2025 Annual Water Quality Report

Iowa City Landfill and Recycling Center
Permit No. 52-SDP-01-72P

City of Iowa City, Iowa
Submittal Date: February 27, 2026

CITY OF IOWA CITY
UNESCO CITY OF LITERATURE

This page intentionally left blank.

Executive Summary

This 2025 Annual Water Quality Report (AWQR) summarizes groundwater monitoring activities, associated data, and statistical analyses prepared by HDR Engineering, Inc. (HDR), on behalf of the City of Iowa City (City) for the City of Iowa City Sanitary Landfill (Landfill) during the 2025 calendar year. These activities were conducted in general accordance with Iowa Administrative Code (IAC) 567 Chapter 113.10, and the additional Iowa Department of Natural Resources (IDNR) requirements specified in the Landfill's solid waste disposal permit number 52-SDP-01-72P, subsequent permit amendments, and the most recently approved Hydrologic Monitoring System Plan (HMSP).

Period of Report Coverage

This AWQR is for the period from January 1, 2025, through December 31, 2025. This report summarizes results from the April 23 to May 9, 2025, and October 20 to 24, 2025, semiannual groundwater compliance monitoring events. This report also includes the Leachate Control System Performance Evaluation Report (LCSPER) and the Methane Migration Monitoring Report (MMMR) for the 2025 monitoring period. As required by the solid waste disposal permit, the 2025 AWQR also includes the 2025 LCSPER (**Appendix F**) and the 2025 MMMR (**Appendix G**).

Detection Monitoring

During the Fall 2025 Monitoring Event, groundwater underdrain locations ST-1, WT-1, WT-2, WT-3, and WT-4 and Monitoring Wells MW-1B, MW-310A, MW-312A, MW-408, and MW-410 were the locations monitored under the Detection Monitoring Program. Monitoring locations monitored under the Detection Monitoring Program are summarized on the attached **Table 1**. Previously, during the Spring 2025 Semiannual Compliance Monitoring Event (conducted from April 23 to May 9, 2025), groundwater underdrain locations ST-1, WT-1, WT-2, WT-3, and WT-4 were monitored under the Detection Monitoring Program while Attenuation Zone Point of Compliance (AZPOC) Monitoring Wells MW-1B, MW-310A, MW-312A, MW-408, and MW-410 were monitored under the Assessment Monitoring Program in accordance with the Corrective Action Groundwater Monitoring Program (CAMP). As part of the corrective action remedy completion and subsequent monitoring program modification, IDNR was notified in a letter dated September 15, 2025, (**IDNR Doc #113932**) that AZPOC monitoring locations MW-1B, MW-310A, MW-312A, MW-408, and MW-410 would be monitored under the Detection Monitoring Program beginning with the Fall 2025 Semiannual Compliance Monitoring Event.

Statistically significant increases (SSIs) were detected in groundwater samples collected during the Fall 2025 Semiannual Compliance Monitoring Event from underdrains WT-1 (barium) and WT-4 (cobalt), and potential SSIs were identified for underdrain WT-3 (bromodichloromethane and chloroform). Per the underdrain discharge management plan dated September 20, 2023 (**IDNR Doc #107726**), constituent concentrations measured in the WT-OF sample were compared to the intrawell upper prediction limits (UPL) of the constituents identified as SSIs in the individual discharge points [WT-1 (barium) and WT-4 (cobalt)]. The cobalt concentration measured in the WT-OF sample for the Fall 2025 Semiannual Compliance Monitoring Event

exceeded the respective intrawell UPL for the constituent identified as an SSI at monitoring location WT-4, while the barium concentration in the WT-OF sample remained below the respective intrawell UPL for the constituent identified as an SSI at monitoring locations WT-1. Bromodichloromethane and chloroform were not detected above laboratory reporting limits in the water sample collected from WT-OF. Since cobalt concentrations at both WT-4 and WT-OF were above the intrawell UPL calculated for the WT-4 monitoring location, a verification sampling event will be conducted to evaluate if an SSI is confirmed. During the verification sampling event, a water sample will be collected from monitoring locations WT-4 and WT-OF and, each is analyzed for cobalt and total suspended solids (TSS).

Groundwater underdrains ST-1, WT-1, WT-2, and WT-3 and Monitoring Wells MW-1B, MW-310A, MW-312A, MW-408, and MW-410 will continue to be monitored under the Detection Monitoring Program during the next Semiannual Compliance Monitoring Event. If verification sampling confirms the SSI for cobalt at monitoring location WT-4 and WT-OF, appropriate management of the discharge will be evaluated and implemented after IDNR concurrence. If the SSI for cobalt is not confirmed, WT-4 and WT-OF will remain under the Detection Monitoring Program.

Assessment Monitoring

During the Fall 2025 Monitoring Event, select groundwater monitoring wells were monitored under the Assessment Monitoring Program. As part of the corrective action remedy completion and subsequent monitoring program modification, AZPOC monitoring location MW-10B was retained in the Assessment Monitoring Program. Monitoring wells monitored under the Assessment Monitoring Program are summarized on the attached **Table 1**.

For the Fall 2025 Semiannual Compliance Monitoring Event, SSIs were identified in Monitoring Wells MW-18AR (barium, dichlorodifluoromethane, and tetrachloroethene), MW-24A (cobalt) and MW-200A (barium). Except for cobalt at MW-24A, each SSI has previously been detected at the respective Monitoring Wells. Cobalt at MW-24A is a newly identified SSI. Confidence interval analysis for these SSIs did not indicate these constituent concentrations exceeded a groundwater protection standard (GWPS) at a statistically significant level (SSL) for the Fall 2025 Semiannual Compliance Monitoring Event.

The monitoring wells monitored under the Assessment Monitoring Program during the Fall 2025 Semiannual Compliance Monitoring Event will continue to be monitored under the Assessment Monitoring Program during the next Semiannual Compliance Monitoring Event.

AZPOC Monitoring Locations

During Spring 2025 Monitoring Event, the AZPOC monitoring locations were monitored under the Assessment Monitoring Program. As indicated in the notification letter sent to IDNR dated September 15, 2025 (**IDNR Doc #113932**) regarding corrective action remedy completion and subsequent monitoring program modification, AZPOC Monitoring Wells MW-1B, MW-310A, MW-312A, MW-408, and MW-410 would be monitored under the Detection Monitoring Program, and Monitoring Well MW-10B would be monitored under the Assessment Monitoring Program during the Fall 2025 Semiannual Compliance Monitoring Event. These monitoring wells will no

longer be identified as AZPOC monitoring locations and are listed under the respective Series A and Series B Monitoring Wells as summarized on the attached **Table 1**.

Corrective Action Monitoring

With IDNR's concurrence that the corrective action goals were met at the Landfill as indicated in a comment letter dated September 9, 2025 (**IDNR Doc #113818**), a notification letter was submitted to IDNR on September 15, 2025 (**IDNR Doc #113932**) indicating that the corrective action remedy for the Landfill was completed. As indicated in the September 15, 2025, letter, CAMP Delineation Monitoring Wells MW-2C-97, MW-7C, MW-11D, MW-15A, MW-306A, MW-404, MW-407, and MW-409 will no longer be sampled and monitored for analytes on a semiannual basis due to the completion of corrective action remedy. During the Fall 2025 Semiannual Compliance Monitoring Event, groundwater samples were not collected from these Delineation Monitoring Wells.

During the 2025 reporting period, Source Characterization Monitoring Wells were monitored for trends in monitored constituents and changes in natural attenuation parameters (total organic carbon [TOC], nitrate as nitrogen, iron, manganese, and sulfate) to evaluate if groundwater impact was increasing or decreasing based on the selected corrective action remedy.

For the Fall 2025 Semiannual Compliance Monitoring Event, statistically significant increasing trends were identified for the following well-constituent pairs:

- cis-1,2-dichloroethene: MW-18A-07,
- Nickel: MW-209B.

For the Fall 2025 Semiannual Compliance Monitoring Event, statistically significant decreasing trends were identified for the following well-constituent pairs:

- 1,1-dichloroethane: MW-206A,
- 1,1-dichloroethene: MW-18A-07,
- cis-1,2-dichloroethene: MW-206A
- Trichloroethene: MW-18A-07.

Based on the natural attenuation parameters, changes in groundwater chemistry at the Source Characterization Monitoring Wells appear to indicate that impact is being reduced and groundwater quality is improving. The only exception would be Monitoring Wells MW-207A and MW-211B. Recent iron, and manganese concentrations at Monitoring Wells MW-207A and MW-211B have been elevated when compared to historical values. Further sampling data will be needed to confirm if the organic plume is shifting near Monitoring Wells MW-207A and MW-211B and would further degrade groundwater quality.

Conclusion and Recommendations

The following conclusions are made and actions recommended for the continuation of groundwater compliance monitoring at the Landfill:

1. A majority of the groundwater impact is present in monitoring wells adjacent to the Non-Subtitle D (Northern and Eastern Unlined/Clay-Lined) areas of the Landfill. The sources of impact have previously been identified with some areas being influenced by leachate migration while landfill gas migration is the primary source of impact in other areas.
2. As indicated in the September 15, 2025, notification letter, the corrective action remedy is complete. The monitoring program was modified for some monitoring wells. Beginning with the Fall 2025 Semiannual Compliance Monitoring Event, CAMP Delineation Monitoring Wells will no longer be sampled and former AZPOC Monitoring Wells were adjusted under appropriate monitoring program.
3. Source control via leachate and landfill gas management systems along with monitored natural attenuation is still being conducted at the Landfill.
4. Evaluation of the natural attenuation parameters indicates that natural attenuation processes are occurring in the groundwater adjacent to the Landfill. However, further assessment would be needed at Monitoring Wells MW-207A and MW-211B since recent parameter concentrations indicate groundwater impact may be increasing.
5. Since a potential SSI was identified for cobalt at groundwater underdrain location WT-4 and the cobalt concentration measured in the sample collected from WT-OF exceeded the WT-4 UPL for cobalt, a verification groundwater sampling event will be conducted at monitoring locations WT-4 and WT-OF to confirm the presence of the SSI.
6. Continue collecting water level and well depth measurements, if scheduled, on a semiannual basis at each HMSP approved monitoring location.
7. Conduct groundwater monitoring at each HMSP approved monitoring location under the respective monitoring program as summarized on **Table 1** and **Table 2**.

Table of Contents

Acronyms/Abbreviations: iii

Certification v

1 Purpose 1

2 Site Background 1

2.1 Site Status and Applicable Rules 1

2.2 Site Geology 1

2.2.1 Surficial Geology 2

2.2.2 Bedrock Geology 2

2.3 Site Hydrology 2

2.3.1 Horizontal Groundwater Flow 3

3 Monitoring Network and Sampling Procedures 3

3.1 Monitoring Network 3

3.2 Sampling Procedures 4

4 Data Evaluation and Summary 5

4.1 Detection Monitoring 5

4.2 Assessment Monitoring 8

4.3 AZPOC Monitoring Locations 9

4.4 Corrective Action Monitoring Activities and Evaluation 9

4.4.1 Corrective Action/Bracketing Wells 9

4.4.2 Source Characterization Monitoring Wells 9

5 Quality Assurance/Quality Control 13

5.1 Laboratory Qualifiers 13

5.2 Trip Blanks 14

5.3 Field Duplicates 14

6 Recommendations 14

List of Figures

Figure 1 Site Features

Figure 2 Spring 2025 - Groundwater Contours

Figure 3 Fall 2025 - Groundwater Contours

List of Tables & Graphs

Table 1 Monitoring Program Summary

Table 2 Monitoring Program Implementation Schedule

Table 3 Monitoring Well Maintenance and Performance Reevaluation Schedule

Table 4A Monitoring Well Maintenance and Performance Summary – Monitoring and Delineation Wells
Table 4B Monitoring Well Maintenance and Performance Summary – Groundwater Underdrain Piezometers
Table 5 Background and GWPS Summary
Table 6 Summary of Well/Detected Constituent Pairs with No Previous SSIs
Table 7 Summary of Ongoing and Newly Identified SSIs in Assessment Monitoring
Table 8 Summary of Ongoing and Newly Identified SSLs
Table 9A Analytical Data Summary – Monitoring Wells
Table 9B Analytical Data Summary – Underdrains
Table 10 Historic SSIs and SSLs
Table 11 Corrective Action Trend Analysis
Table 12 CAMP – Natural Attenuation Parameters
Table 13 RPD Summary

Graph 1 Total Organic Carbon
Graph 2 Nitrate as Nitrogen
Graph 3 Iron (Total)
Graph 4 Manganese (Total)
Graph 5 Sulfate

List of Appendices

Appendix A 2025 Spring Statistical Analysis Report
Appendix B Fall 2025 Statistical Analysis
Appendix C Fall 2025 Field Sampling Forms
Appendix D Fall 2025 Laboratory Analytical Reports
Appendix E Historical Groundwater Analytical Data Summary
Appendix F 2025 Leachate Control System Performance Evaluation Report
Appendix G 2025 Methane Migration Monitoring Report

Acronyms/Abbreviations:

AMSL = Above Mean Sea Level
ASD = Alternative Source Demonstration
AWQR = Annual Water Quality Report
AZPOC = Attenuation Zone Point of Compliance
CAMP = Corrective Action Groundwater Monitoring Program
CI = Confidence Interval
DO = Dissolved Oxygen
DQR = Double Quantification Rule
EPA = Environmental Protection Agency
FY = Fiscal Year
GWPS = Groundwater Protection Standard
HDR = HDR Engineering, Inc.
HMSP = Hydrologic Monitoring System Plan
IAC = Iowa Administrative Code
IDNR = Iowa Department of Natural Resources
MCL = Maximum Contaminant Level
MDL = Method Detection Limit
MSWLF = Municipal Solid Waste Landfill
QA/QC = Quality Assurance/Quality Control
UPL = Upper Prediction Limit
RL = Reporting Limit
RPD = Relative Percent Difference
SS = Statewide Standard
SSI = Statistically Significant Increase
SSL = Statistically Significant Level
TOC = Total Organic Carbon
TSS = Total Suspended Solids

This page intentionally left blank.

Certification

I hereby certify that this report was prepared by me or under my direct personal supervision and that I am a qualified groundwater scientist based on the requirements noted in IAC 567—113.10(1)"d".

2/27/2026

Richard Wilson — Date

Pages or sheets covered by this signature:

All

Certification page (PE or ground water scientist signature) ***113.10(1)"d"***

For the purposes of this rule, a "qualified groundwater scientist" means a scientist or an engineer who has received a baccalaureate or postgraduate degree in the natural sciences or engineering and has sufficient training and experience in groundwater hydrology and related fields demonstrated by state registration, professional certifications, or completion of accredited university programs that enable that individual to make sound professional judgments regarding groundwater monitoring, contaminant fate and transport, and corrective action.

This page intentionally left blank.

1 Purpose

This 2025 Annual Water Quality Report (AWQR) summarizes groundwater monitoring activities, associated data, and statistical analyses that were prepared by HDR Engineering, Inc. (HDR), on behalf of the City of Iowa City (City) for the City of Iowa City Sanitary Landfill (Landfill) for the reporting period of January 1, 2025, through December 31, 2025. These activities were conducted in general accordance with Iowa Administrative Code (IAC) 567 Chapter 113.10, and the additional Iowa Department of Natural Resources (IDNR) requirements specified in the Landfill's solid waste disposal permit number 52-SDP-01-72P, subsequent permit amendments, and the most recently approved Hydrologic Monitoring System Plan (HMSP). As required by the solid waste disposal permit, the 2025 AWQR also includes the 2025 Leachate Control System Performance Evaluation Report (**Appendix F**) and the 2025 Methane Migration Monitoring Report (**Appendix G**).

2 Site Background

The City's Landfill and Recycling Center is located at 3900 Hebl Avenue Southwest, Iowa City, Iowa 52246. The Municipal Solid Waste Landfill (MSWLF) area is legally described as being located in the SE ¼; most of the E ½ and NW ¼ of the SW ¼; most of the SW ¼ of the NE ¼; the S ½ of the SE ¼ of the NE ¼; and 80 rod by 6 rod parcel off the S side of the SE ¼ of the NW ¼; each in Section 14, Township 79 North, Range 7 West, Johnson County, Iowa.

The MSWLF began receiving waste in 1972. Initial filling began in the north-central portion of the property. Construction of additional cells progressed to the south along the east side of the property and then northward along the west side of the existing MSWLF cells. Approximately 66.2 acres of the MSWLF are closed, and approximately 71.6 acres are currently active in various stages of service or fill. Cell Fiscal Year (FY) 09 was destroyed by fire in June 2012; a truncated portion of Cell FY09 was rebuilt and reopened in the fall of 2013. Cell FY18 was constructed in the summer of 2018 and is approximately 7.2 acres. Cell FY23 was constructed in 2023 and is approximately 11.0 acres. A site map depicting the characteristics of the MSWLF and surrounding vicinity is provided as **Figure 1**.

All active cells (Cells FY95, FY96, FY98, FY02, FY06, FY09, FY18, and FY23) were constructed with leachate drainage layers and collections systems. Pre-1991 cells have toe drains installed along the downgradient perimeters of those cells.

2.1 Site Status and Applicable Rules

The Landfill provides routine solid waste disposal services for generators in the permitted service area which includes: all cities and unincorporated area in Johnson County, Iowa and the cities of Kalona and Riverside in Washington County, Iowa.

2.2 Site Geology

Hydrogeologic investigations have been completed at the Landfill. A detailed description of the site's geology and hydrogeology is included in the *Soil and Hydrogeologic Investigation – Proposed Expansion Area, Iowa City Landfill and Recycling Center* dated August 2008 (Howard

R. Green Company, **IDNR Doc #30283**). A summary of the Landfill's geology based on the August 2008 report is included in the following subsections.

2.2.1 Surficial Geology

The Landfill's ground surface elevation varies from 690 feet above mean sea level (AMSL) near the stream in the southeast corner of the facility to 785 feet in the northwest corner of the facility. Surficial deposits include loess, alluvium, glacial till, and glaciofluvial sand deposits. Bulk thickness of the surficial deposits is a function of the underlying bedrock topography and varies from about 90 feet thick in the southern portion of the site near the stream to about 140 feet thick in the north-central area near cell FY72.

Loess varies in thickness from five (5) to 20 feet. Generally present in upland areas of the site and non-existent in lowland alluvial areas.

Alluvium is present along north-south stream valleys located along the east and west sides of the Landfill property. The confluence for these unnamed stream segments is approximately 0.25 miles south of the Landfill property. Surface water flow in these unnamed stream segments eventually discharge into Old Man's Creek at a confluence approximately 2.25 miles south of the Landfill property. The alluvium is generally silt, clay, and silty clay, with thin interbedded silty sand and sand layers. Alluvium thickness increases when moving from north to south along the general surface water flow path of the unnamed stream segments.

Glacial till is present under the alluvial and loess deposits in the area. The glacial till is dominated by clay sediments with thin, discontinuous sand lenses. Weathered till is present in the upper portion of the formation and overlies unweathered till. Weathered till is generally lighter brown or gray color with mottling that is interpreted as oxidation from moving water through the material. Unweathered till is very stiff with a darker gray color and no evidence of oxidation.

Glaciofluvial sand is an intra-till unit which is glacial outwash deposits. The layer, identified as Sand Unit B, is continuous across the site. Sand Unit B is confined by the unweathered till and its thickness is variable due to its outwash origin.

Previous Landfill activities and infrastructure have affected surficial geology and hydrogeology at the facility. Specifically, where the construction of landfill cells has penetrated, to varying degrees, into the loess or weathered till, the local groundwater surface flow pattern is modified and lateral continuity of the surficial deposits is disrupted.

2.2.2 Bedrock Geology

The uppermost bedrock at the Landfill is gray, weathered limestone of the Devonian-age Cedar Valley Formation. Depth to bedrock varies from approximately 100 to 140 feet below ground surface. The erosion slope of the bedrock indicates higher bedrock surface elevation in the north (~630 feet AMSL) to a lower elevation in the south (~590 feet AMSL)

2.3 Site Hydrology

The major hydrolgeologic units and corresponding order-of-magnitude horizontal hydraulic conductivity (K_h) are the following:

- Loess and weathered glacial till: 10^{-4} centimeters per second (cm/sec),
- Alluvium: 10^{-4} cm/sec,
- Intra-till Sand Unit B: 10^{-3} cm/sec,
- Unweathered glacial till: 10^{-5} cm/sec,
- Limestone Bedrock: 10^{-4} cm/sec.

The water table aquifer traverses loess, weathered till, and alluvium at the Landfill and is considered the uppermost aquifer. Sand Unit B forms the uppermost continuous aquifer across the site. The groundwater in Sand Unit B is confined by unweathered till which provides upper and lower confining units to the glacial outwash aquifer. The limestone bedrock is a regional aquifer.

The uppermost aquifer (water table aquifer) is represented by the A-series wells screened in loess and/or weathered till and the B-series wells screened in alluvium. The confined, continuous aquifer in the glacial outwash, Sand Unit B, is represented by the C-series wells. The confining unweathered till units are represented by the D-series wells (except for MW-17D and MW-18D1 which are screened in weathered till). The Devonian-age limestone bedrock aquifer is represented by the E-series wells.

2.3.1 Horizontal Groundwater Flow

Local and intermediate groundwater flow systems control groundwater movement at the Landfill. Based on groundwater flow evaluations, horizontal groundwater flow is higher relative to vertical groundwater flow due to the low permeability of the unweathered till. Due to the presence of the unweathered till, the uppermost water table aquifer, the confined Sand Unit B aquifer, and bedrock aquifer are hydrologically distinct units, but are not completely isolated from each other.

The unconfined, water table aquifer groundwater flow is generally from the north-northwest and into the adjacent stream valleys on the east-southeast and west-southwest sides of the Landfill. Groundwater flow in the confined, Sand Unit B, aquifer is generally from the north to south. Groundwater flow in the bedrock aquifer is generally from the south to north, but with a relatively flat gradient.

3 Monitoring Network and Sampling Procedures

3.1 Monitoring Network

The HMSP monitoring locations for the site are summarized on the attached **Table 1**. The HMSP monitoring network includes upgradient/background and downgradient monitoring wells for the water table aquifer (A-series and B-series monitored formations) and groundwater underdrain/tile line monitoring locations. With the implementation of the Corrective Action Groundwater Monitoring Program (CAMP) [approved September 2, 2021], the Attenuation Zone Point of Compliance (AZPOC) Monitoring Wells and Source Characterization Monitoring Wells were established. With IDNR's concurrence that the corrective action goals were met at the Landfill as indicated in a comment letter dated September 9, 2025 (**IDNR Doc #113818**), a notification letter was sent to IDNR on September 15, 2025 (**IDNR Doc #113932**) indicating that the corrective action remedy for the Landfill was completed. As indicated in the September 15,

2025, letter, CAMP Delineation Monitoring Wells MW-2C-97, MW-7C, MW-11D, MW-15A, MW-306A, MW-404, MW-407, and MW-409 will no longer be sampled and monitored for analytes on a semiannual basis due to the completion of corrective action remedy. The notification letter also noted AZPOC Monitoring Wells MW-1B, MW-310A, MW-312A, MW-408, and MW-410 would be monitored under the Detection Monitoring Program and Monitoring Well MW-10B would be monitored under the Assessment Monitoring Program during the Fall 2025 Semiannual Compliance Monitoring Event. **Table 1** summarizes the current monitoring program for each monitoring point. **Table 2** provides the monitoring program implementation plan and sampling schedule for the monitoring networks.

The Spring 2025 Semiannual detection, assessment, and corrective action monitoring were conducted at the groundwater monitoring locations on April 23 to May 9, 2025. Details regarding the April 23 to May 9, 2025, monitoring event are summarized in **Appendix A** and the 2025 Spring Statistical Analysis Report dated July 31, 2025 (**IDNR Doc #113585**)

The Fall 2025 Semiannual detection, assessment, and corrective action monitoring were conducted at the groundwater monitoring locations on October 20 to 24, 2025. The monitoring locations sampled during the monitoring event and the constituents analyzed for are summarized on **Table 2**. During the Fall 2025 Semiannual Compliance Monitoring Event, each monitoring location was sampled except for groundwater underdrain ST-1. Field personnel indicated the monitoring location was not discharging during the sampling event.

Completed field sampling forms are included in **Appendix C** and the laboratory analytical reports are provided in **Appendix D** for the Fall 2025 Semiannual Compliance Monitoring Event. Historical groundwater data is provided in **Appendix E**. Statistical analysis for the Fall 2025 Semiannual Compliance Monitoring Event is presented in **Appendix B**.

3.2 Sampling Procedures

City of Iowa City personnel conducted the groundwater sampling activities during the Spring and Fall 2025 Semiannual Compliance Monitoring Events. A water level indicator was used to measure the static water level in each of the monitoring wells prior to purging and sampling. Static water levels in site monitoring wells were used to determine the groundwater elevation during the Spring and Fall 2025 Semiannual Compliance Monitoring Events and are shown in the attached **Figure 2** and **Figure 3**, respectively. During the Fall 2025 Semiannual Compliance Monitoring Event, groundwater elevations at the site's monitoring wells ranged from 683.16 (MW-29A) to 762.20 (MW-200A) feet AMSL. Groundwater flow direction is generally from the north-northwest with diversions into the adjacent stream valleys on the east-southeast and west-southwest sides of the Landfill.

In addition to measuring depth to groundwater (static water level) during the sampling event, field parameters were measured to verify and document the presence of a stable and representative sample medium prior to collection. A multi-parameter meter with flow cell was used to evaluate geochemical measurements including temperature, conductivity, dissolved oxygen (DO), and pH of purged groundwater prior to sampling. Geochemical measurements for the Fall 2025 Semiannual Compliance Monitoring Event were recorded on the field sampling

forms and are provided in **Appendix C**. Current well conditions including casing degradation, collision, or vandalism are provided on the sampling forms. No well maintenance items were noted during the Fall 2025 Semiannual Compliance Monitoring Event except for Monitoring Well MW-24A. During the Fall 2025 Semiannual Compliance Monitoring Event, the tubing on the dedicated submersible pump at Monitoring Well MW-24A detached from the well cap assembly and fell into the well casing. Field personnel attempted to extract the dedicated pump and tubing, however, a bend in the well casing below ground surface prevented the extraction of the pump and tubing. The dedicated pump and tubing were left in the well casing, and a groundwater sample was collected from Monitoring Well MW-24A via a peristaltic pump and tubing.

Groundwater samples were collected using either a dedicated submersible pump or peristaltic pump at each monitoring well, except for Monitoring Well MW-31B. A Waterra foot valve sampling device was used to collected a groundwater sample from Monitoring Well MW-31B. Groundwater samples from groundwater underdrains were collected as grab samples using a clean laboratory container to collect the sample from the discharge, if flowing.

4 Data Evaluation and Summary

Statistical analyses were completed using Sanitas™ (Sanitas Technologies) software. The following sections describe the statistical methodology used for each monitoring program. Additional information on specific statistical equations used in the Sanitas™ program can be provided under separate cover upon request. Note that J-flagged concentrations [concentration between the method detection limit (MDL) and reporting limit (RL)] are not considered statistically significant.

Prior to statistical analysis, the groundwater data for each sampling and analysis event was reviewed for outliers and trends. The review included evaluations using time series plots, box-whiskers plots, Sen's Slope/Mann-Kendall trend tests, and outlier screening. If the data is determined to be an outlier, the data point may be replaced with a corrected value, discarded from statistical calculations, or left "as is" in the database. Detected outliers for well/constituent pairs are provided in the outlier summary in **Appendix B.**

A monitoring program summary (**Table 1**) provides a detailed summary of the monitoring wells and current monitoring program. The most recent and upcoming sampling schedule is provided in **Table 2**. The monitoring well maintenance schedule (**Table 3**) and performance summaries (**Table 4A** and **Table 4B**) are provided as attachments to this report. A database of historical groundwater data collected at the Landfill from monitoring wells and groundwater underdrains are provided in **Table 9A** and **Table 9B**, respectively, which are included in **Appendix E**. Historic statistically significant increases (SSIs) and statistically significant levels (SSLs) are summarized on **Table 10**.

4.1 Detection Monitoring

Under the Detection Monitoring Program of the IAC 567 113.10(5), Appendix I monitoring results are statistically compared to background levels as given in IAC 113.10(6)"*e*". The

background data set for the HMSP monitoring wells which includes concentrations measured in background/up-gradient monitoring wells MW-34A, MW-38A, and MW-39B is used to evaluate SSIs for inorganic constituents by comparison to the interwell upper prediction limit (UPL). The detection monitoring statistical evaluations for the groundwater underdrain monitoring points (ST-1, WT-1, WT-2, WT-3, and WT-4) in the HMSP monitoring network utilize an intrawell UPL for evaluating SSIs for inorganic constituents. A summary of background levels calculated for inorganic constituents detected above laboratory RLs in the HMSP monitoring wells and groundwater underdrains are summarized on the attached **Table 5**.

A "1-of-2" retesting plan is used on individual sample results. The 1-of-2 retesting plan as defined in the Environmental Protection Agency's (EPA) Unified Guidance concludes that an SSI has occurred when 2 out of 2 consecutive sample results exceed the UPL, while no SSI is concluded if 1-of-2 is below the limit. The UPL for each constituent is recalculated semiannually. If an SSI above the UPL is identified, the monitoring location would be required to enter the Assessment Monitoring Program, unless an alternative source demonstration (ASD) successfully demonstrates a source other than the landfill caused the SSI.

For interwell constituents with greater than or equal to 50% non-detects in the background data set, a non-parametric prediction limit is used. The non-parametric prediction limit is taken as the maximum order statistic (maximum value) of the background data. For interwell constituents with less than 50% non-detects in the background data set, normality assumptions are verified using the Shapiro-Wilk normality test. If the background data is not normally distributed, a non-parametric prediction limit is used. If the background data is normally distributed or can be fit to a normal distribution using a normalizing transformation, then a normal-based parametric prediction limit is applied.

For organic constituents without historical detections in the background datasets for the monitoring wells and groundwater underdrains, the Double Quantification Rule (DQR) analysis is used. This method states that detection of the same constituent in two consecutive sampling events in the same monitoring point indicates an SSI, and the monitoring point must be placed into the Assessment Monitoring Program. This evaluation is conducted in a rolling manner using single observations from the semiannual and resample events, as necessary. For newly detected constituents, the resample event will be completed within 90 days of the original exceedance as stated in the IDNR memo for Double Quantification Rule Resampling dated June 22, 2017.

During the Fall 2025 Semiannual Compliance Monitoring Event, former AZPOC Monitoring Wells MW-1B, MW-310A, MW-312A, MW-408, and MW-410 were managed under the Detection Monitoring Program along with groundwater underdrains ST-1, WT-1, WT-2, WT-3, and WT-4. Results of the most recent sampling event for monitoring locations managed under the Detection Monitoring Program are summarized in **Table 6**. During the Fall 2025 Semiannual Compliance Monitoring Event, SSIs were identified in groundwater underdrains WT-1 (barium) and WT-4 (cobalt), and potential SSIs were identified for underdrain WT-3 (bromodichloromethane and chloroform). The Sanitas™ statistical reports are included in **Appendix B**.

As approved in correspondence dated September 20, 2023 (**IDNR Doc #107726**), a site-specific underdrain discharge management plan was developed which includes the following aspects:

- The individual discharge points WT-1, WT-2, WT-3, and WT-4 are currently evaluated semiannually by intrawell prediction limits. Once sufficient background has been collected for combined outfall monitoring point WT-OF, intrawell prediction limits will be calculated from WT-OF data in addition to the individual discharge points.
- If an SSI is indicated for WT-1, WT-2, WT-3, and/or WT-4 before sufficient background has been collected for WT-OF, the indicated SSI will not require verification. If an SSI is indicated in an individual discharge point, analytical results from WT-OF will be compared to the prediction limits of the individual discharge point-constituent pairs to determine appropriate actions.
- Once sufficient data is available to perform statistical evaluation for WT-OF, SSIs indicated in the individual monitoring points will not trigger additional action if the concentrations in WT-OF are below its respective intrawell prediction limits.
- If an SSI is identified at monitoring point WT-OF, verification sampling will occur. If the SSI is confirmed, appropriate management of the discharge will be evaluated and implemented after IDNR concurrence.

Since sufficient background data has not been collected at monitoring location WT-OF, constituent concentrations measured in the WT-OF sample were compared to the intrawell UPLs of the constituents identified as SSIs in the individual discharge points [WT-1 (barium) and WT-4 (cobalt)]. The cobalt concentration measured in the WT-OF sample for the Fall 2025 Semiannual Compliance Monitoring Event exceeded the respective intrawell UPL for the constituent identified as an SSI at monitoring location WT-4, while the barium concentration in the WT-OF sample remained below the respective intrawell UPL for the constituent identified as an SSI at monitoring locations WT-1. Bromodichloromethane and chloroform were not detected above laboratory reporting limits in the water sample collected from WT-OF. Since cobalt concentrations at both WT-4 and WT-OF were above the intrawell UPL calculated for the WT-4 monitoring location, a verification sampling event will be conducted to evaluate if an SSI is confirmed. During the verification sampling event, a water sample will be collected from monitoring locations WT-4 and WT-OF, and each is analyzed for cobalt and total suspended solids (TSS).

Groundwater underdrains ST-1, WT-1, WT-2, and WT-3 and Monitoring Wells MW-1B, MW-310A, MW-312A, MW-408, and MW-410 will continue to be monitored under the Detection Monitoring Program during the next Semiannual Compliance Monitoring Event. If verification sampling confirms the SSI for cobalt at monitoring location WT-4 and WT-OF, appropriate management of the discharge will be evaluated and implemented after IDNR concurrence. If the SSI for cobalt is not confirmed, WT-4 and WT-OF will remain under the Detection Monitoring Program.

4.2 Assessment Monitoring

Under the Assessment Monitoring Program of IAC 113.10(6), Appendix I and II monitoring results are statistically compared to UPLs as given in IAC 113.10(6)"*e*" and to the groundwater protection standard (GWPS) as given in IAC 113.10(6)"*g*" and "*h*". Interwell prediction limits are used to statistically evaluate SSIs over background for the Appendix I and II constituents with historical detections in the background dataset, and the DQR method is used for organic constituents to evaluate SSIs, as previously discussed in **Section 4.1**.

Constituents at monitoring locations which have been determined to be statistically above the UPL are also statistically compared to the GWPS to identify SSLs. The GWPS is the Iowa Statewide Standard (SS) for a Protected Groundwater Source (Statewide Standard). If no SS exists, or if the UPL concentrations are higher than the SS, the GWPS is defined as the UPL concentration. Per IAC 113.10(6)"*i*", an alternative GWPS may be established by IDNR for constituents for which there is no SS or EPA maximum contaminant level (MCL). Confidence Intervals (CIs) are used as the statistical strategy in assessment monitoring. In the case of normally distributed data, a normal-based parametric CI is used. If the data are not normally distributed, a non-parametric CI on the median is used.

According to IAC 113.10(6)"*e*", a well may return from assessment monitoring to detection monitoring when all Appendix II constituents are "shown to be at or below background values, using the statistical procedures in paragraph 113.10(4)"*g*" for two consecutive sampling events." Assessment monitoring continues when Appendix II concentrations are above background values but below the GWPS using the statistical procedures in §113.10(4)"*g*".

If constituents are detected at SSLs above the GWPS, a notice is placed in the operating record and the monitoring location would be required to enter the Corrective Action Monitoring Program. At that time, requirements to initiate characterization of the nature and extent of the release (IAC 113.10(6)"*g*") are triggered, and the owner or operator is required to initiate an assessment of corrective measures, and select and implement a remedy in accordance with IAC 113.10(7), (8), and (9).

Results of the most recent sampling event for monitoring locations in the Assessment Monitoring Program are provided in **Table 7**. The Sanitas™ statistical reports are included in **Appendix B**. For the Fall 2025 Semiannual Compliance Monitoring Event, SSIs were identified for Monitoring Wells MW-18AR (barium, dichlorodifluoromethane, and tetrachloroethene), MW-24A (cobalt) and MW-200A (barium). The SSIs identified during the Fall 2025 Semiannual Compliance Monitoring Event at Monitoring Wells MW-18AR and MW-200A have historically been detected at these monitoring wells. Cobalt at MW-24A is a newly identified SSI. The CIs for the well-constituent pairs identified as SSIs were compared to their respective GWPS. Based on the statistical analysis, an SSL was not identified during the Fall 2025 Semiannual Compliance Monitoring Event (**Table 8**).

The monitoring wells under the Assessment Monitoring Program during the Fall 2025 Semiannual Compliance Monitoring Event will continue to be monitored under the Assessment Monitoring Program during the next Semiannual Compliance Monitoring Event.

4.3 AZPOC Monitoring Locations

During Spring 2025 Semiannual Compliance Monitoring Event, the AZPOC monitoring locations were monitored under the Assessment Monitoring Program. As indicated in the notification letter sent to IDNR dated September 15, 2025 (**IDNR Doc #113932**) regarding corrective action remedy completion and subsequent monitoring program modification, AZPOC monitoring locations MW-1B, MW-310A, MW-312A, MW-408, and MW-410 would be monitored under the Detection Monitoring Program, and Monitoring Well MW-10B would be monitored under the Assessment Monitoring Program during the Fall 2025 Semiannual Compliance Monitoring Event. These monitoring wells will no longer be identified as AZPOC monitoring locations and are listed under the respective Series A and Series B Monitoring Wells as summarized on the attached **Table 1**. These monitoring locations will be assessed in accordance with their respective Monitoring Program as detailed in **Section 4.1** and **Section 4.2**.

4.4 Corrective Action Monitoring Activities and Evaluation

4.4.1 Corrective Action/Bracketing Wells

Bracketing monitoring wells, as a required part of the CAMP, were used to define the horizontal and vertical extent of groundwater impact and assess changes in the extent of impact. The monitoring wells used for bracketing are summarized on **Table 1**. With IDNR's concurrence that the corrective action goals were met at the Landfill as indicated in a comment letter dated September 9, 2025 (**IDNR Doc #113818**), a notification letter was sent to IDNR on September 15, 2025 (**IDNR Doc #113932**), indicating that the corrective action remedy for the Landfill was completed. As indicated in the September 15, 2025, letter, CAMP Delineation Monitoring Wells MW-2C-97, MW-7C, MW-11D, MW-15A, MW-306A, MW-404, MW-407, and MW-409 will no longer be sampled and monitored for analytes on a semiannual basis due to the completion of corrective action remedy. During the Fall 2025 Semiannual Compliance Monitoring Event, groundwater samples were not collected from these Delineation Monitoring Wells.

4.4.2 Source Characterization Monitoring Wells

Source Characterization Monitoring Wells are not compliance monitoring points. These are monitoring wells that were previously identified as having GWPS exceedances at SSLs. As a component of the CAMP, these monitoring wells were replaced by AZPOC monitoring points for compliance purposes. The monitoring wells used for source characterization are summarized on **Table 1**. The Source Characterization Monitoring Wells are sampled for the Appendix I and TSS constituents on a semiannual basis and natural attenuation parameters (total organic carbon [TOC], nitrate as nitrogen, iron, manganese, and sulfate) on an annual basis. The Appendix I and TSS constituents detected above laboratory MDLs during the Fall 2025 Semiannual Compliance Monitoring Event are summarized on **Table 11** along with the calculated trends for the eight (8) most recent samples.

For the Fall 2025 Semiannual Compliance Monitoring Event, statistically significant increasing trends were identified for the following well-constituent pairs:

- cis-1,2-dichloroethene: MW-18A-07,
- Nickel: MW-209B.

For the Fall 2025 Semiannual Compliance Monitoring Event, statistically significant decreasing trends were identified for the following well-constituent pairs:

- 1,1-dichloroethane: MW-206A,
- 1,1-dichloroethene: MW-18A-07,
- cis-1,2-dichloroethene: MW-206A,
- Trichloroethene: MW-18A-07.

The parameters, TOC, nitrate as nitrogen, iron, manganese, and sulfate, are utilized to evaluate if natural attenuation is facilitating the reduction of contaminants of concern at the Source Characterization Monitoring Wells. TOC is utilized as a measure of organic carbon present in the groundwater samples which is an indicator for released constituents from the Landfill. Nitrate as nitrogen, iron, manganese, and sulfate are electron acceptors that are utilized in oxidation-reduction processes in groundwater. The concentration of these electron acceptors can indicate the state of the groundwater and whether groundwater is in a more oxidizing state or reducing state. The order of usage in terms of energy provided would be nitrate as nitrogen, manganese, iron, and sulfate or another way of interpreting it is from more oxidizing conditions to more reducing conditions. If reducing conditions develop as a result of elevated organic carbon, iron and manganese concentrations will increase in groundwater due to the presence of more reduced, soluble forms of these constituents, while nitrate as nitrogen and sulfate concentrations would be decreased. If oxidizing conditions develop as a result of organic carbon reductions, then iron and manganese concentrations should decrease in groundwater with the potential of nitrate as nitrogen and sulfate concentrations increasing. Groundwater analytical results for the natural attenuation parameters are summarized on **Table 12**. Time series graphs for TOC (**Graph 1**), nitrate as nitrogen (**Graph 2**), iron (**Graph 3**), manganese (**Graph 4**), and sulfate (**Graph 5**) are attached to this report and depict the concentrations measured in the Source Characterization Monitoring Wells since 2015. The graphs also include a visual representation of the range of concentrations measured in groundwater samples collected from background Monitoring Wells MW-34A, MW-38A, and MW-39B. This visual representation provides a reference point when comparing source characterization monitoring well data.

Based on the natural attenuation parameters, changes in groundwater chemistry at the Source Characterization Monitoring Wells appear to be indicating that impact is being reduced and groundwater quality is improving. The only exceptions would be Monitoring Wells MW-207A and MW-211B. Recent iron, and manganese concentrations at Monitoring Wells MW-207A and MW-211B have been elevated when compared to historical values. Further sampling data, which is collected during the periodic monitoring events, will be needed to confirm if the organic plume is shifting near Monitoring Wells MW-207A and MW-211B and would further degrade further degrade groundwater quality.

Further discussion of each natural attenuation parameter is included in the following subsequent sections.

4.4.2.1 TOTAL ORGANIC CARBON

Background TOC concentrations measured in groundwater samples from Monitoring Wells MW-34A, MW-38A, and MW-39B range from less than laboratory RLs (<1.00 milligrams per liter [mg/L]) to 1.17 mg/L. To date, TOC concentrations at Source Characterization Monitoring Wells are above these background values. Monitoring Wells MW-16A and MW-206A have TOC concentrations that are the closest to the background values. The highest TOC concentrations have been measured in Monitoring Wells MW-209B and MW-212A. The highest TOC concentrations measured in the Source Characterization Monitoring Wells are from Monitoring Well MW-209B (73.7 mg/L – 4/6/2015 and 70.6 – 10/20/2021). However, in recent sampling events, TOC concentrations at Monitoring Well MW-209B have reduced significantly recently with the Spring 2025 Monitoring Event value being 19.1 mg/L.

4.4.2.2 NITRATE AS NITROGEN

Background nitrate as nitrogen concentrations measured in groundwater samples from Monitoring Wells MW-34A, MW-38A, and MW-39B range from less than laboratory RLs (<0.1 mg/L) to 9.89 mg/L. The highest nitrate as nitrogen concentrations in background monitoring wells were measured in groundwater samples collected from MW-38A (8.47 to 9.89 mg/L). Nitrate as nitrogen at Monitoring Well MW-38A could be influenced by agricultural inputs of nitrogen. To date, nitrate as nitrogen concentrations at Source Characterization Monitoring Wells have ranged from <0.100 mg/L to 2.10 mg/L. For Monitoring Wells MW-1A, MW-2A-97, MW-212A, nitrate as nitrogen concentration increased sharply in 2016, but decreased and have been below 0.4 mg/L for the past four years. For Monitoring Wells MW-206A and MW-209B, nitrate as nitrogen concentrations were relatively low in 2015 through 2016 with recent concentrations (2021 through 2024) being elevated. The Spring 2025 nitrate as nitrogen concentration at Monitoring Well MW-206A was below laboratory reporting limits (0.200 mg/L) which is a relatively steep decrease from the 2024 concentration of 2.10 mg/L. Further data is needed to see if this decrease is related to the increase of TOC at monitoring well MW-206A. The nitrate as nitrogen data is indicating mixed results for improved groundwater quality at the source area of the site. This may indicate variability in the groundwater's oxidation state and organic carbon in the plume.

4.4.2.3 IRON

Background iron concentrations measured in groundwater samples from Monitoring Wells MW-34A, MW-38A, and MW-39B range from less than laboratory RLs (<0.1 mg/L) to 0.852 mg/L with one potential outlier at a concentration of 8.22 mg/L. To date, iron concentrations at Source Characterization Monitoring Wells have ranged from <0.100 mg/L to 207 mg/L. Monitoring Wells MW-16A and MW-206A have iron concentrations that are the closest to the background values. As depicted in **Graph 3**, elevated iron concentrations were measured in Monitoring Wells MW-6B and MW-212A in 2015 but have decreased significantly to the most recent concentrations measured in 2025. This may be indicative of lesser groundwater impact at these monitoring locations. For Monitoring Well MW-211B, recent concentrations are elevated when compared to concentrations measured in 2015 and 2016. Monitoring Wells MW-207A and MW-211B had the most noticeable increases when compared to historical data. The 2025 iron analytical result at Monitoring Well MW-211B is the highest recorded in the Source Characterization Monitoring Wells at a concentration of 207 mg/L. The 2025 iron

analytical result at Monitoring Well MW-207A increased to 136 mg/L. Each iron concentration reported at Monitoring Well MW-207A prior to the Spring 2025 Monitoring Event has been less than 32.5 mg/L The elevated concentrations of iron indicate reducing conditions are increasing and could be the result of elevated organic concentrations in groundwater upgradient of monitoring wells MW-207A and MW-211B. Based on these indicators, natural attenuation does not appear to be improving groundwater quality in the area of MW-207A and MW-211B at the time of the Spring 2025 Semiannual Compliance Monitoring Event. .

4.4.2.4 MANGANESE

Background manganese concentrations measured in groundwater samples from Monitoring Wells MW-34A, MW-38A, and MW-39B range from less than laboratory RLs (<0.01 mg/L) to 0.323 mg/L with one potential outlier at a concentration of 1.54 mg/L. To date, manganese concentrations at Source Characterization Monitoring Wells have ranged from <0.00500 mg/L to 43.4 mg/L. Monitoring Wells MW-16A and MW-206A have manganese concentrations that are the comparable to the background values. As depicted in **Graph 4**, elevated manganese concentrations were measured in Monitoring Wells MW-6B and MW-212A in 2015 but have decreased significantly to the most recent concentrations measured in 2025. This may be indicative of lesser groundwater impact at these monitoring locations. For Monitoring Well MW-211B, recent concentrations are elevated when compared to concentrations measured in 2015 and 2016. MW-211B had the most noticeable increase when compared to historical data and the highest measured manganese concentration (43.4 mg/L) in the Source Characterization Monitoring Wells. In addition, a relatively large increase in manganese concentration occurred during the Spring 2025 Monitoring Event at Monitoring Well MW-207A (6.64 mg/L) when compared to previous concentrations that were all below 1.41 mg/L. These increases follow a similar increase in iron at Monitoring Wells MW-207A and MW-211B and may be indicative of a shifting organic plume near these monitoring wells. The elevated concentrations of manganese indicate reducing conditions are increasing and could be the result of elevated organic concentrations in groundwater upgradient of monitoring wells MW-207A and MW-211B. Based on these indicators, natural attenuation does not appear to be improving groundwater quality in the area of MW-207A and MW-211B at the time of the Spring 2025 Semiannual Compliance Monitoring Event. .

4.4.2.5 SULFATE

Background sulfate concentrations measured in groundwater samples from Monitoring Wells MW-34A, MW-38A, and MW-39B range from 4.67 to 43.7 mg/L. To date, sulfate concentrations at Source Characterization Monitoring Wells have ranged from <1.00 mg/L to 789 mg/L. The lowest concentrations of sulfate have been consistently monitored at Monitoring Well MW-209B with each sample being below laboratory RLs except for the Spring 2025 Monitoring Event result which is 11.6 mg/L. MW-209B has consistently had the highest historical TOC and iron concentrations and lowest sulfate concentrations which may indicate the groundwater in this monitored area is in a carbon-dioxide reducing (methanogenic) state. A methanogenic state would indicate strong reducing conditions which implies limited electron acceptor constituents to naturally attenuate large concentrations of organic constituents. Thus, it may take a longer period of time for natural attenuation to reduce organic constituents in groundwater near Monitoring Well MW-209B. However, the lowest TOC measured at Monitoring Well MW-209B

occurred during the Spring 2025 Monitoring Event at a concentration of 19.1 mg/L. This may be an early indication that natural attenuation may be effective in this area of the site.

For Monitoring Well MW-212A, the sulfate concentration spiked up in 2022 to a concentration of 789 mg/L. Since 2022, the sulfate concentration has decreased with the 2025 concentration being 373 mg/L. The sharp increase in sulfate concentration also coincided with a rapid reduction in TOC, iron, and manganese. There appeared to be a rapid infusion of sulfate into this area at concentrations that are well above background levels measured in Monitoring Wells MW-34A, MW-38A and MW-39B. During the 2024 monitoring event, sulfate concentration at Monitoring Well MW-1A also spiked up to a concentration of 460 mg/L. The sulfate concentration at Monitoring Well MW-1A decreased to 252 mg/L during the Spring 2025 Monitoring Event. Monitoring Well MW-1A is downgradient of Monitoring Well MW-212A and may indicate migration of elevated sulfate concentrations in the shallow groundwater.

For Monitoring Well MW-6B, the sulfate concentration increased to 309 mg/L during the Spring 2025 Monitoring Event. Historically, sulfate concentrations at MW-6B were below laboratory reporting limits (<1.00 mg/L) during the 2015 and 2016 sampling events. The recent measurements (2021 to 2025) appear to be steadily increasing. This may indicate that natural attenuation may be effective in this area of the site.

5 Quality Assurance/Quality Control

The quality assurance/quality control (QA/QC) protocols for each sampling event include proper sample containers, proper field protocols, and laboratory protocols. The QA/QC results for the Fall 2025 Semiannual Compliance Monitoring Event consisted of the following:

<u>October 2025</u>

- 2 Duplicates
- 8 Trip Blanks

Eurofins Environmental Testing North Central, LLC (Eurofins), in Cedar Falls, Iowa is responsible for providing QA/QC of laboratory protocols; this documentation is included in the Fall 2025 Semiannual compliance Monitoring Event laboratory reports provided in **Appendix D**. The laboratory QA/QC protocols and documentation were reviewed by HDR. For the Fall 2025 Semiannual Compliance Monitoring Event, the laboratory sample receipt checklists indicated all samples were received within holding times, within acceptable temperatures, and sample containers were not broken or leaking.

5.1 Laboratory Qualifiers

The following qualifiers were noted for some parameters in the Fall 2025 Semiannual Compliance Monitoring Event laboratory analytical reports:

- J – Result is less than the RL but greater than or equal to the MDL and the concentration is an approximate value.

All results were noted by the laboratory as not triggering corrective action or requiring re-analysis.

5.2 Trip Blanks

There were no detections above laboratory reporting limits of monitored constituents within the eight (8) trip blanks submitted for analysis for the Fall 2025 Semiannual Compliance Monitoring Event.

5.3 Field Duplicates

During the Fall 2025 Semiannual Compliance Monitoring Event, field duplicate sample one (DUP-1) was obtained from Monitoring Well MW-18A-07, and field duplicate sample two (DUP-2) was obtained from Monitoring Well MW-1B.

Field duplicate samples were analyzed to determine the relative percent difference (RPD) between the original (parent) sample and the duplicate sample. RPD values are only calculated for constituents detected above the laboratory RL for both the parent and duplicate sample. According to *Practical Guide for Ground-Water Sampling*: "Duplicate sample values which differ by less than ±50% relative difference indicates good error control." (Barcelona et al, 1985).

Table 13 presents the parent/duplicate sample results along with the calculated RPD values for the Fall 2025 Semiannual Compliance Monitoring Event. Each RPD value is below the recommended 50% for each well-duplicate pair that had concentrations measured above laboratory RLs, except for vinyl chloride at MW-18A-07. Some of the duplicate pairs had on concentration that was J-flagged or below laboratory RLs, while the other concentration was above the laboratory's RLs. This included trans-1,2-dichloroethene, zinc, and TSS for the MW-18A-07/DUP-1 duplicate pair and chromium for the MW-1B/DUP-2 duplicate pair. To further assess variability and evaluate the precision of the analysis, a general industry standard for evaluating low concentration detections is to compare the absolute difference between the sample and duplicate value to two (2) times the laboratory RL. This comparison for trans-1,2-dichloroethene, vinyl chloride, zinc, and TSS for the MW-18A-07/DUP-1 duplicate pair and chromium for the MW-1B/DUP-2 duplicate pair are provided on **Table 13**. The criteria was met for each constituent except for vinyl chloride in the MW-18A-07/DUP-1 duplicate pair. Since precision criteria was not met for vinyl chloride in the MW-18A-07/DUP-1 duplicate pair, the results for vinyl chloride should not be used as the sole source of information for decision-making for compliance activities at the Landfill for the Fall 2025 Semiannual Compliance Monitoring Event.

6 Recommendations

The following conclusions are made and actions recommended for the continuation of groundwater compliance monitoring at the Landfill:

1. A majority of the groundwater impact is present in monitoring wells adjacent to the Non-Subtitle D (Northern and Eastern Unlined/Clay-Lined) areas of the Landfill. The sources of impact have previously been identified with some areas being influenced by leachate migration while landfill gas migration is the primary source of impact in other areas.
2. As indicated in the September 15, 2025, notification letter, the corrective action remedy is complete. The monitoring program was modified for some monitoring wells.

Beginning with the Fall 2025 Semiannual Compliance Monitoring Event, CAMP Delineation Monitoring Wells will no longer be sampled and former AZPOC Monitoring Wells were adjusted under appropriate monitoring program.

3. Source control via leachate and landfill gas management systems along with monitored natural attenuation is still being conducted at the Landfill.
4. Evaluation of the natural attenuation parameters indicates that natural attenuation processes are occurring in the groundwater adjacent to the Landfill. However, further assessment would be needed at Monitoring Wells MW-207A and MW-211B since recent parameter concentrations indicate groundwater impact may be increasing.
5. Since a potential SSI was identified for cobalt at groundwater underdrain location WT-4 and the cobalt concentration measured in the sample collected from WT-OF exceeded the WT-4 UPL for cobalt, a verification groundwater sampling event will be conducted at monitoring locations WT-4 and WT-OF to confirm the presence of the SSI.
6. Continue collecting water level and well depth measurements, if scheduled, on a semiannual basis at each HMSP approved monitoring location.
7. Conduct groundwater monitoring at each HMSP approved monitoring location under the respective monitoring program as summarized on **Table 1** and **Table 2**.

Figures

This page intentionally left blank.

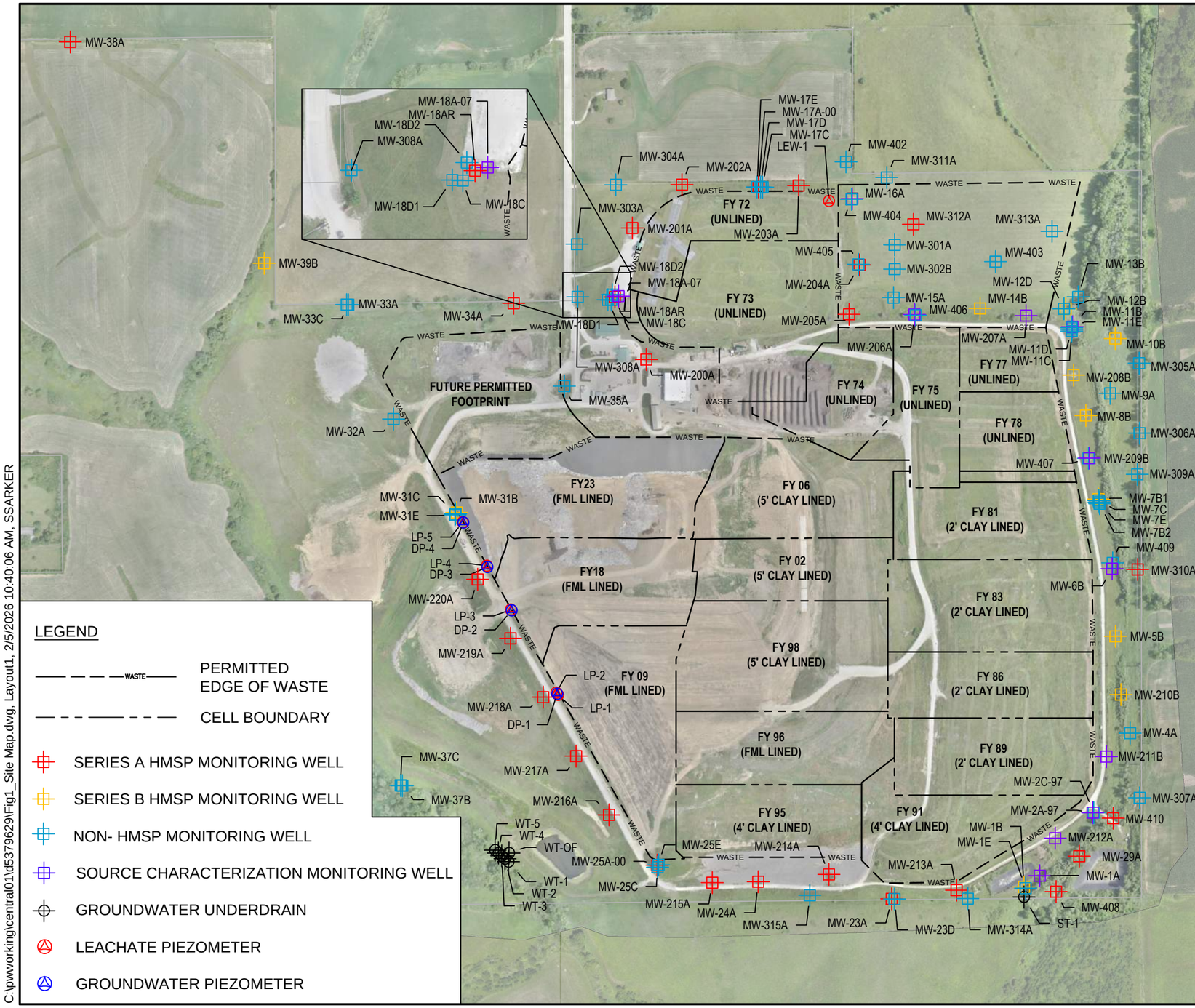

LEGEND

- PERMITTED EDGE OF WASTE
- CELL BOUNDARY
- SERIES A HMSP MONITORING WELL
- SERIES B HMSP MONITORING WELL
- NON- HMSP MONITORING WELL
- SOURCE CHARACTERIZATION MONITORING WELL
- GROUNDWATER UNDERDRAIN
- LEACHATE PIEZOMETER
- GROUNDWATER PIEZOMETER

SERIES A HMSP WELLS	
WELL NO.	CURRENT MONITORING PROGRAM
MW-17A-00	ASSESSMENT
MW-18AR	ASSESSMENT
MW-23A	ASSESSMENT
MW-24A	ASSESSMENT
MW-25A-00	ASSESSMENT
MW-29A	ASSESSMENT
MW-34A	DETECTION
MW-38A	DETECTION
MW-200A	ASSESSMENT
MW-201A	ASSESSMENT
MW-202A	ASSESSMENT
MW-203A	ASSESSMENT
MW-204A	ASSESSMENT
MW-205A	ASSESSMENT
MW-213A	ASSESSMENT
MW-214A	ASSESSMENT
MW-215A	ASSESSMENT
MW-216A	ASSESSMENT
MW-217A	ASSESSMENT
MW-218A	ASSESSMENT
MW-219A	ASSESSMENT
MW-220A	ASSESSMENT
MW-310A	DETECTION
MW-312A	DETECTION
MW-408	DETECTION
MW-410	DETECTION

GROUNDWATER UNDERDRAINS	
WELL NO.	CURRENT MONITORING PROGRAM
ST-1	DETECTION
WT-1	DETECTION
WT-2	DETECTION
WT-3	DETECTION
WT-4	DETECTION
WT-OF	DETECTION

SERIES B HMSP WELLS	
WELL NO.	CURRENT MONITORING PROGRAM
MW-1B	ASSESSMENT
MW-5B	ASSESSMENT
MW-7B1	ASSESSMENT
MW-8B	ASSESSMENT
MW-10B	ASSESSMENT
MW-12B	ASSESSMENT
MW-14B	BACKGROUND
MW-31B	ASSESSMENT
MW-39B	BACKGROUND
MW-208B	ASSESSMENT
MW-210B	ASSESSMENT

SOURCE CHARACTERIZATION WELLS	
WELL NO.	CURRENT MONITORING PROGRAM
MW-1A	SOURCE CHARACTERIZATION
MW-2A-97	SOURCE CHARACTERIZATION
MW-6B	SOURCE CHARACTERIZATION
MW-11B	SOURCE CHARACTERIZATION
MW-16A	SOURCE CHARACTERIZATION
MW-18A-07	SOURCE CHARACTERIZATION
MW-206A	SOURCE CHARACTERIZATION
MW-207A	SOURCE CHARACTERIZATION
MW-209B	SOURCE CHARACTERIZATION
MW-211B	SOURCE CHARACTERIZATION
MW-212A	SOURCE CHARACTERIZATION

NOTES:

1. AERIAL IMAGERY IS CURRENT AS OF JUNE 30, 2025 AND WAS TAKEN BY HDR ENGINEERING INC.

N

500 0 500 1000

SCALE IN FEET

CITY OF IOWA CITY
UNESCO CITY OF LITERATURE

HDR

CITY OF IOWA CITY
LANDFILL AND RECYCLING CENTER

SITE FEATURES

DATE
JAN 2026

FIGURE
1

C:\pwworking\central01\d5379629\Fig1_Site Map.dwg, Layout1, 2/5/2026 10:40:06 AM, SSARKER

This page intentionally left blank.

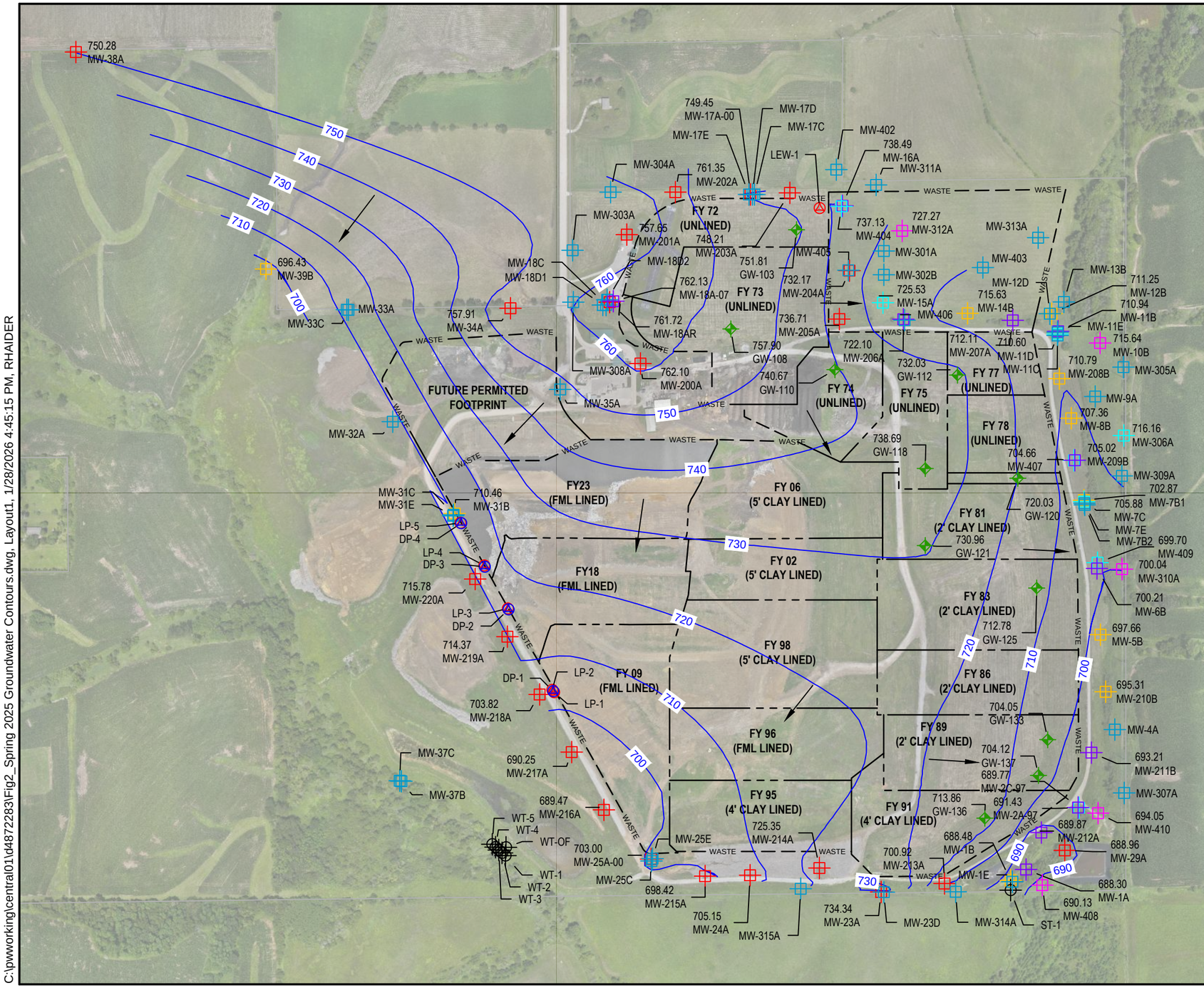

N

500 0 500 1000

SCALE IN FEET

LEGEND

- PERMITTED EDGE OF WASTE
- CELL BOUNDARY
- GROUNDWATER CONTOUR
- INFERRED GROUNDWATER CONTOUR
- FLOW DIRECTION
- SERIES A HMSP MONITORING WELL
- SERIES B HMSP MONITORING WELL
- AZPOC MONITORING WELL
- NON- HMSP MONITORING WELL
- CAMP DELINEATION MONITORING WELL
- SOURCE CHARACTERIZATION MONITORING WELL
- GROUNDWATER UNDERDRAIN
- LEACHATE PIEZOMETER
- GROUNDWATER PIEZOMETER
- LFG EXTRACTION WELLS

NOTES:

1. AERIAL IMAGERY PROVIDED BY AEROVIEW SERVICES, TAKEN ON JULY 1, 2024.
2. GROUNDWATER CONTOURS SHOWN ARE BASED OFF OF GROUNDWATER ELEVATIONS TAKEN DURING SAMPLING BY THE CITY DURING THE 2025 SPRING SAMPLING EVENT. GAS WELL LIQUID ELEVATION DATA FROM THE CELLS WITHOUT A FLEXIBLE MEMBRANE LINER (FML) WAS TAKEN FROM APRIL 2025 COLLECTION.

C:\pwworking\central01\d4872283\Fig2_Spring 2025 Groundwater Contours.dwg, Layout1, 1/28/2026 4:45:15 PM, RHAIDER

CITY OF IOWA CITY
UNESCO CITY OF LITERATURE

HDR

CITY OF IOWA CITY
LANDFILL AND RECYCLING CENTER

SPRING 2025 - GROUNDWATER CONTOURS
2025 ANNUAL WATER QUALITY REPORT

DATE
JAN 2026

FIGURE
2

This page intentionally left blank.

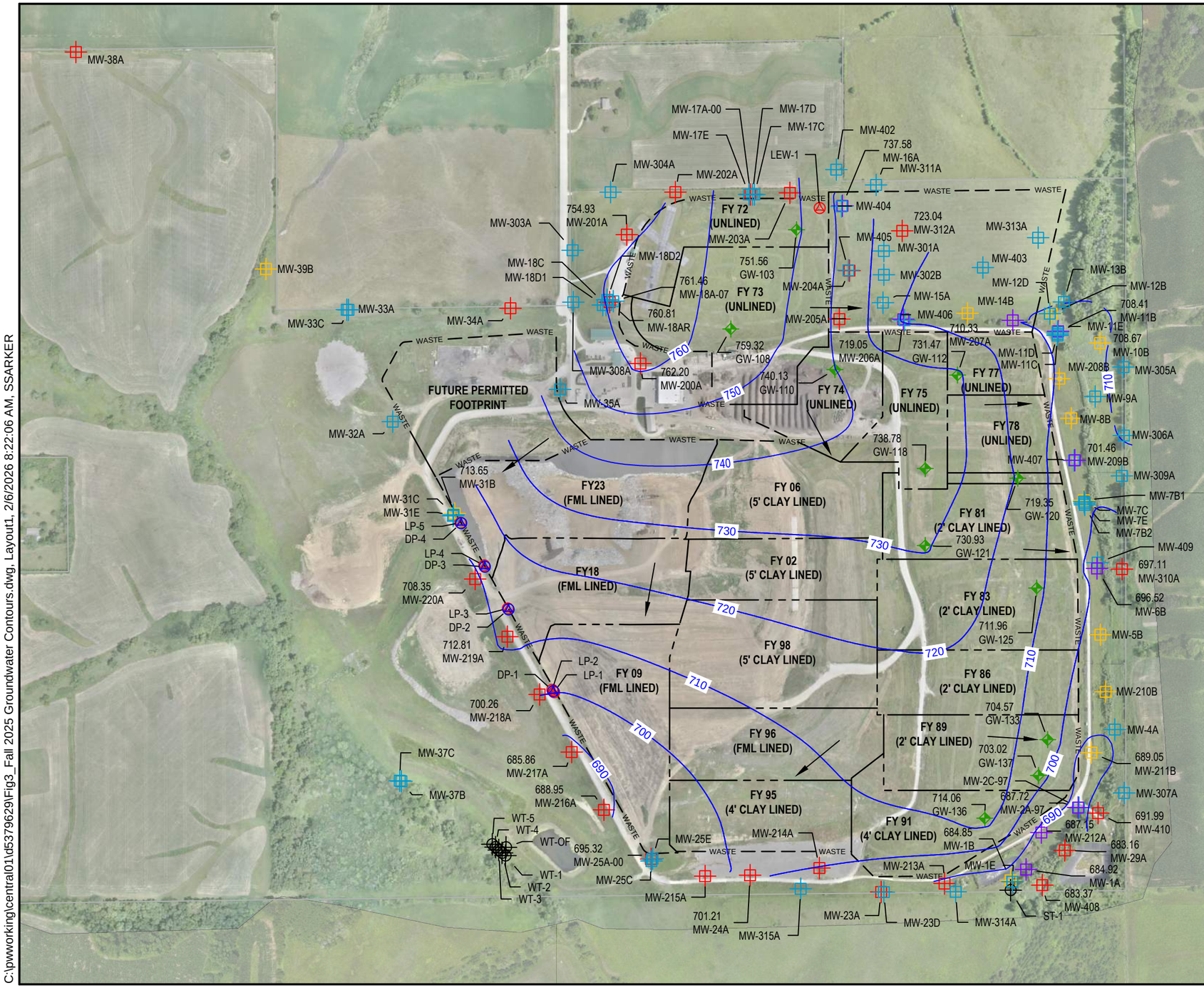

N

500 0 500 1000

SCALE IN FEET

LEGEND

- PERMITTED EDGE OF WASTE
- CELL BOUNDARY
- GROUNDWATER CONTOUR
- INFERRED GROUNDWATER CONTOUR
- FLOW DIRECTION
- SERIES A HMSP MONITORING WELL
- SERIES B HMSP MONITORING WELL
- NON- HMSP MONITORING WELL
- SOURCE CHARACTERIZATION MONITORING WELL
- GROUNDWATER UNDERDRAIN
- LEACHATE PIEZOMETER
- GROUNDWATER PIEZOMETER
- LFG EXTRACTION WELLS

NOTES:

1. AERIAL IMAGERY IS CURRENT AS OF JUNE 30, 2025 AND WAS TAKEN BY HDR ENGINEERING, INC.
2. GROUNDWATER CONTOURS SHOWN ARE BASED OFF OF GROUNDWATER ELEVATIONS TAKEN DURING SAMPLING BY THE CITY DURING THE 2025 FALL SAMPLING EVENT. GAS WELL LIQUID ELEVATION DATA FROM THE CELLS WITHOUT A FLEXIBLE MEMBRANE LINER (FML) WAS TAKEN FROM OCTOBER 2025 COLLECTION.

C:\pwworking\central01\d5379629\Fig3_Fall 2025 Groundwater Contours.dwg, Layout1, 2/6/2026 8:22:06 AM, SSARKER

CITY OF IOWA CITY
UNESCO CITY OF LITERATURE

HDR

CITY OF IOWA CITY
LANDFILL AND RECYCLING CENTER

FALL 2025 - GROUNDWATER CONTOURS
2025 ANNUAL WATER QUALITY REPORT

DATE
JAN 2026

FIGURE
3

This page intentionally left blank.

Tables & Graphs

This page intentionally left blank.

Table 1
Monitoring Program Summary
2025 Annual Water Quality Report
City of Iowa City Sanitary Landfill
Permit No. 52-SDP-01-72P

Monitoring Well	Formation[1]	Current Monitoring Program (Fall 2025)	Change for next sampling event	Constituents w/ SSI	Constituents w/ SSL	Total Number of Samples in Each Monitoring Program		
						Detection	Assessment	Corrective Action
Series A Monitoring Wells								
MW-34A	Sandy Silty Clay	Background	No Change	Not applicable	Not applicable	34		
MW-38A	Sandy Lean Clay	Background	No Change	Not applicable	Not applicable	23		
MW-17A-00	Sandy Silty Clay	Assessment	No Change	None	None		40	
MW-18AR	Silty Clay	Assessment	No Change	Barium; Dichlorodifluoromethane; Tetrachloroethene	None		15	
MW-23A	Unknown	Assessment	No Change	None	None		31	
MW-24A	Loess/Glacial Till	Assessment	No Change	Cobalt	None		34	
MW-25A-00	Loess/Glacial Till	Assessment	No Change	None	None		37	
MW-29A	Sandy Silty Clay	Assessment	No Change	None	None		36	
MW-200A	Glacial Till	Assessment	No Change	Barium	None		33	
MW-201A	Loess/Glacial Till	Assessment	No Change	None	None		32	
MW-202A	Glacial Till	Assessment	No Change	None	None		29	
MW-203A	Glacial Till	Assessment	No Change	None	None		29	
MW-204A	Alluvium/Glacial Till	Assessment	No Change	None	None		29	
MW-205A	Alluvium/Glacial Till	Assessment	No Change	None	None		33	
MW-213A	Glacial Till	Assessment	No Change	None	None		32	
MW-214A	Glacial Till	Assessment	No Change	None	None		29	
MW-215A	Glacial Till	Assessment	No Change	None	None		28	
MW-216A	Sandy Lean Clay	Assessment	No Change	None	None		29	
MW-217A	Sandy Lean Clay	Assessment	No Change	None	None		29	
MW-218A	Sandy Lean Clay	Assessment	No Change	None	None		29	
MW-219A	Sandy Lean Clay	Assessment	No Change	None	None		29	
MW-220A	Clayey Sand	Assessment	No Change	None	None		29	
MW-310A[3]	Sandy Lean Clay	Detection	No Change	None	Not applicable	1		30
MW-312A[3]	Sandy Lean Clay	Detection	No Change	None	Not applicable	1		17
MW-408[3]	Glacial Till/Sand	Detection	No Change	None	Not applicable	1		8
MW-410[3]	Sandy Lean Clay	Detection	No Change	None	Not applicable	1		8

Table 1
Monitoring Program Summary
2025 Annual Water Quality Report
City of Iowa City Sanitary Landfill
Permit No. 52-SDP-01-72P

Monitoring Well	Formation[1]	Current Monitoring Program (Fall 2025)	Change for next sampling event	Constituents w/ SSI	Constituents w/ SSL	Total Number of Samples in Each Monitoring Program		
						Detection	Assessment	Corrective Action
Series B Monitoring Wells								
MW-39B	Sandy Lean Clay	Background	No Change	Not applicable	Not applicable	21		
MW-1B[3]	Unknown	Detection	No Change	None	Not applicable	1	34	
MW-10B[3]	Unknown	Assessment	No Change	None	None		1	28
MW-5B	Unknown	Assessment	No Change	None	None		33	
MW-7B1	Unknown	Assessment	No Change	None	None		32	
MW-8B	Unknown	Assessment	No Change	None	None		32	
MW-12B	Unknown	Assessment	No Change	None	None		30	
MW-14B	Alluvium/Glacial Till	Assessment	No Change	None	None		32	
MW-31B	Glacial Till	Assessment	No Change	None	None		38	
MW-208B	Alluvium/Glacial Till	Assessment	No Change	None	None		28	
MW-210B	Alluvium	Assessment	No Change	None	None		29	
Groundwater Underdrains								
ST-1	Not Applicable	Detection	No Change	Not applicable (no samples)	Not applicable	0		
WT-1	Not Applicable	Detection	No Change	Barium	Not applicable	17		
WT-2	Not Applicable	Detection	No Change	None	Not applicable	17		
WT-3	Not Applicable	Detection	No Change	Bromodichloromethane**; Chloroform**	Not applicable	17		
WT-4	Not Applicable	Detection	No Change	Cobalt*	Not applicable	17		
WT-OF	Not Applicable	Detection	No Change	None	Not applicable	8		

Table 1
Monitoring Program Summary
2025 Annual Water Quality Report
City of Iowa City Sanitary Landfill
Permit No. 52-SDP-01-72P

Monitoring Well	Formation[1]	Current Monitoring Program (Fall 2025)	Change for next sampling event	Constituents w/ SSI	Constituents w/ SSL	Total Number of Samples in Each Monitoring Program		
						Detection	Assessment	Corrective Action
Source Characterization								
MW-1A	Unknown	Source Characterization	No Change	Not applicable	Not applicable			37
MW-2A-97	Clay	Source Characterization	No Change	Not applicable	Not applicable			37
MW-16A	Glacial Till	Source Characterization	No Change	Not applicable	Not applicable			36
MW-18A-07 [2]	Sandy Lean Clay	Source Characterization	No Change	Not applicable	Not Applicable			34
MW-206A	Glacial Till	Source Characterization	No Change	Not applicable	Not applicable			34
MW-207A	Alluvium	Source Characterization	No Change	Not applicable	Not applicable			34
MW-212A	Glacial Till	Source Characterization	No Change	Not applicable	Not applicable			34
MW-6B	Unknown	Source Characterization	No Change	Not applicable	Not applicable			38
MW-11B	Unknown	Source Characterization	No Change	Not applicable	Not applicable			37
MW-209B	Alluvium	Source Characterization	No Change	Not applicable	Not applicable			34
MW-211B	Glacial Till	Source Characterization	No Change	Not applicable	Not applicable			32
Corrective Action/Bracketing [3]								
MW-15A	Unknown	Corrective Action Remedy Complete; No Additional Sampling		Not applicable	Not Applicable			18
MW-2C-97	Unknown			Not applicable	Not Applicable			11
MW-7C	Unknown			Not applicable	Not Applicable			11
MW-306A	Sandy Lean Clay			Not applicable	Not Applicable			18
MW-407	Sandy Lean Clay			Not applicable	Not Applicable			13
MW-409	Silty Sand			Not applicable	Not Applicable			9
MW-11D	Unknown			Not applicable	Not Applicable			13
MW-404	Sandy Lean Clay			Not applicable	Not Applicable			13

NOTES:

[1] Obtained from screened interval on boring logs or cross-sections.

[2] The Iowa Department of Natural Resources approved HDR's recommendation in a letter dated November 13, 2024, for monitoring well MW-18A-07 to move from a bracketing/delineation monitoring well to a source characterization well.

[3] The Iowa Department of Natural Resources was notified of corrective action remedy completion and monitoring program modification in a letter dated September 15, 2025. CAMP delineation monitoring wells: MW-15A, MW-2C-97, MW-7C, MW-306A, MW-407, MW-409, MW-11D, and MW-404 will no longer be sampled and monitored for analytes on a semiannual basis due to the completion of corrective action remedy. AZPOC monitoring wells: MW-1B, MW-310A, MW-312A, MW-408, and MW-410 were sampled under detection monitoring program and AZPOC monitoring well: MW-10B was sampled under assessment monitoring program during fall 2025 monitoring event.

* The constituent concentration exceeded the prediction limit for the monitoring location. The same constituent measured in the WT-OF monitoring location also exceeded the prediction limit for the monitoring location. Verification monitoring will be conducted for the constituent at the monitoring location and at WT-OF.

** This is the initial detection of the constituent above laboratory reporting limits at the monitoring location. The constituent is a potential SSI. Since the constituent was not detected above the laboratory reporting limit at WT-OF, verification sampling will not be conducted at the monitoring location. The potential SSI will be evaluated during the next semiannual compliance monitoring event.

CAMP - Corrective Action Monitoring Plan
SSI - Statistically Significant Increase
SSL - Statistically Significant Level

This page intentionally left blank.

Table 2
Monitoring Program Implementation Schedule
2025 Annual Water Quality Report
City of Iowa City Sanitary Landfill
Permit No. 52-SDP-01-72P

Monitoring Well	Recent Sampling Dates and Constituents			Upcoming Sampling Dates and Constituents		Full Appendix II Sample Dates	
	February 2025	April/May 2025	October 2025	April 2026	October 2026	Previously Collected	Next Event
Series A Monitoring Event							
MW-34A	--	Appendix I, TSS	--	Appendix I, TSS	--	Not Applicable	Not Applicable
MW-38A	--	Appendix I, TSS	--	Appendix I, TSS	--	Not Applicable	Not Applicable
MW-17A-00	--	Appendix II, TSS	--	Metals List, TSS	--	4/14/2009, 5/10/2010, 10/5/2015, 3/30/2020, 4/23/2025	2030
MW-18AR	--	Metals List, TSS, Appendix I VOCs, Dichlorodifluoromethane, Sulfide	Metals List, TSS, Appendix I VOCs, Dichlorodifluoromethane, Sulfide	Metals List, TSS, Appendix I VOCs, Dichlorodifluoromethane, Sulfide	Appendix II, TSS	3/30/2020, 10/20/2021	2026
MW-23A	--	Appendix II, TSS	--	Metals List, TSS	--	4/14/2009, 5/10/2010, 10/5/2015, 3/30/2020, 5/8/2025	2030
MW-24A	--	Appendix II, TSS	Metals List, TSS	Metals List, TSS	Metals List, TSS	4/14/2009, 5/10/2010, 10/5/2015, 3/30/2020, 5/7/2025	2030
MW-25A-00	--	Appendix II, TSS	Appendix I, TSS	Appendix I, TSS	Appendix I, TSS	4/14/2009, 5/10/2010, 10/5/2015, 3/30/2020, 5/8/2025	2030
MW-29A	--	Appendix II, TSS	Metals List, TSS, Appendix I VOCs, Silvex (2,4,5-TP)	Metals List, TSS, Appendix I VOCs, Silvex (2,4,5-TP)	Metals List, TSS, Appendix I VOCs, Silvex (2,4,5-TP)	4/14/2009, 5/10/2010, 10/5/2015, 3/30/2020, 5/5/2025	2030
MW-200A	--	Metals List, TSS, Appendix I VOCs, Dichlorodifluoromethane	Metals List, TSS, Appendix I VOCs, Dichlorodifluoromethane	Metals List, TSS, Appendix I VOCs, Dichlorodifluoromethane	Appendix II, TSS	4/4/2011, 4/4/2016, 10/20/2021	2026
MW-201A	--	Appendix II, TSS	Metals List, TSS, Appendix I VOCs, PCB-1221	Metals List, TSS, Appendix I, VOCs, PCB-1221	Metals List, TSS, Appendix I VOCs, PCB-1221	5/10/2010, 10/5/2015, 3/30/2020, 5/6/2025	2030
MW-202A	--	Appendix II, TSS	--	Metals List, TSS	--	5/10/2010, 10/5/2015, 3/30/2020, 4/23/2025	2030
MW-203A	--	Appendix II, TSS	--	Metals List, TSS	--	5/10/2010, 10/5/2015, 3/30/2020, 5/6/2025	2030
MW-204A	--	Appendix II, TSS	--	Metals List, TSS	--	5/10/2010, 10/5/2015, 3/30/2020, 4/24/2025	2030
MW-205A	--	Metals List, TSS	--	Appendix II, TSS	--	4/4/2011, 4/4/2016, 10/20/2021	2026
MW-213A	--	Metals List, TSS	--	Appendix II, TSS	--	4/4/2011, 4/4/2016, 10/27/2021	2026
MW-214A	--	Appendix II, TSS	--	Metals List, TSS	--	5/10/2010, 10/5/2015, 3/30/2020, 4/23/2025	2030
MW-215A	--	Appendix II, TSS	--	Metals List, TSS	--	5/10/2010, 10/5/2015, 3/30/2020, 5/7/2025	2030
MW-216A	--	Appendix I, TSS	Appendix I, TSS	Appendix I, TSS	Appendix I, TSS	7/10/2013, 4/23/2018, 5/4/2023	2028
MW-217A	--	Appendix I, TSS	Appendix I, TSS	Appendix I, TSS	Appendix I, TSS	7/10/2013, 4/23/2018, 5/4/2023	2028
MW-218A	--	Appendix I, TSS	Appendix I, TSS	Appendix I, TSS	Appendix I, TSS	7/10/2013, 4/23/2018, 5/4/2023	2028
MW-219A	--	Appendix I, TSS	Appendix I, TSS	Appendix I, TSS	Appendix I, TSS	7/10/2013, 4/23/2018, 5/4/2023	2028
MW-220A	--	Appendix I, TSS	Appendix I, TSS	Appendix I, TSS	Appendix I, TSS	7/10/2013, 4/23/2018, 5/4/2023	2028
MW-310A	--	Appendix I, TSS	Appendix I, TSS	Appendix I, TSS	Appendix I, TSS	Not Applicable	Not Applicable
MW-312A	--	Appendix I, TSS	Appendix I, TSS	Appendix I, TSS	Appendix I, TSS	Not Applicable	Not Applicable
MW-408	--	Appendix I, TSS	Appendix I, TSS	Appendix I, TSS	Appendix I, TSS	Not Applicable	Not Applicable
MW-410	--	Appendix I, TSS	Appendix I, TSS	Appendix I, TSS	Appendix I, TSS	Not Applicable	Not Applicable

Table 2
Monitoring Program Implementation Schedule
2025 Annual Water Quality Report
City of Iowa City Sanitary Landfill
Permit No. 52-SDP-01-72P

Monitoring Well	Recent Sampling Dates and Constituents			Upcoming Sampling Dates and Constituents		Full Appendix II Sample Dates	
	February 2025	April/May 2025	October 2025	April 2026	October 2026	Previously Collected	Next Event
Series B Monitoring Wells							
MW-39B	--	Appendix I, TSS	--	Appendix I, TSS	--	Not Applicable	Not Applicable
MW-1B	--	Appendix II, TSS	Appendix I, TSS	Appendix I, TSS	Appendix I, TSS	4/14/2009, 5/20/2010, 10/5/2015, 3/30/2020, 5/6/2025	2030
MW-5B	--	Appendix II, TSS	--	Metals List, TSS	--	4/14/2009, 5/20/2010, 10/5/2015, 3/30/2020, 5/6/2025	2030
MW-7B1	--	Appendix II, TSS	--	Metals List, TSS	--	4/14/2009, 5/20/2010, 10/5/2015, 3/30/2020, 5/6/2025	2030
MW-8B	--	Appendix II, TSS	--	Metals List, TSS	--	4/14/2009, 5/20/2010, 10/5/2015, 3/30/2020,4/25/2025	2030
MW-10B	Selenium, Toluene, TSS	Appendix II, TSS	Appendix II, TSS	Appendix I, TSS	Appendix I, TSS	4/25/2025	2030
MW-12B	--	Metals List, TSS, Bis[2-ethylhexyl]phthalate	--	Metals List, TSS, Bis[2-ethylhexyl]phthalate	--	4/14/2009, 5/20/2010, 4/17/2017, 5/2/2022	2027
MW-14B	--	Appendix II, TSS	--	Metals List, TSS	--	4/14/2009, 5/20/2010, 10/5/2015, 3/30/2020, 4/23/2025	2030
MW-31B	--	Appendix II, TSS	Appendix I, TSS	Appendix I, TSS	Appendix I, TSS	4/14/2009, 5/20/2010, 10/5/2015, 3/30/2020, 5/7/2025	2030
MW-208B	--	Appendix II, TSS	--	Metals List, TSS	--	9/2/2009, 10/15/2014, 10/5/2015, 3/30/2020, 4/25/2025	2030
MW-210B	--	Appendix II, TSS	--	Metals List, TSS	--	1/2/2010, 5/10/2010, 10/5/2015, 3/30/2020, 5/5/2025	2030
Groundwater Underdrains							
ST-1	--	Not sampled (dry)	Appendix I, TSS	Appendix I, TSS	Appendix I, TSS	Not Applicable	Not Applicable
WT-1	--	Appendix I, TSS	Appendix I, TSS	Appendix I, TSS	Appendix I, TSS	Not Applicable	Not Applicable
WT-2	--	Appendix I, TSS	Appendix I, TSS	Appendix I, TSS	Appendix I, TSS	Not Applicable	Not Applicable
WT-3	--	Appendix I, TSS	Appendix I, TSS	Appendix I, TSS	Appendix I, TSS	Not Applicable	Not Applicable
WT-4	--	Appendix I, TSS	Appendix I, TSS	Appendix I, TSS	Appendix I, TSS	Not Applicable	Not Applicable
WT-OF	Appendix I, TSS	Appendix I, TSS	Appendix I, TSS	Appendix I, TSS	Appendix I, TSS	Not Applicable	Not Applicable
Source Characterization							
MW-1A	--	Appendix II, TSS, Natural Attenuation	Appendix I, TSS	Appendix I, TSS, Natural Attenuation	Appendix I, TSS	4/14/2009, 5/10/2010, 10/5/2015, 3/30/2020, 5/8/2025	2030
MW-2A-97	--	Appendix II, TSS, Natural Attenuation	Appendix I, TSS	Appendix I, TSS, Natural Attenuation	Appendix I, TSS	4/14/2009, 5/10/2010, 10/5/2015, 3/30/2020, 5/8/2025	2030
MW-16A	--	Appendix II, TSS, Natural Attenuation	Appendix I, TSS, Sulfide*, Silvex (2,4,5-TP)	Appendix I, TSS, Silvex (2,4,5-TP), Natural Attenuation	Appendix I, TSS, Silvex (2,4,5-TP)	4/14/2009, 5/10/2010, 10/5/2015, 3/30/2020, 4/29/2025	2030
MW-18A-07	--	Appendix II, TSS, Natural Attenuation	Appendix I, TSS, Sulfide*	Appendix I, TSS, Natural Attenuation	Appendix I, TSS	4/14/2009, 5/10/2010, 10/5/2015, 3/30/2020, 4/29/2025	2030
MW-206A	--	Appendix II, TSS, Natural Attenuation	Appendix I, TSS, Sulfide*	Appendix I, TSS, Natural Attenuation	Appendix I, TSS	5/10/2010, 10/5/2015, 3/30/2020, 4/29/2025	2030
MW-207A	--	Appendix II, TSS, Natural Attenuation	Appendix I, TSS	Appendix I, TSS, Natural Attenuation	Appendix I, TSS	5/10/2010, 10/5/2015, 3/30/2020, 4/28/2025	2030

Table 2
Monitoring Program Implementation Schedule
2025 Annual Water Quality Report
City of Iowa City Sanitary Landfill
Permit No. 52-SDP-01-72P

Monitoring Well	Recent Sampling Dates and Constituents			Upcoming Sampling Dates and Constituents		Full Appendix II Sample Dates	
	February 2025	April/May 2025	October 2025	April 2026	October 2026	Previously Collected	Next Event
Source Characterization (continued)							
MW-212A	--	Appendix II, TSS, Natural Attenuation	Appendix I, TSS	Appendix I, TSS, Natural Attenuation	Appendix I, TSS	5/10/2010, 10/5/2015, 3/30/2020, 4/28/2025	2030
MW-6B	--	Appendix II, TSS, Natural Attenuation	Appendix I, TSS	Appendix I, TSS, Natural Attenuation	Appendix I, TSS	4/14/2009, 5/20/2010, 10/5/2015, 3/30/2020, 4/28/2025	2030
MW-11B	--	Appendix II, TSS, Natural Attenuation	Appendix I, TSS, Sulfide*	Appendix I, TSS, Natural Attenuation	Appendix I, TSS	4/14/2009, 5/20/2010, 10/5/2015, 3/30/2020, 4/29/2025	2030
MW-209B	--	Appendix II, TSS, Natural Attenuation	Appendix I, TSS, 2,4,5-TP [Silvex], Sulfide	Appendix I, TSS, 2,4,5-TP [Silvex], Sulfide, Natural Attenuation	Appendix I, TSS, Sulfide 2,4,5-TP [Silvex]	5/10/2010, 10/5/2015, 3/30/2020, 4/28/2025	2030
MW-211B	--	Appendix I, TSS, Natural Attenuation	Appendix I, TSS	Appendix I, TSS, Natural Attenuation	Appendix II, TSS	4/4/2011, 4/4/2016, 10/20/2021	2026
Corrective Action/Bracketing							
MW-18A-07	Monitored under the Source Characterization monitoring program.			Monitored under the Source Characterization monitoring program.		Not Applicable	Not Applicable
MW-15A	--	Arsenic, TSS	Corrective Action Remedy Complete: No Additional Sampling			Not Applicable	Not Applicable
MW-2C-97	--	Cobalt, TSS				Not Applicable	Not Applicable
MW-7C	--	Arsenic, TSS				Not Applicable	Not Applicable
MW-306A	--	Arsenic, TSS, Benzene				Not Applicable	Not Applicable
MW-407	--	Arsenic, TSS, Benzene, Sulfide				Not Applicable	Not Applicable
MW-409	--	Arsenic, Cobalt, TSS				Not Applicable	Not Applicable
MW-11D	--	Arsenic, TSS				Not Applicable	Not Applicable
MW-404	--	Tetrachloroethene, Trichloroethene, Vinyl Chloride				Not Applicable	Not Applicable

NOTES:
Metals List: Arsenic, Barium, Cobalt, Copper, Lead, Nickel.
Natural Attenuation Constituents: Total Organic Carbon, Nitrate as Nitrogen, Iron, Manganese, Sulfate.
TSS - Total Suspended Solids
* Due to holding time and temperature exceedances for the groundwater samples collected in the previous sampling event, sulfide was analyzed during the monitoring event to confirm if the constituent is present above laboratory reporting limits.

This page intentionally left blank.

Table 3
Monitoring Well Maintenance and Performance Reevaluation Schedule
2025 Annual Water Quality Report
City of Iowa City Sanitary Landfill
Permit No. 52-SDP-01-72P

Compliance with:	**2023**	**2024**	**2025**	**2026**	**2027**
567 IAC 113.10(2)"f"(1): high and low water levels (biennial)		Completed		Scheduled	
567 IAC 113.10(2)"f"(2): changes in the hydrologic setting and flow paths	Completed	Completed	Completed	Scheduled	Scheduled
567 IAC 113.10(2)"f"(3): well depths	Completed	Completed	Completed	Scheduled	Scheduled
567 IAC 113.10(2)"f"(4): well recharge rates and chemistry (biennial)		Completed		Scheduled	
567 IAC 113.6(2)"i": Waste separation from ground water	Completed	Completed	Completed	Scheduled	Scheduled

COMMENTS:

- Semiannual 2025 groundwater elevations are shown in **Table 4A**.
- Groundwater flow directions are consistent with historical groundwater flow data and measurements collected from the Site monitoring network. Flow directions for the Spring and Fall 2025 semiannual monitoring events are depicted in **Figure 2 and 3**, respectively.
- Monitoring well depths are shown on field sampling forms in **Appendix C** and **Table 4A.** Each measured well depth conducted in 2025 is generally consistent with historical measured depths.
- Monitoring well recharge rates and chemistry are shown on field sampling forms in **Appendix C**.
- Waste separation from groundwater measurements and discussion are shown in **Table 4B**.

This page intentionally left blank.

Table 4A
Monitoring Well Maintenance and Performance Summary - Monitoring and Delineation Wells
2025 Annual Water Quality Report
Iowa City Sanitary Landfill
Permit No. 52-SDP-01-72P

Well	Top of Casing (FT. AMSL)	Top of Screen (FT. AMSL)	Total Depth (FT. BTOC)	Measurement Description	Date of Measurements		Maximum Depth Discrepancy (FT.)	Spring 2025 Levels (at start and end of purging)	Fall 2025 Levels (at start and end of purging)
					Apr-25	Oct-25		(FT. BTOC)	(FT. BTOC)
MW-1A	699.18	680.00	29.2	Static Water Level (FT.)	10.88	14.26	0.20	10.88	14.26
				Groundwater Elevation (FT. AMSL)	688.30	684.92			
				Measured Well Depth (FT.)	29.00	29.00		13.31	17.75
				Submerged Screen	Yes	Yes			
MW-1B	696.29	670.95	35.3	Static Water Level (FT.)	7.81	11.44	0.39	7.81	11.44
				Groundwater Elevation (FT. AMSL)	688.48	684.85			
				Measured Well Depth (FT.)	35.69	35.60		8.13	11.68
				Submerged Screen	Yes	Yes			
MW-2A-97	710.78	693.20	27.6	Static Water Level (FT.)	19.35	23.06	0.26	19.35	23.06
				Groundwater Elevation (FT. AMSL)	691.43	687.72			
				Measured Well Depth (FT.)	27.82	27.86		20.07	23.85
				Submerged Screen	No	No			
MW-5B	709.55	696.55	23.1	Static Water Level (FT.)	11.89	N/A	0.30	11.89	N/A
				Groundwater Elevation (FT. AMSL)	697.66	N/A			
				Measured Well Depth (FT.)	23.40	23.29		15.82	N/A
				Submerged Screen	Yes	N/A			
MW-6B	712.52	694.87	22.7	Static Water Level (FT.)	12.31	16.00	0.60	12.31	16.00
				Groundwater Elevation (FT. AMSL)	700.21	696.52			
				Measured Well Depth (FT.)	23.25	23.09		13.15	17.06
				Submerged Screen	Yes	Yes			
MW-7B1	714.31	692.38	26.9	Static Water Level (FT.)	11.44	N/A	1.35	11.44	N/A
				Groundwater Elevation (FT. AMSL)	702.87	N/A			
				Measured Well Depth (FT.)	25.55	25.55		12.22	N/A
				Submerged Screen	Yes	N/A			
MW-8B	717.22	704.89	22.3	Static Water Level (FT.)	9.86	N/A	0.48	9.86	N/A
				Groundwater Elevation (FT. AMSL)	707.36	N/A			
				Measured Well Depth (FT.)	22.78	22.78		12.00	N/A
				Submerged Screen	Yes	N/A			
MW-11B	718.65	706.28	22.4	Static Water Level (FT.)	7.71	10.24	0.17	7.71	10.24
				Groundwater Elevation (FT. AMSL)	710.94	708.41			
				Measured Well Depth (FT.)	22.23	22.23		9.62	11.58
				Submerged Screen	Yes	Yes			
MW-12B	714.55	700.40	19.2	Static Water Level (FT.)	3.30	N/A	0.00	3.30	N/A
				Groundwater Elevation (FT. AMSL)	711.25	N/A			
				Measured Well Depth (FT.)	19.20	19.20		3.81	N/A
				Submerged Screen	Yes	N/A			
MW-14B	720.92	711.47	20.1	Static Water Level (FT.)	5.29	N/A	0.16	5.29	N/A
				Groundwater Elevation (FT. AMSL)	715.63	N/A			
				Measured Well Depth (FT.)	20.20	20.25		6.05	N/A
				Submerged Screen	Yes	N/A			

Table 4A
Monitoring Well Maintenance and Performance Summary - Monitoring and Delineation Wells
2025 Annual Water Quality Report
Iowa City Sanitary Landfill
Permit No. 52-SDP-01-72P

Well	Top of Casing (FT. AMSL)	Top of Screen (FT. AMSL)	Total Depth (FT. BTOC)	Measurement Description	Date of Measurements		Maximum Depth Discrepancy (FT.)	Spring 2025 Levels (at start and end of purging)	Fall 2025 Levels (at start and end of purging)
					Apr-25	Oct-25		(FT. BTOC)	(FT. BTOC)
MW-16A	753.12	739.36	24.4	Static Water Level (FT.)	14.63	15.54	0.32	14.63	15.54
				Groundwater Elevation (FT. AMSL)	738.49	737.58			
				Measured Well Depth (FT.)	24.05	24.05		15.36	16.31
				Submerged Screen	No	No			
MW-17A-00	772.20	747.44	39.9	Static Water Level (FT.)	22.75	N/A	0.41	22.75	N/A
				Groundwater Elevation (FT. AMSL)	749.45	N/A			
				Measured Well Depth (FT.)	40.31	40.23		24.71	N/A
				Submerged Screen	Yes	N/A			
MW-18AR	786.31	768.70	32.6	Static Water Level (FT.)	24.59	25.50	0.72	24.59	25.50
				Groundwater Elevation (FT. AMSL)	761.72	760.81			
				Measured Well Depth (FT.)	33.32	33.32		25.24	26.28
				Submerged Screen	No	No			
MW-23A	746.64	710.28	45.4	Static Water Level (FT.)	12.30	N/A	0.33	12.30	N/A
				Groundwater Elevation (FT. AMSL)	734.34	N/A			
				Measured Well Depth (FT.)	45.71	45.73		15.35	N/A
				Submerged Screen	Yes	N/A			
MW-24A	731.97	697.66	44.3	Static Water Level (FT.)	26.82	30.76	1.06	26.82	30.76
				Groundwater Elevation (FT. AMSL)	705.15	701.21			
				Measured Well Depth (FT.)	45.36	45.36		30.53	30.19
				Submerged Screen	Yes	Yes			
MW-25A-00	713.80	696.33	32.9	Static Water Level (FT.)	10.80	18.48	2.92	10.80	18.48
				Groundwater Elevation (FT. AMSL)	703.00	695.32			
				Measured Well Depth (FT.)	29.93	30.08		13.20	19.23
				Submerged Screen	Yes	No			
MW-29A	696.27	686.59	20.1	Static Water Level (FT.)	7.31	13.11	0.13	7.31	13.11
				Groundwater Elevation (FT. AMSL)	688.96	683.16			
				Measured Well Depth (FT.)	20.08	19.97		9.30	13.82
				Submerged Screen	Yes	No			
MW-31B	749.37	713.90	45.5	Static Water Level (FT.)	38.91	35.72	0.20	38.91	35.72
				Groundwater Elevation (FT. AMSL)	710.46	713.65			
				Measured Well Depth (FT.)	45.70	45.31		37.38	36.80
				Submerged Screen	No	No			
MW-34A	779.63	761.88	27.8	Static Water Level (FT.)	21.72	N/A	0.02	21.72	N/A
				Groundwater Elevation (FT. AMSL)	757.91	N/A			
				Measured Well Depth (FT.)	27.78	27.80		22.61	N/A
				Submerged Screen	No	N/A			
MW-38A	768.12	744.75	38.4	Static Water Level (FT.)	17.84	N/A	2.02	17.84	N/A
				Groundwater Elevation (FT. AMSL)	750.28	N/A			
				Measured Well Depth (FT.)	36.38	36.51		20.57	N/A
				Submerged Screen	Yes	N/A			

Table 4A
Monitoring Well Maintenance and Performance Summary - Monitoring and Delineation Wells
2025 Annual Water Quality Report
Iowa City Sanitary Landfill
Permit No. 52-SDP-01-72P

Well	Top of Casing (FT. AMSL)	Top of Screen (FT. AMSL)	Total Depth (FT. BTOC)	Measurement Description	Date of Measurements		Maximum Depth Discrepancy (FT.)	Spring 2025 Levels (at start and end of purging)	Fall 2025 Levels (at start and end of purging)
					Apr-25	Oct-25		(FT. BTOC)	(FT. BTOC)
MW-39B	705.21	698.23	17.0	Static Water Level (FT.)	8.78	N/A	0.00	8.78	N/A
				Groundwater Elevation (FT. AMSL)	696.43	N/A			
				Measured Well Depth (FT.)	17.00	17.00		9.34	N/A
				Submerged Screen	No	N/A			
MW-200A	782.97	762.82	35.2	Static Water Level (FT.)	20.87	20.77	0.20	20.87	20.77
				Groundwater Elevation (FT. AMSL)	762.10	762.20			
				Measured Well Depth (FT.)	35.38	35.40		21.51	21.44
				Submerged Screen	No	No			
MW-201A	779.90	766.79	28.1	Static Water Level (FT.)	22.25	24.97	0.18	22.25	24.97
				Groundwater Elevation (FT. AMSL)	757.65	754.93			
				Measured Well Depth (FT.)	28.28	28.05		22.58	25.55
				Submerged Screen	No	No			
MW-202A	778.20	758.93	34.3	Static Water Level (FT.)	16.85	N/A	0.24	16.85	N/A
				Groundwater Elevation (FT. AMSL)	761.35	N/A			
				Measured Well Depth (FT.)	34.54	34.28		19.09	N/A
				Submerged Screen	N/A	N/A			
MW-203A	769.50	751.35	33.2	Static Water Level (FT.)	21.29	N/A	0.14	21.29	N/A
				Groundwater Elevation (FT. AMSL)	748.21	N/A			
				Measured Well Depth (FT.)	33.17	33.34		22.12	N/A
				Submerged Screen	No	N/A			
MW-204A	741.90	728.90	23.0	Static Water Level (FT.)	9.73	N/A	3.26	9.73	N/A
				Groundwater Elevation (FT. AMSL)	732.17	N/A			
				Measured Well Depth (FT.)	23.14	26.26		10.71	N/A
				Submerged Screen	Yes	N/A			
MW-205A	747.69	736.59	21.1	Static Water Level (FT.)	10.98	N/A	0.50	10.98	N/A
				Groundwater Elevation (FT. AMSL)	736.71	N/A			
				Measured Well Depth (FT.)	21.60	21.60		12.29	N/A
				Submerged Screen	Yes	N/A			
MW-206A	731.60	721.43	20.2	Static Water Level (FT.)	9.50	12.55	0.09	9.50	12.55
				Groundwater Elevation (FT. AMSL)	722.10	719.05			
				Measured Well Depth (FT.)	20.11	20.11		10.41	13.16
				Submerged Screen	Yes	No			
MW-207A	717.60	708.41	19.2	Static Water Level (FT.)	5.49	7.27	0.25	5.49	7.27
				Groundwater Elevation (FT. AMSL)	712.11	710.33			
				Measured Well Depth (FT.)	19.08	18.95		6.03	7.59
				Submerged Screen	Yes	Yes			
MW-208B	720.20	710.01	20.2	Static Water Level (FT.)	9.41	N/A	0.08	9.41	N/A
				Groundwater Elevation (FT. AMSL)	710.79	N/A			
				Measured Well Depth (FT.)	20.12	20.14		10.96	N/A
				Submerged Screen	Yes	N/A			

Table 4A
Monitoring Well Maintenance and Performance Summary - Monitoring and Delineation Wells
2025 Annual Water Quality Report
Iowa City Sanitary Landfill
Permit No. 52-SDP-01-72P

Well	Top of Casing (FT. AMSL)	Top of Screen (FT. AMSL)	Total Depth (FT. BTOC)	Measurement Description	Date of Measurements		Maximum Depth Discrepancy (FT.)	Spring 2025 Levels (at start and end of purging)	Fall 2025 Levels (at start and end of purging)
					Apr-25	Oct-25		(FT. BTOC)	(FT. BTOC)
MW-209B	715.90	702.86	23.0	Static Water Level (FT.)	10.88	14.44	0.10	10.88	14.44
				Groundwater Elevation (FT. AMSL)	705.02	701.46			
				Measured Well Depth (FT.)	23.10	23.10		11.35	15.05
				Submerged Screen	Yes	No			
MW-210B	700.50	690.39	20.1	Static Water Level (FT.)	5.19	N/A	1.00	5.19	N/A
				Groundwater Elevation (FT. AMSL)	695.31	N/A			
				Measured Well Depth (FT.)	19.90	21.10		5.96	N/A
				Submerged Screen	Yes	N/A			
MW-211B	717.31	693.34	34.3	Static Water Level (FT.)	24.10	28.26	0.51	24.10	28.26
				Groundwater Elevation (FT. AMSL)	693.21	689.05			
				Measured Well Depth (FT.)	34.81	34.80		25.01	28.86
				Submerged Screen	No	No			
MW-212A	709.87	691.25	29.4	Static Water Level (FT.)	20.00	22.72	1.47	20.00	22.72
				Groundwater Elevation (FT. AMSL)	689.87	687.15			
				Measured Well Depth (FT.)	29.42	27.93		21.54	23.66
				Submerged Screen	No	No			
MW-213A	718.66	701.47	32.2	Static Water Level (FT.)	17.74	N/A	0.31	17.74	N/A
				Groundwater Elevation (FT. AMSL)	700.92	N/A			
				Measured Well Depth (FT.)	31.98	31.88		18.60	N/A
				Submerged Screen	No	N/A			
MW-214A	745.79	700.20	38.6	Static Water Level (FT.)	20.44	N/A	0.68	20.44	N/A
				Groundwater Elevation (FT. AMSL)	725.35	N/A			
				Measured Well Depth (FT.)	37.93	37.93		22.93	N/A
				Submerged Screen	Yes	N/A			
MW-215A	728.21	673.10	54.6	Static Water Level (FT.)	29.79	N/A	2.44	29.79	N/A
				Groundwater Elevation (FT. AMSL)	698.42	N/A			
				Measured Well Depth (FT.)	52.36	52.16		34.65	N/A
				Submerged Screen	Yes	Yes			
MW-216A	718.70	695.29	38.4	Static Water Level (FT.)	29.23	29.75	1.40	29.23	29.75
				Groundwater Elevation (FT. AMSL)	689.47	688.95			
				Measured Well Depth (FT.)	37.00	37.00		30.29	31.70
				Submerged Screen	No	No			
MW-217A	722.95	696.18	41.8	Static Water Level (FT.)	32.70	37.09	0.83	32.70	37.09
				Groundwater Elevation (FT. AMSL)	690.25	685.86			
				Measured Well Depth (FT.)	42.60	42.63		33.45	37.87
				Submerged Screen	No	No			
MW-218A	728.20	696.40	46.8	Static Water Level (FT.)	24.38	27.94	0.74	24.38	27.94
				Groundwater Elevation (FT. AMSL)	703.82	700.26			
				Measured Well Depth (FT.)	47.50	47.54		27.52	31.40
				Submerged Screen	Yes	Yes			

Table 4A
Monitoring Well Maintenance and Performance Summary - Monitoring and Delineation Wells
2025 Annual Water Quality Report
Iowa City Sanitary Landfill
Permit No. 52-SDP-01-72P

Well	Top of Casing (FT. AMSL)	Top of Screen (FT. AMSL)	Total Depth (FT. BTOC)	Measurement Description	Date of Measurements		Maximum Depth Discrepancy (FT.)	Spring 2025 Levels (at start and end of purging)	Fall 2025 Levels (at start and end of purging)
					Apr-25	Oct-25		(FT. BTOC)	(FT. BTOC)
MW-219A	736.17	697.78	53.4	Static Water Level (FT.)	21.80	23.36	0.40	21.80	23.36
				Groundwater Elevation (FT. AMSL)	714.37	712.81			
				Measured Well Depth (FT.)	53.18	53.00		25.45	27.11
				Submerged Screen	Yes	Yes			
MW-220A	739.32	697.07	57.3	Static Water Level (FT.)	23.54	30.97	0.82	23.54	30.97
				Groundwater Elevation (FT. AMSL)	715.78	708.35			
				Measured Well Depth (FT.)	58.02	58.12		27.05	34.73
				Submerged Screen	Yes	Yes			

NOTES:
FT. - Feet
FT. AMSL - Feet Above Mean Sea Level
FT. BTOC - Feet Below Top of Casing
N/A - Not Applicable; Well was not installed at this time or was not sampled during the monitoring event.

This page intentionally left blank.

Table 4B
Monitoring Well Maintenance and Performance Summary - Groundwater Underdrain Piezometers
2025 Annual Water Quality Report
City of Iowa City Sanitary Landfill
Permit No. 52-SDP-01-72

Well	Bottom of Waste (FT. AMSL)		Date of Measurements											
			1/29/2025	2/24/2025	3/26/2025	4/25/2025	5/27/2025	6/24/2025	7/31/2025	8/28/2025	9/8/2025	10/31/2025	11/21/2025	12/17/2025
DP-1	692.6	Groundwater Elevation (FT. AMSL)	687.13	687.13	687.13	687.13	687.13	687.13	687.13	687.13	687.13	687.13	687.13	687.13
		Separation distance (FT.)	**5.5**	**5.5**	**5.5**	**5.5**	**5.5**	**5.5**	**5.5**	**5.5**	**5.5**	**5.5**	**5.5**	**5.5**
DP-2	696.3	Groundwater Elevation (FT. AMSL)	690.04	690.04	690.04	690.04	690.04	690.06	690.04	690.02	690.02	690.02	690.06	690.04
		Separation distance (FT.)	**6.3**	**6.3**	**6.3**	**6.3**	**6.3**	**6.2**	**6.3**	**6.3**	**6.3**	**6.3**	**6.2**	**6.3**
DP-3	698	Groundwater Elevation (FT. AMSL)	691.02	691.04	691.08	691.02	691.02	691.11	691.04	690.90	691.02	691.02	691.02	691.02
		Separation distance (FT.)	**7.0**	**7.0**	**6.9**	**7.0**	**7.0**	**6.9**	**7.0**	**7.1**	**7.0**	**7.0**	**7.0**	**7.0**
DP-4	696	Groundwater Elevation (FT. AMSL)	690.97	690.95	690.95	690.95	690.95	690.95	690.94	690.94	690.94	690.92	690.92	690.92
		Separation distance (FT.)	**5.0**	**5.0**	**5.0**	**5.0**	**5.0**	**5.0**	**5.1**	**5.1**	**5.1**	**5.1**	**5.1**	**5.1**

NOTES:
FT. - Feet
FT. AMSL - Feet Above Mean Sea Level

COMMENTS:
- DP-1 transducer measurement datum is 687.13 FT. AMSL.
- DP-2 transducer measurement datum is 689.88 FT. AMSL.
- DP-3 transducer measurement datum is 690.90 FT. AMSL.
- DP-4 transducer measurement datum is 690.87 FT. AMSL.
- Measurements collected in 2025 indicated the groundwater separation distance from the bottom of waste were greater than the requirement of a minimum of five (5) feet.

This page intentionally left blank.

Table 5
Background and GWPS Summary
2025 Annual Water Quality Report
City of Iowa City Sanitary Landfill
Permit No. 52-SDP-01-72P

Interwell Background/GWPS - (Low Flow Sampling Data - February 2008 to Current) - Background for Monitoring Wells using MW-34A, MW-38A, MW-39B											
Constituent	**Units**	**Samples**	**Detections**	**Min**	**Max**	**Mean**	**Background Levels**	**Background Source**	**Statistical Test**	**GWPS**	**Source**
Inorganics											
Antimony	mg/L	85	2	0.000163	0.001	0.0009843	0.001	Highest Non-Detect	NP Inter (NDs) 1 of 2	0.006	MCL
Arsenic	mg/L	90	27	0.000261	0.0222	0.001481	0.0222	Highest Background Detect	NP Inter (NDs) 1 of 2	0.0222	BG
Barium	mg/L	92	92	0.125	0.806	0.2236	0.806	Highest Background Detect	NP Inter (Normality) 1 of 2	2	MCL
Beryllium	mg/L	91	3	0.000064	0.00107	0.0003386	0.00107	Highest Background Detect	NP Inter (NDs) 1 of 2	0.004	MCL
Cadmium	mg/L	86	13	0.000054	0.00173	0.0001332	0.00173	Highest Background Detect	NP Inter (NDs) 1 of 2	0.005	MCL
Chromium	mg/L	82	23	0.000794	0.0477	0.00461	0.0477	Highest Background Detect	NP Inter (NDs) 1 of 2	0.1	MCL
Cobalt	mg/L	92	39	0.000049	0.00939	0.0009781	0.00939	Highest Background Detect	NP Inter (NDs) 1 of 2	0.00939	BG
Copper	mg/L	84	14	0.000972	0.00534	0.003057	0.00534	Highest Background Detect	NP Inter (NDs) 1 of 2	1.3	MCL
Lead	mg/L	90	14	0.000198	0.0128	0.0007741	0.0128	Highest Background Detect	NP Inter (NDs) 1 of 2	0.015	MCL
Nickel	mg/L	89	30	0.000588	0.105	0.005529	0.105	Highest Background Detect	NP Inter (NDs) 1 of 2	0.105	BG
Selenium	mg/L	86	8	0.001	0.00409	0.001489	0.00409	Highest Non-Detect	NP Inter (NDs) 1 of 2	0.05	MCL
Silver	mg/L	85	2	0.000132	0.0005	0.0004914	0.00050	Highest Non-Detect	NP Inter (NDs) 1 of 2	0.1	SWS
Thallium	mg/L	85	1	0.0002	0.00057	0.0005656	0.00057	Highest Non-Detect	NP Inter (NDs) 1 of 2	0.002	MCL
Vanadium	mg/L	84	31	0.000281	0.00554	0.001767	0.00554	Highest Background Detect	NP Inter (NDs) 1 of 2	0.035	SWS
Zinc	mg/L	89	10	0.013	0.0684	0.01557	0.0684	Highest Background Detect	NP Inter (NDs) 1 of 2	2	SWS

COMMENTS:
Interwell prediction limits are calculated for the upgradient monitoring wells using pooled background data from MW-34A, MW-38A, and MW-39B for inorganic constituents. Background data is evaluated for potential trends and outliers prior to statistical analysis, as provided in **Appendix B**.

Intrawell Background/GWPS Underdrain WT-1 (Sampling Data - October 2017 to October 2021)											
Constituent	**Units**	**Samples**	**Detections**	**Min**	**Max**	**Mean**	**Background Levels**	**Background Source**	**Statistical Test**	**GWPS**	**Source**
Inorganics											
Antimony	mg/L	10	1	0.000239	0.00200	0.001824	0.00100	Highest Non-Detect	NP Intra (NDs) 1 of 2	0.006	MCL
Arsenic	mg/L	10	7	0.000853	0.0062	0.002933	0.01909	Parametric Limit	Param Intra 1 of 2	0.010	MCL
Barium	mg/L	9	9	0.0584	0.276	0.1962	0.4891	Parametric Limit	Param Intra 1 of 2	2	MCL
Beryllium	mg/L	10	0	0.00400	0.00400	0.00400	0.000330	Highest Non-Detect	NP Intra (NDs) 1 of 2	0.004	MCL
Cadmium	mg/L	10	0	0.000800	0.000800	0.000800	0.000200	Highest Non-Detect	NP Intra (NDs) 1 of 2	0.005	MCL
Chromium	mg/L	9	1	0.00120	0.00800	0.007244	0.00180	Highest Background Detect	NP Intra (NDs) 1 of 2	0.1	MCL
Cobalt	mg/L	9	9	0.000781	0.00655	0.003227	0.01128	Parametric Limit	Param Intra 1 of 2	0.01128	BG
Copper	mg/L	9	1	0.00171	0.00400	0.003746	0.00320	Highest Background Detect	NP Intra (NDs) 1 of 2	1.3	MCL
Lead	mg/L	9	5	0.000421	0.00400	0.002091	0.001617	Parametric Limit	Param Intra 1 of 2	0.015	MCL
Nickel	mg/L	10	9	0.00200	0.0256	0.008021	0.03695	Parametric Limit	Param Intra 1 of 2	0.1	SWS
Selenium	mg/L	10	2	0.00221	0.00400	0.003654	0.00233	Highest Background Detect	NP Intra (NDs) 1 of 2	0.05	MCL
Silver	mg/L	10	1	0.000590	0.00400	0.003659	0.000590	Highest Non-Detect	NP Intra (NDs) 1 of 2	0.1	SWS
Thallium	mg/L	10	1	0.000200	0.00200	0.00182	0.000570	Highest Non-Detect	NP Intra (NDs) 1 of 2	0.002	MCL
Vanadium	mg/L	9	3	0.00114	0.0200	0.01384	0.00195	Highest Non-Detect	NP Intra (NDs) 1 of 2	0.035	SWS
Zinc	mg/L	10	1	0.0200	0.0315	0.02115	0.0315	Highest Background Detect	NP Intra (NDs) 1 of 2	2	SWS

COMMENTS:
Intrawell prediction limits were calculated based on background data collected from groundwater underdrain WT-1 during the period from October 2017 through October 2021 for inorganic constituents.

Table 5
Background and GWPS Summary
2025 Annual Water Quality Report
City of Iowa City Sanitary Landfill
Permit No. 52-SDP-01-72P

Intrawell Background/GWPS Underdrain WT-2 (Sampling Data - October 2017 to October 2021)											
Constituent	**Units**	**Samples**	**Detections**	**Min**	**Max**	**Mean**	**Background Levels**	**Background Source**	**Statistical Test**	**GWPS**	**Source**
Inorganics											
Antimony	mg/L	10	1	0.000403	0.00200	0.00184	0.00100	Highest Non-Detect	NP Intra (NDs) 1 of 2	0.006	MCL
Arsenic	mg/L	10	9	0.00200	0.0515	0.01215	0.1016	Parametric Limit	Param Intra 1 of 2	0.1016	BG
Barium	mg/L	10	10	0.0286	0.240	0.1581	0.3807	Parametric Limit	Param Intra 1 of 2	2	MCL
Beryllium	mg/L	10	1	0.000538	0.00400	0.003654	0.000538	Highest Background Detect	NP Intra (NDs) 1 of 2	0.004	MCL
Cadmium	mg/L	10	1	0.000100	0.000800	0.000730	0.000100	Highest Non-Detect	NP Intra (NDs) 1 of 2	0.005	MCL
Chromium	mg/L	9	0	0.00800	0.00800	0.00800	0.00180	Highest Non-Detect	NP Intra (NDs) 1 of 2	0.1	MCL
Cobalt	mg/L	10	10	0.000300	0.00760	0.003681	0.01195	Parametric Limit	Param Intra 1 of 2	0.01195	BG
Copper	mg/L	9	0	0.00400	0.00400	0.00400	0.00320	Highest Non-Detect	NP Intra (NDs) 1 of 2	1.3	MCL
Lead	mg/L	9	2	0.000344	0.00400	0.003213	0.000575	Highest Background Detect	NP Intra (NDs) 1 of 2	0.015	MCL
Nickel	mg/L	10	10	0.00150	0.0196	0.008096	0.02661	Parametric Limit	Param Intra 1 of 2	0.1	SWS
Selenium	mg/L	10	1	0.00178	0.00400	0.003778	0.00178	Highest Background Detect	NP Intra (NDs) 1 of 2	0.05	MCL
Silver	mg/L	10	0	0.00400	0.00400	0.00400	0.000500	Highest Non-Detect	NP Intra (NDs) 1 of 2	0.1	SWS
Thallium	mg/L	10	1	0.000200	0.00200	0.00182	0.000570	Highest Non-Detect	NP Intra (NDs) 1 of 2	0.002	MCL
Vanadium	mg/L	9	1	0.00129	0.0200	0.01792	0.00170	Highest Non-Detect	NP Intra (NDs) 1 of 2	0.035	SWS
Zinc	mg/L	10	1	0.0200	0.0307	0.02107	0.0307	Highest Background Detect	NP Intra (NDs) 1 of 2	2	SWS

COMMENTS:
Intrawell prediction limits were calculated based on background data collected from groundwater underdrain WT-2 during the period from October 2017 through October 2021 for inorganic constituents.

Intrawell Background/GWPS Underdrain WT-3 (Sampling Data - October 2017 to May 2022)											
Constituent	**Units**	**Samples**	**Detections**	**Min**	**Max**	**Mean**	**Background Levels**	**Background Source**	**Statistical Test**	**GWPS**	**Source**
Inorganics											
Antimony	mg/L	11	1	0.000233	0.00200	0.001839	0.00100	Highest Non-Detect	NP Intra (NDs) 1 of 2	0.006	MCL
Arsenic	mg/L	10	10	0.00241	0.0208	0.01299	0.03575	Parametric Limit	Param Intra 1 of 2	0.03575	BG
Barium	mg/L	10	10	0.0558	0.170	0.1093	0.2712	Parametric Limit	Param Intra 1 of 2	2	MCL
Beryllium	mg/L	10	0	0.00400	0.00400	0.00400	0.000330	Highest Non-Detect	NP Intra (NDs) 1 of 2	0.004	MCL
Cadmium	mg/L	10	0	0.000800	0.000800	0.000800	0.000100	Highest Non-Detect	NP Intra (NDs) 1 of 2	0.005	MCL
Chromium	mg/L	9	9	0.00800	0.00800	0.00800	0.0018	Highest Non-Detect	NP Intra (NDs) 1 of 2	0.1	MCL
Cobalt	mg/L	10	10	0.000600	0.00835	0.002748	0.02079	Parametric Limit	Param Intra 1 of 2	0.02079	BG
Copper	mg/L	10	2	0.00400	0.00520	0.004225	0.00520	Highest Background Detect	NP Intra (NDs) 1 of 2	1.3	MCL
Lead	mg/L	9	0	0.00400	0.00400	0.00400	0.00033	Highest Non-Detect	NP Intra (NDs) 1 of 2	0.015	MCL
Nickel	mg/L	10	10	0.000900	0.0152	0.004666	0.02137	Parametric Limit	Param Intra 1 of 2	0.1	SWS
Selenium	mg/L	10	0	0.00400	0.00400	0.00400	0.00140	Highest Non-Detect	NP Intra (NDs) 1 of 2	0.05	MCL
Silver	mg/L	11	0	0.00400	0.00400	0.00400	0.000500	Highest Non-Detect	NP Intra (NDs) 1 of 2	0.1	SWS
Thallium	mg/L	11	0	0.00200	0.00200	0.00200	0.000570	Highest Non-Detect	NP Intra (NDs) 1 of 2	0.002	MCL
Vanadium	mg/L	9	0	0.0200	0.0200	0.0200	0.00170	Highest Non-Detect	NP Intra (NDs) 1 of 2	0.035	SWS
Zinc	mg/L	10	1	0.0174	0.0200	0.01974	0.0174	Highest Non-Detect	NP Intra (NDs) 1 of 2	2	SWS

COMMENTS:
Intrawell prediction limits were calculated based on background data collected from groundwater underdrain WT-3 during the period from October 2017 through May 2022 for inorganic constituents.

Table 5
Background and GWPS Summary
2025 Annual Water Quality Report
City of Iowa City Sanitary Landfill
Permit No. 52-SDP-01-72P

Intrawell Background/GWPS Underdrain WT-4 (Sampling Data - October 2017 to April 2021)											
Constituent	**Units**	**Samples**	**Detections**	**Min**	**Max**	**Mean**	**Background Levels**	**Background Source**	**Statistical Test**	**GWPS**	**Source**
Inorganics											
Antimony	mg/L	9	1	0.000267	0.00200	0.001807	0.00100	Highest Non-Detect	NP Intra (NDs) 1 of 2	0.006	MCL
Arsenic	mg/L	9	4	0.00107	0.00400	0.003028	0.00266	Highest Background Detect	NP Intra (NDs) 1 of 2	0.010	MCL
Barium	mg/L	9	9	0.0229	0.0669	0.0324	0.1258	Parametric Limit	Param Intra 1 of 2	2	MCL
Beryllium	mg/L	9	0	0.00400	0.00400	0.00400	0.000330	Highest Non-Detect	NP Intra (NDs) 1 of 2	0.004	MCL
Cadmium	mg/L	9	3	0.000100	0.000220	0.0001251	0.000220	Highest Background Detect	NP Intra (NDs) 1 of 2	0.005	MCL
Chromium	mg/L	8	0	0.00800	0.00800	0.00800	0.0018	Highest Non-Detect	NP Intra (NDs) 1 of 2	0.1	MCL
Cobalt	mg/L	9	8	0.000101	0.00208	0.0007676	0.00361	Parametric Limit	Param Intra 1 of 2	0.003575	BG
Copper	mg/L	9	1	0.00400	0.00498	0.004109	0.00498	Highest Non-Detect	NP Intra (NDs) 1 of 2	1.3	MCL
Lead	mg/L	8	3	0.000206	0.00400	0.002658	0.000645	Highest Background Detect	NP Intra (NDs) 1 of 2	0.015	MCL
Nickel	mg/L	9	8	0.00241	0.0275	0.01066	0.04288	Parametric Limit	Param Intra 1 of 2	0.1	SWS
Selenium	mg/L	8	1	0.00148	0.00400	0.003685	0.00148	Highest Background Detect	NP Intra (NDs) 1 of 2	0.05	MCL
Silver	mg/L	9	0	0.00400	0.00400	0.00400	0.000500	Highest Non-Detect	NP Intra (NDs) 1 of 2	0.1	SWS
Thallium	mg/L	9	0	0.00200	0.00200	0.00200	0.000570	Highest Non-Detect	NP Intra (NDs) 1 of 2	0.002	MCL
Vanadium	mg/L	8	1	0.00142	0.0200	0.01768	0.0017	Highest Non-Detect	NP Intra (NDs) 1 of 2	0.035	SWS
Zinc	mg/L	9	2	0.0128	0.0200	0.01843	0.0131	Highest Non-Detect	NP Intra (NDs) 1 of 2	2	SWS

COMMENTS:
Intrawell prediction limits were calculated based on background data collected from groundwater underdrain WT-4 during the period from October 2017 through April 2021 for inorganic constituents.

NOTES:
BG - Background; Value is established from a site-specific background concentration.
GWPS - Groundwater Protection Standard
MCL - Maximum Contaminant Level; Value is established in the United States Environmental Protection Agency's National Primary Drinking Water Regulations
mg/L - milligrams per liter
SWS - Statewide Standard; Iowa Department of Natural Resources Statewide Standards for a Protected Groundwater Source

This page intentionally left blank.

Table 6
Summary of Well/Detected Constituent Pairs with No Previous SSIs
2025 Annual Water Quality Report
City of Iowa City Sanitary Landfill
Permit No. 52-SDP-01-72P

Well/Monitoring Location	Constituent	Units	Most Recent Result Fall 2025	Interwell/Intrawell Background Standard
HMSP Series A & Series B Monitoring Wells ***(Interwell Background Standard)***				
MW-1B	Arsenic	mg/L	0.000669 J	0.0222
	Barium	mg/L	0.530	0.806
	TSS[2]	mg/L	40.0	N/A
MW-310A	Antimony	mg/L	0.00125 J	0.001
	Barium	mg/L	0.117	0.806
	Chromium	mg/L	0.00278 J	0.0477
	TSS[2]	mg/L	2.75	N/A
MW-312A	Barium	mg/L	0.116	0.806
	Chromium	mg/L	0.0212	0.0477
	Cobalt	mg/L	0.000203 J	0.00939
	Nickel	mg/L	0.00424 J	0.105
	Zinc	mg/L	0.0268	0.0684
	TSS[2]	mg/L	<1.88	N/A
MW-408	Barium	mg/L	0.174	0.806
	Cadmium	mg/L	0.000255	0.00173
	Chromium	mg/L	0.00765	0.0477
	Cobalt	mg/L	0.000869	0.00939
	Nickel	mg/L	0.00989	0.105
	Vanadium	mg/L	0.00511	0.00554
	TSS[2]	mg/L	9.25	N/A
MW-410	Arsenic	mg/L	0.000642 J	0.0222
	Barium	mg/L	0.0944	0.806
	Cobalt	mg/L	0.000729	0.00939
	Nickel	mg/L	0.00295 J	0.105
	TSS[2]	mg/L	9.00	N/A

Table 6
Summary of Well/Detected Constituent Pairs with No Previous SSIs
2025 Annual Water Quality Report
City of Iowa City Sanitary Landfill
Permit No. 52-SDP-01-72P

Well/Monitoring Location	Constituent	Units	Most Recent Result Fall 2025	Interwell/Intrawell Background Standard
Groundwater Underdrains ***(Intrawell Background Standard)***				
ST-1	N/A - No sample collected during monitoring event.			
WT-OF[1]	Barium	mg/L	0.109	N/A
	Cadmium	mg/L	0.000113 J	N/A
	Cobalt	mg/L	0.00372	N/A
	Nickel	mg/L	0.0232	N/A
	TSS[2]	mg/L	<1.88	N/A
WT-1	Barium	mg/L	**0.545**	0.4891
	Cobalt	mg/L	0.000281 J	0.01128
	TSS[2]	mg/L	4.38	N/A
WT-2	Chloroform	µg/L	2.79 J	3.00 (RL)
	Arsenic	mg/L	0.00107 J	0.1016
	Barium	mg/L	0.180	0.3807
	Cobalt	mg/L	0.00249	0.01195
	Nickel	mg/L	0.00371 J	0.02661
	TSS[2]	mg/L	4.62	N/A
WT-3	Bromodichloromethane	µg/L	**1.92**	1.00 (RL)
	Chlorodibromomethane	µg/L	1.04 J	5.00 (RL)
	Chloroform	µg/L	**5.89**	3.00 (RL)
	Arsenic	mg/L	0.000651 J	0.03575
	Barium	mg/L	0.214	0.2712
	Cobalt	mg/L	0.00107	0.02079
	Nickel	mg/L	0.00449 J	0.02137
	TSS[2]	mg/L	<1.88	N/A
WT-4	Barium	mg/L	0.0918	0.1258
	Cadmium	mg/L	0.000120 J	0.000220
	Cobalt	mg/L	**0.00398**	0.00361
	Nickel	mg/L	0.0247	0.04288
	TSS[2]	mg/L	<1.88	N/A

NOTES:

BOLD - Result is above the respective interwell/intrawell prediction limit for inorganic constituents or above the laboratory's reporting limit for organic constituents.

[1] The background database is being established for WT-OF, and background standards are not currently established for the monitoring point.

[2] TSS data is presented for additional information and is not compared to a background standard.

J - A laboratory flag for a constituent detected between the method detection limit (MDL) and the laboratory's reporting limit (RL). The concentrations are estimated values and are not considered statistically significant.

mg/L - milligrams per liter

µg/L - micrograms per liter

N/A - Not Applicable

TSS - Total Suspended Solids

COMMENTS:

- This table reports only constituents with concentrations detected above the MDL at monitoring locations in the Detection Monitoring Program. The full list of constituents analyzed at these monitoring locations during the monitoring event is in the laboratory analytical reports included in **Appendix D**.

- The Iowa Department of Natural Resources was notified of corrective action remedy completion and monitoring program modification in a letter dated September 15, 2025. As indicated in the letter, monitoring wells MW-1B, MW-310A, MW-312A, MW-408, and MW-410 were managed under Detection Monitoring Program during the fall 2025 semiannual monitoring event.

Table 7
Summary of Ongoing and Newly Identified SSIs in Assessment Monitoring
2025 Annual Water Quality Report
City of Iowa City Sanitary Landfill
Permit No. 52-SDP-01-72P

Well	Constituent	Units	Most Recent Result Fall 2025	Background Standard	LCL	GWPS
Series A Monitoring Wells						
MW-18AR	cis-1,2-Dichloroethene	µg/L	0.632 J	1.00 (RL)	N/A - No SSI	70
	Dichlorodifluoromethane	µg/L	4.01	3.00 (RL)	3.82	1,000
	Tetrachloroethene	µg/L	3.62	1.00 (RL)	3.6	5
	Trichloroethene	µg/L	0.909 J	1.00 (RL)	N/A - No SSI	5
	Barium	mg/L	0.905	0.806	0.7422	2
	TSS(1)	mg/L	<1.88	N/A	N/A	N/A
MW-24A	Arsenic	mg/L	0.0123	0.0222	N/A - No SSI	0.0222
	Barium	mg/L	0.304	0.806	N/A - No SSI	2
	Cobalt	mg/L	0.0152	0.00939	0.005991	0.00939
	Lead	mg/L	0.00120	0.0128	N/A - No SSI	0.015
	Nickel	mg/L	0.0474	0.105	N/A - No SSI	0.105
	TSS(1)	mg/L	79.0	N/A	N/A	N/A
MW-25A-00	Barium	mg/L	0.189	0.806	N/A - No SSI	2
	Cobalt	mg/L	0.000243 J	0.00939	N/A - No SSI	0.00939
	Nickel	mg/L	0.00621	0.105	N/A - No SSI	0.105
	TSS(1)	mg/L	9.63	N/A	N/A	N/A
MW-29A	Arsenic	mg/L	0.00152 J	0.0222	N/A - No SSI	0.0222
	Barium	mg/L	0.359	0.806	N/A - No SSI	2
	Cobalt	mg/L	0.00919	0.00939	N/A - No SSI	0.00939
	Nickel	mg/L	0.0244	0.105	N/A - No SSI	0.105
	TSS(1)	mg/L	3.67	N/A	N/A	N/A
MW-200A	Dichlorodifluoromethane	µg/L	0.708 J	3.00 (RL)	N/A - No SSI	1,000
	Barium	mg/L	1.14	0.806	0.8698	2
	TSS(1)	mg/L	10.4	N/A	N/A	N/A
MW-201A	Barium	mg/L	0.253	0.806	N/A - No SSI	2
	TSS(1)	mg/L	5.00	N/A	N/A	N/A

Table 7
Summary of Ongoing and Newly Identified SSIs in Assessment Monitoring
2025 Annual Water Quality Report
City of Iowa City Sanitary Landfill
Permit No. 52-SDP-01-72P

Well	Constituent	Units	Most Recent Result Fall 2025	Background Standard	LCL	GWPS
Series A Monitoring Wells						
MW-216A	Antimony	mg/L	0.00184 J	0.001	N/A - No SSI	0.006
	Arsenic	mg/L	0.000570 J	0.0222	N/A - No SSI	0.0222
	Barium	mg/L	0.0608	0.806	N/A - No SSI	2
	Cobalt	mg/L	0.000263 J	0.00939	N/A - No SSI	0.00939
	Nickel	mg/L	0.00407 J	0.105	N/A - No SSI	0.105
	TSS(1)	mg/L	28.5	N/A	N/A	N/A
MW-217A	Antimony	mg/L	0.00167 J	0.001	N/A - No SSI	0.006
	Barium	mg/L	0.0915	0.806	N/A - No SSI	2
	TSS(1)	mg/L	6.50	N/A	N/A	N/A
MW-218A	Barium	mg/L	0.267	0.806	N/A - No SSI	2
	Zinc	mg/L	0.0267	0.0684	N/A - No SSI	2
	TSS(1)	mg/L	1.88	N/A	N/A	N/A
MW-219A	Barium	mg/L	0.604	0.806	N/A - No SSI	2
	TSS(1)	mg/L	3.87	N/A	N/A	N/A
MW-220A	Barium	mg/L	0.332	0.806	N/A - No SSI	2
	Cobalt	mg/L	0.000232 J	0.00939	N/A - No SSI	0.00939
	TSS(1)	mg/L	28.8	N/A	N/A	N/A
Series B Monitoring Wells						
MW-10B	Arsenic	mg/L	0.000547 J	0.0222	N/A - No SSI	0.0222
	Barium	mg/L	0.138	0.806	N/A - No SSI	2
	Cadmium	mg/L	0.000134 J	0.00173	N/A - No SSI	0.005
	Chromium	mg/L	0.00774	0.0477	N/A - No SSI	0.1
	Nickel	mg/L	0.00480 J	0.105	N/A - No SSI	0.105
	Selenium	mg/L	0.00369 J	0.00409	N/A - No SSI	0.05
	TSS(1)	mg/L	<1.88	N/A	N/A	N/A

Table 7
Summary of Ongoing and Newly Identified SSIs in Assessment Monitoring
2025 Annual Water Quality Report
City of Iowa City Sanitary Landfill
Permit No. 52-SDP-01-72P

Well	Constituent	Units	Most Recent Result Fall 2025	Background Standard	LCL	GWPS
Series B Monitoring Wells						
MW-31B	Arsenic	mg/L	0.000708 J	0.0222	N/A - No SSI	0.0222
	Barium	mg/L	0.477	0.806	N/A - No SSI	2
	Chromium	mg/L	0.00190 J	0.0477	N/A - No SSI	0.1
	Cobalt	mg/L	0.00146	0.00939	N/A - No SSI	0.00939
	Lead	mg/L	0.00231	0.0128	N/A - No SSI	0.015
	Nickel	mg/L	0.00313 J	0.105	N/A - No SSI	0.105
	Vanadium	mg/L	0.00214 J	0.00554	N/A - No SSI	0.035
	TSS[(1)]	mg/L	254	N/A	N/A	N/A

NOTES:

[(1)] TSS data is presented for additional information and is not compared to a background standard or GWPS.

J - A laboratory flag for a constituent detected between the method detection limit (MDL) and the laboratory's reporting limit (RL). The concentrations are estimated values and are not considered statistically significant.

mg/L - milligrams per liter

µg/L - micrograms per liter

GWPS - Groundwater Protection Standard

LCL - Lower Confidence Limit

N/A - Not Applicable

SSI - Statistically Significant Increase

TSS - Total Suspended Solids

COMMENTS:

- This table reports only constituents with concentrations detected above the MDL at monitoring locations in the Assessment Monitoring Program. The full list of constituents analyzed at these monitoring locations during the monitoring event is in the laboratory analytical reports included in **Appendix D**.

- The Iowa Department of Natural Resources was notified of corrective action remedy completion and monitoring program modification in a letter dated September 15, 2025. As indicated in the letter, monitoring well MW-10B was managed under the Assessment Monitoring Program during the fall 2025 semiannual monitoring event.

This page intentionally left blank.

Table 8
Summary of Ongoing and Newly Identified SSLs
2025 Annual Water Quality Report
City of Iowa City Sanitary Landfill
Permit No. 52-SDP-01-72P

Well	Constituent	Units	Most Recent Result Fall 2025	Upper Confidence Limit	GWPS	Initial Exceedance (Confirmed SSI)
Series A Monitoring Wells						
No ongoing or newly identified SSLs						
Series B Monitoring Wells						
No ongoing or newly identified SSLs						

COMMENTS:

- No ongoing or new statistically significant levels (SSLs) were identified during the Fall 2025 sampling event.

This page intentionally left blank.

Table 9A
Analytical Data Summary - Monitoring Wells
2025 Annual Water Quality Report
City of Iowa City Sanitary Landfill
Permit No. 52-SDP-01-72P

NOTES:
Historical analytical data for site monitoring wells is summarized on Table 9A included in **Appendix E**.

This page intentionally left blank.

Table 9B
Analytical Data Summary - Underdrains
2025 Annual Water Quality Report
City of Iowa City Sanitary Landfill
Permit No. 52-SDP-01-72P

NOTES:

Historical analytical data for site underdrains is summarized on Table 9B included in **Appendix E**.

This page intentionally left blank.

Table 10
Historic SSIs and SSLs
2025 Annual Water Quality Report
City of Iowa City Sanitary Landfill
Permit No. 52-SDP-01-72P

Key:
SSI -
SSL -

Well	Constituent	Spring 2018	Fall 2018	Spring 2019	Fall 2019	Spring 2020	Fall 2020	Spring 2021	Fall 2021	Spring 2022	Fall 2022	Spring 2023	Fall 2023	Spring 2024	Fall 2024	Spring 2025	Fall 2025
Series A Monitoring Wells																	
MW-1A*	Arsenic																
MW-2A-97*	Cobalt																
MW-16A*	1,1-Dichloroethane																
	1,2-Dichloroethane																
	1,2-Dichloropropane																
	Benzene																
	cis-1,2-Dichloroethene																
	Dichlorodifluoromethane																
	Tetrachloroethene																
	Trichloroethene																
	Trichlorofluoromethane																
	Vinyl Chloride																
MW-18AR	Barium																
	1,1-Dichloroethane																
	cis-1,2-Dichloroethene																
	Dichlorodifluoromethane																
	Sulfide																
	Tetrachloroethene																
	Trichloroethene																
	Trichlorofluoromethane																
MW-24A	Cobalt																
MW-200A	Barium																
	Dichlorodifluoromethane																
MW-205A	Toluene																
MW-206A*	1,1-Dichloroethane																
	cis-1,2-Dichloroethene																
	Dichlorodifluoromethane																
	Tetrachloroethene																
	Trichloroethene																
MW-207A*	Arsenic																
	Sulfide																
MW-212A*	Arsenic																
MW-216A	2-Butanone (MEK)																
	Sulfide																
MW-218A	Sulfide																
MW-219A	Sulfide																
MW-408	Cobalt																
Series B Monitoring Wells																	
MW-1B	Toluene																
MW-5B	Toluene								NS		NS		NS		NS		NS
MW-6B*	Arsenic																
	Cobalt																
	Sulfide																
MW-7B1	1,1-Dichloroethane								NS		NS		NS		NS		NS
MW-8B	1,1-Dichloroethane								NS		NS		NS		NS		NS
	Acetone								NS		NS		NS		NS		NS
	Arsenic								NS		NS		NS		NS		NS
	Sulfide								NS		NS		NS		NS		NS
MW-10B	Selenium																
	Toluene														**		
MW-11B*	Arsenic																
	Chloroethane																
MW-12B	Bis[2-ethylhexyl] phthalate[+]								NS		NS		NS		NS		NS
MW-14B	1,1-Dichloroethane								NS		NS		NS		NS		NS

Table 10
Historic SSIs and SSLs
2025 Annual Water Quality Report
City of Iowa City Sanitary Landfill
Permit No. 52-SDP-01-72P

Key:
SSI -
SSL -

Well	Constituent	Spring 2018	Fall 2018	Spring 2019	Fall 2019	Spring 2020	Fall 2020	Spring 2021	Fall 2021	Spring 2022	Fall 2022	Spring 2023	Fall 2023	Spring 2024	Fall 2024	Spring 2025	Fall 2025
MW-209B*	Arsenic																
	Acetone																
	Benzene																
	beta-BHC																
	2,4,5-TP [Silvex]																
	Sulfide																
	Toluene																
	Xylenes																
MW-211B*	Cobalt																
Groundwater Underdrains																	
WT-1	Barium										NS						
	Chromium										NS						
	Cobalt										NS						
	Copper										NS						
	Lead										NS						
	Nickel										NS						
	Vanadium										NS						
WT-2	Acetone										NS						
	Benzene										NS						
	Cadmium										NS						
	Chromium										NS						
	Cobalt										NS						
	Copper										NS						
	Lead										NS						
	Vanadium										NS						
	Zinc										NS						
WT-3	Barium										NS						
	Benzene										NS						
	Bromodichloromethane										NS						***
	Chloroform										NS						***
	Lead										NS						
	Vanadium										NS						
WT-4	Barium										NS						
	Bromodichloromethane										NS						
	Chloroform										NS						
	Cobalt										NS						
	Lead										NS						
	Vanadium										NS						

NOTES:

* - Indicates the monitoring well was designated as a source well in Revised Permit #7, dated September 2, 2021 (Iowa Department of Natural Resources Doc #101157). Statistical conclusions in accordance with 567 IAC 113.10(6) are no longer applicable after this date.

** - Initial result was above background, later confirmed as not an SSI through verification sampling

*** - Result was above background and is considered a potential SSI. Confirmation will be conducted during the next semiannual compliance monitoring event.

+ - The bis[2-ethylhexyl]phthalate SSI was not confirmed due to suspected laboratory contamination.

NS - Not Sampled; The monitoring point is either sampled annually or was dry during the montioring event.

SSI - Statistically Significant Increase

SSL - Statistically Significant Level

COMMENTS:

- For the 2022 reporting period and earlier, only initial confirmed SSIs were recorded on this table for inorganic constituents. Beginning in the 2023 reporting period, potential inorganic SSIs are included in this table.

Table 11
Corrective Action Trend Analysis
2025 Annual Water Quality Report
City of Iowa City Sanitary Landfill
Permit No. 52-SDP-01-72P

Well	Constituent	Trend slope	Units	Calculated S	Critical S	Statistically Significant Trend	N
Source Characterization Monitoring Wells							
MW-1A	Arsenic	-0.01047	mg/L/year	-18	-20	No	8
	Barium	-0.081	mg/L/year	-14	-20	No	8
	Cobalt	-0.0004054	mg/L/year	-2	-20	No	8
	Nickel	0.0004207	mg/L/year	16	20	No	8
MW-2A-97	Arsenic	-0.006238	mg/L/year	-20	-20	No	8
	Barium	-0.0268	mg/L/year	-6	-20	No	8
	Cobalt	-0.00146	mg/L/year	-13	-20	No	8
	Nickel	-0.0005644	mg/L/year	-5	-20	No	8
MW-16A	1,1-Dichloroethane	-0.01408	µg/L/year	-2	-20	No	8
	1,2-Dichloroethane	-0.001757	µg/L/year	-1	-20	No	8
	1,2-Dichloropropane	-0.1449	µg/L/year	-13	-20	No	8
	Silvex (2,4,5-TP)	-0.05687	µg/L/year	-7	-13	No	8
	Arsenic	0	mg/L/year	-8	-20	No	8
	Barium	-0.005557	mg/L/year	-4	-20	No	8
	Benzene	-0.03838	µg/L/year	-5	-20	No	8
	Chromium	0	mg/L/year	7	20	No	8
	cis-1,2-Dichloroethene	0.8534	µg/L/year	14	20	No	8
	Cobalt	0.0002991	mg/L/year	2	20	No	8
	Nickel	-0.0001896	mg/L/year	-2	-20	No	8
	Tetrachloroethene	-0.2872	µg/L/year	-15	-20	No	8
	Trichloroethene	-0.5378	µg/L/year	-14	-20	No	8
	Trichlorofluoromethane	0	µg/L/year	7	20	No	8
	Vinyl Chloride	-0.08547	µg/L/year	-4	-20	No	8
	Zinc	0	mg/L/year	7	20	No	8
MW-18A-07	1,1-Dichloroethane	-9.083	µg/L/year	-4	-20	No	8
	1,1-Dichloroethene	**-0.8092**	**µg/L/year**	**-22**	**-20**	**Yes**	**8**
	1,2-Dichloropropane	0.04538	µg/L/year	5	20	No	8
	Arsenic	-0.001252	mg/L/year	-18	-20	No	8
	Barium	-0.08663	mg/L/year	-18	-20	No	8
	Benzene	-1.11	µg/L/year	-20	-20	No	8
	Chloroethane	0.7001	µg/L/year	10	20	No	8
	Chromium	0	mg/L/year	13	20	No	8
	cis-1,2-Dichloroethene	**25.6**	**µg/L/year**	**22**	**20**	**Yes**	**8**
	Cobalt	-0.0006097	mg/L/year	-18	-20	No	8
	Nickel	-0.00008559	mg/L/year	-12	-20	No	8
	Tetrachloroethene	-2.66	µg/L/year	-12	-20	No	8
	trans-1,2-Dichloroethene	-0.0003031	µg/L/year	0	20	No	8
	Trichloroethene	**-3.986**	**µg/L/year**	**-24**	**-20**	**Yes**	**8**
	Trichlorofluoromethane	0	µg/L/year	0	20	No	8
	Vinyl Chloride	-2.726	µg/L/year	-18	-20	No	8
	Zinc	0	mg/L/year	7	20	No	8
MW-206A	**1,1-Dichloroethane**	**-2.823**	**µg/L/year**	**-22**	**-20**	**Yes**	**8**
	Arsenic	0	mg/L/year	-6	-20	No	8
	Barium	-0.02472	mg/L/year	-20	-20	No	8
	cis-1,2-Dichloroethene	**-0.5641**	**µg/L/year**	**-24**	**-20**	**Yes**	**8**
	Selenium	-0.00007678	mg/L/year	-2	-20	No	8
	Tetrachloroethene	-0.1177	µg/L/year	-10	-20	No	8
	Trichloroethene	-0.4092	µg/L/year	-18	-20	No	8
MW-207A	Arsenic	0.004151	mg/L/year	12	20	No	8
	Barium	-0.01472	mg/L/year	-6	-20	No	8
	Cobalt	-0.00004807	mg/L/year	-4	-20	No	8

Table 11
Corrective Action Trend Analysis
2025 Annual Water Quality Report
City of Iowa City Sanitary Landfill
Permit No. 52-SDP-01-72P

Well	Constituent	Trend slope	Units	Calculated S	Critical S	Statistically Significant Trend	N
Source Characterization Monitoring Wells							
MW-212A	Arsenic	-0.0006821	mg/L/year	-6	-20	No	8
	Barium	0.0729	mg/L/year	6	20	No	8
	Carbon Disulfide	0	µg/L/year	7	20	No	8
	Cobalt	0.00008006	mg/L/year	4	20	No	8
	Copper	0.0000288	mg/L/year	0	20	No	8
	Nickel	0	mg/L/year	0	20	No	8
	Vanadium	-0.0005809	mg/L/year	-1	-20	No	8
MW-6B	Arsenic	-0.005343	mg/L/year	-10	-20	No	8
	Barium	-0.05621	mg/L/year	-14	-20	No	8
	Cobalt	-0.001546	mg/L/year	-6	-20	No	8
	Nickel	0.0002782	mg/L/year	7	20	No	8
MW-11B	Arsenic	0.003483	mg/L/year	7	20	No	8
	Barium	-0.01108	mg/L/year	-4	-20	No	8
	Cobalt	-0.0002866	mg/L/year	-12	-20	No	8
	Nickel	-0.0003262	mg/L/year	-11	-20	No	8
MW-209B	Silvex (2,4,5-TP)	-0.08493	µg/L/year	-2	-20	No	8
	Acetone	-1.44	µg/L/year	-9	-20	No	8
	Arsenic	-0.001922	mg/L/year	-10	-20	No	8
	Barium	0.01297	mg/L/year	2	20	No	8
	Benzene	-0.05618	µg/L/year	-6	-20	No	8
	Chlorobenzene	0.005398	µg/L/year	3	20	No	8
	Chromium	0.0002165	mg/L/year	15	20	No	8
	Cobalt	0.00000414	mg/L/year	0	20	No	8
	Nickel	**0.005114**	**mg/L/year**	**24**	**20**	**Yes**	**8**
	Vanadium	-0.002013	mg/L/year	-11	-20	No	8
	Xylenes, Total	-0.4549	µg/L/year	-14	-20	No	8
	Zinc	0	mg/L/year	7	20	No	8
MW-211B	Arsenic	0.007123	mg/L/year	16	20	No	8
	Barium	-0.08205	mg/L/year	-8	-20	No	8
	Cadmium	0	mg/L/year	-7	-20	No	8
	Cobalt	-0.01054	mg/L/year	-6	-20	No	8
	Nickel	-0.003319	mg/L/year	-2	-20	No	8
	Zinc	0	mg/L/year	-5	-20	No	8

NOTES:
BOLD - Statistically significant trend identified for constituent.
mg/L/year - milligrams per liter per year
N - Number of samples used to evaluate trend
S - Mann-Kendall Statistic
µg/L/year - micrograms per liter per year
COMMENTS:
- This table reports only trends for constituents detected above the method detection limit in the Source Characterization Monitoring Program monitoring wells.

Table 12
CAMP - Natural Attenuation Parameters
2025 Annual Water Quality Report
City of Iowa City Sanitary Landfill
Permit No. 52-SDP-01-72P

Well ID	Date	TOC	Nitrate	Iron (Total)	Manganese (Total)	Sulfate
		mg/L	mg/L	mg/L	mg/L	mg/L
MW-1A	4/6/2015	4.93	<0.100	25.3	4.44	25.1
	10/5/2015	4.44	<0.100	22.5	3.94	25.2
	4/4/2016	5.03	1.20	24.8	4.31	23.3
	10/17/2016	4.84	<0.100	23.2	4.13	23.5
	10/20/2021	6.92	<0.100	31.9	4.02	16.5
	5/2/2022	6.94	<0.100	29.0	3.89	23.9
	5/1/2023	8.80	<0.200	39.5	4.49	57.3
	4/29/2024	5.72	<0.200	62.5	4.46	460
	5/8/2025	7.23	<0.200	12.8	4.43	252
MW-2A-97	4/6/2015	6.83	0.461	12.4	10.5	49.6
	10/5/2015	7.05	<0.100	26.6	11.8	49.4
	4/4/2016	6.15	1.07	16.8	8.36	200
	10/17/2016	6.47	1.37	23.1	8.50	39.9
	10/20/2021	5.97	0.600	3.54	5.27	81.7
	5/2/2022	7.52	<0.100	25.7	10.5	64.4
	5/1/2023	7.21	<0.200	20.9	8.66	181
	4/29/2024	6.05	0.395	0.916	7.61	98.7
	5/8/2025	7.38	<0.200	2.79	7.40	91.0
MW-16A	4/6/2015	1.17	<0.100	<0.100	0.406	23.7
	10/5/2015	1.50	<0.100	<0.100	0.261	9.48
	4/4/2016	1.31	<0.100	<0.100	0.474	20.0
	10/17/2016	0.585 J	<0.100	<0.100	0.163	8.09
	10/20/2021	2.40	<0.100	0.0720 J	0.513	9.00
	5/2/2022	3.09	<0.100	<0.100	0.185	12.3
	5/1/2023	2.59	<0.200	0.0426 J	0.317	13.1
	4/29/2024	2.00	0.238	<0.100	0.140	18.1
	4/29/2025	2.38	0.469	<0.100	0.318	19.9
MW-206A	4/6/2015	1.56	0.106	<0.100	<0.0100	70.1
	10/5/2015	1.77	0.120	0.221	0.0153	74.4
	4/4/2016	1.72	0.124	0.0767 J	0.00697 J	82.9
	10/17/2016	0.991 J	0.128	<0.100	0.00939 J	69.8
	10/20/2021	2.07	0.700	<0.100	0.00800	81.1
	5/2/2022	2.19	1.10	<0.100	<0.00500	82.1
	5/1/2023	2.51	0.792	<0.100	<0.0100	79.6
	4/29/2024	2.41	2.10	0.0571 J	<0.0100	76.9
	4/29/2025	4.10	<0.200	<0.100	<0.0100	61.6

Table 12
CAMP - Natural Attenuation Parameters
2025 Annual Water Quality Report
City of Iowa City Sanitary Landfill
Permit No. 52-SDP-01-72P

Well ID	Date	TOC	Nitrate	Iron (Total)	Manganese (Total)	Sulfate
		mg/L	mg/L	mg/L	mg/L	mg/L
MW-207A	4/6/2015	10.9	<0.100	27.2	0.872	9.11
	10/5/2015	9.76	<0.100	28.6	1.04	24.1
	4/4/2016	9.54	<0.100	23.9	0.931	39.4
	10/17/2016	9.20	0.404	25.8	1.10	31.0
	10/20/2021	10.1	<0.100	31.1	1.34	<1.00
	5/2/2022	10.7	<0.100	30.8	1.28	2.70
	5/1/2023	13.2	<0.200	32.5	1.41	23.4
	4/29/2024	11.7	<0.200	27.4	1.32	39.5
	4/28/2025	10.0	<0.200	136	6.64	66.0
MW-212A	4/6/2015	8.93	<0.100	82.4	19.0	208
	10/5/2015	16.2	<0.100	63.6	19.3	65.5
	4/4/2016	11.9	<0.100	75.1	15.2	266
	10/17/2016	17.7	1.13	68.8	17.6	109
	10/20/2021	25.8	<0.100	46.5	10.7	159
	5/2/2022	4.16	<0.100	20.1	3.92	789
	5/1/2023	4.34	<0.200	27.4	4.96	717
	4/29/2024	21.0	<0.200	5.92	10.1	693
	4/28/2025	11.9	<0.200	12.2	12.5	373
MW-6B	4/6/2015	9.52	<0.100	63.3	20.0	<1.00
	10/5/2015	12.1	<0.100	61.2	19.5	<5.00
	4/4/2016	11.6	<0.100	64.2	21.2	<1.00
	10/17/2016	6.54	<0.100	61.3	19.7	<1.00
	10/20/2021	13.5	<0.100	35.5	12.1	81.0
	5/2/2022	13.3	<0.100	40.8	13.7	109
	5/1/2023	15.6	0.278	39.6	13.8	48.9
	4/29/2024	12.1	<0.200	25.6	13.1	111
	4/28/2025	10.00	<0.200	28.2	13.2	309
MW-11B	4/6/2015	4.33	0.301	35.1	1.66	10.4
	10/5/2015	4.67	<0.100	36.7	1.81	8.78
	4/4/2016	4.81	<0.100	36.2	1.64	8.66
	10/17/2016	5.08	<0.100	36.1	1.43	11.5
	10/20/2021	5.82	<0.100	34.0	2.03	62.8
	5/2/2022	4.89	<0.100	20.4	0.929	69.6
	5/1/2023	4.44	0.228	18.2	1.19	73.6
	4/29/2024	5.44	<0.200	18.3	1.08	74.7
	4/29/2025	5.23	<0.200	20.7	1.08	67.0

Table 12
CAMP - Natural Attenuation Parameters
2025 Annual Water Quality Report
City of Iowa City Sanitary Landfill
Permit No. 52-SDP-01-72P

Well ID	Date	TOC	Nitrate	Iron (Total)	Manganese (Total)	Sulfate
		mg/L	mg/L	mg/L	mg/L	mg/L
MW-209B	4/6/2015	73.7	<0.1	56.6	4.10	<1.00
	10/5/2015	7.37	<0.1	60.1	4.66	<5.00
	4/4/2016	62.6	0.0980 J	57.6	4.77	0.542 J
	10/17/2016	24.4	0.662	50.8	3.87	<1.00
	10/20/2021	70.6	0.300	54.7	4.41	<1.00
	5/2/2022	55.4	0.100	56.1	4.13	<1.00
	5/1/2023	57.9	1.69	51.6	4.58	<1.00
	4/29/2024	21.0	1.27	60.3	4.88	<1.00
	4/28/2025	19.1	0.759	60.1	4.45	11.6
MW-211B	4/6/2015	2.66	<0.100	0.125	2.05	33.5
	10/5/2015	2.22	<0.100	0.0703	2.80	29.6
	4/4/2016	2.16	0.0969 J	<0.100	3.33	31.7
	10/17/2016	2.72	<0.100	0.120	3.55	28.5
	10/20/2021	NS	NS	NS	NS	NS
	5/2/2022	9.97	0.400	22.1	13.1	21.5
	5/1/2023	20.8	<0.200	70.8	11.8	4.44
	4/29/2024	8.86	<0.200	36.3	10.2	18.5
	4/28/2025	7.34	<0.200	207	43.4	22.2

NOTES:

NS - Not Sampled

J - Laboratory qualifier indicating result is less than the reporting limit but greater than or equal to the method detection limit. The concentration is an approximate value.

This page intentionally left blank.

Table 13
RPD Summary
2025 Annual Water Quality Report
City of Iowa City Sanitary Landfill
Permit No. 52-SDP-01-72P

Fall 2025 Semiannual Sampling Event							
Constituent	**Units**	**MW-18A-07**	**DUP-1**	**RPD**	**MW-1B**	**DUP-2**	**RPD**
1,1-Dichloroethane	µg/L	373	357	4.4%	<1.00	<1.00	N/A
1,1-Dichloroethene	µg/L	1.10 J	0.732 J	N/A	<2.00	<2.00	N/A
1,2-Dichloropropane	µg/L	0.979 J	0.963 J	N/A	<1.00	<1.00	N/A
Benzene	µg/L	1.42	1.26	11.9%	<0.500	<0.500	N/A
Chloroethane	µg/L	6.87	5.35	24.9%	<4.00	<4.00	N/A
cis-1,2-Dichloroethene	µg/L	211	198	6.4%	<1.00	<1.00	N/A
Tetrachloroethene	µg/L	22.2	24.7	10.7%	<1.00	<1.00	N/A
trans-1,2-Dichloroethene	µg/L	1.31	0.949 J	N/A	<1.00	<1.00	N/A
Trichloroethene	µg/L	24.2	24.8	2.4%	<1.00	<1.00	N/A
Trichlorofluoromethane	µg/L	1.35 J	0.978 J	N/A	<4.00	<4.00	N/A
Vinyl chloride	µg/L	15.4	8.47	58.1%	<1.00	<1.00	N/A
Arsenic	mg/L	0.00134 J	0.000858 J	N/A	0.000669 J	0.000652 J	N/A
Barium	mg/L	0.653	0.641	1.9%	0.530	0.509	4.0%
Chromium	mg/L	0.00196 J	<0.00500	N/A	<0.00500	0.00704	N/A
Cobalt	mg/L	0.000876	0.000746	16.0%	<0.000500	<0.000500	N/A
Nickel	mg/L	0.00363 J	0.00292 J	N/A	<0.00500	0.00278 J	N/A
Zinc	mg/L	0.0248	<0.0200	N/A	<0.0200	<0.0200	N/A
TSS	mg/L	5.63	1.38 J	N/A	40.0	40.0	0.0%

Notes:

J - A laboratory flag for a constituent detected between the method detection limit (MDL) and the laboratory's reporting limit (RL). The concentrations are estimated values and are not considered statistically significant.

mg/L - milligrams per liter

µg/L - micrograms per liter

N/A - Not Applicable

RPD - Relative Percent Difference

This page intentionally left blank.

Table 13
RPD Summary
2025 Annual Water Quality Report
City of Iowa City Sanitary Landfill
Permit No. 52-SDP-01-72P

Fall 2025 Semiannual Sampling Event								
Duplicate Pair	**Constituent**	**Units**	**Duplicate Concentration**	**Parent Sample Concentration**	**Absolute Difference**	**RL**	**2*RL**	**Absolute Difference < 2*RL (Yes or No)**
MW-18A-07/DUP-1	trans-1,2-Dichloroethene	µg/L	0.949 J	1.31	0.361	1.00	2.00	Yes
MW-18A-07/DUP-1	Vinyl chloride	µg/L	8.47	15.4	6.93	1.00	2.00	No
MW-18A-07/DUP-1	Zinc	mg/L	<0.0200	0.0248	0.00480	0.0200	0.0400	Yes
MW-18A-07/DUP-1	TSS	mg/L	1.38 J	5.63	4.25	1.88	3.76	No
MW-1B/DUP-2	Chromium	mg/L	<0.00500	0.00704	0.00204	0.00500	0.0100	Yes

Notes:

J - A laboratory flag for a constituent detected between the method detection limit (MDL) and the laboratory's reporting limit (RL). The concentrations are estimated values and are not consdered statistically significant.

RL - Reporting Limit

mg/L - milligrams per liter

µg/L - micrograms per liter

This page intentionally left blank.

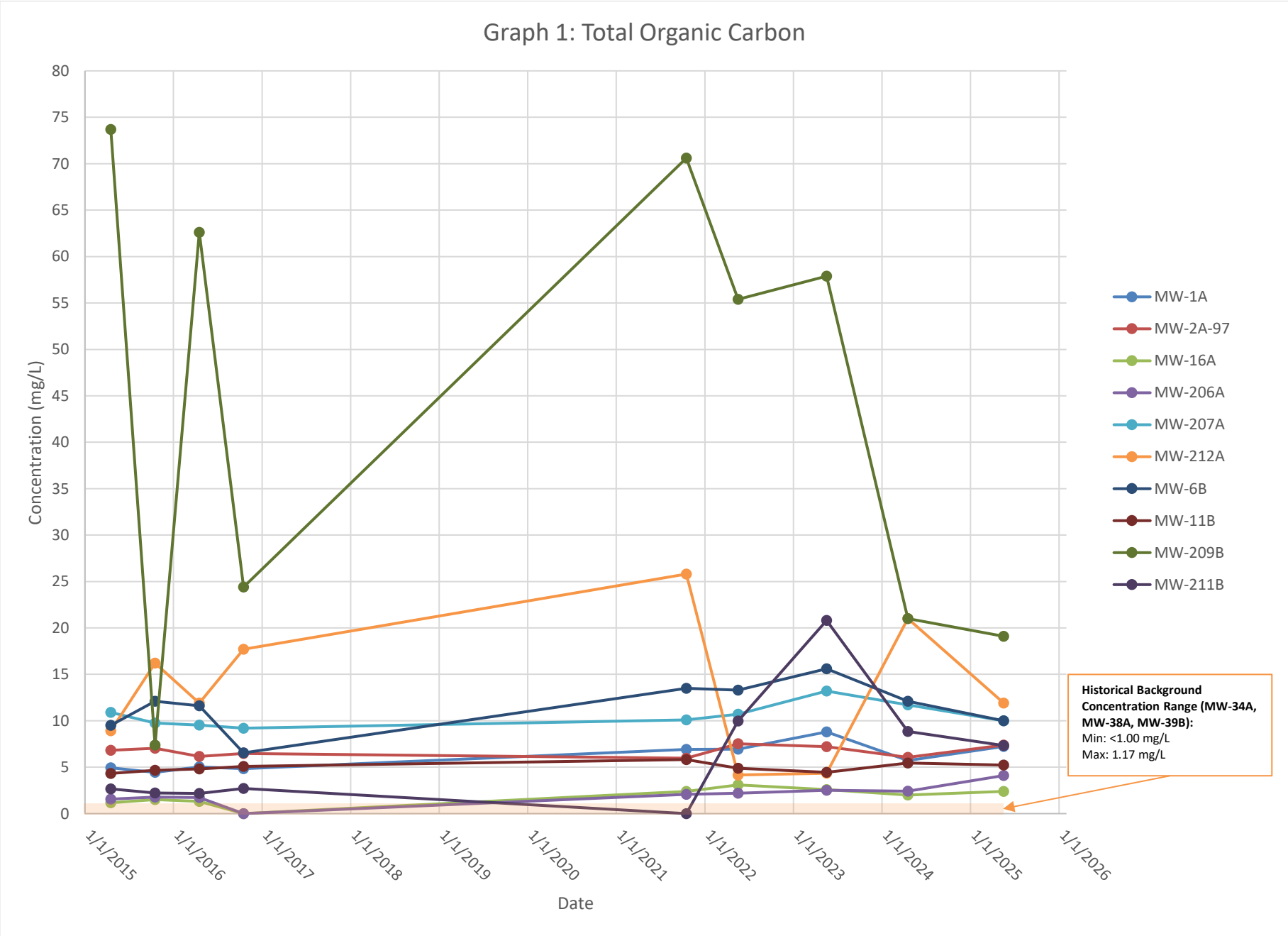
Graph 1: Total Organic Carbon
Concentration (mg/L)
80
75
70
65
60
55
50
45
40
35
30
25
20
15
10
5
0
1/1/2015
1/1/2016
1/1/2017
1/1/2018
1/1/2019
1/1/2020
1/1/2021
1/1/2022
1/1/2023
1/1/2024
1/1/2025
1/1/2026
Date
MW-1A
MW-2A-97
MW-16A
MW-206A
MW-207A
MW-212A
MW-6B
MW-11B
MW-209B
MW-211B
Historical Background Concentration Range (MW-34A, MW-38A, MW-39B):
Min: <1.00 mg/L
Max: 1.17 mg/L

This page intentionally left blank.

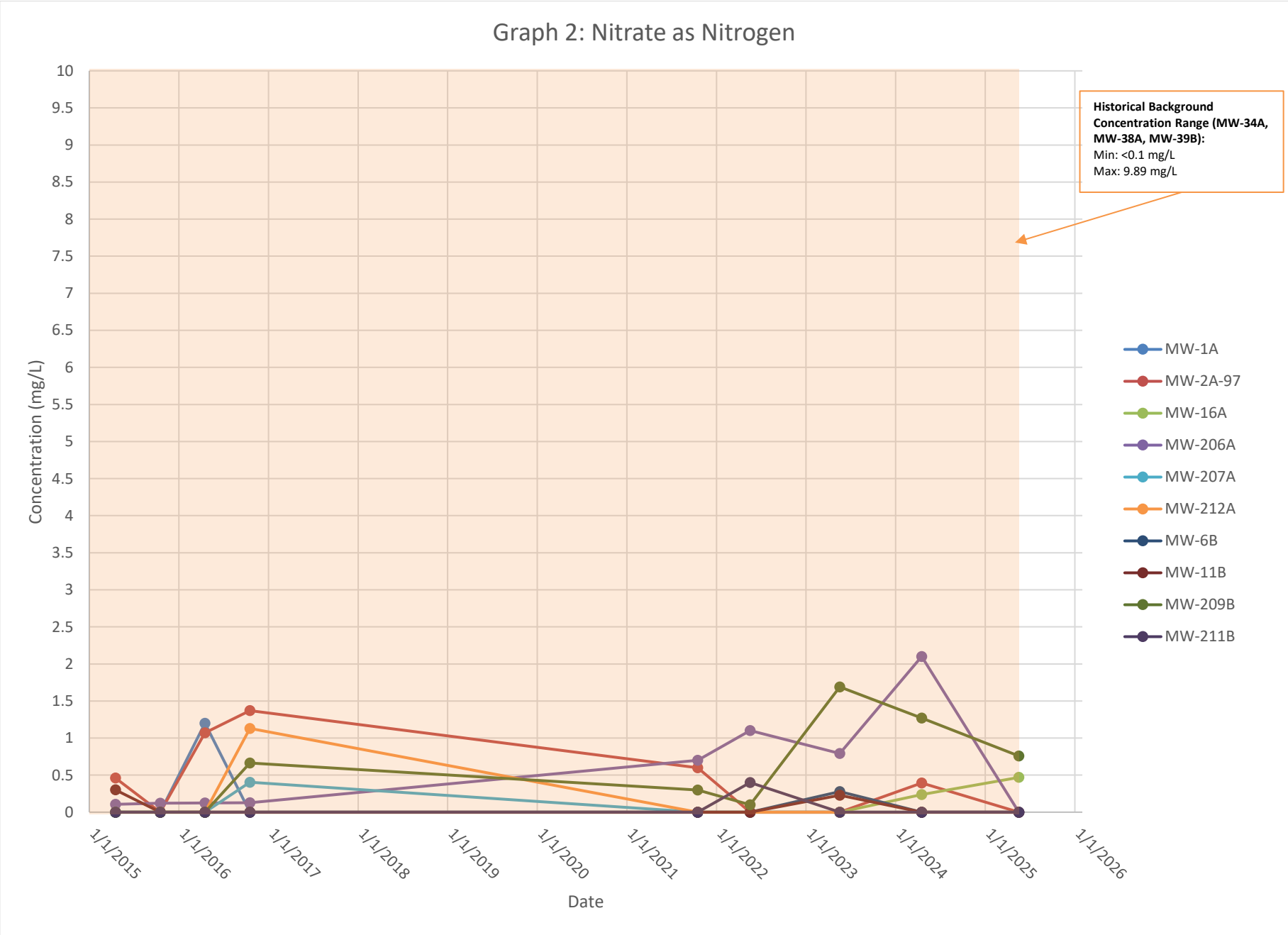
Graph 2: Nitrate as Nitrogen
Historical Background Concentration Range (MW-34A, MW-38A, MW-39B):
Min: <0.1 mg/L
Max: 9.89 mg/L
Concentration (mg/L)
10
9.5
9
8.5
8
7.5
7
6.5
6
5.5
5
4.5
4
3.5
3
2.5
2
1.5
1
0.5
0
1/1/2015
1/1/2016
1/1/2017
1/1/2018
1/1/2019
1/1/2020
1/1/2021
1/1/2022
1/1/2023
1/1/2024
1/1/2025
1/1/2026
Date
MW-1A
MW-2A-97
MW-16A
MW-206A
MW-207A
MW-212A
MW-6B
MW-11B
MW-209B
MW-211B

This page intentionally left blank.

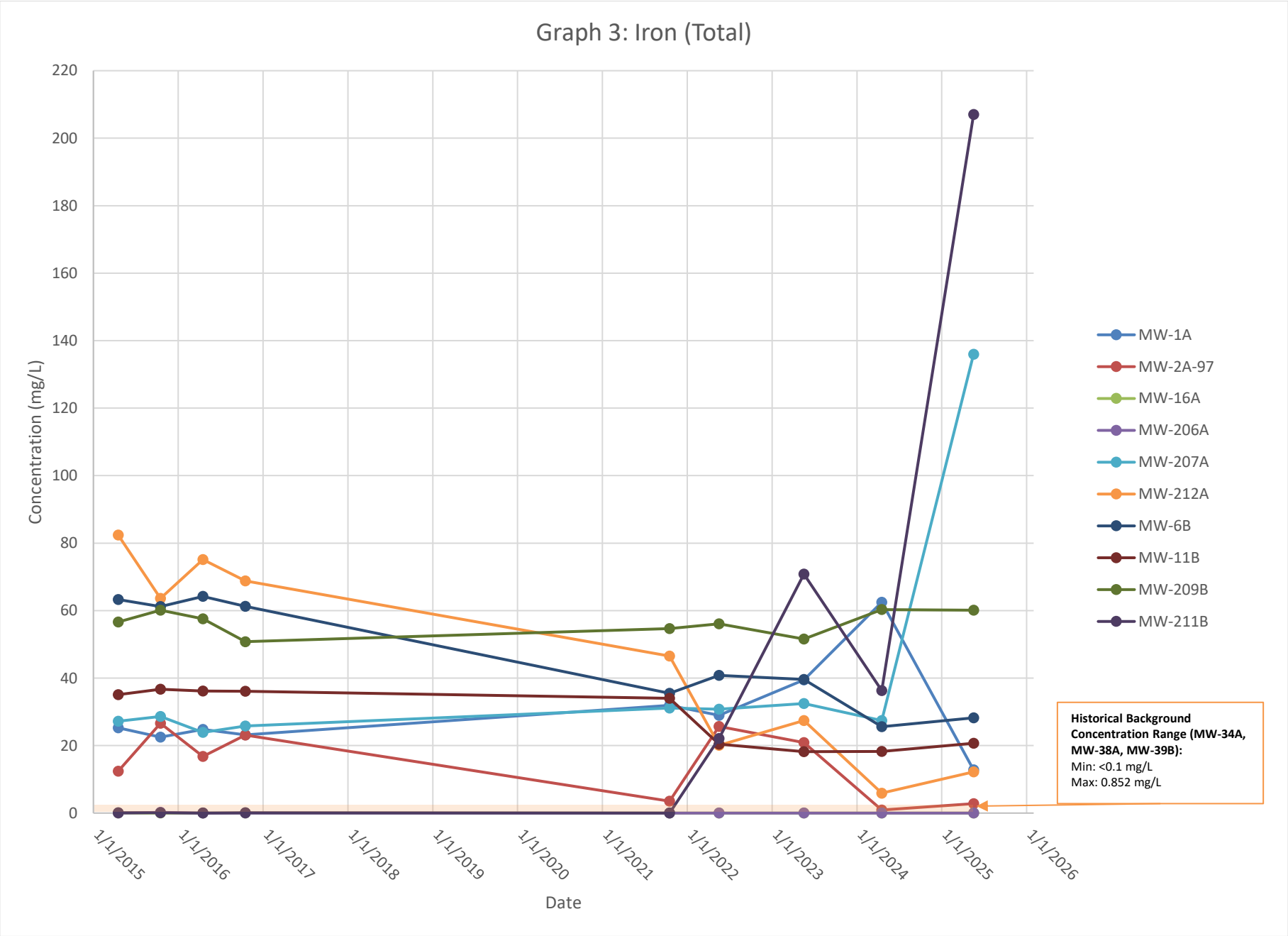
Graph 3: Iron (Total)
Concentration (mg/L)
220
200
180
160
140
120
100
80
60
40
20
0
1/1/2015
1/1/2016
1/1/2017
1/1/2018
1/1/2019
1/1/2020
1/1/2021
1/1/2022
1/1/2023
1/1/2024
1/1/2025
1/1/2026
Date
MW-1A
MW-2A-97
MW-16A
MW-206A
MW-207A
MW-212A
MW-6B
MW-11B
MW-209B
MW-211B
Historical Background Concentration Range (MW-34A, MW-38A, MW-39B):
Min: <0.1 mg/L
Max: 0.852 mg/L

This page intentionally left blank.

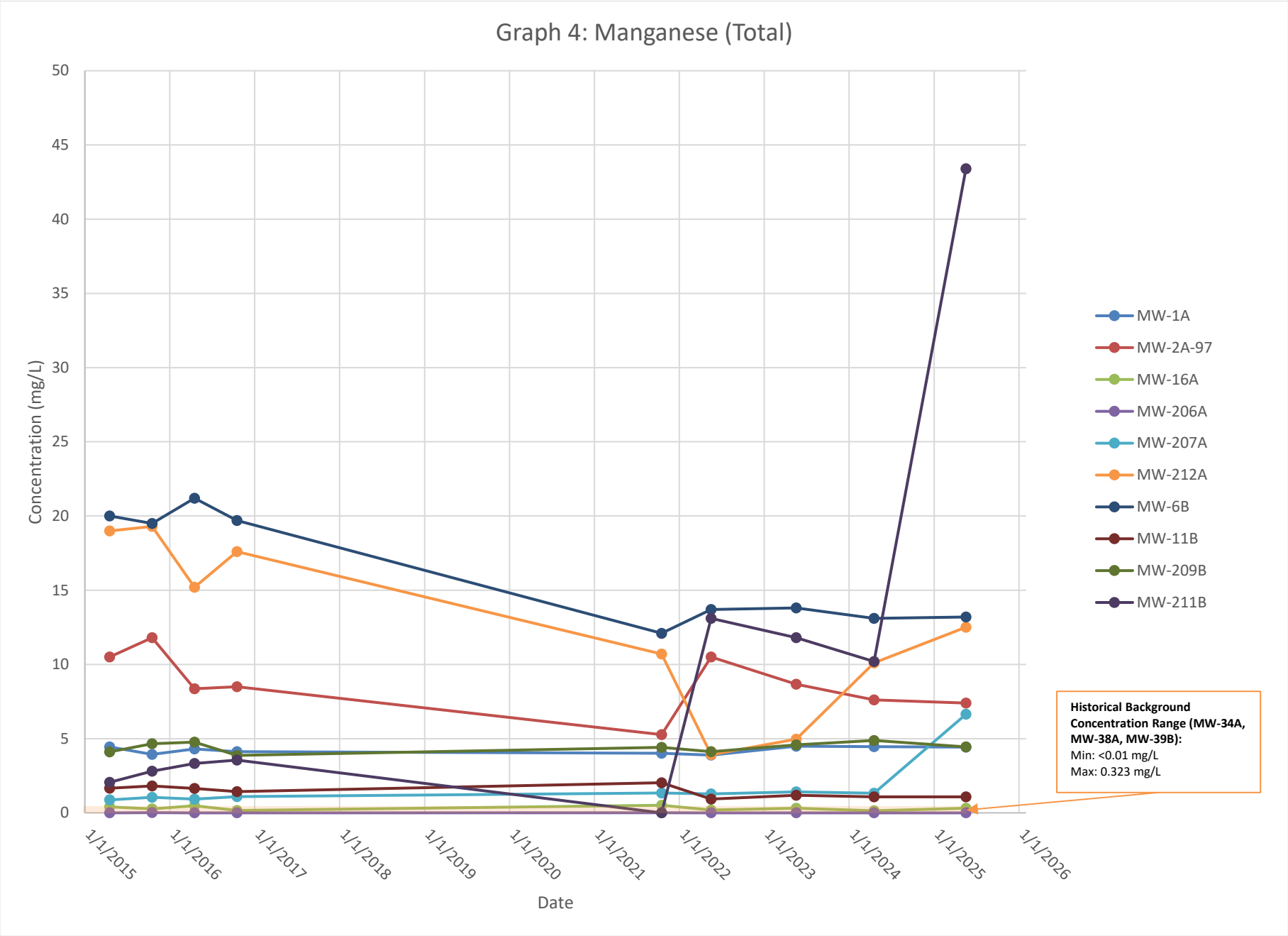
Graph 4: Manganese (Total)
Concentration (mg/L)
50
45
40
35
30
25
20
15
10
5
0
1/1/2015
1/1/2016
1/1/2017
1/1/2018
1/1/2019
1/1/2020
1/1/2021
1/1/2022
1/1/2023
1/1/2024
1/1/2025
1/1/2026
Date
MW-1A
MW-2A-97
MW-16A
MW-206A
MW-207A
MW-212A
MW-6B
MW-11B
MW-209B
MW-211B
Historical Background Concentration Range (MW-34A, MW-38A, MW-39B):
Min: <0.01 mg/L
Max: 0.323 mg/L

This page intentionally left blank.

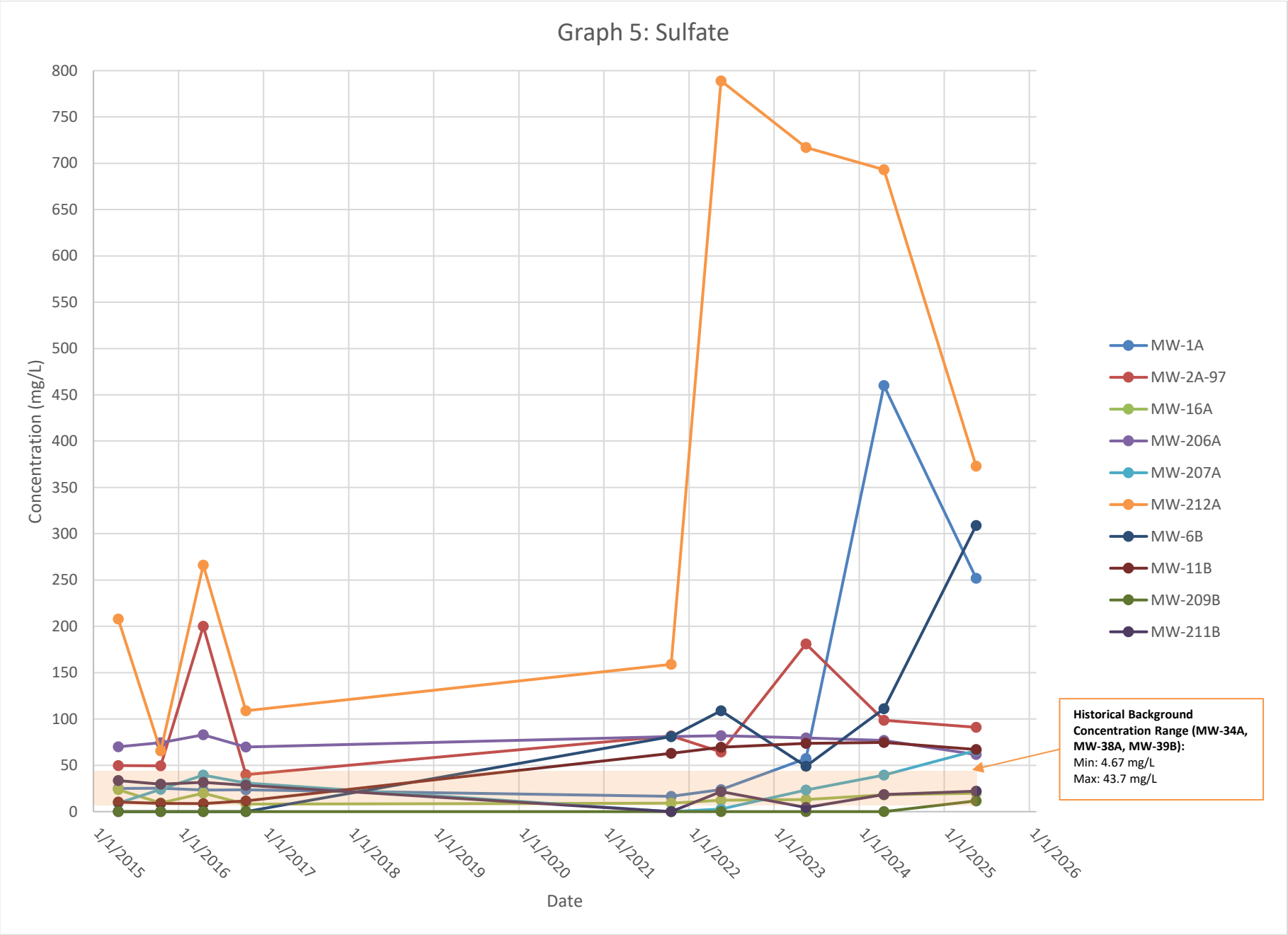
Graph 5: Sulfate
Concentration (mg/L)
800
750
700
650
600
550
500
450
400
350
300
250
200
150
100
50
0
1/1/2015
1/1/2016
1/1/2017
1/1/2018
1/1/2019
1/1/2020
1/1/2021
1/1/2022
1/1/2023
1/1/2024
1/1/2025
1/1/2026
Date
MW-1A
MW-2A-97
MW-16A
MW-206A
MW-207A
MW-212A
MW-6B
MW-11B
MW-209B
MW-211B
Historical Background Concentration Range (MW-34A, MW-38A, MW-39B):
Min: 4.67 mg/L
Max: 43.7 mg/L

This page intentionally left blank.

Appendix A

2025 Spring Statistical Analysis Report

(IDNR Doc # 113585)

* Refer to the IDNR document retrieval system.

This page intentionally left blank.

Appendix B

Fall 2025 Statistical Analysis

This page intentionally left blank.

Statistical Analysis: Underdrains

This page intentionally left blank.

Groundwater Underdrain –

Outliers Analysis

This page intentionally left blank.

Dixon's Outlier Test

WT-3

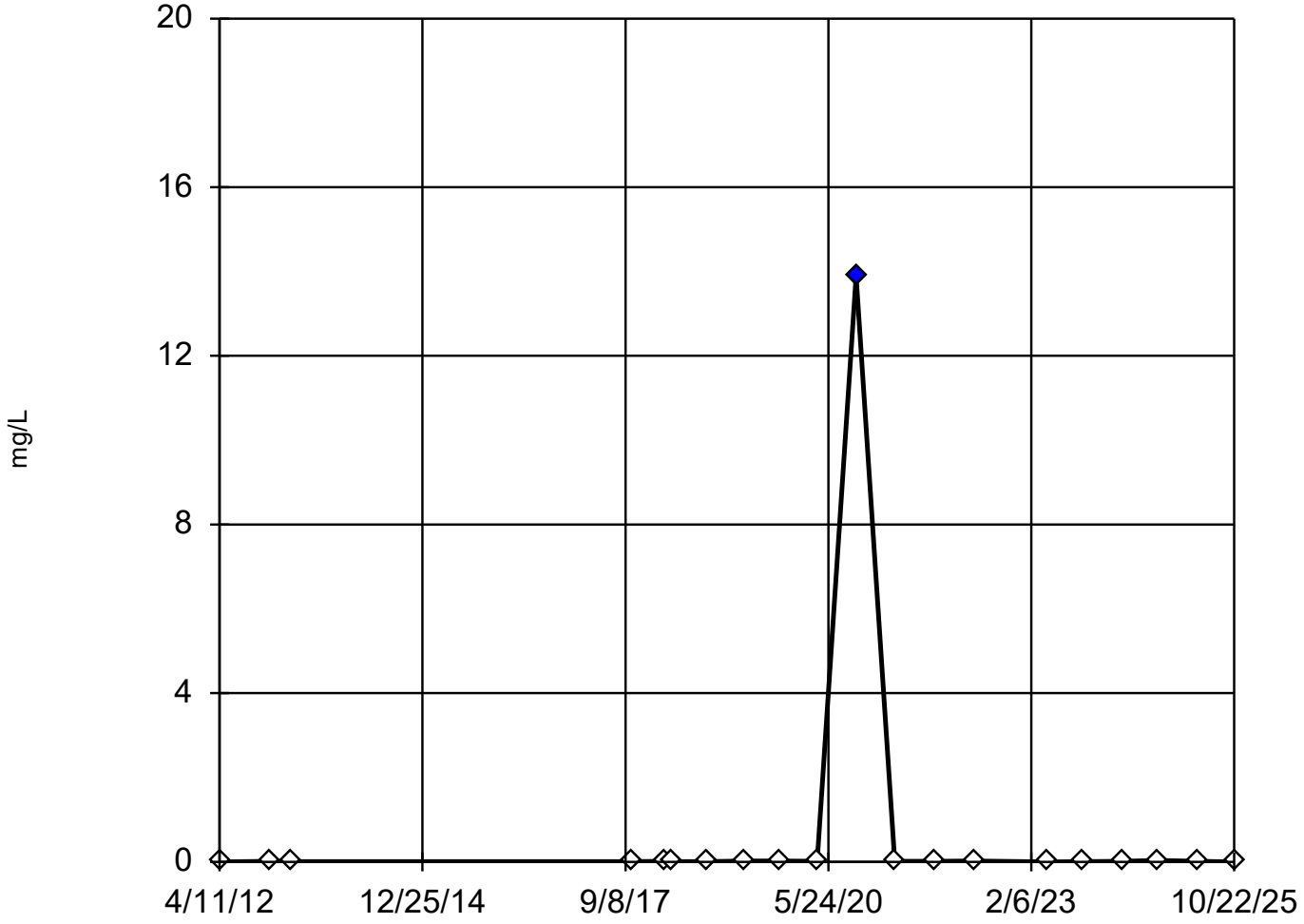

n = 20

Statistical outlier is drawn as solid.
1 value manually flagged as an outlier.
Testing for 1 high outlier.
Mean = 0.7059.
Std. Dev. = 3.106.
13.9 (o): c = 0.9986
tabl = 0.45.
Alpha = 0.05.

Normality test used:
Shapiro Wilk@alpha = 0.1
Calculated = 0.9227
Critical = 0.917
The distribution, after removal of suspect value, was found to be normally distributed.

Constituent: Arsenic Analysis Run 1/19/2026 3:41 PM View: 01_GU_Inorganics

Iowa City Landfill Client: HDR Data: Iowa City Sanitary Landfill

Dixon's Outlier Test

WT-OF

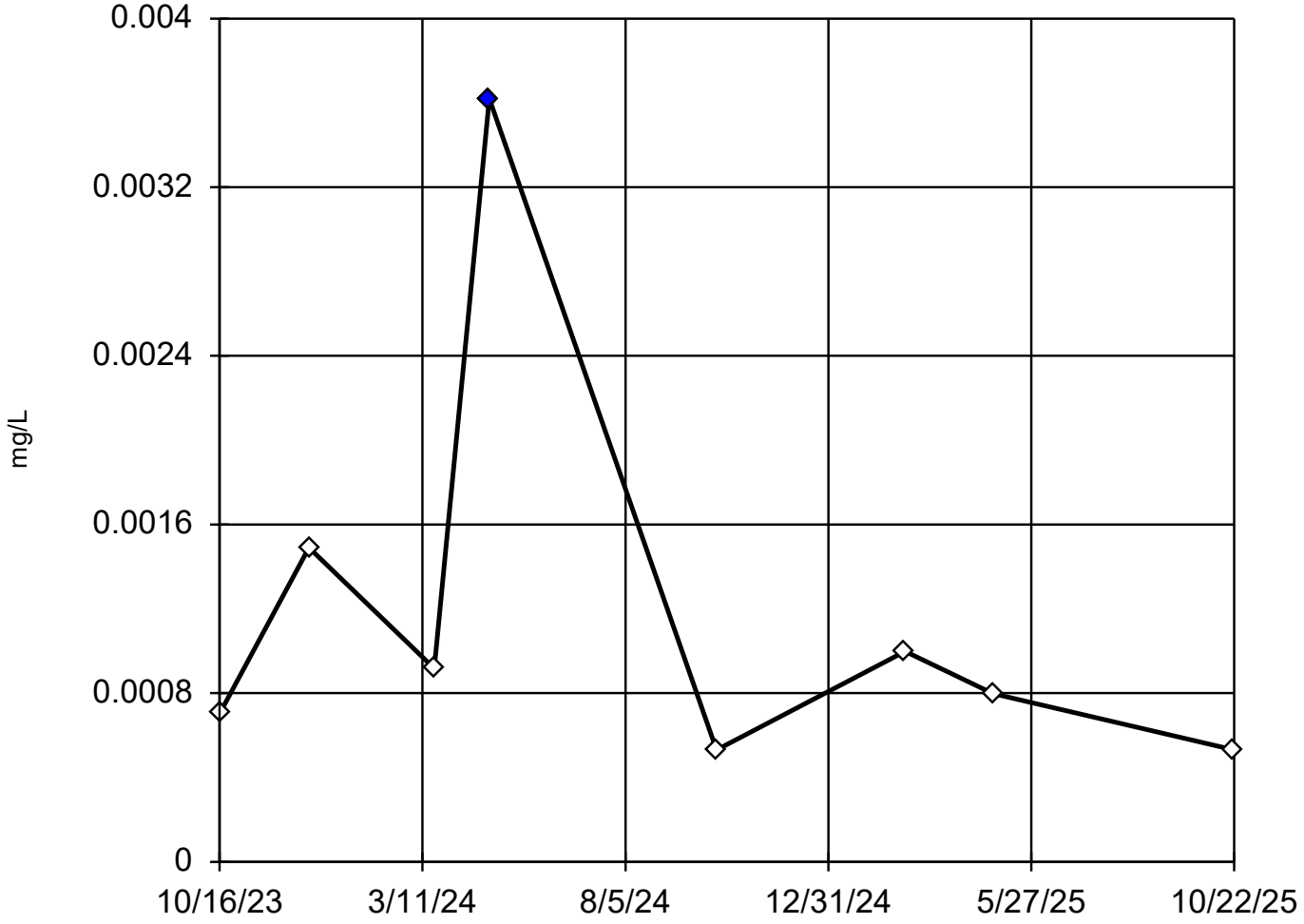

n = 8

Statistical outlier is drawn as solid.
Testing for 1 high outlier.
Mean = 0.001198.
Std. Dev. = 0.001026.
0.00362: c = 0.6893
tabl = 0.554.
Alpha = 0.05.

Normality test used:
Shapiro Wilk@alpha = 0.1
Calculated = 0.8919
Critical = 0.838
The distribution, after removal of suspect value, was found to be normally distributed.

Constituent: Arsenic Analysis Run 1/19/2026 3:41 PM View: 01_GU_Inorganics

Iowa City Landfill Client: HDR Data: Iowa City Sanitary Landfill

Tukey's Outlier Screening

WT-1

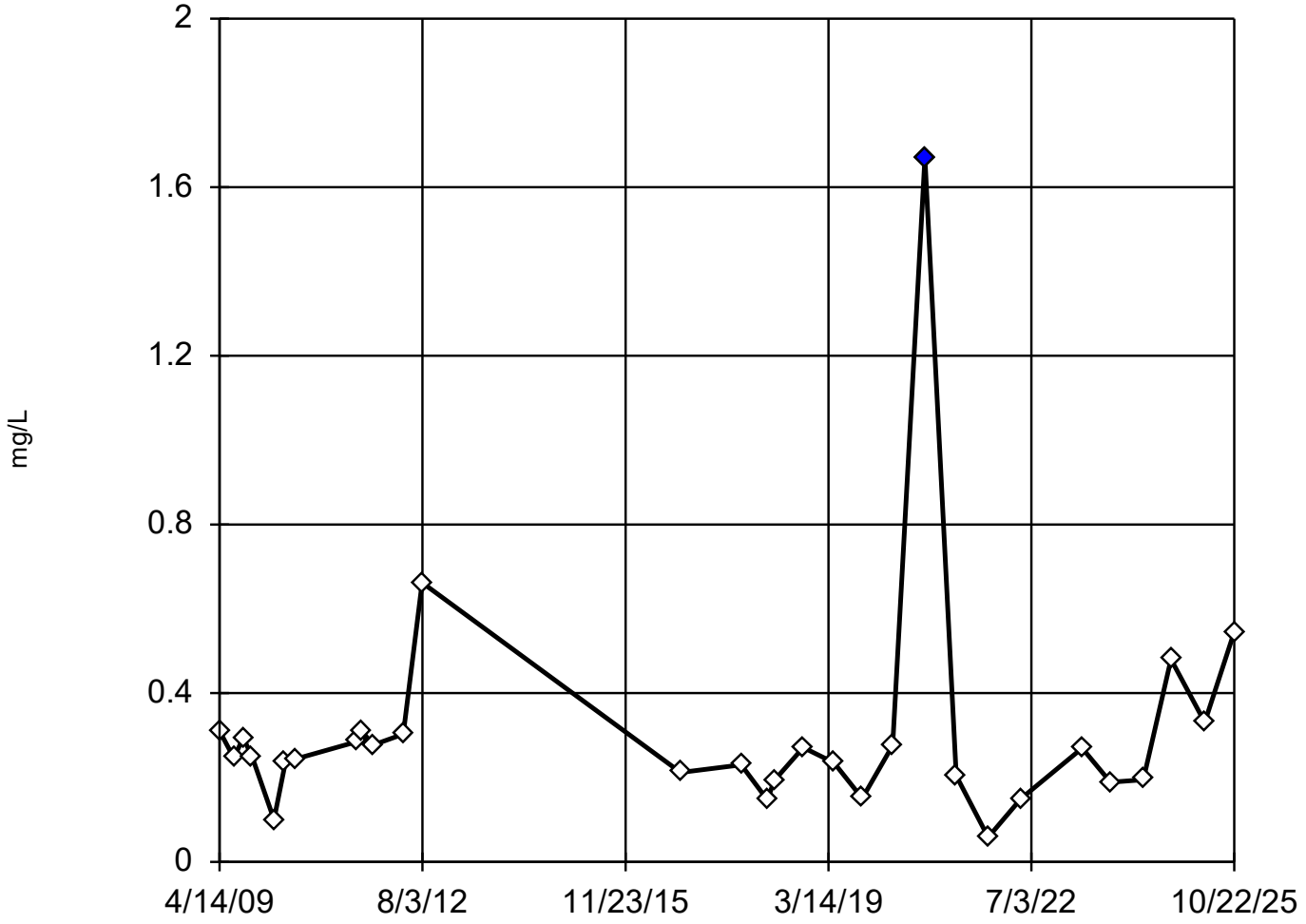

n = 30

Outlier is drawn as solid. Tukey's method used in lieu of parametric test because the Shapiro Wilk normality test failed at the 0.1 alpha level.

Data were natural log transformed to achieve best W statistic (graph shown in original units).

High cutoff = 1.201, low cutoff = 0.04944, based on IQR multiplier of 3.

Constituent: Barium Analysis Run 1/19/2026 3:41 PM View: 01_GU_Inorganics

Iowa City Landfill Client: HDR Data: Iowa City Sanitary Landfill

Rosner's Outlier Test

WT-2

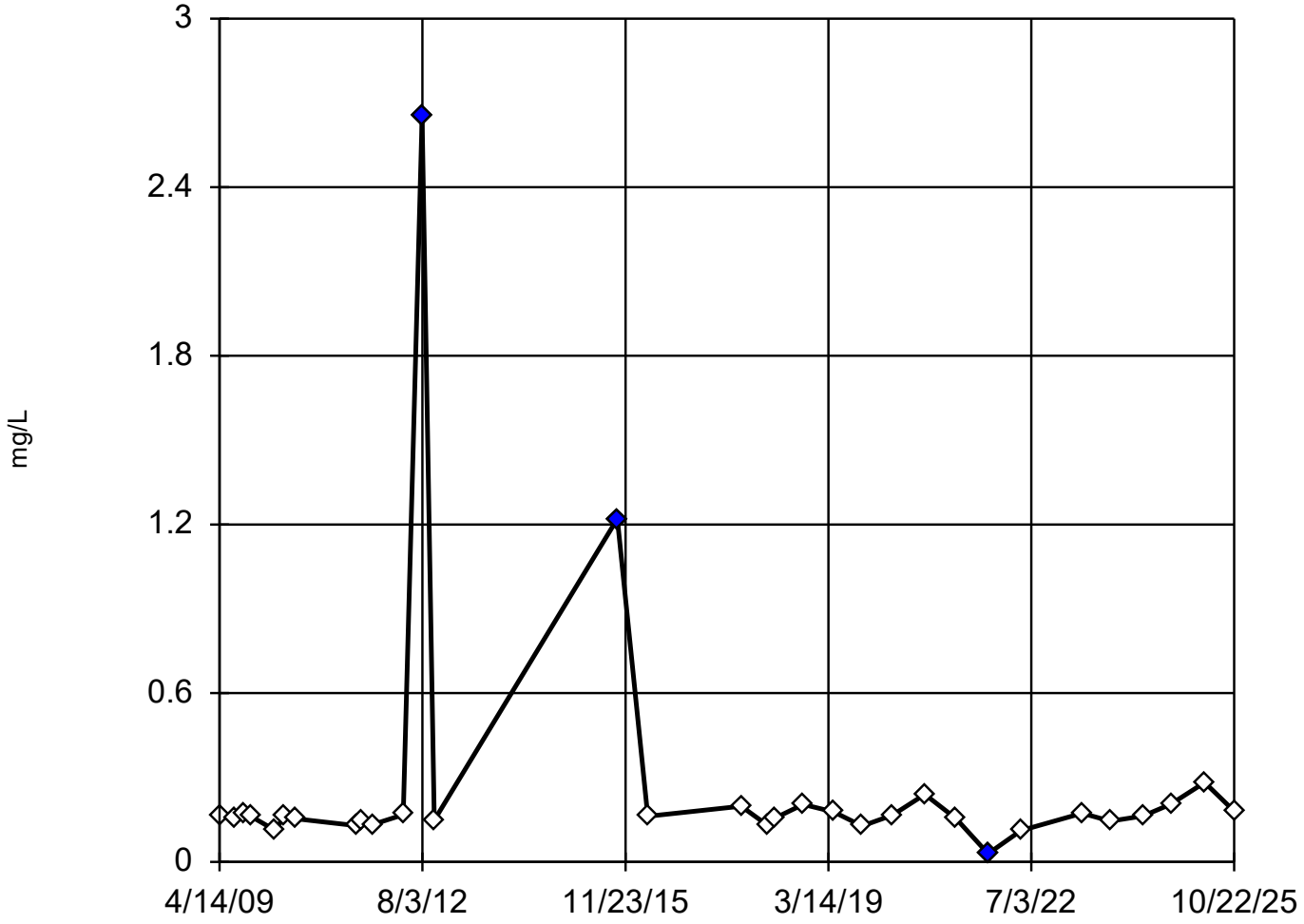

n = 32

Statistical outliers are drawn as solid.
2 values manually flagged as outliers.

k = 4
r = 4.484
Tabulated value = 3.036
Alpha = 0.01

Normality test used:
Shapiro Wilk@alpha = 0.1
Calculated = 0.9554
Critical = 0.937 (after natural log transformation)
The distribution, after removal of suspect values, was found to be log-normal.

Constituent: Barium Analysis Run 1/19/2026 3:41 PM View: 01_GU_Inorganics

Iowa City Landfill Client: HDR Data: Iowa City Sanitary Landfill

Dixon's Outlier Test

WT-3

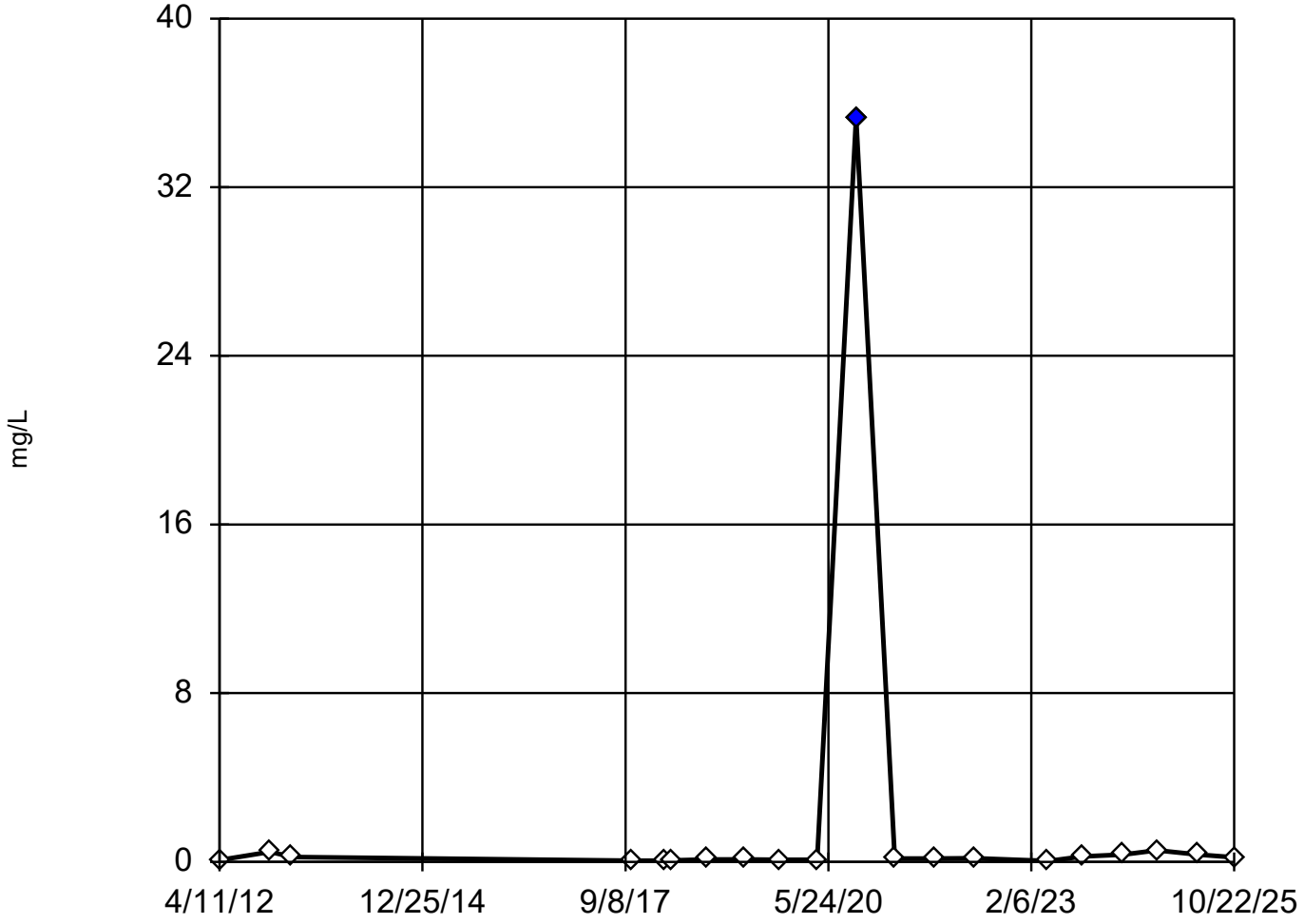

n = 20

Statistical outlier is drawn as solid.
1 value manually flagged as an outlier.
Testing for 1 high outlier.
Mean = 1.946.
Std. Dev. = 7.852.
35.3 (o): c = 0.6795
tabl = 0.45.
Alpha = 0.05.

Normality test used:
Shapiro Wilk@alpha = 0.1
Calculated = 0.9806
Critical = 0.917 (after natural log transformation)
The distribution, after removal of suspect value, was found to be log-normal.

Constituent: Barium Analysis Run 1/19/2026 3:41 PM View: 01_GU_Inorganics

Iowa City Landfill Client: HDR Data: Iowa City Sanitary Landfill

Tukey's Outlier Screening

WT-3

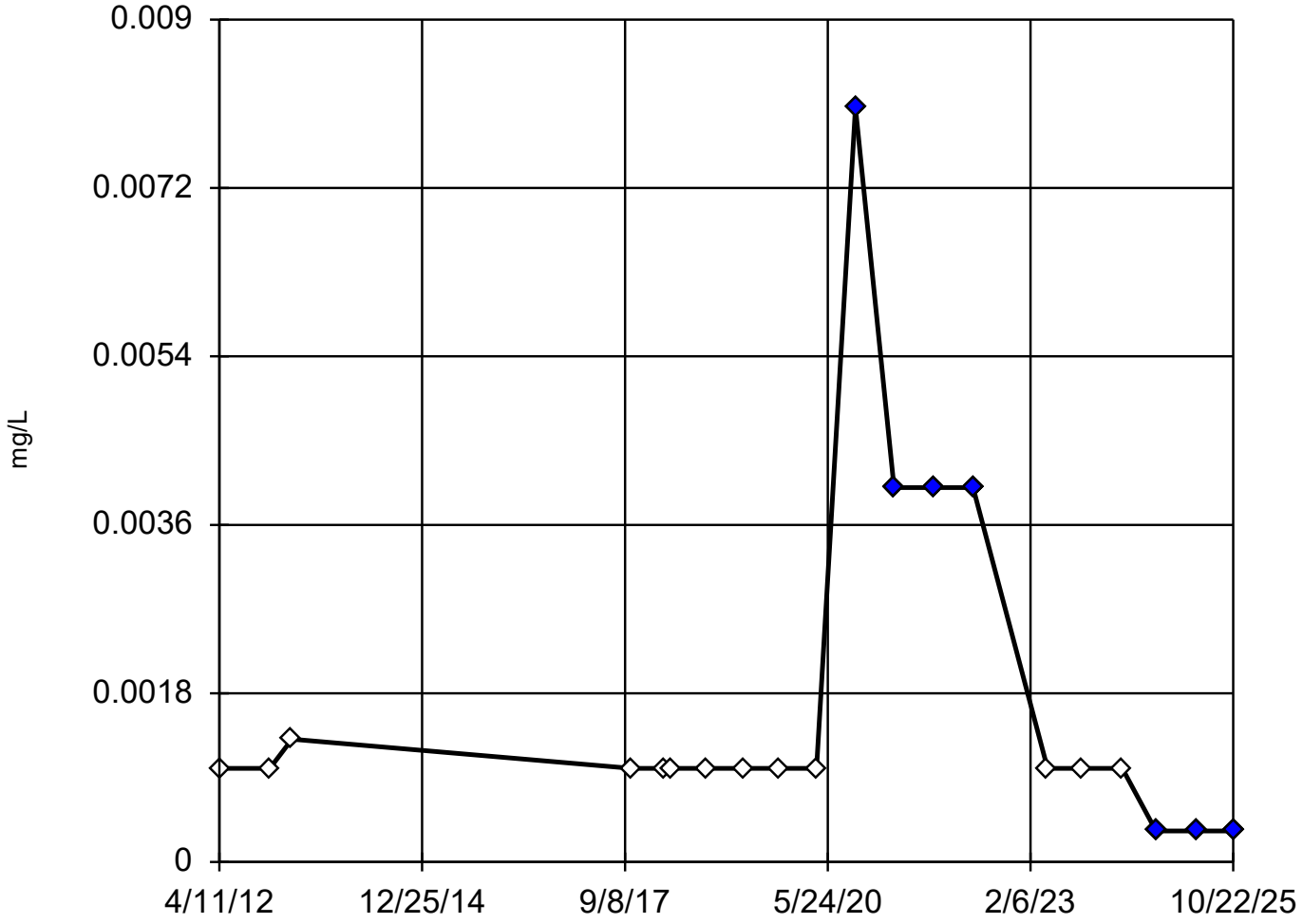

n = 20

Outliers are drawn as solid.
Tukey's method used in lieu of parametric test because the Shapiro Wilk normality test failed at the 0.1 alpha level.

Data were natural log transformed to achieve best W statistic (graph shown in original units).

High cutoff = 0.001716, low cutoff = 0.0006669, based on IQR multiplier of 3.

Constituent: Beryllium Analysis Run 1/19/2026 3:41 PM View: 01_GU_Inorganics

Iowa City Landfill Client: HDR Data: Iowa City Sanitary Landfill

Dixon's Outlier Test

WT-OF

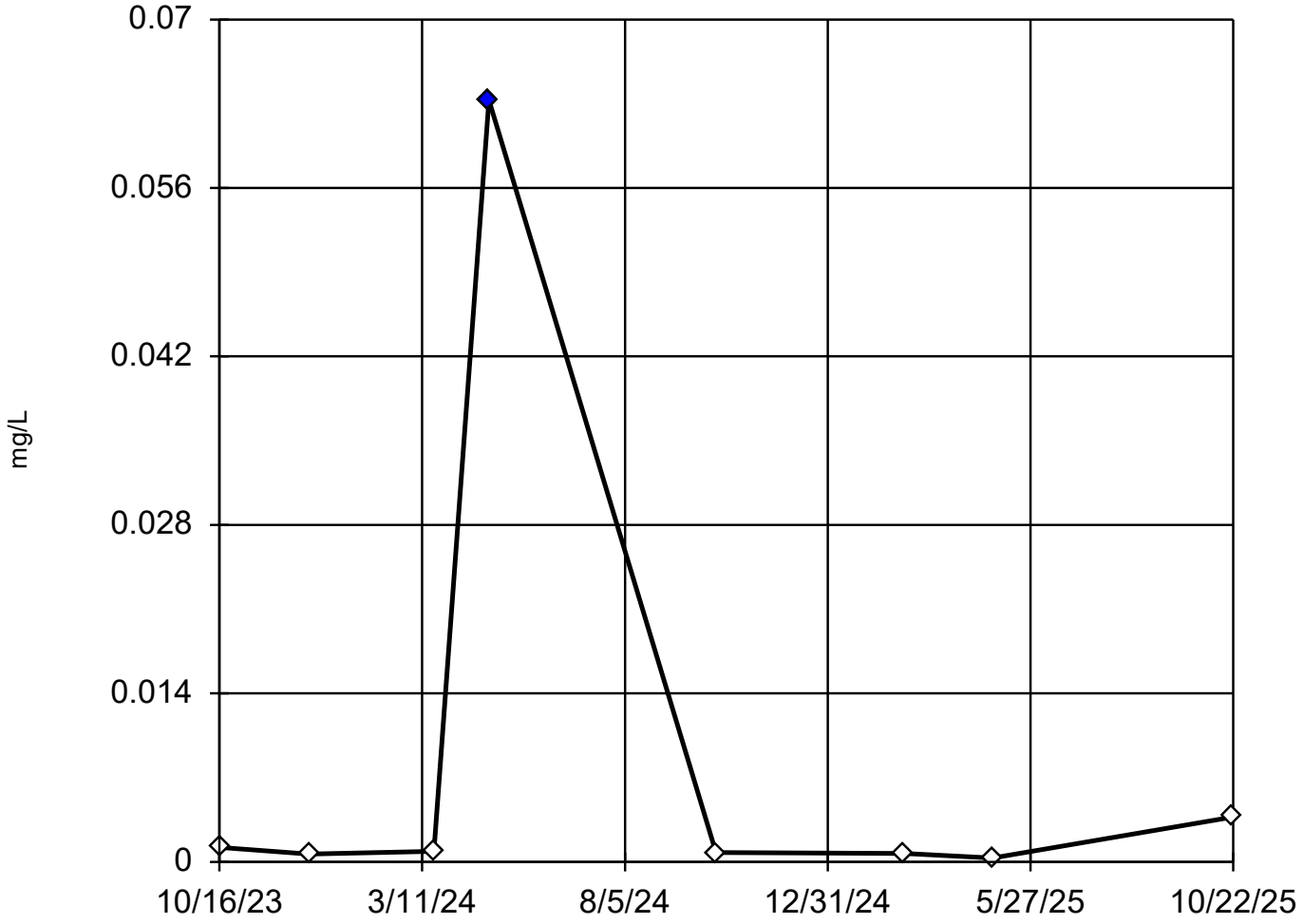

n = 8

Statistical outlier is drawn as solid.
1 value manually flagged as an outlier.
Testing for 1 high outlier.
Mean = 0.008945.
Std. Dev. = 0.02199.
0.0633 (o): c = 0.6207
tabl = 0.554.
Alpha = 0.05.

Normality test used:
Shapiro Wilk@alpha = 0.1
Calculated = 0.9054
Critical = 0.838 (after natural log transformation)
The distribution, after removal of suspect value, was found to be log-normal.

Constituent: Cobalt Analysis Run 1/19/2026 3:41 PM View: 01_GU_Inorganics

Iowa City Landfill Client: HDR Data: Iowa City Sanitary Landfill

Tukey's Outlier Screening

WT-3

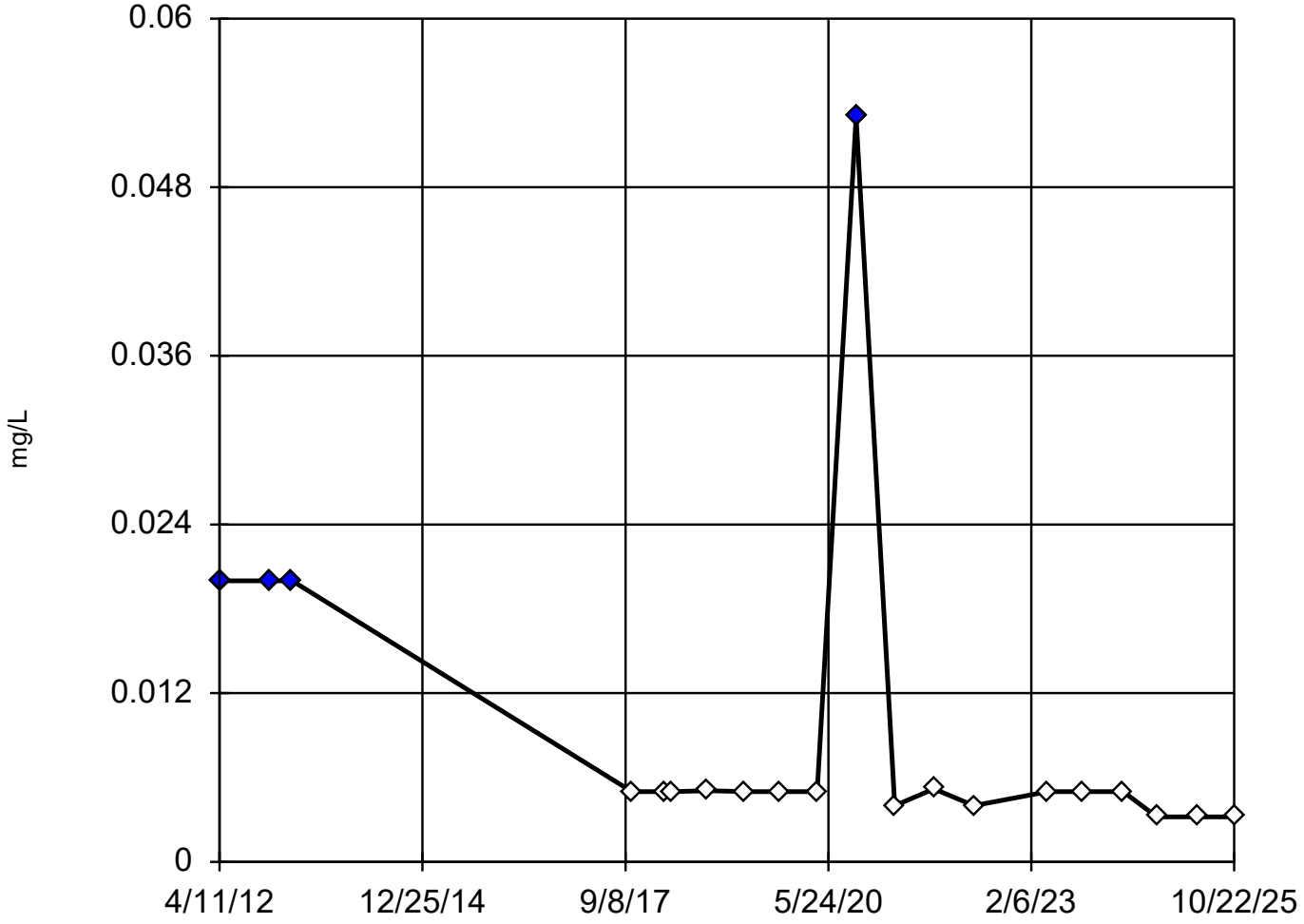

n = 20

Outliers are drawn as solid.
Tukey's method used in lieu of parametric test because the Shapiro Wilk normality test failed at the 0.1 alpha level.

Data were natural log transformed to achieve best W statistic (graph shown in original units).

High cutoff = 0.00771, low cutoff = 0.002972, based on IQR multiplier of 3.

Constituent: Copper Analysis Run 1/19/2026 3:41 PM View: 01_GU_Inorganics

Iowa City Landfill Client: HDR Data: Iowa City Sanitary Landfill

Tukey's Outlier Screening

WT-3

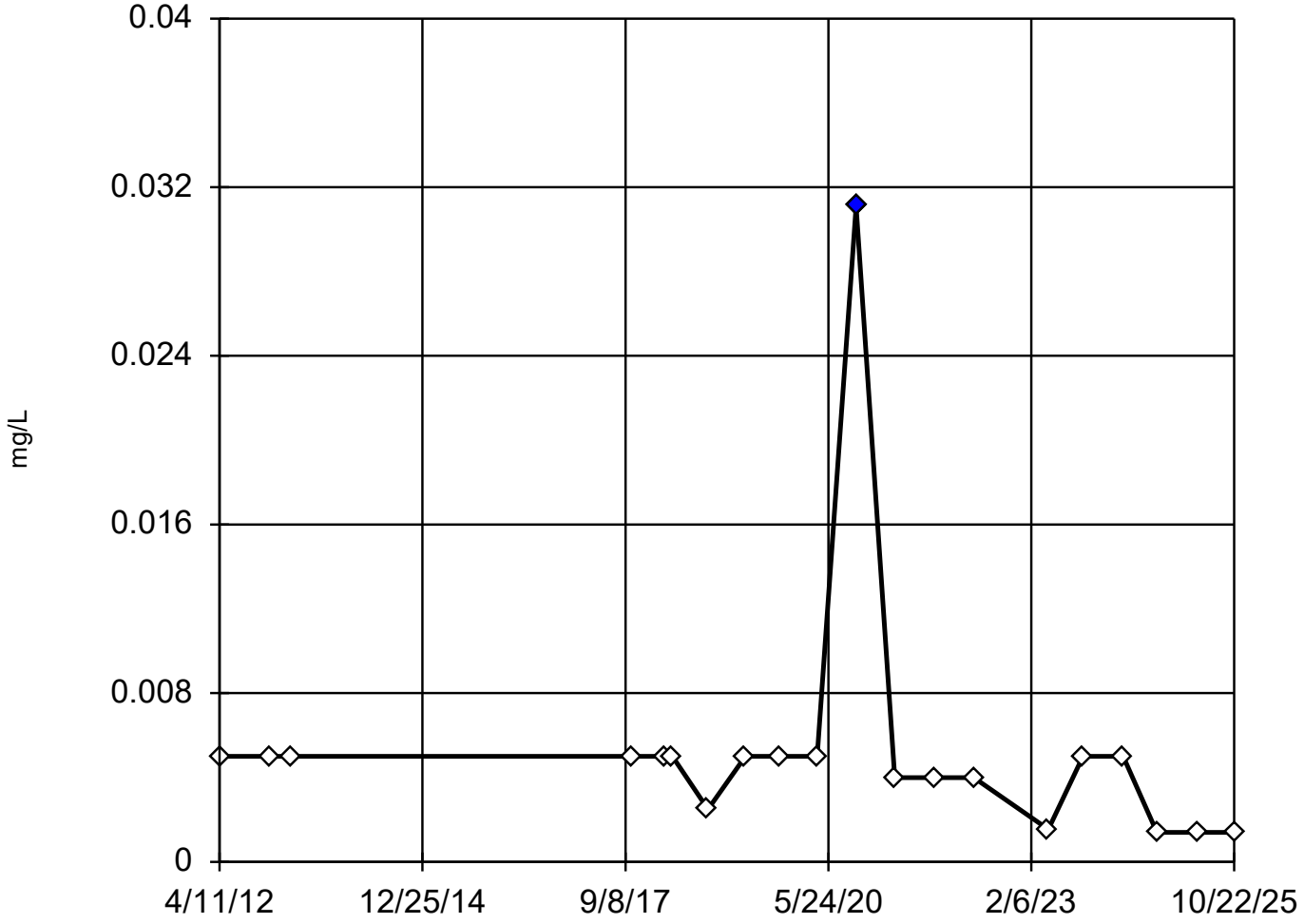

n = 20

Outlier is drawn as solid. Tukey's method used in lieu of parametric test because the Shapiro Wilk normality test failed at the 0.1 alpha level.

Data were natural log transformed to achieve best W statistic (graph shown in original units).

High cutoff = 0.01976, low cutoff = 0.0008, based on IQR multiplier of 3.

Constituent: Selenium Analysis Run 1/19/2026 3:41 PM View: 01_GU_Inorganics

Iowa City Landfill Client: HDR Data: Iowa City Sanitary Landfill

Tukey's Outlier Screening

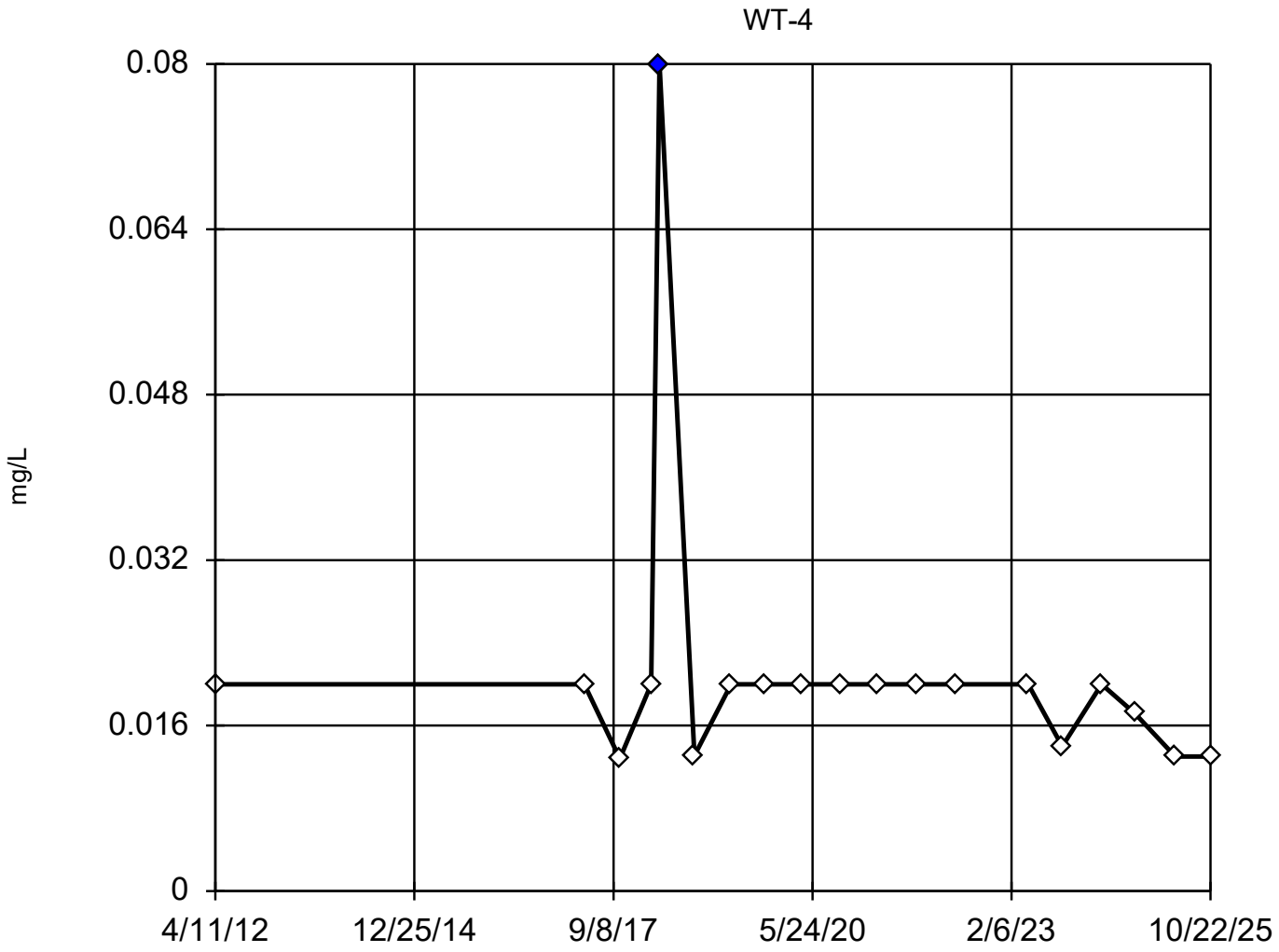

n = 19

Outlier is drawn as solid. Tukey's method used in lieu of parametric test because the Shapiro Wilk normality test failed at the 0.1 alpha level.

Data were natural log transformed to achieve best W statistic (graph shown in original units).

High cutoff = 0.05831, low cutoff = 0.004802, based on IQR multiplier of 3.

Constituent: Zinc Analysis Run 1/19/2026 3:42 PM View: 01_GU_Inorganics

Iowa City Landfill Client: HDR Data: Iowa City Sanitary Landfill

Outlier Analysis

Iowa City Landfill Client: HDR Data: Iowa City Sanitary Landfill Printed 1/19/2026, 3:44 PM

Constituent	Well	Outlier	Value(s)	Date(s)	Method	Alpha	N	Mean	Std. Dev.	Distribution	Normality Test
Antimony (mg/L)	ST-1	n/a	n/a	n/a	NP (nrm)	NaN	5	0.0052	0.001789	unknown	ShapiroWilk
Antimony (mg/L)	WT-1	n/a	n/a	n/a	NP (nrm)	NaN	29	0.003008	0.002273	unknown	ShapiroWilk
Antimony (mg/L)	WT-2	n/a	n/a	n/a	NP (nrm)	NaN	31	0.003626	0.003797	unknown	ShapiroWilk
Antimony (mg/L)	WT-3	No	n/a	n/a	NP (nrm)	NaN	20	0.003062	0.004362	unknown	ShapiroWilk
Antimony (mg/L)	WT-4	n/a	n/a	n/a	NP (nrm)	NaN	19	0.001646	0.001239	unknown	ShapiroWilk
Antimony (mg/L)	WT-OF	n/a	n/a	n/a	NP (nrm)	NaN	8	0.0015	0.0005345	unknown	ShapiroWilk
Arsenic (mg/L)	ST-1	No	n/a	n/a	NP (nrm)	NaN	6	0.00135	0.0006442	unknown	ShapiroWilk
Arsenic (mg/L)	WT-1	No	n/a	n/a	NP (nrm)	NaN	30	0.00374	0.002888	unknown	ShapiroWilk
Arsenic (mg/L)	WT-2	No	n/a	n/a	EPA 1989	0.05	32	0.009898	0.01563	ln(x)	ShapiroWilk
Arsenic (mg/L)	**WT-3**	**Yes**	**13.9**	**10/7/2020**	**Dixon`s**	**0.05**	**20**	**0.7059**	**3.106**	**normal**	**ShapiroWilk**
Arsenic (mg/L)	WT-4	No	n/a	n/a	NP (nrm)	NaN	19	0.001868	0.0009885	unknown	ShapiroWilk
Arsenic (mg/L)	**WT-OF**	**Yes**	**0.00362**	**4/29/2024**	**Dixon`s**	**0.05**	**8**	**0.001198**	**0.001026**	**normal**	**ShapiroWilk**
Barium (mg/L)	ST-1	No	n/a	n/a	EPA 1989	0.05	6	0.1412	0.02809	normal	ShapiroWilk
Barium (mg/L)	**WT-1**	**Yes**	**1.67**	**10/7/2020**	**NP (nrm)**	**NaN**	**30**	**0.3106**	**0.2842**	**unknown**	**ShapiroWilk**
Barium (mg/L)	**WT-2**	**Yes**	**2.65,1.22,0.0286**	**8/1/2012,10/5/2015,10/20/2021**	**Rosner`s**	**0.01**	**32**	**0.271**	**0.4746**	**ln(x)**	**ShapiroWilk**
Barium (mg/L)	**WT-3**	**Yes**	**35.3**	**10/7/2020**	**Dixon`s**	**0.05**	**20**	**1.946**	**7.852**	**ln(x)**	**ShapiroWilk**
Barium (mg/L)	WT-4	No	n/a	n/a	NP (nrm)	NaN	19	0.05726	0.04599	unknown	ShapiroWilk
Barium (mg/L)	WT-OF	No	n/a	n/a	EPA 1989	0.05	8	0.1126	0.02429	normal	ShapiroWilk
Beryllium (mg/L)	ST-1	No	n/a	n/a	NP (nrm)	NaN	5	0.00088	0.0002683	unknown	ShapiroWilk
Beryllium (mg/L)	WT-1	n/a	n/a	n/a	NP (nrm)	NaN	29	0.001233	0.000978	unknown	ShapiroWilk
Beryllium (mg/L)	WT-2	n/a	n/a	n/a	NP (nrm)	NaN	31	0.001196	0.0009572	unknown	ShapiroWilk
Beryllium (mg/L)	**WT-3**	**Yes**	**0.00806,0.004,0.004,0.004,0...**	**10/7/2020,4/13/2021,10/20/2...**	**NP (nrm)**	**NaN**	**20**	**0.001718**	**0.001891**	**unknown**	**ShapiroWilk**
Beryllium (mg/L)	WT-4	n/a	n/a	n/a	NP (nrm)	NaN	19	0.001526	0.001335	unknown	ShapiroWilk
Beryllium (mg/L)	WT-OF	n/a	n/a	n/a	NP (nrm)	NaN	8	0.000665	0.0003581	unknown	ShapiroWilk
Cadmium (mg/L)	ST-1	No	n/a	n/a	NP (nrm)	NaN	5	0.00168	0.001123	unknown	ShapiroWilk
Cadmium (mg/L)	WT-1	No	n/a	n/a	NP (nrm)	NaN	29	0.0008849	0.0009512	unknown	ShapiroWilk
Cadmium (mg/L)	WT-2	n/a	n/a	n/a	NP (nrm)	NaN	31	0.0008523	0.0009237	unknown	ShapiroWilk
Cadmium (mg/L)	WT-3	No	n/a	n/a	NP (nrm)	NaN	20	0.0004695	0.0003521	unknown	ShapiroWilk
Cadmium (mg/L)	WT-4	No	n/a	n/a	NP (nrm)	NaN	19	0.0003131	0.0002336	unknown	ShapiroWilk
Cadmium (mg/L)	WT-OF	No	n/a	n/a	NP (nrm)	NaN	8	0.0001727	0.0000614	unknown	ShapiroWilk
Chromium (mg/L)	ST-1	n/a	n/a	n/a	NP (nrm)	NaN	5	0.068	0.04382	unknown	ShapiroWilk
Chromium (mg/L)	WT-1	No	n/a	n/a	NP (nrm)	NaN	29	0.03087	0.04005	unknown	ShapiroWilk
Chromium (mg/L)	WT-2	n/a	n/a	n/a	NP (nrm)	NaN	31	0.02961	0.03907	unknown	ShapiroWilk
Chromium (mg/L)	WT-3	n/a	n/a	n/a	NP (nrm)	NaN	20	0.009429	0.01006	unknown	ShapiroWilk
Chromium (mg/L)	WT-4	n/a	n/a	n/a	NP (nrm)	NaN	19	0.00681	0.004934	unknown	ShapiroWilk
Chromium (mg/L)	WT-OF	n/a	n/a	n/a	NP (nrm)	NaN	8	0.003457	0.00171	unknown	ShapiroWilk
Cobalt (mg/L)	ST-1	No	n/a	n/a	NP (nrm)	NaN	6	0.01136	0.009493	unknown	ShapiroWilk
Cobalt (mg/L)	WT-1	No	n/a	n/a	EPA 1989	0.05	30	0.01458	0.03703	ln(x)	ShapiroWilk
Cobalt (mg/L)	WT-2	No	n/a	n/a	EPA 1989	0.05	32	0.008543	0.0112	ln(x)	ShapiroWilk
Cobalt (mg/L)	WT-3	No	n/a	n/a	NP (nrm)	NaN	20	0.008973	0.01689	unknown	ShapiroWilk
Cobalt (mg/L)	WT-4	No	n/a	n/a	EPA 1989	0.05	19	0.002308	0.004488	ln(x)	ShapiroWilk
Cobalt (mg/L)	**WT-OF**	**Yes**	**0.0633**	**4/29/2024**	**Dixon`s**	**0.05**	**8**	**0.008945**	**0.02199**	**ln(x)**	**ShapiroWilk**
Copper (mg/L)	ST-1	n/a	n/a	n/a	NP (nrm)	NaN	5	0.023	0.002739	unknown	ShapiroWilk
Copper (mg/L)	WT-1	No	n/a	n/a	NP (nrm)	NaN	29	0.01206	0.009165	unknown	ShapiroWilk
Copper (mg/L)	WT-2	n/a	n/a	n/a	NP (nrm)	NaN	31	0.0122	0.009219	unknown	ShapiroWilk
Copper (mg/L)	**WT-3**	**Yes**	**0.02,0.02,0.02,0.053**	**4/11/2012,12/13/2012,3/30/2...**	**NP (nrm)**	**NaN**	**20**	**0.009292**	**0.01175**	**unknown**	**ShapiroWilk**
Copper (mg/L)	WT-4	n/a	n/a	n/a	NP (nrm)	NaN	19	0.006153	0.004919	unknown	ShapiroWilk
Copper (mg/L)	WT-OF	No	n/a	n/a	EPA 1989	0.05	8	0.00475	0.002368	ln(x)	ShapiroWilk
Lead (mg/L)	ST-1	No	n/a	n/a	NP (nrm)	NaN	6	0.0046	0.0006325	unknown	ShapiroWilk
Lead (mg/L)	WT-1	No	n/a	n/a	NP (nrm)	NaN	29	0.003044	0.002311	unknown	ShapiroWilk

Outlier Analysis

Iowa City Landfill Client: HDR Data: Iowa City Sanitary Landfill Printed 1/19/2026, 3:44 PM

Constituent	Well	Outlier	Value(s)	Date(s)	Method	Alpha	N	Mean	Std. Dev.	Distribution	Normality Test
Lead (mg/L)	WT-2	n/a	n/a	n/a	NP (nrm)	NaN	31	0.002917	0.00269	unknown	ShapiroWilk
Lead (mg/L)	WT-3	n/a	n/a	n/a	NP (nrm)	NaN	20	0.004026	0.007717	unknown	ShapiroWilk
Lead (mg/L)	WT-4	No	n/a	n/a	NP (nrm)	NaN	19	0.001509	0.001519	unknown	ShapiroWilk
Lead (mg/L)	WT-OF	n/a	n/a	n/a	NP (nrm)	NaN	8	0.00055	0.0003884	unknown	ShapiroWilk
Nickel (mg/L)	ST-1	n/a	n/a	n/a	NP (nrm)	NaN	5	0.026	0.02191	unknown	ShapiroWilk
Nickel (mg/L)	WT-1	No	n/a	n/a	EPA 1989	0.05	29	0.01853	0.02619	ln(x)	ShapiroWilk
Nickel (mg/L)	WT-2	No	n/a	n/a	NP (nrm)	NaN	31	0.01832	0.02255	unknown	ShapiroWilk
Nickel (mg/L)	WT-3	No	n/a	n/a	NP (nrm)	NaN	20	0.02483	0.04851	unknown	ShapiroWilk
Nickel (mg/L)	WT-4	No	n/a	n/a	EPA 1989	0.05	19	0.01211	0.009556	ln(x)	ShapiroWilk
Nickel (mg/L)	WT-OF	No	n/a	n/a	EPA 1989	0.05	8	0.01568	0.01509	ln(x)	ShapiroWilk
Selenium (mg/L)	ST-1	No	n/a	n/a	NP (nrm)	NaN	6	0.007983	0.003194	unknown	ShapiroWilk
Selenium (mg/L)	WT-1	No	n/a	n/a	NP (nrm)	NaN	30	0.005406	0.003098	unknown	ShapiroWilk
Selenium (mg/L)	WT-2	No	n/a	n/a	NP (nrm)	NaN	32	0.005567	0.002857	unknown	ShapiroWilk
Selenium (mg/L)	**WT-3**	**Yes**	**0.0311**	**10/7/2020**	**NP (nrm)**	**NaN**	**20**	**0.005317**	**0.006238**	**unknown**	**ShapiroWilk**
Selenium (mg/L)	WT-4	No	n/a	n/a	NP (nrm)	NaN	19	0.003749	0.001552	unknown	ShapiroWilk
Selenium (mg/L)	WT-OF	n/a	n/a	n/a	NP (nrm)	NaN	8	0.00475	0.005287	unknown	ShapiroWilk
Silver (mg/L)	ST-1	No	n/a	n/a	NP (nrm)	NaN	5	0.02	0.006124	unknown	ShapiroWilk
Silver (mg/L)	WT-1	n/a	n/a	n/a	NP (nrm)	NaN	29	0.008089	0.009565	unknown	ShapiroWilk
Silver (mg/L)	WT-2	n/a	n/a	n/a	NP (nrm)	NaN	31	0.008258	0.009569	unknown	ShapiroWilk
Silver (mg/L)	WT-3	n/a	n/a	n/a	NP (nrm)	NaN	20	0.00515	0.007704	unknown	ShapiroWilk
Silver (mg/L)	WT-4	n/a	n/a	n/a	NP (nrm)	NaN	19	0.002368	0.004431	unknown	ShapiroWilk
Silver (mg/L)	WT-OF	n/a	n/a	n/a	NP (nrm)	NaN	8	0.00075	0.0002673	unknown	ShapiroWilk
Thallium (mg/L)	ST-1	n/a	n/a	n/a	NP (nrm)	NaN	5	0.00168	0.0007155	unknown	ShapiroWilk
Thallium (mg/L)	WT-1	n/a	n/a	n/a	NP (nrm)	NaN	29	0.001356	0.0006236	unknown	ShapiroWilk
Thallium (mg/L)	WT-2	n/a	n/a	n/a	NP (nrm)	NaN	31	0.001335	0.0006952	unknown	ShapiroWilk
Thallium (mg/L)	WT-3	n/a	n/a	n/a	NP (nrm)	NaN	20	0.002236	0.004218	unknown	ShapiroWilk
Thallium (mg/L)	WT-4	n/a	n/a	n/a	NP (nrm)	NaN	19	0.001195	0.000518	unknown	ShapiroWilk
Thallium (mg/L)	WT-OF	n/a	n/a	n/a	NP (nrm)	NaN	8	0.000785	0.0002298	unknown	ShapiroWilk
Vanadium (mg/L)	ST-1	No	n/a	n/a	NP (nrm)	NaN	5	0.05	0	unknown	ShapiroWilk
Vanadium (mg/L)	WT-1	n/a	n/a	n/a	NP (nrm)	NaN	29	0.02488	0.021	unknown	ShapiroWilk
Vanadium (mg/L)	WT-2	n/a	n/a	n/a	NP (nrm)	NaN	31	0.02468	0.02148	unknown	ShapiroWilk
Vanadium (mg/L)	WT-3	n/a	n/a	n/a	NP (nrm)	NaN	20	0.02031	0.03015	unknown	ShapiroWilk
Vanadium (mg/L)	WT-4	No	n/a	n/a	EPA 1989	0.05	19	0.01087	0.0116	ln(x)	ShapiroWilk
Vanadium (mg/L)	WT-OF	n/a	n/a	n/a	NP (nrm)	NaN	8	0.003486	0.001742	unknown	ShapiroWilk
Zinc (mg/L)	ST-1	No	n/a	n/a	NP (nrm)	NaN	6	0.0809	0.03089	unknown	ShapiroWilk
Zinc (mg/L)	WT-1	n/a	n/a	n/a	NP (nrm)	NaN	30	0.04202	0.03595	unknown	ShapiroWilk
Zinc (mg/L)	WT-2	No	n/a	n/a	NP (nrm)	NaN	31	0.03959	0.03551	unknown	ShapiroWilk
Zinc (mg/L)	WT-3	n/a	n/a	n/a	NP (nrm)	NaN	20	0.09264	0.2075	unknown	ShapiroWilk
Zinc (mg/L)	**WT-4**	**Yes**	**0.08**	**4/26/2018**	**NP (nrm)**	**NaN**	**19**	**0.02122**	**0.01455**	**unknown**	**ShapiroWilk**
Zinc (mg/L)	WT-OF	n/a	n/a	n/a	NP (nrm)	NaN	8	0.01679	0.0042	unknown	ShapiroWilk

Tukey's Outlier Screening

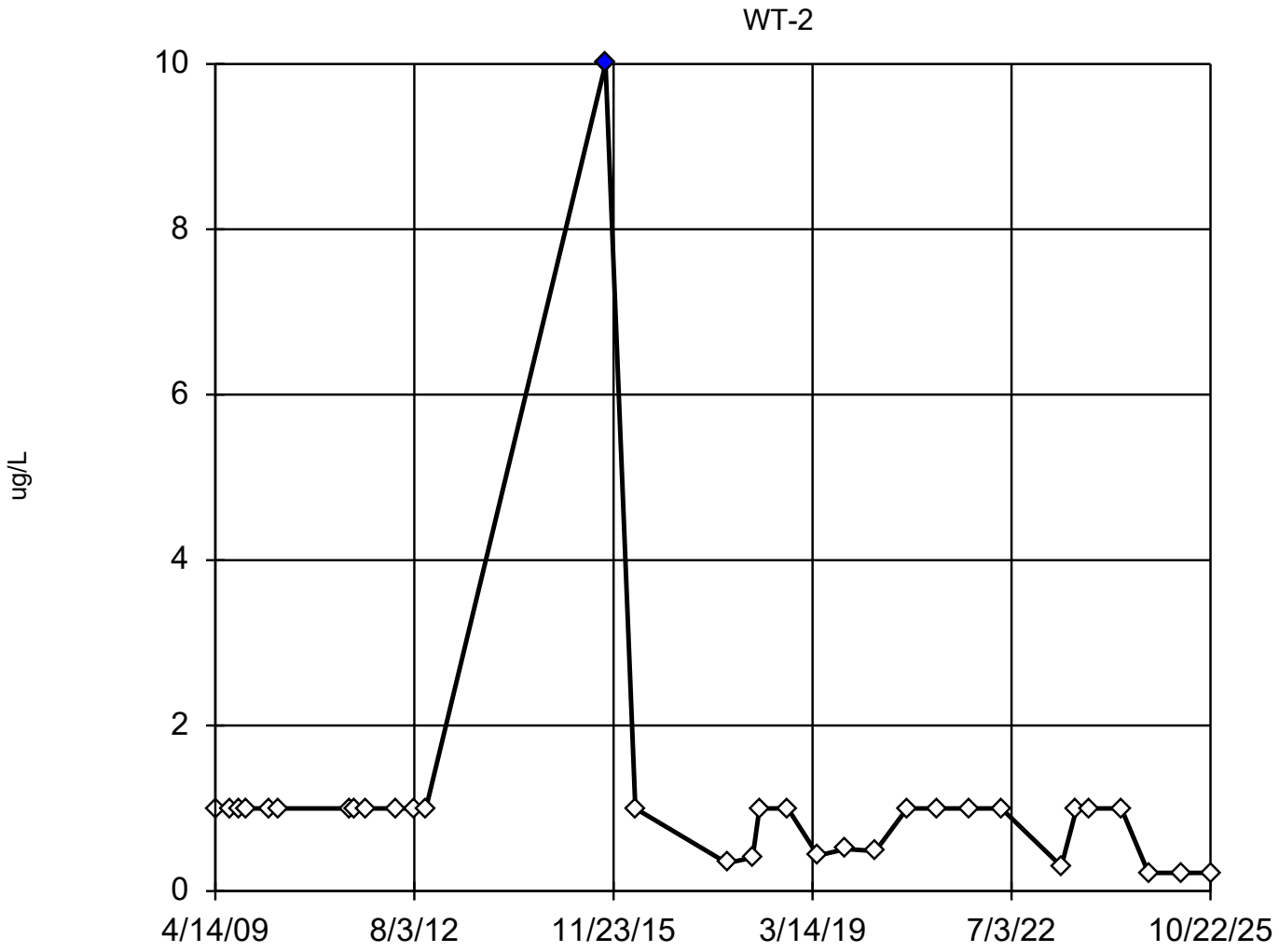

n = 32

Outlier is drawn as solid. Tukey's method used in lieu of parametric test because the Shapiro Wilk normality test failed at the 0.1 alpha level.

Data were natural log transformed to achieve best W statistic (graph shown in original units).

High cutoff = 8.228, low cutoff = 0.0602, based on IQR multiplier of 3.

Constituent: 1,1-Dichloroethane Analysis Run 1/19/2026 5:27 PM View: 02_GU_Organics

Iowa City Landfill Client: HDR Data: Iowa City Sanitary Landfill

Tukey's Outlier Screening

WT-3

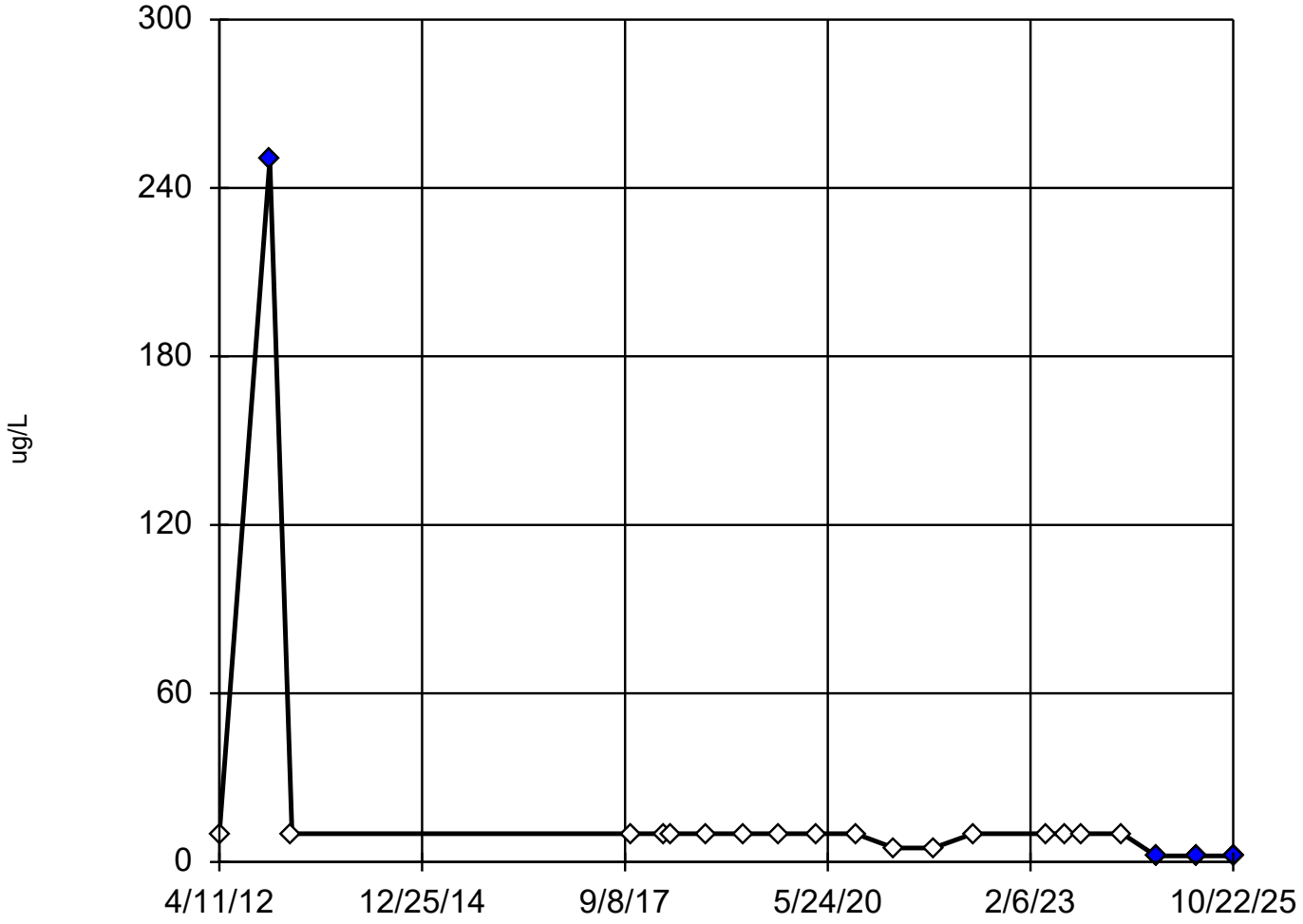

n = 21

Outliers are drawn as solid.
Tukey's method used in lieu of parametric test because the Shapiro Wilk normality test failed at the 0.1 alpha level.

Data were natural log transformed to achieve best W statistic (graph shown in original units).

High cutoff = 28.28, low cutoff = 2.5, based on IQR multiplier of 3.

Constituent: 2-Butanone [MEK] Analysis Run 1/19/2026 5:27 PM View: 02_GU_Organics

Iowa City Landfill Client: HDR Data: Iowa City Sanitary Landfill

Tukey's Outlier Screening

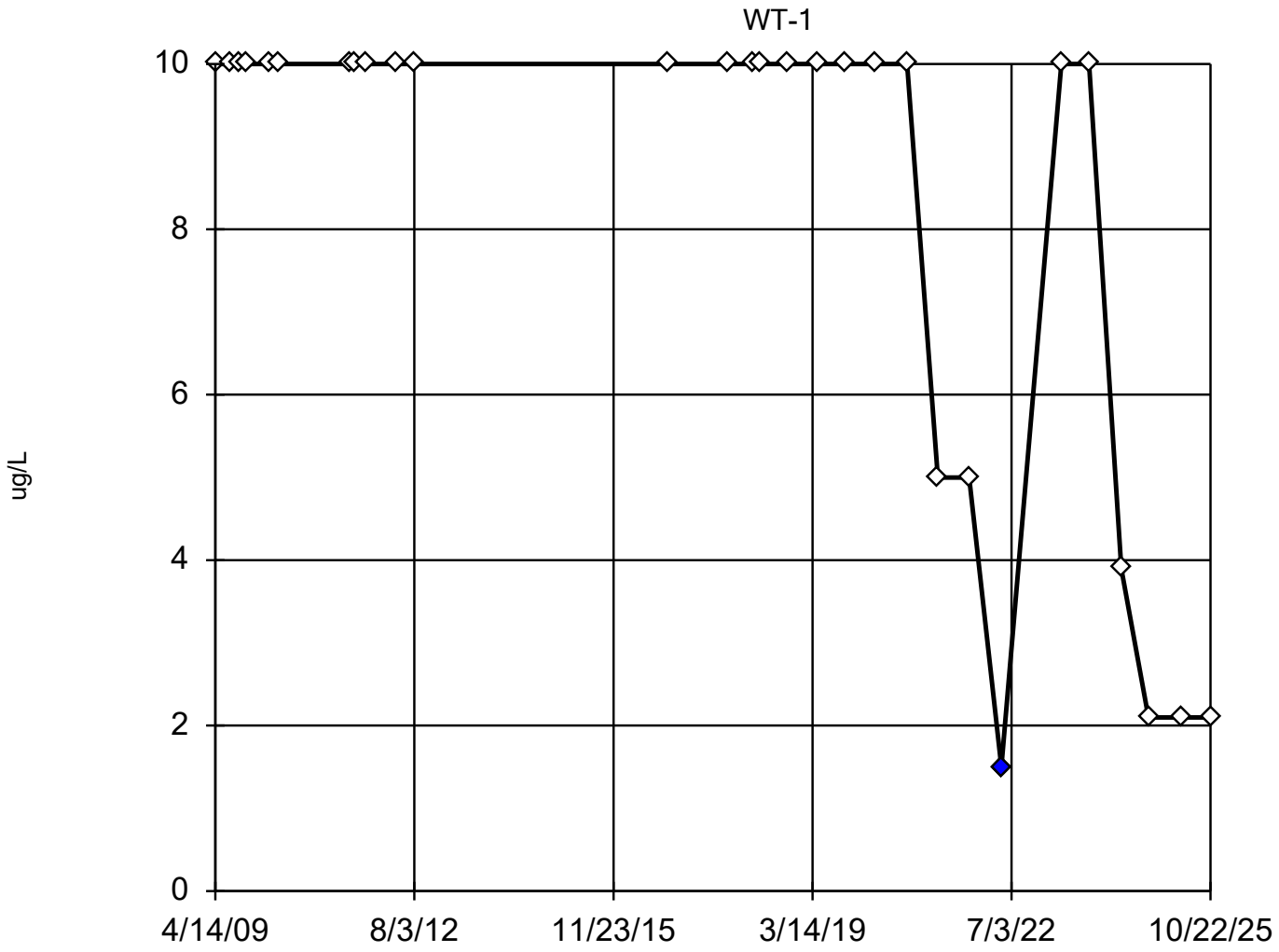

n = 29

Outlier is drawn as solid. Tukey's method used in lieu of parametric test because the Shapiro Wilk normality test failed at the 0.1 alpha level.

Data were square root transformed to achieve best W statistic (graph shown in original units).

High cutoff = 20.72, low cutoff = 1.716, based on IQR multiplier of 3.

Constituent: 4-Methyl-2-pentanone [MIBK] Analysis Run 1/19/2026 5:28 PM View: 02_GU_Organics

Iowa City Landfill Client: HDR Data: Iowa City Sanitary Landfill

Tukey's Outlier Screening

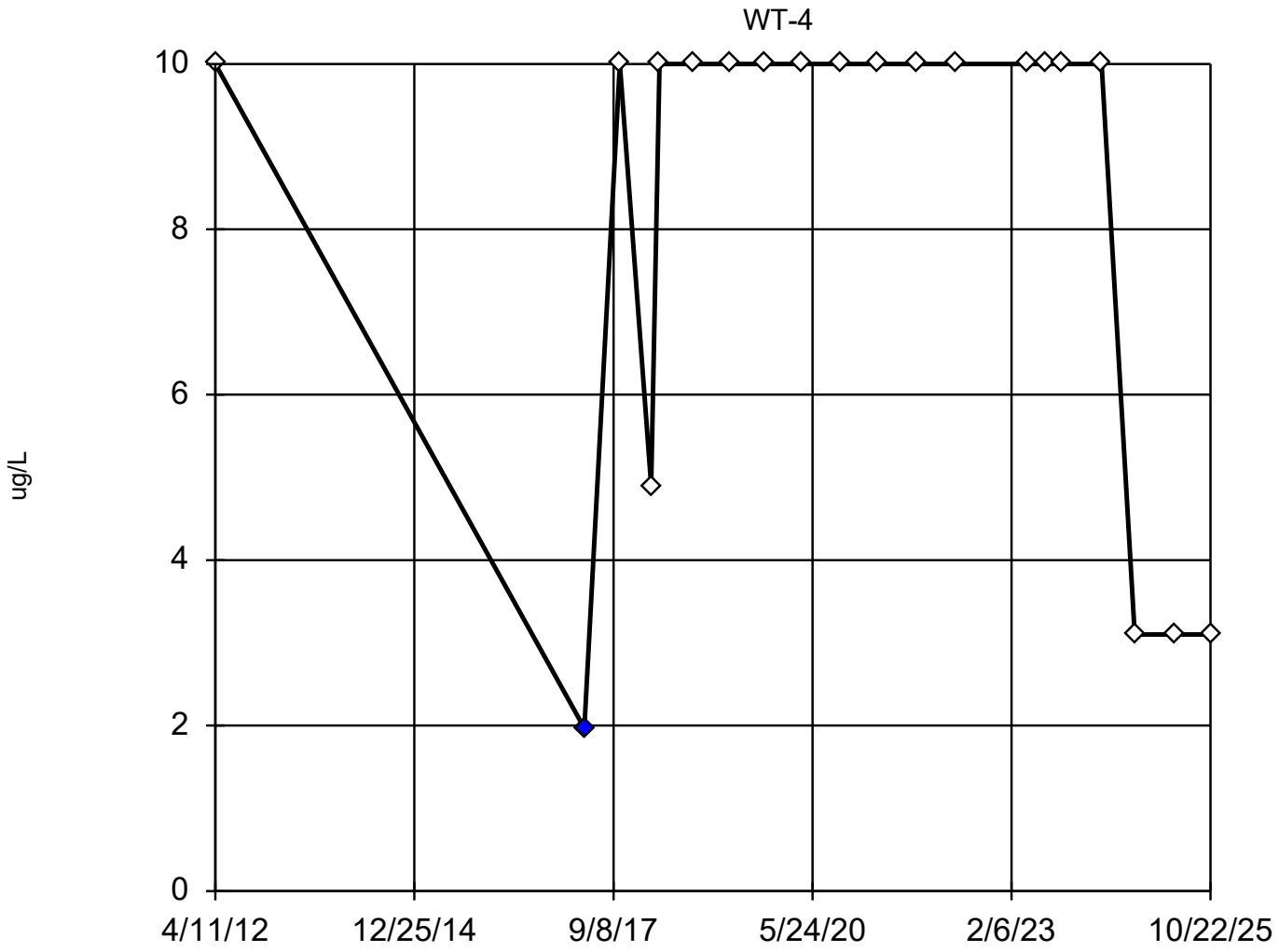

n = 20

Outlier is drawn as solid. Tukey's method used in lieu of parametric test because the Shapiro Wilk normality test failed at the 0.1 alpha level.

Data were natural log transformed to achieve best W statistic (graph shown in original units).

High cutoff = 29.15, low cutoff = 2.401, based on IQR multiplier of 3.

Constituent: Acetone Analysis Run 1/19/2026 5:28 PM View: 02_GU_Organics

Iowa City Landfill Client: HDR Data: Iowa City Sanitary Landfill

Tukey's Outlier Screening

WT-2

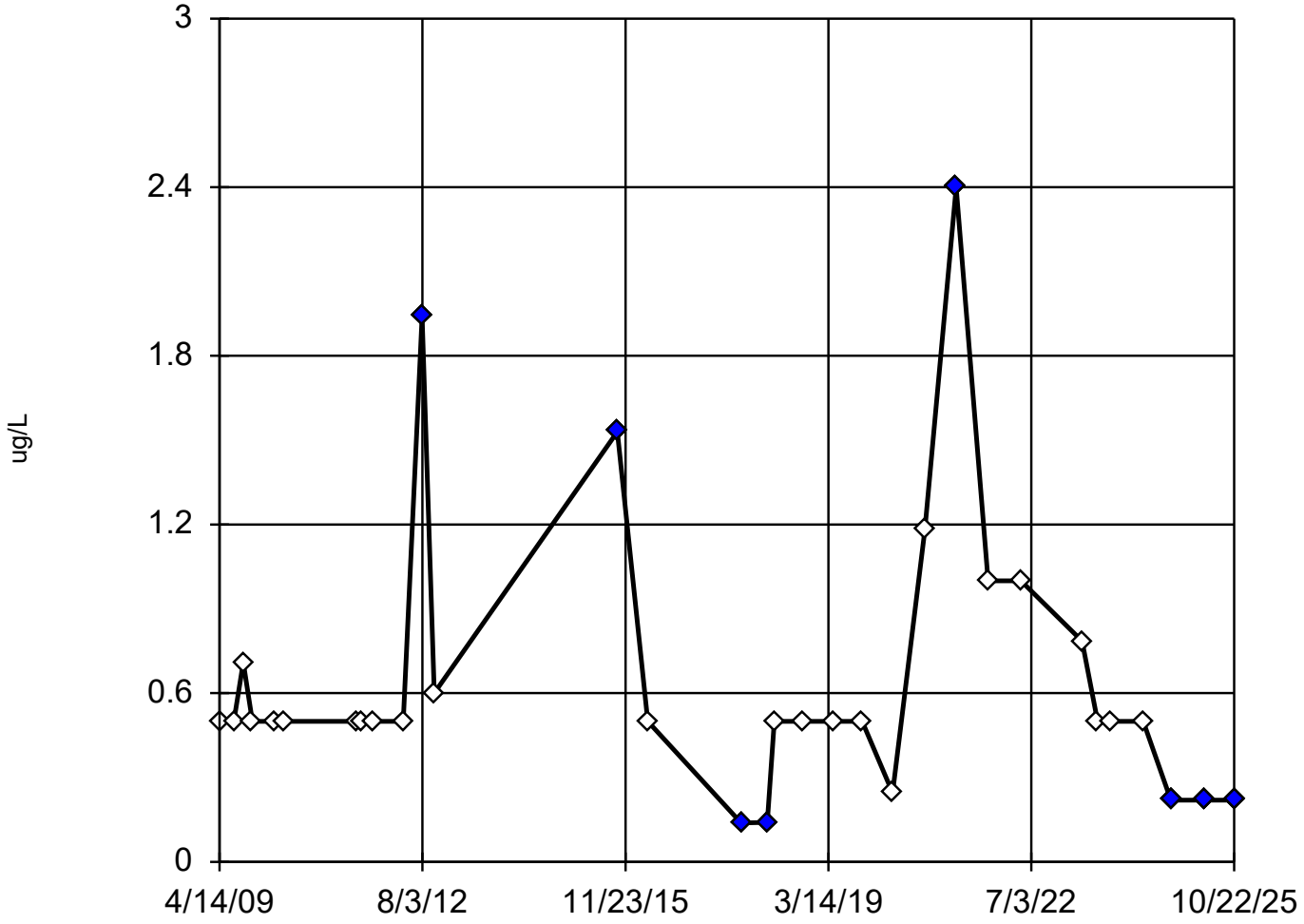

n = 32

Outliers are drawn as solid.
Tukey's method used in lieu of parametric test because the Shapiro Wilk normality test failed at the 0.1 alpha level.

Data were natural log transformed to achieve best W statistic (graph shown in original units).

High cutoff = 1.452, low cutoff = 0.2248, based on IQR multiplier of 3.

Constituent: Benzene Analysis Run 1/19/2026 5:28 PM View: 02_GU_Organics

Iowa City Landfill Client: HDR Data: Iowa City Sanitary Landfill

Tukey's Outlier Screening

WT-3

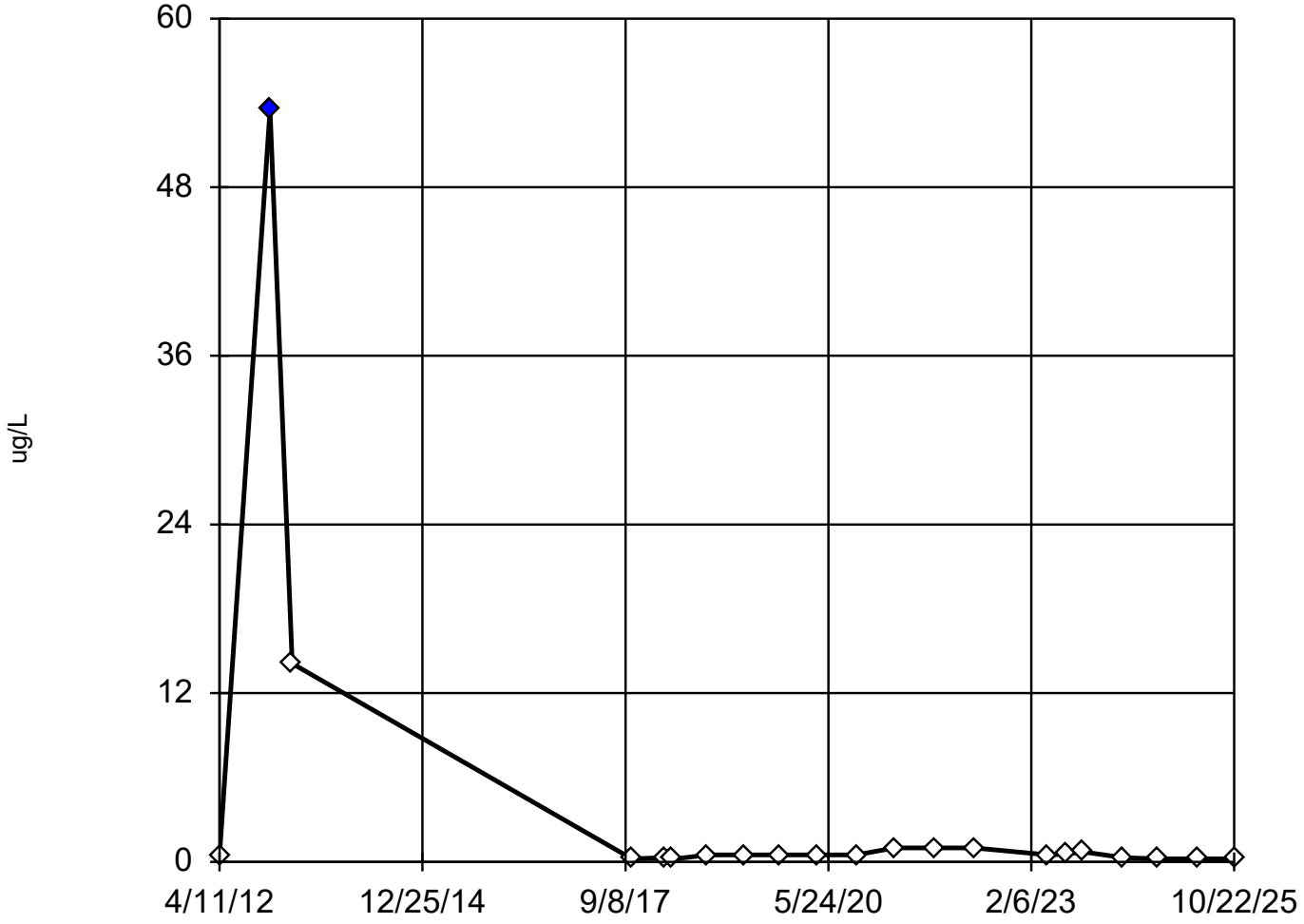

n = 21

Outlier is drawn as solid. Tukey's method used in lieu of parametric test because the Shapiro Wilk normality test failed at the 0.1 alpha level.

Data were natural log transformed to achieve best W statistic (graph shown in original units).

High cutoff = 29.42, low cutoff = 0.007274, based on IQR multiplier of 3.

Constituent: Benzene Analysis Run 1/19/2026 5:28 PM View: 02_GU_Organics

Iowa City Landfill Client: HDR Data: Iowa City Sanitary Landfill

Tukey's Outlier Screening

WT-3

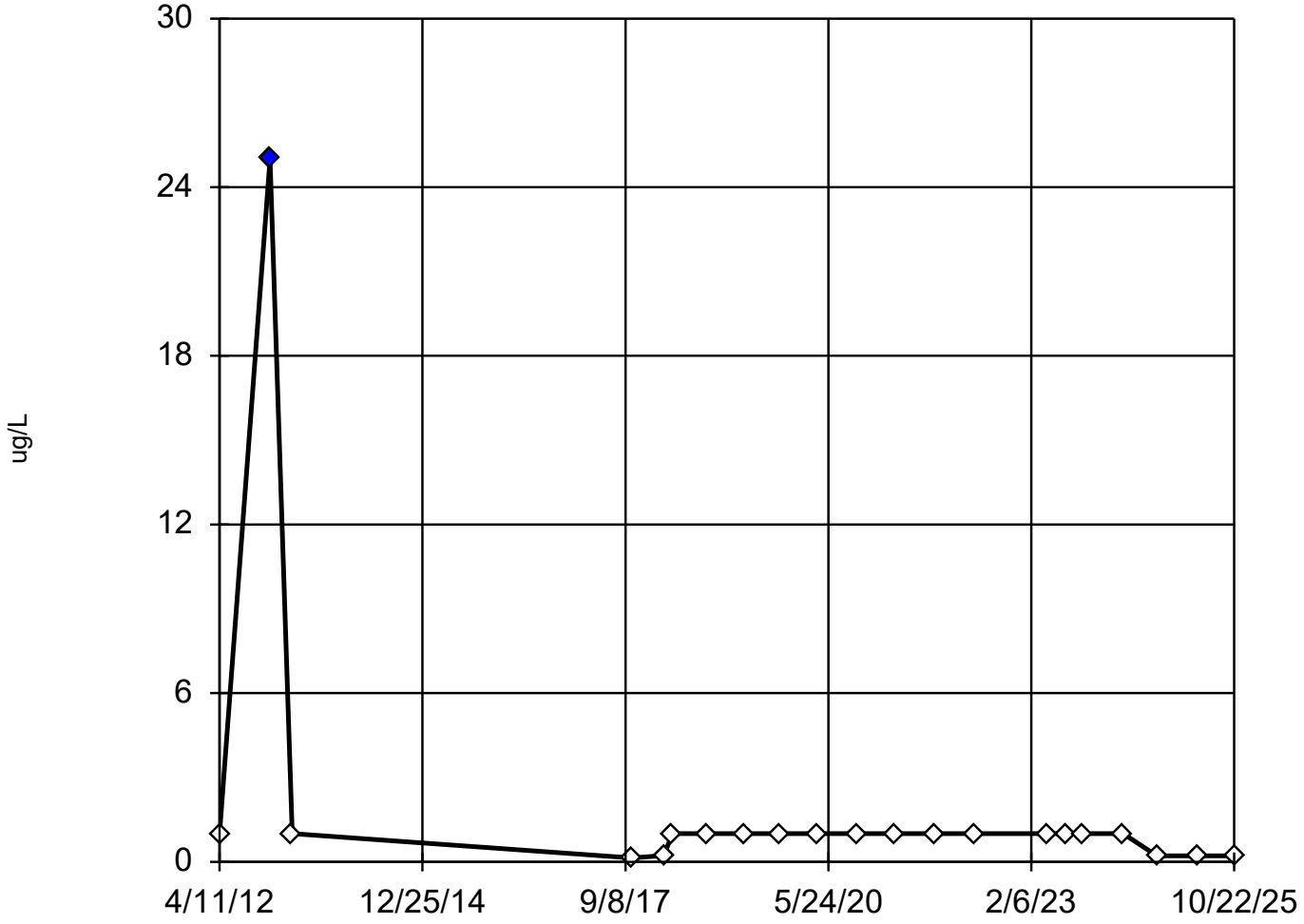

n = 21

Outlier is drawn as solid. Tukey's method used in lieu of parametric test because the Shapiro Wilk normality test failed at the 0.1 alpha level.

Data were natural log transformed to achieve best W statistic (graph shown in original units).

High cutoff = 9.125, low cutoff = 0.05244, based on IQR multiplier of 3.

Constituent: cis-1,2-Dichloroethene Analysis Run 1/19/2026 5:29 PM View: 02_GU_Organics

Iowa City Landfill Client: HDR Data: Iowa City Sanitary Landfill

Outlier Analysis

Iowa City Landfill Client: HDR Data: Iowa City Sanitary Landfill Printed 1/19/2026, 5:33 PM

Constituent	Well	Outlier	Value(s)	Date(s)	Method	Alpha	N	Mean	Std. Dev.	Distribution	Normality Test
1,1,1,2-Tetrachloroethane (ug/L)	ST-1	No	n/a	n/a	EPA 1989	0.05	5	2	1.225	normal	ShapiroWilk
1,1,1,2-Tetrachloroethane (ug/L)	WT-1	n/a	n/a	n/a	NP (nrm)	NaN	29	1.108	0.6495	unknown	ShapiroWilk
1,1,1,2-Tetrachloroethane (ug/L)	WT-2	n/a	n/a	n/a	NP (nrm)	NaN	32	1.379	1.69	unknown	ShapiroWilk
1,1,1,2-Tetrachloroethane (ug/L)	WT-3	n/a	n/a	n/a	NP (nrm)	NaN	21	2.054	5.262	unknown	ShapiroWilk
1,1,1,2-Tetrachloroethane (ug/L)	WT-4	n/a	n/a	n/a	NP (nrm)	NaN	20	0.907	0.2271	unknown	ShapiroWilk
1,1,1,2-Tetrachloroethane (ug/L)	WT-OF	n/a	n/a	n/a	NP (nrm)	NaN	9	0.7244	0.3268	unknown	ShapiroWilk
1,1,1-Trichloroethane (ug/L)	ST-1	No	n/a	n/a	NP (nrm)	NaN	5	1.6	1.342	unknown	ShapiroWilk
1,1,1-Trichloroethane (ug/L)	WT-1	n/a	n/a	n/a	NP (nrm)	NaN	29	1.02	0.6256	unknown	ShapiroWilk
1,1,1-Trichloroethane (ug/L)	WT-2	n/a	n/a	n/a	NP (nrm)	NaN	32	1.299	1.695	unknown	ShapiroWilk
1,1,1-Trichloroethane (ug/L)	WT-3	n/a	n/a	n/a	NP (nrm)	NaN	21	2.027	5.272	unknown	ShapiroWilk
1,1,1-Trichloroethane (ug/L)	WT-4	n/a	n/a	n/a	NP (nrm)	NaN	20	0.8785	0.2967	unknown	ShapiroWilk
1,1,1-Trichloroethane (ug/L)	WT-OF	n/a	n/a	n/a	NP (nrm)	NaN	9	0.64	0.4269	unknown	ShapiroWilk
1,1,2,2-Tetrachloroethane (ug/L)	ST-1	n/a	n/a	n/a	NP (nrm)	NaN	5	1.4	0.5477	unknown	ShapiroWilk
1,1,2,2-Tetrachloroethane (ug/L)	WT-1	n/a	n/a	n/a	NP (nrm)	NaN	29	1.014	0.3183	unknown	ShapiroWilk
1,1,2,2-Tetrachloroethane (ug/L)	WT-2	n/a	n/a	n/a	NP (nrm)	NaN	32	1.294	1.617	unknown	ShapiroWilk
1,1,2,2-Tetrachloroethane (ug/L)	WT-3	n/a	n/a	n/a	NP (nrm)	NaN	21	2.067	5.258	unknown	ShapiroWilk
1,1,2,2-Tetrachloroethane (ug/L)	WT-4	n/a	n/a	n/a	NP (nrm)	NaN	20	0.9205	0.1942	unknown	ShapiroWilk
1,1,2,2-Tetrachloroethane (ug/L)	WT-OF	n/a	n/a	n/a	NP (nrm)	NaN	9	0.7644	0.2793	unknown	ShapiroWilk
1,1,2-Trichloroethane (ug/L)	ST-1	No	n/a	n/a	NP (nrm)	NaN	5	1.2	0.4472	unknown	ShapiroWilk
1,1,2-Trichloroethane (ug/L)	WT-1	n/a	n/a	n/a	NP (nrm)	NaN	29	0.9776	0.26	unknown	ShapiroWilk
1,1,2-Trichloroethane (ug/L)	WT-2	n/a	n/a	n/a	NP (nrm)	NaN	32	1.245	1.619	unknown	ShapiroWilk
1,1,2-Trichloroethane (ug/L)	WT-3	n/a	n/a	n/a	NP (nrm)	NaN	21	2.064	5.259	unknown	ShapiroWilk
1,1,2-Trichloroethane (ug/L)	WT-4	n/a	n/a	n/a	NP (nrm)	NaN	20	0.9175	0.2015	unknown	ShapiroWilk
1,1,2-Trichloroethane (ug/L)	WT-OF	n/a	n/a	n/a	NP (nrm)	NaN	9	0.7556	0.2899	unknown	ShapiroWilk
1,1-Dichloroethane (ug/L)	ST-1	No	n/a	n/a	NP (nrm)	NaN	5	1	0	unknown	ShapiroWilk
1,1-Dichloroethane (ug/L)	WT-1	n/a	n/a	n/a	NP (nrm)	NaN	29	0.9193	0.2417	unknown	ShapiroWilk
1,1-Dichloroethane (ug/L)	**WT-2**	**Yes**	**10**	**10/5/2015**	**NP (nrm)**	**NaN**	**32**	**1.098**	**1.652**	**unknown**	**ShapiroWilk**
1,1-Dichloroethane (ug/L)	WT-3	n/a	n/a	n/a	NP (nrm)	NaN	21	2.031	5.27	unknown	ShapiroWilk
1,1-Dichloroethane (ug/L)	WT-4	n/a	n/a	n/a	NP (nrm)	NaN	20	0.883	0.2858	unknown	ShapiroWilk
1,1-Dichloroethane (ug/L)	WT-OF	n/a	n/a	n/a	NP (nrm)	NaN	9	0.6533	0.4111	unknown	ShapiroWilk
1,1-Dichloroethene (ug/L)	ST-1	No	n/a	n/a	NP (nrm)	NaN	5	2	0	unknown	ShapiroWilk
1,1-Dichloroethene (ug/L)	WT-1	n/a	n/a	n/a	NP (nrm)	NaN	29	1.748	0.5132	unknown	ShapiroWilk
1,1-Dichloroethene (ug/L)	WT-2	n/a	n/a	n/a	NP (nrm)	NaN	32	2.334	3.261	unknown	ShapiroWilk
1,1-Dichloroethene (ug/L)	WT-3	n/a	n/a	n/a	NP (nrm)	NaN	21	3.937	10.57	unknown	ShapiroWilk
1,1-Dichloroethene (ug/L)	WT-4	n/a	n/a	n/a	NP (nrm)	NaN	20	1.634	0.5868	unknown	ShapiroWilk
1,1-Dichloroethene (ug/L)	WT-OF	n/a	n/a	n/a	NP (nrm)	NaN	9	1.36	0.7589	unknown	ShapiroWilk
1,2,3-Trichloropropane (ug/L)	ST-1	n/a	n/a	n/a	NP (nrm)	NaN	5	1.4	0.5477	unknown	ShapiroWilk
1,2,3-Trichloropropane (ug/L)	WT-1	n/a	n/a	n/a	NP (nrm)	NaN	29	1.061	0.3483	unknown	ShapiroWilk
1,2,3-Trichloropropane (ug/L)	WT-2	n/a	n/a	n/a	NP (nrm)	NaN	32	1.337	1.615	unknown	ShapiroWilk
1,2,3-Trichloropropane (ug/L)	WT-3	n/a	n/a	n/a	NP (nrm)	NaN	21	2.084	5.253	unknown	ShapiroWilk
1,2,3-Trichloropropane (ug/L)	WT-4	n/a	n/a	n/a	NP (nrm)	NaN	20	0.9385	0.1502	unknown	ShapiroWilk
1,2,3-Trichloropropane (ug/L)	WT-OF	n/a	n/a	n/a	NP (nrm)	NaN	9	0.8178	0.2161	unknown	ShapiroWilk
1,2-Dibromo-3-Chloropropane (ug/L)	ST-1	No	n/a	n/a	NP (nrm)	NaN	5	10	0	unknown	ShapiroWilk
1,2-Dibromo-3-Chloropropane (ug/L)	WT-1	No	n/a	n/a	NP (nrm)	NaN	29	4.319	4.535	unknown	ShapiroWilk
1,2-Dibromo-3-Chloropropane (ug/L)	WT-2	n/a	n/a	n/a	NP (nrm)	NaN	32	4.421	4.465	unknown	ShapiroWilk
1,2-Dibromo-3-Chloropropane (ug/L)	WT-3	n/a	n/a	n/a	NP (nrm)	NaN	21	13.62	54.23	unknown	ShapiroWilk
1,2-Dibromo-3-Chloropropane (ug/L)	WT-4	n/a	n/a	n/a	NP (nrm)	NaN	20	1.323	2.094	unknown	ShapiroWilk
1,2-Dibromo-3-Chloropropane (ug/L)	WT-OF	No	n/a	n/a	NP (nrm)	NaN	9	1.2	0	unknown	ShapiroWilk
1,2-Dibromoethane [EDB] (ug/L)	ST-1	No	n/a	n/a	NP (nrm)	NaN	5	10	0	unknown	ShapiroWilk
1,2-Dibromoethane [EDB] (ug/L)	WT-1	No	n/a	n/a	NP (nrm)	NaN	29	3.942	4.821	unknown	ShapiroWilk

Outlier Analysis

Iowa City Landfill Client: HDR Data: Iowa City Sanitary Landfill Printed 1/19/2026, 5:33 PM

Constituent	Well	Outlier	Value(s)	Date(s)	Method	Alpha	N	Mean	Std. Dev.	Distribution	Normality Test
1,2-Dibromoethane [EDB] (ug/L)	WT-2	n/a	n/a	n/a	NP (nrm)	NaN	32	3.936	4.777	unknown	ShapiroWilk
1,2-Dibromoethane [EDB] (ug/L)	WT-3	n/a	n/a	n/a	NP (nrm)	NaN	21	13.07	54.37	unknown	ShapiroWilk
1,2-Dibromoethane [EDB] (ug/L)	WT-4	n/a	n/a	n/a	NP (nrm)	NaN	20	0.733	2.185	unknown	ShapiroWilk
1,2-Dibromoethane [EDB] (ug/L)	WT-OF	No	n/a	n/a	NP (nrm)	NaN	9	0.34	0	unknown	ShapiroWilk
1,2-Dichlorobenzene (ug/L)	ST-1	No	n/a	n/a	NP (nrm)	NaN	5	1.2	0.4472	unknown	ShapiroWilk
1,2-Dichlorobenzene (ug/L)	WT-1	n/a	n/a	n/a	NP (nrm)	NaN	29	0.9693	0.278	unknown	ShapiroWilk
1,2-Dichlorobenzene (ug/L)	WT-2	n/a	n/a	n/a	NP (nrm)	NaN	32	1.253	1.618	unknown	ShapiroWilk
1,2-Dichlorobenzene (ug/L)	WT-3	n/a	n/a	n/a	NP (nrm)	NaN	21	2.053	5.263	unknown	ShapiroWilk
1,2-Dichlorobenzene (ug/L)	WT-4	n/a	n/a	n/a	NP (nrm)	NaN	20	0.9055	0.2308	unknown	ShapiroWilk
1,2-Dichlorobenzene (ug/L)	WT-OF	n/a	n/a	n/a	NP (nrm)	NaN	9	0.72	0.332	unknown	ShapiroWilk
1,2-Dichloroethane (ug/L)	ST-1	No	n/a	n/a	NP (nrm)	NaN	5	1.2	0.4472	unknown	ShapiroWilk
1,2-Dichloroethane (ug/L)	WT-1	n/a	n/a	n/a	NP (nrm)	NaN	29	0.9714	0.2734	unknown	ShapiroWilk
1,2-Dichloroethane (ug/L)	WT-2	n/a	n/a	n/a	NP (nrm)	NaN	32	1.255	1.617	unknown	ShapiroWilk
1,2-Dichloroethane (ug/L)	WT-3	n/a	n/a	n/a	NP (nrm)	NaN	21	2.056	5.262	unknown	ShapiroWilk
1,2-Dichloroethane (ug/L)	WT-4	n/a	n/a	n/a	NP (nrm)	NaN	20	0.9085	0.2235	unknown	ShapiroWilk
1,2-Dichloroethane (ug/L)	WT-OF	n/a	n/a	n/a	NP (nrm)	NaN	9	0.7289	0.3215	unknown	ShapiroWilk
1,2-Dichloropropane (ug/L)	ST-1	No	n/a	n/a	NP (nrm)	NaN	5	1	0	unknown	ShapiroWilk
1,2-Dichloropropane (ug/L)	WT-1	n/a	n/a	n/a	NP (nrm)	NaN	29	0.9245	0.2263	unknown	ShapiroWilk
1,2-Dichloropropane (ug/L)	WT-2	n/a	n/a	n/a	NP (nrm)	NaN	32	1.213	1.618	unknown	ShapiroWilk
1,2-Dichloropropane (ug/L)	WT-3	n/a	n/a	n/a	NP (nrm)	NaN	21	2.039	5.268	unknown	ShapiroWilk
1,2-Dichloropropane (ug/L)	WT-4	n/a	n/a	n/a	NP (nrm)	NaN	20	0.8905	0.2674	unknown	ShapiroWilk
1,2-Dichloropropane (ug/L)	WT-OF	n/a	n/a	n/a	NP (nrm)	NaN	9	0.6756	0.3847	unknown	ShapiroWilk
1,4-Dichlorobenzene (ug/L)	ST-1	No	n/a	n/a	NP (nrm)	NaN	5	1.2	0.4472	unknown	ShapiroWilk
1,4-Dichlorobenzene (ug/L)	WT-1	n/a	n/a	n/a	NP (nrm)	NaN	29	0.9548	0.3117	unknown	ShapiroWilk
1,4-Dichlorobenzene (ug/L)	WT-2	n/a	n/a	n/a	NP (nrm)	NaN	32	1.24	1.626	unknown	ShapiroWilk
1,4-Dichlorobenzene (ug/L)	WT-3	n/a	n/a	n/a	NP (nrm)	NaN	21	2.033	5.27	unknown	ShapiroWilk
1,4-Dichlorobenzene (ug/L)	WT-4	n/a	n/a	n/a	NP (nrm)	NaN	20	0.8845	0.2821	unknown	ShapiroWilk
1,4-Dichlorobenzene (ug/L)	WT-OF	n/a	n/a	n/a	NP (nrm)	NaN	9	0.6578	0.4058	unknown	ShapiroWilk
2-Butanone [MEK] (ug/L)	ST-1	No	n/a	n/a	NP (nrm)	NaN	5	10	0	unknown	ShapiroWilk
2-Butanone [MEK] (ug/L)	WT-1	n/a	n/a	n/a	NP (nrm)	NaN	29	9.621	5.17	unknown	ShapiroWilk
2-Butanone [MEK] (ug/L)	WT-2	n/a	n/a	n/a	NP (nrm)	NaN	32	11.77	16.3	unknown	ShapiroWilk
2-Butanone [MEK] (ug/L)	**WT-3**	**Yes**	**250,2.1,2.1,2.1**	**12/13/2012,10/11/2024,4/30/...**	**NP (nrm)**	**NaN**	**21**	**19.82**	**52.83**	**unknown**	**ShapiroWilk**
2-Butanone [MEK] (ug/L)	WT-4	No	n/a	n/a	NP (nrm)	NaN	20	8.315	3.082	unknown	ShapiroWilk
2-Butanone [MEK] (ug/L)	WT-OF	n/a	n/a	n/a	NP (nrm)	NaN	9	6.377	4.07	unknown	ShapiroWilk
2-Hexanone (ug/L)	ST-1	No	n/a	n/a	NP (nrm)	NaN	5	12	4.472	unknown	ShapiroWilk
2-Hexanone (ug/L)	WT-1	n/a	n/a	n/a	NP (nrm)	NaN	29	9	3.474	unknown	ShapiroWilk
2-Hexanone (ug/L)	WT-2	n/a	n/a	n/a	NP (nrm)	NaN	32	11.91	16.41	unknown	ShapiroWilk
2-Hexanone (ug/L)	WT-3	n/a	n/a	n/a	NP (nrm)	NaN	21	19.57	52.89	unknown	ShapiroWilk
2-Hexanone (ug/L)	WT-4	n/a	n/a	n/a	NP (nrm)	NaN	20	8.05	3.17	unknown	ShapiroWilk
2-Hexanone (ug/L)	WT-OF	n/a	n/a	n/a	NP (nrm)	NaN	9	6.444	4.216	unknown	ShapiroWilk
4-Methyl-2-pentanone [MIBK] (ug/L)	ST-1	No	n/a	n/a	NP (nrm)	NaN	5	10	0	unknown	ShapiroWilk
4-Methyl-2-pentanone [MIBK] (ug/L)	**WT-1**	**Yes**	**1.5**	**5/2/2022**	**NP (nrm)**	**NaN**	**29**	**8.334**	**3.084**	**unknown**	**ShapiroWilk**
4-Methyl-2-pentanone [MIBK] (ug/L)	WT-2	n/a	n/a	n/a	NP (nrm)	NaN	32	13.25	19.58	unknown	ShapiroWilk
4-Methyl-2-pentanone [MIBK] (ug/L)	WT-3	n/a	n/a	n/a	NP (nrm)	NaN	21	20.02	52.9	unknown	ShapiroWilk
4-Methyl-2-pentanone [MIBK] (ug/L)	WT-4	n/a	n/a	n/a	NP (nrm)	NaN	20	7.87	3.447	unknown	ShapiroWilk
4-Methyl-2-pentanone [MIBK] (ug/L)	WT-OF	n/a	n/a	n/a	NP (nrm)	NaN	9	6.489	4.164	unknown	ShapiroWilk
Acetone (ug/L)	ST-1	No	n/a	n/a	NP (nrm)	NaN	5	10	0	unknown	ShapiroWilk
Acetone (ug/L)	WT-1	No	n/a	n/a	NP (nrm)	NaN	29	11.82	16.1	unknown	ShapiroWilk
Acetone (ug/L)	WT-2	n/a	n/a	n/a	NP (nrm)	NaN	32	13.38	17.36	unknown	ShapiroWilk
Acetone (ug/L)	WT-3	No	n/a	n/a	NP (nrm)	NaN	21	18.81	53.08	unknown	ShapiroWilk

Outlier Analysis

Iowa City Landfill Client: HDR Data: Iowa City Sanitary Landfill Printed 1/19/2026, 5:33 PM

Constituent	Well	Outlier	Value(s)	Date(s)	Method	Alpha	N	Mean	Std. Dev.	Distribution	Normality Test
Acetone (ug/L)	**WT-4**	**Yes**	**1.97**	**4/17/2017**	**NP (nrm)**	**NaN**	**20**	**8.308**	**3.044**	**unknown**	**ShapiroWilk**
Acetone (ug/L)	WT-OF	n/a	n/a	n/a	NP (nrm)	NaN	10	7.6	4.025	unknown	ShapiroWilk
Acrylonitrile (ug/L)	ST-1	No	n/a	n/a	NP (nrm)	NaN	5	10	0	unknown	ShapiroWilk
Acrylonitrile (ug/L)	WT-1	n/a	n/a	n/a	NP (nrm)	NaN	29	6.779	2.877	unknown	ShapiroWilk
Acrylonitrile (ug/L)	WT-2	n/a	n/a	n/a	NP (nrm)	NaN	32	9.738	16.71	unknown	ShapiroWilk
Acrylonitrile (ug/L)	WT-3	n/a	n/a	n/a	NP (nrm)	NaN	21	16.74	53.48	unknown	ShapiroWilk
Acrylonitrile (ug/L)	WT-4	n/a	n/a	n/a	NP (nrm)	NaN	20	4.83	1.588	unknown	ShapiroWilk
Acrylonitrile (ug/L)	WT-OF	n/a	n/a	n/a	NP (nrm)	NaN	9	3.756	1.476	unknown	ShapiroWilk
Benzene (ug/L)	ST-1	No	n/a	n/a	NP (nrm)	NaN	5	0.5	0	unknown	ShapiroWilk
Benzene (ug/L)	WT-1	n/a	n/a	n/a	NP (nrm)	NaN	29	0.5183	0.1953	unknown	ShapiroWilk
Benzene (ug/L)	**WT-2**	**Yes**	**1.94,1.53,0.138,0.141,2.4,0...**	**8/1/2012,10/5/2015,10/11/20...**	**NP (nrm)**	**NaN**	**32**	**0.6509**	**0.4975**	**unknown**	**ShapiroWilk**
Benzene (ug/L)	**WT-3**	**Yes**	**53.5**	**12/13/2012**	**NP (nrm)**	**NaN**	**21**	**3.668**	**11.8**	**unknown**	**ShapiroWilk**
Benzene (ug/L)	WT-4	n/a	n/a	n/a	NP (nrm)	NaN	20	0.5151	0.2415	unknown	ShapiroWilk
Benzene (ug/L)	WT-OF	n/a	n/a	n/a	NP (nrm)	NaN	9	0.3756	0.1476	unknown	ShapiroWilk
Bromochloromethane (ug/L)	ST-1	No	n/a	n/a	NP (nrm)	NaN	5	5	0	unknown	ShapiroWilk
Bromochloromethane (ug/L)	WT-1	n/a	n/a	n/a	NP (nrm)	NaN	29	4.125	1.747	unknown	ShapiroWilk
Bromochloromethane (ug/L)	WT-2	n/a	n/a	n/a	NP (nrm)	NaN	32	5.613	8.271	unknown	ShapiroWilk
Bromochloromethane (ug/L)	WT-3	n/a	n/a	n/a	NP (nrm)	NaN	21	9.506	26.53	unknown	ShapiroWilk
Bromochloromethane (ug/L)	WT-4	n/a	n/a	n/a	NP (nrm)	NaN	20	3.731	1.993	unknown	ShapiroWilk
Bromochloromethane (ug/L)	WT-OF	n/a	n/a	n/a	NP (nrm)	NaN	9	3.018	2.351	unknown	ShapiroWilk
Bromodichloromethane (ug/L)	ST-1	No	n/a	n/a	NP (nrm)	NaN	5	1.8	1.304	unknown	ShapiroWilk
Bromodichloromethane (ug/L)	WT-1	n/a	n/a	n/a	NP (nrm)	NaN	29	1.075	0.6255	unknown	ShapiroWilk
Bromodichloromethane (ug/L)	WT-2	n/a	n/a	n/a	NP (nrm)	NaN	32	1.349	1.687	unknown	ShapiroWilk
Bromodichloromethane (ug/L)	WT-3	n/a	n/a	n/a	NP (nrm)	NaN	21	2.174	5.242	unknown	ShapiroWilk
Bromodichloromethane (ug/L)	WT-4	n/a	n/a	n/a	NP (nrm)	NaN	20	0.9595	0.3343	unknown	ShapiroWilk
Bromodichloromethane (ug/L)	WT-OF	n/a	n/a	n/a	NP (nrm)	NaN	9	0.7289	0.3215	unknown	ShapiroWilk
Bromoform (ug/L)	ST-1	No	n/a	n/a	NP (nrm)	NaN	5	9	6.519	unknown	ShapiroWilk
Bromoform (ug/L)	WT-1	n/a	n/a	n/a	NP (nrm)	NaN	29	4.839	3.539	unknown	ShapiroWilk
Bromoform (ug/L)	WT-2	n/a	n/a	n/a	NP (nrm)	NaN	32	6.261	8.661	unknown	ShapiroWilk
Bromoform (ug/L)	WT-3	n/a	n/a	n/a	NP (nrm)	NaN	21	9.54	26.52	unknown	ShapiroWilk
Bromoform (ug/L)	WT-4	n/a	n/a	n/a	NP (nrm)	NaN	20	3.767	1.933	unknown	ShapiroWilk
Bromoform (ug/L)	WT-OF	n/a	n/a	n/a	NP (nrm)	NaN	9	3.124	2.224	unknown	ShapiroWilk
Bromomethane (ug/L)	ST-1	No	n/a	n/a	NP (nrm)	NaN	5	4	0	unknown	ShapiroWilk
Bromomethane (ug/L)	WT-1	n/a	n/a	n/a	NP (nrm)	NaN	29	3.941	3.317	unknown	ShapiroWilk
Bromomethane (ug/L)	WT-2	n/a	n/a	n/a	NP (nrm)	NaN	32	4.957	7.158	unknown	ShapiroWilk
Bromomethane (ug/L)	WT-3	n/a	n/a	n/a	NP (nrm)	NaN	21	7.553	21.23	unknown	ShapiroWilk
Bromomethane (ug/L)	WT-4	n/a	n/a	n/a	NP (nrm)	NaN	20	2.93	1.506	unknown	ShapiroWilk
Bromomethane (ug/L)	WT-OF	n/a	n/a	n/a	NP (nrm)	NaN	9	2.711	1.528	unknown	ShapiroWilk
Carbon Disulfide (ug/L)	ST-1	No	n/a	n/a	NP (nrm)	NaN	5	2.4	1.949	unknown	ShapiroWilk
Carbon Disulfide (ug/L)	WT-1	n/a	n/a	n/a	NP (nrm)	NaN	29	1.184	0.9434	unknown	ShapiroWilk
Carbon Disulfide (ug/L)	WT-2	n/a	n/a	n/a	NP (nrm)	NaN	32	1.448	1.8	unknown	ShapiroWilk
Carbon Disulfide (ug/L)	WT-3	n/a	n/a	n/a	NP (nrm)	NaN	21	2.313	5.329	unknown	ShapiroWilk
Carbon Disulfide (ug/L)	WT-4	n/a	n/a	n/a	NP (nrm)	NaN	20	0.9175	0.2015	unknown	ShapiroWilk
Carbon Disulfide (ug/L)	WT-OF	n/a	n/a	n/a	NP (nrm)	NaN	9	0.7556	0.2899	unknown	ShapiroWilk
Carbon Tetrachloride (ug/L)	ST-1	No	n/a	n/a	NP (nrm)	NaN	5	2.4	0.8944	unknown	ShapiroWilk
Carbon Tetrachloride (ug/L)	WT-1	n/a	n/a	n/a	NP (nrm)	NaN	29	1.826	0.6433	unknown	ShapiroWilk
Carbon Tetrachloride (ug/L)	WT-2	n/a	n/a	n/a	NP (nrm)	NaN	32	2.405	3.269	unknown	ShapiroWilk
Carbon Tetrachloride (ug/L)	WT-3	n/a	n/a	n/a	NP (nrm)	NaN	21	4.254	10.6	unknown	ShapiroWilk
Carbon Tetrachloride (ug/L)	WT-4	n/a	n/a	n/a	NP (nrm)	NaN	20	1.647	0.5611	unknown	ShapiroWilk
Carbon Tetrachloride (ug/L)	WT-OF	n/a	n/a	n/a	NP (nrm)	NaN	9	1.4	0.7115	unknown	ShapiroWilk

Outlier Analysis

Iowa City Landfill Client: HDR Data: Iowa City Sanitary Landfill Printed 1/19/2026, 5:33 PM

Constituent	Well	Outlier	Value(s)	Date(s)	Method	Alpha	N	Mean	Std. Dev.	Distribution	Normality Test
Chlorobenzene (ug/L)	ST-1	No	n/a	n/a	NP (nrm)	NaN	5	1.2	0.4472	unknown	ShapiroWilk
Chlorobenzene (ug/L)	WT-1	n/a	n/a	n/a	NP (nrm)	NaN	29	0.9724	0.2711	unknown	ShapiroWilk
Chlorobenzene (ug/L)	WT-2	n/a	n/a	n/a	NP (nrm)	NaN	32	1.256	1.616	unknown	ShapiroWilk
Chlorobenzene (ug/L)	WT-3	n/a	n/a	n/a	NP (nrm)	NaN	21	2.057	5.261	unknown	ShapiroWilk
Chlorobenzene (ug/L)	WT-4	n/a	n/a	n/a	NP (nrm)	NaN	20	0.91	0.2198	unknown	ShapiroWilk
Chlorobenzene (ug/L)	WT-OF	n/a	n/a	n/a	NP (nrm)	NaN	9	0.7333	0.3162	unknown	ShapiroWilk
Chlorodibromomethane (ug/L)	ST-1	No	n/a	n/a	NP (nrm)	NaN	5	5	0	unknown	ShapiroWilk
Chlorodibromomethane (ug/L)	WT-1	n/a	n/a	n/a	NP (nrm)	NaN	29	4.147	1.702	unknown	ShapiroWilk
Chlorodibromomethane (ug/L)	WT-2	n/a	n/a	n/a	NP (nrm)	NaN	32	5.633	8.259	unknown	ShapiroWilk
Chlorodibromomethane (ug/L)	WT-3	No	n/a	n/a	NP (nrm)	NaN	21	9.377	26.56	unknown	ShapiroWilk
Chlorodibromomethane (ug/L)	WT-4	n/a	n/a	n/a	NP (nrm)	NaN	20	3.763	1.941	unknown	ShapiroWilk
Chlorodibromomethane (ug/L)	WT-OF	n/a	n/a	n/a	NP (nrm)	NaN	9	3.111	2.24	unknown	ShapiroWilk
Chloroethane (ug/L)	ST-1	No	n/a	n/a	NP (nrm)	NaN	5	4	0	unknown	ShapiroWilk
Chloroethane (ug/L)	WT-1	n/a	n/a	n/a	NP (nrm)	NaN	29	3.358	1.281	unknown	ShapiroWilk
Chloroethane (ug/L)	WT-2	n/a	n/a	n/a	NP (nrm)	NaN	32	4.543	6.586	unknown	ShapiroWilk
Chloroethane (ug/L)	WT-3	n/a	n/a	n/a	NP (nrm)	NaN	21	7.684	21.2	unknown	ShapiroWilk
Chloroethane (ug/L)	WT-4	n/a	n/a	n/a	NP (nrm)	NaN	20	3.069	1.461	unknown	ShapiroWilk
Chloroethane (ug/L)	WT-OF	n/a	n/a	n/a	NP (nrm)	NaN	9	2.573	1.692	unknown	ShapiroWilk
Chloroform (ug/L)	ST-1	No	n/a	n/a	NP (nrm)	NaN	5	1.2	0.4472	unknown	ShapiroWilk
Chloroform (ug/L)	WT-1	n/a	n/a	n/a	NP (nrm)	NaN	29	1.617	0.8909	unknown	ShapiroWilk
Chloroform (ug/L)	WT-2	n/a	n/a	n/a	NP (nrm)	NaN	32	1.837	1.23	unknown	ShapiroWilk
Chloroform (ug/L)	WT-3	n/a	n/a	n/a	NP (nrm)	NaN	21	3.44	5.197	unknown	ShapiroWilk
Chloroform (ug/L)	WT-4	n/a	n/a	n/a	NP (nrm)	NaN	20	2.203	1.697	unknown	ShapiroWilk
Chloroform (ug/L)	WT-OF	n/a	n/a	n/a	NP (nrm)	NaN	9	2.244	0.896	unknown	ShapiroWilk
Chloromethane (ug/L)	ST-1	No	n/a	n/a	NP (nrm)	NaN	5	3	0	unknown	ShapiroWilk
Chloromethane (ug/L)	WT-1	n/a	n/a	n/a	NP (nrm)	NaN	29	2.546	0.9094	unknown	ShapiroWilk
Chloromethane (ug/L)	WT-2	n/a	n/a	n/a	NP (nrm)	NaN	32	3.36	4.949	unknown	ShapiroWilk
Chloromethane (ug/L)	WT-3	n/a	n/a	n/a	NP (nrm)	NaN	21	5.801	15.89	unknown	ShapiroWilk
Chloromethane (ug/L)	WT-4	n/a	n/a	n/a	NP (nrm)	NaN	20	2.342	1.038	unknown	ShapiroWilk
Chloromethane (ug/L)	WT-OF	n/a	n/a	n/a	NP (nrm)	NaN	9	1.938	1.26	unknown	ShapiroWilk
cis-1,2-Dichloroethene (ug/L)	ST-1	No	n/a	n/a	NP (nrm)	NaN	5	1	0	unknown	ShapiroWilk
cis-1,2-Dichloroethene (ug/L)	WT-1	n/a	n/a	n/a	NP (nrm)	NaN	29	0.9183	0.2448	unknown	ShapiroWilk
cis-1,2-Dichloroethene (ug/L)	WT-2	n/a	n/a	n/a	NP (nrm)	NaN	32	1.207	1.621	unknown	ShapiroWilk
cis-1,2-Dichloroethene (ug/L)	**WT-3**	**Yes**	**25**	**12/13/2012**	**NP (nrm)**	**NaN**	**21**	**1.952**	**5.292**	**unknown**	**ShapiroWilk**
cis-1,2-Dichloroethene (ug/L)	WT-4	n/a	n/a	n/a	NP (nrm)	NaN	20	0.8815	0.2894	unknown	ShapiroWilk
cis-1,2-Dichloroethene (ug/L)	WT-OF	n/a	n/a	n/a	NP (nrm)	NaN	9	0.6489	0.4164	unknown	ShapiroWilk
cis-1,3-Dichloropropene (ug/L)	ST-1	No	n/a	n/a	NP (nrm)	NaN	5	5	0	unknown	ShapiroWilk
cis-1,3-Dichloropropene (ug/L)	WT-1	n/a	n/a	n/a	NP (nrm)	NaN	29	4.095	1.812	unknown	ShapiroWilk
cis-1,3-Dichloropropene (ug/L)	WT-2	n/a	n/a	n/a	NP (nrm)	NaN	32	5.586	8.289	unknown	ShapiroWilk
cis-1,3-Dichloropropene (ug/L)	WT-3	n/a	n/a	n/a	NP (nrm)	NaN	21	9.464	26.55	unknown	ShapiroWilk
cis-1,3-Dichloropropene (ug/L)	WT-4	n/a	n/a	n/a	NP (nrm)	NaN	20	3.688	2.068	unknown	ShapiroWilk
cis-1,3-Dichloropropene (ug/L)	WT-OF	n/a	n/a	n/a	NP (nrm)	NaN	9	2.889	2.503	unknown	ShapiroWilk
Dibromomethane (ug/L)	ST-1	No	n/a	n/a	NP (nrm)	NaN	5	1.2	0.4472	unknown	ShapiroWilk
Dibromomethane (ug/L)	WT-1	n/a	n/a	n/a	NP (nrm)	NaN	29	0.9652	0.2873	unknown	ShapiroWilk
Dibromomethane (ug/L)	WT-2	n/a	n/a	n/a	NP (nrm)	NaN	32	1.25	1.62	unknown	ShapiroWilk
Dibromomethane (ug/L)	WT-3	n/a	n/a	n/a	NP (nrm)	NaN	21	2.047	5.265	unknown	ShapiroWilk
Dibromomethane (ug/L)	WT-4	n/a	n/a	n/a	NP (nrm)	NaN	20	0.8995	0.2455	unknown	ShapiroWilk
Dibromomethane (ug/L)	WT-OF	n/a	n/a	n/a	NP (nrm)	NaN	9	0.7022	0.3531	unknown	ShapiroWilk
Ethylbenzene (ug/L)	ST-1	No	n/a	n/a	NP (nrm)	NaN	5	1.2	0.4472	unknown	ShapiroWilk
Ethylbenzene (ug/L)	WT-1	n/a	n/a	n/a	NP (nrm)	NaN	29	0.9631	0.2921	unknown	ShapiroWilk

Outlier Analysis

Iowa City Landfill Client: HDR Data: Iowa City Sanitary Landfill Printed 1/19/2026, 5:33 PM

Constituent	Well	Outlier	Value(s)	Date(s)	Method	Alpha	N	Mean	Std. Dev.	Distribution	Normality Test
Ethylbenzene (ug/L)	WT-2	n/a	n/a	n/a	NP (nrm)	NaN	32	1.426	2.619	unknown	ShapiroWilk
Ethylbenzene (ug/L)	WT-3	n/a	n/a	n/a	NP (nrm)	NaN	21	8.94	30.04	unknown	ShapiroWilk
Ethylbenzene (ug/L)	WT-4	n/a	n/a	n/a	NP (nrm)	NaN	20	0.8965	0.2528	unknown	ShapiroWilk
Ethylbenzene (ug/L)	WT-OF	n/a	n/a	n/a	NP (nrm)	NaN	9	0.6933	0.3637	unknown	ShapiroWilk
Iodomethane (ug/L)	ST-1	No	n/a	n/a	NP (nrm)	NaN	5	10	0	unknown	ShapiroWilk
Iodomethane (ug/L)	WT-1	n/a	n/a	n/a	NP (nrm)	NaN	29	9.793	4.507	unknown	ShapiroWilk
Iodomethane (ug/L)	WT-2	n/a	n/a	n/a	NP (nrm)	NaN	32	12.31	16.46	unknown	ShapiroWilk
Iodomethane (ug/L)	WT-3	n/a	n/a	n/a	NP (nrm)	NaN	21	19.71	52.86	unknown	ShapiroWilk
Iodomethane (ug/L)	WT-4	n/a	n/a	n/a	NP (nrm)	NaN	20	8.2	3.286	unknown	ShapiroWilk
Iodomethane (ug/L)	WT-OF	n/a	n/a	n/a	NP (nrm)	NaN	9	8.667	1.581	unknown	ShapiroWilk
Methylene Chloride (ug/L)	ST-1	No	n/a	n/a	NP (nrm)	NaN	5	5	0	unknown	ShapiroWilk
Methylene Chloride (ug/L)	WT-1	n/a	n/a	n/a	NP (nrm)	NaN	29	4.177	1.67	unknown	ShapiroWilk
Methylene Chloride (ug/L)	WT-2	n/a	n/a	n/a	NP (nrm)	NaN	32	5.331	3.808	unknown	ShapiroWilk
Methylene Chloride (ug/L)	WT-3	n/a	n/a	n/a	NP (nrm)	NaN	21	10.02	26.39	unknown	ShapiroWilk
Methylene Chloride (ug/L)	WT-4	n/a	n/a	n/a	NP (nrm)	NaN	20	4.268	1.528	unknown	ShapiroWilk
Methylene Chloride (ug/L)	WT-OF	n/a	n/a	n/a	NP (nrm)	NaN	9	3.533	1.739	unknown	ShapiroWilk
Styrene (ug/L)	ST-1	No	n/a	n/a	EPA 1989	0.05	5	2	1.225	normal	ShapiroWilk
Styrene (ug/L)	WT-1	n/a	n/a	n/a	NP (nrm)	NaN	29	1.107	0.6507	unknown	ShapiroWilk
Styrene (ug/L)	WT-2	n/a	n/a	n/a	NP (nrm)	NaN	32	1.378	1.691	unknown	ShapiroWilk
Styrene (ug/L)	WT-3	n/a	n/a	n/a	NP (nrm)	NaN	21	2.745	7.463	unknown	ShapiroWilk
Styrene (ug/L)	WT-4	n/a	n/a	n/a	NP (nrm)	NaN	20	0.9055	0.2308	unknown	ShapiroWilk
Styrene (ug/L)	WT-OF	n/a	n/a	n/a	NP (nrm)	NaN	9	0.72	0.332	unknown	ShapiroWilk
Tetrachloroethene (ug/L)	ST-1	No	n/a	n/a	NP (nrm)	NaN	5	1.2	0.4472	unknown	ShapiroWilk
Tetrachloroethene (ug/L)	WT-1	n/a	n/a	n/a	NP (nrm)	NaN	29	0.9807	0.2536	unknown	ShapiroWilk
Tetrachloroethene (ug/L)	WT-2	n/a	n/a	n/a	NP (nrm)	NaN	32	1.264	1.612	unknown	ShapiroWilk
Tetrachloroethene (ug/L)	WT-3	n/a	n/a	n/a	NP (nrm)	NaN	21	2.069	5.258	unknown	ShapiroWilk
Tetrachloroethene (ug/L)	WT-4	n/a	n/a	n/a	NP (nrm)	NaN	20	0.922	0.1905	unknown	ShapiroWilk
Tetrachloroethene (ug/L)	WT-OF	n/a	n/a	n/a	NP (nrm)	NaN	9	0.7689	0.2741	unknown	ShapiroWilk
Toluene (ug/L)	ST-1	No	n/a	n/a	NP (nrm)	NaN	5	1	0	unknown	ShapiroWilk
Toluene (ug/L)	WT-1	n/a	n/a	n/a	NP (nrm)	NaN	29	1.722	2.547	unknown	ShapiroWilk
Toluene (ug/L)	WT-2	n/a	n/a	n/a	NP (nrm)	NaN	32	1.615	3.67	unknown	ShapiroWilk
Toluene (ug/L)	WT-3	n/a	n/a	n/a	NP (nrm)	NaN	21	15.18	52.52	unknown	ShapiroWilk
Toluene (ug/L)	WT-4	n/a	n/a	n/a	NP (nrm)	NaN	20	0.9145	0.2088	unknown	ShapiroWilk
Toluene (ug/L)	WT-OF	n/a	n/a	n/a	NP (nrm)	NaN	9	0.7467	0.3004	unknown	ShapiroWilk
trans-1,2-Dichloroethene (ug/L)	ST-1	No	n/a	n/a	NP (nrm)	NaN	5	1	0	unknown	ShapiroWilk
trans-1,2-Dichloroethene (ug/L)	WT-1	n/a	n/a	n/a	NP (nrm)	NaN	29	0.9245	0.2263	unknown	ShapiroWilk
trans-1,2-Dichloroethene (ug/L)	WT-2	n/a	n/a	n/a	NP (nrm)	NaN	32	1.213	1.618	unknown	ShapiroWilk
trans-1,2-Dichloroethene (ug/L)	WT-3	n/a	n/a	n/a	NP (nrm)	NaN	21	2.039	5.268	unknown	ShapiroWilk
trans-1,2-Dichloroethene (ug/L)	WT-4	n/a	n/a	n/a	NP (nrm)	NaN	20	0.8905	0.2674	unknown	ShapiroWilk
trans-1,2-Dichloroethene (ug/L)	WT-OF	n/a	n/a	n/a	NP (nrm)	NaN	9	0.6756	0.3847	unknown	ShapiroWilk
trans-1,3-Dichloropropene (ug/L)	ST-1	No	n/a	n/a	NP (nrm)	NaN	5	5	0	unknown	ShapiroWilk
trans-1,3-Dichloropropene (ug/L)	WT-1	n/a	n/a	n/a	NP (nrm)	NaN	29	4.279	2.089	unknown	ShapiroWilk
trans-1,3-Dichloropropene (ug/L)	WT-2	n/a	n/a	n/a	NP (nrm)	NaN	32	5.771	8.305	unknown	ShapiroWilk
trans-1,3-Dichloropropene (ug/L)	WT-3	n/a	n/a	n/a	NP (nrm)	NaN	21	9.509	26.53	unknown	ShapiroWilk
trans-1,3-Dichloropropene (ug/L)	WT-4	n/a	n/a	n/a	NP (nrm)	NaN	20	3.734	1.988	unknown	ShapiroWilk
trans-1,3-Dichloropropene (ug/L)	WT-OF	n/a	n/a	n/a	NP (nrm)	NaN	9	3.027	2.34	unknown	ShapiroWilk
trans-1,4-Dichloro-2-Butene (ug/L)	ST-1	No	n/a	n/a	NP (nrm)	NaN	5	10	0	unknown	ShapiroWilk
trans-1,4-Dichloro-2-Butene (ug/L)	WT-1	n/a	n/a	n/a	NP (nrm)	NaN	29	8.907	3.674	unknown	ShapiroWilk
trans-1,4-Dichloro-2-Butene (ug/L)	WT-2	n/a	n/a	n/a	NP (nrm)	NaN	32	11.82	16.47	unknown	ShapiroWilk
trans-1,4-Dichloro-2-Butene (ug/L)	WT-3	n/a	n/a	n/a	NP (nrm)	NaN	21	19.92	52.89	unknown	ShapiroWilk

Outlier Analysis

Iowa City Landfill Client: HDR Data: Iowa City Sanitary Landfill Printed 1/19/2026, 5:33 PM

Constituent	Well	Outlier	Value(s)	Date(s)	Method	Alpha	N	Mean	Std. Dev.	Distribution	Normality Test
trans-1,4-Dichloro-2-Butene (ug/L)	WT-4	n/a	n/a	n/a	NP (nrm)	NaN	20	8.415	4.367	unknown	ShapiroWilk
trans-1,4-Dichloro-2-Butene (ug/L)	WT-OF	n/a	n/a	n/a	NP (nrm)	NaN	9	6.044	4.691	unknown	ShapiroWilk
Trichloroethene (ug/L)	ST-1	No	n/a	n/a	NP (nrm)	NaN	5	1	0	unknown	ShapiroWilk
Trichloroethene (ug/L)	WT-1	n/a	n/a	n/a	NP (nrm)	NaN	29	0.9218	0.1989	unknown	ShapiroWilk
Trichloroethene (ug/L)	WT-2	n/a	n/a	n/a	NP (nrm)	NaN	32	1.228	1.61	unknown	ShapiroWilk
Trichloroethene (ug/L)	WT-3	n/a	n/a	n/a	NP (nrm)	NaN	21	2.061	5.26	unknown	ShapiroWilk
Trichloroethene (ug/L)	WT-4	n/a	n/a	n/a	NP (nrm)	NaN	20	0.9145	0.2088	unknown	ShapiroWilk
Trichloroethene (ug/L)	WT-OF	n/a	n/a	n/a	NP (nrm)	NaN	9	0.7467	0.3004	unknown	ShapiroWilk
Trichlorofluoromethane (ug/L)	ST-1	No	n/a	n/a	NP (nrm)	NaN	5	4	0	unknown	ShapiroWilk
Trichlorofluoromethane (ug/L)	WT-1	n/a	n/a	n/a	NP (nrm)	NaN	29	3.315	1.372	unknown	ShapiroWilk
Trichlorofluoromethane (ug/L)	WT-2	n/a	n/a	n/a	NP (nrm)	NaN	32	4.504	6.609	unknown	ShapiroWilk
Trichlorofluoromethane (ug/L)	WT-3	n/a	n/a	n/a	NP (nrm)	NaN	21	7.626	21.22	unknown	ShapiroWilk
Trichlorofluoromethane (ug/L)	WT-4	n/a	n/a	n/a	NP (nrm)	NaN	20	3.007	1.566	unknown	ShapiroWilk
Trichlorofluoromethane (ug/L)	WT-OF	n/a	n/a	n/a	NP (nrm)	NaN	9	2.391	1.908	unknown	ShapiroWilk
Vinyl Acetate (ug/L)	ST-1	No	n/a	n/a	NP (nrm)	NaN	5	2	0	unknown	ShapiroWilk
Vinyl Acetate (ug/L)	WT-1	n/a	n/a	n/a	NP (nrm)	NaN	29	6.362	4.52	unknown	ShapiroWilk
Vinyl Acetate (ug/L)	WT-2	n/a	n/a	n/a	NP (nrm)	NaN	32	9.516	17.08	unknown	ShapiroWilk
Vinyl Acetate (ug/L)	WT-3	n/a	n/a	n/a	NP (nrm)	NaN	21	10.21	10.02	unknown	ShapiroWilk
Vinyl Acetate (ug/L)	WT-4	n/a	n/a	n/a	NP (nrm)	NaN	20	8.625	4.013	unknown	ShapiroWilk
Vinyl Acetate (ug/L)	WT-OF	n/a	n/a	n/a	NP (nrm)	NaN	9	6.667	3.953	unknown	ShapiroWilk
Vinyl Chloride (ug/L)	ST-1	No	n/a	n/a	NP (nrm)	NaN	5	1	0	unknown	ShapiroWilk
Vinyl Chloride (ug/L)	WT-1	n/a	n/a	n/a	NP (nrm)	NaN	29	0.9152	0.2541	unknown	ShapiroWilk
Vinyl Chloride (ug/L)	WT-2	n/a	n/a	n/a	NP (nrm)	NaN	32	1.18	1.632	unknown	ShapiroWilk
Vinyl Chloride (ug/L)	WT-3	n/a	n/a	n/a	NP (nrm)	NaN	21	1.987	5.283	unknown	ShapiroWilk
Vinyl Chloride (ug/L)	WT-4	n/a	n/a	n/a	NP (nrm)	NaN	20	0.877	0.3004	unknown	ShapiroWilk
Vinyl Chloride (ug/L)	WT-OF	n/a	n/a	n/a	NP (nrm)	NaN	9	0.6356	0.4322	unknown	ShapiroWilk
Xylenes, Total (ug/L)	ST-1	No	n/a	n/a	NP (nrm)	NaN	5	5.4	3.912	unknown	ShapiroWilk
Xylenes, Total (ug/L)	WT-1	n/a	n/a	n/a	NP (nrm)	NaN	29	3.041	2.011	unknown	ShapiroWilk
Xylenes, Total (ug/L)	WT-2	n/a	n/a	n/a	NP (nrm)	NaN	32	4.102	5.884	unknown	ShapiroWilk
Xylenes, Total (ug/L)	WT-3	n/a	n/a	n/a	NP (nrm)	NaN	21	21.95	76.49	unknown	ShapiroWilk
Xylenes, Total (ug/L)	WT-4	n/a	n/a	n/a	NP (nrm)	NaN	20	2.334	1.045	unknown	ShapiroWilk
Xylenes, Total (ug/L)	WT-OF	n/a	n/a	n/a	NP (nrm)	NaN	9	1.844	1.37	unknown	ShapiroWilk

This page intentionally left blank.

Groundwater Underdrain –

Flagged Outliers

This page intentionally left blank.

Flagged Outliers

Iowa City Landfill Client: HDR Data: Iowa City Sanitary Landfill Printed 1/19/2026, 3:48 PM

	WT-2 Antimony (mg/L)	WT-3 Antimony (mg/L)	WT-3 Arsenic (mg/L)	WT-1 Barium (mg/L)	WT-2 Barium (mg/L)	WT-3 Barium (mg/L)	WT-3 Beryllium (mg/L)	WT-3 Cadmium (mg/L)	WT-1 Chromium (mg/L)	WT-2 Chromium (mg/L)
4/11/2012										
8/1/2012	<0.012 (o)				2.65 (o)					
10/11/2012	<0.018 (o)									
12/13/2012										
3/30/2013								0.00101 (o)		
10/5/2015					1.22 (o)					
4/26/2018										
10/16/2018									0.0136 (o)	0.0162 (o)
10/7/2020		<0.02 (o)	13.9 (o)	1.67 (o)		35.3 (o)	0.00806 (o)	0.00138 (o)		
4/29/2024										
2/25/2025										

	WT-3 Chromium (mg/L)	WT-4 Chromium (mg/L)	WT-1 Cobalt (mg/L)	WT-2 Cobalt (mg/L)	WT-3 Cobalt (mg/L)	WT-OF Cobalt (mg/L)	WT-1 Copper (mg/L)	WT-2 Copper (mg/L)	WT-3 Copper (mg/L)	WT-1 Lead (mg/L)
4/11/2012										
8/1/2012										
10/11/2012										
12/13/2012										
3/30/2013										
10/5/2015				0.0528 (o)						
4/26/2018										
10/16/2018	0.00757 (o)	0.0066 (o)					0.00896 (o)	0.0112 (o)		0.00725 (o)
10/7/2020	0.0448 (o)		0.0182 (o)		0.07 (o)				0.053 (o)	
4/29/2024			0.207 (o)			0.0633 (o)				
2/25/2025										

	WT-2 Lead (mg/L)	WT-3 Lead (mg/L)	WT-4 Lead (mg/L)	WT-1 Nickel (mg/L)	WT-2 Nickel (mg/L)	WT-3 Nickel (mg/L)	WT-3 Selenium (mg/L)	WT-4 Selenium (mg/L)	WT-OF Selenium (mg/L)	WT-3 Silver (mg/L)
4/11/2012										
8/1/2012					0.0676 (o)					
10/11/2012										
12/13/2012						0.183 (o)				
3/30/2013		0.0181 (o)								
10/5/2015					0.094 (o)					
4/26/2018								0.00457 (Jo)		
10/16/2018	0.00754 (o)	0.00354 (o)	0.00281 (o)							
10/7/2020		0.0321 (o)				0.134 (o)	0.0311 (o)			<0.02 (o)
4/29/2024				0.129 (o)						
2/25/2025									0.0171 (o)	

Flagged Outliers

Iowa City Landfill Client: HDR Data: Iowa City Sanitary Landfill Printed 1/19/2026, 3:48 PM

	WT-4 Silver (mg/L)	WT-2 Thallium (mg/L)	WT-3 Thallium (mg/L)	WT-1 Vanadium (mg/L)	WT-2 Vanadium (mg/L)	WT-3 Vanadium (mg/L)	WT-4 Vanadium (mg/L)	WT-3 Zinc (mg/L)	WT-4 Zinc (mg/L)
4/11/2012	<0.02 (o)								
8/1/2012		0.00251 (o)							
10/11/2012									
12/13/2012								0.258 (o)	
3/30/2013								0.861 (o)	
10/5/2015									
4/26/2018									<0.08 (o)
10/16/2018				0.0213 (o)	0.0244 (o)	0.0128 (o)	0.0144 (o)		
10/7/2020			<0.02 (o)			0.128 (o)		0.419 (o)	
4/29/2024									
2/25/2025									

Flagged Outliers

Iowa City Landfill Client: HDR Data: Iowa City Sanitary Landfill Printed 1/20/2026, 8:26 AM

	WT-2 1,1,1,2-Tetrachloroethane (ug/L)	WT-3 1,1,1,2-Tetrachloroethane (ug/L)	WT-2 1,1,1-Trichloroethane (ug/L)	WT-3 1,1,1-Trichloroethane (ug/L)	WT-2 1,1,2,2-Tetrachloroethane (ug/L)	WT-3 1,1,2,2-Tetrachloroethane (ug/L)	WT-2 1,1,2-Trichloroethane (ug/L)	WT-3 1,1,2-Trichloroethane (ug/L)	WT-2 1,1-Dichloroethane (ug/L)
10/25/2009									
3/3/2010									
5/10/2010									
7/8/2011									
10/13/2011									
4/11/2012									
8/1/2012									
12/13/2012		<25 (o)		<25 (o)		<25 (o)		<25 (o)	
3/30/2013									
10/5/2015	<10 (o)		<10 (o)		<10 (o)		<10 (o)		<10 (o)
4/13/2021									
10/20/2021							0.5 (Jo)		
5/1/2023									
4/29/2024									

	WT-3 1,1-Dichloroethane (ug/L)	WT-2 1,1-Dichloroethene (ug/L)	WT-3 1,1-Dichloroethene (ug/L)	WT-2 1,2,3-Trichloropropane (ug/L)	WT-3 1,2,3-Trichloropropane (ug/L)	WT-3 1,2-Dibromo-3-Chloropropane (ug/L)	WT-3 1,2-Dibromoethane [EDB] (ug/L)	WT-2 1,2-Dichlorobenzene (ug/L)	WT-3 1,2-Dichlorobenzene (ug/L)
10/25/2009									
3/3/2010									
5/10/2010									
7/8/2011									
10/13/2011									
4/11/2012									
8/1/2012									
12/13/2012	<25 (o)		<50 (o)		<25 (o)	<250 (o)	<250 (o)		<25 (o)
3/30/2013									
10/5/2015		<20 (o)		<10 (o)				<10 (o)	
4/13/2021									
10/20/2021									
5/1/2023									
4/29/2024									

	WT-2 1,2-Dichloroethane (ug/L)	WT-3 1,2-Dichloroethane (ug/L)	WT-2 1,2-Dichloropropane (ug/L)	WT-3 1,2-Dichloropropane (ug/L)	WT-2 1,4-Dichlorobenzene (ug/L)	WT-3 1,4-Dichlorobenzene (ug/L)	WT-1 2-Butanone [MEK] (ug/L)	WT-2 2-Butanone [MEK] (ug/L)	WT-3 2-Butanone [MEK] (ug/L)
10/25/2009									
3/3/2010									
5/10/2010									
7/8/2011									
10/13/2011									
4/11/2012									
8/1/2012									
12/13/2012		<25 (o)		<25 (o)		<25 (o)			<250 (o)
3/30/2013									
10/5/2015	<10 (o)		<10 (o)		<10 (o)			<100 (o)	
4/13/2021									
10/20/2021									
5/1/2023									
4/29/2024							32.7 (o)		

Flagged Outliers

Iowa City Landfill Client: HDR Data: Iowa City Sanitary Landfill Printed 1/20/2026, 8:26 AM

	WT-2 2-Hexanone (ug/L)	WT-3 2-Hexanone (ug/L)	WT-2 4-Methyl-2-pentanone [MIBK] (ug/L)	WT-3 4-Methyl-2-pentanone [MIBK] (ug/L)	WT-1 Acetone (ug/L)	WT-2 Acetone (ug/L)	WT-3 Acetone (ug/L)	WT-2 Acrylonitrile (ug/L)	WT-3 Acrylonitrile (ug/L)
10/25/2009									
3/3/2010					86.2 (o)	23.7 (o)			
5/10/2010									
7/8/2011									
10/13/2011									
4/11/2012									
8/1/2012			71.5 (o)			45 (o)			
12/13/2012		<250 (o)		<250 (o)			<250 (o)		<250 (o)
3/30/2013				22.7 (o)					
10/5/2015	<100 (o)		<100 (o)			<100 (o)		<100 (o)	
4/13/2021									
10/20/2021									
5/1/2023									
4/29/2024					43.7 (o)				

	WT-2 Benzene (ug/L)	WT-3 Benzene (ug/L)	WT-2 Bromochloromethane (ug/L)	WT-3 Bromochloromethane (ug/L)	WT-2 Bromodichloromethane (ug/L)	WT-3 Bromodichloromethane (ug/L)	WT-4 Bromodichloromethane (ug/L)	ST-1 Bromoform (ug/L)	WT-1 Bromoform (ug/L)
10/25/2009									
3/3/2010									
5/10/2010								<20 (o)	<20 (o)
7/8/2011									
10/13/2011									
4/11/2012									
8/1/2012									
12/13/2012		53.5 (o)		<125 (o)		<25 (o)			
3/30/2013		14.1 (o)							
10/5/2015			<50 (o)		<10 (o)				
4/13/2021	2.4 (o)								
10/20/2021									
5/1/2023						1.96 (o)	2.02 (o)		
4/29/2024									

	WT-2 Bromoform (ug/L)	WT-3 Bromoform (ug/L)	WT-1 Bromomethane (ug/L)	WT-2 Bromomethane (ug/L)	WT-3 Bromomethane (ug/L)	WT-2 Carbon Disulfide (ug/L)	WT-3 Carbon Disulfide (ug/L)	WT-2 Carbon Tetrachloride (ug/L)	WT-3 Carbon Tetrachloride (ug/L)
10/25/2009	<10 (o)								
3/3/2010									
5/10/2010	<20 (o)								
7/8/2011									
10/13/2011			<20 (o)	<20 (o)					
4/11/2012									
8/1/2012									
12/13/2012		<125 (o)			<100 (o)		<25 (o)		<50 (o)
3/30/2013							6.23 (o)		8.39 (o)
10/5/2015	<50 (o)			<40 (o)		<10 (o)		<20 (o)	
4/13/2021									
10/20/2021									
5/1/2023									
4/29/2024									

Flagged Outliers

Iowa City Landfill Client: HDR Data: Iowa City Sanitary Landfill Printed 1/20/2026, 8:26 AM

	WT-2 Chlorobenzene (ug/L)	WT-3 Chlorobenzene (ug/L)	WT-2 Chlorodibromomethane (ug/L)	WT-3 Chlorodibromomethane (ug/L)	WT-2 Chloroethane (ug/L)	WT-3 Chloroethane (ug/L)	WT-2 Chloroform (ug/L)	WT-3 Chloroform (ug/L)	WT-4 Chloroform (ug/L)
10/25/2009									
3/3/2010									
5/10/2010									
7/8/2011									
10/13/2011									
4/11/2012									
8/1/2012									
12/13/2012		<25 (o)		<125 (o)		<100 (o)		<25 (o)	
3/30/2013									
10/5/2015	<10 (o)		<50 (o)		<40 (o)		6.38 (Jo)		
4/13/2021									
10/20/2021									
5/1/2023				1.38 (Jo)				6.75 (o)	8.17 (o)
4/29/2024									

	WT-2 Chloromethane (ug/L)	WT-3 Chloromethane (ug/L)	WT-2 cis-1,2-Dichloroethene (ug/L)	WT-3 cis-1,2-Dichloroethene (ug/L)	WT-2 cis-1,3-Dichloropropene (ug/L)	WT-3 cis-1,3-Dichloropropene (ug/L)	WT-2 Dibromomethane (ug/L)	WT-3 Dibromomethane (ug/L)	WT-2 Ethylbenzene (ug/L)
10/25/2009									
3/3/2010									
5/10/2010									
7/8/2011									
10/13/2011									
4/11/2012									
8/1/2012									
12/13/2012		<75 (o)		<25 (o)		<125 (o)		<25 (o)	
3/30/2013									
10/5/2015	<30 (o)		<10 (o)		<50 (o)		<10 (o)		15.7 (o)
4/13/2021									
10/20/2021									
5/1/2023									
4/29/2024									

	WT-3 Ethylbenzene (ug/L)	WT-2 Iodomethane (ug/L)	WT-3 Iodomethane (ug/L)	WT-2 Methylene Chloride (ug/L)	WT-3 Methylene Chloride (ug/L)	WT-2 Styrene (ug/L)	WT-3 Styrene (ug/L)	WT-2 Tetrachloroethene (ug/L)	WT-3 Tetrachloroethene (ug/L)
10/25/2009									
3/3/2010									
5/10/2010									
7/8/2011									
10/13/2011									
4/11/2012									
8/1/2012									
12/13/2012	136 (o)		<250 (o)		<125 (o)		35 (o)		<25 (o)
3/30/2013	34.8 (o)						5.54 (o)		
10/5/2015		<100 (o)		25.5 (Jo)		<10 (o)		<10 (o)	
4/13/2021									
10/20/2021									
5/1/2023									
4/29/2024									

Flagged Outliers

Iowa City Landfill Client: HDR Data: Iowa City Sanitary Landfill Printed 1/20/2026, 8:26 AM

	WT-2 Toluene (ug/L)	WT-3 Toluene (ug/L)	WT-2 trans-1,2-Dichloroethene (ug/L)	WT-3 trans-1,2-Dichloroethene (ug/L)	WT-2 trans-1,3-Dichloropropene (ug/L)	WT-3 trans-1,3-Dichloropropene (ug/L)	WT-2 trans-1,4-Dichloro-2-Butene (ug/L)	WT-3 trans-1,4-Dichloro-2-Butene (ug/L)	WT-2 Trichloroethene (ug/L)
10/25/2009									
3/3/2010									
5/10/2010									
7/8/2011					<10 (o)				
10/13/2011									
4/11/2012									
8/1/2012									
12/13/2012		236 (o)		<25 (o)		<125 (o)		<250 (o)	
3/30/2013		65.5 (o)							
10/5/2015	21.7 (o)		<10 (o)		<50 (o)		<100 (o)		<10 (o)
4/13/2021									
10/20/2021									
5/1/2023									
4/29/2024									

	WT-3 Trichloroethene (ug/L)	WT-2 Trichlorofluoromethane (ug/L)	WT-3 Trichlorofluoromethane (ug/L)	WT-1 Vinyl Acetate (ug/L)	WT-2 Vinyl Acetate (ug/L)	WT-3 Vinyl Acetate (ug/L)	WT-4 Vinyl Acetate (ug/L)	WT-2 Vinyl Chloride (ug/L)	WT-3 Vinyl Chloride (ug/L)
10/25/2009									
3/3/2010									
5/10/2010									
7/8/2011									
10/13/2011									
4/11/2012				<20 (o)	<20 (o)	<20 (o)	<20 (o)		
8/1/2012									
12/13/2012	<25 (o)		<100 (o)			<50 (o)			<25 (o)
3/30/2013									
10/5/2015		<40 (o)			<100 (o)			<10 (o)	
4/13/2021									
10/20/2021									
5/1/2023									
4/29/2024									

	WT-2 Xylenes, Total (ug/L)	WT-3 Xylenes, Total (ug/L)
10/25/2009		
3/3/2010		
5/10/2010		
7/8/2011		
10/13/2011		
4/11/2012		
8/1/2012		
12/13/2012		350 (o)
3/30/2013		67.1 (o)
10/5/2015	34.5 (o)	
4/13/2021		
10/20/2021		
5/1/2023		
4/29/2024		

Groundwater Underdrain –

Time Series

This page intentionally left blank.

Sanitas™ v.10.1.03a Software licensed to HDR, Inc. UG
Hollow symbols indicate censored values.

Time Series

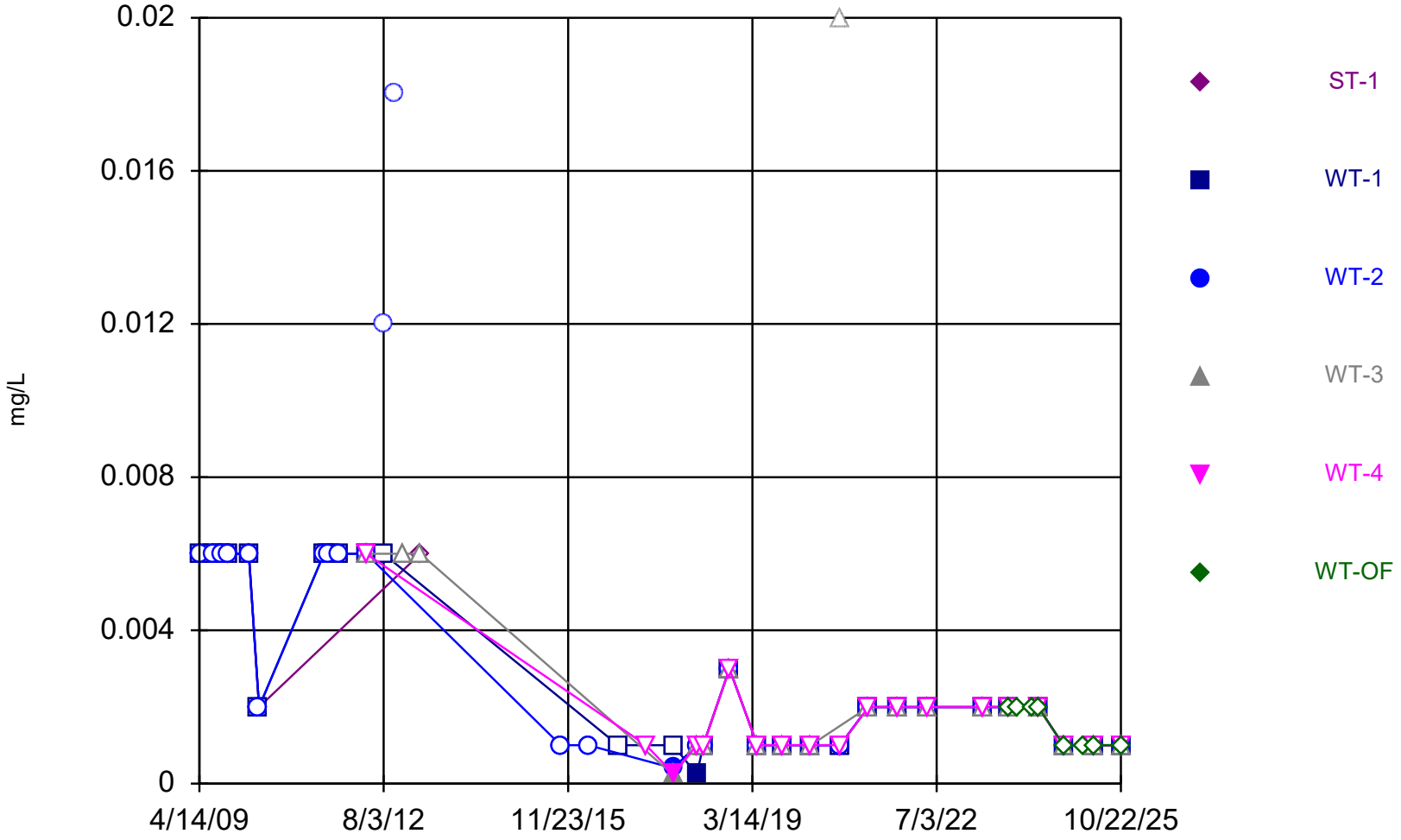

Constituent: Antimony Analysis Run 1/19/2026 3:55 PM View: 01_GU_Inorganics

Iowa City Landfill Client: HDR Data: Iowa City Sanitary Landfill

Sanitas™ v.10.1.03a Software licensed to HDR, Inc. UG
Hollow symbols indicate censored values.

Time Series

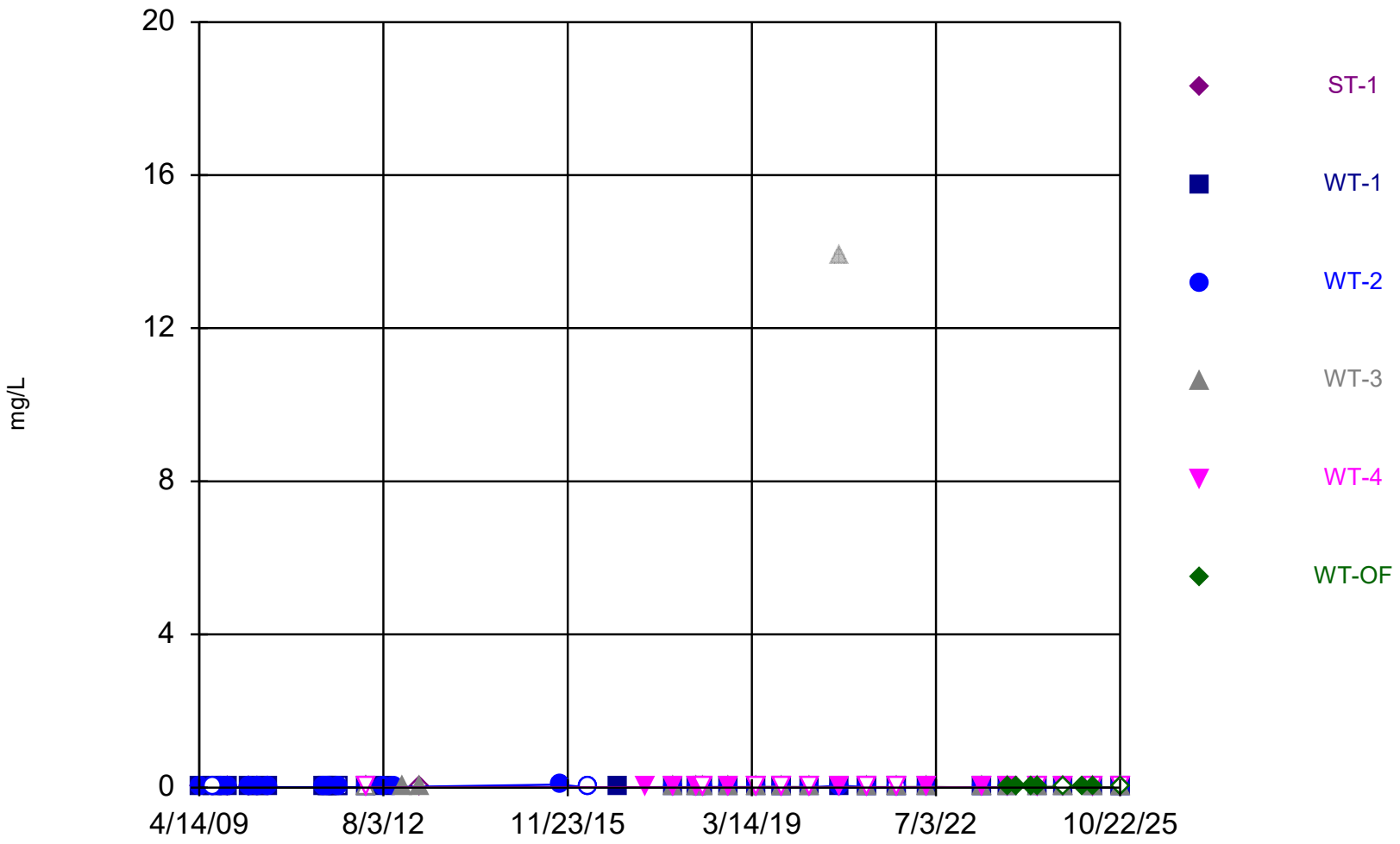

Constituent: Arsenic Analysis Run 1/19/2026 3:55 PM View: 01_GU_Inorganics

Iowa City Landfill Client: HDR Data: Iowa City Sanitary Landfill

Sanitas™ v.10.1.03a Software licensed to HDR, Inc. UG

Time Series

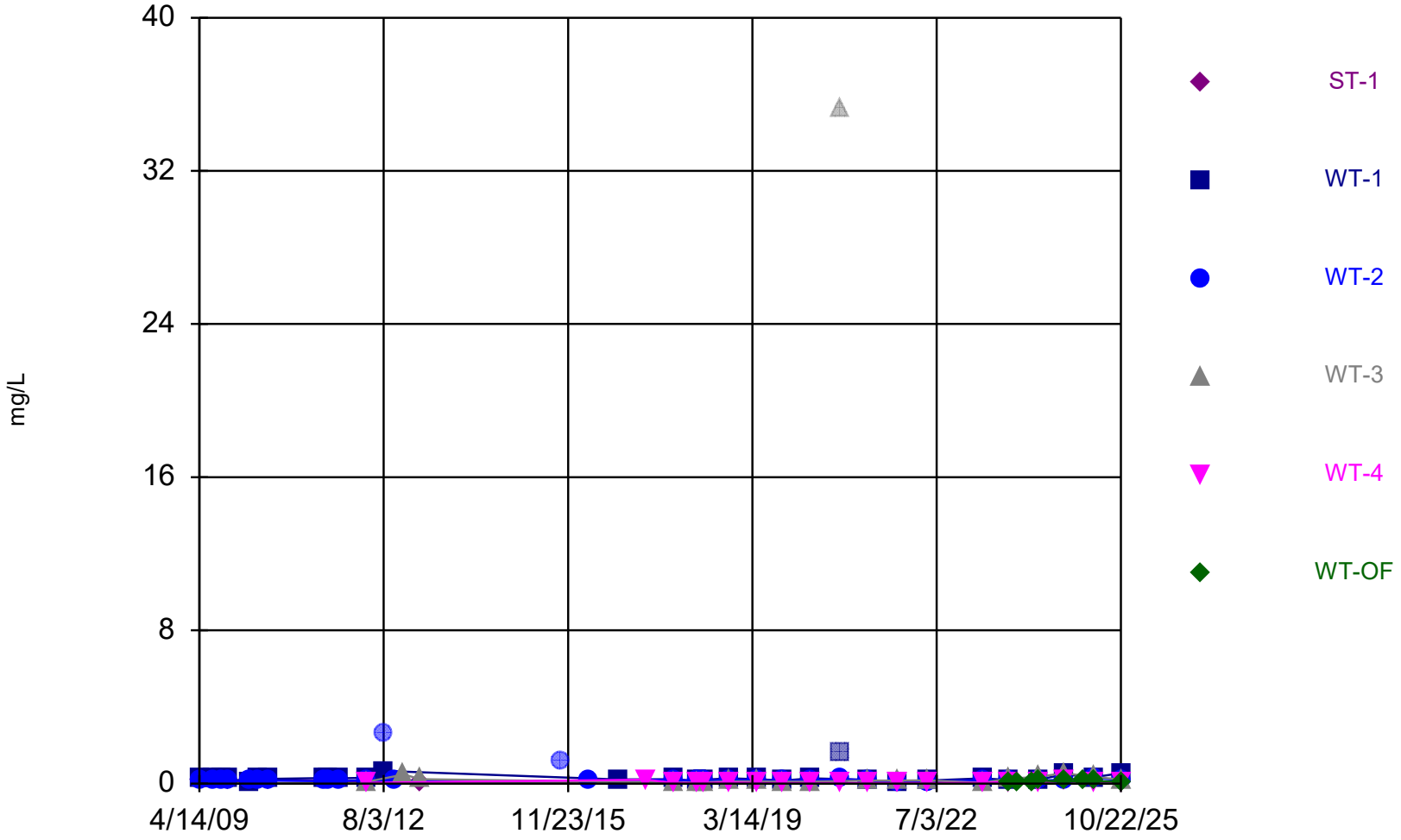

Constituent: Barium Analysis Run 1/19/2026 3:55 PM View: 01_GU_Inorganics

Iowa City Landfill Client: HDR Data: Iowa City Sanitary Landfill

Sanitas™ v.10.1.03a Software licensed to HDR, Inc. UG
Hollow symbols indicate censored values.

Time Series

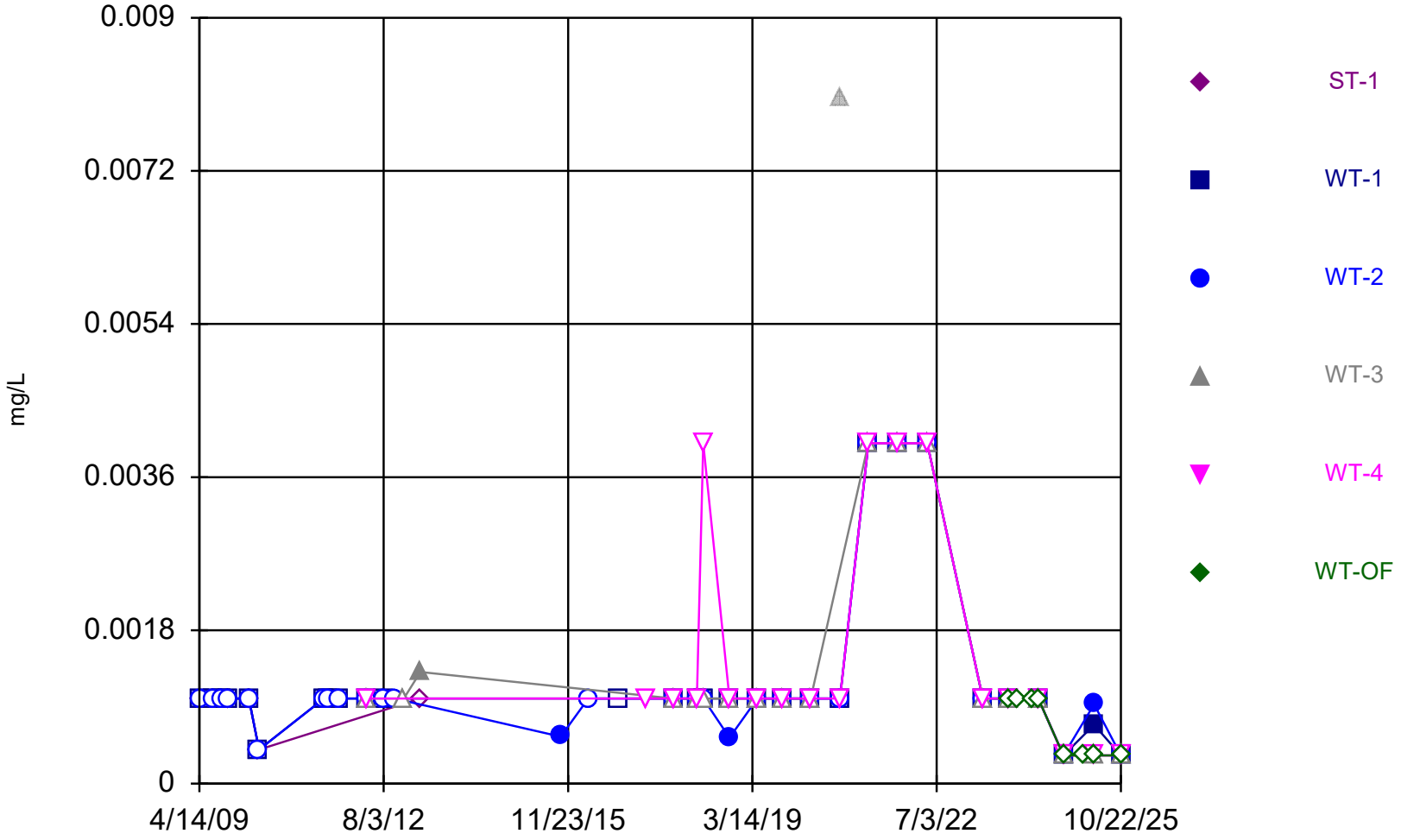

Constituent: Beryllium Analysis Run 1/19/2026 3:55 PM View: 01_GU_Inorganics

Iowa City Landfill Client: HDR Data: Iowa City Sanitary Landfill

Sanitas™ v.10.1.03a Software licensed to HDR, Inc. UG
Hollow symbols indicate censored values.

Time Series

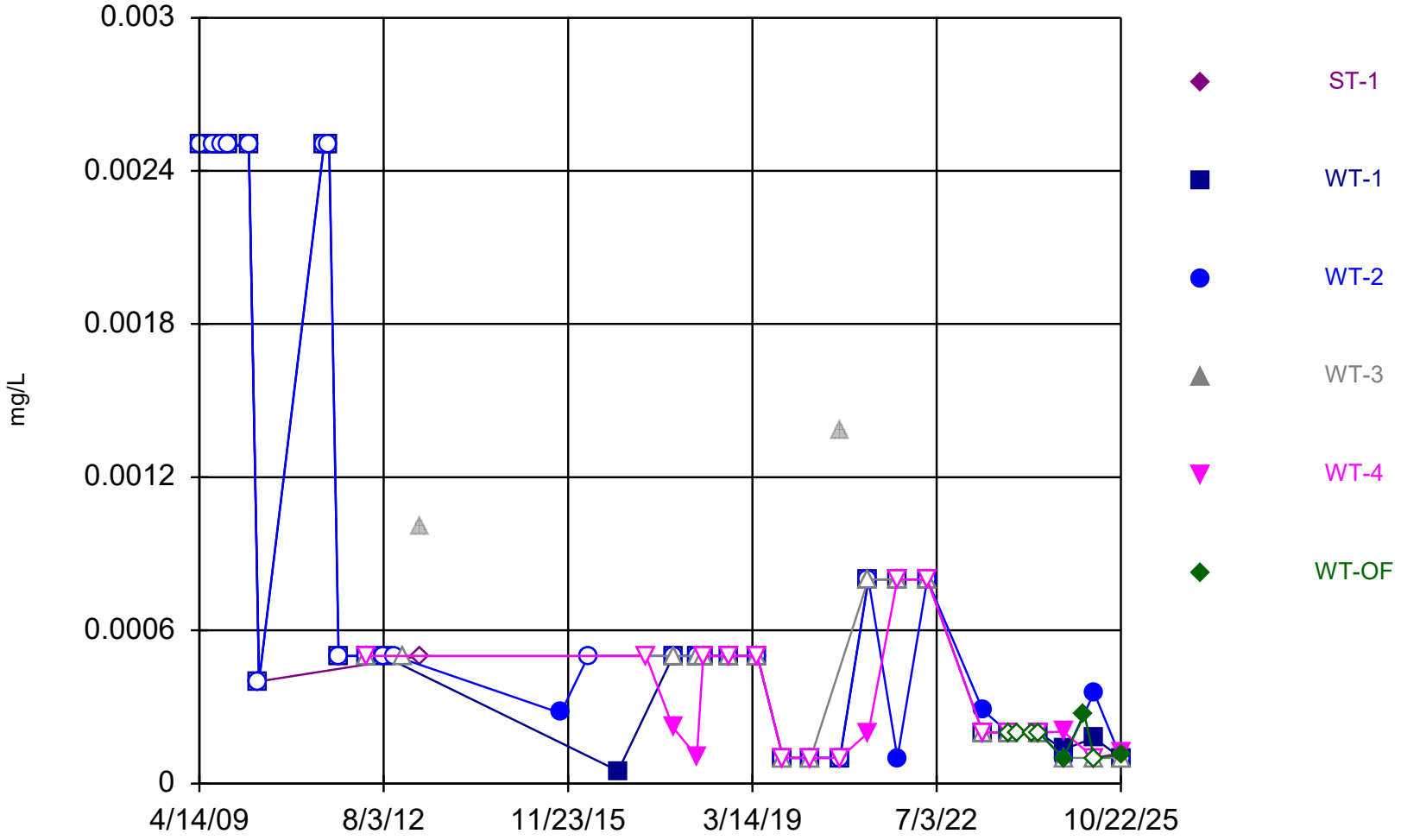

Constituent: Cadmium Analysis Run 1/19/2026 3:55 PM View: 01_GU_Inorganics

Iowa City Landfill Client: HDR Data: Iowa City Sanitary Landfill

Sanitas™ v.10.1.03a Software licensed to HDR, Inc. UG
Hollow symbols indicate censored values.

Time Series

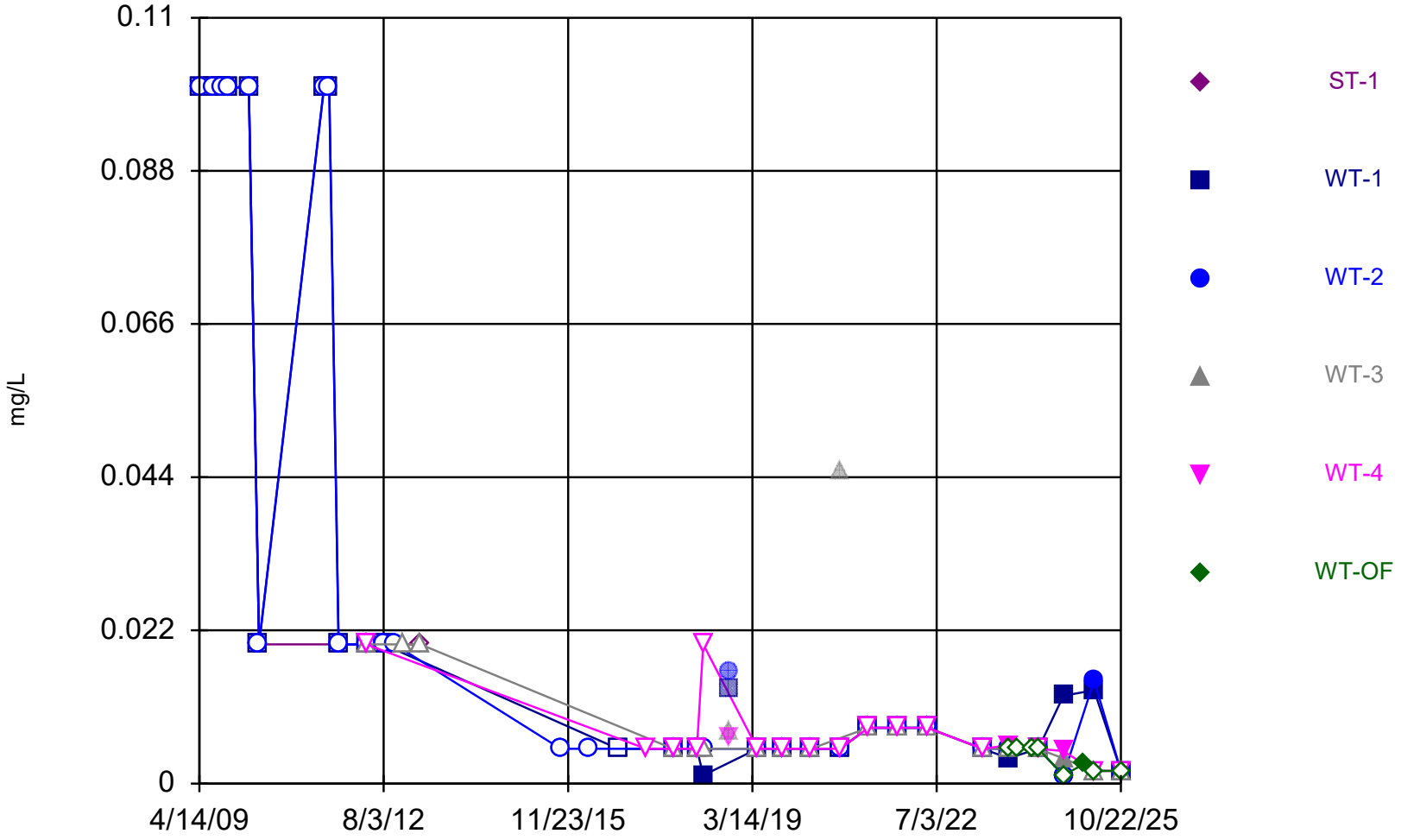

Constituent: Chromium Analysis Run 1/19/2026 3:55 PM View: 01_GU_Inorganics

Iowa City Landfill Client: HDR Data: Iowa City Sanitary Landfill

Sanitas™ v.10.1.03a Software licensed to HDR, Inc. UG
Hollow symbols indicate censored values.

Time Series

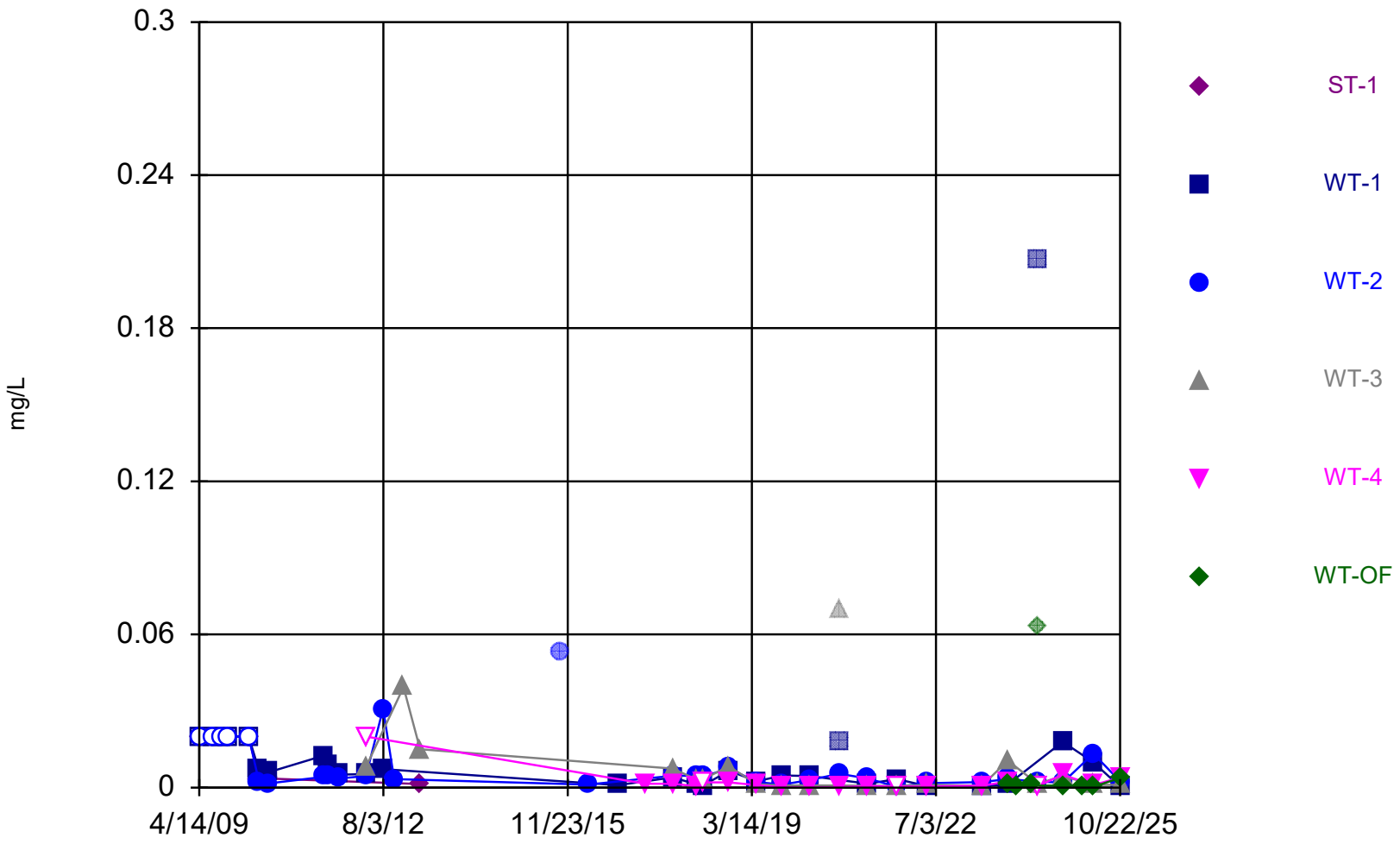

Constituent: Cobalt Analysis Run 1/19/2026 3:55 PM View: 01_GU_Inorganics

Iowa City Landfill Client: HDR Data: Iowa City Sanitary Landfill

Sanitas™ v.10.1.03a Software licensed to HDR, Inc. UG
Hollow symbols indicate censored values.

Time Series

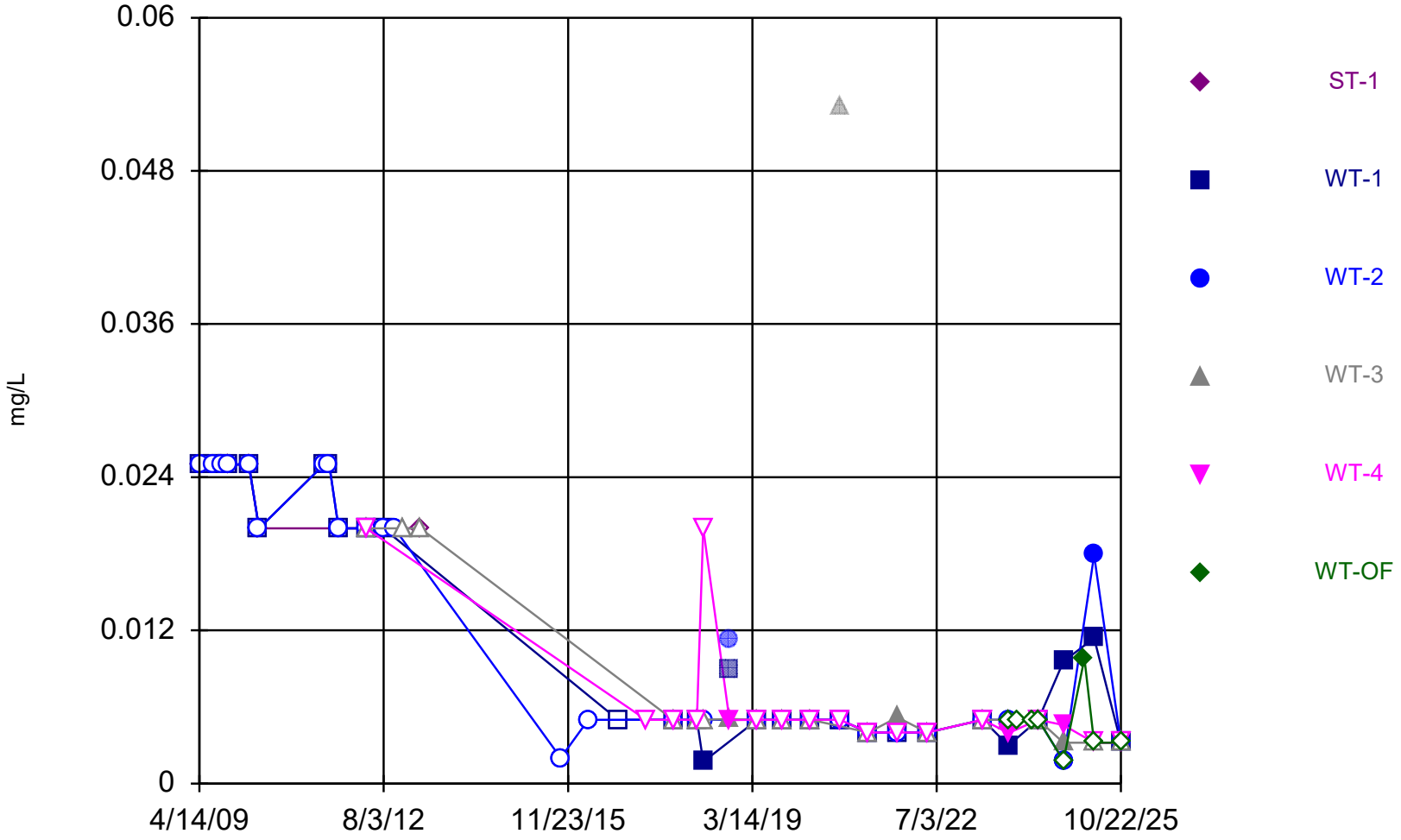

Constituent: Copper Analysis Run 1/19/2026 3:55 PM View: 01_GU_Inorganics

Iowa City Landfill Client: HDR Data: Iowa City Sanitary Landfill

Sanitas™ v.10.1.03a Software licensed to HDR, Inc. UG
Hollow symbols indicate censored values.

Time Series

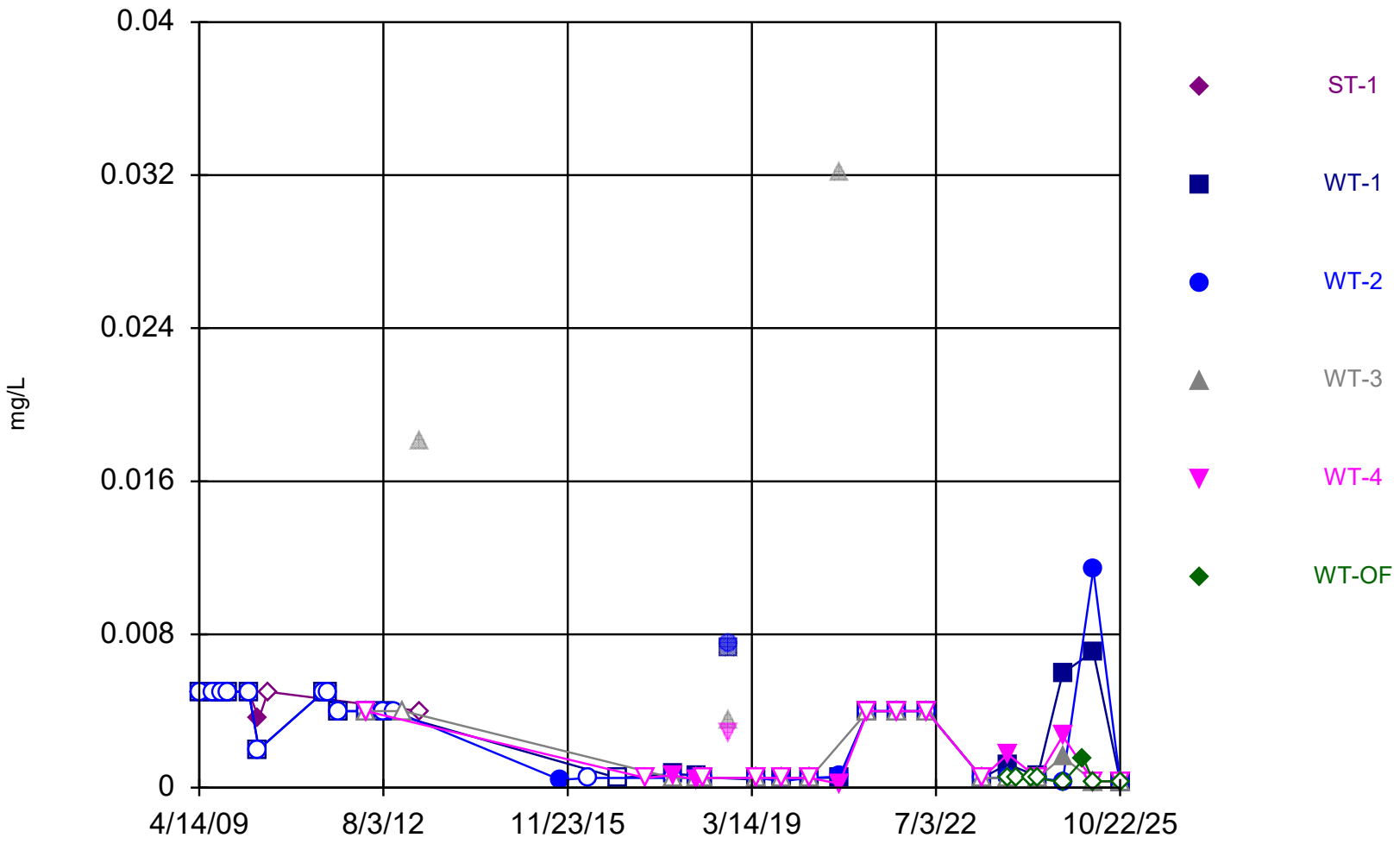

Constituent: Lead Analysis Run 1/19/2026 3:55 PM View: 01_GU_Inorganics

Iowa City Landfill Client: HDR Data: Iowa City Sanitary Landfill

Sanitas™ v.10.1.03a Software licensed to HDR, Inc. UG
Hollow symbols indicate censored values.

Time Series

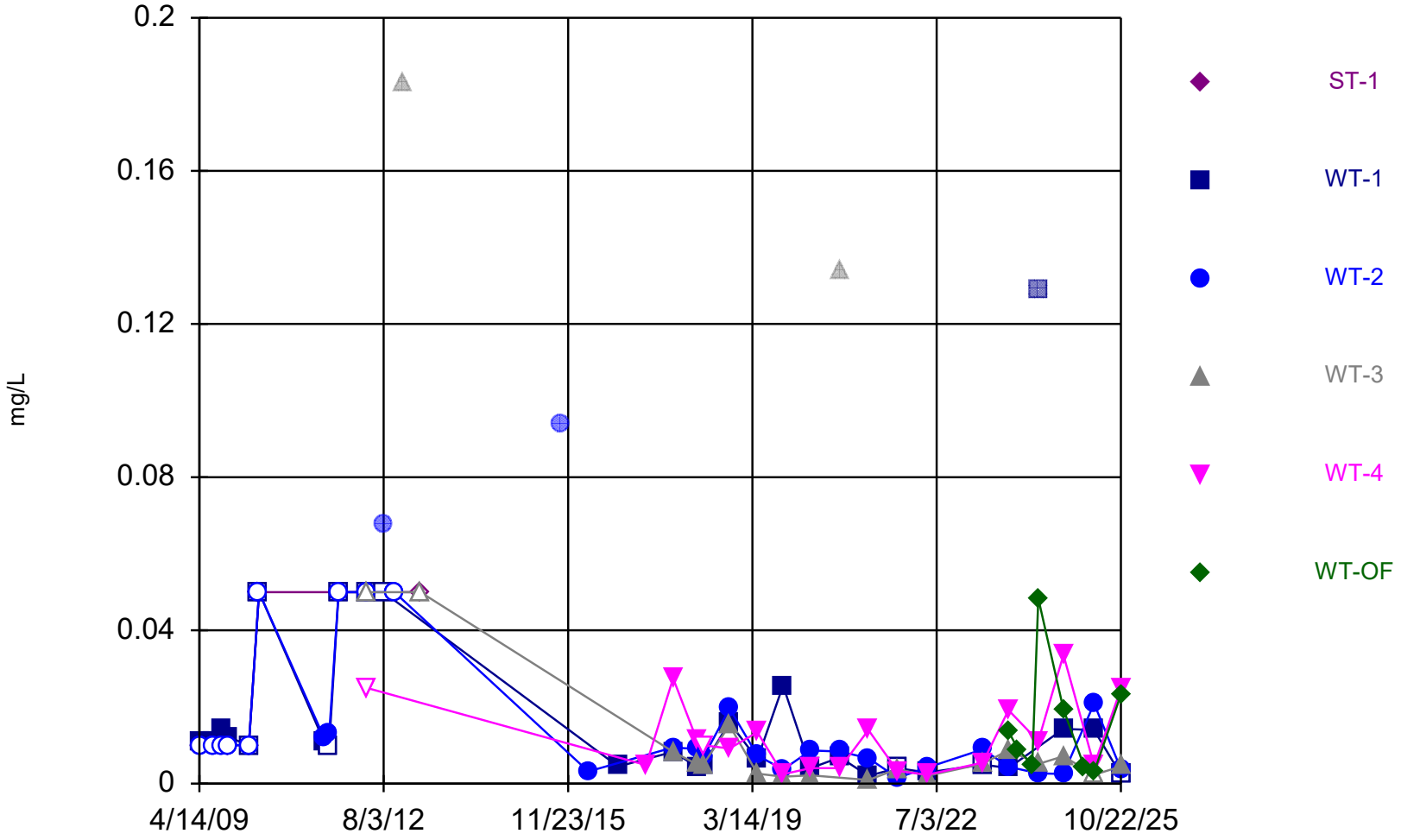

Constituent: Nickel Analysis Run 1/19/2026 3:55 PM View: 01_GU_Inorganics

Iowa City Landfill Client: HDR Data: Iowa City Sanitary Landfill

Sanitas™ v.10.1.03a Software licensed to HDR, Inc. UG
Hollow symbols indicate censored values.

Time Series

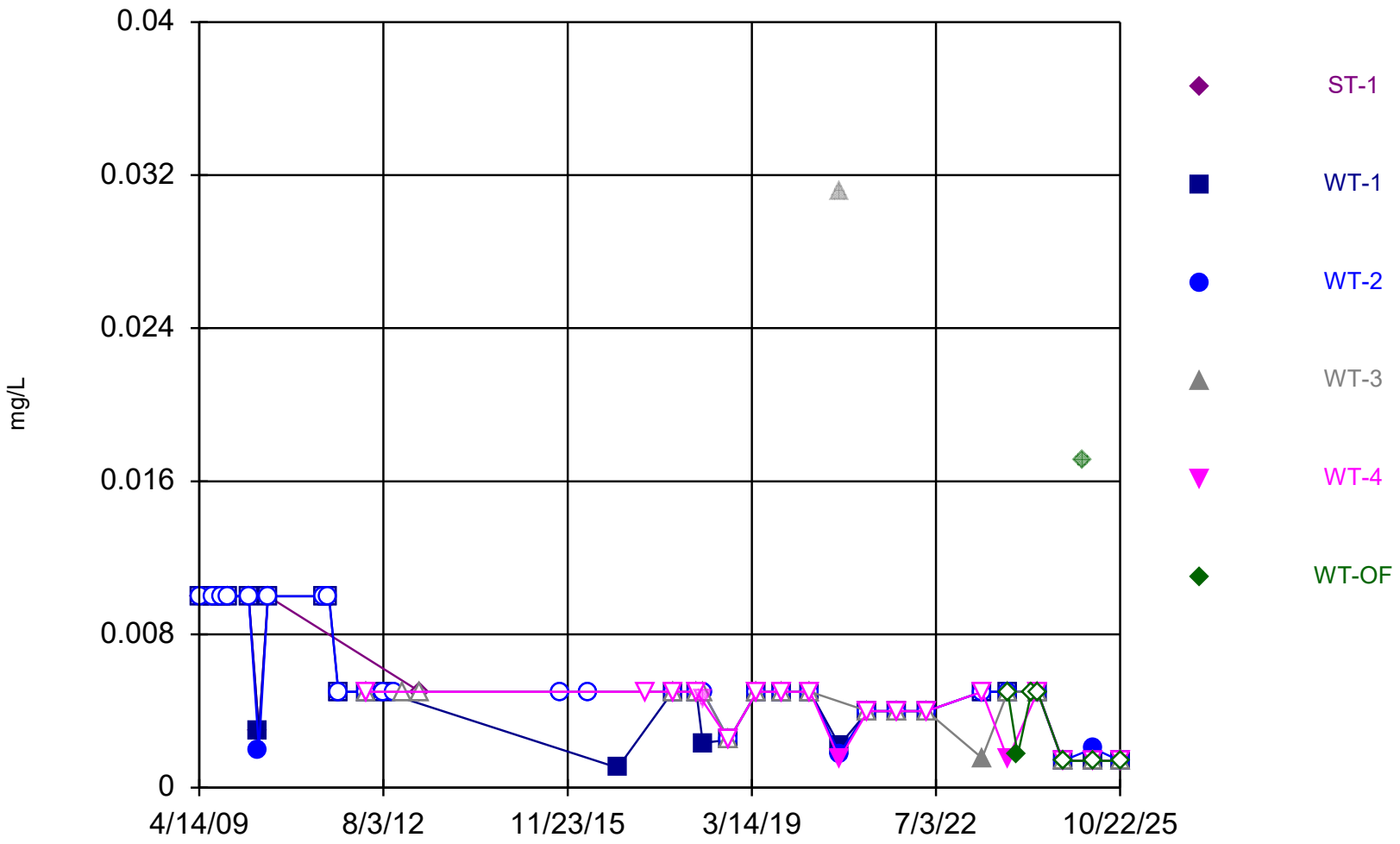

Constituent: Selenium Analysis Run 1/19/2026 3:55 PM View: 01_GU_Inorganics

Iowa City Landfill Client: HDR Data: Iowa City Sanitary Landfill

Sanitas™ v.10.1.03a Software licensed to HDR, Inc. UG
Hollow symbols indicate censored values.

Time Series

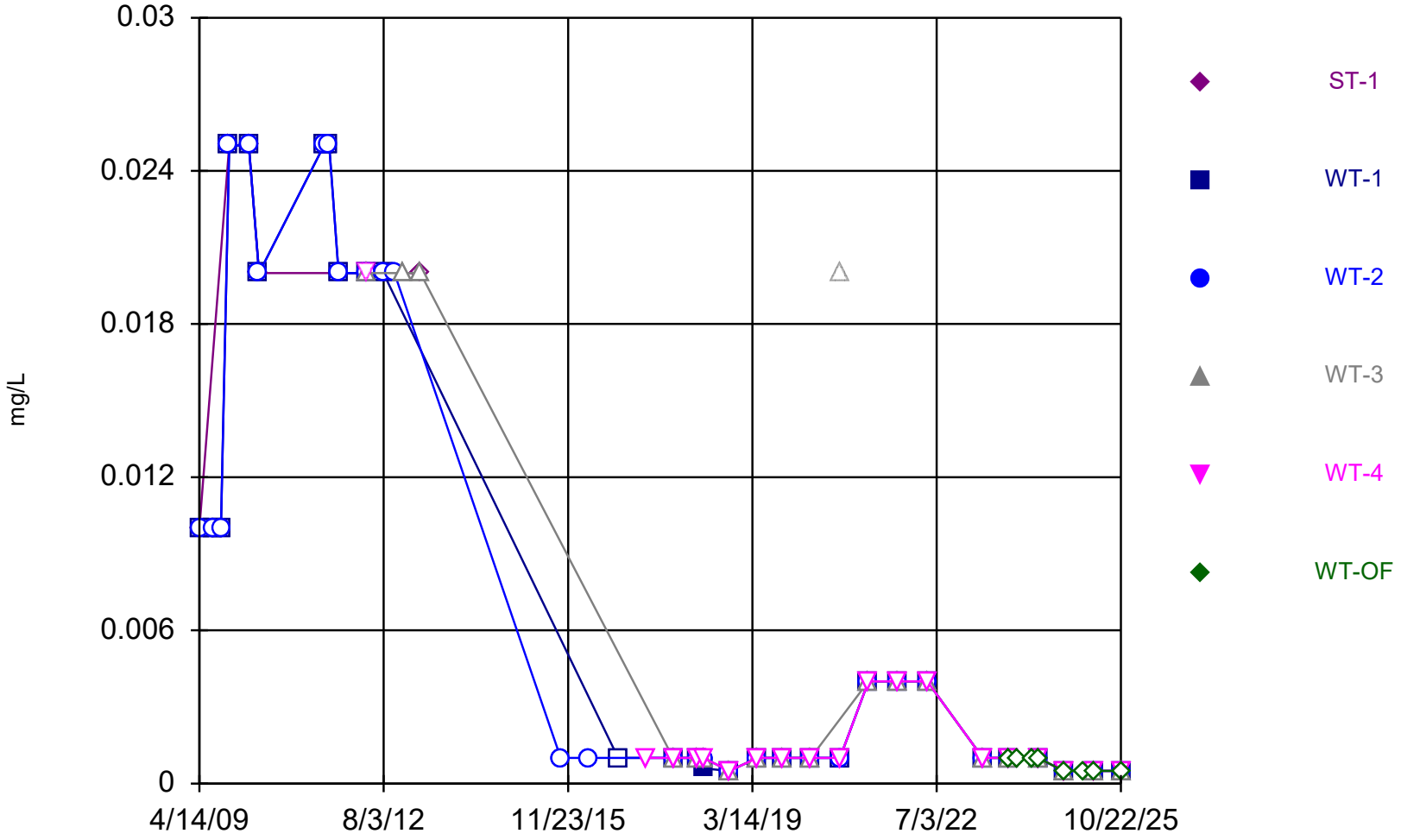

Constituent: Silver Analysis Run 1/19/2026 3:55 PM View: 01_GU_Inorganics

Iowa City Landfill Client: HDR Data: Iowa City Sanitary Landfill

Sanitas™ v.10.1.03a Software licensed to HDR, Inc. UG
Hollow symbols indicate censored values.

Time Series

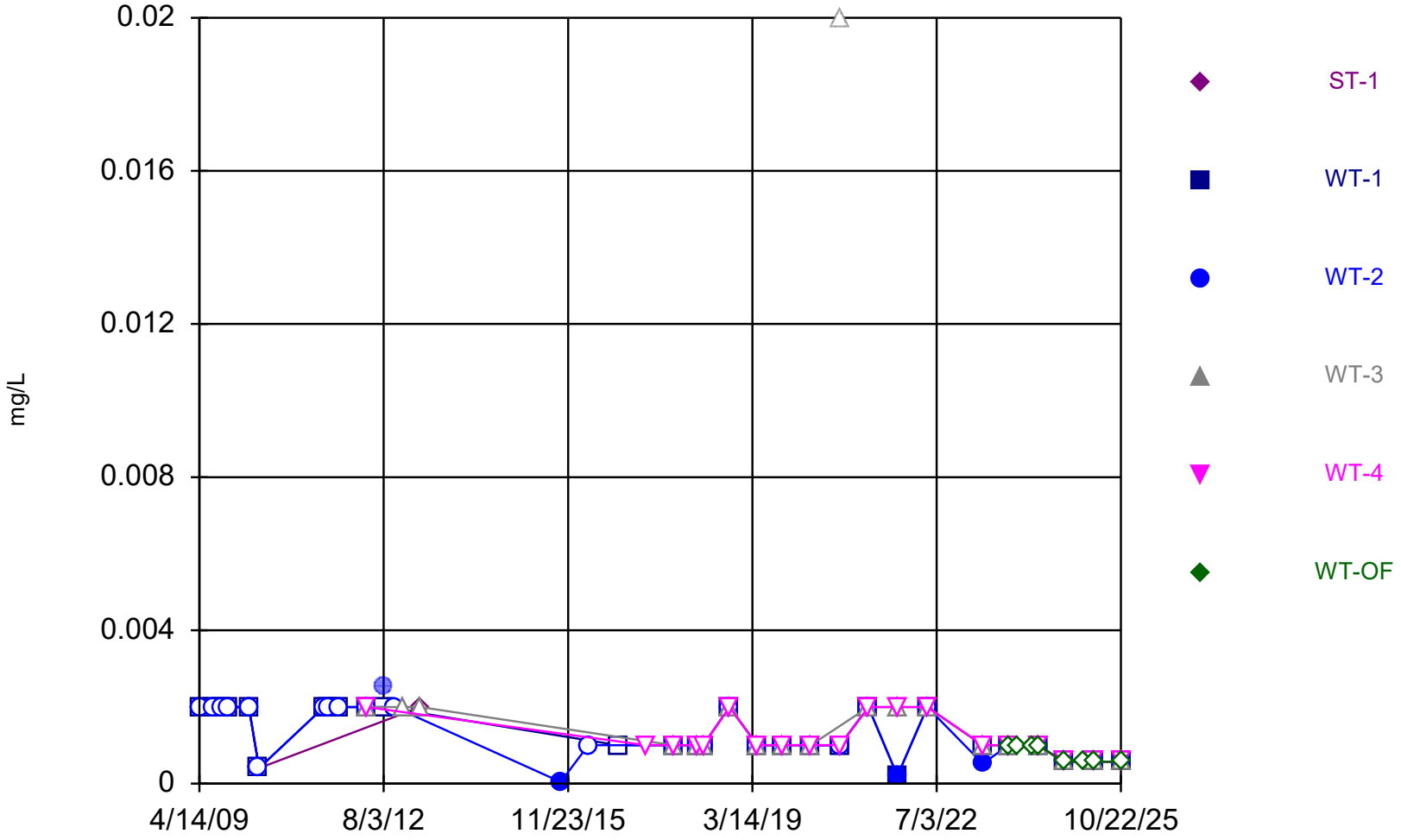

Constituent: Thallium Analysis Run 1/19/2026 3:55 PM View: 01_GU_Inorganics

Iowa City Landfill Client: HDR Data: Iowa City Sanitary Landfill

Sanitas™ v.10.1.03a Software licensed to HDR, Inc. UG
Hollow symbols indicate censored values.

Time Series

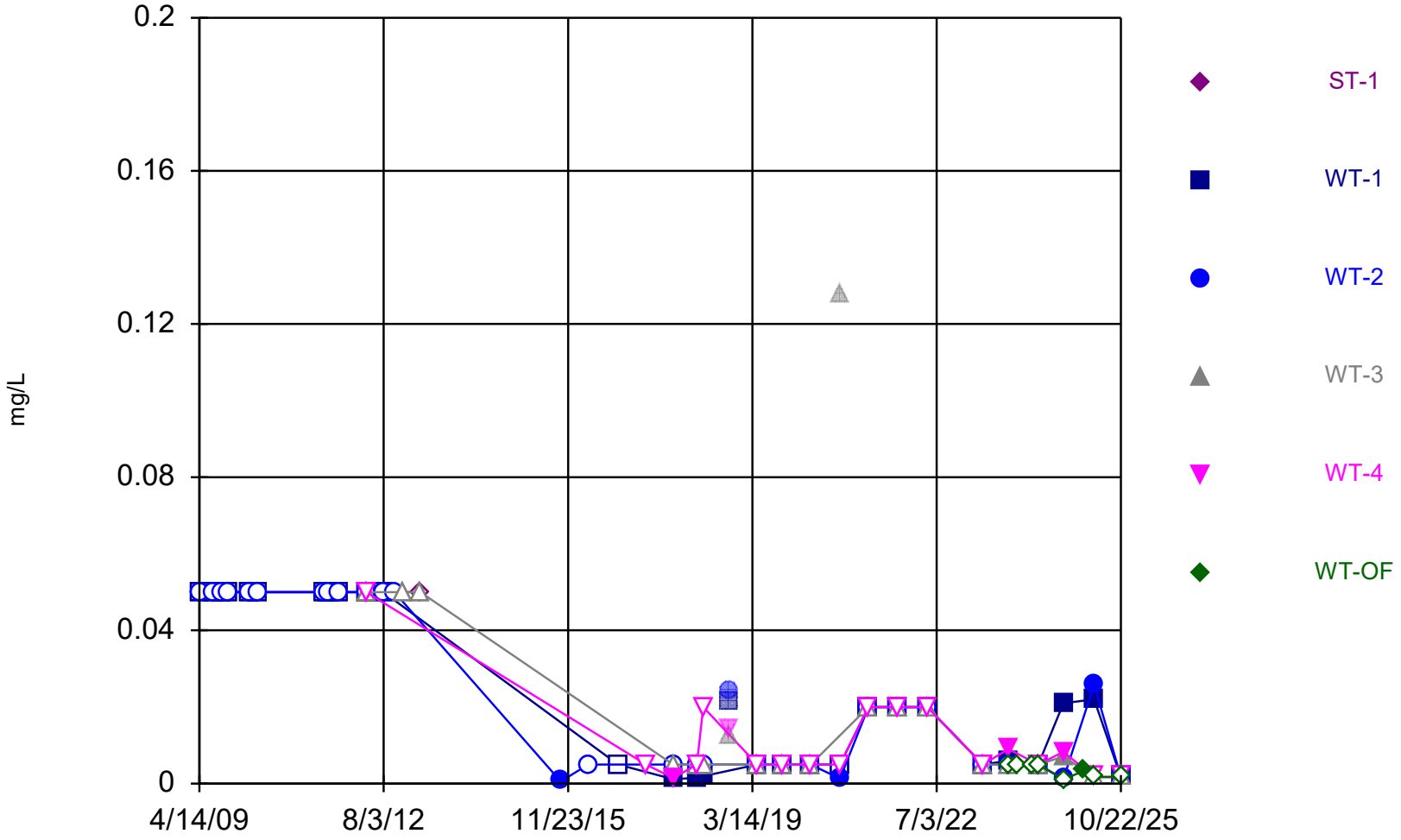

Constituent: Vanadium Analysis Run 1/19/2026 3:55 PM View: 01_GU_Inorganics

Iowa City Landfill Client: HDR Data: Iowa City Sanitary Landfill

Sanitas™ v.10.1.03a Software licensed to HDR, Inc. UG
Hollow symbols indicate censored values.

Time Series

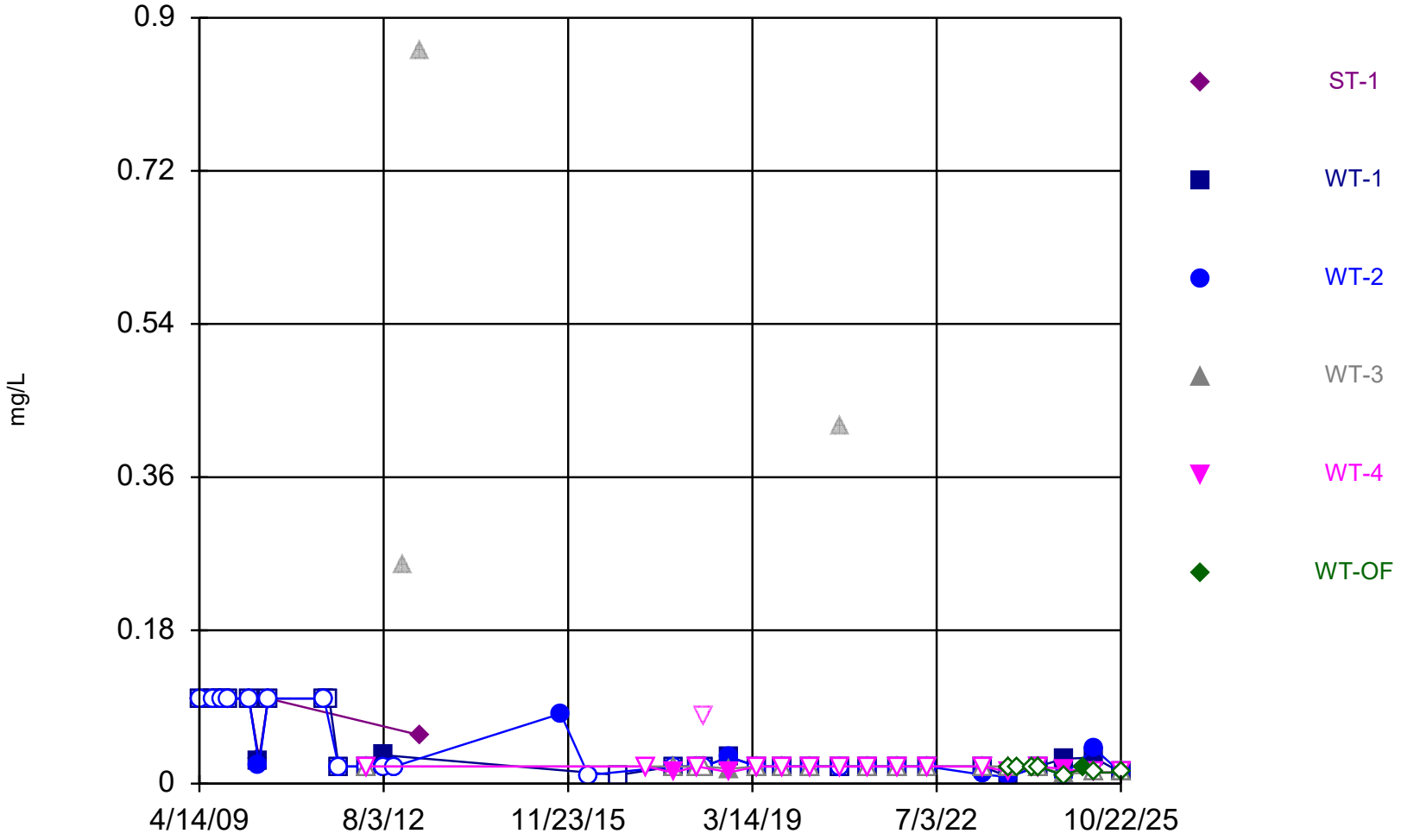

Constituent: Zinc Analysis Run 1/19/2026 3:55 PM View: 01_GU_Inorganics

Iowa City Landfill Client: HDR Data: Iowa City Sanitary Landfill

Sanitas™ v.10.1.03a Software licensed to HDR, Inc. UG
Hollow symbols indicate censored values.

Time Series

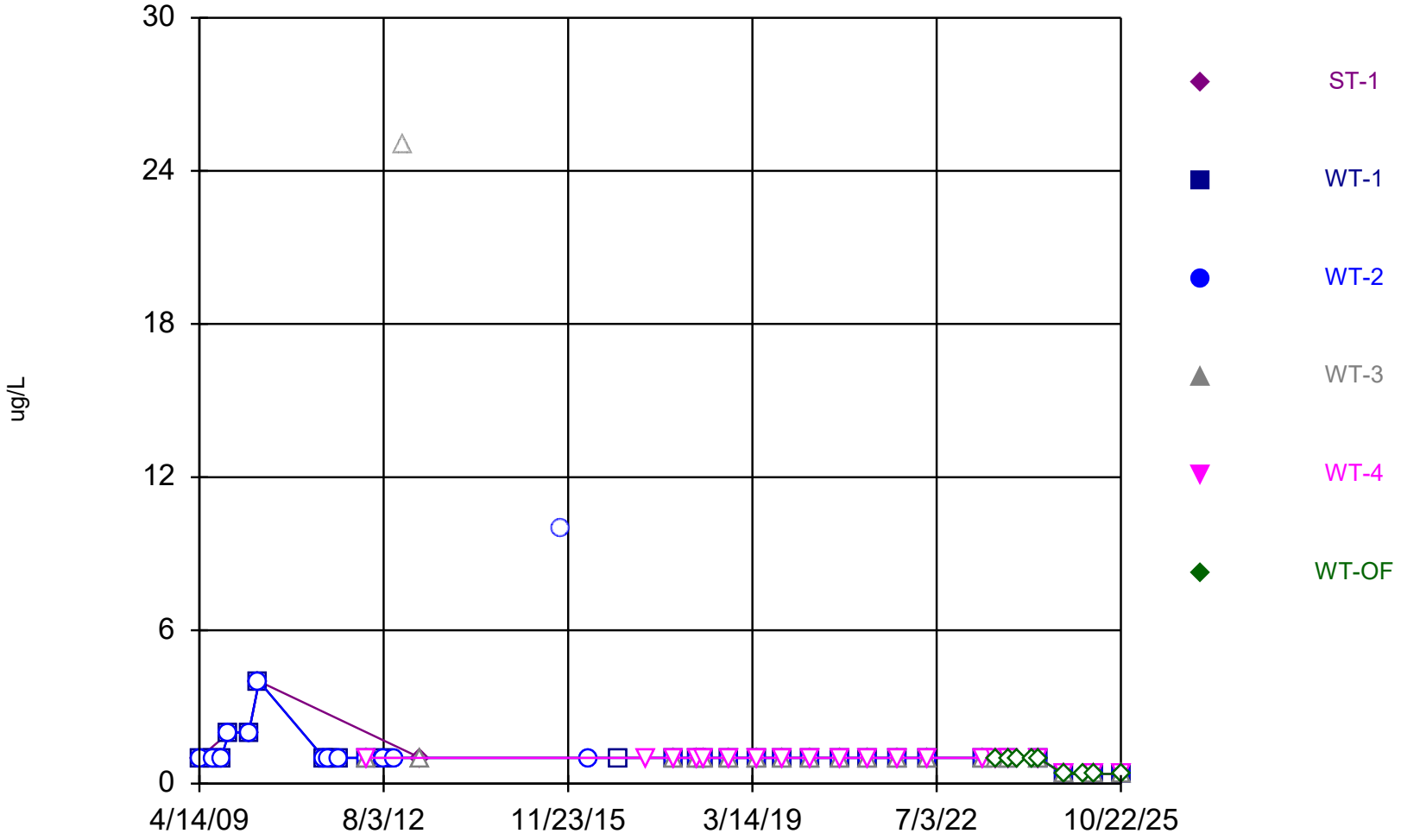

Constituent: 1,1,1,2-Tetrachloroethane Analysis Run 1/20/2026 8:28 AM View: 02_GU_Organics

Iowa City Landfill Client: HDR Data: Iowa City Sanitary Landfill

Sanitas™ v.10.1.03a Software licensed to HDR, Inc. UG
Hollow symbols indicate censored values.

Time Series

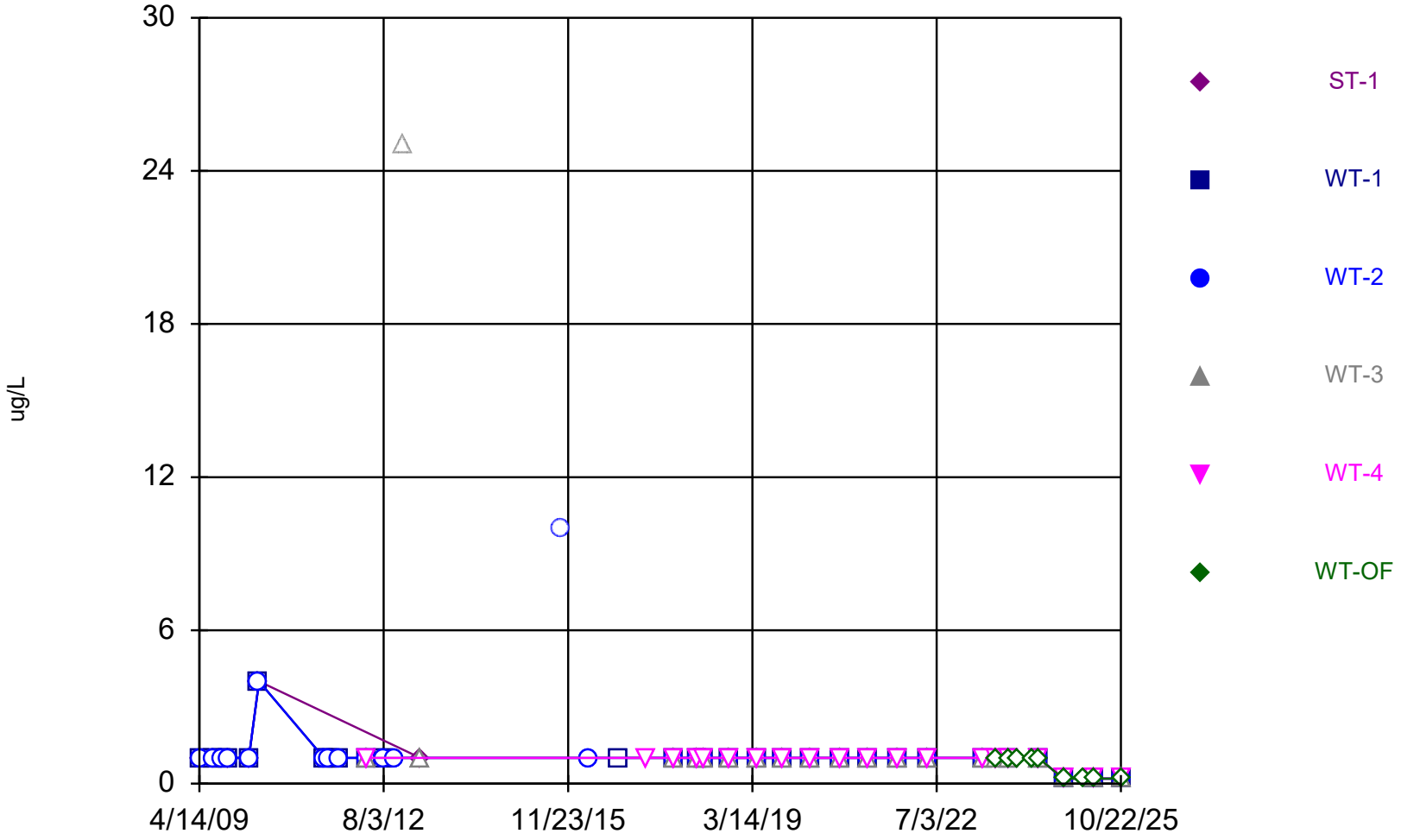

Constituent: 1,1,1-Trichloroethane Analysis Run 1/20/2026 8:28 AM View: 02_GU_Organics

Iowa City Landfill Client: HDR Data: Iowa City Sanitary Landfill

Sanitas™ v.10.1.03a Software licensed to HDR, Inc. UG
Hollow symbols indicate censored values.

Time Series

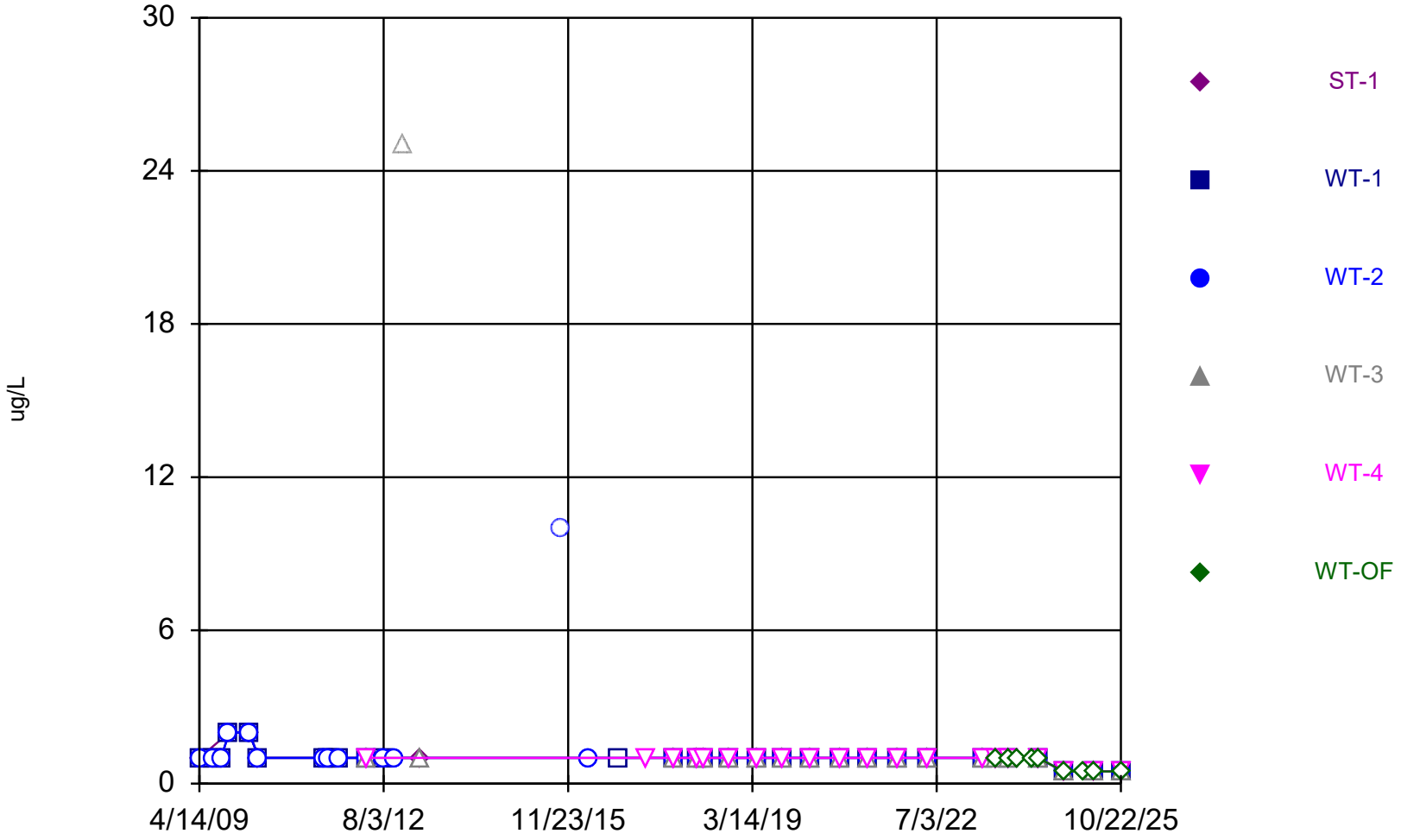

Constituent: 1,1,2,2-Tetrachloroethane Analysis Run 1/20/2026 8:28 AM View: 02_GU_Organics

Iowa City Landfill Client: HDR Data: Iowa City Sanitary Landfill

Sanitas™ v.10.1.03a Software licensed to HDR, Inc. UG
Hollow symbols indicate censored values.

Time Series

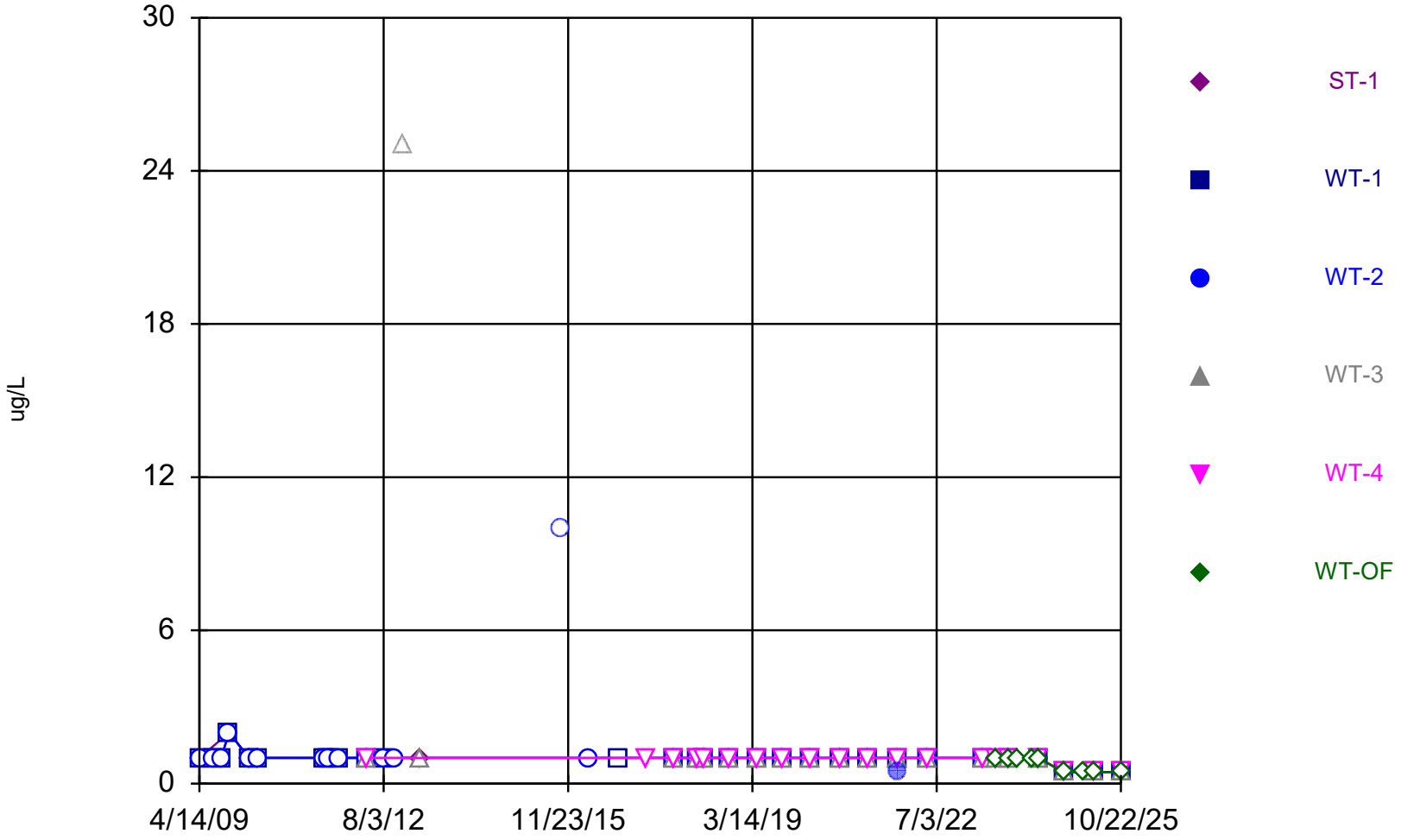

Constituent: 1,1,2-Trichloroethane Analysis Run 1/20/2026 8:28 AM View: 02_GU_Organics

Iowa City Landfill Client: HDR Data: Iowa City Sanitary Landfill

Sanitas™ v.10.1.03a Software licensed to HDR, Inc. UG
Hollow symbols indicate censored values.

Time Series

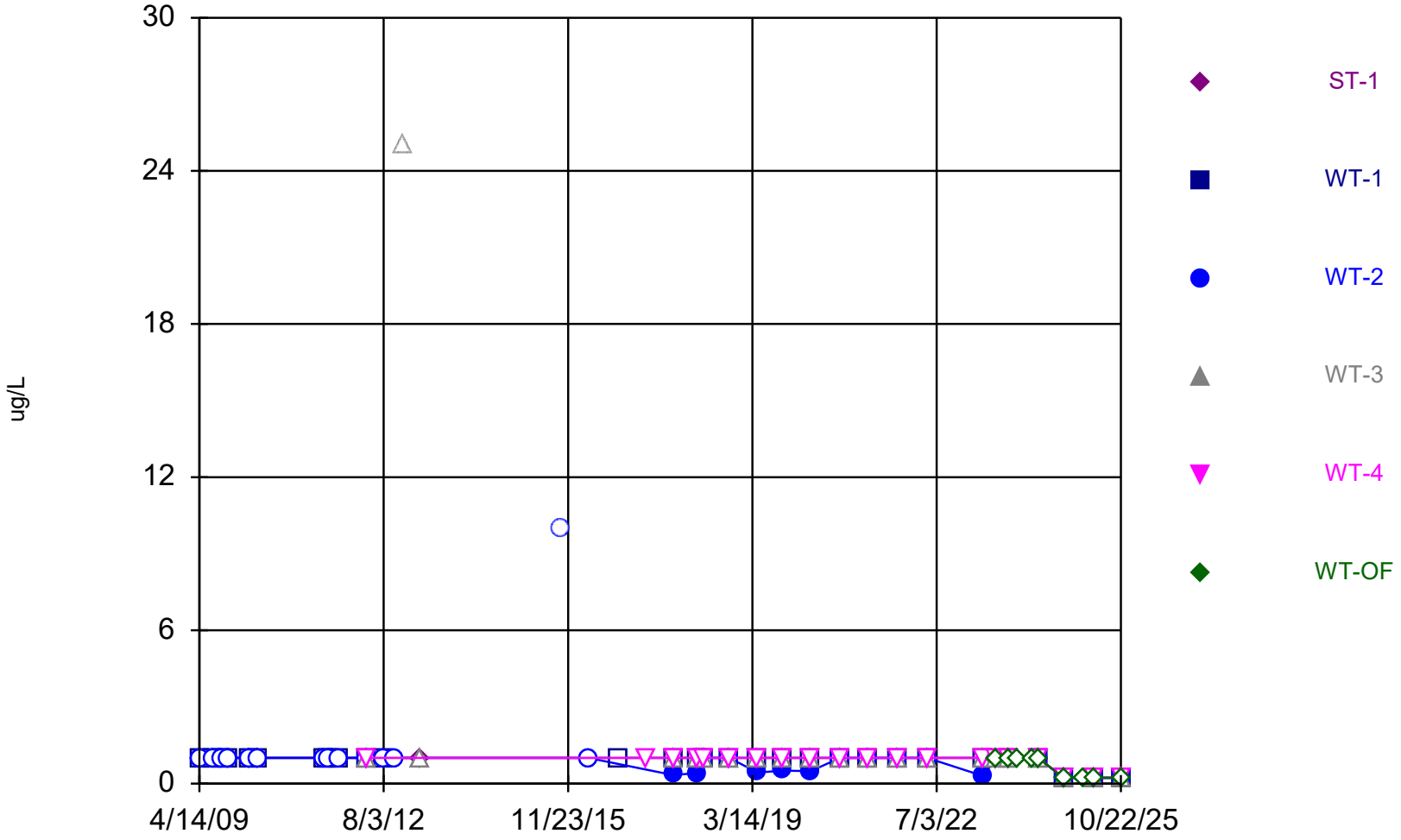

Constituent: 1,1-Dichloroethane Analysis Run 1/20/2026 8:28 AM View: 02_GU_Organics

Iowa City Landfill Client: HDR Data: Iowa City Sanitary Landfill

Sanitas™ v.10.1.03a Software licensed to HDR, Inc. UG
Hollow symbols indicate censored values.

Time Series

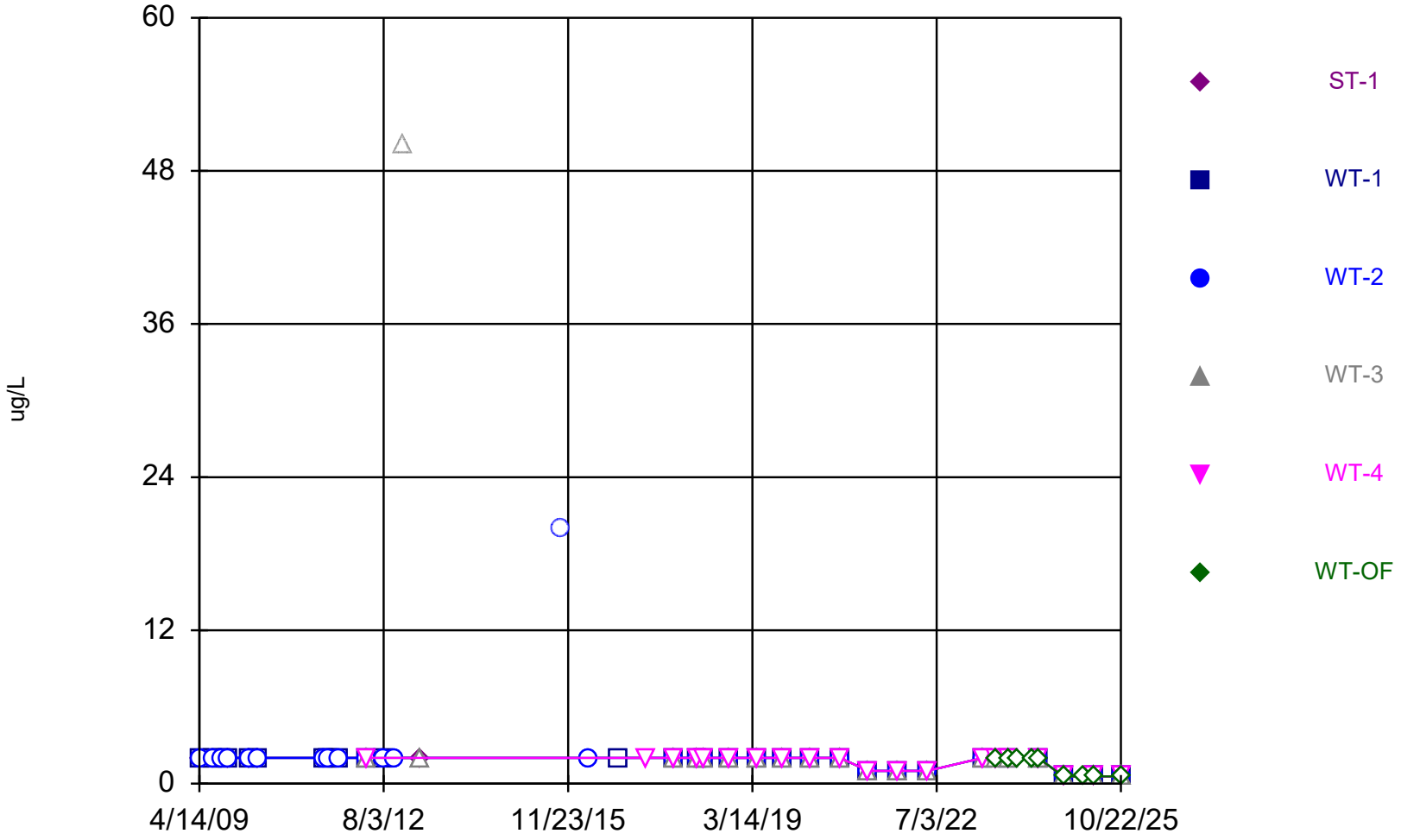

Constituent: 1,1-Dichloroethene Analysis Run 1/20/2026 8:28 AM View: 02_GU_Organics

Iowa City Landfill Client: HDR Data: Iowa City Sanitary Landfill

Sanitas™ v.10.1.03a Software licensed to HDR, Inc. UG
Hollow symbols indicate censored values.

Time Series

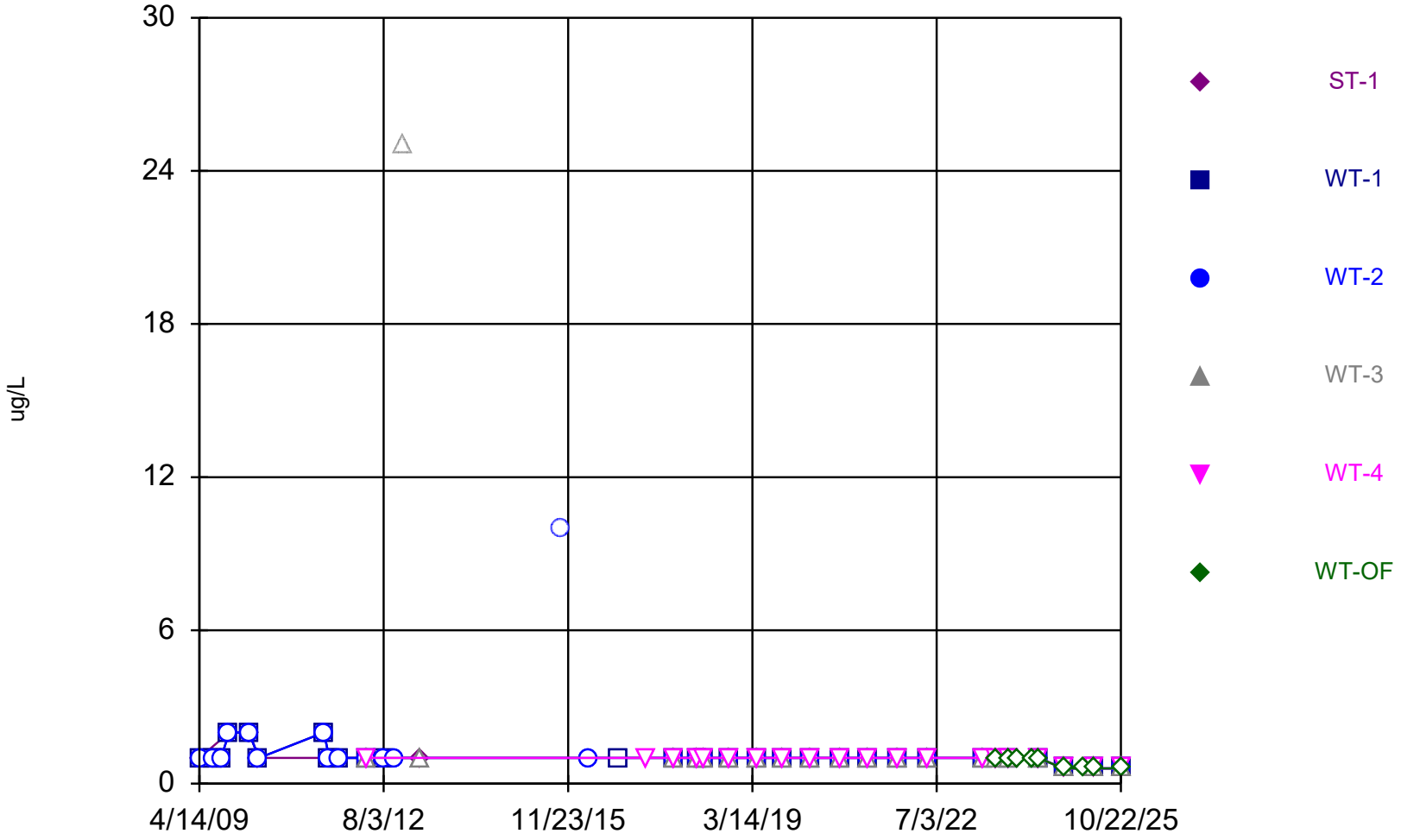

Constituent: 1,2,3-Trichloropropane Analysis Run 1/20/2026 8:28 AM View: 02_GU_Organics

Iowa City Landfill Client: HDR Data: Iowa City Sanitary Landfill

Sanitas™ v.10.1.03a Software licensed to HDR, Inc. UG
Hollow symbols indicate censored values.

Time Series

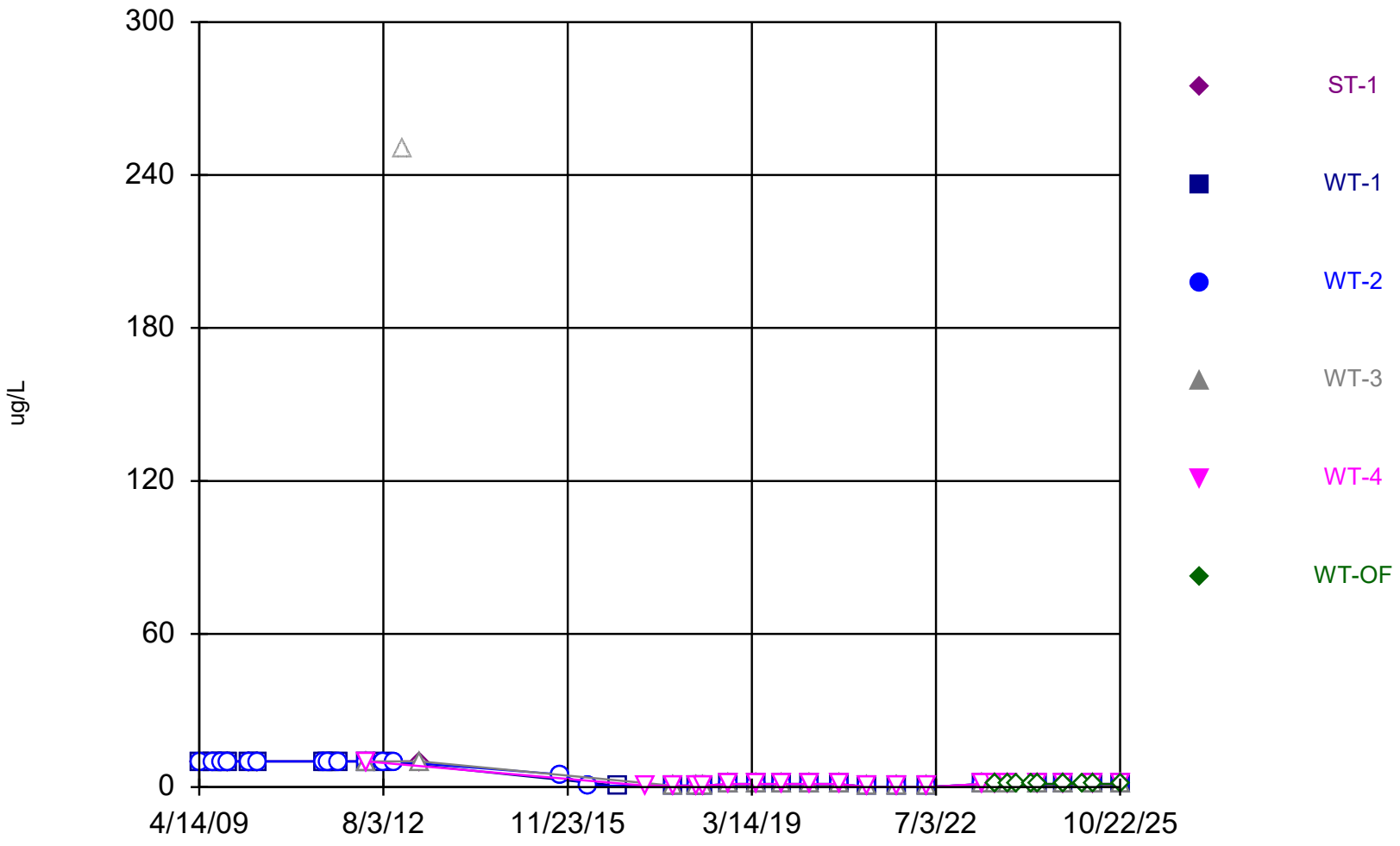

Constituent: 1,2-Dibromo-3-Chloropropane Analysis Run 1/20/2026 8:28 AM View: 02_GU_Organics

Iowa City Landfill Client: HDR Data: Iowa City Sanitary Landfill

Sanitas™ v.10.1.03a Software licensed to HDR, Inc. UG
Hollow symbols indicate censored values.

Time Series

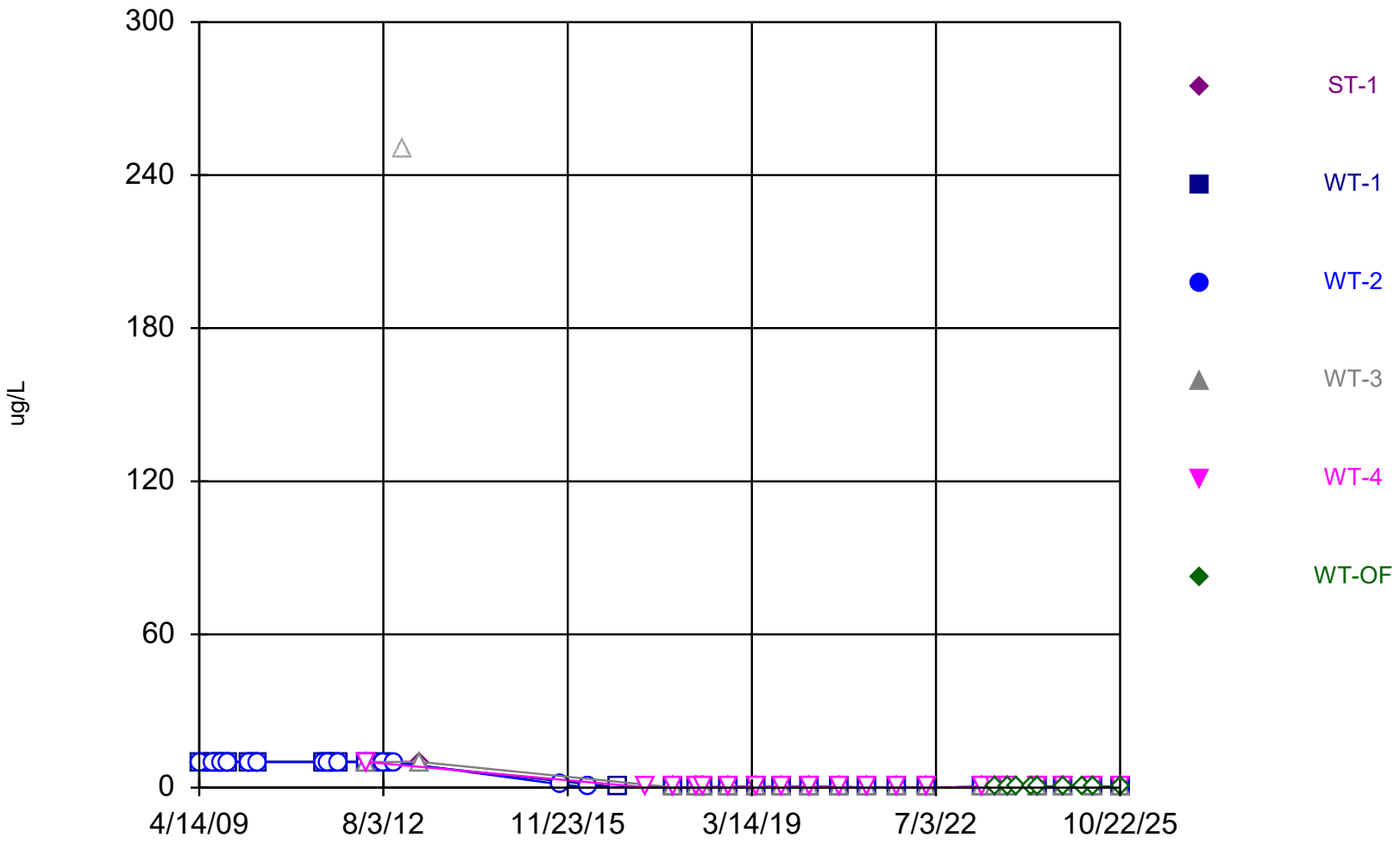

Constituent: 1,2-Dibromoethane [EDB] Analysis Run 1/20/2026 8:28 AM View: 02_GU_Organics

Iowa City Landfill Client: HDR Data: Iowa City Sanitary Landfill

Sanitas™ v.10.1.03a Software licensed to HDR, Inc. UG
Hollow symbols indicate censored values.

Time Series

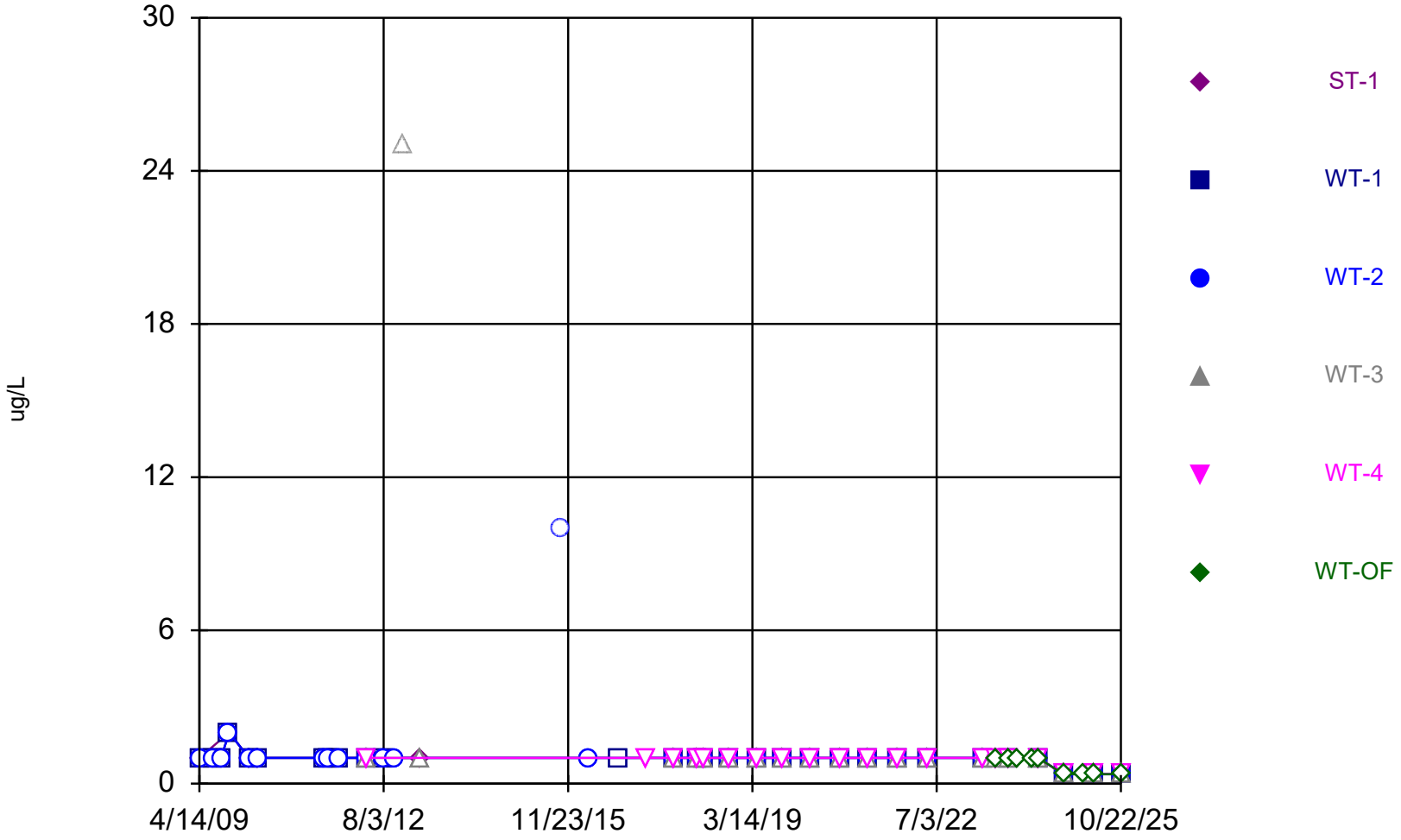

Constituent: 1,2-Dichlorobenzene Analysis Run 1/20/2026 8:28 AM View: 02_GU_Organics

Iowa City Landfill Client: HDR Data: Iowa City Sanitary Landfill

Sanitas™ v.10.1.03a Software licensed to HDR, Inc. UG
Hollow symbols indicate censored values.

Time Series

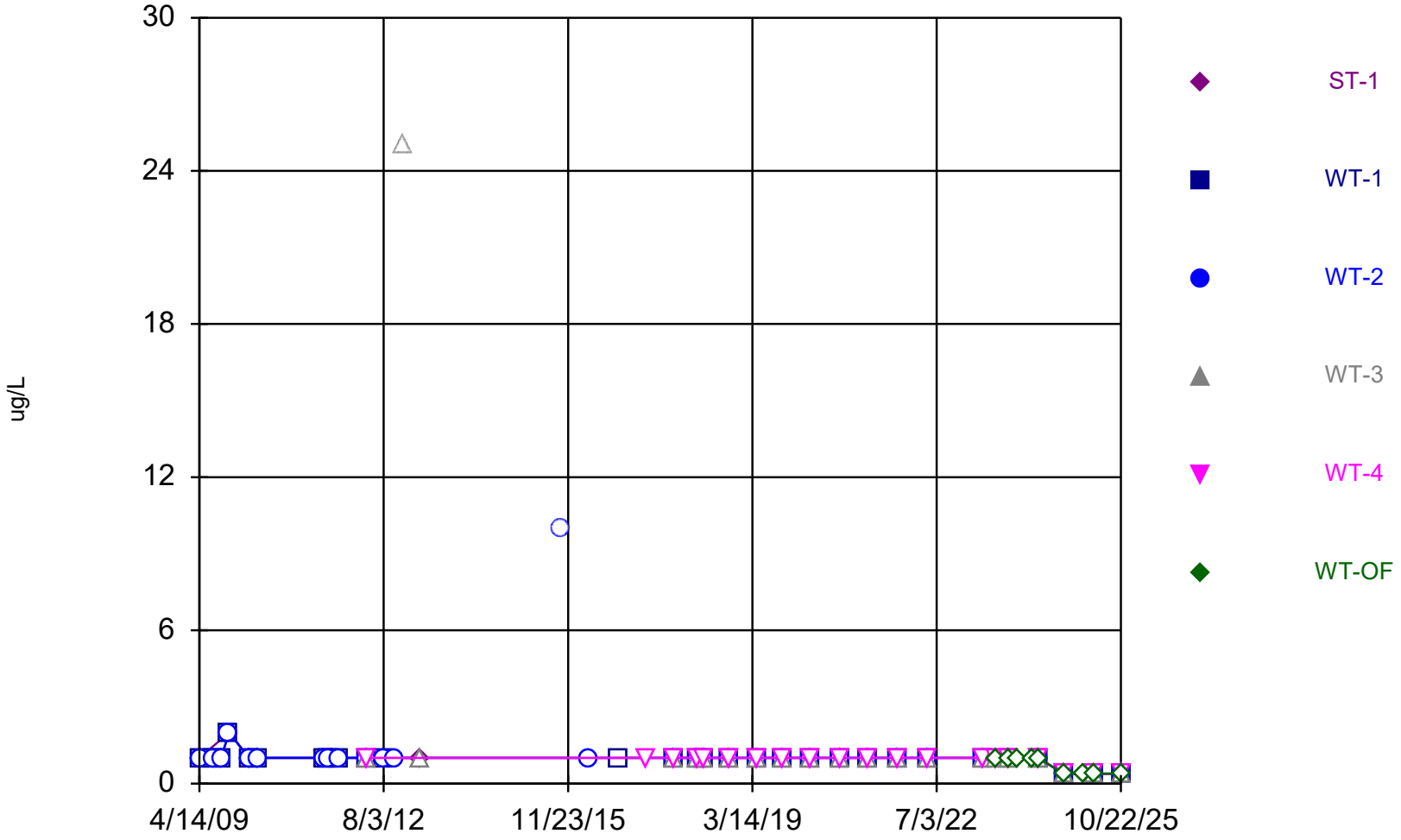

Constituent: 1,2-Dichloroethane Analysis Run 1/20/2026 8:28 AM View: 02_GU_Organics

Iowa City Landfill Client: HDR Data: Iowa City Sanitary Landfill

Sanitas™ v.10.1.03a Software licensed to HDR, Inc. UG
Hollow symbols indicate censored values.

Time Series

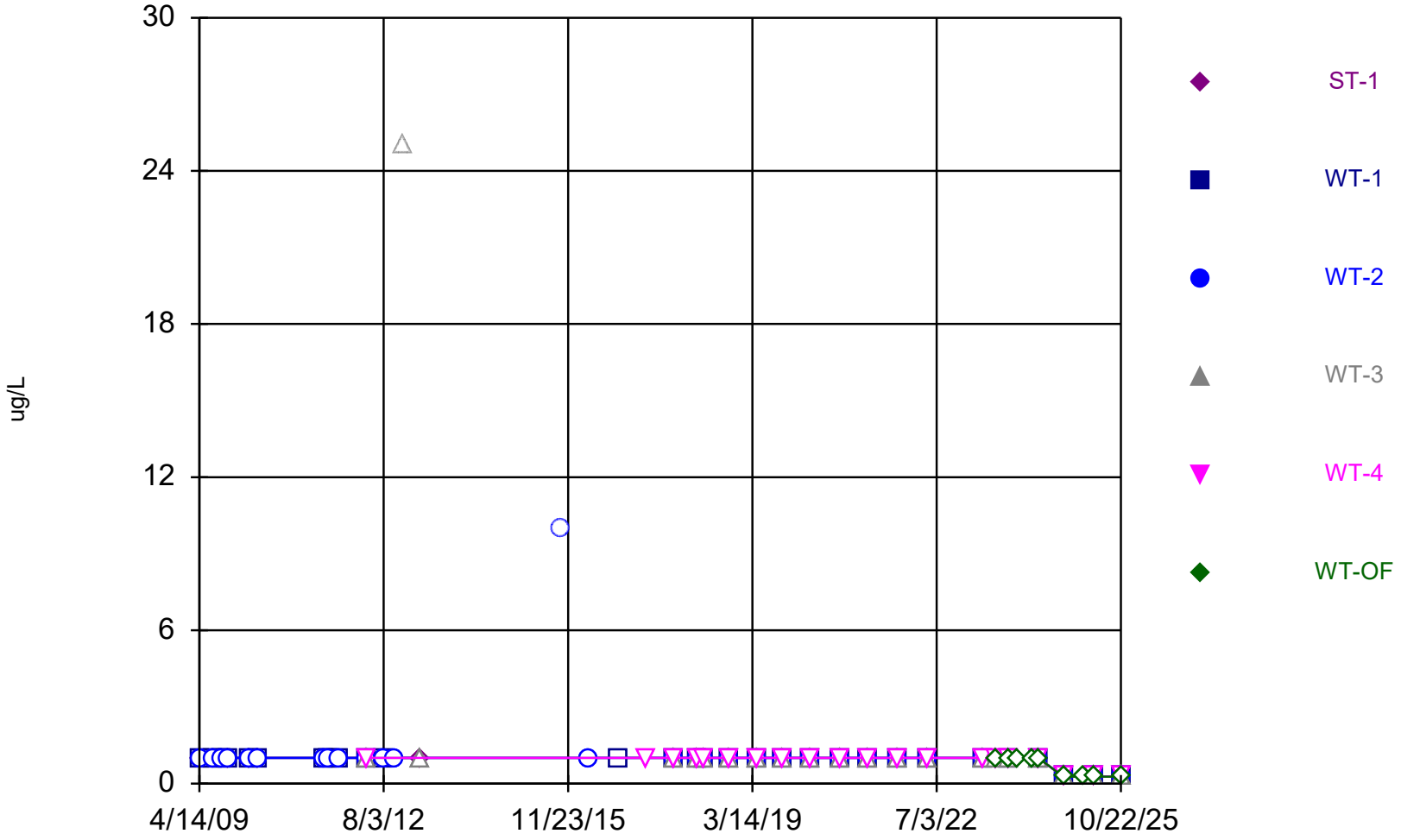

Constituent: 1,2-Dichloropropane Analysis Run 1/20/2026 8:28 AM View: 02_GU_Organics

Iowa City Landfill Client: HDR Data: Iowa City Sanitary Landfill

Sanitas™ v.10.1.03a Software licensed to HDR, Inc. UG
Hollow symbols indicate censored values.

Time Series

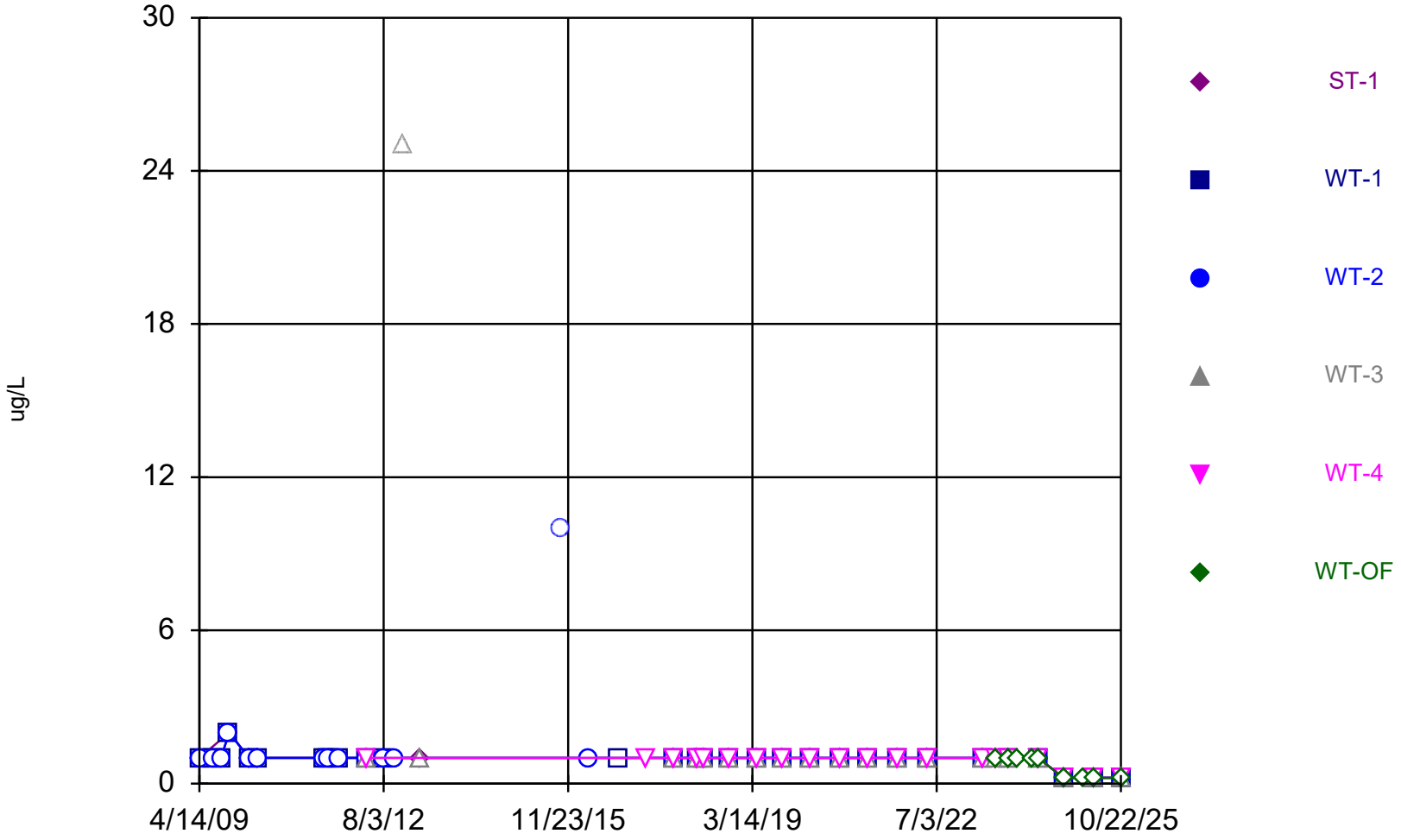

Constituent: 1,4-Dichlorobenzene Analysis Run 1/20/2026 8:28 AM View: 02_GU_Organics

Iowa City Landfill Client: HDR Data: Iowa City Sanitary Landfill

Sanitas™ v.10.1.03a Software licensed to HDR, Inc. UG
Hollow symbols indicate censored values.

Time Series

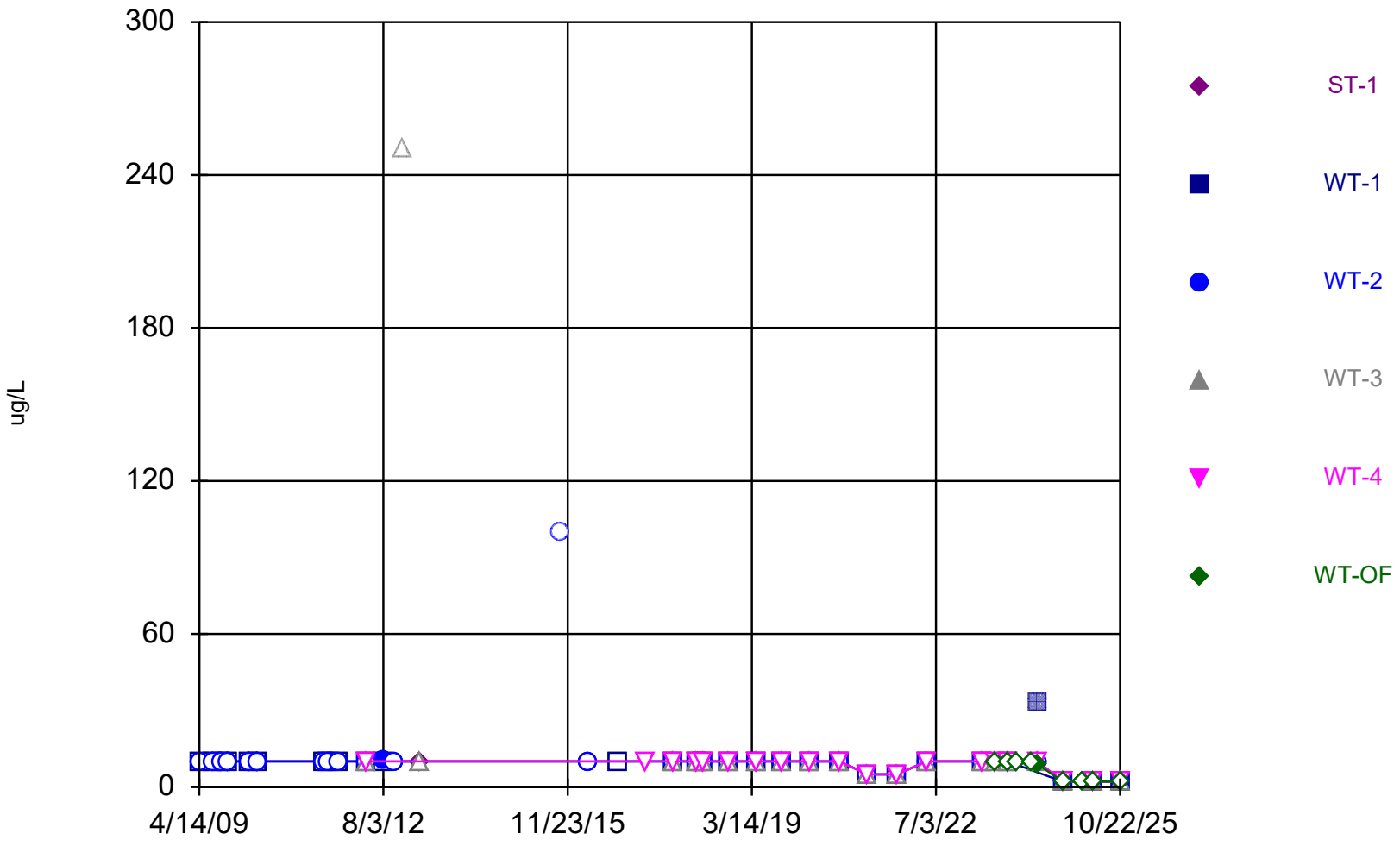

Constituent: 2-Butanone [MEK] Analysis Run 1/20/2026 8:28 AM View: 02_GU_Organics
Iowa City Landfill Client: HDR Data: Iowa City Sanitary Landfill

Sanitas™ v.10.1.03a Software licensed to HDR, Inc. UG
Hollow symbols indicate censored values.

Time Series

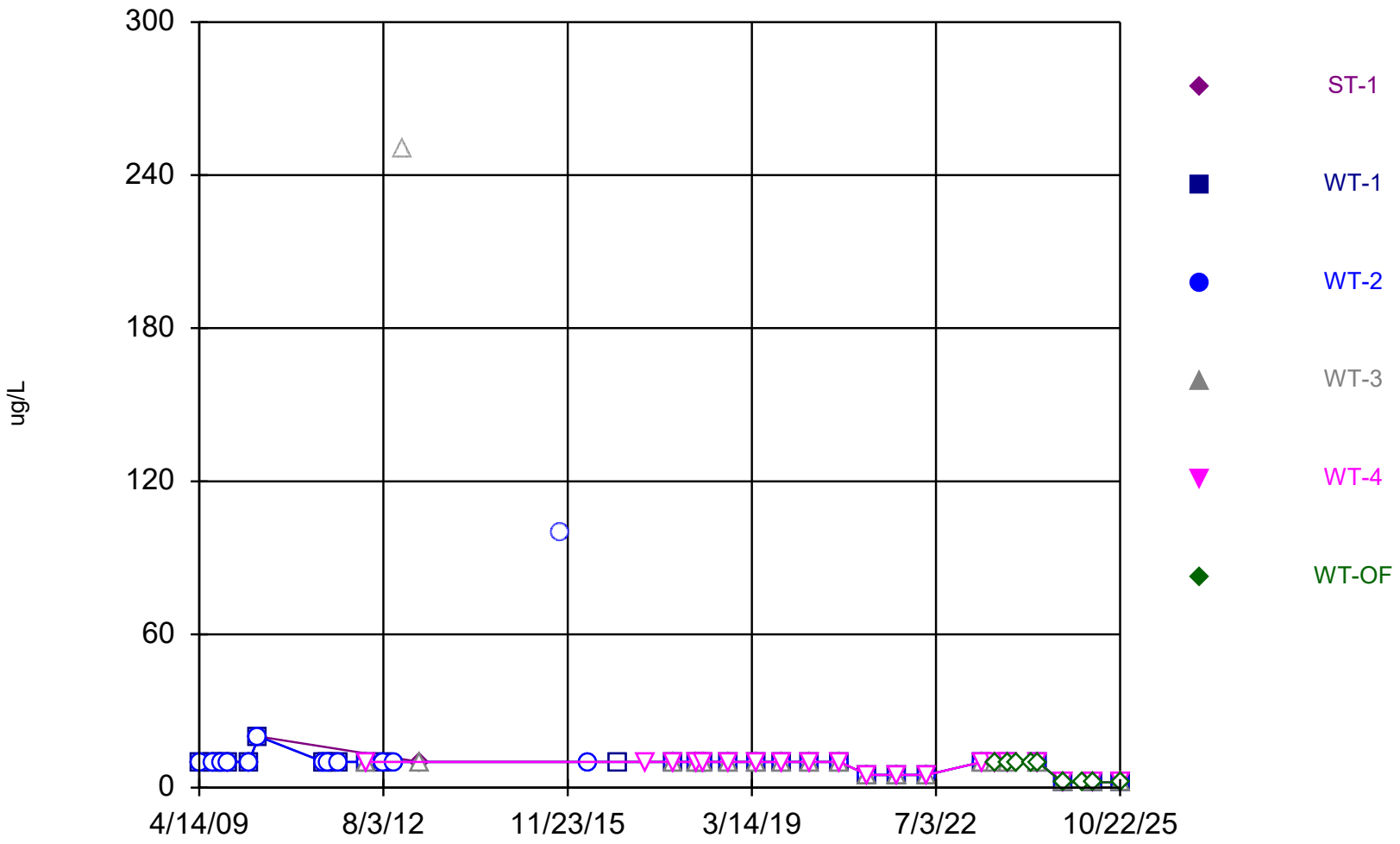

Constituent: 2-Hexanone Analysis Run 1/20/2026 8:28 AM View: 02_GU_Organics

Iowa City Landfill Client: HDR Data: Iowa City Sanitary Landfill

Sanitas™ v.10.1.03a Software licensed to HDR, Inc. UG
Hollow symbols indicate censored values.

Time Series

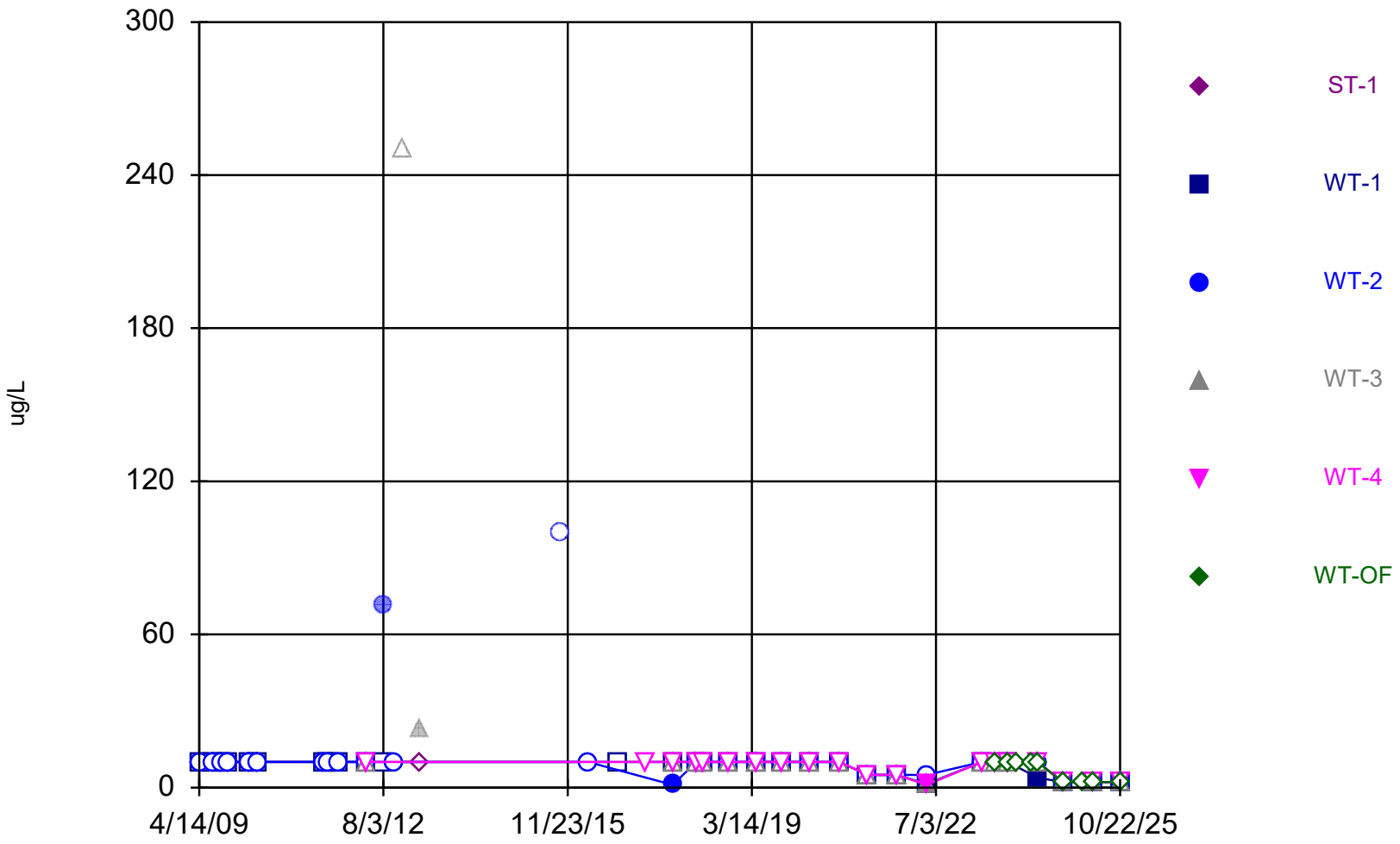

Constituent: 4-Methyl-2-pentanone [MIBK] Analysis Run 1/20/2026 8:28 AM View: 02_GU_Organics

Iowa City Landfill Client: HDR Data: Iowa City Sanitary Landfill

Sanitas™ v.10.1.03a Software licensed to HDR, Inc. UG
Hollow symbols indicate censored values.

Time Series

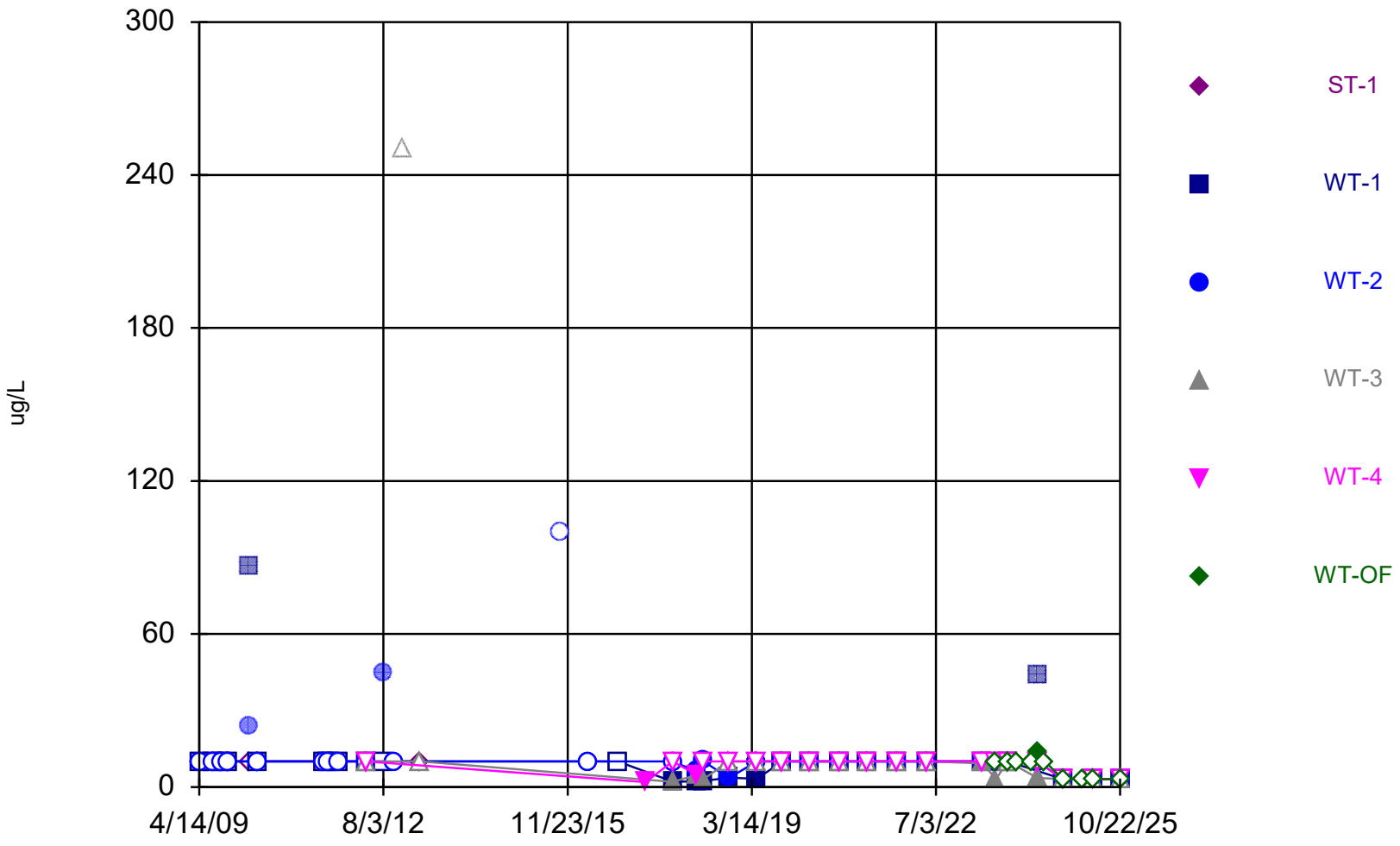

Constituent: Acetone Analysis Run 1/20/2026 8:28 AM View: 02_GU_Organics

Iowa City Landfill Client: HDR Data: Iowa City Sanitary Landfill

Sanitas™ v.10.1.03a Software licensed to HDR, Inc. UG
Hollow symbols indicate censored values.

Time Series

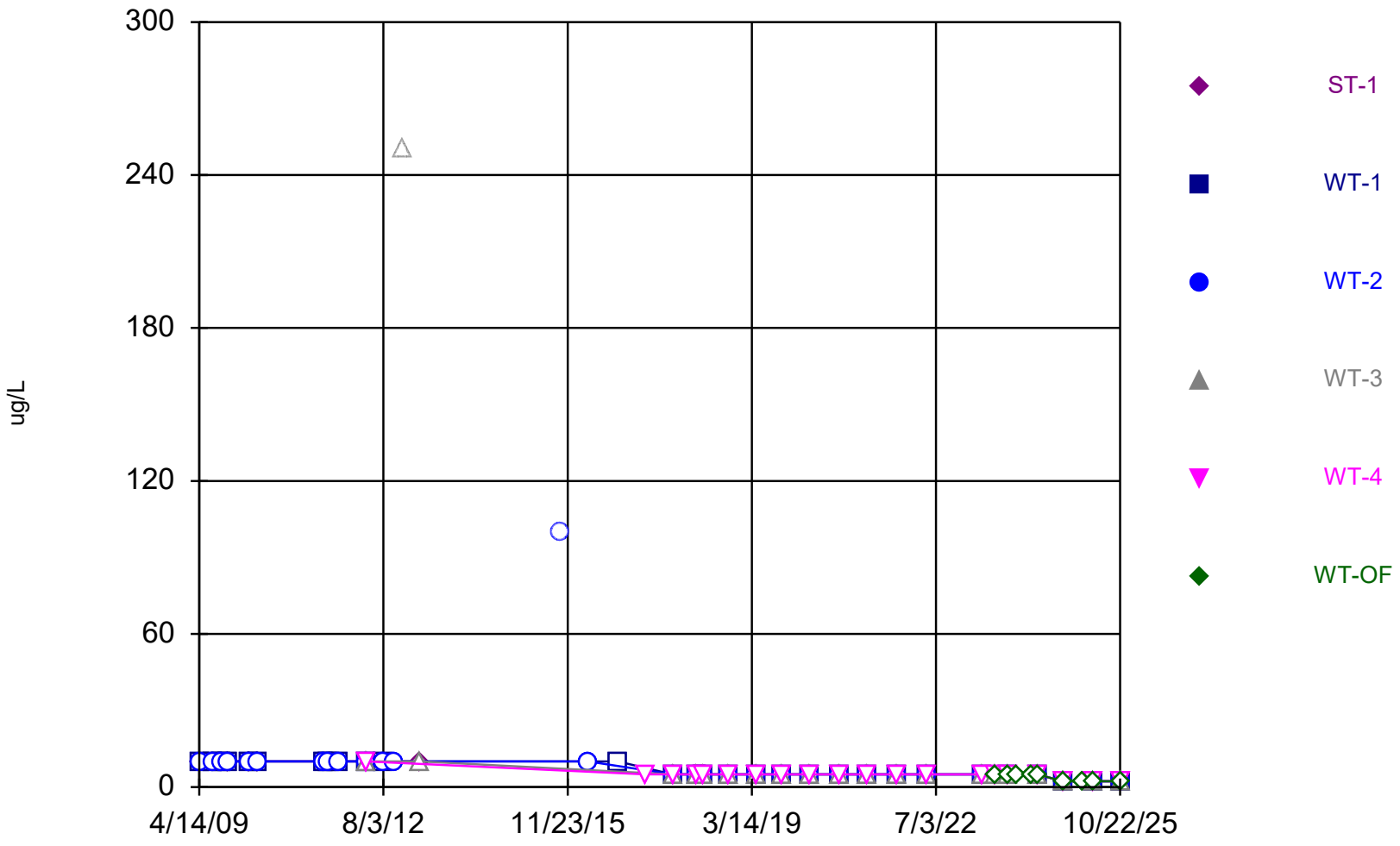

Constituent: Acrylonitrile Analysis Run 1/20/2026 8:28 AM View: 02_GU_Organics

Iowa City Landfill Client: HDR Data: Iowa City Sanitary Landfill

Sanitas™ v.10.1.03a Software licensed to HDR, Inc. UG
Hollow symbols indicate censored values.

Time Series

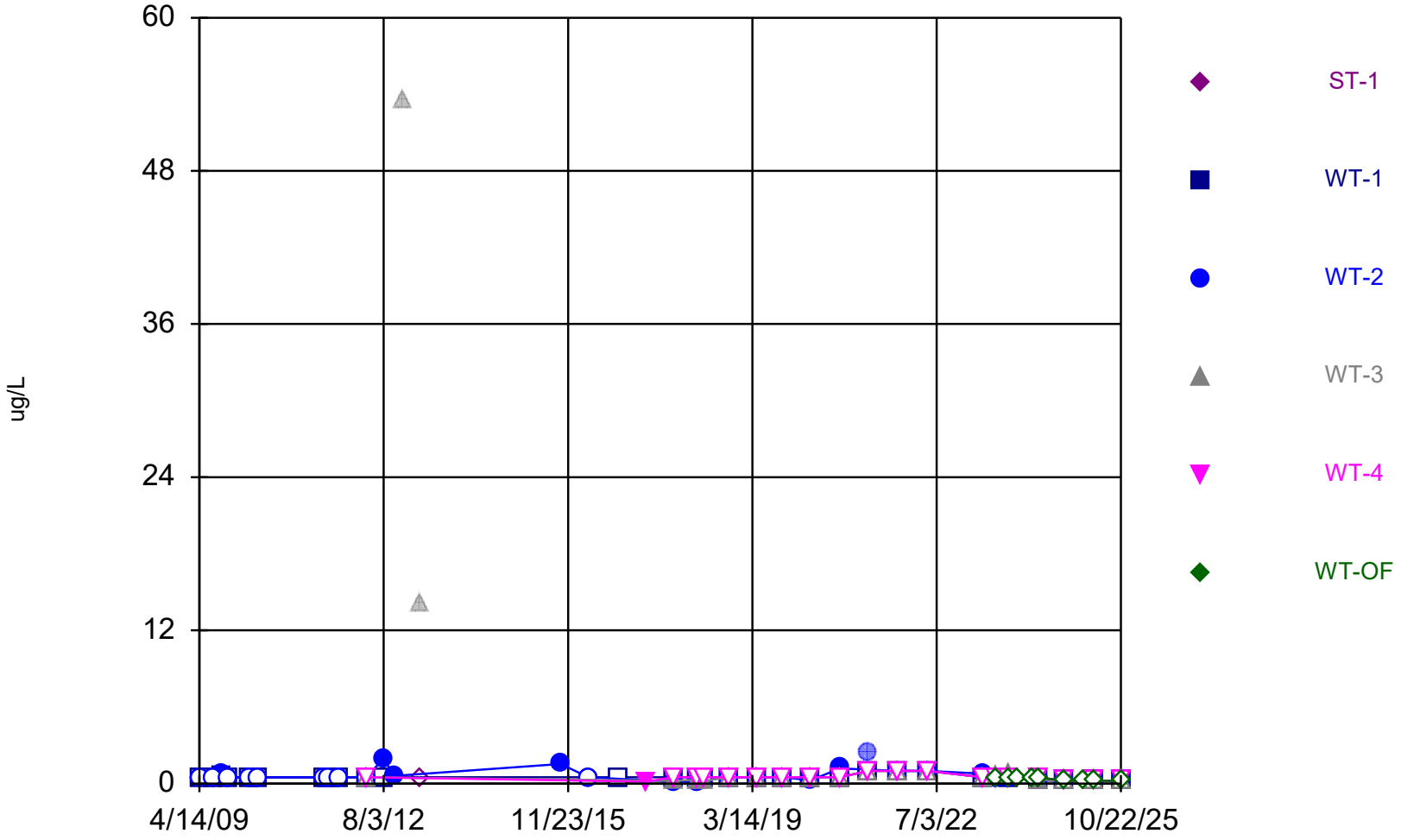

Constituent: Benzene Analysis Run 1/20/2026 8:28 AM View: 02_GU_Organics

Iowa City Landfill Client: HDR Data: Iowa City Sanitary Landfill

Sanitas™ v.10.1.03a Software licensed to HDR, Inc. UG
Hollow symbols indicate censored values.

Time Series

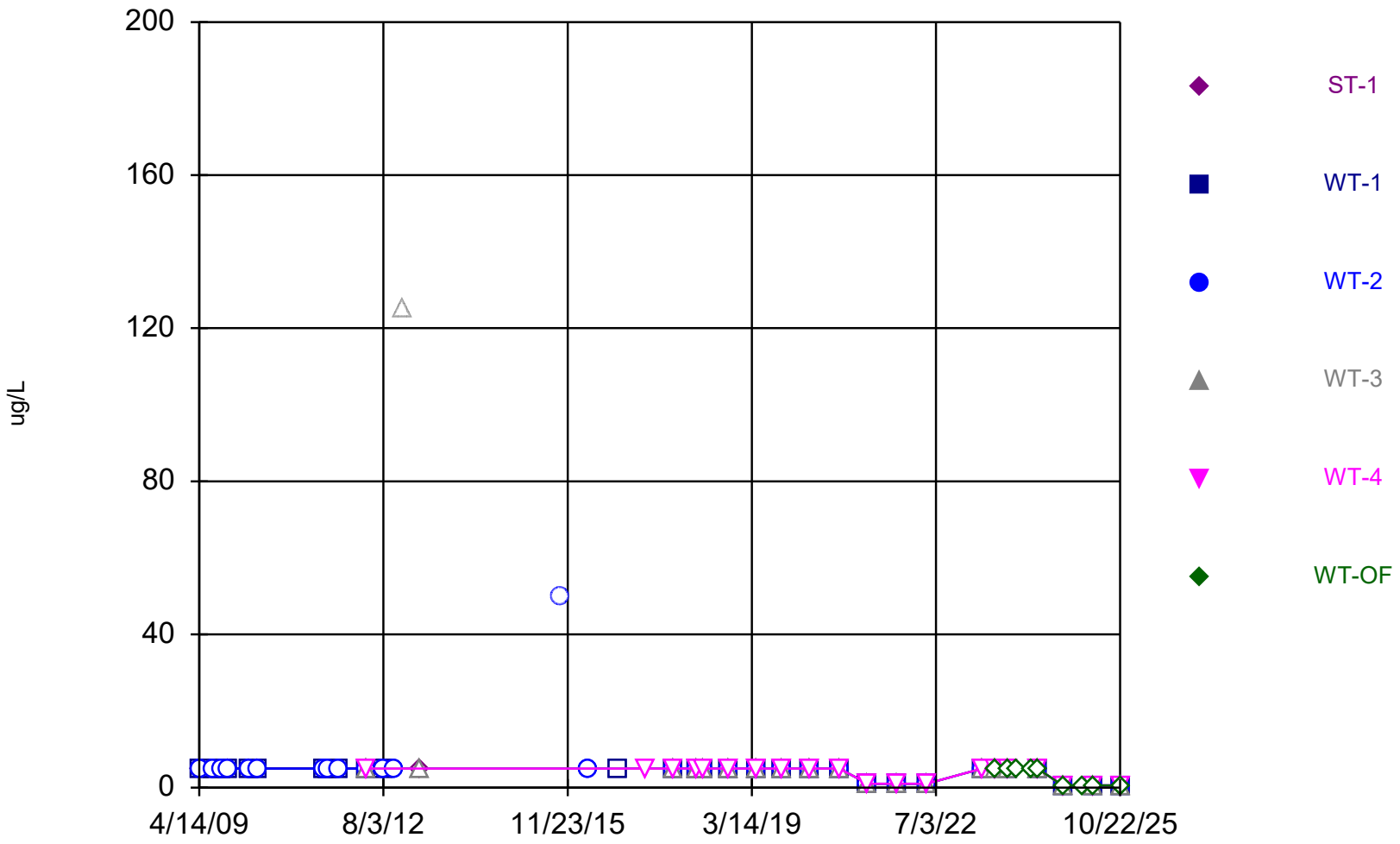

Constituent: Bromochloromethane Analysis Run 1/20/2026 8:28 AM View: 02_GU_Organics

Iowa City Landfill Client: HDR Data: Iowa City Sanitary Landfill

Sanitas™ v.10.1.03a Software licensed to HDR, Inc. UG
Hollow symbols indicate censored values.

Time Series

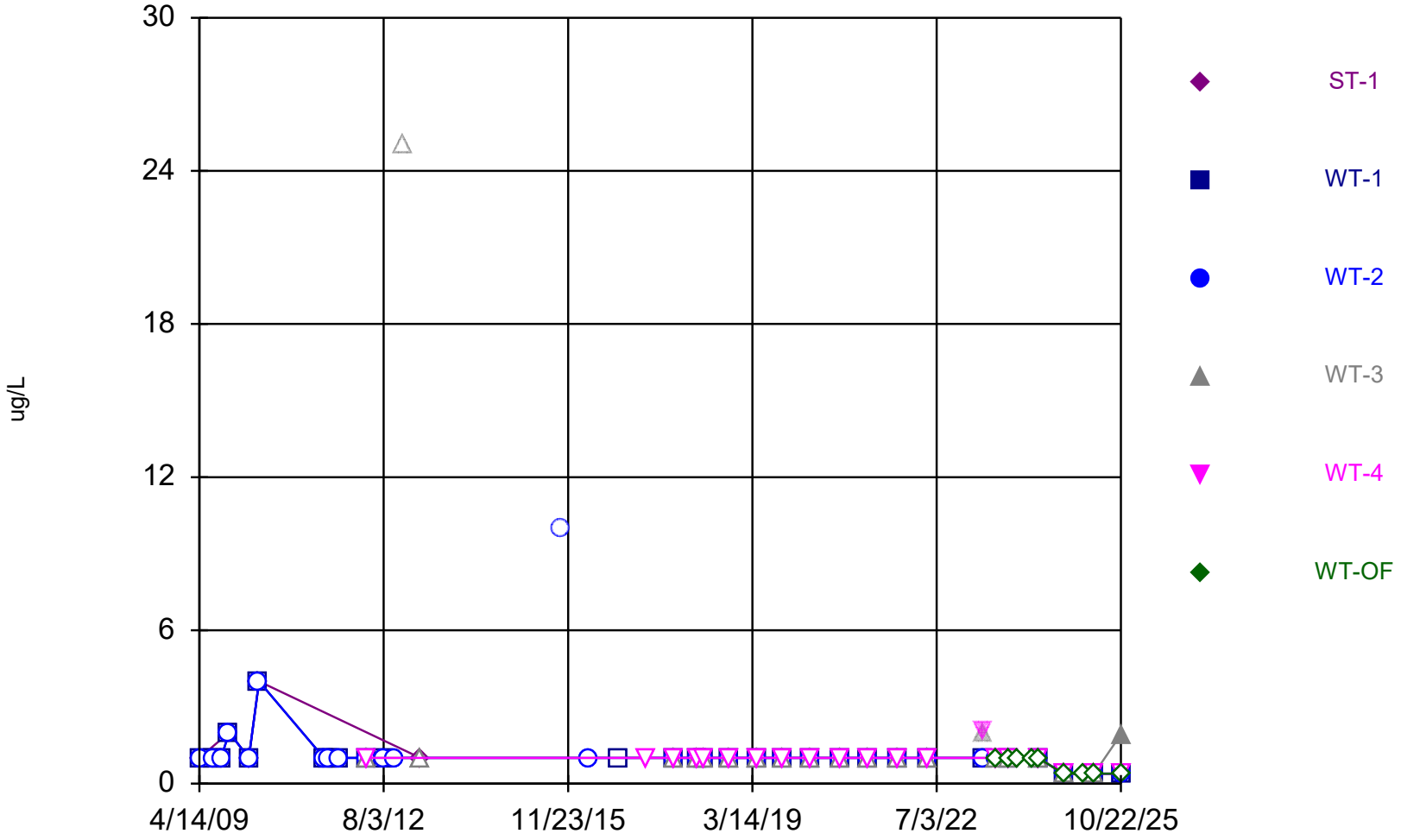

Constituent: Bromodichloromethane Analysis Run 1/20/2026 8:28 AM View: 02_GU_Organics

Iowa City Landfill Client: HDR Data: Iowa City Sanitary Landfill

Sanitas™ v.10.1.03a Software licensed to HDR, Inc. UG
Hollow symbols indicate censored values.

Time Series

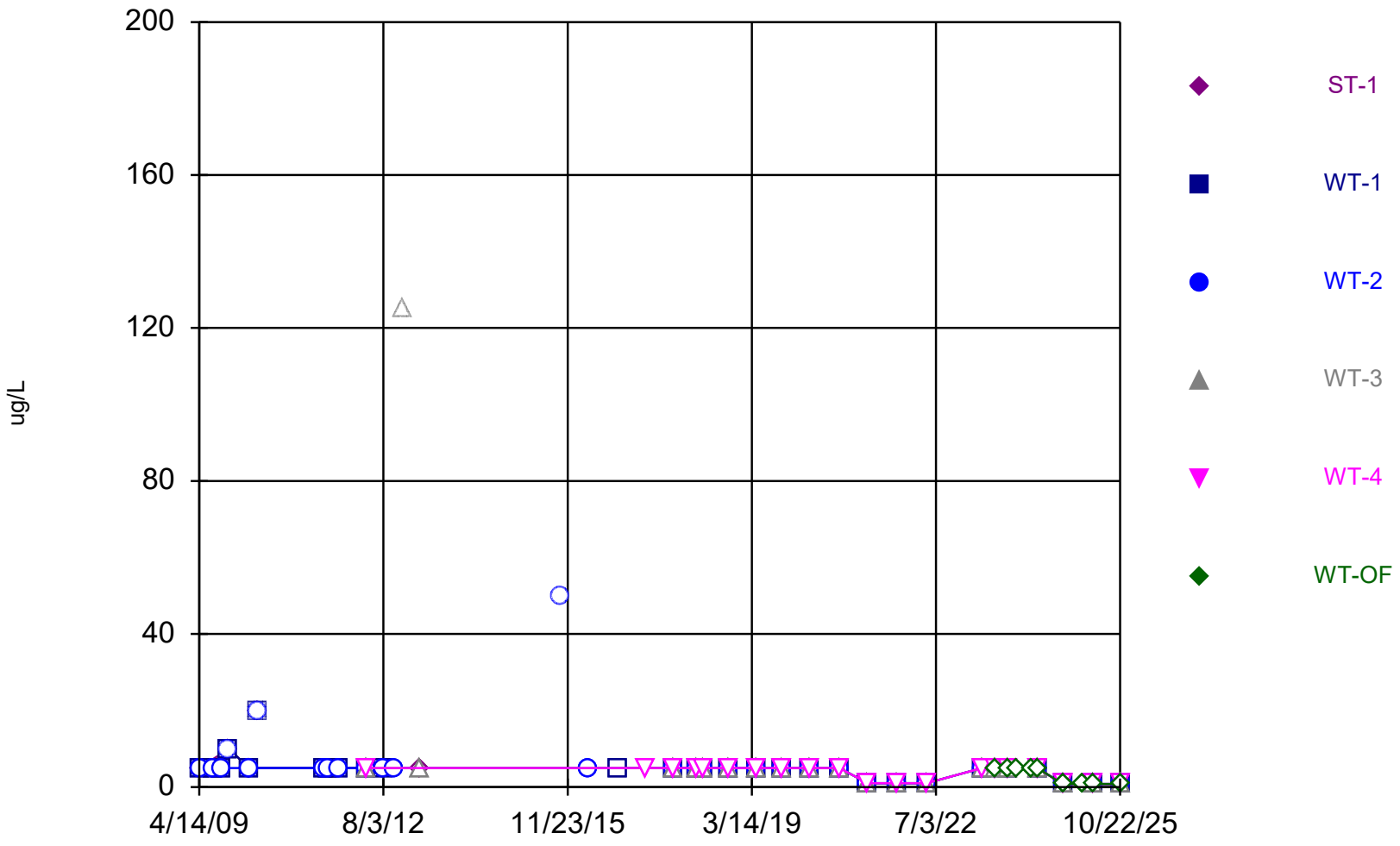

Constituent: Bromoform Analysis Run 1/20/2026 8:28 AM View: 02_GU_Organics

Iowa City Landfill Client: HDR Data: Iowa City Sanitary Landfill

Sanitas™ v.10.1.03a Software licensed to HDR, Inc. UG
Hollow symbols indicate censored values.

Time Series

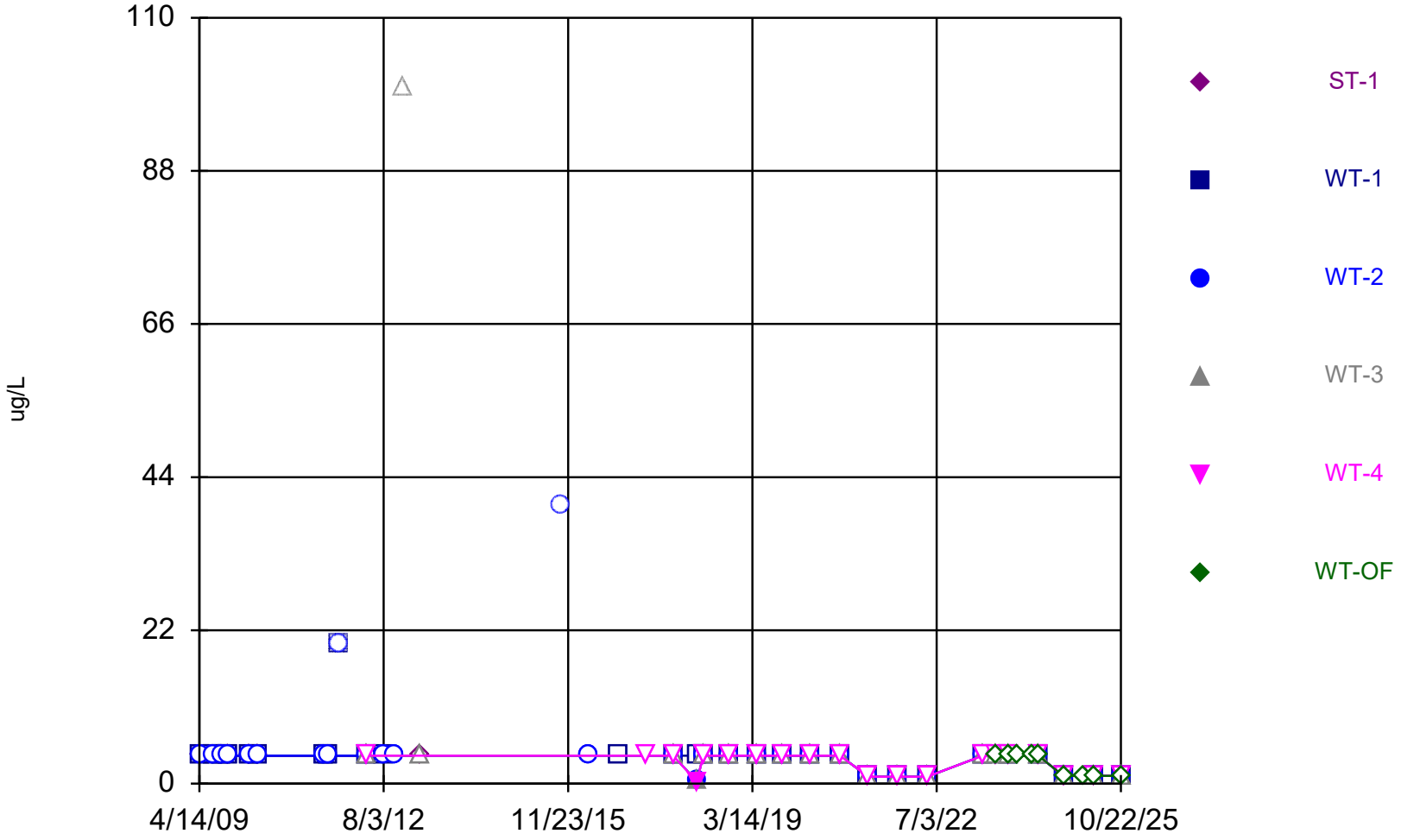

Constituent: Bromomethane Analysis Run 1/20/2026 8:28 AM View: 02_GU_Organics

Iowa City Landfill Client: HDR Data: Iowa City Sanitary Landfill

Sanitas™ v.10.1.03a Software licensed to HDR, Inc. UG
Hollow symbols indicate censored values.

Time Series

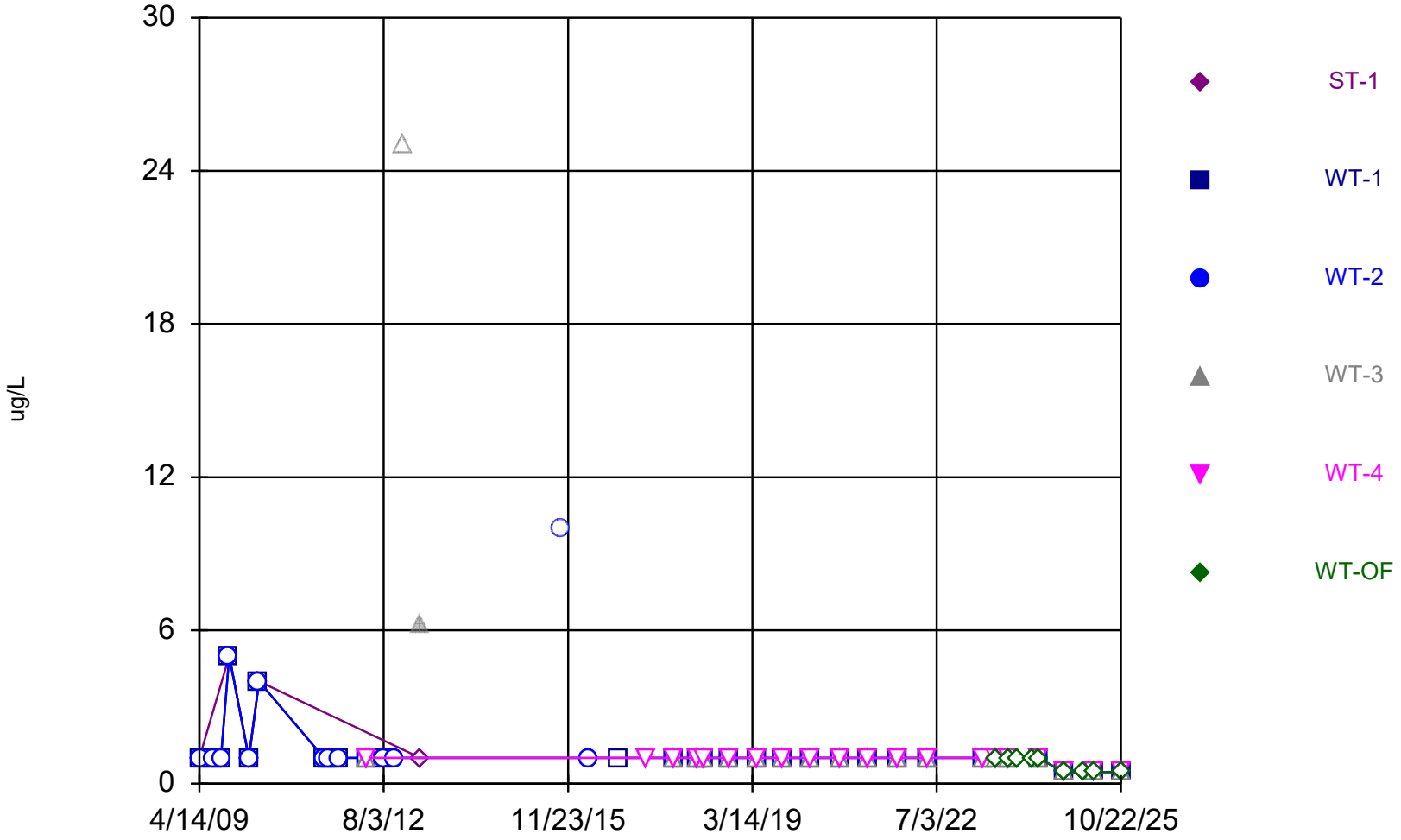

Constituent: Carbon Disulfide Analysis Run 1/20/2026 8:28 AM View: 02_GU_Organics
Iowa City Landfill Client: HDR Data: Iowa City Sanitary Landfill

Sanitas™ v.10.1.03a Software licensed to HDR, Inc. UG
Hollow symbols indicate censored values.

Time Series

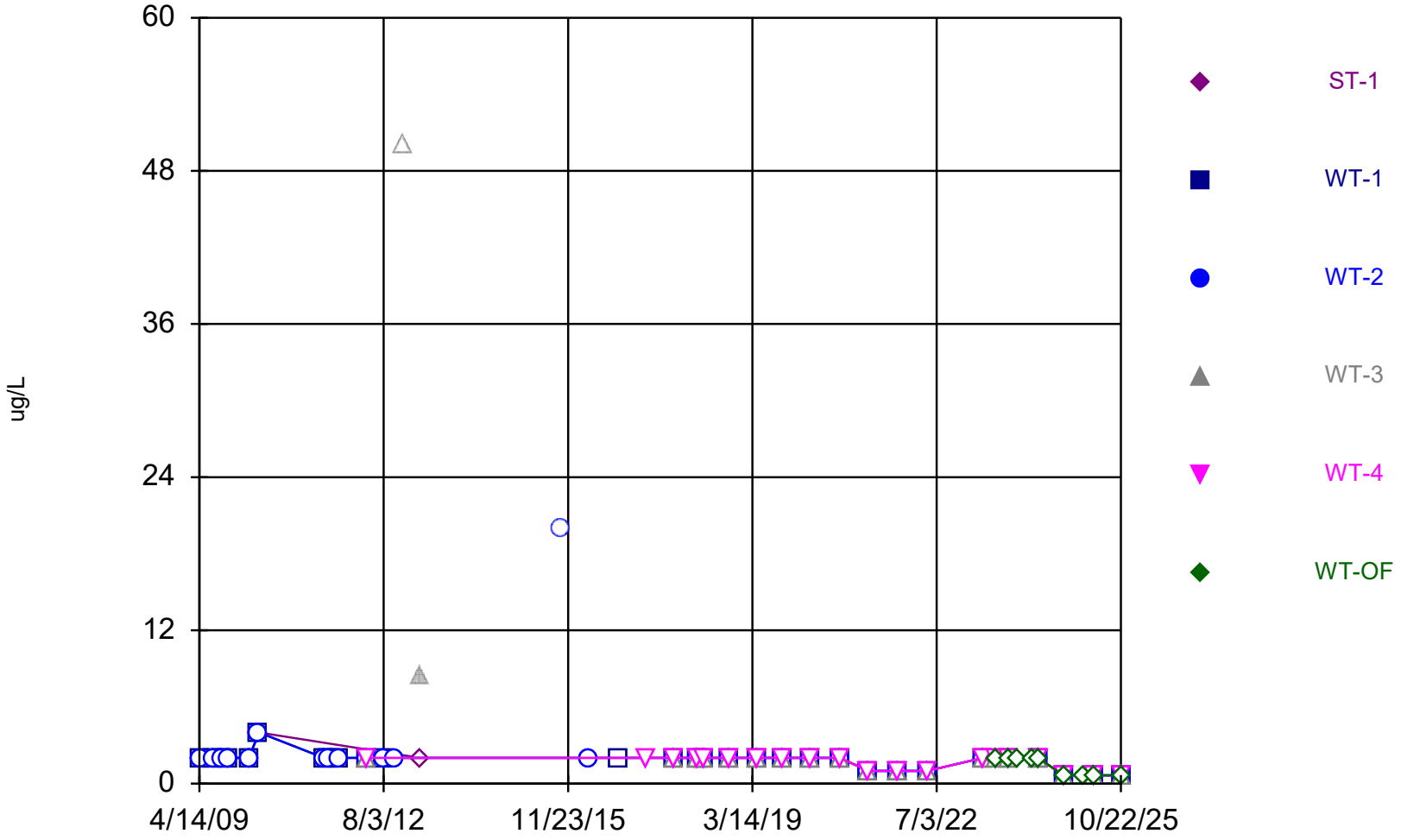

Constituent: Carbon Tetrachloride Analysis Run 1/20/2026 8:28 AM View: 02_GU_Organics

Iowa City Landfill Client: HDR Data: Iowa City Sanitary Landfill

Sanitas™ v.10.1.03a Software licensed to HDR, Inc. UG
Hollow symbols indicate censored values.

Time Series

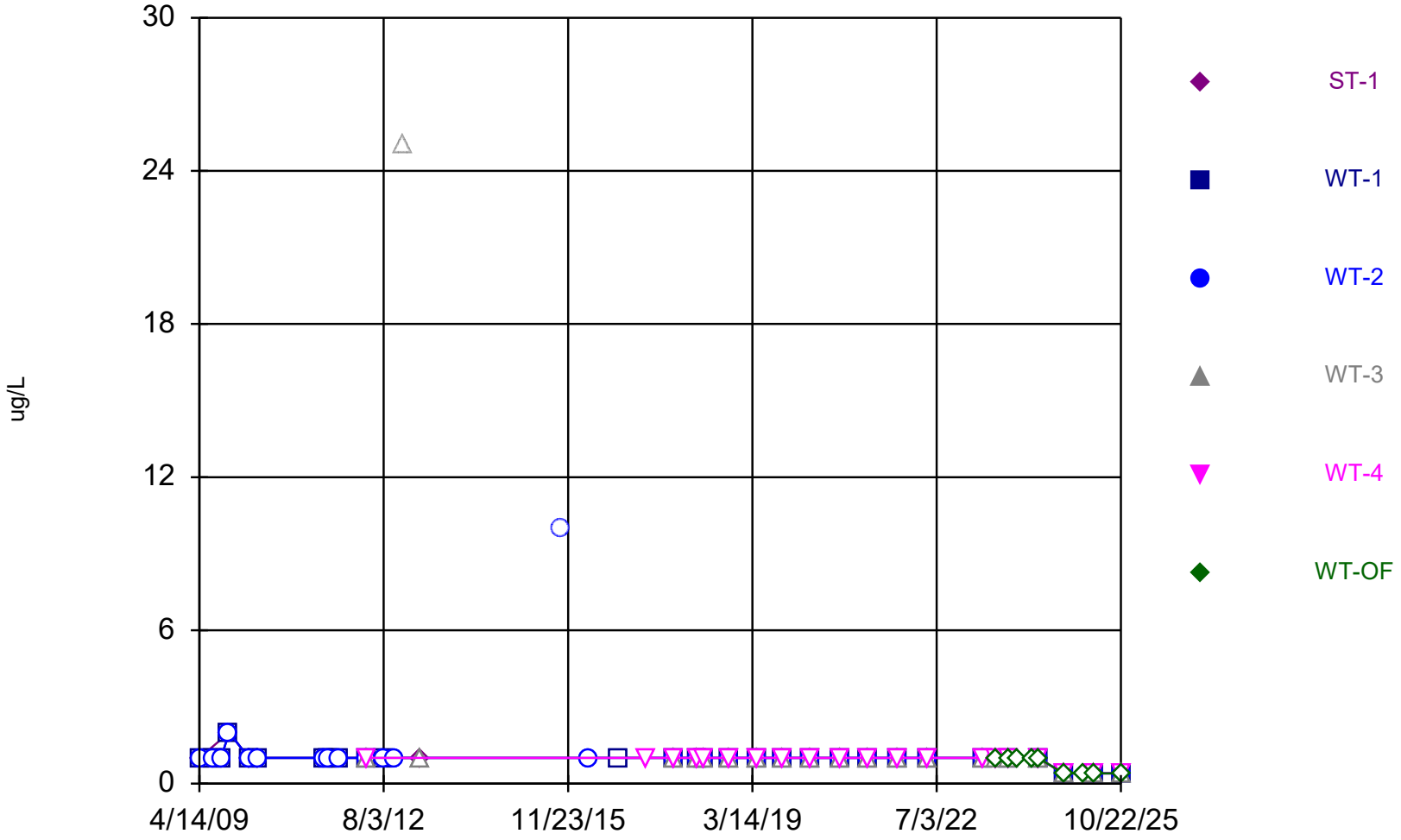

Constituent: Chlorobenzene Analysis Run 1/20/2026 8:28 AM View: 02_GU_Organics

Iowa City Landfill Client: HDR Data: Iowa City Sanitary Landfill

Sanitas™ v.10.1.03a Software licensed to HDR, Inc. UG
Hollow symbols indicate censored values.

Time Series

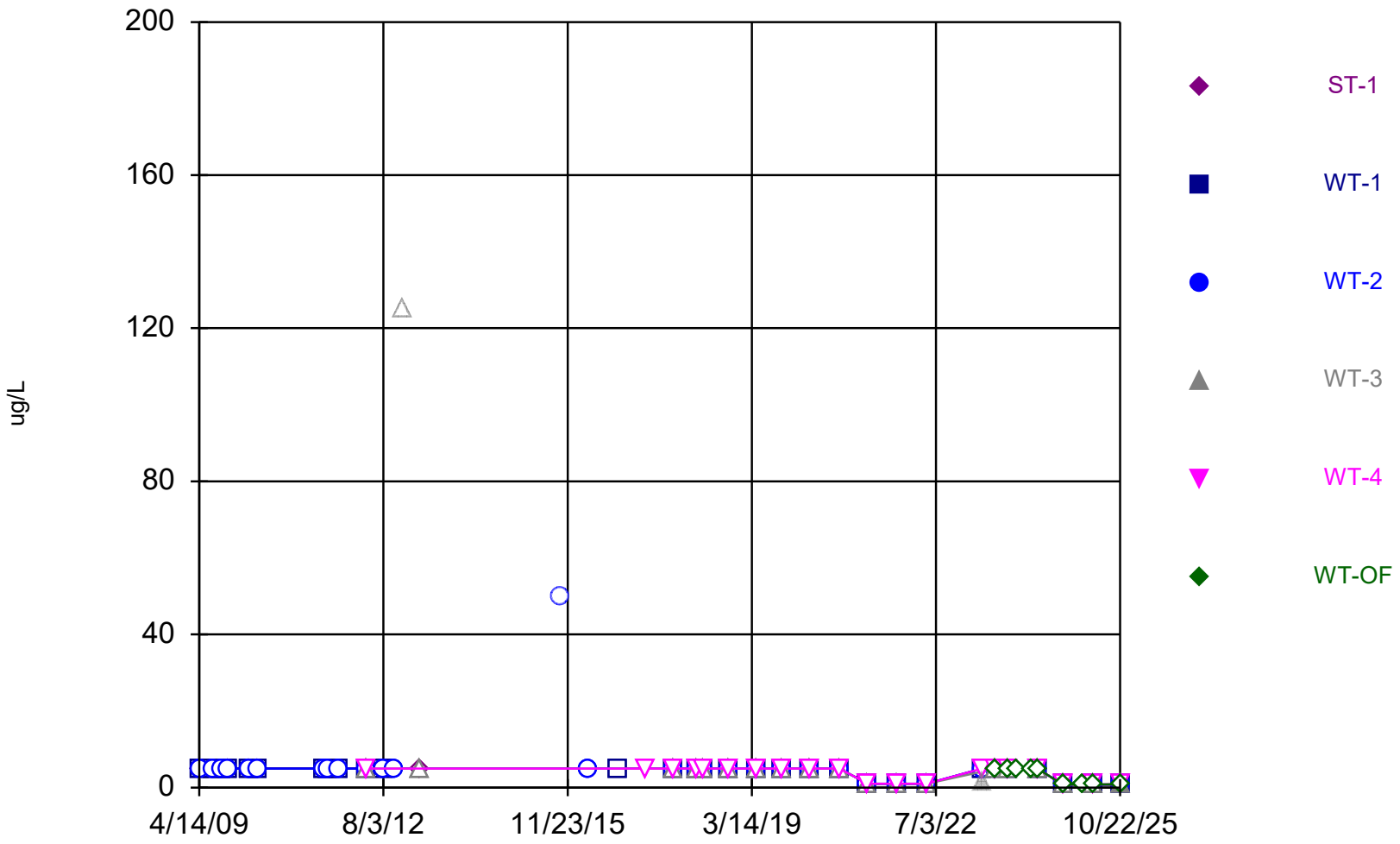

Constituent: Chlorodibromomethane Analysis Run 1/20/2026 8:28 AM View: 02_GU_Organics

Iowa City Landfill Client: HDR Data: Iowa City Sanitary Landfill

Sanitas™ v.10.1.03a Software licensed to HDR, Inc. UG
Hollow symbols indicate censored values.

Time Series

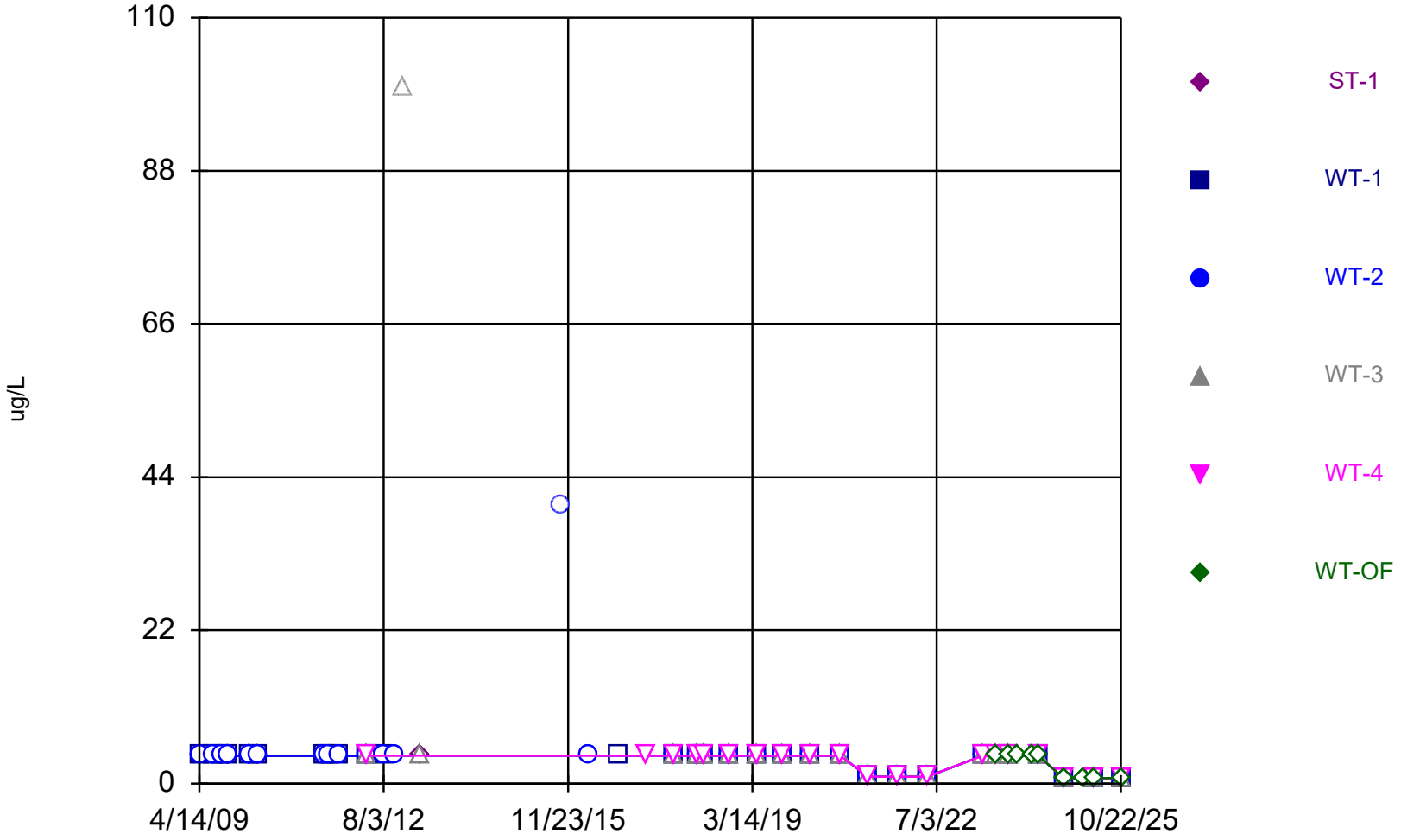

Constituent: Chloroethane Analysis Run 1/20/2026 8:28 AM View: 02_GU_Organics

Iowa City Landfill Client: HDR Data: Iowa City Sanitary Landfill

Sanitas™ v.10.1.03a Software licensed to HDR, Inc. UG
Hollow symbols indicate censored values.

Time Series

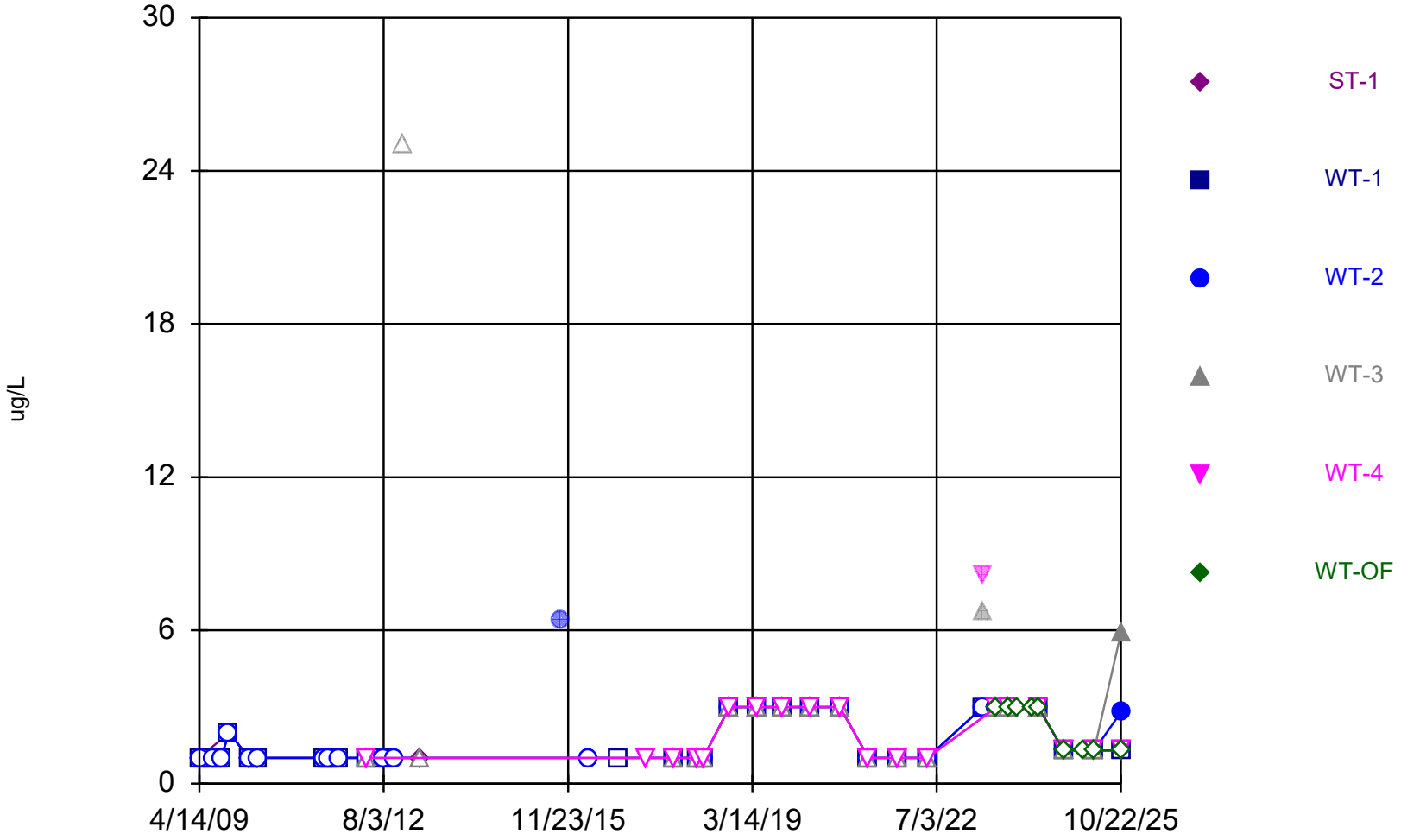

Constituent: Chloroform Analysis Run 1/20/2026 8:28 AM View: 02_GU_Organics

Iowa City Landfill Client: HDR Data: Iowa City Sanitary Landfill

Sanitas™ v.10.1.03a Software licensed to HDR, Inc. UG
Hollow symbols indicate censored values.

Time Series

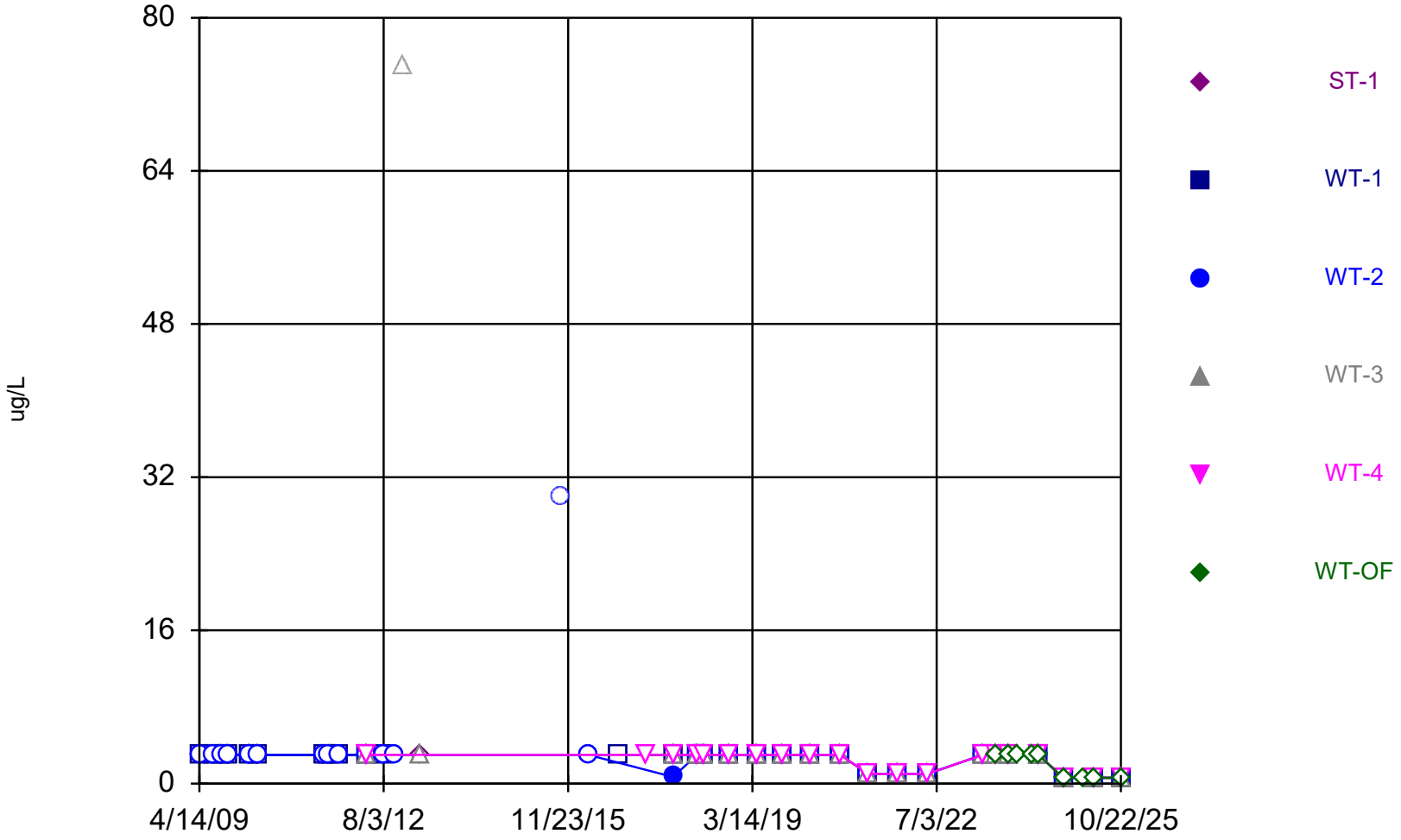

Constituent: Chloromethane Analysis Run 1/20/2026 8:28 AM View: 02_GU_Organics
Iowa City Landfill Client: HDR Data: Iowa City Sanitary Landfill

Sanitas™ v.10.1.03a Software licensed to HDR, Inc. UG
Hollow symbols indicate censored values.

Time Series

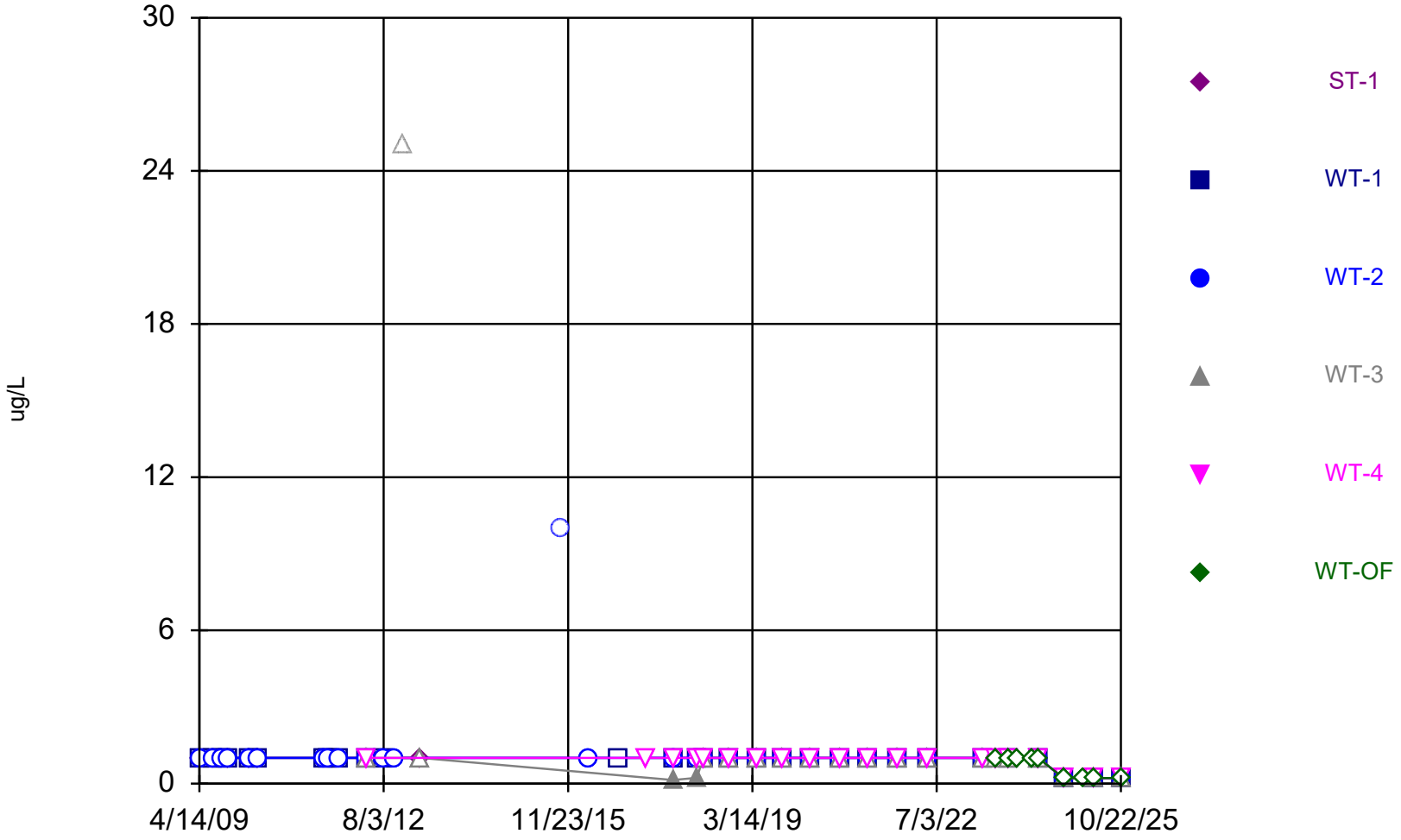

Constituent: cis-1,2-Dichloroethene Analysis Run 1/20/2026 8:29 AM View: 02_GU_Organics

Iowa City Landfill Client: HDR Data: Iowa City Sanitary Landfill

Sanitas™ v.10.1.03a Software licensed to HDR, Inc. UG
Hollow symbols indicate censored values.

Time Series

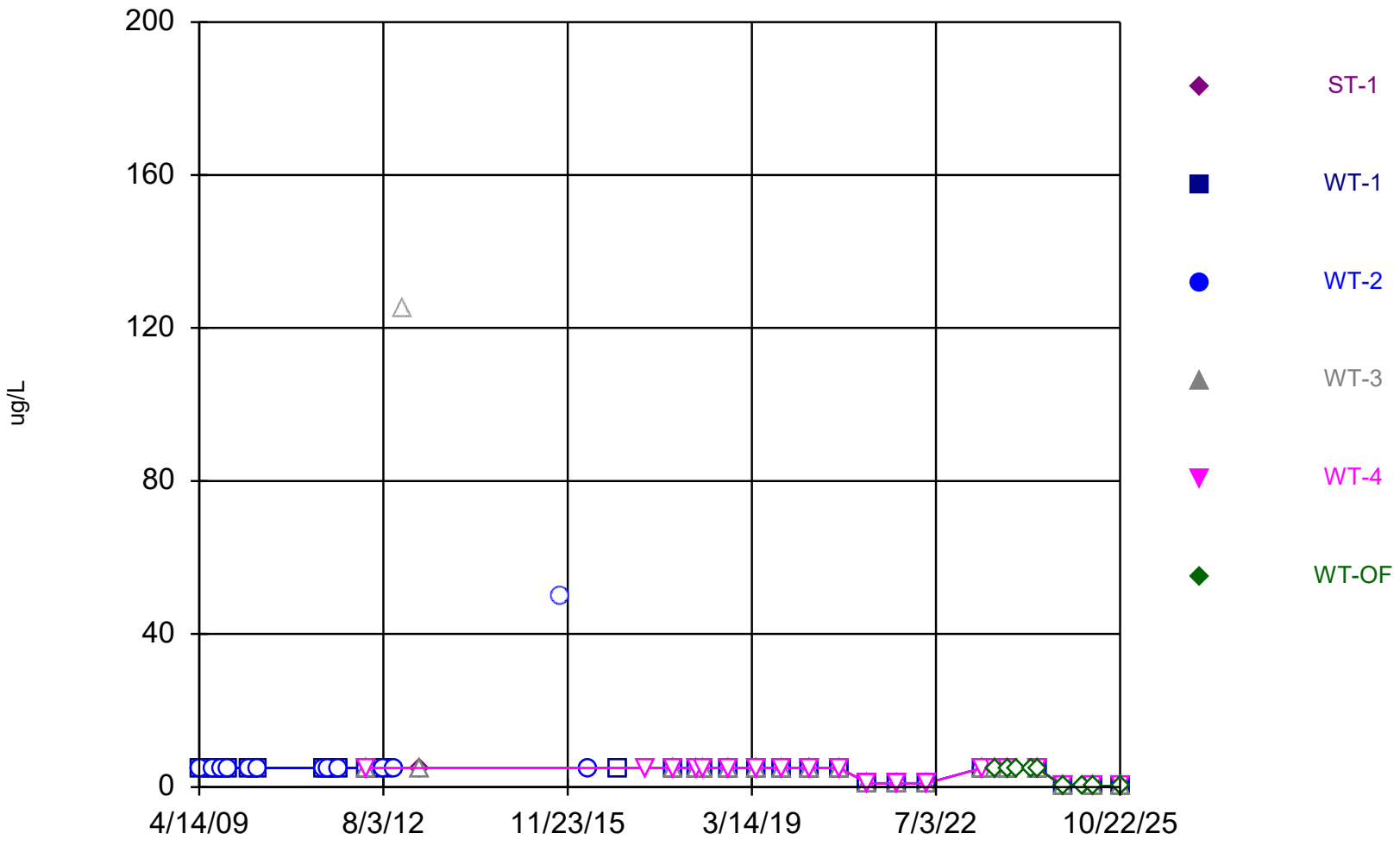

Constituent: cis-1,3-Dichloropropene Analysis Run 1/20/2026 8:29 AM View: 02_GU_Organics

Iowa City Landfill Client: HDR Data: Iowa City Sanitary Landfill

Sanitas™ v.10.1.03a Software licensed to HDR, Inc. UG
Hollow symbols indicate censored values.

Time Series

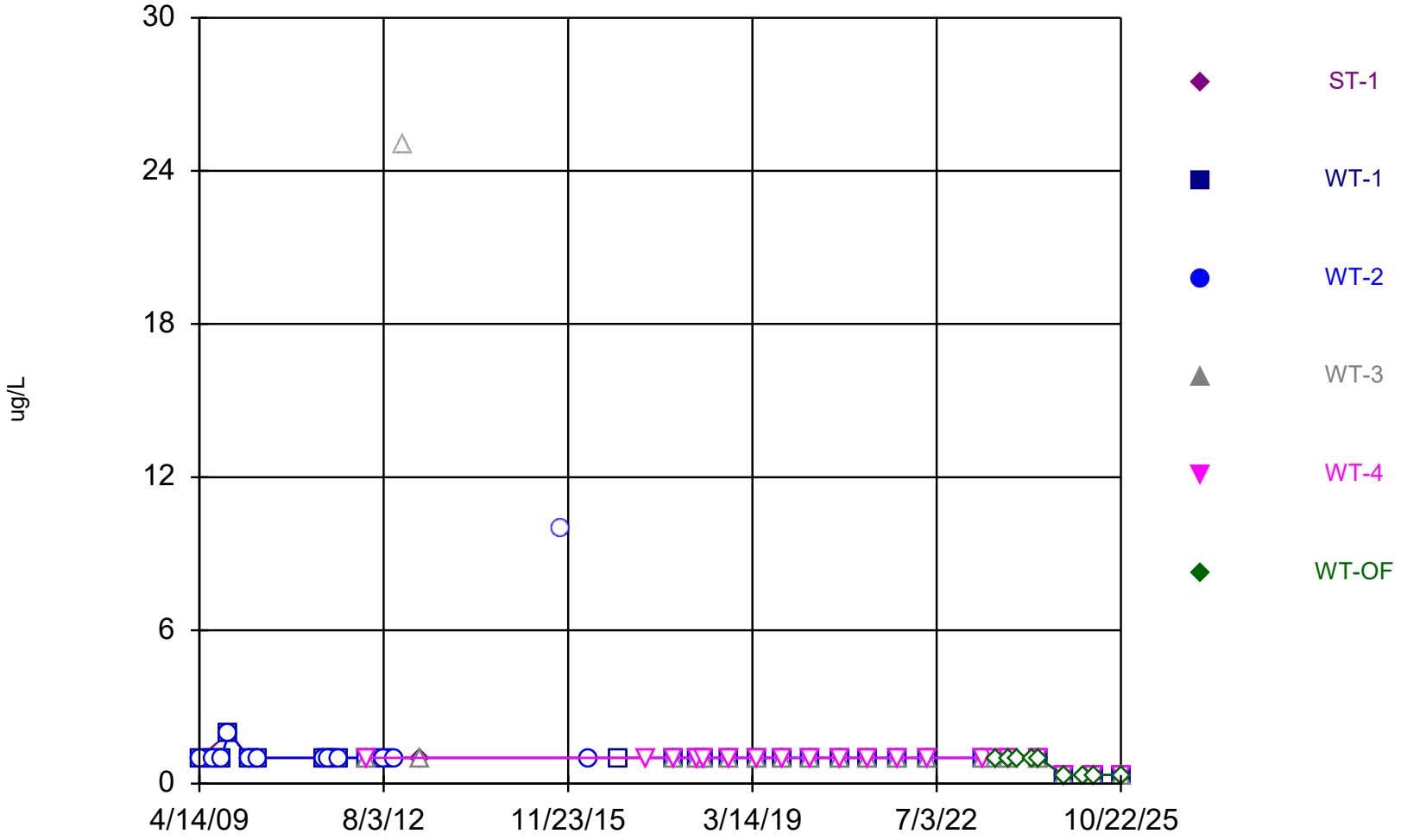

Constituent: Dibromomethane Analysis Run 1/20/2026 8:29 AM View: 02_GU_Organics
Iowa City Landfill Client: HDR Data: Iowa City Sanitary Landfill

Sanitas™ v.10.1.03a Software licensed to HDR, Inc. UG
Hollow symbols indicate censored values.

Time Series

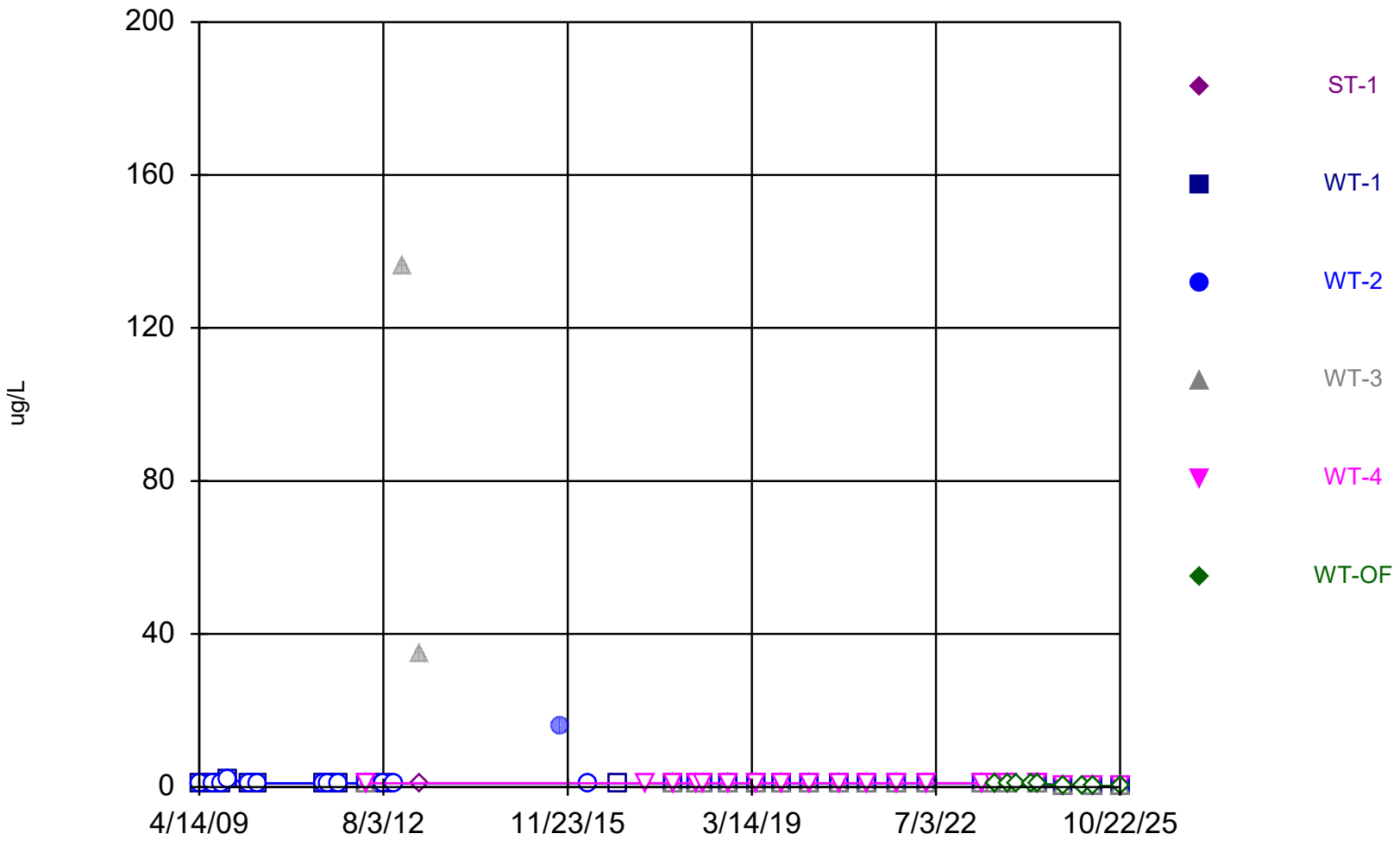

Constituent: Ethylbenzene Analysis Run 1/20/2026 8:29 AM View: 02_GU_Organics

Iowa City Landfill Client: HDR Data: Iowa City Sanitary Landfill

Sanitas™ v.10.1.03a Software licensed to HDR, Inc. UG
Hollow symbols indicate censored values.

Time Series

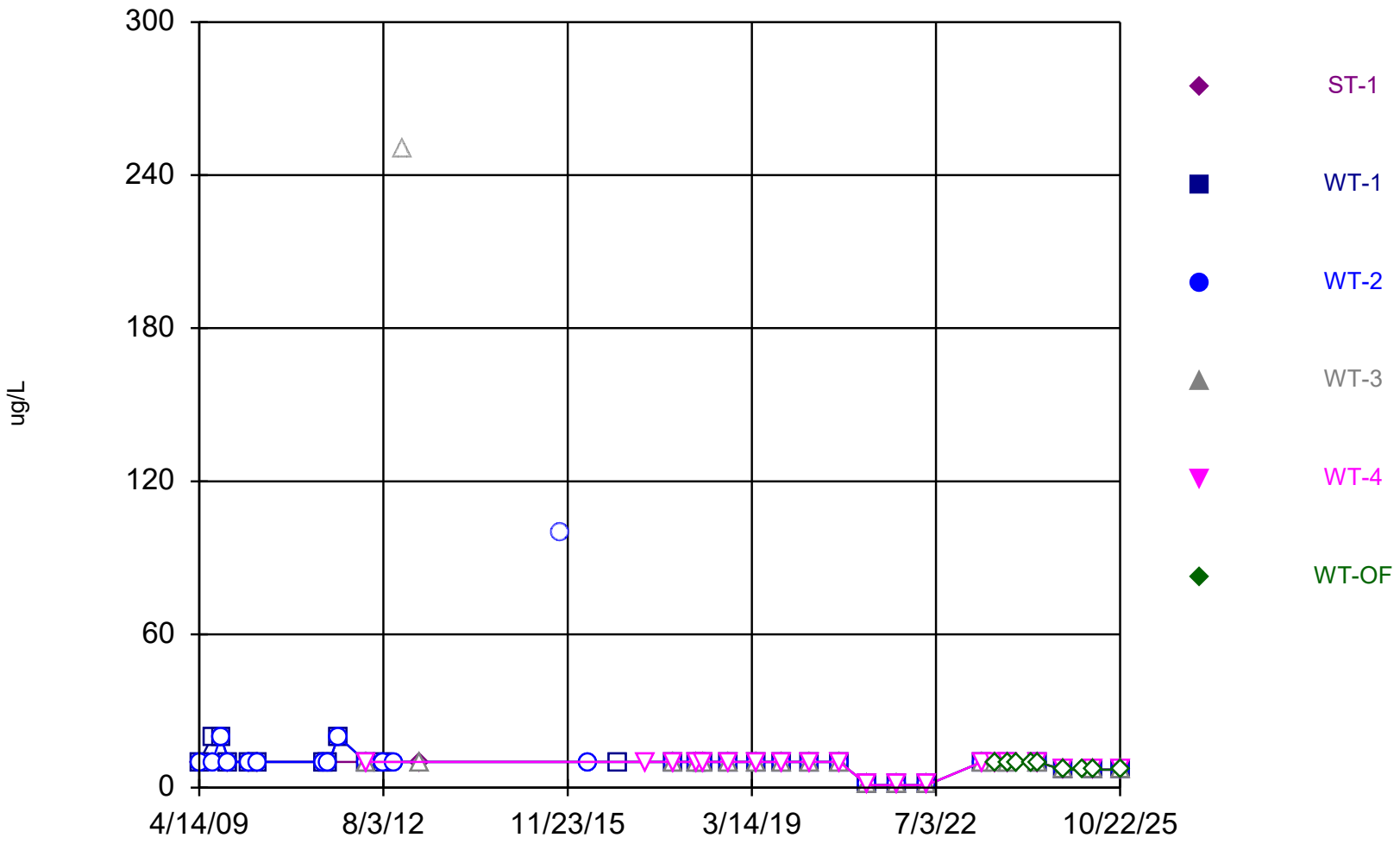

Constituent: Iodomethane Analysis Run 1/20/2026 8:29 AM View: 02_GU_Organics

Iowa City Landfill Client: HDR Data: Iowa City Sanitary Landfill

Sanitas™ v.10.1.03a Software licensed to HDR, Inc. UG
Hollow symbols indicate censored values.

Time Series

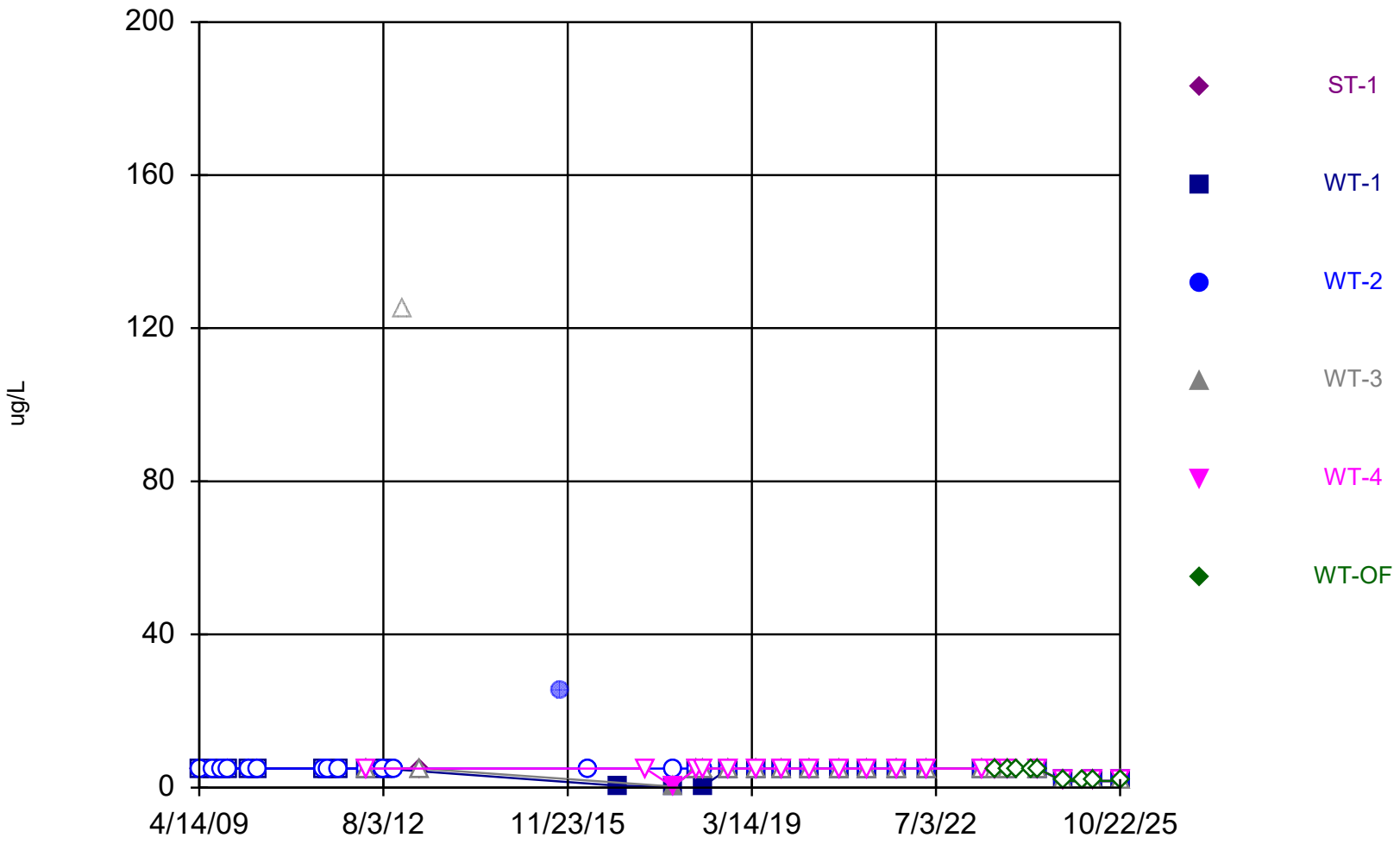

Constituent: Methylene Chloride Analysis Run 1/20/2026 8:29 AM View: 02_GU_Organics

Iowa City Landfill Client: HDR Data: Iowa City Sanitary Landfill

Sanitas™ v.10.1.03a Software licensed to HDR, Inc. UG
Hollow symbols indicate censored values.

Time Series

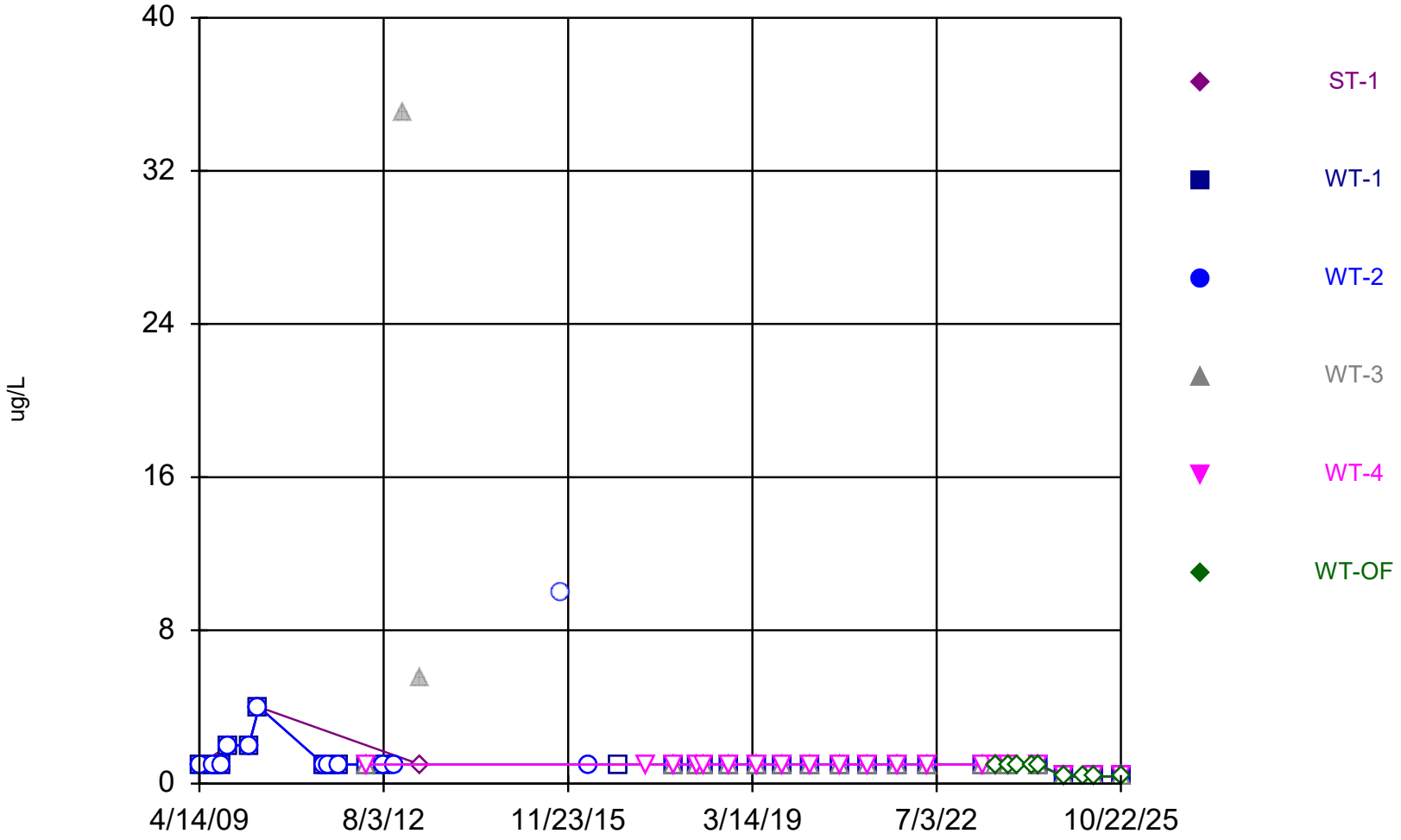

Constituent: Styrene Analysis Run 1/20/2026 8:29 AM View: 02_GU_Organics

Iowa City Landfill Client: HDR Data: Iowa City Sanitary Landfill

Sanitas™ v.10.1.03a Software licensed to HDR, Inc. UG
Hollow symbols indicate censored values.

Time Series

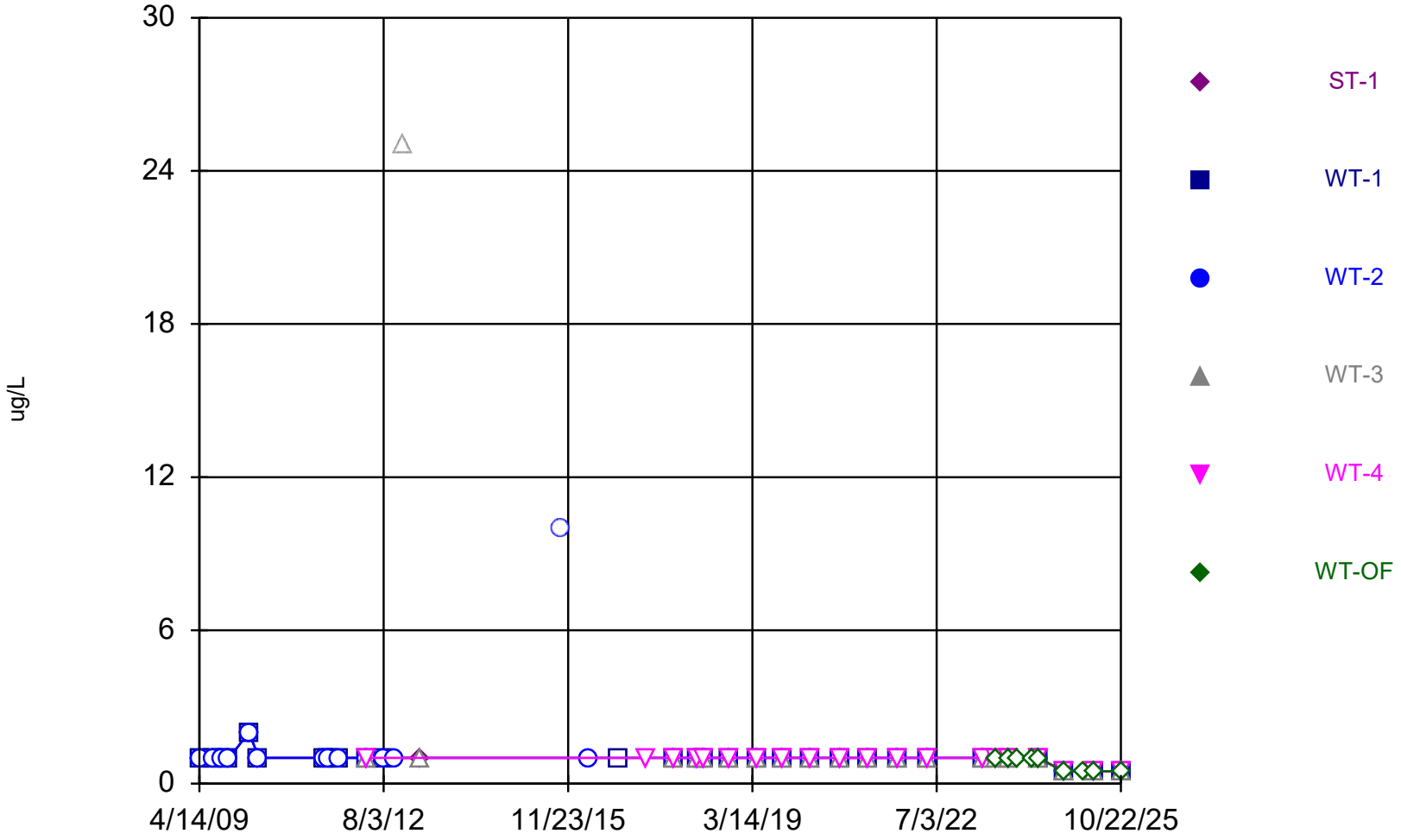

Constituent: Tetrachloroethene Analysis Run 1/20/2026 8:29 AM View: 02_GU_Organics

Iowa City Landfill Client: HDR Data: Iowa City Sanitary Landfill

Sanitas™ v.10.1.03a Software licensed to HDR, Inc. UG
Hollow symbols indicate censored values.

Time Series

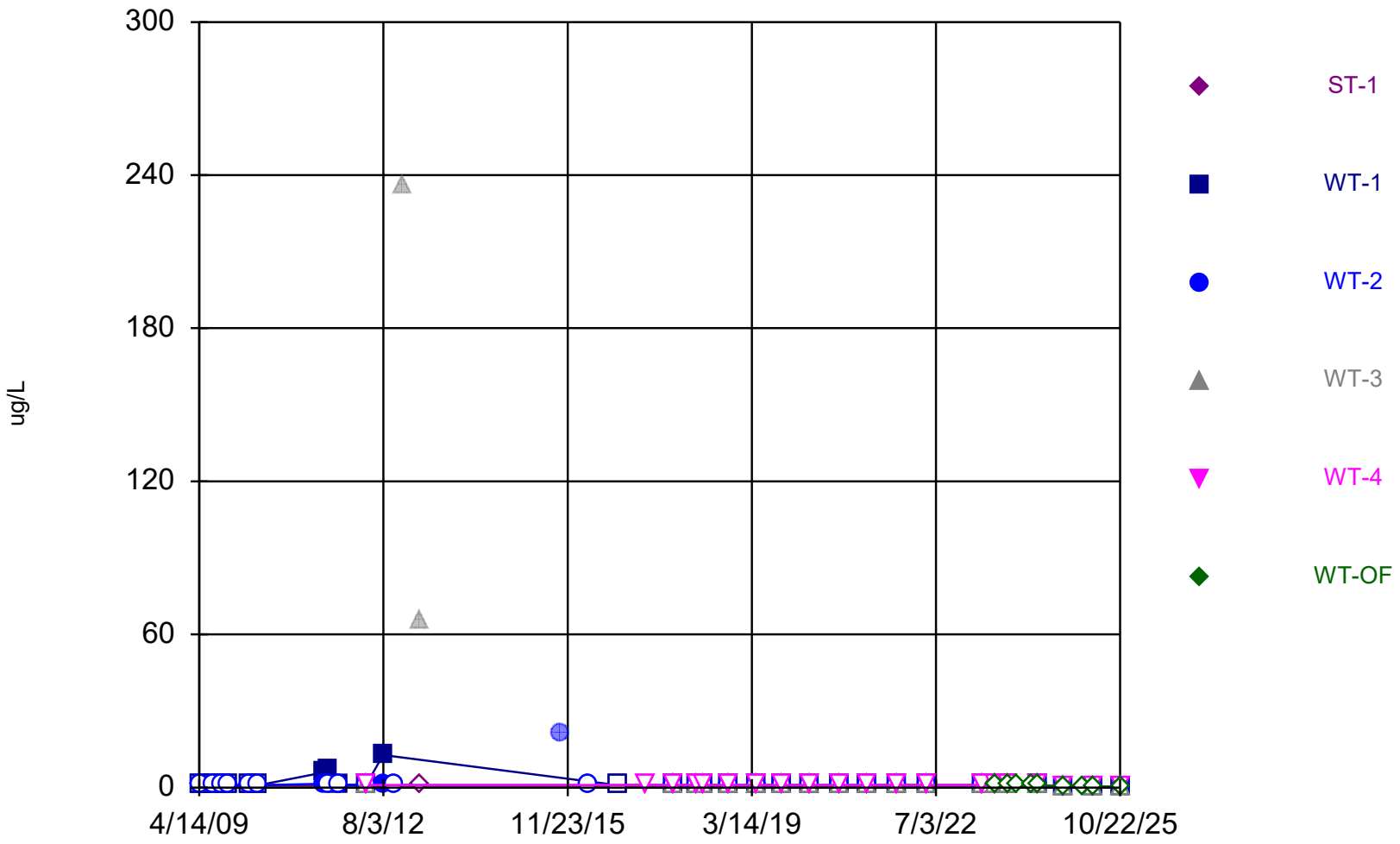

Constituent: Toluene Analysis Run 1/20/2026 8:29 AM View: 02_GU_Organics

Iowa City Landfill Client: HDR Data: Iowa City Sanitary Landfill

Sanitas™ v.10.1.03a Software licensed to HDR, Inc. UG
Hollow symbols indicate censored values.

Time Series

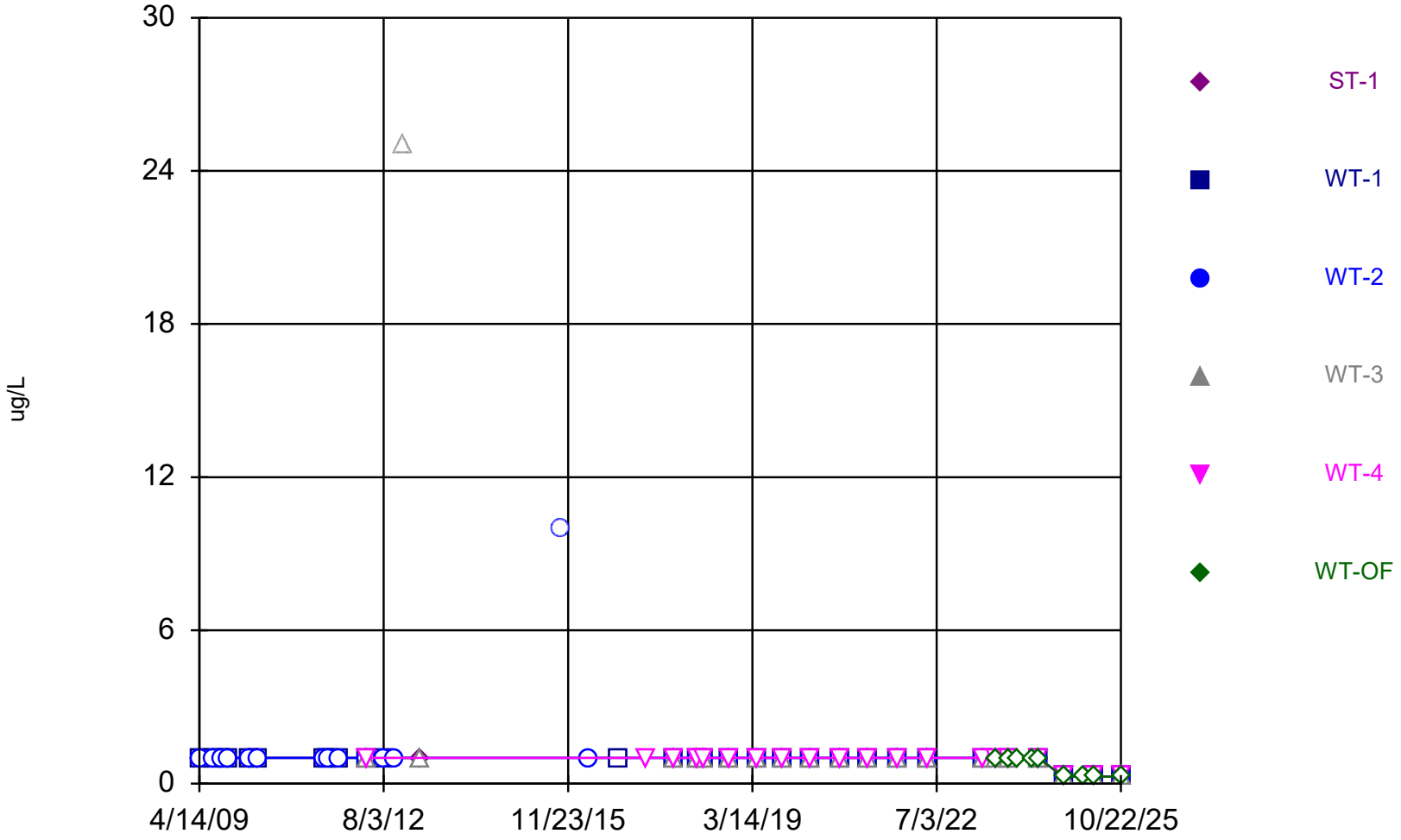

Constituent: trans-1,2-Dichloroethene Analysis Run 1/20/2026 8:29 AM View: 02_GU_Organics

Iowa City Landfill Client: HDR Data: Iowa City Sanitary Landfill

Sanitas™ v.10.1.03a Software licensed to HDR, Inc. UG
Hollow symbols indicate censored values.

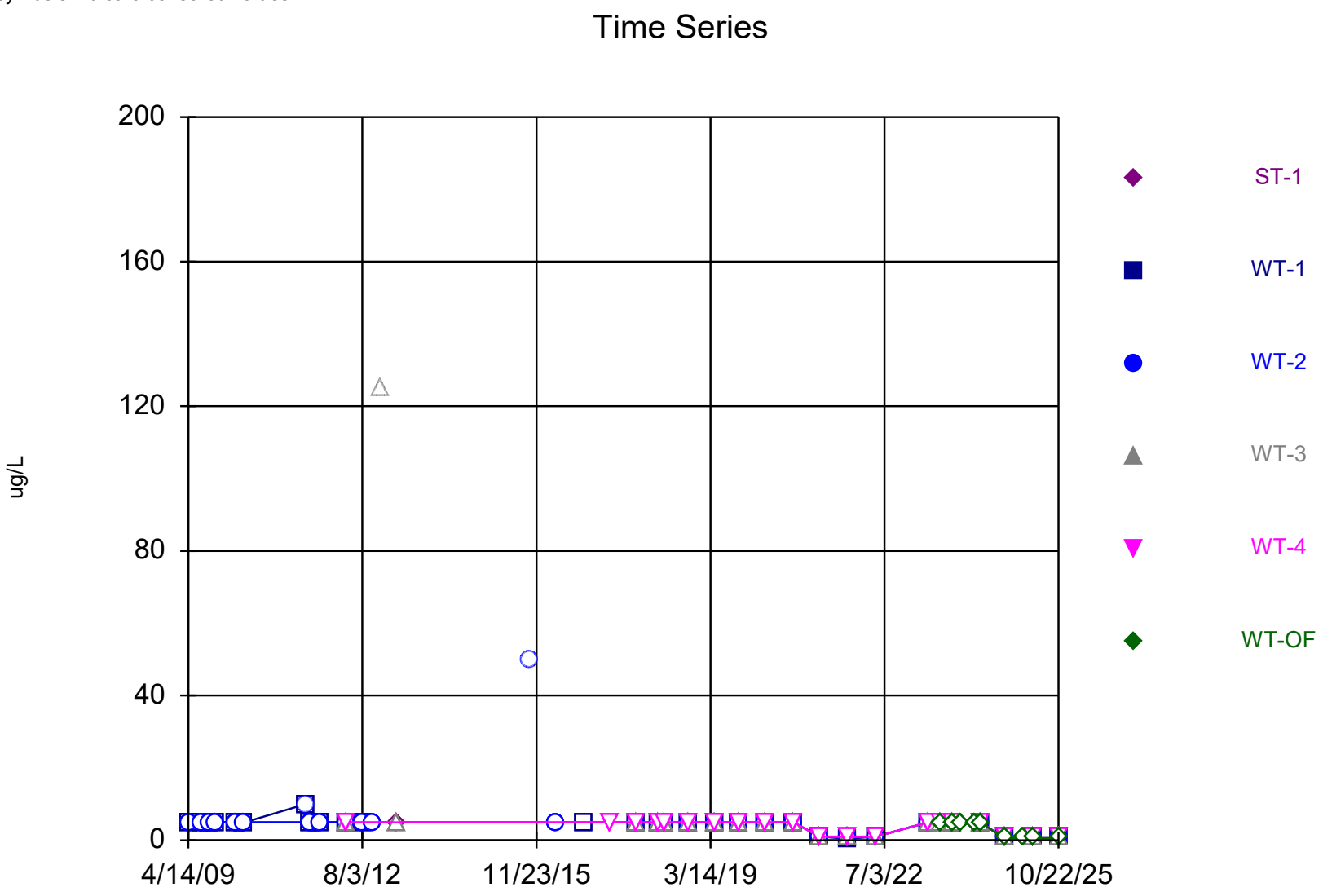

Constituent: trans-1,3-Dichloropropene Analysis Run 1/20/2026 8:29 AM View: 02_GU_Organics

Iowa City Landfill Client: HDR Data: Iowa City Sanitary Landfill

Sanitas™ v.10.1.03a Software licensed to HDR, Inc. UG
Hollow symbols indicate censored values.

Time Series

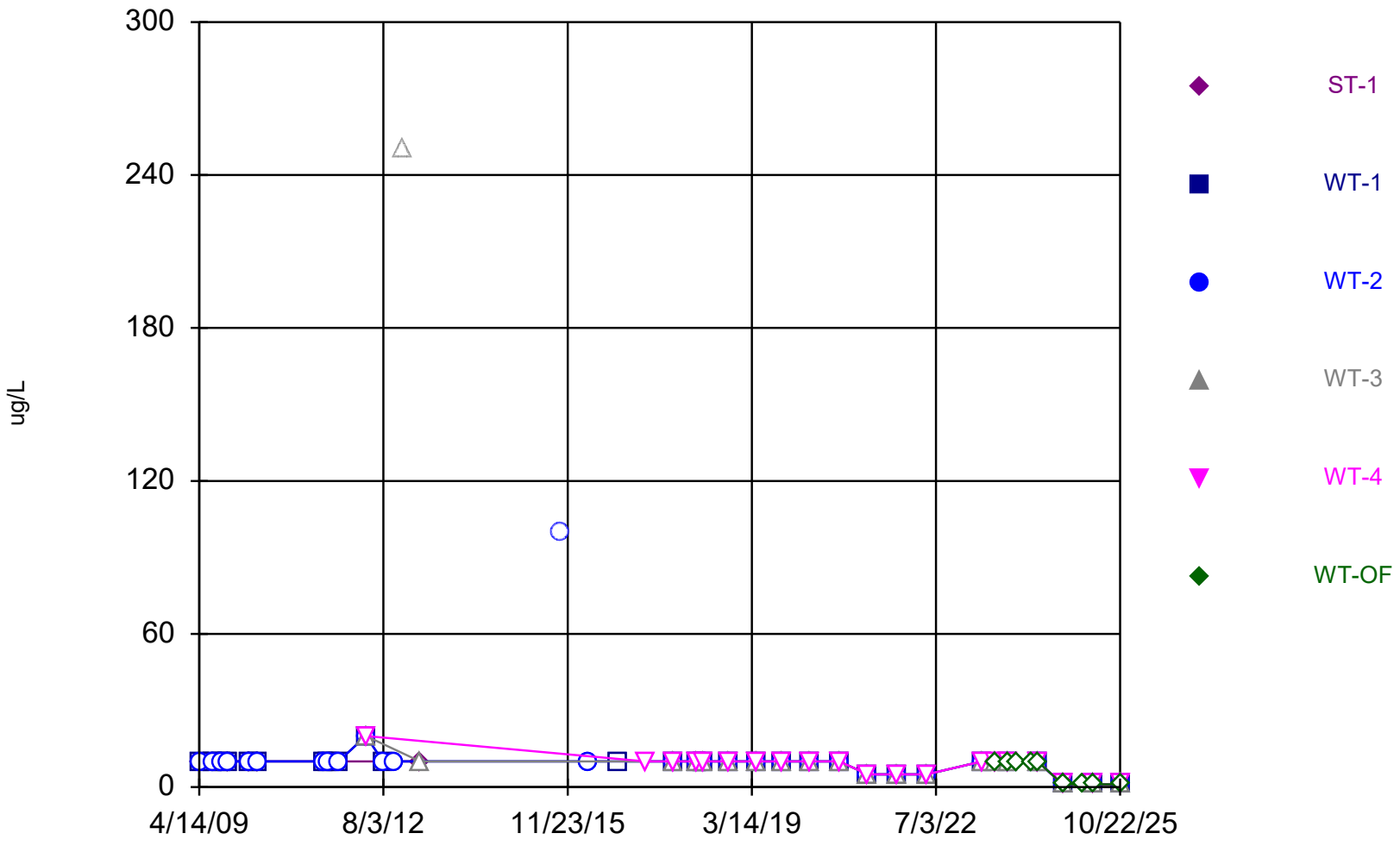

Constituent: trans-1,4-Dichloro-2-Butene Analysis Run 1/20/2026 8:29 AM View: 02_GU_Organics

Iowa City Landfill Client: HDR Data: Iowa City Sanitary Landfill

Sanitas™ v.10.1.03a Software licensed to HDR, Inc. UG
Hollow symbols indicate censored values.

Time Series

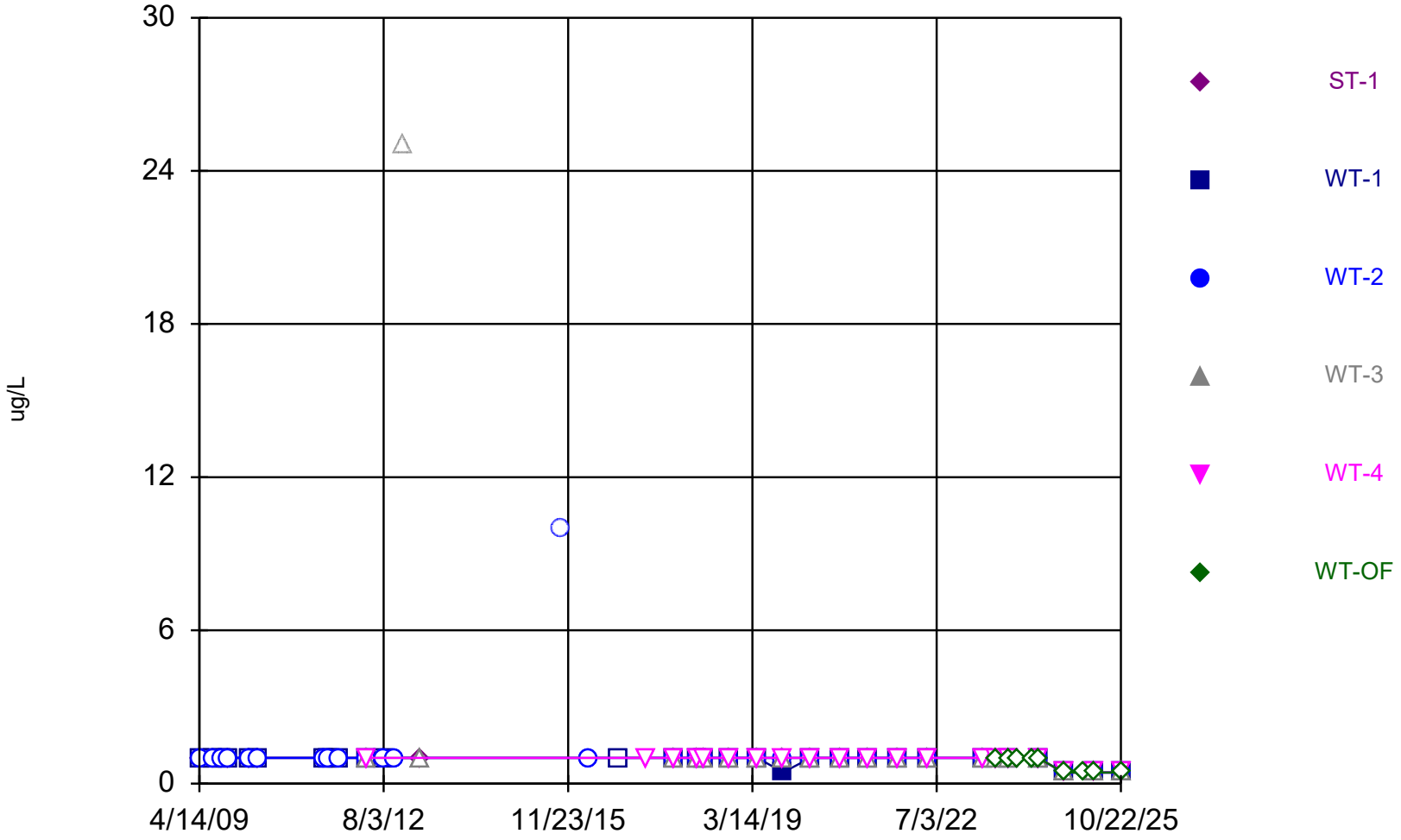

Constituent: Trichloroethene Analysis Run 1/20/2026 8:29 AM View: 02_GU_Organics

Iowa City Landfill Client: HDR Data: Iowa City Sanitary Landfill

Sanitas™ v.10.1.03a Software licensed to HDR, Inc. UG
Hollow symbols indicate censored values.

Time Series

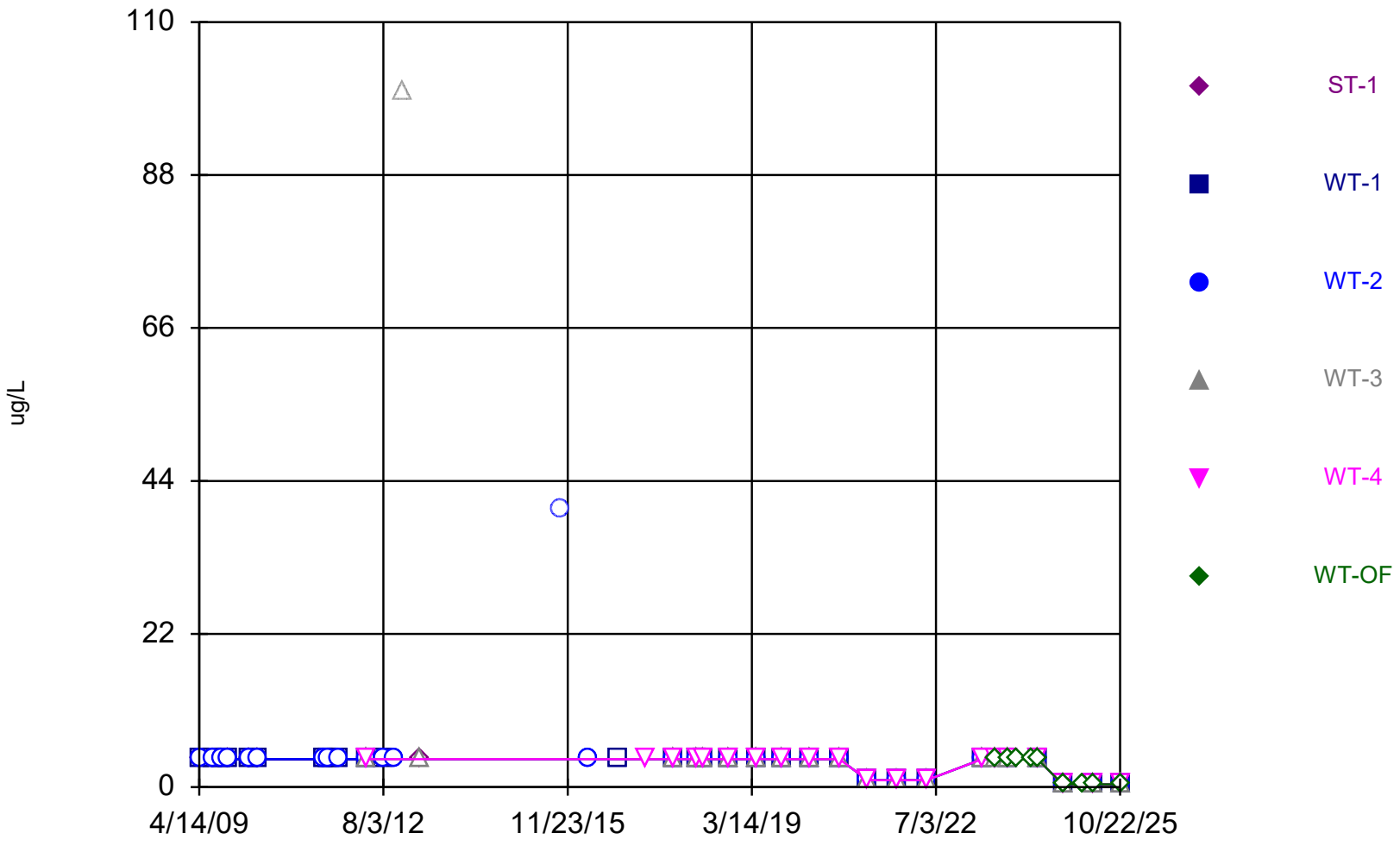

Constituent: Trichlorofluoromethane Analysis Run 1/20/2026 8:29 AM View: 02_GU_Organics

Iowa City Landfill Client: HDR Data: Iowa City Sanitary Landfill

Sanitas™ v.10.1.03a Software licensed to HDR, Inc. UG
Hollow symbols indicate censored values.

Time Series

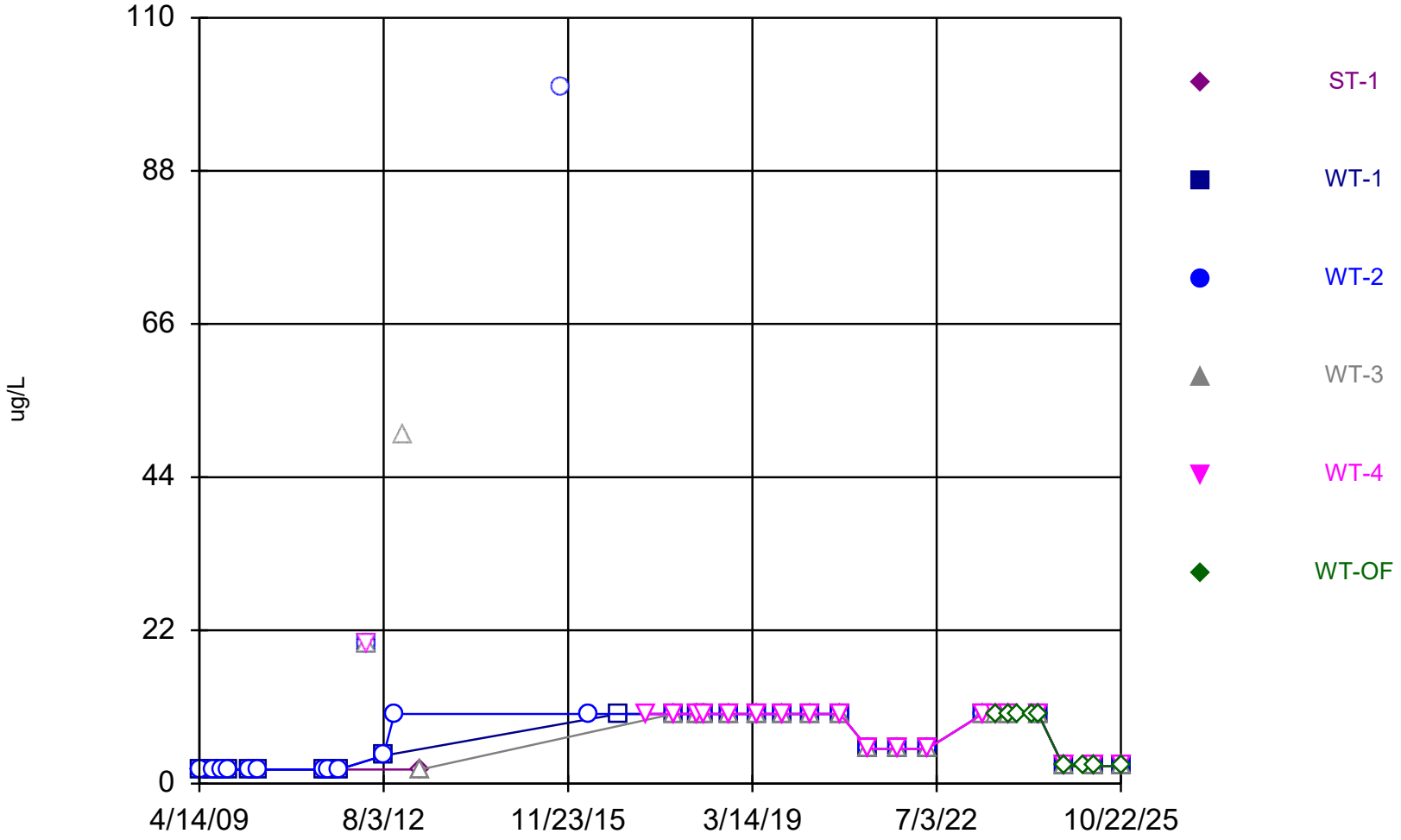

Constituent: Vinyl Acetate Analysis Run 1/20/2026 8:29 AM View: 02_GU_Organics

Iowa City Landfill Client: HDR Data: Iowa City Sanitary Landfill

Sanitas™ v.10.1.03a Software licensed to HDR, Inc. UG
Hollow symbols indicate censored values.

Time Series

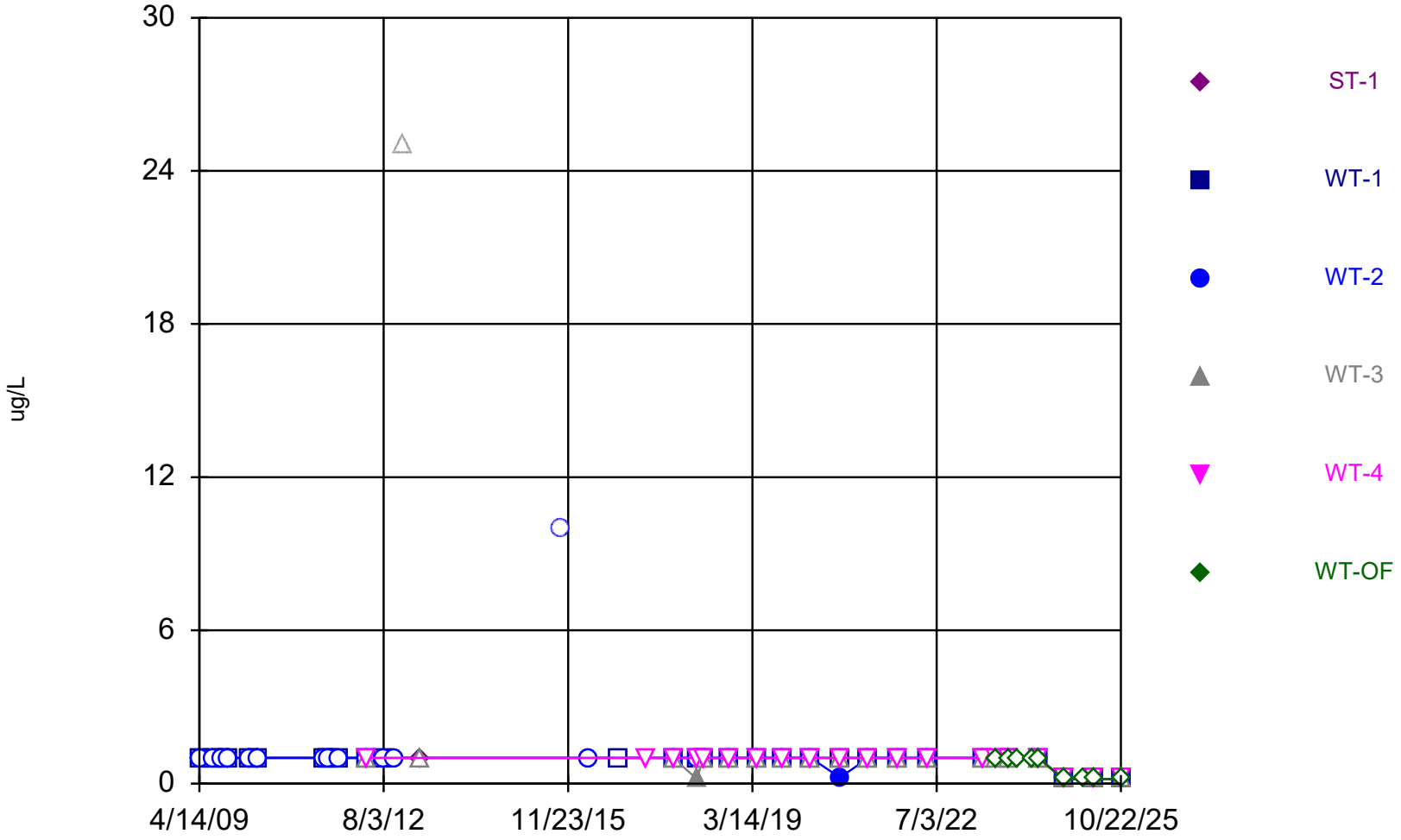

Constituent: Vinyl Chloride Analysis Run 1/20/2026 8:29 AM View: 02_GU_Organics

Iowa City Landfill Client: HDR Data: Iowa City Sanitary Landfill

Sanitas™ v.10.1.03a Software licensed to HDR, Inc. UG
Hollow symbols indicate censored values.

Time Series

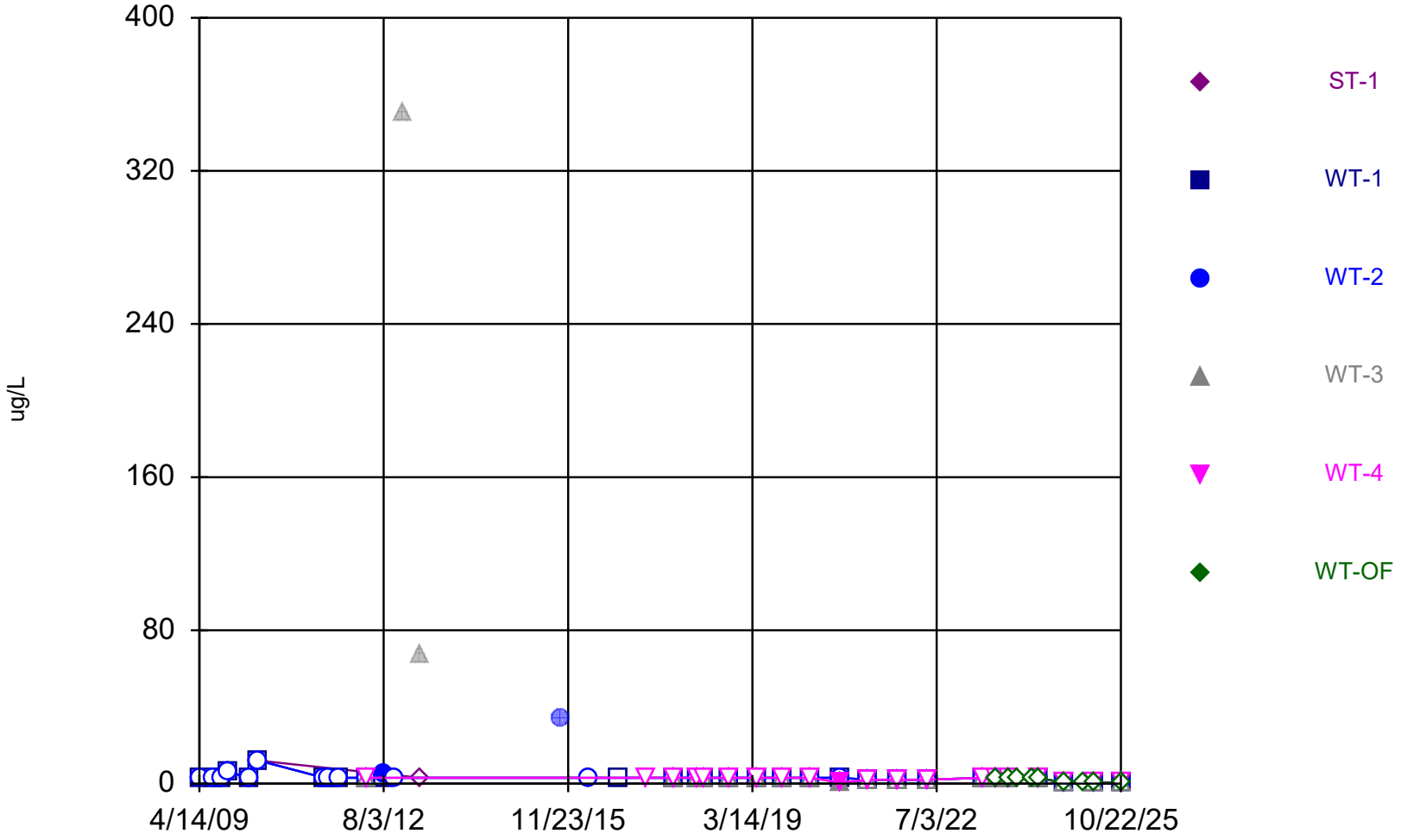

Constituent: Xylenes, Total Analysis Run 1/20/2026 8:29 AM View: 02_GU_Organics

Iowa City Landfill Client: HDR Data: Iowa City Sanitary Landfill

Groundwater Underdrain –

Box & Whiskers Plots

This page intentionally left blank.

Box & Whiskers Plot

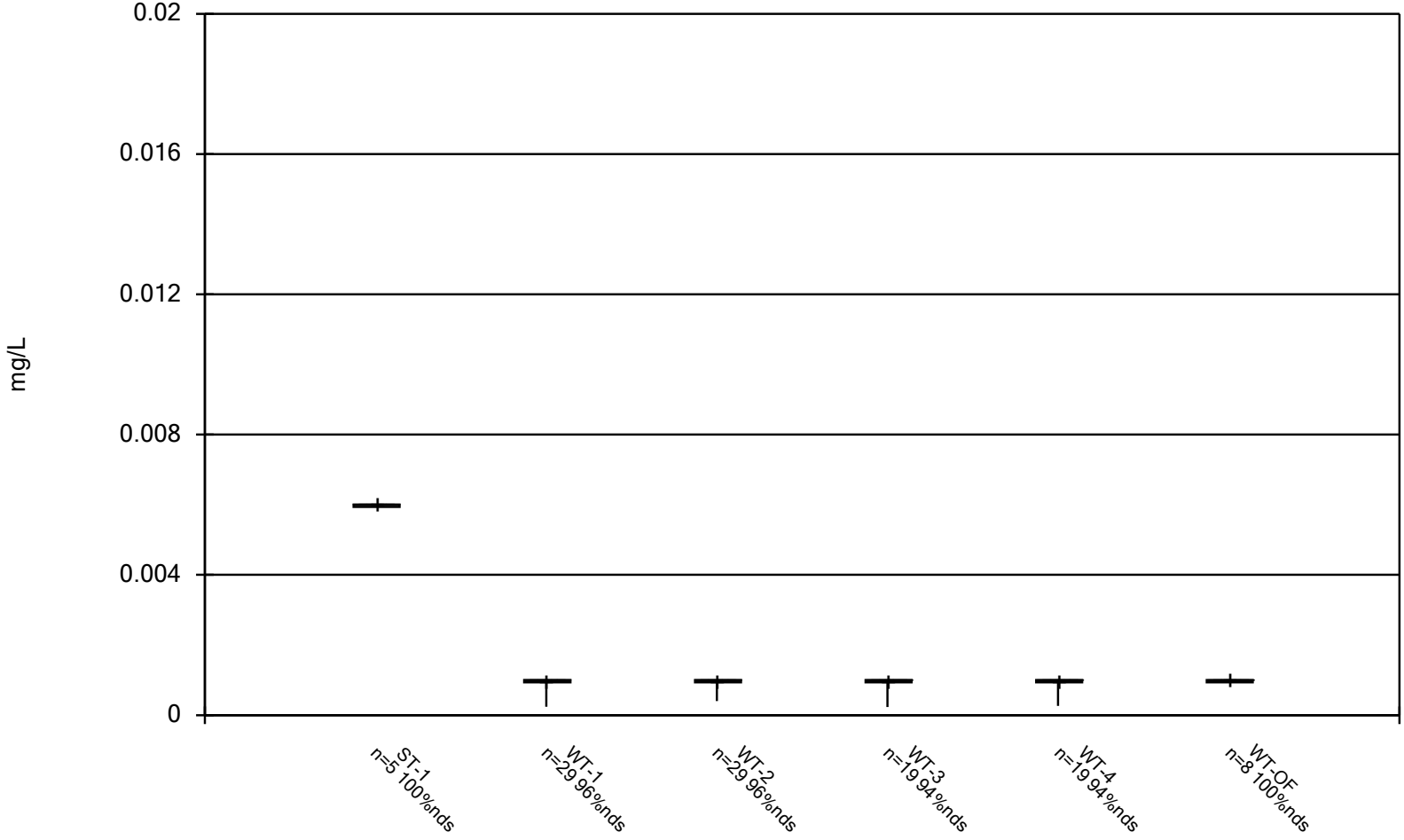

Constituent: Antimony Analysis Run 1/19/2026 4:02 PM View: 01_GU_Inorganics

Iowa City Landfill Client: HDR Data: Iowa City Sanitary Landfill

Box & Whiskers Plot

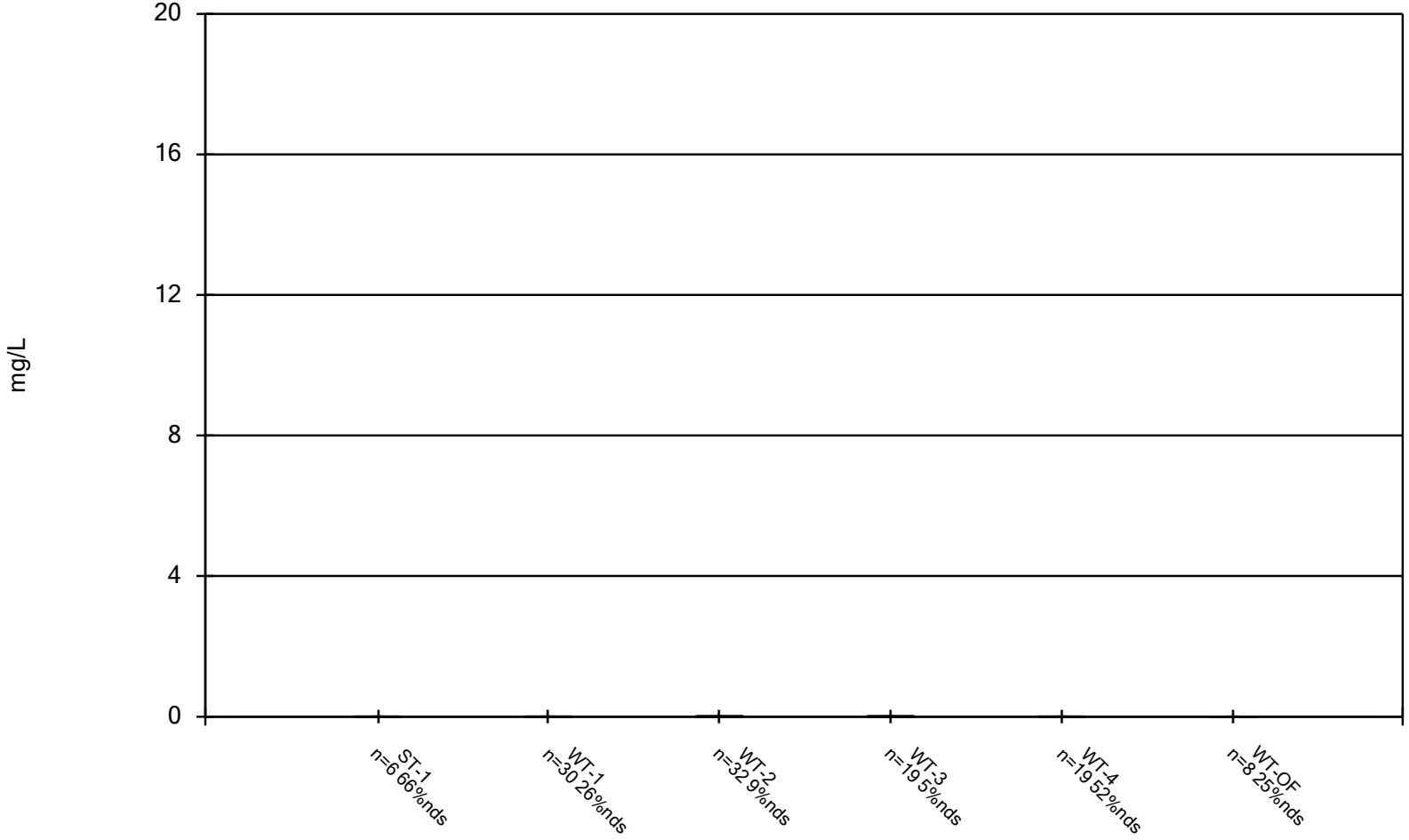

Constituent: Arsenic Analysis Run 1/19/2026 4:02 PM View: 01_GU_Inorganics

Iowa City Landfill Client: HDR Data: Iowa City Sanitary Landfill

Box & Whiskers Plot

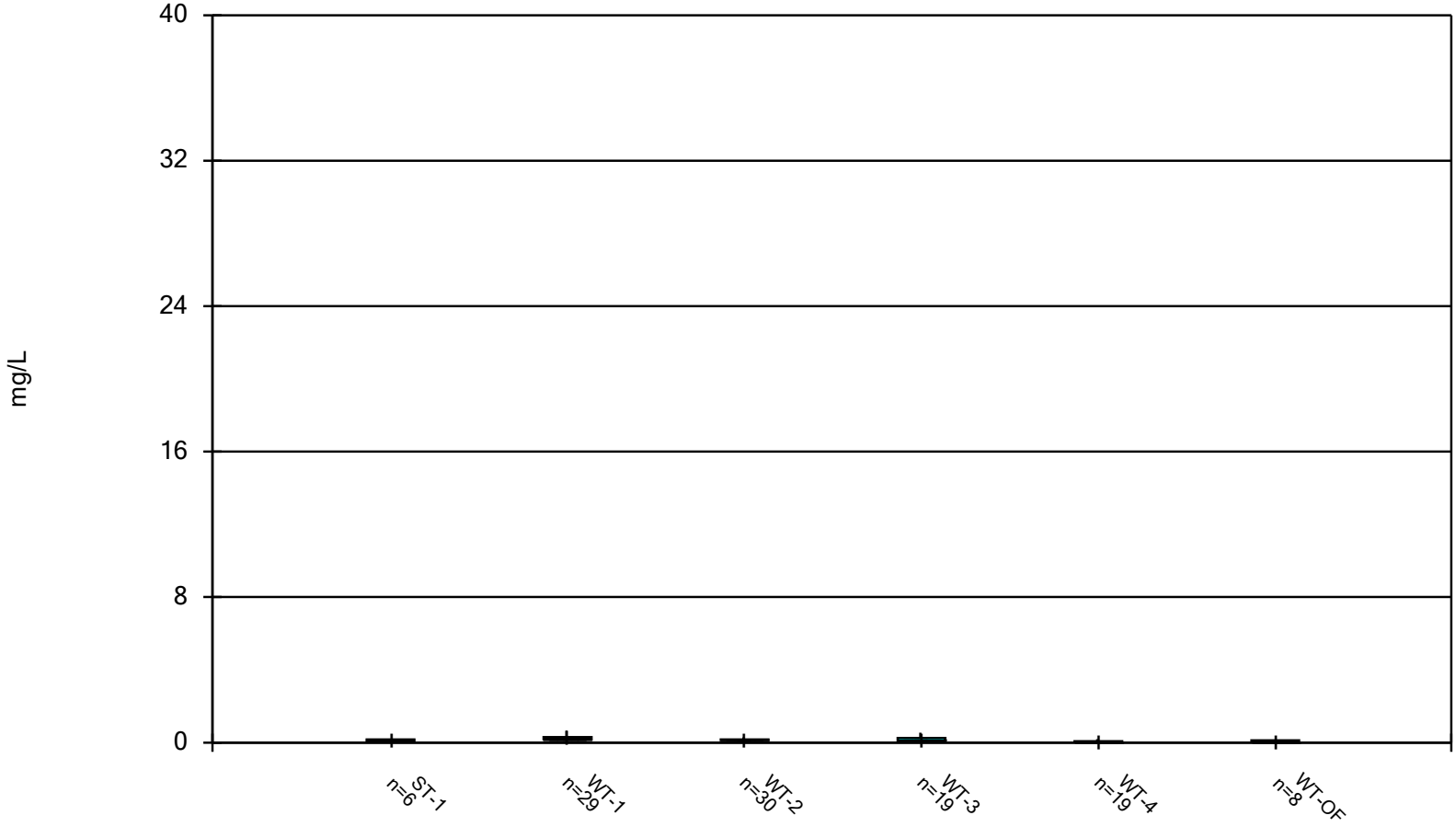

Constituent: Barium Analysis Run 1/19/2026 4:02 PM View: 01_GU_Inorganics

Iowa City Landfill Client: HDR Data: Iowa City Sanitary Landfill

Box & Whiskers Plot

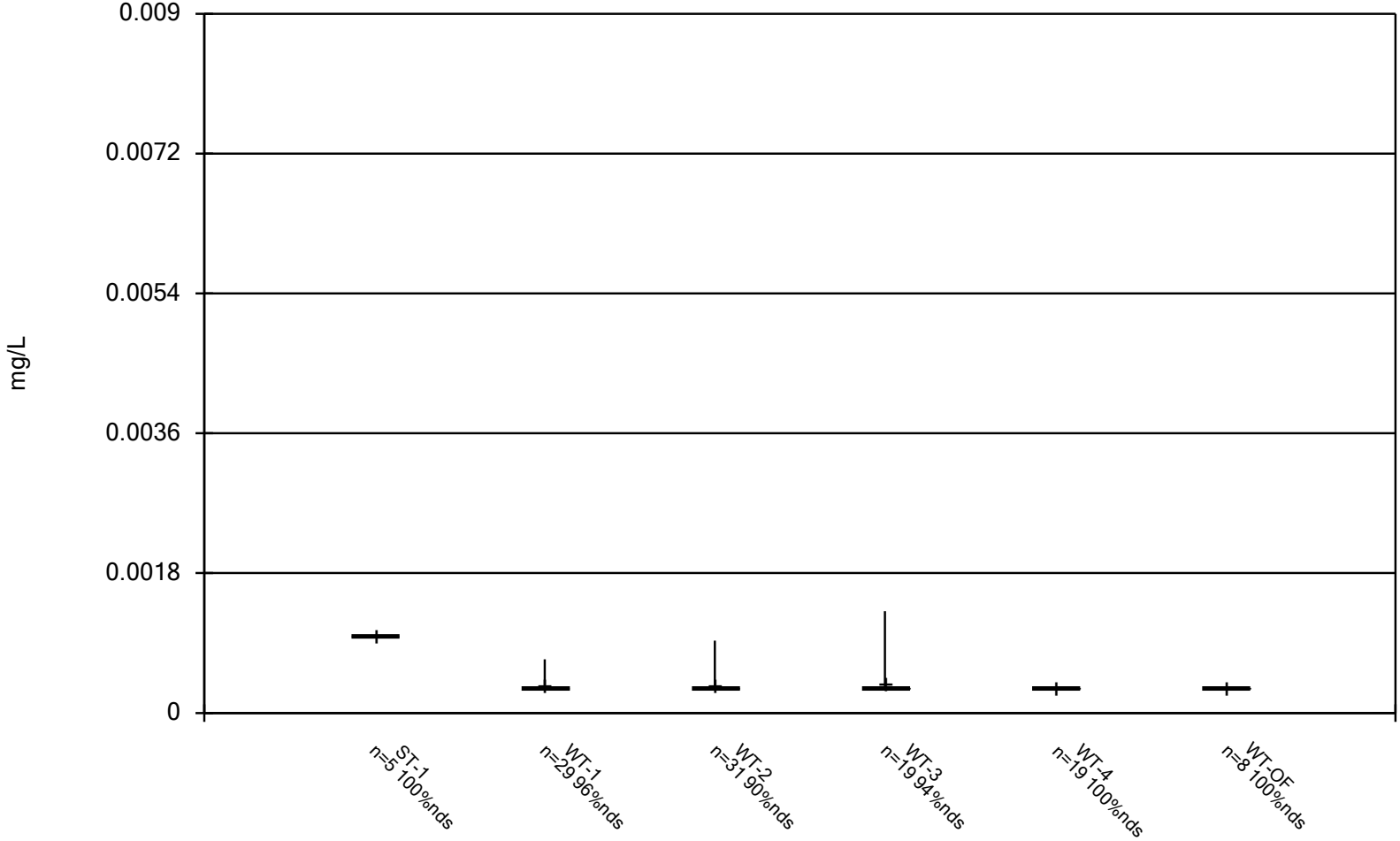

Constituent: Beryllium Analysis Run 1/19/2026 4:02 PM View: 01_GU_Inorganics

Iowa City Landfill Client: HDR Data: Iowa City Sanitary Landfill

Box & Whiskers Plot

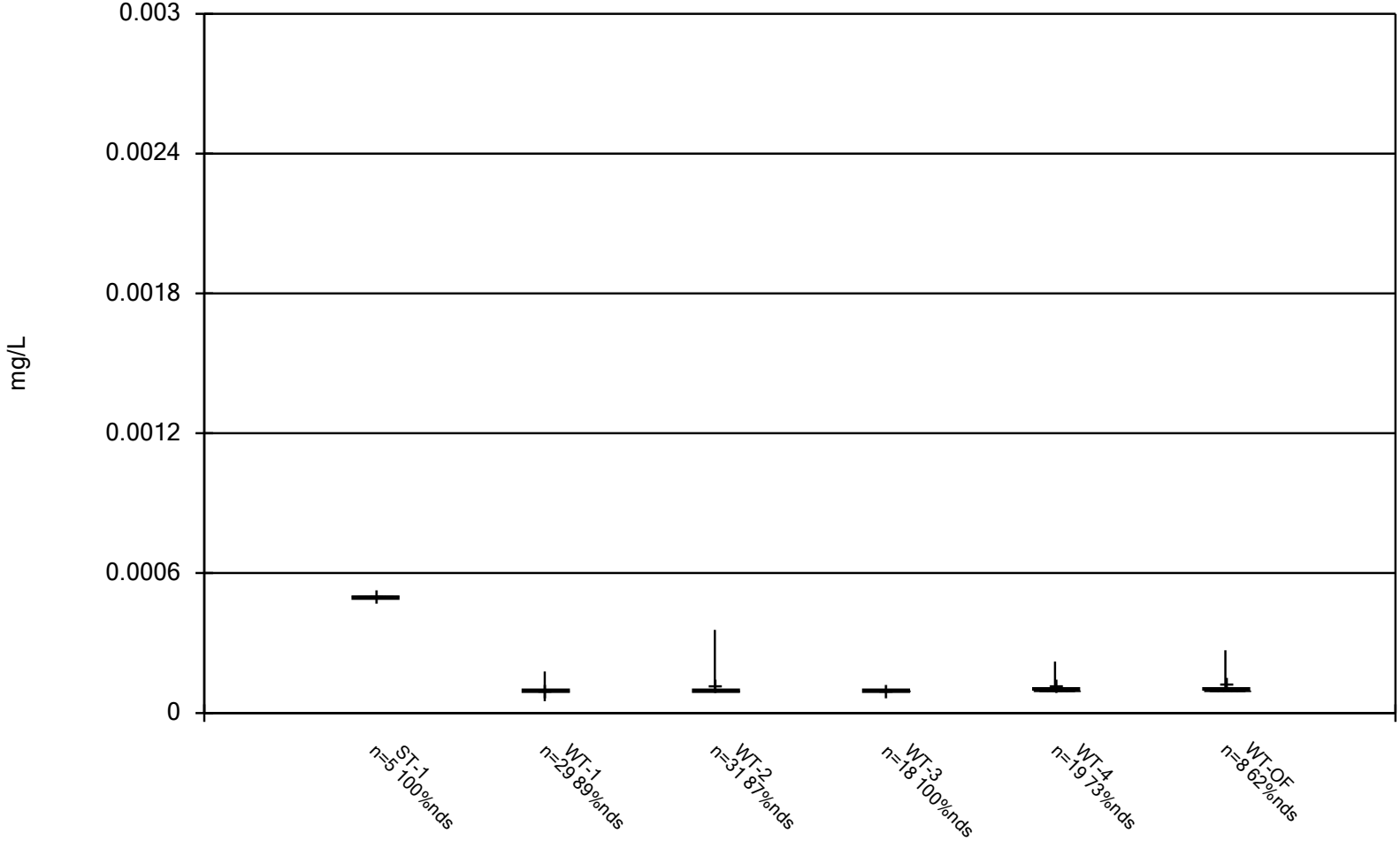

Constituent: Cadmium Analysis Run 1/19/2026 4:02 PM View: 01_GU_Inorganics

Iowa City Landfill Client: HDR Data: Iowa City Sanitary Landfill

Box & Whiskers Plot

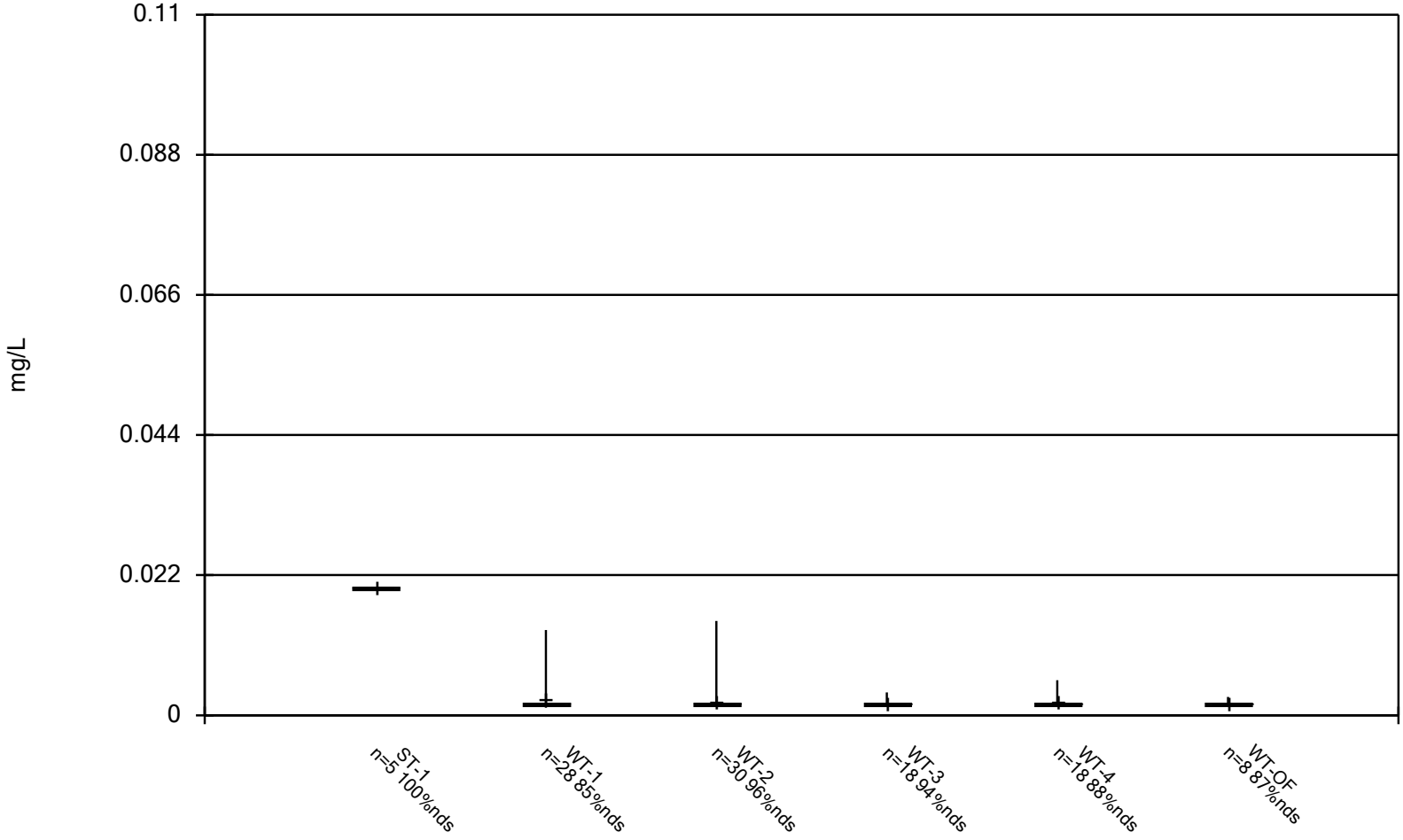

Constituent: Chromium Analysis Run 1/19/2026 4:02 PM View: 01_GU_Inorganics

Iowa City Landfill Client: HDR Data: Iowa City Sanitary Landfill

Box & Whiskers Plot

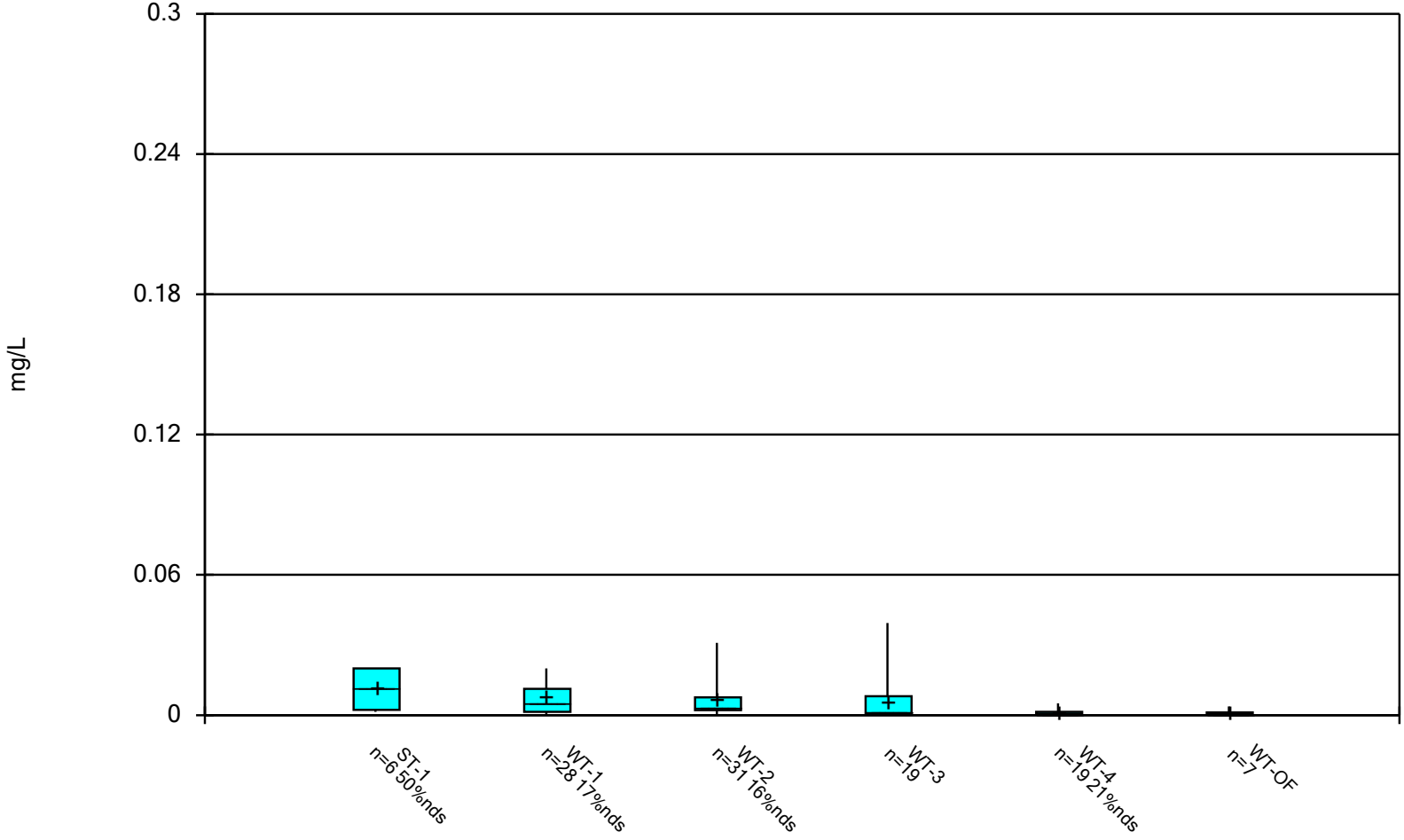

Constituent: Cobalt Analysis Run 1/19/2026 4:02 PM View: 01_GU_Inorganics

Iowa City Landfill Client: HDR Data: Iowa City Sanitary Landfill

Box & Whiskers Plot

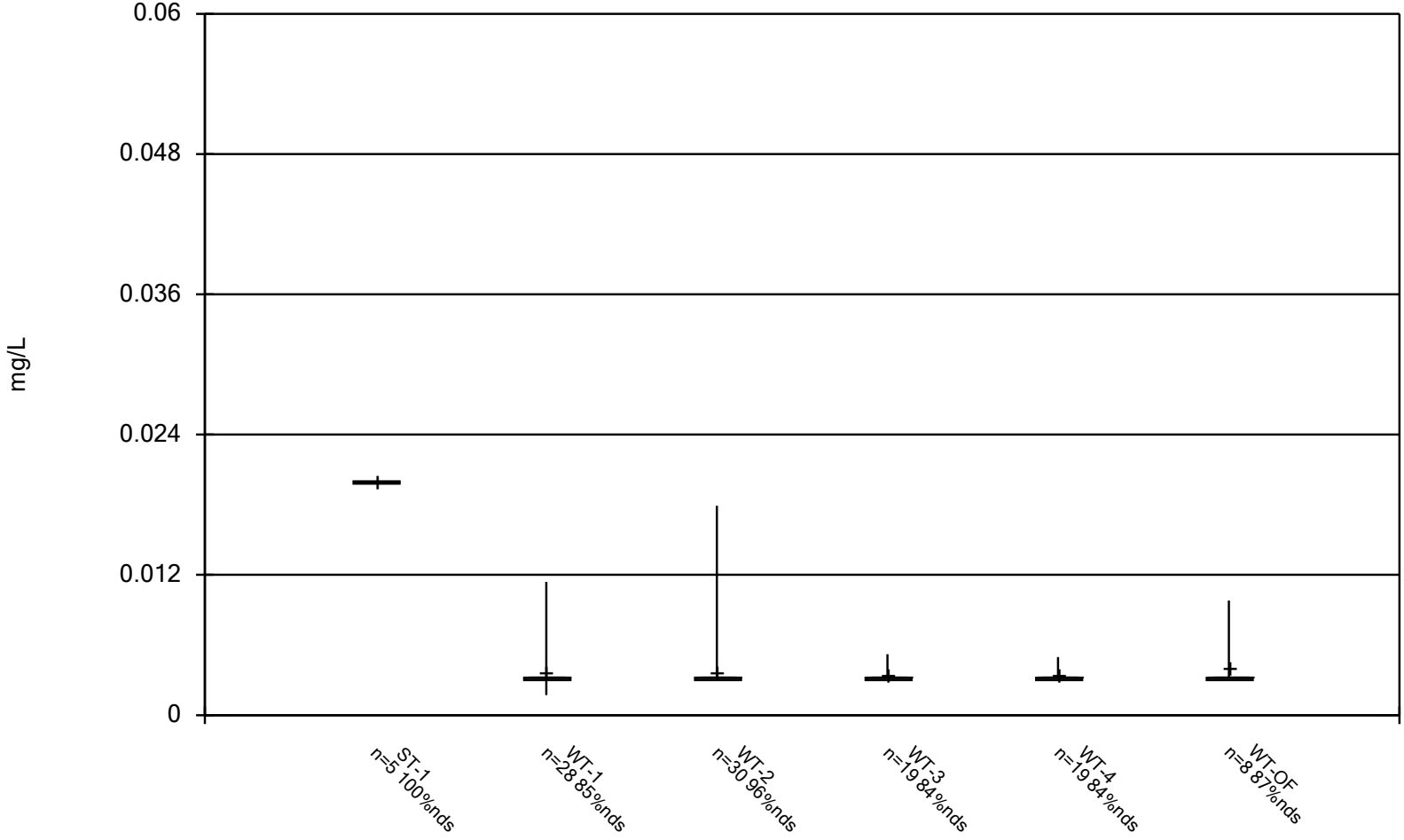

Constituent: Copper Analysis Run 1/19/2026 4:02 PM View: 01_GU_Inorganics

Iowa City Landfill Client: HDR Data: Iowa City Sanitary Landfill

Box & Whiskers Plot

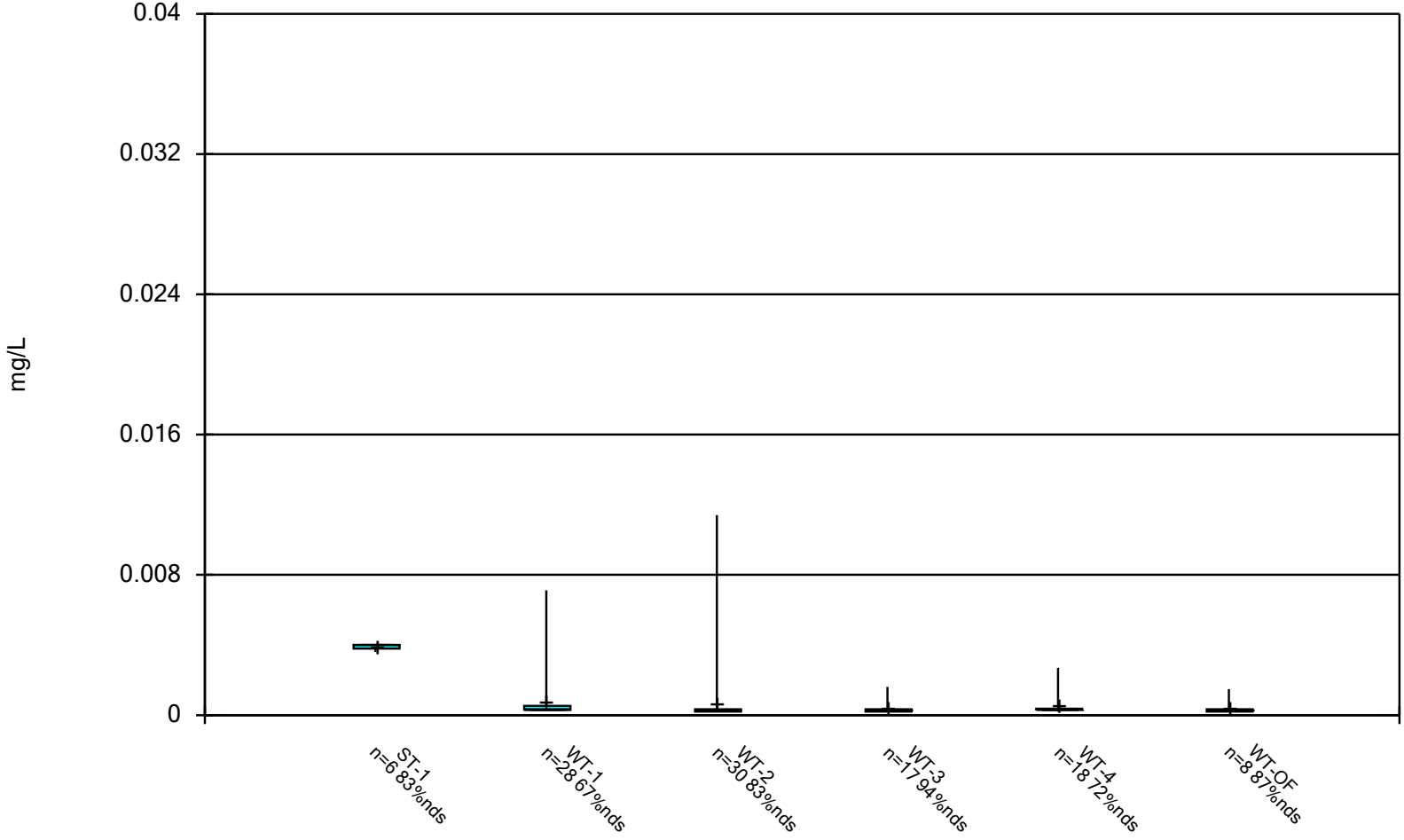

Constituent: Lead Analysis Run 1/19/2026 4:02 PM View: 01_GU_Inorganics

Iowa City Landfill Client: HDR Data: Iowa City Sanitary Landfill

Box & Whiskers Plot

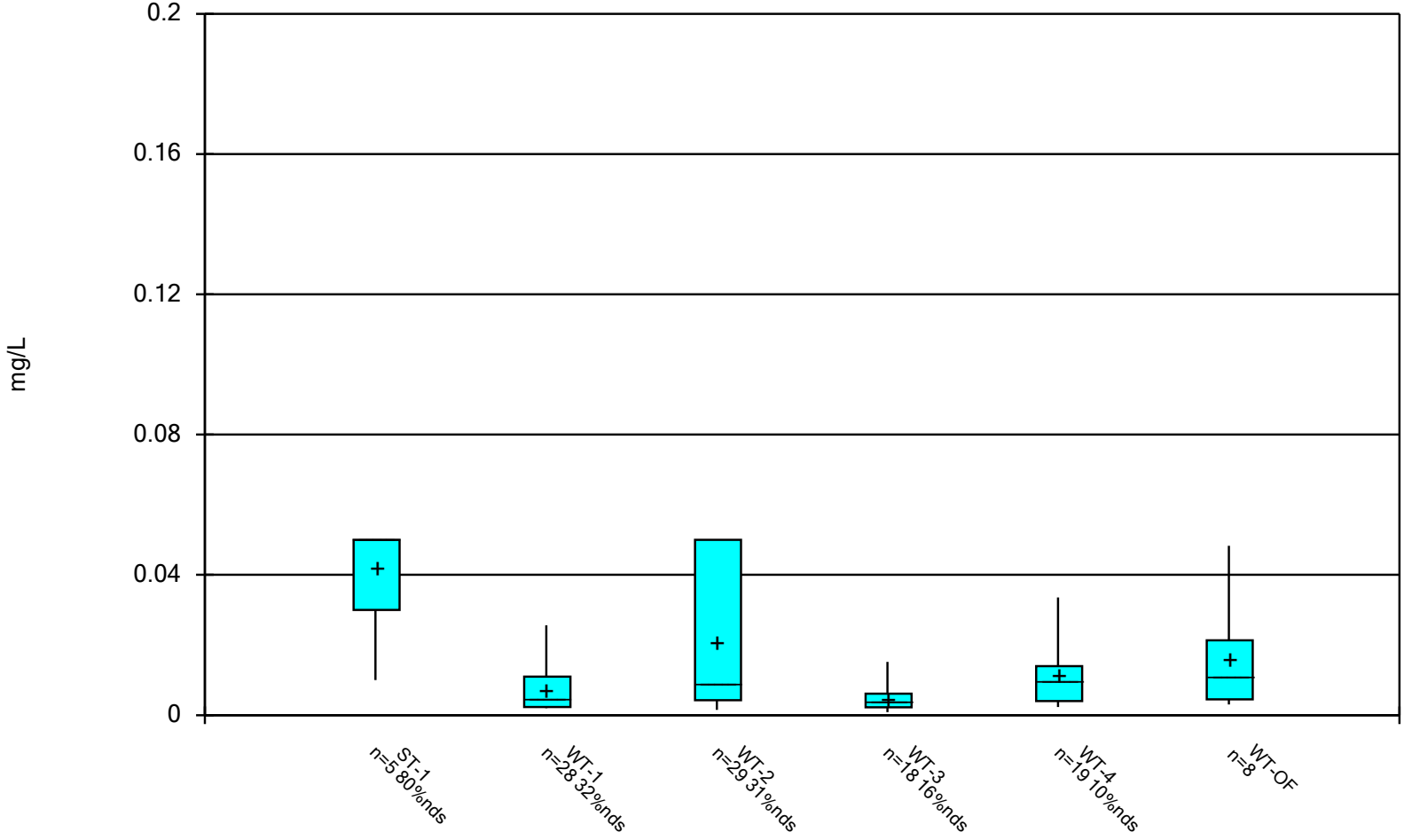

Constituent: Nickel Analysis Run 1/19/2026 4:02 PM View: 01_GU_Inorganics

Iowa City Landfill Client: HDR Data: Iowa City Sanitary Landfill

Box & Whiskers Plot

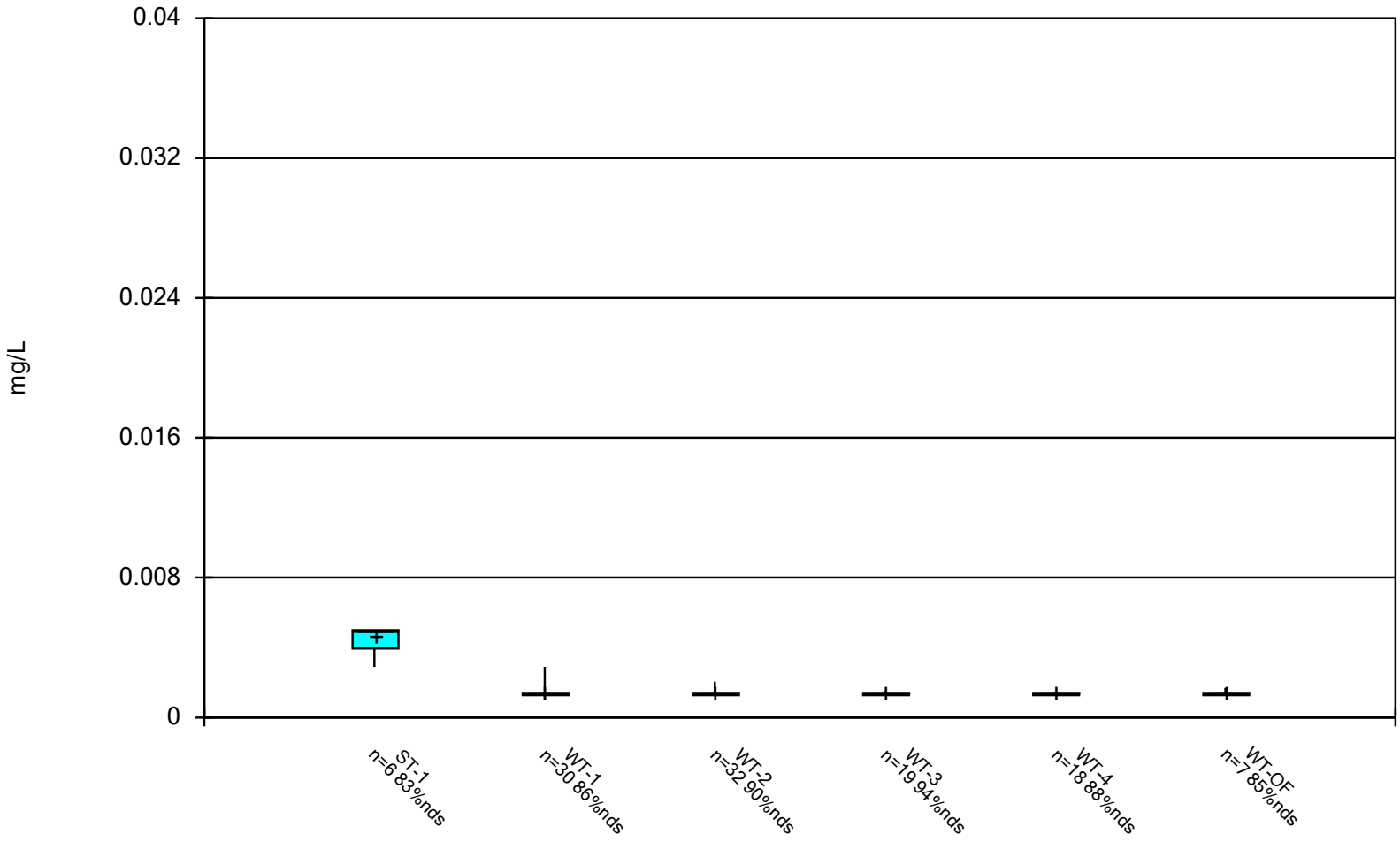

Constituent: Selenium Analysis Run 1/19/2026 4:02 PM View: 01_GU_Inorganics

Iowa City Landfill Client: HDR Data: Iowa City Sanitary Landfill

Box & Whiskers Plot

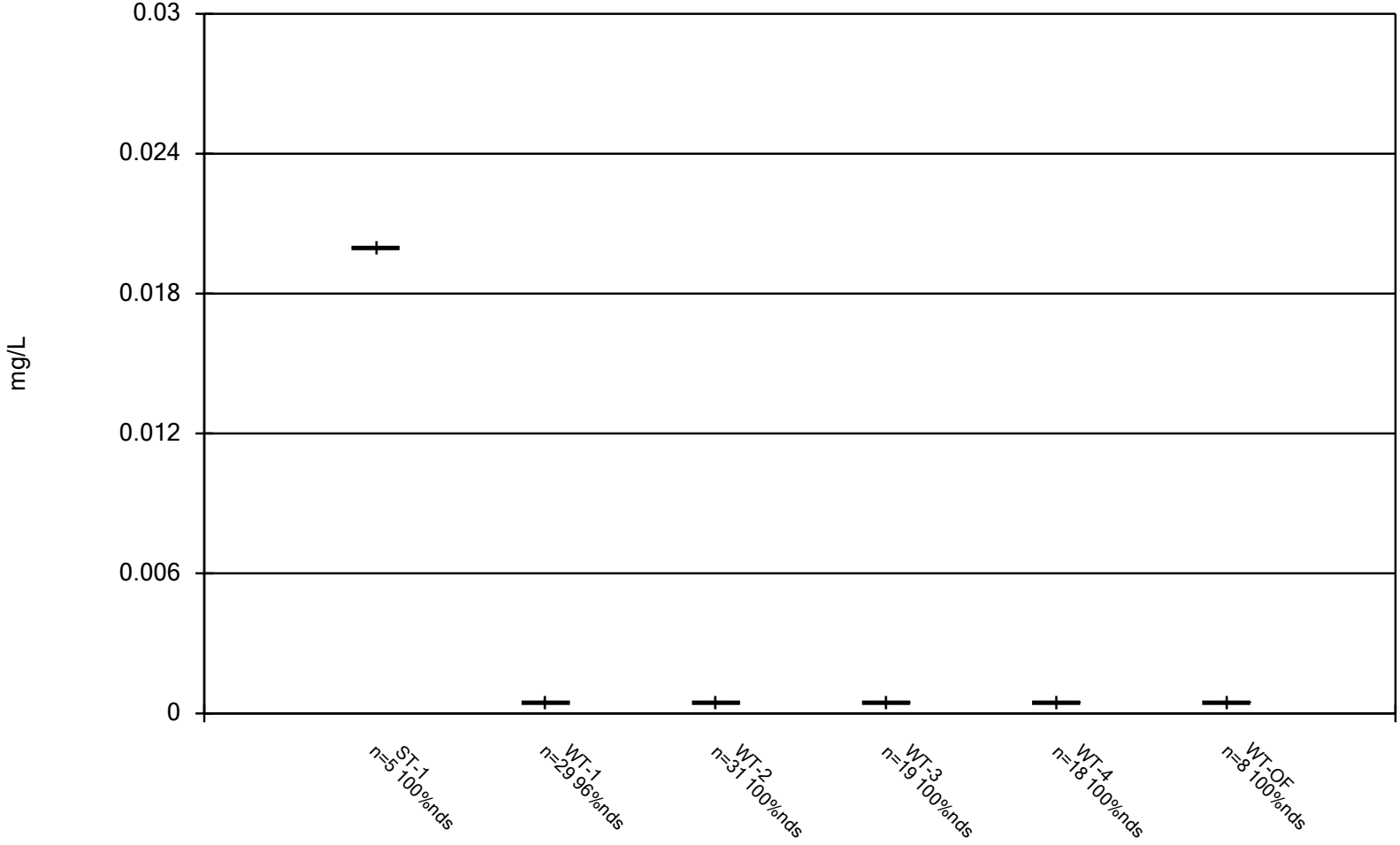

Constituent: Silver Analysis Run 1/19/2026 4:02 PM View: 01_GU_Inorganics

Iowa City Landfill Client: HDR Data: Iowa City Sanitary Landfill

Box & Whiskers Plot

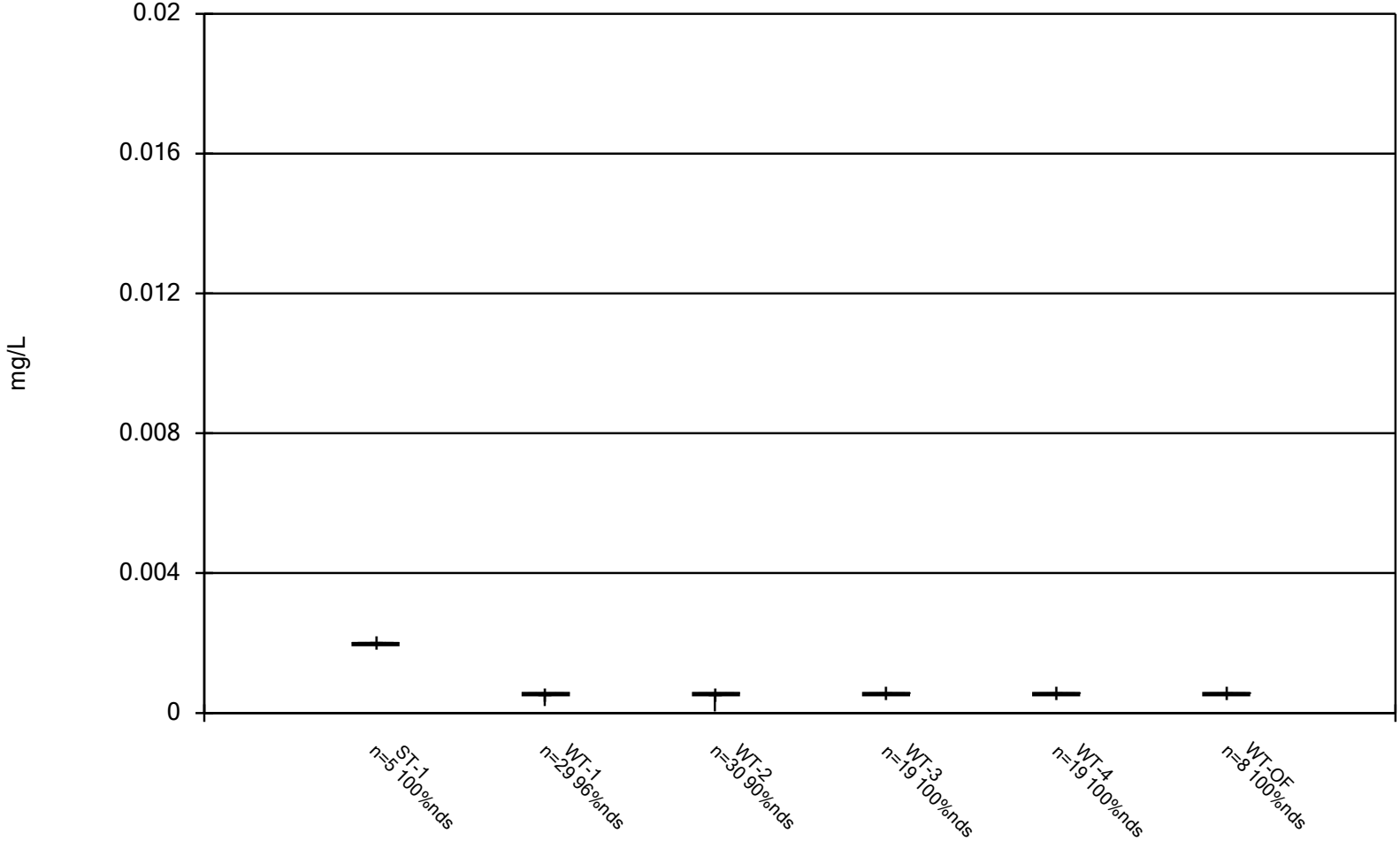

Constituent: Thallium Analysis Run 1/19/2026 4:02 PM View: 01_GU_Inorganics

Iowa City Landfill Client: HDR Data: Iowa City Sanitary Landfill

Box & Whiskers Plot

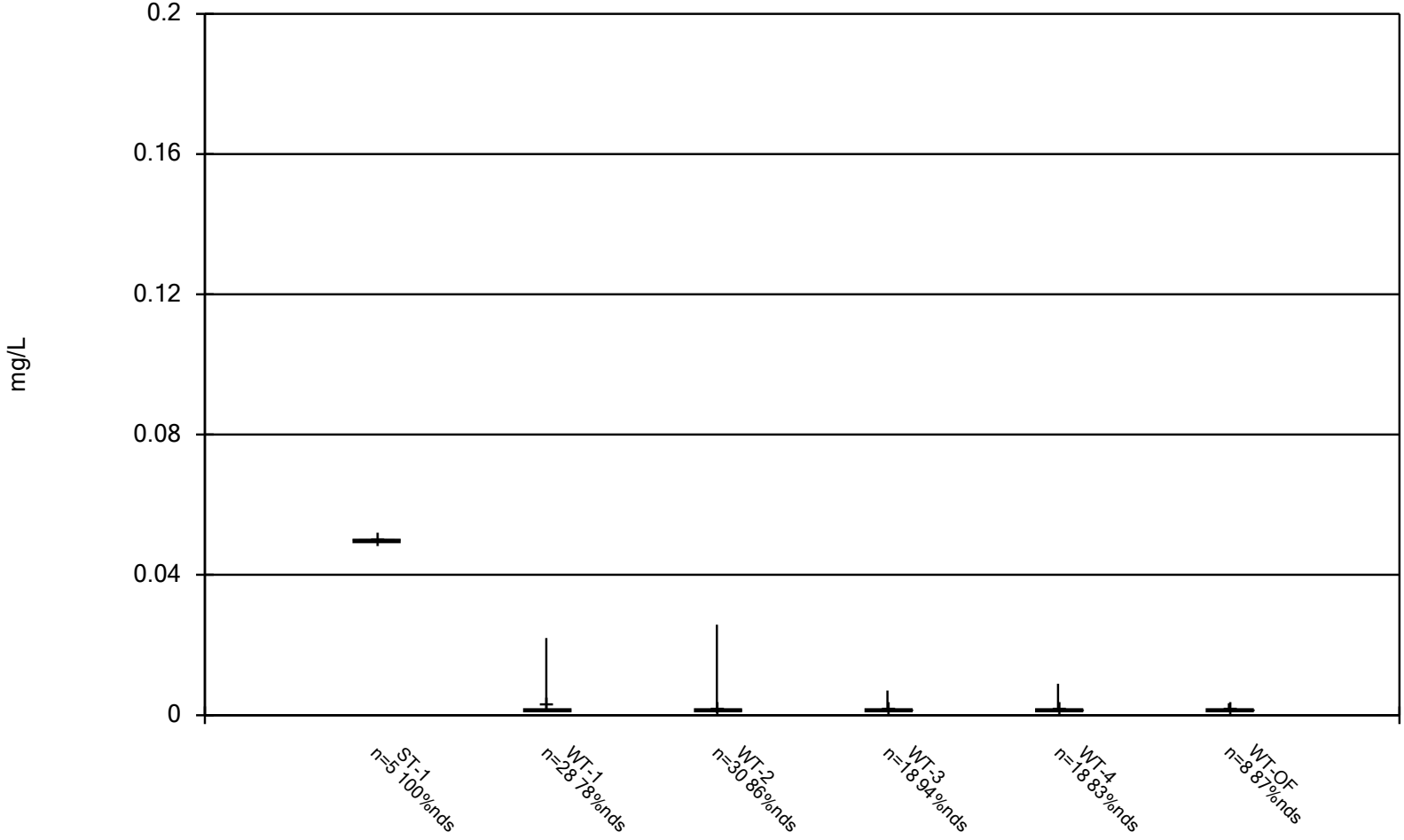

Constituent: Vanadium Analysis Run 1/19/2026 4:02 PM View: 01_GU_Inorganics

Iowa City Landfill Client: HDR Data: Iowa City Sanitary Landfill

Box & Whiskers Plot

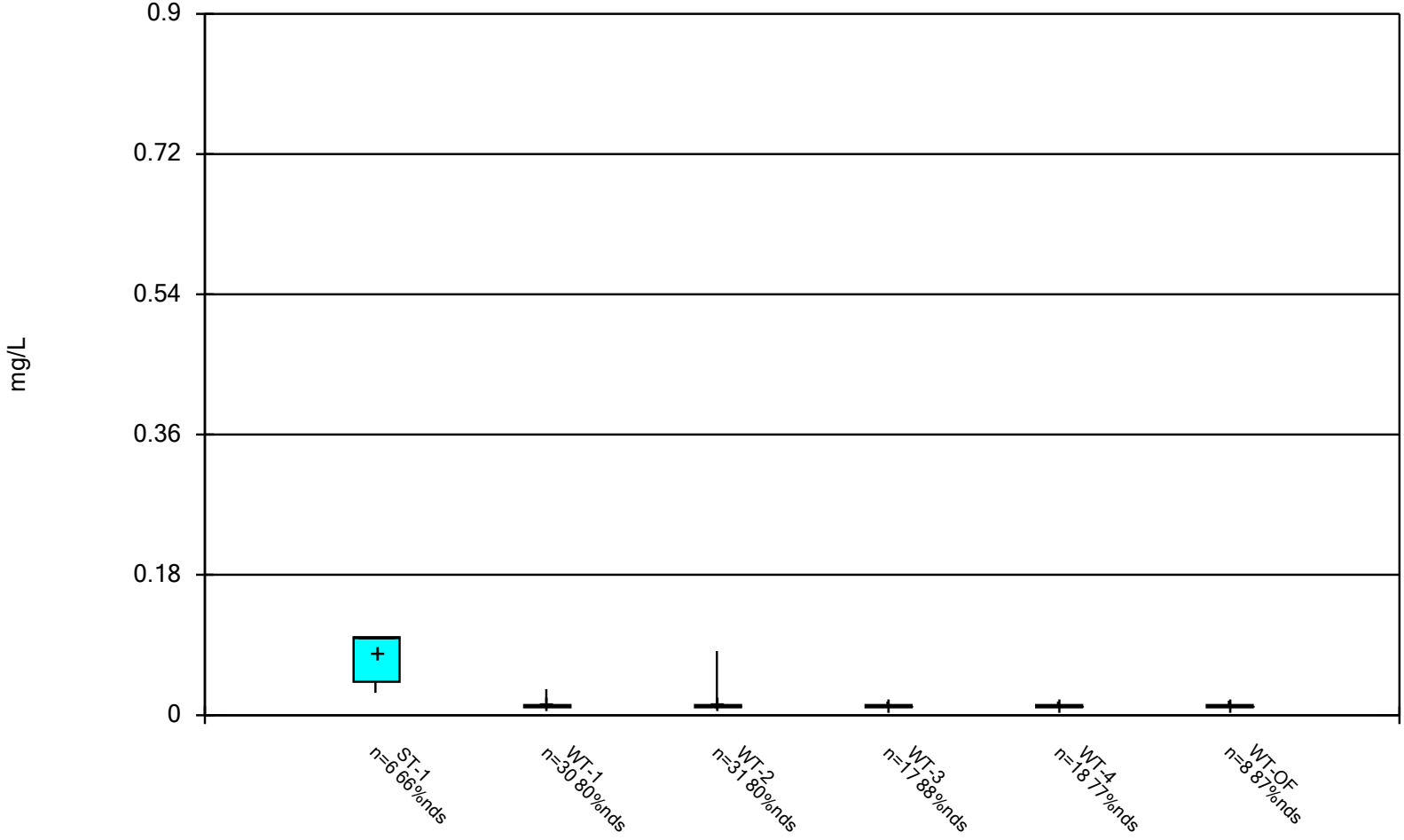

Constituent: Zinc Analysis Run 1/19/2026 4:02 PM View: 01_GU_Inorganics

Iowa City Landfill Client: HDR Data: Iowa City Sanitary Landfill

Box & Whiskers Plot

Iowa City Landfill Client: HDR Data: Iowa City Sanitary Landfill Printed 1/19/2026, 4:04 PM

Constituent	Well	N	Mean	Std. Dev.	Std. Err.	Median	Lower Q.	Upper Q.	Min.	Max.	%NDs
Antimony (mg/L)	ST-1	5	0.006	0	0	0.006	0.006	0.006	0.006	0.006	100
Antimony (mg/L)	WT-1	29	0.0009738	0.0001413	0.00002624	0.001	0.001	0.001	0.000239	0.001	96.55
Antimony (mg/L)	WT-2	29	0.0009794	0.0001109	0.00002059	0.001	0.001	0.001	0.000403	0.001	96.55
Antimony (mg/L)	WT-3	19	0.0009596	0.000176	0.00004037	0.001	0.001	0.001	0.000233	0.001	94.74
Antimony (mg/L)	WT-4	19	0.0009614	0.0001682	0.00003858	0.001	0.001	0.001	0.000267	0.001	94.74
Antimony (mg/L)	WT-OF	8	0.001	0	0	0.001	0.001	0.001	0.001	0.001	100
Arsenic (mg/L)	ST-1	6	0.00135	0.0006442	0.000263	0.001	0.001	0.00205	0.001	0.0026	66.67
Arsenic (mg/L)	WT-1	30	0.003364	0.003113	0.0005683	0.002025	0.00053	0.006195	0.00053	0.01045	26.67
Arsenic (mg/L)	WT-2	32	0.009976	0.01559	0.002756	0.005125	0.002	0.00971	0.00107	0.0768	9.375
Arsenic (mg/L)	WT-3	19	0.01149	0.00854	0.001959	0.012	0.00387	0.0164	0.0005	0.0349	5.263
Arsenic (mg/L)	WT-4	19	0.001091	0.0007646	0.0001754	0.00053	0.00053	0.00168	0.00053	0.00267	52.63
Arsenic (mg/L)	WT-OF	8	0.001198	0.001026	0.0003628	0.0008575	0.000616	0.001244	0.00053	0.00362	25
Barium (mg/L)	ST-1	6	0.1412	0.02809	0.01147	0.135	0.1145	0.174	0.103	0.177	0
Barium (mg/L)	WT-1	29	0.2638	0.1239	0.02302	0.2465	0.194	0.2985	0.0584	0.662	0
Barium (mg/L)	WT-2	30	0.16	0.0431	0.007869	0.159	0.139	0.175	0.0286	0.282	0
Barium (mg/L)	WT-3	19	0.1904	0.144	0.03303	0.15	0.0859	0.261	0.0374	0.544	0
Barium (mg/L)	WT-4	19	0.05726	0.04599	0.01055	0.0379	0.0252	0.0821	0.0208	0.194	0
Barium (mg/L)	WT-OF	8	0.1126	0.02429	0.008588	0.111	0.09335	0.121	0.0868	0.163	0
Beryllium (mg/L)	ST-1	5	0.001	0	0	0.001	0.001	0.001	0.001	0.001	100
Beryllium (mg/L)	WT-1	29	0.0003425	0.00006722	0.00001248	0.00033	0.00033	0.00033	0.00033	0.000692	96.55
Beryllium (mg/L)	WT-2	31	0.0003632	0.0001181	0.00002121	0.00033	0.00033	0.00033	0.00033	0.00093	90.32
Beryllium (mg/L)	WT-3	19	0.0003816	0.0002248	0.00005158	0.00033	0.00033	0.00033	0.00033	0.00131	94.74
Beryllium (mg/L)	WT-4	19	0.00033	0	0	0.00033	0.00033	0.00033	0.00033	0.00033	100
Beryllium (mg/L)	WT-OF	8	0.00033	0	0	0.00033	0.00033	0.00033	0.00033	0.00033	100
Cadmium (mg/L)	ST-1	5	0.0005	0	0	0.0005	0.0005	0.0005	0.0005	0.0005	100
Cadmium (mg/L)	WT-1	29	0.0001021	0.00001852	0.00000344	0.0001	0.0001	0.0001	0.00005	0.000178	89.66
Cadmium (mg/L)	WT-2	31	0.00012	0.0000631	0.00001133	0.0001	0.0001	0.0001	0.0001	0.000356	87.1
Cadmium (mg/L)	WT-3	18	0.0001	0	0	0.0001	0.0001	0.0001	0.0001	0.0001	100
Cadmium (mg/L)	WT-4	19	0.0001184	0.00004016	0.000009214	0.0001	0.0001	0.000106	0.0001	0.00022	73.68
Cadmium (mg/L)	WT-OF	8	0.0001227	0.00005927	0.00002095	0.0001	0.0001	0.0001065	0.0001	0.000269	62.5
Chromium (mg/L)	ST-1	5	0.02	0	0	0.02	0.02	0.02	0.02	0.02	100
Chromium (mg/L)	WT-1	28	0.002644	0.00295	0.0005575	0.0018	0.0018	0.0018	0.0012	0.0134	85.71
Chromium (mg/L)	WT-2	30	0.002233	0.002373	0.0004333	0.0018	0.0018	0.0018	0.0018	0.0148	96.67
Chromium (mg/L)	WT-3	18	0.001901	0.0004266	0.0001006	0.0018	0.0018	0.0018	0.0018	0.00361	94.44
Chromium (mg/L)	WT-4	18	0.002166	0.001075	0.0002533	0.0018	0.0018	0.0018	0.0018	0.0055	88.89
Chromium (mg/L)	WT-OF	8	0.001932	0.0003748	0.0001325	0.0018	0.0018	0.0018	0.0018	0.00286	87.5
Cobalt (mg/L)	ST-1	6	0.01136	0.009493	0.003875	0.01175	0.002325	0.02	0.00139	0.02	50
Cobalt (mg/L)	WT-1	28	0.007574	0.007094	0.001341	0.005175	0.001395	0.0112	0.000281	0.02	17.86
Cobalt (mg/L)	WT-2	31	0.007115	0.007889	0.001417	0.0036	0.00219	0.0076	0.0003	0.0309	16.13
Cobalt (mg/L)	WT-3	19	0.005761	0.009132	0.002095	0.00152	0.000829	0.00811	0.0006	0.0394	0
Cobalt (mg/L)	WT-4	19	0.001208	0.001346	0.0003088	0.0006	0.000474	0.00146	0.000101	0.00511	21.05
Cobalt (mg/L)	WT-OF	7	0.00118	0.00115	0.0004347	0.000769	0.000658	0.0012	0.000324	0.00372	0
Copper (mg/L)	ST-1	5	0.02	0	0	0.02	0.02	0.02	0.02	0.02	100
Copper (mg/L)	WT-1	28	0.003659	0.001963	0.000371	0.0032	0.0032	0.0032	0.00171	0.0114	85.71
Copper (mg/L)	WT-2	30	0.00369	0.002684	0.00049	0.0032	0.0032	0.0032	0.0032	0.0179	96.67
Copper (mg/L)	WT-3	19	0.003403	0.0006075	0.0001394	0.0032	0.0032	0.0032	0.0032	0.0052	84.21
Copper (mg/L)	WT-4	19	0.003406	0.000518	0.0001188	0.0032	0.0032	0.0032	0.0032	0.00498	84.21
Copper (mg/L)	WT-OF	8	0.004025	0.002333	0.000825	0.0032	0.0032	0.0032	0.0032	0.0098	87.5
Lead (mg/L)	ST-1	6	0.003933	0.0001633	0.00006667	0.004	0.0038	0.004	0.0036	0.004	83.33
Lead (mg/L)	WT-1	28	0.0008562	0.001624	0.0003069	0.00033	0.00033	0.0005255	0.00033	0.00711	67.86

Box & Whiskers Plot

Iowa City Landfill Client: HDR Data: Iowa City Sanitary Landfill Printed 1/19/2026, 4:04 PM

Constituent	Well	N	Mean	Std. Dev.	Std. Err.	Median	Lower Q.	Upper Q.	Min.	Max.	%NDs
Lead (mg/L)	WT-2	30	0.00071	0.00202	0.0003687	0.00033	0.00033	0.00033	0.00033	0.0114	83.33
Lead (mg/L)	WT-3	17	0.0004059	0.0003129	0.00007588	0.00033	0.00033	0.00033	0.00033	0.00162	94.12
Lead (mg/L)	WT-4	18	0.0005546	0.0006311	0.0001488	0.00033	0.00033	0.0003705	0.000206	0.00269	72.22
Lead (mg/L)	WT-OF	8	0.0004738	0.0004066	0.0001437	0.00033	0.00033	0.00033	0.00033	0.00148	87.5
Nickel (mg/L)	ST-1	5	0.042	0.01789	0.008	0.05	0.03	0.05	0.01	0.05	80
Nickel (mg/L)	WT-1	28	0.007059	0.005861	0.001108	0.004425	0.0023	0.011	0.002	0.0256	32.14
Nickel (mg/L)	WT-2	29	0.02091	0.02034	0.003776	0.00904	0.00429	0.05	0.0015	0.05	31.03
Nickel (mg/L)	WT-3	18	0.004676	0.00347	0.0008178	0.004145	0.00224	0.006145	0.0009	0.0152	16.67
Nickel (mg/L)	WT-4	19	0.01132	0.009037	0.002073	0.01	0.00404	0.014	0.0023	0.0336	10.53
Nickel (mg/L)	WT-OF	8	0.01568	0.01509	0.005336	0.0112	0.004545	0.0213	0.00304	0.0483	0
Selenium (mg/L)	ST-1	6	0.00465	0.0008573	0.00035	0.005	0.00395	0.005	0.0029	0.005	83.33
Selenium (mg/L)	WT-1	30	0.001496	0.000354	0.00006462	0.0014	0.0014	0.0014	0.00103	0.0029	86.67
Selenium (mg/L)	WT-2	32	0.001451	0.000165	0.00002917	0.0014	0.0014	0.0014	0.0014	0.00205	90.63
Selenium (mg/L)	WT-3	19	0.001407	0.00003212	0.000007368	0.0014	0.0014	0.0014	0.0014	0.00154	94.74
Selenium (mg/L)	WT-4	18	0.001409	0.00002587	0.000006098	0.0014	0.0014	0.0014	0.0014	0.00148	88.89
Selenium (mg/L)	WT-OF	7	0.001443	0.0001134	0.00004286	0.0014	0.0014	0.0014	0.0014	0.0017	85.71
Silver (mg/L)	ST-1	5	0.02	0	0	0.02	0.02	0.02	0.02	0.02	100
Silver (mg/L)	WT-1	29	0.0005031	0.00001671	0.000003103	0.0005	0.0005	0.0005	0.0005	0.00059	96.55
Silver (mg/L)	WT-2	31	0.0005	0	0	0.0005	0.0005	0.0005	0.0005	0.0005	100
Silver (mg/L)	WT-3	19	0.0005	0	0	0.0005	0.0005	0.0005	0.0005	0.0005	100
Silver (mg/L)	WT-4	18	0.0005	0	0	0.0005	0.0005	0.0005	0.0005	0.0005	100
Silver (mg/L)	WT-OF	8	0.0005	0	0	0.0005	0.0005	0.0005	0.0005	0.0005	100
Thallium (mg/L)	ST-1	5	0.002	0	0	0.002	0.002	0.002	0.002	0.002	100
Thallium (mg/L)	WT-1	29	0.0005572	0.00006871	0.00001276	0.00057	0.00057	0.00057	0.0002	0.00057	96.55
Thallium (mg/L)	WT-2	30	0.0005385	0.0001154	0.00002107	0.00057	0.00057	0.00057	0.000044	0.00057	90
Thallium (mg/L)	WT-3	19	0.00057	0	0	0.00057	0.00057	0.00057	0.00057	0.00057	100
Thallium (mg/L)	WT-4	19	0.00057	0	0	0.00057	0.00057	0.00057	0.00057	0.00057	100
Thallium (mg/L)	WT-OF	8	0.00057	0	0	0.00057	0.00057	0.00057	0.00057	0.00057	100
Vanadium (mg/L)	ST-1	5	0.05	0	0	0.05	0.05	0.05	0.05	0.05	100
Vanadium (mg/L)	WT-1	28	0.003248	0.005221	0.0009867	0.0017	0.0017	0.0017	0.00114	0.022	78.57
Vanadium (mg/L)	WT-2	30	0.002437	0.004418	0.0008067	0.0017	0.0017	0.0017	0.000598	0.0258	86.67
Vanadium (mg/L)	WT-3	18	0.001996	0.001256	0.0002961	0.0017	0.0017	0.0017	0.0017	0.00703	94.44
Vanadium (mg/L)	WT-4	18	0.002454	0.002251	0.0005306	0.0017	0.0017	0.0017	0.00142	0.00899	83.33
Vanadium (mg/L)	WT-OF	8	0.001911	0.0005975	0.0002112	0.0017	0.0017	0.0017	0.0017	0.00339	87.5
Zinc (mg/L)	ST-1	6	0.0809	0.03089	0.01261	0.1	0.0427	0.1	0.0287	0.1	66.67
Zinc (mg/L)	WT-1	30	0.01566	0.00667	0.001218	0.013	0.013	0.013	0.00788	0.0335	80
Zinc (mg/L)	WT-2	31	0.01676	0.01364	0.002449	0.013	0.013	0.013	0.00794	0.0822	80.65
Zinc (mg/L)	WT-3	17	0.01317	0.001149	0.0002786	0.013	0.013	0.013	0.0115	0.0174	88.24
Zinc (mg/L)	WT-4	18	0.01328	0.001007	0.0002374	0.013	0.013	0.013	0.0128	0.0172	77.78
Zinc (mg/L)	WT-OF	8	0.0137	0.00198	0.0007	0.013	0.013	0.013	0.013	0.0186	87.5

Box & Whiskers Plot

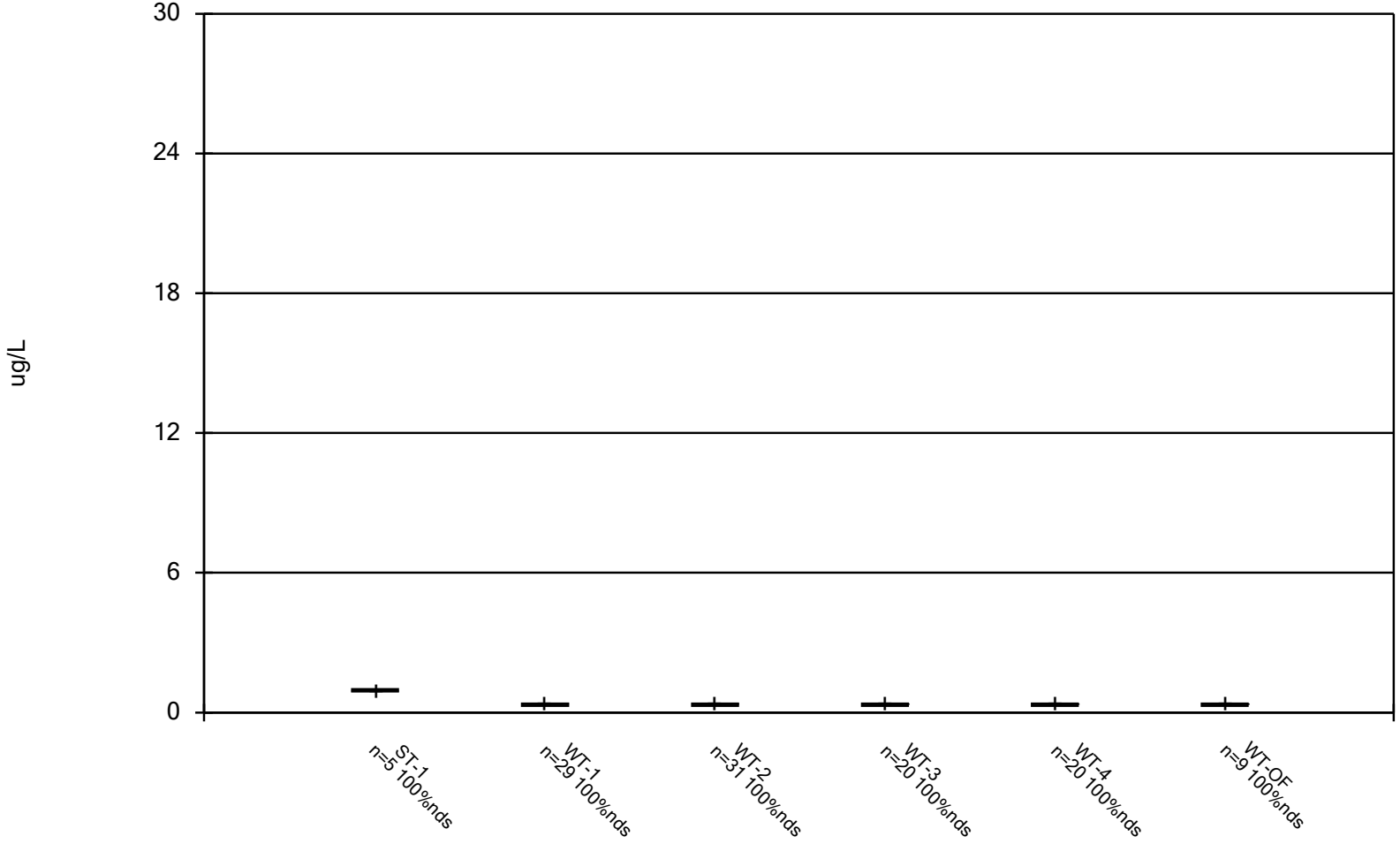

Constituent: 1,1,1,2-Tetrachloroethane Analysis Run 1/20/2026 8:32 AM View: 02_GU_Organics

Iowa City Landfill Client: HDR Data: Iowa City Sanitary Landfill

Box & Whiskers Plot

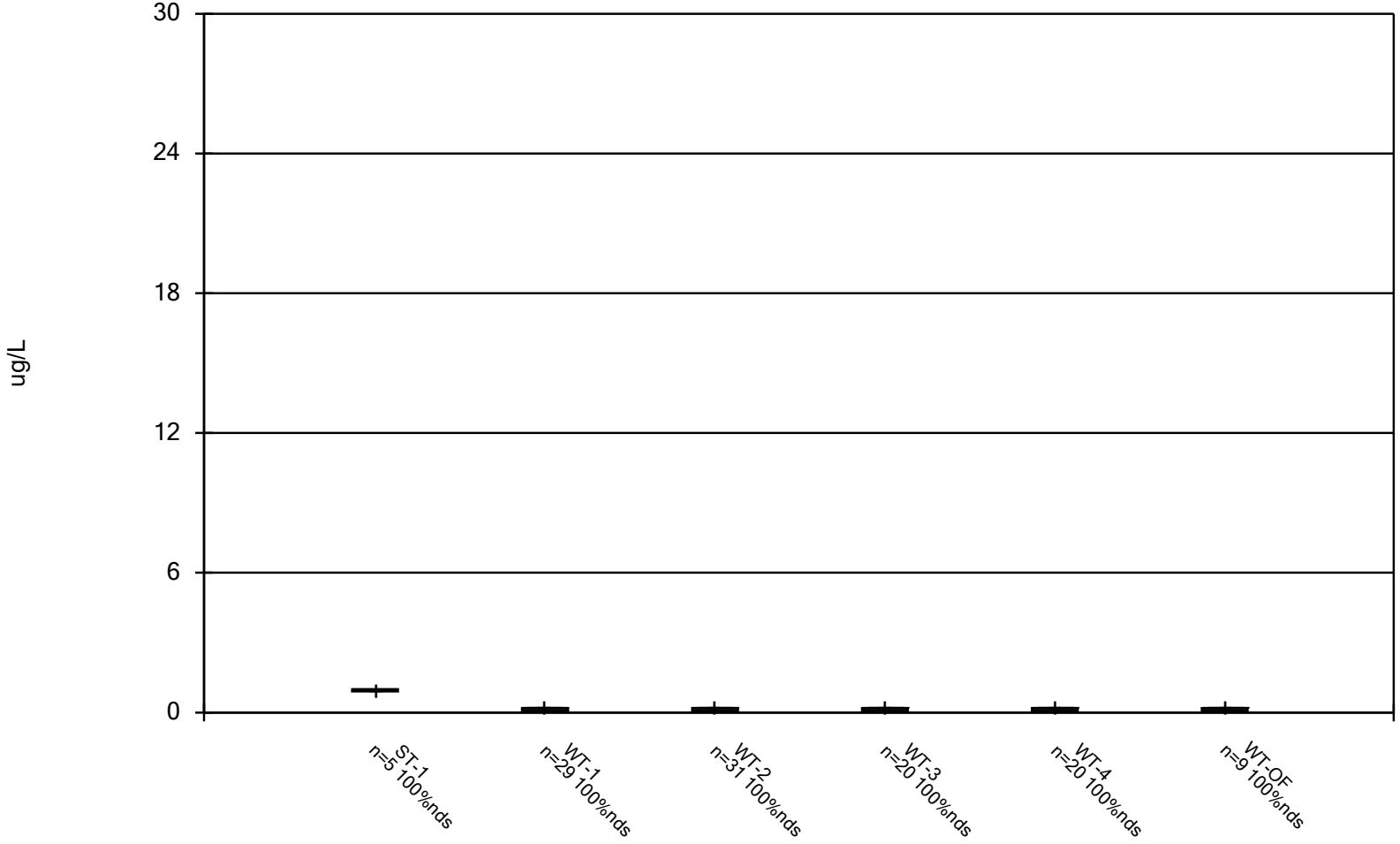

Constituent: 1,1,1-Trichloroethane Analysis Run 1/20/2026 8:32 AM View: 02_GU_Organics

Iowa City Landfill Client: HDR Data: Iowa City Sanitary Landfill

Box & Whiskers Plot

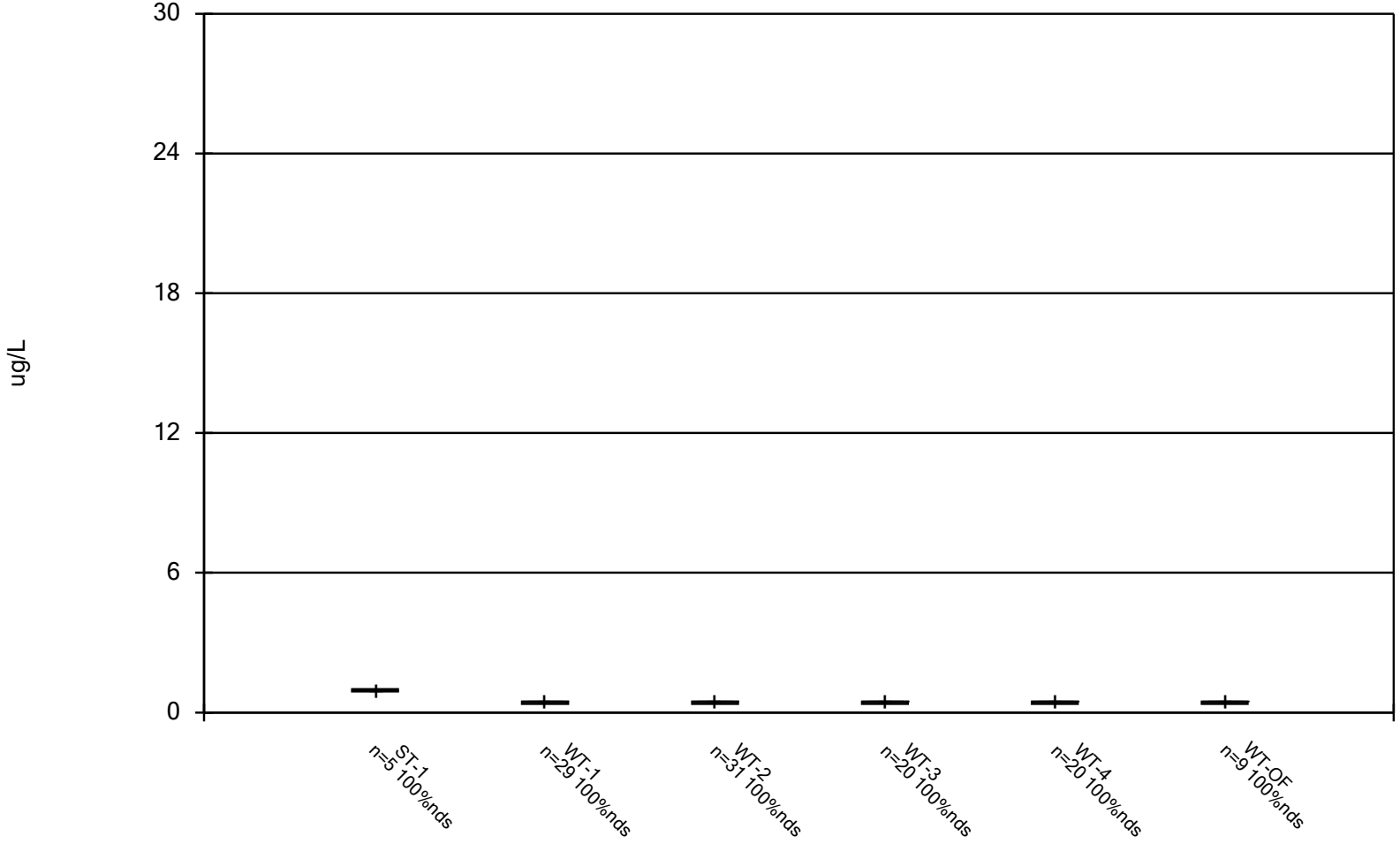

Constituent: 1,1,2,2-Tetrachloroethane Analysis Run 1/20/2026 8:33 AM View: 02_GU_Organics

Iowa City Landfill Client: HDR Data: Iowa City Sanitary Landfill

Box & Whiskers Plot

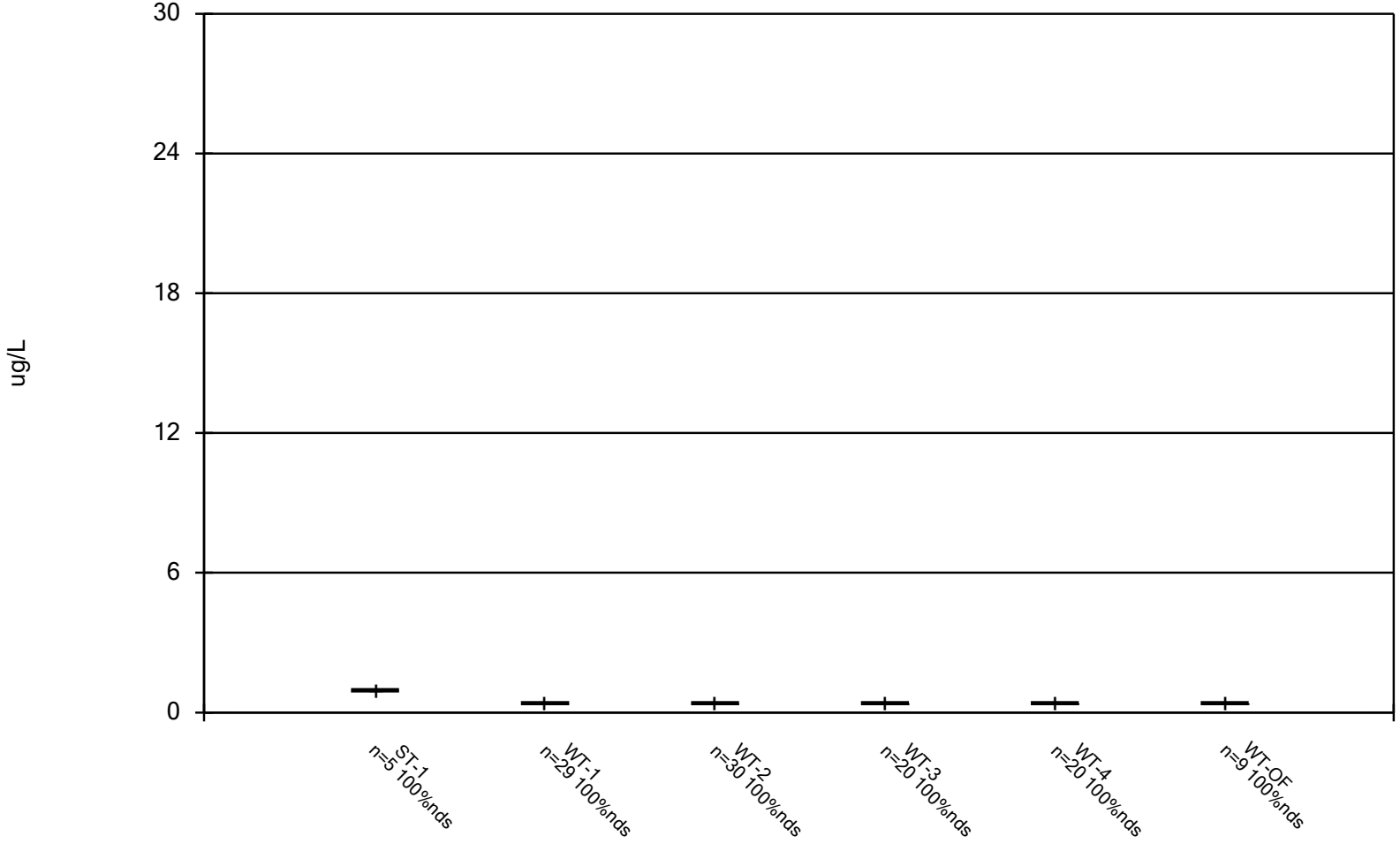

Constituent: 1,1,2-Trichloroethane Analysis Run 1/20/2026 8:33 AM View: 02_GU_Organics

Iowa City Landfill Client: HDR Data: Iowa City Sanitary Landfill

Box & Whiskers Plot

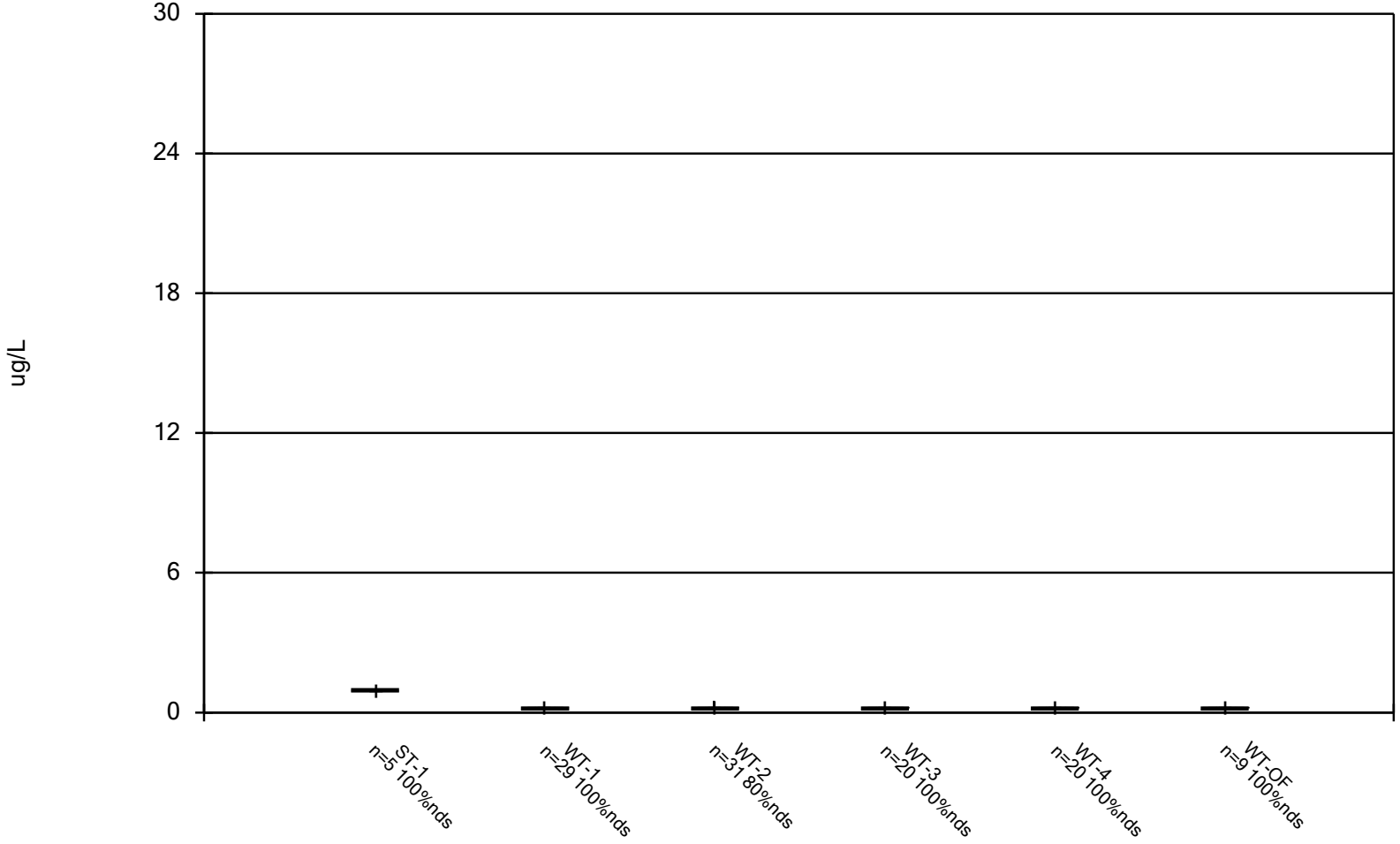

Constituent: 1,1-Dichloroethane Analysis Run 1/20/2026 8:33 AM View: 02_GU_Organics

Iowa City Landfill Client: HDR Data: Iowa City Sanitary Landfill

Box & Whiskers Plot

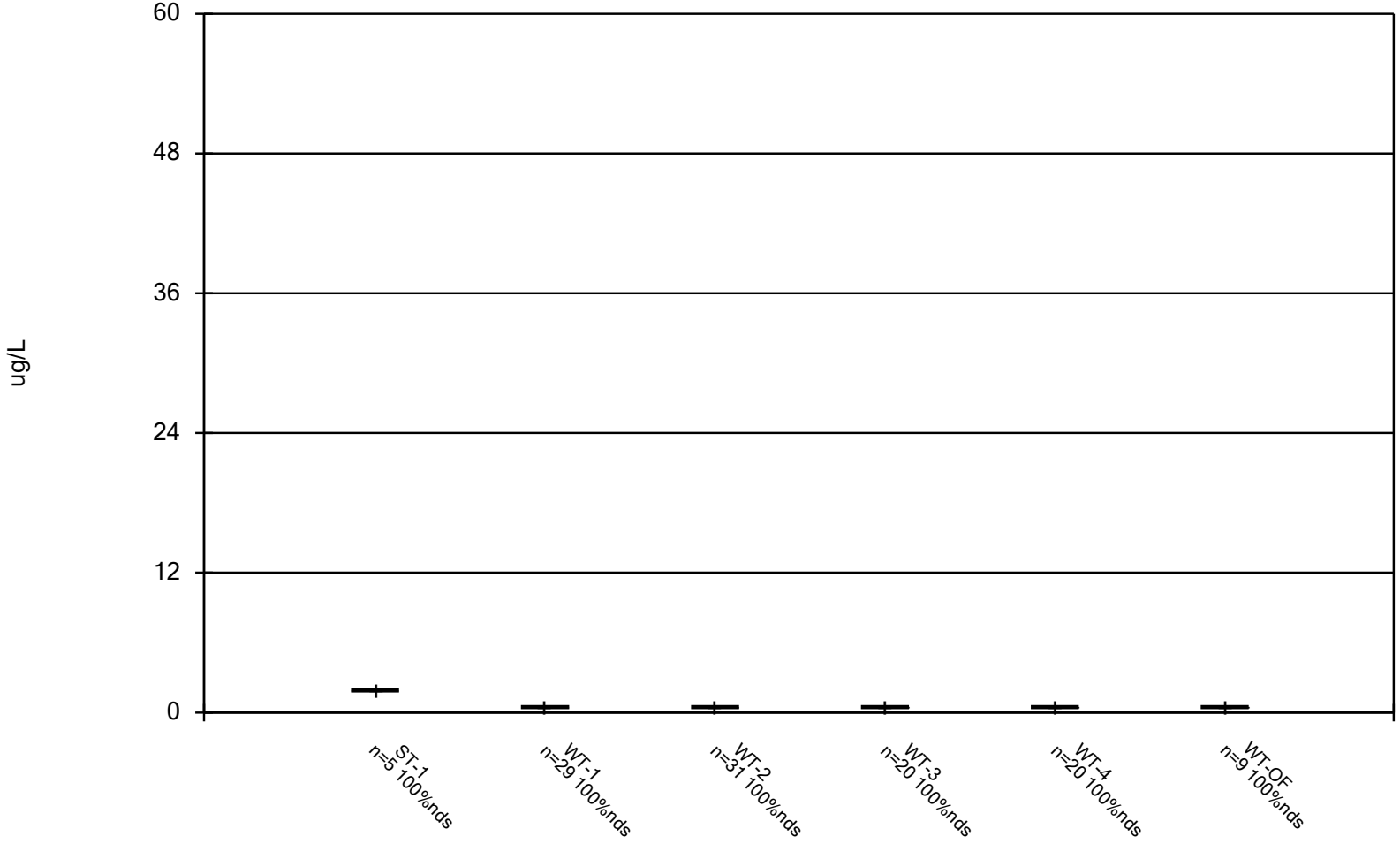

Constituent: 1,1-Dichloroethene Analysis Run 1/20/2026 8:33 AM View: 02_GU_Organics

Iowa City Landfill Client: HDR Data: Iowa City Sanitary Landfill

Box & Whiskers Plot

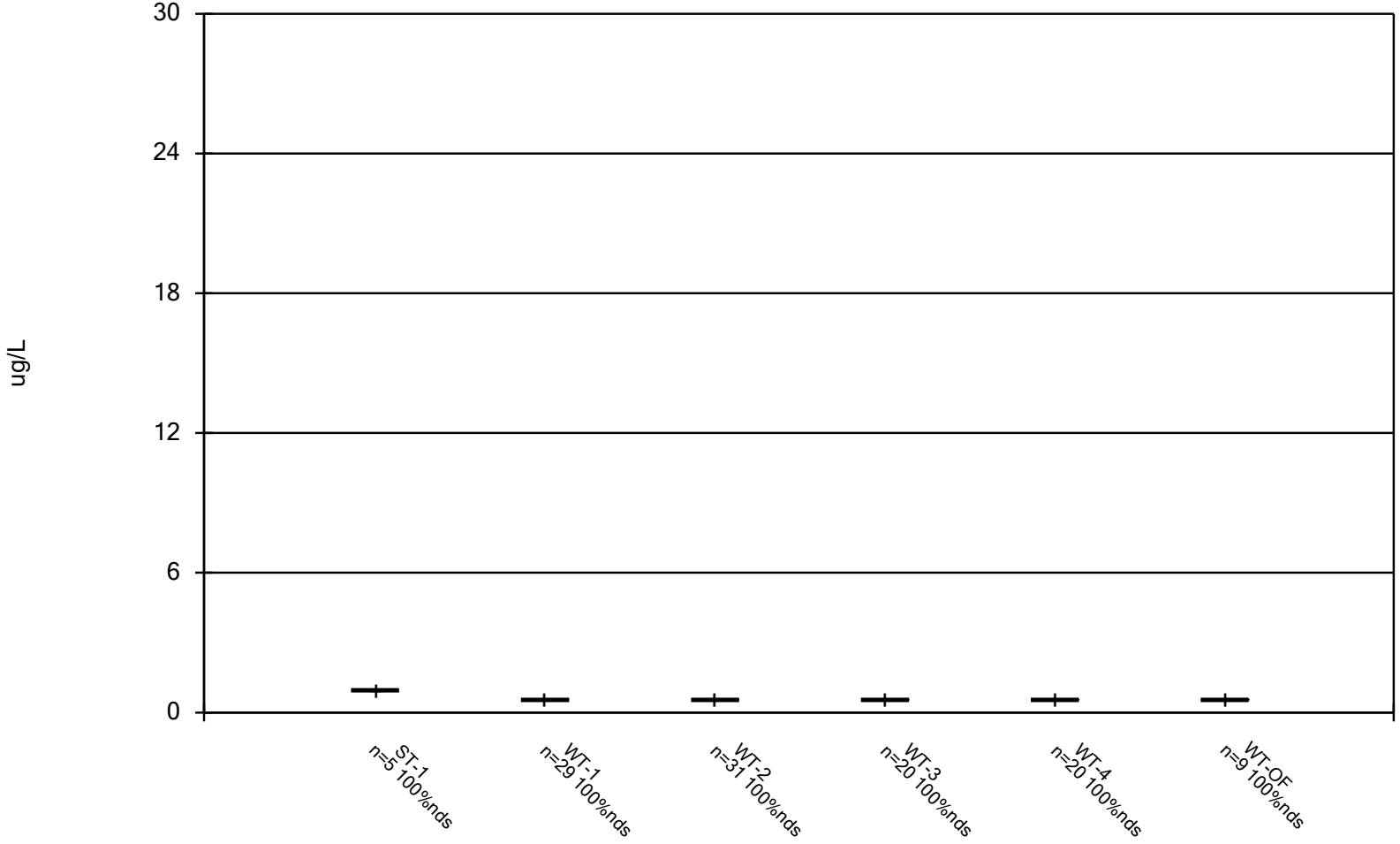

Constituent: 1,2,3-Trichloropropane Analysis Run 1/20/2026 8:33 AM View: 02_GU_Organics

Iowa City Landfill Client: HDR Data: Iowa City Sanitary Landfill

Box & Whiskers Plot

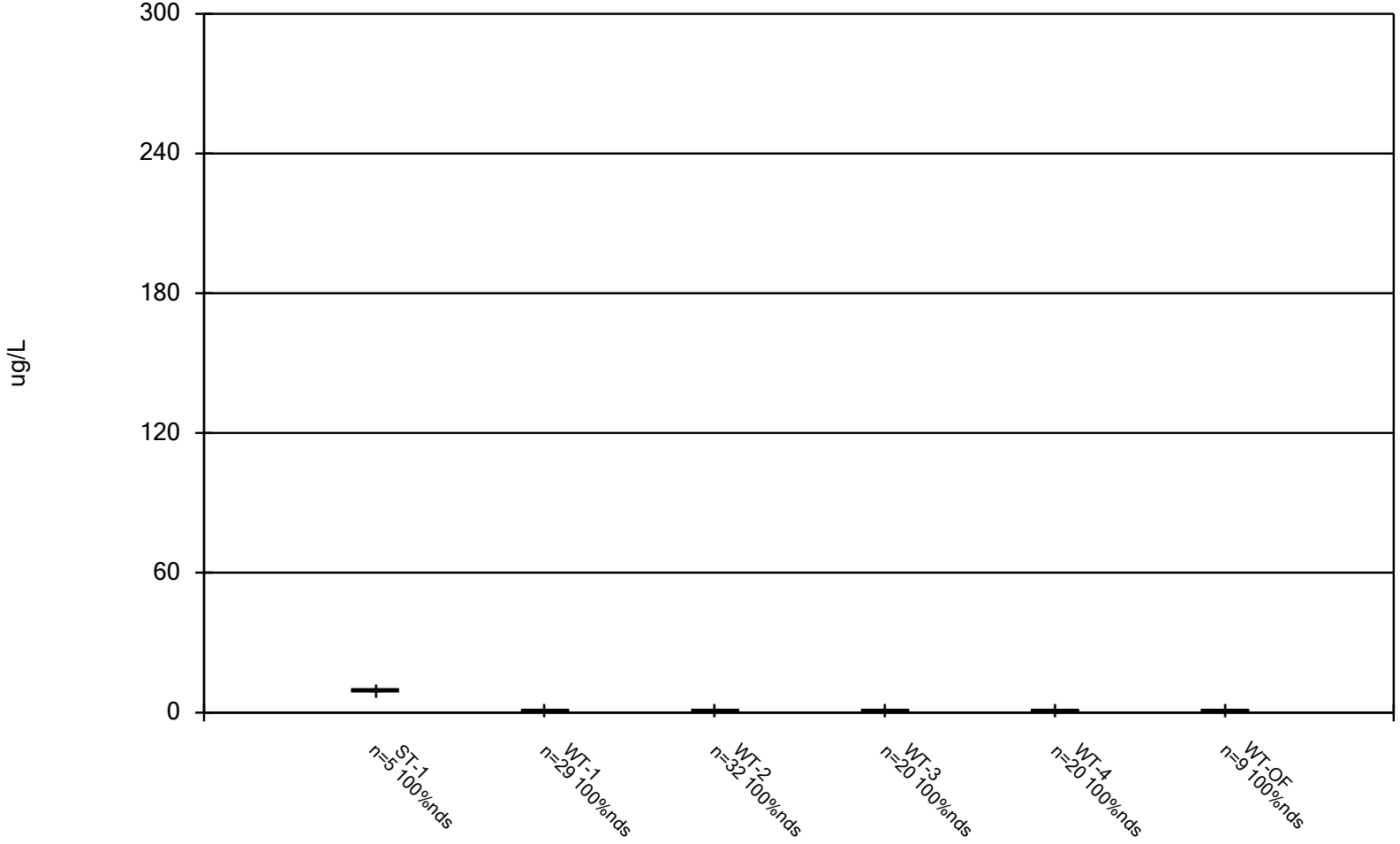

Constituent: 1,2-Dibromo-3-Chloropropane Analysis Run 1/20/2026 8:33 AM View: 02_GU_Organics

Iowa City Landfill Client: HDR Data: Iowa City Sanitary Landfill

Box & Whiskers Plot

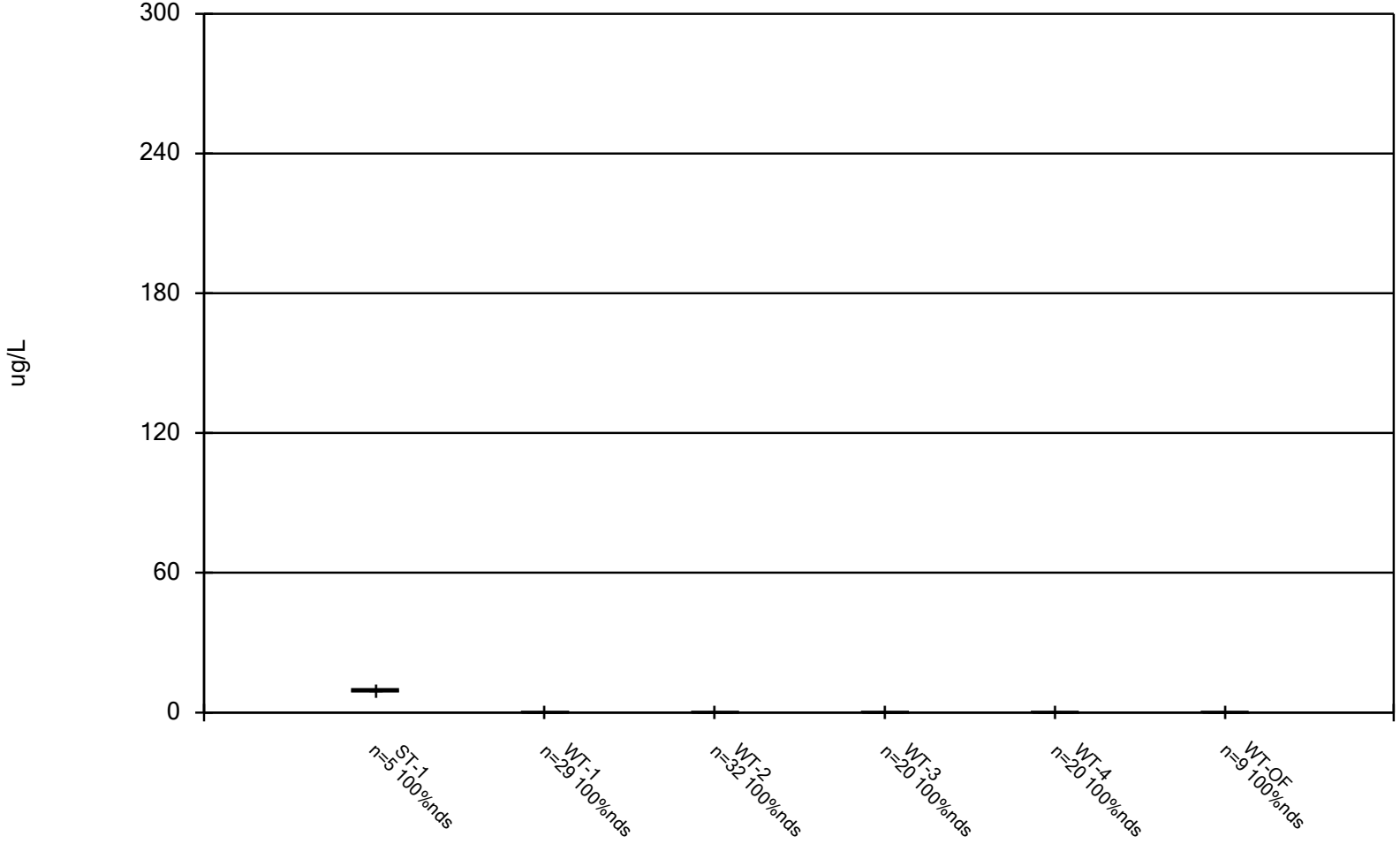

Constituent: 1,2-Dibromoethane [EDB] Analysis Run 1/20/2026 8:33 AM View: 02_GU_Organics

Iowa City Landfill Client: HDR Data: Iowa City Sanitary Landfill

Box & Whiskers Plot

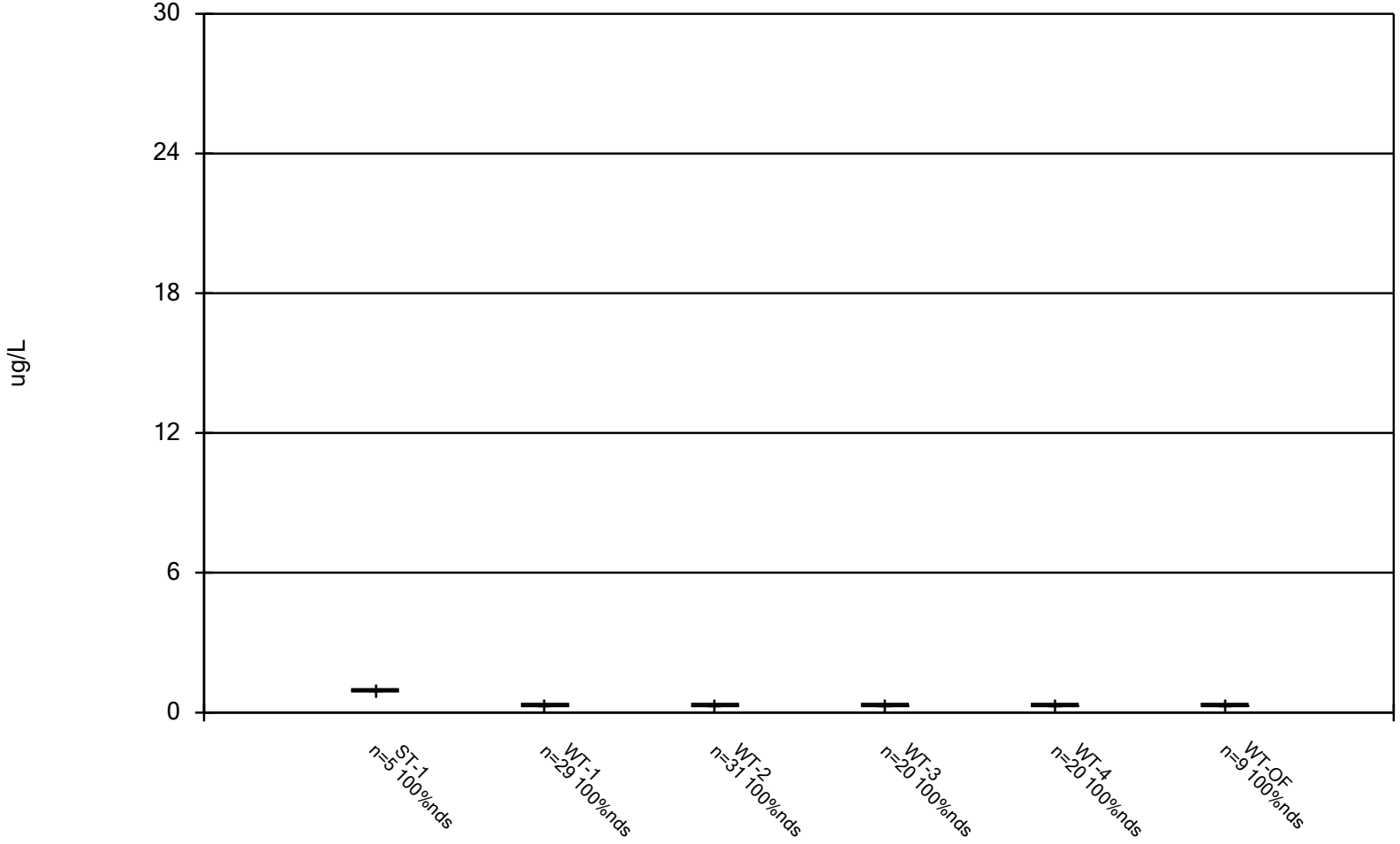

Constituent: 1,2-Dichlorobenzene Analysis Run 1/20/2026 8:33 AM View: 02_GU_Organics

Iowa City Landfill Client: HDR Data: Iowa City Sanitary Landfill

Box & Whiskers Plot

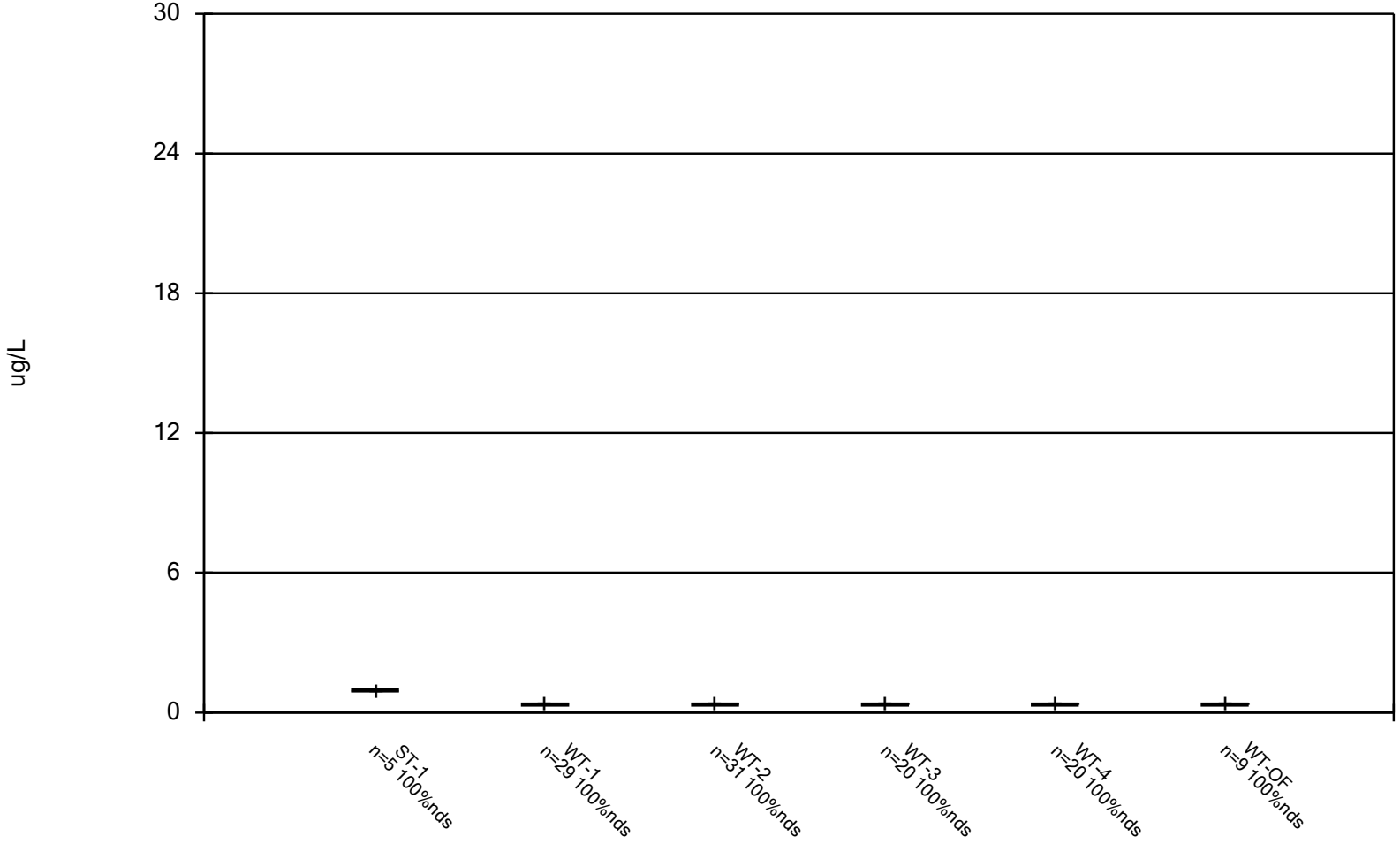

Constituent: 1,2-Dichloroethane Analysis Run 1/20/2026 8:33 AM View: 02_GU_Organics

Iowa City Landfill Client: HDR Data: Iowa City Sanitary Landfill

Box & Whiskers Plot

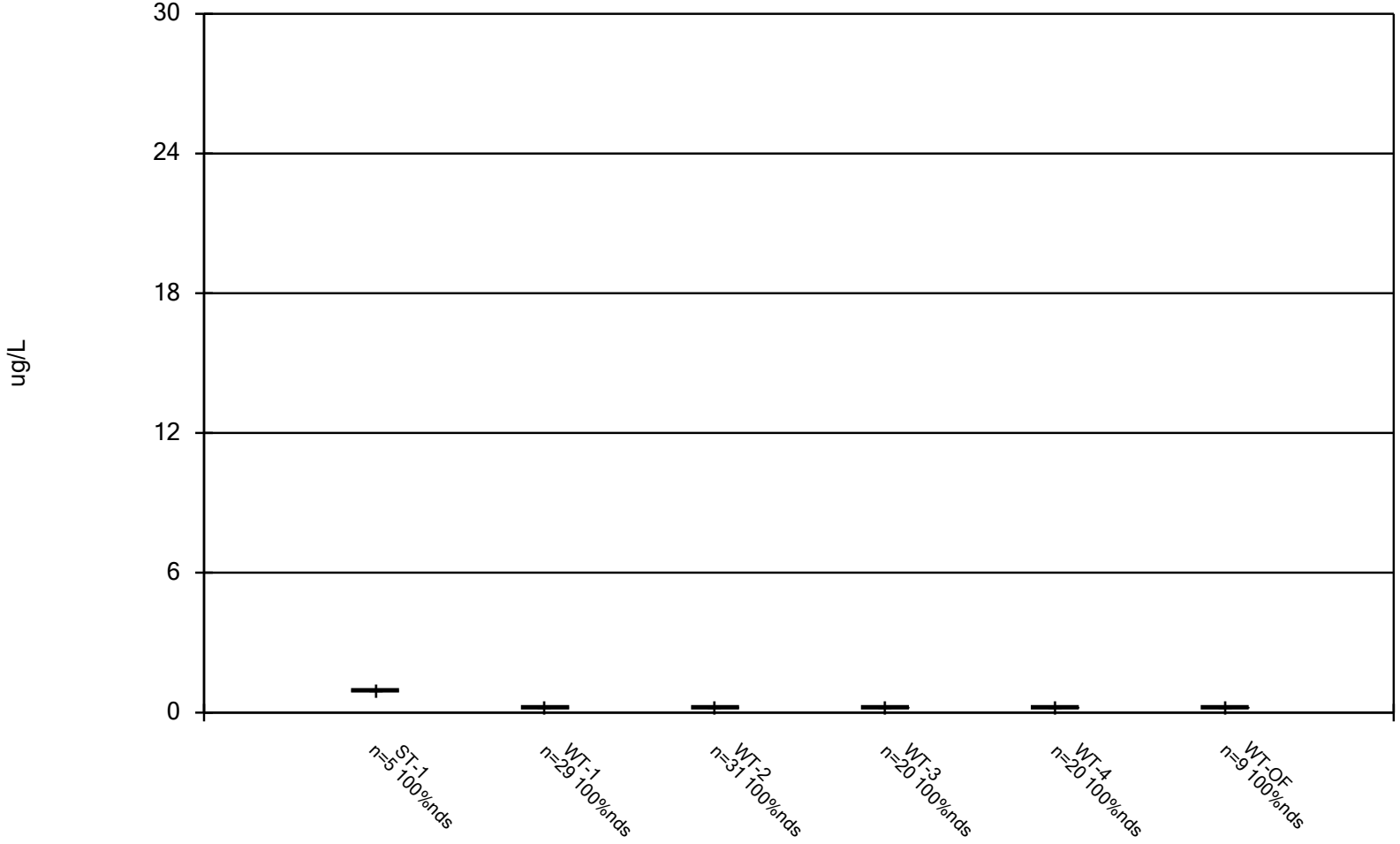

Constituent: 1,2-Dichloropropane Analysis Run 1/20/2026 8:33 AM View: 02_GU_Organics

Iowa City Landfill Client: HDR Data: Iowa City Sanitary Landfill

Box & Whiskers Plot

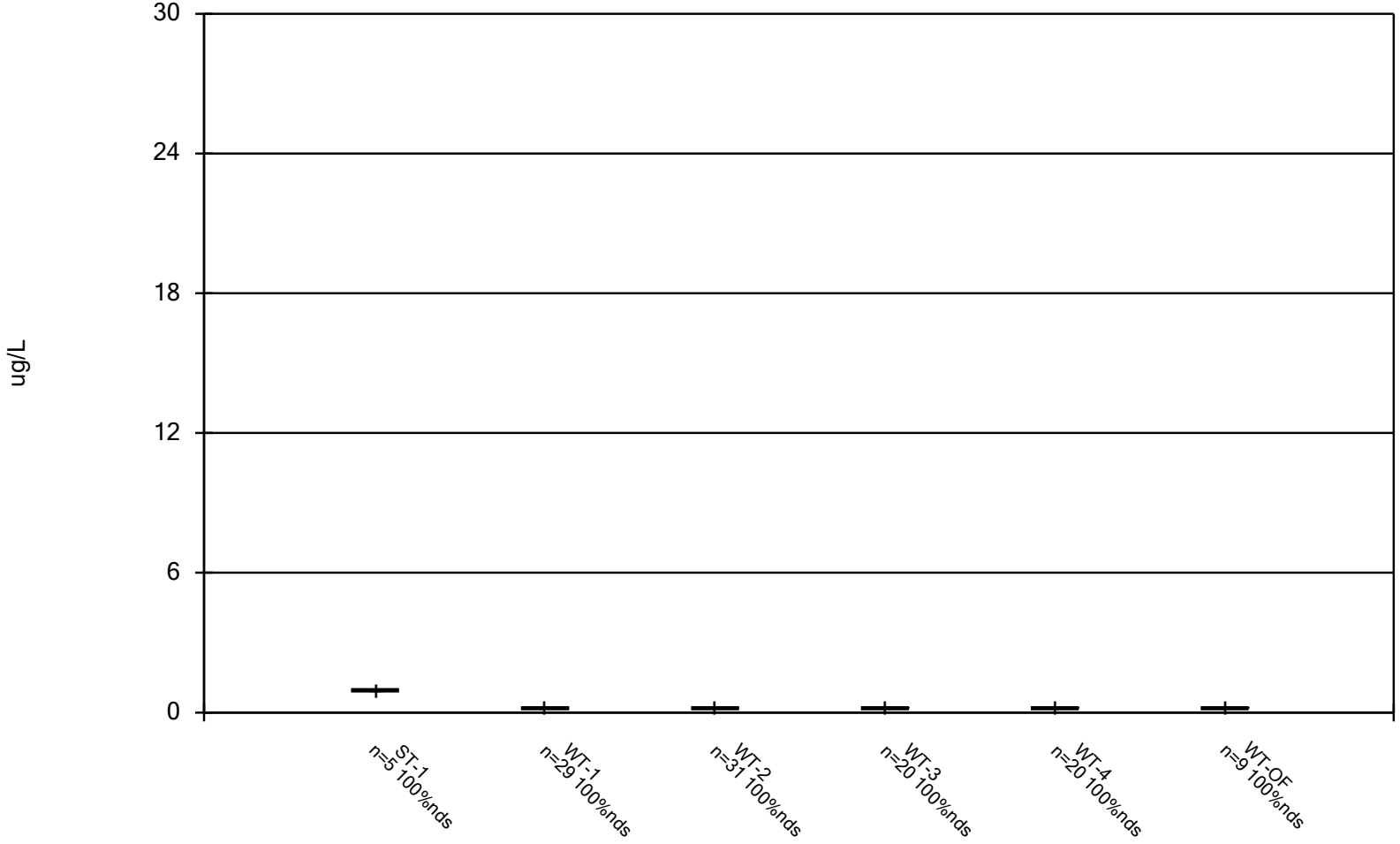

Constituent: 1,4-Dichlorobenzene Analysis Run 1/20/2026 8:33 AM View: 02_GU_Organics

Iowa City Landfill Client: HDR Data: Iowa City Sanitary Landfill

Box & Whiskers Plot

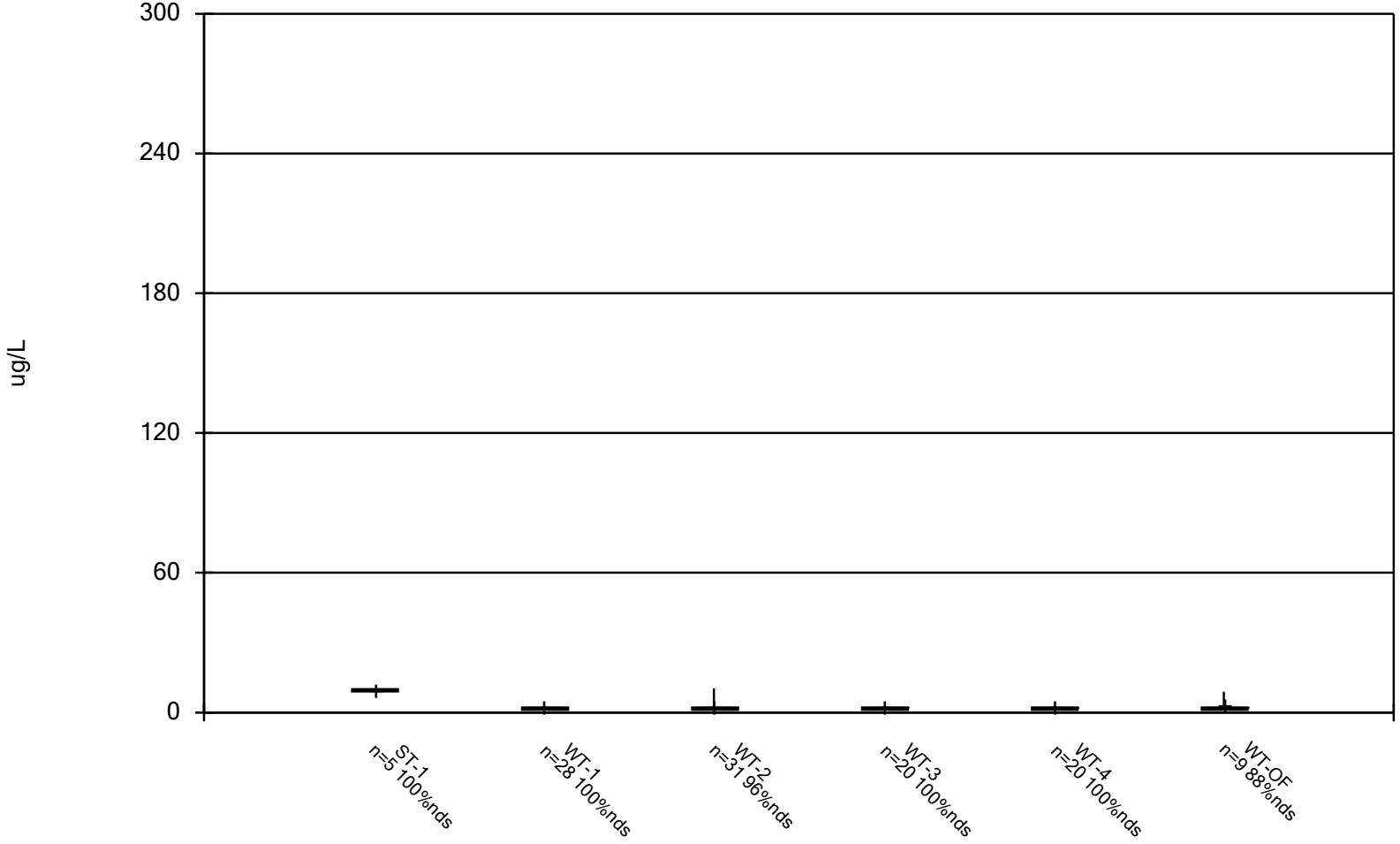

Constituent: 2-Butanone [MEK] Analysis Run 1/20/2026 8:33 AM View: 02_GU_Organics

Iowa City Landfill Client: HDR Data: Iowa City Sanitary Landfill

Box & Whiskers Plot

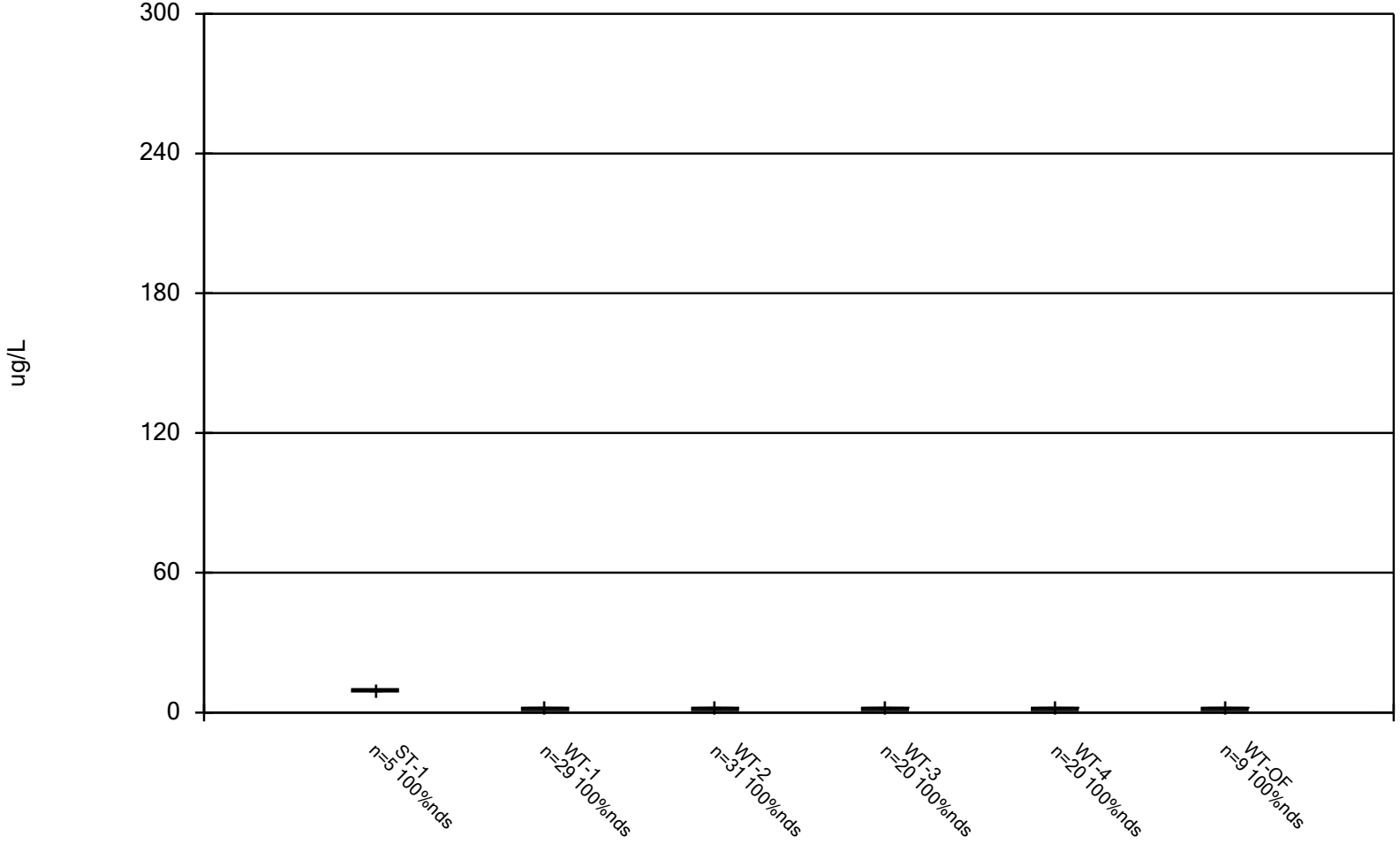

Constituent: 2-Hexanone Analysis Run 1/20/2026 8:33 AM View: 02_GU_Organics

Iowa City Landfill Client: HDR Data: Iowa City Sanitary Landfill

Box & Whiskers Plot

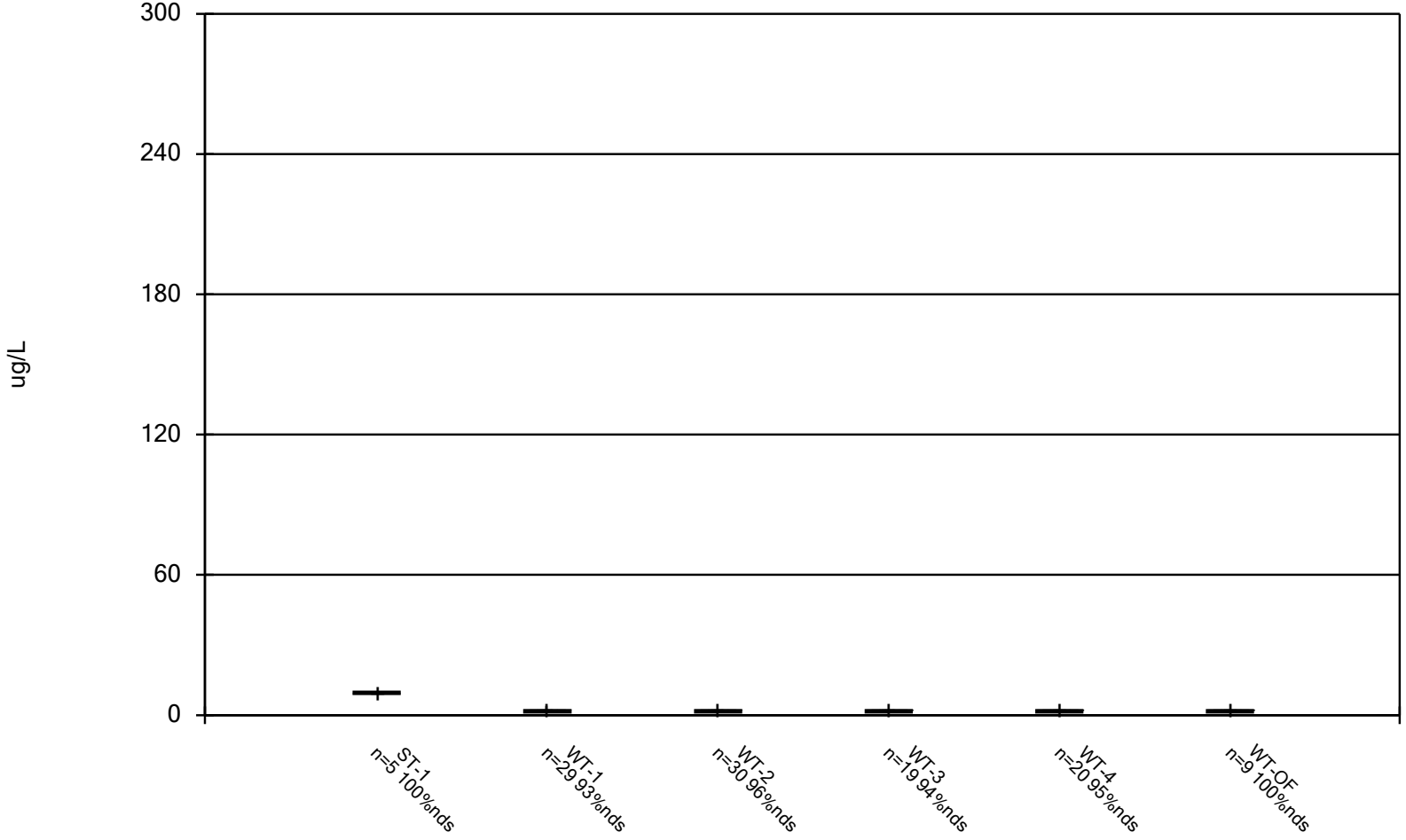

Constituent: 4-Methyl-2-pentanone [MIBK] Analysis Run 1/20/2026 8:33 AM View: 02_GU_Organics

Iowa City Landfill Client: HDR Data: Iowa City Sanitary Landfill

Box & Whiskers Plot

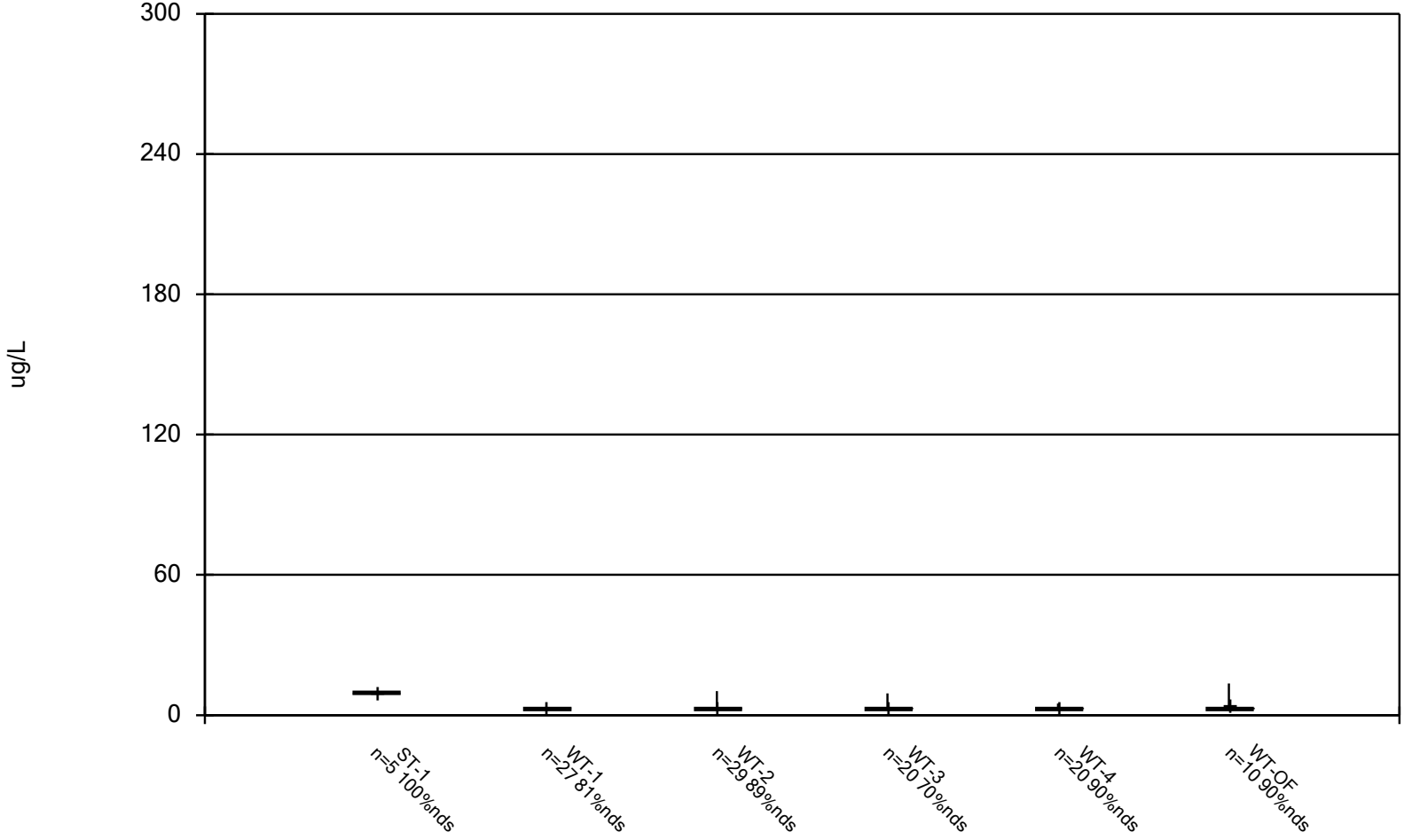

Constituent: Acetone Analysis Run 1/20/2026 8:33 AM View: 02_GU_Organics

Iowa City Landfill Client: HDR Data: Iowa City Sanitary Landfill

Box & Whiskers Plot

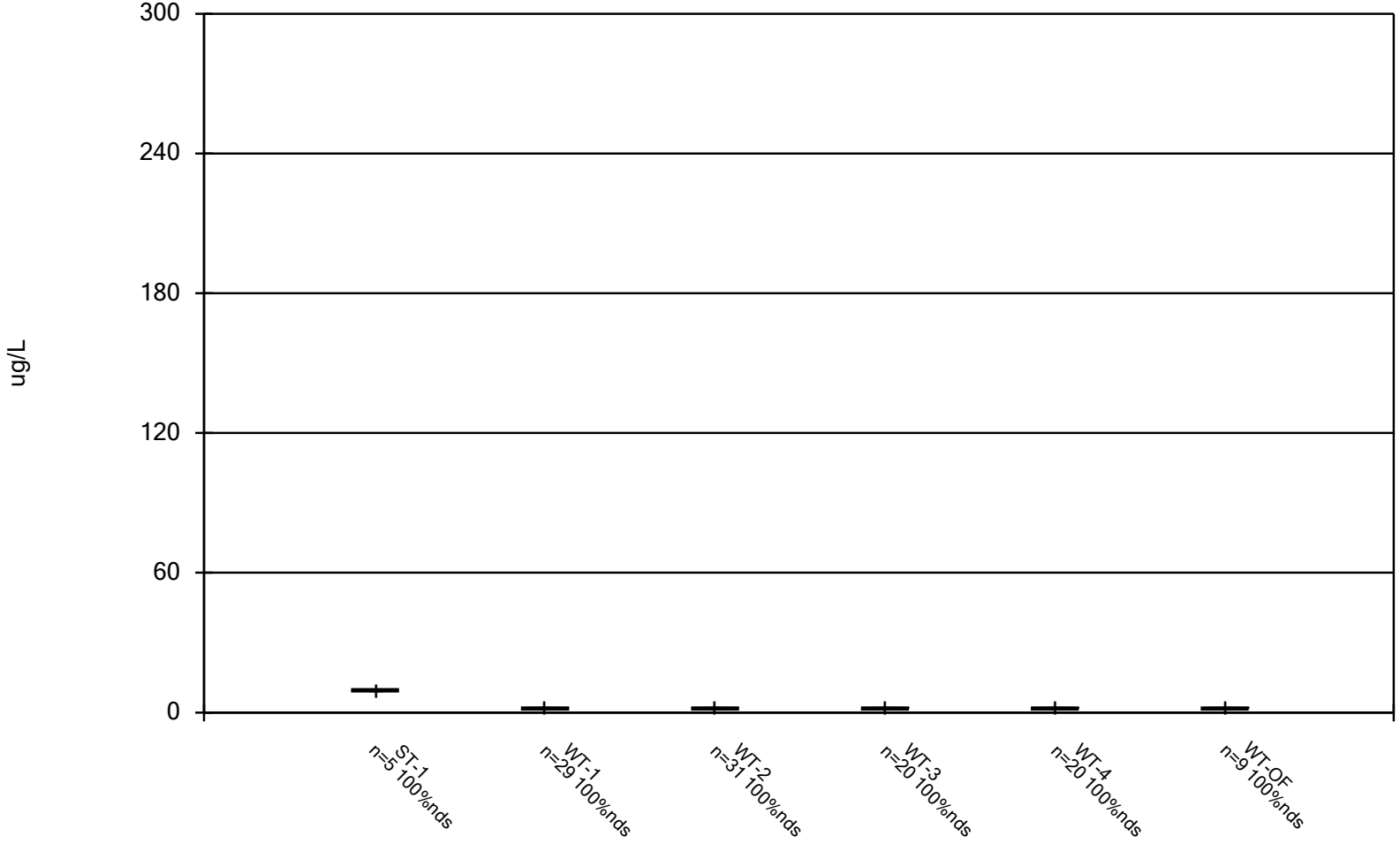

Constituent: Acrylonitrile Analysis Run 1/20/2026 8:33 AM View: 02_GU_Organics

Iowa City Landfill Client: HDR Data: Iowa City Sanitary Landfill

Box & Whiskers Plot

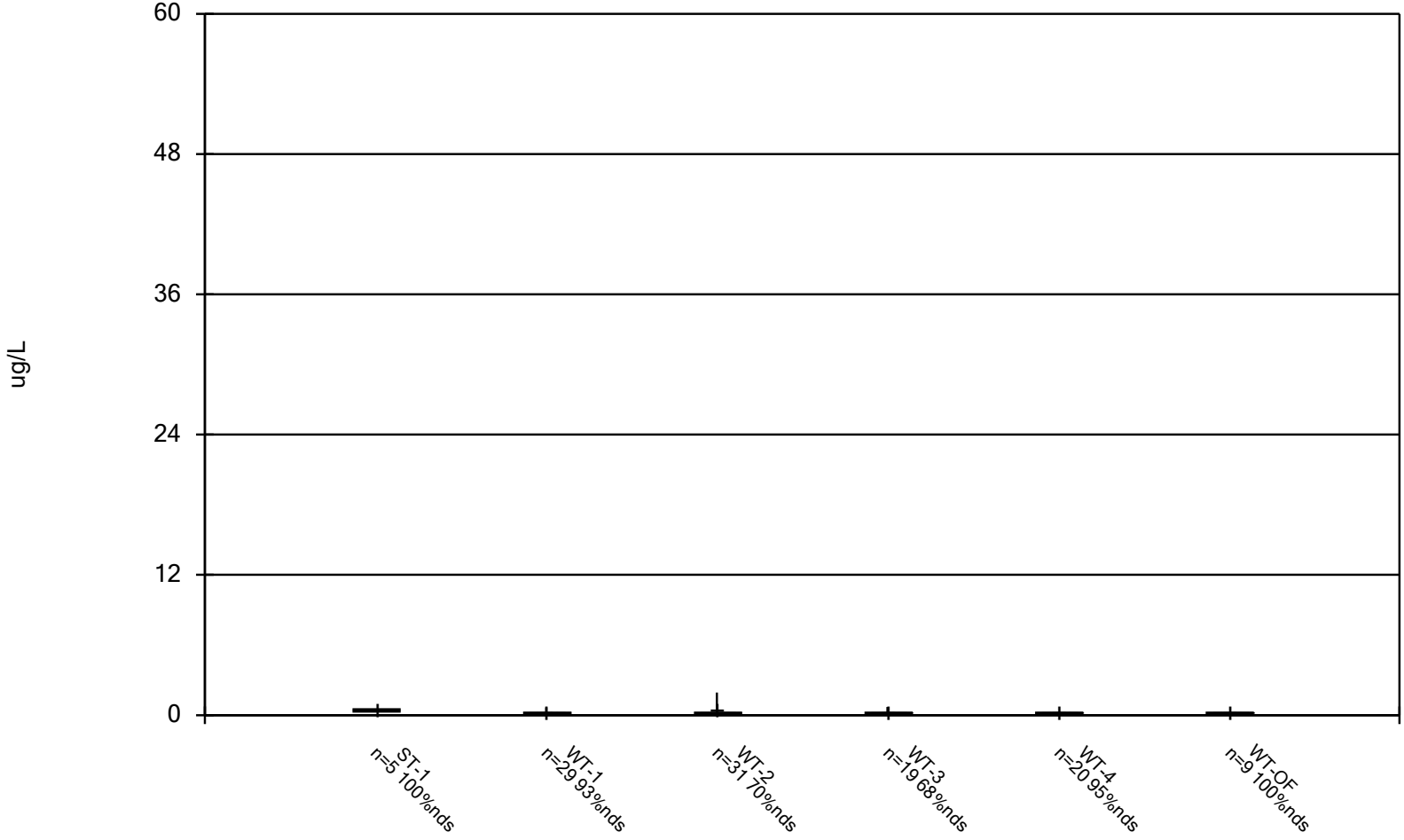

Constituent: Benzene Analysis Run 1/20/2026 8:33 AM View: 02_GU_Organics

Iowa City Landfill Client: HDR Data: Iowa City Sanitary Landfill

Box & Whiskers Plot

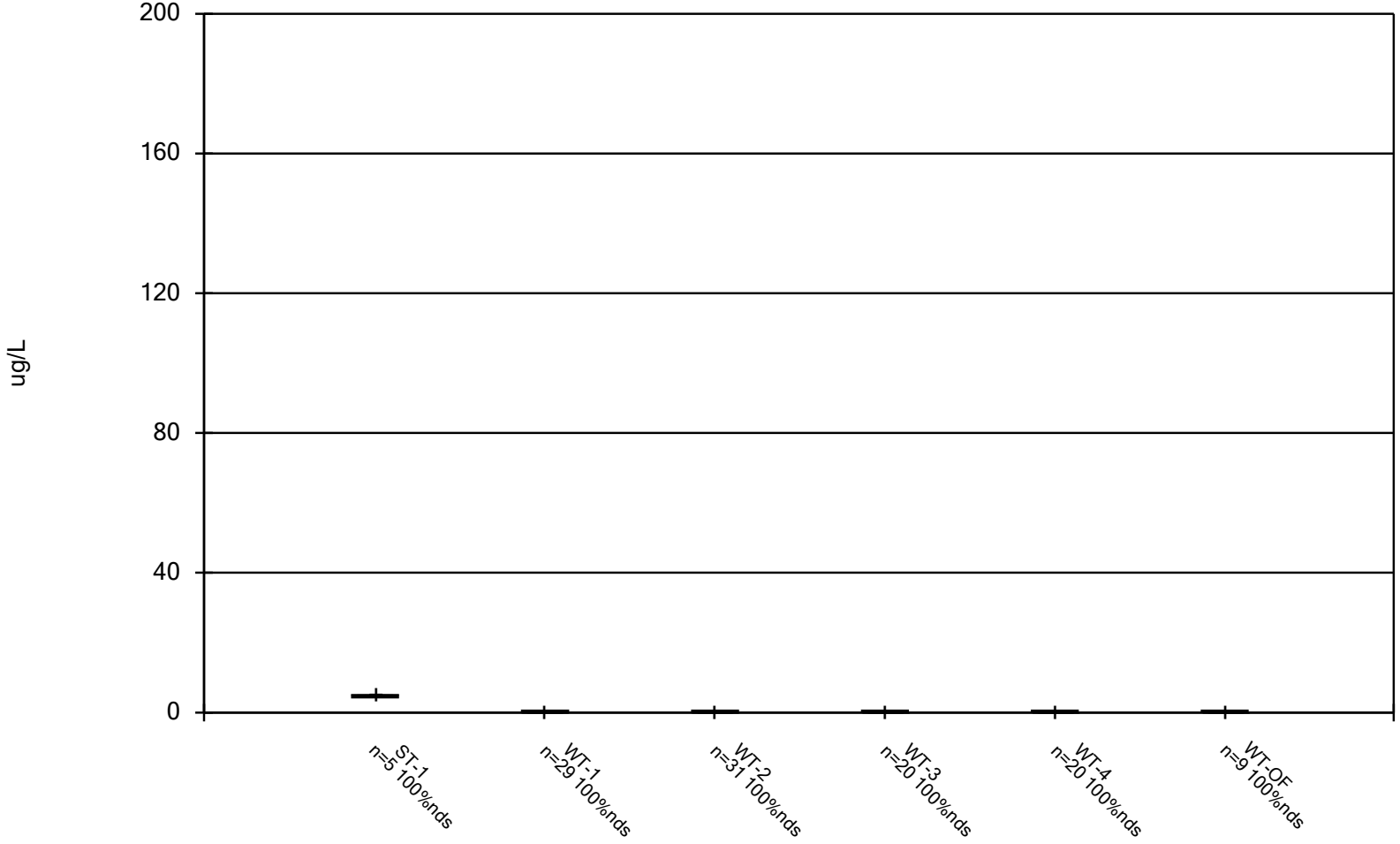

Constituent: Bromochloromethane Analysis Run 1/20/2026 8:33 AM View: 02_GU_Organics

Iowa City Landfill Client: HDR Data: Iowa City Sanitary Landfill

Box & Whiskers Plot

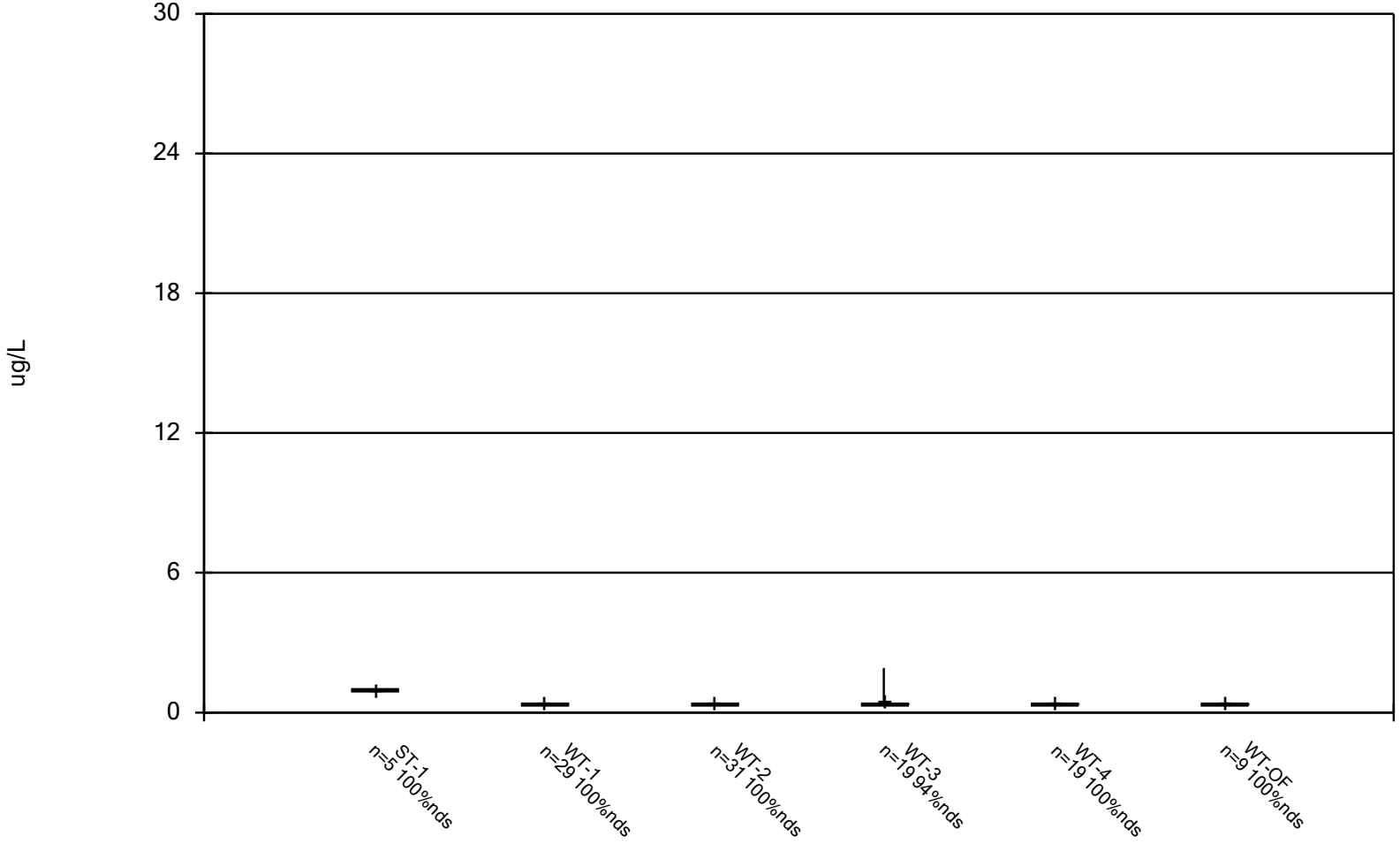

Constituent: Bromodichloromethane Analysis Run 1/20/2026 8:33 AM View: 02_GU_Organics

Iowa City Landfill Client: HDR Data: Iowa City Sanitary Landfill

Box & Whiskers Plot

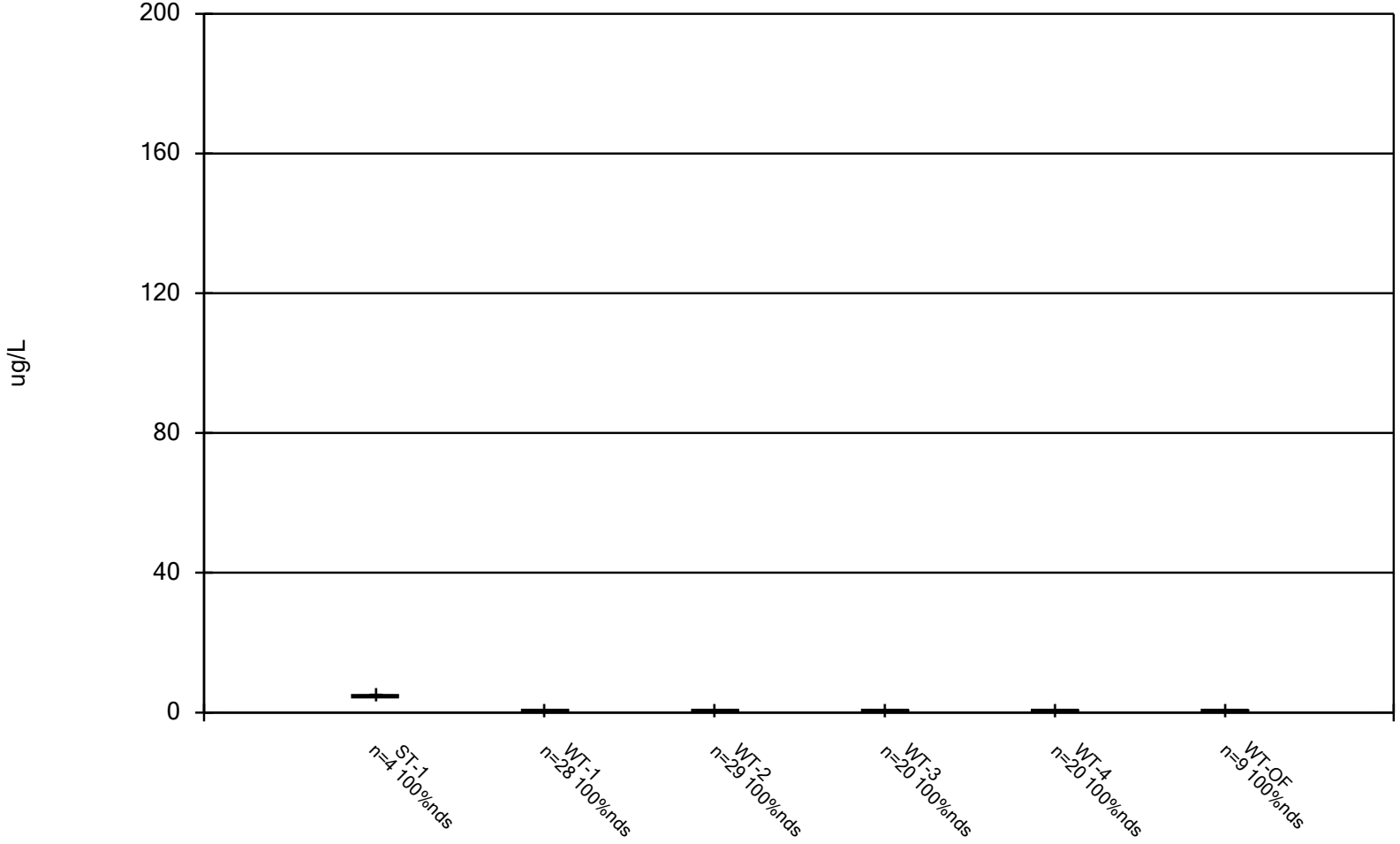

Constituent: Bromoform Analysis Run 1/20/2026 8:33 AM View: 02_GU_Organics

Iowa City Landfill Client: HDR Data: Iowa City Sanitary Landfill

Box & Whiskers Plot

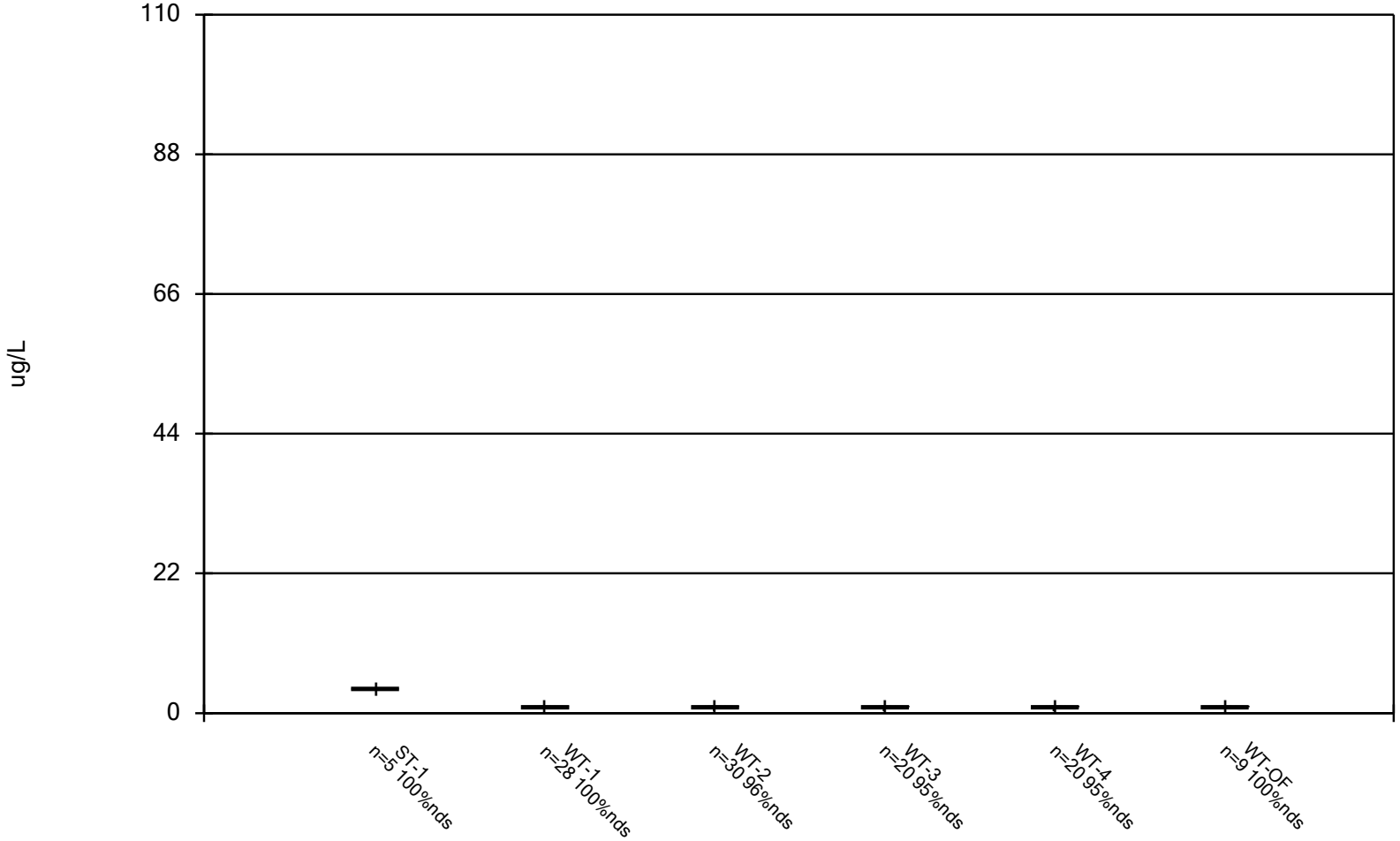

Constituent: Bromomethane Analysis Run 1/20/2026 8:33 AM View: 02_GU_Organics

Iowa City Landfill Client: HDR Data: Iowa City Sanitary Landfill

Box & Whiskers Plot

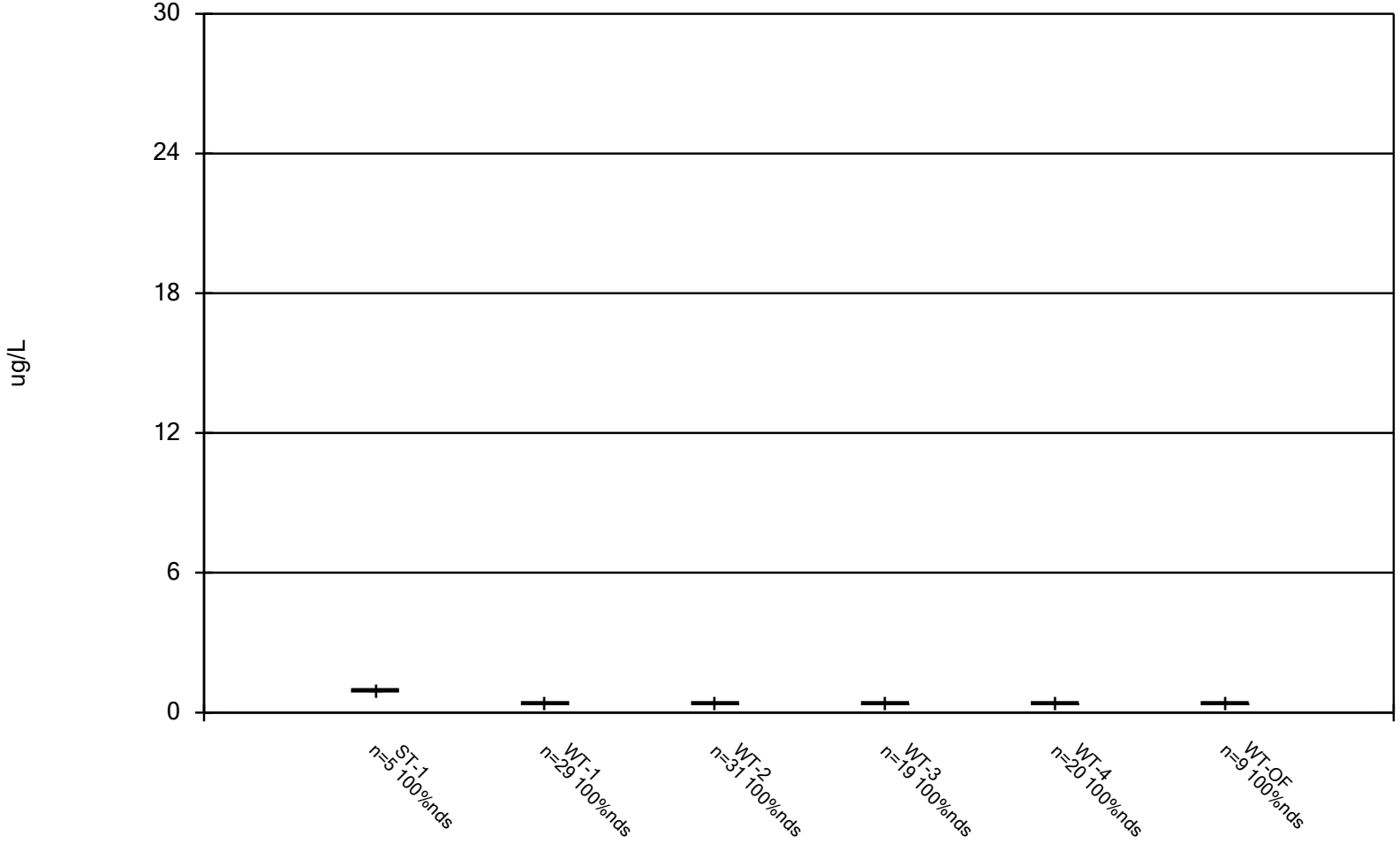

Constituent: Carbon Disulfide Analysis Run 1/20/2026 8:33 AM View: 02_GU_Organics

Iowa City Landfill Client: HDR Data: Iowa City Sanitary Landfill

Box & Whiskers Plot

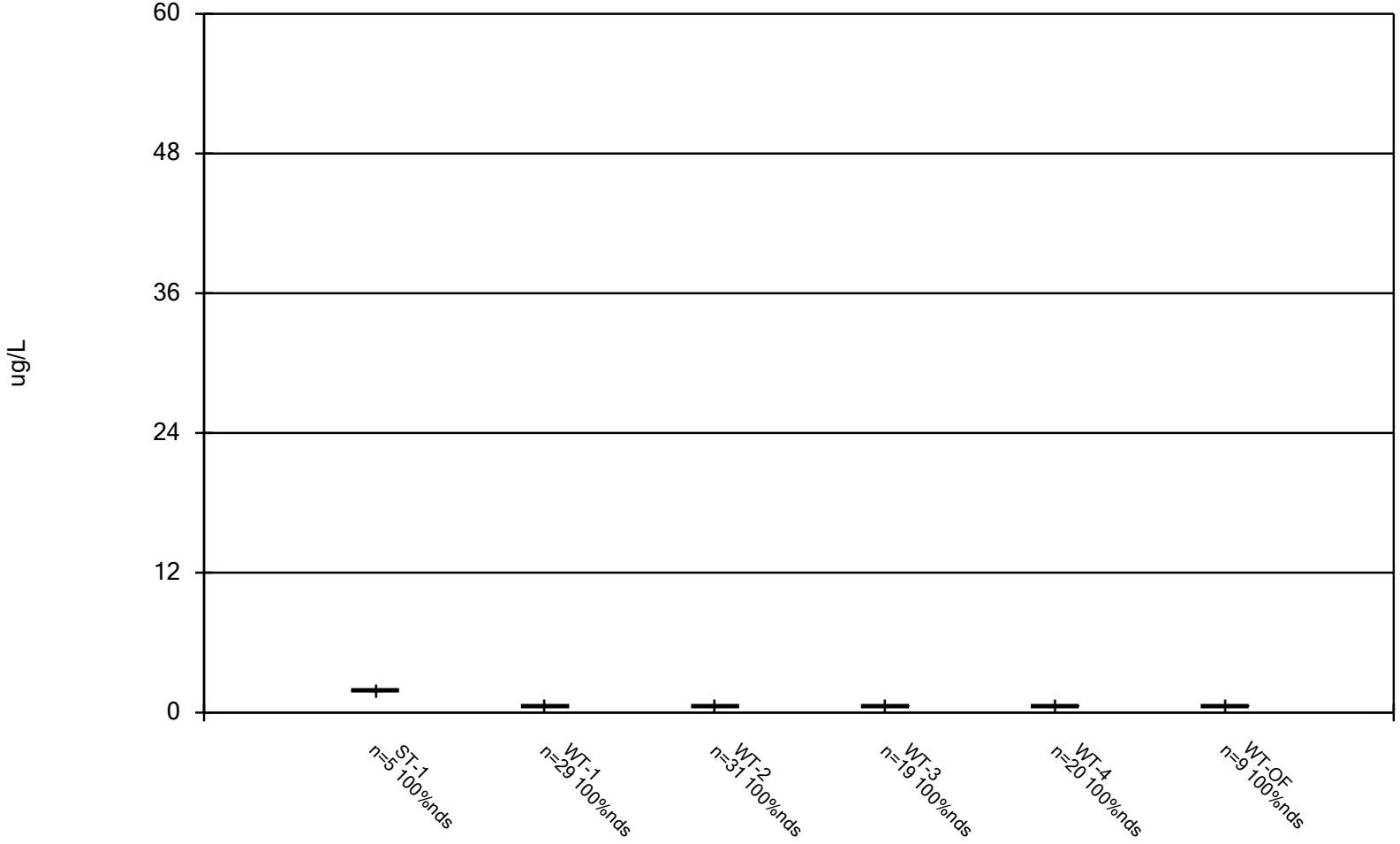

Constituent: Carbon Tetrachloride Analysis Run 1/20/2026 8:33 AM View: 02_GU_Organics

Iowa City Landfill Client: HDR Data: Iowa City Sanitary Landfill

Box & Whiskers Plot

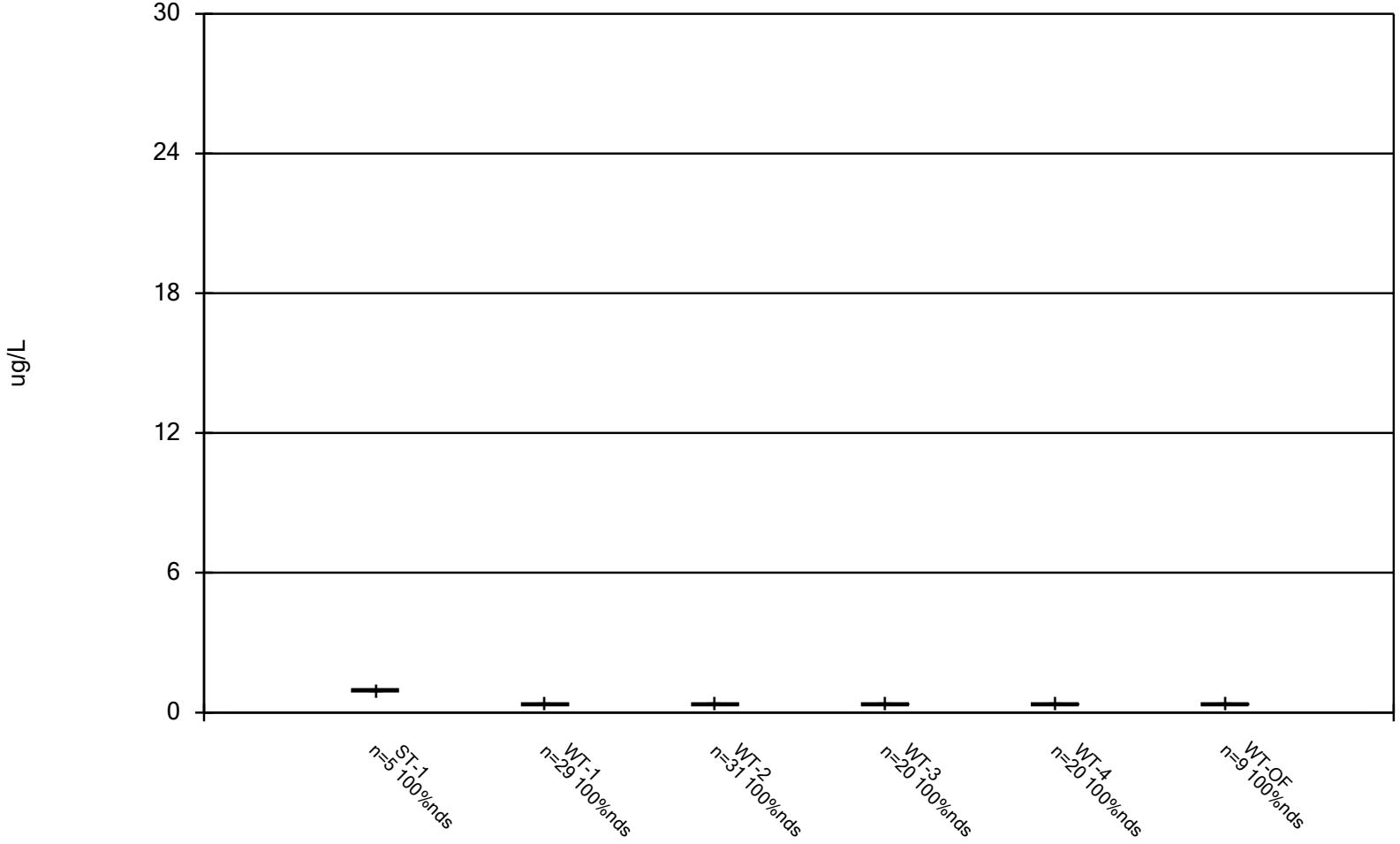

Constituent: Chlorobenzene Analysis Run 1/20/2026 8:33 AM View: 02_GU_Organics

Iowa City Landfill Client: HDR Data: Iowa City Sanitary Landfill

Box & Whiskers Plot

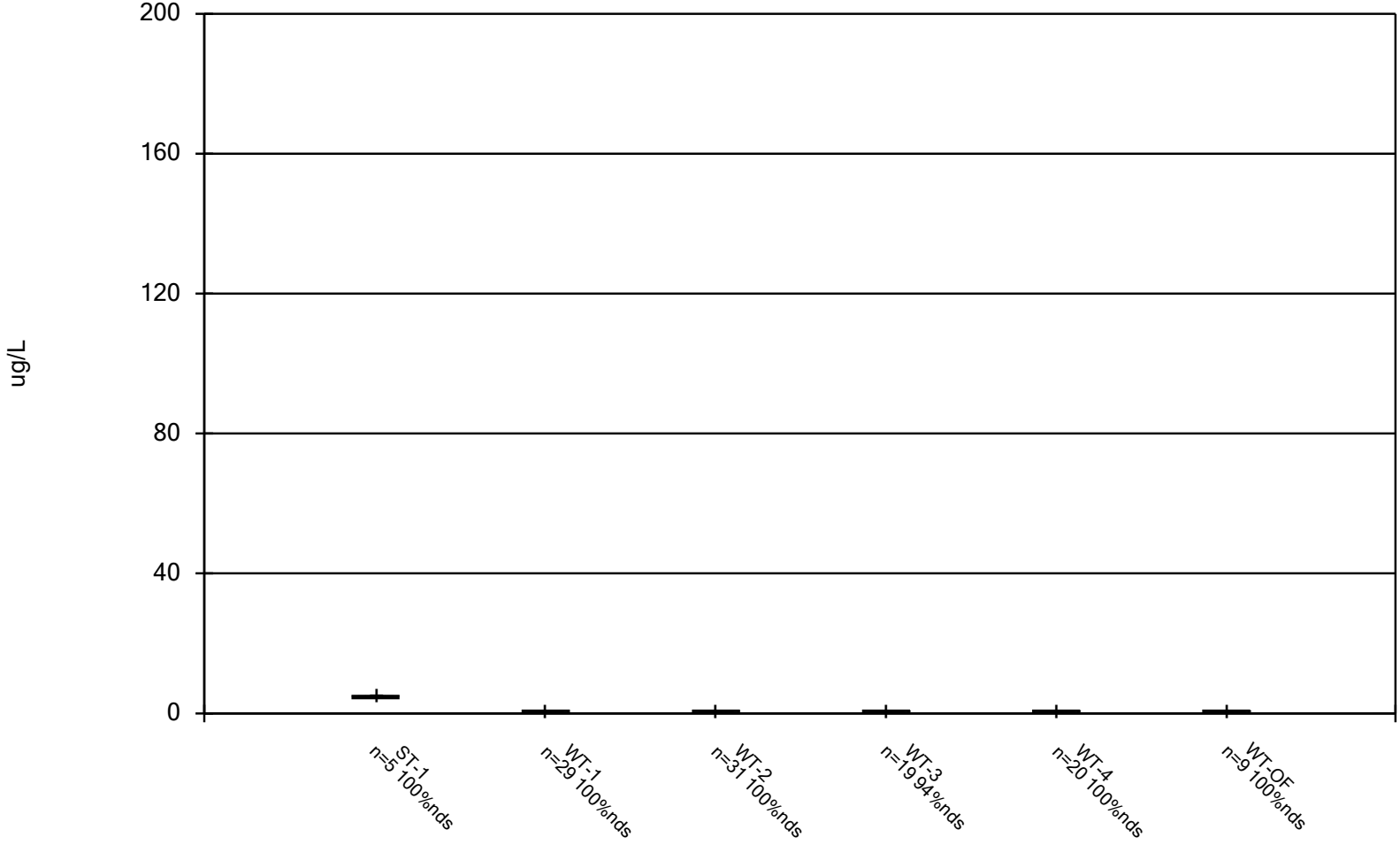

Constituent: Chlorodibromomethane Analysis Run 1/20/2026 8:33 AM View: 02_GU_Organics

Iowa City Landfill Client: HDR Data: Iowa City Sanitary Landfill

Box & Whiskers Plot

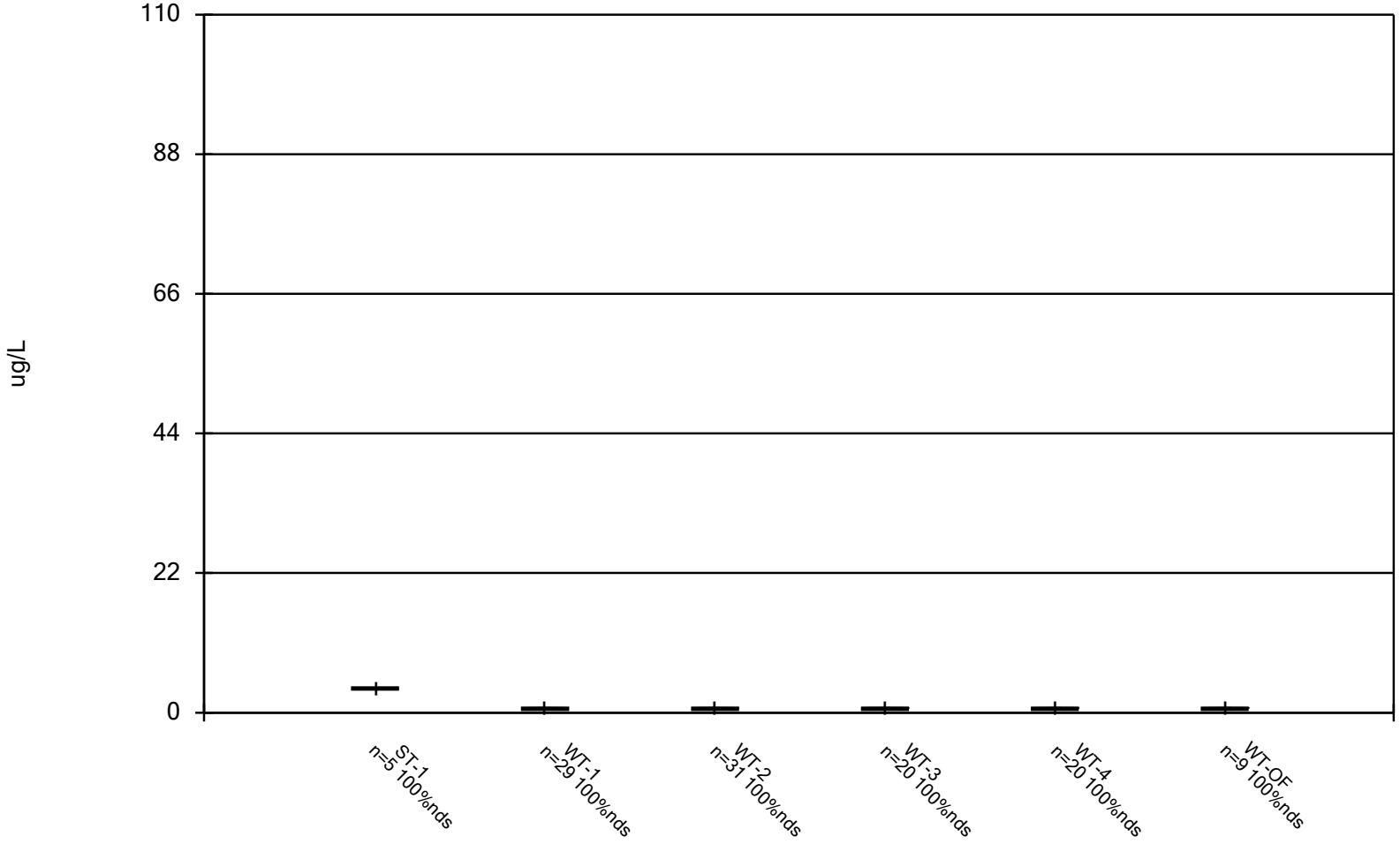

Constituent: Chloroethane Analysis Run 1/20/2026 8:33 AM View: 02_GU_Organics

Iowa City Landfill Client: HDR Data: Iowa City Sanitary Landfill

Box & Whiskers Plot

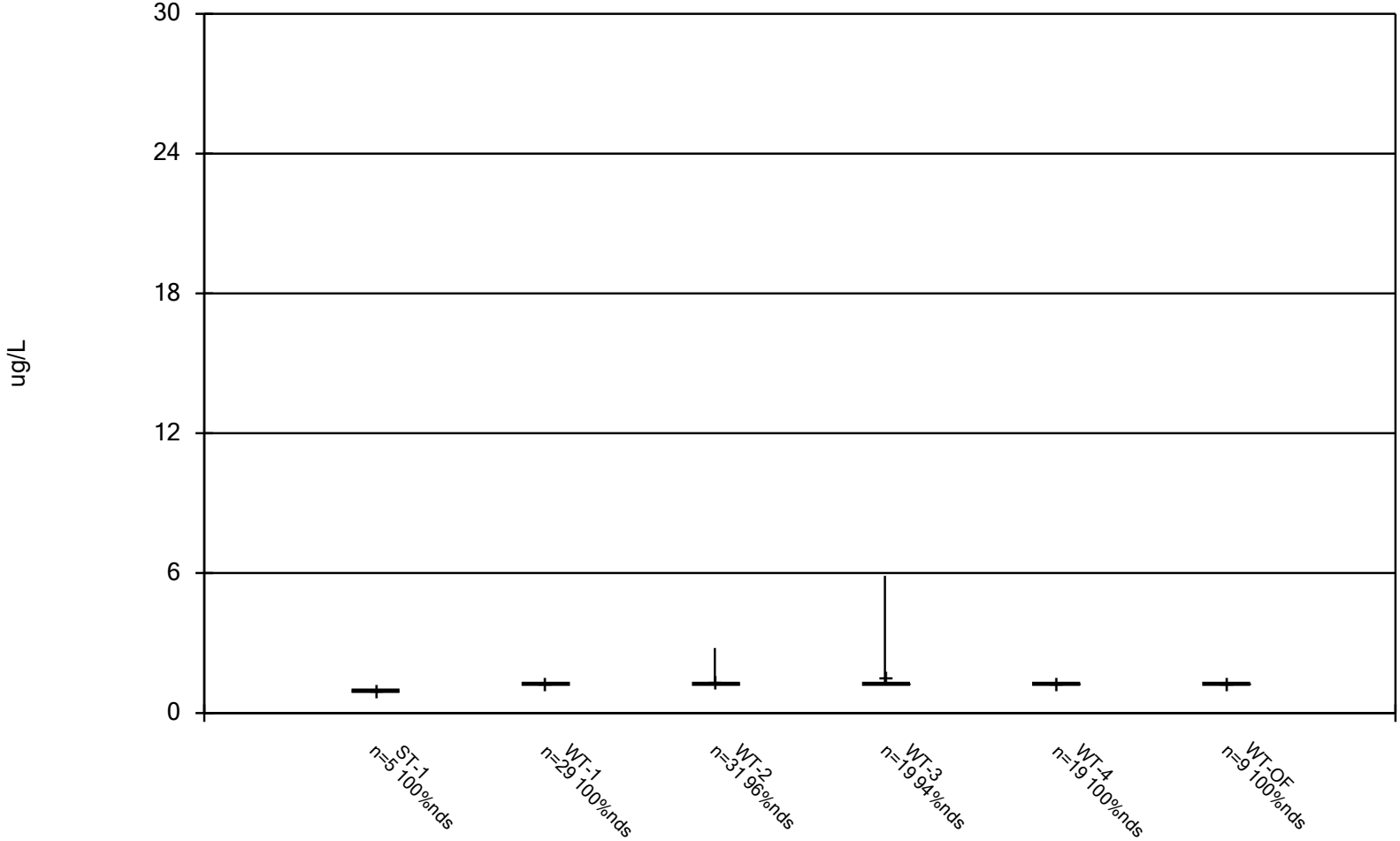

Constituent: Chloroform Analysis Run 1/20/2026 8:33 AM View: 02_GU_Organics

Iowa City Landfill Client: HDR Data: Iowa City Sanitary Landfill

Box & Whiskers Plot

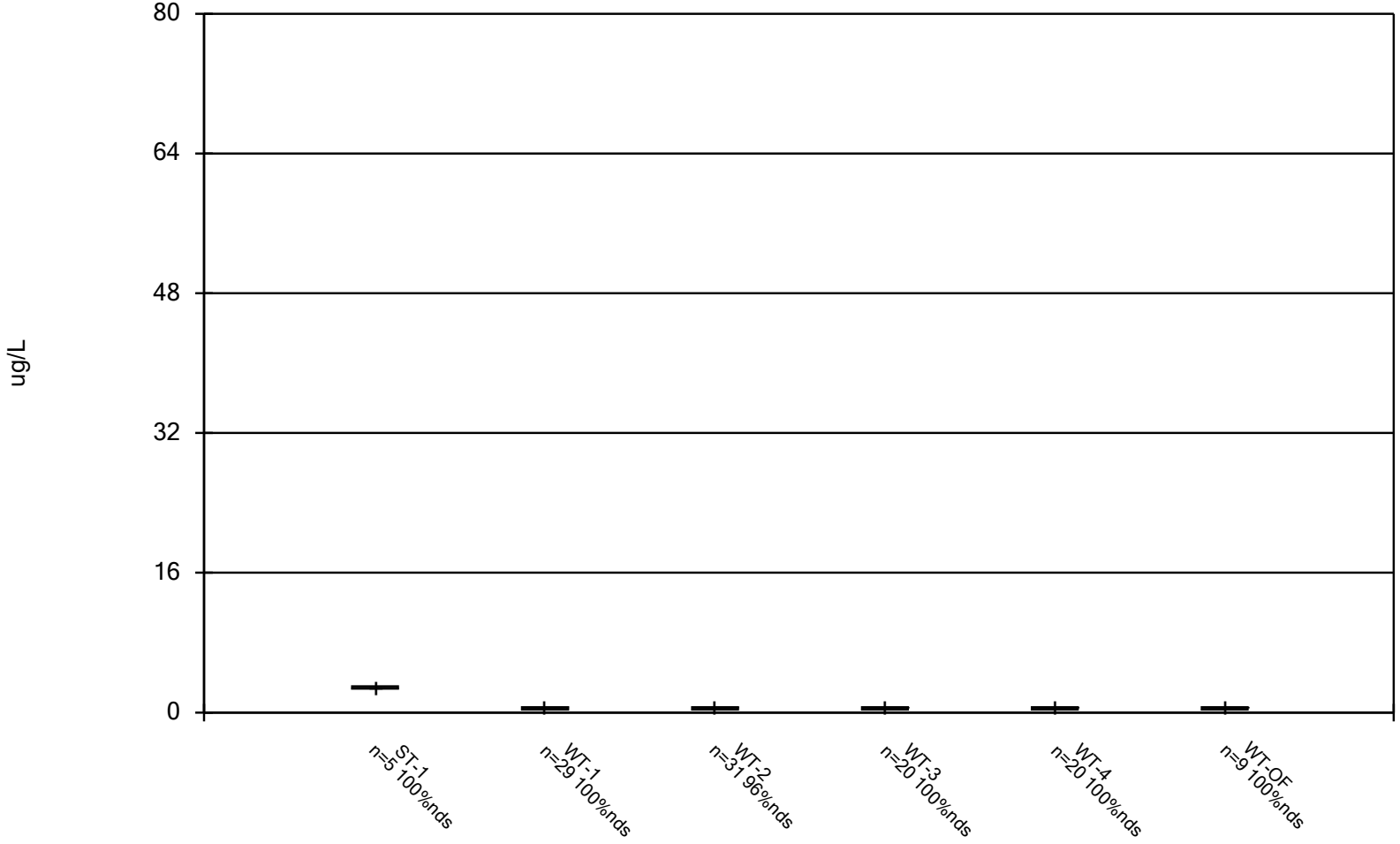

Constituent: Chloromethane Analysis Run 1/20/2026 8:33 AM View: 02_GU_Organics

Iowa City Landfill Client: HDR Data: Iowa City Sanitary Landfill

Box & Whiskers Plot

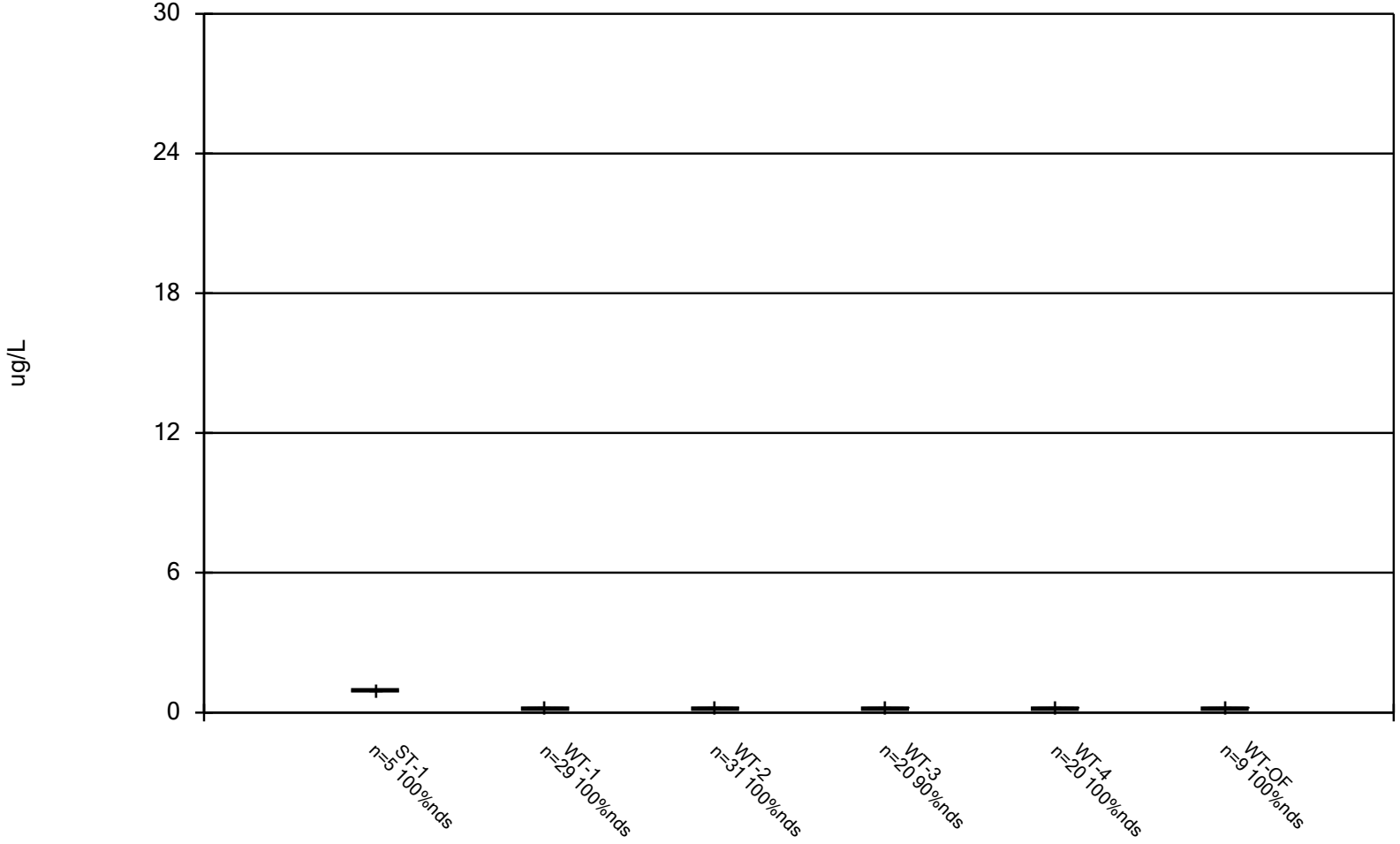

Constituent: cis-1,2-Dichloroethene Analysis Run 1/20/2026 8:33 AM View: 02_GU_Organics

Iowa City Landfill Client: HDR Data: Iowa City Sanitary Landfill

Box & Whiskers Plot

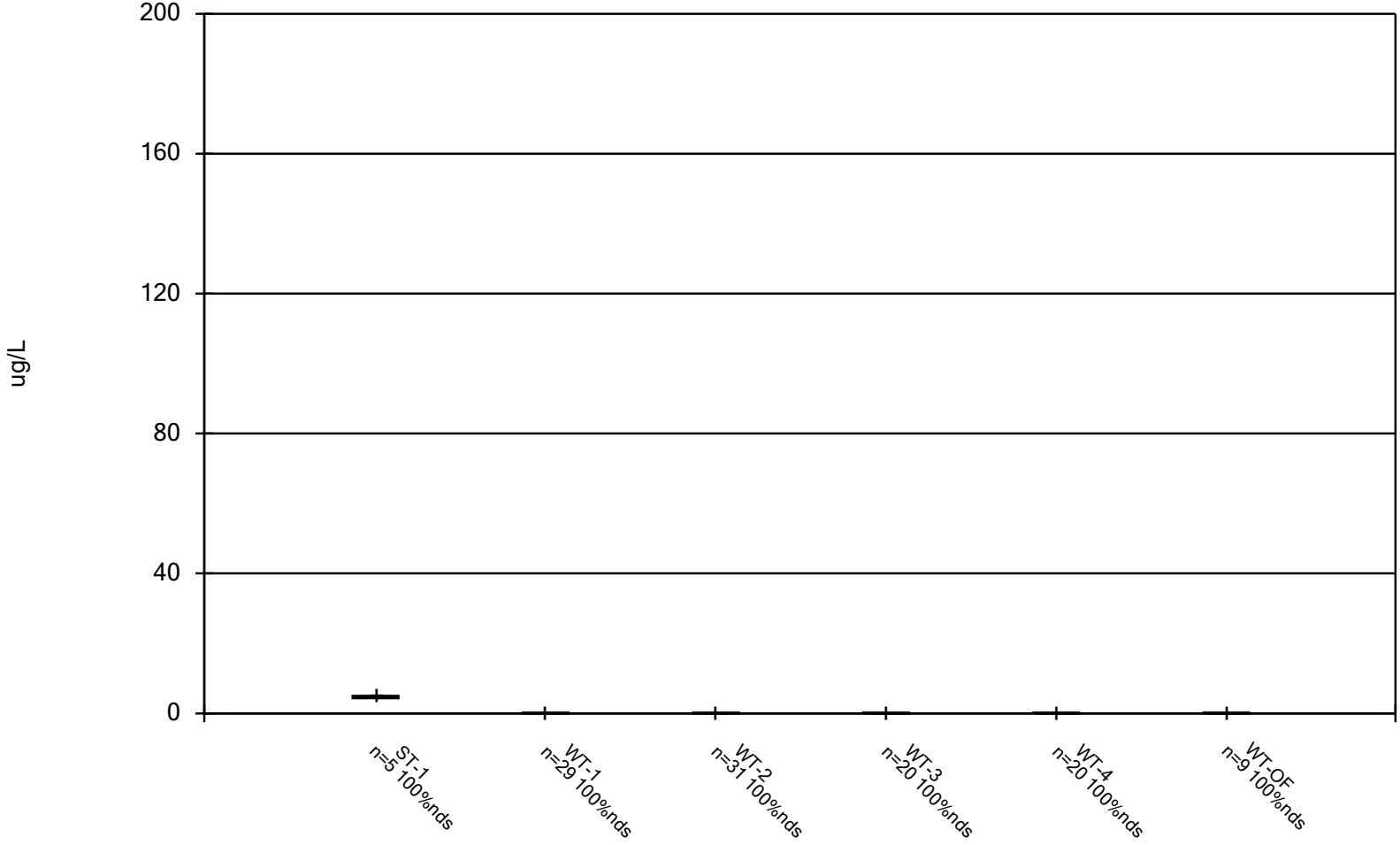

Constituent: cis-1,3-Dichloropropene Analysis Run 1/20/2026 8:33 AM View: 02_GU_Organics

Iowa City Landfill Client: HDR Data: Iowa City Sanitary Landfill

Box & Whiskers Plot

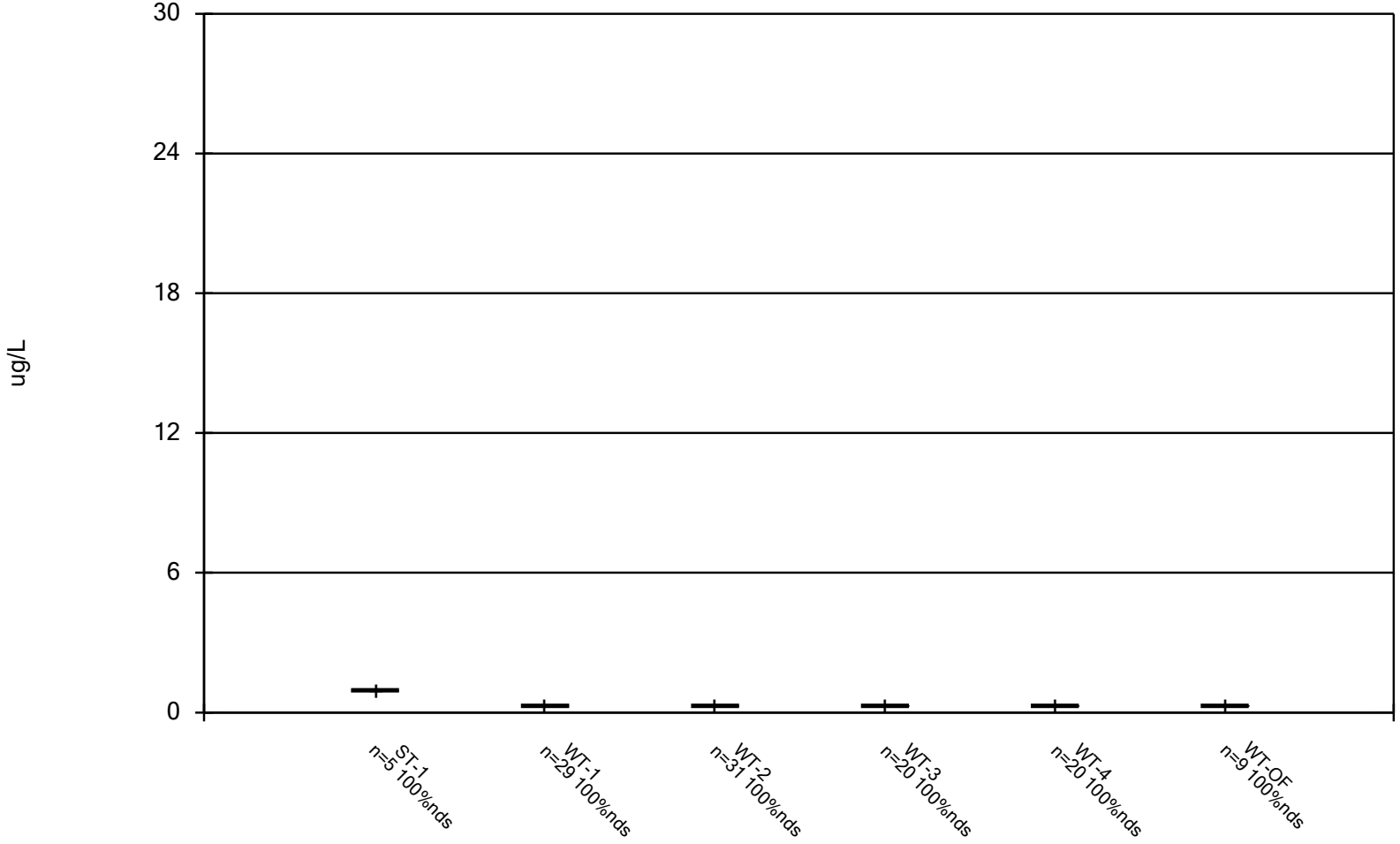

Constituent: Dibromomethane Analysis Run 1/20/2026 8:33 AM View: 02_GU_Organics

Iowa City Landfill Client: HDR Data: Iowa City Sanitary Landfill

Box & Whiskers Plot

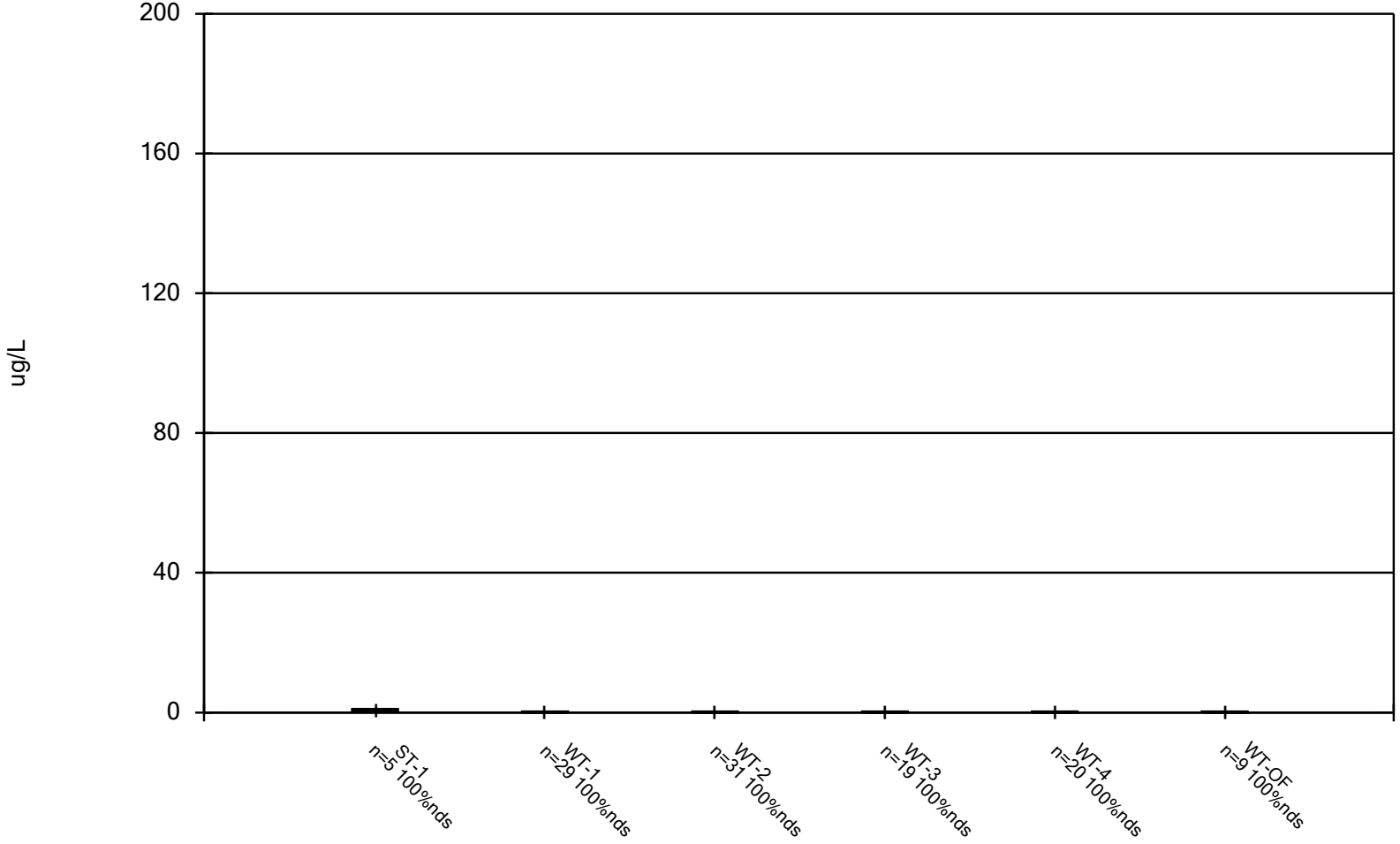

Constituent: Ethylbenzene Analysis Run 1/20/2026 8:33 AM View: 02_GU_Organics

Iowa City Landfill Client: HDR Data: Iowa City Sanitary Landfill

Box & Whiskers Plot

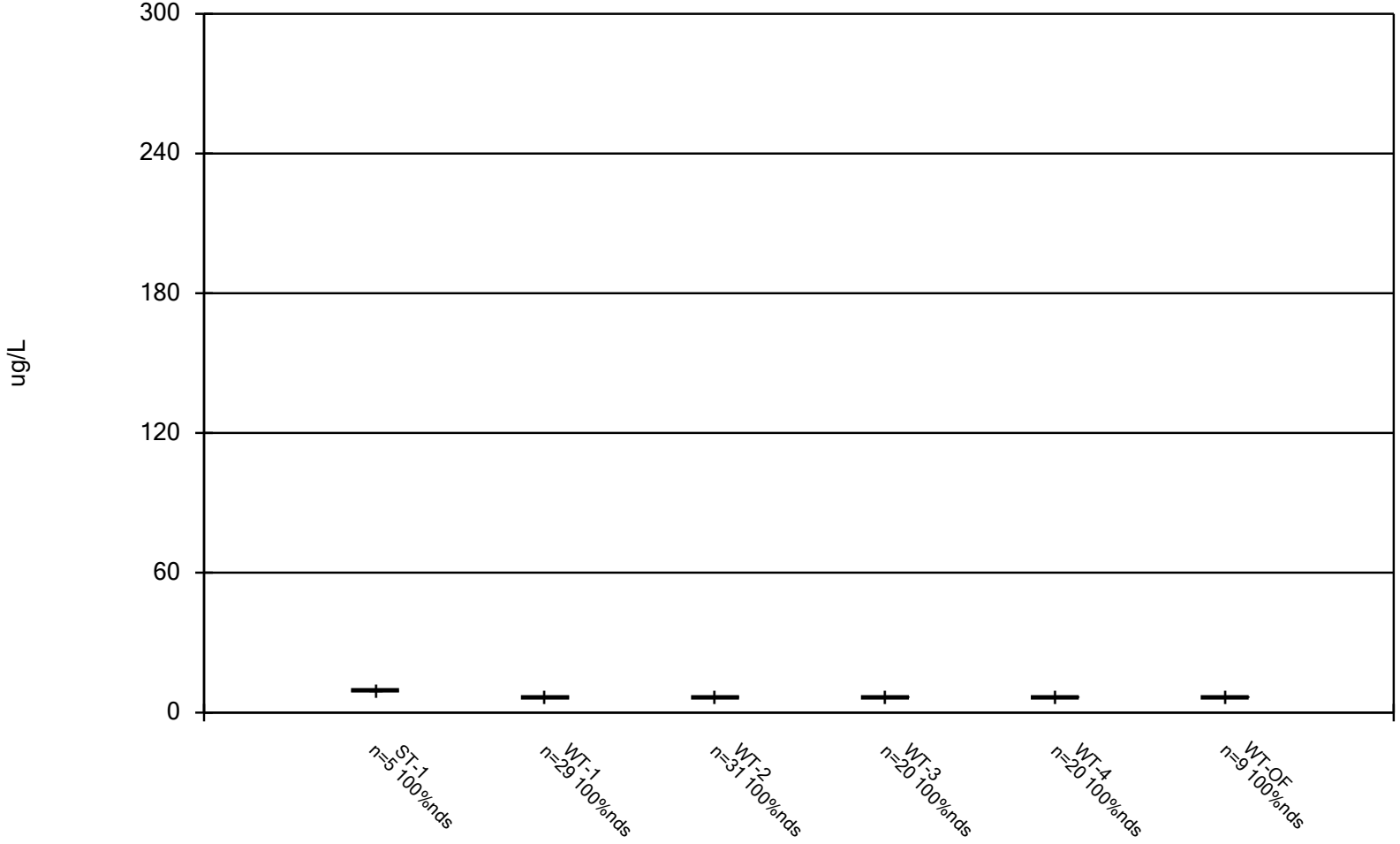

Constituent: Iodomethane Analysis Run 1/20/2026 8:33 AM View: 02_GU_Organics

Iowa City Landfill Client: HDR Data: Iowa City Sanitary Landfill

Box & Whiskers Plot

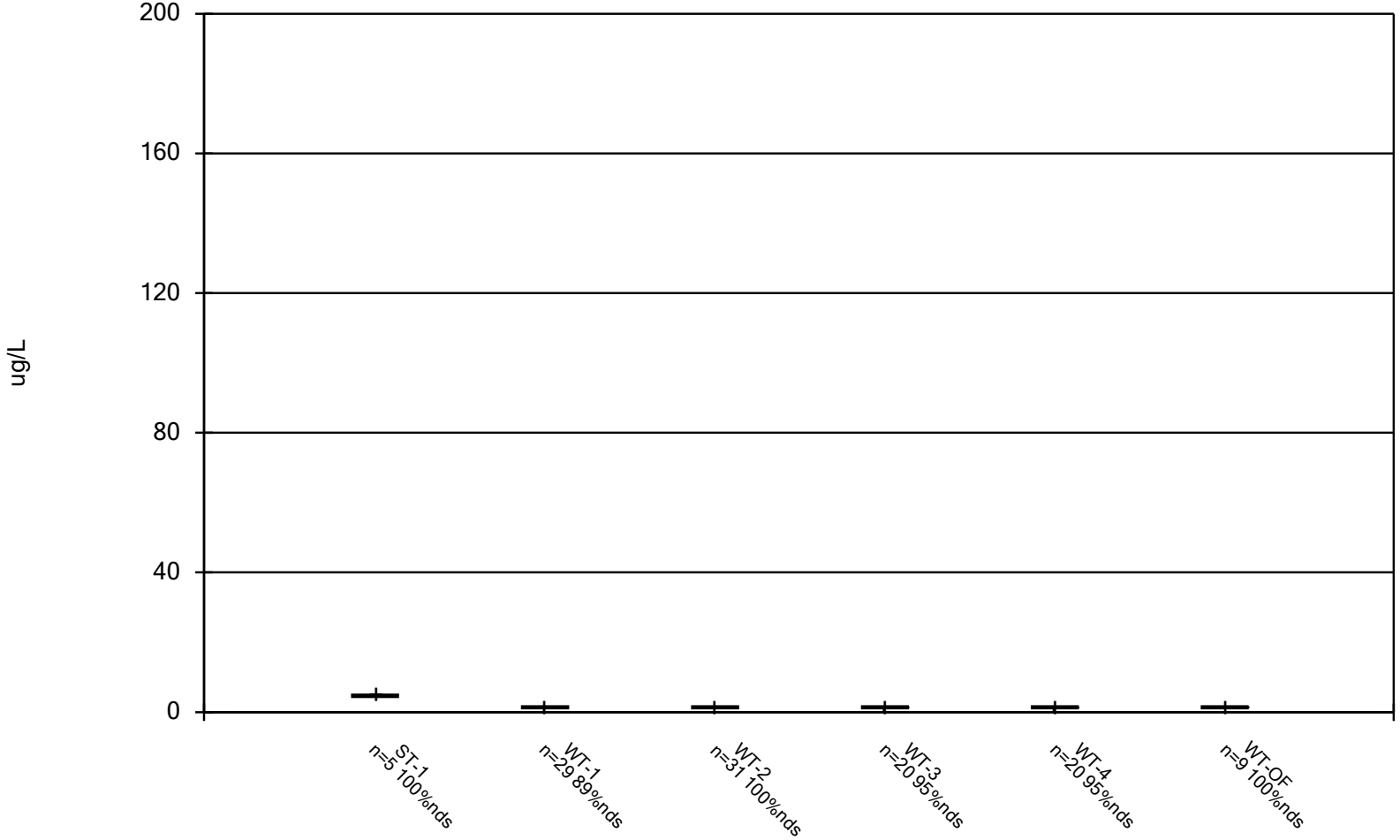

Constituent: Methylene Chloride Analysis Run 1/20/2026 8:33 AM View: 02_GU_Organics

Iowa City Landfill Client: HDR Data: Iowa City Sanitary Landfill

Box & Whiskers Plot

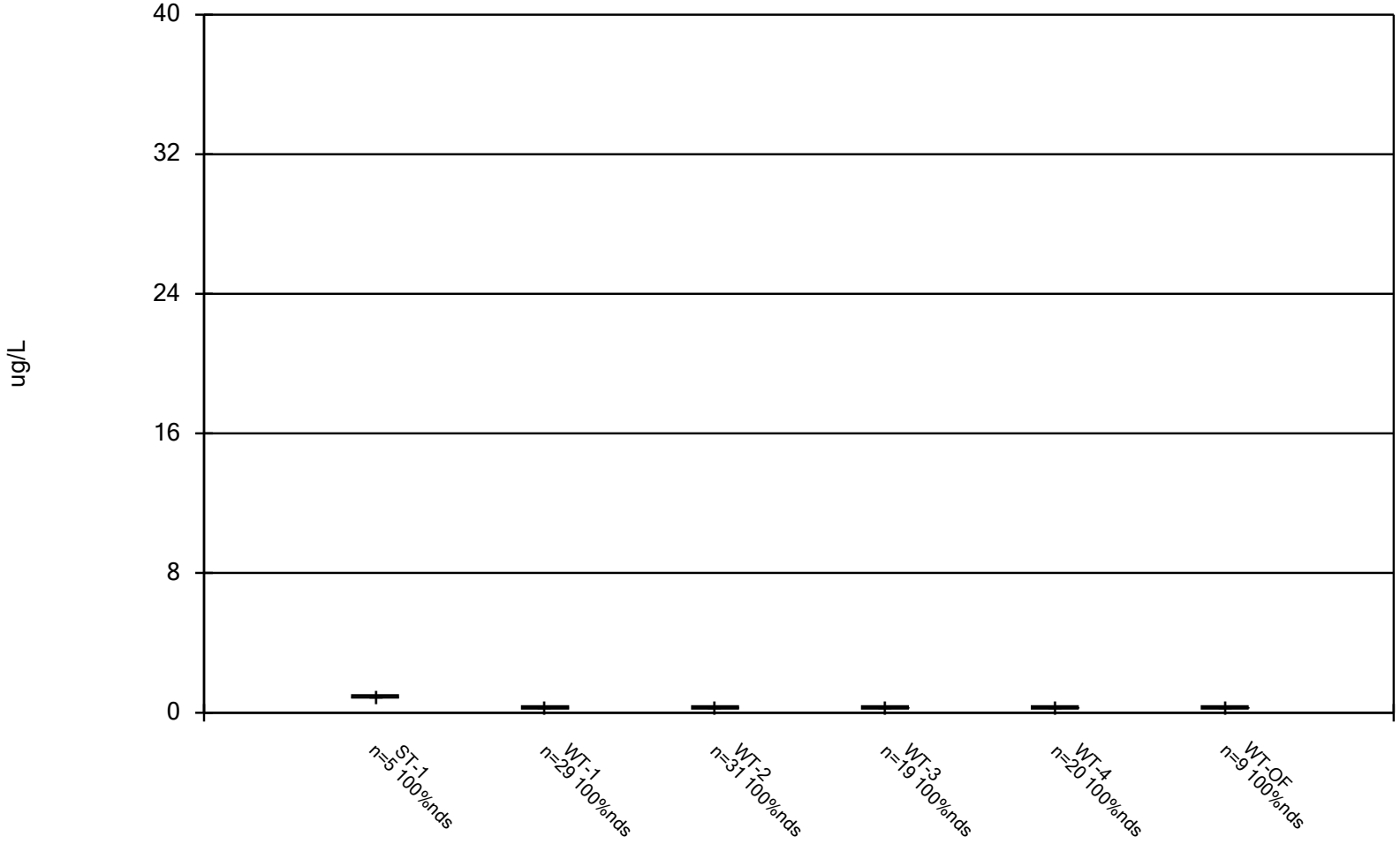

Constituent: Styrene Analysis Run 1/20/2026 8:33 AM View: 02_GU_Organics

Iowa City Landfill Client: HDR Data: Iowa City Sanitary Landfill

Box & Whiskers Plot

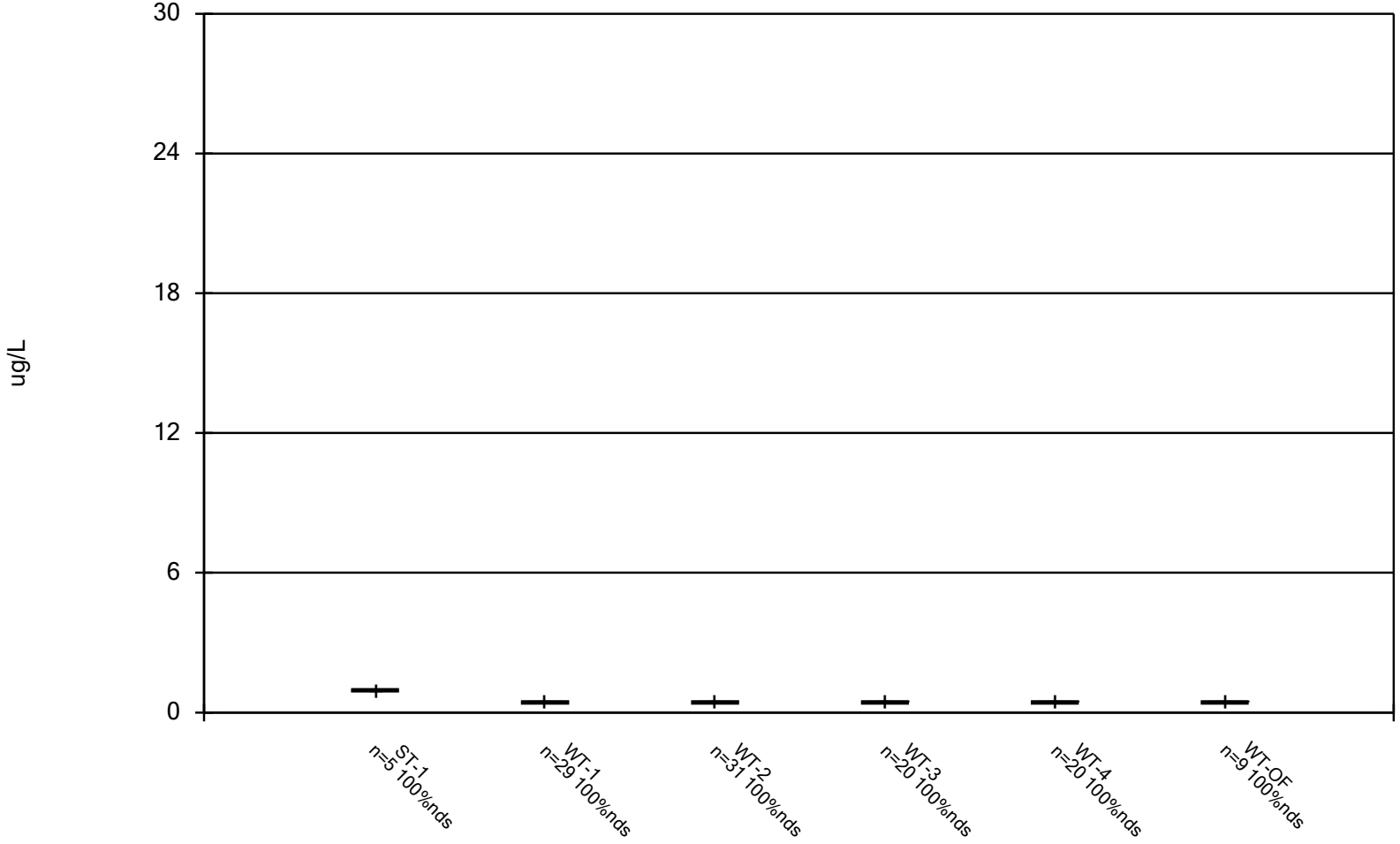

Constituent: Tetrachloroethene Analysis Run 1/20/2026 8:33 AM View: 02_GU_Organics

Iowa City Landfill Client: HDR Data: Iowa City Sanitary Landfill

Box & Whiskers Plot

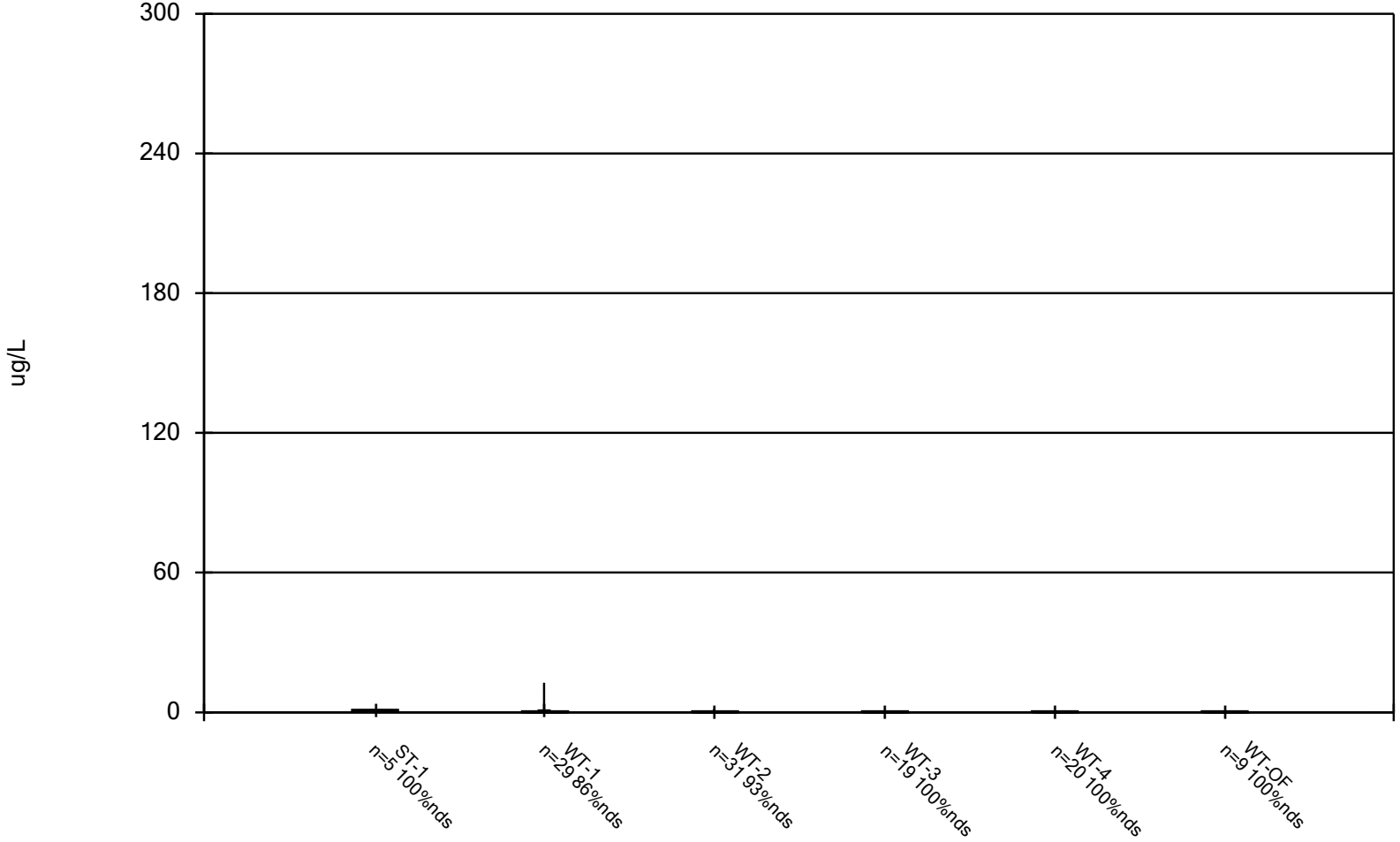

Constituent: Toluene Analysis Run 1/20/2026 8:33 AM View: 02_GU_Organics

Iowa City Landfill Client: HDR Data: Iowa City Sanitary Landfill

Box & Whiskers Plot

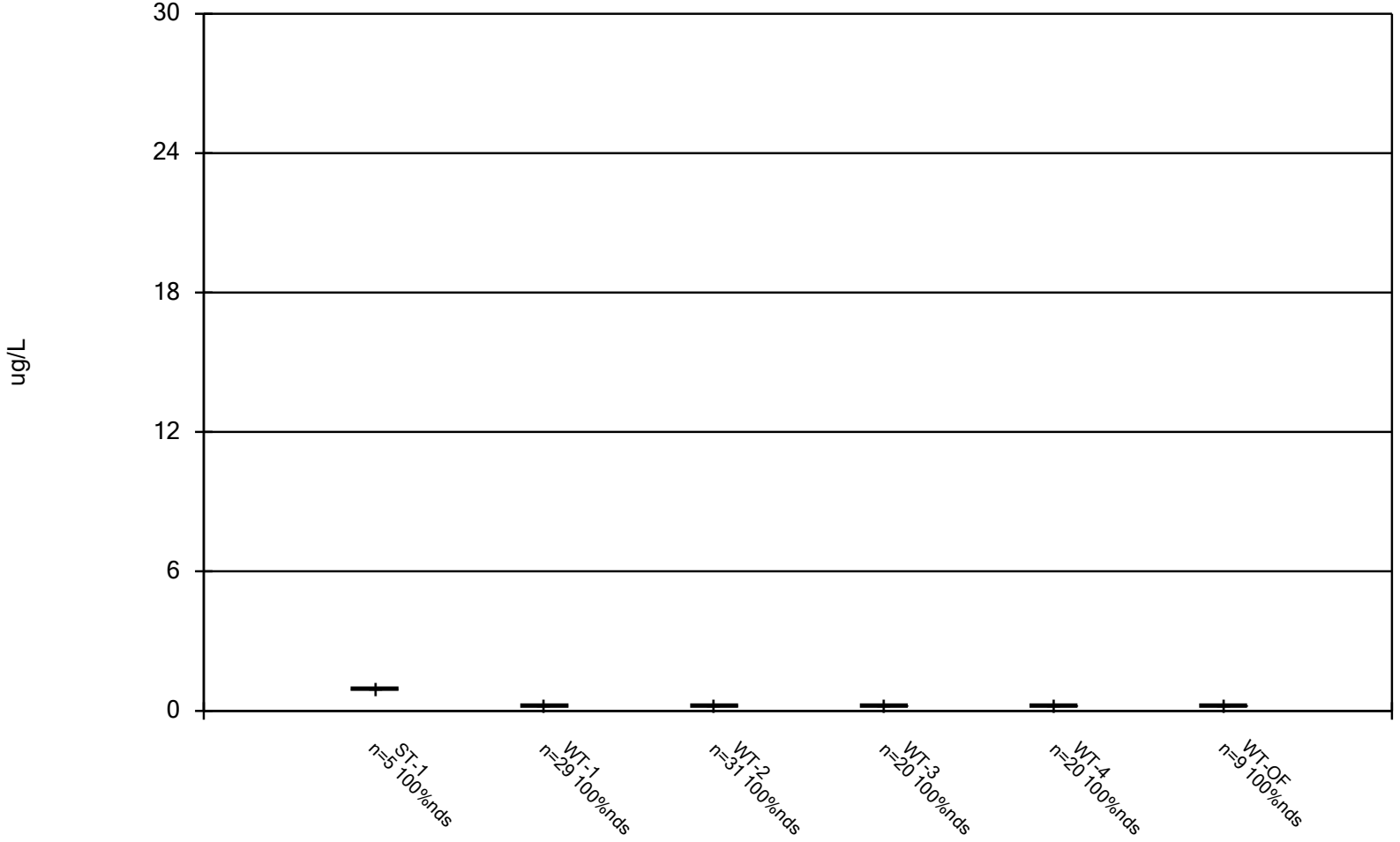

Constituent: trans-1,2-Dichloroethene Analysis Run 1/20/2026 8:33 AM View: 02_GU_Organics

Iowa City Landfill Client: HDR Data: Iowa City Sanitary Landfill

Box & Whiskers Plot

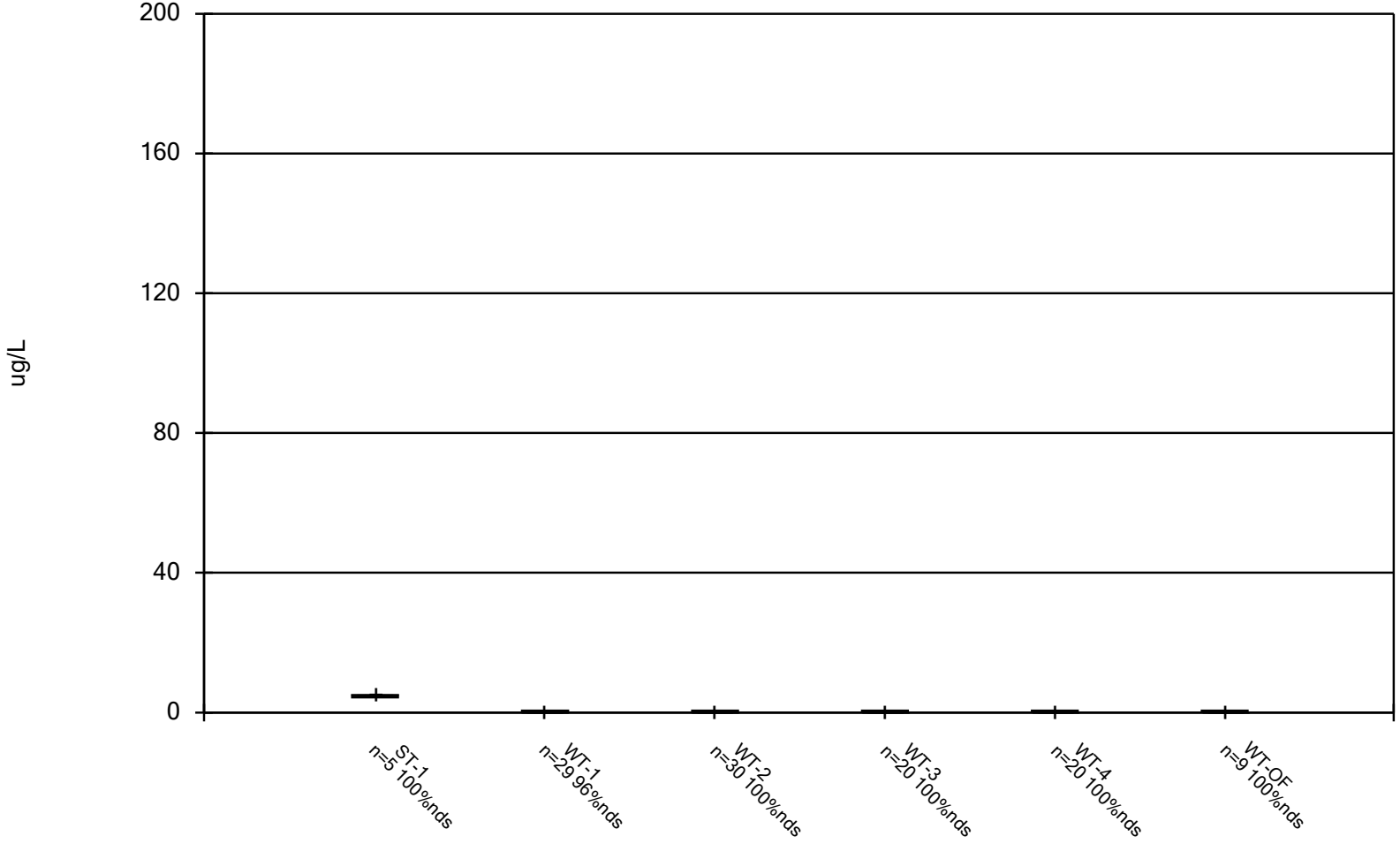

Constituent: trans-1,3-Dichloropropene Analysis Run 1/20/2026 8:33 AM View: 02_GU_Organics

Iowa City Landfill Client: HDR Data: Iowa City Sanitary Landfill

Box & Whiskers Plot

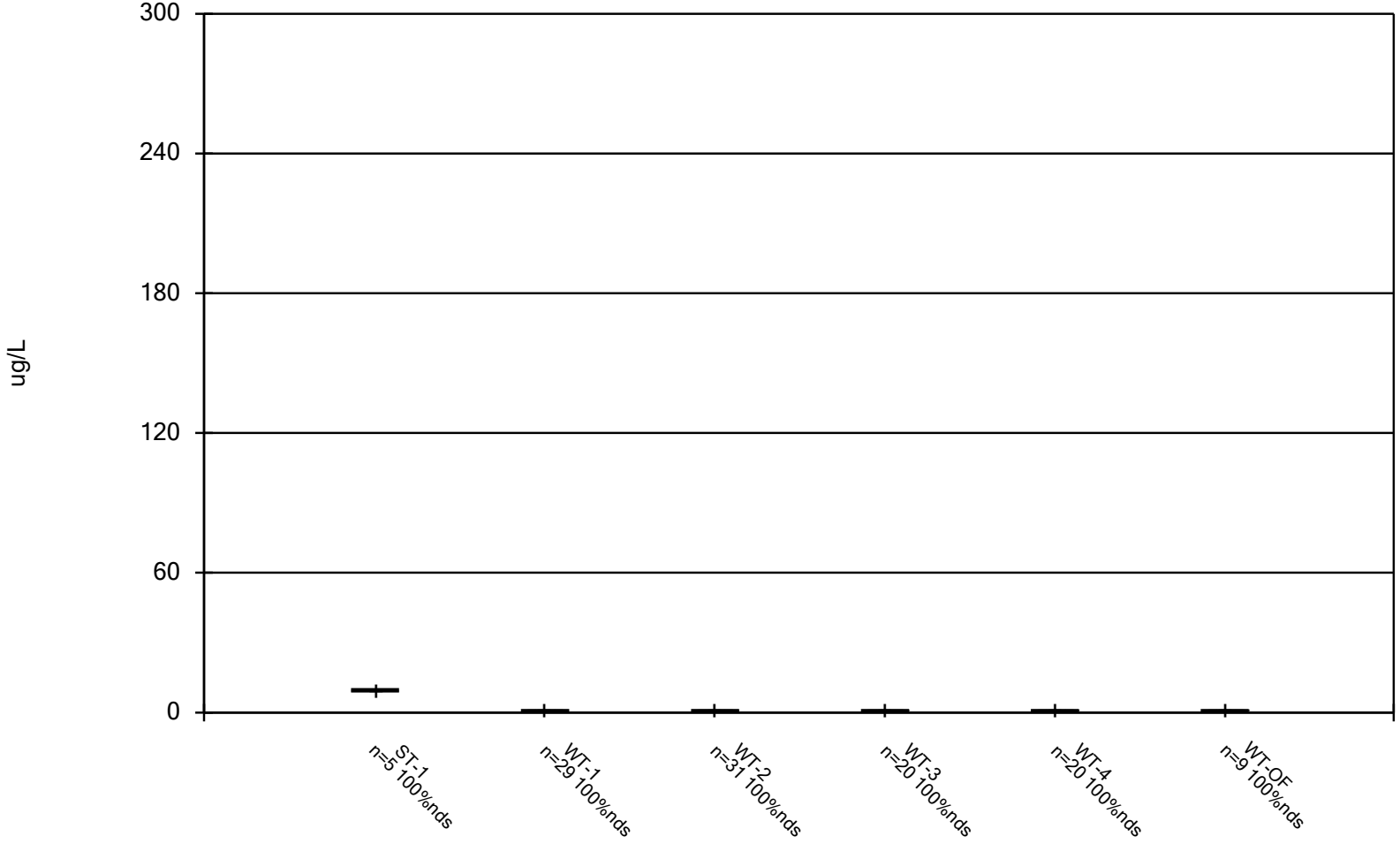

Constituent: trans-1,4-Dichloro-2-Butene Analysis Run 1/20/2026 8:33 AM View: 02_GU_Organics

Iowa City Landfill Client: HDR Data: Iowa City Sanitary Landfill

Box & Whiskers Plot

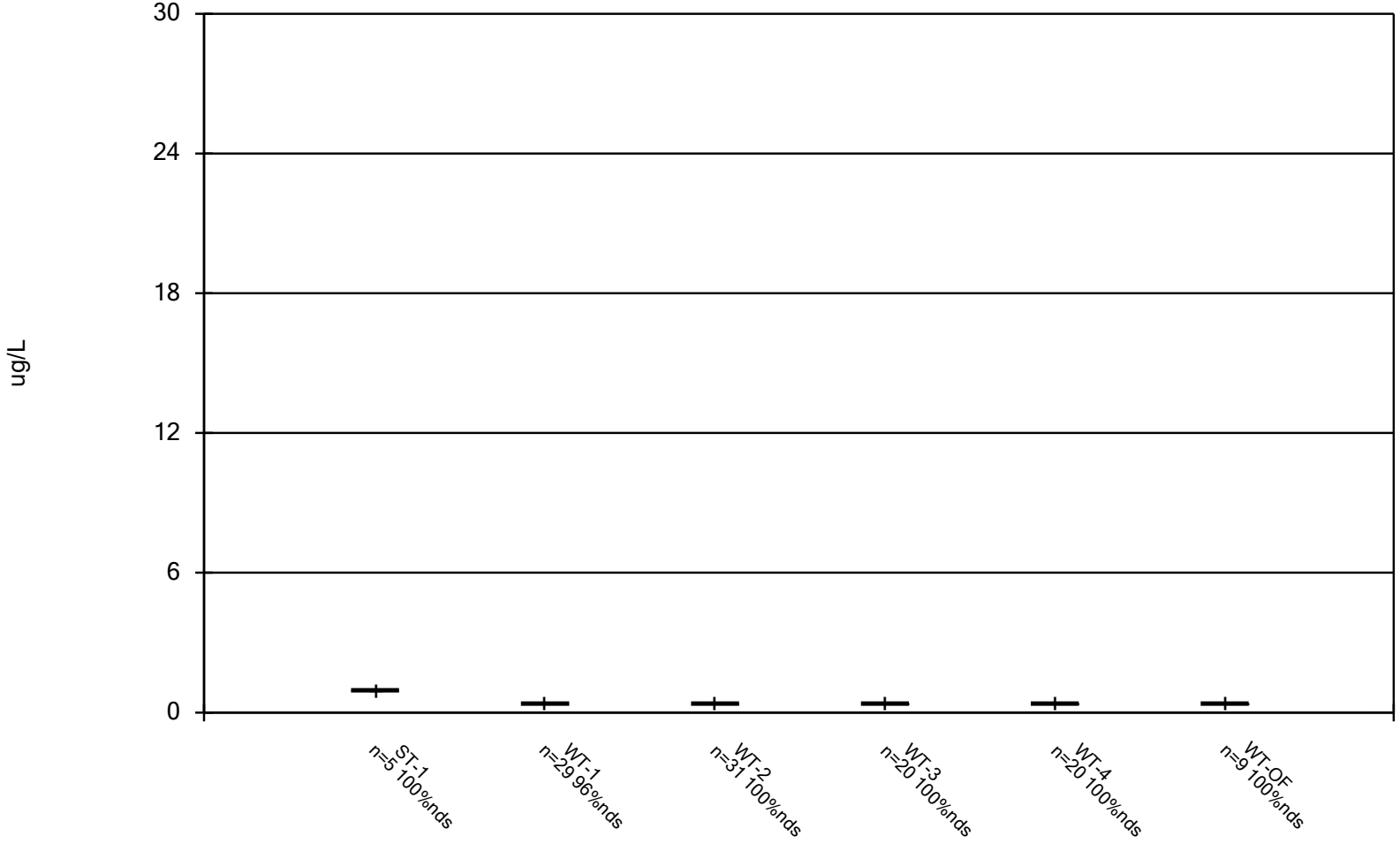

Constituent: Trichloroethene Analysis Run 1/20/2026 8:33 AM View: 02_GU_Organics

Iowa City Landfill Client: HDR Data: Iowa City Sanitary Landfill

Box & Whiskers Plot

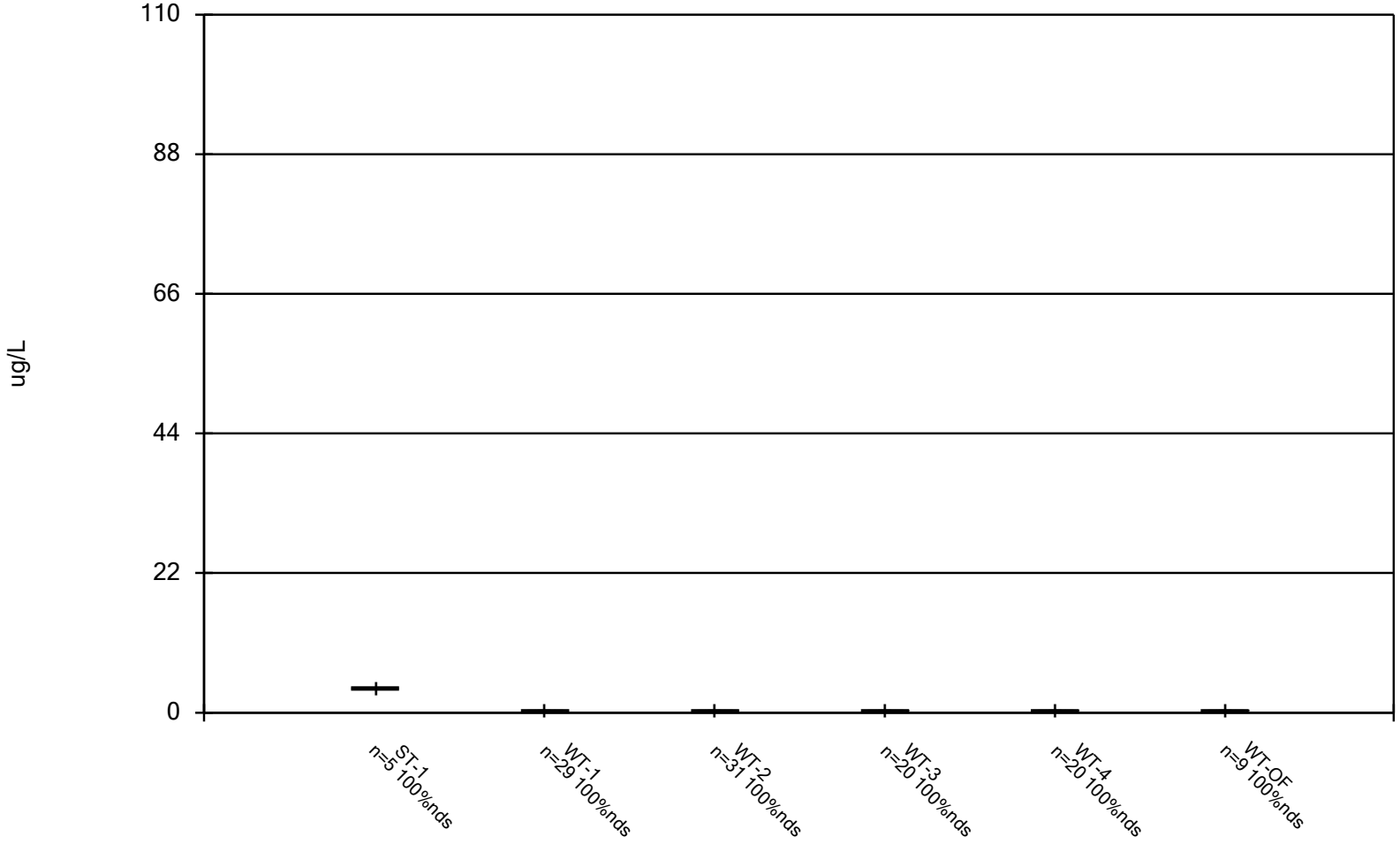

Constituent: Trichlorofluoromethane Analysis Run 1/20/2026 8:33 AM View: 02_GU_Organics

Iowa City Landfill Client: HDR Data: Iowa City Sanitary Landfill

Box & Whiskers Plot

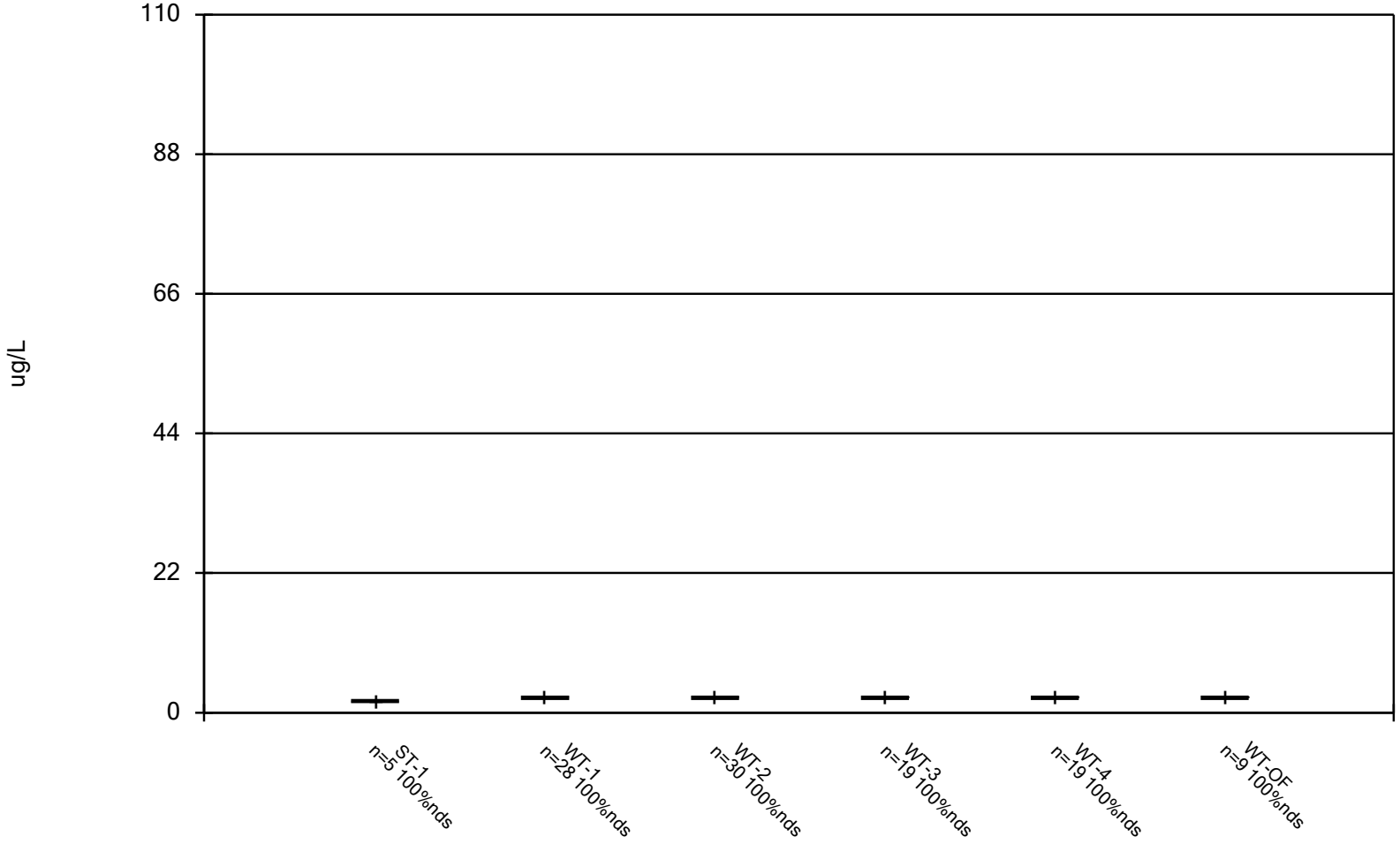

Constituent: Vinyl Acetate Analysis Run 1/20/2026 8:33 AM View: 02_GU_Organics

Iowa City Landfill Client: HDR Data: Iowa City Sanitary Landfill

Box & Whiskers Plot

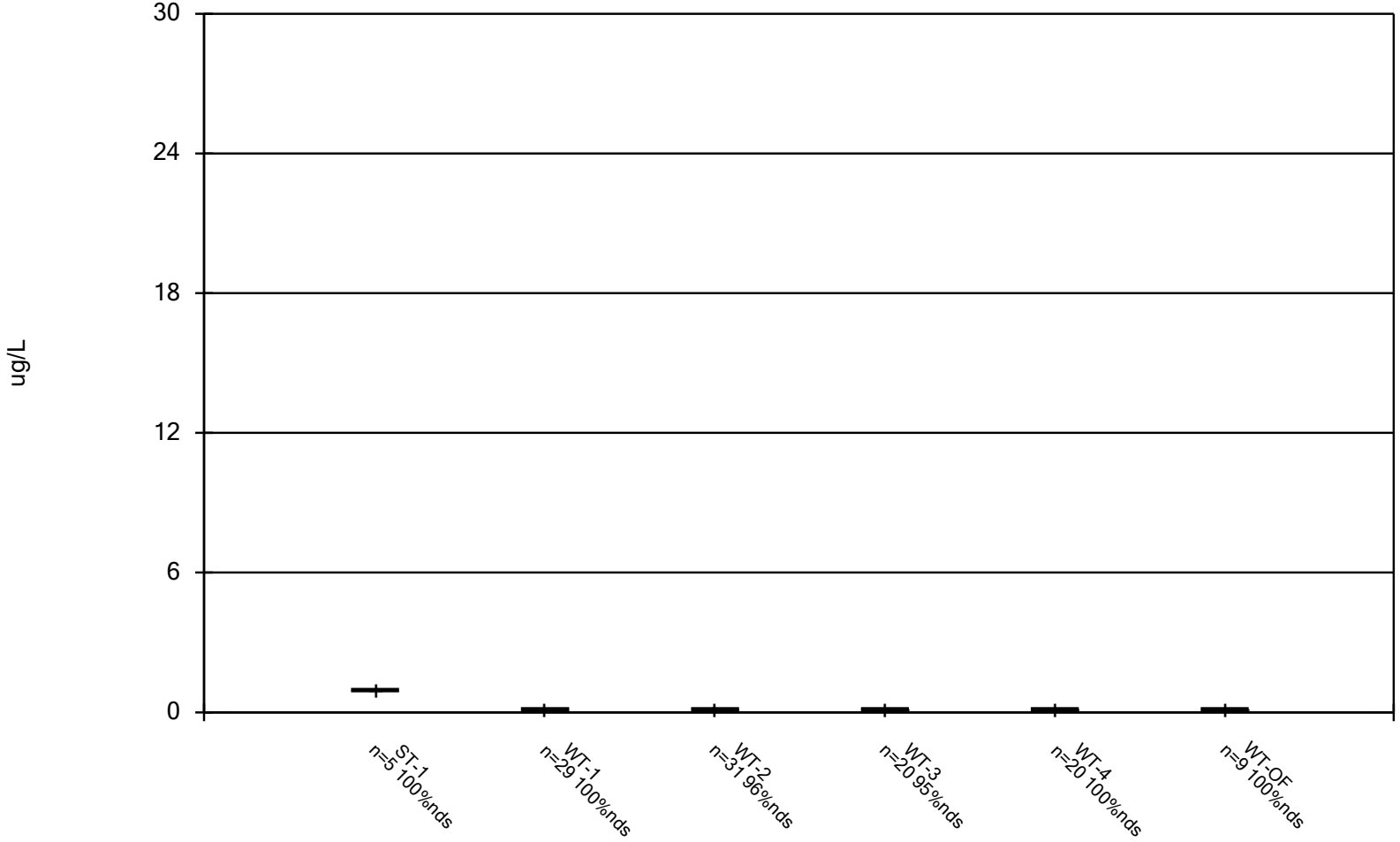

Constituent: Vinyl Chloride Analysis Run 1/20/2026 8:33 AM View: 02_GU_Organics

Iowa City Landfill Client: HDR Data: Iowa City Sanitary Landfill

Box & Whiskers Plot

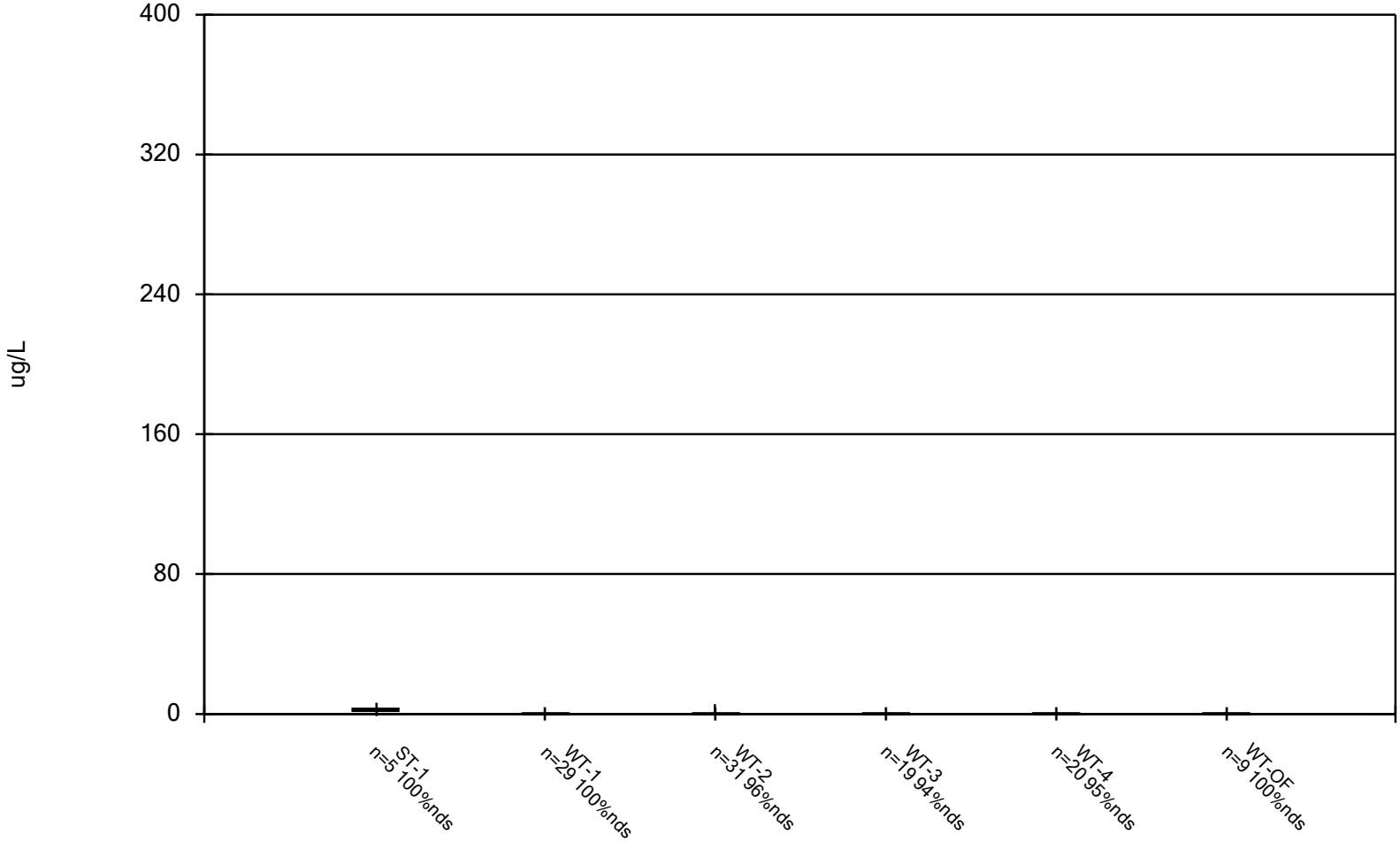

Constituent: Xylenes, Total Analysis Run 1/20/2026 8:33 AM View: 02_GU_Organics

Iowa City Landfill Client: HDR Data: Iowa City Sanitary Landfill

Box & Whiskers Plot

Iowa City Landfill Client: HDR Data: Iowa City Sanitary Landfill Printed 1/20/2026, 8:35 AM

Constituent	Well	N	Mean	Std. Dev.	Std. Err.	Median	Lower Q.	Upper Q.	Min.	Max.	%NDs
1,1,1,2-Tetrachloroethane (ug/L)	ST-1	5	1	0	0	1	1	1	1	1	100
1,1,1,2-Tetrachloroethane (ug/L)	WT-1	29	0.38	0	0	0.38	0.38	0.38	0.38	0.38	100
1,1,1,2-Tetrachloroethane (ug/L)	WT-2	31	0.38	0	0	0.38	0.38	0.38	0.38	0.38	100
1,1,1,2-Tetrachloroethane (ug/L)	WT-3	20	0.38	0	0	0.38	0.38	0.38	0.38	0.38	100
1,1,1,2-Tetrachloroethane (ug/L)	WT-4	20	0.38	0	0	0.38	0.38	0.38	0.38	0.38	100
1,1,1,2-Tetrachloroethane (ug/L)	WT-OF	9	0.38	0	0	0.38	0.38	0.38	0.38	0.38	100
1,1,1-Trichloroethane (ug/L)	ST-1	5	1	0	0	1	1	1	1	1	100
1,1,1-Trichloroethane (ug/L)	WT-1	29	0.19	0	0	0.19	0.19	0.19	0.19	0.19	100
1,1,1-Trichloroethane (ug/L)	WT-2	31	0.19	0	0	0.19	0.19	0.19	0.19	0.19	100
1,1,1-Trichloroethane (ug/L)	WT-3	20	0.19	0	0	0.19	0.19	0.19	0.19	0.19	100
1,1,1-Trichloroethane (ug/L)	WT-4	20	0.19	0	0	0.19	0.19	0.19	0.19	0.19	100
1,1,1-Trichloroethane (ug/L)	WT-OF	9	0.19	0	0	0.19	0.19	0.19	0.19	0.19	100
1,1,2,2-Tetrachloroethane (ug/L)	ST-1	5	1	0	0	1	1	1	1	1	100
1,1,2,2-Tetrachloroethane (ug/L)	WT-1	29	0.47	0	0	0.47	0.47	0.47	0.47	0.47	100
1,1,2,2-Tetrachloroethane (ug/L)	WT-2	31	0.47	0	0	0.47	0.47	0.47	0.47	0.47	100
1,1,2,2-Tetrachloroethane (ug/L)	WT-3	20	0.47	0	0	0.47	0.47	0.47	0.47	0.47	100
1,1,2,2-Tetrachloroethane (ug/L)	WT-4	20	0.47	0	0	0.47	0.47	0.47	0.47	0.47	100
1,1,2,2-Tetrachloroethane (ug/L)	WT-OF	9	0.47	0	0	0.47	0.47	0.47	0.47	0.47	100
1,1,2-Trichloroethane (ug/L)	ST-1	5	1	0	0	1	1	1	1	1	100
1,1,2-Trichloroethane (ug/L)	WT-1	29	0.45	0	0	0.45	0.45	0.45	0.45	0.45	100
1,1,2-Trichloroethane (ug/L)	WT-2	30	0.45	0	0	0.45	0.45	0.45	0.45	0.45	100
1,1,2-Trichloroethane (ug/L)	WT-3	20	0.45	0	0	0.45	0.45	0.45	0.45	0.45	100
1,1,2-Trichloroethane (ug/L)	WT-4	20	0.45	0	0	0.45	0.45	0.45	0.45	0.45	100
1,1,2-Trichloroethane (ug/L)	WT-OF	9	0.45	0	0	0.45	0.45	0.45	0.45	0.45	100
1,1-Dichloroethane (ug/L)	ST-1	5	1	0	0	1	1	1	1	1	100
1,1-Dichloroethane (ug/L)	WT-1	29	0.22	0	0	0.22	0.22	0.22	0.22	0.22	100
1,1-Dichloroethane (ug/L)	WT-2	31	0.2569	0.08334	0.01497	0.22	0.22	0.22	0.22	0.508	80.65
1,1-Dichloroethane (ug/L)	WT-3	20	0.22	0	0	0.22	0.22	0.22	0.22	0.22	100
1,1-Dichloroethane (ug/L)	WT-4	20	0.22	0	0	0.22	0.22	0.22	0.22	0.22	100
1,1-Dichloroethane (ug/L)	WT-OF	9	0.22	0	0	0.22	0.22	0.22	0.22	0.22	100
1,1-Dichloroethene (ug/L)	ST-1	5	2	0	0	2	2	2	2	2	100
1,1-Dichloroethene (ug/L)	WT-1	29	0.56	0	0	0.56	0.56	0.56	0.56	0.56	100
1,1-Dichloroethene (ug/L)	WT-2	31	0.56	0	0	0.56	0.56	0.56	0.56	0.56	100
1,1-Dichloroethene (ug/L)	WT-3	20	0.56	0	0	0.56	0.56	0.56	0.56	0.56	100
1,1-Dichloroethene (ug/L)	WT-4	20	0.56	0	0	0.56	0.56	0.56	0.56	0.56	100
1,1-Dichloroethene (ug/L)	WT-OF	9	0.56	0	0	0.56	0.56	0.56	0.56	0.56	100
1,2,3-Trichloropropane (ug/L)	ST-1	5	1	0	0	1	1	1	1	1	100
1,2,3-Trichloropropane (ug/L)	WT-1	29	0.59	0	0	0.59	0.59	0.59	0.59	0.59	100
1,2,3-Trichloropropane (ug/L)	WT-2	31	0.59	0	0	0.59	0.59	0.59	0.59	0.59	100
1,2,3-Trichloropropane (ug/L)	WT-3	20	0.59	0	0	0.59	0.59	0.59	0.59	0.59	100
1,2,3-Trichloropropane (ug/L)	WT-4	20	0.59	0	0	0.59	0.59	0.59	0.59	0.59	100
1,2,3-Trichloropropane (ug/L)	WT-OF	9	0.59	0	0	0.59	0.59	0.59	0.59	0.59	100
1,2-Dibromo-3-Chloropropane (ug/L)	ST-1	5	10	0	0	10	10	10	10	10	100
1,2-Dibromo-3-Chloropropane (ug/L)	WT-1	29	1.2	0	0	1.2	1.2	1.2	1.2	1.2	100
1,2-Dibromo-3-Chloropropane (ug/L)	WT-2	32	1.2	0	0	1.2	1.2	1.2	1.2	1.2	100
1,2-Dibromo-3-Chloropropane (ug/L)	WT-3	20	1.2	0	0	1.2	1.2	1.2	1.2	1.2	100
1,2-Dibromo-3-Chloropropane (ug/L)	WT-4	20	1.2	0	0	1.2	1.2	1.2	1.2	1.2	100
1,2-Dibromo-3-Chloropropane (ug/L)	WT-OF	9	1.2	0	0	1.2	1.2	1.2	1.2	1.2	100
1,2-Dibromoethane [EDB] (ug/L)	ST-1	5	10	0	0	10	10	10	10	10	100
1,2-Dibromoethane [EDB] (ug/L)	WT-1	29	0.34	0	0	0.34	0.34	0.34	0.34	0.34	100

Box & Whiskers Plot

Iowa City Landfill Client: HDR Data: Iowa City Sanitary Landfill Printed 1/20/2026, 8:35 AM

Constituent	Well	N	Mean	Std. Dev.	Std. Err.	Median	Lower Q.	Upper Q.	Min.	Max.	%NDs
1,2-Dibromoethane [EDB] (ug/L)	WT-2	32	0.34	0	0	0.34	0.34	0.34	0.34	0.34	100
1,2-Dibromoethane [EDB] (ug/L)	WT-3	20	0.34	0	0	0.34	0.34	0.34	0.34	0.34	100
1,2-Dibromoethane [EDB] (ug/L)	WT-4	20	0.34	0	0	0.34	0.34	0.34	0.34	0.34	100
1,2-Dibromoethane [EDB] (ug/L)	WT-OF	9	0.34	0	0	0.34	0.34	0.34	0.34	0.34	100
1,2-Dichlorobenzene (ug/L)	ST-1	5	1	0	0	1	1	1	1	1	100
1,2-Dichlorobenzene (ug/L)	WT-1	29	0.37	0	0	0.37	0.37	0.37	0.37	0.37	100
1,2-Dichlorobenzene (ug/L)	WT-2	31	0.37	0	0	0.37	0.37	0.37	0.37	0.37	100
1,2-Dichlorobenzene (ug/L)	WT-3	20	0.37	0	0	0.37	0.37	0.37	0.37	0.37	100
1,2-Dichlorobenzene (ug/L)	WT-4	20	0.37	0	0	0.37	0.37	0.37	0.37	0.37	100
1,2-Dichlorobenzene (ug/L)	WT-OF	9	0.37	0	0	0.37	0.37	0.37	0.37	0.37	100
1,2-Dichloroethane (ug/L)	ST-1	5	1	0	0	1	1	1	1	1	100
1,2-Dichloroethane (ug/L)	WT-1	29	0.39	0	0	0.39	0.39	0.39	0.39	0.39	100
1,2-Dichloroethane (ug/L)	WT-2	31	0.39	0	0	0.39	0.39	0.39	0.39	0.39	100
1,2-Dichloroethane (ug/L)	WT-3	20	0.39	0	0	0.39	0.39	0.39	0.39	0.39	100
1,2-Dichloroethane (ug/L)	WT-4	20	0.39	0	0	0.39	0.39	0.39	0.39	0.39	100
1,2-Dichloroethane (ug/L)	WT-OF	9	0.39	0	0	0.39	0.39	0.39	0.39	0.39	100
1,2-Dichloropropane (ug/L)	ST-1	5	1	0	0	1	1	1	1	1	100
1,2-Dichloropropane (ug/L)	WT-1	29	0.27	0	0	0.27	0.27	0.27	0.27	0.27	100
1,2-Dichloropropane (ug/L)	WT-2	31	0.27	0	0	0.27	0.27	0.27	0.27	0.27	100
1,2-Dichloropropane (ug/L)	WT-3	20	0.27	0	0	0.27	0.27	0.27	0.27	0.27	100
1,2-Dichloropropane (ug/L)	WT-4	20	0.27	0	0	0.27	0.27	0.27	0.27	0.27	100
1,2-Dichloropropane (ug/L)	WT-OF	9	0.27	0	0	0.27	0.27	0.27	0.27	0.27	100
1,4-Dichlorobenzene (ug/L)	ST-1	5	1	0	0	1	1	1	1	1	100
1,4-Dichlorobenzene (ug/L)	WT-1	29	0.23	0	0	0.23	0.23	0.23	0.23	0.23	100
1,4-Dichlorobenzene (ug/L)	WT-2	31	0.23	0	0	0.23	0.23	0.23	0.23	0.23	100
1,4-Dichlorobenzene (ug/L)	WT-3	20	0.23	0	0	0.23	0.23	0.23	0.23	0.23	100
1,4-Dichlorobenzene (ug/L)	WT-4	20	0.23	0	0	0.23	0.23	0.23	0.23	0.23	100
1,4-Dichlorobenzene (ug/L)	WT-OF	9	0.23	0	0	0.23	0.23	0.23	0.23	0.23	100
2-Butanone [MEK] (ug/L)	ST-1	5	10	0	0	10	10	10	10	10	100
2-Butanone [MEK] (ug/L)	WT-1	28	2.1	0	0	2.1	2.1	2.1	2.1	2.1	100
2-Butanone [MEK] (ug/L)	WT-2	31	2.368	1.491	0.2677	2.1	2.1	2.1	2.1	10.4	96.77
2-Butanone [MEK] (ug/L)	WT-3	20	2.1	0	0	2.1	2.1	2.1	2.1	2.1	100
2-Butanone [MEK] (ug/L)	WT-4	20	2.1	0	0	2.1	2.1	2.1	2.1	2.1	100
2-Butanone [MEK] (ug/L)	WT-OF	9	2.866	2.297	0.7656	2.1	2.1	2.1	2.1	8.99	88.89
2-Hexanone (ug/L)	ST-1	5	10	0	0	10	10	10	10	10	100
2-Hexanone (ug/L)	WT-1	29	2	0	0	2	2	2	2	2	100
2-Hexanone (ug/L)	WT-2	31	2	0	0	2	2	2	2	2	100
2-Hexanone (ug/L)	WT-3	20	2	0	0	2	2	2	2	2	100
2-Hexanone (ug/L)	WT-4	20	2	0	0	2	2	2	2	2	100
2-Hexanone (ug/L)	WT-OF	9	2	0	0	2	2	2	2	2	100
4-Methyl-2-pentanone [MIBK] (ug/L)	ST-1	5	10	0	0	10	10	10	10	10	100
4-Methyl-2-pentanone [MIBK] (ug/L)	WT-1	29	2.141	0.3561	0.06612	2.1	2.1	2.1	1.5	3.9	93.1
4-Methyl-2-pentanone [MIBK] (ug/L)	WT-2	30	2.066	0.1844	0.03367	2.1	2.1	2.1	1.09	2.1	96.67
4-Methyl-2-pentanone [MIBK] (ug/L)	WT-3	19	2.063	0.1606	0.03684	2.1	2.1	2.1	1.4	2.1	94.74
4-Methyl-2-pentanone [MIBK] (ug/L)	WT-4	20	2.05	0.2236	0.05	2.1	2.1	2.1	1.1	2.1	95
4-Methyl-2-pentanone [MIBK] (ug/L)	WT-OF	9	2.1	0	0	2.1	2.1	2.1	2.1	2.1	100
Acetone (ug/L)	ST-1	5	10	0	0	10	10	10	10	10	100
Acetone (ug/L)	WT-1	27	3.026	0.31	0.05967	3.1	3.1	3.1	2.12	3.63	81.48
Acetone (ug/L)	WT-2	29	3.469	1.429	0.2654	3.1	3.1	3.1	3.1	10.3	89.66
Acetone (ug/L)	WT-3	20	3.453	1.444	0.323	3.1	3.1	3.1	2.02	9.3	70

Box & Whiskers Plot

Iowa City Landfill Client: HDR Data: Iowa City Sanitary Landfill Printed 1/20/2026, 8:35 AM

Constituent	Well	N	Mean	Std. Dev.	Std. Err.	Median	Lower Q.	Upper Q.	Min.	Max.	%NDs
Acetone (ug/L)	WT-4	20	3.133	0.4864	0.1088	3.1	3.1	3.1	1.97	4.9	90
Acetone (ug/L)	WT-OF	10	4.15	3.32	1.05	3.1	3.1	3.1	3.1	13.6	90
Acrylonitrile (ug/L)	ST-1	5	10	0	0	10	10	10	10	10	100
Acrylonitrile (ug/L)	WT-1	29	2.2	0	0	2.2	2.2	2.2	2.2	2.2	100
Acrylonitrile (ug/L)	WT-2	31	2.2	0	0	2.2	2.2	2.2	2.2	2.2	100
Acrylonitrile (ug/L)	WT-3	20	2.2	0	0	2.2	2.2	2.2	2.2	2.2	100
Acrylonitrile (ug/L)	WT-4	20	2.2	0	0	2.2	2.2	2.2	2.2	2.2	100
Acrylonitrile (ug/L)	WT-OF	9	2.2	0	0	2.2	2.2	2.2	2.2	2.2	100
Benzene (ug/L)	ST-1	5	0.5	0	0	0.5	0.5	0.5	0.5	0.5	100
Benzene (ug/L)	WT-1	29	0.2349	0.07795	0.01447	0.22	0.22	0.22	0.22	0.64	93.1
Benzene (ug/L)	WT-2	31	0.3906	0.4247	0.07628	0.22	0.22	0.22	0.138	1.94	70.97
Benzene (ug/L)	WT-3	19	0.2699	0.1326	0.03043	0.22	0.22	0.22	0.191	0.701	68.42
Benzene (ug/L)	WT-4	20	0.2161	0.01722	0.00385	0.22	0.22	0.22	0.143	0.22	95
Benzene (ug/L)	WT-OF	9	0.22	0	0	0.22	0.22	0.22	0.22	0.22	100
Bromochloromethane (ug/L)	ST-1	5	5	0	0	5	5	5	5	5	100
Bromochloromethane (ug/L)	WT-1	29	0.54	0	0	0.54	0.54	0.54	0.54	0.54	100
Bromochloromethane (ug/L)	WT-2	31	0.54	0	0	0.54	0.54	0.54	0.54	0.54	100
Bromochloromethane (ug/L)	WT-3	20	0.54	0	0	0.54	0.54	0.54	0.54	0.54	100
Bromochloromethane (ug/L)	WT-4	20	0.54	0	0	0.54	0.54	0.54	0.54	0.54	100
Bromochloromethane (ug/L)	WT-OF	9	0.54	0	0	0.54	0.54	0.54	0.54	0.54	100
Bromodichloromethane (ug/L)	ST-1	5	1	0	0	1	1	1	1	1	100
Bromodichloromethane (ug/L)	WT-1	29	0.39	0	0	0.39	0.39	0.39	0.39	0.39	100
Bromodichloromethane (ug/L)	WT-2	31	0.39	0	0	0.39	0.39	0.39	0.39	0.39	100
Bromodichloromethane (ug/L)	WT-3	19	0.4705	0.351	0.08053	0.39	0.39	0.39	0.39	1.92	94.74
Bromodichloromethane (ug/L)	WT-4	19	0.39	0	0	0.39	0.39	0.39	0.39	0.39	100
Bromodichloromethane (ug/L)	WT-OF	9	0.39	0	0	0.39	0.39	0.39	0.39	0.39	100
Bromoform (ug/L)	ST-1	4	5	0	0	5	5	5	5	5	100
Bromoform (ug/L)	WT-1	28	0.78	0	0	0.78	0.78	0.78	0.78	0.78	100
Bromoform (ug/L)	WT-2	29	0.78	0	0	0.78	0.78	0.78	0.78	0.78	100
Bromoform (ug/L)	WT-3	20	0.78	0	0	0.78	0.78	0.78	0.78	0.78	100
Bromoform (ug/L)	WT-4	20	0.78	0	0	0.78	0.78	0.78	0.78	0.78	100
Bromoform (ug/L)	WT-OF	9	0.78	0	0	0.78	0.78	0.78	0.78	0.78	100
Bromomethane (ug/L)	ST-1	5	4	0	0	4	4	4	4	4	100
Bromomethane (ug/L)	WT-1	28	1.1	0	0	1.1	1.1	1.1	1.1	1.1	100
Bromomethane (ug/L)	WT-2	30	1.074	0.1404	0.02563	1.1	1.1	1.1	0.331	1.1	96.67
Bromomethane (ug/L)	WT-3	20	1.06	0.1771	0.0396	1.1	1.1	1.1	0.308	1.1	95
Bromomethane (ug/L)	WT-4	20	1.06	0.1811	0.0405	1.1	1.1	1.1	0.29	1.1	95
Bromomethane (ug/L)	WT-OF	9	1.1	0	0	1.1	1.1	1.1	1.1	1.1	100
Carbon Disulfide (ug/L)	ST-1	5	1	0	0	1	1	1	1	1	100
Carbon Disulfide (ug/L)	WT-1	29	0.45	0	0	0.45	0.45	0.45	0.45	0.45	100
Carbon Disulfide (ug/L)	WT-2	31	0.45	0	0	0.45	0.45	0.45	0.45	0.45	100
Carbon Disulfide (ug/L)	WT-3	19	0.45	0	0	0.45	0.45	0.45	0.45	0.45	100
Carbon Disulfide (ug/L)	WT-4	20	0.45	0	0	0.45	0.45	0.45	0.45	0.45	100
Carbon Disulfide (ug/L)	WT-OF	9	0.45	0	0	0.45	0.45	0.45	0.45	0.45	100
Carbon Tetrachloride (ug/L)	ST-1	5	2	0	0	2	2	2	2	2	100
Carbon Tetrachloride (ug/L)	WT-1	29	0.65	0	0	0.65	0.65	0.65	0.65	0.65	100
Carbon Tetrachloride (ug/L)	WT-2	31	0.65	0	0	0.65	0.65	0.65	0.65	0.65	100
Carbon Tetrachloride (ug/L)	WT-3	19	0.65	0	0	0.65	0.65	0.65	0.65	0.65	100
Carbon Tetrachloride (ug/L)	WT-4	20	0.65	0	0	0.65	0.65	0.65	0.65	0.65	100
Carbon Tetrachloride (ug/L)	WT-OF	9	0.65	0	0	0.65	0.65	0.65	0.65	0.65	100

Box & Whiskers Plot

Iowa City Landfill Client: HDR Data: Iowa City Sanitary Landfill Printed 1/20/2026, 8:35 AM

Constituent	Well	N	Mean	Std. Dev.	Std. Err.	Median	Lower Q.	Upper Q.	Min.	Max.	%NDs
Chlorobenzene (ug/L)	ST-1	5	1	0	0	1	1	1	1	1	100
Chlorobenzene (ug/L)	WT-1	29	0.4	0	0	0.4	0.4	0.4	0.4	0.4	100
Chlorobenzene (ug/L)	WT-2	31	0.4	0	0	0.4	0.4	0.4	0.4	0.4	100
Chlorobenzene (ug/L)	WT-3	20	0.4	0	0	0.4	0.4	0.4	0.4	0.4	100
Chlorobenzene (ug/L)	WT-4	20	0.4	0	0	0.4	0.4	0.4	0.4	0.4	100
Chlorobenzene (ug/L)	WT-OF	9	0.4	0	0	0.4	0.4	0.4	0.4	0.4	100
Chlorodibromomethane (ug/L)	ST-1	5	5	0	0	5	5	5	5	5	100
Chlorodibromomethane (ug/L)	WT-1	29	0.75	0	0	0.75	0.75	0.75	0.75	0.75	100
Chlorodibromomethane (ug/L)	WT-2	31	0.75	0	0	0.75	0.75	0.75	0.75	0.75	100
Chlorodibromomethane (ug/L)	WT-3	19	0.7653	0.06653	0.01526	0.75	0.75	0.75	0.75	1.04	94.74
Chlorodibromomethane (ug/L)	WT-4	20	0.75	0	0	0.75	0.75	0.75	0.75	0.75	100
Chlorodibromomethane (ug/L)	WT-OF	9	0.75	0	0	0.75	0.75	0.75	0.75	0.75	100
Chloroethane (ug/L)	ST-1	5	4	0	0	4	4	4	4	4	100
Chloroethane (ug/L)	WT-1	29	0.79	0	0	0.79	0.79	0.79	0.79	0.79	100
Chloroethane (ug/L)	WT-2	31	0.79	0	0	0.79	0.79	0.79	0.79	0.79	100
Chloroethane (ug/L)	WT-3	20	0.79	0	0	0.79	0.79	0.79	0.79	0.79	100
Chloroethane (ug/L)	WT-4	20	0.79	0	0	0.79	0.79	0.79	0.79	0.79	100
Chloroethane (ug/L)	WT-OF	9	0.79	0	0	0.79	0.79	0.79	0.79	0.79	100
Chloroform (ug/L)	ST-1	5	1	0	0	1	1	1	1	1	100
Chloroform (ug/L)	WT-1	29	1.3	0	0	1.3	1.3	1.3	1.3	1.3	100
Chloroform (ug/L)	WT-2	31	1.348	0.2676	0.04806	1.3	1.3	1.3	1.3	2.79	96.77
Chloroform (ug/L)	WT-3	19	1.542	1.053	0.2416	1.3	1.3	1.3	1.3	5.89	94.74
Chloroform (ug/L)	WT-4	19	1.3	0	0	1.3	1.3	1.3	1.3	1.3	100
Chloroform (ug/L)	WT-OF	9	1.3	0	0	1.3	1.3	1.3	1.3	1.3	100
Chloromethane (ug/L)	ST-1	5	3	0	0	3	3	3	3	3	100
Chloromethane (ug/L)	WT-1	29	0.61	0	0	0.61	0.61	0.61	0.61	0.61	100
Chloromethane (ug/L)	WT-2	31	0.6122	0.01203	0.002161	0.61	0.61	0.61	0.61	0.677	96.77
Chloromethane (ug/L)	WT-3	20	0.61	0	0	0.61	0.61	0.61	0.61	0.61	100
Chloromethane (ug/L)	WT-4	20	0.61	0	0	0.61	0.61	0.61	0.61	0.61	100
Chloromethane (ug/L)	WT-OF	9	0.61	0	0	0.61	0.61	0.61	0.61	0.61	100
cis-1,2-Dichloroethene (ug/L)	ST-1	5	1	0	0	1	1	1	1	1	100
cis-1,2-Dichloroethene (ug/L)	WT-1	29	0.21	0	0	0.21	0.21	0.21	0.21	0.21	100
cis-1,2-Dichloroethene (ug/L)	WT-2	31	0.21	0	0	0.21	0.21	0.21	0.21	0.21	100
cis-1,2-Dichloroethene (ug/L)	WT-3	20	0.2075	0.016	0.003578	0.21	0.21	0.21	0.142	0.229	90
cis-1,2-Dichloroethene (ug/L)	WT-4	20	0.21	0	0	0.21	0.21	0.21	0.21	0.21	100
cis-1,2-Dichloroethene (ug/L)	WT-OF	9	0.21	0	0	0.21	0.21	0.21	0.21	0.21	100
cis-1,3-Dichloropropene (ug/L)	ST-1	5	5	0	0	5	5	5	5	5	100
cis-1,3-Dichloropropene (ug/L)	WT-1	29	0.25	0	0	0.25	0.25	0.25	0.25	0.25	100
cis-1,3-Dichloropropene (ug/L)	WT-2	31	0.25	0	0	0.25	0.25	0.25	0.25	0.25	100
cis-1,3-Dichloropropene (ug/L)	WT-3	20	0.25	0	0	0.25	0.25	0.25	0.25	0.25	100
cis-1,3-Dichloropropene (ug/L)	WT-4	20	0.25	0	0	0.25	0.25	0.25	0.25	0.25	100
cis-1,3-Dichloropropene (ug/L)	WT-OF	9	0.25	0	0	0.25	0.25	0.25	0.25	0.25	100
Dibromomethane (ug/L)	ST-1	5	1	0	0	1	1	1	1	1	100
Dibromomethane (ug/L)	WT-1	29	0.33	0	0	0.33	0.33	0.33	0.33	0.33	100
Dibromomethane (ug/L)	WT-2	31	0.33	0	0	0.33	0.33	0.33	0.33	0.33	100
Dibromomethane (ug/L)	WT-3	20	0.33	0	0	0.33	0.33	0.33	0.33	0.33	100
Dibromomethane (ug/L)	WT-4	20	0.33	0	0	0.33	0.33	0.33	0.33	0.33	100
Dibromomethane (ug/L)	WT-OF	9	0.33	0	0	0.33	0.33	0.33	0.33	0.33	100
Ethylbenzene (ug/L)	ST-1	5	1	0	0	1	1	1	1	1	100
Ethylbenzene (ug/L)	WT-1	29	0.31	0	0	0.31	0.31	0.31	0.31	0.31	100

Box & Whiskers Plot

Iowa City Landfill Client: HDR Data: Iowa City Sanitary Landfill Printed 1/20/2026, 8:35 AM

Constituent	Well	N	Mean	Std. Dev.	Std. Err.	Median	Lower Q.	Upper Q.	Min.	Max.	%NDs
Ethylbenzene (ug/L)	WT-2	31	0.31	0	0	0.31	0.31	0.31	0.31	0.31	100
Ethylbenzene (ug/L)	WT-3	19	0.31	0	0	0.31	0.31	0.31	0.31	0.31	100
Ethylbenzene (ug/L)	WT-4	20	0.31	0	0	0.31	0.31	0.31	0.31	0.31	100
Ethylbenzene (ug/L)	WT-OF	9	0.31	0	0	0.31	0.31	0.31	0.31	0.31	100
Iodomethane (ug/L)	ST-1	5	10	0	0	10	10	10	10	10	100
Iodomethane (ug/L)	WT-1	29	7	0	0	7	7	7	7	7	100
Iodomethane (ug/L)	WT-2	31	7	0	0	7	7	7	7	7	100
Iodomethane (ug/L)	WT-3	20	7	0	0	7	7	7	7	7	100
Iodomethane (ug/L)	WT-4	20	7	0	0	7	7	7	7	7	100
Iodomethane (ug/L)	WT-OF	9	7	0	0	7	7	7	7	7	100
Methylene Chloride (ug/L)	ST-1	5	5	0	0	5	5	5	5	5	100
Methylene Chloride (ug/L)	WT-1	29	1.56	0.4209	0.07815	1.7	1.7	1.7	0.247	1.7	89.66
Methylene Chloride (ug/L)	WT-2	31	1.7	0	0	1.7	1.7	1.7	1.7	1.7	100
Methylene Chloride (ug/L)	WT-3	20	1.627	0.3262	0.07295	1.7	1.7	1.7	0.241	1.7	95
Methylene Chloride (ug/L)	WT-4	20	1.628	0.3204	0.07165	1.7	1.7	1.7	0.267	1.7	95
Methylene Chloride (ug/L)	WT-OF	9	1.7	0	0	1.7	1.7	1.7	1.7	1.7	100
Styrene (ug/L)	ST-1	5	1	0	0	1	1	1	1	1	100
Styrene (ug/L)	WT-1	29	0.37	0	0	0.37	0.37	0.37	0.37	0.37	100
Styrene (ug/L)	WT-2	31	0.37	0	0	0.37	0.37	0.37	0.37	0.37	100
Styrene (ug/L)	WT-3	19	0.37	0	0	0.37	0.37	0.37	0.37	0.37	100
Styrene (ug/L)	WT-4	20	0.37	0	0	0.37	0.37	0.37	0.37	0.37	100
Styrene (ug/L)	WT-OF	9	0.37	0	0	0.37	0.37	0.37	0.37	0.37	100
Tetrachloroethene (ug/L)	ST-1	5	1	0	0	1	1	1	1	1	100
Tetrachloroethene (ug/L)	WT-1	29	0.48	0	0	0.48	0.48	0.48	0.48	0.48	100
Tetrachloroethene (ug/L)	WT-2	31	0.48	0	0	0.48	0.48	0.48	0.48	0.48	100
Tetrachloroethene (ug/L)	WT-3	20	0.48	0	0	0.48	0.48	0.48	0.48	0.48	100
Tetrachloroethene (ug/L)	WT-4	20	0.48	0	0	0.48	0.48	0.48	0.48	0.48	100
Tetrachloroethene (ug/L)	WT-OF	9	0.48	0	0	0.48	0.48	0.48	0.48	0.48	100
Toluene (ug/L)	ST-1	5	1	0	0	1	1	1	1	1	100
Toluene (ug/L)	WT-1	29	1.289	2.683	0.4982	0.43	0.43	0.43	0.43	12.7	86.21
Toluene (ug/L)	WT-2	31	0.4887	0.2297	0.04126	0.43	0.43	0.43	0.43	1.47	93.55
Toluene (ug/L)	WT-3	19	0.43	0	0	0.43	0.43	0.43	0.43	0.43	100
Toluene (ug/L)	WT-4	20	0.43	0	0	0.43	0.43	0.43	0.43	0.43	100
Toluene (ug/L)	WT-OF	9	0.43	0	0	0.43	0.43	0.43	0.43	0.43	100
trans-1,2-Dichloroethene (ug/L)	ST-1	5	1	0	0	1	1	1	1	1	100
trans-1,2-Dichloroethene (ug/L)	WT-1	29	0.27	0	0	0.27	0.27	0.27	0.27	0.27	100
trans-1,2-Dichloroethene (ug/L)	WT-2	31	0.27	0	0	0.27	0.27	0.27	0.27	0.27	100
trans-1,2-Dichloroethene (ug/L)	WT-3	20	0.27	0	0	0.27	0.27	0.27	0.27	0.27	100
trans-1,2-Dichloroethene (ug/L)	WT-4	20	0.27	0	0	0.27	0.27	0.27	0.27	0.27	100
trans-1,2-Dichloroethene (ug/L)	WT-OF	9	0.27	0	0	0.27	0.27	0.27	0.27	0.27	100
trans-1,3-Dichloropropene (ug/L)	ST-1	5	5	0	0	5	5	5	5	5	100
trans-1,3-Dichloropropene (ug/L)	WT-1	29	0.5545	0.02971	0.005517	0.56	0.56	0.56	0.4	0.56	96.55
trans-1,3-Dichloropropene (ug/L)	WT-2	30	0.56	0	0	0.56	0.56	0.56	0.56	0.56	100
trans-1,3-Dichloropropene (ug/L)	WT-3	20	0.56	0	0	0.56	0.56	0.56	0.56	0.56	100
trans-1,3-Dichloropropene (ug/L)	WT-4	20	0.56	0	0	0.56	0.56	0.56	0.56	0.56	100
trans-1,3-Dichloropropene (ug/L)	WT-OF	9	0.56	0	0	0.56	0.56	0.56	0.56	0.56	100
trans-1,4-Dichloro-2-Butene (ug/L)	ST-1	5	10	0	0	10	10	10	10	10	100
trans-1,4-Dichloro-2-Butene (ug/L)	WT-1	29	1.1	0	0	1.1	1.1	1.1	1.1	1.1	100
trans-1,4-Dichloro-2-Butene (ug/L)	WT-2	31	1.1	0	0	1.1	1.1	1.1	1.1	1.1	100
trans-1,4-Dichloro-2-Butene (ug/L)	WT-3	20	1.1	0	0	1.1	1.1	1.1	1.1	1.1	100

Box & Whiskers Plot

Iowa City Landfill Client: HDR Data: Iowa City Sanitary Landfill Printed 1/20/2026, 8:35 AM

Constituent	Well	N	Mean	Std. Dev.	Std. Err.	Median	Lower Q.	Upper Q.	Min.	Max.	%NDs
trans-1,4-Dichloro-2-Butene (ug/L)	WT-4	20	1.1	0	0	1.1	1.1	1.1	1.1	1.1	100
trans-1,4-Dichloro-2-Butene (ug/L)	WT-OF	9	1.1	0	0	1.1	1.1	1.1	1.1	1.1	100
Trichloroethene (ug/L)	ST-1	5	1	0	0	1	1	1	1	1	100
Trichloroethene (ug/L)	WT-1	29	0.4304	0.002414	0.0004483	0.43	0.43	0.43	0.43	0.443	96.55
Trichloroethene (ug/L)	WT-2	31	0.43	0	0	0.43	0.43	0.43	0.43	0.43	100
Trichloroethene (ug/L)	WT-3	20	0.43	0	0	0.43	0.43	0.43	0.43	0.43	100
Trichloroethene (ug/L)	WT-4	20	0.43	0	0	0.43	0.43	0.43	0.43	0.43	100
Trichloroethene (ug/L)	WT-OF	9	0.43	0	0	0.43	0.43	0.43	0.43	0.43	100
Trichlorofluoromethane (ug/L)	ST-1	5	4	0	0	4	4	4	4	4	100
Trichlorofluoromethane (ug/L)	WT-1	29	0.38	0	0	0.38	0.38	0.38	0.38	0.38	100
Trichlorofluoromethane (ug/L)	WT-2	31	0.38	0	0	0.38	0.38	0.38	0.38	0.38	100
Trichlorofluoromethane (ug/L)	WT-3	20	0.38	0	0	0.38	0.38	0.38	0.38	0.38	100
Trichlorofluoromethane (ug/L)	WT-4	20	0.38	0	0	0.38	0.38	0.38	0.38	0.38	100
Trichlorofluoromethane (ug/L)	WT-OF	9	0.38	0	0	0.38	0.38	0.38	0.38	0.38	100
Vinyl Acetate (ug/L)	ST-1	5	2	0	0	2	2	2	2	2	100
Vinyl Acetate (ug/L)	WT-1	28	2.5	0	0	2.5	2.5	2.5	2.5	2.5	100
Vinyl Acetate (ug/L)	WT-2	30	2.5	0	0	2.5	2.5	2.5	2.5	2.5	100
Vinyl Acetate (ug/L)	WT-3	19	2.5	0	0	2.5	2.5	2.5	2.5	2.5	100
Vinyl Acetate (ug/L)	WT-4	19	2.5	0	0	2.5	2.5	2.5	2.5	2.5	100
Vinyl Acetate (ug/L)	WT-OF	9	2.5	0	0	2.5	2.5	2.5	2.5	2.5	100
Vinyl Chloride (ug/L)	ST-1	5	1	0	0	1	1	1	1	1	100
Vinyl Chloride (ug/L)	WT-1	29	0.18	0	0	0.18	0.18	0.18	0.18	0.18	100
Vinyl Chloride (ug/L)	WT-2	31	0.1817	0.009519	0.00171	0.18	0.18	0.18	0.18	0.233	96.77
Vinyl Chloride (ug/L)	WT-3	20	0.1803	0.001118	0.00025	0.18	0.18	0.18	0.18	0.185	95
Vinyl Chloride (ug/L)	WT-4	20	0.18	0	0	0.18	0.18	0.18	0.18	0.18	100
Vinyl Chloride (ug/L)	WT-OF	9	0.18	0	0	0.18	0.18	0.18	0.18	0.18	100
Xylenes, Total (ug/L)	ST-1	5	3	0	0	3	3	3	3	3	100
Xylenes, Total (ug/L)	WT-1	29	0.4	0	0	0.4	0.4	0.4	0.4	0.4	100
Xylenes, Total (ug/L)	WT-2	31	0.5668	0.9286	0.1668	0.4	0.4	0.4	0.4	5.57	96.77
Xylenes, Total (ug/L)	WT-3	19	0.4082	0.03556	0.008158	0.4	0.4	0.4	0.4	0.555	94.74
Xylenes, Total (ug/L)	WT-4	20	0.4042	0.01878	0.0042	0.4	0.4	0.4	0.4	0.484	95
Xylenes, Total (ug/L)	WT-OF	9	0.4	0	0	0.4	0.4	0.4	0.4	0.4	100

Groundwater Underdrain – Trends

This page intentionally left blank.

Sen's Slope Estimator

WT-1

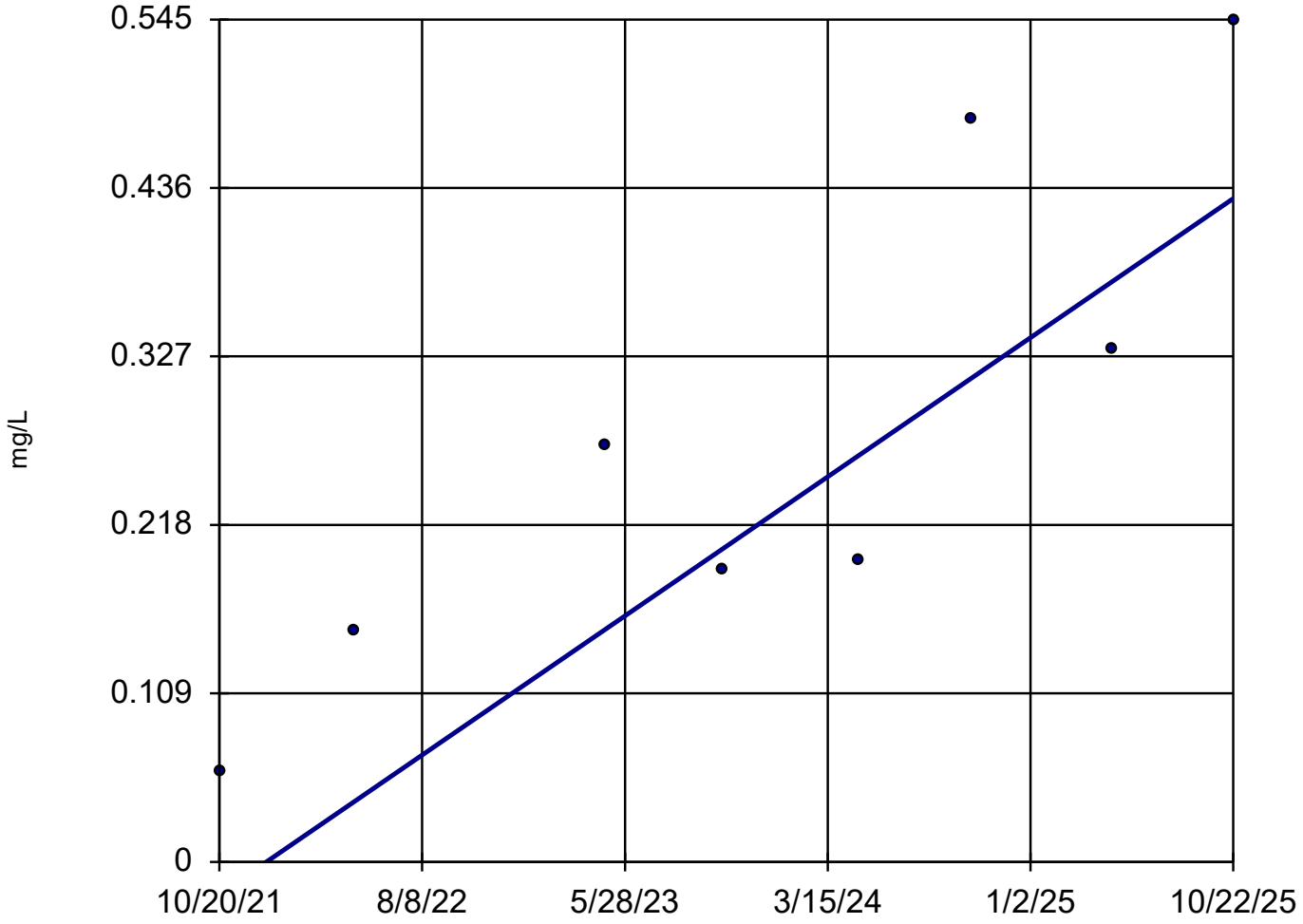

n = 8

Slope = 0.1123 units per year.

Mann-Kendall statistic = 22
critical = 20

Increasing trend significant at 98% confidence level (α = 0.01 per tail).

Constituent: Barium Analysis Run 1/19/2026 4:07 PM View: 01_GU_Inorganics

Iowa City Landfill Client: HDR Data: Iowa City Sanitary Landfill

Trend Test

Iowa City Landfill Client: HDR Data: Iowa City Sanitary Landfill Printed 1/19/2026, 4:10 PM

Constituent	Well	Slope	Calc.	Critical	Sig.	N	%NDs	Normality	Xform	Alpha	Method
Antimony (mg/L)	ST-1	0	0	10	No	5	100	n/a	n/a	0.02	NP
Antimony (mg/L)	WT-1	0	0	20	No	8	100	n/a	n/a	0.02	NP
Antimony (mg/L)	WT-2	0	0	20	No	8	100	n/a	n/a	0.02	NP
Antimony (mg/L)	WT-3	0	0	20	No	8	100	n/a	n/a	0.02	NP
Antimony (mg/L)	WT-4	0	0	20	No	8	100	n/a	n/a	0.02	NP
Antimony (mg/L)	WT-OF	0	0	20	No	8	100	n/a	n/a	0.02	NP
Arsenic (mg/L)	ST-1	0	3	13	No	6	66.67	n/a	n/a	0.02	NP
Arsenic (mg/L)	WT-1	0.0009707	11	20	No	8	37.5	n/a	n/a	0.02	NP
Arsenic (mg/L)	WT-2	0.0005381	2	20	No	8	12.5	n/a	n/a	0.02	NP
Arsenic (mg/L)	WT-3	-0.001421	-4	-20	No	8	0	n/a	n/a	0.02	NP
Arsenic (mg/L)	WT-4	0	-2	-20	No	8	50	n/a	n/a	0.02	NP
Arsenic (mg/L)	WT-OF	-0.0002088	-7	-20	No	8	25	n/a	n/a	0.02	NP
Barium (mg/L)	ST-1	-0.007476	-1	-13	No	6	0	n/a	n/a	0.02	NP
Barium (mg/L)	**WT-1**	**0.1123**	**22**	**20**	**Yes**	**8**	**0**	**n/a**	**n/a**	**0.02**	**NP**
Barium (mg/L)	WT-2	0.04581	20	20	No	8	0	n/a	n/a	0.02	NP
Barium (mg/L)	WT-3	0.0545	12	20	No	8	0	n/a	n/a	0.02	NP
Barium (mg/L)	WT-4	0.02029	14	20	No	8	0	n/a	n/a	0.02	NP
Barium (mg/L)	WT-OF	0.02053	12	20	No	8	0	n/a	n/a	0.02	NP
Beryllium (mg/L)	ST-1	0	0	10	No	5	100	n/a	n/a	0.02	NP
Beryllium (mg/L)	WT-1	0	5	20	No	8	87.5	n/a	n/a	0.02	NP
Beryllium (mg/L)	WT-2	0	5	20	No	8	87.5	n/a	n/a	0.02	NP
Beryllium (mg/L)	WT-3	0	0	20	No	8	100	n/a	n/a	0.02	NP
Beryllium (mg/L)	WT-4	0	0	20	No	8	100	n/a	n/a	0.02	NP
Beryllium (mg/L)	WT-OF	0	0	20	No	8	100	n/a	n/a	0.02	NP
Cadmium (mg/L)	ST-1	0	0	10	No	5	100	n/a	n/a	0.02	NP
Cadmium (mg/L)	WT-1	0	9	20	No	8	75	n/a	n/a	0.02	NP
Cadmium (mg/L)	WT-2	0	3	20	No	8	62.5	n/a	n/a	0.02	NP
Cadmium (mg/L)	WT-3	0	0	20	No	8	100	n/a	n/a	0.02	NP
Cadmium (mg/L)	WT-4	0	9	20	No	8	75	n/a	n/a	0.02	NP
Cadmium (mg/L)	WT-OF	2.8e-12	9	20	No	8	62.5	n/a	n/a	0.02	NP
Chromium (mg/L)	ST-1	0	0	10	No	5	100	n/a	n/a	0.02	NP
Chromium (mg/L)	WT-1	0.0004625	10	20	No	8	62.5	n/a	n/a	0.02	NP
Chromium (mg/L)	WT-2	0	5	20	No	8	87.5	n/a	n/a	0.02	NP
Chromium (mg/L)	WT-3	0	3	20	No	8	87.5	n/a	n/a	0.02	NP
Chromium (mg/L)	WT-4	0	1	20	No	8	75	n/a	n/a	0.02	NP
Chromium (mg/L)	WT-OF	0	3	20	No	8	87.5	n/a	n/a	0.02	NP
Cobalt (mg/L)	ST-1	-0.005425	-10	-13	No	6	50	n/a	n/a	0.02	NP
Cobalt (mg/L)	WT-1	-0.00003334	0	20	No	8	0	n/a	n/a	0.02	NP
Cobalt (mg/L)	WT-2	0.0005452	16	20	No	8	0	n/a	n/a	0.02	NP
Cobalt (mg/L)	WT-3	0.000121	6	20	No	8	0	n/a	n/a	0.02	NP
Cobalt (mg/L)	WT-4	0.000643	15	20	No	8	25	n/a	n/a	0.02	NP
Cobalt (mg/L)	WT-OF	-0.0001814	-3	-17	No	7	0	n/a	n/a	0.02	NP
Copper (mg/L)	ST-1	0	0	10	No	5	100	n/a	n/a	0.02	NP
Copper (mg/L)	WT-1	0	8	20	No	8	62.5	n/a	n/a	0.02	NP
Copper (mg/L)	WT-2	0	5	20	No	8	87.5	n/a	n/a	0.02	NP
Copper (mg/L)	WT-3	0	-7	-20	No	8	75	n/a	n/a	0.02	NP
Copper (mg/L)	WT-4	0	3	20	No	8	75	n/a	n/a	0.02	NP
Copper (mg/L)	WT-OF	0	3	20	No	8	87.5	n/a	n/a	0.02	NP
Lead (mg/L)	ST-1	0	-1	-13	No	6	83.33	n/a	n/a	0.02	NP
Lead (mg/L)	WT-1	0.0003511	12	20	No	8	50	n/a	n/a	0.02	NP

Trend Test

Iowa City Landfill Client: HDR Data: Iowa City Sanitary Landfill Printed 1/19/2026, 4:10 PM

Constituent	Well	Slope	Calc.	Critical	Sig.	N	%NDs	Normality	Xform	Alpha	Method
Lead (mg/L)	WT-2	0	9	20	No	8	75	n/a	n/a	0.02	NP
Lead (mg/L)	WT-3	0	3	20	No	8	87.5	n/a	n/a	0.02	NP
Lead (mg/L)	WT-4	0	3	20	No	8	75	n/a	n/a	0.02	NP
Lead (mg/L)	WT-OF	0	3	20	No	8	87.5	n/a	n/a	0.02	NP
Nickel (mg/L)	ST-1	0	4	10	No	5	80	n/a	n/a	0.02	NP
Nickel (mg/L)	WT-1	0.0008362	13	20	No	8	37.5	n/a	n/a	0.02	NP
Nickel (mg/L)	WT-2	0.0004034	4	20	No	8	0	n/a	n/a	0.02	NP
Nickel (mg/L)	WT-3	0.0001361	2	20	No	8	12.5	n/a	n/a	0.02	NP
Nickel (mg/L)	WT-4	0.004876	14	20	No	8	0	n/a	n/a	0.02	NP
Nickel (mg/L)	WT-OF	-0.002757	-4	-20	No	8	0	n/a	n/a	0.02	NP
Selenium (mg/L)	ST-1	0	-1	-13	No	6	83.33	n/a	n/a	0.02	NP
Selenium (mg/L)	WT-1	0	0	20	No	8	100	n/a	n/a	0.02	NP
Selenium (mg/L)	WT-2	0	5	20	No	8	87.5	n/a	n/a	0.02	NP
Selenium (mg/L)	WT-3	0	-3	-20	No	8	87.5	n/a	n/a	0.02	NP
Selenium (mg/L)	WT-4	0	-1	-20	No	8	87.5	n/a	n/a	0.02	NP
Selenium (mg/L)	WT-OF	0	-4	-17	No	7	85.71	n/a	n/a	0.02	NP
Silver (mg/L)	ST-1	0	0	10	No	5	100	n/a	n/a	0.02	NP
Silver (mg/L)	WT-1	0	0	20	No	8	100	n/a	n/a	0.02	NP
Silver (mg/L)	WT-2	0	0	20	No	8	100	n/a	n/a	0.02	NP
Silver (mg/L)	WT-3	0	0	20	No	8	100	n/a	n/a	0.02	NP
Silver (mg/L)	WT-4	0	0	20	No	8	100	n/a	n/a	0.02	NP
Silver (mg/L)	WT-OF	0	0	20	No	8	100	n/a	n/a	0.02	NP
Thallium (mg/L)	ST-1	0	0	10	No	5	100	n/a	n/a	0.02	NP
Thallium (mg/L)	WT-1	0	7	20	No	8	87.5	n/a	n/a	0.02	NP
Thallium (mg/L)	WT-2	0	11	20	No	8	75	n/a	n/a	0.02	NP
Thallium (mg/L)	WT-3	0	0	20	No	8	100	n/a	n/a	0.02	NP
Thallium (mg/L)	WT-4	0	0	20	No	8	100	n/a	n/a	0.02	NP
Thallium (mg/L)	WT-OF	0	0	20	No	8	100	n/a	n/a	0.02	NP
Vanadium (mg/L)	ST-1	0	0	10	No	5	100	n/a	n/a	0.02	NP
Vanadium (mg/L)	WT-1	0.000908	10	20	No	8	62.5	n/a	n/a	0.02	NP
Vanadium (mg/L)	WT-2	0	1	20	No	8	75	n/a	n/a	0.02	NP
Vanadium (mg/L)	WT-3	0	3	20	No	8	87.5	n/a	n/a	0.02	NP
Vanadium (mg/L)	WT-4	0	1	20	No	8	75	n/a	n/a	0.02	NP
Vanadium (mg/L)	WT-OF	0	3	20	No	8	87.5	n/a	n/a	0.02	NP
Zinc (mg/L)	ST-1	0	-5	-13	No	6	66.67	n/a	n/a	0.02	NP
Zinc (mg/L)	WT-1	0	8	20	No	8	62.5	n/a	n/a	0.02	NP
Zinc (mg/L)	WT-2	0	6	20	No	8	62.5	n/a	n/a	0.02	NP
Zinc (mg/L)	WT-3	0	-3	-20	No	8	87.5	n/a	n/a	0.02	NP
Zinc (mg/L)	WT-4	0	3	20	No	8	75	n/a	n/a	0.02	NP
Zinc (mg/L)	WT-OF	0	3	20	No	8	87.5	n/a	n/a	0.02	NP

Trend Test

Iowa City Landfill Client: HDR Data: Iowa City Sanitary Landfill Printed 1/20/2026, 8:40 AM

Constituent	Well	Slope	Calc.	Critical	Sig.	N	%NDs	Normality	Xform	Alpha	Method
1,1,1,2-Tetrachloroethane (ug/L)	ST-1	0	0	10	No	5	100	n/a	n/a	0.02	NP
1,1,1,2-Tetrachloroethane (ug/L)	WT-1	0	0	20	No	8	100	n/a	n/a	0.02	NP
1,1,1,2-Tetrachloroethane (ug/L)	WT-2	0	0	20	No	8	100	n/a	n/a	0.02	NP
1,1,1,2-Tetrachloroethane (ug/L)	WT-3	0	0	20	No	8	100	n/a	n/a	0.02	NP
1,1,1,2-Tetrachloroethane (ug/L)	WT-4	0	0	20	No	8	100	n/a	n/a	0.02	NP
1,1,1,2-Tetrachloroethane (ug/L)	WT-OF	0	0	20	No	8	100	n/a	n/a	0.02	NP
1,1,1-Trichloroethane (ug/L)	ST-1	0	0	10	No	5	100	n/a	n/a	0.02	NP
1,1,1-Trichloroethane (ug/L)	WT-1	0	0	20	No	8	100	n/a	n/a	0.02	NP
1,1,1-Trichloroethane (ug/L)	WT-2	0	0	20	No	8	100	n/a	n/a	0.02	NP
1,1,1-Trichloroethane (ug/L)	WT-3	0	0	20	No	8	100	n/a	n/a	0.02	NP
1,1,1-Trichloroethane (ug/L)	WT-4	0	0	20	No	8	100	n/a	n/a	0.02	NP
1,1,1-Trichloroethane (ug/L)	WT-OF	0	0	20	No	8	100	n/a	n/a	0.02	NP
1,1,2,2-Tetrachloroethane (ug/L)	ST-1	0	0	10	No	5	100	n/a	n/a	0.02	NP
1,1,2,2-Tetrachloroethane (ug/L)	WT-1	0	0	20	No	8	100	n/a	n/a	0.02	NP
1,1,2,2-Tetrachloroethane (ug/L)	WT-2	0	0	20	No	8	100	n/a	n/a	0.02	NP
1,1,2,2-Tetrachloroethane (ug/L)	WT-3	0	0	20	No	8	100	n/a	n/a	0.02	NP
1,1,2,2-Tetrachloroethane (ug/L)	WT-4	0	0	20	No	8	100	n/a	n/a	0.02	NP
1,1,2,2-Tetrachloroethane (ug/L)	WT-OF	0	0	20	No	8	100	n/a	n/a	0.02	NP
1,1,2-Trichloroethane (ug/L)	ST-1	0	0	10	No	5	100	n/a	n/a	0.02	NP
1,1,2-Trichloroethane (ug/L)	WT-1	0	0	20	No	8	100	n/a	n/a	0.02	NP
1,1,2-Trichloroethane (ug/L)	WT-2	0	0	20	No	8	100	n/a	n/a	0.02	NP
1,1,2-Trichloroethane (ug/L)	WT-3	0	0	20	No	8	100	n/a	n/a	0.02	NP
1,1,2-Trichloroethane (ug/L)	WT-4	0	0	20	No	8	100	n/a	n/a	0.02	NP
1,1,2-Trichloroethane (ug/L)	WT-OF	0	0	20	No	8	100	n/a	n/a	0.02	NP
1,1-Dichloroethane (ug/L)	ST-1	0	0	10	No	5	100	n/a	n/a	0.02	NP
1,1-Dichloroethane (ug/L)	WT-1	0	0	20	No	8	100	n/a	n/a	0.02	NP
1,1-Dichloroethane (ug/L)	WT-2	0	-5	-20	No	8	87.5	n/a	n/a	0.02	NP
1,1-Dichloroethane (ug/L)	WT-3	0	0	20	No	8	100	n/a	n/a	0.02	NP
1,1-Dichloroethane (ug/L)	WT-4	0	0	20	No	8	100	n/a	n/a	0.02	NP
1,1-Dichloroethane (ug/L)	WT-OF	0	0	20	No	8	100	n/a	n/a	0.02	NP
1,1-Dichloroethene (ug/L)	ST-1	0	0	10	No	5	100	n/a	n/a	0.02	NP
1,1-Dichloroethene (ug/L)	WT-1	0	0	20	No	8	100	n/a	n/a	0.02	NP
1,1-Dichloroethene (ug/L)	WT-2	0	0	20	No	8	100	n/a	n/a	0.02	NP
1,1-Dichloroethene (ug/L)	WT-3	0	0	20	No	8	100	n/a	n/a	0.02	NP
1,1-Dichloroethene (ug/L)	WT-4	0	0	20	No	8	100	n/a	n/a	0.02	NP
1,1-Dichloroethene (ug/L)	WT-OF	0	0	20	No	8	100	n/a	n/a	0.02	NP
1,2,3-Trichloropropane (ug/L)	ST-1	0	0	10	No	5	100	n/a	n/a	0.02	NP
1,2,3-Trichloropropane (ug/L)	WT-1	0	0	20	No	8	100	n/a	n/a	0.02	NP
1,2,3-Trichloropropane (ug/L)	WT-2	0	0	20	No	8	100	n/a	n/a	0.02	NP
1,2,3-Trichloropropane (ug/L)	WT-3	0	0	20	No	8	100	n/a	n/a	0.02	NP
1,2,3-Trichloropropane (ug/L)	WT-4	0	0	20	No	8	100	n/a	n/a	0.02	NP
1,2,3-Trichloropropane (ug/L)	WT-OF	0	0	20	No	8	100	n/a	n/a	0.02	NP
1,2-Dibromo-3-Chloropropane (ug/L)	ST-1	0	0	10	No	5	100	n/a	n/a	0.02	NP
1,2-Dibromo-3-Chloropropane (ug/L)	WT-1	0	0	20	No	8	100	n/a	n/a	0.02	NP
1,2-Dibromo-3-Chloropropane (ug/L)	WT-2	0	0	20	No	8	100	n/a	n/a	0.02	NP
1,2-Dibromo-3-Chloropropane (ug/L)	WT-3	0	0	20	No	8	100	n/a	n/a	0.02	NP
1,2-Dibromo-3-Chloropropane (ug/L)	WT-4	0	0	20	No	8	100	n/a	n/a	0.02	NP
1,2-Dibromo-3-Chloropropane (ug/L)	WT-OF	0	0	20	No	8	100	n/a	n/a	0.02	NP
1,2-Dibromoethane [EDB] (ug/L)	ST-1	0	0	10	No	5	100	n/a	n/a	0.02	NP
1,2-Dibromoethane [EDB] (ug/L)	WT-1	0	0	20	No	8	100	n/a	n/a	0.02	NP

Trend Test

Iowa City Landfill Client: HDR Data: Iowa City Sanitary Landfill Printed 1/20/2026, 8:40 AM

Constituent	Well	Slope	Calc.	Critical	Sig.	N	%NDs	Normality	Xform	Alpha	Method
1,2-Dibromoethane [EDB] (ug/L)	WT-2	0	0	20	No	8	100	n/a	n/a	0.02	NP
1,2-Dibromoethane [EDB] (ug/L)	WT-3	0	0	20	No	8	100	n/a	n/a	0.02	NP
1,2-Dibromoethane [EDB] (ug/L)	WT-4	0	0	20	No	8	100	n/a	n/a	0.02	NP
1,2-Dibromoethane [EDB] (ug/L)	WT-OF	0	0	20	No	8	100	n/a	n/a	0.02	NP
1,2-Dichlorobenzene (ug/L)	ST-1	0	0	10	No	5	100	n/a	n/a	0.02	NP
1,2-Dichlorobenzene (ug/L)	WT-1	0	0	20	No	8	100	n/a	n/a	0.02	NP
1,2-Dichlorobenzene (ug/L)	WT-2	0	0	20	No	8	100	n/a	n/a	0.02	NP
1,2-Dichlorobenzene (ug/L)	WT-3	0	0	20	No	8	100	n/a	n/a	0.02	NP
1,2-Dichlorobenzene (ug/L)	WT-4	0	0	20	No	8	100	n/a	n/a	0.02	NP
1,2-Dichlorobenzene (ug/L)	WT-OF	0	0	20	No	8	100	n/a	n/a	0.02	NP
1,2-Dichloroethane (ug/L)	ST-1	0	0	10	No	5	100	n/a	n/a	0.02	NP
1,2-Dichloroethane (ug/L)	WT-1	0	0	20	No	8	100	n/a	n/a	0.02	NP
1,2-Dichloroethane (ug/L)	WT-2	0	0	20	No	8	100	n/a	n/a	0.02	NP
1,2-Dichloroethane (ug/L)	WT-3	0	0	20	No	8	100	n/a	n/a	0.02	NP
1,2-Dichloroethane (ug/L)	WT-4	0	0	20	No	8	100	n/a	n/a	0.02	NP
1,2-Dichloroethane (ug/L)	WT-OF	0	0	20	No	8	100	n/a	n/a	0.02	NP
1,2-Dichloropropane (ug/L)	ST-1	0	0	10	No	5	100	n/a	n/a	0.02	NP
1,2-Dichloropropane (ug/L)	WT-1	0	0	20	No	8	100	n/a	n/a	0.02	NP
1,2-Dichloropropane (ug/L)	WT-2	0	0	20	No	8	100	n/a	n/a	0.02	NP
1,2-Dichloropropane (ug/L)	WT-3	0	0	20	No	8	100	n/a	n/a	0.02	NP
1,2-Dichloropropane (ug/L)	WT-4	0	0	20	No	8	100	n/a	n/a	0.02	NP
1,2-Dichloropropane (ug/L)	WT-OF	0	0	20	No	8	100	n/a	n/a	0.02	NP
1,4-Dichlorobenzene (ug/L)	ST-1	0	0	10	No	5	100	n/a	n/a	0.02	NP
1,4-Dichlorobenzene (ug/L)	WT-1	0	0	20	No	8	100	n/a	n/a	0.02	NP
1,4-Dichlorobenzene (ug/L)	WT-2	0	0	20	No	8	100	n/a	n/a	0.02	NP
1,4-Dichlorobenzene (ug/L)	WT-3	0	0	20	No	8	100	n/a	n/a	0.02	NP
1,4-Dichlorobenzene (ug/L)	WT-4	0	0	20	No	8	100	n/a	n/a	0.02	NP
1,4-Dichlorobenzene (ug/L)	WT-OF	0	0	20	No	8	100	n/a	n/a	0.02	NP
2-Butanone [MEK] (ug/L)	ST-1	0	0	10	No	5	100	n/a	n/a	0.02	NP
2-Butanone [MEK] (ug/L)	WT-1	0	0	20	No	8	100	n/a	n/a	0.02	NP
2-Butanone [MEK] (ug/L)	WT-2	0	0	20	No	8	100	n/a	n/a	0.02	NP
2-Butanone [MEK] (ug/L)	WT-3	0	0	20	No	8	100	n/a	n/a	0.02	NP
2-Butanone [MEK] (ug/L)	WT-4	0	0	20	No	8	100	n/a	n/a	0.02	NP
2-Butanone [MEK] (ug/L)	WT-OF	0	-1	-20	No	8	87.5	n/a	n/a	0.02	NP
2-Hexanone (ug/L)	ST-1	0	0	10	No	5	100	n/a	n/a	0.02	NP
2-Hexanone (ug/L)	WT-1	0	0	20	No	8	100	n/a	n/a	0.02	NP
2-Hexanone (ug/L)	WT-2	0	0	20	No	8	100	n/a	n/a	0.02	NP
2-Hexanone (ug/L)	WT-3	0	0	20	No	8	100	n/a	n/a	0.02	NP
2-Hexanone (ug/L)	WT-4	0	0	20	No	8	100	n/a	n/a	0.02	NP
2-Hexanone (ug/L)	WT-OF	0	0	20	No	8	100	n/a	n/a	0.02	NP
4-Methyl-2-pentanone [MIBK] (ug/L)	ST-1	0	0	10	No	5	100	n/a	n/a	0.02	NP
4-Methyl-2-pentanone [MIBK] (ug/L)	WT-1	0	5	20	No	8	75	n/a	n/a	0.02	NP
4-Methyl-2-pentanone [MIBK] (ug/L)	WT-2	0	0	20	No	8	100	n/a	n/a	0.02	NP
4-Methyl-2-pentanone [MIBK] (ug/L)	WT-3	0	7	20	No	8	87.5	n/a	n/a	0.02	NP
4-Methyl-2-pentanone [MIBK] (ug/L)	WT-4	0	7	20	No	8	87.5	n/a	n/a	0.02	NP
4-Methyl-2-pentanone [MIBK] (ug/L)	WT-OF	0	0	20	No	8	100	n/a	n/a	0.02	NP
Acetone (ug/L)	ST-1	0	0	10	No	5	100	n/a	n/a	0.02	NP
Acetone (ug/L)	WT-1	0	0	20	No	8	100	n/a	n/a	0.02	NP
Acetone (ug/L)	WT-2	0	0	20	No	8	100	n/a	n/a	0.02	NP
Acetone (ug/L)	WT-3	0	-8	-20	No	8	62.5	n/a	n/a	0.02	NP

Trend Test

Iowa City Landfill Client: HDR Data: Iowa City Sanitary Landfill Printed 1/20/2026, 8:40 AM

Constituent	Well	Slope	Calc.	Critical	Sig.	N	%NDs	Normality	Xform	Alpha	Method
Acetone (ug/L)	WT-4	0	0	20	No	8	100	n/a	n/a	0.02	NP
Acetone (ug/L)	WT-OF	0	-3	-20	No	8	87.5	n/a	n/a	0.02	NP
Acrylonitrile (ug/L)	ST-1	0	0	10	No	5	100	n/a	n/a	0.02	NP
Acrylonitrile (ug/L)	WT-1	0	0	20	No	8	100	n/a	n/a	0.02	NP
Acrylonitrile (ug/L)	WT-2	0	0	20	No	8	100	n/a	n/a	0.02	NP
Acrylonitrile (ug/L)	WT-3	0	0	20	No	8	100	n/a	n/a	0.02	NP
Acrylonitrile (ug/L)	WT-4	0	0	20	No	8	100	n/a	n/a	0.02	NP
Acrylonitrile (ug/L)	WT-OF	0	0	20	No	8	100	n/a	n/a	0.02	NP
Benzene (ug/L)	ST-1	0	0	10	No	5	100	n/a	n/a	0.02	NP
Benzene (ug/L)	WT-1	0	1	20	No	8	87.5	n/a	n/a	0.02	NP
Benzene (ug/L)	WT-2	0	-5	-20	No	8	87.5	n/a	n/a	0.02	NP
Benzene (ug/L)	WT-3	0	-4	-20	No	8	62.5	n/a	n/a	0.02	NP
Benzene (ug/L)	WT-4	0	0	20	No	8	100	n/a	n/a	0.02	NP
Benzene (ug/L)	WT-OF	0	0	20	No	8	100	n/a	n/a	0.02	NP
Bromochloromethane (ug/L)	ST-1	0	0	10	No	5	100	n/a	n/a	0.02	NP
Bromochloromethane (ug/L)	WT-1	0	0	20	No	8	100	n/a	n/a	0.02	NP
Bromochloromethane (ug/L)	WT-2	0	0	20	No	8	100	n/a	n/a	0.02	NP
Bromochloromethane (ug/L)	WT-3	0	0	20	No	8	100	n/a	n/a	0.02	NP
Bromochloromethane (ug/L)	WT-4	0	0	20	No	8	100	n/a	n/a	0.02	NP
Bromochloromethane (ug/L)	WT-OF	0	0	20	No	8	100	n/a	n/a	0.02	NP
Bromodichloromethane (ug/L)	ST-1	0	0	10	No	5	100	n/a	n/a	0.02	NP
Bromodichloromethane (ug/L)	WT-1	0	0	20	No	8	100	n/a	n/a	0.02	NP
Bromodichloromethane (ug/L)	WT-2	0	0	20	No	8	100	n/a	n/a	0.02	NP
Bromodichloromethane (ug/L)	WT-3	0	7	20	No	8	87.5	n/a	n/a	0.02	NP
Bromodichloromethane (ug/L)	WT-4	0	0	20	No	8	100	n/a	n/a	0.02	NP
Bromodichloromethane (ug/L)	WT-OF	0	0	20	No	8	100	n/a	n/a	0.02	NP
Bromoform (ug/L)	ST-1	0	0	8	No	4	100	n/a	n/a	0.02	NP
Bromoform (ug/L)	WT-1	0	0	20	No	8	100	n/a	n/a	0.02	NP
Bromoform (ug/L)	WT-2	0	0	20	No	8	100	n/a	n/a	0.02	NP
Bromoform (ug/L)	WT-3	0	0	20	No	8	100	n/a	n/a	0.02	NP
Bromoform (ug/L)	WT-4	0	0	20	No	8	100	n/a	n/a	0.02	NP
Bromoform (ug/L)	WT-OF	0	0	20	No	8	100	n/a	n/a	0.02	NP
Bromomethane (ug/L)	ST-1	0	0	10	No	5	100	n/a	n/a	0.02	NP
Bromomethane (ug/L)	WT-1	0	0	20	No	8	100	n/a	n/a	0.02	NP
Bromomethane (ug/L)	WT-2	0	0	20	No	8	100	n/a	n/a	0.02	NP
Bromomethane (ug/L)	WT-3	0	0	20	No	8	100	n/a	n/a	0.02	NP
Bromomethane (ug/L)	WT-4	0	0	20	No	8	100	n/a	n/a	0.02	NP
Bromomethane (ug/L)	WT-OF	0	0	20	No	8	100	n/a	n/a	0.02	NP
Carbon Disulfide (ug/L)	ST-1	0	0	10	No	5	100	n/a	n/a	0.02	NP
Carbon Disulfide (ug/L)	WT-1	0	0	20	No	8	100	n/a	n/a	0.02	NP
Carbon Disulfide (ug/L)	WT-2	0	0	20	No	8	100	n/a	n/a	0.02	NP
Carbon Disulfide (ug/L)	WT-3	0	0	20	No	8	100	n/a	n/a	0.02	NP
Carbon Disulfide (ug/L)	WT-4	0	0	20	No	8	100	n/a	n/a	0.02	NP
Carbon Disulfide (ug/L)	WT-OF	0	0	20	No	8	100	n/a	n/a	0.02	NP
Carbon Tetrachloride (ug/L)	ST-1	0	0	10	No	5	100	n/a	n/a	0.02	NP
Carbon Tetrachloride (ug/L)	WT-1	0	0	20	No	8	100	n/a	n/a	0.02	NP
Carbon Tetrachloride (ug/L)	WT-2	0	0	20	No	8	100	n/a	n/a	0.02	NP
Carbon Tetrachloride (ug/L)	WT-3	0	0	20	No	8	100	n/a	n/a	0.02	NP
Carbon Tetrachloride (ug/L)	WT-4	0	0	20	No	8	100	n/a	n/a	0.02	NP
Carbon Tetrachloride (ug/L)	WT-OF	0	0	20	No	8	100	n/a	n/a	0.02	NP

Trend Test

Iowa City Landfill Client: HDR Data: Iowa City Sanitary Landfill Printed 1/20/2026, 8:40 AM

Constituent	Well	Slope	Calc.	Critical	Sig.	N	%NDs	Normality	Xform	Alpha	Method
Chlorobenzene (ug/L)	ST-1	0	0	10	No	5	100	n/a	n/a	0.02	NP
Chlorobenzene (ug/L)	WT-1	0	0	20	No	8	100	n/a	n/a	0.02	NP
Chlorobenzene (ug/L)	WT-2	0	0	20	No	8	100	n/a	n/a	0.02	NP
Chlorobenzene (ug/L)	WT-3	0	0	20	No	8	100	n/a	n/a	0.02	NP
Chlorobenzene (ug/L)	WT-4	0	0	20	No	8	100	n/a	n/a	0.02	NP
Chlorobenzene (ug/L)	WT-OF	0	0	20	No	8	100	n/a	n/a	0.02	NP
Chlorodibromomethane (ug/L)	ST-1	0	0	10	No	5	100	n/a	n/a	0.02	NP
Chlorodibromomethane (ug/L)	WT-1	0	0	20	No	8	100	n/a	n/a	0.02	NP
Chlorodibromomethane (ug/L)	WT-2	0	0	20	No	8	100	n/a	n/a	0.02	NP
Chlorodibromomethane (ug/L)	WT-3	0	7	20	No	8	87.5	n/a	n/a	0.02	NP
Chlorodibromomethane (ug/L)	WT-4	0	0	20	No	8	100	n/a	n/a	0.02	NP
Chlorodibromomethane (ug/L)	WT-OF	0	0	20	No	8	100	n/a	n/a	0.02	NP
Chloroethane (ug/L)	ST-1	0	0	10	No	5	100	n/a	n/a	0.02	NP
Chloroethane (ug/L)	WT-1	0	0	20	No	8	100	n/a	n/a	0.02	NP
Chloroethane (ug/L)	WT-2	0	0	20	No	8	100	n/a	n/a	0.02	NP
Chloroethane (ug/L)	WT-3	0	0	20	No	8	100	n/a	n/a	0.02	NP
Chloroethane (ug/L)	WT-4	0	0	20	No	8	100	n/a	n/a	0.02	NP
Chloroethane (ug/L)	WT-OF	0	0	20	No	8	100	n/a	n/a	0.02	NP
Chloroform (ug/L)	ST-1	0	0	10	No	5	100	n/a	n/a	0.02	NP
Chloroform (ug/L)	WT-1	0	0	20	No	8	100	n/a	n/a	0.02	NP
Chloroform (ug/L)	WT-2	0	7	20	No	8	87.5	n/a	n/a	0.02	NP
Chloroform (ug/L)	WT-3	0	7	20	No	8	87.5	n/a	n/a	0.02	NP
Chloroform (ug/L)	WT-4	0	0	20	No	8	100	n/a	n/a	0.02	NP
Chloroform (ug/L)	WT-OF	0	0	20	No	8	100	n/a	n/a	0.02	NP
Chloromethane (ug/L)	ST-1	0	0	10	No	5	100	n/a	n/a	0.02	NP
Chloromethane (ug/L)	WT-1	0	0	20	No	8	100	n/a	n/a	0.02	NP
Chloromethane (ug/L)	WT-2	0	0	20	No	8	100	n/a	n/a	0.02	NP
Chloromethane (ug/L)	WT-3	0	0	20	No	8	100	n/a	n/a	0.02	NP
Chloromethane (ug/L)	WT-4	0	0	20	No	8	100	n/a	n/a	0.02	NP
Chloromethane (ug/L)	WT-OF	0	0	20	No	8	100	n/a	n/a	0.02	NP
cis-1,2-Dichloroethene (ug/L)	ST-1	0	0	10	No	5	100	n/a	n/a	0.02	NP
cis-1,2-Dichloroethene (ug/L)	WT-1	0	0	20	No	8	100	n/a	n/a	0.02	NP
cis-1,2-Dichloroethene (ug/L)	WT-2	0	0	20	No	8	100	n/a	n/a	0.02	NP
cis-1,2-Dichloroethene (ug/L)	WT-3	0	0	20	No	8	100	n/a	n/a	0.02	NP
cis-1,2-Dichloroethene (ug/L)	WT-4	0	0	20	No	8	100	n/a	n/a	0.02	NP
cis-1,2-Dichloroethene (ug/L)	WT-OF	0	0	20	No	8	100	n/a	n/a	0.02	NP
cis-1,3-Dichloropropene (ug/L)	ST-1	0	0	10	No	5	100	n/a	n/a	0.02	NP
cis-1,3-Dichloropropene (ug/L)	WT-1	0	0	20	No	8	100	n/a	n/a	0.02	NP
cis-1,3-Dichloropropene (ug/L)	WT-2	0	0	20	No	8	100	n/a	n/a	0.02	NP
cis-1,3-Dichloropropene (ug/L)	WT-3	0	0	20	No	8	100	n/a	n/a	0.02	NP
cis-1,3-Dichloropropene (ug/L)	WT-4	0	0	20	No	8	100	n/a	n/a	0.02	NP
cis-1,3-Dichloropropene (ug/L)	WT-OF	0	0	20	No	8	100	n/a	n/a	0.02	NP
Dibromomethane (ug/L)	ST-1	0	0	10	No	5	100	n/a	n/a	0.02	NP
Dibromomethane (ug/L)	WT-1	0	0	20	No	8	100	n/a	n/a	0.02	NP
Dibromomethane (ug/L)	WT-2	0	0	20	No	8	100	n/a	n/a	0.02	NP
Dibromomethane (ug/L)	WT-3	0	0	20	No	8	100	n/a	n/a	0.02	NP
Dibromomethane (ug/L)	WT-4	0	0	20	No	8	100	n/a	n/a	0.02	NP
Dibromomethane (ug/L)	WT-OF	0	0	20	No	8	100	n/a	n/a	0.02	NP
Ethylbenzene (ug/L)	ST-1	0	0	10	No	5	100	n/a	n/a	0.02	NP
Ethylbenzene (ug/L)	WT-1	0	0	20	No	8	100	n/a	n/a	0.02	NP

Trend Test

Iowa City Landfill Client: HDR Data: Iowa City Sanitary Landfill Printed 1/20/2026, 8:40 AM

Constituent	Well	Slope	Calc.	Critical	Sig.	N	%NDs	Normality	Xform	Alpha	Method
Ethylbenzene (ug/L)	WT-2	0	0	20	No	8	100	n/a	n/a	0.02	NP
Ethylbenzene (ug/L)	WT-3	0	0	20	No	8	100	n/a	n/a	0.02	NP
Ethylbenzene (ug/L)	WT-4	0	0	20	No	8	100	n/a	n/a	0.02	NP
Ethylbenzene (ug/L)	WT-OF	0	0	20	No	8	100	n/a	n/a	0.02	NP
Iodomethane (ug/L)	ST-1	0	0	10	No	5	100	n/a	n/a	0.02	NP
Iodomethane (ug/L)	WT-1	0	0	20	No	8	100	n/a	n/a	0.02	NP
Iodomethane (ug/L)	WT-2	0	0	20	No	8	100	n/a	n/a	0.02	NP
Iodomethane (ug/L)	WT-3	0	0	20	No	8	100	n/a	n/a	0.02	NP
Iodomethane (ug/L)	WT-4	0	0	20	No	8	100	n/a	n/a	0.02	NP
Iodomethane (ug/L)	WT-OF	0	0	20	No	8	100	n/a	n/a	0.02	NP
Methylene Chloride (ug/L)	ST-1	0	0	10	No	5	100	n/a	n/a	0.02	NP
Methylene Chloride (ug/L)	WT-1	0	0	20	No	8	100	n/a	n/a	0.02	NP
Methylene Chloride (ug/L)	WT-2	0	0	20	No	8	100	n/a	n/a	0.02	NP
Methylene Chloride (ug/L)	WT-3	0	0	20	No	8	100	n/a	n/a	0.02	NP
Methylene Chloride (ug/L)	WT-4	0	0	20	No	8	100	n/a	n/a	0.02	NP
Methylene Chloride (ug/L)	WT-OF	0	0	20	No	8	100	n/a	n/a	0.02	NP
Styrene (ug/L)	ST-1	0	0	10	No	5	100	n/a	n/a	0.02	NP
Styrene (ug/L)	WT-1	0	0	20	No	8	100	n/a	n/a	0.02	NP
Styrene (ug/L)	WT-2	0	0	20	No	8	100	n/a	n/a	0.02	NP
Styrene (ug/L)	WT-3	0	0	20	No	8	100	n/a	n/a	0.02	NP
Styrene (ug/L)	WT-4	0	0	20	No	8	100	n/a	n/a	0.02	NP
Styrene (ug/L)	WT-OF	0	0	20	No	8	100	n/a	n/a	0.02	NP
Tetrachloroethene (ug/L)	ST-1	0	0	10	No	5	100	n/a	n/a	0.02	NP
Tetrachloroethene (ug/L)	WT-1	0	0	20	No	8	100	n/a	n/a	0.02	NP
Tetrachloroethene (ug/L)	WT-2	0	0	20	No	8	100	n/a	n/a	0.02	NP
Tetrachloroethene (ug/L)	WT-3	0	0	20	No	8	100	n/a	n/a	0.02	NP
Tetrachloroethene (ug/L)	WT-4	0	0	20	No	8	100	n/a	n/a	0.02	NP
Tetrachloroethene (ug/L)	WT-OF	0	0	20	No	8	100	n/a	n/a	0.02	NP
Toluene (ug/L)	ST-1	0	0	10	No	5	100	n/a	n/a	0.02	NP
Toluene (ug/L)	WT-1	0	0	20	No	8	100	n/a	n/a	0.02	NP
Toluene (ug/L)	WT-2	0	0	20	No	8	100	n/a	n/a	0.02	NP
Toluene (ug/L)	WT-3	0	0	20	No	8	100	n/a	n/a	0.02	NP
Toluene (ug/L)	WT-4	0	0	20	No	8	100	n/a	n/a	0.02	NP
Toluene (ug/L)	WT-OF	0	0	20	No	8	100	n/a	n/a	0.02	NP
trans-1,2-Dichloroethene (ug/L)	ST-1	0	0	10	No	5	100	n/a	n/a	0.02	NP
trans-1,2-Dichloroethene (ug/L)	WT-1	0	0	20	No	8	100	n/a	n/a	0.02	NP
trans-1,2-Dichloroethene (ug/L)	WT-2	0	0	20	No	8	100	n/a	n/a	0.02	NP
trans-1,2-Dichloroethene (ug/L)	WT-3	0	0	20	No	8	100	n/a	n/a	0.02	NP
trans-1,2-Dichloroethene (ug/L)	WT-4	0	0	20	No	8	100	n/a	n/a	0.02	NP
trans-1,2-Dichloroethene (ug/L)	WT-OF	0	0	20	No	8	100	n/a	n/a	0.02	NP
trans-1,3-Dichloropropene (ug/L)	ST-1	0	0	10	No	5	100	n/a	n/a	0.02	NP
trans-1,3-Dichloropropene (ug/L)	WT-1	0	7	20	No	8	87.5	n/a	n/a	0.02	NP
trans-1,3-Dichloropropene (ug/L)	WT-2	0	0	20	No	8	100	n/a	n/a	0.02	NP
trans-1,3-Dichloropropene (ug/L)	WT-3	0	0	20	No	8	100	n/a	n/a	0.02	NP
trans-1,3-Dichloropropene (ug/L)	WT-4	0	0	20	No	8	100	n/a	n/a	0.02	NP
trans-1,3-Dichloropropene (ug/L)	WT-OF	0	0	20	No	8	100	n/a	n/a	0.02	NP
trans-1,4-Dichloro-2-Butene (ug/L)	ST-1	0	0	10	No	5	100	n/a	n/a	0.02	NP
trans-1,4-Dichloro-2-Butene (ug/L)	WT-1	0	0	20	No	8	100	n/a	n/a	0.02	NP
trans-1,4-Dichloro-2-Butene (ug/L)	WT-2	0	0	20	No	8	100	n/a	n/a	0.02	NP
trans-1,4-Dichloro-2-Butene (ug/L)	WT-3	0	0	20	No	8	100	n/a	n/a	0.02	NP

Trend Test

Iowa City Landfill Client: HDR Data: Iowa City Sanitary Landfill Printed 1/20/2026, 8:40 AM

Constituent	Well	Slope	Calc.	Critical	Sig.	N	%NDs	Normality	Xform	Alpha	Method
trans-1,4-Dichloro-2-Butene (ug/L)	WT-4	0	0	20	No	8	100	n/a	n/a	0.02	NP
trans-1,4-Dichloro-2-Butene (ug/L)	WT-OF	0	0	20	No	8	100	n/a	n/a	0.02	NP
Trichloroethene (ug/L)	ST-1	0	0	10	No	5	100	n/a	n/a	0.02	NP
Trichloroethene (ug/L)	WT-1	0	0	20	No	8	100	n/a	n/a	0.02	NP
Trichloroethene (ug/L)	WT-2	0	0	20	No	8	100	n/a	n/a	0.02	NP
Trichloroethene (ug/L)	WT-3	0	0	20	No	8	100	n/a	n/a	0.02	NP
Trichloroethene (ug/L)	WT-4	0	0	20	No	8	100	n/a	n/a	0.02	NP
Trichloroethene (ug/L)	WT-OF	0	0	20	No	8	100	n/a	n/a	0.02	NP
Trichlorofluoromethane (ug/L)	ST-1	0	0	10	No	5	100	n/a	n/a	0.02	NP
Trichlorofluoromethane (ug/L)	WT-1	0	0	20	No	8	100	n/a	n/a	0.02	NP
Trichlorofluoromethane (ug/L)	WT-2	0	0	20	No	8	100	n/a	n/a	0.02	NP
Trichlorofluoromethane (ug/L)	WT-3	0	0	20	No	8	100	n/a	n/a	0.02	NP
Trichlorofluoromethane (ug/L)	WT-4	0	0	20	No	8	100	n/a	n/a	0.02	NP
Trichlorofluoromethane (ug/L)	WT-OF	0	0	20	No	8	100	n/a	n/a	0.02	NP
Vinyl Acetate (ug/L)	ST-1	0	0	10	No	5	100	n/a	n/a	0.02	NP
Vinyl Acetate (ug/L)	WT-1	0	0	20	No	8	100	n/a	n/a	0.02	NP
Vinyl Acetate (ug/L)	WT-2	0	0	20	No	8	100	n/a	n/a	0.02	NP
Vinyl Acetate (ug/L)	WT-3	0	0	20	No	8	100	n/a	n/a	0.02	NP
Vinyl Acetate (ug/L)	WT-4	0	0	20	No	8	100	n/a	n/a	0.02	NP
Vinyl Acetate (ug/L)	WT-OF	0	0	20	No	8	100	n/a	n/a	0.02	NP
Vinyl Chloride (ug/L)	ST-1	0	0	10	No	5	100	n/a	n/a	0.02	NP
Vinyl Chloride (ug/L)	WT-1	0	0	20	No	8	100	n/a	n/a	0.02	NP
Vinyl Chloride (ug/L)	WT-2	0	0	20	No	8	100	n/a	n/a	0.02	NP
Vinyl Chloride (ug/L)	WT-3	0	0	20	No	8	100	n/a	n/a	0.02	NP
Vinyl Chloride (ug/L)	WT-4	0	0	20	No	8	100	n/a	n/a	0.02	NP
Vinyl Chloride (ug/L)	WT-OF	0	0	20	No	8	100	n/a	n/a	0.02	NP
Xylenes, Total (ug/L)	ST-1	0	0	10	No	5	100	n/a	n/a	0.02	NP
Xylenes, Total (ug/L)	WT-1	0	0	20	No	8	100	n/a	n/a	0.02	NP
Xylenes, Total (ug/L)	WT-2	0	0	20	No	8	100	n/a	n/a	0.02	NP
Xylenes, Total (ug/L)	WT-3	0	0	20	No	8	100	n/a	n/a	0.02	NP
Xylenes, Total (ug/L)	WT-4	0	0	20	No	8	100	n/a	n/a	0.02	NP
Xylenes, Total (ug/L)	WT-OF	0	0	20	No	8	100	n/a	n/a	0.02	NP

This page intentionally left blank.

Groundwater Underdrain –

Prediction Limits

This page intentionally left blank.

Exceeds Limit

Prediction Limit

Intrawell Parametric

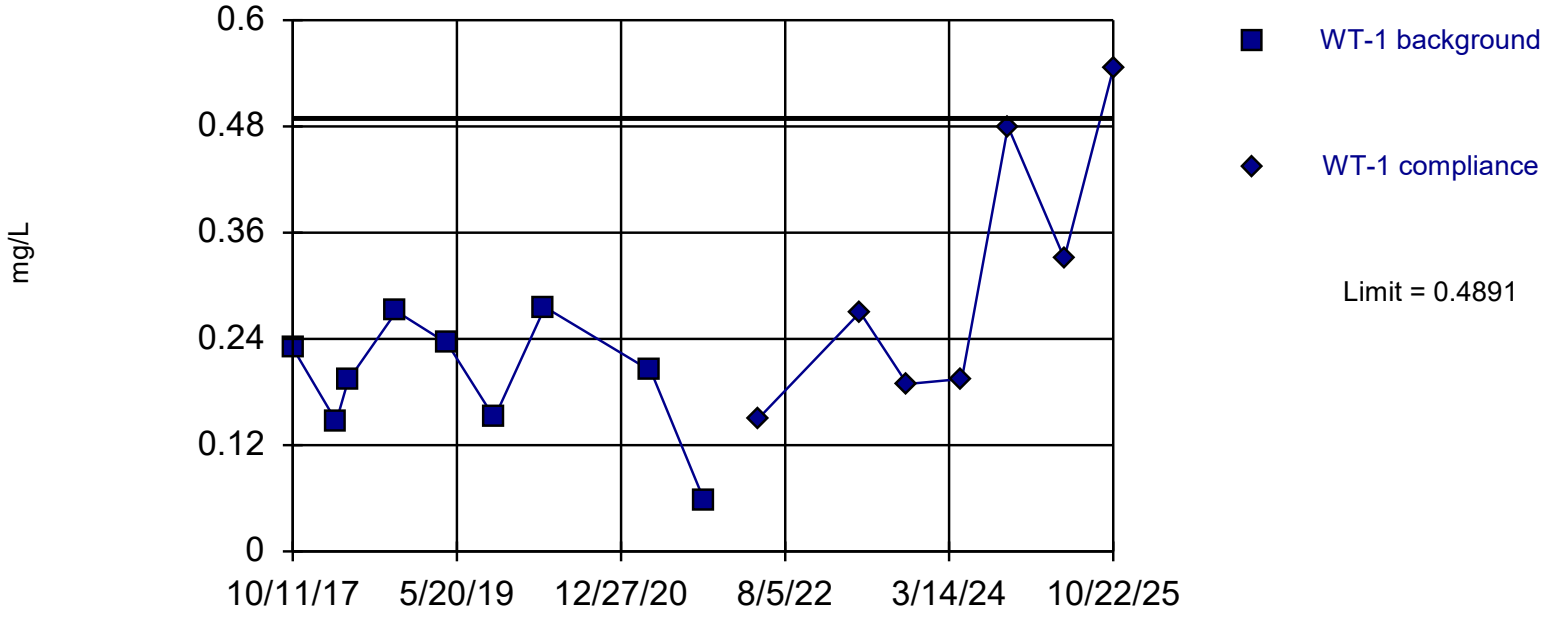

Background Data Summary: Mean=0.1962, Std. Dev.=0.06904, n=9. Normality test: Shapiro Wilk @alpha = 0.01, calculated = 0.9313, critical = 0.764. Kappa = 4.243 (c=14, w=42, 1 of 2, event alpha = 0.05132). Report alpha = 0.00008959.

Constituent: Barium Analysis Run 1/19/2026 5:03 PM View: 01_GU_Inorganics_PL_WT1 & WT2

Iowa City Landfill Client: HDR Data: Iowa City Sanitary Landfill

Prediction Limit

Iowa City Landfill Client: HDR Data: Iowa City Sanitary Landfill Printed 1/19/2026, 5:06 PM

Constituent	Well	Upper Lim.	Date	Observ.	Sig.	Bg N	Bg Wells	%NDs	ND Adj.	Transform	Alpha	Method
Antimony (mg/L)	WT-1	0.001	10/22/2025	0.001ND	No	10	n/a	90	n/a	n/a	0.01476	NP Intra (NDs) 1 of 2
Antimony (mg/L)	WT-2	0.001	10/22/2025	0.001ND	No	10	n/a	90	n/a	n/a	0.01476	NP Intra (NDs) 1 of 2
Arsenic (mg/L)	WT-1	0.01909	10/22/2025	0.00053ND	No	10	n/a	30	Aitch...	sqrt(x)	0.00008959	Param Intra 1 of 2
Arsenic (mg/L)	WT-2	0.1016	10/22/2025	0.00107J	No	10	n/a	10	None	x^(1/3)	0.00008959	Param Intra 1 of 2
Barium (mg/L)	**WT-1**	**0.4891**	**10/22/2025**	**0.545**	**Yes**	**9**	**n/a**	**0**	**None**	**No**	**0.00008959**	**Param Intra 1 of 2**
Barium (mg/L)	WT-2	0.3807	10/22/2025	0.18	No	10	n/a	0	None	No	0.00008959	Param Intra 1 of 2
Beryllium (mg/L)	WT-1	0.00033	10/22/2025	0.00033ND	No	10	n/a	100	n/a	n/a	0.01476	NP Intra (NDs) 1 of 2
Beryllium (mg/L)	WT-2	0.000538	10/22/2025	0.00033ND	No	10	n/a	90	n/a	n/a	0.01476	NP Intra (NDs) 1 of 2
Cadmium (mg/L)	WT-1	0.0001	10/22/2025	0.0001ND	No	10	n/a	100	n/a	n/a	0.01476	NP Intra (NDs) 1 of 2
Cadmium (mg/L)	WT-2	0.0001	10/22/2025	0.0001ND	No	10	n/a	90	n/a	n/a	0.01476	NP Intra (NDs) 1 of 2
Chromium (mg/L)	WT-1	0.0018	10/22/2025	0.0018ND	No	9	n/a	88.89	n/a	n/a	0.01809	NP Intra (NDs) 1 of 2
Chromium (mg/L)	WT-2	0.0018	10/22/2025	0.0018ND	No	9	n/a	100	n/a	n/a	0.01809	NP Intra (NDs) 1 of 2
Cobalt (mg/L)	WT-1	0.01128	10/22/2025	0.000281J	No	9	n/a	0	None	No	0.00008959	Param Intra 1 of 2
Cobalt (mg/L)	WT-2	0.01195	10/22/2025	0.00249	No	10	n/a	0	None	No	0.00008959	Param Intra 1 of 2
Copper (mg/L)	WT-1	0.0032	10/22/2025	0.0032ND	No	9	n/a	88.89	n/a	n/a	0.01809	NP Intra (NDs) 1 of 2
Copper (mg/L)	WT-2	0.0032	10/22/2025	0.0032ND	No	9	n/a	100	n/a	n/a	0.01809	NP Intra (NDs) 1 of 2
Lead (mg/L)	WT-1	0.001617	10/22/2025	0.00033ND	No	9	n/a	44.44	Aitch...	No	0.00008959	Param Intra 1 of 2
Lead (mg/L)	WT-2	0.000575	10/22/2025	0.00033ND	No	9	n/a	77.78	n/a	n/a	0.01809	NP Intra (NDs) 1 of 2
Nickel (mg/L)	WT-1	0.03695	10/22/2025	0.00115ND	No	10	n/a	10	None	No	0.00008959	Param Intra 1 of 2
Nickel (mg/L)	WT-2	0.02661	10/22/2025	0.00371J	No	10	n/a	0	None	No	0.00008959	Param Intra 1 of 2
Selenium (mg/L)	WT-1	0.00233	10/22/2025	0.0014ND	No	10	n/a	80	n/a	n/a	0.01476	NP Intra (NDs) 1 of 2
Selenium (mg/L)	WT-2	0.00178	10/22/2025	0.0014ND	No	10	n/a	90	n/a	n/a	0.01476	NP Intra (NDs) 1 of 2
Silver (mg/L)	WT-1	0.00059	10/22/2025	0.0005ND	No	10	n/a	90	n/a	n/a	0.01476	NP Intra (NDs) 1 of 2
Silver (mg/L)	WT-2	0.0005	10/22/2025	0.0005ND	No	10	n/a	100	n/a	n/a	0.01476	NP Intra (NDs) 1 of 2
Thallium (mg/L)	WT-1	0.00057	10/22/2025	0.00057ND	No	10	n/a	90	n/a	n/a	0.01476	NP Intra (NDs) 1 of 2
Thallium (mg/L)	WT-2	0.00057	10/22/2025	0.00057ND	No	10	n/a	90	n/a	n/a	0.01476	NP Intra (NDs) 1 of 2
Vanadium (mg/L)	WT-1	0.00195	10/22/2025	0.0017ND	No	9	n/a	66.67	n/a	n/a	0.01809	NP Intra (NDs) 1 of 2
Vanadium (mg/L)	WT-2	0.0017	10/22/2025	0.0017ND	No	9	n/a	88.89	n/a	n/a	0.01809	NP Intra (NDs) 1 of 2
Zinc (mg/L)	WT-1	0.0315	10/22/2025	0.013ND	No	10	n/a	90	n/a	n/a	0.01476	NP Intra (NDs) 1 of 2
Zinc (mg/L)	WT-2	0.0307	10/22/2025	0.013ND	No	10	n/a	90	n/a	n/a	0.01476	NP Intra (NDs) 1 of 2

Prediction Limit

Iowa City Landfill Client: HDR Data: Iowa City Sanitary Landfill Printed 1/19/2026, 5:17 PM

Constituent	Well	Upper Lim.	Date	Observ.	Sig.	Bg N	Bg Wells	%NDs	ND Adj.	Transform	Alpha	Method
Antimony (mg/L)	WT-3	0.001	10/22/2025	0.001ND	No	10	n/a	90	n/a	n/a	0.01476	NP Intra (NDs) 1 of 2
Arsenic (mg/L)	WT-3	0.03575	10/22/2025	0.000651J	No	10	n/a	0	None	No	0.00008959	Param Intra 1 of 2
Barium (mg/L)	WT-3	0.2712	10/22/2025	0.214	No	10	n/a	0	None	No	0.00008959	Param Intra 1 of 2
Beryllium (mg/L)	WT-3	0.00033	10/22/2025	0.00033ND	No	10	n/a	100	n/a	n/a	0.01476	NP Intra (NDs) 1 of 2
Cadmium (mg/L)	WT-3	0.0001	10/22/2025	0.0001ND	No	10	n/a	100	n/a	n/a	0.01476	NP Intra (NDs) 1 of 2
Chromium (mg/L)	WT-3	0.0018	10/22/2025	0.0018ND	No	9	n/a	100	n/a	n/a	0.01809	NP Intra (NDs) 1 of 2
Cobalt (mg/L)	WT-3	0.02079	10/22/2025	0.00107	No	10	n/a	0	None	sqrt(x)	0.00008959	Param Intra 1 of 2
Copper (mg/L)	WT-3	0.0052	10/22/2025	0.0032ND	No	10	n/a	80	n/a	n/a	0.01476	NP Intra (NDs) 1 of 2
Lead (mg/L)	WT-3	0.00033	10/22/2025	0.00033ND	No	9	n/a	100	n/a	n/a	0.01809	NP Intra (NDs) 1 of 2
Nickel (mg/L)	WT-3	0.02137	10/22/2025	0.00449J	No	10	n/a	0	None	No	0.00008959	Param Intra 1 of 2
Selenium (mg/L)	WT-3	0.0014	10/22/2025	0.0014ND	No	10	n/a	100	n/a	n/a	0.01476	NP Intra (NDs) 1 of 2
Silver (mg/L)	WT-3	0.0005	10/22/2025	0.0005ND	No	10	n/a	100	n/a	n/a	0.01476	NP Intra (NDs) 1 of 2
Thallium (mg/L)	WT-3	0.00057	10/22/2025	0.00057ND	No	10	n/a	100	n/a	n/a	0.01476	NP Intra (NDs) 1 of 2
Vanadium (mg/L)	WT-3	0.0017	10/22/2025	0.0017ND	No	9	n/a	100	n/a	n/a	0.01809	NP Intra (NDs) 1 of 2
Zinc (mg/L)	WT-3	0.0174	10/22/2025	0.013ND	No	10	n/a	90	n/a	n/a	0.01476	NP Intra (NDs) 1 of 2

Sanitas™ v.10.1.03a Software licensed to HDR, Inc. UG
Hollow symbols indicate censored values.

Exceeds Limit

Prediction Limit

Intrawell Parametric

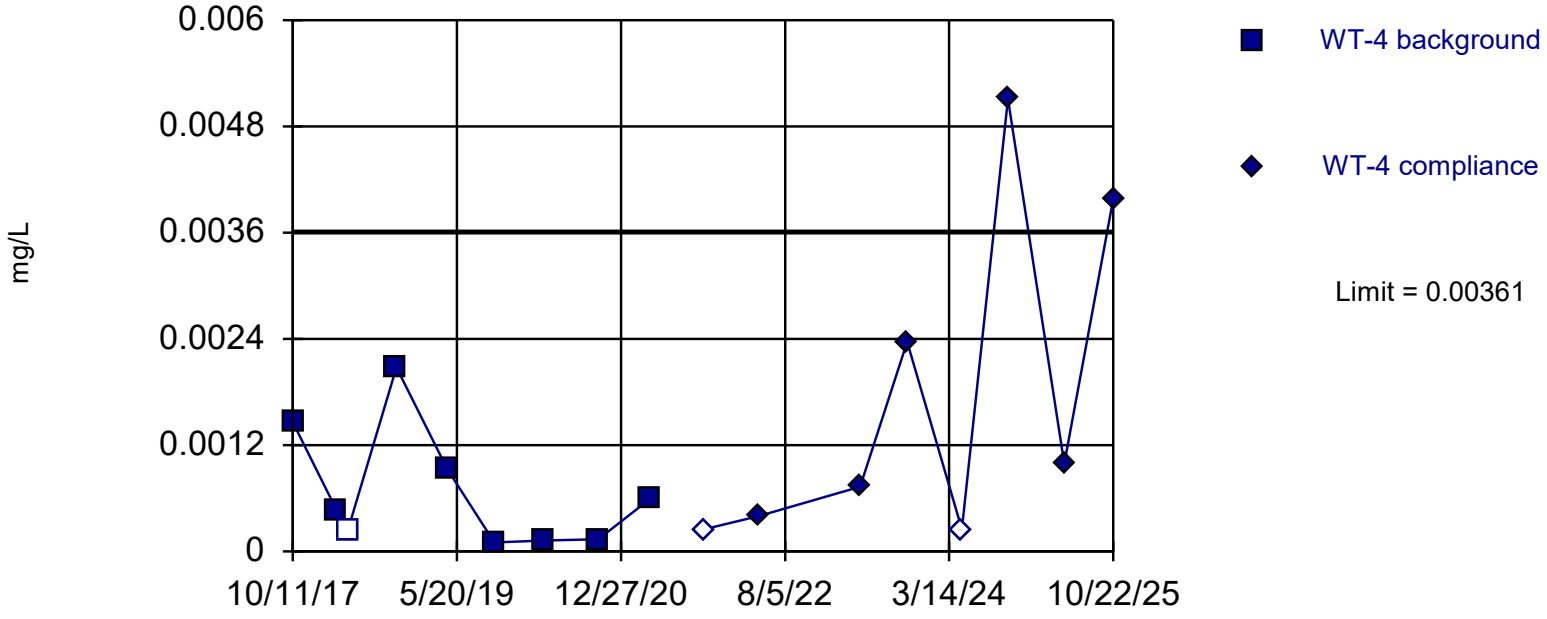

Background Data Summary: Mean=0.0006842, Std. Dev.=0.0006895, n=9, 11.11% NDs. Normality test: Shapiro Wilk @alpha = 0.01, calculated = 0.8412, critical = 0.764. Kappa = 4.243 (c=14, w=42, 1 of 2, event alpha = 0.05132). Report alpha = 0.00008959.

Constituent: Cobalt Analysis Run 1/19/2026 5:19 PM View: 01_GU_Inorganics_PL_WT4

Iowa City Landfill Client: HDR Data: Iowa City Sanitary Landfill

Prediction Limit

Iowa City Landfill Client: HDR Data: Iowa City Sanitary Landfill Printed 1/19/2026, 5:20 PM

Constituent	Well	Upper Lim.	Date	Observ.	Sig.	Bg N	Bg Wells	%NDs	ND Adj.	Transform	Alpha	Method
Antimony (mg/L)	WT-4	0.001	10/22/2025	0.001ND	No	9	n/a	88.89	n/a	n/a	0.01809	NP Intra (NDs) 1 of 2
Arsenic (mg/L)	WT-4	0.00266	10/22/2025	0.00053ND	No	9	n/a	55.56	n/a	n/a	0.01809	NP Intra (NDs) 1 of 2
Barium (mg/L)	WT-4	0.1258	10/22/2025	0.0918	No	9	n/a	0	None	ln(x)	0.00008959	Param Intra 1 of 2
Beryllium (mg/L)	WT-4	0.00033	10/22/2025	0.00033ND	No	9	n/a	100	n/a	n/a	0.01809	NP Intra (NDs) 1 of 2
Cadmium (mg/L)	WT-4	0.00022	10/22/2025	0.00012J	No	9	n/a	66.67	n/a	n/a	0.01809	NP Intra (NDs) 1 of 2
Chromium (mg/L)	WT-4	0.0018	10/22/2025	0.0018ND	No	8	n/a	100	n/a	n/a	0.02144	NP Intra (NDs) 1 of 2
Cobalt (mg/L)	**WT-4**	**0.00361**	**10/22/2025**	**0.00398**	**Yes**	**9**	**n/a**	**11.11**	**None**	**No**	**0.00008959**	**Param Intra 1 of 2**
Copper (mg/L)	WT-4	0.00498	10/22/2025	0.0032ND	No	9	n/a	88.89	n/a	n/a	0.01809	NP Intra (NDs) 1 of 2
Lead (mg/L)	WT-4	0.000645	10/22/2025	0.00033ND	No	8	n/a	62.5	n/a	n/a	0.02144	NP Intra (NDs) 1 of 2
Nickel (mg/L)	WT-4	0.04288	10/22/2025	0.0247	No	9	n/a	11.11	None	No	0.00008959	Param Intra 1 of 2
Selenium (mg/L)	WT-4	0.00148	10/22/2025	0.0014ND	No	8	n/a	87.5	n/a	n/a	0.02144	NP Intra (NDs) 1 of 2
Silver (mg/L)	WT-4	0.0005	10/22/2025	0.0005ND	No	9	n/a	100	n/a	n/a	0.01809	NP Intra (NDs) 1 of 2
Thallium (mg/L)	WT-4	0.00057	10/22/2025	0.00057ND	No	9	n/a	100	n/a	n/a	0.01809	NP Intra (NDs) 1 of 2
Vanadium (mg/L)	WT-4	0.0017	10/22/2025	0.0017ND	No	8	n/a	87.5	n/a	n/a	0.02144	NP Intra (NDs) 1 of 2
Zinc (mg/L)	WT-4	0.0131	10/22/2025	0.013ND	No	8	n/a	75	n/a	n/a	0.02144	NP Intra (NDs) 1 of 2

This page intentionally left blank.

Groundwater Underdrain –

DQR

This page intentionally left blank.

Data Screening

Analysis Run 1/20/2026 8:46 AM View: 02_GU_Organics
Iowa City Landfill Client: HDR Data: Iowa City Sanitary Landfill

UG 'Double Quantification Rule' results for 48 constituents in 6 wells on 16 dates:

-none-

This page intentionally left blank.

Statistical Analysis:

Monitoring Wells

This page intentionally left blank.

Groundwater Monitoring Wells – Outliers Analysis

This page intentionally left blank.

Rosner's Outlier Test

MW-6B

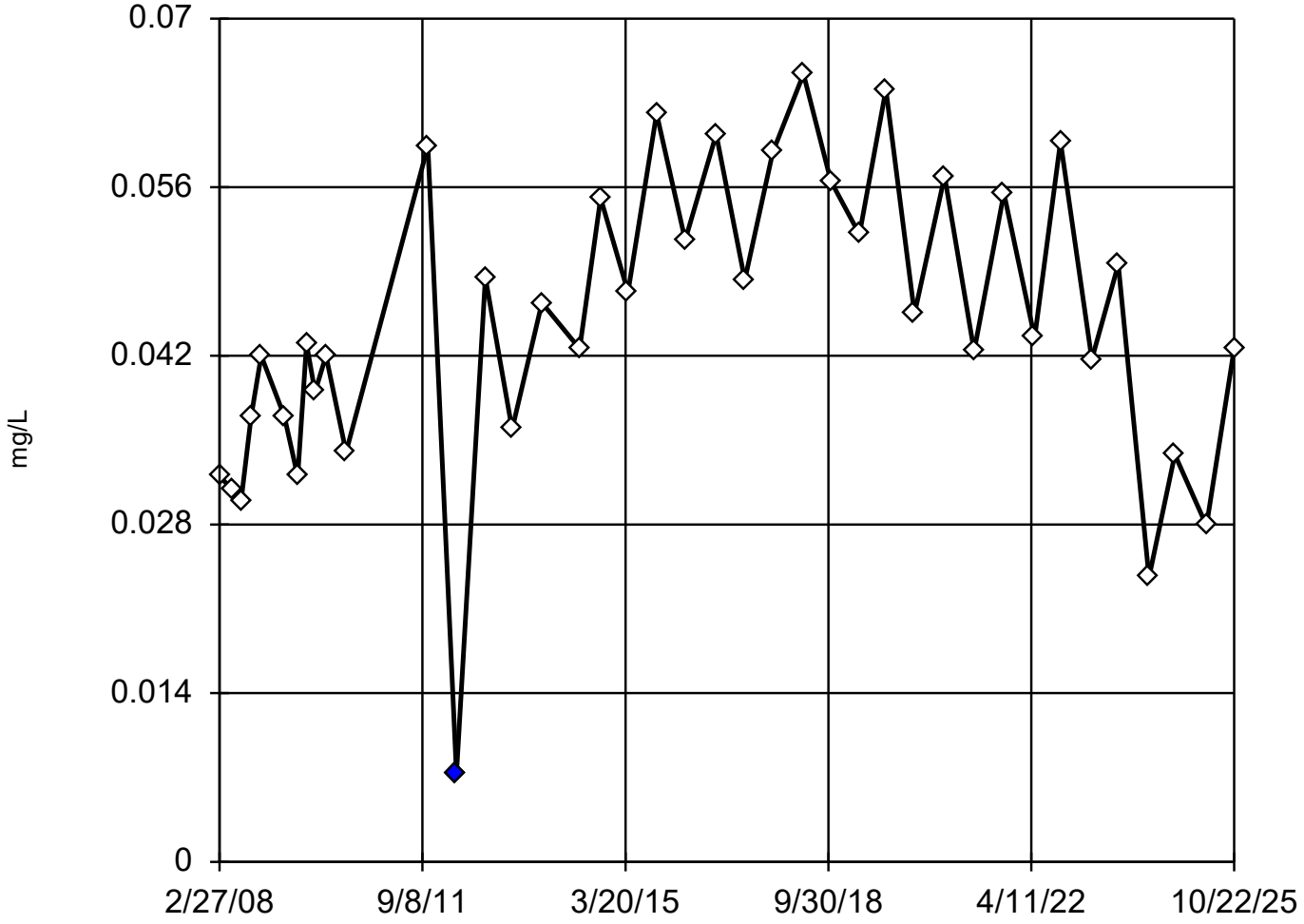

n = 40

Statistical outlier is drawn as solid.
1 value manually flagged as an outlier.

k = 1
r = 2.998
Tabulated value = 2.98
Alpha = 0.01

Normality test used:
Shapiro Wilk@alpha = 0.1
Calculated = 0.9657
Critical = 0.948
The distribution, after removal of suspect value, was found to be normally distributed.

Constituent: Arsenic Analysis Run 1/20/2026 9:09 AM View: 04_MW_Inorganics

Iowa City Landfill Client: HDR Data: Iowa City Sanitary Landfill

Rosner's Outlier Test

MW-8B

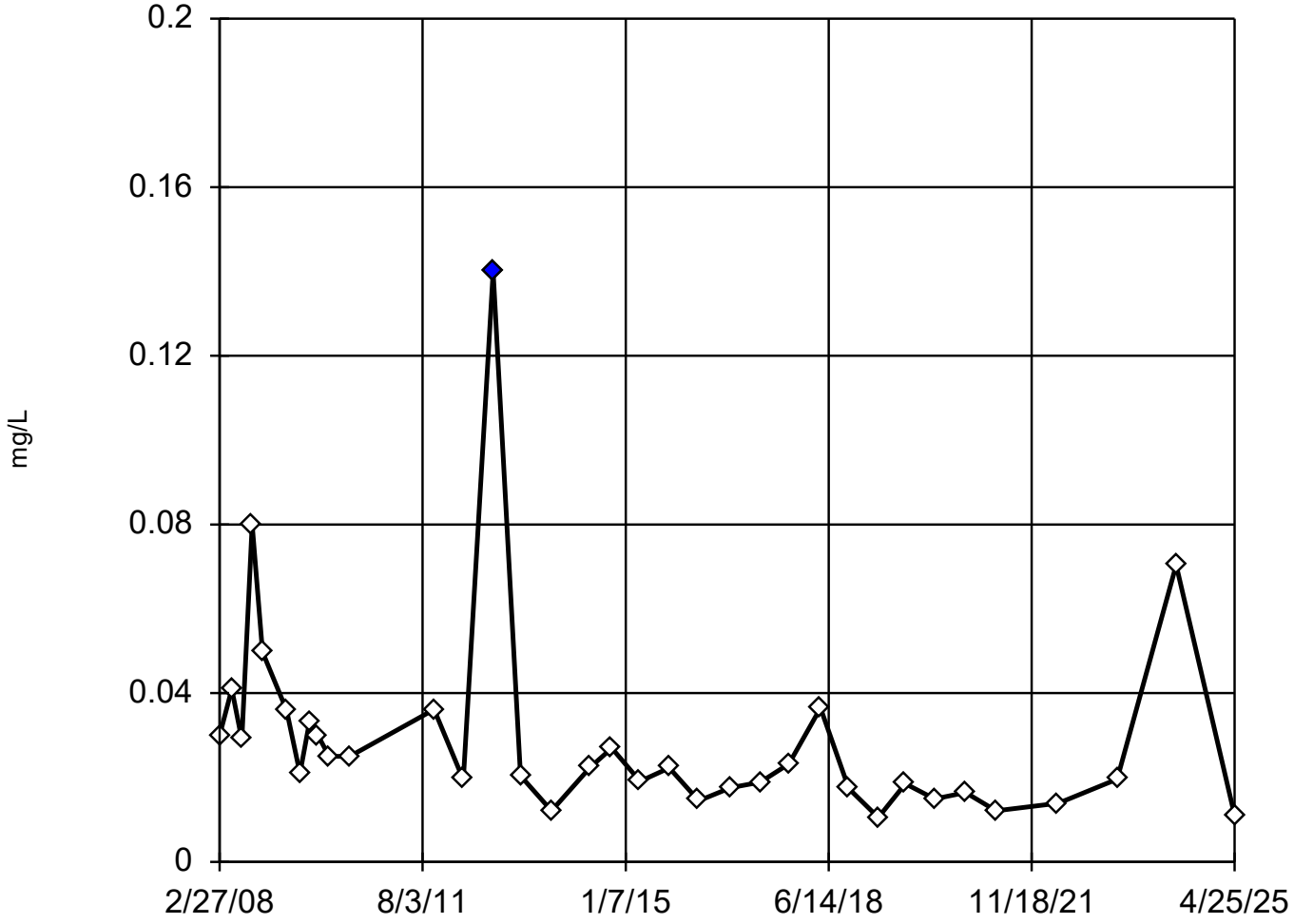

n = 35

Statistical outlier is drawn as solid.
1 value manually flagged as an outlier.

k = 1
r = 3.078
Tabulated value = 2.95
Alpha = 0.01

Normality test used:
Shapiro Wilk@alpha = 0.1
Calculated = 0.9601
Critical = 0.943 (after natural log transformation)
The distribution, after removal of suspect value, was found to be log-normal.

Constituent: Arsenic Analysis Run 1/20/2026 9:09 AM View: 04_MW_Inorganics

Iowa City Landfill Client: HDR Data: Iowa City Sanitary Landfill

Rosner's Outlier Test

MW-209B

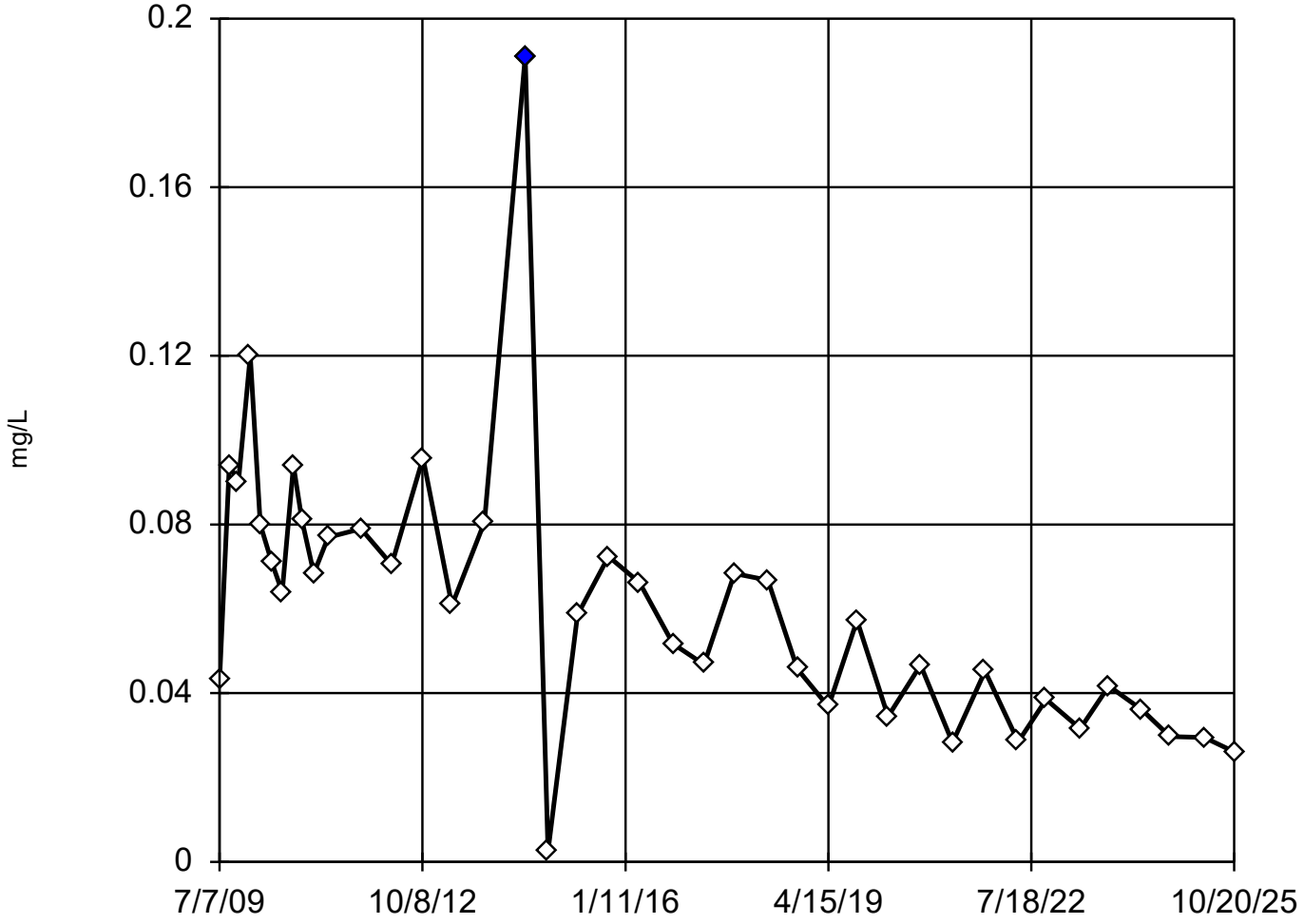

n = 40

Statistical outlier is drawn as solid.
2 values manually flagged as outliers.

k = 1
r = 4.024
Tabulated value = 2.98
Alpha = 0.01

Normality test used:
Shapiro Wilk@alpha = 0.1
Calculated = 0.9787
Critical = 0.948
The distribution, after removal of suspect value, was found to be normally distributed.

Constituent: Arsenic Analysis Run 1/20/2026 9:09 AM View: 04_MW_Inorganics

Iowa City Landfill Client: HDR Data: Iowa City Sanitary Landfill

Rosner's Outlier Test

MW-207A

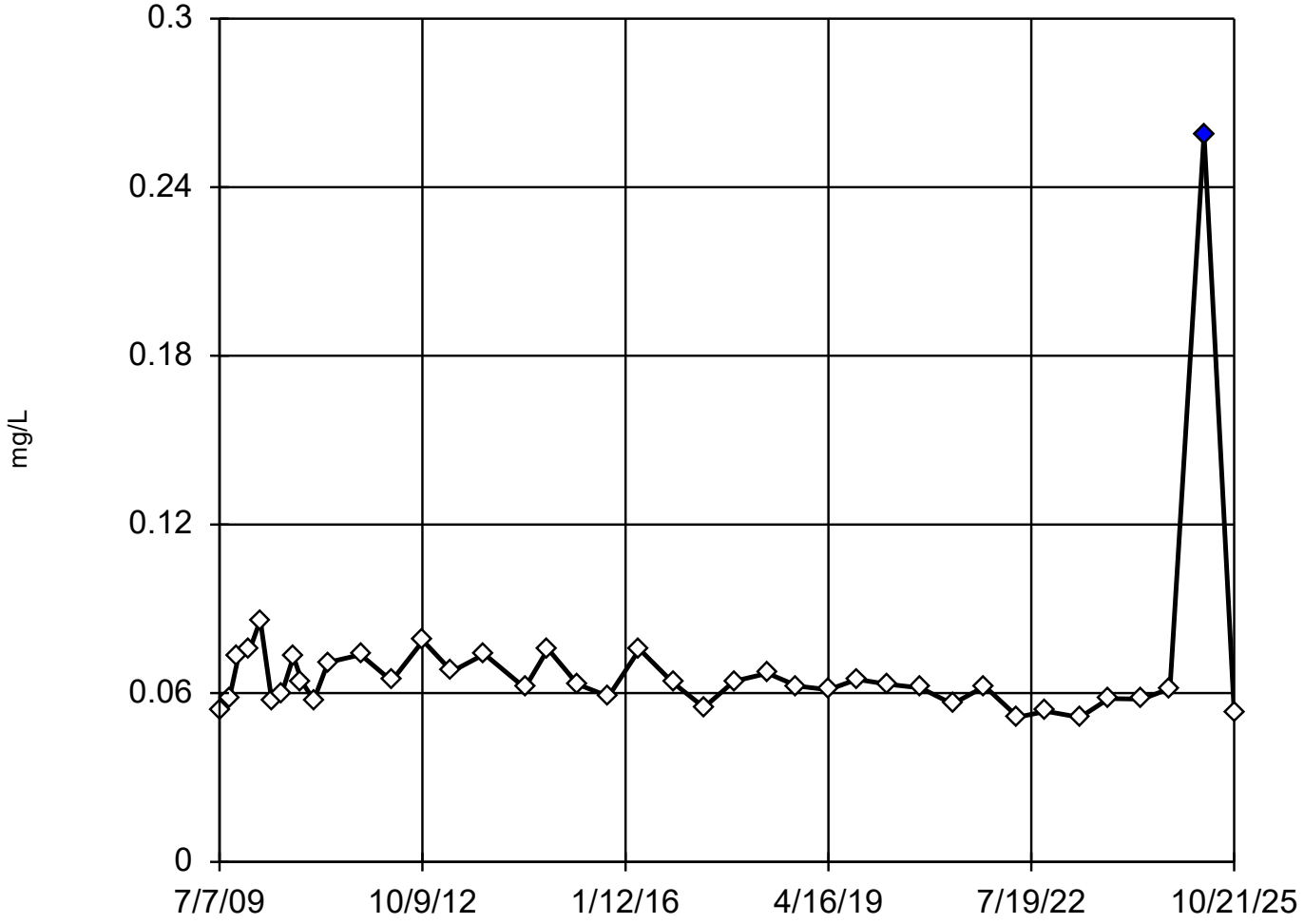

n = 40

Statistical outlier is drawn as solid.

k = 1
r = 5.377
Tabulated value = 2.98
Alpha = 0.01

Normality test used:
Shapiro Wilk@alpha = 0.1
Calculated = 0.9618
Critical = 0.948 (after natural log transformation)
The distribution, after removal of suspect value, was found to be log-normal.

Constituent: Arsenic Analysis Run 1/20/2026 9:09 AM View: 04_MW_Inorganics

Iowa City Landfill Client: HDR Data: Iowa City Sanitary Landfill

Tukey's Outlier Screening

MW-408

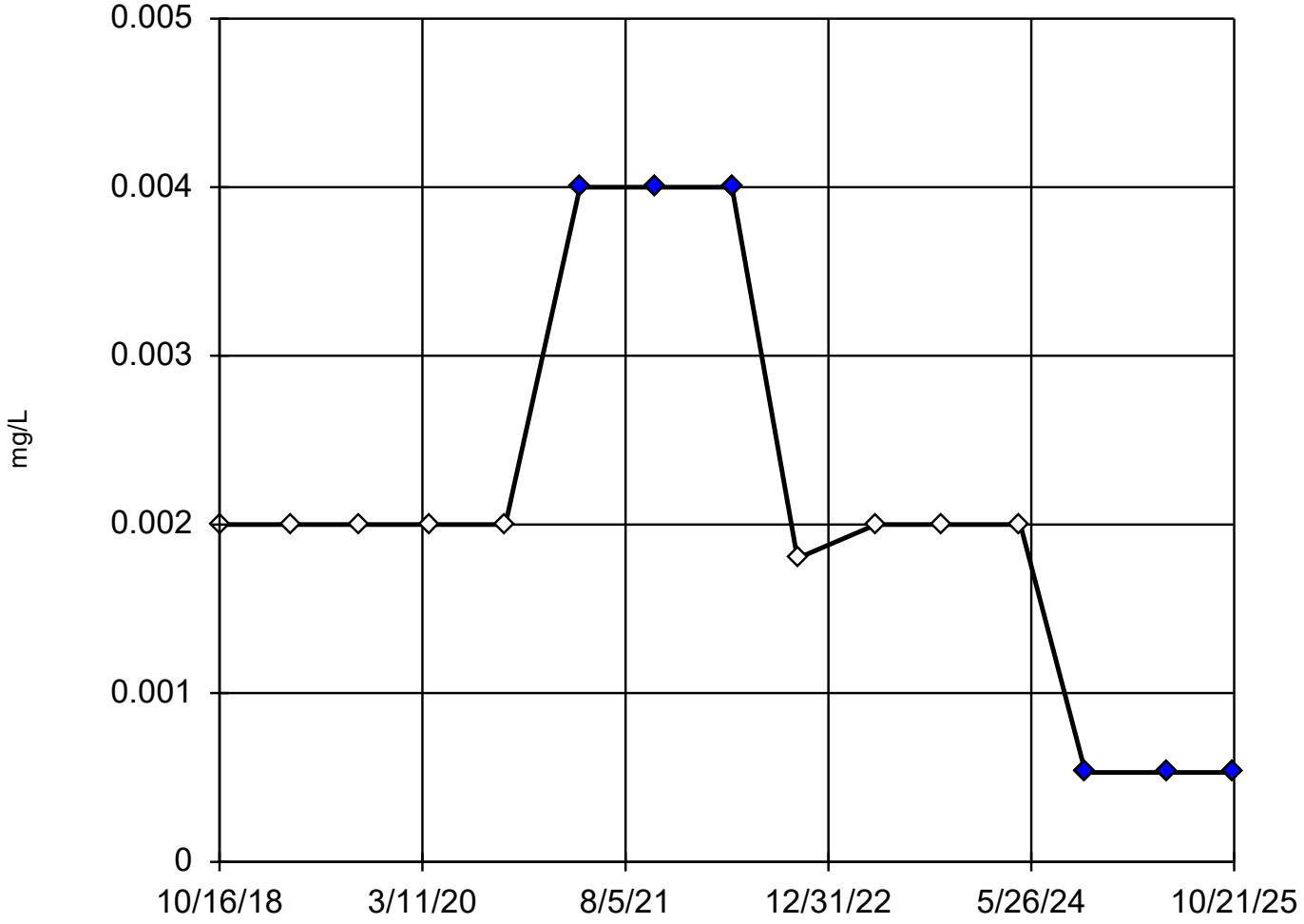

n = 15

Outliers are drawn as solid.
Tukey's method used in lieu of parametric test because the Shapiro Wilk normality test failed at the 0.1 alpha level.

Data were square root transformed to achieve best W statistic (graph shown in original units).

High cutoff = 0.002663, low cutoff = 0.001263, based on IQR multiplier of 3.

Constituent: Arsenic Analysis Run 1/20/2026 9:10 AM View: 04_MW_Inorganics

Iowa City Landfill Client: HDR Data: Iowa City Sanitary Landfill

Tukey's Outlier Screening

MW-1A

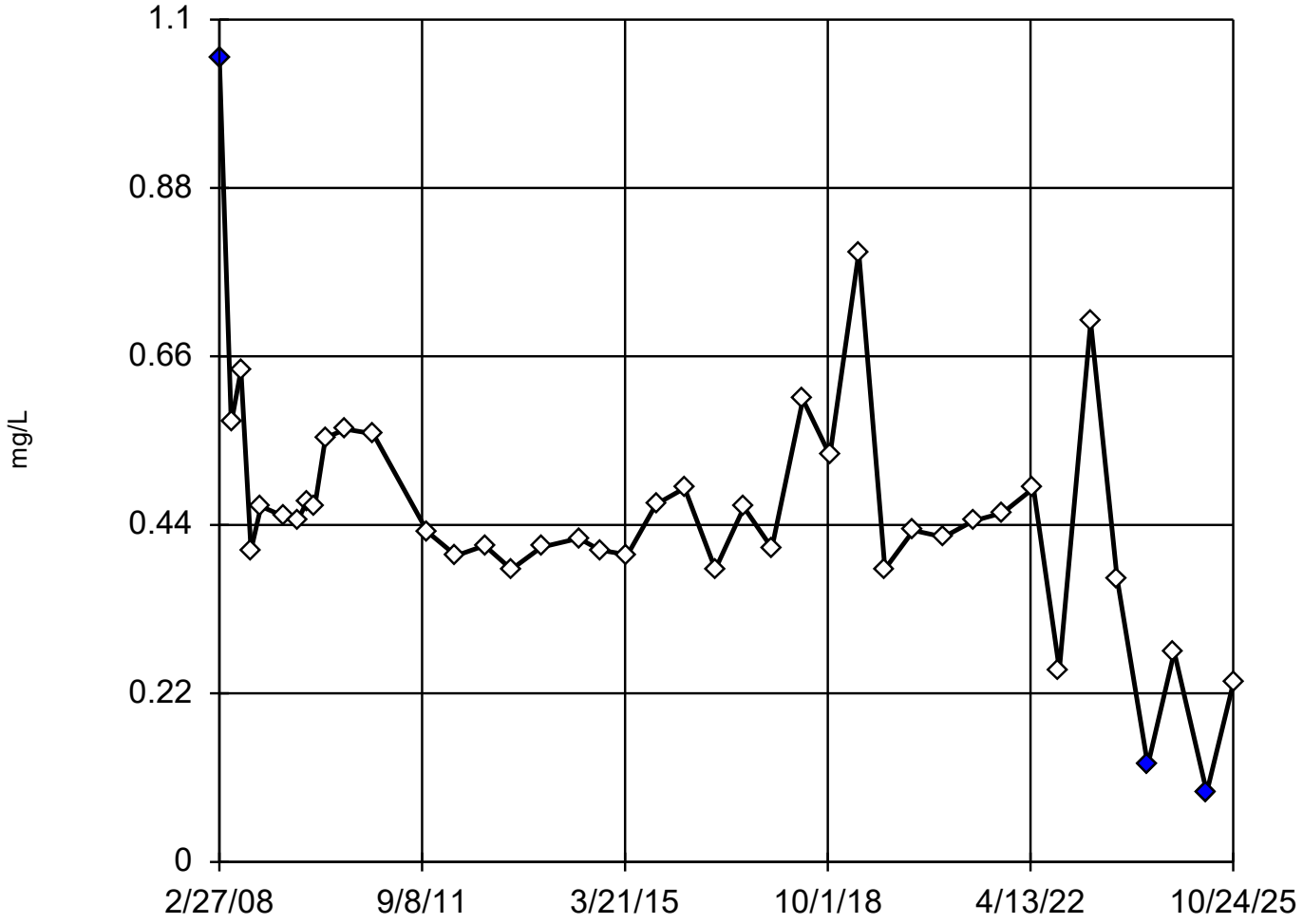

n = 41

Outliers are drawn as solid.
Tukey's method used in lieu of parametric test because the Shapiro Wilk normality test failed at the 0.1 alpha level.

Data were square root transformed to achieve best W statistic (graph shown in original units).

High cutoff = 0.9139, low cutoff = 0.1525, based on IQR multiplier of 3.

Constituent: Barium Analysis Run 1/20/2026 9:10 AM View: 04_MW_Inorganics

Iowa City Landfill Client: HDR Data: Iowa City Sanitary Landfill

Rosner's Outlier Test

MW-2A-97

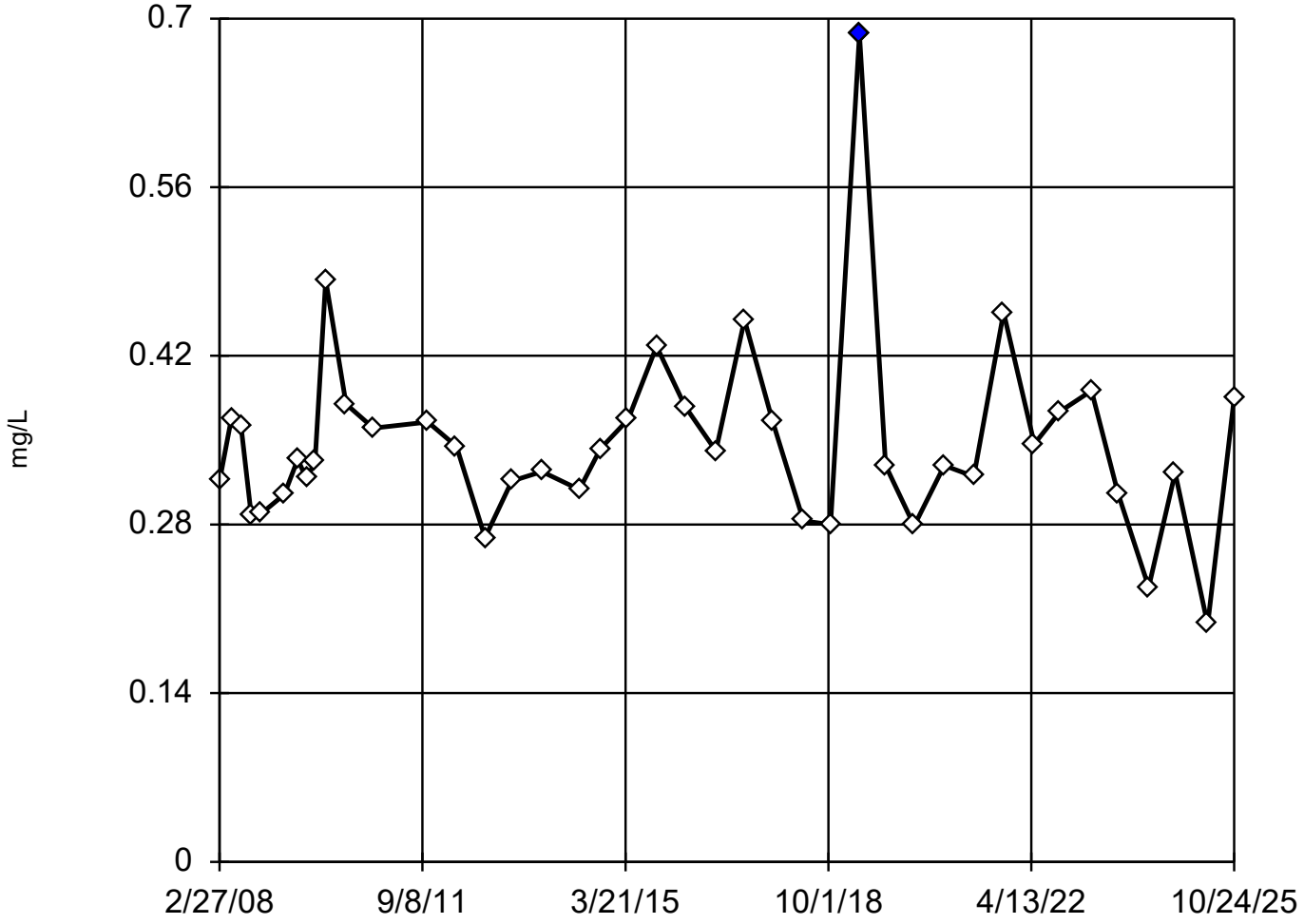

n = 41

Statistical outlier is drawn as solid.
1 value manually flagged as an outlier.

k = 2
r = 4.341
Tabulated value = 2.99
Alpha = 0.01

Normality test used:
Shapiro Wilk@alpha = 0.1
Calculated = 0.973
Critical = 0.949
The distribution, after removal of suspect value, was found to be normally distributed.

Constituent: Barium Analysis Run 1/20/2026 9:10 AM View: 04_MW_Inorganics

Iowa City Landfill Client: HDR Data: Iowa City Sanitary Landfill

Rosner's Outlier Test

MW-8B

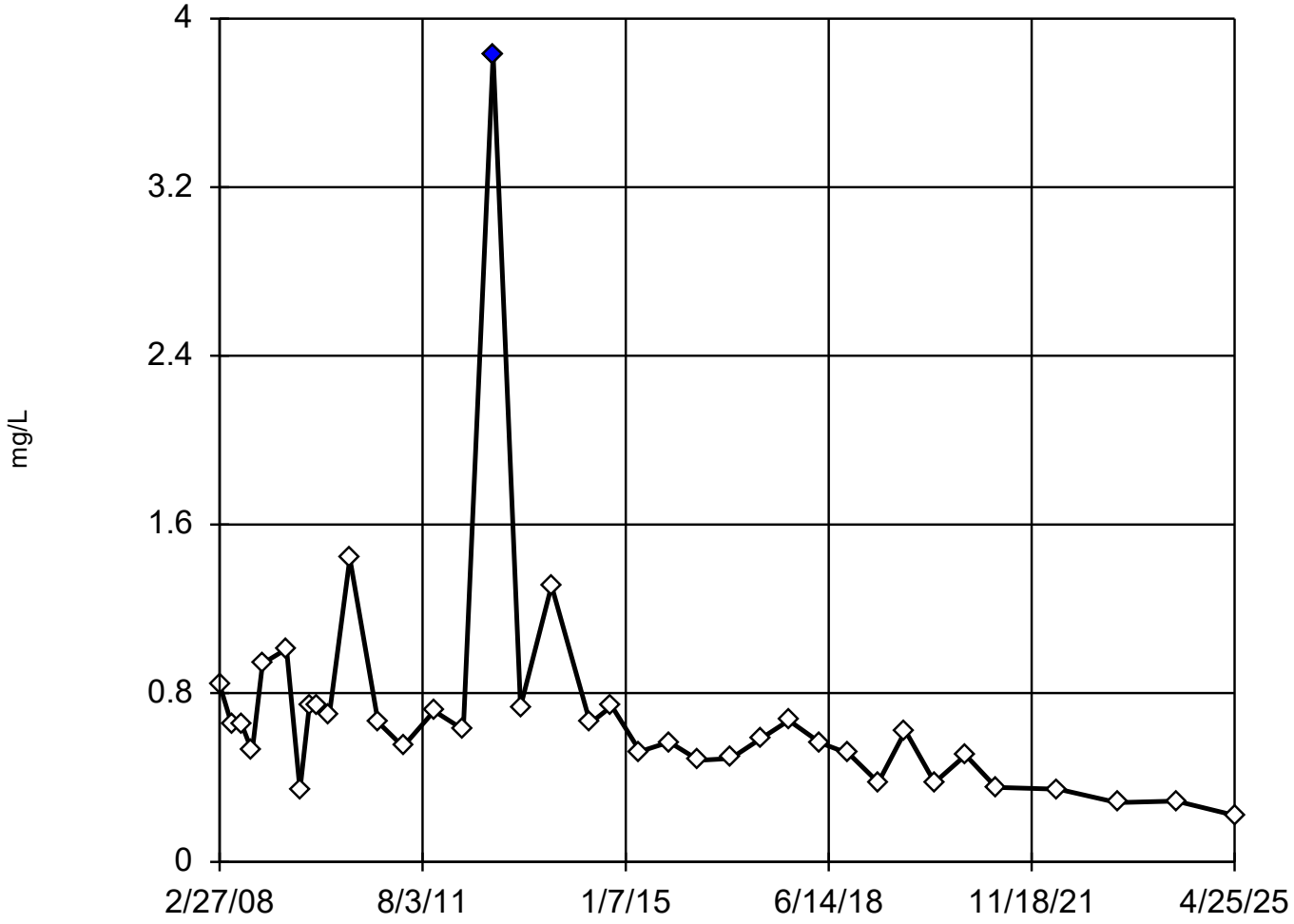

n = 37

Statistical outlier is drawn as solid.
1 value manually flagged as an outlier.

k = 1
r = 3.633
Tabulated value = 2.962
Alpha = 0.01

Normality test used:
Shapiro Wilk@alpha = 0.1
Calculated = 0.9714
Critical = 0.945 (after natural log transformation)
The distribution, after removal of suspect value, was found to be log-normal.

Constituent: Barium Analysis Run 1/20/2026 9:10 AM View: 04_MW_Inorganics

Iowa City Landfill Client: HDR Data: Iowa City Sanitary Landfill

Rosner's Outlier Test

MW-17A-00

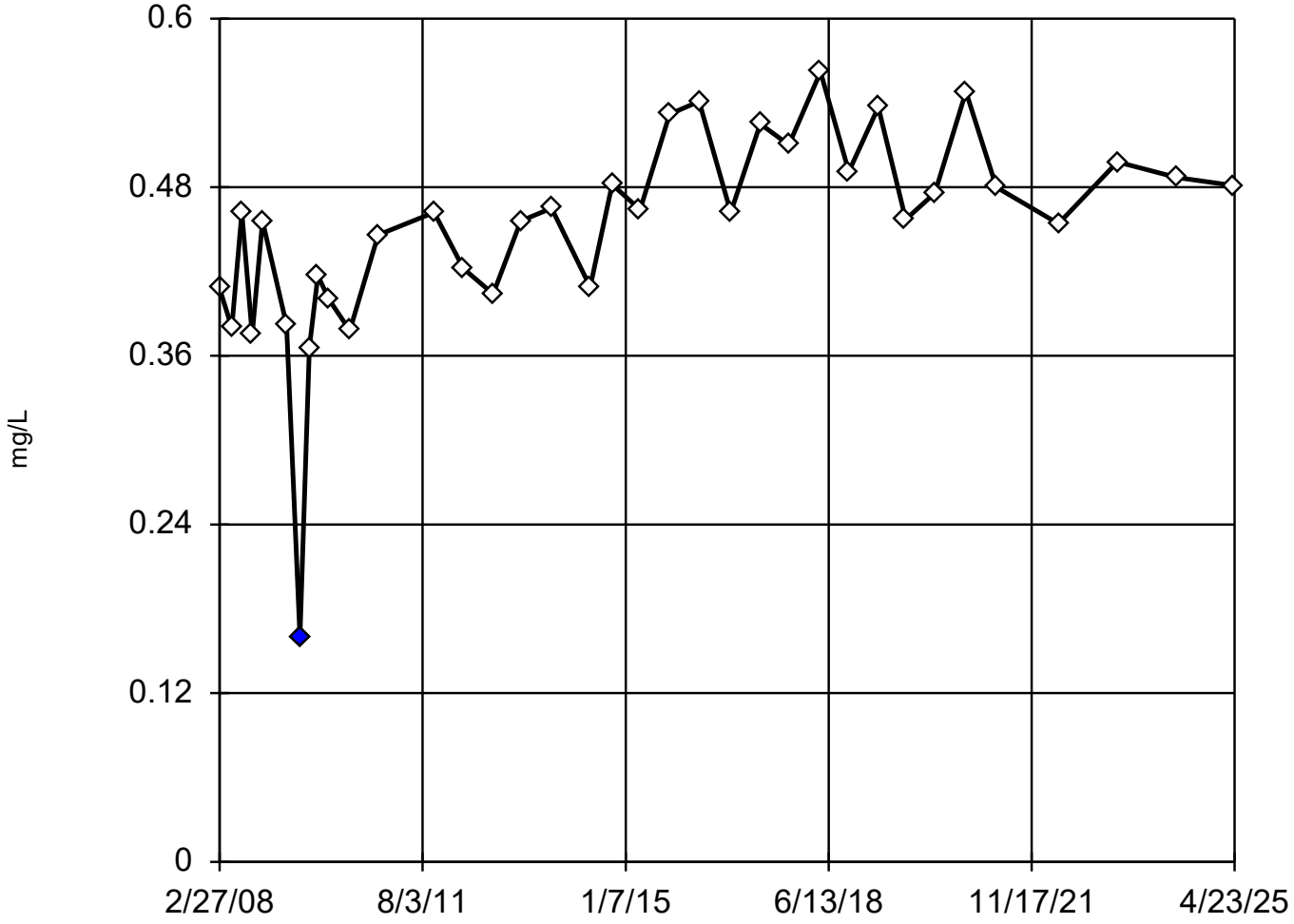

n = 36

Statistical outlier is drawn as solid.
1 value manually flagged as an outlier.

k = 1
r = 3.999
Tabulated value = 2.956
Alpha = 0.01

Normality test used:
Shapiro Wilk@alpha = 0.1
Calculated = 0.957
Critical = 0.944
The distribution, after removal of suspect value, was found to be normally distributed.

Constituent: Barium Analysis Run 1/20/2026 9:10 AM View: 04_MW_Inorganics

Iowa City Landfill Client: HDR Data: Iowa City Sanitary Landfill

Rosner's Outlier Test

MW-23A

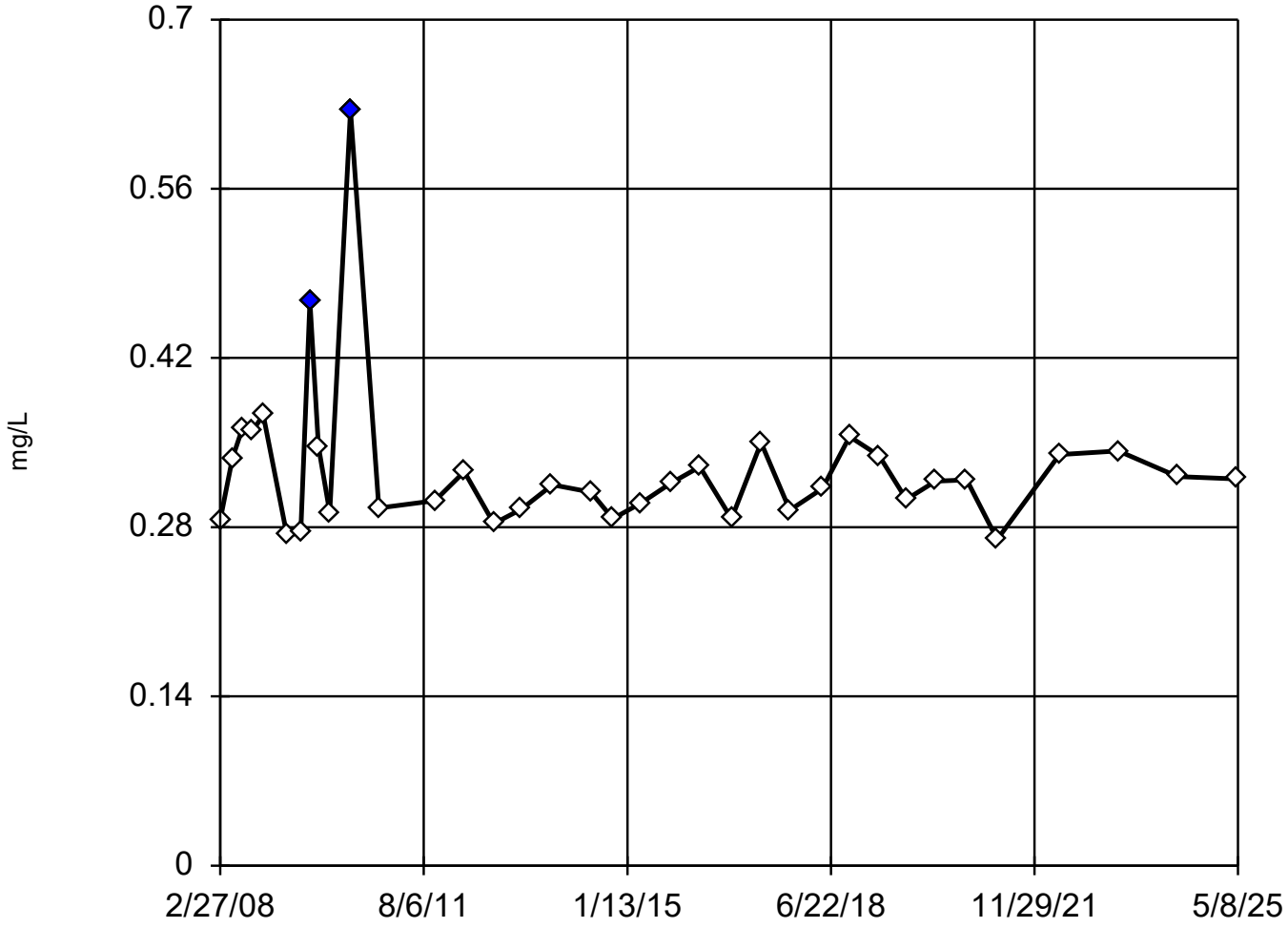

n = 36

Statistical outliers are drawn as solid.
2 values manually flagged as outliers.

k = 2
r = 3.925
Tabulated value = 3.452
Alpha = 0.01

Normality test used:
Shapiro Wilk@alpha = 0.1
Calculated = 0.9657
Critical = 0.943
The distribution, after removal of suspect values, was found to be normally distributed.

Constituent: Barium Analysis Run 1/20/2026 9:10 AM View: 04_MW_Inorganics

Iowa City Landfill Client: HDR Data: Iowa City Sanitary Landfill

Tukey's Outlier Screening

MW-29A

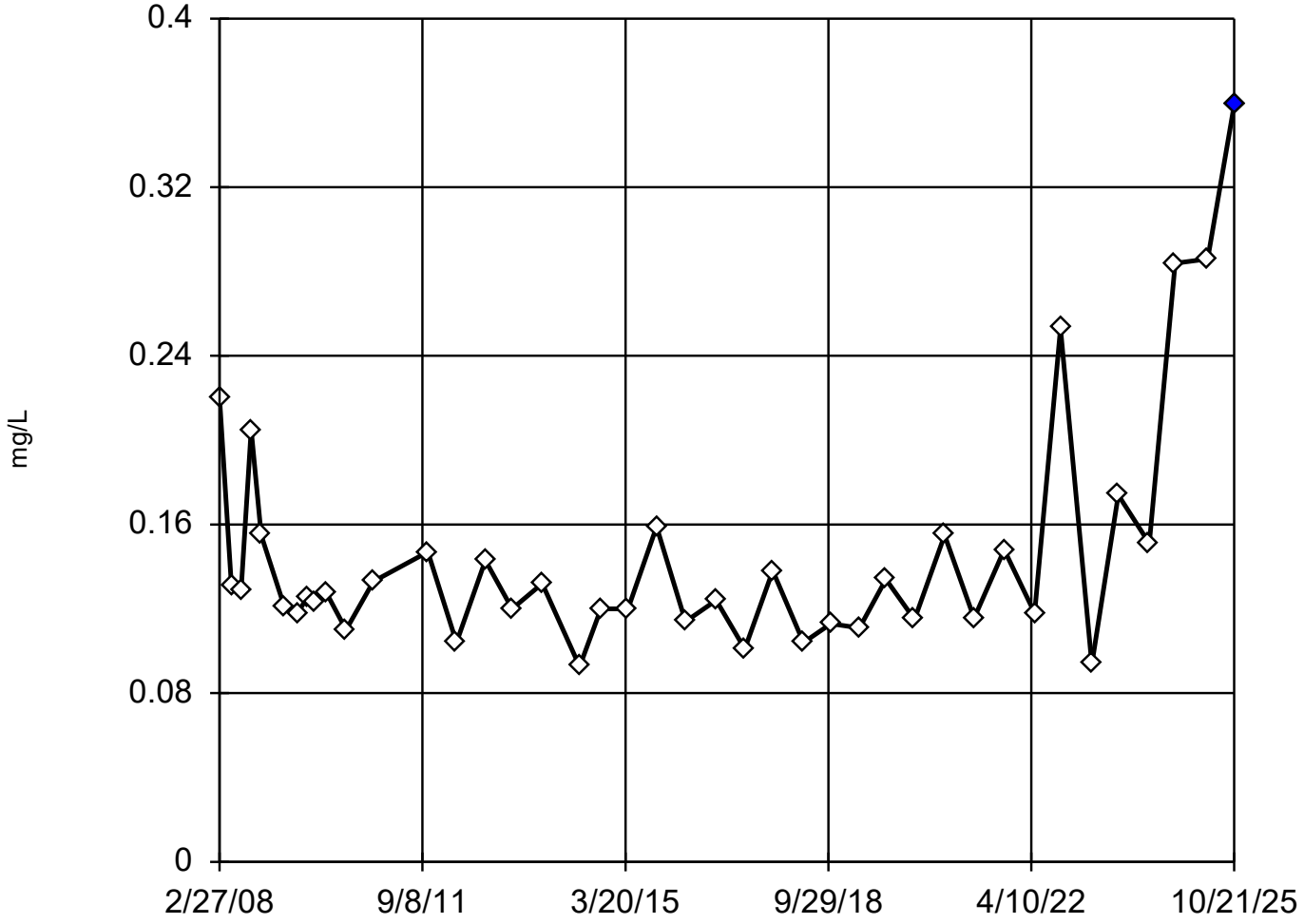

n = 41

Outlier is drawn as solid. Tukey's method used in lieu of parametric test because the Shapiro Wilk normality test failed at the 0.1 alpha level.

Data were natural log transformed to achieve best W statistic (graph shown in original units).

High cutoff = 0.3578, low cutoff = 0.04927, based on IQR multiplier of 3.

Constituent: Barium Analysis Run 1/20/2026 9:10 AM View: 04_MW_Inorganics

Iowa City Landfill Client: HDR Data: Iowa City Sanitary Landfill

Rosner's Outlier Test

MW-208B

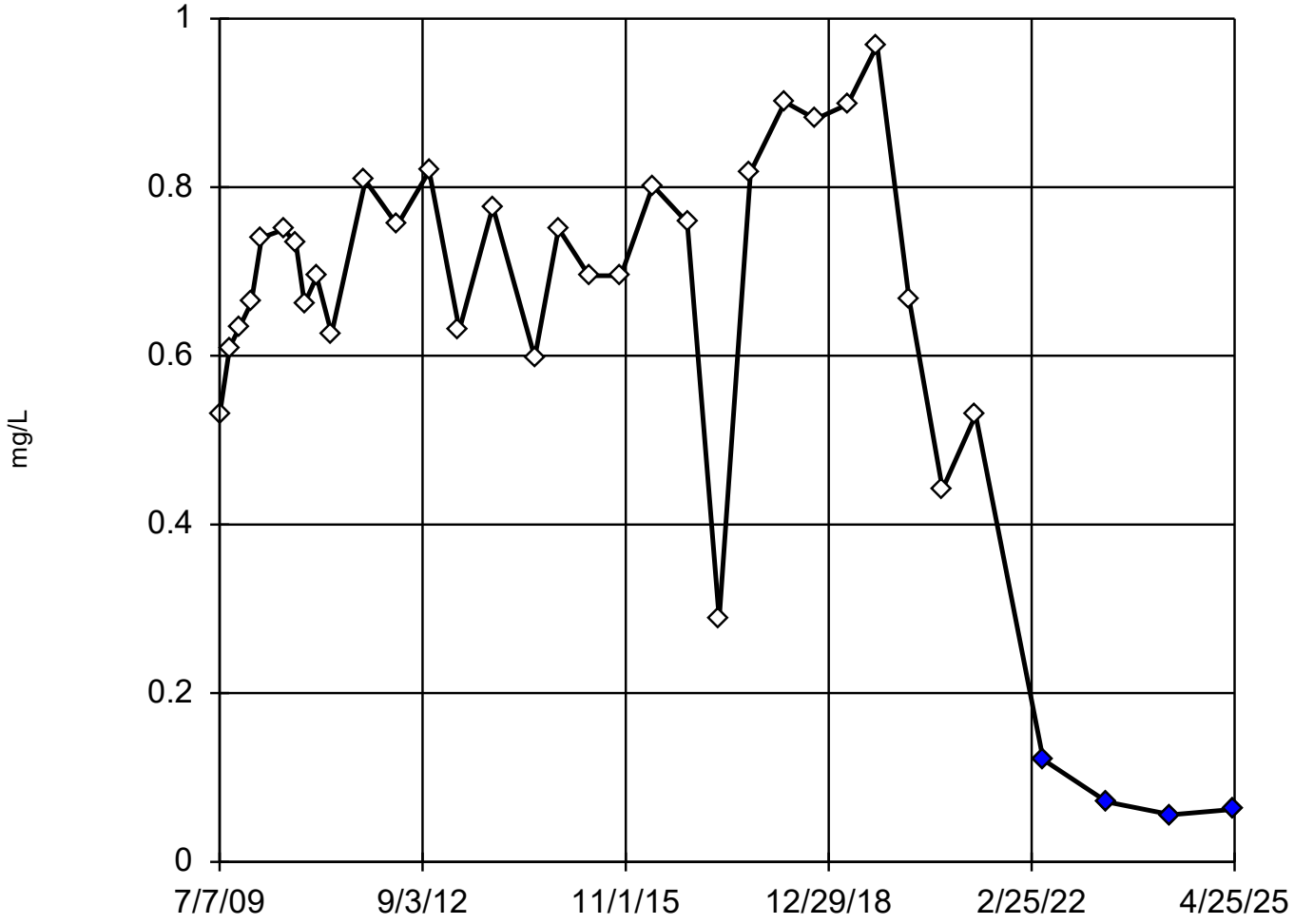

n = 34

Statistical outliers are drawn as solid.

k = 5
r = 3.233
Tabulated value = 3.07
Alpha = 0.01

Normality test used:
Shapiro Wilk@alpha = 0.1
Calculated = 0.9629
Critical = 0.939
The distribution, after removal of suspect values, was found to be normally distributed.

Constituent: Barium Analysis Run 1/20/2026 9:10 AM View: 04_MW_Inorganics

Iowa City Landfill Client: HDR Data: Iowa City Sanitary Landfill

Rosner's Outlier Test

MW-210B

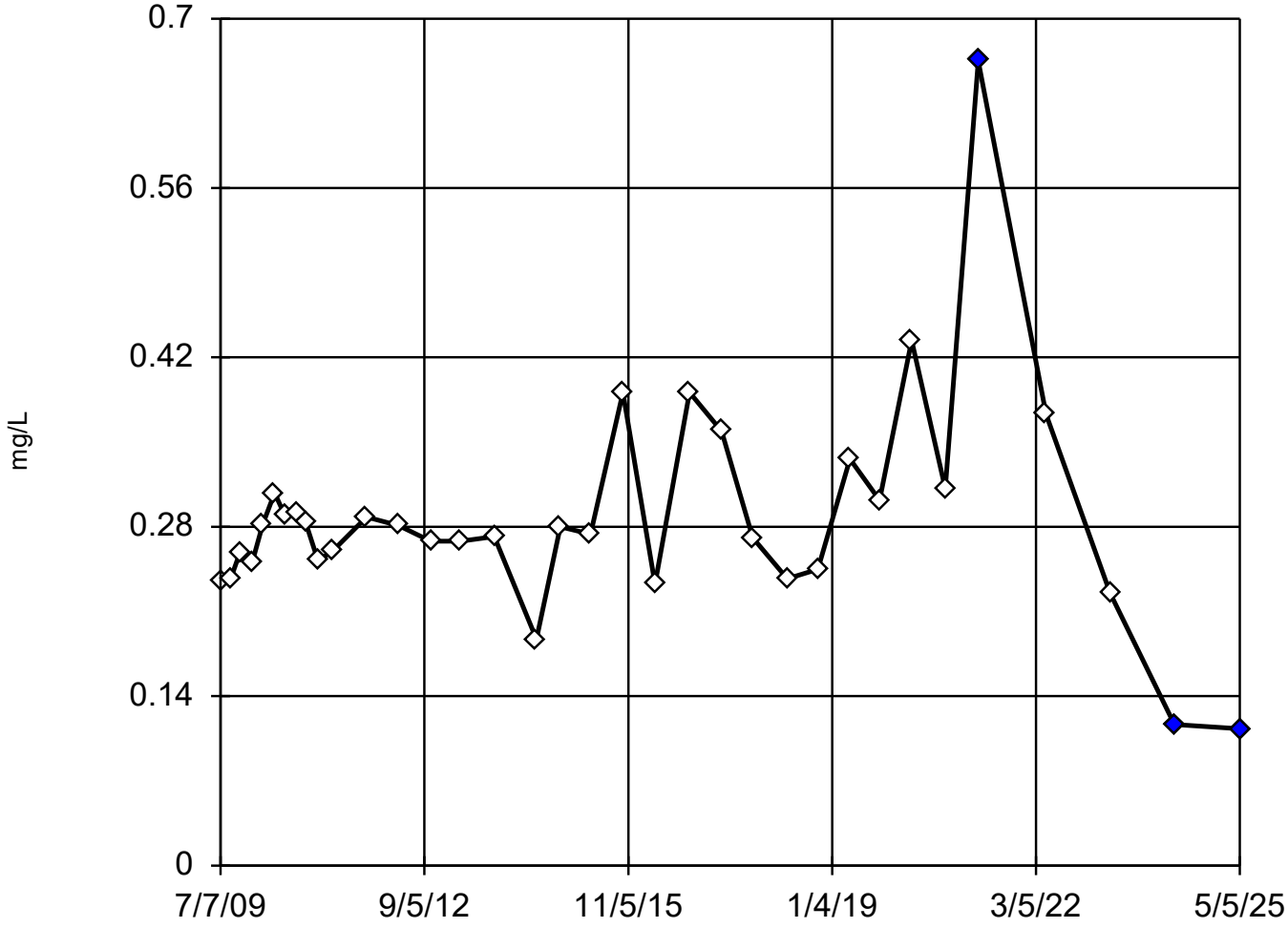

n = 35

Statistical outliers are drawn as solid.
1 value manually flagged as an outlier.

k = 3
r = 3.583
Tabulated value = 3.495
Alpha = 0.01

Normality test used:
Shapiro Wilk@alpha = 0.1
Calculated = 0.9591
Critical = 0.941 (after natural log transformation)
The distribution, after removal of suspect values, was found to be log-normal.

Constituent: Barium Analysis Run 1/20/2026 9:10 AM View: 04_MW_Inorganics

Iowa City Landfill Client: HDR Data: Iowa City Sanitary Landfill

Rosner's Outlier Test

MW-207A

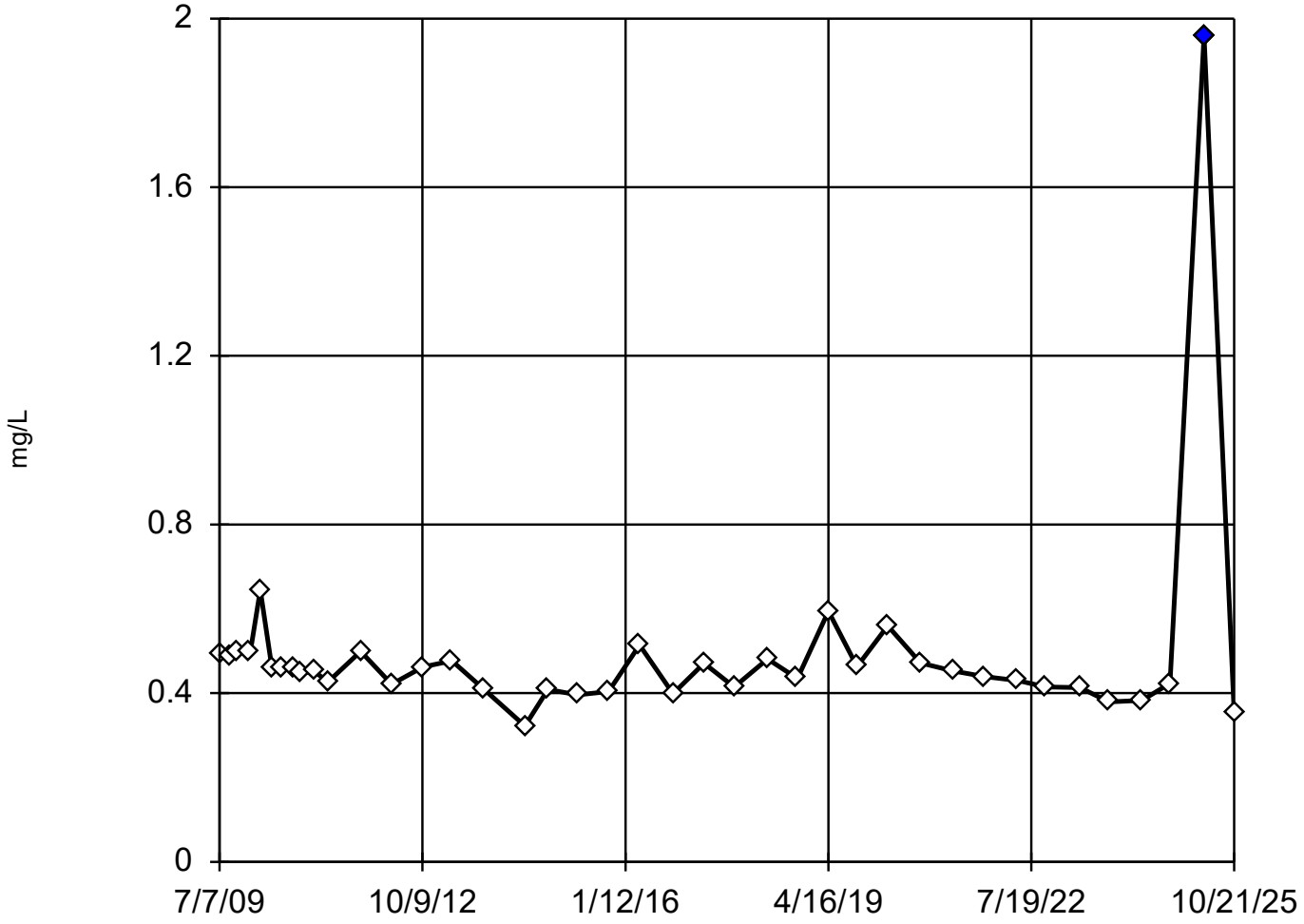

n = 40

Statistical outlier is drawn as solid.

k = 1
r = 5.979
Tabulated value = 2.98
Alpha = 0.01

Normality test used:
Shapiro Wilk@alpha = 0.1
Calculated = 0.949
Critical = 0.948
The distribution, after removal of suspect value, was found to be normally distributed.

Constituent: Barium Analysis Run 1/20/2026 9:10 AM View: 04_MW_Inorganics

Iowa City Landfill Client: HDR Data: Iowa City Sanitary Landfill

Tukey's Outlier Screening

MW-214A

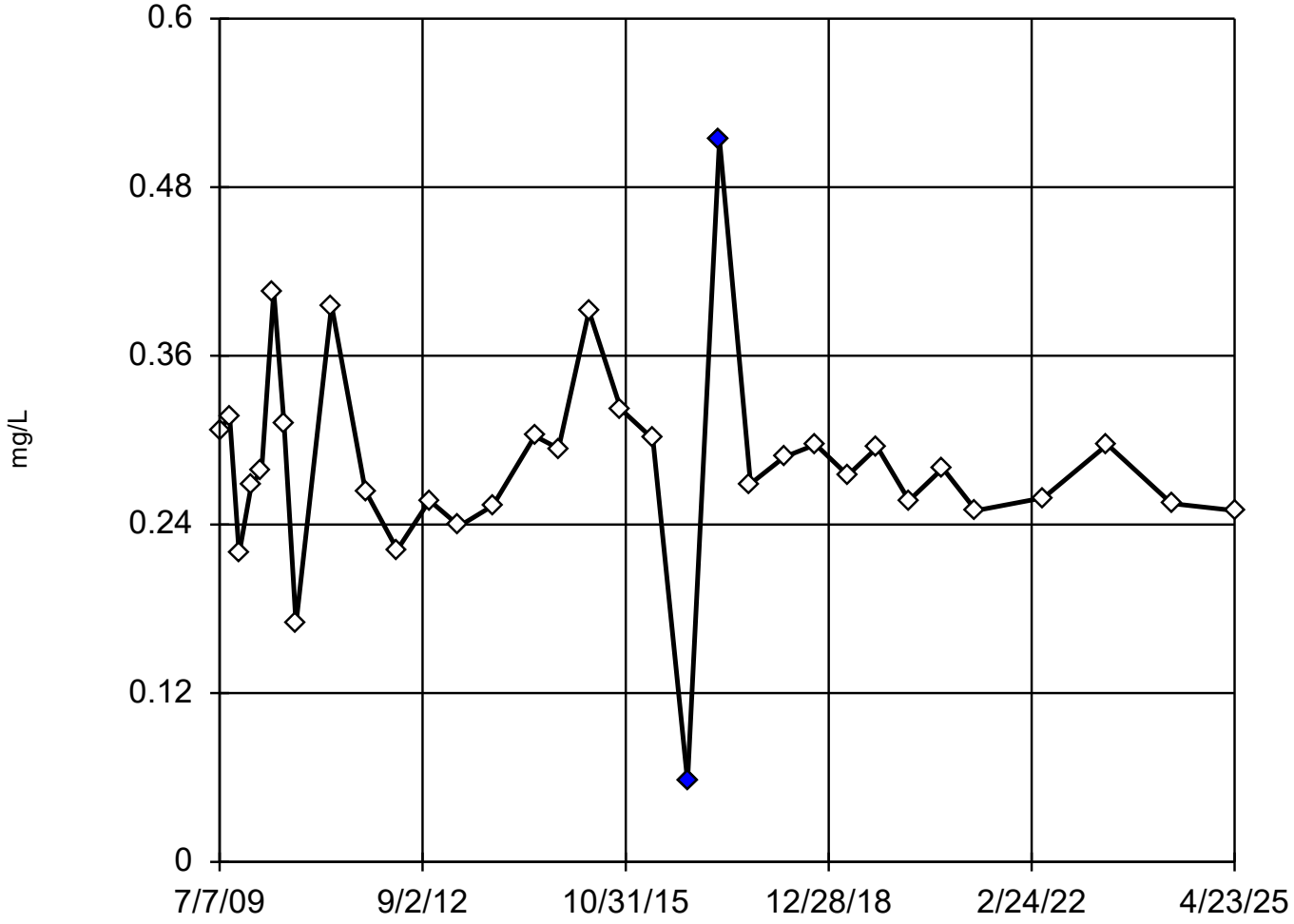

n = 33

Outliers are drawn as solid.
Tukey's method used in lieu of parametric test because the Shapiro Wilk normality test failed at the 0.1 alpha level.

Ladder of Powers transformations did not improve normality; analysis run on raw data.

High cutoff = 0.4573, low cutoff = 0.102, based on IQR multiplier of 3.

Constituent: Barium Analysis Run 1/20/2026 9:10 AM View: 04_MW_Inorganics

Iowa City Landfill Client: HDR Data: Iowa City Sanitary Landfill

Rosner's Outlier Test

MW-211B

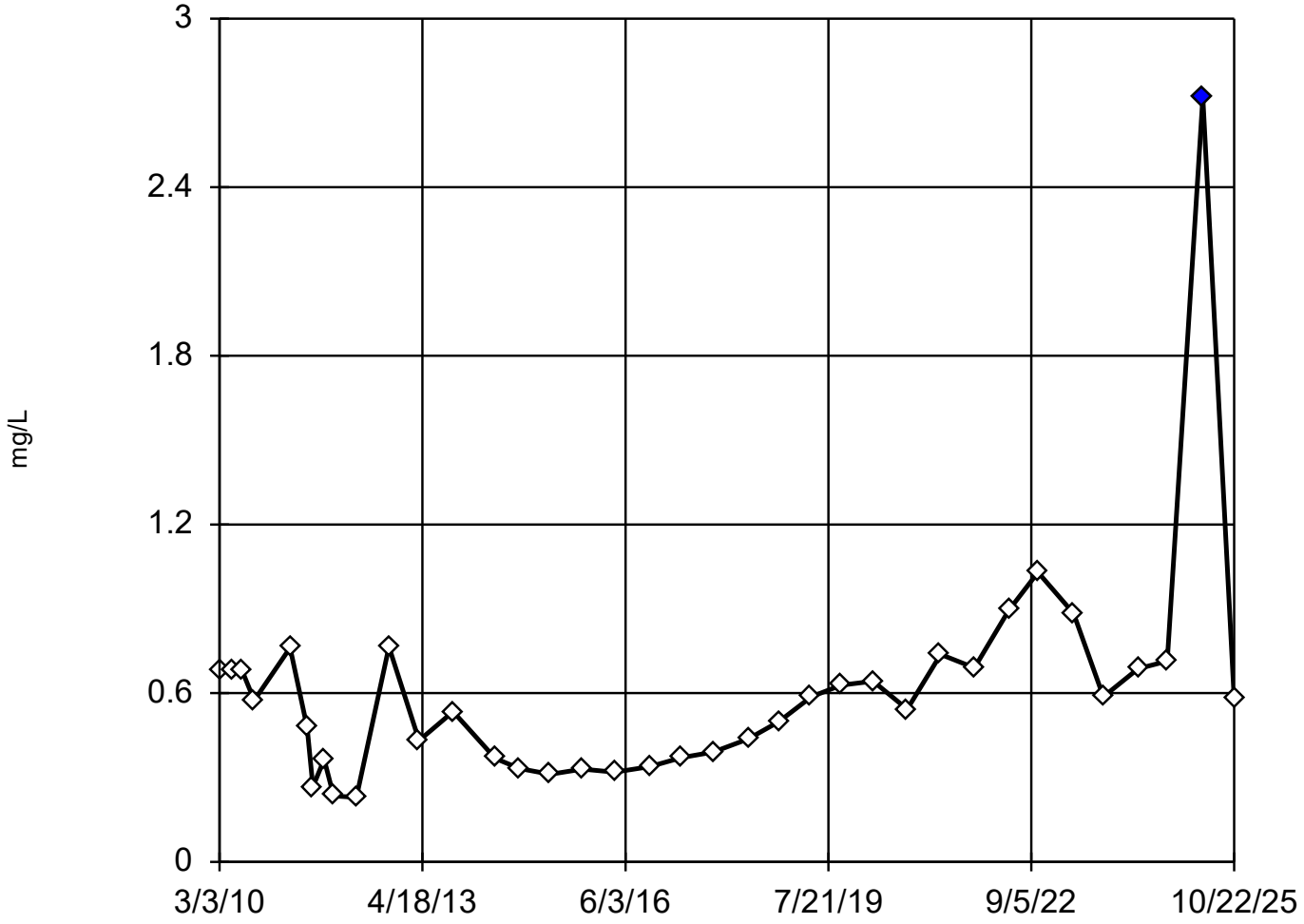

n = 37

Statistical outlier is drawn as solid.

k = 1
r = 5.177
Tabulated value = 2.962
Alpha = 0.01

Normality test used:
Shapiro Wilk@alpha = 0.1
Calculated = 0.9589
Critical = 0.945
The distribution, after removal of suspect value, was found to be normally distributed.

Constituent: Barium Analysis Run 1/20/2026 9:10 AM View: 04_MW_Inorganics

Iowa City Landfill Client: HDR Data: Iowa City Sanitary Landfill

Rosner's Outlier Test

MW-38A (bg)

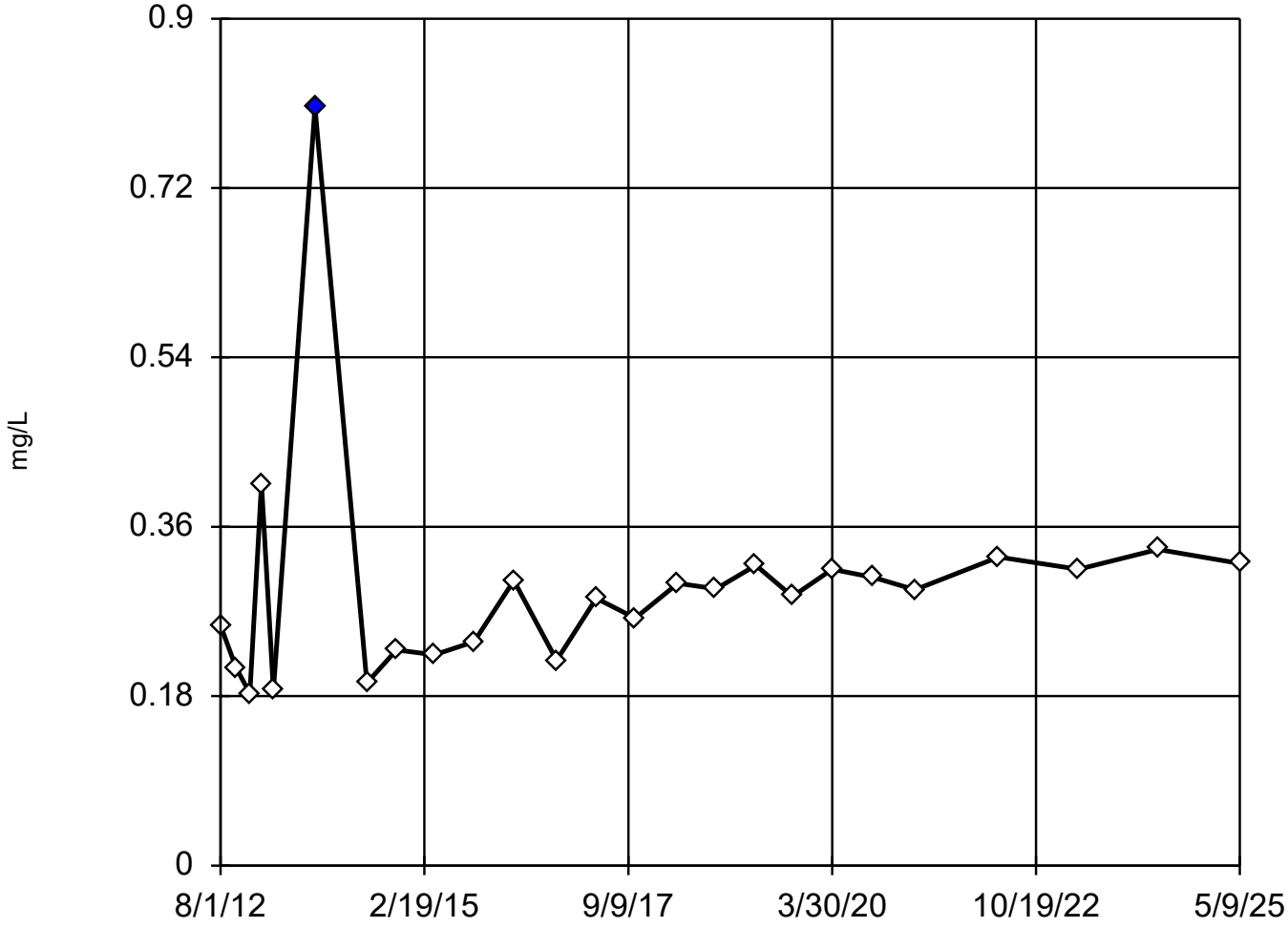

n = 25

Statistical outlier is drawn as solid.

k = 1
r = 4.27
Tabulated value = 2.84
Alpha = 0.01

Normality test used:
Shapiro Wilk@alpha = 0.1
Calculated = 0.9506
Critical = 0.93
The distribution, after removal of suspect value, was found to be normally distributed.

Constituent: Barium Analysis Run 1/20/2026 9:10 AM View: 04_MW_Inorganics

Iowa City Landfill Client: HDR Data: Iowa City Sanitary Landfill

Rosner's Outlier Test

MW-39B (bg)

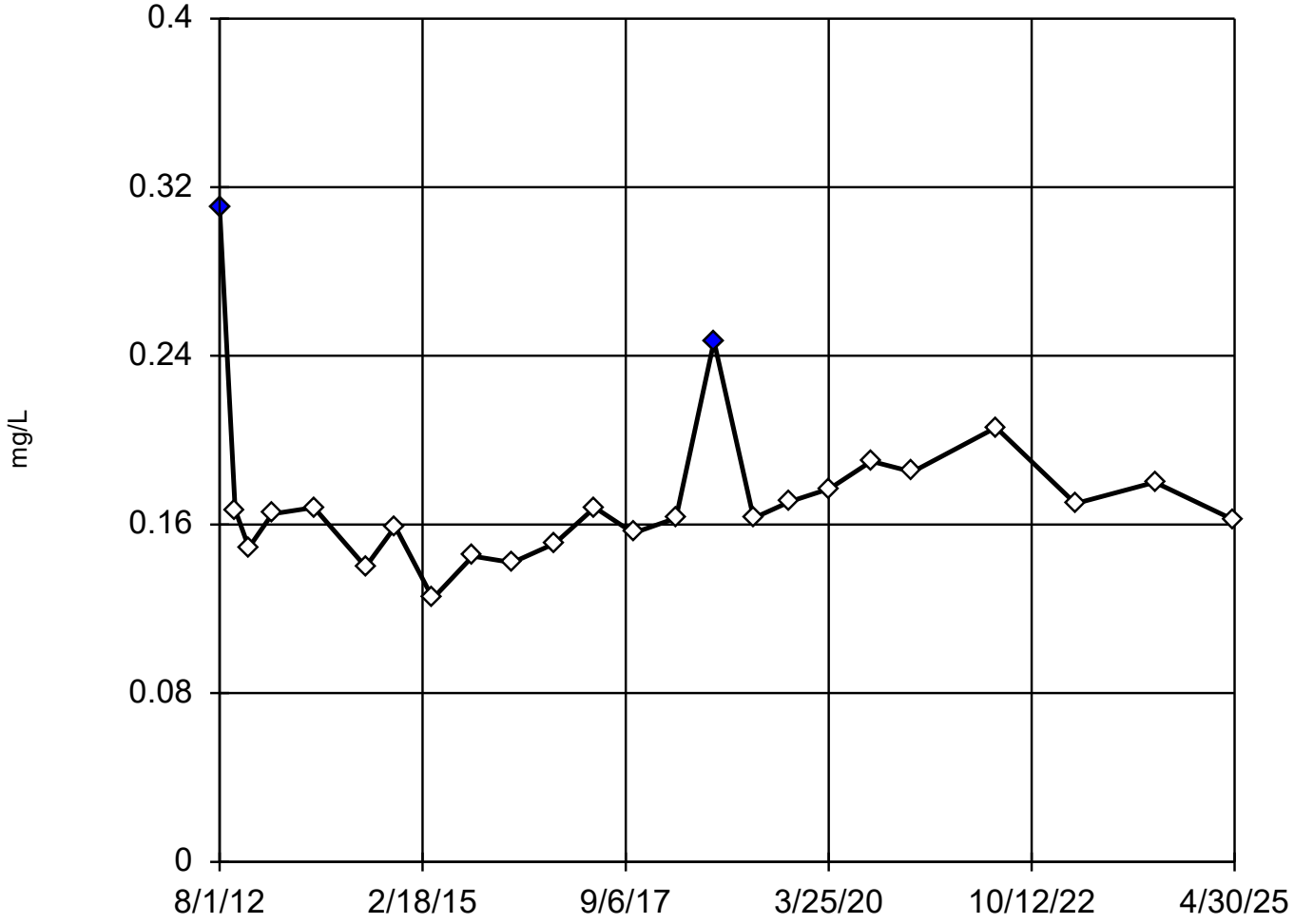

n = 24

Statistical outliers are drawn as solid.

k = 2
r = 3.216
Tabulated value = 3.194
Alpha = 0.01

Normality test used:
Shapiro Wilk@alpha = 0.1
Calculated = 0.9856
Critical = 0.926
The distribution, after removal of suspect values, was found to be normally distributed.

Constituent: Barium Analysis Run 1/20/2026 9:10 AM View: 04_MW_Inorganics

Iowa City Landfill Client: HDR Data: Iowa City Sanitary Landfill

Tukey's Outlier Screening

MW-216A

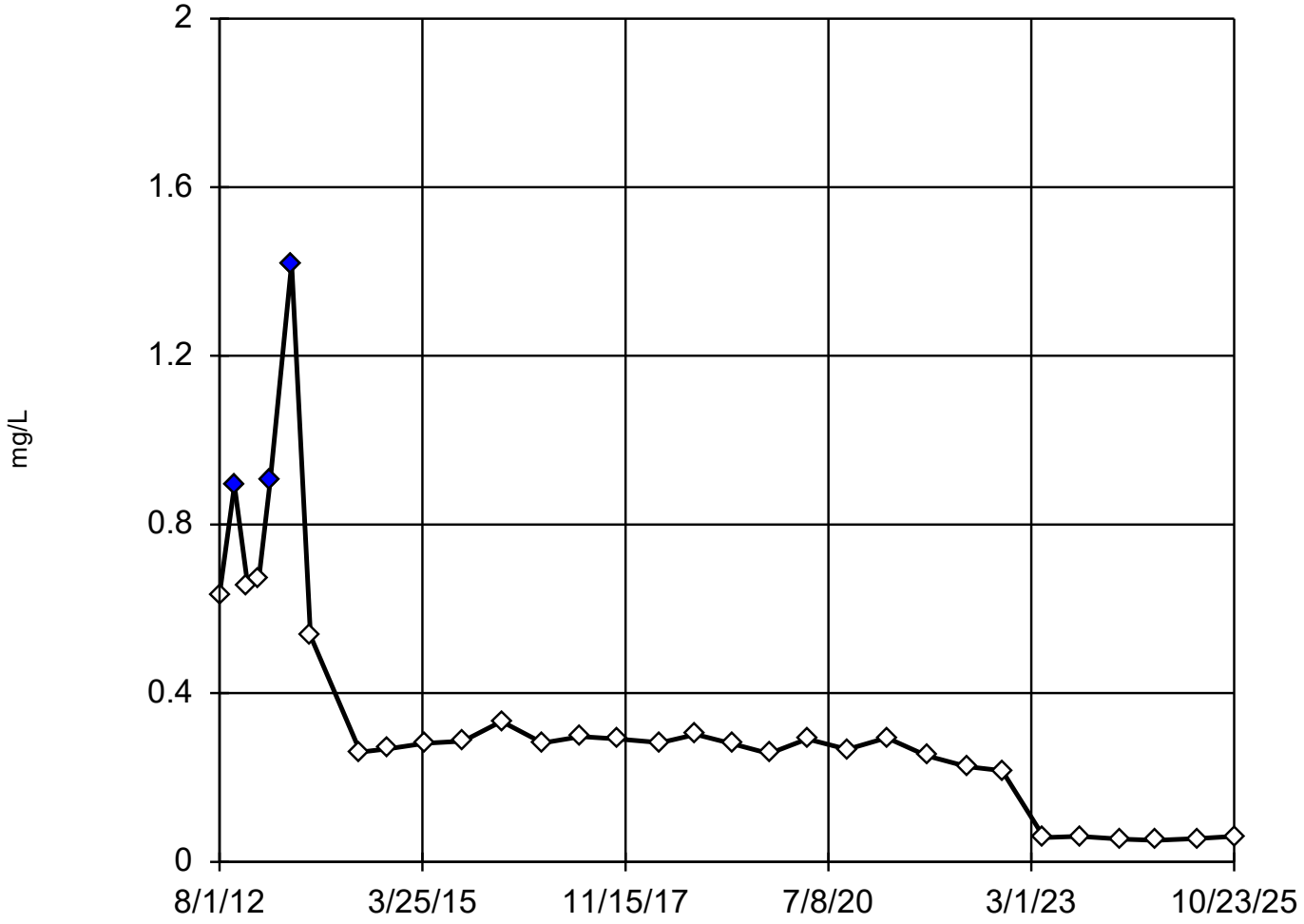

n = 31

Outliers are drawn as solid.
Tukey's method used in lieu of parametric test because the Shapiro Wilk normality test failed at the 0.1 alpha level.

Data were cube root transformed to achieve best W statistic (graph shown in original units).

High cutoff = 0.8443, low cutoff = 0.04553, based on IQR multiplier of 3.

Constituent: Barium Analysis Run 1/20/2026 9:10 AM View: 04_MW_Inorganics

Iowa City Landfill Client: HDR Data: Iowa City Sanitary Landfill

Rosner's Outlier Test

MW-217A

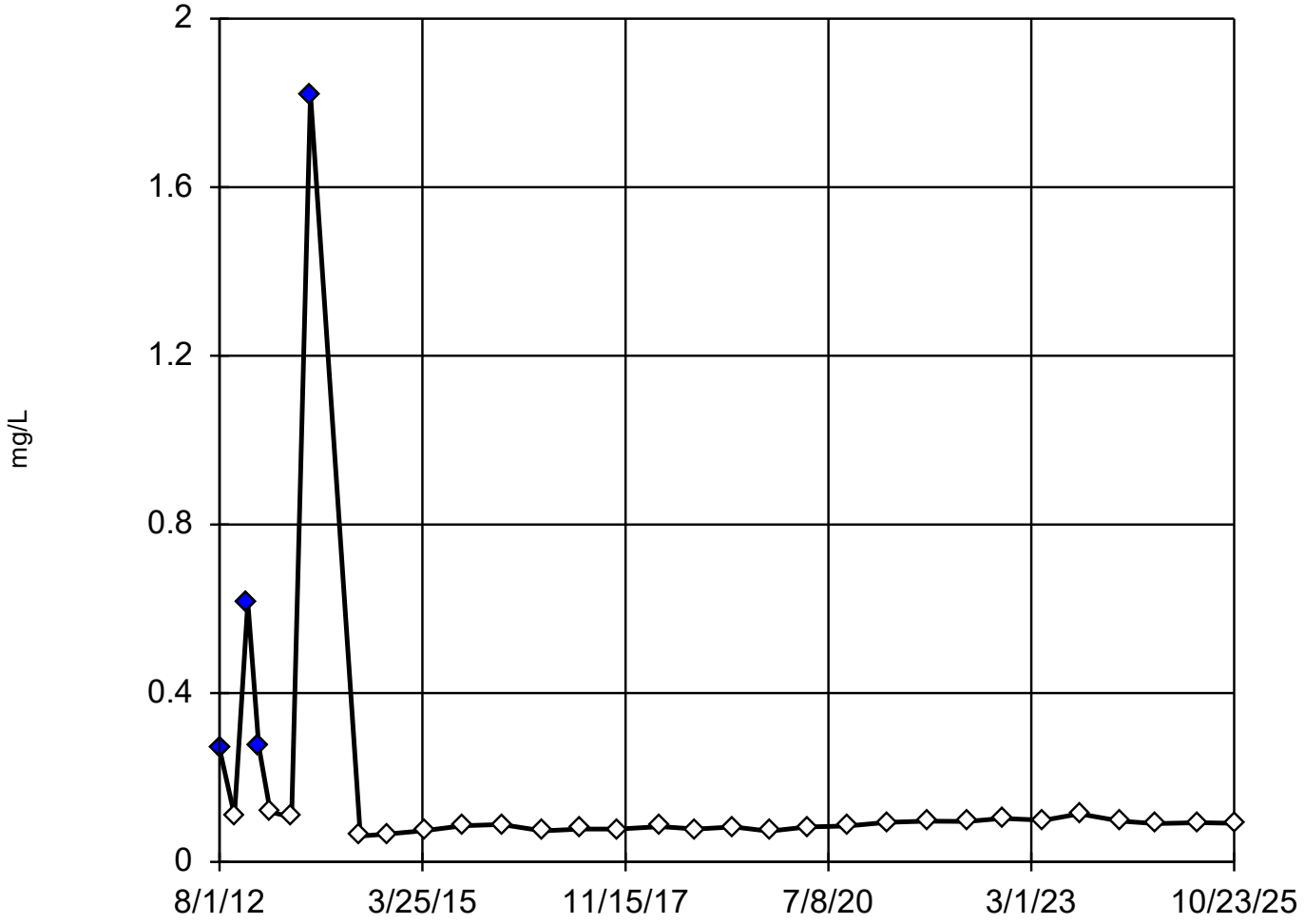

n = 31

Statistical outliers are drawn as solid.
2 values manually flagged as outliers.

k = 4
r = 4.72
Tabulated value = 3.496
Alpha = 0.01

Normality test used:
Shapiro Wilk@alpha = 0.1
Calculated = 0.986
Critical = 0.935
The distribution, after removal of suspect values, was found to be normally distributed.

Constituent: Barium Analysis Run 1/20/2026 9:10 AM View: 04_MW_Inorganics

Iowa City Landfill Client: HDR Data: Iowa City Sanitary Landfill

Rosner's Outlier Test

MW-220A

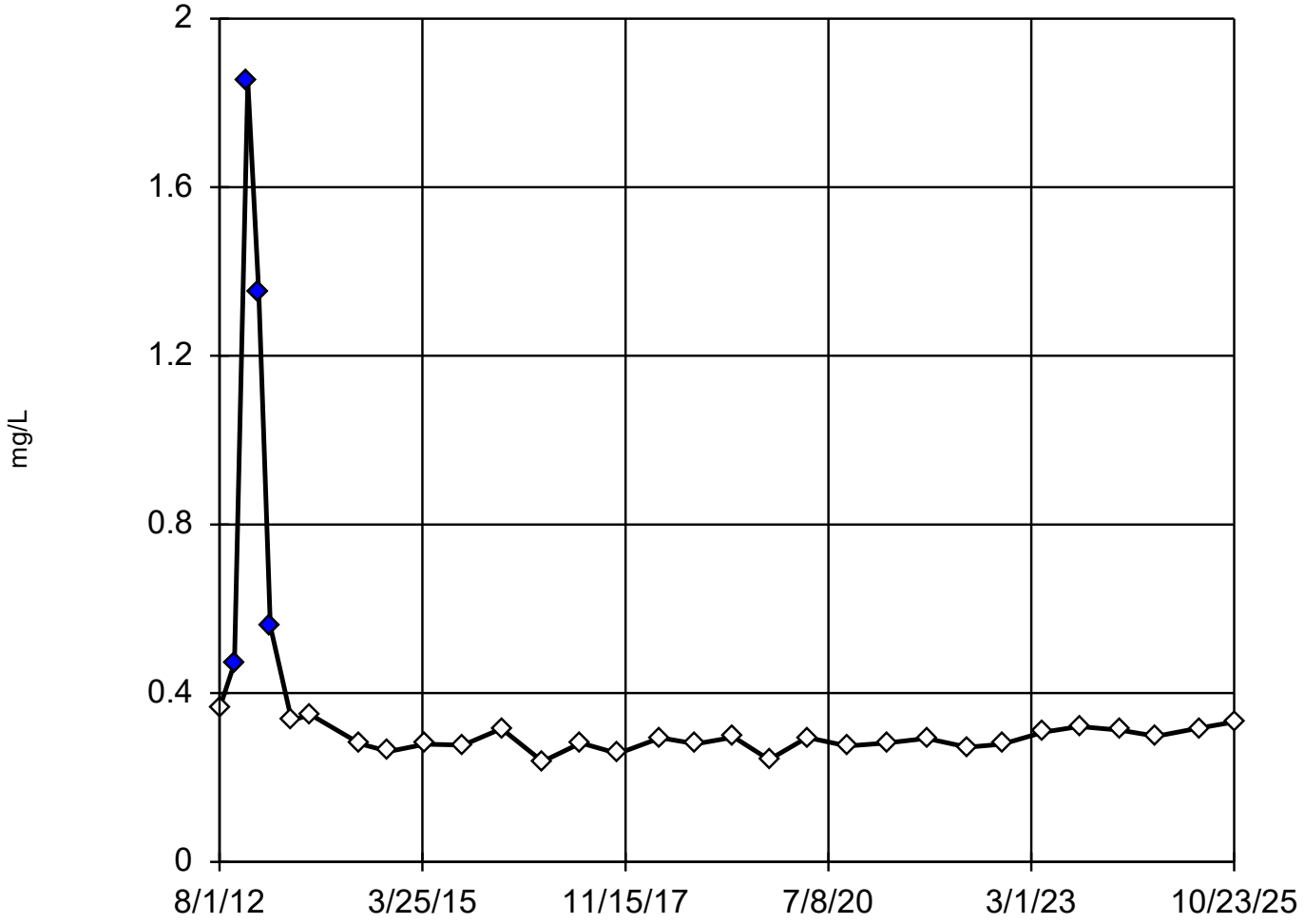

n = 31

Statistical outliers are drawn as solid.
2 values manually flagged as outliers.

k = 4
r = 3.815
Tabulated value = 3.496
Alpha = 0.01

Normality test used:
Shapiro Wilk@alpha = 0.1
Calculated = 0.9729
Critical = 0.935
The distribution, after removal of suspect values, was found to be normally distributed.

Constituent: Barium Analysis Run 1/20/2026 9:10 AM View: 04_MW_Inorganics

Iowa City Landfill Client: HDR Data: Iowa City Sanitary Landfill

Tukey's Outlier Screening

MW-201A

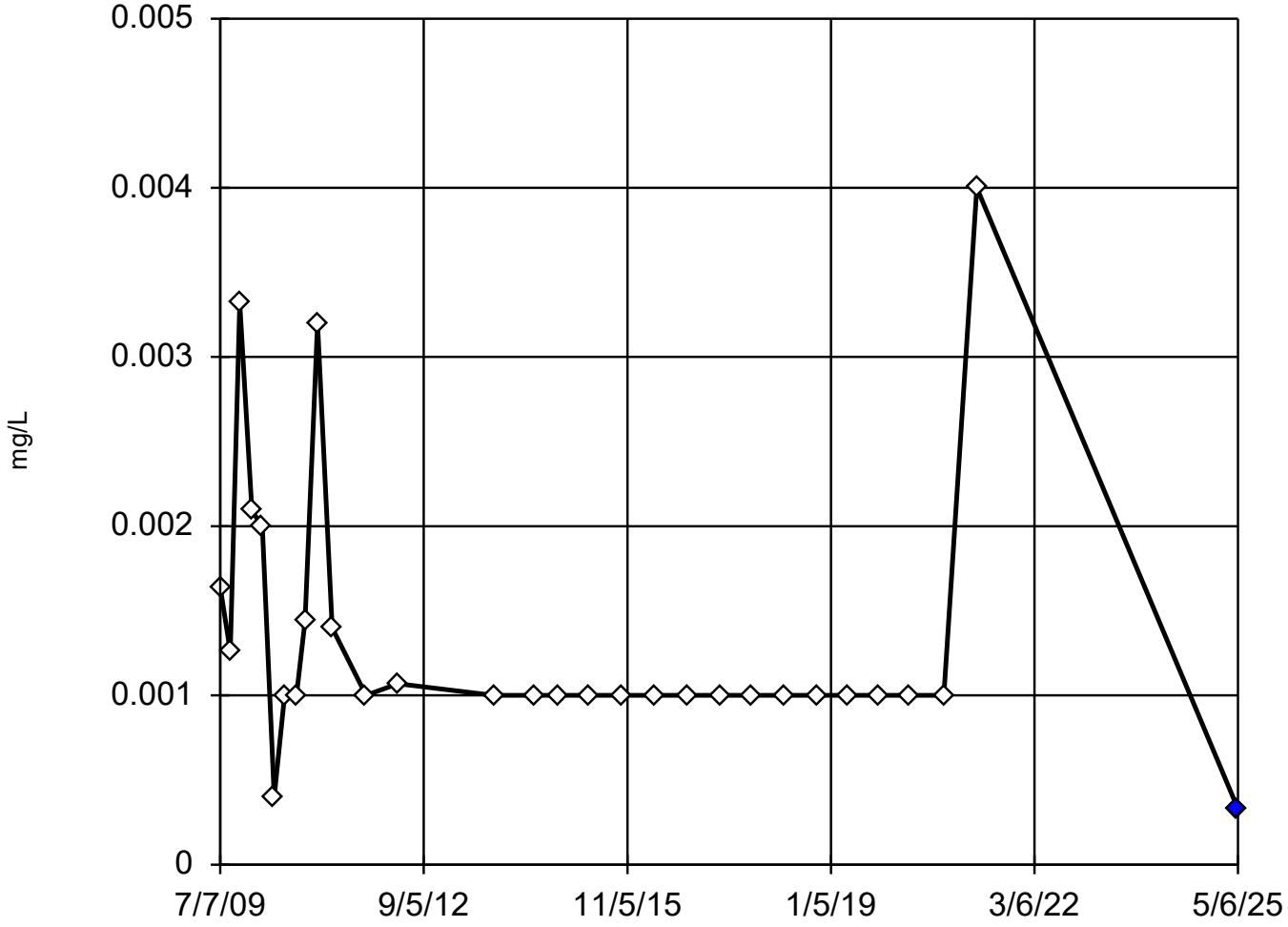

n = 30

Outlier is drawn as solid. Tukey's method used in lieu of parametric test because the Shapiro Wilk normality test failed at the 0.1 alpha level.

Data were natural log transformed to achieve best W statistic (graph shown in original units).

High cutoff = 0.004064, low cutoff = 0.0003494, based on IQR multiplier of 3.

Constituent: Beryllium Analysis Run 1/20/2026 9:11 AM View: 04_MW_Inorganics

Iowa City Landfill Client: HDR Data: Iowa City Sanitary Landfill

Tukey's Outlier Screening

MW-220A

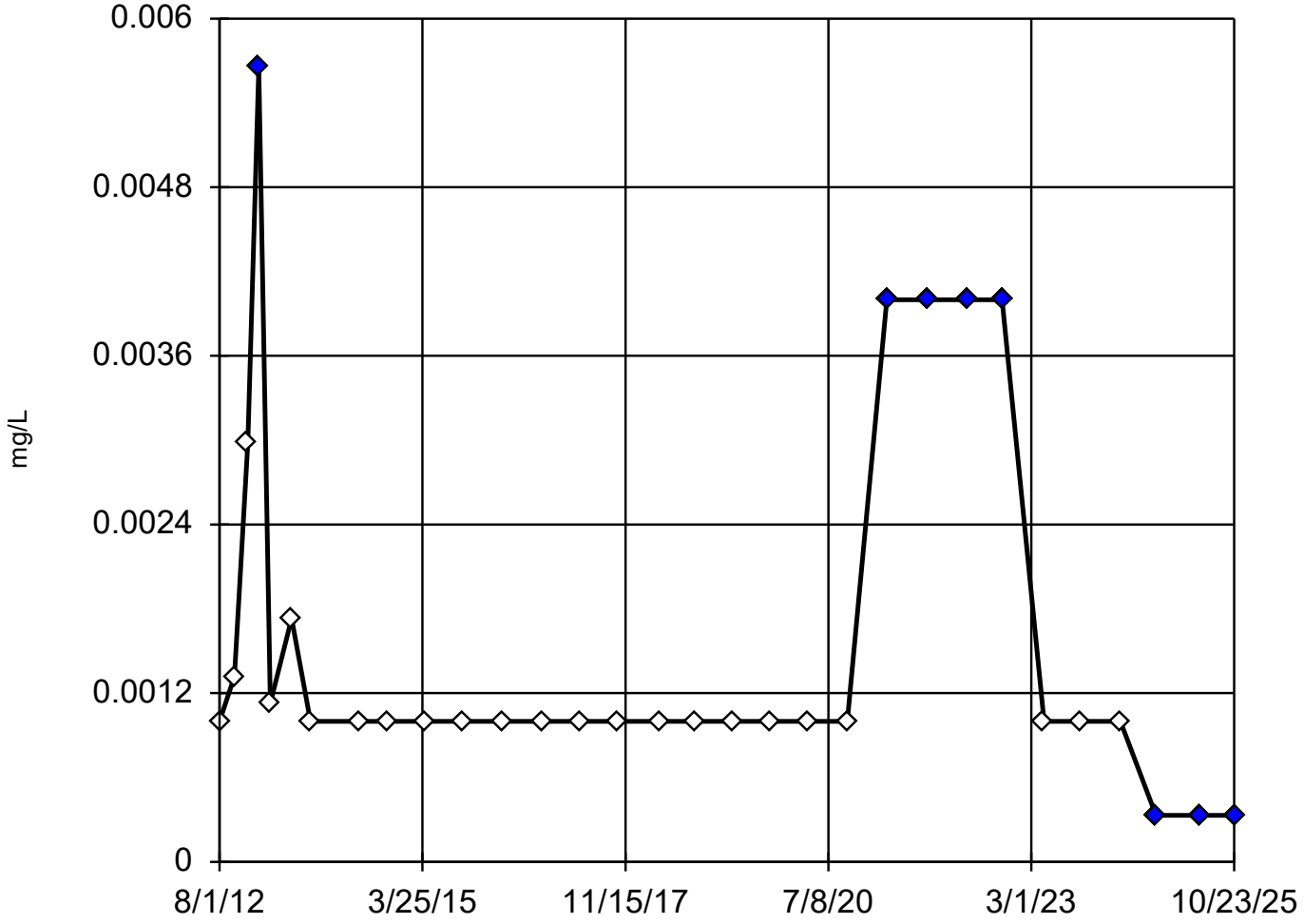

n = 31

Outliers are drawn as solid.
Tukey's method used in lieu of parametric test because the Shapiro Wilk normality test failed at the 0.1 alpha level.

Data were natural log transformed to achieve best W statistic (graph shown in original units).

High cutoff = 0.003036, low cutoff = 0.0004348, based on IQR multiplier of 3.

Constituent: Beryllium Analysis Run 1/20/2026 9:11 AM View: 04_MW_Inorganics

Iowa City Landfill Client: HDR Data: Iowa City Sanitary Landfill

Tukey's Outlier Screening

MW-17A-00

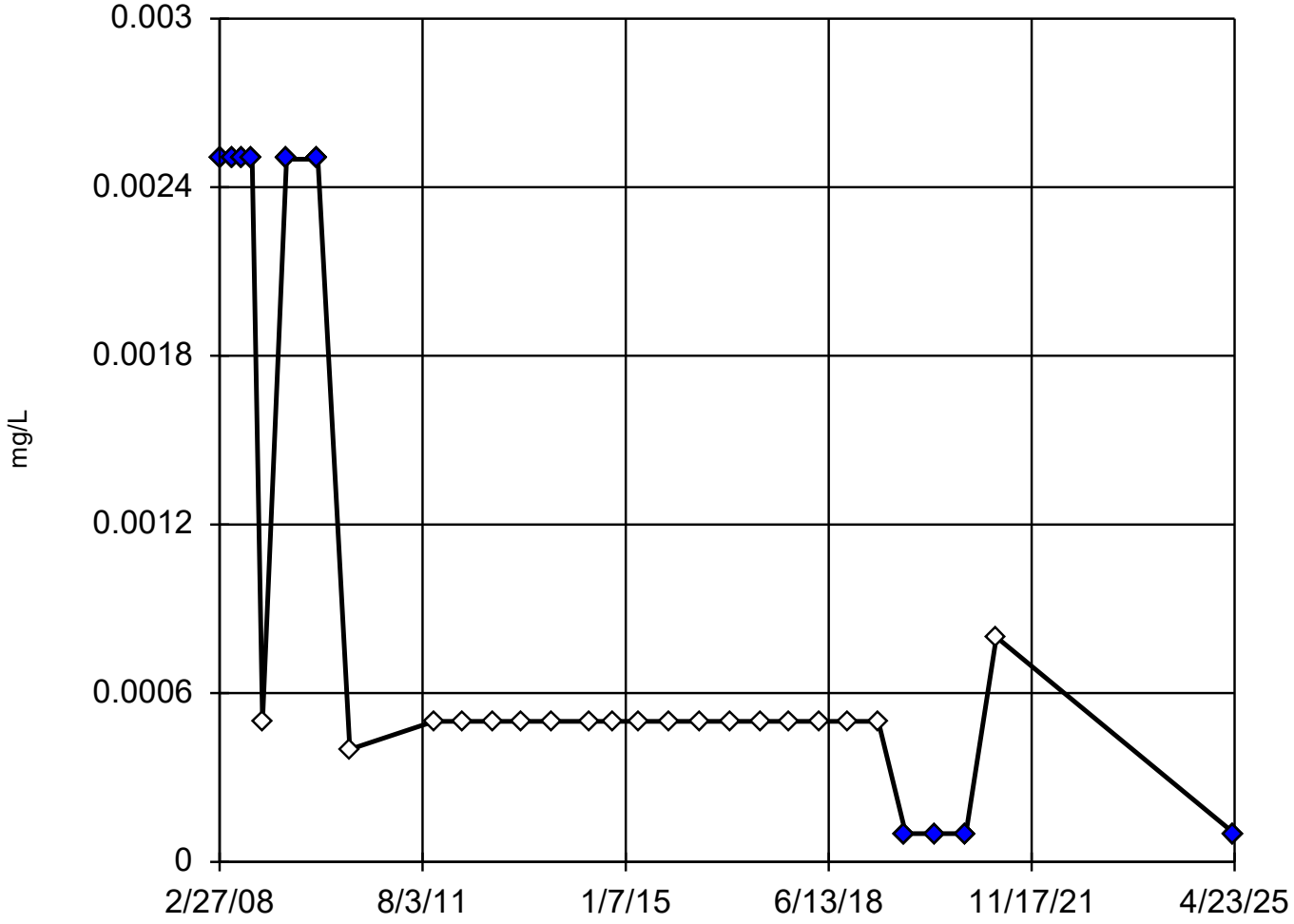

n = 29

Outliers are drawn as solid.
Tukey's method used in lieu of parametric test because the Shapiro Wilk normality test failed at the 0.1 alpha level.

Data were natural log transformed to achieve best W statistic (graph shown in original units).

High cutoff = 0.00128, low cutoff = 0.0002471, based on IQR multiplier of 3.

Constituent: Cadmium Analysis Run 1/20/2026 9:11 AM View: 04_MW_Inorganics

Iowa City Landfill Client: HDR Data: Iowa City Sanitary Landfill

Tukey's Outlier Screening

MW-18A-07

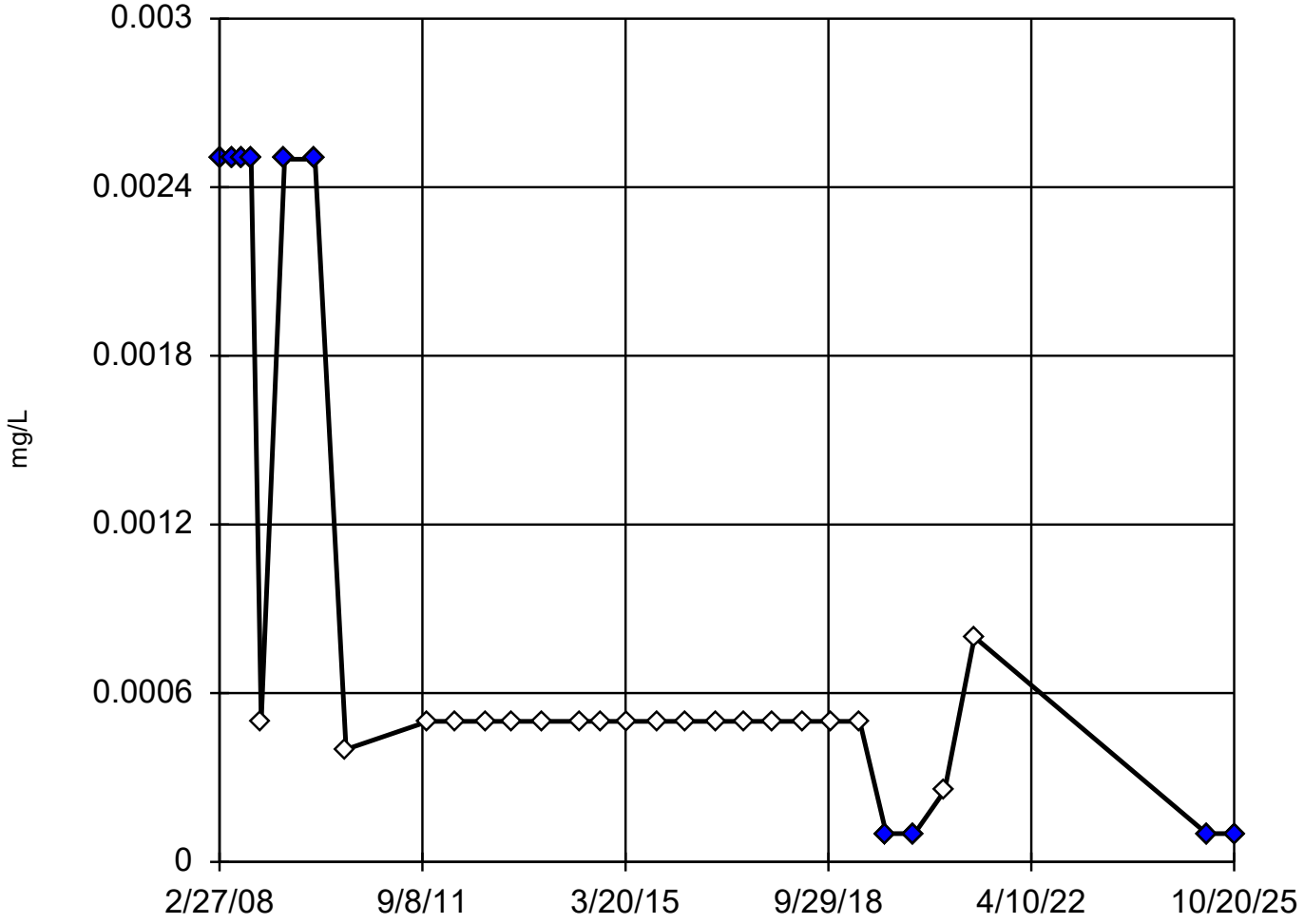

n = 30

Outliers are drawn as solid.
Tukey's method used in lieu of parametric test because the Shapiro Wilk normality test failed at the 0.1 alpha level.

Data were natural log transformed to achieve best W statistic (graph shown in original units).

High cutoff = 0.00128, low cutoff = 0.0002471, based on IQR multiplier of 3.

Constituent: Cadmium Analysis Run 1/20/2026 9:11 AM View: 04_MW_Inorganics

Iowa City Landfill Client: HDR Data: Iowa City Sanitary Landfill

Tukey's Outlier Screening

MW-24A

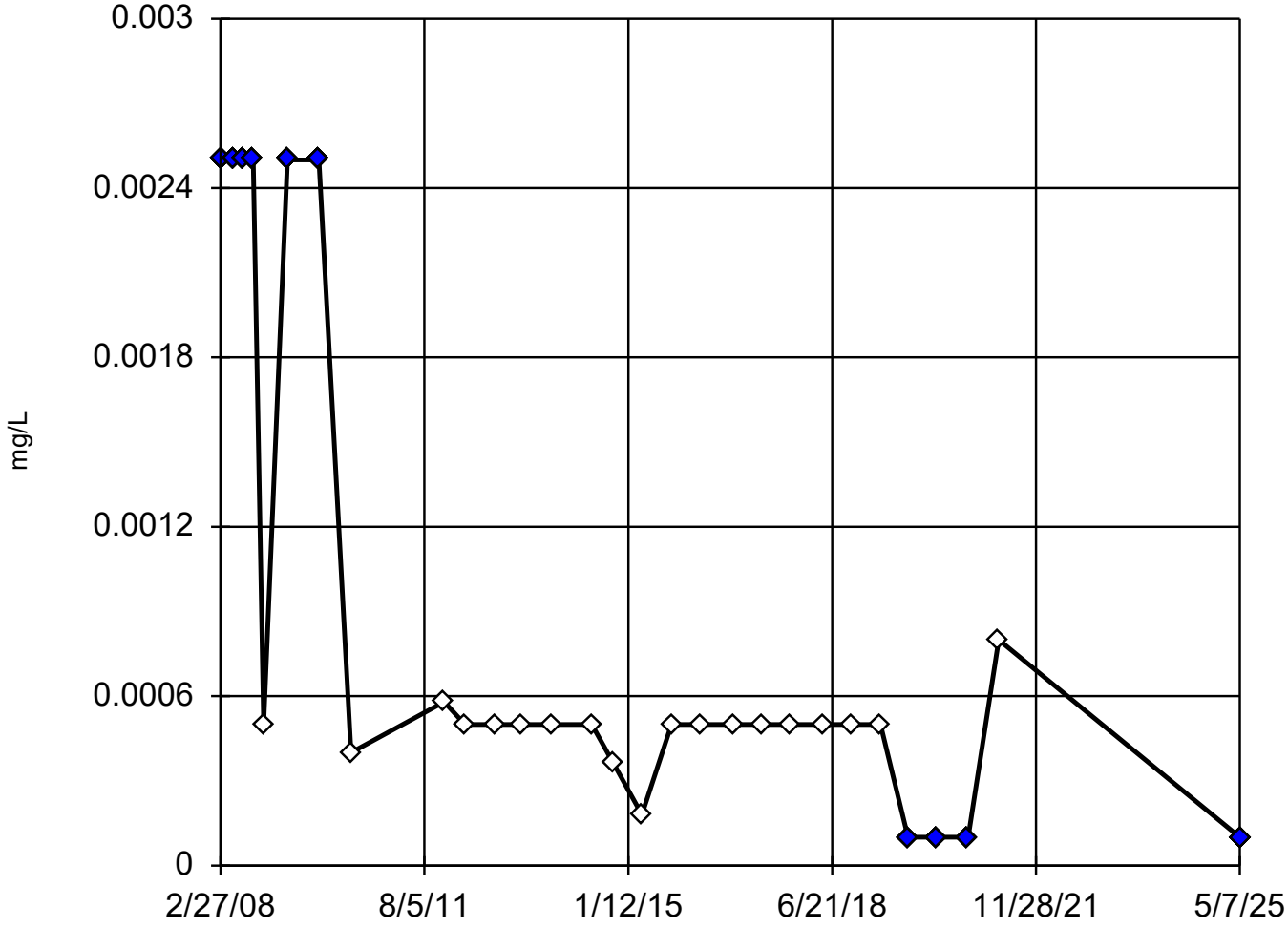

n = 29

Outliers are drawn as solid.
Tukey's method used in lieu of parametric test because the Shapiro Wilk normality test failed at the 0.1 alpha level.

Data were natural log transformed to achieve best W statistic (graph shown in original units).

High cutoff = 0.002407, low cutoff = 0.0001266, based on IQR multiplier of 3.

Constituent: Cadmium Analysis Run 1/20/2026 9:11 AM View: 04_MW_Inorganics

Iowa City Landfill Client: HDR Data: Iowa City Sanitary Landfill

Tukey's Outlier Screening

MW-29A

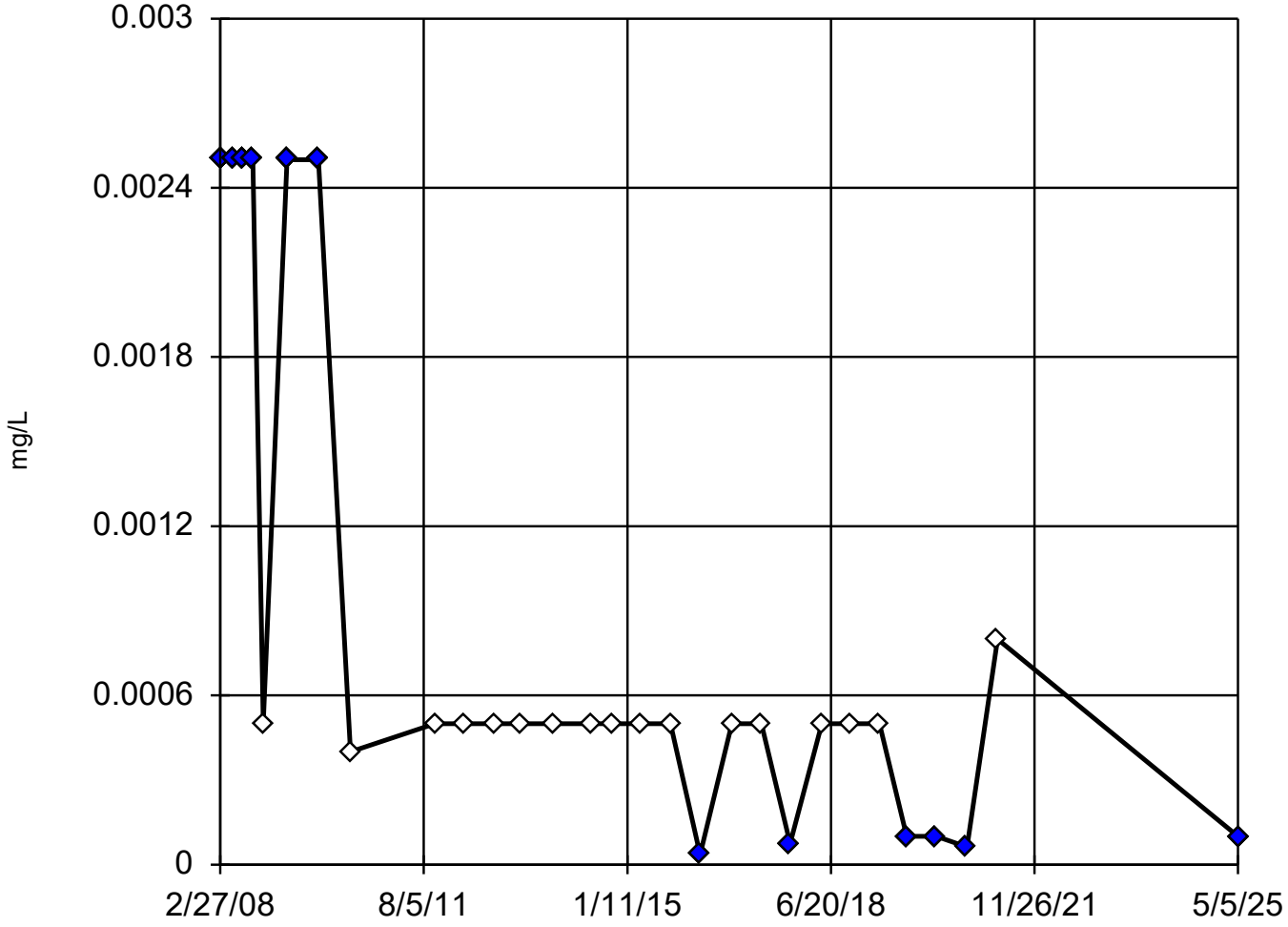

n = 29

Outliers are drawn as solid.
Tukey's method used in lieu of parametric test because the Shapiro Wilk normality test failed at the 0.1 alpha level.

Data were natural log transformed to achieve best W statistic (graph shown in original units).

High cutoff = 0.001789, low cutoff = 0.0001581, based on IQR multiplier of 3.

Constituent: Cadmium Analysis Run 1/20/2026 9:11 AM View: 04_MW_Inorganics

Iowa City Landfill Client: HDR Data: Iowa City Sanitary Landfill

Tukey's Outlier Screening

MW-200A

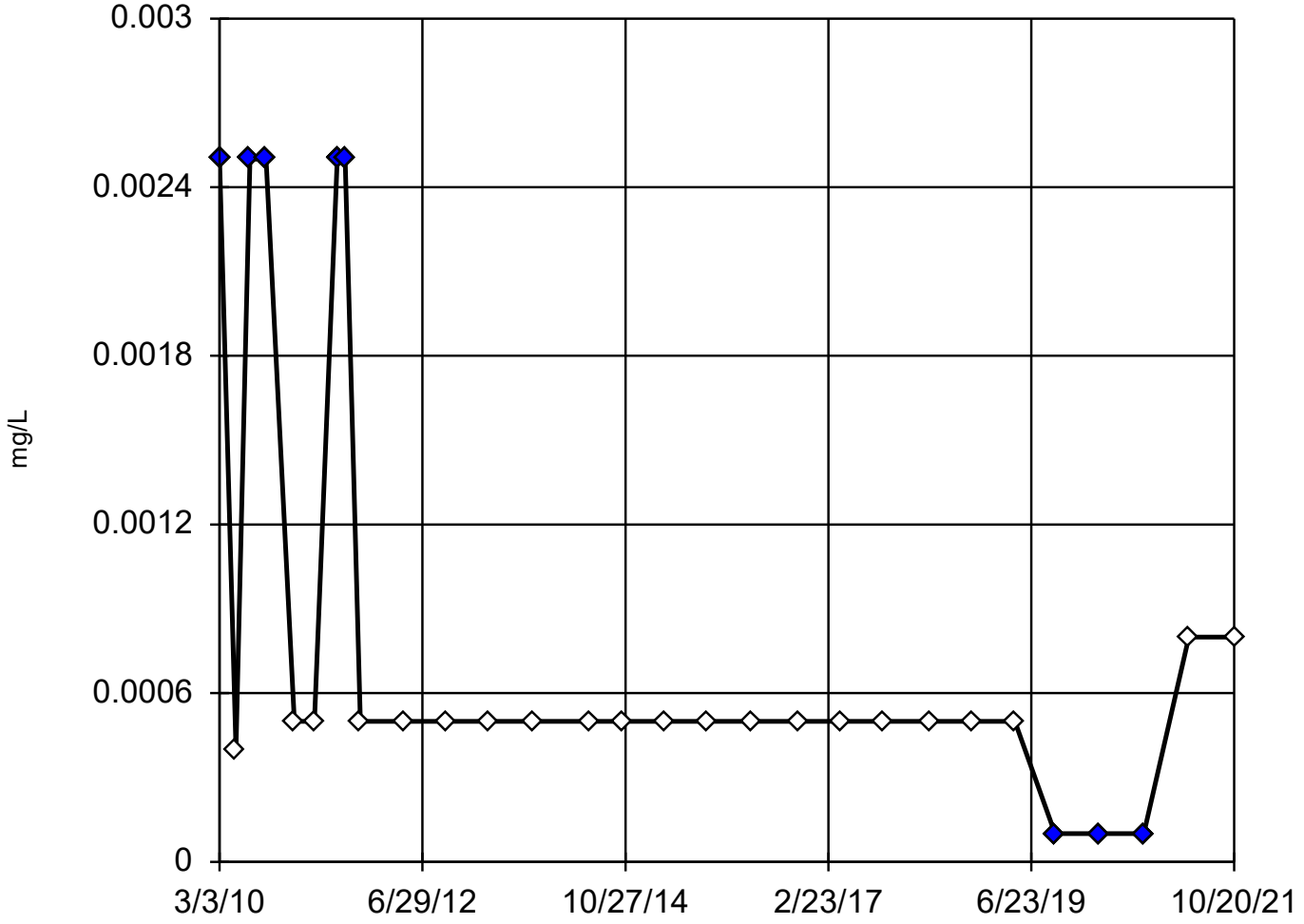

n = 29

Outliers are drawn as solid.
Tukey's method used in lieu of parametric test because the Shapiro Wilk normality test failed at the 0.1 alpha level.

Data were natural log transformed to achieve best W statistic (graph shown in original units).

High cutoff = 0.00128, low cutoff = 0.0002471, based on IQR multiplier of 3.

Constituent: Cadmium Analysis Run 1/20/2026 9:12 AM View: 04_MW_Inorganics

Iowa City Landfill Client: HDR Data: Iowa City Sanitary Landfill

Tukey's Outlier Screening

MW-205A

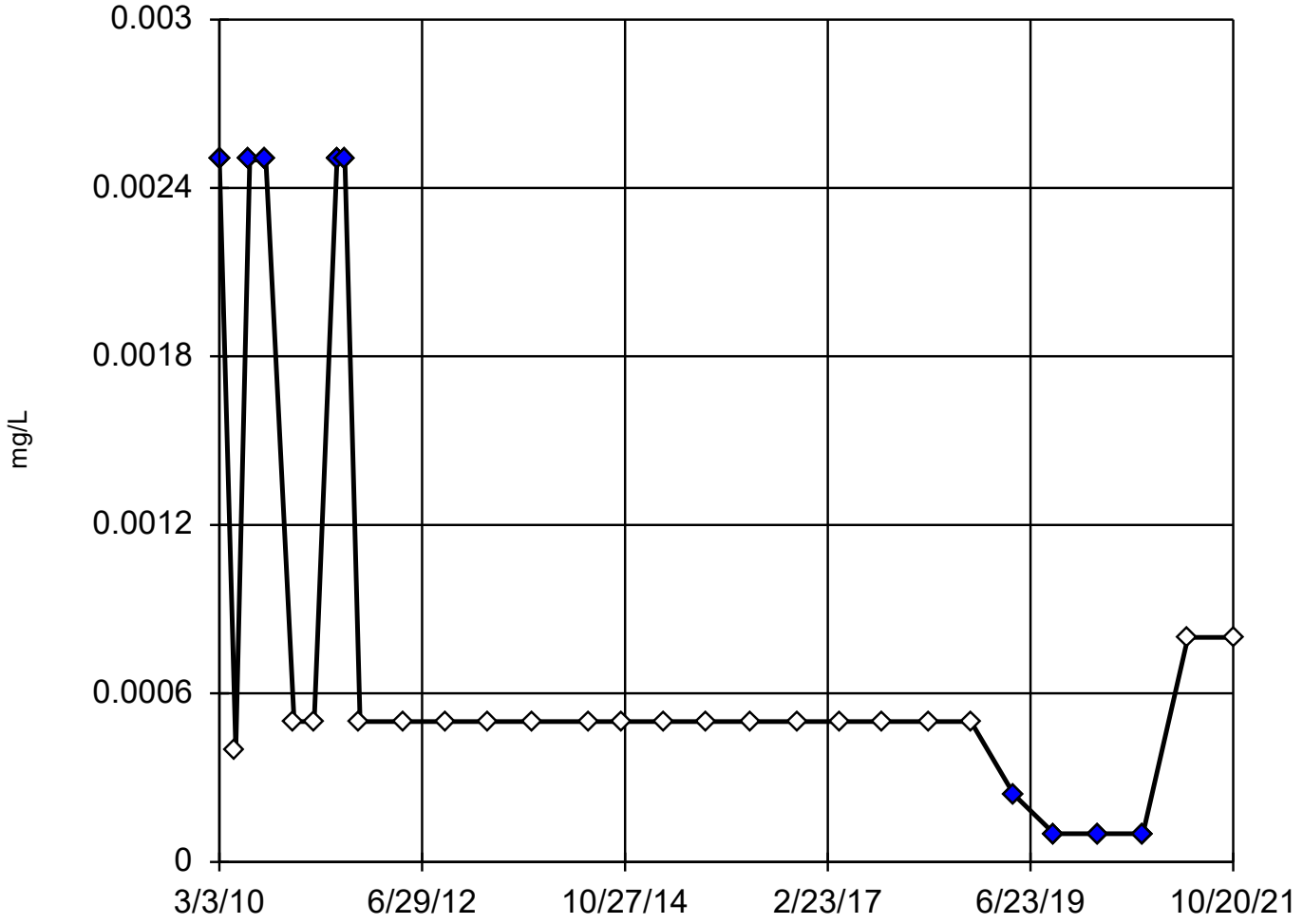

n = 29

Outliers are drawn as solid.
Tukey's method used in lieu of parametric test because the Shapiro Wilk normality test failed at the 0.1 alpha level.

Data were natural log transformed to achieve best W statistic (graph shown in original units).

High cutoff = 0.00128, low cutoff = 0.0002471, based on IQR multiplier of 3.

Constituent: Cadmium Analysis Run 1/20/2026 9:12 AM View: 04_MW_Inorganics

Iowa City Landfill Client: HDR Data: Iowa City Sanitary Landfill

Tukey's Outlier Screening

MW-38A (bg)

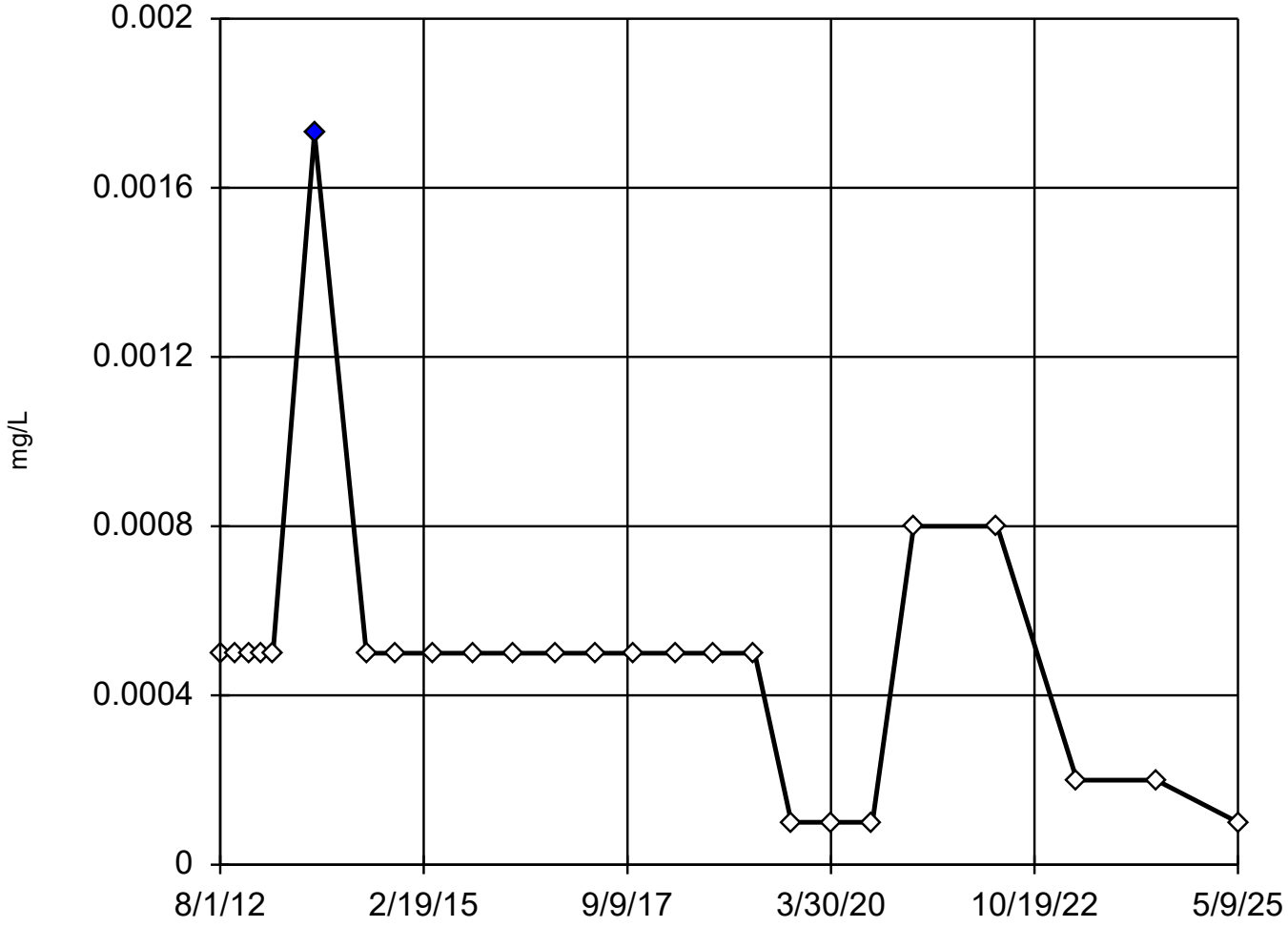

n = 25

Outlier is drawn as solid. Tukey's method used in lieu of parametric test because the Shapiro Wilk normality test failed at the 0.1 alpha level.

Data were cube root transformed to achieve best W statistic (graph shown in original units).

High cutoff = 0.001357, low cutoff = 0.00005312, based on IQR multiplier of 3.

Constituent: Cadmium Analysis Run 1/20/2026 9:12 AM View: 04_MW_Inorganics

Iowa City Landfill Client: HDR Data: Iowa City Sanitary Landfill

Tukey's Outlier Screening

MW-14B

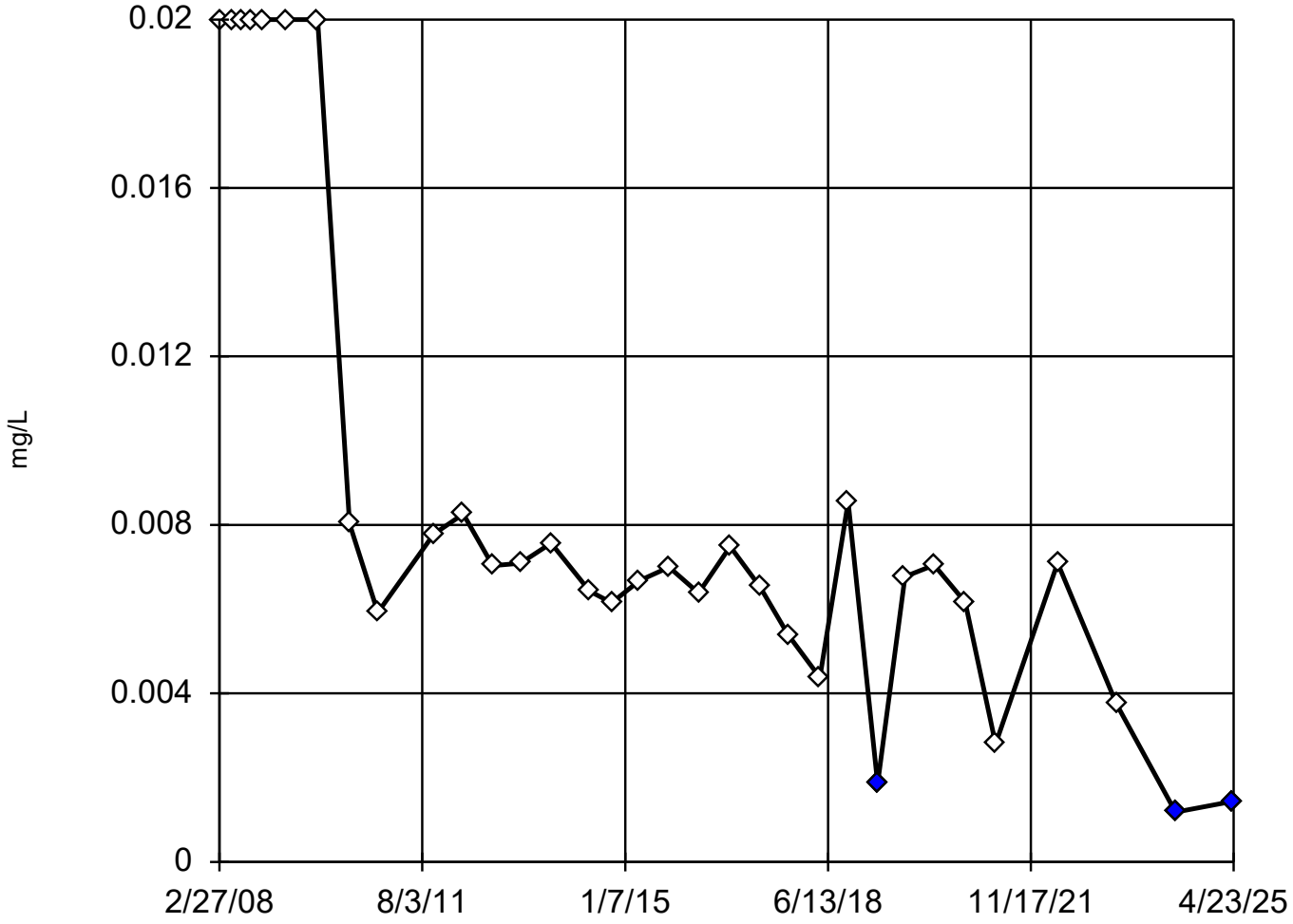

n = 33

Outliers are drawn as solid.
Tukey's method used in lieu of parametric test because the Shapiro Wilk normality test failed at the 0.1 alpha level.

Data were natural log transformed to achieve best W statistic (graph shown in original units).

High cutoff = 0.0227, low cutoff = 0.002233, based on IQR multiplier of 3.

Constituent: Cobalt Analysis Run 1/20/2026 9:13 AM View: 04_MW_Inorganics

Iowa City Landfill Client: HDR Data: Iowa City Sanitary Landfill

Tukey's Outlier Screening

MW-210B

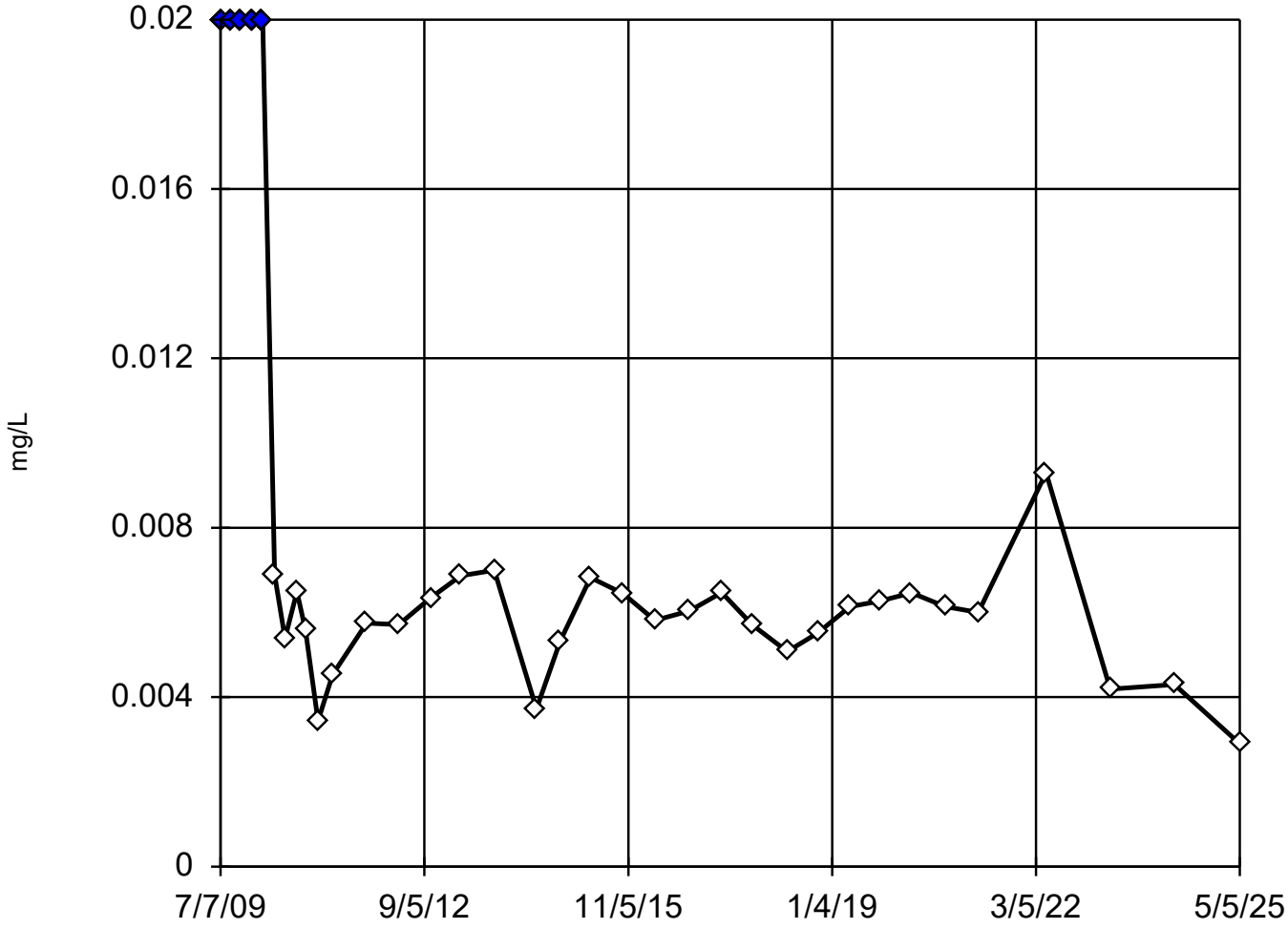

n = 35

Outliers are drawn as solid.
Tukey's method used in lieu of parametric test because the Shapiro Wilk normality test failed at the 0.1 alpha level.

Data were natural log transformed to achieve best W statistic (graph shown in original units).

High cutoff = 0.01423, low cutoff = 0.002603, based on IQR multiplier of 3.

Constituent: Cobalt Analysis Run 1/20/2026 9:13 AM View: 04_MW_Inorganics

Iowa City Landfill Client: HDR Data: Iowa City Sanitary Landfill

Dixon's Outlier Test

MW-408

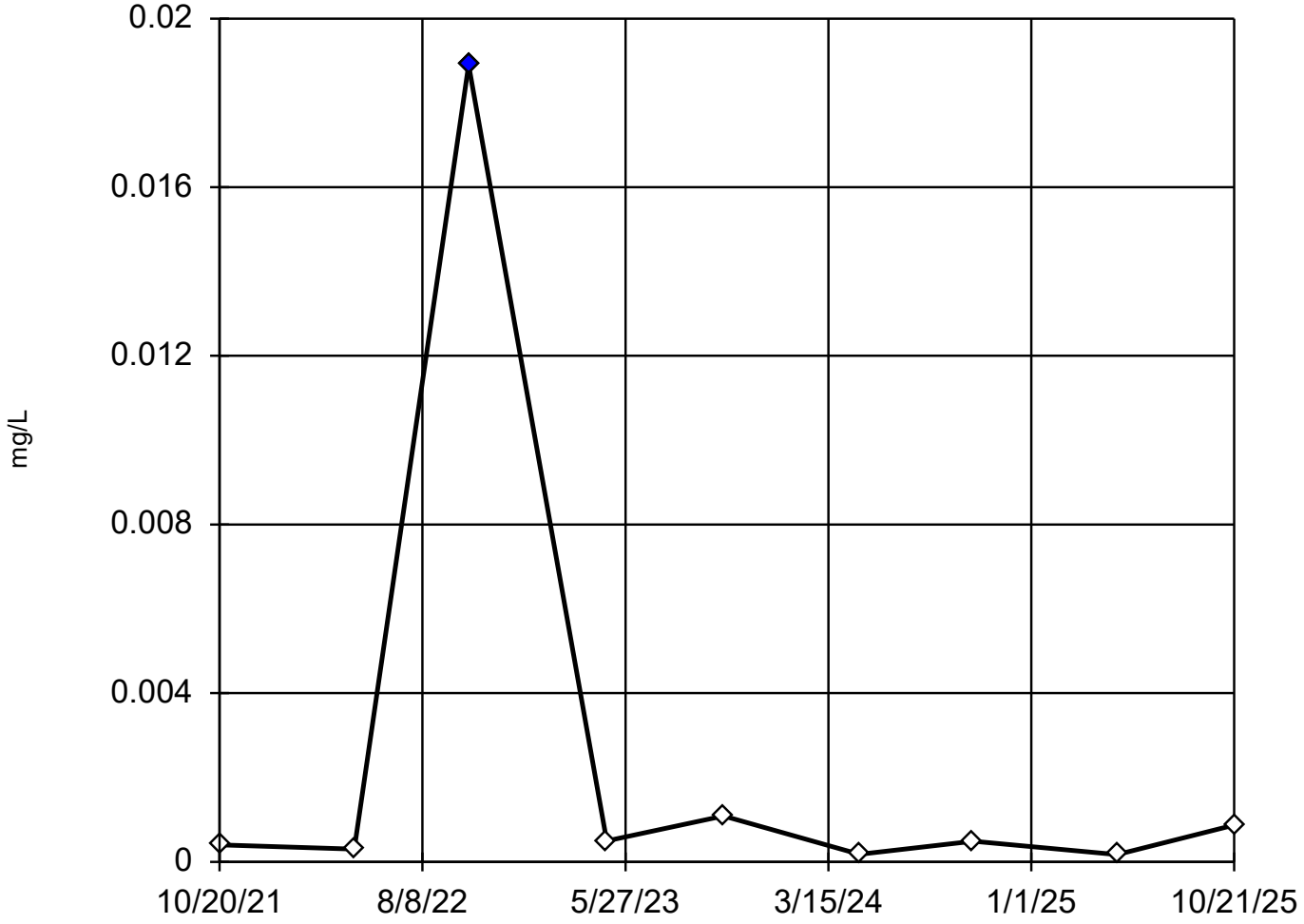

n = 9

Statistical outlier is drawn as solid.
1 value manually flagged as an outlier.
Testing for 1 high outlier.
Mean = 0.002544.
Std. Dev. = 0.006141.
0.0189 (o): c = 0.9513
tabl = 0.512.
Alpha = 0.05.

Normality test used:
Shapiro Wilk@alpha = 0.1
Calculated = 0.89
Critical = 0.851
The distribution, after removal of suspect value, was found to be normally distributed.

Constituent: Cobalt Analysis Run 1/20/2026 9:13 AM View: 04_MW_Inorganics

Iowa City Landfill Client: HDR Data: Iowa City Sanitary Landfill

Tukey's Outlier Screening

MW-1A

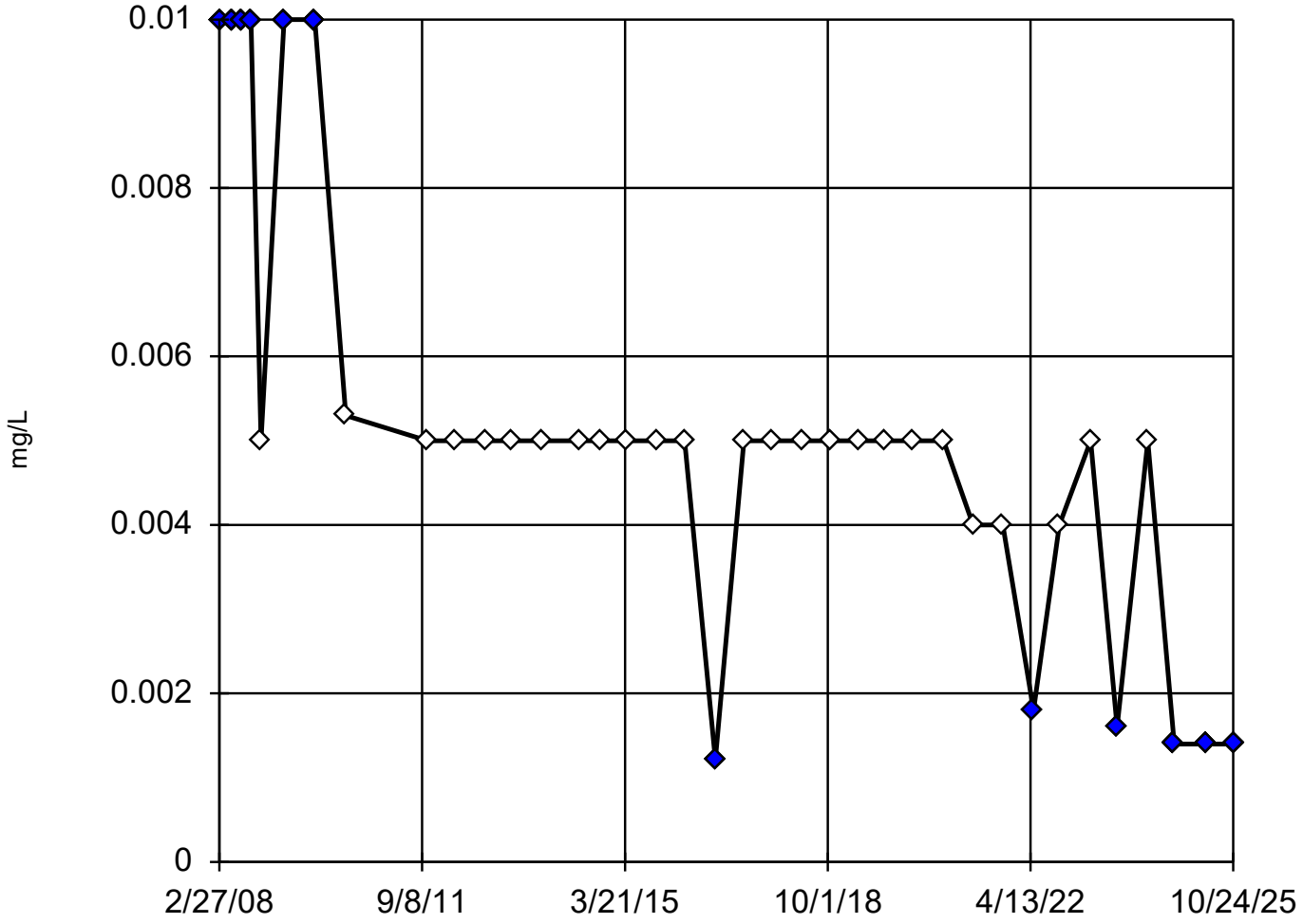

n = 37

Outliers are drawn as solid.
Tukey's method used in lieu of parametric test because the Shapiro Wilk normality test failed at the 0.1 alpha level.

Data were square root transformed to achieve best W statistic (graph shown in original units).

High cutoff = 0.006709, low cutoff = 0.003111, based on IQR multiplier of 3.

Constituent: Selenium Analysis Run 1/20/2026 9:16 AM View: 04_MW_Inorganics

Iowa City Landfill Client: HDR Data: Iowa City Sanitary Landfill

Tukey's Outlier Screening

MW-2A-97

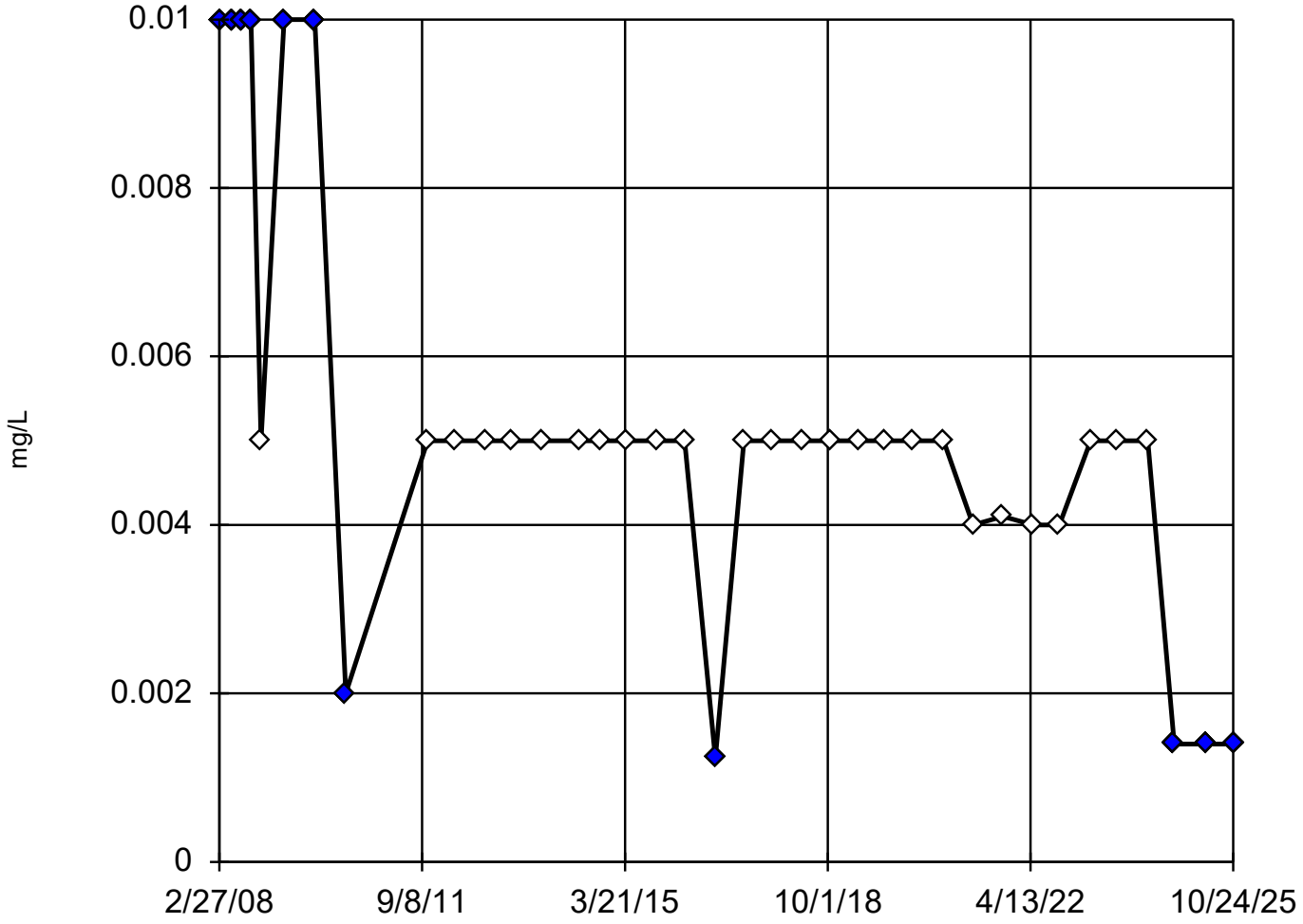

n = 37

Outliers are drawn as solid.
Tukey's method used in lieu of parametric test because the Shapiro Wilk normality test failed at the 0.1 alpha level.

Data were square root transformed to achieve best W statistic (graph shown in original units).

High cutoff = 0.006517, low cutoff = 0.003289, based on IQR multiplier of 3.

Constituent: Selenium Analysis Run 1/20/2026 9:16 AM View: 04_MW_Inorganics

Iowa City Landfill Client: HDR Data: Iowa City Sanitary Landfill

Tukey's Outlier Screening

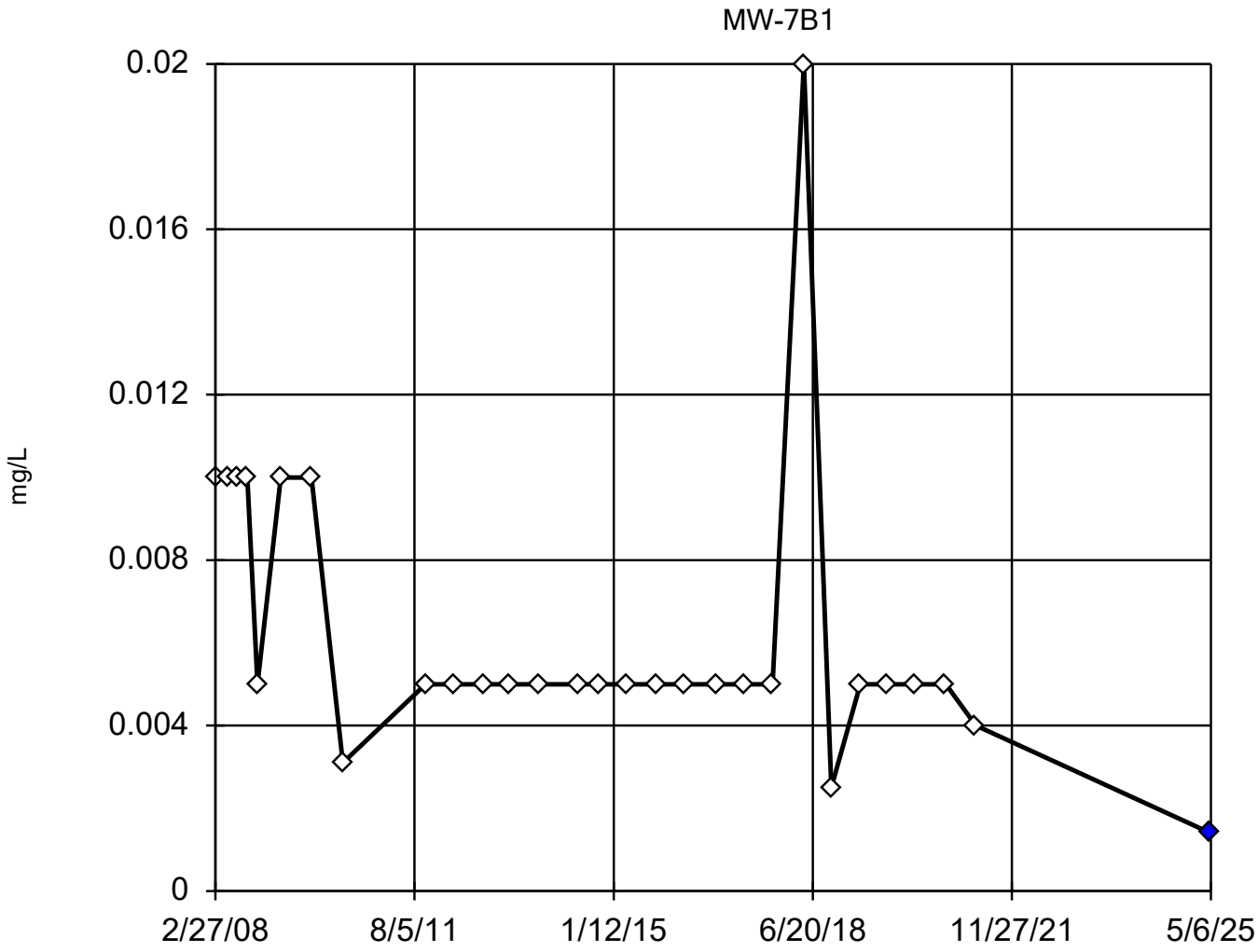

n = 29

Outlier is drawn as solid. Tukey's method used in lieu of parametric test because the Shapiro Wilk normality test failed at the 0.1 alpha level.

Data were natural log transformed to achieve best W statistic (graph shown in original units).

High cutoff = 0.02, low cutoff = 0.001768, based on IQR multiplier of 3.

Constituent: Selenium Analysis Run 1/20/2026 9:16 AM View: 04_MW_Inorganics

Iowa City Landfill Client: HDR Data: Iowa City Sanitary Landfill

Tukey's Outlier Screening

MW-11B

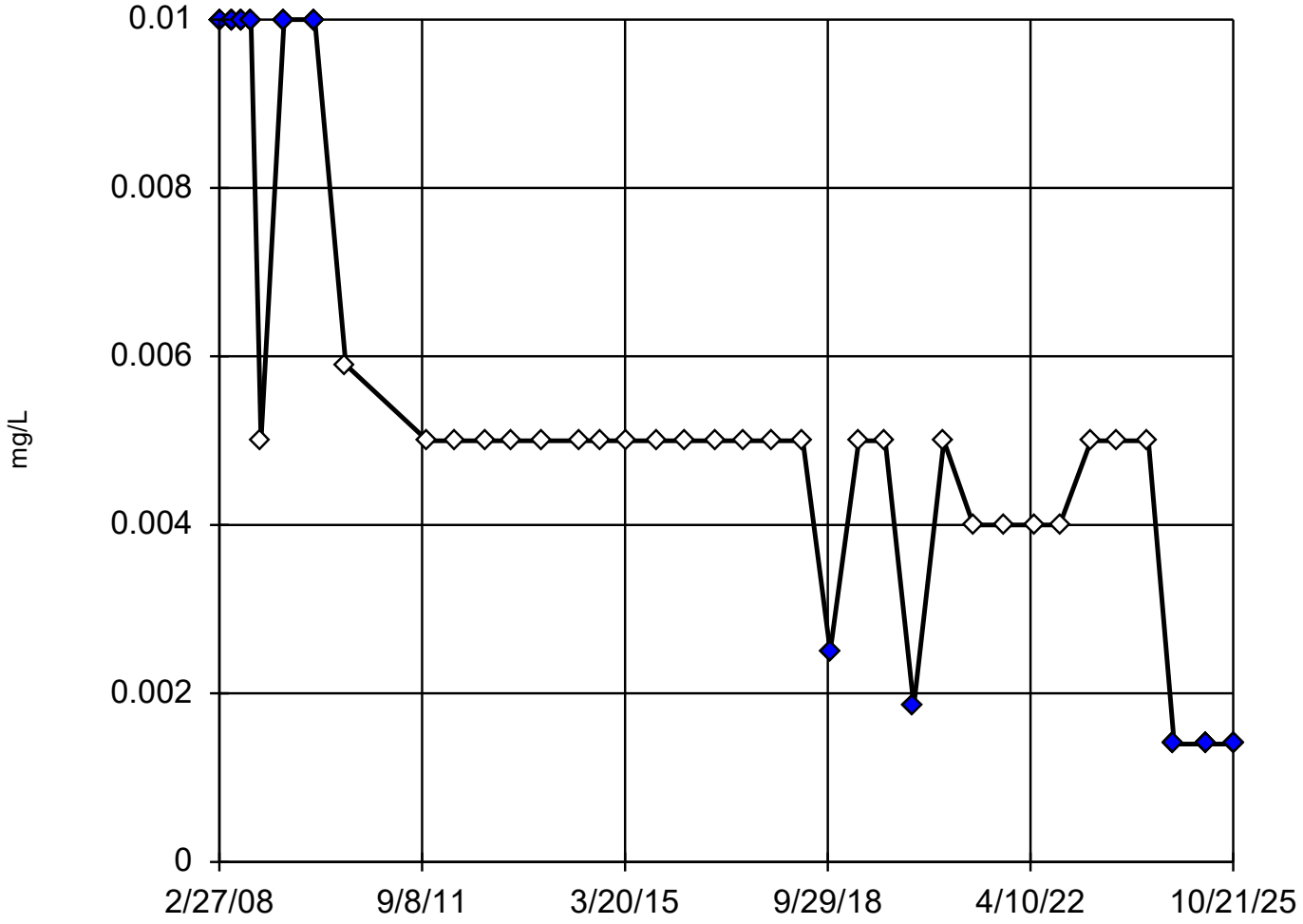

n = 37

Outliers are drawn as solid.
Tukey's method used in lieu of parametric test because the Shapiro Wilk normality test failed at the 0.1 alpha level.

Data were square root transformed to achieve best W statistic (graph shown in original units).

High cutoff = 0.006709, low cutoff = 0.003111, based on IQR multiplier of 3.

Constituent: Selenium Analysis Run 1/20/2026 9:16 AM View: 04_MW_Inorganics

Iowa City Landfill Client: HDR Data: Iowa City Sanitary Landfill

Tukey's Outlier Screening

MW-18A-07

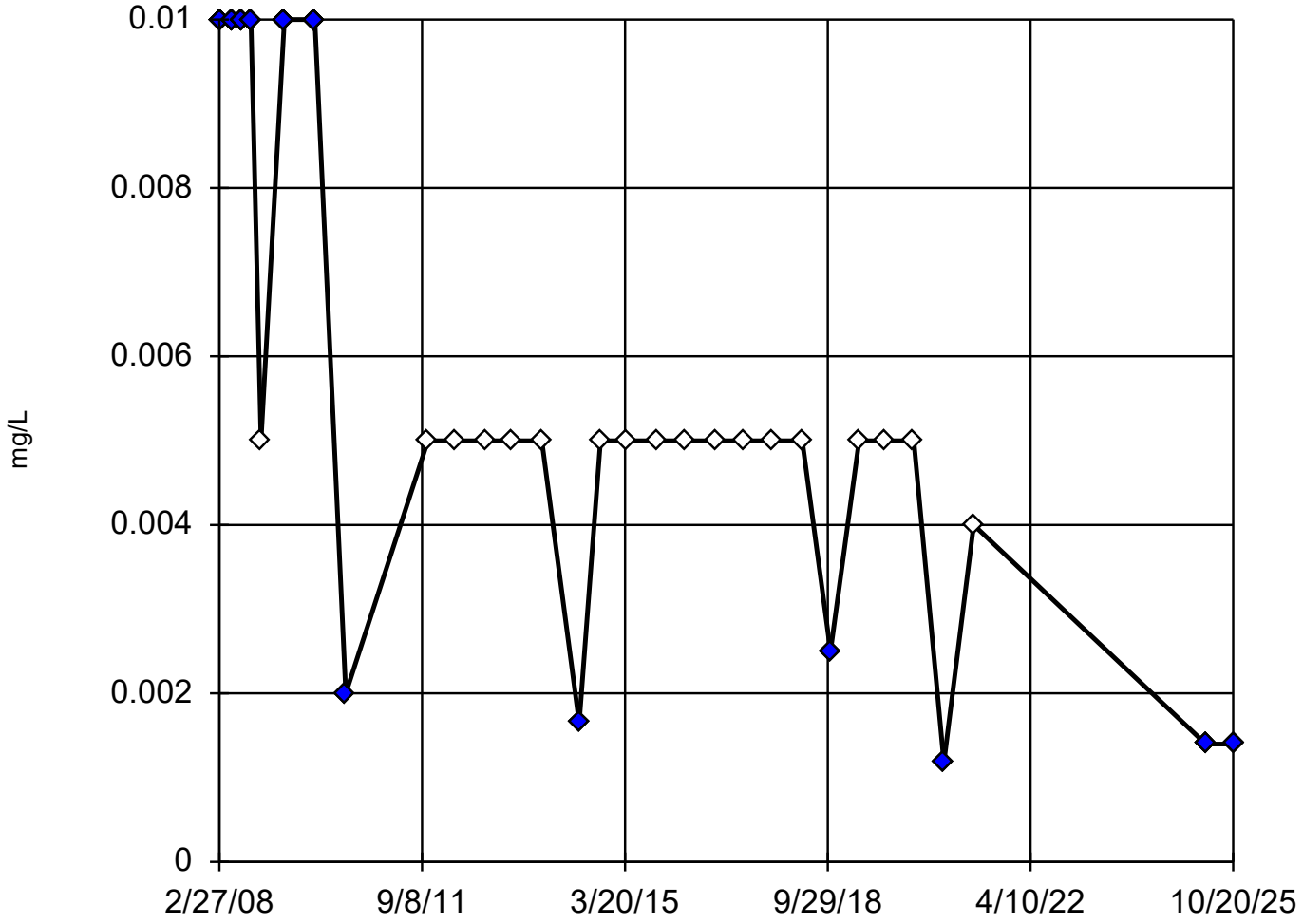

n = 30

Outliers are drawn as solid.
Tukey's method used in lieu of parametric test because the Shapiro Wilk normality test failed at the 0.1 alpha level.

Data were cube root transformed to achieve best W statistic (graph shown in original units).

High cutoff = 0.006792, low cutoff = 0.003143, based on IQR multiplier of 3.

Constituent: Selenium Analysis Run 1/20/2026 9:16 AM View: 04_MW_Inorganics

Iowa City Landfill Client: HDR Data: Iowa City Sanitary Landfill

Tukey's Outlier Screening

MW-207A

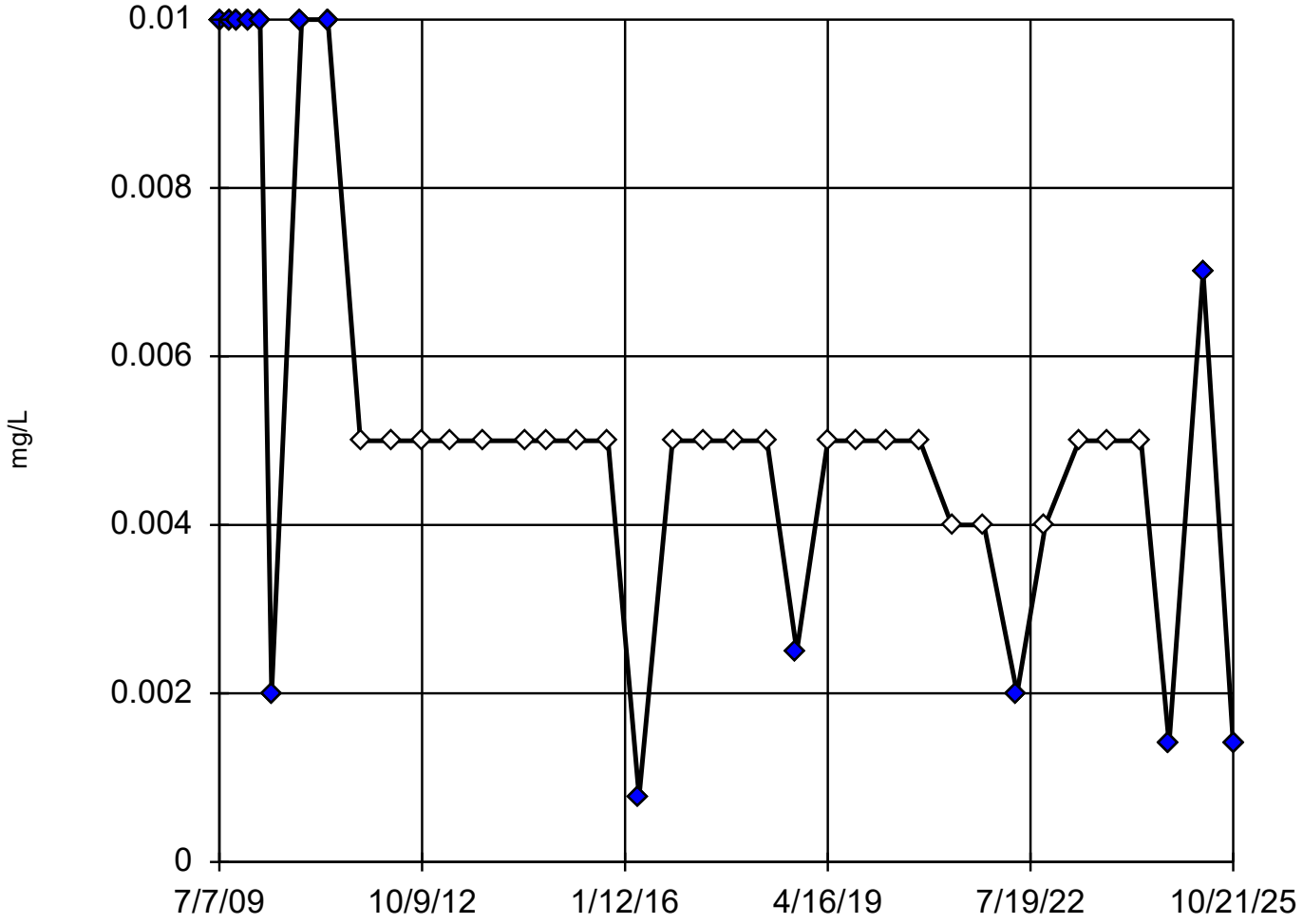

n = 37

Outliers are drawn as solid.
Tukey's method used in lieu of parametric test because the Shapiro Wilk normality test failed at the 0.1 alpha level.

Data were square root transformed to achieve best W statistic (graph shown in original units).

High cutoff = 0.006709, low cutoff = 0.003111, based on IQR multiplier of 3.

Constituent: Selenium Analysis Run 1/20/2026 9:17 AM View: 04_MW_Inorganics

Iowa City Landfill Client: HDR Data: Iowa City Sanitary Landfill

Tukey's Outlier Screening

MW-211B

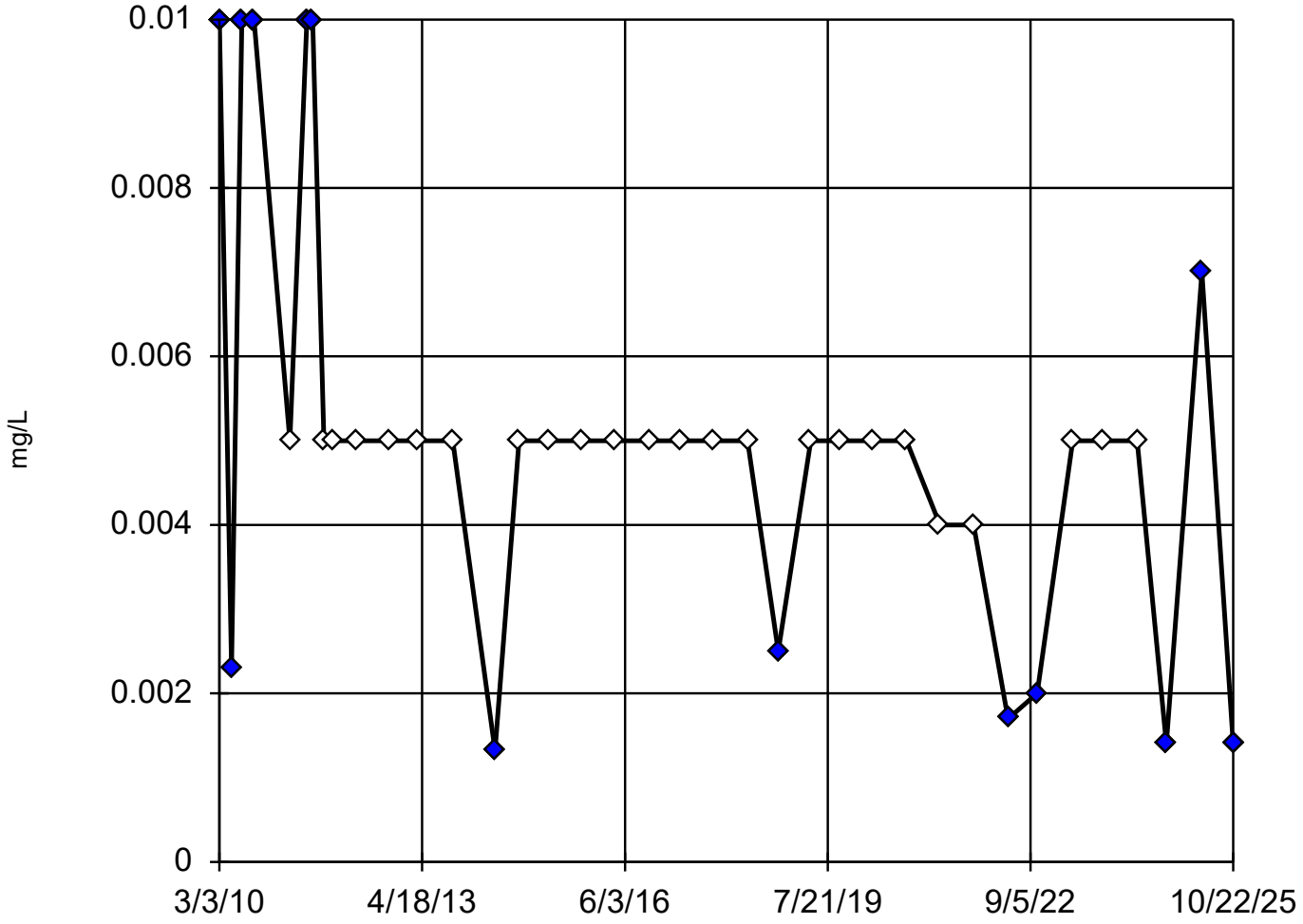

n = 37

Outliers are drawn as solid.
Tukey's method used in lieu of parametric test because the Shapiro Wilk normality test failed at the 0.1 alpha level.

Data were square root transformed to achieve best W statistic (graph shown in original units).

High cutoff = 0.006709, low cutoff = 0.003111, based on IQR multiplier of 3.

Constituent: Selenium Analysis Run 1/20/2026 9:17 AM View: 04_MW_Inorganics

Iowa City Landfill Client: HDR Data: Iowa City Sanitary Landfill

Tukey's Outlier Screening

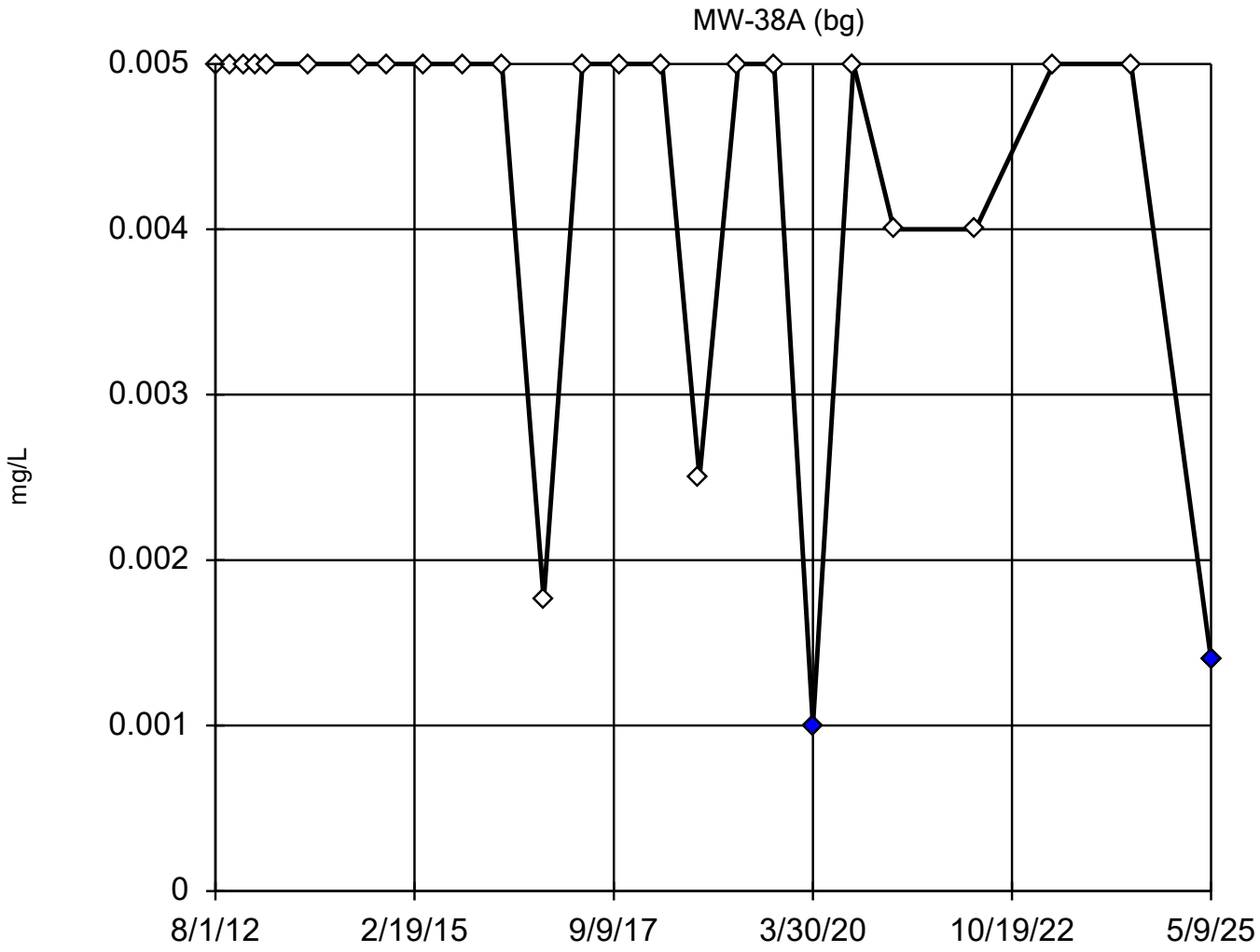

n = 25

Outliers are drawn as solid.
Tukey's method used in lieu of parametric test because the Shapiro Wilk normality test failed at the 0.1 alpha level.

Data were cube transformed to achieve best W statistic (graph shown in original units).

High cutoff = 0.006005, low cutoff = 0.001442, based on IQR multiplier of 3.

Constituent: Selenium Analysis Run 1/20/2026 9:17 AM View: 04_MW_Inorganics

Iowa City Landfill Client: HDR Data: Iowa City Sanitary Landfill

Dixon's Outlier Test

MW-204A

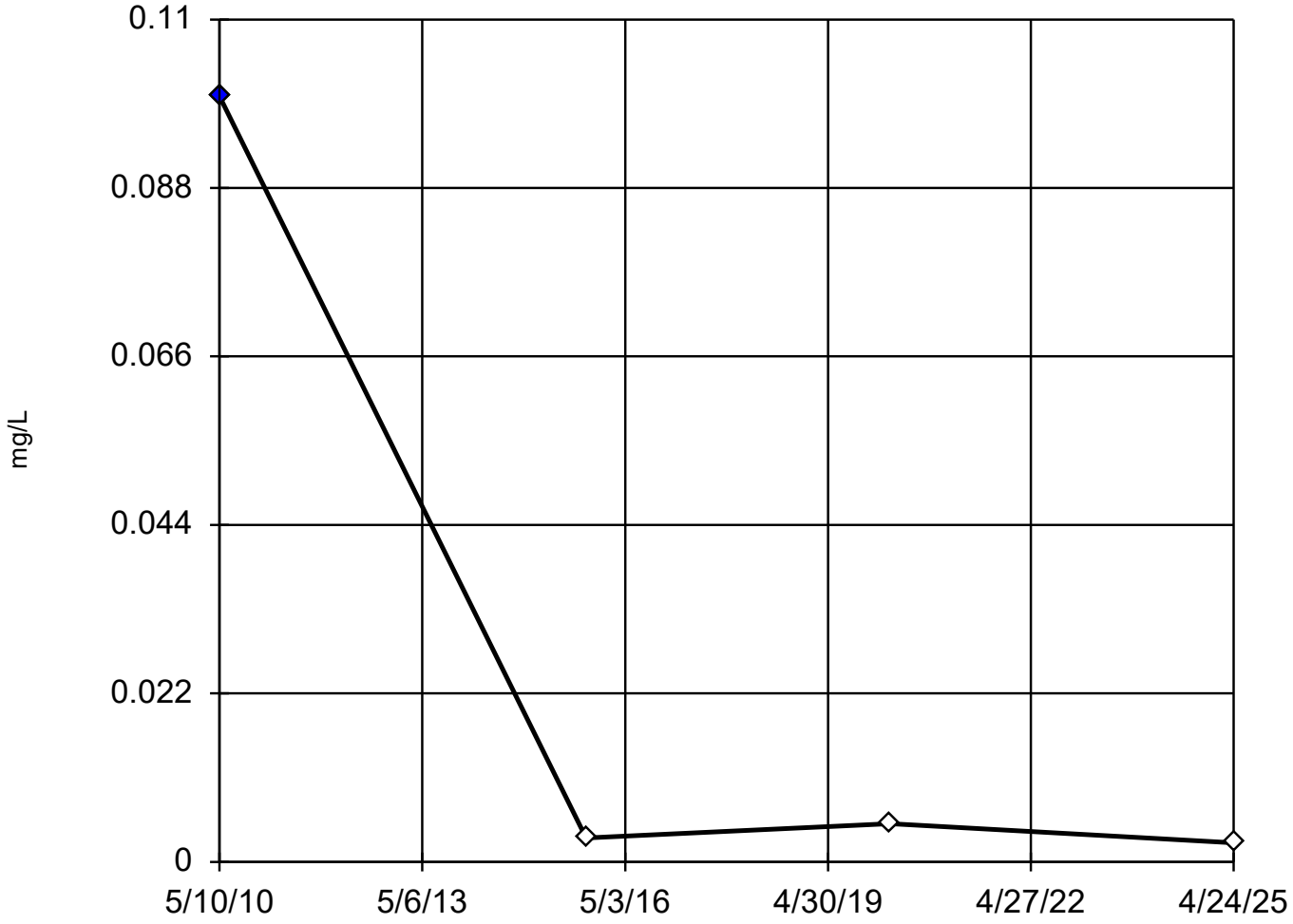

n = 4

Statistical outlier is drawn as solid.
Testing for 1 high outlier.
Mean = 0.02766.
Std. Dev. = 0.04824.
<0.1: c = 0.9744
tabl = 0.765.
Alpha = 0.05.

Normality test used:
Shapiro Wilk@alpha = 0.1
Calculated = 0.9264
Critical = 0.789
The distribution, after removal of suspect value, was found to be normally distributed.

Constituent: Tin Analysis Run 1/20/2026 9:19 AM View: 04_MW_Inorganics

Iowa City Landfill Client: HDR Data: Iowa City Sanitary Landfill

Dixon's Outlier Test

MW-209B

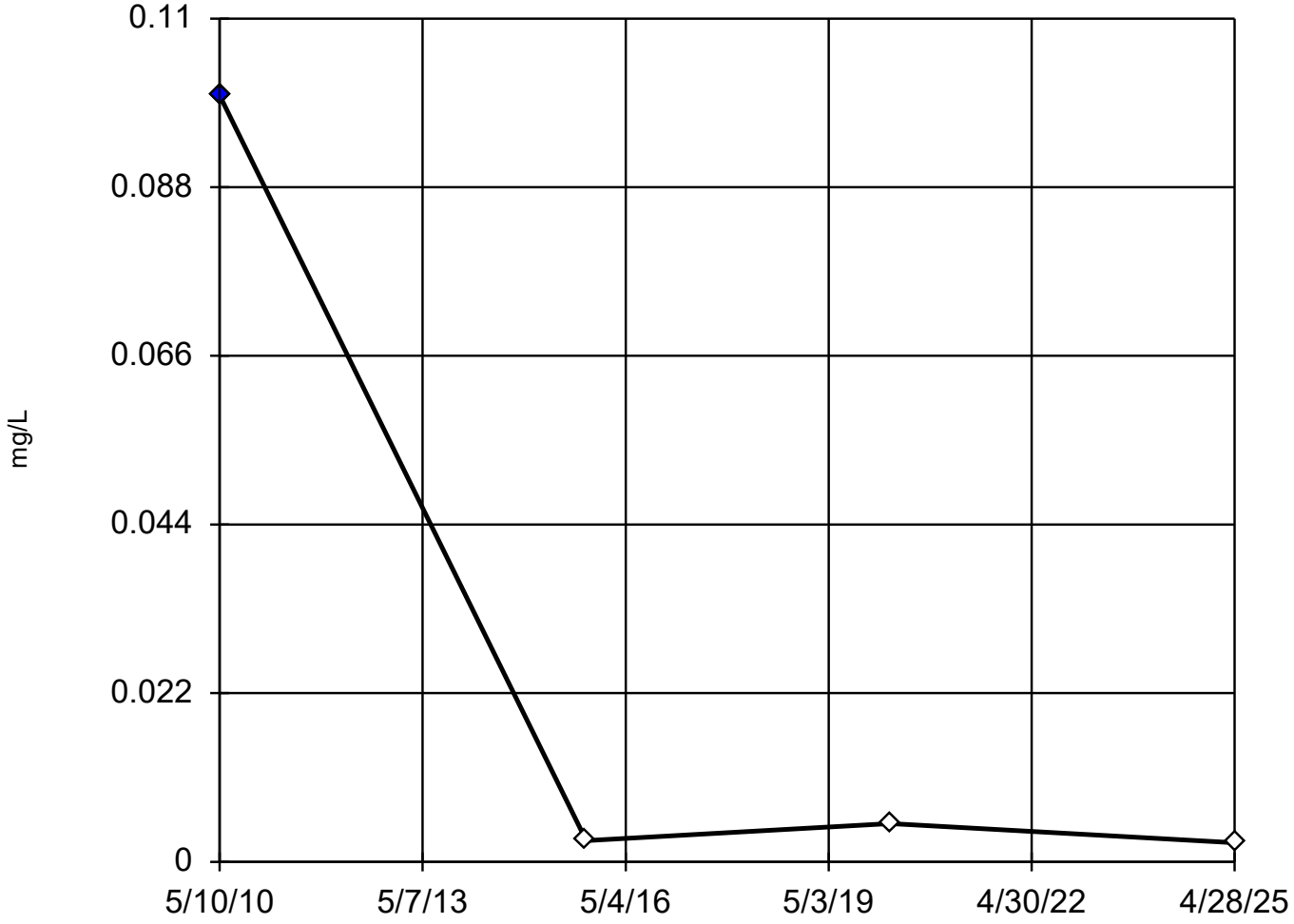

n = 4

Statistical outlier is drawn as solid.
Testing for 1 high outlier.
Mean = 0.02757.
Std. Dev. = 0.0483.
<0.1: c = 0.9744
tabl = 0.765.
Alpha = 0.05.

Normality test used:
Shapiro Wilk@alpha = 0.1
Calculated = 0.8328
Critical = 0.789
The distribution, after removal of suspect value, was found to be normally distributed.

Constituent: Tin Analysis Run 1/20/2026 9:19 AM View: 04_MW_Inorganics

Iowa City Landfill Client: HDR Data: Iowa City Sanitary Landfill

Tukey's Outlier Screening

MW-6B

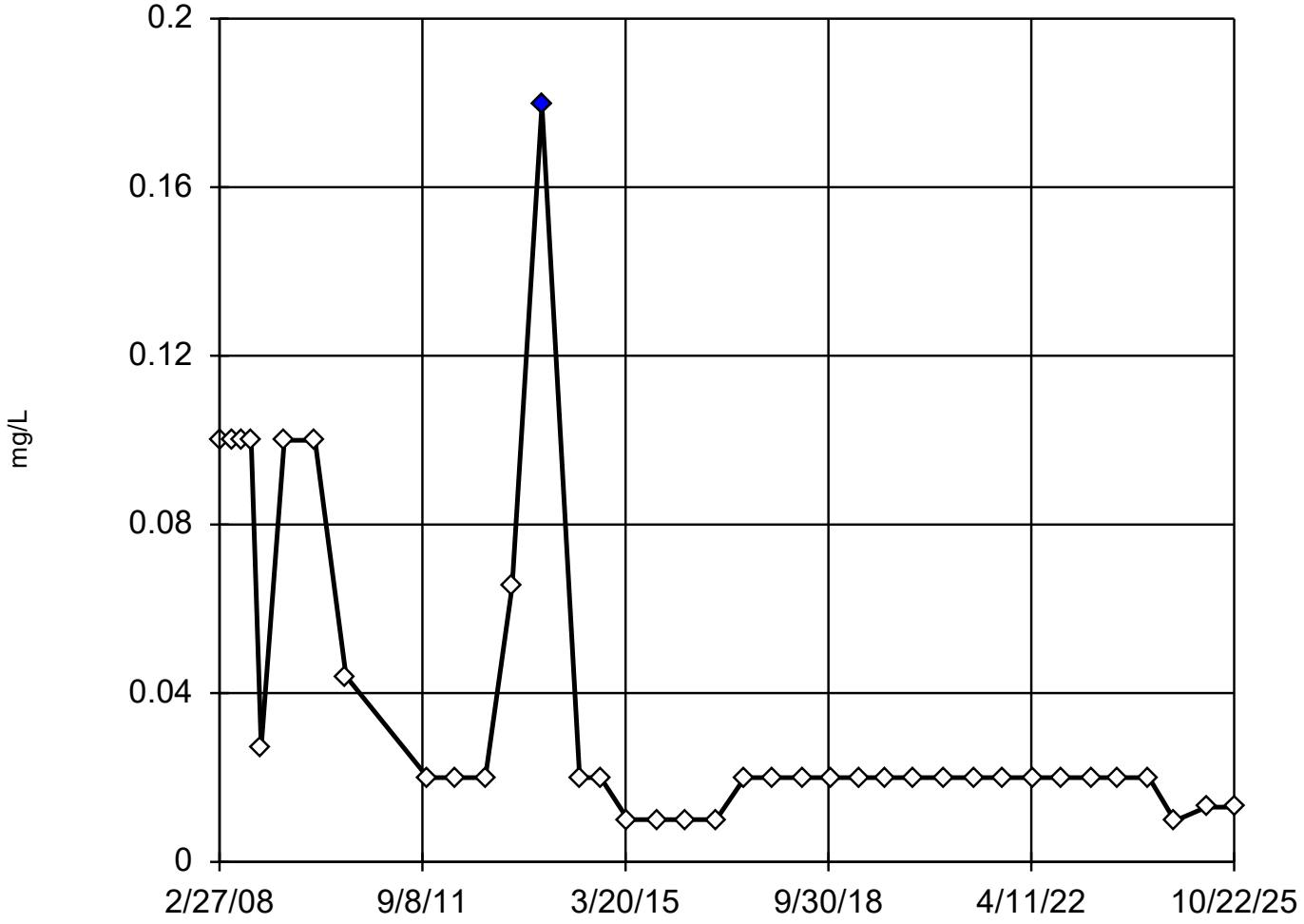

n = 37

Outlier is drawn as solid. Tukey's method used in lieu of parametric test because the Shapiro Wilk normality test failed at the 0.1 alpha level.

Data were natural log transformed to achieve best W statistic (graph shown in original units).

High cutoff = 0.179, low cutoff = 0.003864, based on IQR multiplier of 3.

Constituent: Zinc Analysis Run 1/20/2026 9:20 AM View: 04_MW_Inorganics

Iowa City Landfill Client: HDR Data: Iowa City Sanitary Landfill

Tukey's Outlier Screening

MW-25A-00

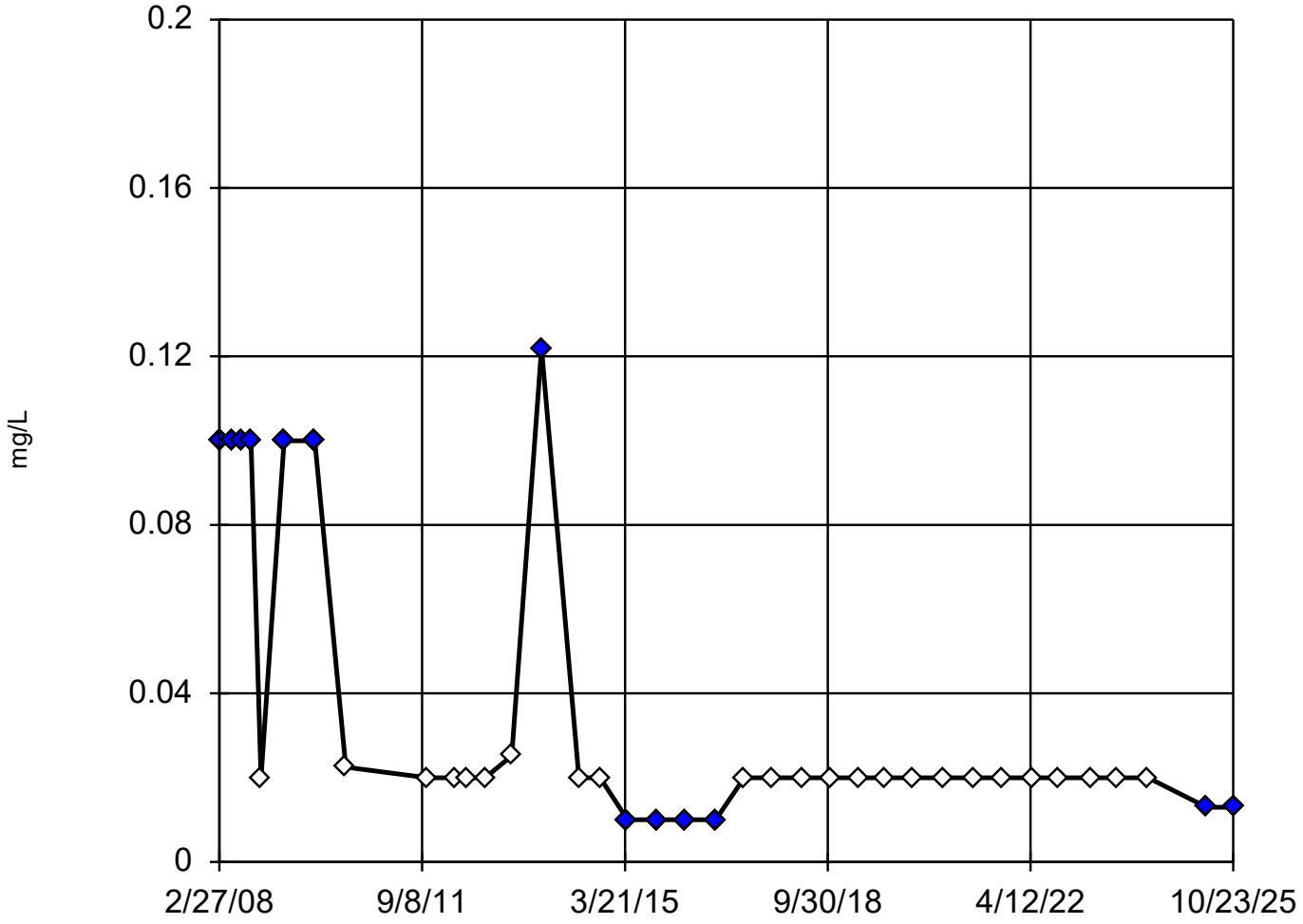

n = 37

Outliers are drawn as solid.
Tukey's method used in lieu of parametric test because the Shapiro Wilk normality test failed at the 0.1 alpha level.

Data were natural log transformed to achieve best W statistic (graph shown in original units).

High cutoff = 0.02531, low cutoff = 0.01676, based on IQR multiplier of 3.

Constituent: Zinc Analysis Run 1/20/2026 9:20 AM View: 04_MW_Inorganics

Iowa City Landfill Client: HDR Data: Iowa City Sanitary Landfill

Tukey's Outlier Screening

MW-31B

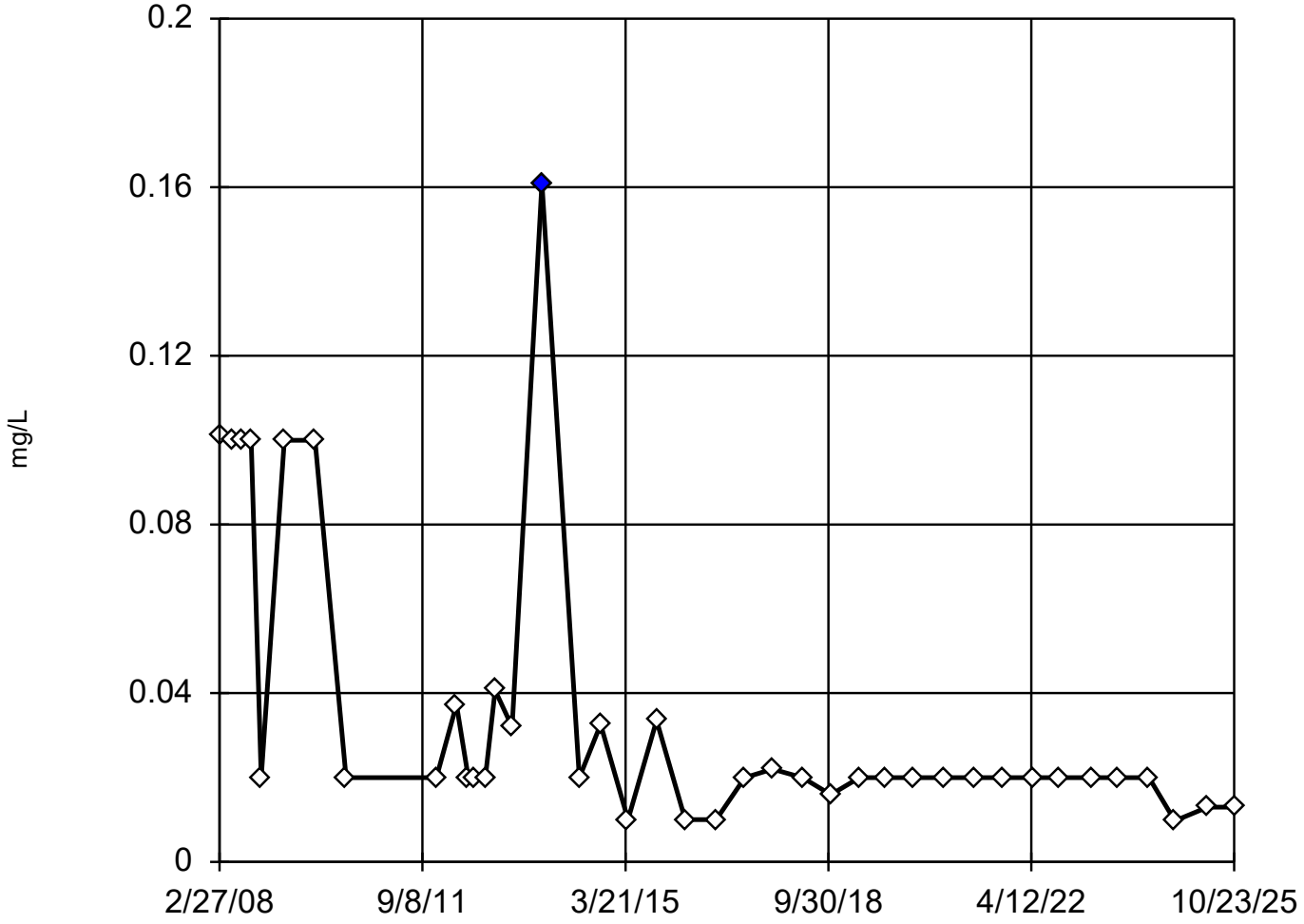

n = 40

Outlier is drawn as solid. Tukey's method used in lieu of parametric test because the Shapiro Wilk normality test failed at the 0.1 alpha level.

Data were natural log transformed to achieve best W statistic (graph shown in original units).

High cutoff = 0.1491, low cutoff = 0.004433, based on IQR multiplier of 3.

Constituent: Zinc Analysis Run 1/20/2026 9:20 AM View: 04_MW_Inorganics

Iowa City Landfill Client: HDR Data: Iowa City Sanitary Landfill

Tukey's Outlier Screening

MW-312A

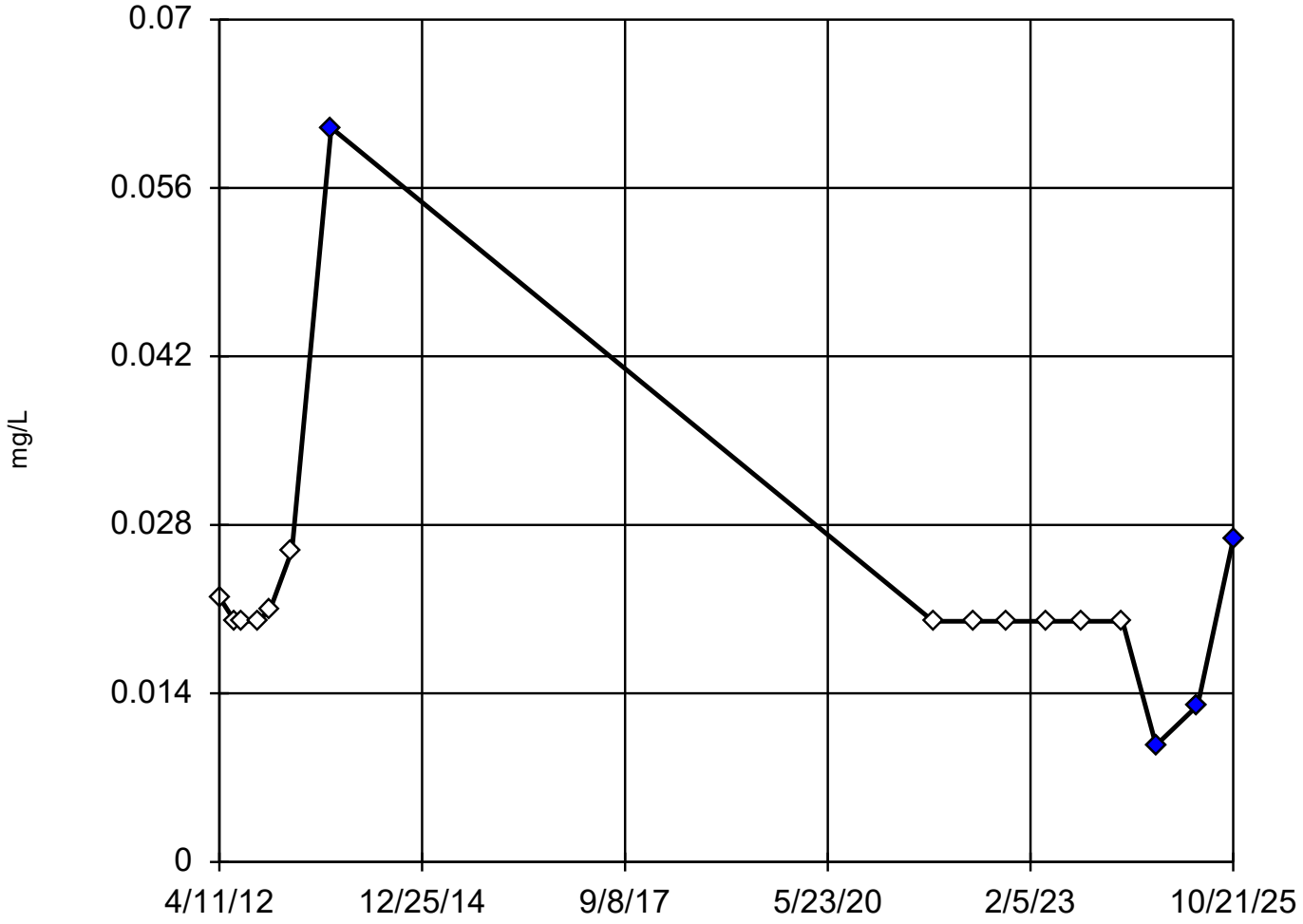

n = 16

Outliers are drawn as solid.
Tukey's method used in lieu of parametric test because the Shapiro Wilk normality test failed at the 0.1 alpha level.

Data were natural log transformed to achieve best W statistic (graph shown in original units).

High cutoff = 0.02643, low cutoff = 0.01623, based on IQR multiplier of 3.

Constituent: Zinc Analysis Run 1/20/2026 9:21 AM View: 04_MW_Inorganics

Iowa City Landfill Client: HDR Data: Iowa City Sanitary Landfill

Tukey's Outlier Screening

MW-38A (bg)

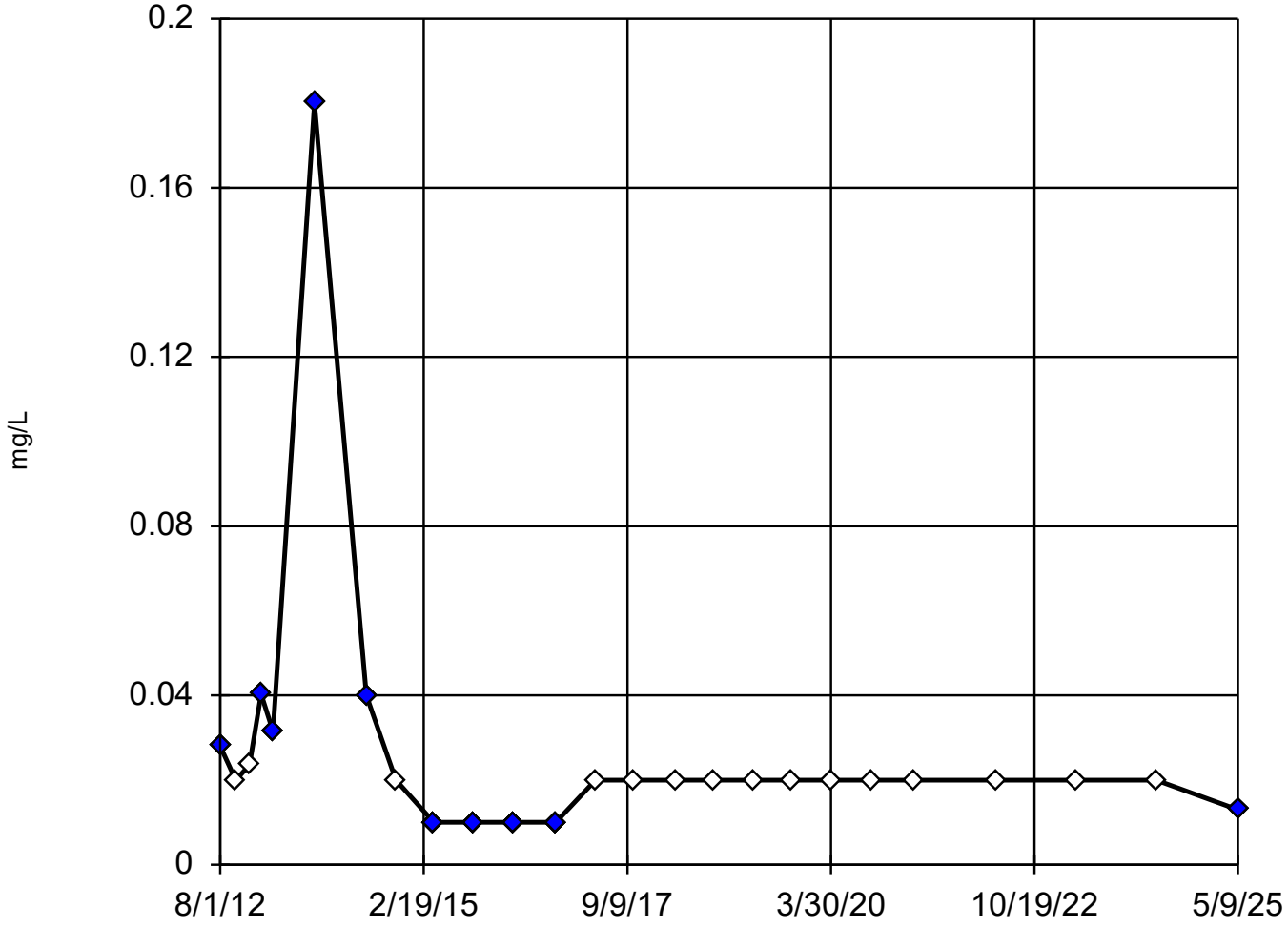

n = 25

Outliers are drawn as solid.
Tukey's method used in lieu of parametric test because the Shapiro Wilk normality test failed at the 0.1 alpha level.

Data were natural log transformed to achieve best W statistic (graph shown in original units).

High cutoff = 0.02785, low cutoff = 0.0156, based on IQR multiplier of 3.

Constituent: Zinc Analysis Run 1/20/2026 9:21 AM View: 04_MW_Inorganics

Iowa City Landfill Client: HDR Data: Iowa City Sanitary Landfill

Tukey's Outlier Screening

MW-217A

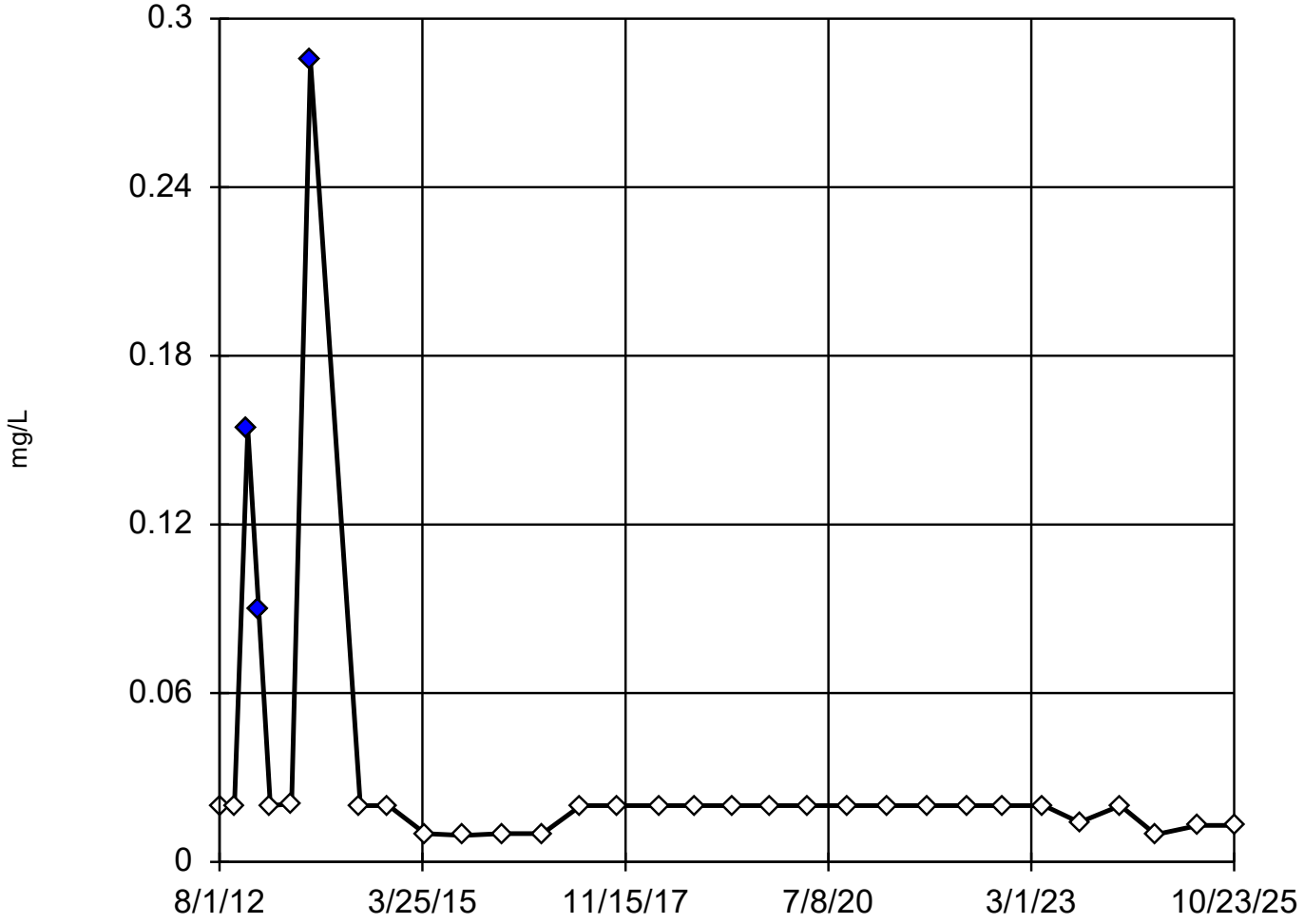

n = 31

Outliers are drawn as solid.
Tukey's method used in lieu of parametric test because the Shapiro Wilk normality test failed at the 0.1 alpha level.

Data were natural log transformed to achieve best W statistic (graph shown in original units).

High cutoff = 0.05831, low cutoff = 0.004802, based on IQR multiplier of 3.

Constituent: Zinc Analysis Run 1/20/2026 9:21 AM View: 04_MW_Inorganics

Iowa City Landfill Client: HDR Data: Iowa City Sanitary Landfill

Tukey's Outlier Screening

MW-218A

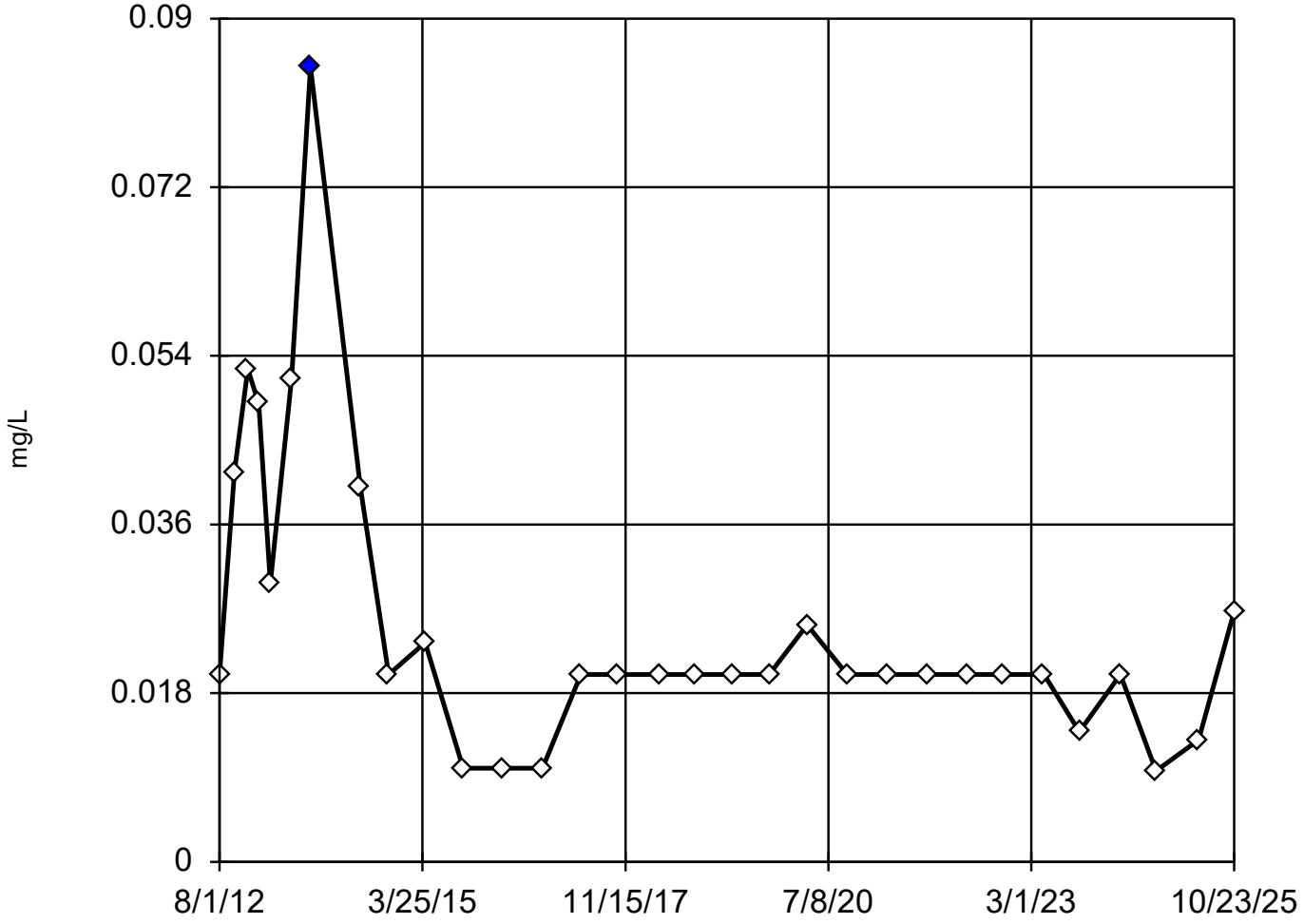

n = 31

Outlier is drawn as solid. Tukey's method used in lieu of parametric test because the Shapiro Wilk normality test failed at the 0.1 alpha level.

Data were natural log transformed to achieve best W statistic (graph shown in original units).

High cutoff = 0.06353, low cutoff = 0.008406, based on IQR multiplier of 3.

Constituent: Zinc Analysis Run 1/20/2026 9:21 AM View: 04_MW_Inorganics

Iowa City Landfill Client: HDR Data: Iowa City Sanitary Landfill

Tukey's Outlier Screening

MW-220A

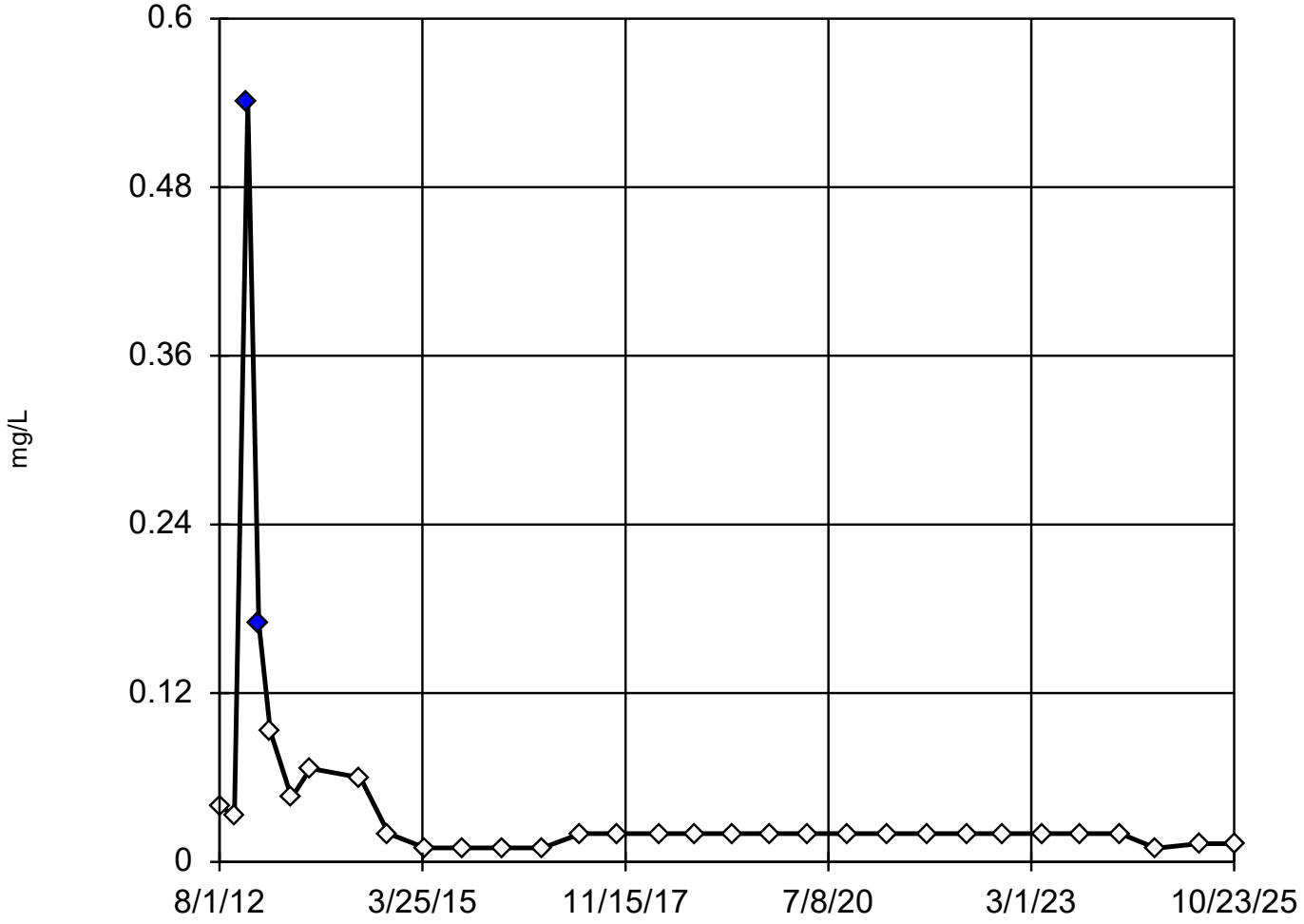

n = 31

Outliers are drawn as solid.
Tukey's method used in lieu of parametric test because the Shapiro Wilk normality test failed at the 0.1 alpha level.

Data were natural log transformed to achieve best W statistic (graph shown in original units).

High cutoff = 0.1519, low cutoff = 0.004372, based on IQR multiplier of 3.

Constituent: Zinc Analysis Run 1/20/2026 9:21 AM View: 04_MW_Inorganics

Iowa City Landfill Client: HDR Data: Iowa City Sanitary Landfill

Outlier Analysis

Iowa City Landfill Client: HDR Data: Iowa City Sanitary Landfill Printed 1/20/2026, 9:26 AM

Constituent	Well	Outlier	Value(s)	Date(s)	Method	Alpha	N	Mean	Std. Dev.	Distribution	Normality Test
Antimony (mg/L)	MW-34A (bg)	n/a	n/a	n/a	NP (nrm)	NaN	36	0.003833	0.00236	unknown	ShapiroWilk
Antimony (mg/L)	MW-1A	n/a	n/a	n/a	NP (nrm)	NaN	39	0.003235	0.002364	unknown	ShapiroWilk
Antimony (mg/L)	MW-1B	n/a	n/a	n/a	NP (nrm)	NaN	37	0.003151	0.002303	unknown	ShapiroWilk
Antimony (mg/L)	MW-2A-97	n/a	n/a	n/a	NP (nrm)	NaN	39	0.003256	0.002348	unknown	ShapiroWilk
Antimony (mg/L)	MW-5B	n/a	n/a	n/a	NP (nrm)	NaN	31	0.003829	0.002919	unknown	ShapiroWilk
Antimony (mg/L)	MW-6B	n/a	n/a	n/a	NP (nrm)	NaN	39	0.003652	0.002763	unknown	ShapiroWilk
Antimony (mg/L)	MW-7B1	n/a	n/a	n/a	NP (nrm)	NaN	31	0.003806	0.002386	unknown	ShapiroWilk
Antimony (mg/L)	MW-8B	n/a	n/a	n/a	NP (nrm)	NaN	31	0.00433	0.003341	unknown	ShapiroWilk
Antimony (mg/L)	MW-10B	No	n/a	n/a	NP (nrm)	NaN	14	0.003214	0.00219	unknown	ShapiroWilk
Antimony (mg/L)	MW-11B	n/a	n/a	n/a	NP (nrm)	NaN	39	0.003288	0.002342	unknown	ShapiroWilk
Antimony (mg/L)	MW-12B	n/a	n/a	n/a	NP (nrm)	NaN	29	0.003931	0.002374	unknown	ShapiroWilk
Antimony (mg/L)	MW-14B	n/a	n/a	n/a	NP (nrm)	NaN	31	0.003903	0.002833	unknown	ShapiroWilk
Antimony (mg/L)	MW-16A	n/a	n/a	n/a	NP (nrm)	NaN	38	0.003531	0.003322	unknown	ShapiroWilk
Antimony (mg/L)	MW-17A-00	n/a	n/a	n/a	NP (nrm)	NaN	30	0.003833	0.002854	unknown	ShapiroWilk
Antimony (mg/L)	MW-18A-07	n/a	n/a	n/a	NP (nrm)	NaN	31	0.00372	0.002876	unknown	ShapiroWilk
Antimony (mg/L)	MW-23A	n/a	n/a	n/a	NP (nrm)	NaN	30	0.003767	0.002897	unknown	ShapiroWilk
Antimony (mg/L)	MW-24A	n/a	n/a	n/a	NP (nrm)	NaN	29	0.003664	0.002944	unknown	ShapiroWilk
Antimony (mg/L)	MW-25A-00	n/a	n/a	n/a	NP (nrm)	NaN	38	0.003632	0.003017	unknown	ShapiroWilk
Antimony (mg/L)	MW-29A	n/a	n/a	n/a	NP (nrm)	NaN	30	0.003835	0.002852	unknown	ShapiroWilk
Antimony (mg/L)	MW-31B	n/a	n/a	n/a	NP (nrm)	NaN	40	0.003284	0.002405	unknown	ShapiroWilk
Antimony (mg/L)	MW-201A	n/a	n/a	n/a	NP (nrm)	NaN	26	0.003237	0.002462	unknown	ShapiroWilk
Antimony (mg/L)	MW-202A	n/a	n/a	n/a	NP (nrm)	NaN	28	0.003679	0.002894	unknown	ShapiroWilk
Antimony (mg/L)	MW-203A	n/a	n/a	n/a	NP (nrm)	NaN	28	0.003667	0.002906	unknown	ShapiroWilk
Antimony (mg/L)	MW-204A	n/a	n/a	n/a	NP (nrm)	NaN	28	0.003464	0.002442	unknown	ShapiroWilk
Antimony (mg/L)	MW-208B	n/a	n/a	n/a	NP (nrm)	NaN	27	0.00349	0.002505	unknown	ShapiroWilk
Antimony (mg/L)	MW-209B	No	n/a	n/a	NP (nrm)	NaN	36	0.003234	0.003193	unknown	ShapiroWilk
Antimony (mg/L)	MW-210B	n/a	n/a	n/a	NP (nrm)	NaN	28	0.003649	0.002926	unknown	ShapiroWilk
Antimony (mg/L)	MW-212A	n/a	n/a	n/a	NP (nrm)	NaN	36	0.00325	0.002407	unknown	ShapiroWilk
Antimony (mg/L)	MW-215A	n/a	n/a	n/a	NP (nrm)	NaN	27	0.003546	0.002963	unknown	ShapiroWilk
Antimony (mg/L)	MW-206A	n/a	n/a	n/a	NP (nrm)	NaN	36	0.00319	0.002726	unknown	ShapiroWilk
Antimony (mg/L)	MW-207A	n/a	n/a	n/a	NP (nrm)	NaN	36	0.003339	0.002686	unknown	ShapiroWilk
Antimony (mg/L)	MW-214A	n/a	n/a	n/a	NP (nrm)	NaN	27	0.003526	0.00298	unknown	ShapiroWilk
Antimony (mg/L)	MW-200A	n/a	n/a	n/a	NP (nrm)	NaN	27	0.00363	0.002884	unknown	ShapiroWilk
Antimony (mg/L)	MW-205A	n/a	n/a	n/a	NP (nrm)	NaN	30	0.004085	0.003554	unknown	ShapiroWilk
Antimony (mg/L)	MW-211B	n/a	n/a	n/a	NP (nrm)	NaN	34	0.003359	0.002798	unknown	ShapiroWilk
Antimony (mg/L)	MW-213A	n/a	n/a	n/a	NP (nrm)	NaN	30	0.004069	0.003469	unknown	ShapiroWilk
Antimony (mg/L)	MW-310A	n/a	n/a	n/a	NP (nrm)	NaN	18	0.003847	0.002238	unknown	ShapiroWilk
Antimony (mg/L)	MW-312A	n/a	n/a	n/a	NP (nrm)	NaN	16	0.003563	0.00225	unknown	ShapiroWilk
Antimony (mg/L)	MW-38A (bg)	n/a	n/a	n/a	NP (nrm)	NaN	25	0.00308	0.002857	unknown	ShapiroWilk
Antimony (mg/L)	MW-39B (bg)	n/a	n/a	n/a	NP (nrm)	NaN	24	0.002611	0.00229	unknown	ShapiroWilk
Antimony (mg/L)	MW-216A	n/a	n/a	n/a	NP (nrm)	NaN	31	0.003281	0.004379	unknown	ShapiroWilk
Antimony (mg/L)	MW-217A	n/a	n/a	n/a	NP (nrm)	NaN	31	0.002699	0.002183	unknown	ShapiroWilk
Antimony (mg/L)	MW-218A	n/a	n/a	n/a	NP (nrm)	NaN	31	0.002871	0.002705	unknown	ShapiroWilk
Antimony (mg/L)	MW-219A	n/a	n/a	n/a	NP (nrm)	NaN	31	0.002871	0.002705	unknown	ShapiroWilk
Antimony (mg/L)	MW-220A	n/a	n/a	n/a	NP (nrm)	NaN	31	0.002871	0.002705	unknown	ShapiroWilk
Antimony (mg/L)	MW-18AR	n/a	n/a	n/a	NP (nrm)	NaN	7	0.001524	0.0005041	unknown	ShapiroWilk
Antimony (mg/L)	MW-408	n/a	n/a	n/a	NP (nrm)	NaN	9	0.0015	0.0006124	unknown	ShapiroWilk
Antimony (mg/L)	MW-410	n/a	n/a	n/a	NP (nrm)	NaN	9	0.001667	0.0005	unknown	ShapiroWilk
Arsenic (mg/L)	MW-34A (bg)	n/a	n/a	n/a	NP (nrm)	NaN	41	0.001593	0.001107	unknown	ShapiroWilk
Arsenic (mg/L)	MW-1A	No	n/a	n/a	EPA 1989	0.05	40	0.04484	0.03031	ln(x)	ShapiroWilk

Outlier Analysis

Iowa City Landfill Client: HDR Data: Iowa City Sanitary Landfill Printed 1/20/2026, 9:26 AM

Constituent	Well	Outlier	Value(s)	Date(s)	Method	Alpha	N	Mean	Std. Dev.	Distribution	Normality Test
Arsenic (mg/L)	MW-1B	n/a	n/a	n/a	NP (nrm)	NaN	36	0.001785	0.0009818	unknown	ShapiroWilk
Arsenic (mg/L)	MW-2A-97	No	n/a	n/a	NP (nrm)	NaN	40	0.01147	0.008329	unknown	ShapiroWilk
Arsenic (mg/L)	MW-5B	No	n/a	n/a	NP (nrm)	NaN	35	0.001547	0.0008944	unknown	ShapiroWilk
Arsenic (mg/L)	**MW-6B**	**Yes**	**0.0073**	**4/11/2012**	**Rosner`s**	**0.01**	**40**	**0.04459**	**0.01244**	**normal**	**ShapiroWilk**
Arsenic (mg/L)	MW-7B1	No	n/a	n/a	NP (nrm)	NaN	35	0.004784	0.002684	unknown	ShapiroWilk
Arsenic (mg/L)	**MW-8B**	**Yes**	**0.14**	**10/11/2012**	**Rosner`s**	**0.01**	**35**	**0.02955**	**0.02453**	**ln(x)**	**ShapiroWilk**
Arsenic (mg/L)	MW-10B	n/a	n/a	n/a	NP (nrm)	NaN	29	0.001655	0.000882	unknown	ShapiroWilk
Arsenic (mg/L)	MW-11B	No	n/a	n/a	EPA 1989	0.05	40	0.08995	0.03989	ln(x)	ShapiroWilk
Arsenic (mg/L)	MW-12B	No	n/a	n/a	NP (nrm)	NaN	35	0.006021	0.004247	unknown	ShapiroWilk
Arsenic (mg/L)	MW-14B	No	n/a	n/a	EPA 1989	0.05	35	0.003124	0.001752	ln(x)	ShapiroWilk
Arsenic (mg/L)	MW-16A	n/a	n/a	n/a	NP (nrm)	NaN	37	0.001486	0.0008255	unknown	ShapiroWilk
Arsenic (mg/L)	MW-17A-00	n/a	n/a	n/a	NP (nrm)	NaN	32	0.00172	0.001017	unknown	ShapiroWilk
Arsenic (mg/L)	MW-18A-07	No	n/a	n/a	NP (nrm)	NaN	37	0.002483	0.002021	unknown	ShapiroWilk
Arsenic (mg/L)	MW-23A	n/a	n/a	n/a	NP (nrm)	NaN	32	0.002114	0.001541	unknown	ShapiroWilk
Arsenic (mg/L)	MW-24A	No	n/a	n/a	EPA 1989	0.05	39	0.005592	0.005548	ln(x)	ShapiroWilk
Arsenic (mg/L)	MW-25A-00	n/a	n/a	n/a	NP (nrm)	NaN	37	0.001981	0.001931	unknown	ShapiroWilk
Arsenic (mg/L)	MW-29A	n/a	n/a	n/a	NP (nrm)	NaN	37	0.001505	0.0008357	unknown	ShapiroWilk
Arsenic (mg/L)	MW-31B	n/a	n/a	n/a	NP (nrm)	NaN	40	0.00195	0.002033	unknown	ShapiroWilk
Arsenic (mg/L)	MW-201A	No	n/a	n/a	EPA 1989	0.05	38	0.006213	0.01011	ln(x)	ShapiroWilk
Arsenic (mg/L)	MW-202A	n/a	n/a	n/a	NP (nrm)	NaN	35	0.002092	0.002115	unknown	ShapiroWilk
Arsenic (mg/L)	MW-203A	n/a	n/a	n/a	NP (nrm)	NaN	35	0.00191	0.001617	unknown	ShapiroWilk
Arsenic (mg/L)	MW-204A	No	n/a	n/a	NP (nrm)	NaN	35	0.05212	0.03504	unknown	ShapiroWilk
Arsenic (mg/L)	MW-208B	No	n/a	n/a	EPA 1989	0.05	34	0.005531	0.005453	ln(x)	ShapiroWilk
Arsenic (mg/L)	**MW-209B**	**Yes**	**0.191**	**6/2/2014**	**Rosner`s**	**0.01**	**40**	**0.06124**	**0.03224**	**normal**	**ShapiroWilk**
Arsenic (mg/L)	MW-210B	No	n/a	n/a	NP (nrm)	NaN	35	0.002935	0.003871	unknown	ShapiroWilk
Arsenic (mg/L)	MW-212A	No	n/a	n/a	EPA 1989	0.05	39	0.01517	0.01755	ln(x)	ShapiroWilk
Arsenic (mg/L)	MW-215A	No	n/a	n/a	EPA 1989	0.05	32	0.002321	0.001432	ln(x)	ShapiroWilk
Arsenic (mg/L)	MW-206A	n/a	n/a	n/a	NP (nrm)	NaN	40	0.001949	0.001394	unknown	ShapiroWilk
Arsenic (mg/L)	**MW-207A**	**Yes**	**0.259**	**4/28/2025**	**Rosner`s**	**0.01**	**40**	**0.06879**	**0.03191**	**ln(x)**	**ShapiroWilk**
Arsenic (mg/L)	MW-214A	No	n/a	n/a	NP (nrm)	NaN	33	0.002659	0.002555	unknown	ShapiroWilk
Arsenic (mg/L)	MW-200A	No	n/a	n/a	NP (nrm)	NaN	38	0.002919	0.004381	unknown	ShapiroWilk
Arsenic (mg/L)	MW-205A	No	n/a	n/a	EPA 1989	0.05	34	0.03458	0.03555	ln(x)	ShapiroWilk
Arsenic (mg/L)	MW-211B	No	n/a	n/a	NP (nrm)	NaN	37	0.009053	0.02305	unknown	ShapiroWilk
Arsenic (mg/L)	MW-213A	No	n/a	n/a	NP (nrm)	NaN	34	0.003489	0.003961	unknown	ShapiroWilk
Arsenic (mg/L)	MW-310A	n/a	n/a	n/a	NP (nrm)	NaN	31	0.001825	0.001009	unknown	ShapiroWilk
Arsenic (mg/L)	MW-312A	n/a	n/a	n/a	NP (nrm)	NaN	18	0.001477	0.001045	unknown	ShapiroWilk
Arsenic (mg/L)	MW-38A (bg)	n/a	n/a	n/a	NP (nrm)	NaN	25	0.002419	0.004189	unknown	ShapiroWilk
Arsenic (mg/L)	MW-39B (bg)	n/a	n/a	n/a	NP (nrm)	NaN	24	0.001851	0.000943	unknown	ShapiroWilk
Arsenic (mg/L)	MW-216A	No	n/a	n/a	NP (nrm)	NaN	31	0.003495	0.003793	unknown	ShapiroWilk
Arsenic (mg/L)	MW-217A	n/a	n/a	n/a	NP (nrm)	NaN	31	0.002106	0.001618	unknown	ShapiroWilk
Arsenic (mg/L)	MW-218A	n/a	n/a	n/a	NP (nrm)	NaN	31	0.001712	0.0009499	unknown	ShapiroWilk
Arsenic (mg/L)	MW-219A	n/a	n/a	n/a	NP (nrm)	NaN	31	0.001716	0.0009563	unknown	ShapiroWilk
Arsenic (mg/L)	MW-220A	No	n/a	n/a	NP (nrm)	NaN	31	0.00211	0.001668	unknown	ShapiroWilk
Arsenic (mg/L)	MW-18AR	No	n/a	n/a	EPA 1989	0.05	15	0.001807	0.001269	ln(x)	ShapiroWilk
Arsenic (mg/L)	**MW-408**	**Yes**	**0.004,0.004,0.004,0.00053,0...**	**4/13/2021,10/20/2021,5/2/20...**	**NP (nrm)**	**NaN**	**15**	**0.002093**	**0.001146**	**unknown**	**ShapiroWilk**
Arsenic (mg/L)	MW-410	No	n/a	n/a	EPA 1989	0.05	9	0.001755	0.001401	ln(x)	ShapiroWilk
Barium (mg/L)	MW-34A (bg)	No	n/a	n/a	NP (nrm)	NaN	43	0.2094	0.0592	unknown	ShapiroWilk
Barium (mg/L)	**MW-1A**	**Yes**	**1.05,0.126,0.0909**	**2/27/2008,4/29/2024,5/8/2025**	**NP (nrm)**	**NaN**	**41**	**0.4568**	**0.1622**	**unknown**	**ShapiroWilk**
Barium (mg/L)	MW-1B	No	n/a	n/a	NP (nrm)	NaN	40	0.4672	0.1045	unknown	ShapiroWilk
Barium (mg/L)	**MW-2A-97**	**Yes**	**0.687**	**4/16/2019**	**Rosner`s**	**0.01**	**41**	**0.3475**	**0.07819**	**normal**	**ShapiroWilk**

Outlier Analysis

Iowa City Landfill Client: HDR Data: Iowa City Sanitary Landfill Printed 1/20/2026, 9:26 AM

Constituent	Well	Outlier	Value(s)	Date(s)	Method	Alpha	N	Mean	Std. Dev.	Distribution	Normality Test
Barium (mg/L)	MW-5B	No	n/a	n/a	Rosner`s	0.01	36	0.1791	0.03961	normal	ShapiroWilk
Barium (mg/L)	MW-6B	No	n/a	n/a	EPA 1989	0.05	41	0.7406	0.1246	normal	ShapiroWilk
Barium (mg/L)	MW-7B1	No	n/a	n/a	NP (nrm)	NaN	36	0.5377	0.09485	unknown	ShapiroWilk
Barium (mg/L)	**MW-8B**	**Yes**	**3.83**	**10/11/2012**	**Rosner`s**	**0.01**	**37**	**0.7067**	**0.5863**	**ln(x)**	**ShapiroWilk**
Barium (mg/L)	MW-10B	No	n/a	n/a	EPA 1989	0.05	14	0.1326	0.01808	normal	ShapiroWilk
Barium (mg/L)	MW-11B	No	n/a	n/a	EPA 1989	0.05	41	0.4992	0.09505	normal	ShapiroWilk
Barium (mg/L)	MW-12B	No	n/a	n/a	NP (nrm)	NaN	34	0.5847	0.2246	unknown	ShapiroWilk
Barium (mg/L)	MW-14B	No	n/a	n/a	EPA 1989	0.05	36	0.4358	0.06075	normal	ShapiroWilk
Barium (mg/L)	MW-16A	No	n/a	n/a	EPA 1989	0.05	41	0.4957	0.06825	normal	ShapiroWilk
Barium (mg/L)	**MW-17A-00**	**Yes**	**0.16**	**7/7/2009**	**Rosner`s**	**0.01**	**36**	**0.451**	**0.07275**	**normal**	**ShapiroWilk**
Barium (mg/L)	MW-18A-07	No	n/a	n/a	Rosner`s	0.01	34	1.025	0.1526	normal	ShapiroWilk
Barium (mg/L)	**MW-23A**	**Yes**	**0.625,0.467**	**5/10/2010,9/2/2009**	**Rosner`s**	**0.01**	**36**	**0.3286**	**0.06279**	**normal**	**ShapiroWilk**
Barium (mg/L)	MW-24A	No	n/a	n/a	NP (nrm)	NaN	39	0.3617	0.07844	unknown	ShapiroWilk
Barium (mg/L)	MW-25A-00	No	n/a	n/a	NP (nrm)	NaN	41	0.1415	0.05387	unknown	ShapiroWilk
Barium (mg/L)	**MW-29A**	**Yes**	**0.359**	**10/21/2025**	**NP (nrm)**	**NaN**	**41**	**0.147**	**0.05707**	**unknown**	**ShapiroWilk**
Barium (mg/L)	MW-31B	No	n/a	n/a	EPA 1989	0.05	43	0.3581	0.1234	normal	ShapiroWilk
Barium (mg/L)	MW-201A	No	n/a	n/a	EPA 1989	0.05	38	0.4347	0.2479	ln(x)	ShapiroWilk
Barium (mg/L)	MW-202A	No	n/a	n/a	EPA 1989	0.05	35	0.3581	0.06129	normal	ShapiroWilk
Barium (mg/L)	MW-203A	No	n/a	n/a	EPA 1989	0.05	35	0.3105	0.0429	normal	ShapiroWilk
Barium (mg/L)	MW-204A	No	n/a	n/a	Rosner`s	0.01	35	0.1691	0.02467	normal	ShapiroWilk
Barium (mg/L)	**MW-208B**	**Yes**	**0.0557,0.0622,0.071,0.121**	**4/29/2024,4/25/2025,5/1/202...**	**Rosner`s**	**0.01**	**34**	**0.6304**	**0.2446**	**normal**	**ShapiroWilk**
Barium (mg/L)	MW-209B	No	n/a	n/a	NP (nrm)	NaN	40	0.9366	0.4271	unknown	ShapiroWilk
Barium (mg/L)	**MW-210B**	**Yes**	**0.113,0.1165,0.665**	**5/5/2025,4/29/2024,4/13/2021**	**Rosner`s**	**0.01**	**35**	**0.2877**	**0.09292**	**ln(x)**	**ShapiroWilk**
Barium (mg/L)	MW-212A	No	n/a	n/a	NP (nrm)	NaN	39	0.5982	0.4207	unknown	ShapiroWilk
Barium (mg/L)	MW-215A	No	n/a	n/a	NP (nrm)	NaN	32	0.1923	0.105	unknown	ShapiroWilk
Barium (mg/L)	MW-206A	No	n/a	n/a	NP (nrm)	NaN	40	0.2917	0.1021	unknown	ShapiroWilk
Barium (mg/L)	**MW-207A**	**Yes**	**1.96**	**4/28/2025**	**Rosner`s**	**0.01**	**40**	**0.4895**	**0.246**	**normal**	**ShapiroWilk**
Barium (mg/L)	**MW-214A**	**Yes**	**0.0572,0.514**	**10/17/2016,4/17/2017**	**NP (nrm)**	**NaN**	**33**	**0.2837**	**0.07478**	**unknown**	**ShapiroWilk**
Barium (mg/L)	MW-200A	No	n/a	n/a	EPA 1989	0.05	38	0.7579	0.2337	ln(x)	ShapiroWilk
Barium (mg/L)	MW-205A	No	n/a	n/a	EPA 1989	0.05	34	0.4234	0.1772	ln(x)	ShapiroWilk
Barium (mg/L)	**MW-211B**	**Yes**	**2.72**	**4/28/2025**	**Rosner`s**	**0.01**	**37**	**0.6029**	**0.409**	**normal**	**ShapiroWilk**
Barium (mg/L)	MW-213A	No	n/a	n/a	NP (nrm)	NaN	34	0.2578	0.1681	unknown	ShapiroWilk
Barium (mg/L)	MW-310A	No	n/a	n/a	EPA 1989	0.05	19	0.09716	0.03967	ln(x)	ShapiroWilk
Barium (mg/L)	MW-312A	No	n/a	n/a	NP (nrm)	NaN	16	0.1806	0.03399	unknown	ShapiroWilk
Barium (mg/L)	**MW-38A (bg)**	**Yes**	**0.806**	**10/7/2013**	**Rosner`s**	**0.01**	**25**	**0.2965**	**0.1193**	**normal**	**ShapiroWilk**
Barium (mg/L)	**MW-39B (bg)**	**Yes**	**0.31,0.247**	**8/1/2012,10/16/2018**	**Rosner`s**	**0.01**	**24**	**0.1733**	**0.03788**	**normal**	**ShapiroWilk**
Barium (mg/L)	**MW-216A**	**Yes**	**0.893,0.906,1.42**	**10/11/2012,3/30/2013,7/10/2013**	**NP (nrm)**	**NaN**	**31**	**0.3554**	**0.2993**	**unknown**	**ShapiroWilk**
Barium (mg/L)	**MW-217A**	**Yes**	**1.82,0.616,0.274,0.268**	**10/7/2013,12/13/2012,2/4/20...**	**Rosner`s**	**0.01**	**31**	**0.1734**	**0.3227**	**normal**	**ShapiroWilk**
Barium (mg/L)	MW-218A	No	n/a	n/a	EPA 1989	0.05	31	0.2413	0.02893	normal	ShapiroWilk
Barium (mg/L)	MW-219A	No	n/a	n/a	NP (nrm)	NaN	31	0.5145	0.1274	unknown	ShapiroWilk
Barium (mg/L)	**MW-220A**	**Yes**	**1.85,1.35,0.559,0.471**	**12/13/2012,2/4/2013,3/30/20...**	**Rosner`s**	**0.01**	**31**	**0.3924**	**0.3347**	**normal**	**ShapiroWilk**
Barium (mg/L)	MW-18AR	No	n/a	n/a	EPA 1989	0.05	15	0.7184	0.1547	normal	ShapiroWilk
Barium (mg/L)	MW-408	No	n/a	n/a	EPA 1989	0.05	9	0.1753	0.0107	normal	ShapiroWilk
Barium (mg/L)	MW-410	No	n/a	n/a	EPA 1989	0.05	9	0.09807	0.008204	normal	ShapiroWilk
Beryllium (mg/L)	MW-34A (bg)	n/a	n/a	n/a	NP (nrm)	NaN	43	0.001112	0.0006597	unknown	ShapiroWilk
Beryllium (mg/L)	MW-1A	n/a	n/a	n/a	NP (nrm)	NaN	38	0.001298	0.001008	unknown	ShapiroWilk
Beryllium (mg/L)	MW-1B	n/a	n/a	n/a	NP (nrm)	NaN	37	0.001148	0.0008929	unknown	ShapiroWilk
Beryllium (mg/L)	MW-2A-97	n/a	n/a	n/a	NP (nrm)	NaN	38	0.001222	0.0009966	unknown	ShapiroWilk
Beryllium (mg/L)	MW-5B	n/a	n/a	n/a	NP (nrm)	NaN	30	0.001027	0.0006062	unknown	ShapiroWilk
Beryllium (mg/L)	MW-6B	n/a	n/a	n/a	NP (nrm)	NaN	38	0.001247	0.000978	unknown	ShapiroWilk

Outlier Analysis

Iowa City Landfill Client: HDR Data: Iowa City Sanitary Landfill Printed 1/20/2026, 9:26 AM

Constituent	Well	Outlier	Value(s)	Date(s)	Method	Alpha	N	Mean	Std. Dev.	Distribution	Normality Test
Beryllium (mg/L)	MW-7B1	n/a	n/a	n/a	NP (nrm)	NaN	30	0.001177	0.0007887	unknown	ShapiroWilk
Beryllium (mg/L)	MW-8B	n/a	n/a	n/a	NP (nrm)	NaN	33	0.001112	0.0006609	unknown	ShapiroWilk
Beryllium (mg/L)	MW-10B	No	n/a	n/a	NP (nrm)	NaN	14	0.001499	0.001383	unknown	ShapiroWilk
Beryllium (mg/L)	MW-11B	n/a	n/a	n/a	NP (nrm)	NaN	38	0.001211	0.001001	unknown	ShapiroWilk
Beryllium (mg/L)	MW-12B	n/a	n/a	n/a	NP (nrm)	NaN	28	0.001193	0.0008009	unknown	ShapiroWilk
Beryllium (mg/L)	MW-14B	n/a	n/a	n/a	NP (nrm)	NaN	30	0.001058	0.0005786	unknown	ShapiroWilk
Beryllium (mg/L)	MW-16A	n/a	n/a	n/a	NP (nrm)	NaN	38	0.001247	0.000978	unknown	ShapiroWilk
Beryllium (mg/L)	MW-17A-00	n/a	n/a	n/a	NP (nrm)	NaN	30	0.001058	0.0005786	unknown	ShapiroWilk
Beryllium (mg/L)	MW-18A-07	n/a	n/a	n/a	NP (nrm)	NaN	31	0.001011	0.0005989	unknown	ShapiroWilk
Beryllium (mg/L)	MW-23A	n/a	n/a	n/a	NP (nrm)	NaN	30	0.001118	0.000601	unknown	ShapiroWilk
Beryllium (mg/L)	MW-24A	n/a	n/a	n/a	NP (nrm)	NaN	29	0.0009988	0.0006371	unknown	ShapiroWilk
Beryllium (mg/L)	MW-25A-00	n/a	n/a	n/a	NP (nrm)	NaN	38	0.001242	0.0009833	unknown	ShapiroWilk
Beryllium (mg/L)	MW-29A	n/a	n/a	n/a	NP (nrm)	NaN	30	0.001058	0.0005786	unknown	ShapiroWilk
Beryllium (mg/L)	MW-31B	n/a	n/a	n/a	NP (nrm)	NaN	40	0.001144	0.0008785	unknown	ShapiroWilk
Beryllium (mg/L)	**MW-201A**	**Yes**	**0.00033**	**5/6/2025**	**NP (nrm)**	**NaN**	**30**	**0.001338**	**0.0008225**	**unknown**	**ShapiroWilk**
Beryllium (mg/L)	MW-202A	n/a	n/a	n/a	NP (nrm)	NaN	28	0.001062	0.0005994	unknown	ShapiroWilk
Beryllium (mg/L)	MW-203A	n/a	n/a	n/a	NP (nrm)	NaN	28	0.001062	0.0005994	unknown	ShapiroWilk
Beryllium (mg/L)	MW-204A	n/a	n/a	n/a	NP (nrm)	NaN	28	0.001062	0.0005994	unknown	ShapiroWilk
Beryllium (mg/L)	MW-208B	n/a	n/a	n/a	NP (nrm)	NaN	27	0.001086	0.0005964	unknown	ShapiroWilk
Beryllium (mg/L)	MW-209B	n/a	n/a	n/a	NP (nrm)	NaN	36	0.001274	0.0009956	unknown	ShapiroWilk
Beryllium (mg/L)	MW-210B	n/a	n/a	n/a	NP (nrm)	NaN	28	0.001034	0.0006202	unknown	ShapiroWilk
Beryllium (mg/L)	MW-212A	n/a	n/a	n/a	NP (nrm)	NaN	36	0.001155	0.000902	unknown	ShapiroWilk
Beryllium (mg/L)	MW-215A	n/a	n/a	n/a	NP (nrm)	NaN	27	0.001064	0.0006107	unknown	ShapiroWilk
Beryllium (mg/L)	MW-206A	n/a	n/a	n/a	NP (nrm)	NaN	36	0.001153	0.0009052	unknown	ShapiroWilk
Beryllium (mg/L)	MW-207A	n/a	n/a	n/a	NP (nrm)	NaN	36	0.001298	0.0009927	unknown	ShapiroWilk
Beryllium (mg/L)	MW-214A	n/a	n/a	n/a	NP (nrm)	NaN	30	0.001038	0.0006799	unknown	ShapiroWilk
Beryllium (mg/L)	MW-200A	n/a	n/a	n/a	NP (nrm)	NaN	30	0.001596	0.002279	unknown	ShapiroWilk
Beryllium (mg/L)	MW-205A	n/a	n/a	n/a	NP (nrm)	NaN	27	0.001136	0.0008629	unknown	ShapiroWilk
Beryllium (mg/L)	MW-211B	n/a	n/a	n/a	NP (nrm)	NaN	34	0.001357	0.001035	unknown	ShapiroWilk
Beryllium (mg/L)	MW-213A	n/a	n/a	n/a	NP (nrm)	NaN	27	0.001214	0.0008133	unknown	ShapiroWilk
Beryllium (mg/L)	MW-310A	n/a	n/a	n/a	NP (nrm)	NaN	18	0.001388	0.001228	unknown	ShapiroWilk
Beryllium (mg/L)	MW-312A	No	n/a	n/a	NP (nrm)	NaN	16	0.001199	0.001136	unknown	ShapiroWilk
Beryllium (mg/L)	MW-38A (bg)	n/a	n/a	n/a	NP (nrm)	NaN	25	0.001201	0.000883	unknown	ShapiroWilk
Beryllium (mg/L)	MW-39B (bg)	n/a	n/a	n/a	NP (nrm)	NaN	24	0.001207	0.0008735	unknown	ShapiroWilk
Beryllium (mg/L)	MW-216A	No	n/a	n/a	NP (nrm)	NaN	31	0.0021	0.002244	unknown	ShapiroWilk
Beryllium (mg/L)	MW-217A	n/a	n/a	n/a	NP (nrm)	NaN	31	0.001433	0.001259	unknown	ShapiroWilk
Beryllium (mg/L)	MW-218A	n/a	n/a	n/a	NP (nrm)	NaN	31	0.001322	0.001067	unknown	ShapiroWilk
Beryllium (mg/L)	MW-219A	n/a	n/a	n/a	NP (nrm)	NaN	31	0.001294	0.001087	unknown	ShapiroWilk
Beryllium (mg/L)	**MW-220A**	**Yes**	**0.00565,0.004,0.004,0.004,0...**	**2/4/2013,4/13/2021,10/20/20...**	**NP (nrm)**	**NaN**	**31**	**0.001574**	**0.001333**	**unknown**	**ShapiroWilk**
Beryllium (mg/L)	MW-18AR	n/a	n/a	n/a	NP (nrm)	NaN	7	0.002286	0.001604	unknown	ShapiroWilk
Beryllium (mg/L)	MW-408	No	n/a	n/a	EPA 1989	0.05	9	0.001343	0.001545	ln(x)	ShapiroWilk
Beryllium (mg/L)	MW-410	n/a	n/a	n/a	NP (nrm)	NaN	9	0.001777	0.001693	unknown	ShapiroWilk
Cadmium (mg/L)	MW-34A (bg)	n/a	n/a	n/a	NP (nrm)	NaN	37	0.0009946	0.0009422	unknown	ShapiroWilk
Cadmium (mg/L)	MW-1A	No	n/a	n/a	NP (nrm)	NaN	37	0.0007678	0.0007997	unknown	ShapiroWilk
Cadmium (mg/L)	MW-1B	No	n/a	n/a	NP (nrm)	NaN	36	0.0007416	0.0008235	unknown	ShapiroWilk
Cadmium (mg/L)	MW-2A-97	No	n/a	n/a	NP (nrm)	NaN	37	0.000732	0.0008182	unknown	ShapiroWilk
Cadmium (mg/L)	MW-5B	No	n/a	n/a	NP (nrm)	NaN	29	0.0008199	0.0008936	unknown	ShapiroWilk
Cadmium (mg/L)	MW-6B	No	n/a	n/a	NP (nrm)	NaN	37	0.0007796	0.0007992	unknown	ShapiroWilk
Cadmium (mg/L)	MW-7B1	No	n/a	n/a	NP (nrm)	NaN	29	0.0009172	0.0008852	unknown	ShapiroWilk
Cadmium (mg/L)	MW-8B	No	n/a	n/a	NP (nrm)	NaN	29	0.0009177	0.0008915	unknown	ShapiroWilk

Outlier Analysis

Iowa City Landfill Client: HDR Data: Iowa City Sanitary Landfill Printed 1/20/2026, 9:26 AM

Constituent	Well	Outlier	Value(s)	Date(s)	Method	Alpha	N	Mean	Std. Dev.	Distribution	Normality Test
Cadmium (mg/L)	MW-10B	No	n/a	n/a	NP (nrm)	NaN	14	0.0009524	0.001041	unknown	ShapiroWilk
Cadmium (mg/L)	MW-11B	n/a	n/a	n/a	NP (nrm)	NaN	37	0.0007443	0.0008111	unknown	ShapiroWilk
Cadmium (mg/L)	MW-12B	No	n/a	n/a	NP (nrm)	NaN	27	0.0008191	0.0009398	unknown	ShapiroWilk
Cadmium (mg/L)	MW-14B	No	n/a	n/a	NP (nrm)	NaN	29	0.000773	0.0009215	unknown	ShapiroWilk
Cadmium (mg/L)	MW-16A	n/a	n/a	n/a	NP (nrm)	NaN	37	0.0007578	0.0008149	unknown	ShapiroWilk
Cadmium (mg/L)	**MW-17A-00**	**Yes**	**0.0025,0.0025,0.0025,0.0025...**	**2/27/2008,5/12/2008,7/13/20...**	**NP (nrm)**	**NaN**	**29**	**0.0008655**	**0.0008632**	**unknown**	**ShapiroWilk**
Cadmium (mg/L)	**MW-18A-07**	**Yes**	**0.0025,0.0025,0.0025,0.0025...**	**2/27/2008,5/12/2008,7/13/20...**	**NP (nrm)**	**NaN**	**30**	**0.0008451**	**0.0008556**	**unknown**	**ShapiroWilk**
Cadmium (mg/L)	MW-23A	No	n/a	n/a	NP (nrm)	NaN	29	0.0008782	0.0008714	unknown	ShapiroWilk
Cadmium (mg/L)	**MW-24A**	**Yes**	**0.0025,0.0025,0.0025,0.0025...**	**2/27/2008,5/12/2008,7/13/20...**	**NP (nrm)**	**NaN**	**29**	**0.0008524**	**0.0008715**	**unknown**	**ShapiroWilk**
Cadmium (mg/L)	MW-25A-00	No	n/a	n/a	NP (nrm)	NaN	37	0.0007757	0.0007928	unknown	ShapiroWilk
Cadmium (mg/L)	**MW-29A**	**Yes**	**0.0025,0.0025,0.0025,0.0025...**	**2/27/2008,5/12/2008,7/13/20...**	**NP (nrm)**	**NaN**	**29**	**0.0008336**	**0.0008852**	**unknown**	**ShapiroWilk**
Cadmium (mg/L)	MW-31B	No	n/a	n/a	NP (nrm)	NaN	40	0.0007123	0.0007833	unknown	ShapiroWilk
Cadmium (mg/L)	MW-201A	n/a	n/a	n/a	NP (nrm)	NaN	27	0.0009667	0.0009377	unknown	ShapiroWilk
Cadmium (mg/L)	MW-202A	No	n/a	n/a	NP (nrm)	NaN	29	0.0009345	0.0009115	unknown	ShapiroWilk
Cadmium (mg/L)	MW-203A	No	n/a	n/a	NP (nrm)	NaN	29	0.0009186	0.0009233	unknown	ShapiroWilk
Cadmium (mg/L)	MW-204A	No	n/a	n/a	NP (nrm)	NaN	29	0.0009022	0.0009351	unknown	ShapiroWilk
Cadmium (mg/L)	MW-208B	No	n/a	n/a	NP (nrm)	NaN	31	0.0009796	0.001005	unknown	ShapiroWilk
Cadmium (mg/L)	MW-209B	No	n/a	n/a	NP (nrm)	NaN	37	0.000829	0.0008449	unknown	ShapiroWilk
Cadmium (mg/L)	MW-210B	No	n/a	n/a	NP (nrm)	NaN	32	0.001283	0.0008335	unknown	ShapiroWilk
Cadmium (mg/L)	MW-212A	No	n/a	n/a	NP (nrm)	NaN	37	0.0009295	0.0009783	unknown	ShapiroWilk
Cadmium (mg/L)	MW-215A	n/a	n/a	n/a	NP (nrm)	NaN	27	0.0007846	0.0008542	unknown	ShapiroWilk
Cadmium (mg/L)	MW-206A	n/a	n/a	n/a	NP (nrm)	NaN	37	0.0008027	0.0008533	unknown	ShapiroWilk
Cadmium (mg/L)	MW-207A	No	n/a	n/a	NP (nrm)	NaN	37	0.0008514	0.0008418	unknown	ShapiroWilk
Cadmium (mg/L)	MW-214A	No	n/a	n/a	NP (nrm)	NaN	28	0.0009174	0.0009293	unknown	ShapiroWilk
Cadmium (mg/L)	**MW-200A**	**Yes**	**0.0025,0.0025,0.0025,0.0025...**	**3/3/2010,7/8/2010,9/13/2010...**	**NP (nrm)**	**NaN**	**29**	**0.0008207**	**0.0007948**	**unknown**	**ShapiroWilk**
Cadmium (mg/L)	**MW-205A**	**Yes**	**0.0025,0.0025,0.0025,0.0025...**	**3/3/2010,7/8/2010,9/13/2010...**	**NP (nrm)**	**NaN**	**29**	**0.0008117**	**0.0008**	**unknown**	**ShapiroWilk**
Cadmium (mg/L)	MW-211B	No	n/a	n/a	NP (nrm)	NaN	36	0.0008638	0.0009862	unknown	ShapiroWilk
Cadmium (mg/L)	MW-213A	No	n/a	n/a	NP (nrm)	NaN	29	0.0007551	0.0008363	unknown	ShapiroWilk
Cadmium (mg/L)	MW-310A	No	n/a	n/a	NP (nrm)	NaN	18	0.0005444	0.0005415	unknown	ShapiroWilk
Cadmium (mg/L)	MW-312A	n/a	n/a	n/a	NP (nrm)	NaN	16	0.0003875	0.0002335	unknown	ShapiroWilk
Cadmium (mg/L)	**MW-38A (bg)**	**Yes**	**0.00173**	**10/7/2013**	**NP (nrm)**	**NaN**	**25**	**0.0004852**	**0.0003232**	**unknown**	**ShapiroWilk**
Cadmium (mg/L)	MW-39B (bg)	n/a	n/a	n/a	NP (nrm)	NaN	24	0.000322	0.0001919	unknown	ShapiroWilk
Cadmium (mg/L)	MW-216A	No	n/a	n/a	NP (nrm)	NaN	31	0.0004703	0.0003771	unknown	ShapiroWilk
Cadmium (mg/L)	MW-217A	n/a	n/a	n/a	NP (nrm)	NaN	31	0.0004745	0.000331	unknown	ShapiroWilk
Cadmium (mg/L)	MW-218A	n/a	n/a	n/a	NP (nrm)	NaN	31	0.0004291	0.0002238	unknown	ShapiroWilk
Cadmium (mg/L)	MW-219A	n/a	n/a	n/a	NP (nrm)	NaN	31	0.0004367	0.0002225	unknown	ShapiroWilk
Cadmium (mg/L)	MW-220A	No	n/a	n/a	NP (nrm)	NaN	31	0.0005574	0.0005567	unknown	ShapiroWilk
Cadmium (mg/L)	MW-18AR	n/a	n/a	n/a	NP (nrm)	NaN	7	0.000392	0.0003822	unknown	ShapiroWilk
Cadmium (mg/L)	MW-408	No	n/a	n/a	EPA 1989	0.05	9	0.0002643	0.0002163	ln(x)	ShapiroWilk
Cadmium (mg/L)	MW-410	n/a	n/a	n/a	NP (nrm)	NaN	9	0.0003667	0.0003279	unknown	ShapiroWilk
Chromium (mg/L)	MW-34A (bg)	No	n/a	n/a	NP (nrm)	NaN	33	0.03207	0.03957	unknown	ShapiroWilk
Chromium (mg/L)	MW-1A	n/a	n/a	n/a	NP (nrm)	NaN	37	0.02398	0.03454	unknown	ShapiroWilk
Chromium (mg/L)	MW-1B	n/a	n/a	n/a	NP (nrm)	NaN	36	0.02402	0.03506	unknown	ShapiroWilk
Chromium (mg/L)	MW-2A-97	n/a	n/a	n/a	NP (nrm)	NaN	37	0.0241	0.03446	unknown	ShapiroWilk
Chromium (mg/L)	MW-5B	n/a	n/a	n/a	NP (nrm)	NaN	29	0.02865	0.03781	unknown	ShapiroWilk
Chromium (mg/L)	MW-6B	n/a	n/a	n/a	NP (nrm)	NaN	37	0.02435	0.03442	unknown	ShapiroWilk
Chromium (mg/L)	MW-7B1	n/a	n/a	n/a	NP (nrm)	NaN	29	0.02982	0.03711	unknown	ShapiroWilk
Chromium (mg/L)	MW-8B	n/a	n/a	n/a	NP (nrm)	NaN	29	0.02916	0.03745	unknown	ShapiroWilk
Chromium (mg/L)	MW-10B	n/a	n/a	n/a	NP (nrm)	NaN	14	0.03355	0.04383	unknown	ShapiroWilk
Chromium (mg/L)	MW-11B	n/a	n/a	n/a	NP (nrm)	NaN	37	0.02407	0.03449	unknown	ShapiroWilk

Outlier Analysis

Iowa City Landfill Client: HDR Data: Iowa City Sanitary Landfill Printed 1/20/2026, 9:26 AM

Constituent	Well	Outlier	Value(s)	Date(s)	Method	Alpha	N	Mean	Std. Dev.	Distribution	Normality Test
Chromium (mg/L)	MW-12B	n/a	n/a	n/a	NP (nrm)	NaN	27	0.03128	0.038	unknown	ShapiroWilk
Chromium (mg/L)	MW-14B	n/a	n/a	n/a	NP (nrm)	NaN	29	0.02925	0.03739	unknown	ShapiroWilk
Chromium (mg/L)	MW-16A	n/a	n/a	n/a	NP (nrm)	NaN	37	0.02422	0.03439	unknown	ShapiroWilk
Chromium (mg/L)	MW-17A-00	No	n/a	n/a	NP (nrm)	NaN	29	0.02937	0.03868	unknown	ShapiroWilk
Chromium (mg/L)	MW-18A-07	n/a	n/a	n/a	NP (nrm)	NaN	30	0.02827	0.03712	unknown	ShapiroWilk
Chromium (mg/L)	MW-23A	No	n/a	n/a	NP (nrm)	NaN	29	0.0286	0.03834	unknown	ShapiroWilk
Chromium (mg/L)	MW-24A	n/a	n/a	n/a	NP (nrm)	NaN	29	0.0293	0.03735	unknown	ShapiroWilk
Chromium (mg/L)	MW-25A-00	No	n/a	n/a	NP (nrm)	NaN	37	0.02294	0.03524	unknown	ShapiroWilk
Chromium (mg/L)	MW-29A	n/a	n/a	n/a	NP (nrm)	NaN	29	0.0293	0.03735	unknown	ShapiroWilk
Chromium (mg/L)	MW-31B	No	n/a	n/a	NP (nrm)	NaN	40	0.02301	0.0336	unknown	ShapiroWilk
Chromium (mg/L)	MW-201A	n/a	n/a	n/a	NP (nrm)	NaN	27	0.04692	0.08524	unknown	ShapiroWilk
Chromium (mg/L)	MW-202A	No	n/a	n/a	NP (nrm)	NaN	29	0.03047	0.04067	unknown	ShapiroWilk
Chromium (mg/L)	MW-203A	No	n/a	n/a	NP (nrm)	NaN	29	0.03175	0.04022	unknown	ShapiroWilk
Chromium (mg/L)	MW-204A	No	n/a	n/a	NP (nrm)	NaN	29	0.03179	0.03974	unknown	ShapiroWilk
Chromium (mg/L)	MW-208B	No	n/a	n/a	NP (nrm)	NaN	28	0.03244	0.04023	unknown	ShapiroWilk
Chromium (mg/L)	MW-209B	No	n/a	n/a	NP (nrm)	NaN	37	0.02446	0.03771	unknown	ShapiroWilk
Chromium (mg/L)	MW-210B	No	n/a	n/a	NP (nrm)	NaN	29	0.03206	0.03953	unknown	ShapiroWilk
Chromium (mg/L)	MW-212A	n/a	n/a	n/a	NP (nrm)	NaN	37	0.02645	0.03662	unknown	ShapiroWilk
Chromium (mg/L)	MW-215A	n/a	n/a	n/a	NP (nrm)	NaN	27	0.02634	0.03653	unknown	ShapiroWilk
Chromium (mg/L)	MW-206A	No	n/a	n/a	NP (nrm)	NaN	37	0.02501	0.03739	unknown	ShapiroWilk
Chromium (mg/L)	MW-207A	n/a	n/a	n/a	NP (nrm)	NaN	37	0.02639	0.03657	unknown	ShapiroWilk
Chromium (mg/L)	MW-214A	No	n/a	n/a	NP (nrm)	NaN	28	0.02902	0.03842	unknown	ShapiroWilk
Chromium (mg/L)	MW-200A	n/a	n/a	n/a	NP (nrm)	NaN	29	0.05378	0.1659	unknown	ShapiroWilk
Chromium (mg/L)	MW-205A	n/a	n/a	n/a	NP (nrm)	NaN	29	0.0261	0.03512	unknown	ShapiroWilk
Chromium (mg/L)	MW-211B	n/a	n/a	n/a	NP (nrm)	NaN	36	0.02371	0.03315	unknown	ShapiroWilk
Chromium (mg/L)	MW-213A	n/a	n/a	n/a	NP (nrm)	NaN	29	0.02676	0.03467	unknown	ShapiroWilk
Chromium (mg/L)	MW-310A	n/a	n/a	n/a	NP (nrm)	NaN	18	0.01693	0.02212	unknown	ShapiroWilk
Chromium (mg/L)	MW-312A	n/a	n/a	n/a	NP (nrm)	NaN	16	0.01254	0.008067	unknown	ShapiroWilk
Chromium (mg/L)	MW-38A (bg)	No	n/a	n/a	NP (nrm)	NaN	25	0.01106	0.01392	unknown	ShapiroWilk
Chromium (mg/L)	MW-39B (bg)	n/a	n/a	n/a	NP (nrm)	NaN	24	0.009817	0.007204	unknown	ShapiroWilk
Chromium (mg/L)	MW-216A	n/a	n/a	n/a	NP (nrm)	NaN	31	0.009265	0.008823	unknown	ShapiroWilk
Chromium (mg/L)	MW-217A	No	n/a	n/a	NP (nrm)	NaN	31	0.008512	0.01354	unknown	ShapiroWilk
Chromium (mg/L)	MW-218A	n/a	n/a	n/a	NP (nrm)	NaN	31	0.009691	0.009018	unknown	ShapiroWilk
Chromium (mg/L)	MW-219A	n/a	n/a	n/a	NP (nrm)	NaN	31	0.01006	0.008761	unknown	ShapiroWilk
Chromium (mg/L)	MW-220A	n/a	n/a	n/a	NP (nrm)	NaN	31	0.01636	0.04244	unknown	ShapiroWilk
Chromium (mg/L)	MW-18AR	n/a	n/a	n/a	NP (nrm)	NaN	7	0.006286	0.001604	unknown	ShapiroWilk
Chromium (mg/L)	MW-408	No	n/a	n/a	EPA 1989	0.05	9	0.004828	0.002731	normal	ShapiroWilk
Chromium (mg/L)	MW-410	n/a	n/a	n/a	NP (nrm)	NaN	9	0.004867	0.002778	unknown	ShapiroWilk
Cobalt (mg/L)	MW-34A (bg)	n/a	n/a	n/a	NP (nrm)	NaN	43	0.0106	0.009412	unknown	ShapiroWilk
Cobalt (mg/L)	MW-1A	No	n/a	n/a	NP (nrm)	NaN	38	0.008454	0.008268	unknown	ShapiroWilk
Cobalt (mg/L)	MW-1B	No	n/a	n/a	NP (nrm)	NaN	37	0.006076	0.008692	unknown	ShapiroWilk
Cobalt (mg/L)	MW-2A-97	No	n/a	n/a	NP (nrm)	NaN	42	0.0222	0.00415	unknown	ShapiroWilk
Cobalt (mg/L)	MW-5B	No	n/a	n/a	NP (nrm)	NaN	33	0.006943	0.008287	unknown	ShapiroWilk
Cobalt (mg/L)	MW-6B	No	n/a	n/a	NP (nrm)	NaN	41	0.04521	0.02192	unknown	ShapiroWilk
Cobalt (mg/L)	MW-7B1	No	n/a	n/a	NP (nrm)	NaN	34	0.005887	0.008111	unknown	ShapiroWilk
Cobalt (mg/L)	MW-8B	No	n/a	n/a	NP (nrm)	NaN	34	0.00673	0.007708	unknown	ShapiroWilk
Cobalt (mg/L)	MW-10B	No	n/a	n/a	NP (nrm)	NaN	14	0.007443	0.009719	unknown	ShapiroWilk
Cobalt (mg/L)	MW-11B	No	n/a	n/a	NP (nrm)	NaN	38	0.006437	0.00687	unknown	ShapiroWilk
Cobalt (mg/L)	MW-12B	No	n/a	n/a	NP (nrm)	NaN	31	0.008196	0.007419	unknown	ShapiroWilk
Cobalt (mg/L)	**MW-14B**	**Yes**	**0.00185,0.00118,0.00144**	**4/16/2019,4/29/2024,4/23/2025**	**NP (nrm)**	**NaN**	**33**	**0.008932**	**0.00612**	**unknown**	**ShapiroWilk**

Outlier Analysis

Iowa City Landfill Client: HDR Data: Iowa City Sanitary Landfill Printed 1/20/2026, 9:26 AM

Constituent	Well	Outlier	Value(s)	Date(s)	Method	Alpha	N	Mean	Std. Dev.	Distribution	Normality Test
Cobalt (mg/L)	MW-16A	No	n/a	n/a	NP (nrm)	NaN	38	0.007839	0.008545	unknown	ShapiroWilk
Cobalt (mg/L)	MW-17A-00	n/a	n/a	n/a	NP (nrm)	NaN	33	0.008606	0.01278	unknown	ShapiroWilk
Cobalt (mg/L)	MW-18A-07	No	n/a	n/a	NP (nrm)	NaN	38	0.008798	0.007972	unknown	ShapiroWilk
Cobalt (mg/L)	MW-23A	n/a	n/a	n/a	NP (nrm)	NaN	33	0.007121	0.008815	unknown	ShapiroWilk
Cobalt (mg/L)	MW-24A	No	n/a	n/a	NP (nrm)	NaN	36	0.01129	0.004997	unknown	ShapiroWilk
Cobalt (mg/L)	MW-25A-00	n/a	n/a	n/a	NP (nrm)	NaN	38	0.006556	0.008788	unknown	ShapiroWilk
Cobalt (mg/L)	MW-29A	No	n/a	n/a	NP (nrm)	NaN	38	0.007327	0.008454	unknown	ShapiroWilk
Cobalt (mg/L)	MW-31B	No	n/a	n/a	NP (nrm)	NaN	40	0.007142	0.00838	unknown	ShapiroWilk
Cobalt (mg/L)	MW-201A	No	n/a	n/a	NP (nrm)	NaN	38	0.006573	0.008343	unknown	ShapiroWilk
Cobalt (mg/L)	MW-202A	n/a	n/a	n/a	NP (nrm)	NaN	31	0.007111	0.009126	unknown	ShapiroWilk
Cobalt (mg/L)	MW-203A	n/a	n/a	n/a	NP (nrm)	NaN	31	0.006914	0.008791	unknown	ShapiroWilk
Cobalt (mg/L)	MW-204A	No	n/a	n/a	NP (nrm)	NaN	35	0.005088	0.006405	unknown	ShapiroWilk
Cobalt (mg/L)	MW-208B	No	n/a	n/a	NP (nrm)	NaN	34	0.01315	0.006773	unknown	ShapiroWilk
Cobalt (mg/L)	MW-209B	No	n/a	n/a	NP (nrm)	NaN	40	0.006752	0.007806	unknown	ShapiroWilk
Cobalt (mg/L)	**MW-210B**	**Yes**	**0.02,0.02,0.02,0.02,0.02**	**7/7/2009,9/2/2009,10/25/200...**	**NP (nrm)**	**NaN**	**35**	**0.00779**	**0.005188**	**unknown**	**ShapiroWilk**
Cobalt (mg/L)	MW-212A	No	n/a	n/a	NP (nrm)	NaN	39	0.02097	0.03268	unknown	ShapiroWilk
Cobalt (mg/L)	MW-215A	No	n/a	n/a	NP (nrm)	NaN	32	0.005531	0.007875	unknown	ShapiroWilk
Cobalt (mg/L)	MW-206A	n/a	n/a	n/a	NP (nrm)	NaN	40	0.00677	0.008899	unknown	ShapiroWilk
Cobalt (mg/L)	MW-207A	No	n/a	n/a	NP (nrm)	NaN	40	0.007053	0.008654	unknown	ShapiroWilk
Cobalt (mg/L)	MW-214A	n/a	n/a	n/a	NP (nrm)	NaN	33	0.007192	0.008699	unknown	ShapiroWilk
Cobalt (mg/L)	MW-200A	No	n/a	n/a	NP (nrm)	NaN	38	0.006461	0.01569	unknown	ShapiroWilk
Cobalt (mg/L)	MW-205A	No	n/a	n/a	NP (nrm)	NaN	34	0.005841	0.008122	unknown	ShapiroWilk
Cobalt (mg/L)	MW-211B	No	n/a	n/a	EPA 1989	0.05	37	0.03998	0.0399	ln(x)	ShapiroWilk
Cobalt (mg/L)	MW-213A	No	n/a	n/a	NP (nrm)	NaN	34	0.01168	0.008358	unknown	ShapiroWilk
Cobalt (mg/L)	MW-310A	No	n/a	n/a	NP (nrm)	NaN	32	0.004556	0.007719	unknown	ShapiroWilk
Cobalt (mg/L)	MW-312A	No	n/a	n/a	NP (nrm)	NaN	16	0.006086	0.008461	unknown	ShapiroWilk
Cobalt (mg/L)	MW-38A (bg)	No	n/a	n/a	NP (nrm)	NaN	25	0.003037	0.005598	unknown	ShapiroWilk
Cobalt (mg/L)	MW-39B (bg)	No	n/a	n/a	EPA 1989	0.05	24	0.002106	0.002513	ln(x)	ShapiroWilk
Cobalt (mg/L)	MW-216A	n/a	n/a	n/a	NP (nrm)	NaN	31	0.006596	0.01309	unknown	ShapiroWilk
Cobalt (mg/L)	MW-217A	n/a	n/a	n/a	NP (nrm)	NaN	31	0.007691	0.02483	unknown	ShapiroWilk
Cobalt (mg/L)	MW-218A	No	n/a	n/a	NP (nrm)	NaN	31	0.001476	0.002069	unknown	ShapiroWilk
Cobalt (mg/L)	MW-219A	n/a	n/a	n/a	NP (nrm)	NaN	31	0.001593	0.002134	unknown	ShapiroWilk
Cobalt (mg/L)	MW-220A	n/a	n/a	n/a	NP (nrm)	NaN	31	0.005918	0.01768	unknown	ShapiroWilk
Cobalt (mg/L)	MW-18AR	No	n/a	n/a	NP (nrm)	NaN	15	0.001263	0.0008075	unknown	ShapiroWilk
Cobalt (mg/L)	**MW-408**	**Yes**	**0.0189**	**10/14/2022**	**Dixon`s**	**0.05**	**9**	**0.002544**	**0.006141**	**normal**	**ShapiroWilk**
Cobalt (mg/L)	MW-410	No	n/a	n/a	EPA 1989	0.05	13	0.0008355	0.0007192	ln(x)	ShapiroWilk
Copper (mg/L)	MW-34A (bg)	n/a	n/a	n/a	NP (nrm)	NaN	37	0.01438	0.009749	unknown	ShapiroWilk
Copper (mg/L)	MW-1A	No	n/a	n/a	NP (nrm)	NaN	37	0.01489	0.01933	unknown	ShapiroWilk
Copper (mg/L)	MW-1B	n/a	n/a	n/a	NP (nrm)	NaN	36	0.01118	0.009275	unknown	ShapiroWilk
Copper (mg/L)	MW-2A-97	No	n/a	n/a	NP (nrm)	NaN	37	0.01281	0.0141	unknown	ShapiroWilk
Copper (mg/L)	MW-5B	No	n/a	n/a	NP (nrm)	NaN	32	0.01243	0.009921	unknown	ShapiroWilk
Copper (mg/L)	MW-6B	n/a	n/a	n/a	NP (nrm)	NaN	37	0.012	0.01095	unknown	ShapiroWilk
Copper (mg/L)	MW-7B1	n/a	n/a	n/a	NP (nrm)	NaN	35	0.01709	0.01767	unknown	ShapiroWilk
Copper (mg/L)	MW-8B	n/a	n/a	n/a	NP (nrm)	NaN	35	0.01525	0.01309	unknown	ShapiroWilk
Copper (mg/L)	MW-10B	n/a	n/a	n/a	NP (nrm)	NaN	14	0.01193	0.01237	unknown	ShapiroWilk
Copper (mg/L)	MW-11B	n/a	n/a	n/a	NP (nrm)	NaN	37	0.01138	0.009144	unknown	ShapiroWilk
Copper (mg/L)	MW-12B	No	n/a	n/a	NP (nrm)	NaN	30	0.01364	0.009479	unknown	ShapiroWilk
Copper (mg/L)	MW-14B	n/a	n/a	n/a	NP (nrm)	NaN	32	0.01238	0.009415	unknown	ShapiroWilk
Copper (mg/L)	MW-16A	n/a	n/a	n/a	NP (nrm)	NaN	37	0.01094	0.009185	unknown	ShapiroWilk
Copper (mg/L)	MW-17A-00	n/a	n/a	n/a	NP (nrm)	NaN	32	0.01366	0.01249	unknown	ShapiroWilk

Outlier Analysis

Iowa City Landfill Client: HDR Data: Iowa City Sanitary Landfill Printed 1/20/2026, 9:26 AM

Constituent	Well	Outlier	Value(s)	Date(s)	Method	Alpha	N	Mean	Std. Dev.	Distribution	Normality Test
Copper (mg/L)	MW-18A-07	No	n/a	n/a	NP (nrm)	NaN	30	0.01454	0.01266	unknown	ShapiroWilk
Copper (mg/L)	MW-23A	n/a	n/a	n/a	NP (nrm)	NaN	32	0.01522	0.01658	unknown	ShapiroWilk
Copper (mg/L)	MW-24A	n/a	n/a	n/a	NP (nrm)	NaN	36	0.01124	0.009877	unknown	ShapiroWilk
Copper (mg/L)	MW-25A-00	No	n/a	n/a	NP (nrm)	NaN	37	0.01185	0.009051	unknown	ShapiroWilk
Copper (mg/L)	MW-29A	No	n/a	n/a	NP (nrm)	NaN	37	0.01136	0.009796	unknown	ShapiroWilk
Copper (mg/L)	MW-31B	No	n/a	n/a	NP (nrm)	NaN	40	0.01927	0.02623	unknown	ShapiroWilk
Copper (mg/L)	MW-201A	n/a	n/a	n/a	NP (nrm)	NaN	35	0.01879	0.03568	unknown	ShapiroWilk
Copper (mg/L)	MW-202A	n/a	n/a	n/a	NP (nrm)	NaN	32	0.01293	0.009656	unknown	ShapiroWilk
Copper (mg/L)	MW-203A	No	n/a	n/a	NP (nrm)	NaN	32	0.01362	0.01101	unknown	ShapiroWilk
Copper (mg/L)	MW-204A	n/a	n/a	n/a	NP (nrm)	NaN	32	0.01261	0.009151	unknown	ShapiroWilk
Copper (mg/L)	MW-208B	No	n/a	n/a	NP (nrm)	NaN	31	0.01163	0.009763	unknown	ShapiroWilk
Copper (mg/L)	MW-209B	n/a	n/a	n/a	NP (nrm)	NaN	37	0.01127	0.009669	unknown	ShapiroWilk
Copper (mg/L)	MW-210B	No	n/a	n/a	NP (nrm)	NaN	32	0.01223	0.009468	unknown	ShapiroWilk
Copper (mg/L)	MW-212A	No	n/a	n/a	NP (nrm)	NaN	37	0.01518	0.02431	unknown	ShapiroWilk
Copper (mg/L)	MW-215A	No	n/a	n/a	NP (nrm)	NaN	30	0.01161	0.009384	unknown	ShapiroWilk
Copper (mg/L)	MW-206A	n/a	n/a	n/a	NP (nrm)	NaN	37	0.01116	0.00931	unknown	ShapiroWilk
Copper (mg/L)	MW-207A	n/a	n/a	n/a	NP (nrm)	NaN	37	0.01195	0.009568	unknown	ShapiroWilk
Copper (mg/L)	MW-214A	n/a	n/a	n/a	NP (nrm)	NaN	31	0.01211	0.009245	unknown	ShapiroWilk
Copper (mg/L)	MW-200A	No	n/a	n/a	NP (nrm)	NaN	38	0.02756	0.1009	unknown	ShapiroWilk
Copper (mg/L)	MW-205A	n/a	n/a	n/a	NP (nrm)	NaN	33	0.01154	0.009281	unknown	ShapiroWilk
Copper (mg/L)	MW-211B	No	n/a	n/a	NP (nrm)	NaN	36	0.01319	0.01634	unknown	ShapiroWilk
Copper (mg/L)	MW-213A	n/a	n/a	n/a	NP (nrm)	NaN	33	0.01255	0.00941	unknown	ShapiroWilk
Copper (mg/L)	MW-310A	n/a	n/a	n/a	NP (nrm)	NaN	18	0.01193	0.00901	unknown	ShapiroWilk
Copper (mg/L)	MW-312A	No	n/a	n/a	NP (nrm)	NaN	16	0.01053	0.008703	unknown	ShapiroWilk
Copper (mg/L)	MW-38A (bg)	No	n/a	n/a	NP (nrm)	NaN	25	0.009692	0.009847	unknown	ShapiroWilk
Copper (mg/L)	MW-39B (bg)	No	n/a	n/a	NP (nrm)	NaN	24	0.0082	0.007309	unknown	ShapiroWilk
Copper (mg/L)	MW-216A	No	n/a	n/a	NP (nrm)	NaN	31	0.009933	0.01253	unknown	ShapiroWilk
Copper (mg/L)	MW-217A	n/a	n/a	n/a	NP (nrm)	NaN	31	0.01332	0.02328	unknown	ShapiroWilk
Copper (mg/L)	MW-218A	No	n/a	n/a	NP (nrm)	NaN	31	0.009133	0.00927	unknown	ShapiroWilk
Copper (mg/L)	MW-219A	n/a	n/a	n/a	NP (nrm)	NaN	31	0.009356	0.009187	unknown	ShapiroWilk
Copper (mg/L)	MW-220A	n/a	n/a	n/a	NP (nrm)	NaN	31	0.03513	0.09408	unknown	ShapiroWilk
Copper (mg/L)	MW-18AR	No	n/a	n/a	NP (nrm)	NaN	15	0.003829	0.001307	unknown	ShapiroWilk
Copper (mg/L)	MW-408	No	n/a	n/a	Dixon`s	0.05	9	0.003743	0.0009787	normal	ShapiroWilk
Copper (mg/L)	MW-410	No	n/a	n/a	EPA 1989	0.05	9	0.00284	0.001374	ln(x)	ShapiroWilk
Cyanide (mg/L)	MW-34A (bg)	No	n/a	n/a	NP (nrm)	NaN	7	0.01	0	unknown	ShapiroWilk
Cyanide (mg/L)	MW-1A	No	n/a	n/a	NP (nrm)	NaN	5	0.0087	0.002907	unknown	ShapiroWilk
Cyanide (mg/L)	MW-1B	No	n/a	n/a	NP (nrm)	NaN	5	0.0087	0.002907	unknown	ShapiroWilk
Cyanide (mg/L)	MW-2A-97	No	n/a	n/a	NP (nrm)	NaN	5	0.0087	0.002907	unknown	ShapiroWilk
Cyanide (mg/L)	MW-5B	No	n/a	n/a	NP (nrm)	NaN	5	0.0087	0.002907	unknown	ShapiroWilk
Cyanide (mg/L)	MW-6B	No	n/a	n/a	NP (nrm)	NaN	5	0.0087	0.002907	unknown	ShapiroWilk
Cyanide (mg/L)	MW-7B1	No	n/a	n/a	NP (nrm)	NaN	5	0.0087	0.002907	unknown	ShapiroWilk
Cyanide (mg/L)	MW-8B	No	n/a	n/a	NP (nrm)	NaN	5	0.0087	0.002907	unknown	ShapiroWilk
Cyanide (mg/L)	MW-11B	No	n/a	n/a	NP (nrm)	NaN	5	0.0087	0.002907	unknown	ShapiroWilk
Cyanide (mg/L)	MW-12B	n/a	n/a	n/a	NP (nrm)	NaN	4	0.00875	0.0025	unknown	ShapiroWilk
Cyanide (mg/L)	MW-14B	No	n/a	n/a	NP (nrm)	NaN	5	0.0087	0.002907	unknown	ShapiroWilk
Cyanide (mg/L)	MW-16A	No	n/a	n/a	NP (nrm)	NaN	5	0.0087	0.002907	unknown	ShapiroWilk
Cyanide (mg/L)	MW-17A-00	No	n/a	n/a	NP (nrm)	NaN	5	0.0087	0.002907	unknown	ShapiroWilk
Cyanide (mg/L)	MW-18A-07	No	n/a	n/a	NP (nrm)	NaN	5	0.0087	0.002907	unknown	ShapiroWilk
Cyanide (mg/L)	MW-23A	No	n/a	n/a	NP (nrm)	NaN	5	0.0087	0.002907	unknown	ShapiroWilk
Cyanide (mg/L)	MW-24A	No	n/a	n/a	NP (nrm)	NaN	5	0.0087	0.002907	unknown	ShapiroWilk

Outlier Analysis

Iowa City Landfill Client: HDR Data: Iowa City Sanitary Landfill Printed 1/20/2026, 9:26 AM

Constituent	Well	Outlier	Value(s)	Date(s)	Method	Alpha	N	Mean	Std. Dev.	Distribution	Normality Test
Cyanide (mg/L)	MW-25A-00	No	n/a	n/a	NP (nrm)	NaN	5	0.0087	0.002907	unknown	ShapiroWilk
Cyanide (mg/L)	MW-29A	n/a	n/a	n/a	NP (nrm)	NaN	15	0.01917	0.03734	unknown	ShapiroWilk
Cyanide (mg/L)	MW-31B	No	n/a	n/a	NP (nrm)	NaN	5	0.0087	0.002907	unknown	ShapiroWilk
Cyanide (mg/L)	MW-201A	No	n/a	n/a	NP (nrm)	NaN	4	0.008375	0.00325	unknown	ShapiroWilk
Cyanide (mg/L)	MW-202A	No	n/a	n/a	NP (nrm)	NaN	4	0.008375	0.00325	unknown	ShapiroWilk
Cyanide (mg/L)	MW-203A	No	n/a	n/a	NP (nrm)	NaN	4	0.008375	0.00325	unknown	ShapiroWilk
Cyanide (mg/L)	MW-204A	No	n/a	n/a	NP (nrm)	NaN	4	0.008375	0.00325	unknown	ShapiroWilk
Cyanide (mg/L)	MW-208B	No	n/a	n/a	NP (nrm)	NaN	4	0.008375	0.00325	unknown	ShapiroWilk
Cyanide (mg/L)	MW-209B	No	n/a	n/a	NP (nrm)	NaN	4	0.008375	0.00325	unknown	ShapiroWilk
Cyanide (mg/L)	MW-210B	No	n/a	n/a	NP (nrm)	NaN	4	0.008375	0.00325	unknown	ShapiroWilk
Cyanide (mg/L)	MW-212A	No	n/a	n/a	NP (nrm)	NaN	4	0.008375	0.00325	unknown	ShapiroWilk
Cyanide (mg/L)	MW-215A	No	n/a	n/a	NP (nrm)	NaN	4	0.008375	0.00325	unknown	ShapiroWilk
Cyanide (mg/L)	MW-206A	No	n/a	n/a	NP (nrm)	NaN	4	0.008375	0.00325	unknown	ShapiroWilk
Cyanide (mg/L)	MW-207A	No	n/a	n/a	NP (nrm)	NaN	4	0.008375	0.00325	unknown	ShapiroWilk
Cyanide (mg/L)	MW-214A	No	n/a	n/a	NP (nrm)	NaN	4	0.008375	0.00325	unknown	ShapiroWilk
Lead (mg/L)	MW-34A (bg)	n/a	n/a	n/a	NP (nrm)	NaN	41	0.003093	0.001991	unknown	ShapiroWilk
Lead (mg/L)	MW-1A	n/a	n/a	n/a	NP (nrm)	NaN	37	0.006146	0.01335	unknown	ShapiroWilk
Lead (mg/L)	MW-1B	n/a	n/a	n/a	NP (nrm)	NaN	36	0.002301	0.001966	unknown	ShapiroWilk
Lead (mg/L)	MW-2A-97	n/a	n/a	n/a	NP (nrm)	NaN	37	0.002972	0.003602	unknown	ShapiroWilk
Lead (mg/L)	MW-5B	n/a	n/a	n/a	NP (nrm)	NaN	32	0.00257	0.002343	unknown	ShapiroWilk
Lead (mg/L)	MW-6B	n/a	n/a	n/a	NP (nrm)	NaN	37	0.002578	0.002304	unknown	ShapiroWilk
Lead (mg/L)	MW-7B1	No	n/a	n/a	NP (nrm)	NaN	35	0.006482	0.008959	unknown	ShapiroWilk
Lead (mg/L)	MW-8B	No	n/a	n/a	NP (nrm)	NaN	35	0.007501	0.01294	unknown	ShapiroWilk
Lead (mg/L)	MW-10B	No	n/a	n/a	NP (nrm)	NaN	14	0.002744	0.002141	unknown	ShapiroWilk
Lead (mg/L)	MW-11B	No	n/a	n/a	NP (nrm)	NaN	40	0.003363	0.004131	unknown	ShapiroWilk
Lead (mg/L)	MW-12B	n/a	n/a	n/a	NP (nrm)	NaN	30	0.002639	0.001945	unknown	ShapiroWilk
Lead (mg/L)	MW-14B	n/a	n/a	n/a	NP (nrm)	NaN	32	0.002479	0.001975	unknown	ShapiroWilk
Lead (mg/L)	MW-16A	n/a	n/a	n/a	NP (nrm)	NaN	37	0.00237	0.001985	unknown	ShapiroWilk
Lead (mg/L)	MW-17A-00	n/a	n/a	n/a	NP (nrm)	NaN	32	0.00251	0.002024	unknown	ShapiroWilk
Lead (mg/L)	MW-18A-07	n/a	n/a	n/a	NP (nrm)	NaN	30	0.002501	0.001986	unknown	ShapiroWilk
Lead (mg/L)	MW-23A	n/a	n/a	n/a	NP (nrm)	NaN	32	0.003621	0.006604	unknown	ShapiroWilk
Lead (mg/L)	MW-24A	n/a	n/a	n/a	NP (nrm)	NaN	36	0.002417	0.002155	unknown	ShapiroWilk
Lead (mg/L)	MW-25A-00	n/a	n/a	n/a	NP (nrm)	NaN	37	0.002518	0.001989	unknown	ShapiroWilk
Lead (mg/L)	MW-29A	n/a	n/a	n/a	NP (nrm)	NaN	37	0.00239	0.001963	unknown	ShapiroWilk
Lead (mg/L)	MW-31B	No	n/a	n/a	NP (nrm)	NaN	40	0.003351	0.003346	unknown	ShapiroWilk
Lead (mg/L)	MW-201A	No	n/a	n/a	NP (nrm)	NaN	38	0.01318	0.03121	unknown	ShapiroWilk
Lead (mg/L)	MW-202A	n/a	n/a	n/a	NP (nrm)	NaN	32	0.002604	0.002482	unknown	ShapiroWilk
Lead (mg/L)	MW-203A	No	n/a	n/a	NP (nrm)	NaN	32	0.002706	0.002635	unknown	ShapiroWilk
Lead (mg/L)	MW-204A	No	n/a	n/a	NP (nrm)	NaN	32	0.002368	0.002054	unknown	ShapiroWilk
Lead (mg/L)	MW-208B	n/a	n/a	n/a	NP (nrm)	NaN	34	0.002675	0.002094	unknown	ShapiroWilk
Lead (mg/L)	MW-209B	n/a	n/a	n/a	NP (nrm)	NaN	37	0.00264	0.002876	unknown	ShapiroWilk
Lead (mg/L)	MW-210B	n/a	n/a	n/a	NP (nrm)	NaN	35	0.002887	0.00227	unknown	ShapiroWilk
Lead (mg/L)	MW-212A	n/a	n/a	n/a	NP (nrm)	NaN	37	0.003632	0.006059	unknown	ShapiroWilk
Lead (mg/L)	MW-215A	No	n/a	n/a	NP (nrm)	NaN	30	0.002396	0.001783	unknown	ShapiroWilk
Lead (mg/L)	MW-206A	No	n/a	n/a	NP (nrm)	NaN	40	0.002865	0.002512	unknown	ShapiroWilk
Lead (mg/L)	MW-207A	n/a	n/a	n/a	NP (nrm)	NaN	37	0.002528	0.002115	unknown	ShapiroWilk
Lead (mg/L)	MW-214A	n/a	n/a	n/a	NP (nrm)	NaN	33	0.00391	0.003467	unknown	ShapiroWilk
Lead (mg/L)	MW-200A	n/a	n/a	n/a	NP (nrm)	NaN	38	0.01133	0.04997	unknown	ShapiroWilk
Lead (mg/L)	MW-205A	n/a	n/a	n/a	NP (nrm)	NaN	34	0.002969	0.003258	unknown	ShapiroWilk
Lead (mg/L)	MW-211B	n/a	n/a	n/a	NP (nrm)	NaN	36	0.003691	0.006762	unknown	ShapiroWilk

Outlier Analysis

Iowa City Landfill Client: HDR Data: Iowa City Sanitary Landfill Printed 1/20/2026, 9:26 AM

Constituent	Well	Outlier	Value(s)	Date(s)	Method	Alpha	N	Mean	Std. Dev.	Distribution	Normality Test
Lead (mg/L)	MW-213A	No	n/a	n/a	NP (nrm)	NaN	34	0.003548	0.003626	unknown	ShapiroWilk
Lead (mg/L)	MW-310A	n/a	n/a	n/a	NP (nrm)	NaN	18	0.002857	0.001801	unknown	ShapiroWilk
Lead (mg/L)	MW-312A	n/a	n/a	n/a	NP (nrm)	NaN	16	0.002651	0.001799	unknown	ShapiroWilk
Lead (mg/L)	MW-38A (bg)	n/a	n/a	n/a	NP (nrm)	NaN	25	0.002014	0.001934	unknown	ShapiroWilk
Lead (mg/L)	MW-39B (bg)	n/a	n/a	n/a	NP (nrm)	NaN	24	0.002413	0.003036	unknown	ShapiroWilk
Lead (mg/L)	MW-216A	No	n/a	n/a	NP (nrm)	NaN	31	0.003879	0.005473	unknown	ShapiroWilk
Lead (mg/L)	MW-217A	n/a	n/a	n/a	NP (nrm)	NaN	31	0.003503	0.007826	unknown	ShapiroWilk
Lead (mg/L)	MW-218A	n/a	n/a	n/a	NP (nrm)	NaN	31	0.002019	0.001992	unknown	ShapiroWilk
Lead (mg/L)	MW-219A	n/a	n/a	n/a	NP (nrm)	NaN	31	0.002133	0.002474	unknown	ShapiroWilk
Lead (mg/L)	MW-220A	n/a	n/a	n/a	NP (nrm)	NaN	31	0.00319	0.004477	unknown	ShapiroWilk
Lead (mg/L)	MW-18AR	n/a	n/a	n/a	NP (nrm)	NaN	15	0.001594	0.001764	unknown	ShapiroWilk
Lead (mg/L)	MW-408	No	n/a	n/a	NP (nrm)	NaN	9	0.001247	0.001569	unknown	ShapiroWilk
Lead (mg/L)	MW-410	n/a	n/a	n/a	NP (nrm)	NaN	9	0.001602	0.0018	unknown	ShapiroWilk
Mercury (mg/L)	MW-1A	No	n/a	n/a	NP (nrm)	NaN	5	0.000182	0.00004025	unknown	ShapiroWilk
Mercury (mg/L)	MW-1B	No	n/a	n/a	NP (nrm)	NaN	5	0.000182	0.00004025	unknown	ShapiroWilk
Mercury (mg/L)	MW-2A-97	No	n/a	n/a	NP (nrm)	NaN	5	0.000182	0.00004025	unknown	ShapiroWilk
Mercury (mg/L)	MW-5B	No	n/a	n/a	NP (nrm)	NaN	5	0.000182	0.00004025	unknown	ShapiroWilk
Mercury (mg/L)	MW-6B	No	n/a	n/a	NP (nrm)	NaN	5	0.000182	0.00004025	unknown	ShapiroWilk
Mercury (mg/L)	MW-7B1	No	n/a	n/a	NP (nrm)	NaN	5	0.000182	0.00004025	unknown	ShapiroWilk
Mercury (mg/L)	MW-8B	No	n/a	n/a	NP (nrm)	NaN	5	0.000182	0.00004025	unknown	ShapiroWilk
Mercury (mg/L)	MW-11B	No	n/a	n/a	NP (nrm)	NaN	5	0.0001638	0.00004957	unknown	ShapiroWilk
Mercury (mg/L)	MW-12B	n/a	n/a	n/a	NP (nrm)	NaN	4	0.000275	0.00015	unknown	ShapiroWilk
Mercury (mg/L)	MW-14B	No	n/a	n/a	NP (nrm)	NaN	5	0.000182	0.00004025	unknown	ShapiroWilk
Mercury (mg/L)	MW-16A	No	n/a	n/a	NP (nrm)	NaN	5	0.000182	0.00004025	unknown	ShapiroWilk
Mercury (mg/L)	MW-17A-00	No	n/a	n/a	NP (nrm)	NaN	5	0.000182	0.00004025	unknown	ShapiroWilk
Mercury (mg/L)	MW-18A-07	No	n/a	n/a	NP (nrm)	NaN	5	0.000182	0.00004025	unknown	ShapiroWilk
Mercury (mg/L)	MW-23A	No	n/a	n/a	NP (nrm)	NaN	5	0.000182	0.00004025	unknown	ShapiroWilk
Mercury (mg/L)	MW-24A	No	n/a	n/a	NP (nrm)	NaN	5	0.000182	0.00004025	unknown	ShapiroWilk
Mercury (mg/L)	MW-25A-00	No	n/a	n/a	NP (nrm)	NaN	5	0.000182	0.00004025	unknown	ShapiroWilk
Mercury (mg/L)	MW-29A	No	n/a	n/a	NP (nrm)	NaN	5	0.000182	0.00004025	unknown	ShapiroWilk
Mercury (mg/L)	MW-31B	No	n/a	n/a	NP (nrm)	NaN	5	0.000182	0.00004025	unknown	ShapiroWilk
Mercury (mg/L)	MW-201A	No	n/a	n/a	NP (nrm)	NaN	4	0.0001775	0.000045	unknown	ShapiroWilk
Mercury (mg/L)	MW-202A	No	n/a	n/a	NP (nrm)	NaN	4	0.0001775	0.000045	unknown	ShapiroWilk
Mercury (mg/L)	MW-203A	No	n/a	n/a	NP (nrm)	NaN	4	0.0001775	0.000045	unknown	ShapiroWilk
Mercury (mg/L)	MW-204A	No	n/a	n/a	NP (nrm)	NaN	4	0.0001775	0.000045	unknown	ShapiroWilk
Mercury (mg/L)	MW-208B	No	n/a	n/a	NP (nrm)	NaN	4	0.0001775	0.000045	unknown	ShapiroWilk
Mercury (mg/L)	MW-209B	No	n/a	n/a	NP (nrm)	NaN	4	0.0001775	0.000045	unknown	ShapiroWilk
Mercury (mg/L)	MW-210B	No	n/a	n/a	NP (nrm)	NaN	4	0.0001775	0.000045	unknown	ShapiroWilk
Mercury (mg/L)	MW-212A	No	n/a	n/a	NP (nrm)	NaN	4	0.0001775	0.000045	unknown	ShapiroWilk
Mercury (mg/L)	MW-215A	n/a	n/a	n/a	NP (nrm)	NaN	4	0.0001765	0.00004437	unknown	ShapiroWilk
Mercury (mg/L)	MW-206A	No	n/a	n/a	NP (nrm)	NaN	4	0.0001775	0.000045	unknown	ShapiroWilk
Mercury (mg/L)	MW-207A	No	n/a	n/a	NP (nrm)	NaN	4	0.0001775	0.000045	unknown	ShapiroWilk
Mercury (mg/L)	MW-214A	No	n/a	n/a	NP (nrm)	NaN	4	0.0001775	0.000045	unknown	ShapiroWilk
Nickel (mg/L)	MW-34A (bg)	n/a	n/a	n/a	NP (nrm)	NaN	40	0.0184	0.01994	unknown	ShapiroWilk
Nickel (mg/L)	MW-1A	No	n/a	n/a	NP (nrm)	NaN	37	0.01925	0.02227	unknown	ShapiroWilk
Nickel (mg/L)	MW-1B	No	n/a	n/a	NP (nrm)	NaN	36	0.01419	0.01802	unknown	ShapiroWilk
Nickel (mg/L)	MW-2A-97	No	n/a	n/a	NP (nrm)	NaN	40	0.02305	0.01595	unknown	ShapiroWilk
Nickel (mg/L)	MW-5B	No	n/a	n/a	NP (nrm)	NaN	32	0.01798	0.02052	unknown	ShapiroWilk
Nickel (mg/L)	MW-6B	No	n/a	n/a	NP (nrm)	NaN	40	0.02816	0.01532	unknown	ShapiroWilk
Nickel (mg/L)	MW-7B1	No	n/a	n/a	NP (nrm)	NaN	35	0.02103	0.0201	unknown	ShapiroWilk

Outlier Analysis

Iowa City Landfill Client: HDR Data: Iowa City Sanitary Landfill Printed 1/20/2026, 9:26 AM

Constituent	Well	Outlier	Value(s)	Date(s)	Method	Alpha	N	Mean	Std. Dev.	Distribution	Normality Test
Nickel (mg/L)	MW-8B	No	n/a	n/a	NP (nrm)	NaN	35	0.01943	0.01902	unknown	ShapiroWilk
Nickel (mg/L)	MW-10B	No	n/a	n/a	NP (nrm)	NaN	14	0.01206	0.01739	unknown	ShapiroWilk
Nickel (mg/L)	MW-11B	No	n/a	n/a	NP (nrm)	NaN	40	0.02102	0.01519	unknown	ShapiroWilk
Nickel (mg/L)	MW-12B	No	n/a	n/a	NP (nrm)	NaN	33	0.01941	0.01658	unknown	ShapiroWilk
Nickel (mg/L)	MW-14B	No	n/a	n/a	NP (nrm)	NaN	35	0.01943	0.01794	unknown	ShapiroWilk
Nickel (mg/L)	MW-16A	No	n/a	n/a	NP (nrm)	NaN	40	0.01598	0.01789	unknown	ShapiroWilk
Nickel (mg/L)	MW-17A-00	No	n/a	n/a	NP (nrm)	NaN	35	0.02	0.02919	unknown	ShapiroWilk
Nickel (mg/L)	MW-18A-07	No	n/a	n/a	NP (nrm)	NaN	33	0.01736	0.01905	unknown	ShapiroWilk
Nickel (mg/L)	MW-23A	No	n/a	n/a	NP (nrm)	NaN	32	0.01944	0.02466	unknown	ShapiroWilk
Nickel (mg/L)	MW-24A	No	n/a	n/a	NP (nrm)	NaN	39	0.02042	0.01789	unknown	ShapiroWilk
Nickel (mg/L)	MW-25A-00	No	n/a	n/a	NP (nrm)	NaN	37	0.01731	0.02042	unknown	ShapiroWilk
Nickel (mg/L)	MW-29A	No	n/a	n/a	NP (nrm)	NaN	37	0.01814	0.01817	unknown	ShapiroWilk
Nickel (mg/L)	MW-31B	No	n/a	n/a	NP (nrm)	NaN	40	0.0186	0.01969	unknown	ShapiroWilk
Nickel (mg/L)	MW-201A	No	n/a	n/a	NP (nrm)	NaN	35	0.02171	0.037	unknown	ShapiroWilk
Nickel (mg/L)	MW-202A	No	n/a	n/a	NP (nrm)	NaN	32	0.01603	0.01864	unknown	ShapiroWilk
Nickel (mg/L)	MW-203A	No	n/a	n/a	NP (nrm)	NaN	32	0.01813	0.02314	unknown	ShapiroWilk
Nickel (mg/L)	MW-204A	No	n/a	n/a	NP (nrm)	NaN	32	0.01962	0.0169	unknown	ShapiroWilk
Nickel (mg/L)	MW-208B	No	n/a	n/a	NP (nrm)	NaN	31	0.02348	0.01456	unknown	ShapiroWilk
Nickel (mg/L)	MW-209B	No	n/a	n/a	NP (nrm)	NaN	40	0.07955	0.03808	unknown	ShapiroWilk
Nickel (mg/L)	MW-210B	No	n/a	n/a	NP (nrm)	NaN	32	0.02313	0.01359	unknown	ShapiroWilk
Nickel (mg/L)	MW-212A	No	n/a	n/a	EPA 1989	0.05	37	0.02438	0.0387	ln(x)	ShapiroWilk
Nickel (mg/L)	MW-215A	No	n/a	n/a	NP (nrm)	NaN	30	0.0156	0.01954	unknown	ShapiroWilk
Nickel (mg/L)	MW-206A	No	n/a	n/a	NP (nrm)	NaN	37	0.01357	0.01814	unknown	ShapiroWilk
Nickel (mg/L)	MW-207A	No	n/a	n/a	NP (nrm)	NaN	37	0.01435	0.01802	unknown	ShapiroWilk
Nickel (mg/L)	MW-214A	n/a	n/a	n/a	NP (nrm)	NaN	31	0.01577	0.01898	unknown	ShapiroWilk
Nickel (mg/L)	MW-200A	n/a	n/a	n/a	NP (nrm)	NaN	38	0.0341	0.0997	unknown	ShapiroWilk
Nickel (mg/L)	MW-205A	n/a	n/a	n/a	NP (nrm)	NaN	34	0.02963	0.03076	unknown	ShapiroWilk
Nickel (mg/L)	MW-211B	No	n/a	n/a	NP (nrm)	NaN	37	0.05383	0.0332	unknown	ShapiroWilk
Nickel (mg/L)	MW-213A	No	n/a	n/a	NP (nrm)	NaN	34	0.02167	0.02012	unknown	ShapiroWilk
Nickel (mg/L)	MW-310A	No	n/a	n/a	NP (nrm)	NaN	18	0.02443	0.02361	unknown	ShapiroWilk
Nickel (mg/L)	MW-312A	No	n/a	n/a	NP (nrm)	NaN	16	0.02423	0.02351	unknown	ShapiroWilk
Nickel (mg/L)	MW-38A (bg)	No	n/a	n/a	NP (nrm)	NaN	25	0.0242	0.03278	unknown	ShapiroWilk
Nickel (mg/L)	MW-39B (bg)	No	n/a	n/a	NP (nrm)	NaN	24	0.01649	0.02015	unknown	ShapiroWilk
Nickel (mg/L)	MW-216A	No	n/a	n/a	NP (nrm)	NaN	31	0.01732	0.02067	unknown	ShapiroWilk
Nickel (mg/L)	MW-217A	n/a	n/a	n/a	NP (nrm)	NaN	31	0.01869	0.02425	unknown	ShapiroWilk
Nickel (mg/L)	MW-218A	n/a	n/a	n/a	NP (nrm)	NaN	31	0.01914	0.02521	unknown	ShapiroWilk
Nickel (mg/L)	MW-219A	n/a	n/a	n/a	NP (nrm)	NaN	31	0.01906	0.02527	unknown	ShapiroWilk
Nickel (mg/L)	MW-220A	n/a	n/a	n/a	NP (nrm)	NaN	31	0.0225	0.03948	unknown	ShapiroWilk
Nickel (mg/L)	MW-18AR	No	n/a	n/a	NP (nrm)	NaN	15	0.004326	0.001488	unknown	ShapiroWilk
Nickel (mg/L)	MW-408	No	n/a	n/a	EPA 1989	0.05	9	0.005772	0.005533	ln(x)	ShapiroWilk
Nickel (mg/L)	MW-410	No	n/a	n/a	EPA 1989	0.05	9	0.003848	0.0009999	normal	ShapiroWilk
Selenium (mg/L)	MW-34A (bg)	n/a	n/a	n/a	NP (nrm)	NaN	37	0.006051	0.002578	unknown	ShapiroWilk
Selenium (mg/L)	**MW-1A**	**Yes**	**0.01,0.01,0.01,0.01,0.01,0....**	**2/27/2008,5/12/2008,7/13/20...**	**NP (nrm)**	**NaN**	**37**	**0.005165**	**0.002512**	**unknown**	**ShapiroWilk**
Selenium (mg/L)	MW-1B	n/a	n/a	n/a	NP (nrm)	NaN	36	0.005367	0.002358	unknown	ShapiroWilk
Selenium (mg/L)	**MW-2A-97**	**Yes**	**0.01,0.01,0.01,0.01,0.01,0....**	**2/27/2008,5/12/2008,7/13/20...**	**NP (nrm)**	**NaN**	**37**	**0.005231**	**0.002438**	**unknown**	**ShapiroWilk**
Selenium (mg/L)	MW-5B	n/a	n/a	n/a	NP (nrm)	NaN	29	0.005405	0.002725	unknown	ShapiroWilk
Selenium (mg/L)	MW-6B	n/a	n/a	n/a	NP (nrm)	NaN	37	0.005052	0.00258	unknown	ShapiroWilk
Selenium (mg/L)	**MW-7B1**	**Yes**	**0.0014**	**5/6/2025**	**NP (nrm)**	**NaN**	**29**	**0.006241**	**0.003556**	**unknown**	**ShapiroWilk**
Selenium (mg/L)	MW-8B	n/a	n/a	n/a	NP (nrm)	NaN	29	0.005703	0.002406	unknown	ShapiroWilk
Selenium (mg/L)	MW-10B	No	n/a	n/a	EPA 1989	0.05	15	0.006845	0.006556	ln(x)	ShapiroWilk

Outlier Analysis

Iowa City Landfill Client: HDR Data: Iowa City Sanitary Landfill Printed 1/20/2026, 9:26 AM

Constituent	Well	Outlier	Value(s)	Date(s)	Method	Alpha	N	Mean	Std. Dev.	Distribution	Normality Test
Selenium (mg/L)	**MW-11B**	**Yes**	**0.01,0.01,0.01,0.01,0.01,0....**	**2/27/2008,5/12/2008,7/13/20...**	**NP (nrm)**	**NaN**	**37**	**0.005282**	**0.002397**	**unknown**	**ShapiroWilk**
Selenium (mg/L)	MW-12B	n/a	n/a	n/a	NP (nrm)	NaN	27	0.005761	0.002475	unknown	ShapiroWilk
Selenium (mg/L)	MW-14B	n/a	n/a	n/a	NP (nrm)	NaN	29	0.005714	0.002393	unknown	ShapiroWilk
Selenium (mg/L)	MW-16A	n/a	n/a	n/a	NP (nrm)	NaN	37	0.00515	0.002489	unknown	ShapiroWilk
Selenium (mg/L)	MW-17A-00	n/a	n/a	n/a	NP (nrm)	NaN	29	0.005542	0.002593	unknown	ShapiroWilk
Selenium (mg/L)	**MW-18A-07**	**Yes**	**0.01,0.01,0.01,0.01,0.01,0....**	**2/27/2008,5/12/2008,7/13/20...**	**NP (nrm)**	**NaN**	**30**	**0.005304**	**0.002724**	**unknown**	**ShapiroWilk**
Selenium (mg/L)	MW-23A	No	n/a	n/a	NP (nrm)	NaN	29	0.004899	0.003036	unknown	ShapiroWilk
Selenium (mg/L)	MW-24A	n/a	n/a	n/a	NP (nrm)	NaN	29	0.005571	0.002548	unknown	ShapiroWilk
Selenium (mg/L)	MW-25A-00	n/a	n/a	n/a	NP (nrm)	NaN	37	0.00536	0.002299	unknown	ShapiroWilk
Selenium (mg/L)	MW-29A	n/a	n/a	n/a	NP (nrm)	NaN	29	0.005568	0.002546	unknown	ShapiroWilk
Selenium (mg/L)	MW-31B	n/a	n/a	n/a	NP (nrm)	NaN	40	0.005247	0.002294	unknown	ShapiroWilk
Selenium (mg/L)	MW-201A	n/a	n/a	n/a	NP (nrm)	NaN	27	0.005668	0.002881	unknown	ShapiroWilk
Selenium (mg/L)	MW-202A	No	n/a	n/a	NP (nrm)	NaN	29	0.004848	0.00333	unknown	ShapiroWilk
Selenium (mg/L)	MW-203A	No	n/a	n/a	NP (nrm)	NaN	29	0.0056	0.002818	unknown	ShapiroWilk
Selenium (mg/L)	MW-204A	n/a	n/a	n/a	NP (nrm)	NaN	32	0.006127	0.002632	unknown	ShapiroWilk
Selenium (mg/L)	MW-208B	n/a	n/a	n/a	NP (nrm)	NaN	31	0.006223	0.002575	unknown	ShapiroWilk
Selenium (mg/L)	MW-209B	No	n/a	n/a	NP (nrm)	NaN	40	0.004643	0.003542	unknown	ShapiroWilk
Selenium (mg/L)	MW-210B	n/a	n/a	n/a	NP (nrm)	NaN	32	0.006041	0.002718	unknown	ShapiroWilk
Selenium (mg/L)	MW-212A	n/a	n/a	n/a	NP (nrm)	NaN	37	0.005137	0.002727	unknown	ShapiroWilk
Selenium (mg/L)	MW-215A	n/a	n/a	n/a	NP (nrm)	NaN	27	0.005146	0.002729	unknown	ShapiroWilk
Selenium (mg/L)	MW-206A	No	n/a	n/a	NP (nrm)	NaN	40	0.005186	0.00296	unknown	ShapiroWilk
Selenium (mg/L)	**MW-207A**	**Yes**	**0.01,0.01,0.01,0.01,0.01,0....**	**7/7/2009,9/2/2009,10/25/200...**	**NP (nrm)**	**NaN**	**37**	**0.00538**	**0.002607**	**unknown**	**ShapiroWilk**
Selenium (mg/L)	MW-214A	No	n/a	n/a	NP (nrm)	NaN	28	0.004677	0.003377	unknown	ShapiroWilk
Selenium (mg/L)	MW-200A	n/a	n/a	n/a	NP (nrm)	NaN	29	0.005603	0.002169	unknown	ShapiroWilk
Selenium (mg/L)	MW-205A	n/a	n/a	n/a	NP (nrm)	NaN	29	0.005339	0.002455	unknown	ShapiroWilk
Selenium (mg/L)	**MW-211B**	**Yes**	**0.01,0.01,0.01,0.01,0.01,0....**	**3/3/2010,7/8/2010,9/13/2010...**	**NP (nrm)**	**NaN**	**37**	**0.005071**	**0.002379**	**unknown**	**ShapiroWilk**
Selenium (mg/L)	MW-213A	n/a	n/a	n/a	NP (nrm)	NaN	29	0.005397	0.002446	unknown	ShapiroWilk
Selenium (mg/L)	MW-310A	No	n/a	n/a	NP (nrm)	NaN	18	0.004422	0.002003	unknown	ShapiroWilk
Selenium (mg/L)	MW-312A	n/a	n/a	n/a	NP (nrm)	NaN	16	0.004264	0.001577	unknown	ShapiroWilk
Selenium (mg/L)	**MW-38A (bg)**	**Yes**	**0.001,0.0014**	**3/30/2020,5/9/2025**	**NP (nrm)**	**NaN**	**25**	**0.004386**	**0.001263**	**unknown**	**ShapiroWilk**
Selenium (mg/L)	MW-39B (bg)	No	n/a	n/a	NP (nrm)	NaN	24	0.004166	0.001339	unknown	ShapiroWilk
Selenium (mg/L)	MW-216A	No	n/a	n/a	NP (nrm)	NaN	31	0.00389	0.001653	unknown	ShapiroWilk
Selenium (mg/L)	MW-217A	n/a	n/a	n/a	NP (nrm)	NaN	31	0.004523	0.001093	unknown	ShapiroWilk
Selenium (mg/L)	MW-218A	n/a	n/a	n/a	NP (nrm)	NaN	31	0.004395	0.001254	unknown	ShapiroWilk
Selenium (mg/L)	MW-219A	n/a	n/a	n/a	NP (nrm)	NaN	31	0.004382	0.001292	unknown	ShapiroWilk
Selenium (mg/L)	MW-220A	n/a	n/a	n/a	NP (nrm)	NaN	31	0.00439	0.001267	unknown	ShapiroWilk
Selenium (mg/L)	MW-18AR	n/a	n/a	n/a	NP (nrm)	NaN	7	0.004571	0.0005345	unknown	ShapiroWilk
Selenium (mg/L)	MW-408	No	n/a	n/a	NP (nrm)	NaN	9	0.007132	0.01132	unknown	ShapiroWilk
Selenium (mg/L)	MW-410	n/a	n/a	n/a	NP (nrm)	NaN	9	0.003467	0.001609	unknown	ShapiroWilk
Silver (mg/L)	MW-34A (bg)	n/a	n/a	n/a	NP (nrm)	NaN	36	0.01028	0.009317	unknown	ShapiroWilk
Silver (mg/L)	MW-1A	n/a	n/a	n/a	NP (nrm)	NaN	37	0.007774	0.008448	unknown	ShapiroWilk
Silver (mg/L)	MW-1B	No	n/a	n/a	NP (nrm)	NaN	36	0.007417	0.008322	unknown	ShapiroWilk
Silver (mg/L)	MW-2A-97	n/a	n/a	n/a	NP (nrm)	NaN	37	0.00777	0.008451	unknown	ShapiroWilk
Silver (mg/L)	MW-5B	n/a	n/a	n/a	NP (nrm)	NaN	29	0.009345	0.008904	unknown	ShapiroWilk
Silver (mg/L)	MW-6B	n/a	n/a	n/a	NP (nrm)	NaN	40	0.008478	0.008716	unknown	ShapiroWilk
Silver (mg/L)	MW-7B1	n/a	n/a	n/a	NP (nrm)	NaN	29	0.009448	0.008821	unknown	ShapiroWilk
Silver (mg/L)	MW-8B	n/a	n/a	n/a	NP (nrm)	NaN	29	0.009689	0.009595	unknown	ShapiroWilk
Silver (mg/L)	MW-10B	No	n/a	n/a	NP (nrm)	NaN	14	0.005464	0.005776	unknown	ShapiroWilk
Silver (mg/L)	MW-11B	n/a	n/a	n/a	NP (nrm)	NaN	37	0.007757	0.008462	unknown	ShapiroWilk
Silver (mg/L)	MW-12B	n/a	n/a	n/a	NP (nrm)	NaN	27	0.01009	0.008806	unknown	ShapiroWilk

Outlier Analysis

Iowa City Landfill Client: HDR Data: Iowa City Sanitary Landfill Printed 1/20/2026, 9:26 AM

Constituent	Well	Outlier	Value(s)	Date(s)	Method	Alpha	N	Mean	Std. Dev.	Distribution	Normality Test
Silver (mg/L)	MW-14B	n/a	n/a	n/a	NP (nrm)	NaN	29	0.009345	0.008904	unknown	ShapiroWilk
Silver (mg/L)	MW-16A	n/a	n/a	n/a	NP (nrm)	NaN	37	0.007734	0.008482	unknown	ShapiroWilk
Silver (mg/L)	MW-17A-00	n/a	n/a	n/a	NP (nrm)	NaN	29	0.0107	0.01286	unknown	ShapiroWilk
Silver (mg/L)	MW-18A-07	n/a	n/a	n/a	NP (nrm)	NaN	30	0.008996	0.00895	unknown	ShapiroWilk
Silver (mg/L)	MW-23A	n/a	n/a	n/a	NP (nrm)	NaN	29	0.01004	0.01041	unknown	ShapiroWilk
Silver (mg/L)	MW-24A	n/a	n/a	n/a	NP (nrm)	NaN	29	0.009329	0.008921	unknown	ShapiroWilk
Silver (mg/L)	MW-25A-00	n/a	n/a	n/a	NP (nrm)	NaN	37	0.008274	0.008613	unknown	ShapiroWilk
Silver (mg/L)	MW-29A	n/a	n/a	n/a	NP (nrm)	NaN	29	0.009315	0.008935	unknown	ShapiroWilk
Silver (mg/L)	MW-31B	n/a	n/a	n/a	NP (nrm)	NaN	40	0.008652	0.008783	unknown	ShapiroWilk
Silver (mg/L)	MW-201A	n/a	n/a	n/a	NP (nrm)	NaN	27	0.01034	0.01049	unknown	ShapiroWilk
Silver (mg/L)	MW-202A	n/a	n/a	n/a	NP (nrm)	NaN	29	0.01117	0.01156	unknown	ShapiroWilk
Silver (mg/L)	MW-203A	n/a	n/a	n/a	NP (nrm)	NaN	29	0.01173	0.01159	unknown	ShapiroWilk
Silver (mg/L)	MW-204A	n/a	n/a	n/a	NP (nrm)	NaN	29	0.01104	0.01038	unknown	ShapiroWilk
Silver (mg/L)	MW-208B	n/a	n/a	n/a	NP (nrm)	NaN	28	0.011	0.01052	unknown	ShapiroWilk
Silver (mg/L)	MW-209B	n/a	n/a	n/a	NP (nrm)	NaN	37	0.009458	0.009948	unknown	ShapiroWilk
Silver (mg/L)	MW-210B	n/a	n/a	n/a	NP (nrm)	NaN	29	0.01104	0.01038	unknown	ShapiroWilk
Silver (mg/L)	MW-212A	n/a	n/a	n/a	NP (nrm)	NaN	37	0.009084	0.00993	unknown	ShapiroWilk
Silver (mg/L)	MW-215A	n/a	n/a	n/a	NP (nrm)	NaN	27	0.01001	0.009997	unknown	ShapiroWilk
Silver (mg/L)	MW-206A	n/a	n/a	n/a	NP (nrm)	NaN	37	0.009108	0.009909	unknown	ShapiroWilk
Silver (mg/L)	MW-207A	n/a	n/a	n/a	NP (nrm)	NaN	37	0.009162	0.009866	unknown	ShapiroWilk
Silver (mg/L)	MW-214A	n/a	n/a	n/a	NP (nrm)	NaN	28	0.01054	0.01021	unknown	ShapiroWilk
Silver (mg/L)	MW-200A	n/a	n/a	n/a	NP (nrm)	NaN	29	0.01188	0.01048	unknown	ShapiroWilk
Silver (mg/L)	MW-205A	n/a	n/a	n/a	NP (nrm)	NaN	29	0.01182	0.01055	unknown	ShapiroWilk
Silver (mg/L)	MW-211B	n/a	n/a	n/a	NP (nrm)	NaN	36	0.009381	0.0102	unknown	ShapiroWilk
Silver (mg/L)	MW-213A	n/a	n/a	n/a	NP (nrm)	NaN	29	0.0119	0.01046	unknown	ShapiroWilk
Silver (mg/L)	MW-310A	n/a	n/a	n/a	NP (nrm)	NaN	18	0.01119	0.009765	unknown	ShapiroWilk
Silver (mg/L)	MW-312A	n/a	n/a	n/a	NP (nrm)	NaN	16	0.009781	0.009384	unknown	ShapiroWilk
Silver (mg/L)	MW-38A (bg)	n/a	n/a	n/a	NP (nrm)	NaN	25	0.008046	0.01085	unknown	ShapiroWilk
Silver (mg/L)	MW-39B (bg)	n/a	n/a	n/a	NP (nrm)	NaN	24	0.00675	0.008728	unknown	ShapiroWilk
Silver (mg/L)	MW-216A	n/a	n/a	n/a	NP (nrm)	NaN	31	0.006855	0.008608	unknown	ShapiroWilk
Silver (mg/L)	MW-217A	n/a	n/a	n/a	NP (nrm)	NaN	31	0.006811	0.008641	unknown	ShapiroWilk
Silver (mg/L)	MW-218A	n/a	n/a	n/a	NP (nrm)	NaN	31	0.007472	0.01024	unknown	ShapiroWilk
Silver (mg/L)	MW-219A	n/a	n/a	n/a	NP (nrm)	NaN	31	0.0075	0.01022	unknown	ShapiroWilk
Silver (mg/L)	MW-220A	n/a	n/a	n/a	NP (nrm)	NaN	31	0.006826	0.00863	unknown	ShapiroWilk
Silver (mg/L)	MW-18AR	n/a	n/a	n/a	NP (nrm)	NaN	7	0.002286	0.001604	unknown	ShapiroWilk
Silver (mg/L)	MW-408	n/a	n/a	n/a	NP (nrm)	NaN	9	0.001833	0.001639	unknown	ShapiroWilk
Silver (mg/L)	MW-410	n/a	n/a	n/a	NP (nrm)	NaN	9	0.001833	0.001639	unknown	ShapiroWilk
Sulfide (mg/L)	MW-34A (bg)	No	n/a	n/a	NP (nrm)	NaN	12	1	0	unknown	ShapiroWilk
Sulfide (mg/L)	MW-1A	No	n/a	n/a	NP (nrm)	NaN	4	0.8078	0.3845	unknown	ShapiroWilk
Sulfide (mg/L)	MW-1B	No	n/a	n/a	NP (nrm)	NaN	5	0.8462	0.3439	unknown	ShapiroWilk
Sulfide (mg/L)	MW-2A-97	No	n/a	n/a	NP (nrm)	NaN	4	0.8078	0.3845	unknown	ShapiroWilk
Sulfide (mg/L)	MW-5B	No	n/a	n/a	NP (nrm)	NaN	5	0.7908	0.3351	unknown	ShapiroWilk
Sulfide (mg/L)	MW-6B	n/a	n/a	n/a	NP (nrm)	NaN	11	2.012	3.375	unknown	ShapiroWilk
Sulfide (mg/L)	MW-7B1	No	n/a	n/a	NP (nrm)	NaN	5	0.8462	0.3439	unknown	ShapiroWilk
Sulfide (mg/L)	MW-8B	No	n/a	n/a	NP (nrm)	NaN	21	2.608	3.747	unknown	ShapiroWilk
Sulfide (mg/L)	MW-11B	n/a	n/a	n/a	NP (nrm)	NaN	6	0.7437	0.3971	unknown	ShapiroWilk
Sulfide (mg/L)	MW-12B	No	n/a	n/a	NP (nrm)	NaN	4	0.775	0.45	unknown	ShapiroWilk
Sulfide (mg/L)	MW-14B	No	n/a	n/a	NP (nrm)	NaN	5	0.8462	0.3439	unknown	ShapiroWilk
Sulfide (mg/L)	MW-16A	n/a	n/a	n/a	NP (nrm)	NaN	5	0.6924	0.4212	unknown	ShapiroWilk
Sulfide (mg/L)	MW-17A-00	No	n/a	n/a	NP (nrm)	NaN	4	0.8078	0.3845	unknown	ShapiroWilk

Outlier Analysis

Iowa City Landfill Client: HDR Data: Iowa City Sanitary Landfill Printed 1/20/2026, 9:26 AM

Constituent	Well	Outlier	Value(s)	Date(s)	Method	Alpha	N	Mean	Std. Dev.	Distribution	Normality Test
Sulfide (mg/L)	MW-18A-07	No	n/a	n/a	NP (nrm)	NaN	12	0.5869	0.4337	unknown	ShapiroWilk
Sulfide (mg/L)	MW-23A	n/a	n/a	n/a	NP (nrm)	NaN	11	0.9301	0.2319	unknown	ShapiroWilk
Sulfide (mg/L)	MW-24A	No	n/a	n/a	NP (nrm)	NaN	4	0.8078	0.3845	unknown	ShapiroWilk
Sulfide (mg/L)	MW-25A-00	No	n/a	n/a	NP (nrm)	NaN	4	0.8078	0.3845	unknown	ShapiroWilk
Sulfide (mg/L)	MW-29A	No	n/a	n/a	NP (nrm)	NaN	4	0.8078	0.3845	unknown	ShapiroWilk
Sulfide (mg/L)	MW-31B	No	n/a	n/a	NP (nrm)	NaN	5	0.8462	0.3439	unknown	ShapiroWilk
Sulfide (mg/L)	MW-201A	No	n/a	n/a	NP (nrm)	NaN	4	0.8078	0.3845	unknown	ShapiroWilk
Sulfide (mg/L)	MW-202A	No	n/a	n/a	NP (nrm)	NaN	4	0.8078	0.3845	unknown	ShapiroWilk
Sulfide (mg/L)	MW-203A	No	n/a	n/a	NP (nrm)	NaN	4	0.8078	0.3845	unknown	ShapiroWilk
Sulfide (mg/L)	MW-204A	No	n/a	n/a	NP (nrm)	NaN	4	0.8078	0.3845	unknown	ShapiroWilk
Sulfide (mg/L)	MW-208B	No	n/a	n/a	NP (nrm)	NaN	4	0.8078	0.3845	unknown	ShapiroWilk
Sulfide (mg/L)	MW-209B	No	n/a	n/a	EPA 1989	0.05	24	2.998	3.384	ln(x)	ShapiroWilk
Sulfide (mg/L)	MW-210B	No	n/a	n/a	NP (nrm)	NaN	4	0.8078	0.3845	unknown	ShapiroWilk
Sulfide (mg/L)	MW-212A	No	n/a	n/a	EPA 1989	0.05	4	0.7145	0.3672	normal	ShapiroWilk
Sulfide (mg/L)	MW-215A	No	n/a	n/a	EPA 1989	0.05	4	0.6423	0.4154	ln(x)	ShapiroWilk
Sulfide (mg/L)	MW-206A	n/a	n/a	n/a	NP (nrm)	NaN	5	0.6924	0.4212	unknown	ShapiroWilk
Sulfide (mg/L)	MW-207A	No	n/a	n/a	EPA 1989	0.05	13	1.368	2.664	ln(x)	ShapiroWilk
Sulfide (mg/L)	MW-214A	No	n/a	n/a	NP (nrm)	NaN	4	0.8078	0.3845	unknown	ShapiroWilk
Sulfide (mg/L)	MW-38A (bg)	n/a	n/a	n/a	NP (nrm)	NaN	8	0.8875	0.3182	unknown	ShapiroWilk
Sulfide (mg/L)	MW-39B (bg)	No	n/a	n/a	NP (nrm)	NaN	4	1	0	unknown	ShapiroWilk
Sulfide (mg/L)	MW-216A	n/a	n/a	n/a	NP (nrm)	NaN	23	1.448	2.062	unknown	ShapiroWilk
Sulfide (mg/L)	MW-218A	n/a	n/a	n/a	NP (nrm)	NaN	14	1.338	2.529	unknown	ShapiroWilk
Sulfide (mg/L)	MW-219A	n/a	n/a	n/a	NP (nrm)	NaN	14	2.279	4.091	unknown	ShapiroWilk
Sulfide (mg/L)	MW-18AR	n/a	n/a	n/a	NP (nrm)	NaN	13	1.329	2.76	unknown	ShapiroWilk
Thallium (mg/L)	MW-34A (bg)	n/a	n/a	n/a	NP (nrm)	NaN	36	0.001583	0.0005433	unknown	ShapiroWilk
Thallium (mg/L)	MW-1A	n/a	n/a	n/a	NP (nrm)	NaN	38	0.001782	0.00205	unknown	ShapiroWilk
Thallium (mg/L)	MW-1B	n/a	n/a	n/a	NP (nrm)	NaN	37	0.001399	0.0005925	unknown	ShapiroWilk
Thallium (mg/L)	MW-2A-97	n/a	n/a	n/a	NP (nrm)	NaN	38	0.00143	0.0007972	unknown	ShapiroWilk
Thallium (mg/L)	MW-5B	n/a	n/a	n/a	NP (nrm)	NaN	30	0.001506	0.0006003	unknown	ShapiroWilk
Thallium (mg/L)	MW-6B	n/a	n/a	n/a	NP (nrm)	NaN	38	0.001526	0.0007542	unknown	ShapiroWilk
Thallium (mg/L)	MW-7B1	n/a	n/a	n/a	NP (nrm)	NaN	30	0.001632	0.0007083	unknown	ShapiroWilk
Thallium (mg/L)	MW-8B	n/a	n/a	n/a	NP (nrm)	NaN	31	0.001554	0.0005433	unknown	ShapiroWilk
Thallium (mg/L)	MW-10B	No	n/a	n/a	NP (nrm)	NaN	14	0.001479	0.0006408	unknown	ShapiroWilk
Thallium (mg/L)	MW-11B	n/a	n/a	n/a	NP (nrm)	NaN	38	0.001452	0.0006169	unknown	ShapiroWilk
Thallium (mg/L)	MW-12B	n/a	n/a	n/a	NP (nrm)	NaN	28	0.001552	0.0006586	unknown	ShapiroWilk
Thallium (mg/L)	MW-14B	n/a	n/a	n/a	NP (nrm)	NaN	30	0.001469	0.0006636	unknown	ShapiroWilk
Thallium (mg/L)	MW-16A	n/a	n/a	n/a	NP (nrm)	NaN	38	0.001481	0.0005691	unknown	ShapiroWilk
Thallium (mg/L)	MW-17A-00	n/a	n/a	n/a	NP (nrm)	NaN	30	0.001532	0.0005584	unknown	ShapiroWilk
Thallium (mg/L)	MW-18A-07	n/a	n/a	n/a	NP (nrm)	NaN	31	0.00147	0.0006274	unknown	ShapiroWilk
Thallium (mg/L)	MW-23A	n/a	n/a	n/a	NP (nrm)	NaN	30	0.00151	0.0005399	unknown	ShapiroWilk
Thallium (mg/L)	MW-24A	n/a	n/a	n/a	NP (nrm)	NaN	29	0.001423	0.0006491	unknown	ShapiroWilk
Thallium (mg/L)	MW-25A-00	n/a	n/a	n/a	NP (nrm)	NaN	38	0.001481	0.0005698	unknown	ShapiroWilk
Thallium (mg/L)	MW-29A	n/a	n/a	n/a	NP (nrm)	NaN	30	0.001532	0.0005584	unknown	ShapiroWilk
Thallium (mg/L)	MW-31B	n/a	n/a	n/a	NP (nrm)	NaN	40	0.001252	0.0007698	unknown	ShapiroWilk
Thallium (mg/L)	MW-201A	n/a	n/a	n/a	NP (nrm)	NaN	26	0.001423	0.0006264	unknown	ShapiroWilk
Thallium (mg/L)	MW-202A	n/a	n/a	n/a	NP (nrm)	NaN	28	0.001499	0.0005635	unknown	ShapiroWilk
Thallium (mg/L)	MW-203A	n/a	n/a	n/a	NP (nrm)	NaN	28	0.001499	0.0005635	unknown	ShapiroWilk
Thallium (mg/L)	MW-204A	n/a	n/a	n/a	NP (nrm)	NaN	28	0.001499	0.0005635	unknown	ShapiroWilk
Thallium (mg/L)	MW-208B	n/a	n/a	n/a	NP (nrm)	NaN	27	0.001418	0.0006635	unknown	ShapiroWilk
Thallium (mg/L)	MW-209B	n/a	n/a	n/a	NP (nrm)	NaN	36	0.001655	0.001219	unknown	ShapiroWilk

Outlier Analysis

Iowa City Landfill Client: HDR Data: Iowa City Sanitary Landfill Printed 1/20/2026, 9:26 AM

Constituent	Well	Outlier	Value(s)	Date(s)	Method	Alpha	N	Mean	Std. Dev.	Distribution	Normality Test
Thallium (mg/L)	MW-210B	n/a	n/a	n/a	NP (nrm)	NaN	28	0.001464	0.0006225	unknown	ShapiroWilk
Thallium (mg/L)	MW-212A	n/a	n/a	n/a	NP (nrm)	NaN	36	0.001354	0.0006679	unknown	ShapiroWilk
Thallium (mg/L)	MW-215A	n/a	n/a	n/a	NP (nrm)	NaN	27	0.001444	0.000625	unknown	ShapiroWilk
Thallium (mg/L)	MW-206A	n/a	n/a	n/a	NP (nrm)	NaN	36	0.001367	0.0005994	unknown	ShapiroWilk
Thallium (mg/L)	MW-207A	n/a	n/a	n/a	NP (nrm)	NaN	36	0.001511	0.0006038	unknown	ShapiroWilk
Thallium (mg/L)	MW-214A	n/a	n/a	n/a	NP (nrm)	NaN	27	0.001519	0.0007889	unknown	ShapiroWilk
Thallium (mg/L)	MW-200A	n/a	n/a	n/a	NP (nrm)	NaN	30	0.00154	0.0005453	unknown	ShapiroWilk
Thallium (mg/L)	MW-205A	n/a	n/a	n/a	NP (nrm)	NaN	27	0.001533	0.0005435	unknown	ShapiroWilk
Thallium (mg/L)	MW-211B	n/a	n/a	n/a	NP (nrm)	NaN	34	0.00137	0.0007622	unknown	ShapiroWilk
Thallium (mg/L)	MW-213A	n/a	n/a	n/a	NP (nrm)	NaN	27	0.001461	0.0006062	unknown	ShapiroWilk
Thallium (mg/L)	MW-310A	n/a	n/a	n/a	NP (nrm)	NaN	18	0.001595	0.000603	unknown	ShapiroWilk
Thallium (mg/L)	MW-312A	No	n/a	n/a	NP (nrm)	NaN	16	0.001442	0.000677	unknown	ShapiroWilk
Thallium (mg/L)	MW-38A (bg)	n/a	n/a	n/a	NP (nrm)	NaN	25	0.001351	0.0005682	unknown	ShapiroWilk
Thallium (mg/L)	MW-39B (bg)	n/a	n/a	n/a	NP (nrm)	NaN	24	0.001399	0.0005262	unknown	ShapiroWilk
Thallium (mg/L)	MW-216A	n/a	n/a	n/a	NP (nrm)	NaN	31	0.001378	0.0005517	unknown	ShapiroWilk
Thallium (mg/L)	MW-217A	n/a	n/a	n/a	NP (nrm)	NaN	31	0.001363	0.0005686	unknown	ShapiroWilk
Thallium (mg/L)	MW-218A	n/a	n/a	n/a	NP (nrm)	NaN	31	0.001378	0.0005517	unknown	ShapiroWilk
Thallium (mg/L)	MW-219A	n/a	n/a	n/a	NP (nrm)	NaN	31	0.001378	0.0005517	unknown	ShapiroWilk
Thallium (mg/L)	MW-220A	n/a	n/a	n/a	NP (nrm)	NaN	31	0.001378	0.0005517	unknown	ShapiroWilk
Thallium (mg/L)	MW-18AR	n/a	n/a	n/a	NP (nrm)	NaN	7	0.001429	0.0005345	unknown	ShapiroWilk
Thallium (mg/L)	MW-408	No	n/a	n/a	EPA 1989	0.05	9	0.001023	0.0005953	ln(x)	ShapiroWilk
Thallium (mg/L)	MW-410	No	n/a	n/a	NP (nrm)	NaN	9	0.00109	0.0005581	unknown	ShapiroWilk
Tin (mg/L)	MW-34A (bg)	No	n/a	n/a	NP (nrm)	NaN	8	0.1	0	unknown	ShapiroWilk
Tin (mg/L)	MW-1A	No	n/a	n/a	NP (nrm)	NaN	5	0.0425	0.0525	unknown	ShapiroWilk
Tin (mg/L)	MW-1B	No	n/a	n/a	NP (nrm)	NaN	5	0.0425	0.0525	unknown	ShapiroWilk
Tin (mg/L)	MW-2A-97	No	n/a	n/a	NP (nrm)	NaN	5	0.0425	0.0525	unknown	ShapiroWilk
Tin (mg/L)	MW-5B	No	n/a	n/a	NP (nrm)	NaN	5	0.0425	0.0525	unknown	ShapiroWilk
Tin (mg/L)	MW-6B	No	n/a	n/a	NP (nrm)	NaN	5	0.0425	0.0525	unknown	ShapiroWilk
Tin (mg/L)	MW-7B1	No	n/a	n/a	NP (nrm)	NaN	5	0.0425	0.0525	unknown	ShapiroWilk
Tin (mg/L)	MW-8B	No	n/a	n/a	NP (nrm)	NaN	5	0.0425	0.0525	unknown	ShapiroWilk
Tin (mg/L)	MW-11B	No	n/a	n/a	NP (nrm)	NaN	5	0.0425	0.0525	unknown	ShapiroWilk
Tin (mg/L)	MW-12B	n/a	n/a	n/a	NP (nrm)	NaN	23	0.08177	0.1196	unknown	ShapiroWilk
Tin (mg/L)	MW-14B	No	n/a	n/a	NP (nrm)	NaN	6	0.05208	0.0525	unknown	ShapiroWilk
Tin (mg/L)	MW-16A	No	n/a	n/a	NP (nrm)	NaN	5	0.0425	0.0525	unknown	ShapiroWilk
Tin (mg/L)	MW-17A-00	No	n/a	n/a	NP (nrm)	NaN	5	0.0425	0.0525	unknown	ShapiroWilk
Tin (mg/L)	MW-18A-07	No	n/a	n/a	NP (nrm)	NaN	5	0.0425	0.0525	unknown	ShapiroWilk
Tin (mg/L)	MW-23A	No	n/a	n/a	NP (nrm)	NaN	5	0.0425	0.0525	unknown	ShapiroWilk
Tin (mg/L)	MW-24A	No	n/a	n/a	NP (nrm)	NaN	5	0.0425	0.0525	unknown	ShapiroWilk
Tin (mg/L)	MW-25A-00	No	n/a	n/a	NP (nrm)	NaN	5	0.0425	0.0525	unknown	ShapiroWilk
Tin (mg/L)	MW-29A	No	n/a	n/a	NP (nrm)	NaN	5	0.0425	0.0525	unknown	ShapiroWilk
Tin (mg/L)	MW-31B	No	n/a	n/a	NP (nrm)	NaN	5	0.0425	0.0525	unknown	ShapiroWilk
Tin (mg/L)	MW-201A	No	n/a	n/a	NP (nrm)	NaN	4	0.02813	0.04793	unknown	ShapiroWilk
Tin (mg/L)	MW-202A	No	n/a	n/a	NP (nrm)	NaN	4	0.02813	0.04793	unknown	ShapiroWilk
Tin (mg/L)	MW-203A	No	n/a	n/a	NP (nrm)	NaN	4	0.02813	0.04793	unknown	ShapiroWilk
Tin (mg/L)	**MW-204A**	**Yes**	**0.1**	**5/10/2010**	**Dixon`s**	**0.05**	**4**	**0.02766**	**0.04824**	**normal**	**ShapiroWilk**
Tin (mg/L)	MW-208B	n/a	n/a	n/a	NP (nrm)	NaN	15	0.02229	0.03928	unknown	ShapiroWilk
Tin (mg/L)	**MW-209B**	**Yes**	**0.1**	**5/10/2010**	**Dixon`s**	**0.05**	**4**	**0.02757**	**0.0483**	**normal**	**ShapiroWilk**
Tin (mg/L)	MW-210B	No	n/a	n/a	NP (nrm)	NaN	4	0.02813	0.04793	unknown	ShapiroWilk
Tin (mg/L)	MW-212A	No	n/a	n/a	NP (nrm)	NaN	4	0.02813	0.04793	unknown	ShapiroWilk
Tin (mg/L)	MW-215A	No	n/a	n/a	NP (nrm)	NaN	4	0.02813	0.04793	unknown	ShapiroWilk

Outlier Analysis

Iowa City Landfill Client: HDR Data: Iowa City Sanitary Landfill Printed 1/20/2026, 9:26 AM

Constituent	Well	Outlier	Value(s)	Date(s)	Method	Alpha	N	Mean	Std. Dev.	Distribution	Normality Test
Tin (mg/L)	MW-206A	No	n/a	n/a	NP (nrm)	NaN	4	0.02813	0.04793	unknown	ShapiroWilk
Tin (mg/L)	MW-207A	n/a	n/a	n/a	NP (nrm)	NaN	5	0.0445	0.05076	unknown	ShapiroWilk
Tin (mg/L)	MW-214A	No	n/a	n/a	NP (nrm)	NaN	4	0.02813	0.04793	unknown	ShapiroWilk
Tin (mg/L)	MW-39B (bg)	n/a	n/a	n/a	EPA 1989	0.05	4	0.08525	0.05613	unknown	ShapiroWilk
Vanadium (mg/L)	MW-34A (bg)	n/a	n/a	n/a	NP (nrm)	NaN	36	0.02932	0.02246	unknown	ShapiroWilk
Vanadium (mg/L)	MW-1A	n/a	n/a	n/a	NP (nrm)	NaN	38	0.02707	0.02836	unknown	ShapiroWilk
Vanadium (mg/L)	MW-1B	n/a	n/a	n/a	NP (nrm)	NaN	37	0.02458	0.02181	unknown	ShapiroWilk
Vanadium (mg/L)	MW-2A-97	n/a	n/a	n/a	NP (nrm)	NaN	38	0.02515	0.02201	unknown	ShapiroWilk
Vanadium (mg/L)	MW-5B	No	n/a	n/a	NP (nrm)	NaN	30	0.02701	0.02361	unknown	ShapiroWilk
Vanadium (mg/L)	MW-6B	No	n/a	n/a	NP (nrm)	NaN	38	0.02403	0.02311	unknown	ShapiroWilk
Vanadium (mg/L)	MW-7B1	n/a	n/a	n/a	NP (nrm)	NaN	30	0.02791	0.02285	unknown	ShapiroWilk
Vanadium (mg/L)	MW-8B	No	n/a	n/a	NP (nrm)	NaN	34	0.03124	0.02382	unknown	ShapiroWilk
Vanadium (mg/L)	MW-10B	n/a	n/a	n/a	NP (nrm)	NaN	14	0.02308	0.02198	unknown	ShapiroWilk
Vanadium (mg/L)	MW-11B	n/a	n/a	n/a	NP (nrm)	NaN	38	0.02496	0.02221	unknown	ShapiroWilk
Vanadium (mg/L)	MW-12B	n/a	n/a	n/a	NP (nrm)	NaN	28	0.03173	0.02181	unknown	ShapiroWilk
Vanadium (mg/L)	MW-14B	n/a	n/a	n/a	NP (nrm)	NaN	30	0.02928	0.02271	unknown	ShapiroWilk
Vanadium (mg/L)	MW-16A	n/a	n/a	n/a	NP (nrm)	NaN	38	0.02468	0.02249	unknown	ShapiroWilk
Vanadium (mg/L)	MW-17A-00	No	n/a	n/a	NP (nrm)	NaN	30	0.03193	0.03215	unknown	ShapiroWilk
Vanadium (mg/L)	MW-18A-07	n/a	n/a	n/a	NP (nrm)	NaN	31	0.02827	0.02302	unknown	ShapiroWilk
Vanadium (mg/L)	MW-23A	No	n/a	n/a	NP (nrm)	NaN	30	0.03015	0.02676	unknown	ShapiroWilk
Vanadium (mg/L)	MW-24A	n/a	n/a	n/a	NP (nrm)	NaN	29	0.0265	0.02334	unknown	ShapiroWilk
Vanadium (mg/L)	MW-25A-00	No	n/a	n/a	NP (nrm)	NaN	38	0.0245	0.02266	unknown	ShapiroWilk
Vanadium (mg/L)	MW-29A	n/a	n/a	n/a	NP (nrm)	NaN	30	0.02901	0.02304	unknown	ShapiroWilk
Vanadium (mg/L)	MW-31B	n/a	n/a	n/a	NP (nrm)	NaN	40	0.02438	0.0226	unknown	ShapiroWilk
Vanadium (mg/L)	MW-201A	No	n/a	n/a	NP (nrm)	NaN	26	0.02502	0.02386	unknown	ShapiroWilk
Vanadium (mg/L)	MW-202A	No	n/a	n/a	NP (nrm)	NaN	28	0.02682	0.02386	unknown	ShapiroWilk
Vanadium (mg/L)	MW-203A	n/a	n/a	n/a	NP (nrm)	NaN	28	0.02938	0.02652	unknown	ShapiroWilk
Vanadium (mg/L)	MW-204A	n/a	n/a	n/a	NP (nrm)	NaN	28	0.02761	0.02302	unknown	ShapiroWilk
Vanadium (mg/L)	MW-208B	n/a	n/a	n/a	NP (nrm)	NaN	27	0.02687	0.02293	unknown	ShapiroWilk
Vanadium (mg/L)	MW-209B	No	n/a	n/a	NP (nrm)	NaN	36	0.02113	0.02133	unknown	ShapiroWilk
Vanadium (mg/L)	MW-210B	No	n/a	n/a	NP (nrm)	NaN	28	0.02651	0.02417	unknown	ShapiroWilk
Vanadium (mg/L)	MW-212A	No	n/a	n/a	NP (nrm)	NaN	36	0.02287	0.0227	unknown	ShapiroWilk
Vanadium (mg/L)	MW-215A	No	n/a	n/a	NP (nrm)	NaN	27	0.02612	0.02372	unknown	ShapiroWilk
Vanadium (mg/L)	MW-206A	n/a	n/a	n/a	NP (nrm)	NaN	36	0.02384	0.02172	unknown	ShapiroWilk
Vanadium (mg/L)	MW-207A	No	n/a	n/a	NP (nrm)	NaN	36	0.02331	0.02225	unknown	ShapiroWilk
Vanadium (mg/L)	MW-214A	No	n/a	n/a	NP (nrm)	NaN	27	0.02663	0.02321	unknown	ShapiroWilk
Vanadium (mg/L)	MW-200A	No	n/a	n/a	NP (nrm)	NaN	27	0.02929	0.03043	unknown	ShapiroWilk
Vanadium (mg/L)	MW-205A	No	n/a	n/a	NP (nrm)	NaN	27	0.02675	0.0233	unknown	ShapiroWilk
Vanadium (mg/L)	MW-211B	n/a	n/a	n/a	NP (nrm)	NaN	34	0.0245	0.02792	unknown	ShapiroWilk
Vanadium (mg/L)	MW-213A	No	n/a	n/a	NP (nrm)	NaN	27	0.02694	0.02309	unknown	ShapiroWilk
Vanadium (mg/L)	MW-310A	n/a	n/a	n/a	NP (nrm)	NaN	18	0.02942	0.02197	unknown	ShapiroWilk
Vanadium (mg/L)	MW-312A	n/a	n/a	n/a	NP (nrm)	NaN	16	0.02684	0.02199	unknown	ShapiroWilk
Vanadium (mg/L)	MW-38A (bg)	No	n/a	n/a	NP (nrm)	NaN	25	0.02066	0.02715	unknown	ShapiroWilk
Vanadium (mg/L)	MW-39B (bg)	No	n/a	n/a	NP (nrm)	NaN	24	0.01652	0.02107	unknown	ShapiroWilk
Vanadium (mg/L)	MW-216A	n/a	n/a	n/a	NP (nrm)	NaN	31	0.0257	0.03656	unknown	ShapiroWilk
Vanadium (mg/L)	MW-217A	No	n/a	n/a	NP (nrm)	NaN	31	0.02415	0.03598	unknown	ShapiroWilk
Vanadium (mg/L)	MW-218A	No	n/a	n/a	NP (nrm)	NaN	31	0.01961	0.02565	unknown	ShapiroWilk
Vanadium (mg/L)	MW-219A	No	n/a	n/a	NP (nrm)	NaN	31	0.02003	0.02538	unknown	ShapiroWilk
Vanadium (mg/L)	MW-220A	No	n/a	n/a	EPA 1989	0.05	31	0.03308	0.07791	ln(x)	ShapiroWilk
Vanadium (mg/L)	MW-18AR	No	n/a	n/a	EPA 1989	0.05	7	0.01037	0.009134	ln(x)	ShapiroWilk

Outlier Analysis

Iowa City Landfill Client: HDR Data: Iowa City Sanitary Landfill Printed 1/20/2026, 9:26 AM

Constituent	Well	Outlier	Value(s)	Date(s)	Method	Alpha	N	Mean	Std. Dev.	Distribution	Normality Test
Vanadium (mg/L)	MW-408	No	n/a	n/a	NP (nrm)	NaN	9	0.008823	0.007748	unknown	ShapiroWilk
Vanadium (mg/L)	MW-410	No	n/a	n/a	EPA 1989	0.05	9	0.008594	0.008663	ln(x)	ShapiroWilk
Zinc (mg/L)	MW-34A (bg)	n/a	n/a	n/a	NP (nrm)	NaN	41	0.04654	0.03832	unknown	ShapiroWilk
Zinc (mg/L)	MW-1A	No	n/a	n/a	NP (nrm)	NaN	37	0.04841	0.06038	unknown	ShapiroWilk
Zinc (mg/L)	MW-1B	n/a	n/a	n/a	NP (nrm)	NaN	36	0.03491	0.03497	unknown	ShapiroWilk
Zinc (mg/L)	MW-2A-97	No	n/a	n/a	NP (nrm)	NaN	37	0.03628	0.03489	unknown	ShapiroWilk
Zinc (mg/L)	MW-5B	n/a	n/a	n/a	NP (nrm)	NaN	29	0.05394	0.04301	unknown	ShapiroWilk
Zinc (mg/L)	**MW-6B**	**Yes**	**0.1795**	**10/7/2013**	**NP (nrm)**	**NaN**	**37**	**0.03761**	**0.03932**	**unknown**	**ShapiroWilk**
Zinc (mg/L)	MW-7B1	No	n/a	n/a	NP (nrm)	NaN	29	0.04605	0.04235	unknown	ShapiroWilk
Zinc (mg/L)	MW-8B	n/a	n/a	n/a	NP (nrm)	NaN	32	0.0548	0.05549	unknown	ShapiroWilk
Zinc (mg/L)	MW-10B	n/a	n/a	n/a	NP (nrm)	NaN	14	0.04018	0.03949	unknown	ShapiroWilk
Zinc (mg/L)	MW-11B	No	n/a	n/a	NP (nrm)	NaN	37	0.03563	0.03515	unknown	ShapiroWilk
Zinc (mg/L)	MW-12B	n/a	n/a	n/a	NP (nrm)	NaN	27	0.04233	0.03844	unknown	ShapiroWilk
Zinc (mg/L)	MW-14B	No	n/a	n/a	NP (nrm)	NaN	29	0.04003	0.03815	unknown	ShapiroWilk
Zinc (mg/L)	MW-16A	No	n/a	n/a	NP (nrm)	NaN	37	0.03842	0.03351	unknown	ShapiroWilk
Zinc (mg/L)	MW-17A-00	No	n/a	n/a	NP (nrm)	NaN	29	0.04137	0.03612	unknown	ShapiroWilk
Zinc (mg/L)	MW-18A-07	No	n/a	n/a	NP (nrm)	NaN	30	0.04974	0.05105	unknown	ShapiroWilk
Zinc (mg/L)	MW-23A	No	n/a	n/a	NP (nrm)	NaN	29	0.04006	0.03536	unknown	ShapiroWilk
Zinc (mg/L)	MW-24A	No	n/a	n/a	NP (nrm)	NaN	29	0.03914	0.03615	unknown	ShapiroWilk
Zinc (mg/L)	**MW-25A-00**	**Yes**	**0.1,0.1,0.1,0.1,0.1,0.1,0.1...**	**2/27/2008,5/12/2008,7/13/20...**	**NP (nrm)**	**NaN**	**37**	**0.03448**	**0.03398**	**unknown**	**ShapiroWilk**
Zinc (mg/L)	MW-29A	No	n/a	n/a	NP (nrm)	NaN	29	0.03629	0.03417	unknown	ShapiroWilk
Zinc (mg/L)	**MW-31B**	**Yes**	**0.161**	**10/7/2013**	**NP (nrm)**	**NaN**	**40**	**0.03604**	**0.03576**	**unknown**	**ShapiroWilk**
Zinc (mg/L)	MW-201A	n/a	n/a	n/a	NP (nrm)	NaN	30	0.06775	0.08852	unknown	ShapiroWilk
Zinc (mg/L)	MW-202A	n/a	n/a	n/a	NP (nrm)	NaN	29	0.04968	0.0626	unknown	ShapiroWilk
Zinc (mg/L)	MW-203A	n/a	n/a	n/a	NP (nrm)	NaN	32	0.04823	0.03924	unknown	ShapiroWilk
Zinc (mg/L)	MW-204A	n/a	n/a	n/a	NP (nrm)	NaN	29	0.04771	0.04398	unknown	ShapiroWilk
Zinc (mg/L)	MW-208B	n/a	n/a	n/a	NP (nrm)	NaN	31	0.0482	0.04143	unknown	ShapiroWilk
Zinc (mg/L)	MW-209B	n/a	n/a	n/a	NP (nrm)	NaN	37	0.04641	0.04081	unknown	ShapiroWilk
Zinc (mg/L)	MW-210B	n/a	n/a	n/a	NP (nrm)	NaN	29	0.04289	0.04122	unknown	ShapiroWilk
Zinc (mg/L)	MW-212A	No	n/a	n/a	NP (nrm)	NaN	39	0.04533	0.04159	unknown	ShapiroWilk
Zinc (mg/L)	MW-215A	n/a	n/a	n/a	NP (nrm)	NaN	29	0.04234	0.03751	unknown	ShapiroWilk
Zinc (mg/L)	MW-206A	n/a	n/a	n/a	NP (nrm)	NaN	40	0.04405	0.04215	unknown	ShapiroWilk
Zinc (mg/L)	MW-207A	No	n/a	n/a	NP (nrm)	NaN	40	0.04113	0.03663	unknown	ShapiroWilk
Zinc (mg/L)	MW-214A	n/a	n/a	n/a	NP (nrm)	NaN	30	0.07944	0.113	unknown	ShapiroWilk
Zinc (mg/L)	MW-200A	No	n/a	n/a	NP (nrm)	NaN	30	0.08022	0.2474	unknown	ShapiroWilk
Zinc (mg/L)	MW-205A	No	n/a	n/a	NP (nrm)	NaN	30	0.04143	0.0469	unknown	ShapiroWilk
Zinc (mg/L)	MW-211B	No	n/a	n/a	NP (nrm)	NaN	37	0.04511	0.04821	unknown	ShapiroWilk
Zinc (mg/L)	MW-213A	No	n/a	n/a	NP (nrm)	NaN	30	0.03953	0.03633	unknown	ShapiroWilk
Zinc (mg/L)	MW-310A	n/a	n/a	n/a	NP (nrm)	NaN	18	0.02593	0.022	unknown	ShapiroWilk
Zinc (mg/L)	**MW-312A**	**Yes**	**0.061,0.0097,0.013,0.0268**	**10/7/2013,10/9/2024,4/30/20...**	**NP (nrm)**	**NaN**	**16**	**0.02246**	**0.01103**	**unknown**	**ShapiroWilk**
Zinc (mg/L)	**MW-38A (bg)**	**Yes**	**0.028,0.0403,0.0315,0.18,0....**	**8/1/2012,2/4/2013,3/30/2013...**	**NP (nrm)**	**NaN**	**25**	**0.02706**	**0.0328**	**unknown**	**ShapiroWilk**
Zinc (mg/L)	MW-39B (bg)	n/a	n/a	n/a	NP (nrm)	NaN	24	0.01888	0.005196	unknown	ShapiroWilk
Zinc (mg/L)	MW-216A	No	n/a	n/a	NP (nrm)	NaN	31	0.05975	0.07936	unknown	ShapiroWilk
Zinc (mg/L)	**MW-217A**	**Yes**	**0.154,0.0895,0.285**	**12/13/2012,2/4/2013,10/7/2013**	**NP (nrm)**	**NaN**	**31**	**0.03285**	**0.05433**	**unknown**	**ShapiroWilk**
Zinc (mg/L)	**MW-218A**	**Yes**	**0.08485**	**10/7/2013**	**NP (nrm)**	**NaN**	**31**	**0.02552**	**0.01601**	**unknown**	**ShapiroWilk**
Zinc (mg/L)	MW-219A	n/a	n/a	n/a	NP (nrm)	NaN	31	0.02494	0.01696	unknown	ShapiroWilk
Zinc (mg/L)	**MW-220A**	**Yes**	**0.54,0.17**	**12/13/2012,2/4/2013**	**NP (nrm)**	**NaN**	**31**	**0.04655**	**0.09694**	**unknown**	**ShapiroWilk**
Zinc (mg/L)	MW-18AR	No	n/a	n/a	NP (nrm)	NaN	7	0.02	0	unknown	ShapiroWilk
Zinc (mg/L)	MW-408	n/a	n/a	n/a	NP (nrm)	NaN	9	0.0173	0.004161	unknown	ShapiroWilk
Zinc (mg/L)	MW-410	No	n/a	n/a	NP (nrm)	NaN	9	0.0161	0.004787	unknown	ShapiroWilk

Tukey's Outlier Screening

MW-201A

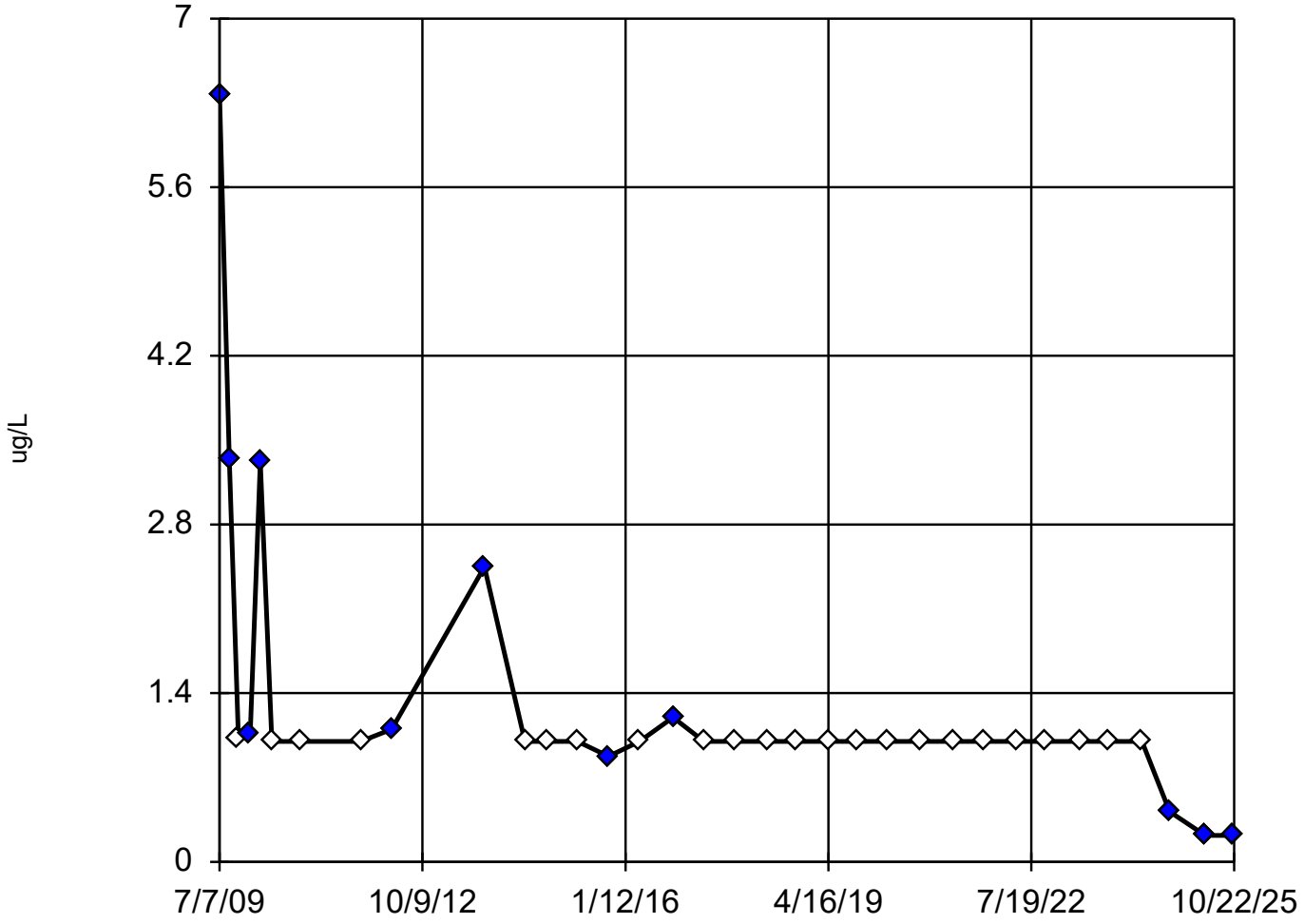

n = 34

Outliers are drawn as solid.
Tukey's method used in lieu of parametric test because the Shapiro Wilk normality test failed at the 0.1 alpha level.

Data were natural log transformed to achieve best W statistic (graph shown in original units).

High cutoff = 1.061, low cutoff = 0.9566, based on IQR multiplier of 3.

Constituent: 1,1-Dichloroethane Analysis Run 1/20/2026 10:50 AM View: 06A_MW_Organics_PL

Iowa City Landfill Client: HDR Data: Iowa City Sanitary Landfill

Dixon's Outlier Test

MW-5B

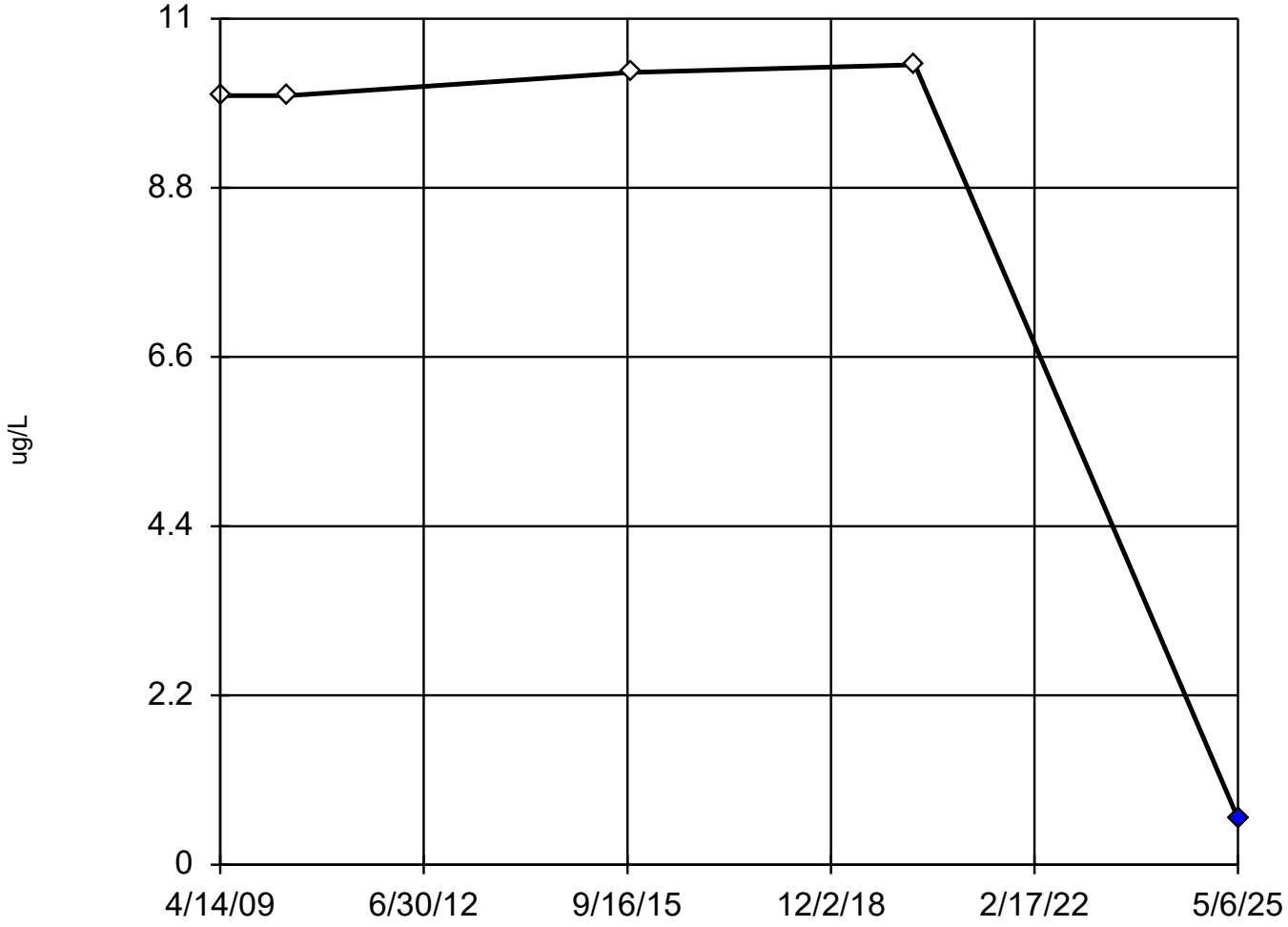

n = 5

Statistical outlier is drawn as solid.
Testing for 1 low outlier.
Mean = 8.261.
Std. Dev. = 4.284.
<0.604: c = 0.9592
tabl = 0.642.
Alpha = 0.05.

Normality test used:
Shapiro Wilk@alpha = 0.1
Calculated = 0.8294
Critical = 0.792
The distribution, after removal of suspect value, was found to be normally distributed.

Constituent: 2,4-Dimethylphenol Analysis Run 1/20/2026 10:52 AM View: 06A_MW_Organics_PL

Iowa City Landfill Client: HDR Data: Iowa City Sanitary Landfill

Dixon's Outlier Test

MW-24A

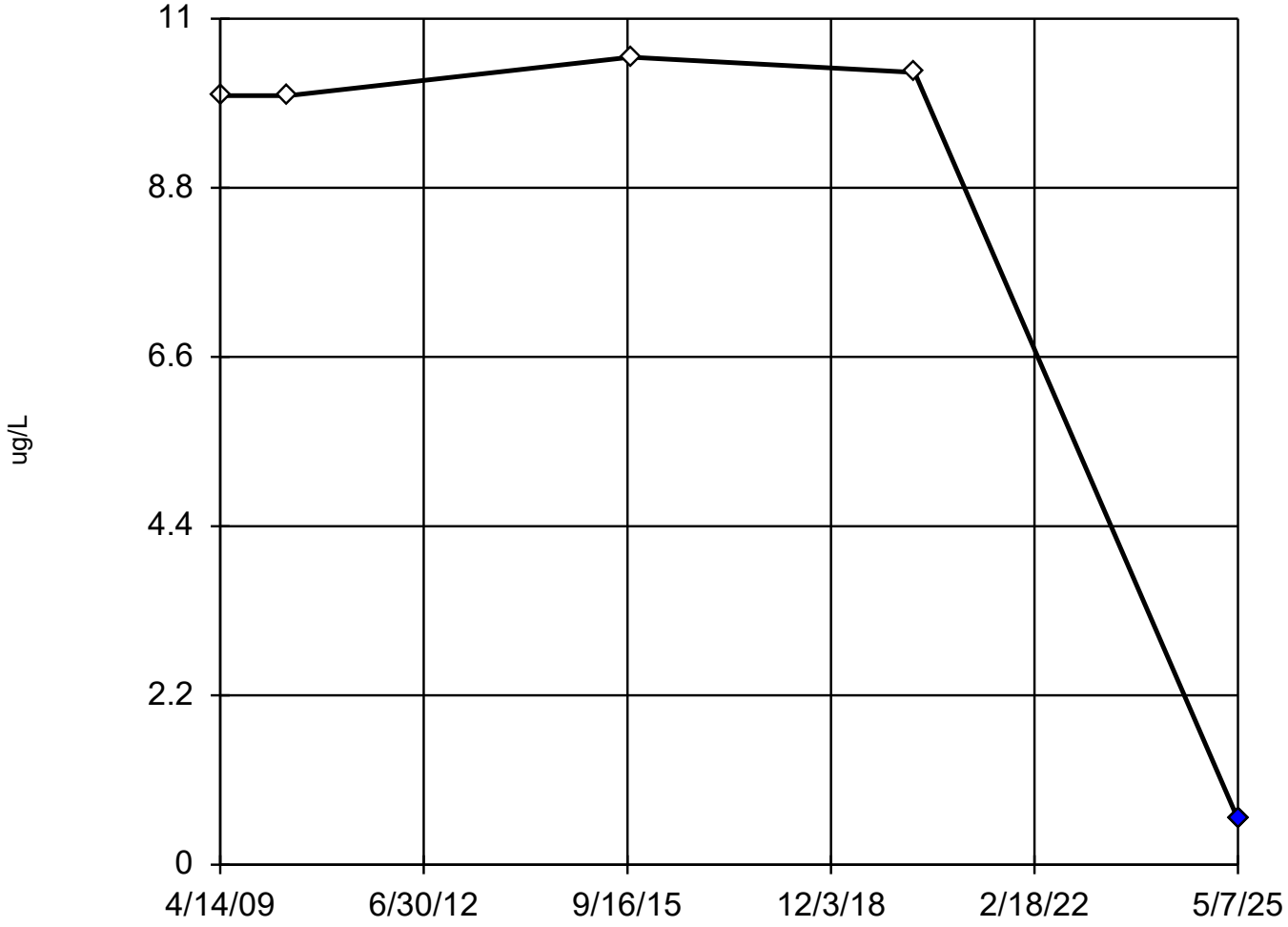

n = 5

Statistical outlier is drawn as solid.
Testing for 1 low outlier.
Mean = 8.278.
Std. Dev. = 4.302.
<0.592: c = 0.9495
tabl = 0.642.
Alpha = 0.05.

Normality test used:
Shapiro Wilk@alpha = 0.1
Calculated = 0.862
Critical = 0.792
The distribution, after removal of suspect value, was found to be normally distributed.

Constituent: 2,4-Dimethylphenol Analysis Run 1/20/2026 10:52 AM View: 06A_MW_Organics_PL

Iowa City Landfill Client: HDR Data: Iowa City Sanitary Landfill

Dixon's Outlier Test

MW-29A

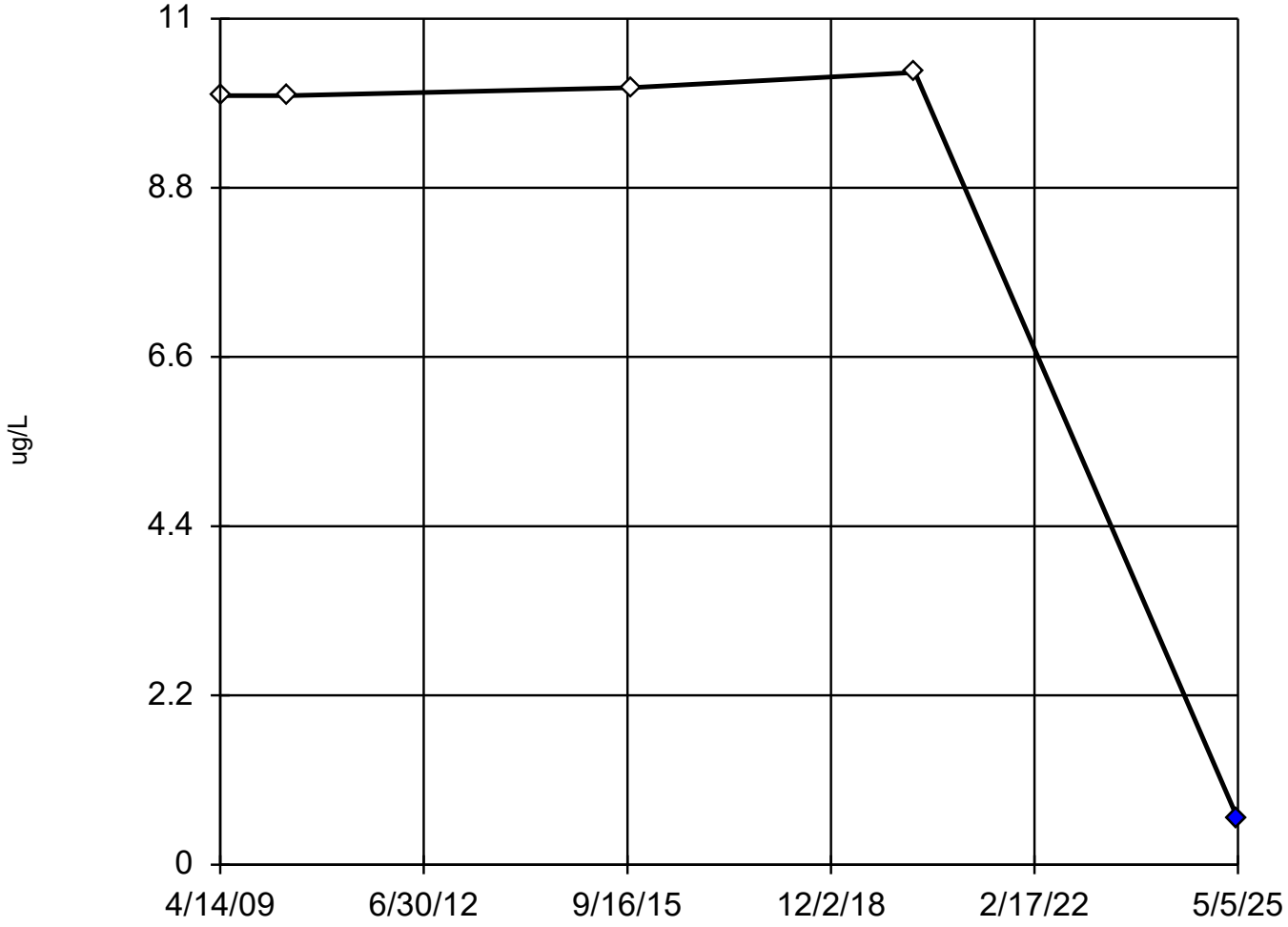

n = 5

Statistical outlier is drawn as solid.
Testing for 1 low outlier.
Mean = 8.198.
Std. Dev. = 4.254.
<0.592: c = 0.9691
tabl = 0.642.
Alpha = 0.05.

Normality test used:
Shapiro Wilk@alpha = 0.1
Calculated = 0.8283
Critical = 0.792
The distribution, after removal of suspect value, was found to be normally distributed.

Constituent: 2,4-Dimethylphenol Analysis Run 1/20/2026 10:52 AM View: 06A_MW_Organics_PL

Iowa City Landfill Client: HDR Data: Iowa City Sanitary Landfill

Dixon's Outlier Test

MW-31B

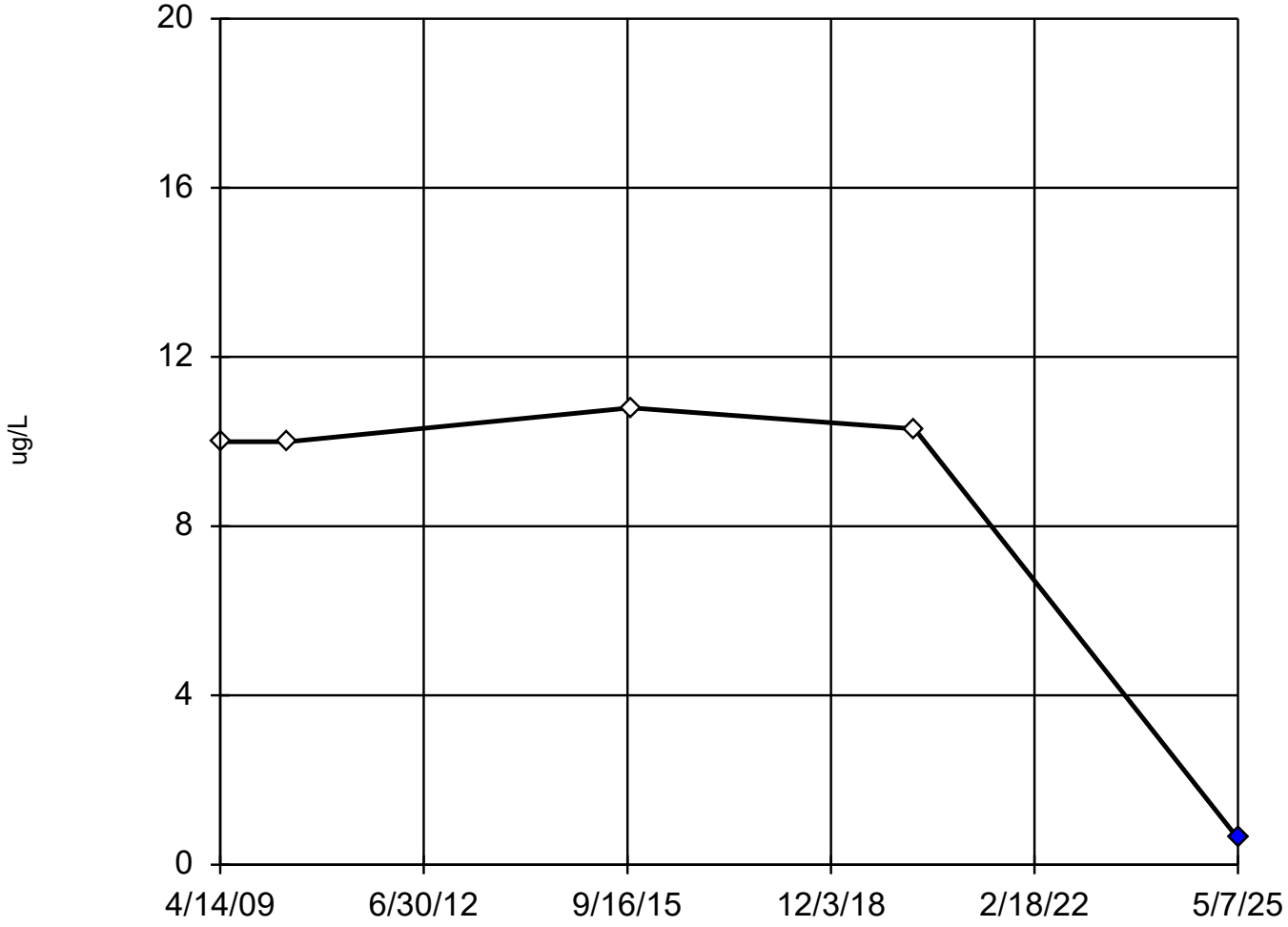

n = 5

Statistical outlier is drawn as solid.
Testing for 1 low outlier.
Mean = 8.343.
Std. Dev. = 4.332.
<0.617: c = 0.9214
tabl = 0.642.
Alpha = 0.05.

Normality test used:
Shapiro Wilk@alpha = 0.1
Calculated = 0.8423
Critical = 0.792
The distribution, after removal of suspect value, was found to be normally distributed.

Constituent: 2,4-Dimethylphenol Analysis Run 1/20/2026 10:52 AM View: 06A_MW_Organics_PL

Iowa City Landfill Client: HDR Data: Iowa City Sanitary Landfill

Dixon's Outlier Test

MW-201A

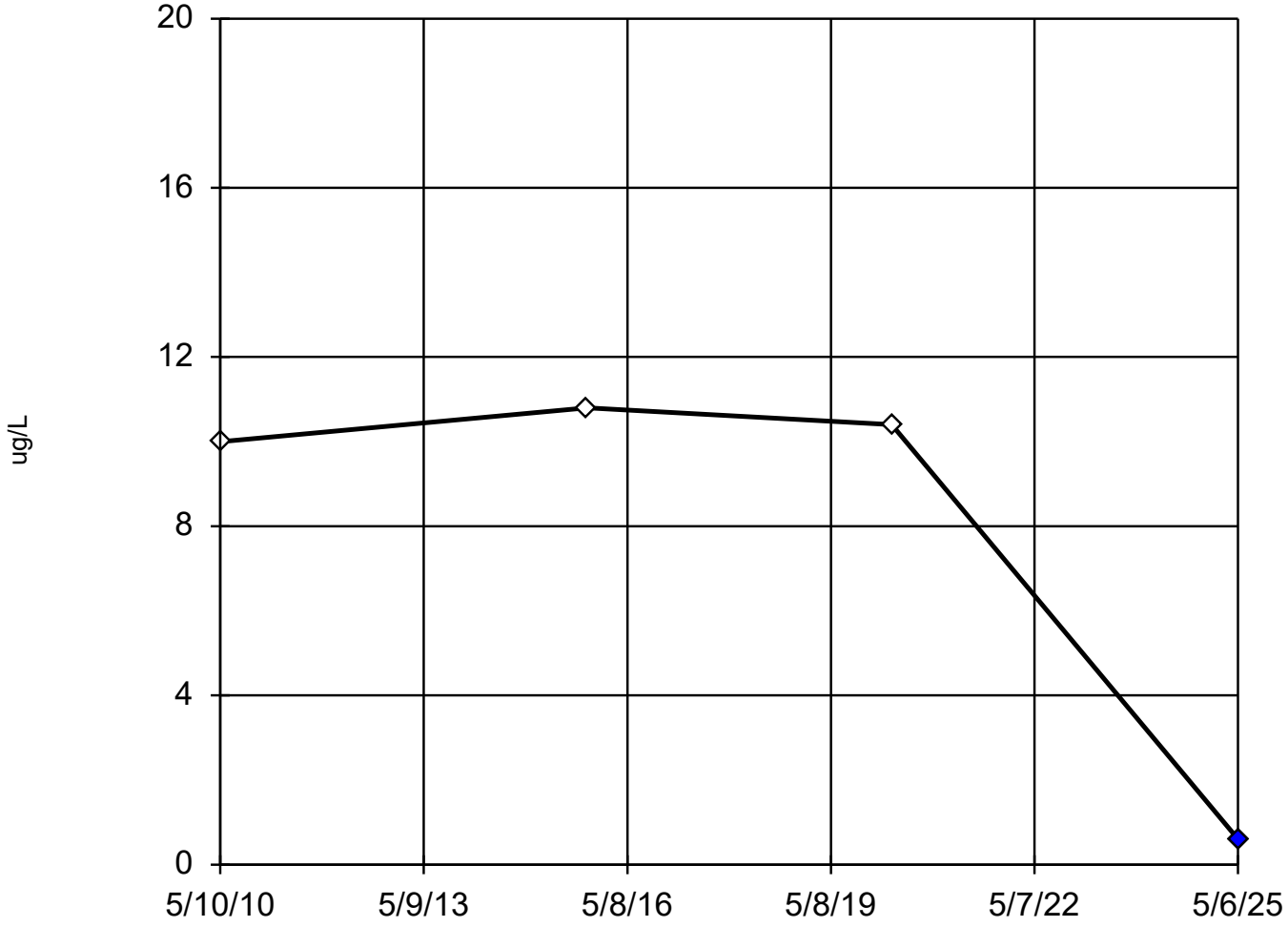

n = 4

Statistical outlier is drawn as solid.
Testing for 1 low outlier.
Mean = 7.951.
Std. Dev. = 4.909.
<0.604: c = 0.9215
tabl = 0.765.
Alpha = 0.05.

Normality test used:
Shapiro Wilk@alpha = 0.1
Calculated = 1
Critical = 0.789
The distribution, after removal of suspect value, was found to be normally distributed.

Constituent: 2,4-Dimethylphenol Analysis Run 1/20/2026 10:52 AM View: 06A_MW_Organics_PL

Iowa City Landfill Client: HDR Data: Iowa City Sanitary Landfill

Dixon's Outlier Test

MW-202A

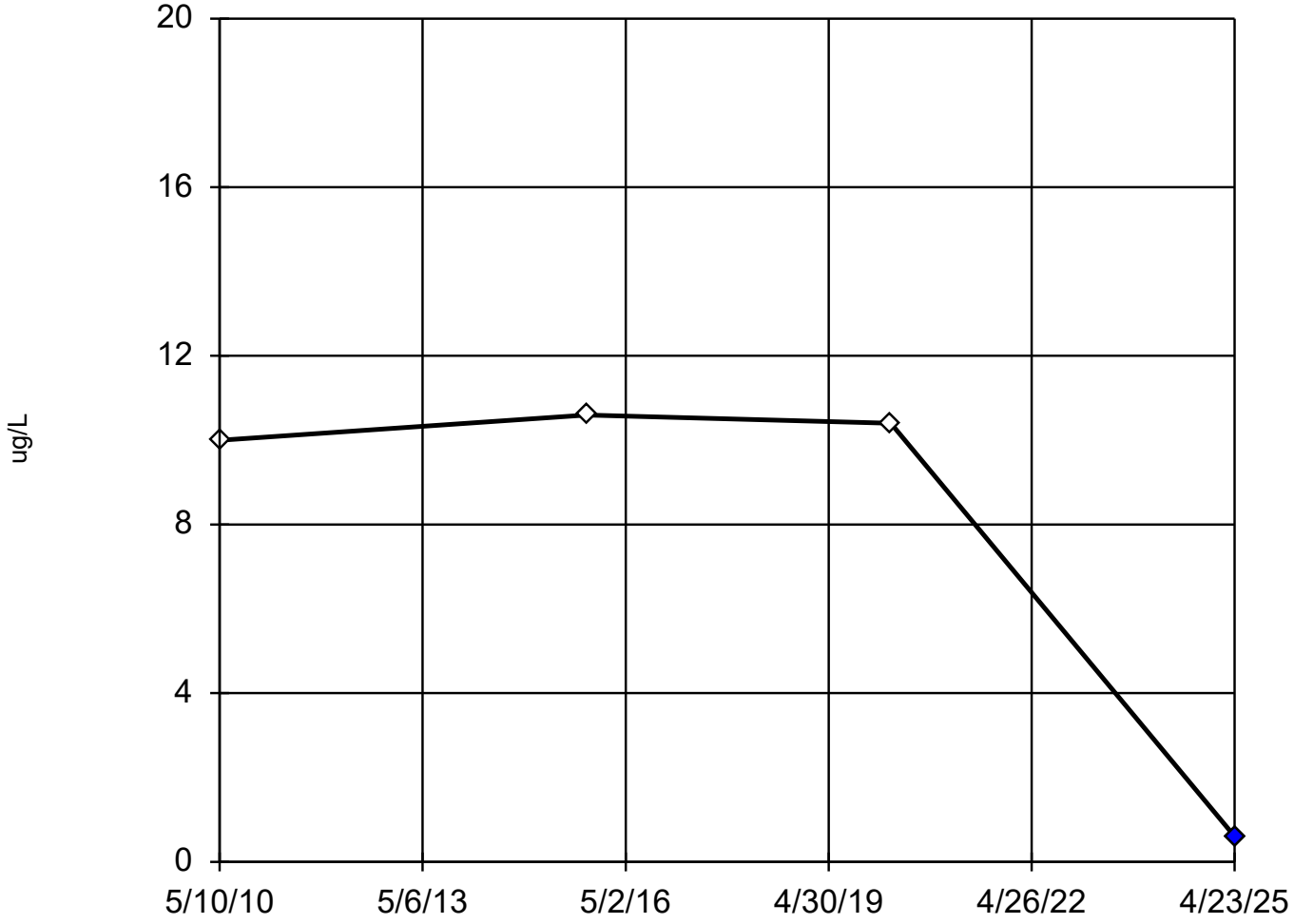

n = 4

Statistical outlier is drawn as solid.
Testing for 1 low outlier.
Mean = 7.901.
Std. Dev. = 4.871.
<0.604: c = 0.94
tabl = 0.765.
Alpha = 0.05.

Normality test used:
Shapiro Wilk@alpha = 0.1
Calculated = 0.9643
Critical = 0.789
The distribution, after removal of suspect value, was found to be normally distributed.

Constituent: 2,4-Dimethylphenol Analysis Run 1/20/2026 10:52 AM View: 06A_MW_Organics_PL

Iowa City Landfill Client: HDR Data: Iowa City Sanitary Landfill

Dixon's Outlier Test

MW-204A

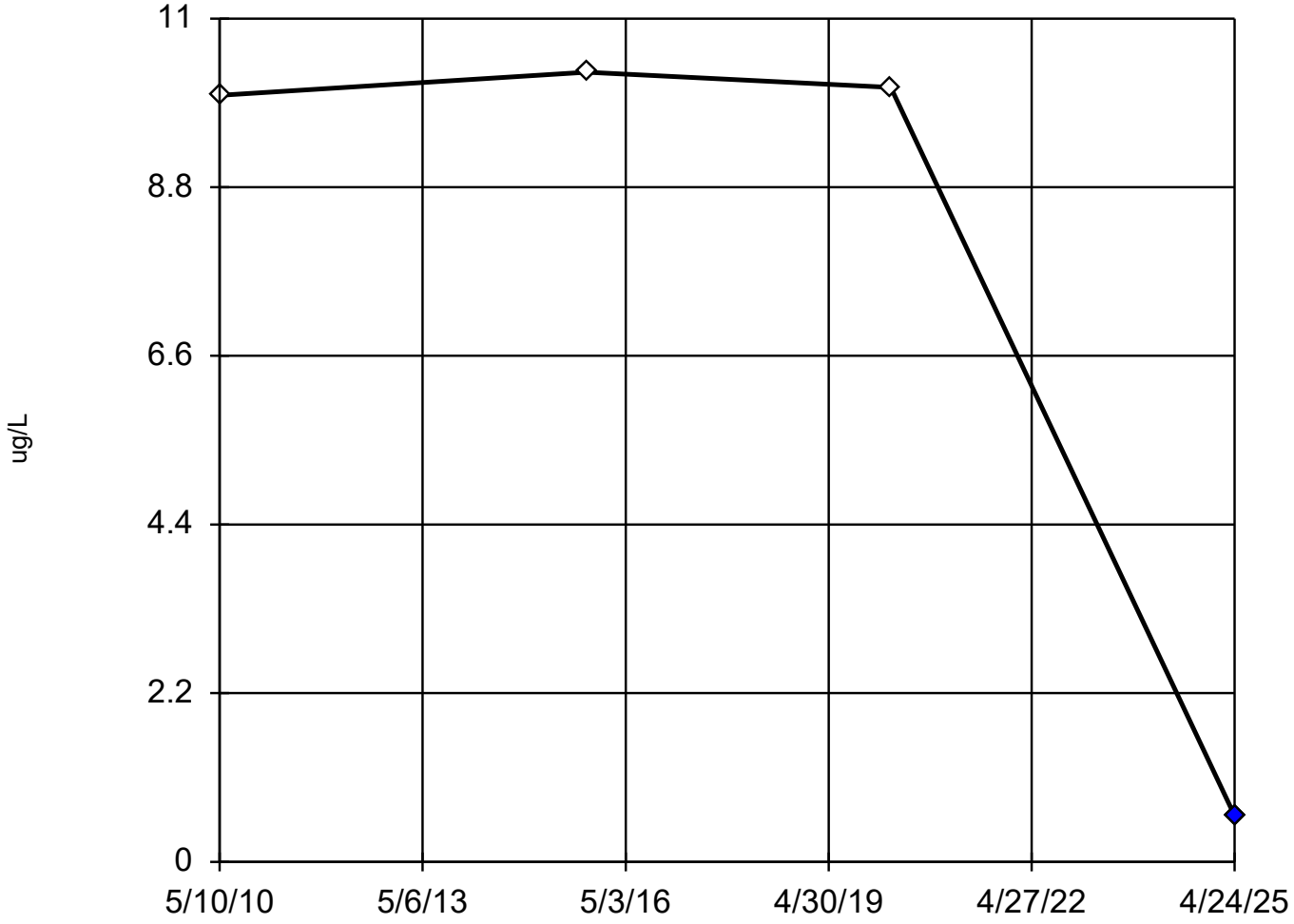

n = 4

Statistical outlier is drawn as solid.
Testing for 1 low outlier.
Mean = 7.751.
Std. Dev. = 4.766.
<0.604: c = 0.9691
tabl = 0.765.
Alpha = 0.05.

Normality test used:
Shapiro Wilk@alpha = 0.1
Calculated = 0.9643
Critical = 0.789
The distribution, after removal of suspect value, was found to be normally distributed.

Constituent: 2,4-Dimethylphenol Analysis Run 1/20/2026 10:52 AM View: 06A_MW_Organics_PL

Iowa City Landfill Client: HDR Data: Iowa City Sanitary Landfill

Dixon's Outlier Test

MW-208B

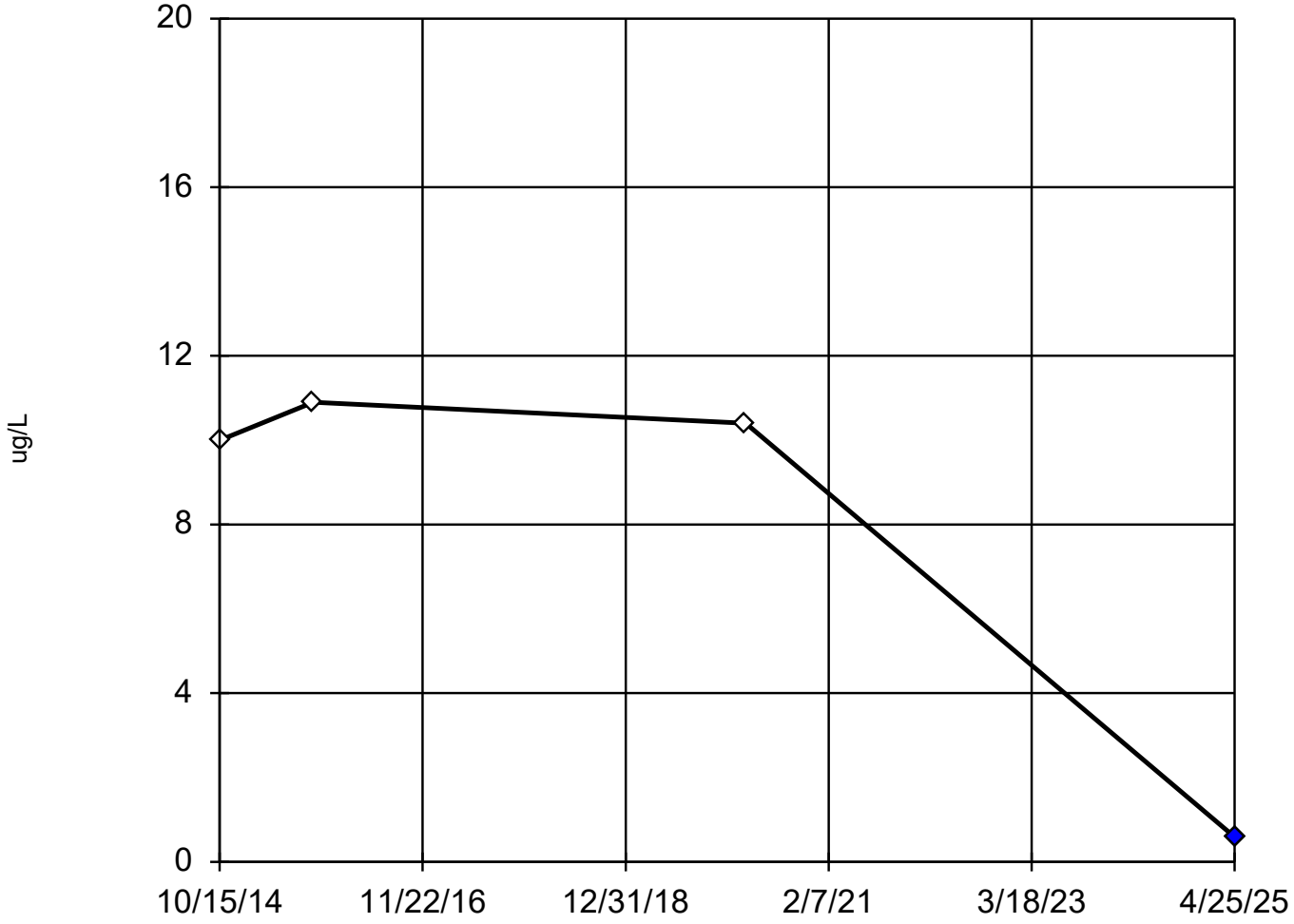

n = 4

Statistical outlier is drawn as solid.
Testing for 1 low outlier.
Mean = 7.973.
Std. Dev. = 4.934.
<0.592: c = 0.9127
tabl = 0.765.
Alpha = 0.05.

Normality test used:
Shapiro Wilk@alpha = 0.1
Calculated = 0.9959
Critical = 0.789
The distribution, after removal of suspect value, was found to be normally distributed.

Constituent: 2,4-Dimethylphenol Analysis Run 1/20/2026 10:52 AM View: 06A_MW_Organics_PL

Iowa City Landfill Client: HDR Data: Iowa City Sanitary Landfill

Dixon's Outlier Test

MW-215A

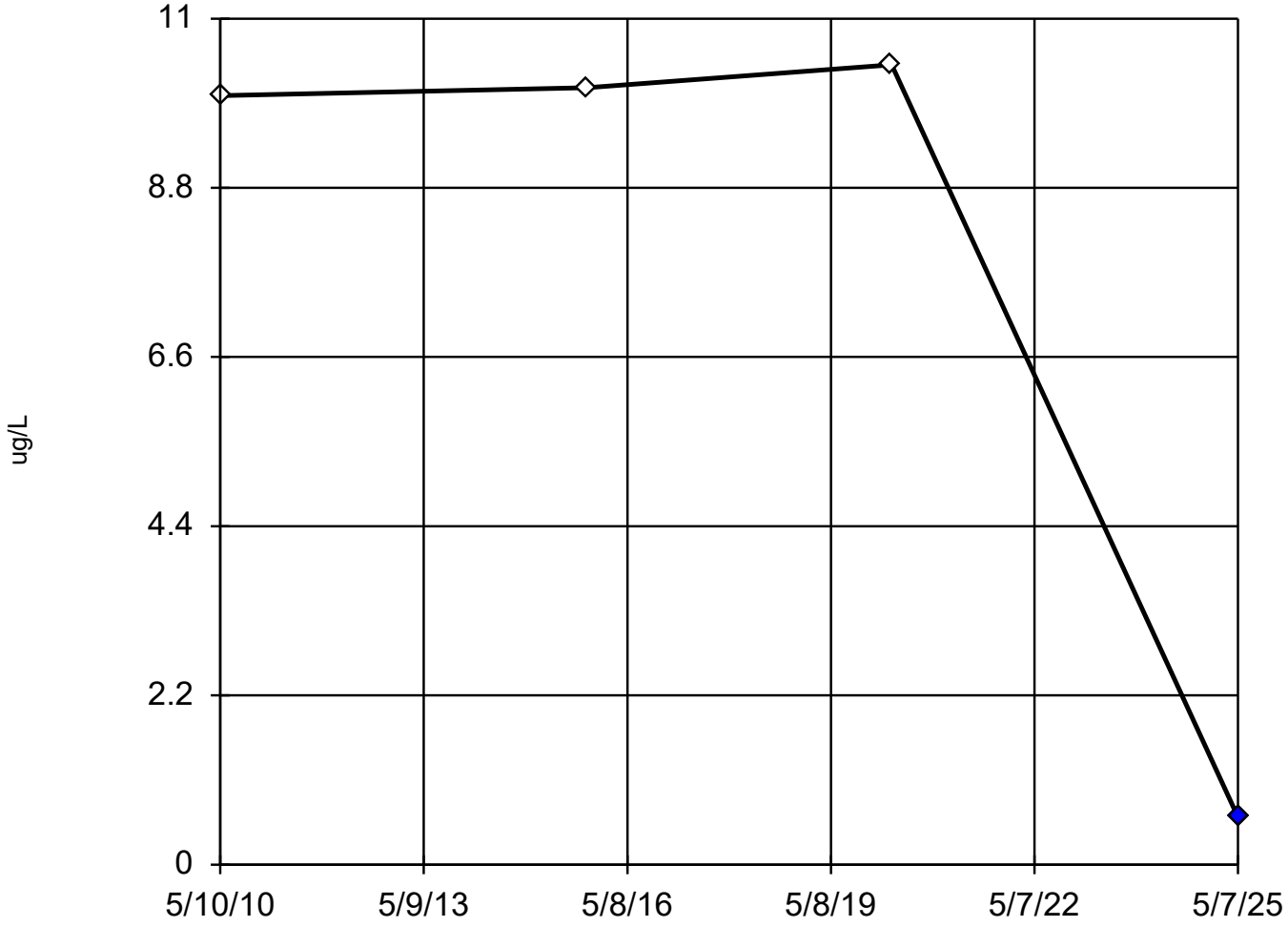

n = 4

Statistical outlier is drawn as solid.
Testing for 1 low outlier.
Mean = 7.779.
Std. Dev. = 4.778.
<0.617: c = 0.9591
tabl = 0.765.
Alpha = 0.05.

Normality test used:
Shapiro Wilk@alpha = 0.1
Calculated = 0.9231
Critical = 0.789
The distribution, after removal of suspect value, was found to be normally distributed.

Constituent: 2,4-Dimethylphenol Analysis Run 1/20/2026 10:52 AM View: 06A_MW_Organics_PL

Iowa City Landfill Client: HDR Data: Iowa City Sanitary Landfill

Dixon's Outlier Test

MW-214A

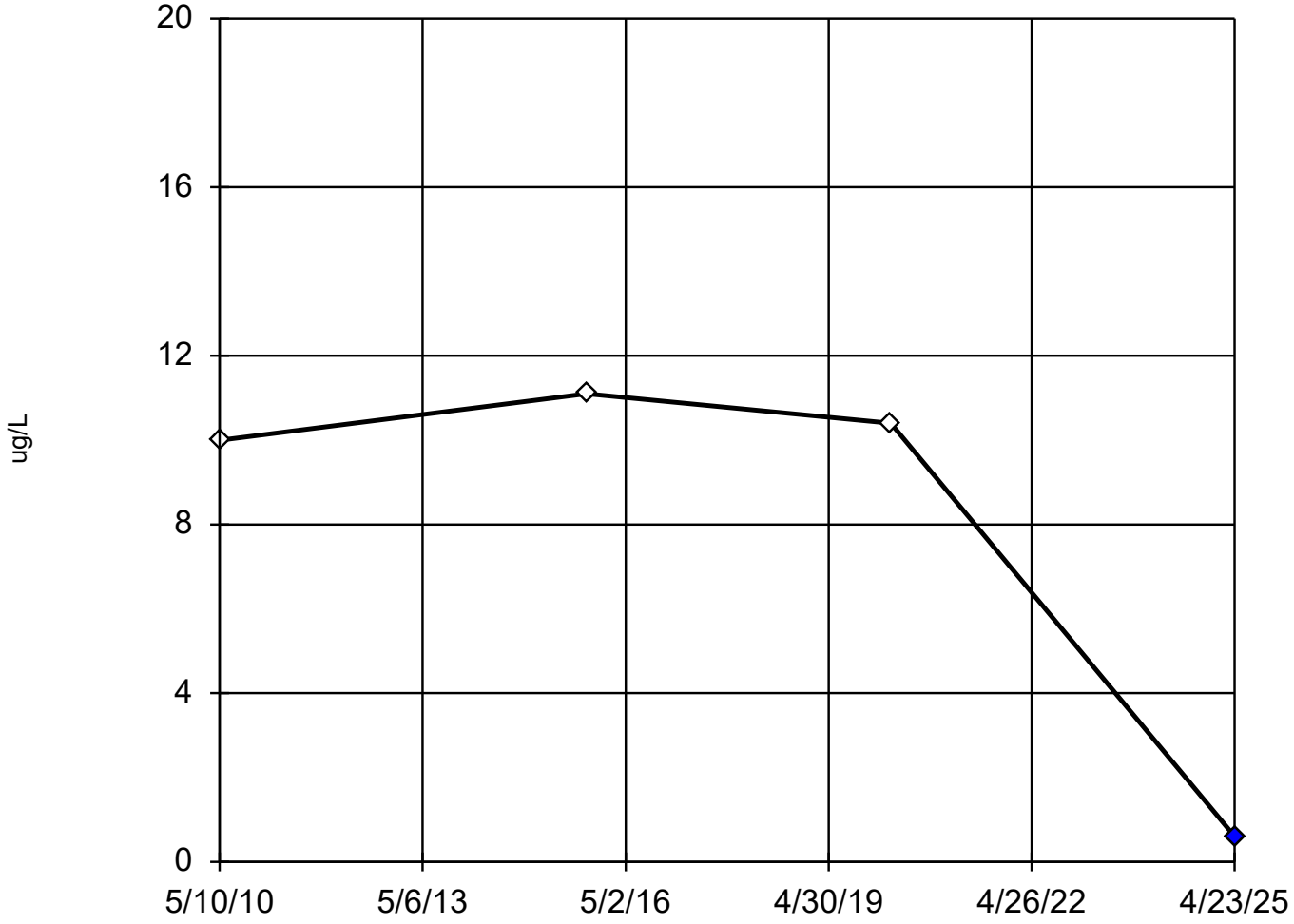

n = 4

Statistical outlier is drawn as solid.
Testing for 1 low outlier.
Mean = 8.026.
Std. Dev. = 4.969.
<0.604: c = 0.8952
tabl = 0.765.
Alpha = 0.05.

Normality test used:
Shapiro Wilk@alpha = 0.1
Calculated = 0.9758
Critical = 0.789
The distribution, after removal of suspect value, was found to be normally distributed.

Constituent: 2,4-Dimethylphenol Analysis Run 1/20/2026 10:53 AM View: 06A_MW_Organics_PL

Iowa City Landfill Client: HDR Data: Iowa City Sanitary Landfill

Dixon's Outlier Test

MW-219A

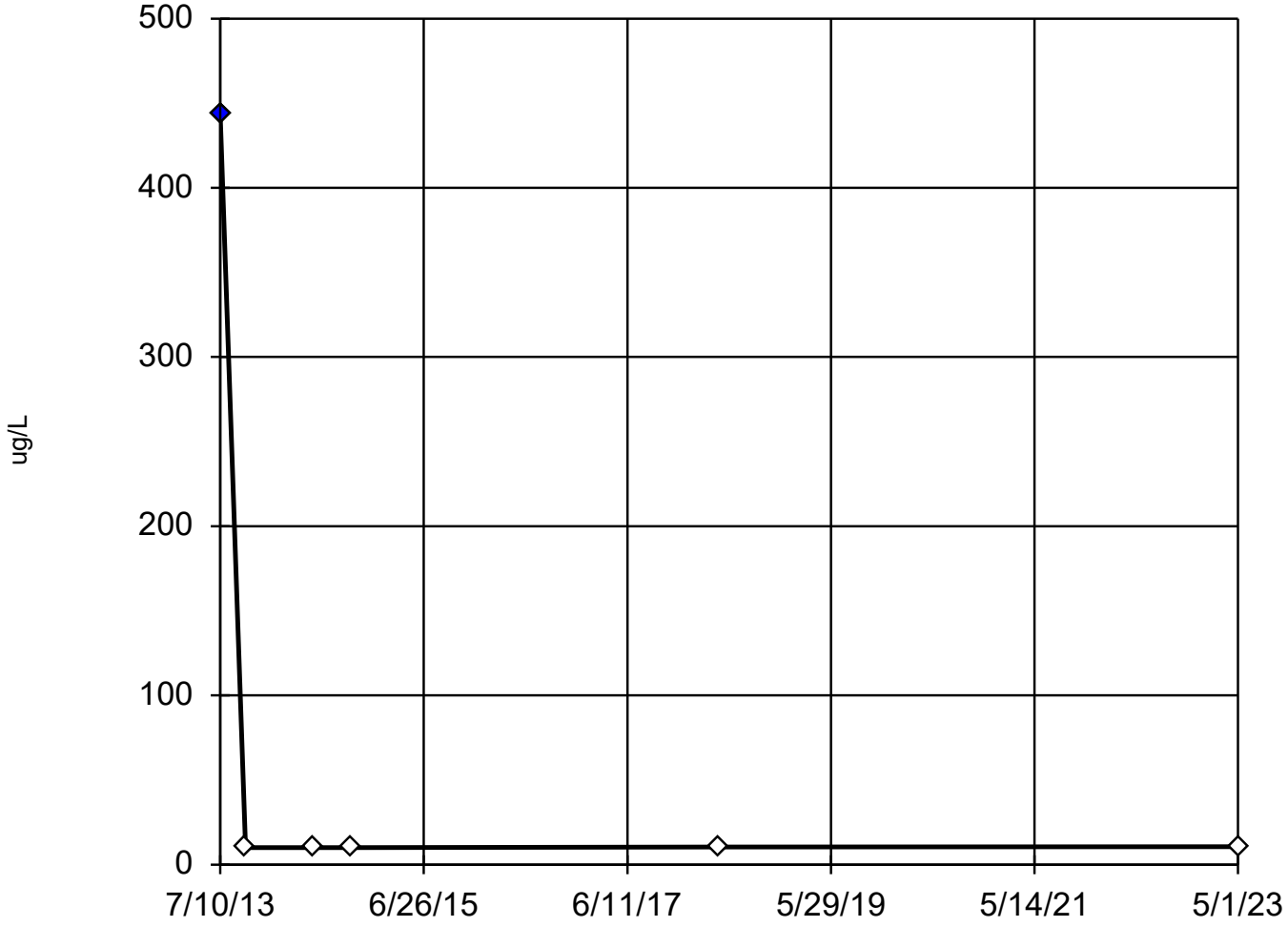

n = 6

Statistical outlier is drawn as solid.
1 value manually flagged as an outlier.
Testing for 1 high outlier.
Mean = 82.38.
Std. Dev. = 176.7.
443 (o): c = 0.9986
tabl = 0.56.
Alpha = 0.05.

Normality test used:
Shapiro Wilk@alpha = 0.1
Calculated = 0.8401
Critical = 0.806
The distribution, after removal of suspect value, was found to be normally distributed.

Constituent: 2,4-Dimethylphenol Analysis Run 1/20/2026 10:53 AM View: 06A_MW_Organics_PL

Iowa City Landfill Client: HDR Data: Iowa City Sanitary Landfill

Dixon's Outlier Test

MW-5B

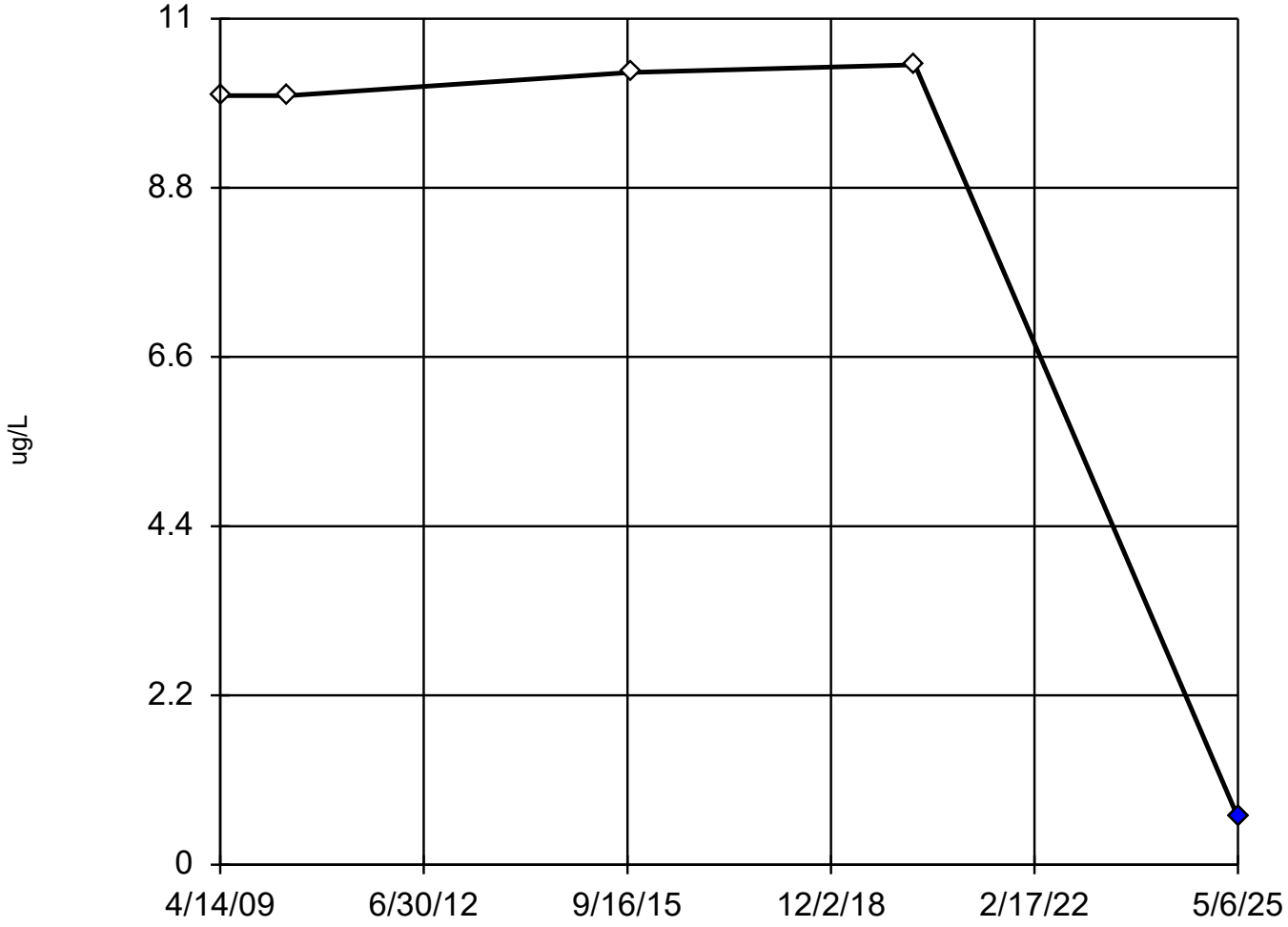

n = 5

Statistical outlier is drawn as solid.
Testing for 1 low outlier.
Mean = 8.263.
Std. Dev. = 4.279.
<0.615: c = 0.9591
tabl = 0.642.
Alpha = 0.05.

Normality test used:
Shapiro Wilk@alpha = 0.1
Calculated = 0.8294
Critical = 0.792
The distribution, after removal of suspect value, was found to be normally distributed.

Constituent: 2-Methylnaphthalene Analysis Run 1/20/2026 10:53 AM View: 06A_MW_Organics_PL

Iowa City Landfill Client: HDR Data: Iowa City Sanitary Landfill

Dixon's Outlier Test

MW-24A

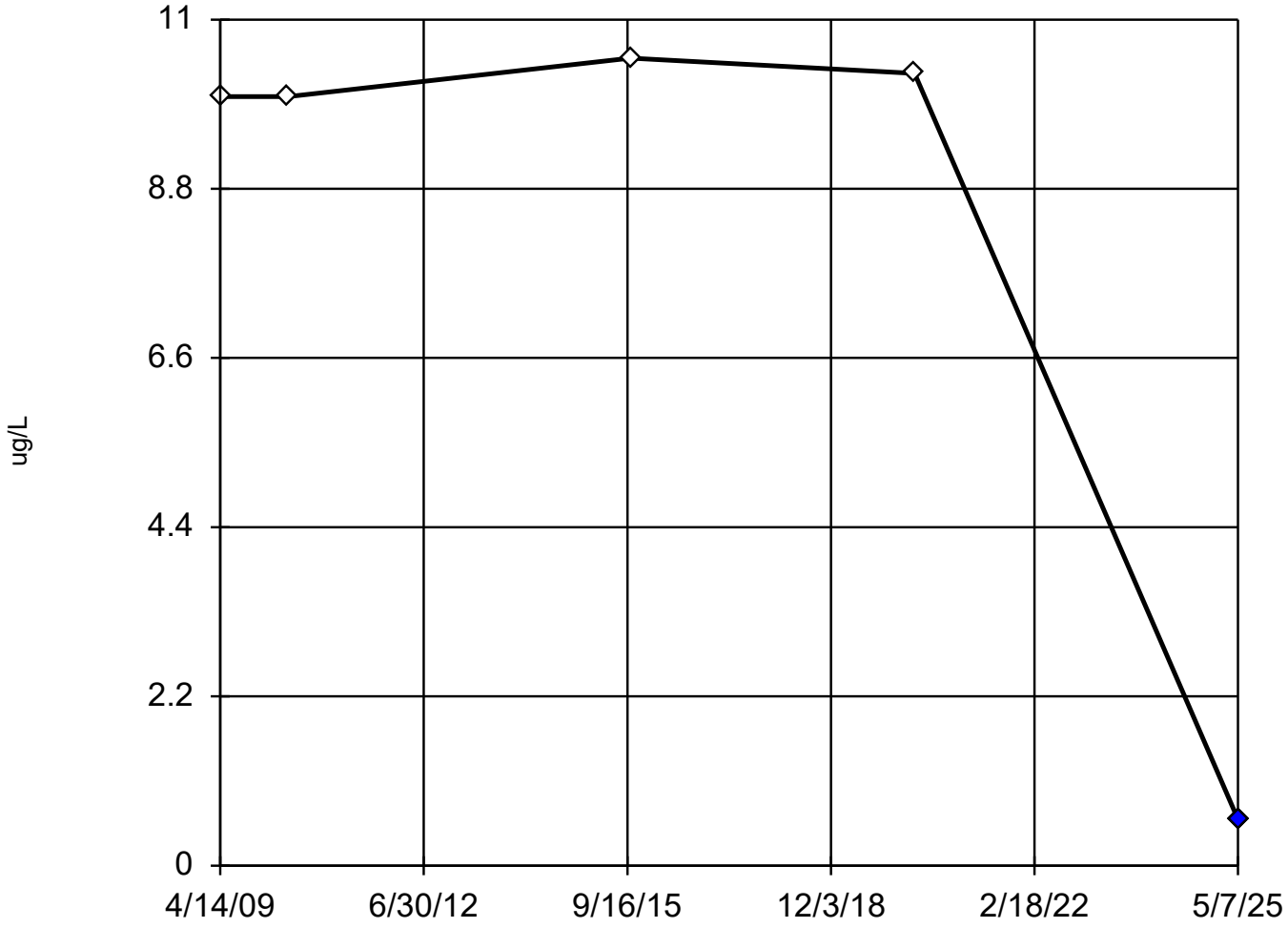

n = 5

Statistical outlier is drawn as solid.
Testing for 1 low outlier.
Mean = 8.28.
Std. Dev. = 4.298.
<0.602: c = 0.9495
tabl = 0.642.
Alpha = 0.05.

Normality test used:
Shapiro Wilk@alpha = 0.1
Calculated = 0.862
Critical = 0.792
The distribution, after removal of suspect value, was found to be normally distributed.

Constituent: 2-Methylnaphthalene Analysis Run 1/20/2026 10:53 AM View: 06A_MW_Organics_PL

Iowa City Landfill Client: HDR Data: Iowa City Sanitary Landfill

Dixon's Outlier Test

MW-29A

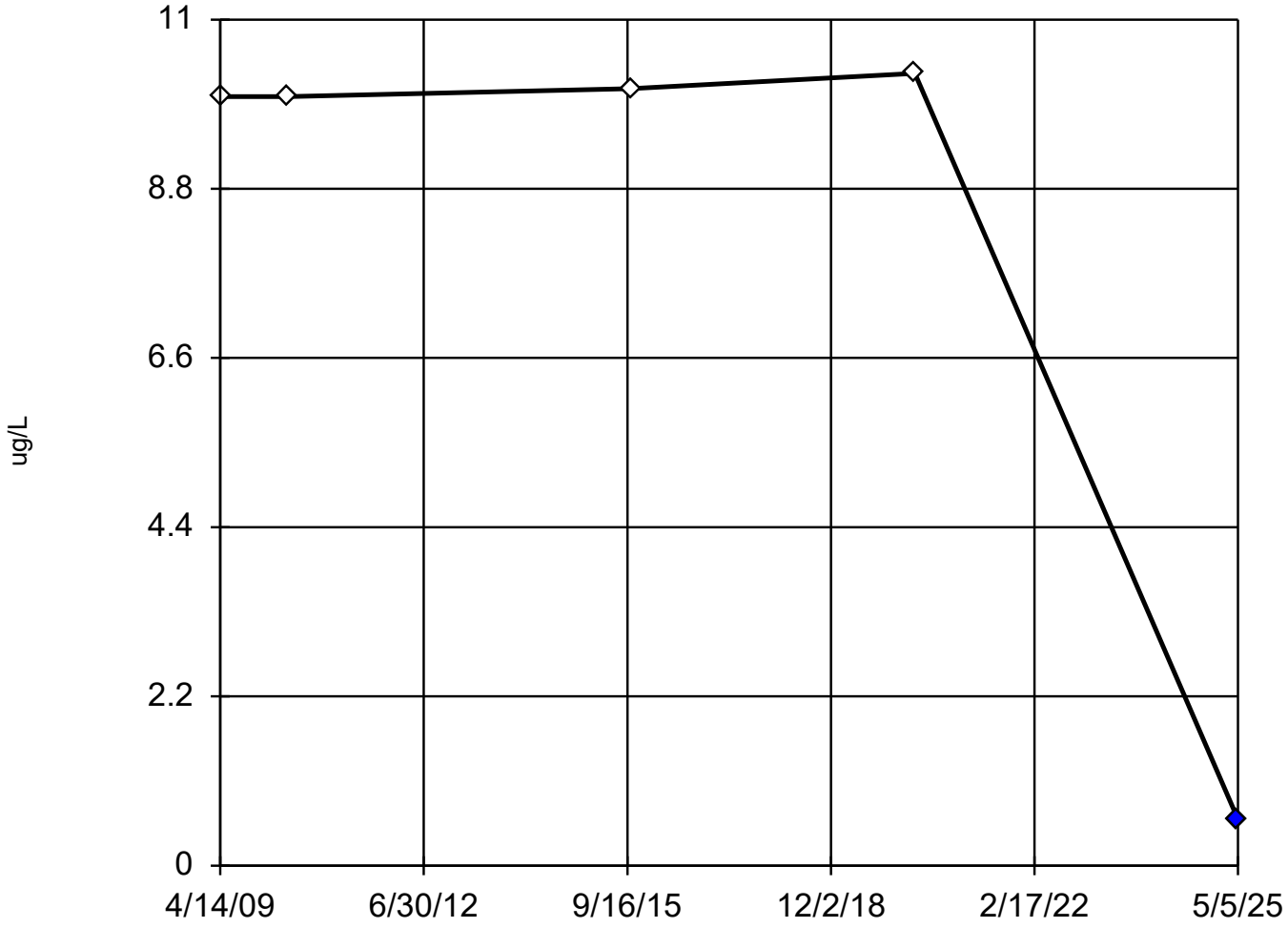

n = 5

Statistical outlier is drawn as solid.
Testing for 1 low outlier.
Mean = 8.2.
Std. Dev. = 4.249.
<0.602: c = 0.9691
tabl = 0.642.
Alpha = 0.05.

Normality test used:
Shapiro Wilk@alpha = 0.1
Calculated = 0.8283
Critical = 0.792
The distribution, after removal of suspect value, was found to be normally distributed.

Constituent: 2-Methylnaphthalene Analysis Run 1/20/2026 10:53 AM View: 06A_MW_Organics_PL

Iowa City Landfill Client: HDR Data: Iowa City Sanitary Landfill

Dixon's Outlier Test

MW-31B

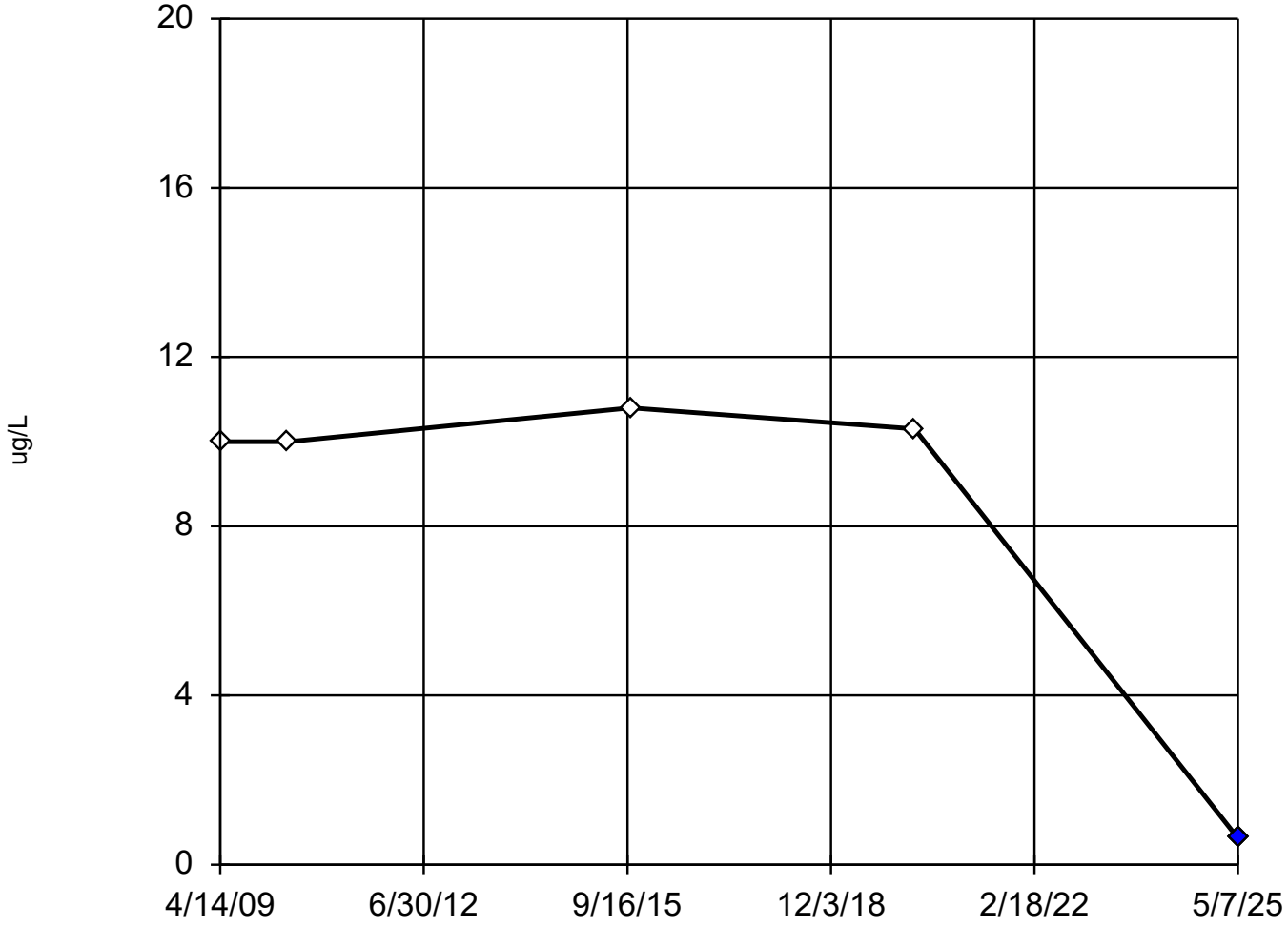

n = 5

Statistical outlier is drawn as solid.
Testing for 1 low outlier.
Mean = 8.346.
Std. Dev. = 4.327.
<0.628: c = 0.9214
tabl = 0.642.
Alpha = 0.05.

Normality test used:
Shapiro Wilk@alpha = 0.1
Calculated = 0.8423
Critical = 0.792
The distribution, after removal of suspect value, was found to be normally distributed.

Constituent: 2-Methylnaphthalene Analysis Run 1/20/2026 10:53 AM View: 06A_MW_Organics_PL

Iowa City Landfill Client: HDR Data: Iowa City Sanitary Landfill

Dixon's Outlier Test

MW-201A

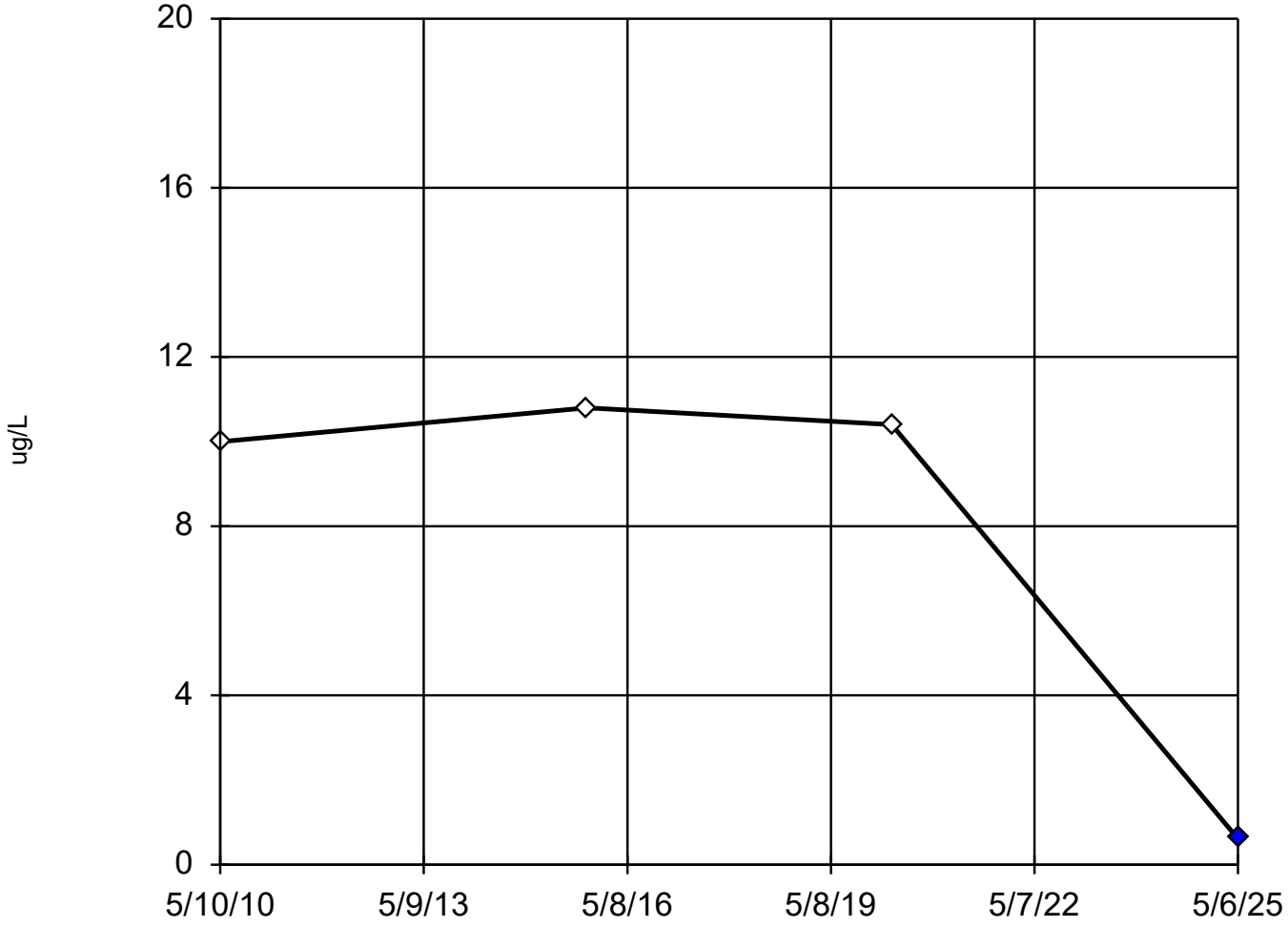

n = 4

Statistical outlier is drawn as solid.
Testing for 1 low outlier.
Mean = 7.954.
Std. Dev. = 4.903.
<0.615: c = 0.9215
tabl = 0.765.
Alpha = 0.05.

Normality test used:
Shapiro Wilk@alpha = 0.1
Calculated = 1
Critical = 0.789
The distribution, after removal of suspect value, was found to be normally distributed.

Constituent: 2-Methylnaphthalene Analysis Run 1/20/2026 10:53 AM View: 06A_MW_Organics_PL

Iowa City Landfill Client: HDR Data: Iowa City Sanitary Landfill

Dixon's Outlier Test

MW-202A

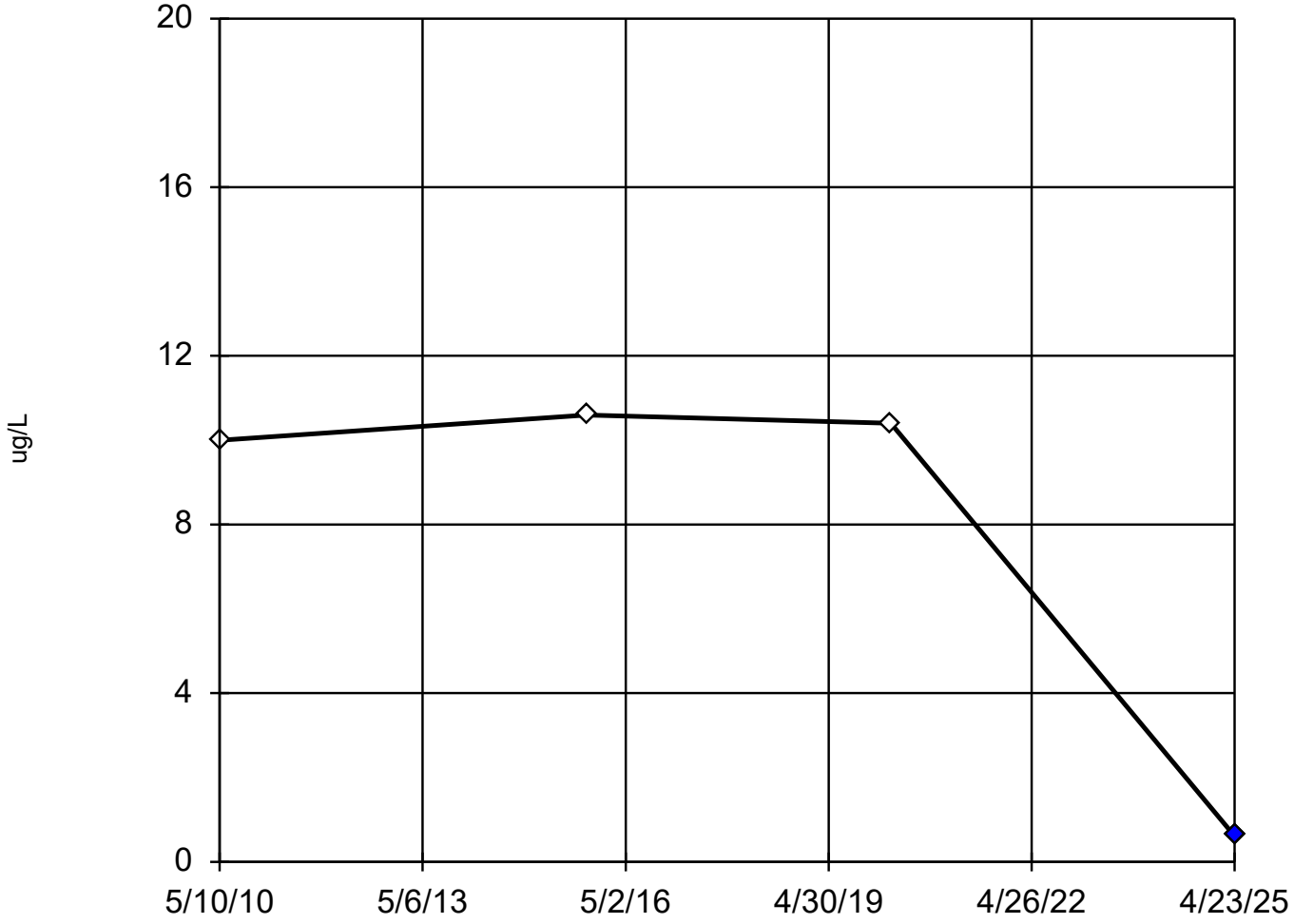

n = 4

Statistical outlier is drawn as solid.
Testing for 1 low outlier.
Mean = 7.904.
Std. Dev. = 4.866.
<0.615: c = 0.9399
tabl = 0.765.
Alpha = 0.05.

Normality test used:
Shapiro Wilk@alpha = 0.1
Calculated = 0.9643
Critical = 0.789
The distribution, after removal of suspect value, was found to be normally distributed.

Constituent: 2-Methylnaphthalene Analysis Run 1/20/2026 10:53 AM View: 06A_MW_Organics_PL

Iowa City Landfill Client: HDR Data: Iowa City Sanitary Landfill

Dixon's Outlier Test

MW-204A

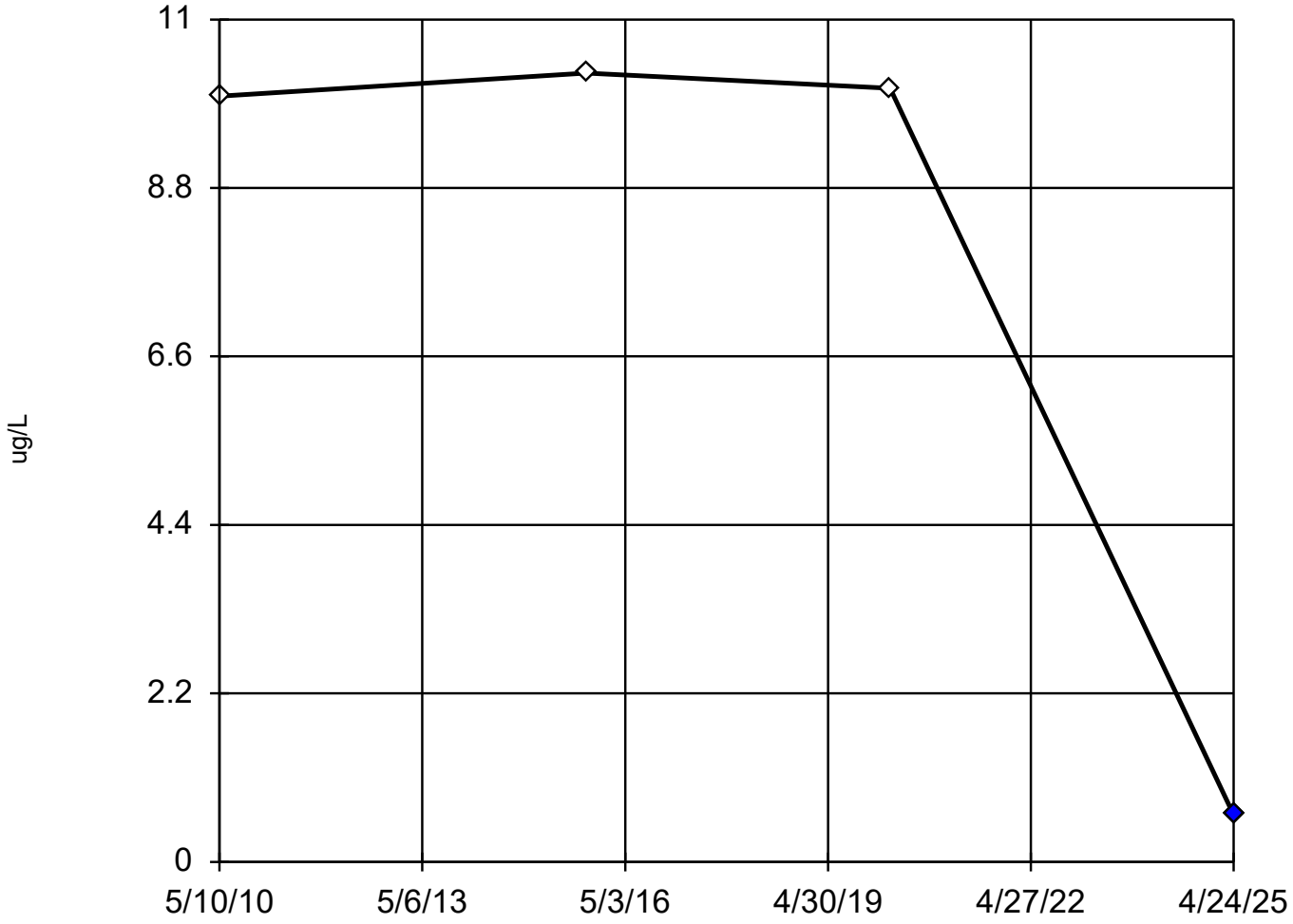

n = 4

Statistical outlier is drawn as solid.
Testing for 1 low outlier.
Mean = 7.754.
Std. Dev. = 4.761.
<0.615: c = 0.969
tabl = 0.765.
Alpha = 0.05.

Normality test used:
Shapiro Wilk@alpha = 0.1
Calculated = 0.9643
Critical = 0.789
The distribution, after removal of suspect value, was found to be normally distributed.

Constituent: 2-Methylnaphthalene Analysis Run 1/20/2026 10:54 AM View: 06A_MW_Organics_PL

Iowa City Landfill Client: HDR Data: Iowa City Sanitary Landfill

Dixon's Outlier Test

MW-208B

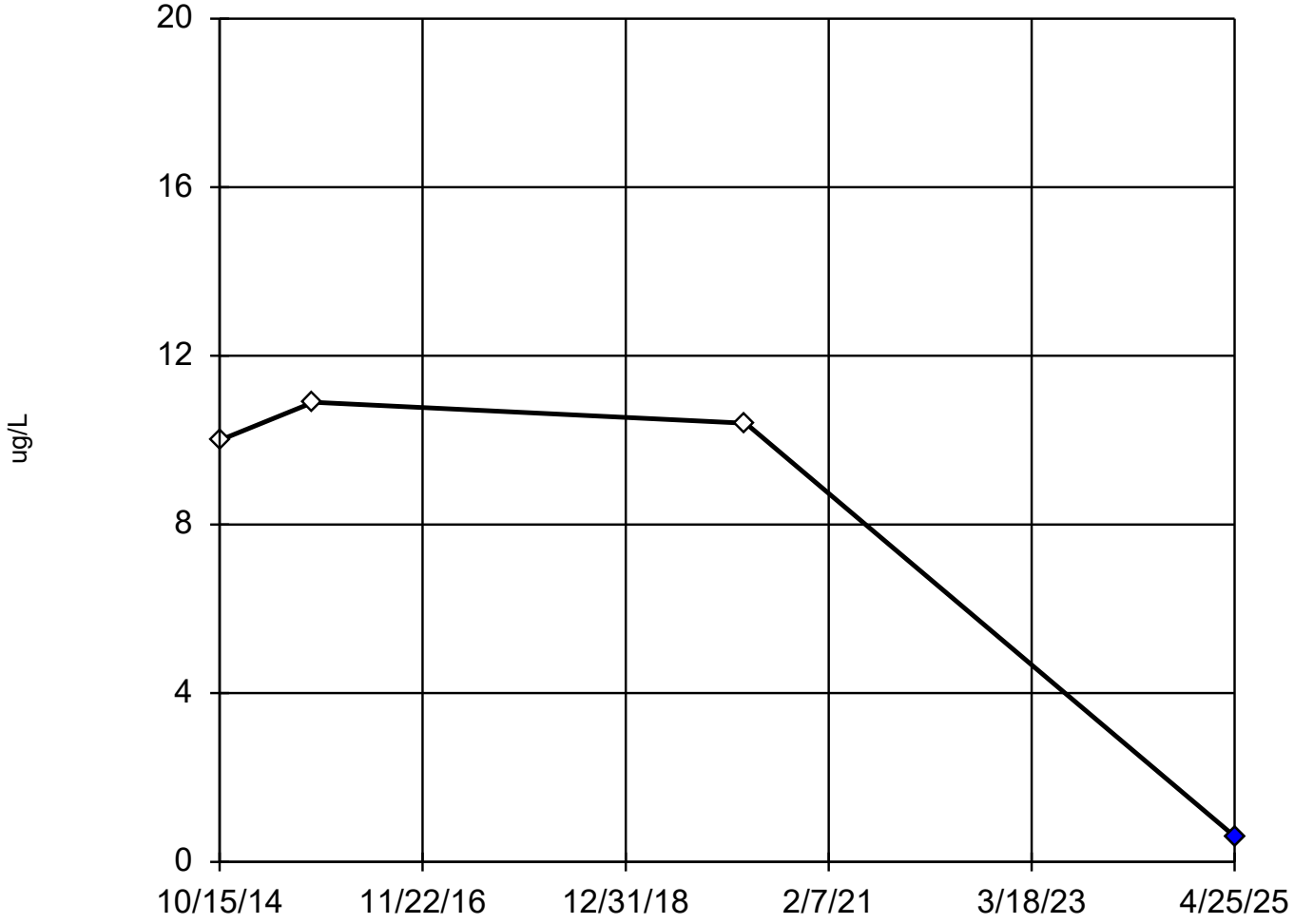

n = 4

Statistical outlier is drawn as solid.
Testing for 1 low outlier.
Mean = 7.975.
Std. Dev. = 4.929.
<0.602: c = 0.9126
tabl = 0.765.
Alpha = 0.05.

Normality test used:
Shapiro Wilk@alpha = 0.1
Calculated = 0.9959
Critical = 0.789
The distribution, after removal of suspect value, was found to be normally distributed.

Constituent: 2-Methylnaphthalene Analysis Run 1/20/2026 10:54 AM View: 06A_MW_Organics_PL

Iowa City Landfill Client: HDR Data: Iowa City Sanitary Landfill

Dixon's Outlier Test

MW-215A

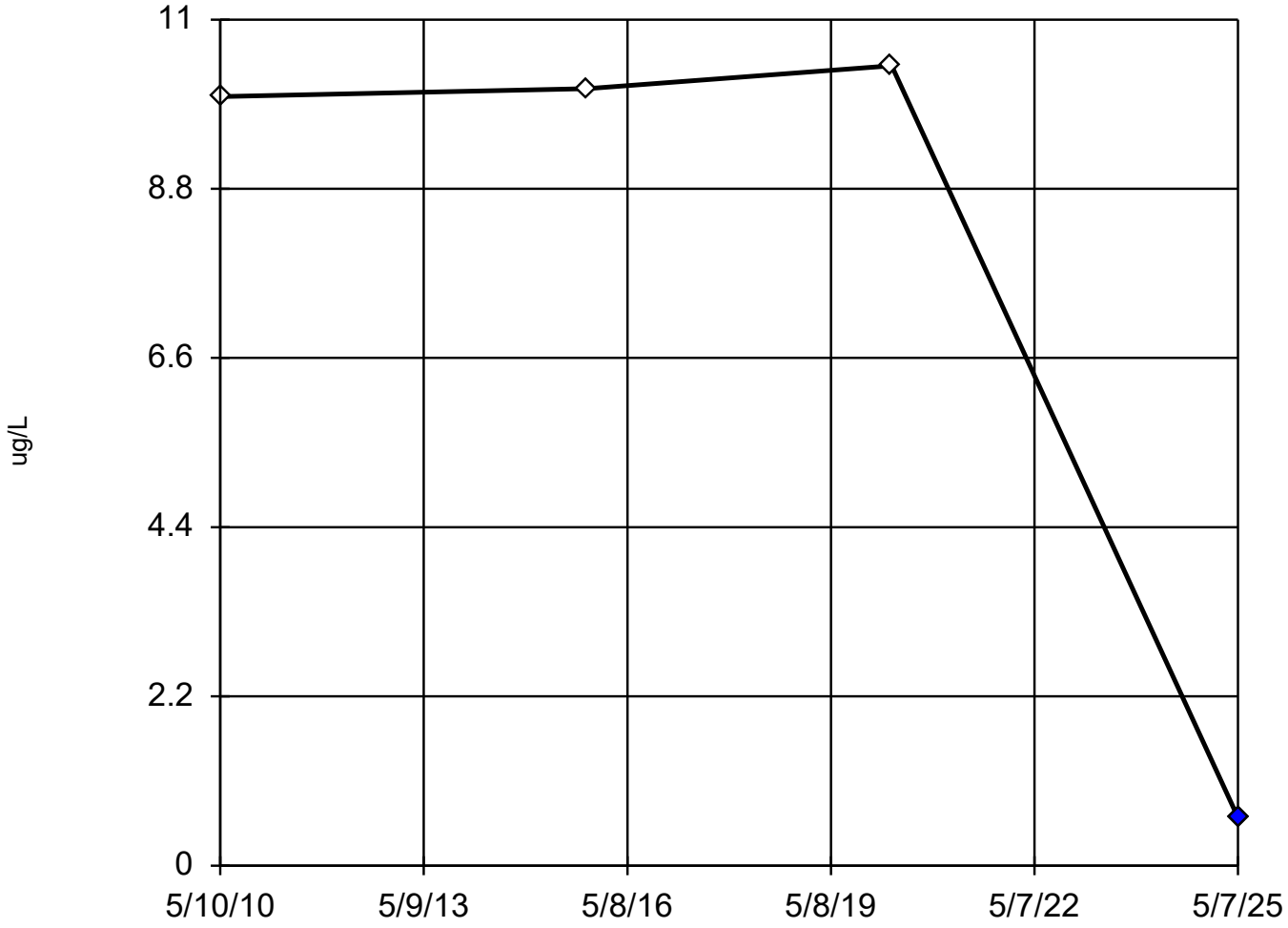

n = 4

Statistical outlier is drawn as solid.
Testing for 1 low outlier.
Mean = 7.782.
Std. Dev. = 4.772.
<0.628: c = 0.9591
tabl = 0.765.
Alpha = 0.05.

Normality test used:
Shapiro Wilk@alpha = 0.1
Calculated = 0.9231
Critical = 0.789
The distribution, after removal of suspect value, was found to be normally distributed.

Constituent: 2-Methylnaphthalene Analysis Run 1/20/2026 10:54 AM View: 06A_MW_Organics_PL

Iowa City Landfill Client: HDR Data: Iowa City Sanitary Landfill

Dixon's Outlier Test

MW-214A

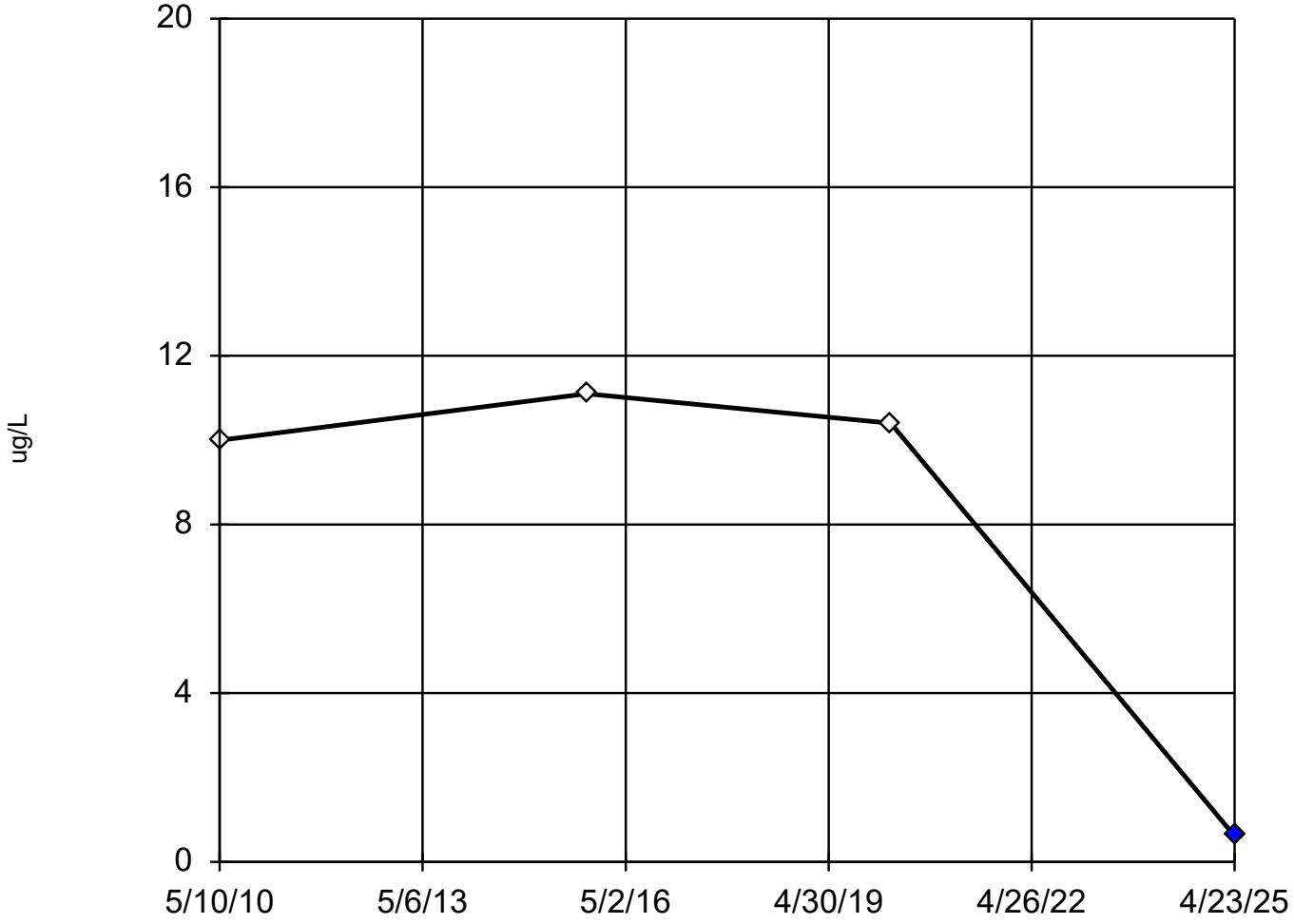

n = 4

Statistical outlier is drawn as solid.
Testing for 1 low outlier.
Mean = 8.029.
Std. Dev. = 4.963.
<0.615: c = 0.8951
tabl = 0.765.
Alpha = 0.05.

Normality test used:
Shapiro Wilk@alpha = 0.1
Calculated = 0.9758
Critical = 0.789
The distribution, after removal of suspect value, was found to be normally distributed.

Constituent: 2-Methylnaphthalene Analysis Run 1/20/2026 10:54 AM View: 06A_MW_Organics_PL

Iowa City Landfill Client: HDR Data: Iowa City Sanitary Landfill

Dixon's Outlier Test

MW-219A

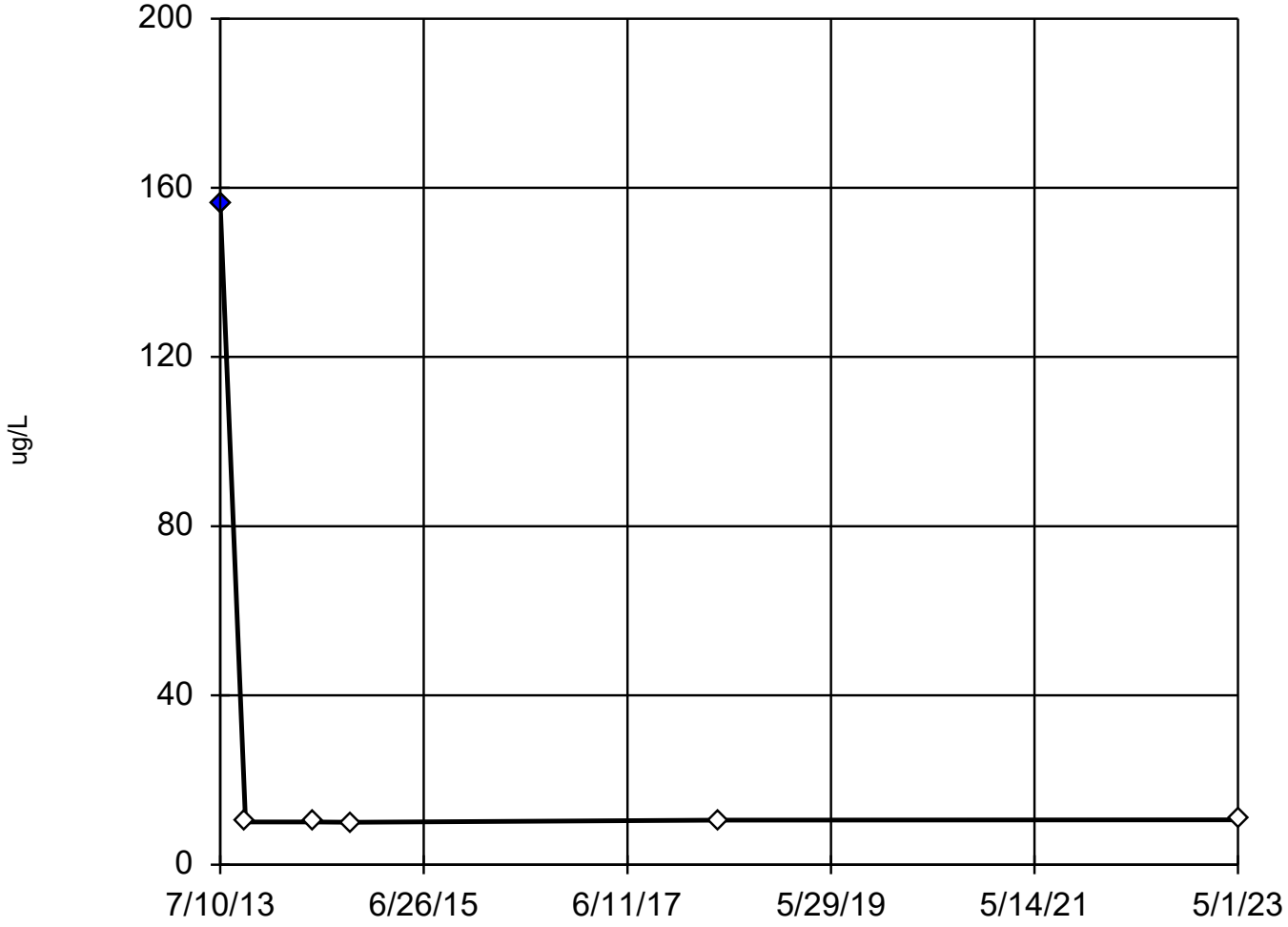

n = 6

Statistical outlier is drawn as solid.
1 value manually flagged as an outlier.
Testing for 1 high outlier.
Mean = 34.55.
Std. Dev. = 59.5.
156 (o): c = 0.9959
tabl = 0.56.
Alpha = 0.05.

Normality test used:
Shapiro Wilk@alpha = 0.1
Calculated = 0.8401
Critical = 0.806
The distribution, after removal of suspect value, was found to be normally distributed.

Constituent: 2-Methylnaphthalene Analysis Run 1/20/2026 10:54 AM View: 06A_MW_Organics_PL

Iowa City Landfill Client: HDR Data: Iowa City Sanitary Landfill

Dixon's Outlier Test

MW-5B

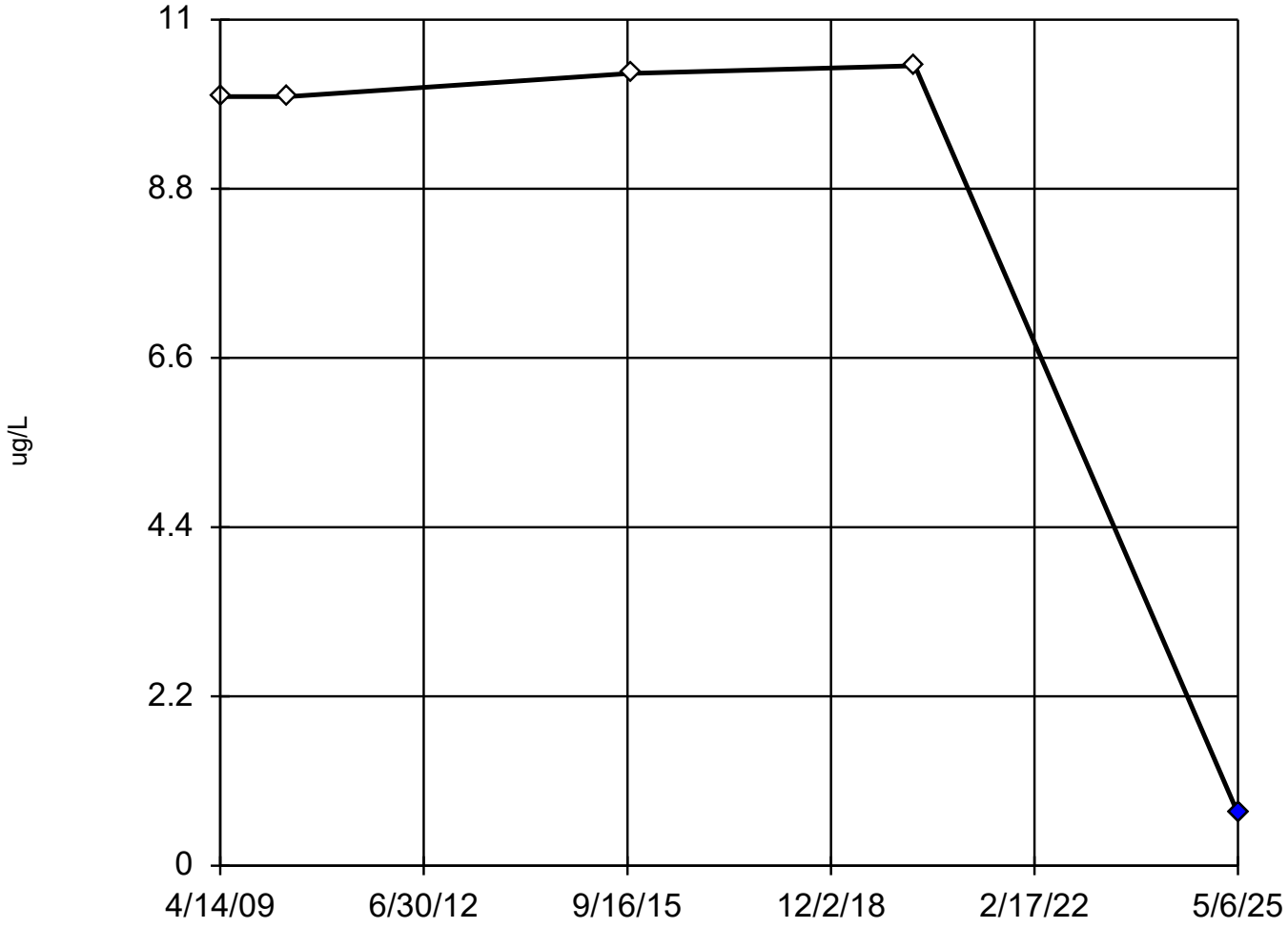

n = 5

Statistical outlier is drawn as solid.
Testing for 1 low outlier.
Mean = 8.275.
Std. Dev. = 4.251.
<0.677: c = 0.9589
tabl = 0.642.
Alpha = 0.05.

Normality test used:
Shapiro Wilk@alpha = 0.1
Calculated = 0.8294
Critical = 0.792
The distribution, after removal of suspect value, was found to be normally distributed.

Constituent: 2-Methylphenol Analysis Run 1/20/2026 10:54 AM View: 06A_MW_Organics_PL

Iowa City Landfill Client: HDR Data: Iowa City Sanitary Landfill

Dixon's Outlier Test

MW-24A

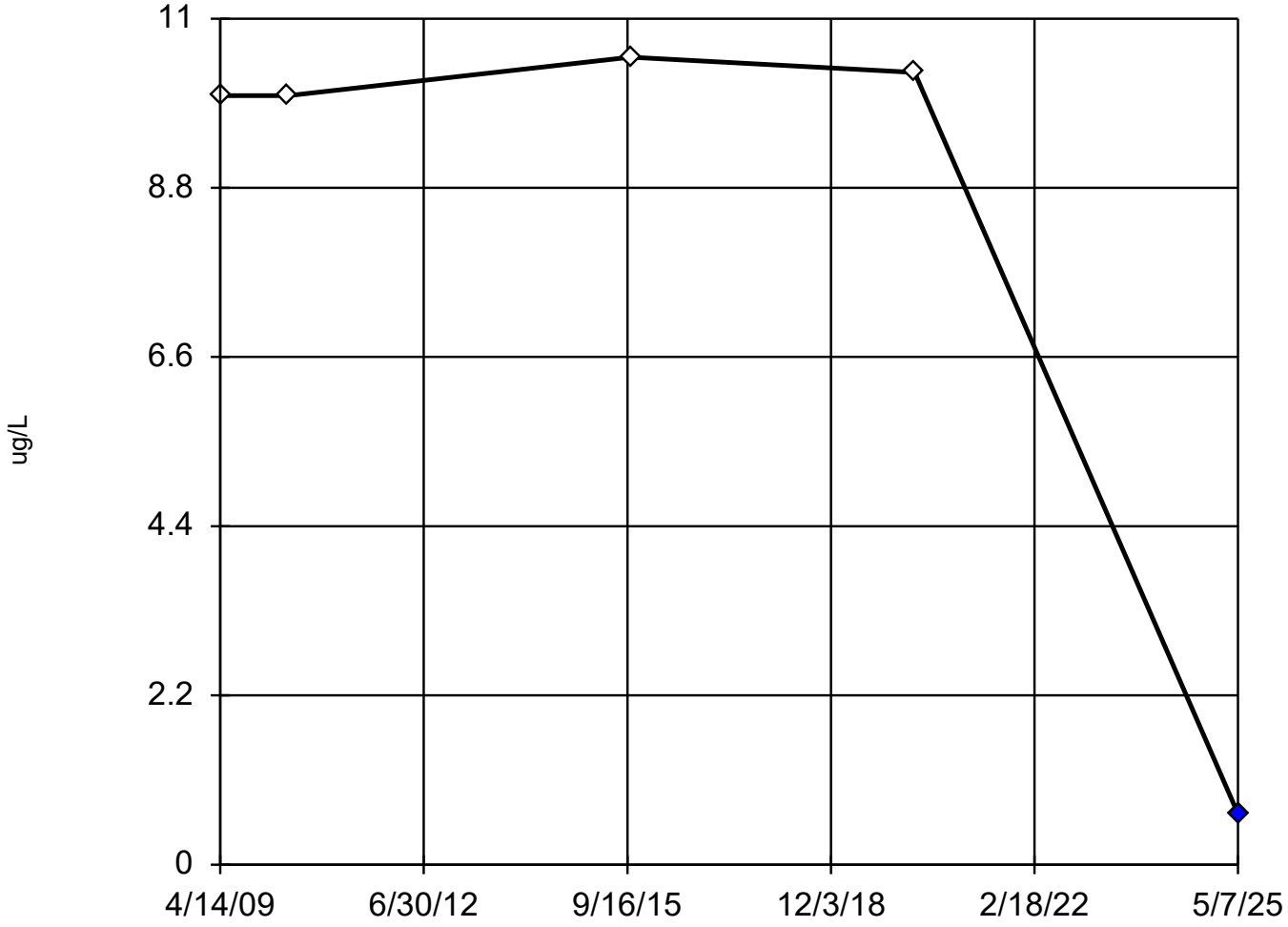

n = 5

Statistical outlier is drawn as solid.
Testing for 1 low outlier.
Mean = 8.293.
Std. Dev. = 4.27.
<0.663: c = 0.9492
tabl = 0.642.
Alpha = 0.05.

Normality test used:
Shapiro Wilk@alpha = 0.1
Calculated = 0.862
Critical = 0.792
The distribution, after removal of suspect value, was found to be normally distributed.

Constituent: 2-Methylphenol Analysis Run 1/20/2026 10:54 AM View: 06A_MW_Organics_PL

Iowa City Landfill Client: HDR Data: Iowa City Sanitary Landfill

Dixon's Outlier Test

MW-29A

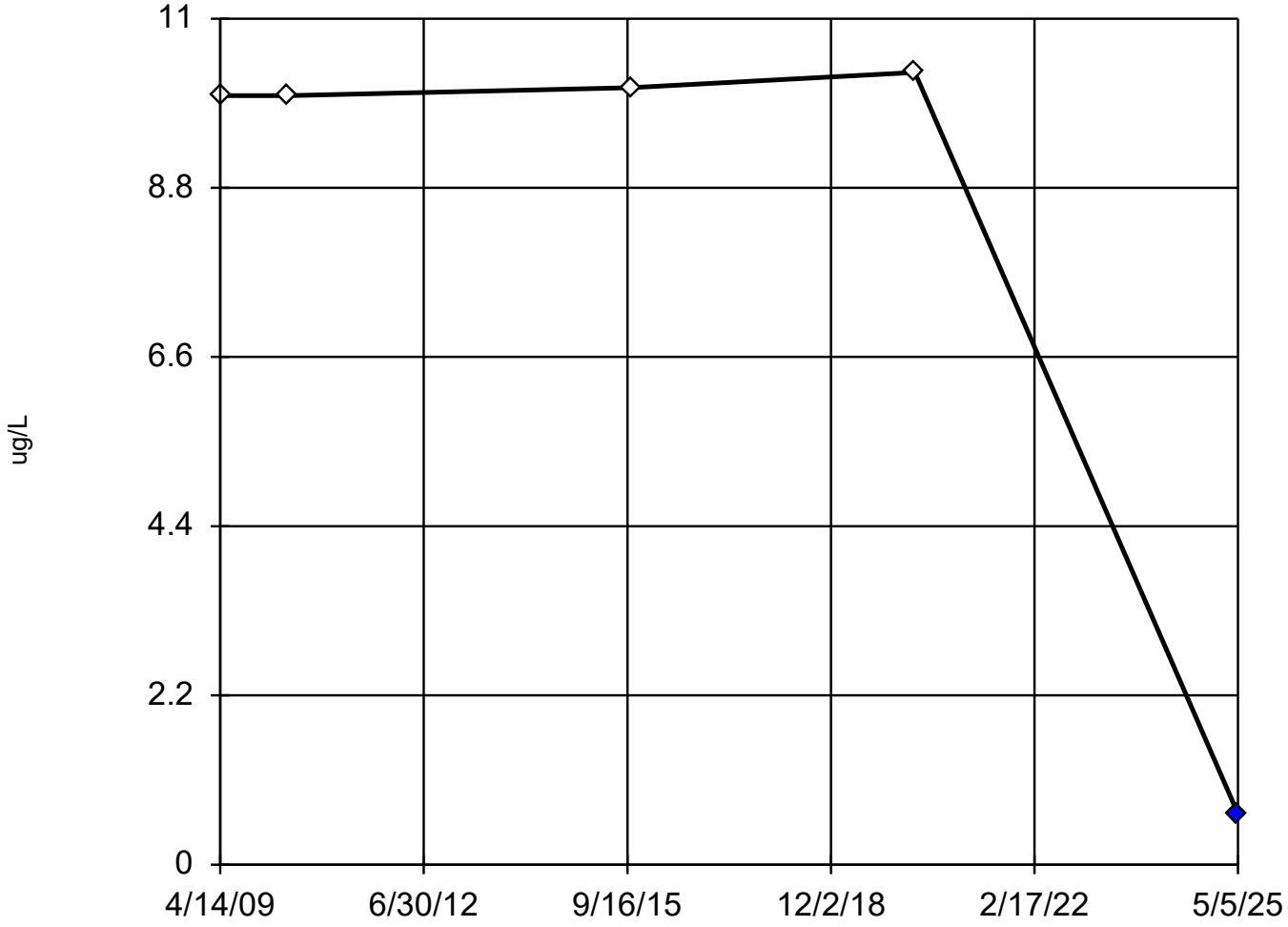

n = 5

Statistical outlier is drawn as solid.
Testing for 1 low outlier.
Mean = 8.213.
Std. Dev. = 4.222.
<0.663: c = 0.9689
tabl = 0.642.
Alpha = 0.05.

Normality test used:
Shapiro Wilk@alpha = 0.1
Calculated = 0.8283
Critical = 0.792
The distribution, after removal of suspect value, was found to be normally distributed.

Constituent: 2-Methylphenol Analysis Run 1/20/2026 10:54 AM View: 06A_MW_Organics_PL

Iowa City Landfill Client: HDR Data: Iowa City Sanitary Landfill

Dixon's Outlier Test

MW-31B

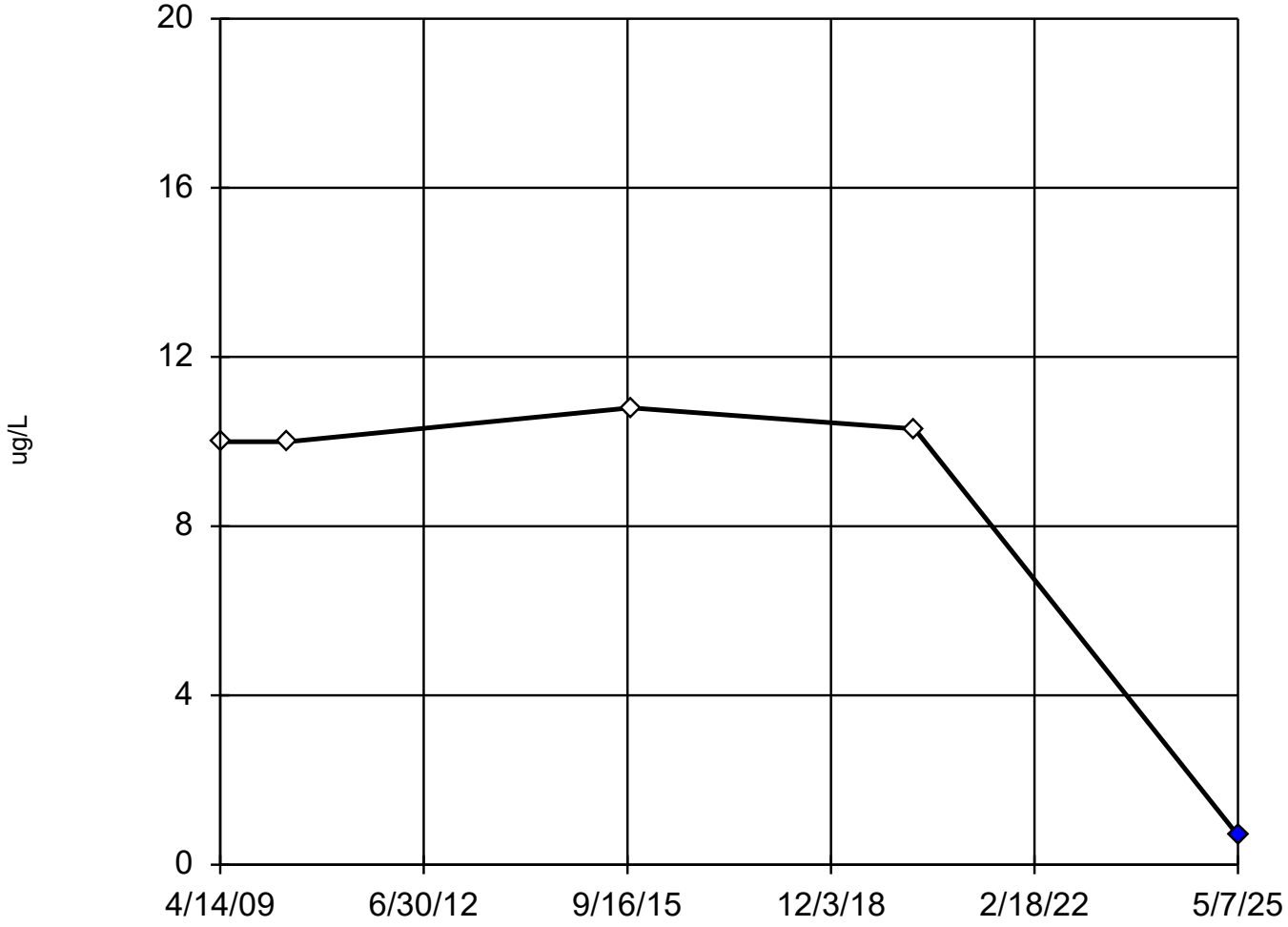

n = 5

Statistical outlier is drawn as solid.
Testing for 1 low outlier.
Mean = 8.358.
Std. Dev. = 4.299.
<0.691: c = 0.9209
tabl = 0.642.
Alpha = 0.05.

Normality test used:
Shapiro Wilk@alpha = 0.1
Calculated = 0.8423
Critical = 0.792
The distribution, after removal of suspect value, was found to be normally distributed.

Constituent: 2-Methylphenol Analysis Run 1/20/2026 10:54 AM View: 06A_MW_Organics_PL

Iowa City Landfill Client: HDR Data: Iowa City Sanitary Landfill

Dixon's Outlier Test

MW-201A

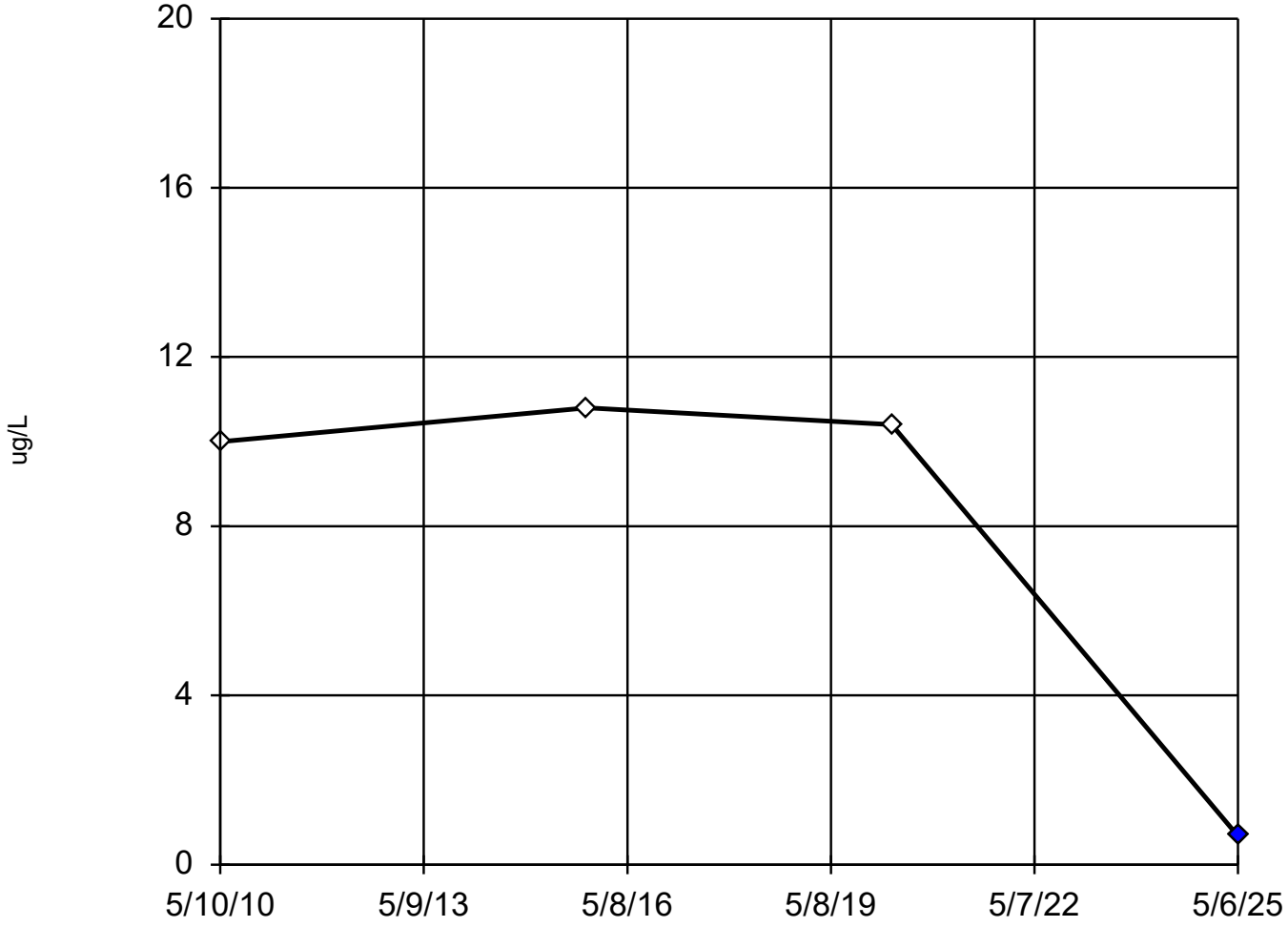

n = 4

Statistical outlier is drawn as solid.
Testing for 1 low outlier.
Mean = 7.969.
Std. Dev. = 4.872.
<0.677: c = 0.921
tabl = 0.765.
Alpha = 0.05.

Normality test used:
Shapiro Wilk@alpha = 0.1
Calculated = 1
Critical = 0.789
The distribution, after removal of suspect value, was found to be normally distributed.

Constituent: 2-Methylphenol Analysis Run 1/20/2026 10:54 AM View: 06A_MW_Organics_PL

Iowa City Landfill Client: HDR Data: Iowa City Sanitary Landfill

Dixon's Outlier Test

MW-202A

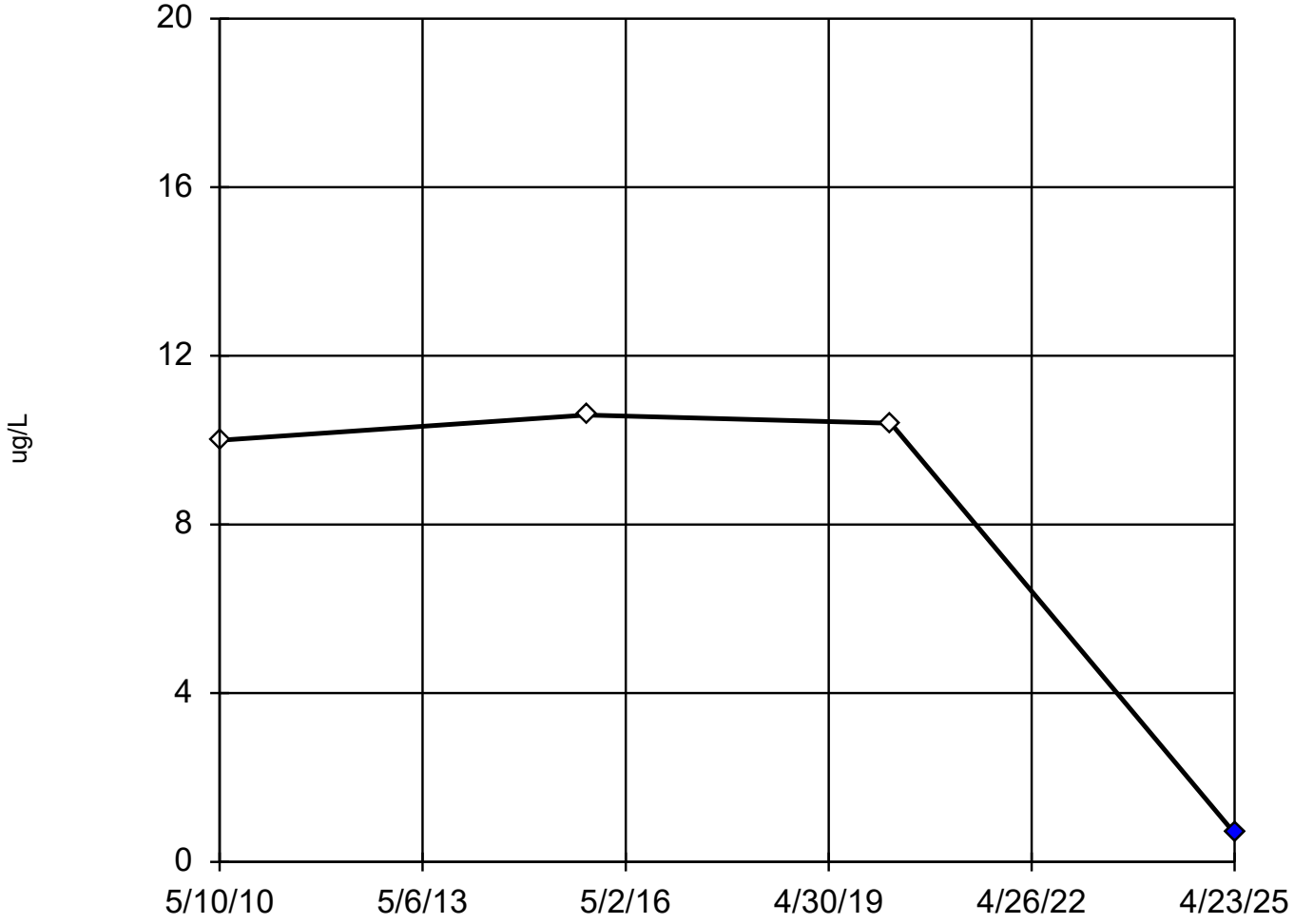

n = 4

Statistical outlier is drawn as solid.
Testing for 1 low outlier.
Mean = 7.919.
Std. Dev. = 4.835.
<0.677: c = 0.9395
tabl = 0.765.
Alpha = 0.05.

Normality test used:
Shapiro Wilk@alpha = 0.1
Calculated = 0.9643
Critical = 0.789
The distribution, after removal of suspect value, was found to be normally distributed.

Constituent: 2-Methylphenol Analysis Run 1/20/2026 10:54 AM View: 06A_MW_Organics_PL

Iowa City Landfill Client: HDR Data: Iowa City Sanitary Landfill

Dixon's Outlier Test

MW-204A

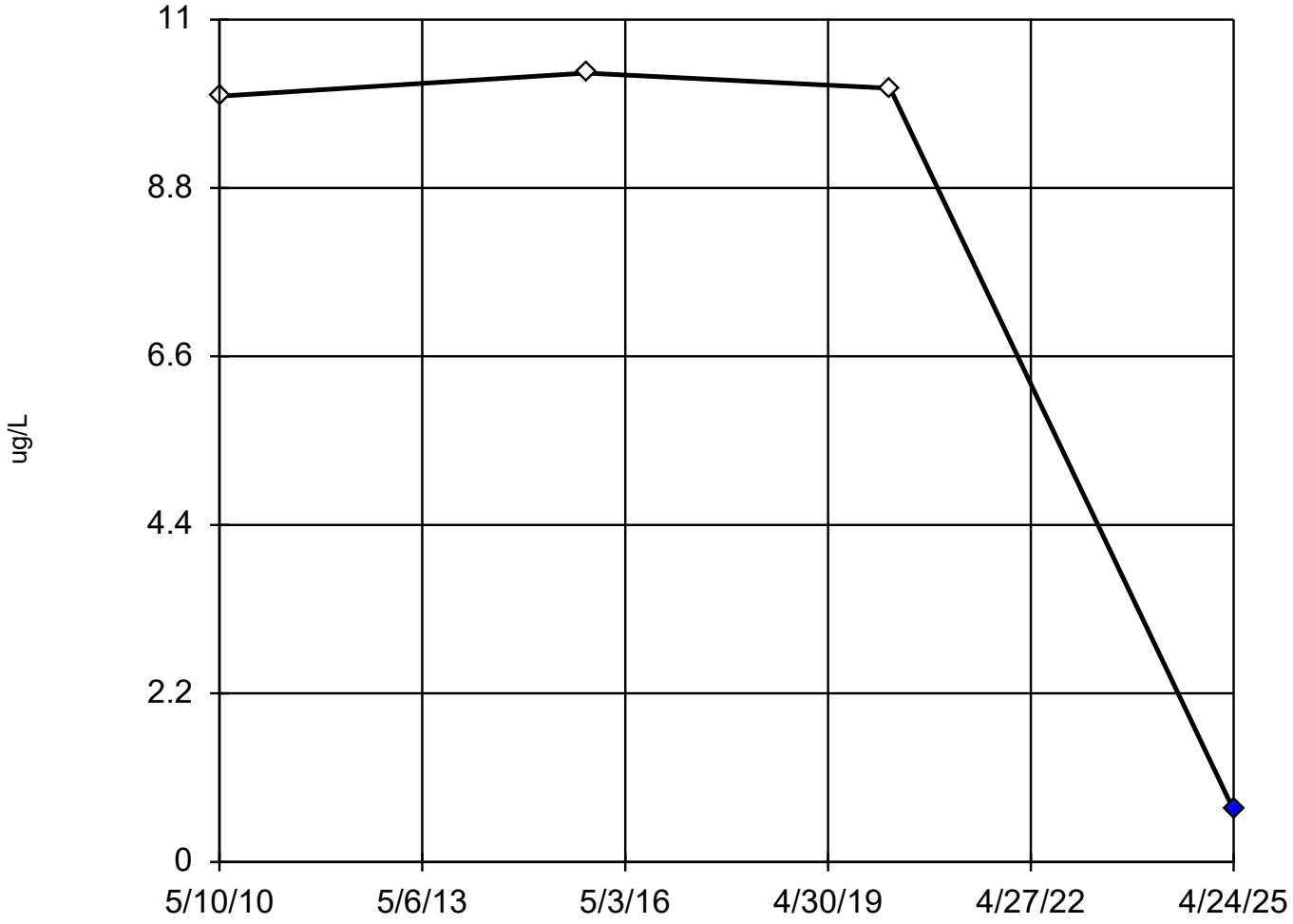

n = 4

Statistical outlier is drawn as solid.
Testing for 1 low outlier.
Mean = 7.769.
Std. Dev. = 4.73.
<0.677: c = 0.9688
tabl = 0.765.
Alpha = 0.05.

Normality test used:
Shapiro Wilk@alpha = 0.1
Calculated = 0.9643
Critical = 0.789
The distribution, after removal of suspect value, was found to be normally distributed.

Constituent: 2-Methylphenol Analysis Run 1/20/2026 10:54 AM View: 06A_MW_Organics_PL

Iowa City Landfill Client: HDR Data: Iowa City Sanitary Landfill

Dixon's Outlier Test

MW-208B

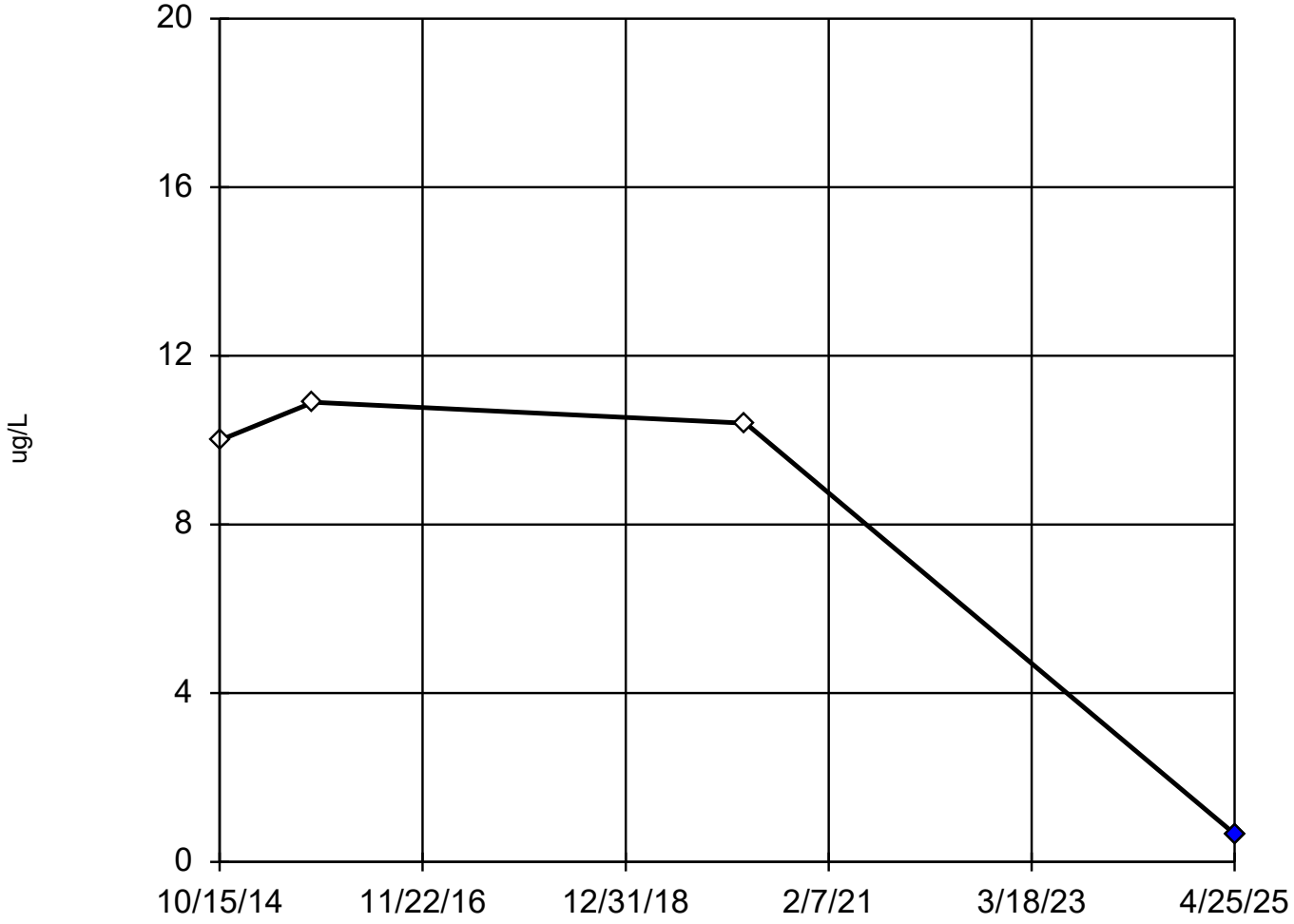

n = 4

Statistical outlier is drawn as solid.
Testing for 1 low outlier.
Mean = 7.991.
Std. Dev. = 4.899.
<0.663: c = 0.9121
tabl = 0.765.
Alpha = 0.05.

Normality test used:
Shapiro Wilk@alpha = 0.1
Calculated = 0.9959
Critical = 0.789
The distribution, after removal of suspect value, was found to be normally distributed.

Constituent: 2-Methylphenol Analysis Run 1/20/2026 10:54 AM View: 06A_MW_Organics_PL

Iowa City Landfill Client: HDR Data: Iowa City Sanitary Landfill

Dixon's Outlier Test

MW-215A

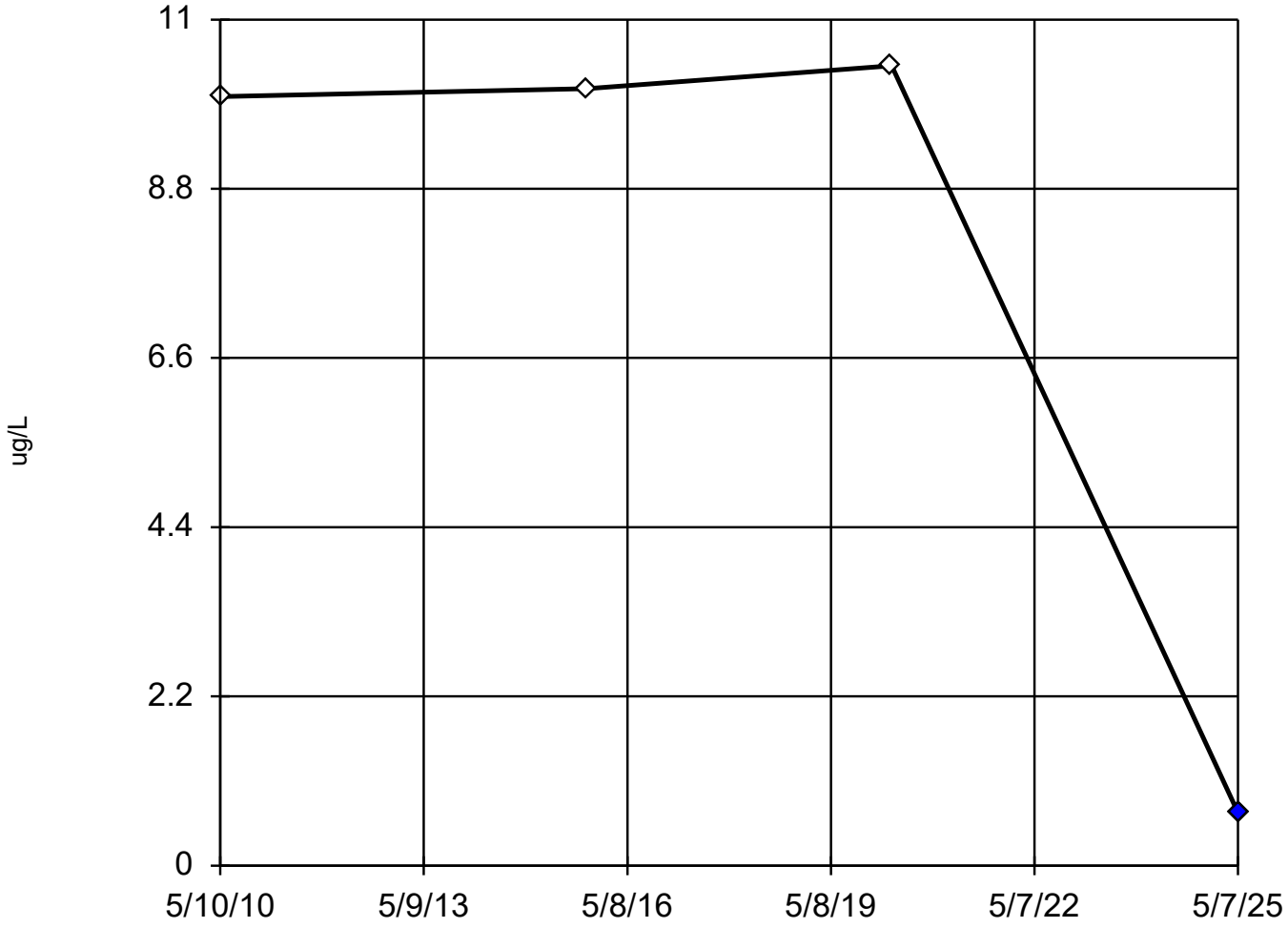

n = 4

Statistical outlier is drawn as solid.
Testing for 1 low outlier.
Mean = 7.798.
Std. Dev. = 4.741.
<0.691: c = 0.9588
tabl = 0.765.
Alpha = 0.05.

Normality test used:
Shapiro Wilk@alpha = 0.1
Calculated = 0.9231
Critical = 0.789
The distribution, after removal of suspect value, was found to be normally distributed.

Constituent: 2-Methylphenol Analysis Run 1/20/2026 10:54 AM View: 06A_MW_Organics_PL

Iowa City Landfill Client: HDR Data: Iowa City Sanitary Landfill

Dixon's Outlier Test

MW-214A

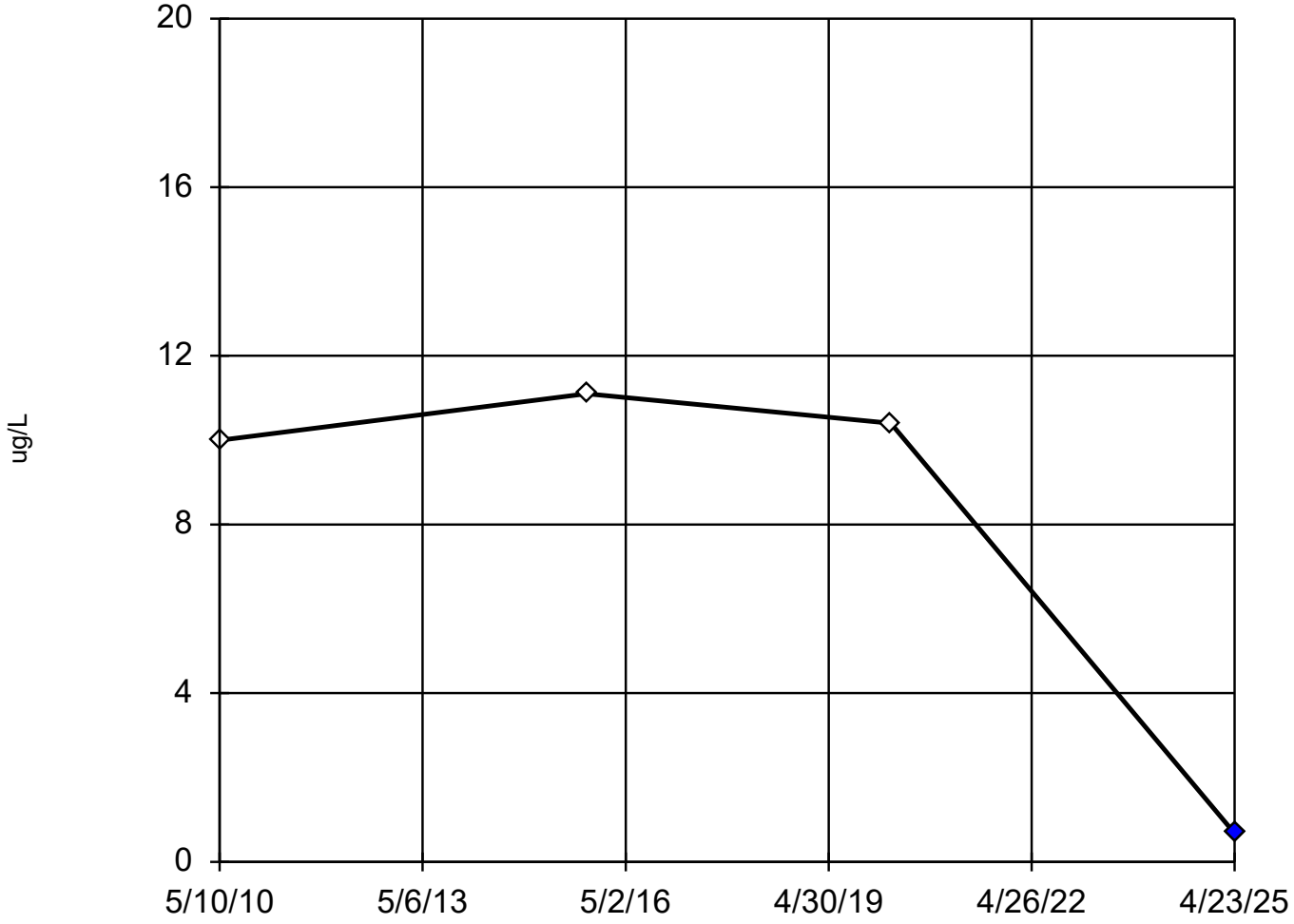

n = 4

Statistical outlier is drawn as solid.
Testing for 1 low outlier.
Mean = 8.044.
Std. Dev. = 4.932.
<0.677: c = 0.8945
tabl = 0.765.
Alpha = 0.05.

Normality test used:
Shapiro Wilk@alpha = 0.1
Calculated = 0.9758
Critical = 0.789
The distribution, after removal of suspect value, was found to be normally distributed.

Constituent: 2-Methylphenol Analysis Run 1/20/2026 10:54 AM View: 06A_MW_Organics_PL

Iowa City Landfill Client: HDR Data: Iowa City Sanitary Landfill

Dixon's Outlier Test

MW-219A

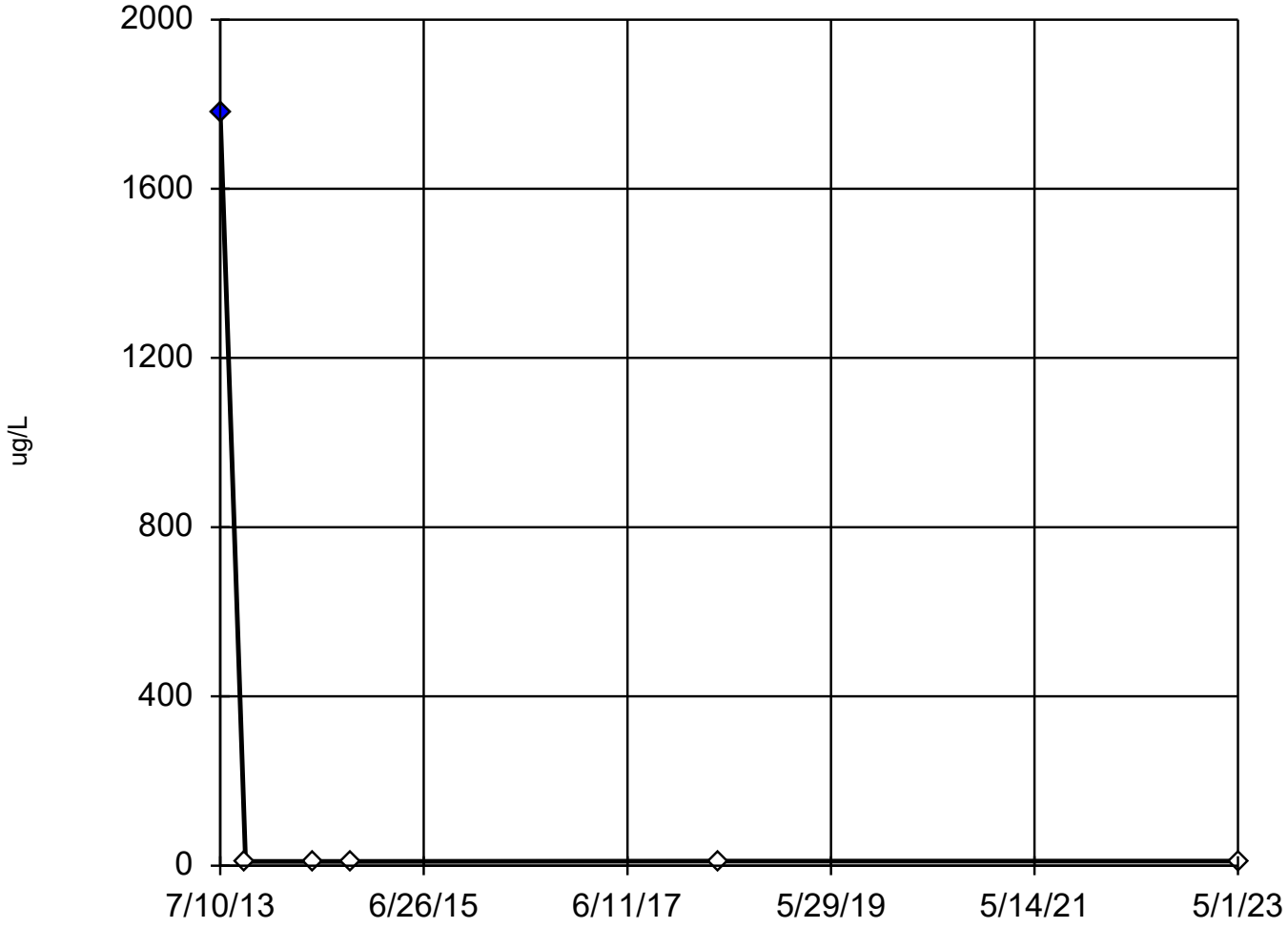

n = 6

Statistical outlier is drawn as solid.
1 value manually flagged as an outlier.
Testing for 1 high outlier.
Mean = 305.2.
Std. Dev. = 722.5.
1780 (o): c = 0.9997
tabl = 0.56.
Alpha = 0.05.

Normality test used:
Shapiro Wilk@alpha = 0.1
Calculated = 0.8401
Critical = 0.806
The distribution, after removal of suspect value, was found to be normally distributed.

Constituent: 2-Methylphenol Analysis Run 1/20/2026 10:54 AM View: 06A_MW_Organics_PL

Iowa City Landfill Client: HDR Data: Iowa City Sanitary Landfill

Dixon's Outlier Test

MW-5B

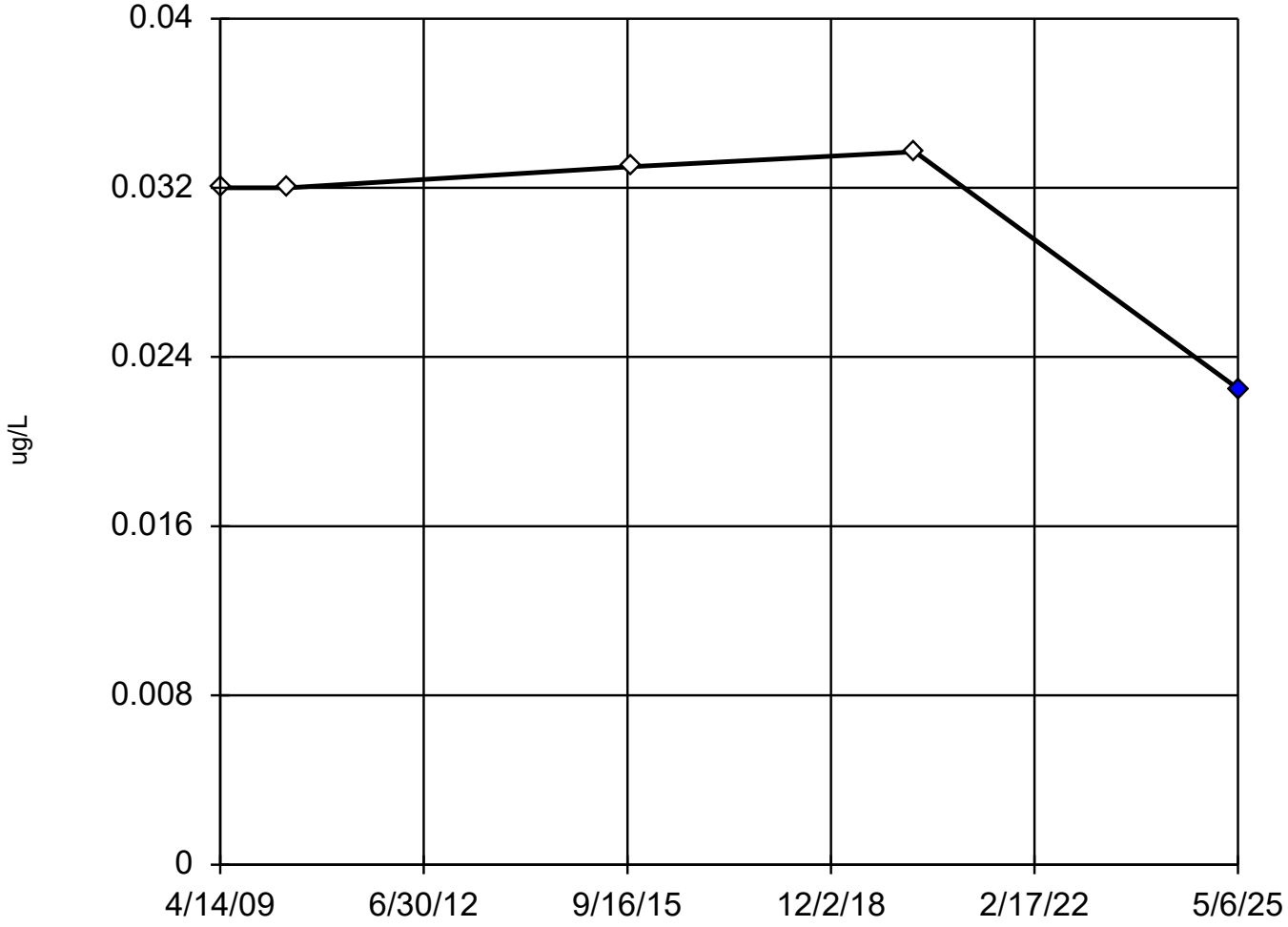

n = 5

Statistical outlier is drawn as solid.
Testing for 1 low outlier.
Mean = 0.03064.
Std. Dev. = 0.004607.
<0.0225: c = 0.8482
tabl = 0.642.
Alpha = 0.05.

Normality test used:
Shapiro Wilk@alpha = 0.1
Calculated = 0.8632
Critical = 0.792
The distribution, after removal of suspect value, was found to be normally distributed.

Constituent: 4,4`-DDD Analysis Run 1/20/2026 10:54 AM View: 06A_MW_Organics_PL

Iowa City Landfill Client: HDR Data: Iowa City Sanitary Landfill

Dixon's Outlier Test

MW-17A-00

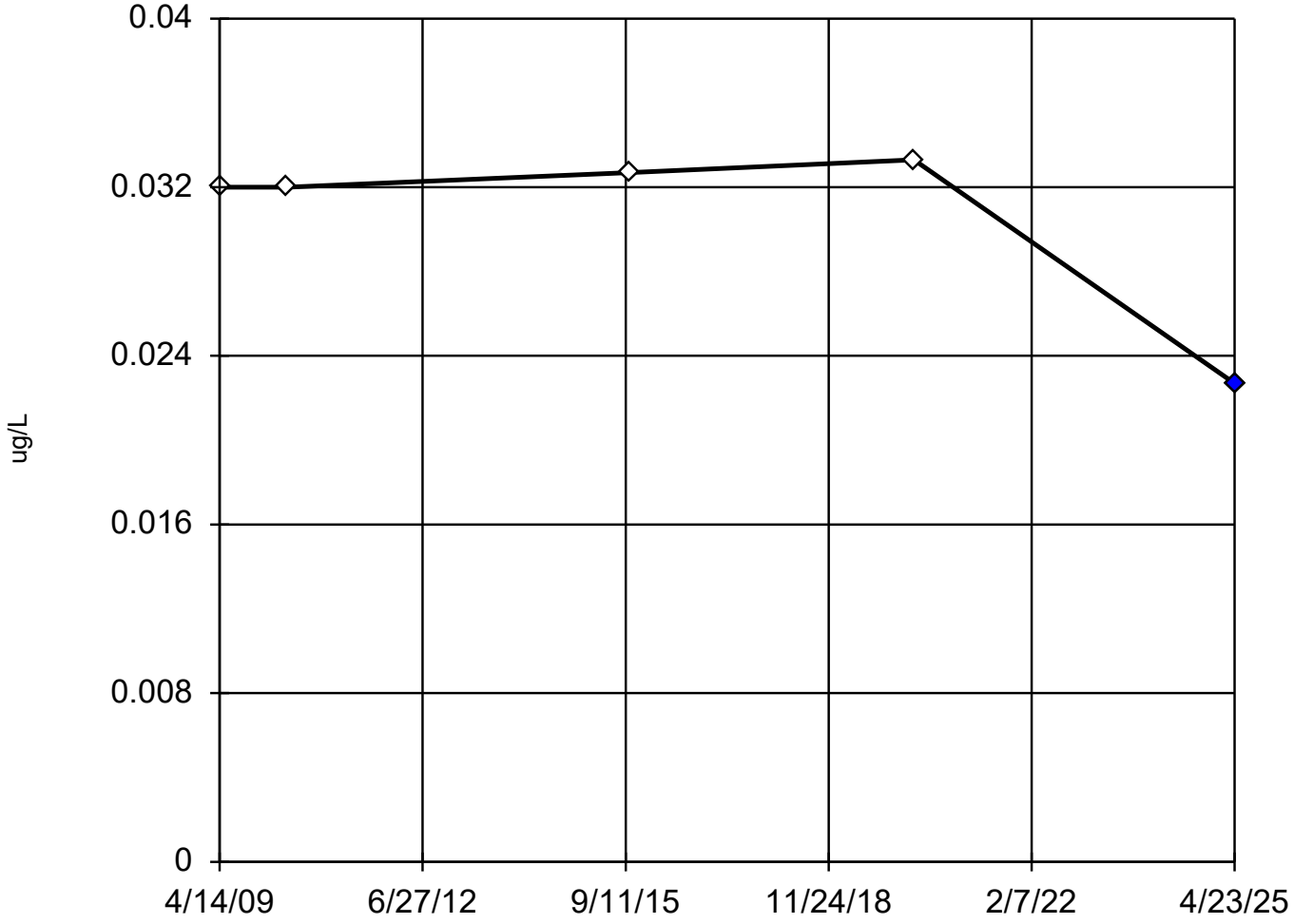

n = 5

Statistical outlier is drawn as solid.
Testing for 1 low outlier.
Mean = 0.03054.
Std. Dev. = 0.004416.
<0.0227: c = 0.8774
tabl = 0.642.
Alpha = 0.05.

Normality test used:
Shapiro Wilk@alpha = 0.1
Calculated = 0.8658
Critical = 0.792
The distribution, after removal of suspect value, was found to be normally distributed.

Constituent: 4,4`-DDD Analysis Run 1/20/2026 10:54 AM View: 06A_MW_Organics_PL

Iowa City Landfill Client: HDR Data: Iowa City Sanitary Landfill

Dixon's Outlier Test

MW-25A-00

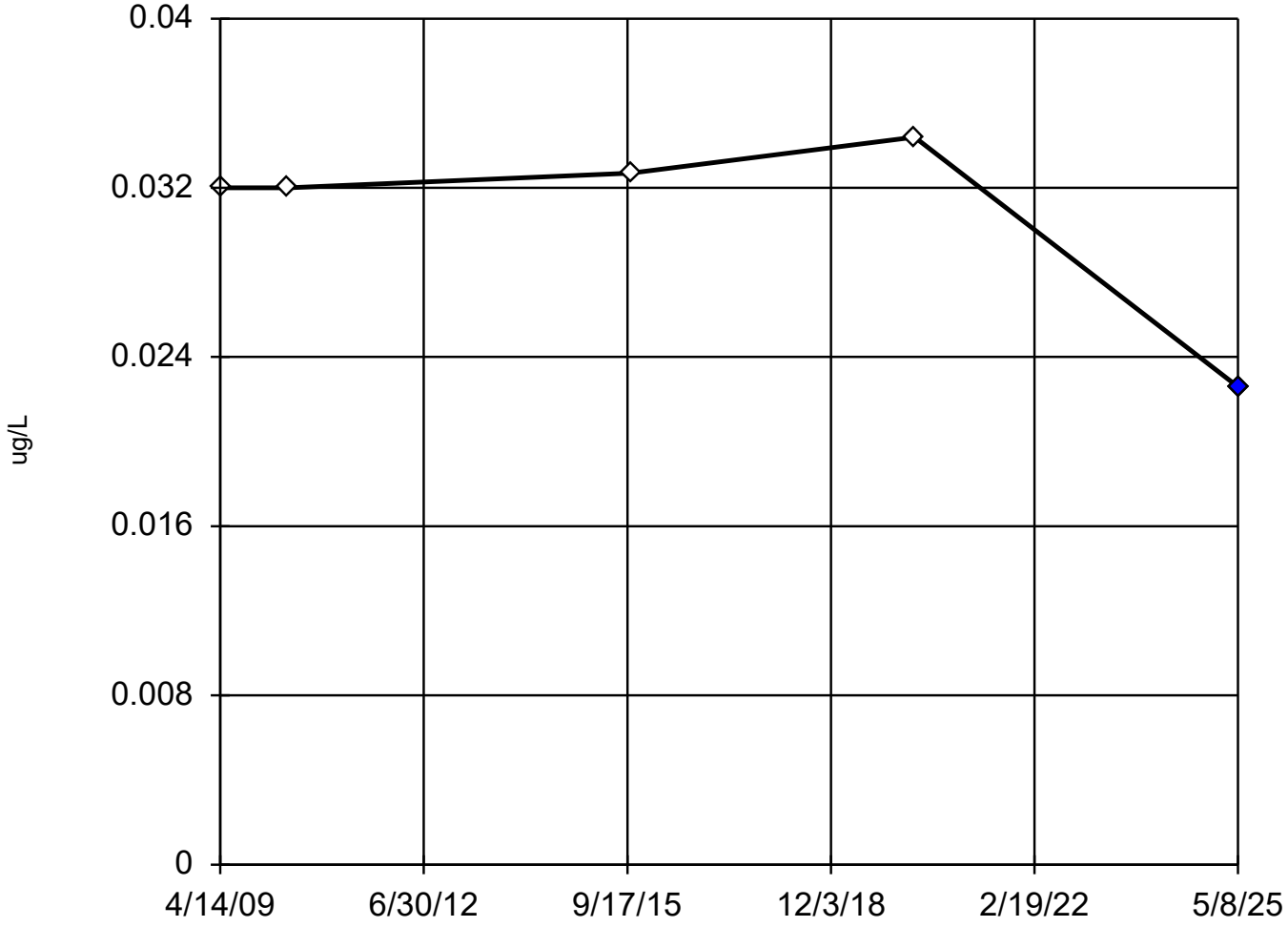

n = 5

Statistical outlier is drawn as solid.
Testing for 1 low outlier.
Mean = 0.03074.
Std. Dev. = 0.004655.
<0.0226: c = 0.7966
tabl = 0.642.
Alpha = 0.05.

Normality test used:
Shapiro Wilk@alpha = 0.1
Calculated = 0.8112
Critical = 0.792
The distribution, after removal of suspect value, was found to be normally distributed.

Constituent: 4,4`-DDD Analysis Run 1/20/2026 10:54 AM View: 06A_MW_Organics_PL

Iowa City Landfill Client: HDR Data: Iowa City Sanitary Landfill

Dixon's Outlier Test

MW-31B

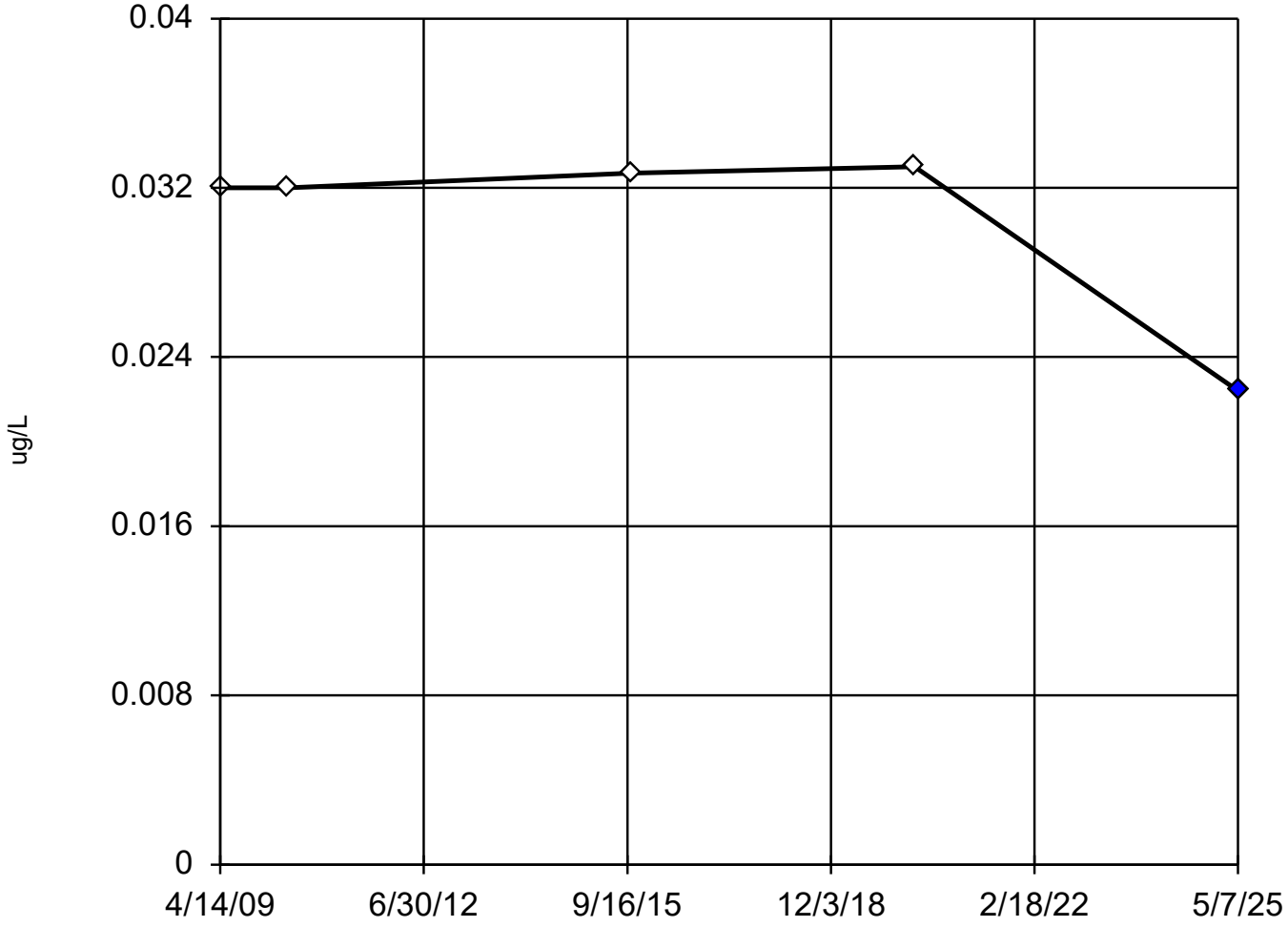

n = 5

Statistical outlier is drawn as solid.
Testing for 1 low outlier.
Mean = 0.03042.
Std. Dev. = 0.004505.
<0.0224: c = 0.9057
tabl = 0.642.
Alpha = 0.05.

Normality test used:
Shapiro Wilk@alpha = 0.1
Calculated = 0.8435
Critical = 0.792
The distribution, after removal of suspect value, was found to be normally distributed.

Constituent: 4,4`-DDD Analysis Run 1/20/2026 10:55 AM View: 06A_MW_Organics_PL

Iowa City Landfill Client: HDR Data: Iowa City Sanitary Landfill

Dixon's Outlier Test

MW-201A

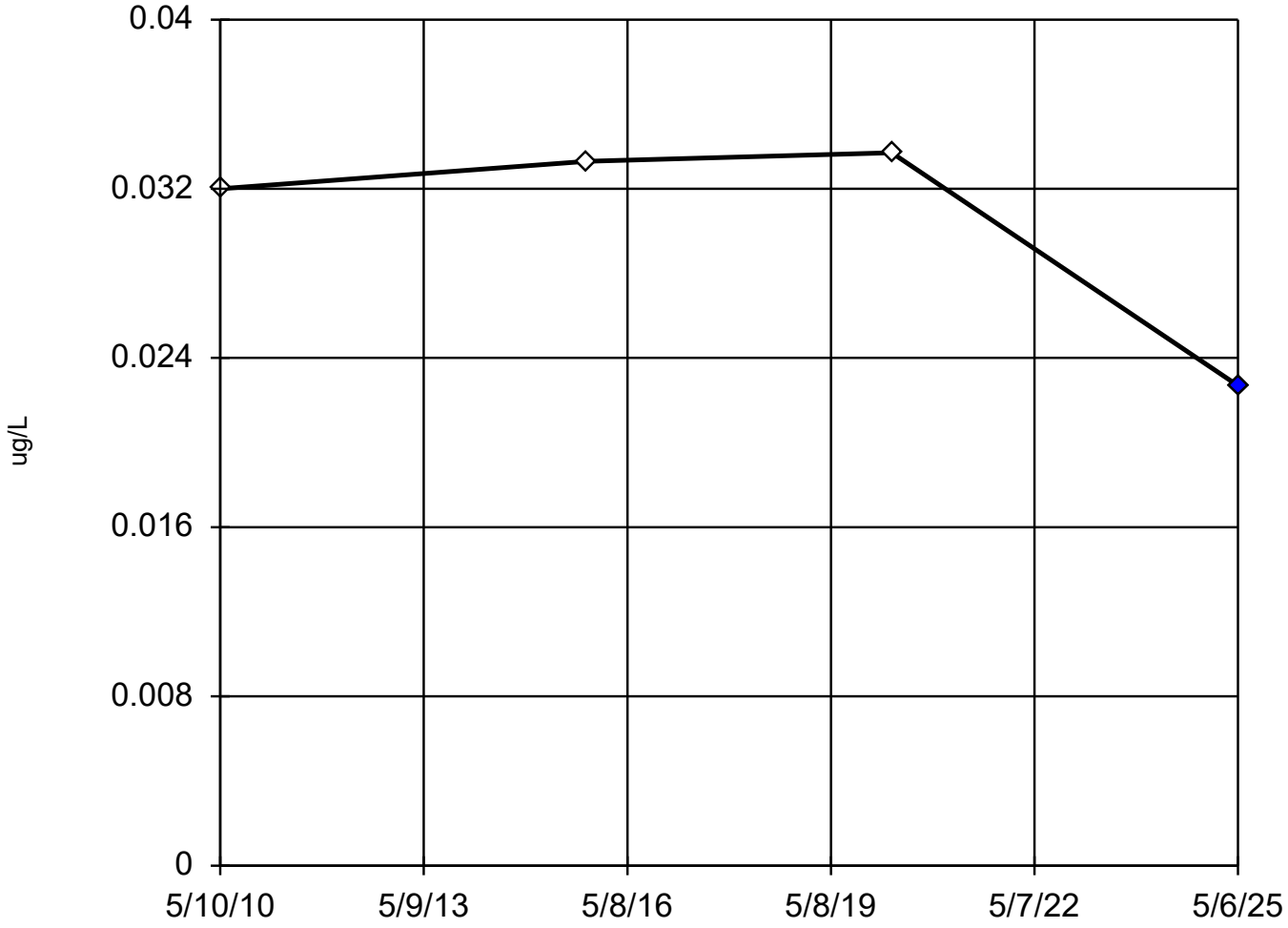

n = 4

Statistical outlier is drawn as solid.
Testing for 1 low outlier.
Mean = 0.03043.
Std. Dev. = 0.005201.
<0.0227: c = 0.8455
tabl = 0.765.
Alpha = 0.05.

Normality test used:
Shapiro Wilk@alpha = 0.1
Calculated = 0.9145
Critical = 0.789
The distribution, after removal of suspect value, was found to be normally distributed.

Constituent: 4,4`-DDD Analysis Run 1/20/2026 10:55 AM View: 06A_MW_Organics_PL

Iowa City Landfill Client: HDR Data: Iowa City Sanitary Landfill

Dixon's Outlier Test

MW-202A

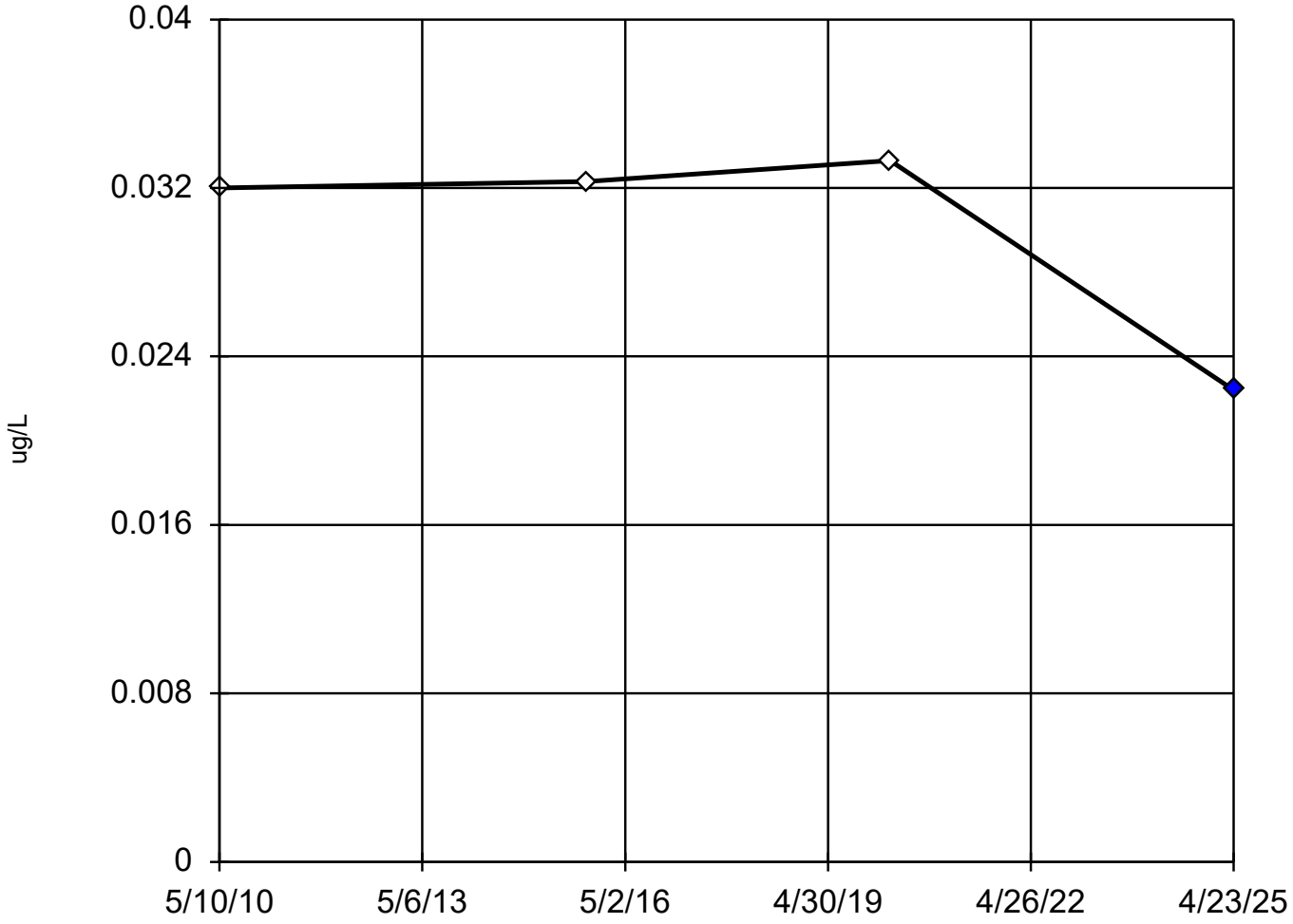

n = 4

Statistical outlier is drawn as solid.
Testing for 1 low outlier.
Mean = 0.03.
Std. Dev. = 0.005097.
<0.0224: c = 0.8807
tabl = 0.765.
Alpha = 0.05.

Normality test used:
Shapiro Wilk@alpha = 0.1
Calculated = 0.9119
Critical = 0.789
The distribution, after removal of suspect value, was found to be normally distributed.

Constituent: 4,4`-DDD Analysis Run 1/20/2026 10:55 AM View: 06A_MW_Organics_PL

Iowa City Landfill Client: HDR Data: Iowa City Sanitary Landfill

Dixon's Outlier Test

MW-204A

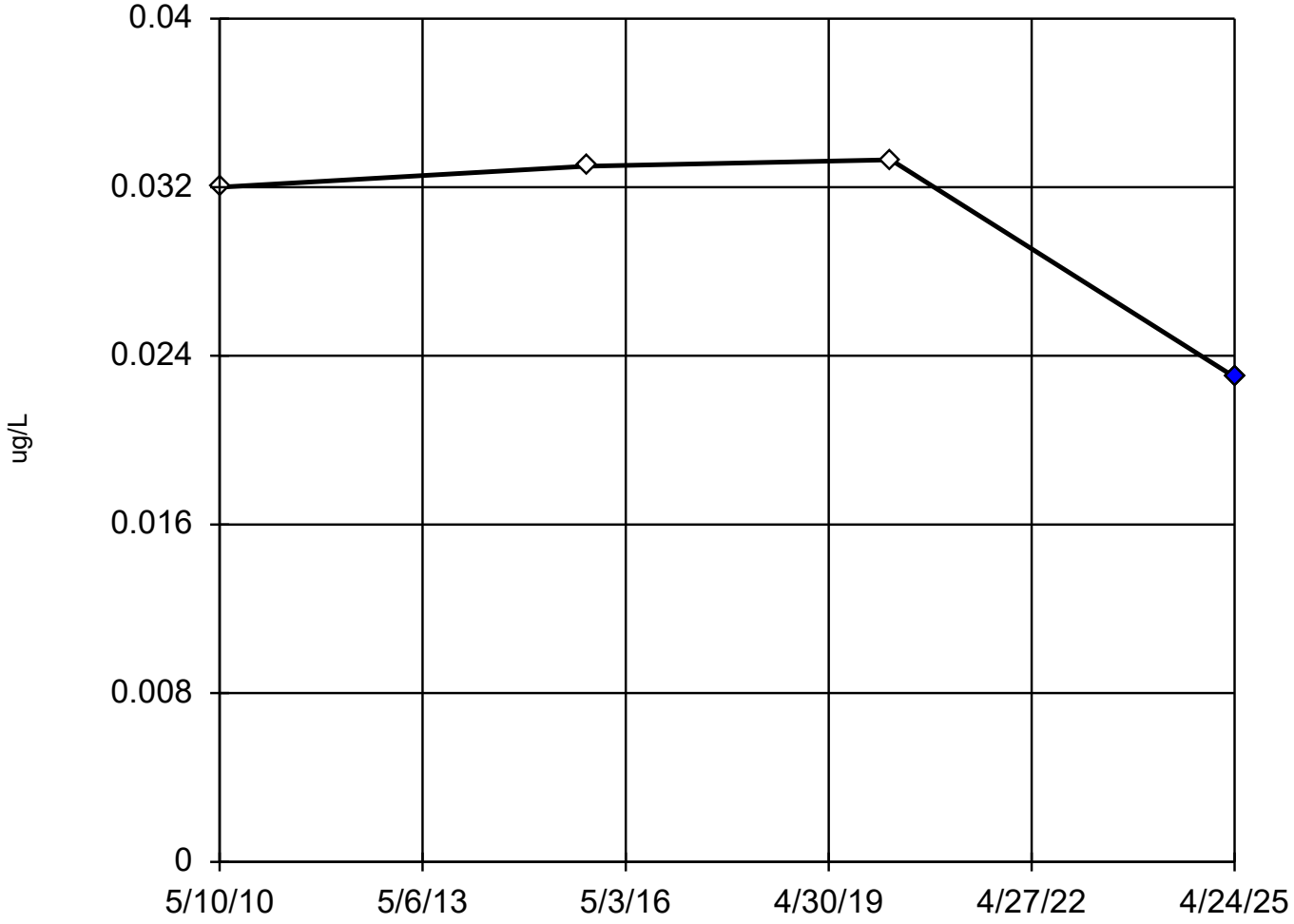

n = 4

Statistical outlier is drawn as solid.
Testing for 1 low outlier.
Mean = 0.03033.
Std. Dev. = 0.004915.
<0.023: c = 0.8738
tabl = 0.765.
Alpha = 0.05.

Normality test used:
Shapiro Wilk@alpha = 0.1
Calculated = 0.9119
Critical = 0.789
The distribution, after removal of suspect value, was found to be normally distributed.

Constituent: 4,4`-DDD Analysis Run 1/20/2026 10:55 AM View: 06A_MW_Organics_PL

Iowa City Landfill Client: HDR Data: Iowa City Sanitary Landfill

Dixon's Outlier Test

MW-208B

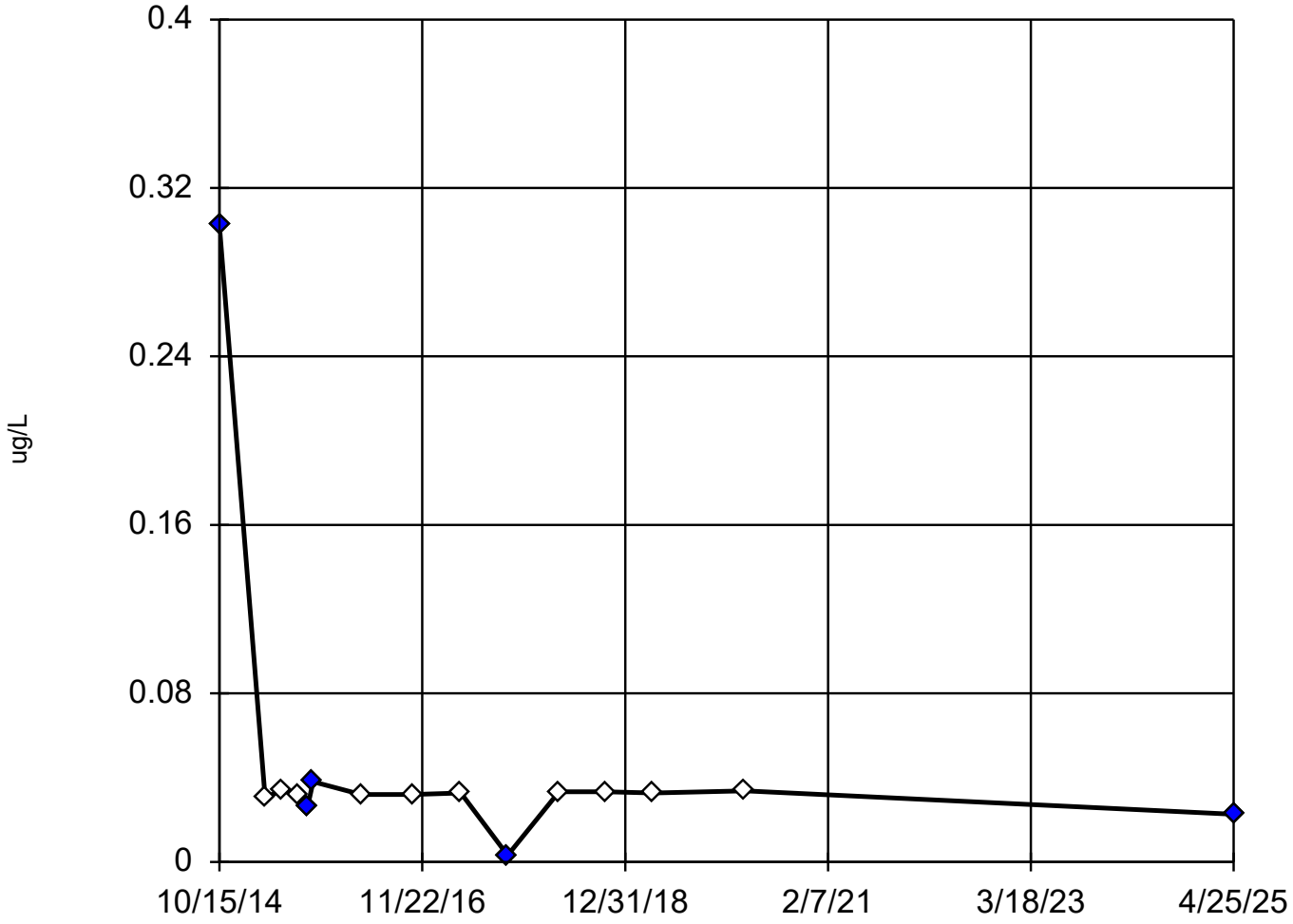

n = 15

Statistical outliers are drawn as solid.
1 value manually flagged as an outlier.
Testing for 2 high and 3 low outliers.
Mean = 0.04789.
Std. Dev. = 0.07077.
0.0337: c = 0.7213
tabl = 0.525.
0.0263 (J): c = 0.7703
tabl = 0.525.
Alpha = 0.05.

Normality test used:
Shapiro Wilk@alpha = 0.1
Calculated = 0.9155
Critical = 0.869
The distribution, after removal of suspect values, was found to be normally distributed.

Constituent: 4,4`-DDD Analysis Run 1/20/2026 10:55 AM View: 06A_MW_Organics_PL

Iowa City Landfill Client: HDR Data: Iowa City Sanitary Landfill

Dixon's Outlier Test

MW-215A

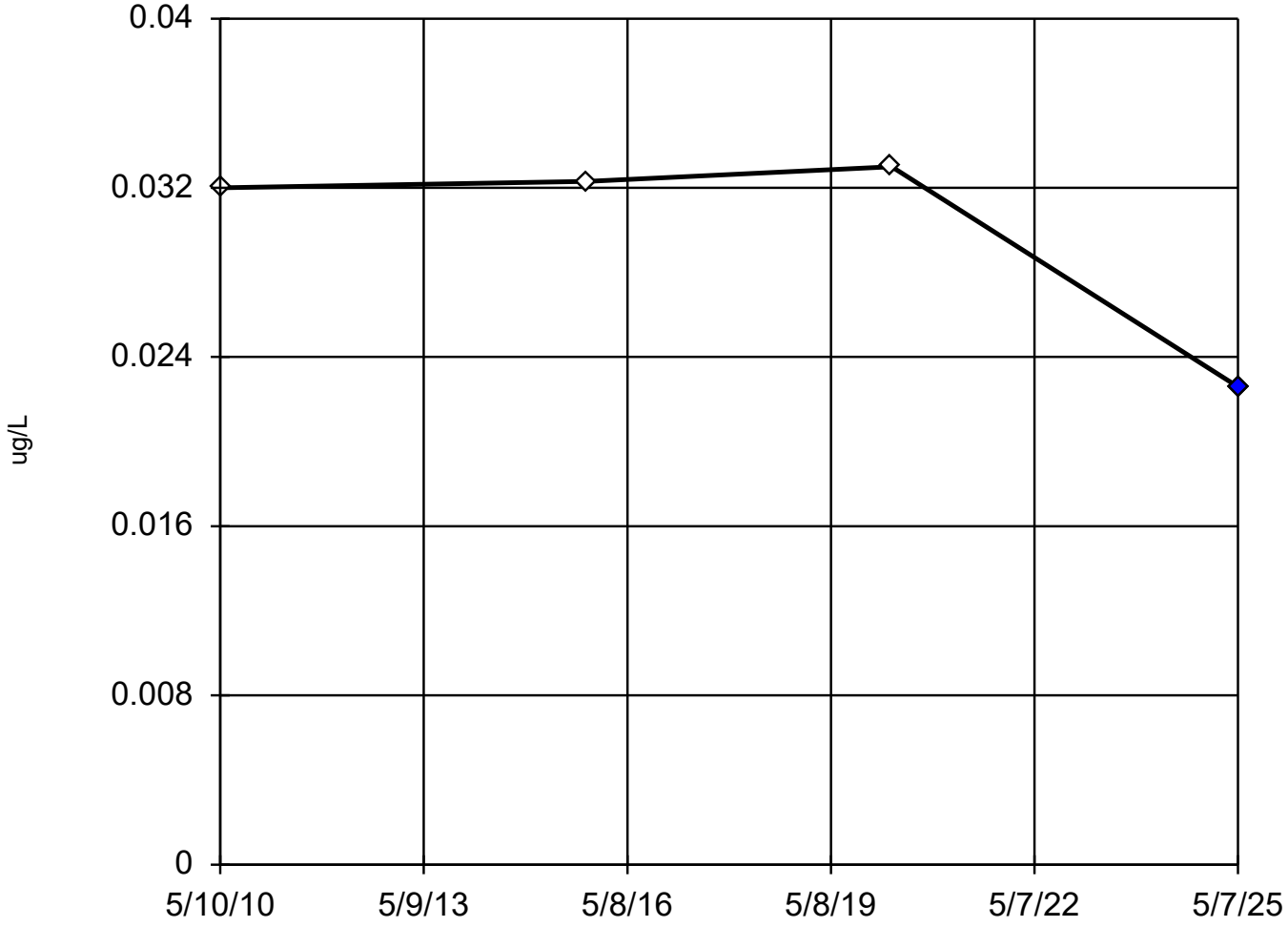

n = 4

Statistical outlier is drawn as solid.
Testing for 1 low outlier.
Mean = 0.02998.
Std. Dev. = 0.004934.
<0.0226: c = 0.9038
tabl = 0.765.
Alpha = 0.05.

Normality test used:
Shapiro Wilk@alpha = 0.1
Calculated = 0.9493
Critical = 0.789
The distribution, after removal of suspect value, was found to be normally distributed.

Constituent: 4,4`-DDD Analysis Run 1/20/2026 10:55 AM View: 06A_MW_Organics_PL

Iowa City Landfill Client: HDR Data: Iowa City Sanitary Landfill

Dixon's Outlier Test

MW-214A

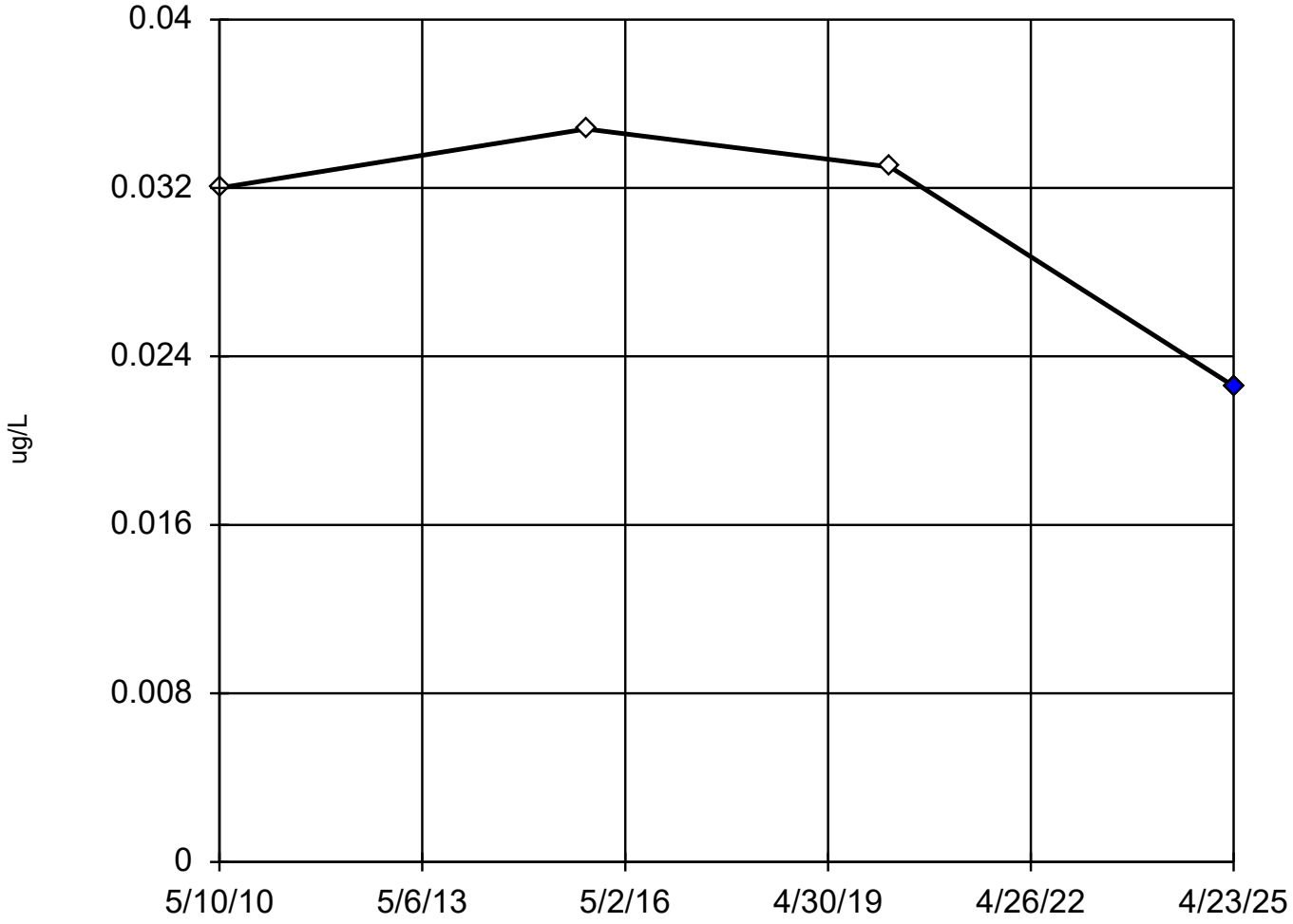

n = 4

Statistical outlier is drawn as solid.
Testing for 1 low outlier.
Mean = 0.0306.
Std. Dev. = 0.005458.
<0.0226: c = 0.7705
tabl = 0.765.
Alpha = 0.05.

Normality test used:
Shapiro Wilk@alpha = 0.1
Calculated = 0.9735
Critical = 0.789
The distribution, after removal of suspect value, was found to be normally distributed.

Constituent: 4,4`-DDD Analysis Run 1/20/2026 10:55 AM View: 06A_MW_Organics_PL

Iowa City Landfill Client: HDR Data: Iowa City Sanitary Landfill

Dixon's Outlier Test

MW-5B

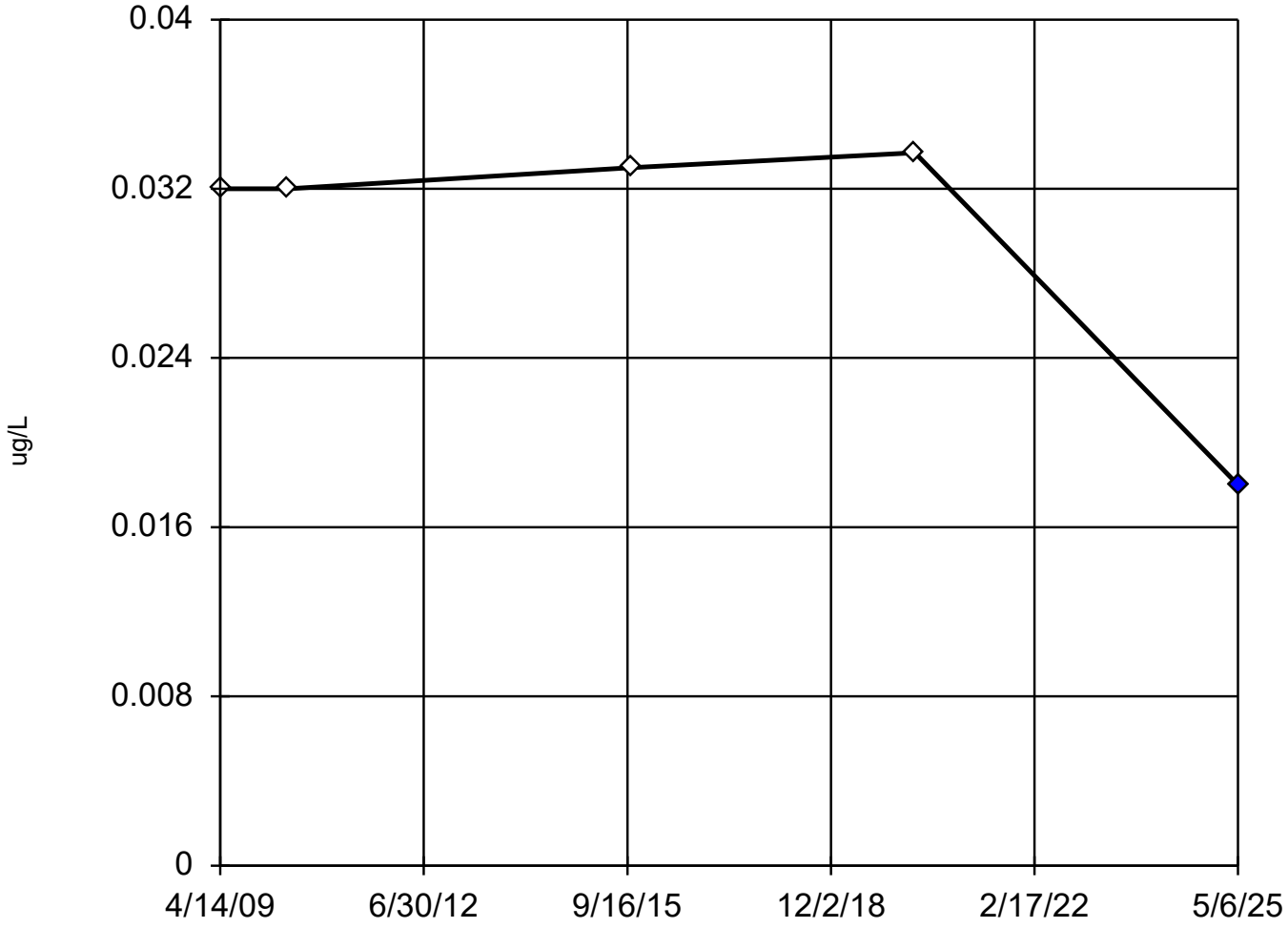

n = 5

Statistical outlier is drawn as solid.
Testing for 1 low outlier.
Mean = 0.02974.
Std. Dev. = 0.006602.
<0.018: c = 0.8917
tabl = 0.642.
Alpha = 0.05.

Normality test used:
Shapiro Wilk@alpha = 0.1
Calculated = 0.8632
Critical = 0.792
The distribution, after removal of suspect value, was found to be normally distributed.

Constituent: 4,4`-DDT Analysis Run 1/20/2026 10:55 AM View: 06A_MW_Organics_PL

Iowa City Landfill Client: HDR Data: Iowa City Sanitary Landfill

Dixon's Outlier Test

MW-17A-00

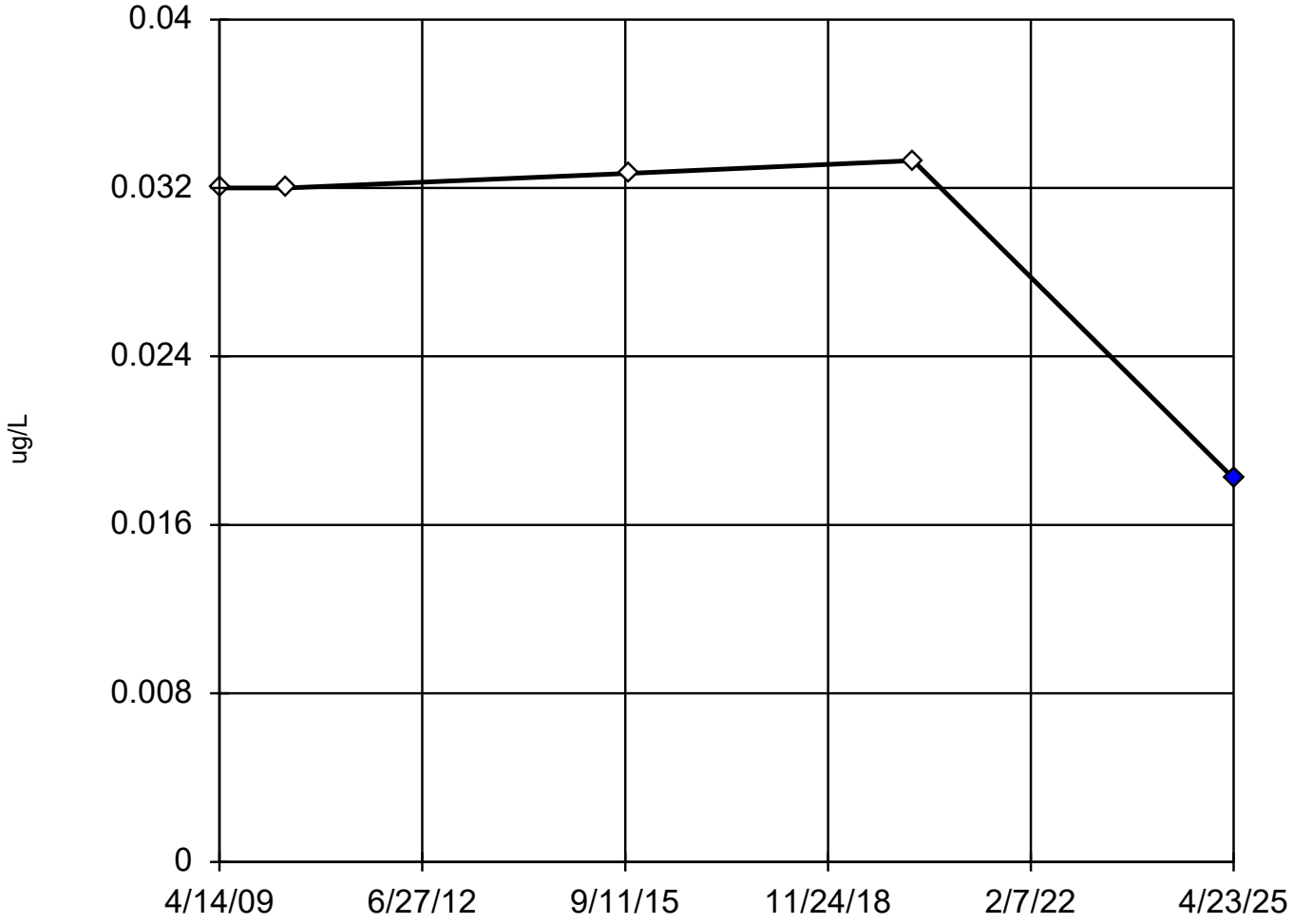

n = 5

Statistical outlier is drawn as solid.
Testing for 1 low outlier.
Mean = 0.02964.
Std. Dev. = 0.006418.
<0.0182: c = 0.9139
tabl = 0.642.
Alpha = 0.05.

Normality test used:
Shapiro Wilk@alpha = 0.1
Calculated = 0.8658
Critical = 0.792
The distribution, after removal of suspect value, was found to be normally distributed.

Constituent: 4,4`-DDT Analysis Run 1/20/2026 10:55 AM View: 06A_MW_Organics_PL

Iowa City Landfill Client: HDR Data: Iowa City Sanitary Landfill

Dixon's Outlier Test

MW-25A-00

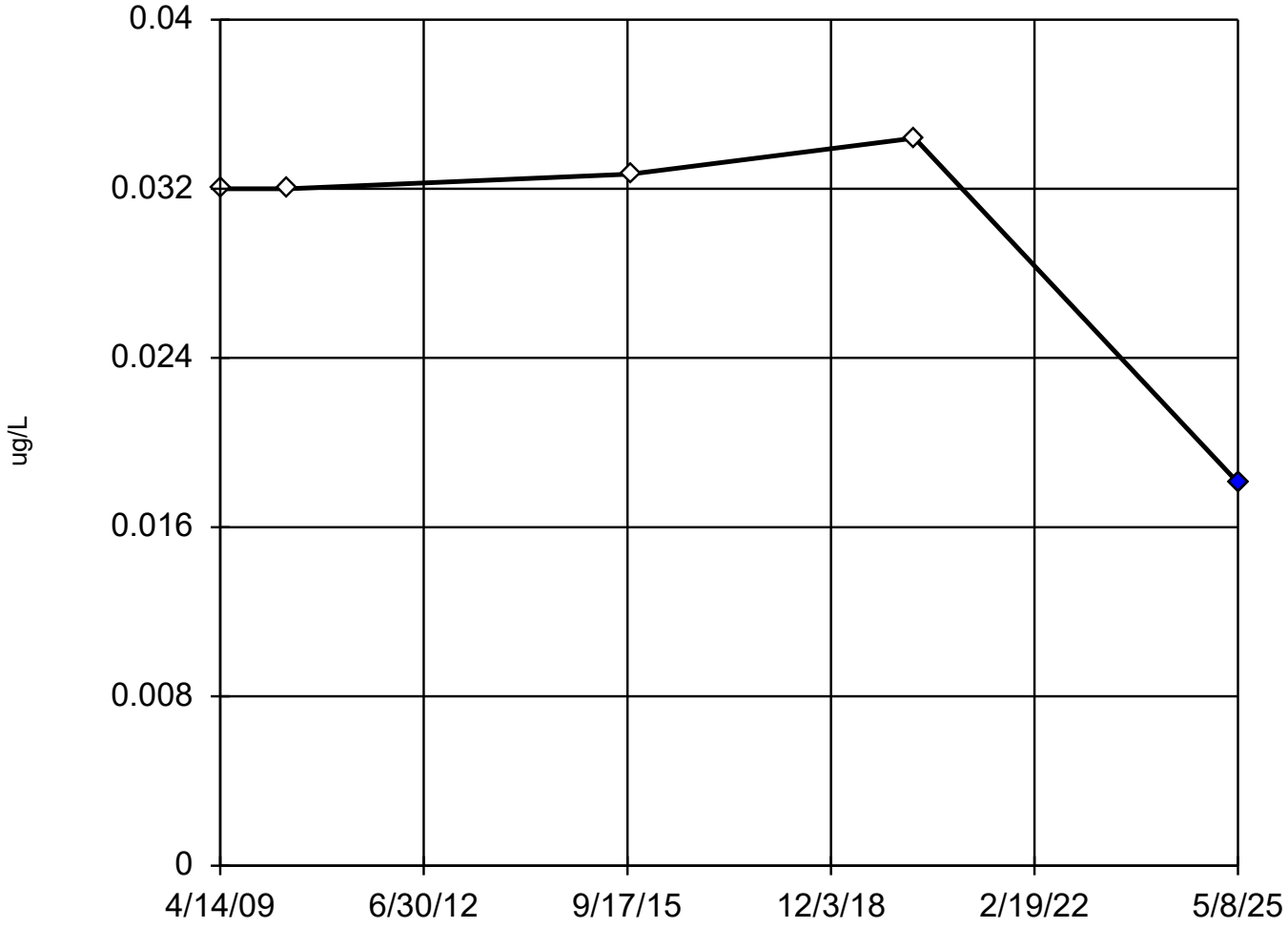

n = 5

Statistical outlier is drawn as solid.
Testing for 1 low outlier.
Mean = 0.02984.
Std. Dev. = 0.006636.
<0.0181: c = 0.8528
tabl = 0.642.
Alpha = 0.05.

Normality test used:
Shapiro Wilk@alpha = 0.1
Calculated = 0.8112
Critical = 0.792
The distribution, after removal of suspect value, was found to be normally distributed.

Constituent: 4,4`-DDT Analysis Run 1/20/2026 10:55 AM View: 06A_MW_Organics_PL

Iowa City Landfill Client: HDR Data: Iowa City Sanitary Landfill

Dixon's Outlier Test

MW-31B

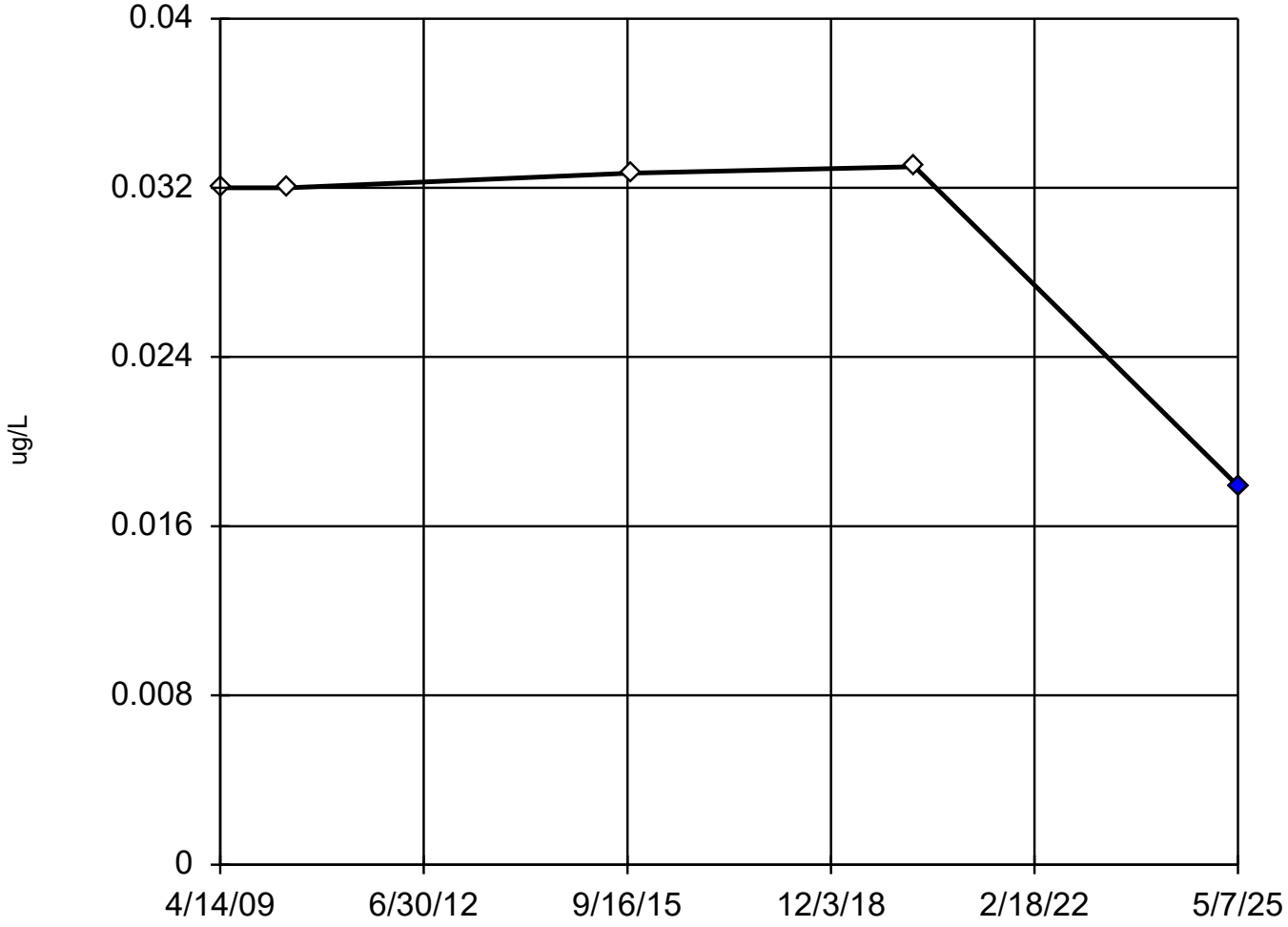

n = 5

Statistical outlier is drawn as solid.
Testing for 1 low outlier.
Mean = 0.02952.
Std. Dev. = 0.006511.
<0.0179: c = 0.9338
tabl = 0.642.
Alpha = 0.05.

Normality test used:
Shapiro Wilk@alpha = 0.1
Calculated = 0.8435
Critical = 0.792
The distribution, after removal of suspect value, was found to be normally distributed.

Constituent: 4,4`-DDT Analysis Run 1/20/2026 10:55 AM View: 06A_MW_Organics_PL

Iowa City Landfill Client: HDR Data: Iowa City Sanitary Landfill

Dixon's Outlier Test

MW-201A

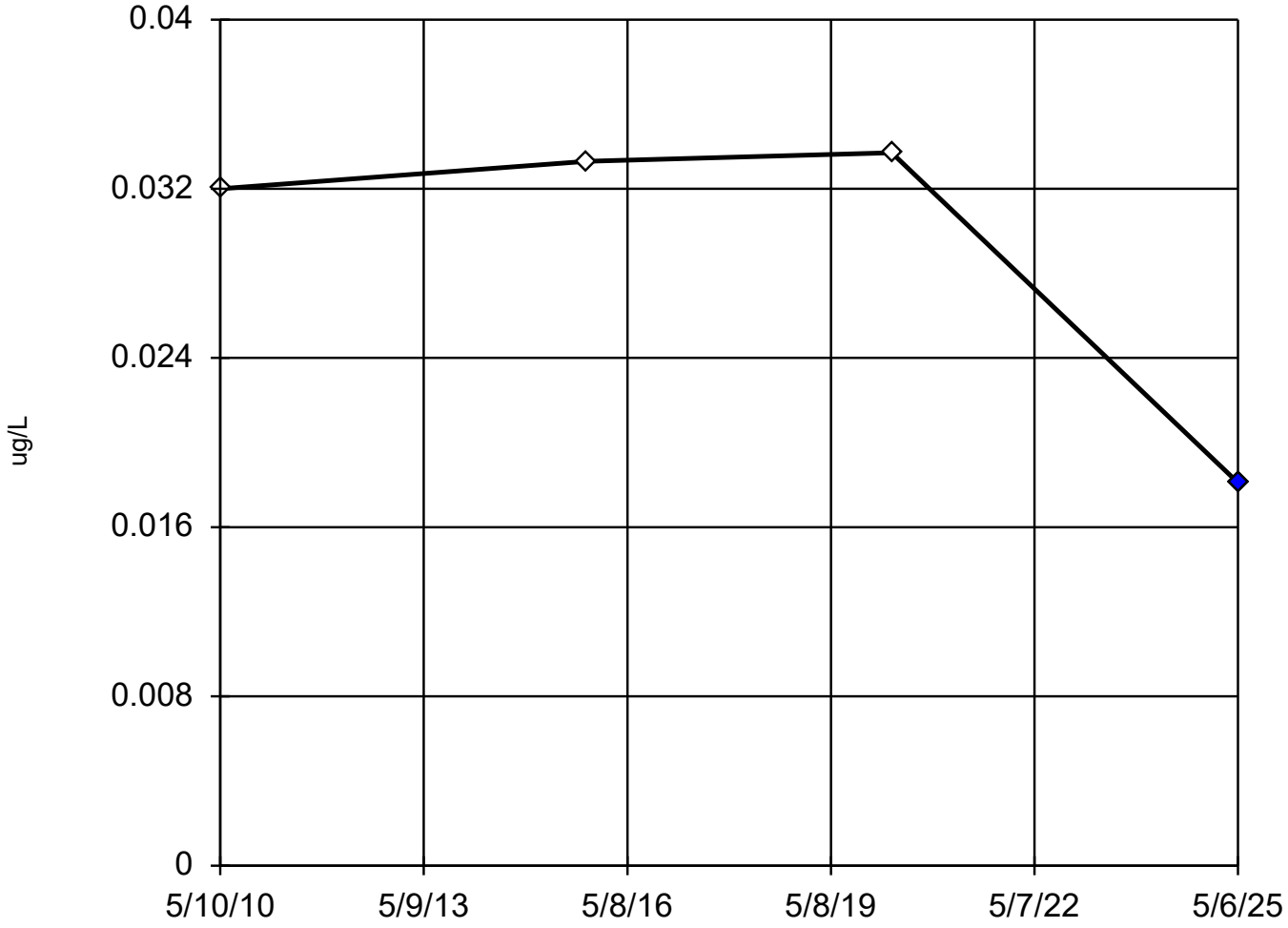

n = 4

Statistical outlier is drawn as solid.
Testing for 1 low outlier.
Mean = 0.02928.
Std. Dev. = 0.007485.
<0.0181: c = 0.891
tabl = 0.765.
Alpha = 0.05.

Normality test used:
Shapiro Wilk@alpha = 0.1
Calculated = 0.9145
Critical = 0.789
The distribution, after removal of suspect value, was found to be normally distributed.

Constituent: 4,4`-DDT Analysis Run 1/20/2026 10:55 AM View: 06A_MW_Organics_PL

Iowa City Landfill Client: HDR Data: Iowa City Sanitary Landfill

Dixon's Outlier Test

MW-202A

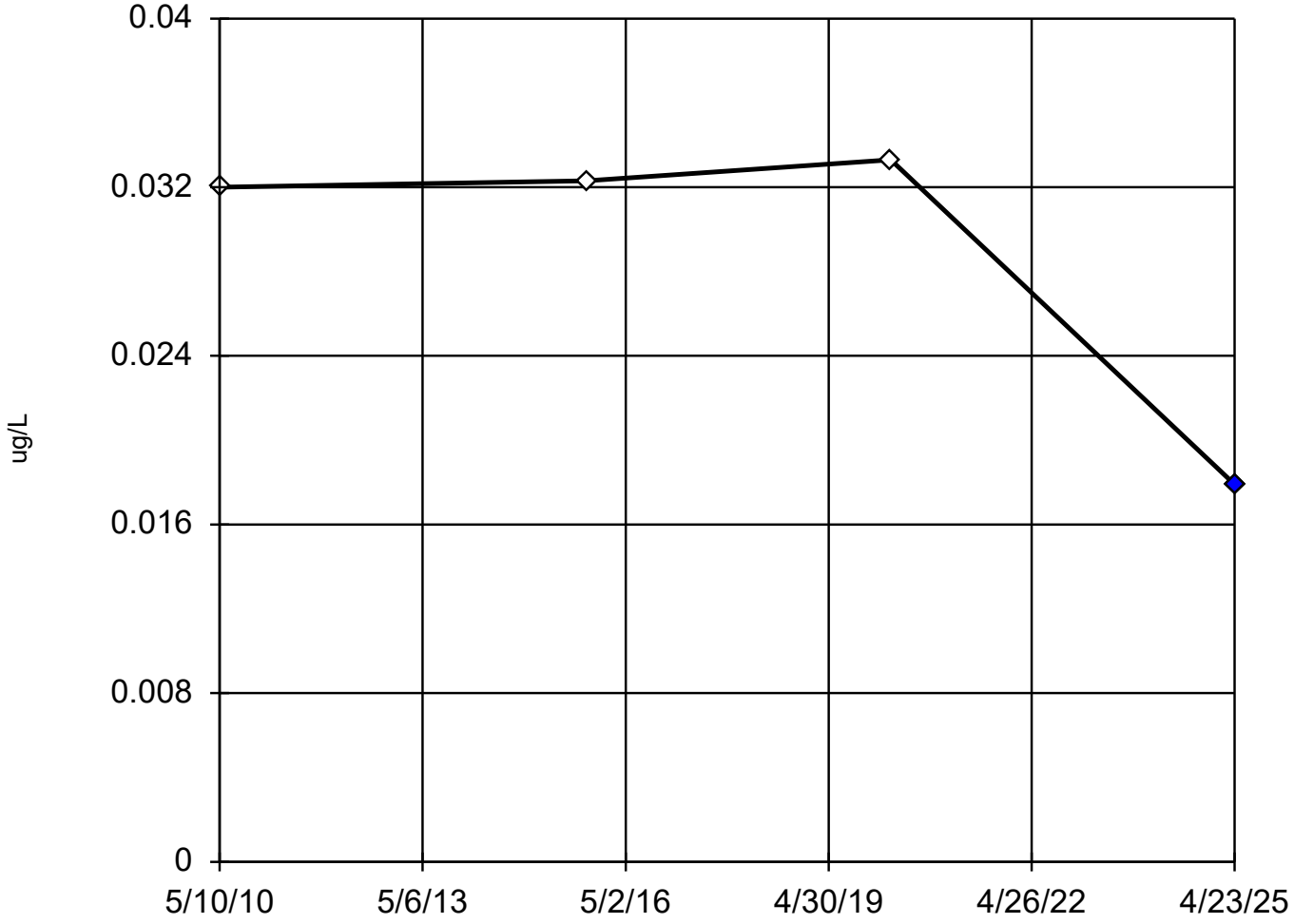

n = 4

Statistical outlier is drawn as solid.
Testing for 1 low outlier.
Mean = 0.02888.
Std. Dev. = 0.007338.
<0.0179: c = 0.9156
tabl = 0.765.
Alpha = 0.05.

Normality test used:
Shapiro Wilk@alpha = 0.1
Calculated = 0.9119
Critical = 0.789
The distribution, after removal of suspect value, was found to be normally distributed.

Constituent: 4,4`-DDT Analysis Run 1/20/2026 10:55 AM View: 06A_MW_Organics_PL

Iowa City Landfill Client: HDR Data: Iowa City Sanitary Landfill

Dixon's Outlier Test

MW-204A

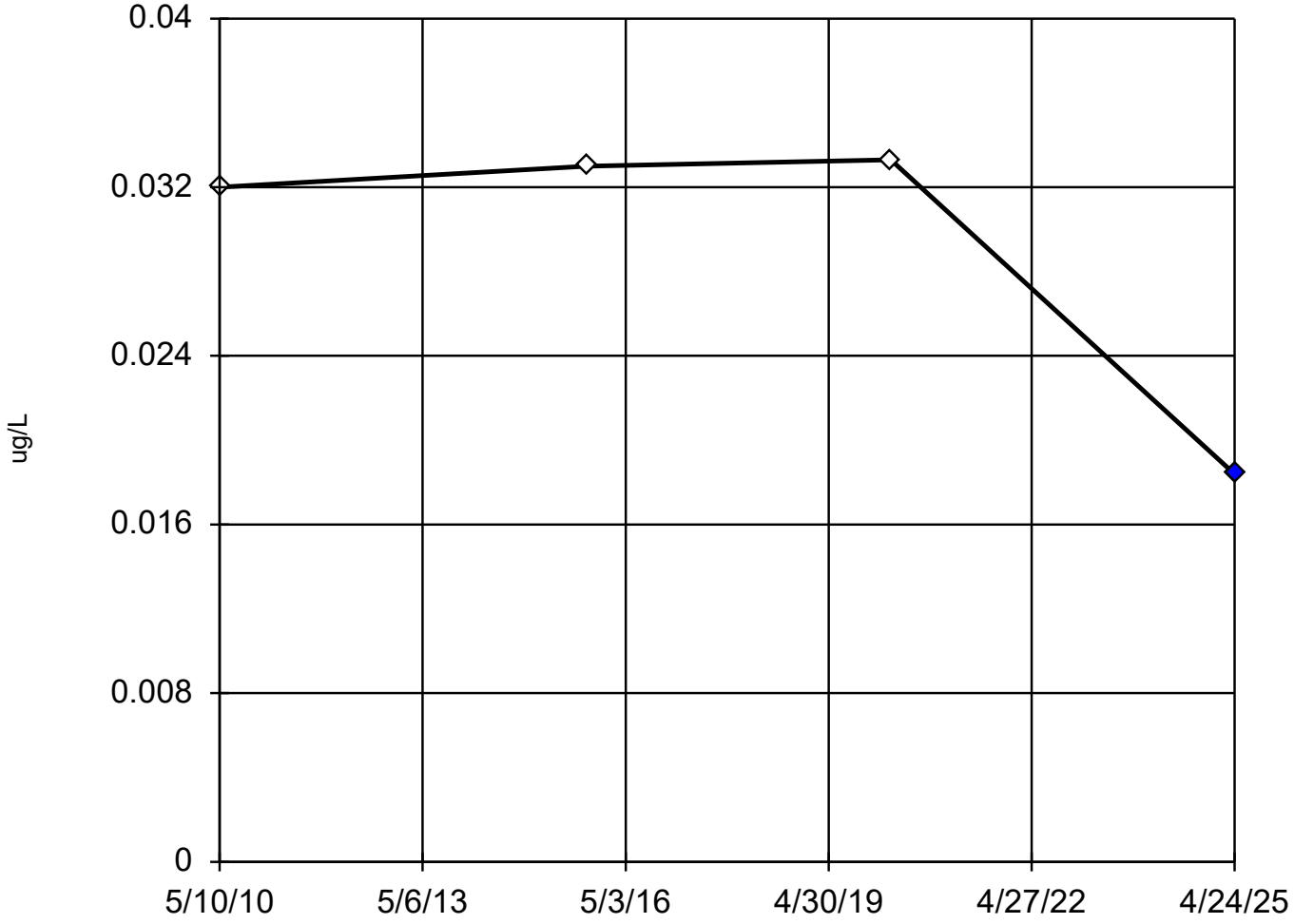

n = 4

Statistical outlier is drawn as solid.
Testing for 1 low outlier.
Mean = 0.02918.
Std. Dev. = 0.007205.
<0.0184: c = 0.9128
tabl = 0.765.
Alpha = 0.05.

Normality test used:
Shapiro Wilk@alpha = 0.1
Calculated = 0.9119
Critical = 0.789
The distribution, after removal of suspect value, was found to be normally distributed.

Constituent: 4,4`-DDT Analysis Run 1/20/2026 10:55 AM View: 06A_MW_Organics_PL

Iowa City Landfill Client: HDR Data: Iowa City Sanitary Landfill

Tukey's Outlier Screening

MW-208B

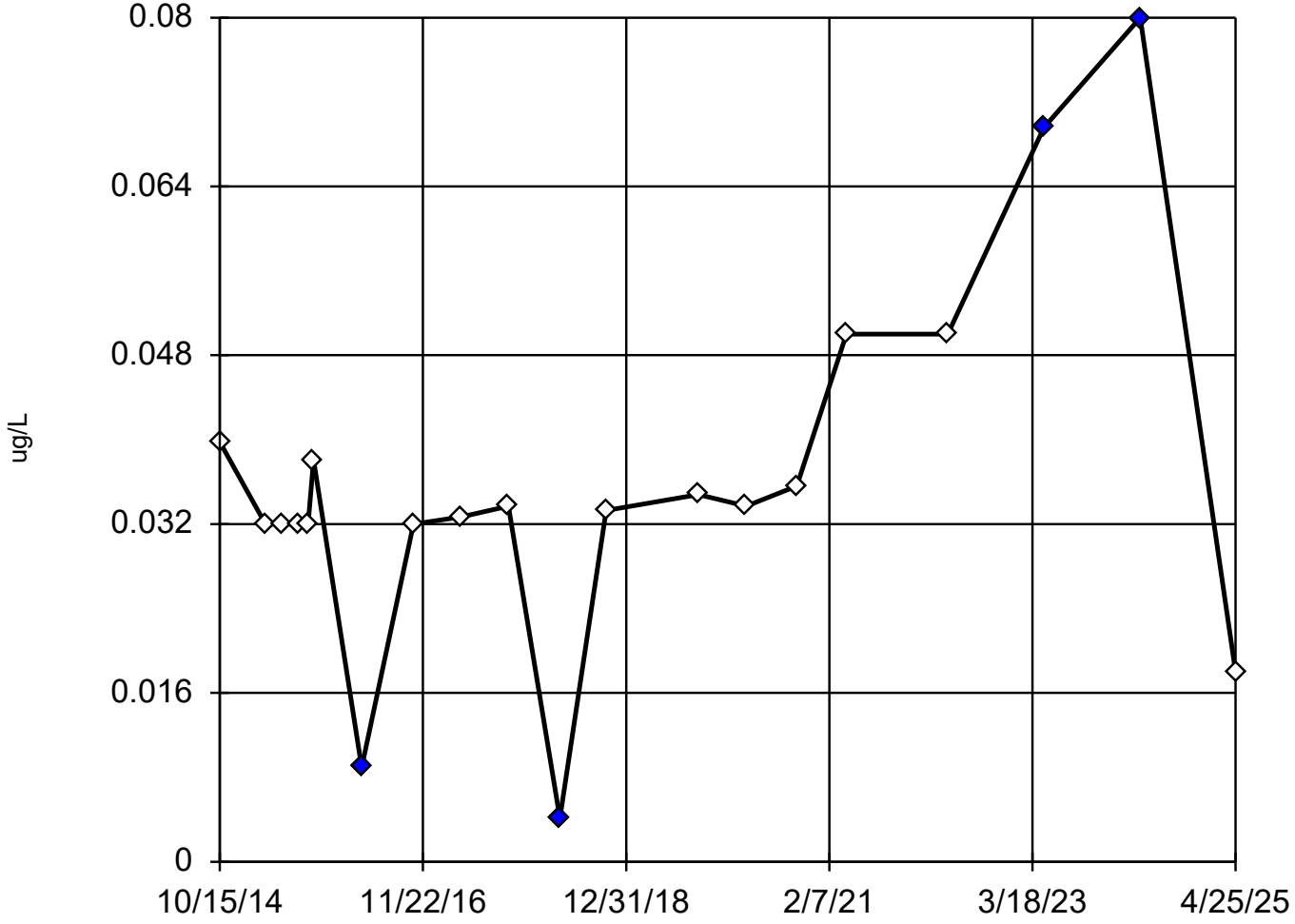

n = 20

Outliers are drawn as solid.
Tukey's method used in lieu of parametric test because the Shapiro Wilk normality test failed at the 0.1 alpha level.

Data were square root transformed to achieve best W statistic (graph shown in original units).

High cutoff = 0.06387, low cutoff = 0.01525, based on IQR multiplier of 3.

Constituent: 4,4`-DDT Analysis Run 1/20/2026 10:55 AM View: 06A_MW_Organics_PL

Iowa City Landfill Client: HDR Data: Iowa City Sanitary Landfill

Dixon's Outlier Test

MW-215A

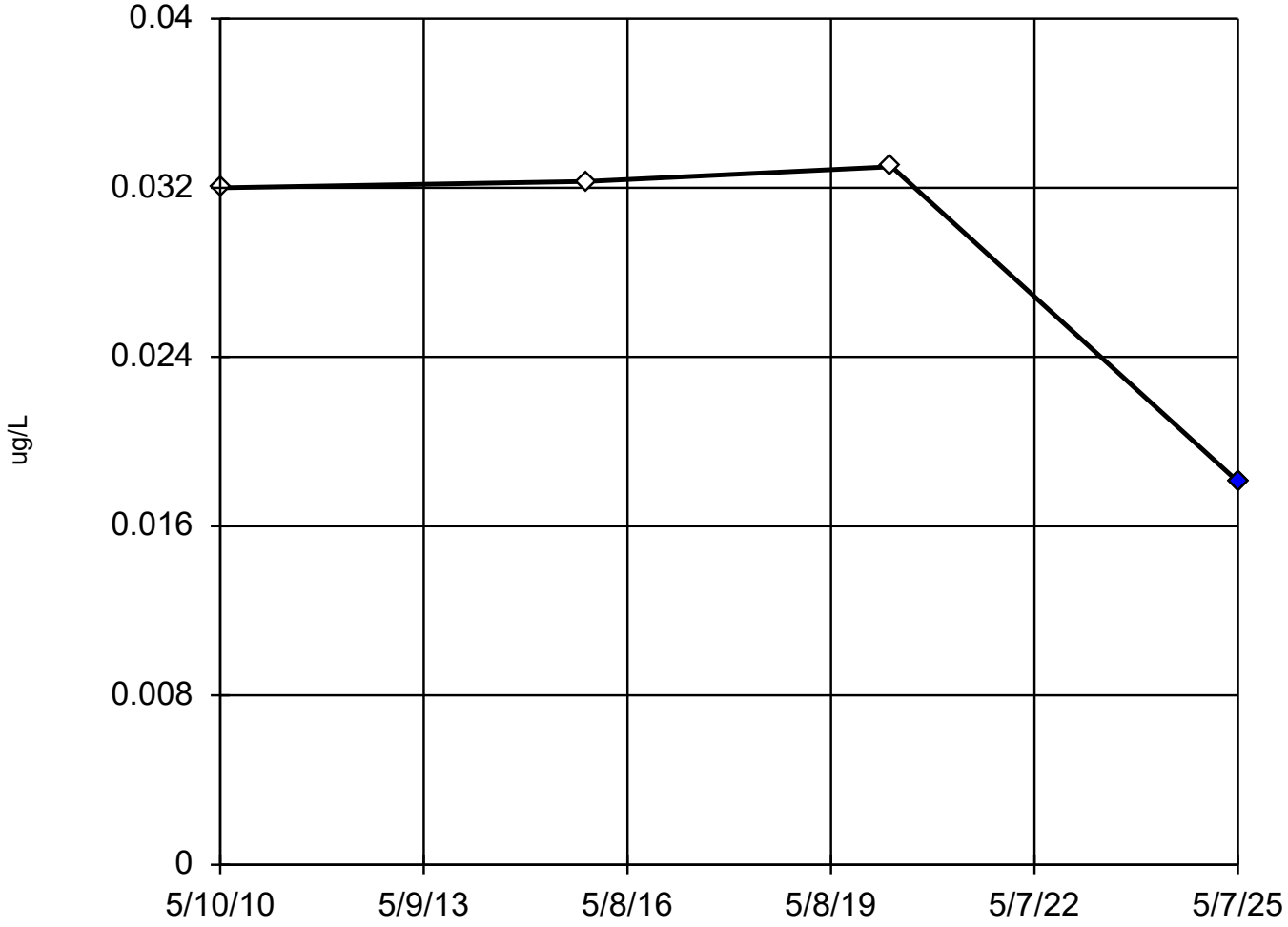

n = 4

Statistical outlier is drawn as solid.
Testing for 1 low outlier.
Mean = 0.02885.
Std. Dev. = 0.007179.
<0.0181: c = 0.9329
tabl = 0.765.
Alpha = 0.05.

Normality test used:
Shapiro Wilk@alpha = 0.1
Calculated = 0.9493
Critical = 0.789
The distribution, after removal of suspect value, was found to be normally distributed.

Constituent: 4,4`-DDT Analysis Run 1/20/2026 10:55 AM View: 06A_MW_Organics_PL

Iowa City Landfill Client: HDR Data: Iowa City Sanitary Landfill

Dixon's Outlier Test

MW-214A

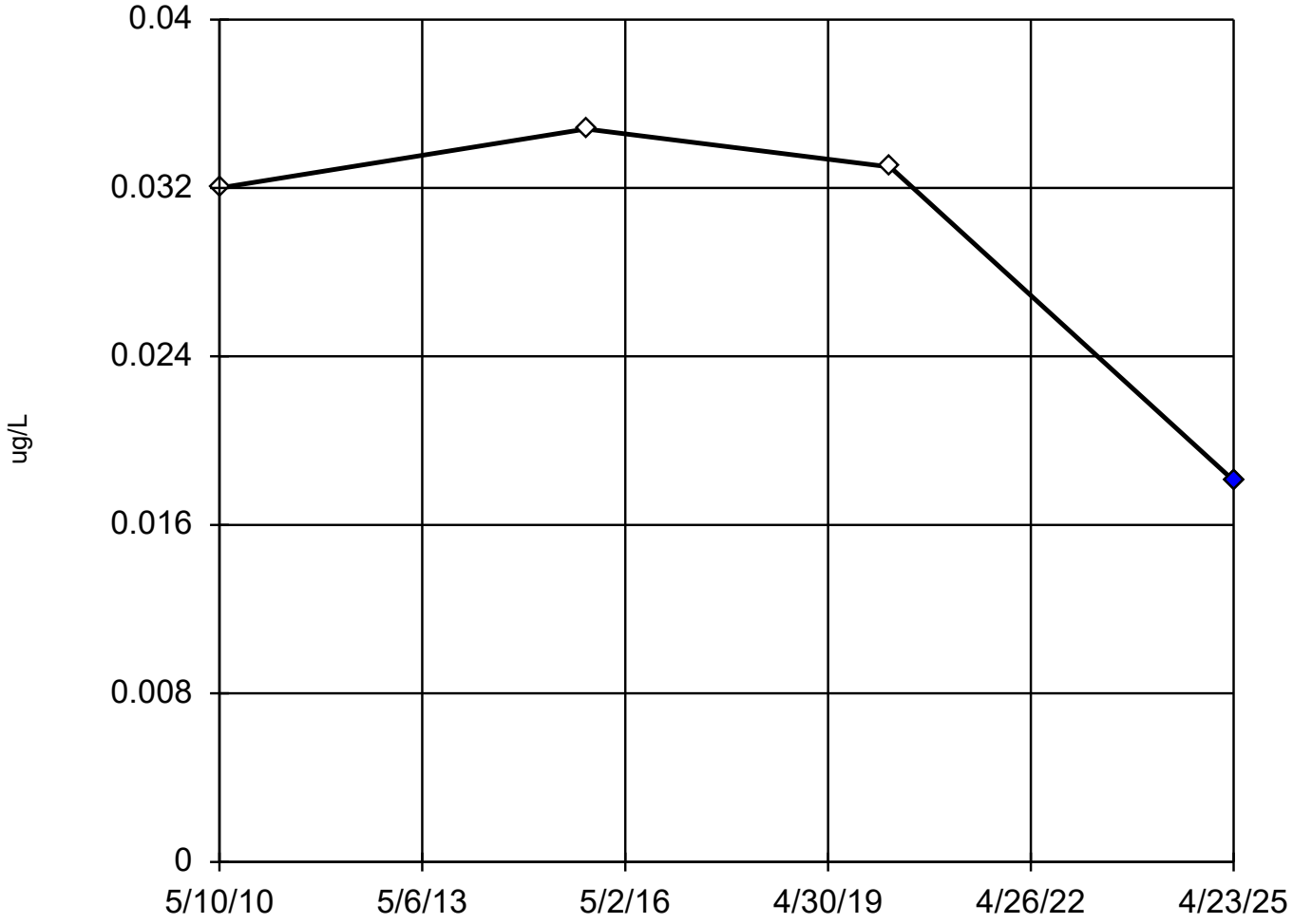

n = 4

Statistical outlier is drawn as solid.
Testing for 1 low outlier.
Mean = 0.02948.
Std. Dev. = 0.007671.
<0.0181: c = 0.8323
tabl = 0.765.
Alpha = 0.05.

Normality test used:
Shapiro Wilk@alpha = 0.1
Calculated = 0.9735
Critical = 0.789
The distribution, after removal of suspect value, was found to be normally distributed.

Constituent: 4,4`-DDT Analysis Run 1/20/2026 10:55 AM View: 06A_MW_Organics_PL

Iowa City Landfill Client: HDR Data: Iowa City Sanitary Landfill

Dixon's Outlier Test

MW-24A

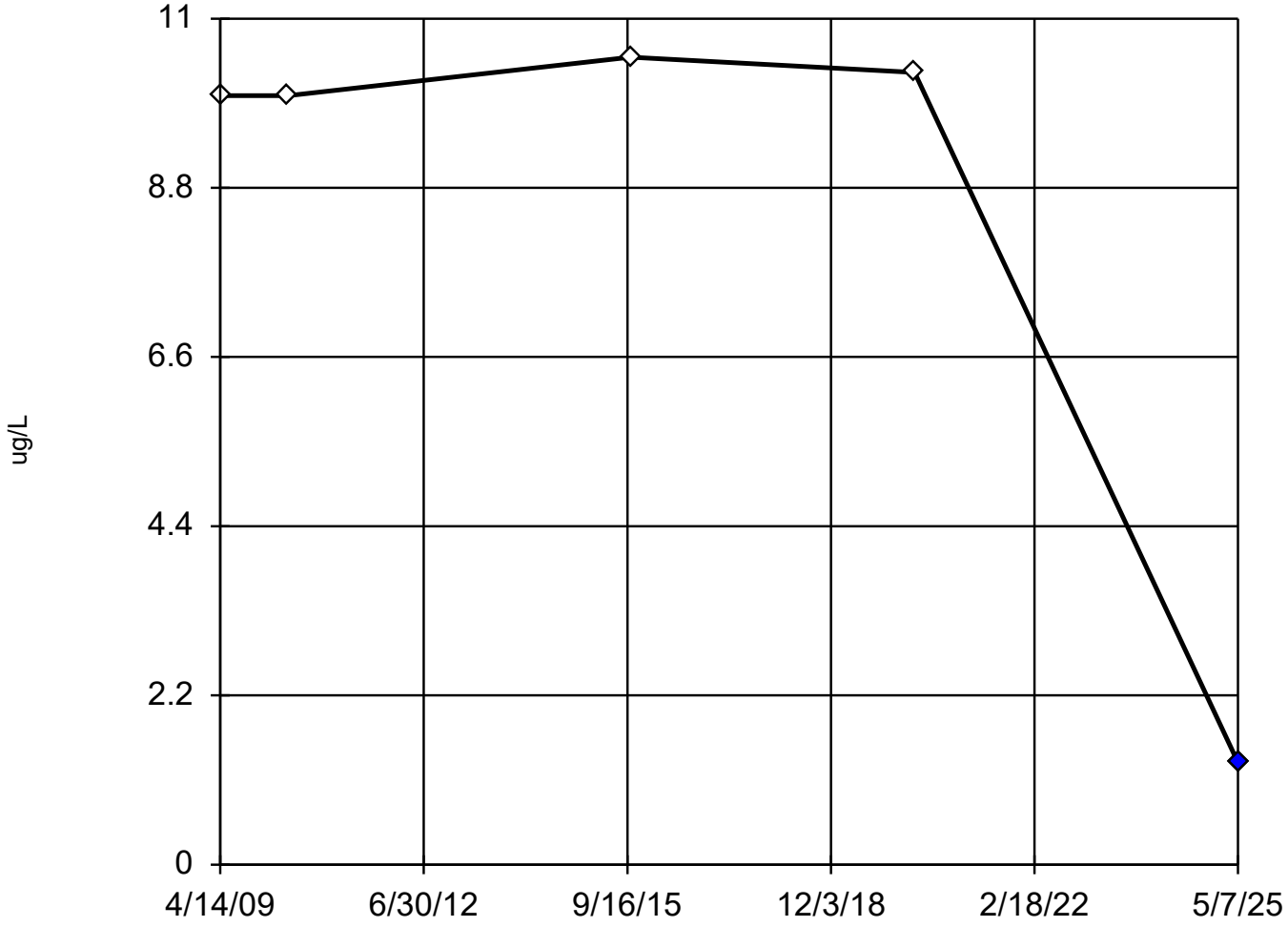

n = 5

Statistical outlier is drawn as solid.
Testing for 1 low outlier.
Mean = 8.426.
Std. Dev. = 3.972.
<1.33: c = 0.9455
tabl = 0.642.
Alpha = 0.05.

Normality test used:
Shapiro Wilk@alpha = 0.1
Calculated = 0.862
Critical = 0.792
The distribution, after removal of suspect value, was found to be normally distributed.

Constituent: Benzyl alcohol Analysis Run 1/20/2026 10:57 AM View: 06A_MW_Organics_PL

Iowa City Landfill Client: HDR Data: Iowa City Sanitary Landfill

Dixon's Outlier Test

MW-29A

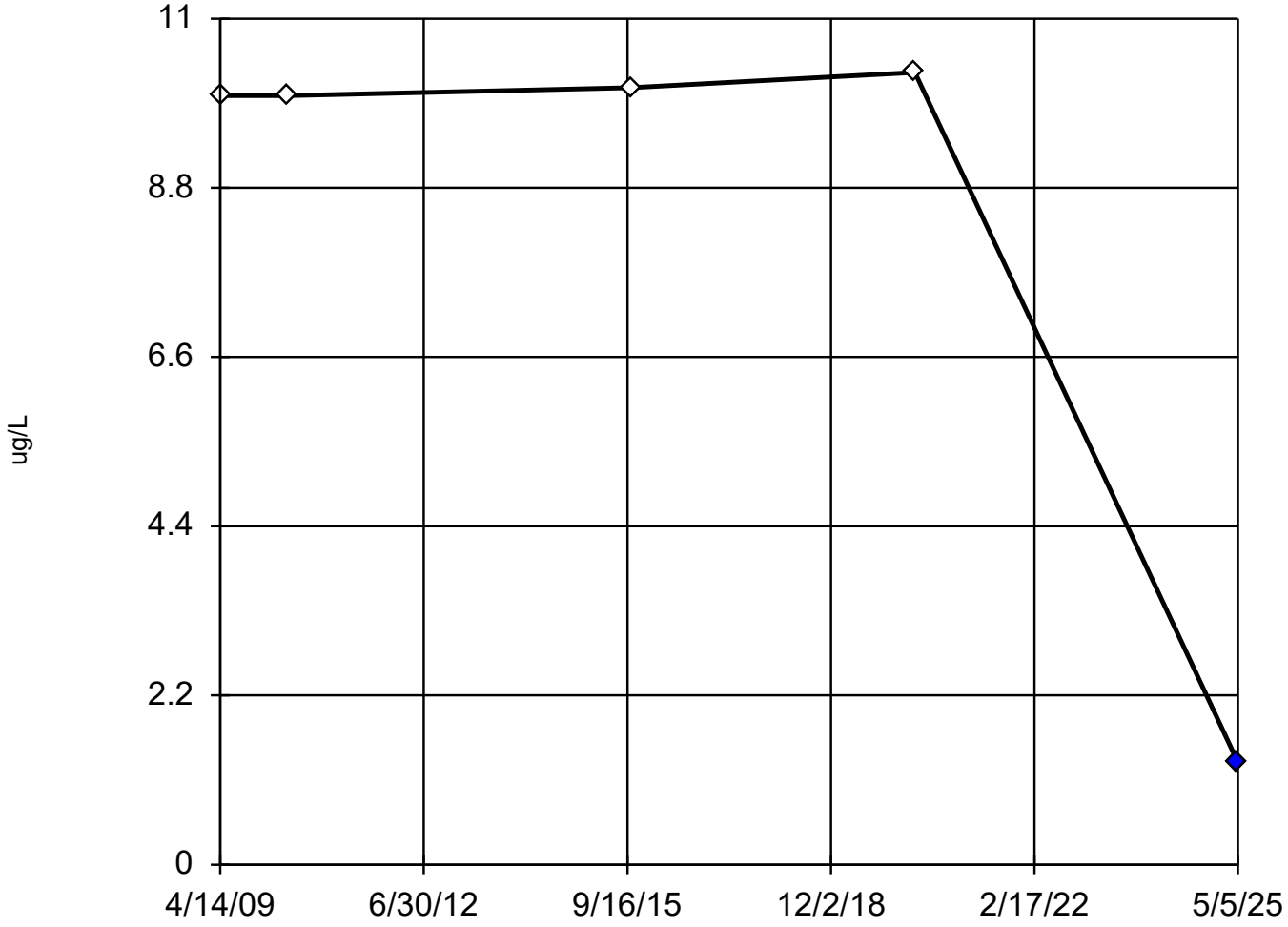

n = 5

Statistical outlier is drawn as solid.
Testing for 1 low outlier.
Mean = 8.346.
Std. Dev. = 3.924.
<1.33: c = 0.9666
tabl = 0.642.
Alpha = 0.05.

Normality test used:
Shapiro Wilk@alpha = 0.1
Calculated = 0.8283
Critical = 0.792
The distribution, after removal of suspect value, was found to be normally distributed.

Constituent: Benzyl alcohol Analysis Run 1/20/2026 10:57 AM View: 06A_MW_Organics_PL

Iowa City Landfill Client: HDR Data: Iowa City Sanitary Landfill

Dixon's Outlier Test

MW-31B

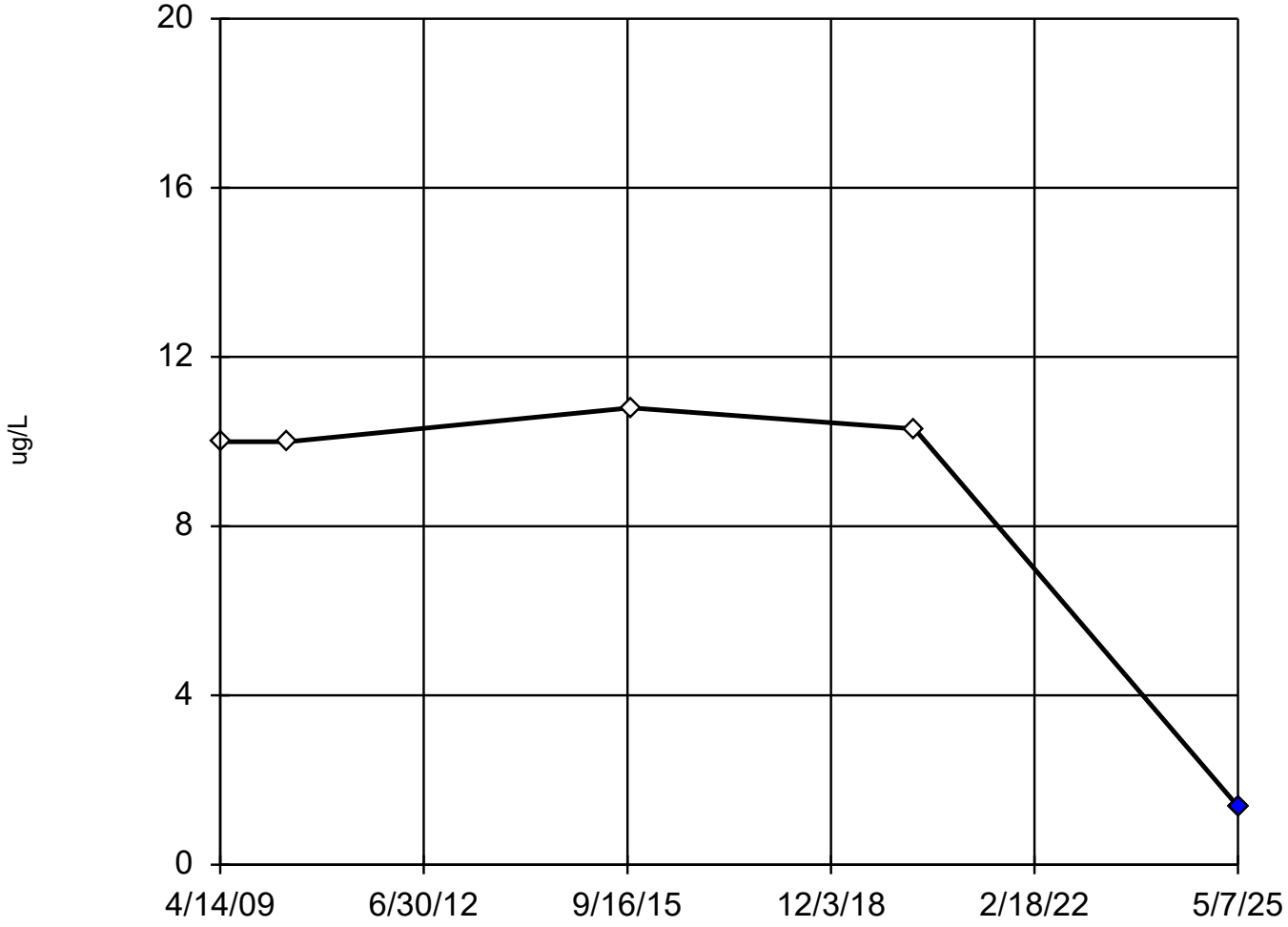

n = 5

Statistical outlier is drawn as solid.
Testing for 1 low outlier.
Mean = 8.496.
Std. Dev. = 3.991.
<1.38: c = 0.9151
tabl = 0.642.
Alpha = 0.05.

Normality test used:
Shapiro Wilk@alpha = 0.1
Calculated = 0.8423
Critical = 0.792
The distribution, after removal of suspect value, was found to be normally distributed.

Constituent: Benzyl alcohol Analysis Run 1/20/2026 10:57 AM View: 06A_MW_Organics_PL

Iowa City Landfill Client: HDR Data: Iowa City Sanitary Landfill

Dixon's Outlier Test

MW-201A

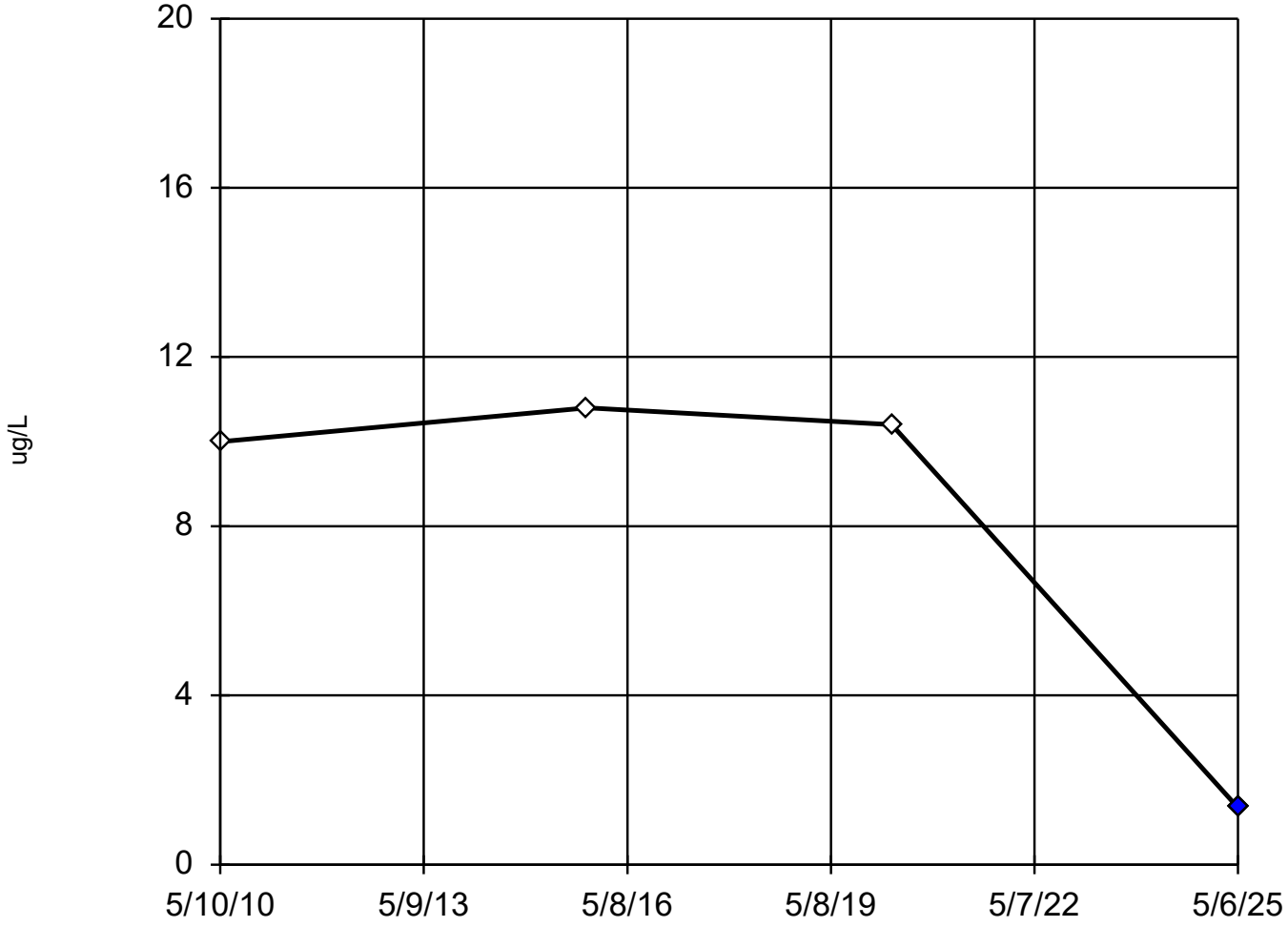

n = 4

Statistical outlier is drawn as solid.
Testing for 1 low outlier.
Mean = 8.137.
Std. Dev. = 4.537.
<1.35: c = 0.9153
tabl = 0.765.
Alpha = 0.05.

Normality test used:
Shapiro Wilk@alpha = 0.1
Calculated = 1
Critical = 0.789
The distribution, after removal of suspect value, was found to be normally distributed.

Constituent: Benzyl alcohol Analysis Run 1/20/2026 10:57 AM View: 06A_MW_Organics_PL

Iowa City Landfill Client: HDR Data: Iowa City Sanitary Landfill

Dixon's Outlier Test

MW-202A

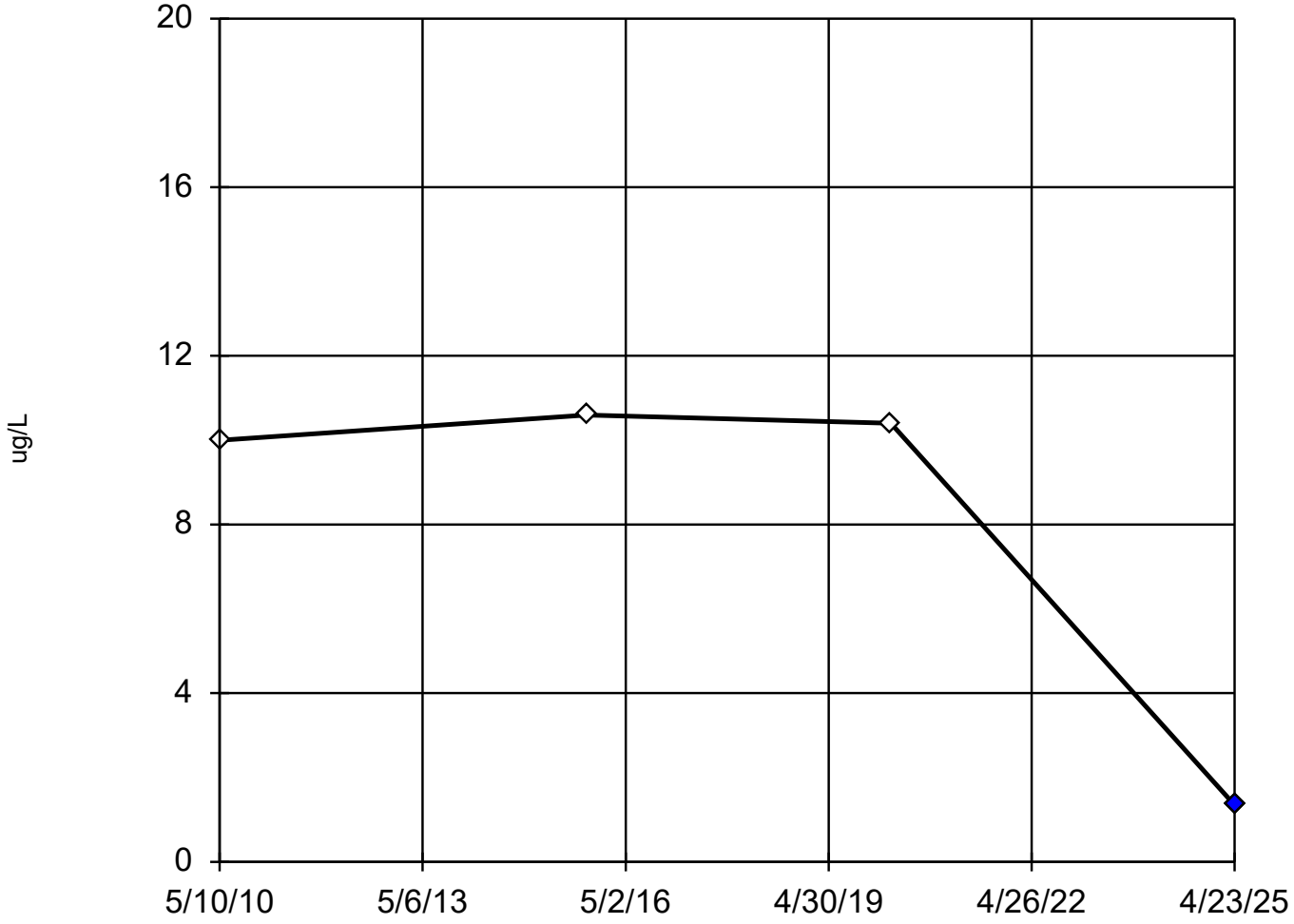

n = 4

Statistical outlier is drawn as solid.
Testing for 1 low outlier.
Mean = 8.088.
Std. Dev. = 4.499.
<1.35: c = 0.9351
tabl = 0.765.
Alpha = 0.05.

Normality test used:
Shapiro Wilk@alpha = 0.1
Calculated = 0.9643
Critical = 0.789
The distribution, after removal of suspect value, was found to be normally distributed.

Constituent: Benzyl alcohol Analysis Run 1/20/2026 10:57 AM View: 06A_MW_Organics_PL

Iowa City Landfill Client: HDR Data: Iowa City Sanitary Landfill

Dixon's Outlier Test

MW-204A

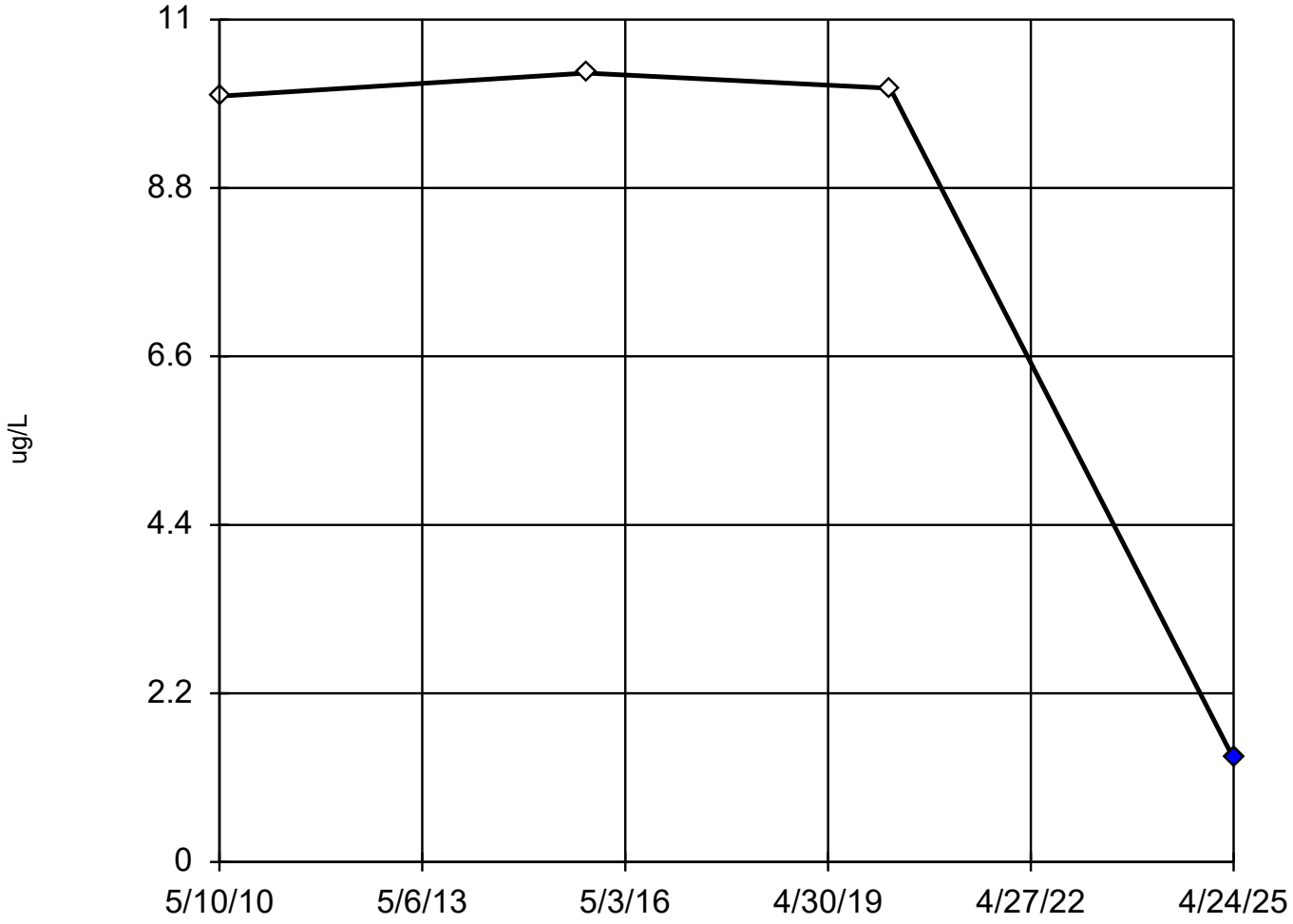

n = 4

Statistical outlier is drawn as solid.
Testing for 1 low outlier.
Mean = 7.938.
Std. Dev. = 4.393.
<1.35: c = 0.9665
tabl = 0.765.
Alpha = 0.05.

Normality test used:
Shapiro Wilk@alpha = 0.1
Calculated = 0.9643
Critical = 0.789
The distribution, after removal of suspect value, was found to be normally distributed.

Constituent: Benzyl alcohol Analysis Run 1/20/2026 10:57 AM View: 06A_MW_Organics_PL

Iowa City Landfill Client: HDR Data: Iowa City Sanitary Landfill

Dixon's Outlier Test

MW-208B

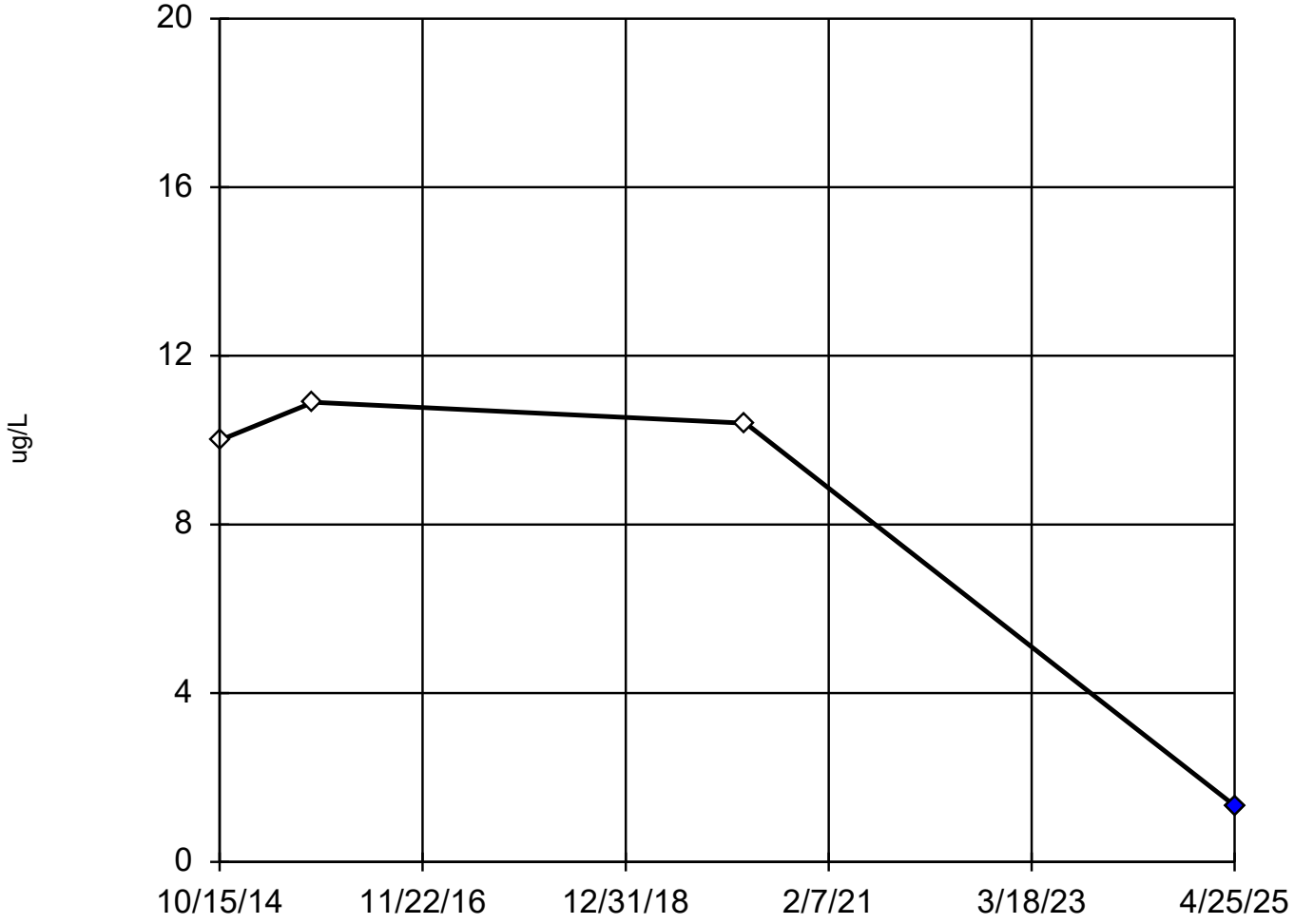

n = 4

Statistical outlier is drawn as solid.
Testing for 1 low outlier.
Mean = 8.157.
Std. Dev. = 4.567.
<1.33: c = 0.906
tabl = 0.765.
Alpha = 0.05.

Normality test used:
Shapiro Wilk@alpha = 0.1
Calculated = 0.9959
Critical = 0.789
The distribution, after removal of suspect value, was found to be normally distributed.

Constituent: Benzyl alcohol Analysis Run 1/20/2026 10:57 AM View: 06A_MW_Organics_PL

Iowa City Landfill Client: HDR Data: Iowa City Sanitary Landfill

Dixon's Outlier Test

MW-215A

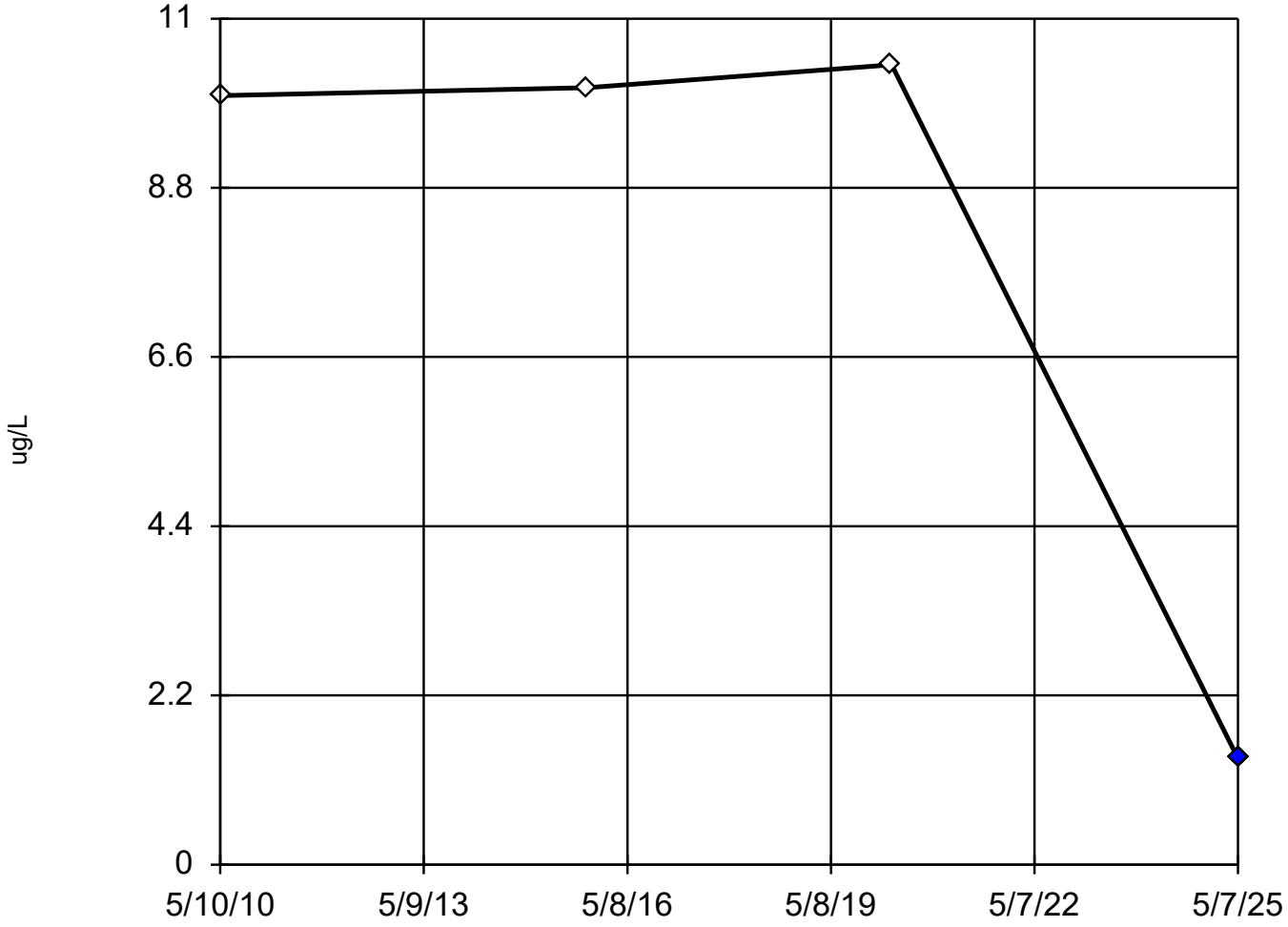

n = 4

Statistical outlier is drawn as solid.
Testing for 1 low outlier.
Mean = 7.97.
Std. Dev. = 4.397.
<1.38: c = 0.9557
tabl = 0.765.
Alpha = 0.05.

Normality test used:
Shapiro Wilk@alpha = 0.1
Calculated = 0.9231
Critical = 0.789
The distribution, after removal of suspect value, was found to be normally distributed.

Constituent: Benzyl alcohol Analysis Run 1/20/2026 10:57 AM View: 06A_MW_Organics_PL

Iowa City Landfill Client: HDR Data: Iowa City Sanitary Landfill

Dixon's Outlier Test

MW-214A

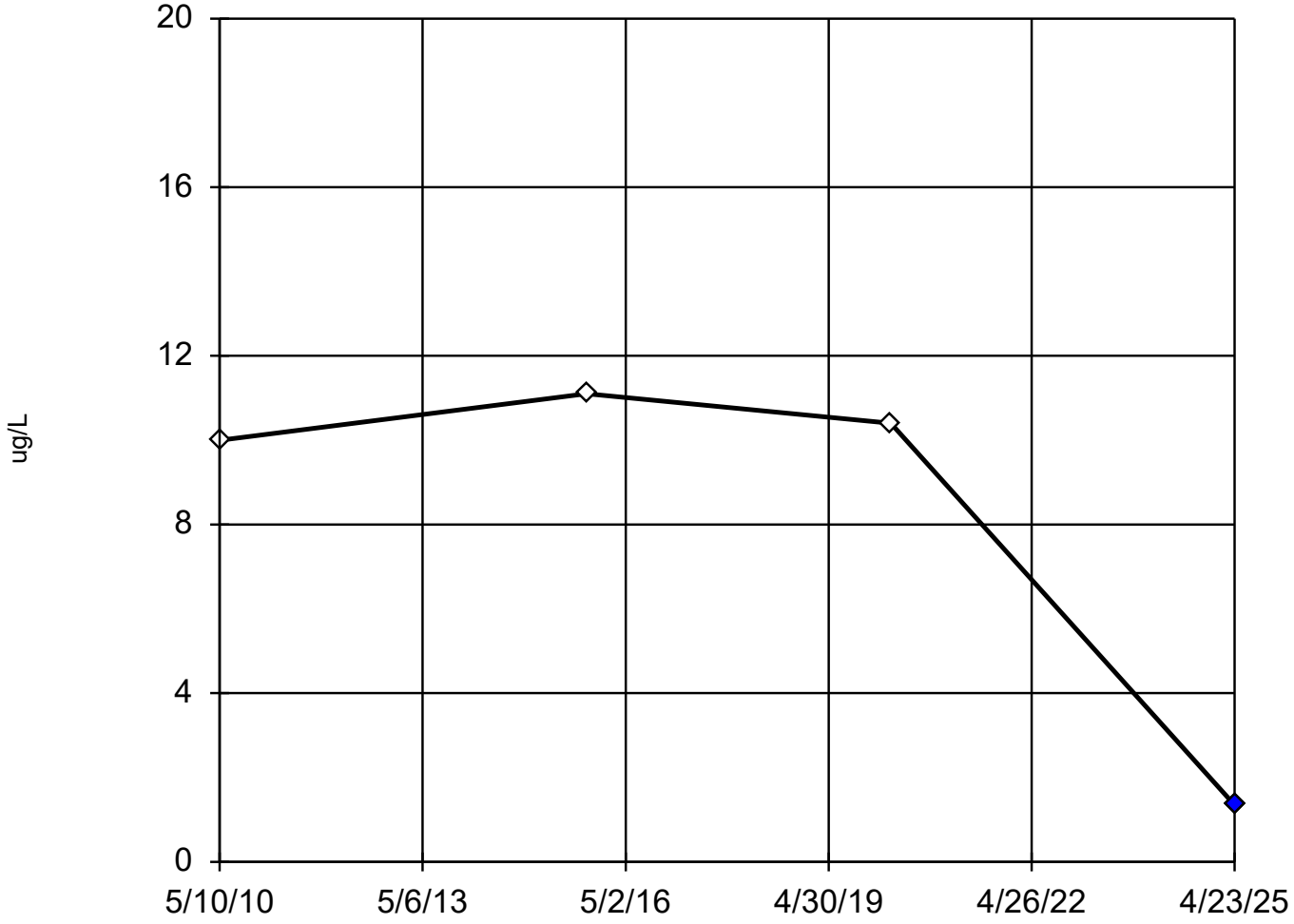

n = 4

Statistical outlier is drawn as solid.
Testing for 1 low outlier.
Mean = 8.213.
Std. Dev. = 4.598.
<1.35: c = 0.8872
tabl = 0.765.
Alpha = 0.05.

Normality test used:
Shapiro Wilk@alpha = 0.1
Calculated = 0.9758
Critical = 0.789
The distribution, after removal of suspect value, was found to be normally distributed.

Constituent: Benzyl alcohol Analysis Run 1/20/2026 10:57 AM View: 06A_MW_Organics_PL

Iowa City Landfill Client: HDR Data: Iowa City Sanitary Landfill

Dixon's Outlier Test

MW-219A

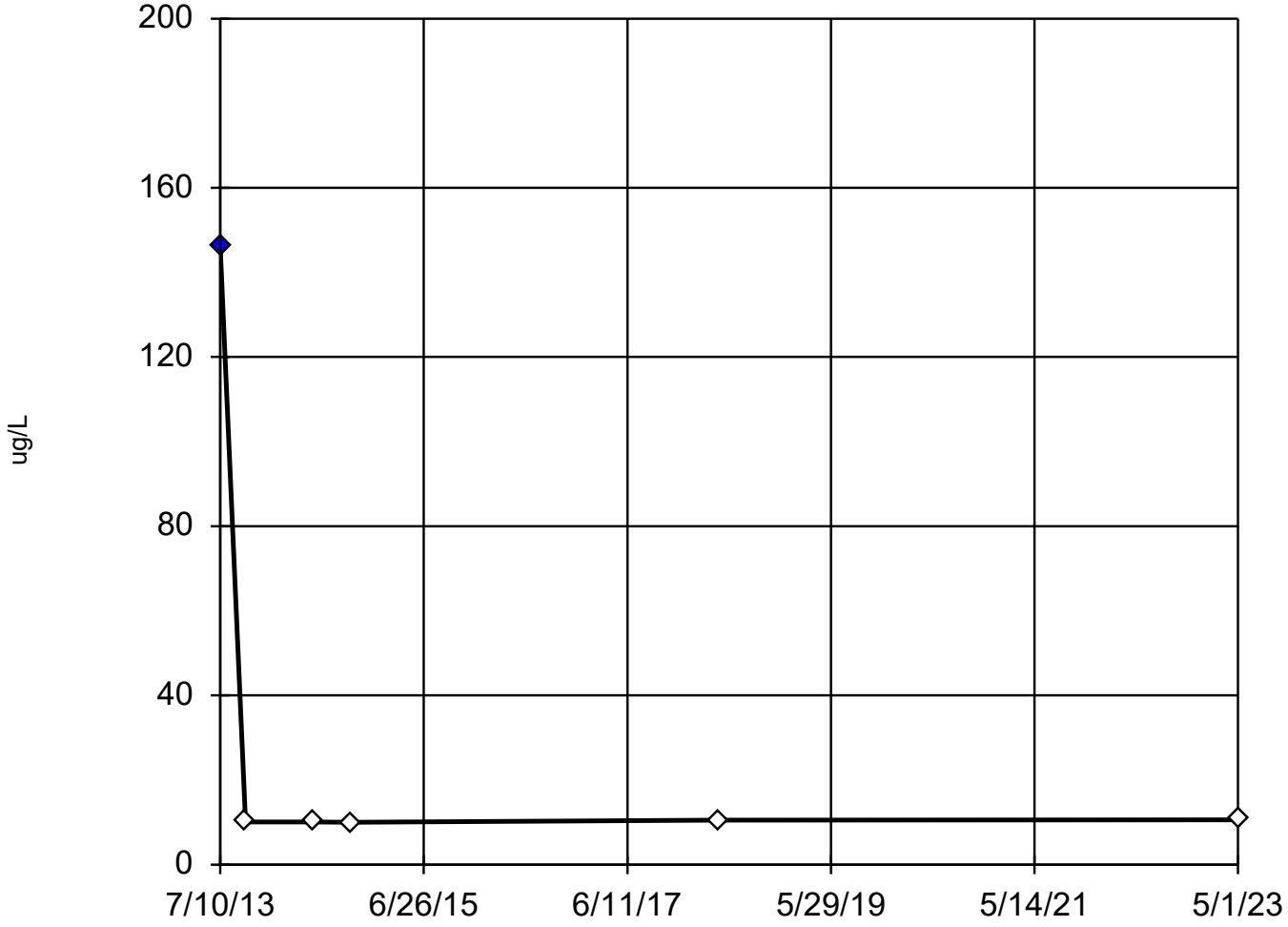

n = 6

Statistical outlier is drawn as solid.
1 value manually flagged as an outlier.
Testing for 1 high outlier.
Mean = 32.88.
Std. Dev. = 55.42.
146 (o): c = 0.9956
tabl = 0.56.
Alpha = 0.05.

Normality test used:
Shapiro Wilk@alpha = 0.1
Calculated = 0.8401
Critical = 0.806
The distribution, after removal of suspect value, was found to be normally distributed.

Constituent: Benzyl alcohol Analysis Run 1/20/2026 10:58 AM View: 06A_MW_Organics_PL

Iowa City Landfill Client: HDR Data: Iowa City Sanitary Landfill

Dixon's Outlier Test

MW-5B

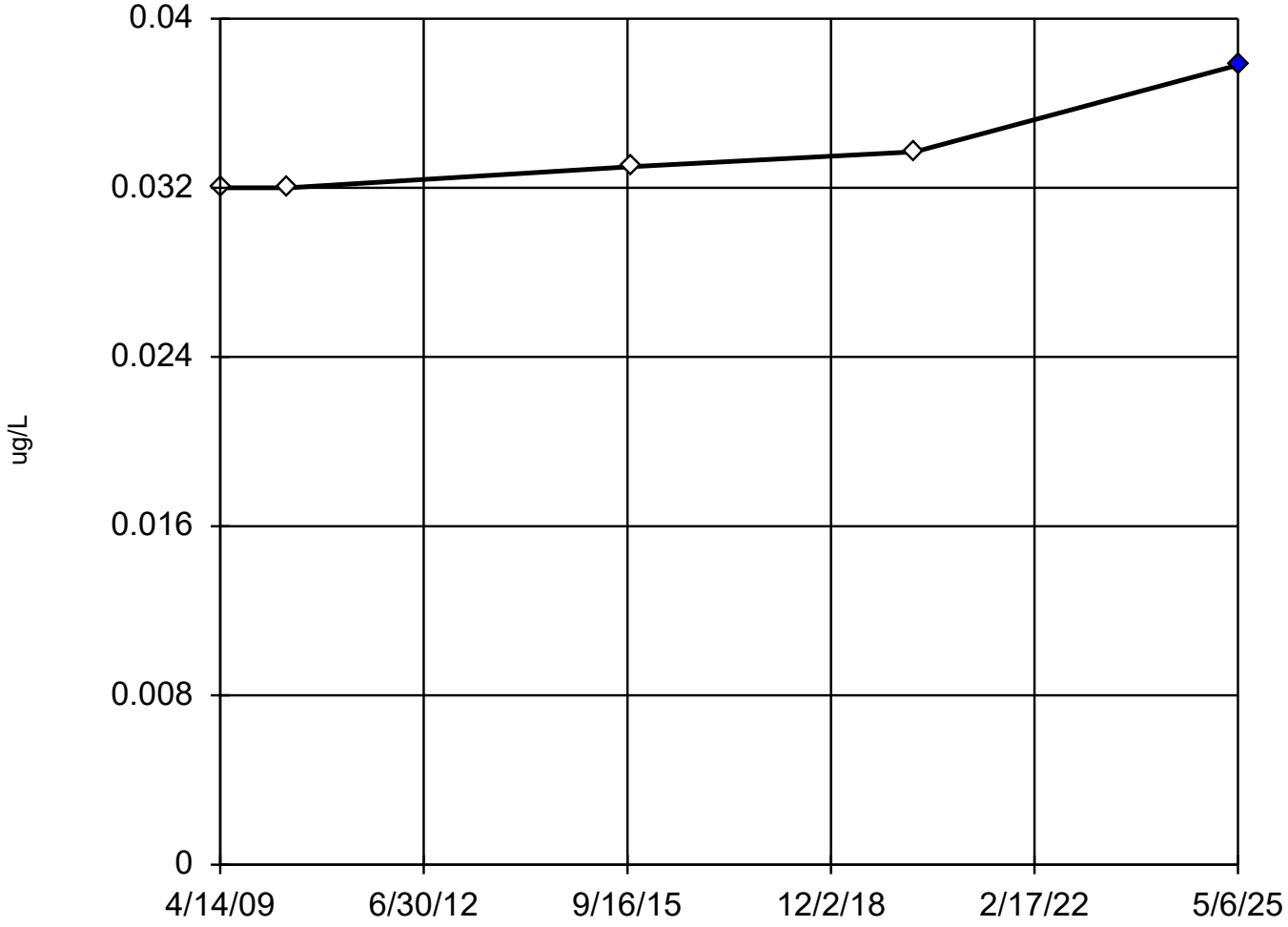

n = 5

Statistical outlier is drawn as solid.
Testing for 1 high outlier.
Mean = 0.0337.
Std. Dev. = 0.002402.
<0.0378: c = 0.7069
tabl = 0.642.
Alpha = 0.05.

Normality test used:
Shapiro Wilk@alpha = 0.1
Calculated = 0.8632
Critical = 0.792
The distribution, after removal of suspect value, was found to be normally distributed.

Constituent: Beta-BHC Analysis Run 1/20/2026 10:58 AM View: 06A_MW_Organics_PL

Iowa City Landfill Client: HDR Data: Iowa City Sanitary Landfill

Dixon's Outlier Test

MW-17A-00

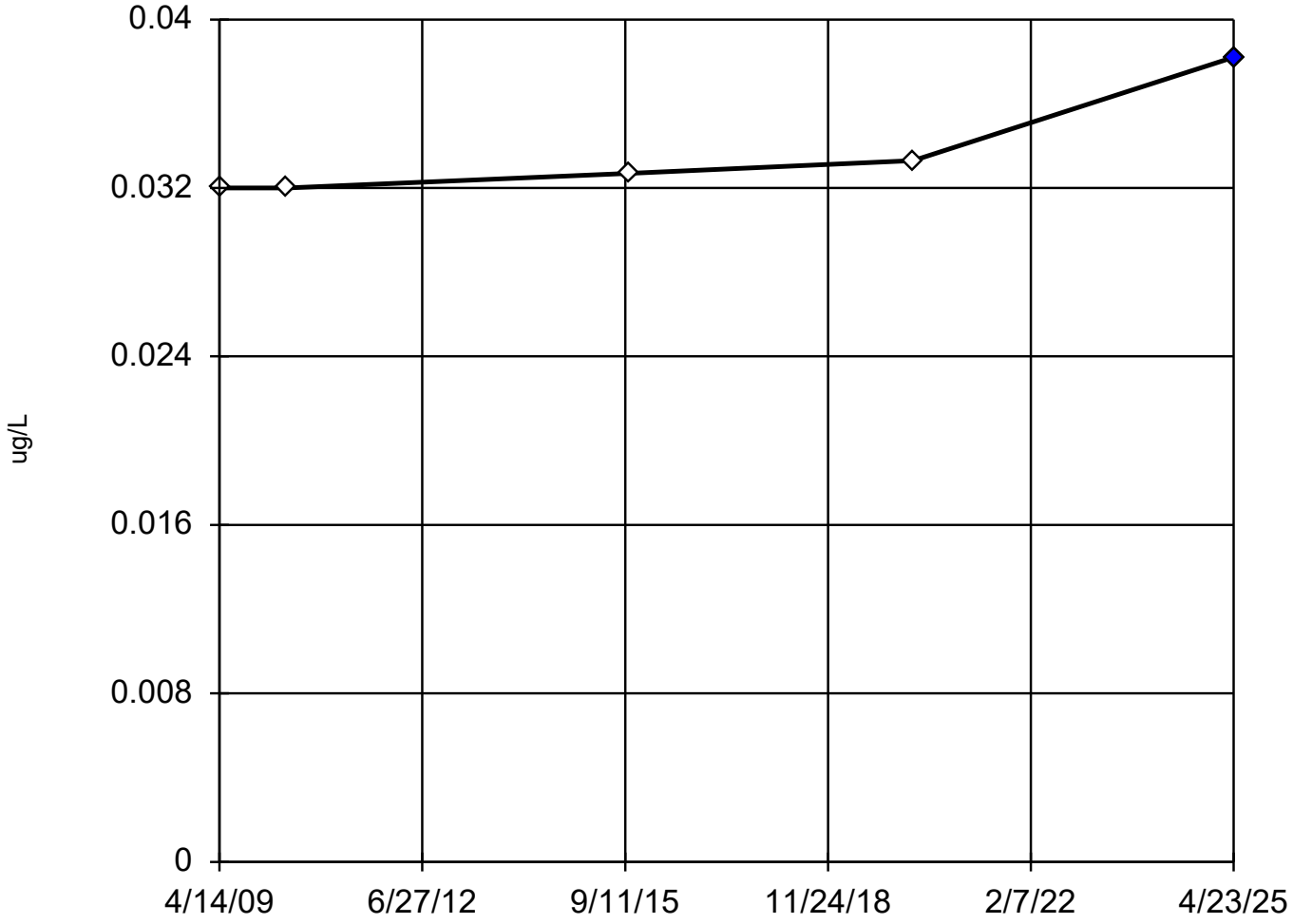

n = 5

Statistical outlier is drawn as solid.
Testing for 1 high outlier.
Mean = 0.03364.
Std. Dev. = 0.002606.
<0.0382: c = 0.7903
tabl = 0.642.
Alpha = 0.05.

Normality test used:
Shapiro Wilk@alpha = 0.1
Calculated = 0.8658
Critical = 0.792
The distribution, after removal of suspect value, was found to be normally distributed.

Constituent: Beta-BHC Analysis Run 1/20/2026 10:58 AM View: 06A_MW_Organics_PL

Iowa City Landfill Client: HDR Data: Iowa City Sanitary Landfill

Dixon's Outlier Test

MW-31B

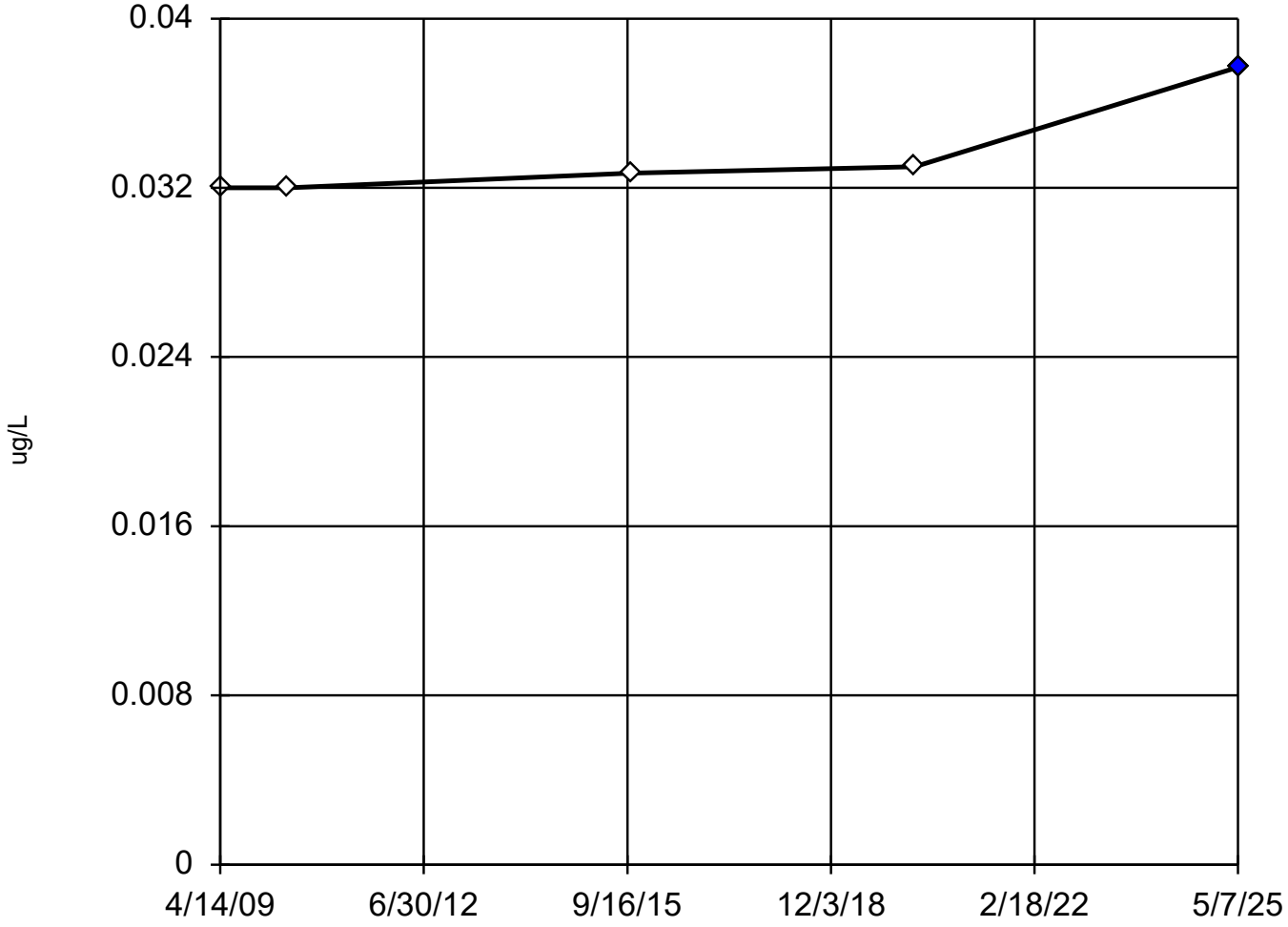

n = 5

Statistical outlier is drawn as solid.
Testing for 1 high outlier.
Mean = 0.03348.
Std. Dev. = 0.002399.
<0.0377: c = 0.8246
tabl = 0.642.
Alpha = 0.05.

Normality test used:
Shapiro Wilk@alpha = 0.1
Calculated = 0.8435
Critical = 0.792
The distribution, after removal of suspect value, was found to be normally distributed.

Constituent: Beta-BHC Analysis Run 1/20/2026 10:58 AM View: 06A_MW_Organics_PL

Iowa City Landfill Client: HDR Data: Iowa City Sanitary Landfill

Dixon's Outlier Test

MW-204A

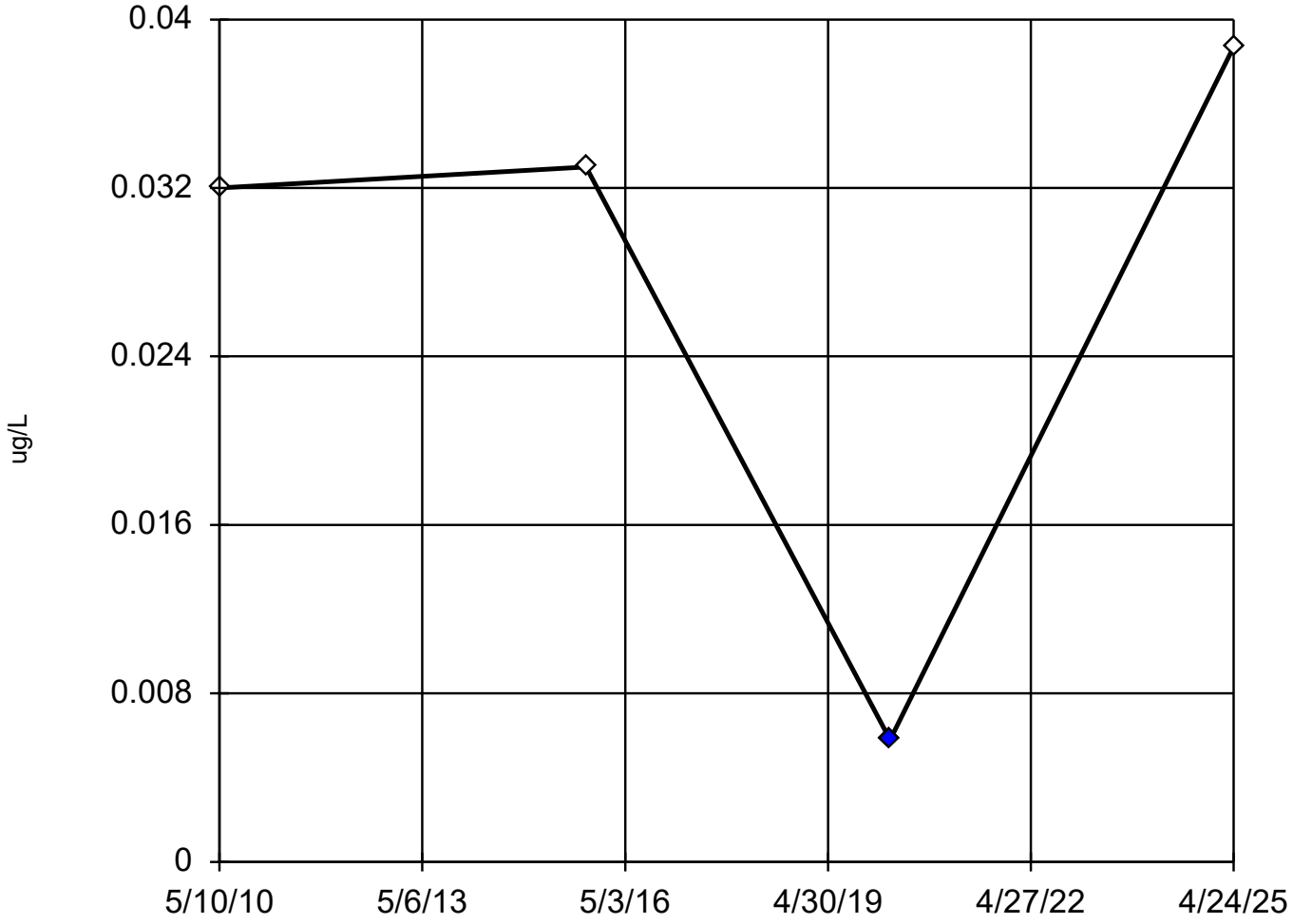

n = 4

Statistical outlier is drawn as solid.
Testing for 1 low outlier.
Mean = 0.02738.
Std. Dev. = 0.01468.
0.0058 (J): c = 0.7964
tabl = 0.765.
Alpha = 0.05.

Normality test used:
Shapiro Wilk@alpha = 0.1
Calculated = 0.8591
Critical = 0.789
The distribution, after removal of suspect value, was found to be normally distributed.

Constituent: Beta-BHC Analysis Run 1/20/2026 10:58 AM View: 06A_MW_Organics_PL

Iowa City Landfill Client: HDR Data: Iowa City Sanitary Landfill

Dixon's Outlier Test

MW-215A

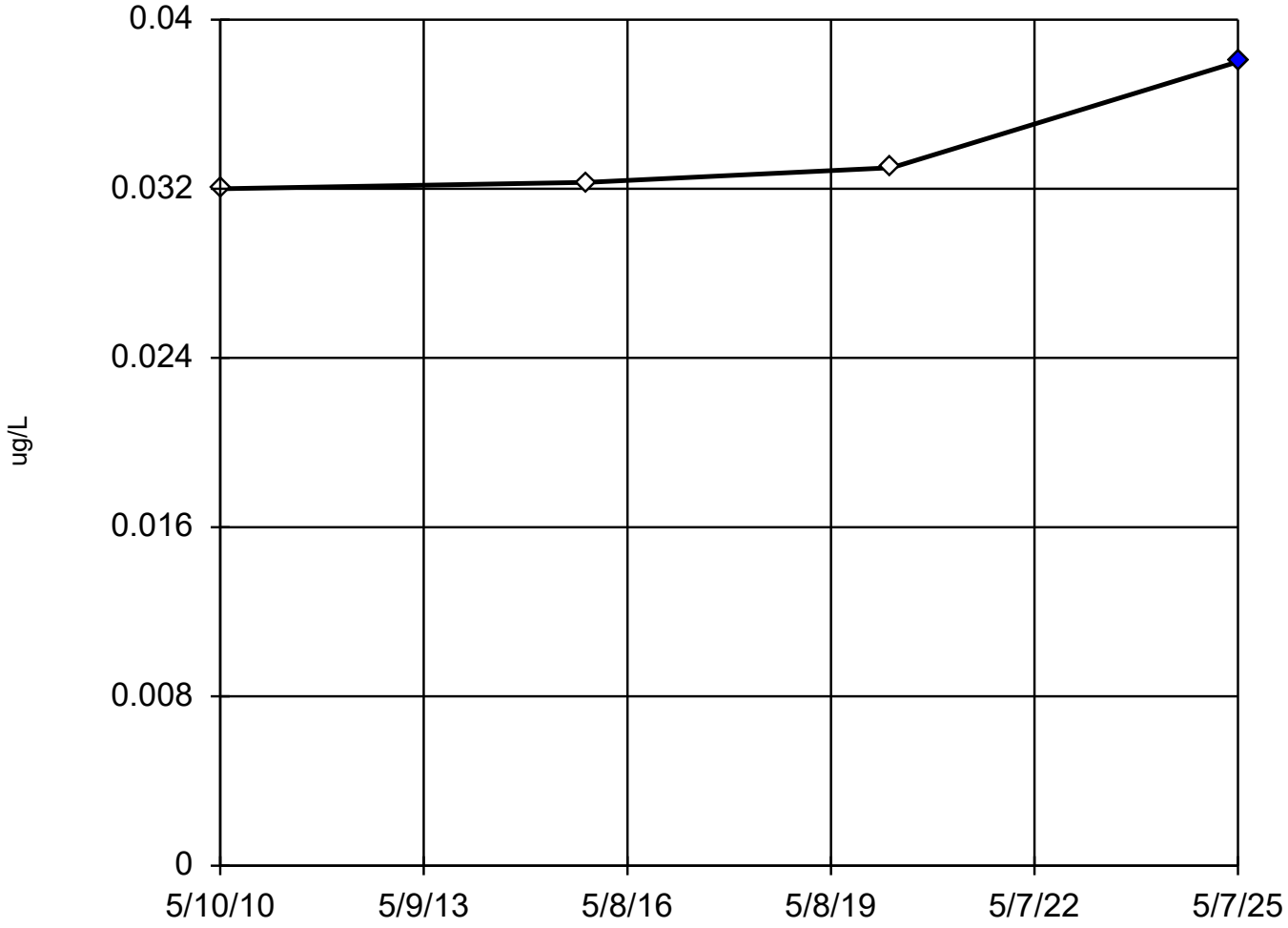

n = 4

Statistical outlier is drawn as solid.
Testing for 1 high outlier.
Mean = 0.03382.
Std. Dev. = 0.002815.
<0.038: c = 0.8333
tabl = 0.765.
Alpha = 0.05.

Normality test used:
Shapiro Wilk@alpha = 0.1
Calculated = 0.9493
Critical = 0.789
The distribution, after removal of suspect value, was found to be normally distributed.

Constituent: Beta-BHC Analysis Run 1/20/2026 10:58 AM View: 06A_MW_Organics_PL

Iowa City Landfill Client: HDR Data: Iowa City Sanitary Landfill

Dixon's Outlier Test

MW-5B

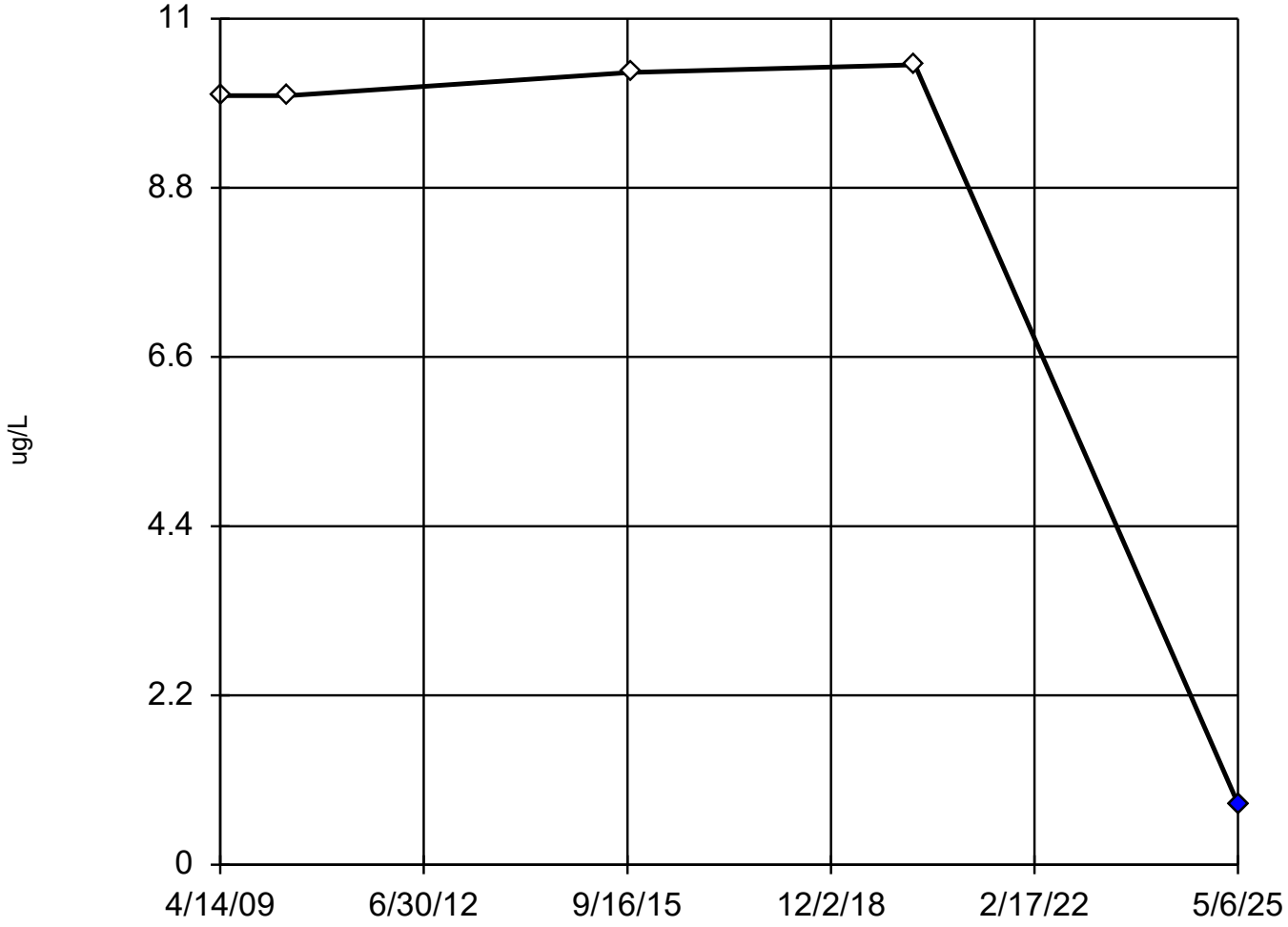

n = 5

Statistical outlier is drawn as solid.
Testing for 1 low outlier.
Mean = 8.298.
Std. Dev. = 4.2.
<0.792: c = 0.9584
tabl = 0.642.
Alpha = 0.05.

Normality test used:
Shapiro Wilk@alpha = 0.1
Calculated = 0.8294
Critical = 0.792
The distribution, after removal of suspect value, was found to be normally distributed.

Constituent: Bis[2-chloroethoxy]methane Analysis Run 1/20/2026 10:58 AM View: 06A_MW_Organics_PL

Iowa City Landfill Client: HDR Data: Iowa City Sanitary Landfill

Dixon's Outlier Test

MW-24A

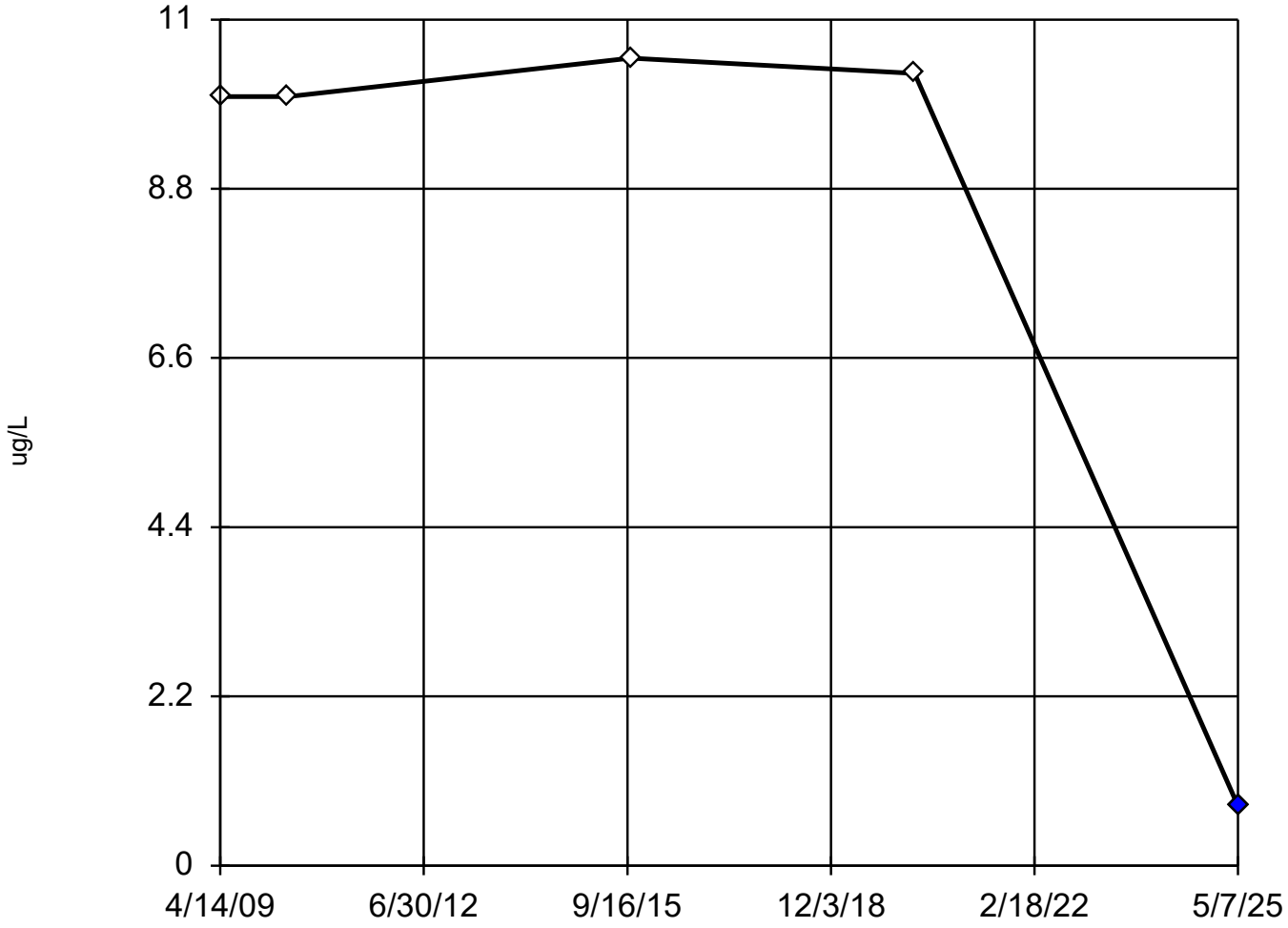

n = 5

Statistical outlier is drawn as solid.
Testing for 1 low outlier.
Mean = 8.315.
Std. Dev. = 4.22.
<0.776: c = 0.9486
tabl = 0.642.
Alpha = 0.05.

Normality test used:
Shapiro Wilk@alpha = 0.1
Calculated = 0.862
Critical = 0.792
The distribution, after removal of suspect value, was found to be normally distributed.

Constituent: Bis[2-chloroethoxy]methane Analysis Run 1/20/2026 10:58 AM View: 06A_MW_Organics_PL

Iowa City Landfill Client: HDR Data: Iowa City Sanitary Landfill

Dixon's Outlier Test

MW-29A

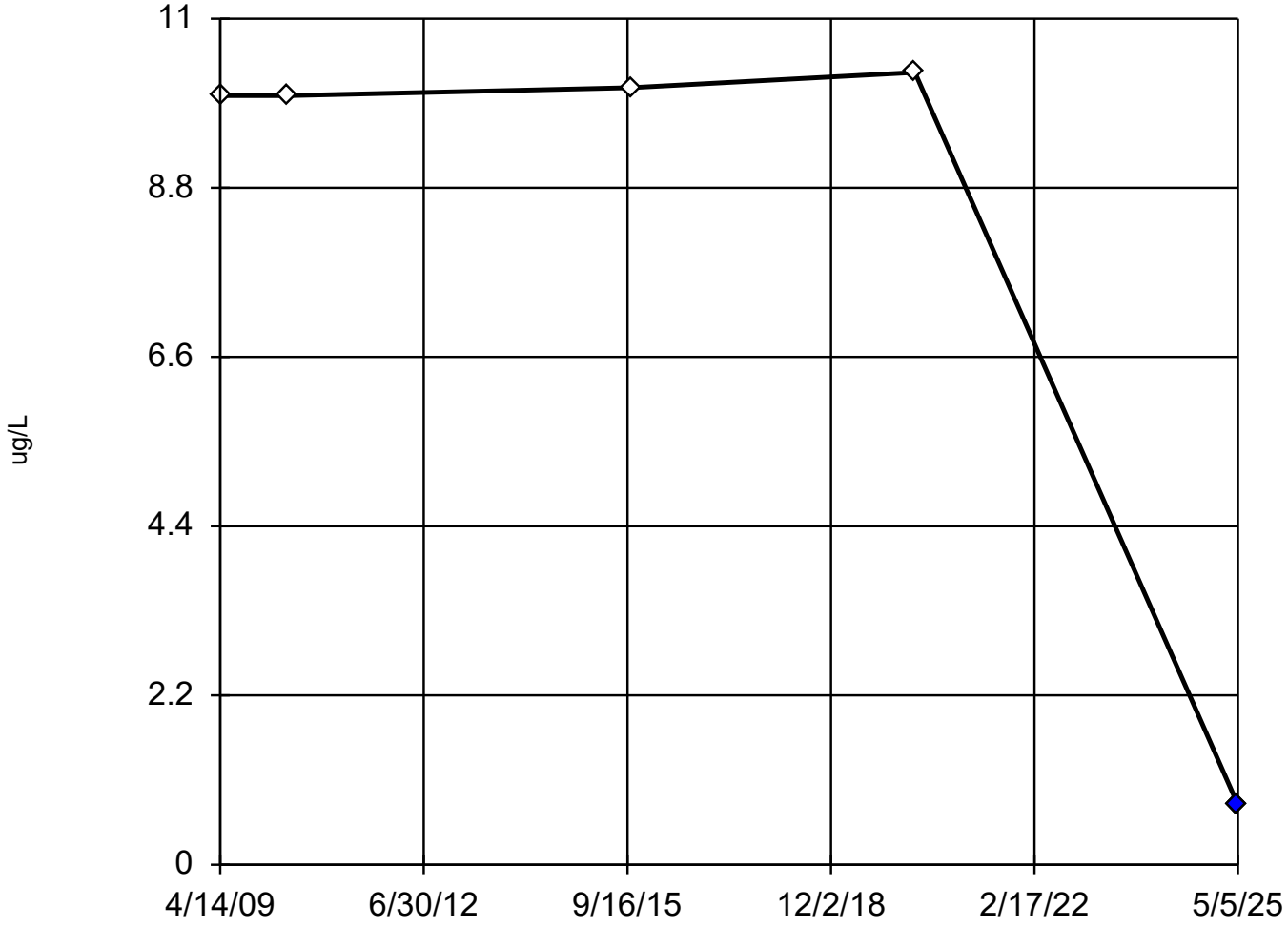

n = 5

Statistical outlier is drawn as solid.
Testing for 1 low outlier.
Mean = 8.235.
Std. Dev. = 4.172.
<0.776: c = 0.9685
tabl = 0.642.
Alpha = 0.05.

Normality test used:
Shapiro Wilk@alpha = 0.1
Calculated = 0.8283
Critical = 0.792
The distribution, after removal of suspect value, was found to be normally distributed.

Constituent: Bis[2-chloroethoxy]methane Analysis Run 1/20/2026 10:58 AM View: 06A_MW_Organics_PL

Iowa City Landfill Client: HDR Data: Iowa City Sanitary Landfill

Dixon's Outlier Test

MW-31B

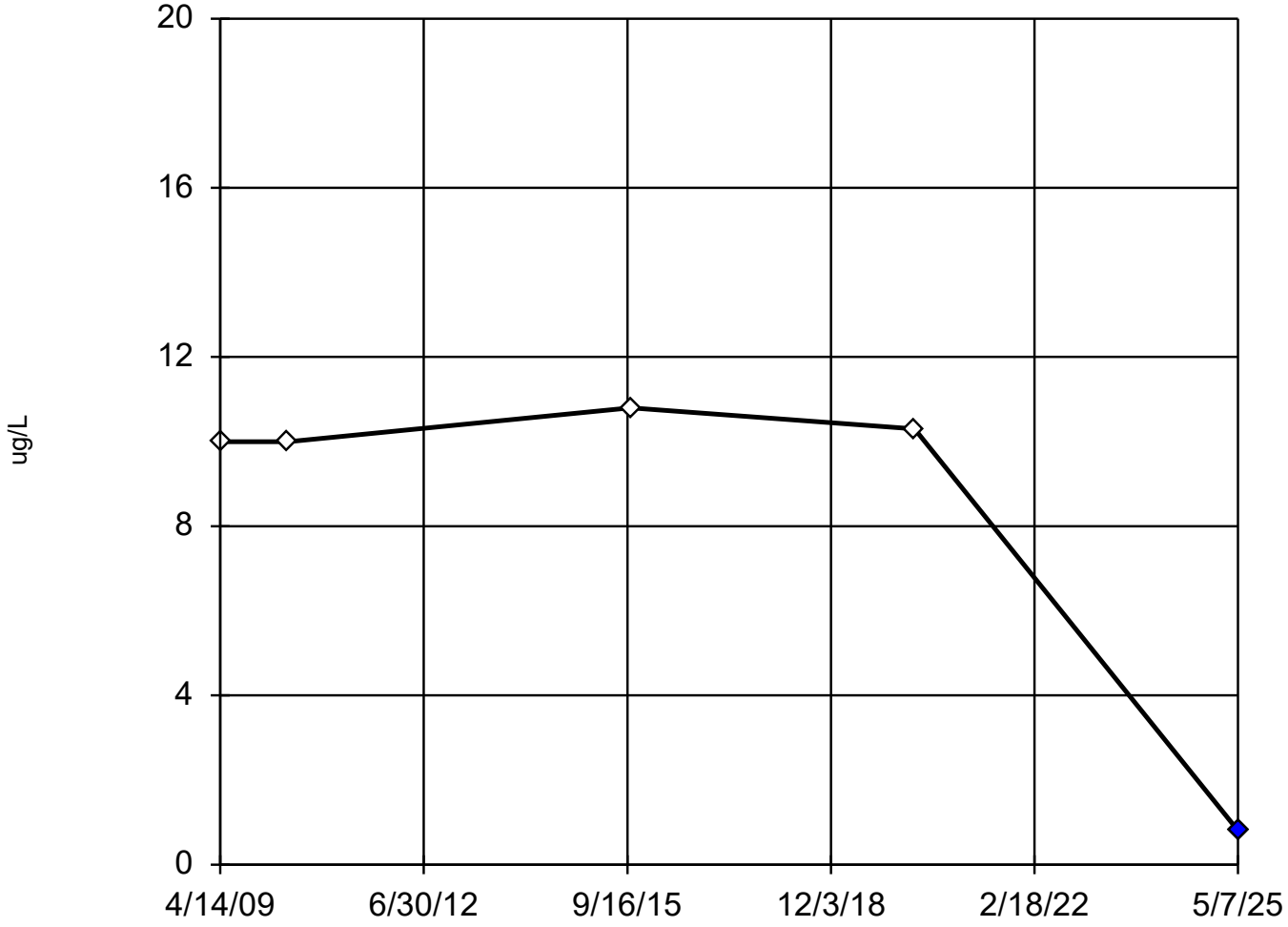

n = 5

Statistical outlier is drawn as solid.
Testing for 1 low outlier.
Mean = 8.382.
Std. Dev. = 4.246.
<0.809: c = 0.9199
tabl = 0.642.
Alpha = 0.05.

Normality test used:
Shapiro Wilk@alpha = 0.1
Calculated = 0.8423
Critical = 0.792
The distribution, after removal of suspect value, was found to be normally distributed.

Constituent: Bis[2-chloroethoxy]methane Analysis Run 1/20/2026 10:58 AM View: 06A_MW_Organics_PL

Iowa City Landfill Client: HDR Data: Iowa City Sanitary Landfill

Dixon's Outlier Test

MW-201A

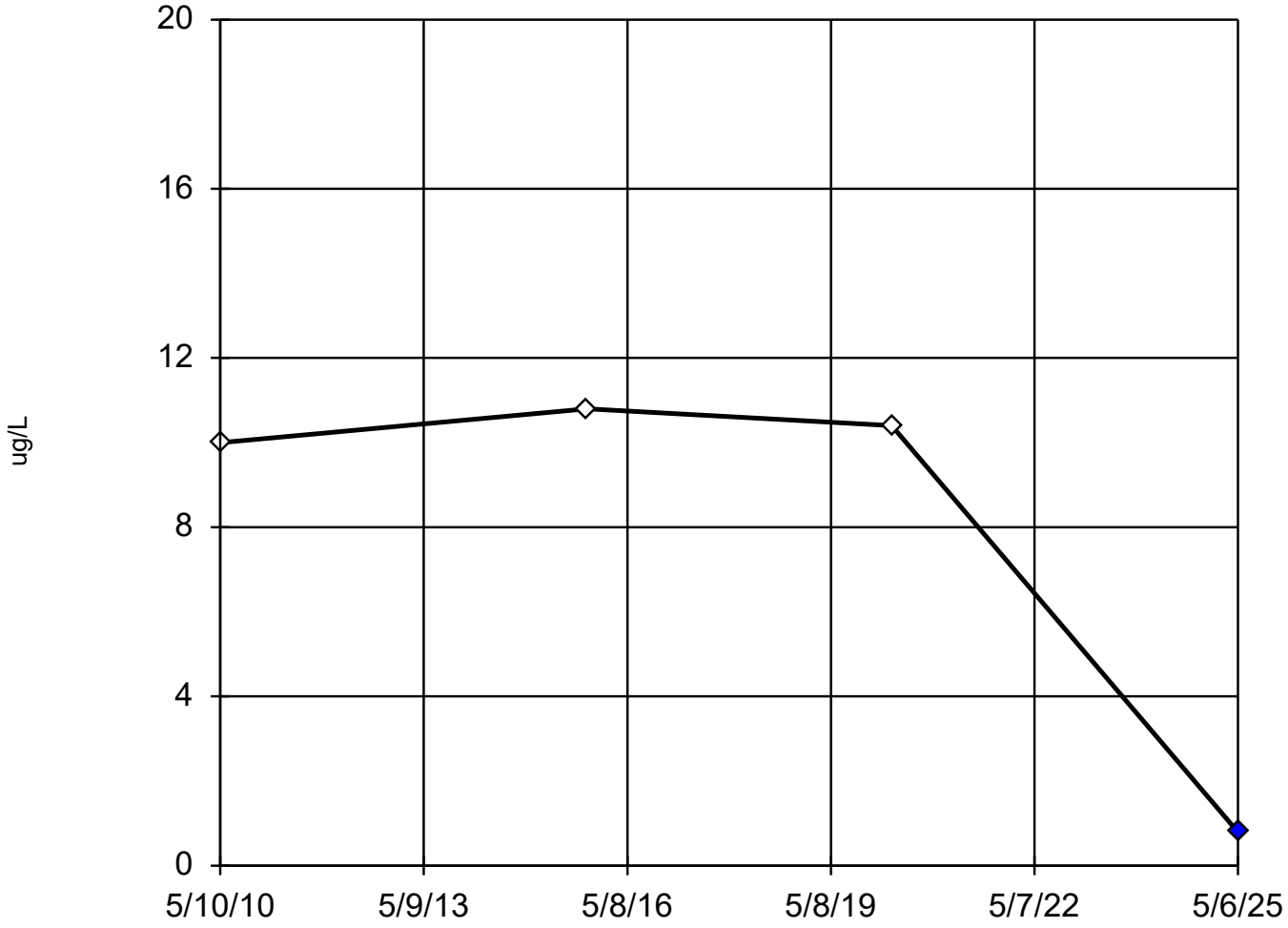

n = 4

Statistical outlier is drawn as solid.
Testing for 1 low outlier.
Mean = 7.998.
Std. Dev. = 4.815.
<0.792: c = 0.9201
tabl = 0.765.
Alpha = 0.05.

Normality test used:
Shapiro Wilk@alpha = 0.1
Calculated = 1
Critical = 0.789
The distribution, after removal of suspect value, was found to be normally distributed.

Constituent: Bis[2-chloroethoxy]methane Analysis Run 1/20/2026 10:58 AM View: 06A_MW_Organics_PL

Iowa City Landfill Client: HDR Data: Iowa City Sanitary Landfill

Dixon's Outlier Test

MW-202A

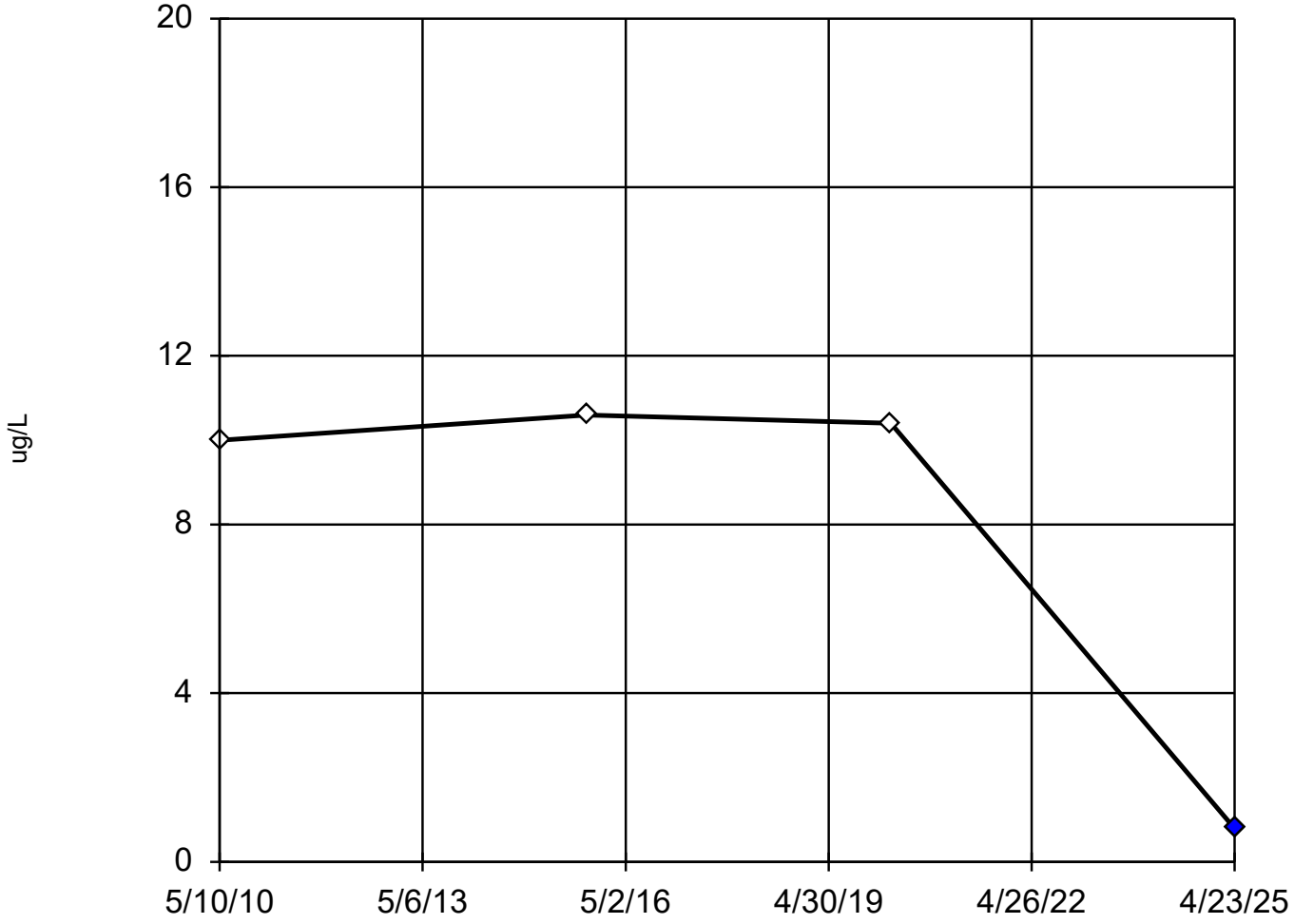

n = 4

Statistical outlier is drawn as solid.
Testing for 1 low outlier.
Mean = 7.948.
Std. Dev. = 4.777.
<0.792: c = 0.9388
tabl = 0.765.
Alpha = 0.05.

Normality test used:
Shapiro Wilk@alpha = 0.1
Calculated = 0.9643
Critical = 0.789
The distribution, after removal of suspect value, was found to be normally distributed.

Constituent: Bis[2-chloroethoxy]methane Analysis Run 1/20/2026 10:58 AM View: 06A_MW_Organics_PL

Iowa City Landfill Client: HDR Data: Iowa City Sanitary Landfill

Dixon's Outlier Test

MW-204A

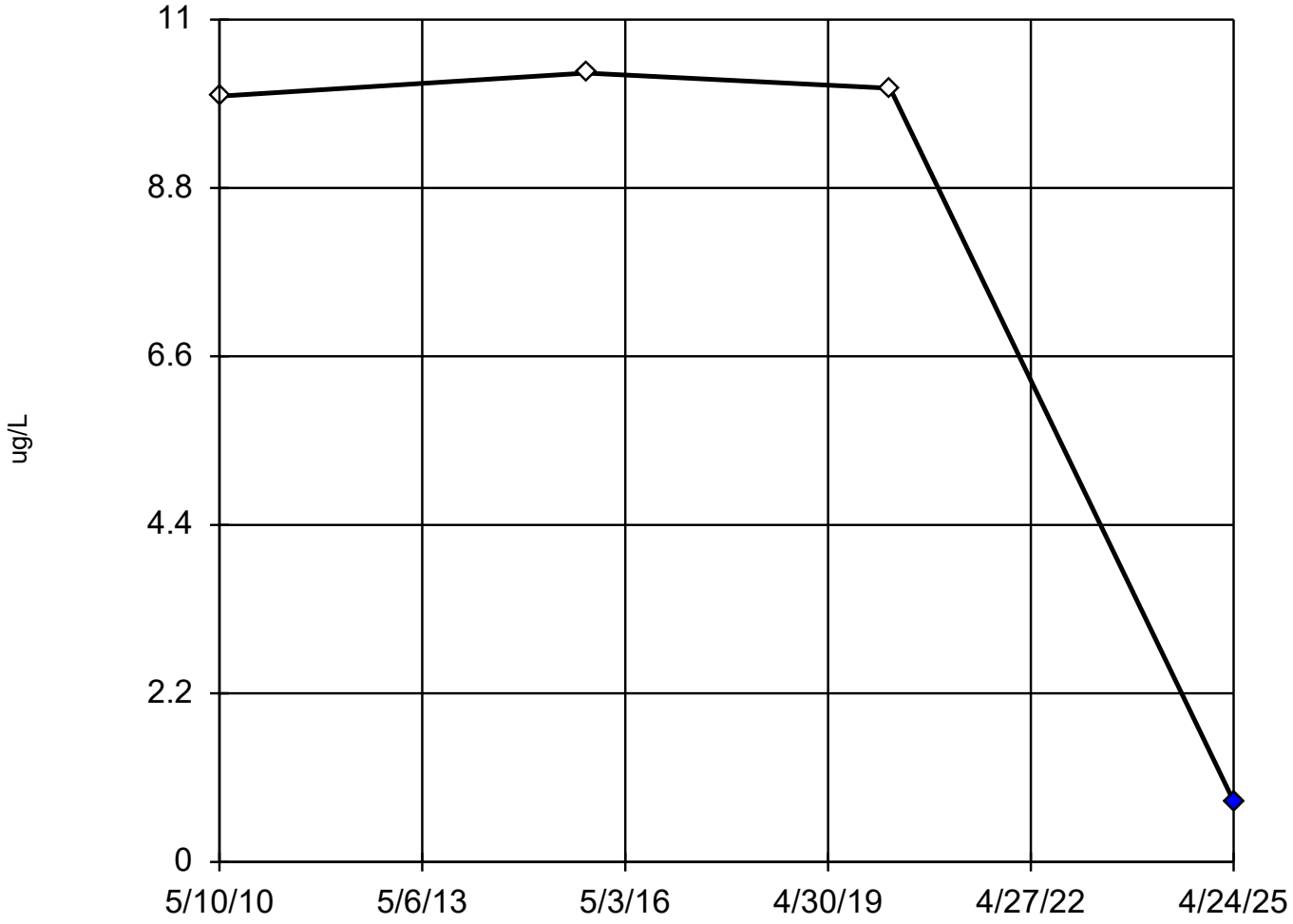

n = 4

Statistical outlier is drawn as solid.
Testing for 1 low outlier.
Mean = 7.798.
Std. Dev. = 4.672.
<0.792: c = 0.9684
tabl = 0.765.
Alpha = 0.05.

Normality test used:
Shapiro Wilk@alpha = 0.1
Calculated = 0.9643
Critical = 0.789
The distribution, after removal of suspect value, was found to be normally distributed.

Constituent: Bis[2-chloroethoxy]methane Analysis Run 1/20/2026 10:58 AM View: 06A_MW_Organics_PL

Iowa City Landfill Client: HDR Data: Iowa City Sanitary Landfill

Dixon's Outlier Test

MW-208B

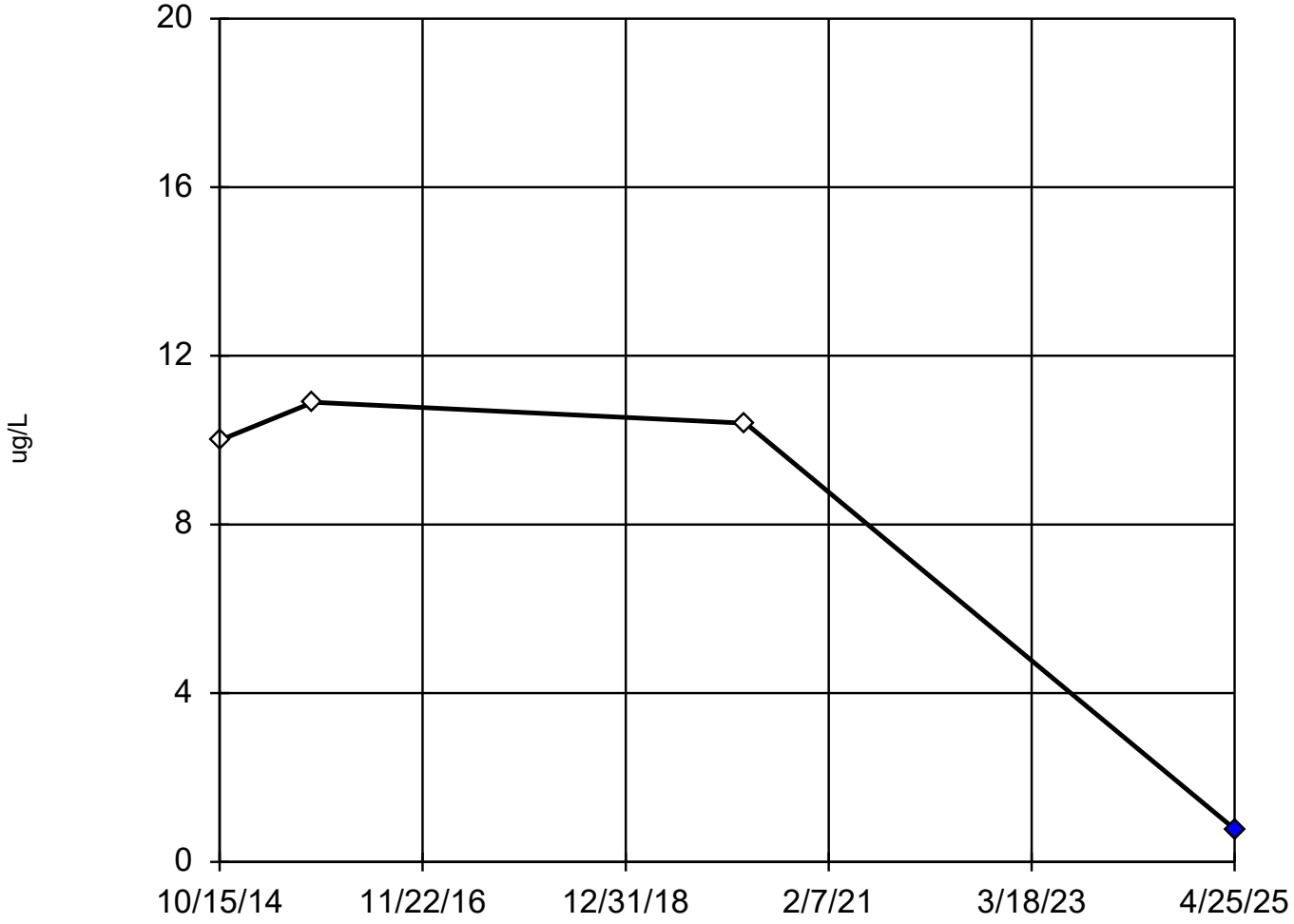

n = 4

Statistical outlier is drawn as solid.
Testing for 1 low outlier.
Mean = 8.019.
Std. Dev. = 4.843.
<0.776: c = 0.9111
tabl = 0.765.
Alpha = 0.05.

Normality test used:
Shapiro Wilk@alpha = 0.1
Calculated = 0.9959
Critical = 0.789
The distribution, after removal of suspect value, was found to be normally distributed.

Constituent: Bis[2-chloroethoxy]methane Analysis Run 1/20/2026 10:58 AM View: 06A_MW_Organics_PL

Iowa City Landfill Client: HDR Data: Iowa City Sanitary Landfill

Dixon's Outlier Test

MW-215A

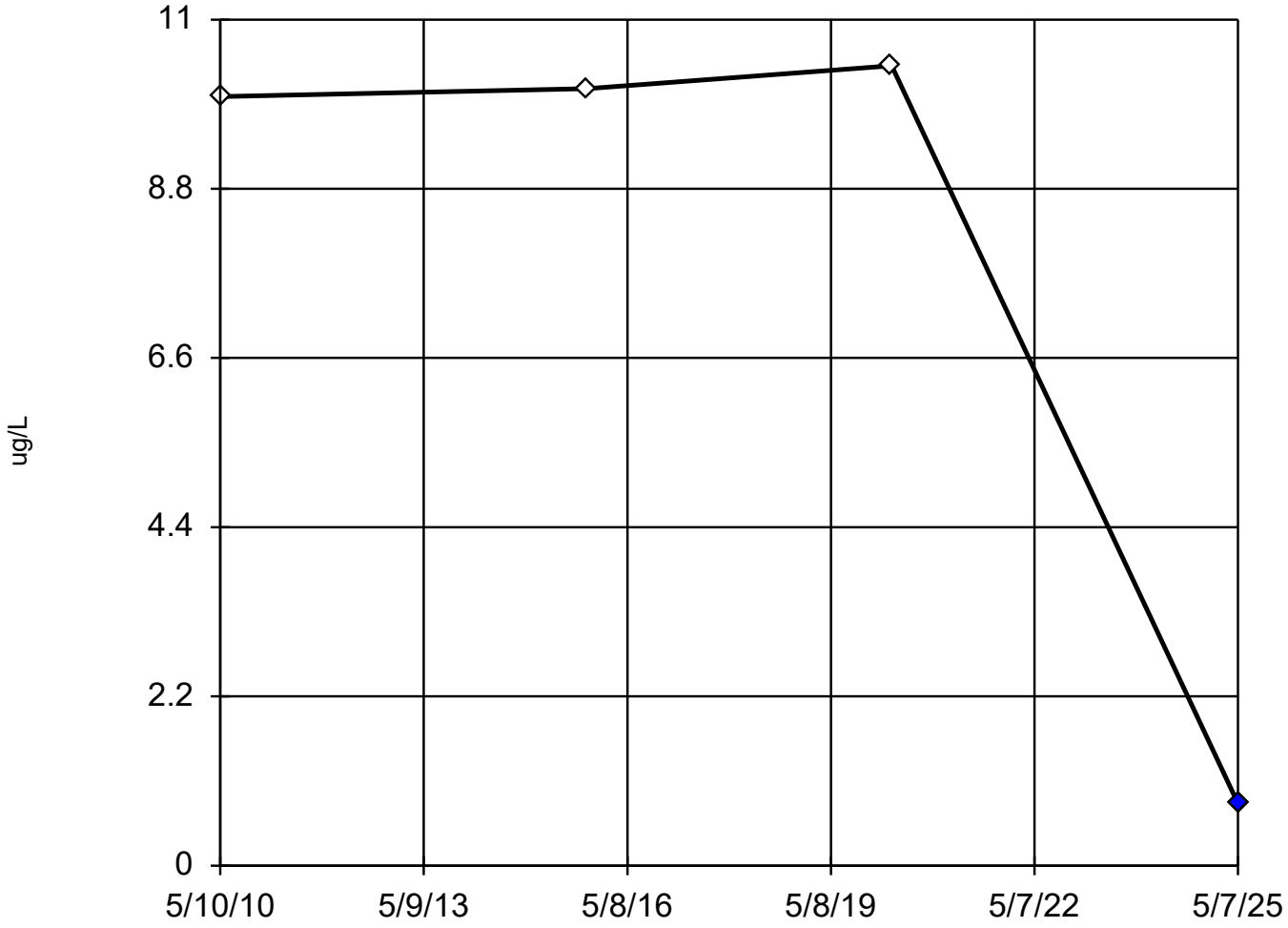

n = 4

Statistical outlier is drawn as solid.
Testing for 1 low outlier.
Mean = 7.827.
Std. Dev. = 4.682.
<0.809: c = 0.9583
tabl = 0.765.
Alpha = 0.05.

Normality test used:
Shapiro Wilk@alpha = 0.1
Calculated = 0.9231
Critical = 0.789
The distribution, after removal of suspect value, was found to be normally distributed.

Constituent: Bis[2-chloroethoxy]methane Analysis Run 1/20/2026 10:58 AM View: 06A_MW_Organics_PL

Iowa City Landfill Client: HDR Data: Iowa City Sanitary Landfill

Dixon's Outlier Test

MW-214A

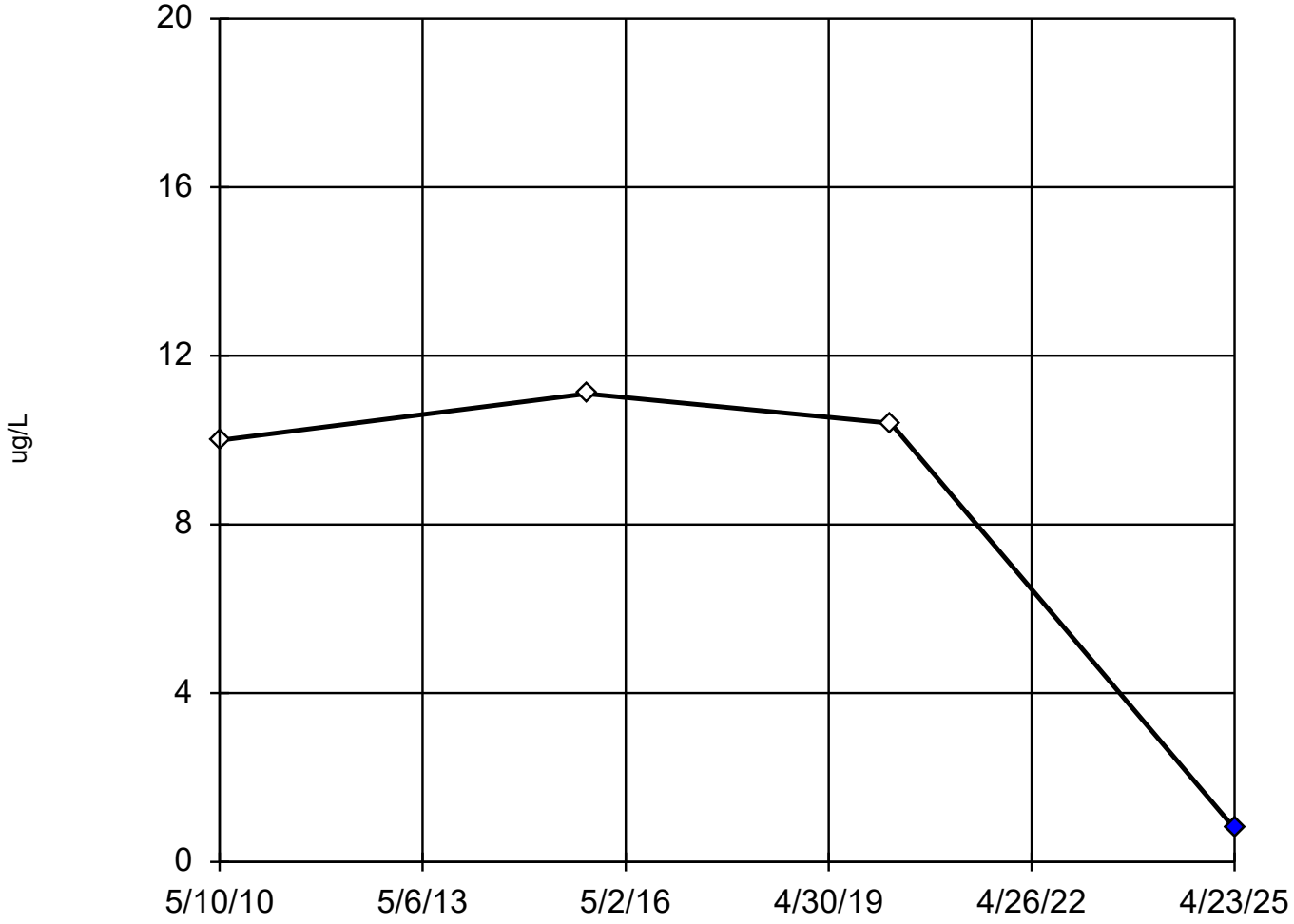

n = 4

Statistical outlier is drawn as solid.
Testing for 1 low outlier.
Mean = 8.073.
Std. Dev. = 4.875.
<0.792: c = 0.8933
tabl = 0.765.
Alpha = 0.05.

Normality test used:
Shapiro Wilk@alpha = 0.1
Calculated = 0.9758
Critical = 0.789
The distribution, after removal of suspect value, was found to be normally distributed.

Constituent: Bis[2-chloroethoxy]methane Analysis Run 1/20/2026 10:58 AM View: 06A_MW_Organics_PL

Iowa City Landfill Client: HDR Data: Iowa City Sanitary Landfill

Dixon's Outlier Test

MW-219A

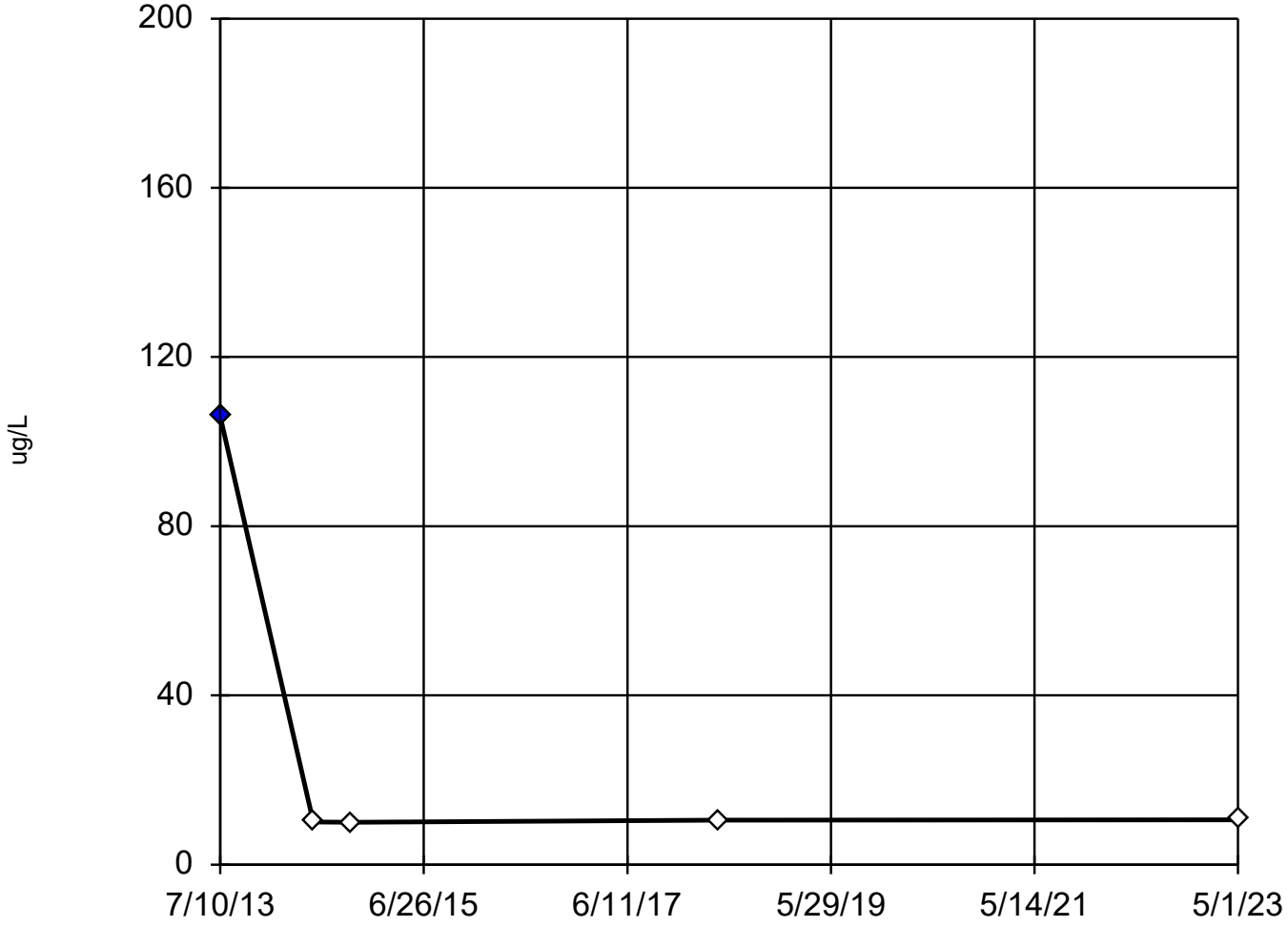

n = 5

Statistical outlier is drawn as solid.
Testing for 1 high outlier.
Mean = 29.44.
Std. Dev. = 42.8.
<106: c = 0.9937
tabl = 0.642.
Alpha = 0.05.

Normality test used:
Shapiro Wilk@alpha = 0.1
Calculated = 0.8839
Critical = 0.792
The distribution, after removal of suspect value, was found to be normally distributed.

Constituent: Bis[2-chloroethoxy]methane Analysis Run 1/20/2026 10:59 AM View: 06A_MW_Organics_PL

Iowa City Landfill Client: HDR Data: Iowa City Sanitary Landfill

Dixon's Outlier Test

MW-29A

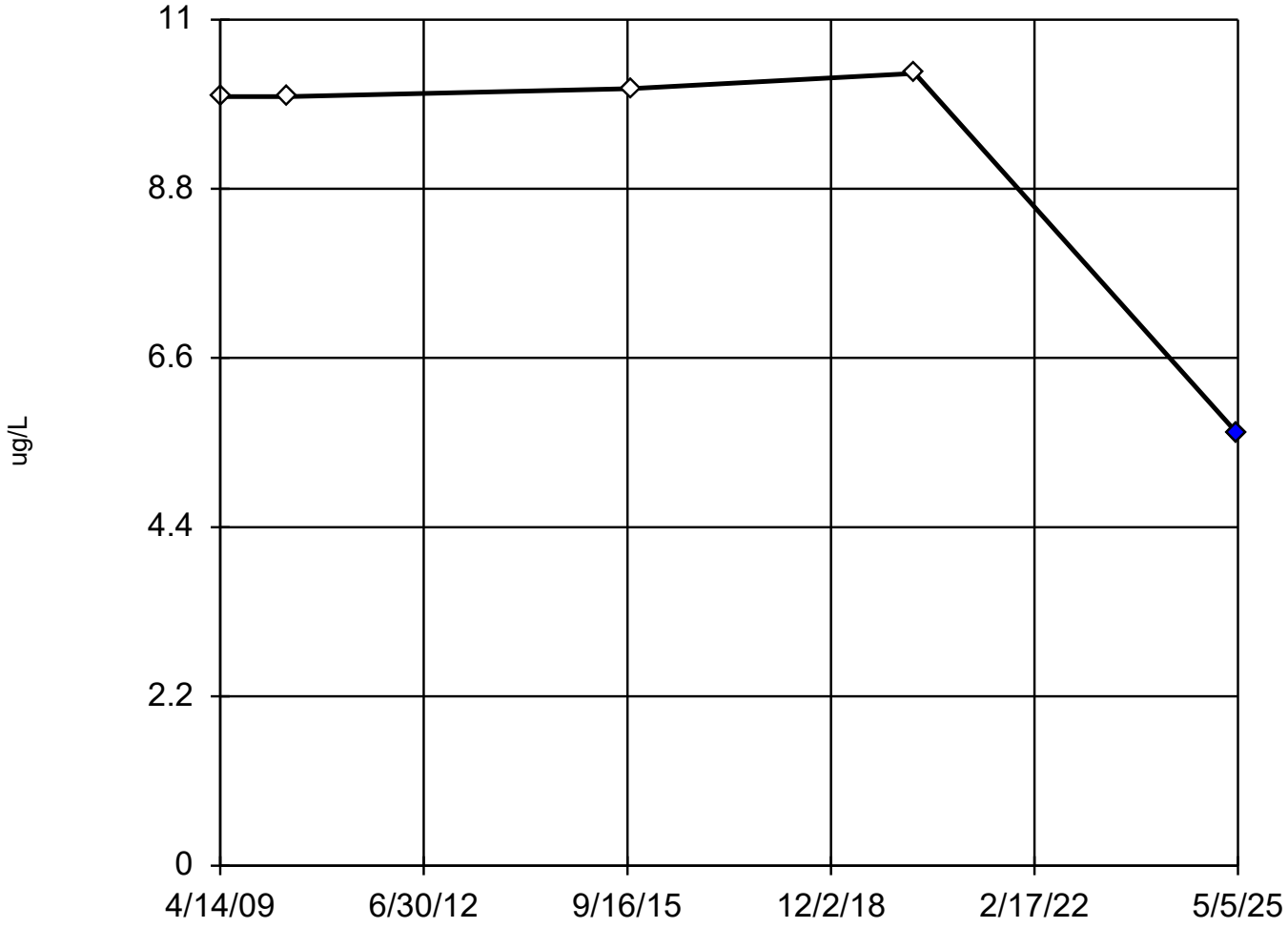

n = 5

Statistical outlier is drawn as solid.
Testing for 1 low outlier.
Mean = 9.202.
Std. Dev. = 2.012.
<5.61: c = 0.936
tabl = 0.642.
Alpha = 0.05.

Normality test used:
Shapiro Wilk@alpha = 0.1
Calculated = 0.8283
Critical = 0.792
The distribution, after removal of suspect value, was found to be normally distributed.

Constituent: Bis[2-ethylhexyl]phthalate Analysis Run 1/20/2026 10:59 AM View: 06A_MW_Organics_PL

Iowa City Landfill Client: HDR Data: Iowa City Sanitary Landfill

Tukey's Outlier Screening

MW-208B

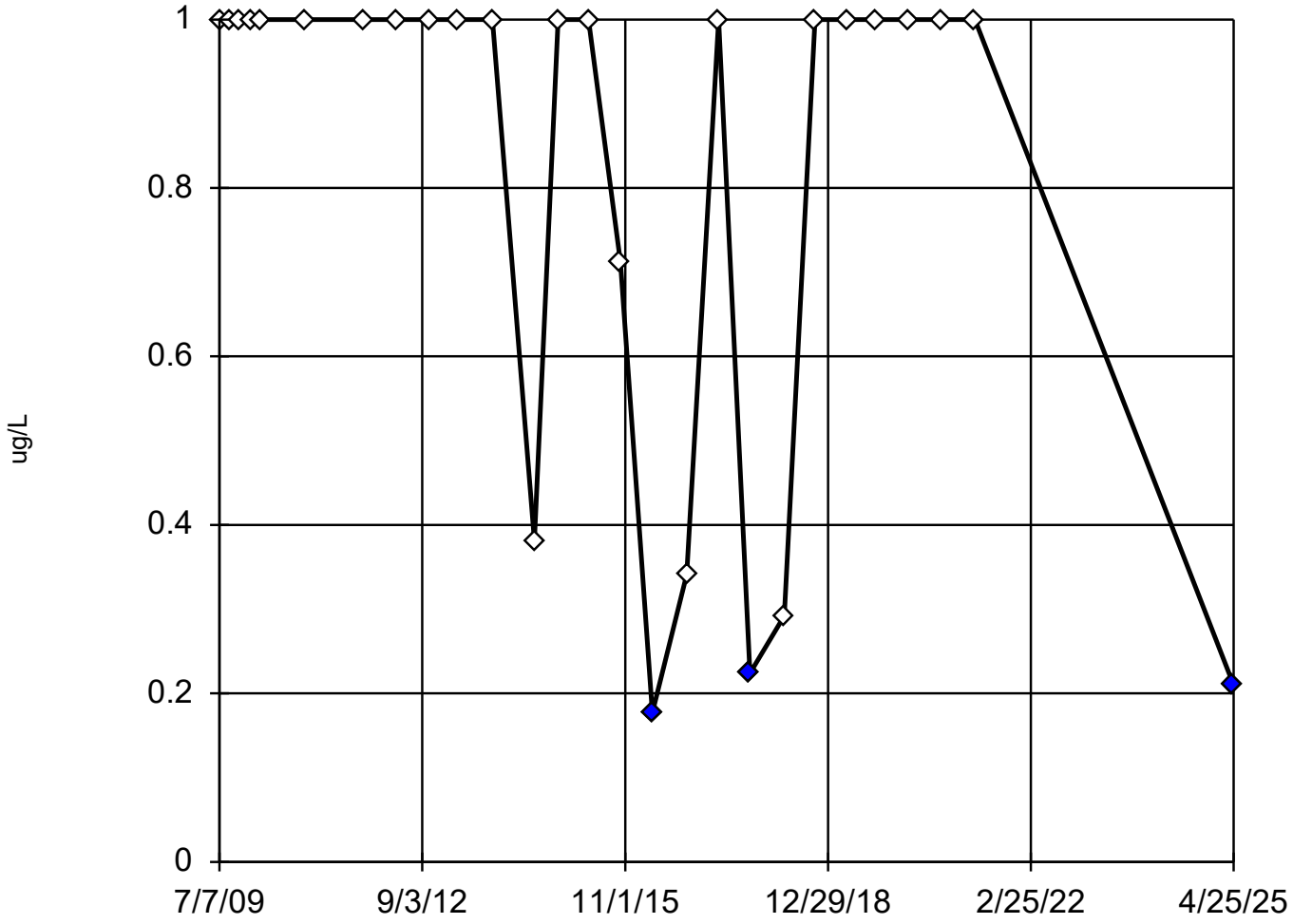

n = 27

Outliers are drawn as solid.
Tukey's method used in lieu of parametric test because the Shapiro Wilk normality test failed at the 0.1 alpha level.

Data were natural log transformed to achieve best W statistic (graph shown in original units).

High cutoff = 2.771, low cutoff = 0.257, based on IQR multiplier of 3.

Constituent: cis-1,2-Dichloroethene Analysis Run 1/20/2026 11:02 AM View: 06A_MW_Organics_PL

Iowa City Landfill Client: HDR Data: Iowa City Sanitary Landfill

Dixon's Outlier Test

MW-204A

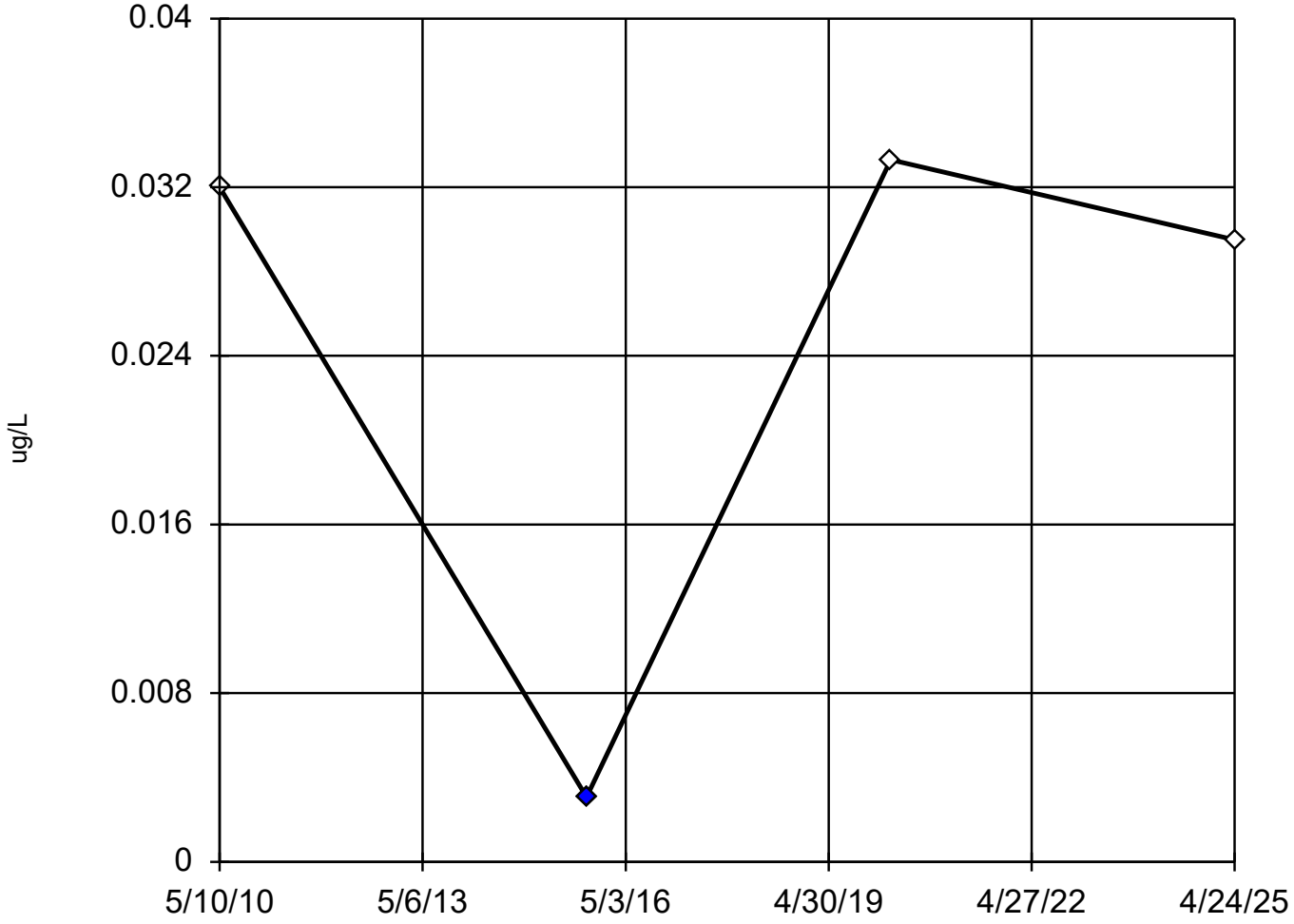

n = 4

Statistical outlier is drawn as solid.
Testing for 1 low outlier.
Mean = 0.02447.
Std. Dev. = 0.01435.
0.00307 (J): c = 0.8743
tabl = 0.765.
Alpha = 0.05.

Normality test used:
Shapiro Wilk@alpha = 0.1
Calculated = 0.9678
Critical = 0.789
The distribution, after removal of suspect value, was found to be normally distributed.

Constituent: Delta-BHC Analysis Run 1/20/2026 11:03 AM View: 06A_MW_Organics_PL

Iowa City Landfill Client: HDR Data: Iowa City Sanitary Landfill

Tukey's Outlier Screening

MW-218A

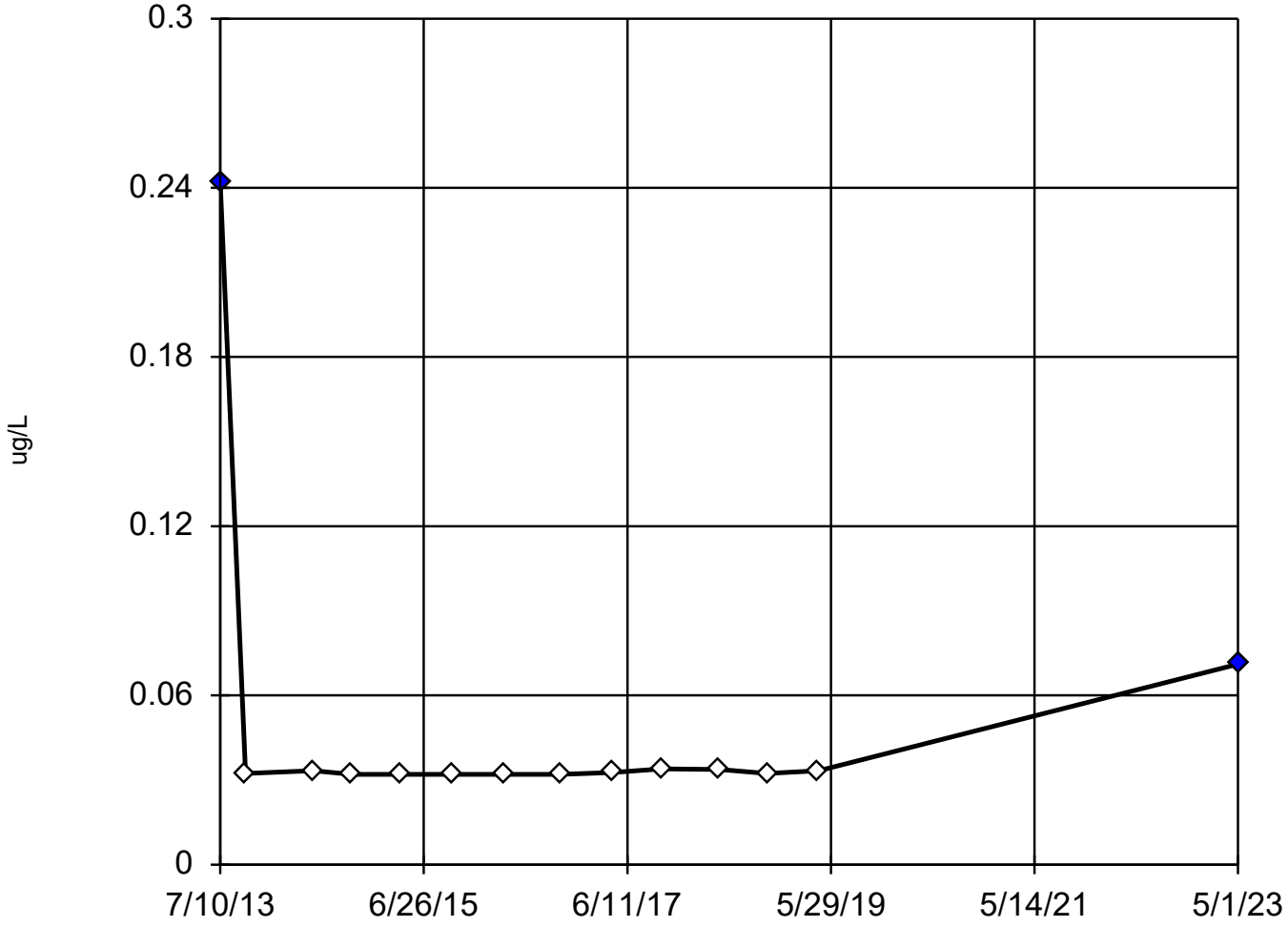

n = 14

Outliers are drawn as solid.
Tukey's method used in lieu of parametric test because the Shapiro Wilk normality test failed at the 0.1 alpha level.

Data were natural log transformed to achieve best W statistic (graph shown in original units).

High cutoff = 0.04007, low cutoff = 0.02704, based on IQR multiplier of 3.

Constituent: Delta-BHC Analysis Run 1/20/2026 11:03 AM View: 06A_MW_Organics_PL

Iowa City Landfill Client: HDR Data: Iowa City Sanitary Landfill

Dixon's Outlier Test

MW-5B

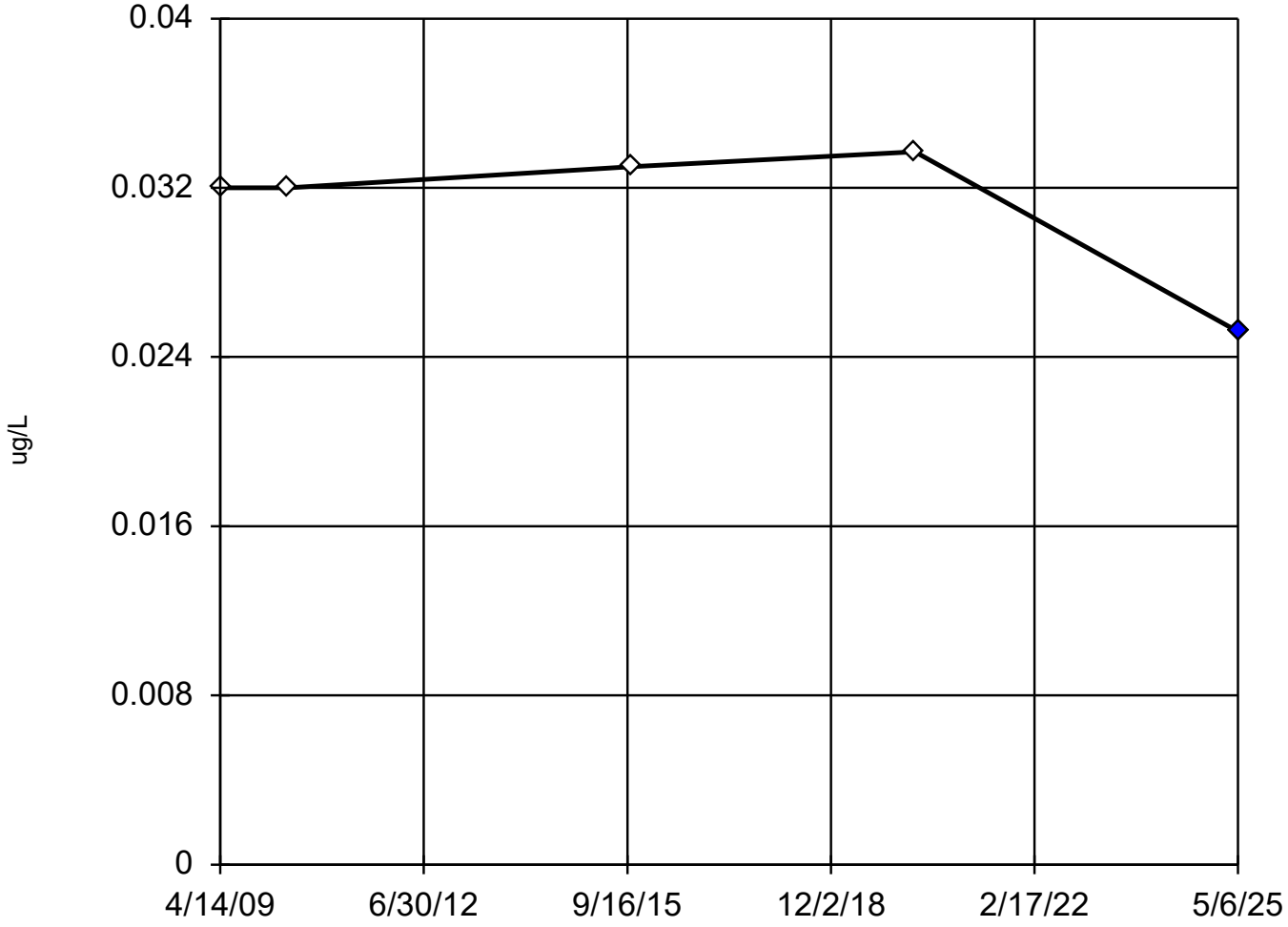

n = 5

Statistical outlier is drawn as solid.
Testing for 1 low outlier.
Mean = 0.03118.
Std. Dev. = 0.003419.
<0.0252: c = 0.8
tabl = 0.642.
Alpha = 0.05.

Normality test used:
Shapiro Wilk@alpha = 0.1
Calculated = 0.8632
Critical = 0.792
The distribution, after removal of suspect value, was found to be normally distributed.

Constituent: Endrin Analysis Run 1/20/2026 11:03 AM View: 06A_MW_Organics_PL

Iowa City Landfill Client: HDR Data: Iowa City Sanitary Landfill

Dixon's Outlier Test

MW-17A-00

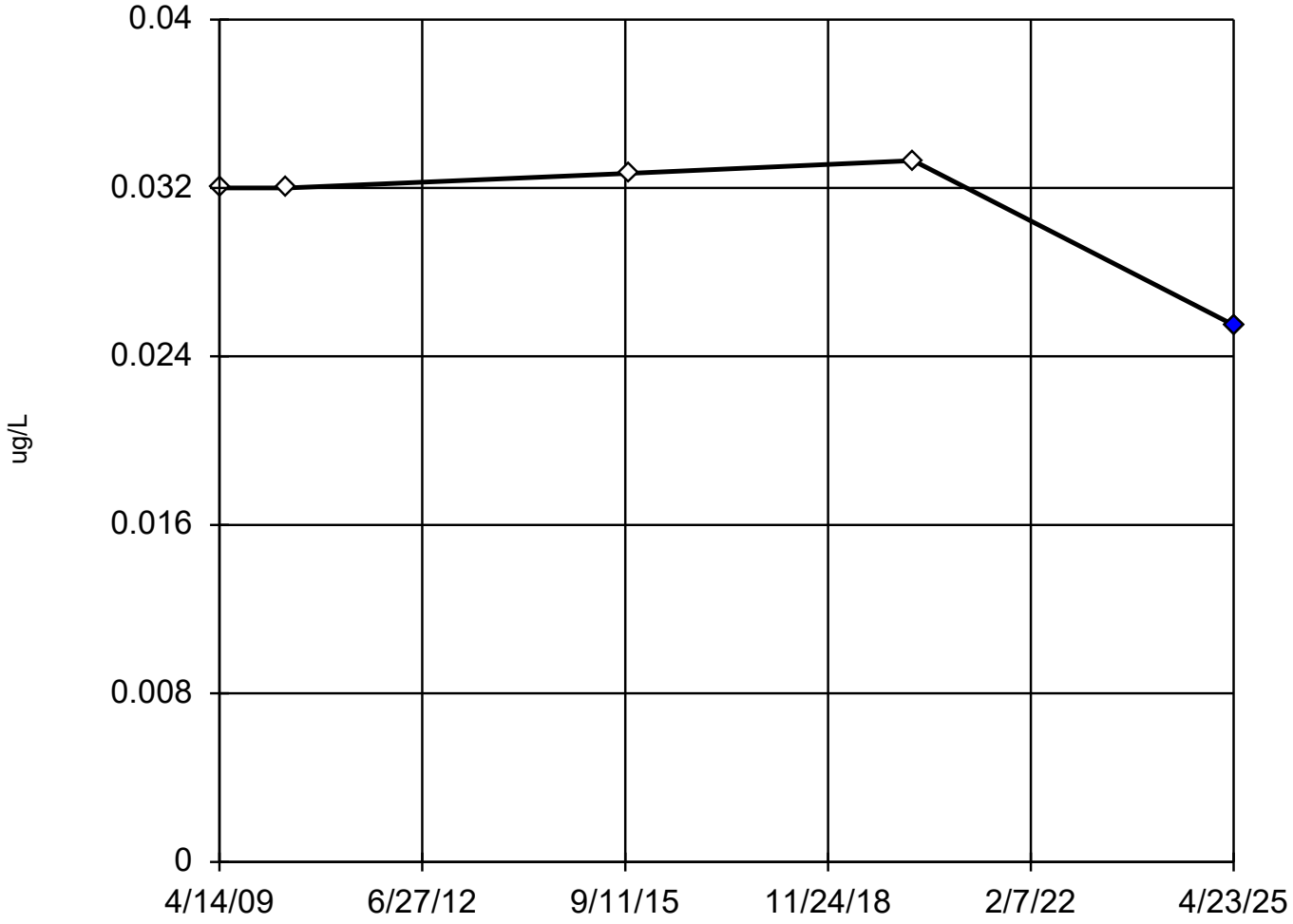

n = 5

Statistical outlier is drawn as solid.
Testing for 1 low outlier.
Mean = 0.0311.
Std. Dev. = 0.003177.
<0.0255: c = 0.8333
tabl = 0.642.
Alpha = 0.05.

Normality test used:
Shapiro Wilk@alpha = 0.1
Calculated = 0.8658
Critical = 0.792
The distribution, after removal of suspect value, was found to be normally distributed.

Constituent: Endrin Analysis Run 1/20/2026 11:04 AM View: 06A_MW_Organics_PL

Iowa City Landfill Client: HDR Data: Iowa City Sanitary Landfill

Dixon's Outlier Test

MW-25A-00

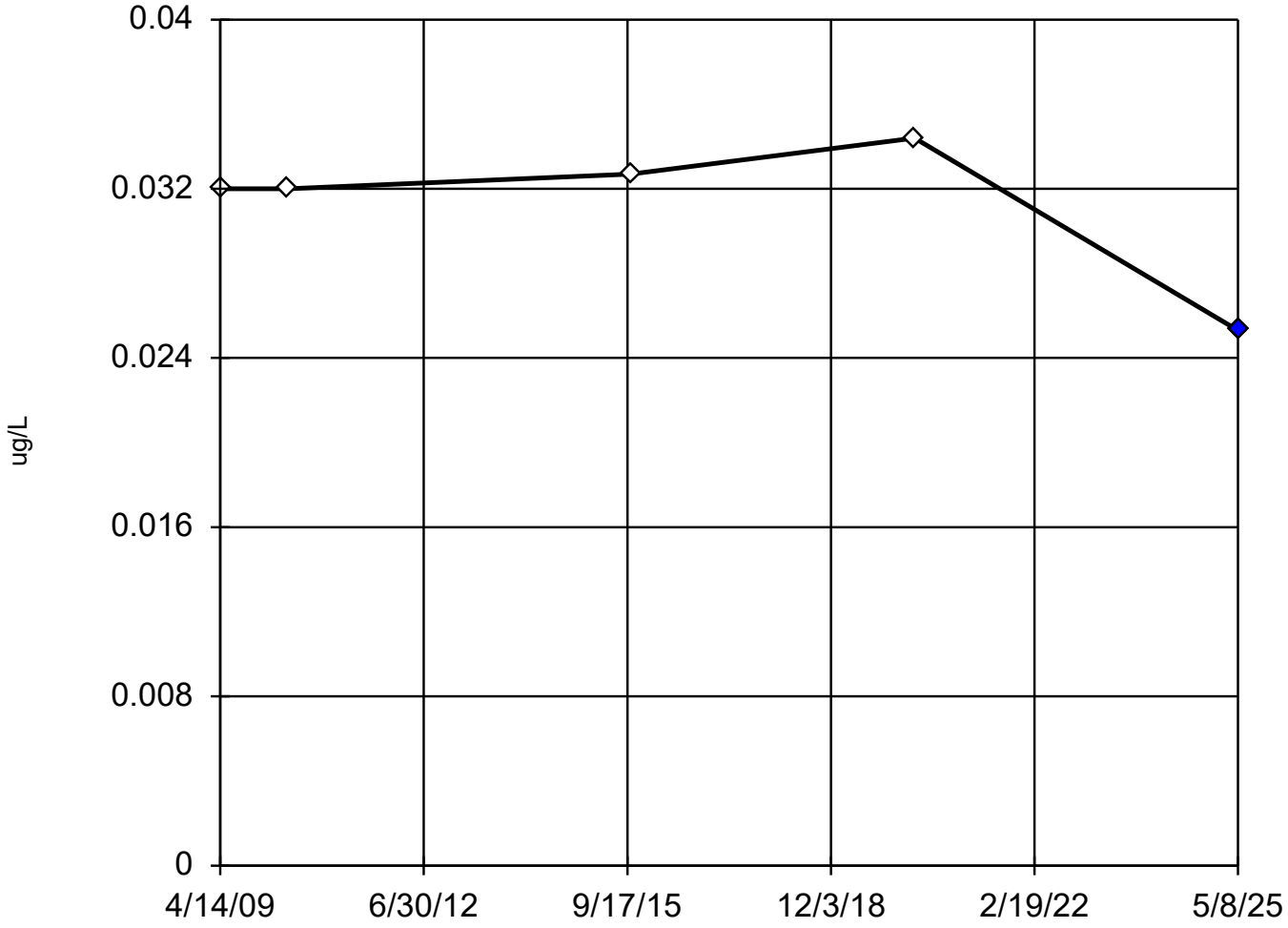

n = 5

Statistical outlier is drawn as solid.
Testing for 1 low outlier.
Mean = 0.03128.
Std. Dev. = 0.003484.
<0.0253: c = 0.7363
tabl = 0.642.
Alpha = 0.05.

Normality test used:
Shapiro Wilk@alpha = 0.1
Calculated = 0.8112
Critical = 0.792
The distribution, after removal of suspect value, was found to be normally distributed.

Constituent: Endrin Analysis Run 1/20/2026 11:04 AM View: 06A_MW_Organics_PL

Iowa City Landfill Client: HDR Data: Iowa City Sanitary Landfill

Dixon's Outlier Test

MW-31B

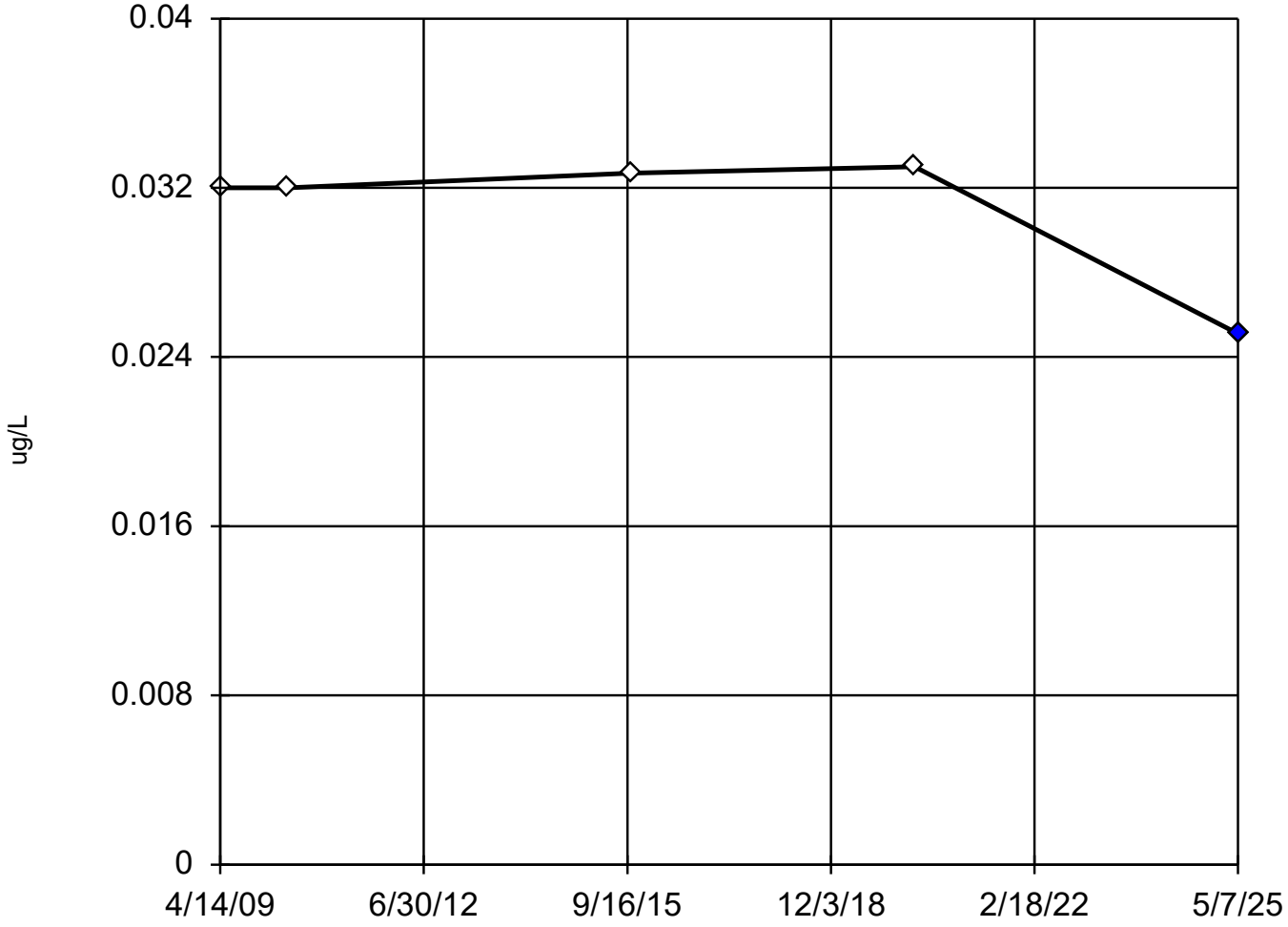

n = 5

Statistical outlier is drawn as solid.
Testing for 1 low outlier.
Mean = 0.03096.
Std. Dev. = 0.003305.
<0.0251: c = 0.8734
tabl = 0.642.
Alpha = 0.05.

Normality test used:
Shapiro Wilk@alpha = 0.1
Calculated = 0.8435
Critical = 0.792
The distribution, after removal of suspect value, was found to be normally distributed.

Constituent: Endrin Analysis Run 1/20/2026 11:04 AM View: 06A_MW_Organics_PL

Iowa City Landfill Client: HDR Data: Iowa City Sanitary Landfill

Dixon's Outlier Test

MW-201A

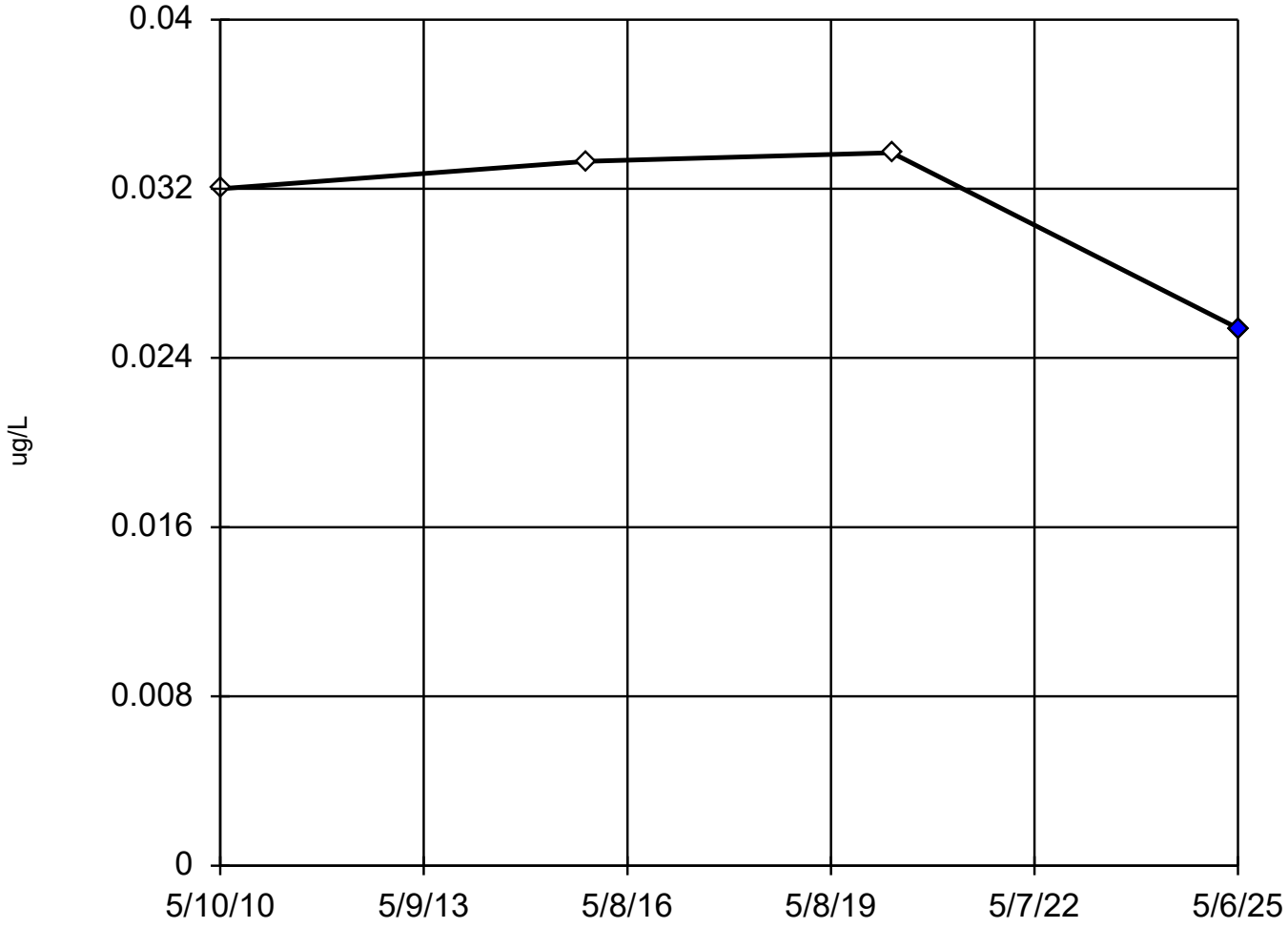

n = 4

Statistical outlier is drawn as solid.
Testing for 1 low outlier.
Mean = 0.0311.
Std. Dev. = 0.003869.
<0.0254: c = 0.7952
tabl = 0.765.
Alpha = 0.05.

Normality test used:
Shapiro Wilk@alpha = 0.1
Calculated = 0.9145
Critical = 0.789
The distribution, after removal of suspect value, was found to be normally distributed.

Constituent: Endrin Analysis Run 1/20/2026 11:04 AM View: 06A_MW_Organics_PL

Iowa City Landfill Client: HDR Data: Iowa City Sanitary Landfill

Dixon's Outlier Test

MW-202A

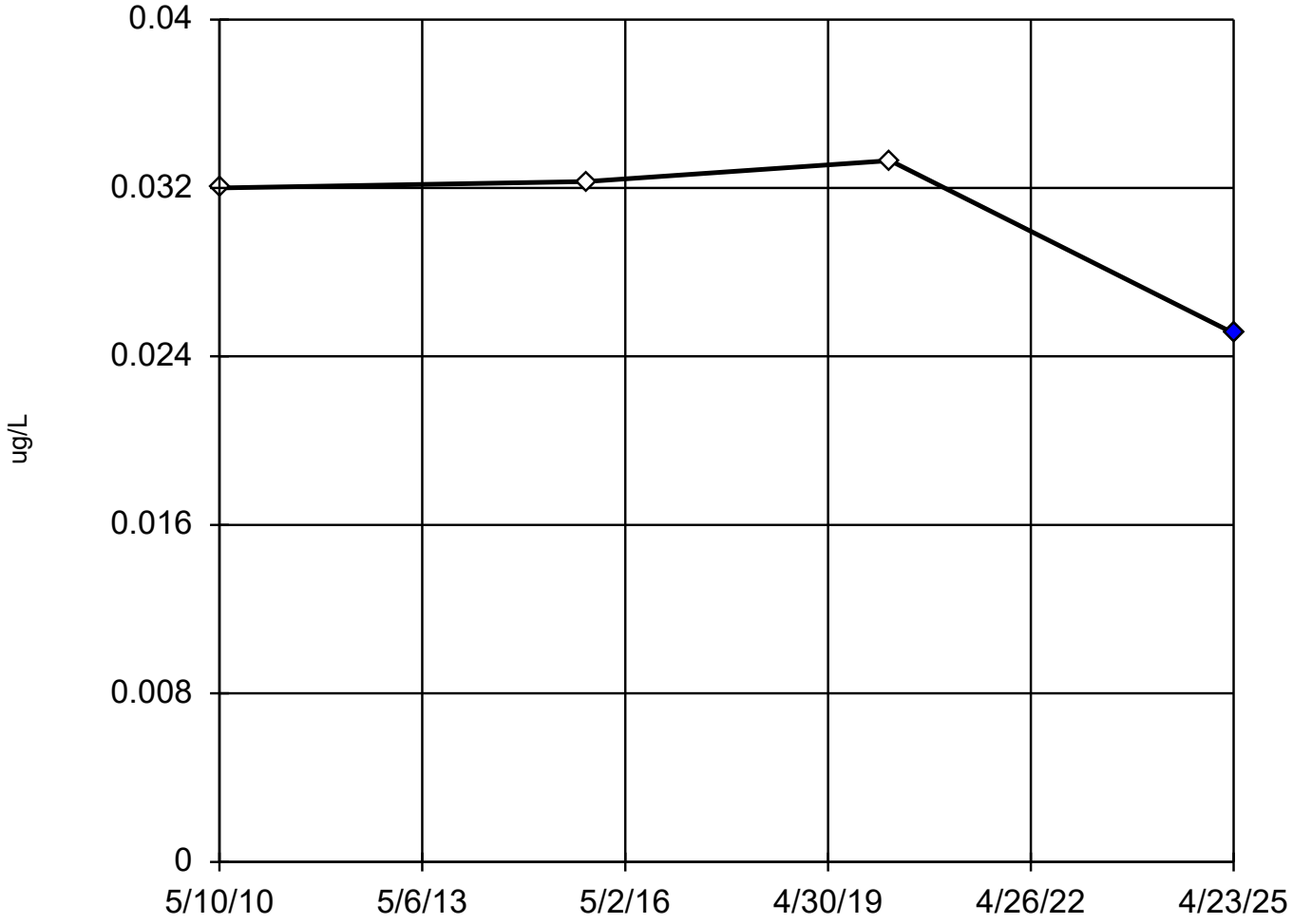

n = 4

Statistical outlier is drawn as solid.
Testing for 1 low outlier.
Mean = 0.03068.
Std. Dev. = 0.003758.
<0.0251: c = 0.8415
tabl = 0.765.
Alpha = 0.05.

Normality test used:
Shapiro Wilk@alpha = 0.1
Calculated = 0.9119
Critical = 0.789
The distribution, after removal of suspect value, was found to be normally distributed.

Constituent: Endrin Analysis Run 1/20/2026 11:04 AM View: 06A_MW_Organics_PL

Iowa City Landfill Client: HDR Data: Iowa City Sanitary Landfill

Dixon's Outlier Test

MW-204A

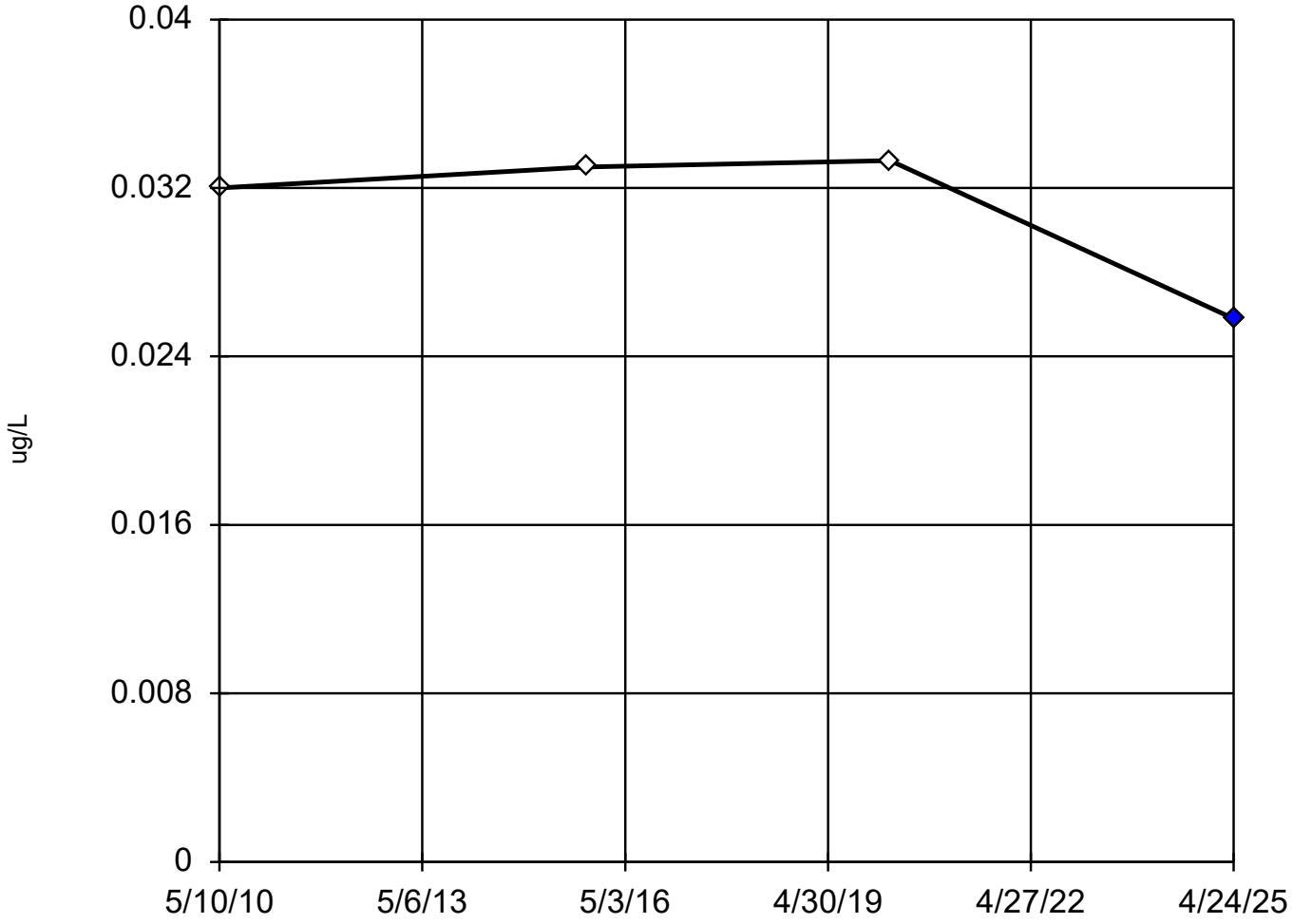

n = 4

Statistical outlier is drawn as solid.
Testing for 1 low outlier.
Mean = 0.03103.
Std. Dev. = 0.003527.
<0.0258: c = 0.8267
tabl = 0.765.
Alpha = 0.05.

Normality test used:
Shapiro Wilk@alpha = 0.1
Calculated = 0.9119
Critical = 0.789
The distribution, after removal of suspect value, was found to be normally distributed.

Constituent: Endrin Analysis Run 1/20/2026 11:04 AM View: 06A_MW_Organics_PL

Iowa City Landfill Client: HDR Data: Iowa City Sanitary Landfill

Dixon's Outlier Test

MW-215A

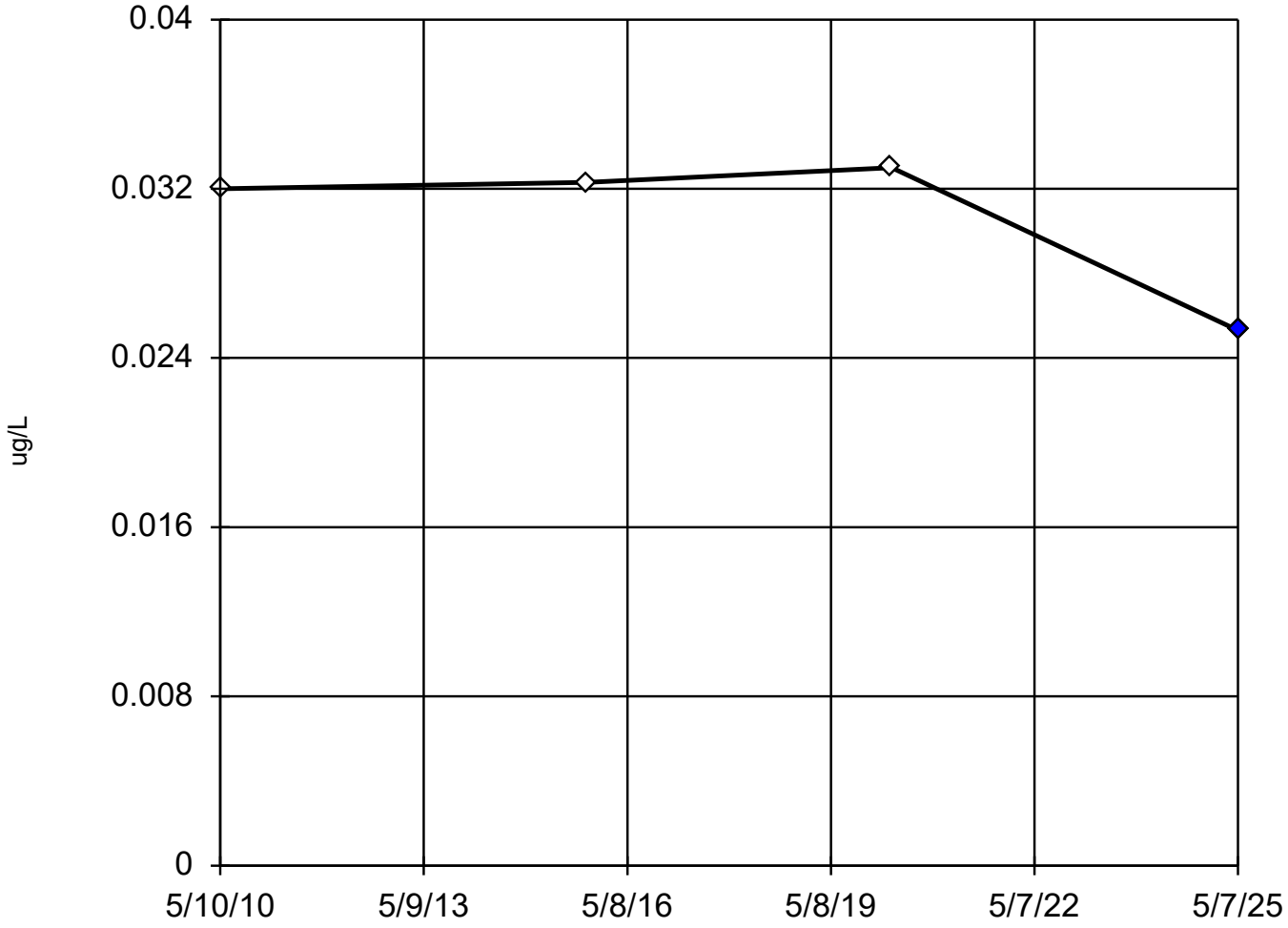

n = 4

Statistical outlier is drawn as solid.
Testing for 1 low outlier.
Mean = 0.03065.
Std. Dev. = 0.003591.
<0.0253: c = 0.8701
tabl = 0.765.
Alpha = 0.05.

Normality test used:
Shapiro Wilk@alpha = 0.1
Calculated = 0.9493
Critical = 0.789
The distribution, after removal of suspect value, was found to be normally distributed.

Constituent: Endrin Analysis Run 1/20/2026 11:04 AM View: 06A_MW_Organics_PL

Iowa City Landfill Client: HDR Data: Iowa City Sanitary Landfill

Dixon's Outlier Test

MW-5B

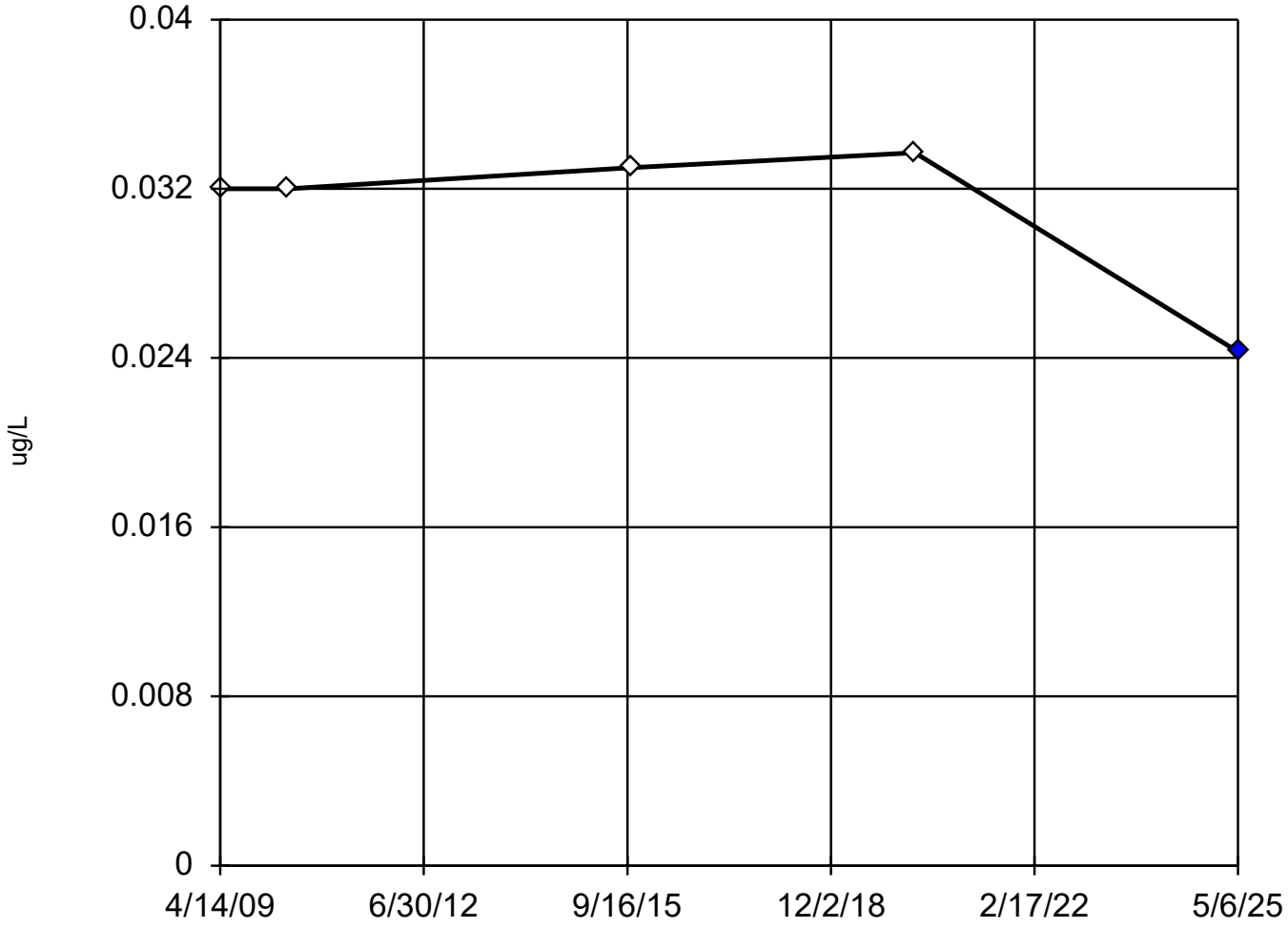

n = 5

Statistical outlier is drawn as solid.
Testing for 1 low outlier.
Mean = 0.031.
Std. Dev. = 0.003814.
<0.0243: c = 0.8191
tabl = 0.642.
Alpha = 0.05.

Normality test used:
Shapiro Wilk@alpha = 0.1
Calculated = 0.8632
Critical = 0.792
The distribution, after removal of suspect value, was found to be normally distributed.

Constituent: Endrin aldehyde Analysis Run 1/20/2026 11:04 AM View: 06A_MW_Organics_PL

Iowa City Landfill Client: HDR Data: Iowa City Sanitary Landfill

Dixon's Outlier Test

MW-17A-00

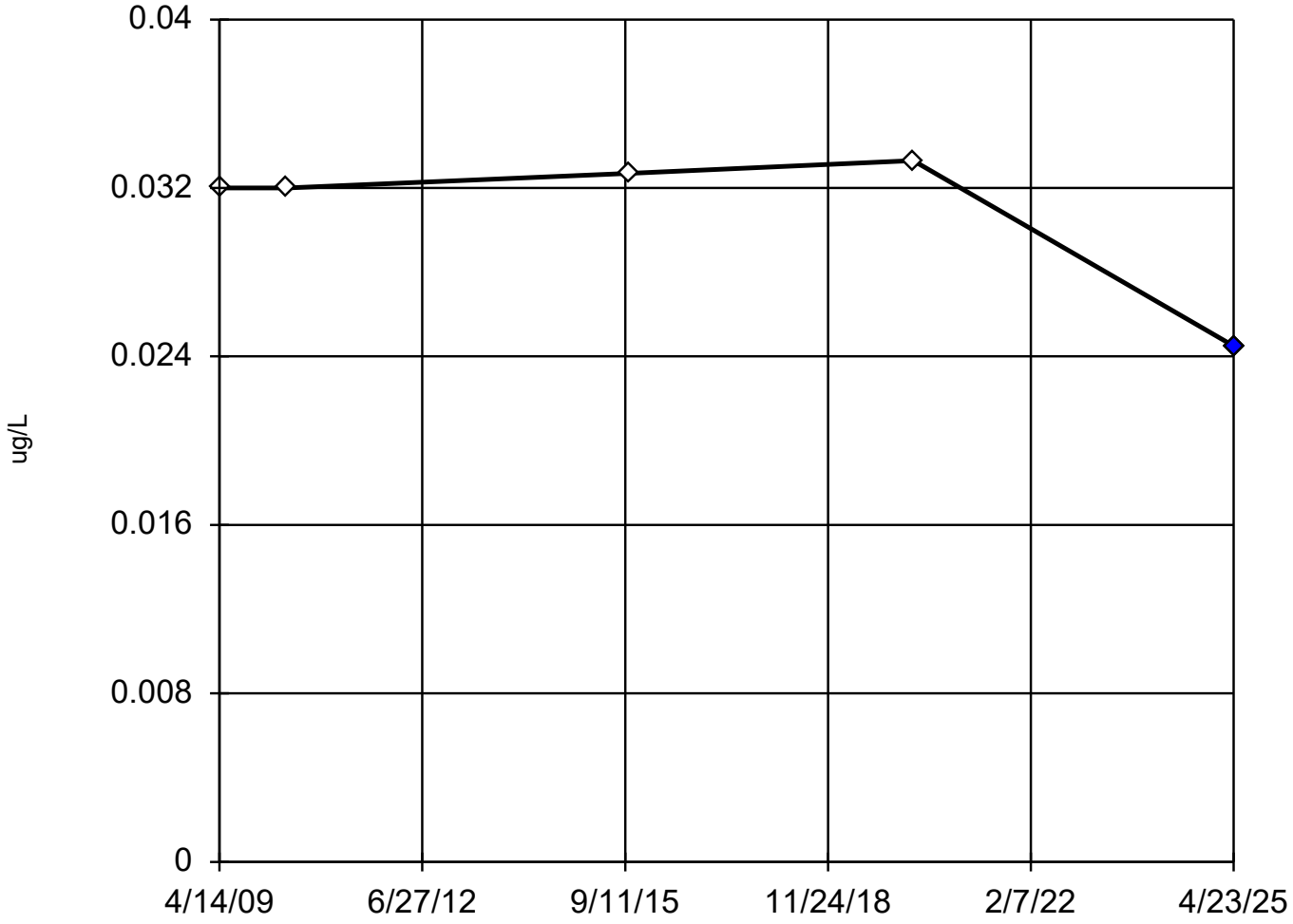

n = 5

Statistical outlier is drawn as solid.
Testing for 1 low outlier.
Mean = 0.0309.
Std. Dev. = 0.003619.
<0.0245: c = 0.8523
tabl = 0.642.
Alpha = 0.05.

Normality test used:
Shapiro Wilk@alpha = 0.1
Calculated = 0.8658
Critical = 0.792
The distribution, after removal of suspect value, was found to be normally distributed.

Constituent: Endrin aldehyde Analysis Run 1/20/2026 11:04 AM View: 06A_MW_Organics_PL

Iowa City Landfill Client: HDR Data: Iowa City Sanitary Landfill

Dixon's Outlier Test

MW-25A-00

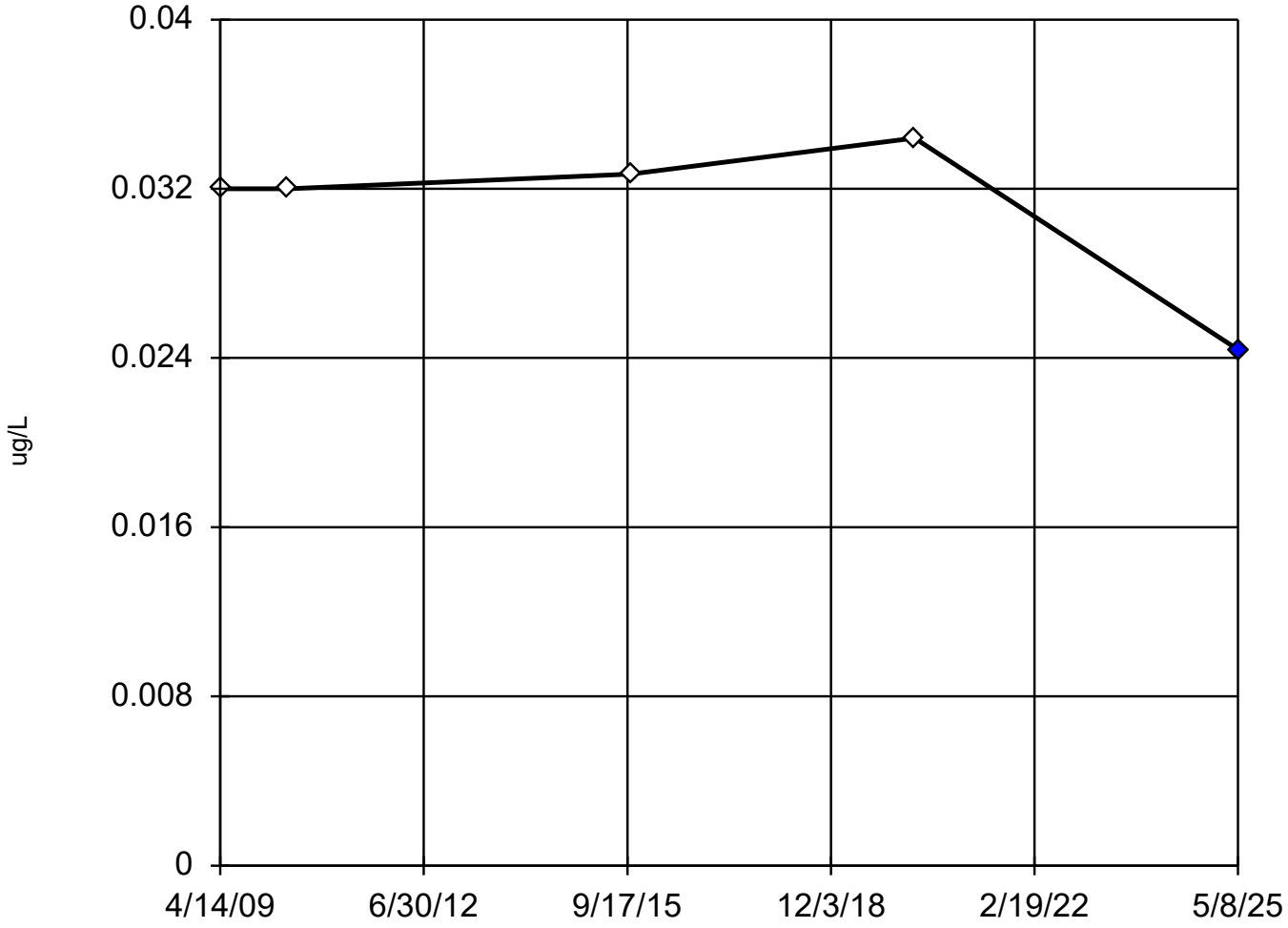

n = 5

Statistical outlier is drawn as solid.
Testing for 1 low outlier.
Mean = 0.0311.
Std. Dev. = 0.003872.
<0.0244: c = 0.76
tabl = 0.642.
Alpha = 0.05.

Normality test used:
Shapiro Wilk@alpha = 0.1
Calculated = 0.8112
Critical = 0.792
The distribution, after removal of suspect value, was found to be normally distributed.

Constituent: Endrin aldehyde Analysis Run 1/20/2026 11:04 AM View: 06A_MW_Organics_PL

Iowa City Landfill Client: HDR Data: Iowa City Sanitary Landfill

Dixon's Outlier Test

MW-31B

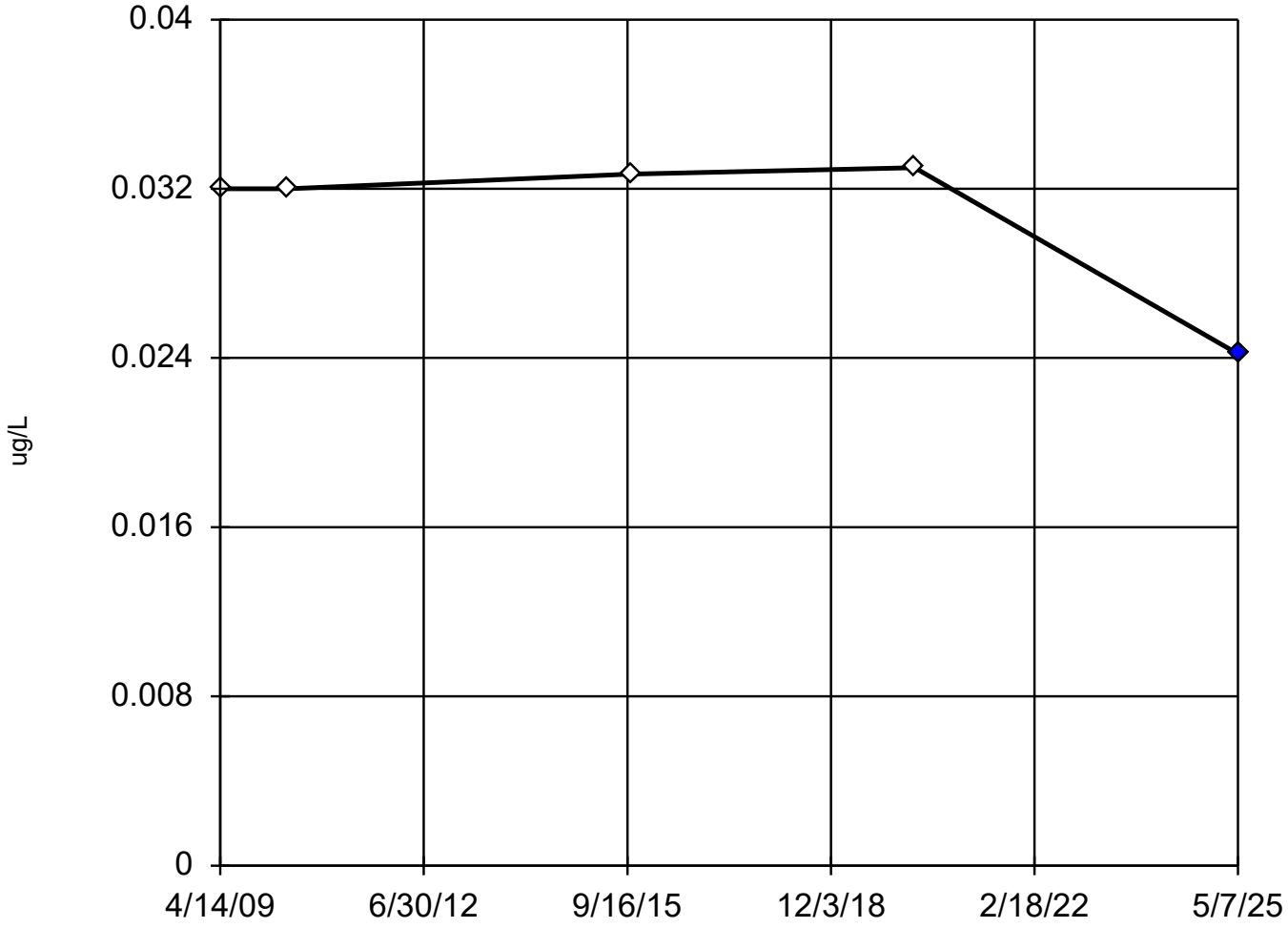

n = 5

Statistical outlier is drawn as solid.
Testing for 1 low outlier.
Mean = 0.03078.
Std. Dev. = 0.003704.
<0.0242: c = 0.8864
tabl = 0.642.
Alpha = 0.05.

Normality test used:
Shapiro Wilk@alpha = 0.1
Calculated = 0.8435
Critical = 0.792
The distribution, after removal of suspect value, was found to be normally distributed.

Constituent: Endrin aldehyde Analysis Run 1/20/2026 11:04 AM View: 06A_MW_Organics_PL

Iowa City Landfill Client: HDR Data: Iowa City Sanitary Landfill

Dixon's Outlier Test

MW-201A

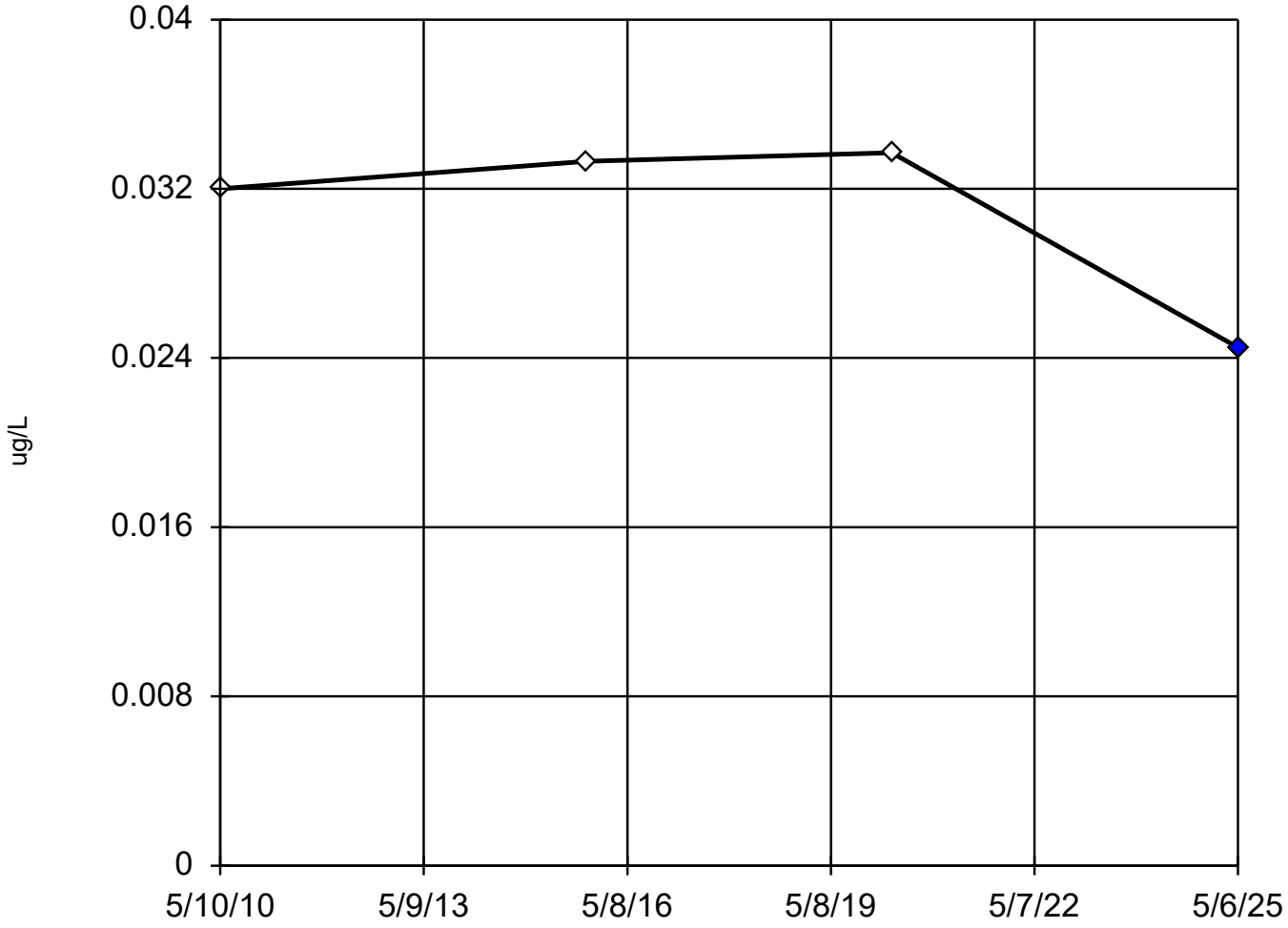

n = 4

Statistical outlier is drawn as solid.
Testing for 1 low outlier.
Mean = 0.03088.
Std. Dev. = 0.004312.
<0.0245: c = 0.8152
tabl = 0.765.
Alpha = 0.05.

Normality test used:
Shapiro Wilk@alpha = 0.1
Calculated = 0.9145
Critical = 0.789
The distribution, after removal of suspect value, was found to be normally distributed.

Constituent: Endrin aldehyde Analysis Run 1/20/2026 11:04 AM View: 06A_MW_Organics_PL

Iowa City Landfill Client: HDR Data: Iowa City Sanitary Landfill

Dixon's Outlier Test

MW-202A

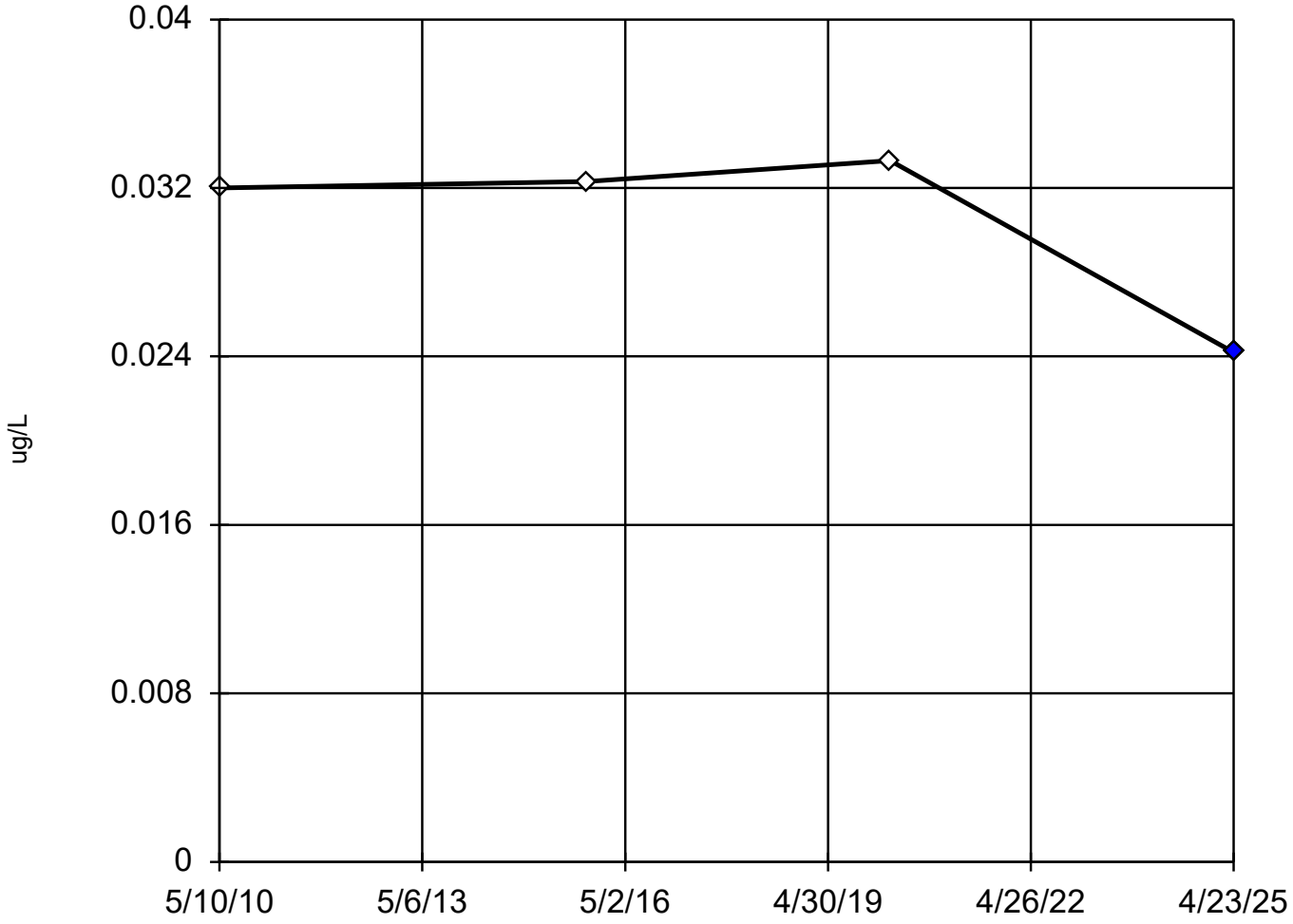

n = 4

Statistical outlier is drawn as solid.
Testing for 1 low outlier.
Mean = 0.03045.
Std. Dev. = 0.004204.
<0.0242: c = 0.8571
tabl = 0.765.
Alpha = 0.05.

Normality test used:
Shapiro Wilk@alpha = 0.1
Calculated = 0.9119
Critical = 0.789
The distribution, after removal of suspect value, was found to be normally distributed.

Constituent: Endrin aldehyde Analysis Run 1/20/2026 11:04 AM View: 06A_MW_Organics_PL

Iowa City Landfill Client: HDR Data: Iowa City Sanitary Landfill

Dixon's Outlier Test

MW-204A

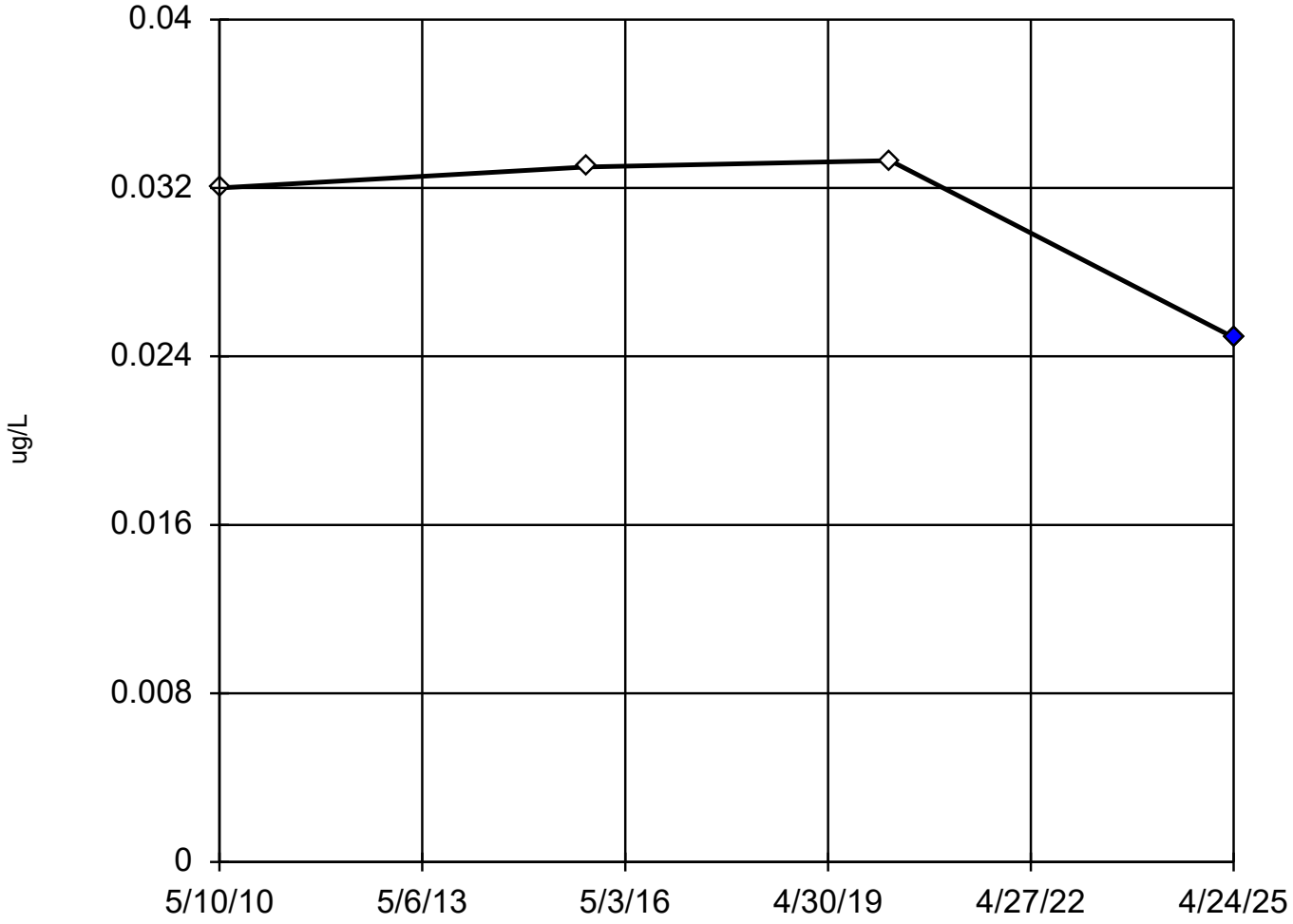

n = 4

Statistical outlier is drawn as solid.
Testing for 1 low outlier.
Mean = 0.0308.
Std. Dev. = 0.003972.
<0.0249: c = 0.8452
tabl = 0.765.
Alpha = 0.05.

Normality test used:
Shapiro Wilk@alpha = 0.1
Calculated = 0.9119
Critical = 0.789
The distribution, after removal of suspect value, was found to be normally distributed.

Constituent: Endrin aldehyde Analysis Run 1/20/2026 11:04 AM View: 06A_MW_Organics_PL

Iowa City Landfill Client: HDR Data: Iowa City Sanitary Landfill

Dixon's Outlier Test

MW-215A

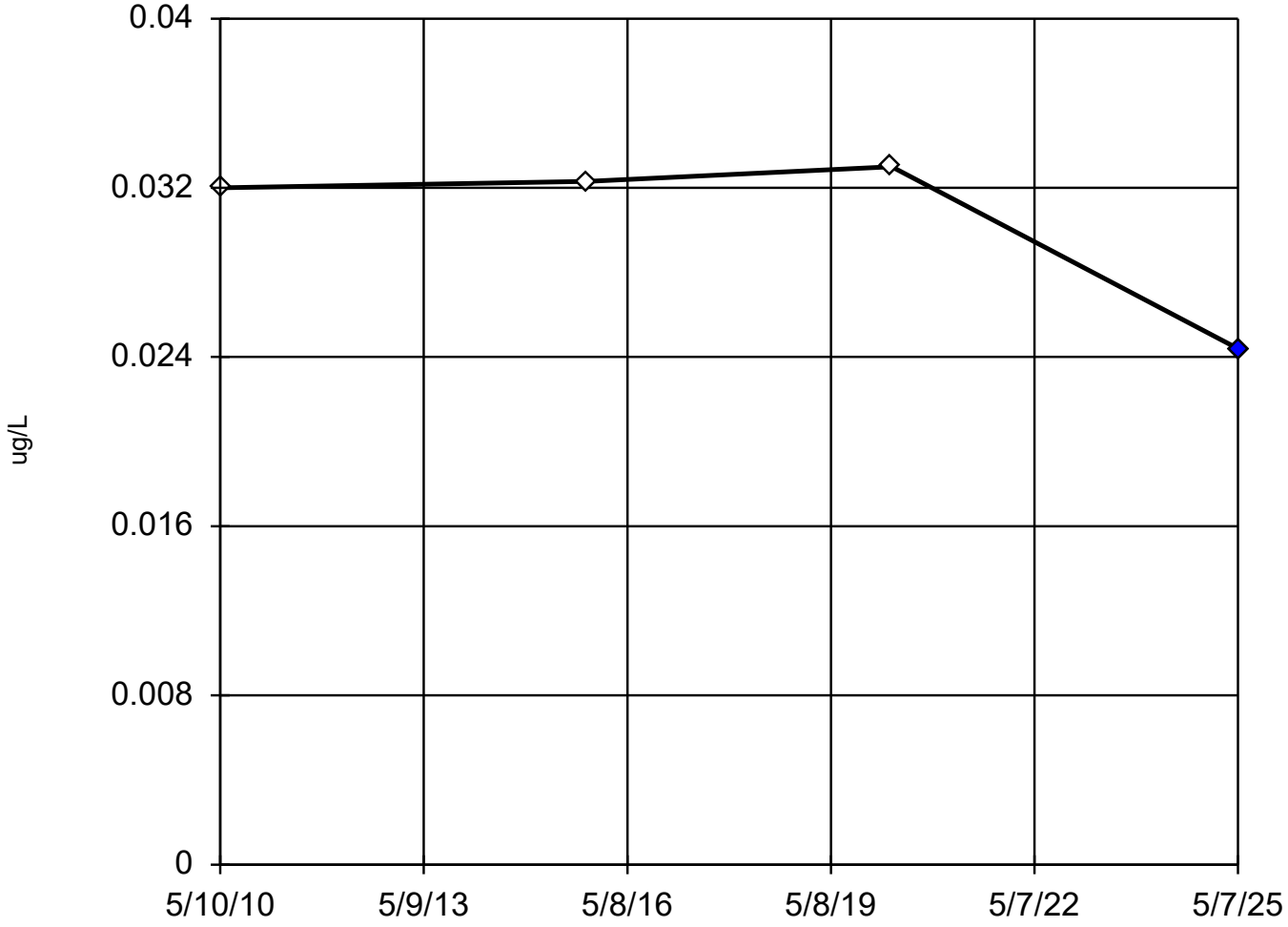

n = 4

Statistical outlier is drawn as solid.
Testing for 1 low outlier.
Mean = 0.03043.
Std. Dev. = 0.004038.
<0.0244: c = 0.8837
tabl = 0.765.
Alpha = 0.05.

Normality test used:
Shapiro Wilk@alpha = 0.1
Calculated = 0.9493
Critical = 0.789
The distribution, after removal of suspect value, was found to be normally distributed.

Constituent: Endrin aldehyde Analysis Run 1/20/2026 11:04 AM View: 06A_MW_Organics_PL

Iowa City Landfill Client: HDR Data: Iowa City Sanitary Landfill

Dixon's Outlier Test

MW-25A-00

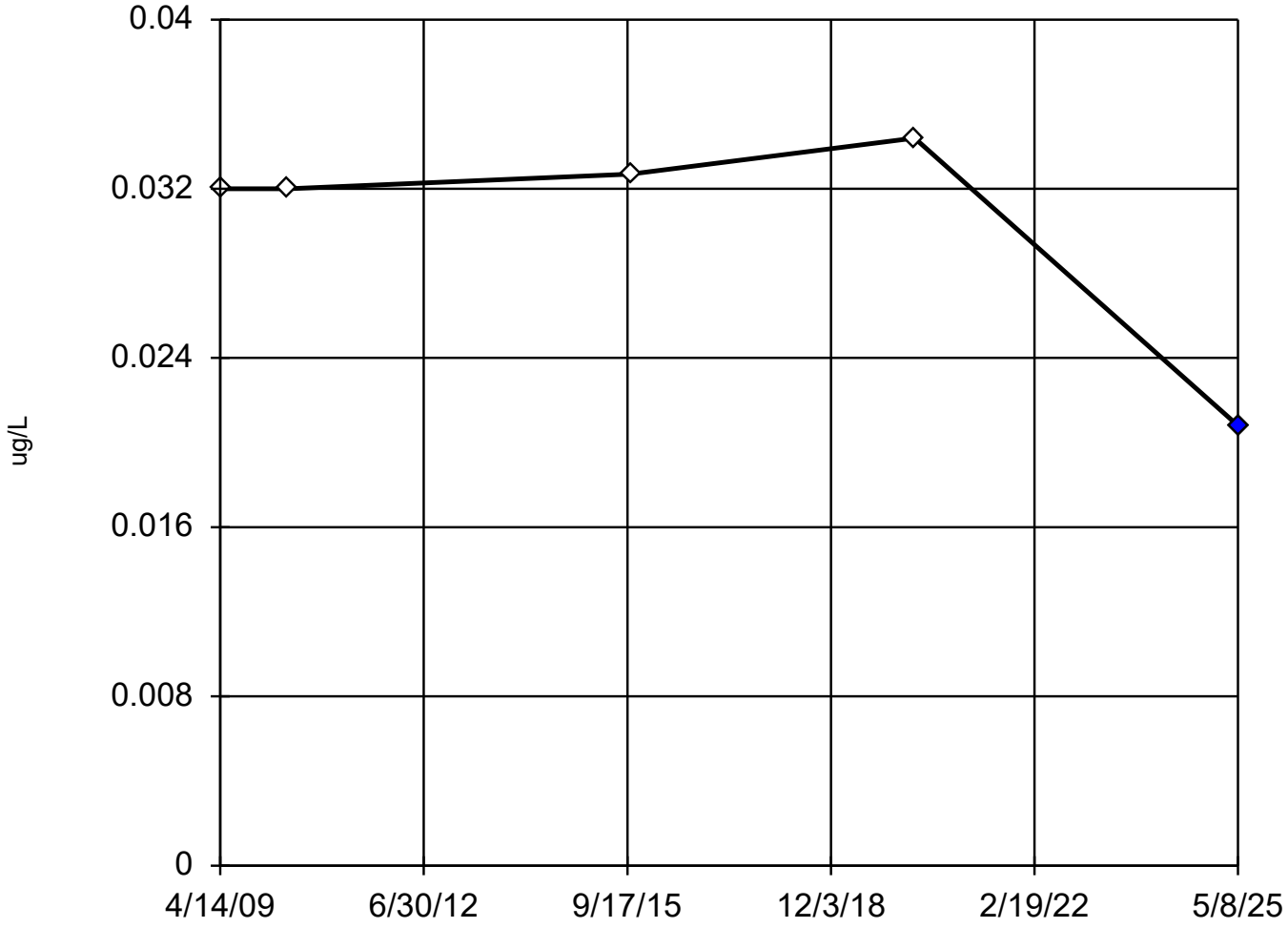

n = 5

Statistical outlier is drawn as solid.
Testing for 1 low outlier.
Mean = 0.03038.
Std. Dev. = 0.005444.
<0.0208: c = 0.8235
tabl = 0.642.
Alpha = 0.05.

Normality test used:
Shapiro Wilk@alpha = 0.1
Calculated = 0.8112
Critical = 0.792
The distribution, after removal of suspect value, was found to be normally distributed.

Constituent: Heptachlor Analysis Run 1/20/2026 11:05 AM View: 06A_MW_Organics_PL

Iowa City Landfill Client: HDR Data: Iowa City Sanitary Landfill

Dixon's Outlier Test

MW-31B

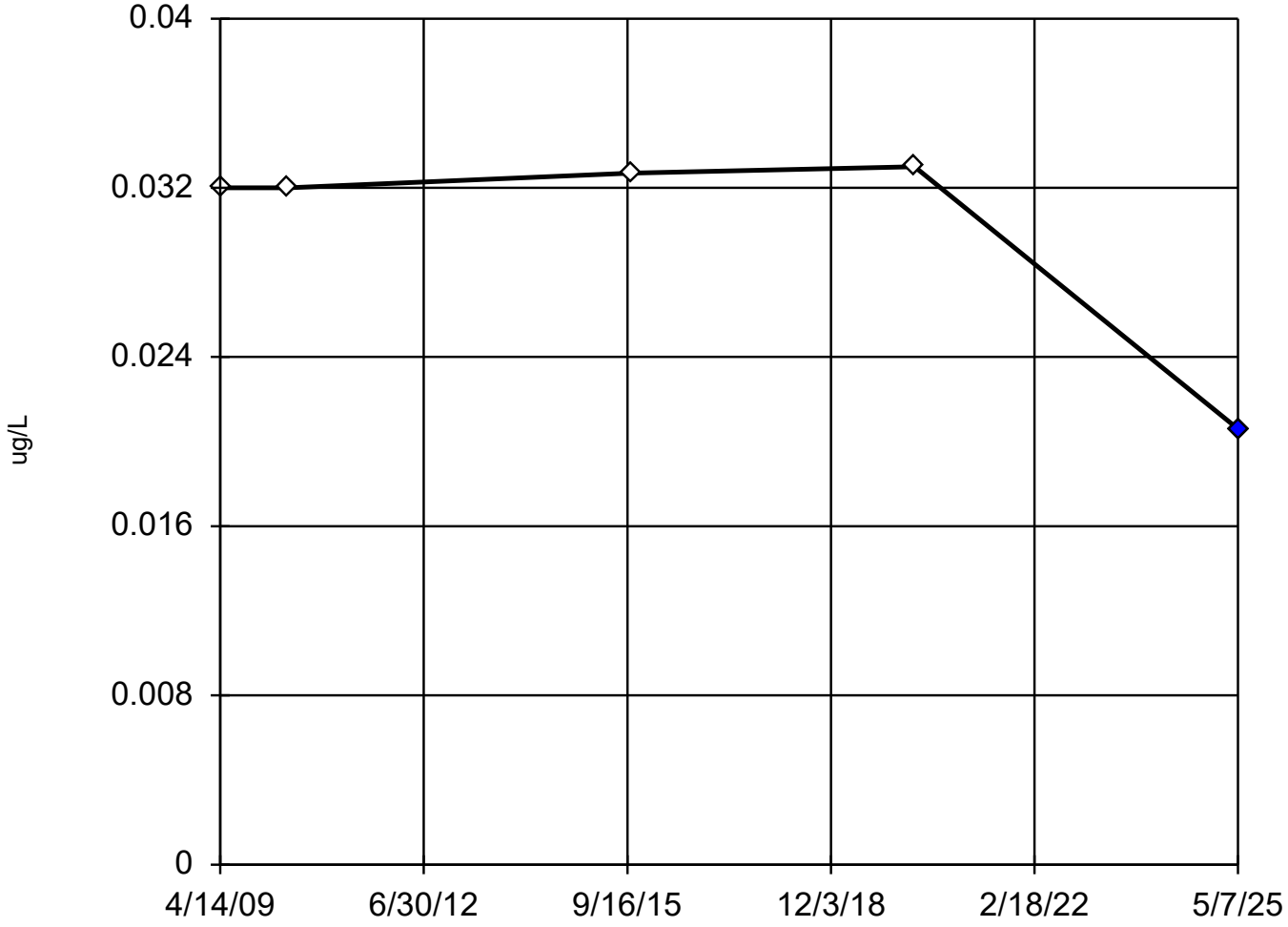

n = 5

Statistical outlier is drawn as solid.
Testing for 1 low outlier.
Mean = 0.03006.
Std. Dev. = 0.005306.
<0.0206: c = 0.9194
tabl = 0.642.
Alpha = 0.05.

Normality test used:
Shapiro Wilk@alpha = 0.1
Calculated = 0.8435
Critical = 0.792
The distribution, after removal of suspect value, was found to be normally distributed.

Constituent: Heptachlor Analysis Run 1/20/2026 11:05 AM View: 06A_MW_Organics_PL

Iowa City Landfill Client: HDR Data: Iowa City Sanitary Landfill

Dixon's Outlier Test

MW-201A

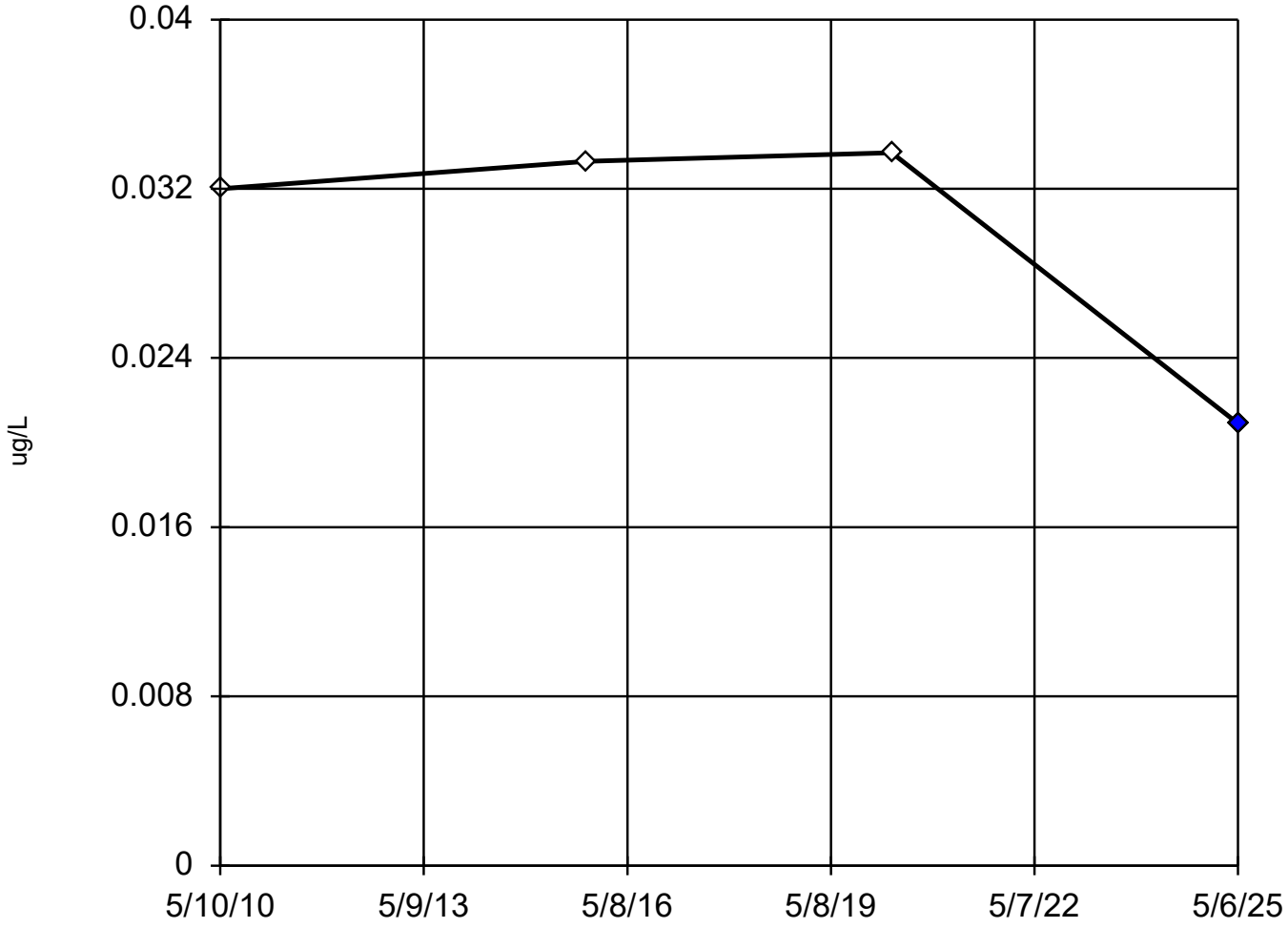

n = 4

Statistical outlier is drawn as solid.
Testing for 1 low outlier.
Mean = 0.02998.
Std. Dev. = 0.006093.
<0.0209: c = 0.8672
tabl = 0.765.
Alpha = 0.05.

Normality test used:
Shapiro Wilk@alpha = 0.1
Calculated = 0.9145
Critical = 0.789
The distribution, after removal of suspect value, was found to be normally distributed.

Constituent: Heptachlor Analysis Run 1/20/2026 11:05 AM View: 06A_MW_Organics_PL

Iowa City Landfill Client: HDR Data: Iowa City Sanitary Landfill

Dixon's Outlier Test

MW-202A

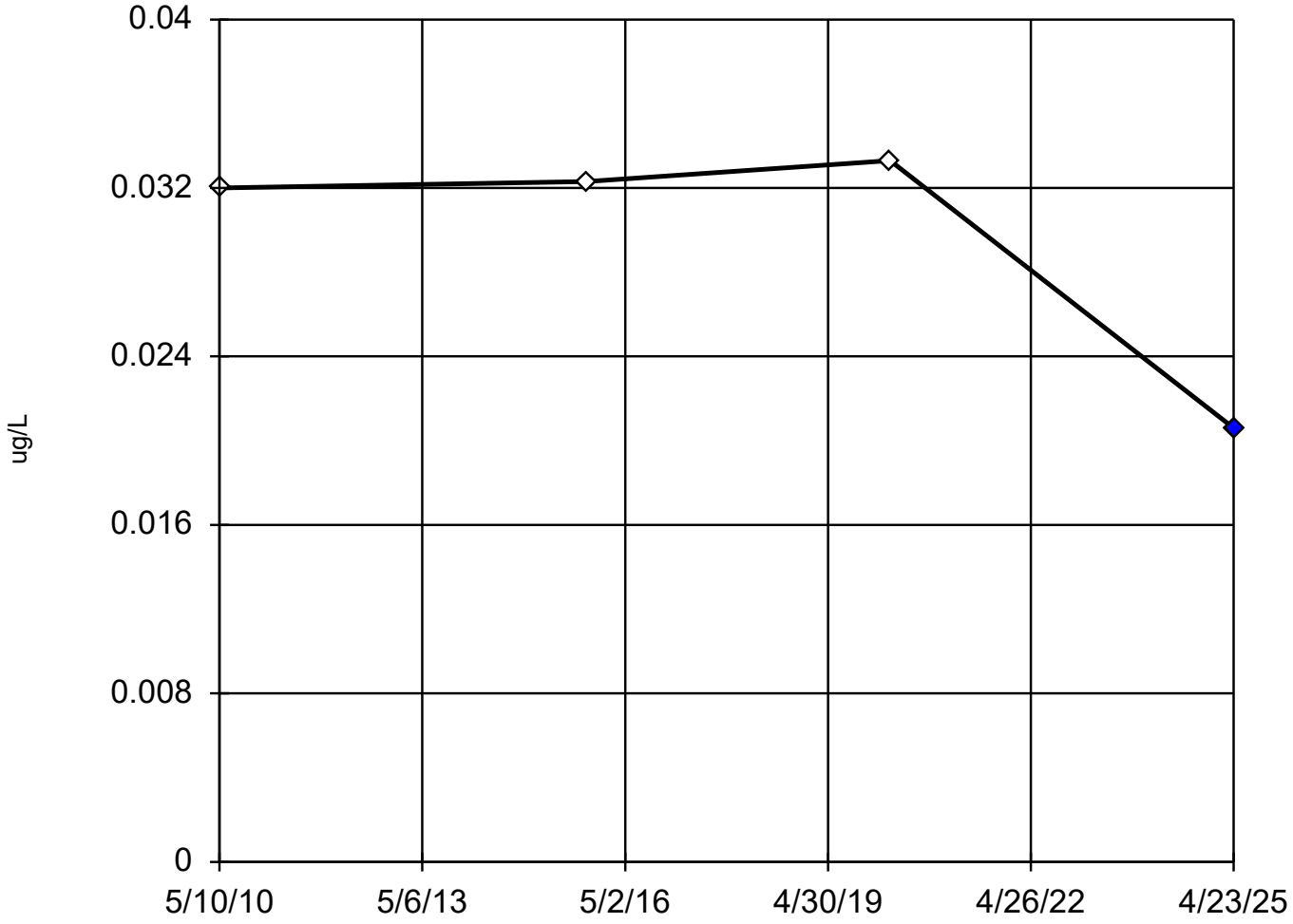

n = 4

Statistical outlier is drawn as solid.
Testing for 1 low outlier.
Mean = 0.02955.
Std. Dev. = 0.005992.
<0.0206: c = 0.8976
tabl = 0.765.
Alpha = 0.05.

Normality test used:
Shapiro Wilk@alpha = 0.1
Calculated = 0.9119
Critical = 0.789
The distribution, after removal of suspect value, was found to be normally distributed.

Constituent: Heptachlor Analysis Run 1/20/2026 11:05 AM View: 06A_MW_Organics_PL

Iowa City Landfill Client: HDR Data: Iowa City Sanitary Landfill

Dixon's Outlier Test

MW-204A

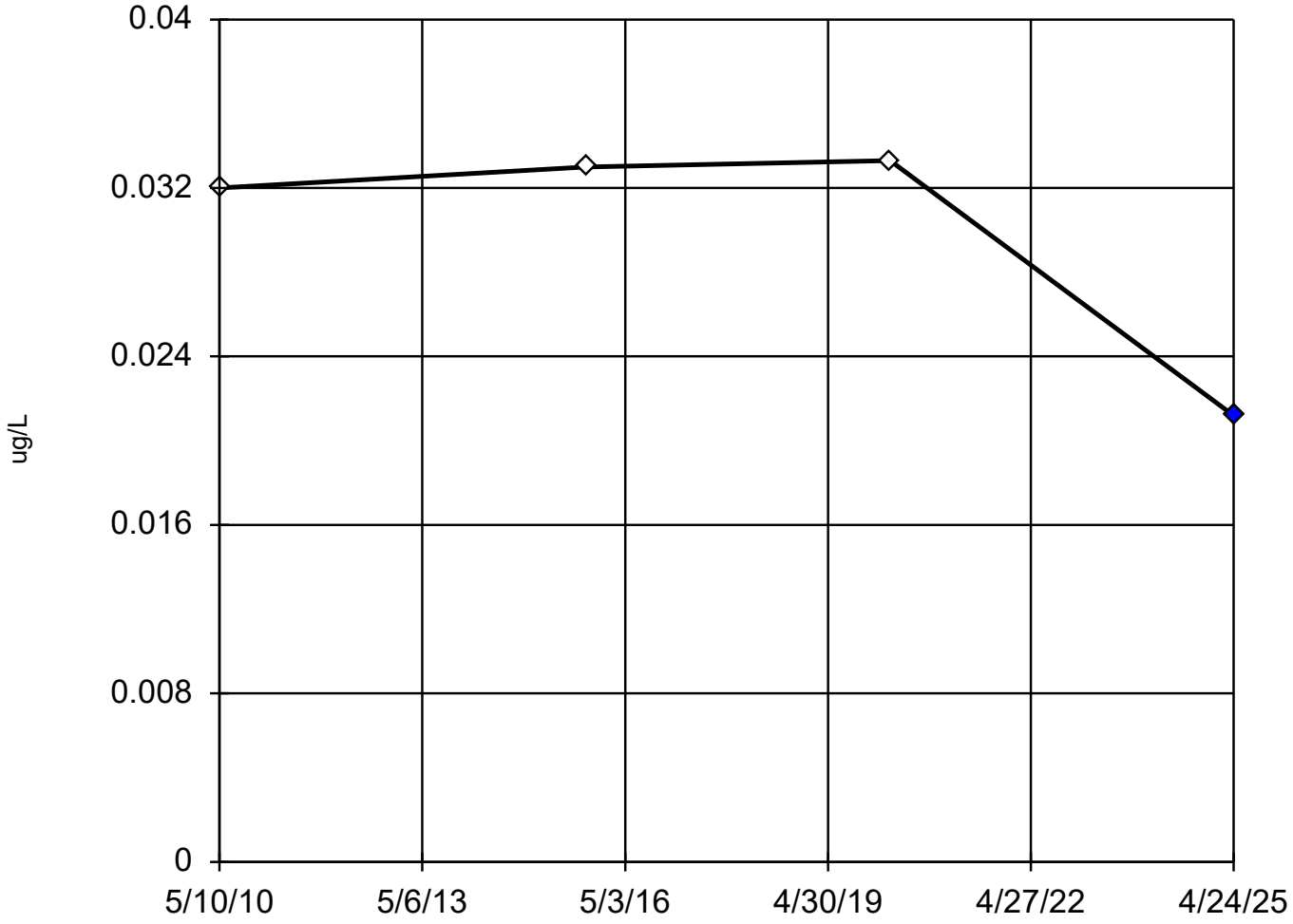

n = 4

Statistical outlier is drawn as solid.
Testing for 1 low outlier.
Mean = 0.02988.
Std. Dev. = 0.00581.
<0.0212: c = 0.8926
tabl = 0.765.
Alpha = 0.05.

Normality test used:
Shapiro Wilk@alpha = 0.1
Calculated = 0.9119
Critical = 0.789
The distribution, after removal of suspect value, was found to be normally distributed.

Constituent: Heptachlor Analysis Run 1/20/2026 11:05 AM View: 06A_MW_Organics_PL

Iowa City Landfill Client: HDR Data: Iowa City Sanitary Landfill

Dixon's Outlier Test

MW-215A

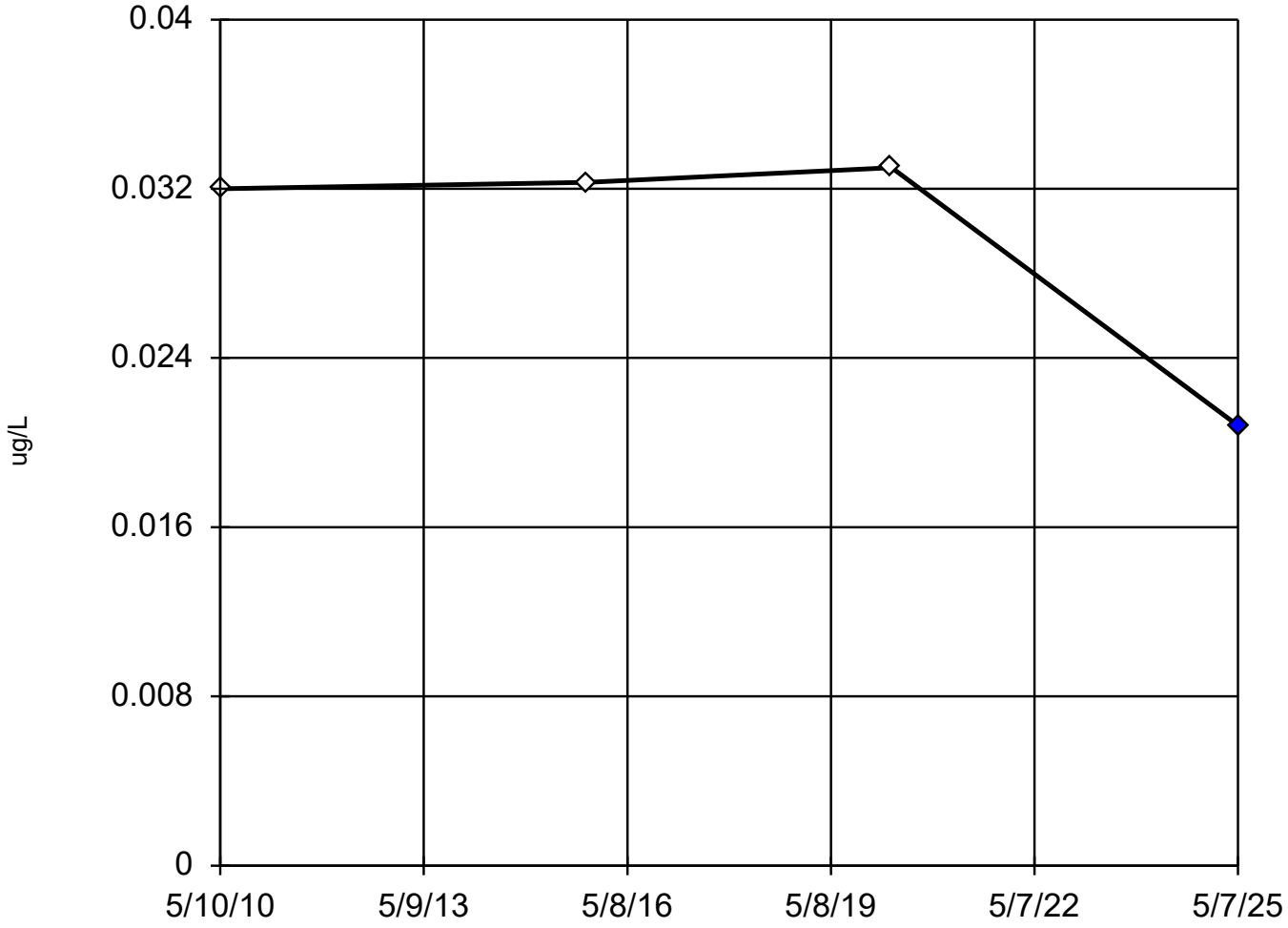

n = 4

Statistical outlier is drawn as solid.
Testing for 1 low outlier.
Mean = 0.02953.
Std. Dev. = 0.005832.
<0.0208: c = 0.918
tabl = 0.765.
Alpha = 0.05.

Normality test used:
Shapiro Wilk@alpha = 0.1
Calculated = 0.9493
Critical = 0.789
The distribution, after removal of suspect value, was found to be normally distributed.

Constituent: Heptachlor Analysis Run 1/20/2026 11:05 AM View: 06A_MW_Organics_PL

Iowa City Landfill Client: HDR Data: Iowa City Sanitary Landfill

Dixon's Outlier Test

MW-214A

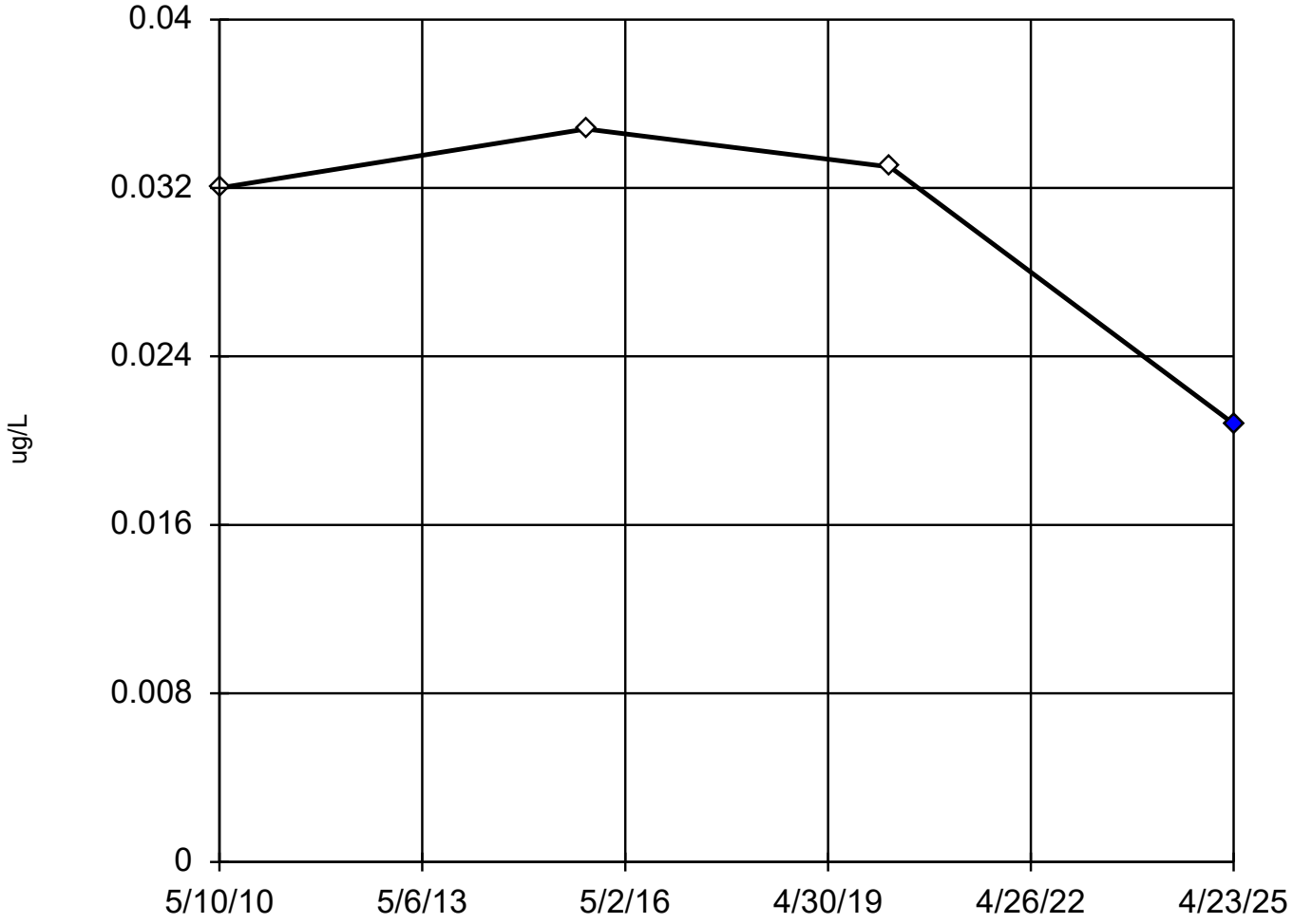

n = 4

Statistical outlier is drawn as solid.
Testing for 1 low outlier.
Mean = 0.03015.
Std. Dev. = 0.00634.
<0.0208: c = 0.8
tabl = 0.765.
Alpha = 0.05.

Normality test used:
Shapiro Wilk@alpha = 0.1
Calculated = 0.9735
Critical = 0.789
The distribution, after removal of suspect value, was found to be normally distributed.

Constituent: Heptachlor Analysis Run 1/20/2026 11:05 AM View: 06A_MW_Organics_PL

Iowa City Landfill Client: HDR Data: Iowa City Sanitary Landfill

Dixon's Outlier Test

MW-14B

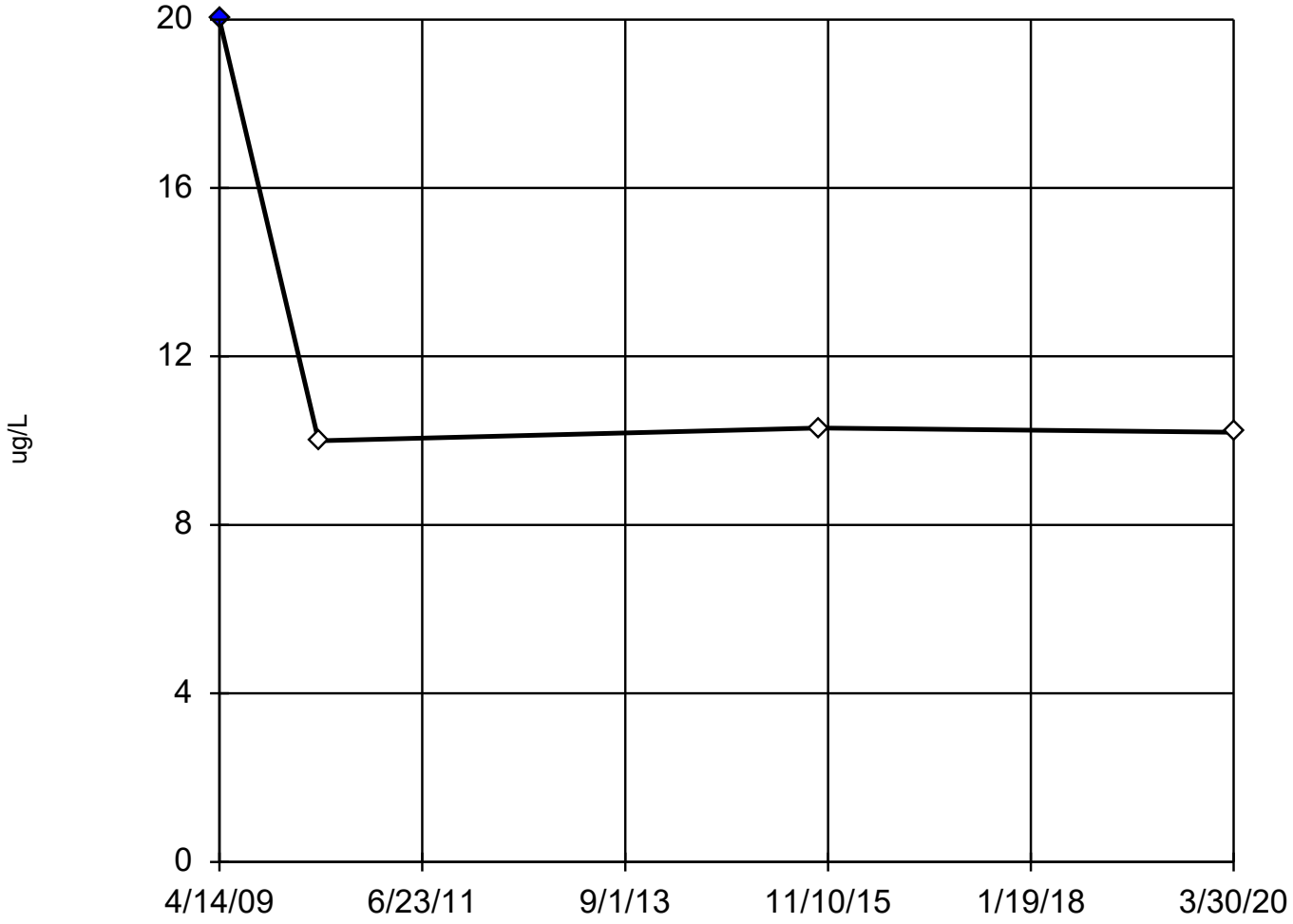

n = 4

Statistical outlier is drawn as solid.
Testing for 1 high outlier.
Mean = 12.63.
Std. Dev. = 4.918.
<20: c = 0.97
tabl = 0.765.
Alpha = 0.05.

Normality test used:
Shapiro Wilk@alpha = 0.1
Calculated = 0.9643
Critical = 0.789
The distribution, after removal of suspect value, was found to be normally distributed.

Constituent: m/p-Cresol Analysis Run 1/20/2026 11:06 AM View: 06A_MW_Organics_PL

Iowa City Landfill Client: HDR Data: Iowa City Sanitary Landfill

Dixon's Outlier Test

MW-219A

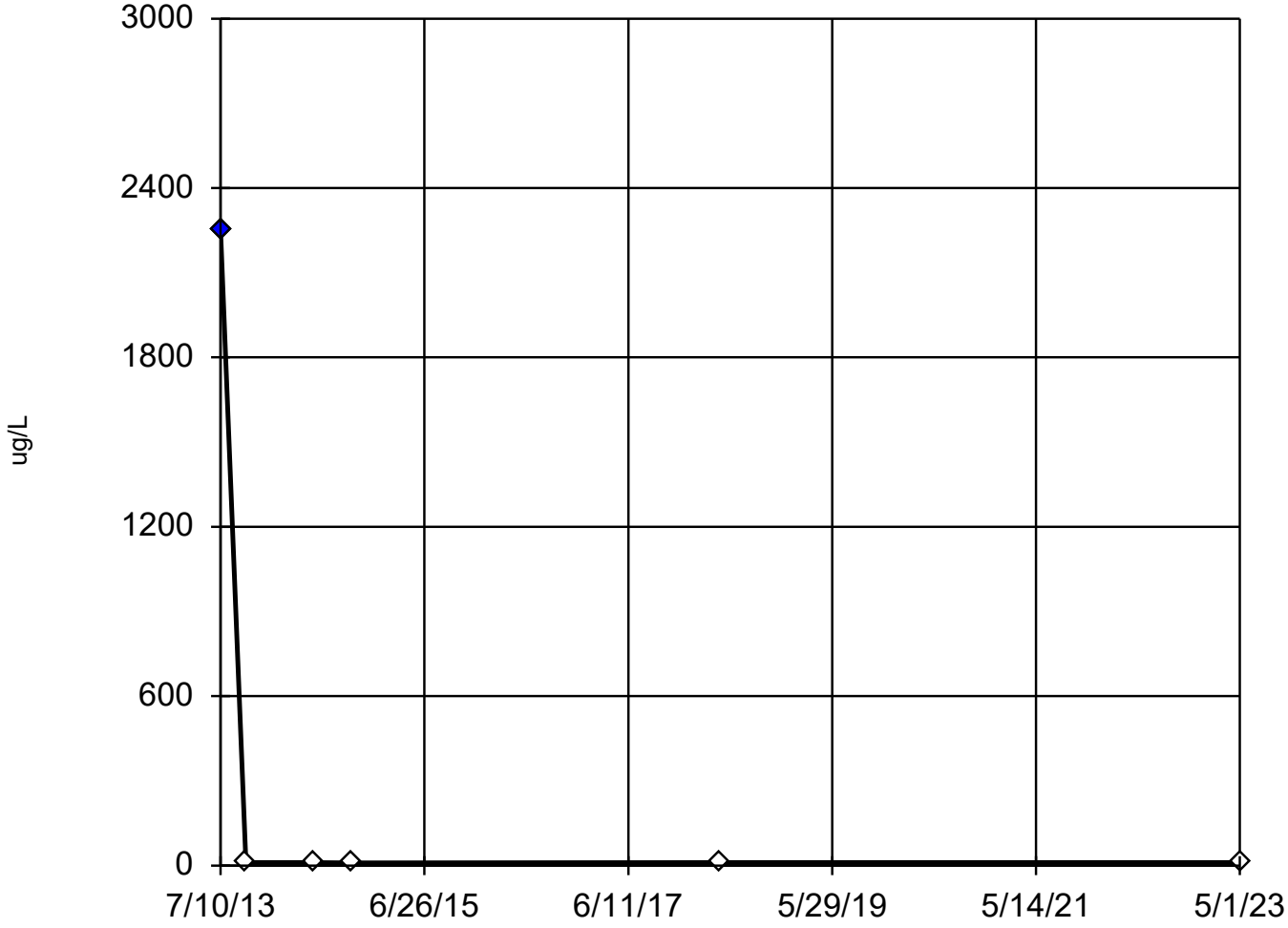

n = 6

Statistical outlier is drawn as solid.
1 value manually flagged as an outlier.
Testing for 1 high outlier.
Mean = 383.6.
Std. Dev. = 914.4.
2250 (o): c = 0.9997
tabl = 0.56.
Alpha = 0.05.

Normality test used:
Shapiro Wilk@alpha = 0.1
Calculated = 0.8401
Critical = 0.806
The distribution, after removal of suspect value, was found to be normally distributed.

Constituent: m/p-Cresol Analysis Run 1/20/2026 11:06 AM View: 06A_MW_Organics_PL

Iowa City Landfill Client: HDR Data: Iowa City Sanitary Landfill

Dixon's Outlier Test

MW-5B

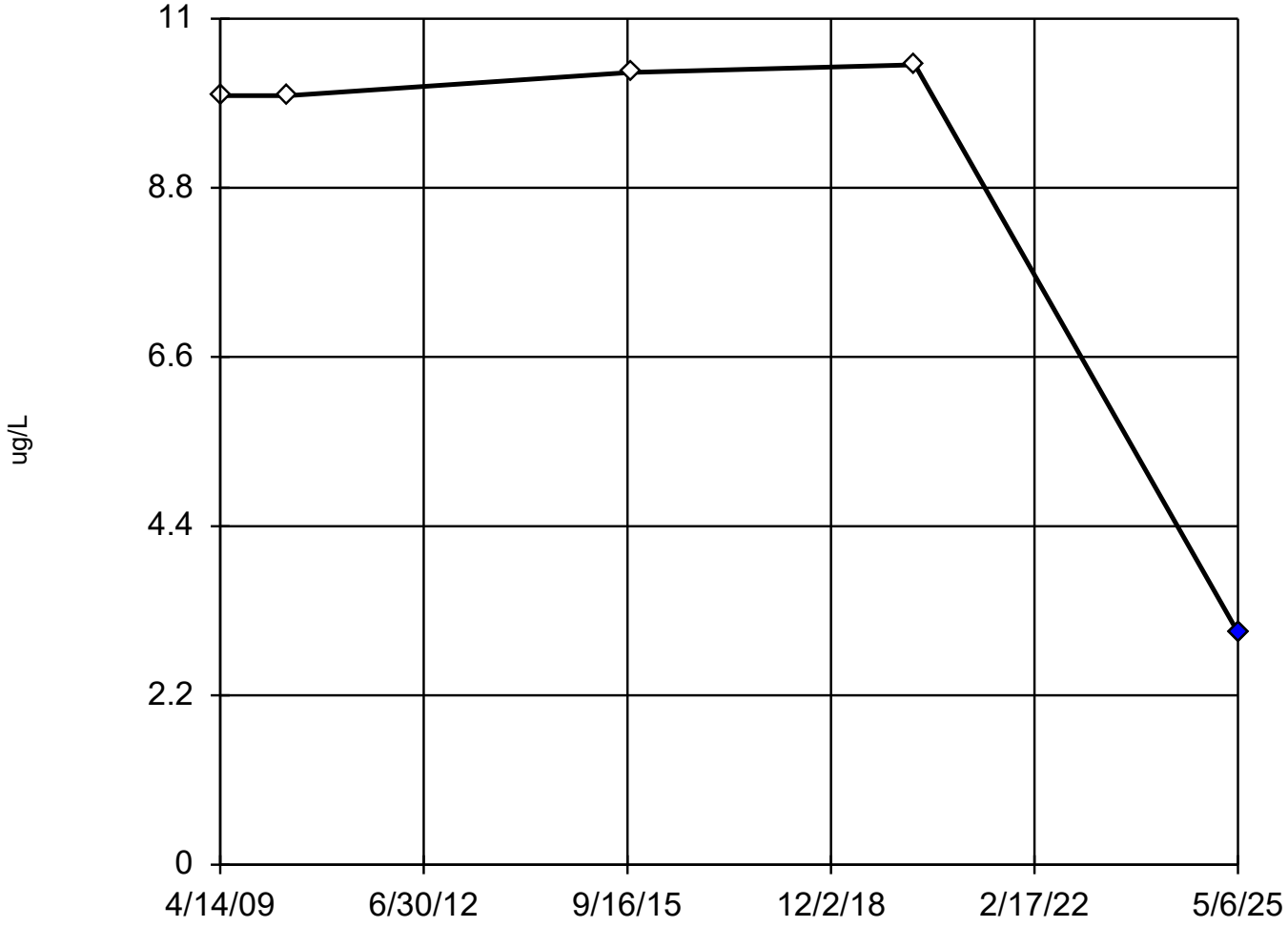

n = 5

Statistical outlier is drawn as solid.
Testing for 1 low outlier.
Mean = 8.744.
Std. Dev. = 3.205.
<3.02: c = 0.9458
tabl = 0.642.
Alpha = 0.05.

Normality test used:
Shapiro Wilk@alpha = 0.1
Calculated = 0.8294
Critical = 0.792
The distribution, after removal of suspect value, was found to be normally distributed.

Constituent: O-Toluidine Analysis Run 1/20/2026 11:06 AM View: 06A_MW_Organics_PL

Iowa City Landfill Client: HDR Data: Iowa City Sanitary Landfill

Dixon's Outlier Test

MW-24A

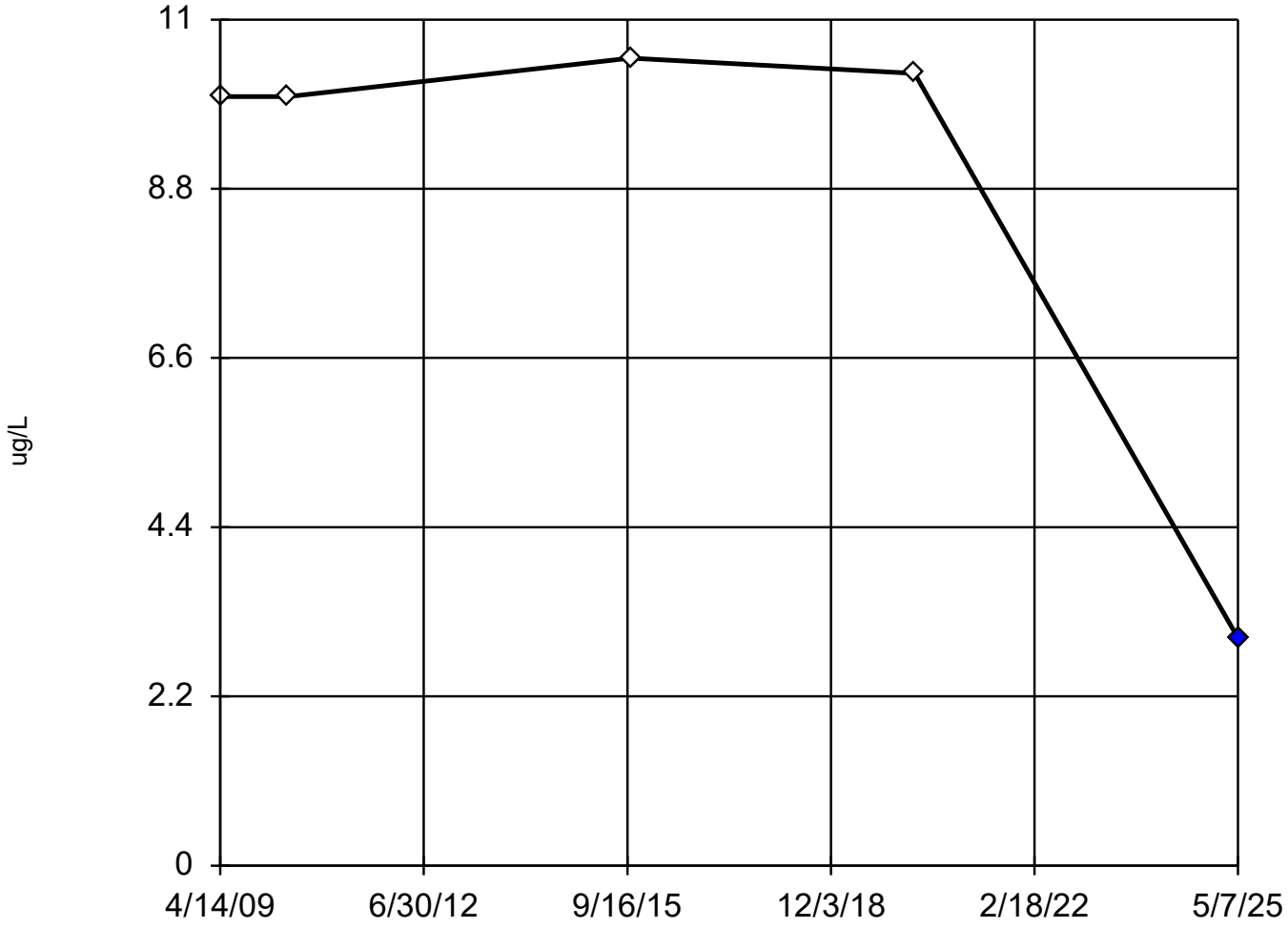

n = 5

Statistical outlier is drawn as solid.
Testing for 1 low outlier.
Mean = 8.752.
Std. Dev. = 3.245.
<2.96: c = 0.9337
tabl = 0.642.
Alpha = 0.05.

Normality test used:
Shapiro Wilk@alpha = 0.1
Calculated = 0.862
Critical = 0.792
The distribution, after removal of suspect value, was found to be normally distributed.

Constituent: O-Toluidine Analysis Run 1/20/2026 11:07 AM View: 06A_MW_Organics_PL

Iowa City Landfill Client: HDR Data: Iowa City Sanitary Landfill

Dixon's Outlier Test

MW-29A

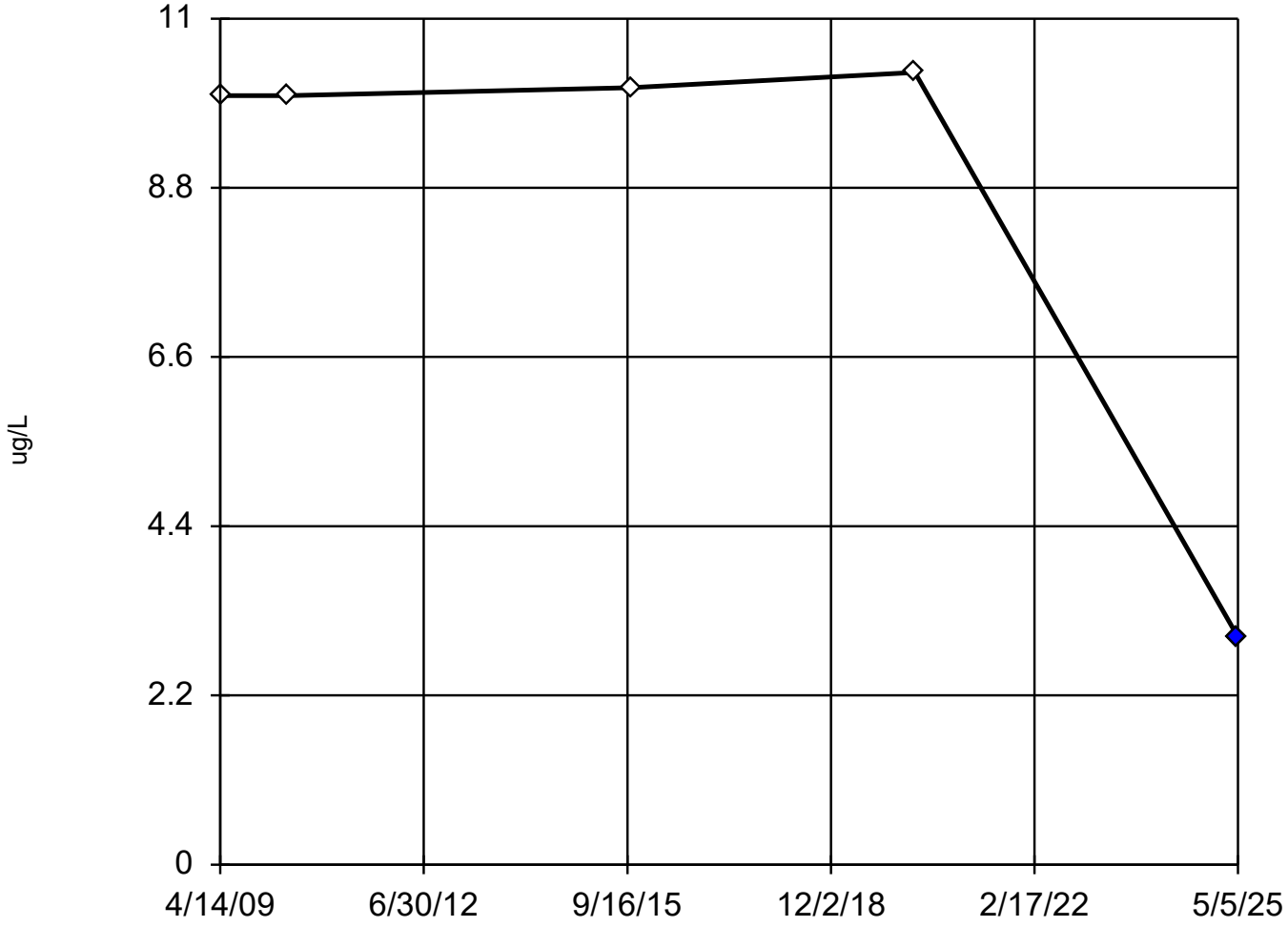

n = 5

Statistical outlier is drawn as solid.
Testing for 1 low outlier.
Mean = 8.672.
Std. Dev. = 3.195.
<2.96: c = 0.9591
tabl = 0.642.
Alpha = 0.05.

Normality test used:
Shapiro Wilk@alpha = 0.1
Calculated = 0.8283
Critical = 0.792
The distribution, after removal of suspect value, was found to be normally distributed.

Constituent: O-Toluidine Analysis Run 1/20/2026 11:07 AM View: 06A_MW_Organics_PL

Iowa City Landfill Client: HDR Data: Iowa City Sanitary Landfill

Dixon's Outlier Test

MW-31B

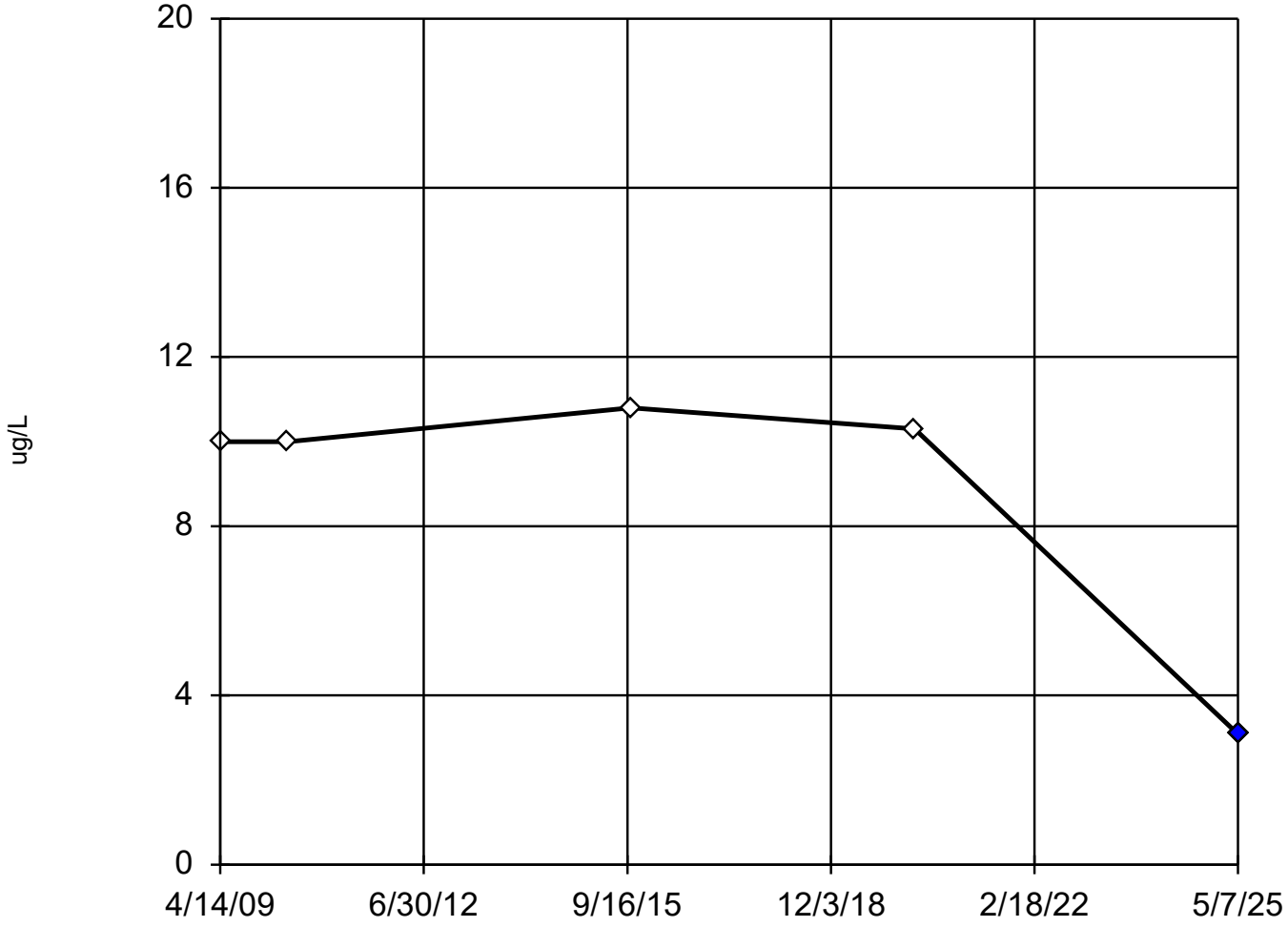

n = 5

Statistical outlier is drawn as solid.
Testing for 1 low outlier.
Mean = 8.838.
Std. Dev. = 3.23.
<3.09: c = 0.8962
tabl = 0.642.
Alpha = 0.05.

Normality test used:
Shapiro Wilk@alpha = 0.1
Calculated = 0.8423
Critical = 0.792
The distribution, after removal of suspect value, was found to be normally distributed.

Constituent: O-Toluidine Analysis Run 1/20/2026 11:07 AM View: 06A_MW_Organics_PL

Iowa City Landfill Client: HDR Data: Iowa City Sanitary Landfill

Dixon's Outlier Test

MW-201A

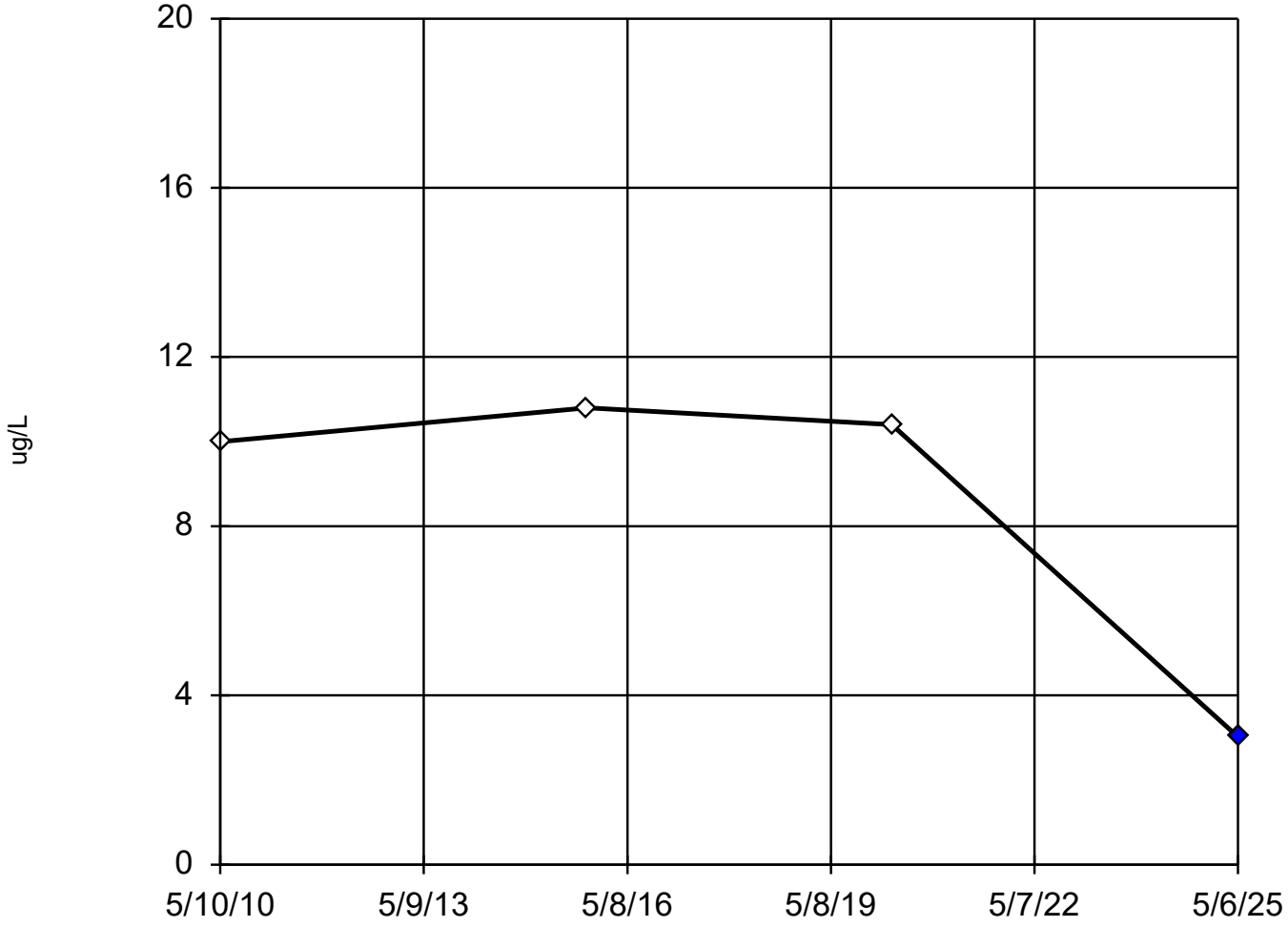

n = 4

Statistical outlier is drawn as solid.
Testing for 1 low outlier.
Mean = 8.555.
Std. Dev. = 3.704.
<3.02: c = 0.8972
tabl = 0.765.
Alpha = 0.05.

Normality test used:
Shapiro Wilk@alpha = 0.1
Calculated = 1
Critical = 0.789
The distribution, after removal of suspect value, was found to be normally distributed.

Constituent: O-Toluidine Analysis Run 1/20/2026 11:07 AM View: 06A_MW_Organics_PL

Iowa City Landfill Client: HDR Data: Iowa City Sanitary Landfill

Dixon's Outlier Test

MW-202A

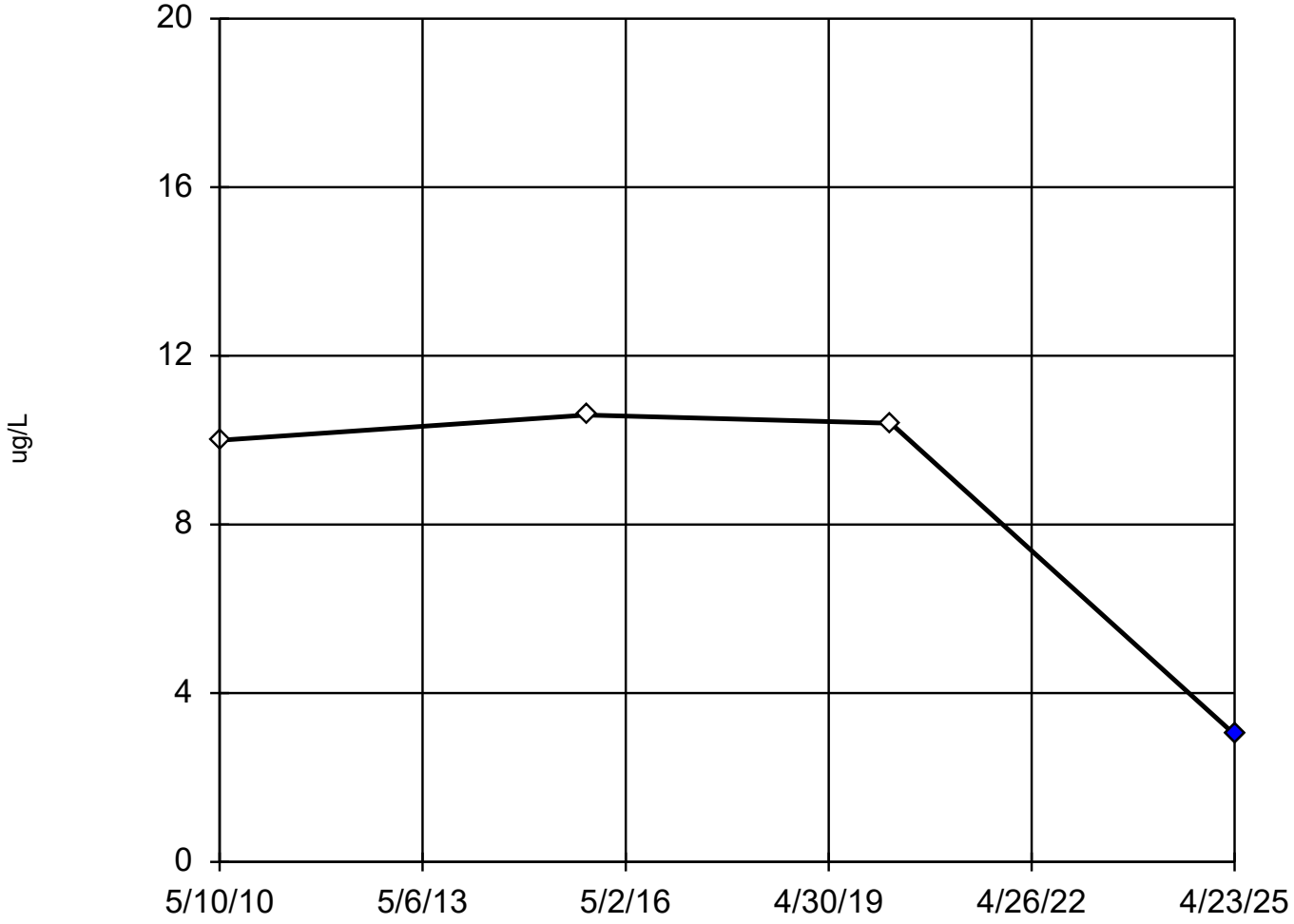

n = 4

Statistical outlier is drawn as solid.
Testing for 1 low outlier.
Mean = 8.505.
Std. Dev. = 3.665.
<3.02: c = 0.9208
tabl = 0.765.
Alpha = 0.05.

Normality test used:
Shapiro Wilk@alpha = 0.1
Calculated = 0.9643
Critical = 0.789
The distribution, after removal of suspect value, was found to be normally distributed.

Constituent: O-Toluidine Analysis Run 1/20/2026 11:07 AM View: 06A_MW_Organics_PL

Iowa City Landfill Client: HDR Data: Iowa City Sanitary Landfill

Dixon's Outlier Test

MW-208B

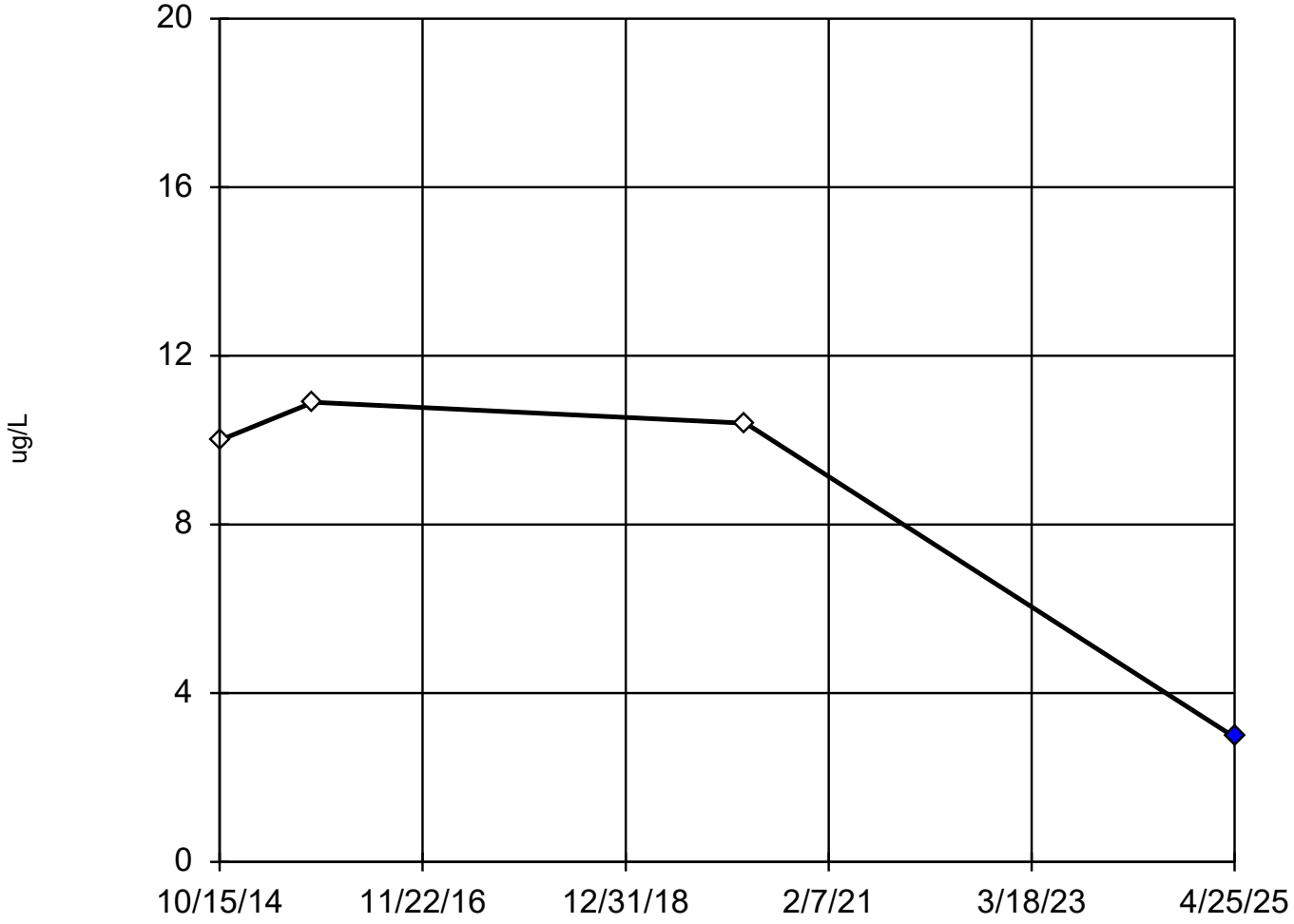

n = 4

Statistical outlier is drawn as solid.
Testing for 1 low outlier.
Mean = 8.565.
Std. Dev. = 3.755.
<2.96: c = 0.8866
tabl = 0.765.
Alpha = 0.05.

Normality test used:
Shapiro Wilk@alpha = 0.1
Calculated = 0.9959
Critical = 0.789
The distribution, after removal of suspect value, was found to be normally distributed.

Constituent: O-Toluidine Analysis Run 1/20/2026 11:07 AM View: 06A_MW_Organics_PL

Iowa City Landfill Client: HDR Data: Iowa City Sanitary Landfill

Dixon's Outlier Test

MW-215A

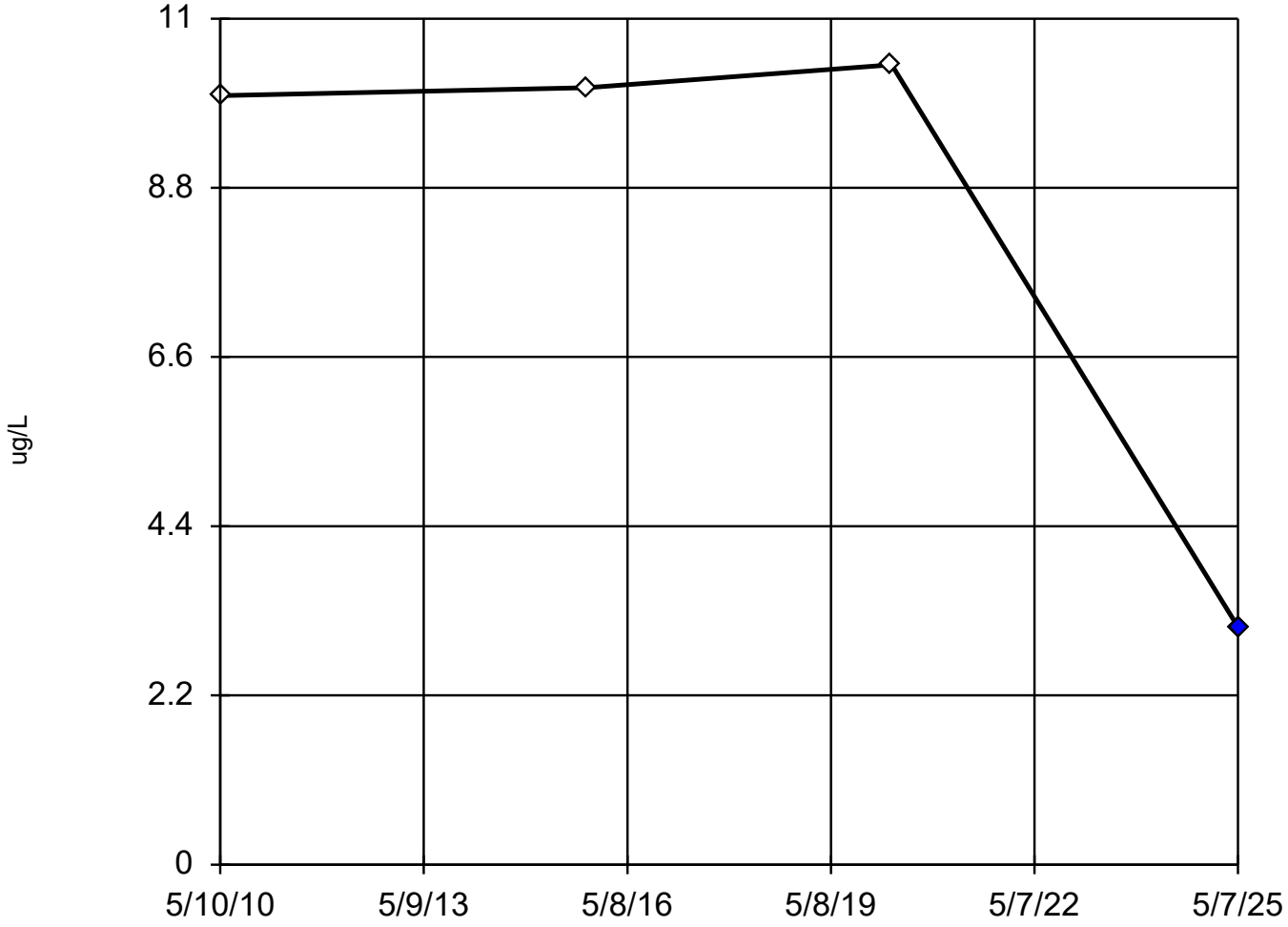

n = 4

Statistical outlier is drawn as solid.
Testing for 1 low outlier.
Mean = 8.397.
Std. Dev. = 3.542.
<3.09: c = 0.9453
tabl = 0.765.
Alpha = 0.05.

Normality test used:
Shapiro Wilk@alpha = 0.1
Calculated = 0.9231
Critical = 0.789
The distribution, after removal of suspect value, was found to be normally distributed.

Constituent: O-Toluidine Analysis Run 1/20/2026 11:07 AM View: 06A_MW_Organics_PL

Iowa City Landfill Client: HDR Data: Iowa City Sanitary Landfill

Dixon's Outlier Test

MW-214A

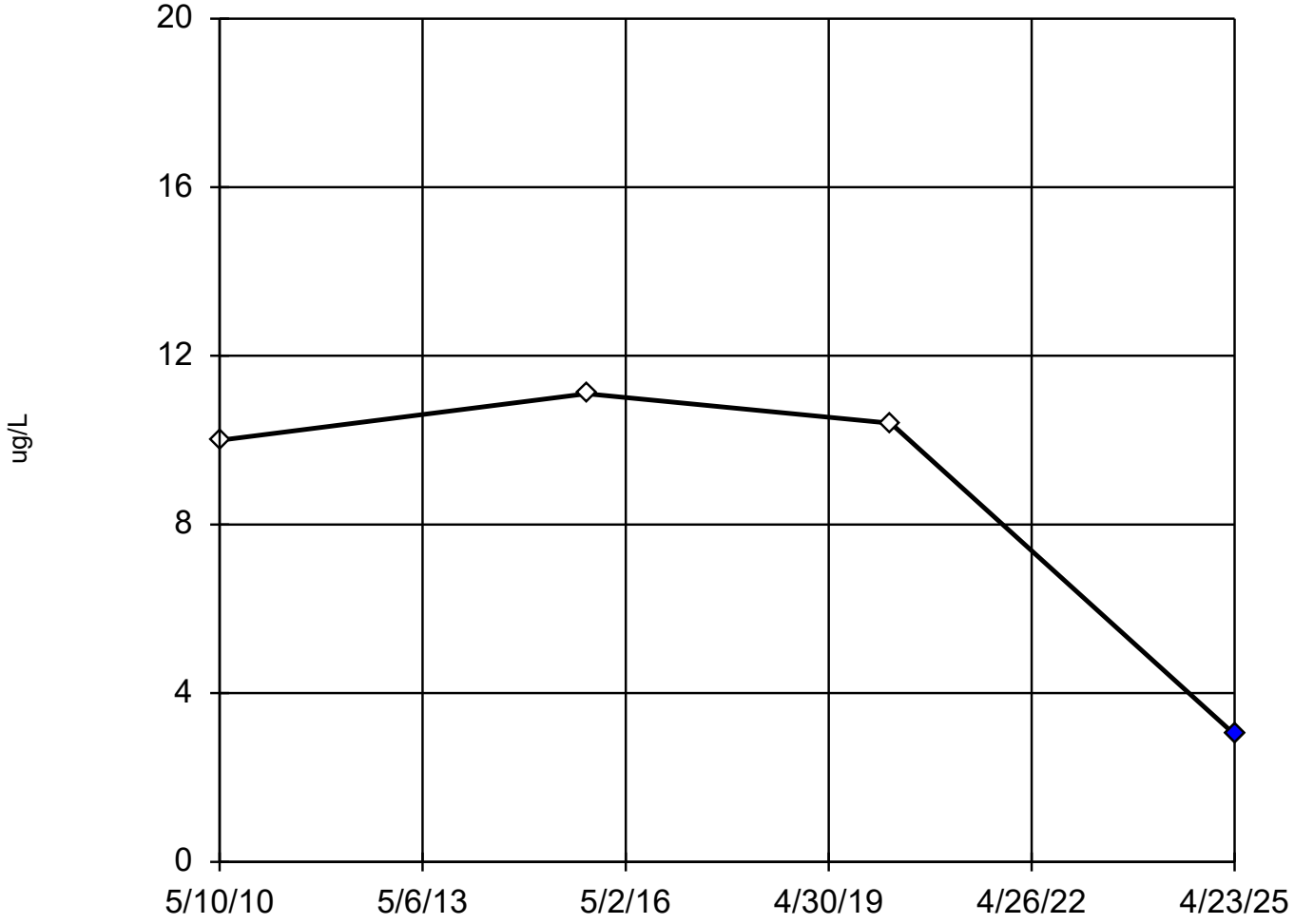

n = 4

Statistical outlier is drawn as solid.
Testing for 1 low outlier.
Mean = 8.63.
Std. Dev. = 3.768.
<3.02: c = 0.8639
tabl = 0.765.
Alpha = 0.05.

Normality test used:
Shapiro Wilk@alpha = 0.1
Calculated = 0.9758
Critical = 0.789
The distribution, after removal of suspect value, was found to be normally distributed.

Constituent: O-Toluidine Analysis Run 1/20/2026 11:07 AM View: 06A_MW_Organics_PL

Iowa City Landfill Client: HDR Data: Iowa City Sanitary Landfill

Dixon's Outlier Test

MW-219A

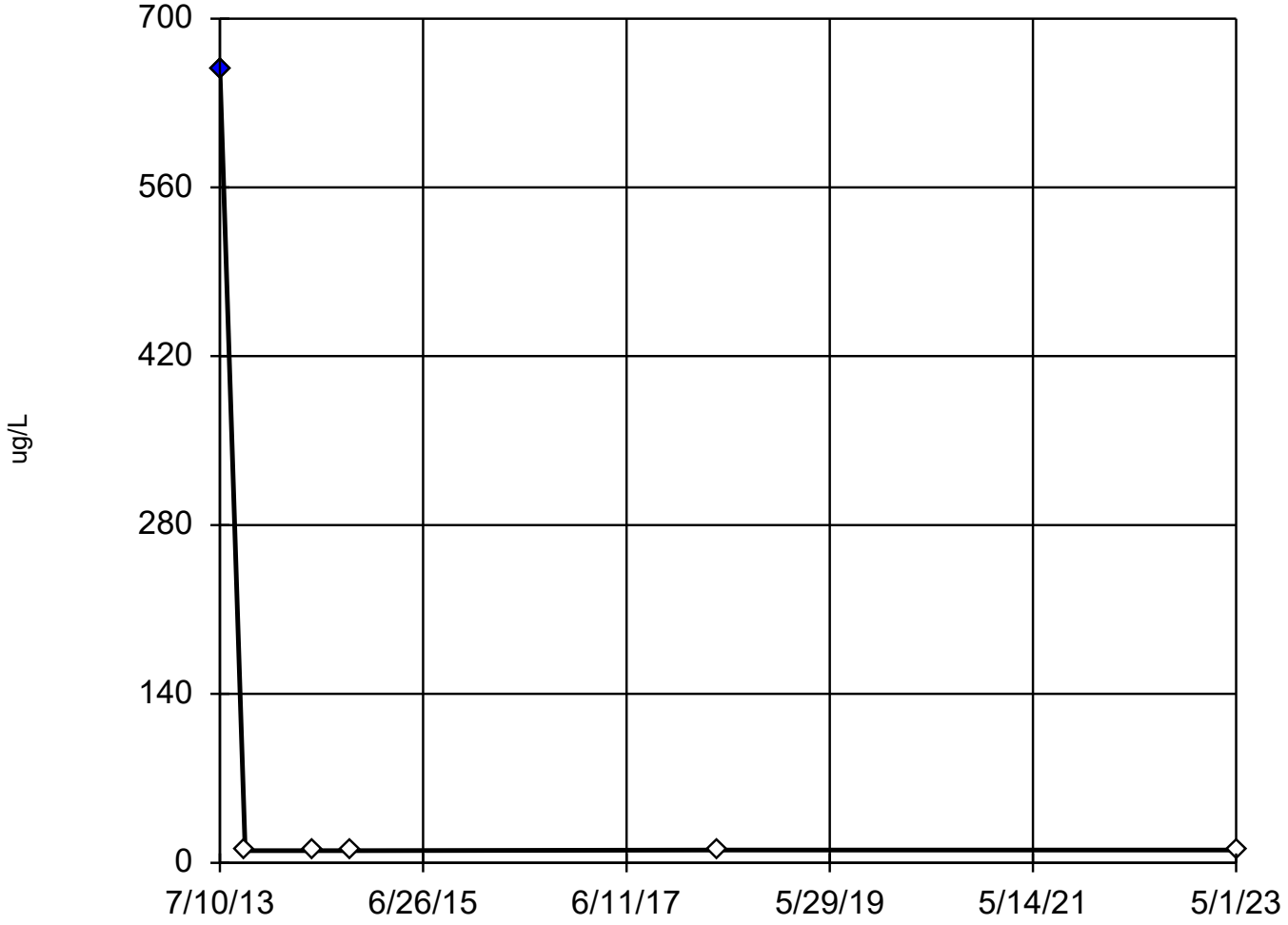

n = 6

Statistical outlier is drawn as solid.
1 value manually flagged as an outlier.
Testing for 1 high outlier.
Mean = 118.2.
Std. Dev. = 264.4.
658 (o): c = 0.9991
tabl = 0.56.
Alpha = 0.05.

Normality test used:
Shapiro Wilk@alpha = 0.1
Calculated = 0.8401
Critical = 0.806
The distribution, after removal of suspect value, was found to be normally distributed.

Constituent: O-Toluidine Analysis Run 1/20/2026 11:07 AM View: 06A_MW_Organics_PL

Iowa City Landfill Client: HDR Data: Iowa City Sanitary Landfill

Dixon's Outlier Test

MW-201A

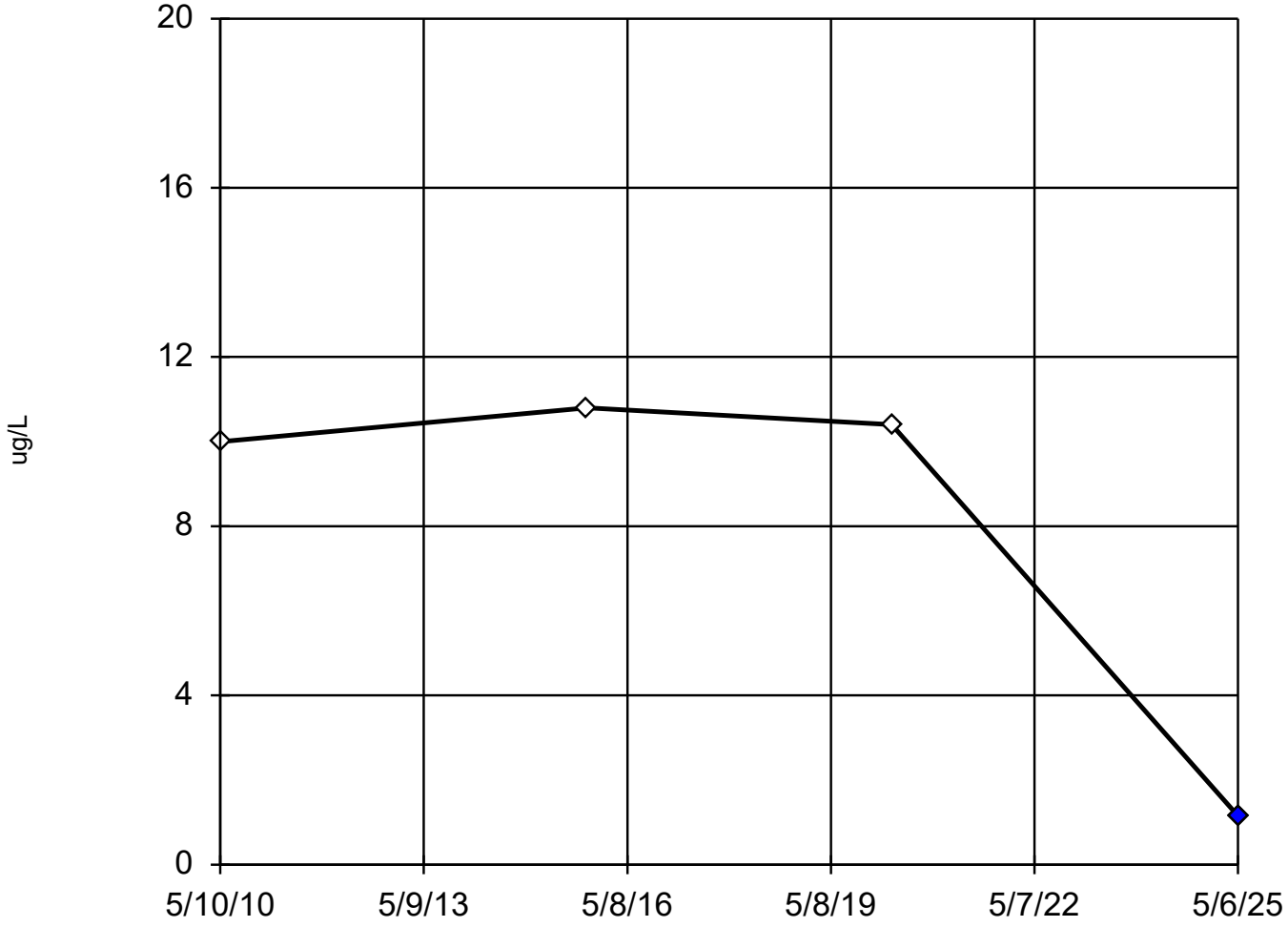

n = 4

Statistical outlier is drawn as solid.
Testing for 1 low outlier.
Mean = 8.087.
Std. Dev. = 4.637.
<1.15: c = 0.9171
tabl = 0.765.
Alpha = 0.05.

Normality test used:
Shapiro Wilk@alpha = 0.1
Calculated = 1
Critical = 0.789
The distribution, after removal of suspect value, was found to be normally distributed.

Constituent: Phenol Analysis Run 1/20/2026 11:07 AM View: 06A_MW_Organics_PL

Iowa City Landfill Client: HDR Data: Iowa City Sanitary Landfill

Dixon's Outlier Test

MW-202A

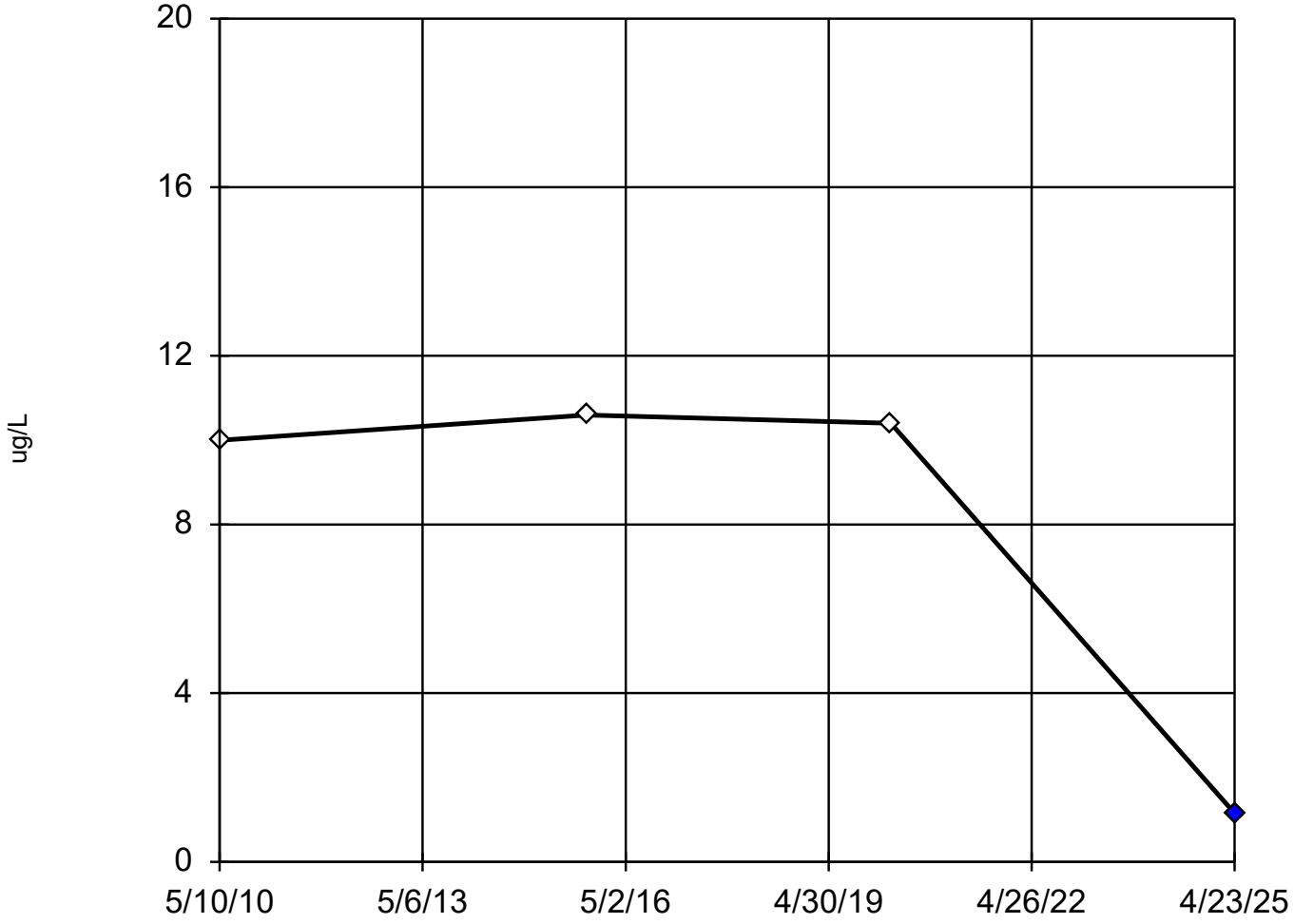

n = 4

Statistical outlier is drawn as solid.
Testing for 1 low outlier.
Mean = 8.037.
Std. Dev. = 4.598.
<1.15: c = 0.9365
tabl = 0.765.
Alpha = 0.05.

Normality test used:
Shapiro Wilk@alpha = 0.1
Calculated = 0.9643
Critical = 0.789
The distribution, after removal of suspect value, was found to be normally distributed.

Constituent: Phenol Analysis Run 1/20/2026 11:07 AM View: 06A_MW_Organics_PL

Iowa City Landfill Client: HDR Data: Iowa City Sanitary Landfill

Dixon's Outlier Test

MW-204A

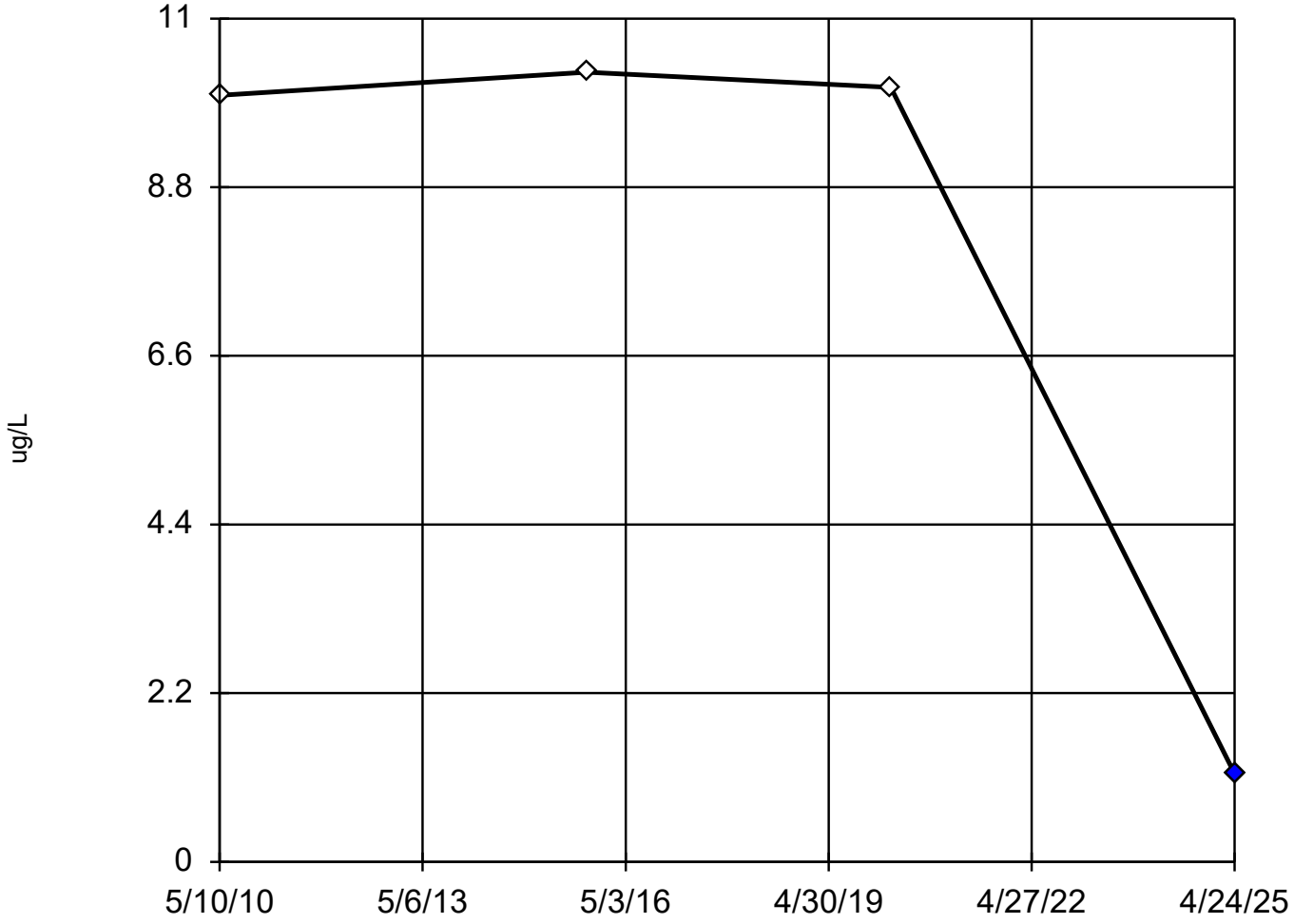

n = 4

Statistical outlier is drawn as solid.
Testing for 1 low outlier.
Mean = 7.888.
Std. Dev. = 4.493.
<1.15: c = 0.9672
tabl = 0.765.
Alpha = 0.05.

Normality test used:
Shapiro Wilk@alpha = 0.1
Calculated = 0.9643
Critical = 0.789
The distribution, after removal of suspect value, was found to be normally distributed.

Constituent: Phenol Analysis Run 1/20/2026 11:07 AM View: 06A_MW_Organics_PL

Iowa City Landfill Client: HDR Data: Iowa City Sanitary Landfill

Dixon's Outlier Test

MW-208B

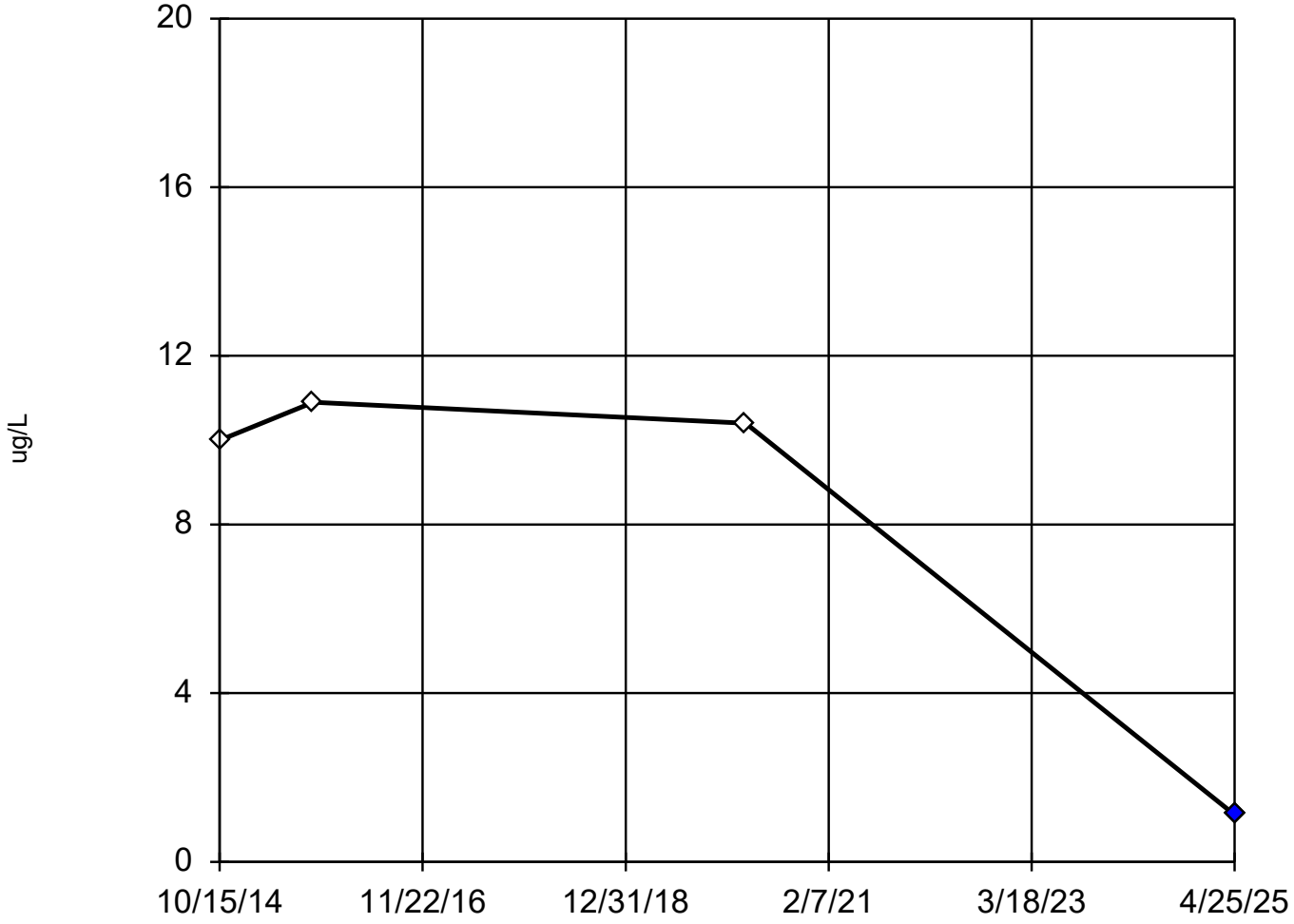

n = 4

Statistical outlier is drawn as solid.
Testing for 1 low outlier.
Mean = 8.105.
Std. Dev. = 4.671.
<1.12: c = 0.908
tabl = 0.765.
Alpha = 0.05.

Normality test used:
Shapiro Wilk@alpha = 0.1
Calculated = 0.9959
Critical = 0.789
The distribution, after removal of suspect value, was found to be normally distributed.

Constituent: Phenol Analysis Run 1/20/2026 11:07 AM View: 06A_MW_Organics_PL

Iowa City Landfill Client: HDR Data: Iowa City Sanitary Landfill

Dixon's Outlier Test

MW-215A

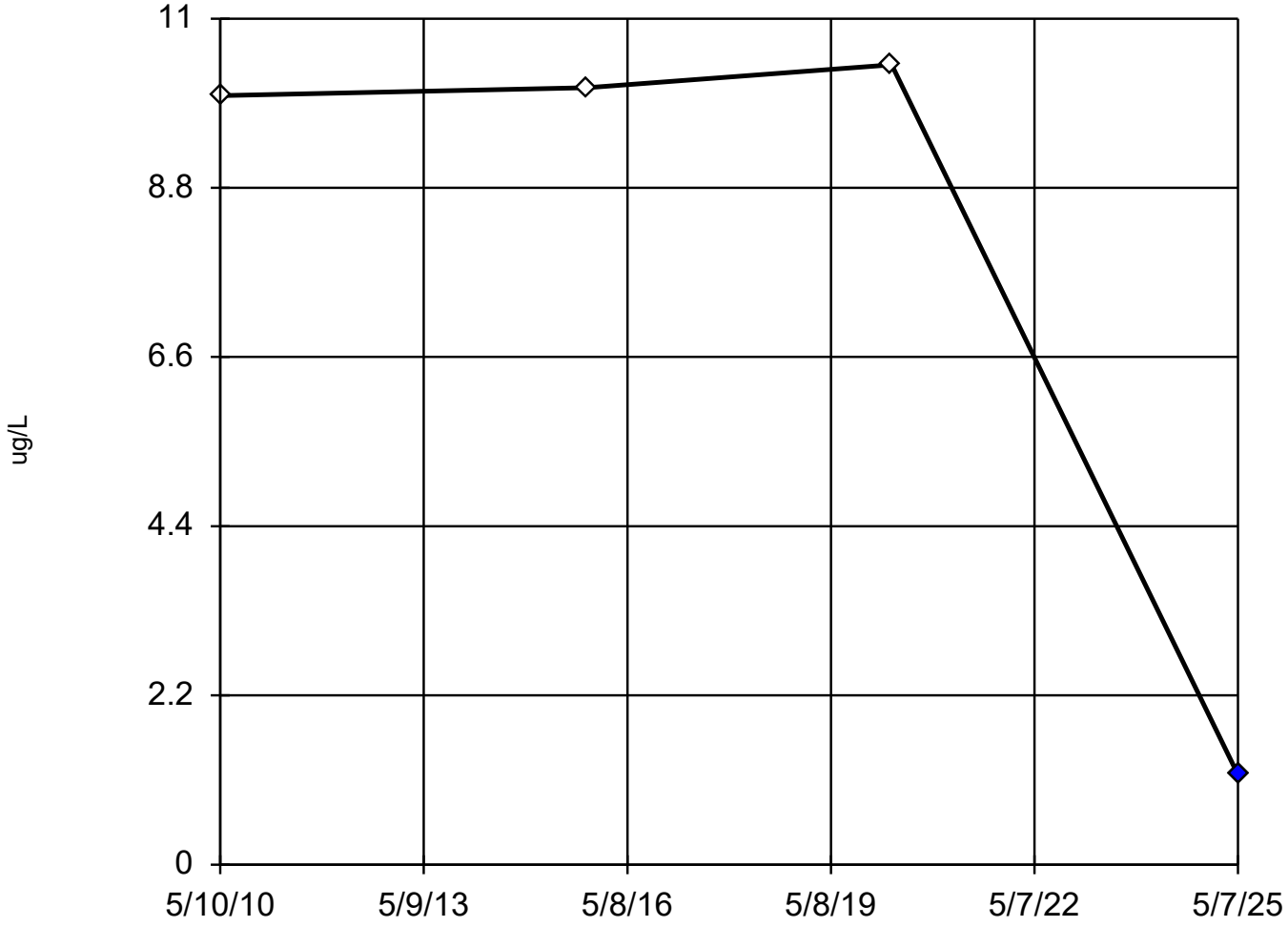

n = 4

Statistical outlier is drawn as solid.
Testing for 1 low outlier.
Mean = 7.917.
Std. Dev. = 4.502.
<1.17: c = 0.9567
tabl = 0.765.
Alpha = 0.05.

Normality test used:
Shapiro Wilk@alpha = 0.1
Calculated = 0.9231
Critical = 0.789
The distribution, after removal of suspect value, was found to be normally distributed.

Constituent: Phenol Analysis Run 1/20/2026 11:07 AM View: 06A_MW_Organics_PL

Iowa City Landfill Client: HDR Data: Iowa City Sanitary Landfill

Dixon's Outlier Test

MW-214A

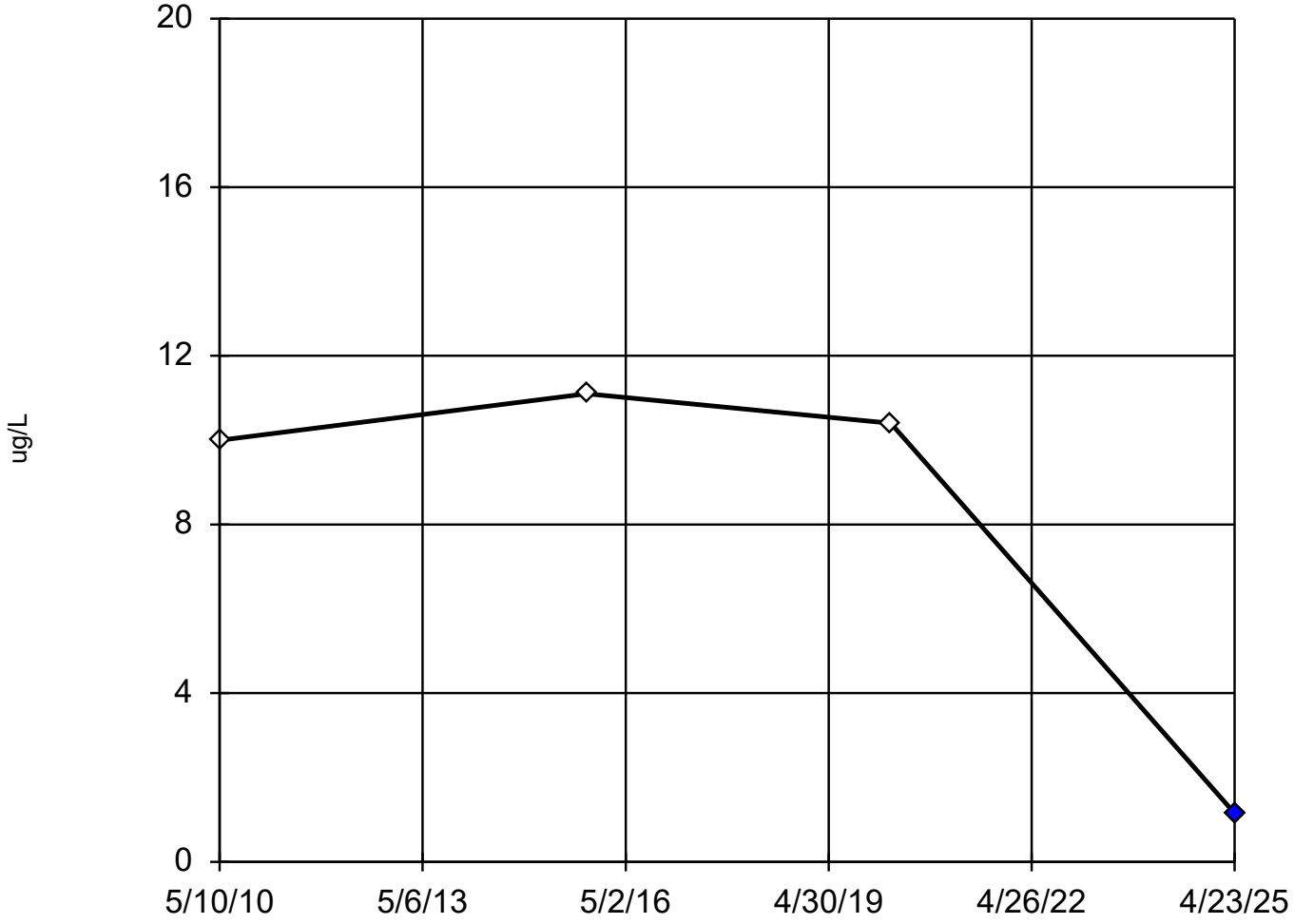

n = 4

Statistical outlier is drawn as solid.
Testing for 1 low outlier.
Mean = 8.162.
Std. Dev. = 4.697.
<1.15: c = 0.8894
tabl = 0.765.
Alpha = 0.05.

Normality test used:
Shapiro Wilk@alpha = 0.1
Calculated = 0.9758
Critical = 0.789
The distribution, after removal of suspect value, was found to be normally distributed.

Constituent: Phenol Analysis Run 1/20/2026 11:07 AM View: 06A_MW_Organics_PL

Iowa City Landfill Client: HDR Data: Iowa City Sanitary Landfill

Dixon's Outlier Test

MW-219A

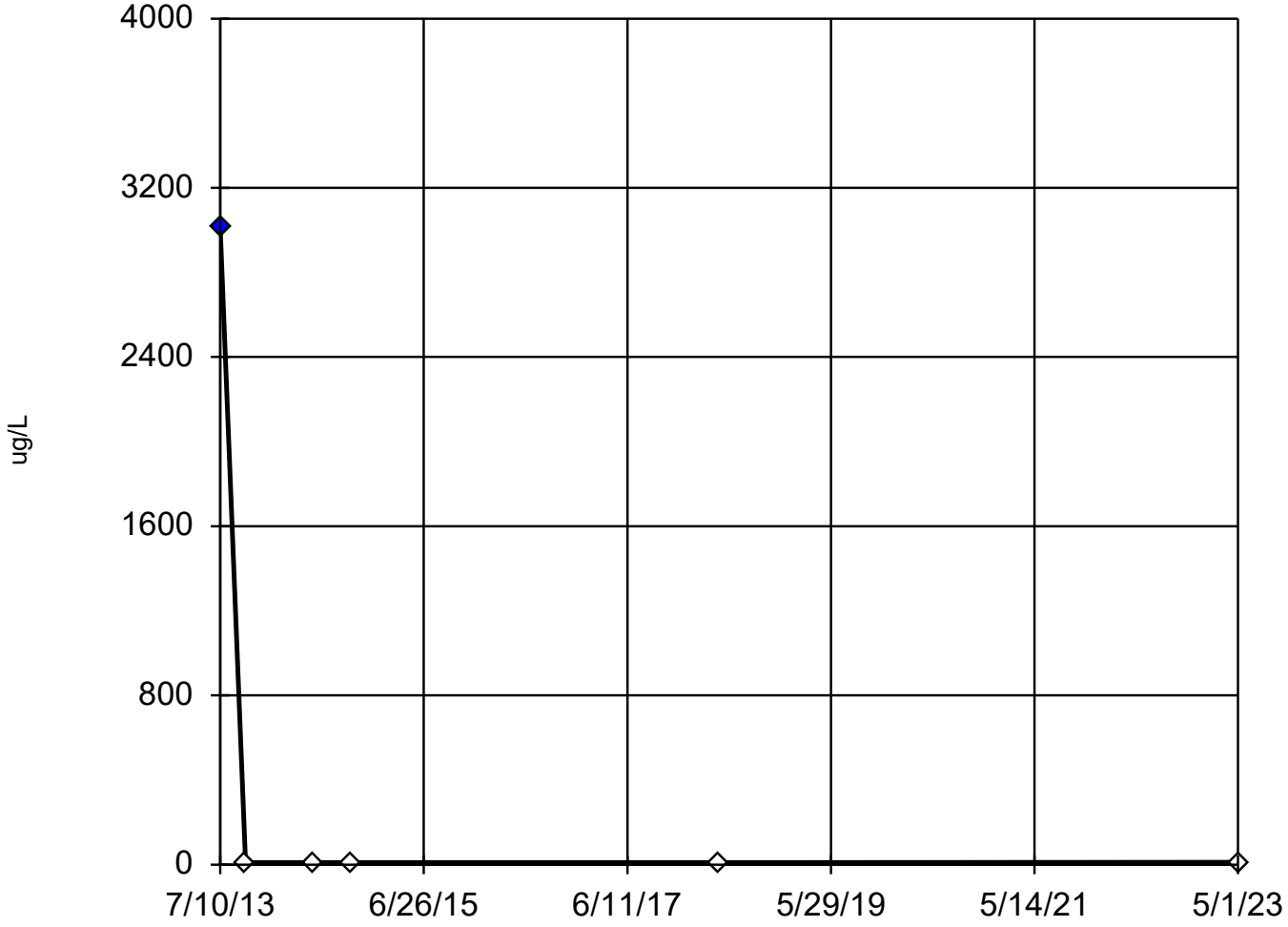

n = 6

Statistical outlier is drawn as solid.
1 value manually flagged as an outlier.
Testing for 1 high outlier.
Mean = 510.2.
Std. Dev. = 1225.
3010 (o): c = 0.9998
tabl = 0.56.
Alpha = 0.05.

Normality test used:
Shapiro Wilk@alpha = 0.1
Calculated = 0.8401
Critical = 0.806
The distribution, after removal of suspect value, was found to be normally distributed.

Constituent: Phenol Analysis Run 1/20/2026 11:07 AM View: 06A_MW_Organics_PL

Iowa City Landfill Client: HDR Data: Iowa City Sanitary Landfill

Dixon's Outlier Test

MW-18AR

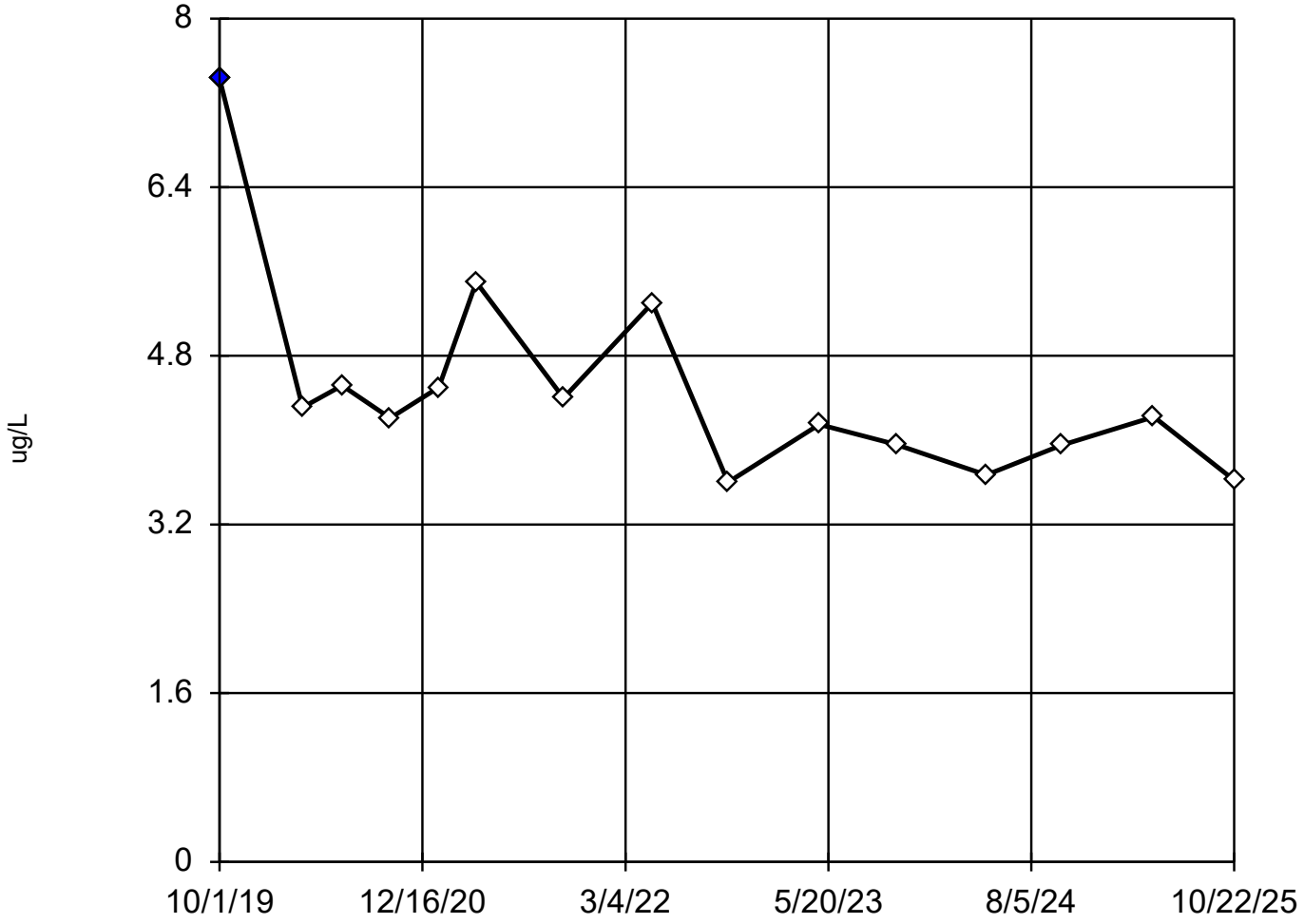

n = 15

Statistical outlier is drawn as solid.
1 value manually flagged as an outlier.
Testing for 1 high outlier.
Mean = 4.489.
Std. Dev. = 0.9791.
7.43 (o): c = 0.5665
tabl = 0.525.
Alpha = 0.05.

Normality test used:
Shapiro Wilk@alpha = 0.1
Calculated = 0.8959
Critical = 0.895
The distribution, after removal of suspect value, was found to be normally distributed.

Constituent: Tetrachloroethene Analysis Run 1/20/2026 11:08 AM View: 06A_MW_Organics_PL

Iowa City Landfill Client: HDR Data: Iowa City Sanitary Landfill

Dixon's Outlier Test

MW-5B

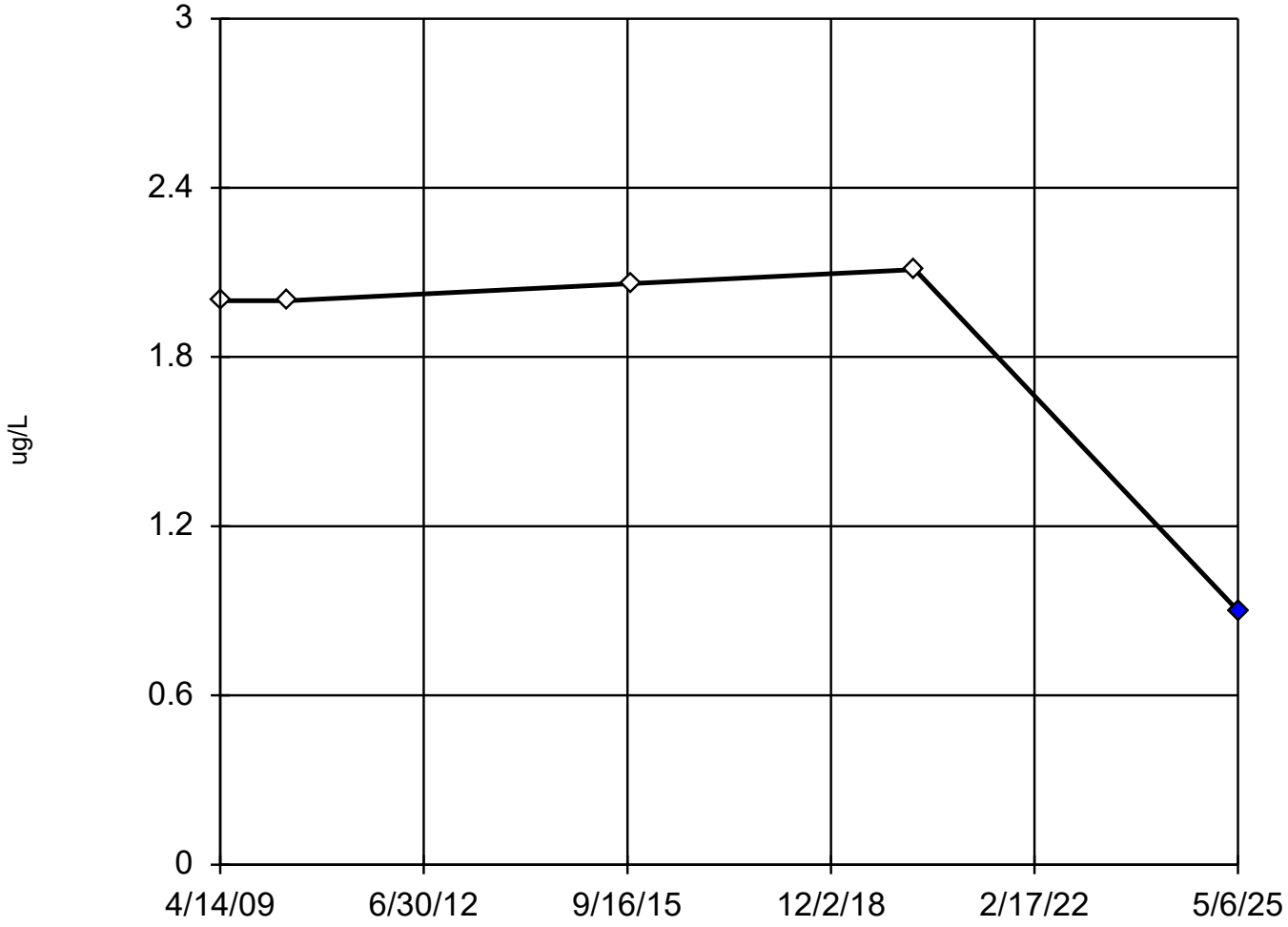

n = 5

Statistical outlier is drawn as solid.
Testing for 1 low outlier.
Mean = 1.814.
Std. Dev. = 0.513.
<0.9: c = 0.9091
tabl = 0.642.
Alpha = 0.05.

Normality test used:
Shapiro Wilk@alpha = 0.1
Calculated = 0.8657
Critical = 0.792
The distribution, after removal of suspect value, was found to be normally distributed.

Constituent: Toxaphene Analysis Run 1/20/2026 11:09 AM View: 06A_MW_Organics_PL

Iowa City Landfill Client: HDR Data: Iowa City Sanitary Landfill

Tukey's Outlier Screening

MW-8B

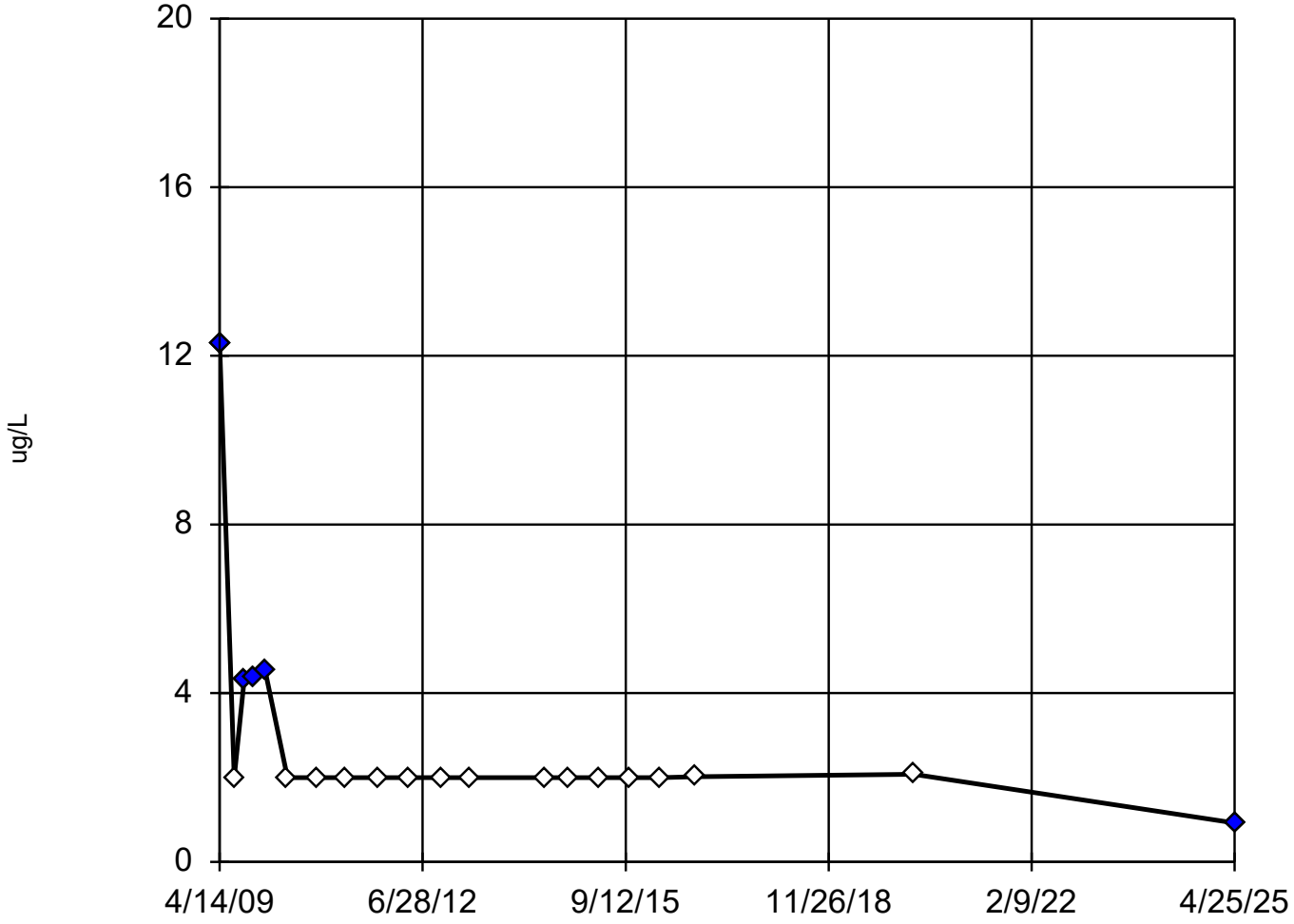

n = 20

Outliers are drawn as solid.
Tukey's method used in lieu of parametric test because the Shapiro Wilk normality test failed at the 0.1 alpha level.

Data were natural log transformed to achieve best W statistic (graph shown in original units).

High cutoff = 2.207, low cutoff = 1.858, based on IQR multiplier of 3.

Constituent: Toxaphene Analysis Run 1/20/2026 11:09 AM View: 06A_MW_Organics_PL

Iowa City Landfill Client: HDR Data: Iowa City Sanitary Landfill

Dixon's Outlier Test

MW-17A-00

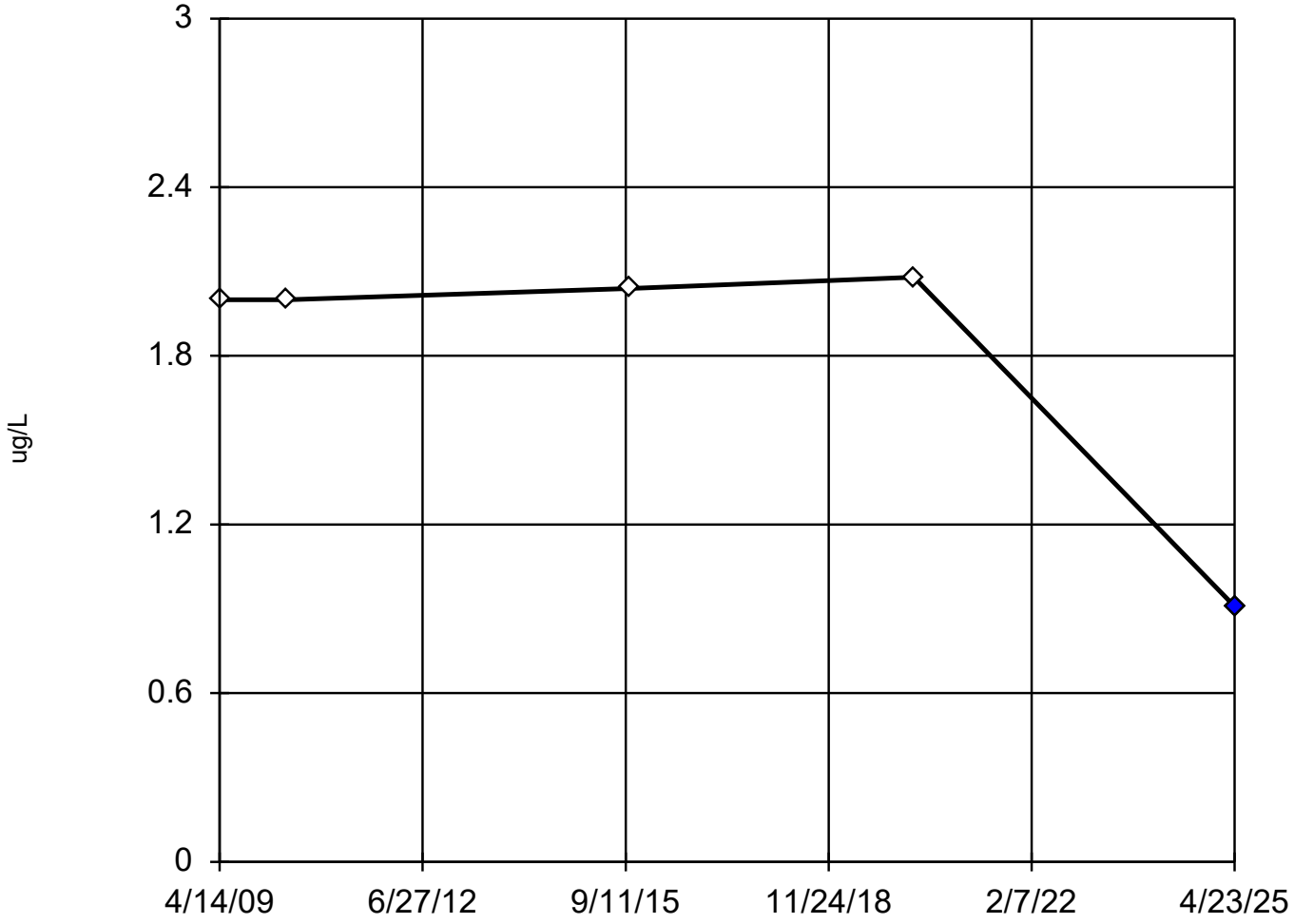

n = 5

Statistical outlier is drawn as solid.
Testing for 1 low outlier.
Mean = 1.806.
Std. Dev. = 0.5024.
<0.909: c = 0.9317
tabl = 0.642.
Alpha = 0.05.

Normality test used:
Shapiro Wilk@alpha = 0.1
Calculated = 0.8648
Critical = 0.792
The distribution, after removal of suspect value, was found to be normally distributed.

Constituent: Toxaphene Analysis Run 1/20/2026 11:09 AM View: 06A_MW_Organics_PL

Iowa City Landfill Client: HDR Data: Iowa City Sanitary Landfill

Dixon's Outlier Test

MW-25A-00

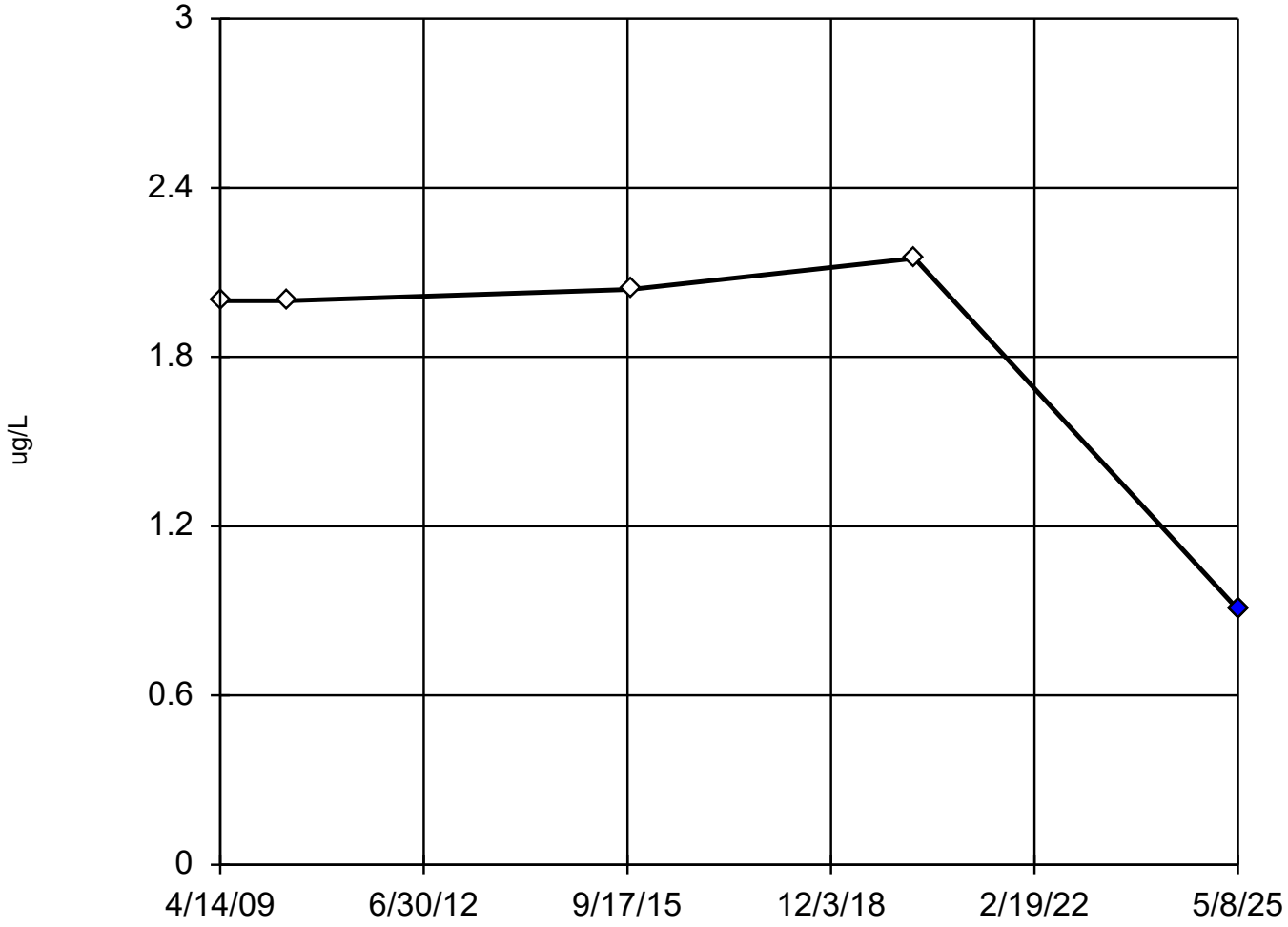

n = 5

Statistical outlier is drawn as solid.
Testing for 1 low outlier.
Mean = 1.819.
Std. Dev. = 0.5151.
<0.904: c = 0.8796
tabl = 0.642.
Alpha = 0.05.

Normality test used:
Shapiro Wilk@alpha = 0.1
Calculated = 0.7996
Critical = 0.792
The distribution, after removal of suspect value, was found to be normally distributed.

Constituent: Toxaphene Analysis Run 1/20/2026 11:09 AM View: 06A_MW_Organics_PL

Iowa City Landfill Client: HDR Data: Iowa City Sanitary Landfill

Dixon's Outlier Test

MW-31B

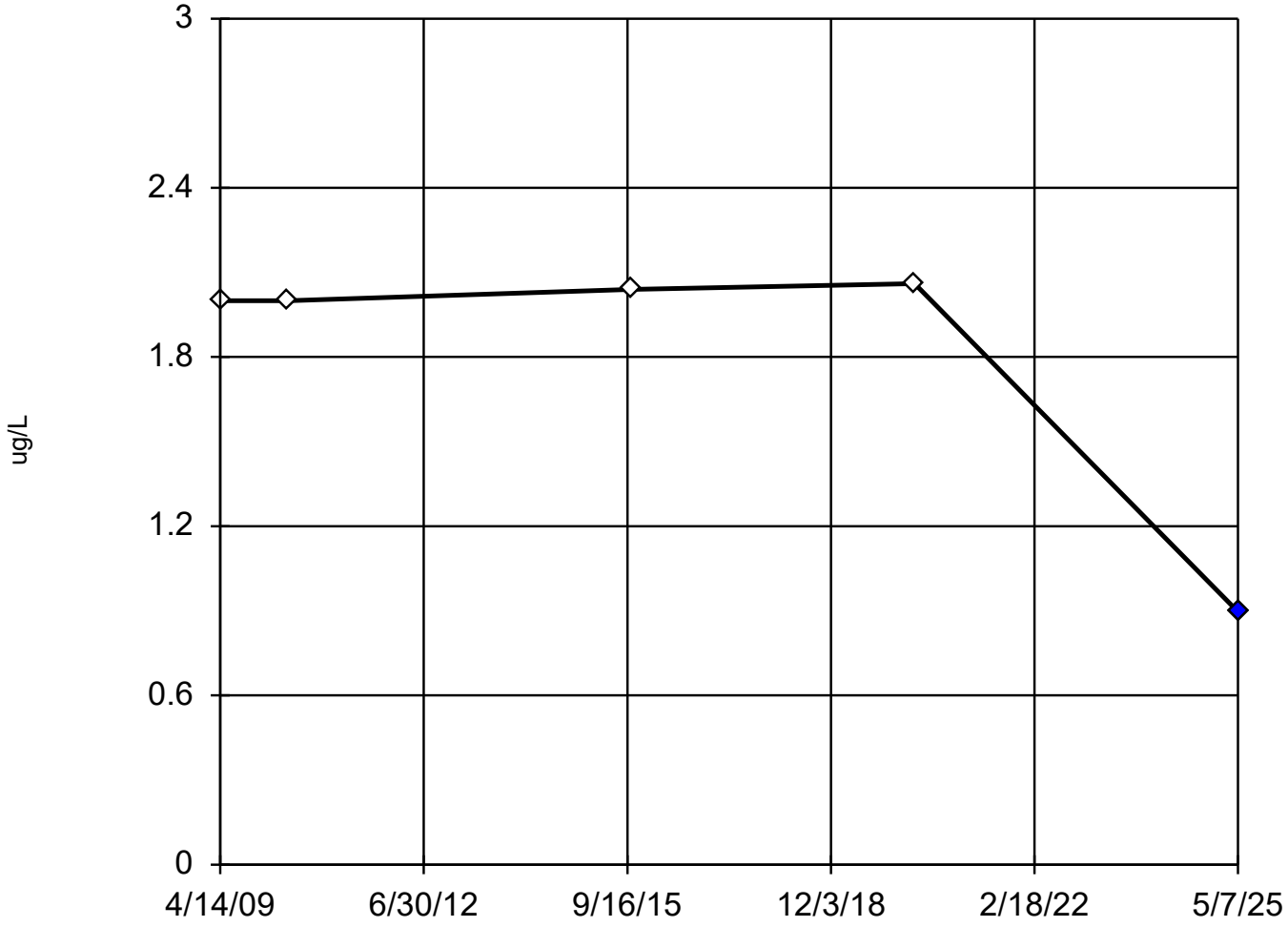

n = 5

Statistical outlier is drawn as solid.
Testing for 1 low outlier.
Mean = 1.799.
Std. Dev. = 0.5051.
<0.897: c = 0.9484
tabl = 0.642.
Alpha = 0.05.

Normality test used:
Shapiro Wilk@alpha = 0.1
Calculated = 0.8512
Critical = 0.792
The distribution, after removal of suspect value, was found to be normally distributed.

Constituent: Toxaphene Analysis Run 1/20/2026 11:09 AM View: 06A_MW_Organics_PL

Iowa City Landfill Client: HDR Data: Iowa City Sanitary Landfill

Dixon's Outlier Test

MW-201A

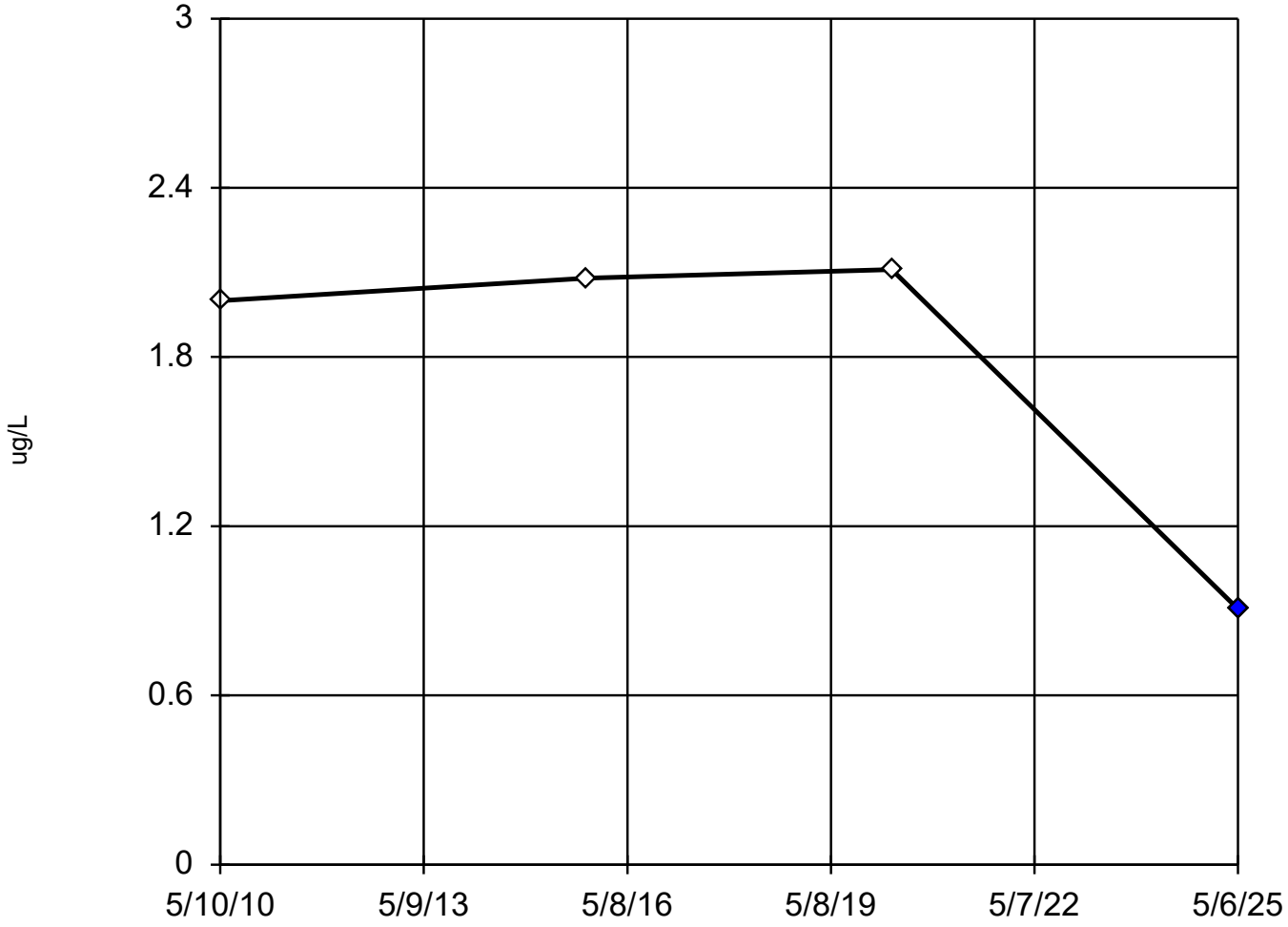

n = 4

Statistical outlier is drawn as solid.
Testing for 1 low outlier.
Mean = 1.774.
Std. Dev. = 0.58.
<0.907: c = 0.9086
tabl = 0.765.
Alpha = 0.05.

Normality test used:
Shapiro Wilk@alpha = 0.1
Calculated = 0.9355
Critical = 0.789
The distribution, after removal of suspect value, was found to be normally distributed.

Constituent: Toxaphene Analysis Run 1/20/2026 11:09 AM View: 06A_MW_Organics_PL

Iowa City Landfill Client: HDR Data: Iowa City Sanitary Landfill

Dixon's Outlier Test

MW-202A

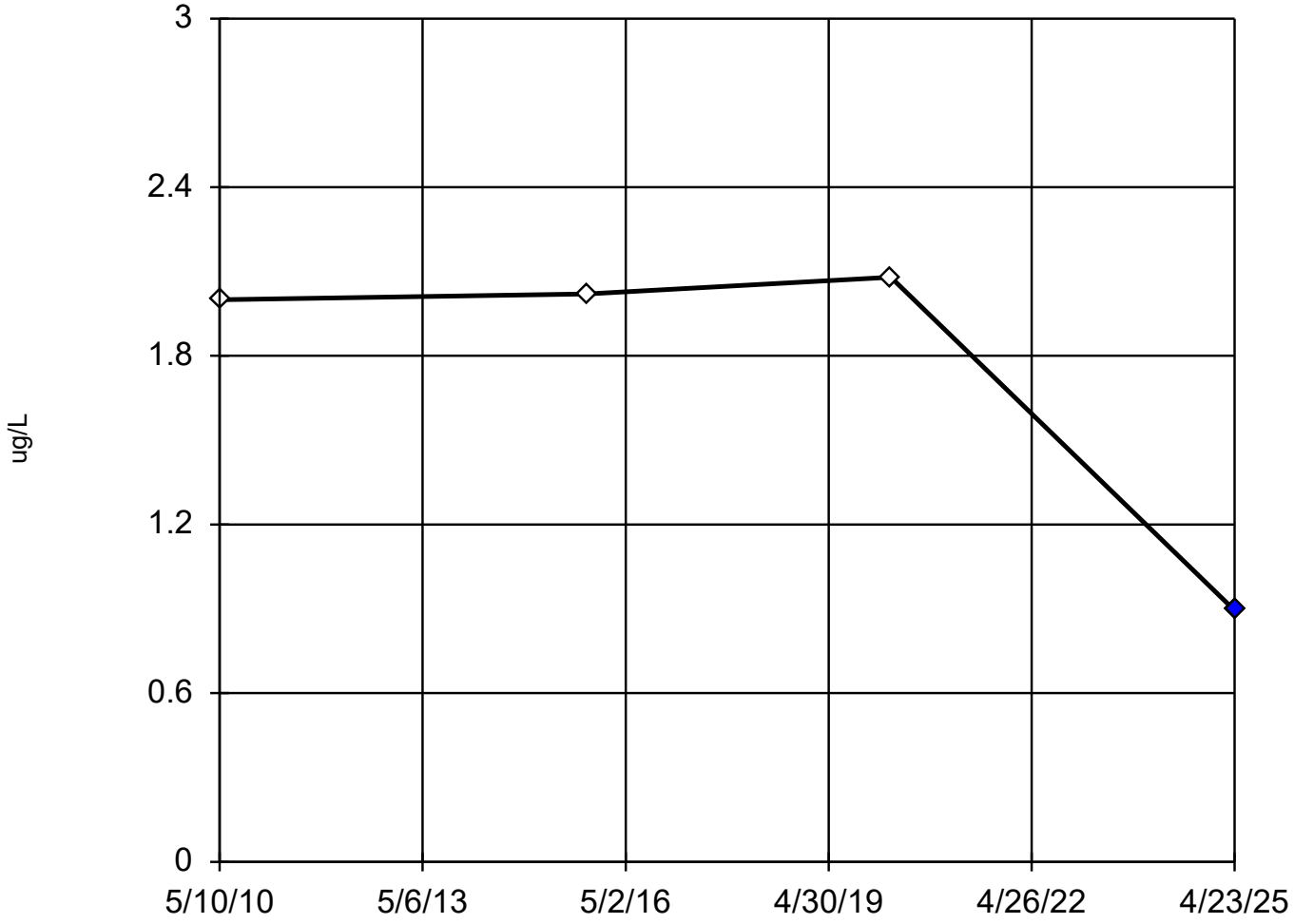

n = 4

Statistical outlier is drawn as solid.
Testing for 1 low outlier.
Mean = 1.749.
Std. Dev. = 0.5702.
<0.895: c = 0.9325
tabl = 0.765.
Alpha = 0.05.

Normality test used:
Shapiro Wilk@alpha = 0.1
Calculated = 0.9231
Critical = 0.789
The distribution, after removal of suspect value, was found to be normally distributed.

Constituent: Toxaphene Analysis Run 1/20/2026 11:09 AM View: 06A_MW_Organics_PL

Iowa City Landfill Client: HDR Data: Iowa City Sanitary Landfill

Dixon's Outlier Test

MW-204A

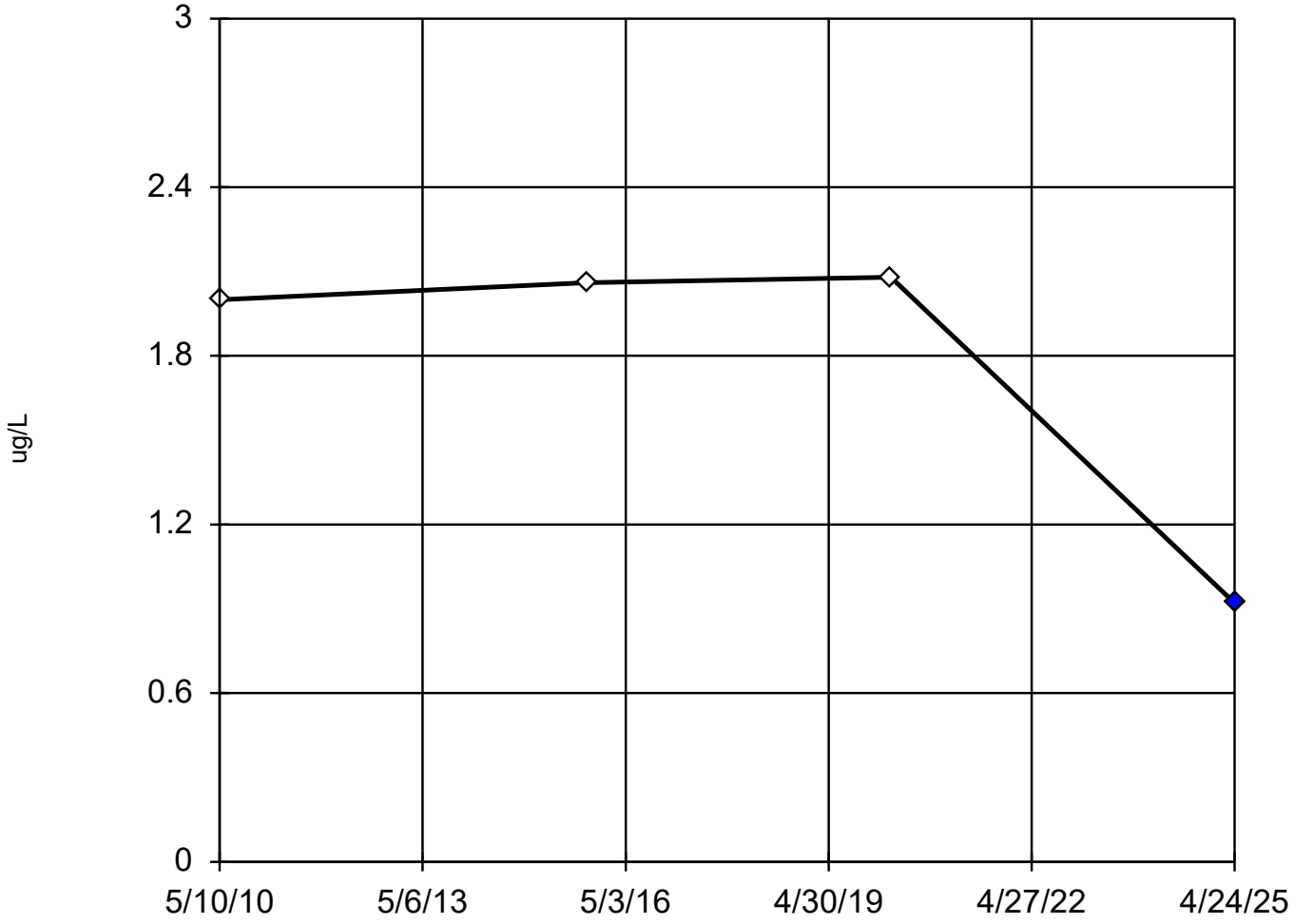

n = 4

Statistical outlier is drawn as solid.
Testing for 1 low outlier.
Mean = 1.765.
Std. Dev. = 0.5639.
<0.921: c = 0.931
tabl = 0.765.
Alpha = 0.05.

Normality test used:
Shapiro Wilk@alpha = 0.1
Calculated = 0.9231
Critical = 0.789
The distribution, after removal of suspect value, was found to be normally distributed.

Constituent: Toxaphene Analysis Run 1/20/2026 11:09 AM View: 06A_MW_Organics_PL

Iowa City Landfill Client: HDR Data: Iowa City Sanitary Landfill

Dixon's Outlier Test

MW-215A

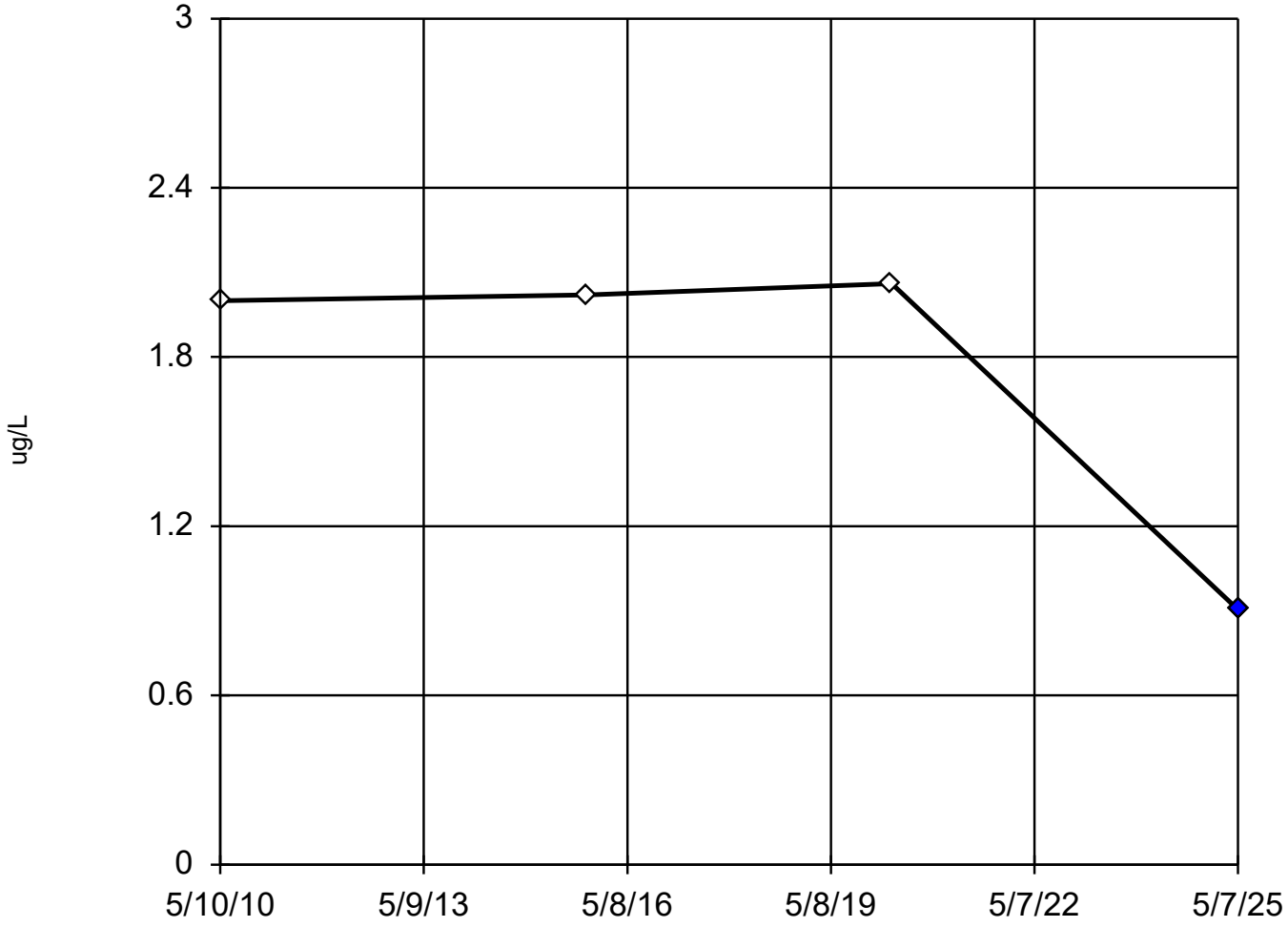

n = 4

Statistical outlier is drawn as solid.
Testing for 1 low outlier.
Mean = 1.746.
Std. Dev. = 0.5619.
<0.904: c = 0.9481
tabl = 0.765.
Alpha = 0.05.

Normality test used:
Shapiro Wilk@alpha = 0.1
Calculated = 0.9643
Critical = 0.789
The distribution, after removal of suspect value, was found to be normally distributed.

Constituent: Toxaphene Analysis Run 1/20/2026 11:09 AM View: 06A_MW_Organics_PL

Iowa City Landfill Client: HDR Data: Iowa City Sanitary Landfill

Dixon's Outlier Test

MW-214A

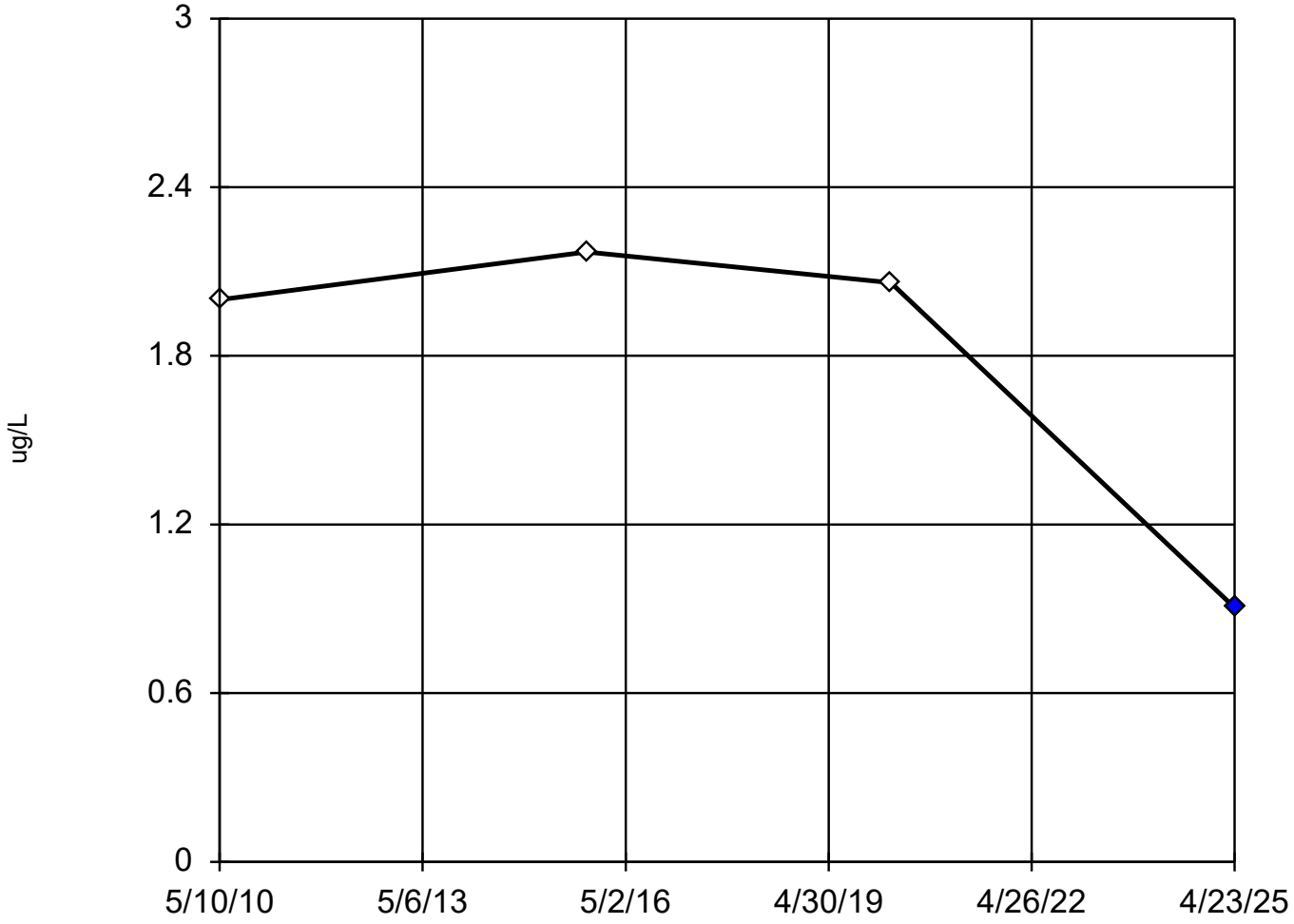

n = 4

Statistical outlier is drawn as solid.
Testing for 1 low outlier.
Mean = 1.784.
Std. Dev. = 0.5905.
<0.904: c = 0.8657
tabl = 0.765.
Alpha = 0.05.

Normality test used:
Shapiro Wilk@alpha = 0.1
Calculated = 0.972
Critical = 0.789
The distribution, after removal of suspect value, was found to be normally distributed.

Constituent: Toxaphene Analysis Run 1/20/2026 11:09 AM View: 06A_MW_Organics_PL

Iowa City Landfill Client: HDR Data: Iowa City Sanitary Landfill

Dixon's Outlier Test

MW-18AR

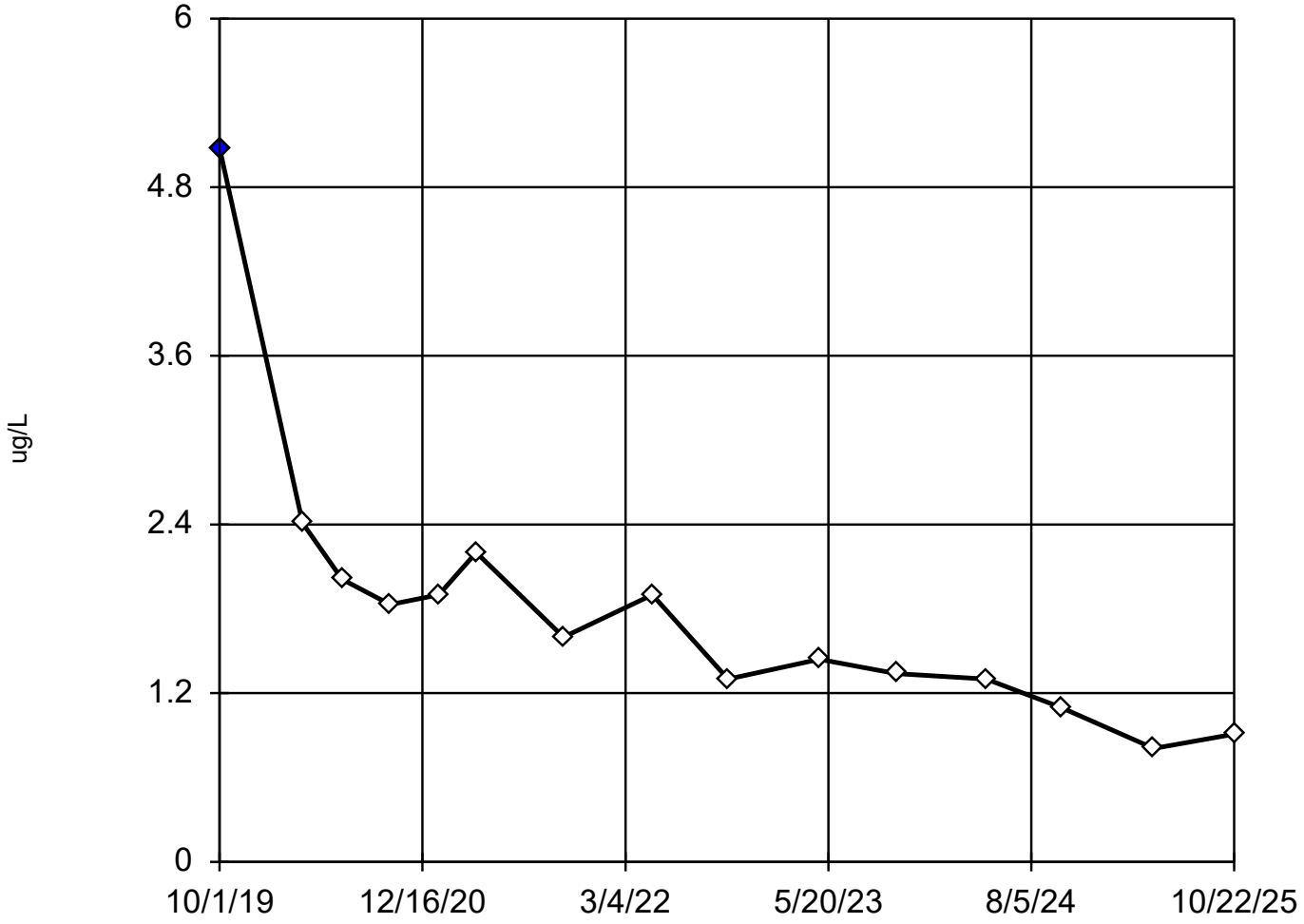

n = 15

Statistical outlier is drawn as solid.
1 value manually flagged as an outlier.
Testing for 1 high outlier.
Mean = 1.808.
Std. Dev. = 1.018.
5.08 (o): c = 0.7236
tabl = 0.525.
Alpha = 0.05.

Normality test used:
Shapiro Wilk@alpha = 0.1
Calculated = 0.9693
Critical = 0.895
The distribution, after removal of suspect value, was found to be normally distributed.

Constituent: Trichloroethene Analysis Run 1/20/2026 11:10 AM View: 06A_MW_Organics_PL

Iowa City Landfill Client: HDR Data: Iowa City Sanitary Landfill

Outlier Analysis

Iowa City Landfill Client: HDR Data: Iowa City Sanitary Landfill Printed 1/20/2026, 11:17 AM

Constituent	Well	Outlier	Value(s)	Date(s)	Method	Alpha	N	Mean	Std. Dev.	Distribution	Normality Test
1,1,1-Trichloroethane (ug/L)	MW-34A (bg)	n/a	n/a	n/a	NP (nrm)	NaN	36	1.311	1.578	unknown	ShapiroWilk
1,1,1-Trichloroethane (ug/L)	MW-1B	n/a	n/a	n/a	NP (nrm)	NaN	37	0.9343	0.2241	unknown	ShapiroWilk
1,1,1-Trichloroethane (ug/L)	MW-5B	n/a	n/a	n/a	NP (nrm)	NaN	30	1.073	0.5722	unknown	ShapiroWilk
1,1,1-Trichloroethane (ug/L)	MW-7B1	n/a	n/a	n/a	NP (nrm)	NaN	30	1.073	0.5722	unknown	ShapiroWilk
1,1,1-Trichloroethane (ug/L)	MW-8B	n/a	n/a	n/a	NP (nrm)	NaN	29	1.076	0.5822	unknown	ShapiroWilk
1,1,1-Trichloroethane (ug/L)	MW-10B	No	n/a	n/a	NP (nrm)	NaN	14	0.8264	0.3449	unknown	ShapiroWilk
1,1,1-Trichloroethane (ug/L)	MW-12B	n/a	n/a	n/a	NP (nrm)	NaN	29	1.103	0.5571	unknown	ShapiroWilk
1,1,1-Trichloroethane (ug/L)	MW-14B	n/a	n/a	n/a	NP (nrm)	NaN	30	1.073	0.5722	unknown	ShapiroWilk
1,1,1-Trichloroethane (ug/L)	MW-17A-00	n/a	n/a	n/a	NP (nrm)	NaN	31	1.071	0.5628	unknown	ShapiroWilk
1,1,1-Trichloroethane (ug/L)	MW-23A	n/a	n/a	n/a	NP (nrm)	NaN	31	1.071	0.5628	unknown	ShapiroWilk
1,1,1-Trichloroethane (ug/L)	MW-24A	n/a	n/a	n/a	NP (nrm)	NaN	29	1.076	0.5822	unknown	ShapiroWilk
1,1,1-Trichloroethane (ug/L)	MW-25A-00	n/a	n/a	n/a	NP (nrm)	NaN	37	1.037	0.5339	unknown	ShapiroWilk
1,1,1-Trichloroethane (ug/L)	MW-29A	n/a	n/a	n/a	NP (nrm)	NaN	38	1.015	0.5443	unknown	ShapiroWilk
1,1,1-Trichloroethane (ug/L)	MW-31B	n/a	n/a	n/a	NP (nrm)	NaN	41	1.014	0.5235	unknown	ShapiroWilk
1,1,1-Trichloroethane (ug/L)	MW-201A	n/a	n/a	n/a	NP (nrm)	NaN	34	1.281	1.645	unknown	ShapiroWilk
1,1,1-Trichloroethane (ug/L)	MW-202A	n/a	n/a	n/a	NP (nrm)	NaN	29	1.179	0.7957	unknown	ShapiroWilk
1,1,1-Trichloroethane (ug/L)	MW-203A	n/a	n/a	n/a	NP (nrm)	NaN	29	1.386	1.756	unknown	ShapiroWilk
1,1,1-Trichloroethane (ug/L)	MW-204A	n/a	n/a	n/a	NP (nrm)	NaN	28	1.185	0.8095	unknown	ShapiroWilk
1,1,1-Trichloroethane (ug/L)	MW-208B	n/a	n/a	n/a	NP (nrm)	NaN	27	1.081	0.6038	unknown	ShapiroWilk
1,1,1-Trichloroethane (ug/L)	MW-210B	n/a	n/a	n/a	NP (nrm)	NaN	28	1.185	0.8095	unknown	ShapiroWilk
1,1,1-Trichloroethane (ug/L)	MW-215A	n/a	n/a	n/a	NP (nrm)	NaN	27	1.414	1.819	unknown	ShapiroWilk
1,1,1-Trichloroethane (ug/L)	MW-214A	n/a	n/a	n/a	NP (nrm)	NaN	28	1.4	1.787	unknown	ShapiroWilk
1,1,1-Trichloroethane (ug/L)	MW-200A	n/a	n/a	n/a	NP (nrm)	NaN	35	1.016	0.5677	unknown	ShapiroWilk
1,1,1-Trichloroethane (ug/L)	MW-205A	n/a	n/a	n/a	NP (nrm)	NaN	27	1.111	0.5774	unknown	ShapiroWilk
1,1,1-Trichloroethane (ug/L)	MW-211B	n/a	n/a	n/a	NP (nrm)	NaN	34	1.017	0.5763	unknown	ShapiroWilk
1,1,1-Trichloroethane (ug/L)	MW-213A	n/a	n/a	n/a	NP (nrm)	NaN	28	1.107	0.5669	unknown	ShapiroWilk
1,1,1-Trichloroethane (ug/L)	MW-310A	n/a	n/a	n/a	NP (nrm)	NaN	17	0.8571	0.3183	unknown	ShapiroWilk
1,1,1-Trichloroethane (ug/L)	MW-312A	n/a	n/a	n/a	NP (nrm)	NaN	16	0.8481	0.3265	unknown	ShapiroWilk
1,1,1-Trichloroethane (ug/L)	MW-38A (bg)	n/a	n/a	n/a	NP (nrm)	NaN	25	0.9676	0.162	unknown	ShapiroWilk
1,1,1-Trichloroethane (ug/L)	MW-39B (bg)	n/a	n/a	n/a	NP (nrm)	NaN	25	0.9676	0.162	unknown	ShapiroWilk
1,1,1-Trichloroethane (ug/L)	MW-216A	n/a	n/a	n/a	NP (nrm)	NaN	31	0.9216	0.2434	unknown	ShapiroWilk
1,1,1-Trichloroethane (ug/L)	MW-217A	n/a	n/a	n/a	NP (nrm)	NaN	31	0.9216	0.2434	unknown	ShapiroWilk
1,1,1-Trichloroethane (ug/L)	MW-218A	n/a	n/a	n/a	NP (nrm)	NaN	31	0.9216	0.2434	unknown	ShapiroWilk
1,1,1-Trichloroethane (ug/L)	MW-219A	n/a	n/a	n/a	NP (nrm)	NaN	31	0.9216	0.2434	unknown	ShapiroWilk
1,1,1-Trichloroethane (ug/L)	MW-220A	n/a	n/a	n/a	NP (nrm)	NaN	31	0.9216	0.2434	unknown	ShapiroWilk
1,1,1-Trichloroethane (ug/L)	MW-18AR	n/a	n/a	n/a	NP (nrm)	NaN	15	0.838	0.3354	unknown	ShapiroWilk
1,1,1-Trichloroethane (ug/L)	MW-408	n/a	n/a	n/a	NP (nrm)	NaN	9	0.73	0.405	unknown	ShapiroWilk
1,1,1-Trichloroethane (ug/L)	MW-410	n/a	n/a	n/a	NP (nrm)	NaN	9	0.73	0.405	unknown	ShapiroWilk
1,1-Dichloroethane (ug/L)	MW-34A (bg)	n/a	n/a	n/a	NP (nrm)	NaN	39	0.98	0.1249	unknown	ShapiroWilk
1,1-Dichloroethane (ug/L)	MW-1B	n/a	n/a	n/a	NP (nrm)	NaN	37	0.9161	0.2445	unknown	ShapiroWilk
1,1-Dichloroethane (ug/L)	MW-5B	n/a	n/a	n/a	NP (nrm)	NaN	30	0.974	0.1424	unknown	ShapiroWilk
1,1-Dichloroethane (ug/L)	MW-7B1	No	n/a	n/a	NP (nrm)	NaN	30	1.488	0.4584	unknown	ShapiroWilk
1,1-Dichloroethane (ug/L)	MW-8B	No	n/a	n/a	EPA 1989	0.05	33	3.479	2.936	ln(x)	ShapiroWilk
1,1-Dichloroethane (ug/L)	MW-10B	No	n/a	n/a	NP (nrm)	NaN	14	0.8329	0.3321	unknown	ShapiroWilk
1,1-Dichloroethane (ug/L)	MW-12B	No	n/a	n/a	NP (nrm)	NaN	33	1.412	0.9122	unknown	ShapiroWilk
1,1-Dichloroethane (ug/L)	MW-14B	No	n/a	n/a	NP (nrm)	NaN	30	0.9267	0.2433	unknown	ShapiroWilk
1,1-Dichloroethane (ug/L)	MW-17A-00	n/a	n/a	n/a	NP (nrm)	NaN	31	0.9748	0.1401	unknown	ShapiroWilk
1,1-Dichloroethane (ug/L)	MW-23A	n/a	n/a	n/a	NP (nrm)	NaN	31	0.9748	0.1401	unknown	ShapiroWilk
1,1-Dichloroethane (ug/L)	MW-24A	n/a	n/a	n/a	NP (nrm)	NaN	29	0.9731	0.1448	unknown	ShapiroWilk
1,1-Dichloroethane (ug/L)	MW-25A-00	n/a	n/a	n/a	NP (nrm)	NaN	37	0.9578	0.1788	unknown	ShapiroWilk

Outlier Analysis

Iowa City Landfill Client: HDR Data: Iowa City Sanitary Landfill Printed 1/20/2026, 11:17 AM

Constituent	Well	Outlier	Value(s)	Date(s)	Method	Alpha	N	Mean	Std. Dev.	Distribution	Normality Test
1,1-Dichloroethane (ug/L)	MW-29A	n/a	n/a	n/a	NP (nrm)	NaN	38	0.9384	0.2132	unknown	ShapiroWilk
1,1-Dichloroethane (ug/L)	MW-31B	n/a	n/a	n/a	NP (nrm)	NaN	41	0.9429	0.2056	unknown	ShapiroWilk
1,1-Dichloroethane (ug/L)	**MW-201A**	**Yes**	**6.37,3.35,1.07,3.32,1.1,2.4...**	**7/7/2009,9/2/2009,1/2/2010,...**	**NP (nrm)**	**NaN**	**34**	**1.283**	**1.111**	**unknown**	**ShapiroWilk**
1,1-Dichloroethane (ug/L)	MW-202A	n/a	n/a	n/a	NP (nrm)	NaN	29	0.9731	0.1448	unknown	ShapiroWilk
1,1-Dichloroethane (ug/L)	MW-203A	n/a	n/a	n/a	NP (nrm)	NaN	29	0.948	0.1944	unknown	ShapiroWilk
1,1-Dichloroethane (ug/L)	MW-204A	n/a	n/a	n/a	NP (nrm)	NaN	28	0.9721	0.1474	unknown	ShapiroWilk
1,1-Dichloroethane (ug/L)	MW-208B	n/a	n/a	n/a	NP (nrm)	NaN	27	0.9711	0.1501	unknown	ShapiroWilk
1,1-Dichloroethane (ug/L)	MW-210B	n/a	n/a	n/a	NP (nrm)	NaN	28	0.9721	0.1474	unknown	ShapiroWilk
1,1-Dichloroethane (ug/L)	MW-215A	n/a	n/a	n/a	NP (nrm)	NaN	27	0.9711	0.1501	unknown	ShapiroWilk
1,1-Dichloroethane (ug/L)	MW-214A	n/a	n/a	n/a	NP (nrm)	NaN	28	0.9721	0.1474	unknown	ShapiroWilk
1,1-Dichloroethane (ug/L)	MW-200A	n/a	n/a	n/a	NP (nrm)	NaN	35	0.9331	0.2215	unknown	ShapiroWilk
1,1-Dichloroethane (ug/L)	MW-205A	No	n/a	n/a	NP (nrm)	NaN	27	1	0	unknown	ShapiroWilk
1,1-Dichloroethane (ug/L)	MW-211B	n/a	n/a	n/a	NP (nrm)	NaN	34	0.9312	0.2246	unknown	ShapiroWilk
1,1-Dichloroethane (ug/L)	MW-213A	No	n/a	n/a	NP (nrm)	NaN	28	1	0	unknown	ShapiroWilk
1,1-Dichloroethane (ug/L)	MW-310A	n/a	n/a	n/a	NP (nrm)	NaN	17	0.8624	0.3065	unknown	ShapiroWilk
1,1-Dichloroethane (ug/L)	MW-312A	n/a	n/a	n/a	NP (nrm)	NaN	16	0.8537	0.3144	unknown	ShapiroWilk
1,1-Dichloroethane (ug/L)	MW-38A (bg)	n/a	n/a	n/a	NP (nrm)	NaN	25	0.9688	0.156	unknown	ShapiroWilk
1,1-Dichloroethane (ug/L)	MW-39B (bg)	n/a	n/a	n/a	NP (nrm)	NaN	25	0.9387	0.2123	unknown	ShapiroWilk
1,1-Dichloroethane (ug/L)	MW-216A	n/a	n/a	n/a	NP (nrm)	NaN	31	0.9245	0.2344	unknown	ShapiroWilk
1,1-Dichloroethane (ug/L)	MW-217A	n/a	n/a	n/a	NP (nrm)	NaN	31	0.9245	0.2344	unknown	ShapiroWilk
1,1-Dichloroethane (ug/L)	MW-218A	n/a	n/a	n/a	NP (nrm)	NaN	31	0.9245	0.2344	unknown	ShapiroWilk
1,1-Dichloroethane (ug/L)	MW-219A	n/a	n/a	n/a	NP (nrm)	NaN	31	0.9245	0.2344	unknown	ShapiroWilk
1,1-Dichloroethane (ug/L)	MW-220A	n/a	n/a	n/a	NP (nrm)	NaN	31	0.9245	0.2344	unknown	ShapiroWilk
1,1-Dichloroethane (ug/L)	MW-18AR	No	n/a	n/a	EPA 1989	0.05	15	0.6905	0.3256	normal	ShapiroWilk
1,1-Dichloroethane (ug/L)	MW-408	n/a	n/a	n/a	NP (nrm)	NaN	9	0.74	0.39	unknown	ShapiroWilk
1,1-Dichloroethane (ug/L)	MW-410	n/a	n/a	n/a	NP (nrm)	NaN	9	0.74	0.39	unknown	ShapiroWilk
1,2-Dichloroethane (ug/L)	MW-34A (bg)	n/a	n/a	n/a	NP (nrm)	NaN	36	0.9831	0.1017	unknown	ShapiroWilk
1,2-Dichloroethane (ug/L)	MW-1B	n/a	n/a	n/a	NP (nrm)	NaN	37	0.9667	0.2493	unknown	ShapiroWilk
1,2-Dichloroethane (ug/L)	MW-5B	n/a	n/a	n/a	NP (nrm)	NaN	30	1.013	0.2171	unknown	ShapiroWilk
1,2-Dichloroethane (ug/L)	MW-7B1	n/a	n/a	n/a	NP (nrm)	NaN	30	1.013	0.2171	unknown	ShapiroWilk
1,2-Dichloroethane (ug/L)	MW-8B	n/a	n/a	n/a	NP (nrm)	NaN	29	0.9577	0.3064	unknown	ShapiroWilk
1,2-Dichloroethane (ug/L)	MW-10B	No	n/a	n/a	NP (nrm)	NaN	14	0.8693	0.2597	unknown	ShapiroWilk
1,2-Dichloroethane (ug/L)	MW-12B	n/a	n/a	n/a	NP (nrm)	NaN	29	1.034	0.1857	unknown	ShapiroWilk
1,2-Dichloroethane (ug/L)	MW-14B	n/a	n/a	n/a	NP (nrm)	NaN	30	0.9797	0.1114	unknown	ShapiroWilk
1,2-Dichloroethane (ug/L)	MW-17A-00	n/a	n/a	n/a	NP (nrm)	NaN	31	0.9864	0.2599	unknown	ShapiroWilk
1,2-Dichloroethane (ug/L)	MW-23A	n/a	n/a	n/a	NP (nrm)	NaN	31	0.9803	0.1096	unknown	ShapiroWilk
1,2-Dichloroethane (ug/L)	MW-24A	n/a	n/a	n/a	NP (nrm)	NaN	29	1.013	0.2209	unknown	ShapiroWilk
1,2-Dichloroethane (ug/L)	MW-25A-00	n/a	n/a	n/a	NP (nrm)	NaN	37	0.9941	0.22	unknown	ShapiroWilk
1,2-Dichloroethane (ug/L)	MW-29A	n/a	n/a	n/a	NP (nrm)	NaN	38	0.9518	0.1667	unknown	ShapiroWilk
1,2-Dichloroethane (ug/L)	MW-31B	n/a	n/a	n/a	NP (nrm)	NaN	41	0.9798	0.2291	unknown	ShapiroWilk
1,2-Dichloroethane (ug/L)	MW-201A	n/a	n/a	n/a	NP (nrm)	NaN	34	0.9756	0.252	unknown	ShapiroWilk
1,2-Dichloroethane (ug/L)	MW-202A	n/a	n/a	n/a	NP (nrm)	NaN	29	1.013	0.2209	unknown	ShapiroWilk
1,2-Dichloroethane (ug/L)	MW-203A	n/a	n/a	n/a	NP (nrm)	NaN	29	0.986	0.2673	unknown	ShapiroWilk
1,2-Dichloroethane (ug/L)	MW-204A	n/a	n/a	n/a	NP (nrm)	NaN	28	0.9133	0.2171	unknown	ShapiroWilk
1,2-Dichloroethane (ug/L)	MW-208B	n/a	n/a	n/a	NP (nrm)	NaN	27	1.014	0.2293	unknown	ShapiroWilk
1,2-Dichloroethane (ug/L)	MW-210B	n/a	n/a	n/a	NP (nrm)	NaN	28	1.014	0.225	unknown	ShapiroWilk
1,2-Dichloroethane (ug/L)	MW-215A	n/a	n/a	n/a	NP (nrm)	NaN	27	0.9774	0.1174	unknown	ShapiroWilk
1,2-Dichloroethane (ug/L)	MW-214A	n/a	n/a	n/a	NP (nrm)	NaN	28	0.9782	0.1153	unknown	ShapiroWilk
1,2-Dichloroethane (ug/L)	MW-200A	n/a	n/a	n/a	NP (nrm)	NaN	35	0.9477	0.1733	unknown	ShapiroWilk
1,2-Dichloroethane (ug/L)	MW-205A	n/a	n/a	n/a	NP (nrm)	NaN	27	0.9789	0.1097	unknown	ShapiroWilk

Outlier Analysis

Iowa City Landfill Client: HDR Data: Iowa City Sanitary Landfill Printed 1/20/2026, 11:17 AM

Constituent	Well	Outlier	Value(s)	Date(s)	Method	Alpha	N	Mean	Std. Dev.	Distribution	Normality Test
1,2-Dichloroethane (ug/L)	MW-211B	n/a	n/a	n/a	NP (nrm)	NaN	34	0.9462	0.1756	unknown	ShapiroWilk
1,2-Dichloroethane (ug/L)	MW-213A	No	n/a	n/a	NP (nrm)	NaN	28	1	0	unknown	ShapiroWilk
1,2-Dichloroethane (ug/L)	MW-310A	n/a	n/a	n/a	NP (nrm)	NaN	17	0.8924	0.2397	unknown	ShapiroWilk
1,2-Dichloroethane (ug/L)	MW-312A	n/a	n/a	n/a	NP (nrm)	NaN	16	0.8856	0.2459	unknown	ShapiroWilk
1,2-Dichloroethane (ug/L)	MW-38A (bg)	n/a	n/a	n/a	NP (nrm)	NaN	25	0.9756	0.122	unknown	ShapiroWilk
1,2-Dichloroethane (ug/L)	MW-39B (bg)	n/a	n/a	n/a	NP (nrm)	NaN	25	0.9756	0.122	unknown	ShapiroWilk
1,2-Dichloroethane (ug/L)	MW-216A	n/a	n/a	n/a	NP (nrm)	NaN	31	0.941	0.1833	unknown	ShapiroWilk
1,2-Dichloroethane (ug/L)	MW-217A	n/a	n/a	n/a	NP (nrm)	NaN	31	0.941	0.1833	unknown	ShapiroWilk
1,2-Dichloroethane (ug/L)	MW-218A	n/a	n/a	n/a	NP (nrm)	NaN	31	0.941	0.1833	unknown	ShapiroWilk
1,2-Dichloroethane (ug/L)	MW-219A	n/a	n/a	n/a	NP (nrm)	NaN	31	0.941	0.1833	unknown	ShapiroWilk
1,2-Dichloroethane (ug/L)	MW-220A	n/a	n/a	n/a	NP (nrm)	NaN	31	0.941	0.1833	unknown	ShapiroWilk
1,2-Dichloroethane (ug/L)	MW-18AR	n/a	n/a	n/a	NP (nrm)	NaN	15	0.878	0.2526	unknown	ShapiroWilk
1,2-Dichloroethane (ug/L)	MW-408	n/a	n/a	n/a	NP (nrm)	NaN	9	0.7967	0.305	unknown	ShapiroWilk
1,2-Dichloroethane (ug/L)	MW-410	n/a	n/a	n/a	NP (nrm)	NaN	9	0.7967	0.305	unknown	ShapiroWilk
1,2-Dichloropropane (ug/L)	MW-34A (bg)	n/a	n/a	n/a	NP (nrm)	NaN	36	0.9797	0.1217	unknown	ShapiroWilk
1,2-Dichloropropane (ug/L)	MW-1B	n/a	n/a	n/a	NP (nrm)	NaN	37	0.9408	0.202	unknown	ShapiroWilk
1,2-Dichloropropane (ug/L)	MW-5B	n/a	n/a	n/a	NP (nrm)	NaN	30	0.9757	0.1333	unknown	ShapiroWilk
1,2-Dichloropropane (ug/L)	MW-7B1	n/a	n/a	n/a	NP (nrm)	NaN	30	0.9757	0.1333	unknown	ShapiroWilk
1,2-Dichloropropane (ug/L)	MW-8B	n/a	n/a	n/a	NP (nrm)	NaN	29	0.9748	0.1356	unknown	ShapiroWilk
1,2-Dichloropropane (ug/L)	MW-10B	No	n/a	n/a	NP (nrm)	NaN	14	0.8436	0.3108	unknown	ShapiroWilk
1,2-Dichloropropane (ug/L)	MW-12B	No	n/a	n/a	NP (nrm)	NaN	29	1	0	unknown	ShapiroWilk
1,2-Dichloropropane (ug/L)	MW-14B	n/a	n/a	n/a	NP (nrm)	NaN	30	0.9757	0.1333	unknown	ShapiroWilk
1,2-Dichloropropane (ug/L)	MW-17A-00	n/a	n/a	n/a	NP (nrm)	NaN	31	1.009	0.2259	unknown	ShapiroWilk
1,2-Dichloropropane (ug/L)	MW-23A	n/a	n/a	n/a	NP (nrm)	NaN	31	0.9765	0.1311	unknown	ShapiroWilk
1,2-Dichloropropane (ug/L)	MW-24A	n/a	n/a	n/a	NP (nrm)	NaN	29	0.9748	0.1356	unknown	ShapiroWilk
1,2-Dichloropropane (ug/L)	MW-25A-00	n/a	n/a	n/a	NP (nrm)	NaN	37	0.9605	0.1673	unknown	ShapiroWilk
1,2-Dichloropropane (ug/L)	MW-29A	n/a	n/a	n/a	NP (nrm)	NaN	38	0.9424	0.1995	unknown	ShapiroWilk
1,2-Dichloropropane (ug/L)	MW-31B	n/a	n/a	n/a	NP (nrm)	NaN	41	0.9466	0.1925	unknown	ShapiroWilk
1,2-Dichloropropane (ug/L)	MW-201A	n/a	n/a	n/a	NP (nrm)	NaN	34	0.9356	0.2102	unknown	ShapiroWilk
1,2-Dichloropropane (ug/L)	MW-202A	n/a	n/a	n/a	NP (nrm)	NaN	29	0.9748	0.1356	unknown	ShapiroWilk
1,2-Dichloropropane (ug/L)	MW-203A	n/a	n/a	n/a	NP (nrm)	NaN	29	0.9748	0.1356	unknown	ShapiroWilk
1,2-Dichloropropane (ug/L)	MW-204A	n/a	n/a	n/a	NP (nrm)	NaN	28	1.026	0.246	unknown	ShapiroWilk
1,2-Dichloropropane (ug/L)	MW-208B	n/a	n/a	n/a	NP (nrm)	NaN	27	0.973	0.1405	unknown	ShapiroWilk
1,2-Dichloropropane (ug/L)	MW-210B	n/a	n/a	n/a	NP (nrm)	NaN	28	0.9739	0.138	unknown	ShapiroWilk
1,2-Dichloropropane (ug/L)	MW-215A	n/a	n/a	n/a	NP (nrm)	NaN	27	0.973	0.1405	unknown	ShapiroWilk
1,2-Dichloropropane (ug/L)	MW-214A	n/a	n/a	n/a	NP (nrm)	NaN	28	0.9739	0.138	unknown	ShapiroWilk
1,2-Dichloropropane (ug/L)	MW-200A	n/a	n/a	n/a	NP (nrm)	NaN	35	0.9374	0.2073	unknown	ShapiroWilk
1,2-Dichloropropane (ug/L)	MW-205A	No	n/a	n/a	NP (nrm)	NaN	27	1	0	unknown	ShapiroWilk
1,2-Dichloropropane (ug/L)	MW-211B	n/a	n/a	n/a	NP (nrm)	NaN	34	0.9356	0.2102	unknown	ShapiroWilk
1,2-Dichloropropane (ug/L)	MW-213A	No	n/a	n/a	NP (nrm)	NaN	28	1	0	unknown	ShapiroWilk
1,2-Dichloropropane (ug/L)	MW-310A	n/a	n/a	n/a	NP (nrm)	NaN	17	0.8712	0.2869	unknown	ShapiroWilk
1,2-Dichloropropane (ug/L)	MW-312A	n/a	n/a	n/a	NP (nrm)	NaN	16	0.8631	0.2943	unknown	ShapiroWilk
1,2-Dichloropropane (ug/L)	MW-38A (bg)	n/a	n/a	n/a	NP (nrm)	NaN	25	0.9708	0.146	unknown	ShapiroWilk
1,2-Dichloropropane (ug/L)	MW-39B (bg)	n/a	n/a	n/a	NP (nrm)	NaN	25	0.9708	0.146	unknown	ShapiroWilk
1,2-Dichloropropane (ug/L)	MW-216A	n/a	n/a	n/a	NP (nrm)	NaN	31	0.9294	0.2194	unknown	ShapiroWilk
1,2-Dichloropropane (ug/L)	MW-217A	n/a	n/a	n/a	NP (nrm)	NaN	31	0.9294	0.2194	unknown	ShapiroWilk
1,2-Dichloropropane (ug/L)	MW-218A	n/a	n/a	n/a	NP (nrm)	NaN	31	0.9294	0.2194	unknown	ShapiroWilk
1,2-Dichloropropane (ug/L)	MW-219A	n/a	n/a	n/a	NP (nrm)	NaN	31	0.9294	0.2194	unknown	ShapiroWilk
1,2-Dichloropropane (ug/L)	MW-220A	n/a	n/a	n/a	NP (nrm)	NaN	31	0.9294	0.2194	unknown	ShapiroWilk
1,2-Dichloropropane (ug/L)	MW-18AR	n/a	n/a	n/a	NP (nrm)	NaN	15	0.854	0.3022	unknown	ShapiroWilk

Outlier Analysis

Iowa City Landfill Client: HDR Data: Iowa City Sanitary Landfill Printed 1/20/2026, 11:17 AM

Constituent	Well	Outlier	Value(s)	Date(s)	Method	Alpha	N	Mean	Std. Dev.	Distribution	Normality Test
1,2-Dichloropropane (ug/L)	MW-408	n/a	n/a	n/a	NP (nrm)	NaN	9	0.7567	0.365	unknown	ShapiroWilk
1,2-Dichloropropane (ug/L)	MW-410	n/a	n/a	n/a	NP (nrm)	NaN	9	0.7567	0.365	unknown	ShapiroWilk
2,4,5-TP [Silvex] (ug/L)	MW-34A (bg)	n/a	n/a	n/a	NP (nrm)	NaN	10	0.536	0.3627	unknown	ShapiroWilk
2,4,5-TP [Silvex] (ug/L)	MW-1B	No	n/a	n/a	EPA 1989	0.05	5	0.5567	0.4617	normal	ShapiroWilk
2,4,5-TP [Silvex] (ug/L)	MW-5B	No	n/a	n/a	EPA 1989	0.05	5	0.5588	0.4668	normal	ShapiroWilk
2,4,5-TP [Silvex] (ug/L)	MW-7B1	No	n/a	n/a	EPA 1989	0.05	5	0.5529	0.4591	normal	ShapiroWilk
2,4,5-TP [Silvex] (ug/L)	MW-8B	No	n/a	n/a	EPA 1989	0.05	5	0.561	0.4662	normal	ShapiroWilk
2,4,5-TP [Silvex] (ug/L)	MW-12B	No	n/a	n/a	EPA 1989	0.05	4	0.46	0.4431	normal	ShapiroWilk
2,4,5-TP [Silvex] (ug/L)	MW-14B	No	n/a	n/a	EPA 1989	0.05	5	0.5568	0.4646	normal	ShapiroWilk
2,4,5-TP [Silvex] (ug/L)	MW-17A-00	No	n/a	n/a	EPA 1989	0.05	5	0.5567	0.4644	normal	ShapiroWilk
2,4,5-TP [Silvex] (ug/L)	MW-23A	No	n/a	n/a	EPA 1989	0.05	5	0.6187	0.5526	normal	ShapiroWilk
2,4,5-TP [Silvex] (ug/L)	MW-24A	No	n/a	n/a	EPA 1989	0.05	5	0.573	0.4849	normal	ShapiroWilk
2,4,5-TP [Silvex] (ug/L)	MW-25A-00	No	n/a	n/a	EPA 1989	0.05	5	0.5688	0.4797	normal	ShapiroWilk
2,4,5-TP [Silvex] (ug/L)	MW-29A	No	n/a	n/a	EPA 1989	0.05	6	0.4826	0.4609	normal	ShapiroWilk
2,4,5-TP [Silvex] (ug/L)	MW-31B	No	n/a	n/a	EPA 1989	0.05	5	0.5586	0.4761	normal	ShapiroWilk
2,4,5-TP [Silvex] (ug/L)	MW-201A	No	n/a	n/a	NP (n)	NaN	4	0.6586	0.4972	unknown	ShapiroWilk
2,4,5-TP [Silvex] (ug/L)	MW-202A	No	n/a	n/a	NP (n)	NaN	4	0.6486	0.4868	unknown	ShapiroWilk
2,4,5-TP [Silvex] (ug/L)	MW-203A	No	n/a	n/a	Dixon`s	0.05	4	0.6509	0.4902	normal	ShapiroWilk
2,4,5-TP [Silvex] (ug/L)	MW-204A	No	n/a	n/a	NP (n)	NaN	4	0.6459	0.4844	unknown	ShapiroWilk
2,4,5-TP [Silvex] (ug/L)	MW-208B	No	n/a	n/a	EPA 1989	0.05	4	3.211	5.016	ln(x)	ShapiroWilk
2,4,5-TP [Silvex] (ug/L)	MW-210B	No	n/a	n/a	NP (n)	NaN	4	0.633	0.4829	unknown	ShapiroWilk
2,4,5-TP [Silvex] (ug/L)	MW-215A	No	n/a	n/a	NP (n)	NaN	4	0.6458	0.4846	unknown	ShapiroWilk
2,4,5-TP [Silvex] (ug/L)	MW-214A	No	n/a	n/a	NP (n)	NaN	4	0.6411	0.4789	unknown	ShapiroWilk
2,4-Dimethylphenol (ug/L)	MW-1B	No	n/a	n/a	NP (nrm)	NaN	5	8.201	4.25	unknown	ShapiroWilk
2,4-Dimethylphenol (ug/L)	**MW-5B**	**Yes**	**0.604**	**5/6/2025**	**Dixon`s**	**0.05**	**5**	**8.261**	**4.284**	**normal**	**ShapiroWilk**
2,4-Dimethylphenol (ug/L)	MW-7B1	No	n/a	n/a	NP (nrm)	NaN	5	8.201	4.25	unknown	ShapiroWilk
2,4-Dimethylphenol (ug/L)	MW-8B	No	n/a	n/a	NP (nrm)	NaN	5	8.161	4.225	unknown	ShapiroWilk
2,4-Dimethylphenol (ug/L)	MW-12B	No	n/a	n/a	EPA 1989	0.05	4	9.75	1.258	normal	ShapiroWilk
2,4-Dimethylphenol (ug/L)	MW-14B	No	n/a	n/a	Dixon`s	0.05	5	10.22	6.859	normal	ShapiroWilk
2,4-Dimethylphenol (ug/L)	MW-17A-00	No	n/a	n/a	NP (nrm)	NaN	5	8.281	4.296	unknown	ShapiroWilk
2,4-Dimethylphenol (ug/L)	MW-23A	No	n/a	n/a	NP (nrm)	NaN	5	8.274	4.321	unknown	ShapiroWilk
2,4-Dimethylphenol (ug/L)	**MW-24A**	**Yes**	**0.592**	**5/7/2025**	**Dixon`s**	**0.05**	**5**	**8.278**	**4.302**	**normal**	**ShapiroWilk**
2,4-Dimethylphenol (ug/L)	MW-25A-00	No	n/a	n/a	NP (nrm)	NaN	5	8.323	4.315	unknown	ShapiroWilk
2,4-Dimethylphenol (ug/L)	**MW-29A**	**Yes**	**0.592**	**5/5/2025**	**Dixon`s**	**0.05**	**5**	**8.198**	**4.254**	**normal**	**ShapiroWilk**
2,4-Dimethylphenol (ug/L)	**MW-31B**	**Yes**	**0.617**	**5/7/2025**	**Dixon`s**	**0.05**	**5**	**8.343**	**4.332**	**normal**	**ShapiroWilk**
2,4-Dimethylphenol (ug/L)	**MW-201A**	**Yes**	**0.604**	**5/6/2025**	**Dixon`s**	**0.05**	**4**	**7.951**	**4.909**	**normal**	**ShapiroWilk**
2,4-Dimethylphenol (ug/L)	**MW-202A**	**Yes**	**0.604**	**4/23/2025**	**Dixon`s**	**0.05**	**4**	**7.901**	**4.871**	**normal**	**ShapiroWilk**
2,4-Dimethylphenol (ug/L)	MW-203A	No	n/a	n/a	NP (nrm)	NaN	4	7.904	4.864	unknown	ShapiroWilk
2,4-Dimethylphenol (ug/L)	**MW-204A**	**Yes**	**0.604**	**4/24/2025**	**Dixon`s**	**0.05**	**4**	**7.751**	**4.766**	**normal**	**ShapiroWilk**
2,4-Dimethylphenol (ug/L)	**MW-208B**	**Yes**	**0.592**	**4/25/2025**	**Dixon`s**	**0.05**	**4**	**7.973**	**4.934**	**normal**	**ShapiroWilk**
2,4-Dimethylphenol (ug/L)	MW-210B	No	n/a	n/a	NP (nrm)	NaN	4	7.745	4.78	unknown	ShapiroWilk
2,4-Dimethylphenol (ug/L)	**MW-215A**	**Yes**	**0.617**	**5/7/2025**	**Dixon`s**	**0.05**	**4**	**7.779**	**4.778**	**normal**	**ShapiroWilk**
2,4-Dimethylphenol (ug/L)	**MW-214A**	**Yes**	**0.604**	**4/23/2025**	**Dixon`s**	**0.05**	**4**	**8.026**	**4.969**	**normal**	**ShapiroWilk**
2,4-Dimethylphenol (ug/L)	**MW-219A**	**Yes**	**443**	**7/10/2013**	**Dixon`s**	**0.05**	**6**	**82.38**	**176.7**	**normal**	**ShapiroWilk**
2-Butanone [MEK] (ug/L)	MW-34A (bg)	n/a	n/a	n/a	NP (nrm)	NaN	36	9.642	1.538	unknown	ShapiroWilk
2-Butanone [MEK] (ug/L)	MW-1B	n/a	n/a	n/a	NP (nrm)	NaN	37	9.089	2.395	unknown	ShapiroWilk
2-Butanone [MEK] (ug/L)	MW-5B	n/a	n/a	n/a	NP (nrm)	NaN	30	9.57	1.68	unknown	ShapiroWilk
2-Butanone [MEK] (ug/L)	MW-7B1	n/a	n/a	n/a	NP (nrm)	NaN	30	9.57	1.68	unknown	ShapiroWilk
2-Butanone [MEK] (ug/L)	MW-8B	n/a	n/a	n/a	NP (nrm)	NaN	29	9.555	1.708	unknown	ShapiroWilk
2-Butanone [MEK] (ug/L)	MW-10B	No	n/a	n/a	NP (nrm)	NaN	14	7.95	3.435	unknown	ShapiroWilk

Outlier Analysis

Iowa City Landfill Client: HDR Data: Iowa City Sanitary Landfill Printed 1/20/2026, 11:17 AM

Constituent	Well	Outlier	Value(s)	Date(s)	Method	Alpha	N	Mean	Std. Dev.	Distribution	Normality Test
2-Butanone [MEK] (ug/L)	MW-12B	n/a	n/a	n/a	NP (nrm)	NaN	29	9.655	1.289	unknown	ShapiroWilk
2-Butanone [MEK] (ug/L)	MW-14B	n/a	n/a	n/a	NP (nrm)	NaN	30	9.57	1.68	unknown	ShapiroWilk
2-Butanone [MEK] (ug/L)	MW-17A-00	n/a	n/a	n/a	NP (nrm)	NaN	31	9.584	1.654	unknown	ShapiroWilk
2-Butanone [MEK] (ug/L)	MW-23A	n/a	n/a	n/a	NP (nrm)	NaN	31	9.584	1.654	unknown	ShapiroWilk
2-Butanone [MEK] (ug/L)	MW-24A	n/a	n/a	n/a	NP (nrm)	NaN	29	9.555	1.708	unknown	ShapiroWilk
2-Butanone [MEK] (ug/L)	MW-25A-00	n/a	n/a	n/a	NP (nrm)	NaN	37	9.303	2.087	unknown	ShapiroWilk
2-Butanone [MEK] (ug/L)	MW-29A	n/a	n/a	n/a	NP (nrm)	NaN	38	9.113	2.367	unknown	ShapiroWilk
2-Butanone [MEK] (ug/L)	MW-31B	n/a	n/a	n/a	NP (nrm)	NaN	41	9.178	2.289	unknown	ShapiroWilk
2-Butanone [MEK] (ug/L)	MW-201A	n/a	n/a	n/a	NP (nrm)	NaN	34	9.009	2.485	unknown	ShapiroWilk
2-Butanone [MEK] (ug/L)	MW-202A	n/a	n/a	n/a	NP (nrm)	NaN	29	9.555	1.708	unknown	ShapiroWilk
2-Butanone [MEK] (ug/L)	MW-203A	n/a	n/a	n/a	NP (nrm)	NaN	29	9.555	1.708	unknown	ShapiroWilk
2-Butanone [MEK] (ug/L)	MW-204A	n/a	n/a	n/a	NP (nrm)	NaN	28	9.539	1.737	unknown	ShapiroWilk
2-Butanone [MEK] (ug/L)	MW-208B	n/a	n/a	n/a	NP (nrm)	NaN	27	9.522	1.768	unknown	ShapiroWilk
2-Butanone [MEK] (ug/L)	MW-210B	n/a	n/a	n/a	NP (nrm)	NaN	28	9.539	1.737	unknown	ShapiroWilk
2-Butanone [MEK] (ug/L)	MW-215A	n/a	n/a	n/a	NP (nrm)	NaN	27	9.522	1.768	unknown	ShapiroWilk
2-Butanone [MEK] (ug/L)	MW-214A	n/a	n/a	n/a	NP (nrm)	NaN	28	9.539	1.737	unknown	ShapiroWilk
2-Butanone [MEK] (ug/L)	MW-200A	n/a	n/a	n/a	NP (nrm)	NaN	35	9.037	2.454	unknown	ShapiroWilk
2-Butanone [MEK] (ug/L)	MW-205A	n/a	n/a	n/a	NP (nrm)	NaN	27	9.63	1.334	unknown	ShapiroWilk
2-Butanone [MEK] (ug/L)	MW-211B	n/a	n/a	n/a	NP (nrm)	NaN	34	9.009	2.485	unknown	ShapiroWilk
2-Butanone [MEK] (ug/L)	MW-213A	n/a	n/a	n/a	NP (nrm)	NaN	28	9.643	1.311	unknown	ShapiroWilk
2-Butanone [MEK] (ug/L)	MW-310A	No	n/a	n/a	NP (nrm)	NaN	17	8.312	3.199	unknown	ShapiroWilk
2-Butanone [MEK] (ug/L)	MW-312A	No	n/a	n/a	NP (nrm)	NaN	16	8.206	3.274	unknown	ShapiroWilk
2-Butanone [MEK] (ug/L)	MW-38A (bg)	n/a	n/a	n/a	NP (nrm)	NaN	25	9.484	1.834	unknown	ShapiroWilk
2-Butanone [MEK] (ug/L)	MW-39B (bg)	n/a	n/a	n/a	NP (nrm)	NaN	25	9.484	1.834	unknown	ShapiroWilk
2-Butanone [MEK] (ug/L)	MW-216A	n/a	n/a	n/a	NP (nrm)	NaN	31	8.965	2.624	unknown	ShapiroWilk
2-Butanone [MEK] (ug/L)	MW-217A	n/a	n/a	n/a	NP (nrm)	NaN	31	8.913	2.586	unknown	ShapiroWilk
2-Butanone [MEK] (ug/L)	MW-218A	n/a	n/a	n/a	NP (nrm)	NaN	31	8.913	2.586	unknown	ShapiroWilk
2-Butanone [MEK] (ug/L)	MW-219A	n/a	n/a	n/a	NP (nrm)	NaN	31	8.913	2.586	unknown	ShapiroWilk
2-Butanone [MEK] (ug/L)	MW-220A	n/a	n/a	n/a	NP (nrm)	NaN	31	8.913	2.586	unknown	ShapiroWilk
2-Butanone [MEK] (ug/L)	MW-18AR	n/a	n/a	n/a	NP (nrm)	NaN	15	7.42	3.406	unknown	ShapiroWilk
2-Butanone [MEK] (ug/L)	MW-408	n/a	n/a	n/a	NP (nrm)	NaN	9	6.811	3.884	unknown	ShapiroWilk
2-Butanone [MEK] (ug/L)	MW-410	n/a	n/a	n/a	NP (nrm)	NaN	9	6.811	3.884	unknown	ShapiroWilk
2-Methylnaphthalene (ug/L)	MW-1B	No	n/a	n/a	NP (nrm)	NaN	5	8.203	4.245	unknown	ShapiroWilk
2-Methylnaphthalene (ug/L)	**MW-5B**	**Yes**	**0.615**	**5/6/2025**	**Dixon`s**	**0.05**	**5**	**8.263**	**4.279**	**normal**	**ShapiroWilk**
2-Methylnaphthalene (ug/L)	MW-7B1	No	n/a	n/a	NP (nrm)	NaN	5	8.203	4.245	unknown	ShapiroWilk
2-Methylnaphthalene (ug/L)	MW-8B	No	n/a	n/a	NP (nrm)	NaN	5	8.163	4.22	unknown	ShapiroWilk
2-Methylnaphthalene (ug/L)	MW-12B	No	n/a	n/a	EPA 1989	0.05	4	9.75	1.258	normal	ShapiroWilk
2-Methylnaphthalene (ug/L)	MW-14B	No	n/a	n/a	Dixon`s	0.05	5	10.22	6.855	normal	ShapiroWilk
2-Methylnaphthalene (ug/L)	MW-17A-00	No	n/a	n/a	NP (nrm)	NaN	5	8.283	4.291	unknown	ShapiroWilk
2-Methylnaphthalene (ug/L)	MW-23A	No	n/a	n/a	NP (nrm)	NaN	5	8.276	4.317	unknown	ShapiroWilk
2-Methylnaphthalene (ug/L)	**MW-24A**	**Yes**	**0.602**	**5/7/2025**	**Dixon`s**	**0.05**	**5**	**8.28**	**4.298**	**normal**	**ShapiroWilk**
2-Methylnaphthalene (ug/L)	MW-25A-00	No	n/a	n/a	NP (nrm)	NaN	5	8.326	4.31	unknown	ShapiroWilk
2-Methylnaphthalene (ug/L)	**MW-29A**	**Yes**	**0.602**	**5/5/2025**	**Dixon`s**	**0.05**	**5**	**8.2**	**4.249**	**normal**	**ShapiroWilk**
2-Methylnaphthalene (ug/L)	**MW-31B**	**Yes**	**0.628**	**5/7/2025**	**Dixon`s**	**0.05**	**5**	**8.346**	**4.327**	**normal**	**ShapiroWilk**
2-Methylnaphthalene (ug/L)	**MW-201A**	**Yes**	**0.615**	**5/6/2025**	**Dixon`s**	**0.05**	**4**	**7.954**	**4.903**	**normal**	**ShapiroWilk**
2-Methylnaphthalene (ug/L)	**MW-202A**	**Yes**	**0.615**	**4/23/2025**	**Dixon`s**	**0.05**	**4**	**7.904**	**4.866**	**normal**	**ShapiroWilk**
2-Methylnaphthalene (ug/L)	MW-203A	No	n/a	n/a	NP (nrm)	NaN	4	7.907	4.858	unknown	ShapiroWilk
2-Methylnaphthalene (ug/L)	**MW-204A**	**Yes**	**0.615**	**4/24/2025**	**Dixon`s**	**0.05**	**4**	**7.754**	**4.761**	**normal**	**ShapiroWilk**
2-Methylnaphthalene (ug/L)	**MW-208B**	**Yes**	**0.602**	**4/25/2025**	**Dixon`s**	**0.05**	**4**	**7.975**	**4.929**	**normal**	**ShapiroWilk**
2-Methylnaphthalene (ug/L)	MW-210B	No	n/a	n/a	NP (nrm)	NaN	4	7.747	4.775	unknown	ShapiroWilk

Outlier Analysis

Iowa City Landfill Client: HDR Data: Iowa City Sanitary Landfill Printed 1/20/2026, 11:17 AM

Constituent	Well	Outlier	Value(s)	Date(s)	Method	Alpha	N	Mean	Std. Dev.	Distribution	Normality Test
2-Methylnaphthalene (ug/L)	**MW-215A**	**Yes**	**0.628**	**5/7/2025**	**Dixon`s**	**0.05**	**4**	**7.782**	**4.772**	**normal**	**ShapiroWilk**
2-Methylnaphthalene (ug/L)	**MW-214A**	**Yes**	**0.615**	**4/23/2025**	**Dixon`s**	**0.05**	**4**	**8.029**	**4.963**	**normal**	**ShapiroWilk**
2-Methylnaphthalene (ug/L)	**MW-219A**	**Yes**	**156**	**7/10/2013**	**Dixon`s**	**0.05**	**6**	**34.55**	**59.5**	**normal**	**ShapiroWilk**
2-Methylphenol (ug/L)	MW-1B	No	n/a	n/a	NP (nrm)	NaN	5	8.215	4.218	unknown	ShapiroWilk
2-Methylphenol (ug/L)	**MW-5B**	**Yes**	**0.677**	**5/6/2025**	**Dixon`s**	**0.05**	**5**	**8.275**	**4.251**	**normal**	**ShapiroWilk**
2-Methylphenol (ug/L)	MW-7B1	No	n/a	n/a	NP (nrm)	NaN	5	8.215	4.218	unknown	ShapiroWilk
2-Methylphenol (ug/L)	MW-8B	No	n/a	n/a	NP (nrm)	NaN	5	8.175	4.193	unknown	ShapiroWilk
2-Methylphenol (ug/L)	MW-12B	No	n/a	n/a	EPA 1989	0.05	4	9.75	1.258	normal	ShapiroWilk
2-Methylphenol (ug/L)	MW-14B	No	n/a	n/a	Dixon`s	0.05	5	10.24	6.833	normal	ShapiroWilk
2-Methylphenol (ug/L)	MW-17A-00	No	n/a	n/a	NP (nrm)	NaN	5	8.295	4.264	unknown	ShapiroWilk
2-Methylphenol (ug/L)	MW-23A	No	n/a	n/a	NP (nrm)	NaN	5	8.287	4.291	unknown	ShapiroWilk
2-Methylphenol (ug/L)	**MW-24A**	**Yes**	**0.663**	**5/7/2025**	**Dixon`s**	**0.05**	**5**	**8.293**	**4.27**	**normal**	**ShapiroWilk**
2-Methylphenol (ug/L)	MW-25A-00	No	n/a	n/a	NP (nrm)	NaN	5	8.338	4.282	unknown	ShapiroWilk
2-Methylphenol (ug/L)	**MW-29A**	**Yes**	**0.663**	**5/5/2025**	**Dixon`s**	**0.05**	**5**	**8.213**	**4.222**	**normal**	**ShapiroWilk**
2-Methylphenol (ug/L)	**MW-31B**	**Yes**	**0.691**	**5/7/2025**	**Dixon`s**	**0.05**	**5**	**8.358**	**4.299**	**normal**	**ShapiroWilk**
2-Methylphenol (ug/L)	**MW-201A**	**Yes**	**0.677**	**5/6/2025**	**Dixon`s**	**0.05**	**4**	**7.969**	**4.872**	**normal**	**ShapiroWilk**
2-Methylphenol (ug/L)	**MW-202A**	**Yes**	**0.677**	**4/23/2025**	**Dixon`s**	**0.05**	**4**	**7.919**	**4.835**	**normal**	**ShapiroWilk**
2-Methylphenol (ug/L)	MW-203A	No	n/a	n/a	NP (nrm)	NaN	4	7.923	4.827	unknown	ShapiroWilk
2-Methylphenol (ug/L)	**MW-204A**	**Yes**	**0.677**	**4/24/2025**	**Dixon`s**	**0.05**	**4**	**7.769**	**4.73**	**normal**	**ShapiroWilk**
2-Methylphenol (ug/L)	**MW-208B**	**Yes**	**0.663**	**4/25/2025**	**Dixon`s**	**0.05**	**4**	**7.991**	**4.899**	**normal**	**ShapiroWilk**
2-Methylphenol (ug/L)	MW-210B	No	n/a	n/a	NP (nrm)	NaN	4	7.762	4.745	unknown	ShapiroWilk
2-Methylphenol (ug/L)	**MW-215A**	**Yes**	**0.691**	**5/7/2025**	**Dixon`s**	**0.05**	**4**	**7.798**	**4.741**	**normal**	**ShapiroWilk**
2-Methylphenol (ug/L)	**MW-214A**	**Yes**	**0.677**	**4/23/2025**	**Dixon`s**	**0.05**	**4**	**8.044**	**4.932**	**normal**	**ShapiroWilk**
2-Methylphenol (ug/L)	**MW-219A**	**Yes**	**1780**	**7/10/2013**	**Dixon`s**	**0.05**	**6**	**305.2**	**722.5**	**normal**	**ShapiroWilk**
4,4`-DDD (ug/L)	MW-1B	No	n/a	n/a	NP (nrm)	NaN	5	0.03038	0.004385	unknown	ShapiroWilk
4,4`-DDD (ug/L)	**MW-5B**	**Yes**	**0.0225**	**5/6/2025**	**Dixon`s**	**0.05**	**5**	**0.03064**	**0.004607**	**normal**	**ShapiroWilk**
4,4`-DDD (ug/L)	MW-7B1	No	n/a	n/a	NP (nrm)	NaN	6	0.0307	0.003856	unknown	ShapiroWilk
4,4`-DDD (ug/L)	MW-8B	No	n/a	n/a	NP (nrm)	NaN	7	0.02687	0.006829	unknown	ShapiroWilk
4,4`-DDD (ug/L)	MW-12B	No	n/a	n/a	NP (nrm)	NaN	4	0.03693	0.008753	unknown	ShapiroWilk
4,4`-DDD (ug/L)	MW-14B	No	n/a	n/a	NP (nrm)	NaN	5	0.03058	0.004538	unknown	ShapiroWilk
4,4`-DDD (ug/L)	**MW-17A-00**	**Yes**	**0.0227**	**4/23/2025**	**Dixon`s**	**0.05**	**5**	**0.03054**	**0.004416**	**normal**	**ShapiroWilk**
4,4`-DDD (ug/L)	MW-23A	No	n/a	n/a	NP (nrm)	NaN	5	0.03068	0.004926	unknown	ShapiroWilk
4,4`-DDD (ug/L)	MW-24A	No	n/a	n/a	NP (nrm)	NaN	5	0.0304	0.004341	unknown	ShapiroWilk
4,4`-DDD (ug/L)	**MW-25A-00**	**Yes**	**0.0226**	**5/8/2025**	**Dixon`s**	**0.05**	**5**	**0.03074**	**0.004655**	**normal**	**ShapiroWilk**
4,4`-DDD (ug/L)	MW-29A	No	n/a	n/a	NP (nrm)	NaN	5	0.03048	0.004571	unknown	ShapiroWilk
4,4`-DDD (ug/L)	**MW-31B**	**Yes**	**0.0224**	**5/7/2025**	**Dixon`s**	**0.05**	**5**	**0.03042**	**0.004505**	**normal**	**ShapiroWilk**
4,4`-DDD (ug/L)	**MW-201A**	**Yes**	**0.0227**	**5/6/2025**	**Dixon`s**	**0.05**	**4**	**0.03043**	**0.005201**	**normal**	**ShapiroWilk**
4,4`-DDD (ug/L)	**MW-202A**	**Yes**	**0.0224**	**4/23/2025**	**Dixon`s**	**0.05**	**4**	**0.03**	**0.005097**	**normal**	**ShapiroWilk**
4,4`-DDD (ug/L)	MW-203A	No	n/a	n/a	NP (nrm)	NaN	4	0.02998	0.004955	unknown	ShapiroWilk
4,4`-DDD (ug/L)	**MW-204A**	**Yes**	**0.023**	**4/24/2025**	**Dixon`s**	**0.05**	**4**	**0.03033**	**0.004915**	**normal**	**ShapiroWilk**
4,4`-DDD (ug/L)	**MW-208B**	**Yes**	**0.0381,0.302,0.0263,0.0032,...**	**10/5/2015,10/15/2014,9/14/2...**	**Dixon`s**	**0.05**	**15**	**0.04789**	**0.07077**	**normal**	**ShapiroWilk**
4,4`-DDD (ug/L)	MW-210B	No	n/a	n/a	NP (nrm)	NaN	4	0.03008	0.005047	unknown	ShapiroWilk
4,4`-DDD (ug/L)	**MW-215A**	**Yes**	**0.0226**	**5/7/2025**	**Dixon`s**	**0.05**	**4**	**0.02998**	**0.004934**	**normal**	**ShapiroWilk**
4,4`-DDD (ug/L)	**MW-214A**	**Yes**	**0.0226**	**4/23/2025**	**Dixon`s**	**0.05**	**4**	**0.0306**	**0.005458**	**normal**	**ShapiroWilk**
4,4`-DDT (ug/L)	MW-1B	No	n/a	n/a	NP (nrm)	NaN	5	0.02948	0.006386	unknown	ShapiroWilk
4,4`-DDT (ug/L)	**MW-5B**	**Yes**	**0.018**	**5/6/2025**	**Dixon`s**	**0.05**	**5**	**0.02974**	**0.006602**	**normal**	**ShapiroWilk**
4,4`-DDT (ug/L)	MW-7B1	No	n/a	n/a	NP (nrm)	NaN	6	0.02993	0.005723	unknown	ShapiroWilk
4,4`-DDT (ug/L)	MW-8B	n/a	n/a	n/a	NP (nrm)	NaN	7	0.03024	0.005245	unknown	ShapiroWilk
4,4`-DDT (ug/L)	MW-12B	No	n/a	n/a	NP (nrm)	NaN	4	0.03693	0.008753	unknown	ShapiroWilk
4,4`-DDT (ug/L)	MW-14B	No	n/a	n/a	NP (nrm)	NaN	5	0.02968	0.006527	unknown	ShapiroWilk

Outlier Analysis

Iowa City Landfill Client: HDR Data: Iowa City Sanitary Landfill Printed 1/20/2026, 11:17 AM

Constituent	Well	Outlier	Value(s)	Date(s)	Method	Alpha	N	Mean	Std. Dev.	Distribution	Normality Test
4,4`-DDT (ug/L)	**MW-17A-00**	**Yes**	**0.0182**	**4/23/2025**	**Dixon`s**	**0.05**	**5**	**0.02964**	**0.006418**	**normal**	**ShapiroWilk**
4,4`-DDT (ug/L)	MW-23A	No	n/a	n/a	NP (nrm)	NaN	5	0.0298	0.006873	unknown	ShapiroWilk
4,4`-DDT (ug/L)	MW-24A	No	n/a	n/a	NP (nrm)	NaN	5	0.02948	0.006386	unknown	ShapiroWilk
4,4`-DDT (ug/L)	**MW-25A-00**	**Yes**	**0.0181**	**5/8/2025**	**Dixon`s**	**0.05**	**5**	**0.02984**	**0.006636**	**normal**	**ShapiroWilk**
4,4`-DDT (ug/L)	MW-29A	No	n/a	n/a	NP (nrm)	NaN	5	0.02958	0.006567	unknown	ShapiroWilk
4,4`-DDT (ug/L)	**MW-31B**	**Yes**	**0.0179**	**5/7/2025**	**Dixon`s**	**0.05**	**5**	**0.02952**	**0.006511**	**normal**	**ShapiroWilk**
4,4`-DDT (ug/L)	**MW-201A**	**Yes**	**0.0181**	**5/6/2025**	**Dixon`s**	**0.05**	**4**	**0.02928**	**0.007485**	**normal**	**ShapiroWilk**
4,4`-DDT (ug/L)	**MW-202A**	**Yes**	**0.0179**	**4/23/2025**	**Dixon`s**	**0.05**	**4**	**0.02888**	**0.007338**	**normal**	**ShapiroWilk**
4,4`-DDT (ug/L)	MW-203A	No	n/a	n/a	NP (nrm)	NaN	4	0.02883	0.007243	unknown	ShapiroWilk
4,4`-DDT (ug/L)	**MW-204A**	**Yes**	**0.0184**	**4/24/2025**	**Dixon`s**	**0.05**	**4**	**0.02918**	**0.007205**	**normal**	**ShapiroWilk**
4,4`-DDT (ug/L)	**MW-208B**	**Yes**	**0.00895,0.00411,0.0696,0.08**	**4/4/2016,4/24/2018,5/1/2023...**	**NP (nrm)**	**NaN**	**20**	**0.03612**	**0.01726**	**unknown**	**ShapiroWilk**
4,4`-DDT (ug/L)	MW-210B	No	n/a	n/a	NP (nrm)	NaN	4	0.02895	0.007278	unknown	ShapiroWilk
4,4`-DDT (ug/L)	**MW-215A**	**Yes**	**0.0181**	**5/7/2025**	**Dixon`s**	**0.05**	**4**	**0.02885**	**0.007179**	**normal**	**ShapiroWilk**
4,4`-DDT (ug/L)	**MW-214A**	**Yes**	**0.0181**	**4/23/2025**	**Dixon`s**	**0.05**	**4**	**0.02948**	**0.007671**	**normal**	**ShapiroWilk**
4-Methyl-2-pentanone [MIBK] (ug/L)	MW-34A (bg)	n/a	n/a	n/a	NP (nrm)	NaN	32	9.441	1.817	unknown	ShapiroWilk
4-Methyl-2-pentanone [MIBK] (ug/L)	MW-1B	n/a	n/a	n/a	NP (nrm)	NaN	37	8.819	2.558	unknown	ShapiroWilk
4-Methyl-2-pentanone [MIBK] (ug/L)	MW-5B	n/a	n/a	n/a	NP (nrm)	NaN	30	9.57	1.68	unknown	ShapiroWilk
4-Methyl-2-pentanone [MIBK] (ug/L)	MW-7B1	n/a	n/a	n/a	NP (nrm)	NaN	30	9.57	1.68	unknown	ShapiroWilk
4-Methyl-2-pentanone [MIBK] (ug/L)	MW-8B	n/a	n/a	n/a	NP (nrm)	NaN	29	9.555	1.708	unknown	ShapiroWilk
4-Methyl-2-pentanone [MIBK] (ug/L)	MW-10B	No	n/a	n/a	NP (nrm)	NaN	14	7.236	3.456	unknown	ShapiroWilk
4-Methyl-2-pentanone [MIBK] (ug/L)	MW-12B	n/a	n/a	n/a	NP (nrm)	NaN	29	9.655	1.289	unknown	ShapiroWilk
4-Methyl-2-pentanone [MIBK] (ug/L)	MW-14B	n/a	n/a	n/a	NP (nrm)	NaN	30	9.57	1.68	unknown	ShapiroWilk
4-Methyl-2-pentanone [MIBK] (ug/L)	MW-17A-00	n/a	n/a	n/a	NP (nrm)	NaN	31	9.584	1.654	unknown	ShapiroWilk
4-Methyl-2-pentanone [MIBK] (ug/L)	MW-23A	n/a	n/a	n/a	NP (nrm)	NaN	31	9.584	1.654	unknown	ShapiroWilk
4-Methyl-2-pentanone [MIBK] (ug/L)	MW-24A	n/a	n/a	n/a	NP (nrm)	NaN	29	9.555	1.708	unknown	ShapiroWilk
4-Methyl-2-pentanone [MIBK] (ug/L)	MW-25A-00	n/a	n/a	n/a	NP (nrm)	NaN	37	9.032	2.298	unknown	ShapiroWilk
4-Methyl-2-pentanone [MIBK] (ug/L)	MW-29A	n/a	n/a	n/a	NP (nrm)	NaN	38	8.85	2.531	unknown	ShapiroWilk
4-Methyl-2-pentanone [MIBK] (ug/L)	MW-31B	n/a	n/a	n/a	NP (nrm)	NaN	41	8.934	2.453	unknown	ShapiroWilk
4-Methyl-2-pentanone [MIBK] (ug/L)	MW-201A	n/a	n/a	n/a	NP (nrm)	NaN	34	8.715	2.646	unknown	ShapiroWilk
4-Methyl-2-pentanone [MIBK] (ug/L)	MW-202A	n/a	n/a	n/a	NP (nrm)	NaN	29	9.555	1.708	unknown	ShapiroWilk
4-Methyl-2-pentanone [MIBK] (ug/L)	MW-203A	n/a	n/a	n/a	NP (nrm)	NaN	29	9.555	1.708	unknown	ShapiroWilk
4-Methyl-2-pentanone [MIBK] (ug/L)	MW-204A	n/a	n/a	n/a	NP (nrm)	NaN	28	9.539	1.737	unknown	ShapiroWilk
4-Methyl-2-pentanone [MIBK] (ug/L)	MW-208B	n/a	n/a	n/a	NP (nrm)	NaN	27	9.522	1.768	unknown	ShapiroWilk
4-Methyl-2-pentanone [MIBK] (ug/L)	MW-210B	n/a	n/a	n/a	NP (nrm)	NaN	28	9.539	1.737	unknown	ShapiroWilk
4-Methyl-2-pentanone [MIBK] (ug/L)	MW-215A	n/a	n/a	n/a	NP (nrm)	NaN	27	9.522	1.768	unknown	ShapiroWilk
4-Methyl-2-pentanone [MIBK] (ug/L)	MW-214A	n/a	n/a	n/a	NP (nrm)	NaN	28	9.539	1.737	unknown	ShapiroWilk
4-Methyl-2-pentanone [MIBK] (ug/L)	MW-200A	n/a	n/a	n/a	NP (nrm)	NaN	35	8.751	2.616	unknown	ShapiroWilk
4-Methyl-2-pentanone [MIBK] (ug/L)	MW-205A	n/a	n/a	n/a	NP (nrm)	NaN	27	9.63	1.334	unknown	ShapiroWilk
4-Methyl-2-pentanone [MIBK] (ug/L)	MW-211B	n/a	n/a	n/a	NP (nrm)	NaN	34	8.715	2.646	unknown	ShapiroWilk
4-Methyl-2-pentanone [MIBK] (ug/L)	MW-213A	n/a	n/a	n/a	NP (nrm)	NaN	28	9.643	1.311	unknown	ShapiroWilk
4-Methyl-2-pentanone [MIBK] (ug/L)	MW-310A	n/a	n/a	n/a	NP (nrm)	NaN	17	7.724	3.299	unknown	ShapiroWilk
4-Methyl-2-pentanone [MIBK] (ug/L)	MW-312A	n/a	n/a	n/a	NP (nrm)	NaN	16	7.581	3.353	unknown	ShapiroWilk
4-Methyl-2-pentanone [MIBK] (ug/L)	MW-38A (bg)	n/a	n/a	n/a	NP (nrm)	NaN	25	9.14	2.44	unknown	ShapiroWilk
4-Methyl-2-pentanone [MIBK] (ug/L)	MW-39B (bg)	n/a	n/a	n/a	NP (nrm)	NaN	25	9.284	2.037	unknown	ShapiroWilk
4-Methyl-2-pentanone [MIBK] (ug/L)	MW-216A	n/a	n/a	n/a	NP (nrm)	NaN	31	8.481	2.951	unknown	ShapiroWilk
4-Methyl-2-pentanone [MIBK] (ug/L)	MW-217A	n/a	n/a	n/a	NP (nrm)	NaN	31	8.481	2.951	unknown	ShapiroWilk
4-Methyl-2-pentanone [MIBK] (ug/L)	MW-218A	n/a	n/a	n/a	NP (nrm)	NaN	31	8.471	2.975	unknown	ShapiroWilk
4-Methyl-2-pentanone [MIBK] (ug/L)	MW-219A	n/a	n/a	n/a	NP (nrm)	NaN	31	8.59	2.742	unknown	ShapiroWilk
4-Methyl-2-pentanone [MIBK] (ug/L)	MW-220A	n/a	n/a	n/a	NP (nrm)	NaN	31	8.59	2.742	unknown	ShapiroWilk
4-Methyl-2-pentanone [MIBK] (ug/L)	MW-18AR	n/a	n/a	n/a	NP (nrm)	NaN	15	6.753	3.318	unknown	ShapiroWilk

Outlier Analysis

Iowa City Landfill Client: HDR Data: Iowa City Sanitary Landfill Printed 1/20/2026, 11:17 AM

Constituent	Well	Outlier	Value(s)	Date(s)	Method	Alpha	N	Mean	Std. Dev.	Distribution	Normality Test
4-Methyl-2-pentanone [MIBK] (ug/L)	MW-408	n/a	n/a	n/a	NP (nrm)	NaN	9	5.7	3.461	unknown	ShapiroWilk
4-Methyl-2-pentanone [MIBK] (ug/L)	MW-410	No	n/a	n/a	EPA 1989	0.05	9	5.267	3.788	ln(x)	ShapiroWilk
Acetone (ug/L)	MW-34A (bg)	n/a	n/a	n/a	NP (nrm)	NaN	36	9.808	1.15	unknown	ShapiroWilk
Acetone (ug/L)	MW-1B	n/a	n/a	n/a	NP (nrm)	NaN	37	9.084	2.354	unknown	ShapiroWilk
Acetone (ug/L)	MW-5B	No	n/a	n/a	NP (nrm)	NaN	30	8.308	3.034	unknown	ShapiroWilk
Acetone (ug/L)	MW-7B1	n/a	n/a	n/a	NP (nrm)	NaN	30	9.125	2.29	unknown	ShapiroWilk
Acetone (ug/L)	MW-8B	n/a	n/a	n/a	NP (nrm)	NaN	29	9.623	4.647	unknown	ShapiroWilk
Acetone (ug/L)	MW-10B	No	n/a	n/a	NP (nrm)	NaN	14	8.521	2.938	unknown	ShapiroWilk
Acetone (ug/L)	MW-12B	n/a	n/a	n/a	NP (nrm)	NaN	29	9.339	2.006	unknown	ShapiroWilk
Acetone (ug/L)	MW-14B	n/a	n/a	n/a	NP (nrm)	NaN	30	8.783	2.773	unknown	ShapiroWilk
Acetone (ug/L)	MW-17A-00	n/a	n/a	n/a	NP (nrm)	NaN	31	9.335	2.077	unknown	ShapiroWilk
Acetone (ug/L)	MW-23A	n/a	n/a	n/a	NP (nrm)	NaN	31	9.735	2.532	unknown	ShapiroWilk
Acetone (ug/L)	MW-24A	n/a	n/a	n/a	NP (nrm)	NaN	29	9.298	2.105	unknown	ShapiroWilk
Acetone (ug/L)	MW-25A-00	n/a	n/a	n/a	NP (nrm)	NaN	37	9.212	2.299	unknown	ShapiroWilk
Acetone (ug/L)	MW-29A	n/a	n/a	n/a	NP (nrm)	NaN	38	9.067	2.437	unknown	ShapiroWilk
Acetone (ug/L)	MW-31B	n/a	n/a	n/a	NP (nrm)	NaN	41	9.185	2.241	unknown	ShapiroWilk
Acetone (ug/L)	MW-201A	n/a	n/a	n/a	NP (nrm)	NaN	34	8.993	2.462	unknown	ShapiroWilk
Acetone (ug/L)	MW-202A	n/a	n/a	n/a	NP (nrm)	NaN	29	9.762	1.281	unknown	ShapiroWilk
Acetone (ug/L)	MW-203A	n/a	n/a	n/a	NP (nrm)	NaN	29	9.565	1.635	unknown	ShapiroWilk
Acetone (ug/L)	MW-204A	n/a	n/a	n/a	NP (nrm)	NaN	28	9.387	1.94	unknown	ShapiroWilk
Acetone (ug/L)	MW-208B	n/a	n/a	n/a	NP (nrm)	NaN	27	8.703	2.781	unknown	ShapiroWilk
Acetone (ug/L)	MW-210B	n/a	n/a	n/a	NP (nrm)	NaN	28	8.869	2.533	unknown	ShapiroWilk
Acetone (ug/L)	MW-215A	n/a	n/a	n/a	NP (nrm)	NaN	27	8.918	2.666	unknown	ShapiroWilk
Acetone (ug/L)	MW-214A	n/a	n/a	n/a	NP (nrm)	NaN	28	8.985	2.54	unknown	ShapiroWilk
Acetone (ug/L)	MW-200A	n/a	n/a	n/a	NP (nrm)	NaN	35	9.297	2.036	unknown	ShapiroWilk
Acetone (ug/L)	MW-205A	n/a	n/a	n/a	NP (nrm)	NaN	27	9.494	1.514	unknown	ShapiroWilk
Acetone (ug/L)	MW-211B	No	n/a	n/a	NP (nrm)	NaN	34	8.605	2.659	unknown	ShapiroWilk
Acetone (ug/L)	MW-213A	n/a	n/a	n/a	NP (nrm)	NaN	28	9.359	1.938	unknown	ShapiroWilk
Acetone (ug/L)	MW-310A	n/a	n/a	n/a	NP (nrm)	NaN	17	8.782	2.711	unknown	ShapiroWilk
Acetone (ug/L)	MW-312A	n/a	n/a	n/a	NP (nrm)	NaN	16	8.706	2.781	unknown	ShapiroWilk
Acetone (ug/L)	MW-38A (bg)	n/a	n/a	n/a	NP (nrm)	NaN	25	8.779	2.864	unknown	ShapiroWilk
Acetone (ug/L)	MW-39B (bg)	n/a	n/a	n/a	NP (nrm)	NaN	25	9.168	2.324	unknown	ShapiroWilk
Acetone (ug/L)	MW-216A	n/a	n/a	n/a	NP (nrm)	NaN	31	9.115	2.339	unknown	ShapiroWilk
Acetone (ug/L)	MW-217A	n/a	n/a	n/a	NP (nrm)	NaN	31	8.915	2.519	unknown	ShapiroWilk
Acetone (ug/L)	MW-218A	n/a	n/a	n/a	NP (nrm)	NaN	31	9.082	2.428	unknown	ShapiroWilk
Acetone (ug/L)	MW-219A	n/a	n/a	n/a	NP (nrm)	NaN	31	9.147	2.259	unknown	ShapiroWilk
Acetone (ug/L)	MW-220A	n/a	n/a	n/a	NP (nrm)	NaN	31	9.332	2.074	unknown	ShapiroWilk
Acetone (ug/L)	MW-18AR	n/a	n/a	n/a	NP (nrm)	NaN	15	8.62	2.857	unknown	ShapiroWilk
Acetone (ug/L)	MW-408	n/a	n/a	n/a	NP (nrm)	NaN	9	7.7	3.45	unknown	ShapiroWilk
Acetone (ug/L)	MW-410	n/a	n/a	n/a	NP (nrm)	NaN	9	7.7	3.45	unknown	ShapiroWilk
Benzene (ug/L)	MW-34A (bg)	n/a	n/a	n/a	NP (nrm)	NaN	42	0.5171	0.1175	unknown	ShapiroWilk
Benzene (ug/L)	MW-1B	n/a	n/a	n/a	NP (nrm)	NaN	37	0.5314	0.1825	unknown	ShapiroWilk
Benzene (ug/L)	MW-5B	n/a	n/a	n/a	NP (nrm)	NaN	30	0.5073	0.1062	unknown	ShapiroWilk
Benzene (ug/L)	MW-7B1	n/a	n/a	n/a	NP (nrm)	NaN	30	0.5073	0.1062	unknown	ShapiroWilk
Benzene (ug/L)	MW-8B	No	n/a	n/a	NP (nrm)	NaN	29	0.4178	0.1676	unknown	ShapiroWilk
Benzene (ug/L)	MW-10B	No	n/a	n/a	NP (nrm)	NaN	14	0.5471	0.2709	unknown	ShapiroWilk
Benzene (ug/L)	MW-12B	n/a	n/a	n/a	NP (nrm)	NaN	29	0.5345	0.1289	unknown	ShapiroWilk
Benzene (ug/L)	MW-14B	n/a	n/a	n/a	NP (nrm)	NaN	30	0.5073	0.1062	unknown	ShapiroWilk
Benzene (ug/L)	MW-17A-00	n/a	n/a	n/a	NP (nrm)	NaN	31	0.5071	0.1044	unknown	ShapiroWilk
Benzene (ug/L)	MW-23A	n/a	n/a	n/a	NP (nrm)	NaN	31	0.5071	0.1044	unknown	ShapiroWilk

Outlier Analysis

Iowa City Landfill Client: HDR Data: Iowa City Sanitary Landfill Printed 1/20/2026, 11:17 AM

Constituent	Well	Outlier	Value(s)	Date(s)	Method	Alpha	N	Mean	Std. Dev.	Distribution	Normality Test
Benzene (ug/L)	MW-24A	n/a	n/a	n/a	NP (nrm)	NaN	29	0.5076	0.108	unknown	ShapiroWilk
Benzene (ug/L)	MW-25A-00	n/a	n/a	n/a	NP (nrm)	NaN	37	0.5389	0.1749	unknown	ShapiroWilk
Benzene (ug/L)	MW-29A	n/a	n/a	n/a	NP (nrm)	NaN	38	0.5305	0.1801	unknown	ShapiroWilk
Benzene (ug/L)	MW-31B	n/a	n/a	n/a	NP (nrm)	NaN	41	0.5283	0.1734	unknown	ShapiroWilk
Benzene (ug/L)	MW-201A	n/a	n/a	n/a	NP (nrm)	NaN	34	0.5228	0.2034	unknown	ShapiroWilk
Benzene (ug/L)	MW-202A	n/a	n/a	n/a	NP (nrm)	NaN	29	0.5076	0.108	unknown	ShapiroWilk
Benzene (ug/L)	MW-203A	n/a	n/a	n/a	NP (nrm)	NaN	29	0.5076	0.108	unknown	ShapiroWilk
Benzene (ug/L)	MW-204A	No	n/a	n/a	NP (nrm)	NaN	32	2.683	2.657	unknown	ShapiroWilk
Benzene (ug/L)	MW-208B	No	n/a	n/a	NP (nrm)	NaN	27	0.4109	0.1049	unknown	ShapiroWilk
Benzene (ug/L)	MW-210B	n/a	n/a	n/a	NP (nrm)	NaN	28	0.5079	0.11	unknown	ShapiroWilk
Benzene (ug/L)	MW-215A	n/a	n/a	n/a	NP (nrm)	NaN	27	0.5081	0.1121	unknown	ShapiroWilk
Benzene (ug/L)	MW-214A	n/a	n/a	n/a	NP (nrm)	NaN	28	0.5079	0.11	unknown	ShapiroWilk
Benzene (ug/L)	MW-200A	n/a	n/a	n/a	NP (nrm)	NaN	35	0.5331	0.1876	unknown	ShapiroWilk
Benzene (ug/L)	MW-205A	No	n/a	n/a	EPA 1989	0.05	30	3.466	4.418	ln(x)	ShapiroWilk
Benzene (ug/L)	MW-211B	n/a	n/a	n/a	NP (nrm)	NaN	34	0.5341	0.1903	unknown	ShapiroWilk
Benzene (ug/L)	MW-213A	n/a	n/a	n/a	NP (nrm)	NaN	28	0.5247	0.1463	unknown	ShapiroWilk
Benzene (ug/L)	MW-310A	n/a	n/a	n/a	NP (nrm)	NaN	17	0.5388	0.2449	unknown	ShapiroWilk
Benzene (ug/L)	MW-312A	n/a	n/a	n/a	NP (nrm)	NaN	16	0.5412	0.2527	unknown	ShapiroWilk
Benzene (ug/L)	MW-38A (bg)	n/a	n/a	n/a	NP (nrm)	NaN	25	0.5288	0.1524	unknown	ShapiroWilk
Benzene (ug/L)	MW-39B (bg)	n/a	n/a	n/a	NP (nrm)	NaN	25	0.5237	0.1555	unknown	ShapiroWilk
Benzene (ug/L)	MW-216A	n/a	n/a	n/a	NP (nrm)	NaN	31	0.5374	0.1993	unknown	ShapiroWilk
Benzene (ug/L)	MW-217A	n/a	n/a	n/a	NP (nrm)	NaN	31	0.5374	0.1993	unknown	ShapiroWilk
Benzene (ug/L)	MW-218A	n/a	n/a	n/a	NP (nrm)	NaN	31	0.5374	0.1993	unknown	ShapiroWilk
Benzene (ug/L)	MW-219A	n/a	n/a	n/a	NP (nrm)	NaN	31	0.5374	0.1993	unknown	ShapiroWilk
Benzene (ug/L)	MW-220A	n/a	n/a	n/a	NP (nrm)	NaN	31	0.5374	0.1993	unknown	ShapiroWilk
Benzene (ug/L)	MW-18AR	n/a	n/a	n/a	NP (nrm)	NaN	15	0.6107	0.3049	unknown	ShapiroWilk
Benzene (ug/L)	MW-408	n/a	n/a	n/a	NP (nrm)	NaN	9	0.5733	0.3422	unknown	ShapiroWilk
Benzene (ug/L)	MW-410	n/a	n/a	n/a	NP (nrm)	NaN	9	0.5733	0.3422	unknown	ShapiroWilk
Benzyl alcohol (ug/L)	MW-1B	No	n/a	n/a	NP (nrm)	NaN	5	8.35	3.917	unknown	ShapiroWilk
Benzyl alcohol (ug/L)	MW-5B	No	n/a	n/a	NP (nrm)	NaN	5	6.388	5.148	unknown	ShapiroWilk
Benzyl alcohol (ug/L)	MW-7B1	No	n/a	n/a	NP (nrm)	NaN	5	8.35	3.917	unknown	ShapiroWilk
Benzyl alcohol (ug/L)	MW-8B	No	n/a	n/a	NP (nrm)	NaN	5	8.31	3.892	unknown	ShapiroWilk
Benzyl alcohol (ug/L)	MW-12B	No	n/a	n/a	EPA 1989	0.05	4	9.75	1.258	normal	ShapiroWilk
Benzyl alcohol (ug/L)	MW-14B	No	n/a	n/a	Dixon`s	0.05	5	10.37	6.601	normal	ShapiroWilk
Benzyl alcohol (ug/L)	MW-17A-00	No	n/a	n/a	NP (nrm)	NaN	5	8.43	3.963	unknown	ShapiroWilk
Benzyl alcohol (ug/L)	MW-23A	No	n/a	n/a	NP (nrm)	NaN	5	8.414	4.009	unknown	ShapiroWilk
Benzyl alcohol (ug/L)	**MW-24A**	**Yes**	**1.33**	**5/7/2025**	**Dixon`s**	**0.05**	**5**	**8.426**	**3.972**	**normal**	**ShapiroWilk**
Benzyl alcohol (ug/L)	MW-25A-00	No	n/a	n/a	NP (nrm)	NaN	5	8.476	3.975	unknown	ShapiroWilk
Benzyl alcohol (ug/L)	**MW-29A**	**Yes**	**1.33**	**5/5/2025**	**Dixon`s**	**0.05**	**5**	**8.346**	**3.924**	**normal**	**ShapiroWilk**
Benzyl alcohol (ug/L)	**MW-31B**	**Yes**	**1.38**	**5/7/2025**	**Dixon`s**	**0.05**	**5**	**8.496**	**3.991**	**normal**	**ShapiroWilk**
Benzyl alcohol (ug/L)	**MW-201A**	**Yes**	**1.35**	**5/6/2025**	**Dixon`s**	**0.05**	**4**	**8.137**	**4.537**	**normal**	**ShapiroWilk**
Benzyl alcohol (ug/L)	**MW-202A**	**Yes**	**1.35**	**4/23/2025**	**Dixon`s**	**0.05**	**4**	**8.088**	**4.499**	**normal**	**ShapiroWilk**
Benzyl alcohol (ug/L)	MW-203A	No	n/a	n/a	NP (nrm)	NaN	4	8.095	4.483	unknown	ShapiroWilk
Benzyl alcohol (ug/L)	**MW-204A**	**Yes**	**1.35**	**4/24/2025**	**Dixon`s**	**0.05**	**4**	**7.938**	**4.393**	**normal**	**ShapiroWilk**
Benzyl alcohol (ug/L)	**MW-208B**	**Yes**	**1.33**	**4/25/2025**	**Dixon`s**	**0.05**	**4**	**8.157**	**4.567**	**normal**	**ShapiroWilk**
Benzyl alcohol (ug/L)	MW-210B	No	n/a	n/a	NP (nrm)	NaN	4	7.925	4.421	unknown	ShapiroWilk
Benzyl alcohol (ug/L)	**MW-215A**	**Yes**	**1.38**	**5/7/2025**	**Dixon`s**	**0.05**	**4**	**7.97**	**4.397**	**normal**	**ShapiroWilk**
Benzyl alcohol (ug/L)	**MW-214A**	**Yes**	**1.35**	**4/23/2025**	**Dixon`s**	**0.05**	**4**	**8.213**	**4.598**	**normal**	**ShapiroWilk**
Benzyl alcohol (ug/L)	**MW-219A**	**Yes**	**146**	**7/10/2013**	**Dixon`s**	**0.05**	**6**	**32.88**	**55.42**	**normal**	**ShapiroWilk**
Beta-BHC (ug/L)	MW-34A (bg)	No	n/a	n/a	NP (nrm)	NaN	7	0.032	0	unknown	ShapiroWilk

Outlier Analysis

Iowa City Landfill Client: HDR Data: Iowa City Sanitary Landfill Printed 1/20/2026, 11:17 AM

Constituent	Well	Outlier	Value(s)	Date(s)	Method	Alpha	N	Mean	Std. Dev.	Distribution	Normality Test
Beta-BHC (ug/L)	MW-1B	No	n/a	n/a	NP (nrm)	NaN	5	0.03346	0.0026	unknown	ShapiroWilk
Beta-BHC (ug/L)	**MW-5B**	**Yes**	**0.0378**	**5/6/2025**	**Dixon`s**	**0.05**	**5**	**0.0337**	**0.002402**	**normal**	**ShapiroWilk**
Beta-BHC (ug/L)	MW-7B1	No	n/a	n/a	NP (nrm)	NaN	6	0.0333	0.0026	unknown	ShapiroWilk
Beta-BHC (ug/L)	MW-8B	n/a	n/a	n/a	NP (nrm)	NaN	7	0.03314	0.002498	unknown	ShapiroWilk
Beta-BHC (ug/L)	MW-12B	No	n/a	n/a	EPA 1989	0.05	4	0.03007	0.01799	normal	ShapiroWilk
Beta-BHC (ug/L)	MW-14B	No	n/a	n/a	NP (nrm)	NaN	5	0.03366	0.002565	unknown	ShapiroWilk
Beta-BHC (ug/L)	**MW-17A-00**	**Yes**	**0.0382**	**4/23/2025**	**Dixon`s**	**0.05**	**5**	**0.03364**	**0.002606**	**normal**	**ShapiroWilk**
Beta-BHC (ug/L)	MW-23A	No	n/a	n/a	EPA 1989	0.05	5	0.03368	0.002041	normal	ShapiroWilk
Beta-BHC (ug/L)	MW-24A	No	n/a	n/a	NP (nrm)	NaN	5	0.03348	0.002643	unknown	ShapiroWilk
Beta-BHC (ug/L)	MW-25A-00	No	n/a	n/a	EPA 1989	0.05	5	0.03382	0.002534	normal	ShapiroWilk
Beta-BHC (ug/L)	MW-29A	No	n/a	n/a	NP (nrm)	NaN	5	0.03352	0.002387	unknown	ShapiroWilk
Beta-BHC (ug/L)	**MW-31B**	**Yes**	**0.0377**	**5/7/2025**	**Dixon`s**	**0.05**	**5**	**0.03348**	**0.002399**	**normal**	**ShapiroWilk**
Beta-BHC (ug/L)	MW-201A	No	n/a	n/a	EPA 1989	0.05	4	0.03428	0.002651	normal	ShapiroWilk
Beta-BHC (ug/L)	MW-202A	No	n/a	n/a	EPA 1989	0.05	4	0.0338	0.002594	normal	ShapiroWilk
Beta-BHC (ug/L)	MW-203A	No	n/a	n/a	NP (nrm)	NaN	4	0.0338	0.002801	unknown	ShapiroWilk
Beta-BHC (ug/L)	**MW-204A**	**Yes**	**0.0058**	**3/30/2020**	**Dixon`s**	**0.05**	**4**	**0.02738**	**0.01468**	**normal**	**ShapiroWilk**
Beta-BHC (ug/L)	MW-208B	No	n/a	n/a	EPA 1989	0.05	4	0.02105	0.01712	normal	ShapiroWilk
Beta-BHC (ug/L)	MW-210B	No	n/a	n/a	EPA 1989	0.05	4	0.03393	0.002832	normal	ShapiroWilk
Beta-BHC (ug/L)	**MW-215A**	**Yes**	**0.038**	**5/7/2025**	**Dixon`s**	**0.05**	**4**	**0.03382**	**0.002815**	**normal**	**ShapiroWilk**
Beta-BHC (ug/L)	MW-214A	No	n/a	n/a	EPA 1989	0.05	4	0.03445	0.002635	normal	ShapiroWilk
Bis[2-chloroethoxy]methane (ug/L)	MW-1B	No	n/a	n/a	NP (nrm)	NaN	5	8.238	4.166	unknown	ShapiroWilk
Bis[2-chloroethoxy]methane (ug/L)	**MW-5B**	**Yes**	**0.792**	**5/6/2025**	**Dixon`s**	**0.05**	**5**	**8.298**	**4.2**	**normal**	**ShapiroWilk**
Bis[2-chloroethoxy]methane (ug/L)	MW-7B1	No	n/a	n/a	NP (nrm)	NaN	5	8.238	4.166	unknown	ShapiroWilk
Bis[2-chloroethoxy]methane (ug/L)	MW-8B	No	n/a	n/a	NP (nrm)	NaN	5	8.198	4.141	unknown	ShapiroWilk
Bis[2-chloroethoxy]methane (ug/L)	MW-12B	No	n/a	n/a	EPA 1989	0.05	4	9.75	1.258	normal	ShapiroWilk
Bis[2-chloroethoxy]methane (ug/L)	MW-14B	No	n/a	n/a	Dixon`s	0.05	5	10.26	6.793	normal	ShapiroWilk
Bis[2-chloroethoxy]methane (ug/L)	MW-17A-00	No	n/a	n/a	NP (nrm)	NaN	5	8.318	4.212	unknown	ShapiroWilk
Bis[2-chloroethoxy]methane (ug/L)	MW-23A	No	n/a	n/a	NP (nrm)	NaN	5	8.309	4.243	unknown	ShapiroWilk
Bis[2-chloroethoxy]methane (ug/L)	**MW-24A**	**Yes**	**0.776**	**5/7/2025**	**Dixon`s**	**0.05**	**5**	**8.315**	**4.22**	**normal**	**ShapiroWilk**
Bis[2-chloroethoxy]methane (ug/L)	MW-25A-00	No	n/a	n/a	NP (nrm)	NaN	5	8.362	4.23	unknown	ShapiroWilk
Bis[2-chloroethoxy]methane (ug/L)	**MW-29A**	**Yes**	**0.776**	**5/5/2025**	**Dixon`s**	**0.05**	**5**	**8.235**	**4.172**	**normal**	**ShapiroWilk**
Bis[2-chloroethoxy]methane (ug/L)	**MW-31B**	**Yes**	**0.809**	**5/7/2025**	**Dixon`s**	**0.05**	**5**	**8.382**	**4.246**	**normal**	**ShapiroWilk**
Bis[2-chloroethoxy]methane (ug/L)	**MW-201A**	**Yes**	**0.792**	**5/6/2025**	**Dixon`s**	**0.05**	**4**	**7.998**	**4.815**	**normal**	**ShapiroWilk**
Bis[2-chloroethoxy]methane (ug/L)	**MW-202A**	**Yes**	**0.792**	**4/23/2025**	**Dixon`s**	**0.05**	**4**	**7.948**	**4.777**	**normal**	**ShapiroWilk**
Bis[2-chloroethoxy]methane (ug/L)	MW-203A	No	n/a	n/a	NP (nrm)	NaN	4	7.952	4.768	unknown	ShapiroWilk
Bis[2-chloroethoxy]methane (ug/L)	**MW-204A**	**Yes**	**0.792**	**4/24/2025**	**Dixon`s**	**0.05**	**4**	**7.798**	**4.672**	**normal**	**ShapiroWilk**
Bis[2-chloroethoxy]methane (ug/L)	**MW-208B**	**Yes**	**0.776**	**4/25/2025**	**Dixon`s**	**0.05**	**4**	**8.019**	**4.843**	**normal**	**ShapiroWilk**
Bis[2-chloroethoxy]methane (ug/L)	MW-210B	No	n/a	n/a	NP (nrm)	NaN	4	7.79	4.69	unknown	ShapiroWilk
Bis[2-chloroethoxy]methane (ug/L)	**MW-215A**	**Yes**	**0.809**	**5/7/2025**	**Dixon`s**	**0.05**	**4**	**7.827**	**4.682**	**normal**	**ShapiroWilk**
Bis[2-chloroethoxy]methane (ug/L)	**MW-214A**	**Yes**	**0.792**	**4/23/2025**	**Dixon`s**	**0.05**	**4**	**8.073**	**4.875**	**normal**	**ShapiroWilk**
Bis[2-chloroethoxy]methane (ug/L)	**MW-219A**	**Yes**	**106**	**7/10/2013**	**Dixon`s**	**0.05**	**5**	**29.44**	**42.8**	**normal**	**ShapiroWilk**
Bis[2-ethylhexyl]phthalate (ug/L)	MW-1B	No	n/a	n/a	NP (nrm)	NaN	5	9.226	1.962	unknown	ShapiroWilk
Bis[2-ethylhexyl]phthalate (ug/L)	MW-5B	No	n/a	n/a	NP (nrm)	NaN	5	8.018	2.968	unknown	ShapiroWilk
Bis[2-ethylhexyl]phthalate (ug/L)	MW-7B1	No	n/a	n/a	NP (nrm)	NaN	5	7.362	4.197	unknown	ShapiroWilk
Bis[2-ethylhexyl]phthalate (ug/L)	MW-8B	No	n/a	n/a	NP (nrm)	NaN	5	7.324	4.158	unknown	ShapiroWilk
Bis[2-ethylhexyl]phthalate (ug/L)	MW-12B	n/a	n/a	n/a	EPA 1989	0.05	7	8.407	3.95	unknown	ShapiroWilk
Bis[2-ethylhexyl]phthalate (ug/L)	MW-14B	No	n/a	n/a	EPA 1989	0.05	5	9.59	6.729	normal	ShapiroWilk
Bis[2-ethylhexyl]phthalate (ug/L)	MW-17A-00	No	n/a	n/a	NP (nrm)	NaN	5	7.38	4.162	unknown	ShapiroWilk
Bis[2-ethylhexyl]phthalate (ug/L)	MW-23A	No	n/a	n/a	NP (nrm)	NaN	5	8.336	2.664	unknown	ShapiroWilk
Bis[2-ethylhexyl]phthalate (ug/L)	MW-24A	No	n/a	n/a	EPA 1989	0.05	5	8.728	2.026	normal	ShapiroWilk

Outlier Analysis

Iowa City Landfill Client: HDR Data: Iowa City Sanitary Landfill Printed 1/20/2026, 11:17 AM

Constituent	Well	Outlier	Value(s)	Date(s)	Method	Alpha	N	Mean	Std. Dev.	Distribution	Normality Test
Bis[2-ethylhexyl]phthalate (ug/L)	MW-25A-00	No	n/a	n/a	EPA 1989	0.05	5	7.72	3.59	normal	ShapiroWilk
Bis[2-ethylhexyl]phthalate (ug/L)	**MW-29A**	**Yes**	**5.61**	**5/5/2025**	**Dixon`s**	**0.05**	**5**	**9.202**	**2.012**	**normal**	**ShapiroWilk**
Bis[2-ethylhexyl]phthalate (ug/L)	MW-31B	No	n/a	n/a	NP (nrm)	NaN	14	7.773	4.856	unknown	ShapiroWilk
Bis[2-ethylhexyl]phthalate (ug/L)	MW-201A	No	n/a	n/a	NP (nrm)	NaN	13	8.137	4.339	unknown	ShapiroWilk
Bis[2-ethylhexyl]phthalate (ug/L)	MW-202A	No	n/a	n/a	EPA 1989	0.05	4	6.807	4.353	normal	ShapiroWilk
Bis[2-ethylhexyl]phthalate (ug/L)	MW-203A	No	n/a	n/a	EPA 1989	0.05	4	6.845	4.401	normal	ShapiroWilk
Bis[2-ethylhexyl]phthalate (ug/L)	MW-204A	No	n/a	n/a	EPA 1989	0.05	4	8.475	2.055	normal	ShapiroWilk
Bis[2-ethylhexyl]phthalate (ug/L)	MW-208B	No	n/a	n/a	Dixon`s	0.05	4	8.79	2.183	normal	ShapiroWilk
Bis[2-ethylhexyl]phthalate (ug/L)	MW-210B	No	n/a	n/a	EPA 1989	0.05	4	8.19	2.392	normal	ShapiroWilk
Bis[2-ethylhexyl]phthalate (ug/L)	MW-215A	No	n/a	n/a	NP (nrm)	NaN	13	7.047	4.428	unknown	ShapiroWilk
Bis[2-ethylhexyl]phthalate (ug/L)	MW-214A	No	n/a	n/a	NP (nrm)	NaN	13	6.82	5.113	unknown	ShapiroWilk
Bis[2-ethylhexyl]phthalate (ug/L)	MW-219A	No	n/a	n/a	EPA 1989	0.05	5	27.89	43.81	ln(x)	ShapiroWilk
Carbon Disulfide (ug/L)	MW-34A (bg)	n/a	n/a	n/a	NP (nrm)	NaN	32	1.202	0.8799	unknown	ShapiroWilk
Carbon Disulfide (ug/L)	MW-1B	n/a	n/a	n/a	NP (nrm)	NaN	37	1.064	0.6823	unknown	ShapiroWilk
Carbon Disulfide (ug/L)	MW-5B	n/a	n/a	n/a	NP (nrm)	NaN	30	1.215	0.9081	unknown	ShapiroWilk
Carbon Disulfide (ug/L)	MW-7B1	n/a	n/a	n/a	NP (nrm)	NaN	30	1.215	0.9081	unknown	ShapiroWilk
Carbon Disulfide (ug/L)	MW-8B	n/a	n/a	n/a	NP (nrm)	NaN	29	1.222	0.9233	unknown	ShapiroWilk
Carbon Disulfide (ug/L)	MW-10B	No	n/a	n/a	NP (nrm)	NaN	14	0.8821	0.2342	unknown	ShapiroWilk
Carbon Disulfide (ug/L)	MW-12B	n/a	n/a	n/a	NP (nrm)	NaN	29	1.241	0.9124	unknown	ShapiroWilk
Carbon Disulfide (ug/L)	MW-14B	n/a	n/a	n/a	NP (nrm)	NaN	30	1.215	0.9081	unknown	ShapiroWilk
Carbon Disulfide (ug/L)	MW-17A-00	n/a	n/a	n/a	NP (nrm)	NaN	31	1.208	0.8937	unknown	ShapiroWilk
Carbon Disulfide (ug/L)	MW-23A	n/a	n/a	n/a	NP (nrm)	NaN	31	1.19	0.9036	unknown	ShapiroWilk
Carbon Disulfide (ug/L)	MW-24A	n/a	n/a	n/a	NP (nrm)	NaN	29	1.222	0.9233	unknown	ShapiroWilk
Carbon Disulfide (ug/L)	MW-25A-00	n/a	n/a	n/a	NP (nrm)	NaN	37	1.159	0.8277	unknown	ShapiroWilk
Carbon Disulfide (ug/L)	MW-29A	n/a	n/a	n/a	NP (nrm)	NaN	38	1.036	0.5162	unknown	ShapiroWilk
Carbon Disulfide (ug/L)	MW-31B	n/a	n/a	n/a	NP (nrm)	NaN	41	1.13	0.7939	unknown	ShapiroWilk
Carbon Disulfide (ug/L)	MW-201A	n/a	n/a	n/a	NP (nrm)	NaN	34	1.157	0.8715	unknown	ShapiroWilk
Carbon Disulfide (ug/L)	MW-202A	n/a	n/a	n/a	NP (nrm)	NaN	29	1.36	1.158	unknown	ShapiroWilk
Carbon Disulfide (ug/L)	MW-203A	n/a	n/a	n/a	NP (nrm)	NaN	29	1.222	0.9233	unknown	ShapiroWilk
Carbon Disulfide (ug/L)	MW-204A	n/a	n/a	n/a	NP (nrm)	NaN	28	1.23	0.9392	unknown	ShapiroWilk
Carbon Disulfide (ug/L)	MW-208B	n/a	n/a	n/a	NP (nrm)	NaN	27	1.276	1.079	unknown	ShapiroWilk
Carbon Disulfide (ug/L)	MW-210B	n/a	n/a	n/a	NP (nrm)	NaN	28	1.373	1.177	unknown	ShapiroWilk
Carbon Disulfide (ug/L)	MW-215A	n/a	n/a	n/a	NP (nrm)	NaN	27	1.091	0.591	unknown	ShapiroWilk
Carbon Disulfide (ug/L)	MW-214A	n/a	n/a	n/a	NP (nrm)	NaN	28	1.087	0.5802	unknown	ShapiroWilk
Carbon Disulfide (ug/L)	MW-200A	n/a	n/a	n/a	NP (nrm)	NaN	35	1.41	1.724	unknown	ShapiroWilk
Carbon Disulfide (ug/L)	MW-205A	n/a	n/a	n/a	NP (nrm)	NaN	27	1.563	1.941	unknown	ShapiroWilk
Carbon Disulfide (ug/L)	MW-211B	n/a	n/a	n/a	NP (nrm)	NaN	34	1.422	1.748	unknown	ShapiroWilk
Carbon Disulfide (ug/L)	MW-213A	n/a	n/a	n/a	NP (nrm)	NaN	28	1.679	1.945	unknown	ShapiroWilk
Carbon Disulfide (ug/L)	MW-310A	n/a	n/a	n/a	NP (nrm)	NaN	17	0.9029	0.2161	unknown	ShapiroWilk
Carbon Disulfide (ug/L)	MW-312A	n/a	n/a	n/a	NP (nrm)	NaN	16	0.8969	0.2217	unknown	ShapiroWilk
Carbon Disulfide (ug/L)	MW-38A (bg)	n/a	n/a	n/a	NP (nrm)	NaN	25	0.978	0.11	unknown	ShapiroWilk
Carbon Disulfide (ug/L)	MW-39B (bg)	n/a	n/a	n/a	NP (nrm)	NaN	25	0.978	0.11	unknown	ShapiroWilk
Carbon Disulfide (ug/L)	MW-216A	n/a	n/a	n/a	NP (nrm)	NaN	31	1.026	0.3464	unknown	ShapiroWilk
Carbon Disulfide (ug/L)	MW-217A	n/a	n/a	n/a	NP (nrm)	NaN	31	0.9468	0.1653	unknown	ShapiroWilk
Carbon Disulfide (ug/L)	MW-218A	n/a	n/a	n/a	NP (nrm)	NaN	31	0.9468	0.1653	unknown	ShapiroWilk
Carbon Disulfide (ug/L)	MW-219A	n/a	n/a	n/a	NP (nrm)	NaN	31	0.9468	0.1653	unknown	ShapiroWilk
Carbon Disulfide (ug/L)	MW-220A	n/a	n/a	n/a	NP (nrm)	NaN	31	0.9291	0.1873	unknown	ShapiroWilk
Carbon Disulfide (ug/L)	MW-18AR	n/a	n/a	n/a	NP (nrm)	NaN	15	0.89	0.2277	unknown	ShapiroWilk
Carbon Disulfide (ug/L)	MW-408	n/a	n/a	n/a	NP (nrm)	NaN	9	0.8167	0.275	unknown	ShapiroWilk
Carbon Disulfide (ug/L)	MW-410	n/a	n/a	n/a	NP (nrm)	NaN	9	0.8167	0.275	unknown	ShapiroWilk

Outlier Analysis

Iowa City Landfill Client: HDR Data: Iowa City Sanitary Landfill Printed 1/20/2026, 11:17 AM

Constituent	Well	Outlier	Value(s)	Date(s)	Method	Alpha	N	Mean	Std. Dev.	Distribution	Normality Test
Carbon Tetrachloride (ug/L)	MW-34A (bg)	n/a	n/a	n/a	NP (nrm)	NaN	32	2.052	0.7348	unknown	ShapiroWilk
Carbon Tetrachloride (ug/L)	MW-1B	n/a	n/a	n/a	NP (nrm)	NaN	37	2.059	1.269	unknown	ShapiroWilk
Carbon Tetrachloride (ug/L)	MW-5B	n/a	n/a	n/a	NP (nrm)	NaN	30	2.088	0.7332	unknown	ShapiroWilk
Carbon Tetrachloride (ug/L)	MW-7B1	n/a	n/a	n/a	NP (nrm)	NaN	30	1.988	0.4849	unknown	ShapiroWilk
Carbon Tetrachloride (ug/L)	MW-8B	n/a	n/a	n/a	NP (nrm)	NaN	29	1.988	0.4935	unknown	ShapiroWilk
Carbon Tetrachloride (ug/L)	MW-10B	No	n/a	n/a	NP (nrm)	NaN	14	1.496	0.615	unknown	ShapiroWilk
Carbon Tetrachloride (ug/L)	MW-12B	n/a	n/a	n/a	NP (nrm)	NaN	29	2.103	0.7243	unknown	ShapiroWilk
Carbon Tetrachloride (ug/L)	MW-14B	n/a	n/a	n/a	NP (nrm)	NaN	30	2.188	0.9051	unknown	ShapiroWilk
Carbon Tetrachloride (ug/L)	MW-17A-00	n/a	n/a	n/a	NP (nrm)	NaN	31	2.085	0.721	unknown	ShapiroWilk
Carbon Tetrachloride (ug/L)	MW-23A	n/a	n/a	n/a	NP (nrm)	NaN	31	2.085	0.721	unknown	ShapiroWilk
Carbon Tetrachloride (ug/L)	MW-24A	n/a	n/a	n/a	NP (nrm)	NaN	29	1.988	0.4935	unknown	ShapiroWilk
Carbon Tetrachloride (ug/L)	MW-25A-00	n/a	n/a	n/a	NP (nrm)	NaN	37	1.938	0.7828	unknown	ShapiroWilk
Carbon Tetrachloride (ug/L)	MW-29A	n/a	n/a	n/a	NP (nrm)	NaN	38	1.909	0.7904	unknown	ShapiroWilk
Carbon Tetrachloride (ug/L)	MW-31B	n/a	n/a	n/a	NP (nrm)	NaN	41	1.84	0.5846	unknown	ShapiroWilk
Carbon Tetrachloride (ug/L)	MW-201A	n/a	n/a	n/a	NP (nrm)	NaN	34	1.91	0.8201	unknown	ShapiroWilk
Carbon Tetrachloride (ug/L)	MW-202A	n/a	n/a	n/a	NP (nrm)	NaN	29	2.195	0.9204	unknown	ShapiroWilk
Carbon Tetrachloride (ug/L)	MW-203A	n/a	n/a	n/a	NP (nrm)	NaN	29	2.091	0.7459	unknown	ShapiroWilk
Carbon Tetrachloride (ug/L)	MW-204A	n/a	n/a	n/a	NP (nrm)	NaN	28	2.202	0.9366	unknown	ShapiroWilk
Carbon Tetrachloride (ug/L)	MW-208B	n/a	n/a	n/a	NP (nrm)	NaN	27	2.024	0.6739	unknown	ShapiroWilk
Carbon Tetrachloride (ug/L)	MW-210B	n/a	n/a	n/a	NP (nrm)	NaN	28	2.202	0.9366	unknown	ShapiroWilk
Carbon Tetrachloride (ug/L)	MW-215A	n/a	n/a	n/a	NP (nrm)	NaN	27	1.987	0.5121	unknown	ShapiroWilk
Carbon Tetrachloride (ug/L)	MW-214A	n/a	n/a	n/a	NP (nrm)	NaN	28	1.987	0.5025	unknown	ShapiroWilk
Carbon Tetrachloride (ug/L)	MW-200A	n/a	n/a	n/a	NP (nrm)	NaN	35	1.999	0.962	unknown	ShapiroWilk
Carbon Tetrachloride (ug/L)	MW-205A	n/a	n/a	n/a	NP (nrm)	NaN	27	2.222	0.9337	unknown	ShapiroWilk
Carbon Tetrachloride (ug/L)	MW-211B	n/a	n/a	n/a	NP (nrm)	NaN	34	1.999	0.9765	unknown	ShapiroWilk
Carbon Tetrachloride (ug/L)	MW-213A	n/a	n/a	n/a	NP (nrm)	NaN	28	2.286	0.9759	unknown	ShapiroWilk
Carbon Tetrachloride (ug/L)	MW-310A	n/a	n/a	n/a	NP (nrm)	NaN	17	1.585	0.5886	unknown	ShapiroWilk
Carbon Tetrachloride (ug/L)	MW-312A	No	n/a	n/a	NP (nrm)	NaN	16	1.522	0.6517	unknown	ShapiroWilk
Carbon Tetrachloride (ug/L)	MW-38A (bg)	n/a	n/a	n/a	NP (nrm)	NaN	25	1.866	0.3749	unknown	ShapiroWilk
Carbon Tetrachloride (ug/L)	MW-39B (bg)	n/a	n/a	n/a	NP (nrm)	NaN	25	1.866	0.3749	unknown	ShapiroWilk
Carbon Tetrachloride (ug/L)	MW-216A	n/a	n/a	n/a	NP (nrm)	NaN	31	1.74	0.4959	unknown	ShapiroWilk
Carbon Tetrachloride (ug/L)	MW-217A	n/a	n/a	n/a	NP (nrm)	NaN	31	1.74	0.4959	unknown	ShapiroWilk
Carbon Tetrachloride (ug/L)	MW-218A	n/a	n/a	n/a	NP (nrm)	NaN	31	1.74	0.4959	unknown	ShapiroWilk
Carbon Tetrachloride (ug/L)	MW-219A	n/a	n/a	n/a	NP (nrm)	NaN	31	1.74	0.4959	unknown	ShapiroWilk
Carbon Tetrachloride (ug/L)	MW-220A	n/a	n/a	n/a	NP (nrm)	NaN	31	1.723	0.5318	unknown	ShapiroWilk
Carbon Tetrachloride (ug/L)	MW-18AR	n/a	n/a	n/a	NP (nrm)	NaN	15	1.397	0.5981	unknown	ShapiroWilk
Carbon Tetrachloride (ug/L)	MW-408	n/a	n/a	n/a	NP (nrm)	NaN	9	1.217	0.6067	unknown	ShapiroWilk
Carbon Tetrachloride (ug/L)	MW-410	n/a	n/a	n/a	NP (nrm)	NaN	9	1.217	0.6067	unknown	ShapiroWilk
Chlorobenzene (ug/L)	MW-34A (bg)	n/a	n/a	n/a	NP (nrm)	NaN	32	0.9813	0.1061	unknown	ShapiroWilk
Chlorobenzene (ug/L)	MW-1B	n/a	n/a	n/a	NP (nrm)	NaN	37	0.9784	0.2394	unknown	ShapiroWilk
Chlorobenzene (ug/L)	MW-5B	n/a	n/a	n/a	NP (nrm)	NaN	30	1.013	0.2161	unknown	ShapiroWilk
Chlorobenzene (ug/L)	MW-7B1	n/a	n/a	n/a	NP (nrm)	NaN	30	1.013	0.2161	unknown	ShapiroWilk
Chlorobenzene (ug/L)	MW-8B	n/a	n/a	n/a	NP (nrm)	NaN	29	1.014	0.2199	unknown	ShapiroWilk
Chlorobenzene (ug/L)	MW-10B	No	n/a	n/a	NP (nrm)	NaN	14	0.8714	0.2555	unknown	ShapiroWilk
Chlorobenzene (ug/L)	MW-12B	n/a	n/a	n/a	NP (nrm)	NaN	29	1.034	0.1857	unknown	ShapiroWilk
Chlorobenzene (ug/L)	MW-14B	n/a	n/a	n/a	NP (nrm)	NaN	30	0.98	0.1095	unknown	ShapiroWilk
Chlorobenzene (ug/L)	MW-17A-00	n/a	n/a	n/a	NP (nrm)	NaN	31	1.013	0.2125	unknown	ShapiroWilk
Chlorobenzene (ug/L)	MW-23A	n/a	n/a	n/a	NP (nrm)	NaN	31	0.9806	0.1078	unknown	ShapiroWilk
Chlorobenzene (ug/L)	MW-24A	n/a	n/a	n/a	NP (nrm)	NaN	29	1.014	0.2199	unknown	ShapiroWilk
Chlorobenzene (ug/L)	MW-25A-00	n/a	n/a	n/a	NP (nrm)	NaN	37	0.9946	0.2185	unknown	ShapiroWilk

Outlier Analysis

Iowa City Landfill Client: HDR Data: Iowa City Sanitary Landfill Printed 1/20/2026, 11:17 AM

Constituent	Well	Outlier	Value(s)	Date(s)	Method	Alpha	N	Mean	Std. Dev.	Distribution	Normality Test
Chlorobenzene (ug/L)	MW-29A	n/a	n/a	n/a	NP (nrm)	NaN	38	0.9526	0.164	unknown	ShapiroWilk
Chlorobenzene (ug/L)	MW-31B	n/a	n/a	n/a	NP (nrm)	NaN	41	0.9805	0.2272	unknown	ShapiroWilk
Chlorobenzene (ug/L)	MW-201A	n/a	n/a	n/a	NP (nrm)	NaN	34	0.9765	0.2499	unknown	ShapiroWilk
Chlorobenzene (ug/L)	MW-202A	n/a	n/a	n/a	NP (nrm)	NaN	29	1.014	0.2199	unknown	ShapiroWilk
Chlorobenzene (ug/L)	MW-203A	n/a	n/a	n/a	NP (nrm)	NaN	29	1.014	0.2199	unknown	ShapiroWilk
Chlorobenzene (ug/L)	MW-204A	n/a	n/a	n/a	NP (nrm)	NaN	28	0.9786	0.1134	unknown	ShapiroWilk
Chlorobenzene (ug/L)	MW-208B	n/a	n/a	n/a	NP (nrm)	NaN	27	1.015	0.2282	unknown	ShapiroWilk
Chlorobenzene (ug/L)	MW-210B	n/a	n/a	n/a	NP (nrm)	NaN	28	1.014	0.224	unknown	ShapiroWilk
Chlorobenzene (ug/L)	MW-215A	n/a	n/a	n/a	NP (nrm)	NaN	27	0.9778	0.1155	unknown	ShapiroWilk
Chlorobenzene (ug/L)	MW-214A	n/a	n/a	n/a	NP (nrm)	NaN	28	0.9786	0.1134	unknown	ShapiroWilk
Chlorobenzene (ug/L)	MW-200A	n/a	n/a	n/a	NP (nrm)	NaN	35	0.9486	0.1704	unknown	ShapiroWilk
Chlorobenzene (ug/L)	MW-205A	n/a	n/a	n/a	NP (nrm)	NaN	27	0.9712	0.1497	unknown	ShapiroWilk
Chlorobenzene (ug/L)	MW-211B	n/a	n/a	n/a	NP (nrm)	NaN	34	0.9471	0.1727	unknown	ShapiroWilk
Chlorobenzene (ug/L)	MW-213A	No	n/a	n/a	NP (nrm)	NaN	28	1	0	unknown	ShapiroWilk
Chlorobenzene (ug/L)	MW-310A	n/a	n/a	n/a	NP (nrm)	NaN	17	0.8941	0.2358	unknown	ShapiroWilk
Chlorobenzene (ug/L)	MW-312A	n/a	n/a	n/a	NP (nrm)	NaN	16	0.8875	0.2419	unknown	ShapiroWilk
Chlorobenzene (ug/L)	MW-38A (bg)	n/a	n/a	n/a	NP (nrm)	NaN	25	0.976	0.12	unknown	ShapiroWilk
Chlorobenzene (ug/L)	MW-39B (bg)	n/a	n/a	n/a	NP (nrm)	NaN	25	0.976	0.12	unknown	ShapiroWilk
Chlorobenzene (ug/L)	MW-216A	n/a	n/a	n/a	NP (nrm)	NaN	31	0.9419	0.1803	unknown	ShapiroWilk
Chlorobenzene (ug/L)	MW-217A	n/a	n/a	n/a	NP (nrm)	NaN	31	0.9419	0.1803	unknown	ShapiroWilk
Chlorobenzene (ug/L)	MW-218A	n/a	n/a	n/a	NP (nrm)	NaN	31	0.9419	0.1803	unknown	ShapiroWilk
Chlorobenzene (ug/L)	MW-219A	n/a	n/a	n/a	NP (nrm)	NaN	31	0.9419	0.1803	unknown	ShapiroWilk
Chlorobenzene (ug/L)	MW-220A	n/a	n/a	n/a	NP (nrm)	NaN	31	0.9419	0.1803	unknown	ShapiroWilk
Chlorobenzene (ug/L)	MW-18AR	n/a	n/a	n/a	NP (nrm)	NaN	15	0.88	0.2484	unknown	ShapiroWilk
Chlorobenzene (ug/L)	MW-408	n/a	n/a	n/a	NP (nrm)	NaN	9	0.8	0.3	unknown	ShapiroWilk
Chlorobenzene (ug/L)	MW-410	n/a	n/a	n/a	NP (nrm)	NaN	9	0.8	0.3	unknown	ShapiroWilk
Chloroethane (ug/L)	MW-34A (bg)	n/a	n/a	n/a	NP (nrm)	NaN	39	3.764	0.8292	unknown	ShapiroWilk
Chloroethane (ug/L)	MW-1B	n/a	n/a	n/a	NP (nrm)	NaN	37	3.415	1.228	unknown	ShapiroWilk
Chloroethane (ug/L)	MW-5B	n/a	n/a	n/a	NP (nrm)	NaN	30	3.793	0.7882	unknown	ShapiroWilk
Chloroethane (ug/L)	MW-7B1	n/a	n/a	n/a	NP (nrm)	NaN	30	3.793	0.7882	unknown	ShapiroWilk
Chloroethane (ug/L)	MW-8B	n/a	n/a	n/a	NP (nrm)	NaN	29	3.502	1.115	unknown	ShapiroWilk
Chloroethane (ug/L)	MW-10B	No	n/a	n/a	NP (nrm)	NaN	14	2.669	1.596	unknown	ShapiroWilk
Chloroethane (ug/L)	MW-12B	n/a	n/a	n/a	NP (nrm)	NaN	29	3.473	1.188	unknown	ShapiroWilk
Chloroethane (ug/L)	MW-14B	n/a	n/a	n/a	NP (nrm)	NaN	30	3.793	0.7882	unknown	ShapiroWilk
Chloroethane (ug/L)	MW-17A-00	n/a	n/a	n/a	NP (nrm)	NaN	31	3.693	0.9545	unknown	ShapiroWilk
Chloroethane (ug/L)	MW-23A	n/a	n/a	n/a	NP (nrm)	NaN	31	3.8	0.7759	unknown	ShapiroWilk
Chloroethane (ug/L)	MW-24A	n/a	n/a	n/a	NP (nrm)	NaN	29	3.786	0.8012	unknown	ShapiroWilk
Chloroethane (ug/L)	MW-25A-00	n/a	n/a	n/a	NP (nrm)	NaN	37	3.502	1.148	unknown	ShapiroWilk
Chloroethane (ug/L)	MW-29A	n/a	n/a	n/a	NP (nrm)	NaN	38	3.431	1.215	unknown	ShapiroWilk
Chloroethane (ug/L)	MW-31B	n/a	n/a	n/a	NP (nrm)	NaN	41	3.472	1.178	unknown	ShapiroWilk
Chloroethane (ug/L)	MW-201A	n/a	n/a	n/a	NP (nrm)	NaN	34	3.364	1.269	unknown	ShapiroWilk
Chloroethane (ug/L)	MW-202A	n/a	n/a	n/a	NP (nrm)	NaN	29	3.786	0.8012	unknown	ShapiroWilk
Chloroethane (ug/L)	MW-203A	n/a	n/a	n/a	NP (nrm)	NaN	29	3.786	0.8012	unknown	ShapiroWilk
Chloroethane (ug/L)	MW-204A	No	n/a	n/a	NP (nrm)	NaN	28	3.31	1.509	unknown	ShapiroWilk
Chloroethane (ug/L)	MW-208B	n/a	n/a	n/a	NP (nrm)	NaN	27	3.77	0.8292	unknown	ShapiroWilk
Chloroethane (ug/L)	MW-210B	n/a	n/a	n/a	NP (nrm)	NaN	28	3.778	0.8148	unknown	ShapiroWilk
Chloroethane (ug/L)	MW-215A	n/a	n/a	n/a	NP (nrm)	NaN	27	3.77	0.8292	unknown	ShapiroWilk
Chloroethane (ug/L)	MW-214A	n/a	n/a	n/a	NP (nrm)	NaN	28	3.778	0.8148	unknown	ShapiroWilk
Chloroethane (ug/L)	MW-200A	n/a	n/a	n/a	NP (nrm)	NaN	35	3.382	1.255	unknown	ShapiroWilk
Chloroethane (ug/L)	MW-205A	n/a	n/a	n/a	NP (nrm)	NaN	27	3.915	1.624	unknown	ShapiroWilk

Outlier Analysis

Iowa City Landfill Client: HDR Data: Iowa City Sanitary Landfill Printed 1/20/2026, 11:17 AM

Constituent	Well	Outlier	Value(s)	Date(s)	Method	Alpha	N	Mean	Std. Dev.	Distribution	Normality Test
Chloroethane (ug/L)	MW-211B	n/a	n/a	n/a	NP (nrm)	NaN	34	3.364	1.269	unknown	ShapiroWilk
Chloroethane (ug/L)	MW-213A	n/a	n/a	n/a	NP (nrm)	NaN	28	3.786	0.7868	unknown	ShapiroWilk
Chloroethane (ug/L)	MW-310A	n/a	n/a	n/a	NP (nrm)	NaN	17	2.904	1.531	unknown	ShapiroWilk
Chloroethane (ug/L)	MW-312A	n/a	n/a	n/a	NP (nrm)	NaN	16	2.836	1.554	unknown	ShapiroWilk
Chloroethane (ug/L)	MW-38A (bg)	n/a	n/a	n/a	NP (nrm)	NaN	25	3.632	1.019	unknown	ShapiroWilk
Chloroethane (ug/L)	MW-39B (bg)	n/a	n/a	n/a	NP (nrm)	NaN	25	3.632	1.019	unknown	ShapiroWilk
Chloroethane (ug/L)	MW-216A	n/a	n/a	n/a	NP (nrm)	NaN	31	3.302	1.314	unknown	ShapiroWilk
Chloroethane (ug/L)	MW-217A	n/a	n/a	n/a	NP (nrm)	NaN	31	3.302	1.314	unknown	ShapiroWilk
Chloroethane (ug/L)	MW-218A	n/a	n/a	n/a	NP (nrm)	NaN	31	3.302	1.314	unknown	ShapiroWilk
Chloroethane (ug/L)	MW-219A	n/a	n/a	n/a	NP (nrm)	NaN	31	3.302	1.314	unknown	ShapiroWilk
Chloroethane (ug/L)	MW-220A	n/a	n/a	n/a	NP (nrm)	NaN	31	3.302	1.314	unknown	ShapiroWilk
Chloroethane (ug/L)	MW-18AR	n/a	n/a	n/a	NP (nrm)	NaN	15	2.358	1.592	unknown	ShapiroWilk
Chloroethane (ug/L)	MW-408	n/a	n/a	n/a	NP (nrm)	NaN	9	1.93	1.555	unknown	ShapiroWilk
Chloroethane (ug/L)	MW-410	n/a	n/a	n/a	NP (nrm)	NaN	9	1.93	1.555	unknown	ShapiroWilk
Chloromethane (ug/L)	MW-34A (bg)	n/a	n/a	n/a	NP (nrm)	NaN	32	2.644	0.8461	unknown	ShapiroWilk
Chloromethane (ug/L)	MW-1B	n/a	n/a	n/a	NP (nrm)	NaN	37	2.59	0.8647	unknown	ShapiroWilk
Chloromethane (ug/L)	MW-5B	n/a	n/a	n/a	NP (nrm)	NaN	30	2.854	0.5592	unknown	ShapiroWilk
Chloromethane (ug/L)	MW-7B1	n/a	n/a	n/a	NP (nrm)	NaN	30	2.854	0.5592	unknown	ShapiroWilk
Chloromethane (ug/L)	MW-8B	n/a	n/a	n/a	NP (nrm)	NaN	29	2.763	0.7143	unknown	ShapiroWilk
Chloromethane (ug/L)	MW-10B	No	n/a	n/a	NP (nrm)	NaN	14	2.059	1.135	unknown	ShapiroWilk
Chloromethane (ug/L)	MW-12B	n/a	n/a	n/a	NP (nrm)	NaN	29	2.771	0.6931	unknown	ShapiroWilk
Chloromethane (ug/L)	MW-14B	n/a	n/a	n/a	NP (nrm)	NaN	30	2.768	0.7108	unknown	ShapiroWilk
Chloromethane (ug/L)	MW-17A-00	n/a	n/a	n/a	NP (nrm)	NaN	31	2.774	0.7058	unknown	ShapiroWilk
Chloromethane (ug/L)	MW-23A	n/a	n/a	n/a	NP (nrm)	NaN	31	2.858	0.5505	unknown	ShapiroWilk
Chloromethane (ug/L)	MW-24A	n/a	n/a	n/a	NP (nrm)	NaN	29	2.759	0.728	unknown	ShapiroWilk
Chloromethane (ug/L)	MW-25A-00	n/a	n/a	n/a	NP (nrm)	NaN	37	2.655	0.7995	unknown	ShapiroWilk
Chloromethane (ug/L)	MW-29A	n/a	n/a	n/a	NP (nrm)	NaN	38	2.601	0.8555	unknown	ShapiroWilk
Chloromethane (ug/L)	MW-31B	n/a	n/a	n/a	NP (nrm)	NaN	41	2.568	0.8933	unknown	ShapiroWilk
Chloromethane (ug/L)	MW-201A	n/a	n/a	n/a	NP (nrm)	NaN	34	2.554	0.8939	unknown	ShapiroWilk
Chloromethane (ug/L)	MW-202A	n/a	n/a	n/a	NP (nrm)	NaN	29	2.76	0.7243	unknown	ShapiroWilk
Chloromethane (ug/L)	MW-203A	n/a	n/a	n/a	NP (nrm)	NaN	29	2.763	0.7137	unknown	ShapiroWilk
Chloromethane (ug/L)	MW-204A	n/a	n/a	n/a	NP (nrm)	NaN	28	2.757	0.7166	unknown	ShapiroWilk
Chloromethane (ug/L)	MW-208B	n/a	n/a	n/a	NP (nrm)	NaN	27	2.698	0.7724	unknown	ShapiroWilk
Chloromethane (ug/L)	MW-210B	n/a	n/a	n/a	NP (nrm)	NaN	28	2.843	0.5781	unknown	ShapiroWilk
Chloromethane (ug/L)	MW-215A	n/a	n/a	n/a	NP (nrm)	NaN	27	2.837	0.5883	unknown	ShapiroWilk
Chloromethane (ug/L)	MW-214A	n/a	n/a	n/a	NP (nrm)	NaN	28	2.849	0.5805	unknown	ShapiroWilk
Chloromethane (ug/L)	MW-200A	n/a	n/a	n/a	NP (nrm)	NaN	35	2.493	0.9513	unknown	ShapiroWilk
Chloromethane (ug/L)	MW-205A	n/a	n/a	n/a	NP (nrm)	NaN	27	2.76	0.6945	unknown	ShapiroWilk
Chloromethane (ug/L)	MW-211B	n/a	n/a	n/a	NP (nrm)	NaN	34	2.554	0.8939	unknown	ShapiroWilk
Chloromethane (ug/L)	MW-213A	n/a	n/a	n/a	NP (nrm)	NaN	28	2.857	0.5245	unknown	ShapiroWilk
Chloromethane (ug/L)	MW-310A	n/a	n/a	n/a	NP (nrm)	NaN	17	2.225	1.088	unknown	ShapiroWilk
Chloromethane (ug/L)	MW-312A	n/a	n/a	n/a	NP (nrm)	NaN	16	2.177	1.104	unknown	ShapiroWilk
Chloromethane (ug/L)	MW-38A (bg)	n/a	n/a	n/a	NP (nrm)	NaN	25	2.641	0.8468	unknown	ShapiroWilk
Chloromethane (ug/L)	MW-39B (bg)	n/a	n/a	n/a	NP (nrm)	NaN	25	2.744	0.7094	unknown	ShapiroWilk
Chloromethane (ug/L)	MW-216A	n/a	n/a	n/a	NP (nrm)	NaN	31	2.424	1.001	unknown	ShapiroWilk
Chloromethane (ug/L)	MW-217A	n/a	n/a	n/a	NP (nrm)	NaN	31	2.511	0.9258	unknown	ShapiroWilk
Chloromethane (ug/L)	MW-218A	n/a	n/a	n/a	NP (nrm)	NaN	31	2.511	0.9258	unknown	ShapiroWilk
Chloromethane (ug/L)	MW-219A	n/a	n/a	n/a	NP (nrm)	NaN	31	2.425	0.9987	unknown	ShapiroWilk
Chloromethane (ug/L)	MW-220A	n/a	n/a	n/a	NP (nrm)	NaN	31	2.511	0.9258	unknown	ShapiroWilk
Chloromethane (ug/L)	MW-18AR	n/a	n/a	n/a	NP (nrm)	NaN	15	1.855	1.117	unknown	ShapiroWilk

Outlier Analysis

Iowa City Landfill Client: HDR Data: Iowa City Sanitary Landfill Printed 1/20/2026, 11:17 AM

Constituent	Well	Outlier	Value(s)	Date(s)	Method	Alpha	N	Mean	Std. Dev.	Distribution	Normality Test
Chloromethane (ug/L)	MW-408	n/a	n/a	n/a	NP (nrm)	NaN	9	1.537	1.11	unknown	ShapiroWilk
Chloromethane (ug/L)	MW-410	n/a	n/a	n/a	NP (nrm)	NaN	9	1.537	1.11	unknown	ShapiroWilk
cis-1,2-Dichloroethene (ug/L)	MW-34A (bg)	n/a	n/a	n/a	NP (nrm)	NaN	39	0.9797	0.1265	unknown	ShapiroWilk
cis-1,2-Dichloroethene (ug/L)	MW-1B	n/a	n/a	n/a	NP (nrm)	NaN	37	0.9305	0.2195	unknown	ShapiroWilk
cis-1,2-Dichloroethene (ug/L)	MW-5B	n/a	n/a	n/a	NP (nrm)	NaN	30	0.9737	0.1442	unknown	ShapiroWilk
cis-1,2-Dichloroethene (ug/L)	MW-7B1	n/a	n/a	n/a	NP (nrm)	NaN	30	0.939	0.194	unknown	ShapiroWilk
cis-1,2-Dichloroethene (ug/L)	MW-8B	n/a	n/a	n/a	NP (nrm)	NaN	29	0.9227	0.2327	unknown	ShapiroWilk
cis-1,2-Dichloroethene (ug/L)	MW-10B	No	n/a	n/a	NP (nrm)	NaN	14	0.8307	0.3364	unknown	ShapiroWilk
cis-1,2-Dichloroethene (ug/L)	MW-12B	No	n/a	n/a	NP (nrm)	NaN	29	1	0	unknown	ShapiroWilk
cis-1,2-Dichloroethene (ug/L)	MW-14B	n/a	n/a	n/a	NP (nrm)	NaN	30	0.9463	0.2043	unknown	ShapiroWilk
cis-1,2-Dichloroethene (ug/L)	MW-17A-00	n/a	n/a	n/a	NP (nrm)	NaN	31	0.9473	0.204	unknown	ShapiroWilk
cis-1,2-Dichloroethene (ug/L)	MW-23A	n/a	n/a	n/a	NP (nrm)	NaN	31	0.9745	0.1419	unknown	ShapiroWilk
cis-1,2-Dichloroethene (ug/L)	MW-24A	n/a	n/a	n/a	NP (nrm)	NaN	29	0.9728	0.1467	unknown	ShapiroWilk
cis-1,2-Dichloroethene (ug/L)	MW-25A-00	n/a	n/a	n/a	NP (nrm)	NaN	37	0.9573	0.1811	unknown	ShapiroWilk
cis-1,2-Dichloroethene (ug/L)	MW-29A	n/a	n/a	n/a	NP (nrm)	NaN	38	0.9376	0.2159	unknown	ShapiroWilk
cis-1,2-Dichloroethene (ug/L)	MW-31B	n/a	n/a	n/a	NP (nrm)	NaN	41	0.9422	0.2083	unknown	ShapiroWilk
cis-1,2-Dichloroethene (ug/L)	MW-201A	n/a	n/a	n/a	NP (nrm)	NaN	34	0.9234	0.4282	unknown	ShapiroWilk
cis-1,2-Dichloroethene (ug/L)	MW-202A	n/a	n/a	n/a	NP (nrm)	NaN	29	0.9728	0.1467	unknown	ShapiroWilk
cis-1,2-Dichloroethene (ug/L)	MW-203A	n/a	n/a	n/a	NP (nrm)	NaN	29	0.9728	0.1467	unknown	ShapiroWilk
cis-1,2-Dichloroethene (ug/L)	MW-204A	n/a	n/a	n/a	NP (nrm)	NaN	28	0.9718	0.1493	unknown	ShapiroWilk
cis-1,2-Dichloroethene (ug/L)	**MW-208B**	**Yes**	**0.177,0.224,0.21**	**4/4/2016,10/11/2017,4/25/2025**	**NP (nrm)**	**NaN**	**27**	**0.8273**	**0.3101**	**unknown**	**ShapiroWilk**
cis-1,2-Dichloroethene (ug/L)	MW-210B	n/a	n/a	n/a	NP (nrm)	NaN	28	0.9718	0.1493	unknown	ShapiroWilk
cis-1,2-Dichloroethene (ug/L)	MW-215A	n/a	n/a	n/a	NP (nrm)	NaN	27	0.9707	0.152	unknown	ShapiroWilk
cis-1,2-Dichloroethene (ug/L)	MW-214A	n/a	n/a	n/a	NP (nrm)	NaN	28	0.9718	0.1493	unknown	ShapiroWilk
cis-1,2-Dichloroethene (ug/L)	MW-200A	n/a	n/a	n/a	NP (nrm)	NaN	35	0.9323	0.2244	unknown	ShapiroWilk
cis-1,2-Dichloroethene (ug/L)	MW-205A	n/a	n/a	n/a	NP (nrm)	NaN	27	0.9604	0.17	unknown	ShapiroWilk
cis-1,2-Dichloroethene (ug/L)	MW-211B	n/a	n/a	n/a	NP (nrm)	NaN	34	0.9303	0.2274	unknown	ShapiroWilk
cis-1,2-Dichloroethene (ug/L)	MW-213A	n/a	n/a	n/a	NP (nrm)	NaN	28	0.9718	0.1491	unknown	ShapiroWilk
cis-1,2-Dichloroethene (ug/L)	MW-310A	n/a	n/a	n/a	NP (nrm)	NaN	17	0.8606	0.3104	unknown	ShapiroWilk
cis-1,2-Dichloroethene (ug/L)	MW-312A	n/a	n/a	n/a	NP (nrm)	NaN	16	0.8519	0.3185	unknown	ShapiroWilk
cis-1,2-Dichloroethene (ug/L)	MW-38A (bg)	n/a	n/a	n/a	NP (nrm)	NaN	25	0.9684	0.158	unknown	ShapiroWilk
cis-1,2-Dichloroethene (ug/L)	MW-39B (bg)	n/a	n/a	n/a	NP (nrm)	NaN	25	0.9684	0.158	unknown	ShapiroWilk
cis-1,2-Dichloroethene (ug/L)	MW-216A	n/a	n/a	n/a	NP (nrm)	NaN	31	0.9235	0.2374	unknown	ShapiroWilk
cis-1,2-Dichloroethene (ug/L)	MW-217A	n/a	n/a	n/a	NP (nrm)	NaN	31	0.9235	0.2374	unknown	ShapiroWilk
cis-1,2-Dichloroethene (ug/L)	MW-218A	n/a	n/a	n/a	NP (nrm)	NaN	31	0.9235	0.2374	unknown	ShapiroWilk
cis-1,2-Dichloroethene (ug/L)	MW-219A	n/a	n/a	n/a	NP (nrm)	NaN	31	0.9235	0.2374	unknown	ShapiroWilk
cis-1,2-Dichloroethene (ug/L)	MW-220A	n/a	n/a	n/a	NP (nrm)	NaN	31	0.9235	0.2374	unknown	ShapiroWilk
cis-1,2-Dichloroethene (ug/L)	MW-18AR	No	n/a	n/a	EPA 1989	0.05	15	2.242	2.046	ln(x)	ShapiroWilk
cis-1,2-Dichloroethene (ug/L)	MW-408	n/a	n/a	n/a	NP (nrm)	NaN	9	0.7367	0.395	unknown	ShapiroWilk
cis-1,2-Dichloroethene (ug/L)	MW-410	n/a	n/a	n/a	NP (nrm)	NaN	9	0.7367	0.395	unknown	ShapiroWilk
Delta-BHC (ug/L)	MW-34A (bg)	No	n/a	n/a	NP (nrm)	NaN	4	0.03218	0.00035	unknown	ShapiroWilk
Delta-BHC (ug/L)	MW-1B	No	n/a	n/a	NP (nrm)	NaN	5	0.02554	0.01278	unknown	ShapiroWilk
Delta-BHC (ug/L)	MW-5B	No	n/a	n/a	EPA 1989	0.05	5	0.0319	0.001876	normal	ShapiroWilk
Delta-BHC (ug/L)	MW-7B1	No	n/a	n/a	NP (nrm)	NaN	6	0.03177	0.001316	unknown	ShapiroWilk
Delta-BHC (ug/L)	MW-8B	n/a	n/a	n/a	NP (nrm)	NaN	7	0.03183	0.001135	unknown	ShapiroWilk
Delta-BHC (ug/L)	MW-12B	No	n/a	n/a	NP (nrm)	NaN	4	0.03693	0.008753	unknown	ShapiroWilk
Delta-BHC (ug/L)	MW-14B	No	n/a	n/a	EPA 1989	0.05	5	0.03184	0.001842	normal	ShapiroWilk
Delta-BHC (ug/L)	MW-17A-00	No	n/a	n/a	NP (nrm)	NaN	5	0.02568	0.01298	unknown	ShapiroWilk
Delta-BHC (ug/L)	MW-23A	No	n/a	n/a	NP (nrm)	NaN	5	0.03192	0.002247	unknown	ShapiroWilk
Delta-BHC (ug/L)	MW-24A	n/a	n/a	n/a	EPA 1989	0.05	5	0.03166	0.00159	unknown	ShapiroWilk

Outlier Analysis

Iowa City Landfill Client: HDR Data: Iowa City Sanitary Landfill Printed 1/20/2026, 11:17 AM

Constituent	Well	Outlier	Value(s)	Date(s)	Method	Alpha	N	Mean	Std. Dev.	Distribution	Normality Test
Delta-BHC (ug/L)	MW-25A-00	No	n/a	n/a	EPA 1989	0.05	5	0.032	0.001991	normal	ShapiroWilk
Delta-BHC (ug/L)	MW-29A	n/a	n/a	n/a	EPA 1989	0.05	5	0.03172	0.001881	unknown	ShapiroWilk
Delta-BHC (ug/L)	MW-31B	No	n/a	n/a	NP (nrm)	NaN	5	0.02566	0.01283	unknown	ShapiroWilk
Delta-BHC (ug/L)	MW-201A	No	n/a	n/a	EPA 1989	0.05	4	0.032	0.002128	normal	ShapiroWilk
Delta-BHC (ug/L)	MW-202A	No	n/a	n/a	EPA 1989	0.05	4	0.03155	0.002044	normal	ShapiroWilk
Delta-BHC (ug/L)	MW-203A	No	n/a	n/a	EPA 1989	0.05	4	0.03155	0.00187	normal	ShapiroWilk
Delta-BHC (ug/L)	**MW-204A**	**Yes**	**0.00307**	**10/5/2015**	**Dixon`s**	**0.05**	**4**	**0.02447**	**0.01435**	**normal**	**ShapiroWilk**
Delta-BHC (ug/L)	MW-208B	No	n/a	n/a	EPA 1989	0.05	4	0.01908	0.01426	normal	ShapiroWilk
Delta-BHC (ug/L)	MW-210B	No	n/a	n/a	EPA 1989	0.05	4	0.03165	0.002001	normal	ShapiroWilk
Delta-BHC (ug/L)	MW-215A	No	n/a	n/a	Dixon`s	0.05	4	0.03155	0.001816	normal	ShapiroWilk
Delta-BHC (ug/L)	MW-214A	No	n/a	n/a	EPA 1989	0.05	4	0.03218	0.002472	normal	ShapiroWilk
Delta-BHC (ug/L)	**MW-218A**	**Yes**	**0.242,0.0711**	**7/10/2013,5/1/2023**	**NP (nrm)**	**NaN**	**14**	**0.05034**	**0.05611**	**unknown**	**ShapiroWilk**
Dichlorodifluoromethane (ug/L)	MW-34A (bg)	No	n/a	n/a	NP (nrm)	NaN	14	3	0	unknown	ShapiroWilk
Dichlorodifluoromethane (ug/L)	MW-1B	No	n/a	n/a	NP (nrm)	NaN	5	2.65	1.41	unknown	ShapiroWilk
Dichlorodifluoromethane (ug/L)	MW-5B	No	n/a	n/a	NP (nrm)	NaN	5	2.45	1.23	unknown	ShapiroWilk
Dichlorodifluoromethane (ug/L)	MW-7B1	No	n/a	n/a	NP (nrm)	NaN	5	2.45	1.23	unknown	ShapiroWilk
Dichlorodifluoromethane (ug/L)	MW-8B	No	n/a	n/a	NP (nrm)	NaN	5	1.938	1.456	unknown	ShapiroWilk
Dichlorodifluoromethane (ug/L)	MW-12B	No	n/a	n/a	NP (nrm)	NaN	4	2.5	1	unknown	ShapiroWilk
Dichlorodifluoromethane (ug/L)	MW-14B	No	n/a	n/a	NP (nrm)	NaN	5	2.45	1.23	unknown	ShapiroWilk
Dichlorodifluoromethane (ug/L)	MW-17A-00	No	n/a	n/a	EPA 1989	0.05	5	1.478	1.413	ln(x)	ShapiroWilk
Dichlorodifluoromethane (ug/L)	MW-23A	No	n/a	n/a	NP (nrm)	NaN	5	2.45	1.23	unknown	ShapiroWilk
Dichlorodifluoromethane (ug/L)	MW-24A	No	n/a	n/a	NP (nrm)	NaN	5	2.45	1.23	unknown	ShapiroWilk
Dichlorodifluoromethane (ug/L)	MW-25A-00	No	n/a	n/a	NP (nrm)	NaN	5	2.45	1.23	unknown	ShapiroWilk
Dichlorodifluoromethane (ug/L)	MW-29A	No	n/a	n/a	NP (nrm)	NaN	5	2.45	1.23	unknown	ShapiroWilk
Dichlorodifluoromethane (ug/L)	MW-31B	No	n/a	n/a	NP (nrm)	NaN	5	2.45	1.23	unknown	ShapiroWilk
Dichlorodifluoromethane (ug/L)	MW-201A	No	n/a	n/a	NP (nrm)	NaN	4	2.313	1.375	unknown	ShapiroWilk
Dichlorodifluoromethane (ug/L)	MW-202A	No	n/a	n/a	NP (nrm)	NaN	4	2.313	1.375	unknown	ShapiroWilk
Dichlorodifluoromethane (ug/L)	MW-203A	No	n/a	n/a	NP (nrm)	NaN	4	2.313	1.375	unknown	ShapiroWilk
Dichlorodifluoromethane (ug/L)	MW-204A	No	n/a	n/a	NP (nrm)	NaN	4	2.313	1.375	unknown	ShapiroWilk
Dichlorodifluoromethane (ug/L)	MW-208B	No	n/a	n/a	EPA 1989	0.05	4	1.804	1.412	normal	ShapiroWilk
Dichlorodifluoromethane (ug/L)	MW-210B	No	n/a	n/a	NP (nrm)	NaN	4	2.313	1.375	unknown	ShapiroWilk
Dichlorodifluoromethane (ug/L)	MW-215A	No	n/a	n/a	NP (nrm)	NaN	4	2.313	1.375	unknown	ShapiroWilk
Dichlorodifluoromethane (ug/L)	MW-214A	No	n/a	n/a	NP (nrm)	NaN	4	2.313	1.375	unknown	ShapiroWilk
Dichlorodifluoromethane (ug/L)	MW-200A	No	n/a	n/a	EPA 1989	0.05	27	2.126	1.065	ln(x)	ShapiroWilk
Dichlorodifluoromethane (ug/L)	MW-18AR	No	n/a	n/a	EPA 1989	0.05	15	12.94	8.402	ln(x)	ShapiroWilk
Endrin (ug/L)	MW-1B	No	n/a	n/a	NP (nrm)	NaN	5	0.03092	0.003192	unknown	ShapiroWilk
Endrin (ug/L)	**MW-5B**	**Yes**	**0.0252**	**5/6/2025**	**Dixon`s**	**0.05**	**5**	**0.03118**	**0.003419**	**normal**	**ShapiroWilk**
Endrin (ug/L)	MW-7B1	No	n/a	n/a	NP (nrm)	NaN	6	0.03117	0.002728	unknown	ShapiroWilk
Endrin (ug/L)	MW-8B	n/a	n/a	n/a	NP (nrm)	NaN	7	0.0313	0.002473	unknown	ShapiroWilk
Endrin (ug/L)	MW-12B	No	n/a	n/a	NP (nrm)	NaN	4	0.03693	0.008753	unknown	ShapiroWilk
Endrin (ug/L)	MW-14B	No	n/a	n/a	NP (nrm)	NaN	5	0.02572	0.01188	unknown	ShapiroWilk
Endrin (ug/L)	**MW-17A-00**	**Yes**	**0.0255**	**4/23/2025**	**Dixon`s**	**0.05**	**5**	**0.0311**	**0.003177**	**normal**	**ShapiroWilk**
Endrin (ug/L)	MW-23A	No	n/a	n/a	NP (nrm)	NaN	5	0.03122	0.003743	unknown	ShapiroWilk
Endrin (ug/L)	MW-24A	No	n/a	n/a	NP (nrm)	NaN	5	0.03094	0.003148	unknown	ShapiroWilk
Endrin (ug/L)	**MW-25A-00**	**Yes**	**0.0253**	**5/8/2025**	**Dixon`s**	**0.05**	**5**	**0.03128**	**0.003484**	**normal**	**ShapiroWilk**
Endrin (ug/L)	MW-29A	No	n/a	n/a	NP (nrm)	NaN	5	0.03102	0.003383	unknown	ShapiroWilk
Endrin (ug/L)	**MW-31B**	**Yes**	**0.0251**	**5/7/2025**	**Dixon`s**	**0.05**	**5**	**0.03096**	**0.003305**	**normal**	**ShapiroWilk**
Endrin (ug/L)	**MW-201A**	**Yes**	**0.0254**	**5/6/2025**	**Dixon`s**	**0.05**	**4**	**0.0311**	**0.003869**	**normal**	**ShapiroWilk**
Endrin (ug/L)	**MW-202A**	**Yes**	**0.0251**	**4/23/2025**	**Dixon`s**	**0.05**	**4**	**0.03068**	**0.003758**	**normal**	**ShapiroWilk**
Endrin (ug/L)	MW-203A	No	n/a	n/a	NP (nrm)	NaN	4	0.03065	0.003619	unknown	ShapiroWilk

Outlier Analysis

Iowa City Landfill Client: HDR Data: Iowa City Sanitary Landfill Printed 1/20/2026, 11:17 AM

Constituent	Well	Outlier	Value(s)	Date(s)	Method	Alpha	N	Mean	Std. Dev.	Distribution	Normality Test
Endrin (ug/L)	**MW-204A**	**Yes**	**0.0258**	**4/24/2025**	**Dixon`s**	**0.05**	**4**	**0.03103**	**0.003527**	**normal**	**ShapiroWilk**
Endrin (ug/L)	MW-208B	No	n/a	n/a	NP (nrm)	NaN	21	0.0711	0.1171	unknown	ShapiroWilk
Endrin (ug/L)	MW-210B	n/a	n/a	n/a	EPA 1989	0.05	4	0.03075	0.003721	unknown	ShapiroWilk
Endrin (ug/L)	**MW-215A**	**Yes**	**0.0253**	**5/7/2025**	**Dixon`s**	**0.05**	**4**	**0.03065**	**0.003591**	**normal**	**ShapiroWilk**
Endrin (ug/L)	MW-214A	No	n/a	n/a	EPA 1989	0.05	4	0.03128	0.004148	normal	ShapiroWilk
Endrin aldehyde (ug/L)	MW-34A (bg)	No	n/a	n/a	NP (nrm)	NaN	9	0.032	0	unknown	ShapiroWilk
Endrin aldehyde (ug/L)	MW-1B	No	n/a	n/a	NP (nrm)	NaN	5	0.03074	0.003589	unknown	ShapiroWilk
Endrin aldehyde (ug/L)	**MW-5B**	**Yes**	**0.0243**	**5/6/2025**	**Dixon`s**	**0.05**	**5**	**0.031**	**0.003814**	**normal**	**ShapiroWilk**
Endrin aldehyde (ug/L)	MW-7B1	No	n/a	n/a	NP (nrm)	NaN	6	0.031	0.00313	unknown	ShapiroWilk
Endrin aldehyde (ug/L)	MW-8B	n/a	n/a	n/a	NP (nrm)	NaN	7	0.02811	0.008209	unknown	ShapiroWilk
Endrin aldehyde (ug/L)	MW-12B	No	n/a	n/a	NP (nrm)	NaN	4	0.02693	0.01131	unknown	ShapiroWilk
Endrin aldehyde (ug/L)	MW-14B	No	n/a	n/a	NP (nrm)	NaN	5	0.03094	0.003749	unknown	ShapiroWilk
Endrin aldehyde (ug/L)	**MW-17A-00**	**Yes**	**0.0245**	**4/23/2025**	**Dixon`s**	**0.05**	**5**	**0.0309**	**0.003619**	**normal**	**ShapiroWilk**
Endrin aldehyde (ug/L)	MW-23A	No	n/a	n/a	NP (nrm)	NaN	5	0.03104	0.004136	unknown	ShapiroWilk
Endrin aldehyde (ug/L)	MW-24A	No	n/a	n/a	NP (nrm)	NaN	5	0.03076	0.003544	unknown	ShapiroWilk
Endrin aldehyde (ug/L)	**MW-25A-00**	**Yes**	**0.0244**	**5/8/2025**	**Dixon`s**	**0.05**	**5**	**0.0311**	**0.003872**	**normal**	**ShapiroWilk**
Endrin aldehyde (ug/L)	MW-29A	No	n/a	n/a	NP (nrm)	NaN	5	0.03084	0.003778	unknown	ShapiroWilk
Endrin aldehyde (ug/L)	**MW-31B**	**Yes**	**0.0242**	**5/7/2025**	**Dixon`s**	**0.05**	**5**	**0.03078**	**0.003704**	**normal**	**ShapiroWilk**
Endrin aldehyde (ug/L)	**MW-201A**	**Yes**	**0.0245**	**5/6/2025**	**Dixon`s**	**0.05**	**4**	**0.03088**	**0.004312**	**normal**	**ShapiroWilk**
Endrin aldehyde (ug/L)	**MW-202A**	**Yes**	**0.0242**	**4/23/2025**	**Dixon`s**	**0.05**	**4**	**0.03045**	**0.004204**	**normal**	**ShapiroWilk**
Endrin aldehyde (ug/L)	MW-203A	No	n/a	n/a	NP (nrm)	NaN	4	0.03043	0.004063	unknown	ShapiroWilk
Endrin aldehyde (ug/L)	**MW-204A**	**Yes**	**0.0249**	**4/24/2025**	**Dixon`s**	**0.05**	**4**	**0.0308**	**0.003972**	**normal**	**ShapiroWilk**
Endrin aldehyde (ug/L)	MW-208B	No	n/a	n/a	EPA 1989	0.05	4	0.0268	0.01198	normal	ShapiroWilk
Endrin aldehyde (ug/L)	MW-210B	No	n/a	n/a	NP (nrm)	NaN	4	0.03053	0.004161	unknown	ShapiroWilk
Endrin aldehyde (ug/L)	**MW-215A**	**Yes**	**0.0244**	**5/7/2025**	**Dixon`s**	**0.05**	**4**	**0.03043**	**0.004038**	**normal**	**ShapiroWilk**
Endrin aldehyde (ug/L)	MW-214A	No	n/a	n/a	Dixon`s	0.05	4	0.03105	0.004582	normal	ShapiroWilk
Endrin aldehyde (ug/L)	MW-38A (bg)	No	n/a	n/a	NP (nrm)	NaN	4	0.0365	0.009	unknown	ShapiroWilk
Ethylbenzene (ug/L)	MW-34A (bg)	n/a	n/a	n/a	NP (nrm)	NaN	36	0.9808	0.115	unknown	ShapiroWilk
Ethylbenzene (ug/L)	MW-1B	n/a	n/a	n/a	NP (nrm)	NaN	37	0.9981	0.3086	unknown	ShapiroWilk
Ethylbenzene (ug/L)	MW-5B	n/a	n/a	n/a	NP (nrm)	NaN	30	1.01	0.2254	unknown	ShapiroWilk
Ethylbenzene (ug/L)	MW-7B1	n/a	n/a	n/a	NP (nrm)	NaN	30	1.01	0.2254	unknown	ShapiroWilk
Ethylbenzene (ug/L)	MW-8B	n/a	n/a	n/a	NP (nrm)	NaN	29	1.011	0.2293	unknown	ShapiroWilk
Ethylbenzene (ug/L)	MW-10B	No	n/a	n/a	NP (nrm)	NaN	14	0.8521	0.2938	unknown	ShapiroWilk
Ethylbenzene (ug/L)	MW-12B	n/a	n/a	n/a	NP (nrm)	NaN	29	1.034	0.1857	unknown	ShapiroWilk
Ethylbenzene (ug/L)	MW-14B	n/a	n/a	n/a	NP (nrm)	NaN	30	0.977	0.126	unknown	ShapiroWilk
Ethylbenzene (ug/L)	MW-17A-00	n/a	n/a	n/a	NP (nrm)	NaN	31	1.01	0.2216	unknown	ShapiroWilk
Ethylbenzene (ug/L)	MW-23A	n/a	n/a	n/a	NP (nrm)	NaN	31	0.9777	0.1239	unknown	ShapiroWilk
Ethylbenzene (ug/L)	MW-24A	n/a	n/a	n/a	NP (nrm)	NaN	29	1.011	0.2293	unknown	ShapiroWilk
Ethylbenzene (ug/L)	MW-25A-00	n/a	n/a	n/a	NP (nrm)	NaN	37	0.9897	0.2326	unknown	ShapiroWilk
Ethylbenzene (ug/L)	MW-29A	n/a	n/a	n/a	NP (nrm)	NaN	38	0.9455	0.1886	unknown	ShapiroWilk
Ethylbenzene (ug/L)	MW-31B	n/a	n/a	n/a	NP (nrm)	NaN	41	0.9739	0.245	unknown	ShapiroWilk
Ethylbenzene (ug/L)	MW-201A	n/a	n/a	n/a	NP (nrm)	NaN	34	0.9685	0.2694	unknown	ShapiroWilk
Ethylbenzene (ug/L)	MW-202A	n/a	n/a	n/a	NP (nrm)	NaN	29	1.011	0.2293	unknown	ShapiroWilk
Ethylbenzene (ug/L)	MW-203A	n/a	n/a	n/a	NP (nrm)	NaN	29	1.011	0.2293	unknown	ShapiroWilk
Ethylbenzene (ug/L)	MW-204A	n/a	n/a	n/a	NP (nrm)	NaN	32	1.175	0.7452	unknown	ShapiroWilk
Ethylbenzene (ug/L)	MW-208B	n/a	n/a	n/a	NP (nrm)	NaN	27	1.011	0.238	unknown	ShapiroWilk
Ethylbenzene (ug/L)	MW-210B	n/a	n/a	n/a	NP (nrm)	NaN	28	1.011	0.2335	unknown	ShapiroWilk
Ethylbenzene (ug/L)	MW-215A	n/a	n/a	n/a	NP (nrm)	NaN	27	0.9744	0.1328	unknown	ShapiroWilk
Ethylbenzene (ug/L)	MW-214A	n/a	n/a	n/a	NP (nrm)	NaN	28	0.9754	0.1304	unknown	ShapiroWilk
Ethylbenzene (ug/L)	MW-200A	n/a	n/a	n/a	NP (nrm)	NaN	35	0.9409	0.196	unknown	ShapiroWilk

Outlier Analysis

Iowa City Landfill Client: HDR Data: Iowa City Sanitary Landfill Printed 1/20/2026, 11:17 AM

Constituent	Well	Outlier	Value(s)	Date(s)	Method	Alpha	N	Mean	Std. Dev.	Distribution	Normality Test
Ethylbenzene (ug/L)	MW-205A	No	n/a	n/a	NP (nrm)	NaN	27	1	0	unknown	ShapiroWilk
Ethylbenzene (ug/L)	MW-211B	n/a	n/a	n/a	NP (nrm)	NaN	34	0.9391	0.1987	unknown	ShapiroWilk
Ethylbenzene (ug/L)	MW-213A	No	n/a	n/a	NP (nrm)	NaN	28	1	0	unknown	ShapiroWilk
Ethylbenzene (ug/L)	MW-310A	n/a	n/a	n/a	NP (nrm)	NaN	17	0.8782	0.2711	unknown	ShapiroWilk
Ethylbenzene (ug/L)	MW-312A	n/a	n/a	n/a	NP (nrm)	NaN	16	0.8706	0.2781	unknown	ShapiroWilk
Ethylbenzene (ug/L)	MW-38A (bg)	n/a	n/a	n/a	NP (nrm)	NaN	25	0.9724	0.138	unknown	ShapiroWilk
Ethylbenzene (ug/L)	MW-39B (bg)	n/a	n/a	n/a	NP (nrm)	NaN	25	0.9724	0.138	unknown	ShapiroWilk
Ethylbenzene (ug/L)	MW-216A	n/a	n/a	n/a	NP (nrm)	NaN	31	0.9332	0.2074	unknown	ShapiroWilk
Ethylbenzene (ug/L)	MW-217A	n/a	n/a	n/a	NP (nrm)	NaN	31	0.9332	0.2074	unknown	ShapiroWilk
Ethylbenzene (ug/L)	MW-218A	n/a	n/a	n/a	NP (nrm)	NaN	31	0.9332	0.2074	unknown	ShapiroWilk
Ethylbenzene (ug/L)	MW-219A	n/a	n/a	n/a	NP (nrm)	NaN	31	0.9332	0.2074	unknown	ShapiroWilk
Ethylbenzene (ug/L)	MW-220A	n/a	n/a	n/a	NP (nrm)	NaN	31	0.9332	0.2074	unknown	ShapiroWilk
Ethylbenzene (ug/L)	MW-18AR	n/a	n/a	n/a	NP (nrm)	NaN	15	0.862	0.2857	unknown	ShapiroWilk
Ethylbenzene (ug/L)	MW-408	n/a	n/a	n/a	NP (nrm)	NaN	9	0.77	0.345	unknown	ShapiroWilk
Ethylbenzene (ug/L)	MW-410	n/a	n/a	n/a	NP (nrm)	NaN	9	0.77	0.345	unknown	ShapiroWilk
Heptachlor (ug/L)	MW-34A (bg)	No	n/a	n/a	NP (nrm)	NaN	9	0.032	0	unknown	ShapiroWilk
Heptachlor (ug/L)	MW-1B	No	n/a	n/a	NP (nrm)	NaN	5	0.03002	0.005185	unknown	ShapiroWilk
Heptachlor (ug/L)	MW-5B	No	n/a	n/a	NP (nrm)	NaN	5	0.02442	0.0127	unknown	ShapiroWilk
Heptachlor (ug/L)	MW-7B1	No	n/a	n/a	NP (nrm)	NaN	6	0.0304	0.004586	unknown	ShapiroWilk
Heptachlor (ug/L)	MW-8B	n/a	n/a	n/a	NP (nrm)	NaN	7	0.03064	0.004192	unknown	ShapiroWilk
Heptachlor (ug/L)	MW-12B	No	n/a	n/a	NP (nrm)	NaN	4	0.03693	0.008753	unknown	ShapiroWilk
Heptachlor (ug/L)	MW-14B	n/a	n/a	n/a	EPA 1989	0.05	5	0.02468	0.01237	unknown	ShapiroWilk
Heptachlor (ug/L)	MW-17A-00	No	n/a	n/a	NP (nrm)	NaN	5	0.02497	0.0114	unknown	ShapiroWilk
Heptachlor (ug/L)	MW-23A	No	n/a	n/a	NP (nrm)	NaN	5	0.03034	0.005677	unknown	ShapiroWilk
Heptachlor (ug/L)	MW-24A	No	n/a	n/a	NP (nrm)	NaN	5	0.03004	0.00514	unknown	ShapiroWilk
Heptachlor (ug/L)	**MW-25A-00**	**Yes**	**0.0208**	**5/8/2025**	**Dixon`s**	**0.05**	**5**	**0.03038**	**0.005444**	**normal**	**ShapiroWilk**
Heptachlor (ug/L)	MW-29A	No	n/a	n/a	NP (nrm)	NaN	5	0.03012	0.005368	unknown	ShapiroWilk
Heptachlor (ug/L)	**MW-31B**	**Yes**	**0.0206**	**5/7/2025**	**Dixon`s**	**0.05**	**5**	**0.03006**	**0.005306**	**normal**	**ShapiroWilk**
Heptachlor (ug/L)	**MW-201A**	**Yes**	**0.0209**	**5/6/2025**	**Dixon`s**	**0.05**	**4**	**0.02998**	**0.006093**	**normal**	**ShapiroWilk**
Heptachlor (ug/L)	**MW-202A**	**Yes**	**0.0206**	**4/23/2025**	**Dixon`s**	**0.05**	**4**	**0.02955**	**0.005992**	**normal**	**ShapiroWilk**
Heptachlor (ug/L)	MW-203A	No	n/a	n/a	NP (nrm)	NaN	4	0.0295	0.005899	unknown	ShapiroWilk
Heptachlor (ug/L)	**MW-204A**	**Yes**	**0.0212**	**4/24/2025**	**Dixon`s**	**0.05**	**4**	**0.02988**	**0.00581**	**normal**	**ShapiroWilk**
Heptachlor (ug/L)	MW-208B	n/a	n/a	n/a	NP (nrm)	NaN	11	0.02945	0.007543	unknown	ShapiroWilk
Heptachlor (ug/L)	MW-210B	No	n/a	n/a	NP (nrm)	NaN	4	0.02963	0.005938	unknown	ShapiroWilk
Heptachlor (ug/L)	**MW-215A**	**Yes**	**0.0208**	**5/7/2025**	**Dixon`s**	**0.05**	**4**	**0.02953**	**0.005832**	**normal**	**ShapiroWilk**
Heptachlor (ug/L)	**MW-214A**	**Yes**	**0.0208**	**4/23/2025**	**Dixon`s**	**0.05**	**4**	**0.03015**	**0.00634**	**normal**	**ShapiroWilk**
Isobutanol (mg/L)	MW-1B	No	n/a	n/a	NP (nrm)	NaN	5	8.48	3.399	unknown	ShapiroWilk
Isobutanol (mg/L)	MW-5B	No	n/a	n/a	NP (nrm)	NaN	5	8.48	3.399	unknown	ShapiroWilk
Isobutanol (mg/L)	MW-7B1	No	n/a	n/a	NP (nrm)	NaN	5	8.48	3.399	unknown	ShapiroWilk
Isobutanol (mg/L)	MW-8B	No	n/a	n/a	NP (nrm)	NaN	5	8.48	3.399	unknown	ShapiroWilk
Isobutanol (mg/L)	MW-12B	No	n/a	n/a	NP (nrm)	NaN	4	7.75	4.5	unknown	ShapiroWilk
Isobutanol (mg/L)	MW-14B	No	n/a	n/a	NP (nrm)	NaN	5	8.48	3.399	unknown	ShapiroWilk
Isobutanol (mg/L)	MW-17A-00	No	n/a	n/a	NP (nrm)	NaN	5	8.48	3.399	unknown	ShapiroWilk
Isobutanol (mg/L)	MW-23A	No	n/a	n/a	NP (nrm)	NaN	5	8.48	3.399	unknown	ShapiroWilk
Isobutanol (mg/L)	MW-24A	No	n/a	n/a	NP (nrm)	NaN	5	8.48	3.399	unknown	ShapiroWilk
Isobutanol (mg/L)	MW-25A-00	No	n/a	n/a	NP (nrm)	NaN	5	8.48	3.399	unknown	ShapiroWilk
Isobutanol (mg/L)	MW-29A	No	n/a	n/a	NP (nrm)	NaN	5	8.48	3.399	unknown	ShapiroWilk
Isobutanol (mg/L)	MW-31B	No	n/a	n/a	NP (nrm)	NaN	5	8.48	3.399	unknown	ShapiroWilk
Isobutanol (mg/L)	MW-201A	No	n/a	n/a	NP (nrm)	NaN	4	8.1	3.8	unknown	ShapiroWilk
Isobutanol (mg/L)	MW-202A	No	n/a	n/a	NP (nrm)	NaN	4	8.1	3.8	unknown	ShapiroWilk

Outlier Analysis

Iowa City Landfill Client: HDR Data: Iowa City Sanitary Landfill Printed 1/20/2026, 11:17 AM

Constituent	Well	Outlier	Value(s)	Date(s)	Method	Alpha	N	Mean	Std. Dev.	Distribution	Normality Test
Isobutanol (mg/L)	MW-203A	No	n/a	n/a	NP (nrm)	NaN	4	8.1	3.8	unknown	ShapiroWilk
Isobutanol (mg/L)	MW-204A	No	n/a	n/a	NP (nrm)	NaN	4	8.1	3.8	unknown	ShapiroWilk
Isobutanol (mg/L)	MW-208B	No	n/a	n/a	NP (nrm)	NaN	4	8.1	3.8	unknown	ShapiroWilk
Isobutanol (mg/L)	MW-210B	No	n/a	n/a	NP (nrm)	NaN	4	8.1	3.8	unknown	ShapiroWilk
Isobutanol (mg/L)	MW-215A	No	n/a	n/a	NP (nrm)	NaN	4	8.1	3.8	unknown	ShapiroWilk
Isobutanol (mg/L)	MW-214A	No	n/a	n/a	NP (nrm)	NaN	4	8.1	3.8	unknown	ShapiroWilk
m/p-Cresol (ug/L)	MW-1B	No	n/a	n/a	NP (nrm)	NaN	4	10.1	0.2	unknown	ShapiroWilk
m/p-Cresol (ug/L)	MW-5B	No	n/a	n/a	EPA 1989	0.05	4	10.17	0.2062	normal	ShapiroWilk
m/p-Cresol (ug/L)	MW-7B1	No	n/a	n/a	NP (nrm)	NaN	4	10.1	0.2	unknown	ShapiroWilk
m/p-Cresol (ug/L)	MW-8B	No	n/a	n/a	NP (nrm)	NaN	4	10.05	0.1	unknown	ShapiroWilk
m/p-Cresol (ug/L)	MW-12B	No	n/a	n/a	EPA 1989	0.05	4	9.75	1.258	normal	ShapiroWilk
m/p-Cresol (ug/L)	**MW-14B**	**Yes**	**20**	**4/14/2009**	**Dixon`s**	**0.05**	**4**	**12.63**	**4.918**	**normal**	**ShapiroWilk**
m/p-Cresol (ug/L)	MW-17A-00	n/a	n/a	n/a	NP (nrm)	NaN	4	10.2	0.2309	unknown	ShapiroWilk
m/p-Cresol (ug/L)	MW-23A	No	n/a	n/a	NP (nrm)	NaN	4	10.2	0.4	unknown	ShapiroWilk
m/p-Cresol (ug/L)	MW-24A	No	n/a	n/a	EPA 1989	0.05	4	10.2	0.2449	normal	ShapiroWilk
m/p-Cresol (ug/L)	MW-25A-00	n/a	n/a	n/a	NP (nrm)	NaN	4	10.25	0.2887	unknown	ShapiroWilk
m/p-Cresol (ug/L)	MW-29A	No	n/a	n/a	EPA 1989	0.05	4	10.1	0.1414	normal	ShapiroWilk
m/p-Cresol (ug/L)	MW-31B	No	n/a	n/a	EPA 1989	0.05	4	10.28	0.3775	normal	ShapiroWilk
m/p-Cresol (ug/L)	**MW-219A**	**Yes**	**2250**	**7/10/2013**	**Dixon`s**	**0.05**	**6**	**383.6**	**914.4**	**normal**	**ShapiroWilk**
O-Toluidine (ug/L)	MW-1B	No	n/a	n/a	NP (nrm)	NaN	5	8.684	3.171	unknown	ShapiroWilk
O-Toluidine (ug/L)	**MW-5B**	**Yes**	**3.02**	**5/6/2025**	**Dixon`s**	**0.05**	**5**	**8.744**	**3.205**	**normal**	**ShapiroWilk**
O-Toluidine (ug/L)	MW-7B1	No	n/a	n/a	NP (nrm)	NaN	5	8.684	3.171	unknown	ShapiroWilk
O-Toluidine (ug/L)	MW-8B	No	n/a	n/a	NP (nrm)	NaN	5	8.644	3.145	unknown	ShapiroWilk
O-Toluidine (ug/L)	MW-12B	No	n/a	n/a	EPA 1989	0.05	4	9.75	1.258	normal	ShapiroWilk
O-Toluidine (ug/L)	MW-14B	No	n/a	n/a	EPA 1989	0.05	5	10.7	6.049	normal	ShapiroWilk
O-Toluidine (ug/L)	MW-17A-00	No	n/a	n/a	NP (nrm)	NaN	5	8.764	3.217	unknown	ShapiroWilk
O-Toluidine (ug/L)	MW-23A	No	n/a	n/a	NP (nrm)	NaN	5	8.728	3.31	unknown	ShapiroWilk
O-Toluidine (ug/L)	**MW-24A**	**Yes**	**2.96**	**5/7/2025**	**Dixon`s**	**0.05**	**5**	**8.752**	**3.245**	**normal**	**ShapiroWilk**
O-Toluidine (ug/L)	MW-25A-00	No	n/a	n/a	NP (nrm)	NaN	5	8.818	3.212	unknown	ShapiroWilk
O-Toluidine (ug/L)	**MW-29A**	**Yes**	**2.96**	**5/5/2025**	**Dixon`s**	**0.05**	**5**	**8.672**	**3.195**	**normal**	**ShapiroWilk**
O-Toluidine (ug/L)	**MW-31B**	**Yes**	**3.09**	**5/7/2025**	**Dixon`s**	**0.05**	**5**	**8.838**	**3.23**	**normal**	**ShapiroWilk**
O-Toluidine (ug/L)	**MW-201A**	**Yes**	**3.02**	**5/6/2025**	**Dixon`s**	**0.05**	**4**	**8.555**	**3.704**	**normal**	**ShapiroWilk**
O-Toluidine (ug/L)	**MW-202A**	**Yes**	**3.02**	**4/23/2025**	**Dixon`s**	**0.05**	**4**	**8.505**	**3.665**	**normal**	**ShapiroWilk**
O-Toluidine (ug/L)	MW-203A	No	n/a	n/a	NP (nrm)	NaN	4	8.522	3.629	unknown	ShapiroWilk
O-Toluidine (ug/L)	MW-204A	No	n/a	n/a	EPA 1989	0.05	4	6.075	4.651	normal	ShapiroWilk
O-Toluidine (ug/L)	**MW-208B**	**Yes**	**2.96**	**4/25/2025**	**Dixon`s**	**0.05**	**4**	**8.565**	**3.755**	**normal**	**ShapiroWilk**
O-Toluidine (ug/L)	MW-210B	No	n/a	n/a	NP (nrm)	NaN	4	8.325	3.622	unknown	ShapiroWilk
O-Toluidine (ug/L)	**MW-215A**	**Yes**	**3.09**	**5/7/2025**	**Dixon`s**	**0.05**	**4**	**8.397**	**3.542**	**normal**	**ShapiroWilk**
O-Toluidine (ug/L)	**MW-214A**	**Yes**	**3.02**	**4/23/2025**	**Dixon`s**	**0.05**	**4**	**8.63**	**3.768**	**normal**	**ShapiroWilk**
O-Toluidine (ug/L)	**MW-219A**	**Yes**	**658**	**7/10/2013**	**Dixon`s**	**0.05**	**6**	**118.2**	**264.4**	**normal**	**ShapiroWilk**
Phenol (ug/L)	MW-1B	n/a	n/a	n/a	EPA 1989	0.05	5	10.31	6.671	unknown	ShapiroWilk
Phenol (ug/L)	MW-5B	No	n/a	n/a	Dixon`s	0.05	5	10.37	6.669	normal	ShapiroWilk
Phenol (ug/L)	MW-7B1	n/a	n/a	n/a	EPA 1989	0.05	5	10.31	6.671	unknown	ShapiroWilk
Phenol (ug/L)	MW-8B	n/a	n/a	n/a	EPA 1989	0.05	5	10.27	6.671	unknown	ShapiroWilk
Phenol (ug/L)	MW-12B	No	n/a	n/a	EPA 1989	0.05	4	12.25	5.315	normal	ShapiroWilk
Phenol (ug/L)	MW-14B	No	n/a	n/a	EPA 1989	0.05	5	14.33	14.87	ln(x)	ShapiroWilk
Phenol (ug/L)	MW-17A-00	n/a	n/a	n/a	EPA 1989	0.05	5	10.39	6.669	unknown	ShapiroWilk
Phenol (ug/L)	MW-23A	n/a	n/a	n/a	EPA 1989	0.05	5	10.38	6.699	unknown	ShapiroWilk
Phenol (ug/L)	MW-24A	No	n/a	n/a	Dixon`s	0.05	5	10.38	6.679	normal	ShapiroWilk
Phenol (ug/L)	MW-25A-00	n/a	n/a	n/a	EPA 1989	0.05	5	10.43	6.662	unknown	ShapiroWilk

Outlier Analysis

Iowa City Landfill Client: HDR Data: Iowa City Sanitary Landfill Printed 1/20/2026, 11:17 AM

Constituent	Well	Outlier	Value(s)	Date(s)	Method	Alpha	N	Mean	Std. Dev.	Distribution	Normality Test
Phenol (ug/L)	MW-29A	No	n/a	n/a	Dixon`s	0.05	5	10.3	6.68	normal	ShapiroWilk
Phenol (ug/L)	MW-31B	No	n/a	n/a	Dixon`s	0.05	5	10.45	6.665	normal	ShapiroWilk
Phenol (ug/L)	**MW-201A**	**Yes**	**1.15**	**5/6/2025**	**Dixon`s**	**0.05**	**4**	**8.087**	**4.637**	**normal**	**ShapiroWilk**
Phenol (ug/L)	**MW-202A**	**Yes**	**1.15**	**4/23/2025**	**Dixon`s**	**0.05**	**4**	**8.037**	**4.598**	**normal**	**ShapiroWilk**
Phenol (ug/L)	MW-203A	No	n/a	n/a	NP (nrm)	NaN	4	8.042	4.588	unknown	ShapiroWilk
Phenol (ug/L)	**MW-204A**	**Yes**	**1.15**	**4/24/2025**	**Dixon`s**	**0.05**	**4**	**7.888**	**4.493**	**normal**	**ShapiroWilk**
Phenol (ug/L)	**MW-208B**	**Yes**	**1.12**	**4/25/2025**	**Dixon`s**	**0.05**	**4**	**8.105**	**4.671**	**normal**	**ShapiroWilk**
Phenol (ug/L)	MW-210B	No	n/a	n/a	NP (nrm)	NaN	4	7.875	4.521	unknown	ShapiroWilk
Phenol (ug/L)	**MW-215A**	**Yes**	**1.17**	**5/7/2025**	**Dixon`s**	**0.05**	**4**	**7.917**	**4.502**	**normal**	**ShapiroWilk**
Phenol (ug/L)	**MW-214A**	**Yes**	**1.15**	**4/23/2025**	**Dixon`s**	**0.05**	**4**	**8.162**	**4.697**	**normal**	**ShapiroWilk**
Phenol (ug/L)	**MW-219A**	**Yes**	**3010**	**7/10/2013**	**Dixon`s**	**0.05**	**6**	**510.2**	**1225**	**normal**	**ShapiroWilk**
Tetrachloroethene (ug/L)	MW-34A (bg)	n/a	n/a	n/a	NP (nrm)	NaN	39	0.9867	0.08327	unknown	ShapiroWilk
Tetrachloroethene (ug/L)	MW-1B	n/a	n/a	n/a	NP (nrm)	NaN	37	0.9578	0.1439	unknown	ShapiroWilk
Tetrachloroethene (ug/L)	MW-5B	n/a	n/a	n/a	NP (nrm)	NaN	30	0.9827	0.09494	unknown	ShapiroWilk
Tetrachloroethene (ug/L)	MW-7B1	n/a	n/a	n/a	NP (nrm)	NaN	30	0.9827	0.09494	unknown	ShapiroWilk
Tetrachloroethene (ug/L)	MW-8B	n/a	n/a	n/a	NP (nrm)	NaN	29	0.9821	0.09656	unknown	ShapiroWilk
Tetrachloroethene (ug/L)	MW-10B	No	n/a	n/a	NP (nrm)	NaN	14	0.8886	0.2214	unknown	ShapiroWilk
Tetrachloroethene (ug/L)	MW-12B	No	n/a	n/a	NP (nrm)	NaN	29	1	0	unknown	ShapiroWilk
Tetrachloroethene (ug/L)	MW-14B	n/a	n/a	n/a	NP (nrm)	NaN	30	0.9827	0.09494	unknown	ShapiroWilk
Tetrachloroethene (ug/L)	MW-17A-00	n/a	n/a	n/a	NP (nrm)	NaN	31	0.9832	0.09339	unknown	ShapiroWilk
Tetrachloroethene (ug/L)	MW-23A	n/a	n/a	n/a	NP (nrm)	NaN	31	0.9832	0.09339	unknown	ShapiroWilk
Tetrachloroethene (ug/L)	MW-24A	n/a	n/a	n/a	NP (nrm)	NaN	29	0.9821	0.09656	unknown	ShapiroWilk
Tetrachloroethene (ug/L)	MW-25A-00	n/a	n/a	n/a	NP (nrm)	NaN	37	0.9719	0.1192	unknown	ShapiroWilk
Tetrachloroethene (ug/L)	MW-29A	n/a	n/a	n/a	NP (nrm)	NaN	38	0.9589	0.1421	unknown	ShapiroWilk
Tetrachloroethene (ug/L)	MW-31B	n/a	n/a	n/a	NP (nrm)	NaN	41	0.962	0.1371	unknown	ShapiroWilk
Tetrachloroethene (ug/L)	MW-201A	n/a	n/a	n/a	NP (nrm)	NaN	34	0.949	0.3065	unknown	ShapiroWilk
Tetrachloroethene (ug/L)	MW-202A	n/a	n/a	n/a	NP (nrm)	NaN	29	1.017	0.2123	unknown	ShapiroWilk
Tetrachloroethene (ug/L)	MW-203A	No	n/a	n/a	NP (nrm)	NaN	29	0.8682	0.3591	unknown	ShapiroWilk
Tetrachloroethene (ug/L)	MW-204A	n/a	n/a	n/a	NP (nrm)	NaN	28	1.017	0.2162	unknown	ShapiroWilk
Tetrachloroethene (ug/L)	MW-208B	n/a	n/a	n/a	NP (nrm)	NaN	27	1.018	0.2203	unknown	ShapiroWilk
Tetrachloroethene (ug/L)	MW-210B	n/a	n/a	n/a	NP (nrm)	NaN	28	1.017	0.2162	unknown	ShapiroWilk
Tetrachloroethene (ug/L)	MW-215A	n/a	n/a	n/a	NP (nrm)	NaN	27	1.018	0.2203	unknown	ShapiroWilk
Tetrachloroethene (ug/L)	MW-214A	n/a	n/a	n/a	NP (nrm)	NaN	28	1.017	0.2162	unknown	ShapiroWilk
Tetrachloroethene (ug/L)	MW-200A	n/a	n/a	n/a	NP (nrm)	NaN	35	0.9697	0.2443	unknown	ShapiroWilk
Tetrachloroethene (ug/L)	MW-205A	n/a	n/a	n/a	NP (nrm)	NaN	27	1.037	0.1925	unknown	ShapiroWilk
Tetrachloroethene (ug/L)	MW-211B	n/a	n/a	n/a	NP (nrm)	NaN	34	0.9835	0.2337	unknown	ShapiroWilk
Tetrachloroethene (ug/L)	MW-213A	n/a	n/a	n/a	NP (nrm)	NaN	28	1.036	0.189	unknown	ShapiroWilk
Tetrachloroethene (ug/L)	MW-310A	n/a	n/a	n/a	NP (nrm)	NaN	17	0.9082	0.2043	unknown	ShapiroWilk
Tetrachloroethene (ug/L)	MW-312A	n/a	n/a	n/a	NP (nrm)	NaN	30	0.948	0.1587	unknown	ShapiroWilk
Tetrachloroethene (ug/L)	MW-38A (bg)	n/a	n/a	n/a	NP (nrm)	NaN	25	0.9792	0.104	unknown	ShapiroWilk
Tetrachloroethene (ug/L)	MW-39B (bg)	n/a	n/a	n/a	NP (nrm)	NaN	25	0.9792	0.104	unknown	ShapiroWilk
Tetrachloroethene (ug/L)	MW-216A	n/a	n/a	n/a	NP (nrm)	NaN	31	0.9497	0.1563	unknown	ShapiroWilk
Tetrachloroethene (ug/L)	MW-217A	n/a	n/a	n/a	NP (nrm)	NaN	31	0.9497	0.1563	unknown	ShapiroWilk
Tetrachloroethene (ug/L)	MW-218A	n/a	n/a	n/a	NP (nrm)	NaN	31	0.9497	0.1563	unknown	ShapiroWilk
Tetrachloroethene (ug/L)	MW-219A	n/a	n/a	n/a	NP (nrm)	NaN	31	0.9497	0.1563	unknown	ShapiroWilk
Tetrachloroethene (ug/L)	MW-220A	n/a	n/a	n/a	NP (nrm)	NaN	31	0.9497	0.1563	unknown	ShapiroWilk
Tetrachloroethene (ug/L)	**MW-18AR**	**Yes**	**7.43**	**10/1/2019**	**Dixon`s**	**0.05**	**15**	**4.489**	**0.9791**	**normal**	**ShapiroWilk**
Tetrachloroethene (ug/L)	MW-408	n/a	n/a	n/a	NP (nrm)	NaN	9	0.8267	0.26	unknown	ShapiroWilk
Tetrachloroethene (ug/L)	MW-410	n/a	n/a	n/a	NP (nrm)	NaN	9	0.8267	0.26	unknown	ShapiroWilk
Toluene (ug/L)	MW-34A (bg)	n/a	n/a	n/a	NP (nrm)	NaN	36	0.9842	0.095	unknown	ShapiroWilk

Outlier Analysis

Iowa City Landfill Client: HDR Data: Iowa City Sanitary Landfill Printed 1/20/2026, 11:17 AM

Constituent	Well	Outlier	Value(s)	Date(s)	Method	Alpha	N	Mean	Std. Dev.	Distribution	Normality Test
Toluene (ug/L)	MW-1B	n/a	n/a	n/a	NP (nrm)	NaN	37	1.037	0.5362	unknown	ShapiroWilk
Toluene (ug/L)	MW-5B	n/a	n/a	n/a	NP (nrm)	NaN	30	0.9664	0.2303	unknown	ShapiroWilk
Toluene (ug/L)	MW-7B1	n/a	n/a	n/a	NP (nrm)	NaN	30	0.981	0.1041	unknown	ShapiroWilk
Toluene (ug/L)	MW-8B	n/a	n/a	n/a	NP (nrm)	NaN	29	0.9528	0.1793	unknown	ShapiroWilk
Toluene (ug/L)	MW-10B	n/a	n/a	n/a	NP (nrm)	NaN	15	0.9733	0.4375	unknown	ShapiroWilk
Toluene (ug/L)	MW-12B	No	n/a	n/a	NP (nrm)	NaN	29	1	0	unknown	ShapiroWilk
Toluene (ug/L)	MW-14B	n/a	n/a	n/a	NP (nrm)	NaN	30	0.981	0.1041	unknown	ShapiroWilk
Toluene (ug/L)	MW-17A-00	n/a	n/a	n/a	NP (nrm)	NaN	31	0.9816	0.1024	unknown	ShapiroWilk
Toluene (ug/L)	MW-23A	n/a	n/a	n/a	NP (nrm)	NaN	31	1.113	0.7415	unknown	ShapiroWilk
Toluene (ug/L)	MW-24A	n/a	n/a	n/a	NP (nrm)	NaN	29	0.9803	0.1058	unknown	ShapiroWilk
Toluene (ug/L)	MW-25A-00	n/a	n/a	n/a	NP (nrm)	NaN	37	0.9692	0.1307	unknown	ShapiroWilk
Toluene (ug/L)	MW-29A	n/a	n/a	n/a	NP (nrm)	NaN	38	0.955	0.1558	unknown	ShapiroWilk
Toluene (ug/L)	MW-31B	n/a	n/a	n/a	NP (nrm)	NaN	41	0.9583	0.1503	unknown	ShapiroWilk
Toluene (ug/L)	MW-201A	n/a	n/a	n/a	NP (nrm)	NaN	34	0.9291	0.198	unknown	ShapiroWilk
Toluene (ug/L)	MW-202A	n/a	n/a	n/a	NP (nrm)	NaN	29	0.9803	0.1058	unknown	ShapiroWilk
Toluene (ug/L)	MW-203A	n/a	n/a	n/a	NP (nrm)	NaN	29	0.9803	0.1058	unknown	ShapiroWilk
Toluene (ug/L)	MW-204A	n/a	n/a	n/a	NP (nrm)	NaN	28	0.9796	0.1077	unknown	ShapiroWilk
Toluene (ug/L)	MW-208B	n/a	n/a	n/a	NP (nrm)	NaN	27	0.9789	0.1097	unknown	ShapiroWilk
Toluene (ug/L)	MW-210B	n/a	n/a	n/a	NP (nrm)	NaN	28	0.9664	0.1262	unknown	ShapiroWilk
Toluene (ug/L)	MW-215A	n/a	n/a	n/a	NP (nrm)	NaN	27	0.9789	0.1097	unknown	ShapiroWilk
Toluene (ug/L)	MW-214A	n/a	n/a	n/a	NP (nrm)	NaN	28	0.9796	0.1077	unknown	ShapiroWilk
Toluene (ug/L)	MW-200A	n/a	n/a	n/a	NP (nrm)	NaN	35	0.9511	0.1619	unknown	ShapiroWilk
Toluene (ug/L)	MW-205A	n/a	n/a	n/a	NP (nrm)	NaN	27	0.9698	0.2424	unknown	ShapiroWilk
Toluene (ug/L)	MW-211B	n/a	n/a	n/a	NP (nrm)	NaN	34	0.9256	0.21	unknown	ShapiroWilk
Toluene (ug/L)	MW-213A	No	n/a	n/a	NP (nrm)	NaN	28	1	0	unknown	ShapiroWilk
Toluene (ug/L)	MW-310A	n/a	n/a	n/a	NP (nrm)	NaN	17	0.8994	0.224	unknown	ShapiroWilk
Toluene (ug/L)	MW-312A	No	n/a	n/a	NP (nrm)	NaN	16	0.8494	0.271	unknown	ShapiroWilk
Toluene (ug/L)	MW-38A (bg)	n/a	n/a	n/a	NP (nrm)	NaN	25	0.9772	0.114	unknown	ShapiroWilk
Toluene (ug/L)	MW-39B (bg)	n/a	n/a	n/a	NP (nrm)	NaN	25	0.9772	0.114	unknown	ShapiroWilk
Toluene (ug/L)	MW-216A	n/a	n/a	n/a	NP (nrm)	NaN	31	0.9448	0.1713	unknown	ShapiroWilk
Toluene (ug/L)	MW-217A	n/a	n/a	n/a	NP (nrm)	NaN	31	0.9448	0.1713	unknown	ShapiroWilk
Toluene (ug/L)	MW-218A	n/a	n/a	n/a	NP (nrm)	NaN	31	0.9448	0.1713	unknown	ShapiroWilk
Toluene (ug/L)	MW-219A	n/a	n/a	n/a	NP (nrm)	NaN	31	0.9448	0.1713	unknown	ShapiroWilk
Toluene (ug/L)	MW-220A	n/a	n/a	n/a	NP (nrm)	NaN	31	0.9448	0.1713	unknown	ShapiroWilk
Toluene (ug/L)	MW-18AR	n/a	n/a	n/a	NP (nrm)	NaN	15	0.886	0.236	unknown	ShapiroWilk
Toluene (ug/L)	MW-408	n/a	n/a	n/a	NP (nrm)	NaN	9	0.81	0.285	unknown	ShapiroWilk
Toluene (ug/L)	MW-410	n/a	n/a	n/a	NP (nrm)	NaN	9	0.81	0.285	unknown	ShapiroWilk
Toxaphene (ug/L)	MW-34A (bg)	No	n/a	n/a	NP (nrm)	NaN	7	2	0	unknown	ShapiroWilk
Toxaphene (ug/L)	MW-1B	No	n/a	n/a	NP (nrm)	NaN	5	1.797	0.5003	unknown	ShapiroWilk
Toxaphene (ug/L)	**MW-5B**	**Yes**	**0.9**	**5/6/2025**	**Dixon`s**	**0.05**	**5**	**1.814**	**0.513**	**normal**	**ShapiroWilk**
Toxaphene (ug/L)	MW-7B1	n/a	n/a	n/a	NP (nrm)	NaN	19	1.97	0.268	unknown	ShapiroWilk
Toxaphene (ug/L)	**MW-8B**	**Yes**	**12.3,4.34,4.36,4.52,0.921**	**4/14/2009,9/2/2009,10/25/20...**	**NP (nrm)**	**NaN**	**20**	**2.827**	**2.417**	**unknown**	**ShapiroWilk**
Toxaphene (ug/L)	MW-12B	No	n/a	n/a	NP (nrm)	NaN	4	1.577	0.9198	unknown	ShapiroWilk
Toxaphene (ug/L)	MW-14B	No	n/a	n/a	NP (nrm)	NaN	5	1.811	0.5098	unknown	ShapiroWilk
Toxaphene (ug/L)	**MW-17A-00**	**Yes**	**0.909**	**4/23/2025**	**Dixon`s**	**0.05**	**5**	**1.806**	**0.5024**	**normal**	**ShapiroWilk**
Toxaphene (ug/L)	MW-23A	No	n/a	n/a	NP (nrm)	NaN	5	1.82	0.5275	unknown	ShapiroWilk
Toxaphene (ug/L)	MW-24A	No	n/a	n/a	NP (nrm)	NaN	5	1.797	0.499	unknown	ShapiroWilk
Toxaphene (ug/L)	**MW-25A-00**	**Yes**	**0.904**	**5/8/2025**	**Dixon`s**	**0.05**	**5**	**1.819**	**0.5151**	**normal**	**ShapiroWilk**
Toxaphene (ug/L)	MW-29A	No	n/a	n/a	NP (nrm)	NaN	5	1.805	0.5107	unknown	ShapiroWilk
Toxaphene (ug/L)	**MW-31B**	**Yes**	**0.897**	**5/7/2025**	**Dixon`s**	**0.05**	**5**	**1.799**	**0.5051**	**normal**	**ShapiroWilk**

Outlier Analysis

Iowa City Landfill Client: HDR Data: Iowa City Sanitary Landfill Printed 1/20/2026, 11:17 AM

Constituent	Well	Outlier	Value(s)	Date(s)	Method	Alpha	N	Mean	Std. Dev.	Distribution	Normality Test
Toxaphene (ug/L)	**MW-201A**	**Yes**	**0.907**	**5/6/2025**	**Dixon`s**	**0.05**	**4**	**1.774**	**0.58**	**normal**	**ShapiroWilk**
Toxaphene (ug/L)	**MW-202A**	**Yes**	**0.895**	**4/23/2025**	**Dixon`s**	**0.05**	**4**	**1.749**	**0.5702**	**normal**	**ShapiroWilk**
Toxaphene (ug/L)	MW-203A	No	n/a	n/a	NP (nrm)	NaN	4	1.745	0.5636	unknown	ShapiroWilk
Toxaphene (ug/L)	**MW-204A**	**Yes**	**0.921**	**4/24/2025**	**Dixon`s**	**0.05**	**4**	**1.765**	**0.5639**	**normal**	**ShapiroWilk**
Toxaphene (ug/L)	MW-208B	No	n/a	n/a	Dixon`s	0.05	4	1.848	0.6506	normal	ShapiroWilk
Toxaphene (ug/L)	MW-210B	No	n/a	n/a	NP (nrm)	NaN	4	1.753	0.5687	unknown	ShapiroWilk
Toxaphene (ug/L)	**MW-215A**	**Yes**	**0.904**	**5/7/2025**	**Dixon`s**	**0.05**	**4**	**1.746**	**0.5619**	**normal**	**ShapiroWilk**
Toxaphene (ug/L)	**MW-214A**	**Yes**	**0.904**	**4/23/2025**	**Dixon`s**	**0.05**	**4**	**1.784**	**0.5905**	**normal**	**ShapiroWilk**
trans-1,2-Dichloroethene (ug/L)	MW-34A (bg)	n/a	n/a	n/a	NP (nrm)	NaN	36	0.9797	0.1217	unknown	ShapiroWilk
trans-1,2-Dichloroethene (ug/L)	MW-1B	n/a	n/a	n/a	NP (nrm)	NaN	37	0.9408	0.202	unknown	ShapiroWilk
trans-1,2-Dichloroethene (ug/L)	MW-5B	n/a	n/a	n/a	NP (nrm)	NaN	30	0.9757	0.1333	unknown	ShapiroWilk
trans-1,2-Dichloroethene (ug/L)	MW-7B1	n/a	n/a	n/a	NP (nrm)	NaN	30	0.9757	0.1333	unknown	ShapiroWilk
trans-1,2-Dichloroethene (ug/L)	MW-8B	n/a	n/a	n/a	NP (nrm)	NaN	29	0.9748	0.1356	unknown	ShapiroWilk
trans-1,2-Dichloroethene (ug/L)	MW-10B	No	n/a	n/a	NP (nrm)	NaN	14	0.8436	0.3108	unknown	ShapiroWilk
trans-1,2-Dichloroethene (ug/L)	MW-12B	No	n/a	n/a	NP (nrm)	NaN	29	1	0	unknown	ShapiroWilk
trans-1,2-Dichloroethene (ug/L)	MW-14B	n/a	n/a	n/a	NP (nrm)	NaN	30	0.9757	0.1333	unknown	ShapiroWilk
trans-1,2-Dichloroethene (ug/L)	MW-17A-00	n/a	n/a	n/a	NP (nrm)	NaN	31	0.9765	0.1311	unknown	ShapiroWilk
trans-1,2-Dichloroethene (ug/L)	MW-23A	n/a	n/a	n/a	NP (nrm)	NaN	31	0.9765	0.1311	unknown	ShapiroWilk
trans-1,2-Dichloroethene (ug/L)	MW-24A	n/a	n/a	n/a	NP (nrm)	NaN	29	0.9748	0.1356	unknown	ShapiroWilk
trans-1,2-Dichloroethene (ug/L)	MW-25A-00	n/a	n/a	n/a	NP (nrm)	NaN	37	0.9605	0.1673	unknown	ShapiroWilk
trans-1,2-Dichloroethene (ug/L)	MW-29A	n/a	n/a	n/a	NP (nrm)	NaN	38	0.9424	0.1995	unknown	ShapiroWilk
trans-1,2-Dichloroethene (ug/L)	MW-31B	n/a	n/a	n/a	NP (nrm)	NaN	41	0.9466	0.1925	unknown	ShapiroWilk
trans-1,2-Dichloroethene (ug/L)	MW-201A	n/a	n/a	n/a	NP (nrm)	NaN	34	0.9356	0.2102	unknown	ShapiroWilk
trans-1,2-Dichloroethene (ug/L)	MW-202A	n/a	n/a	n/a	NP (nrm)	NaN	29	0.9748	0.1356	unknown	ShapiroWilk
trans-1,2-Dichloroethene (ug/L)	MW-203A	n/a	n/a	n/a	NP (nrm)	NaN	29	0.9748	0.1356	unknown	ShapiroWilk
trans-1,2-Dichloroethene (ug/L)	MW-204A	n/a	n/a	n/a	NP (nrm)	NaN	28	0.9739	0.138	unknown	ShapiroWilk
trans-1,2-Dichloroethene (ug/L)	MW-208B	n/a	n/a	n/a	NP (nrm)	NaN	27	0.973	0.1405	unknown	ShapiroWilk
trans-1,2-Dichloroethene (ug/L)	MW-210B	n/a	n/a	n/a	NP (nrm)	NaN	28	0.9739	0.138	unknown	ShapiroWilk
trans-1,2-Dichloroethene (ug/L)	MW-215A	n/a	n/a	n/a	NP (nrm)	NaN	27	0.973	0.1405	unknown	ShapiroWilk
trans-1,2-Dichloroethene (ug/L)	MW-214A	n/a	n/a	n/a	NP (nrm)	NaN	28	0.9739	0.138	unknown	ShapiroWilk
trans-1,2-Dichloroethene (ug/L)	MW-200A	n/a	n/a	n/a	NP (nrm)	NaN	35	0.9374	0.2073	unknown	ShapiroWilk
trans-1,2-Dichloroethene (ug/L)	MW-205A	No	n/a	n/a	NP (nrm)	NaN	27	1	0	unknown	ShapiroWilk
trans-1,2-Dichloroethene (ug/L)	MW-211B	n/a	n/a	n/a	NP (nrm)	NaN	34	0.9356	0.2102	unknown	ShapiroWilk
trans-1,2-Dichloroethene (ug/L)	MW-213A	No	n/a	n/a	NP (nrm)	NaN	28	1	0	unknown	ShapiroWilk
trans-1,2-Dichloroethene (ug/L)	MW-310A	n/a	n/a	n/a	NP (nrm)	NaN	17	0.8712	0.2869	unknown	ShapiroWilk
trans-1,2-Dichloroethene (ug/L)	MW-312A	n/a	n/a	n/a	NP (nrm)	NaN	16	0.8631	0.2943	unknown	ShapiroWilk
trans-1,2-Dichloroethene (ug/L)	MW-38A (bg)	n/a	n/a	n/a	NP (nrm)	NaN	25	0.9708	0.146	unknown	ShapiroWilk
trans-1,2-Dichloroethene (ug/L)	MW-39B (bg)	n/a	n/a	n/a	NP (nrm)	NaN	25	0.9708	0.146	unknown	ShapiroWilk
trans-1,2-Dichloroethene (ug/L)	MW-216A	n/a	n/a	n/a	NP (nrm)	NaN	31	0.9294	0.2194	unknown	ShapiroWilk
trans-1,2-Dichloroethene (ug/L)	MW-217A	n/a	n/a	n/a	NP (nrm)	NaN	31	0.9294	0.2194	unknown	ShapiroWilk
trans-1,2-Dichloroethene (ug/L)	MW-218A	n/a	n/a	n/a	NP (nrm)	NaN	31	0.9294	0.2194	unknown	ShapiroWilk
trans-1,2-Dichloroethene (ug/L)	MW-219A	n/a	n/a	n/a	NP (nrm)	NaN	31	0.9294	0.2194	unknown	ShapiroWilk
trans-1,2-Dichloroethene (ug/L)	MW-220A	n/a	n/a	n/a	NP (nrm)	NaN	31	0.9294	0.2194	unknown	ShapiroWilk
trans-1,2-Dichloroethene (ug/L)	MW-18AR	n/a	n/a	n/a	NP (nrm)	NaN	15	0.854	0.3022	unknown	ShapiroWilk
trans-1,2-Dichloroethene (ug/L)	MW-408	n/a	n/a	n/a	NP (nrm)	NaN	9	0.7567	0.365	unknown	ShapiroWilk
trans-1,2-Dichloroethene (ug/L)	MW-410	n/a	n/a	n/a	NP (nrm)	NaN	9	0.7567	0.365	unknown	ShapiroWilk
Trichloroethene (ug/L)	MW-34A (bg)	n/a	n/a	n/a	NP (nrm)	NaN	39	0.9854	0.09127	unknown	ShapiroWilk
Trichloroethene (ug/L)	MW-1B	n/a	n/a	n/a	NP (nrm)	NaN	37	0.9538	0.1577	unknown	ShapiroWilk
Trichloroethene (ug/L)	MW-5B	n/a	n/a	n/a	NP (nrm)	NaN	30	0.981	0.1041	unknown	ShapiroWilk
Trichloroethene (ug/L)	MW-7B1	n/a	n/a	n/a	NP (nrm)	NaN	30	0.981	0.1041	unknown	ShapiroWilk

Outlier Analysis

Iowa City Landfill Client: HDR Data: Iowa City Sanitary Landfill Printed 1/20/2026, 11:17 AM

Constituent	Well	Outlier	Value(s)	Date(s)	Method	Alpha	N	Mean	Std. Dev.	Distribution	Normality Test
Trichloroethene (ug/L)	MW-8B	n/a	n/a	n/a	NP (nrm)	NaN	29	0.9803	0.1058	unknown	ShapiroWilk
Trichloroethene (ug/L)	MW-10B	No	n/a	n/a	NP (nrm)	NaN	14	0.8779	0.2427	unknown	ShapiroWilk
Trichloroethene (ug/L)	MW-12B	No	n/a	n/a	NP (nrm)	NaN	29	1	0	unknown	ShapiroWilk
Trichloroethene (ug/L)	MW-14B	n/a	n/a	n/a	NP (nrm)	NaN	30	0.981	0.1041	unknown	ShapiroWilk
Trichloroethene (ug/L)	MW-17A-00	n/a	n/a	n/a	NP (nrm)	NaN	31	0.9816	0.1024	unknown	ShapiroWilk
Trichloroethene (ug/L)	MW-23A	n/a	n/a	n/a	NP (nrm)	NaN	31	0.9816	0.1024	unknown	ShapiroWilk
Trichloroethene (ug/L)	MW-24A	n/a	n/a	n/a	NP (nrm)	NaN	29	0.9803	0.1058	unknown	ShapiroWilk
Trichloroethene (ug/L)	MW-25A-00	n/a	n/a	n/a	NP (nrm)	NaN	37	0.9692	0.1307	unknown	ShapiroWilk
Trichloroethene (ug/L)	MW-29A	n/a	n/a	n/a	NP (nrm)	NaN	38	0.955	0.1558	unknown	ShapiroWilk
Trichloroethene (ug/L)	MW-31B	n/a	n/a	n/a	NP (nrm)	NaN	41	0.9583	0.1503	unknown	ShapiroWilk
Trichloroethene (ug/L)	MW-201A	n/a	n/a	n/a	NP (nrm)	NaN	34	1.117	0.8271	unknown	ShapiroWilk
Trichloroethene (ug/L)	MW-202A	n/a	n/a	n/a	NP (nrm)	NaN	29	0.9803	0.1058	unknown	ShapiroWilk
Trichloroethene (ug/L)	MW-203A	n/a	n/a	n/a	NP (nrm)	NaN	29	0.9803	0.1058	unknown	ShapiroWilk
Trichloroethene (ug/L)	MW-204A	n/a	n/a	n/a	NP (nrm)	NaN	28	0.9796	0.1077	unknown	ShapiroWilk
Trichloroethene (ug/L)	MW-208B	n/a	n/a	n/a	NP (nrm)	NaN	27	0.9789	0.1097	unknown	ShapiroWilk
Trichloroethene (ug/L)	MW-210B	n/a	n/a	n/a	NP (nrm)	NaN	28	0.9796	0.1077	unknown	ShapiroWilk
Trichloroethene (ug/L)	MW-215A	n/a	n/a	n/a	NP (nrm)	NaN	27	0.9789	0.1097	unknown	ShapiroWilk
Trichloroethene (ug/L)	MW-214A	n/a	n/a	n/a	NP (nrm)	NaN	28	0.9796	0.1077	unknown	ShapiroWilk
Trichloroethene (ug/L)	MW-200A	n/a	n/a	n/a	NP (nrm)	NaN	35	0.934	0.1865	unknown	ShapiroWilk
Trichloroethene (ug/L)	MW-205A	n/a	n/a	n/a	NP (nrm)	NaN	27	0.9778	0.1155	unknown	ShapiroWilk
Trichloroethene (ug/L)	MW-211B	n/a	n/a	n/a	NP (nrm)	NaN	34	0.9321	0.1889	unknown	ShapiroWilk
Trichloroethene (ug/L)	MW-213A	No	n/a	n/a	NP (nrm)	NaN	28	1	0	unknown	ShapiroWilk
Trichloroethene (ug/L)	MW-310A	n/a	n/a	n/a	NP (nrm)	NaN	17	0.8994	0.224	unknown	ShapiroWilk
Trichloroethene (ug/L)	MW-312A	n/a	n/a	n/a	NP (nrm)	NaN	30	0.943	0.1739	unknown	ShapiroWilk
Trichloroethene (ug/L)	MW-38A (bg)	n/a	n/a	n/a	NP (nrm)	NaN	25	0.9772	0.114	unknown	ShapiroWilk
Trichloroethene (ug/L)	MW-39B (bg)	n/a	n/a	n/a	NP (nrm)	NaN	25	0.9772	0.114	unknown	ShapiroWilk
Trichloroethene (ug/L)	MW-216A	n/a	n/a	n/a	NP (nrm)	NaN	31	0.9448	0.1713	unknown	ShapiroWilk
Trichloroethene (ug/L)	MW-217A	n/a	n/a	n/a	NP (nrm)	NaN	31	0.9448	0.1713	unknown	ShapiroWilk
Trichloroethene (ug/L)	MW-218A	n/a	n/a	n/a	NP (nrm)	NaN	31	0.9448	0.1713	unknown	ShapiroWilk
Trichloroethene (ug/L)	MW-219A	n/a	n/a	n/a	NP (nrm)	NaN	31	0.9448	0.1713	unknown	ShapiroWilk
Trichloroethene (ug/L)	MW-220A	n/a	n/a	n/a	NP (nrm)	NaN	31	0.9448	0.1713	unknown	ShapiroWilk
Trichloroethene (ug/L)	**MW-18AR**	**Yes**	**5.08**	**10/1/2019**	**Dixon`s**	**0.05**	**15**	**1.808**	**1.018**	**normal**	**ShapiroWilk**
Trichloroethene (ug/L)	MW-408	n/a	n/a	n/a	NP (nrm)	NaN	9	0.81	0.285	unknown	ShapiroWilk
Trichloroethene (ug/L)	MW-410	n/a	n/a	n/a	NP (nrm)	NaN	9	0.81	0.285	unknown	ShapiroWilk
Trichlorofluoromethane (ug/L)	MW-34A (bg)	n/a	n/a	n/a	NP (nrm)	NaN	36	3.733	0.9029	unknown	ShapiroWilk
Trichlorofluoromethane (ug/L)	MW-1B	n/a	n/a	n/a	NP (nrm)	NaN	37	3.382	1.304	unknown	ShapiroWilk
Trichlorofluoromethane (ug/L)	MW-5B	n/a	n/a	n/a	NP (nrm)	NaN	30	3.779	0.8437	unknown	ShapiroWilk
Trichlorofluoromethane (ug/L)	MW-7B1	n/a	n/a	n/a	NP (nrm)	NaN	30	3.779	0.8437	unknown	ShapiroWilk
Trichlorofluoromethane (ug/L)	MW-8B	n/a	n/a	n/a	NP (nrm)	NaN	29	3.772	0.8576	unknown	ShapiroWilk
Trichlorofluoromethane (ug/L)	MW-10B	No	n/a	n/a	NP (nrm)	NaN	14	2.581	1.713	unknown	ShapiroWilk
Trichlorofluoromethane (ug/L)	MW-12B	n/a	n/a	n/a	NP (nrm)	NaN	29	3.793	0.7736	unknown	ShapiroWilk
Trichlorofluoromethane (ug/L)	MW-14B	n/a	n/a	n/a	NP (nrm)	NaN	30	3.779	0.8437	unknown	ShapiroWilk
Trichlorofluoromethane (ug/L)	MW-17A-00	No	n/a	n/a	NP (nrm)	NaN	31	2.583	1.813	unknown	ShapiroWilk
Trichlorofluoromethane (ug/L)	MW-23A	n/a	n/a	n/a	NP (nrm)	NaN	31	3.786	0.8305	unknown	ShapiroWilk
Trichlorofluoromethane (ug/L)	MW-24A	n/a	n/a	n/a	NP (nrm)	NaN	29	3.772	0.8576	unknown	ShapiroWilk
Trichlorofluoromethane (ug/L)	MW-25A-00	n/a	n/a	n/a	NP (nrm)	NaN	37	3.48	1.204	unknown	ShapiroWilk
Trichlorofluoromethane (ug/L)	MW-29A	n/a	n/a	n/a	NP (nrm)	NaN	38	3.398	1.29	unknown	ShapiroWilk
Trichlorofluoromethane (ug/L)	MW-31B	n/a	n/a	n/a	NP (nrm)	NaN	41	3.442	1.251	unknown	ShapiroWilk
Trichlorofluoromethane (ug/L)	MW-201A	n/a	n/a	n/a	NP (nrm)	NaN	34	3.328	1.348	unknown	ShapiroWilk
Trichlorofluoromethane (ug/L)	MW-202A	n/a	n/a	n/a	NP (nrm)	NaN	29	3.772	0.8576	unknown	ShapiroWilk

Outlier Analysis

Iowa City Landfill Client: HDR Data: Iowa City Sanitary Landfill Printed 1/20/2026, 11:17 AM

Constituent	Well	Outlier	Value(s)	Date(s)	Method	Alpha	N	Mean	Std. Dev.	Distribution	Normality Test
Trichlorofluoromethane (ug/L)	MW-203A	n/a	n/a	n/a	NP (nrm)	NaN	29	3.772	0.8576	unknown	ShapiroWilk
Trichlorofluoromethane (ug/L)	MW-204A	n/a	n/a	n/a	NP (nrm)	NaN	28	3.764	0.8722	unknown	ShapiroWilk
Trichlorofluoromethane (ug/L)	MW-208B	n/a	n/a	n/a	NP (nrm)	NaN	27	3.755	0.8875	unknown	ShapiroWilk
Trichlorofluoromethane (ug/L)	MW-210B	n/a	n/a	n/a	NP (nrm)	NaN	28	3.764	0.8722	unknown	ShapiroWilk
Trichlorofluoromethane (ug/L)	MW-215A	n/a	n/a	n/a	NP (nrm)	NaN	27	3.755	0.8875	unknown	ShapiroWilk
Trichlorofluoromethane (ug/L)	MW-214A	n/a	n/a	n/a	NP (nrm)	NaN	28	3.764	0.8722	unknown	ShapiroWilk
Trichlorofluoromethane (ug/L)	MW-200A	n/a	n/a	n/a	NP (nrm)	NaN	35	2.806	1.69	unknown	ShapiroWilk
Trichlorofluoromethane (ug/L)	MW-205A	n/a	n/a	n/a	NP (nrm)	NaN	27	3.778	0.8006	unknown	ShapiroWilk
Trichlorofluoromethane (ug/L)	MW-211B	n/a	n/a	n/a	NP (nrm)	NaN	34	3.328	1.348	unknown	ShapiroWilk
Trichlorofluoromethane (ug/L)	MW-213A	n/a	n/a	n/a	NP (nrm)	NaN	28	3.786	0.7868	unknown	ShapiroWilk
Trichlorofluoromethane (ug/L)	MW-310A	n/a	n/a	n/a	NP (nrm)	NaN	17	2.832	1.641	unknown	ShapiroWilk
Trichlorofluoromethane (ug/L)	MW-312A	n/a	n/a	n/a	NP (nrm)	NaN	16	2.759	1.667	unknown	ShapiroWilk
Trichlorofluoromethane (ug/L)	MW-38A (bg)	n/a	n/a	n/a	NP (nrm)	NaN	25	3.615	1.069	unknown	ShapiroWilk
Trichlorofluoromethane (ug/L)	MW-39B (bg)	n/a	n/a	n/a	NP (nrm)	NaN	25	3.615	1.069	unknown	ShapiroWilk
Trichlorofluoromethane (ug/L)	MW-216A	n/a	n/a	n/a	NP (nrm)	NaN	31	3.263	1.396	unknown	ShapiroWilk
Trichlorofluoromethane (ug/L)	MW-217A	n/a	n/a	n/a	NP (nrm)	NaN	31	3.263	1.396	unknown	ShapiroWilk
Trichlorofluoromethane (ug/L)	MW-218A	n/a	n/a	n/a	NP (nrm)	NaN	31	3.263	1.396	unknown	ShapiroWilk
Trichlorofluoromethane (ug/L)	MW-219A	n/a	n/a	n/a	NP (nrm)	NaN	31	3.263	1.396	unknown	ShapiroWilk
Trichlorofluoromethane (ug/L)	MW-220A	n/a	n/a	n/a	NP (nrm)	NaN	31	3.263	1.396	unknown	ShapiroWilk
Trichlorofluoromethane (ug/L)	MW-18AR	No	n/a	n/a	EPA 1989	0.05	14	6.056	6.469	ln(x)	ShapiroWilk
Trichlorofluoromethane (ug/L)	MW-408	n/a	n/a	n/a	NP (nrm)	NaN	9	1.793	1.677	unknown	ShapiroWilk
Trichlorofluoromethane (ug/L)	MW-410	n/a	n/a	n/a	NP (nrm)	NaN	9	1.793	1.677	unknown	ShapiroWilk
Vinyl Chloride (ug/L)	MW-34A (bg)	n/a	n/a	n/a	NP (nrm)	NaN	39	0.979	0.1313	unknown	ShapiroWilk
Vinyl Chloride (ug/L)	MW-1B	n/a	n/a	n/a	NP (nrm)	NaN	37	0.9335	0.2269	unknown	ShapiroWilk
Vinyl Chloride (ug/L)	MW-5B	n/a	n/a	n/a	NP (nrm)	NaN	30	0.9727	0.1497	unknown	ShapiroWilk
Vinyl Chloride (ug/L)	MW-7B1	No	n/a	n/a	NP (nrm)	NaN	30	0.8181	0.313	unknown	ShapiroWilk
Vinyl Chloride (ug/L)	MW-8B	n/a	n/a	n/a	NP (nrm)	NaN	29	0.9442	0.2086	unknown	ShapiroWilk
Vinyl Chloride (ug/L)	MW-10B	No	n/a	n/a	NP (nrm)	NaN	14	0.8243	0.3492	unknown	ShapiroWilk
Vinyl Chloride (ug/L)	MW-12B	No	n/a	n/a	NP (nrm)	NaN	29	1	0	unknown	ShapiroWilk
Vinyl Chloride (ug/L)	MW-14B	n/a	n/a	n/a	NP (nrm)	NaN	30	0.9727	0.1497	unknown	ShapiroWilk
Vinyl Chloride (ug/L)	MW-17A-00	n/a	n/a	n/a	NP (nrm)	NaN	31	0.9735	0.1473	unknown	ShapiroWilk
Vinyl Chloride (ug/L)	MW-23A	n/a	n/a	n/a	NP (nrm)	NaN	31	0.9735	0.1473	unknown	ShapiroWilk
Vinyl Chloride (ug/L)	MW-24A	n/a	n/a	n/a	NP (nrm)	NaN	29	0.9717	0.1523	unknown	ShapiroWilk
Vinyl Chloride (ug/L)	MW-25A-00	n/a	n/a	n/a	NP (nrm)	NaN	37	0.9557	0.188	unknown	ShapiroWilk
Vinyl Chloride (ug/L)	MW-29A	n/a	n/a	n/a	NP (nrm)	NaN	38	0.9353	0.2241	unknown	ShapiroWilk
Vinyl Chloride (ug/L)	MW-31B	n/a	n/a	n/a	NP (nrm)	NaN	41	0.94	0.2162	unknown	ShapiroWilk
Vinyl Chloride (ug/L)	MW-201A	n/a	n/a	n/a	NP (nrm)	NaN	34	0.9276	0.2361	unknown	ShapiroWilk
Vinyl Chloride (ug/L)	MW-202A	n/a	n/a	n/a	NP (nrm)	NaN	29	0.9717	0.1523	unknown	ShapiroWilk
Vinyl Chloride (ug/L)	MW-203A	n/a	n/a	n/a	NP (nrm)	NaN	29	0.9717	0.1523	unknown	ShapiroWilk
Vinyl Chloride (ug/L)	MW-204A	n/a	n/a	n/a	NP (nrm)	NaN	28	0.9707	0.155	unknown	ShapiroWilk
Vinyl Chloride (ug/L)	MW-208B	n/a	n/a	n/a	NP (nrm)	NaN	27	0.9364	0.2295	unknown	ShapiroWilk
Vinyl Chloride (ug/L)	MW-210B	n/a	n/a	n/a	NP (nrm)	NaN	28	0.9707	0.155	unknown	ShapiroWilk
Vinyl Chloride (ug/L)	MW-215A	n/a	n/a	n/a	NP (nrm)	NaN	27	0.9696	0.1578	unknown	ShapiroWilk
Vinyl Chloride (ug/L)	MW-214A	n/a	n/a	n/a	NP (nrm)	NaN	28	0.9707	0.155	unknown	ShapiroWilk
Vinyl Chloride (ug/L)	MW-200A	n/a	n/a	n/a	NP (nrm)	NaN	35	0.9297	0.2329	unknown	ShapiroWilk
Vinyl Chloride (ug/L)	MW-205A	No	n/a	n/a	NP (nrm)	NaN	27	1	0	unknown	ShapiroWilk
Vinyl Chloride (ug/L)	MW-211B	n/a	n/a	n/a	NP (nrm)	NaN	34	0.9276	0.2361	unknown	ShapiroWilk
Vinyl Chloride (ug/L)	MW-213A	No	n/a	n/a	NP (nrm)	NaN	28	1	0	unknown	ShapiroWilk
Vinyl Chloride (ug/L)	MW-310A	n/a	n/a	n/a	NP (nrm)	NaN	17	0.8553	0.3222	unknown	ShapiroWilk
Vinyl Chloride (ug/L)	MW-312A	n/a	n/a	n/a	NP (nrm)	NaN	30	0.918	0.2502	unknown	ShapiroWilk

Outlier Analysis

Iowa City Landfill Client: HDR Data: Iowa City Sanitary Landfill Printed 1/20/2026, 11:17 AM

Constituent	Well	Outlier	Value(s)	Date(s)	Method	Alpha	N	Mean	Std. Dev.	Distribution	Normality Test
Vinyl Chloride (ug/L)	MW-38A (bg)	n/a	n/a	n/a	NP (nrm)	NaN	25	0.9672	0.164	unknown	ShapiroWilk
Vinyl Chloride (ug/L)	MW-39B (bg)	n/a	n/a	n/a	NP (nrm)	NaN	25	0.9672	0.164	unknown	ShapiroWilk
Vinyl Chloride (ug/L)	MW-216A	n/a	n/a	n/a	NP (nrm)	NaN	31	0.9206	0.2464	unknown	ShapiroWilk
Vinyl Chloride (ug/L)	MW-217A	n/a	n/a	n/a	NP (nrm)	NaN	31	0.9206	0.2464	unknown	ShapiroWilk
Vinyl Chloride (ug/L)	MW-218A	n/a	n/a	n/a	NP (nrm)	NaN	31	0.9206	0.2464	unknown	ShapiroWilk
Vinyl Chloride (ug/L)	MW-219A	n/a	n/a	n/a	NP (nrm)	NaN	31	0.9206	0.2464	unknown	ShapiroWilk
Vinyl Chloride (ug/L)	MW-220A	n/a	n/a	n/a	NP (nrm)	NaN	31	0.9206	0.2464	unknown	ShapiroWilk
Vinyl Chloride (ug/L)	MW-18AR	No	n/a	n/a	NP (nrm)	NaN	15	0.6726	0.3738	unknown	ShapiroWilk
Vinyl Chloride (ug/L)	MW-408	n/a	n/a	n/a	NP (nrm)	NaN	9	0.7267	0.41	unknown	ShapiroWilk
Vinyl Chloride (ug/L)	MW-410	n/a	n/a	n/a	NP (nrm)	NaN	9	0.7267	0.41	unknown	ShapiroWilk
Xylenes, Total (ug/L)	MW-34A (bg)	n/a	n/a	n/a	NP (nrm)	NaN	32	3.138	1.696	unknown	ShapiroWilk
Xylenes, Total (ug/L)	MW-1B	n/a	n/a	n/a	NP (nrm)	NaN	37	2.843	1.072	unknown	ShapiroWilk
Xylenes, Total (ug/L)	MW-5B	n/a	n/a	n/a	NP (nrm)	NaN	30	3.28	1.814	unknown	ShapiroWilk
Xylenes, Total (ug/L)	MW-7B1	n/a	n/a	n/a	NP (nrm)	NaN	30	3.28	1.814	unknown	ShapiroWilk
Xylenes, Total (ug/L)	MW-8B	n/a	n/a	n/a	NP (nrm)	NaN	29	3.29	1.845	unknown	ShapiroWilk
Xylenes, Total (ug/L)	MW-10B	No	n/a	n/a	NP (nrm)	NaN	14	2.229	1.072	unknown	ShapiroWilk
Xylenes, Total (ug/L)	MW-12B	n/a	n/a	n/a	NP (nrm)	NaN	29	3.345	1.778	unknown	ShapiroWilk
Xylenes, Total (ug/L)	MW-14B	n/a	n/a	n/a	NP (nrm)	NaN	30	3.18	1.74	unknown	ShapiroWilk
Xylenes, Total (ug/L)	MW-17A-00	n/a	n/a	n/a	NP (nrm)	NaN	31	3.271	1.784	unknown	ShapiroWilk
Xylenes, Total (ug/L)	MW-23A	n/a	n/a	n/a	NP (nrm)	NaN	31	3.174	1.711	unknown	ShapiroWilk
Xylenes, Total (ug/L)	MW-24A	n/a	n/a	n/a	NP (nrm)	NaN	29	3.29	1.845	unknown	ShapiroWilk
Xylenes, Total (ug/L)	MW-25A-00	n/a	n/a	n/a	NP (nrm)	NaN	37	3.076	1.726	unknown	ShapiroWilk
Xylenes, Total (ug/L)	MW-29A	n/a	n/a	n/a	NP (nrm)	NaN	38	2.953	1.694	unknown	ShapiroWilk
Xylenes, Total (ug/L)	MW-31B	n/a	n/a	n/a	NP (nrm)	NaN	41	3.005	1.69	unknown	ShapiroWilk
Xylenes, Total (ug/L)	MW-201A	n/a	n/a	n/a	NP (nrm)	NaN	34	3.094	1.93	unknown	ShapiroWilk
Xylenes, Total (ug/L)	MW-202A	n/a	n/a	n/a	NP (nrm)	NaN	29	3.29	1.845	unknown	ShapiroWilk
Xylenes, Total (ug/L)	MW-203A	n/a	n/a	n/a	NP (nrm)	NaN	29	3.393	1.911	unknown	ShapiroWilk
Xylenes, Total (ug/L)	MW-204A	n/a	n/a	n/a	NP (nrm)	NaN	28	3.134	2.055	unknown	ShapiroWilk
Xylenes, Total (ug/L)	MW-208B	n/a	n/a	n/a	NP (nrm)	NaN	27	2.978	0.8026	unknown	ShapiroWilk
Xylenes, Total (ug/L)	MW-210B	n/a	n/a	n/a	NP (nrm)	NaN	28	3.3	1.878	unknown	ShapiroWilk
Xylenes, Total (ug/L)	MW-215A	n/a	n/a	n/a	NP (nrm)	NaN	27	3.348	1.916	unknown	ShapiroWilk
Xylenes, Total (ug/L)	MW-214A	n/a	n/a	n/a	NP (nrm)	NaN	28	3.336	1.882	unknown	ShapiroWilk
Xylenes, Total (ug/L)	MW-200A	n/a	n/a	n/a	NP (nrm)	NaN	35	2.92	1.758	unknown	ShapiroWilk
Xylenes, Total (ug/L)	MW-205A	n/a	n/a	n/a	NP (nrm)	NaN	27	3.259	1.767	unknown	ShapiroWilk
Xylenes, Total (ug/L)	MW-211B	n/a	n/a	n/a	NP (nrm)	NaN	34	2.918	1.784	unknown	ShapiroWilk
Xylenes, Total (ug/L)	MW-213A	n/a	n/a	n/a	NP (nrm)	NaN	28	3.25	1.735	unknown	ShapiroWilk
Xylenes, Total (ug/L)	MW-310A	n/a	n/a	n/a	NP (nrm)	NaN	17	2.365	1.013	unknown	ShapiroWilk
Xylenes, Total (ug/L)	MW-312A	n/a	n/a	n/a	NP (nrm)	NaN	16	2.325	1.032	unknown	ShapiroWilk
Xylenes, Total (ug/L)	MW-38A (bg)	n/a	n/a	n/a	NP (nrm)	NaN	25	2.816	0.5742	unknown	ShapiroWilk
Xylenes, Total (ug/L)	MW-39B (bg)	n/a	n/a	n/a	NP (nrm)	NaN	25	2.816	0.5742	unknown	ShapiroWilk
Xylenes, Total (ug/L)	MW-216A	n/a	n/a	n/a	NP (nrm)	NaN	31	2.619	0.8122	unknown	ShapiroWilk
Xylenes, Total (ug/L)	MW-217A	n/a	n/a	n/a	NP (nrm)	NaN	31	2.619	0.8122	unknown	ShapiroWilk
Xylenes, Total (ug/L)	MW-218A	n/a	n/a	n/a	NP (nrm)	NaN	31	2.619	0.8122	unknown	ShapiroWilk
Xylenes, Total (ug/L)	MW-219A	n/a	n/a	n/a	NP (nrm)	NaN	31	2.619	0.8122	unknown	ShapiroWilk
Xylenes, Total (ug/L)	MW-220A	n/a	n/a	n/a	NP (nrm)	NaN	31	2.619	0.8122	unknown	ShapiroWilk
Xylenes, Total (ug/L)	MW-18AR	n/a	n/a	n/a	NP (nrm)	NaN	15	2.147	1.013	unknown	ShapiroWilk
Xylenes, Total (ug/L)	MW-408	n/a	n/a	n/a	NP (nrm)	NaN	9	1.8	1.136	unknown	ShapiroWilk
Xylenes, Total (ug/L)	MW-410	n/a	n/a	n/a	NP (nrm)	NaN	9	1.8	1.136	unknown	ShapiroWilk

This page intentionally left blank.

Groundwater Monitoring Wells – Flagged Outliers

This page intentionally left blank.

Flagged Outliers

Iowa City Landfill Client: HDR Data: Iowa City Sanitary Landfill Printed 2/5/2026, 8:00 AM

	MW-205A Antimony (mg/L)	MW-213A Antimony (mg/L)	MW-6B Arsenic (mg/L)	MW-8B Arsenic (mg/L)	MW-203A Arsenic (mg/L)	MW-209B Arsenic (mg/L)	MW-214A Arsenic (mg/L)	MW-200A Arsenic (mg/L)	MW-220A Arsenic (mg/L)	MW-1A Barium (mg/L)	MW-2A-97 Barium (mg/L)
2/27/2008										1.05 (o)	
5/12/2008											
7/13/2008											
9/14/2008											
4/14/2009											
7/7/2009											
9/2/2009											
10/25/2009					0.0089 (o)						
1/2/2010											
3/3/2010					0.0057 (o)			0.026 (o)			
5/10/2010											
9/13/2010	0.00656 (o)	0.0145 (o)						0.012 (o)			
4/4/2011							0.014 (o)				
10/13/2011											
12/5/2011											
4/11/2012			0.0073 (o)								
8/1/2012											
10/11/2012				0.14 (o)							
12/13/2012									0.00968 (o)		
2/4/2013											
3/30/2013											
7/10/2013											
10/7/2013											
6/2/2014						0.191 (o)					
10/15/2014						<0.005 (o)					
4/6/2015											
10/5/2015											
4/4/2016											
10/17/2016											
4/17/2017											
4/25/2018											
5/1/2018											
5/2/2018											
10/16/2018											
4/16/2019											0.687 (o)
10/1/2019											
3/30/2020											
4/13/2021											
10/14/2022											
5/1/2023											
10/16/2023											
4/29/2024											
2/25/2025											

Flagged Outliers

Iowa City Landfill Client: HDR Data: Iowa City Sanitary Landfill Printed 2/5/2026, 8:00 AM

	MW-8B Barium (mg/L)	MW-17A-00 Barium (mg/L)	MW-23A Barium (mg/L)	MW-210B Barium (mg/L)	MW-212A Barium (mg/L)	MW-214A Barium (mg/L)	MW-200A Barium (mg/L)	MW-216A Barium (mg/L)	MW-217A Barium (mg/L)	MW-220A Barium (mg/L)	MW-200A Beryllium (mg/L)
2/27/2008											
5/12/2008											
7/13/2008											
9/14/2008											
4/14/2009											
7/7/2009		0.16 (o)									
9/2/2009			0.467 (o)								
10/25/2009											
1/2/2010											
3/3/2010							1.46 (o)				0.0129 (o)
5/10/2010			0.625 (o)								
9/13/2010											
4/4/2011											
10/13/2011					2.33 (o)						
12/5/2011											
4/11/2012											
8/1/2012											
10/11/2012	3.83 (o)										
12/13/2012									0.616 (o)	1.85 (o)	
2/4/2013										1.35 (o)	
3/30/2013											
7/10/2013								1.42 (o)			
10/7/2013									1.82 (o)		
6/2/2014											
10/15/2014											
4/6/2015											
10/5/2015											
4/4/2016											
10/17/2016						0.0572 (o)					
4/17/2017						0.514 (o)					
4/25/2018											
5/1/2018											
5/2/2018											
10/16/2018											
4/16/2019											
10/1/2019											
3/30/2020											
4/13/2021				0.665 (o)							
10/14/2022											
5/1/2023											
10/16/2023											
4/29/2024											
2/25/2025											

Flagged Outliers

Iowa City Landfill Client: HDR Data: Iowa City Sanitary Landfill Printed 2/5/2026, 8:00 AM

	MW-38A Beryllium (mg/L)	MW-216A Beryllium (mg/L)	MW-212A Cadmium (mg/L)	MW-214A Cadmium (mg/L)	MW-211B Cadmium (mg/L)	MW-217A Cadmium (mg/L)	MW-219A Cadmium (mg/L)	MW-408 Cadmium (mg/L)	MW-209B Chromium (mg/L)	MW-200A Chromium (mg/L)	MW-216A Chromium (mg/L)
2/27/2008											
5/12/2008											
7/13/2008											
9/14/2008											
4/14/2009											
7/7/2009											
9/2/2009											
10/25/2009											
1/2/2010											
3/3/2010										0.9 (o)	
5/10/2010											
9/13/2010											
4/4/2011											
10/13/2011			0.00388 (o)	0.00229 (o)							
12/5/2011											
4/11/2012											
8/1/2012							0.000638 (o)				
10/11/2012		0.00758 (o)			0.00449 (o)						
12/13/2012											0.0367 (o)
2/4/2013		0.00999 (o)									
3/30/2013											
7/10/2013											
10/7/2013	0.00163 (o)					0.00181 (o)					
6/2/2014											
10/15/2014											
4/6/2015											
10/5/2015											
4/4/2016											
10/17/2016											
4/17/2017											
4/25/2018											
5/1/2018											
5/2/2018											
10/16/2018									0.00519 (o)		
4/16/2019											
10/1/2019											
3/30/2020											
4/13/2021											
10/14/2022								0.0008 (o)			
5/1/2023											
10/16/2023											
4/29/2024											
2/25/2025											

Flagged Outliers

Iowa City Landfill Client: HDR Data: Iowa City Sanitary Landfill Printed 2/5/2026, 8:00 AM

	MW-217A Chromium (mg/L)	MW-220A Chromium (mg/L)	MW-1A Cobalt (mg/L)	MW-2A-97 Cobalt (mg/L)	MW-7B1 Cobalt (mg/L)	MW-209B Cobalt (mg/L)	MW-200A Cobalt (mg/L)	MW-310A Cobalt (mg/L)	MW-217A Cobalt (mg/L)	MW-408 Cobalt (mg/L)	MW-34A Copper (mg/L)
2/27/2008			0.0411 (o)								
5/12/2008											0.03 (o)
7/13/2008			0.02 (o)								
9/14/2008											
4/14/2009											
7/7/2009											
9/2/2009				<0.02 (o)							
10/25/2009											
1/2/2010											
3/3/2010							0.0916 (o)				
5/10/2010											
9/13/2010											
4/4/2011											
10/13/2011											
12/5/2011								0.00415 (o)			
4/11/2012					0.00631 (o)						
8/1/2012											
10/11/2012								0.00173 (o)			
12/13/2012	0.0661 (o)	0.242 (o)							0.0405 (o)		
2/4/2013											
3/30/2013						0.00482 (o)					
7/10/2013											
10/7/2013	0.0224 (o)								0.134 (o)		
6/2/2014											
10/15/2014											
4/6/2015											
10/5/2015											
4/4/2016											
10/17/2016											
4/17/2017											
4/25/2018											
5/1/2018											
5/2/2018											
10/16/2018											
4/16/2019											
10/1/2019											
3/30/2020											
4/13/2021											
10/14/2022						0.0036 (o)		0.0062 (o)		0.0189 (o)	
5/1/2023											
10/16/2023											
4/29/2024			0.0211 (o)								
2/25/2025											

Flagged Outliers

Iowa City Landfill Client: HDR Data: Iowa City Sanitary Landfill Printed 2/5/2026, 8:00 AM

	MW-5B Copper (mg/L)	MW-10B Copper (mg/L)	MW-201A Copper (mg/L)	MW-208B Copper (mg/L)	MW-210B Copper (mg/L)	MW-212A Copper (mg/L)	MW-200A Copper (mg/L)	MW-39B Copper (mg/L)	MW-216A Copper (mg/L)	MW-220A Copper (mg/L)	MW-18AR Copper (mg/L)
2/27/2008	0.032 (o)	0.029 (o)									
5/12/2008		0.037 (o)									
7/13/2008											
9/14/2008											
4/14/2009											
7/7/2009											
9/2/2009											
10/25/2009											
1/2/2010			0.2 (o)								
3/3/2010							0.63 (o)				
5/10/2010											
9/13/2010											
4/4/2011											
10/13/2011						0.149 (o)					
12/5/2011											
4/11/2012											
8/1/2012											
10/11/2012											
12/13/2012									0.0466 (o)	0.431 (o)	
2/4/2013										0.326 (o)	
3/30/2013											
7/10/2013									0.0501 (o)		
10/7/2013									0.0201 (o)		
6/2/2014											
10/15/2014				0.00488 (Jo)							
4/6/2015				0.00145 (Jo)							
10/5/2015				0.0023 (o)							
4/4/2016				0.00124 (Jo)							
10/17/2016				0.00122 (Jo)							
4/17/2017											
4/25/2018											
5/1/2018											
5/2/2018											
10/16/2018				0.00184 (Jo)				0.0129 (o)			
4/16/2019											
10/1/2019											0.00303 (Jo)
3/30/2020											
4/13/2021					0.0101 (o)						
10/14/2022											0.0048 (o)
5/1/2023											
10/16/2023											
4/29/2024											
2/25/2025											

Flagged Outliers

Iowa City Landfill Client: HDR Data: Iowa City Sanitary Landfill Printed 2/5/2026, 8:00 AM

	MW-29A Cyanide (mg/L)	MW-8B Lead (mg/L)	MW-11B Lead (mg/L)	MW-210B Lead (mg/L)	MW-212A Lead (mg/L)	MW-200A Lead (mg/L)	MW-23A Nickel (mg/L)	MW-31B Nickel (mg/L)	MW-200A Nickel (mg/L)	MW-213A Nickel (mg/L)	MW-220A Nickel (mg/L)
2/27/2008								0.038 (o)			
5/12/2008											
7/13/2008							0.013 (o)				
9/14/2008			0.023 (o)								
4/14/2009											
7/7/2009											
9/2/2009		0.0067 (o)									
10/25/2009							0.012 (o)				
1/2/2010											
3/3/2010						0.31 (o)			0.62 (o)		
5/10/2010	0.154 (o)										
9/13/2010										0.039 (o)	
4/4/2011											
10/13/2011				0.00912 (o)	0.0349 (o)						
12/5/2011											
4/11/2012											
8/1/2012											
10/11/2012				0.00622 (o)	0.0131 (o)						
12/13/2012											0.205 (o)
2/4/2013											
3/30/2013					0.0109 (o)						
7/10/2013											
10/7/2013											
6/2/2014											
10/15/2014											
4/6/2015											
10/5/2015											
4/4/2016											
10/17/2016											
4/17/2017											
4/25/2018											
5/1/2018											
5/2/2018											
10/16/2018											
4/16/2019											
10/1/2019											
3/30/2020											
4/13/2021											
10/14/2022											
5/1/2023											
10/16/2023											
4/29/2024											
2/25/2025											

Flagged Outliers

Iowa City Landfill Client: HDR Data: Iowa City Sanitary Landfill Printed 2/5/2026, 8:00 AM

	MW-408 Nickel (mg/L)	MW-10B Selenium (mg/L)	MW-209B Selenium (mg/L)	MW-408 Selenium (mg/L)	MW-8B Silver (mg/L)	MW-208B Silver (mg/L)	MW-209B Silver (mg/L)	MW-6B Sulfide (mg/L)	MW-8B Sulfide (mg/L)	MW-207A Sulfide (mg/L)	MW-216A Sulfide (mg/L)
2/27/2008											
5/12/2008											
7/13/2008											
9/14/2008											
4/14/2009											
7/7/2009											
9/2/2009						0.018 (o)	0.017 (o)				
10/25/2009											
1/2/2010											
3/3/2010											
5/10/2010			0.011 (o)								
9/13/2010											
4/4/2011											
10/13/2011											
12/5/2011											
4/11/2012											
8/1/2012											
10/11/2012					0.0308 (o)						
12/13/2012											
2/4/2013											
3/30/2013											
7/10/2013											
10/7/2013											
6/2/2014											
10/15/2014											
4/6/2015											
10/5/2015											
4/4/2016											
10/17/2016											
4/17/2017											
4/25/2018									15.7 (o)		
5/1/2018											4.45 (o)
5/2/2018											
10/16/2018											
4/16/2019											
10/1/2019											
3/30/2020								7.37 (o)		2.08 (o)	
4/13/2021											
10/14/2022	0.0191 (o)										
5/1/2023											
10/16/2023											
4/29/2024				0.0371 (o)			0.00911 (o)				
2/25/2025		0.0278 (o)									

Flagged Outliers

Iowa City Landfill Client: HDR Data: Iowa City Sanitary Landfill Printed 2/5/2026, 8:00 AM

	MW-219A Sulfide (mg/L)	MW-1A Thallium (mg/L)	MW-6B Thallium (mg/L)	MW-12B Tin (mg/L)	MW-1A Vanadium (mg/L)	MW-6B Vanadium (mg/L)	MW-8B Vanadium (mg/L)	MW-31B Vanadium (mg/L)	MW-200A Vanadium (mg/L)	MW-211B Vanadium (mg/L)	MW-39B Vanadium (mg/L)
2/27/2008					0.135 (o)			0.0642 (o)			
5/12/2008											
7/13/2008											
9/14/2008											
4/14/2009							0.0624 (o)				
7/7/2009											
9/2/2009											
10/25/2009											
1/2/2010											
3/3/2010									0.128 (o)		
5/10/2010											
9/13/2010											
4/4/2011											
10/13/2011											
12/5/2011											
4/11/2012											
8/1/2012											
10/11/2012										0.129 (o)	
12/13/2012											
2/4/2013											
3/30/2013											
7/10/2013											
10/7/2013				0.587 (o)							
6/2/2014											
10/15/2014											
4/6/2015											
10/5/2015											
4/4/2016											
10/17/2016											
4/17/2017											
4/25/2018											
5/1/2018											
5/2/2018	13.5 (o)										
10/16/2018						0.00357 (Jo)					0.0302 (o)
4/16/2019											
10/1/2019											
3/30/2020											
4/13/2021											
10/14/2022											
5/1/2023			0.00434 (o)								
10/16/2023		0.0136 (o)									
4/29/2024											
2/25/2025											

Flagged Outliers

Iowa City Landfill Client: HDR Data: Iowa City Sanitary Landfill Printed 2/5/2026, 8:00 AM

	MW-217A Vanadium (mg/L)	MW-218A Vanadium (mg/L)	MW-219A Vanadium (mg/L)	MW-220A Vanadium (mg/L)	MW-1A Zinc (mg/L)	MW-31B Zinc (mg/L)	MW-214A Zinc (mg/L)	MW-200A Zinc (mg/L)	MW-38A Zinc (mg/L)	MW-217A Zinc (mg/L)	MW-220A Zinc (mg/L)
2/27/2008					0.229 (o)	0.101 (o)					
5/12/2008											
7/13/2008											
9/14/2008											
4/14/2009											
7/7/2009											
9/2/2009											
10/25/2009											
1/2/2010											
3/3/2010								1.38 (o)			
5/10/2010							0.506 (o)				
9/13/2010											
4/4/2011											
10/13/2011											
12/5/2011											
4/11/2012											
8/1/2012											
10/11/2012											
12/13/2012	0.118 (o)			0.427 (o)							0.54 (o)
2/4/2013				0.12 (o)							
3/30/2013											
7/10/2013											
10/7/2013	0.154 (o)					0.161 (o)			0.18 (o)	0.285 (o)	
6/2/2014											
10/15/2014											
4/6/2015											
10/5/2015											
4/4/2016											
10/17/2016											
4/17/2017											
4/25/2018											
5/1/2018											
5/2/2018											
10/16/2018											
4/16/2019											
10/1/2019											
3/30/2020					0.272 (o)						
4/13/2021											
10/14/2022											
5/1/2023											
10/16/2023		0.00325 (Jo)	0.00332 (Jo)								
4/29/2024											
2/25/2025											

Flagged Outliers

Iowa City Landfill Client: HDR Data: Iowa City Sanitary Landfill Printed 1/20/2026, 11:29 AM

	MW-201A 1,1-Dichloroethane (ug/L)	MW-219A 2,4-Dimethylphenol (ug/L)	MW-216A 2-Butanone [MEK] (ug/L)	MW-219A 2-Methylnaphthalene (ug/L)	MW-219A 2-Methylphenol (ug/L)	MW-208B 4,4`-DDD (ug/L)	MW-8B Acetone (ug/L)	MW-23A Acetone (ug/L)	MW-219A Benzyl alcohol (ug/L)	MW-1B Carbon Tetrachloride (ug/L)	MW-18AR cis-1,2-Dichloroethene (ug/L)	MW-218A Delta-BHC (ug/L)	MW-208B Endrin (ug/L)
9/14/2008													
4/14/2009													
7/7/2009	6.37 (o)												
10/25/2009							19.3 (o)						
3/30/2013									7.84 (o)				
7/10/2013		443 (o)		156 (o)	1780 (o)			146 (o)			0.242 (o)		
10/15/2014						0.302 (o)							0.56 (o)
4/25/2018							30.3 (o)						
10/16/2018													
10/1/2019										9.09 (o)			
10/7/2020			11.6 (o)										
10/9/2024													

	MW-204A Ethylbenzene (ug/L)	MW-219A m/p-Cresol (ug/L)	MW-219A O-Toluidine (ug/L)	MW-219A Phenol (ug/L)	MW-18AR Tetrachloroethene (ug/L)	MW-1B Toluene (ug/L)	MW-5B Toluene (ug/L)	MW-10B Toluene (ug/L)	MW-23A Toluene (ug/L)	MW-8B Toxaphene (ug/L)	MW-18AR Trichloroethene (ug/L)	MW-18AR Trichlorofluoromethane (ug/L)	MW-204A Xylenes, Total (ug/L)
9/14/2008									5.07 (o)				
4/14/2009										12.3 (o)			
7/7/2009	5.01 (o)												5.98 (o)
10/25/2009													
3/30/2013													
7/10/2013		2250 (o)	658 (o)	3010 (o)									
10/15/2014													
4/25/2018													
10/16/2018							1.82 (o)						
10/1/2019					7.43 (o)						5.08 (o)	26.7 (o)	
10/7/2020						4.07 (o)							
10/9/2024								2.31 (o)					

Groundwater Monitoring Wells –

Time Series

This page intentionally left blank.

Sanitas™ v.10.1.03a Software licensed to HDR, Inc. UG
Hollow symbols indicate censored values.

Time Series

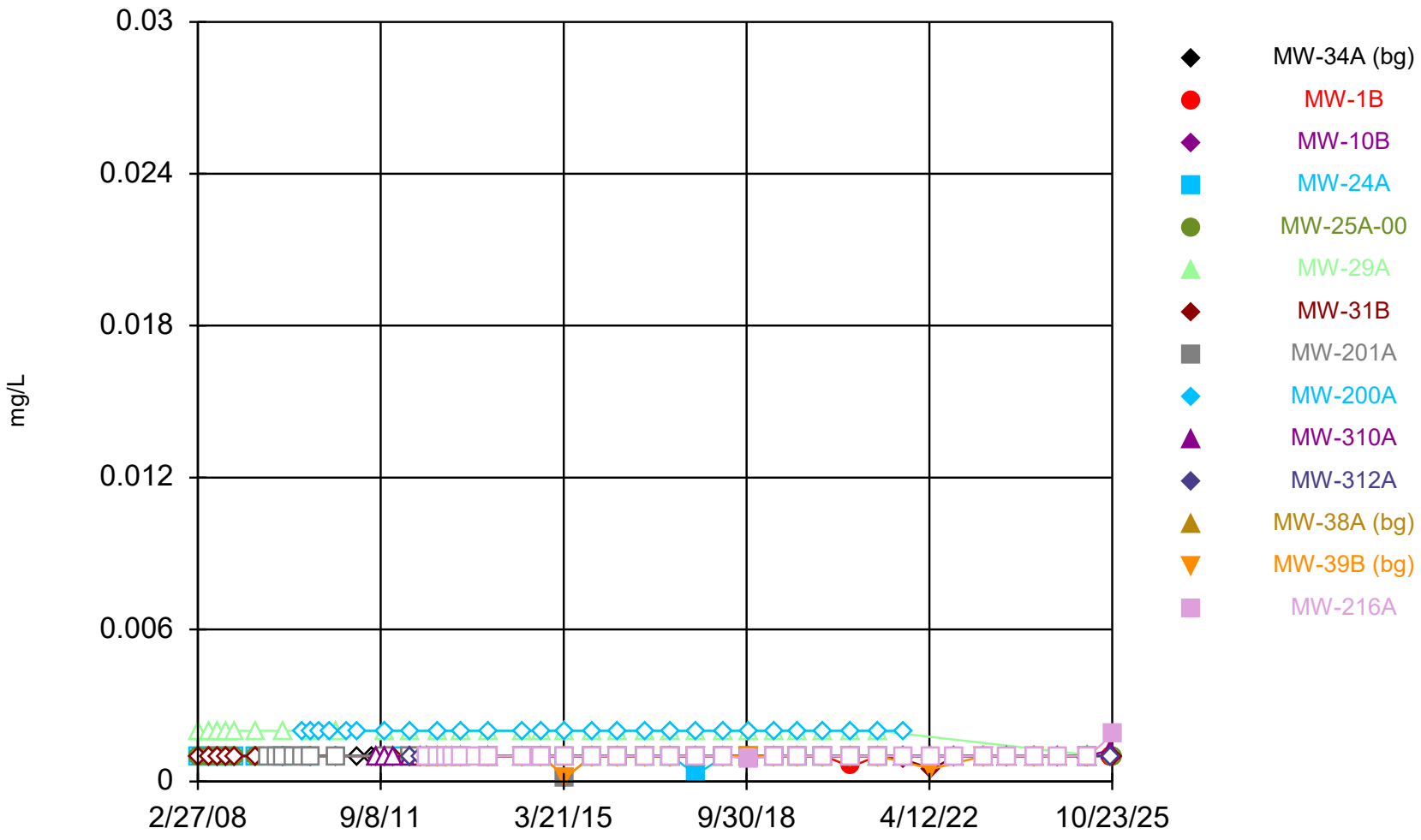

Constituent: Antimony Analysis Run 1/20/2026 10:13 AM View: 05B_MW_Inorganics_PL_Fall

Iowa City Landfill Client: HDR Data: Iowa City Sanitary Landfill

Sanitas™ v.10.1.03a Software licensed to HDR, Inc. UG
Hollow symbols indicate censored values.

Time Series

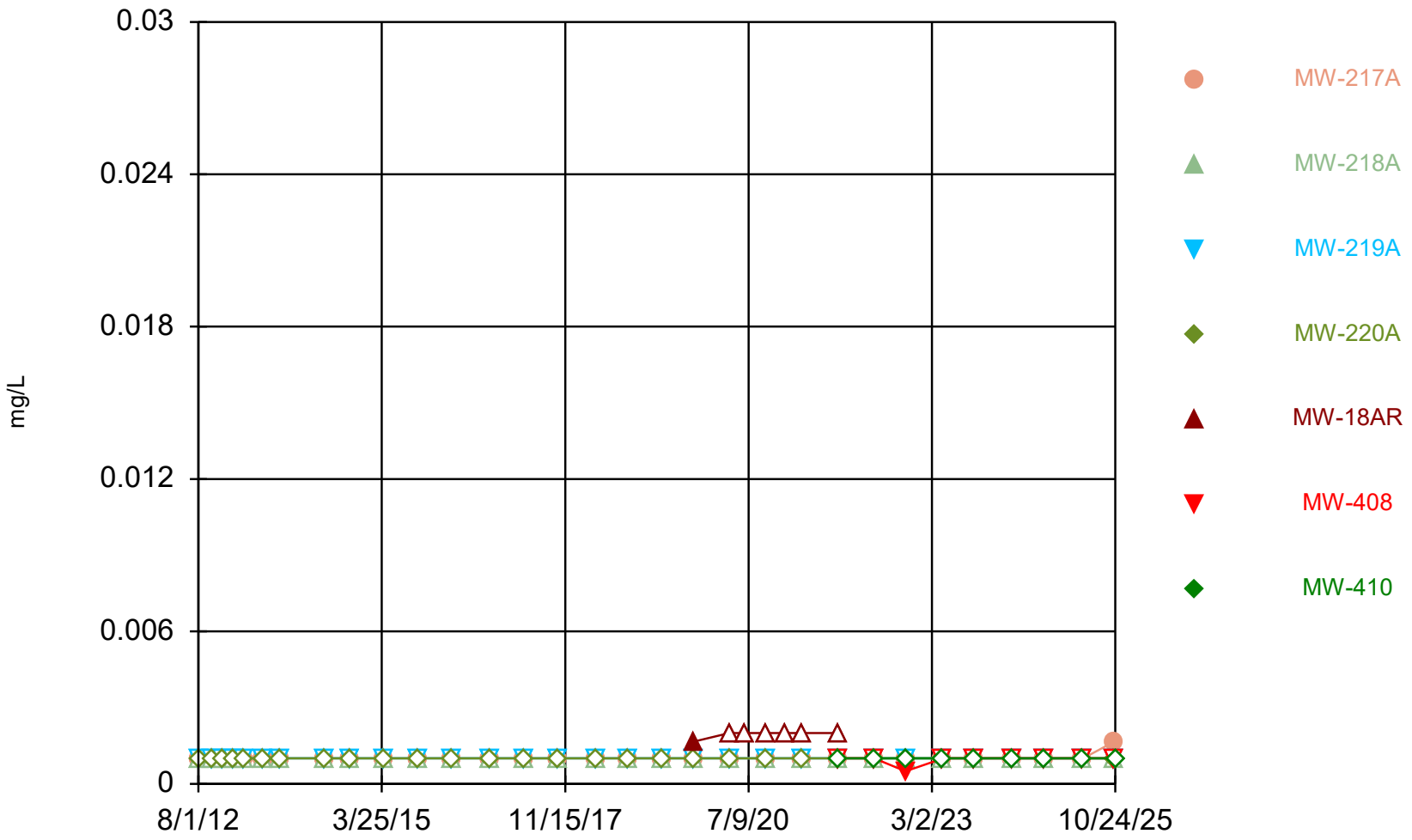

Constituent: Antimony Analysis Run 1/20/2026 10:13 AM View: 05B_MW_Inorganics_PL_Fall
Iowa City Landfill Client: HDR Data: Iowa City Sanitary Landfill

Sanitas™ v.10.1.03a Software licensed to HDR, Inc. UG
Hollow symbols indicate censored values.

Time Series

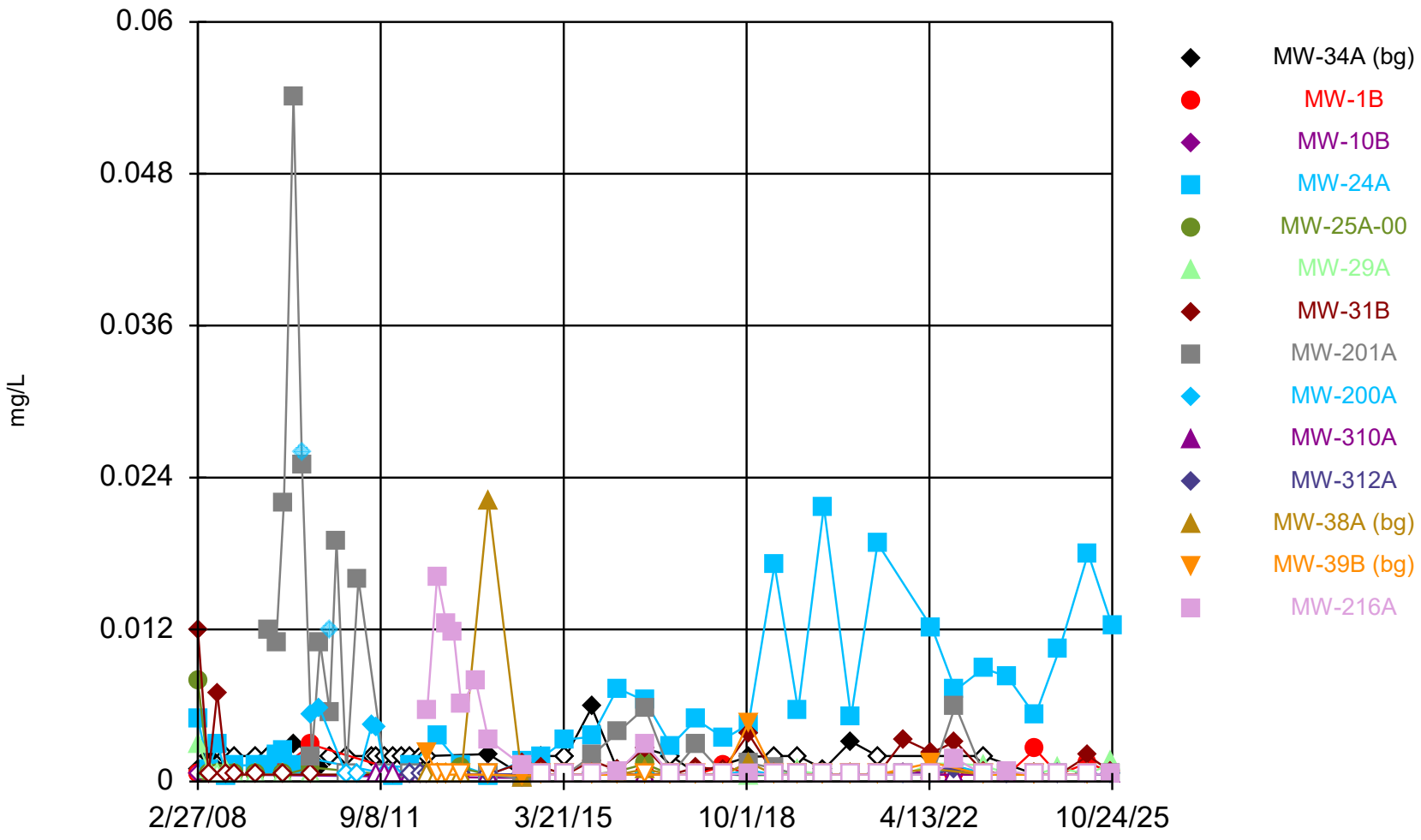

Constituent: Arsenic Analysis Run 1/20/2026 10:13 AM View: 05B_MW_Inorganics_PL_Fall

Iowa City Landfill Client: HDR Data: Iowa City Sanitary Landfill

Sanitas™ v.10.1.03a Software licensed to HDR, Inc. UG
Hollow symbols indicate censored values.

Time Series

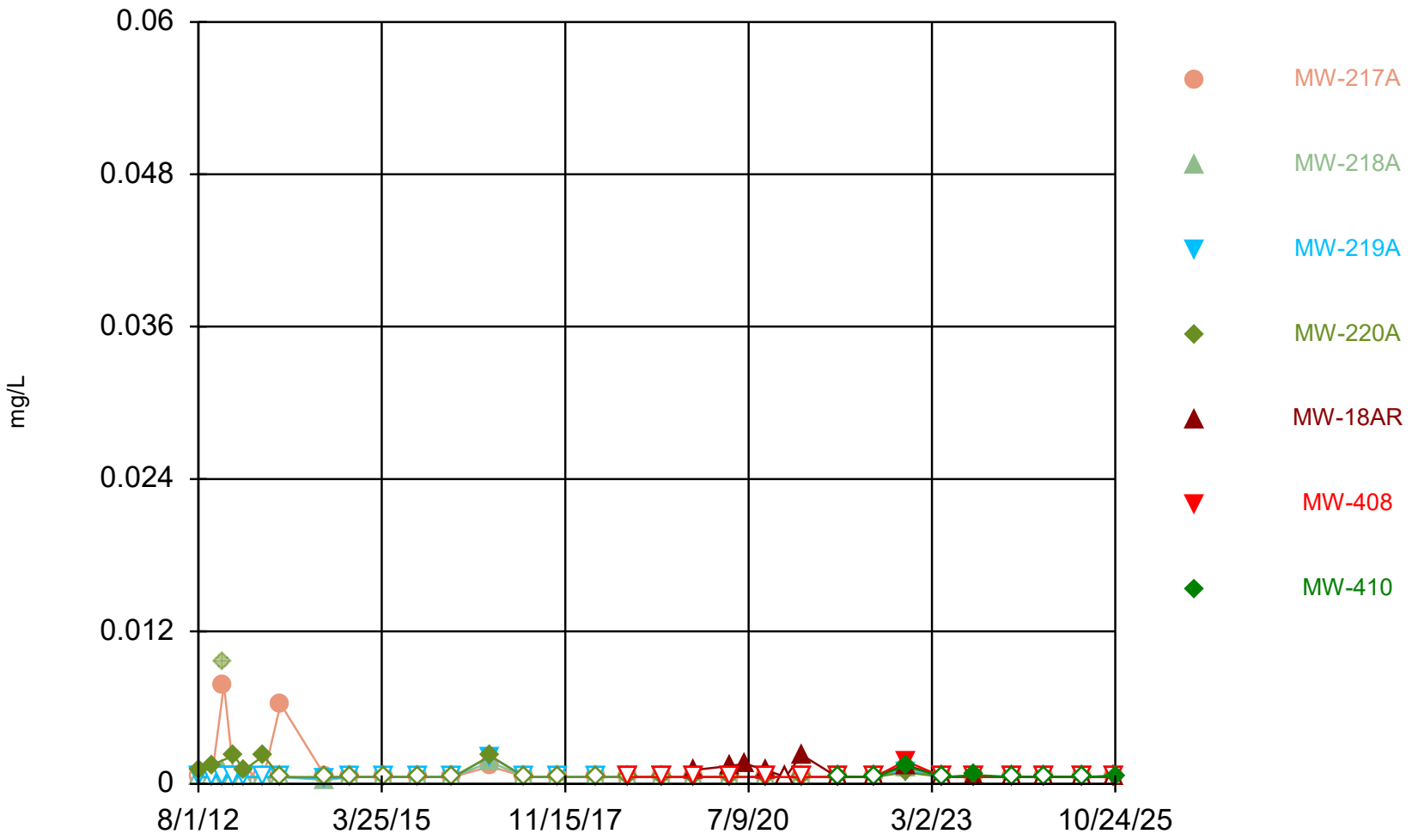

Constituent: Arsenic Analysis Run 1/20/2026 10:13 AM View: 05B_MW_Inorganics_PL_Fall
Iowa City Landfill Client: HDR Data: Iowa City Sanitary Landfill

Sanitas™ v.10.1.03a Software licensed to HDR, Inc. UG
Hollow symbols indicate censored values.

Time Series

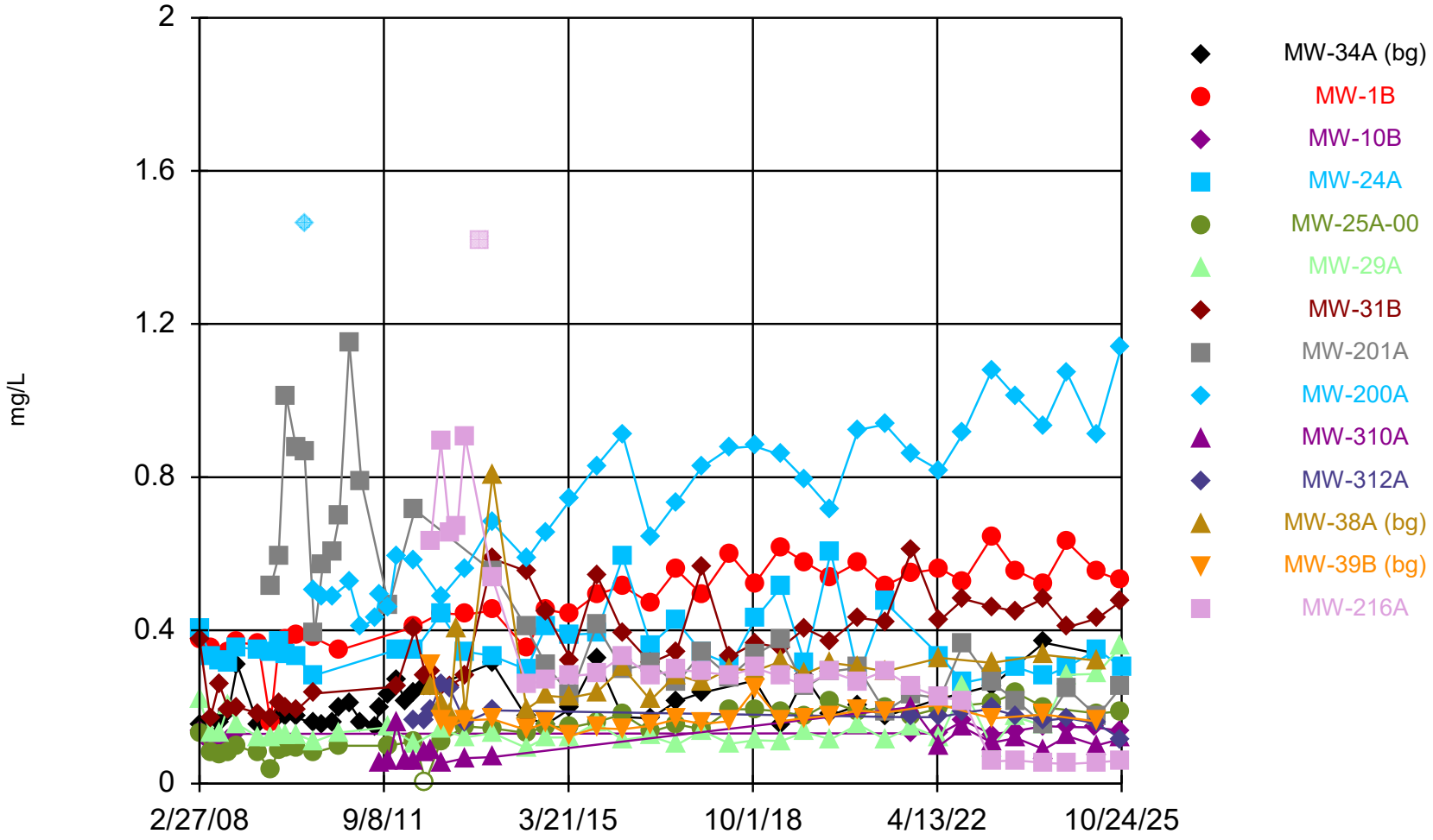

Constituent: Barium Analysis Run 1/20/2026 10:13 AM View: 05B_MW_Inorganics_PL_Fall

Iowa City Landfill Client: HDR Data: Iowa City Sanitary Landfill

Sanitas™ v.10.1.03a Software licensed to HDR, Inc. UG

Time Series

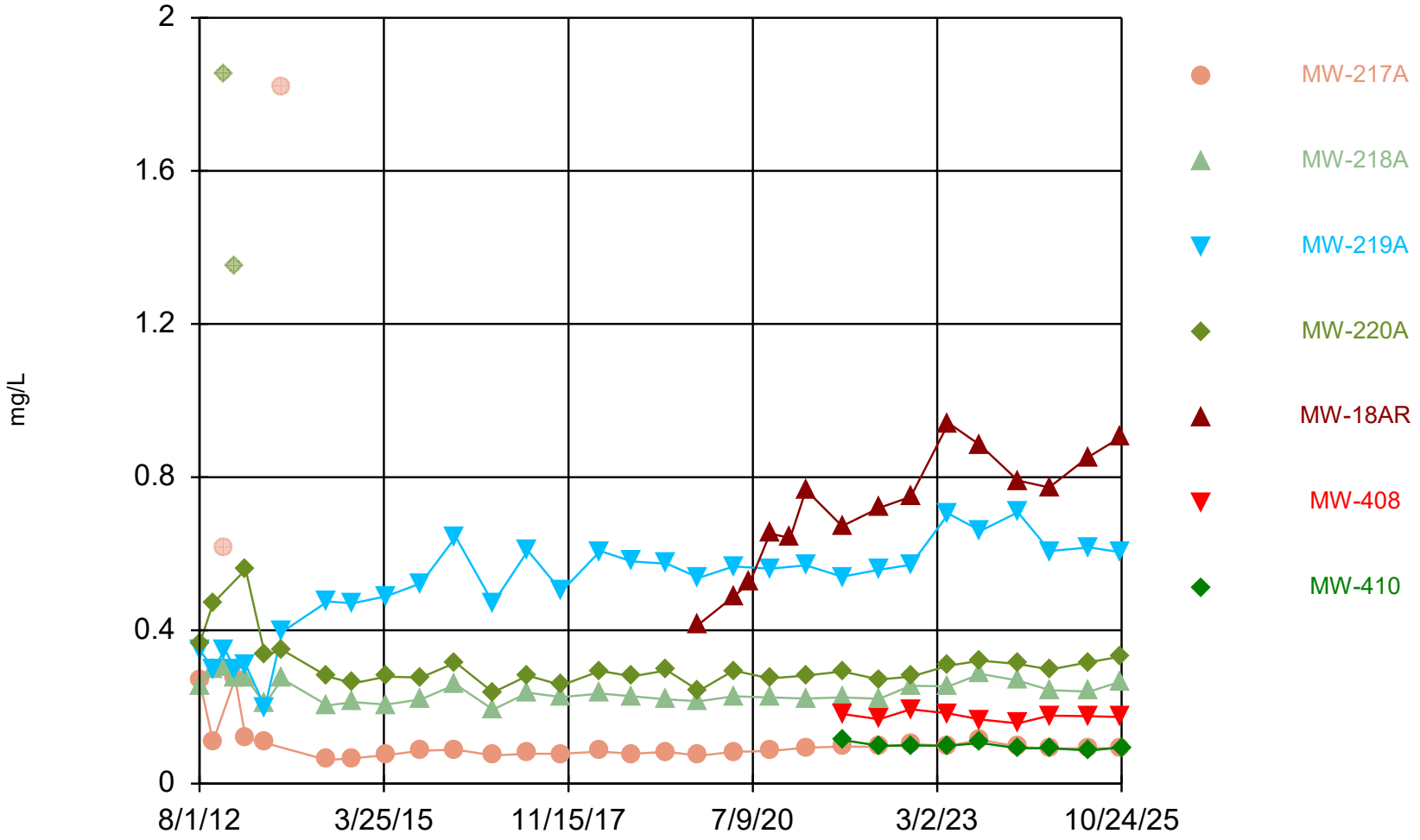

Constituent: Barium Analysis Run 1/20/2026 10:13 AM View: 05B_MW_Inorganics_PL_Fall

Iowa City Landfill Client: HDR Data: Iowa City Sanitary Landfill

Sanitas™ v.10.1.03a Software licensed to HDR, Inc. UG
Hollow symbols indicate censored values.

Time Series

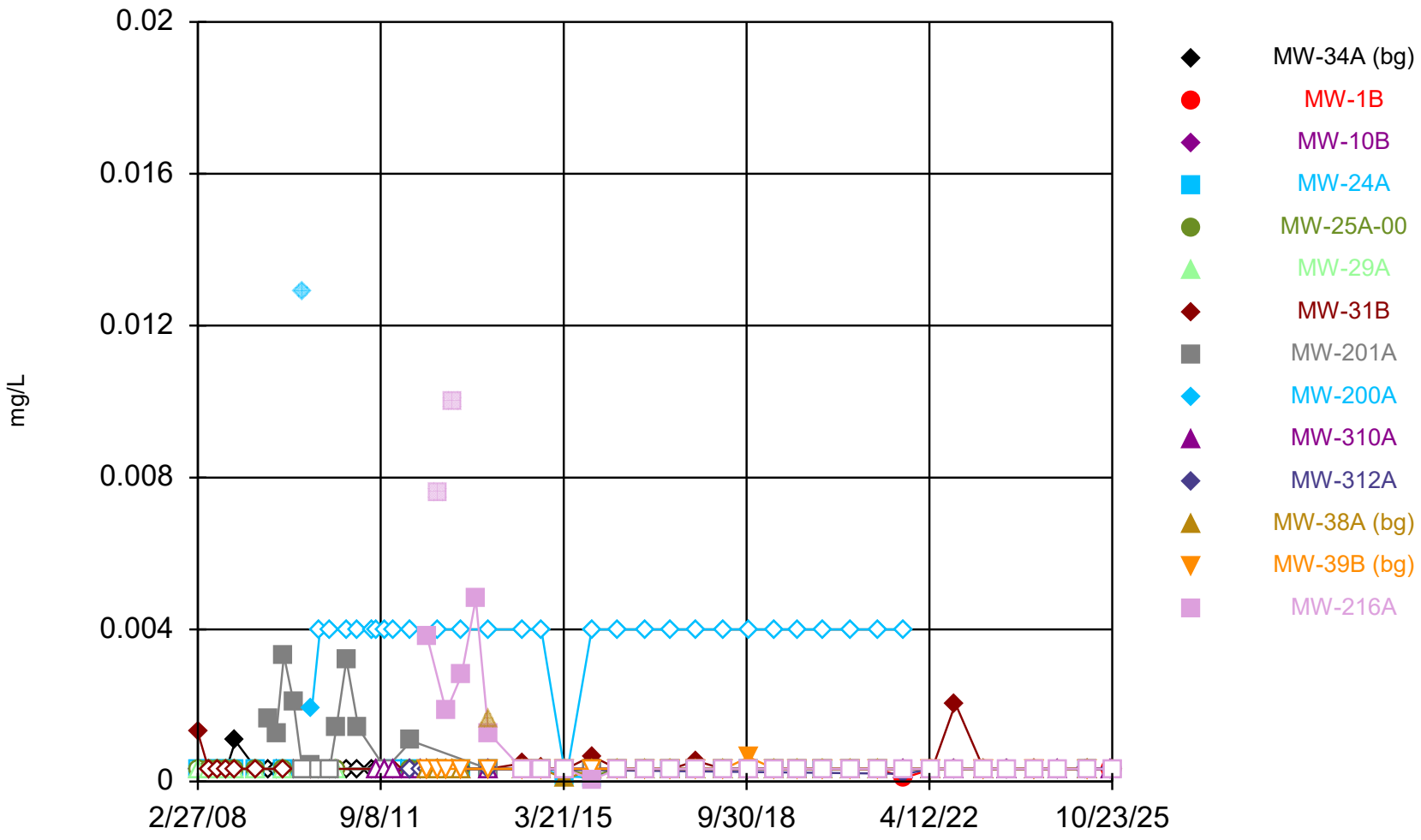

Constituent: Beryllium Analysis Run 1/20/2026 10:13 AM View: 05B_MW_Inorganics_PL_Fall

Iowa City Landfill Client: HDR Data: Iowa City Sanitary Landfill

Sanitas™ v.10.1.03a Software licensed to HDR, Inc. UG
Hollow symbols indicate censored values.

Time Series

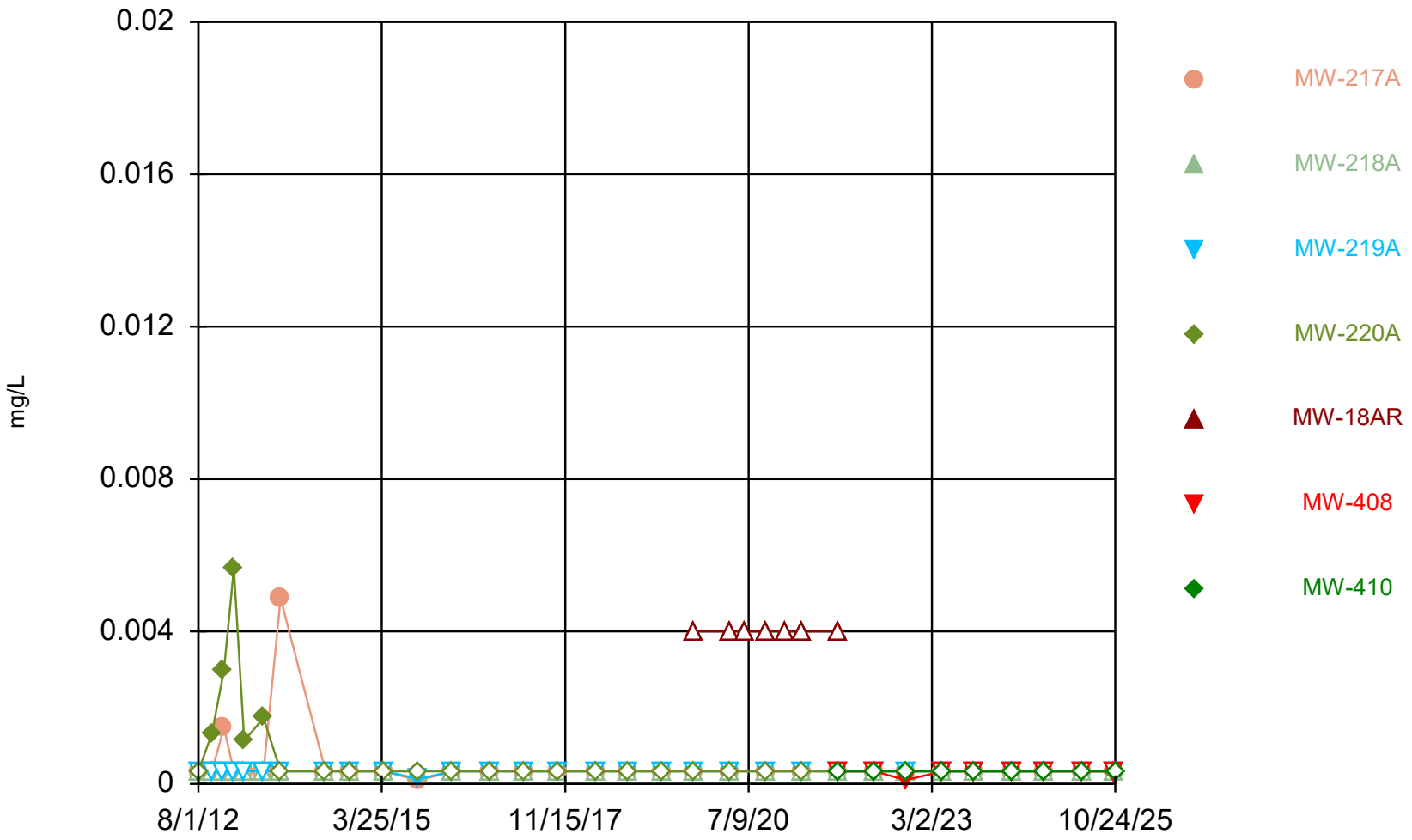

Constituent: Beryllium Analysis Run 1/20/2026 10:13 AM View: 05B_MW_Inorganics_PL_Fall

Iowa City Landfill Client: HDR Data: Iowa City Sanitary Landfill

Sanitas™ v.10.1.03a Software licensed to HDR, Inc. UG
Hollow symbols indicate censored values.

Time Series

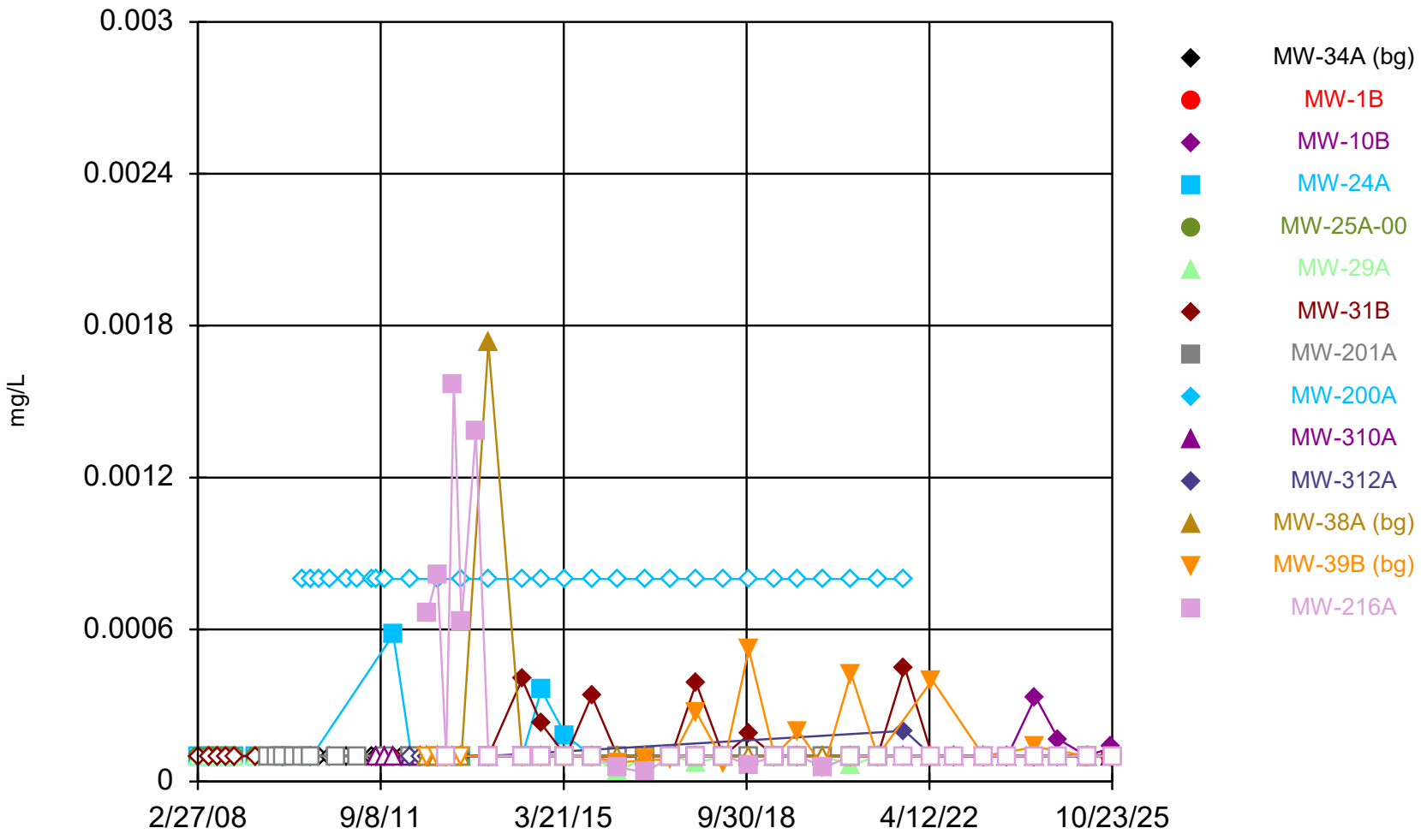

Constituent: Cadmium Analysis Run 1/20/2026 10:13 AM View: 05B_MW_Inorganics_PL_Fall

Iowa City Landfill Client: HDR Data: Iowa City Sanitary Landfill

Sanitas™ v.10.1.03a Software licensed to HDR, Inc. UG
Hollow symbols indicate censored values.

Time Series

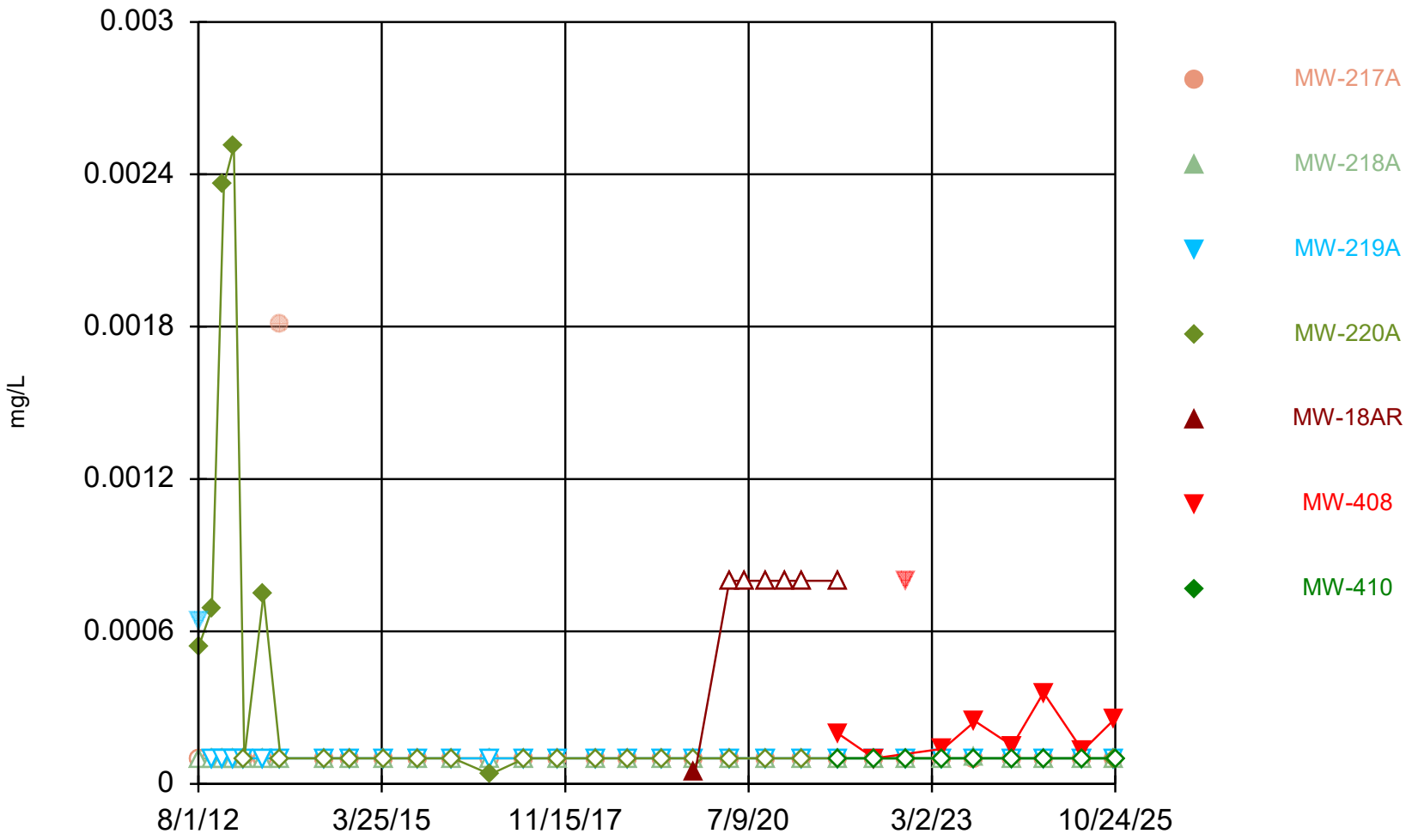

Constituent: Cadmium Analysis Run 1/20/2026 10:13 AM View: 05B_MW_Inorganics_PL_Fall

Iowa City Landfill Client: HDR Data: Iowa City Sanitary Landfill

Sanitas™ v.10.1.03a Software licensed to HDR, Inc. UG
Hollow symbols indicate censored values.

Time Series

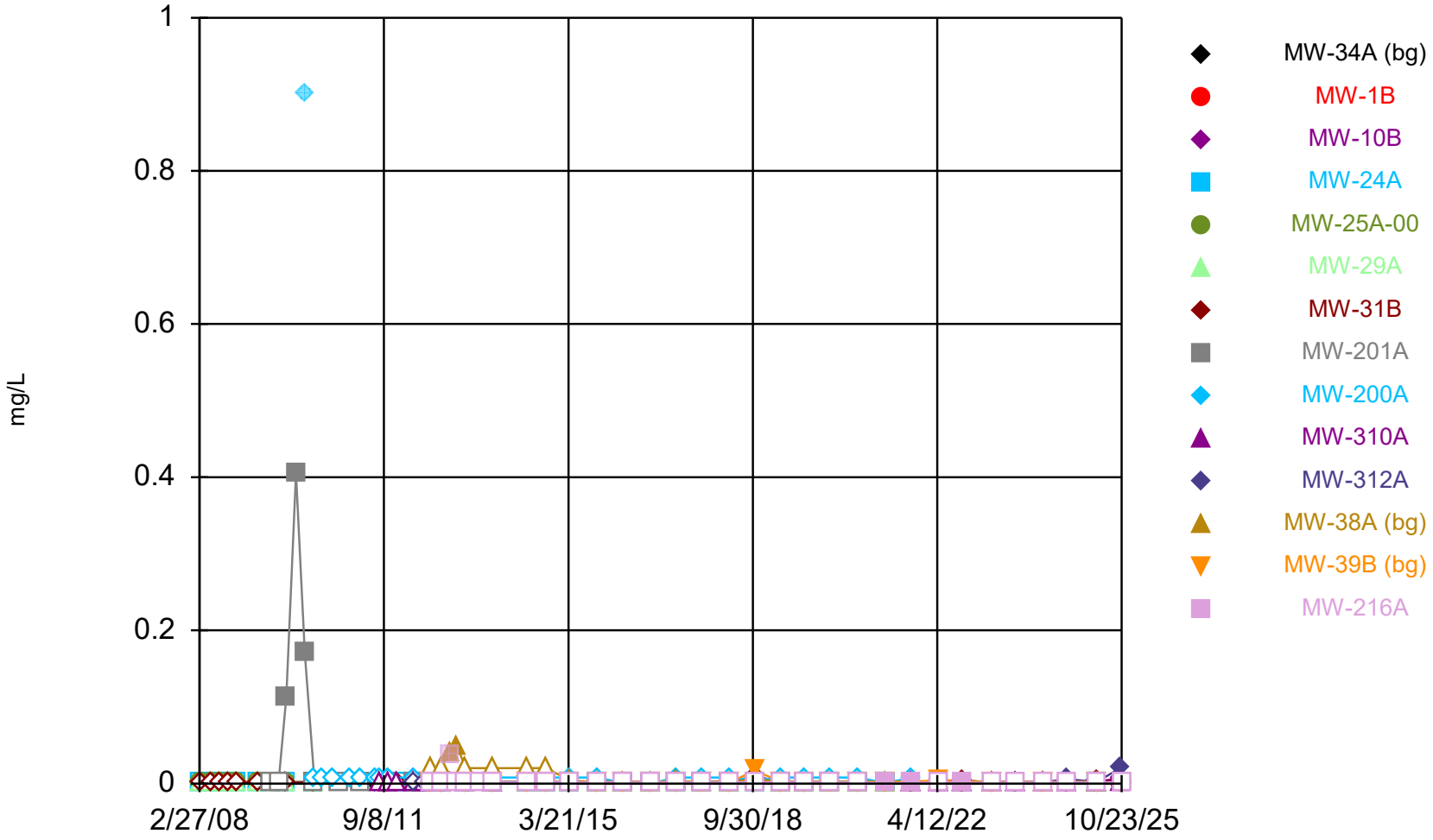

Constituent: Chromium Analysis Run 1/20/2026 10:13 AM View: 05B_MW_Inorganics_PL_Fall

Iowa City Landfill Client: HDR Data: Iowa City Sanitary Landfill

Sanitas™ v.10.1.03a Software licensed to HDR, Inc. UG
Hollow symbols indicate censored values.

Time Series

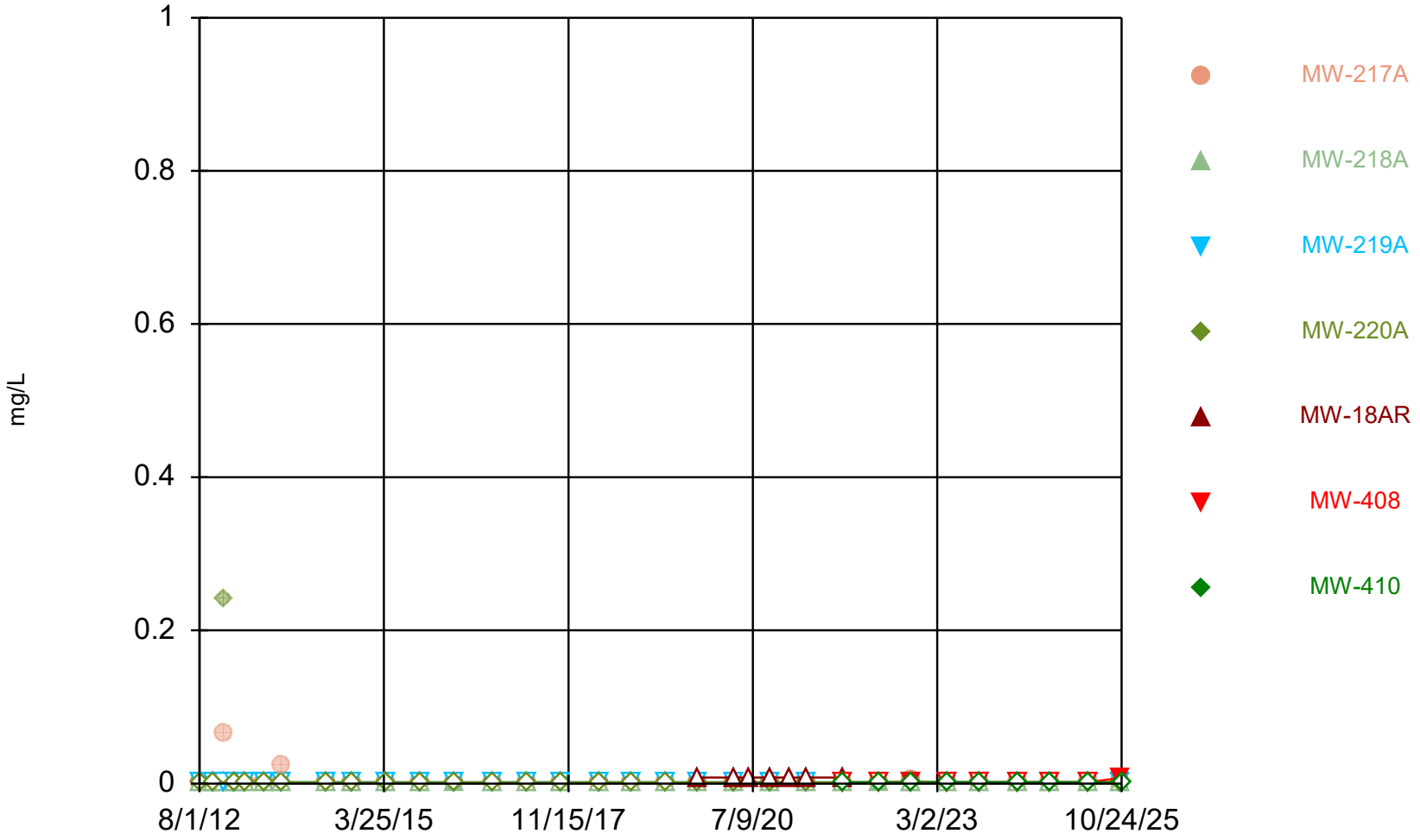

Constituent: Chromium Analysis Run 1/20/2026 10:13 AM View: 05B_MW_Inorganics_PL_Fall

Iowa City Landfill Client: HDR Data: Iowa City Sanitary Landfill

Sanitas™ v.10.1.03a Software licensed to HDR, Inc. UG
Hollow symbols indicate censored values.

Time Series

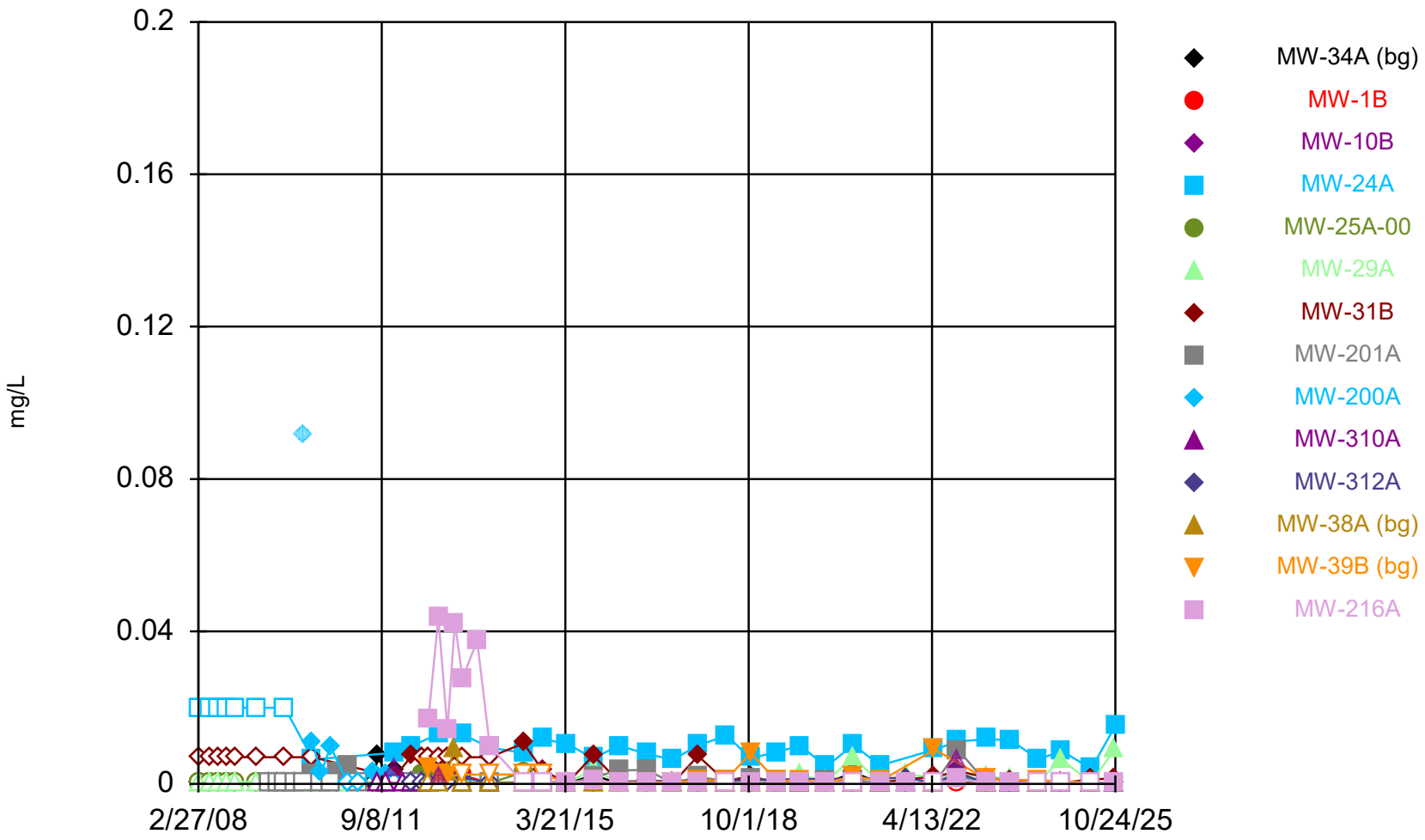

Constituent: Cobalt Analysis Run 1/20/2026 10:13 AM View: 05B_MW_Inorganics_PL_Fall
Iowa City Landfill Client: HDR Data: Iowa City Sanitary Landfill

Sanitas™ v.10.1.03a Software licensed to HDR, Inc. UG
Hollow symbols indicate censored values.

Time Series

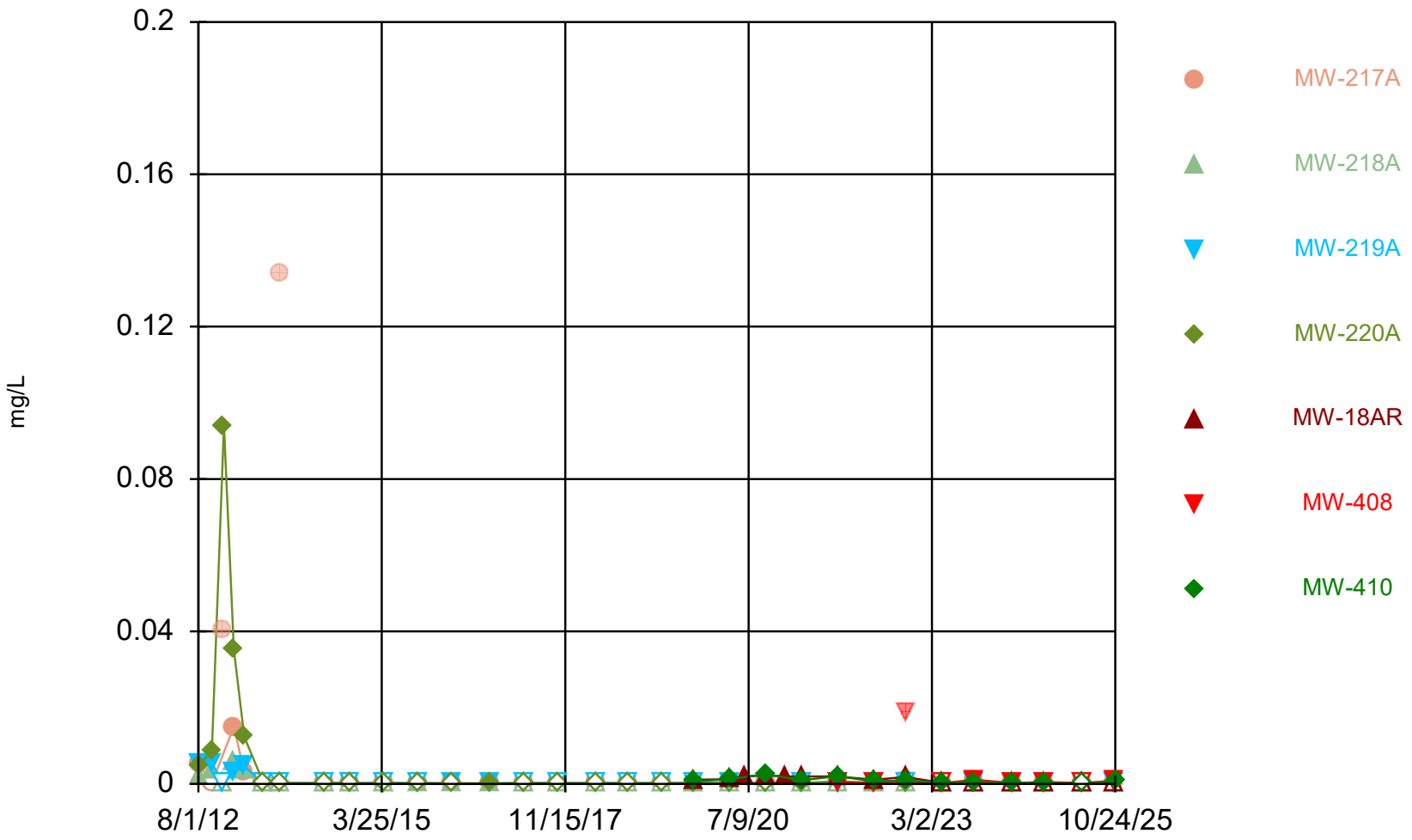

Constituent: Cobalt Analysis Run 1/20/2026 10:13 AM View: 05B_MW_Inorganics_PL_Fall
Iowa City Landfill Client: HDR Data: Iowa City Sanitary Landfill

Sanitas™ v.10.1.03a Software licensed to HDR, Inc. UG
Hollow symbols indicate censored values.

Time Series

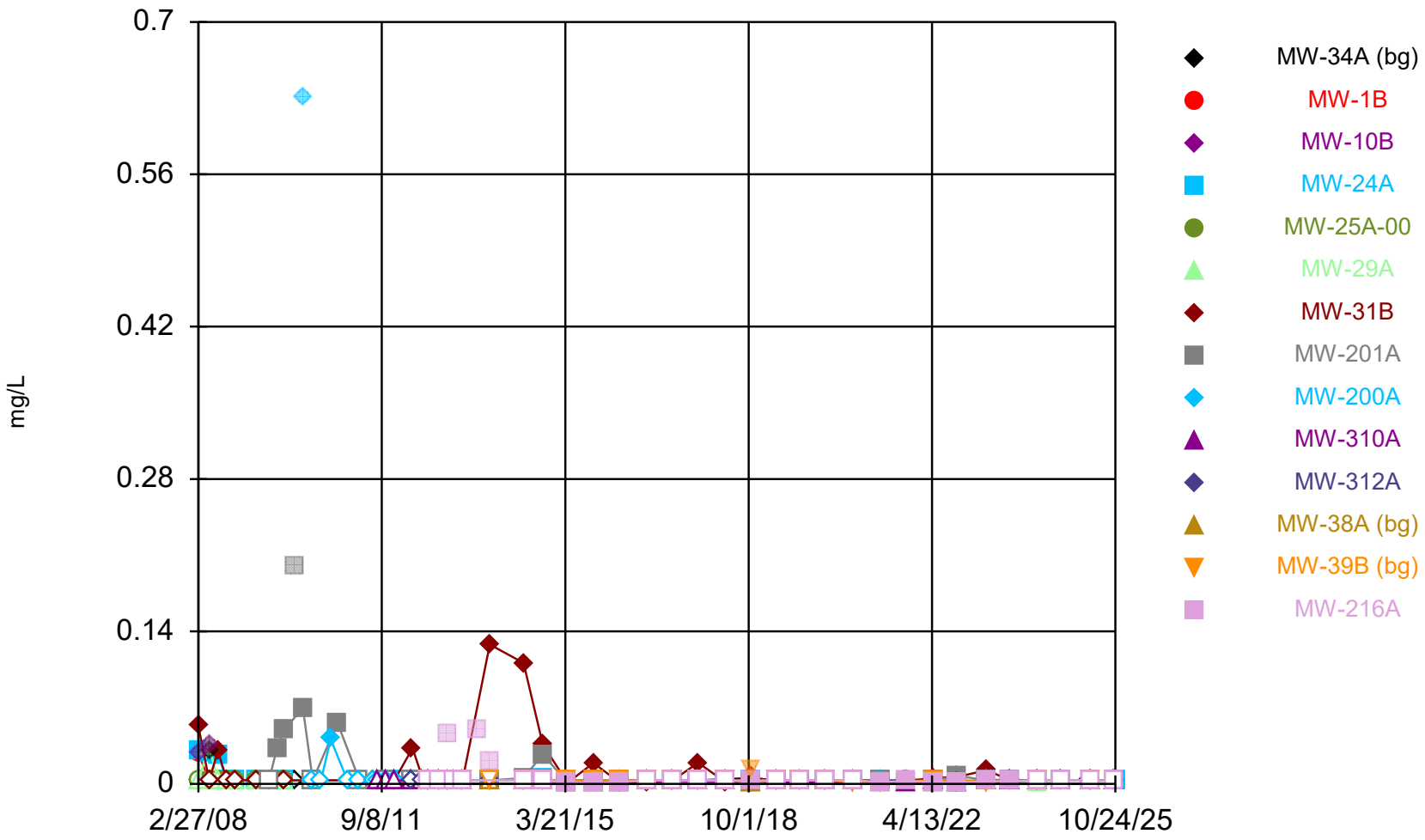

Constituent: Copper Analysis Run 1/20/2026 10:13 AM View: 05B_MW_Inorganics_PL_Fall
Iowa City Landfill Client: HDR Data: Iowa City Sanitary Landfill

Sanitas™ v.10.1.03a Software licensed to HDR, Inc. UG
Hollow symbols indicate censored values.

Time Series

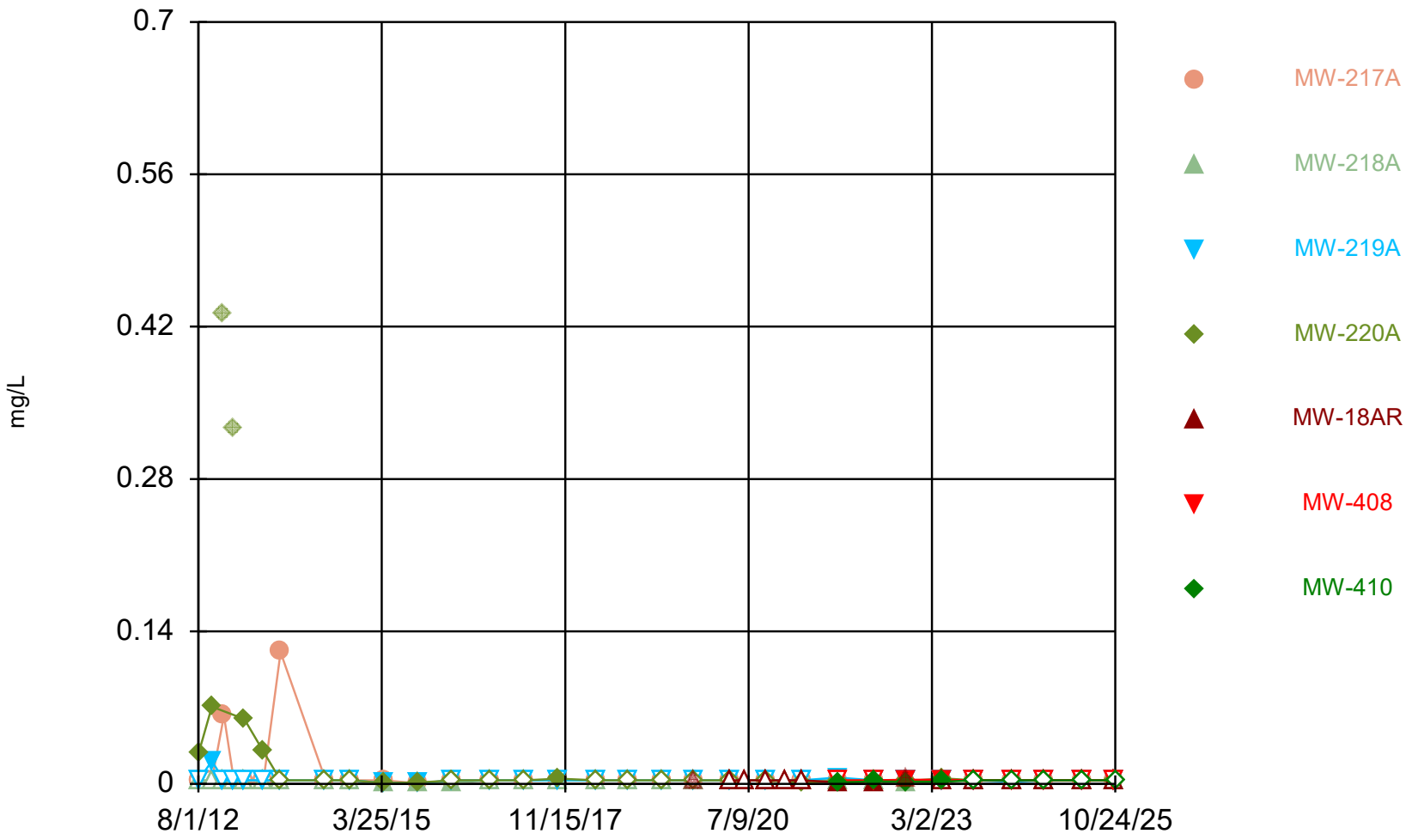

Constituent: Copper Analysis Run 1/20/2026 10:13 AM View: 05B_MW_Inorganics_PL_Fall
Iowa City Landfill Client: HDR Data: Iowa City Sanitary Landfill

Sanitas™ v.10.1.03a Software licensed to HDR, Inc. UG
Hollow symbols indicate censored values.

Time Series

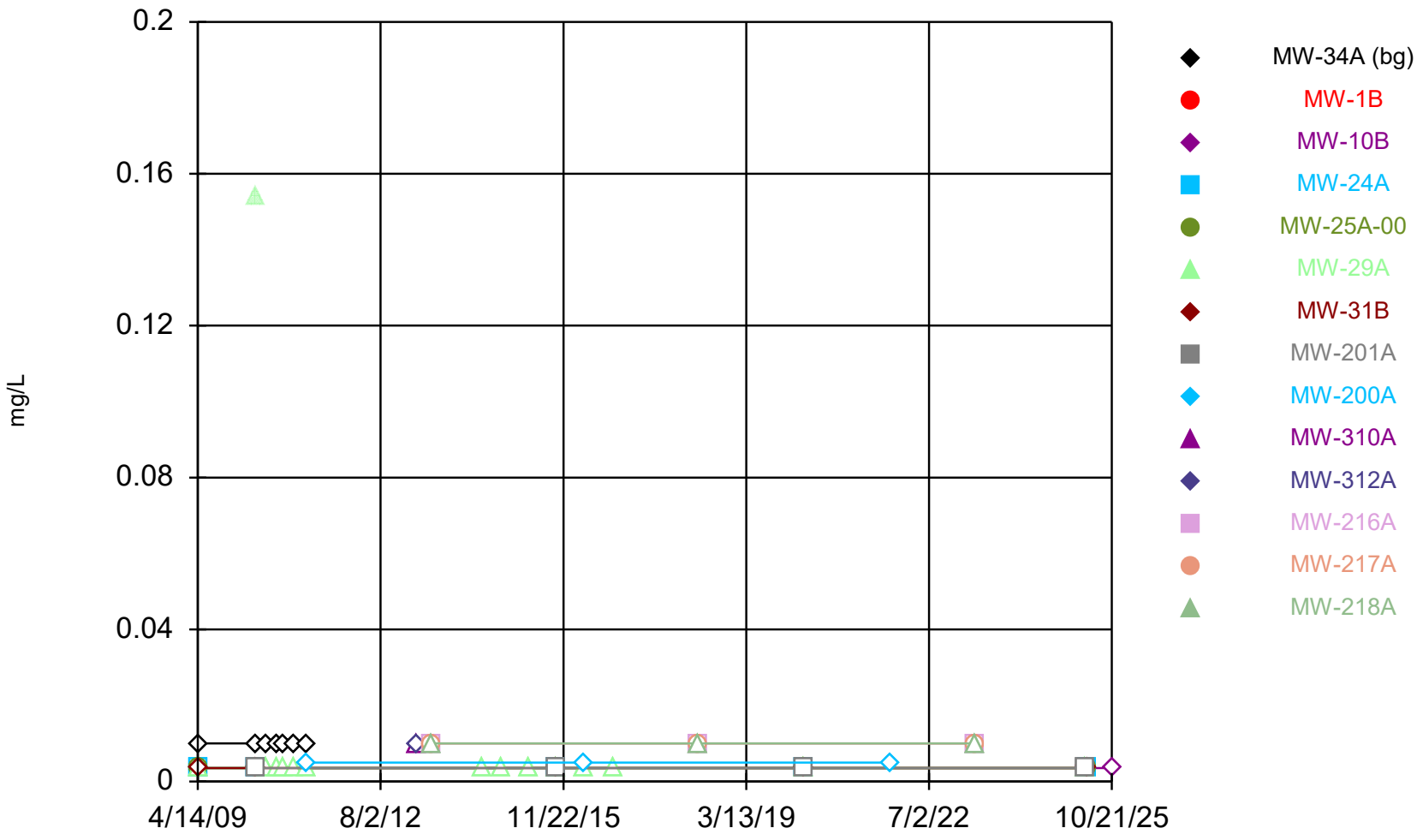

Constituent: Cyanide Analysis Run 1/20/2026 10:13 AM View: 05B_MW_Inorganics_PL_Fall
Iowa City Landfill Client: HDR Data: Iowa City Sanitary Landfill

Sanitas™ v.10.1.03a Software licensed to HDR, Inc. UG
Hollow symbols indicate censored values.

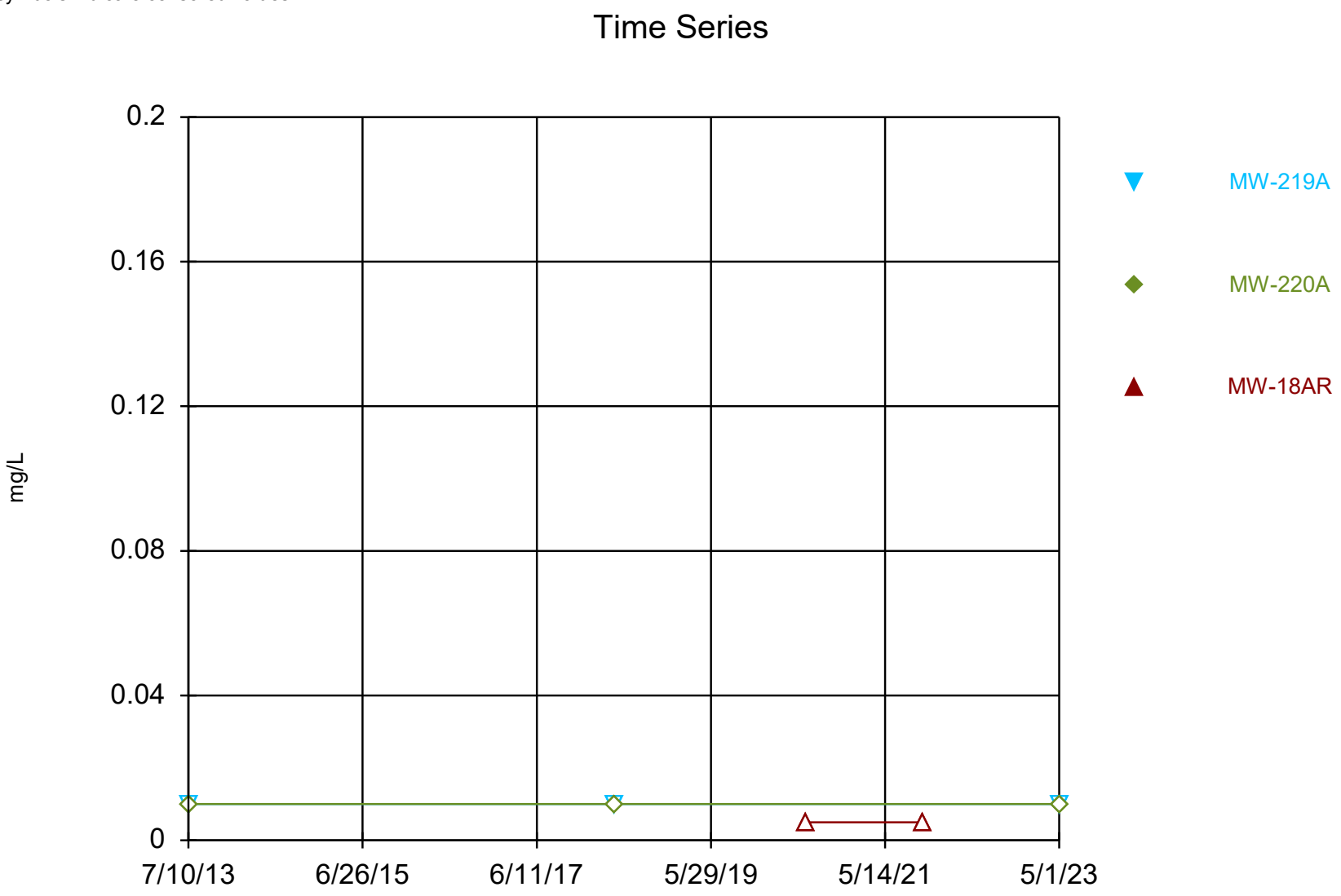

Constituent: Cyanide Analysis Run 1/20/2026 10:13 AM View: 05B_MW_Inorganics_PL_Fall
Iowa City Landfill Client: HDR Data: Iowa City Sanitary Landfill

Sanitas™ v.10.1.03a Software licensed to HDR, Inc. UG
Hollow symbols indicate censored values.

Time Series

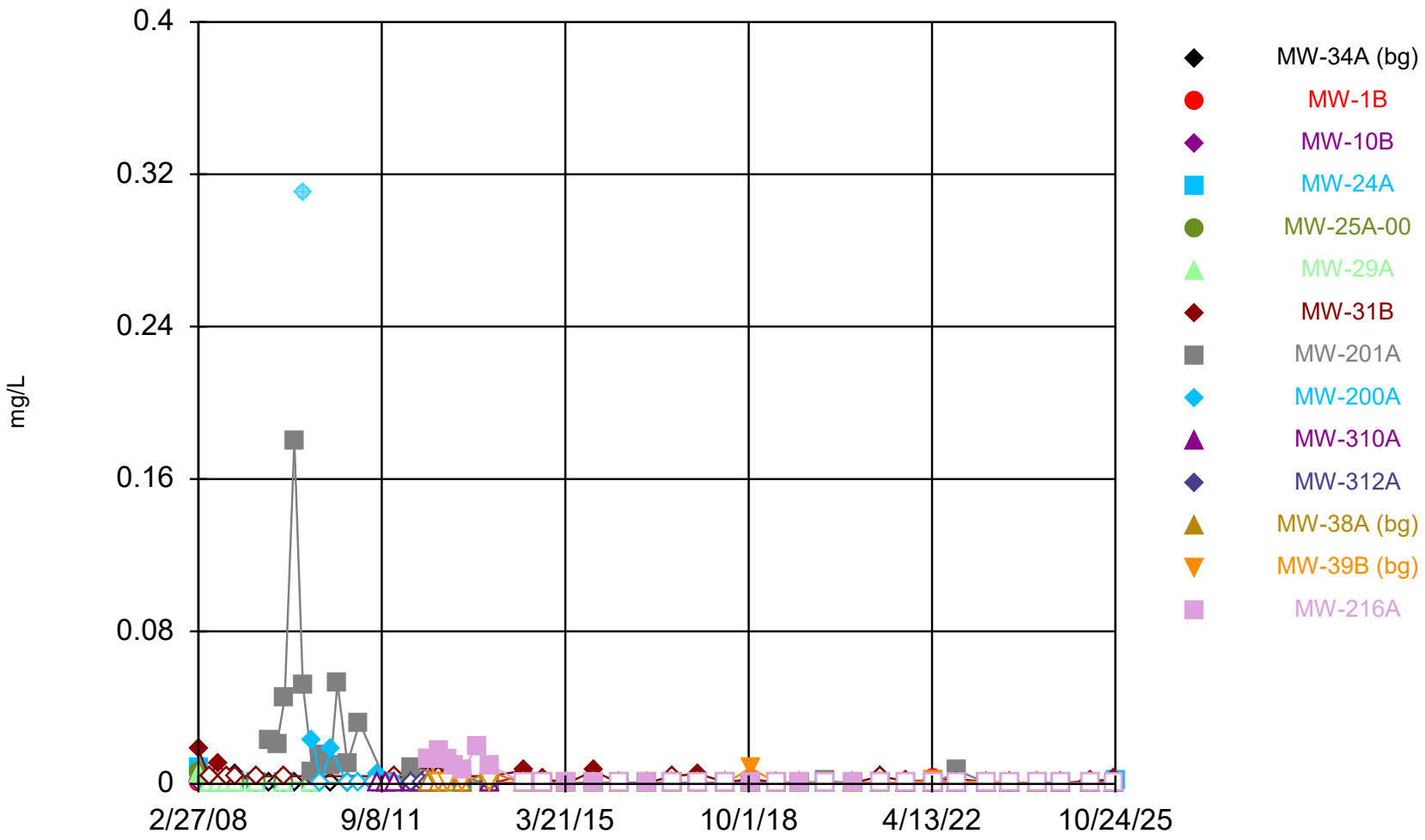

Constituent: Lead Analysis Run 1/20/2026 10:13 AM View: 05B_MW_Inorganics_PL_Fall

Iowa City Landfill Client: HDR Data: Iowa City Sanitary Landfill

Sanitas™ v.10.1.03a Software licensed to HDR, Inc. UG
Hollow symbols indicate censored values.

Time Series

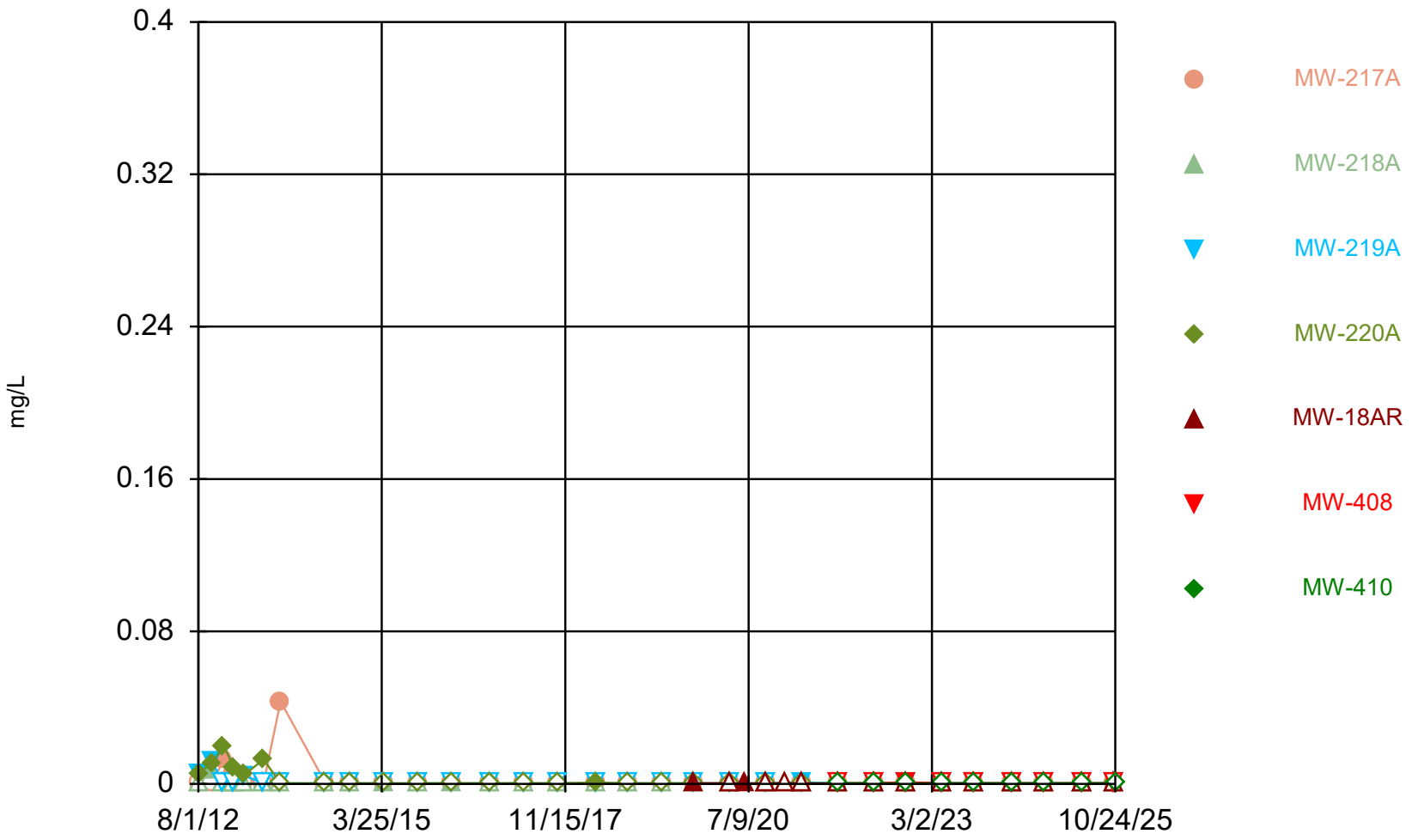

Constituent: Lead Analysis Run 1/20/2026 10:13 AM View: 05B_MW_Inorganics_PL_Fall
Iowa City Landfill Client: HDR Data: Iowa City Sanitary Landfill

Sanitas™ v.10.1.03a Software licensed to HDR, Inc. UG
Hollow symbols indicate censored values.

Time Series

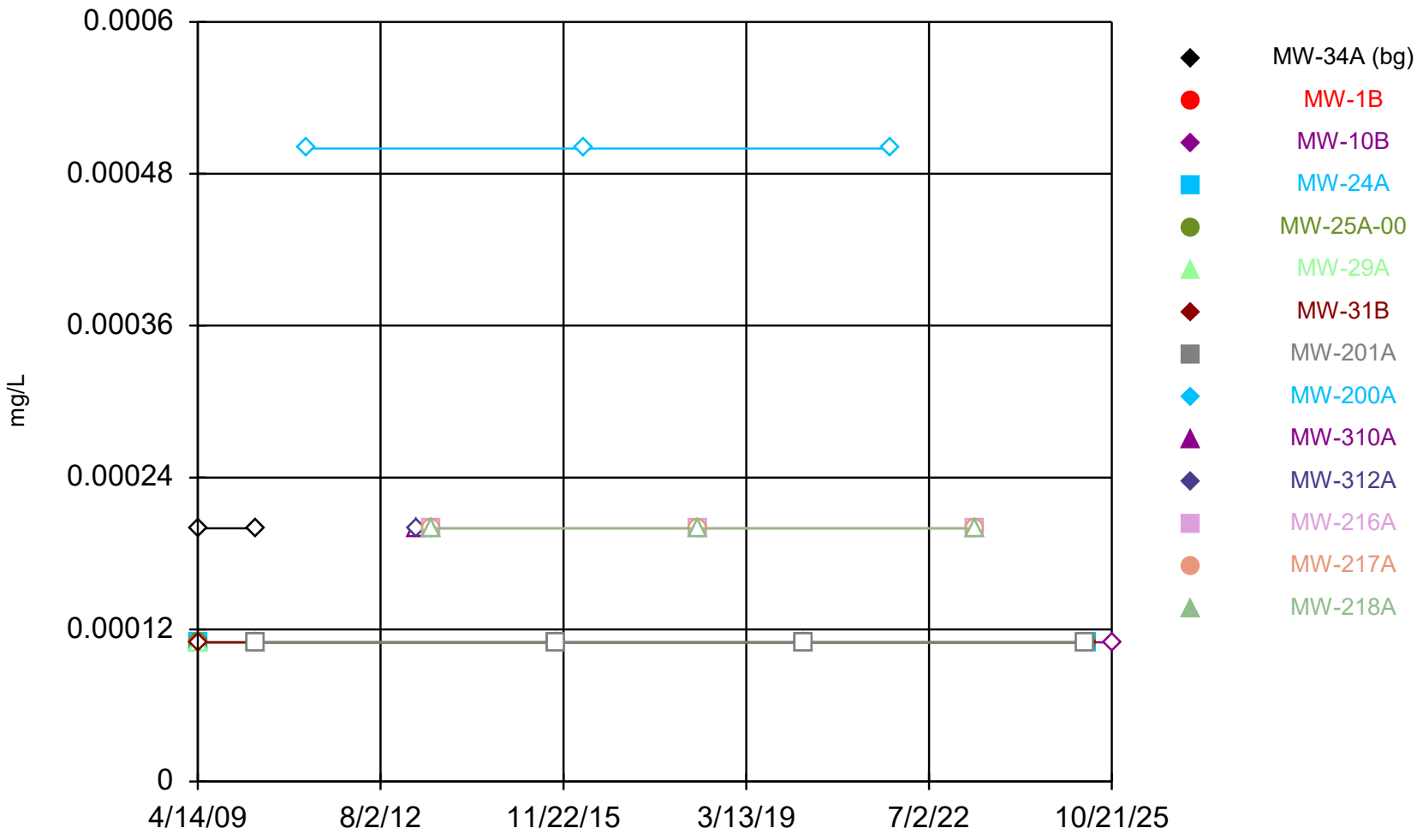

Constituent: Mercury Analysis Run 1/20/2026 10:13 AM View: 05B_MW_Inorganics_PL_Fall
Iowa City Landfill Client: HDR Data: Iowa City Sanitary Landfill

Sanitas™ v.10.1.03a Software licensed to HDR, Inc. UG
Hollow symbols indicate censored values.

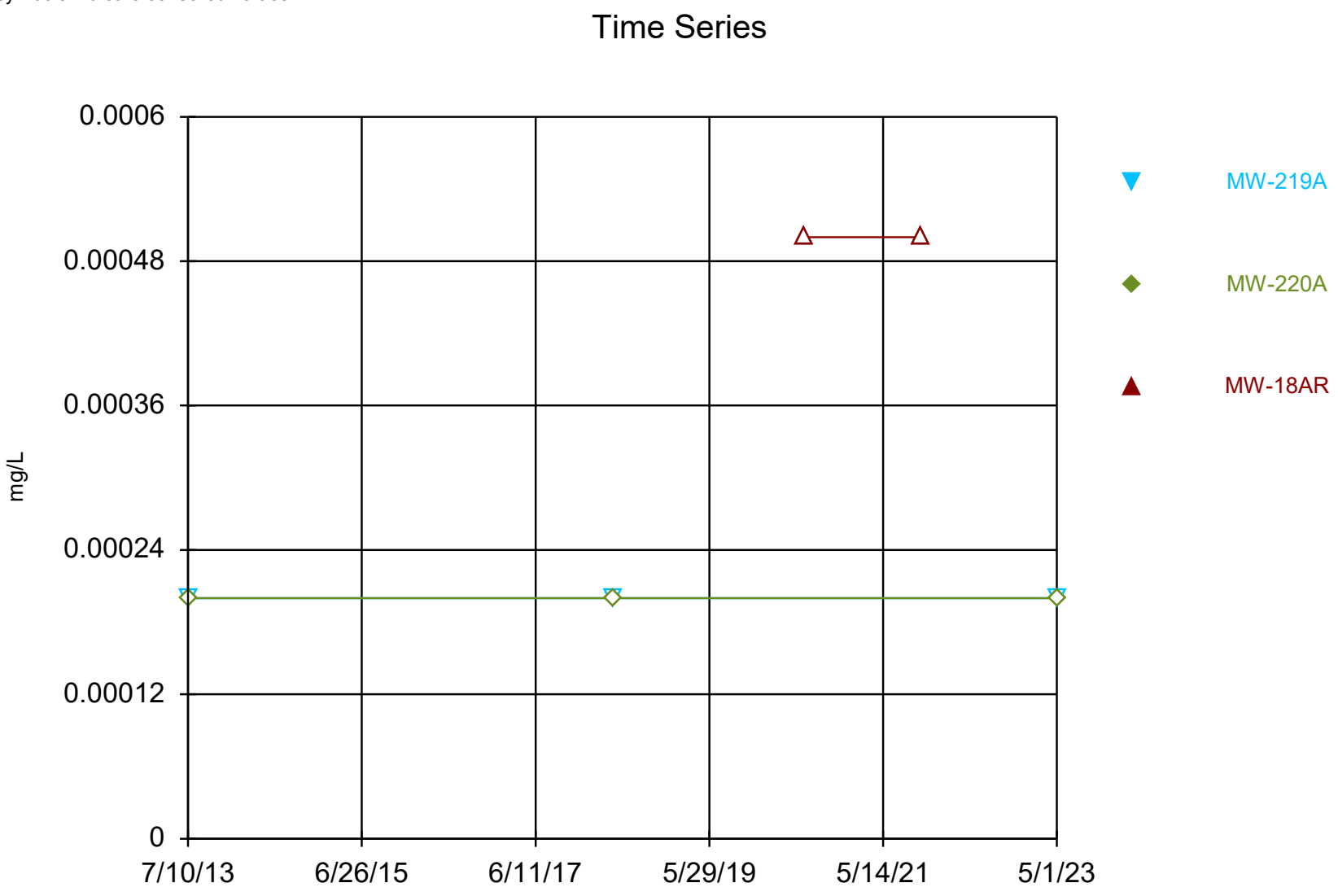

Constituent: Mercury Analysis Run 1/20/2026 10:13 AM View: 05B_MW_Inorganics_PL_Fall
Iowa City Landfill Client: HDR Data: Iowa City Sanitary Landfill

Sanitas™ v.10.1.03a Software licensed to HDR, Inc. UG
Hollow symbols indicate censored values.

Time Series

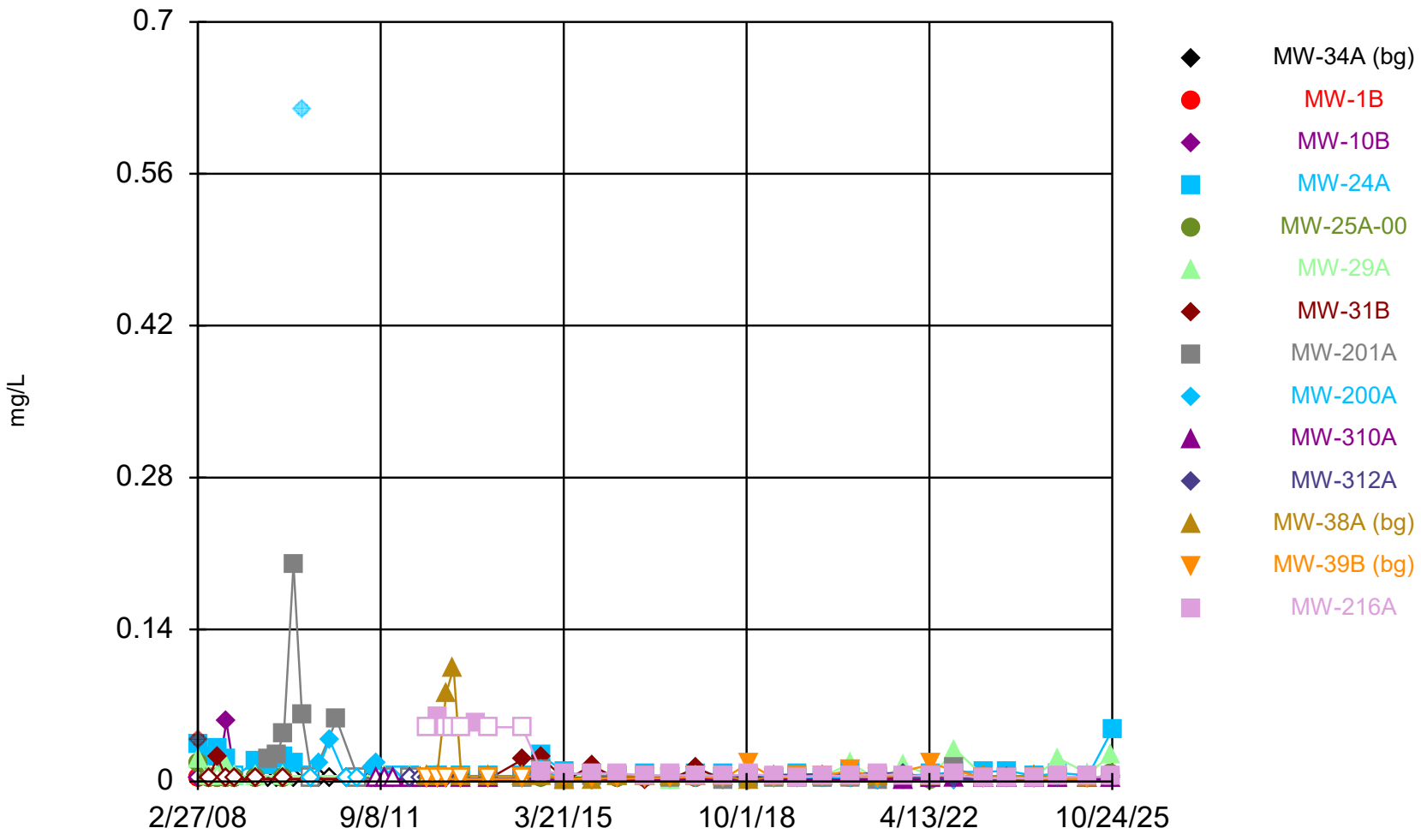

Constituent: Nickel Analysis Run 1/20/2026 10:13 AM View: 05B_MW_Inorganics_PL_Fall

Iowa City Landfill Client: HDR Data: Iowa City Sanitary Landfill

Sanitas™ v.10.1.03a Software licensed to HDR, Inc. UG
Hollow symbols indicate censored values.

Time Series

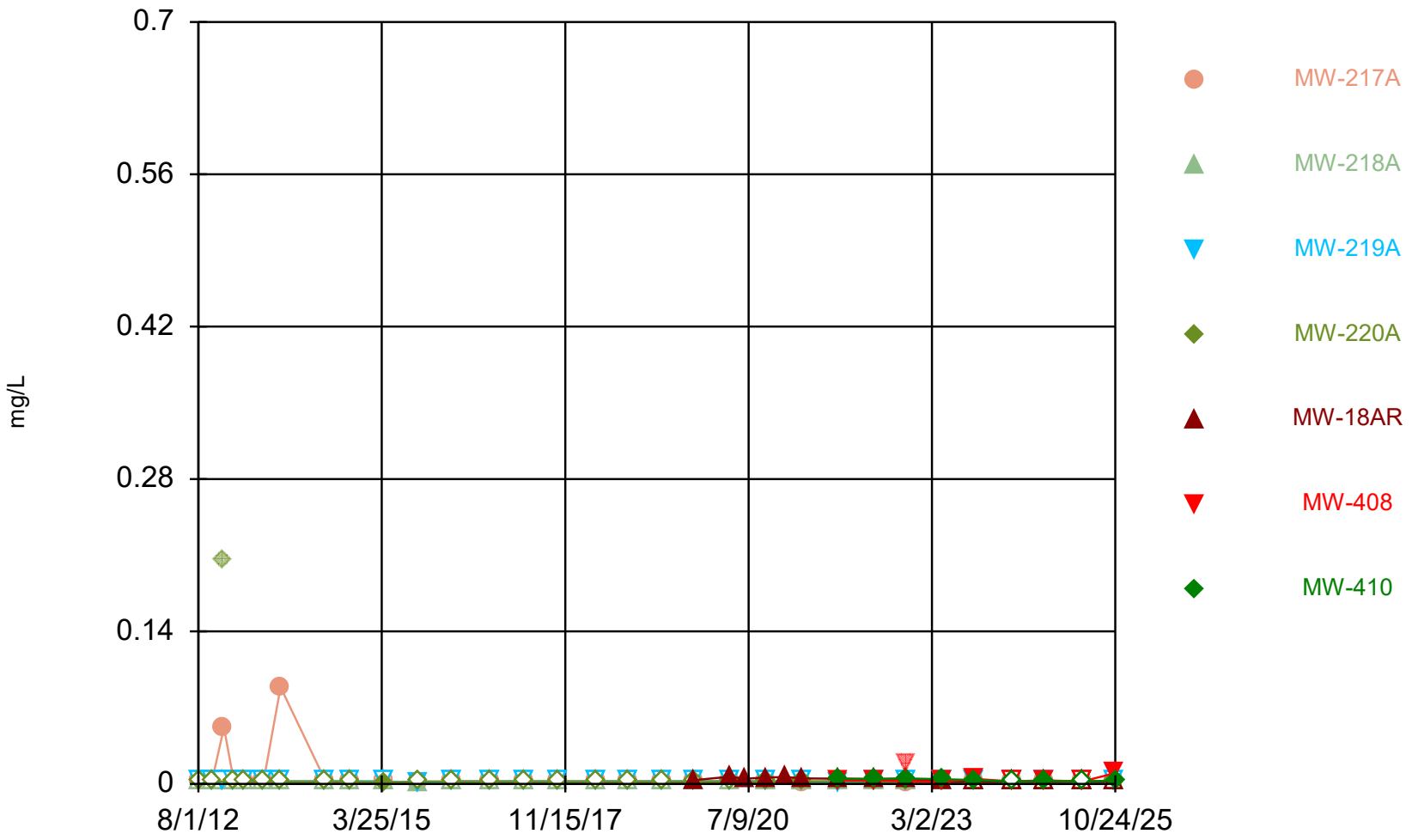

Constituent: Nickel Analysis Run 1/20/2026 10:13 AM View: 05B_MW_Inorganics_PL_Fall

Iowa City Landfill Client: HDR Data: Iowa City Sanitary Landfill

Sanitas™ v.10.1.03a Software licensed to HDR, Inc. UG
Hollow symbols indicate censored values.

Time Series

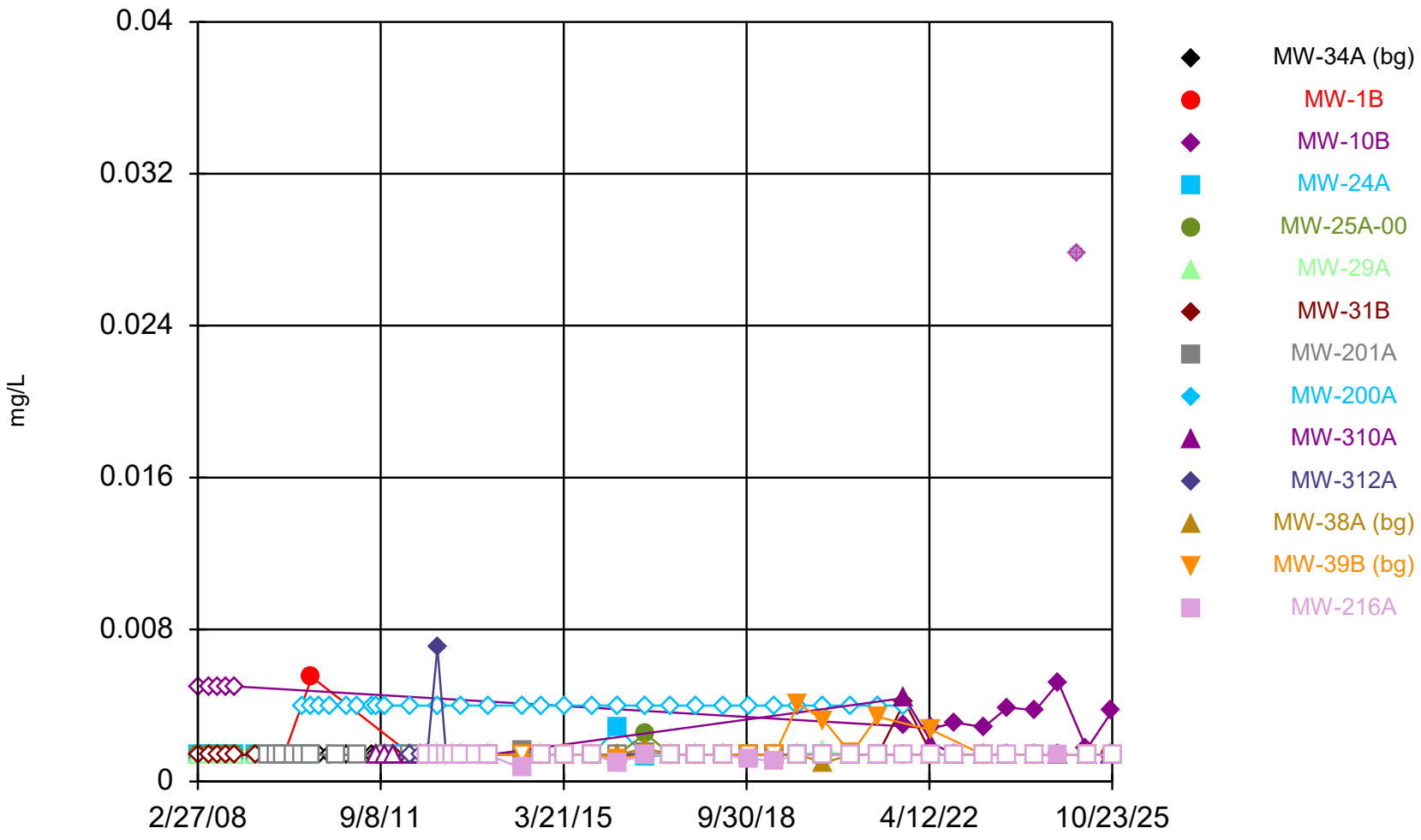

Constituent: Selenium Analysis Run 2/5/2026 8:08 AM View: 05B_MW_Inorganics_PL_Fall

Iowa City Landfill Client: HDR Data: Iowa City Sanitary Landfill

Sanitas™ v.10.1.03a Software licensed to HDR, Inc. UG
Hollow symbols indicate censored values.

Time Series

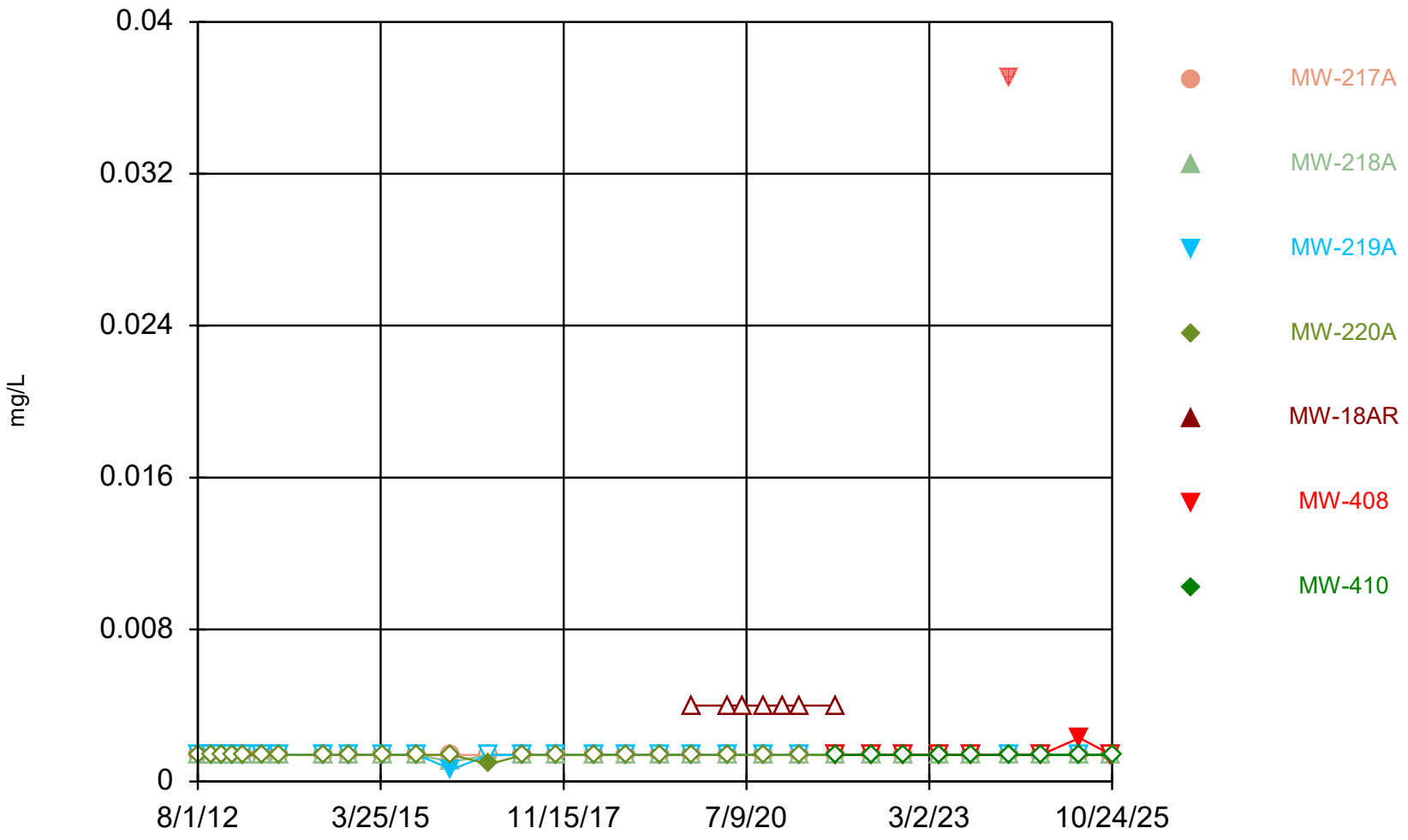

Constituent: Selenium Analysis Run 2/5/2026 8:08 AM View: 05B_MW_Inorganics_PL_Fall

Iowa City Landfill Client: HDR Data: Iowa City Sanitary Landfill

Sanitas™ v.10.1.03a Software licensed to HDR, Inc. UG
Hollow symbols indicate censored values.

Time Series

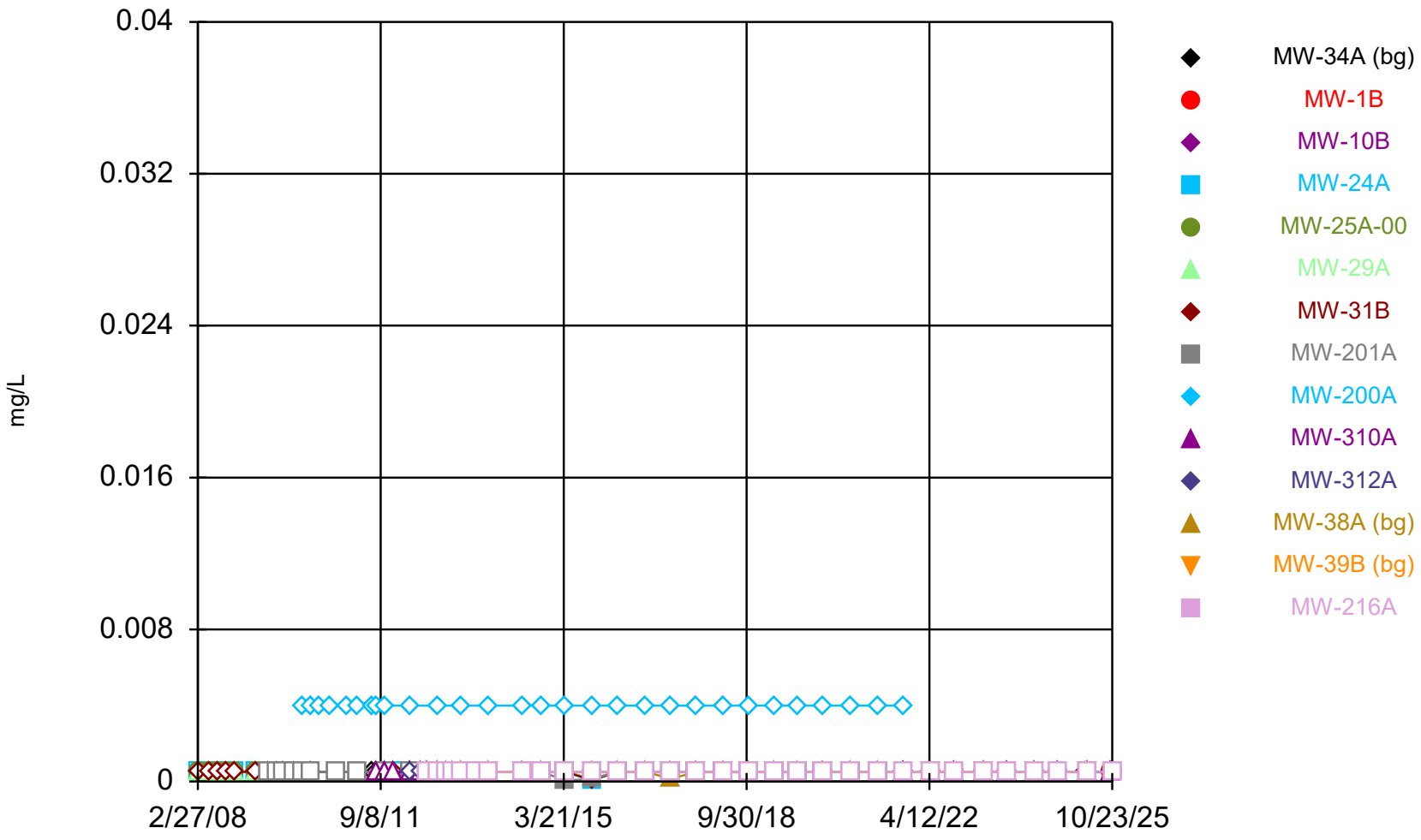

Constituent: Silver Analysis Run 1/20/2026 10:13 AM View: 05B_MW_Inorganics_PL_Fall
Iowa City Landfill Client: HDR Data: Iowa City Sanitary Landfill

Sanitas™ v.10.1.03a Software licensed to HDR, Inc. UG
Hollow symbols indicate censored values.

Time Series

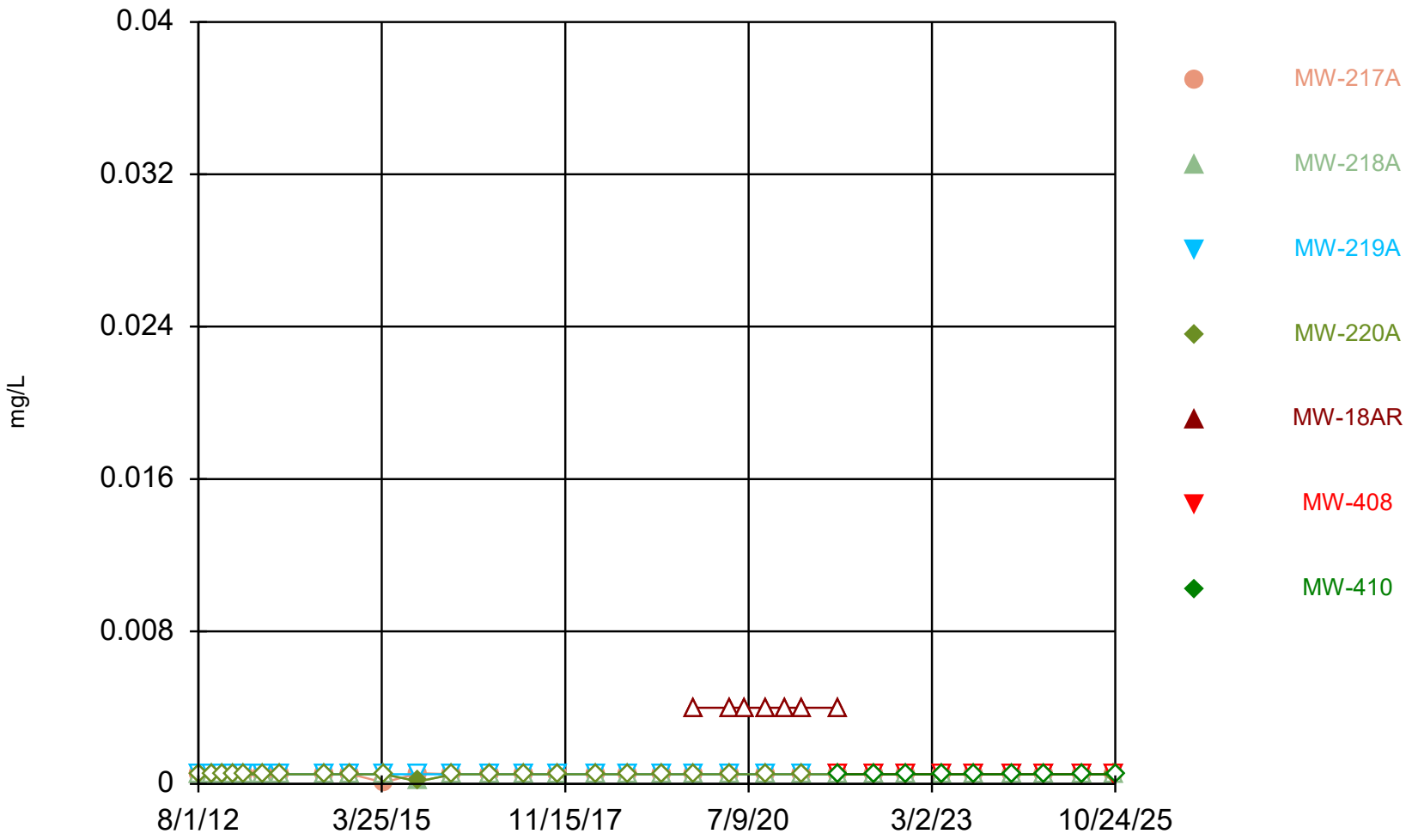

Constituent: Silver Analysis Run 1/20/2026 10:13 AM View: 05B_MW_Inorganics_PL_Fall
Iowa City Landfill Client: HDR Data: Iowa City Sanitary Landfill

Sanitas™ v.10.1.03a Software licensed to HDR, Inc. UG
Hollow symbols indicate censored values.

Time Series

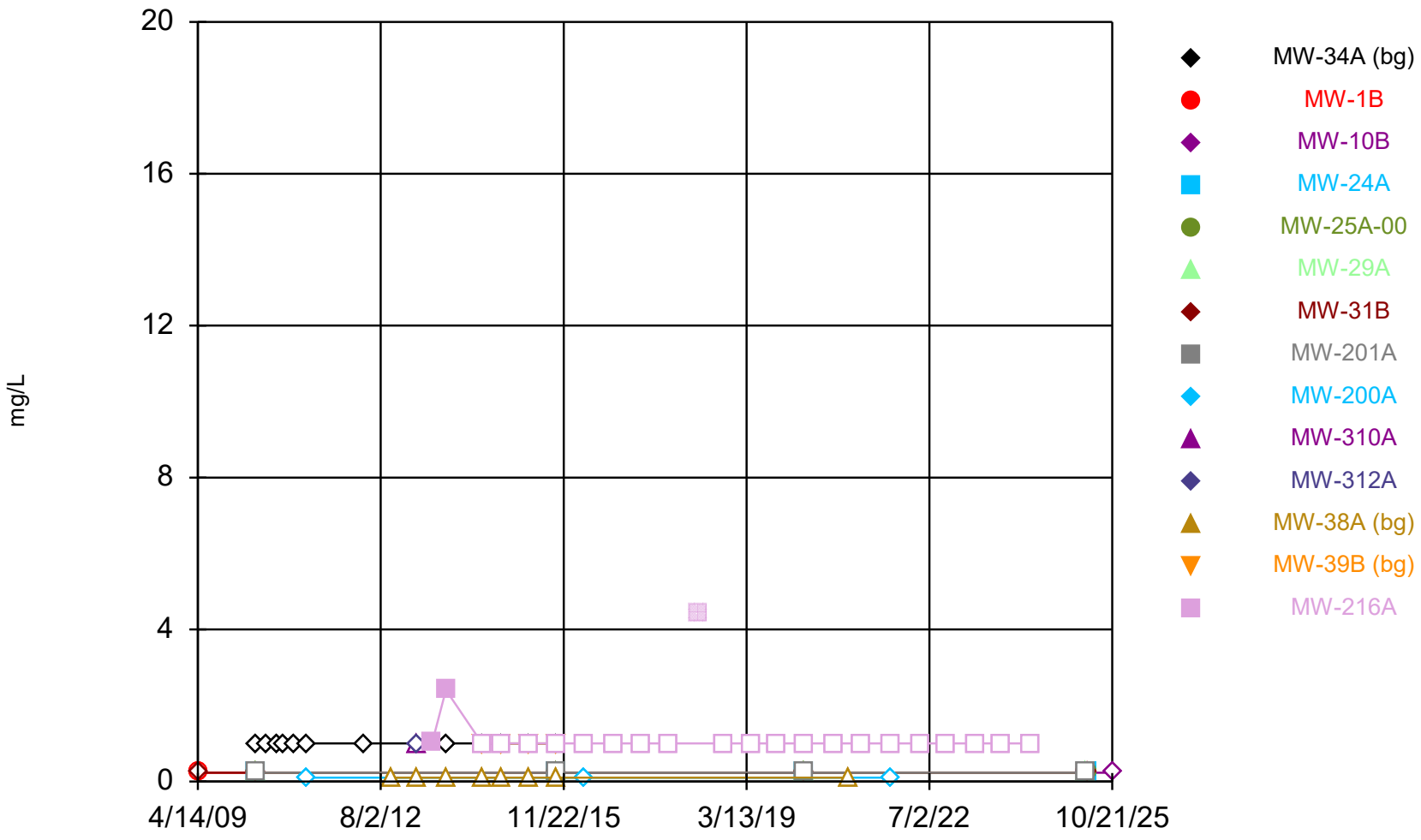

Constituent: Sulfide Analysis Run 1/20/2026 10:13 AM View: 05B_MW_Inorganics_PL_Fall

Iowa City Landfill Client: HDR Data: Iowa City Sanitary Landfill

Sanitas™ v.10.1.03a Software licensed to HDR, Inc. UG
Hollow symbols indicate censored values.

Time Series

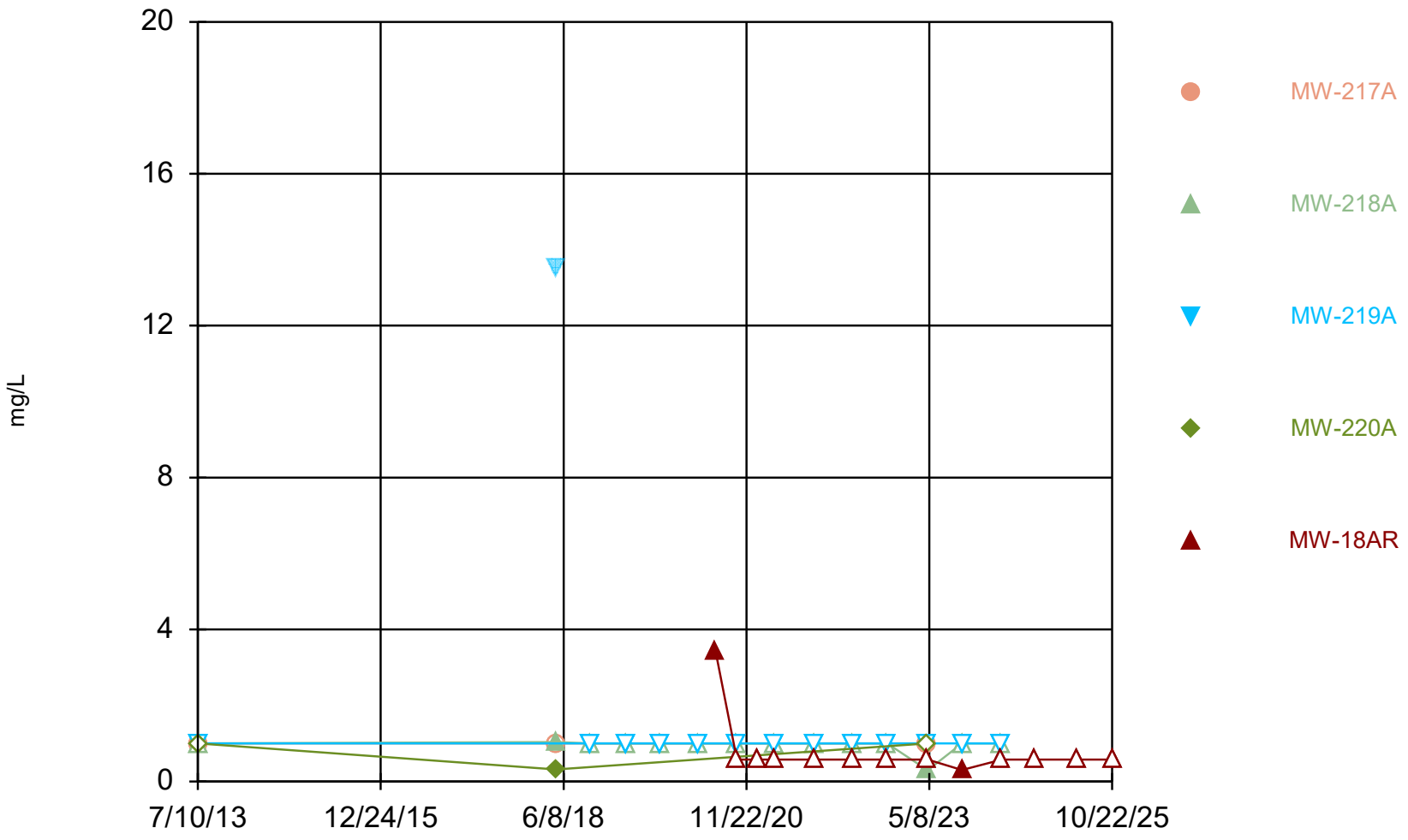

Constituent: Sulfide Analysis Run 1/20/2026 10:13 AM View: 05B_MW_Inorganics_PL_Fall
Iowa City Landfill Client: HDR Data: Iowa City Sanitary Landfill

Sanitas™ v.10.1.03a Software licensed to HDR, Inc. UG
Hollow symbols indicate censored values.

Time Series

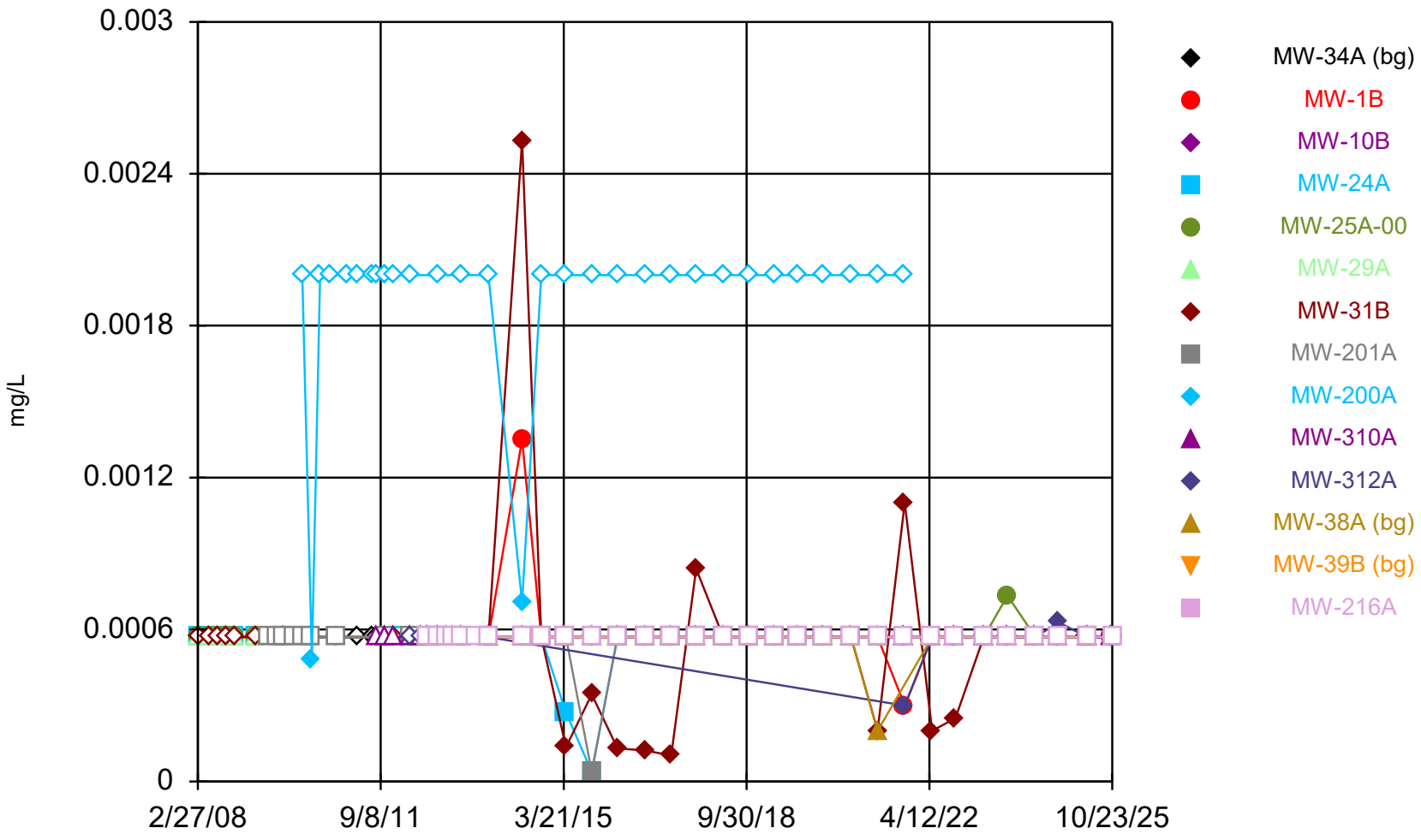

Constituent: Thallium Analysis Run 1/20/2026 10:13 AM View: 05B_MW_Inorganics_PL_Fall
Iowa City Landfill Client: HDR Data: Iowa City Sanitary Landfill

Sanitas™ v.10.1.03a Software licensed to HDR, Inc. UG
Hollow symbols indicate censored values.

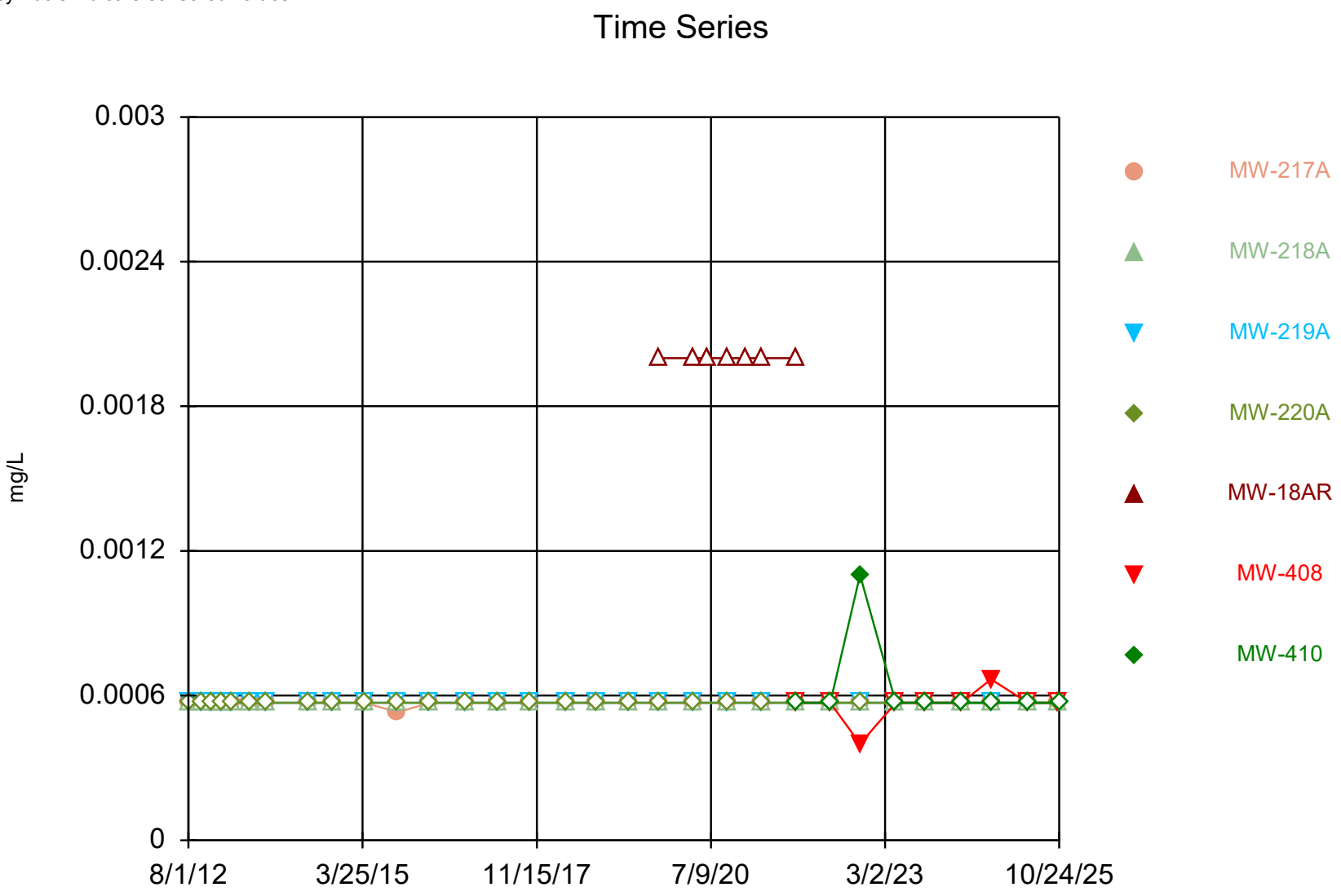

Constituent: Thallium Analysis Run 1/20/2026 10:13 AM View: 05B_MW_Inorganics_PL_Fall
Iowa City Landfill Client: HDR Data: Iowa City Sanitary Landfill

Sanitas™ v.10.1.03a Software licensed to HDR, Inc. UG
Hollow symbols indicate censored values.

Time Series

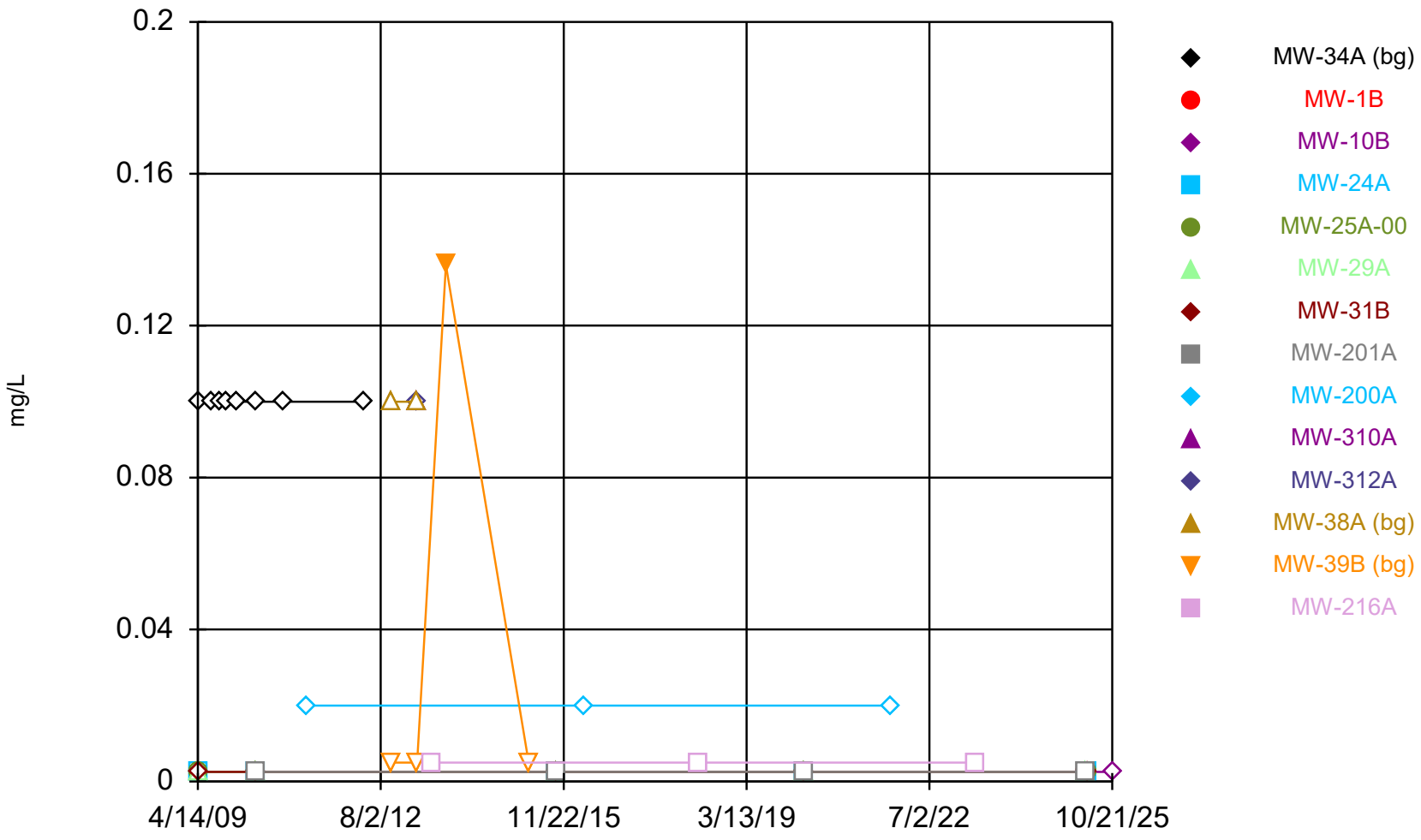

Constituent: Tin Analysis Run 1/20/2026 10:13 AM View: 05B_MW_Inorganics_PL_Fall
Iowa City Landfill Client: HDR Data: Iowa City Sanitary Landfill

Sanitas™ v.10.1.03a Software licensed to HDR, Inc. UG
Hollow symbols indicate censored values.

Time Series

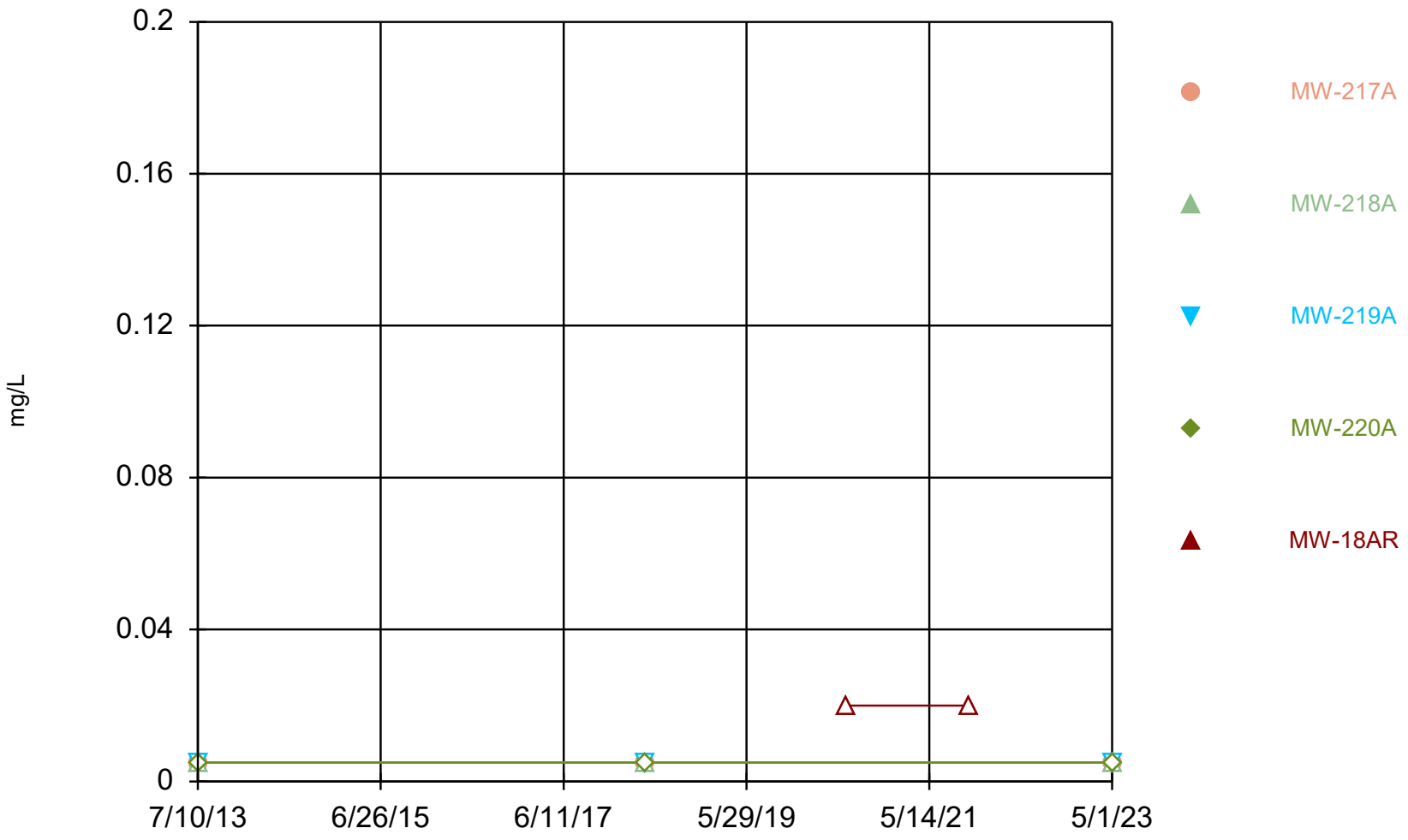

Constituent: Tin Analysis Run 1/20/2026 10:13 AM View: 05B_MW_Inorganics_PL_Fall
Iowa City Landfill Client: HDR Data: Iowa City Sanitary Landfill

Sanitas™ v.10.1.03a Software licensed to HDR, Inc. UG
Hollow symbols indicate censored values.

Time Series

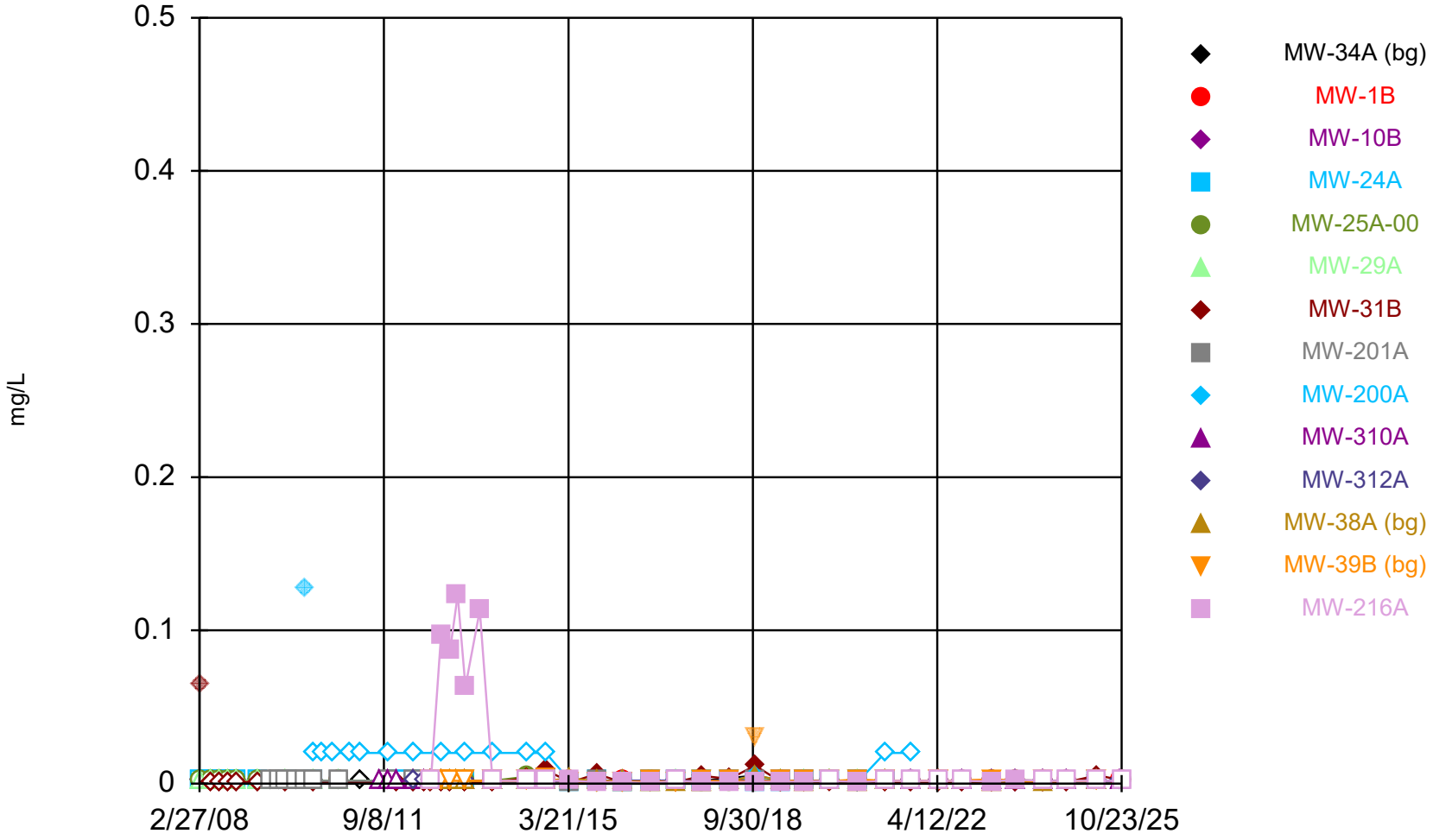

Constituent: Vanadium Analysis Run 1/20/2026 10:13 AM View: 05B_MW_Inorganics_PL_Fall
Iowa City Landfill Client: HDR Data: Iowa City Sanitary Landfill

Sanitas™ v.10.1.03a Software licensed to HDR, Inc. UG
Hollow symbols indicate censored values.

Time Series

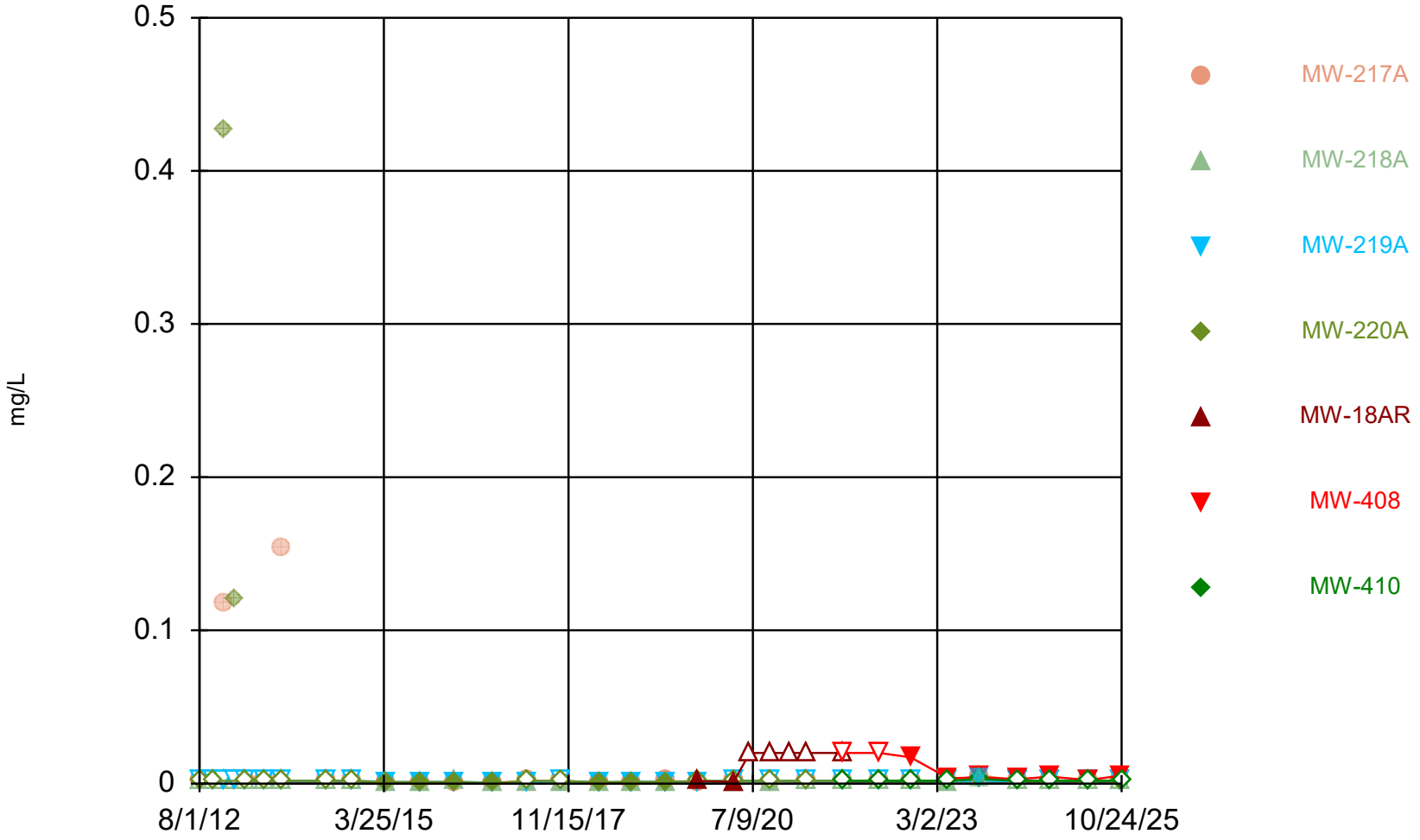

Constituent: Vanadium Analysis Run 1/20/2026 10:13 AM View: 05B_MW_Inorganics_PL_Fall
Iowa City Landfill Client: HDR Data: Iowa City Sanitary Landfill

Sanitas™ v.10.1.03a Software licensed to HDR, Inc. UG
Hollow symbols indicate censored values.

Time Series

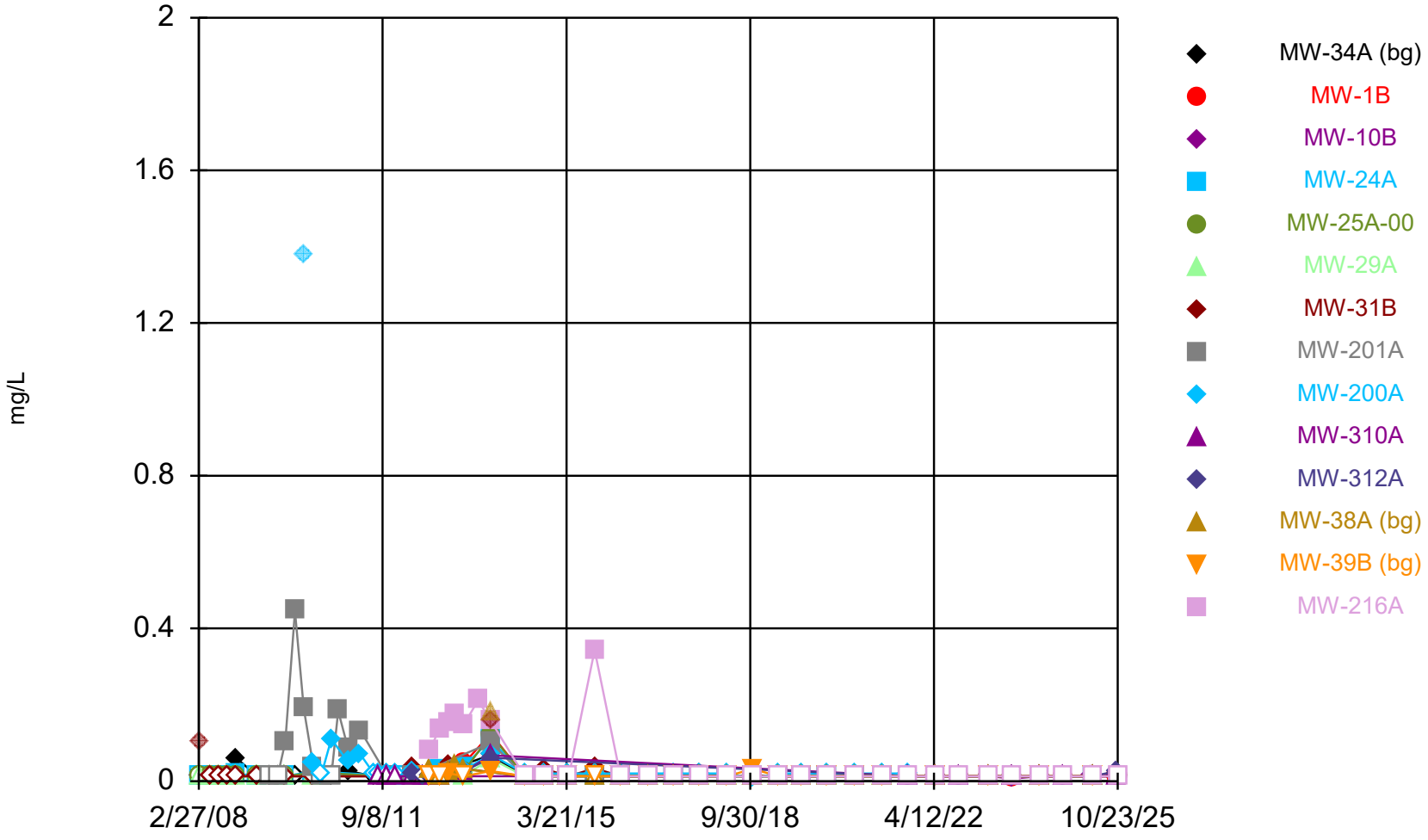

Constituent: Zinc Analysis Run 1/20/2026 10:13 AM View: 05B_MW_Inorganics_PL_Fall

Iowa City Landfill Client: HDR Data: Iowa City Sanitary Landfill

Sanitas™ v.10.1.03a Software licensed to HDR, Inc. UG
Hollow symbols indicate censored values.

Time Series

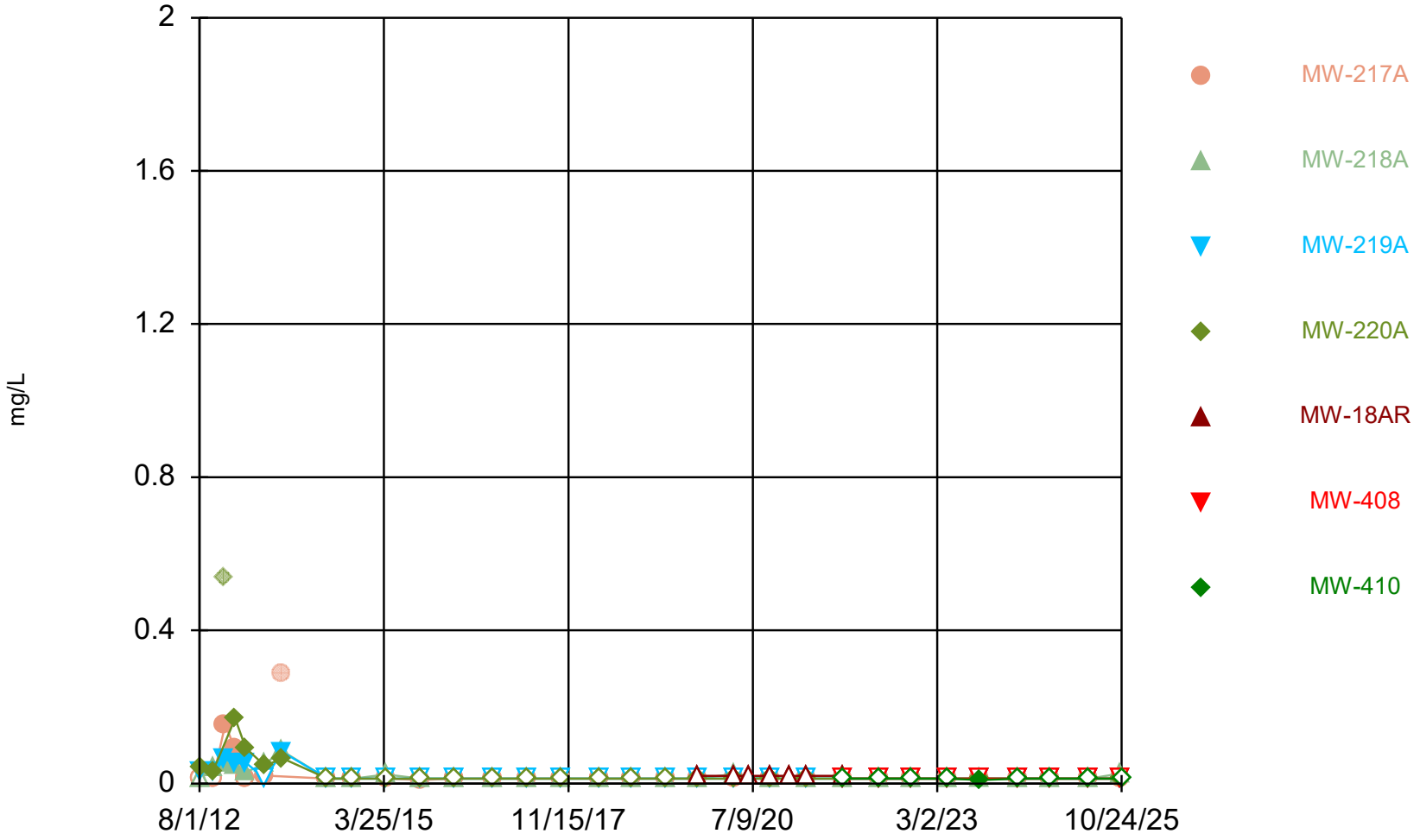

Constituent: Zinc Analysis Run 1/20/2026 10:13 AM View: 05B_MW_Inorganics_PL_Fall
Iowa City Landfill Client: HDR Data: Iowa City Sanitary Landfill

Sanitas™ v.10.1.03a Software licensed to HDR, Inc. UG
Hollow symbols indicate censored values.

Time Series

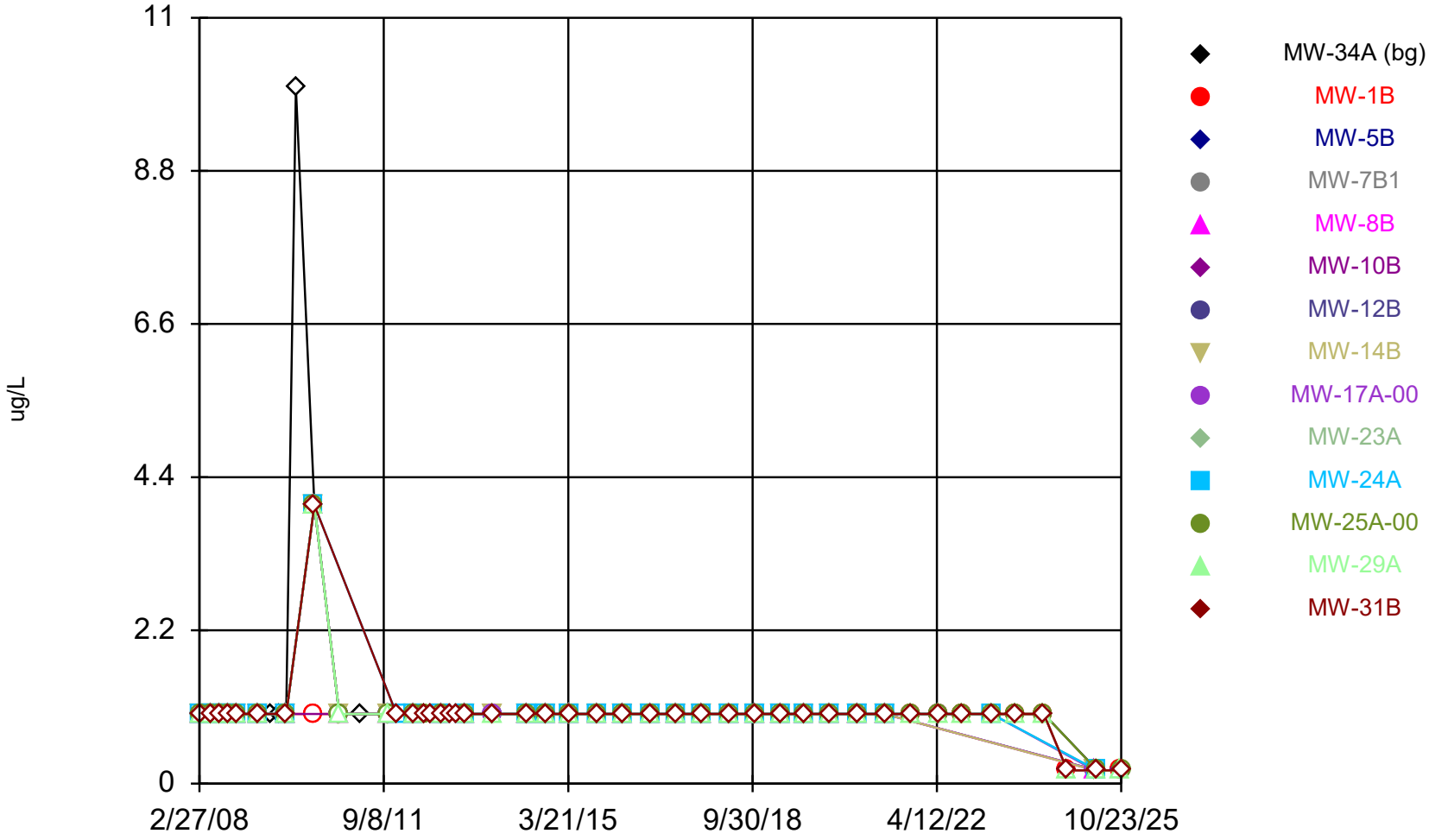

Constituent: 1,1,1-Trichloroethane Analysis Run 1/20/2026 12:38 PM View: 06A_MW_Organics_PL

Iowa City Landfill Client: HDR Data: Iowa City Sanitary Landfill

Sanitas™ v.10.1.03a Software licensed to HDR, Inc. UG
Hollow symbols indicate censored values.

Time Series

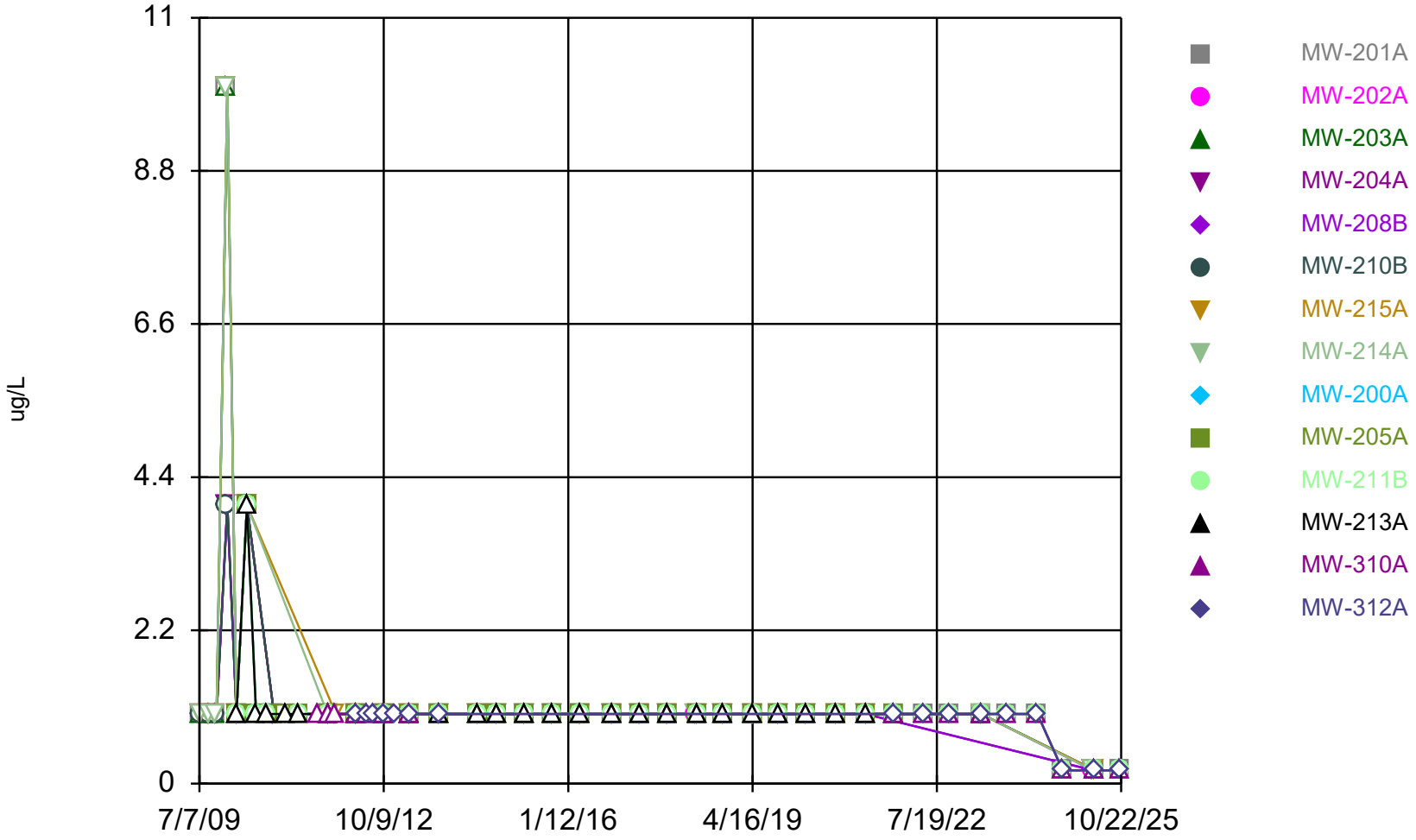

Constituent: 1,1,1-Trichloroethane Analysis Run 1/20/2026 12:38 PM View: 06A_MW_Organics_PL

Iowa City Landfill Client: HDR Data: Iowa City Sanitary Landfill

Sanitas™ v.10.1.03a Software licensed to HDR, Inc. UG
Hollow symbols indicate censored values.

Time Series

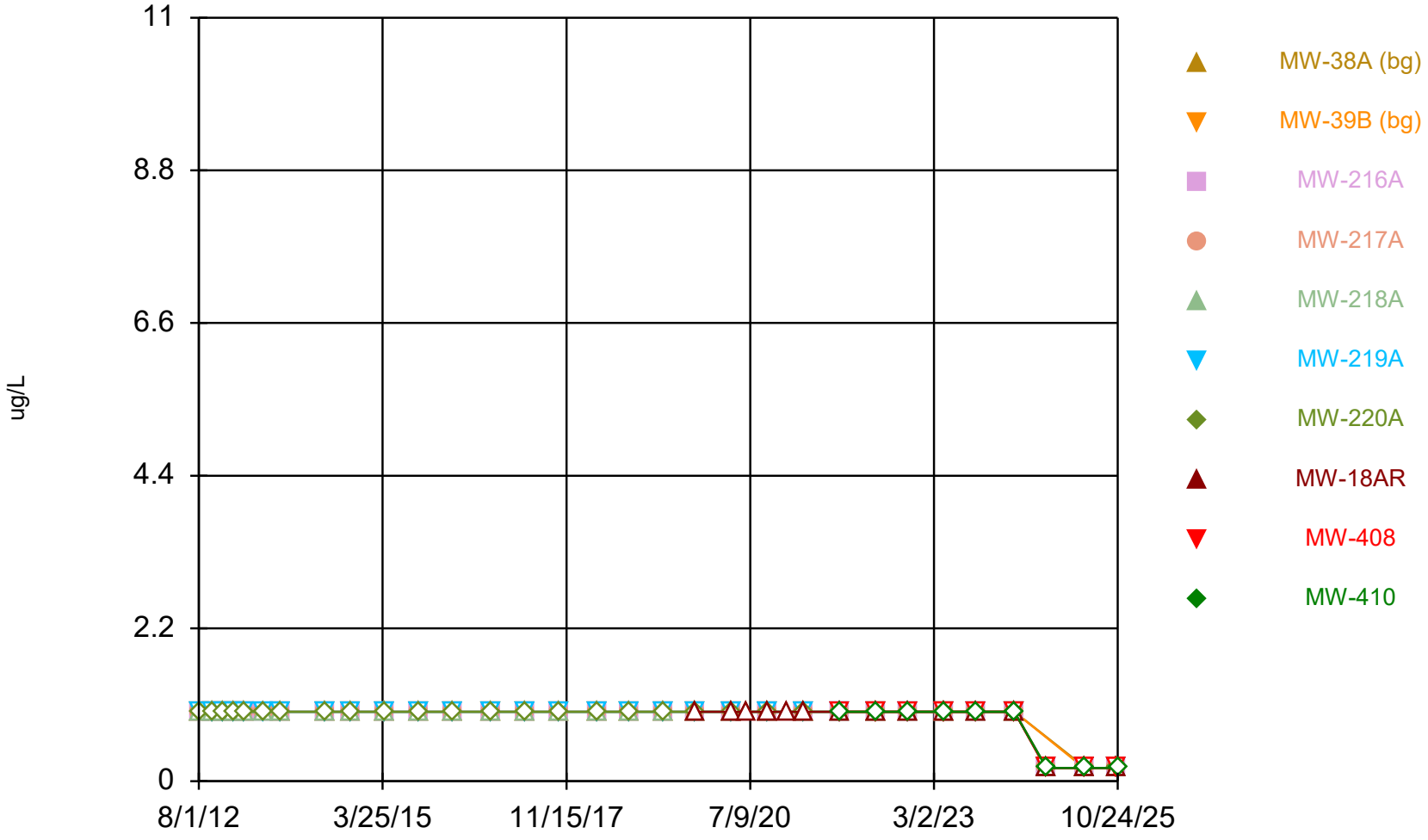

Constituent: 1,1,1-Trichloroethane Analysis Run 1/20/2026 12:38 PM View: 06A_MW_Organics_PL

Iowa City Landfill Client: HDR Data: Iowa City Sanitary Landfill

Sanitas™ v.10.1.03a Software licensed to HDR, Inc. UG
Hollow symbols indicate censored values.

Time Series

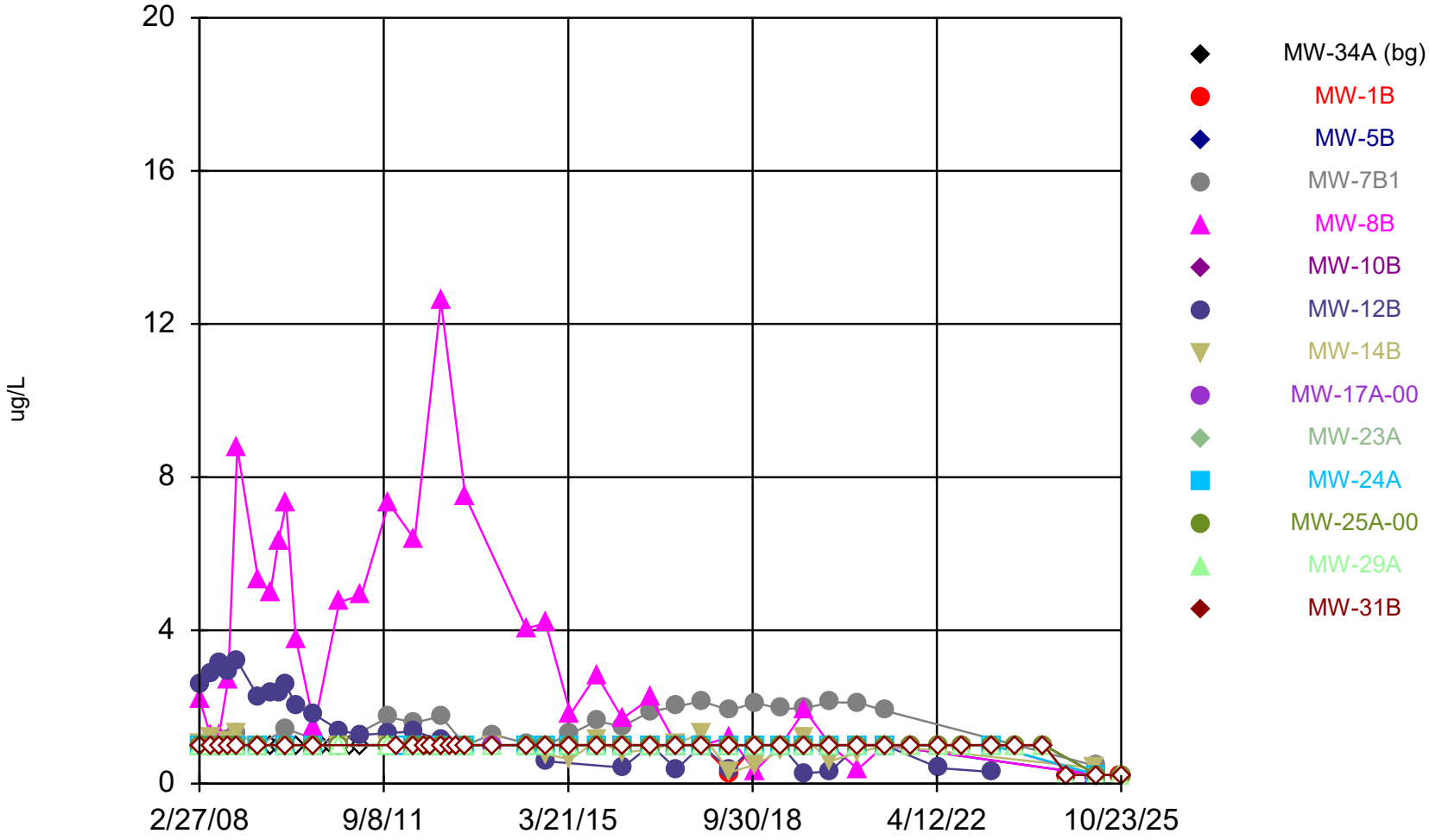

Constituent: 1,1-Dichloroethane Analysis Run 1/20/2026 12:38 PM View: 06A_MW_Organics_PL

Iowa City Landfill Client: HDR Data: Iowa City Sanitary Landfill

Sanitas™ v.10.1.03a Software licensed to HDR, Inc. UG
Hollow symbols indicate censored values.

Time Series

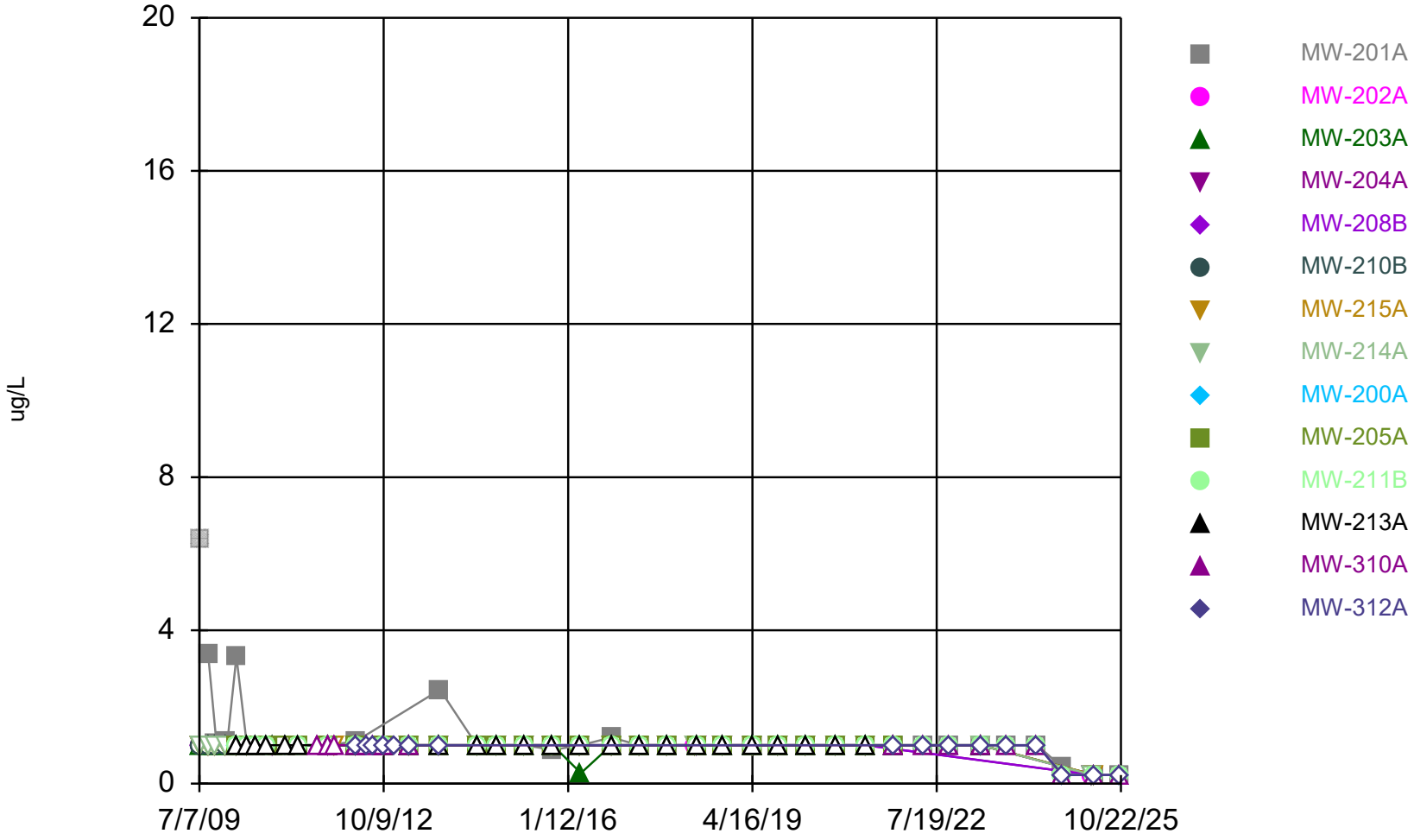

Constituent: 1,1-Dichloroethane Analysis Run 1/20/2026 12:38 PM View: 06A_MW_Organics_PL

Iowa City Landfill Client: HDR Data: Iowa City Sanitary Landfill

Sanitas™ v.10.1.03a Software licensed to HDR, Inc. UG
Hollow symbols indicate censored values.

Time Series

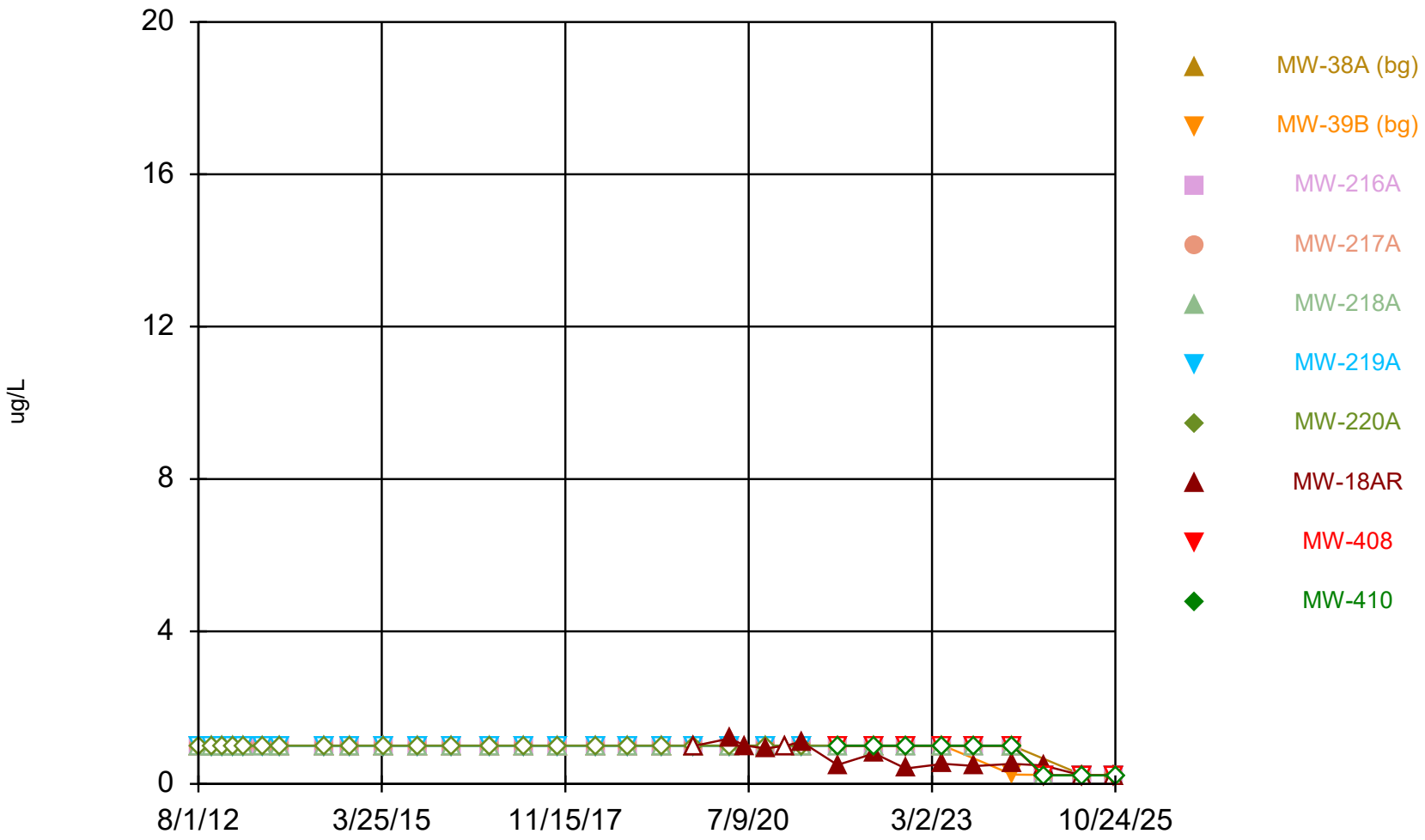

Constituent: 1,1-Dichloroethane Analysis Run 1/20/2026 12:38 PM View: 06A_MW_Organics_PL

Iowa City Landfill Client: HDR Data: Iowa City Sanitary Landfill

Sanitas™ v.10.1.03a Software licensed to HDR, Inc. UG
Hollow symbols indicate censored values.

Time Series

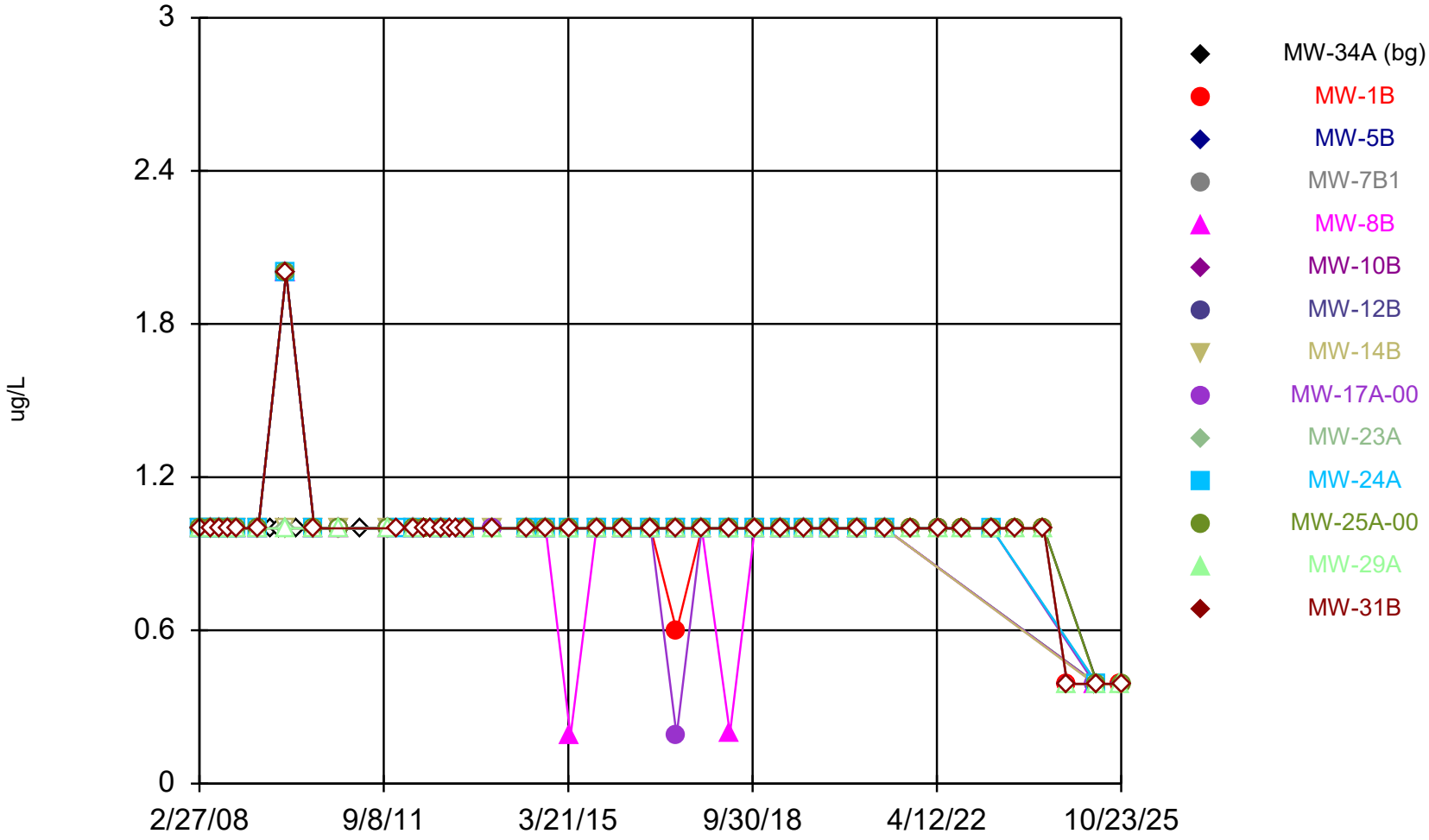

Constituent: 1,2-Dichloroethane Analysis Run 1/20/2026 12:38 PM View: 06A_MW_Organics_PL

Iowa City Landfill Client: HDR Data: Iowa City Sanitary Landfill

Sanitas™ v.10.1.03a Software licensed to HDR, Inc. UG
Hollow symbols indicate censored values.

Time Series

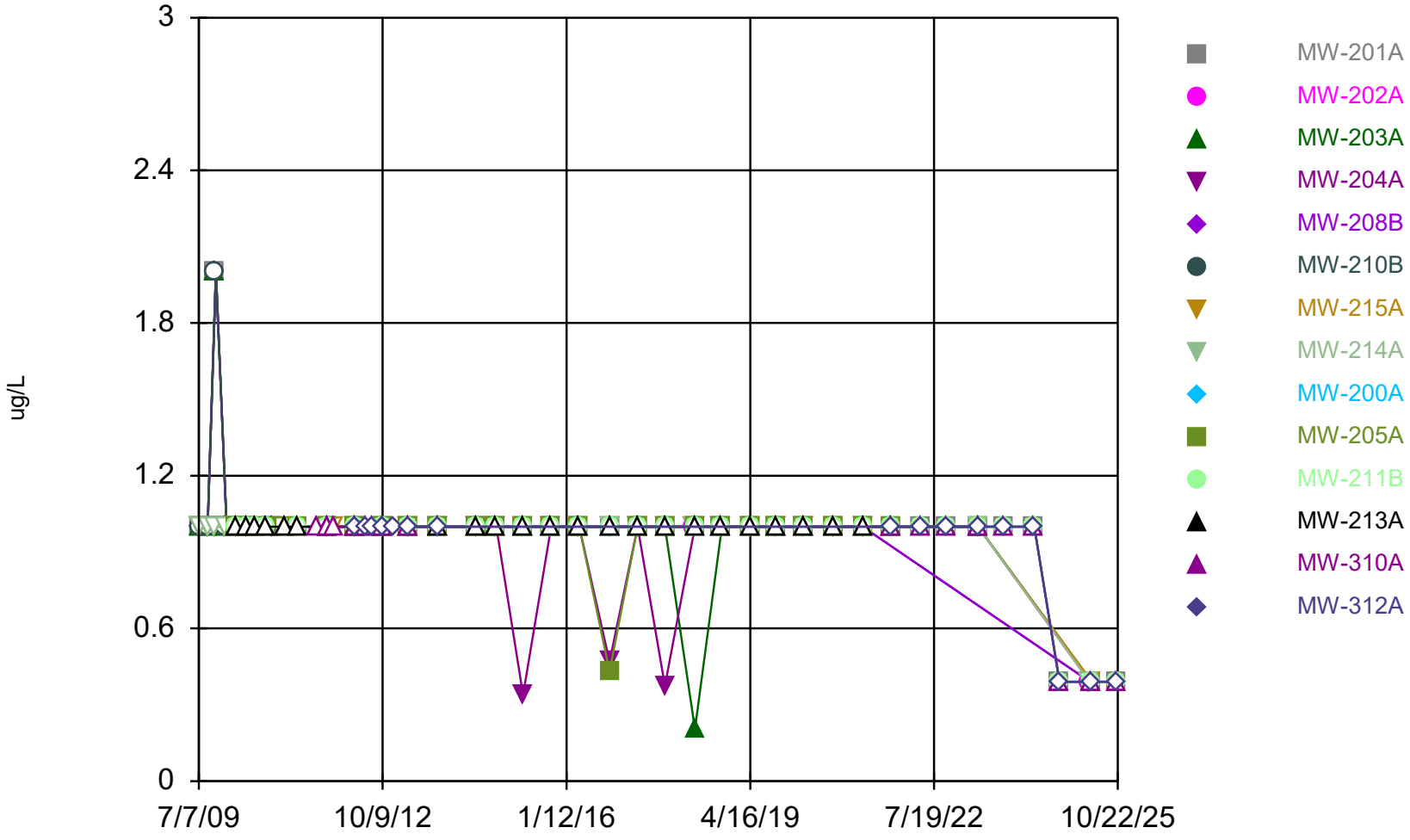

Constituent: 1,2-Dichloroethane Analysis Run 1/20/2026 12:38 PM View: 06A_MW_Organics_PL

Iowa City Landfill Client: HDR Data: Iowa City Sanitary Landfill

Sanitas™ v.10.1.03a Software licensed to HDR, Inc. UG
Hollow symbols indicate censored values.

Time Series

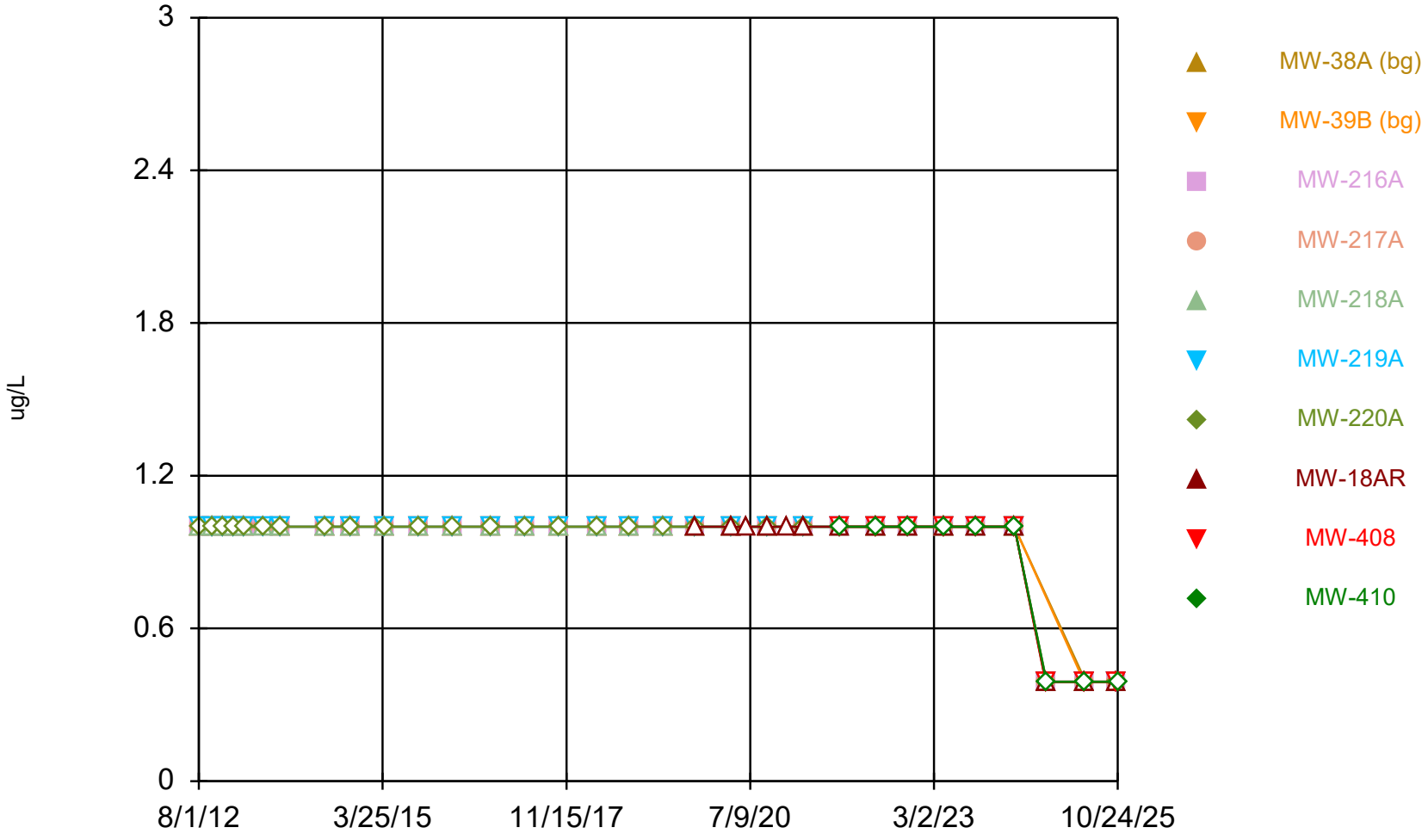

Constituent: 1,2-Dichloroethane Analysis Run 1/20/2026 12:38 PM View: 06A_MW_Organics_PL

Iowa City Landfill Client: HDR Data: Iowa City Sanitary Landfill

Sanitas™ v.10.1.03a Software licensed to HDR, Inc. UG
Hollow symbols indicate censored values.

Time Series

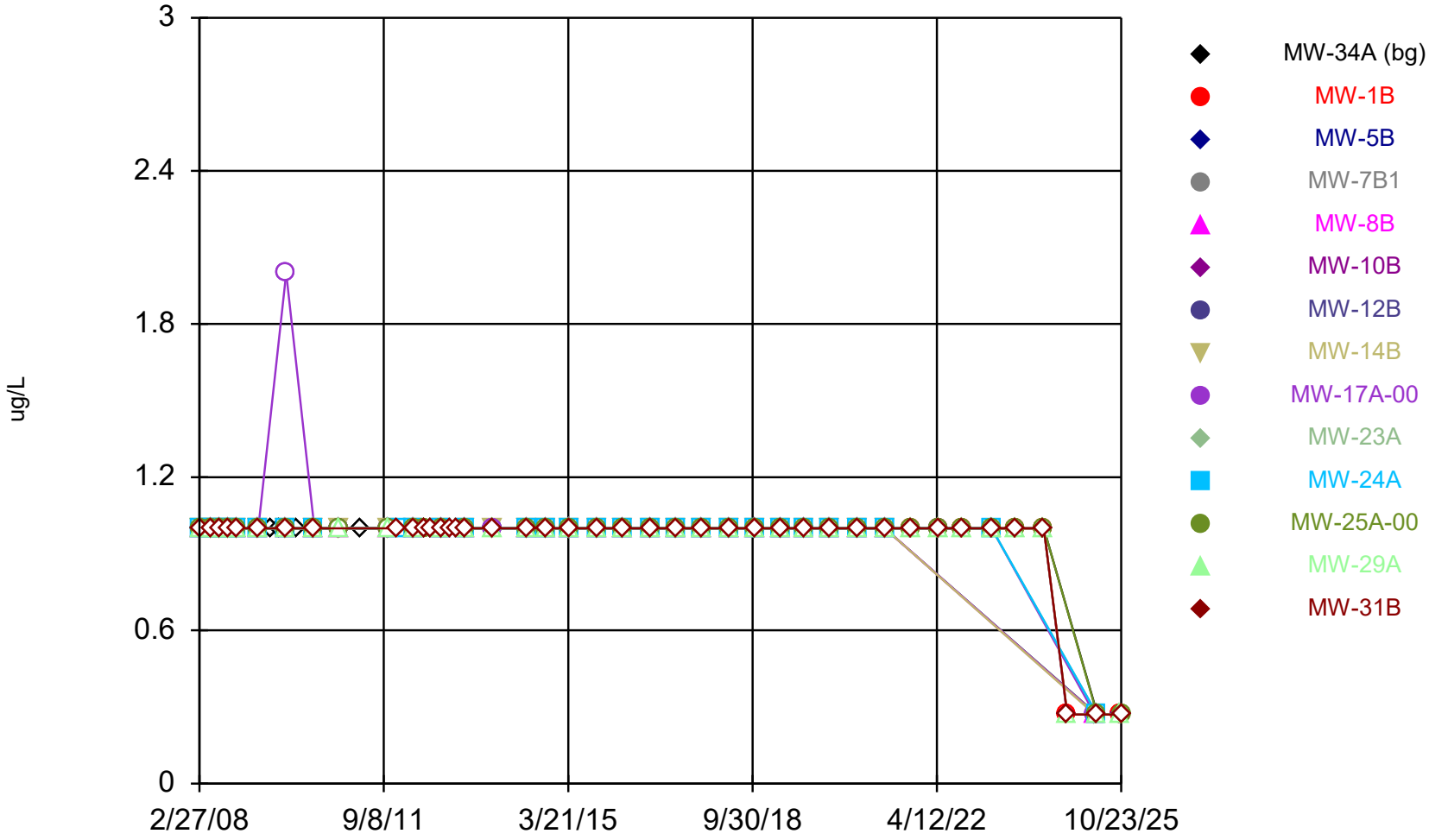

Constituent: 1,2-Dichloropropane Analysis Run 1/20/2026 12:38 PM View: 06A_MW_Organics_PL

Iowa City Landfill Client: HDR Data: Iowa City Sanitary Landfill

Sanitas™ v.10.1.03a Software licensed to HDR, Inc. UG
Hollow symbols indicate censored values.

Time Series

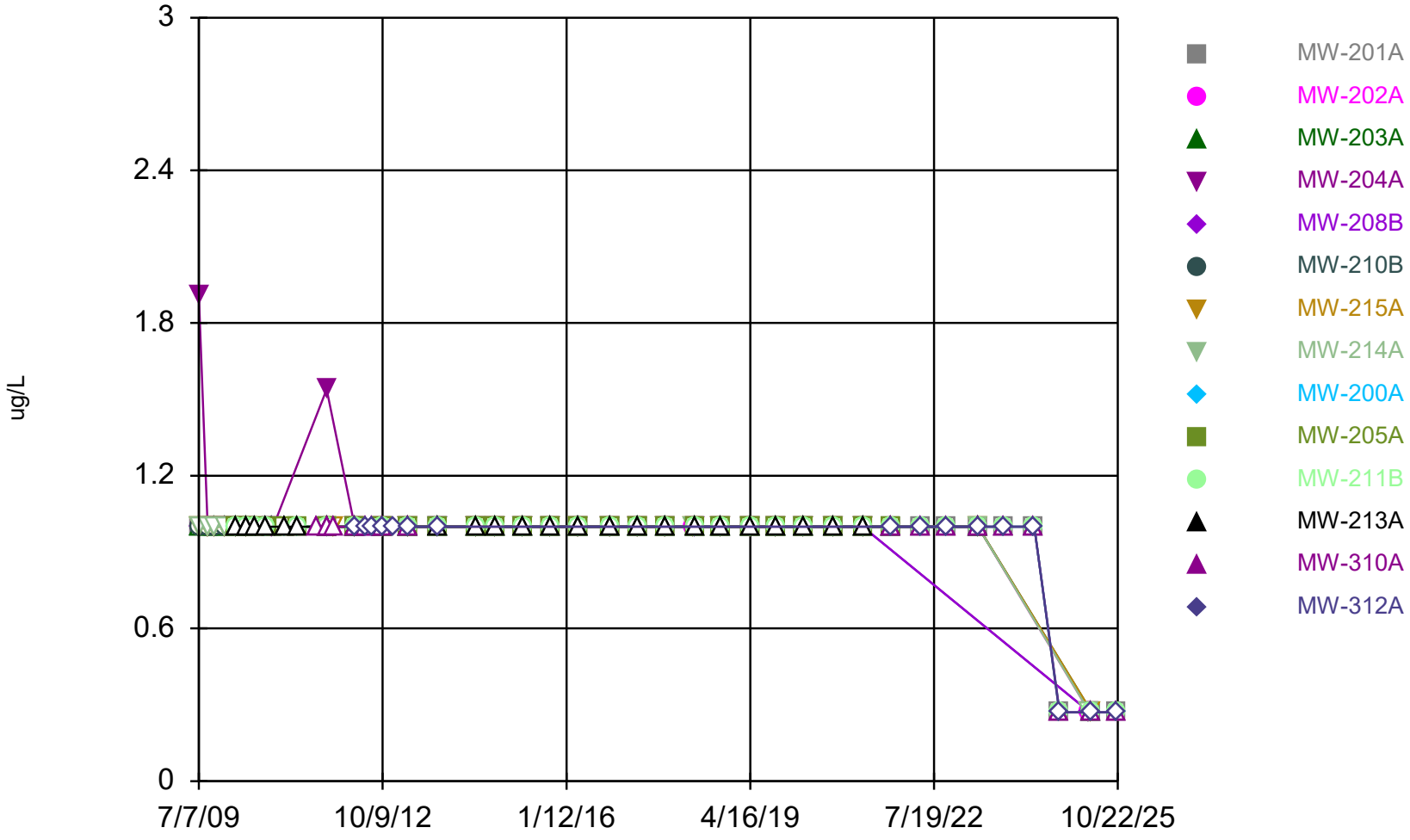

Constituent: 1,2-Dichloropropane Analysis Run 1/20/2026 12:38 PM View: 06A_MW_Organics_PL

Iowa City Landfill Client: HDR Data: Iowa City Sanitary Landfill

Sanitas™ v.10.1.03a Software licensed to HDR, Inc. UG
Hollow symbols indicate censored values.

Time Series

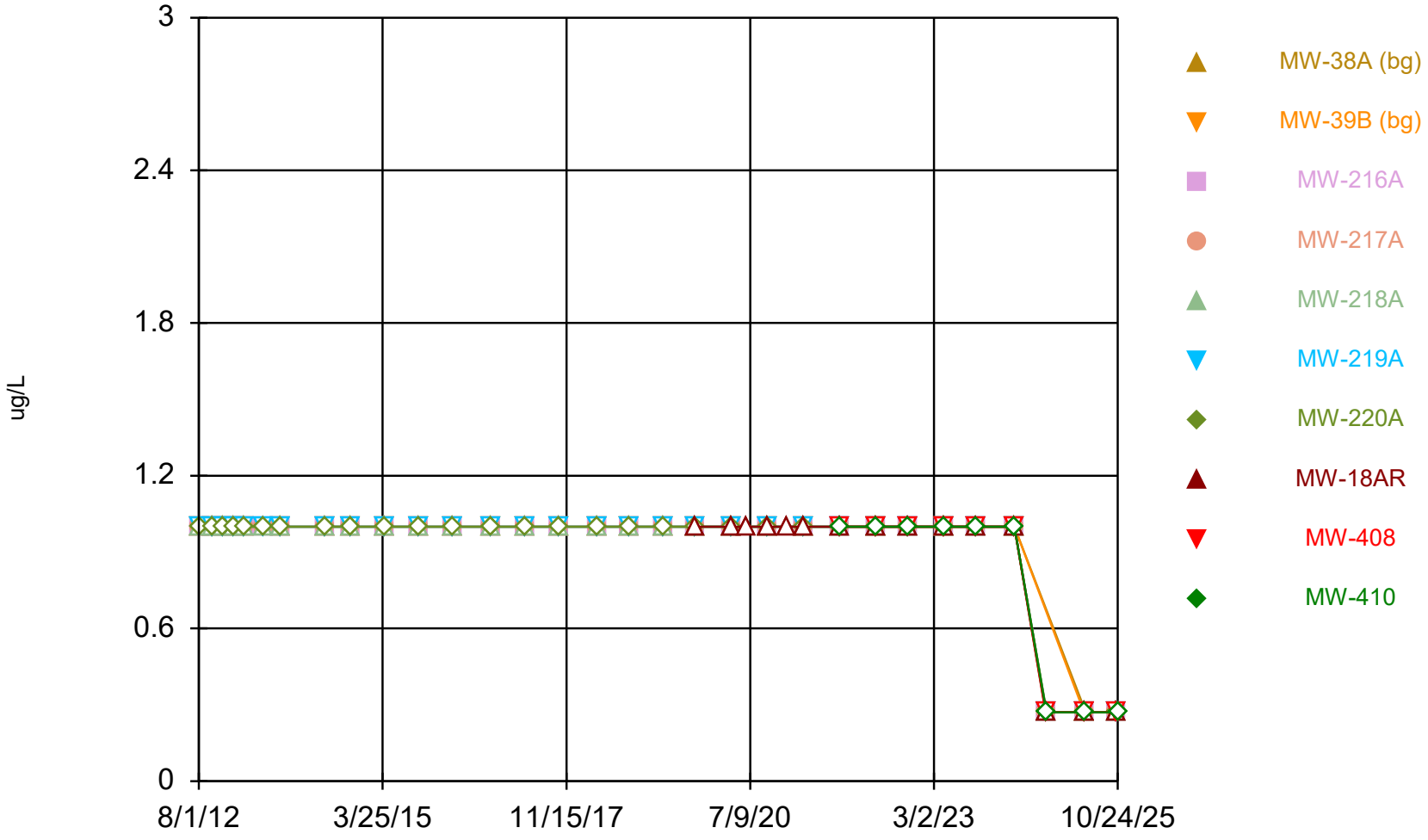

Constituent: 1,2-Dichloropropane Analysis Run 1/20/2026 12:38 PM View: 06A_MW_Organics_PL

Iowa City Landfill Client: HDR Data: Iowa City Sanitary Landfill

Sanitas™ v.10.1.03a Software licensed to HDR, Inc. UG
Hollow symbols indicate censored values.

Time Series

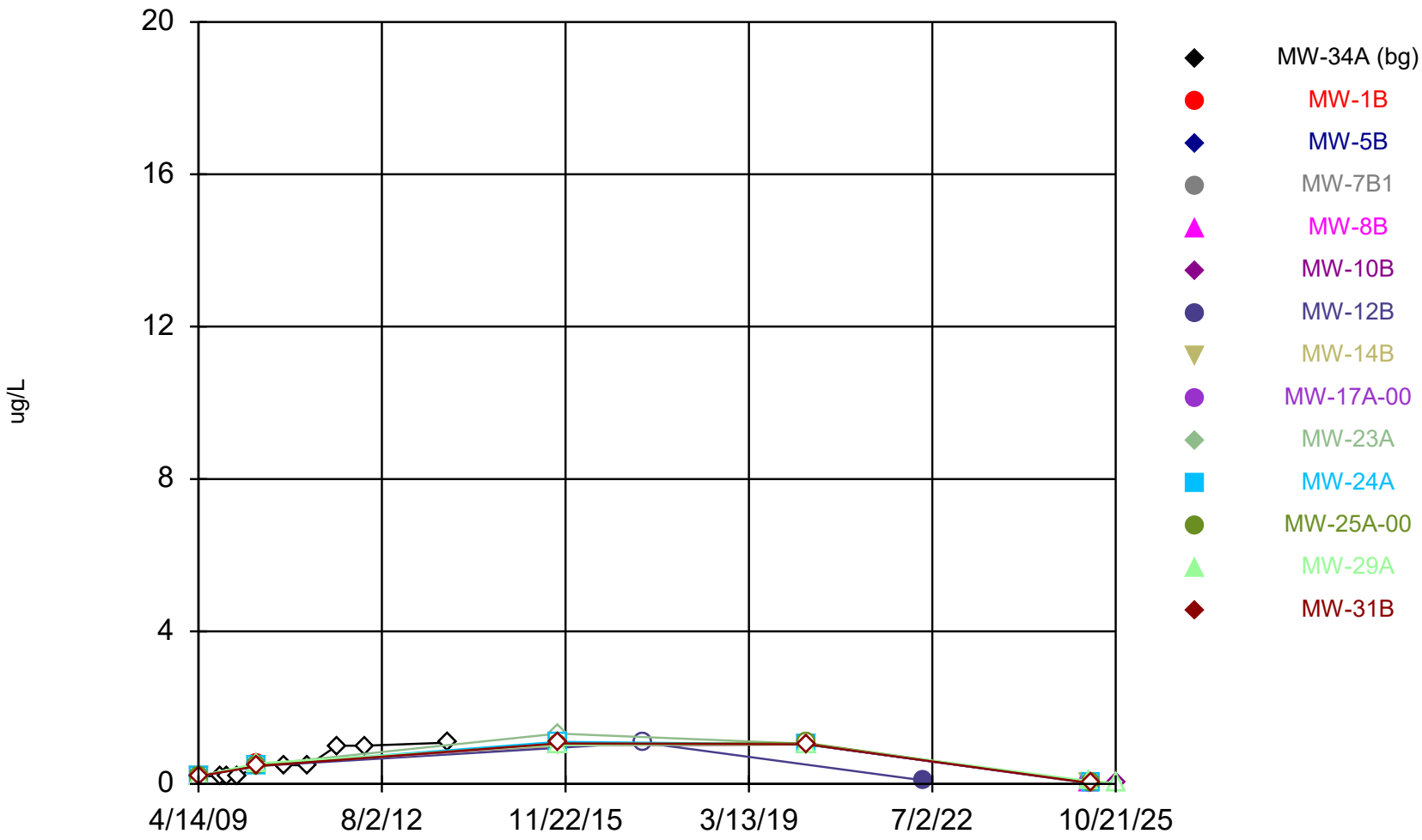

Constituent: 2,4,5-TP [Silvex] Analysis Run 1/20/2026 12:39 PM View: 06A_MW_Organics_PL

Iowa City Landfill Client: HDR Data: Iowa City Sanitary Landfill

Sanitas™ v.10.1.03a Software licensed to HDR, Inc. UG
Hollow symbols indicate censored values.

Time Series

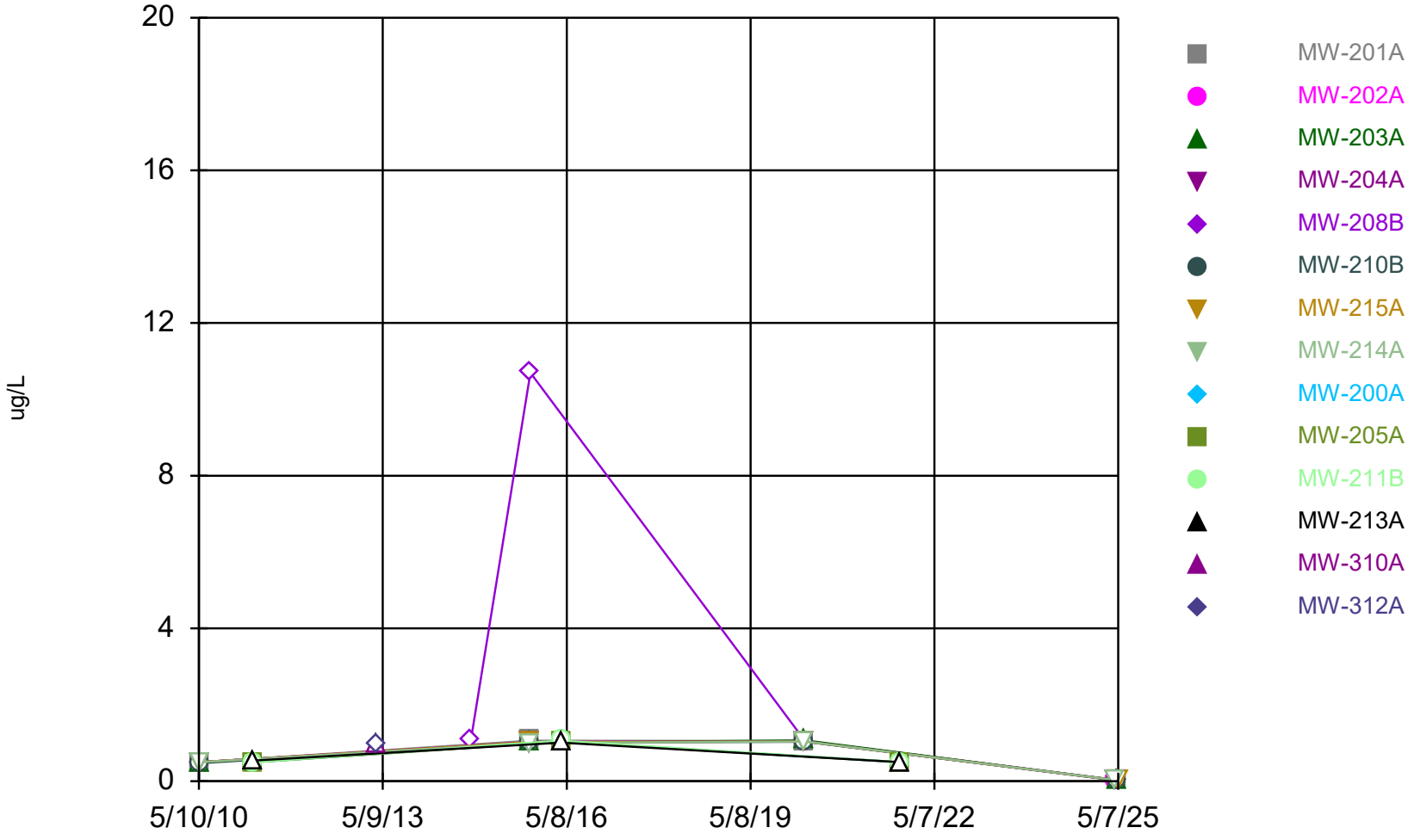

Constituent: 2,4,5-TP [Silvex] Analysis Run 1/20/2026 12:39 PM View: 06A_MW_Organics_PL

Iowa City Landfill Client: HDR Data: Iowa City Sanitary Landfill

Sanitas™ v.10.1.03a Software licensed to HDR, Inc. UG
Hollow symbols indicate censored values.

Time Series

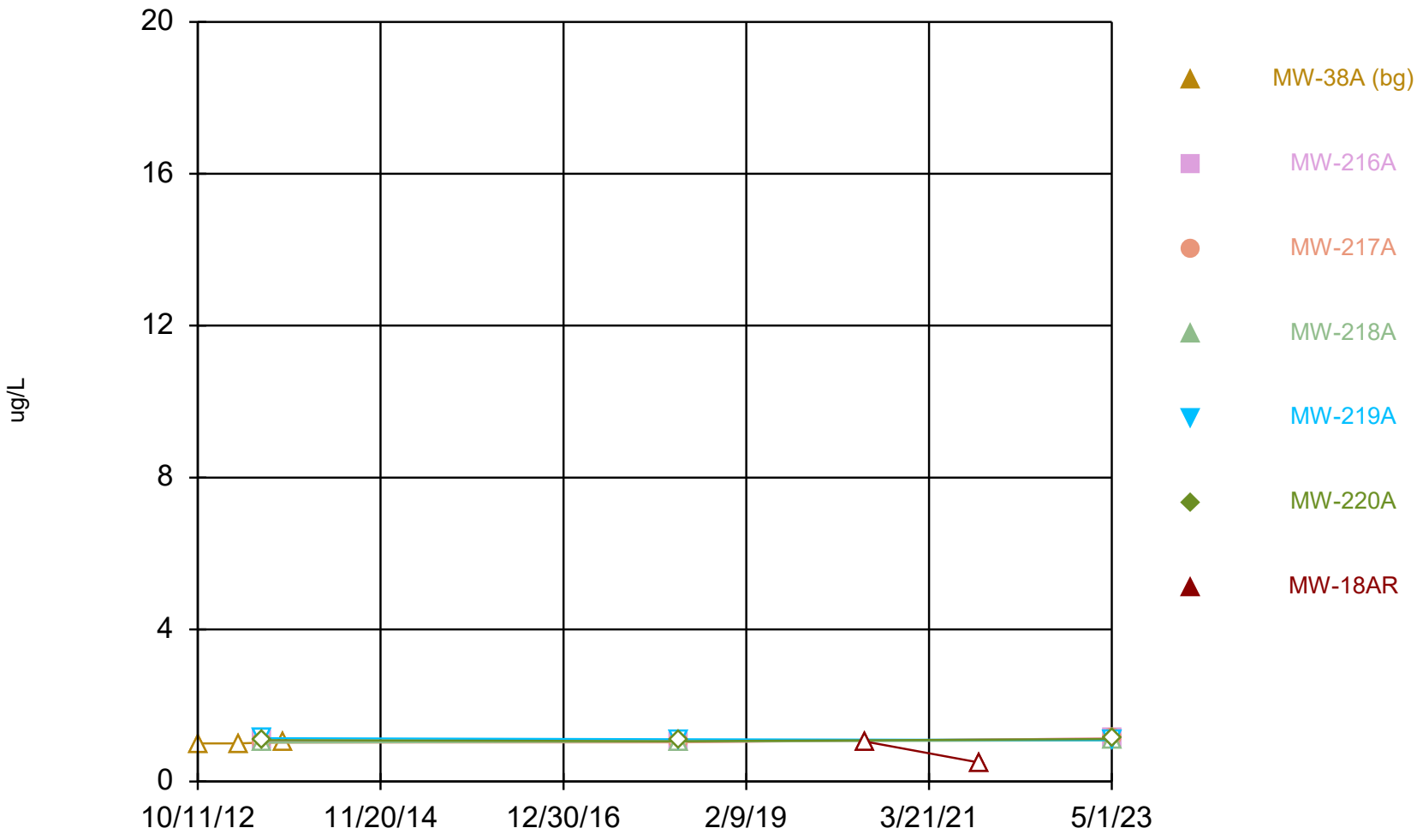

Constituent: 2,4,5-TP [Silvex] Analysis Run 1/20/2026 12:39 PM View: 06A_MW_Organics_PL

Iowa City Landfill Client: HDR Data: Iowa City Sanitary Landfill

Sanitas™ v.10.1.03a Software licensed to HDR, Inc. UG
Hollow symbols indicate censored values.

Time Series

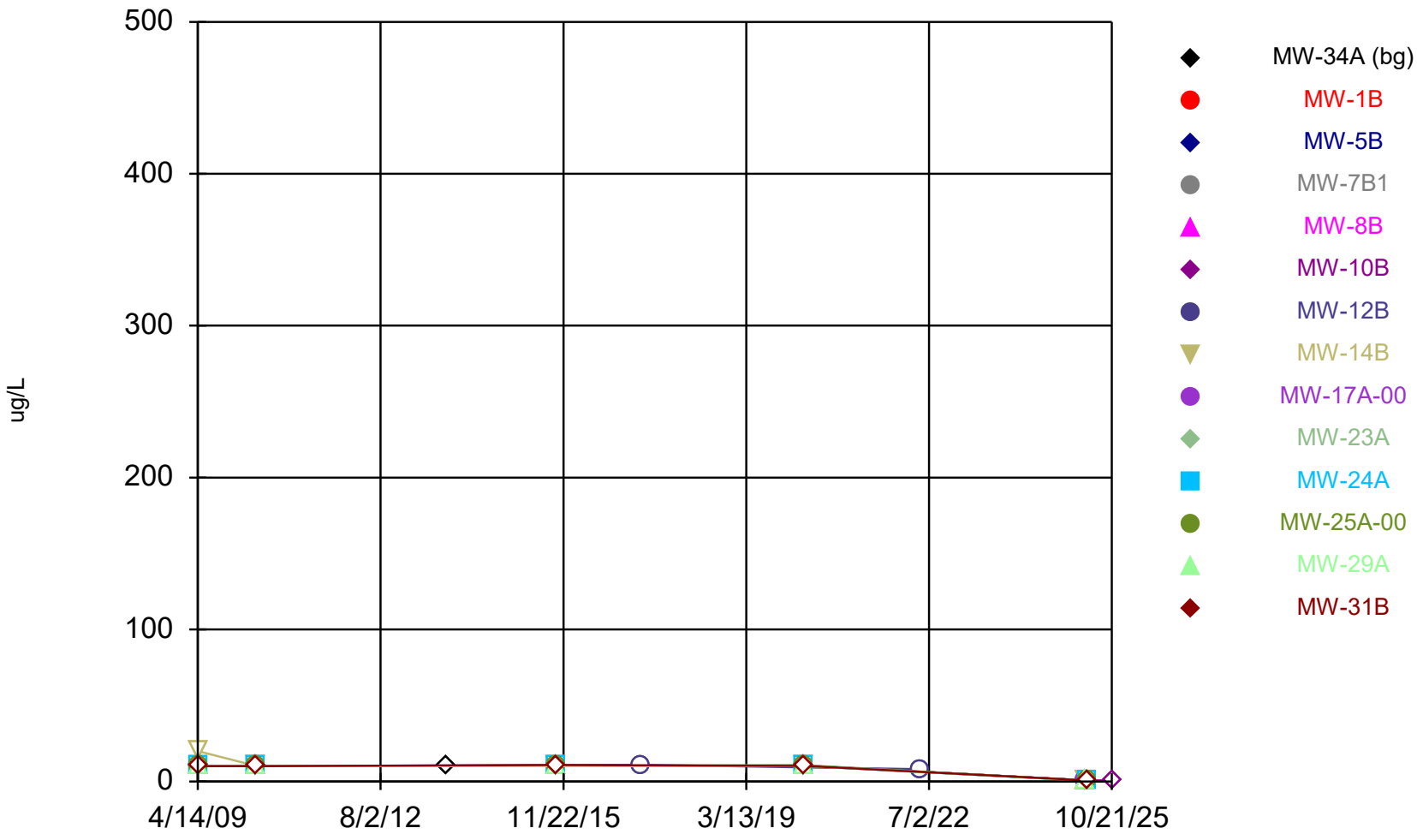

Constituent: 2,4-Dimethylphenol Analysis Run 1/20/2026 12:39 PM View: 06A_MW_Organics_PL

Iowa City Landfill Client: HDR Data: Iowa City Sanitary Landfill

Sanitas™ v.10.1.03a Software licensed to HDR, Inc. UG
Hollow symbols indicate censored values.

Time Series

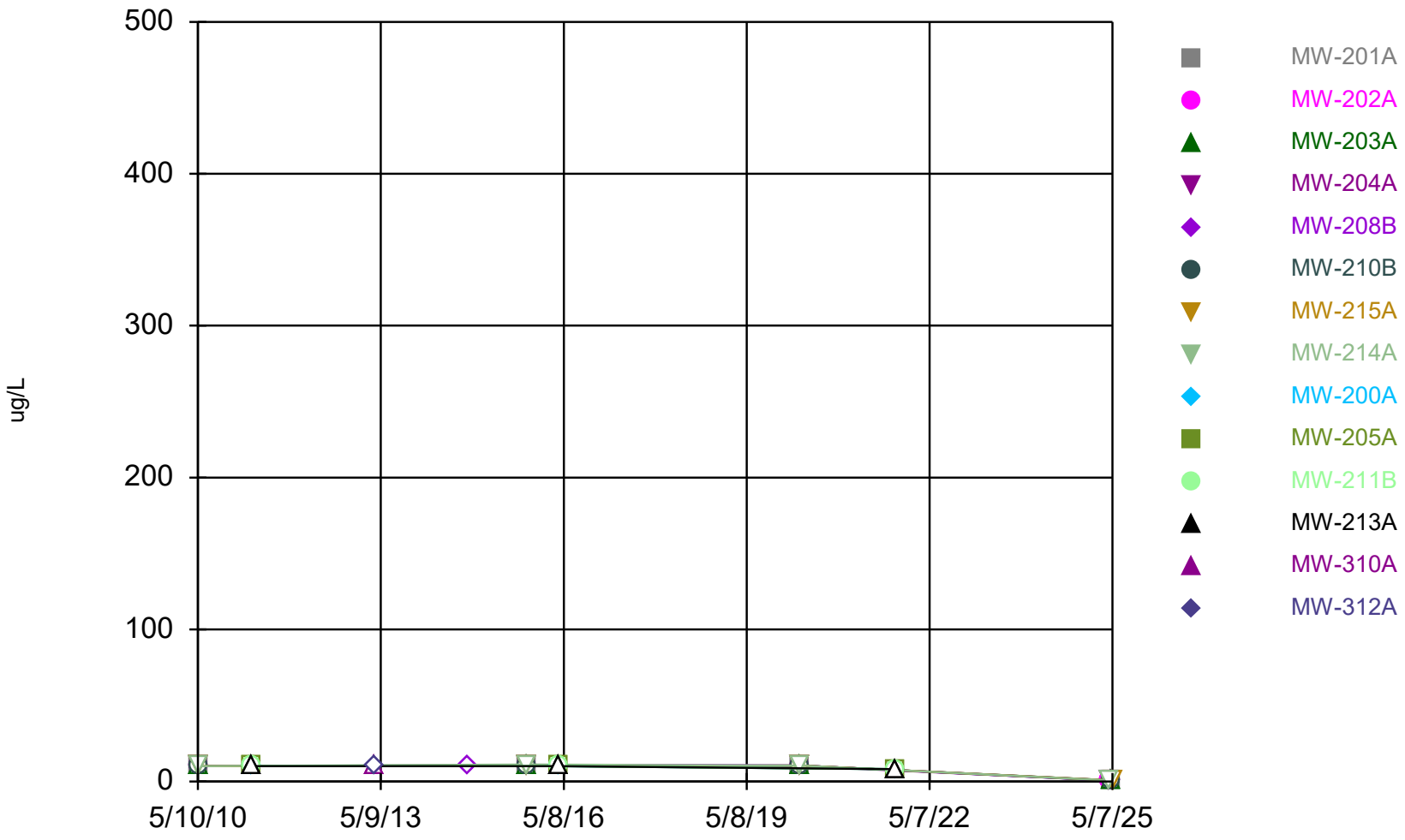

Constituent: 2,4-Dimethylphenol Analysis Run 1/20/2026 12:39 PM View: 06A_MW_Organics_PL

Iowa City Landfill Client: HDR Data: Iowa City Sanitary Landfill

Sanitas™ v.10.1.03a Software licensed to HDR, Inc. UG
Hollow symbols indicate censored values.

Time Series

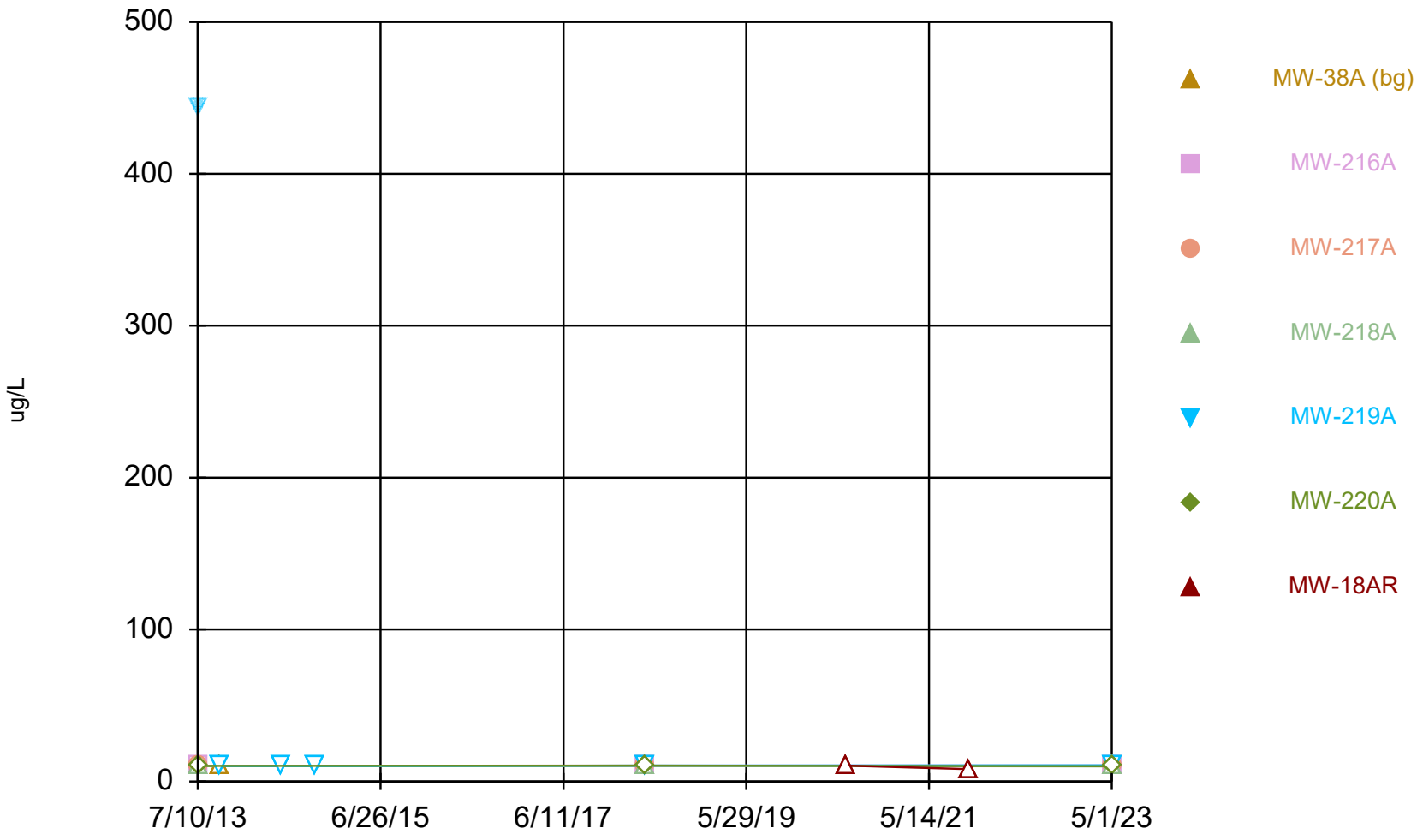

Constituent: 2,4-Dimethylphenol Analysis Run 1/20/2026 12:39 PM View: 06A_MW_Organics_PL

Iowa City Landfill Client: HDR Data: Iowa City Sanitary Landfill

Sanitas™ v.10.1.03a Software licensed to HDR, Inc. UG
Hollow symbols indicate censored values.

Time Series

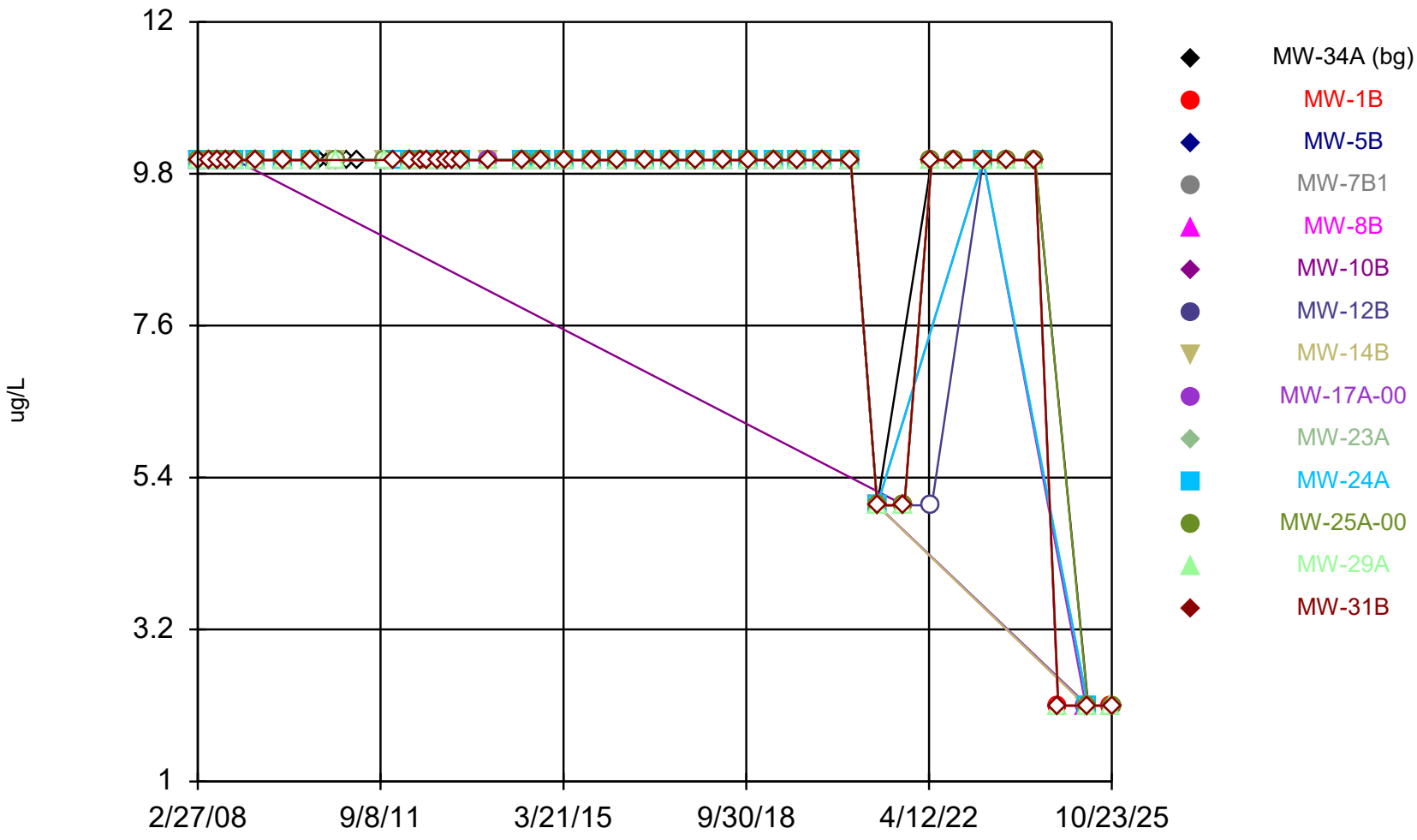

Constituent: 2-Butanone [MEK] Analysis Run 1/20/2026 12:39 PM View: 06A_MW_Organics_PL

Iowa City Landfill Client: HDR Data: Iowa City Sanitary Landfill

Sanitas™ v.10.1.03a Software licensed to HDR, Inc. UG
Hollow symbols indicate censored values.

Time Series

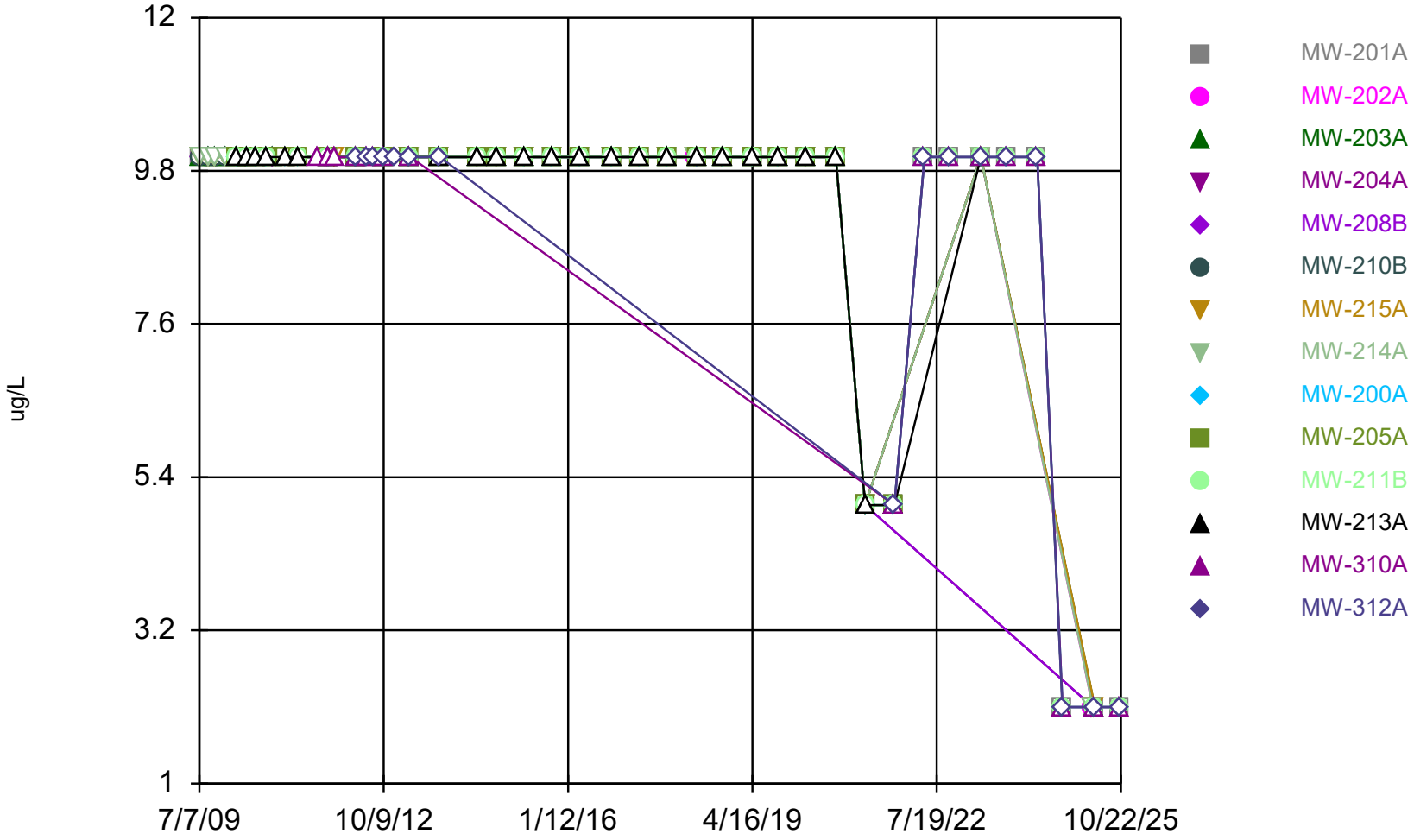

Constituent: 2-Butanone [MEK] Analysis Run 1/20/2026 12:39 PM View: 06A_MW_Organics_PL

Iowa City Landfill Client: HDR Data: Iowa City Sanitary Landfill

Sanitas™ v.10.1.03a Software licensed to HDR, Inc. UG
Hollow symbols indicate censored values.

Time Series

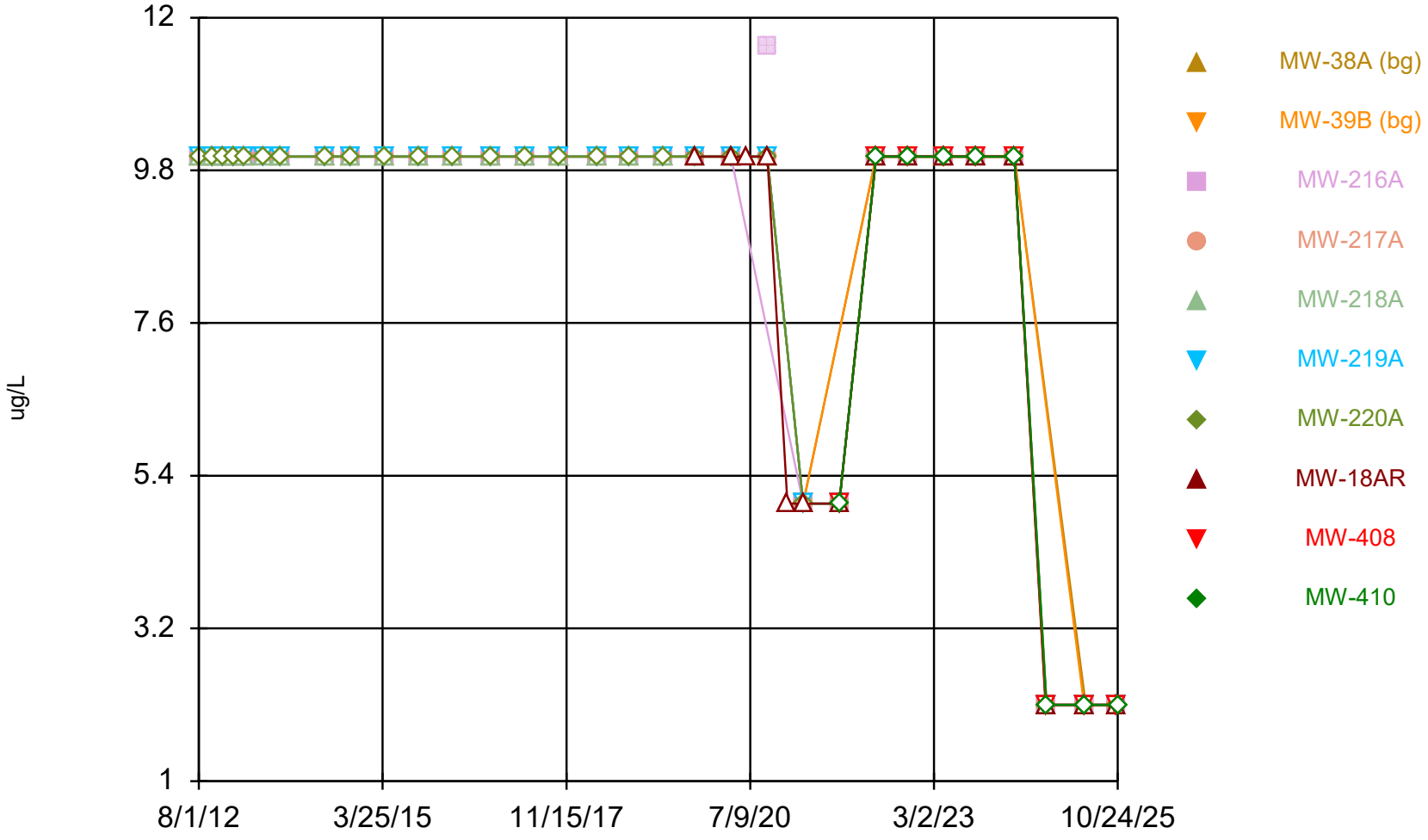

Constituent: 2-Butanone [MEK] Analysis Run 1/20/2026 12:39 PM View: 06A_MW_Organics_PL

Iowa City Landfill Client: HDR Data: Iowa City Sanitary Landfill

Sanitas™ v.10.1.03a Software licensed to HDR, Inc. UG
Hollow symbols indicate censored values.

Time Series

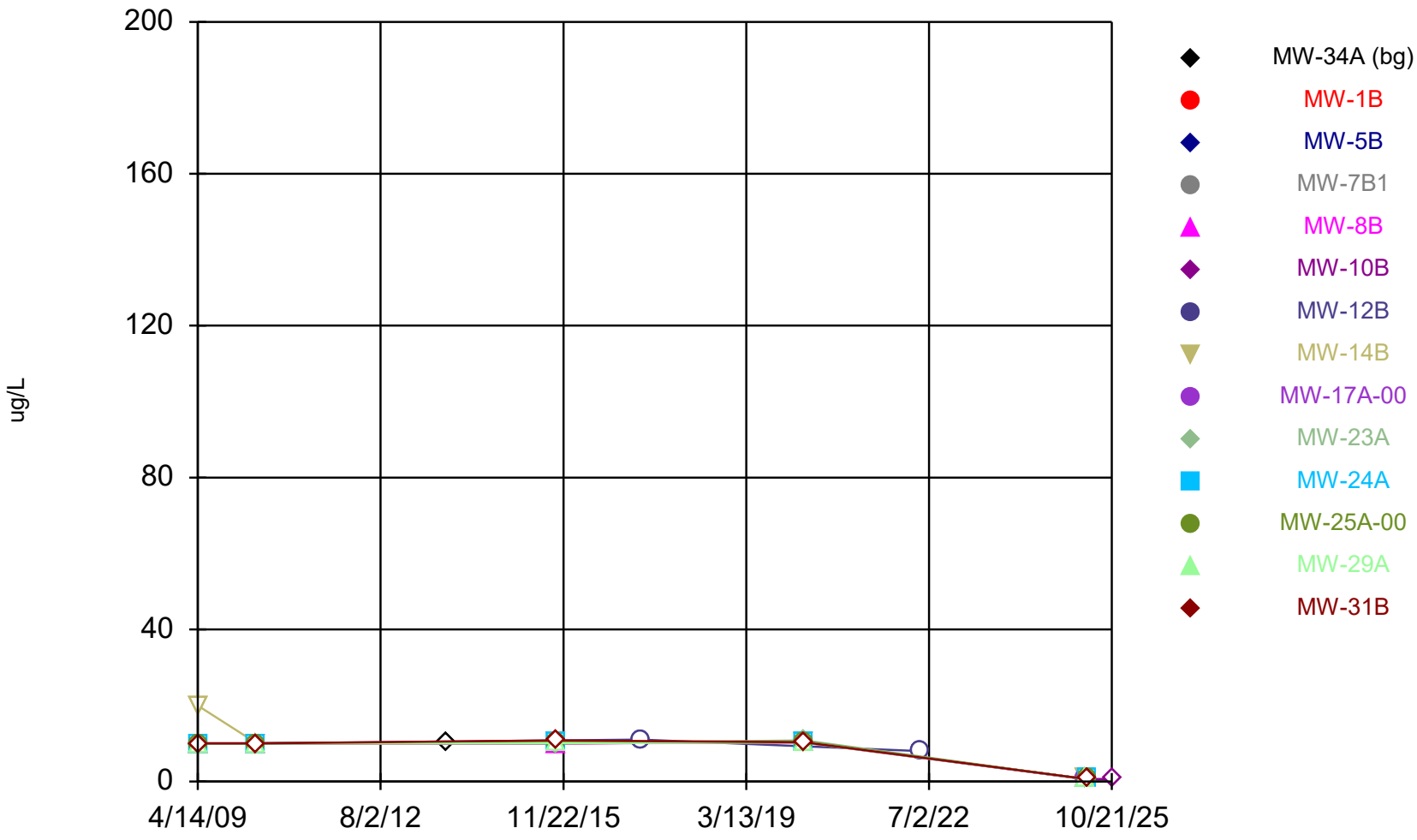

Constituent: 2-Methylnaphthalene Analysis Run 1/20/2026 12:39 PM View: 06A_MW_Organics_PL

Iowa City Landfill Client: HDR Data: Iowa City Sanitary Landfill

Sanitas™ v.10.1.03a Software licensed to HDR, Inc. UG
Hollow symbols indicate censored values.

Time Series

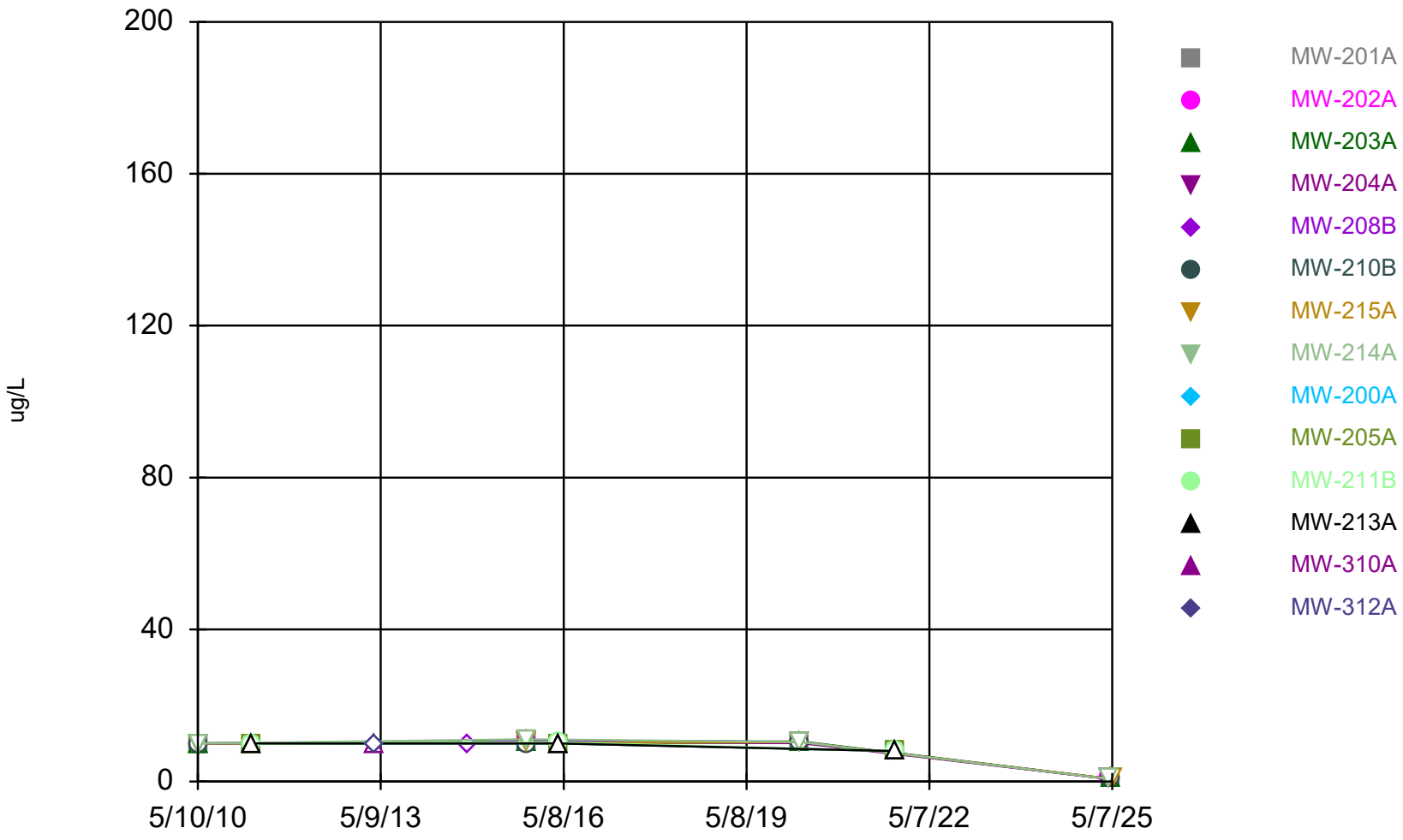

Constituent: 2-Methylnaphthalene Analysis Run 1/20/2026 12:39 PM View: 06A_MW_Organics_PL

Iowa City Landfill Client: HDR Data: Iowa City Sanitary Landfill

Sanitas™ v.10.1.03a Software licensed to HDR, Inc. UG
Hollow symbols indicate censored values.

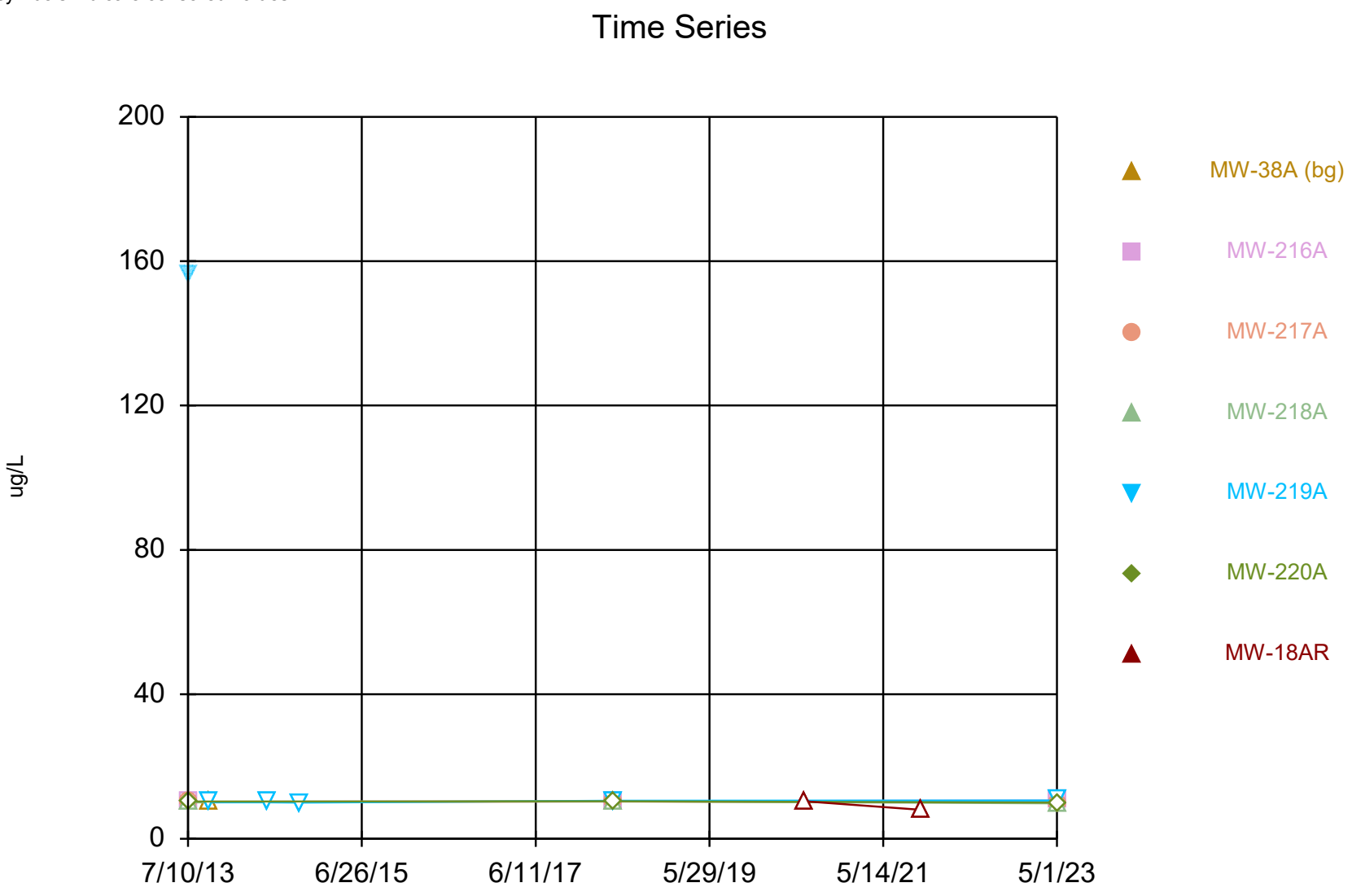

Constituent: 2-Methylnaphthalene Analysis Run 1/20/2026 12:39 PM View: 06A_MW_Organics_PL
Iowa City Landfill Client: HDR Data: Iowa City Sanitary Landfill

Sanitas™ v.10.1.03a Software licensed to HDR, Inc. UG
Hollow symbols indicate censored values.

Time Series

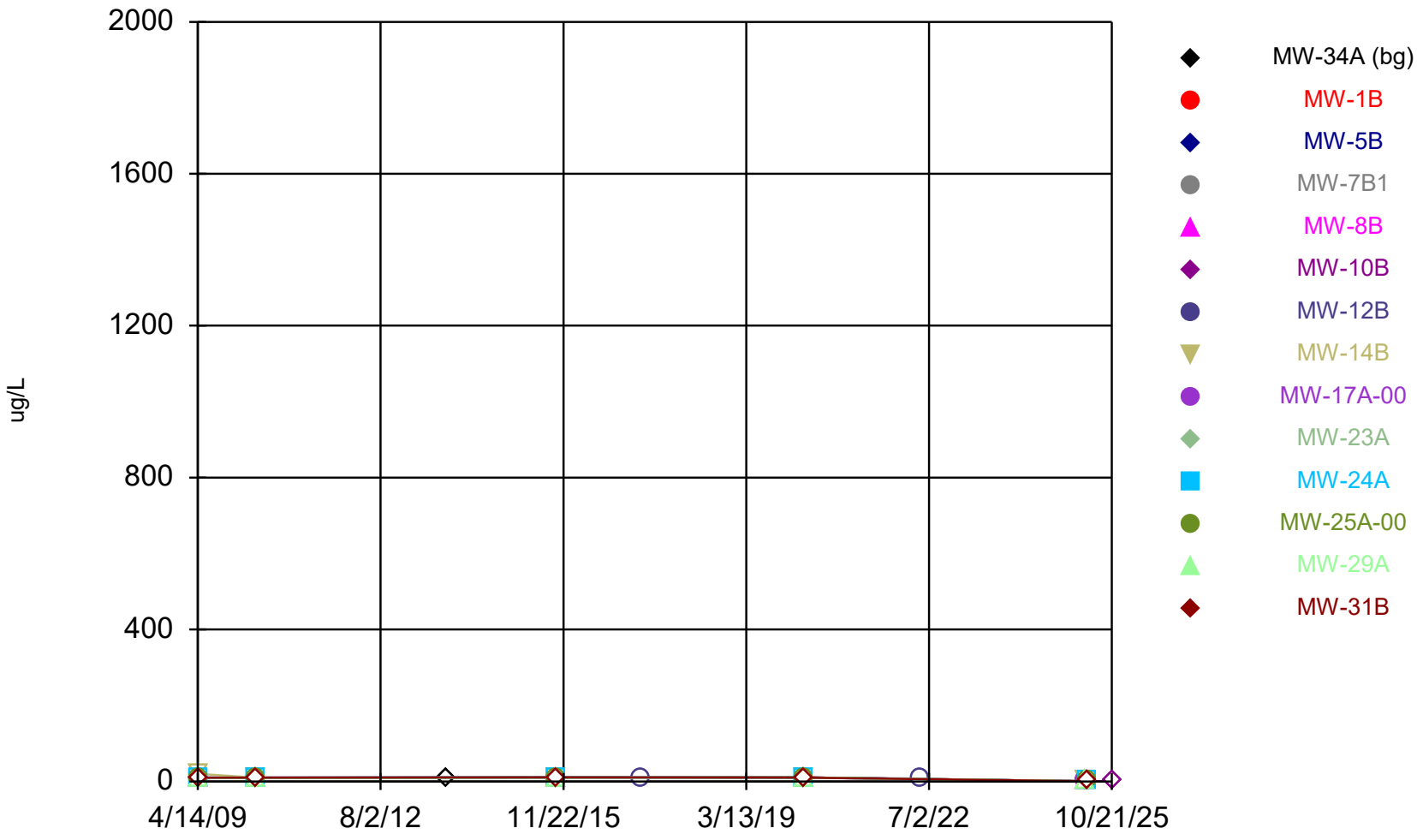

Constituent: 2-Methylphenol Analysis Run 1/20/2026 12:39 PM View: 06A_MW_Organics_PL

Iowa City Landfill Client: HDR Data: Iowa City Sanitary Landfill

Sanitas™ v.10.1.03a Software licensed to HDR, Inc. UG
Hollow symbols indicate censored values.

Time Series

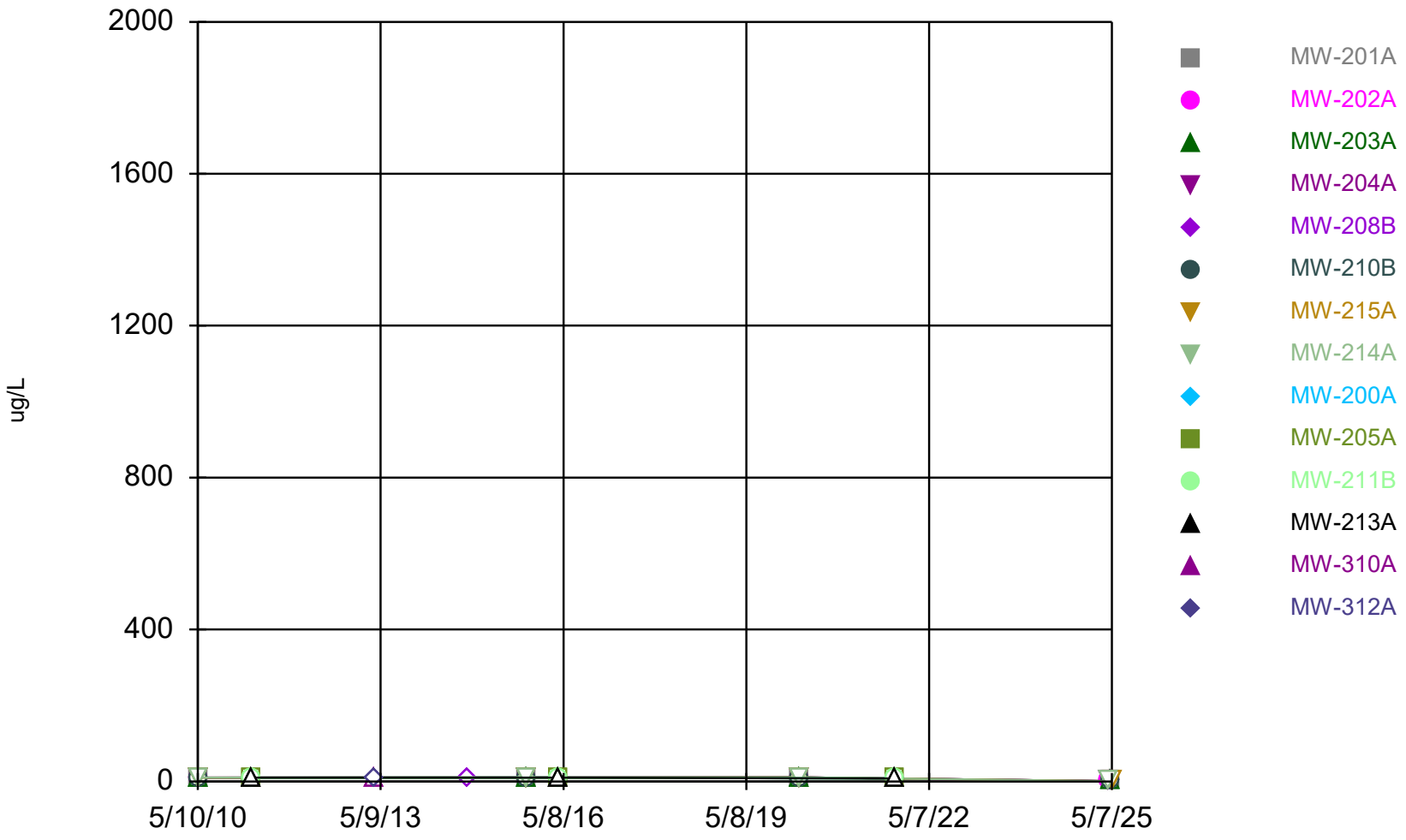

Constituent: 2-Methylphenol Analysis Run 1/20/2026 12:39 PM View: 06A_MW_Organics_PL

Iowa City Landfill Client: HDR Data: Iowa City Sanitary Landfill

Sanitas™ v.10.1.03a Software licensed to HDR, Inc. UG
Hollow symbols indicate censored values.

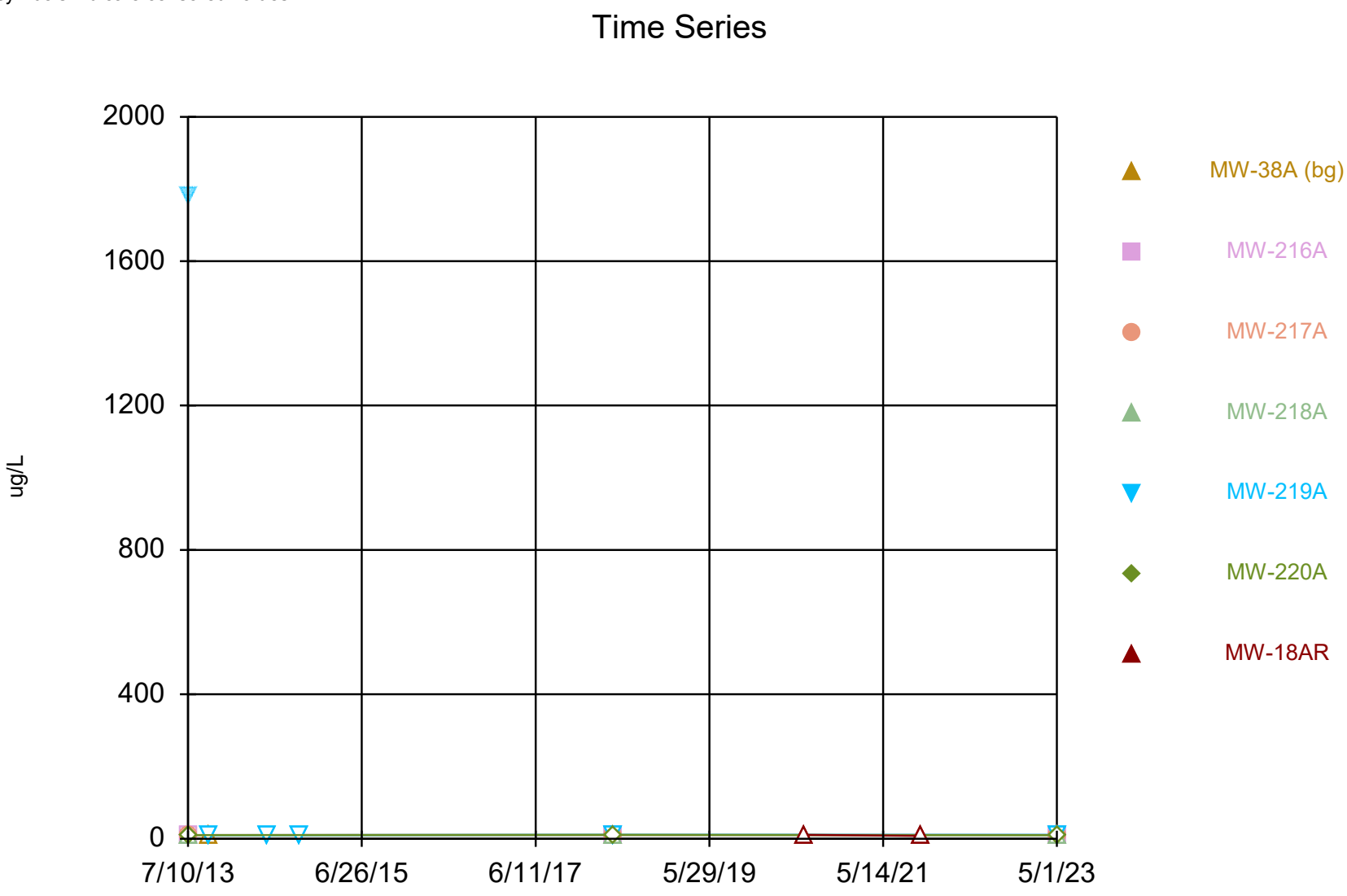

Constituent: 2-Methylphenol Analysis Run 1/20/2026 12:39 PM View: 06A_MW_Organics_PL
Iowa City Landfill Client: HDR Data: Iowa City Sanitary Landfill

Sanitas™ v.10.1.03a Software licensed to HDR, Inc. UG
Hollow symbols indicate censored values.

Time Series

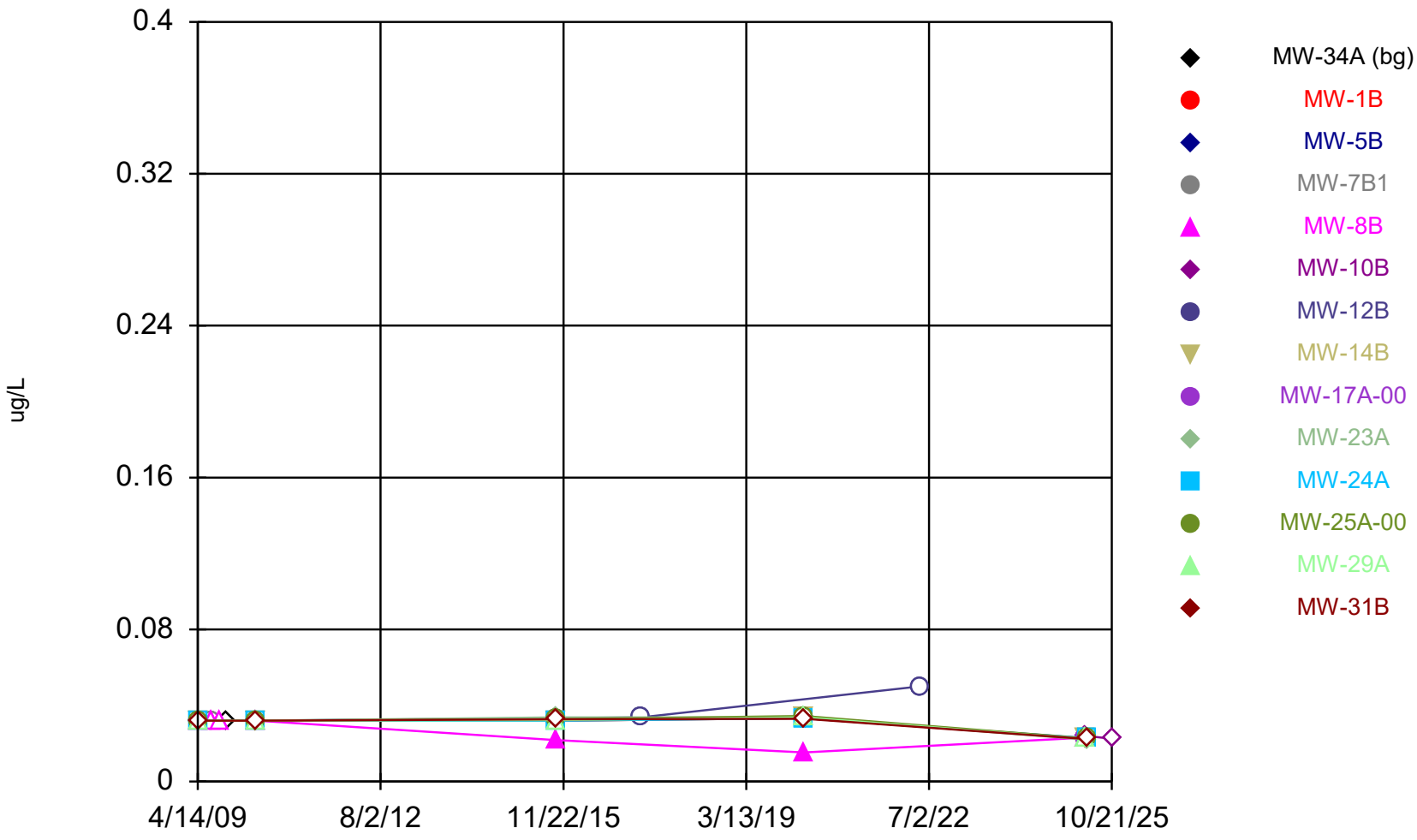

Constituent: 4,4`-DDD Analysis Run 1/20/2026 12:39 PM View: 06A_MW_Organics_PL

Iowa City Landfill Client: HDR Data: Iowa City Sanitary Landfill

Sanitas™ v.10.1.03a Software licensed to HDR, Inc. UG
Hollow symbols indicate censored values.

Time Series

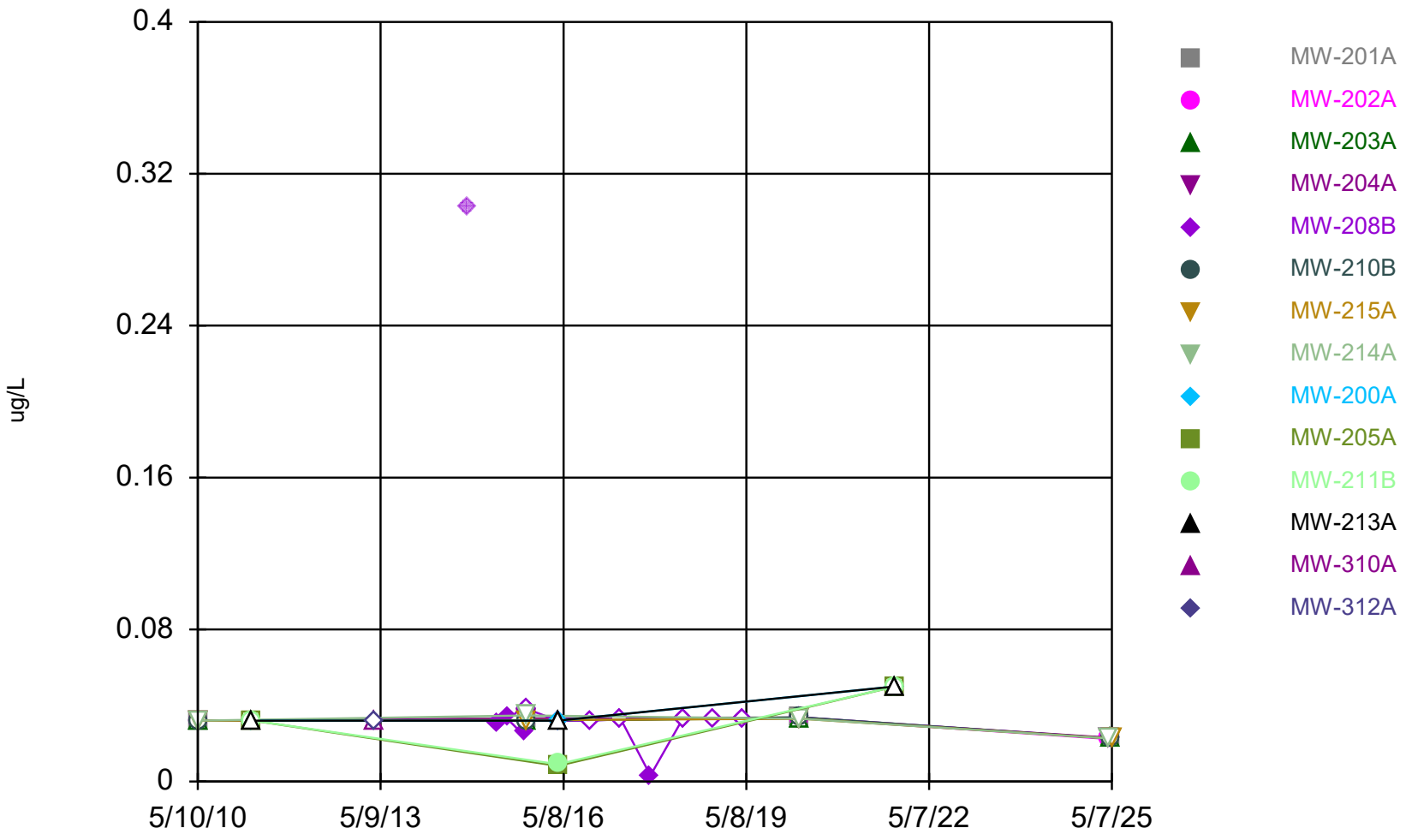

Constituent: 4,4`-DDD Analysis Run 1/20/2026 12:39 PM View: 06A_MW_Organics_PL

Iowa City Landfill Client: HDR Data: Iowa City Sanitary Landfill

Sanitas™ v.10.1.03a Software licensed to HDR, Inc. UG
Hollow symbols indicate censored values.

Time Series

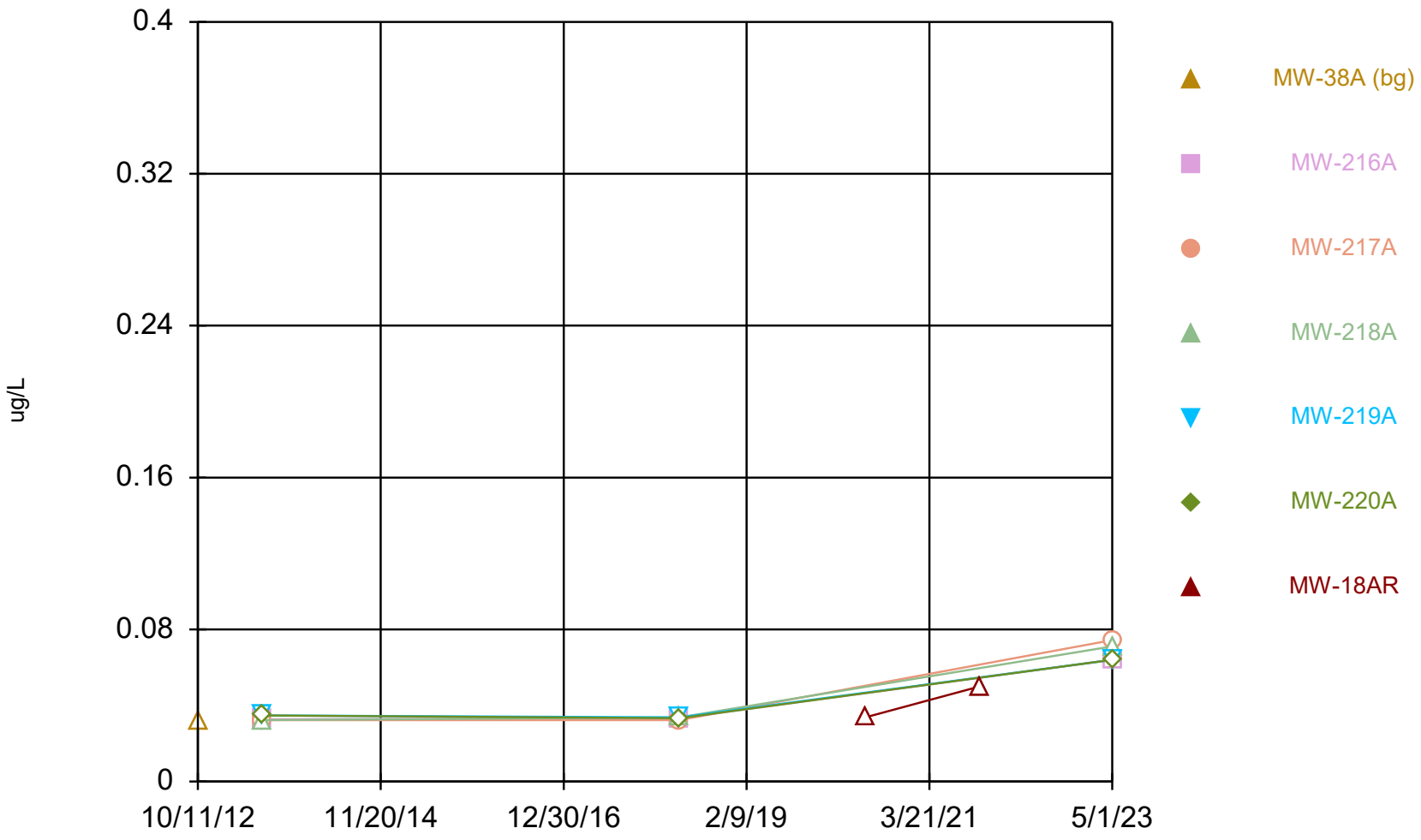

Constituent: 4,4`-DDD Analysis Run 1/20/2026 12:39 PM View: 06A_MW_Organics_PL

Iowa City Landfill Client: HDR Data: Iowa City Sanitary Landfill

Sanitas™ v.10.1.03a Software licensed to HDR, Inc. UG
Hollow symbols indicate censored values.

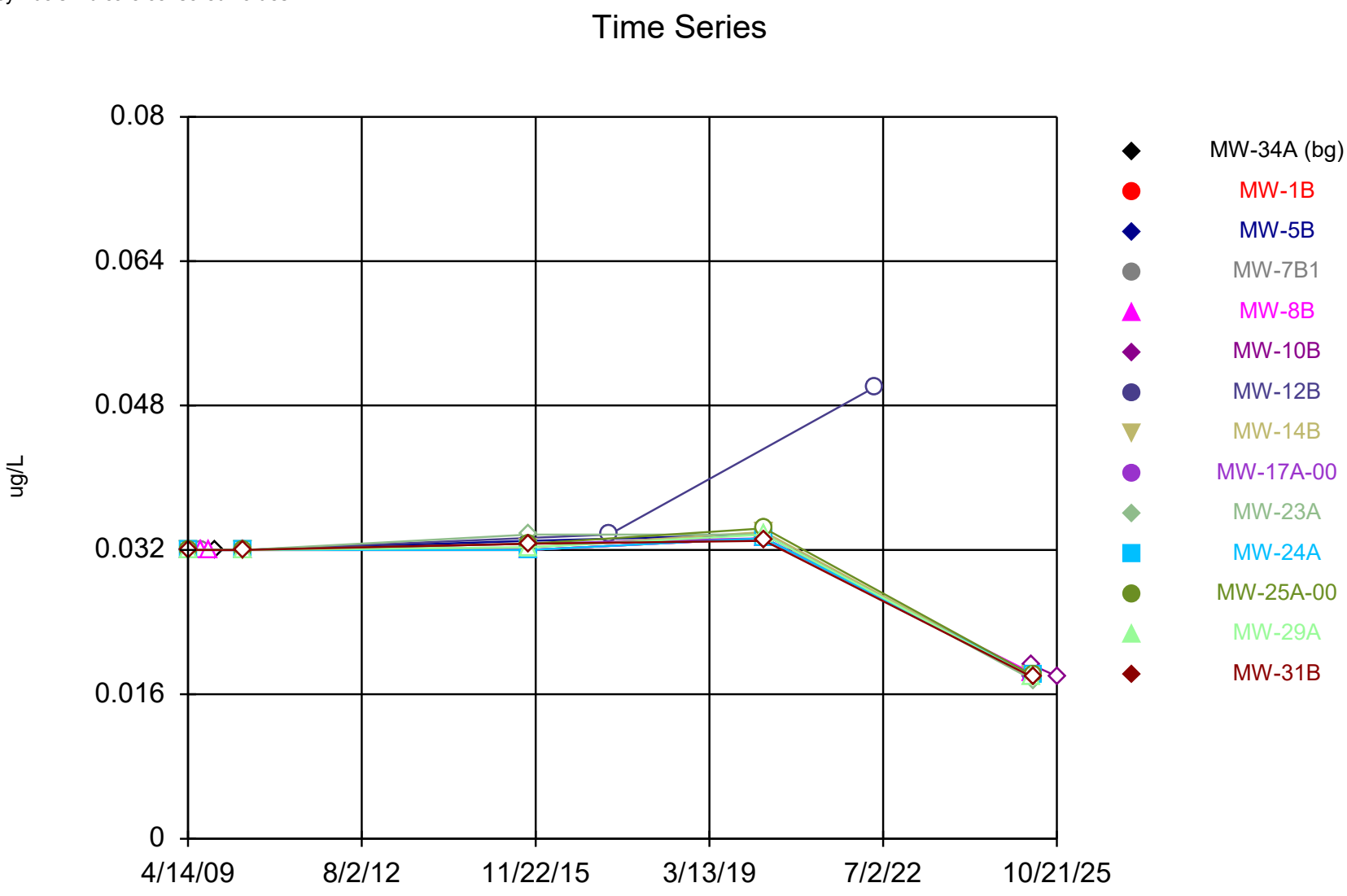

Constituent: 4,4`-DDT Analysis Run 1/20/2026 12:39 PM View: 06A_MW_Organics_PL

Iowa City Landfill Client: HDR Data: Iowa City Sanitary Landfill

Sanitas™ v.10.1.03a Software licensed to HDR, Inc. UG
Hollow symbols indicate censored values.

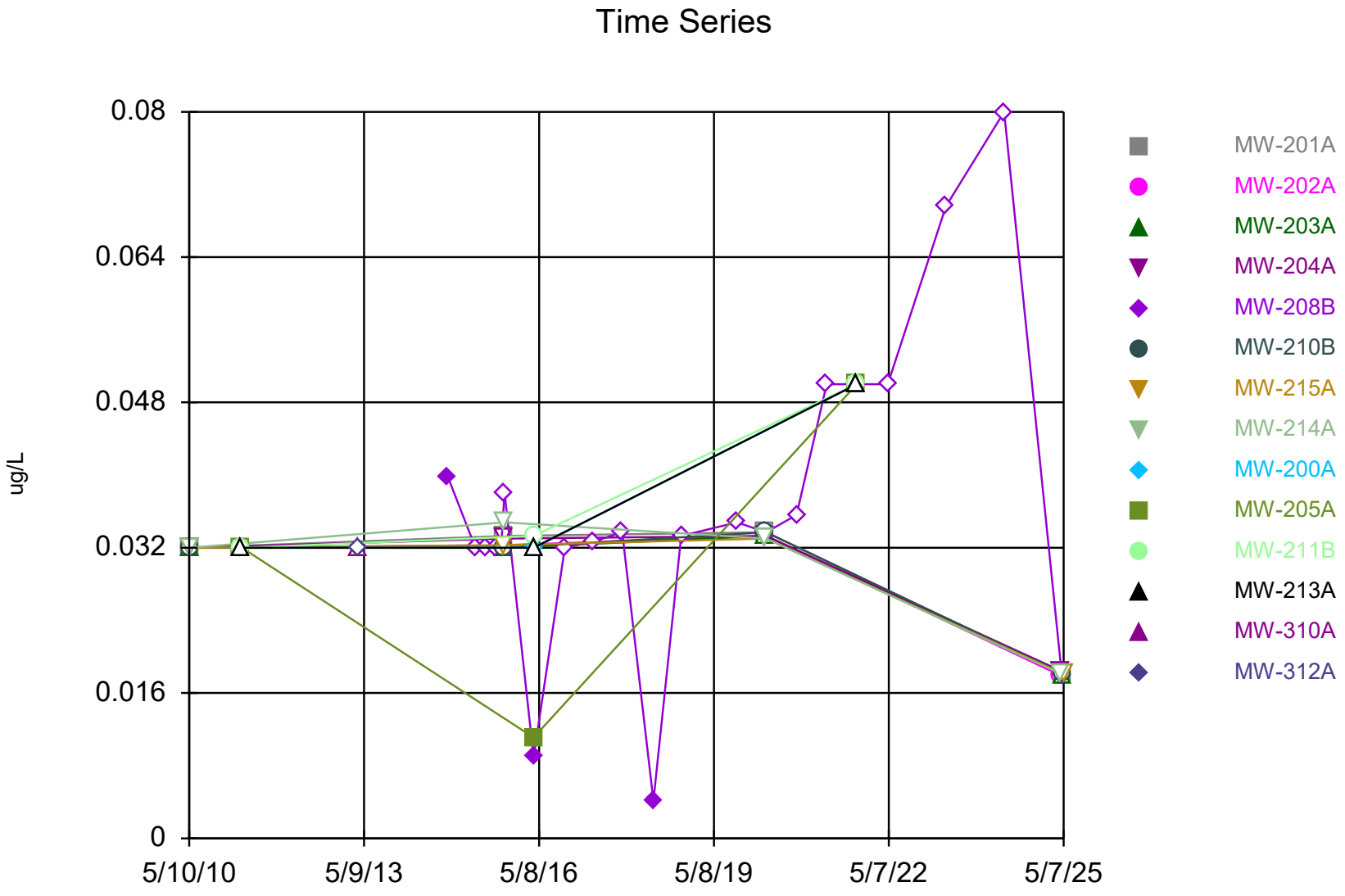

Constituent: 4,4`-DDT Analysis Run 1/20/2026 12:39 PM View: 06A_MW_Organics_PL

Iowa City Landfill Client: HDR Data: Iowa City Sanitary Landfill

Sanitas™ v.10.1.03a Software licensed to HDR, Inc. UG
Hollow symbols indicate censored values.

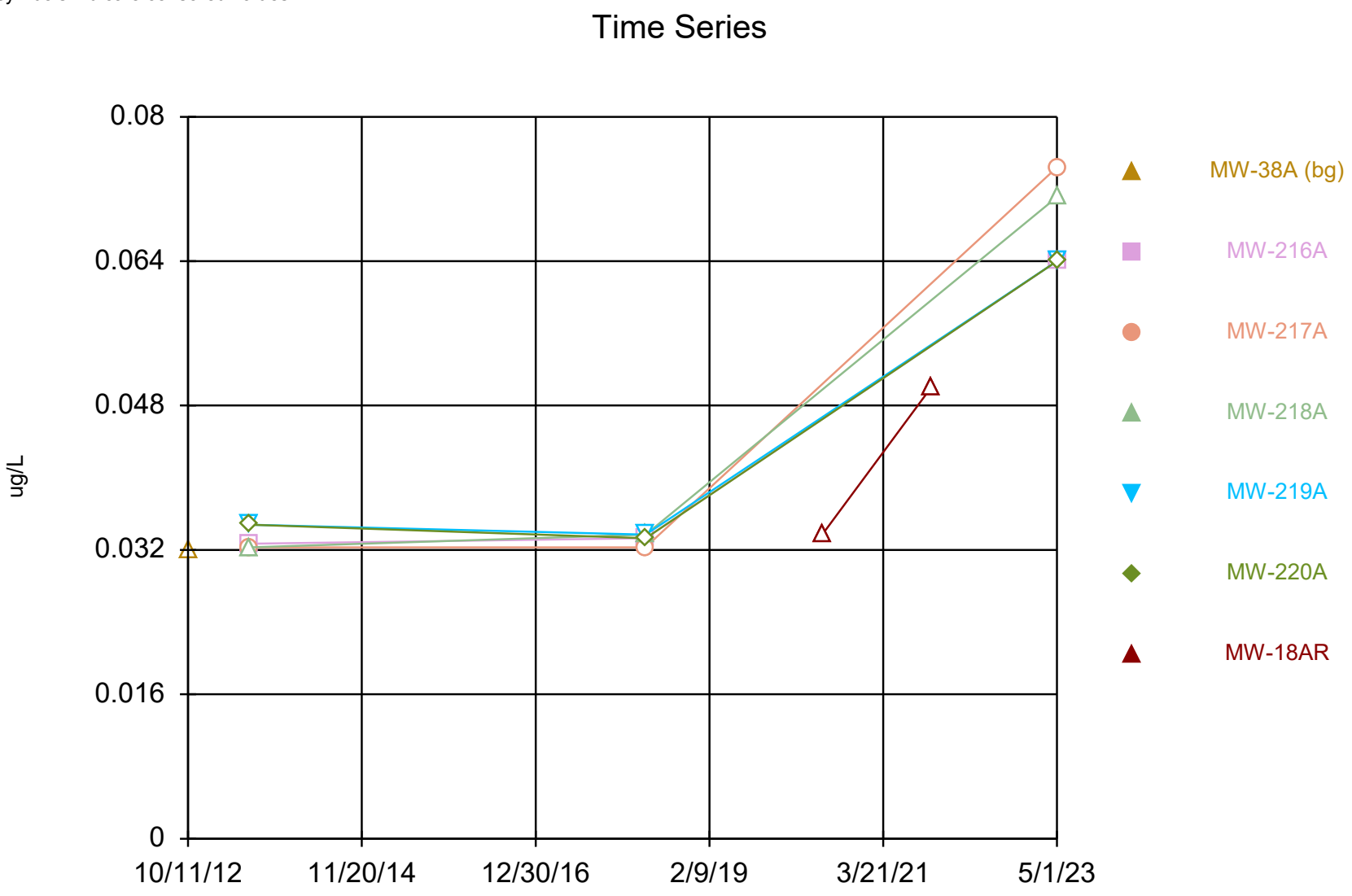

Constituent: 4,4`-DDT Analysis Run 1/20/2026 12:39 PM View: 06A_MW_Organics_PL

Iowa City Landfill Client: HDR Data: Iowa City Sanitary Landfill

Sanitas™ v.10.1.03a Software licensed to HDR, Inc. UG
Hollow symbols indicate censored values.

Time Series

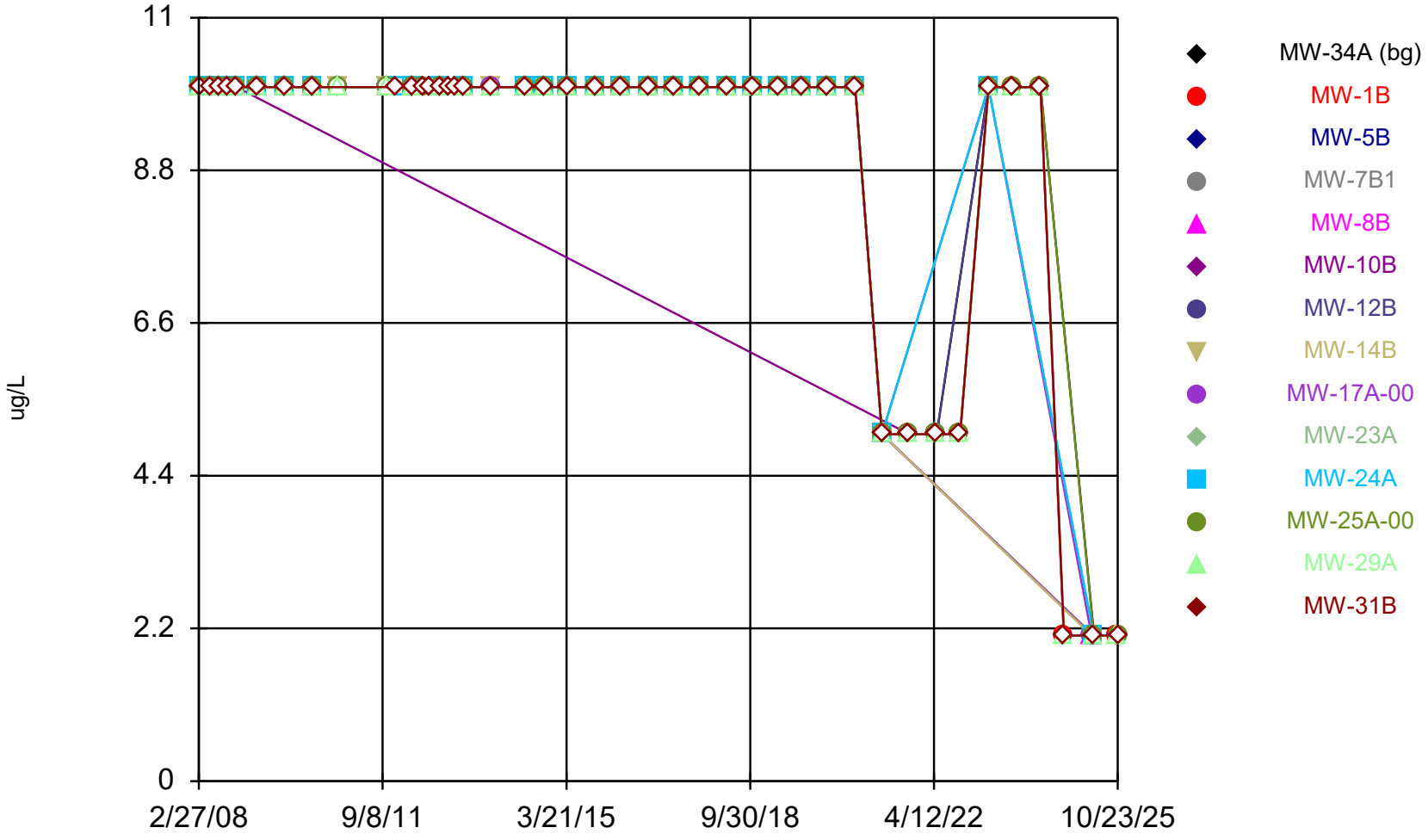

Constituent: 4-Methyl-2-pentanone [MIBK] Analysis Run 1/20/2026 12:39 PM View: 06A_MW_Organics_P

Iowa City Landfill Client: HDR Data: Iowa City Sanitary Landfill

Sanitas™ v.10.1.03a Software licensed to HDR, Inc. UG
Hollow symbols indicate censored values.

Time Series

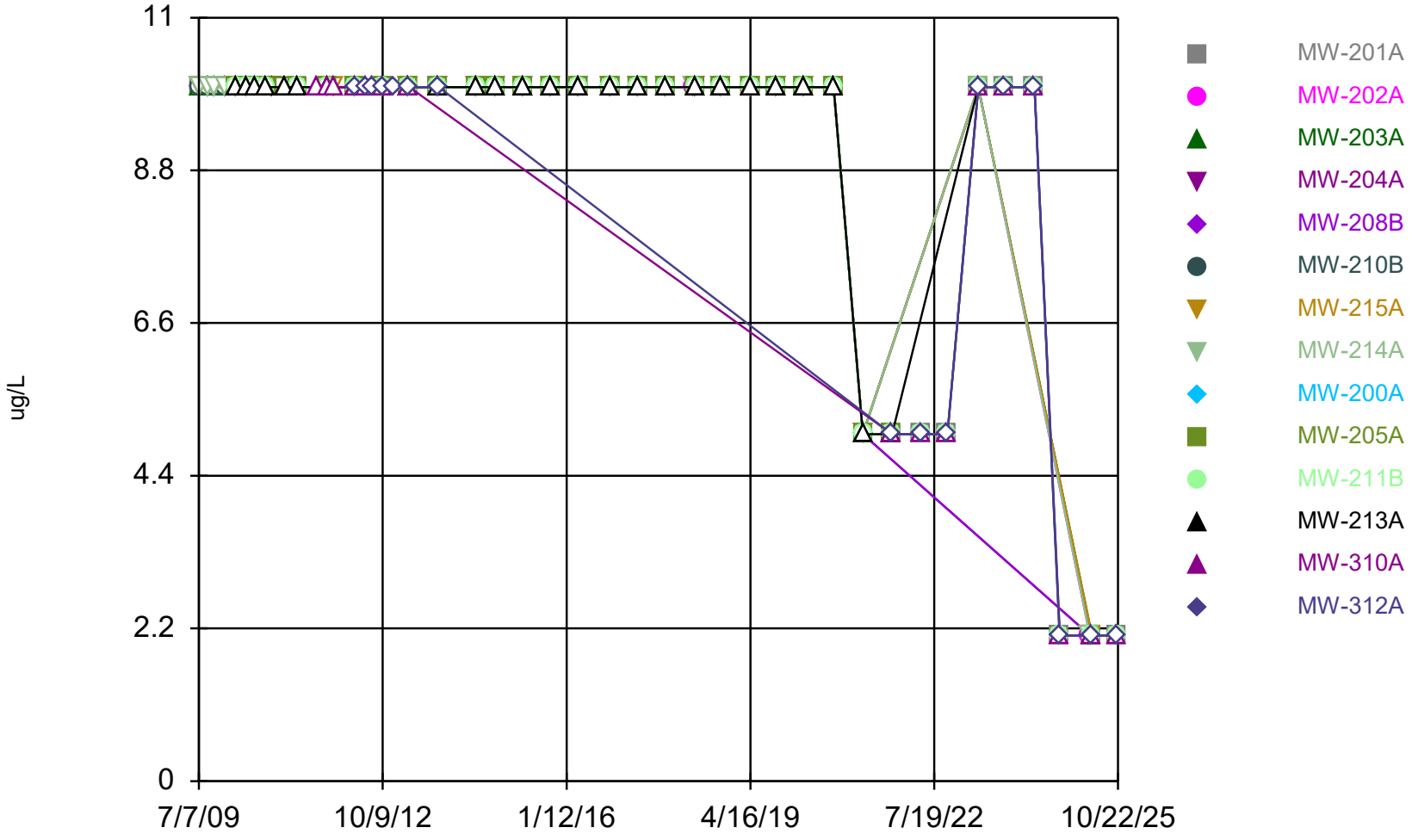

Constituent: 4-Methyl-2-pentanone [MIBK] Analysis Run 1/20/2026 12:39 PM View: 06A_MW_Organics_P

Iowa City Landfill Client: HDR Data: Iowa City Sanitary Landfill

Sanitas™ v.10.1.03a Software licensed to HDR, Inc. UG
Hollow symbols indicate censored values.

Time Series

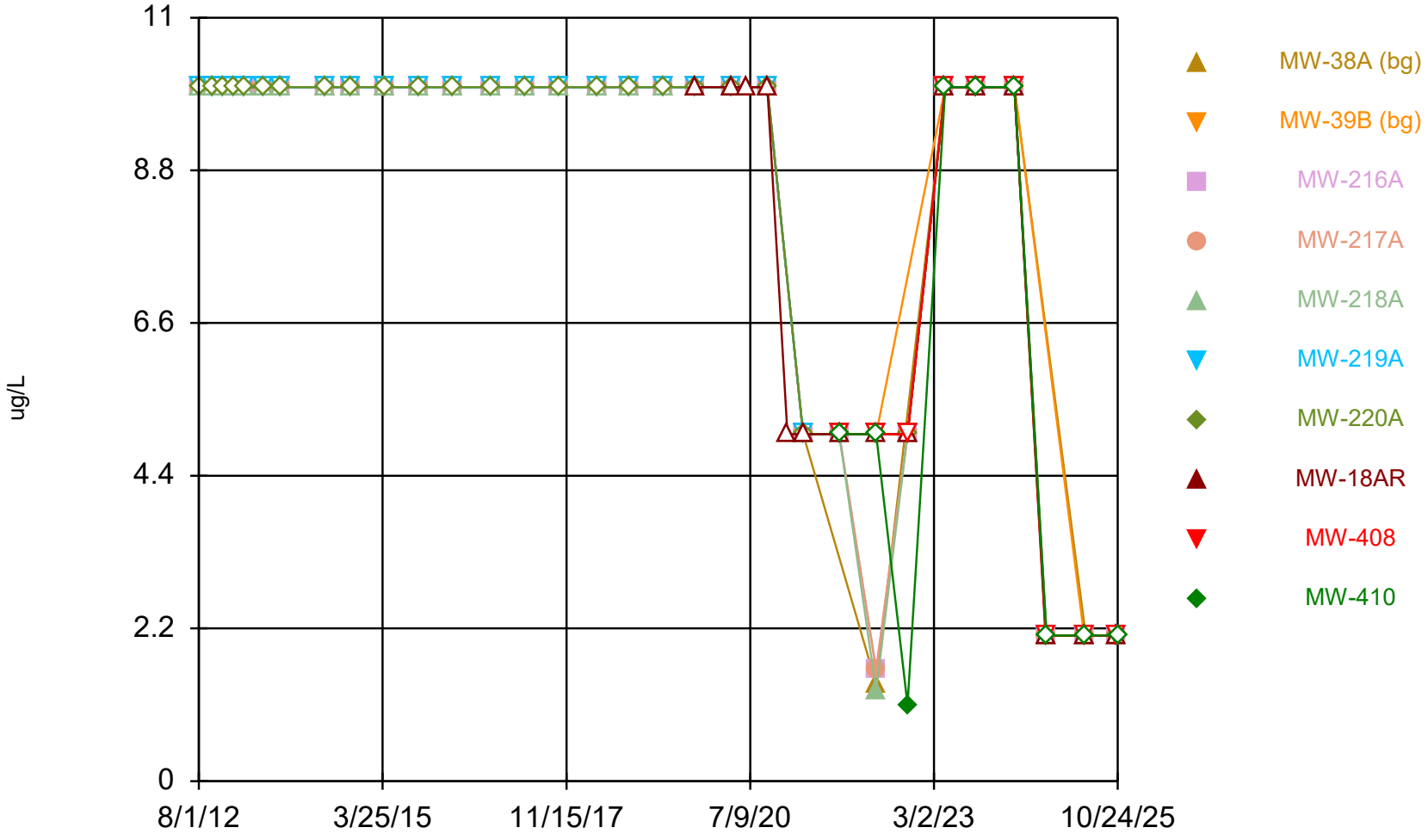

Constituent: 4-Methyl-2-pentanone [MIBK] Analysis Run 1/20/2026 12:39 PM View: 06A_MW_Organics_P

Iowa City Landfill Client: HDR Data: Iowa City Sanitary Landfill

Sanitas™ v.10.1.03a Software licensed to HDR, Inc. UG
Hollow symbols indicate censored values.

Time Series

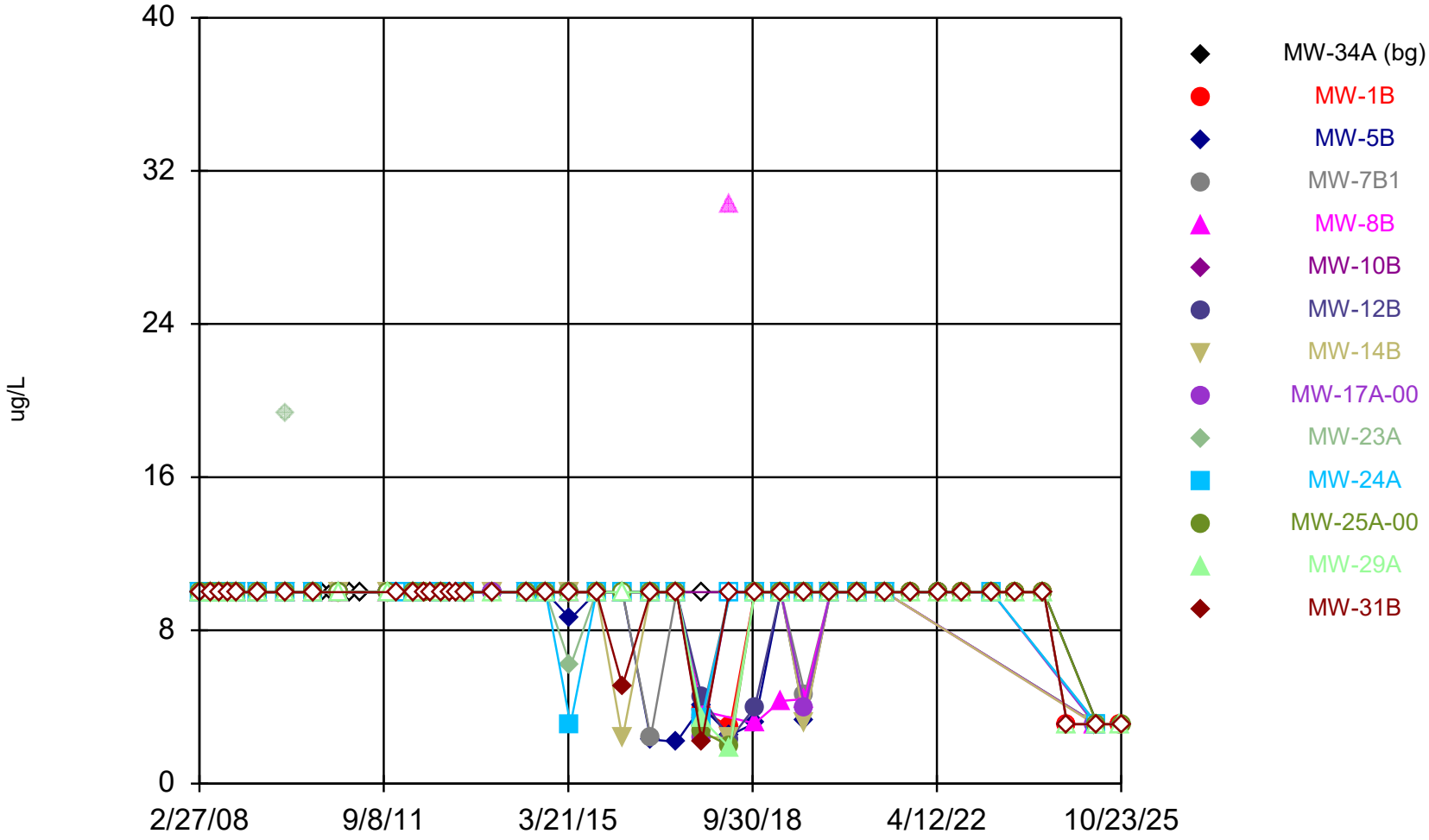

Constituent: Acetone Analysis Run 1/20/2026 12:39 PM View: 06A_MW_Organics_PL

Iowa City Landfill Client: HDR Data: Iowa City Sanitary Landfill

Sanitas™ v.10.1.03a Software licensed to HDR, Inc. UG
Hollow symbols indicate censored values.

Time Series

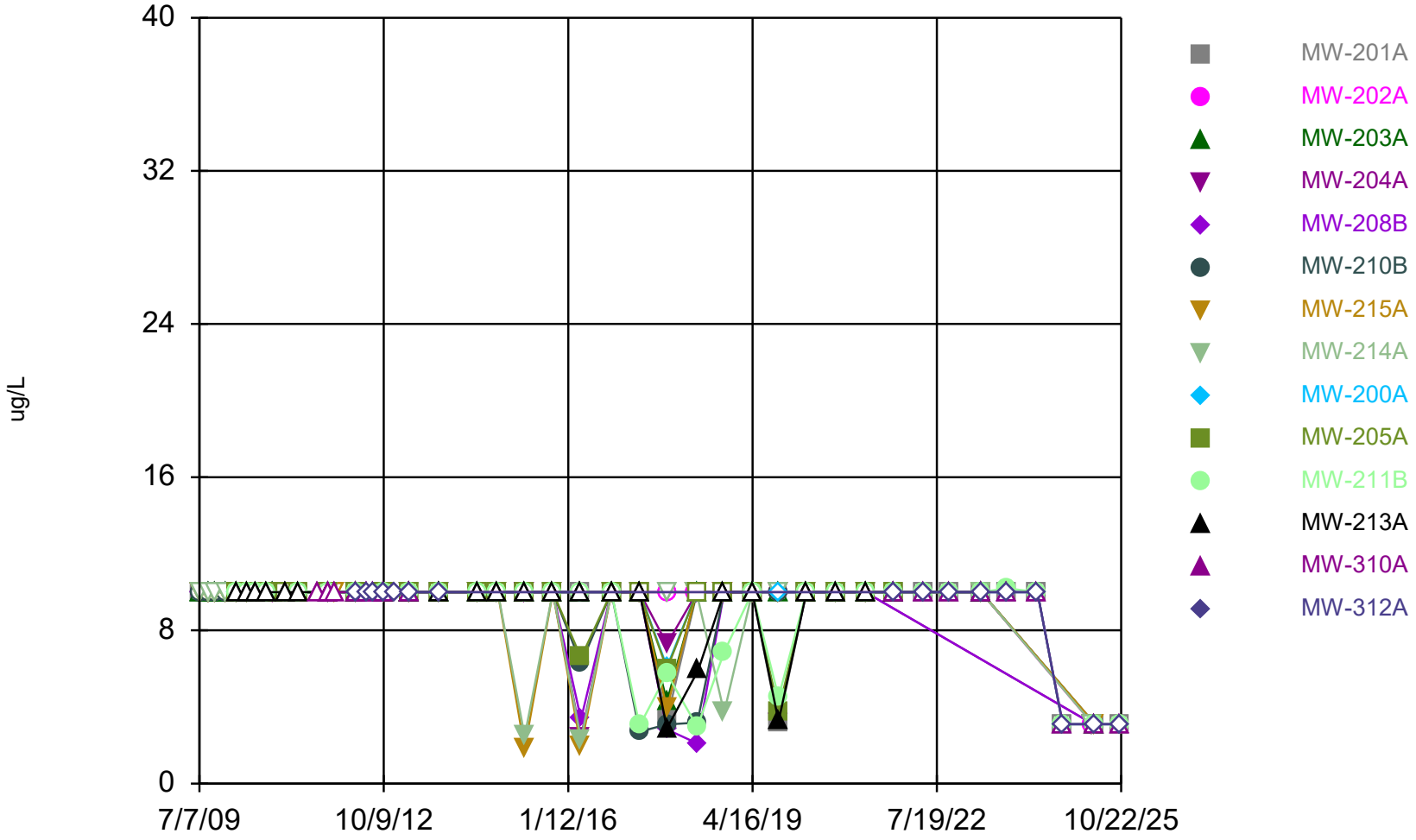

Constituent: Acetone Analysis Run 1/20/2026 12:39 PM View: 06A_MW_Organics_PL

Iowa City Landfill Client: HDR Data: Iowa City Sanitary Landfill

Sanitas™ v.10.1.03a Software licensed to HDR, Inc. UG
Hollow symbols indicate censored values.

Time Series

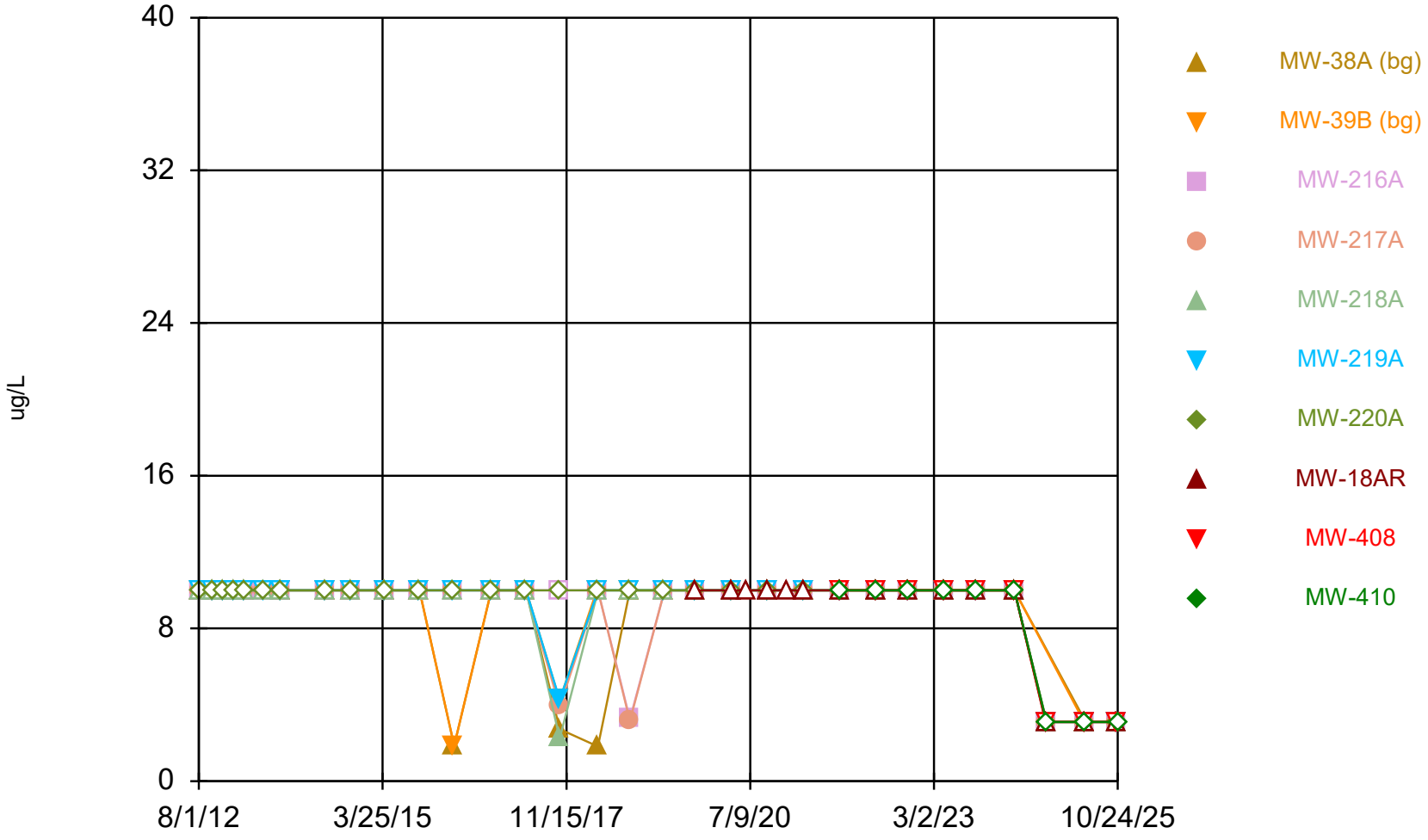

Constituent: Acetone Analysis Run 1/20/2026 12:39 PM View: 06A_MW_Organics_PL

Iowa City Landfill Client: HDR Data: Iowa City Sanitary Landfill

Sanitas™ v.10.1.03a Software licensed to HDR, Inc. UG
Hollow symbols indicate censored values.

Time Series

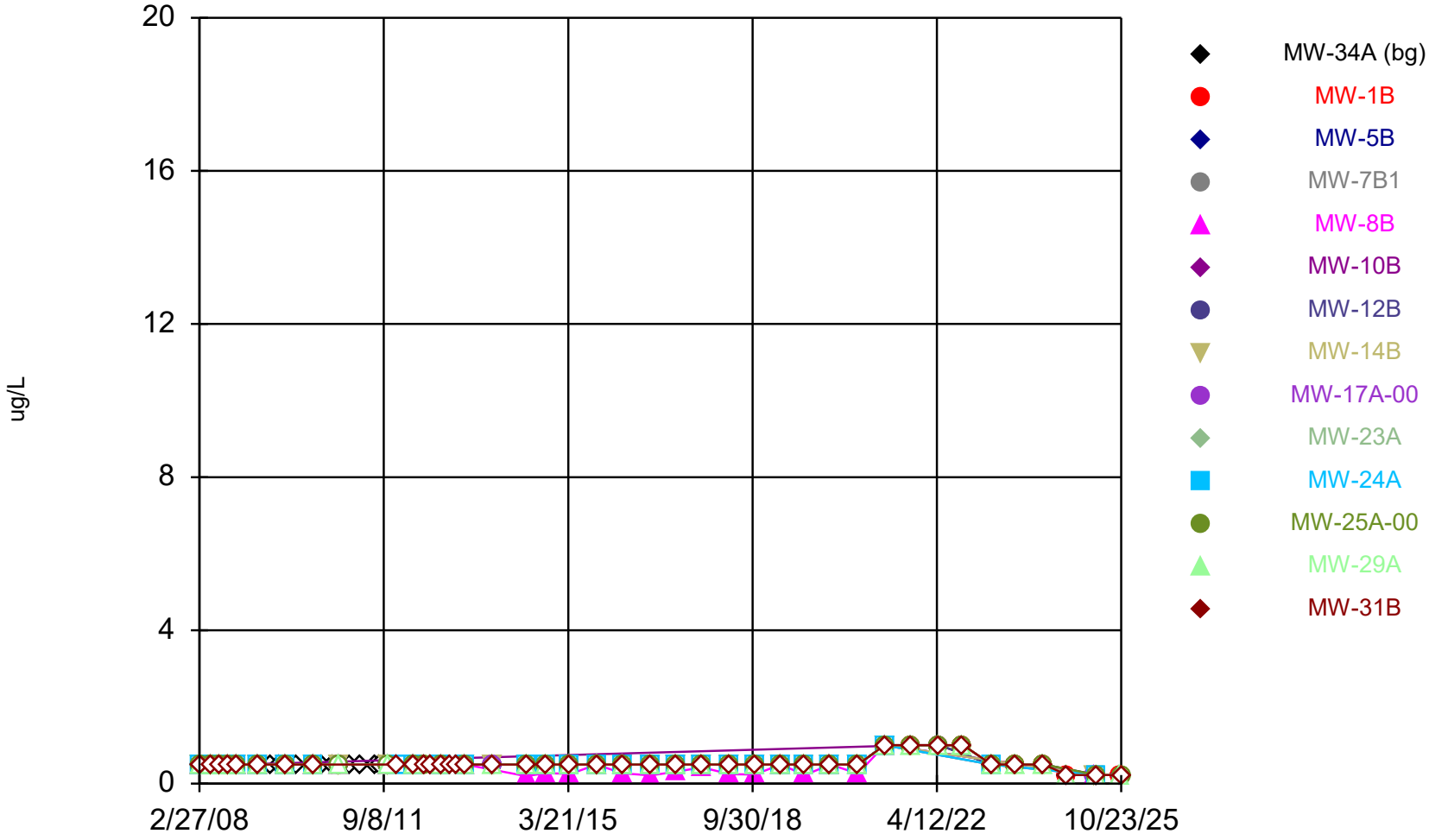

Constituent: Benzene Analysis Run 1/20/2026 12:39 PM View: 06A_MW_Organics_PL

Iowa City Landfill Client: HDR Data: Iowa City Sanitary Landfill

Sanitas™ v.10.1.03a Software licensed to HDR, Inc. UG
Hollow symbols indicate censored values.

Time Series

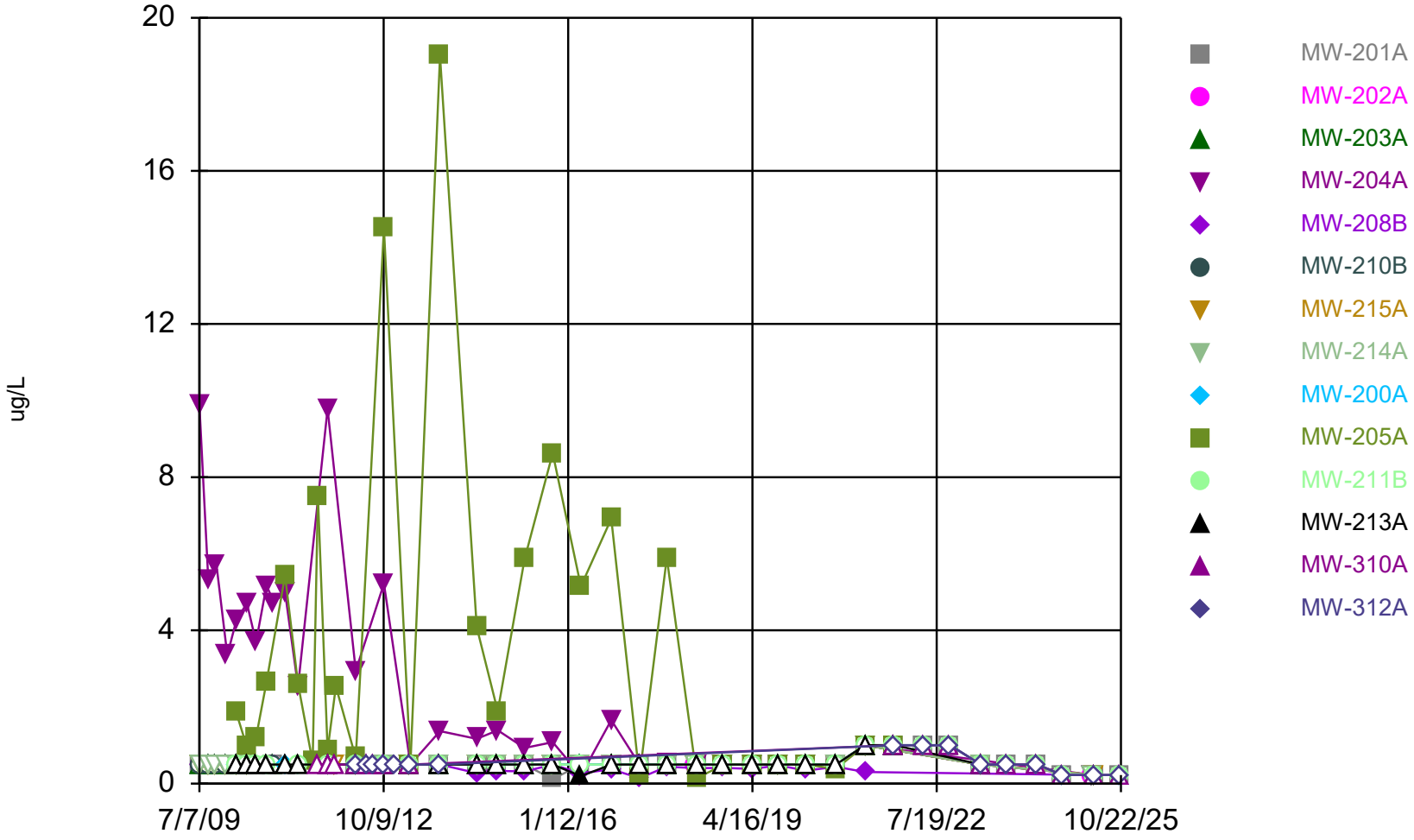

Constituent: Benzene Analysis Run 1/20/2026 12:39 PM View: 06A_MW_Organics_PL

Iowa City Landfill Client: HDR Data: Iowa City Sanitary Landfill

Sanitas™ v.10.1.03a Software licensed to HDR, Inc. UG
Hollow symbols indicate censored values.

Time Series

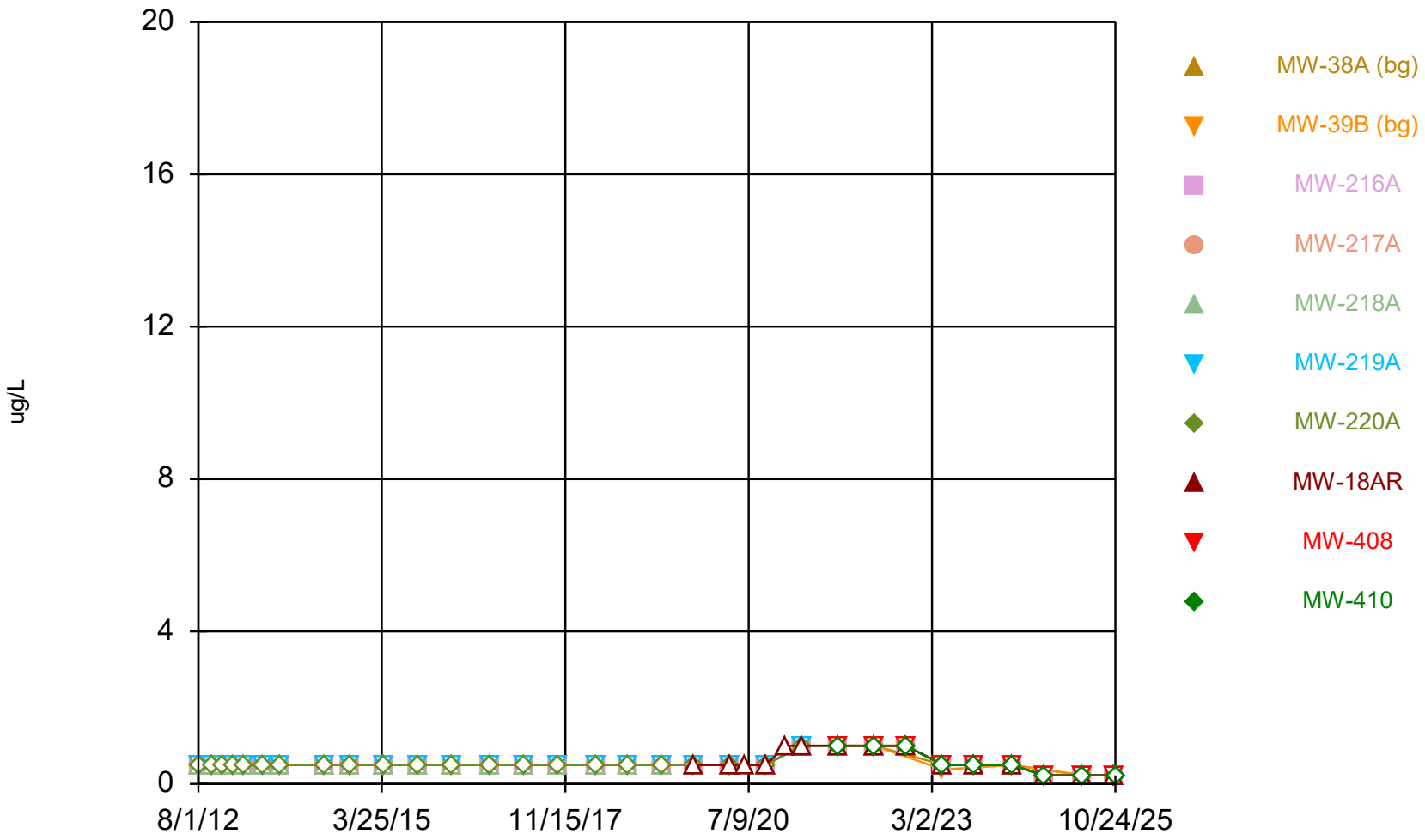

Constituent: Benzene Analysis Run 1/20/2026 12:39 PM View: 06A_MW_Organics_PL

Iowa City Landfill Client: HDR Data: Iowa City Sanitary Landfill

Sanitas™ v.10.1.03a Software licensed to HDR, Inc. UG
Hollow symbols indicate censored values.

Time Series

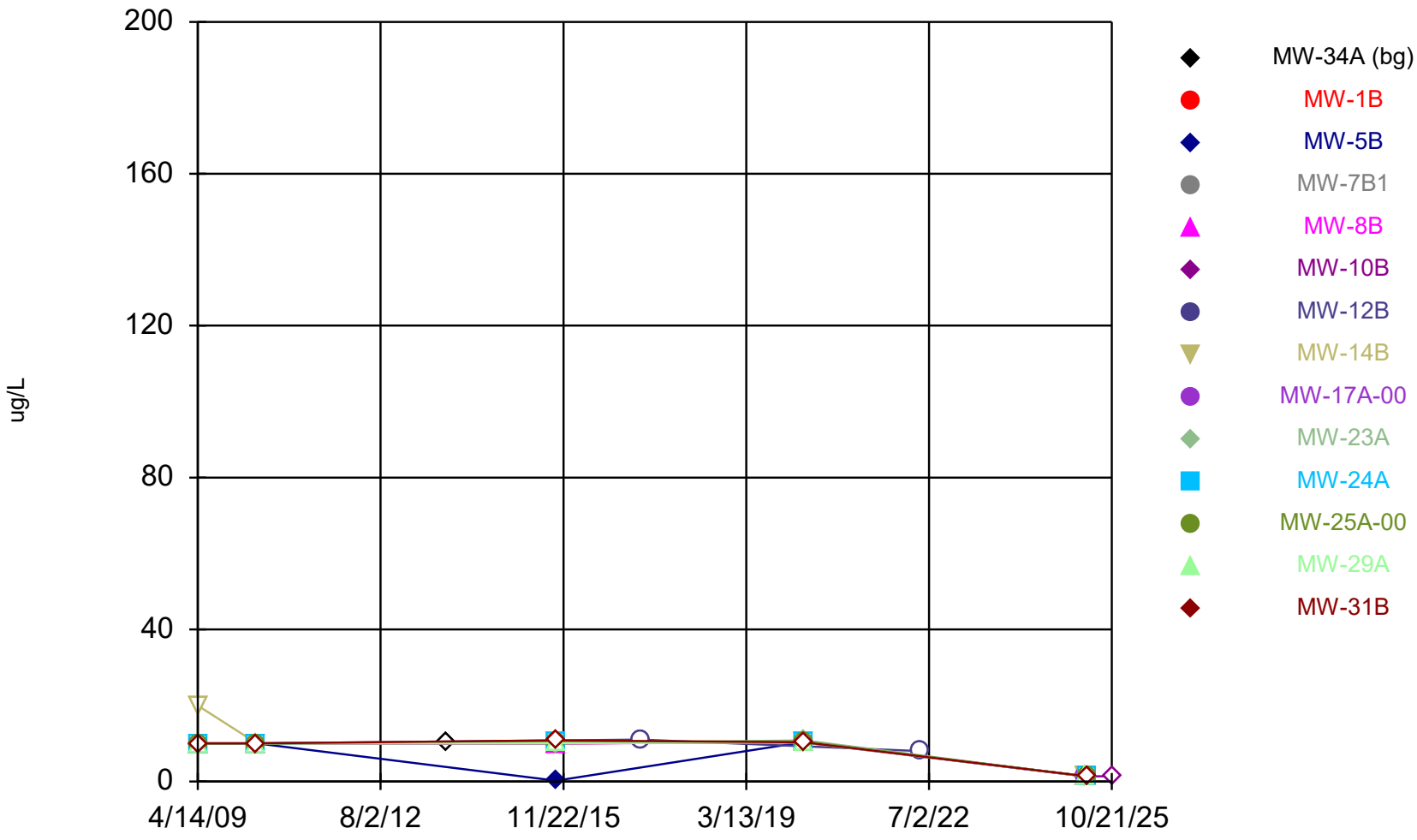

Constituent: Benzyl alcohol Analysis Run 1/20/2026 12:39 PM View: 06A_MW_Organics_PL

Iowa City Landfill Client: HDR Data: Iowa City Sanitary Landfill

Sanitas™ v.10.1.03a Software licensed to HDR, Inc. UG
Hollow symbols indicate censored values.

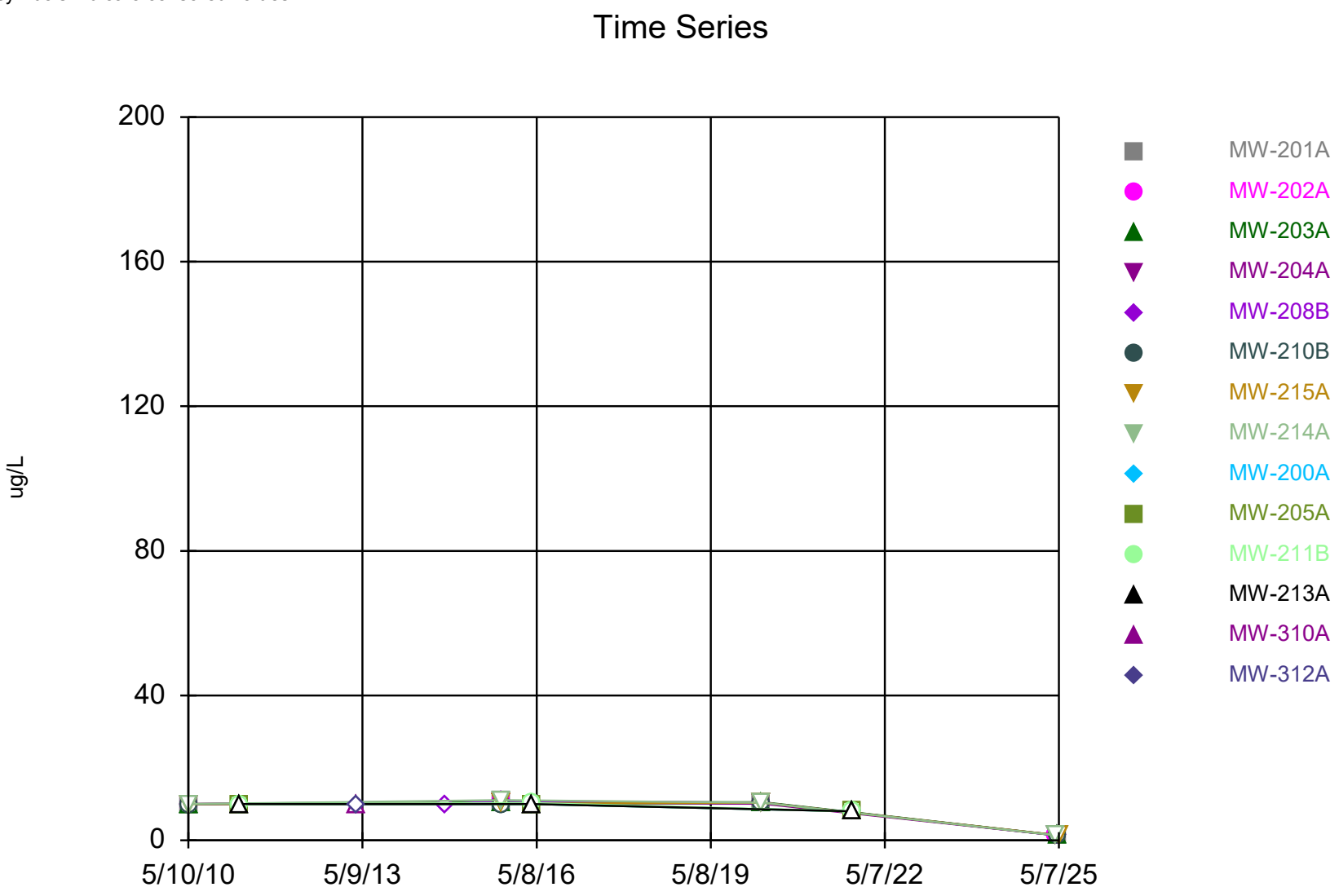

Constituent: Benzyl alcohol Analysis Run 1/20/2026 12:39 PM View: 06A_MW_Organics_PL

Iowa City Landfill Client: HDR Data: Iowa City Sanitary Landfill

Sanitas™ v.10.1.03a Software licensed to HDR, Inc. UG
Hollow symbols indicate censored values.

Time Series

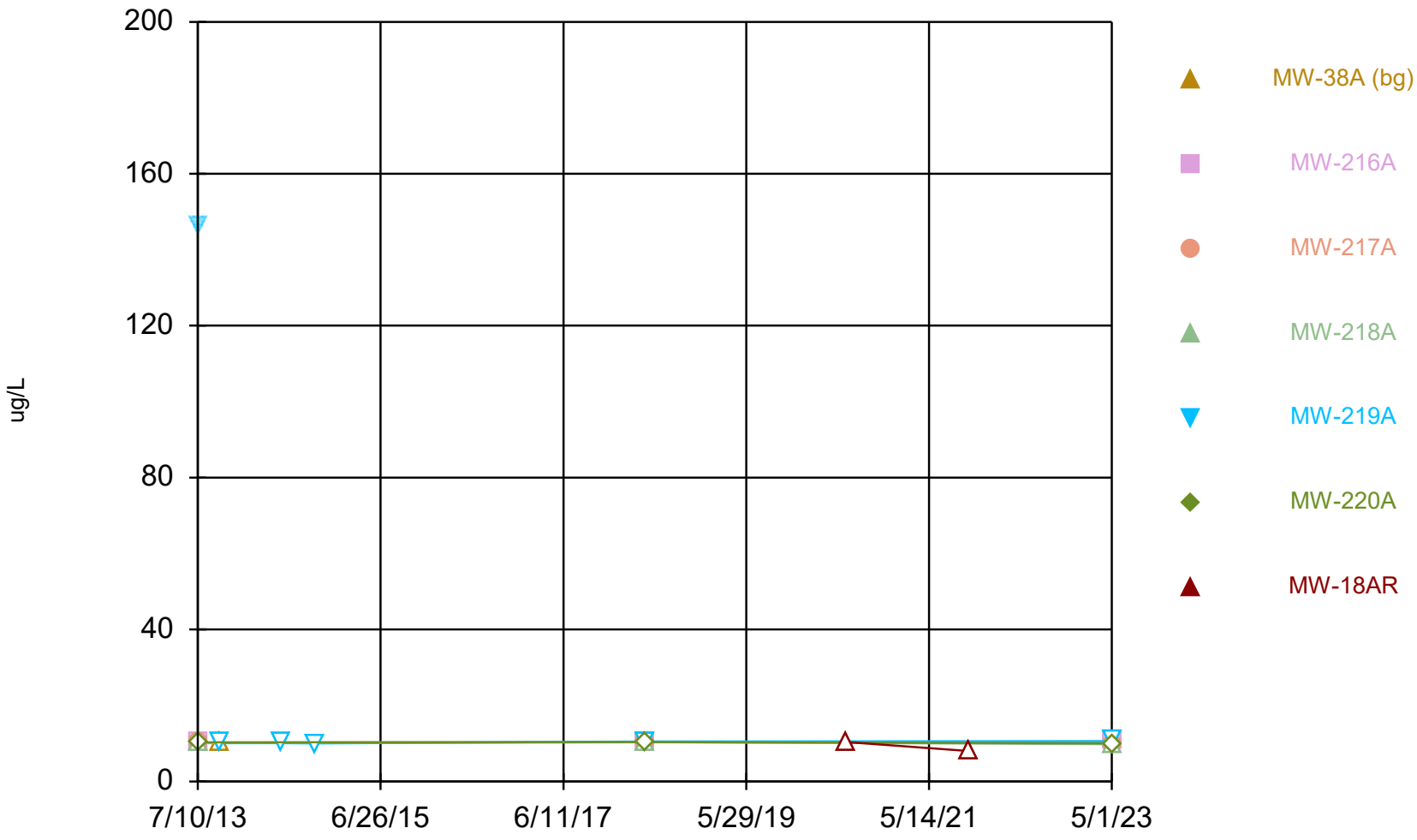

Constituent: Benzyl alcohol Analysis Run 1/20/2026 12:39 PM View: 06A_MW_Organics_PL

Iowa City Landfill Client: HDR Data: Iowa City Sanitary Landfill

Sanitas™ v.10.1.03a Software licensed to HDR, Inc. UG
Hollow symbols indicate censored values.

Time Series

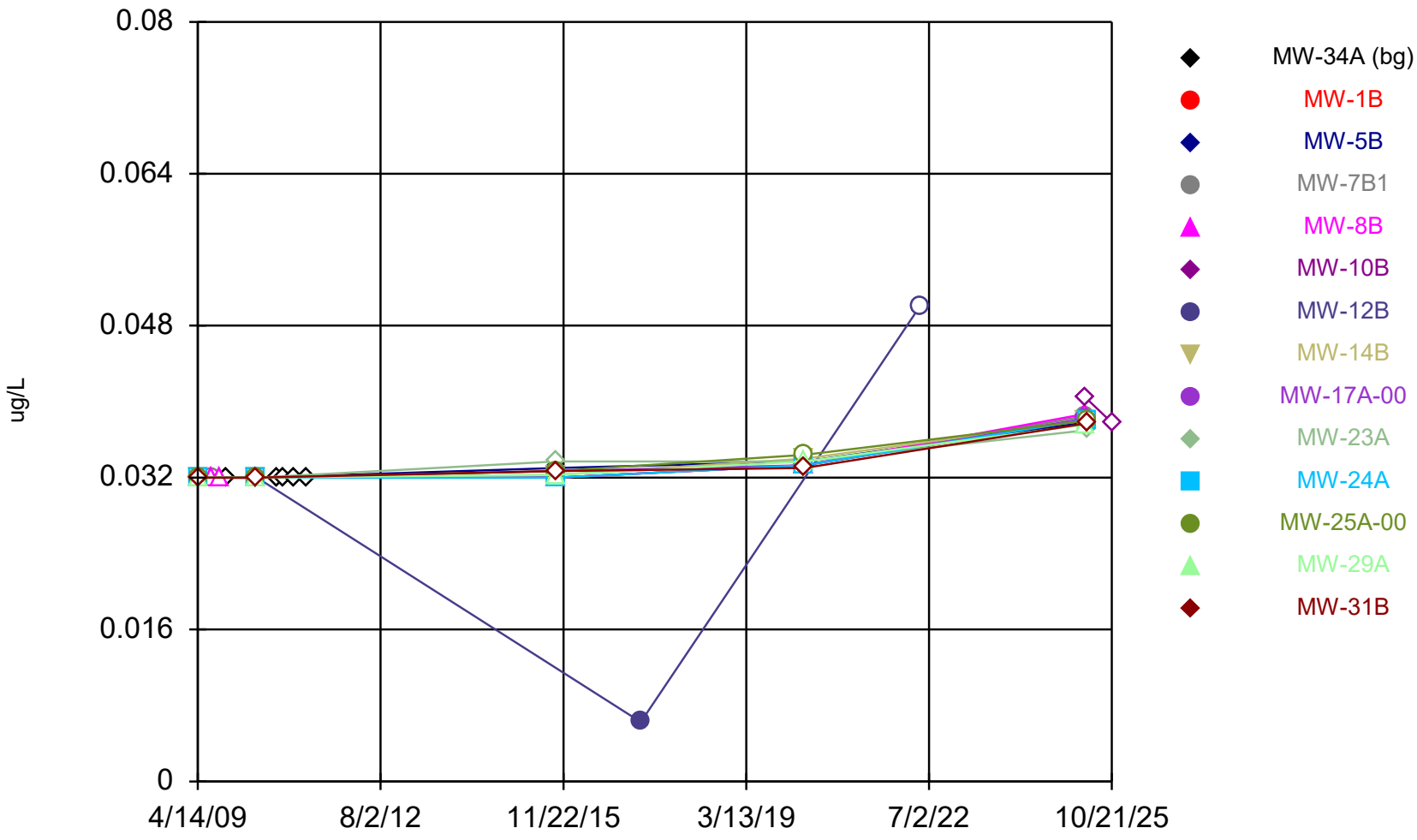

Constituent: Beta-BHC Analysis Run 1/20/2026 12:39 PM View: 06A_MW_Organics_PL

Iowa City Landfill Client: HDR Data: Iowa City Sanitary Landfill

Sanitas™ v.10.1.03a Software licensed to HDR, Inc. UG
Hollow symbols indicate censored values.

Constituent: Beta-BHC Analysis Run 1/20/2026 12:39 PM View: 06A_MW_Organics_PL
Iowa City Landfill Client: HDR Data: Iowa City Sanitary Landfill

Sanitas™ v.10.1.03a Software licensed to HDR, Inc. UG
Hollow symbols indicate censored values.

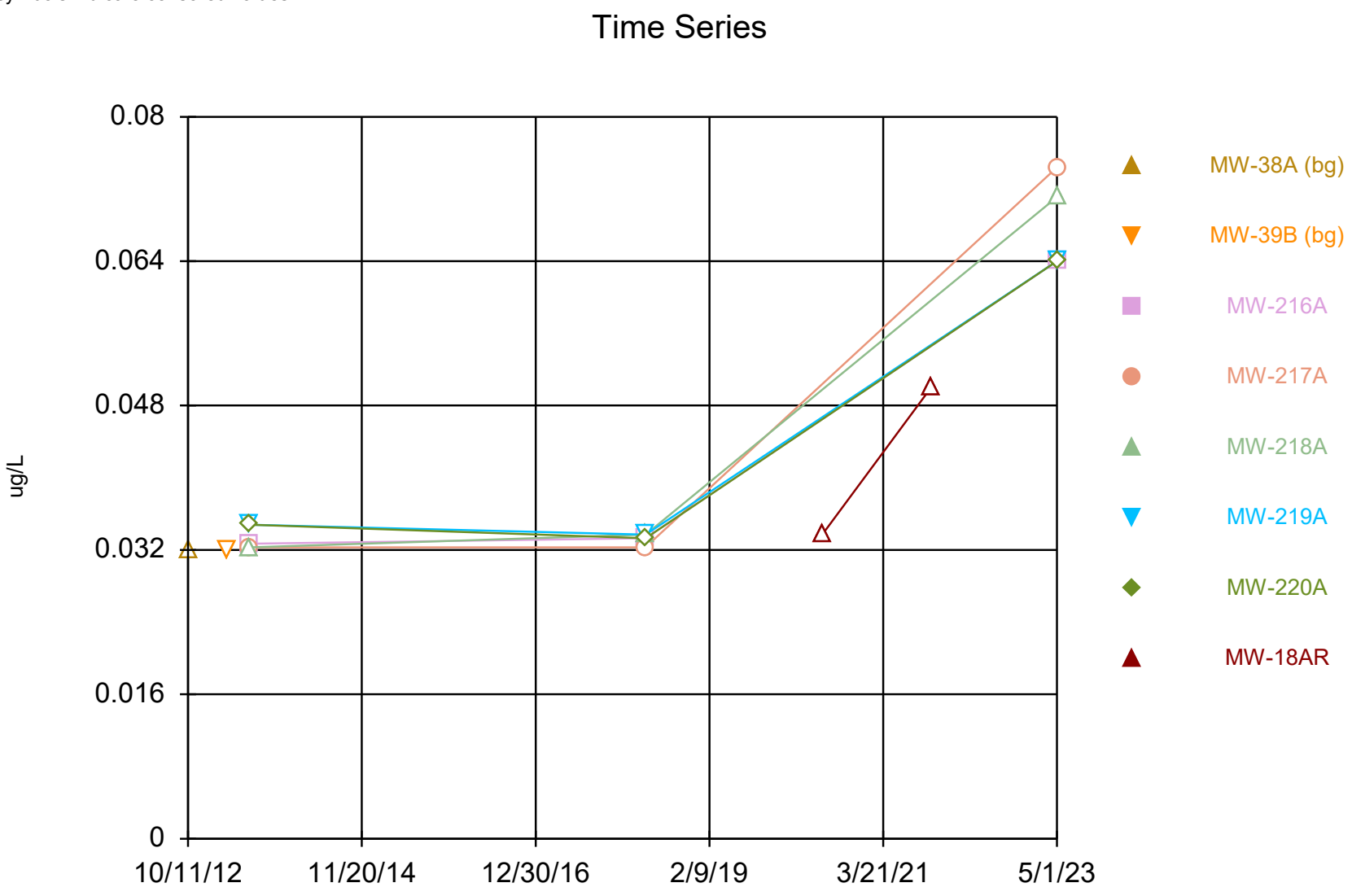

Constituent: Beta-BHC Analysis Run 1/20/2026 12:39 PM View: 06A_MW_Organics_PL
Iowa City Landfill Client: HDR Data: Iowa City Sanitary Landfill

Sanitas™ v.10.1.03a Software licensed to HDR, Inc. UG
Hollow symbols indicate censored values.

Time Series

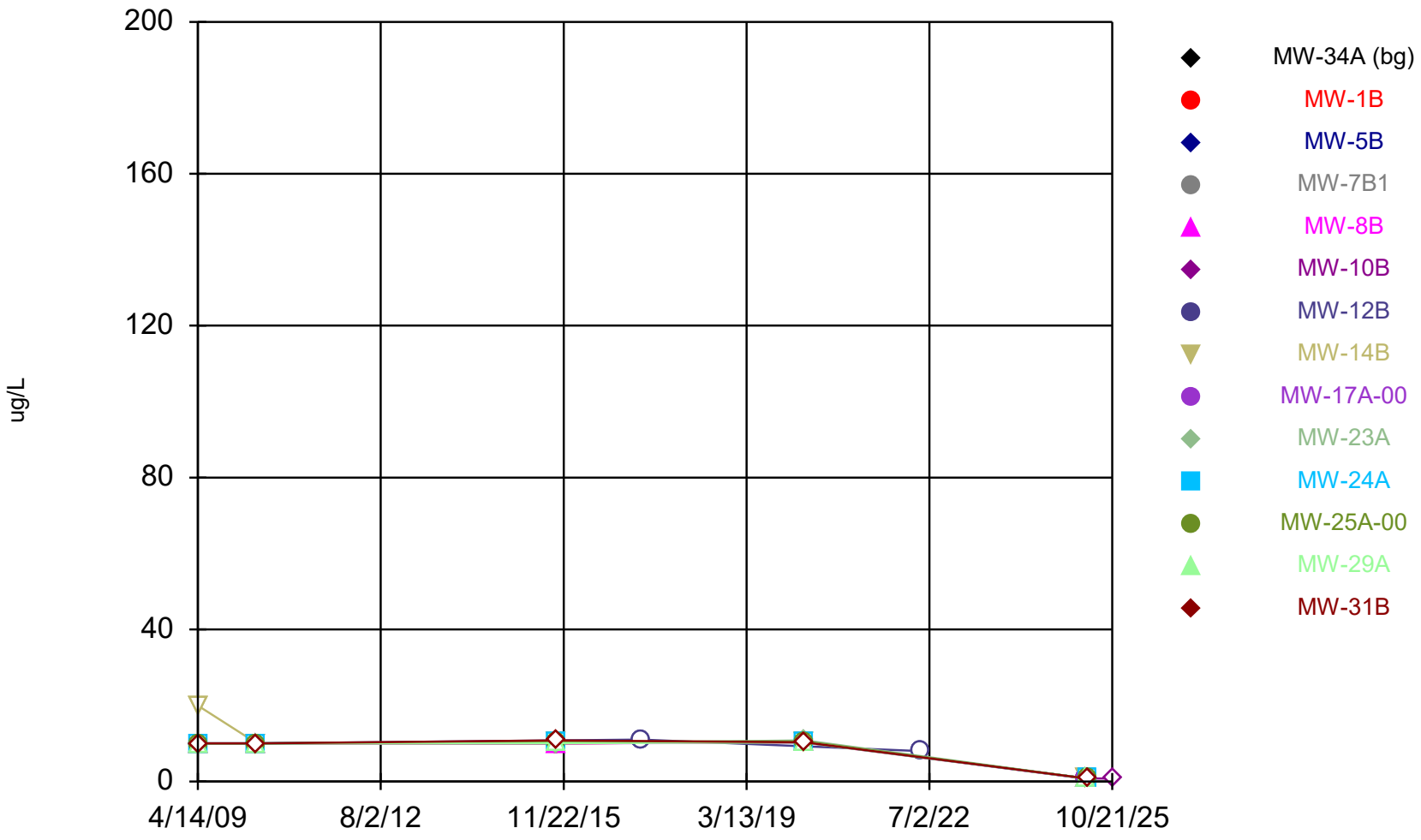

Constituent: Bis[2-chloroethoxy]methane Analysis Run 1/20/2026 12:39 PM View: 06A_MW_Organics_PL

Iowa City Landfill Client: HDR Data: Iowa City Sanitary Landfill

Sanitas™ v.10.1.03a Software licensed to HDR, Inc. UG
Hollow symbols indicate censored values.

Time Series

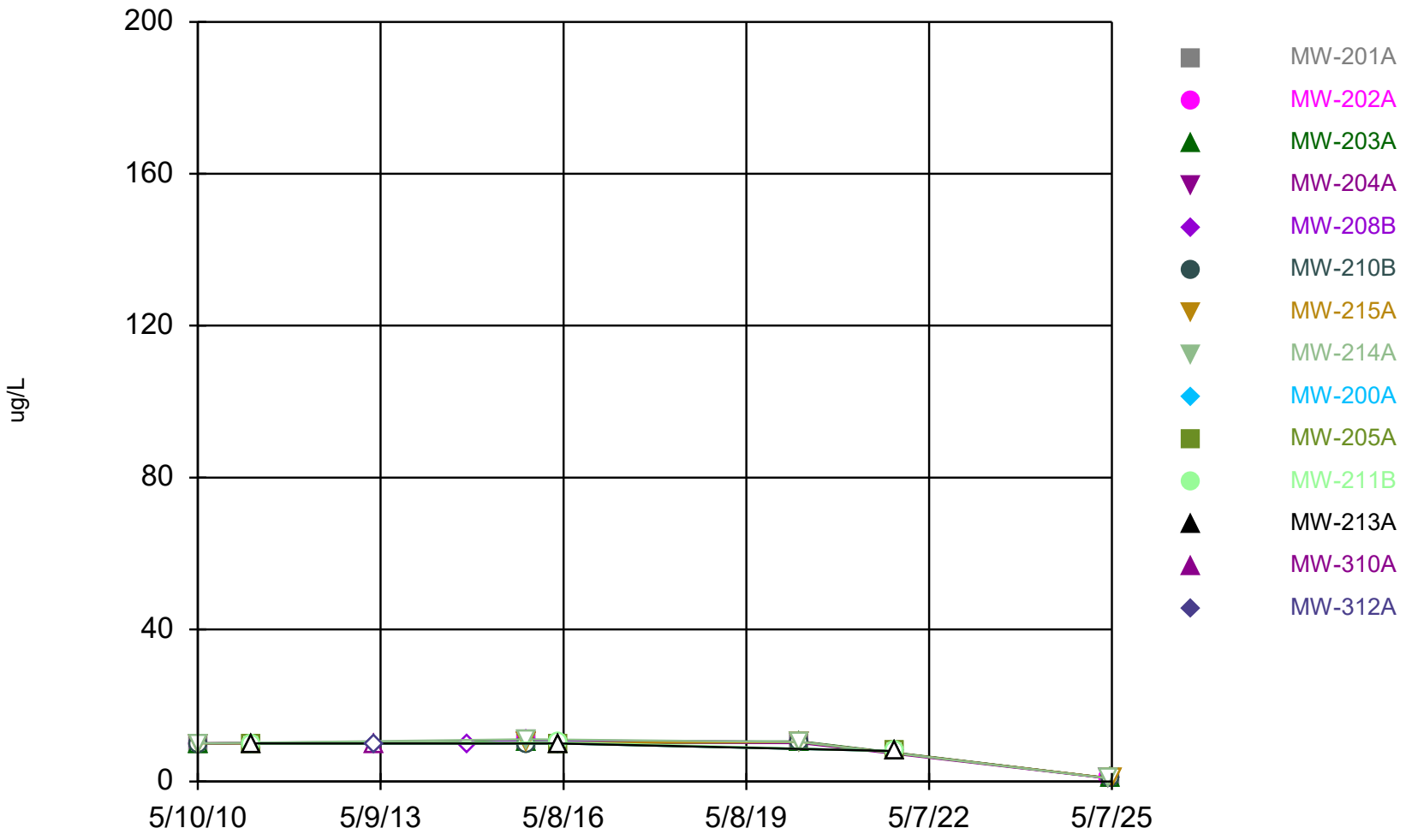

Constituent: Bis[2-chloroethoxy]methane Analysis Run 1/20/2026 12:39 PM View: 06A_MW_Organics_PL

Iowa City Landfill Client: HDR Data: Iowa City Sanitary Landfill

Sanitas™ v.10.1.03a Software licensed to HDR, Inc. UG
Hollow symbols indicate censored values.

Time Series

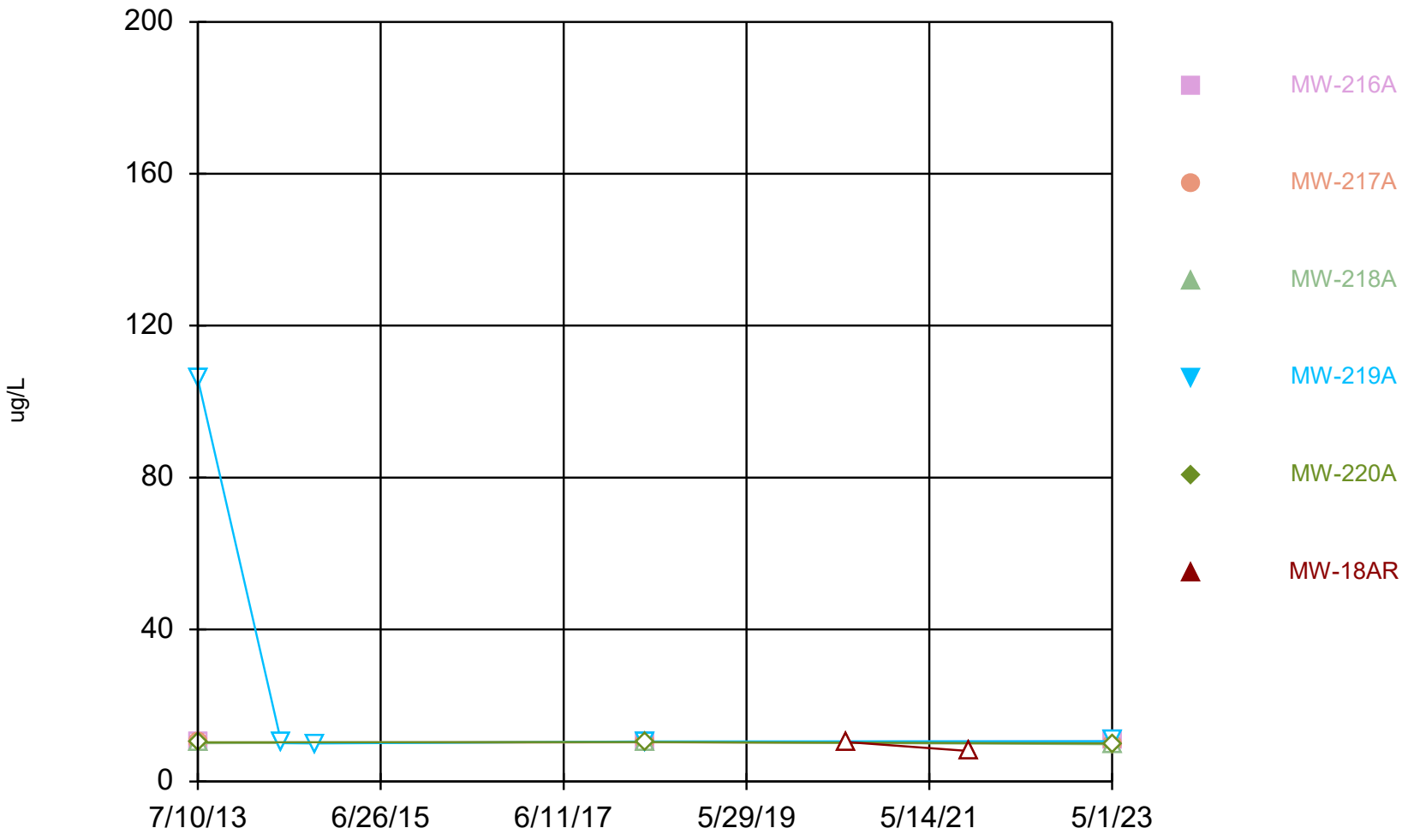

Constituent: Bis[2-chloroethoxy]methane Analysis Run 1/20/2026 12:39 PM View: 06A_MW_Organics_PL

Iowa City Landfill Client: HDR Data: Iowa City Sanitary Landfill

Sanitas™ v.10.1.03a Software licensed to HDR, Inc. UG
Hollow symbols indicate censored values.

Time Series

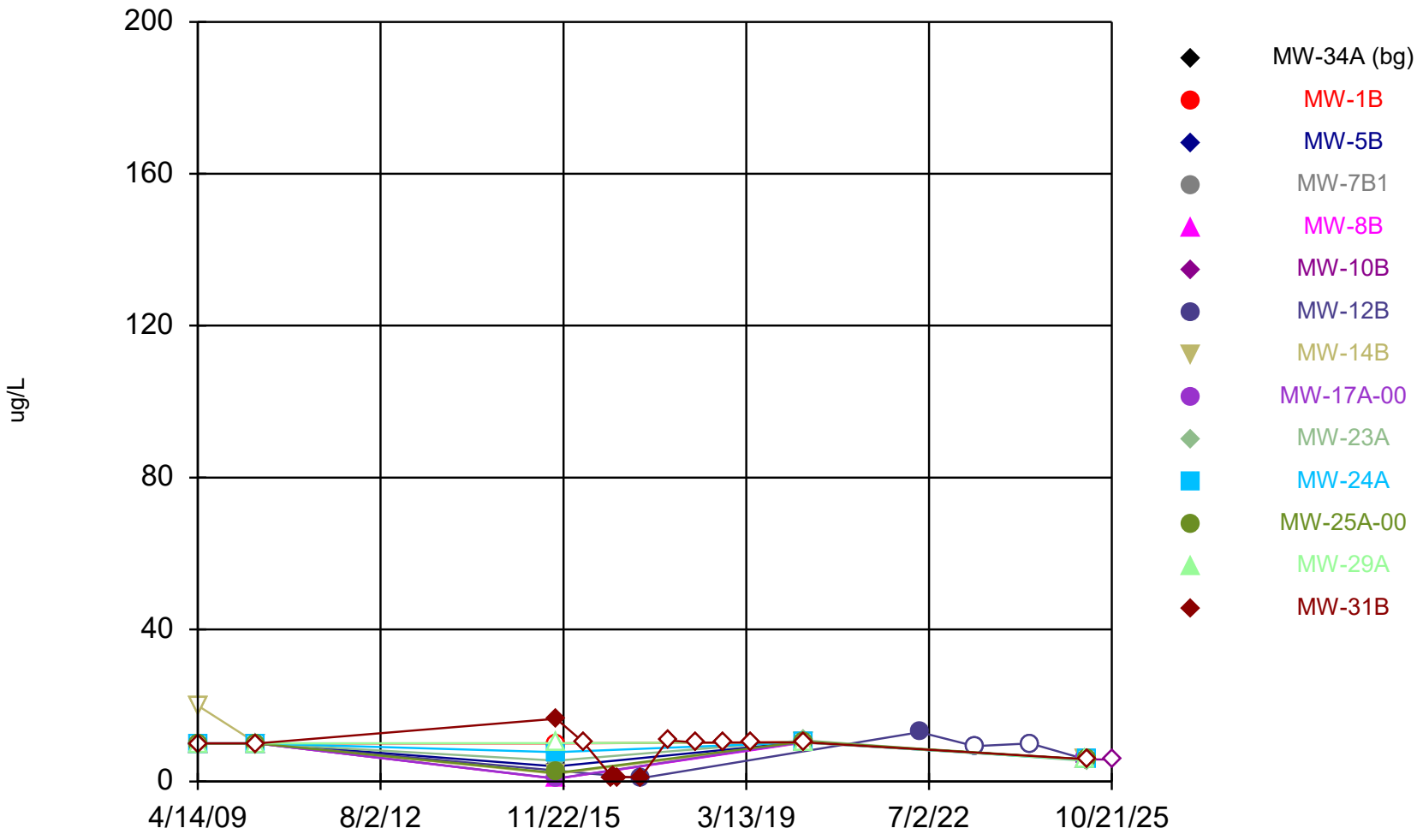

Constituent: Bis[2-ethylhexyl]phthalate Analysis Run 1/20/2026 12:39 PM View: 06A_MW_Organics_PL

Iowa City Landfill Client: HDR Data: Iowa City Sanitary Landfill

Sanitas™ v.10.1.03a Software licensed to HDR, Inc. UG
Hollow symbols indicate censored values.

Time Series

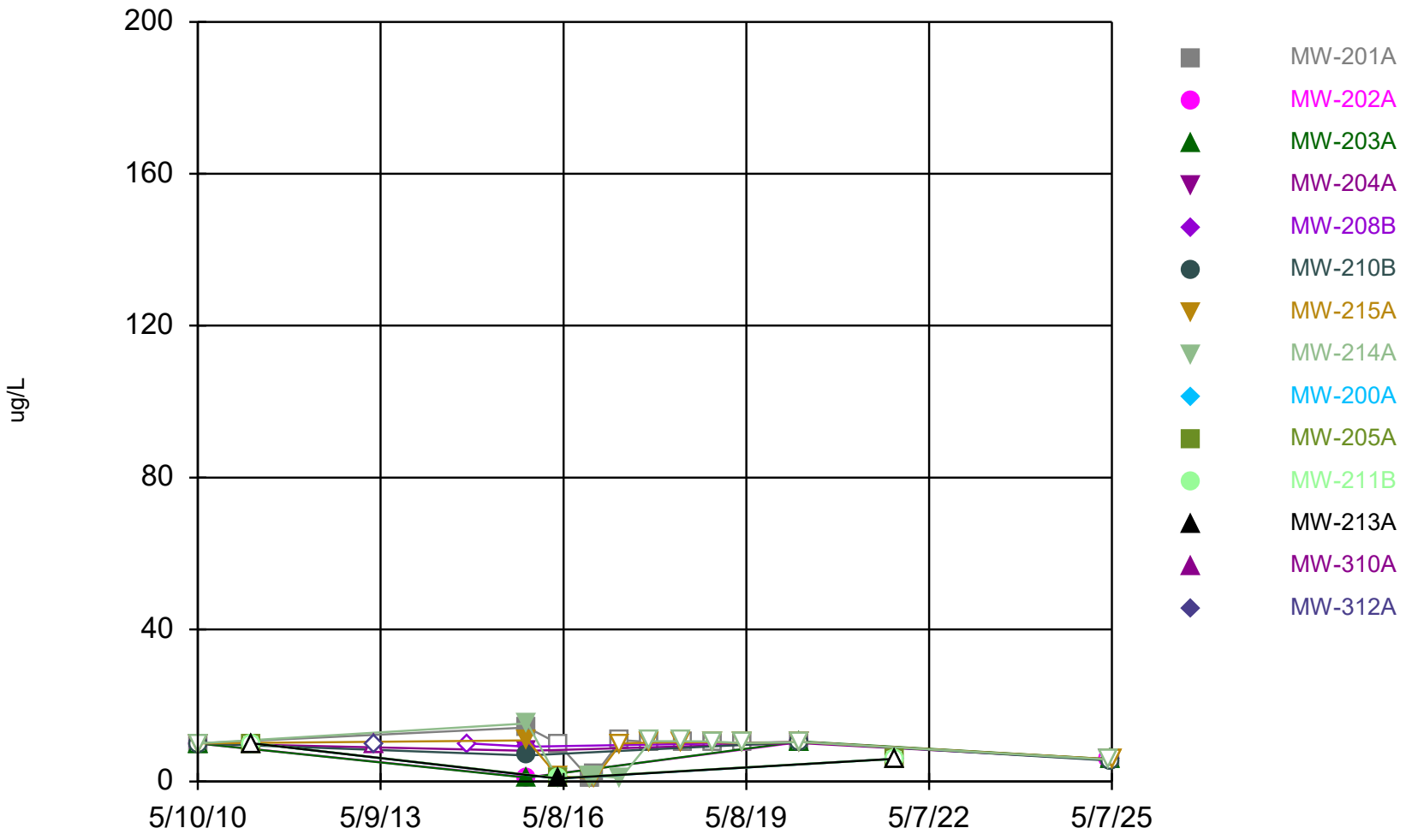

Constituent: Bis[2-ethylhexyl]phthalate Analysis Run 1/20/2026 12:39 PM View: 06A_MW_Organics_PL

Iowa City Landfill Client: HDR Data: Iowa City Sanitary Landfill

Sanitas™ v.10.1.03a Software licensed to HDR, Inc. UG
Hollow symbols indicate censored values.

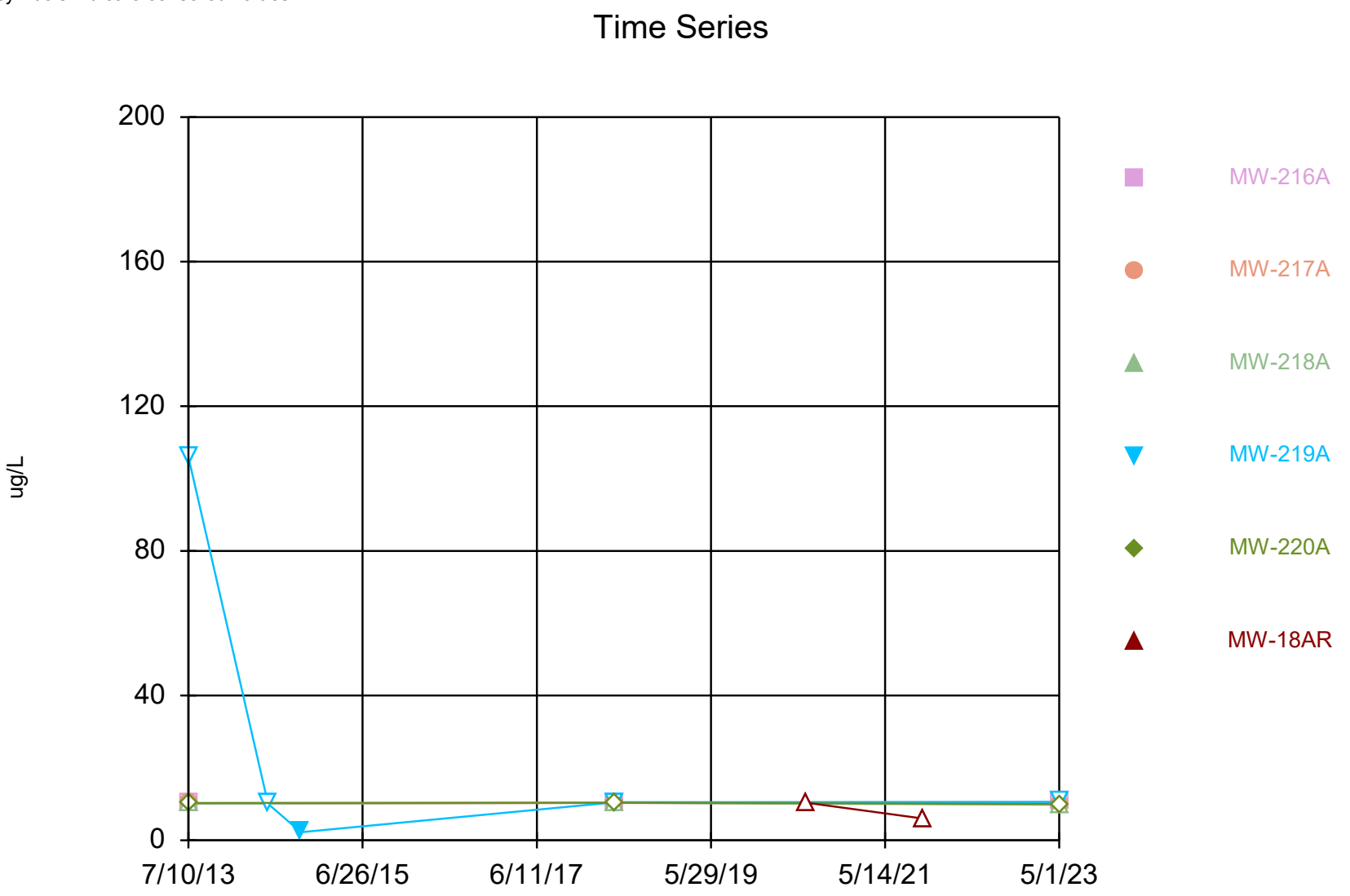

Constituent: Bis[2-ethylhexyl]phthalate Analysis Run 1/20/2026 12:39 PM View: 06A_MW_Organics_PL
Iowa City Landfill Client: HDR Data: Iowa City Sanitary Landfill

Sanitas™ v.10.1.03a Software licensed to HDR, Inc. UG
Hollow symbols indicate censored values.

Time Series

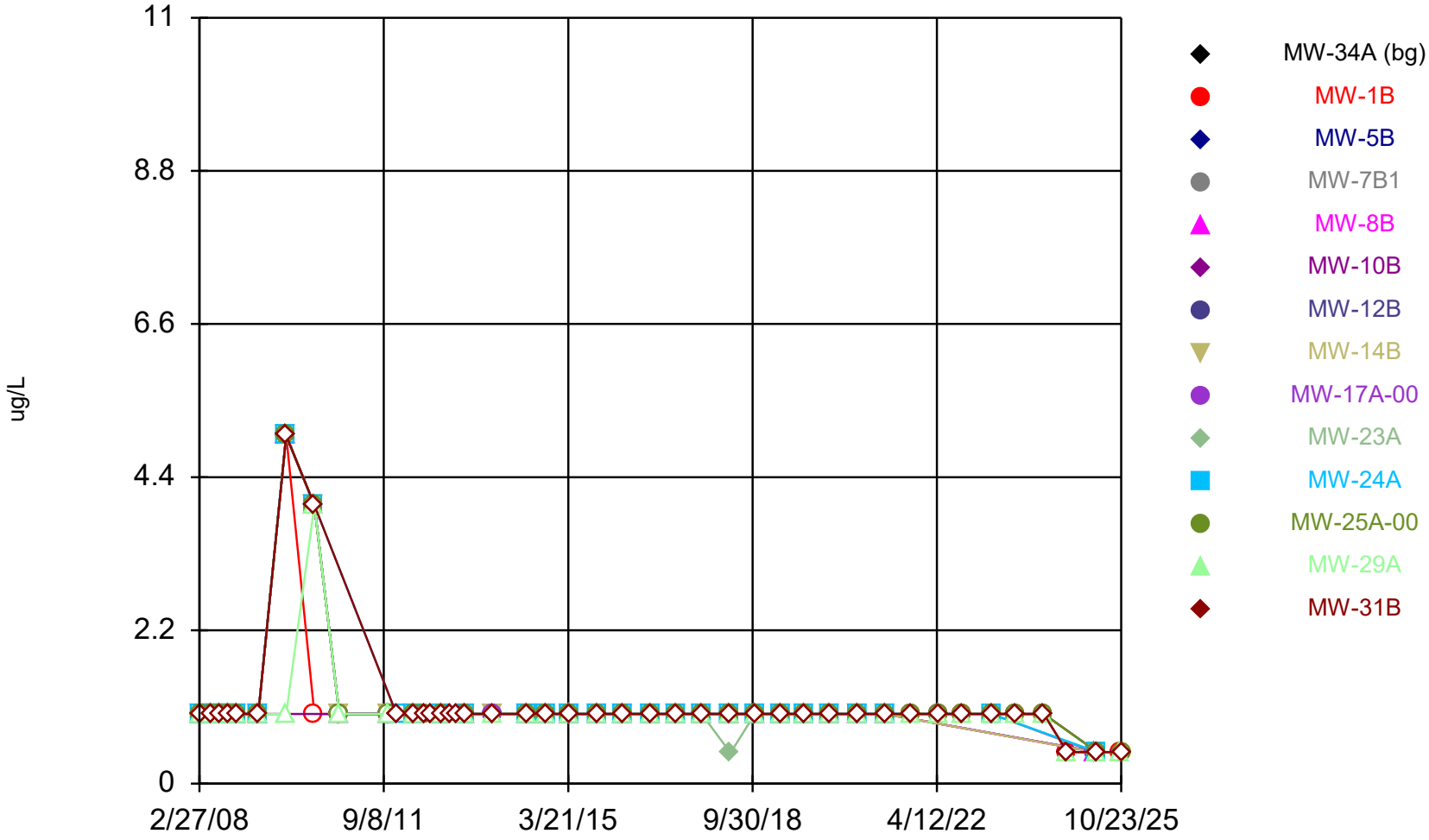

Constituent: Carbon Disulfide Analysis Run 1/20/2026 12:39 PM View: 06A_MW_Organics_PL

Iowa City Landfill Client: HDR Data: Iowa City Sanitary Landfill

Sanitas™ v.10.1.03a Software licensed to HDR, Inc. UG
Hollow symbols indicate censored values.

Time Series

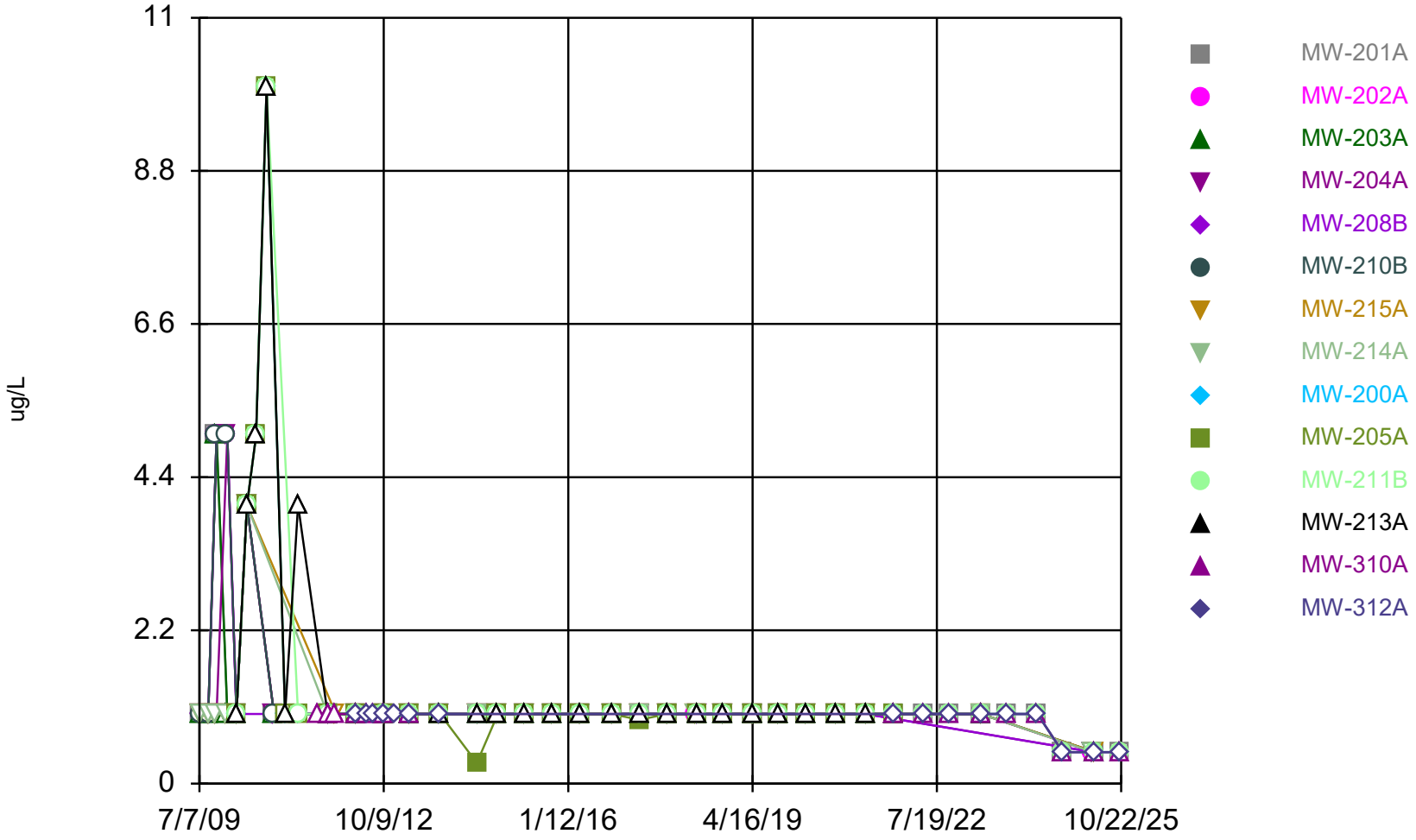

Constituent: Carbon Disulfide Analysis Run 1/20/2026 12:39 PM View: 06A_MW_Organics_PL

Iowa City Landfill Client: HDR Data: Iowa City Sanitary Landfill

Sanitas™ v.10.1.03a Software licensed to HDR, Inc. UG
Hollow symbols indicate censored values.

Time Series

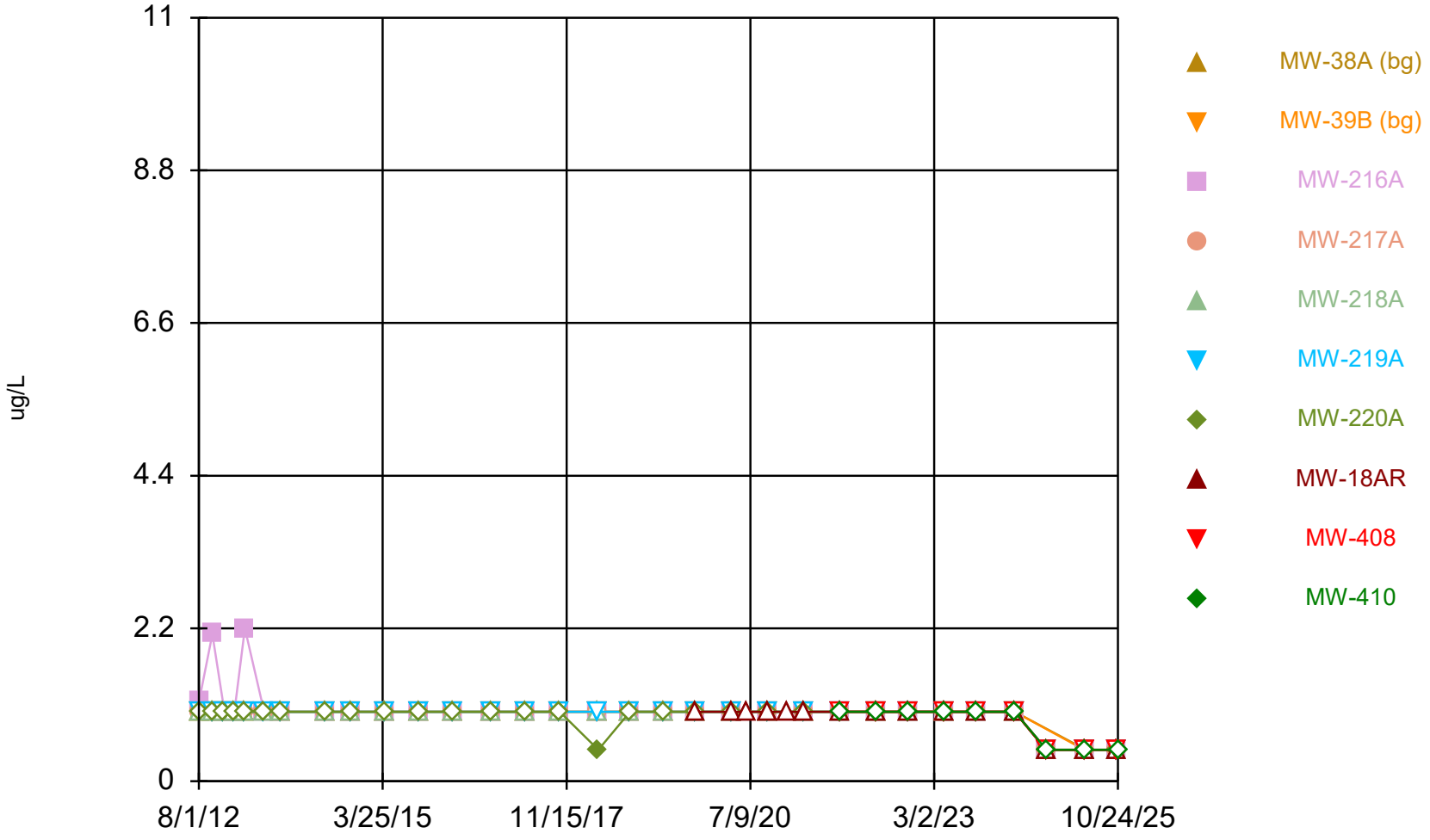

Constituent: Carbon Disulfide Analysis Run 1/20/2026 12:39 PM View: 06A_MW_Organics_PL

Iowa City Landfill Client: HDR Data: Iowa City Sanitary Landfill

Sanitas™ v.10.1.03a Software licensed to HDR, Inc. UG
Hollow symbols indicate censored values.

Time Series

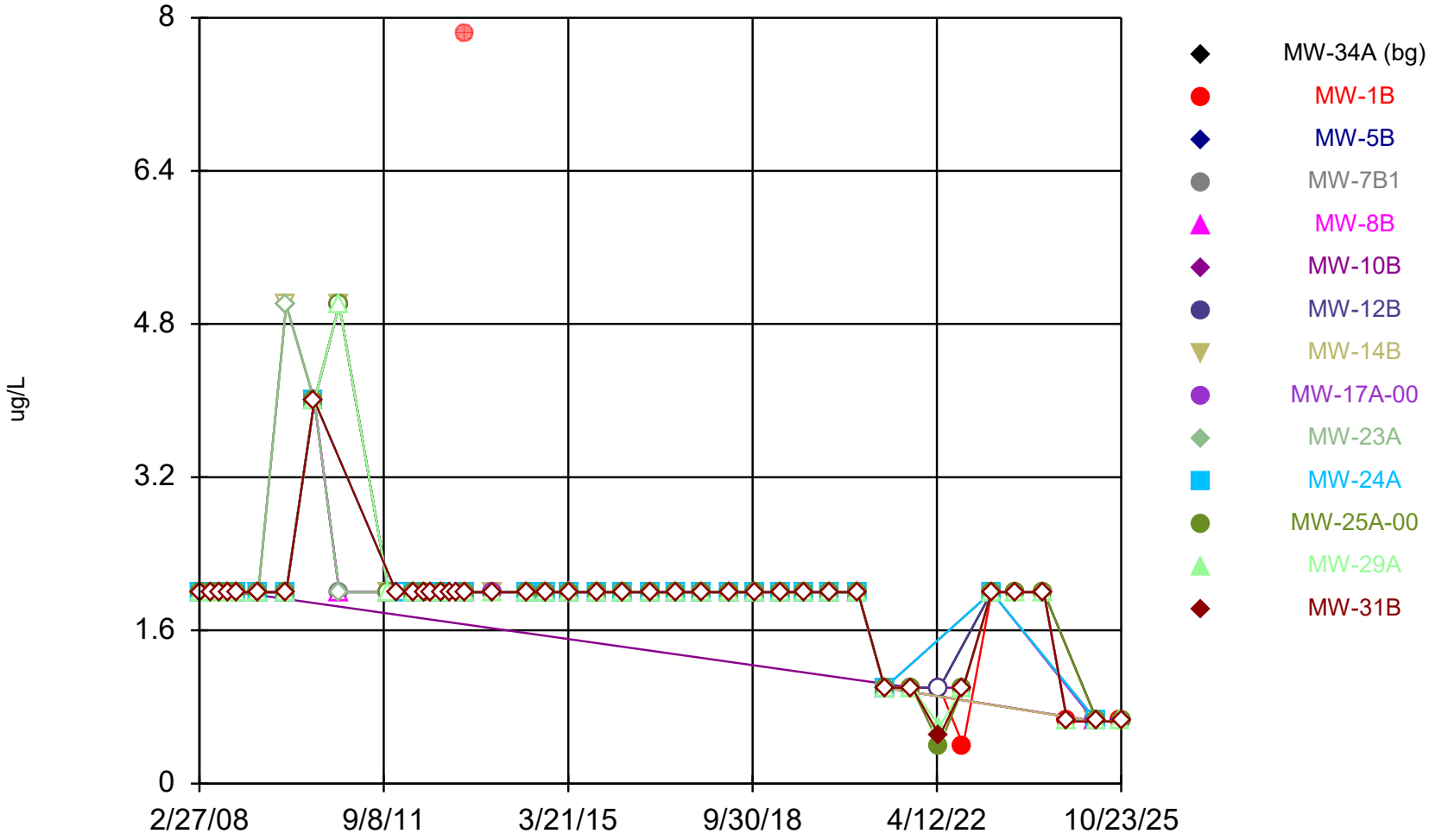

Constituent: Carbon Tetrachloride Analysis Run 1/20/2026 12:39 PM View: 06A_MW_Organics_PL

Iowa City Landfill Client: HDR Data: Iowa City Sanitary Landfill

Sanitas™ v.10.1.03a Software licensed to HDR, Inc. UG
Hollow symbols indicate censored values.

Time Series

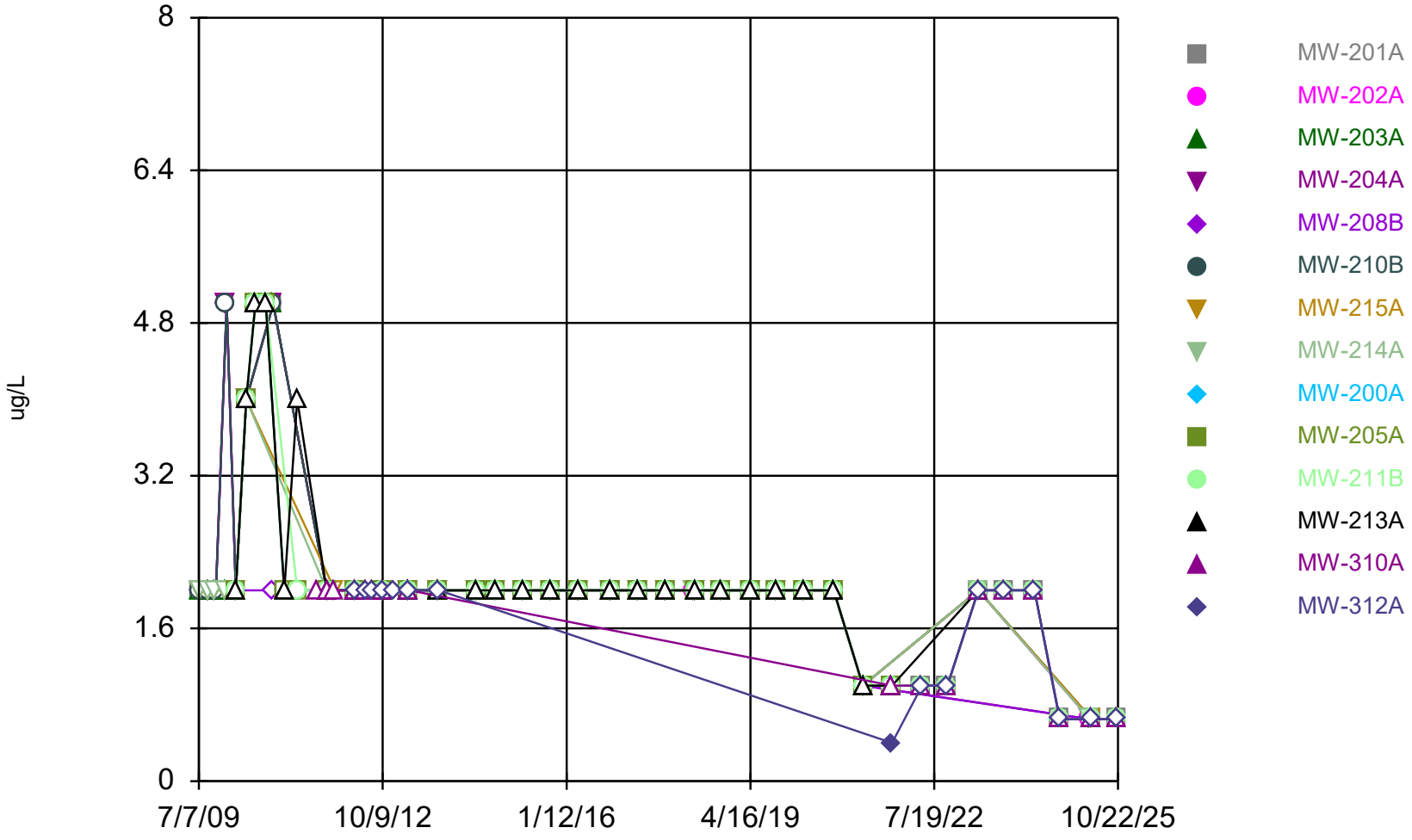

Constituent: Carbon Tetrachloride Analysis Run 1/20/2026 12:39 PM View: 06A_MW_Organics_PL

Iowa City Landfill Client: HDR Data: Iowa City Sanitary Landfill

Sanitas™ v.10.1.03a Software licensed to HDR, Inc. UG
Hollow symbols indicate censored values.

Time Series

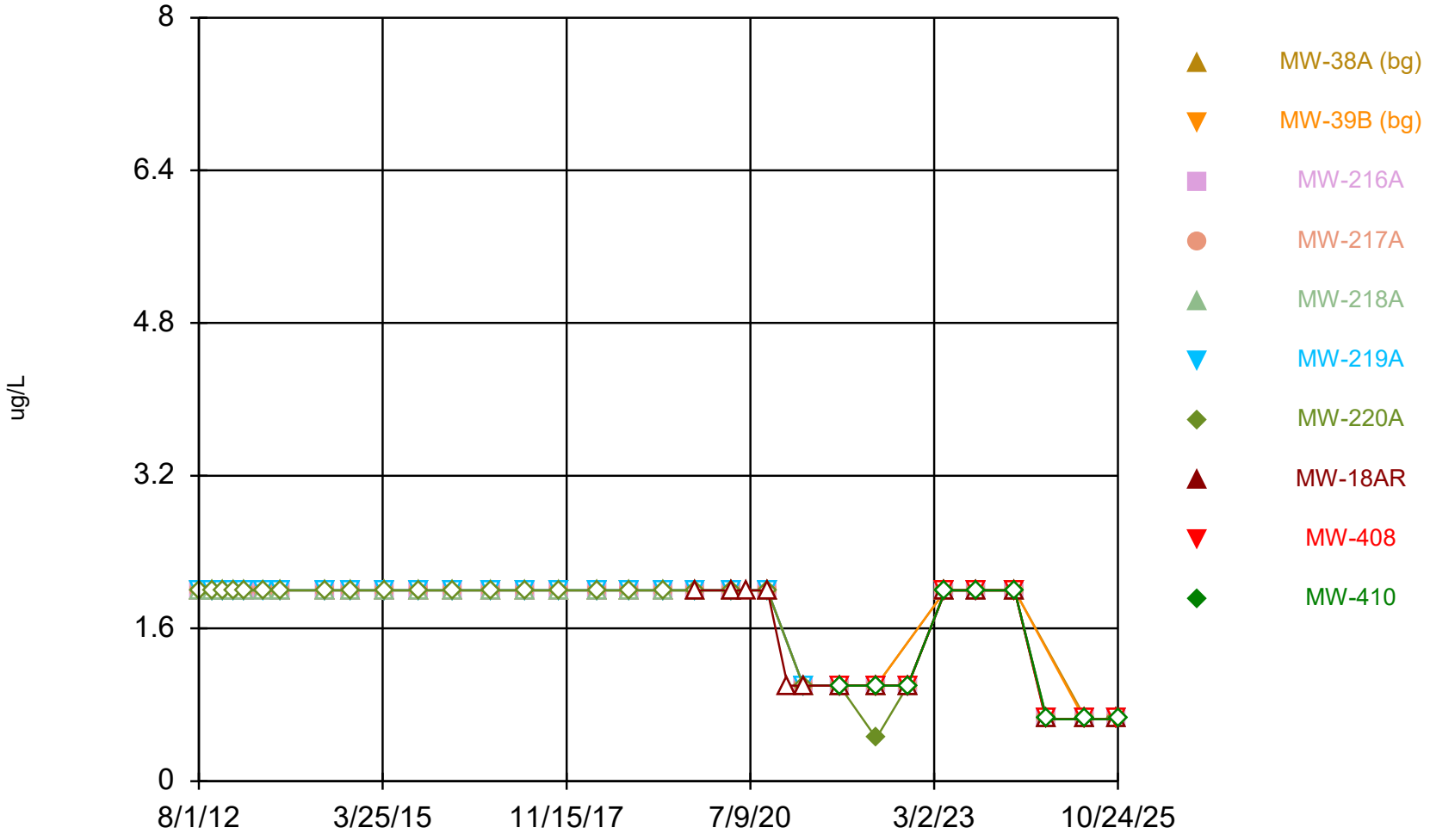

Constituent: Carbon Tetrachloride Analysis Run 1/20/2026 12:39 PM View: 06A_MW_Organics_PL

Iowa City Landfill Client: HDR Data: Iowa City Sanitary Landfill

Sanitas™ v.10.1.03a Software licensed to HDR, Inc. UG
Hollow symbols indicate censored values.

Time Series

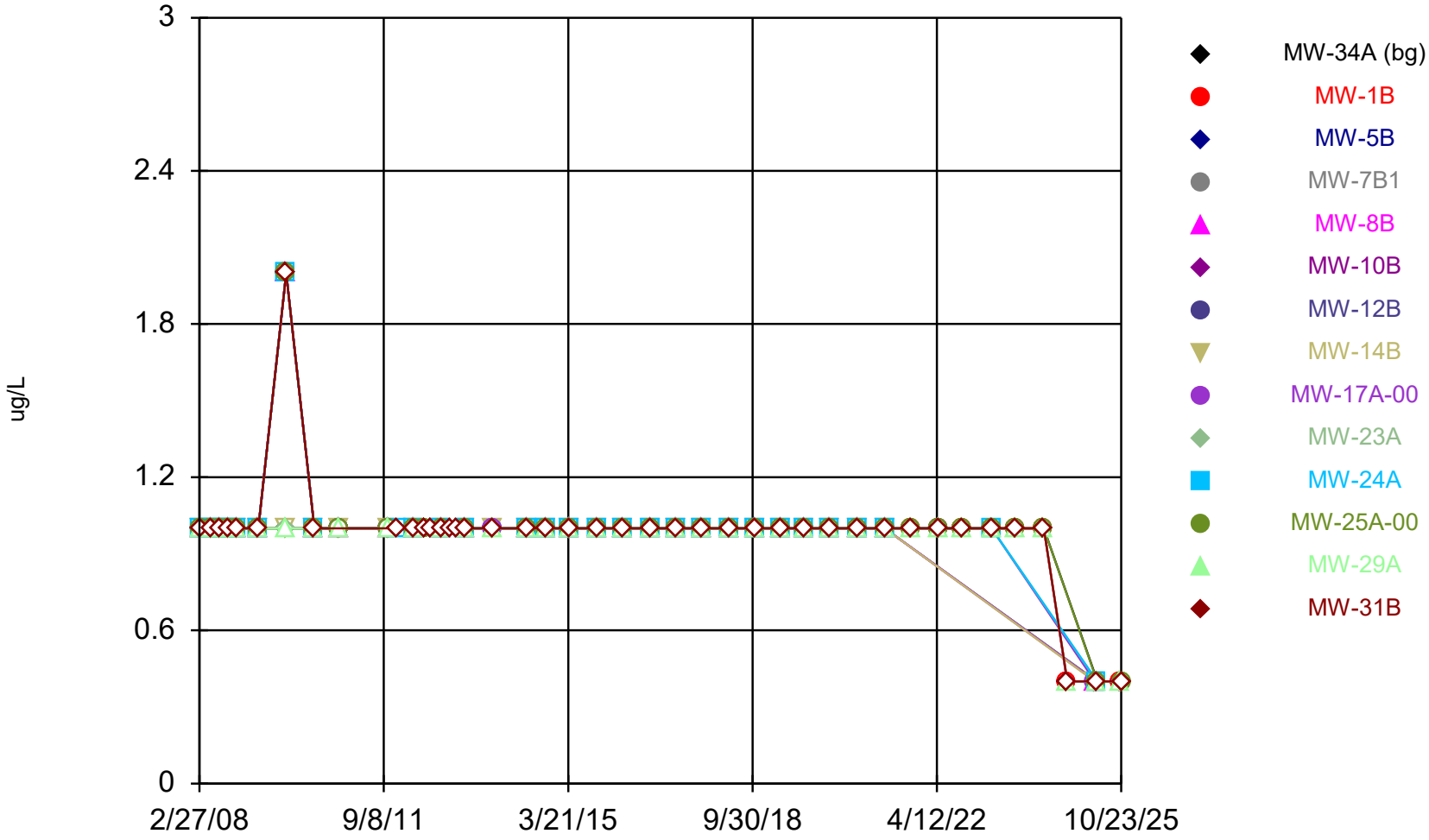

Constituent: Chlorobenzene Analysis Run 1/20/2026 12:39 PM View: 06A_MW_Organics_PL

Iowa City Landfill Client: HDR Data: Iowa City Sanitary Landfill

Sanitas™ v.10.1.03a Software licensed to HDR, Inc. UG
Hollow symbols indicate censored values.

Time Series

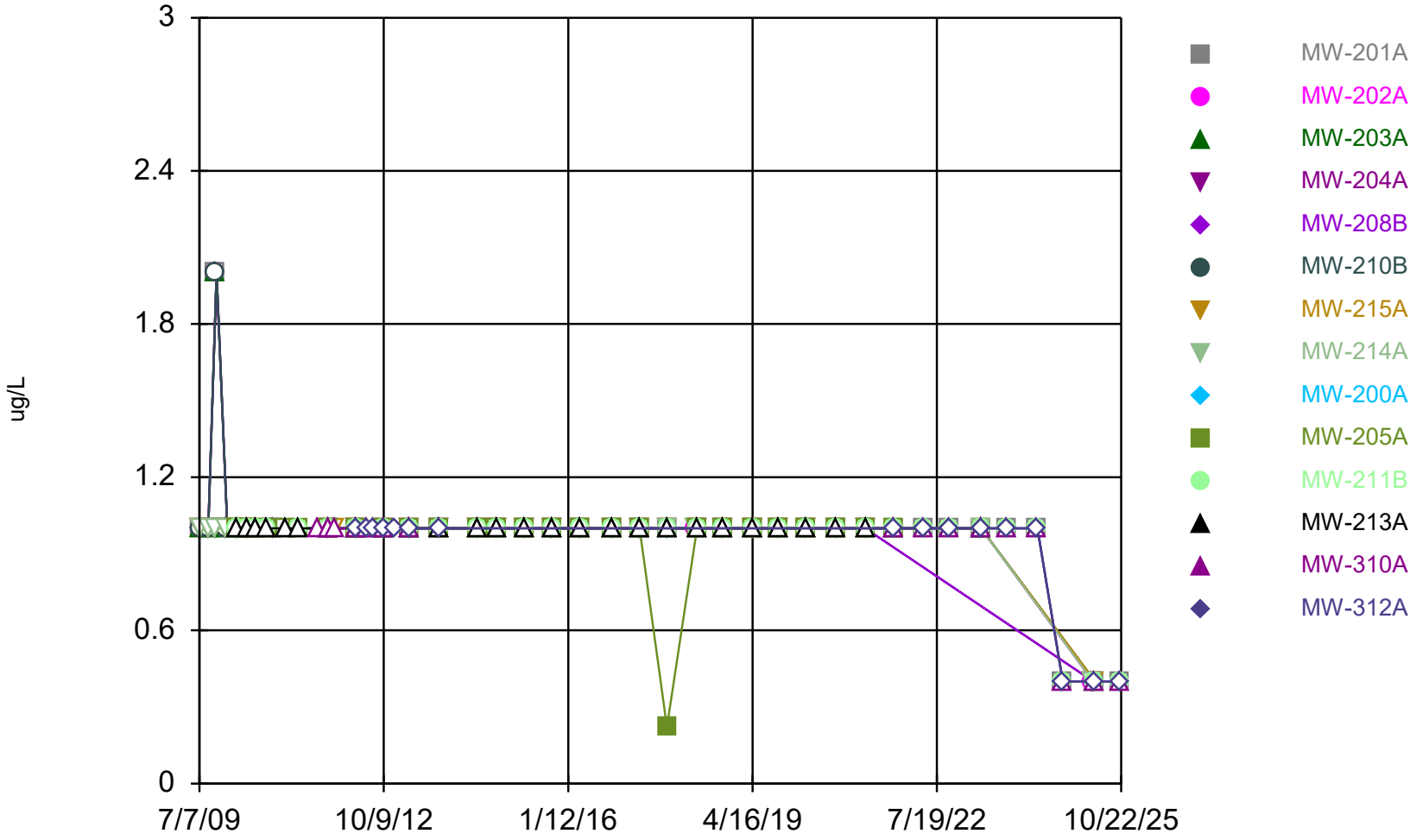

Constituent: Chlorobenzene Analysis Run 1/20/2026 12:39 PM View: 06A_MW_Organics_PL

Iowa City Landfill Client: HDR Data: Iowa City Sanitary Landfill

Sanitas™ v.10.1.03a Software licensed to HDR, Inc. UG
Hollow symbols indicate censored values.

Time Series

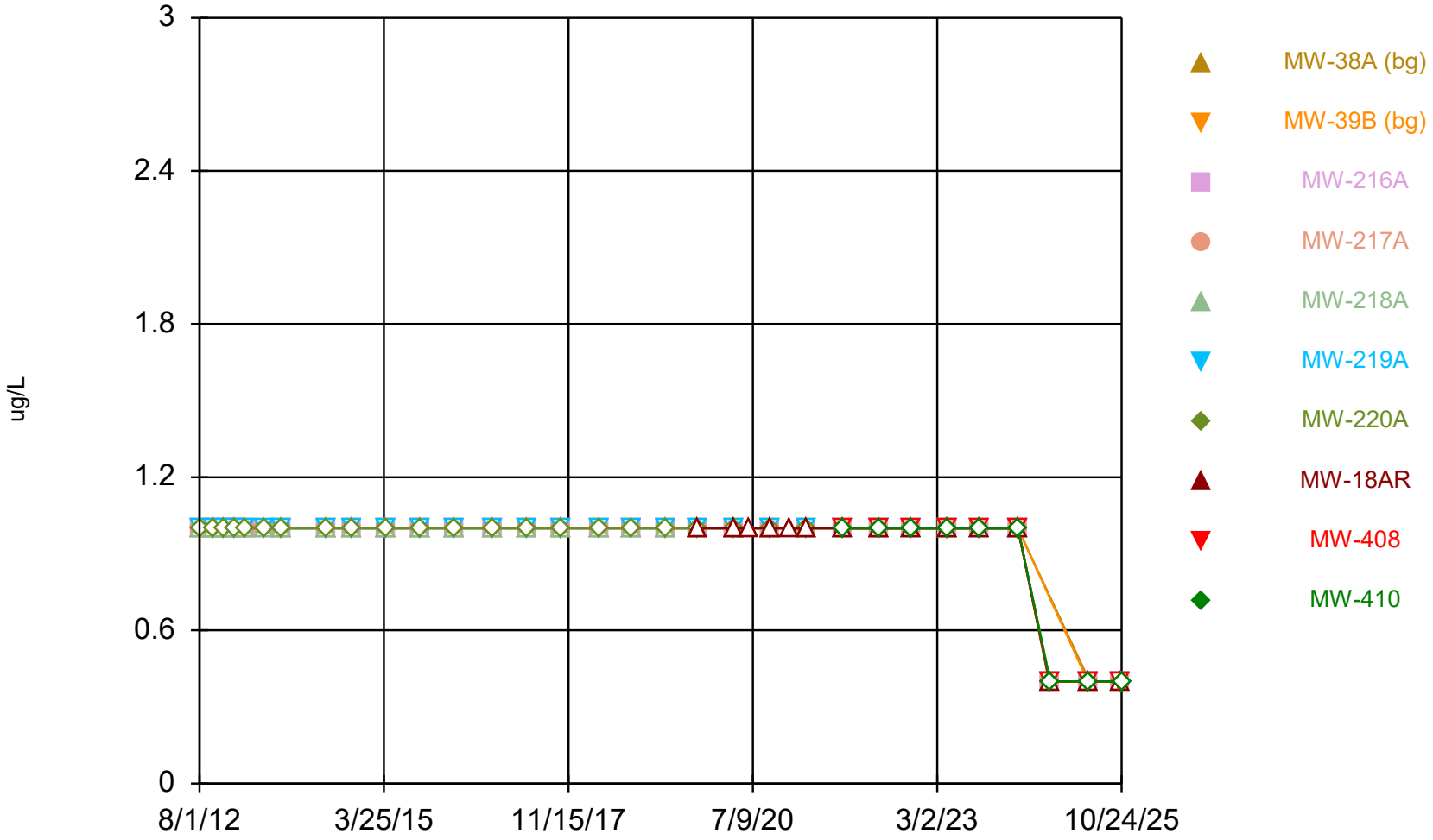

Constituent: Chlorobenzene Analysis Run 1/20/2026 12:40 PM View: 06A_MW_Organics_PL

Iowa City Landfill Client: HDR Data: Iowa City Sanitary Landfill

Sanitas™ v.10.1.03a Software licensed to HDR, Inc. UG
Hollow symbols indicate censored values.

Time Series

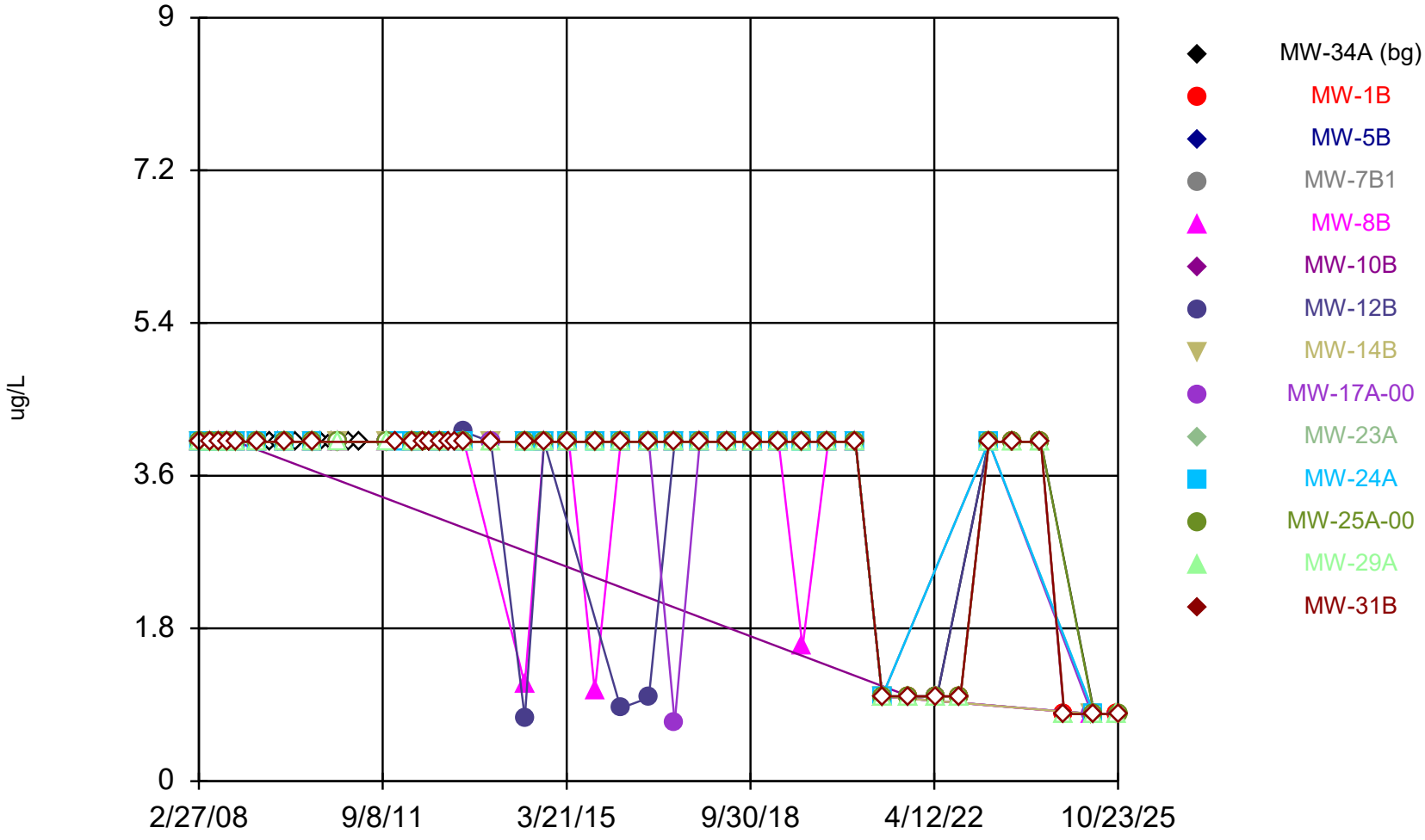

Constituent: Chloroethane Analysis Run 1/20/2026 12:40 PM View: 06A_MW_Organics_PL

Iowa City Landfill Client: HDR Data: Iowa City Sanitary Landfill

Sanitas™ v.10.1.03a Software licensed to HDR, Inc. UG
Hollow symbols indicate censored values.

Time Series

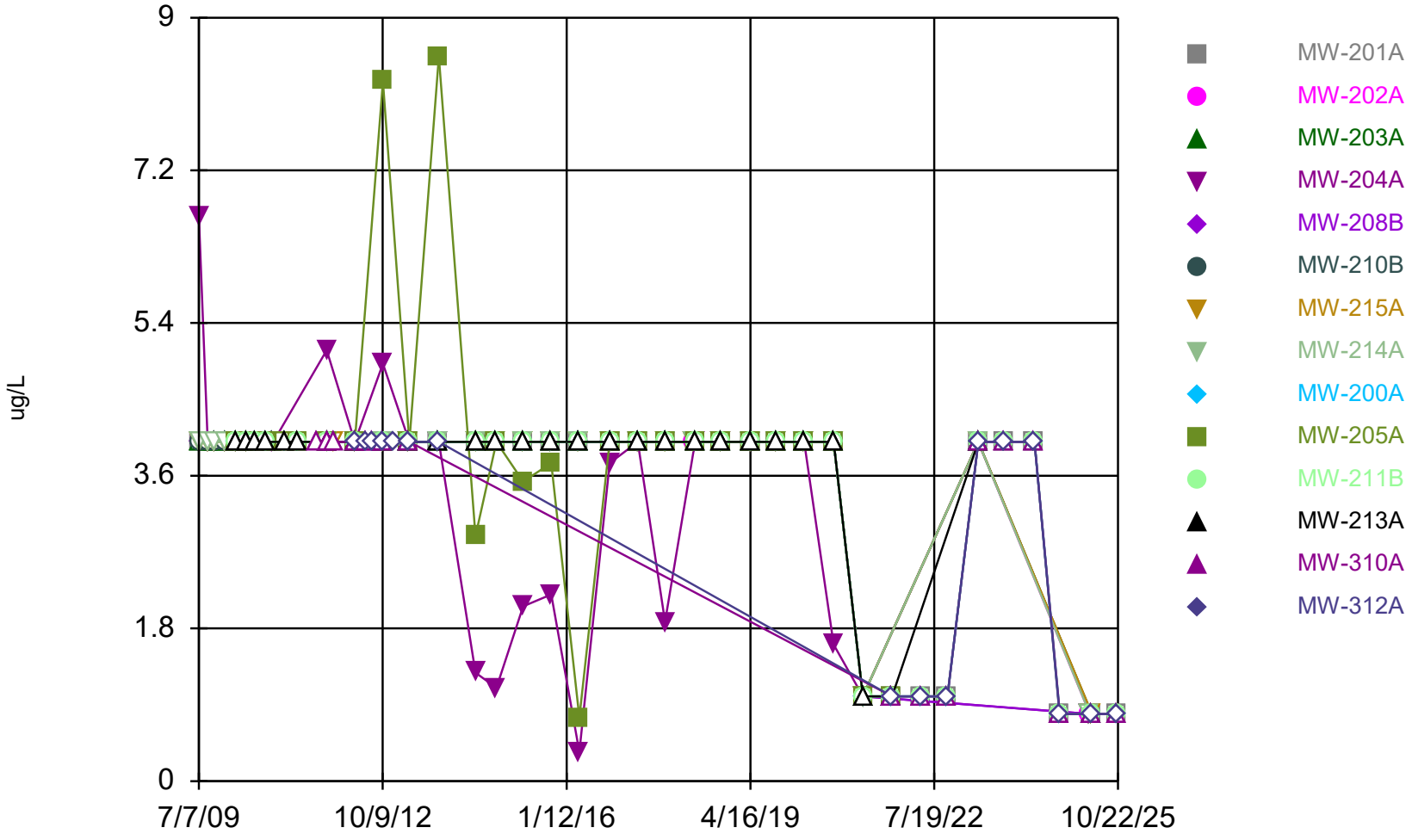

Constituent: Chloroethane Analysis Run 1/20/2026 12:40 PM View: 06A_MW_Organics_PL

Iowa City Landfill Client: HDR Data: Iowa City Sanitary Landfill

Sanitas™ v.10.1.03a Software licensed to HDR, Inc. UG
Hollow symbols indicate censored values.

Time Series

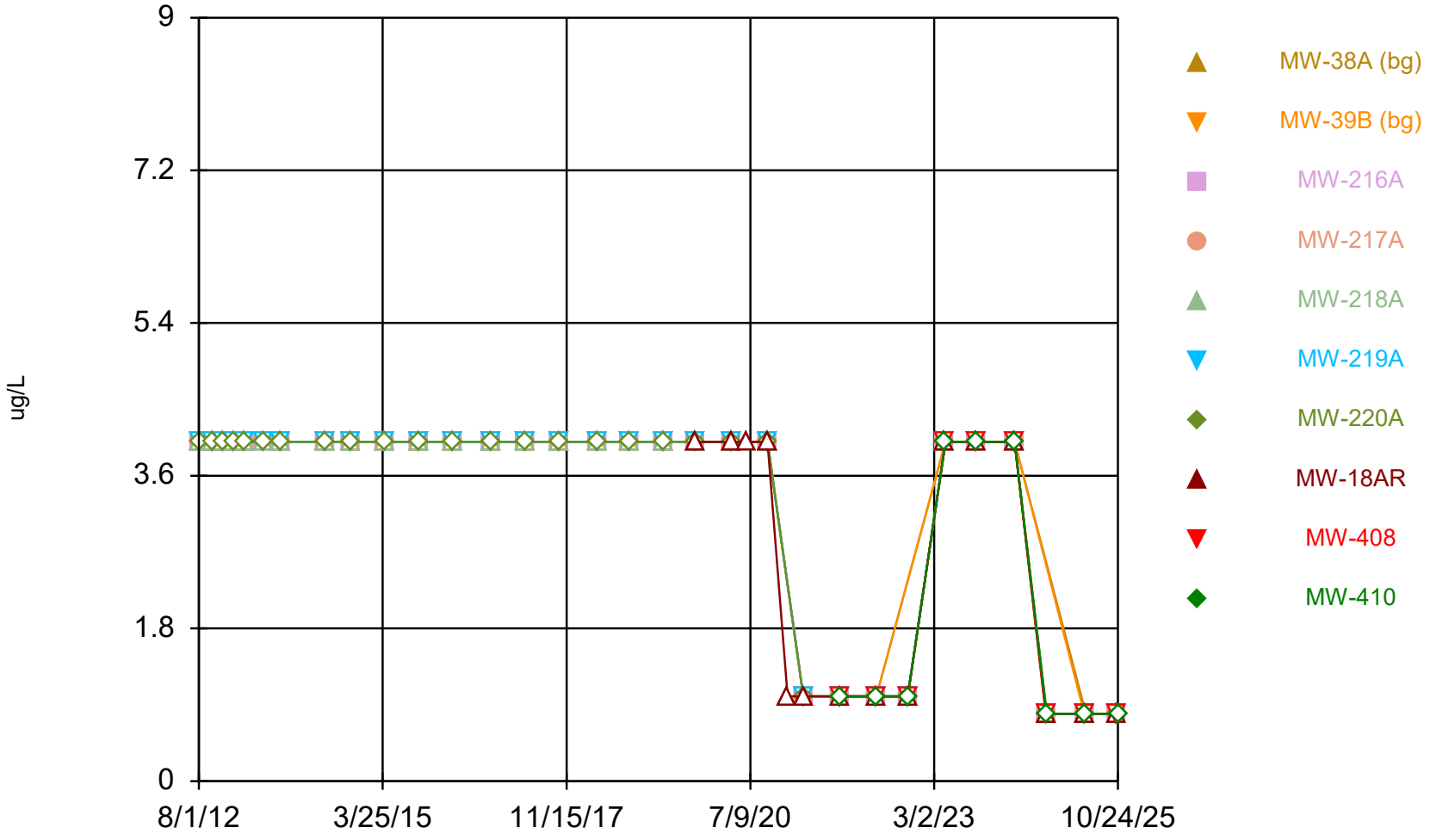

Constituent: Chloroethane Analysis Run 1/20/2026 12:40 PM View: 06A_MW_Organics_PL

Iowa City Landfill Client: HDR Data: Iowa City Sanitary Landfill

Sanitas™ v.10.1.03a Software licensed to HDR, Inc. UG
Hollow symbols indicate censored values.

Time Series

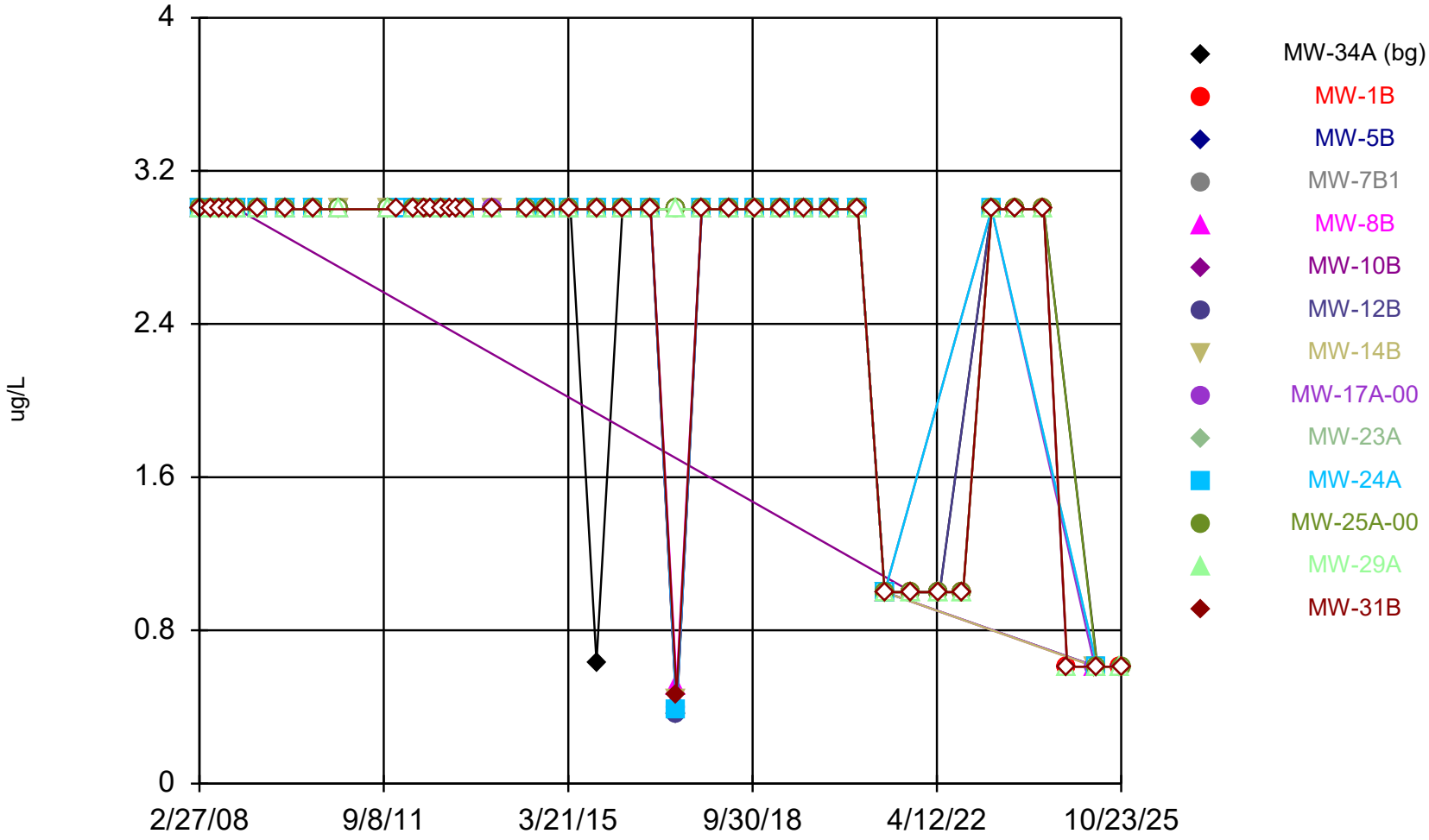

Constituent: Chloromethane Analysis Run 1/20/2026 12:40 PM View: 06A_MW_Organics_PL

Iowa City Landfill Client: HDR Data: Iowa City Sanitary Landfill

Sanitas™ v.10.1.03a Software licensed to HDR, Inc. UG
Hollow symbols indicate censored values.

Time Series

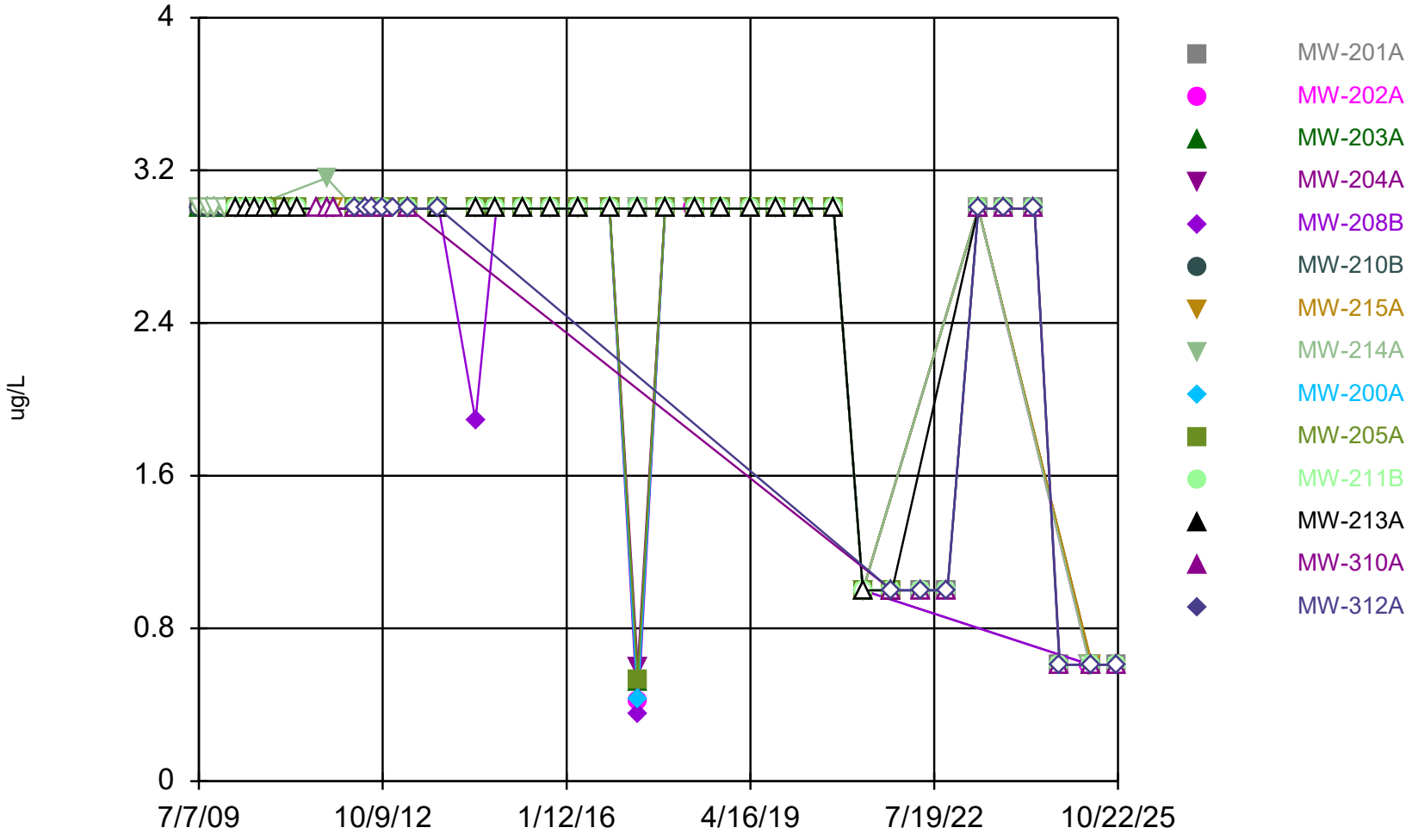

Constituent: Chloromethane Analysis Run 1/20/2026 12:40 PM View: 06A_MW_Organics_PL

Iowa City Landfill Client: HDR Data: Iowa City Sanitary Landfill

Sanitas™ v.10.1.03a Software licensed to HDR, Inc. UG
Hollow symbols indicate censored values.

Time Series

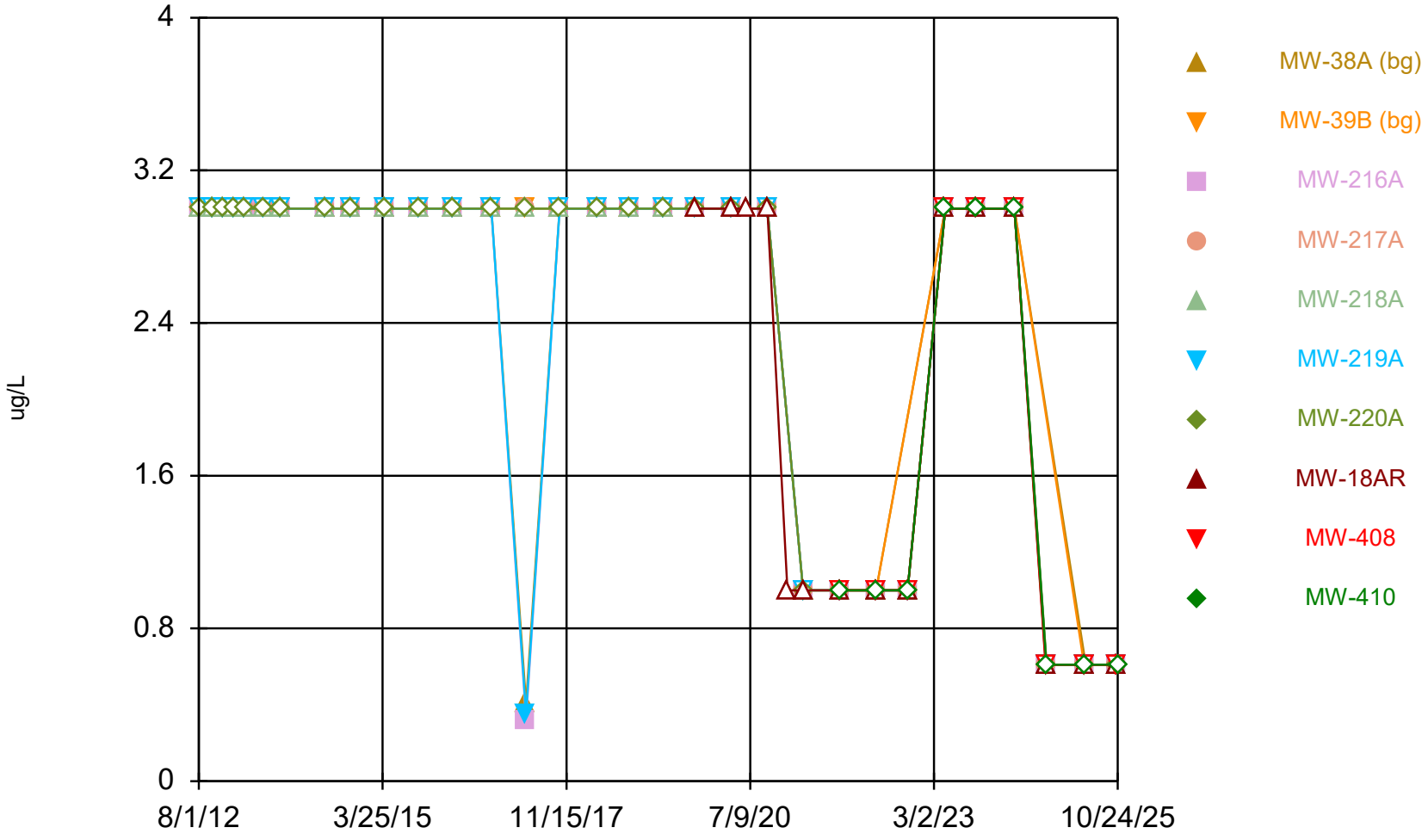

Constituent: Chloromethane Analysis Run 1/20/2026 12:40 PM View: 06A_MW_Organics_PL

Iowa City Landfill Client: HDR Data: Iowa City Sanitary Landfill

Sanitas™ v.10.1.03a Software licensed to HDR, Inc. UG
Hollow symbols indicate censored values.

Time Series

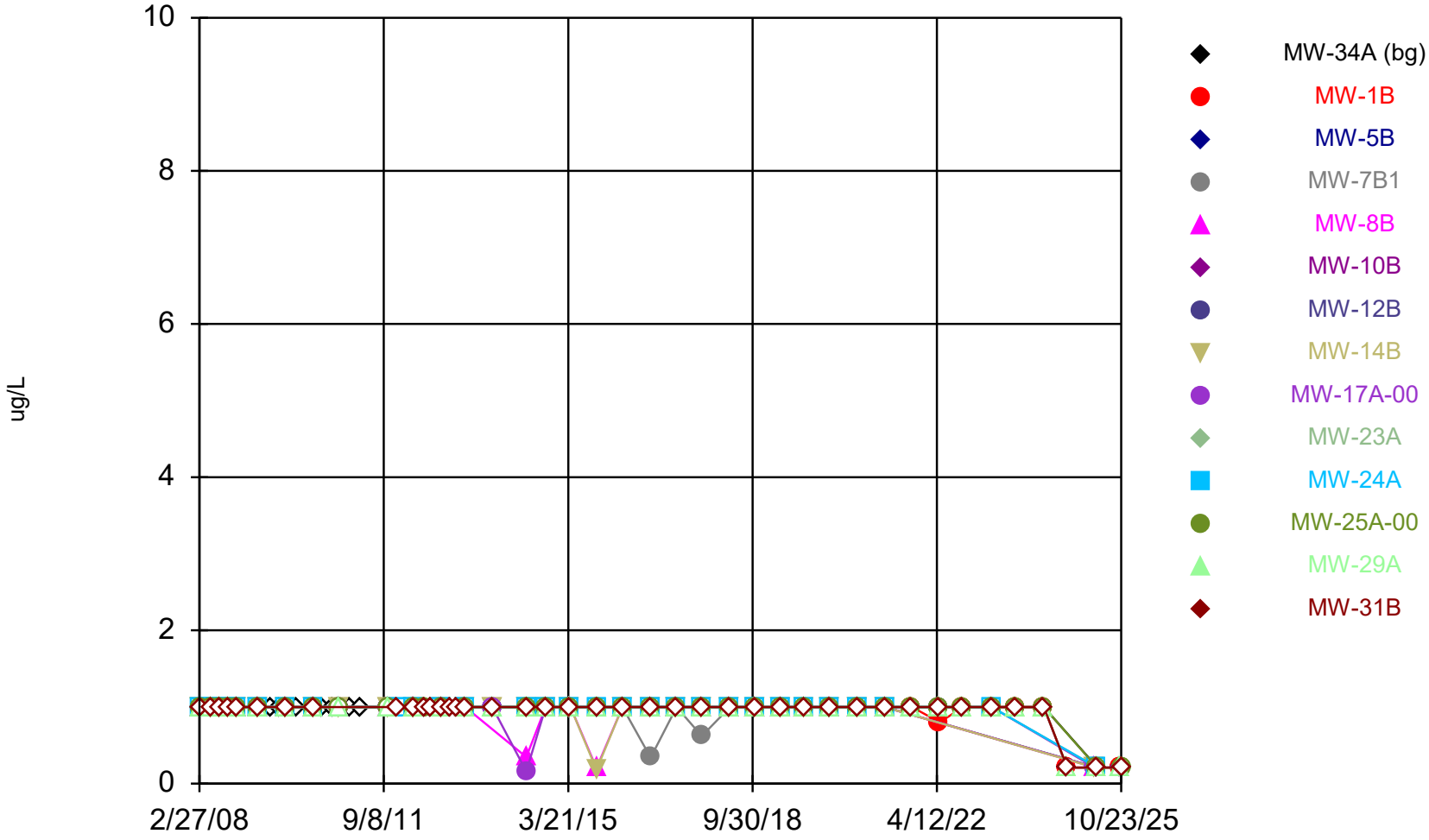

Constituent: cis-1,2-Dichloroethene Analysis Run 1/20/2026 12:40 PM View: 06A_MW_Organics_PL

Iowa City Landfill Client: HDR Data: Iowa City Sanitary Landfill

Sanitas™ v.10.1.03a Software licensed to HDR, Inc. UG
Hollow symbols indicate censored values.

Time Series

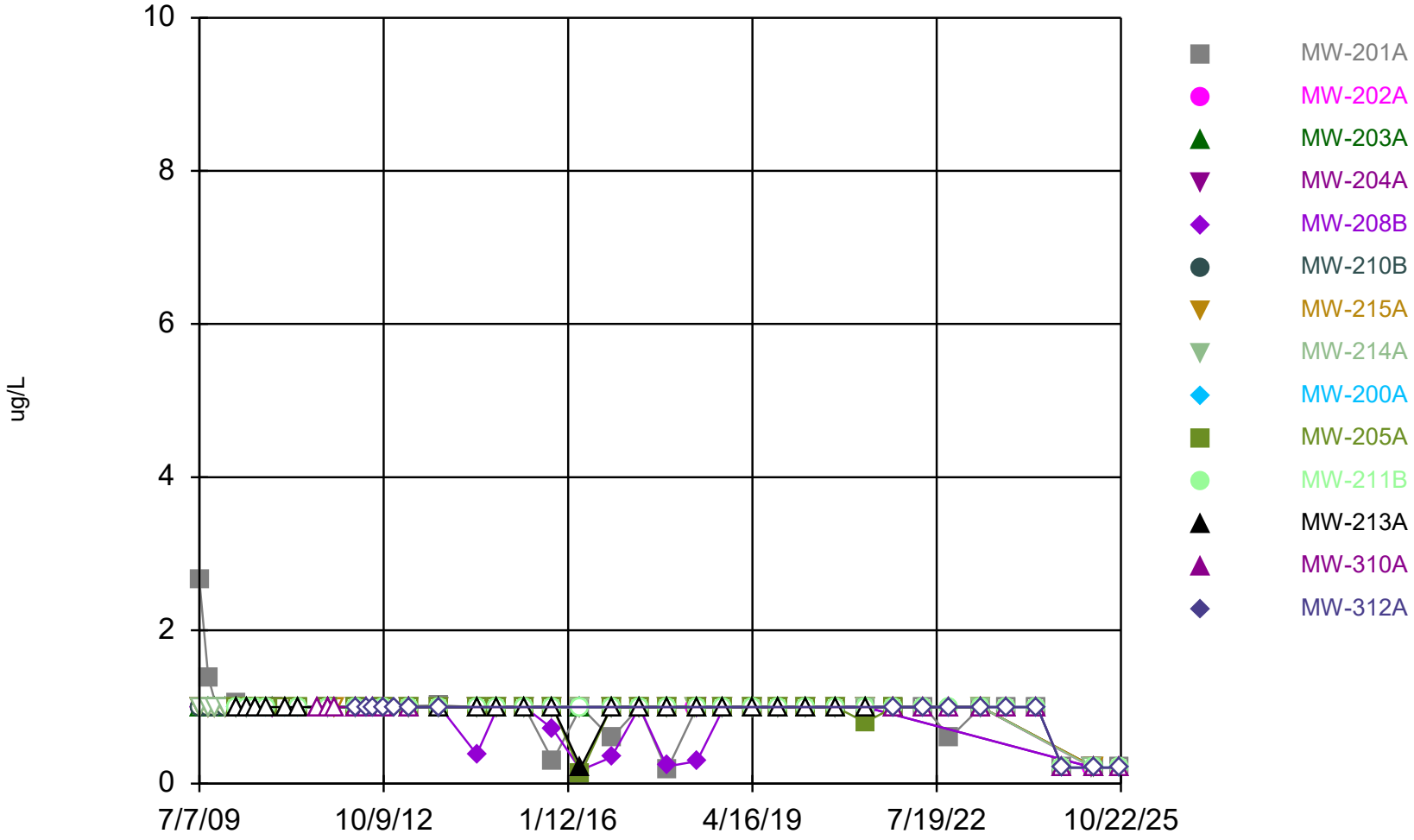

Constituent: cis-1,2-Dichloroethene Analysis Run 1/20/2026 12:40 PM View: 06A_MW_Organics_PL

Iowa City Landfill Client: HDR Data: Iowa City Sanitary Landfill

Sanitas™ v.10.1.03a Software licensed to HDR, Inc. UG
Hollow symbols indicate censored values.

Time Series

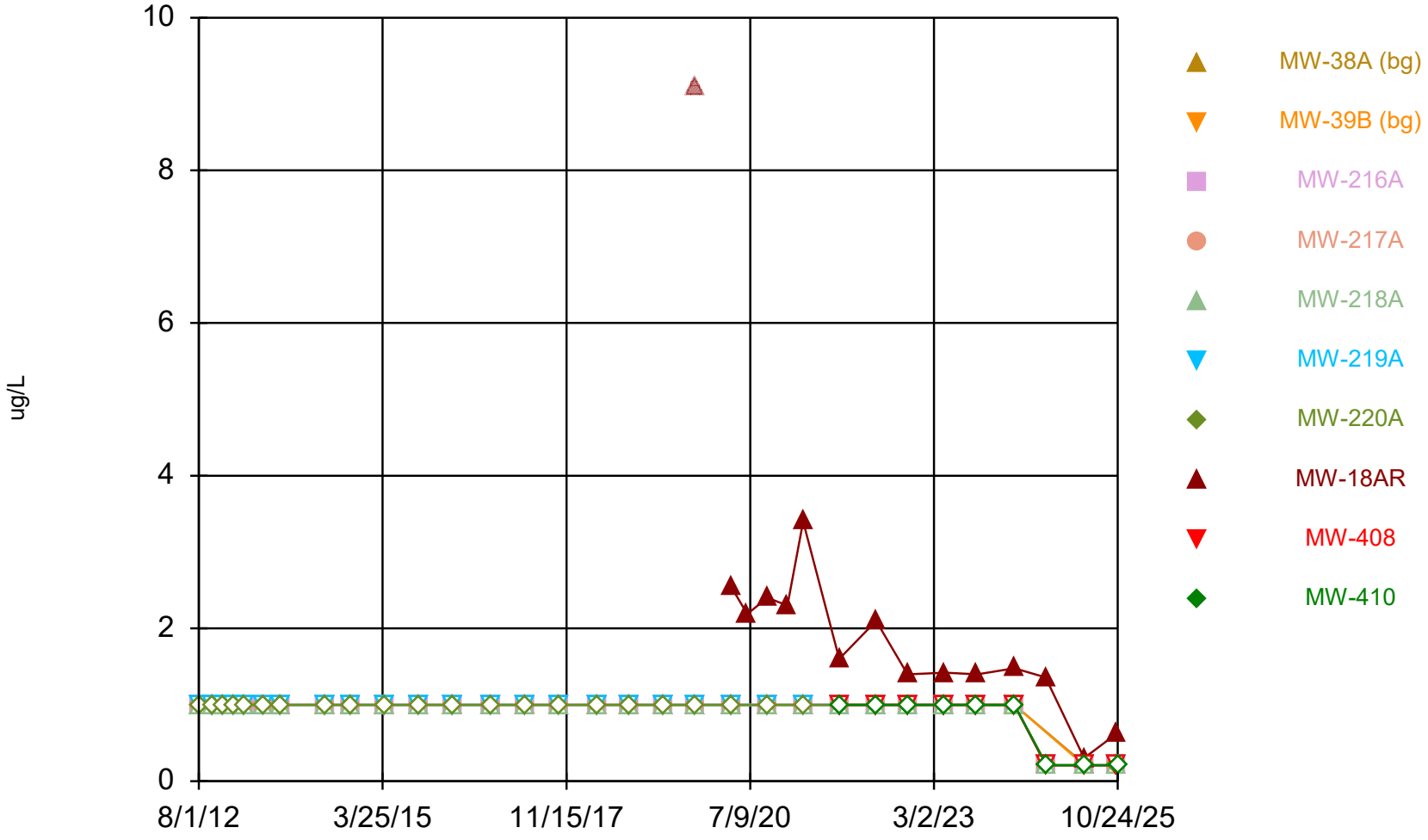

Constituent: cis-1,2-Dichloroethene Analysis Run 1/20/2026 12:40 PM View: 06A_MW_Organics_PL

Iowa City Landfill Client: HDR Data: Iowa City Sanitary Landfill

Sanitas™ v.10.1.03a Software licensed to HDR, Inc. UG
Hollow symbols indicate censored values.

Time Series

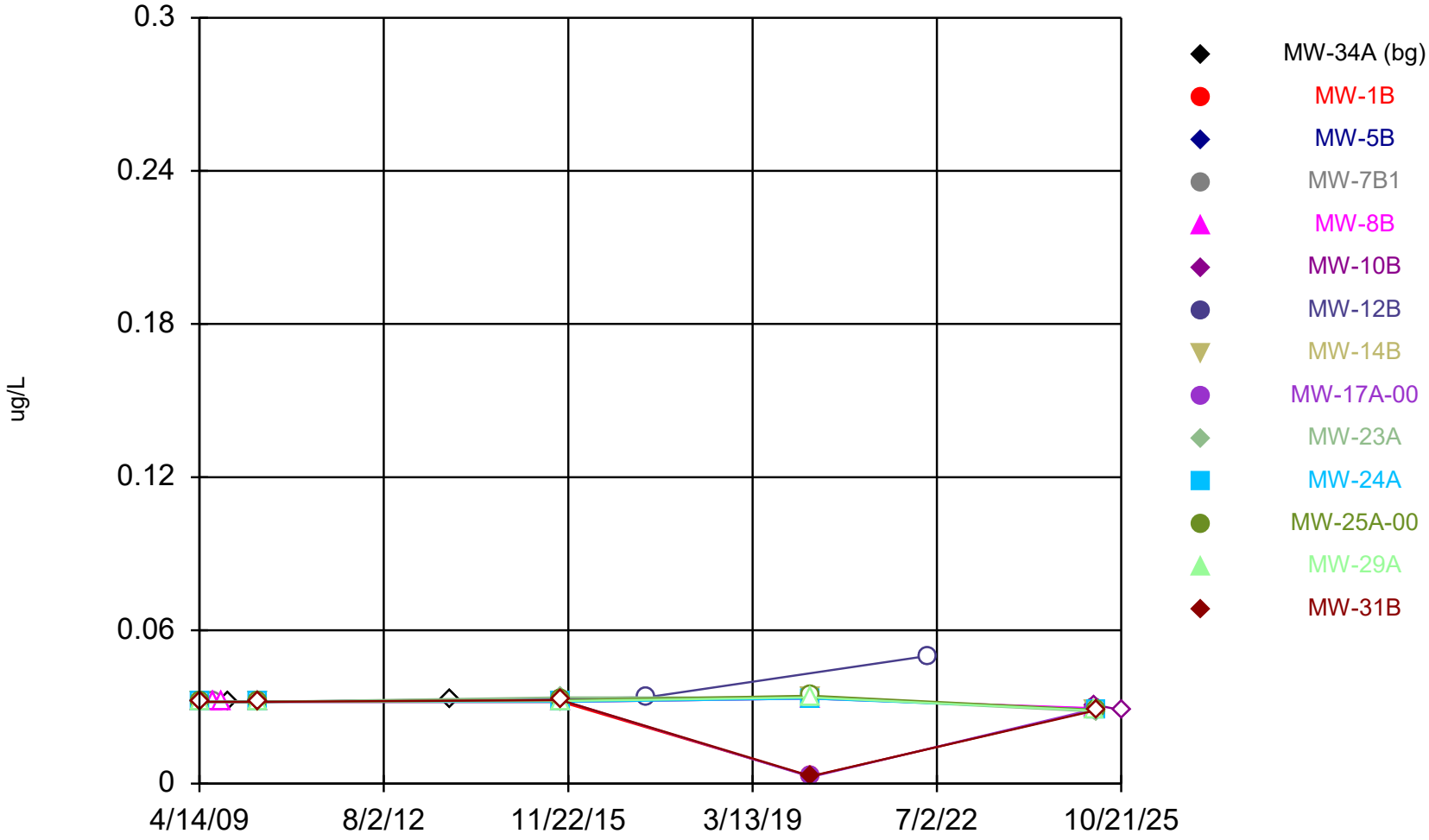

Constituent: Delta-BHC Analysis Run 1/20/2026 12:40 PM View: 06A_MW_Organics_PL

Iowa City Landfill Client: HDR Data: Iowa City Sanitary Landfill

Sanitas™ v.10.1.03a Software licensed to HDR, Inc. UG
Hollow symbols indicate censored values.

Time Series

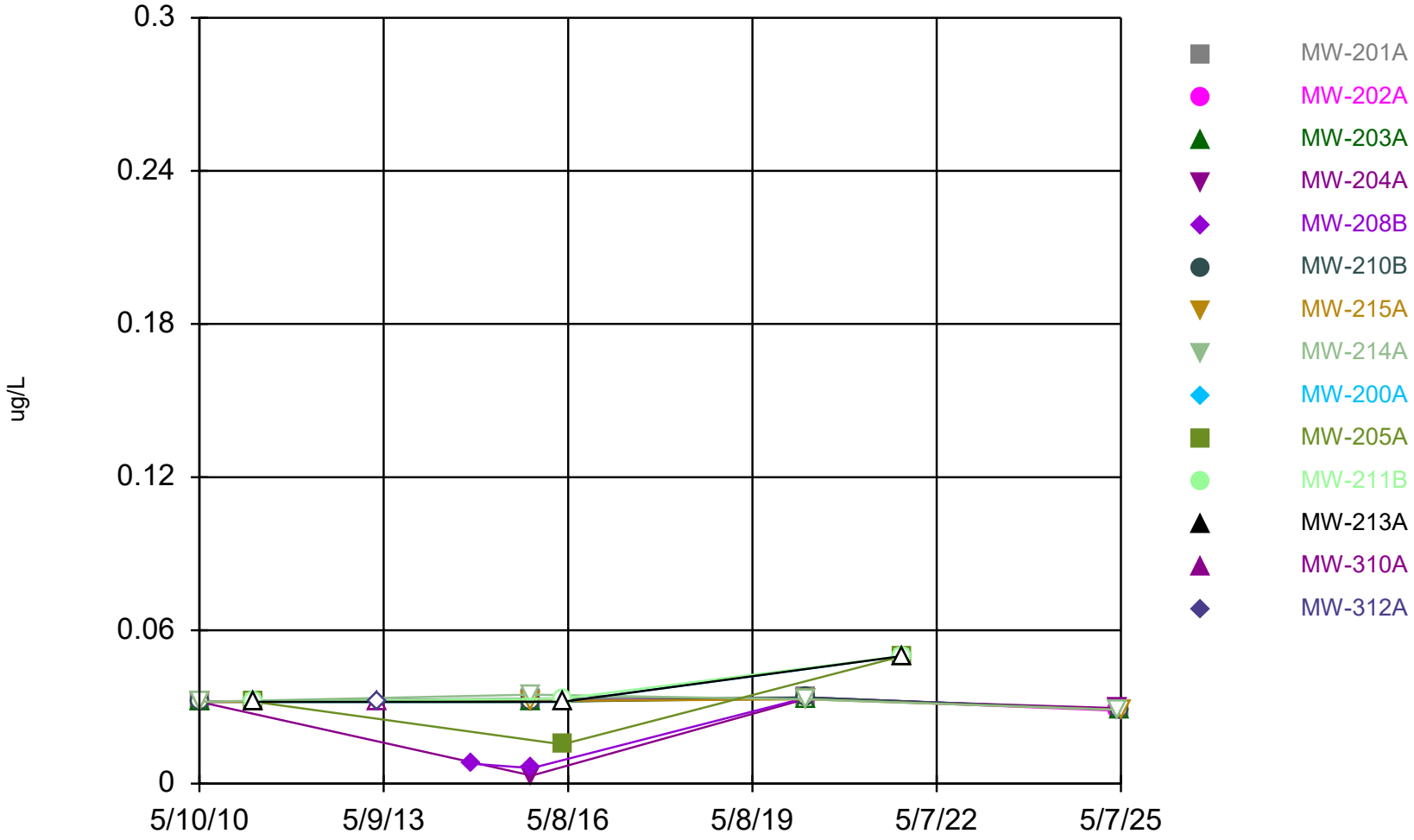

Constituent: Delta-BHC Analysis Run 1/20/2026 12:40 PM View: 06A_MW_Organics_PL

Iowa City Landfill Client: HDR Data: Iowa City Sanitary Landfill

Sanitas™ v.10.1.03a Software licensed to HDR, Inc. UG
Hollow symbols indicate censored values.

Time Series

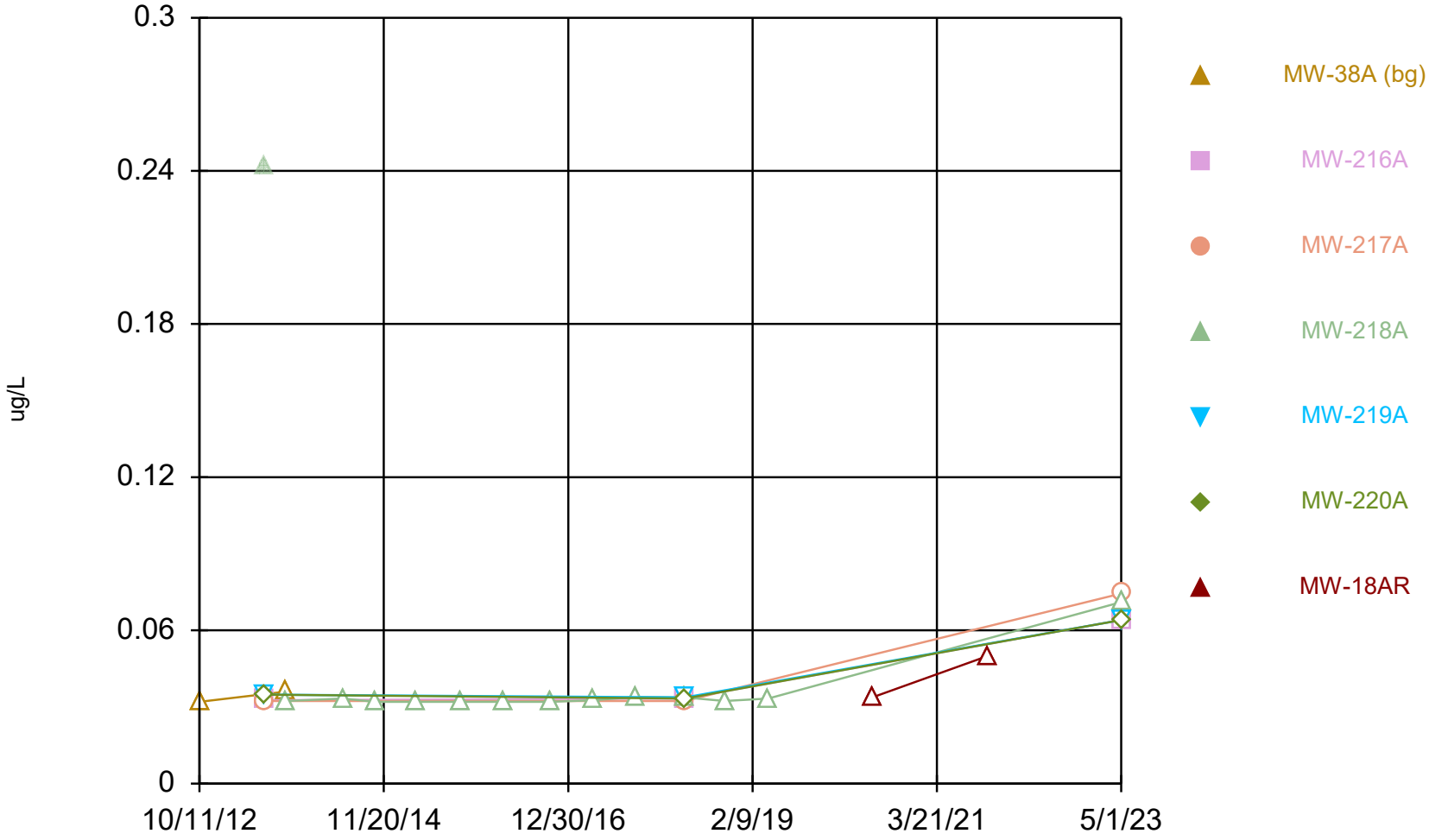

Constituent: Delta-BHC Analysis Run 1/20/2026 12:40 PM View: 06A_MW_Organics_PL

Iowa City Landfill Client: HDR Data: Iowa City Sanitary Landfill

Sanitas™ v.10.1.03a Software licensed to HDR, Inc. UG
Hollow symbols indicate censored values.

Time Series

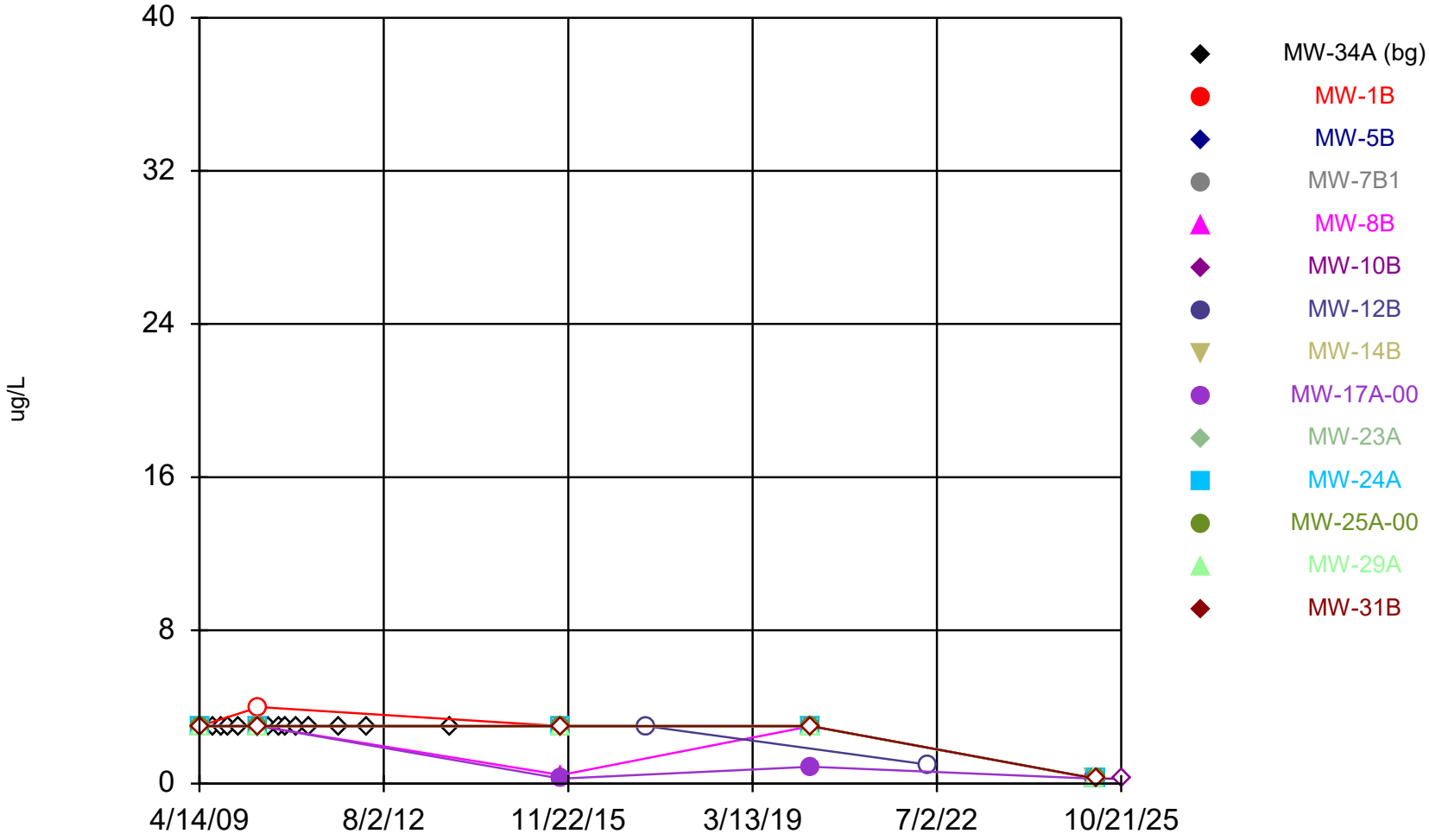

Constituent: Dichlorodifluoromethane Analysis Run 1/20/2026 12:40 PM View: 06A_MW_Organics_PL

Iowa City Landfill Client: HDR Data: Iowa City Sanitary Landfill

Sanitas™ v.10.1.03a Software licensed to HDR, Inc. UG
Hollow symbols indicate censored values.

Time Series

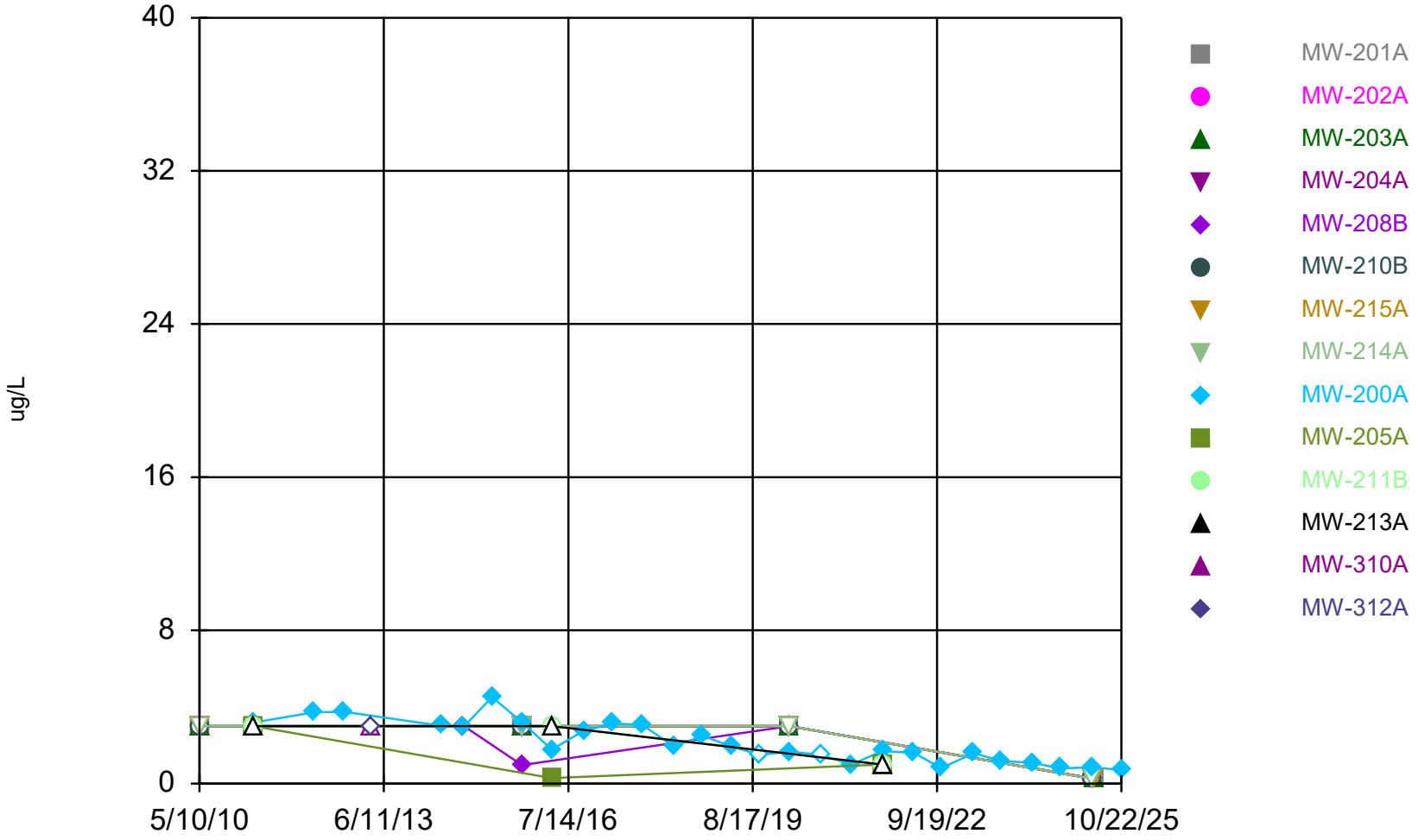

Constituent: Dichlorodifluoromethane Analysis Run 1/20/2026 12:40 PM View: 06A_MW_Organics_PL
Iowa City Landfill Client: HDR Data: Iowa City Sanitary Landfill

Sanitas™ v.10.1.03a Software licensed to HDR, Inc. UG
Hollow symbols indicate censored values.

Time Series

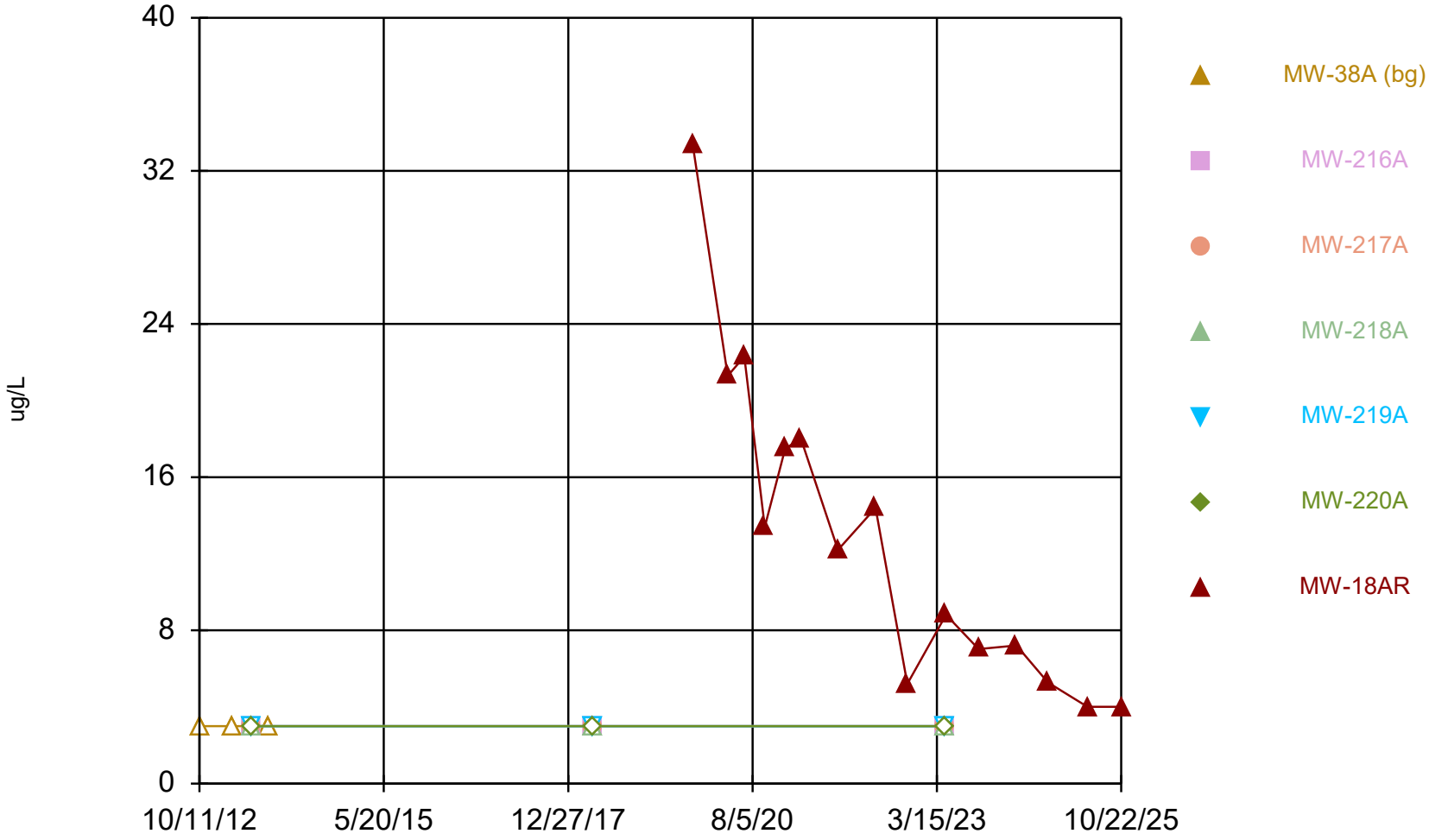

Constituent: Dichlorodifluoromethane Analysis Run 1/20/2026 12:40 PM View: 06A_MW_Organics_PL
Iowa City Landfill Client: HDR Data: Iowa City Sanitary Landfill

Sanitas™ v.10.1.03a Software licensed to HDR, Inc. UG
Hollow symbols indicate censored values.

Time Series

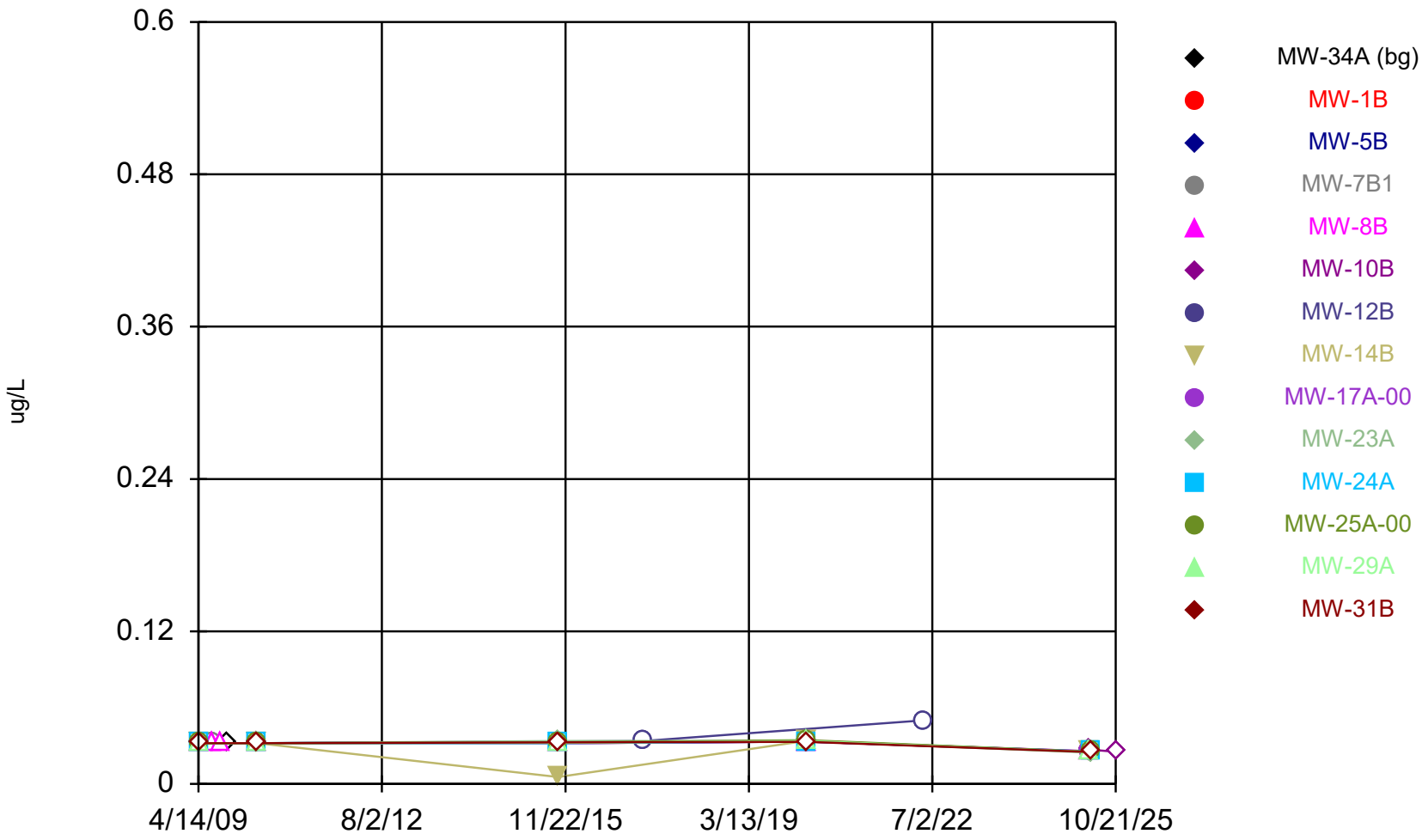

Constituent: Endrin Analysis Run 1/20/2026 12:40 PM View: 06A_MW_Organics_PL

Iowa City Landfill Client: HDR Data: Iowa City Sanitary Landfill

Sanitas™ v.10.1.03a Software licensed to HDR, Inc. UG
Hollow symbols indicate censored values.

Time Series

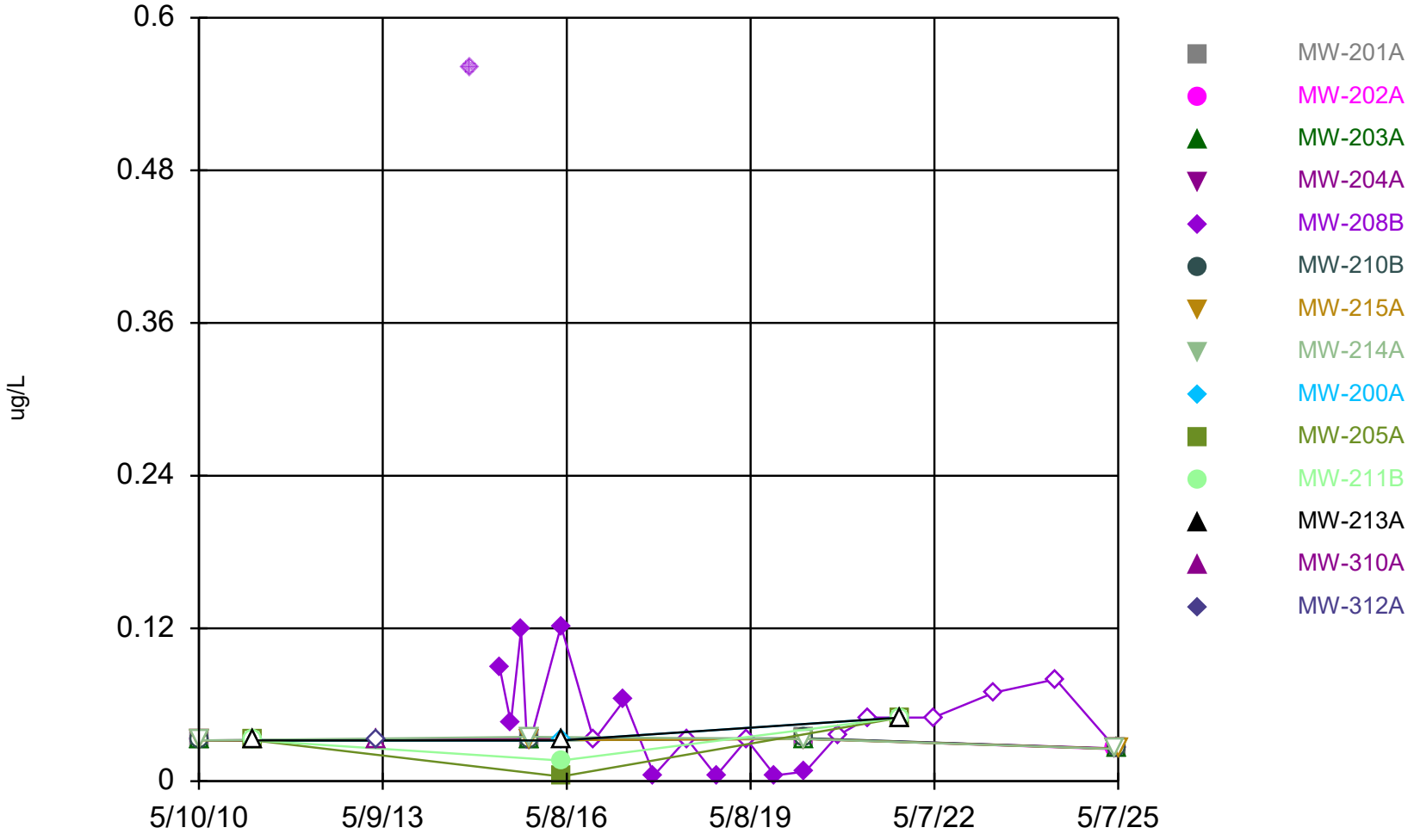

Constituent: Endrin Analysis Run 1/20/2026 12:40 PM View: 06A_MW_Organics_PL

Iowa City Landfill Client: HDR Data: Iowa City Sanitary Landfill

Sanitas™ v.10.1.03a Software licensed to HDR, Inc. UG
Hollow symbols indicate censored values.

Time Series

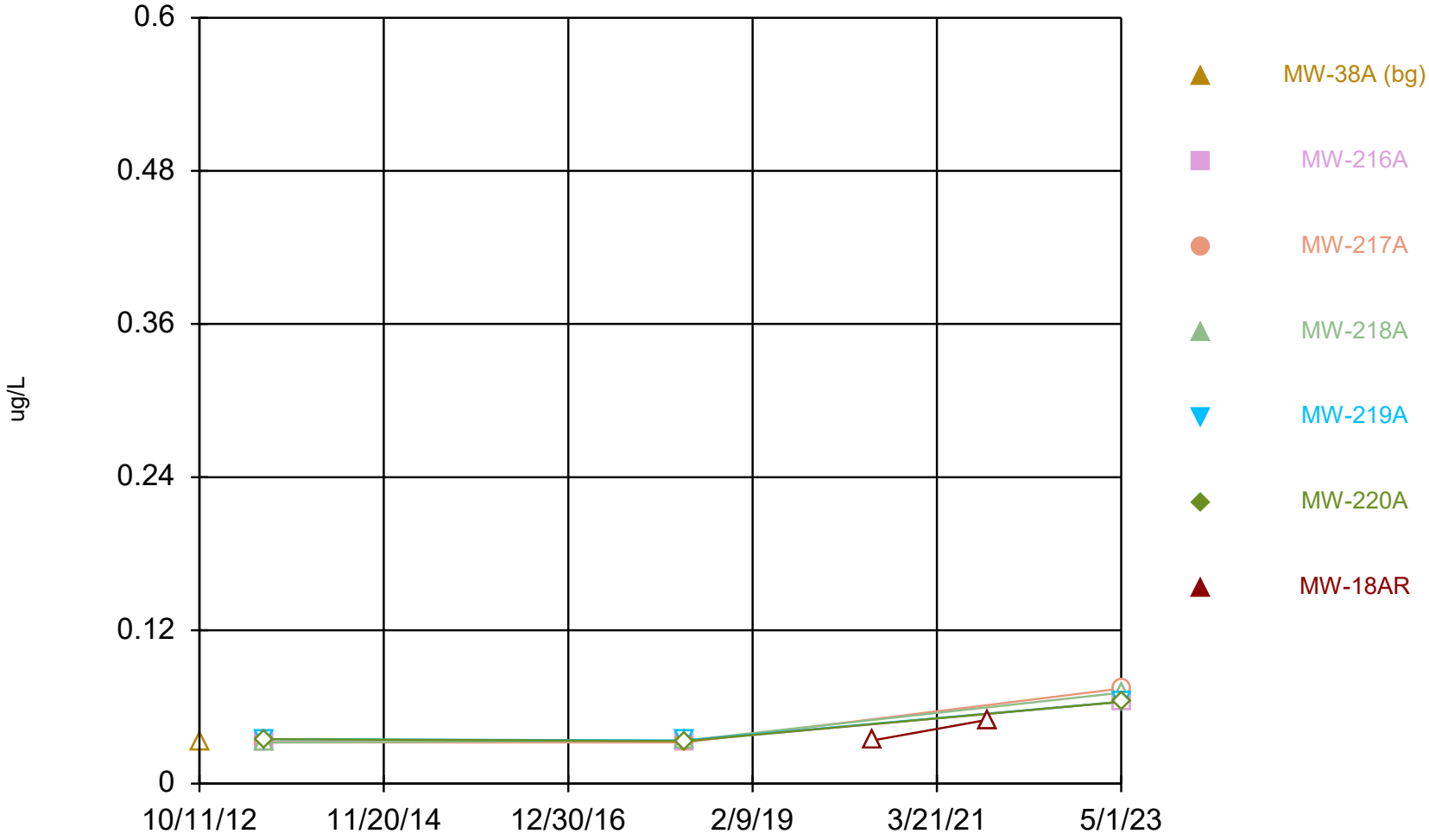

Constituent: Endrin Analysis Run 1/20/2026 12:40 PM View: 06A_MW_Organics_PL

Iowa City Landfill Client: HDR Data: Iowa City Sanitary Landfill

Sanitas™ v.10.1.03a Software licensed to HDR, Inc. UG
Hollow symbols indicate censored values.

Time Series

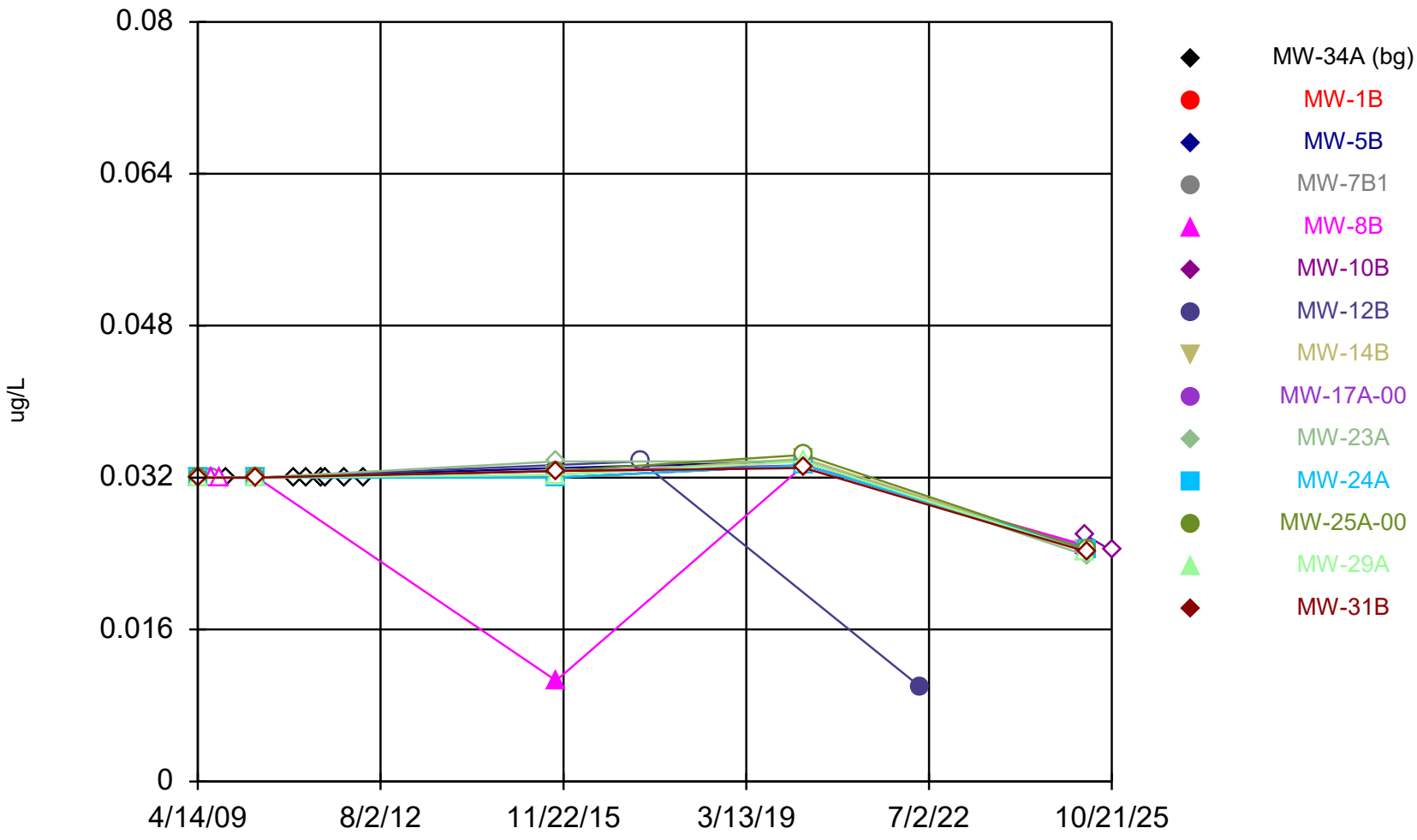

Constituent: Endrin aldehyde Analysis Run 1/20/2026 12:40 PM View: 06A_MW_Organics_PL

Iowa City Landfill Client: HDR Data: Iowa City Sanitary Landfill

Sanitas™ v.10.1.03a Software licensed to HDR, Inc. UG
Hollow symbols indicate censored values.

Time Series

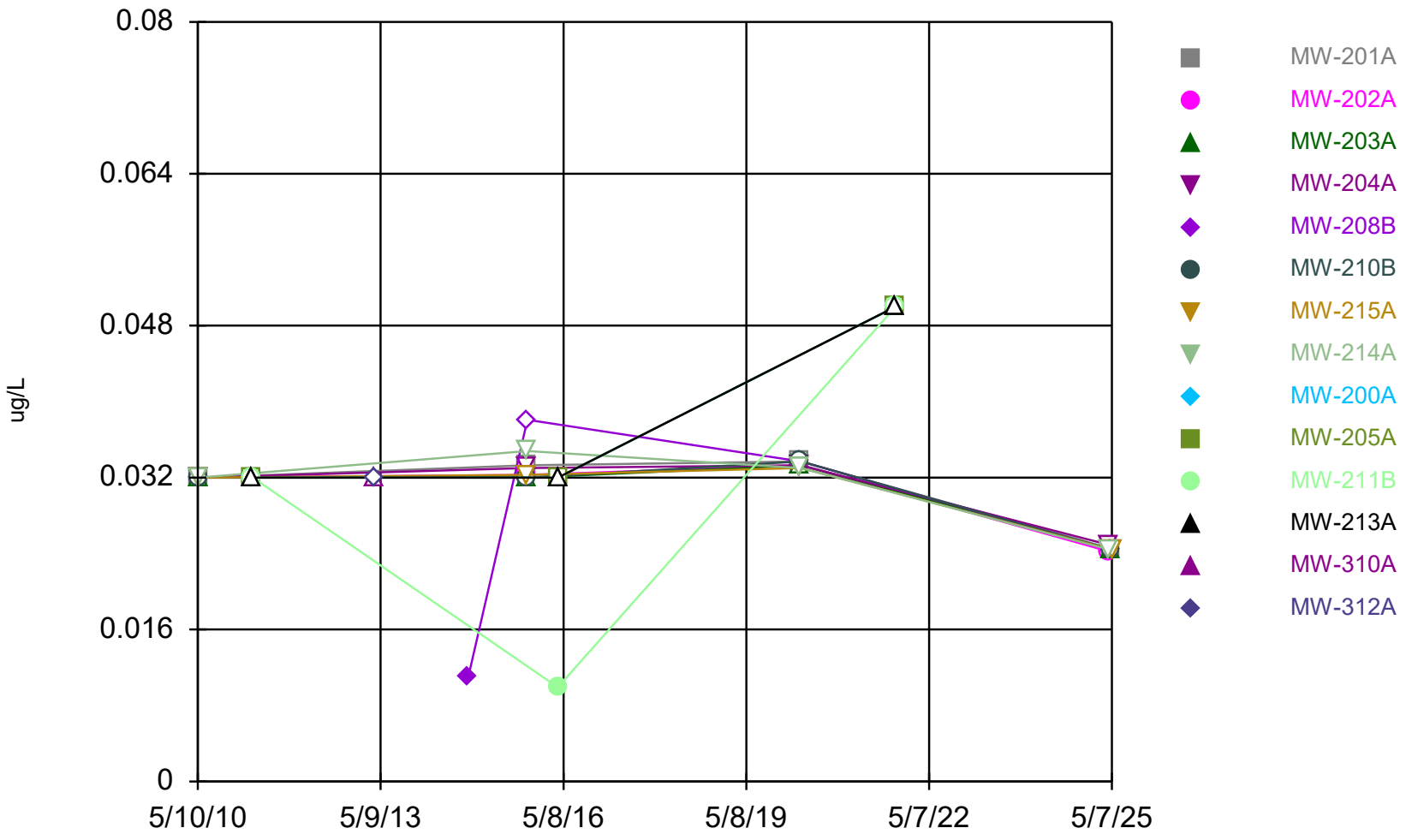

Constituent: Endrin aldehyde Analysis Run 1/20/2026 12:40 PM View: 06A_MW_Organics_PL

Iowa City Landfill Client: HDR Data: Iowa City Sanitary Landfill

Sanitas™ v.10.1.03a Software licensed to HDR, Inc. UG
Hollow symbols indicate censored values.

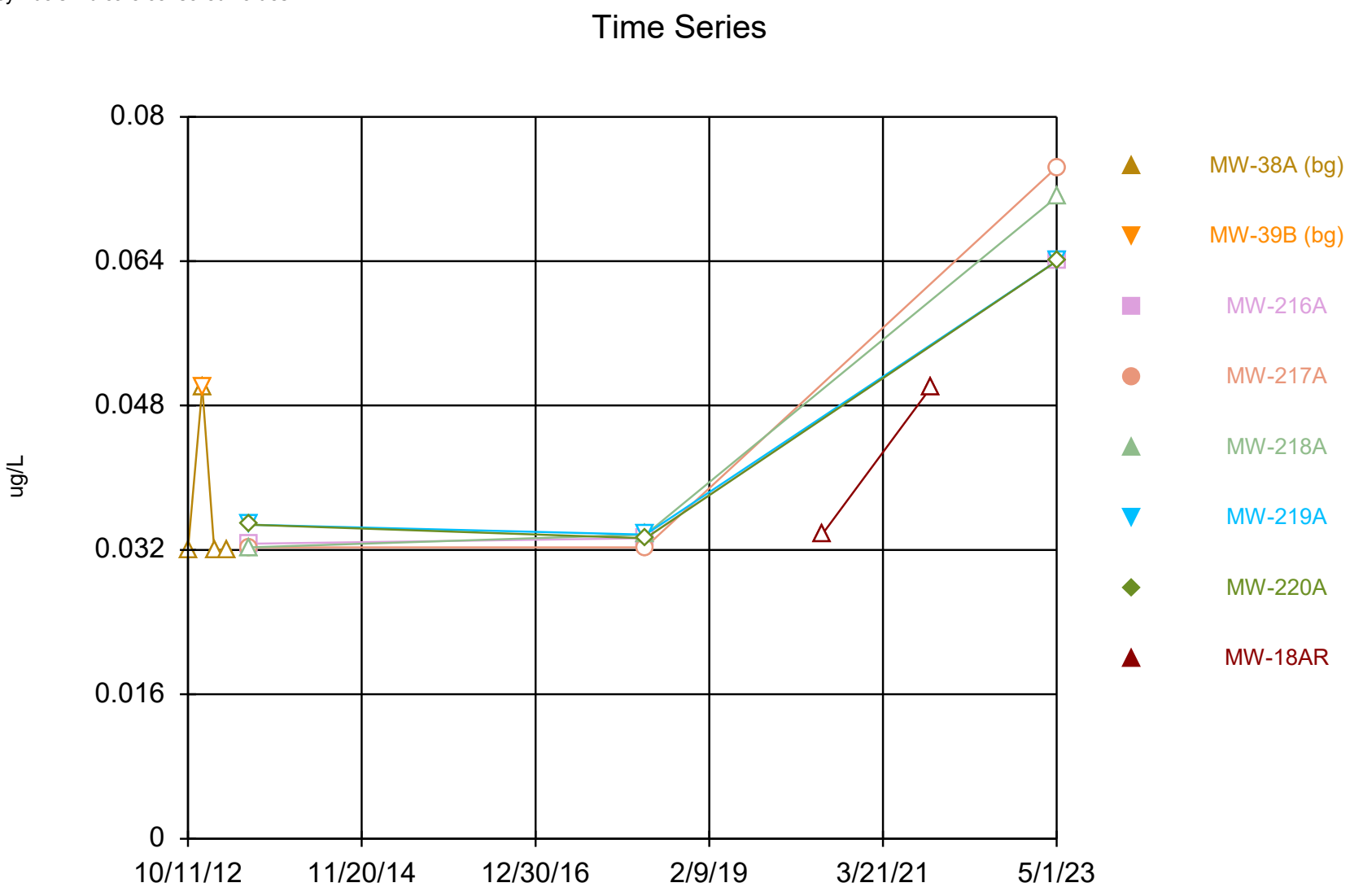

Constituent: Endrin aldehyde Analysis Run 1/20/2026 12:40 PM View: 06A_MW_Organics_PL
Iowa City Landfill Client: HDR Data: Iowa City Sanitary Landfill

Sanitas™ v.10.1.03a Software licensed to HDR, Inc. UG
Hollow symbols indicate censored values.

Time Series

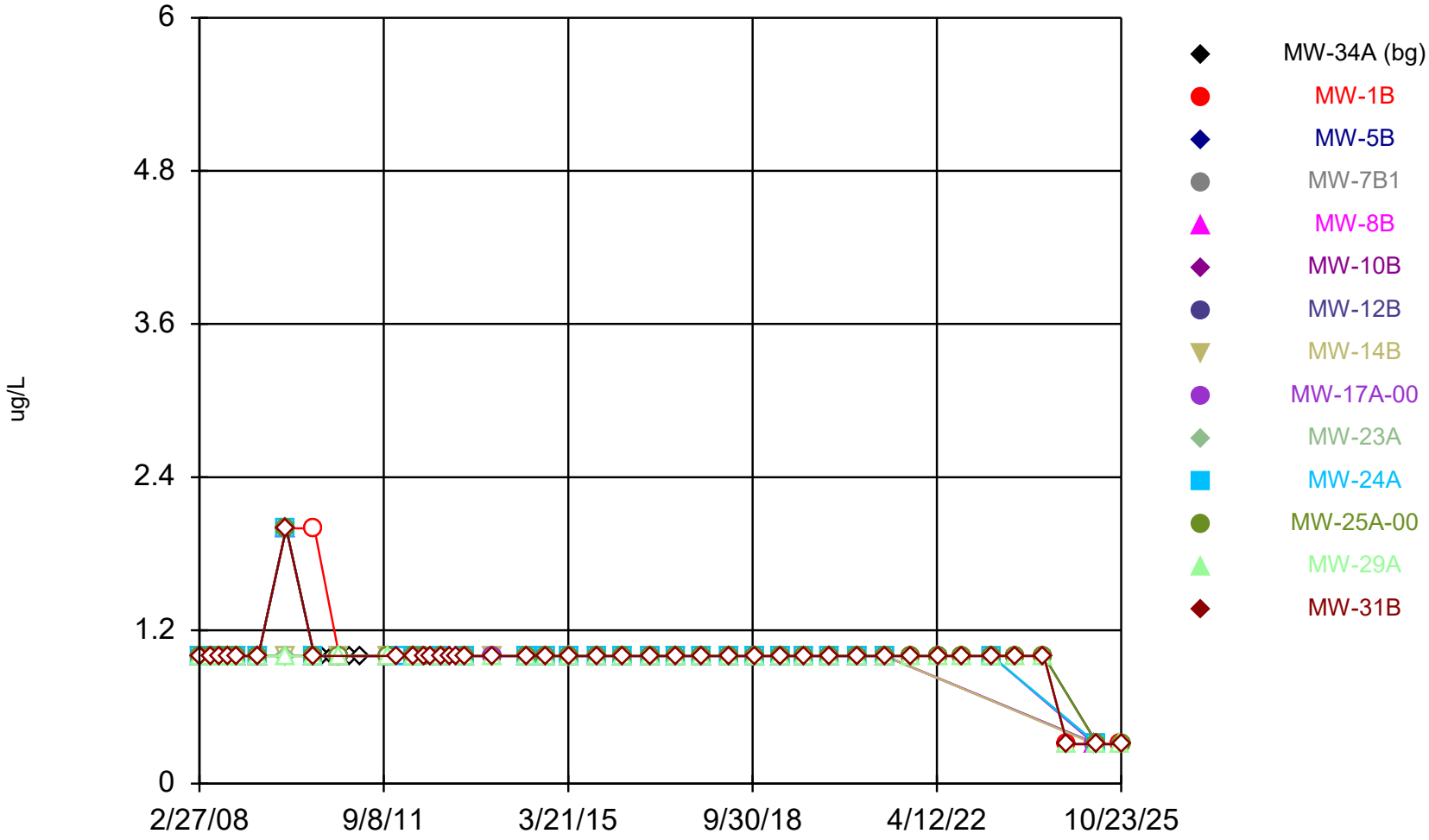

Constituent: Ethylbenzene Analysis Run 1/20/2026 12:40 PM View: 06A_MW_Organics_PL

Iowa City Landfill Client: HDR Data: Iowa City Sanitary Landfill

Sanitas™ v.10.1.03a Software licensed to HDR, Inc. UG
Hollow symbols indicate censored values.

Time Series

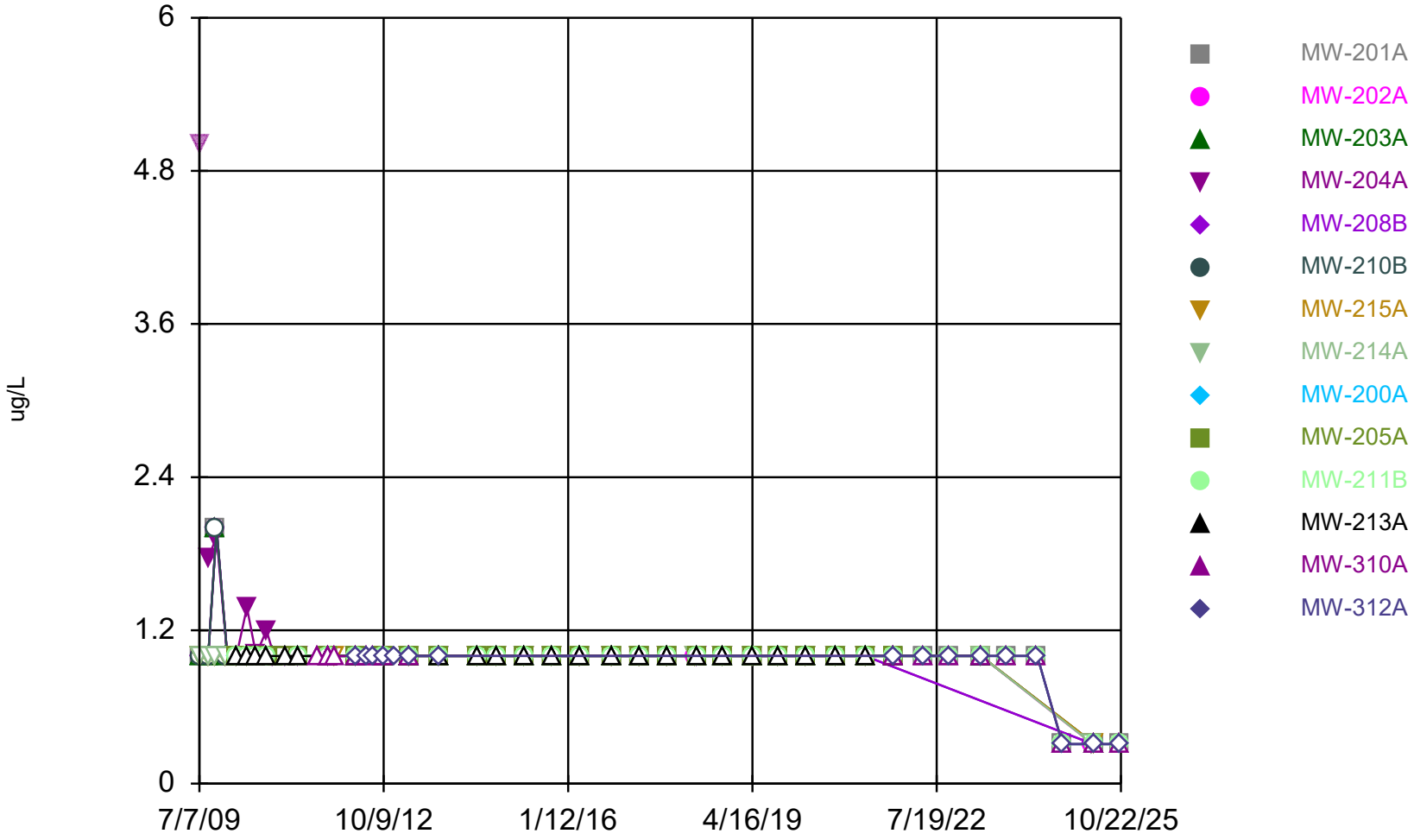

Constituent: Ethylbenzene Analysis Run 1/20/2026 12:40 PM View: 06A_MW_Organics_PL

Iowa City Landfill Client: HDR Data: Iowa City Sanitary Landfill

Sanitas™ v.10.1.03a Software licensed to HDR, Inc. UG
Hollow symbols indicate censored values.

Time Series

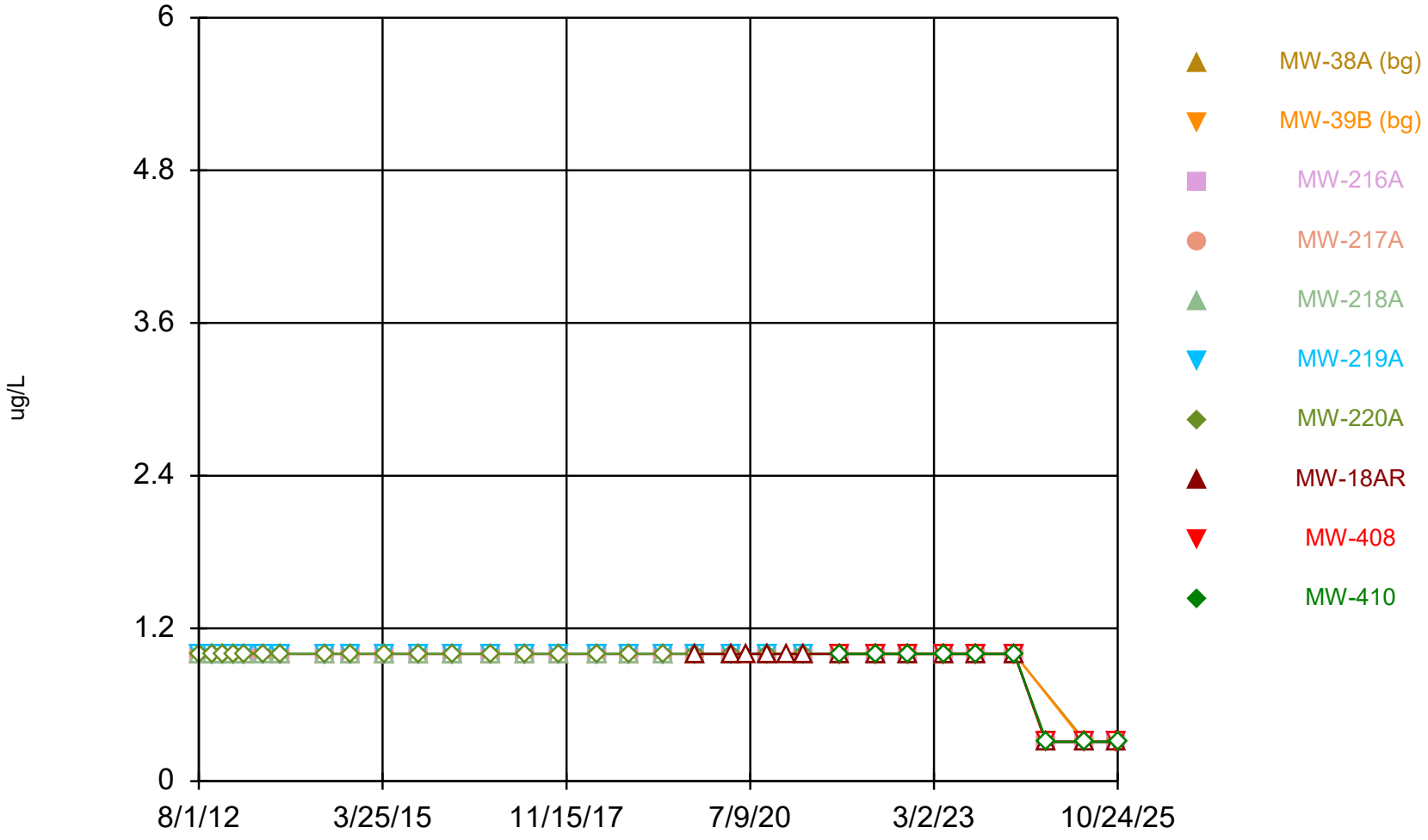

Constituent: Ethylbenzene Analysis Run 1/20/2026 12:40 PM View: 06A_MW_Organics_PL

Iowa City Landfill Client: HDR Data: Iowa City Sanitary Landfill

Sanitas™ v.10.1.03a Software licensed to HDR, Inc. UG
Hollow symbols indicate censored values.

Time Series

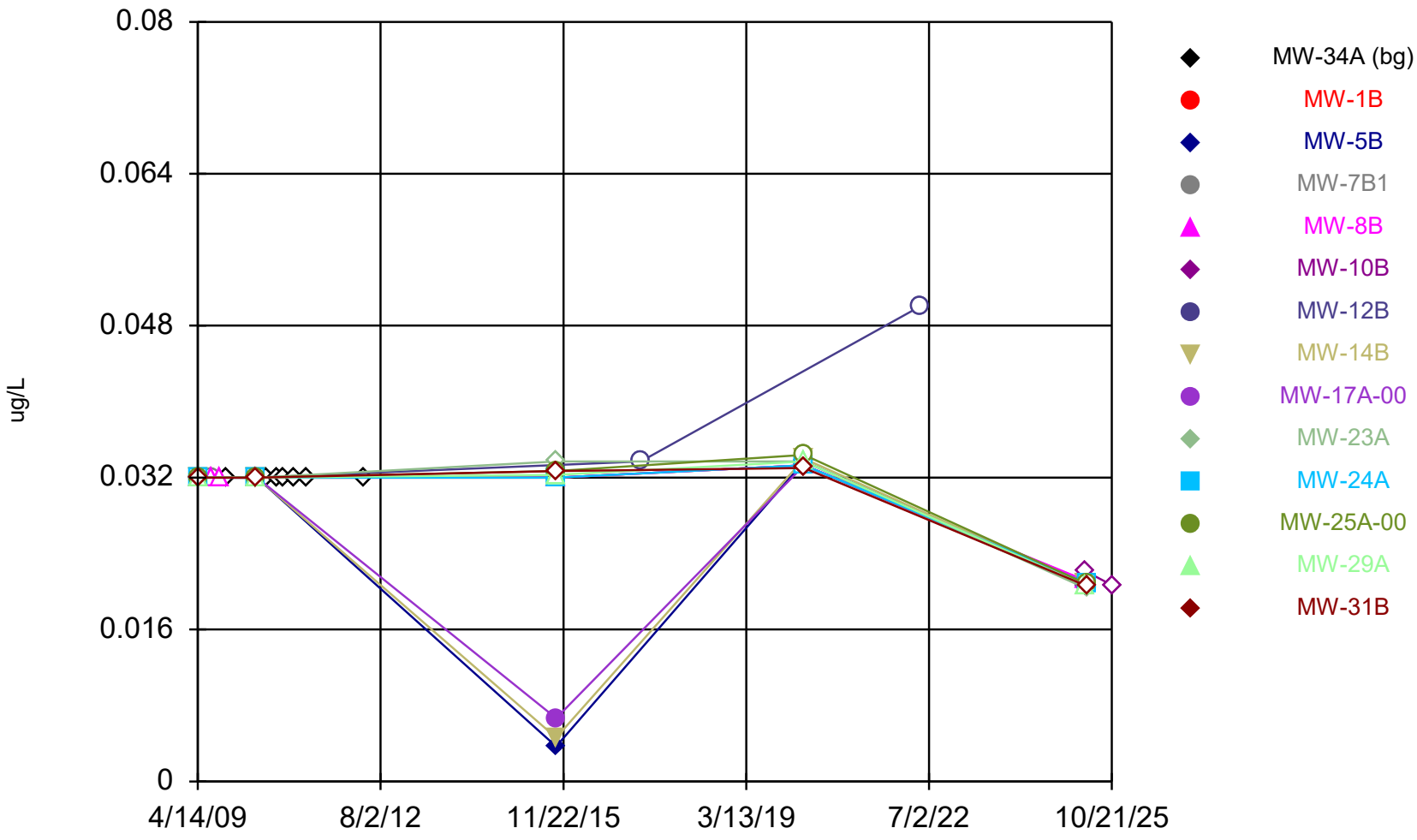

Constituent: Heptachlor Analysis Run 1/20/2026 12:40 PM View: 06A_MW_Organics_PL

Iowa City Landfill Client: HDR Data: Iowa City Sanitary Landfill

Sanitas™ v.10.1.03a Software licensed to HDR, Inc. UG
Hollow symbols indicate censored values.

Constituent: Heptachlor Analysis Run 1/20/2026 12:40 PM View: 06A_MW_Organics_PL

Iowa City Landfill Client: HDR Data: Iowa City Sanitary Landfill

Sanitas™ v.10.1.03a Software licensed to HDR, Inc. UG
Hollow symbols indicate censored values.

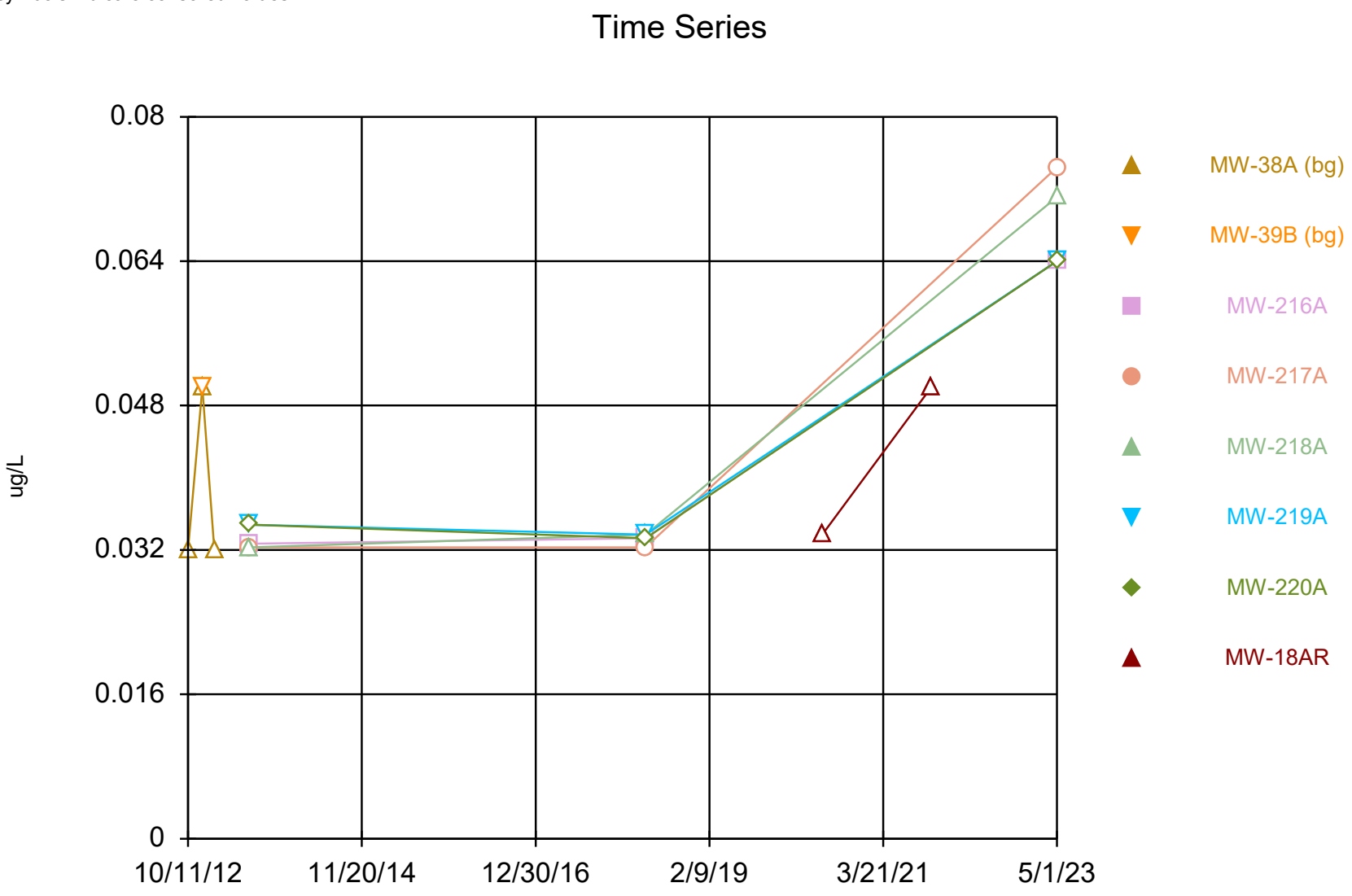

Constituent: Heptachlor Analysis Run 1/20/2026 12:40 PM View: 06A_MW_Organics_PL

Iowa City Landfill Client: HDR Data: Iowa City Sanitary Landfill

Sanitas™ v.10.1.03a Software licensed to HDR, Inc. UG
Hollow symbols indicate censored values.

Time Series

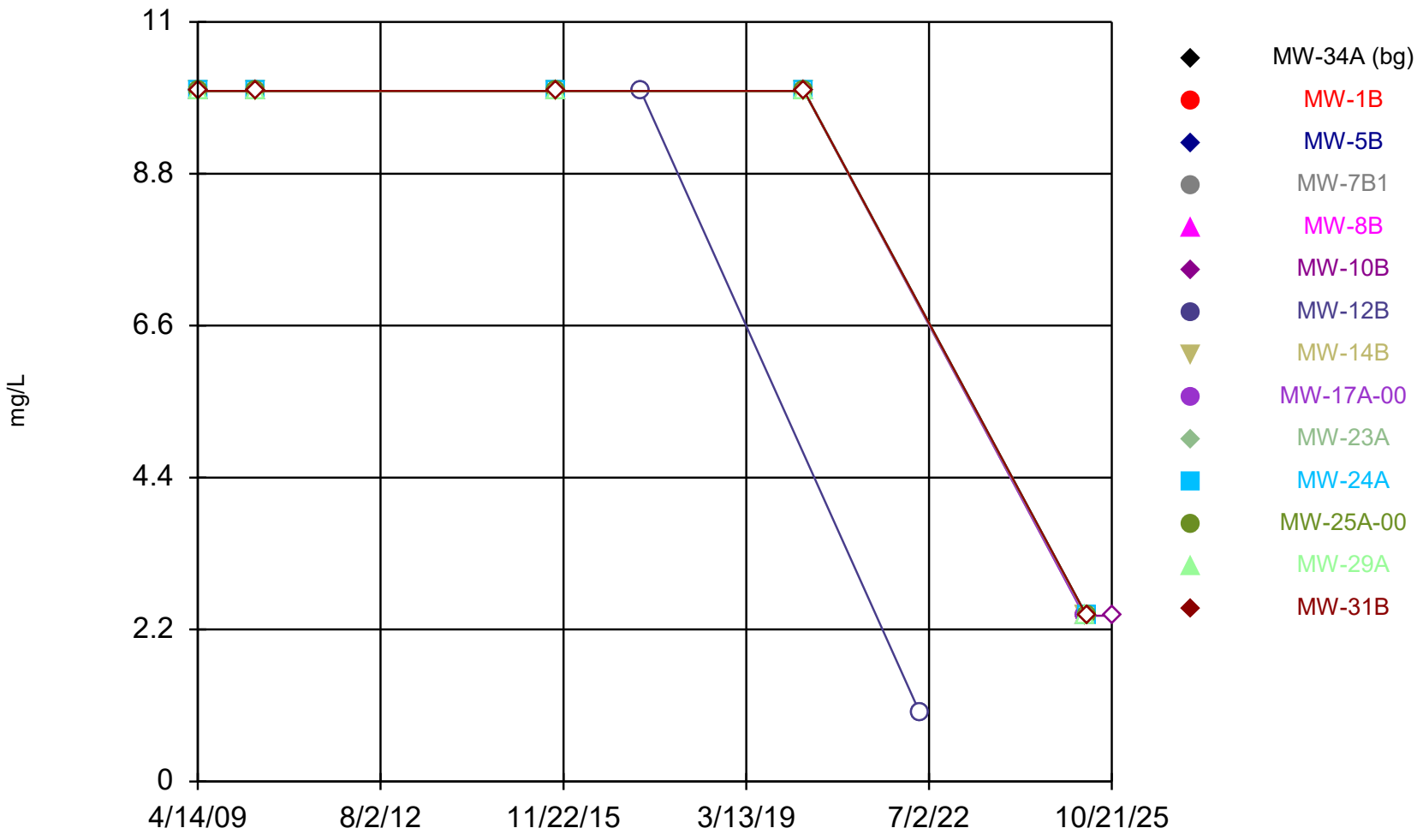

Constituent: Isobutanol Analysis Run 1/20/2026 12:40 PM View: 06A_MW_Organics_PL

Iowa City Landfill Client: HDR Data: Iowa City Sanitary Landfill

Sanitas™ v.10.1.03a Software licensed to HDR, Inc. UG
Hollow symbols indicate censored values.

Time Series

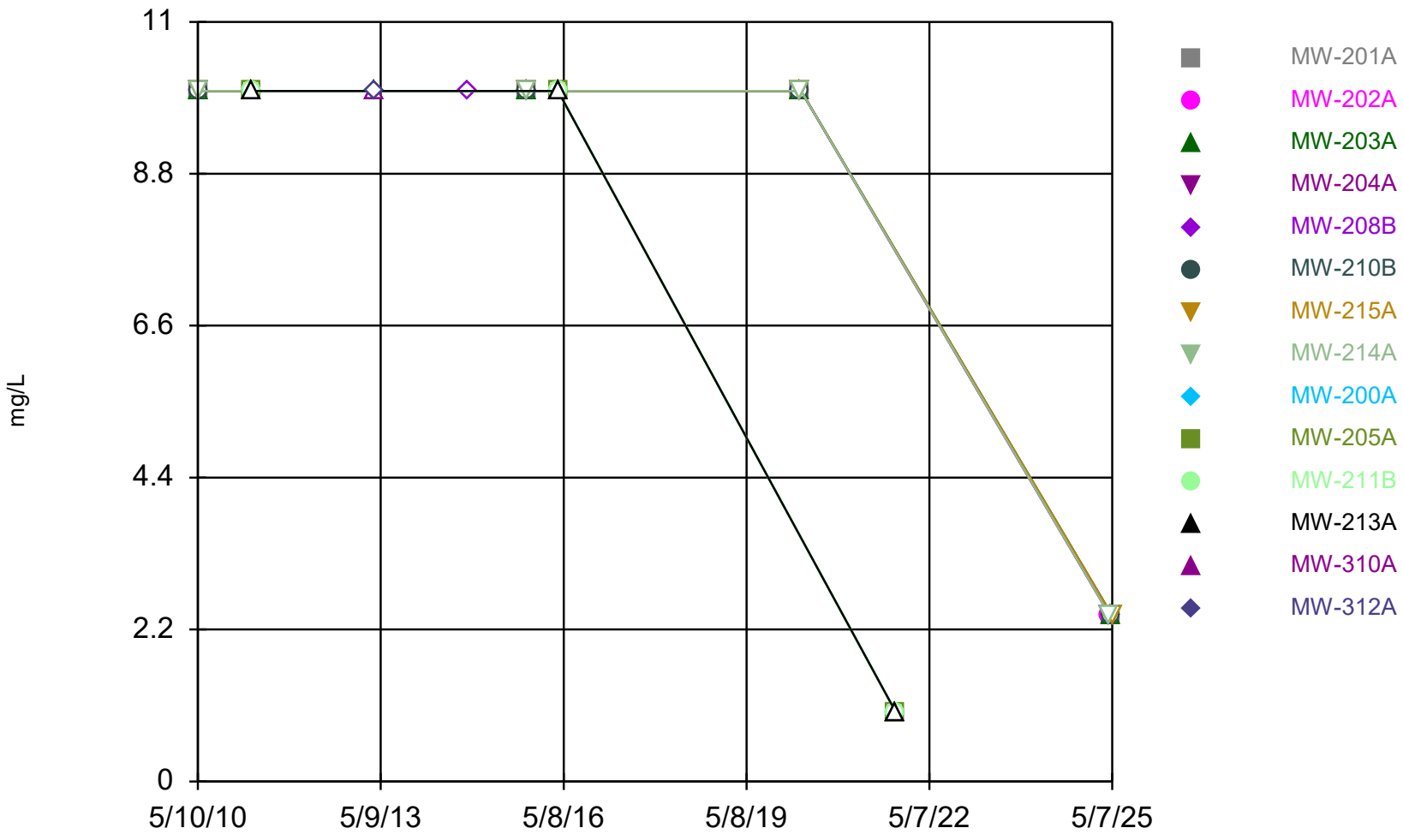

Constituent: Isobutanol Analysis Run 1/20/2026 12:40 PM View: 06A_MW_Organics_PL

Iowa City Landfill Client: HDR Data: Iowa City Sanitary Landfill

Sanitas™ v.10.1.03a Software licensed to HDR, Inc. UG
Hollow symbols indicate censored values.

Time Series

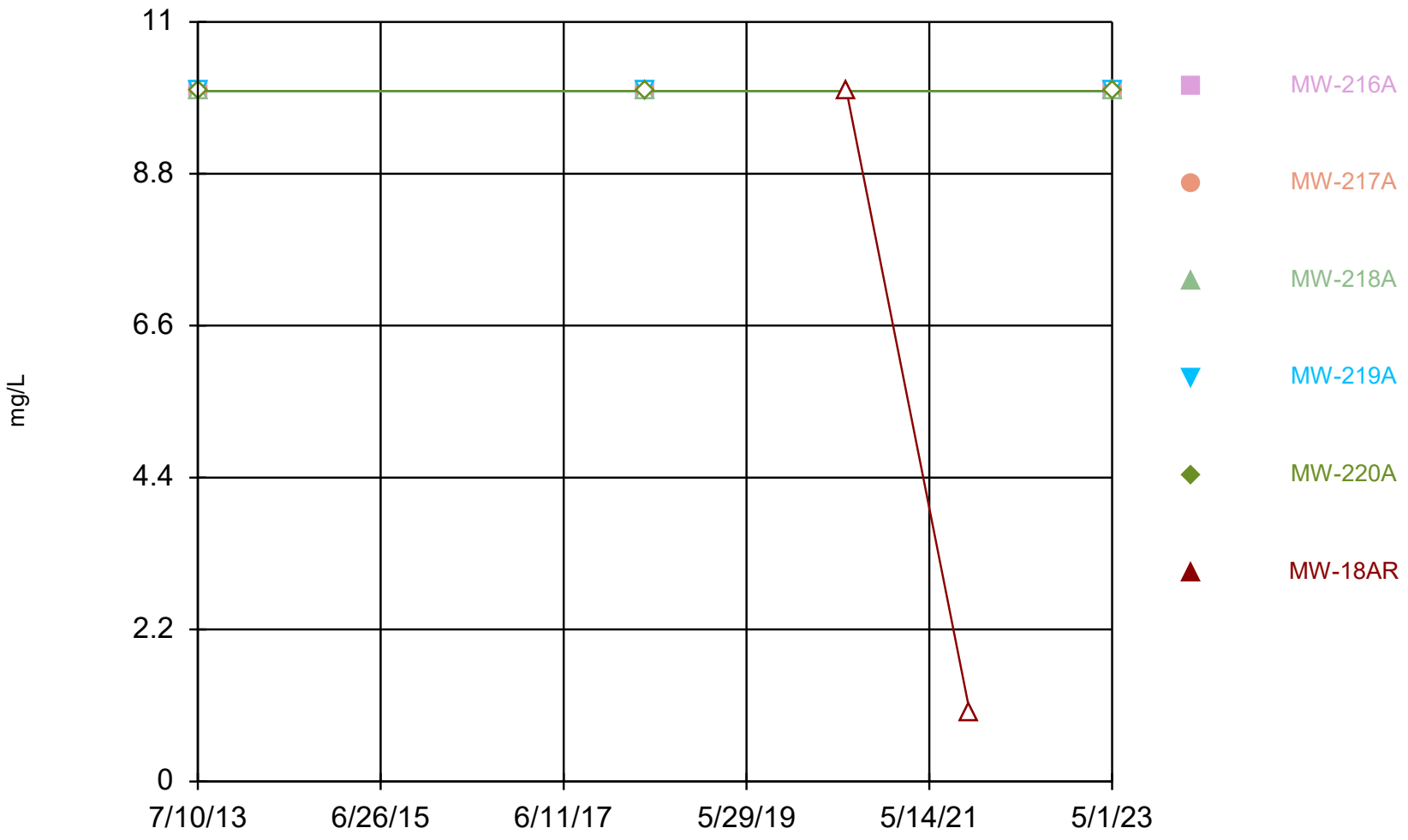

Constituent: Isobutanol Analysis Run 1/20/2026 12:40 PM View: 06A_MW_Organics_PL

Iowa City Landfill Client: HDR Data: Iowa City Sanitary Landfill

Sanitas™ v.10.1.03a Software licensed to HDR, Inc. UG
Hollow symbols indicate censored values.

Time Series

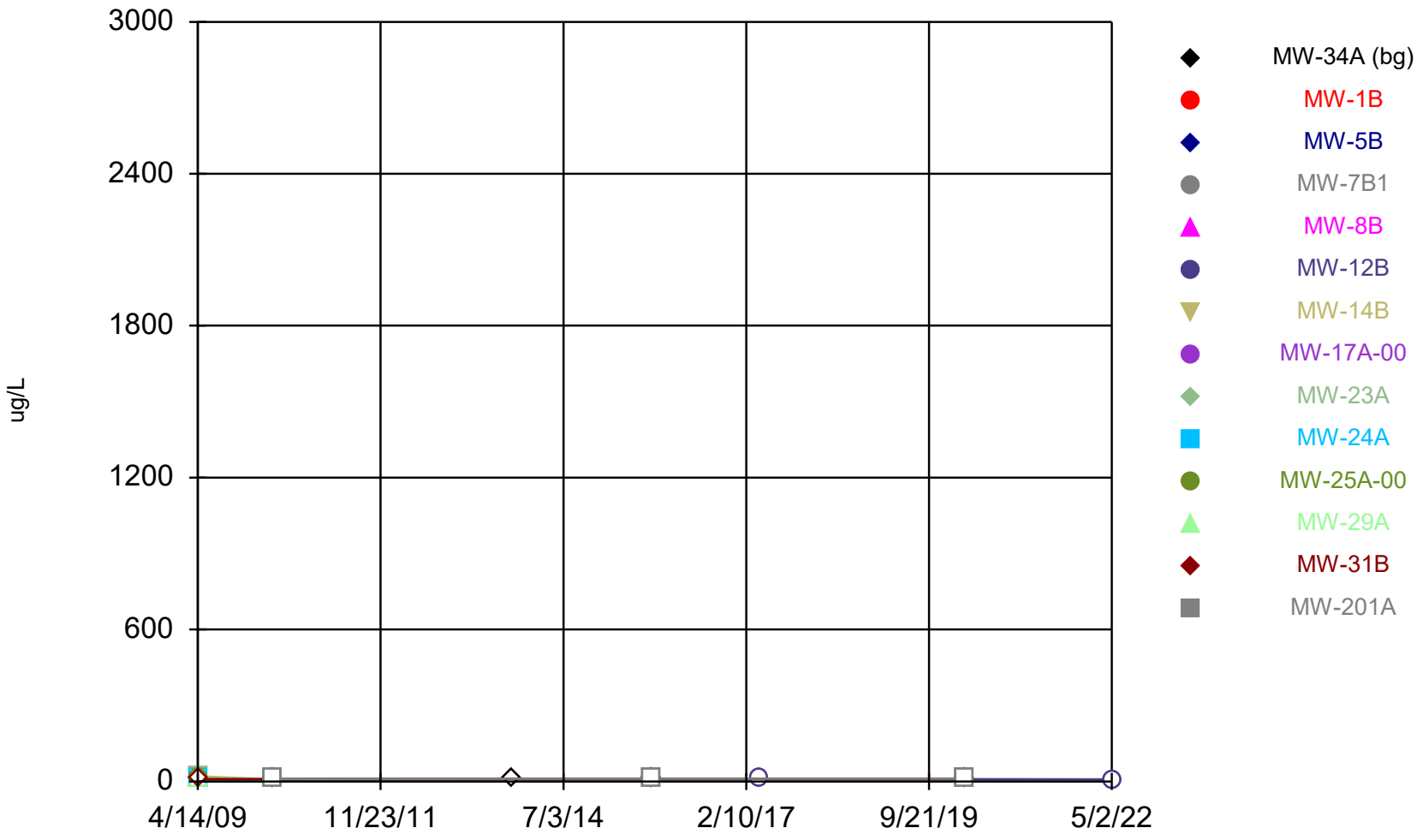

Constituent: m/p-Cresol Analysis Run 1/20/2026 12:40 PM View: 06A_MW_Organics_PL

Iowa City Landfill Client: HDR Data: Iowa City Sanitary Landfill

Sanitas™ v.10.1.03a Software licensed to HDR, Inc. UG
Hollow symbols indicate censored values.

Time Series

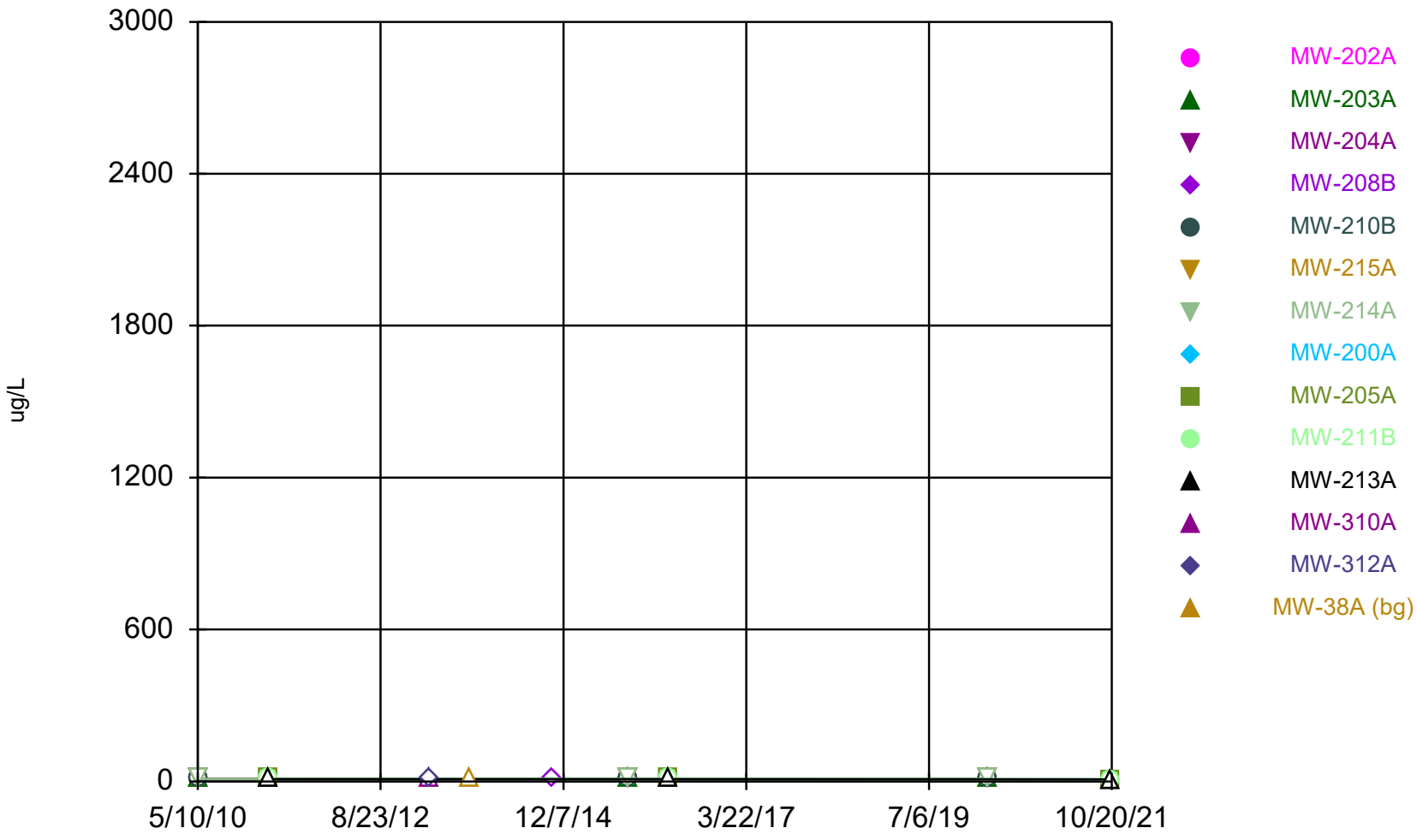

Constituent: m/p-Cresol Analysis Run 1/20/2026 12:40 PM View: 06A_MW_Organics_PL

Iowa City Landfill Client: HDR Data: Iowa City Sanitary Landfill

Sanitas™ v.10.1.03a Software licensed to HDR, Inc. UG
Hollow symbols indicate censored values.

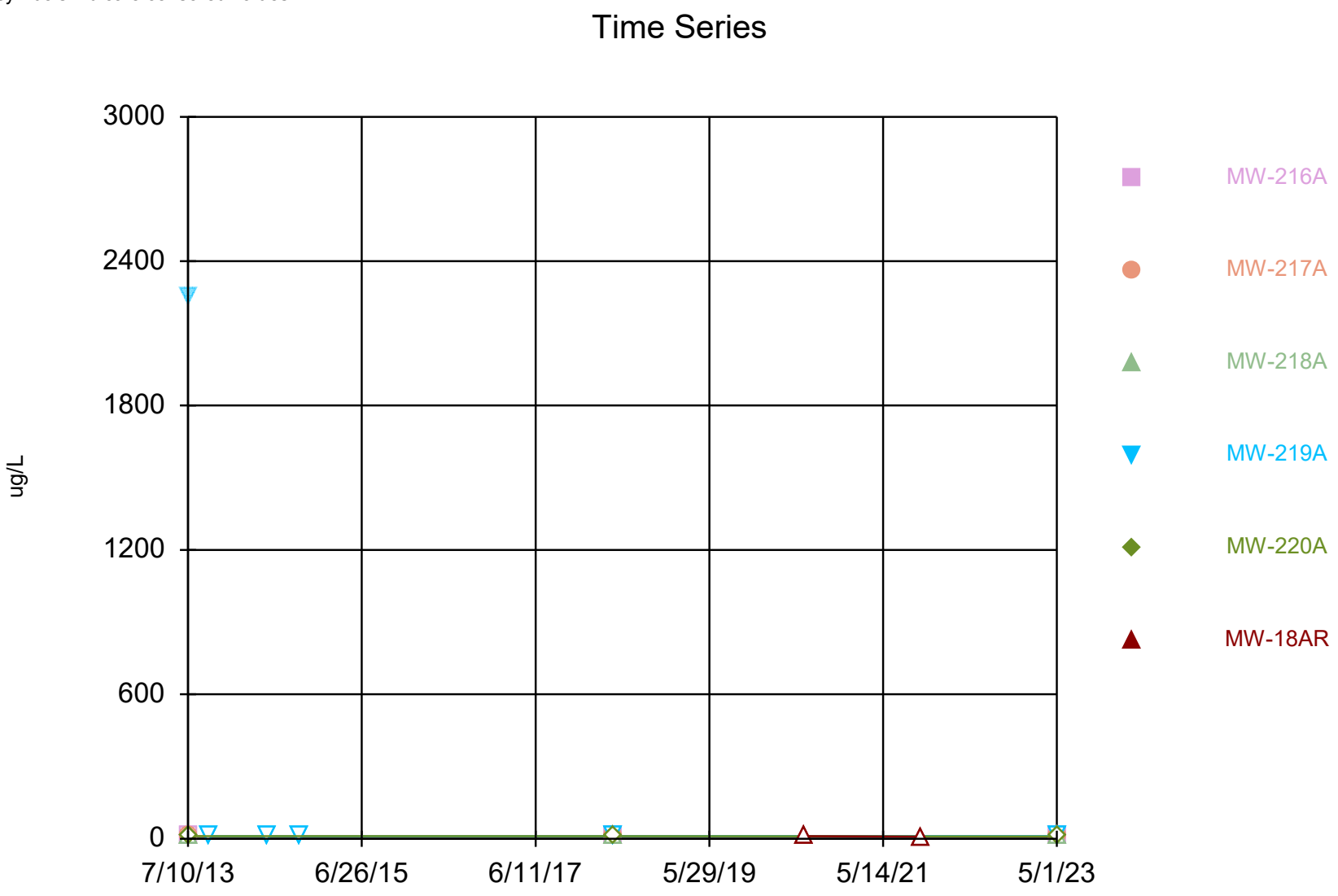

Constituent: m/p-Cresol Analysis Run 1/20/2026 12:40 PM View: 06A_MW_Organics_PL
Iowa City Landfill Client: HDR Data: Iowa City Sanitary Landfill

Sanitas™ v.10.1.03a Software licensed to HDR, Inc. UG
Hollow symbols indicate censored values.

Time Series

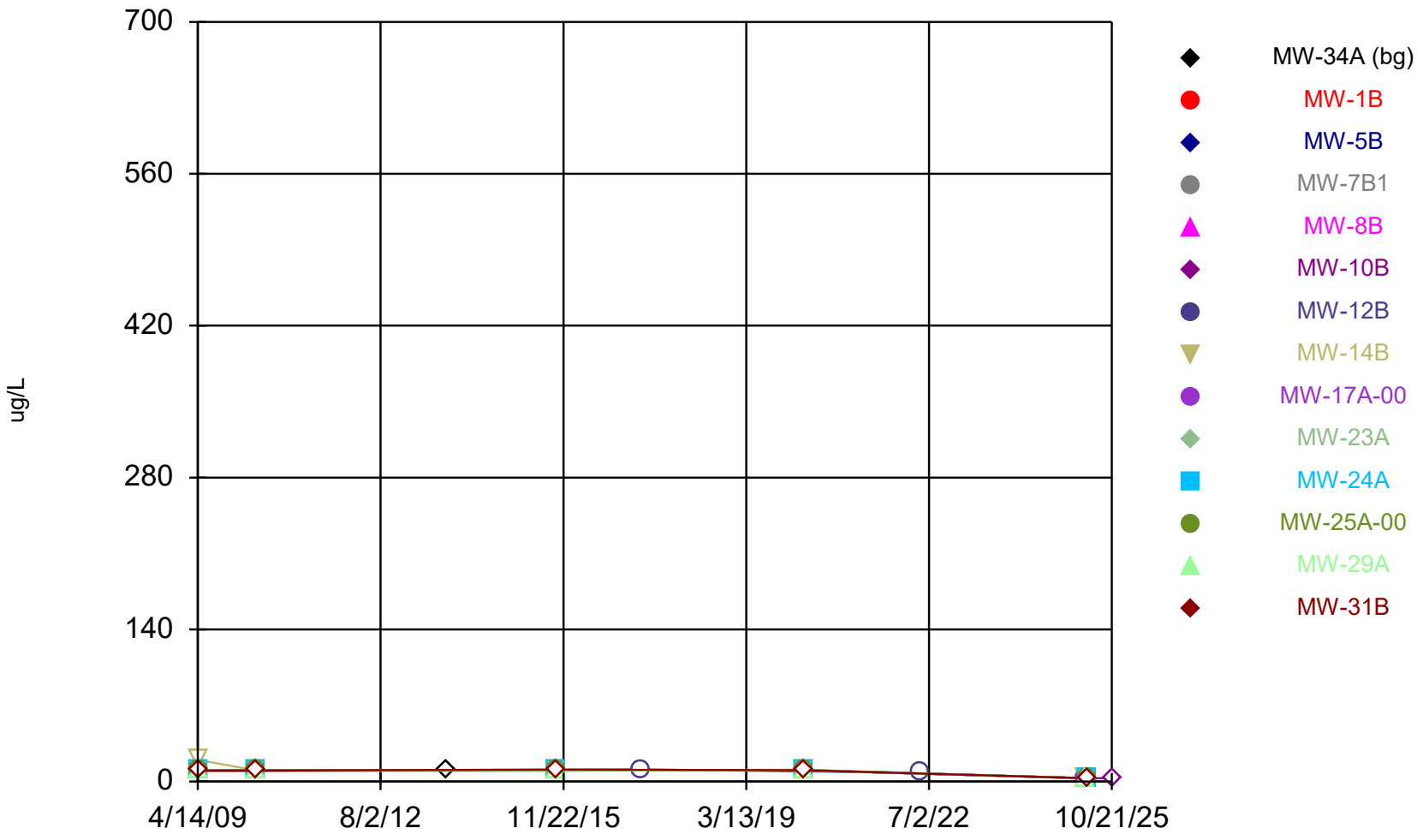

Constituent: O-Toluidine Analysis Run 1/20/2026 12:40 PM View: 06A_MW_Organics_PL

Iowa City Landfill Client: HDR Data: Iowa City Sanitary Landfill

Sanitas™ v.10.1.03a Software licensed to HDR, Inc. UG
Hollow symbols indicate censored values.

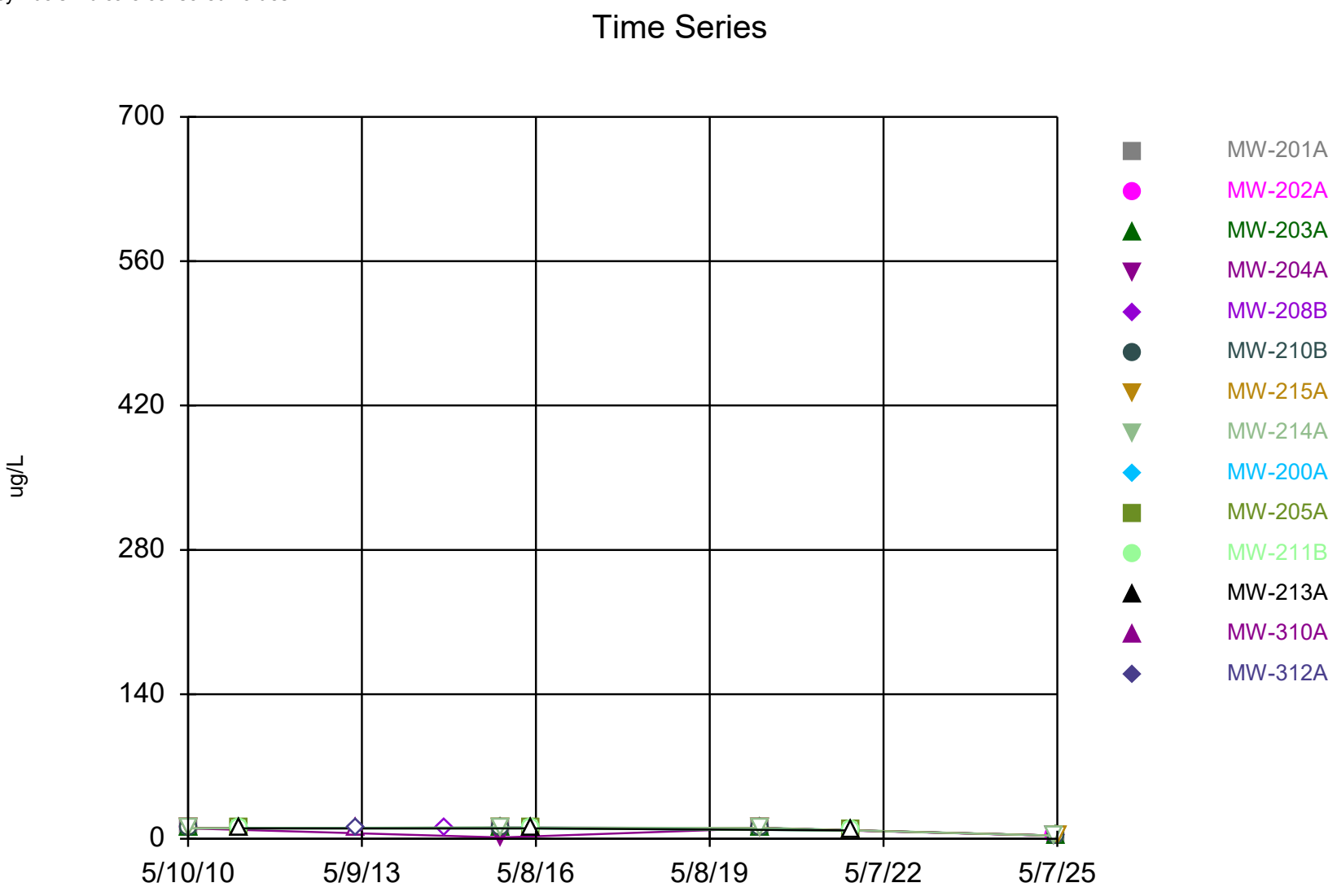

Constituent: O-Toluidine Analysis Run 1/20/2026 12:40 PM View: 06A_MW_Organics_PL

Iowa City Landfill Client: HDR Data: Iowa City Sanitary Landfill

Sanitas™ v.10.1.03a Software licensed to HDR, Inc. UG
Hollow symbols indicate censored values.

Time Series

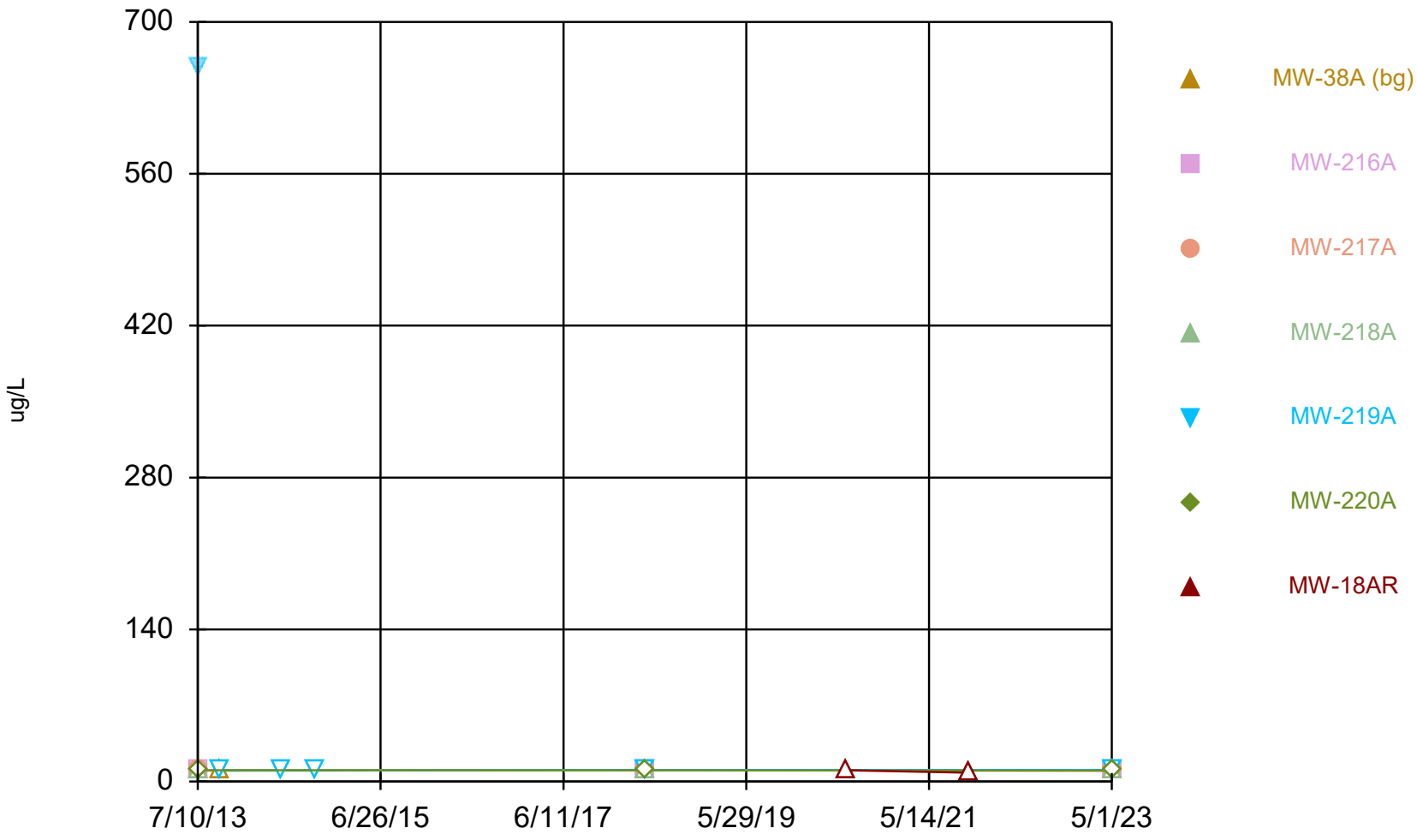

Constituent: O-Toluidine Analysis Run 1/20/2026 12:40 PM View: 06A_MW_Organics_PL

Iowa City Landfill Client: HDR Data: Iowa City Sanitary Landfill

Sanitas™ v.10.1.03a Software licensed to HDR, Inc. UG
Hollow symbols indicate censored values.

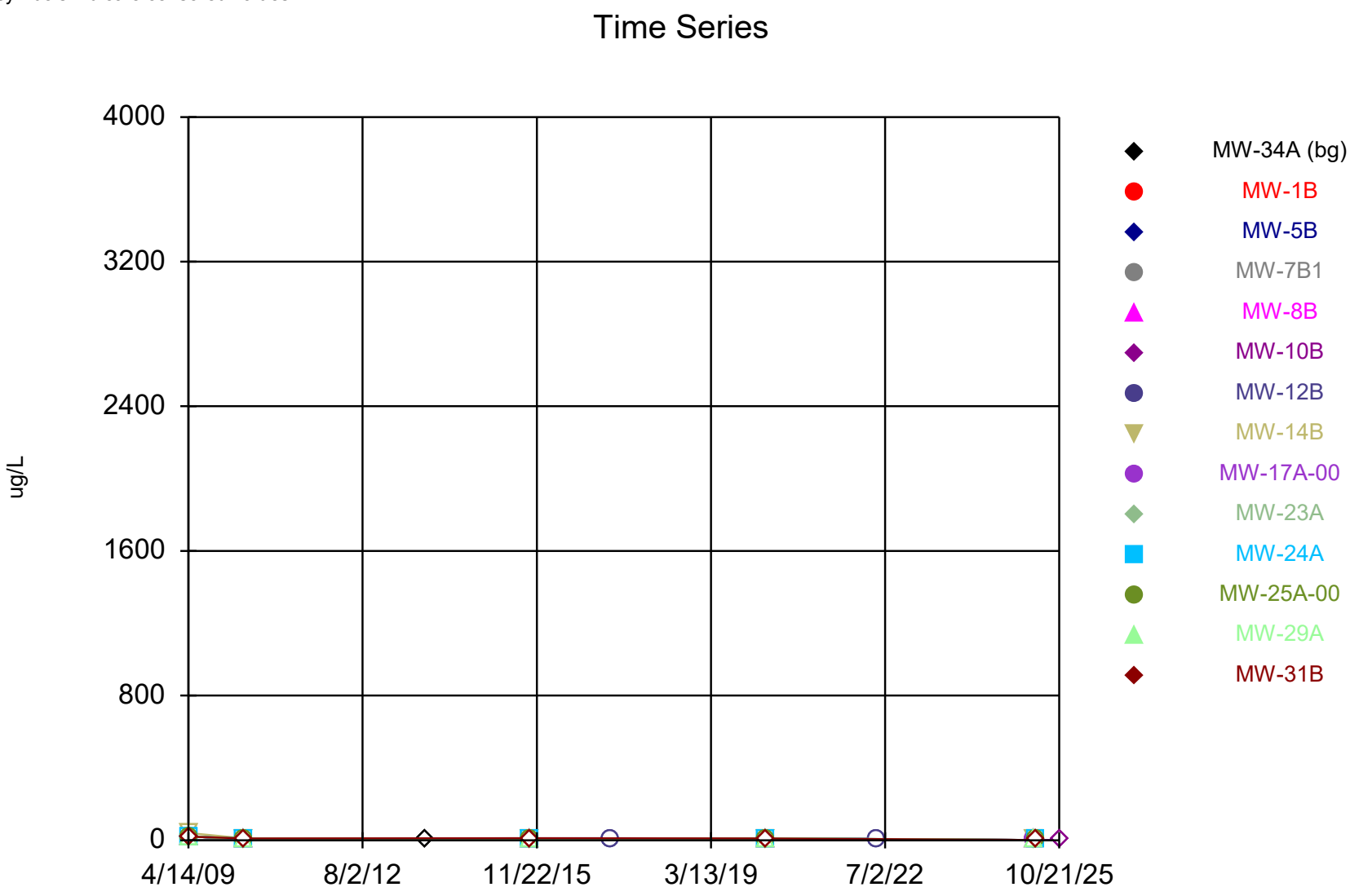

Constituent: Phenol Analysis Run 1/20/2026 12:40 PM View: 06A_MW_Organics_PL
Iowa City Landfill Client: HDR Data: Iowa City Sanitary Landfill

Sanitas™ v.10.1.03a Software licensed to HDR, Inc. UG
Hollow symbols indicate censored values.

Time Series

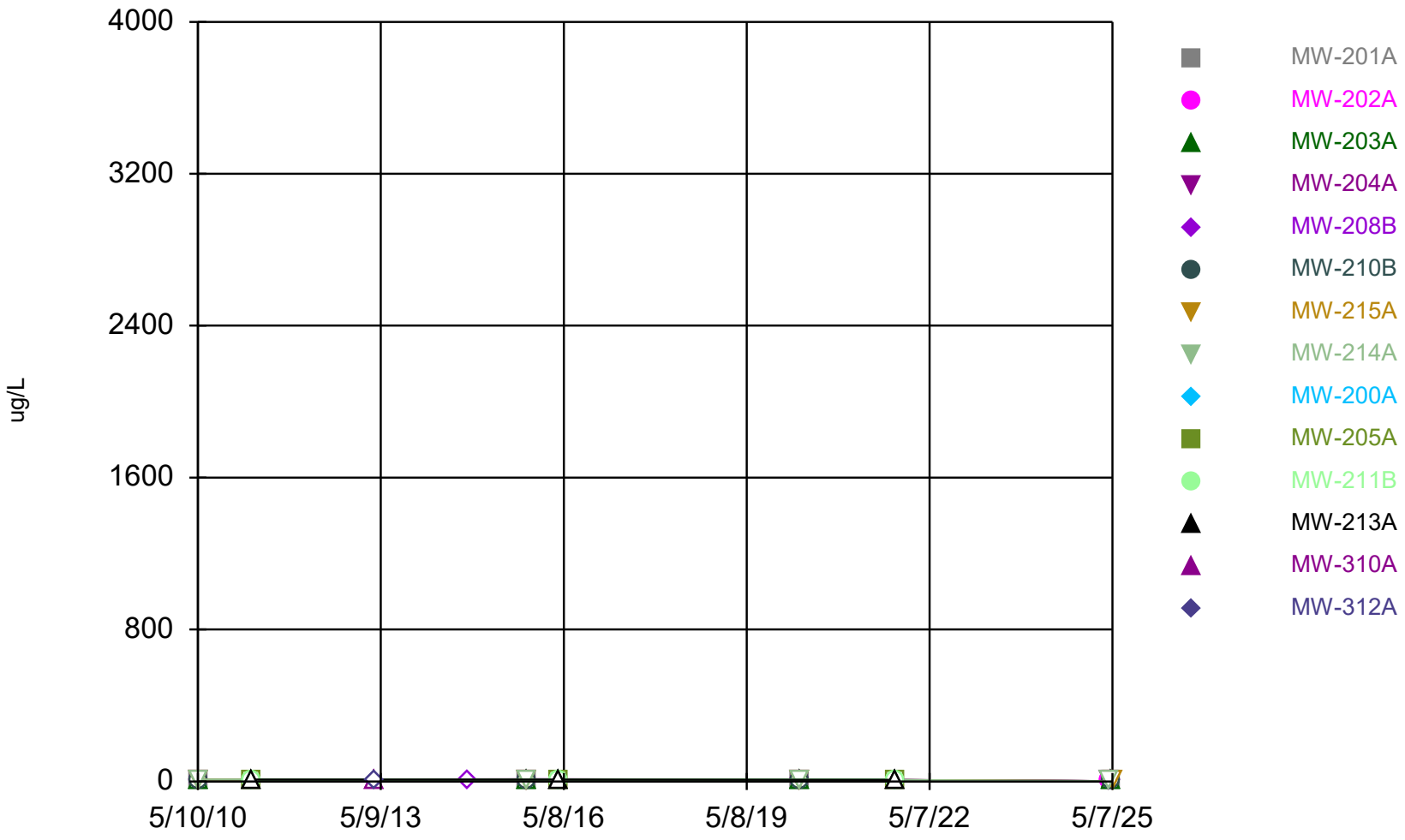

Constituent: Phenol Analysis Run 1/20/2026 12:40 PM View: 06A_MW_Organics_PL

Iowa City Landfill Client: HDR Data: Iowa City Sanitary Landfill

Sanitas™ v.10.1.03a Software licensed to HDR, Inc. UG
Hollow symbols indicate censored values.

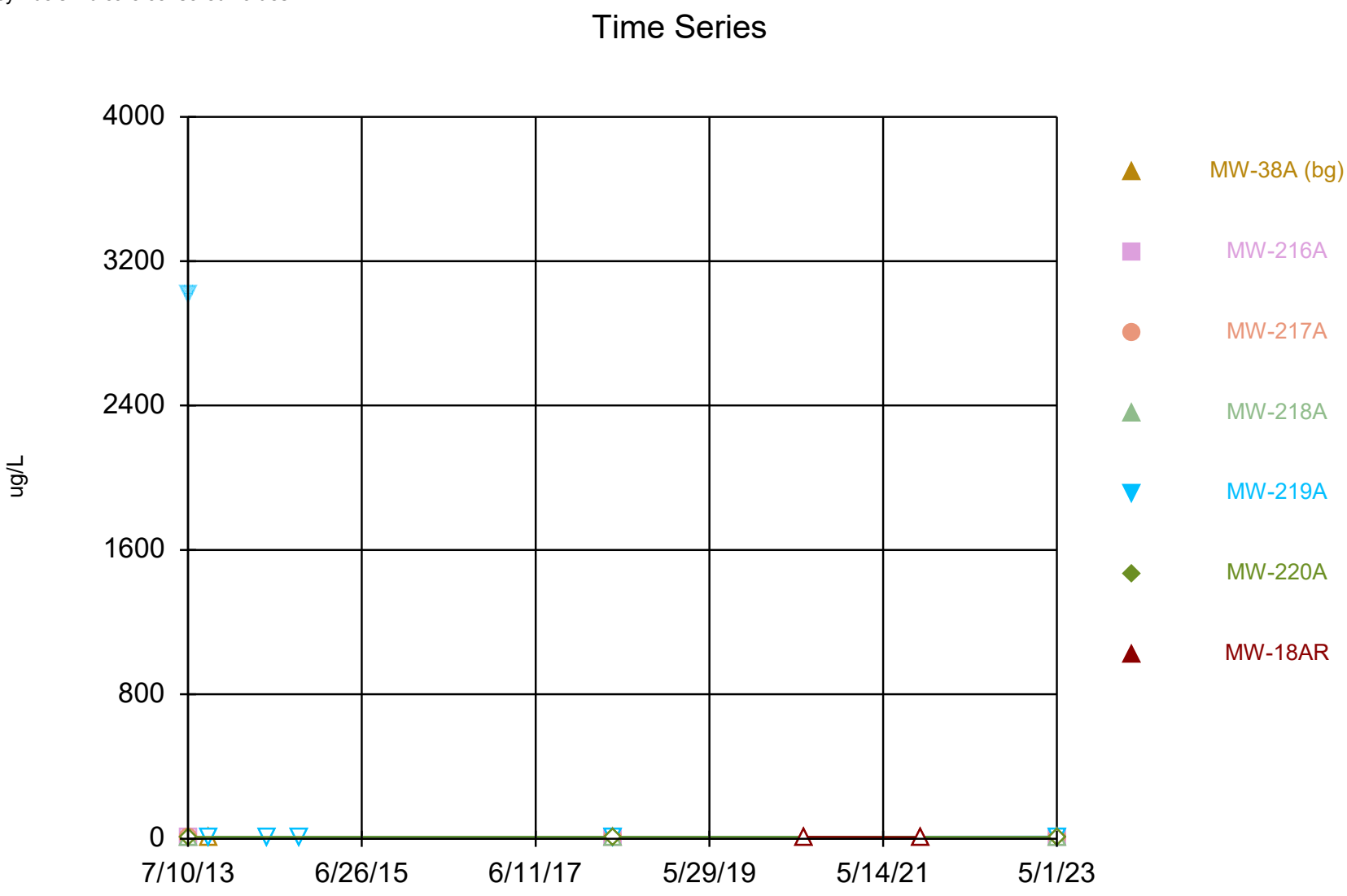

Constituent: Phenol Analysis Run 1/20/2026 12:40 PM View: 06A_MW_Organics_PL

Iowa City Landfill Client: HDR Data: Iowa City Sanitary Landfill

Sanitas™ v.10.1.03a Software licensed to HDR, Inc. UG
Hollow symbols indicate censored values.

Time Series

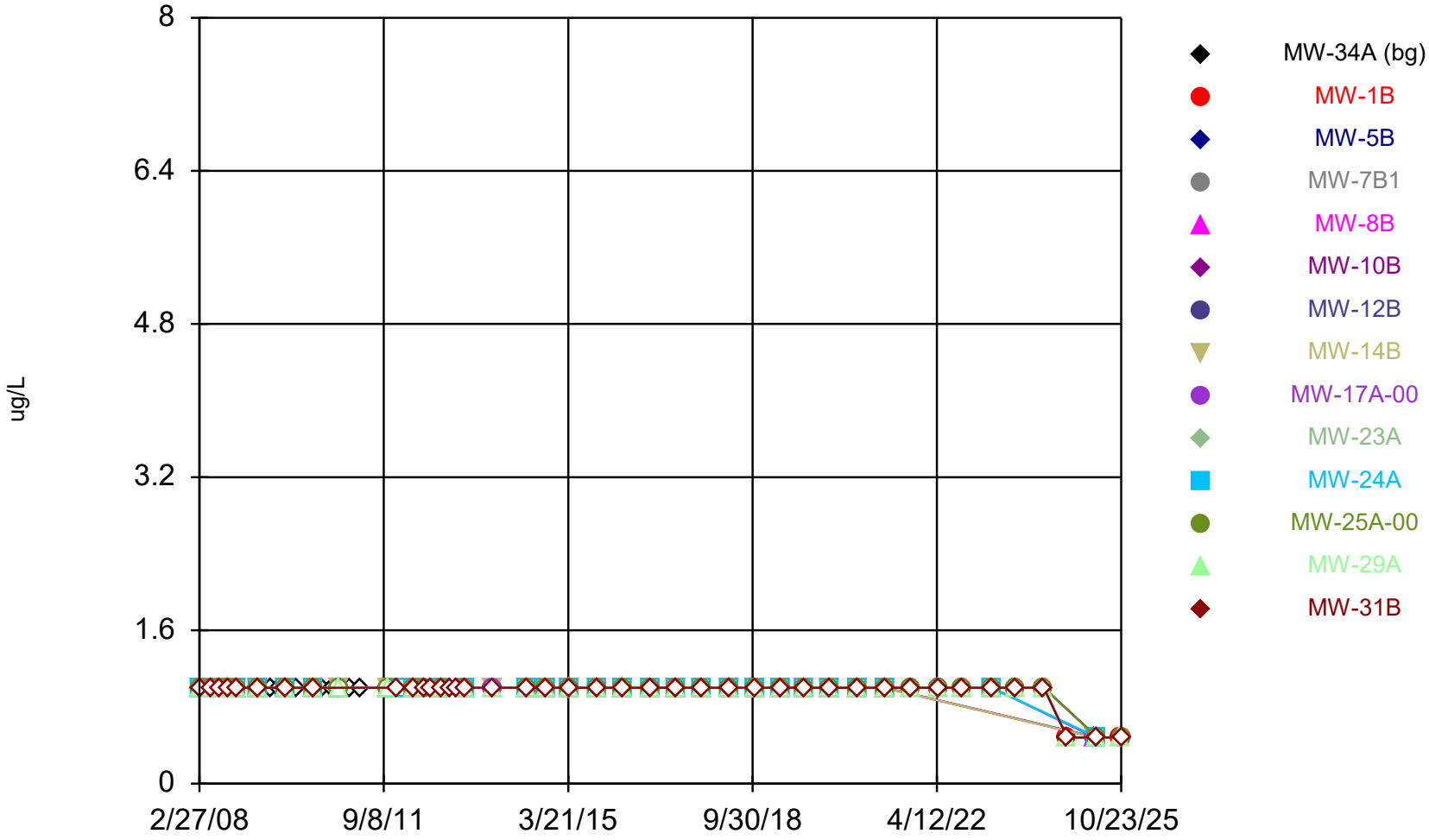

Constituent: Tetrachloroethene Analysis Run 1/20/2026 12:40 PM View: 06A_MW_Organics_PL

Iowa City Landfill Client: HDR Data: Iowa City Sanitary Landfill

Sanitas™ v.10.1.03a Software licensed to HDR, Inc. UG
Hollow symbols indicate censored values.

Time Series

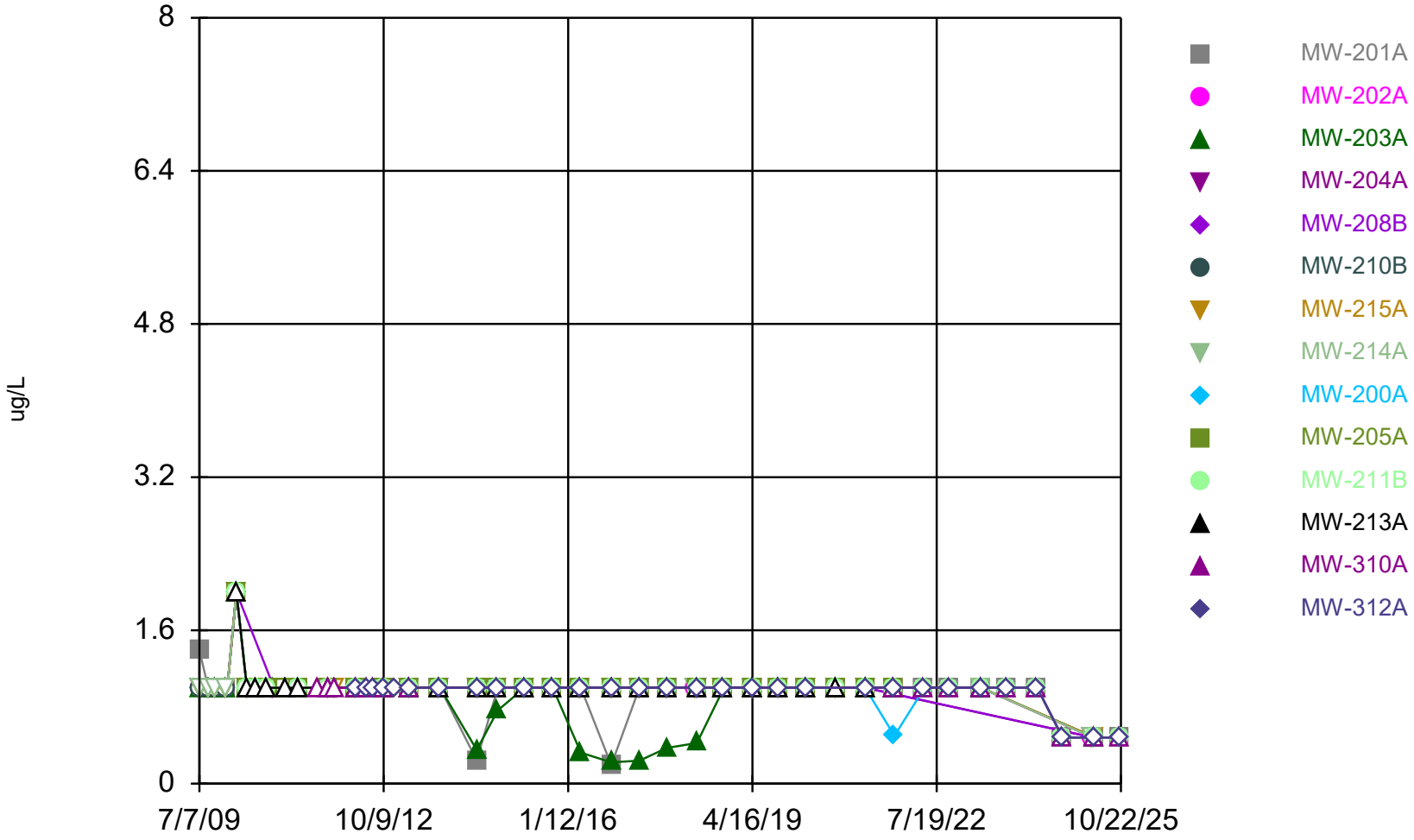

Constituent: Tetrachloroethene Analysis Run 1/20/2026 12:40 PM View: 06A_MW_Organics_PL

Iowa City Landfill Client: HDR Data: Iowa City Sanitary Landfill

Sanitas™ v.10.1.03a Software licensed to HDR, Inc. UG
Hollow symbols indicate censored values.

Time Series

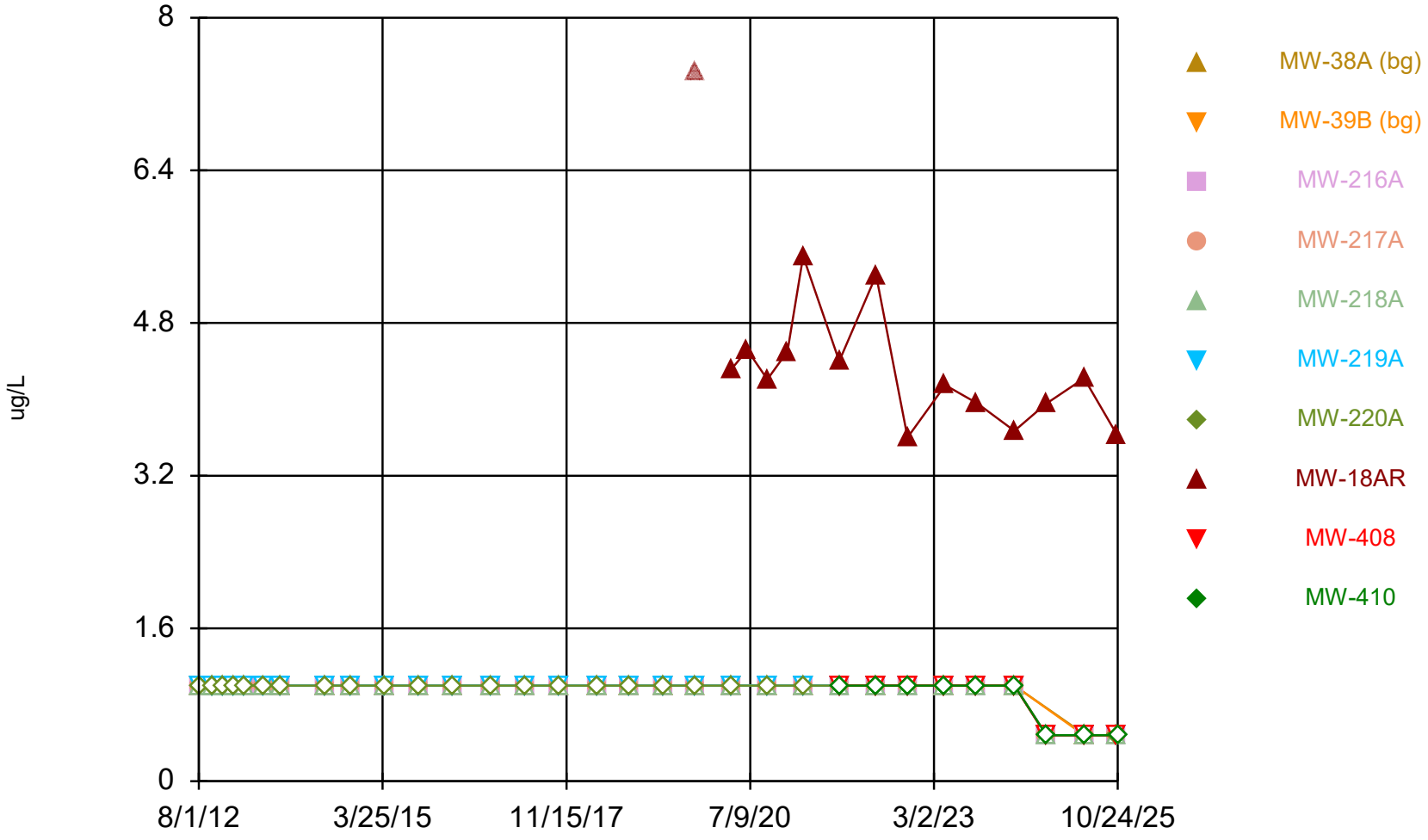

Constituent: Tetrachloroethene Analysis Run 1/20/2026 12:40 PM View: 06A_MW_Organics_PL

Iowa City Landfill Client: HDR Data: Iowa City Sanitary Landfill

Sanitas™ v.10.1.03a Software licensed to HDR, Inc. UG
Hollow symbols indicate censored values.

Time Series

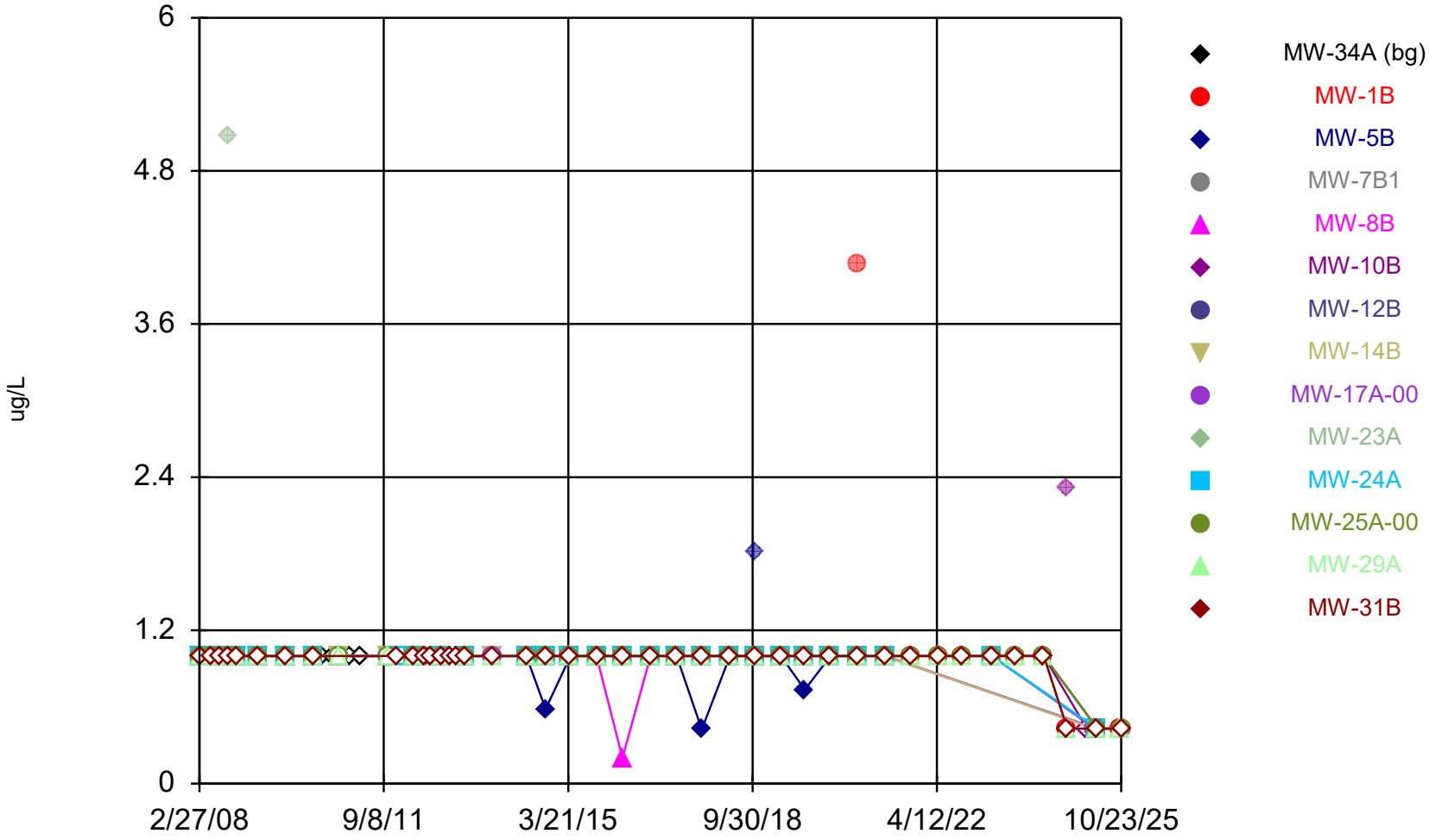

Constituent: Toluene Analysis Run 1/20/2026 12:40 PM View: 06A_MW_Organics_PL

Iowa City Landfill Client: HDR Data: Iowa City Sanitary Landfill

Sanitas™ v.10.1.03a Software licensed to HDR, Inc. UG
Hollow symbols indicate censored values.

Time Series

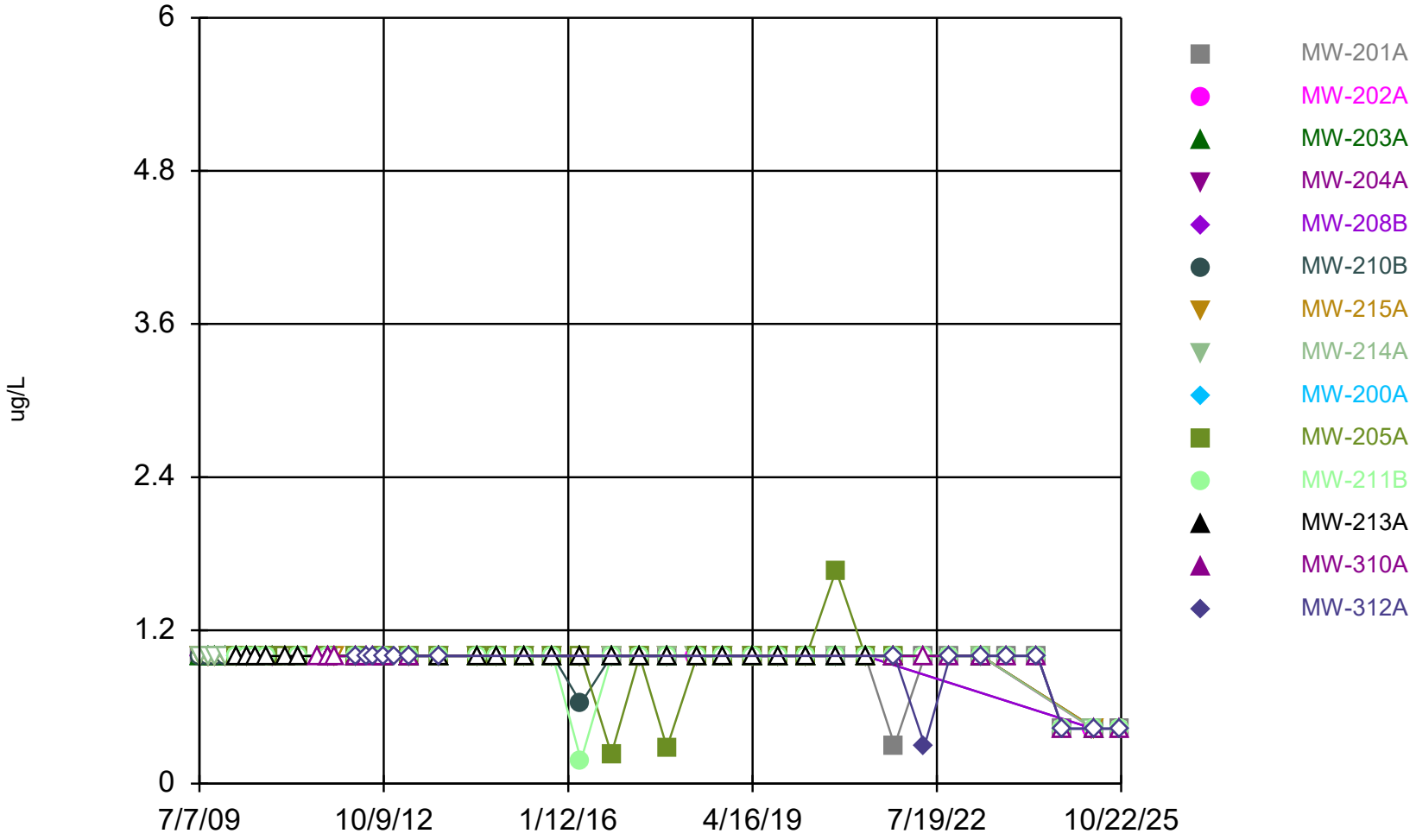

Constituent: Toluene Analysis Run 1/20/2026 12:40 PM View: 06A_MW_Organics_PL

Iowa City Landfill Client: HDR Data: Iowa City Sanitary Landfill

Sanitas™ v.10.1.03a Software licensed to HDR, Inc. UG
Hollow symbols indicate censored values.

Time Series

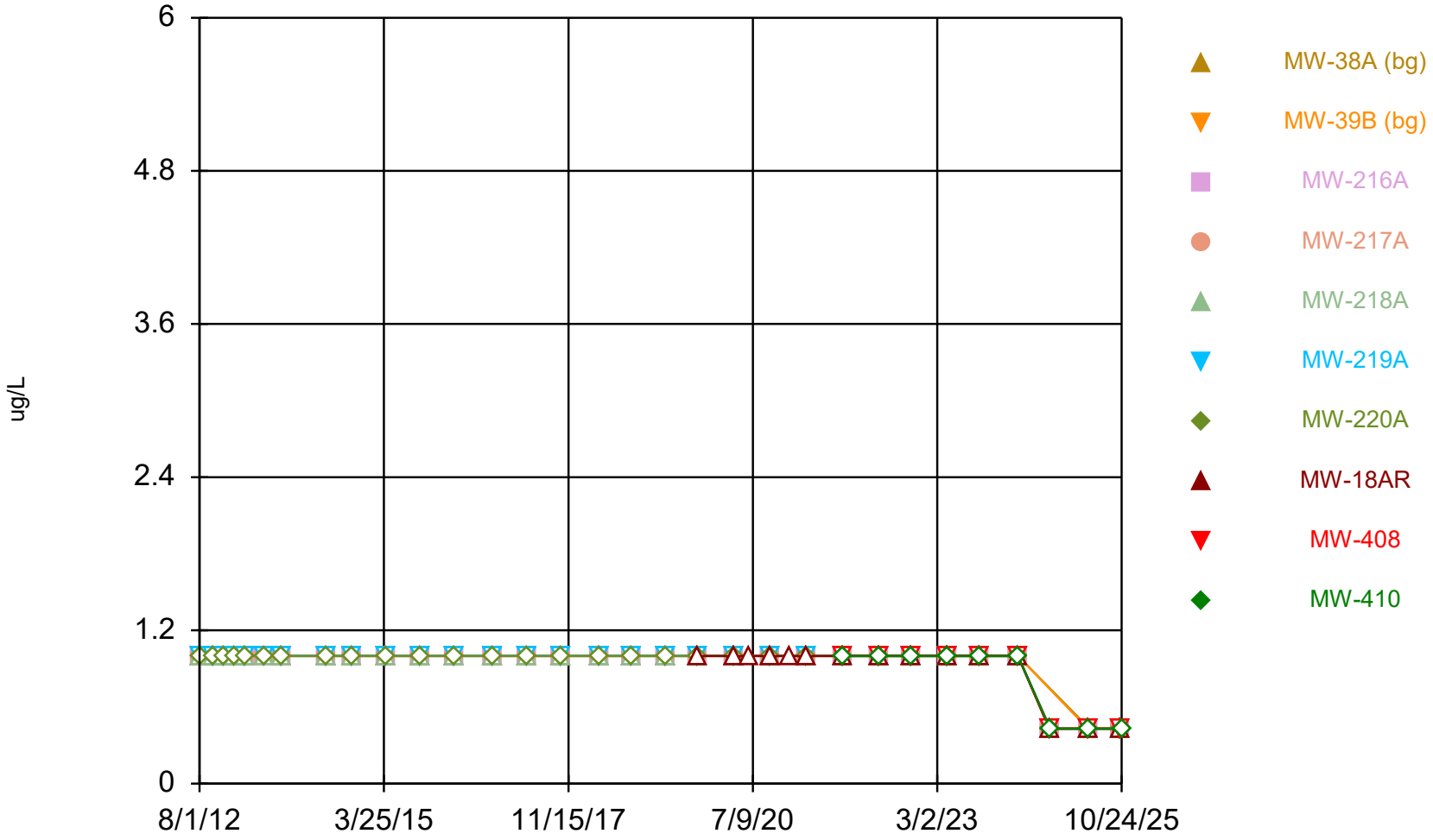

Constituent: Toluene Analysis Run 1/20/2026 12:40 PM View: 06A_MW_Organics_PL

Iowa City Landfill Client: HDR Data: Iowa City Sanitary Landfill

Sanitas™ v.10.1.03a Software licensed to HDR, Inc. UG
Hollow symbols indicate censored values.

Time Series

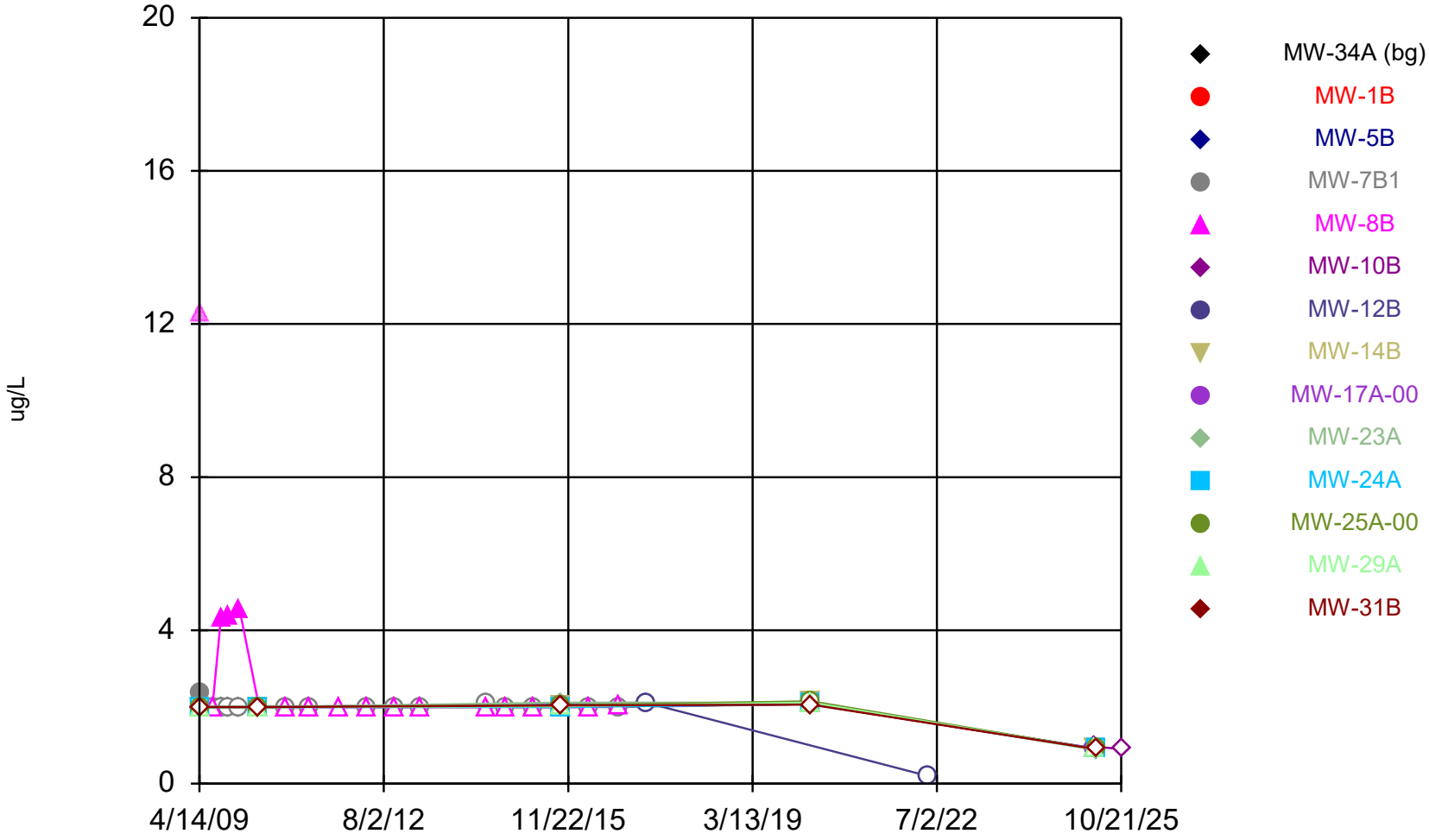

Constituent: Toxaphene Analysis Run 1/20/2026 12:40 PM View: 06A_MW_Organics_PL

Iowa City Landfill Client: HDR Data: Iowa City Sanitary Landfill

Sanitas™ v.10.1.03a Software licensed to HDR, Inc. UG
Hollow symbols indicate censored values.

Time Series

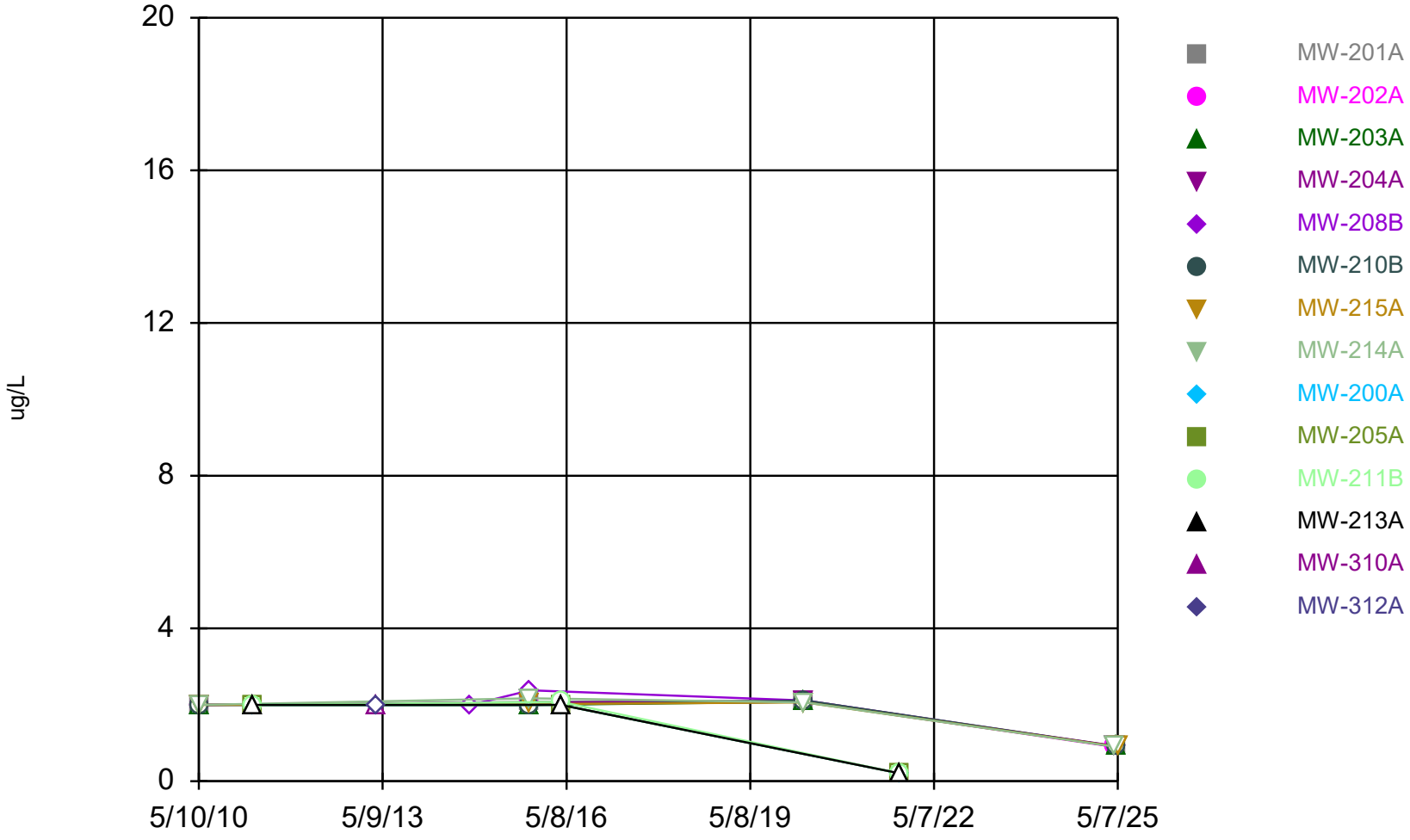

Constituent: Toxaphene Analysis Run 1/20/2026 12:40 PM View: 06A_MW_Organics_PL

Iowa City Landfill Client: HDR Data: Iowa City Sanitary Landfill

Sanitas™ v.10.1.03a Software licensed to HDR, Inc. UG
Hollow symbols indicate censored values.

Time Series

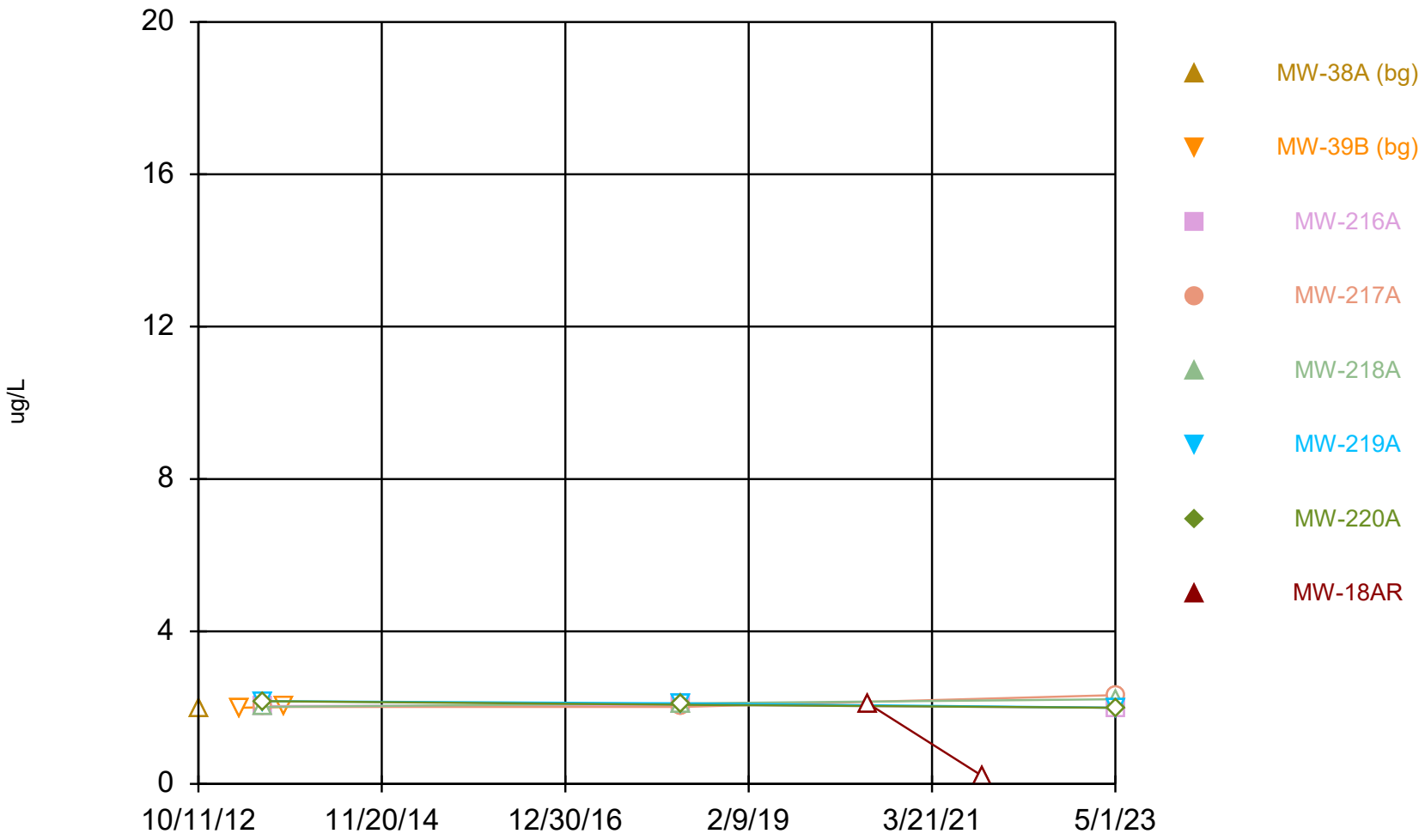

Constituent: Toxaphene Analysis Run 1/20/2026 12:40 PM View: 06A_MW_Organics_PL

Iowa City Landfill Client: HDR Data: Iowa City Sanitary Landfill

Sanitas™ v.10.1.03a Software licensed to HDR, Inc. UG
Hollow symbols indicate censored values.

Time Series

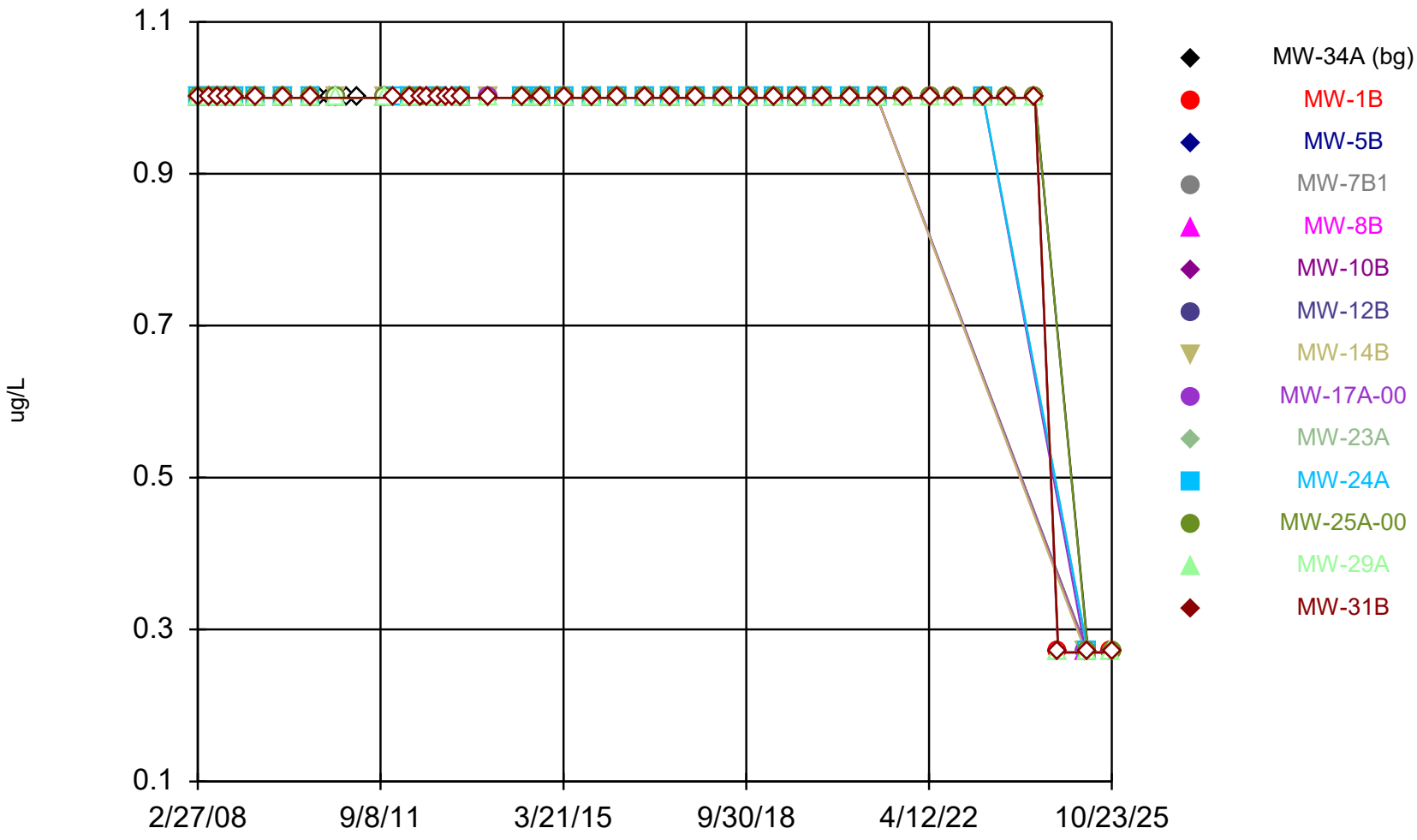

Constituent: trans-1,2-Dichloroethene Analysis Run 1/20/2026 12:40 PM View: 06A_MW_Organics_PL
Iowa City Landfill Client: HDR Data: Iowa City Sanitary Landfill

Sanitas™ v.10.1.03a Software licensed to HDR, Inc. UG
Hollow symbols indicate censored values.

Time Series

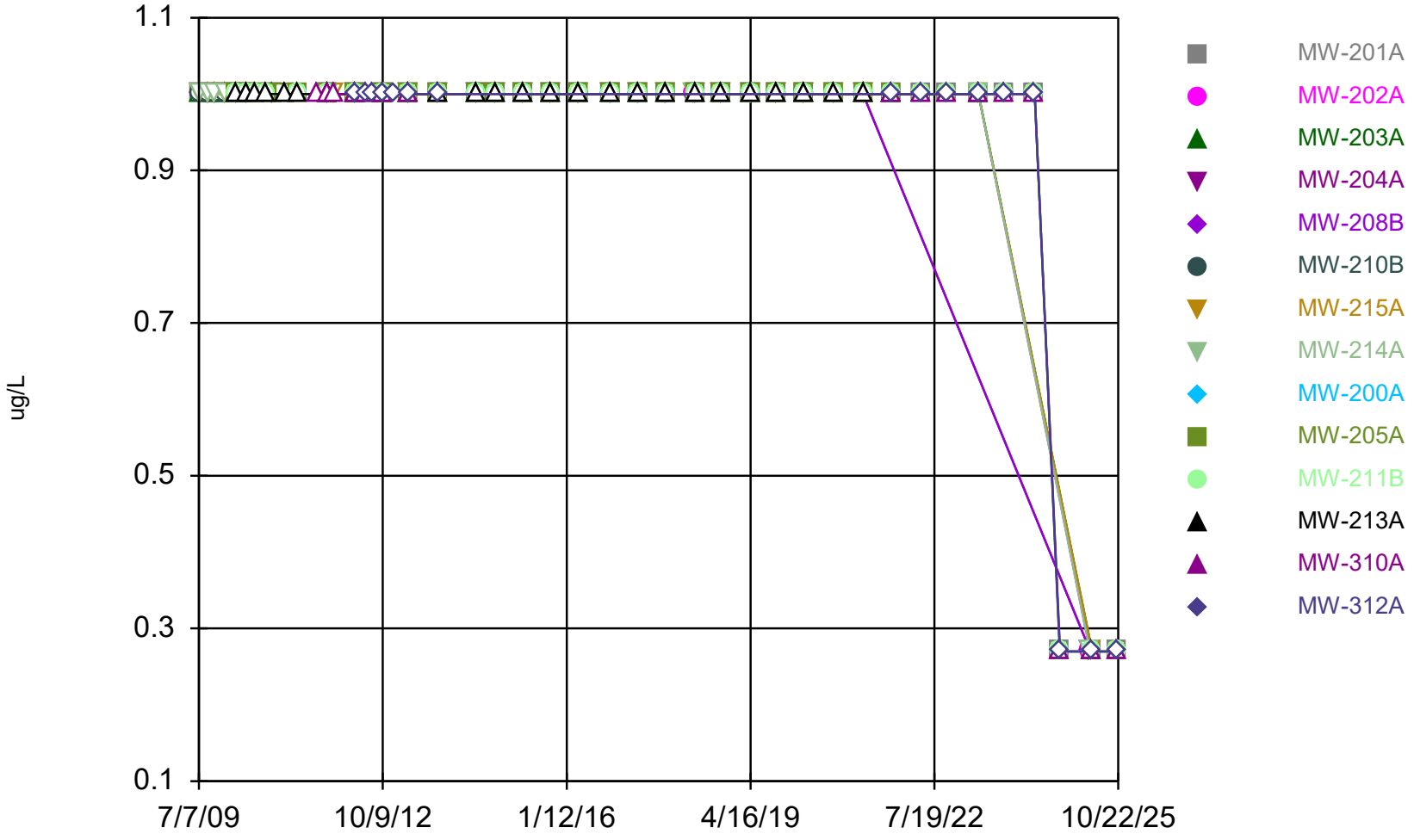

Constituent: trans-1,2-Dichloroethene Analysis Run 1/20/2026 12:41 PM View: 06A_MW_Organics_PL
Iowa City Landfill Client: HDR Data: Iowa City Sanitary Landfill

Sanitas™ v.10.1.03a Software licensed to HDR, Inc. UG
Hollow symbols indicate censored values.

Time Series

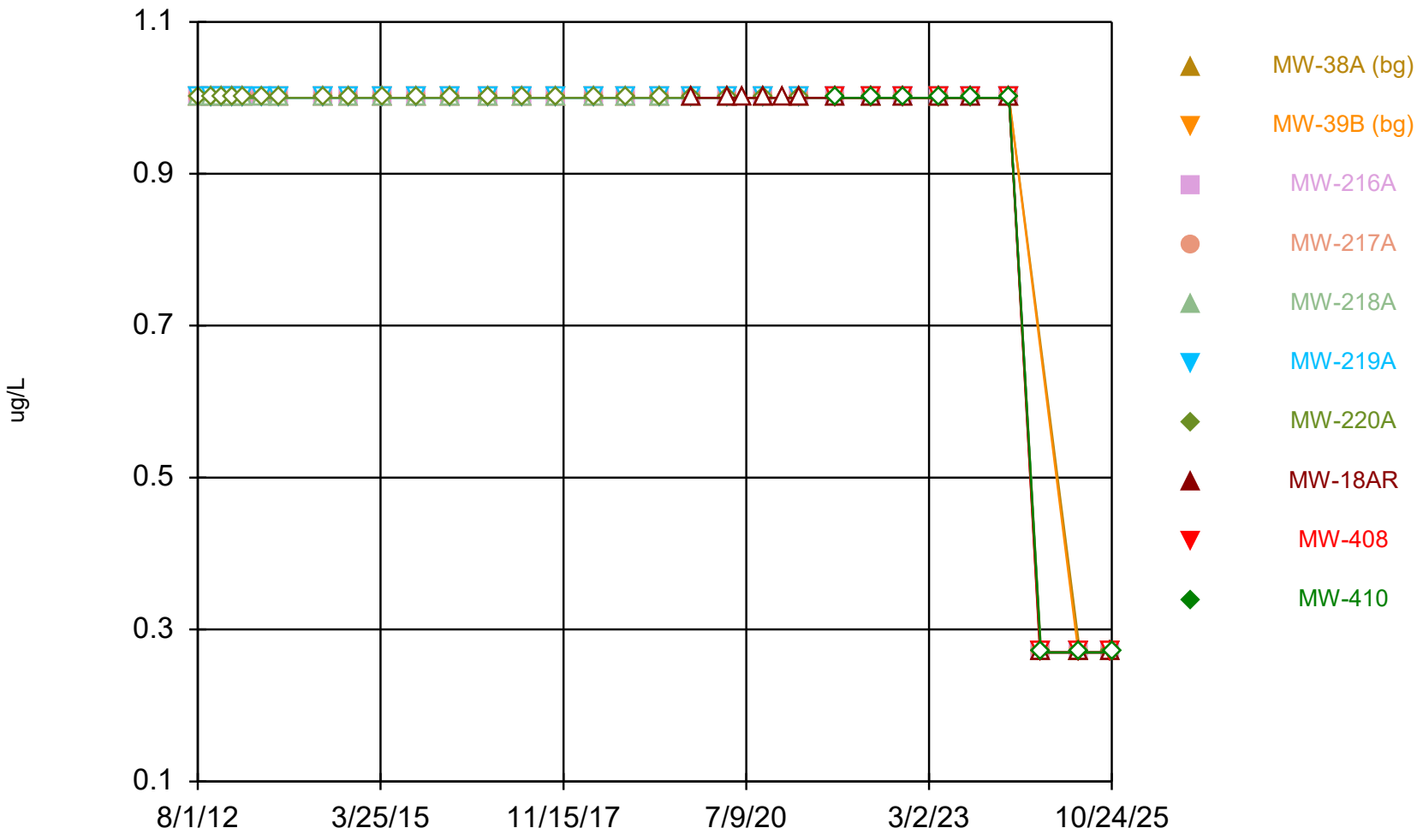

Constituent: trans-1,2-Dichloroethene Analysis Run 1/20/2026 12:41 PM View: 06A_MW_Organics_PL
Iowa City Landfill Client: HDR Data: Iowa City Sanitary Landfill

Sanitas™ v.10.1.03a Software licensed to HDR, Inc. UG
Hollow symbols indicate censored values.

Time Series

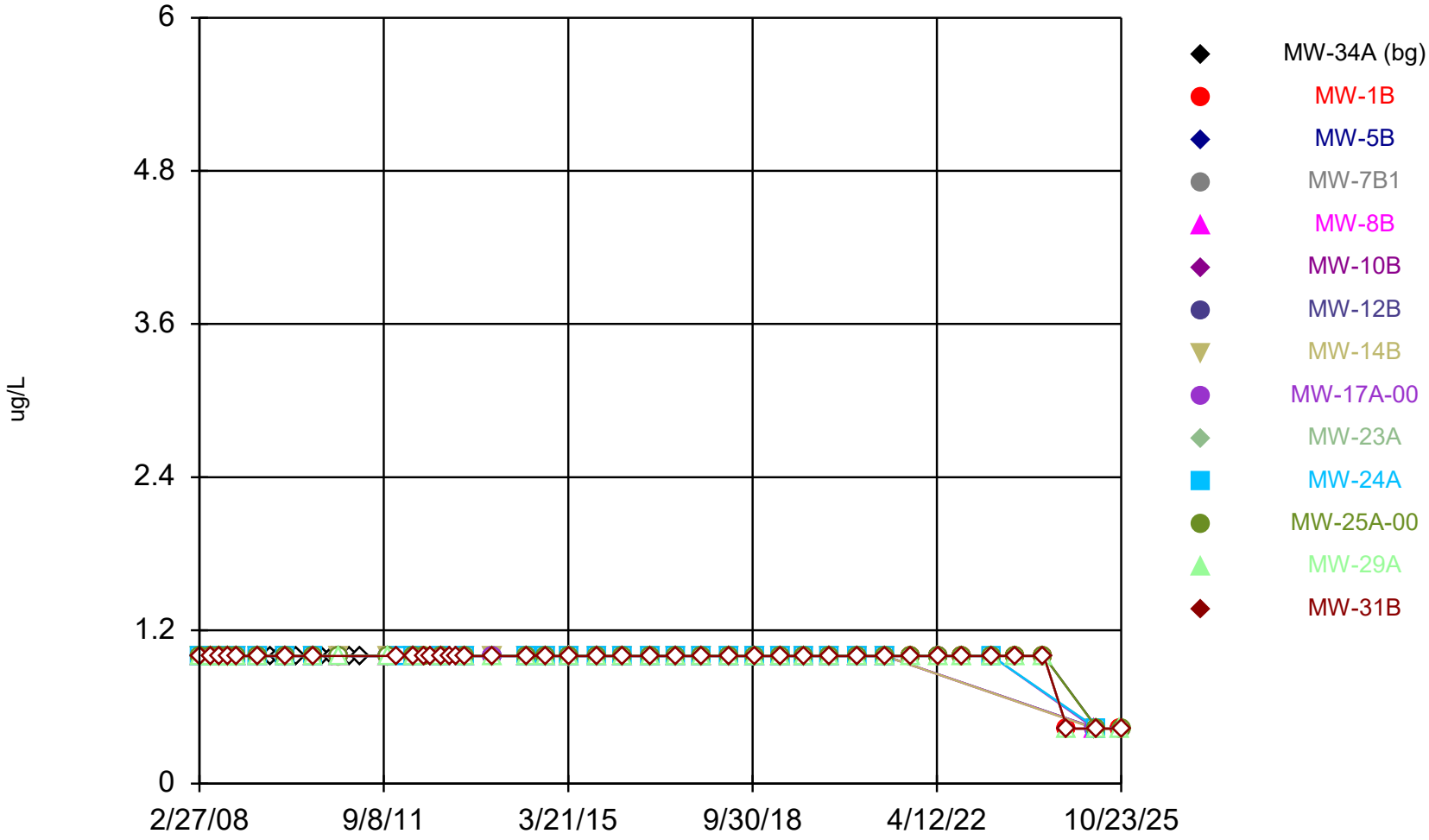

Constituent: Trichloroethene Analysis Run 1/20/2026 12:41 PM View: 06A_MW_Organics_PL

Iowa City Landfill Client: HDR Data: Iowa City Sanitary Landfill

Sanitas™ v.10.1.03a Software licensed to HDR, Inc. UG
Hollow symbols indicate censored values.

Time Series

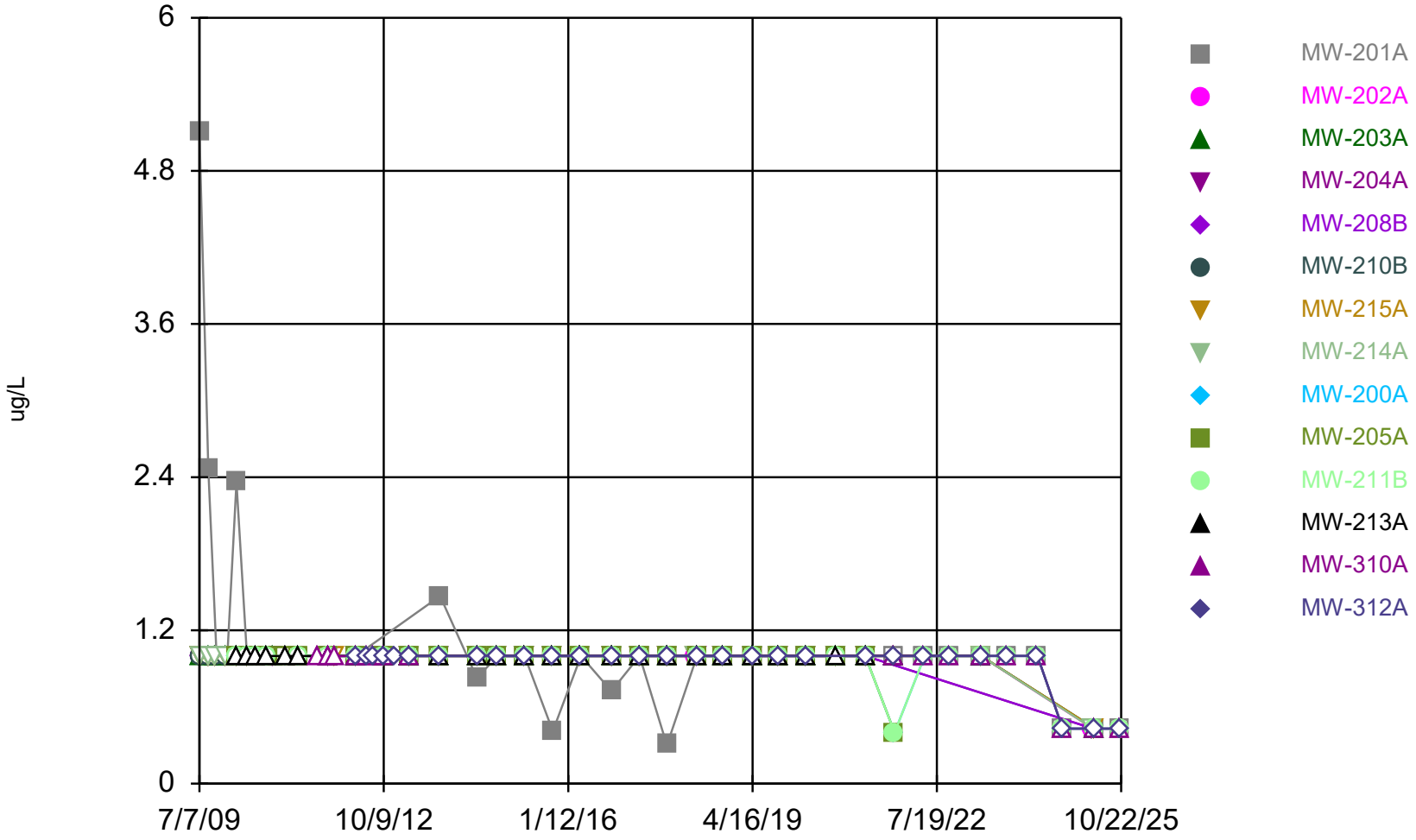

Constituent: Trichloroethene Analysis Run 1/20/2026 12:41 PM View: 06A_MW_Organics_PL

Iowa City Landfill Client: HDR Data: Iowa City Sanitary Landfill

Sanitas™ v.10.1.03a Software licensed to HDR, Inc. UG
Hollow symbols indicate censored values.

Time Series

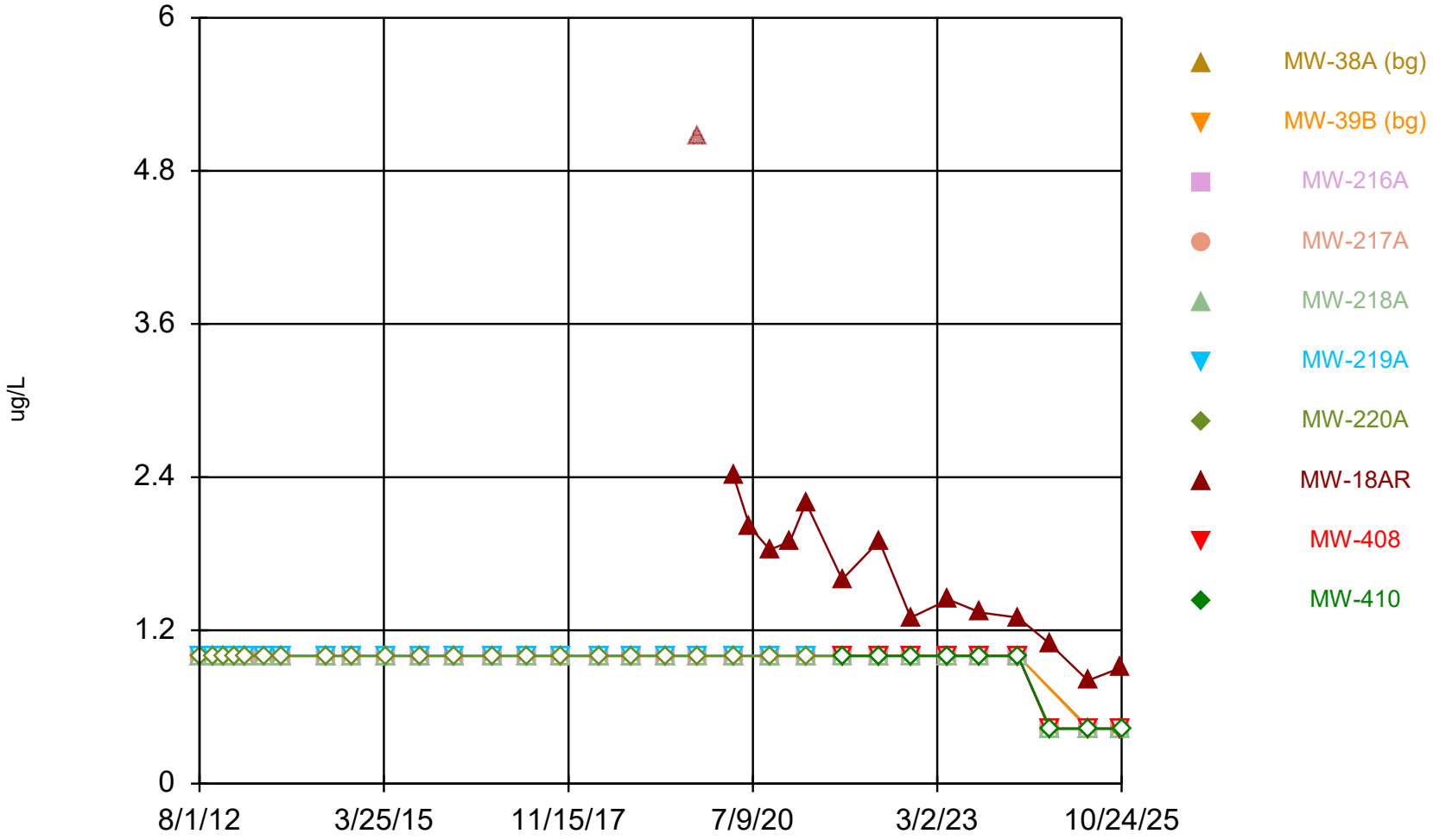

Constituent: Trichloroethene Analysis Run 1/20/2026 12:41 PM View: 06A_MW_Organics_PL

Iowa City Landfill Client: HDR Data: Iowa City Sanitary Landfill

Sanitas™ v.10.1.03a Software licensed to HDR, Inc. UG
Hollow symbols indicate censored values.

Time Series

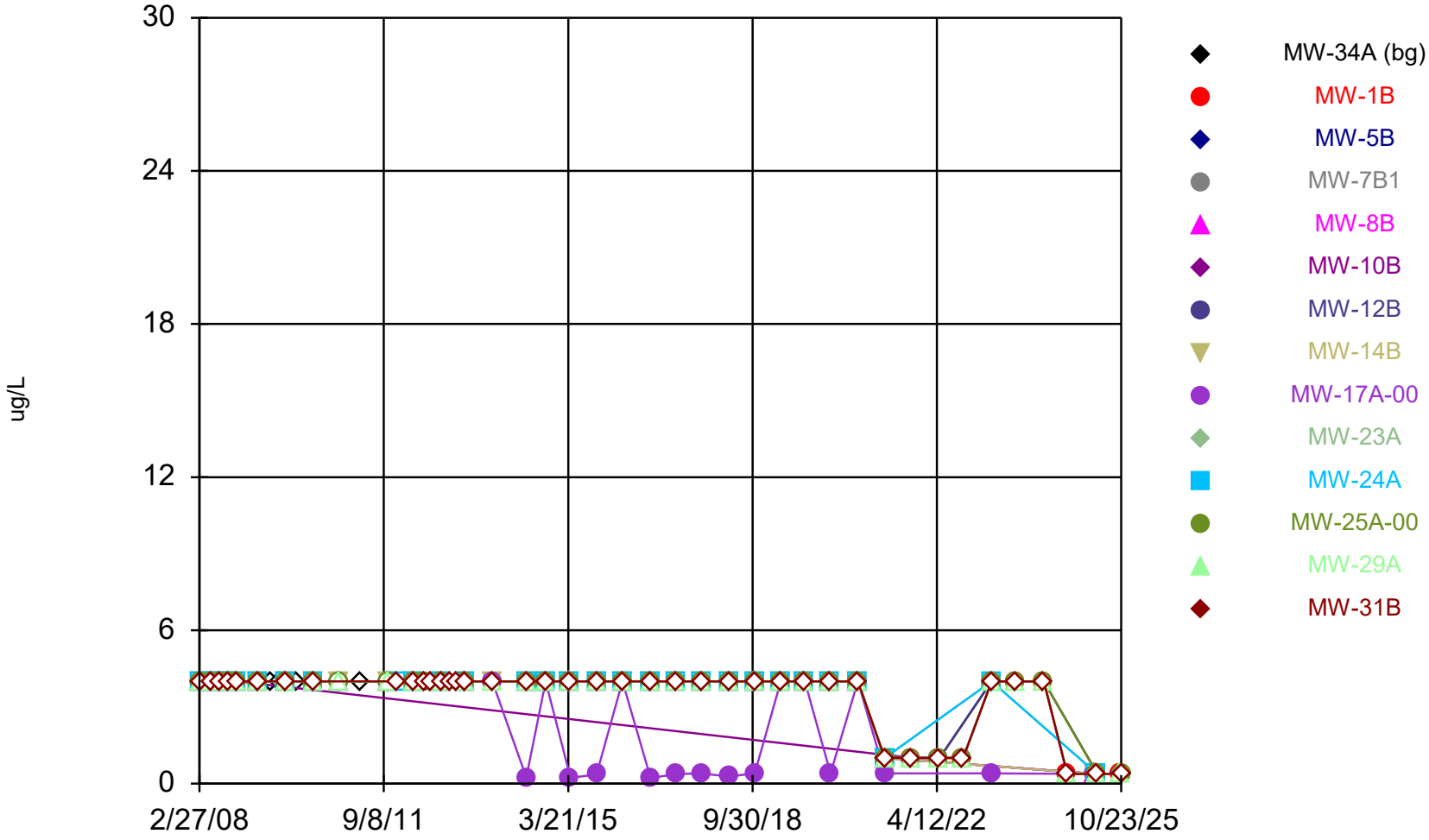

Constituent: Trichlorofluoromethane Analysis Run 1/20/2026 12:41 PM View: 06A_MW_Organics_PL

Iowa City Landfill Client: HDR Data: Iowa City Sanitary Landfill

Sanitas™ v.10.1.03a Software licensed to HDR, Inc. UG
Hollow symbols indicate censored values.

Time Series

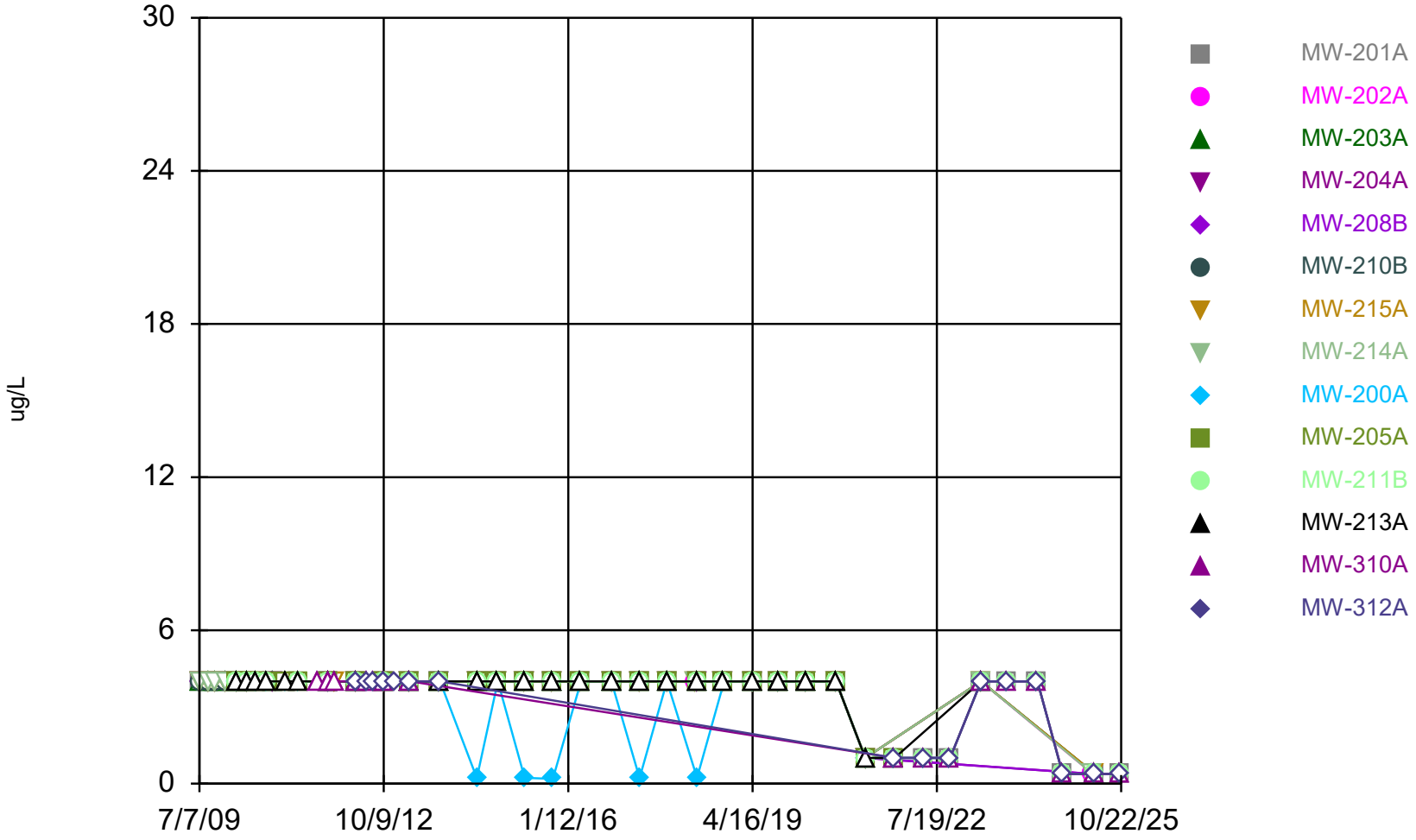

Constituent: Trichlorofluoromethane Analysis Run 1/20/2026 12:41 PM View: 06A_MW_Organics_PL

Iowa City Landfill Client: HDR Data: Iowa City Sanitary Landfill

Sanitas™ v.10.1.03a Software licensed to HDR, Inc. UG
Hollow symbols indicate censored values.

Time Series

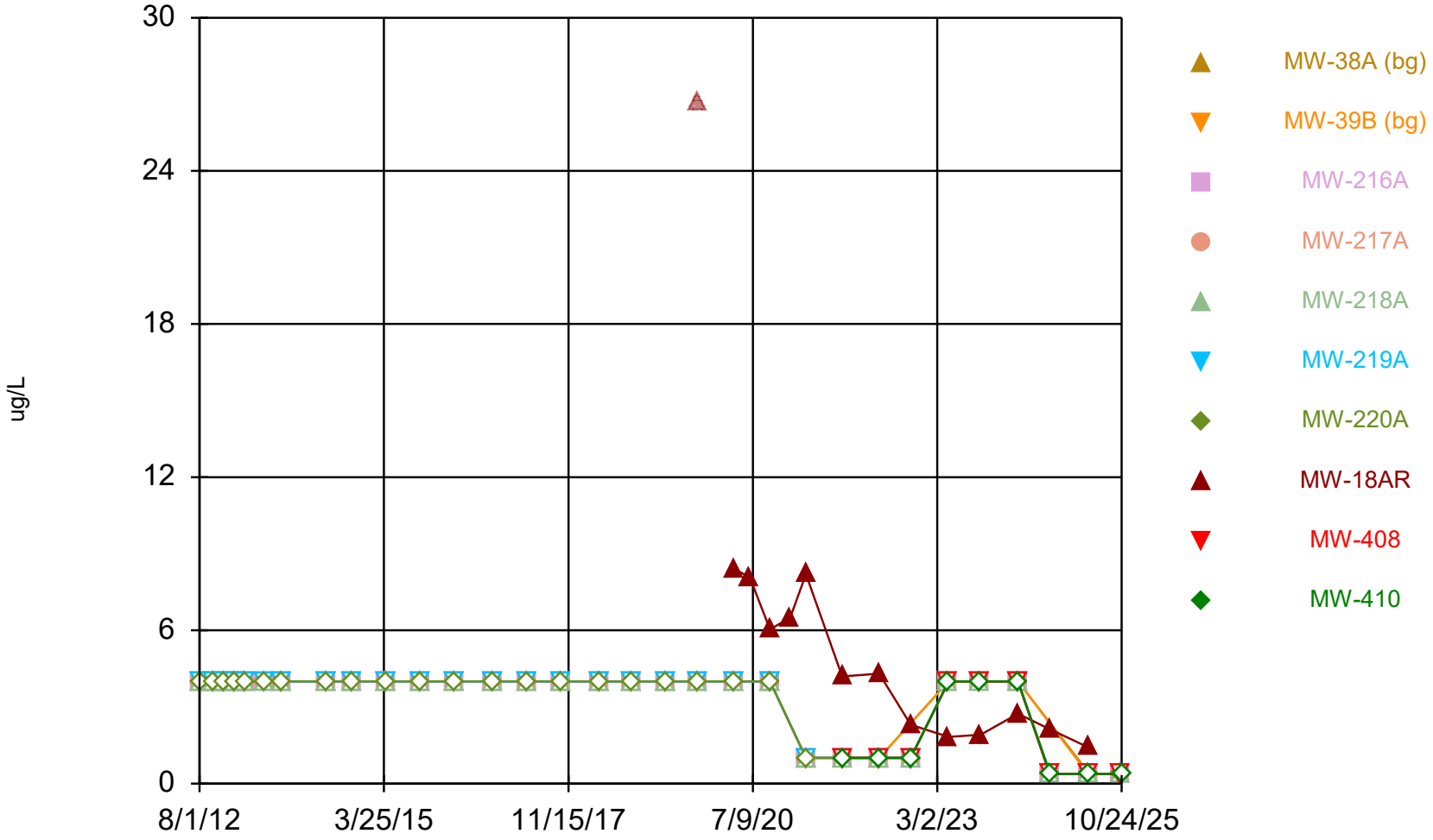

Constituent: Trichlorofluoromethane Analysis Run 1/20/2026 12:41 PM View: 06A_MW_Organics_PL
Iowa City Landfill Client: HDR Data: Iowa City Sanitary Landfill

Sanitas™ v.10.1.03a Software licensed to HDR, Inc. UG
Hollow symbols indicate censored values.

Time Series

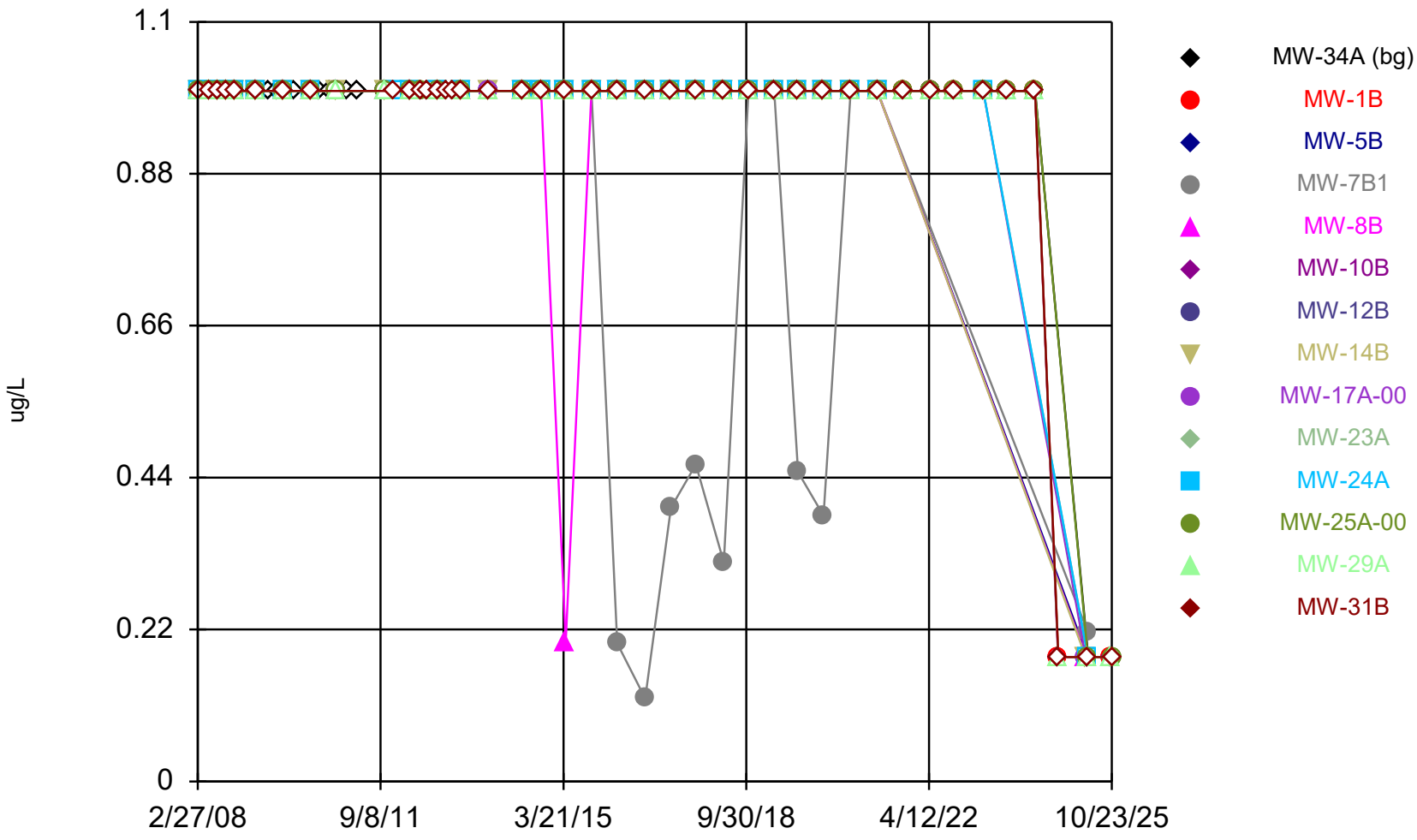

Constituent: Vinyl Chloride Analysis Run 1/20/2026 12:41 PM View: 06A_MW_Organics_PL

Iowa City Landfill Client: HDR Data: Iowa City Sanitary Landfill

Sanitas™ v.10.1.03a Software licensed to HDR, Inc. UG
Hollow symbols indicate censored values.

Time Series

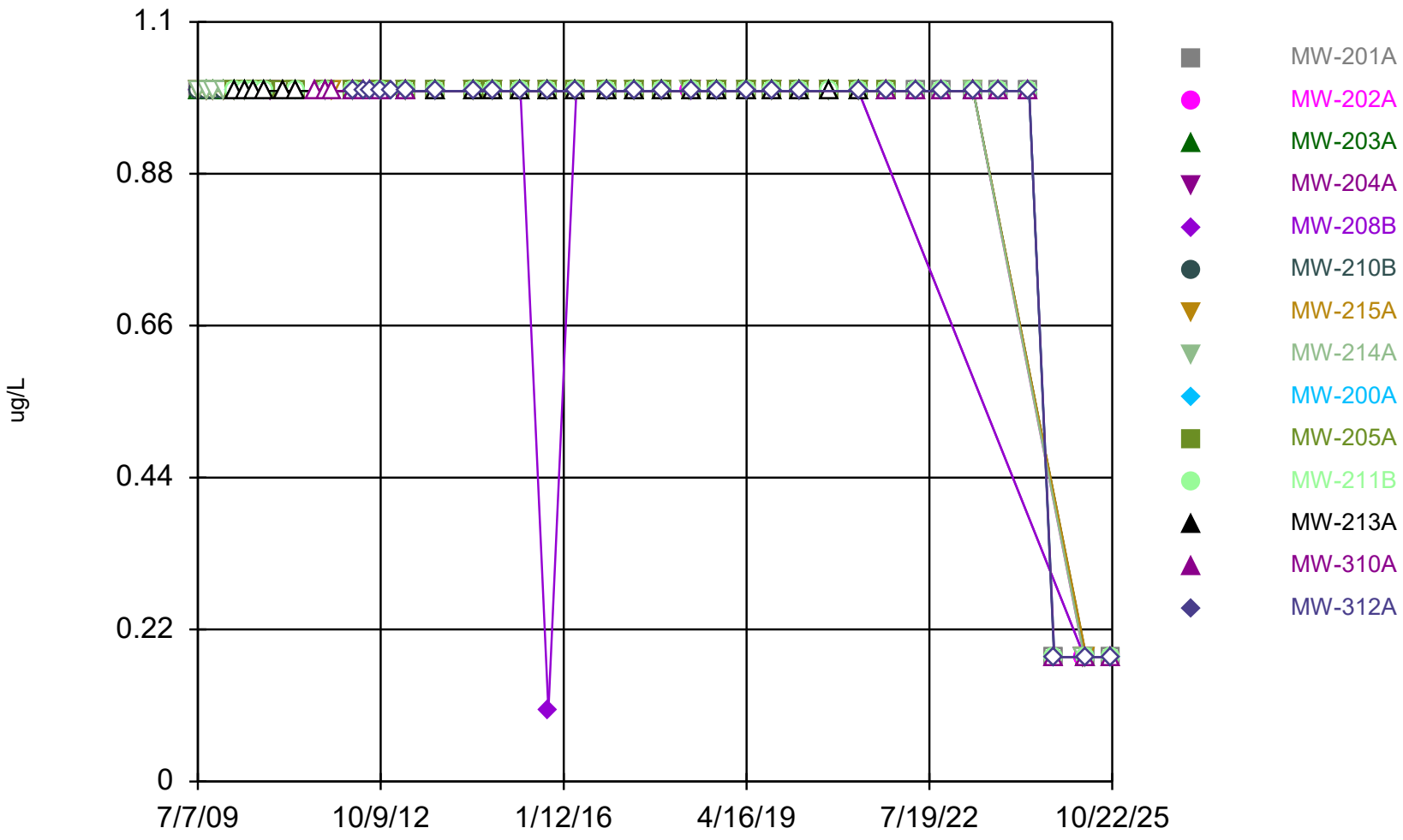

Constituent: Vinyl Chloride Analysis Run 1/20/2026 12:41 PM View: 06A_MW_Organics_PL

Iowa City Landfill Client: HDR Data: Iowa City Sanitary Landfill

Sanitas™ v.10.1.03a Software licensed to HDR, Inc. UG
Hollow symbols indicate censored values.

Time Series

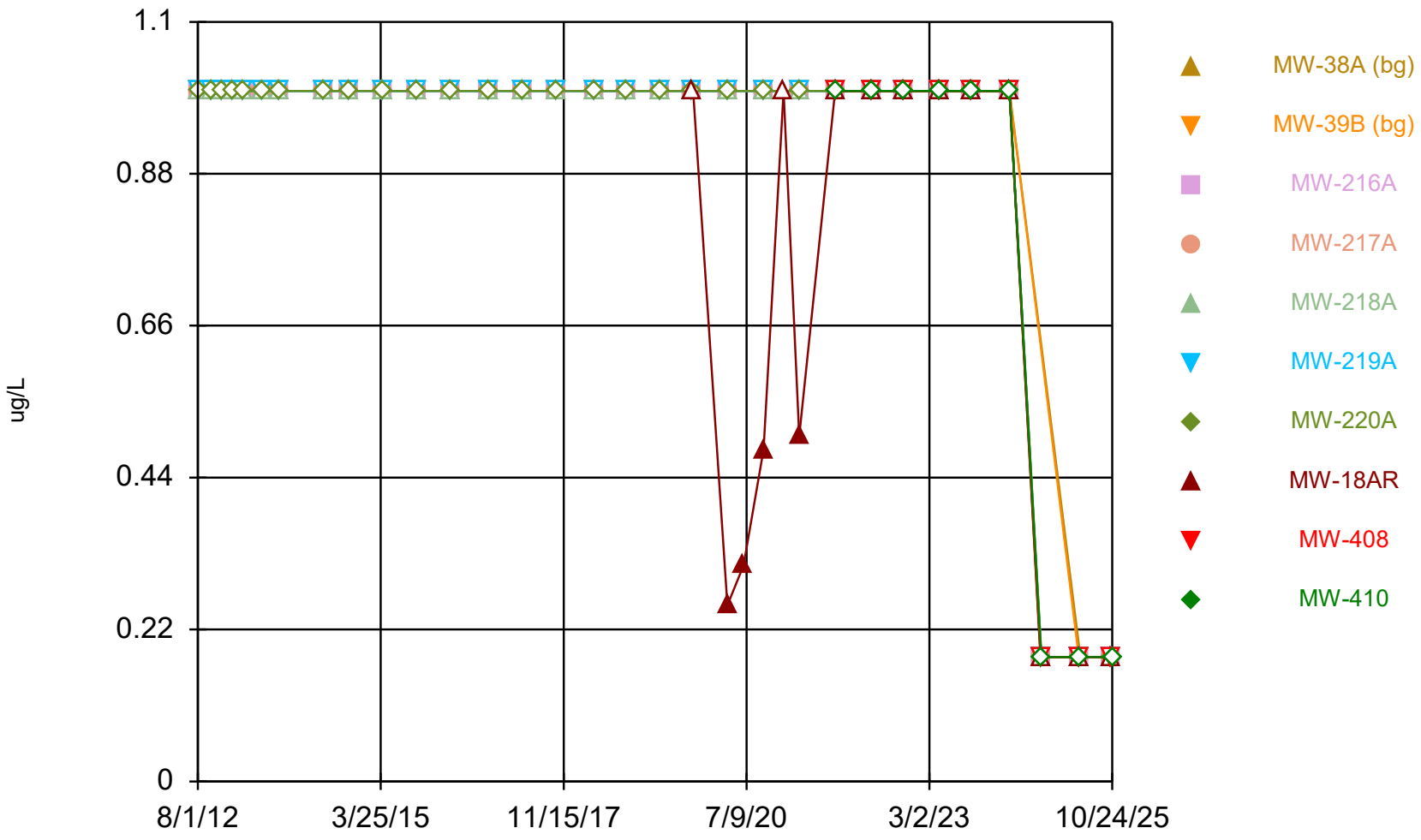

Constituent: Vinyl Chloride Analysis Run 1/20/2026 12:41 PM View: 06A_MW_Organics_PL

Iowa City Landfill Client: HDR Data: Iowa City Sanitary Landfill

Sanitas™ v.10.1.03a Software licensed to HDR, Inc. UG
Hollow symbols indicate censored values.

Time Series

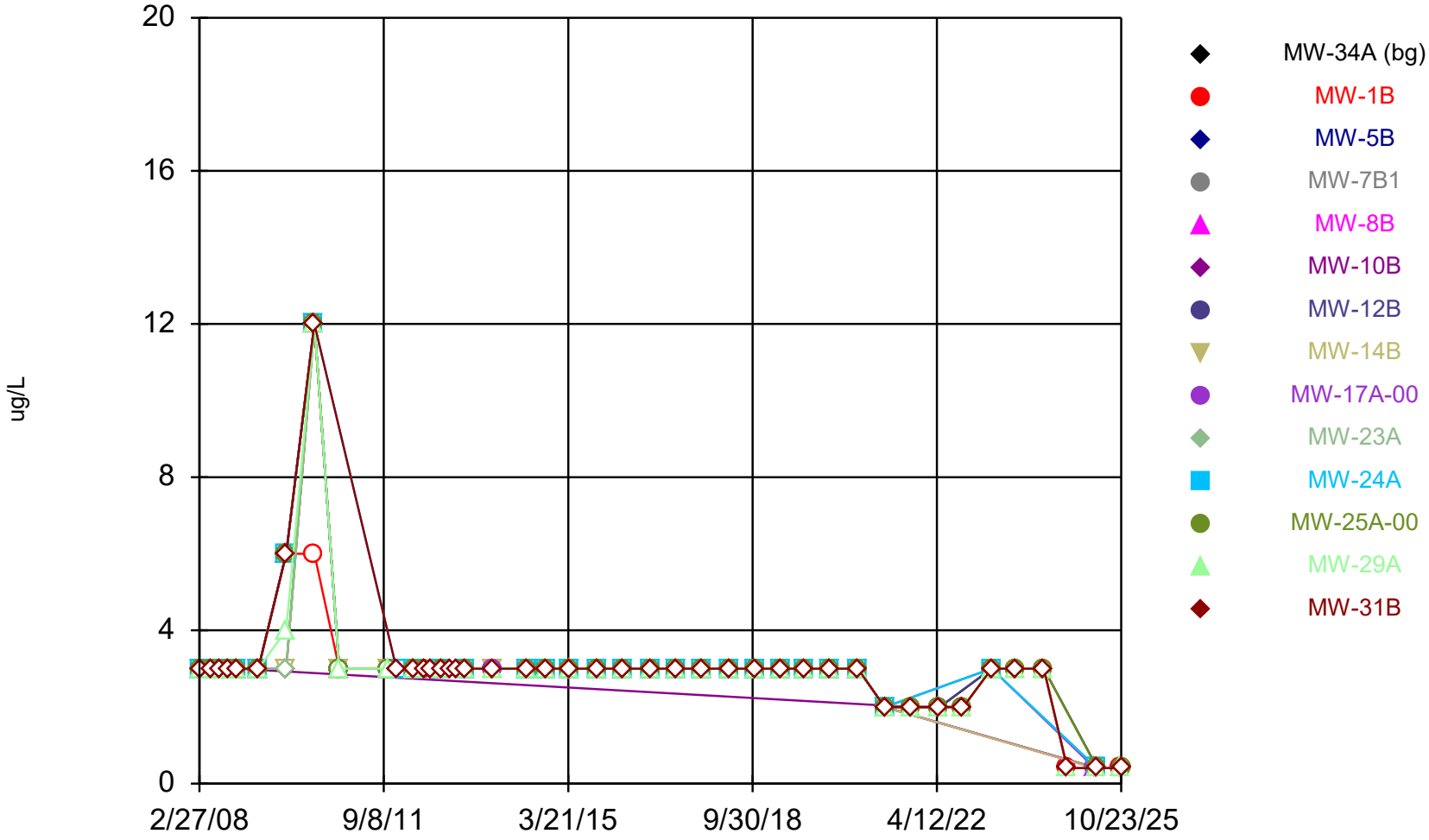

Constituent: Xylenes, Total Analysis Run 1/20/2026 12:41 PM View: 06A_MW_Organics_PL

Iowa City Landfill Client: HDR Data: Iowa City Sanitary Landfill

Sanitas™ v.10.1.03a Software licensed to HDR, Inc. UG
Hollow symbols indicate censored values.

Time Series

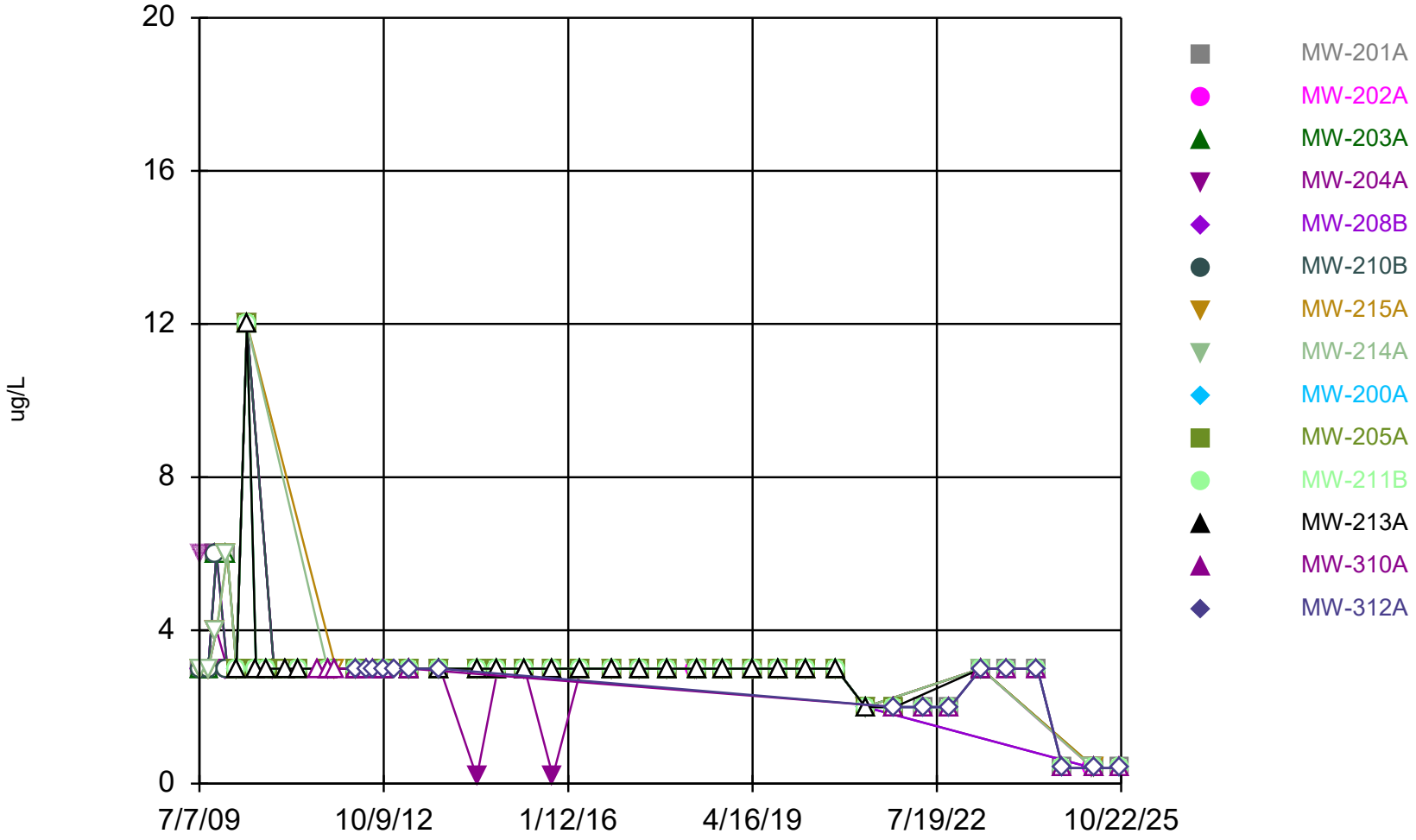

Constituent: Xylenes, Total Analysis Run 1/20/2026 12:41 PM View: 06A_MW_Organics_PL

Iowa City Landfill Client: HDR Data: Iowa City Sanitary Landfill

Sanitas™ v.10.1.03a Software licensed to HDR, Inc. UG
Hollow symbols indicate censored values.

Time Series

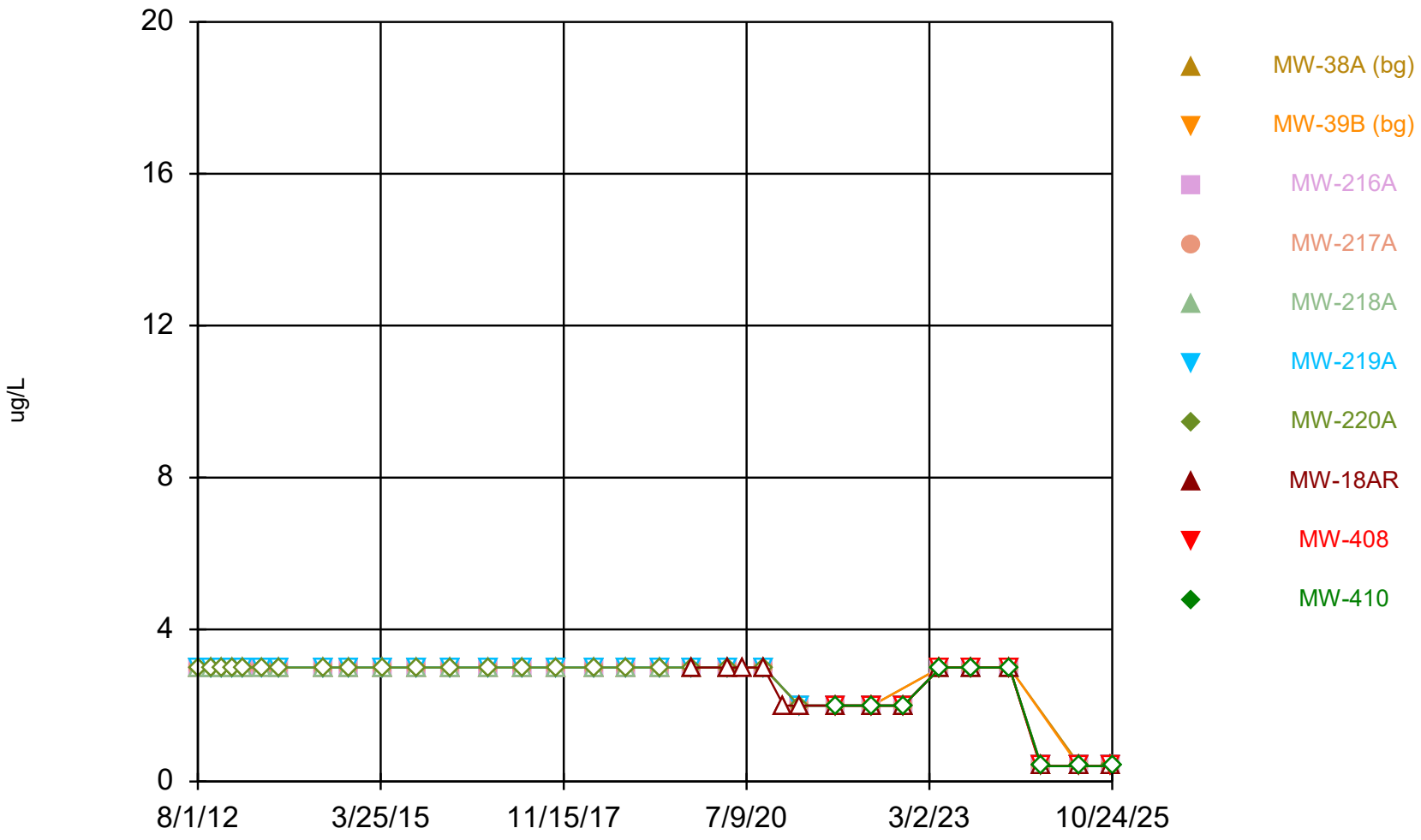

Constituent: Xylenes, Total Analysis Run 1/20/2026 12:41 PM View: 06A_MW_Organics_PL

Iowa City Landfill Client: HDR Data: Iowa City Sanitary Landfill

Groundwater Monitoring Wells –

Box & Whiskers Plots

This page intentionally left blank.

Box & Whiskers Plot

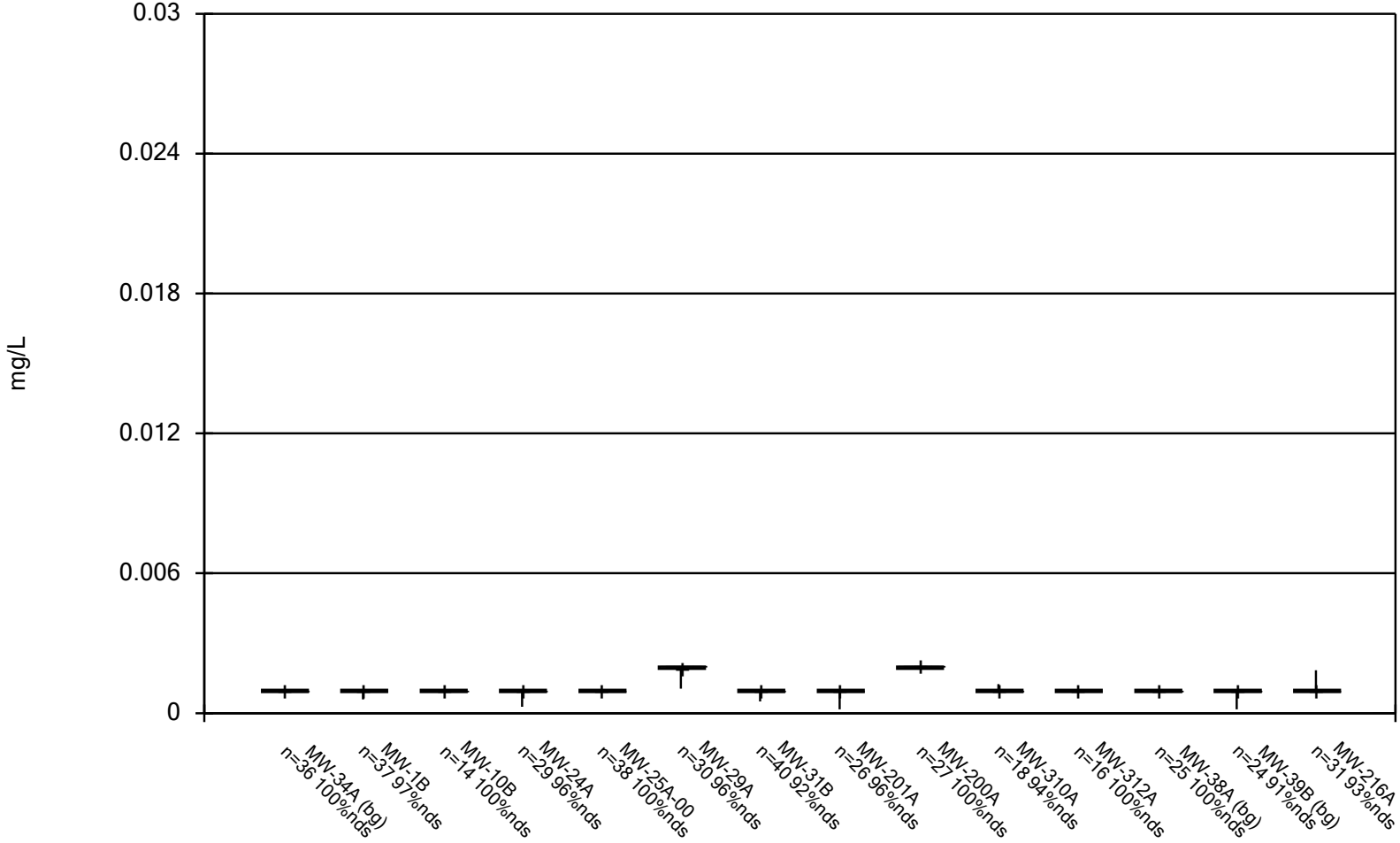

Constituent: Antimony Analysis Run 2/5/2026 8:12 AM View: 05B_MW_Inorganics_PL_Fall

Iowa City Landfill Client: HDR Data: Iowa City Sanitary Landfill

Box & Whiskers Plot

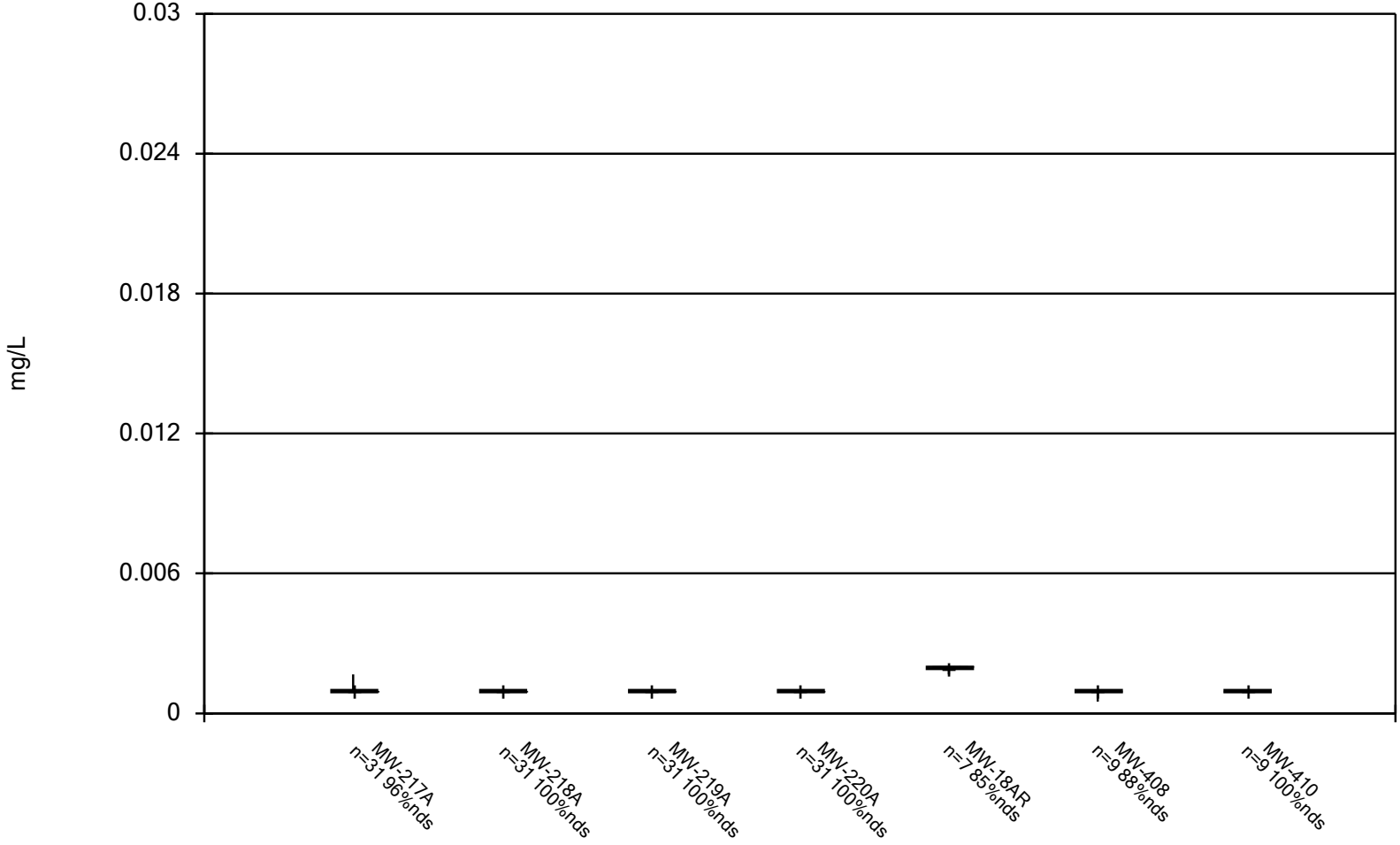

Constituent: Antimony Analysis Run 2/5/2026 8:12 AM View: 05B_MW_Inorganics_PL_Fall

Iowa City Landfill Client: HDR Data: Iowa City Sanitary Landfill

Box & Whiskers Plot

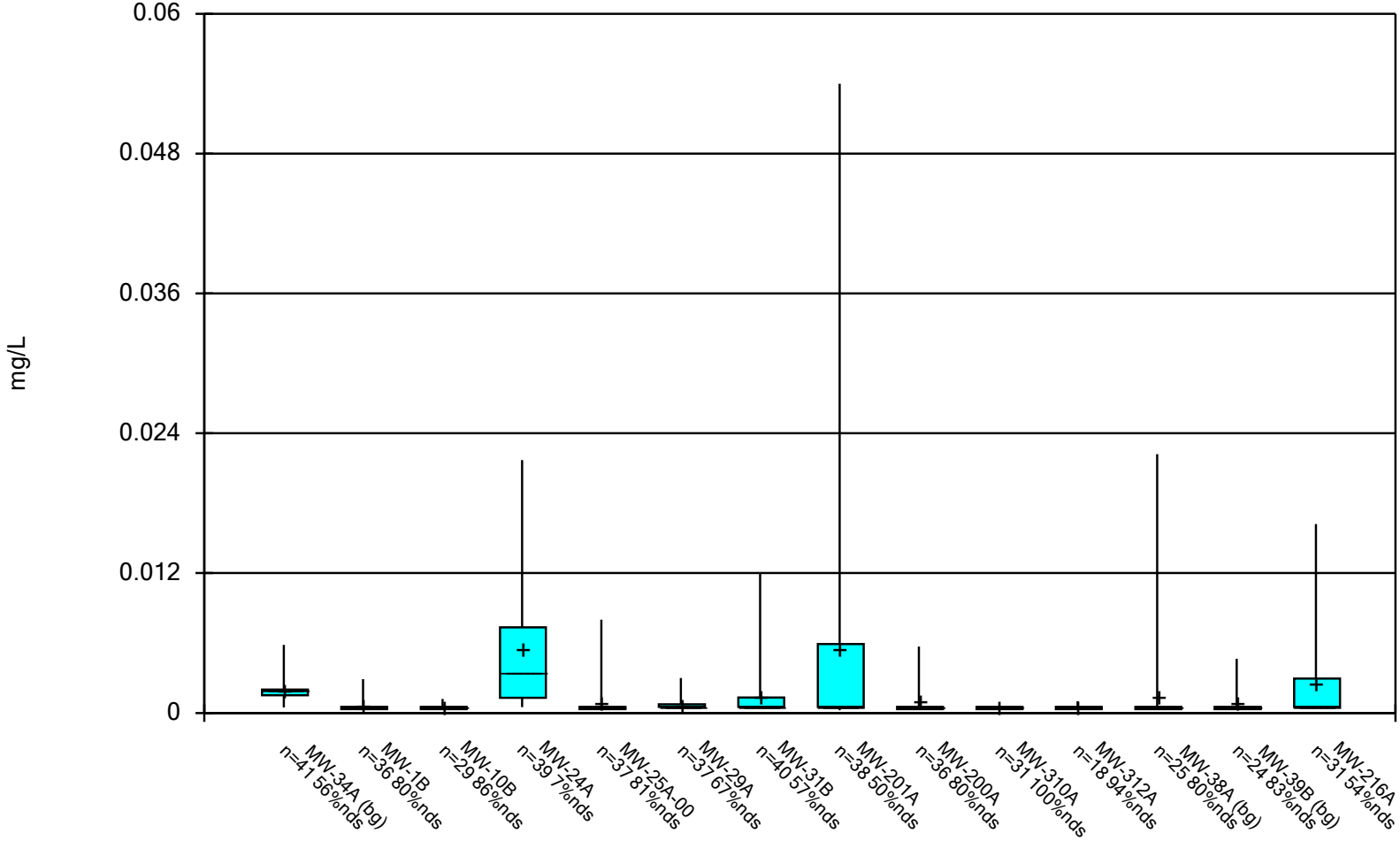

Constituent: Arsenic Analysis Run 2/5/2026 8:12 AM View: 05B_MW_Inorganics_PL_Fall

Iowa City Landfill Client: HDR Data: Iowa City Sanitary Landfill

Box & Whiskers Plot

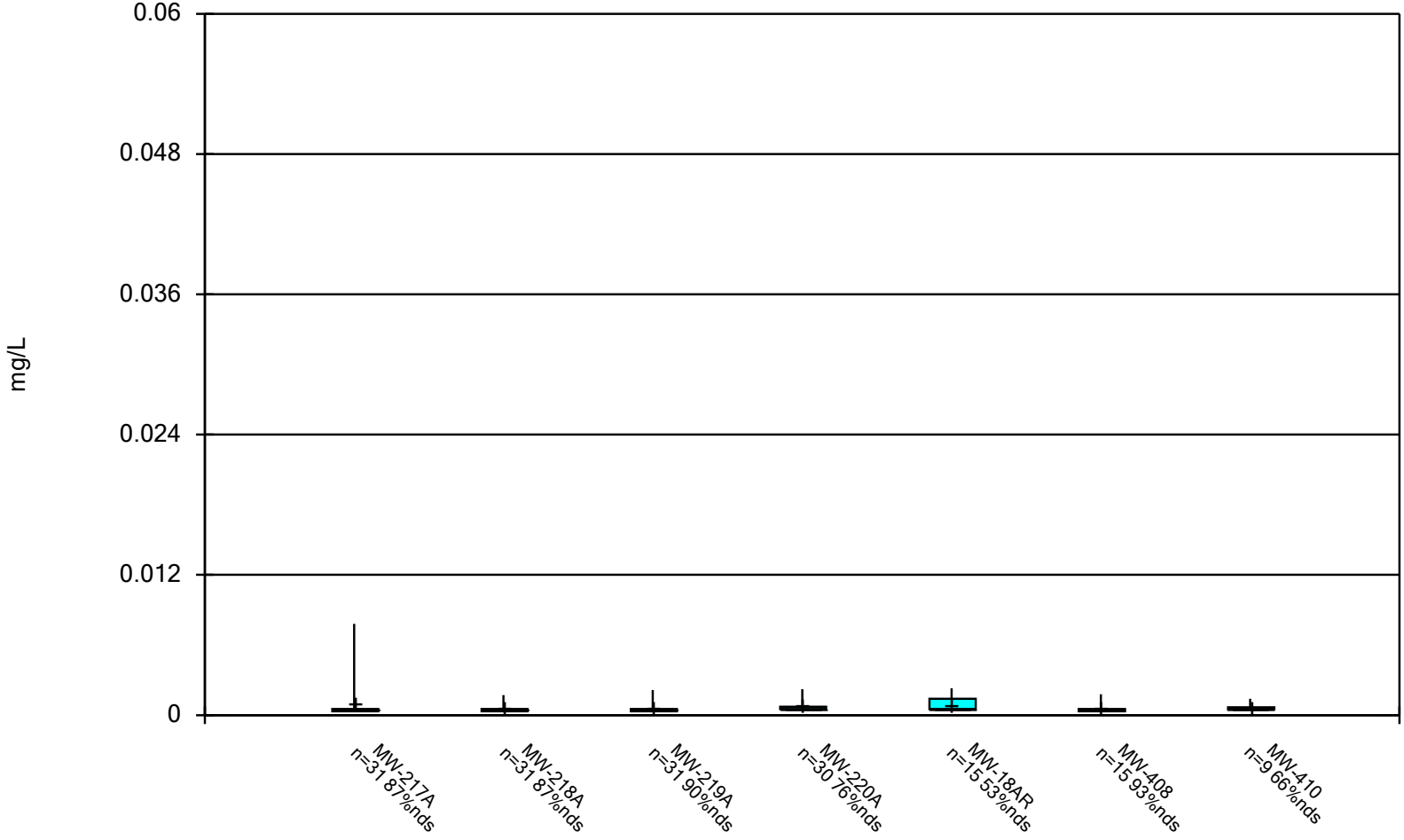

Constituent: Arsenic Analysis Run 2/5/2026 8:12 AM View: 05B_MW_Inorganics_PL_Fall

Iowa City Landfill Client: HDR Data: Iowa City Sanitary Landfill

Box & Whiskers Plot

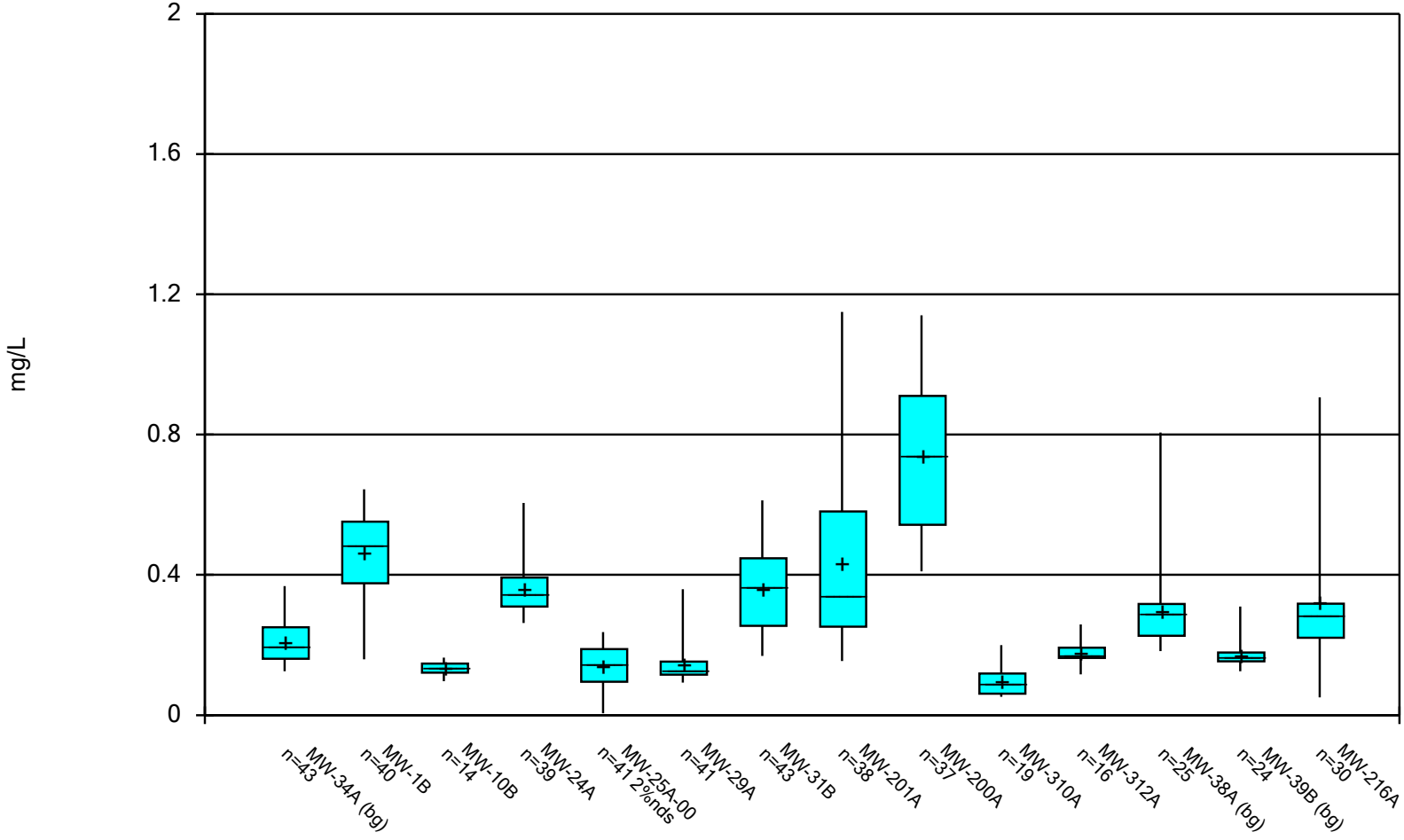

Constituent: Barium Analysis Run 2/5/2026 8:12 AM View: 05B_MW_Inorganics_PL_Fall

Iowa City Landfill Client: HDR Data: Iowa City Sanitary Landfill

Box & Whiskers Plot

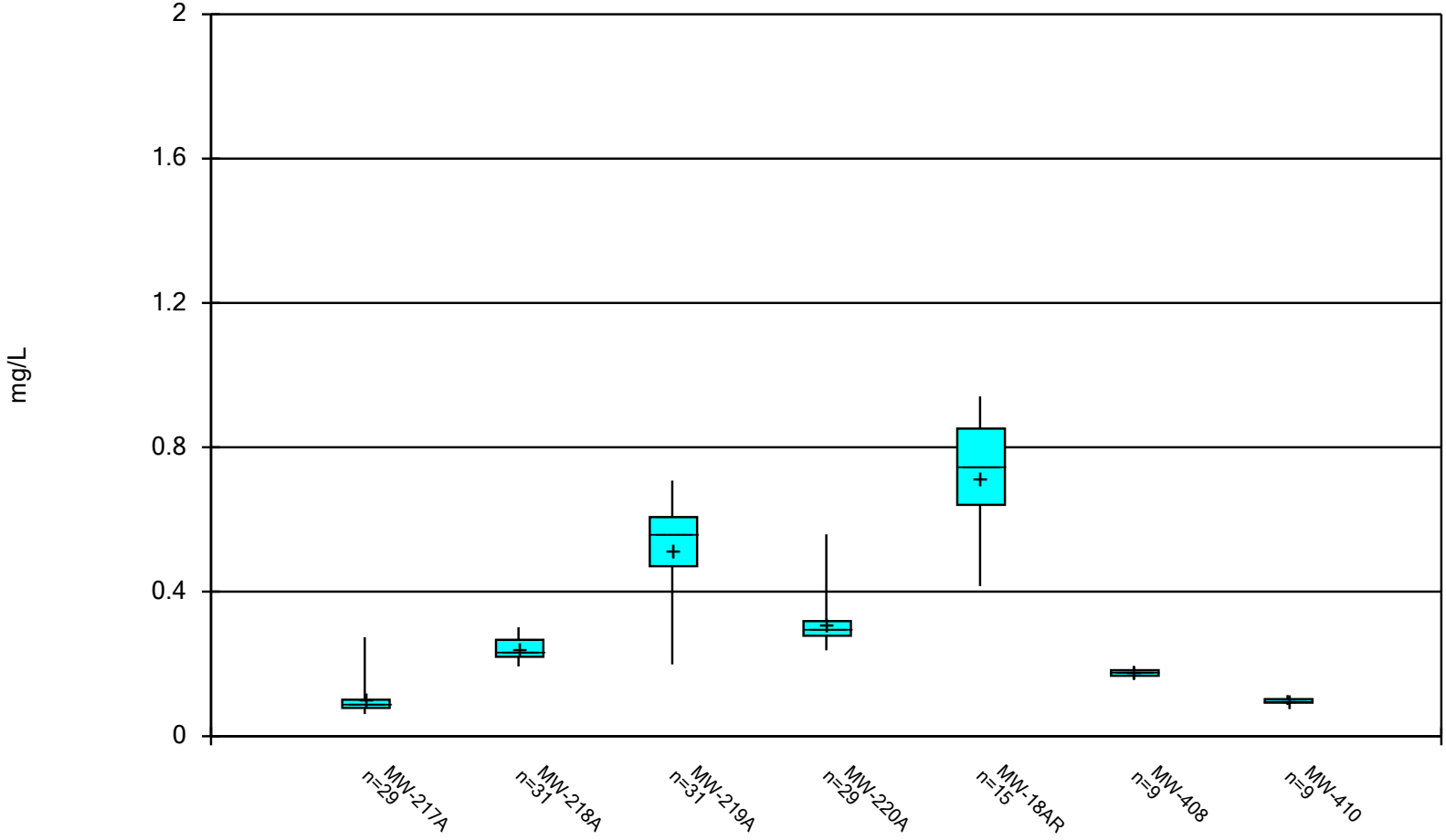

Constituent: Barium Analysis Run 2/5/2026 8:12 AM View: 05B_MW_Inorganics_PL_Fall

Iowa City Landfill Client: HDR Data: Iowa City Sanitary Landfill

Box & Whiskers Plot

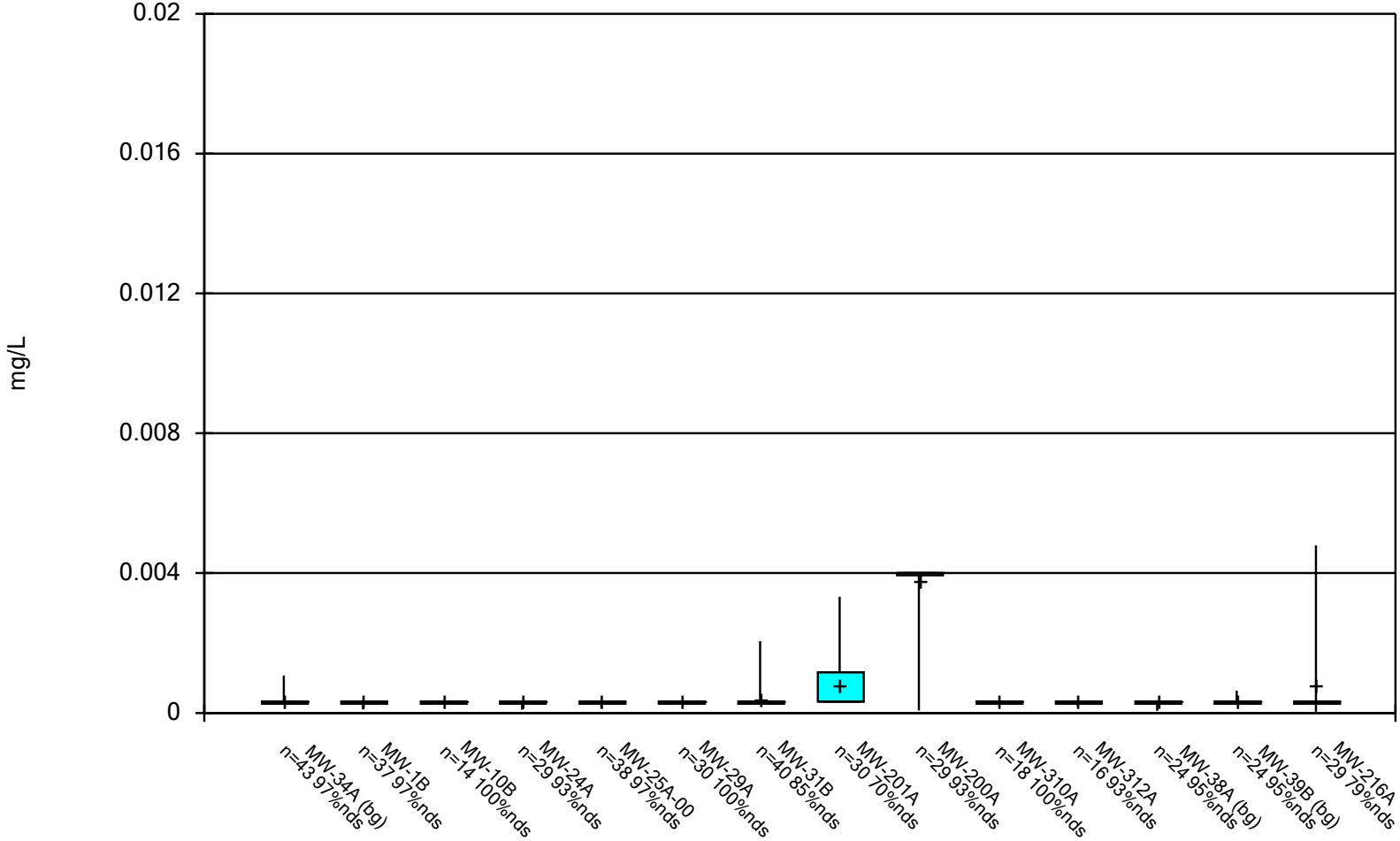

Constituent: Beryllium Analysis Run 2/5/2026 8:12 AM View: 05B_MW_Inorganics_PL_Fall

Iowa City Landfill Client: HDR Data: Iowa City Sanitary Landfill

Box & Whiskers Plot

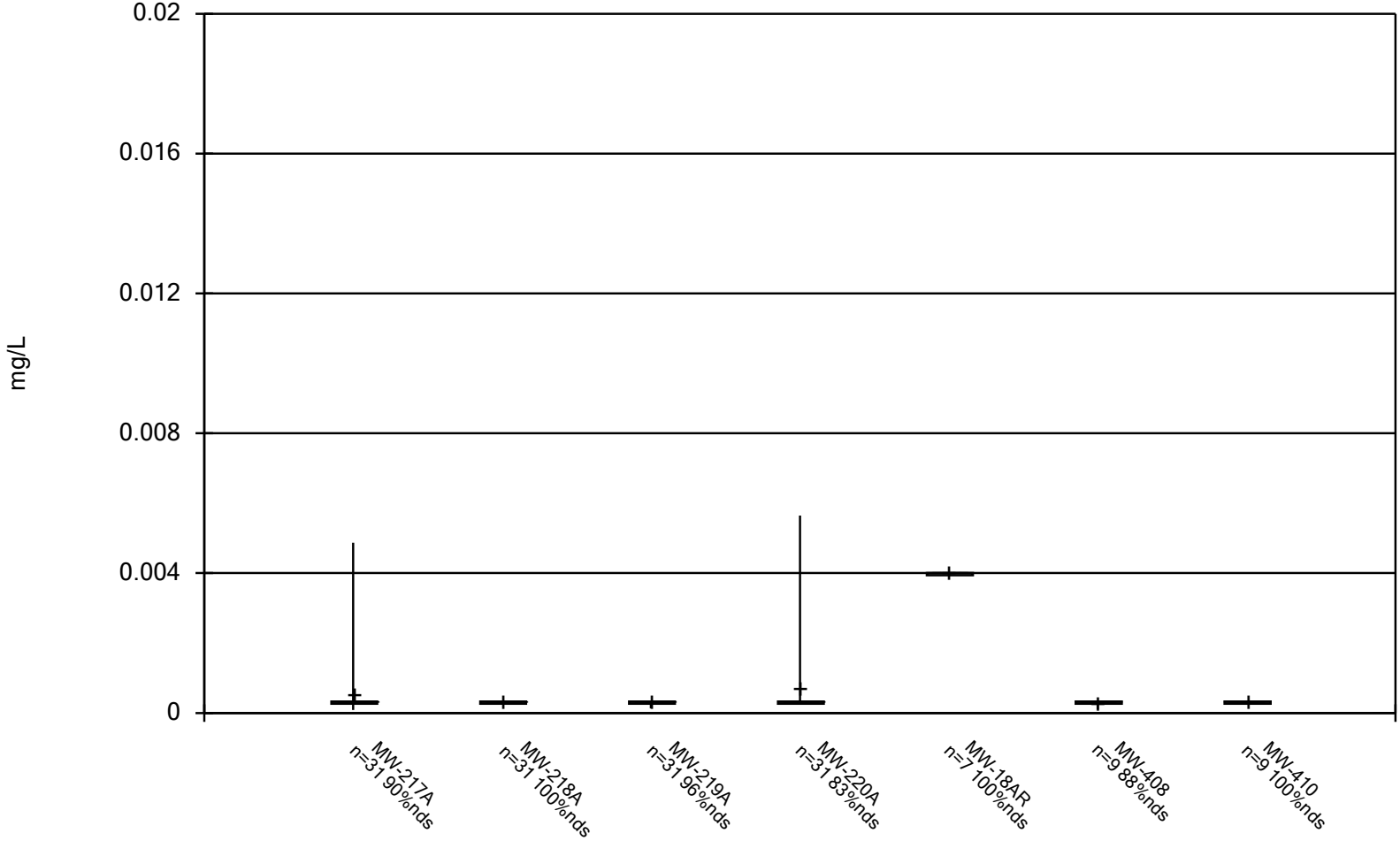

Constituent: Beryllium Analysis Run 2/5/2026 8:12 AM View: 05B_MW_Inorganics_PL_Fall

Iowa City Landfill Client: HDR Data: Iowa City Sanitary Landfill

Box & Whiskers Plot

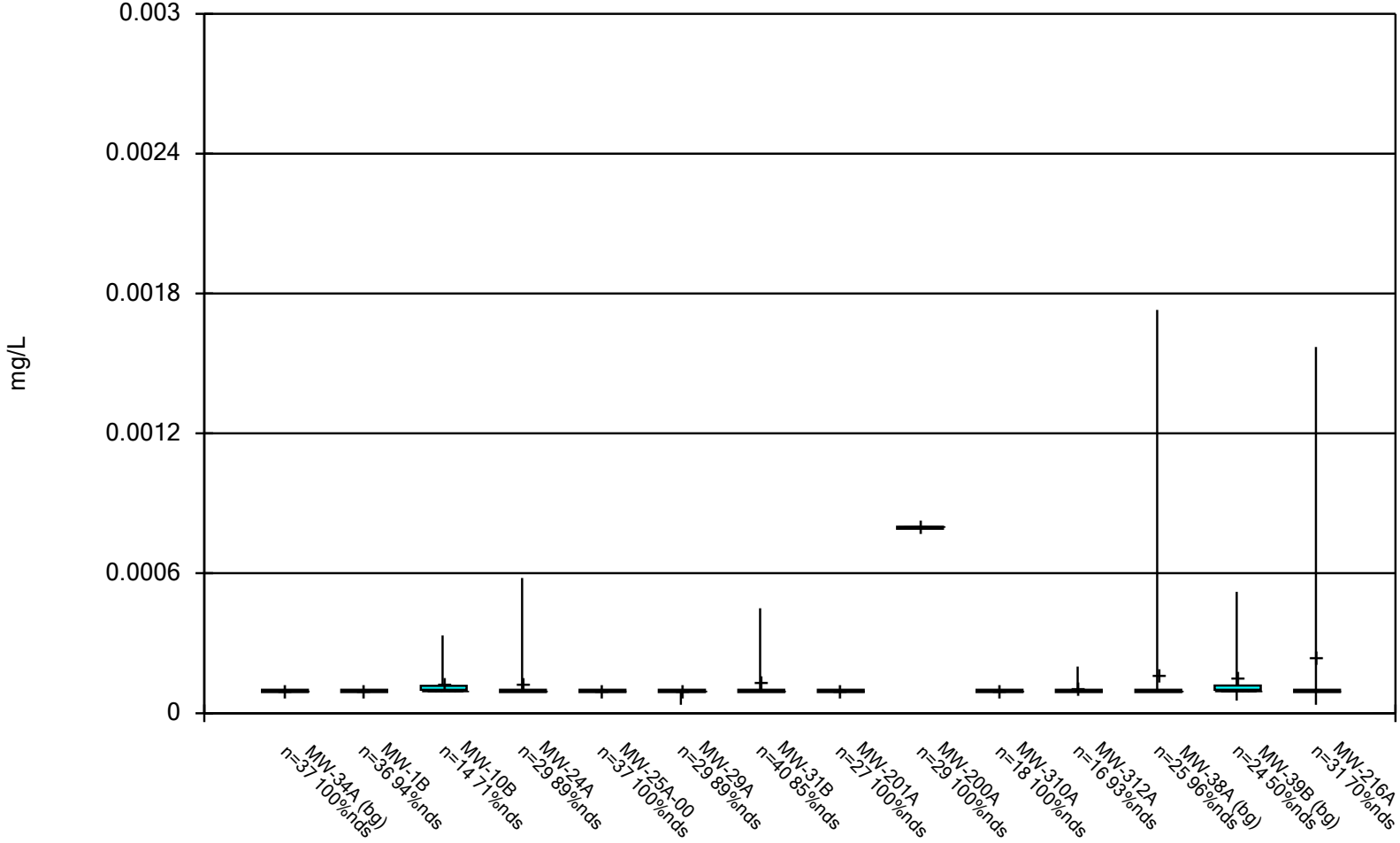

Constituent: Cadmium Analysis Run 2/5/2026 8:12 AM View: 05B_MW_Inorganics_PL_Fall

Iowa City Landfill Client: HDR Data: Iowa City Sanitary Landfill

Box & Whiskers Plot

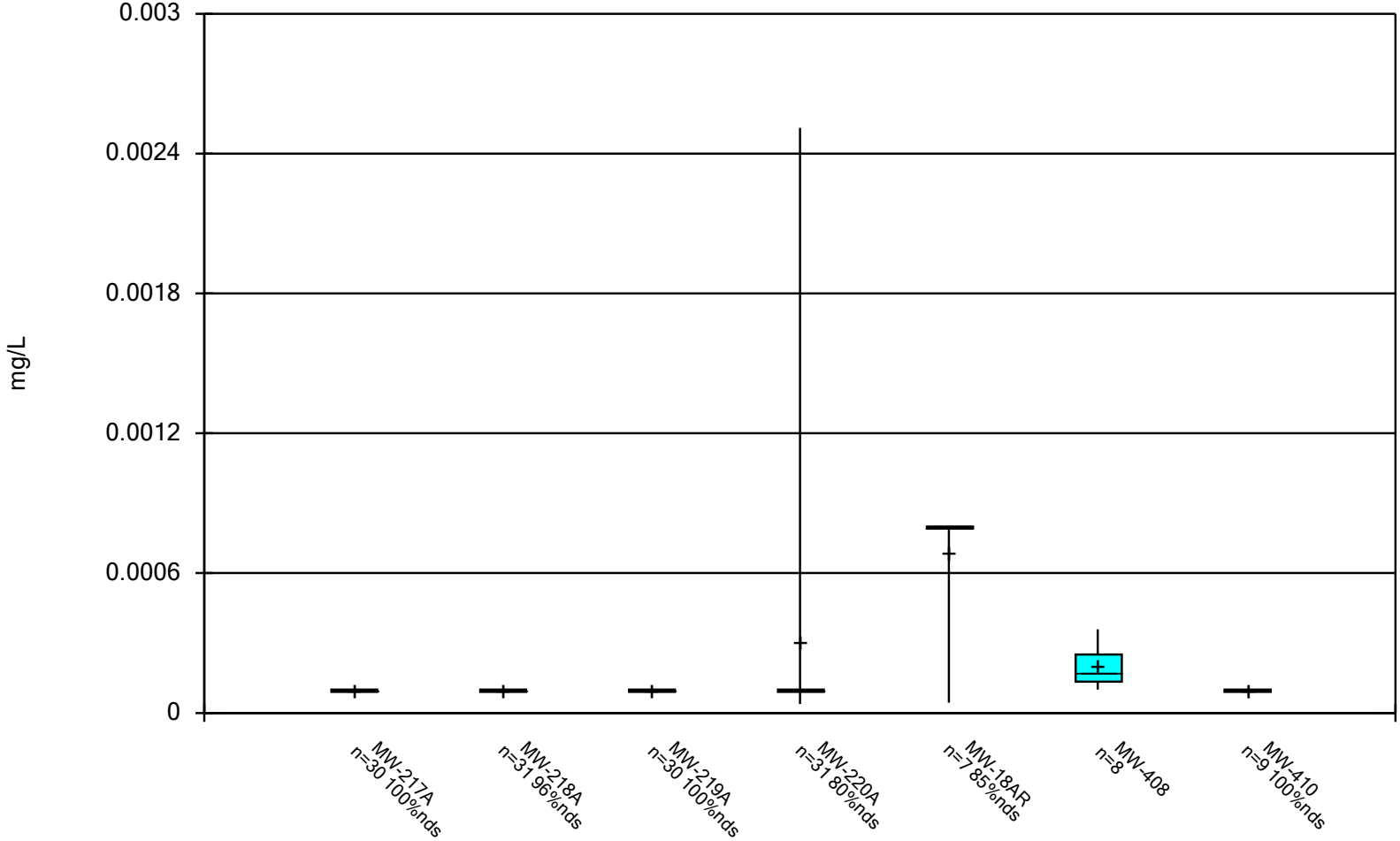

Constituent: Cadmium Analysis Run 2/5/2026 8:12 AM View: 05B_MW_Inorganics_PL_Fall

Iowa City Landfill Client: HDR Data: Iowa City Sanitary Landfill

Box & Whiskers Plot

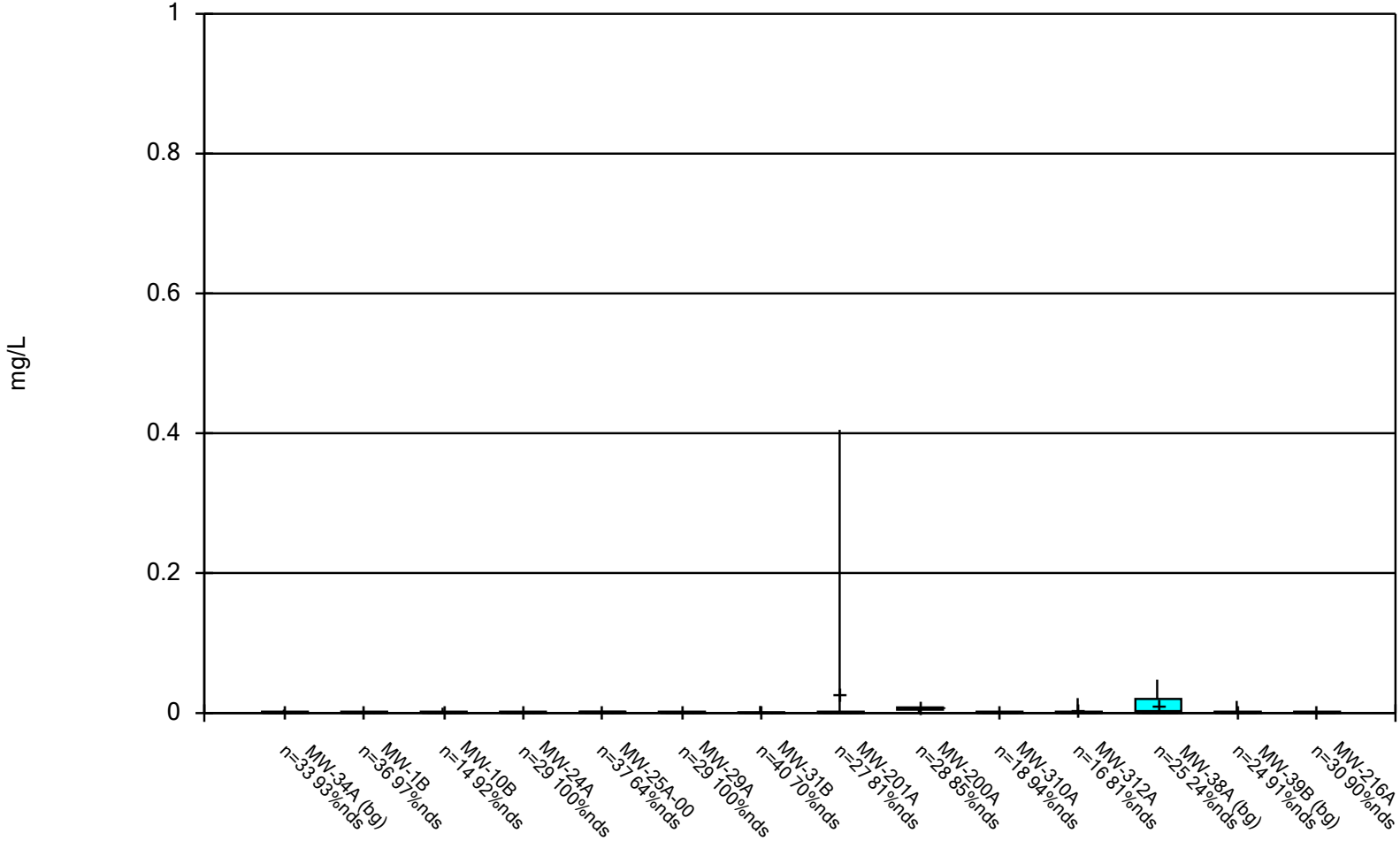

Constituent: Chromium Analysis Run 2/5/2026 8:12 AM View: 05B_MW_Inorganics_PL_Fall

Iowa City Landfill Client: HDR Data: Iowa City Sanitary Landfill

Box & Whiskers Plot

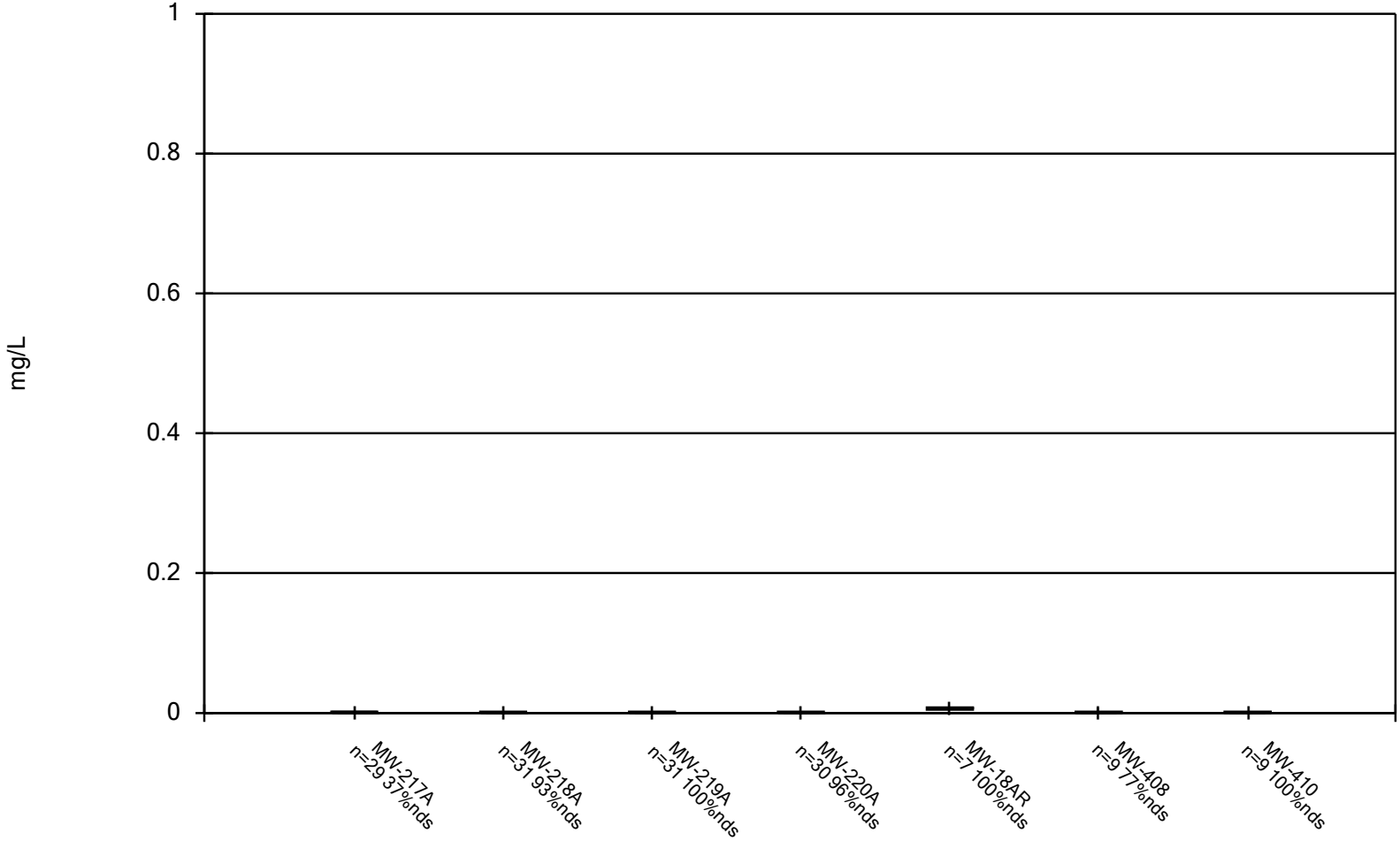

Constituent: Chromium Analysis Run 2/5/2026 8:12 AM View: 05B_MW_Inorganics_PL_Fall

Iowa City Landfill Client: HDR Data: Iowa City Sanitary Landfill

Box & Whiskers Plot

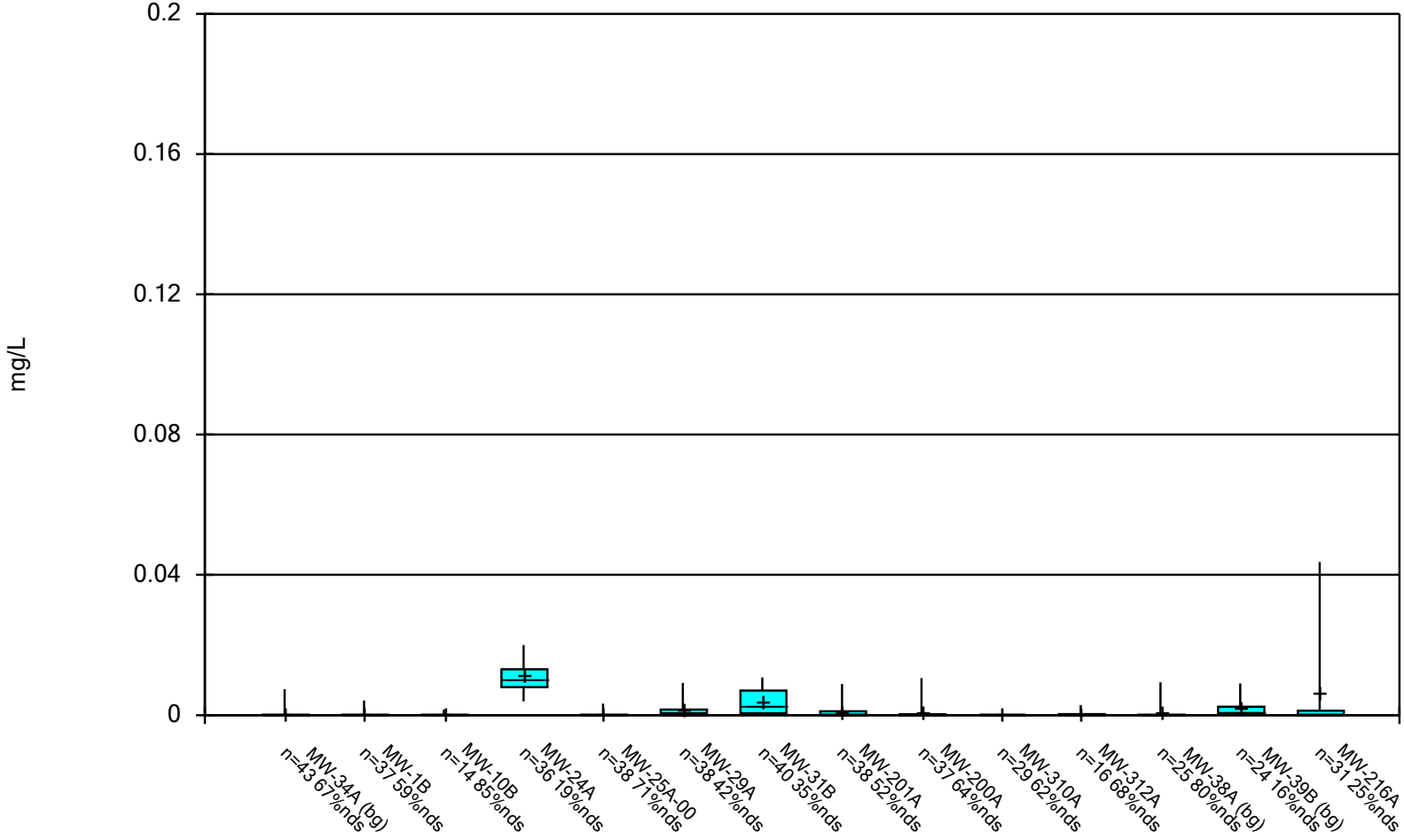

Constituent: Cobalt Analysis Run 2/5/2026 8:12 AM View: 05B_MW_Inorganics_PL_Fall

Iowa City Landfill Client: HDR Data: Iowa City Sanitary Landfill

Box & Whiskers Plot

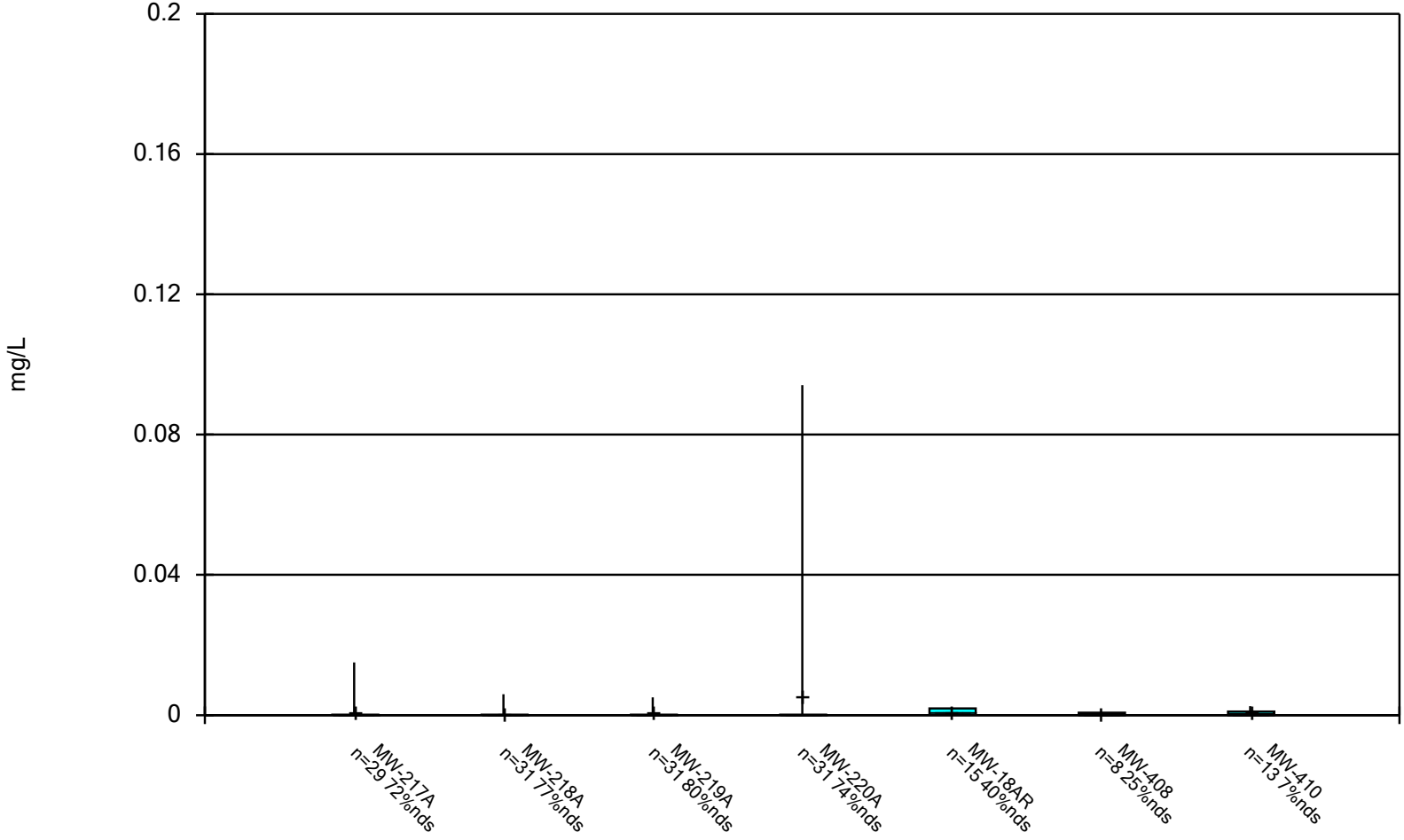

Constituent: Cobalt Analysis Run 2/5/2026 8:12 AM View: 05B_MW_Inorganics_PL_Fall

Iowa City Landfill Client: HDR Data: Iowa City Sanitary Landfill

Box & Whiskers Plot

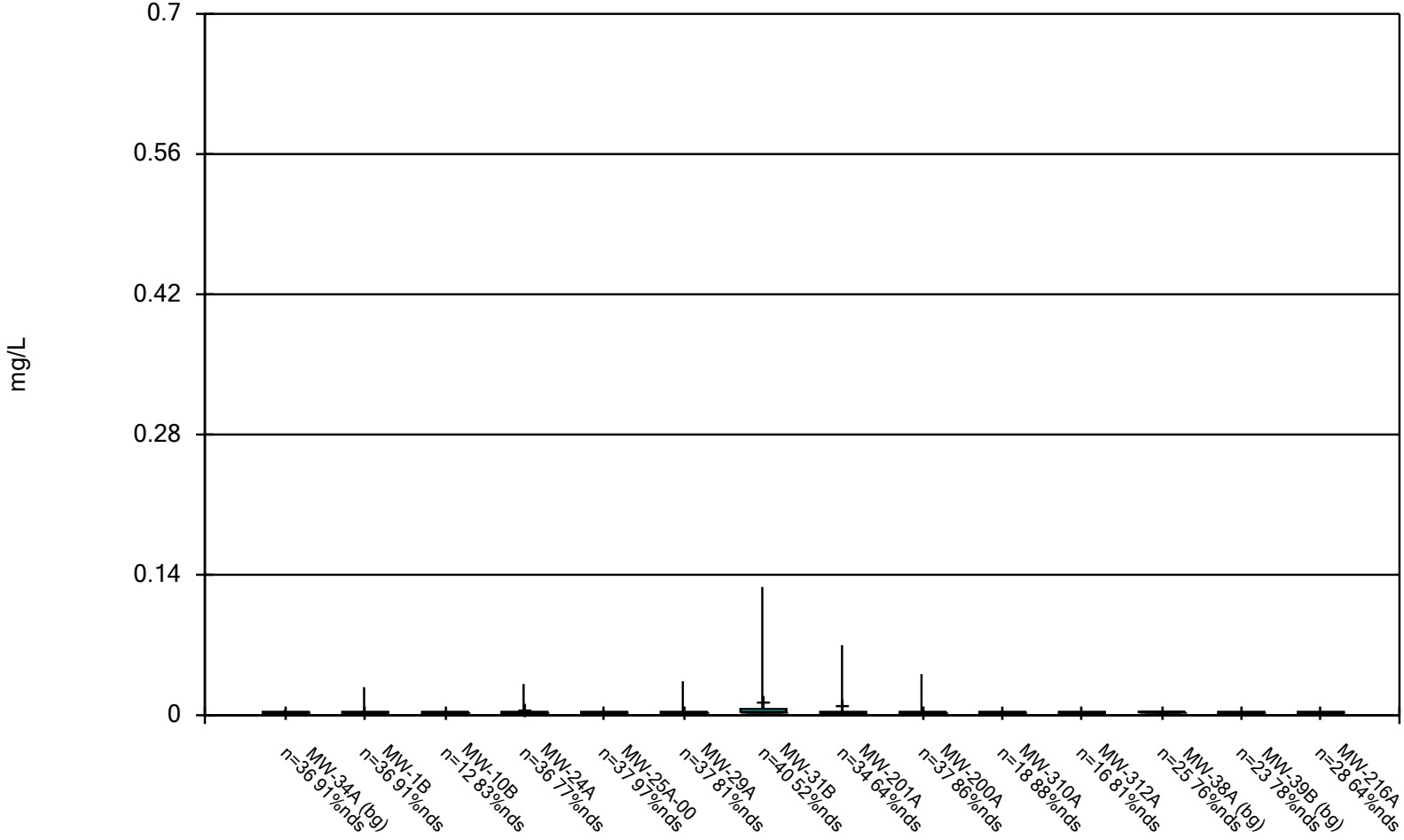

Constituent: Copper Analysis Run 2/5/2026 8:12 AM View: 05B_MW_Inorganics_PL_Fall

Iowa City Landfill Client: HDR Data: Iowa City Sanitary Landfill

Box & Whiskers Plot

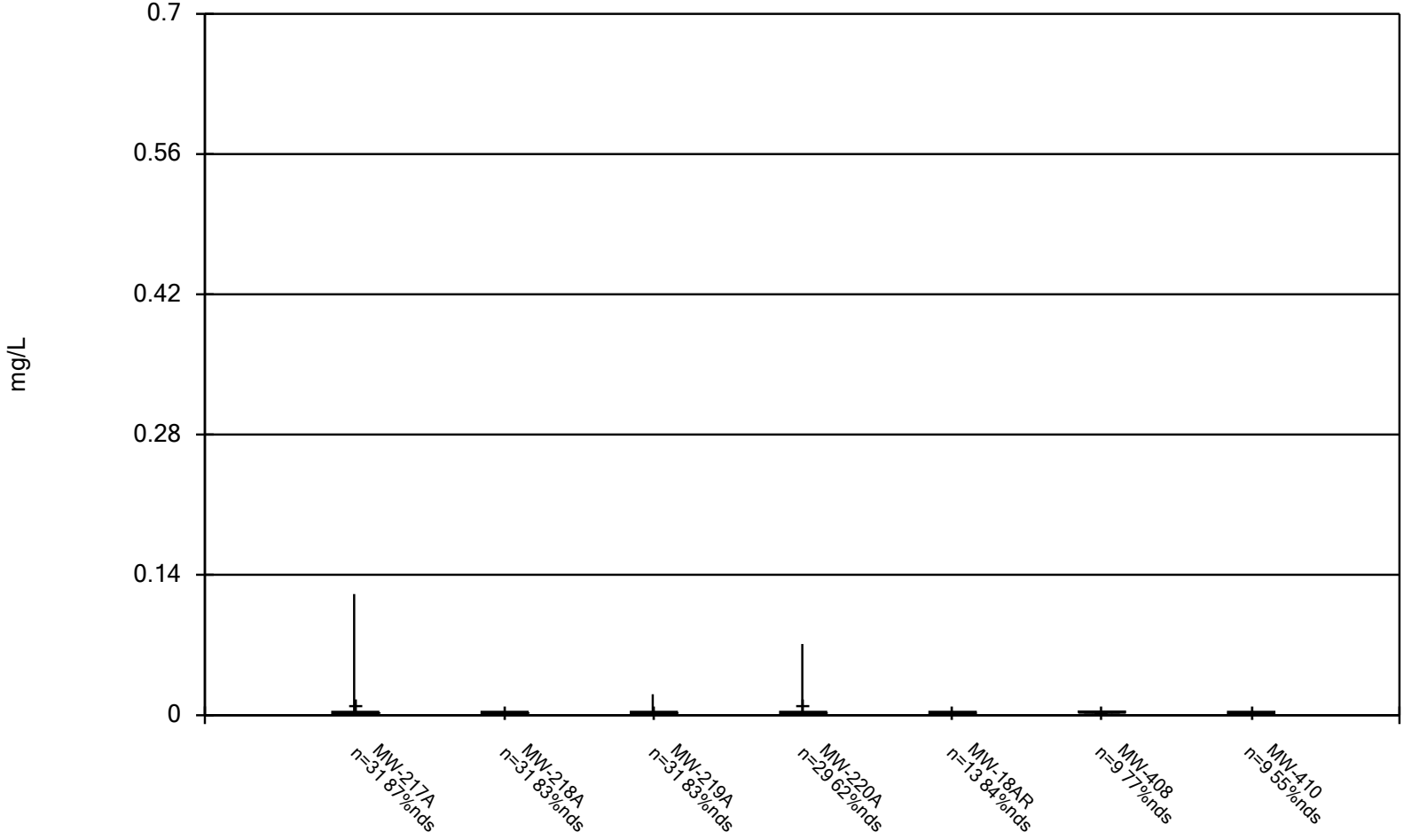

Constituent: Copper Analysis Run 2/5/2026 8:12 AM View: 05B_MW_Inorganics_PL_Fall

Iowa City Landfill Client: HDR Data: Iowa City Sanitary Landfill

Box & Whiskers Plot

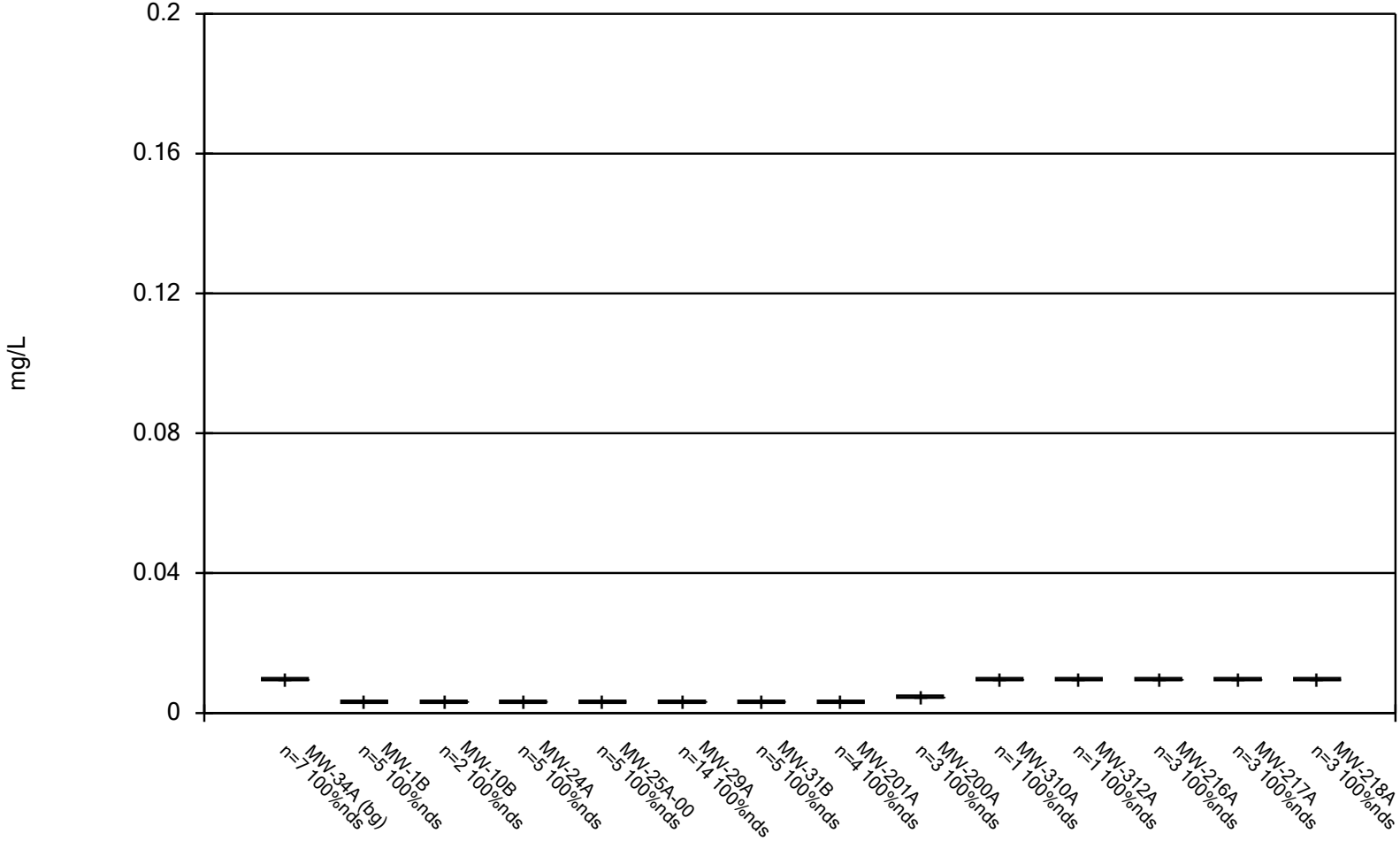

Constituent: Cyanide Analysis Run 2/5/2026 8:12 AM View: 05B_MW_Inorganics_PL_Fall

Iowa City Landfill Client: HDR Data: Iowa City Sanitary Landfill

Box & Whiskers Plot

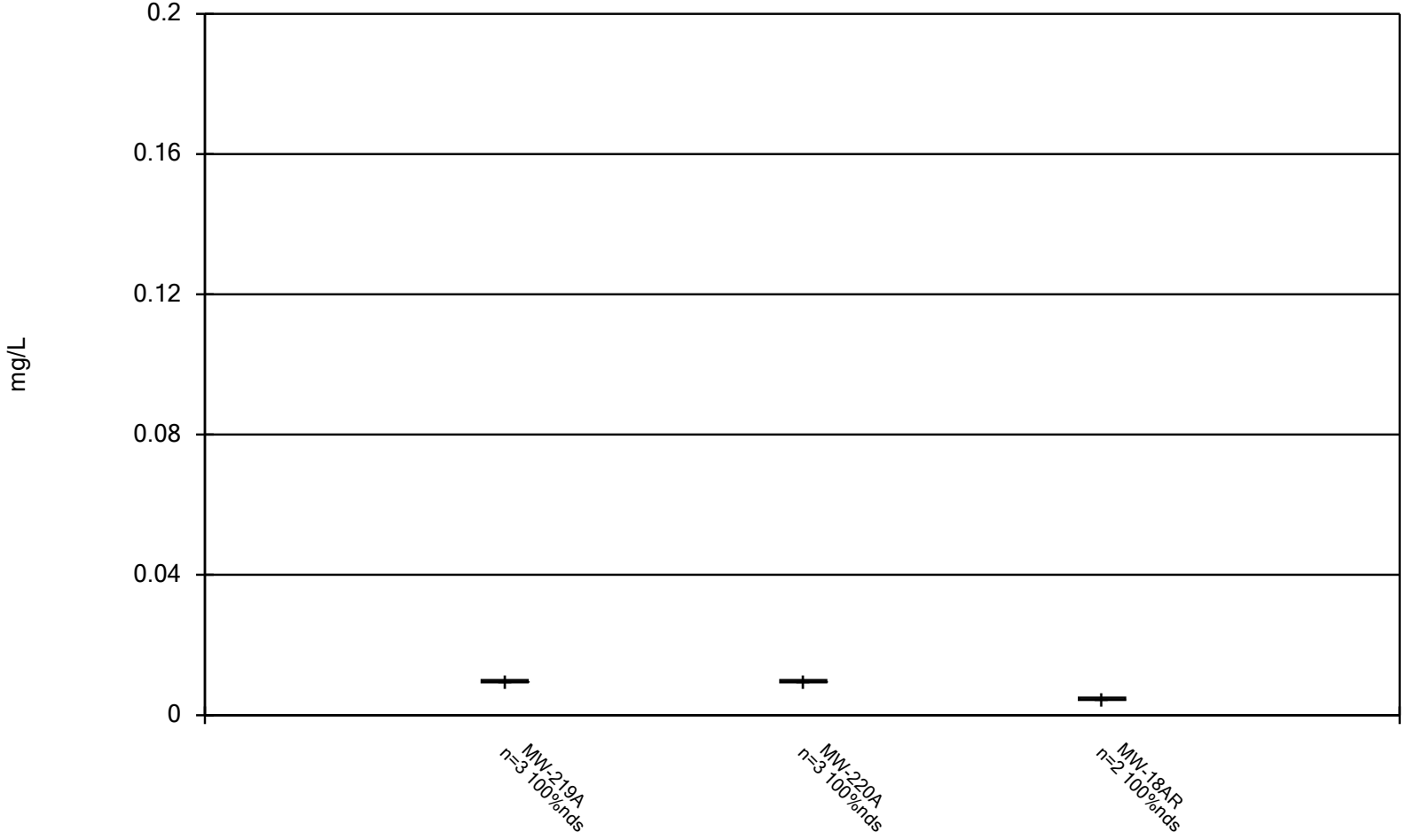

Constituent: Cyanide Analysis Run 2/5/2026 8:12 AM View: 05B_MW_Inorganics_PL_Fall

Iowa City Landfill Client: HDR Data: Iowa City Sanitary Landfill

Box & Whiskers Plot

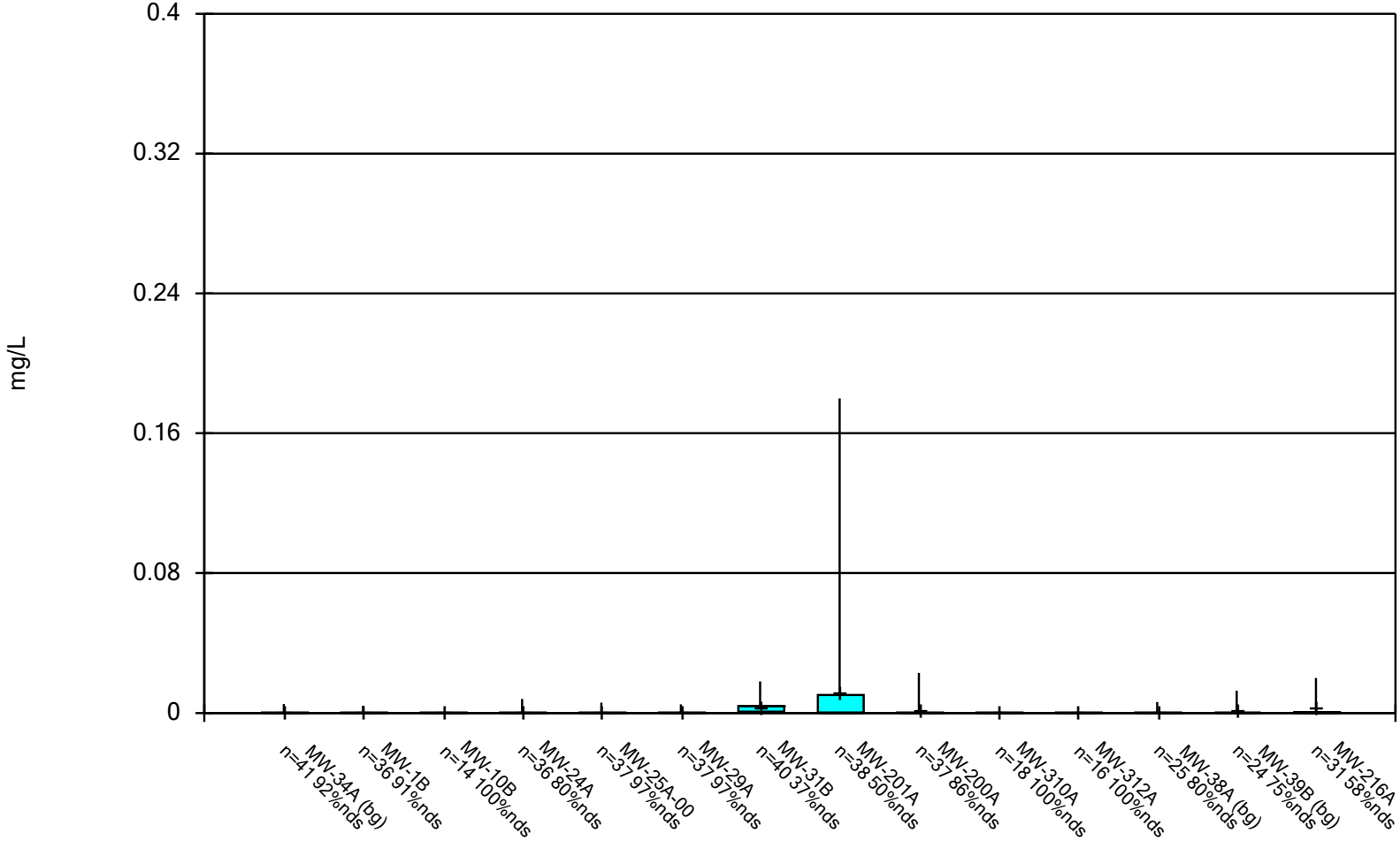

Constituent: Lead Analysis Run 2/5/2026 8:12 AM View: 05B_MW_Inorganics_PL_Fall

Iowa City Landfill Client: HDR Data: Iowa City Sanitary Landfill

Box & Whiskers Plot

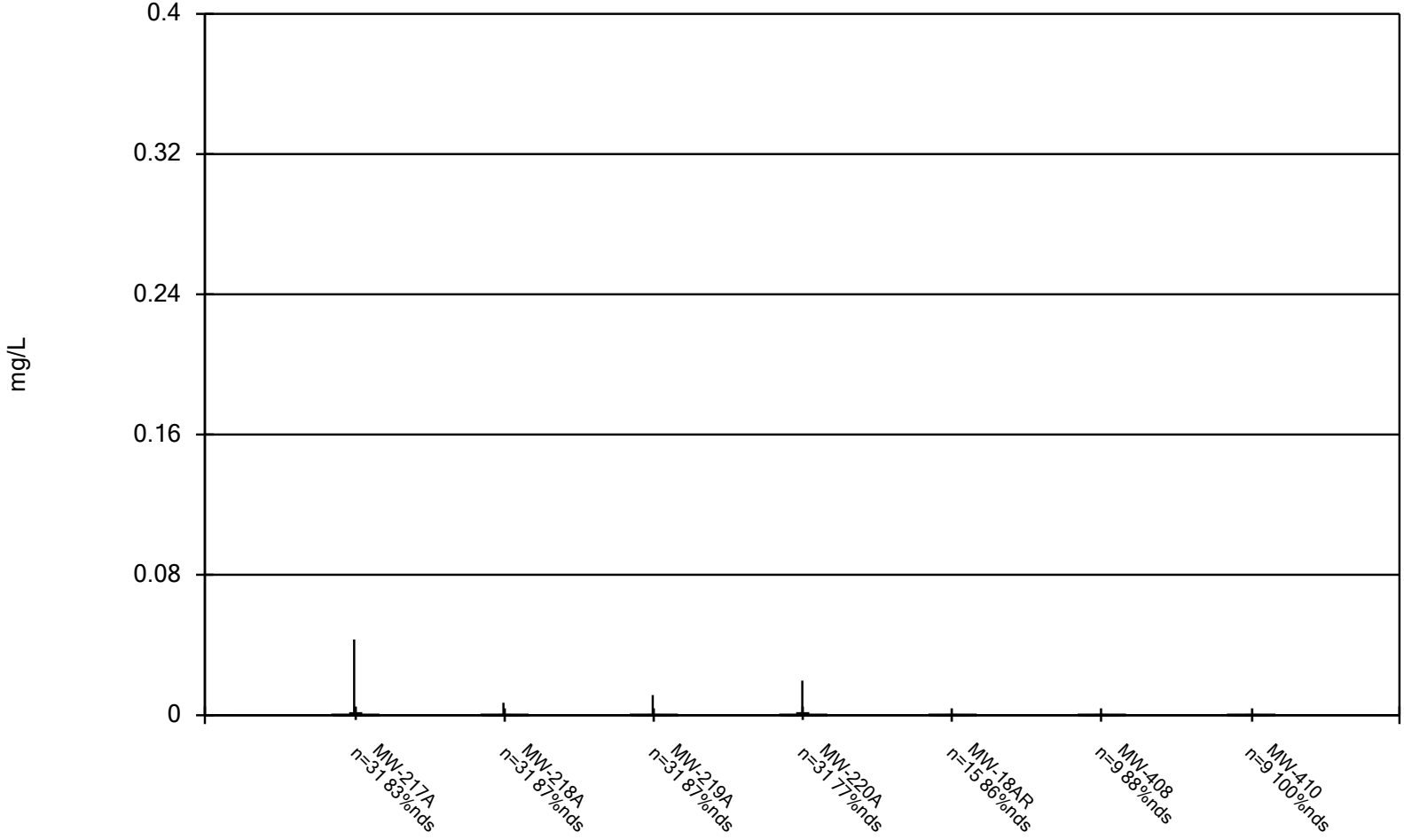

Constituent: Lead Analysis Run 2/5/2026 8:12 AM View: 05B_MW_Inorganics_PL_Fall

Iowa City Landfill Client: HDR Data: Iowa City Sanitary Landfill

Box & Whiskers Plot

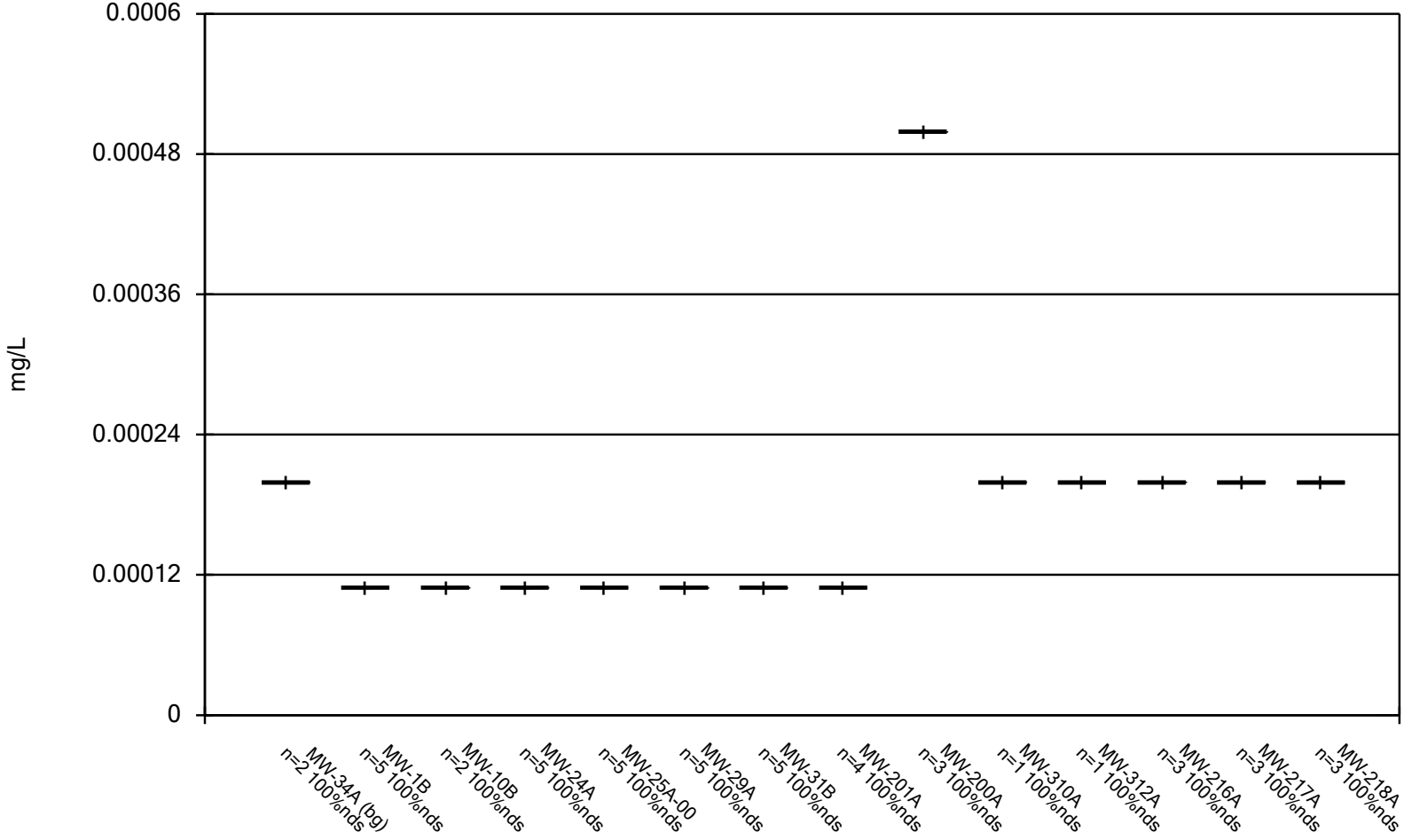

Constituent: Mercury Analysis Run 2/5/2026 8:12 AM View: 05B_MW_Inorganics_PL_Fall

Iowa City Landfill Client: HDR Data: Iowa City Sanitary Landfill

Box & Whiskers Plot

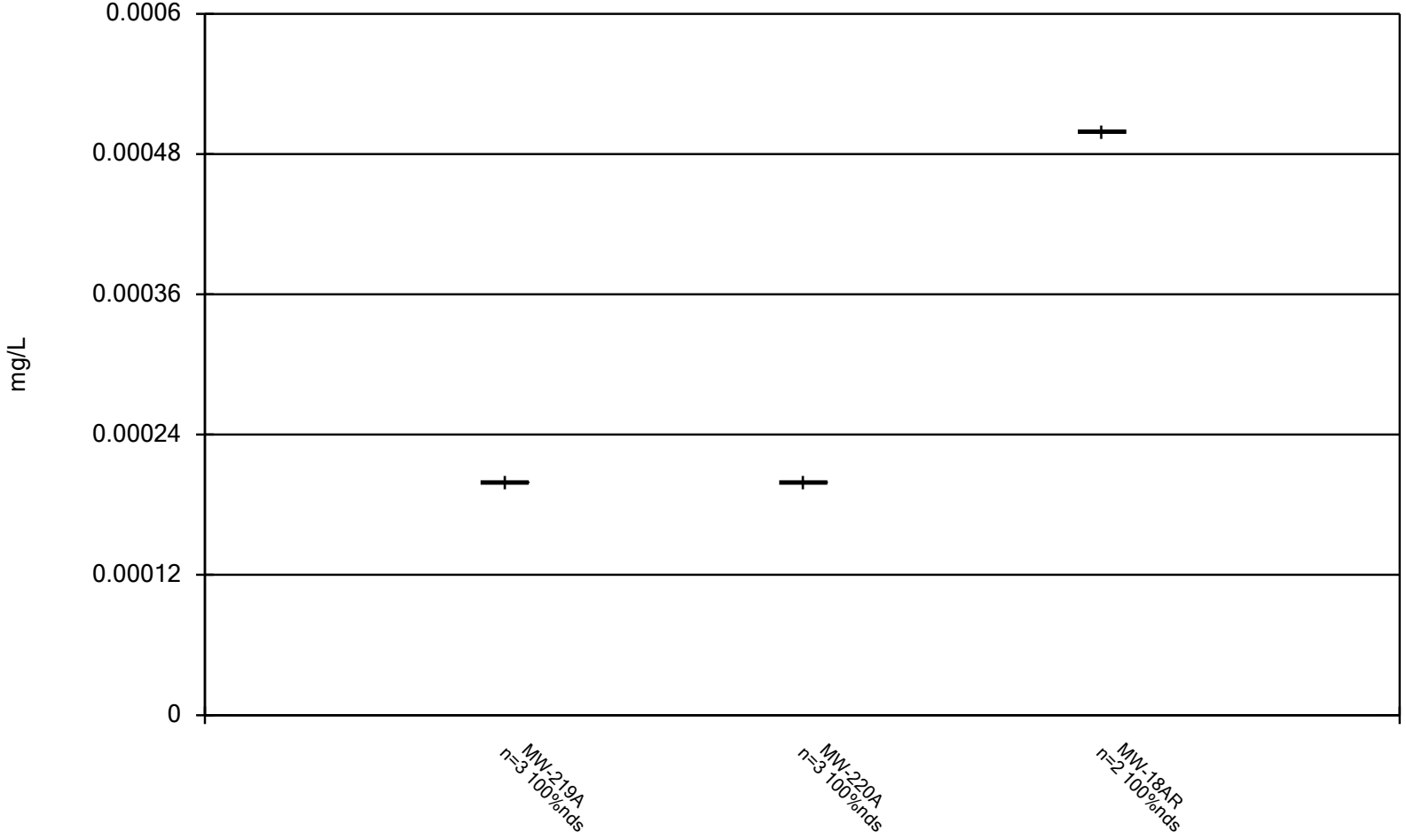

Constituent: Mercury Analysis Run 2/5/2026 8:12 AM View: 05B_MW_Inorganics_PL_Fall

Iowa City Landfill Client: HDR Data: Iowa City Sanitary Landfill

Box & Whiskers Plot

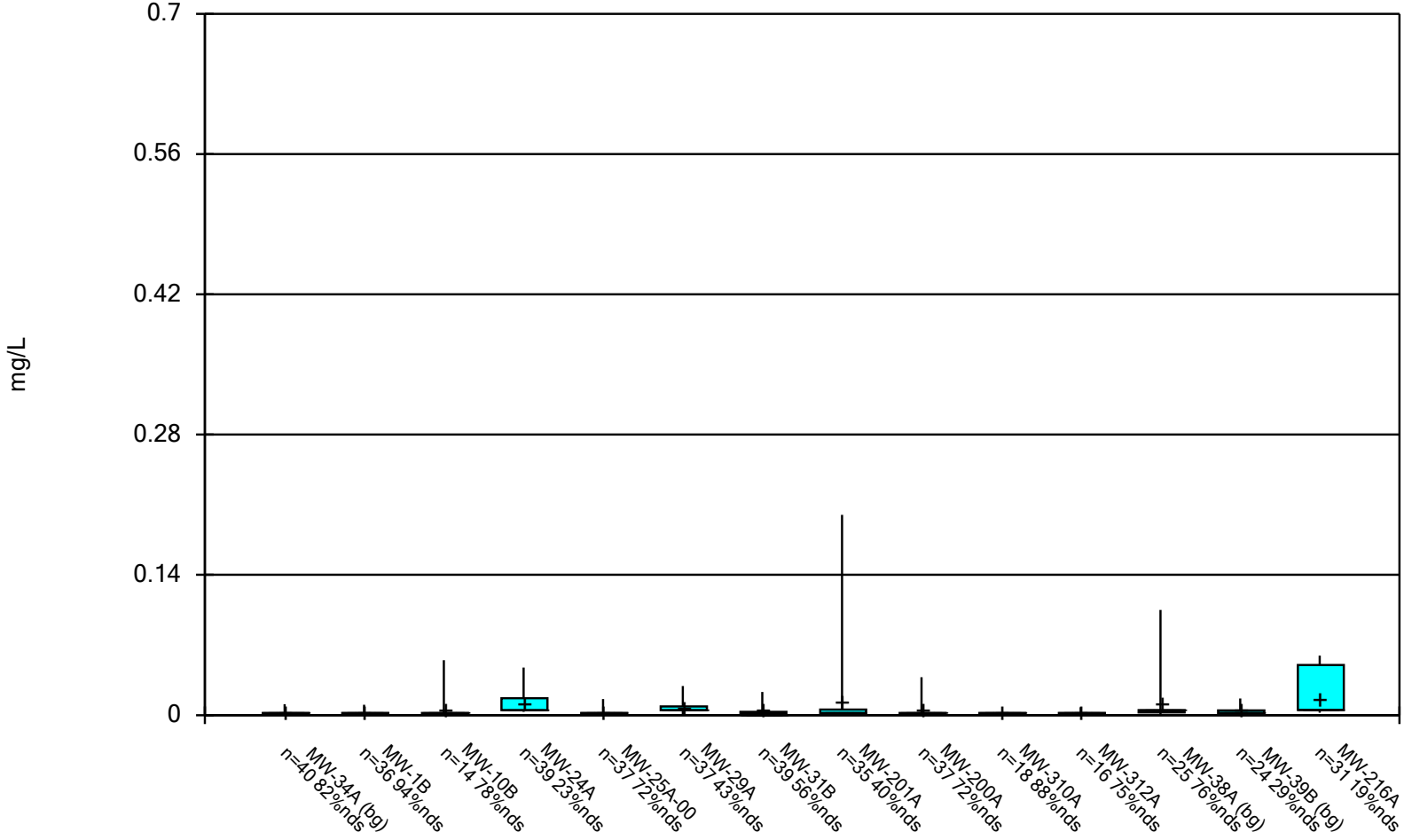

Constituent: Nickel Analysis Run 2/5/2026 8:12 AM View: 05B_MW_Inorganics_PL_Fall

Iowa City Landfill Client: HDR Data: Iowa City Sanitary Landfill

Box & Whiskers Plot

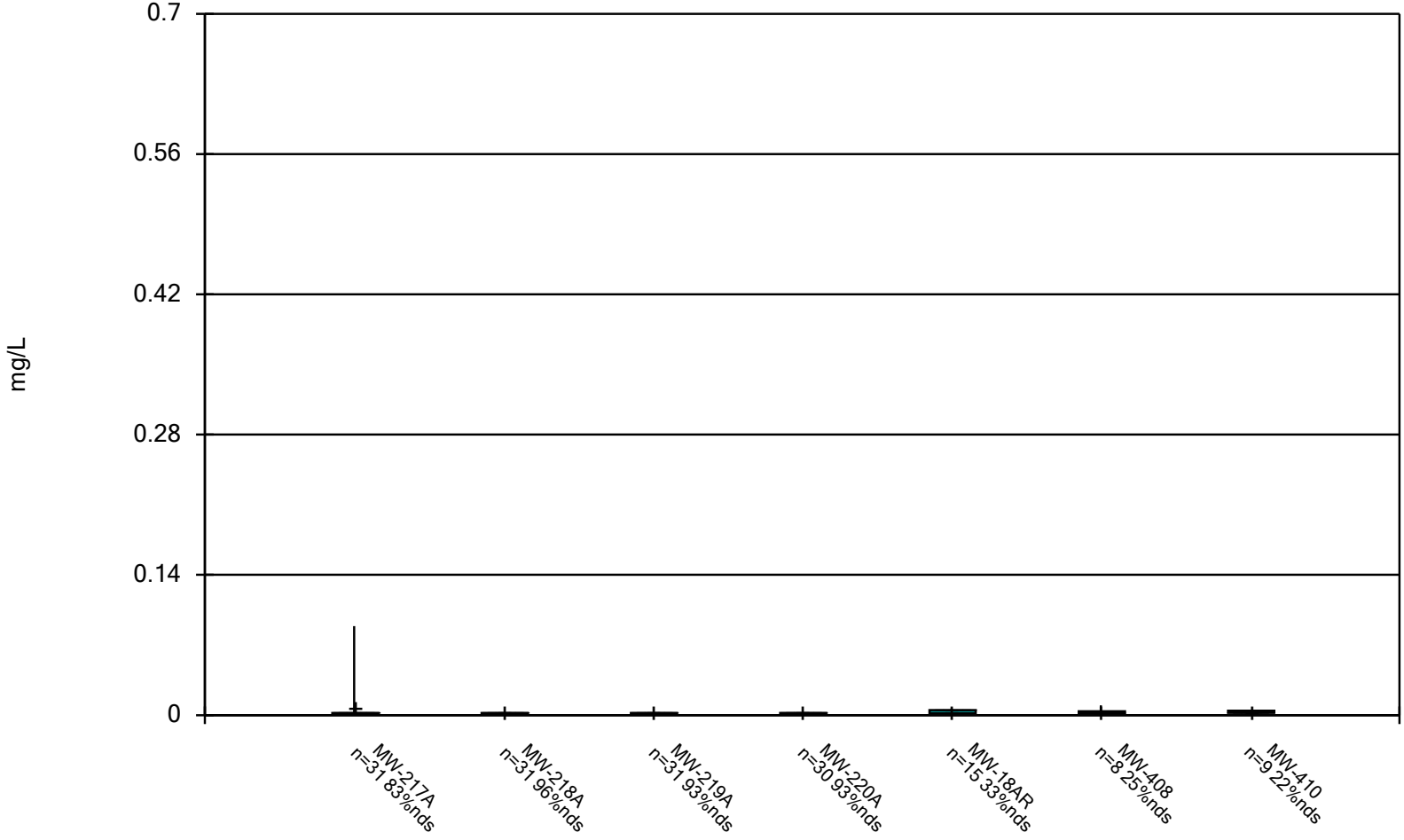

Constituent: Nickel Analysis Run 2/5/2026 8:12 AM View: 05B_MW_Inorganics_PL_Fall

Iowa City Landfill Client: HDR Data: Iowa City Sanitary Landfill

Box & Whiskers Plot

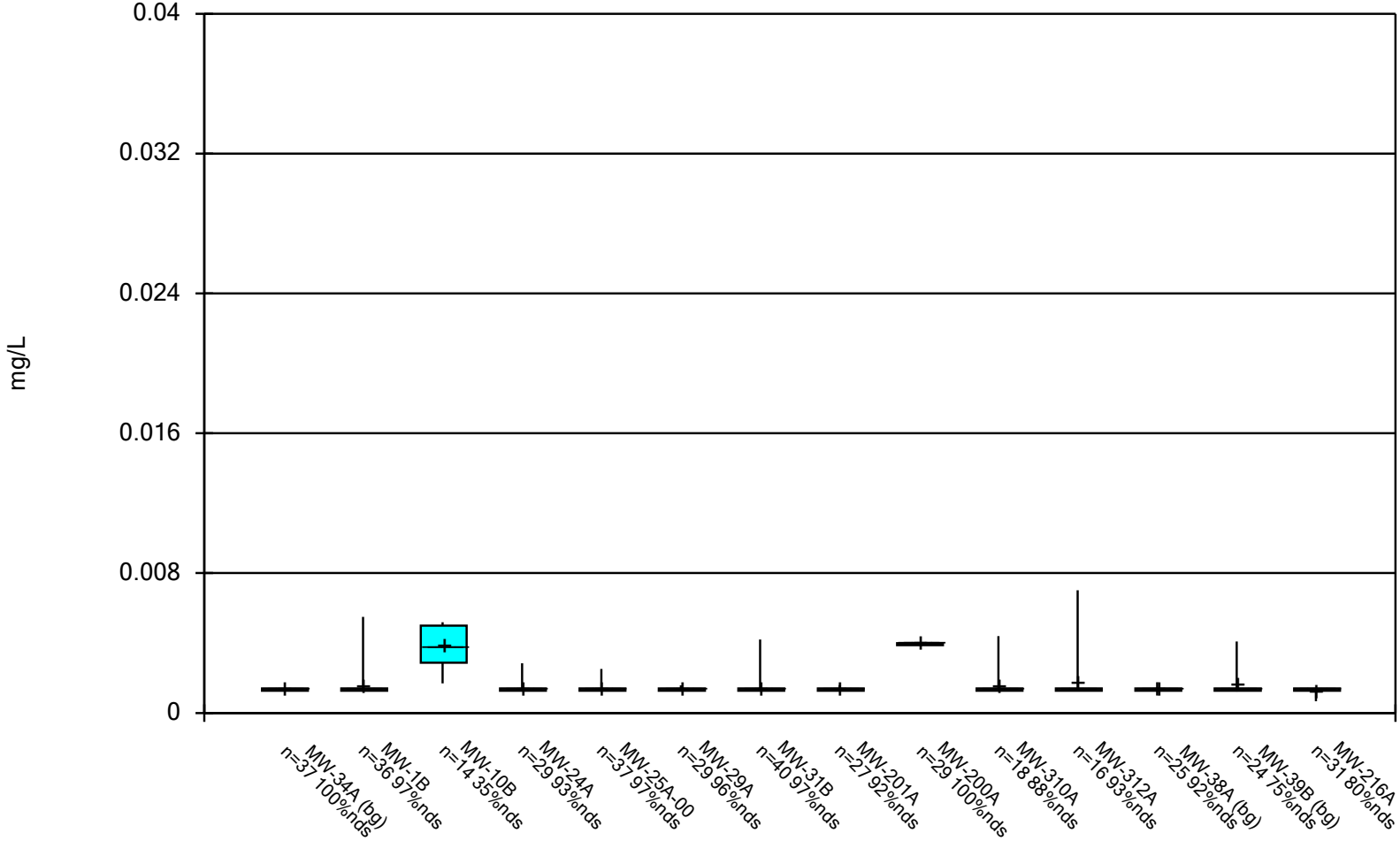

Constituent: Selenium Analysis Run 2/5/2026 8:12 AM View: 05B_MW_Inorganics_PL_Fall

Iowa City Landfill Client: HDR Data: Iowa City Sanitary Landfill

Box & Whiskers Plot

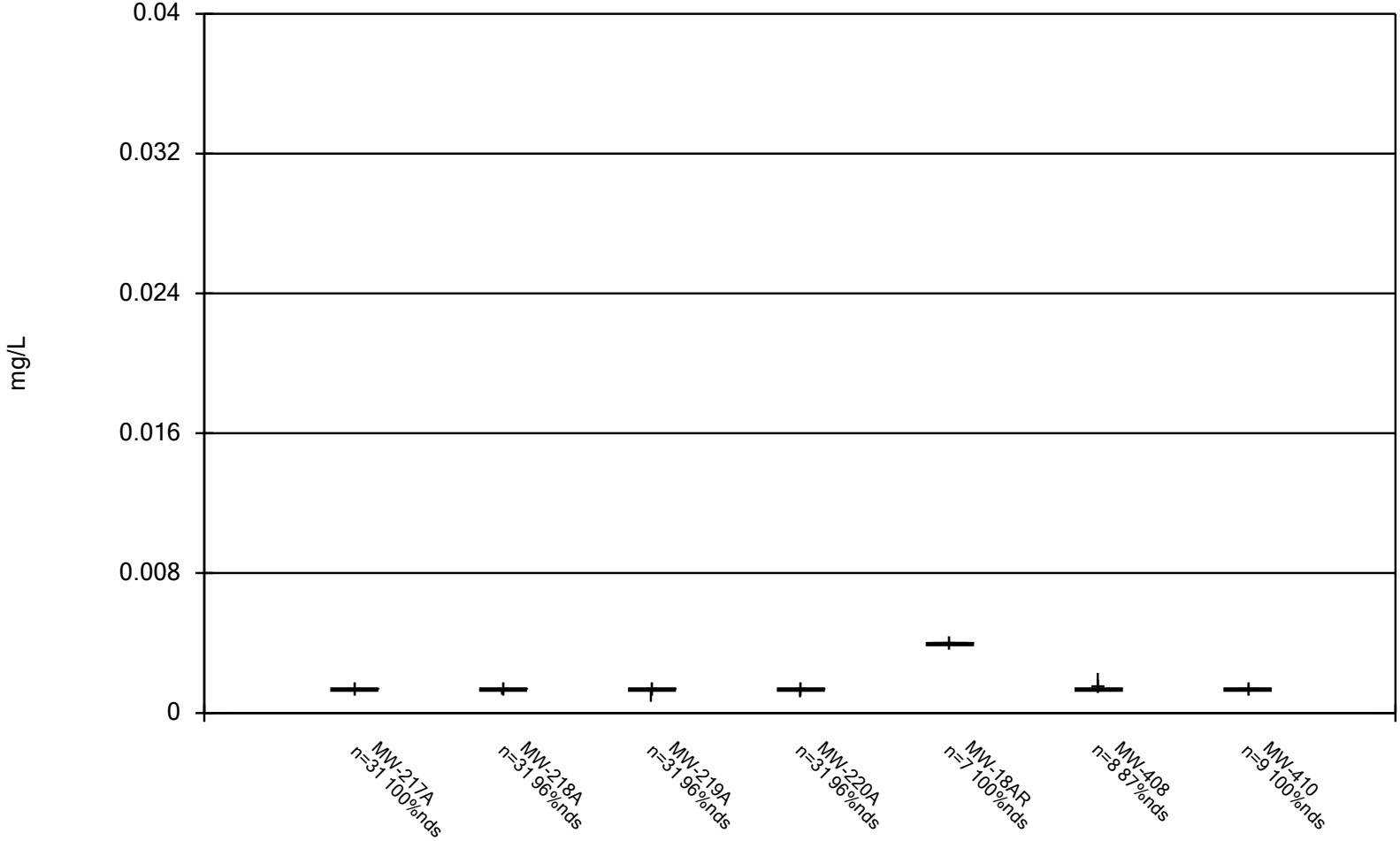

Constituent: Selenium Analysis Run 2/5/2026 8:12 AM View: 05B_MW_Inorganics_PL_Fall

Iowa City Landfill Client: HDR Data: Iowa City Sanitary Landfill

Box & Whiskers Plot

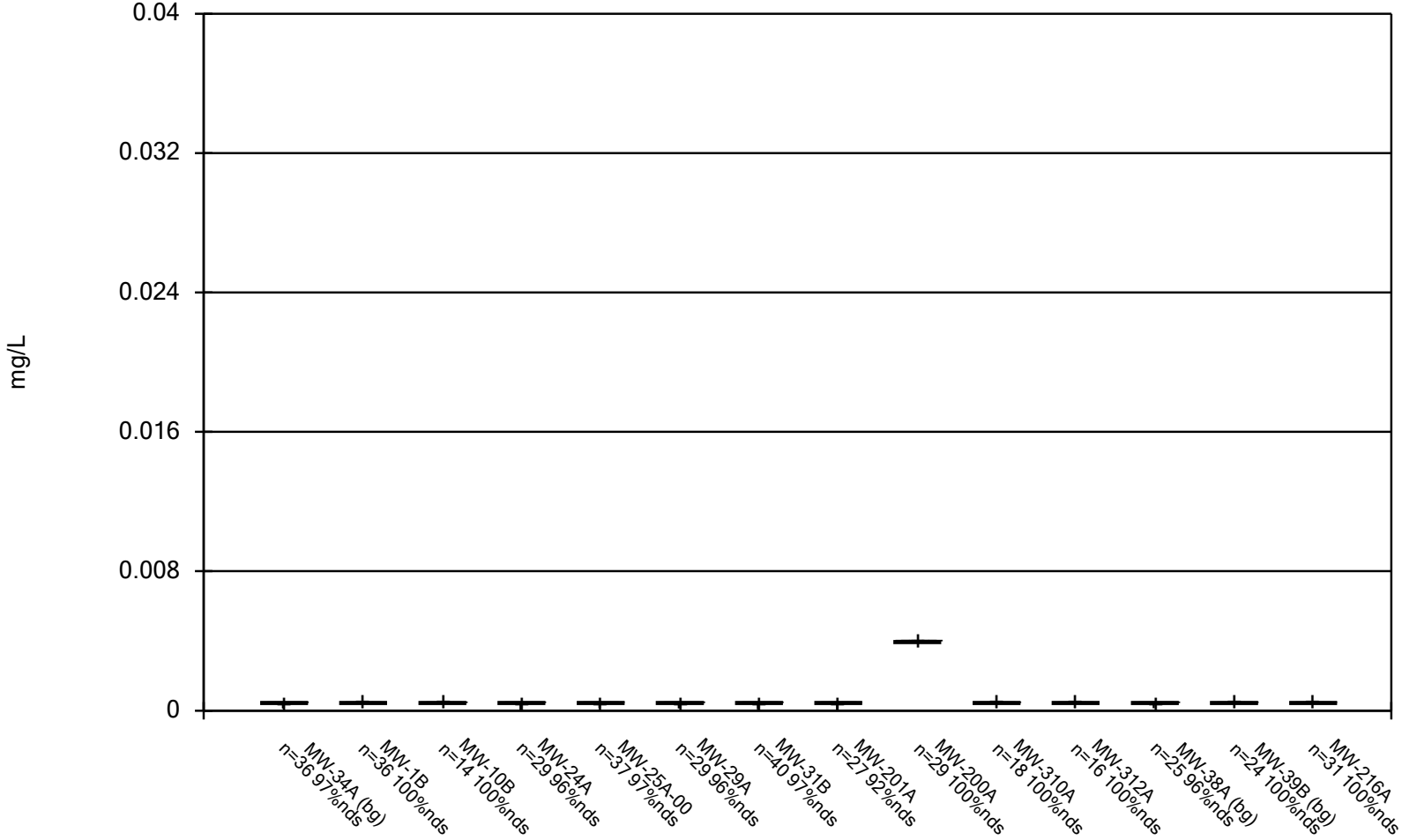

Constituent: Silver Analysis Run 2/5/2026 8:12 AM View: 05B_MW_Inorganics_PL_Fall

Iowa City Landfill Client: HDR Data: Iowa City Sanitary Landfill

Box & Whiskers Plot

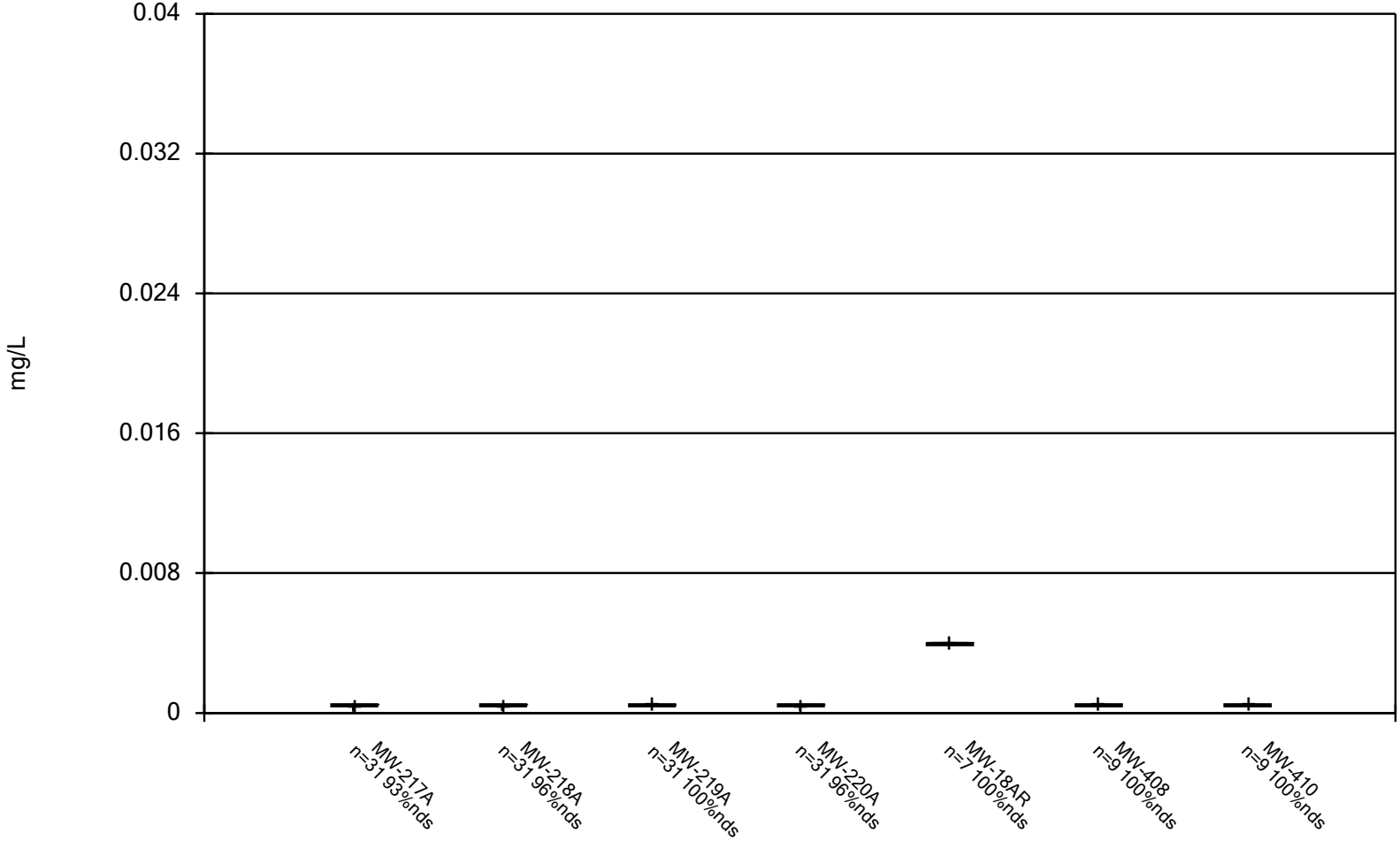

Constituent: Silver Analysis Run 2/5/2026 8:12 AM View: 05B_MW_Inorganics_PL_Fall

Iowa City Landfill Client: HDR Data: Iowa City Sanitary Landfill

Box & Whiskers Plot

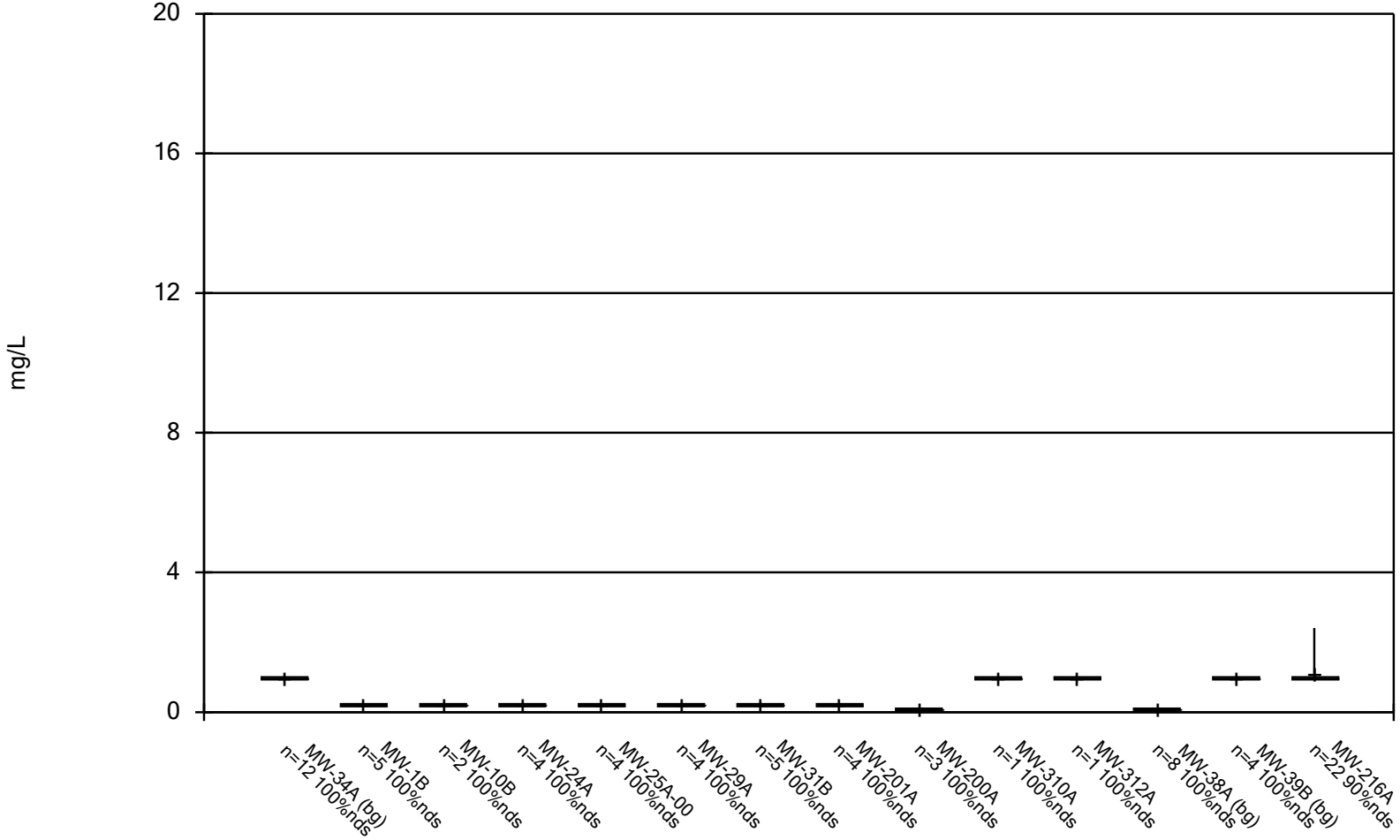

Constituent: Sulfide Analysis Run 2/5/2026 8:12 AM View: 05B_MW_Inorganics_PL_Fall

Iowa City Landfill Client: HDR Data: Iowa City Sanitary Landfill

Box & Whiskers Plot

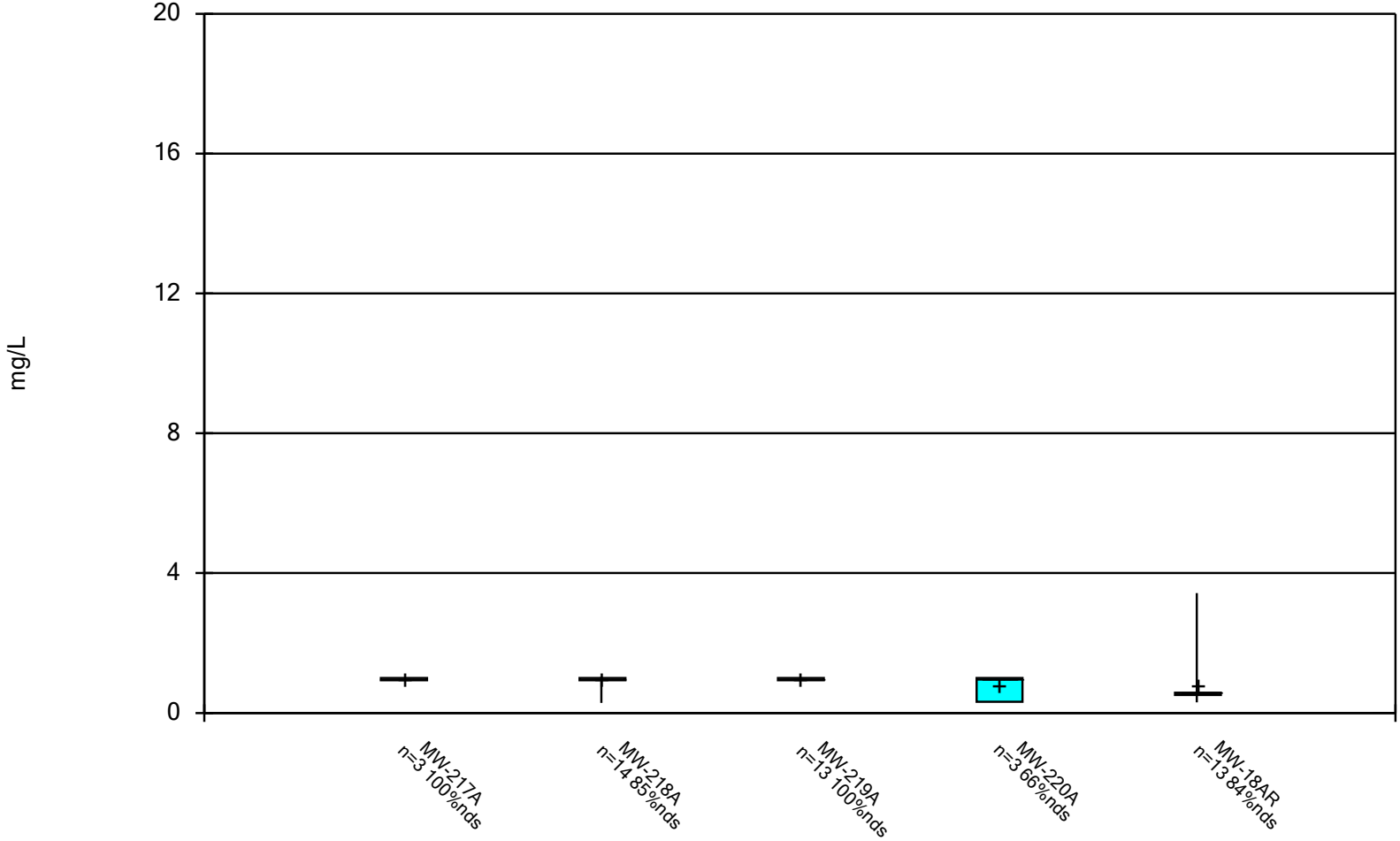

Constituent: Sulfide Analysis Run 2/5/2026 8:12 AM View: 05B_MW_Inorganics_PL_Fall

Iowa City Landfill Client: HDR Data: Iowa City Sanitary Landfill

Box & Whiskers Plot

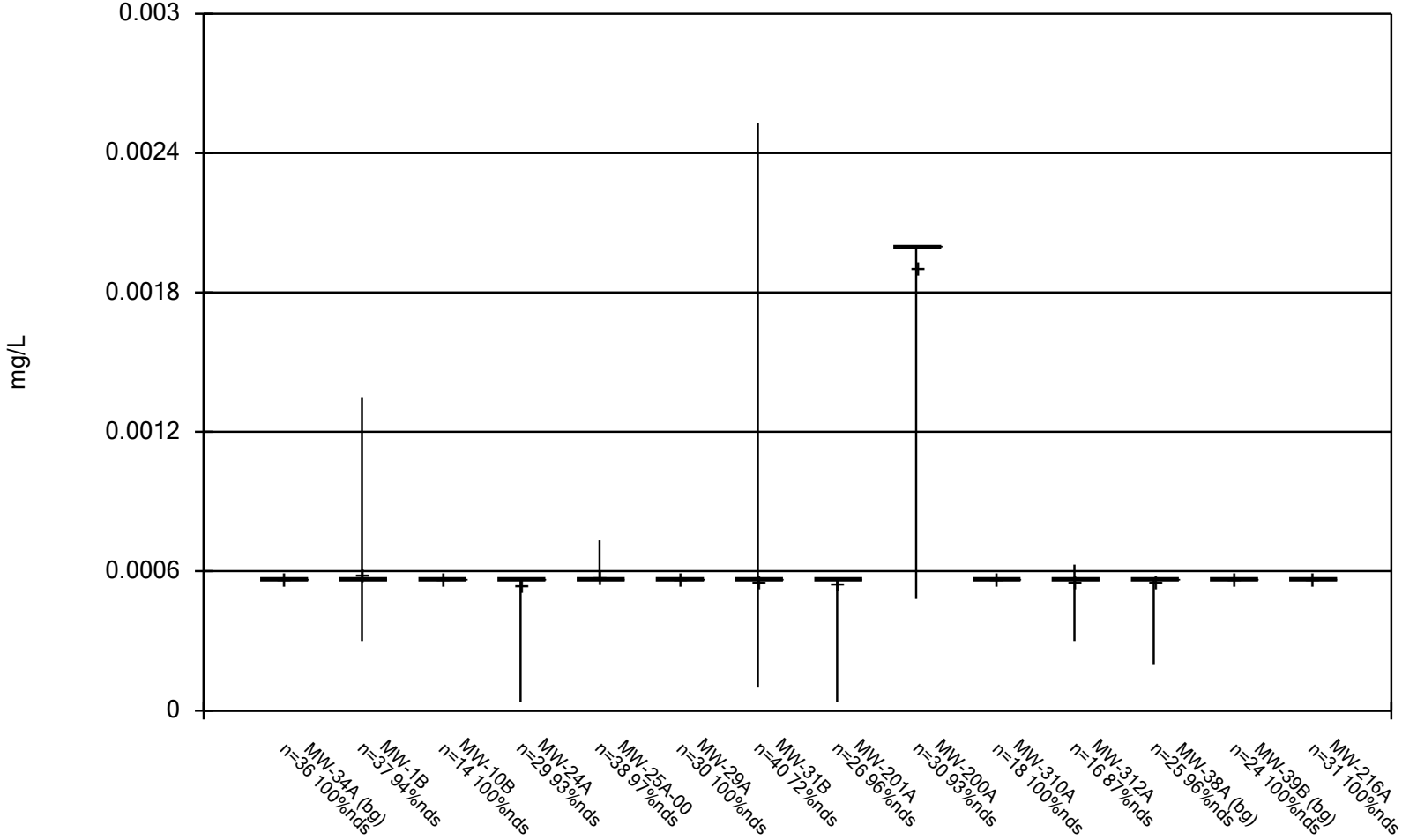

Constituent: Thallium Analysis Run 2/5/2026 8:12 AM View: 05B_MW_Inorganics_PL_Fall

Iowa City Landfill Client: HDR Data: Iowa City Sanitary Landfill

Box & Whiskers Plot

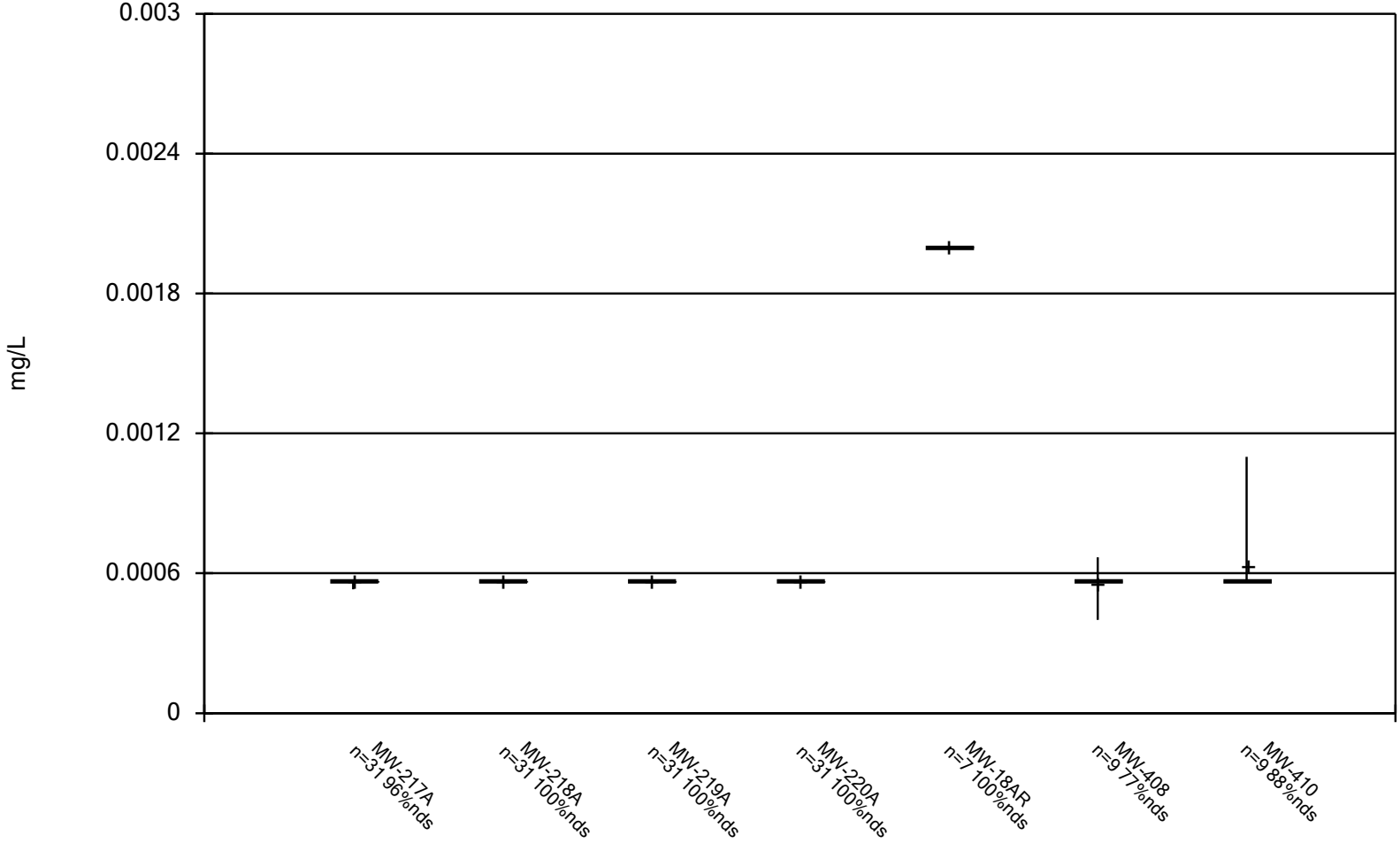

Constituent: Thallium Analysis Run 2/5/2026 8:12 AM View: 05B_MW_Inorganics_PL_Fall

Iowa City Landfill Client: HDR Data: Iowa City Sanitary Landfill

Box & Whiskers Plot

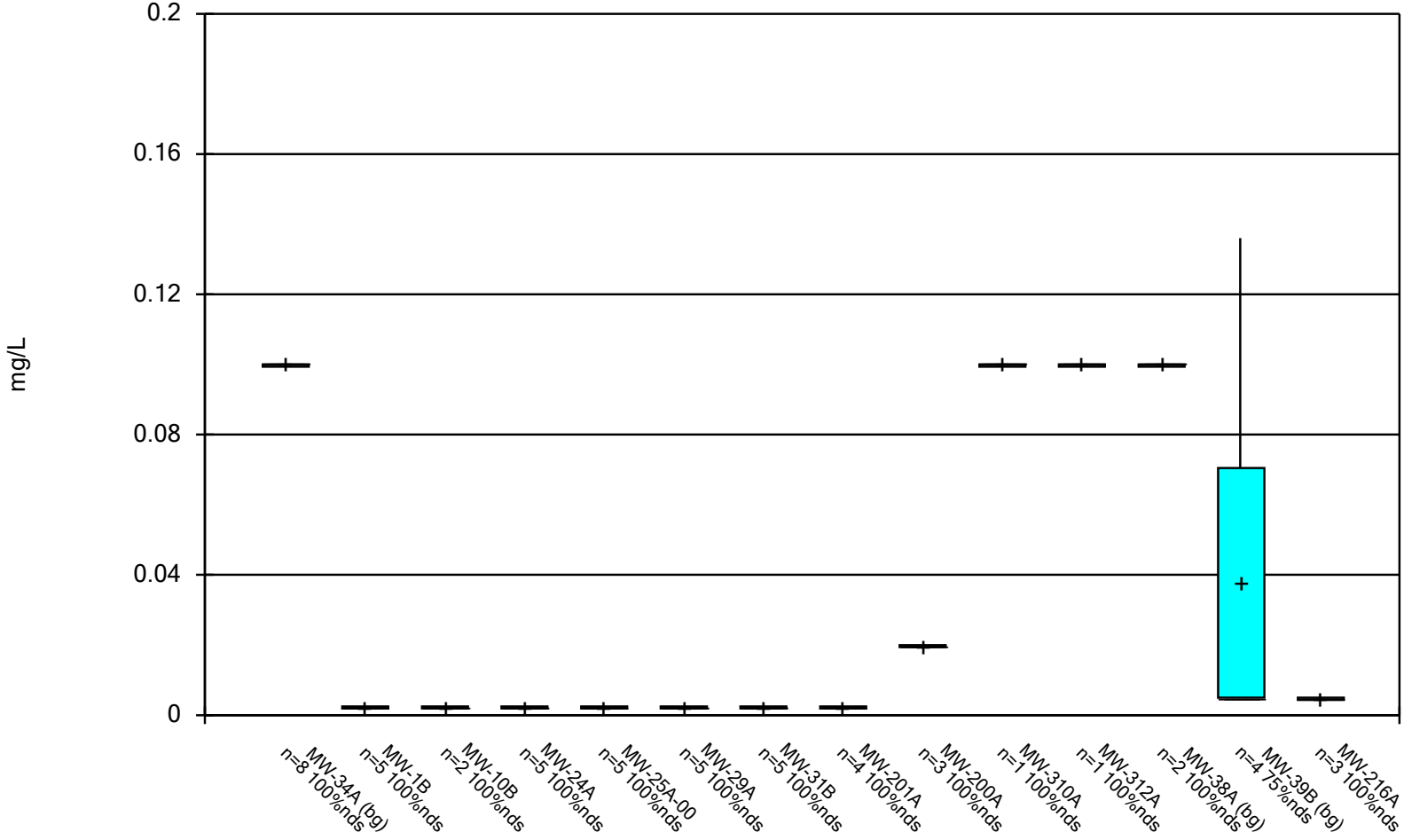

Constituent: Tin Analysis Run 2/5/2026 8:12 AM View: 05B_MW_Inorganics_PL_Fall

Iowa City Landfill Client: HDR Data: Iowa City Sanitary Landfill

Box & Whiskers Plot

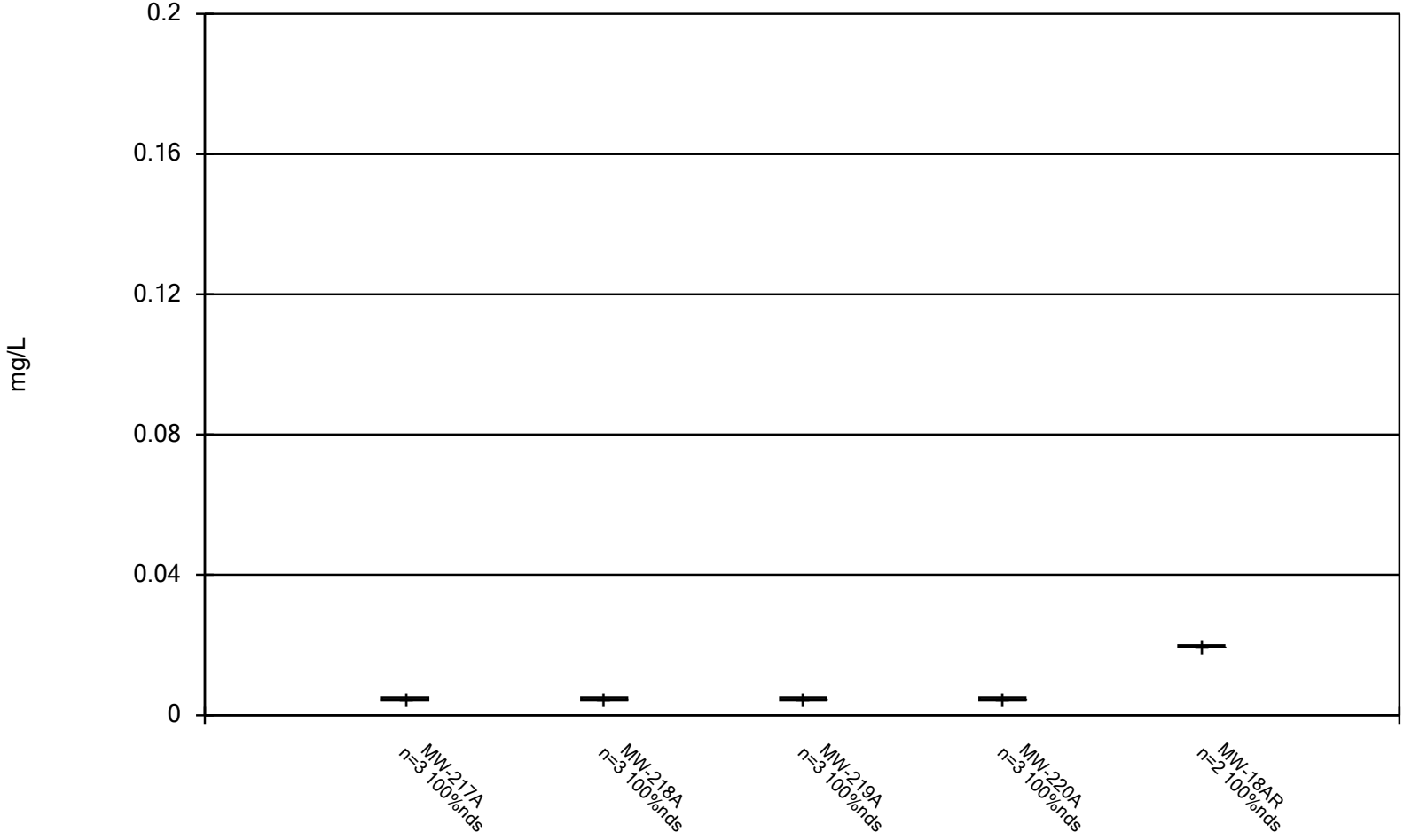

Constituent: Tin Analysis Run 2/5/2026 8:12 AM View: 05B_MW_Inorganics_PL_Fall

Iowa City Landfill Client: HDR Data: Iowa City Sanitary Landfill

Box & Whiskers Plot

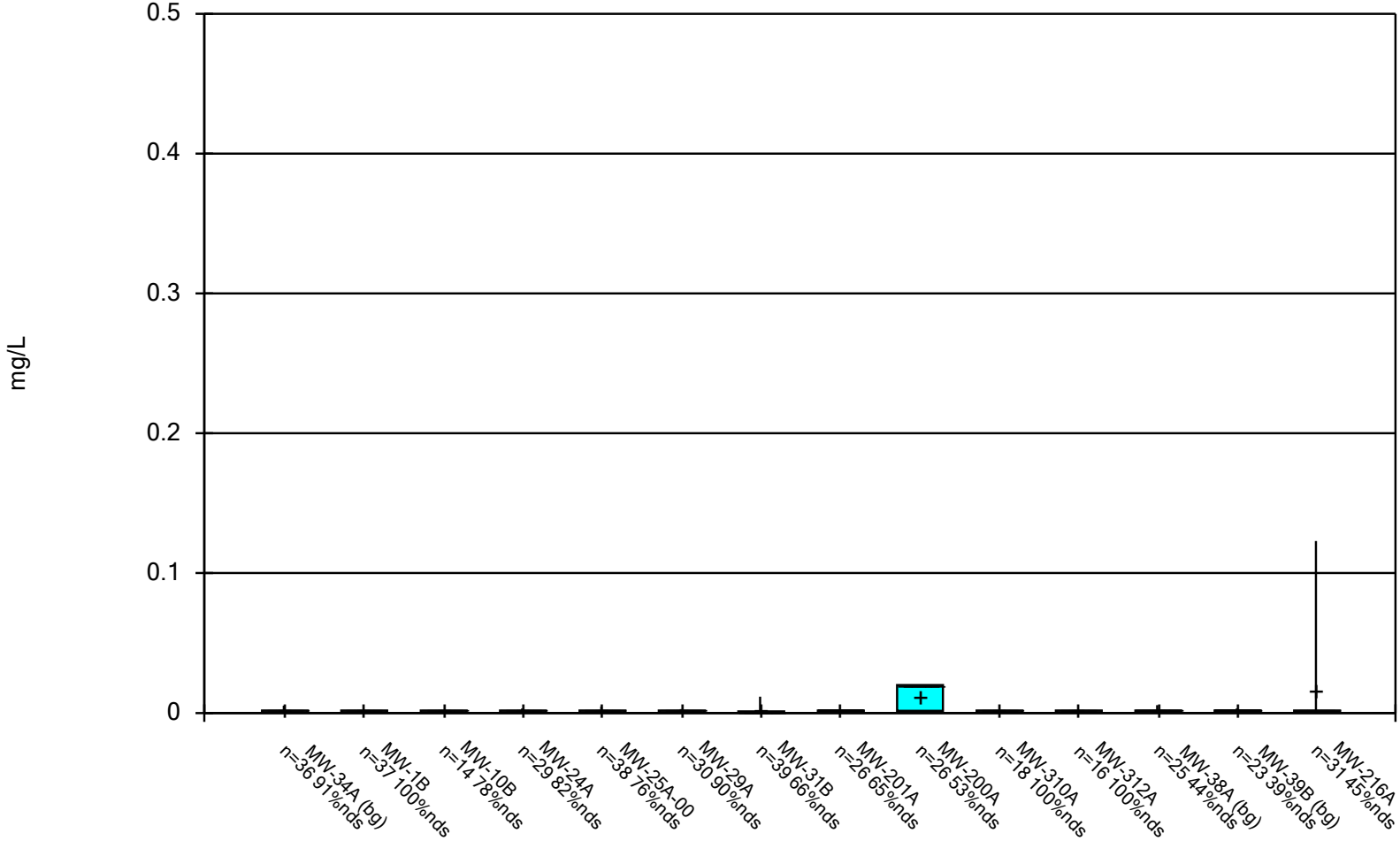

Constituent: Vanadium Analysis Run 2/5/2026 8:12 AM View: 05B_MW_Inorganics_PL_Fall

Iowa City Landfill Client: HDR Data: Iowa City Sanitary Landfill

Box & Whiskers Plot

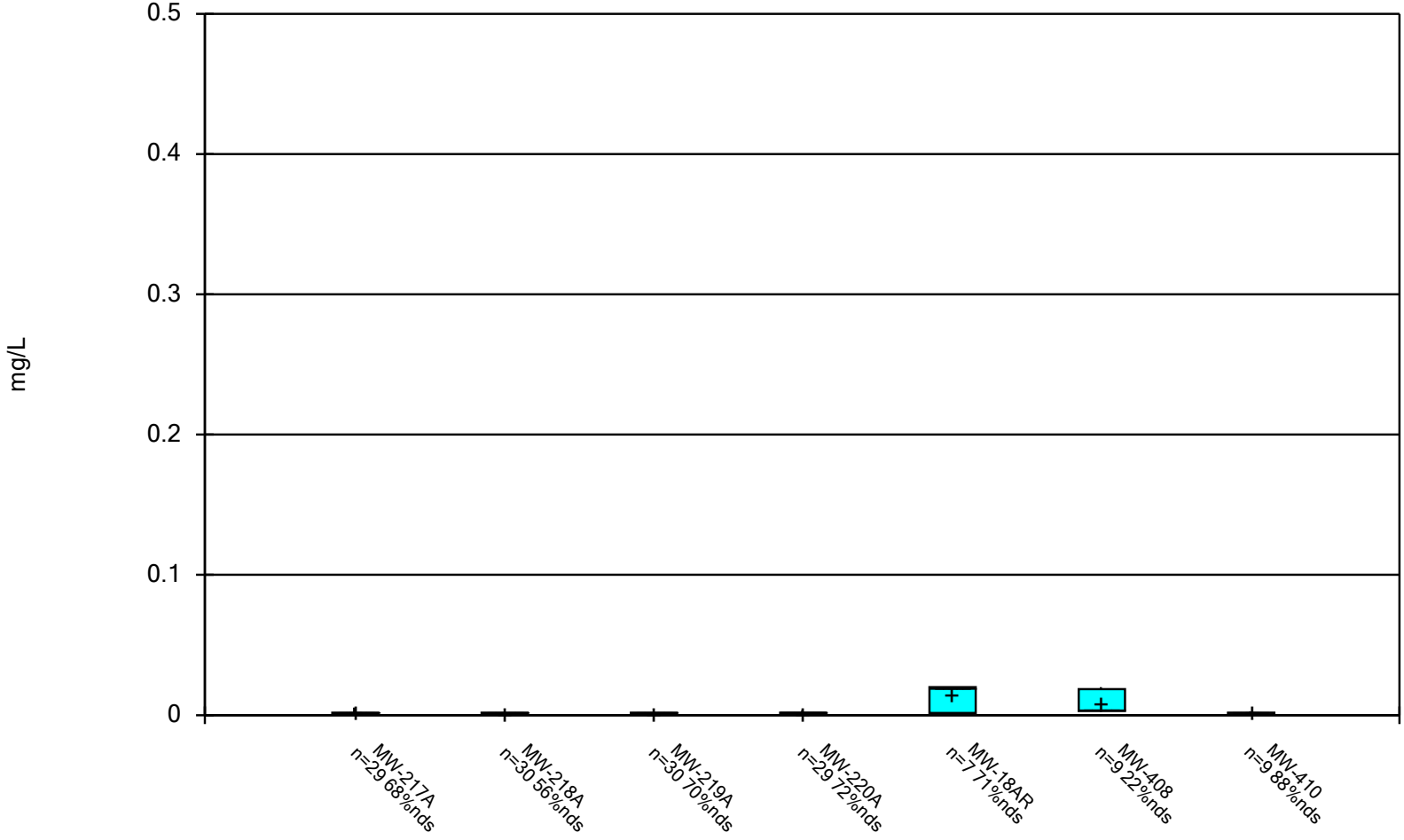

Constituent: Vanadium Analysis Run 2/5/2026 8:12 AM View: 05B_MW_Inorganics_PL_Fall

Iowa City Landfill Client: HDR Data: Iowa City Sanitary Landfill

Box & Whiskers Plot

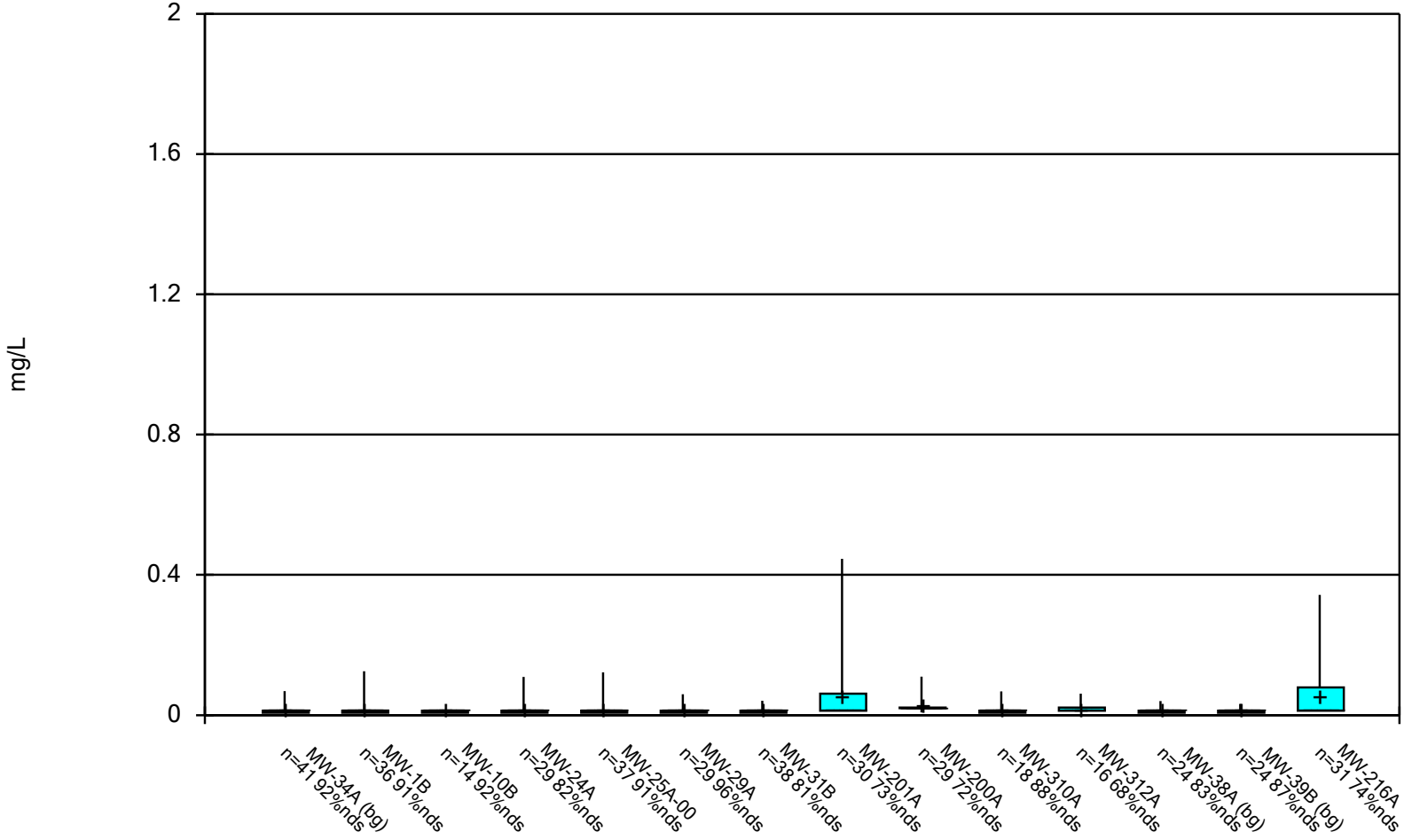

Constituent: Zinc Analysis Run 2/5/2026 8:12 AM View: 05B_MW_Inorganics_PL_Fall

Iowa City Landfill Client: HDR Data: Iowa City Sanitary Landfill

Box & Whiskers Plot

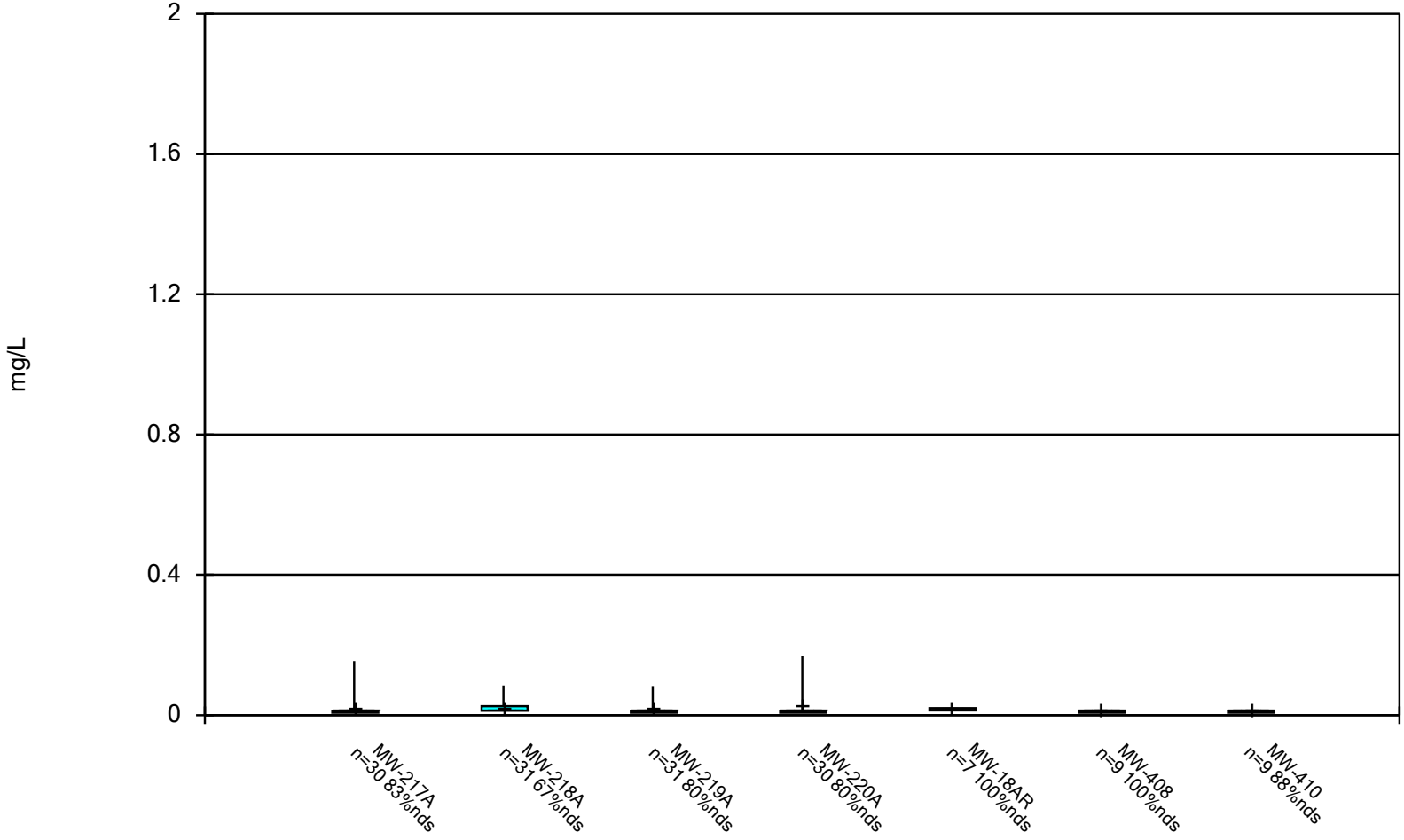

Constituent: Zinc Analysis Run 2/5/2026 8:12 AM View: 05B_MW_Inorganics_PL_Fall

Iowa City Landfill Client: HDR Data: Iowa City Sanitary Landfill

Box & Whiskers Plot

Iowa City Landfill Client: HDR Data: Iowa City Sanitary Landfill Printed 2/5/2026, 8:14 AM

Constituent	Well	N	Mean	Std. Dev.	Std. Err.	Median	Lower Q.	Upper Q.	Min.	Max.	%NDs
Antimony (mg/L)	MW-34A (bg)	36	0.001	0	0	0.001	0.001	0.001	0.001	0.001	100
Antimony (mg/L)	MW-1B	37	0.0009888	0.00006806	0.00001119	0.001	0.001	0.001	0.000586	0.001	97.3
Antimony (mg/L)	MW-10B	14	0.001	0	0	0.001	0.001	0.001	0.001	0.001	100
Antimony (mg/L)	MW-24A	29	0.0009748	0.0001356	0.00002517	0.001	0.001	0.001	0.00027	0.001	96.55
Antimony (mg/L)	MW-25A-00	38	0.001	0	0	0.001	0.001	0.001	0.001	0.001	100
Antimony (mg/L)	MW-29A	30	0.001968	0.0001734	0.00003167	0.002	0.002	0.002	0.00105	0.002	96.67
Antimony (mg/L)	MW-31B	40	0.0009838	0.00008195	0.00001296	0.001	0.001	0.001	0.0005	0.001	92.5
Antimony (mg/L)	MW-201A	26	0.0009678	0.0001641	0.00003219	0.001	0.001	0.001	0.000163	0.001	96.15
Antimony (mg/L)	MW-200A	27	0.002	0	0	0.002	0.002	0.002	0.002	0.002	100
Antimony (mg/L)	MW-310A	18	0.001014	0.00005893	0.00001389	0.001	0.001	0.001	0.001	0.00125	94.44
Antimony (mg/L)	MW-312A	16	0.001	0	0	0.001	0.001	0.001	0.001	0.001	100
Antimony (mg/L)	MW-38A (bg)	25	0.001	0	0	0.001	0.001	0.001	0.001	0.001	100
Antimony (mg/L)	MW-39B (bg)	24	0.0009443	0.0001952	0.00003984	0.001	0.001	0.001	0.000163	0.001	91.67
Antimony (mg/L)	MW-216A	31	0.001023	0.000153	0.00002749	0.001	0.001	0.001	0.000882	0.00184	93.55
Antimony (mg/L)	MW-217A	31	0.001022	0.0001203	0.00002161	0.001	0.001	0.001	0.001	0.00167	96.77
Antimony (mg/L)	MW-218A	31	0.001	0	0	0.001	0.001	0.001	0.001	0.001	100
Antimony (mg/L)	MW-219A	31	0.001	0	0	0.001	0.001	0.001	0.001	0.001	100
Antimony (mg/L)	MW-220A	31	0.001	0	0	0.001	0.001	0.001	0.001	0.001	100
Antimony (mg/L)	MW-18AR	7	0.001953	0.0001247	0.00004714	0.002	0.002	0.002	0.00167	0.002	85.71
Antimony (mg/L)	MW-408	9	0.0009444	0.0001667	0.00005556	0.001	0.001	0.001	0.0005	0.001	88.89
Antimony (mg/L)	MW-410	9	0.001	0	0	0.001	0.001	0.001	0.001	0.001	100
Arsenic (mg/L)	MW-34A (bg)	41	0.001885	0.0008847	0.0001382	0.002	0.00152	0.002	0.000485	0.00585	56.1
Arsenic (mg/L)	MW-1B	36	0.0007249	0.0005445	0.00009076	0.00053	0.00053	0.00053	0.00053	0.0029	80.56
Arsenic (mg/L)	MW-10B	29	0.0005578	0.0001495	0.00002777	0.00053	0.00053	0.00053	0.00028	0.0012	86.21
Arsenic (mg/L)	MW-24A	39	0.005592	0.005548	0.0008884	0.00353	0.0013	0.007345	0.0005	0.0217	7.692
Arsenic (mg/L)	MW-25A-00	37	0.0008147	0.001233	0.0002027	0.00053	0.00053	0.00053	0.00053	0.008	81.08
Arsenic (mg/L)	MW-29A	37	0.0007408	0.000483	0.00007941	0.00053	0.00053	0.0007345	0.000378	0.003	67.57
Arsenic (mg/L)	MW-31B	40	0.001442	0.002138	0.0003381	0.00053	0.00053	0.00132	0.00053	0.012	57.5
Arsenic (mg/L)	MW-201A	38	0.005567	0.01039	0.001685	0.00053	0.00053	0.00591	0.000223	0.054	50
Arsenic (mg/L)	MW-200A	36	0.001047	0.001401	0.0002335	0.00053	0.00053	0.00053	0.00053	0.0057	80.56
Arsenic (mg/L)	MW-310A	31	0.00053	0	0	0.00053	0.00053	0.00053	0.00053	0.00053	100
Arsenic (mg/L)	MW-312A	18	0.0005561	0.0001108	0.00002611	0.00053	0.00053	0.00053	0.00053	0.001	94.44
Arsenic (mg/L)	MW-38A (bg)	25	0.001461	0.004327	0.0008654	0.00053	0.00053	0.00053	0.000261	0.0222	80
Arsenic (mg/L)	MW-39B (bg)	24	0.0008123	0.0009134	0.0001864	0.00053	0.00053	0.00053	0.000446	0.00466	83.33
Arsenic (mg/L)	MW-216A	31	0.002622	0.004116	0.0007392	0.00053	0.00053	0.00296	0.00053	0.0162	54.84
Arsenic (mg/L)	MW-217A	31	0.001	0.001641	0.0002947	0.00053	0.00053	0.00053	0.00053	0.00782	87.1
Arsenic (mg/L)	MW-218A	31	0.0006058	0.000274	0.00004921	0.00053	0.00053	0.00053	0.000309	0.00172	87.1
Arsenic (mg/L)	MW-219A	31	0.0005949	0.0003031	0.00005443	0.00053	0.00053	0.00053	0.000441	0.00216	90.32
Arsenic (mg/L)	MW-220A	30	0.0007777	0.0005338	0.00009746	0.00053	0.00053	0.000715	0.00053	0.00222	76.67
Arsenic (mg/L)	MW-18AR	15	0.0009169	0.0005543	0.0001431	0.00053	0.00053	0.00141	0.00053	0.0023	53.33
Arsenic (mg/L)	MW-408	15	0.0006147	0.0003279	0.00008467	0.00053	0.00053	0.00053	0.00053	0.0018	93.33
Arsenic (mg/L)	MW-410	9	0.0006572	0.0002851	0.00009504	0.00053	0.00053	0.0006675	0.00053	0.0014	66.67
Barium (mg/L)	MW-34A (bg)	43	0.2094	0.0592	0.009028	0.196	0.161	0.251	0.125	0.368	0
Barium (mg/L)	MW-1B	40	0.4672	0.1045	0.01652	0.482	0.376	0.5515	0.159	0.644	0
Barium (mg/L)	MW-10B	14	0.1326	0.01808	0.004831	0.1345	0.121	0.147	0.0972	0.164	0
Barium (mg/L)	MW-24A	39	0.3617	0.07844	0.01256	0.345	0.31	0.392	0.263	0.605	0
Barium (mg/L)	MW-25A-00	41	0.1415	0.05387	0.008412	0.146	0.0949	0.1885	0.005	0.237	2.439
Barium (mg/L)	MW-29A	41	0.147	0.05707	0.008913	0.128	0.1153	0.153	0.0926	0.359	0
Barium (mg/L)	MW-31B	43	0.3581	0.1234	0.01882	0.367	0.255	0.447	0.169	0.6125	0
Barium (mg/L)	MW-201A	38	0.4347	0.2479	0.04021	0.339	0.252	0.5805	0.154	1.15	0

Box & Whiskers Plot

Iowa City Landfill Client: HDR Data: Iowa City Sanitary Landfill Printed 2/5/2026, 8:14 AM

Constituent	Well	N	Mean	Std. Dev.	Std. Err.	Median	Lower Q.	Upper Q.	Min.	Max.	%NDs
Barium (mg/L)	MW-200A	37	0.7389	0.2051	0.03372	0.742	0.5425	0.9105	0.41	1.14	0
Barium (mg/L)	MW-310A	19	0.09716	0.03967	0.009102	0.0891	0.061	0.119	0.0522	0.2	0
Barium (mg/L)	MW-312A	16	0.1806	0.03399	0.008497	0.1735	0.1635	0.1925	0.116	0.259	0
Barium (mg/L)	MW-38A (bg)	25	0.2965	0.1193	0.02386	0.293	0.2265	0.317	0.183	0.806	0
Barium (mg/L)	MW-39B (bg)	24	0.1733	0.03788	0.007732	0.166	0.1535	0.1785	0.125	0.31	0
Barium (mg/L)	MW-216A	30	0.3199	0.2286	0.04174	0.2815	0.221	0.3175	0.0508	0.906	0
Barium (mg/L)	MW-217A	29	0.1013	0.04894	0.009088	0.0906	0.07785	0.101	0.0614	0.274	0
Barium (mg/L)	MW-218A	31	0.2413	0.02893	0.005196	0.235	0.22	0.267	0.193	0.302	0
Barium (mg/L)	MW-219A	31	0.5145	0.1274	0.02289	0.558	0.471	0.607	0.199	0.708	0
Barium (mg/L)	MW-220A	29	0.3091	0.06513	0.01209	0.294	0.278	0.319	0.238	0.559	0
Barium (mg/L)	MW-18AR	15	0.7184	0.1547	0.03995	0.749	0.641	0.852	0.416	0.941	0
Barium (mg/L)	MW-408	9	0.1753	0.0107	0.003567	0.176	0.1675	0.1825	0.157	0.194	0
Barium (mg/L)	MW-410	9	0.09807	0.008204	0.002735	0.0989	0.0924	0.1027	0.0862	0.114	0
Beryllium (mg/L)	MW-34A (bg)	43	0.0003472	0.0001128	0.00001721	0.00033	0.00033	0.00033	0.00033	0.00107	97.67
Beryllium (mg/L)	MW-1B	37	0.0003238	0.00003781	0.000006216	0.00033	0.00033	0.00033	0.0001	0.00033	97.3
Beryllium (mg/L)	MW-10B	14	0.00033	0	0	0.00033	0.00033	0.00033	0.00033	0.00033	100
Beryllium (mg/L)	MW-24A	29	0.0003154	0.00005496	0.00001021	0.00033	0.00033	0.00033	0.000097	0.00033	93.1
Beryllium (mg/L)	MW-25A-00	38	0.000325	0.00003098	0.000005026	0.00033	0.00033	0.00033	0.000139	0.00033	97.37
Beryllium (mg/L)	MW-29A	30	0.00033	0	0	0.00033	0.00033	0.00033	0.00033	0.00033	100
Beryllium (mg/L)	MW-31B	40	0.0004146	0.000311	0.00004917	0.00033	0.00033	0.00033	0.00033	0.00205	85
Beryllium (mg/L)	MW-201A	30	0.0007583	0.0008363	0.0001527	0.00033	0.00033	0.001165	0.00033	0.00332	70
Beryllium (mg/L)	MW-200A	29	0.003792	0.0008151	0.0001514	0.004	0.004	0.004	0.00007	0.004	93.1
Beryllium (mg/L)	MW-310A	18	0.00033	0	0	0.00033	0.00033	0.00033	0.00033	0.00033	100
Beryllium (mg/L)	MW-312A	16	0.0003219	0.0000325	0.000008125	0.00033	0.00033	0.00033	0.0002	0.00033	93.75
Beryllium (mg/L)	MW-38A (bg)	24	0.0003189	0.0000543	0.00001108	0.00033	0.00033	0.00033	0.000064	0.00033	95.83
Beryllium (mg/L)	MW-39B (bg)	24	0.0003429	0.00006307	0.00001287	0.00033	0.00033	0.00033	0.00033	0.000639	95.83
Beryllium (mg/L)	MW-216A	29	0.0007635	0.001132	0.0002102	0.00033	0.00033	0.00033	0.000041	0.0048	79.31
Beryllium (mg/L)	MW-217A	31	0.0005056	0.0008374	0.0001504	0.00033	0.00033	0.00033	0.0000845	0.00487	90.32
Beryllium (mg/L)	MW-218A	31	0.00033	0	0	0.00033	0.00033	0.00033	0.00033	0.00033	100
Beryllium (mg/L)	MW-219A	31	0.0003236	0.00003574	0.000006419	0.00033	0.00033	0.00033	0.000131	0.00033	96.77
Beryllium (mg/L)	MW-220A	31	0.00069	0.001078	0.0001937	0.00033	0.00033	0.00033	0.00033	0.00565	83.87
Beryllium (mg/L)	MW-18AR	7	0.004	0	0	0.004	0.004	0.004	0.004	0.004	100
Beryllium (mg/L)	MW-408	9	0.0003044	0.00007667	0.00002556	0.00033	0.00033	0.00033	0.0001	0.00033	88.89
Beryllium (mg/L)	MW-410	9	0.00033	0	0	0.00033	0.00033	0.00033	0.00033	0.00033	100
Cadmium (mg/L)	MW-34A (bg)	37	0.0001	0	0	0.0001	0.0001	0.0001	0.0001	0.0001	100
Cadmium (mg/L)	MW-1B	36	0.00009989	6.7e-7	1.1e-7	0.0001	0.0001	0.0001	0.000096	0.0001	94.44
Cadmium (mg/L)	MW-10B	14	0.0001239	0.00006343	0.00001695	0.0001	0.0001	0.000117	0.0001	0.000334	71.43
Cadmium (mg/L)	MW-24A	29	0.0001283	0.0001002	0.00001861	0.0001	0.0001	0.0001	0.0001	0.00058	89.66
Cadmium (mg/L)	MW-25A-00	37	0.0001	0	0	0.0001	0.0001	0.0001	0.0001	0.0001	100
Cadmium (mg/L)	MW-29A	29	0.00009566	0.00001407	0.000002613	0.0001	0.0001	0.0001	0.000036	0.0001	89.66
Cadmium (mg/L)	MW-31B	40	0.0001348	0.00009186	0.00001452	0.0001	0.0001	0.0001	0.0001	0.00045	85
Cadmium (mg/L)	MW-201A	27	0.0001	0	0	0.0001	0.0001	0.0001	0.0001	0.0001	100
Cadmium (mg/L)	MW-200A	29	0.0008	0	0	0.0008	0.0008	0.0008	0.0008	0.0008	100
Cadmium (mg/L)	MW-310A	18	0.0001	0	0	0.0001	0.0001	0.0001	0.0001	0.0001	100
Cadmium (mg/L)	MW-312A	16	0.0001062	0.000025	0.00000625	0.0001	0.0001	0.0001	0.0001	0.0002	93.75
Cadmium (mg/L)	MW-38A (bg)	25	0.0001652	0.000326	0.0000652	0.0001	0.0001	0.0001	0.0001	0.00173	96
Cadmium (mg/L)	MW-39B (bg)	24	0.0001511	0.0001245	0.00002541	0.0001	0.0001	0.000118	0.000054	0.000521	50
Cadmium (mg/L)	MW-216A	31	0.0002412	0.0003789	0.00006806	0.0001	0.0001	0.0001	0.000036	0.00157	70.97
Cadmium (mg/L)	MW-217A	30	0.0001	0	0	0.0001	0.0001	0.0001	0.0001	0.0001	100
Cadmium (mg/L)	MW-218A	31	0.0001001	3.6e-7	6.5e-8	0.0001	0.0001	0.0001	0.0001	0.000102	96.77

Box & Whiskers Plot

Iowa City Landfill Client: HDR Data: Iowa City Sanitary Landfill Printed 2/5/2026, 8:14 AM

Constituent	Well	N	Mean	Std. Dev.	Std. Err.	Median	Lower Q.	Upper Q.	Min.	Max.	%NDs
Cadmium (mg/L)	MW-219A	30	0.0001	0	0	0.0001	0.0001	0.0001	0.0001	0.0001	100
Cadmium (mg/L)	MW-220A	31	0.0003025	0.0005945	0.0001068	0.0001	0.0001	0.0001	0.000038	0.00251	80.65
Cadmium (mg/L)	MW-18AR	7	0.000692	0.0002857	0.000108	0.0008	0.0008	0.0008	0.000044	0.0008	85.71
Cadmium (mg/L)	MW-408	8	0.0001974	0.00008575	0.00003032	0.000175	0.0001345	0.0002505	0.0001	0.000359	0
Cadmium (mg/L)	MW-410	9	0.0001	0	0	0.0001	0.0001	0.0001	0.0001	0.0001	100
Chromium (mg/L)	MW-34A (bg)	33	0.001855	0.0005263	0.00009162	0.0018	0.0018	0.0018	0.000794	0.00462	93.94
Chromium (mg/L)	MW-1B	36	0.001772	0.0001667	0.00002778	0.0018	0.0018	0.0018	0.0008	0.0018	97.22
Chromium (mg/L)	MW-10B	14	0.002224	0.001588	0.0004243	0.0018	0.0018	0.0018	0.0018	0.00774	92.86
Chromium (mg/L)	MW-24A	29	0.0018	0	0	0.0018	0.0018	0.0018	0.0018	0.0018	100
Chromium (mg/L)	MW-25A-00	37	0.00158	0.0003697	0.00006078	0.0018	0.00128	0.0018	0.000839	0.00224	64.86
Chromium (mg/L)	MW-29A	29	0.0018	0	0	0.0018	0.0018	0.0018	0.0018	0.0018	100
Chromium (mg/L)	MW-31B	40	0.001693	0.001553	0.0002455	0.0012	0.0012	0.0012	0.000597	0.00988	70
Chromium (mg/L)	MW-201A	27	0.02702	0.08459	0.01628	0.0018	0.0018	0.0018	0.0008	0.405	81.48
Chromium (mg/L)	MW-200A	28	0.007094	0.002359	0.0004457	0.008	0.008	0.008	0.000459	0.008	85.71
Chromium (mg/L)	MW-310A	18	0.001854	0.000231	0.00005444	0.0018	0.0018	0.0018	0.0018	0.00278	94.44
Chromium (mg/L)	MW-312A	16	0.003204	0.004929	0.001232	0.0018	0.0018	0.0018	0.0006	0.0212	81.25
Chromium (mg/L)	MW-38A (bg)	25	0.01026	0.01271	0.002543	0.00272	0.00253	0.02	0.00182	0.0477	24
Chromium (mg/L)	MW-39B (bg)	24	0.002517	0.003187	0.0006505	0.0018	0.0018	0.0018	0.0018	0.0174	91.67
Chromium (mg/L)	MW-216A	30	0.00171	0.0002759	0.00005037	0.0018	0.0018	0.0018	0.0008	0.0018	90
Chromium (mg/L)	MW-217A	29	0.001564	0.0003777	0.00007014	0.0015	0.0013	0.0018	0.000744	0.0028	37.93
Chromium (mg/L)	MW-218A	31	0.001736	0.0002571	0.00004617	0.0018	0.0018	0.0018	0.000528	0.0018	93.55
Chromium (mg/L)	MW-219A	31	0.0018	0	0	0.0018	0.0018	0.0018	0.0018	0.0018	100
Chromium (mg/L)	MW-220A	30	0.001783	0.00009129	0.00001667	0.0018	0.0018	0.0018	0.0013	0.0018	96.67
Chromium (mg/L)	MW-18AR	7	0.008	0	0	0.008	0.008	0.008	0.008	0.008	100
Chromium (mg/L)	MW-408	9	0.00245	0.00195	0.00065	0.0018	0.0018	0.0018	0.0018	0.00765	77.78
Chromium (mg/L)	MW-410	9	0.0018	0	0	0.0018	0.0018	0.0018	0.0018	0.0018	100
Cobalt (mg/L)	MW-34A (bg)	43	0.000608	0.001318	0.000201	0.00017	0.00017	0.00017	0.000049	0.0074	67.44
Cobalt (mg/L)	MW-1B	37	0.0003407	0.0007331	0.0001205	0.00017	0.00017	0.00017	0.00006	0.00417	59.46
Cobalt (mg/L)	MW-10B	14	0.0002814	0.0003811	0.0001018	0.00017	0.00017	0.00017	0.00017	0.0016	85.71
Cobalt (mg/L)	MW-24A	36	0.01129	0.004997	0.0008329	0.01005	0.007985	0.01305	0.00394	0.02	19.44
Cobalt (mg/L)	MW-25A-00	38	0.0004447	0.0008154	0.0001323	0.00017	0.00017	0.00017	0.000058	0.00331	71.05
Cobalt (mg/L)	MW-29A	38	0.001389	0.002032	0.0003297	0.0005	0.0005	0.001605	0.000061	0.00919	42.11
Cobalt (mg/L)	MW-31B	40	0.003845	0.003282	0.000519	0.00269	0.000543	0.007	0.000195	0.0107	35
Cobalt (mg/L)	MW-201A	38	0.001025	0.001773	0.0002877	0.00017	0.00017	0.00112	0.000092	0.0089	52.63
Cobalt (mg/L)	MW-200A	37	0.001019	0.002369	0.0003895	0.00017	0.00017	0.000232	0.000051	0.0106	64.86
Cobalt (mg/L)	MW-310A	29	0.0001568	0.00004447	0.000008258	0.00017	0.000139	0.00017	0.000053	0.0003	62.07
Cobalt (mg/L)	MW-312A	16	0.0005388	0.0008074	0.0002018	0.00017	0.00017	0.0002605	0.00017	0.0029	68.75
Cobalt (mg/L)	MW-38A (bg)	25	0.0006718	0.001917	0.0003835	0.00017	0.00017	0.00017	0.000074	0.00939	80
Cobalt (mg/L)	MW-39B (bg)	24	0.00196	0.002287	0.0004669	0.000949	0.0005575	0.00241	0.000204	0.009	16.67
Cobalt (mg/L)	MW-216A	31	0.006412	0.01317	0.002365	0.000175	0.00017	0.0013	0.000054	0.0437	25.81
Cobalt (mg/L)	MW-217A	29	0.0009817	0.002902	0.0005389	0.00017	0.00017	0.00017	0.000041	0.015	72.41
Cobalt (mg/L)	MW-218A	31	0.0006107	0.001315	0.0002362	0.00017	0.00017	0.00017	0.000048	0.00594	77.42
Cobalt (mg/L)	MW-219A	31	0.0007177	0.00149	0.0002677	0.00017	0.00017	0.00017	0.00009	0.00508	80.65
Cobalt (mg/L)	MW-220A	31	0.005162	0.01782	0.0032	0.00017	0.00017	0.00017	0.000107	0.0941	74.19
Cobalt (mg/L)	MW-18AR	15	0.001063	0.0008203	0.0002118	0.0011	0.00017	0.0019	0.00017	0.00219	40
Cobalt (mg/L)	MW-408	8	0.0004585	0.0003467	0.0001226	0.00035	0.0001745	0.0006795	0.00017	0.00109	25
Cobalt (mg/L)	MW-410	13	0.0008355	0.0007192	0.0001995	0.000622	0.0002995	0.001055	0.000085	0.00255	7.692
Copper (mg/L)	MW-34A (bg)	36	0.003267	0.0003733	0.00006221	0.0032	0.0032	0.0032	0.00287	0.00534	91.67
Copper (mg/L)	MW-1B	36	0.003832	0.004163	0.0006939	0.0032	0.0032	0.0032	0.000772	0.028	91.67
Copper (mg/L)	MW-10B	12	0.003067	0.0005998	0.0001731	0.0032	0.0032	0.0032	0.0012	0.00361	83.33

Box & Whiskers Plot

Iowa City Landfill Client: HDR Data: Iowa City Sanitary Landfill Printed 2/5/2026, 8:14 AM

Constituent	Well	N	Mean	Std. Dev.	Std. Err.	Median	Lower Q.	Upper Q.	Min.	Max.	%NDs
Copper (mg/L)	MW-24A	36	0.005172	0.007329	0.001221	0.0032	0.0032	0.0032	0.000601	0.031	77.78
Copper (mg/L)	MW-25A-00	37	0.003172	0.000171	0.00002811	0.0032	0.0032	0.0032	0.00216	0.0032	97.3
Copper (mg/L)	MW-29A	37	0.003867	0.005131	0.0008435	0.0032	0.0032	0.0032	0.000857	0.034	81.08
Copper (mg/L)	MW-31B	40	0.0135	0.02715	0.004293	0.0032	0.0032	0.00624	0.000937	0.128	52.5
Copper (mg/L)	MW-201A	34	0.009617	0.017	0.002916	0.0032	0.0032	0.0032	0.000737	0.07	64.71
Copper (mg/L)	MW-200A	37	0.004043	0.006269	0.001031	0.0032	0.0032	0.0032	0.001	0.041	86.49
Copper (mg/L)	MW-310A	18	0.002989	0.000623	0.0001468	0.0032	0.0032	0.0032	0.001	0.0032	88.89
Copper (mg/L)	MW-312A	16	0.002931	0.0007153	0.0001788	0.0032	0.0032	0.0032	0.0011	0.0032	81.25
Copper (mg/L)	MW-38A (bg)	25	0.002796	0.0007793	0.0001559	0.0032	0.002915	0.0032	0.000972	0.0032	76
Copper (mg/L)	MW-39B (bg)	23	0.003013	0.0006182	0.0001289	0.0032	0.0032	0.0032	0.0011	0.00376	78.26
Copper (mg/L)	MW-216A	28	0.002697	0.0007604	0.0001437	0.0032	0.002305	0.0032	0.00102	0.0032	64.29
Copper (mg/L)	MW-217A	31	0.008777	0.02341	0.004204	0.0032	0.0032	0.0032	0.0005775	0.121	87.1
Copper (mg/L)	MW-218A	31	0.00294	0.0007153	0.0001285	0.0032	0.0032	0.0032	0.000698	0.00342	83.87
Copper (mg/L)	MW-219A	31	0.003646	0.003307	0.0005939	0.0032	0.0032	0.0032	0.000607	0.0209	83.87
Copper (mg/L)	MW-220A	29	0.009047	0.01697	0.003151	0.0032	0.0032	0.0032	0.000635	0.0709	62.07
Copper (mg/L)	MW-18AR	13	0.002969	0.0005692	0.0001579	0.0032	0.0032	0.0032	0.0015	0.0032	84.62
Copper (mg/L)	MW-408	9	0.003321	0.0002419	0.00008063	0.0032	0.0032	0.003445	0.0032	0.0038	77.78
Copper (mg/L)	MW-410	9	0.002596	0.0007541	0.0002514	0.0032	0.00193	0.0032	0.0013	0.0032	55.56
Cyanide (mg/L)	MW-34A (bg)	7	0.01	0	0	0.01	0.01	0.01	0.01	0.01	100
Cyanide (mg/L)	MW-1B	5	0.0035	0	0	0.0035	0.0035	0.0035	0.0035	0.0035	100
Cyanide (mg/L)	MW-10B	2	0.0035	0	0	0.0035	0.0035	0.0035	0.0035	0.0035	100
Cyanide (mg/L)	MW-24A	5	0.0035	0	0	0.0035	0.0035	0.0035	0.0035	0.0035	100
Cyanide (mg/L)	MW-25A-00	5	0.0035	0	0	0.0035	0.0035	0.0035	0.0035	0.0035	100
Cyanide (mg/L)	MW-29A	14	0.0035	0	0	0.0035	0.0035	0.0035	0.0035	0.0035	100
Cyanide (mg/L)	MW-31B	5	0.0035	0	0	0.0035	0.0035	0.0035	0.0035	0.0035	100
Cyanide (mg/L)	MW-201A	4	0.0035	0	0	0.0035	0.0035	0.0035	0.0035	0.0035	100
Cyanide (mg/L)	MW-200A	3	0.005	0	0	0.005	0.005	0.005	0.005	0.005	100
Cyanide (mg/L)	MW-310A	1	0.01	0	0	0.01	0.01	0.01	0.01	0.01	100
Cyanide (mg/L)	MW-312A	1	0.01	0	0	0.01	0.01	0.01	0.01	0.01	100
Cyanide (mg/L)	MW-216A	3	0.01	0	0	0.01	0.01	0.01	0.01	0.01	100
Cyanide (mg/L)	MW-217A	3	0.01	0	0	0.01	0.01	0.01	0.01	0.01	100
Cyanide (mg/L)	MW-218A	3	0.01	0	0	0.01	0.01	0.01	0.01	0.01	100
Cyanide (mg/L)	MW-219A	3	0.01	0	0	0.01	0.01	0.01	0.01	0.01	100
Cyanide (mg/L)	MW-220A	3	0.01	0	0	0.01	0.01	0.01	0.01	0.01	100
Cyanide (mg/L)	MW-18AR	2	0.005	0	0	0.005	0.005	0.005	0.005	0.005	100
Lead (mg/L)	MW-34A (bg)	41	0.0004885	0.0007928	0.0001238	0.00033	0.00033	0.00033	0.000198	0.00509	92.68
Lead (mg/L)	MW-1B	36	0.0004946	0.0007359	0.0001227	0.00033	0.00033	0.00033	0.000167	0.0042	91.67
Lead (mg/L)	MW-10B	14	0.00033	0	0	0.00033	0.00033	0.00033	0.00033	0.00033	100
Lead (mg/L)	MW-24A	36	0.0007503	0.001509	0.0002515	0.00033	0.00033	0.00033	0.00033	0.008	80.56
Lead (mg/L)	MW-25A-00	37	0.0004832	0.0009321	0.0001532	0.00033	0.00033	0.00033	0.00033	0.006	97.3
Lead (mg/L)	MW-29A	37	0.0004562	0.0007677	0.0001262	0.00033	0.00033	0.00033	0.00033	0.005	97.3
Lead (mg/L)	MW-31B	40	0.003388	0.003275	0.0005179	0.004	0.0007785	0.004	0.000388	0.018	37.5
Lead (mg/L)	MW-201A	38	0.01246	0.03146	0.005104	0.000387	0.00033	0.0103	0.00033	0.18	50
Lead (mg/L)	MW-200A	37	0.001559	0.004702	0.000773	0.00033	0.00033	0.00033	0.000266	0.023	86.49
Lead (mg/L)	MW-310A	18	0.00033	0	0	0.00033	0.00033	0.00033	0.00033	0.00033	100
Lead (mg/L)	MW-312A	16	0.00033	0	0	0.00033	0.00033	0.00033	0.00033	0.00033	100
Lead (mg/L)	MW-38A (bg)	25	0.0007647	0.001413	0.0002825	0.00033	0.00033	0.00033	0.000229	0.00626	80
Lead (mg/L)	MW-39B (bg)	24	0.001272	0.002951	0.0006024	0.00033	0.00033	0.000332	0.00033	0.0128	75
Lead (mg/L)	MW-216A	31	0.003122	0.005676	0.001019	0.00033	0.00033	0.000376	0.00015	0.02	58.06
Lead (mg/L)	MW-217A	31	0.002251	0.007959	0.001429	0.00033	0.00033	0.00033	0.0001165	0.0432	83.87

Box & Whiskers Plot

Iowa City Landfill Client: HDR Data: Iowa City Sanitary Landfill Printed 2/5/2026, 8:14 AM

Constituent	Well	N	Mean	Std. Dev.	Std. Err.	Median	Lower Q.	Upper Q.	Min.	Max.	%NDs
Lead (mg/L)	MW-218A	31	0.0005347	0.001214	0.000218	0.00033	0.00033	0.00033	0.000104	0.00707	87.1
Lead (mg/L)	MW-219A	31	0.0009871	0.00223	0.0004006	0.00033	0.00033	0.00033	0.00033	0.0115	87.1
Lead (mg/L)	MW-220A	31	0.002287	0.004624	0.0008305	0.00033	0.00033	0.00033	0.00033	0.0197	77.42
Lead (mg/L)	MW-18AR	15	0.0003187	0.00004389	0.00001133	0.00033	0.00033	0.00033	0.00016	0.00033	86.67
Lead (mg/L)	MW-408	9	0.0003822	0.0001567	0.00005222	0.00033	0.00033	0.00033	0.00033	0.0008	88.89
Lead (mg/L)	MW-410	9	0.00033	0	0	0.00033	0.00033	0.00033	0.00033	0.00033	100
Mercury (mg/L)	MW-34A (bg)	2	0.0002	0	0	0.0002	0.0002	0.0002	0.0002	0.0002	100
Mercury (mg/L)	MW-1B	5	0.00011	0	0	0.00011	0.00011	0.00011	0.00011	0.00011	100
Mercury (mg/L)	MW-10B	2	0.00011	0	0	0.00011	0.00011	0.00011	0.00011	0.00011	100
Mercury (mg/L)	MW-24A	5	0.00011	0	0	0.00011	0.00011	0.00011	0.00011	0.00011	100
Mercury (mg/L)	MW-25A-00	5	0.00011	0	0	0.00011	0.00011	0.00011	0.00011	0.00011	100
Mercury (mg/L)	MW-29A	5	0.00011	0	0	0.00011	0.00011	0.00011	0.00011	0.00011	100
Mercury (mg/L)	MW-31B	5	0.00011	0	0	0.00011	0.00011	0.00011	0.00011	0.00011	100
Mercury (mg/L)	MW-201A	4	0.00011	0	0	0.00011	0.00011	0.00011	0.00011	0.00011	100
Mercury (mg/L)	MW-200A	3	0.0005	0	0	0.0005	0.0005	0.0005	0.0005	0.0005	100
Mercury (mg/L)	MW-310A	1	0.0002	0	0	0.0002	0.0002	0.0002	0.0002	0.0002	100
Mercury (mg/L)	MW-312A	1	0.0002	0	0	0.0002	0.0002	0.0002	0.0002	0.0002	100
Mercury (mg/L)	MW-216A	3	0.0002	0	0	0.0002	0.0002	0.0002	0.0002	0.0002	100
Mercury (mg/L)	MW-217A	3	0.0002	0	0	0.0002	0.0002	0.0002	0.0002	0.0002	100
Mercury (mg/L)	MW-218A	3	0.0002	0	0	0.0002	0.0002	0.0002	0.0002	0.0002	100
Mercury (mg/L)	MW-219A	3	0.0002	0	0	0.0002	0.0002	0.0002	0.0002	0.0002	100
Mercury (mg/L)	MW-220A	3	0.0002	0	0	0.0002	0.0002	0.0002	0.0002	0.0002	100
Mercury (mg/L)	MW-18AR	2	0.0005	0	0	0.0005	0.0005	0.0005	0.0005	0.0005	100
Nickel (mg/L)	MW-34A (bg)	40	0.002393	0.001451	0.0002294	0.0023	0.0023	0.0023	0.00074	0.011	82.5
Nickel (mg/L)	MW-1B	36	0.002486	0.001357	0.0002262	0.0023	0.0023	0.0023	0.000999	0.0103	94.44
Nickel (mg/L)	MW-10B	14	0.006193	0.01407	0.003759	0.0023	0.0023	0.0023	0.0016	0.055	78.57
Nickel (mg/L)	MW-24A	39	0.01119	0.009925	0.001589	0.00619	0.005	0.017	0.0034	0.0474	23.08
Nickel (mg/L)	MW-25A-00	37	0.002576	0.002411	0.0003964	0.0023	0.0023	0.0023	0.000872	0.016	72.97
Nickel (mg/L)	MW-29A	37	0.007869	0.006795	0.001117	0.005	0.005	0.008605	0.00093	0.0292	43.24
Nickel (mg/L)	MW-31B	39	0.004487	0.005719	0.0009158	0.0021	0.0021	0.00338	0.00108	0.023	56.41
Nickel (mg/L)	MW-201A	35	0.01433	0.03565	0.006026	0.0023	0.0023	0.00553	0.00114	0.2	40
Nickel (mg/L)	MW-200A	37	0.00441	0.006826	0.001122	0.0023	0.0023	0.0023	0.000761	0.038	72.97
Nickel (mg/L)	MW-310A	18	0.002267	0.000168	0.00003961	0.0023	0.0023	0.0023	0.0016	0.0024	88.89
Nickel (mg/L)	MW-312A	16	0.002751	0.001407	0.0003517	0.0023	0.0023	0.0023	0.0022	0.0077	75
Nickel (mg/L)	MW-38A (bg)	25	0.01148	0.02483	0.004966	0.005	0.005	0.005	0.000588	0.105	76
Nickel (mg/L)	MW-39B (bg)	24	0.004563	0.004133	0.0008436	0.00285	0.0023	0.00475	0.00195	0.0165	29.17
Nickel (mg/L)	MW-216A	31	0.01732	0.02067	0.003712	0.00585	0.0052	0.05	0.00236	0.0594	19.35
Nickel (mg/L)	MW-217A	31	0.006596	0.01767	0.003173	0.0023	0.0023	0.0023	0.0009	0.0888	83.87
Nickel (mg/L)	MW-218A	31	0.002246	0.0003003	0.00005394	0.0023	0.0023	0.0023	0.000628	0.0023	96.77
Nickel (mg/L)	MW-219A	31	0.00222	0.000323	0.000058	0.0023	0.0023	0.0023	0.000713	0.0023	93.55
Nickel (mg/L)	MW-220A	30	0.002271	0.0001787	0.00003262	0.0023	0.0023	0.0023	0.00133	0.0024	93.33
Nickel (mg/L)	MW-18AR	15	0.003979	0.001596	0.000412	0.0044	0.0023	0.005	0.0023	0.00661	33.33
Nickel (mg/L)	MW-408	8	0.003769	0.002581	0.0009125	0.003	0.0023	0.003805	0.00205	0.00989	25
Nickel (mg/L)	MW-410	9	0.003548	0.001016	0.0003386	0.00346	0.00256	0.0045	0.0023	0.0049	22.22
Selenium (mg/L)	MW-34A (bg)	37	0.0014	0	0	0.0014	0.0014	0.0014	0.0014	0.0014	100
Selenium (mg/L)	MW-1B	36	0.001514	0.0006833	0.0001139	0.0014	0.0014	0.0014	0.0014	0.0055	97.22
Selenium (mg/L)	MW-10B	14	0.003919	0.001129	0.0003017	0.00382	0.002875	0.005	0.0017	0.00519	35.71
Selenium (mg/L)	MW-24A	29	0.001447	0.0002683	0.00004981	0.0014	0.0014	0.0014	0.00132	0.002839	93.1
Selenium (mg/L)	MW-25A-00	37	0.00143	0.0001841	0.00003027	0.0014	0.0014	0.0014	0.0014	0.00252	97.3
Selenium (mg/L)	MW-29A	29	0.001406	0.00003343	0.000006207	0.0014	0.0014	0.0014	0.0014	0.00158	96.55

Box & Whiskers Plot

Iowa City Landfill Client: HDR Data: Iowa City Sanitary Landfill Printed 2/5/2026, 8:14 AM

Constituent	Well	N	Mean	Std. Dev.	Std. Err.	Median	Lower Q.	Upper Q.	Min.	Max.	%NDs
Selenium (mg/L)	MW-31B	40	0.00147	0.0004427	0.00007	0.0014	0.0014	0.0014	0.0014	0.0042	97.5
Selenium (mg/L)	MW-201A	27	0.001412	0.00004458	0.000008579	0.0014	0.0014	0.0014	0.0014	0.00159	92.59
Selenium (mg/L)	MW-200A	29	0.004	0	0	0.004	0.004	0.004	0.004	0.004	100
Selenium (mg/L)	MW-310A	18	0.0016	0.0007129	0.000168	0.0014	0.0014	0.0014	0.0014	0.0044	88.89
Selenium (mg/L)	MW-312A	16	0.001751	0.001405	0.0003513	0.0014	0.0014	0.0014	0.0014	0.00702	93.75
Selenium (mg/L)	MW-38A (bg)	25	0.001398	0.0001098	0.00002197	0.0014	0.0014	0.0014	0.001	0.00176	92
Selenium (mg/L)	MW-39B (bg)	24	0.00172	0.0007741	0.000158	0.0014	0.0014	0.0014	0.00122	0.00409	75
Selenium (mg/L)	MW-216A	31	0.001348	0.0001593	0.00002861	0.0014	0.0014	0.0014	0.00067	0.00144	80.65
Selenium (mg/L)	MW-217A	31	0.0014	0	0	0.0014	0.0014	0.0014	0.0014	0.0014	100
Selenium (mg/L)	MW-218A	31	0.001388	0.00006466	0.00001161	0.0014	0.0014	0.0014	0.00104	0.0014	96.77
Selenium (mg/L)	MW-219A	31	0.001375	0.0001367	0.00002455	0.0014	0.0014	0.0014	0.000639	0.0014	96.77
Selenium (mg/L)	MW-220A	31	0.001384	0.00008944	0.00001606	0.0014	0.0014	0.0014	0.000902	0.0014	96.77
Selenium (mg/L)	MW-18AR	7	0.004	0	0	0.004	0.004	0.004	0.004	0.004	100
Selenium (mg/L)	MW-408	8	0.001511	0.0003147	0.0001113	0.0014	0.0014	0.0014	0.0014	0.00229	87.5
Selenium (mg/L)	MW-410	9	0.0014	0	0	0.0014	0.0014	0.0014	0.0014	0.0014	100
Silver (mg/L)	MW-34A (bg)	36	0.0004898	0.00006133	0.00001022	0.0005	0.0005	0.0005	0.000132	0.0005	97.22
Silver (mg/L)	MW-1B	36	0.0005	0	0	0.0005	0.0005	0.0005	0.0005	0.0005	100
Silver (mg/L)	MW-10B	14	0.0005	0	0	0.0005	0.0005	0.0005	0.0005	0.0005	100
Silver (mg/L)	MW-24A	29	0.0004844	0.00008412	0.00001562	0.0005	0.0005	0.0005	0.000047	0.0005	96.55
Silver (mg/L)	MW-25A-00	37	0.0004901	0.00006017	0.000009892	0.0005	0.0005	0.0005	0.000134	0.0005	97.3
Silver (mg/L)	MW-29A	29	0.0004869	0.00007038	0.00001307	0.0005	0.0005	0.0005	0.000121	0.0005	96.55
Silver (mg/L)	MW-31B	40	0.0004894	0.0000672	0.00001063	0.0005	0.0005	0.0005	0.000075	0.0005	97.5
Silver (mg/L)	MW-201A	27	0.0004699	0.000109	0.00002097	0.0005	0.0005	0.0005	0.000062	0.0005	92.59
Silver (mg/L)	MW-200A	29	0.004	0	0	0.004	0.004	0.004	0.004	0.004	100
Silver (mg/L)	MW-310A	18	0.0005	0	0	0.0005	0.0005	0.0005	0.0005	0.0005	100
Silver (mg/L)	MW-312A	16	0.0005	0	0	0.0005	0.0005	0.0005	0.0005	0.0005	100
Silver (mg/L)	MW-38A (bg)	25	0.0004856	0.0000718	0.00001436	0.0005	0.0005	0.0005	0.000141	0.0005	96
Silver (mg/L)	MW-39B (bg)	24	0.0005	0	0	0.0005	0.0005	0.0005	0.0005	0.0005	100
Silver (mg/L)	MW-216A	31	0.0005	0	0	0.0005	0.0005	0.0005	0.0005	0.0005	100
Silver (mg/L)	MW-217A	31	0.000488	0.00007807	0.00001402	0.0005	0.0005	0.0005	0.000071	0.000557	93.55
Silver (mg/L)	MW-218A	31	0.0004881	0.00006627	0.0000119	0.0005	0.0005	0.0005	0.000131	0.0005	96.77
Silver (mg/L)	MW-219A	31	0.0005	0	0	0.0005	0.0005	0.0005	0.0005	0.0005	100
Silver (mg/L)	MW-220A	31	0.0004878	0.00006807	0.00001223	0.0005	0.0005	0.0005	0.000121	0.0005	96.77
Silver (mg/L)	MW-18AR	7	0.004	0	0	0.004	0.004	0.004	0.004	0.004	100
Silver (mg/L)	MW-408	9	0.0005	0	0	0.0005	0.0005	0.0005	0.0005	0.0005	100
Silver (mg/L)	MW-410	9	0.0005	0	0	0.0005	0.0005	0.0005	0.0005	0.0005	100
Sulfide (mg/L)	MW-34A (bg)	12	1	0	0	1	1	1	1	1	100
Sulfide (mg/L)	MW-1B	5	0.231	0	0	0.231	0.231	0.231	0.231	0.231	100
Sulfide (mg/L)	MW-10B	2	0.231	0	0	0.231	0.231	0.231	0.231	0.231	100
Sulfide (mg/L)	MW-24A	4	0.231	0	0	0.231	0.231	0.231	0.231	0.231	100
Sulfide (mg/L)	MW-25A-00	4	0.231	0	0	0.231	0.231	0.231	0.231	0.231	100
Sulfide (mg/L)	MW-29A	4	0.231	0	0	0.231	0.231	0.231	0.231	0.231	100
Sulfide (mg/L)	MW-31B	5	0.231	0	0	0.231	0.231	0.231	0.231	0.231	100
Sulfide (mg/L)	MW-201A	4	0.231	0	0	0.231	0.231	0.231	0.231	0.231	100
Sulfide (mg/L)	MW-200A	3	0.1	0	0	0.1	0.1	0.1	0.1	0.1	100
Sulfide (mg/L)	MW-310A	1	1	0	0	1	1	1	1	1	100
Sulfide (mg/L)	MW-312A	1	1	0	0	1	1	1	1	1	100
Sulfide (mg/L)	MW-38A (bg)	8	0.1	0	0	0.1	0.1	0.1	0.1	0.1	100
Sulfide (mg/L)	MW-39B (bg)	4	1	0	0	1	1	1	1	1	100
Sulfide (mg/L)	MW-216A	22	1.066	0.3003	0.06402	1	1	1	1	2.41	90.91

Box & Whiskers Plot

Iowa City Landfill Client: HDR Data: Iowa City Sanitary Landfill Printed 2/5/2026, 8:14 AM

Constituent	Well	N	Mean	Std. Dev.	Std. Err.	Median	Lower Q.	Upper Q.	Min.	Max.	%NDs
Sulfide (mg/L)	MW-217A	3	1	0	0	1	1	1	1	1	100
Sulfide (mg/L)	MW-218A	14	0.9522	0.1906	0.05094	1	1	1	0.291	1.04	85.71
Sulfide (mg/L)	MW-219A	13	1	0	0	1	1	1	1	1	100
Sulfide (mg/L)	MW-220A	3	0.773	0.3932	0.227	1	0.319	1	0.319	1	66.67
Sulfide (mg/L)	MW-18AR	13	0.7764	0.8009	0.2221	0.578	0.578	0.578	0.305	3.43	84.62
Thallium (mg/L)	MW-34A (bg)	36	0.00057	0	0	0.00057	0.00057	0.00057	0.00057	0.00057	100
Thallium (mg/L)	MW-1B	37	0.0005838	0.0001369	0.0000225	0.00057	0.00057	0.00057	0.0003	0.00135	94.59
Thallium (mg/L)	MW-10B	14	0.00057	0	0	0.00057	0.00057	0.00057	0.00057	0.00057	100
Thallium (mg/L)	MW-24A	29	0.0005414	0.0001114	0.00002069	0.00057	0.00057	0.00057	0.000038	0.00057	93.1
Thallium (mg/L)	MW-25A-00	38	0.0005743	0.00002644	0.000004289	0.00057	0.00057	0.00057	0.00057	0.000733	97.37
Thallium (mg/L)	MW-29A	30	0.00057	0	0	0.00057	0.00057	0.00057	0.00057	0.00057	100
Thallium (mg/L)	MW-31B	40	0.0005621	0.0003728	0.00005895	0.00057	0.00057	0.00057	0.000103	0.00253	72.5
Thallium (mg/L)	MW-201A	26	0.0005495	0.0001043	0.00002046	0.00057	0.00057	0.00057	0.000038	0.00057	96.15
Thallium (mg/L)	MW-200A	30	0.001906	0.0003582	0.0000654	0.002	0.002	0.002	0.00048	0.002	93.33
Thallium (mg/L)	MW-310A	18	0.00057	0	0	0.00057	0.00057	0.00057	0.00057	0.00057	100
Thallium (mg/L)	MW-312A	16	0.0005567	0.00006998	0.00001749	0.00057	0.00057	0.00057	0.0003	0.000628	87.5
Thallium (mg/L)	MW-38A (bg)	25	0.0005552	0.000074	0.0000148	0.00057	0.00057	0.00057	0.0002	0.00057	96
Thallium (mg/L)	MW-39B (bg)	24	0.00057	0	0	0.00057	0.00057	0.00057	0.00057	0.00057	100
Thallium (mg/L)	MW-216A	31	0.00057	0	0	0.00057	0.00057	0.00057	0.00057	0.00057	100
Thallium (mg/L)	MW-217A	31	0.0005688	0.000006915	0.000001242	0.00057	0.00057	0.00057	0.0005315	0.00057	96.77
Thallium (mg/L)	MW-218A	31	0.00057	0	0	0.00057	0.00057	0.00057	0.00057	0.00057	100
Thallium (mg/L)	MW-219A	31	0.00057	0	0	0.00057	0.00057	0.00057	0.00057	0.00057	100
Thallium (mg/L)	MW-220A	31	0.00057	0	0	0.00057	0.00057	0.00057	0.00057	0.00057	100
Thallium (mg/L)	MW-18AR	7	0.002	0	0	0.002	0.002	0.002	0.002	0.002	100
Thallium (mg/L)	MW-408	9	0.000562	0.00006885	0.00002295	0.00057	0.00057	0.00057	0.0004	0.000668	77.78
Thallium (mg/L)	MW-410	9	0.0006289	0.0001767	0.00005889	0.00057	0.00057	0.00057	0.00057	0.0011	88.89
Tin (mg/L)	MW-34A (bg)	8	0.1	0	0	0.1	0.1	0.1	0.1	0.1	100
Tin (mg/L)	MW-1B	5	0.0025	0	0	0.0025	0.0025	0.0025	0.0025	0.0025	100
Tin (mg/L)	MW-10B	2	0.0025	0	0	0.0025	0.0025	0.0025	0.0025	0.0025	100
Tin (mg/L)	MW-24A	5	0.0025	0	0	0.0025	0.0025	0.0025	0.0025	0.0025	100
Tin (mg/L)	MW-25A-00	5	0.0025	0	0	0.0025	0.0025	0.0025	0.0025	0.0025	100
Tin (mg/L)	MW-29A	5	0.0025	0	0	0.0025	0.0025	0.0025	0.0025	0.0025	100
Tin (mg/L)	MW-31B	5	0.0025	0	0	0.0025	0.0025	0.0025	0.0025	0.0025	100
Tin (mg/L)	MW-201A	4	0.0025	0	0	0.0025	0.0025	0.0025	0.0025	0.0025	100
Tin (mg/L)	MW-200A	3	0.02	0	0	0.02	0.02	0.02	0.02	0.02	100
Tin (mg/L)	MW-310A	1	0.1	0	0	0.1	0.1	0.1	0.1	0.1	100
Tin (mg/L)	MW-312A	1	0.1	0	0	0.1	0.1	0.1	0.1	0.1	100
Tin (mg/L)	MW-38A (bg)	2	0.1	0	0	0.1	0.1	0.1	0.1	0.1	100
Tin (mg/L)	MW-39B (bg)	4	0.03775	0.0655	0.03275	0.005	0.005	0.0705	0.005	0.136	75
Tin (mg/L)	MW-216A	3	0.005	0	0	0.005	0.005	0.005	0.005	0.005	100
Tin (mg/L)	MW-217A	3	0.005	0	0	0.005	0.005	0.005	0.005	0.005	100
Tin (mg/L)	MW-218A	3	0.005	0	0	0.005	0.005	0.005	0.005	0.005	100
Tin (mg/L)	MW-219A	3	0.005	0	0	0.005	0.005	0.005	0.005	0.005	100
Tin (mg/L)	MW-220A	3	0.005	0	0	0.005	0.005	0.005	0.005	0.005	100
Tin (mg/L)	MW-18AR	2	0.02	0	0	0.02	0.02	0.02	0.02	0.02	100
Vanadium (mg/L)	MW-34A (bg)	36	0.001806	0.0006488	0.0001081	0.0017	0.0017	0.0017	0.000694	0.00523	91.67
Vanadium (mg/L)	MW-1B	37	0.0017	0	0	0.0017	0.0017	0.0017	0.0017	0.0017	100
Vanadium (mg/L)	MW-10B	14	0.001671	0.0001251	0.00003342	0.0017	0.0017	0.0017	0.00124	0.00176	78.57
Vanadium (mg/L)	MW-24A	29	0.001641	0.0004062	0.00007544	0.0017	0.0017	0.0017	0.000625	0.00315	82.76
Vanadium (mg/L)	MW-25A-00	38	0.001628	0.0006121	0.0000993	0.0017	0.0017	0.0017	0.000587	0.00456	76.32

Box & Whiskers Plot

Iowa City Landfill Client: HDR Data: Iowa City Sanitary Landfill Printed 2/5/2026, 8:14 AM

Constituent	Well	N	Mean	Std. Dev.	Std. Err.	Median	Lower Q.	Upper Q.	Min.	Max.	%NDs
Vanadium (mg/L)	MW-29A	30	0.001647	0.0003786	0.00006912	0.0017	0.0017	0.0017	0.000368	0.00268	90
Vanadium (mg/L)	MW-31B	39	0.002015	0.002331	0.0003733	0.0011	0.0011	0.0011	0.000663	0.0117	66.67
Vanadium (mg/L)	MW-201A	26	0.001642	0.0004161	0.00008161	0.0017	0.001645	0.0017	0.000276	0.00244	65.38
Vanadium (mg/L)	MW-200A	26	0.01165	0.009231	0.00181	0.02	0.00153	0.02	0.00126	0.02	53.85
Vanadium (mg/L)	MW-310A	18	0.0017	0	0	0.0017	0.0017	0.0017	0.0017	0.0017	100
Vanadium (mg/L)	MW-312A	16	0.0017	0	0	0.0017	0.0017	0.0017	0.0017	0.0017	100
Vanadium (mg/L)	MW-38A (bg)	25	0.001741	0.0009423	0.0001885	0.0017	0.00136	0.0017	0.000281	0.00554	44
Vanadium (mg/L)	MW-39B (bg)	23	0.001735	0.0004889	0.0001019	0.0017	0.00146	0.0017	0.00109	0.00308	39.13
Vanadium (mg/L)	MW-216A	31	0.01681	0.03659	0.006573	0.0017	0.00117	0.0017	0.000363	0.123	45.16
Vanadium (mg/L)	MW-217A	29	0.001595	0.0008198	0.0001522	0.0017	0.00105	0.0017	0.000559	0.00535	68.97
Vanadium (mg/L)	MW-218A	30	0.001472	0.0003087	0.00005635	0.0017	0.001205	0.0017	0.000504	0.0017	56.67
Vanadium (mg/L)	MW-219A	30	0.001456	0.0003951	0.00007213	0.0017	0.001045	0.0017	0.000437	0.0017	70
Vanadium (mg/L)	MW-220A	29	0.001543	0.0005672	0.0001053	0.0017	0.001383	0.0017	0.000274	0.00356	72.41
Vanadium (mg/L)	MW-18AR	7	0.01466	0.009126	0.003449	0.02	0.00159	0.02	0.00101	0.02	71.43
Vanadium (mg/L)	MW-408	9	0.008823	0.007748	0.002583	0.00449	0.00306	0.01855	0.00239	0.02	22.22
Vanadium (mg/L)	MW-410	9	0.001828	0.0003833	0.0001278	0.0017	0.0017	0.0017	0.0017	0.00285	88.89
Zinc (mg/L)	MW-34A (bg)	41	0.01583	0.01133	0.001769	0.013	0.013	0.013	0.013	0.0684	92.68
Zinc (mg/L)	MW-1B	36	0.01694	0.01932	0.00322	0.013	0.013	0.013	0.0102	0.125	91.67
Zinc (mg/L)	MW-10B	14	0.01256	0.001654	0.0004421	0.013	0.013	0.013	0.00681	0.013	92.86
Zinc (mg/L)	MW-24A	29	0.01842	0.01839	0.003415	0.013	0.013	0.013	0.013	0.109	82.76
Zinc (mg/L)	MW-25A-00	37	0.01653	0.018	0.002958	0.013	0.013	0.013	0.013	0.122	91.89
Zinc (mg/L)	MW-29A	29	0.0146	0.008598	0.001597	0.013	0.013	0.013	0.013	0.0593	96.55
Zinc (mg/L)	MW-31B	38	0.01624	0.007736	0.001255	0.013	0.013	0.013	0.013	0.0407	81.58
Zinc (mg/L)	MW-201A	30	0.05218	0.09059	0.01654	0.013	0.013	0.06125	0.013	0.446	73.33
Zinc (mg/L)	MW-200A	29	0.02851	0.02143	0.003979	0.02	0.02	0.0214	0.00776	0.11	72.41
Zinc (mg/L)	MW-310A	18	0.01662	0.01292	0.003046	0.013	0.013	0.013	0.013	0.0674	88.89
Zinc (mg/L)	MW-312A	16	0.01873	0.01233	0.003082	0.013	0.013	0.02145	0.013	0.061	68.75
Zinc (mg/L)	MW-38A (bg)	24	0.01598	0.007261	0.001482	0.013	0.013	0.013	0.013	0.0403	83.33
Zinc (mg/L)	MW-39B (bg)	24	0.01471	0.004934	0.001007	0.013	0.013	0.013	0.013	0.0324	87.5
Zinc (mg/L)	MW-216A	31	0.05501	0.08143	0.01462	0.013	0.013	0.0794	0.013	0.343	74.19
Zinc (mg/L)	MW-217A	30	0.02042	0.02886	0.005269	0.013	0.013	0.013	0.00938	0.154	83.33
Zinc (mg/L)	MW-218A	31	0.02166	0.01706	0.003063	0.013	0.013	0.0253	0.013	0.08485	67.74
Zinc (mg/L)	MW-219A	31	0.02072	0.01788	0.003212	0.013	0.013	0.013	0.013	0.0827	80.65
Zinc (mg/L)	MW-220A	30	0.02532	0.03295	0.006016	0.013	0.013	0.013	0.013	0.17	80
Zinc (mg/L)	MW-18AR	7	0.02	0	0	0.02	0.02	0.02	0.02	0.02	100
Zinc (mg/L)	MW-408	9	0.013	0	0	0.013	0.013	0.013	0.013	0.013	100
Zinc (mg/L)	MW-410	9	0.01258	0.001253	0.0004178	0.013	0.013	0.013	0.00924	0.013	88.89

Box & Whiskers Plot

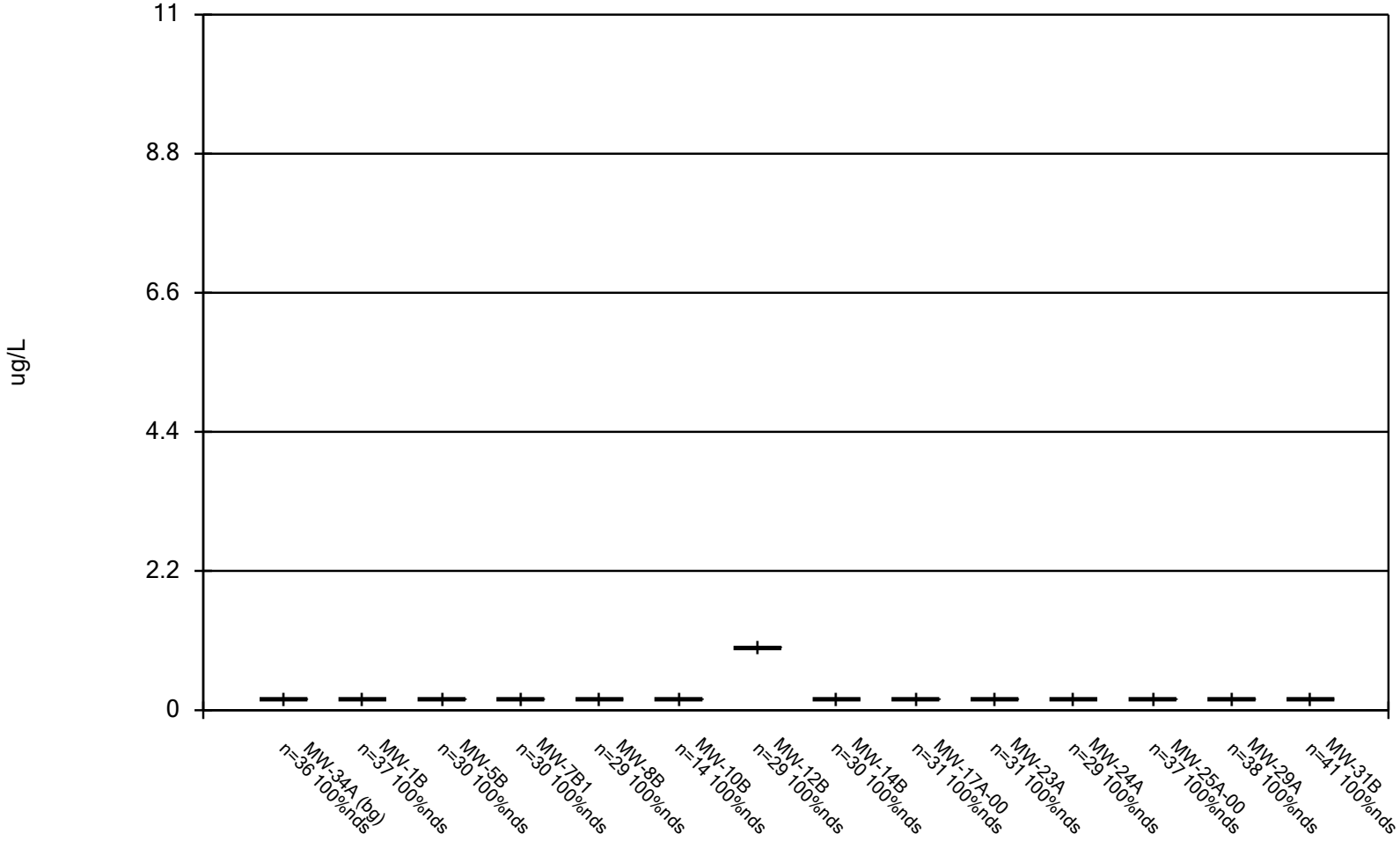

Constituent: 1,1,1-Trichloroethane Analysis Run 1/20/2026 1:06 PM View: 06A_MW_Organics_PL

Iowa City Landfill Client: HDR Data: Iowa City Sanitary Landfill

Box & Whiskers Plot

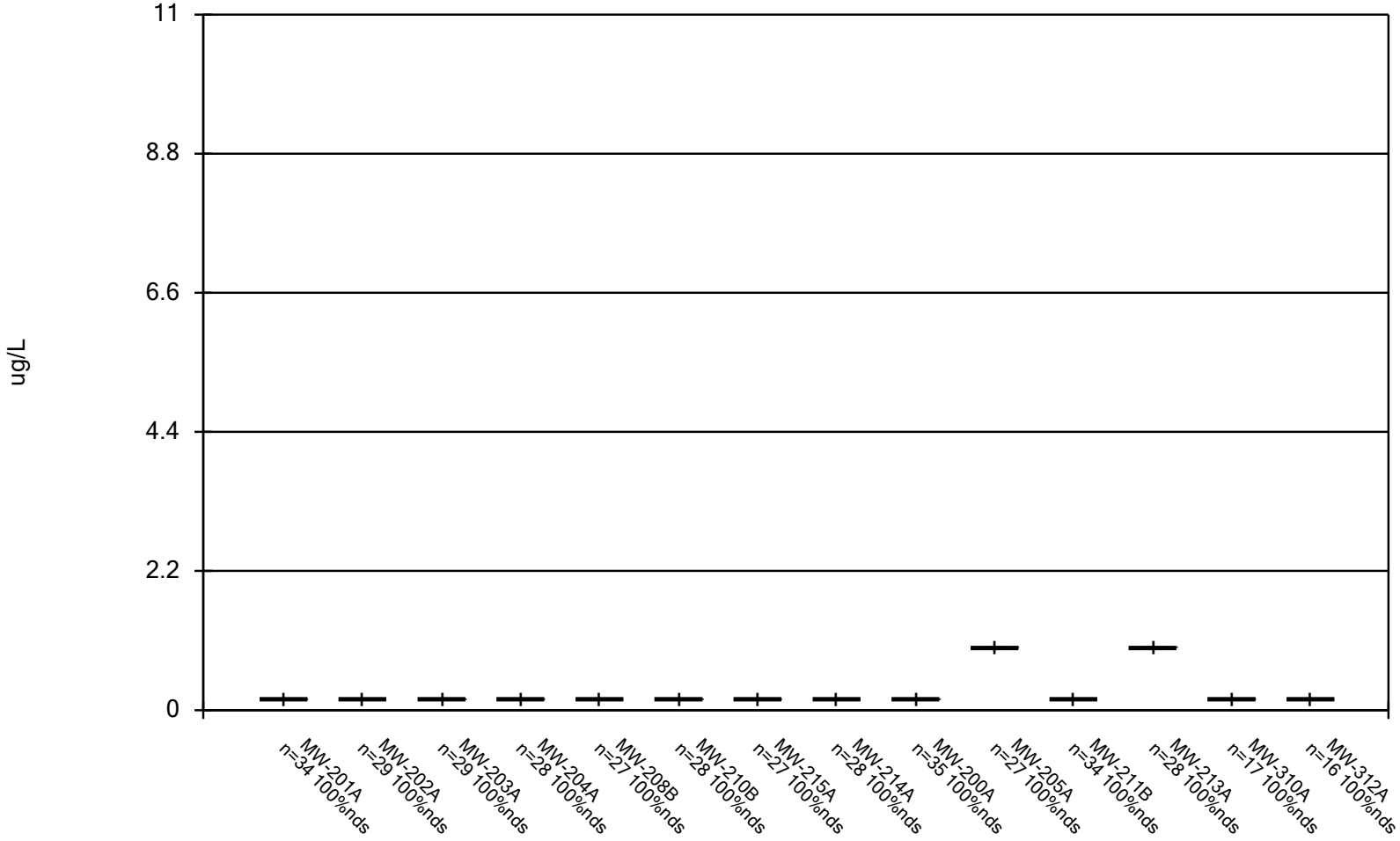

Constituent: 1,1,1-Trichloroethane Analysis Run 1/20/2026 1:06 PM View: 06A_MW_Organics_PL

Iowa City Landfill Client: HDR Data: Iowa City Sanitary Landfill

Box & Whiskers Plot

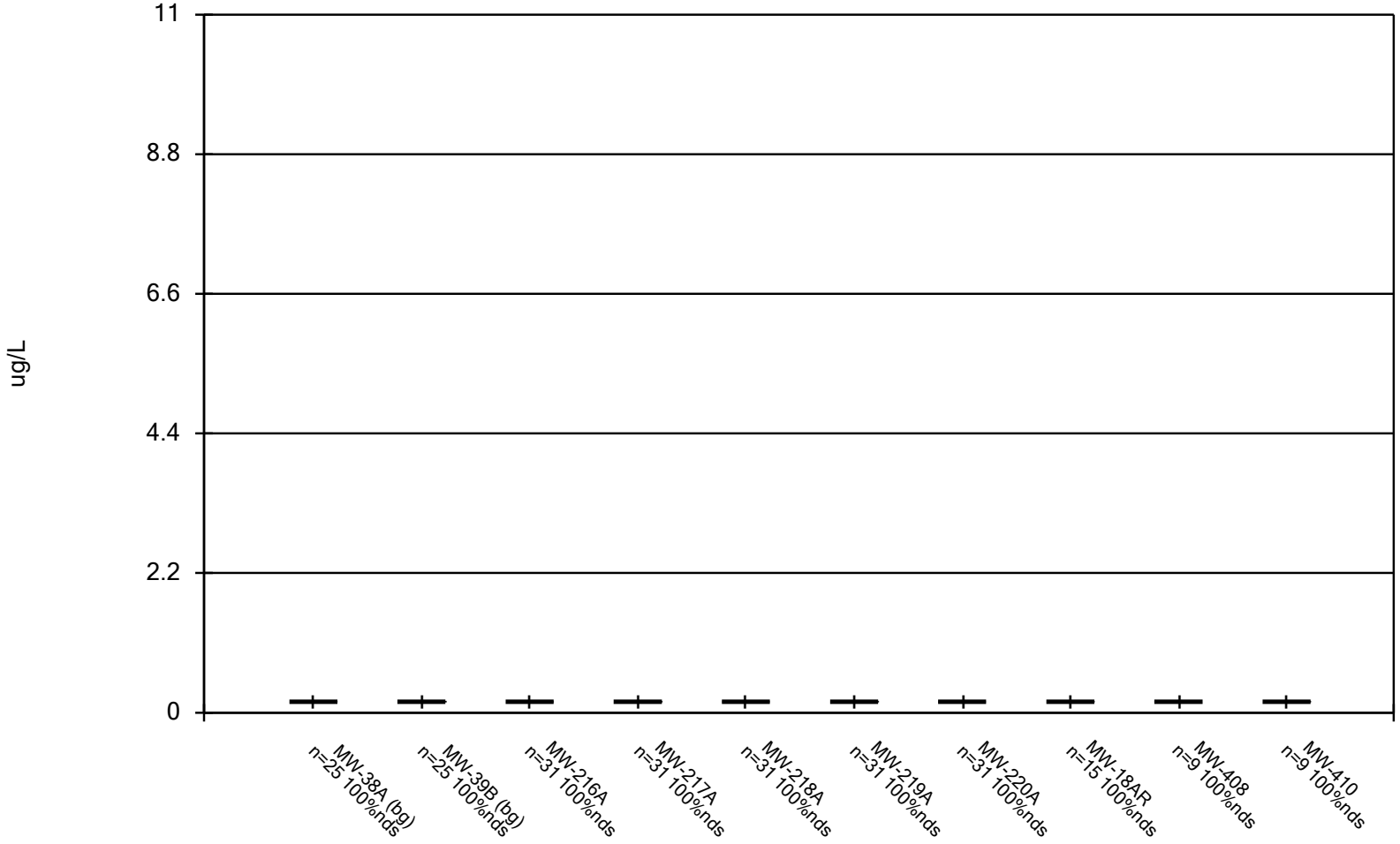

Constituent: 1,1,1-Trichloroethane Analysis Run 1/20/2026 1:06 PM View: 06A_MW_Organics_PL

Iowa City Landfill Client: HDR Data: Iowa City Sanitary Landfill

Box & Whiskers Plot

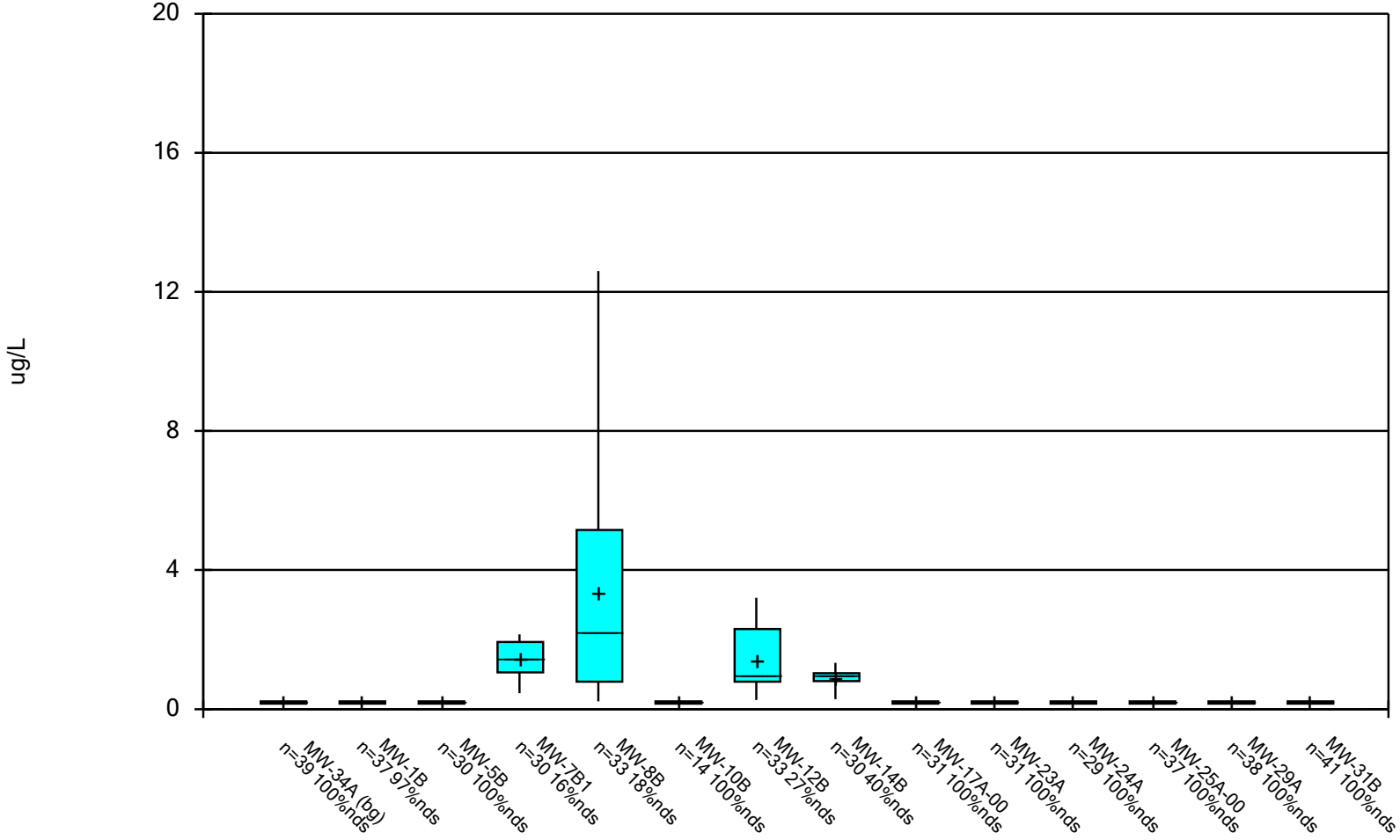

Constituent: 1,1-Dichloroethane Analysis Run 1/20/2026 1:06 PM View: 06A_MW_Organics_PL

Iowa City Landfill Client: HDR Data: Iowa City Sanitary Landfill

Box & Whiskers Plot

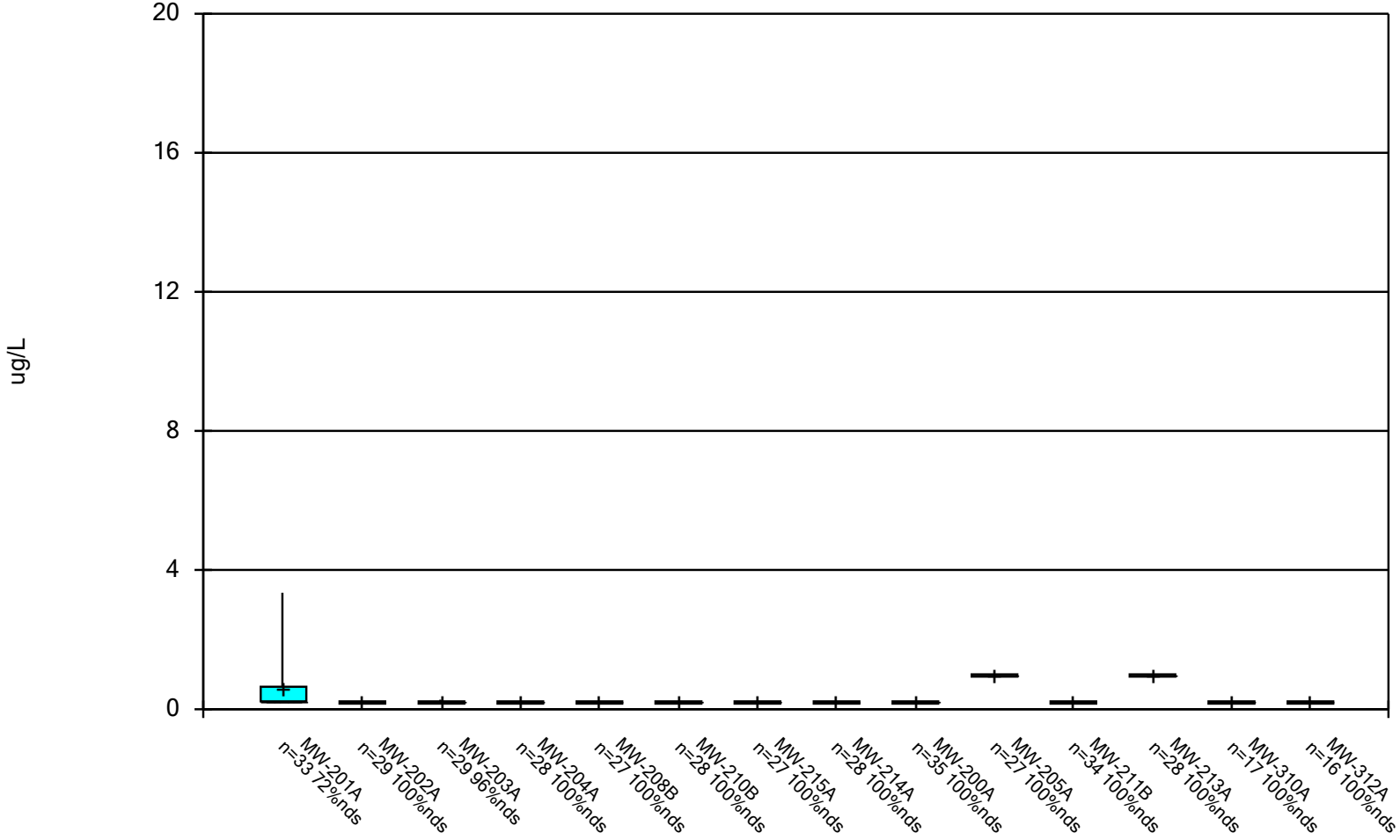

Constituent: 1,1-Dichloroethane Analysis Run 1/20/2026 1:06 PM View: 06A_MW_Organics_PL

Iowa City Landfill Client: HDR Data: Iowa City Sanitary Landfill

Box & Whiskers Plot

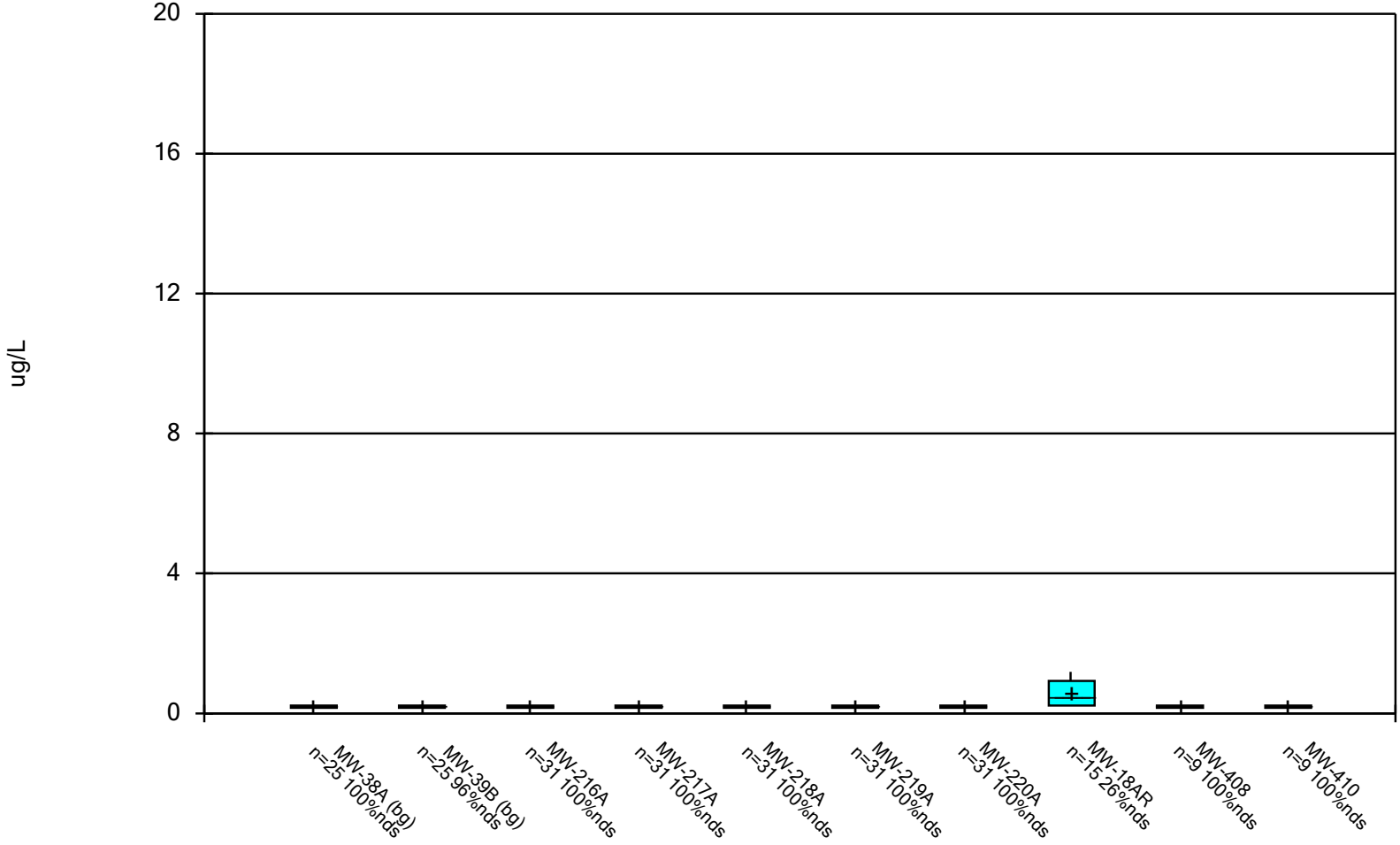

Constituent: 1,1-Dichloroethane Analysis Run 1/20/2026 1:06 PM View: 06A_MW_Organics_PL

Iowa City Landfill Client: HDR Data: Iowa City Sanitary Landfill

Box & Whiskers Plot

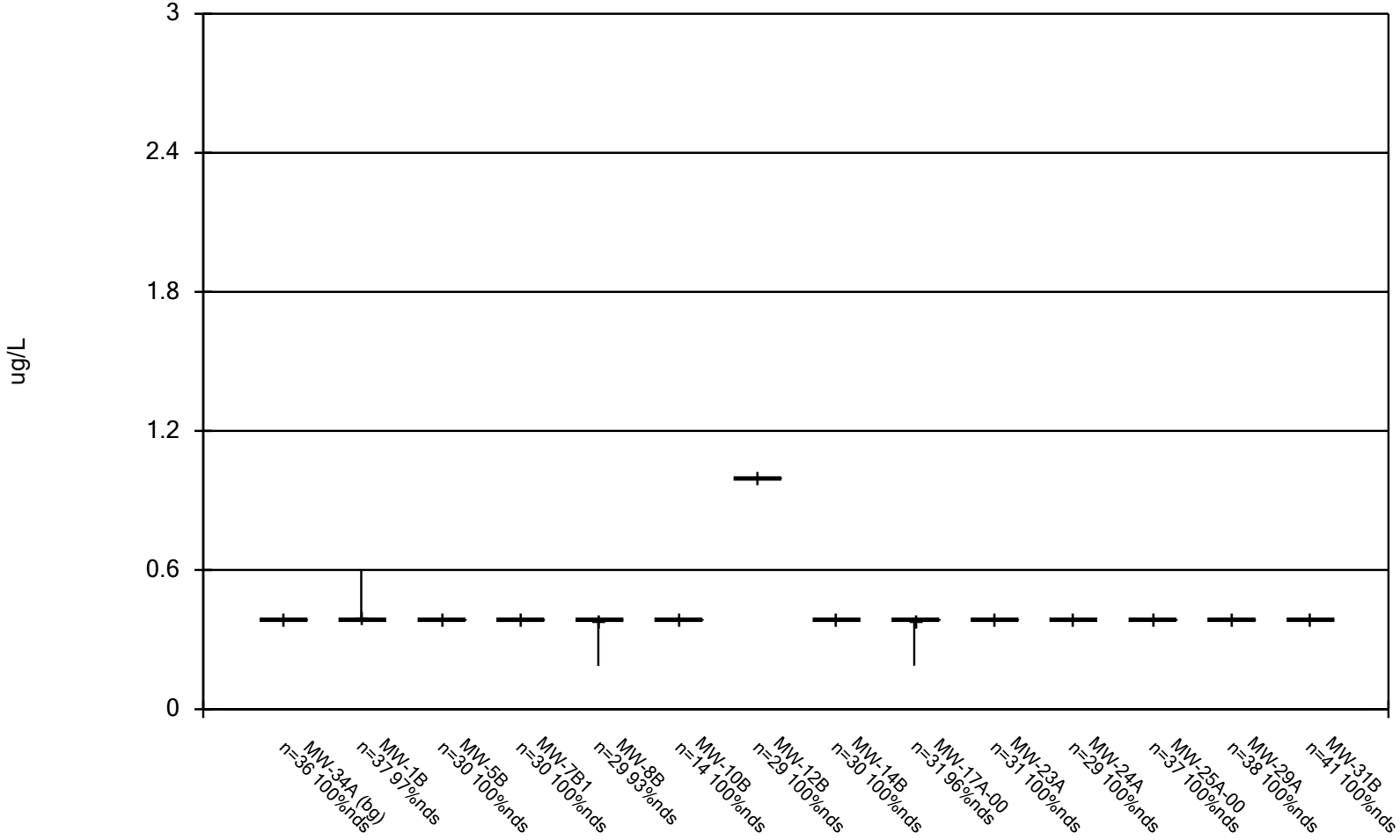

Constituent: 1,2-Dichloroethane Analysis Run 1/20/2026 1:06 PM View: 06A_MW_Organics_PL

Iowa City Landfill Client: HDR Data: Iowa City Sanitary Landfill

Box & Whiskers Plot

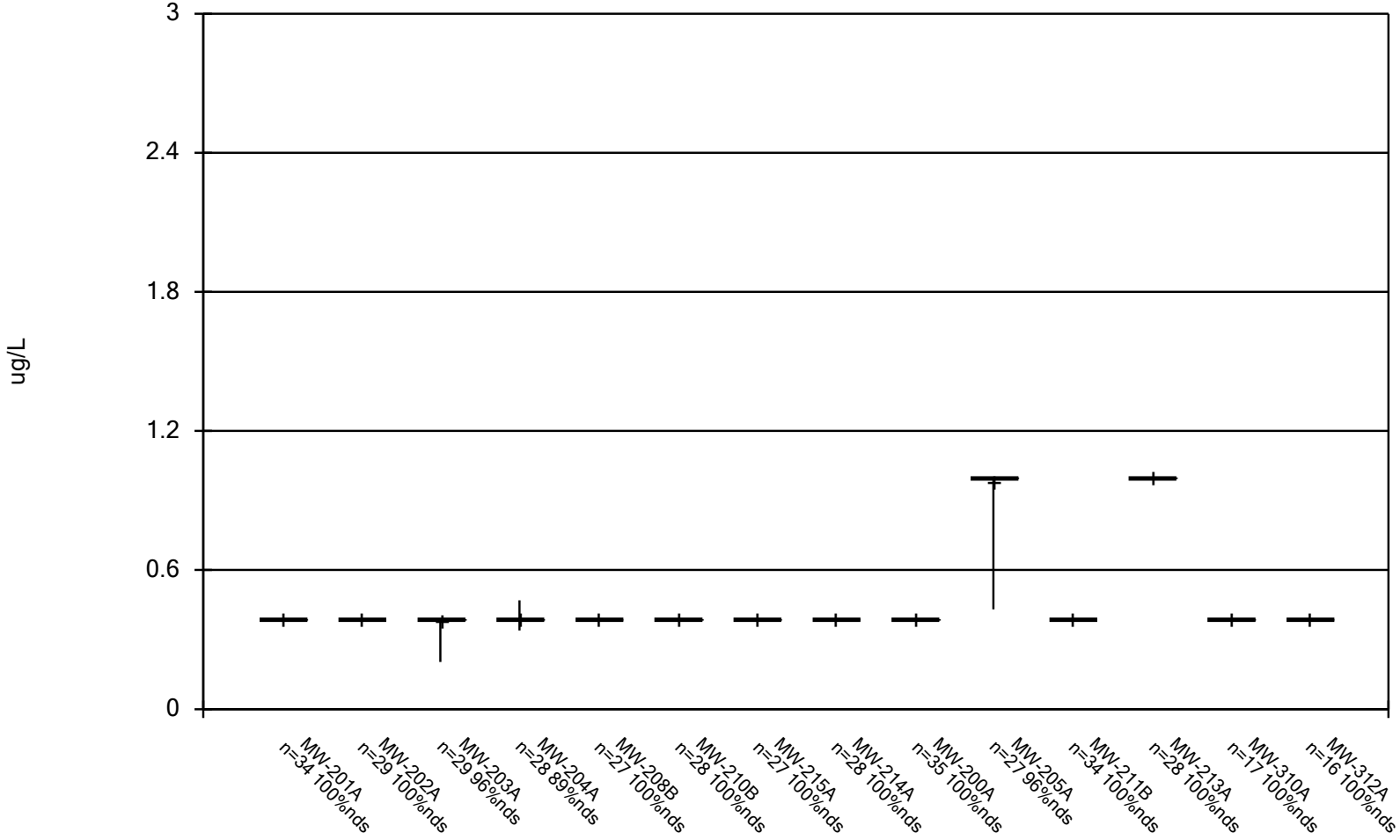

Constituent: 1,2-Dichloroethane Analysis Run 1/20/2026 1:07 PM View: 06A_MW_Organics_PL

Iowa City Landfill Client: HDR Data: Iowa City Sanitary Landfill

Box & Whiskers Plot

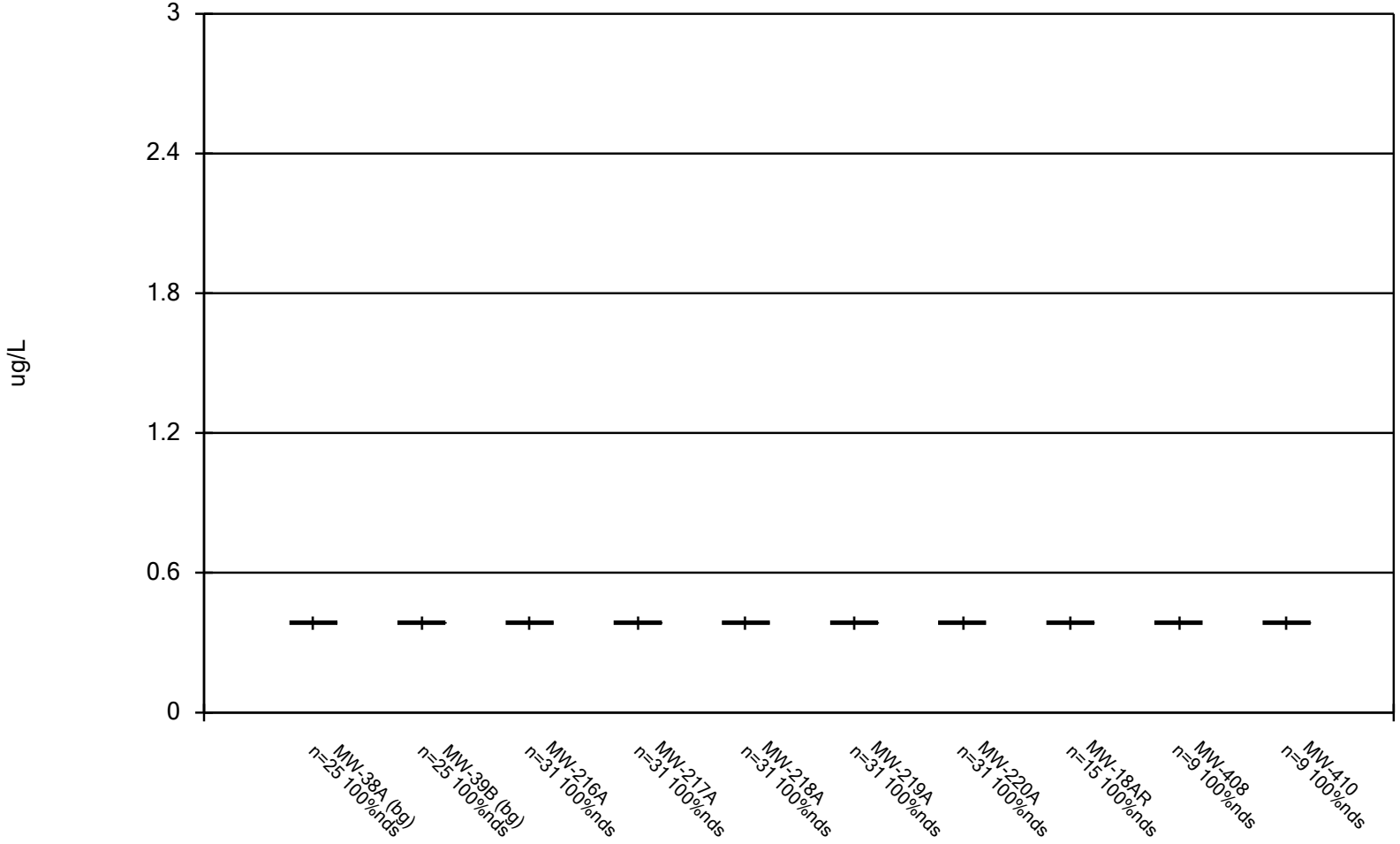

Constituent: 1,2-Dichloroethane Analysis Run 1/20/2026 1:07 PM View: 06A_MW_Organics_PL

Iowa City Landfill Client: HDR Data: Iowa City Sanitary Landfill

Box & Whiskers Plot

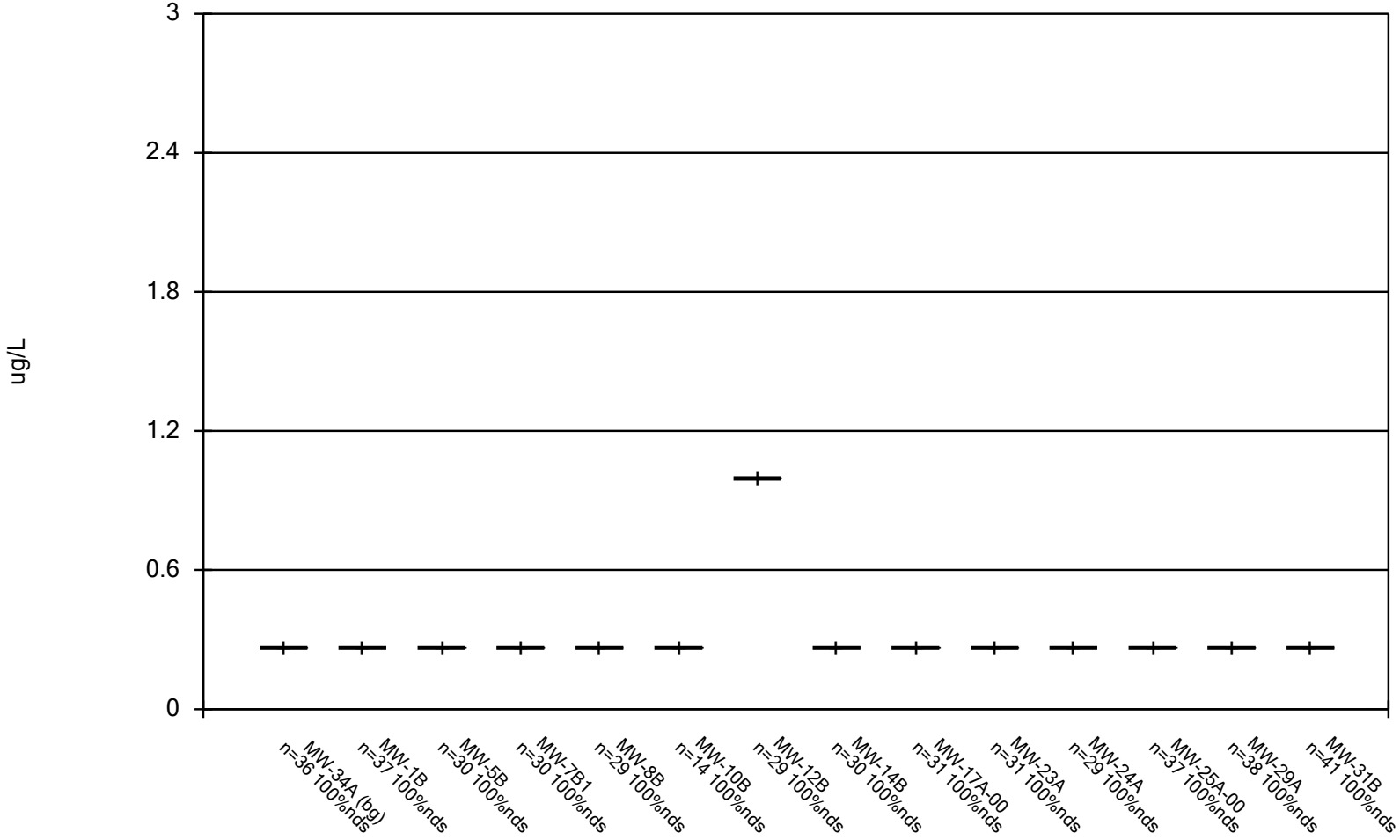

Constituent: 1,2-Dichloropropane Analysis Run 1/20/2026 1:07 PM View: 06A_MW_Organics_PL

Iowa City Landfill Client: HDR Data: Iowa City Sanitary Landfill

Box & Whiskers Plot

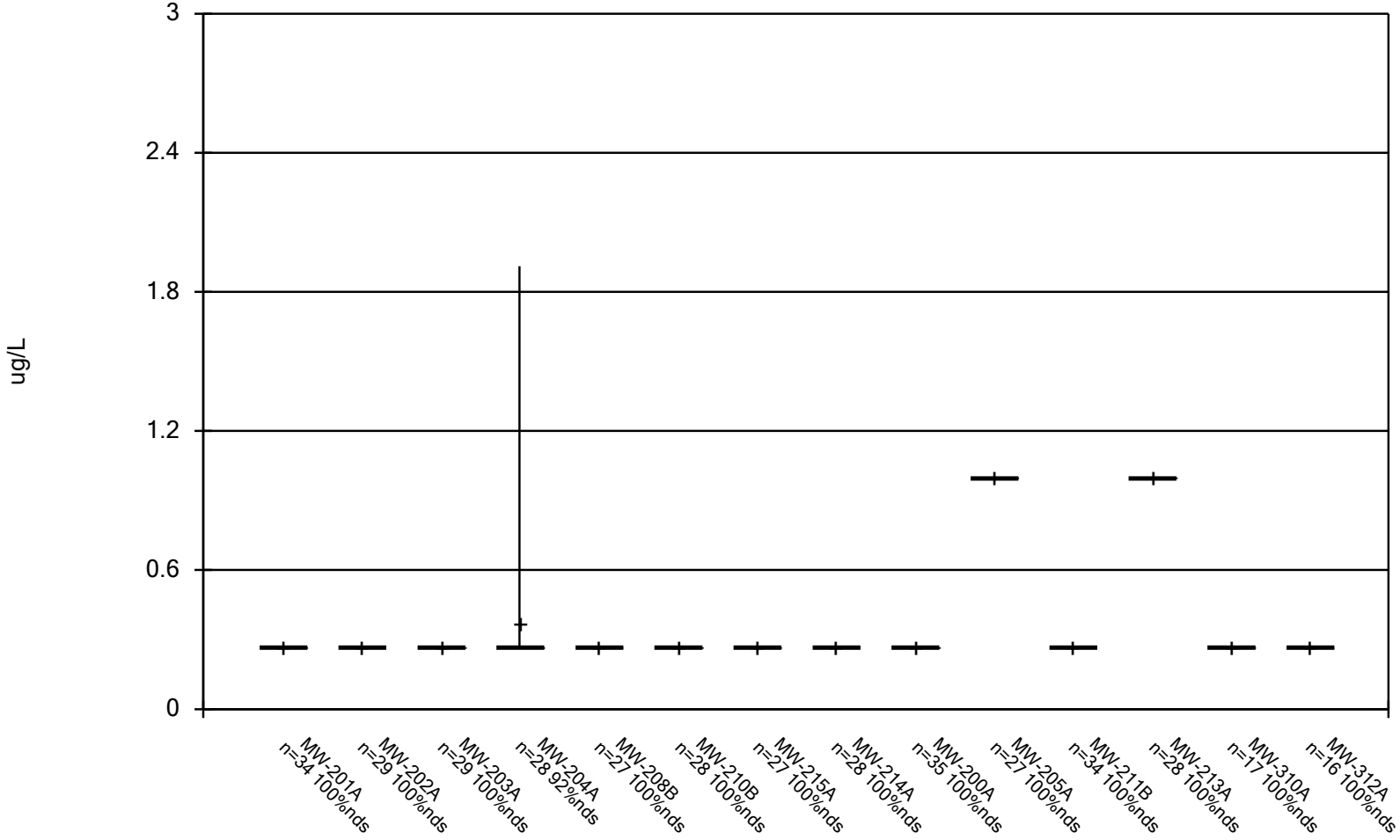

Constituent: 1,2-Dichloropropane Analysis Run 1/20/2026 1:07 PM View: 06A_MW_Organics_PL

Iowa City Landfill Client: HDR Data: Iowa City Sanitary Landfill

Box & Whiskers Plot

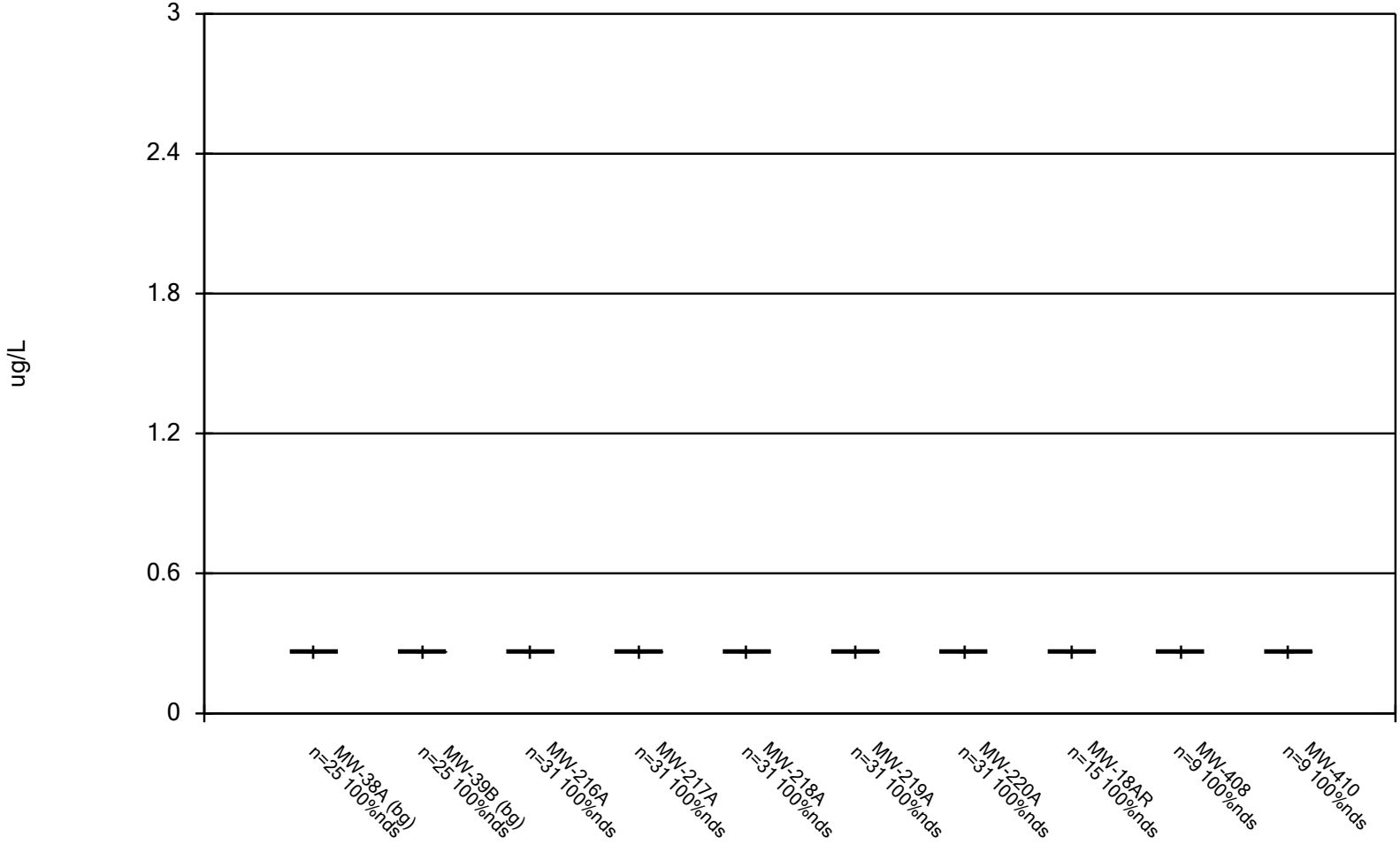

Constituent: 1,2-Dichloropropane Analysis Run 1/20/2026 1:07 PM View: 06A_MW_Organics_PL

Iowa City Landfill Client: HDR Data: Iowa City Sanitary Landfill

Box & Whiskers Plot

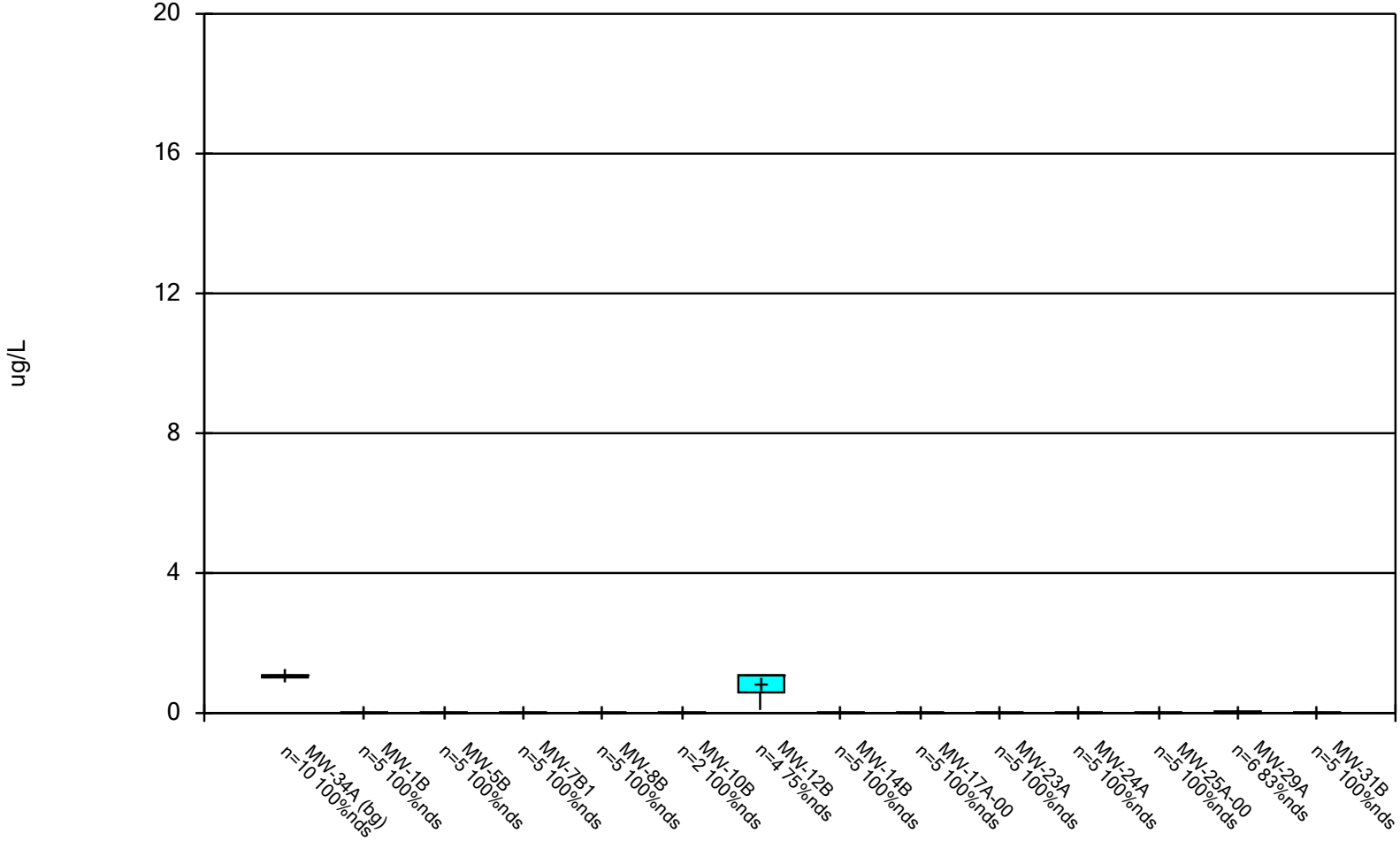

Constituent: 2,4,5-TP [Silvex] Analysis Run 1/20/2026 1:07 PM View: 06A_MW_Organics_PL

Iowa City Landfill Client: HDR Data: Iowa City Sanitary Landfill

Box & Whiskers Plot

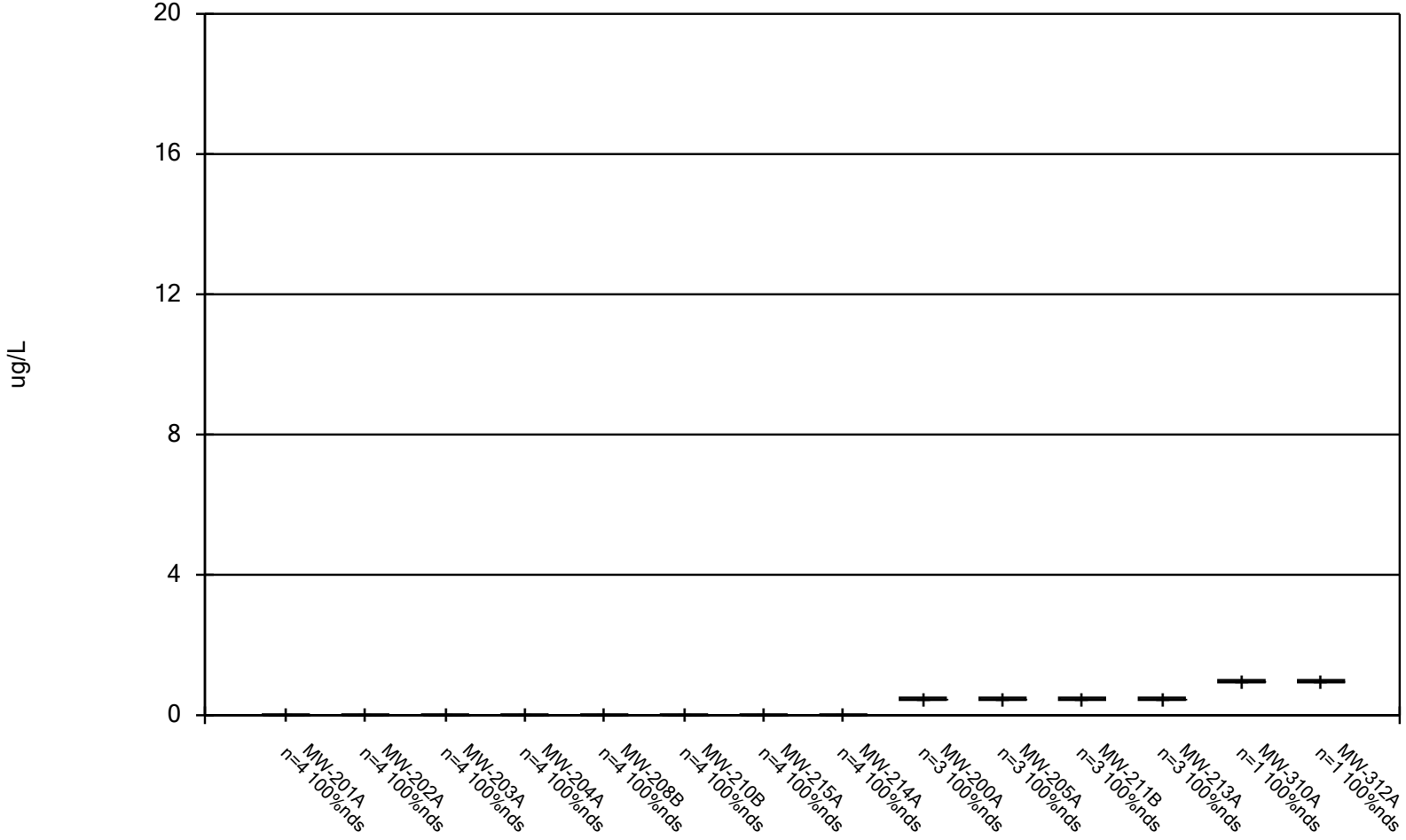

Constituent: 2,4,5-TP [Silvex] Analysis Run 1/20/2026 1:07 PM View: 06A_MW_Organics_PL

Iowa City Landfill Client: HDR Data: Iowa City Sanitary Landfill

Box & Whiskers Plot

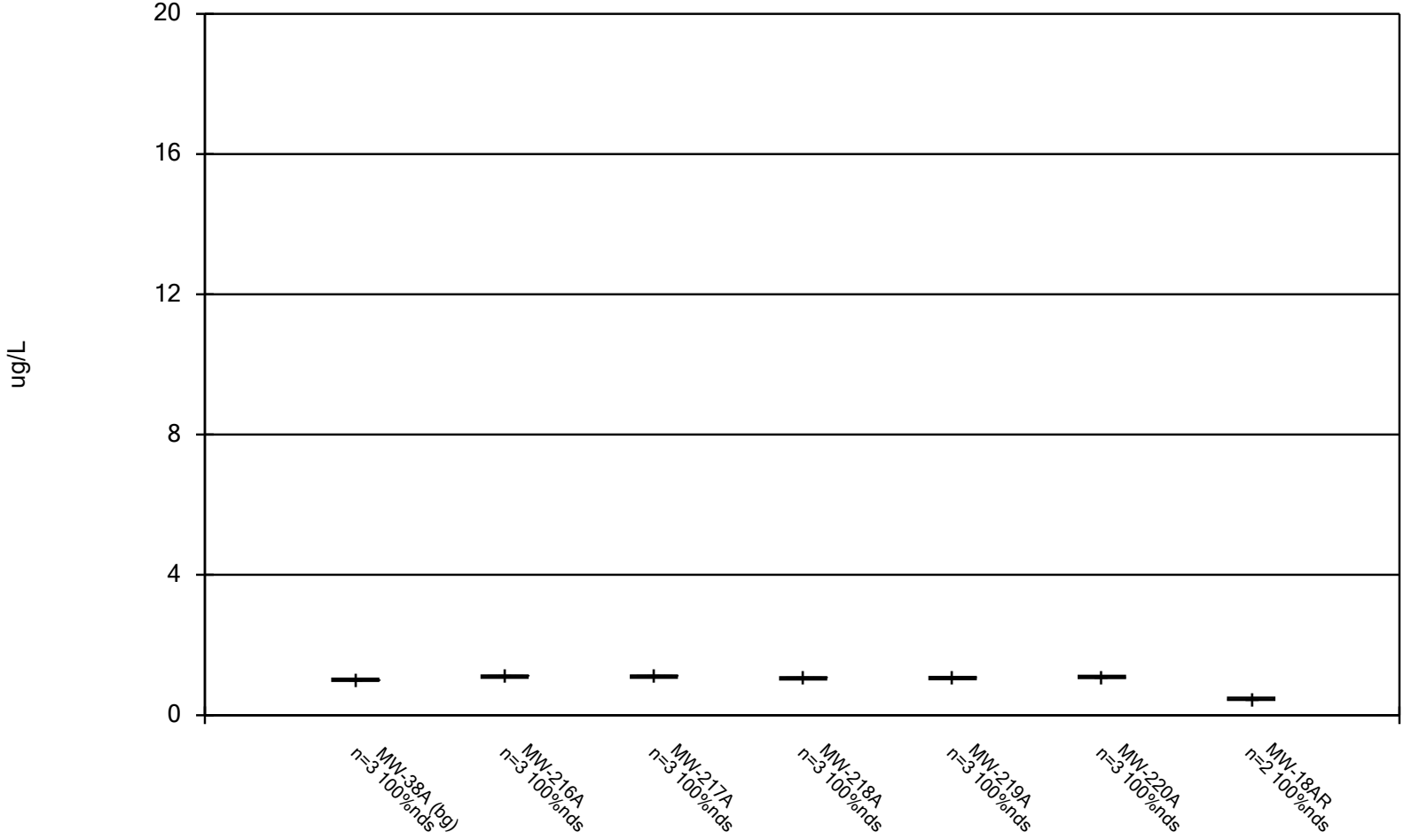

Constituent: 2,4,5-TP [Silvex] Analysis Run 1/20/2026 1:07 PM View: 06A_MW_Organics_PL

Iowa City Landfill Client: HDR Data: Iowa City Sanitary Landfill

Box & Whiskers Plot

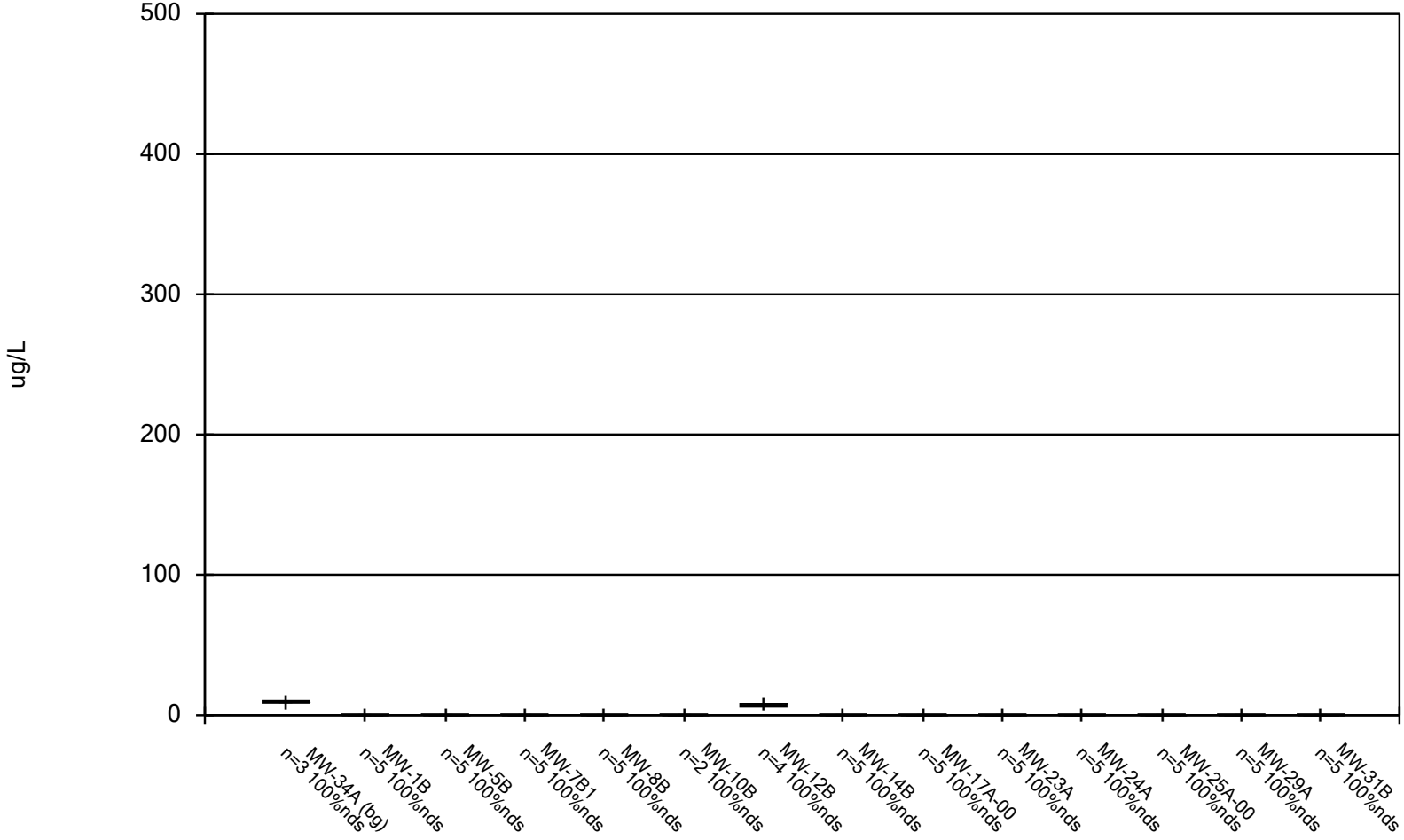

Constituent: 2,4-Dimethylphenol Analysis Run 1/20/2026 1:07 PM View: 06A_MW_Organics_PL

Iowa City Landfill Client: HDR Data: Iowa City Sanitary Landfill

Box & Whiskers Plot

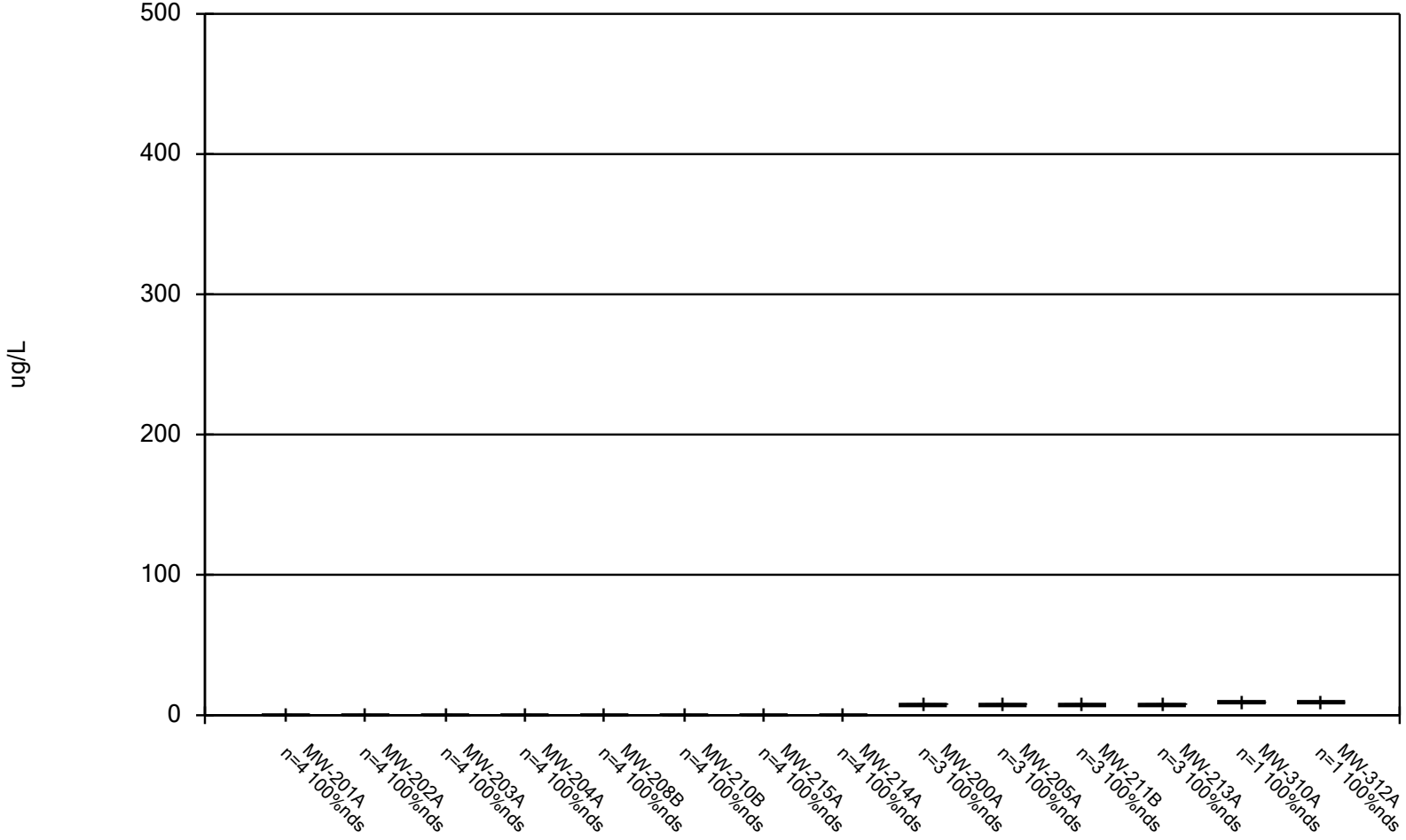

Constituent: 2,4-Dimethylphenol Analysis Run 1/20/2026 1:07 PM View: 06A_MW_Organics_PL

Iowa City Landfill Client: HDR Data: Iowa City Sanitary Landfill

Box & Whiskers Plot

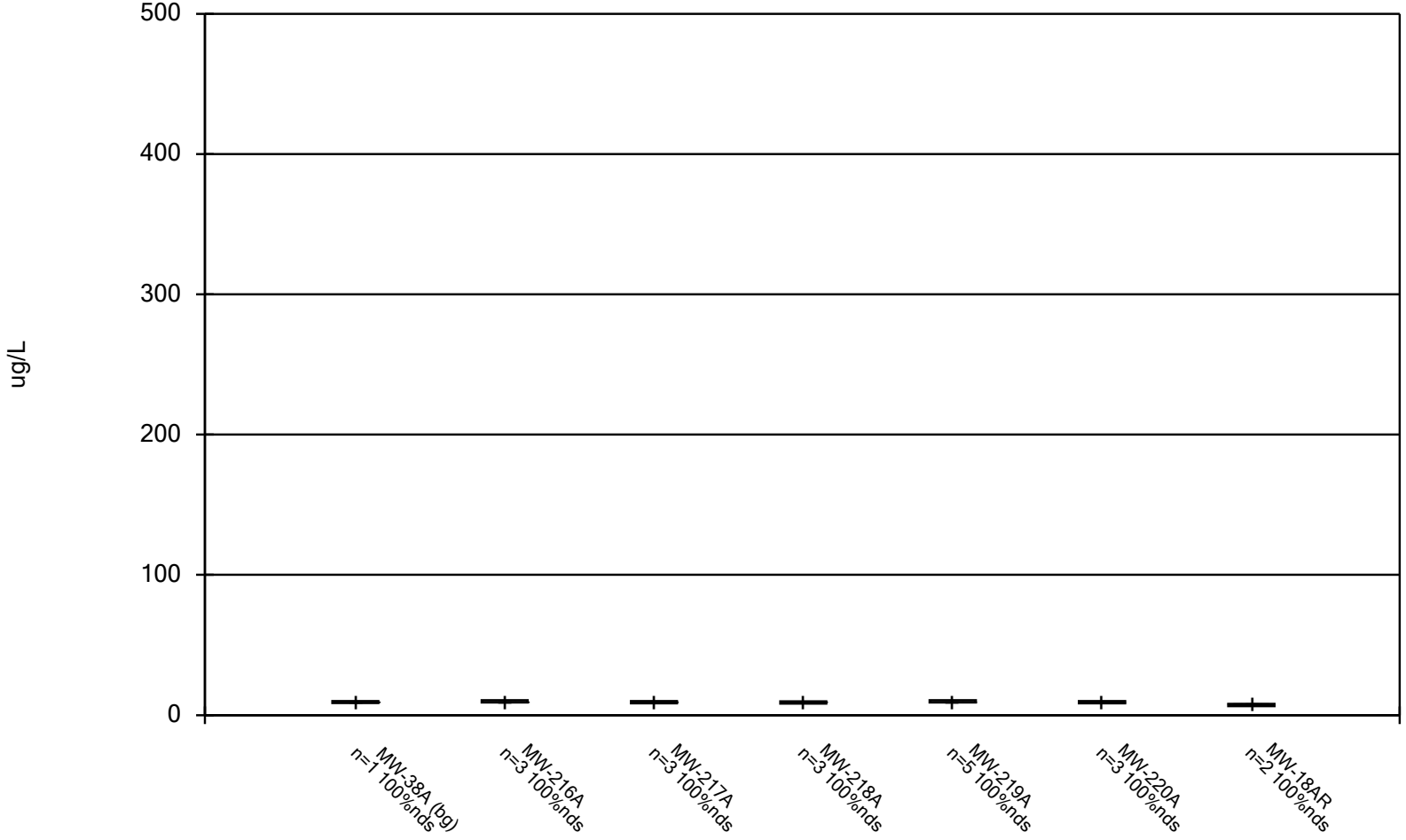

Constituent: 2,4-Dimethylphenol Analysis Run 1/20/2026 1:07 PM View: 06A_MW_Organics_PL

Iowa City Landfill Client: HDR Data: Iowa City Sanitary Landfill

Box & Whiskers Plot

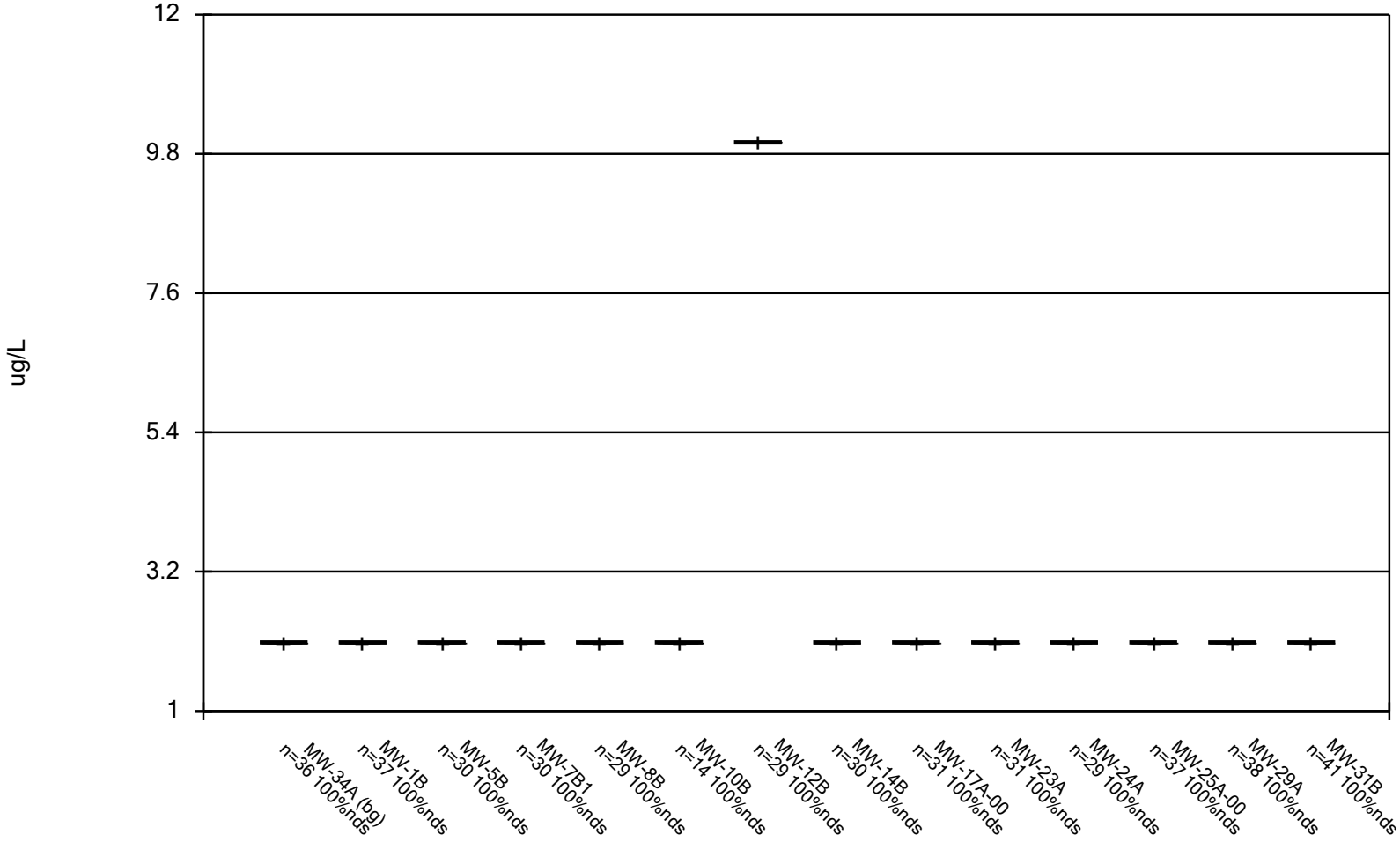

Constituent: 2-Butanone [MEK] Analysis Run 1/20/2026 1:07 PM View: 06A_MW_Organics_PL

Iowa City Landfill Client: HDR Data: Iowa City Sanitary Landfill

Box & Whiskers Plot

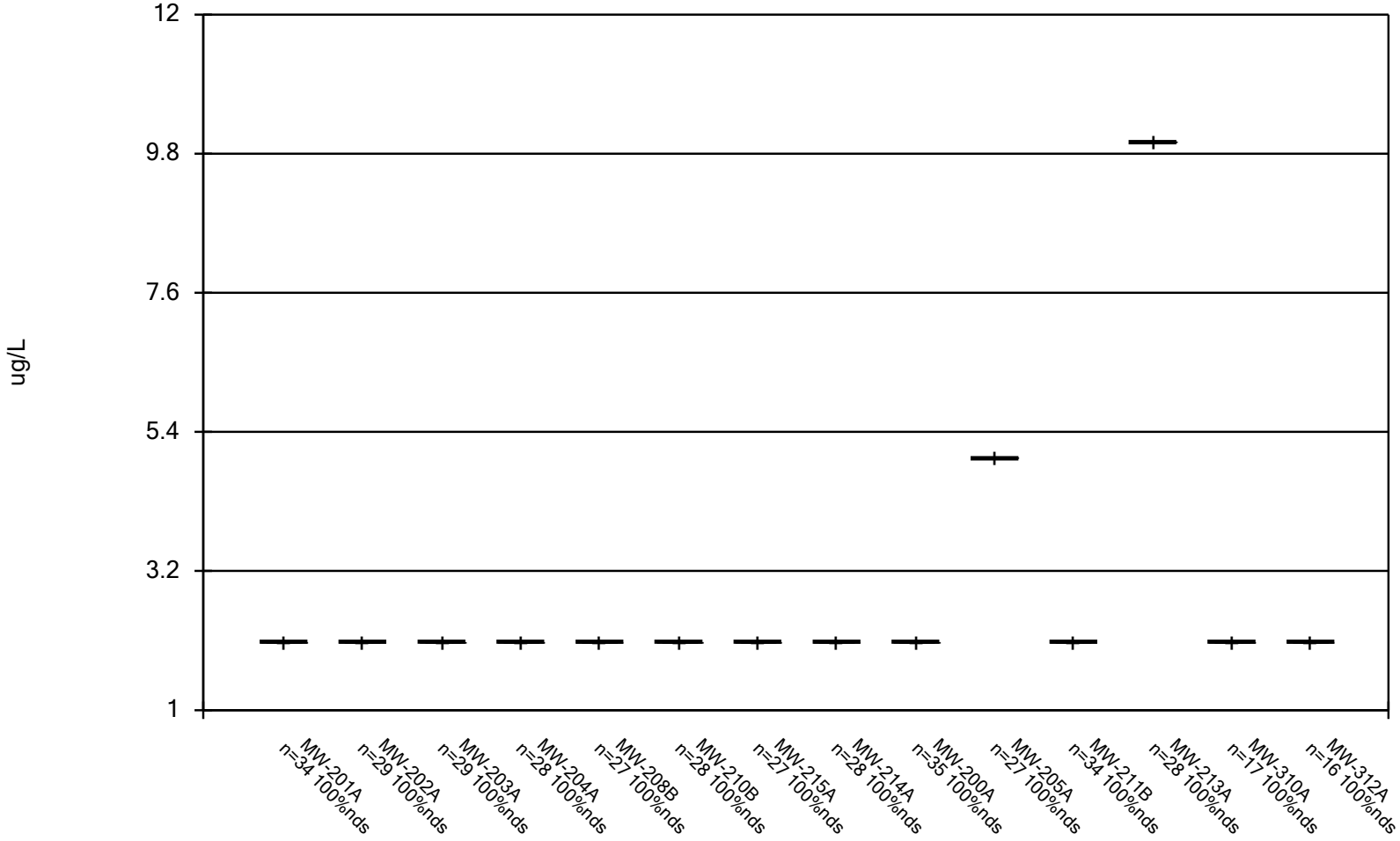

Constituent: 2-Butanone [MEK] Analysis Run 1/20/2026 1:07 PM View: 06A_MW_Organics_PL

Iowa City Landfill Client: HDR Data: Iowa City Sanitary Landfill

Box & Whiskers Plot

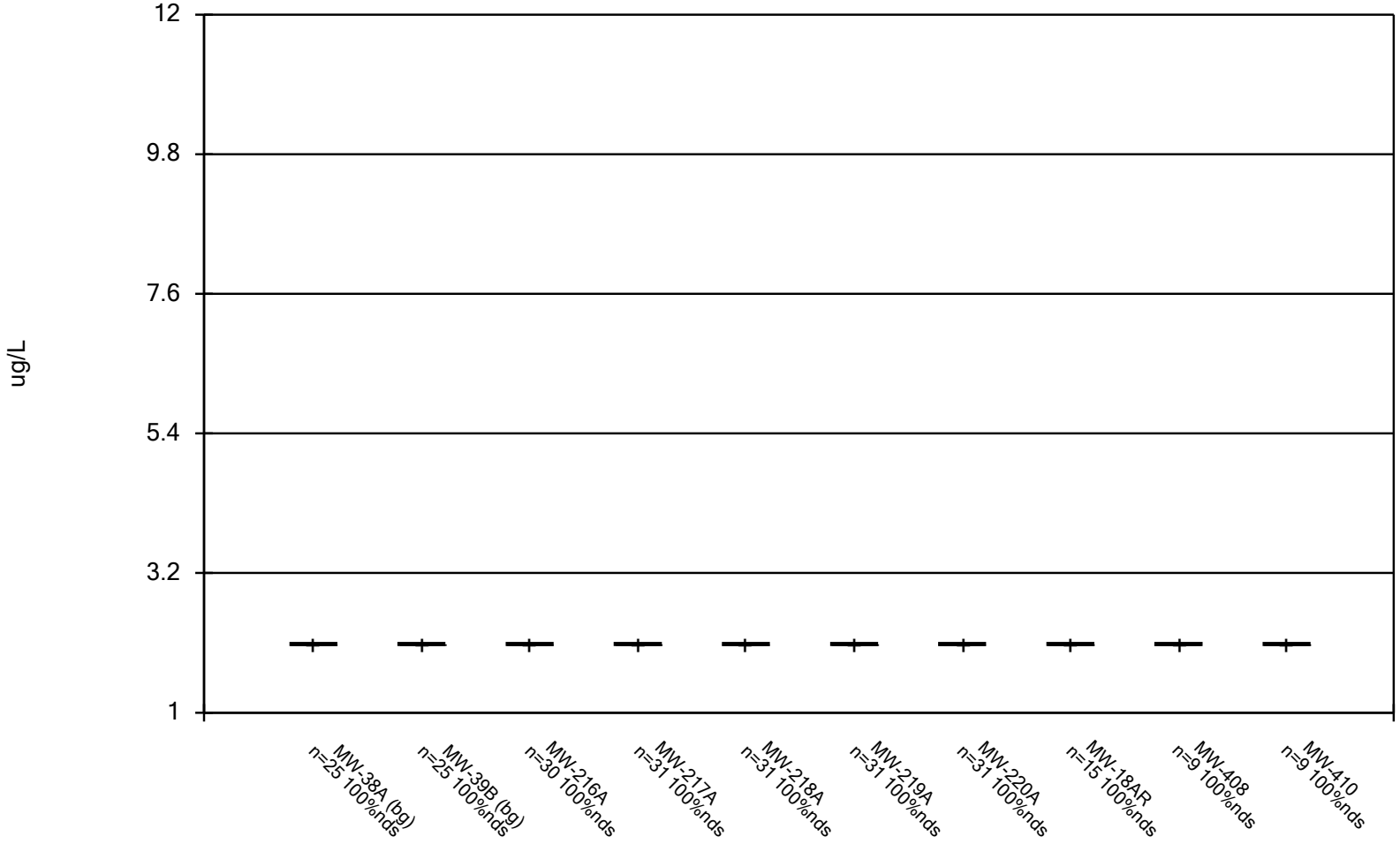

Constituent: 2-Butanone [MEK] Analysis Run 1/20/2026 1:07 PM View: 06A_MW_Organics_PL

Iowa City Landfill Client: HDR Data: Iowa City Sanitary Landfill

Box & Whiskers Plot

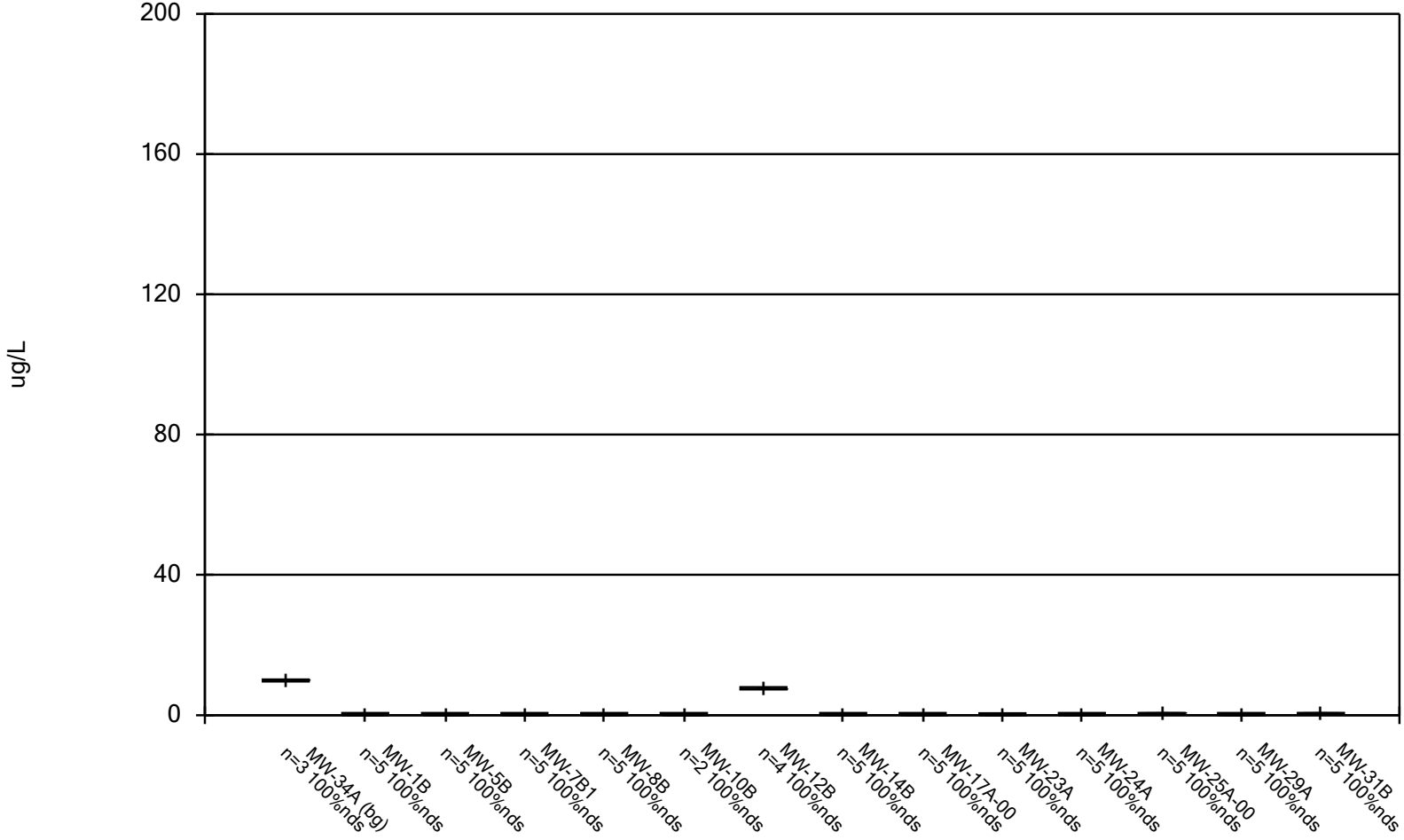

Constituent: 2-Methylnaphthalene Analysis Run 1/20/2026 1:07 PM View: 06A_MW_Organics_PL

Iowa City Landfill Client: HDR Data: Iowa City Sanitary Landfill

Box & Whiskers Plot

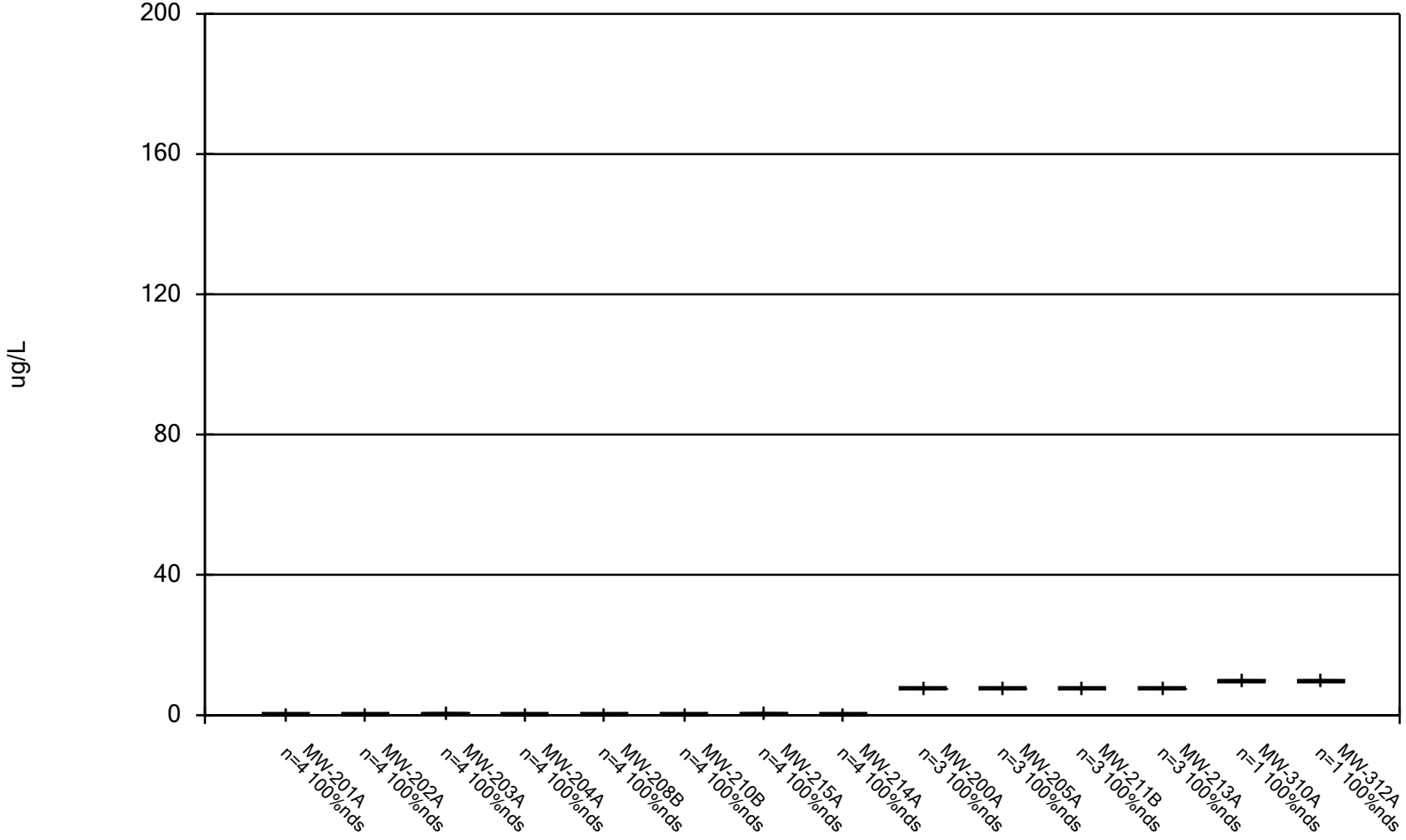

Constituent: 2-Methylnaphthalene Analysis Run 1/20/2026 1:07 PM View: 06A_MW_Organics_PL

Iowa City Landfill Client: HDR Data: Iowa City Sanitary Landfill

Box & Whiskers Plot

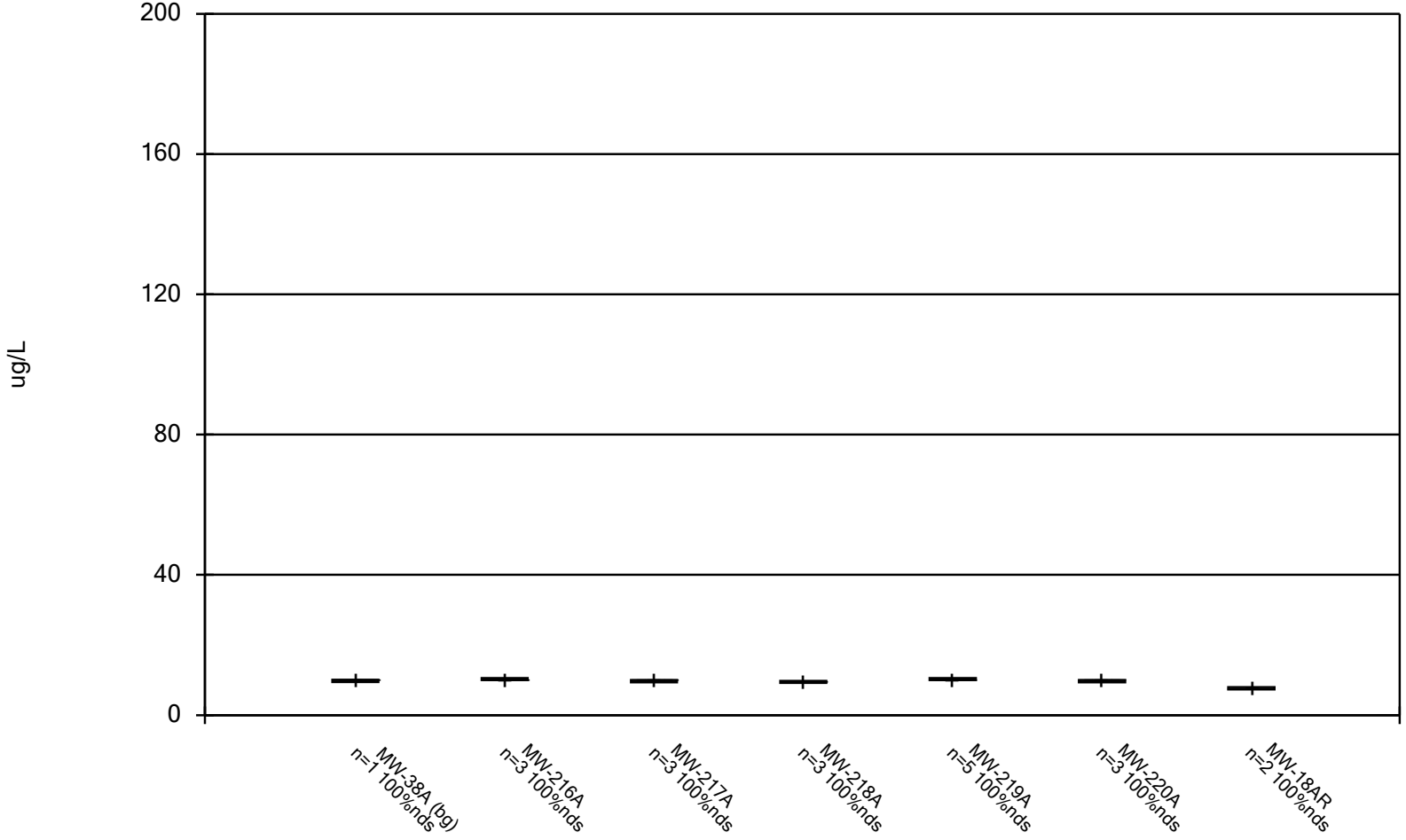

Constituent: 2-Methylnaphthalene Analysis Run 1/20/2026 1:07 PM View: 06A_MW_Organics_PL

Iowa City Landfill Client: HDR Data: Iowa City Sanitary Landfill

Box & Whiskers Plot

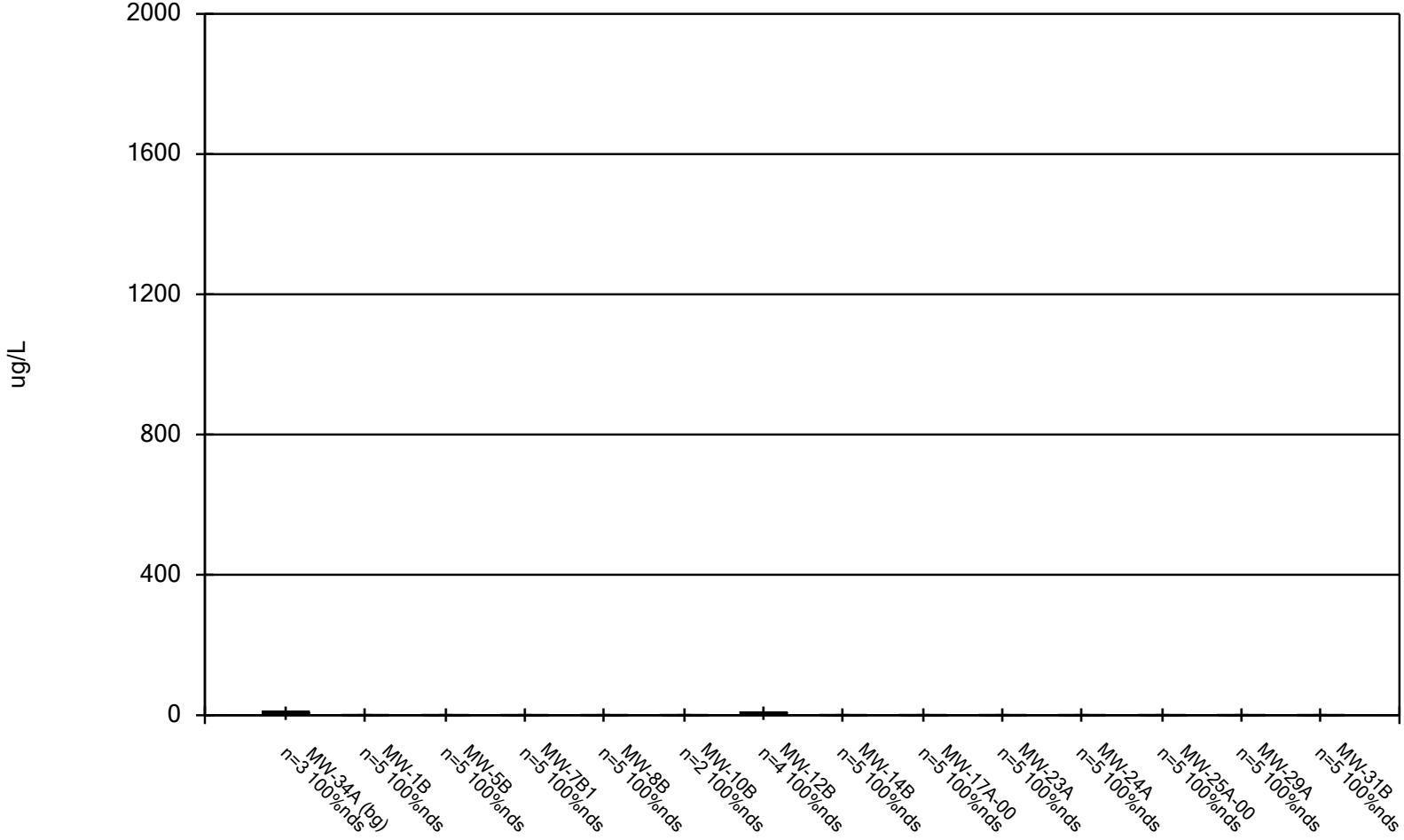

Constituent: 2-Methylphenol Analysis Run 1/20/2026 1:07 PM View: 06A_MW_Organics_PL

Iowa City Landfill Client: HDR Data: Iowa City Sanitary Landfill

Box & Whiskers Plot

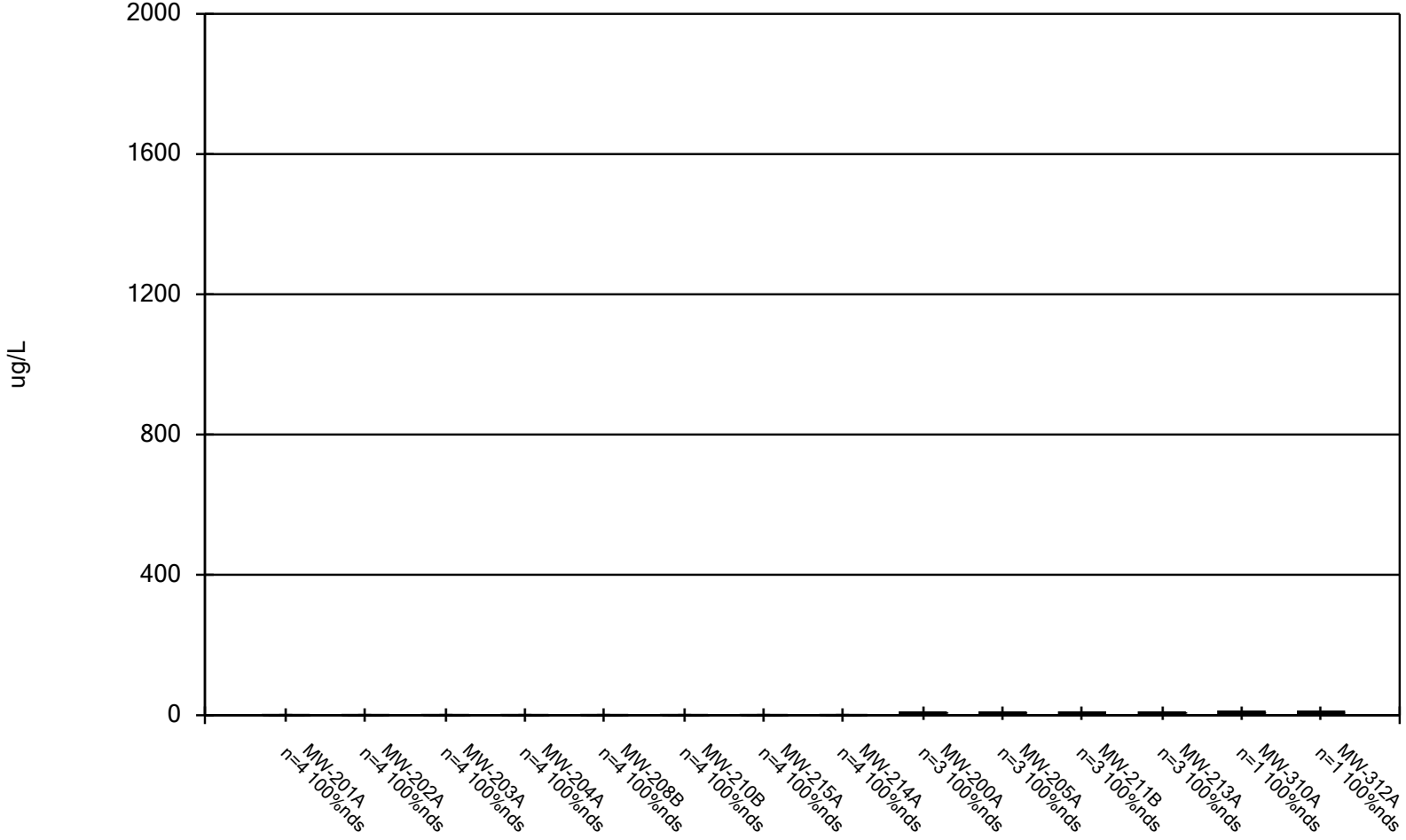

Constituent: 2-Methylphenol Analysis Run 1/20/2026 1:07 PM View: 06A_MW_Organics_PL

Iowa City Landfill Client: HDR Data: Iowa City Sanitary Landfill

Box & Whiskers Plot

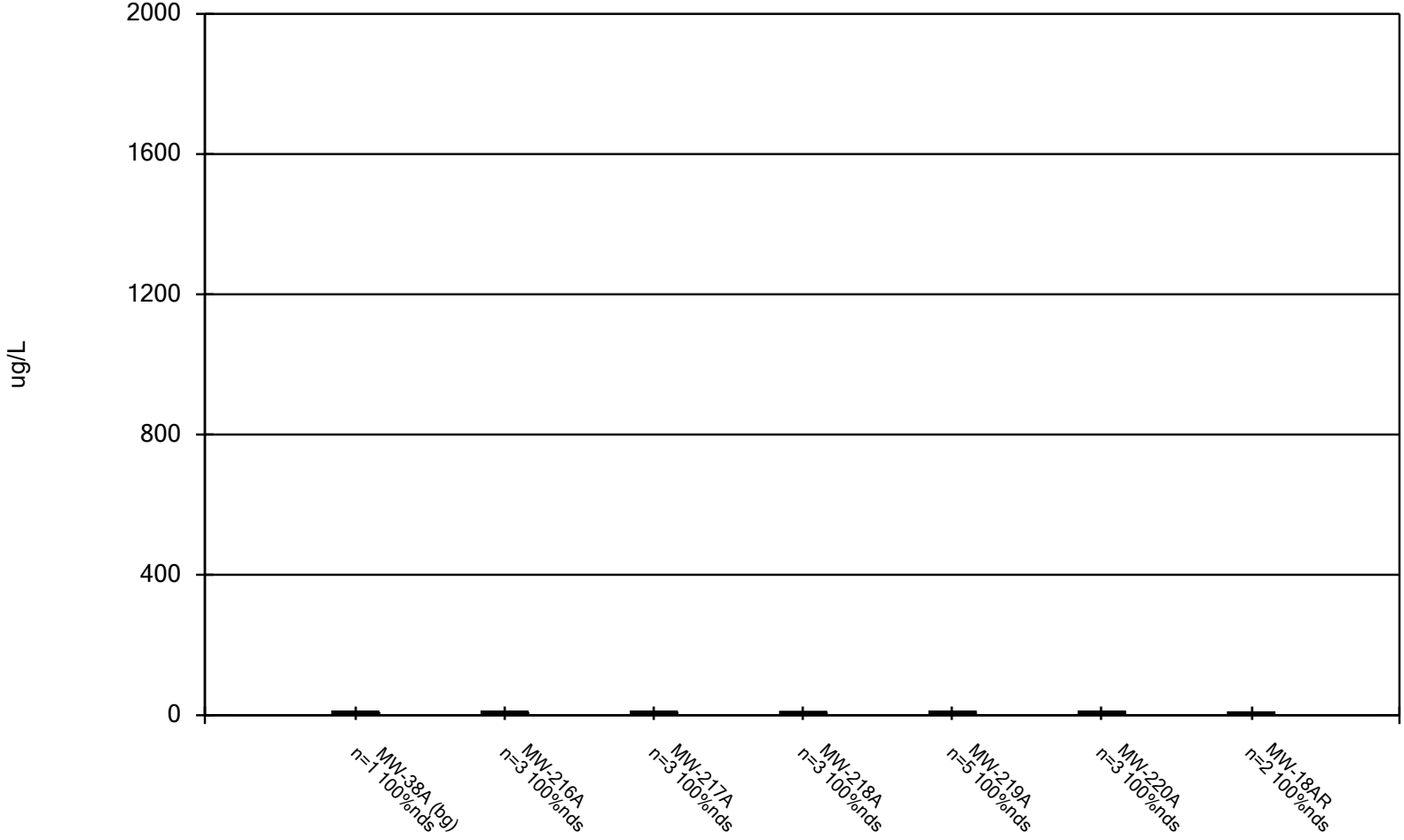

Constituent: 2-Methylphenol Analysis Run 1/20/2026 1:07 PM View: 06A_MW_Organics_PL

Iowa City Landfill Client: HDR Data: Iowa City Sanitary Landfill

Box & Whiskers Plot

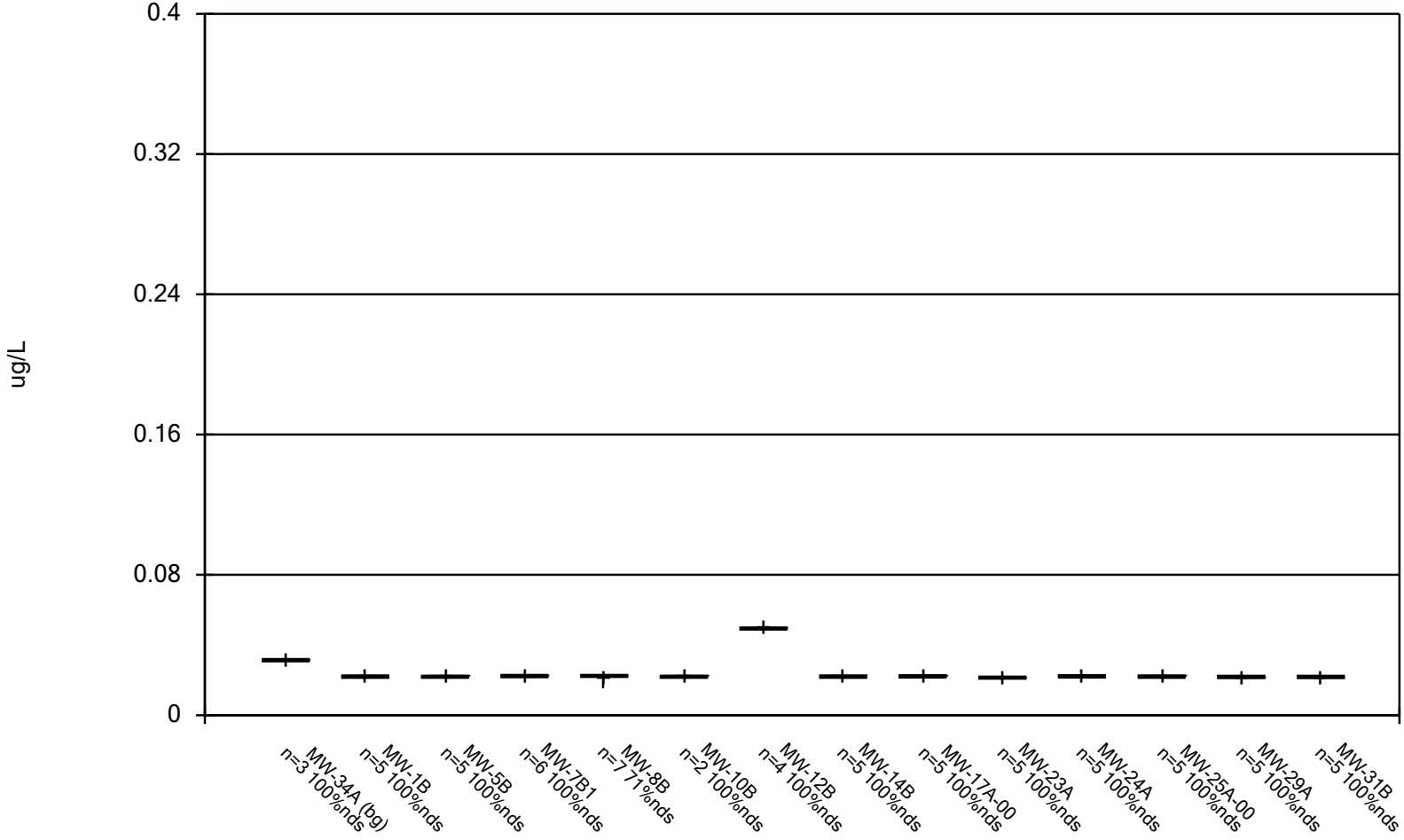

Constituent: 4,4`-DDD Analysis Run 1/20/2026 1:07 PM View: 06A_MW_Organics_PL

Iowa City Landfill Client: HDR Data: Iowa City Sanitary Landfill

Box & Whiskers Plot

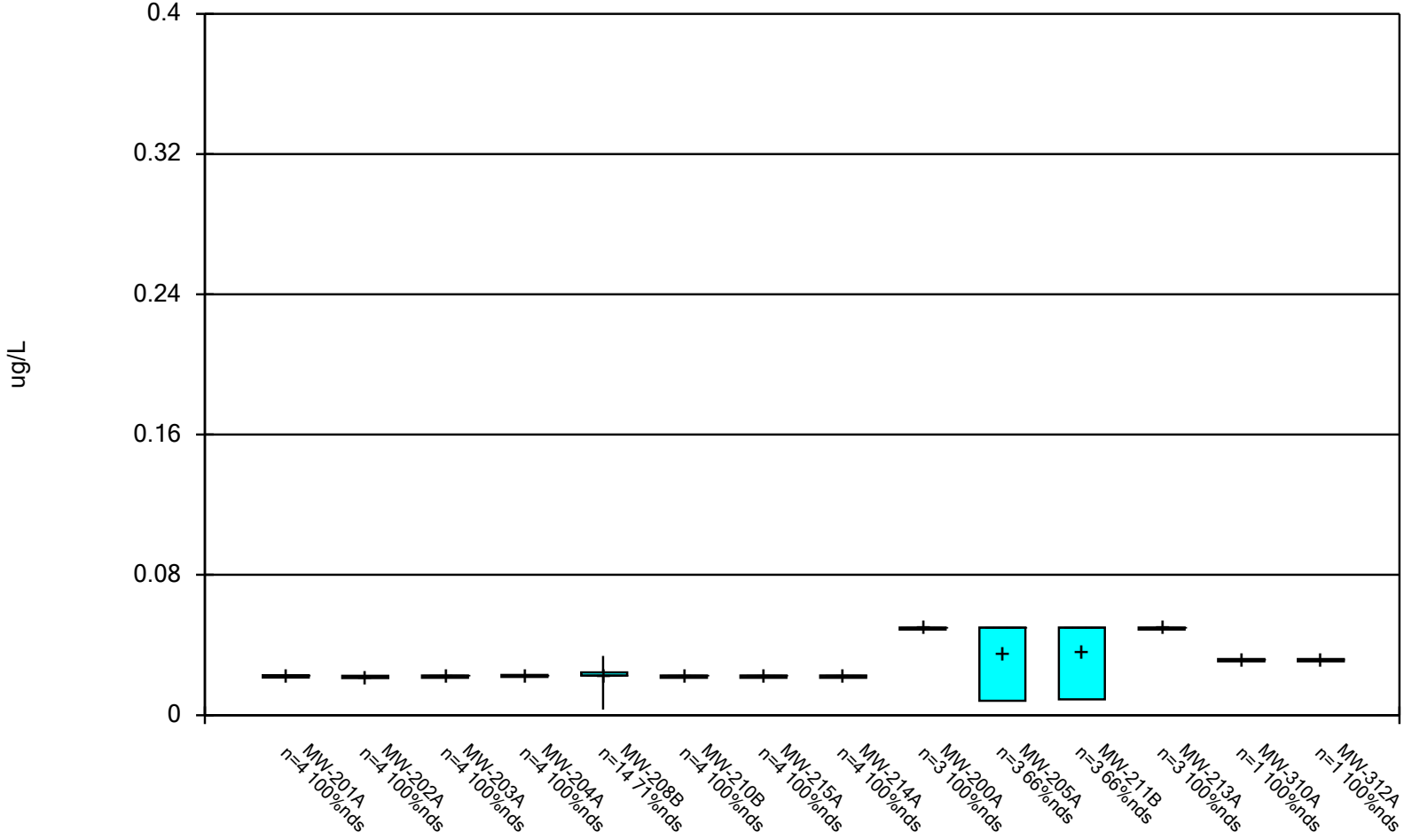

Constituent: 4,4`-DDD Analysis Run 1/20/2026 1:07 PM View: 06A_MW_Organics_PL

Iowa City Landfill Client: HDR Data: Iowa City Sanitary Landfill

Box & Whiskers Plot

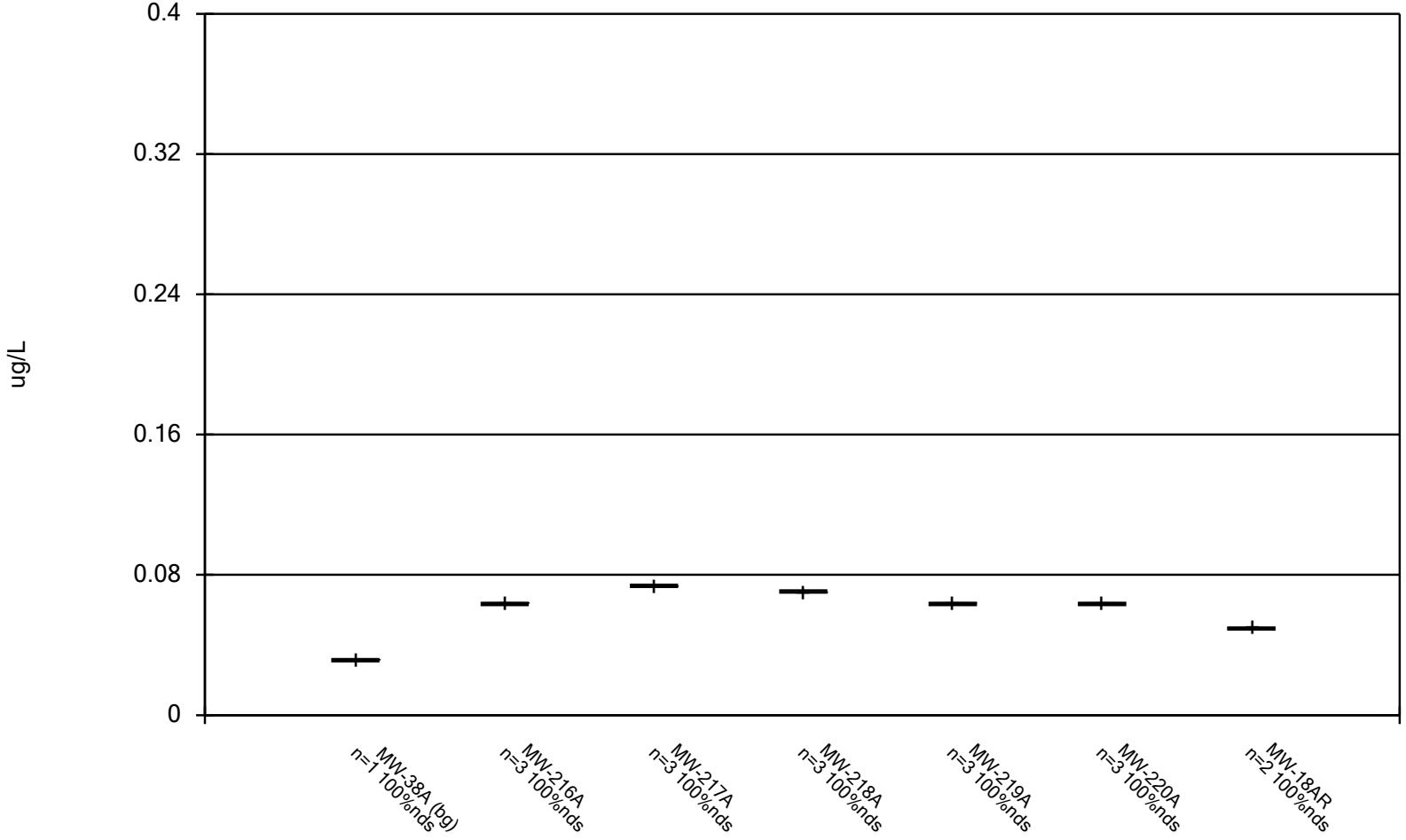

Constituent: 4,4`-DDD Analysis Run 1/20/2026 1:07 PM View: 06A_MW_Organics_PL

Iowa City Landfill Client: HDR Data: Iowa City Sanitary Landfill

Box & Whiskers Plot

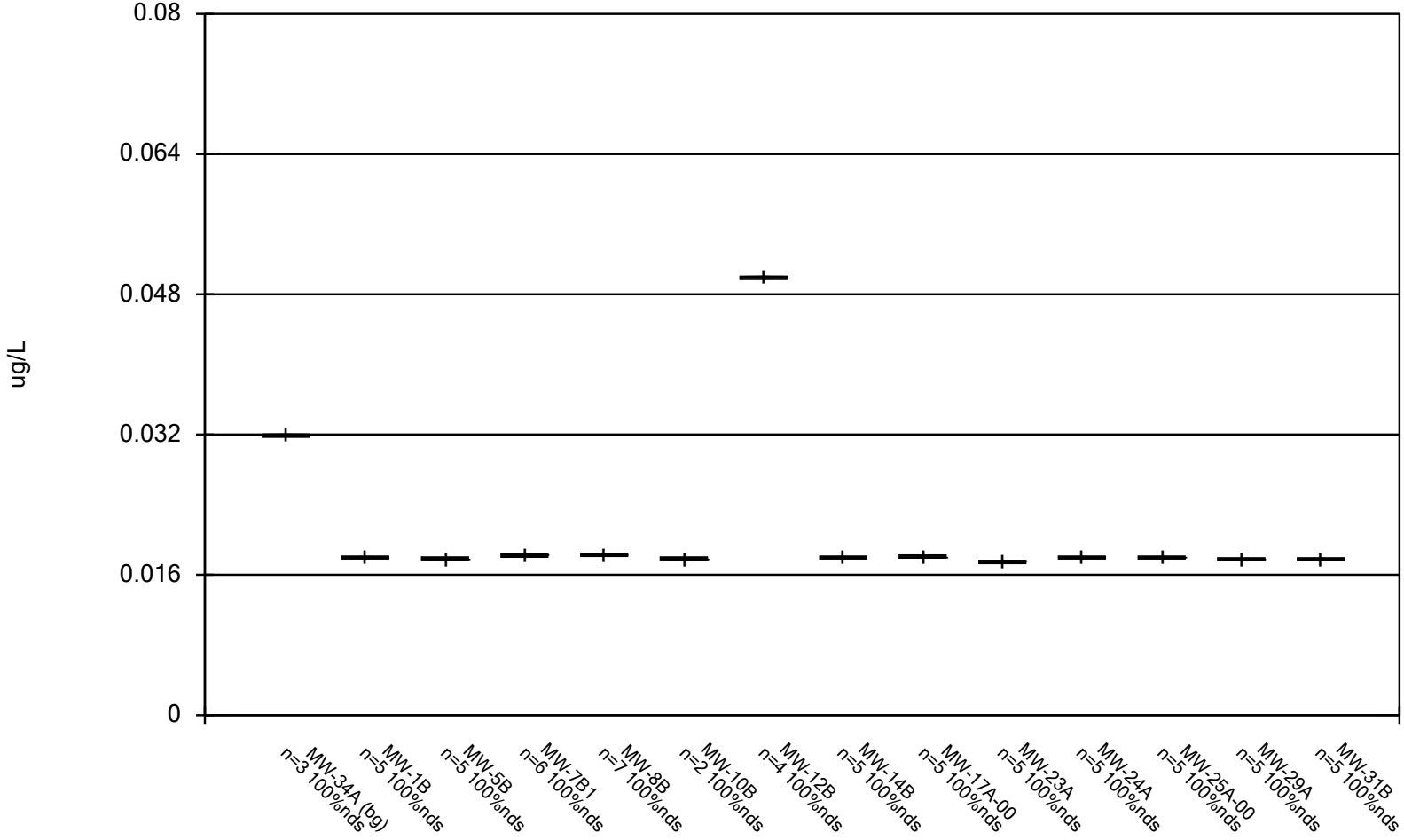

Constituent: 4,4`-DDT Analysis Run 1/20/2026 1:07 PM View: 06A_MW_Organics_PL

Iowa City Landfill Client: HDR Data: Iowa City Sanitary Landfill

Box & Whiskers Plot

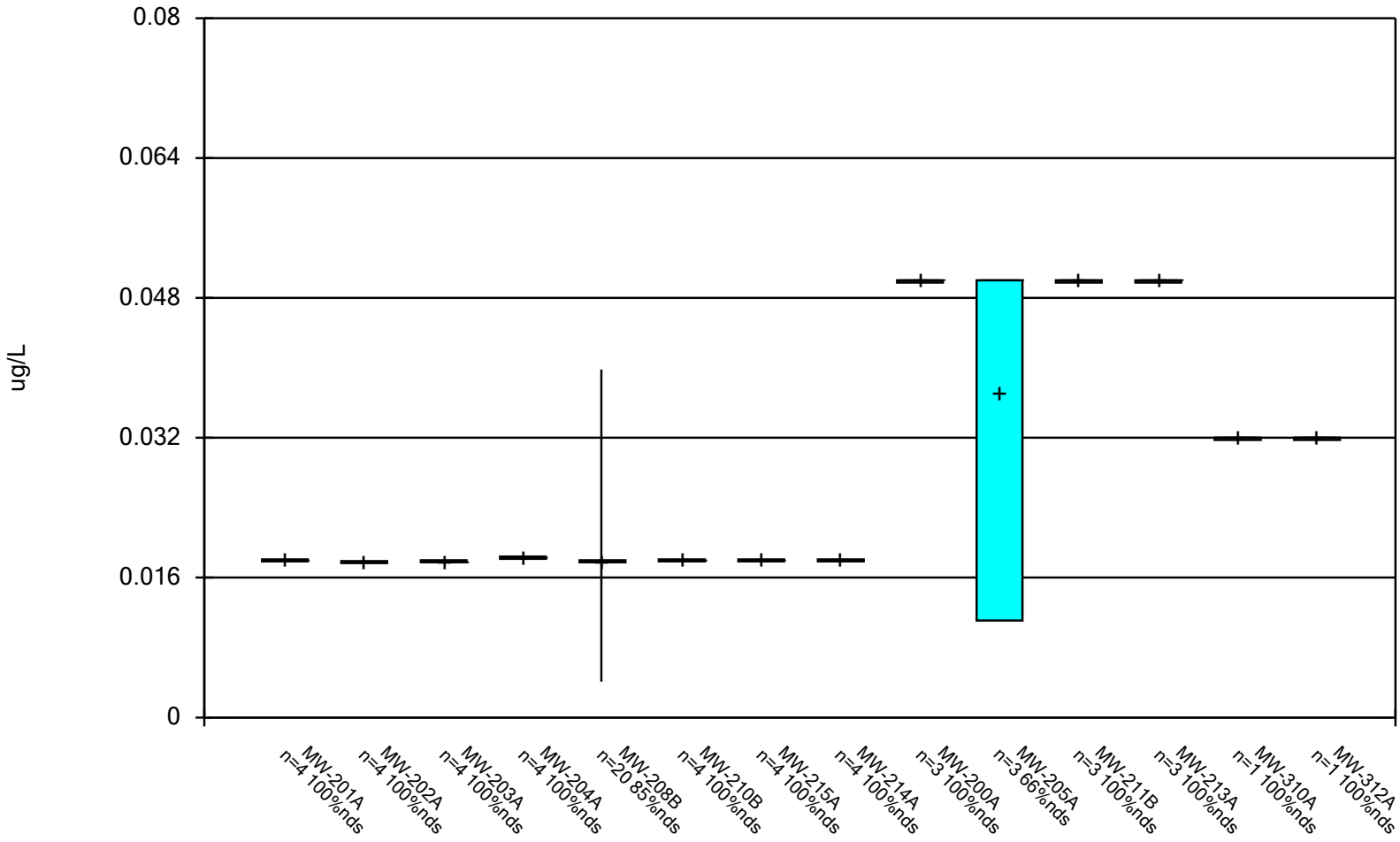

Constituent: 4,4`-DDT Analysis Run 1/20/2026 1:07 PM View: 06A_MW_Organics_PL

Iowa City Landfill Client: HDR Data: Iowa City Sanitary Landfill

Box & Whiskers Plot

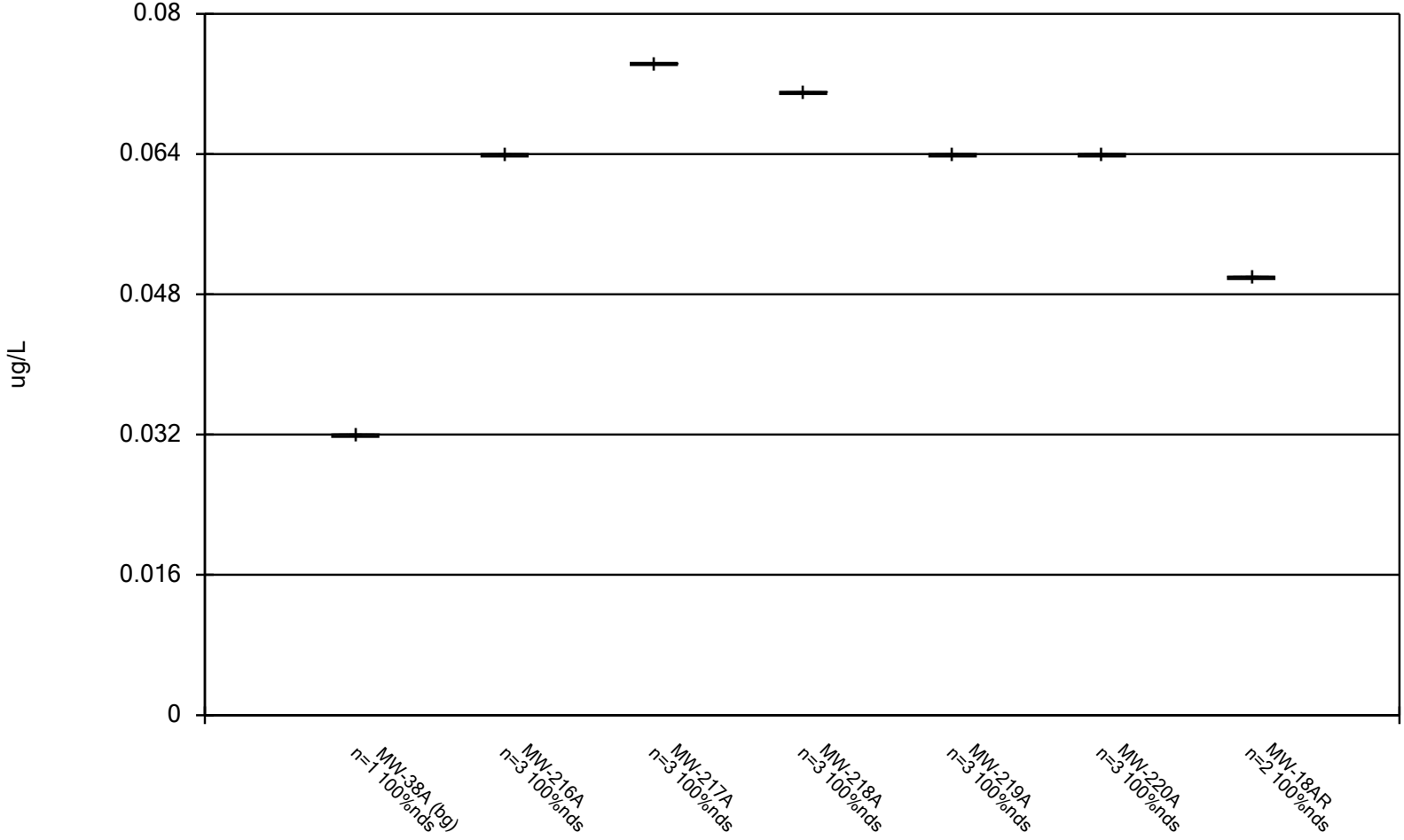

Constituent: 4,4`-DDT Analysis Run 1/20/2026 1:07 PM View: 06A_MW_Organics_PL

Iowa City Landfill Client: HDR Data: Iowa City Sanitary Landfill

Box & Whiskers Plot

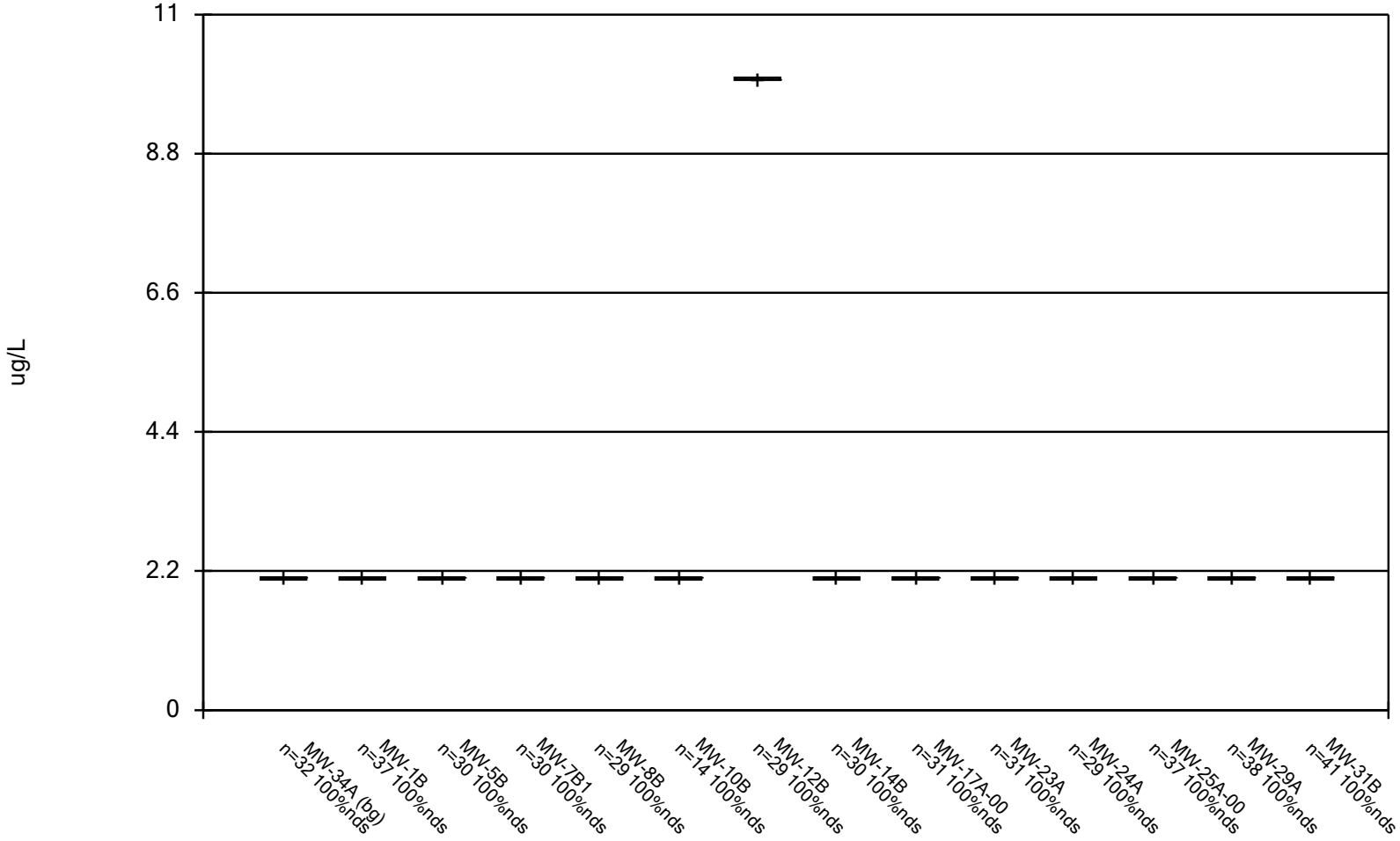

Constituent: 4-Methyl-2-pentanone [MIBK] Analysis Run 1/20/2026 1:07 PM View: 06A_MW_Organics_PL

Iowa City Landfill Client: HDR Data: Iowa City Sanitary Landfill

Box & Whiskers Plot

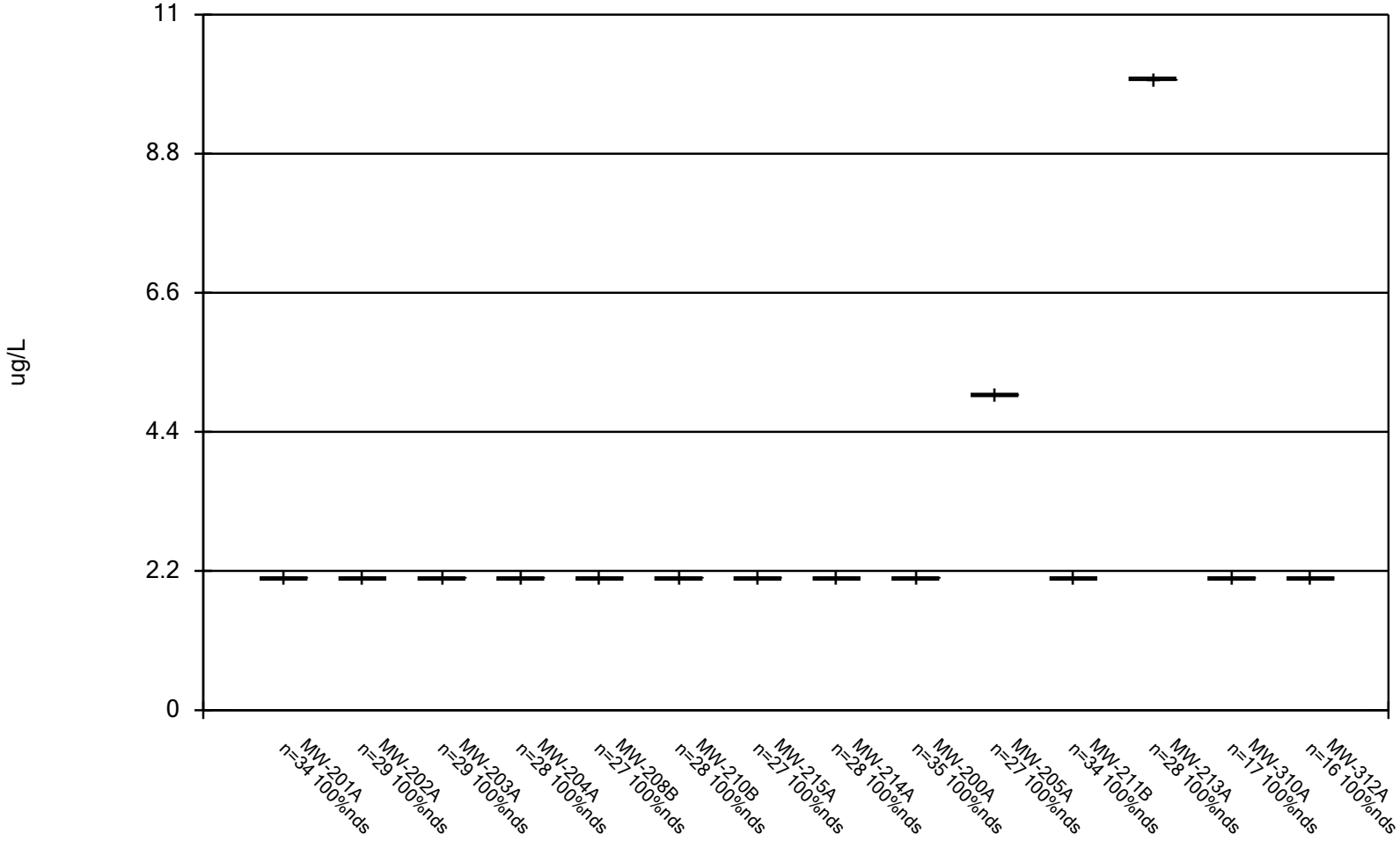

Constituent: 4-Methyl-2-pentanone [MIBK] Analysis Run 1/20/2026 1:07 PM View: 06A_MW_Organics_PL

Iowa City Landfill Client: HDR Data: Iowa City Sanitary Landfill

Box & Whiskers Plot

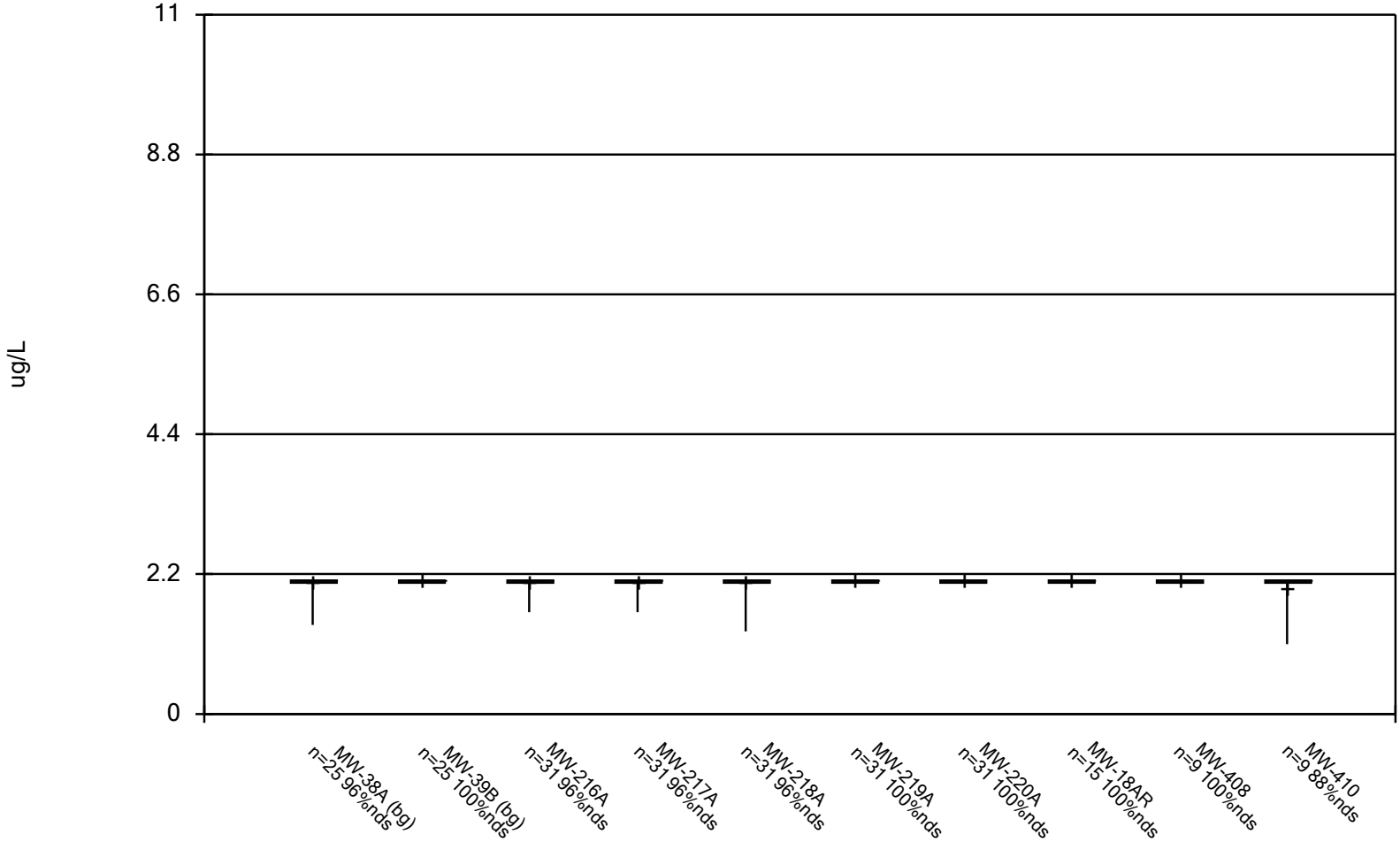

Constituent: 4-Methyl-2-pentanone [MIBK] Analysis Run 1/20/2026 1:07 PM View: 06A_MW_Organics_PL

Iowa City Landfill Client: HDR Data: Iowa City Sanitary Landfill

Box & Whiskers Plot

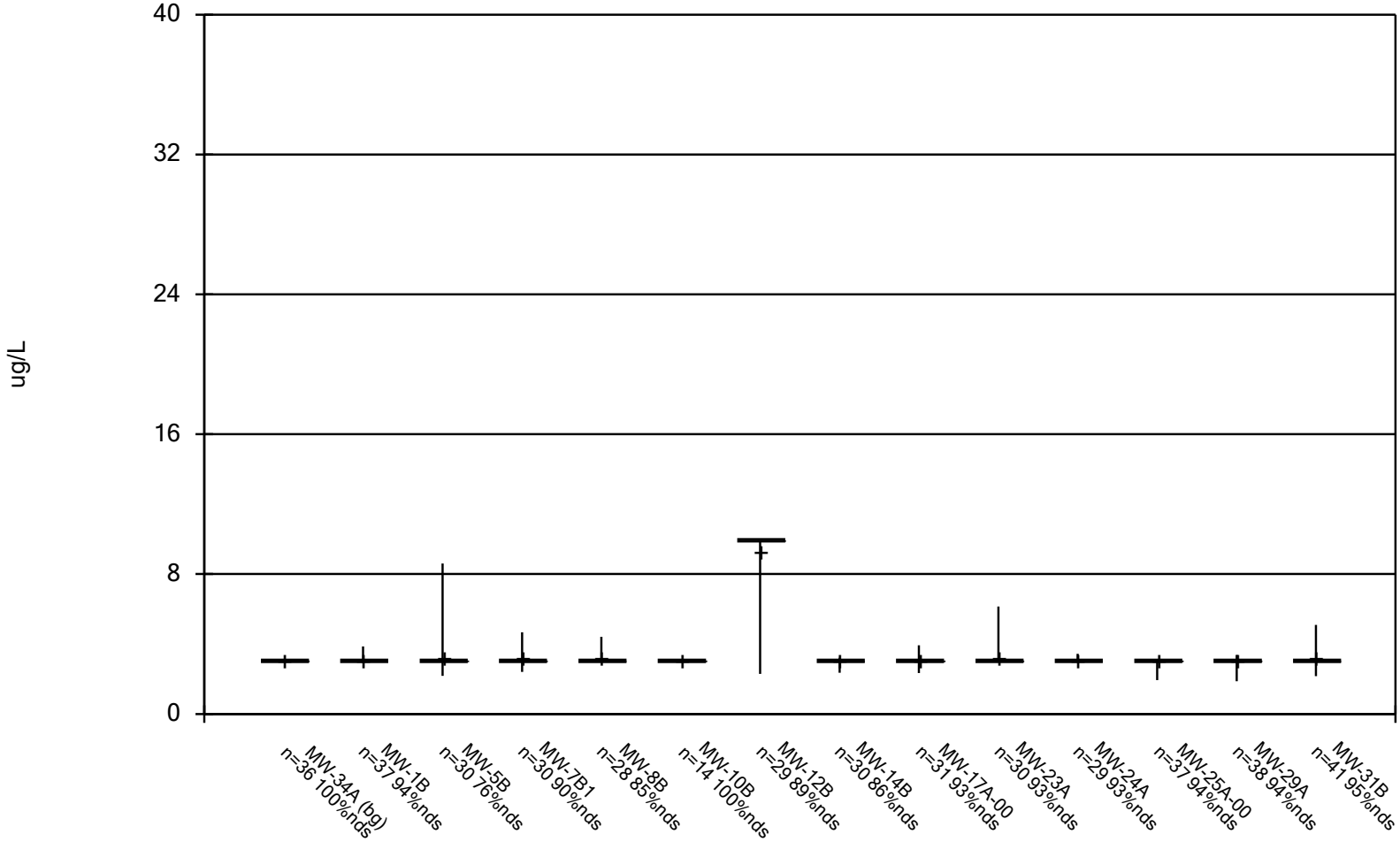

Constituent: Acetone Analysis Run 1/20/2026 1:07 PM View: 06A_MW_Organics_PL

Iowa City Landfill Client: HDR Data: Iowa City Sanitary Landfill

Box & Whiskers Plot

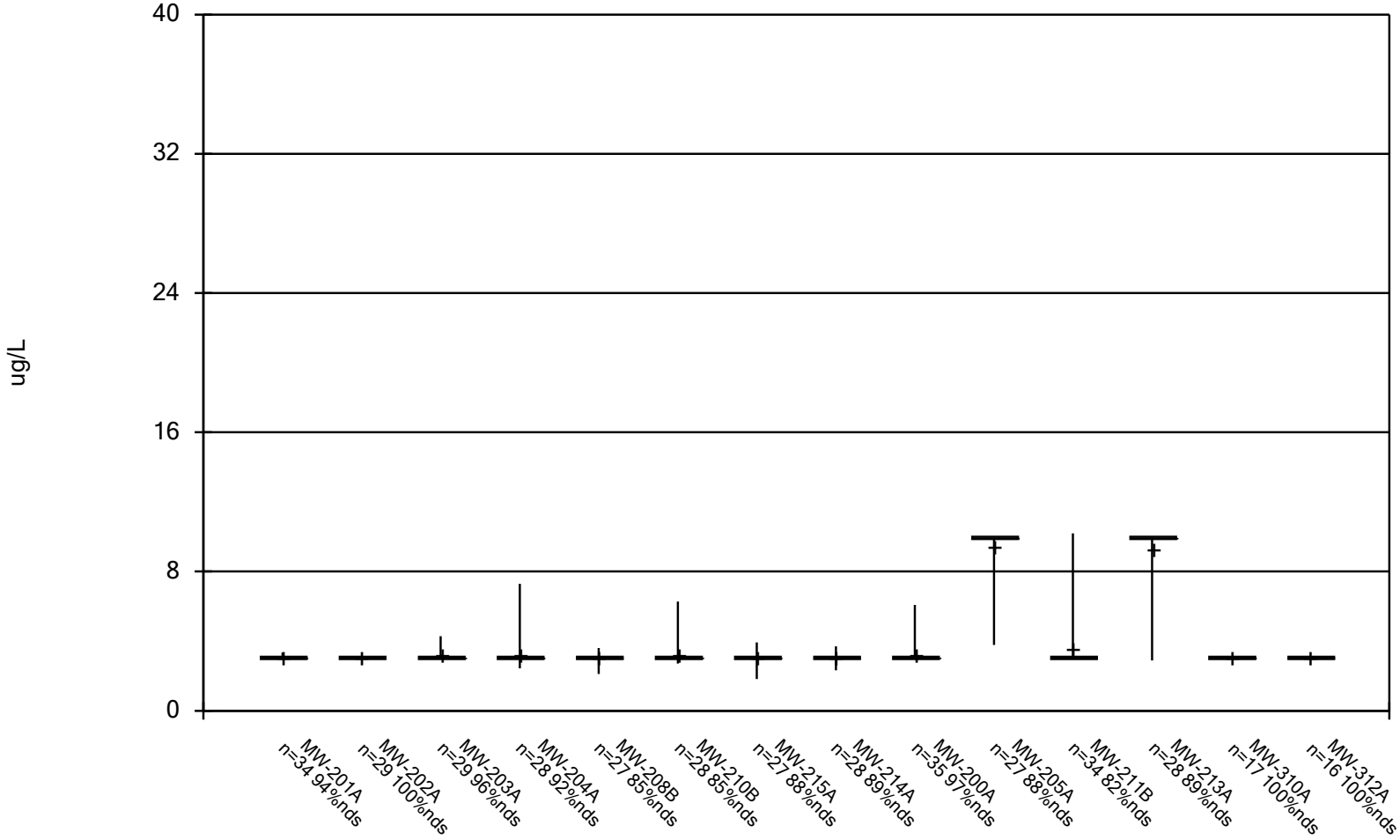

Constituent: Acetone Analysis Run 1/20/2026 1:07 PM View: 06A_MW_Organics_PL

Iowa City Landfill Client: HDR Data: Iowa City Sanitary Landfill

Box & Whiskers Plot

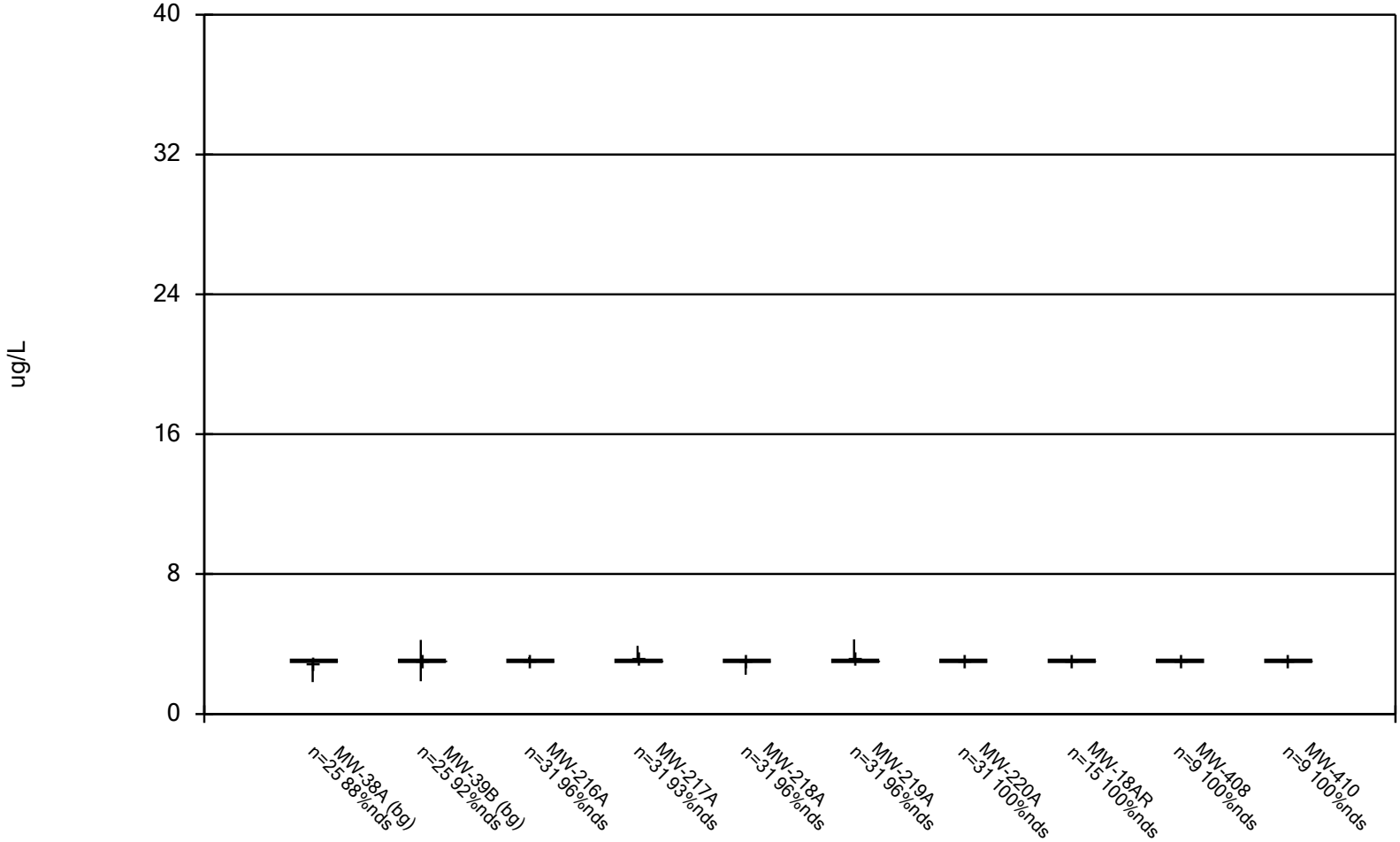

Constituent: Acetone Analysis Run 1/20/2026 1:07 PM View: 06A_MW_Organics_PL

Iowa City Landfill Client: HDR Data: Iowa City Sanitary Landfill

Box & Whiskers Plot

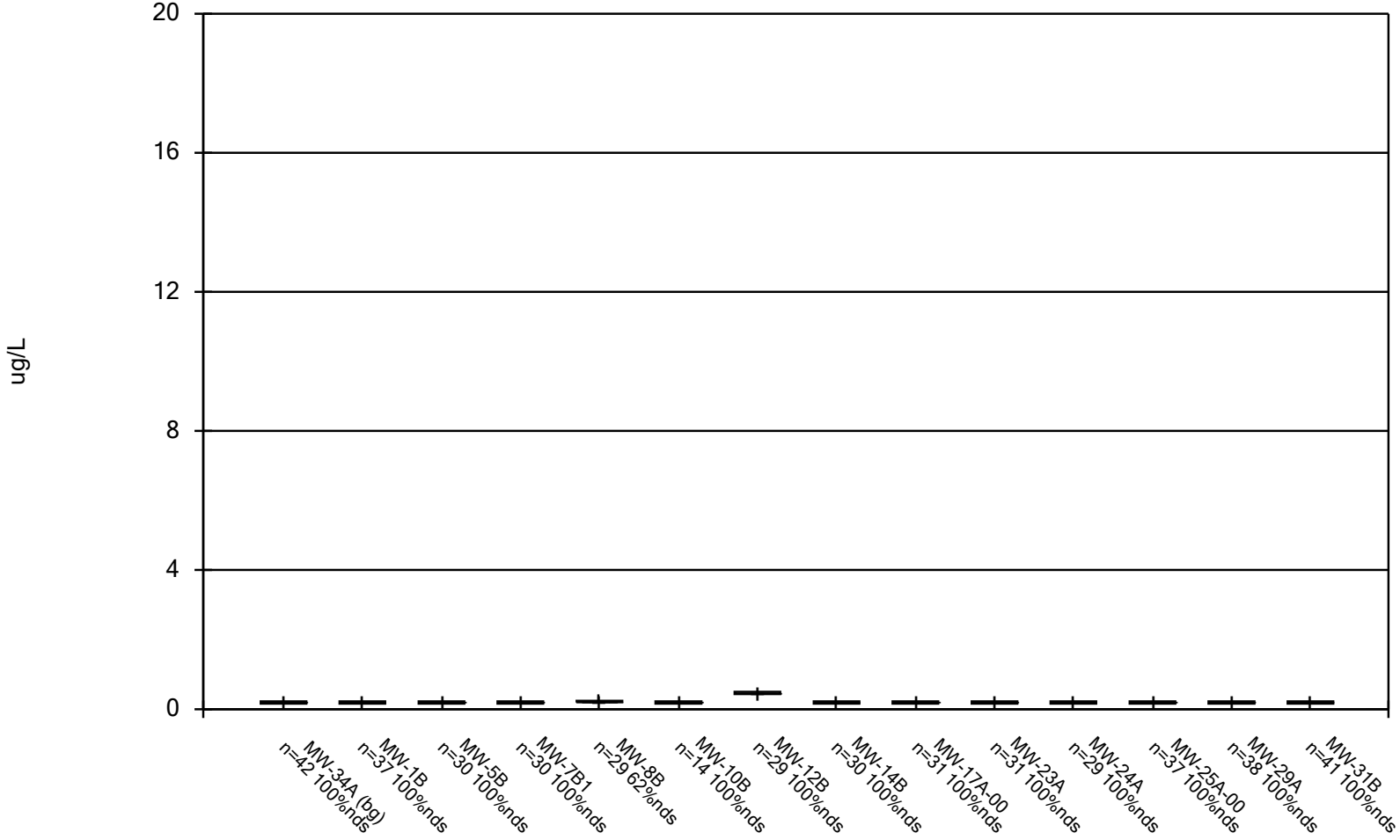

Constituent: Benzene Analysis Run 1/20/2026 1:07 PM View: 06A_MW_Organics_PL

Iowa City Landfill Client: HDR Data: Iowa City Sanitary Landfill

Box & Whiskers Plot

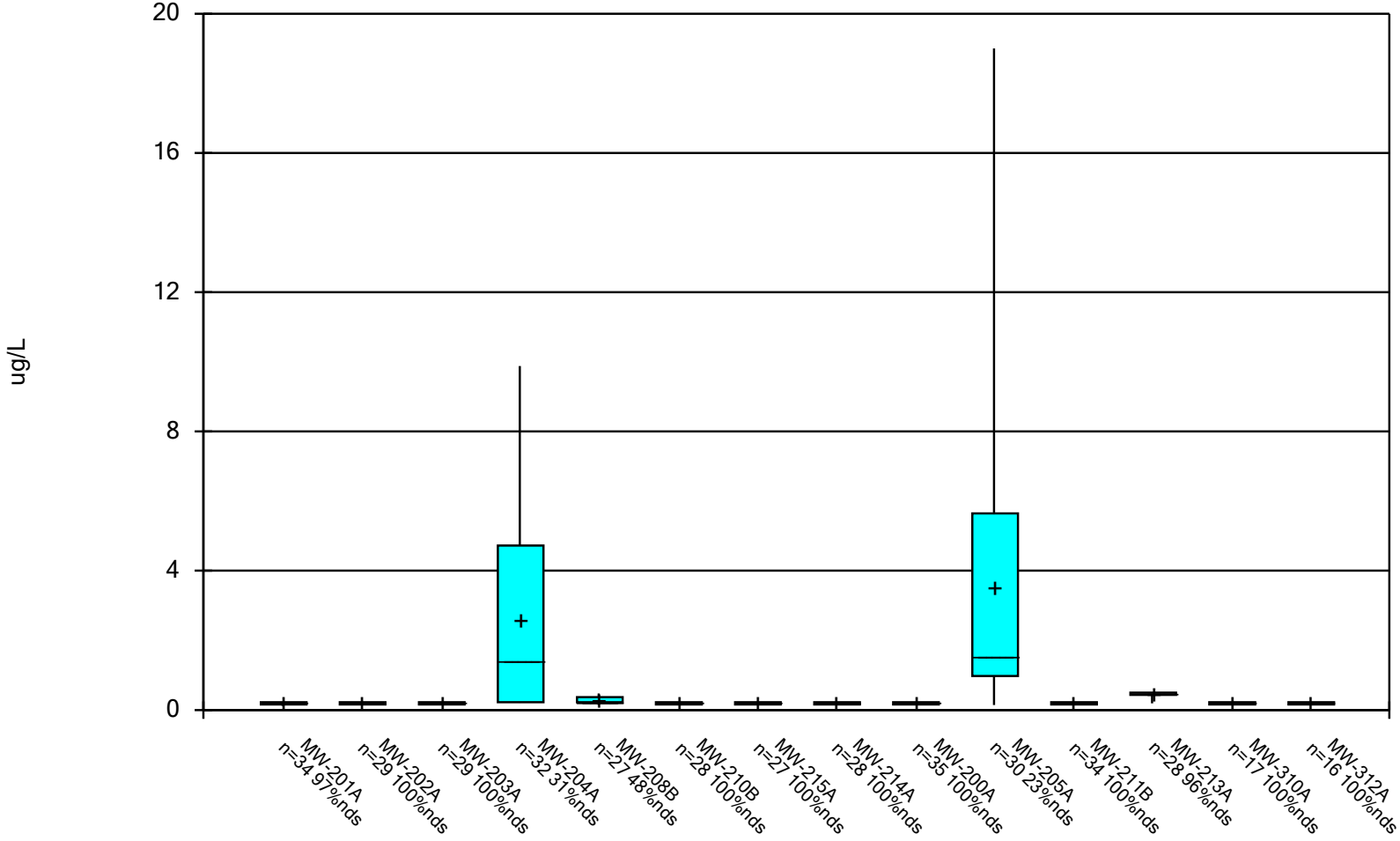

Constituent: Benzene Analysis Run 1/20/2026 1:07 PM View: 06A_MW_Organics_PL

Iowa City Landfill Client: HDR Data: Iowa City Sanitary Landfill

Box & Whiskers Plot

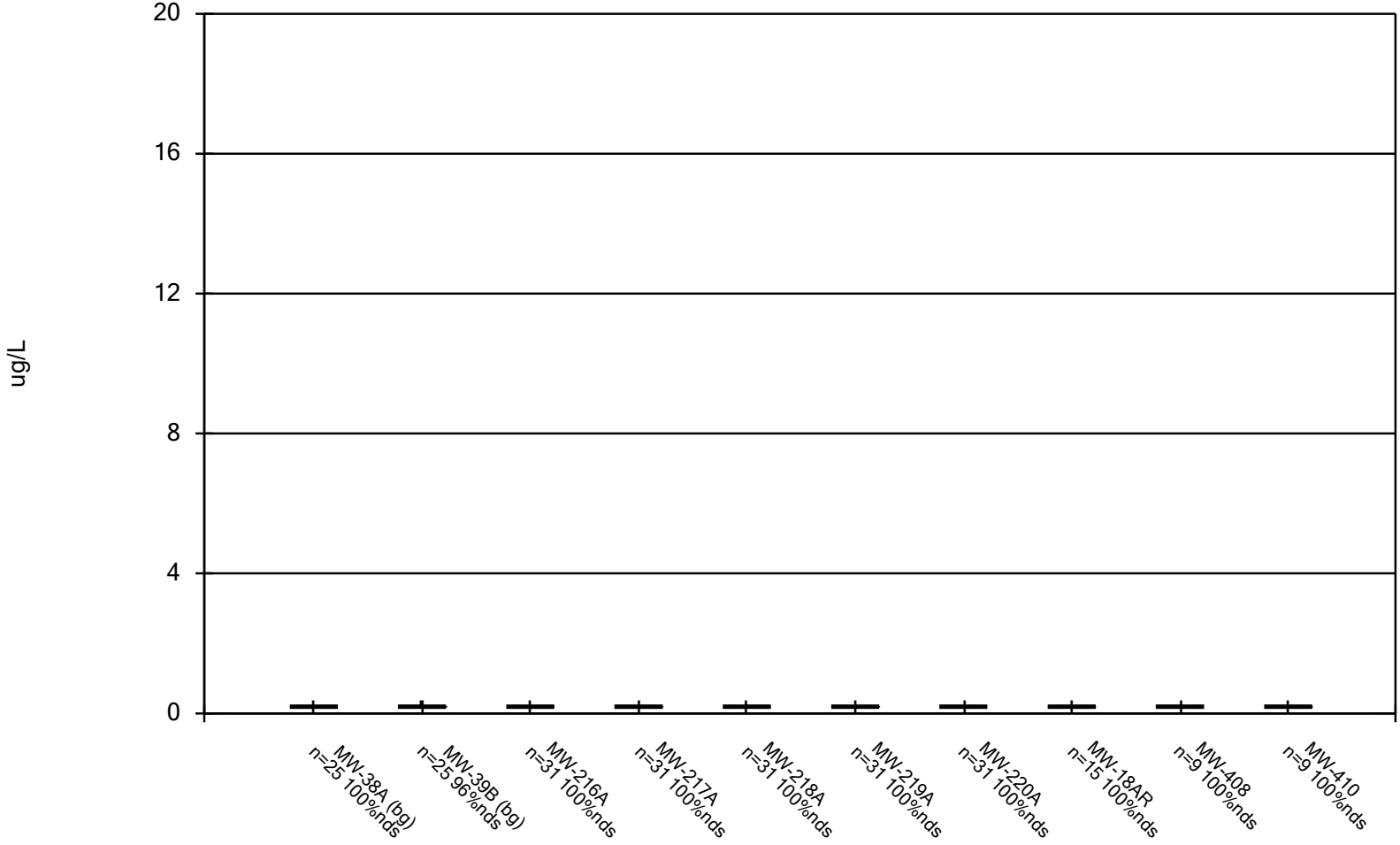

Constituent: Benzene Analysis Run 1/20/2026 1:07 PM View: 06A_MW_Organics_PL

Iowa City Landfill Client: HDR Data: Iowa City Sanitary Landfill

Box & Whiskers Plot

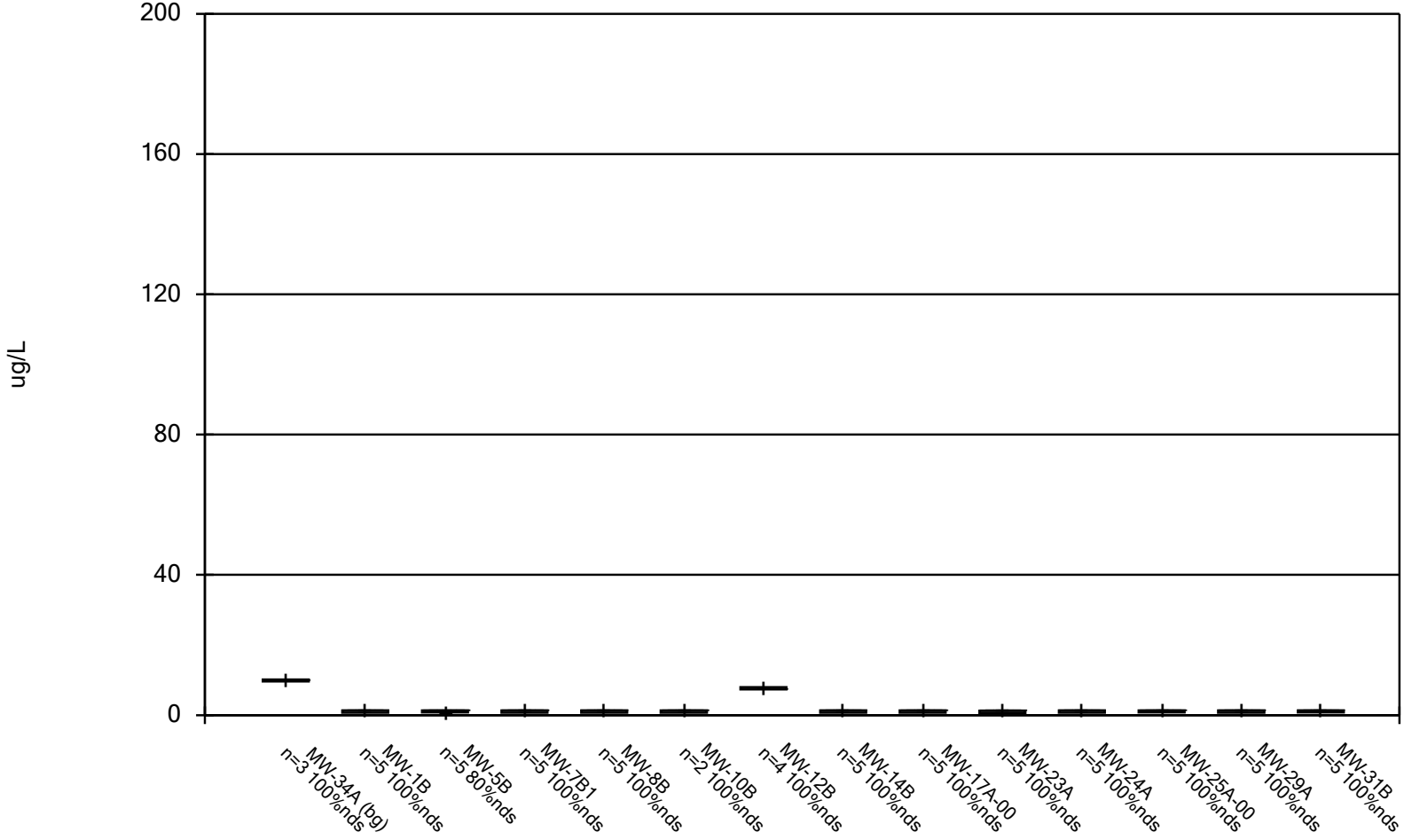

Constituent: Benzyl alcohol Analysis Run 1/20/2026 1:07 PM View: 06A_MW_Organics_PL

Iowa City Landfill Client: HDR Data: Iowa City Sanitary Landfill

Box & Whiskers Plot

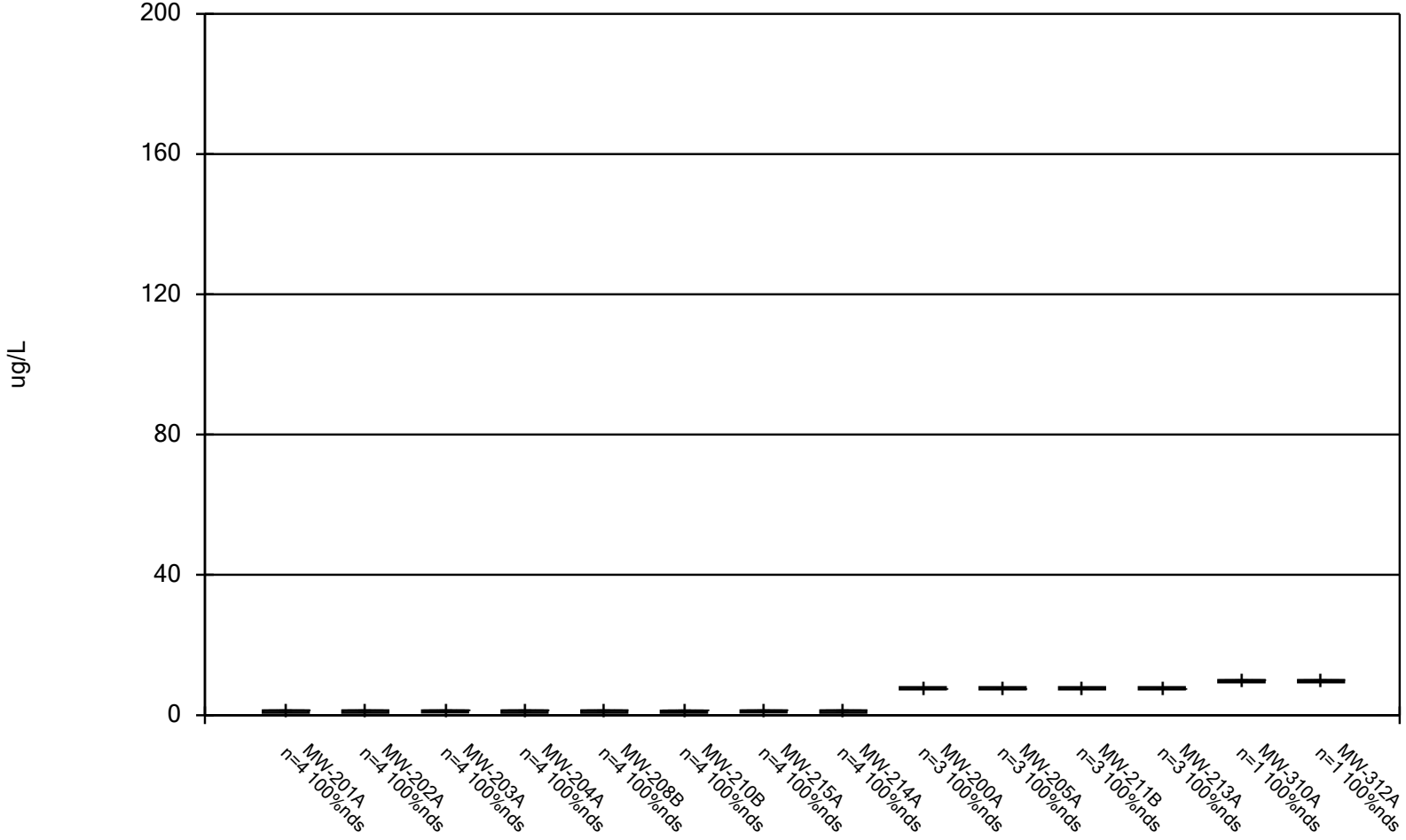

Constituent: Benzyl alcohol Analysis Run 1/20/2026 1:07 PM View: 06A_MW_Organics_PL

Iowa City Landfill Client: HDR Data: Iowa City Sanitary Landfill

Box & Whiskers Plot

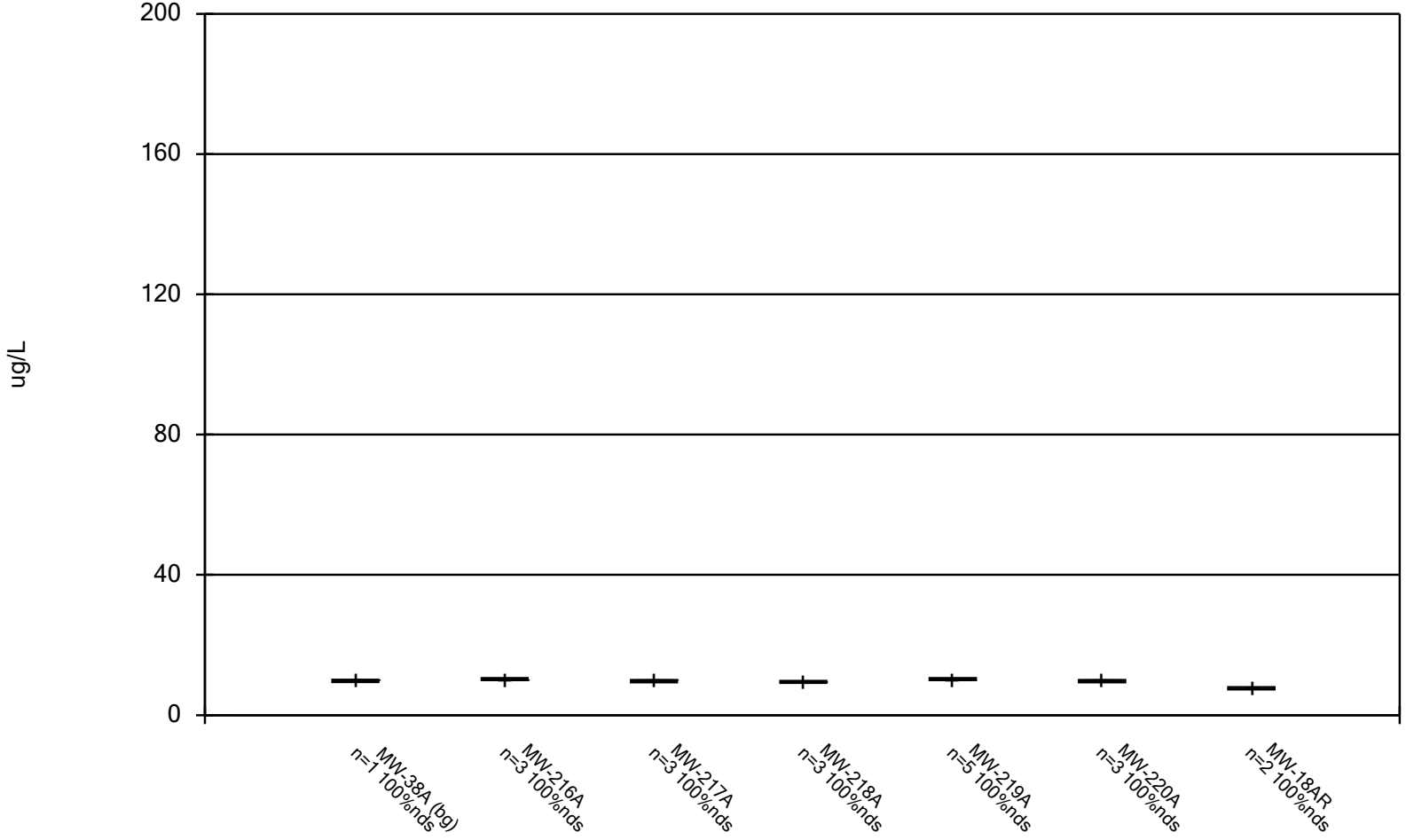

Constituent: Benzyl alcohol Analysis Run 1/20/2026 1:07 PM View: 06A_MW_Organics_PL

Iowa City Landfill Client: HDR Data: Iowa City Sanitary Landfill

Box & Whiskers Plot

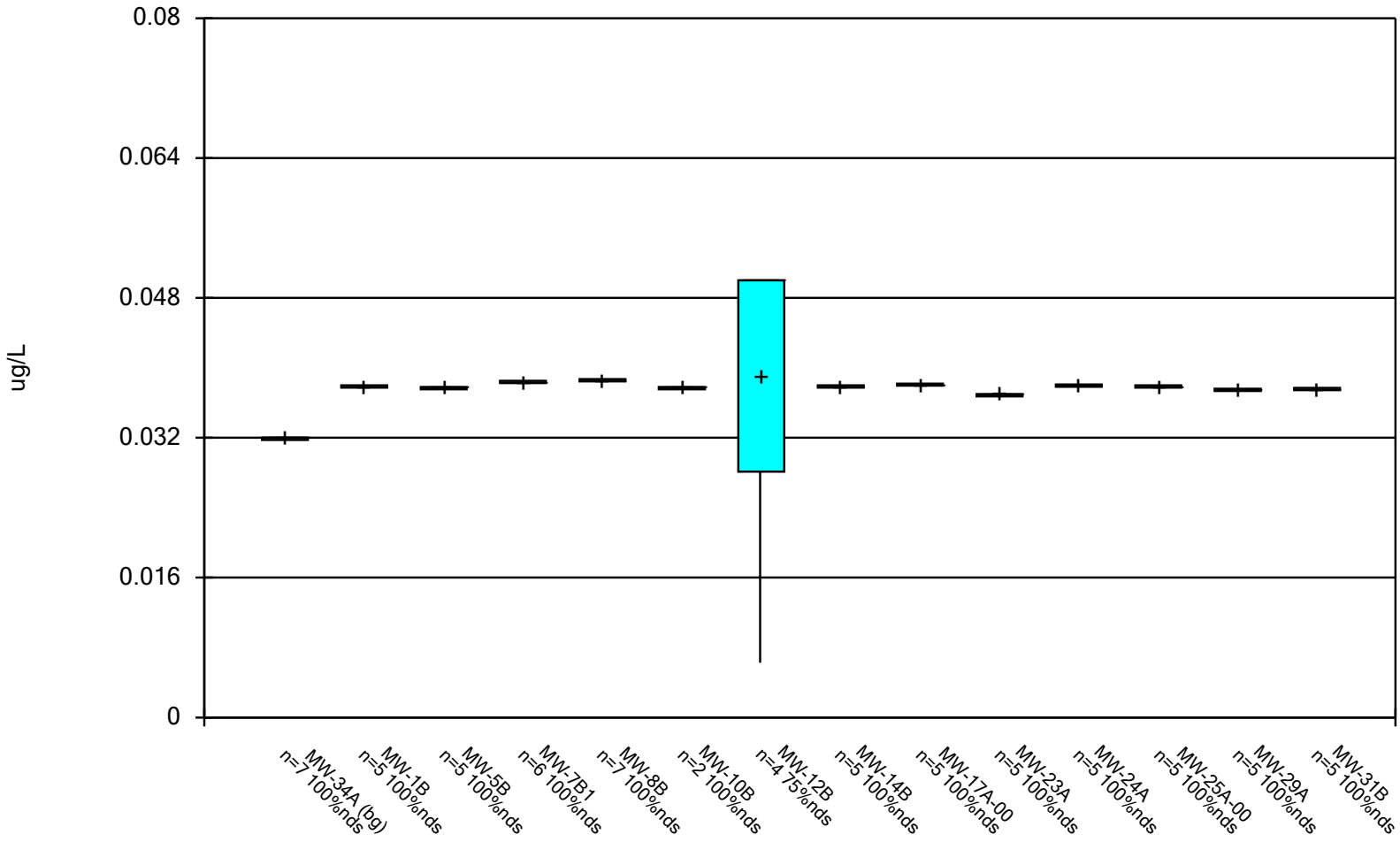

Constituent: Beta-BHC Analysis Run 1/20/2026 1:07 PM View: 06A_MW_Organics_PL

Iowa City Landfill Client: HDR Data: Iowa City Sanitary Landfill

Box & Whiskers Plot

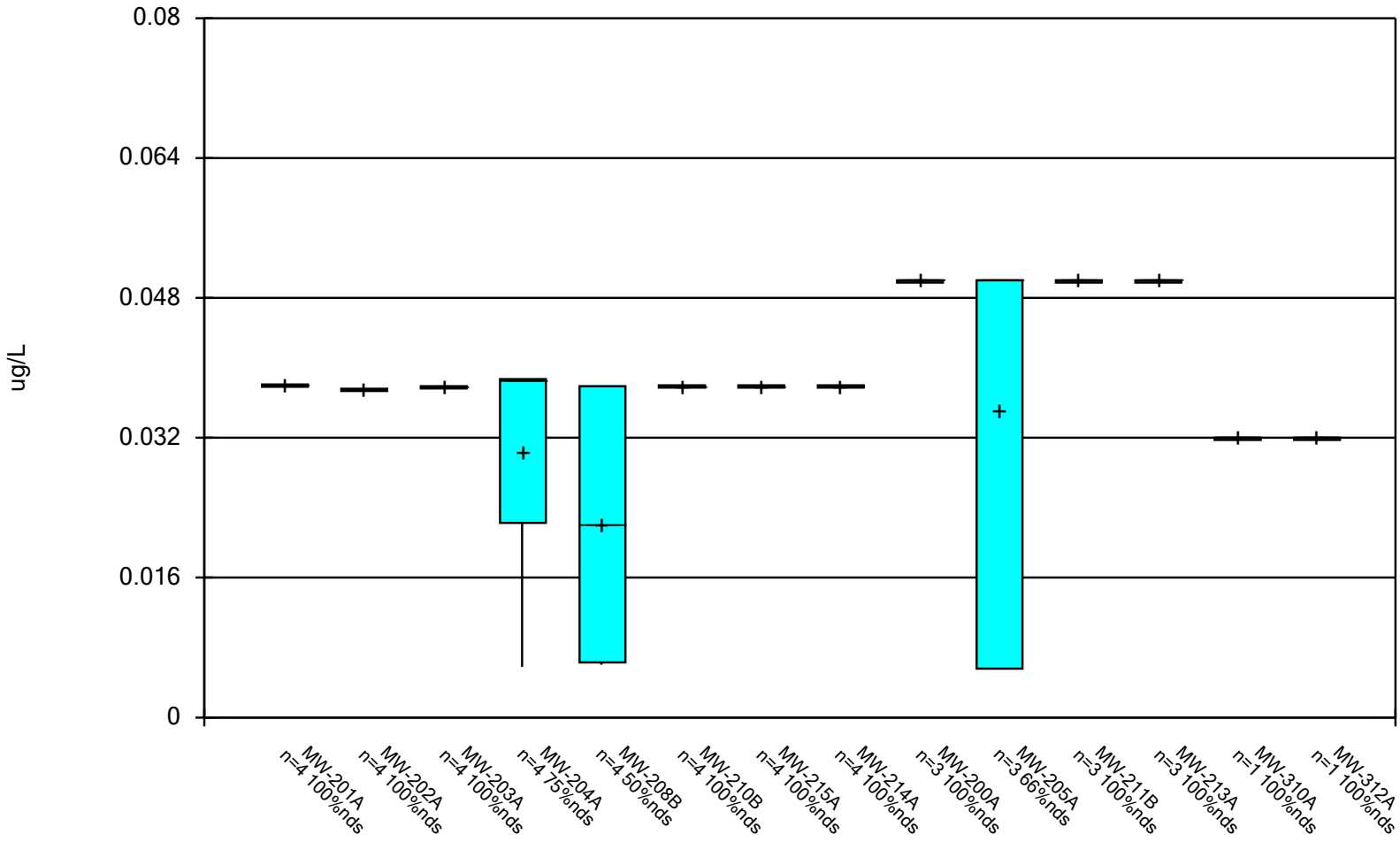

Constituent: Beta-BHC Analysis Run 1/20/2026 1:07 PM View: 06A_MW_Organics_PL

Iowa City Landfill Client: HDR Data: Iowa City Sanitary Landfill

Box & Whiskers Plot

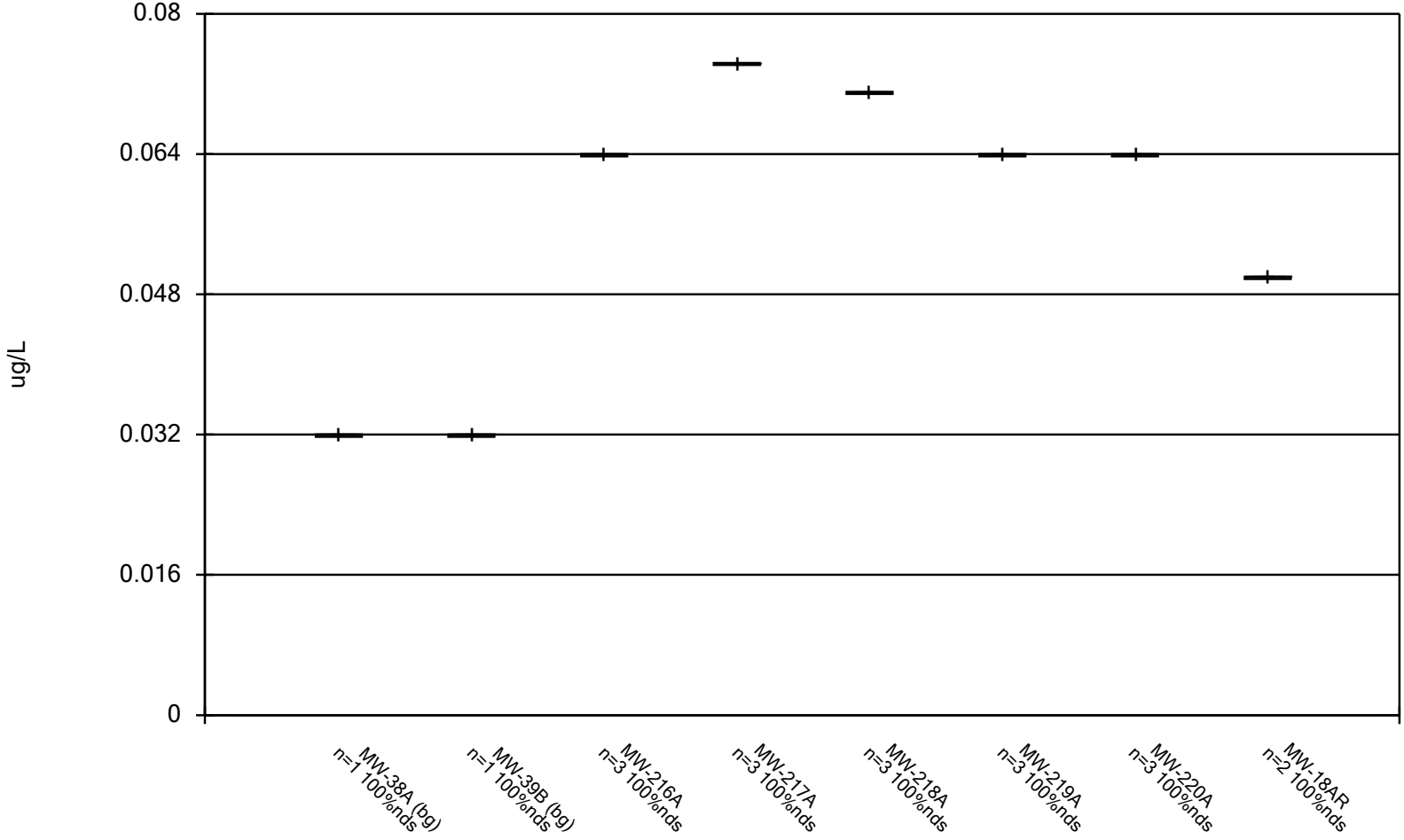

Constituent: Beta-BHC Analysis Run 1/20/2026 1:07 PM View: 06A_MW_Organics_PL

Iowa City Landfill Client: HDR Data: Iowa City Sanitary Landfill

Box & Whiskers Plot

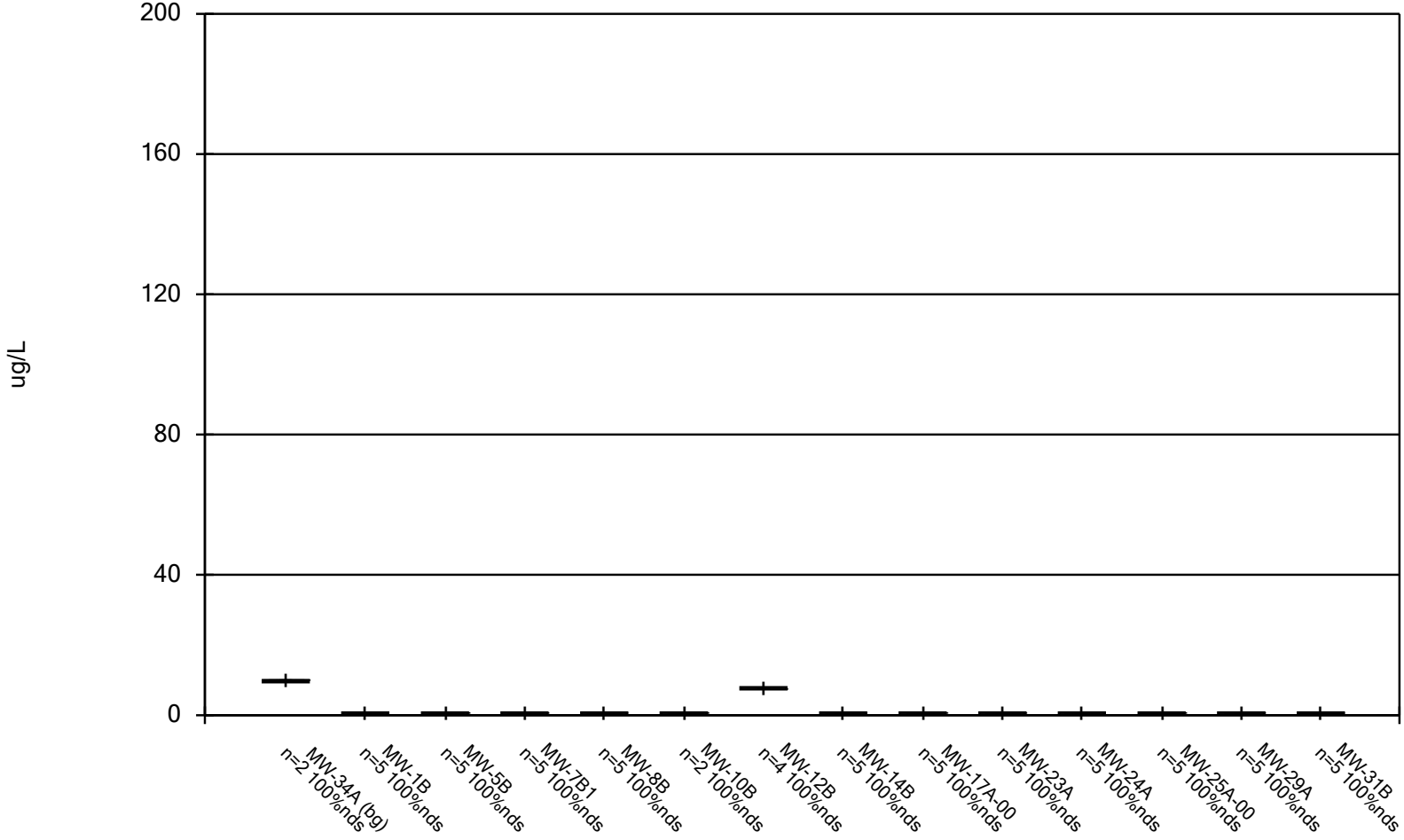

Constituent: Bis[2-chloroethoxy]methane Analysis Run 1/20/2026 1:07 PM View: 06A_MW_Organics_PL

Iowa City Landfill Client: HDR Data: Iowa City Sanitary Landfill

Box & Whiskers Plot

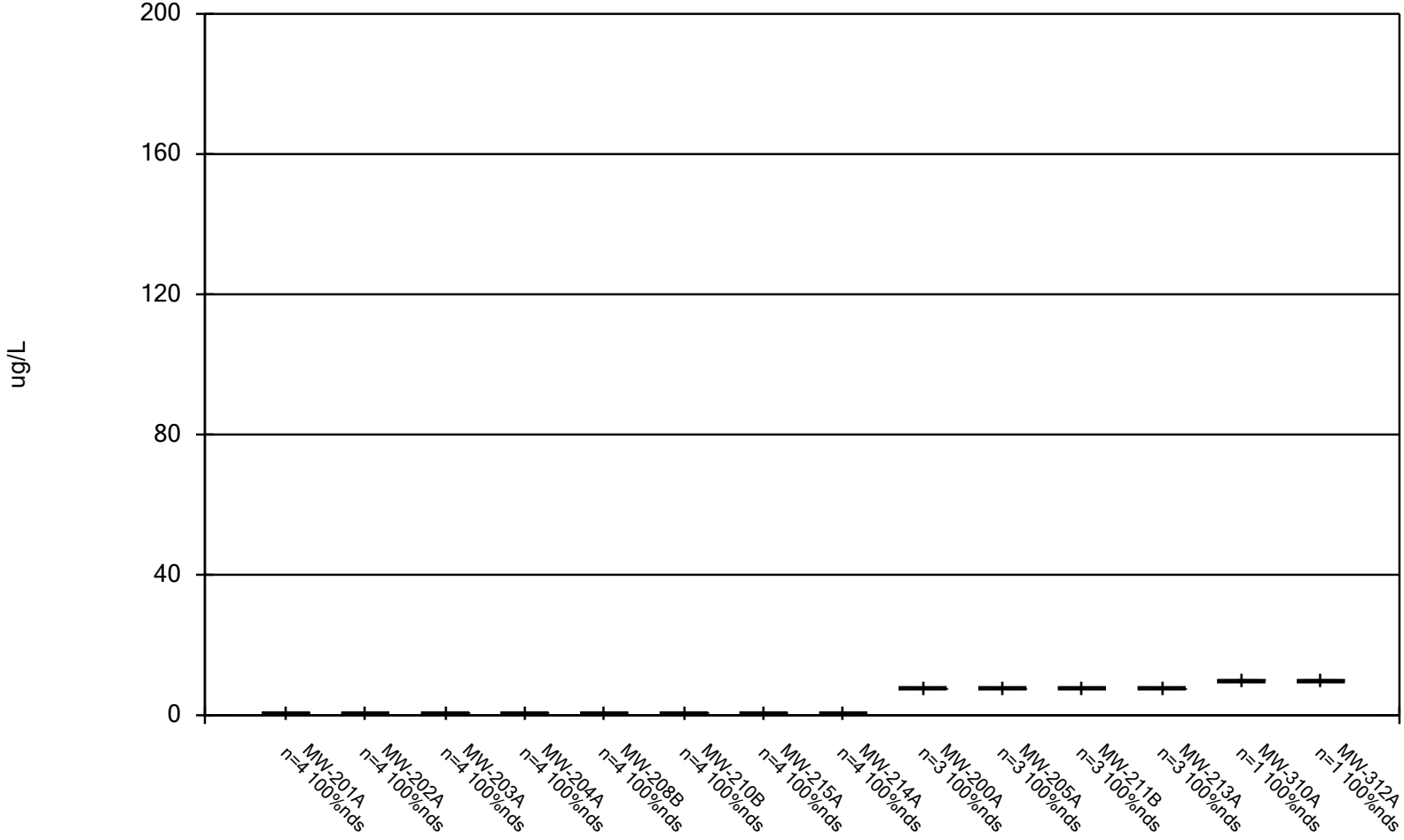

Constituent: Bis[2-chloroethoxy]methane Analysis Run 1/20/2026 1:07 PM View: 06A_MW_Organics_PL

Iowa City Landfill Client: HDR Data: Iowa City Sanitary Landfill

Box & Whiskers Plot

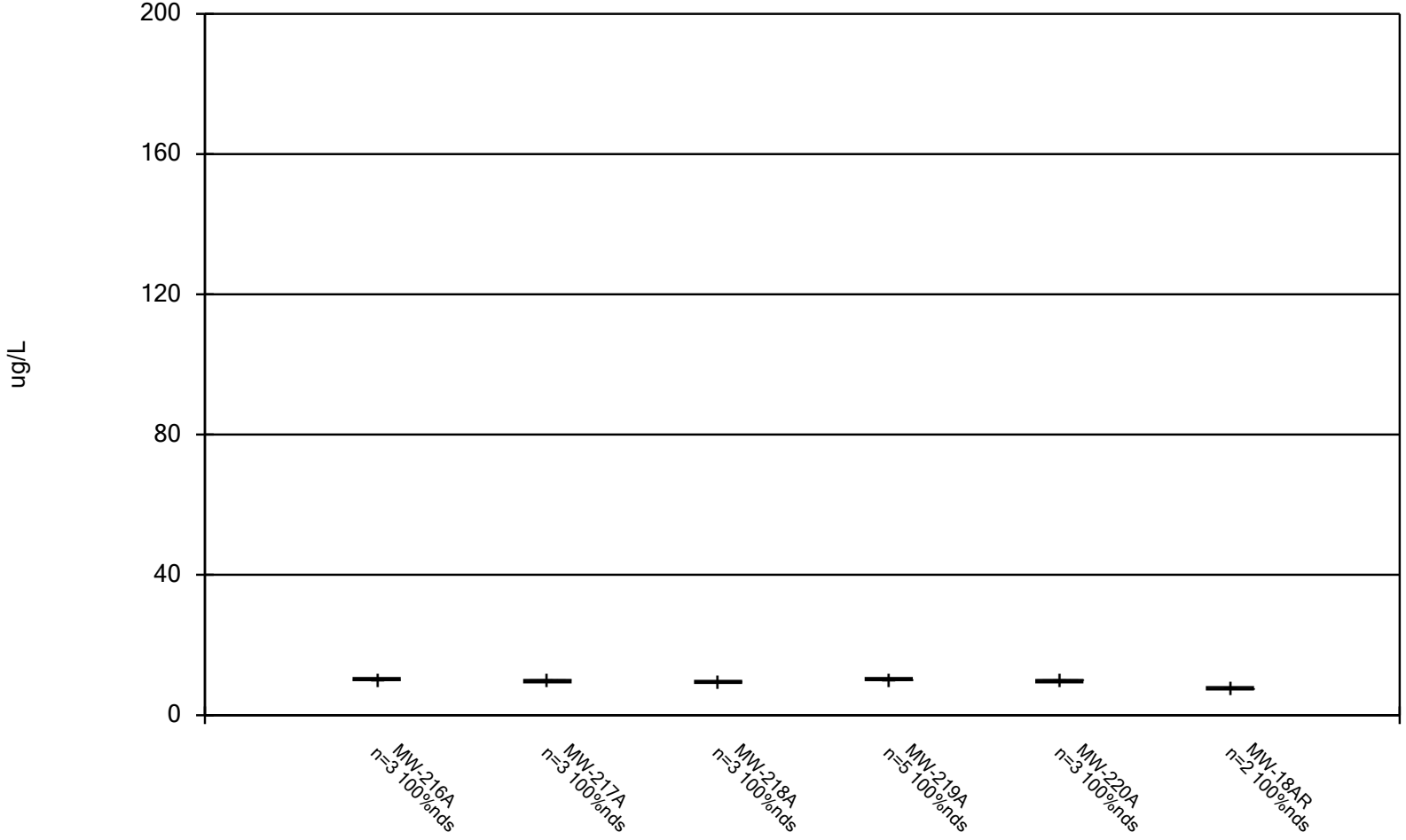

Constituent: Bis[2-chloroethoxy]methane Analysis Run 1/20/2026 1:07 PM View: 06A_MW_Organics_PL

Iowa City Landfill Client: HDR Data: Iowa City Sanitary Landfill

Box & Whiskers Plot

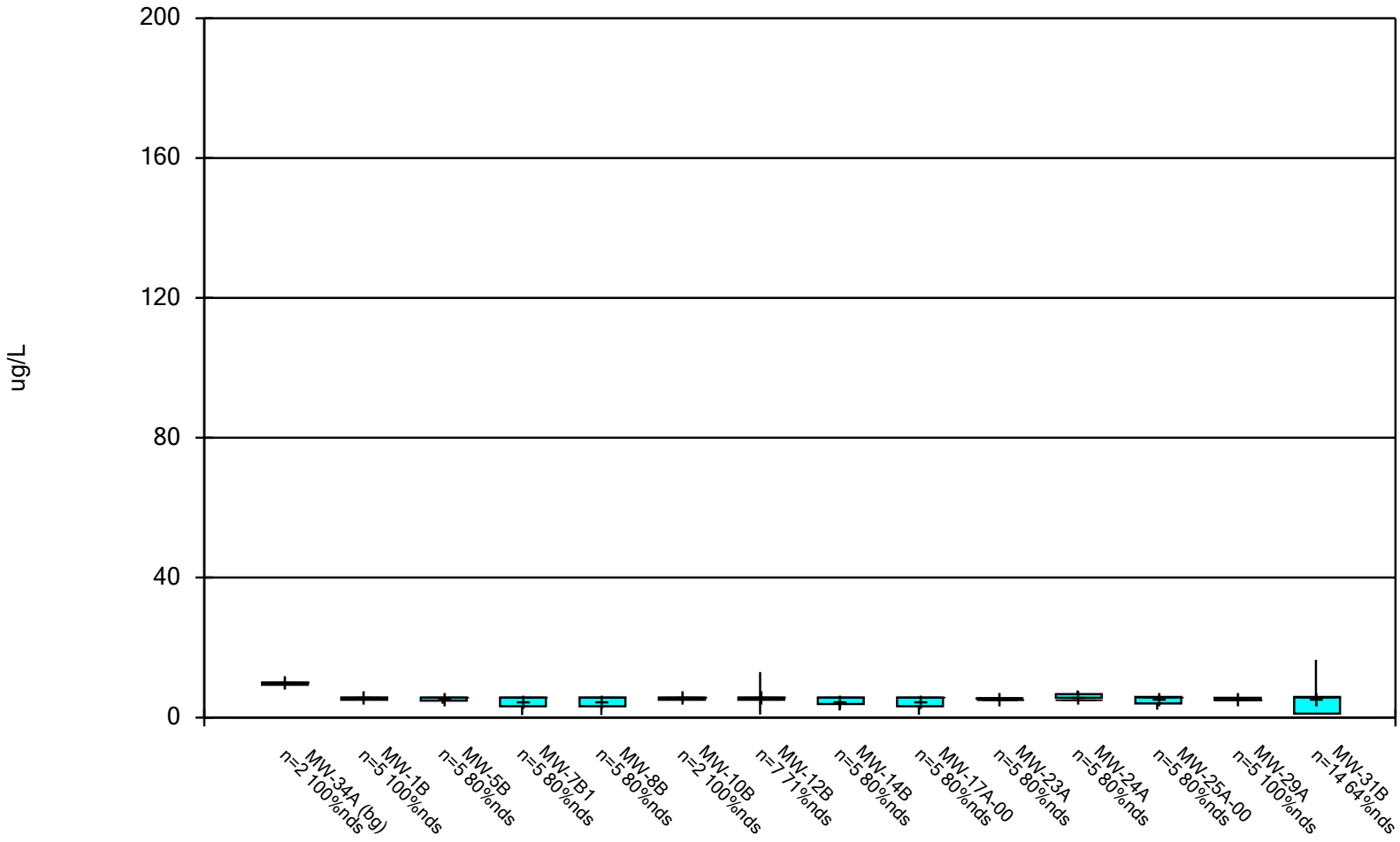

Constituent: Bis[2-ethylhexyl]phthalate Analysis Run 1/20/2026 1:07 PM View: 06A_MW_Organics_PL

Iowa City Landfill Client: HDR Data: Iowa City Sanitary Landfill

Box & Whiskers Plot

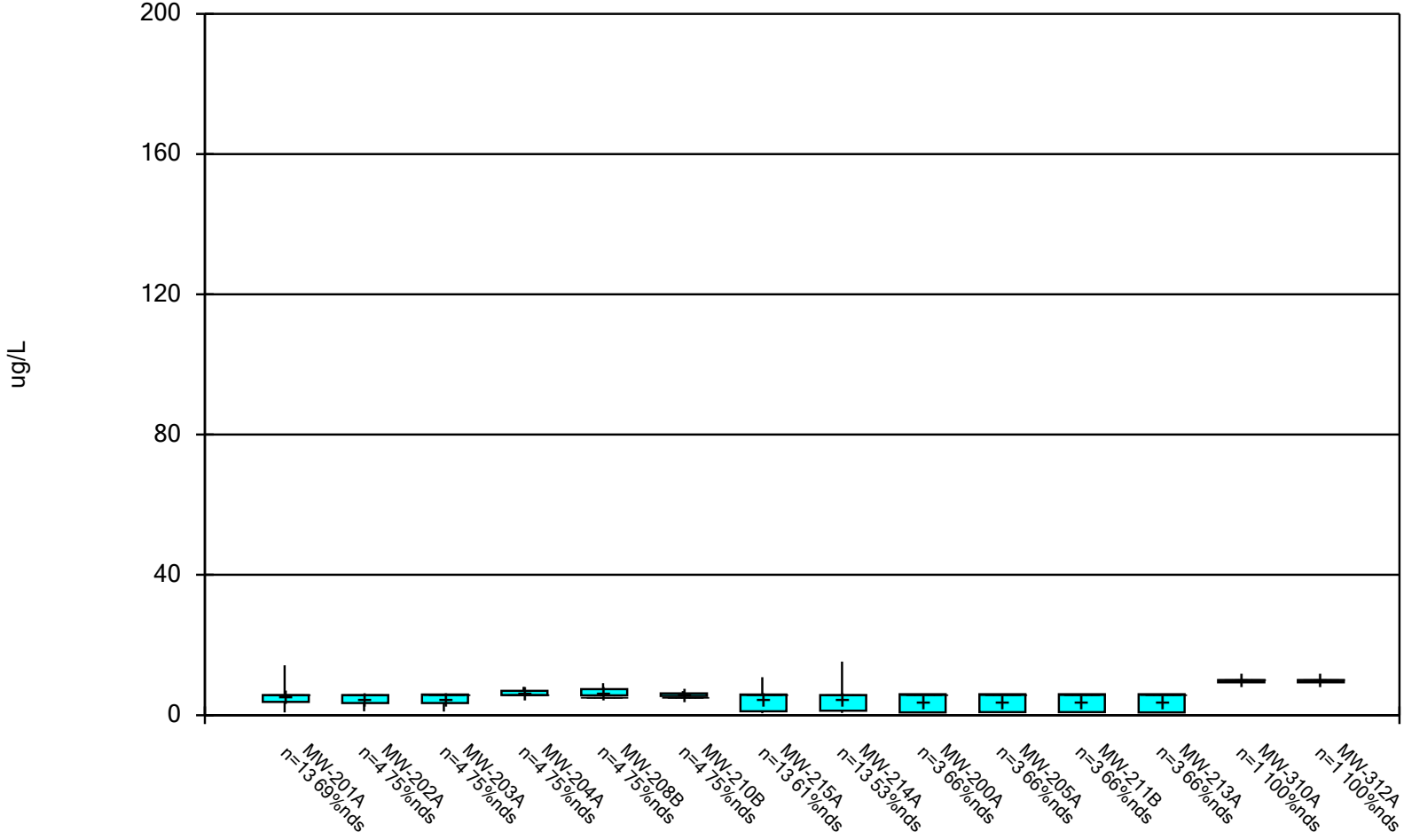

Constituent: Bis[2-ethylhexyl]phthalate Analysis Run 1/20/2026 1:08 PM View: 06A_MW_Organics_PL

Iowa City Landfill Client: HDR Data: Iowa City Sanitary Landfill

Box & Whiskers Plot

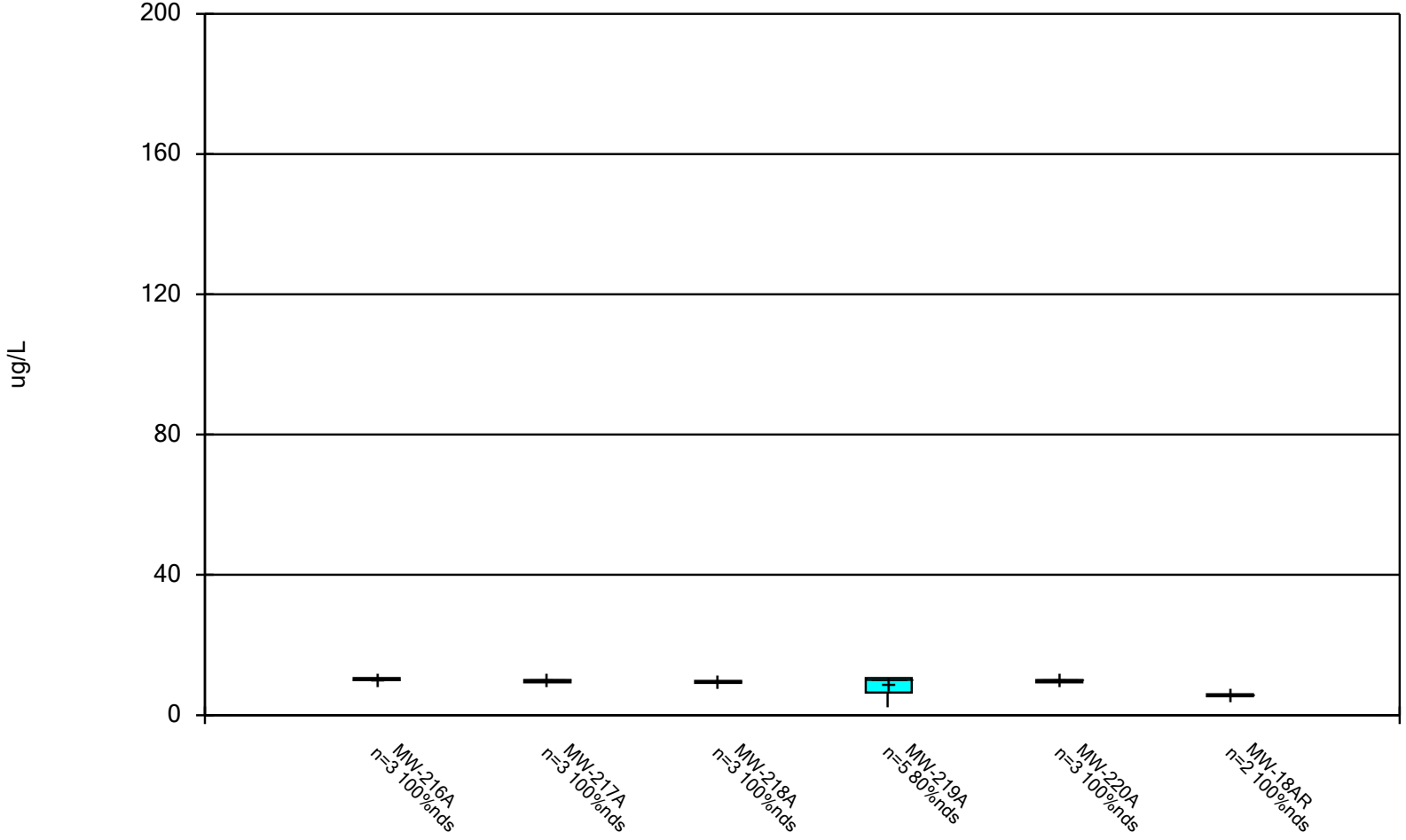

Constituent: Bis[2-ethylhexyl]phthalate Analysis Run 1/20/2026 1:08 PM View: 06A_MW_Organics_PL

Iowa City Landfill Client: HDR Data: Iowa City Sanitary Landfill

Box & Whiskers Plot

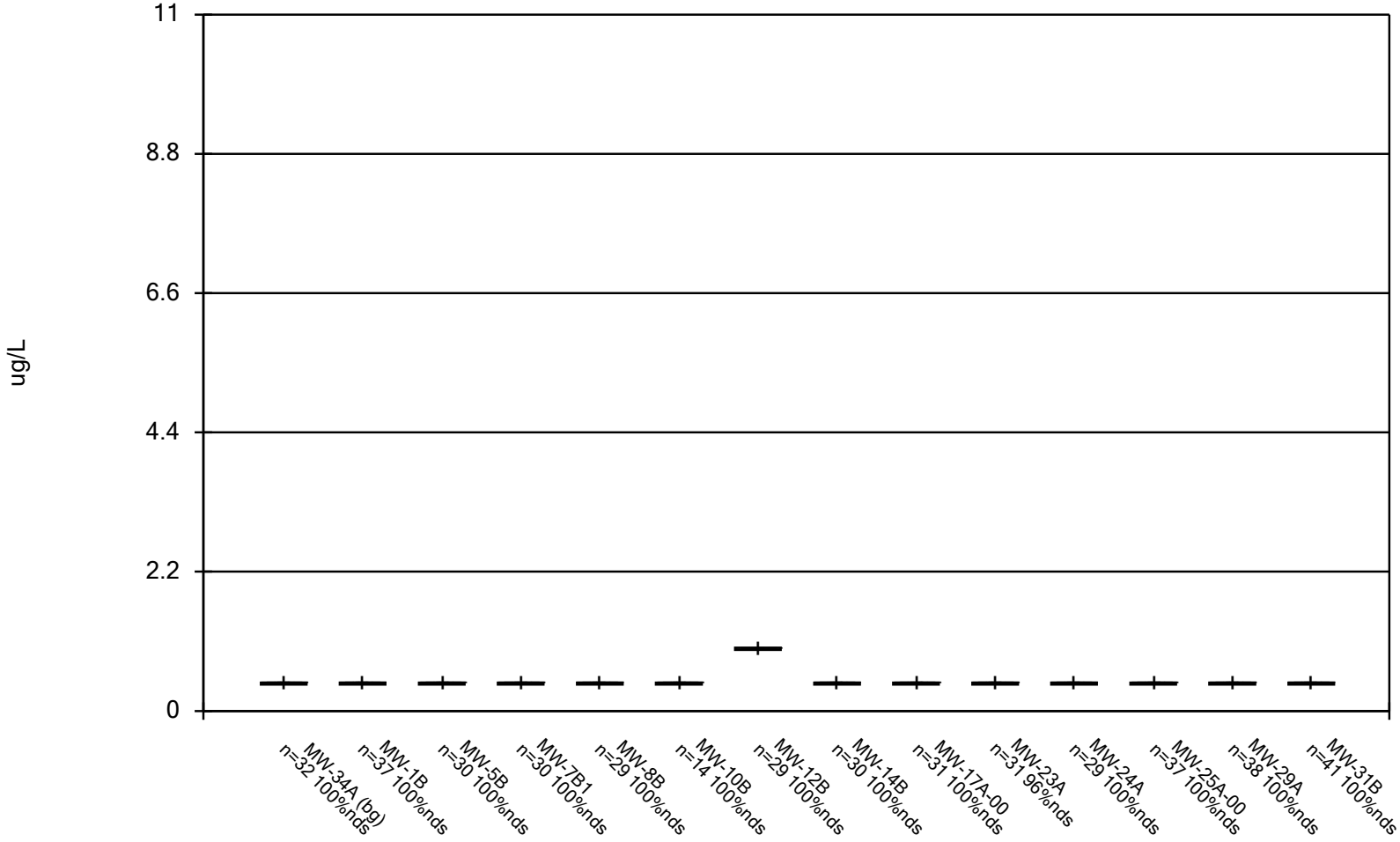

Constituent: Carbon Disulfide Analysis Run 1/20/2026 1:08 PM View: 06A_MW_Organics_PL

Iowa City Landfill Client: HDR Data: Iowa City Sanitary Landfill

Box & Whiskers Plot

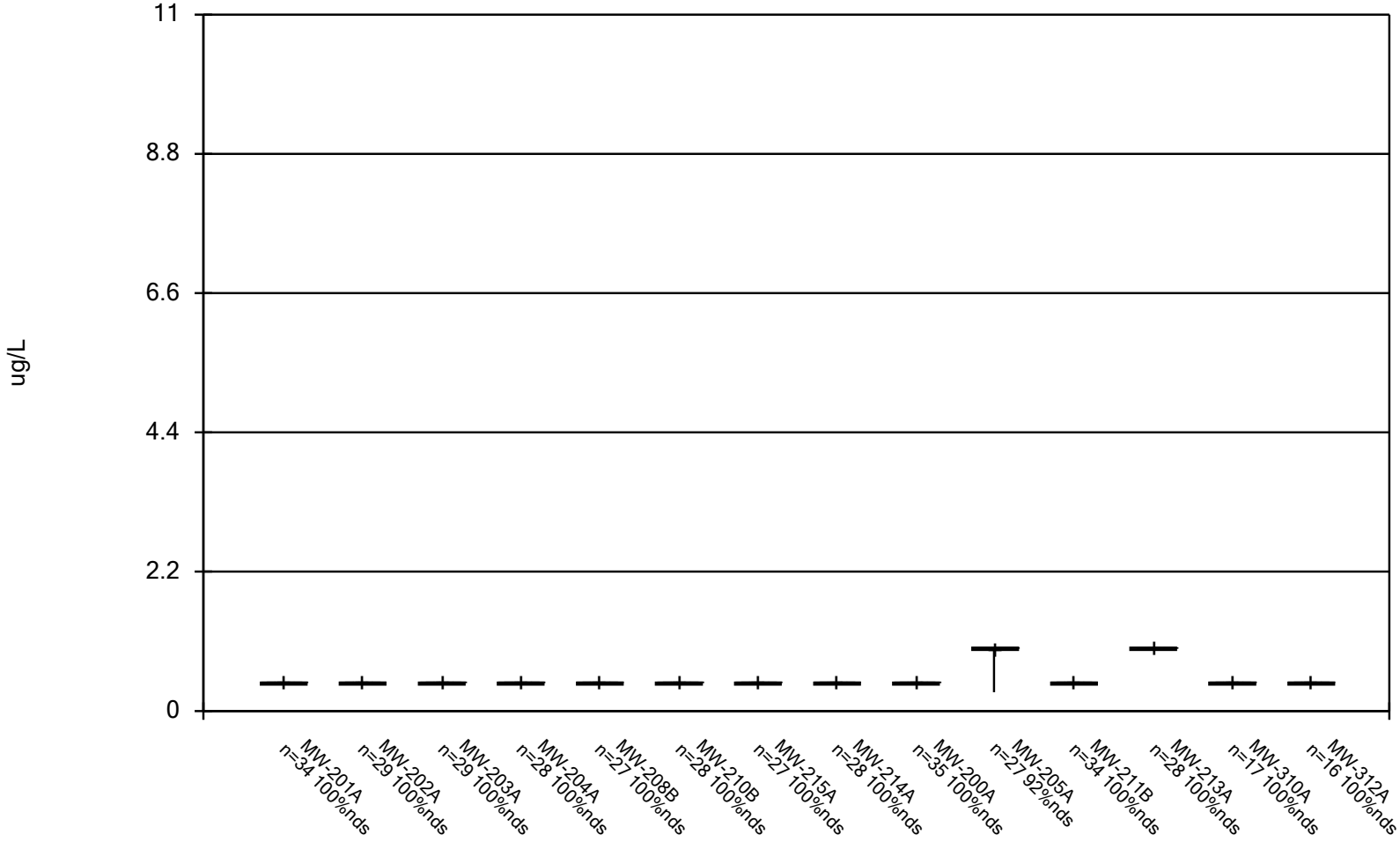

Constituent: Carbon Disulfide Analysis Run 1/20/2026 1:08 PM View: 06A_MW_Organics_PL

Iowa City Landfill Client: HDR Data: Iowa City Sanitary Landfill

Box & Whiskers Plot

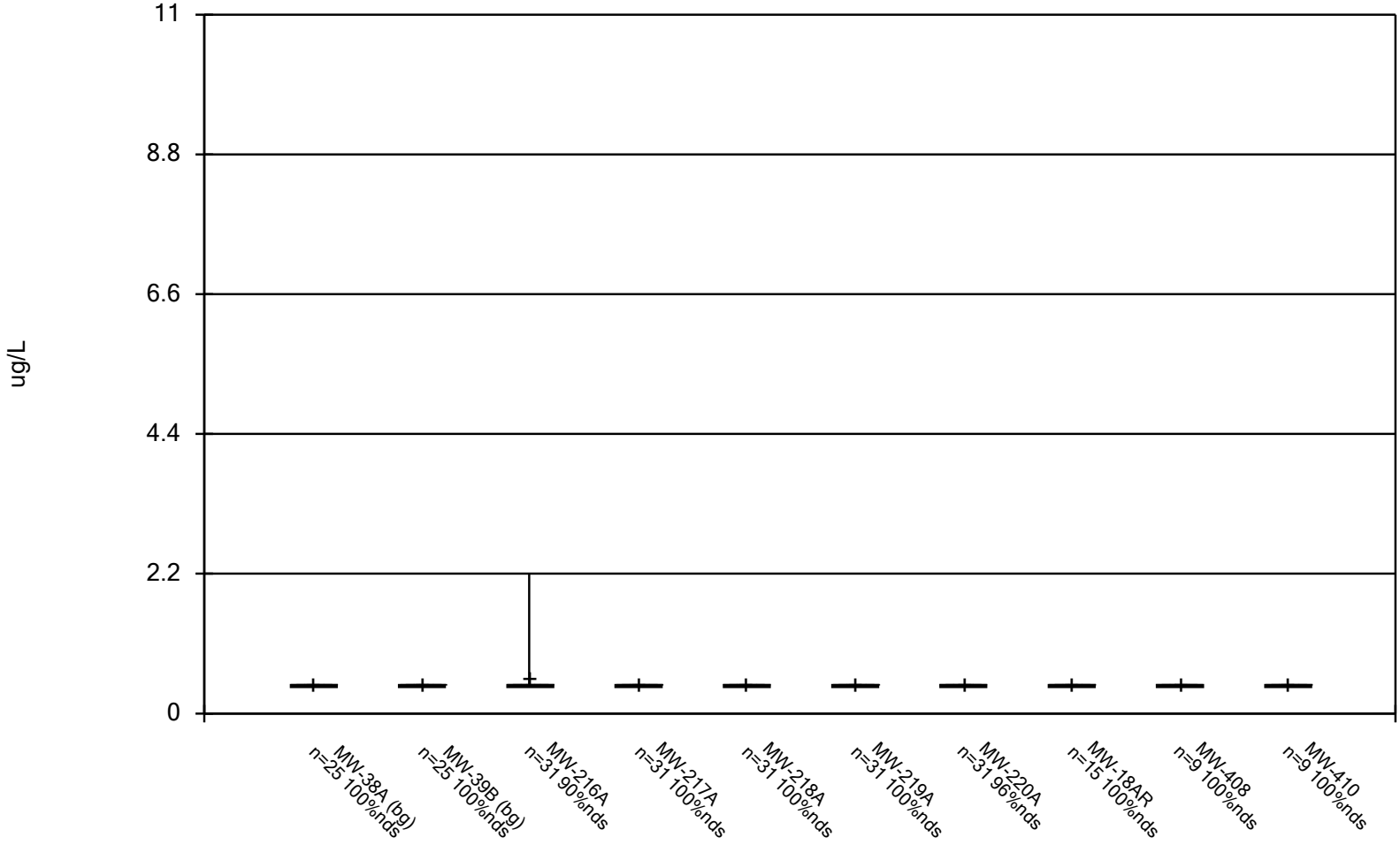

Constituent: Carbon Disulfide Analysis Run 1/20/2026 1:08 PM View: 06A_MW_Organics_PL

Iowa City Landfill Client: HDR Data: Iowa City Sanitary Landfill

Box & Whiskers Plot

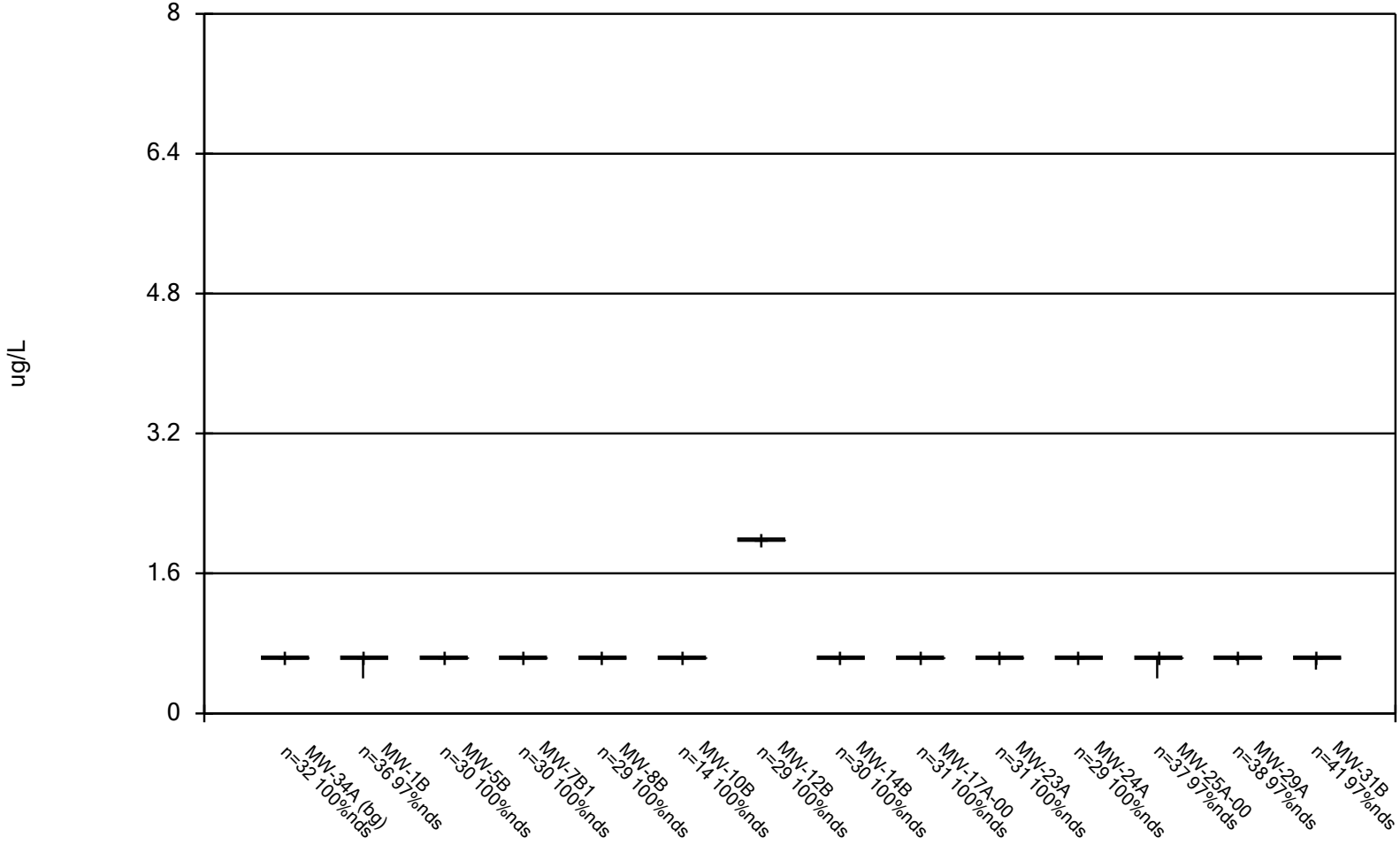

Constituent: Carbon Tetrachloride Analysis Run 1/20/2026 1:08 PM View: 06A_MW_Organics_PL

Iowa City Landfill Client: HDR Data: Iowa City Sanitary Landfill

Box & Whiskers Plot

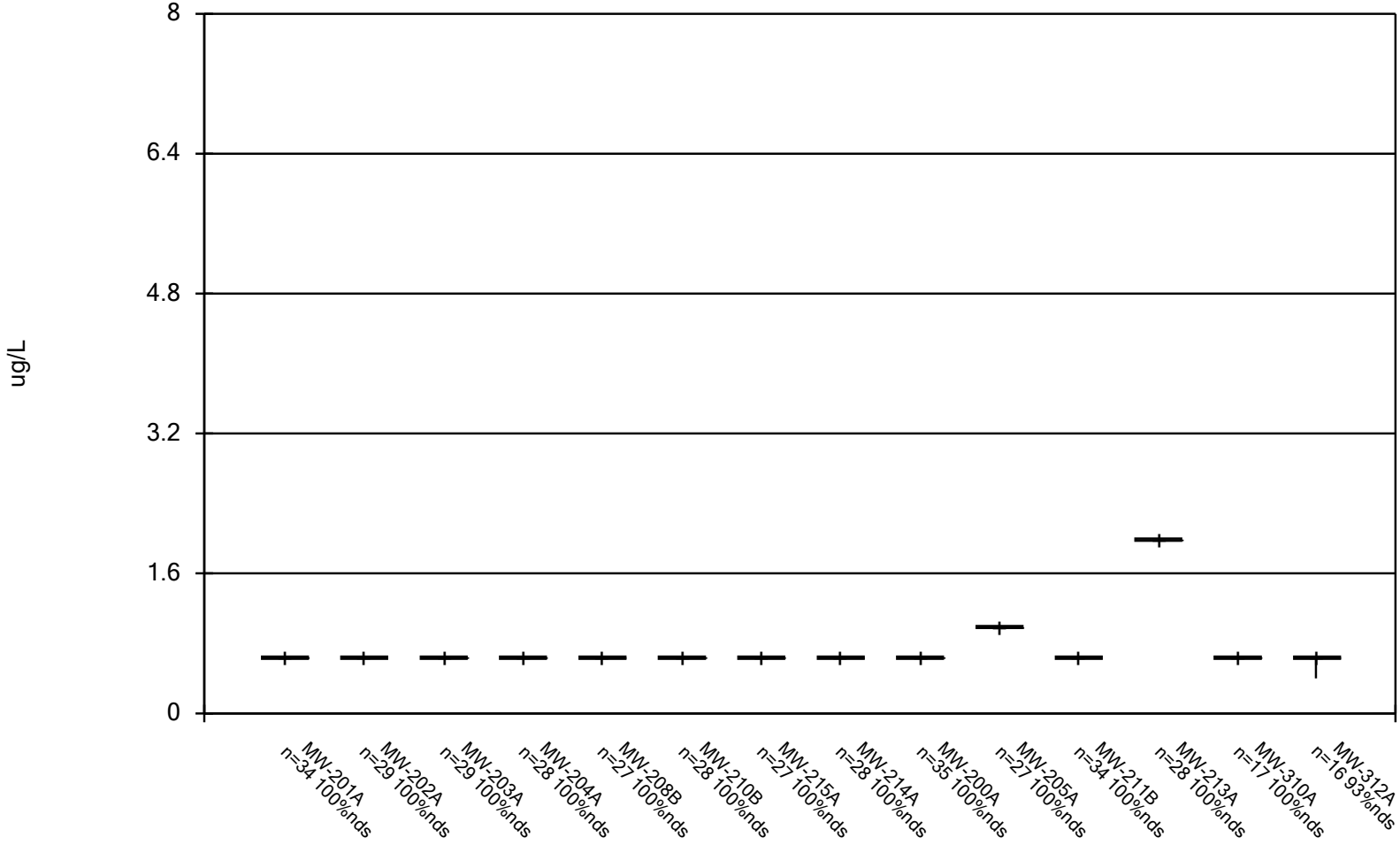

Constituent: Carbon Tetrachloride Analysis Run 1/20/2026 1:08 PM View: 06A_MW_Organics_PL

Iowa City Landfill Client: HDR Data: Iowa City Sanitary Landfill

Box & Whiskers Plot

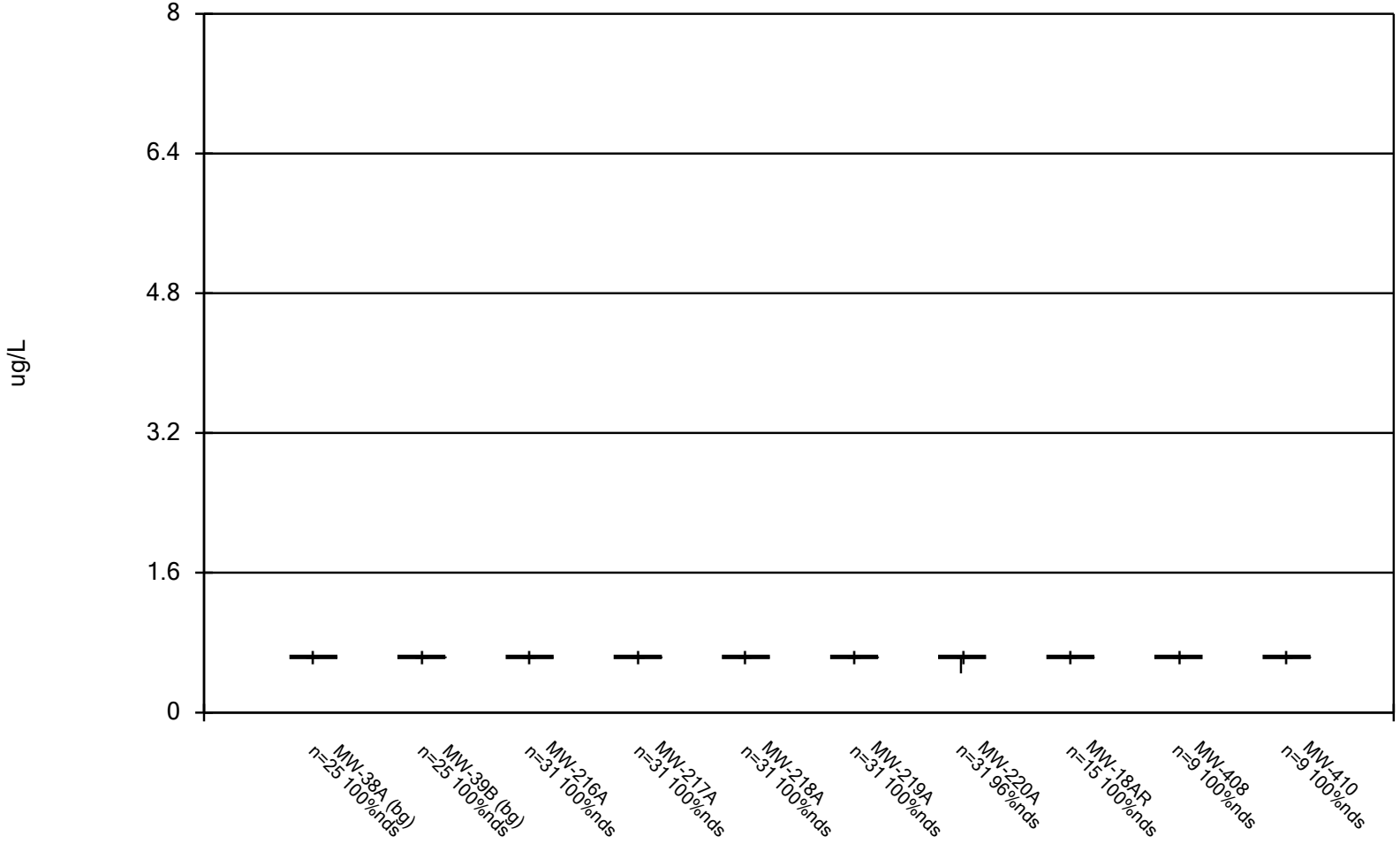

Constituent: Carbon Tetrachloride Analysis Run 1/20/2026 1:08 PM View: 06A_MW_Organics_PL

Iowa City Landfill Client: HDR Data: Iowa City Sanitary Landfill

Box & Whiskers Plot

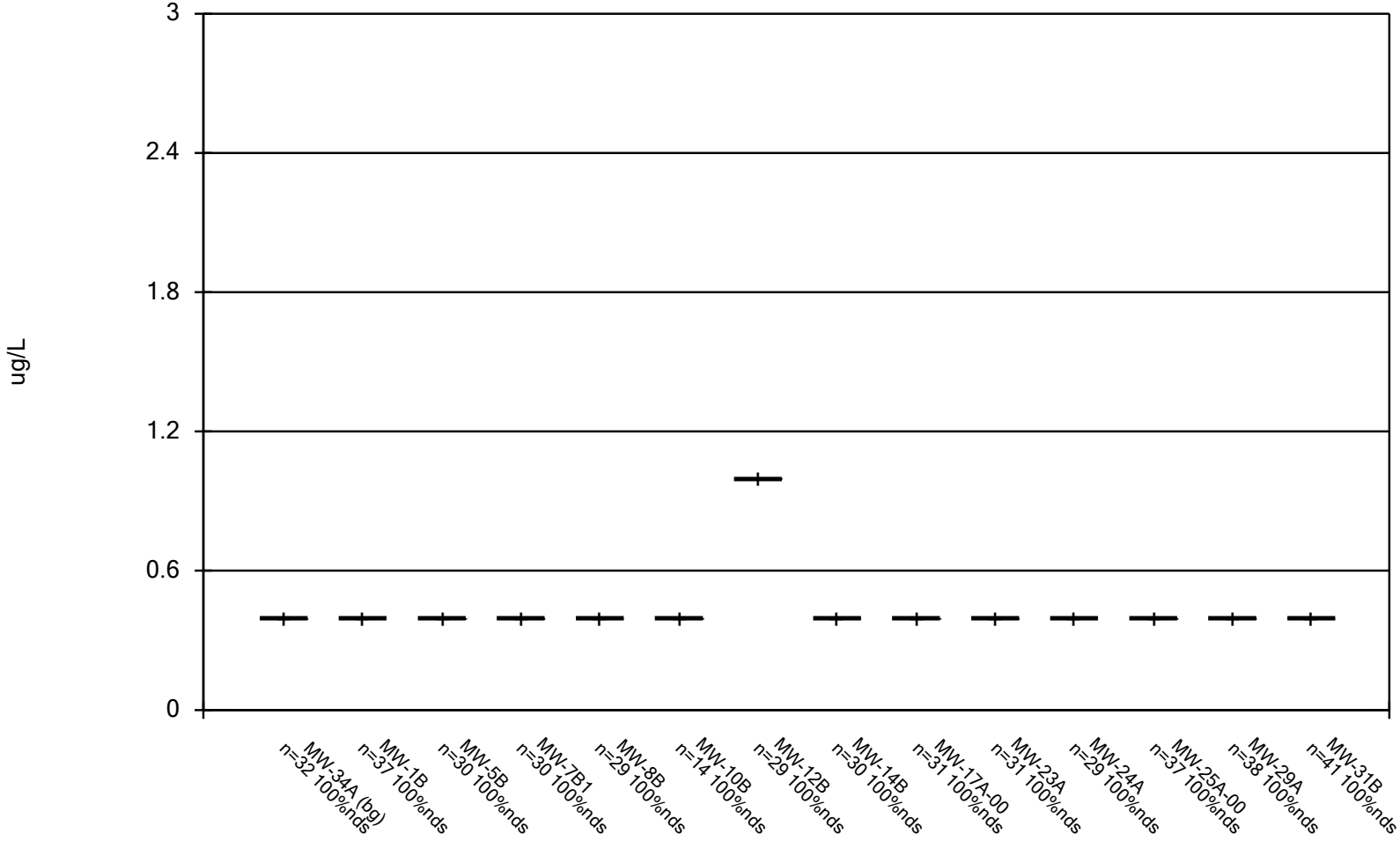

Constituent: Chlorobenzene Analysis Run 1/20/2026 1:08 PM View: 06A_MW_Organics_PL

Iowa City Landfill Client: HDR Data: Iowa City Sanitary Landfill

Box & Whiskers Plot

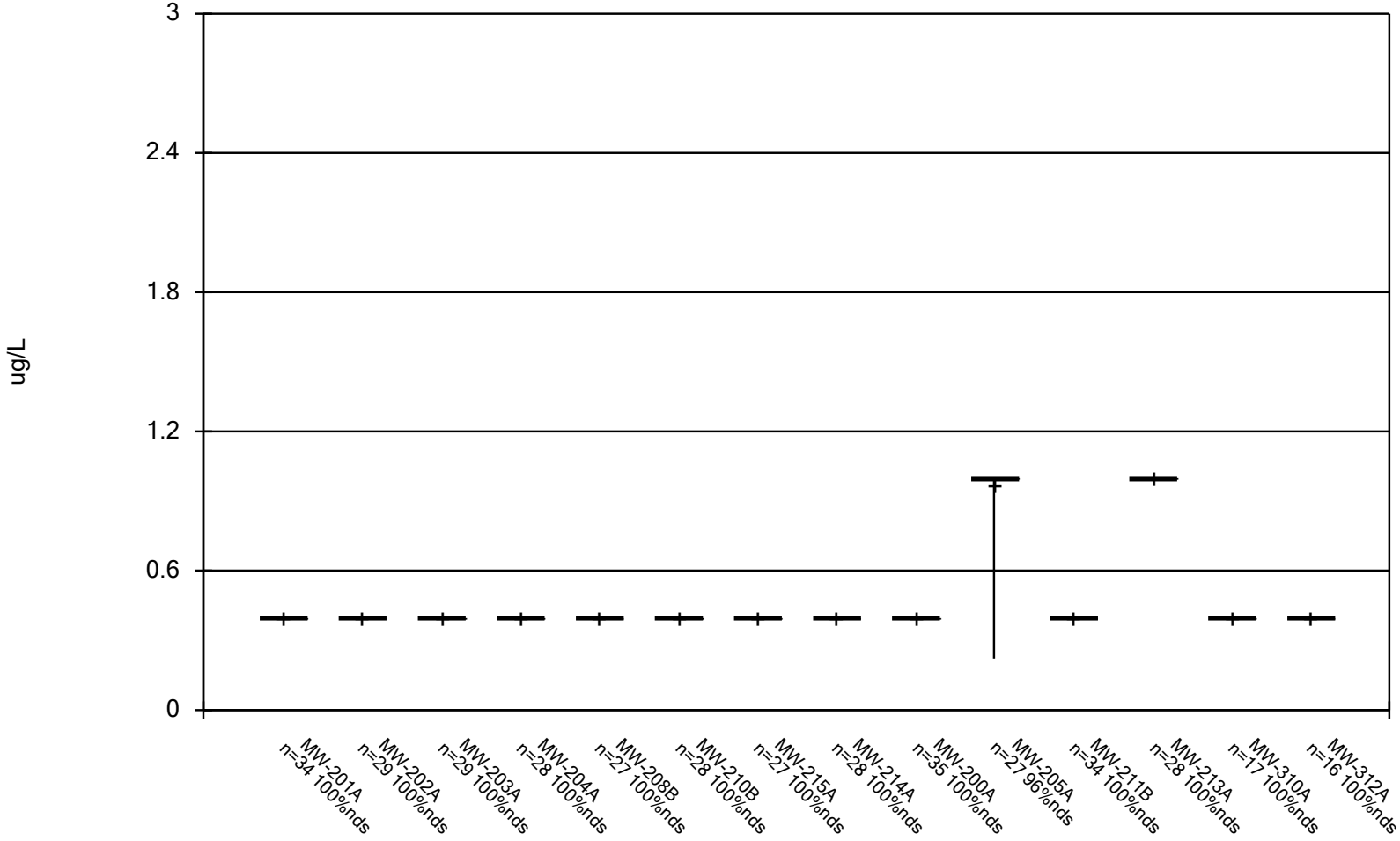

Constituent: Chlorobenzene Analysis Run 1/20/2026 1:08 PM View: 06A_MW_Organics_PL

Iowa City Landfill Client: HDR Data: Iowa City Sanitary Landfill

Box & Whiskers Plot

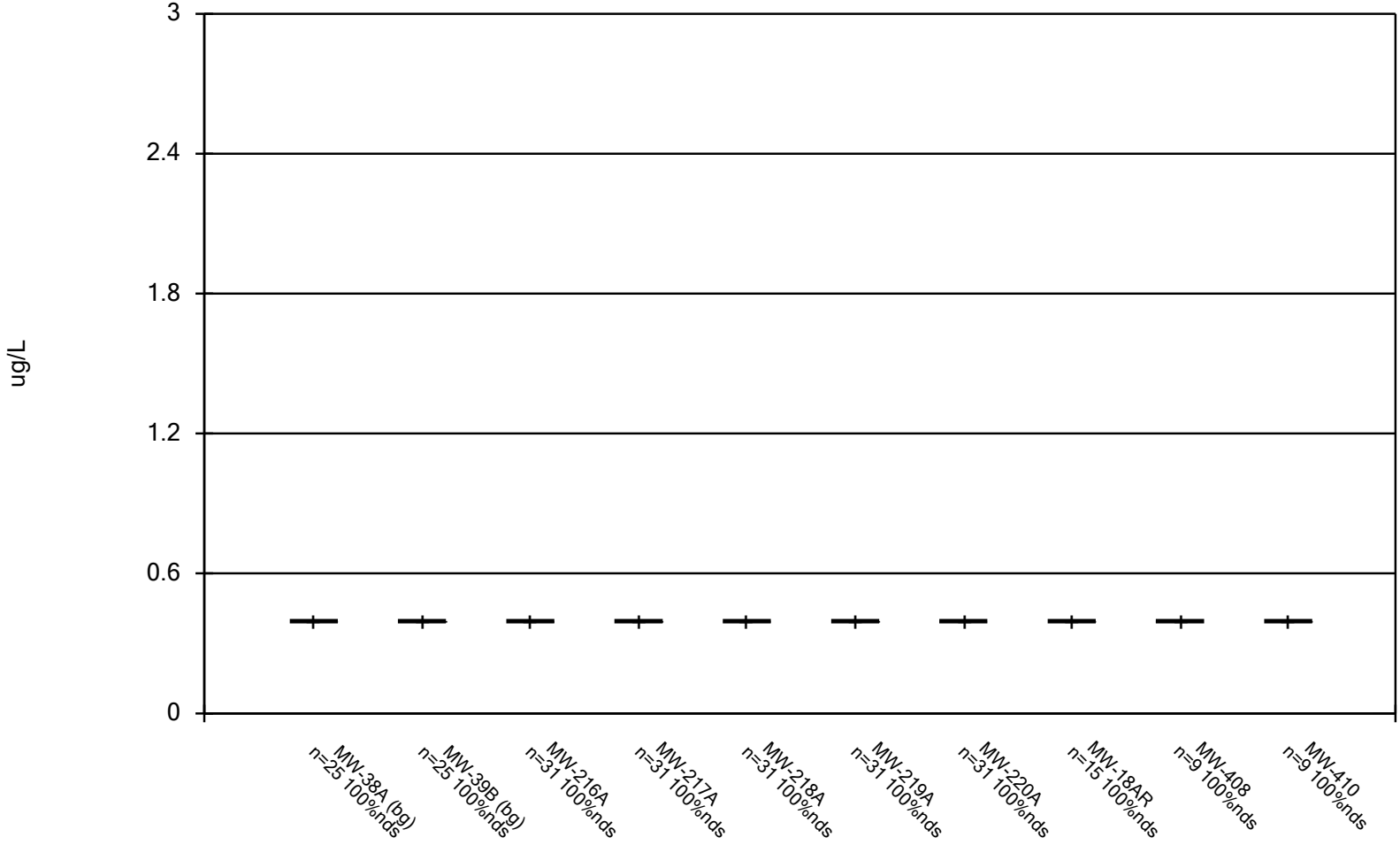

Constituent: Chlorobenzene Analysis Run 1/20/2026 1:08 PM View: 06A_MW_Organics_PL

Iowa City Landfill Client: HDR Data: Iowa City Sanitary Landfill

Box & Whiskers Plot

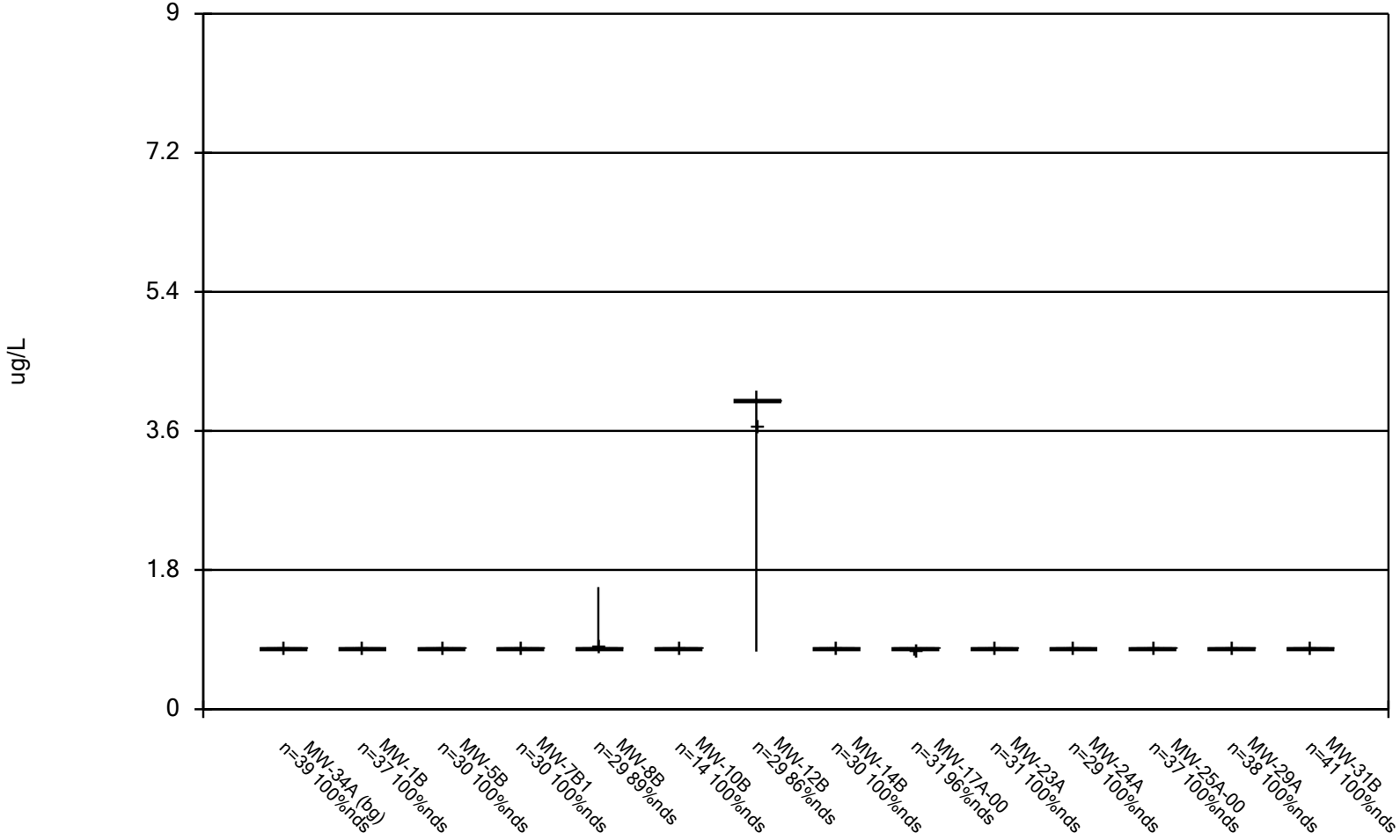

Constituent: Chloroethane Analysis Run 1/20/2026 1:08 PM View: 06A_MW_Organics_PL

Iowa City Landfill Client: HDR Data: Iowa City Sanitary Landfill

Box & Whiskers Plot

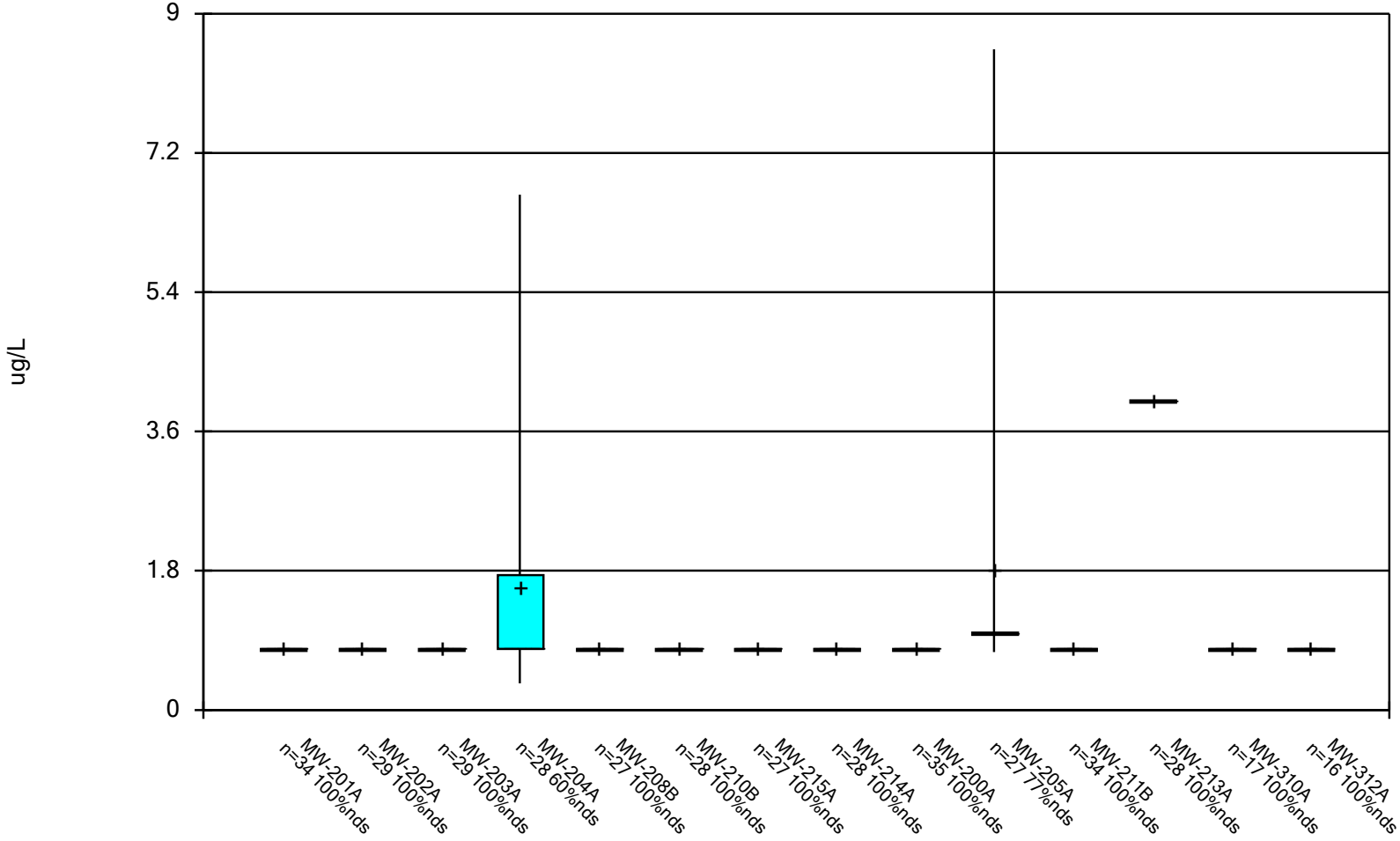

Constituent: Chloroethane Analysis Run 1/20/2026 1:08 PM View: 06A_MW_Organics_PL

Iowa City Landfill Client: HDR Data: Iowa City Sanitary Landfill

Box & Whiskers Plot

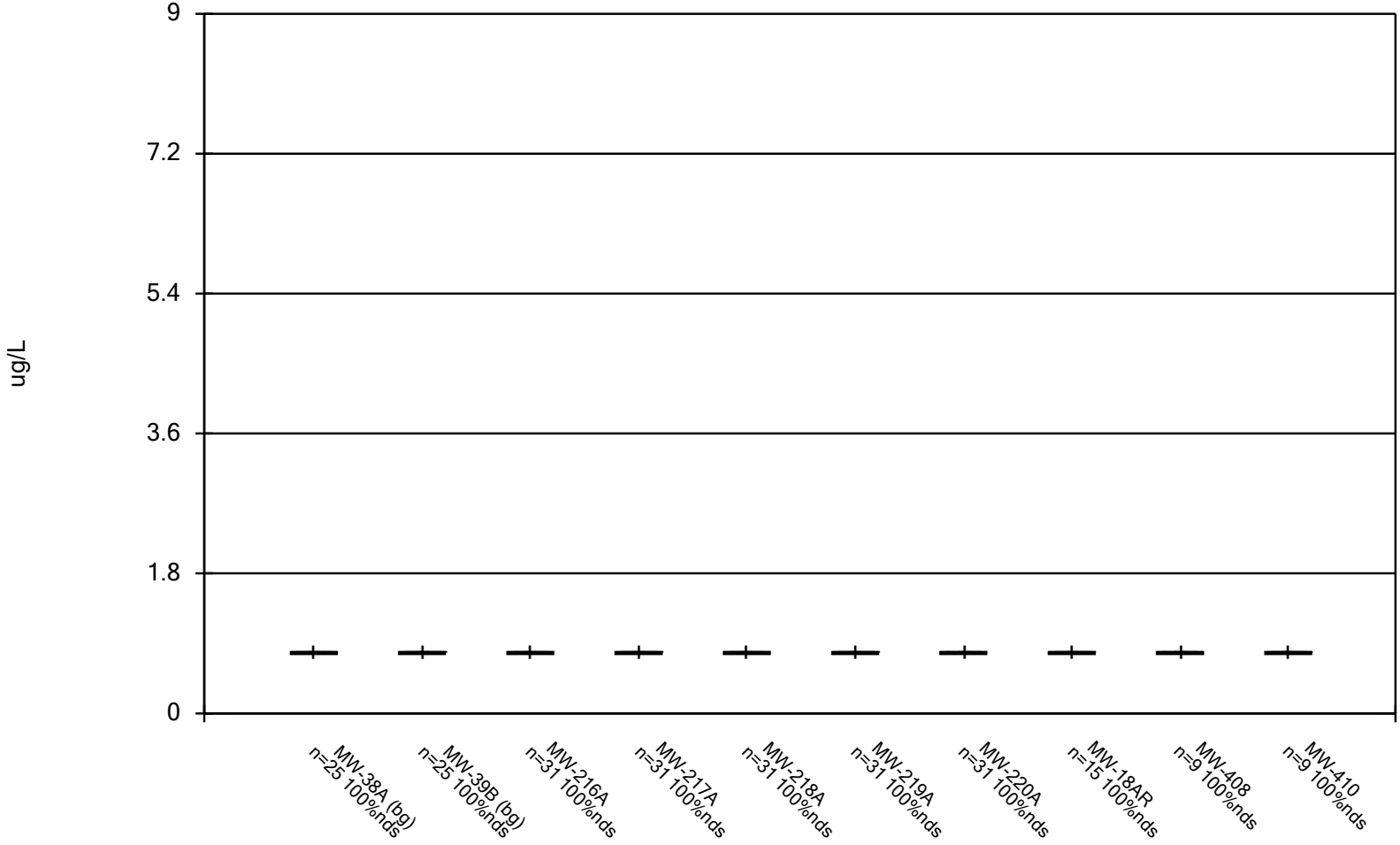

Constituent: Chloroethane Analysis Run 1/20/2026 1:08 PM View: 06A_MW_Organics_PL

Iowa City Landfill Client: HDR Data: Iowa City Sanitary Landfill

Box & Whiskers Plot

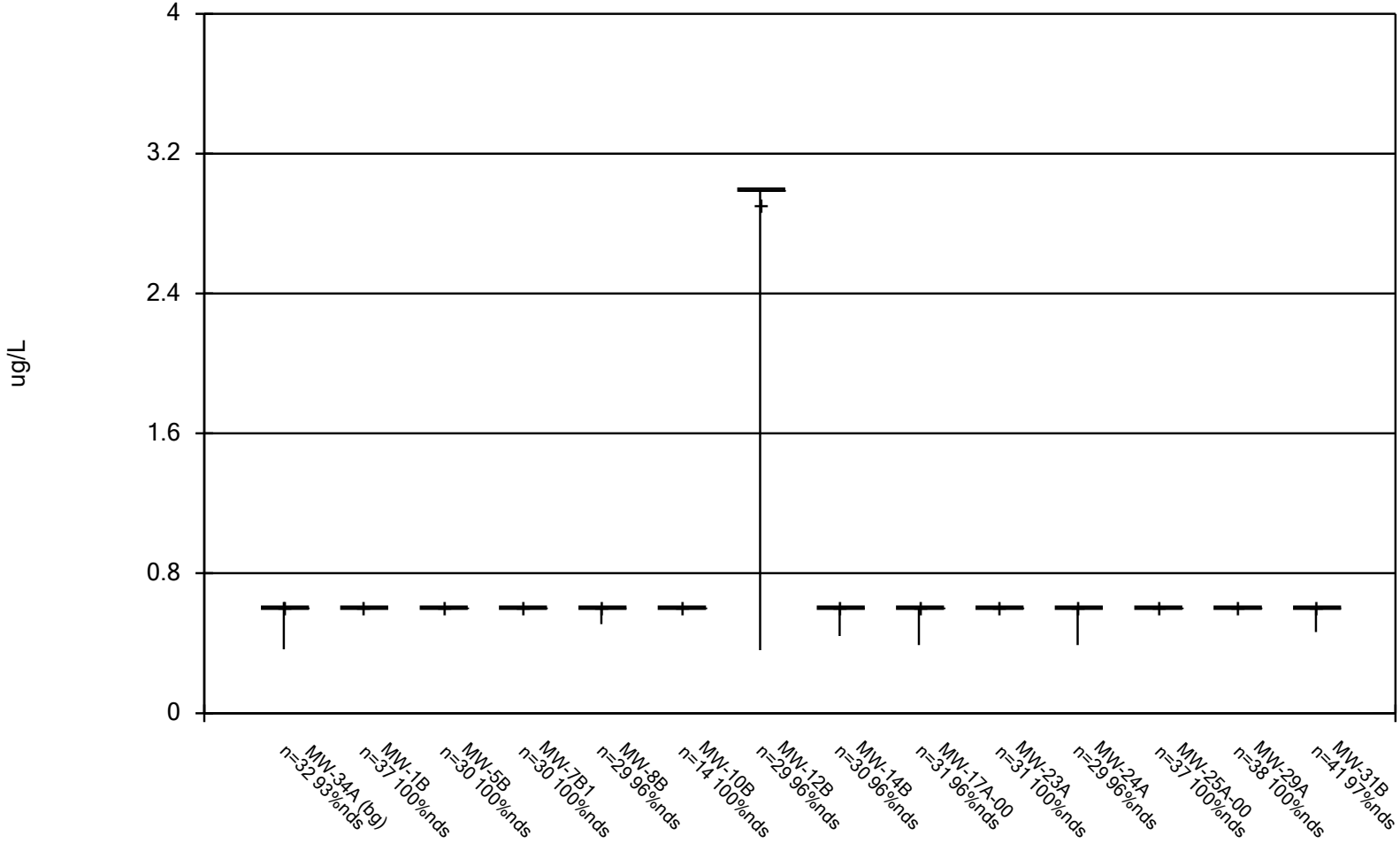

Constituent: Chloromethane Analysis Run 1/20/2026 1:08 PM View: 06A_MW_Organics_PL

Iowa City Landfill Client: HDR Data: Iowa City Sanitary Landfill

Box & Whiskers Plot

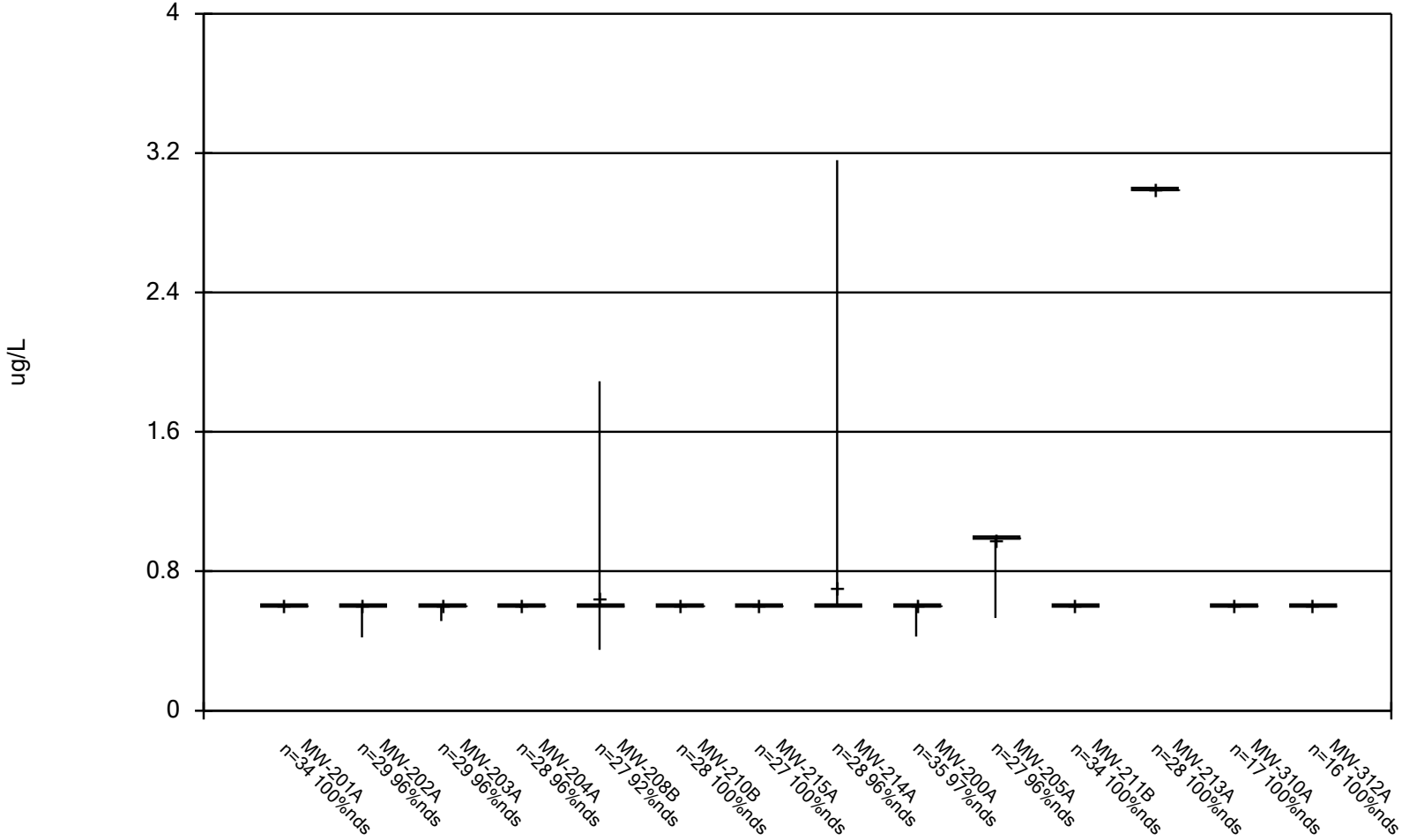

Constituent: Chloromethane Analysis Run 1/20/2026 1:08 PM View: 06A_MW_Organics_PL

Iowa City Landfill Client: HDR Data: Iowa City Sanitary Landfill

Box & Whiskers Plot

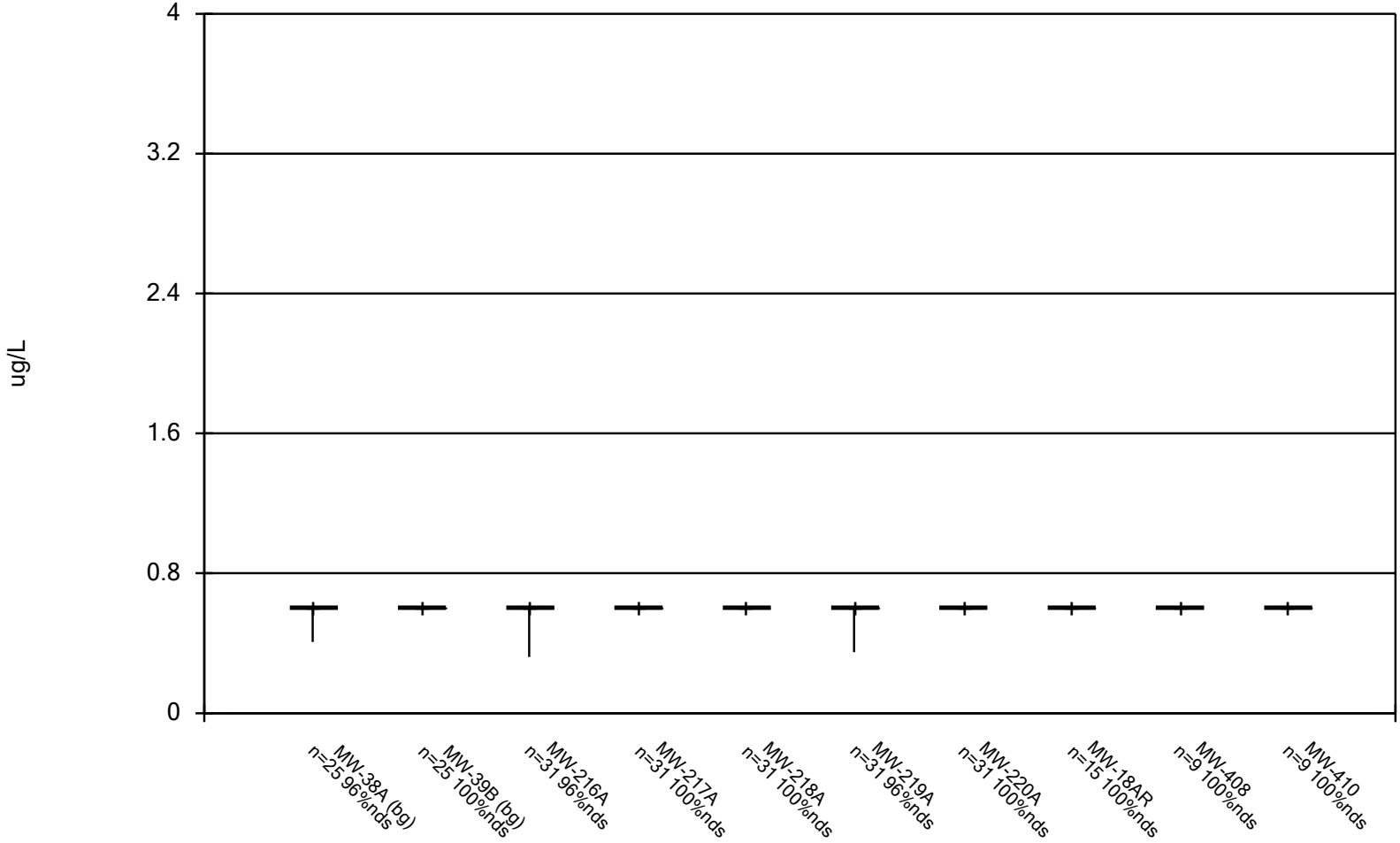

Constituent: Chloromethane Analysis Run 1/20/2026 1:08 PM View: 06A_MW_Organics_PL

Iowa City Landfill Client: HDR Data: Iowa City Sanitary Landfill

Box & Whiskers Plot

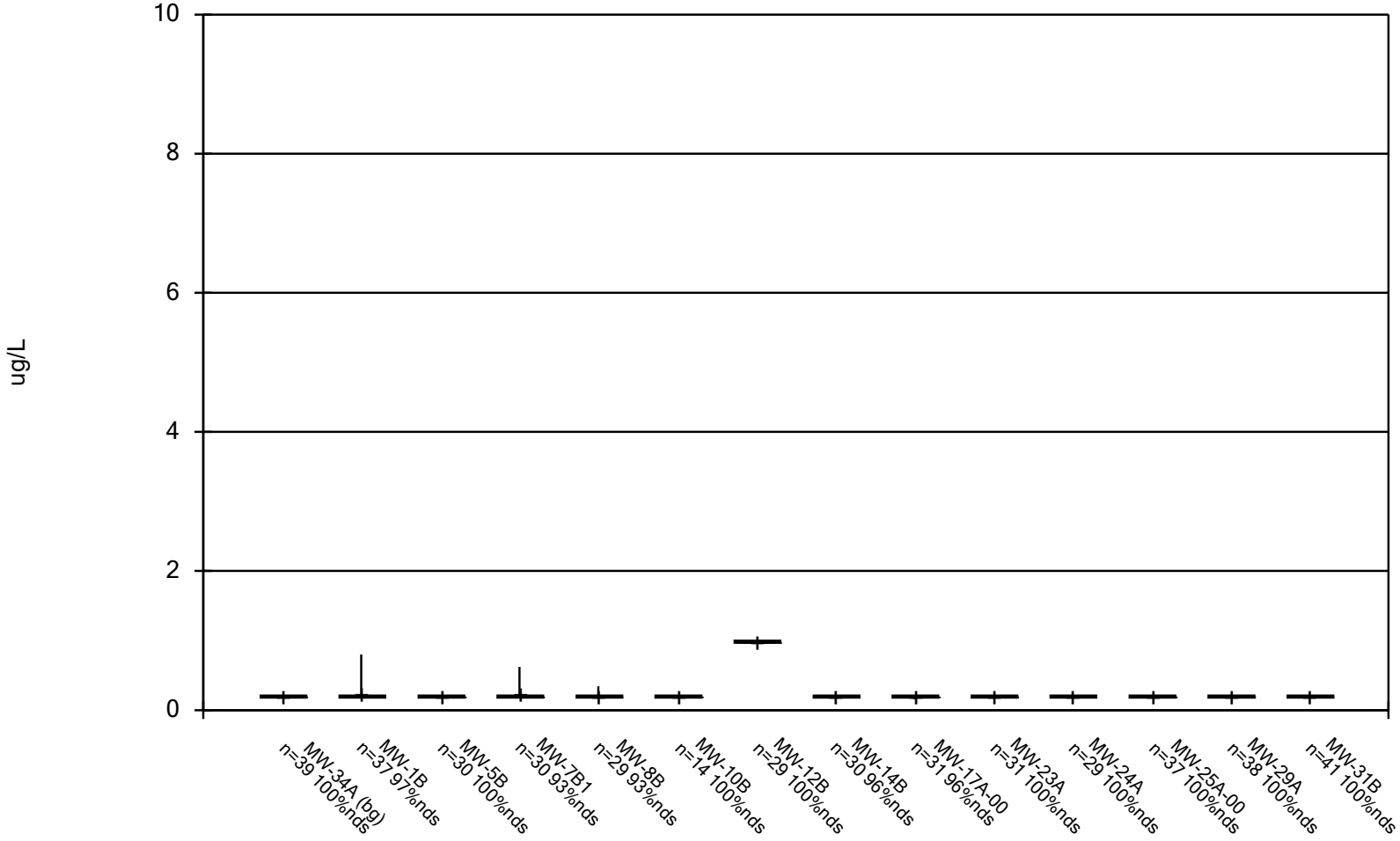

Constituent: cis-1,2-Dichloroethene Analysis Run 1/20/2026 1:08 PM View: 06A_MW_Organics_PL

Iowa City Landfill Client: HDR Data: Iowa City Sanitary Landfill

Box & Whiskers Plot

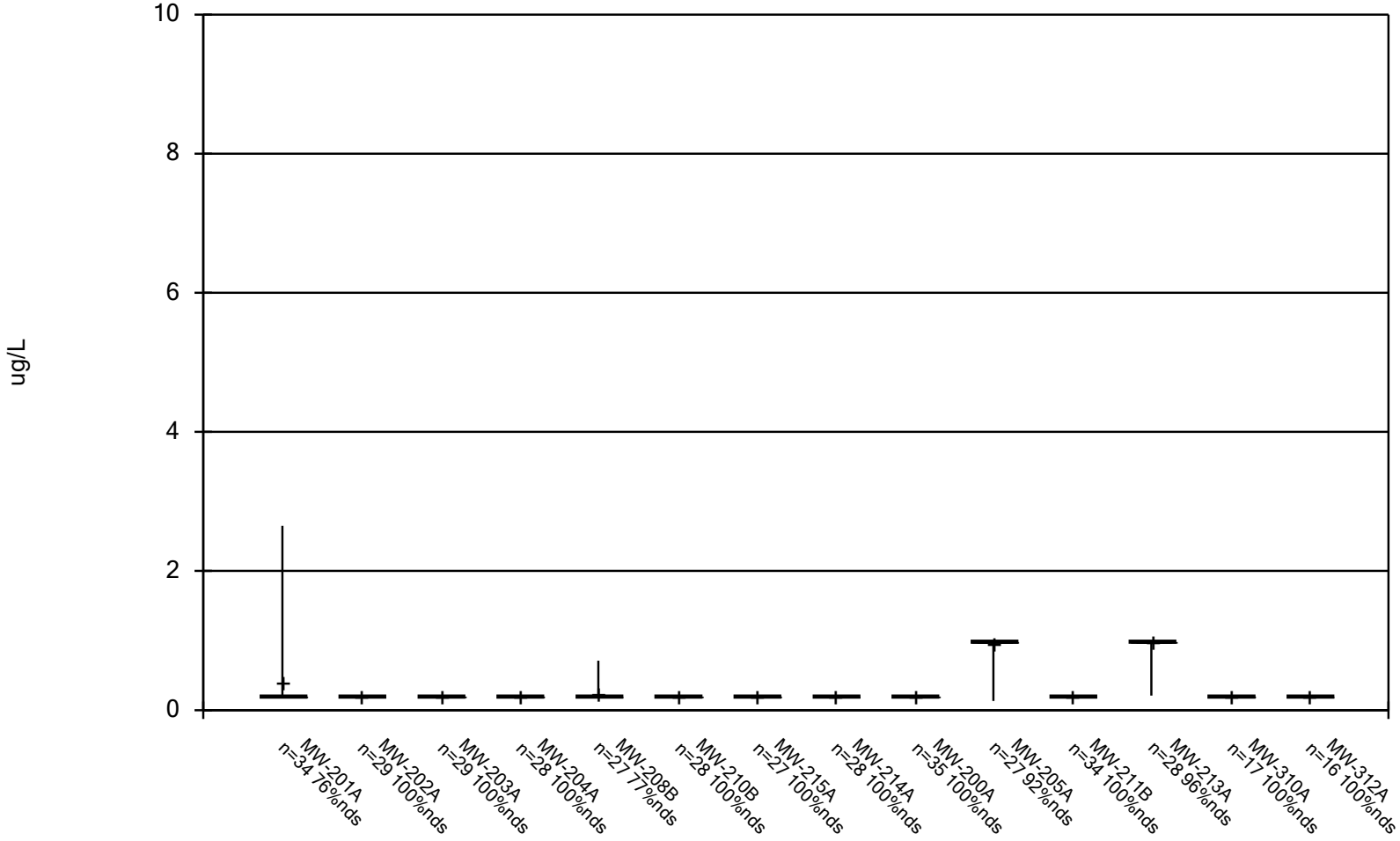

Constituent: cis-1,2-Dichloroethene Analysis Run 1/20/2026 1:08 PM View: 06A_MW_Organics_PL

Iowa City Landfill Client: HDR Data: Iowa City Sanitary Landfill

Box & Whiskers Plot

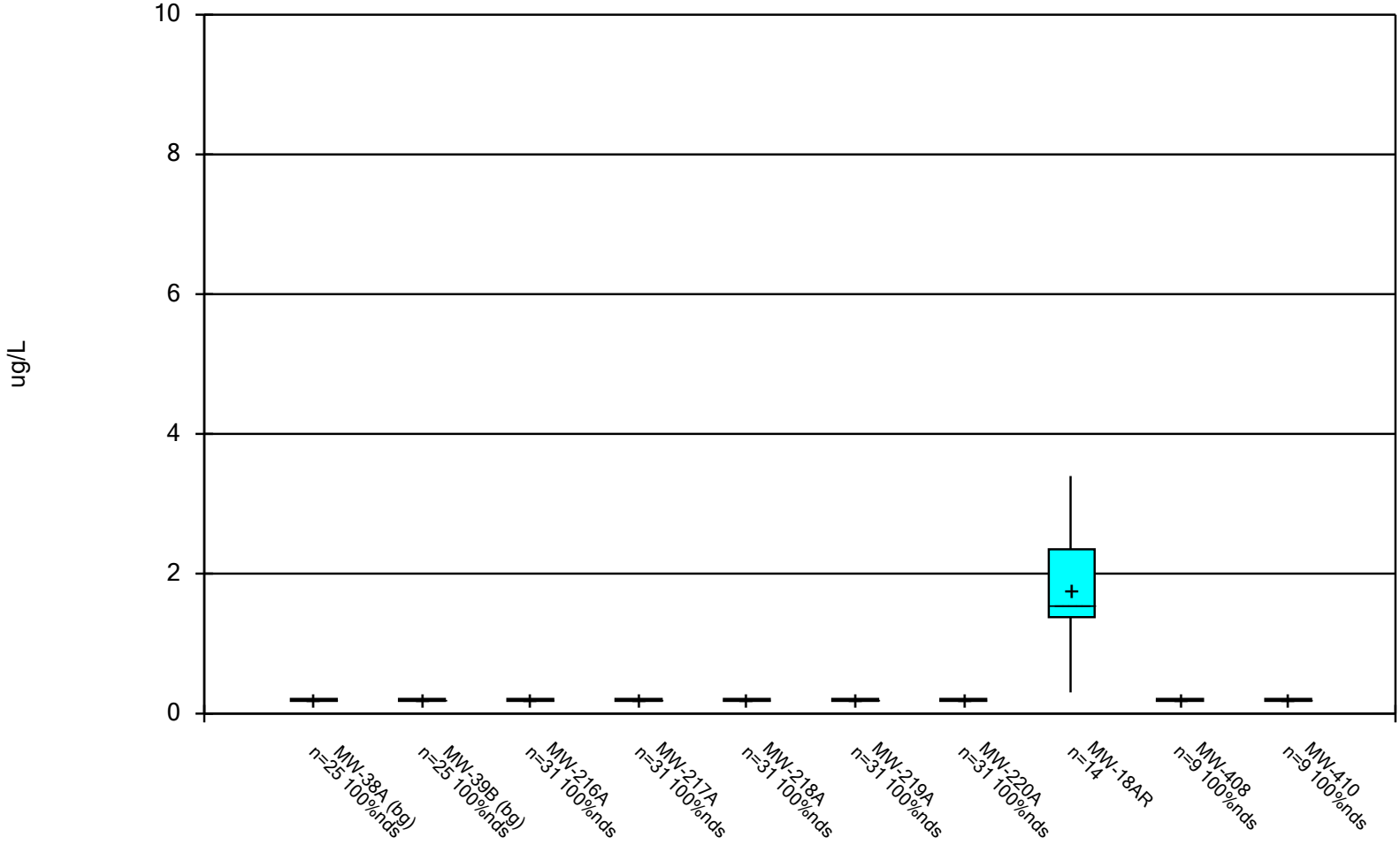

Constituent: cis-1,2-Dichloroethene Analysis Run 1/20/2026 1:08 PM View: 06A_MW_Organics_PL

Iowa City Landfill Client: HDR Data: Iowa City Sanitary Landfill

Box & Whiskers Plot

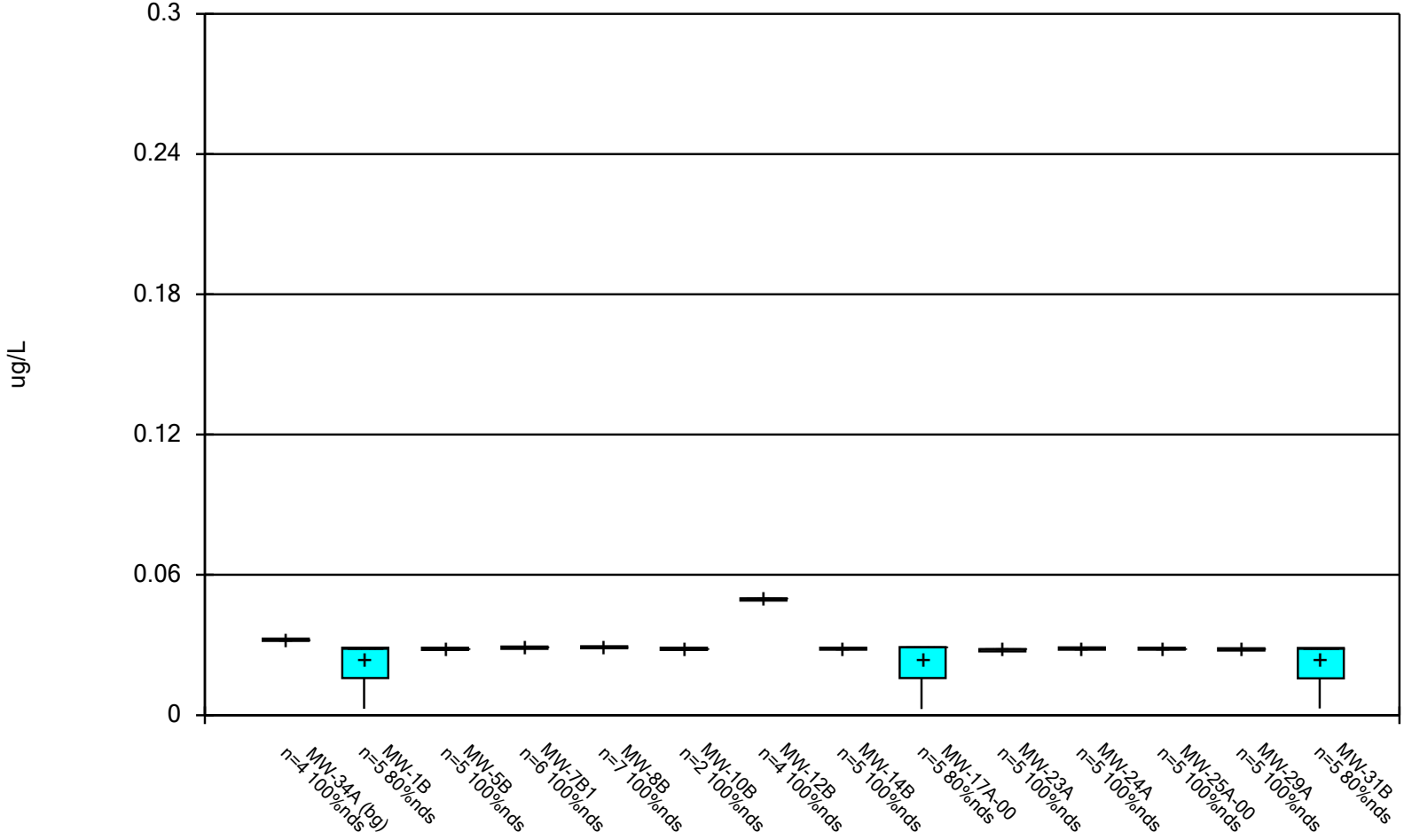

Constituent: Delta-BHC Analysis Run 1/20/2026 1:08 PM View: 06A_MW_Organics_PL

Iowa City Landfill Client: HDR Data: Iowa City Sanitary Landfill

Box & Whiskers Plot

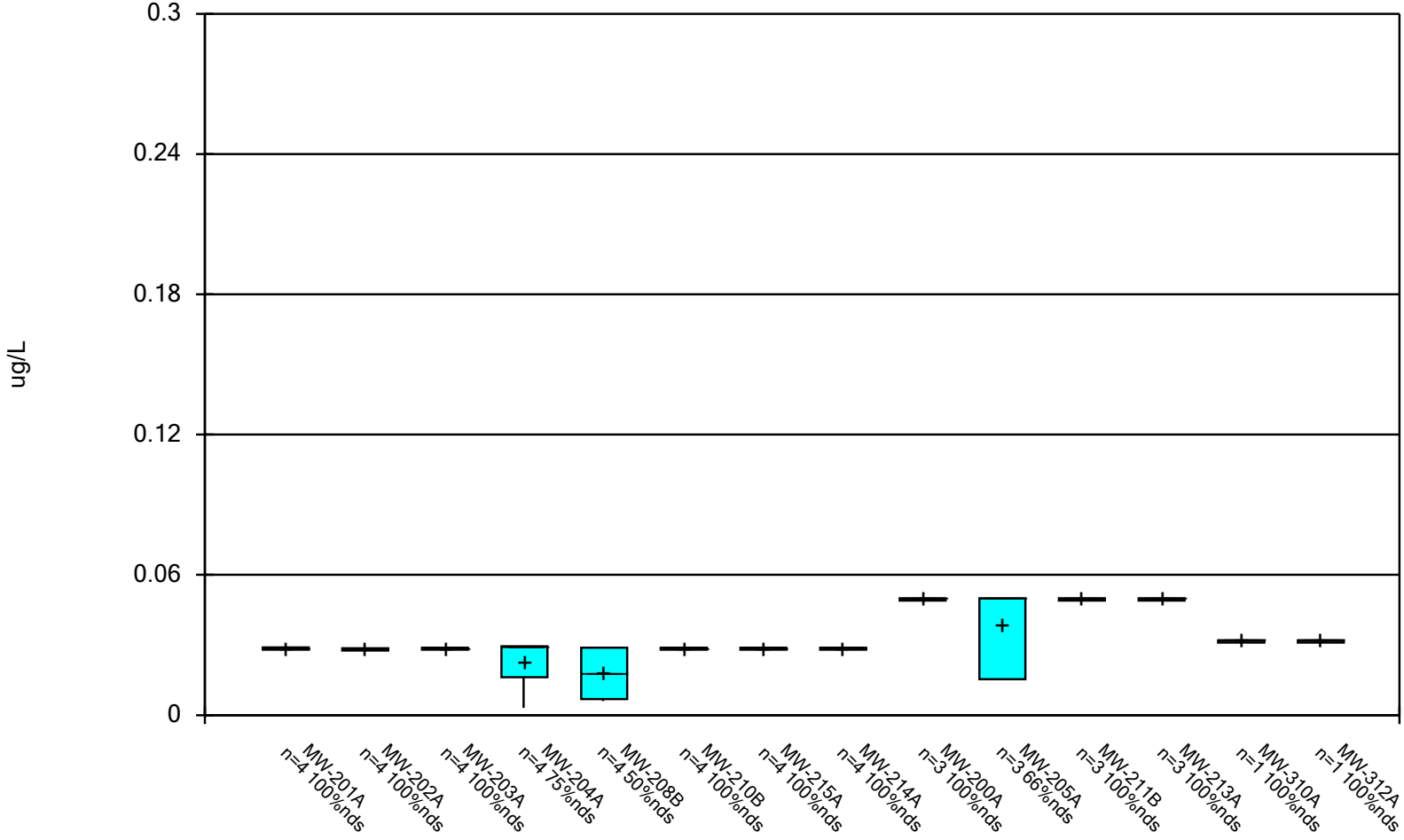

Constituent: Delta-BHC Analysis Run 1/20/2026 1:08 PM View: 06A_MW_Organics_PL

Iowa City Landfill Client: HDR Data: Iowa City Sanitary Landfill

Box & Whiskers Plot

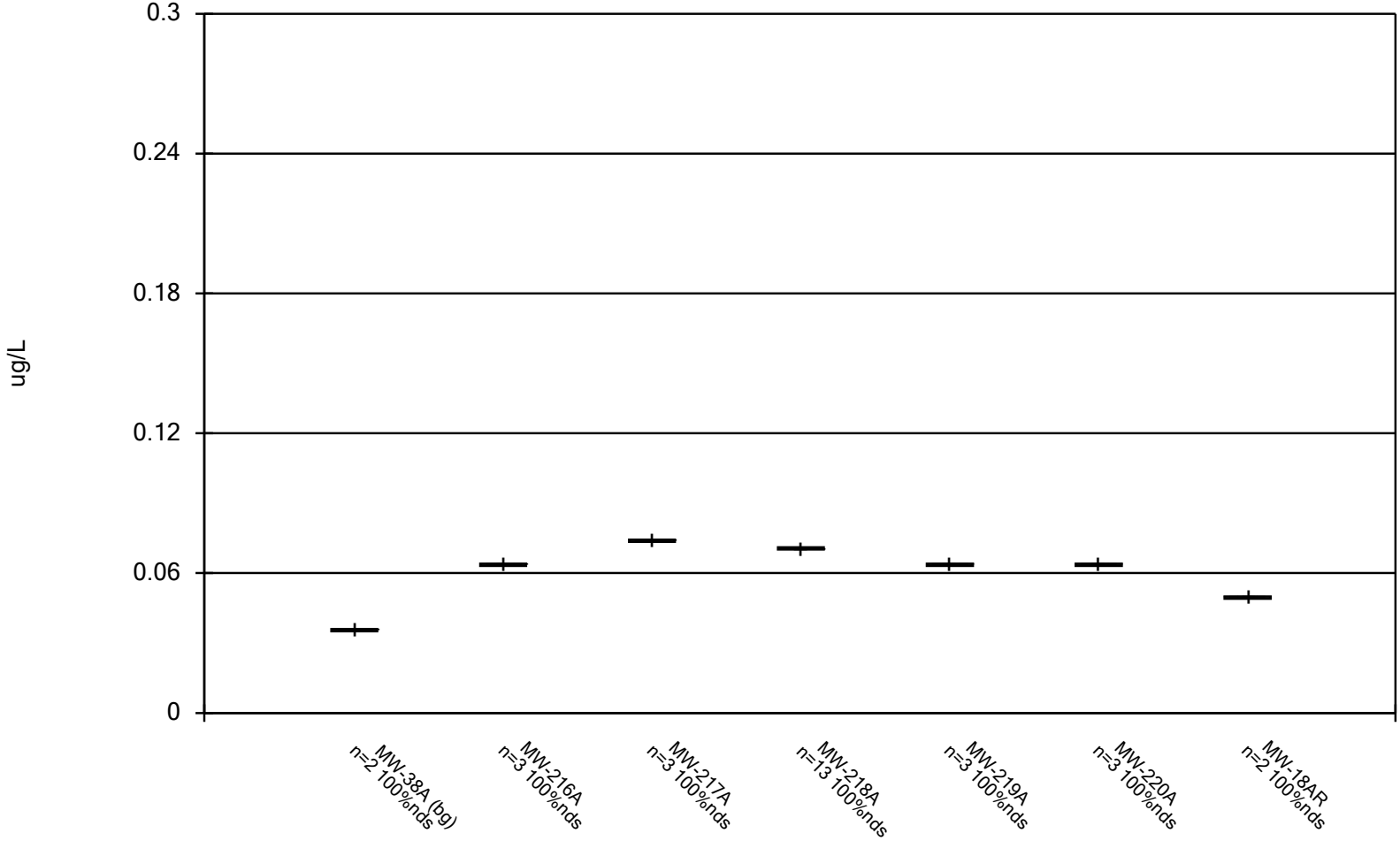

Constituent: Delta-BHC Analysis Run 1/20/2026 1:08 PM View: 06A_MW_Organics_PL

Iowa City Landfill Client: HDR Data: Iowa City Sanitary Landfill

Box & Whiskers Plot

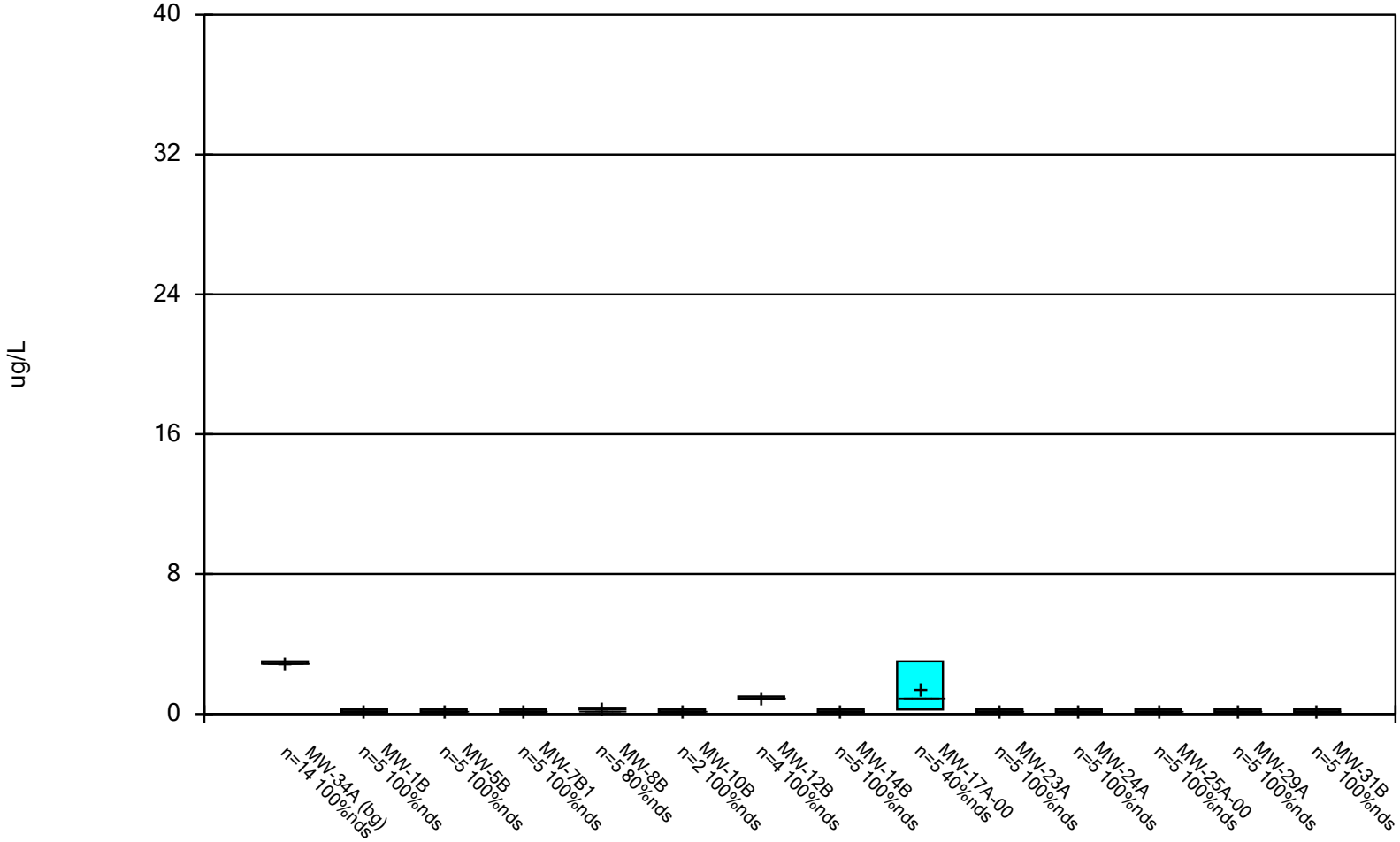

Constituent: Dichlorodifluoromethane Analysis Run 1/20/2026 1:08 PM View: 06A_MW_Organics_PL

Iowa City Landfill Client: HDR Data: Iowa City Sanitary Landfill

Sanitas™ v.10.1.03a Software licensed to HDR, Inc. UG

Box & Whiskers Plot

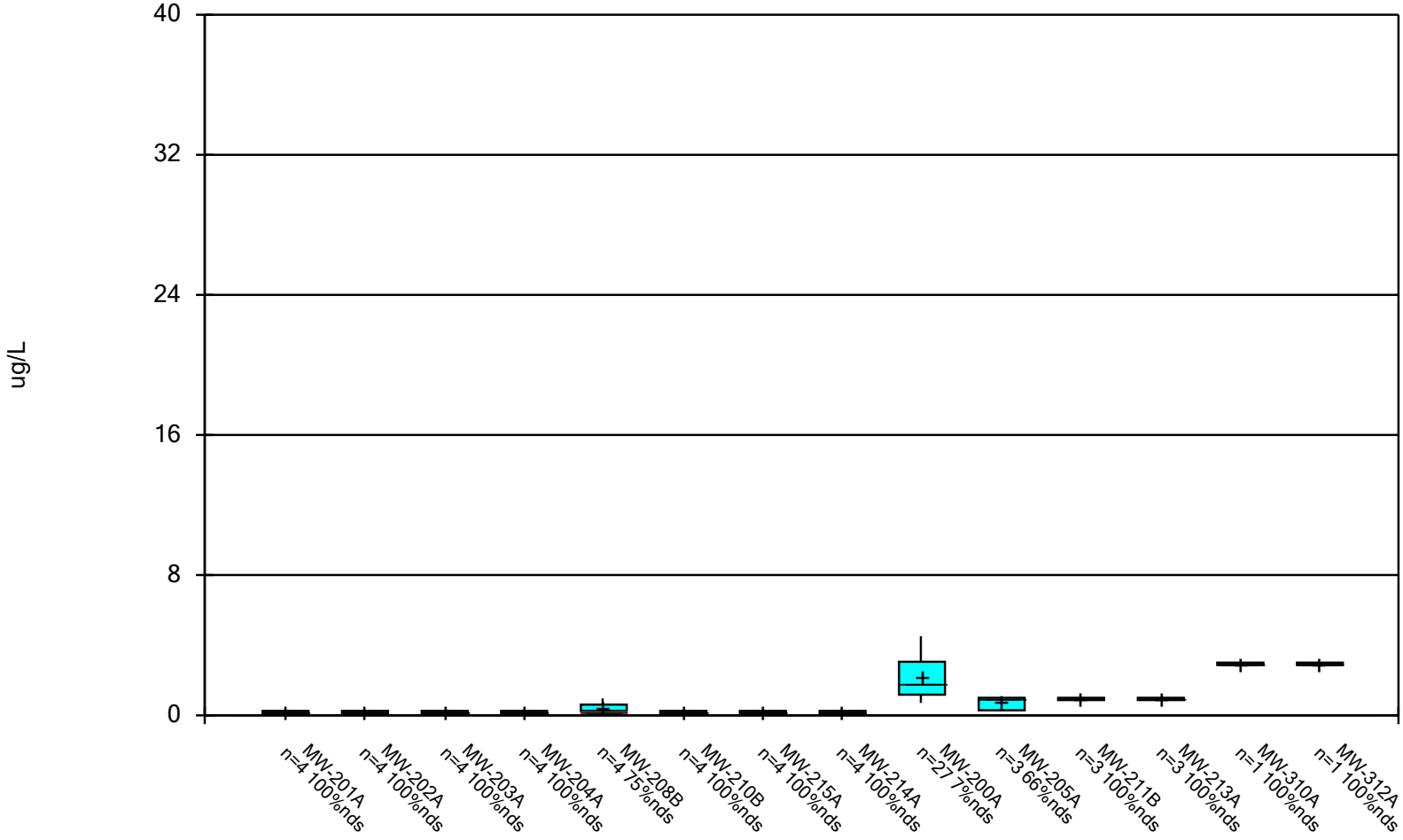

Constituent: Dichlorodifluoromethane Analysis Run 1/20/2026 1:08 PM View: 06A_MW_Organics_PL

Iowa City Landfill Client: HDR Data: Iowa City Sanitary Landfill

Box & Whiskers Plot

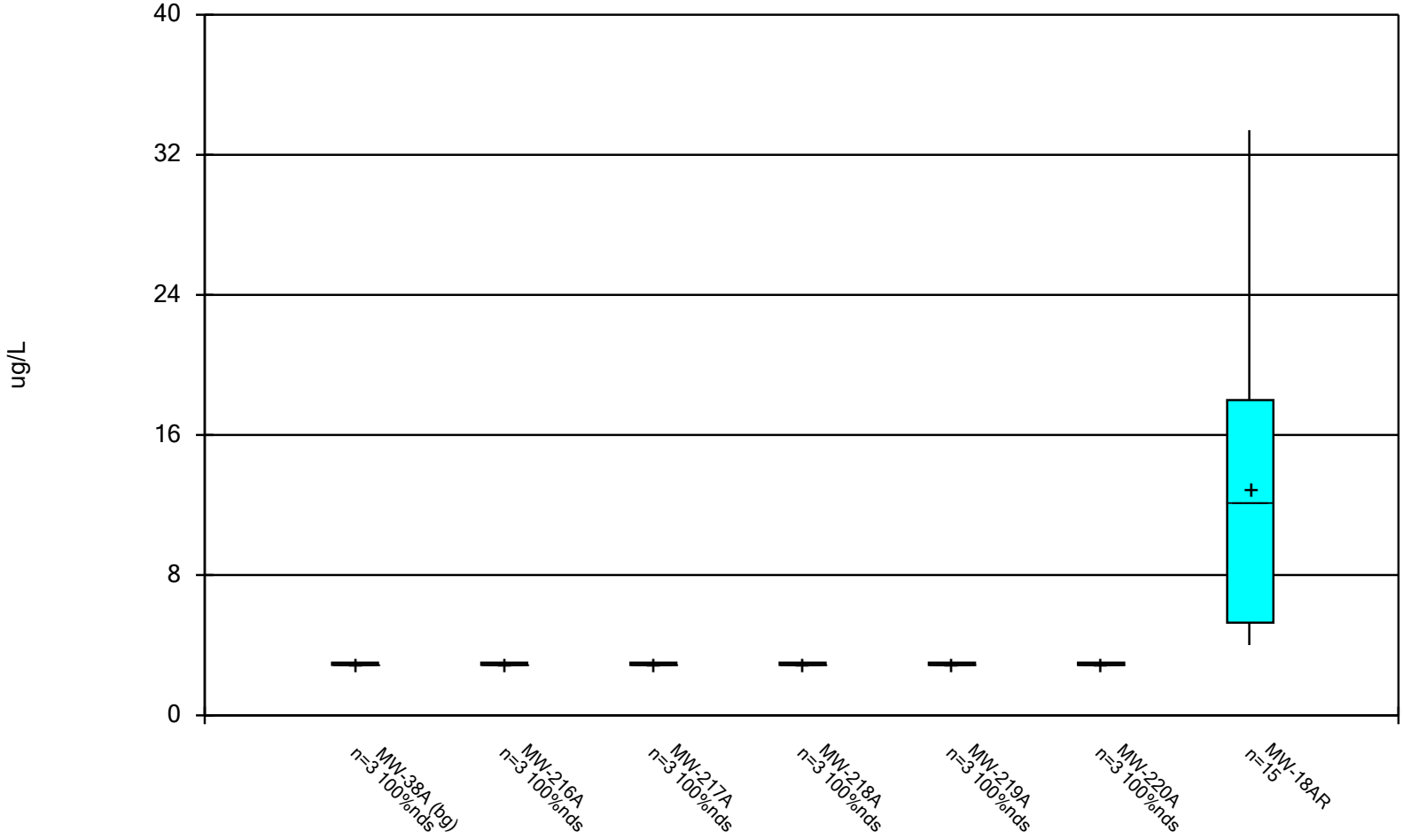

Constituent: Dichlorodifluoromethane Analysis Run 1/20/2026 1:08 PM View: 06A_MW_Organics_PL

Iowa City Landfill Client: HDR Data: Iowa City Sanitary Landfill

Box & Whiskers Plot

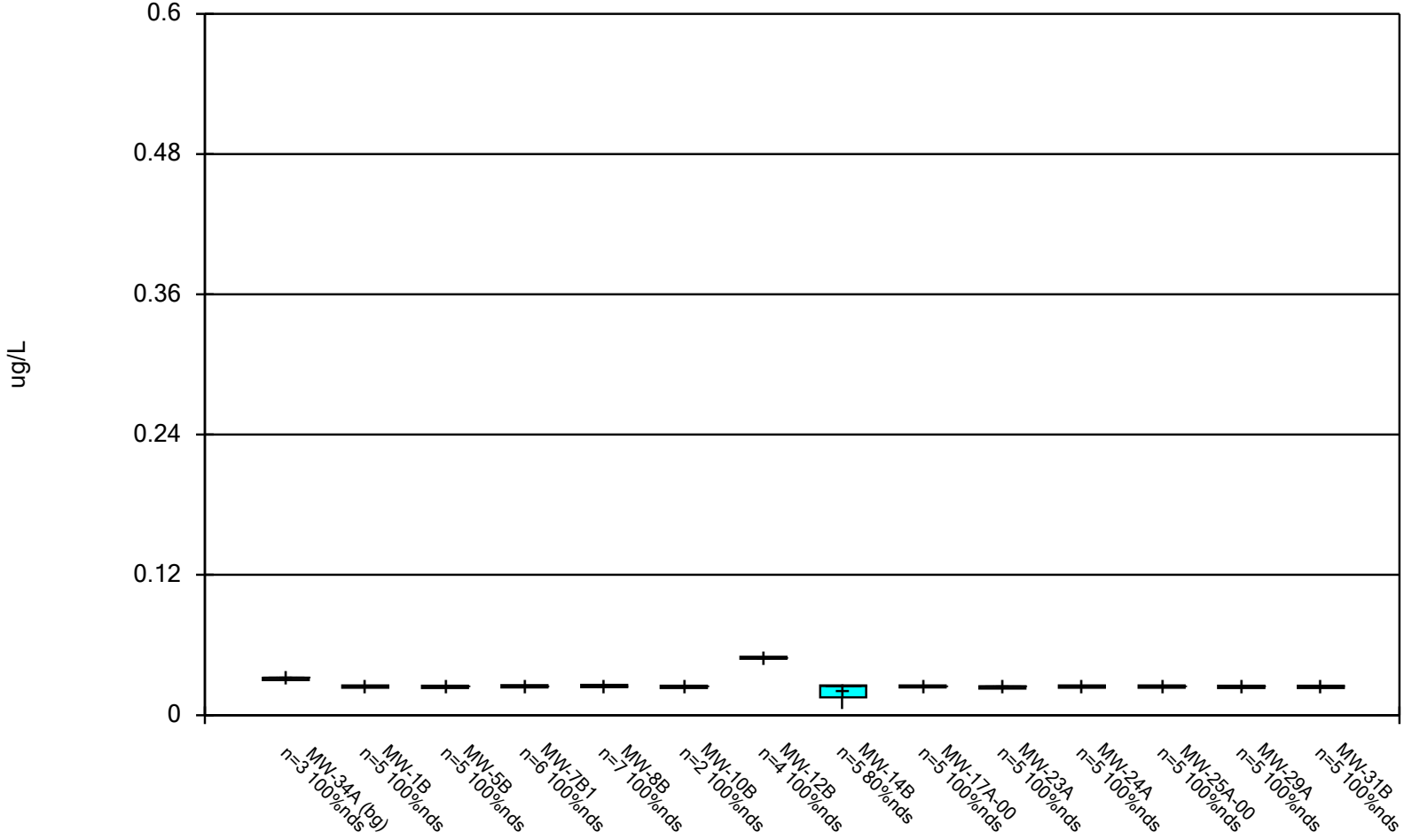

Constituent: Endrin Analysis Run 1/20/2026 1:08 PM View: 06A_MW_Organics_PL

Iowa City Landfill Client: HDR Data: Iowa City Sanitary Landfill

Box & Whiskers Plot

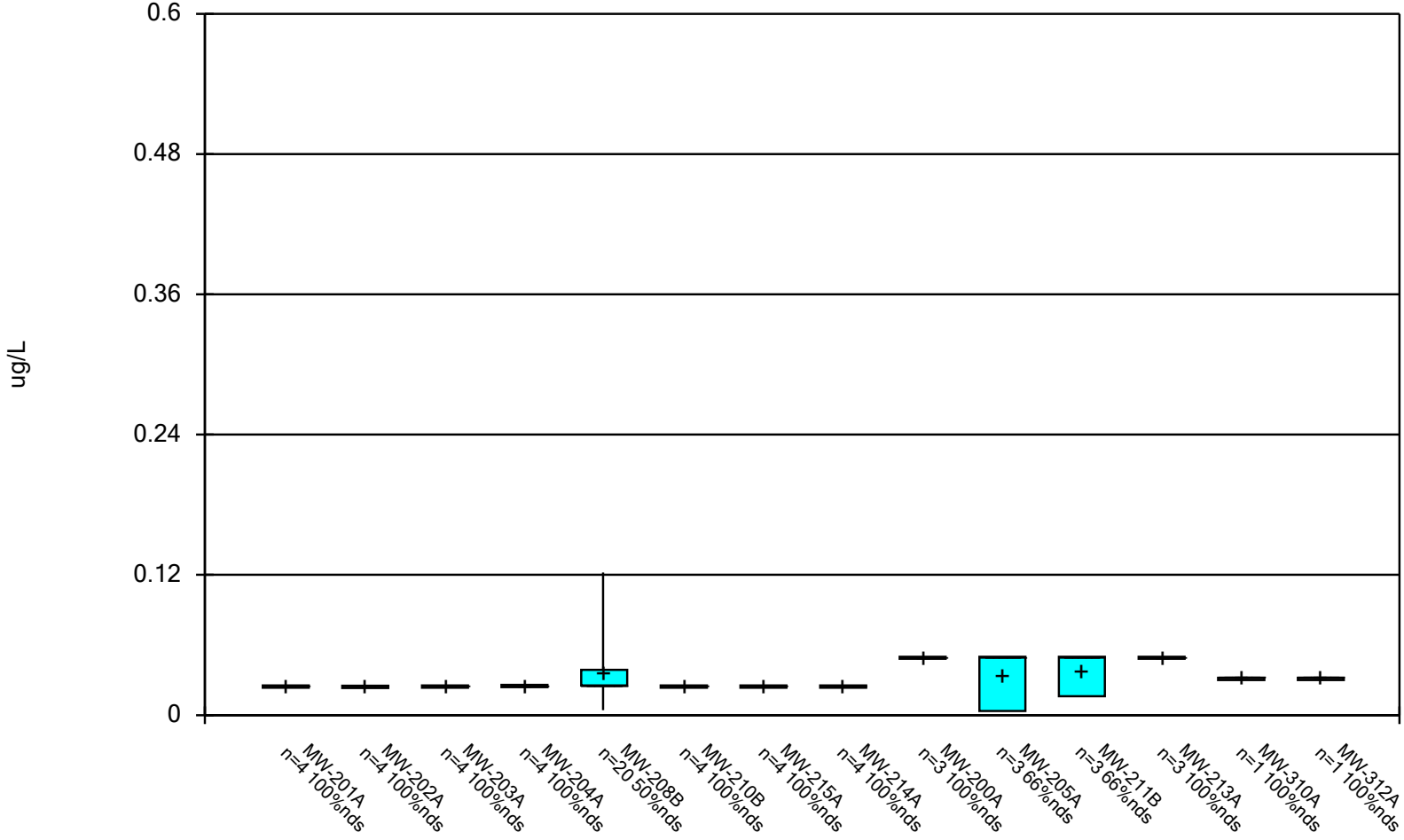

Constituent: Endrin Analysis Run 1/20/2026 1:08 PM View: 06A_MW_Organics_PL

Iowa City Landfill Client: HDR Data: Iowa City Sanitary Landfill

Box & Whiskers Plot

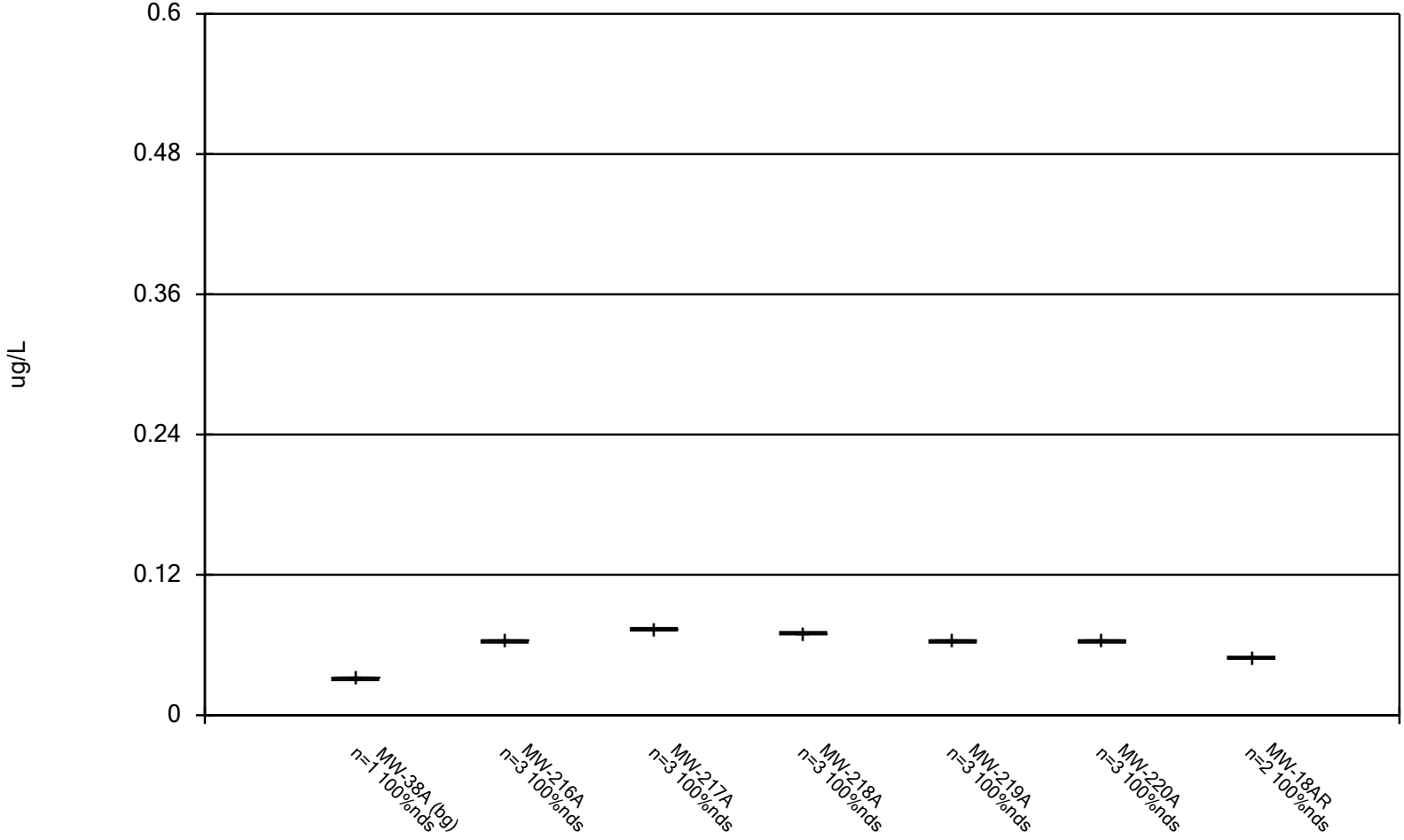

Constituent: Endrin Analysis Run 1/20/2026 1:08 PM View: 06A_MW_Organics_PL

Iowa City Landfill Client: HDR Data: Iowa City Sanitary Landfill

Box & Whiskers Plot

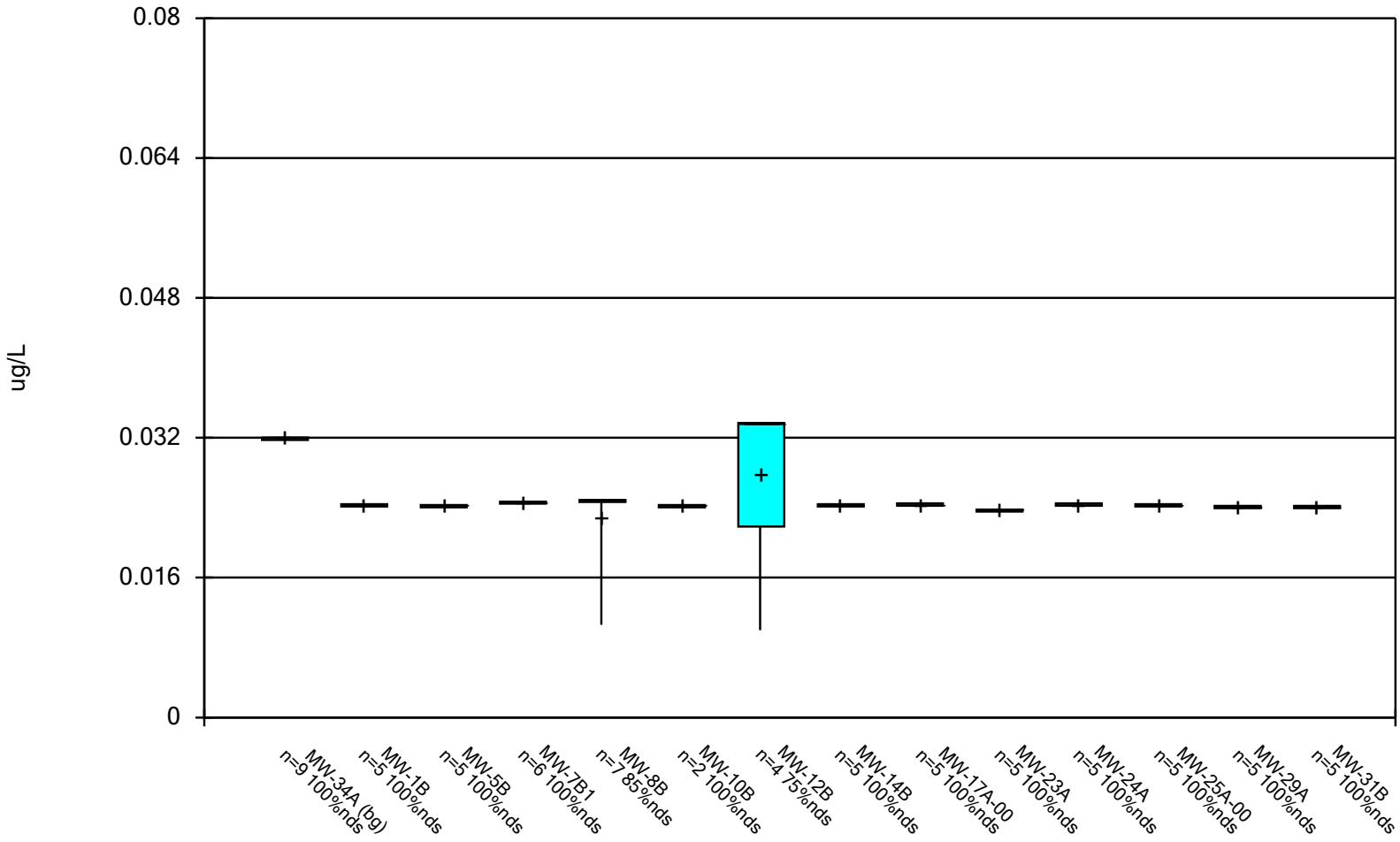

Constituent: Endrin aldehyde Analysis Run 1/20/2026 1:08 PM View: 06A_MW_Organics_PL

Iowa City Landfill Client: HDR Data: Iowa City Sanitary Landfill

Box & Whiskers Plot

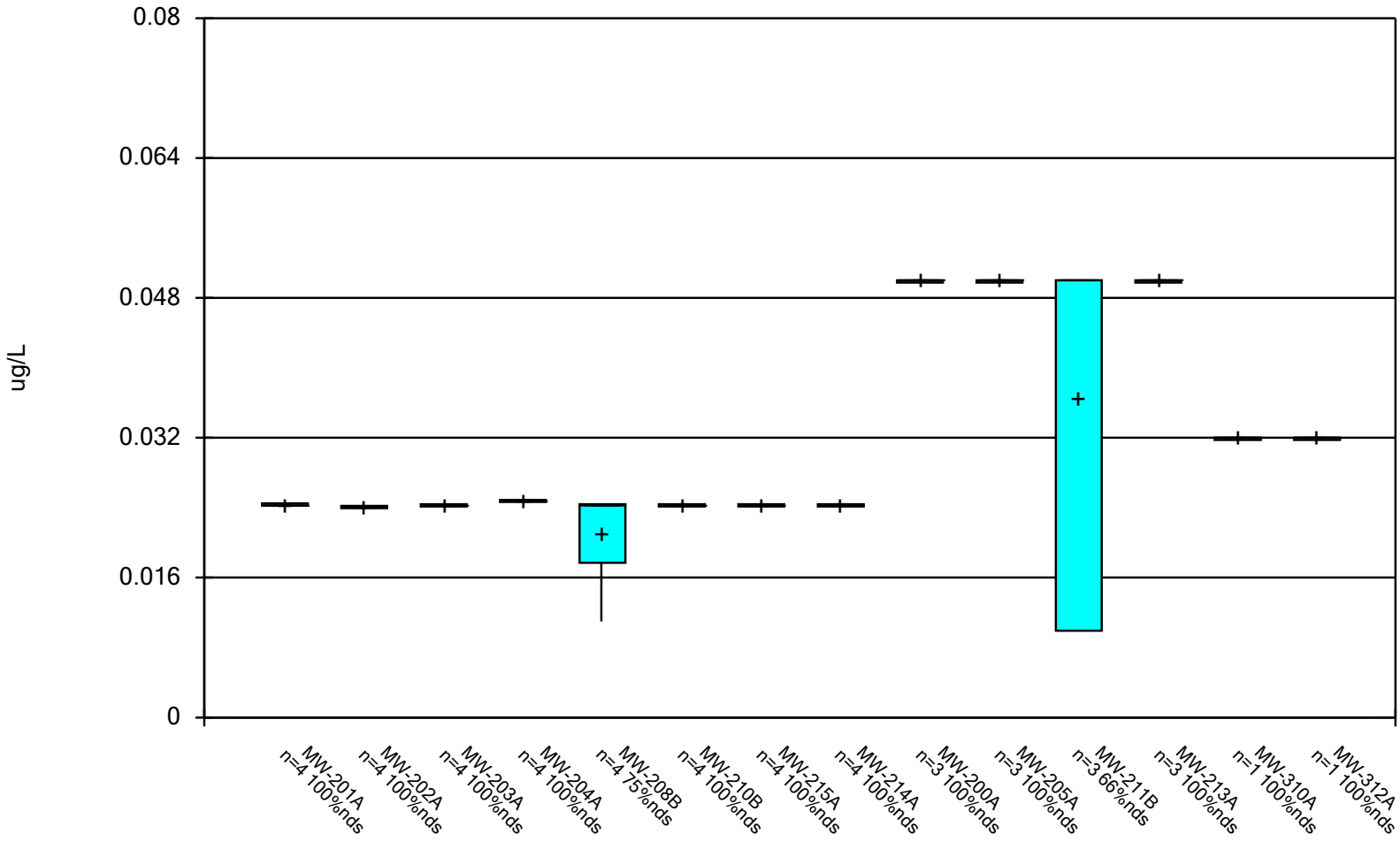

Constituent: Endrin aldehyde Analysis Run 1/20/2026 1:08 PM View: 06A_MW_Organics_PL

Iowa City Landfill Client: HDR Data: Iowa City Sanitary Landfill

Box & Whiskers Plot

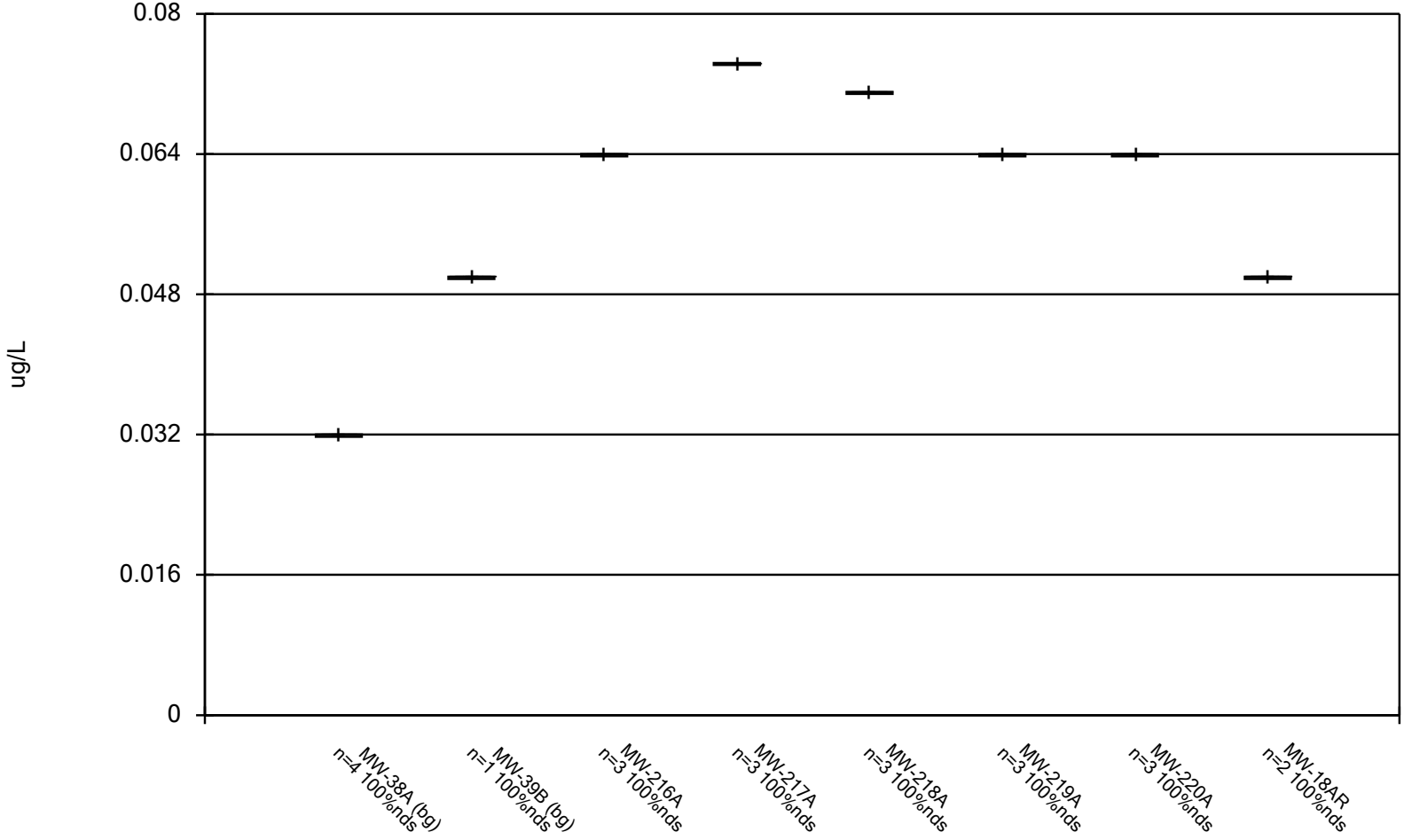

Constituent: Endrin aldehyde Analysis Run 1/20/2026 1:08 PM View: 06A_MW_Organics_PL

Iowa City Landfill Client: HDR Data: Iowa City Sanitary Landfill

Box & Whiskers Plot

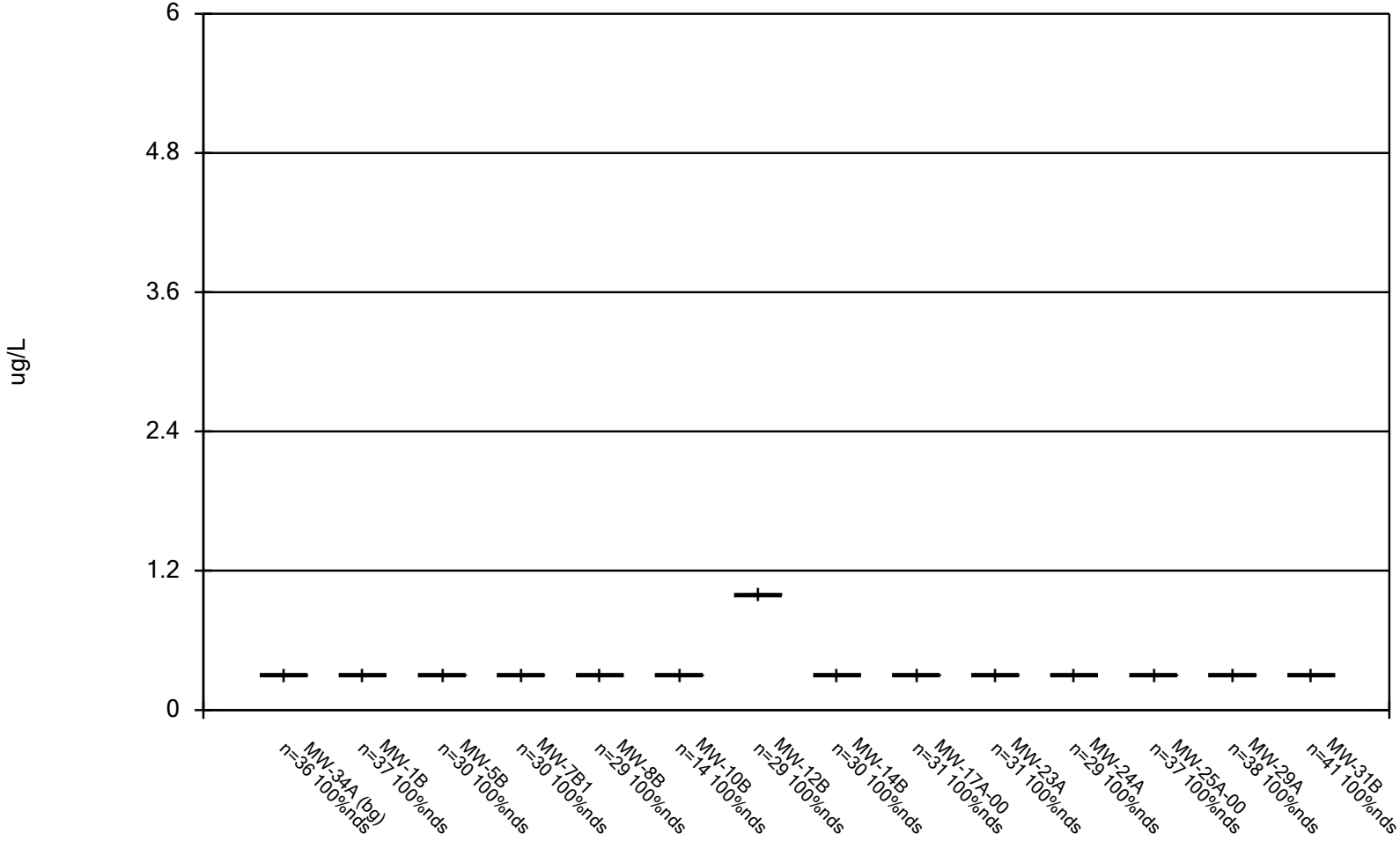

Constituent: Ethylbenzene Analysis Run 1/20/2026 1:08 PM View: 06A_MW_Organics_PL

Iowa City Landfill Client: HDR Data: Iowa City Sanitary Landfill

Box & Whiskers Plot

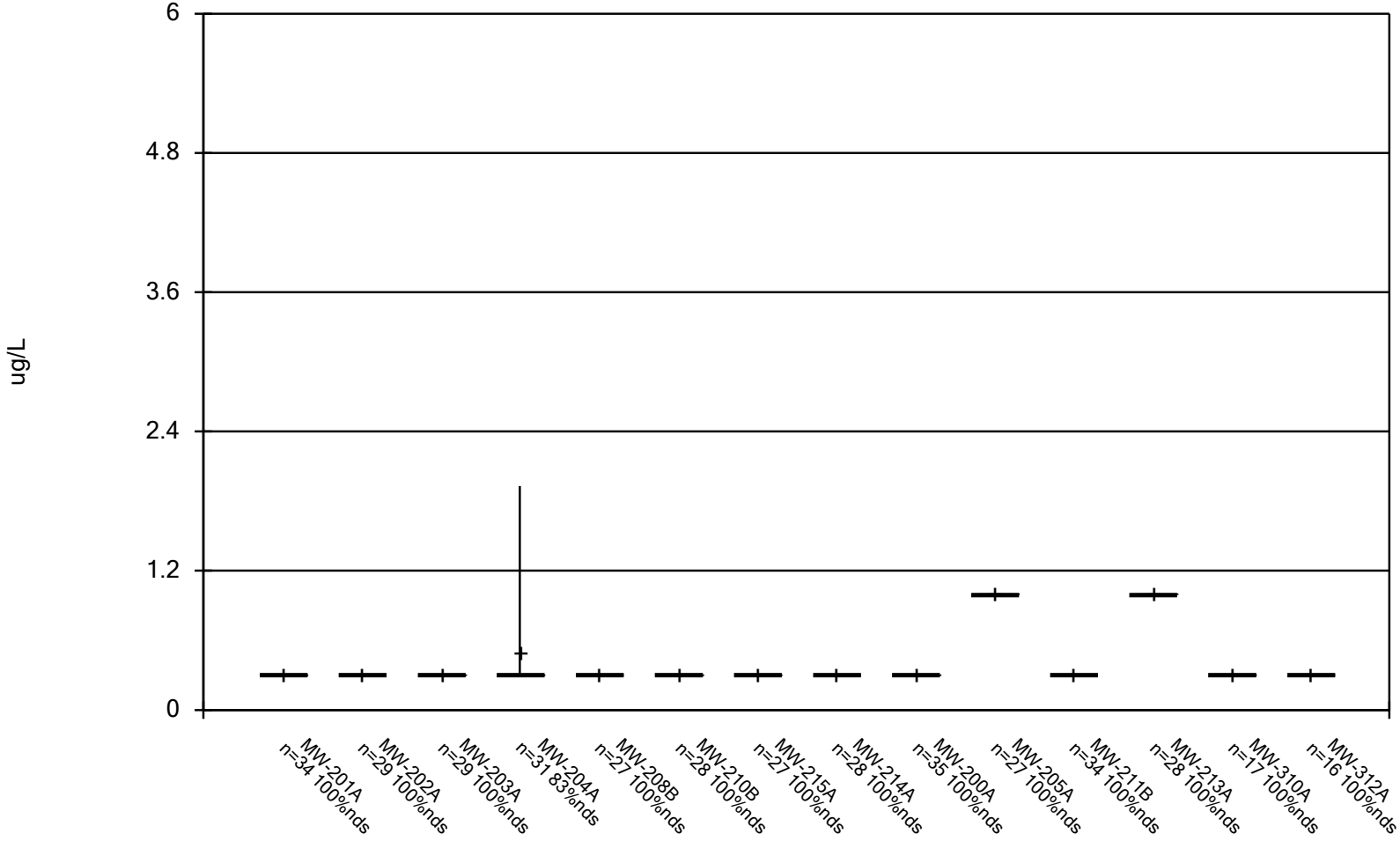

Constituent: Ethylbenzene Analysis Run 1/20/2026 1:08 PM View: 06A_MW_Organics_PL

Iowa City Landfill Client: HDR Data: Iowa City Sanitary Landfill

Box & Whiskers Plot

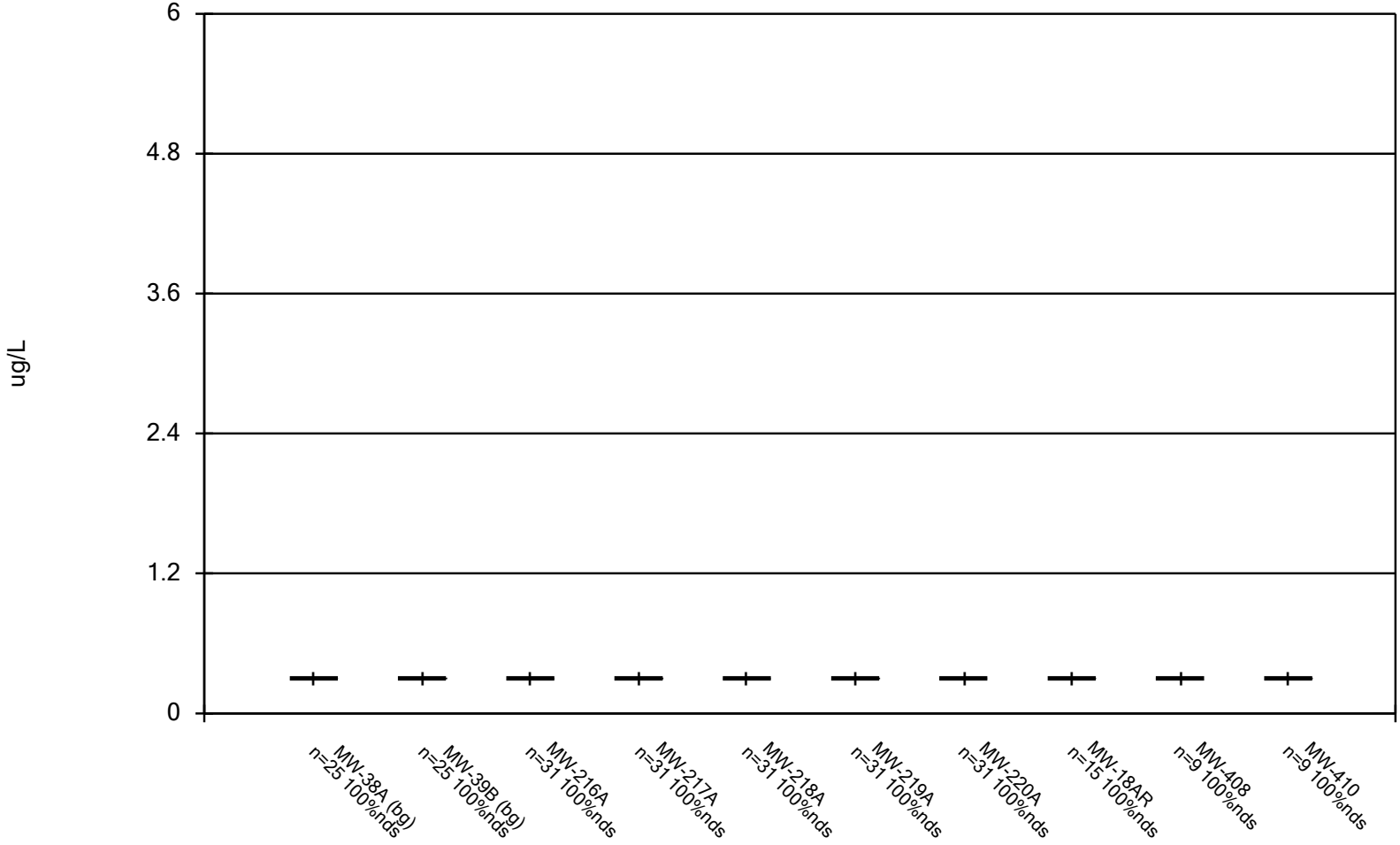

Constituent: Ethylbenzene Analysis Run 1/20/2026 1:08 PM View: 06A_MW_Organics_PL

Iowa City Landfill Client: HDR Data: Iowa City Sanitary Landfill

Box & Whiskers Plot

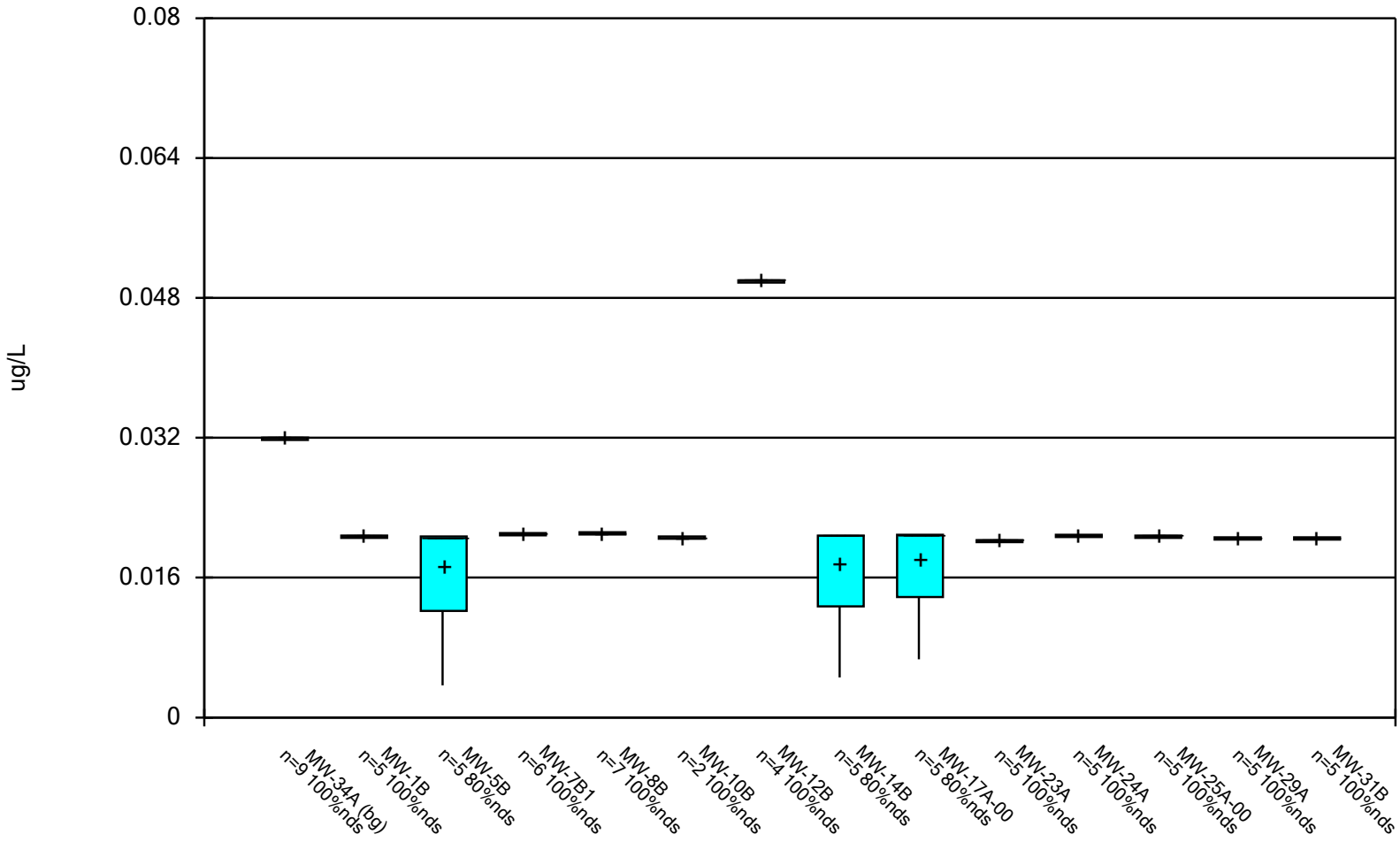

Constituent: Heptachlor Analysis Run 1/20/2026 1:08 PM View: 06A_MW_Organics_PL

Iowa City Landfill Client: HDR Data: Iowa City Sanitary Landfill

Box & Whiskers Plot

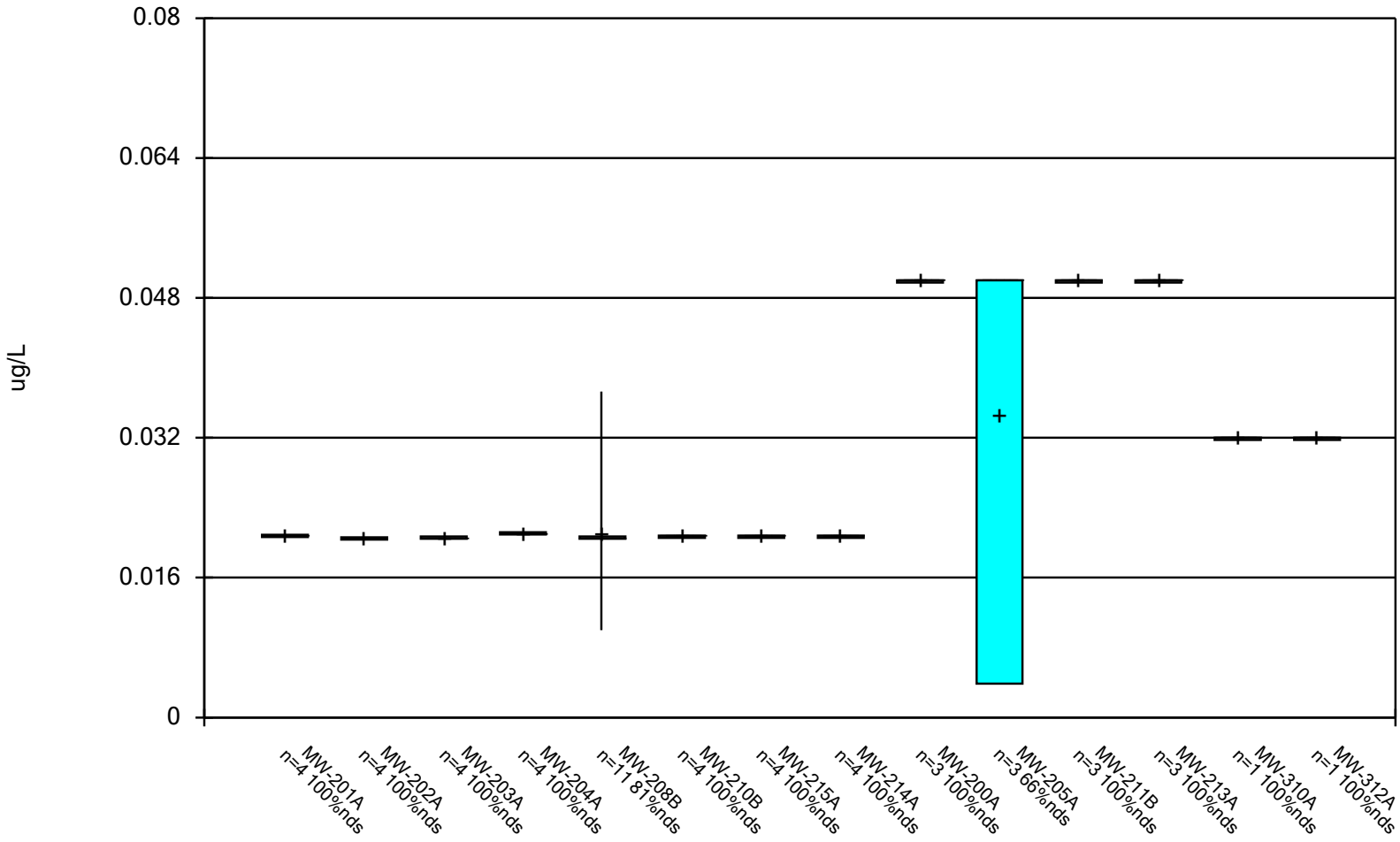

Constituent: Heptachlor Analysis Run 1/20/2026 1:08 PM View: 06A_MW_Organics_PL

Iowa City Landfill Client: HDR Data: Iowa City Sanitary Landfill

Box & Whiskers Plot

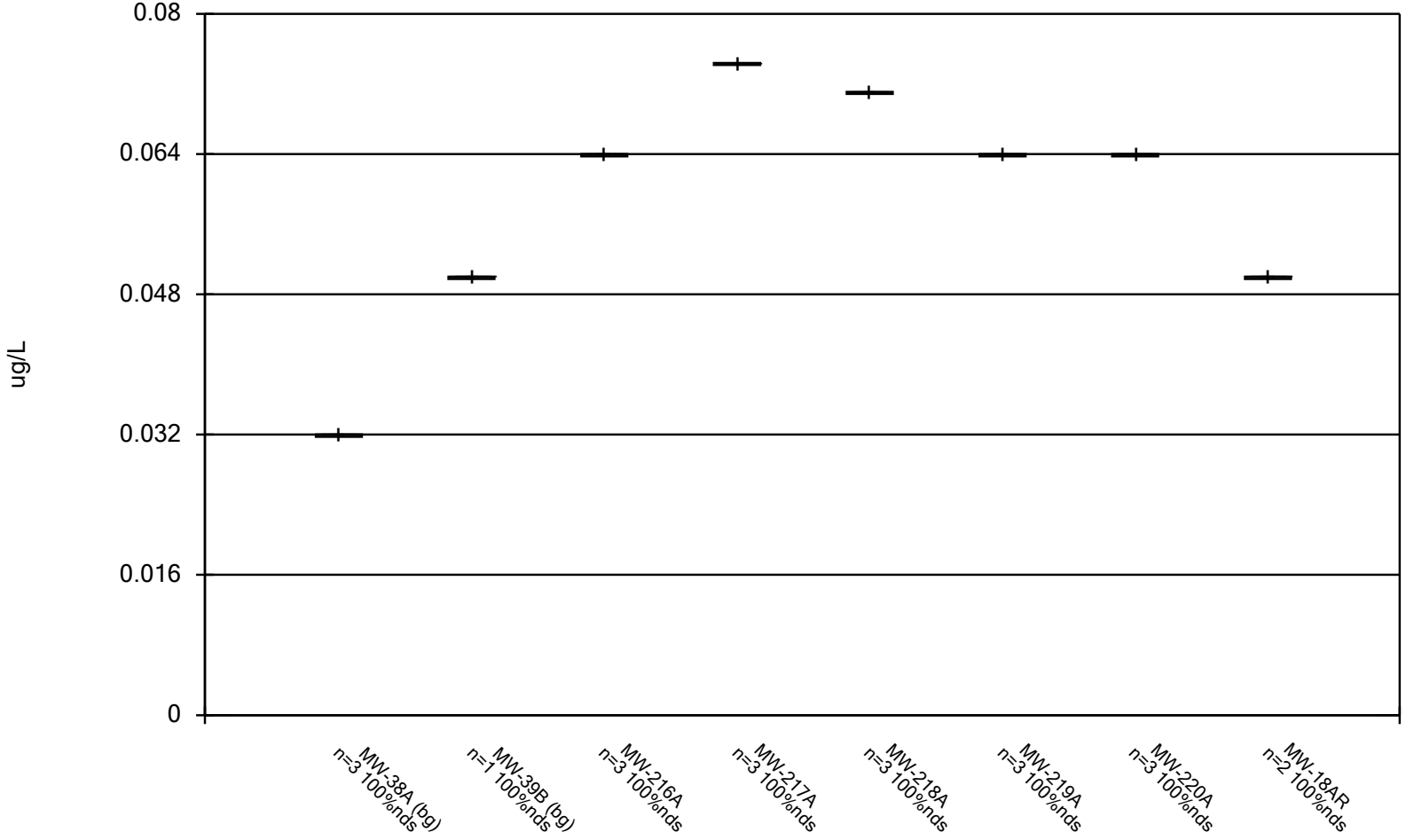

Constituent: Heptachlor Analysis Run 1/20/2026 1:08 PM View: 06A_MW_Organics_PL

Iowa City Landfill Client: HDR Data: Iowa City Sanitary Landfill

Box & Whiskers Plot

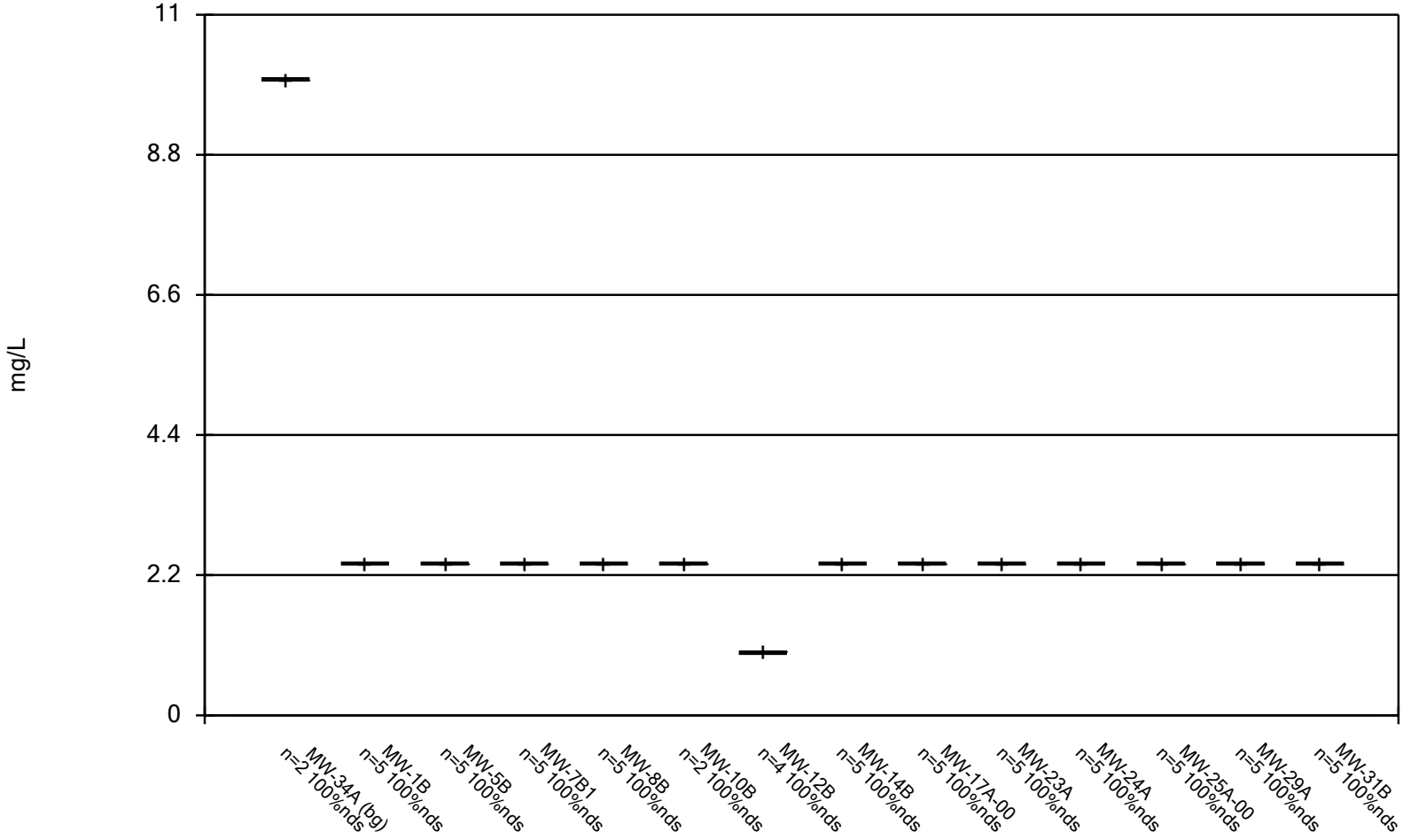

Constituent: Isobutanol Analysis Run 1/20/2026 1:08 PM View: 06A_MW_Organics_PL

Iowa City Landfill Client: HDR Data: Iowa City Sanitary Landfill

Box & Whiskers Plot

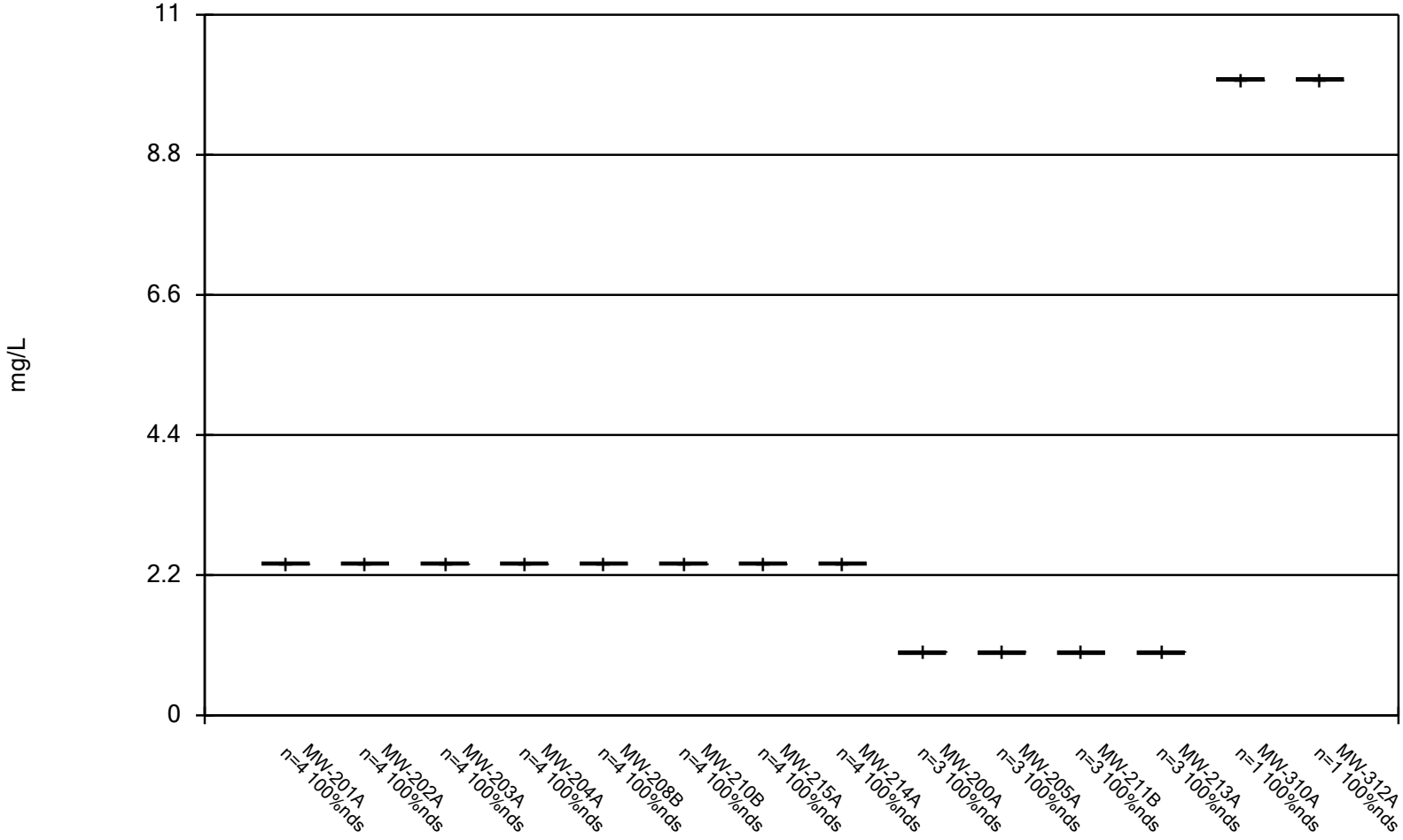

Constituent: Isobutanol Analysis Run 1/20/2026 1:08 PM View: 06A_MW_Organics_PL

Iowa City Landfill Client: HDR Data: Iowa City Sanitary Landfill

Box & Whiskers Plot

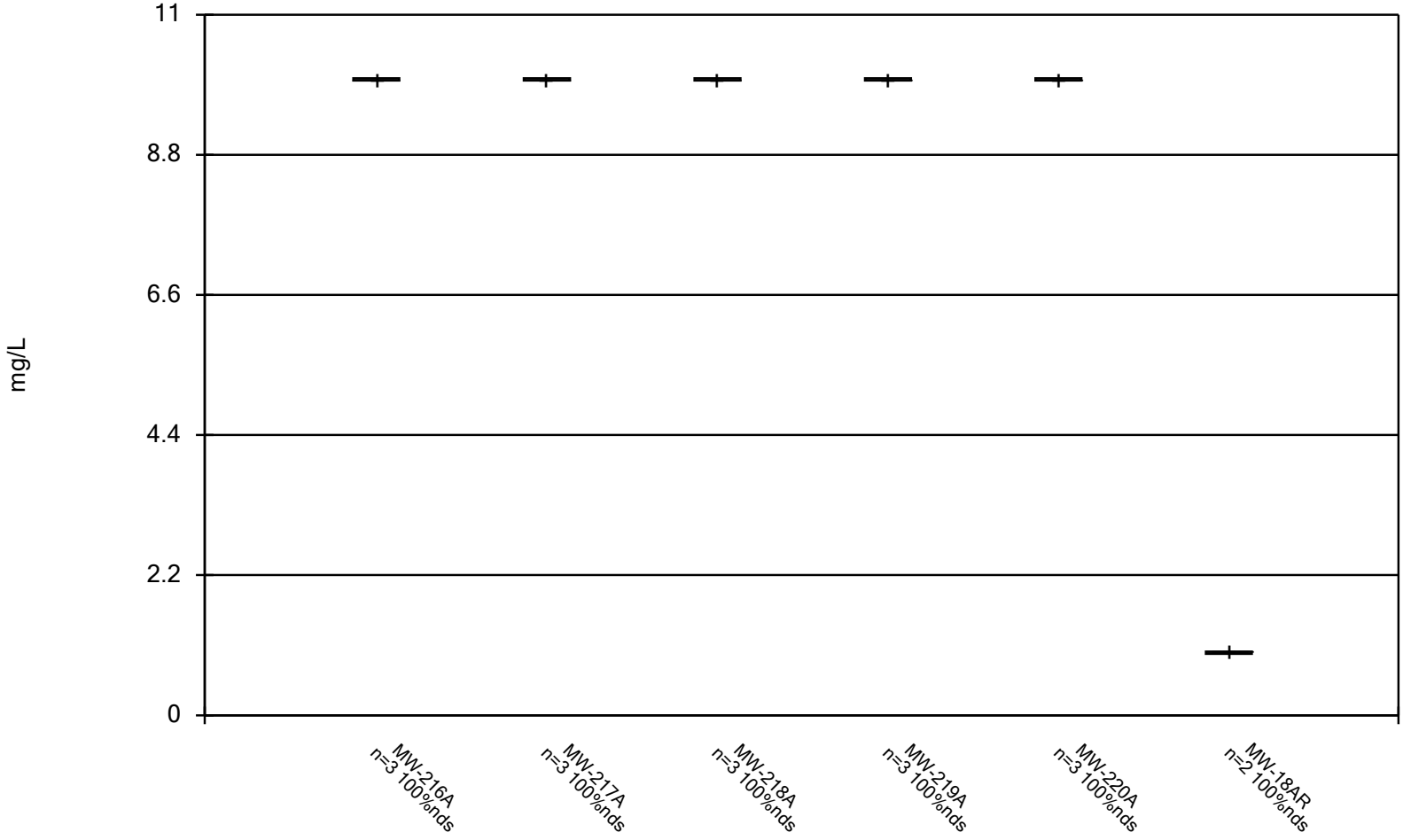

Constituent: Isobutanol Analysis Run 1/20/2026 1:08 PM View: 06A_MW_Organics_PL

Iowa City Landfill Client: HDR Data: Iowa City Sanitary Landfill

Box & Whiskers Plot

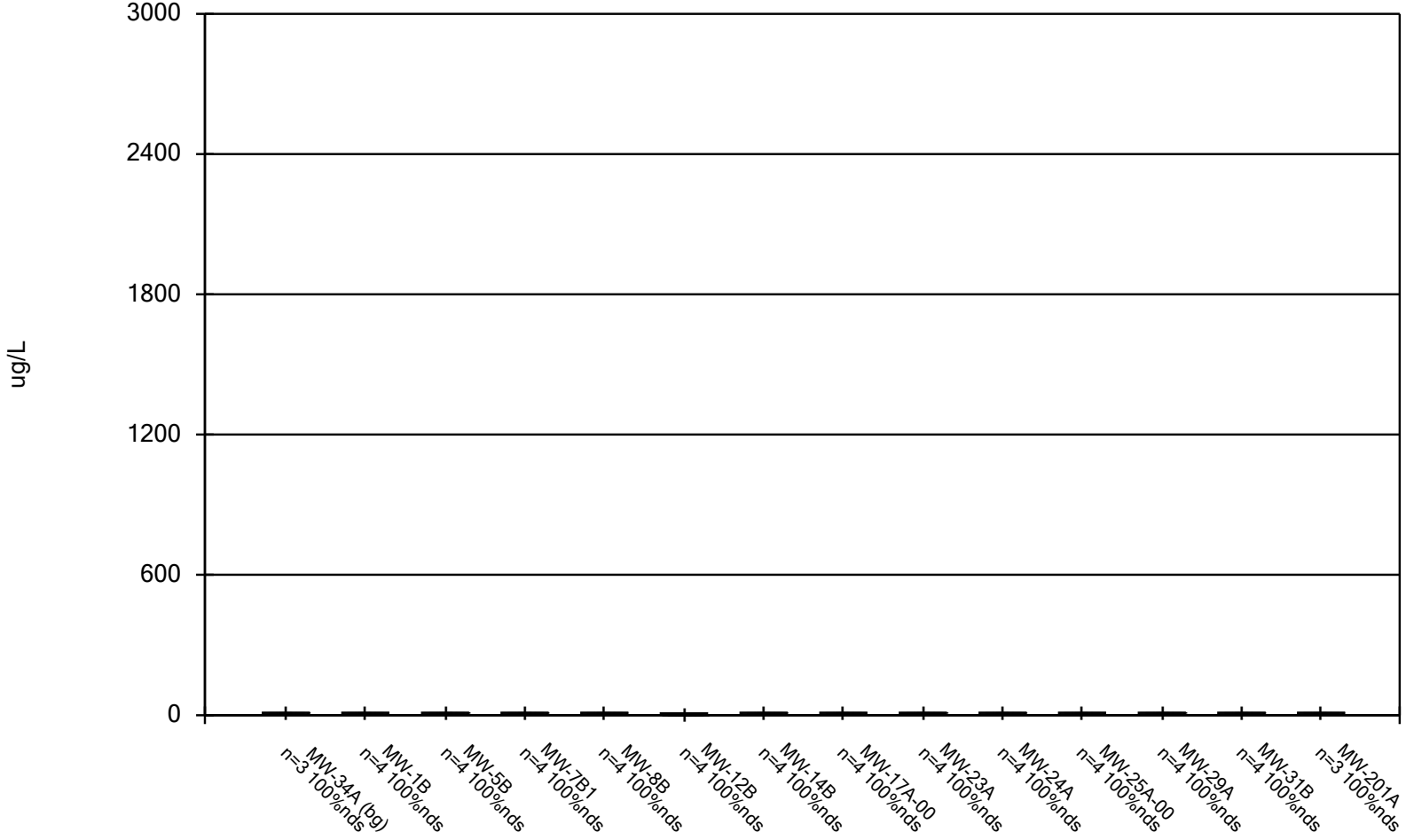

Constituent: m/p-Cresol Analysis Run 1/20/2026 1:08 PM View: 06A_MW_Organics_PL

Iowa City Landfill Client: HDR Data: Iowa City Sanitary Landfill

Box & Whiskers Plot

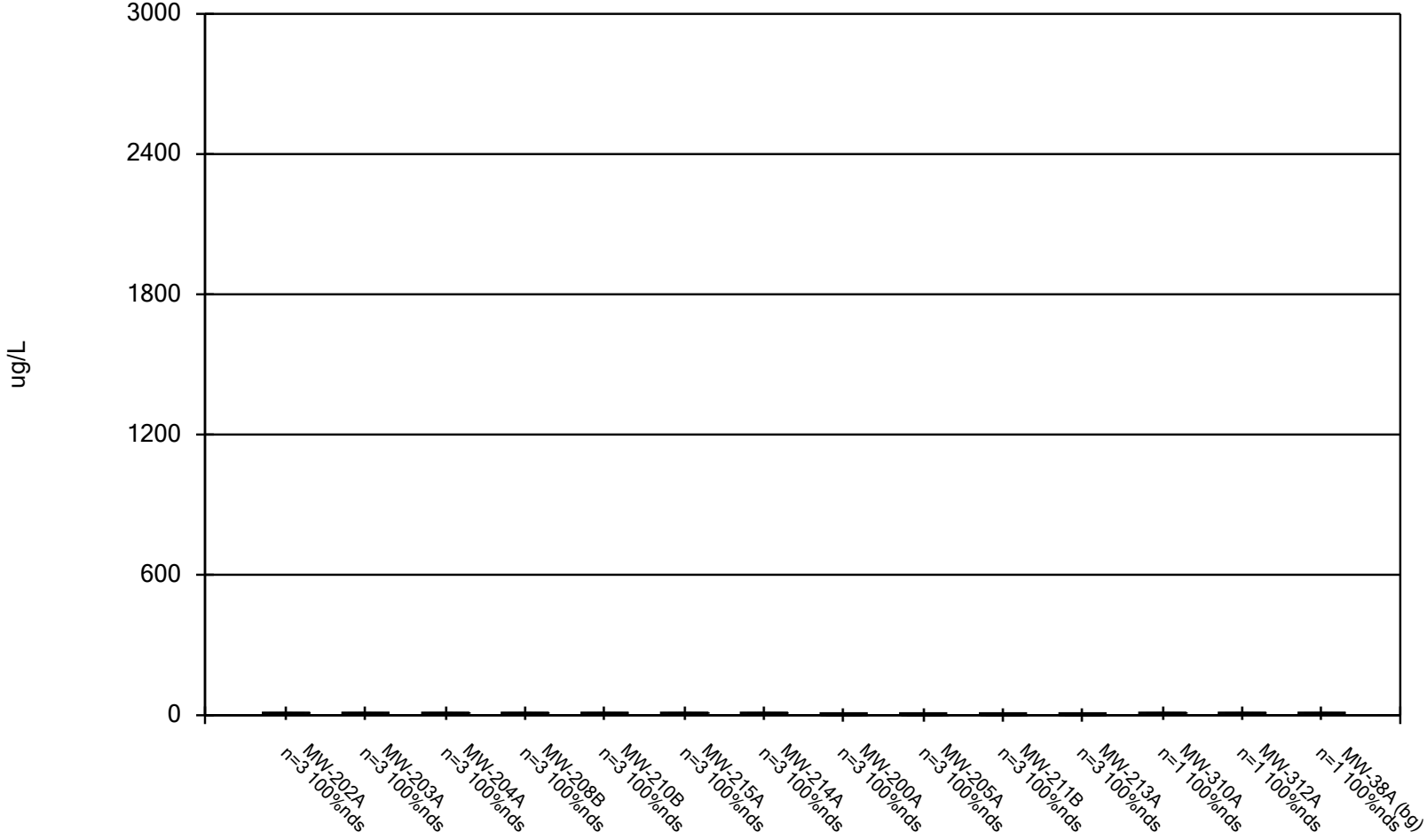

Constituent: m/p-Cresol Analysis Run 1/20/2026 1:08 PM View: 06A_MW_Organics_PL

Iowa City Landfill Client: HDR Data: Iowa City Sanitary Landfill

Box & Whiskers Plot

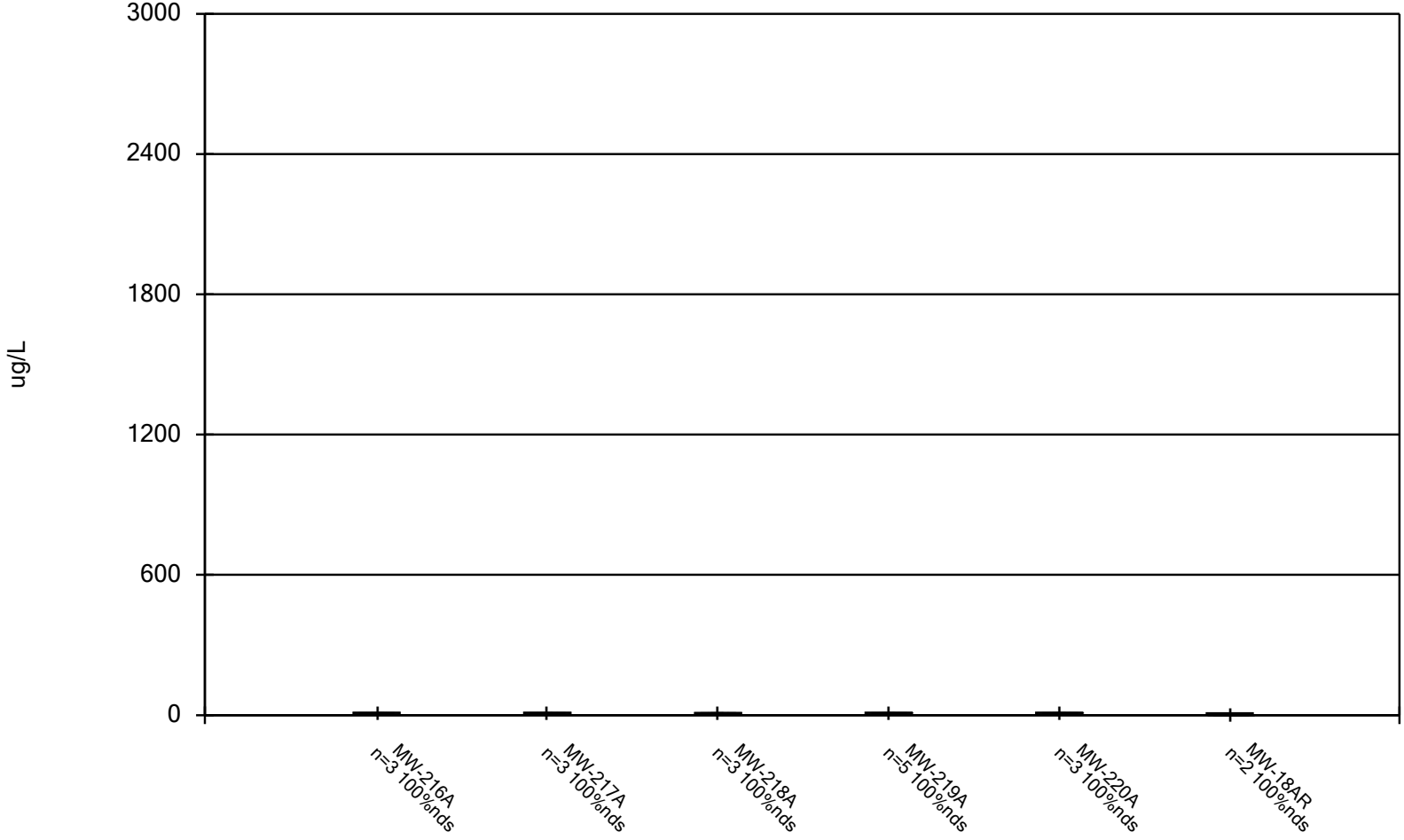

Constituent: m/p-Cresol Analysis Run 1/20/2026 1:08 PM View: 06A_MW_Organics_PL

Iowa City Landfill Client: HDR Data: Iowa City Sanitary Landfill

Box & Whiskers Plot

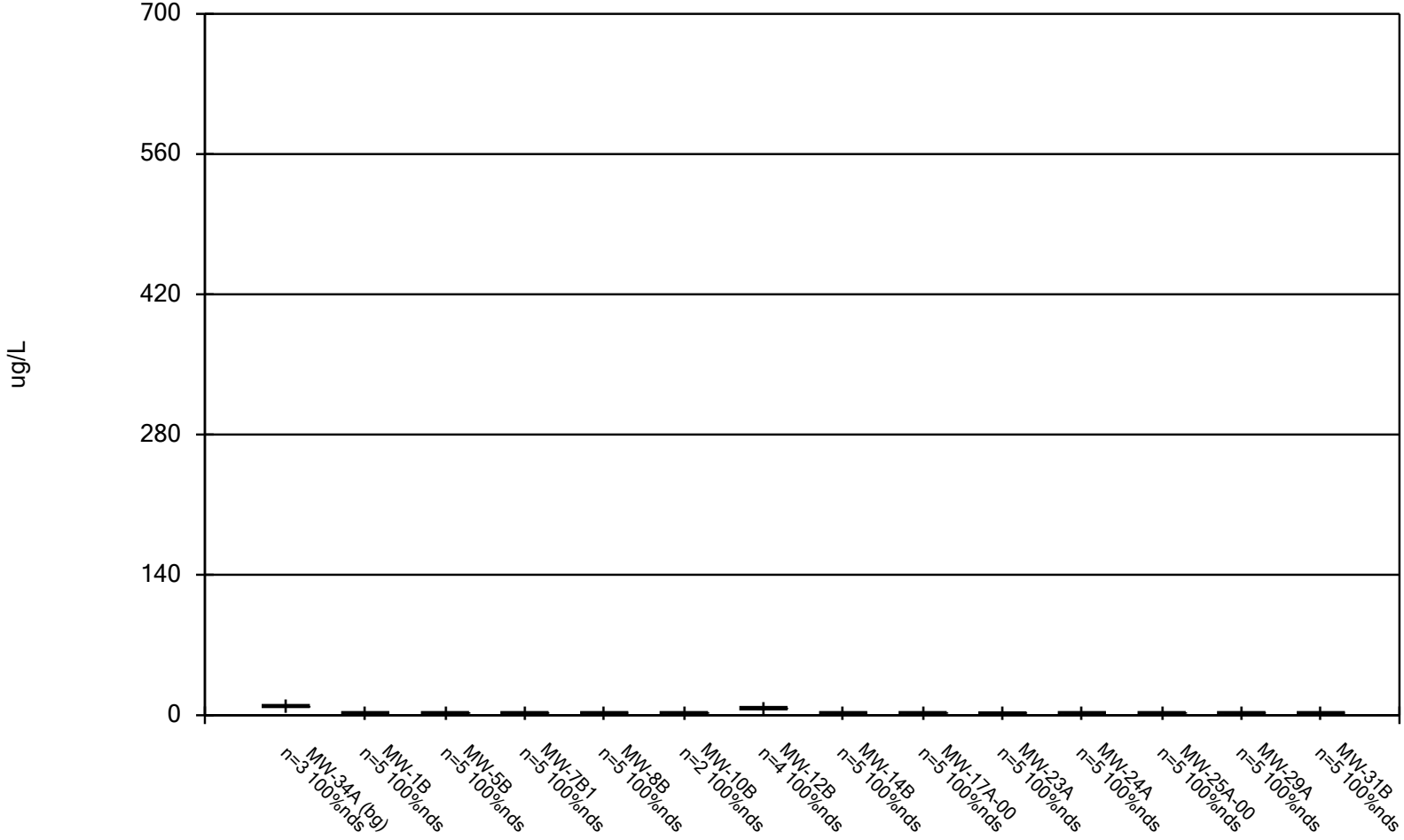

Constituent: O-Toluidine Analysis Run 1/20/2026 1:08 PM View: 06A_MW_Organics_PL

Iowa City Landfill Client: HDR Data: Iowa City Sanitary Landfill

Box & Whiskers Plot

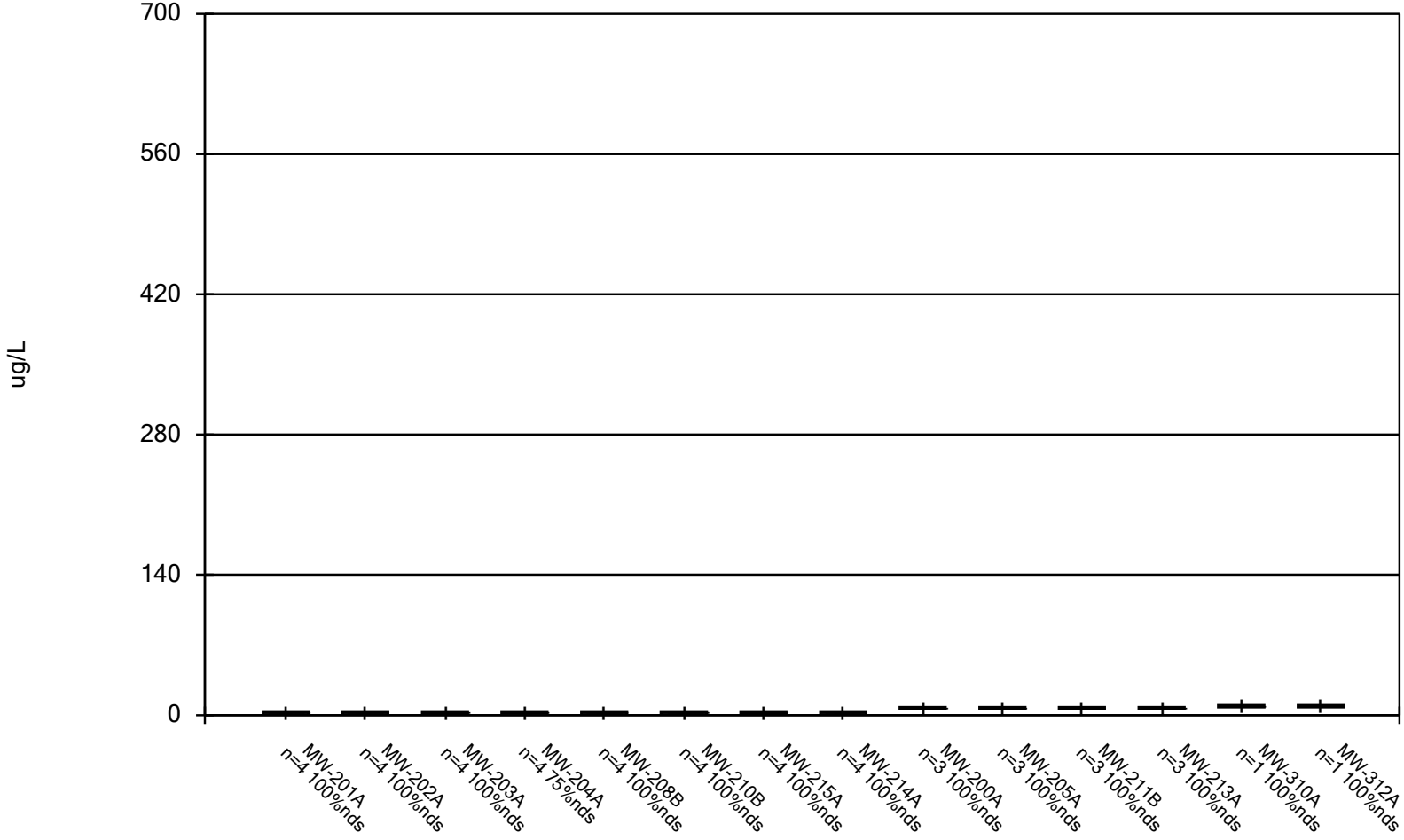

Constituent: O-Toluidine Analysis Run 1/20/2026 1:09 PM View: 06A_MW_Organics_PL

Iowa City Landfill Client: HDR Data: Iowa City Sanitary Landfill

Box & Whiskers Plot

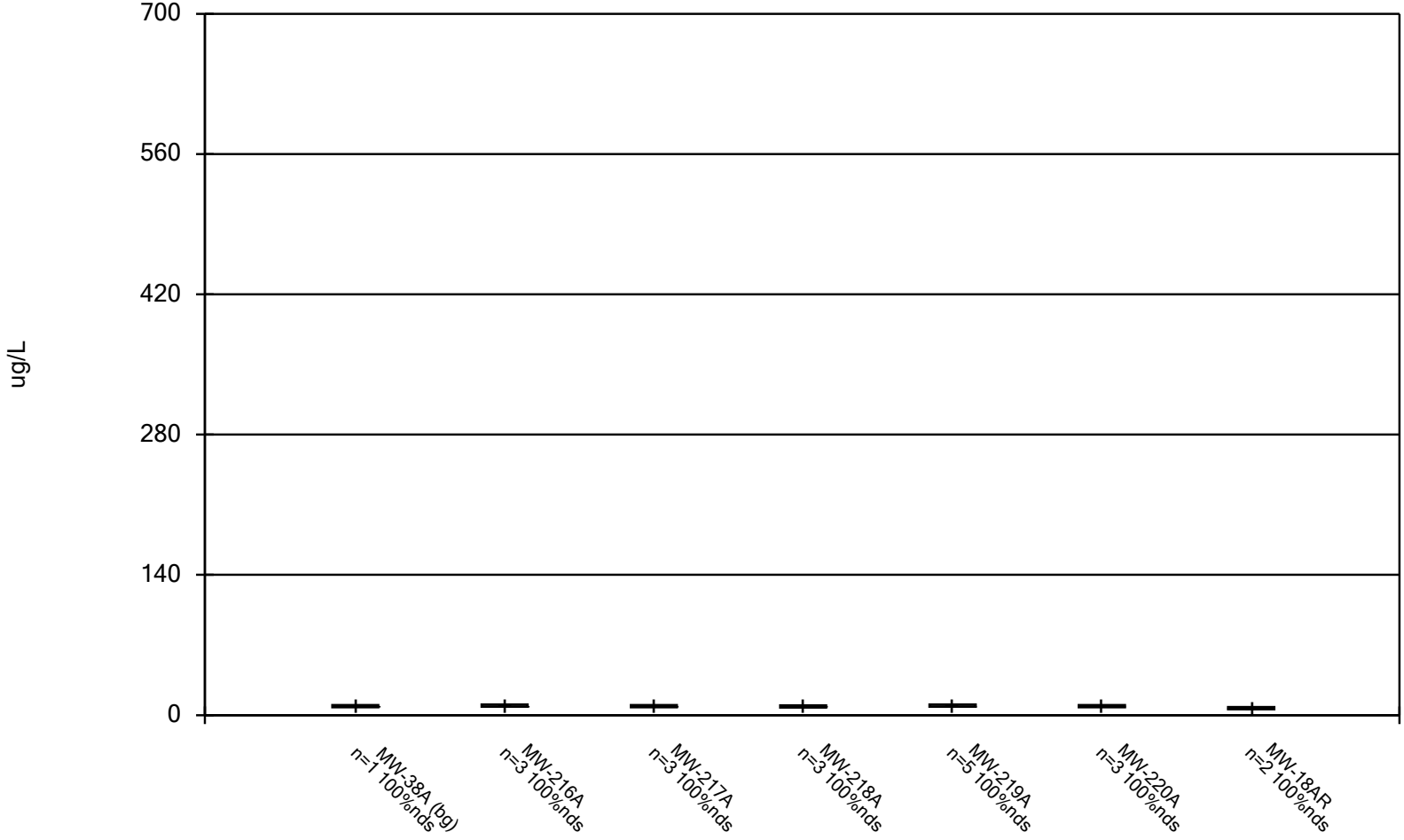

Constituent: O-Toluidine Analysis Run 1/20/2026 1:09 PM View: 06A_MW_Organics_PL

Iowa City Landfill Client: HDR Data: Iowa City Sanitary Landfill

Box & Whiskers Plot

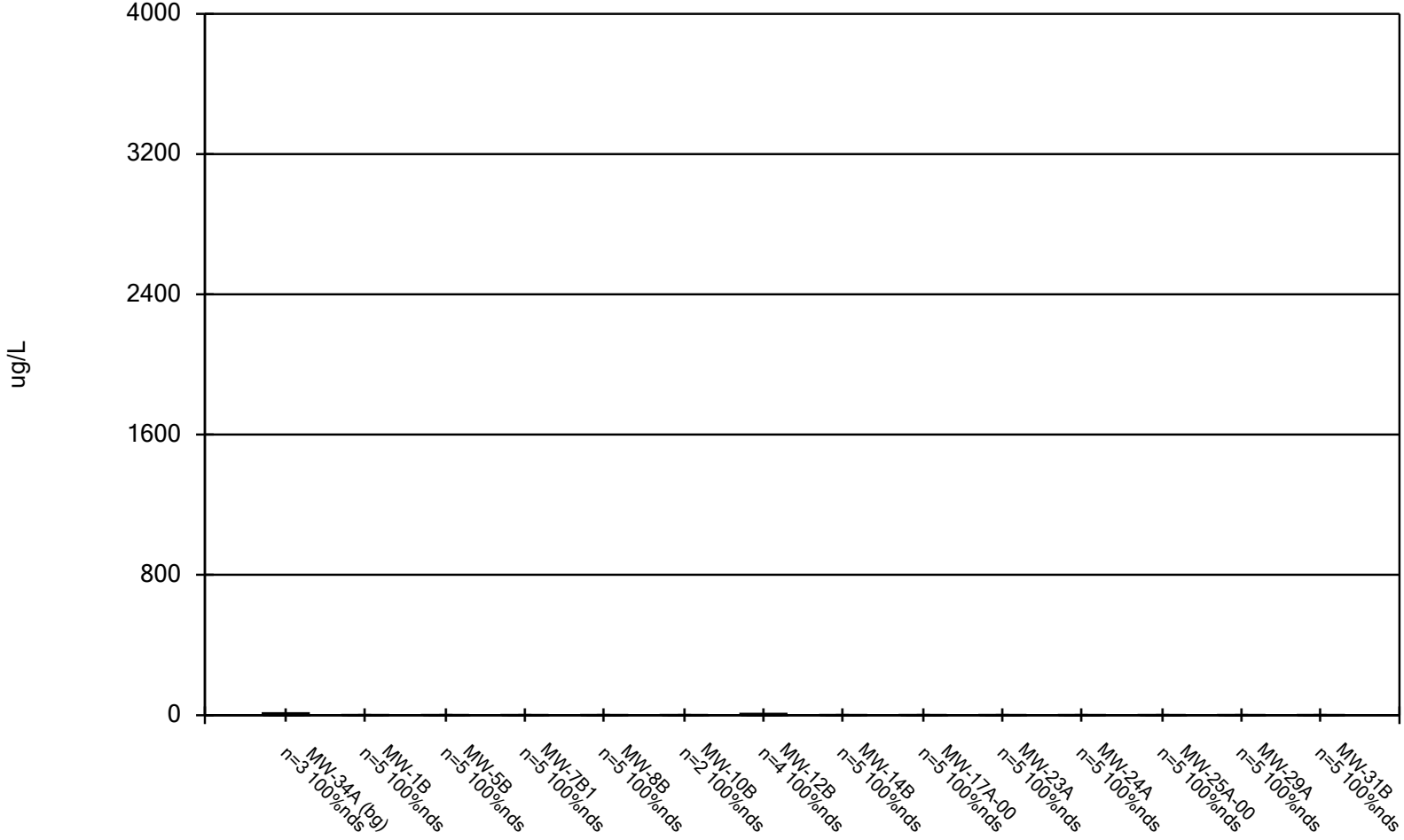

Constituent: Phenol Analysis Run 1/20/2026 1:09 PM View: 06A_MW_Organics_PL

Iowa City Landfill Client: HDR Data: Iowa City Sanitary Landfill

Box & Whiskers Plot

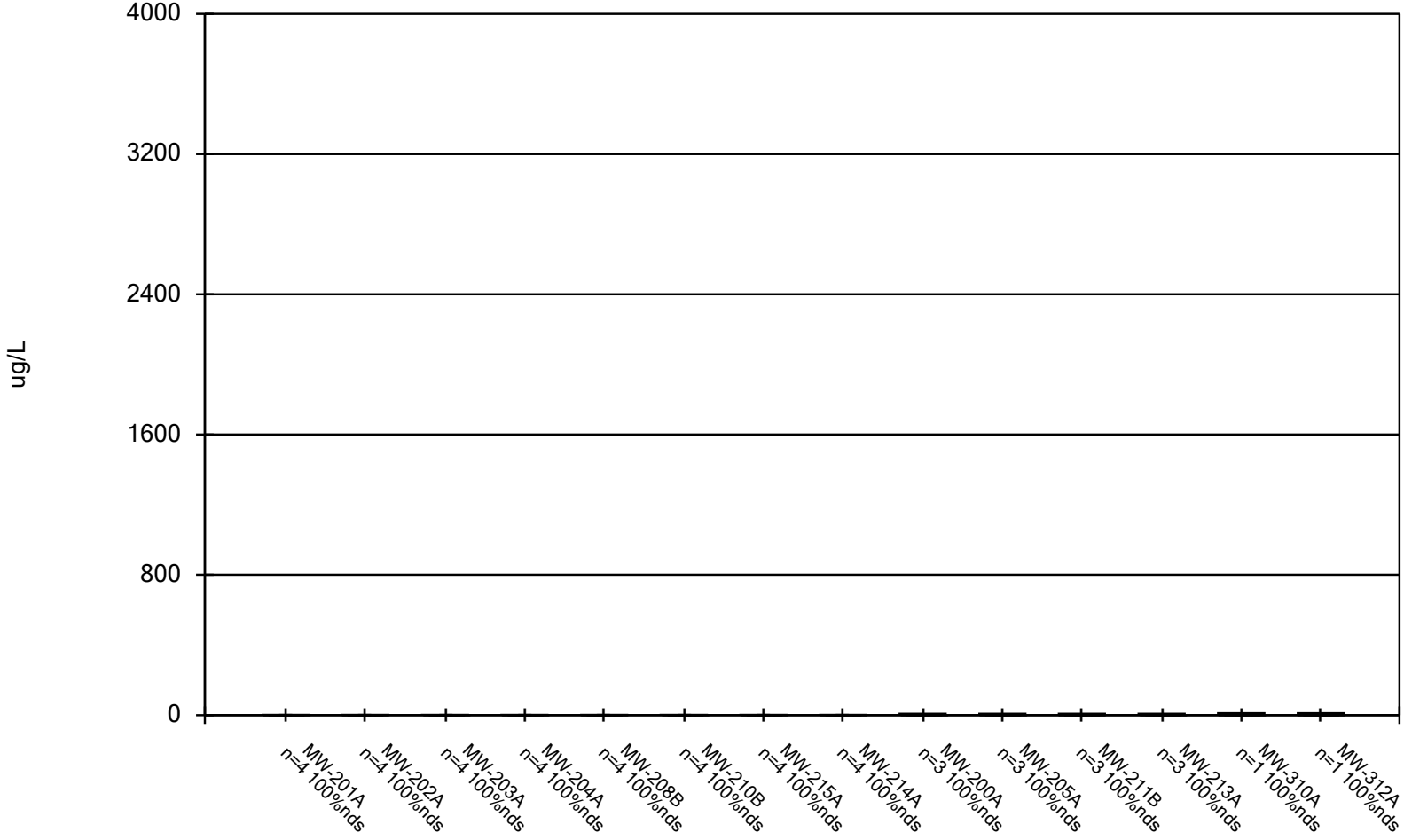

Constituent: Phenol Analysis Run 1/20/2026 1:09 PM View: 06A_MW_Organics_PL

Iowa City Landfill Client: HDR Data: Iowa City Sanitary Landfill

Box & Whiskers Plot

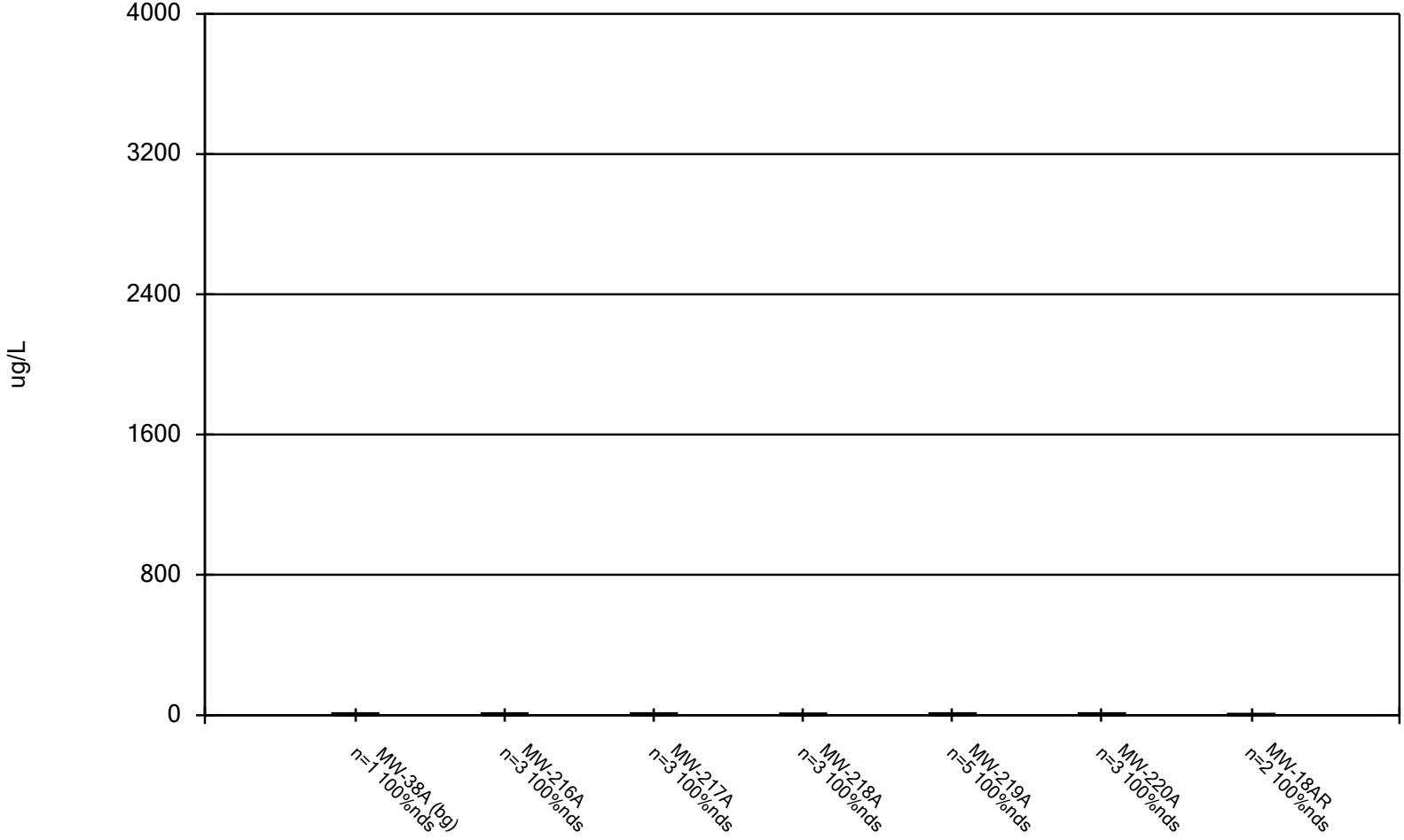

Constituent: Phenol Analysis Run 1/20/2026 1:09 PM View: 06A_MW_Organics_PL

Iowa City Landfill Client: HDR Data: Iowa City Sanitary Landfill

Box & Whiskers Plot

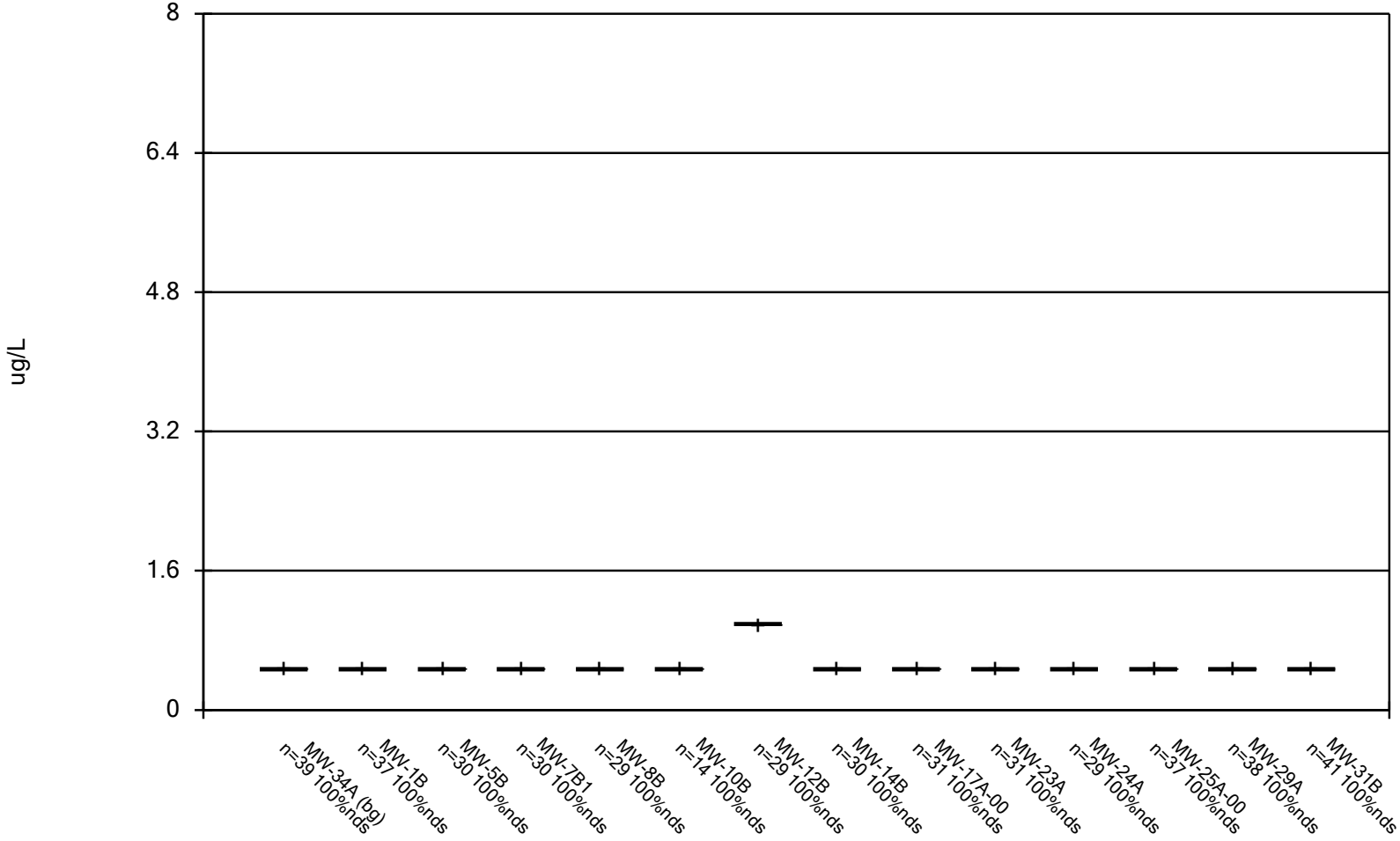

Constituent: Tetrachloroethene Analysis Run 1/20/2026 1:09 PM View: 06A_MW_Organics_PL

Iowa City Landfill Client: HDR Data: Iowa City Sanitary Landfill

Box & Whiskers Plot

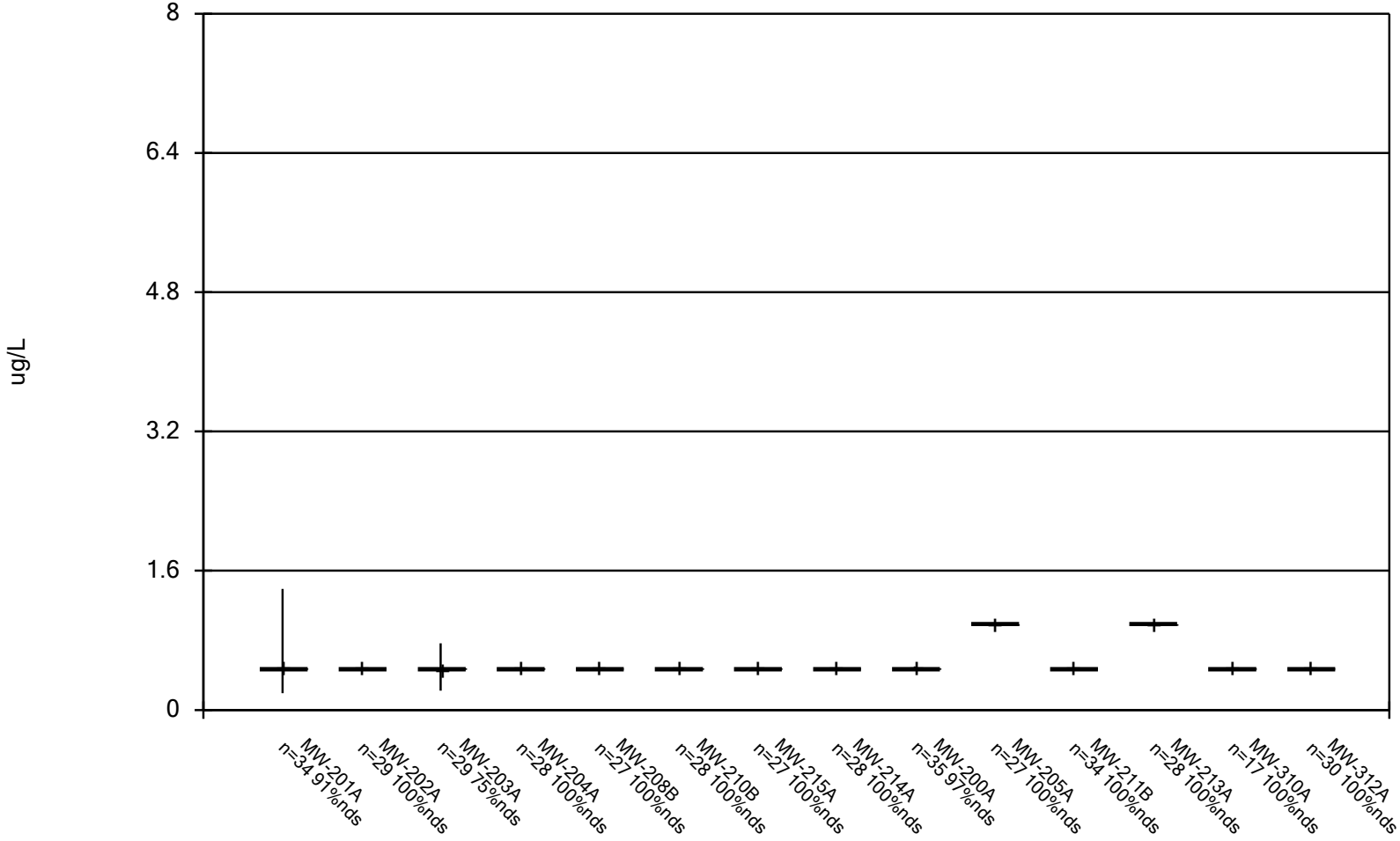

Constituent: Tetrachloroethene Analysis Run 1/20/2026 1:09 PM View: 06A_MW_Organics_PL

Iowa City Landfill Client: HDR Data: Iowa City Sanitary Landfill

Box & Whiskers Plot

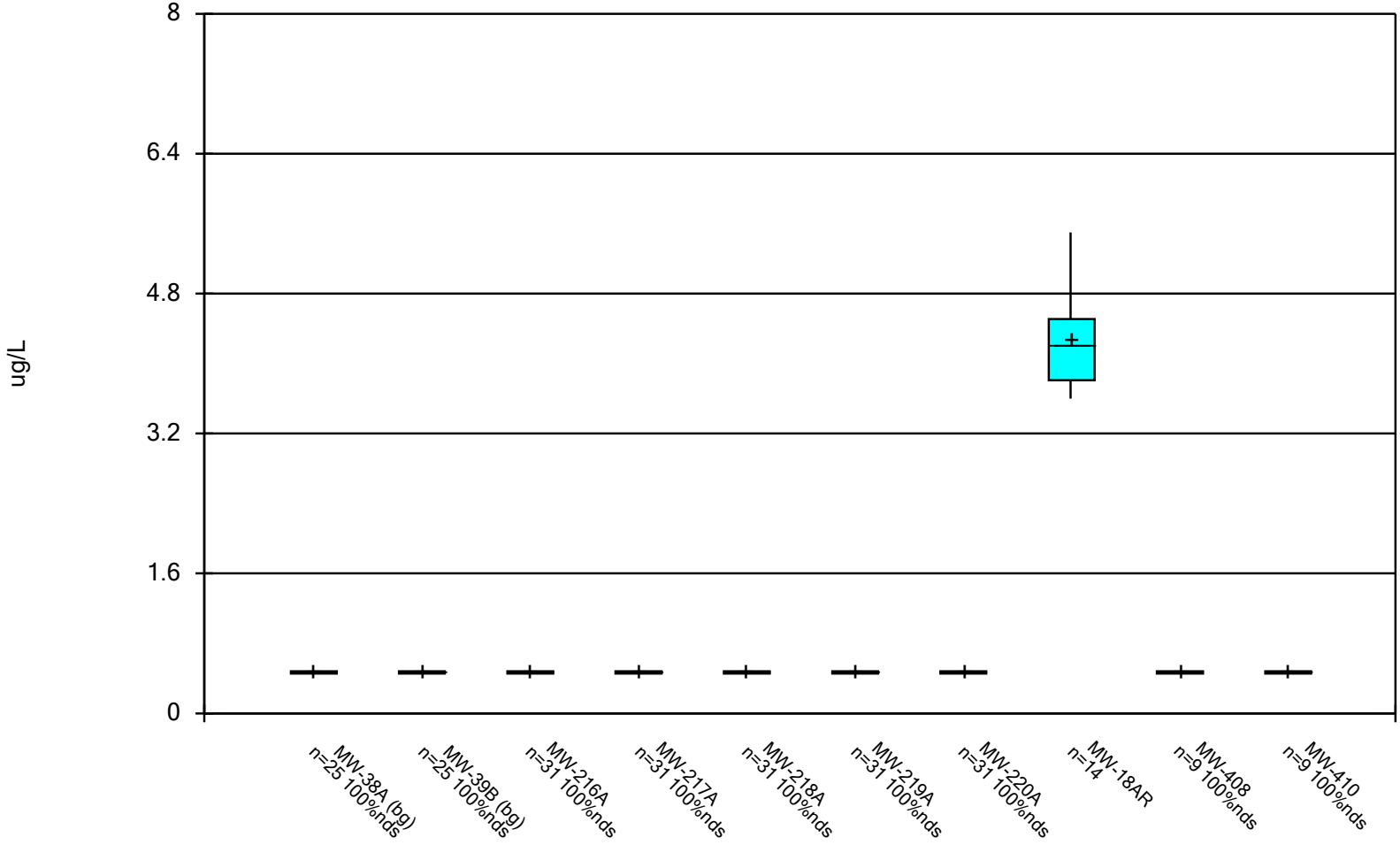

Constituent: Tetrachloroethene Analysis Run 1/20/2026 1:09 PM View: 06A_MW_Organics_PL

Iowa City Landfill Client: HDR Data: Iowa City Sanitary Landfill

Box & Whiskers Plot

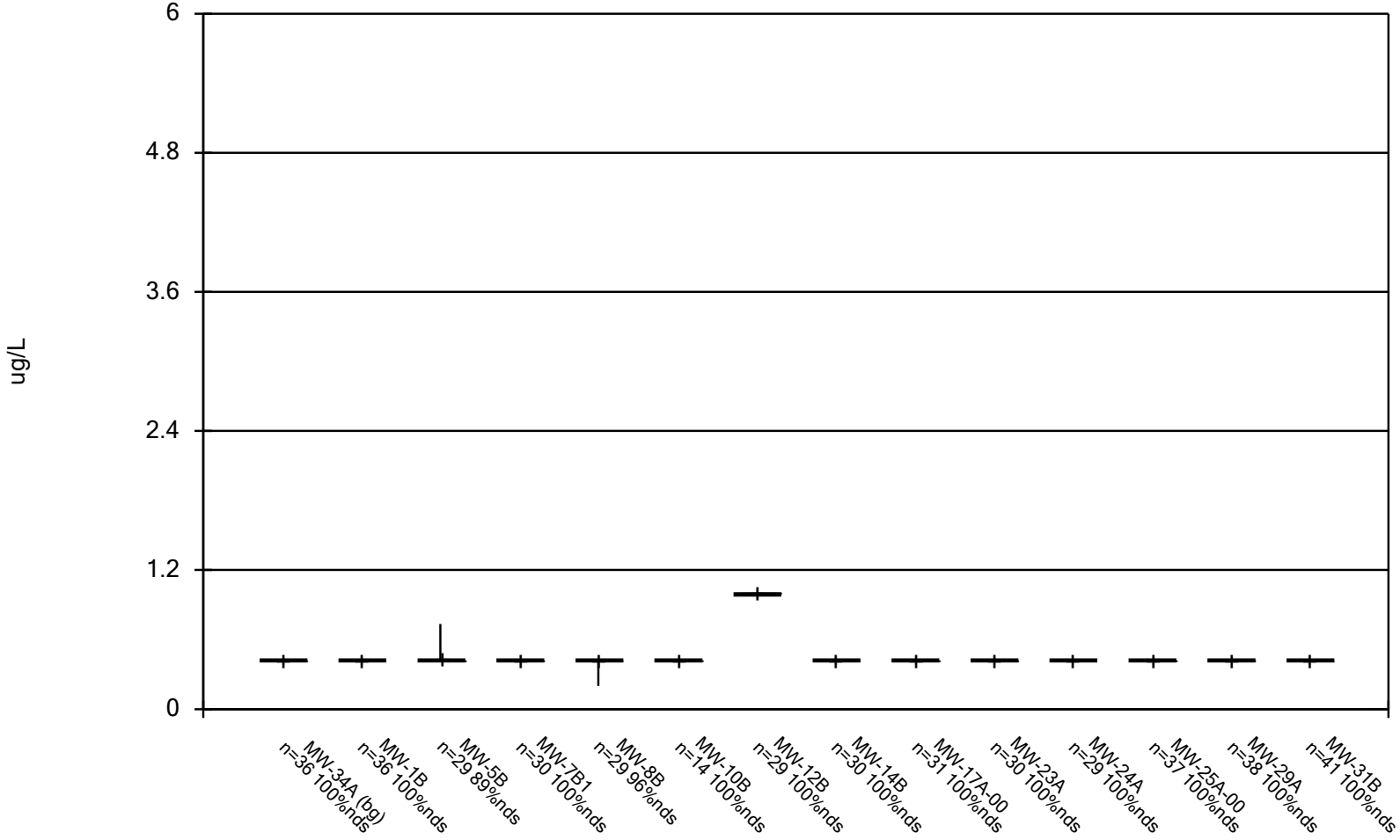

Constituent: Toluene Analysis Run 1/20/2026 1:09 PM View: 06A_MW_Organics_PL

Iowa City Landfill Client: HDR Data: Iowa City Sanitary Landfill

Box & Whiskers Plot

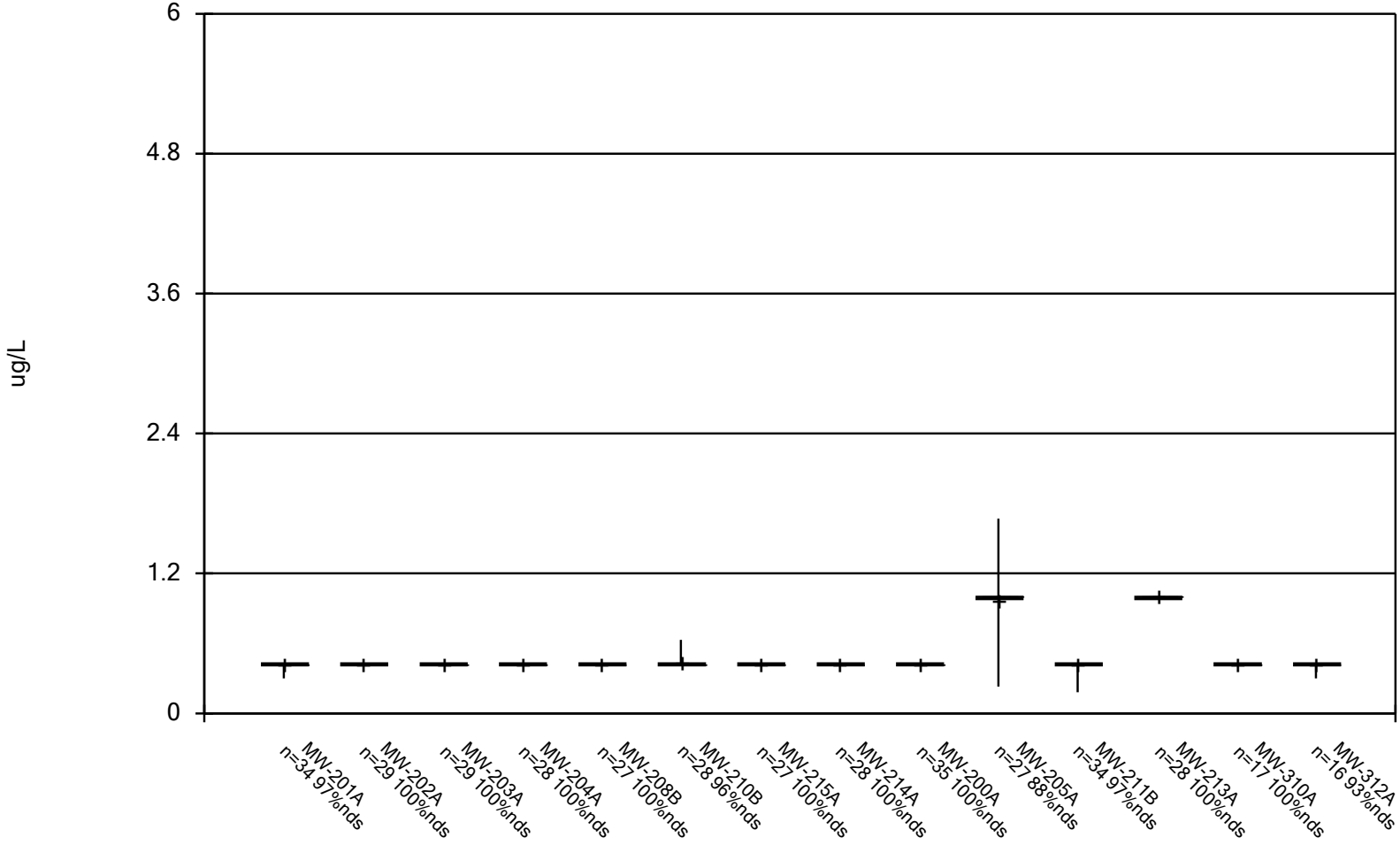

Constituent: Toluene Analysis Run 1/20/2026 1:09 PM View: 06A_MW_Organics_PL

Iowa City Landfill Client: HDR Data: Iowa City Sanitary Landfill

Box & Whiskers Plot

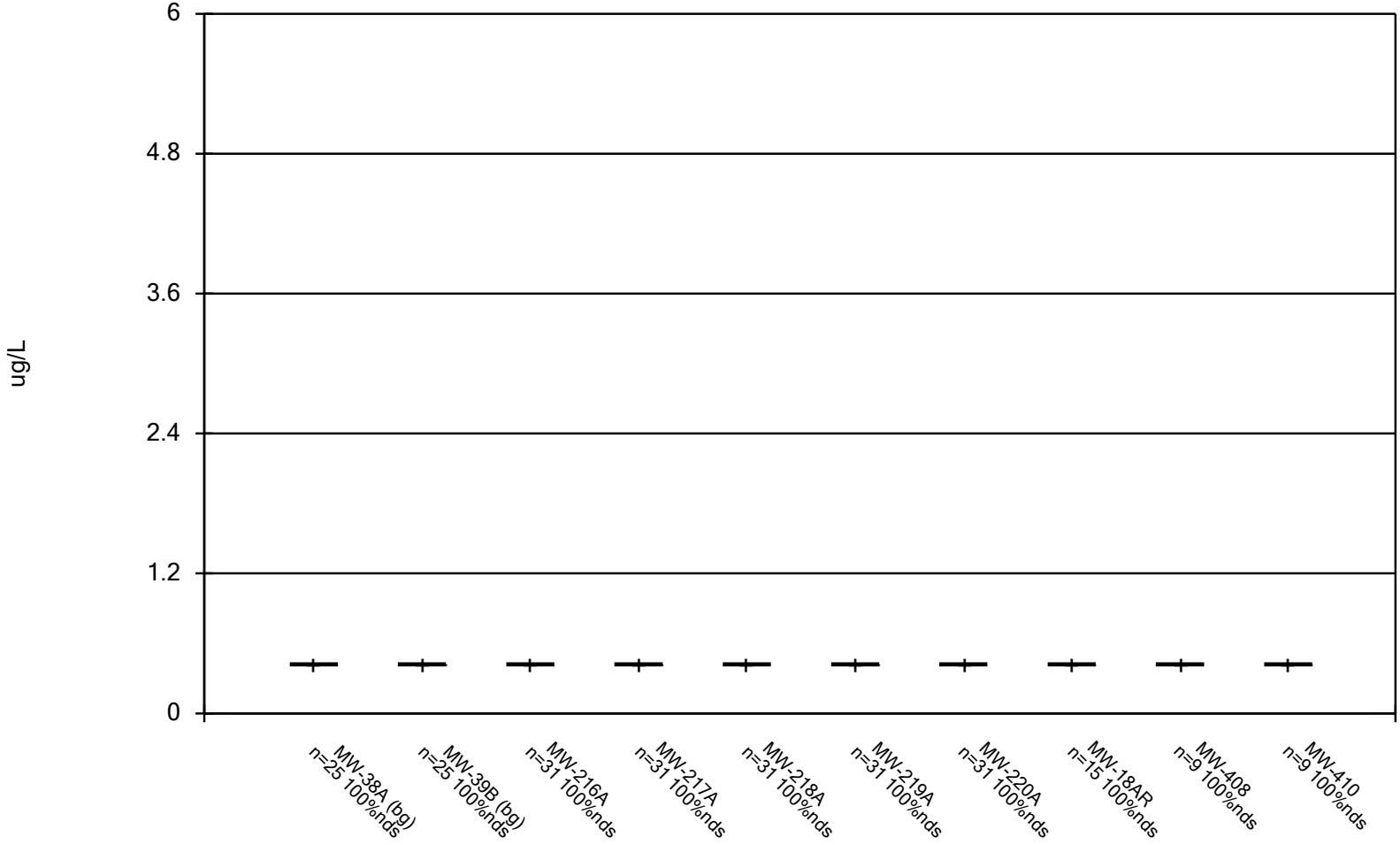

Constituent: Toluene Analysis Run 1/20/2026 1:09 PM View: 06A_MW_Organics_PL

Iowa City Landfill Client: HDR Data: Iowa City Sanitary Landfill

Box & Whiskers Plot

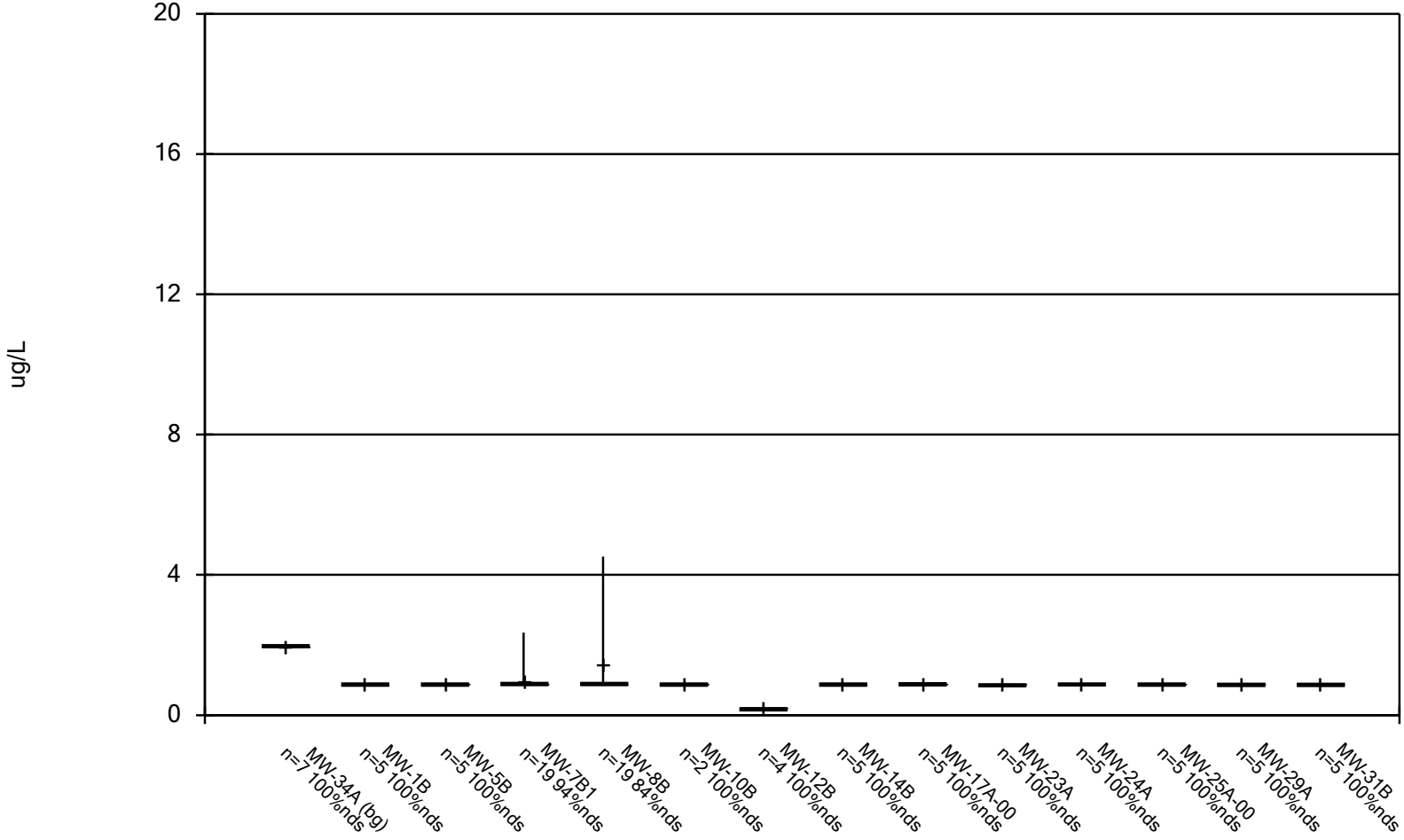

Constituent: Toxaphene Analysis Run 1/20/2026 1:09 PM View: 06A_MW_Organics_PL

Iowa City Landfill Client: HDR Data: Iowa City Sanitary Landfill

Box & Whiskers Plot

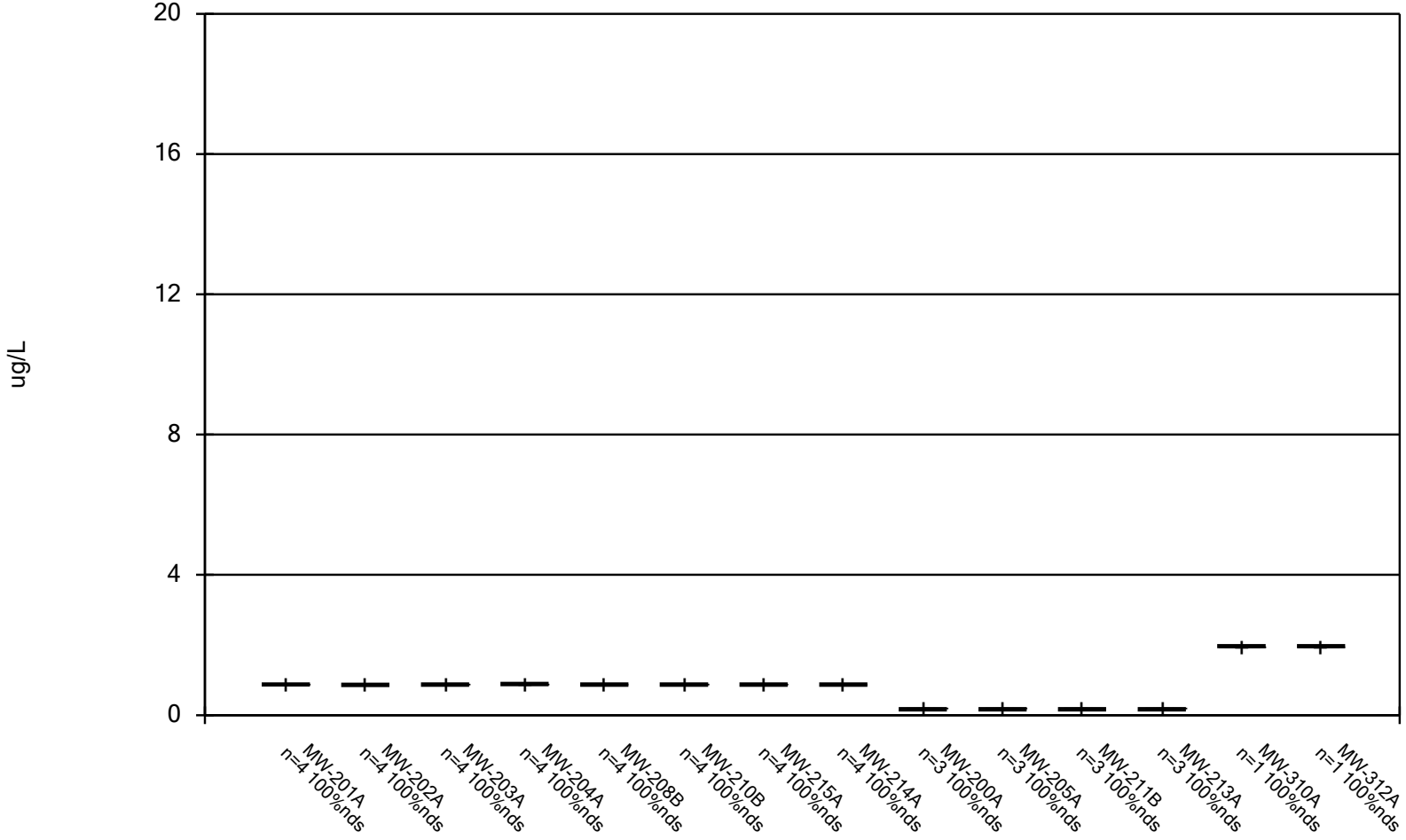

Constituent: Toxaphene Analysis Run 1/20/2026 1:09 PM View: 06A_MW_Organics_PL

Iowa City Landfill Client: HDR Data: Iowa City Sanitary Landfill

Box & Whiskers Plot

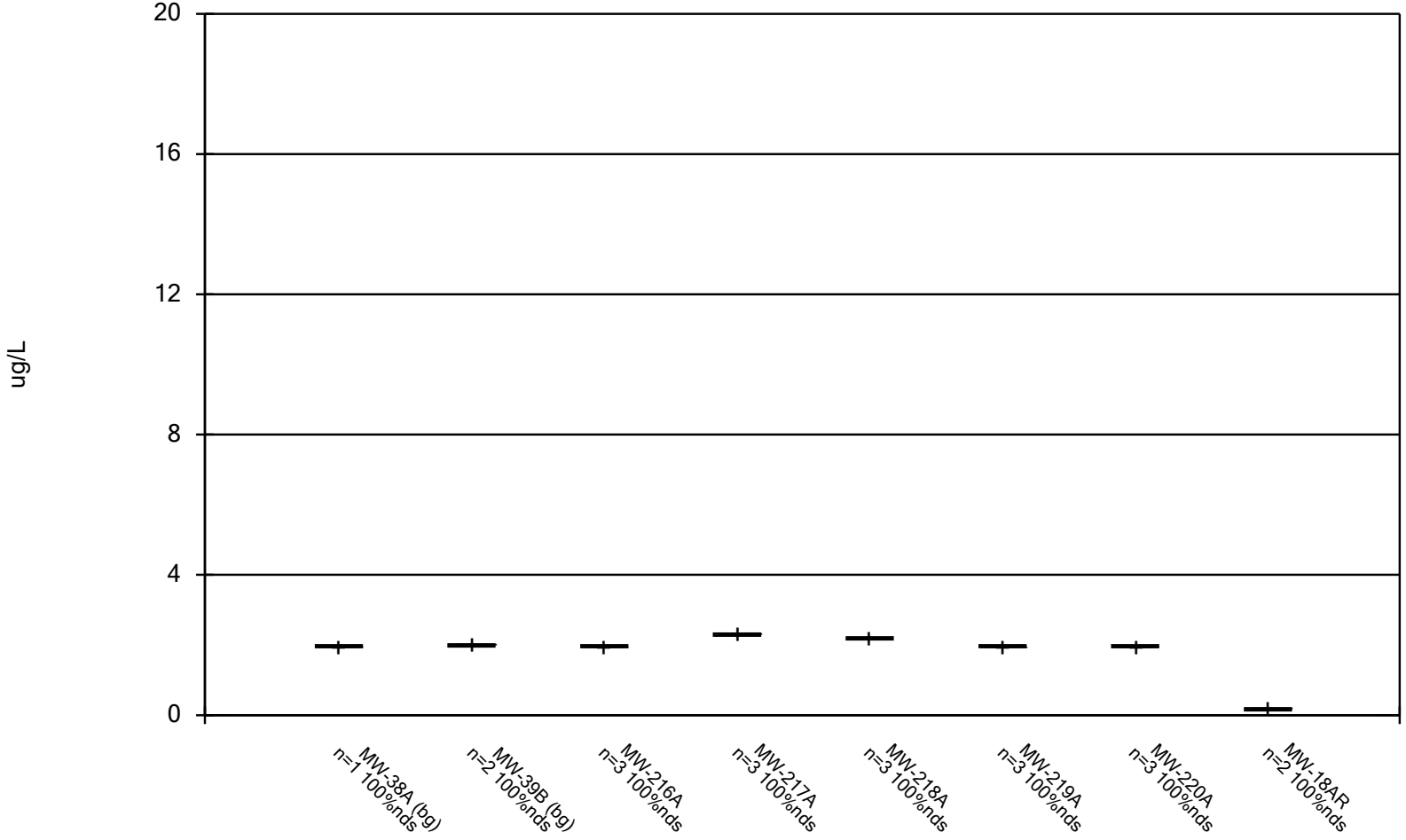

Constituent: Toxaphene Analysis Run 1/20/2026 1:09 PM View: 06A_MW_Organics_PL

Iowa City Landfill Client: HDR Data: Iowa City Sanitary Landfill

Box & Whiskers Plot

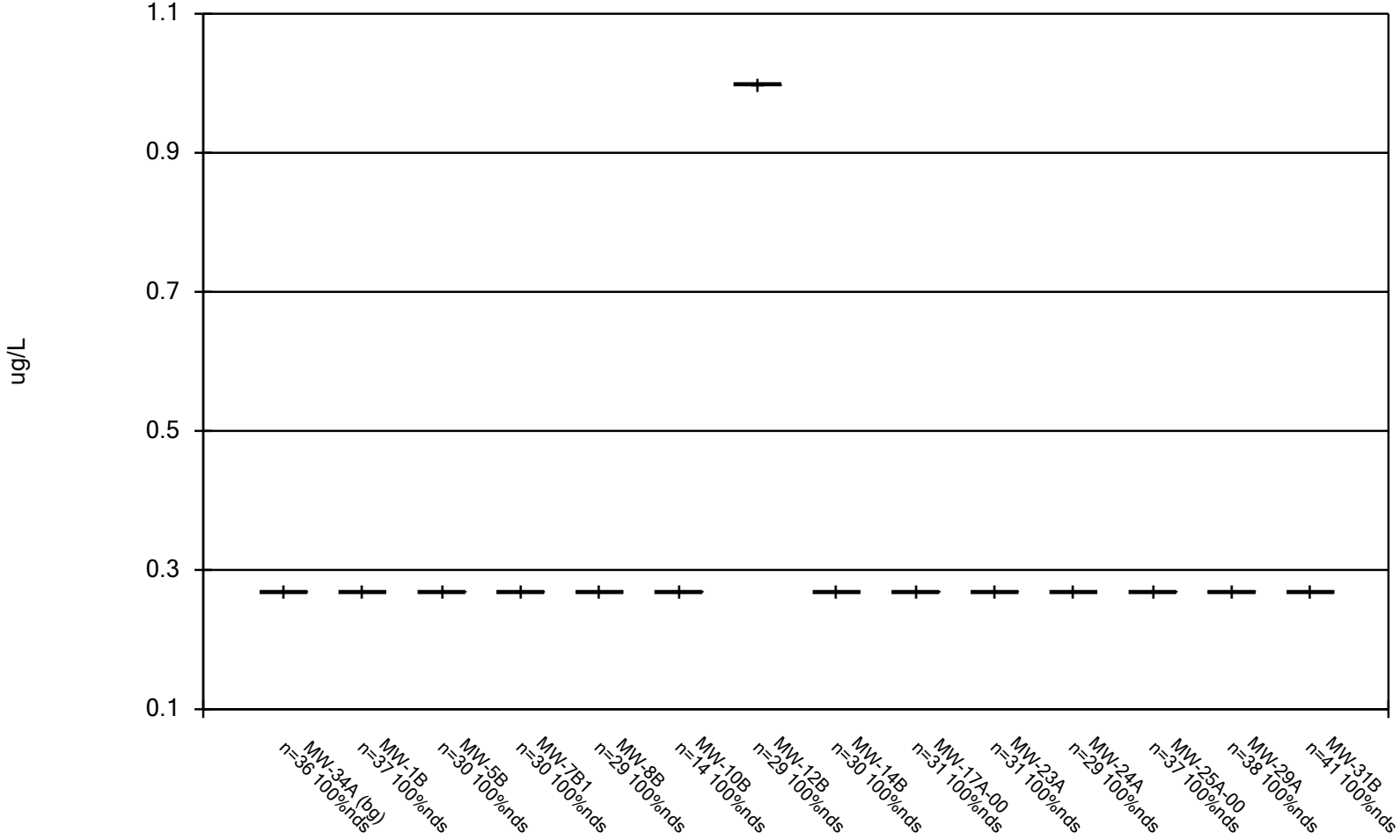

Constituent: trans-1,2-Dichloroethene Analysis Run 1/20/2026 1:09 PM View: 06A_MW_Organics_PL

Iowa City Landfill Client: HDR Data: Iowa City Sanitary Landfill

Box & Whiskers Plot

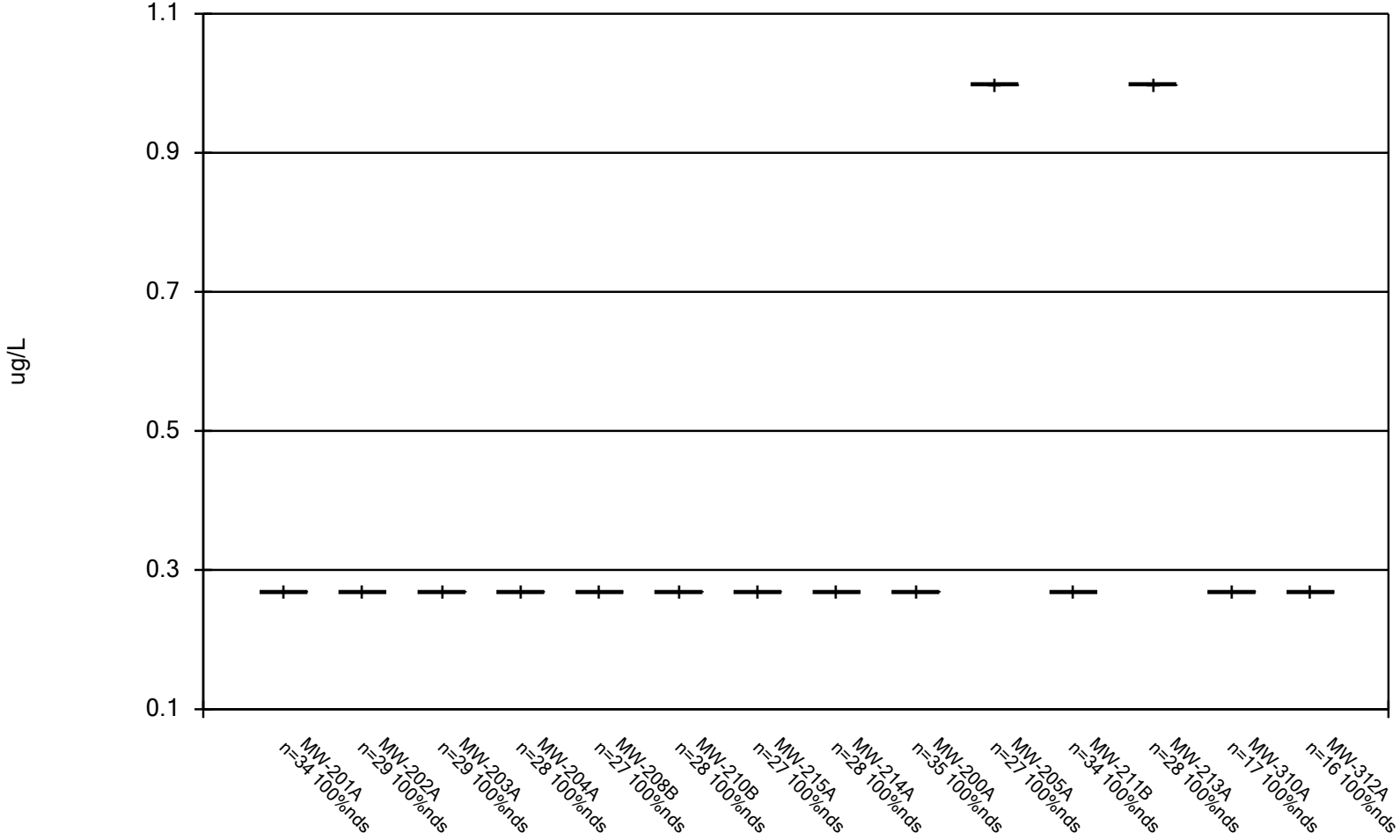

Constituent: trans-1,2-Dichloroethene Analysis Run 1/20/2026 1:09 PM View: 06A_MW_Organics_PL

Iowa City Landfill Client: HDR Data: Iowa City Sanitary Landfill

Box & Whiskers Plot

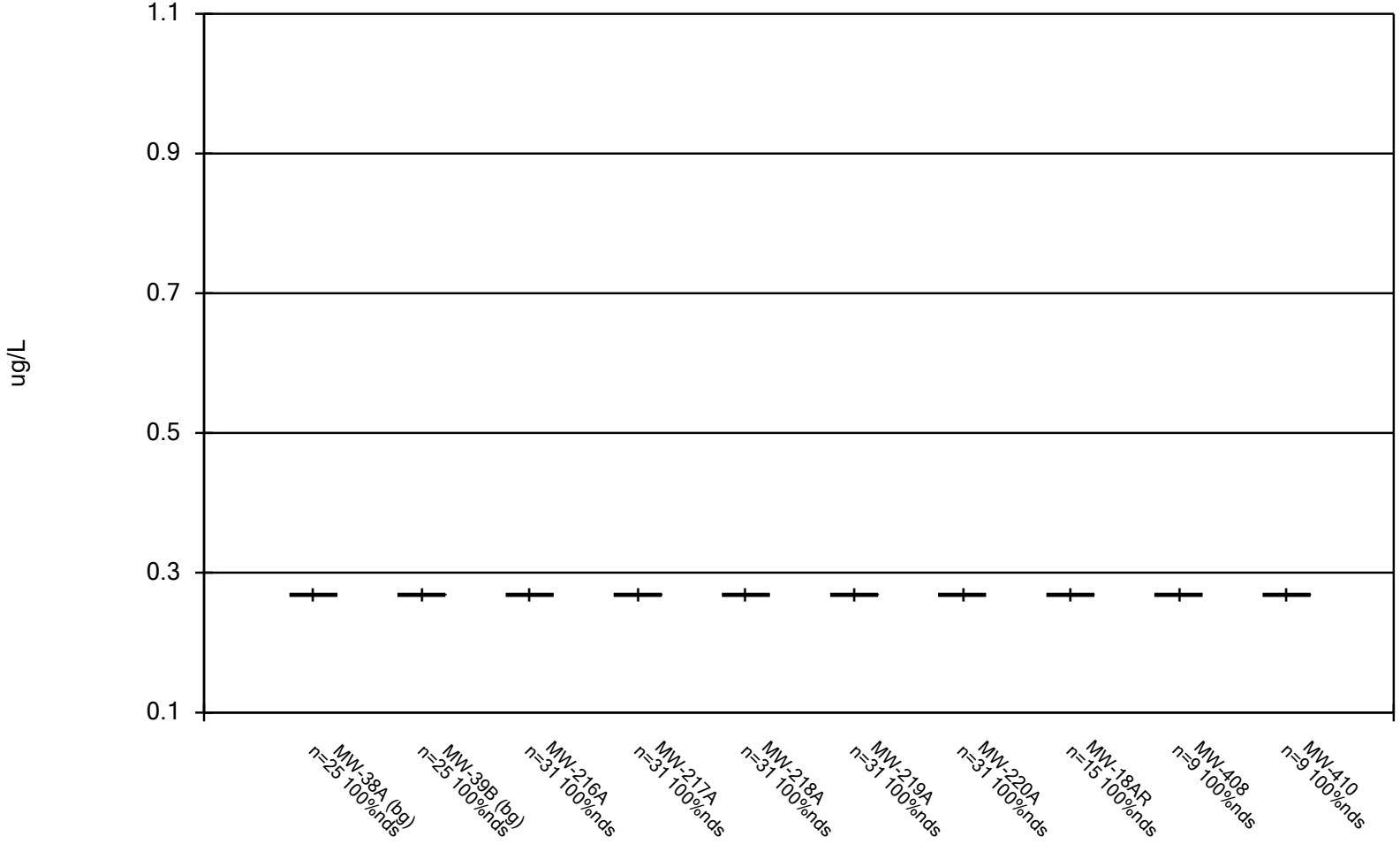

Constituent: trans-1,2-Dichloroethene Analysis Run 1/20/2026 1:09 PM View: 06A_MW_Organics_PL

Iowa City Landfill Client: HDR Data: Iowa City Sanitary Landfill

Box & Whiskers Plot

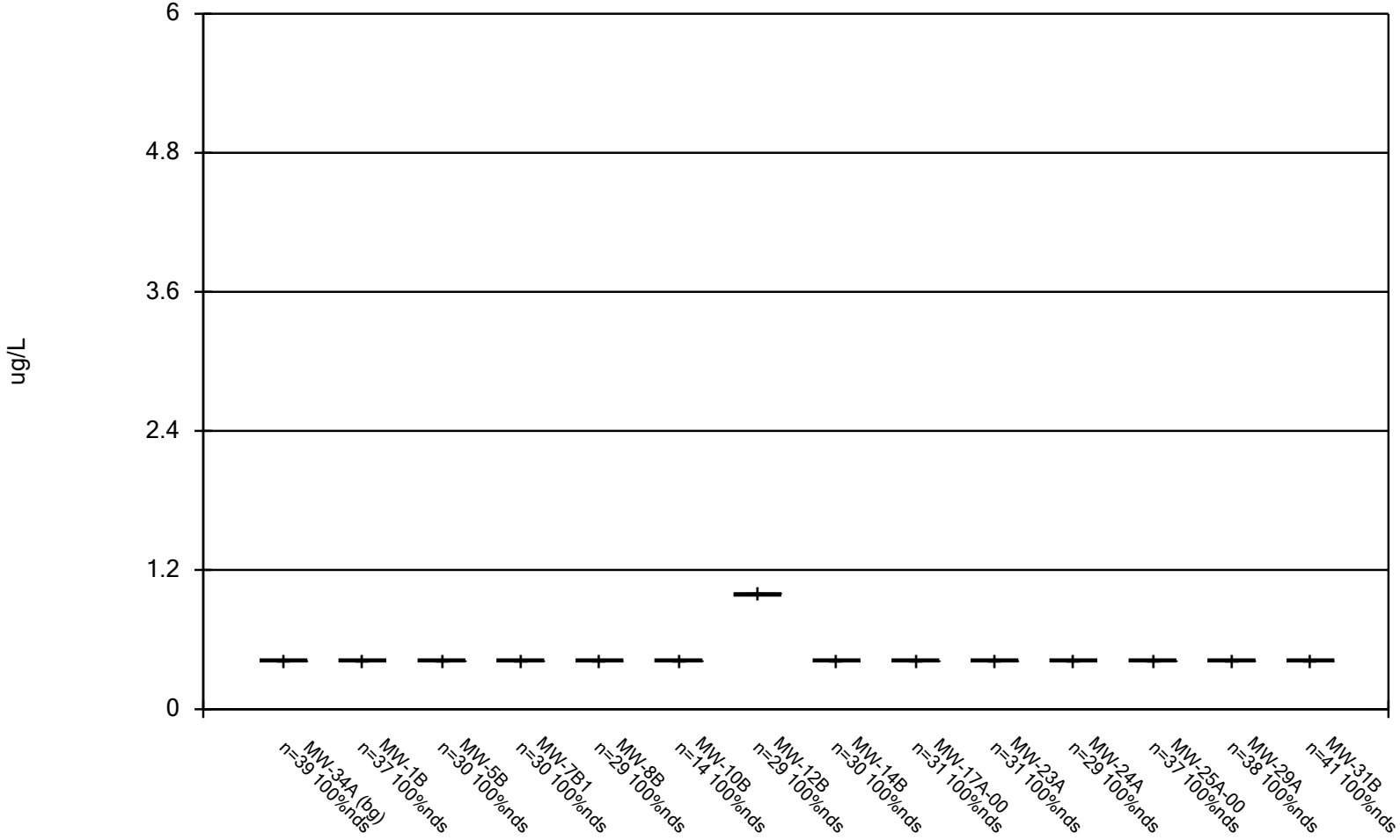

Constituent: Trichloroethene Analysis Run 1/20/2026 1:09 PM View: 06A_MW_Organics_PL

Iowa City Landfill Client: HDR Data: Iowa City Sanitary Landfill

Box & Whiskers Plot

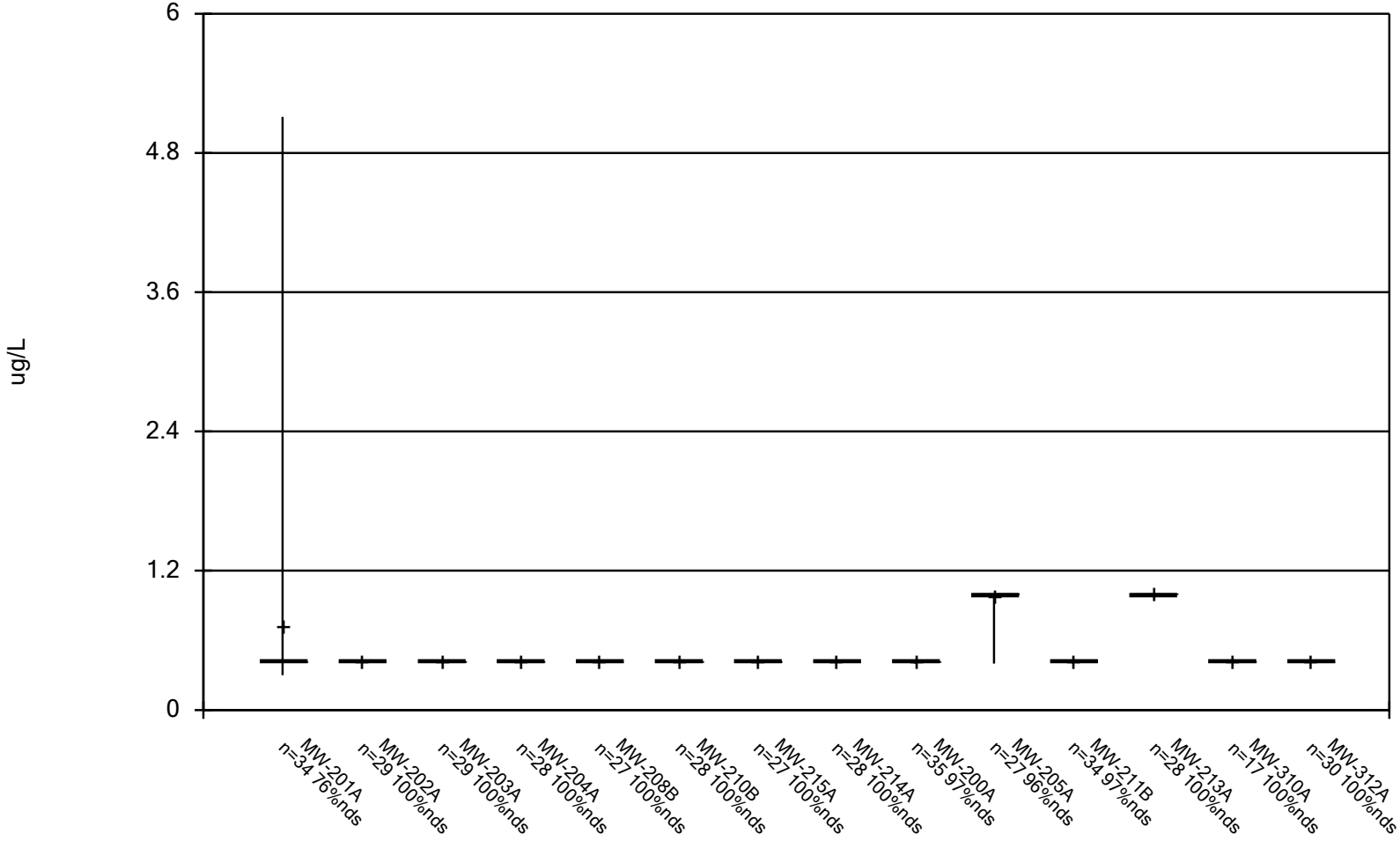

Constituent: Trichloroethene Analysis Run 1/20/2026 1:09 PM View: 06A_MW_Organics_PL

Iowa City Landfill Client: HDR Data: Iowa City Sanitary Landfill

Box & Whiskers Plot

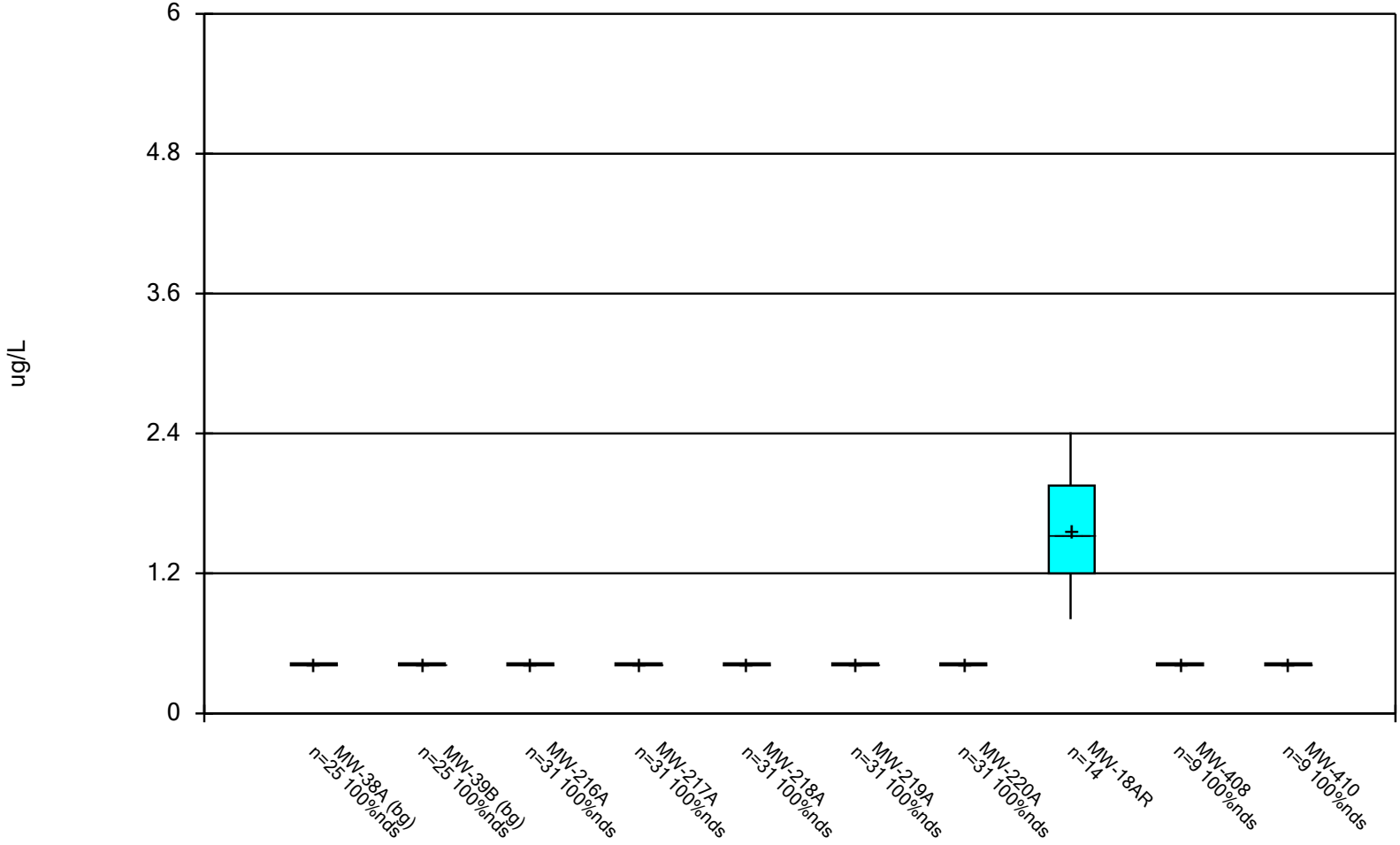

Constituent: Trichloroethene Analysis Run 1/20/2026 1:09 PM View: 06A_MW_Organics_PL

Iowa City Landfill Client: HDR Data: Iowa City Sanitary Landfill

Box & Whiskers Plot

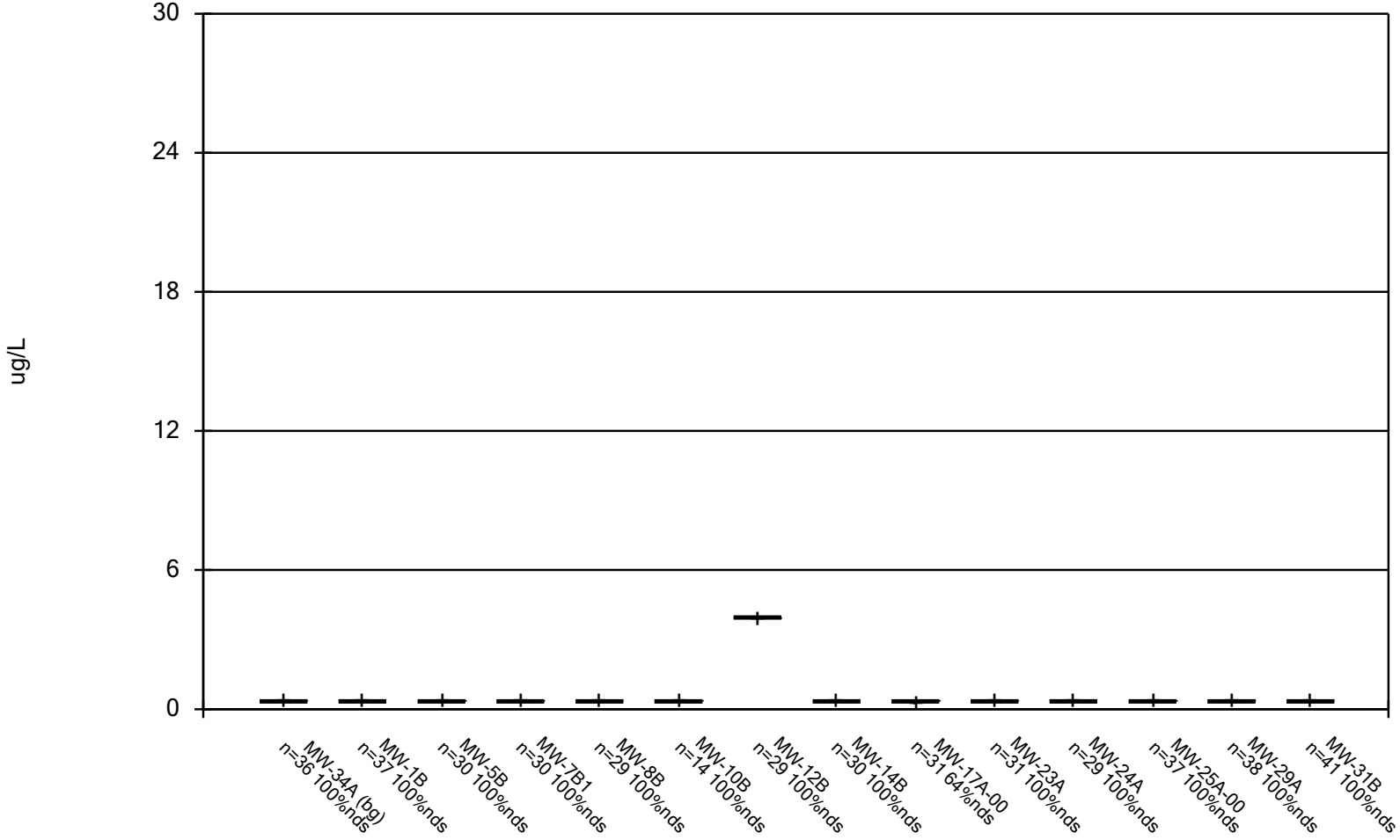

Constituent: Trichlorofluoromethane Analysis Run 1/20/2026 1:09 PM View: 06A_MW_Organics_PL

Iowa City Landfill Client: HDR Data: Iowa City Sanitary Landfill

Box & Whiskers Plot

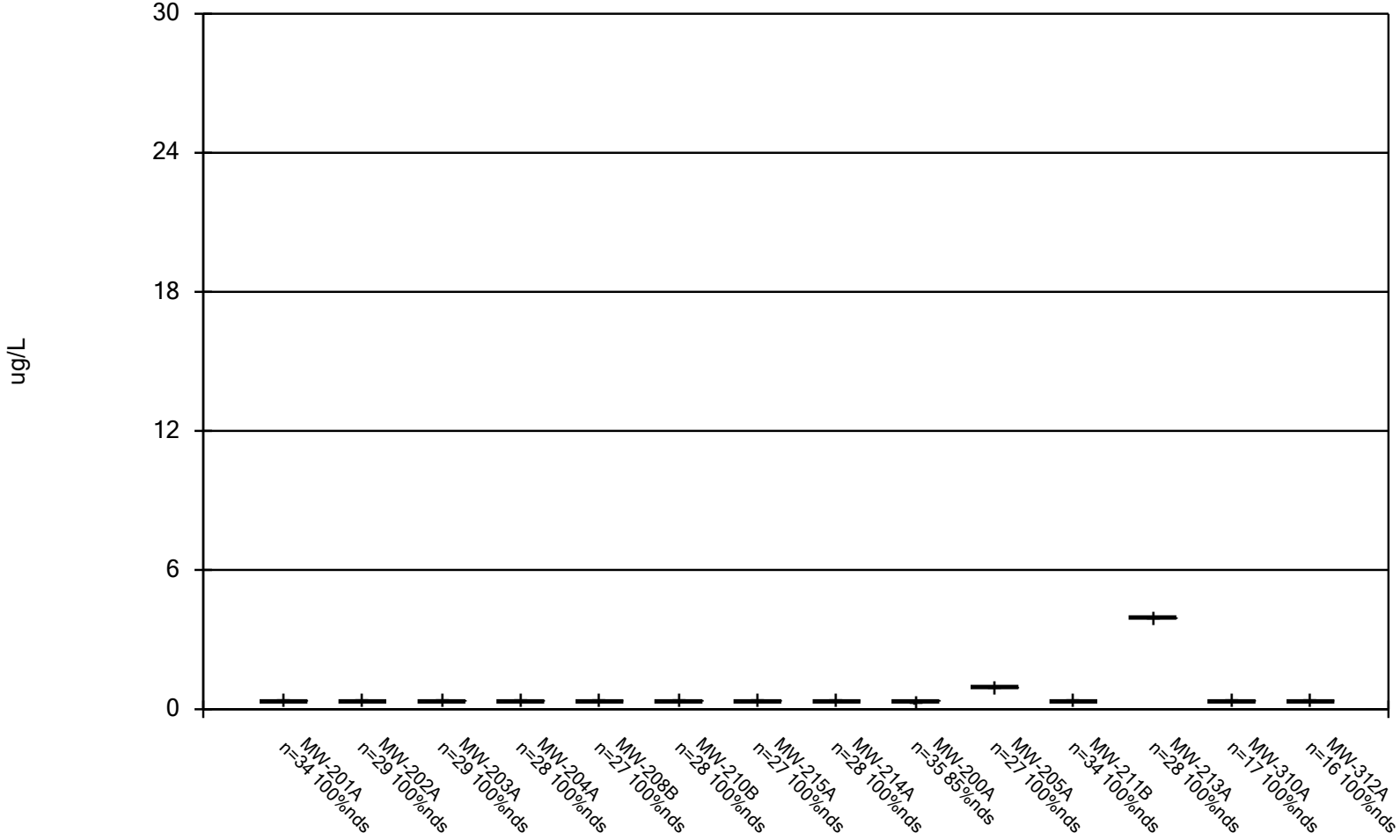

Constituent: Trichlorofluoromethane Analysis Run 1/20/2026 1:09 PM View: 06A_MW_Organics_PL

Iowa City Landfill Client: HDR Data: Iowa City Sanitary Landfill

Box & Whiskers Plot

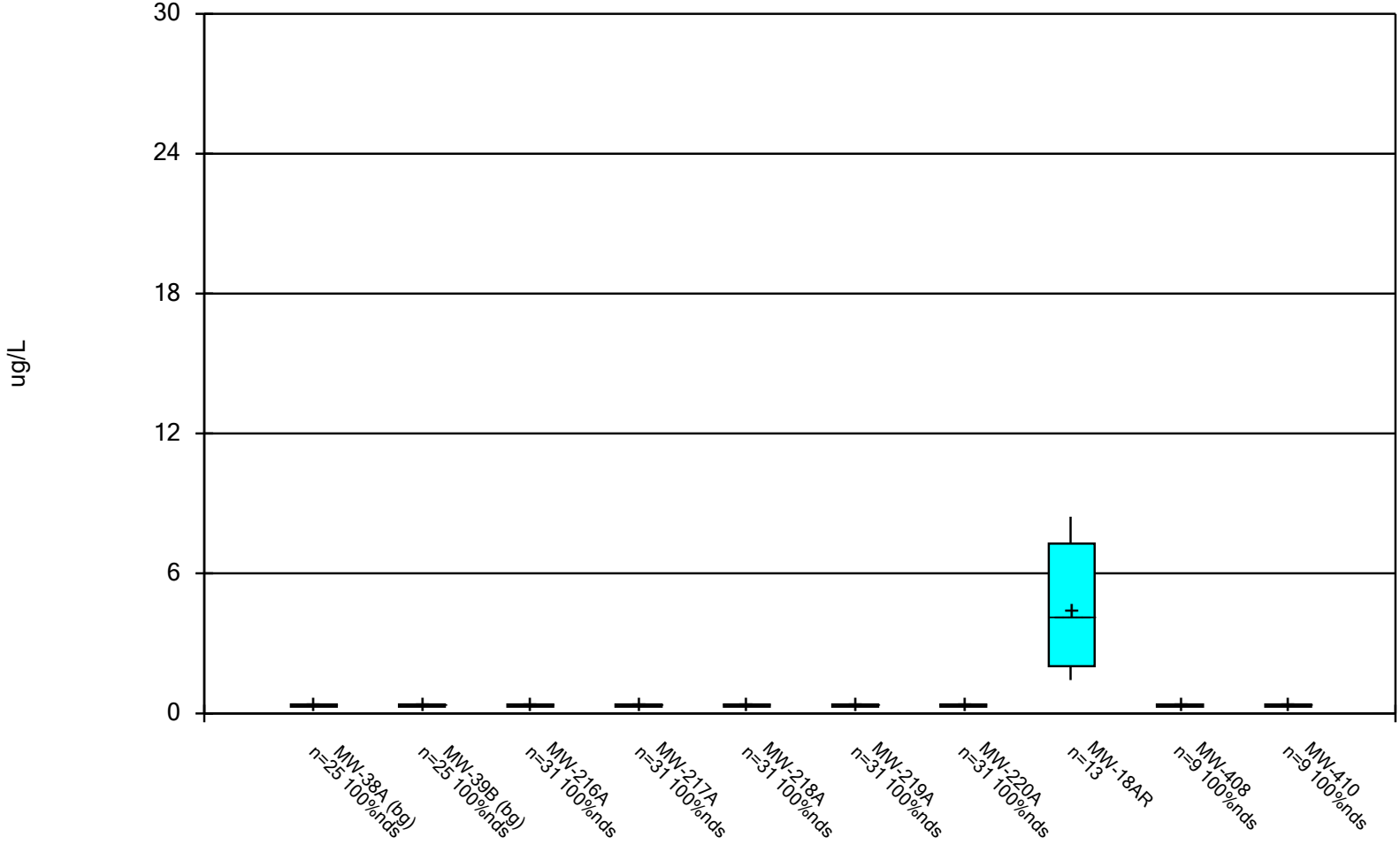

Constituent: Trichlorofluoromethane Analysis Run 1/20/2026 1:09 PM View: 06A_MW_Organics_PL

Iowa City Landfill Client: HDR Data: Iowa City Sanitary Landfill

Box & Whiskers Plot

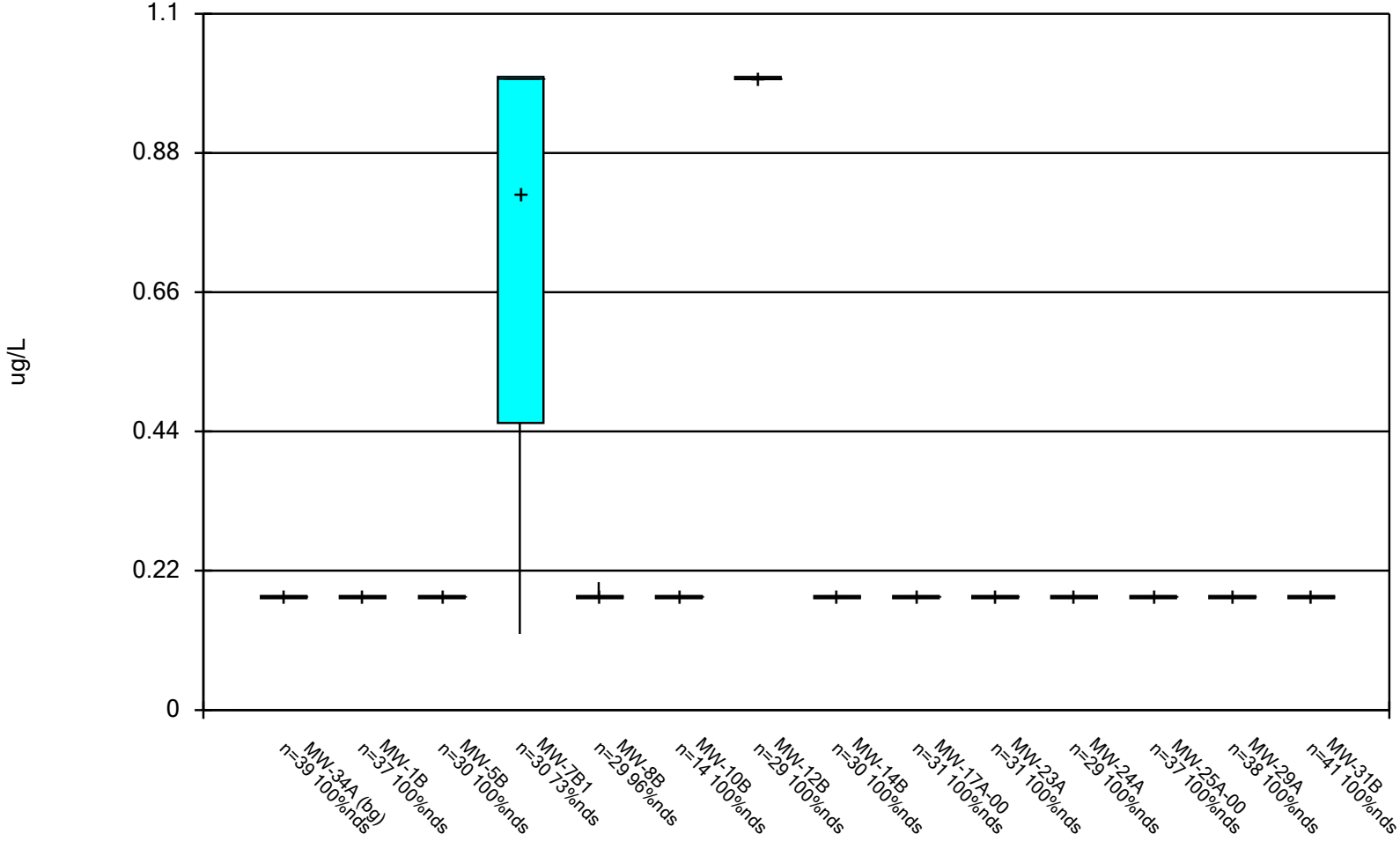

Constituent: Vinyl Chloride Analysis Run 1/20/2026 1:09 PM View: 06A_MW_Organics_PL

Iowa City Landfill Client: HDR Data: Iowa City Sanitary Landfill

Box & Whiskers Plot

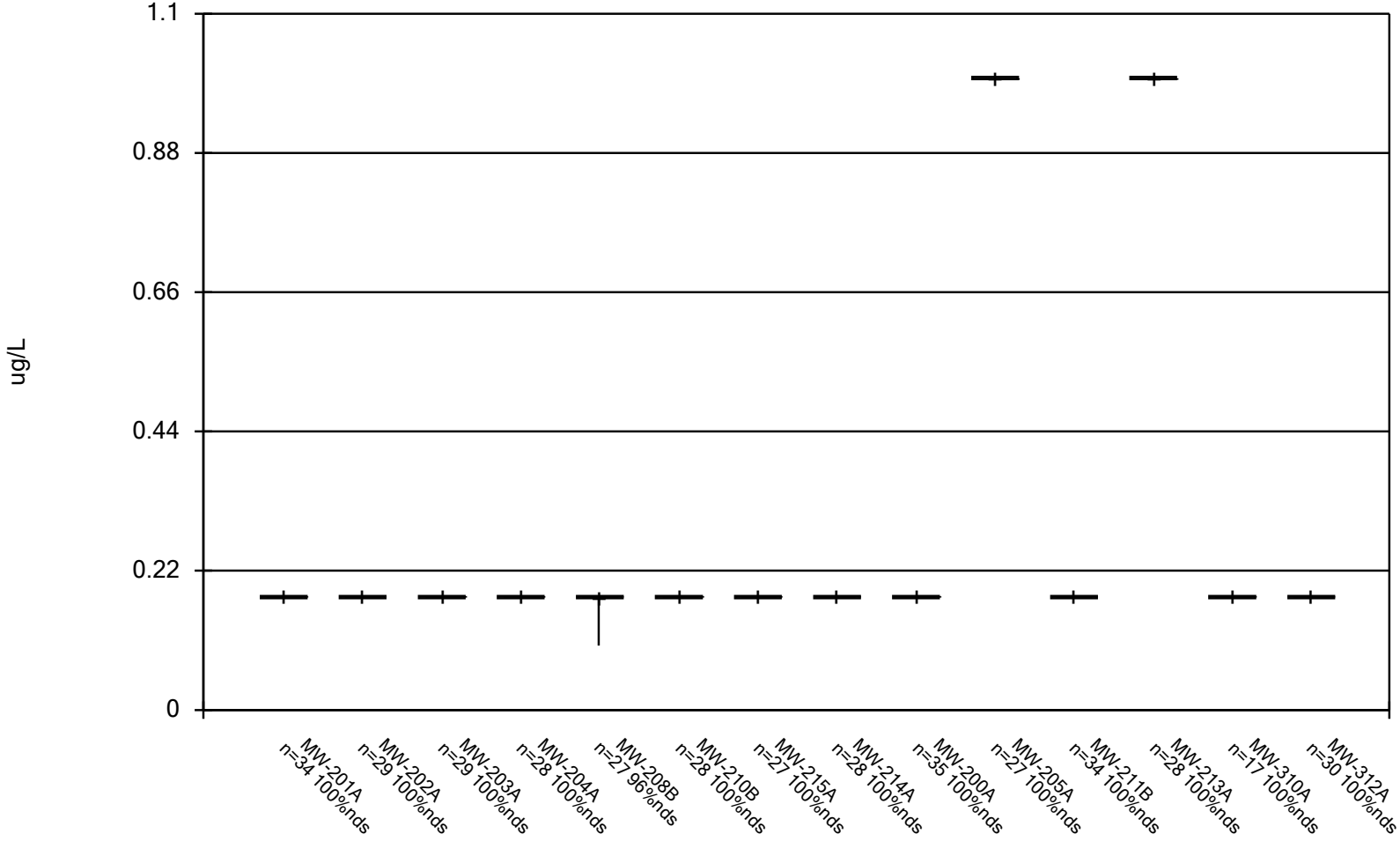

Constituent: Vinyl Chloride Analysis Run 1/20/2026 1:09 PM View: 06A_MW_Organics_PL

Iowa City Landfill Client: HDR Data: Iowa City Sanitary Landfill

Box & Whiskers Plot

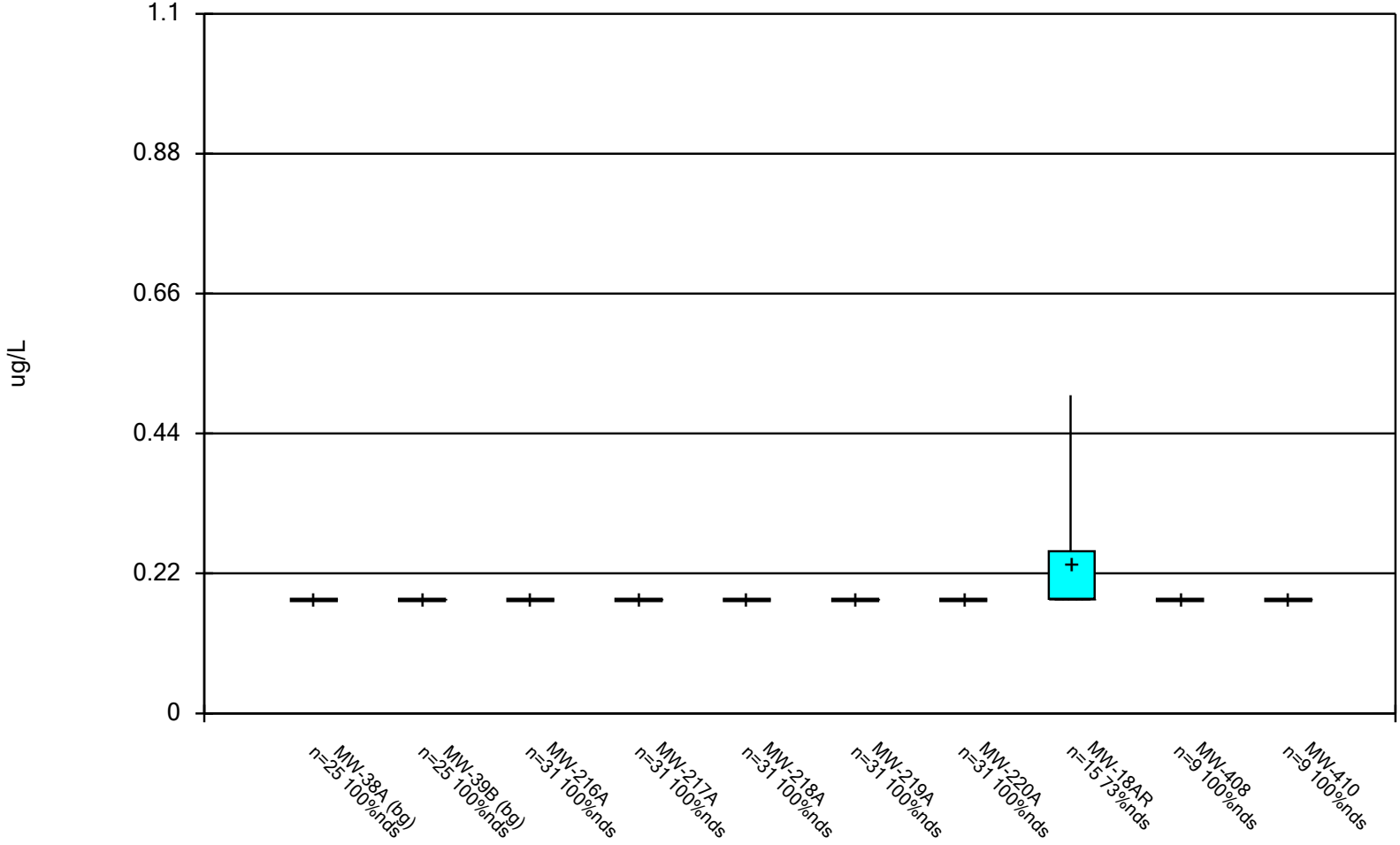

Constituent: Vinyl Chloride Analysis Run 1/20/2026 1:09 PM View: 06A_MW_Organics_PL

Iowa City Landfill Client: HDR Data: Iowa City Sanitary Landfill

Box & Whiskers Plot

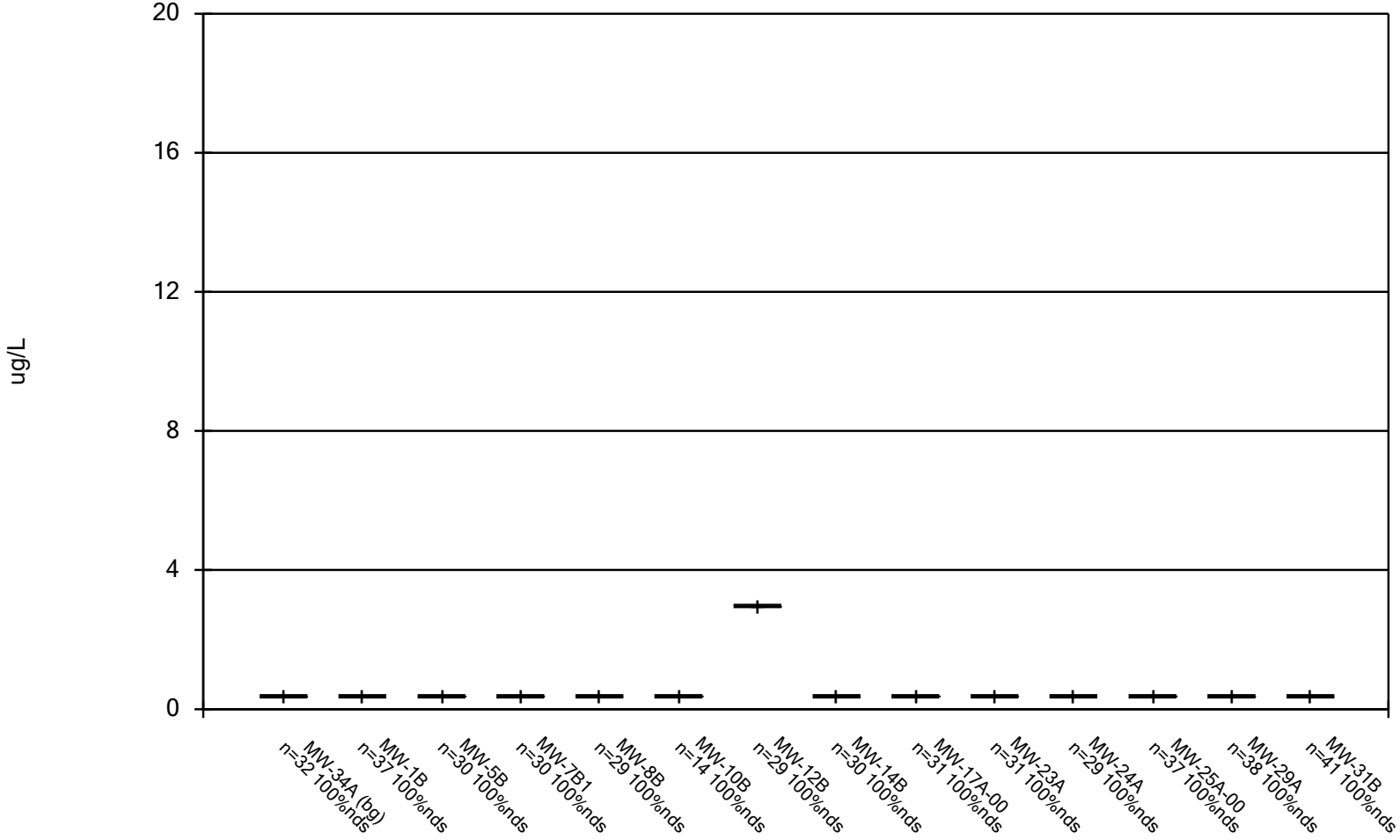

Constituent: Xylenes, Total Analysis Run 1/20/2026 1:09 PM View: 06A_MW_Organics_PL

Iowa City Landfill Client: HDR Data: Iowa City Sanitary Landfill

Box & Whiskers Plot

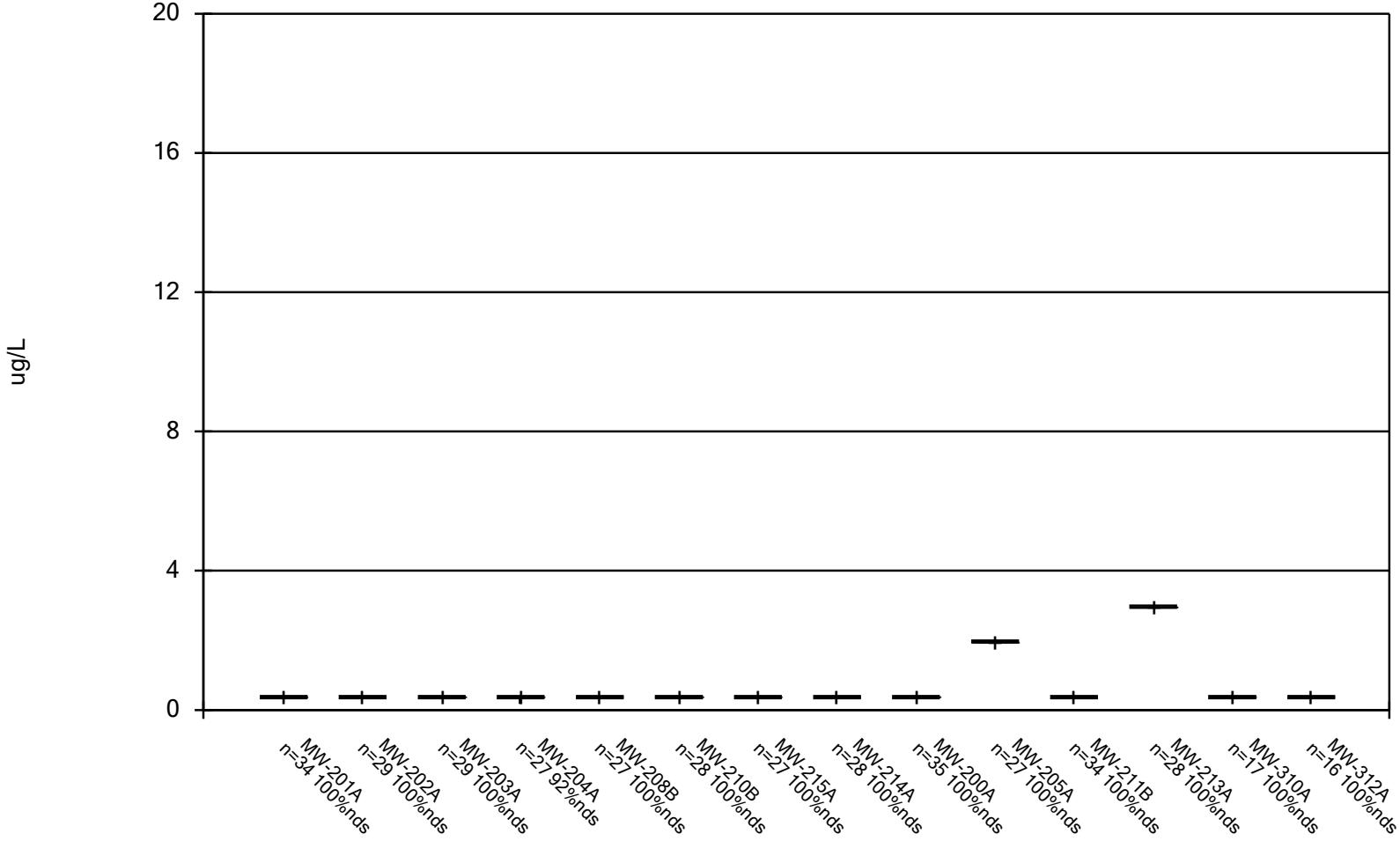

Constituent: Xylenes, Total Analysis Run 1/20/2026 1:09 PM View: 06A_MW_Organics_PL

Iowa City Landfill Client: HDR Data: Iowa City Sanitary Landfill

Box & Whiskers Plot

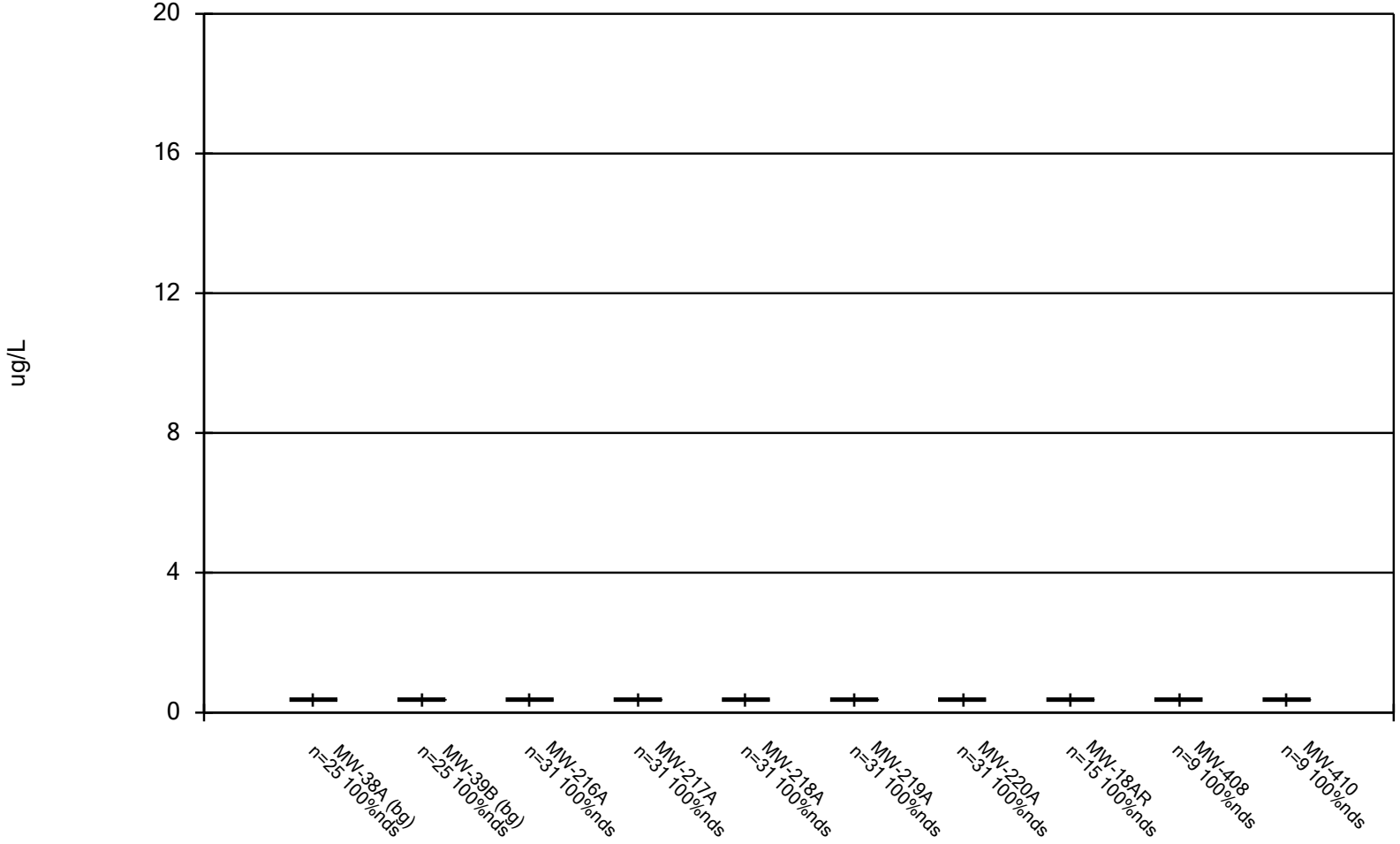

Constituent: Xylenes, Total Analysis Run 1/20/2026 1:09 PM View: 06A_MW_Organics_PL

Iowa City Landfill Client: HDR Data: Iowa City Sanitary Landfill

Box & Whiskers Plot

Iowa City Landfill Client: HDR Data: Iowa City Sanitary Landfill Printed 1/20/2026, 1:12 PM

Constituent	Well	N	Mean	Std. Dev.	Std. Err.	Median	Lower Q.	Upper Q.	Min.	Max.	%NDs
1,1,1-Trichloroethane (ug/L)	MW-34A (bg)	36	0.19	0	0	0.19	0.19	0.19	0.19	0.19	100
1,1,1-Trichloroethane (ug/L)	MW-1B	37	0.19	0	0	0.19	0.19	0.19	0.19	0.19	100
1,1,1-Trichloroethane (ug/L)	MW-5B	30	0.19	0	0	0.19	0.19	0.19	0.19	0.19	100
1,1,1-Trichloroethane (ug/L)	MW-7B1	30	0.19	0	0	0.19	0.19	0.19	0.19	0.19	100
1,1,1-Trichloroethane (ug/L)	MW-8B	29	0.19	0	0	0.19	0.19	0.19	0.19	0.19	100
1,1,1-Trichloroethane (ug/L)	MW-10B	14	0.19	0	0	0.19	0.19	0.19	0.19	0.19	100
1,1,1-Trichloroethane (ug/L)	MW-12B	29	1	0	0	1	1	1	1	1	100
1,1,1-Trichloroethane (ug/L)	MW-14B	30	0.19	0	0	0.19	0.19	0.19	0.19	0.19	100
1,1,1-Trichloroethane (ug/L)	MW-17A-00	31	0.19	0	0	0.19	0.19	0.19	0.19	0.19	100
1,1,1-Trichloroethane (ug/L)	MW-23A	31	0.19	0	0	0.19	0.19	0.19	0.19	0.19	100
1,1,1-Trichloroethane (ug/L)	MW-24A	29	0.19	0	0	0.19	0.19	0.19	0.19	0.19	100
1,1,1-Trichloroethane (ug/L)	MW-25A-00	37	0.19	0	0	0.19	0.19	0.19	0.19	0.19	100
1,1,1-Trichloroethane (ug/L)	MW-29A	38	0.19	0	0	0.19	0.19	0.19	0.19	0.19	100
1,1,1-Trichloroethane (ug/L)	MW-31B	41	0.19	0	0	0.19	0.19	0.19	0.19	0.19	100
1,1,1-Trichloroethane (ug/L)	MW-201A	34	0.19	0	0	0.19	0.19	0.19	0.19	0.19	100
1,1,1-Trichloroethane (ug/L)	MW-202A	29	0.19	0	0	0.19	0.19	0.19	0.19	0.19	100
1,1,1-Trichloroethane (ug/L)	MW-203A	29	0.19	0	0	0.19	0.19	0.19	0.19	0.19	100
1,1,1-Trichloroethane (ug/L)	MW-204A	28	0.19	0	0	0.19	0.19	0.19	0.19	0.19	100
1,1,1-Trichloroethane (ug/L)	MW-208B	27	0.19	0	0	0.19	0.19	0.19	0.19	0.19	100
1,1,1-Trichloroethane (ug/L)	MW-210B	28	0.19	0	0	0.19	0.19	0.19	0.19	0.19	100
1,1,1-Trichloroethane (ug/L)	MW-215A	27	0.19	0	0	0.19	0.19	0.19	0.19	0.19	100
1,1,1-Trichloroethane (ug/L)	MW-214A	28	0.19	0	0	0.19	0.19	0.19	0.19	0.19	100
1,1,1-Trichloroethane (ug/L)	MW-200A	35	0.19	0	0	0.19	0.19	0.19	0.19	0.19	100
1,1,1-Trichloroethane (ug/L)	MW-205A	27	1	0	0	1	1	1	1	1	100
1,1,1-Trichloroethane (ug/L)	MW-211B	34	0.19	0	0	0.19	0.19	0.19	0.19	0.19	100
1,1,1-Trichloroethane (ug/L)	MW-213A	28	1	0	0	1	1	1	1	1	100
1,1,1-Trichloroethane (ug/L)	MW-310A	17	0.19	0	0	0.19	0.19	0.19	0.19	0.19	100
1,1,1-Trichloroethane (ug/L)	MW-312A	16	0.19	0	0	0.19	0.19	0.19	0.19	0.19	100
1,1,1-Trichloroethane (ug/L)	MW-38A (bg)	25	0.19	0	0	0.19	0.19	0.19	0.19	0.19	100
1,1,1-Trichloroethane (ug/L)	MW-39B (bg)	25	0.19	0	0	0.19	0.19	0.19	0.19	0.19	100
1,1,1-Trichloroethane (ug/L)	MW-216A	31	0.19	0	0	0.19	0.19	0.19	0.19	0.19	100
1,1,1-Trichloroethane (ug/L)	MW-217A	31	0.19	0	0	0.19	0.19	0.19	0.19	0.19	100
1,1,1-Trichloroethane (ug/L)	MW-218A	31	0.19	0	0	0.19	0.19	0.19	0.19	0.19	100
1,1,1-Trichloroethane (ug/L)	MW-219A	31	0.19	0	0	0.19	0.19	0.19	0.19	0.19	100
1,1,1-Trichloroethane (ug/L)	MW-220A	31	0.19	0	0	0.19	0.19	0.19	0.19	0.19	100
1,1,1-Trichloroethane (ug/L)	MW-18AR	15	0.19	0	0	0.19	0.19	0.19	0.19	0.19	100
1,1,1-Trichloroethane (ug/L)	MW-408	9	0.19	0	0	0.19	0.19	0.19	0.19	0.19	100
1,1,1-Trichloroethane (ug/L)	MW-410	9	0.19	0	0	0.19	0.19	0.19	0.19	0.19	100
1,1-Dichloroethane (ug/L)	MW-34A (bg)	39	0.22	0	0	0.22	0.22	0.22	0.22	0.22	100
1,1-Dichloroethane (ug/L)	MW-1B	37	0.2204	0.002302	0.0003784	0.22	0.22	0.22	0.22	0.234	97.3
1,1-Dichloroethane (ug/L)	MW-5B	30	0.22	0	0	0.22	0.22	0.22	0.22	0.22	100
1,1-Dichloroethane (ug/L)	MW-7B1	30	1.488	0.4584	0.08369	1.46	1.055	1.93	0.456	2.15	16.67
1,1-Dichloroethane (ug/L)	MW-8B	33	3.361	3.05	0.531	2.23	0.7915	5.15	0.22	12.6	18.18
1,1-Dichloroethane (ug/L)	MW-10B	14	0.22	0	0	0.22	0.22	0.22	0.22	0.22	100
1,1-Dichloroethane (ug/L)	MW-12B	33	1.412	0.9122	0.1588	1	0.7915	2.3	0.267	3.2	27.27
1,1-Dichloroethane (ug/L)	MW-14B	30	0.9267	0.2433	0.04441	1	0.8055	1.035	0.292	1.33	40
1,1-Dichloroethane (ug/L)	MW-17A-00	31	0.22	0	0	0.22	0.22	0.22	0.22	0.22	100
1,1-Dichloroethane (ug/L)	MW-23A	31	0.22	0	0	0.22	0.22	0.22	0.22	0.22	100
1,1-Dichloroethane (ug/L)	MW-24A	29	0.22	0	0	0.22	0.22	0.22	0.22	0.22	100
1,1-Dichloroethane (ug/L)	MW-25A-00	37	0.22	0	0	0.22	0.22	0.22	0.22	0.22	100

Box & Whiskers Plot

Iowa City Landfill Client: HDR Data: Iowa City Sanitary Landfill Printed 1/20/2026, 1:12 PM

Constituent	Well	N	Mean	Std. Dev.	Std. Err.	Median	Lower Q.	Upper Q.	Min.	Max.	%NDs
1,1-Dichloroethane (ug/L)	MW-29A	38	0.22	0	0	0.22	0.22	0.22	0.22	0.22	100
1,1-Dichloroethane (ug/L)	MW-31B	41	0.22	0	0	0.22	0.22	0.22	0.22	0.22	100
1,1-Dichloroethane (ug/L)	MW-201A	33	0.6088	0.8473	0.1475	0.22	0.22	0.646	0.22	3.35	72.73
1,1-Dichloroethane (ug/L)	MW-202A	29	0.22	0	0	0.22	0.22	0.22	0.22	0.22	100
1,1-Dichloroethane (ug/L)	MW-203A	29	0.2218	0.009842	0.001828	0.22	0.22	0.22	0.22	0.273	96.55
1,1-Dichloroethane (ug/L)	MW-204A	28	0.22	0	0	0.22	0.22	0.22	0.22	0.22	100
1,1-Dichloroethane (ug/L)	MW-208B	27	0.22	0	0	0.22	0.22	0.22	0.22	0.22	100
1,1-Dichloroethane (ug/L)	MW-210B	28	0.22	0	0	0.22	0.22	0.22	0.22	0.22	100
1,1-Dichloroethane (ug/L)	MW-215A	27	0.22	0	0	0.22	0.22	0.22	0.22	0.22	100
1,1-Dichloroethane (ug/L)	MW-214A	28	0.22	0	0	0.22	0.22	0.22	0.22	0.22	100
1,1-Dichloroethane (ug/L)	MW-200A	35	0.22	0	0	0.22	0.22	0.22	0.22	0.22	100
1,1-Dichloroethane (ug/L)	MW-205A	27	1	0	0	1	1	1	1	1	100
1,1-Dichloroethane (ug/L)	MW-211B	34	0.22	0	0	0.22	0.22	0.22	0.22	0.22	100
1,1-Dichloroethane (ug/L)	MW-213A	28	1	0	0	1	1	1	1	1	100
1,1-Dichloroethane (ug/L)	MW-310A	17	0.22	0	0	0.22	0.22	0.22	0.22	0.22	100
1,1-Dichloroethane (ug/L)	MW-312A	16	0.22	0	0	0.22	0.22	0.22	0.22	0.22	100
1,1-Dichloroethane (ug/L)	MW-38A (bg)	25	0.22	0	0	0.22	0.22	0.22	0.22	0.22	100
1,1-Dichloroethane (ug/L)	MW-39B (bg)	25	0.2211	0.0054	0.00108	0.22	0.22	0.22	0.22	0.247	96
1,1-Dichloroethane (ug/L)	MW-216A	31	0.22	0	0	0.22	0.22	0.22	0.22	0.22	100
1,1-Dichloroethane (ug/L)	MW-217A	31	0.22	0	0	0.22	0.22	0.22	0.22	0.22	100
1,1-Dichloroethane (ug/L)	MW-218A	31	0.22	0	0	0.22	0.22	0.22	0.22	0.22	100
1,1-Dichloroethane (ug/L)	MW-219A	31	0.22	0	0	0.22	0.22	0.22	0.22	0.22	100
1,1-Dichloroethane (ug/L)	MW-220A	31	0.22	0	0	0.22	0.22	0.22	0.22	0.22	100
1,1-Dichloroethane (ug/L)	MW-18AR	15	0.5865	0.3352	0.08654	0.5	0.22	0.927	0.22	1.19	26.67
1,1-Dichloroethane (ug/L)	MW-408	9	0.22	0	0	0.22	0.22	0.22	0.22	0.22	100
1,1-Dichloroethane (ug/L)	MW-410	9	0.22	0	0	0.22	0.22	0.22	0.22	0.22	100
1,2-Dichloroethane (ug/L)	MW-34A (bg)	36	0.39	0	0	0.39	0.39	0.39	0.39	0.39	100
1,2-Dichloroethane (ug/L)	MW-1B	37	0.3956	0.03419	0.005622	0.39	0.39	0.39	0.39	0.598	97.3
1,2-Dichloroethane (ug/L)	MW-5B	30	0.39	0	0	0.39	0.39	0.39	0.39	0.39	100
1,2-Dichloroethane (ug/L)	MW-7B1	30	0.39	0	0	0.39	0.39	0.39	0.39	0.39	100
1,2-Dichloroethane (ug/L)	MW-8B	29	0.3763	0.05134	0.009533	0.39	0.39	0.39	0.186	0.39	93.1
1,2-Dichloroethane (ug/L)	MW-10B	14	0.39	0	0	0.39	0.39	0.39	0.39	0.39	100
1,2-Dichloroethane (ug/L)	MW-12B	29	1	0	0	1	1	1	1	1	100
1,2-Dichloroethane (ug/L)	MW-14B	30	0.39	0	0	0.39	0.39	0.39	0.39	0.39	100
1,2-Dichloroethane (ug/L)	MW-17A-00	31	0.3835	0.03628	0.006516	0.39	0.39	0.39	0.188	0.39	96.77
1,2-Dichloroethane (ug/L)	MW-23A	31	0.39	0	0	0.39	0.39	0.39	0.39	0.39	100
1,2-Dichloroethane (ug/L)	MW-24A	29	0.39	0	0	0.39	0.39	0.39	0.39	0.39	100
1,2-Dichloroethane (ug/L)	MW-25A-00	37	0.39	0	0	0.39	0.39	0.39	0.39	0.39	100
1,2-Dichloroethane (ug/L)	MW-29A	38	0.39	0	0	0.39	0.39	0.39	0.39	0.39	100
1,2-Dichloroethane (ug/L)	MW-31B	41	0.39	0	0	0.39	0.39	0.39	0.39	0.39	100
1,2-Dichloroethane (ug/L)	MW-201A	34	0.39	0	0	0.39	0.39	0.39	0.39	0.39	100
1,2-Dichloroethane (ug/L)	MW-202A	29	0.39	0	0	0.39	0.39	0.39	0.39	0.39	100
1,2-Dichloroethane (ug/L)	MW-203A	29	0.3836	0.03454	0.006414	0.39	0.39	0.39	0.204	0.39	96.55
1,2-Dichloroethane (ug/L)	MW-204A	28	0.3904	0.01835	0.003468	0.39	0.39	0.39	0.339	0.469	89.29
1,2-Dichloroethane (ug/L)	MW-208B	27	0.39	0	0	0.39	0.39	0.39	0.39	0.39	100
1,2-Dichloroethane (ug/L)	MW-210B	28	0.39	0	0	0.39	0.39	0.39	0.39	0.39	100
1,2-Dichloroethane (ug/L)	MW-215A	27	0.39	0	0	0.39	0.39	0.39	0.39	0.39	100
1,2-Dichloroethane (ug/L)	MW-214A	28	0.39	0	0	0.39	0.39	0.39	0.39	0.39	100
1,2-Dichloroethane (ug/L)	MW-200A	35	0.39	0	0	0.39	0.39	0.39	0.39	0.39	100
1,2-Dichloroethane (ug/L)	MW-205A	27	0.9789	0.1097	0.02111	1	1	1	0.43	1	96.3

Box & Whiskers Plot

Iowa City Landfill Client: HDR Data: Iowa City Sanitary Landfill Printed 1/20/2026, 1:12 PM

Constituent	Well	N	Mean	Std. Dev.	Std. Err.	Median	Lower Q.	Upper Q.	Min.	Max.	%NDs
1,2-Dichloroethane (ug/L)	MW-211B	34	0.39	0	0	0.39	0.39	0.39	0.39	0.39	100
1,2-Dichloroethane (ug/L)	MW-213A	28	1	0	0	1	1	1	1	1	100
1,2-Dichloroethane (ug/L)	MW-310A	17	0.39	0	0	0.39	0.39	0.39	0.39	0.39	100
1,2-Dichloroethane (ug/L)	MW-312A	16	0.39	0	0	0.39	0.39	0.39	0.39	0.39	100
1,2-Dichloroethane (ug/L)	MW-38A (bg)	25	0.39	0	0	0.39	0.39	0.39	0.39	0.39	100
1,2-Dichloroethane (ug/L)	MW-39B (bg)	25	0.39	0	0	0.39	0.39	0.39	0.39	0.39	100
1,2-Dichloroethane (ug/L)	MW-216A	31	0.39	0	0	0.39	0.39	0.39	0.39	0.39	100
1,2-Dichloroethane (ug/L)	MW-217A	31	0.39	0	0	0.39	0.39	0.39	0.39	0.39	100
1,2-Dichloroethane (ug/L)	MW-218A	31	0.39	0	0	0.39	0.39	0.39	0.39	0.39	100
1,2-Dichloroethane (ug/L)	MW-219A	31	0.39	0	0	0.39	0.39	0.39	0.39	0.39	100
1,2-Dichloroethane (ug/L)	MW-220A	31	0.39	0	0	0.39	0.39	0.39	0.39	0.39	100
1,2-Dichloroethane (ug/L)	MW-18AR	15	0.39	0	0	0.39	0.39	0.39	0.39	0.39	100
1,2-Dichloroethane (ug/L)	MW-408	9	0.39	0	0	0.39	0.39	0.39	0.39	0.39	100
1,2-Dichloroethane (ug/L)	MW-410	9	0.39	0	0	0.39	0.39	0.39	0.39	0.39	100
1,2-Dichloropropane (ug/L)	MW-34A (bg)	36	0.27	0	0	0.27	0.27	0.27	0.27	0.27	100
1,2-Dichloropropane (ug/L)	MW-1B	37	0.27	0	0	0.27	0.27	0.27	0.27	0.27	100
1,2-Dichloropropane (ug/L)	MW-5B	30	0.27	0	0	0.27	0.27	0.27	0.27	0.27	100
1,2-Dichloropropane (ug/L)	MW-7B1	30	0.27	0	0	0.27	0.27	0.27	0.27	0.27	100
1,2-Dichloropropane (ug/L)	MW-8B	29	0.27	0	0	0.27	0.27	0.27	0.27	0.27	100
1,2-Dichloropropane (ug/L)	MW-10B	14	0.27	0	0	0.27	0.27	0.27	0.27	0.27	100
1,2-Dichloropropane (ug/L)	MW-12B	29	1	0	0	1	1	1	1	1	100
1,2-Dichloropropane (ug/L)	MW-14B	30	0.27	0	0	0.27	0.27	0.27	0.27	0.27	100
1,2-Dichloropropane (ug/L)	MW-17A-00	31	0.27	0	0	0.27	0.27	0.27	0.27	0.27	100
1,2-Dichloropropane (ug/L)	MW-23A	31	0.27	0	0	0.27	0.27	0.27	0.27	0.27	100
1,2-Dichloropropane (ug/L)	MW-24A	29	0.27	0	0	0.27	0.27	0.27	0.27	0.27	100
1,2-Dichloropropane (ug/L)	MW-25A-00	37	0.27	0	0	0.27	0.27	0.27	0.27	0.27	100
1,2-Dichloropropane (ug/L)	MW-29A	38	0.27	0	0	0.27	0.27	0.27	0.27	0.27	100
1,2-Dichloropropane (ug/L)	MW-31B	41	0.27	0	0	0.27	0.27	0.27	0.27	0.27	100
1,2-Dichloropropane (ug/L)	MW-201A	34	0.27	0	0	0.27	0.27	0.27	0.27	0.27	100
1,2-Dichloropropane (ug/L)	MW-202A	29	0.27	0	0	0.27	0.27	0.27	0.27	0.27	100
1,2-Dichloropropane (ug/L)	MW-203A	29	0.27	0	0	0.27	0.27	0.27	0.27	0.27	100
1,2-Dichloropropane (ug/L)	MW-204A	28	0.3739	0.3849	0.07274	0.27	0.27	0.27	0.27	1.91	92.86
1,2-Dichloropropane (ug/L)	MW-208B	27	0.27	0	0	0.27	0.27	0.27	0.27	0.27	100
1,2-Dichloropropane (ug/L)	MW-210B	28	0.27	0	0	0.27	0.27	0.27	0.27	0.27	100
1,2-Dichloropropane (ug/L)	MW-215A	27	0.27	0	0	0.27	0.27	0.27	0.27	0.27	100
1,2-Dichloropropane (ug/L)	MW-214A	28	0.27	0	0	0.27	0.27	0.27	0.27	0.27	100
1,2-Dichloropropane (ug/L)	MW-200A	35	0.27	0	0	0.27	0.27	0.27	0.27	0.27	100
1,2-Dichloropropane (ug/L)	MW-205A	27	1	0	0	1	1	1	1	1	100
1,2-Dichloropropane (ug/L)	MW-211B	34	0.27	0	0	0.27	0.27	0.27	0.27	0.27	100
1,2-Dichloropropane (ug/L)	MW-213A	28	1	0	0	1	1	1	1	1	100
1,2-Dichloropropane (ug/L)	MW-310A	17	0.27	0	0	0.27	0.27	0.27	0.27	0.27	100
1,2-Dichloropropane (ug/L)	MW-312A	16	0.27	0	0	0.27	0.27	0.27	0.27	0.27	100
1,2-Dichloropropane (ug/L)	MW-38A (bg)	25	0.27	0	0	0.27	0.27	0.27	0.27	0.27	100
1,2-Dichloropropane (ug/L)	MW-39B (bg)	25	0.27	0	0	0.27	0.27	0.27	0.27	0.27	100
1,2-Dichloropropane (ug/L)	MW-216A	31	0.27	0	0	0.27	0.27	0.27	0.27	0.27	100
1,2-Dichloropropane (ug/L)	MW-217A	31	0.27	0	0	0.27	0.27	0.27	0.27	0.27	100
1,2-Dichloropropane (ug/L)	MW-218A	31	0.27	0	0	0.27	0.27	0.27	0.27	0.27	100
1,2-Dichloropropane (ug/L)	MW-219A	31	0.27	0	0	0.27	0.27	0.27	0.27	0.27	100
1,2-Dichloropropane (ug/L)	MW-220A	31	0.27	0	0	0.27	0.27	0.27	0.27	0.27	100
1,2-Dichloropropane (ug/L)	MW-18AR	15	0.27	0	0	0.27	0.27	0.27	0.27	0.27	100

Box & Whiskers Plot

Iowa City Landfill Client: HDR Data: Iowa City Sanitary Landfill Printed 1/20/2026, 1:12 PM

Constituent	Well	N	Mean	Std. Dev.	Std. Err.	Median	Lower Q.	Upper Q.	Min.	Max.	%NDs
1,2-Dichloropropane (ug/L)	MW-408	9	0.27	0	0	0.27	0.27	0.27	0.27	0.27	100
1,2-Dichloropropane (ug/L)	MW-410	9	0.27	0	0	0.27	0.27	0.27	0.27	0.27	100
2,4,5-TP [Silvex] (ug/L)	MW-34A (bg)	10	1.08	0	0	1.08	1.08	1.08	1.08	1.08	100
2,4,5-TP [Silvex] (ug/L)	MW-1B	5	0.0236	0	0	0.0236	0.0236	0.0236	0.0236	0.0236	100
2,4,5-TP [Silvex] (ug/L)	MW-5B	5	0.0242	0	0	0.0242	0.0242	0.0242	0.0242	0.0242	100
2,4,5-TP [Silvex] (ug/L)	MW-7B1	5	0.0246	0	0	0.0246	0.0246	0.0246	0.0246	0.0246	100
2,4,5-TP [Silvex] (ug/L)	MW-8B	5	0.0251	0	0	0.0251	0.0251	0.0251	0.0251	0.0251	100
2,4,5-TP [Silvex] (ug/L)	MW-10B	2	0.0231	0	0	0.0231	0.0231	0.0231	0.0231	0.0231	100
2,4,5-TP [Silvex] (ug/L)	MW-12B	4	0.8325	0.495	0.2475	1.08	0.585	1.08	0.09	1.08	75
2,4,5-TP [Silvex] (ug/L)	MW-14B	5	0.0238	0	0	0.0238	0.0238	0.0238	0.0238	0.0238	100
2,4,5-TP [Silvex] (ug/L)	MW-17A-00	5	0.0237	0	0	0.0237	0.0237	0.0237	0.0237	0.0237	100
2,4,5-TP [Silvex] (ug/L)	MW-23A	5	0.0234	0	0	0.0234	0.0234	0.0234	0.0234	0.0234	100
2,4,5-TP [Silvex] (ug/L)	MW-24A	5	0.0251	0	0	0.0251	0.0251	0.0251	0.0251	0.0251	100
2,4,5-TP [Silvex] (ug/L)	MW-25A-00	5	0.024	0	0	0.024	0.024	0.024	0.024	0.024	100
2,4,5-TP [Silvex] (ug/L)	MW-29A	6	0.0314	0.02009	0.0082	0.0232	0.0232	0.0478	0.0232	0.0724	83.33
2,4,5-TP [Silvex] (ug/L)	MW-31B	5	0.0228	0	0	0.0228	0.0228	0.0228	0.0228	0.0228	100
2,4,5-TP [Silvex] (ug/L)	MW-201A	4	0.0245	0	0	0.0245	0.0245	0.0245	0.0245	0.0245	100
2,4,5-TP [Silvex] (ug/L)	MW-202A	4	0.0243	0	0	0.0243	0.0243	0.0243	0.0243	0.0243	100
2,4,5-TP [Silvex] (ug/L)	MW-203A	4	0.0237	0	0	0.0237	0.0237	0.0237	0.0237	0.0237	100
2,4,5-TP [Silvex] (ug/L)	MW-204A	4	0.0236	0	0	0.0236	0.0236	0.0236	0.0236	0.0236	100
2,4,5-TP [Silvex] (ug/L)	MW-208B	4	0.0242	0	0	0.0242	0.0242	0.0242	0.0242	0.0242	100
2,4,5-TP [Silvex] (ug/L)	MW-210B	4	0.0221	0	0	0.0221	0.0221	0.0221	0.0221	0.0221	100
2,4,5-TP [Silvex] (ug/L)	MW-215A	4	0.0231	0	0	0.0231	0.0231	0.0231	0.0231	0.0231	100
2,4,5-TP [Silvex] (ug/L)	MW-214A	4	0.0246	0	0	0.0246	0.0246	0.0246	0.0246	0.0246	100
2,4,5-TP [Silvex] (ug/L)	MW-200A	3	0.5	0	0	0.5	0.5	0.5	0.5	0.5	100
2,4,5-TP [Silvex] (ug/L)	MW-205A	3	0.5	0	0	0.5	0.5	0.5	0.5	0.5	100
2,4,5-TP [Silvex] (ug/L)	MW-211B	3	0.5	0	0	0.5	0.5	0.5	0.5	0.5	100
2,4,5-TP [Silvex] (ug/L)	MW-213A	3	0.5	0	0	0.5	0.5	0.5	0.5	0.5	100
2,4,5-TP [Silvex] (ug/L)	MW-310A	1	1	0	0	1	1	1	1	1	100
2,4,5-TP [Silvex] (ug/L)	MW-312A	1	1	0	0	1	1	1	1	1	100
2,4,5-TP [Silvex] (ug/L)	MW-38A (bg)	3	1.04	0	0	1.04	1.04	1.04	1.04	1.04	100
2,4,5-TP [Silvex] (ug/L)	MW-216A	3	1.13	0	0	1.13	1.13	1.13	1.13	1.13	100
2,4,5-TP [Silvex] (ug/L)	MW-217A	3	1.13	0	0	1.13	1.13	1.13	1.13	1.13	100
2,4,5-TP [Silvex] (ug/L)	MW-218A	3	1.08	0	0	1.08	1.08	1.08	1.08	1.08	100
2,4,5-TP [Silvex] (ug/L)	MW-219A	3	1.09	0	0	1.09	1.09	1.09	1.09	1.09	100
2,4,5-TP [Silvex] (ug/L)	MW-220A	3	1.12	0	0	1.12	1.12	1.12	1.12	1.12	100
2,4,5-TP [Silvex] (ug/L)	MW-18AR	2	0.5	0	0	0.5	0.5	0.5	0.5	0.5	100
2,4-Dimethylphenol (ug/L)	MW-34A (bg)	3	10.2	0	0	10.2	10.2	10.2	10.2	10.2	100
2,4-Dimethylphenol (ug/L)	MW-1B	5	0.604	0	0	0.604	0.604	0.604	0.604	0.604	100
2,4-Dimethylphenol (ug/L)	MW-5B	5	0.604	0	0	0.604	0.604	0.604	0.604	0.604	100
2,4-Dimethylphenol (ug/L)	MW-7B1	5	0.604	0	0	0.604	0.604	0.604	0.604	0.604	100
2,4-Dimethylphenol (ug/L)	MW-8B	5	0.604	0	0	0.604	0.604	0.604	0.604	0.604	100
2,4-Dimethylphenol (ug/L)	MW-10B	2	0.604	0	0	0.604	0.604	0.604	0.604	0.604	100
2,4-Dimethylphenol (ug/L)	MW-12B	4	8	0	0	8	8	8	8	8	100
2,4-Dimethylphenol (ug/L)	MW-14B	5	0.604	0	0	0.604	0.604	0.604	0.604	0.604	100
2,4-Dimethylphenol (ug/L)	MW-17A-00	5	0.604	0	0	0.604	0.604	0.604	0.604	0.604	100
2,4-Dimethylphenol (ug/L)	MW-23A	5	0.569	0	0	0.569	0.569	0.569	0.569	0.569	100
2,4-Dimethylphenol (ug/L)	MW-24A	5	0.592	0	0	0.592	0.592	0.592	0.592	0.592	100
2,4-Dimethylphenol (ug/L)	MW-25A-00	5	0.617	0	0	0.617	0.617	0.617	0.617	0.617	100
2,4-Dimethylphenol (ug/L)	MW-29A	5	0.592	0	0	0.592	0.592	0.592	0.592	0.592	100

Box & Whiskers Plot

Iowa City Landfill Client: HDR Data: Iowa City Sanitary Landfill Printed 1/20/2026, 1:12 PM

Constituent	Well	N	Mean	Std. Dev.	Std. Err.	Median	Lower Q.	Upper Q.	Min.	Max.	%NDs
2,4-Dimethylphenol (ug/L)	MW-31B	5	0.617	0	0	0.617	0.617	0.617	0.617	0.617	100
2,4-Dimethylphenol (ug/L)	MW-201A	4	0.604	0	0	0.604	0.604	0.604	0.604	0.604	100
2,4-Dimethylphenol (ug/L)	MW-202A	4	0.604	0	0	0.604	0.604	0.604	0.604	0.604	100
2,4-Dimethylphenol (ug/L)	MW-203A	4	0.617	0	0	0.617	0.617	0.617	0.617	0.617	100
2,4-Dimethylphenol (ug/L)	MW-204A	4	0.604	0	0	0.604	0.604	0.604	0.604	0.604	100
2,4-Dimethylphenol (ug/L)	MW-208B	4	0.592	0	0	0.592	0.592	0.592	0.592	0.592	100
2,4-Dimethylphenol (ug/L)	MW-210B	4	0.58	0	0	0.58	0.58	0.58	0.58	0.58	100
2,4-Dimethylphenol (ug/L)	MW-215A	4	0.617	0	0	0.617	0.617	0.617	0.617	0.617	100
2,4-Dimethylphenol (ug/L)	MW-214A	4	0.604	0	0	0.604	0.604	0.604	0.604	0.604	100
2,4-Dimethylphenol (ug/L)	MW-200A	3	8	0	0	8	8	8	8	8	100
2,4-Dimethylphenol (ug/L)	MW-205A	3	8	0	0	8	8	8	8	8	100
2,4-Dimethylphenol (ug/L)	MW-211B	3	8	0	0	8	8	8	8	8	100
2,4-Dimethylphenol (ug/L)	MW-213A	3	8	0	0	8	8	8	8	8	100
2,4-Dimethylphenol (ug/L)	MW-310A	1	10	0	0	10	10	10	10	10	100
2,4-Dimethylphenol (ug/L)	MW-312A	1	10	0	0	10	10	10	10	10	100
2,4-Dimethylphenol (ug/L)	MW-38A (bg)	1	10.1	0	0	10.1	10.1	10.1	10.1	10.1	100
2,4-Dimethylphenol (ug/L)	MW-216A	3	10.6	0	0	10.6	10.6	10.6	10.6	10.6	100
2,4-Dimethylphenol (ug/L)	MW-217A	3	10	0	0	10	10	10	10	10	100
2,4-Dimethylphenol (ug/L)	MW-218A	3	9.8	0	0	9.8	9.8	9.8	9.8	9.8	100
2,4-Dimethylphenol (ug/L)	MW-219A	5	10.6	0	0	10.6	10.6	10.6	10.6	10.6	100
2,4-Dimethylphenol (ug/L)	MW-220A	3	10	0	0	10	10	10	10	10	100
2,4-Dimethylphenol (ug/L)	MW-18AR	2	8	0	0	8	8	8	8	8	100
2-Butanone [MEK] (ug/L)	MW-34A (bg)	36	2.1	0	0	2.1	2.1	2.1	2.1	2.1	100
2-Butanone [MEK] (ug/L)	MW-1B	37	2.1	0	0	2.1	2.1	2.1	2.1	2.1	100
2-Butanone [MEK] (ug/L)	MW-5B	30	2.1	0	0	2.1	2.1	2.1	2.1	2.1	100
2-Butanone [MEK] (ug/L)	MW-7B1	30	2.1	0	0	2.1	2.1	2.1	2.1	2.1	100
2-Butanone [MEK] (ug/L)	MW-8B	29	2.1	0	0	2.1	2.1	2.1	2.1	2.1	100
2-Butanone [MEK] (ug/L)	MW-10B	14	2.1	0	0	2.1	2.1	2.1	2.1	2.1	100
2-Butanone [MEK] (ug/L)	MW-12B	29	10	0	0	10	10	10	10	10	100
2-Butanone [MEK] (ug/L)	MW-14B	30	2.1	0	0	2.1	2.1	2.1	2.1	2.1	100
2-Butanone [MEK] (ug/L)	MW-17A-00	31	2.1	0	0	2.1	2.1	2.1	2.1	2.1	100
2-Butanone [MEK] (ug/L)	MW-23A	31	2.1	0	0	2.1	2.1	2.1	2.1	2.1	100
2-Butanone [MEK] (ug/L)	MW-24A	29	2.1	0	0	2.1	2.1	2.1	2.1	2.1	100
2-Butanone [MEK] (ug/L)	MW-25A-00	37	2.1	0	0	2.1	2.1	2.1	2.1	2.1	100
2-Butanone [MEK] (ug/L)	MW-29A	38	2.1	0	0	2.1	2.1	2.1	2.1	2.1	100
2-Butanone [MEK] (ug/L)	MW-31B	41	2.1	0	0	2.1	2.1	2.1	2.1	2.1	100
2-Butanone [MEK] (ug/L)	MW-201A	34	2.1	0	0	2.1	2.1	2.1	2.1	2.1	100
2-Butanone [MEK] (ug/L)	MW-202A	29	2.1	0	0	2.1	2.1	2.1	2.1	2.1	100
2-Butanone [MEK] (ug/L)	MW-203A	29	2.1	0	0	2.1	2.1	2.1	2.1	2.1	100
2-Butanone [MEK] (ug/L)	MW-204A	28	2.1	0	0	2.1	2.1	2.1	2.1	2.1	100
2-Butanone [MEK] (ug/L)	MW-208B	27	2.1	0	0	2.1	2.1	2.1	2.1	2.1	100
2-Butanone [MEK] (ug/L)	MW-210B	28	2.1	0	0	2.1	2.1	2.1	2.1	2.1	100
2-Butanone [MEK] (ug/L)	MW-215A	27	2.1	0	0	2.1	2.1	2.1	2.1	2.1	100
2-Butanone [MEK] (ug/L)	MW-214A	28	2.1	0	0	2.1	2.1	2.1	2.1	2.1	100
2-Butanone [MEK] (ug/L)	MW-200A	35	2.1	0	0	2.1	2.1	2.1	2.1	2.1	100
2-Butanone [MEK] (ug/L)	MW-205A	27	5	0	0	5	5	5	5	5	100
2-Butanone [MEK] (ug/L)	MW-211B	34	2.1	0	0	2.1	2.1	2.1	2.1	2.1	100
2-Butanone [MEK] (ug/L)	MW-213A	28	10	0	0	10	10	10	10	10	100
2-Butanone [MEK] (ug/L)	MW-310A	17	2.1	0	0	2.1	2.1	2.1	2.1	2.1	100
2-Butanone [MEK] (ug/L)	MW-312A	16	2.1	0	0	2.1	2.1	2.1	2.1	2.1	100

Box & Whiskers Plot

Iowa City Landfill Client: HDR Data: Iowa City Sanitary Landfill Printed 1/20/2026, 1:12 PM

Constituent	Well	N	Mean	Std. Dev.	Std. Err.	Median	Lower Q.	Upper Q.	Min.	Max.	%NDs
2-Butanone [MEK] (ug/L)	MW-38A (bg)	25	2.1	0	0	2.1	2.1	2.1	2.1	2.1	100
2-Butanone [MEK] (ug/L)	MW-39B (bg)	25	2.1	0	0	2.1	2.1	2.1	2.1	2.1	100
2-Butanone [MEK] (ug/L)	MW-216A	30	2.1	0	0	2.1	2.1	2.1	2.1	2.1	100
2-Butanone [MEK] (ug/L)	MW-217A	31	2.1	0	0	2.1	2.1	2.1	2.1	2.1	100
2-Butanone [MEK] (ug/L)	MW-218A	31	2.1	0	0	2.1	2.1	2.1	2.1	2.1	100
2-Butanone [MEK] (ug/L)	MW-219A	31	2.1	0	0	2.1	2.1	2.1	2.1	2.1	100
2-Butanone [MEK] (ug/L)	MW-220A	31	2.1	0	0	2.1	2.1	2.1	2.1	2.1	100
2-Butanone [MEK] (ug/L)	MW-18AR	15	2.1	0	0	2.1	2.1	2.1	2.1	2.1	100
2-Butanone [MEK] (ug/L)	MW-408	9	2.1	0	0	2.1	2.1	2.1	2.1	2.1	100
2-Butanone [MEK] (ug/L)	MW-410	9	2.1	0	0	2.1	2.1	2.1	2.1	2.1	100
2-Methylnaphthalene (ug/L)	MW-34A (bg)	3	10.2	0	0	10.2	10.2	10.2	10.2	10.2	100
2-Methylnaphthalene (ug/L)	MW-1B	5	0.615	0	0	0.615	0.615	0.615	0.615	0.615	100
2-Methylnaphthalene (ug/L)	MW-5B	5	0.615	0	0	0.615	0.615	0.615	0.615	0.615	100
2-Methylnaphthalene (ug/L)	MW-7B1	5	0.615	0	0	0.615	0.615	0.615	0.615	0.615	100
2-Methylnaphthalene (ug/L)	MW-8B	5	0.615	0	0	0.615	0.615	0.615	0.615	0.615	100
2-Methylnaphthalene (ug/L)	MW-10B	2	0.615	0	0	0.615	0.615	0.615	0.615	0.615	100
2-Methylnaphthalene (ug/L)	MW-12B	4	8	0	0	8	8	8	8	8	100
2-Methylnaphthalene (ug/L)	MW-14B	5	0.615	0	0	0.615	0.615	0.615	0.615	0.615	100
2-Methylnaphthalene (ug/L)	MW-17A-00	5	0.615	0	0	0.615	0.615	0.615	0.615	0.615	100
2-Methylnaphthalene (ug/L)	MW-23A	5	0.578	0	0	0.578	0.578	0.578	0.578	0.578	100
2-Methylnaphthalene (ug/L)	MW-24A	5	0.602	0	0	0.602	0.602	0.602	0.602	0.602	100
2-Methylnaphthalene (ug/L)	MW-25A-00	5	0.628	0	0	0.628	0.628	0.628	0.628	0.628	100
2-Methylnaphthalene (ug/L)	MW-29A	5	0.602	0	0	0.602	0.602	0.602	0.602	0.602	100
2-Methylnaphthalene (ug/L)	MW-31B	5	0.628	0	0	0.628	0.628	0.628	0.628	0.628	100
2-Methylnaphthalene (ug/L)	MW-201A	4	0.615	0	0	0.615	0.615	0.615	0.615	0.615	100
2-Methylnaphthalene (ug/L)	MW-202A	4	0.615	0	0	0.615	0.615	0.615	0.615	0.615	100
2-Methylnaphthalene (ug/L)	MW-203A	4	0.628	0	0	0.628	0.628	0.628	0.628	0.628	100
2-Methylnaphthalene (ug/L)	MW-204A	4	0.615	0	0	0.615	0.615	0.615	0.615	0.615	100
2-Methylnaphthalene (ug/L)	MW-208B	4	0.602	0	0	0.602	0.602	0.602	0.602	0.602	100
2-Methylnaphthalene (ug/L)	MW-210B	4	0.59	0	0	0.59	0.59	0.59	0.59	0.59	100
2-Methylnaphthalene (ug/L)	MW-215A	4	0.628	0	0	0.628	0.628	0.628	0.628	0.628	100
2-Methylnaphthalene (ug/L)	MW-214A	4	0.615	0	0	0.615	0.615	0.615	0.615	0.615	100
2-Methylnaphthalene (ug/L)	MW-200A	3	8	0	0	8	8	8	8	8	100
2-Methylnaphthalene (ug/L)	MW-205A	3	8	0	0	8	8	8	8	8	100
2-Methylnaphthalene (ug/L)	MW-211B	3	8	0	0	8	8	8	8	8	100
2-Methylnaphthalene (ug/L)	MW-213A	3	8	0	0	8	8	8	8	8	100
2-Methylnaphthalene (ug/L)	MW-310A	1	10	0	0	10	10	10	10	10	100
2-Methylnaphthalene (ug/L)	MW-312A	1	10	0	0	10	10	10	10	10	100
2-Methylnaphthalene (ug/L)	MW-38A (bg)	1	10.1	0	0	10.1	10.1	10.1	10.1	10.1	100
2-Methylnaphthalene (ug/L)	MW-216A	3	10.6	0	0	10.6	10.6	10.6	10.6	10.6	100
2-Methylnaphthalene (ug/L)	MW-217A	3	10	0	0	10	10	10	10	10	100
2-Methylnaphthalene (ug/L)	MW-218A	3	9.8	0	0	9.8	9.8	9.8	9.8	9.8	100
2-Methylnaphthalene (ug/L)	MW-219A	5	10.6	0	0	10.6	10.6	10.6	10.6	10.6	100
2-Methylnaphthalene (ug/L)	MW-220A	3	10	0	0	10	10	10	10	10	100
2-Methylnaphthalene (ug/L)	MW-18AR	2	8	0	0	8	8	8	8	8	100
2-Methylphenol (ug/L)	MW-34A (bg)	3	10.2	0	0	10.2	10.2	10.2	10.2	10.2	100
2-Methylphenol (ug/L)	MW-1B	5	0.677	0	0	0.677	0.677	0.677	0.677	0.677	100
2-Methylphenol (ug/L)	MW-5B	5	0.677	0	0	0.677	0.677	0.677	0.677	0.677	100
2-Methylphenol (ug/L)	MW-7B1	5	0.677	0	0	0.677	0.677	0.677	0.677	0.677	100
2-Methylphenol (ug/L)	MW-8B	5	0.677	0	0	0.677	0.677	0.677	0.677	0.677	100

Box & Whiskers Plot

Iowa City Landfill Client: HDR Data: Iowa City Sanitary Landfill Printed 1/20/2026, 1:12 PM

Constituent	Well	N	Mean	Std. Dev.	Std. Err.	Median	Lower Q.	Upper Q.	Min.	Max.	%NDs
2-Methylphenol (ug/L)	MW-10B	2	0.677	0	0	0.677	0.677	0.677	0.677	0.677	100
2-Methylphenol (ug/L)	MW-12B	4	8	0	0	8	8	8	8	8	100
2-Methylphenol (ug/L)	MW-14B	5	0.677	0	0	0.677	0.677	0.677	0.677	0.677	100
2-Methylphenol (ug/L)	MW-17A-00	5	0.677	0	0	0.677	0.677	0.677	0.677	0.677	100
2-Methylphenol (ug/L)	MW-23A	5	0.637	0	0	0.637	0.637	0.637	0.637	0.637	100
2-Methylphenol (ug/L)	MW-24A	5	0.663	0	0	0.663	0.663	0.663	0.663	0.663	100
2-Methylphenol (ug/L)	MW-25A-00	5	0.691	0	0	0.691	0.691	0.691	0.691	0.691	100
2-Methylphenol (ug/L)	MW-29A	5	0.663	0	0	0.663	0.663	0.663	0.663	0.663	100
2-Methylphenol (ug/L)	MW-31B	5	0.691	0	0	0.691	0.691	0.691	0.691	0.691	100
2-Methylphenol (ug/L)	MW-201A	4	0.677	0	0	0.677	0.677	0.677	0.677	0.677	100
2-Methylphenol (ug/L)	MW-202A	4	0.677	0	0	0.677	0.677	0.677	0.677	0.677	100
2-Methylphenol (ug/L)	MW-203A	4	0.691	0	0	0.691	0.691	0.691	0.691	0.691	100
2-Methylphenol (ug/L)	MW-204A	4	0.677	0	0	0.677	0.677	0.677	0.677	0.677	100
2-Methylphenol (ug/L)	MW-208B	4	0.663	0	0	0.663	0.663	0.663	0.663	0.663	100
2-Methylphenol (ug/L)	MW-210B	4	0.65	0	0	0.65	0.65	0.65	0.65	0.65	100
2-Methylphenol (ug/L)	MW-215A	4	0.691	0	0	0.691	0.691	0.691	0.691	0.691	100
2-Methylphenol (ug/L)	MW-214A	4	0.677	0	0	0.677	0.677	0.677	0.677	0.677	100
2-Methylphenol (ug/L)	MW-200A	3	8	0	0	8	8	8	8	8	100
2-Methylphenol (ug/L)	MW-205A	3	8	0	0	8	8	8	8	8	100
2-Methylphenol (ug/L)	MW-211B	3	8	0	0	8	8	8	8	8	100
2-Methylphenol (ug/L)	MW-213A	3	8	0	0	8	8	8	8	8	100
2-Methylphenol (ug/L)	MW-310A	1	10	0	0	10	10	10	10	10	100
2-Methylphenol (ug/L)	MW-312A	1	10	0	0	10	10	10	10	10	100
2-Methylphenol (ug/L)	MW-38A (bg)	1	10.1	0	0	10.1	10.1	10.1	10.1	10.1	100
2-Methylphenol (ug/L)	MW-216A	3	10.6	0	0	10.6	10.6	10.6	10.6	10.6	100
2-Methylphenol (ug/L)	MW-217A	3	10	0	0	10	10	10	10	10	100
2-Methylphenol (ug/L)	MW-218A	3	9.8	0	0	9.8	9.8	9.8	9.8	9.8	100
2-Methylphenol (ug/L)	MW-219A	5	10.6	0	0	10.6	10.6	10.6	10.6	10.6	100
2-Methylphenol (ug/L)	MW-220A	3	10	0	0	10	10	10	10	10	100
2-Methylphenol (ug/L)	MW-18AR	2	8	0	0	8	8	8	8	8	100
4,4`-DDD (ug/L)	MW-34A (bg)	3	0.032	0	0	0.032	0.032	0.032	0.032	0.032	100
4,4`-DDD (ug/L)	MW-1B	5	0.0226	0	0	0.0226	0.0226	0.0226	0.0226	0.0226	100
4,4`-DDD (ug/L)	MW-5B	5	0.0225	0	0	0.0225	0.0225	0.0225	0.0225	0.0225	100
4,4`-DDD (ug/L)	MW-7B1	6	0.0229	0	0	0.0229	0.0229	0.0229	0.0229	0.0229	100
4,4`-DDD (ug/L)	MW-8B	7	0.02173	0.00287	0.001085	0.023	0.0218	0.023	0.0153	0.023	71.43
4,4`-DDD (ug/L)	MW-10B	2	0.0225	0	0	0.0225	0.0225	0.0225	0.0225	0.0225	100
4,4`-DDD (ug/L)	MW-12B	4	0.05	0	0	0.05	0.05	0.05	0.05	0.05	100
4,4`-DDD (ug/L)	MW-14B	5	0.0226	0	0	0.0226	0.0226	0.0226	0.0226	0.0226	100
4,4`-DDD (ug/L)	MW-17A-00	5	0.0227	0	0	0.0227	0.0227	0.0227	0.0227	0.0227	100
4,4`-DDD (ug/L)	MW-23A	5	0.022	0	0	0.022	0.022	0.022	0.022	0.022	100
4,4`-DDD (ug/L)	MW-24A	5	0.0227	0	0	0.0227	0.0227	0.0227	0.0227	0.0227	100
4,4`-DDD (ug/L)	MW-25A-00	5	0.0226	0	0	0.0226	0.0226	0.0226	0.0226	0.0226	100
4,4`-DDD (ug/L)	MW-29A	5	0.0224	0	0	0.0224	0.0224	0.0224	0.0224	0.0224	100
4,4`-DDD (ug/L)	MW-31B	5	0.0224	0	0	0.0224	0.0224	0.0224	0.0224	0.0224	100
4,4`-DDD (ug/L)	MW-201A	4	0.0227	0	0	0.0227	0.0227	0.0227	0.0227	0.0227	100
4,4`-DDD (ug/L)	MW-202A	4	0.0224	0	0	0.0224	0.0224	0.0224	0.0224	0.0224	100
4,4`-DDD (ug/L)	MW-203A	4	0.0226	0	0	0.0226	0.0226	0.0226	0.0226	0.0226	100
4,4`-DDD (ug/L)	MW-204A	4	0.023	0	0	0.023	0.023	0.023	0.023	0.023	100
4,4`-DDD (ug/L)	MW-208B	14	0.02286	0.006677	0.001785	0.0226	0.0226	0.02445	0.0032	0.0337	71.43
4,4`-DDD (ug/L)	MW-210B	4	0.0226	0	0	0.0226	0.0226	0.0226	0.0226	0.0226	100

Box & Whiskers Plot

Iowa City Landfill Client: HDR Data: Iowa City Sanitary Landfill Printed 1/20/2026, 1:12 PM

Constituent	Well	N	Mean	Std. Dev.	Std. Err.	Median	Lower Q.	Upper Q.	Min.	Max.	%NDs
4,4`-DDD (ug/L)	MW-215A	4	0.0226	0	0	0.0226	0.0226	0.0226	0.0226	0.0226	100
4,4`-DDD (ug/L)	MW-214A	4	0.0226	0	0	0.0226	0.0226	0.0226	0.0226	0.0226	100
4,4`-DDD (ug/L)	MW-200A	3	0.05	0	0	0.05	0.05	0.05	0.05	0.05	100
4,4`-DDD (ug/L)	MW-205A	3	0.03605	0.02416	0.01395	0.05	0.00815	0.05	0.00815	0.05	66.67
4,4`-DDD (ug/L)	MW-211B	3	0.03634	0.02365	0.01366	0.05	0.00903	0.05	0.00903	0.05	66.67
4,4`-DDD (ug/L)	MW-213A	3	0.05	0	0	0.05	0.05	0.05	0.05	0.05	100
4,4`-DDD (ug/L)	MW-310A	1	0.032	0	0	0.032	0.032	0.032	0.032	0.032	100
4,4`-DDD (ug/L)	MW-312A	1	0.032	0	0	0.032	0.032	0.032	0.032	0.032	100
4,4`-DDD (ug/L)	MW-38A (bg)	1	0.032	0	0	0.032	0.032	0.032	0.032	0.032	100
4,4`-DDD (ug/L)	MW-216A	3	0.064	0	0	0.064	0.064	0.064	0.064	0.064	100
4,4`-DDD (ug/L)	MW-217A	3	0.0744	0	0	0.0744	0.0744	0.0744	0.0744	0.0744	100
4,4`-DDD (ug/L)	MW-218A	3	0.0711	0	0	0.0711	0.0711	0.0711	0.0711	0.0711	100
4,4`-DDD (ug/L)	MW-219A	3	0.064	0	0	0.064	0.064	0.064	0.064	0.064	100
4,4`-DDD (ug/L)	MW-220A	3	0.064	0	0	0.064	0.064	0.064	0.064	0.064	100
4,4`-DDD (ug/L)	MW-18AR	2	0.05	0	0	0.05	0.05	0.05	0.05	0.05	100
4,4`-DDT (ug/L)	MW-34A (bg)	3	0.032	0	0	0.032	0.032	0.032	0.032	0.032	100
4,4`-DDT (ug/L)	MW-1B	5	0.0181	0	0	0.0181	0.0181	0.0181	0.0181	0.0181	100
4,4`-DDT (ug/L)	MW-5B	5	0.018	0	0	0.018	0.018	0.018	0.018	0.018	100
4,4`-DDT (ug/L)	MW-7B1	6	0.0183	0	0	0.0183	0.0183	0.0183	0.0183	0.0183	100
4,4`-DDT (ug/L)	MW-8B	7	0.0184	0	0	0.0184	0.0184	0.0184	0.0184	0.0184	100
4,4`-DDT (ug/L)	MW-10B	2	0.018	0	0	0.018	0.018	0.018	0.018	0.018	100
4,4`-DDT (ug/L)	MW-12B	4	0.05	0	0	0.05	0.05	0.05	0.05	0.05	100
4,4`-DDT (ug/L)	MW-14B	5	0.0181	0	0	0.0181	0.0181	0.0181	0.0181	0.0181	100
4,4`-DDT (ug/L)	MW-17A-00	5	0.0182	0	0	0.0182	0.0182	0.0182	0.0182	0.0182	100
4,4`-DDT (ug/L)	MW-23A	5	0.0176	0	0	0.0176	0.0176	0.0176	0.0176	0.0176	100
4,4`-DDT (ug/L)	MW-24A	5	0.0181	0	0	0.0181	0.0181	0.0181	0.0181	0.0181	100
4,4`-DDT (ug/L)	MW-25A-00	5	0.0181	0	0	0.0181	0.0181	0.0181	0.0181	0.0181	100
4,4`-DDT (ug/L)	MW-29A	5	0.0179	0	0	0.0179	0.0179	0.0179	0.0179	0.0179	100
4,4`-DDT (ug/L)	MW-31B	5	0.0179	0	0	0.0179	0.0179	0.0179	0.0179	0.0179	100
4,4`-DDT (ug/L)	MW-201A	4	0.0181	0	0	0.0181	0.0181	0.0181	0.0181	0.0181	100
4,4`-DDT (ug/L)	MW-202A	4	0.0179	0	0	0.0179	0.0179	0.0179	0.0179	0.0179	100
4,4`-DDT (ug/L)	MW-203A	4	0.018	0	0	0.018	0.018	0.018	0.018	0.018	100
4,4`-DDT (ug/L)	MW-204A	4	0.0184	0	0	0.0184	0.0184	0.0184	0.0184	0.0184	100
4,4`-DDT (ug/L)	MW-208B	20	0.01794	0.006283	0.001405	0.018	0.018	0.018	0.00411	0.0398	85
4,4`-DDT (ug/L)	MW-210B	4	0.0181	0	0	0.0181	0.0181	0.0181	0.0181	0.0181	100
4,4`-DDT (ug/L)	MW-215A	4	0.0181	0	0	0.0181	0.0181	0.0181	0.0181	0.0181	100
4,4`-DDT (ug/L)	MW-214A	4	0.0181	0	0	0.0181	0.0181	0.0181	0.0181	0.0181	100
4,4`-DDT (ug/L)	MW-200A	3	0.05	0	0	0.05	0.05	0.05	0.05	0.05	100
4,4`-DDT (ug/L)	MW-205A	3	0.03703	0.02246	0.01297	0.05	0.0111	0.05	0.0111	0.05	66.67
4,4`-DDT (ug/L)	MW-211B	3	0.05	0	0	0.05	0.05	0.05	0.05	0.05	100
4,4`-DDT (ug/L)	MW-213A	3	0.05	0	0	0.05	0.05	0.05	0.05	0.05	100
4,4`-DDT (ug/L)	MW-310A	1	0.032	0	0	0.032	0.032	0.032	0.032	0.032	100
4,4`-DDT (ug/L)	MW-312A	1	0.032	0	0	0.032	0.032	0.032	0.032	0.032	100
4,4`-DDT (ug/L)	MW-38A (bg)	1	0.032	0	0	0.032	0.032	0.032	0.032	0.032	100
4,4`-DDT (ug/L)	MW-216A	3	0.064	0	0	0.064	0.064	0.064	0.064	0.064	100
4,4`-DDT (ug/L)	MW-217A	3	0.0744	0	0	0.0744	0.0744	0.0744	0.0744	0.0744	100
4,4`-DDT (ug/L)	MW-218A	3	0.0711	0	0	0.0711	0.0711	0.0711	0.0711	0.0711	100
4,4`-DDT (ug/L)	MW-219A	3	0.064	0	0	0.064	0.064	0.064	0.064	0.064	100
4,4`-DDT (ug/L)	MW-220A	3	0.064	0	0	0.064	0.064	0.064	0.064	0.064	100
4,4`-DDT (ug/L)	MW-18AR	2	0.05	0	0	0.05	0.05	0.05	0.05	0.05	100

Box & Whiskers Plot

Iowa City Landfill Client: HDR Data: Iowa City Sanitary Landfill Printed 1/20/2026, 1:12 PM

Constituent	Well	N	Mean	Std. Dev.	Std. Err.	Median	Lower Q.	Upper Q.	Min.	Max.	%NDs
4-Methyl-2-pentanone [MIBK] (ug/L)	MW-34A (bg)	32	2.1	0	0	2.1	2.1	2.1	2.1	2.1	100
4-Methyl-2-pentanone [MIBK] (ug/L)	MW-1B	37	2.1	0	0	2.1	2.1	2.1	2.1	2.1	100
4-Methyl-2-pentanone [MIBK] (ug/L)	MW-5B	30	2.1	0	0	2.1	2.1	2.1	2.1	2.1	100
4-Methyl-2-pentanone [MIBK] (ug/L)	MW-7B1	30	2.1	0	0	2.1	2.1	2.1	2.1	2.1	100
4-Methyl-2-pentanone [MIBK] (ug/L)	MW-8B	29	2.1	0	0	2.1	2.1	2.1	2.1	2.1	100
4-Methyl-2-pentanone [MIBK] (ug/L)	MW-10B	14	2.1	0	0	2.1	2.1	2.1	2.1	2.1	100
4-Methyl-2-pentanone [MIBK] (ug/L)	MW-12B	29	10	0	0	10	10	10	10	10	100
4-Methyl-2-pentanone [MIBK] (ug/L)	MW-14B	30	2.1	0	0	2.1	2.1	2.1	2.1	2.1	100
4-Methyl-2-pentanone [MIBK] (ug/L)	MW-17A-00	31	2.1	0	0	2.1	2.1	2.1	2.1	2.1	100
4-Methyl-2-pentanone [MIBK] (ug/L)	MW-23A	31	2.1	0	0	2.1	2.1	2.1	2.1	2.1	100
4-Methyl-2-pentanone [MIBK] (ug/L)	MW-24A	29	2.1	0	0	2.1	2.1	2.1	2.1	2.1	100
4-Methyl-2-pentanone [MIBK] (ug/L)	MW-25A-00	37	2.1	0	0	2.1	2.1	2.1	2.1	2.1	100
4-Methyl-2-pentanone [MIBK] (ug/L)	MW-29A	38	2.1	0	0	2.1	2.1	2.1	2.1	2.1	100
4-Methyl-2-pentanone [MIBK] (ug/L)	MW-31B	41	2.1	0	0	2.1	2.1	2.1	2.1	2.1	100
4-Methyl-2-pentanone [MIBK] (ug/L)	MW-201A	34	2.1	0	0	2.1	2.1	2.1	2.1	2.1	100
4-Methyl-2-pentanone [MIBK] (ug/L)	MW-202A	29	2.1	0	0	2.1	2.1	2.1	2.1	2.1	100
4-Methyl-2-pentanone [MIBK] (ug/L)	MW-203A	29	2.1	0	0	2.1	2.1	2.1	2.1	2.1	100
4-Methyl-2-pentanone [MIBK] (ug/L)	MW-204A	28	2.1	0	0	2.1	2.1	2.1	2.1	2.1	100
4-Methyl-2-pentanone [MIBK] (ug/L)	MW-208B	27	2.1	0	0	2.1	2.1	2.1	2.1	2.1	100
4-Methyl-2-pentanone [MIBK] (ug/L)	MW-210B	28	2.1	0	0	2.1	2.1	2.1	2.1	2.1	100
4-Methyl-2-pentanone [MIBK] (ug/L)	MW-215A	27	2.1	0	0	2.1	2.1	2.1	2.1	2.1	100
4-Methyl-2-pentanone [MIBK] (ug/L)	MW-214A	28	2.1	0	0	2.1	2.1	2.1	2.1	2.1	100
4-Methyl-2-pentanone [MIBK] (ug/L)	MW-200A	35	2.1	0	0	2.1	2.1	2.1	2.1	2.1	100
4-Methyl-2-pentanone [MIBK] (ug/L)	MW-205A	27	5	0	0	5	5	5	5	5	100
4-Methyl-2-pentanone [MIBK] (ug/L)	MW-211B	34	2.1	0	0	2.1	2.1	2.1	2.1	2.1	100
4-Methyl-2-pentanone [MIBK] (ug/L)	MW-213A	28	10	0	0	10	10	10	10	10	100
4-Methyl-2-pentanone [MIBK] (ug/L)	MW-310A	17	2.1	0	0	2.1	2.1	2.1	2.1	2.1	100
4-Methyl-2-pentanone [MIBK] (ug/L)	MW-312A	16	2.1	0	0	2.1	2.1	2.1	2.1	2.1	100
4-Methyl-2-pentanone [MIBK] (ug/L)	MW-38A (bg)	25	2.072	0.14	0.028	2.1	2.1	2.1	1.4	2.1	96
4-Methyl-2-pentanone [MIBK] (ug/L)	MW-39B (bg)	25	2.1	0	0	2.1	2.1	2.1	2.1	2.1	100
4-Methyl-2-pentanone [MIBK] (ug/L)	MW-216A	31	2.084	0.0898	0.01613	2.1	2.1	2.1	1.6	2.1	96.77
4-Methyl-2-pentanone [MIBK] (ug/L)	MW-217A	31	2.084	0.0898	0.01613	2.1	2.1	2.1	1.6	2.1	96.77
4-Methyl-2-pentanone [MIBK] (ug/L)	MW-218A	31	2.074	0.1437	0.02581	2.1	2.1	2.1	1.3	2.1	96.77
4-Methyl-2-pentanone [MIBK] (ug/L)	MW-219A	31	2.1	0	0	2.1	2.1	2.1	2.1	2.1	100
4-Methyl-2-pentanone [MIBK] (ug/L)	MW-220A	31	2.1	0	0	2.1	2.1	2.1	2.1	2.1	100
4-Methyl-2-pentanone [MIBK] (ug/L)	MW-18AR	15	2.1	0	0	2.1	2.1	2.1	2.1	2.1	100
4-Methyl-2-pentanone [MIBK] (ug/L)	MW-408	9	2.1	0	0	2.1	2.1	2.1	2.1	2.1	100
4-Methyl-2-pentanone [MIBK] (ug/L)	MW-410	9	1.989	0.3333	0.1111	2.1	2.1	2.1	1.1	2.1	88.89
Acetone (ug/L)	MW-34A (bg)	36	3.1	0	0	3.1	3.1	3.1	3.1	3.1	100
Acetone (ug/L)	MW-1B	37	3.116	0.1308	0.0215	3.1	3.1	3.1	2.92	3.87	94.59
Acetone (ug/L)	MW-5B	30	3.248	1.058	0.1932	3.1	3.1	3.1	2.18	8.61	76.67
Acetone (ug/L)	MW-7B1	30	3.145	0.3266	0.05962	3.1	3.1	3.1	2.41	4.67	90
Acetone (ug/L)	MW-8B	28	3.216	0.3485	0.06586	3.1	3.1	3.1	3.1	4.41	85.71
Acetone (ug/L)	MW-10B	14	3.1	0	0	3.1	3.1	3.1	3.1	3.1	100
Acetone (ug/L)	MW-12B	29	9.339	2.006	0.3725	10	10	10	2.29	10	89.66
Acetone (ug/L)	MW-14B	30	3.033	0.2207	0.0403	3.1	3.1	3.1	2.35	3.22	86.67
Acetone (ug/L)	MW-17A-00	31	3.102	0.2055	0.0369	3.1	3.1	3.1	2.34	3.93	93.55
Acetone (ug/L)	MW-23A	30	3.206	0.5548	0.1013	3.1	3.1	3.1	3.1	6.14	93.33
Acetone (ug/L)	MW-24A	29	3.111	0.06523	0.01211	3.1	3.1	3.1	3.08	3.45	93.1
Acetone (ug/L)	MW-25A-00	37	3.058	0.2001	0.0329	3.1	3.1	3.1	1.93	3.1	94.59

Box & Whiskers Plot

Iowa City Landfill Client: HDR Data: Iowa City Sanitary Landfill Printed 1/20/2026, 1:12 PM

Constituent	Well	N	Mean	Std. Dev.	Std. Err.	Median	Lower Q.	Upper Q.	Min.	Max.	%NDs
Acetone (ug/L)	MW-29A	38	3.075	0.2058	0.03339	3.1	3.1	3.1	1.87	3.38	94.74
Acetone (ug/L)	MW-31B	41	3.126	0.3477	0.05431	3.1	3.1	3.1	2.17	5.1	95.12
Acetone (ug/L)	MW-201A	34	3.108	0.0412	0.007066	3.1	3.1	3.1	3.1	3.34	94.12
Acetone (ug/L)	MW-202A	29	3.1	0	0	3.1	3.1	3.1	3.1	3.1	100
Acetone (ug/L)	MW-203A	29	3.141	0.2191	0.04069	3.1	3.1	3.1	3.1	4.28	96.55
Acetone (ug/L)	MW-204A	28	3.226	0.8061	0.1523	3.1	3.1	3.1	2.44	7.29	92.86
Acetone (ug/L)	MW-208B	27	3.081	0.2293	0.04412	3.1	3.1	3.1	2.11	3.6	85.19
Acetone (ug/L)	MW-210B	28	3.201	0.6061	0.1145	3.1	3.1	3.1	2.71	6.27	85.71
Acetone (ug/L)	MW-215A	27	3.04	0.3708	0.07136	3.1	3.1	3.1	1.83	3.93	88.89
Acetone (ug/L)	MW-214A	28	3.071	0.2229	0.04213	3.1	3.1	3.1	2.32	3.7	89.29
Acetone (ug/L)	MW-200A	35	3.185	0.5037	0.08514	3.1	3.1	3.1	3.1	6.08	97.14
Acetone (ug/L)	MW-205A	27	9.494	1.514	0.2913	10	10	10	3.78	10	88.89
Acetone (ug/L)	MW-211B	34	3.532	1.427	0.2447	3.1	3.1	3.1	2.955	10.2	82.35
Acetone (ug/L)	MW-213A	28	9.359	1.938	0.3662	10	10	10	2.89	10	89.29
Acetone (ug/L)	MW-310A	17	3.1	0	0	3.1	3.1	3.1	3.1	3.1	100
Acetone (ug/L)	MW-312A	16	3.1	0	0	3.1	3.1	3.1	3.1	3.1	100
Acetone (ug/L)	MW-38A (bg)	25	2.983	0.3553	0.07106	3.1	3.1	3.1	1.82	3.1	88
Acetone (ug/L)	MW-39B (bg)	25	3.096	0.3423	0.06846	3.1	3.1	3.1	1.87	4.24	92
Acetone (ug/L)	MW-216A	31	3.105	0.02694	0.004839	3.1	3.1	3.1	3.1	3.25	96.77
Acetone (ug/L)	MW-217A	31	3.128	0.1437	0.02581	3.1	3.1	3.1	3.1	3.9	93.55
Acetone (ug/L)	MW-218A	31	3.072	0.1545	0.02774	3.1	3.1	3.1	2.24	3.1	96.77
Acetone (ug/L)	MW-219A	31	3.138	0.2101	0.03774	3.1	3.1	3.1	3.1	4.27	96.77
Acetone (ug/L)	MW-220A	31	3.1	0	0	3.1	3.1	3.1	3.1	3.1	100
Acetone (ug/L)	MW-18AR	15	3.1	0	0	3.1	3.1	3.1	3.1	3.1	100
Acetone (ug/L)	MW-408	9	3.1	0	0	3.1	3.1	3.1	3.1	3.1	100
Acetone (ug/L)	MW-410	9	3.1	0	0	3.1	3.1	3.1	3.1	3.1	100
Benzene (ug/L)	MW-34A (bg)	42	0.22	0	0	0.22	0.22	0.22	0.22	0.22	100
Benzene (ug/L)	MW-1B	37	0.22	0	0	0.22	0.22	0.22	0.22	0.22	100
Benzene (ug/L)	MW-5B	30	0.22	0	0	0.22	0.22	0.22	0.22	0.22	100
Benzene (ug/L)	MW-7B1	30	0.22	0	0	0.22	0.22	0.22	0.22	0.22	100
Benzene (ug/L)	MW-8B	29	0.2364	0.04266	0.007922	0.22	0.22	0.242	0.194	0.425	62.07
Benzene (ug/L)	MW-10B	14	0.22	0	0	0.22	0.22	0.22	0.22	0.22	100
Benzene (ug/L)	MW-12B	29	0.5	0	0	0.5	0.5	0.5	0.5	0.5	100
Benzene (ug/L)	MW-14B	30	0.22	0	0	0.22	0.22	0.22	0.22	0.22	100
Benzene (ug/L)	MW-17A-00	31	0.22	0	0	0.22	0.22	0.22	0.22	0.22	100
Benzene (ug/L)	MW-23A	31	0.22	0	0	0.22	0.22	0.22	0.22	0.22	100
Benzene (ug/L)	MW-24A	29	0.22	0	0	0.22	0.22	0.22	0.22	0.22	100
Benzene (ug/L)	MW-25A-00	37	0.22	0	0	0.22	0.22	0.22	0.22	0.22	100
Benzene (ug/L)	MW-29A	38	0.22	0	0	0.22	0.22	0.22	0.22	0.22	100
Benzene (ug/L)	MW-31B	41	0.22	0	0	0.22	0.22	0.22	0.22	0.22	100
Benzene (ug/L)	MW-201A	34	0.2169	0.01784	0.003059	0.22	0.22	0.22	0.116	0.22	97.06
Benzene (ug/L)	MW-202A	29	0.22	0	0	0.22	0.22	0.22	0.22	0.22	100
Benzene (ug/L)	MW-203A	29	0.22	0	0	0.22	0.22	0.22	0.22	0.22	100
Benzene (ug/L)	MW-204A	32	2.588	2.737	0.4839	1.38	0.22	4.72	0.211	9.88	31.25
Benzene (ug/L)	MW-208B	27	0.2864	0.08978	0.01728	0.22	0.22	0.371	0.143	0.477	48.15
Benzene (ug/L)	MW-210B	28	0.22	0	0	0.22	0.22	0.22	0.22	0.22	100
Benzene (ug/L)	MW-215A	27	0.22	0	0	0.22	0.22	0.22	0.22	0.22	100
Benzene (ug/L)	MW-214A	28	0.22	0	0	0.22	0.22	0.22	0.22	0.22	100
Benzene (ug/L)	MW-200A	35	0.22	0	0	0.22	0.22	0.22	0.22	0.22	100
Benzene (ug/L)	MW-205A	30	3.549	4.364	0.7968	1.52	0.98	5.645	0.142	19	23.33

Box & Whiskers Plot

Iowa City Landfill Client: HDR Data: Iowa City Sanitary Landfill Printed 1/20/2026, 1:13 PM

Constituent	Well	N	Mean	Std. Dev.	Std. Err.	Median	Lower Q.	Upper Q.	Min.	Max.	%NDs
Benzene (ug/L)	MW-211B	34	0.22	0	0	0.22	0.22	0.22	0.22	0.22	100
Benzene (ug/L)	MW-213A	28	0.489	0.05821	0.011	0.5	0.5	0.5	0.192	0.5	96.43
Benzene (ug/L)	MW-310A	17	0.22	0	0	0.22	0.22	0.22	0.22	0.22	100
Benzene (ug/L)	MW-312A	16	0.22	0	0	0.22	0.22	0.22	0.22	0.22	100
Benzene (ug/L)	MW-38A (bg)	25	0.22	0	0	0.22	0.22	0.22	0.22	0.22	100
Benzene (ug/L)	MW-39B (bg)	25	0.2261	0.0306	0.00612	0.22	0.22	0.22	0.22	0.373	96
Benzene (ug/L)	MW-216A	31	0.22	0	0	0.22	0.22	0.22	0.22	0.22	100
Benzene (ug/L)	MW-217A	31	0.22	0	0	0.22	0.22	0.22	0.22	0.22	100
Benzene (ug/L)	MW-218A	31	0.22	0	0	0.22	0.22	0.22	0.22	0.22	100
Benzene (ug/L)	MW-219A	31	0.22	0	0	0.22	0.22	0.22	0.22	0.22	100
Benzene (ug/L)	MW-220A	31	0.22	0	0	0.22	0.22	0.22	0.22	0.22	100
Benzene (ug/L)	MW-18AR	15	0.22	0	0	0.22	0.22	0.22	0.22	0.22	100
Benzene (ug/L)	MW-408	9	0.22	0	0	0.22	0.22	0.22	0.22	0.22	100
Benzene (ug/L)	MW-410	9	0.22	0	0	0.22	0.22	0.22	0.22	0.22	100
Benzyl alcohol (ug/L)	MW-34A (bg)	3	10.2	0	0	10.2	10.2	10.2	10.2	10.2	100
Benzyl alcohol (ug/L)	MW-1B	5	1.35	0	0	1.35	1.35	1.35	1.35	1.35	100
Benzyl alcohol (ug/L)	MW-5B	5	1.118	0.5197	0.2324	1.35	0.769	1.35	0.188	1.35	80
Benzyl alcohol (ug/L)	MW-7B1	5	1.35	0	0	1.35	1.35	1.35	1.35	1.35	100
Benzyl alcohol (ug/L)	MW-8B	5	1.35	0	0	1.35	1.35	1.35	1.35	1.35	100
Benzyl alcohol (ug/L)	MW-10B	2	1.35	0	0	1.35	1.35	1.35	1.35	1.35	100
Benzyl alcohol (ug/L)	MW-12B	4	8	0	0	8	8	8	8	8	100
Benzyl alcohol (ug/L)	MW-14B	5	1.35	0	0	1.35	1.35	1.35	1.35	1.35	100
Benzyl alcohol (ug/L)	MW-17A-00	5	1.35	0	0	1.35	1.35	1.35	1.35	1.35	100
Benzyl alcohol (ug/L)	MW-23A	5	1.27	0	0	1.27	1.27	1.27	1.27	1.27	100
Benzyl alcohol (ug/L)	MW-24A	5	1.33	0	0	1.33	1.33	1.33	1.33	1.33	100
Benzyl alcohol (ug/L)	MW-25A-00	5	1.38	0	0	1.38	1.38	1.38	1.38	1.38	100
Benzyl alcohol (ug/L)	MW-29A	5	1.33	0	0	1.33	1.33	1.33	1.33	1.33	100
Benzyl alcohol (ug/L)	MW-31B	5	1.38	0	0	1.38	1.38	1.38	1.38	1.38	100
Benzyl alcohol (ug/L)	MW-201A	4	1.35	0	0	1.35	1.35	1.35	1.35	1.35	100
Benzyl alcohol (ug/L)	MW-202A	4	1.35	0	0	1.35	1.35	1.35	1.35	1.35	100
Benzyl alcohol (ug/L)	MW-203A	4	1.38	0	0	1.38	1.38	1.38	1.38	1.38	100
Benzyl alcohol (ug/L)	MW-204A	4	1.35	0	0	1.35	1.35	1.35	1.35	1.35	100
Benzyl alcohol (ug/L)	MW-208B	4	1.33	0	0	1.33	1.33	1.33	1.33	1.33	100
Benzyl alcohol (ug/L)	MW-210B	4	1.3	0	0	1.3	1.3	1.3	1.3	1.3	100
Benzyl alcohol (ug/L)	MW-215A	4	1.38	0	0	1.38	1.38	1.38	1.38	1.38	100
Benzyl alcohol (ug/L)	MW-214A	4	1.35	0	0	1.35	1.35	1.35	1.35	1.35	100
Benzyl alcohol (ug/L)	MW-200A	3	8	0	0	8	8	8	8	8	100
Benzyl alcohol (ug/L)	MW-205A	3	8	0	0	8	8	8	8	8	100
Benzyl alcohol (ug/L)	MW-211B	3	8	0	0	8	8	8	8	8	100
Benzyl alcohol (ug/L)	MW-213A	3	8	0	0	8	8	8	8	8	100
Benzyl alcohol (ug/L)	MW-310A	1	10	0	0	10	10	10	10	10	100
Benzyl alcohol (ug/L)	MW-312A	1	10	0	0	10	10	10	10	10	100
Benzyl alcohol (ug/L)	MW-38A (bg)	1	10.1	0	0	10.1	10.1	10.1	10.1	10.1	100
Benzyl alcohol (ug/L)	MW-216A	3	10.6	0	0	10.6	10.6	10.6	10.6	10.6	100
Benzyl alcohol (ug/L)	MW-217A	3	10	0	0	10	10	10	10	10	100
Benzyl alcohol (ug/L)	MW-218A	3	9.8	0	0	9.8	9.8	9.8	9.8	9.8	100
Benzyl alcohol (ug/L)	MW-219A	5	10.6	0	0	10.6	10.6	10.6	10.6	10.6	100
Benzyl alcohol (ug/L)	MW-220A	3	10	0	0	10	10	10	10	10	100
Benzyl alcohol (ug/L)	MW-18AR	2	8	0	0	8	8	8	8	8	100
Beta-BHC (ug/L)	MW-34A (bg)	7	0.032	0	0	0.032	0.032	0.032	0.032	0.032	100

Box & Whiskers Plot

Iowa City Landfill Client: HDR Data: Iowa City Sanitary Landfill Printed 1/20/2026, 1:13 PM

Constituent	Well	N	Mean	Std. Dev.	Std. Err.	Median	Lower Q.	Upper Q.	Min.	Max.	%NDs
Beta-BHC (ug/L)	MW-1B	5	0.038	0	0	0.038	0.038	0.038	0.038	0.038	100
Beta-BHC (ug/L)	MW-5B	5	0.0378	0	0	0.0378	0.0378	0.0378	0.0378	0.0378	100
Beta-BHC (ug/L)	MW-7B1	6	0.0385	0	0	0.0385	0.0385	0.0385	0.0385	0.0385	100
Beta-BHC (ug/L)	MW-8B	7	0.0387	0	0	0.0387	0.0387	0.0387	0.0387	0.0387	100
Beta-BHC (ug/L)	MW-10B	2	0.0378	0	0	0.0378	0.0378	0.0378	0.0378	0.0378	100
Beta-BHC (ug/L)	MW-12B	4	0.03907	0.02187	0.01093	0.05	0.02814	0.05	0.00627	0.05	75
Beta-BHC (ug/L)	MW-14B	5	0.038	0	0	0.038	0.038	0.038	0.038	0.038	100
Beta-BHC (ug/L)	MW-17A-00	5	0.0382	0	0	0.0382	0.0382	0.0382	0.0382	0.0382	100
Beta-BHC (ug/L)	MW-23A	5	0.037	0	0	0.037	0.037	0.037	0.037	0.037	100
Beta-BHC (ug/L)	MW-24A	5	0.0381	0	0	0.0381	0.0381	0.0381	0.0381	0.0381	100
Beta-BHC (ug/L)	MW-25A-00	5	0.038	0	0	0.038	0.038	0.038	0.038	0.038	100
Beta-BHC (ug/L)	MW-29A	5	0.0376	0	0	0.0376	0.0376	0.0376	0.0376	0.0376	100
Beta-BHC (ug/L)	MW-31B	5	0.0377	0	0	0.0377	0.0377	0.0377	0.0377	0.0377	100
Beta-BHC (ug/L)	MW-201A	4	0.0381	0	0	0.0381	0.0381	0.0381	0.0381	0.0381	100
Beta-BHC (ug/L)	MW-202A	4	0.0376	0	0	0.0376	0.0376	0.0376	0.0376	0.0376	100
Beta-BHC (ug/L)	MW-203A	4	0.0379	0	0	0.0379	0.0379	0.0379	0.0379	0.0379	100
Beta-BHC (ug/L)	MW-204A	4	0.03047	0.01645	0.008225	0.0387	0.02225	0.0387	0.0058	0.0387	75
Beta-BHC (ug/L)	MW-208B	4	0.0221	0.01825	0.009123	0.02223	0.0063	0.0379	0.00605	0.0379	50
Beta-BHC (ug/L)	MW-210B	4	0.038	0	0	0.038	0.038	0.038	0.038	0.038	100
Beta-BHC (ug/L)	MW-215A	4	0.038	0	0	0.038	0.038	0.038	0.038	0.038	100
Beta-BHC (ug/L)	MW-214A	4	0.038	0	0	0.038	0.038	0.038	0.038	0.038	100
Beta-BHC (ug/L)	MW-200A	3	0.05	0	0	0.05	0.05	0.05	0.05	0.05	100
Beta-BHC (ug/L)	MW-205A	3	0.0352	0.02564	0.0148	0.05	0.00559	0.05	0.00559	0.05	66.67
Beta-BHC (ug/L)	MW-211B	3	0.05	0	0	0.05	0.05	0.05	0.05	0.05	100
Beta-BHC (ug/L)	MW-213A	3	0.05	0	0	0.05	0.05	0.05	0.05	0.05	100
Beta-BHC (ug/L)	MW-310A	1	0.032	0	0	0.032	0.032	0.032	0.032	0.032	100
Beta-BHC (ug/L)	MW-312A	1	0.032	0	0	0.032	0.032	0.032	0.032	0.032	100
Beta-BHC (ug/L)	MW-38A (bg)	1	0.032	0	0	0.032	0.032	0.032	0.032	0.032	100
Beta-BHC (ug/L)	MW-39B (bg)	1	0.032	0	0	0.032	0.032	0.032	0.032	0.032	100
Beta-BHC (ug/L)	MW-216A	3	0.064	0	0	0.064	0.064	0.064	0.064	0.064	100
Beta-BHC (ug/L)	MW-217A	3	0.0744	0	0	0.0744	0.0744	0.0744	0.0744	0.0744	100
Beta-BHC (ug/L)	MW-218A	3	0.0711	0	0	0.0711	0.0711	0.0711	0.0711	0.0711	100
Beta-BHC (ug/L)	MW-219A	3	0.064	0	0	0.064	0.064	0.064	0.064	0.064	100
Beta-BHC (ug/L)	MW-220A	3	0.064	0	0	0.064	0.064	0.064	0.064	0.064	100
Beta-BHC (ug/L)	MW-18AR	2	0.05	0	0	0.05	0.05	0.05	0.05	0.05	100
Bis[2-chloroethoxy]methane (ug/L)	MW-34A (bg)	2	10	0	0	10	10	10	10	10	100
Bis[2-chloroethoxy]methane (ug/L)	MW-1B	5	0.792	0	0	0.792	0.792	0.792	0.792	0.792	100
Bis[2-chloroethoxy]methane (ug/L)	MW-5B	5	0.792	0	0	0.792	0.792	0.792	0.792	0.792	100
Bis[2-chloroethoxy]methane (ug/L)	MW-7B1	5	0.792	0	0	0.792	0.792	0.792	0.792	0.792	100
Bis[2-chloroethoxy]methane (ug/L)	MW-8B	5	0.792	0	0	0.792	0.792	0.792	0.792	0.792	100
Bis[2-chloroethoxy]methane (ug/L)	MW-10B	2	0.792	0	0	0.792	0.792	0.792	0.792	0.792	100
Bis[2-chloroethoxy]methane (ug/L)	MW-12B	4	8	0	0	8	8	8	8	8	100
Bis[2-chloroethoxy]methane (ug/L)	MW-14B	5	0.792	0	0	0.792	0.792	0.792	0.792	0.792	100
Bis[2-chloroethoxy]methane (ug/L)	MW-17A-00	5	0.792	0	0	0.792	0.792	0.792	0.792	0.792	100
Bis[2-chloroethoxy]methane (ug/L)	MW-23A	5	0.745	0	0	0.745	0.745	0.745	0.745	0.745	100
Bis[2-chloroethoxy]methane (ug/L)	MW-24A	5	0.776	0	0	0.776	0.776	0.776	0.776	0.776	100
Bis[2-chloroethoxy]methane (ug/L)	MW-25A-00	5	0.809	0	0	0.809	0.809	0.809	0.809	0.809	100
Bis[2-chloroethoxy]methane (ug/L)	MW-29A	5	0.776	0	0	0.776	0.776	0.776	0.776	0.776	100
Bis[2-chloroethoxy]methane (ug/L)	MW-31B	5	0.809	0	0	0.809	0.809	0.809	0.809	0.809	100
Bis[2-chloroethoxy]methane (ug/L)	MW-201A	4	0.792	0	0	0.792	0.792	0.792	0.792	0.792	100

Box & Whiskers Plot

Iowa City Landfill Client: HDR Data: Iowa City Sanitary Landfill Printed 1/20/2026, 1:13 PM

Constituent	Well	N	Mean	Std. Dev.	Std. Err.	Median	Lower Q.	Upper Q.	Min.	Max.	%NDs
Bis[2-chloroethoxy]methane (ug/L)	MW-202A	4	0.792	0	0	0.792	0.792	0.792	0.792	0.792	100
Bis[2-chloroethoxy]methane (ug/L)	MW-203A	4	0.809	0	0	0.809	0.809	0.809	0.809	0.809	100
Bis[2-chloroethoxy]methane (ug/L)	MW-204A	4	0.792	0	0	0.792	0.792	0.792	0.792	0.792	100
Bis[2-chloroethoxy]methane (ug/L)	MW-208B	4	0.776	0	0	0.776	0.776	0.776	0.776	0.776	100
Bis[2-chloroethoxy]methane (ug/L)	MW-210B	4	0.76	0	0	0.76	0.76	0.76	0.76	0.76	100
Bis[2-chloroethoxy]methane (ug/L)	MW-215A	4	0.809	0	0	0.809	0.809	0.809	0.809	0.809	100
Bis[2-chloroethoxy]methane (ug/L)	MW-214A	4	0.792	0	0	0.792	0.792	0.792	0.792	0.792	100
Bis[2-chloroethoxy]methane (ug/L)	MW-200A	3	8	0	0	8	8	8	8	8	100
Bis[2-chloroethoxy]methane (ug/L)	MW-205A	3	8	0	0	8	8	8	8	8	100
Bis[2-chloroethoxy]methane (ug/L)	MW-211B	3	8	0	0	8	8	8	8	8	100
Bis[2-chloroethoxy]methane (ug/L)	MW-213A	3	8	0	0	8	8	8	8	8	100
Bis[2-chloroethoxy]methane (ug/L)	MW-310A	1	10	0	0	10	10	10	10	10	100
Bis[2-chloroethoxy]methane (ug/L)	MW-312A	1	10	0	0	10	10	10	10	10	100
Bis[2-chloroethoxy]methane (ug/L)	MW-216A	3	10.6	0	0	10.6	10.6	10.6	10.6	10.6	100
Bis[2-chloroethoxy]methane (ug/L)	MW-217A	3	10	0	0	10	10	10	10	10	100
Bis[2-chloroethoxy]methane (ug/L)	MW-218A	3	9.8	0	0	9.8	9.8	9.8	9.8	9.8	100
Bis[2-chloroethoxy]methane (ug/L)	MW-219A	5	10.6	0	0	10.6	10.6	10.6	10.6	10.6	100
Bis[2-chloroethoxy]methane (ug/L)	MW-220A	3	10	0	0	10	10	10	10	10	100
Bis[2-chloroethoxy]methane (ug/L)	MW-18AR	2	8	0	0	8	8	8	8	8	100
Bis[2-ethylhexyl]phthalate (ug/L)	MW-34A (bg)	2	10	0	0	10	10	10	10	10	100
Bis[2-ethylhexyl]phthalate (ug/L)	MW-1B	5	5.73	0	0	5.73	5.73	5.73	5.73	5.73	100
Bis[2-ethylhexyl]phthalate (ug/L)	MW-5B	5	5.376	0.7916	0.354	5.73	4.845	5.73	3.96	5.73	80
Bis[2-ethylhexyl]phthalate (ug/L)	MW-7B1	5	4.72	2.258	1.01	5.73	3.206	5.73	0.681	5.73	80
Bis[2-ethylhexyl]phthalate (ug/L)	MW-8B	5	4.722	2.254	1.008	5.73	3.21	5.73	0.689	5.73	80
Bis[2-ethylhexyl]phthalate (ug/L)	MW-10B	2	5.73	0	0	5.73	5.73	5.73	5.73	5.73	100
Bis[2-ethylhexyl]phthalate (ug/L)	MW-12B	7	6.072	3.554	1.343	5.73	5.73	5.73	0.856	13	71.43
Bis[2-ethylhexyl]phthalate (ug/L)	MW-14B	5	4.988	1.659	0.742	5.73	3.875	5.73	2.02	5.73	80
Bis[2-ethylhexyl]phthalate (ug/L)	MW-17A-00	5	4.738	2.219	0.9924	5.73	3.249	5.73	0.768	5.73	80
Bis[2-ethylhexyl]phthalate (ug/L)	MW-23A	5	5.41	0.04472	0.02	5.39	5.39	5.44	5.39	5.49	80
Bis[2-ethylhexyl]phthalate (ug/L)	MW-24A	5	6.034	0.9481	0.424	5.61	5.61	6.67	5.61	7.73	80
Bis[2-ethylhexyl]phthalate (ug/L)	MW-25A-00	5	5.13	1.61	0.72	5.85	4.05	5.85	2.25	5.85	80
Bis[2-ethylhexyl]phthalate (ug/L)	MW-29A	5	5.61	0	0	5.61	5.61	5.61	5.61	5.61	100
Bis[2-ethylhexyl]phthalate (ug/L)	MW-31B	14	5.259	3.904	1.043	5.85	1.125	5.85	1.11	16.5	64.29
Bis[2-ethylhexyl]phthalate (ug/L)	MW-201A	13	5.332	3.321	0.9212	5.73	3.795	5.73	0.817	14.2	69.23
Bis[2-ethylhexyl]phthalate (ug/L)	MW-202A	4	4.573	2.315	1.158	5.73	3.415	5.73	1.1	5.73	75
Bis[2-ethylhexyl]phthalate (ug/L)	MW-203A	4	4.645	2.41	1.205	5.85	3.44	5.85	1.03	5.85	75
Bis[2-ethylhexyl]phthalate (ug/L)	MW-204A	4	6.315	1.17	0.585	5.73	5.73	6.9	5.73	8.07	75
Bis[2-ethylhexyl]phthalate (ug/L)	MW-208B	4	6.495	1.77	0.885	5.61	5.61	7.38	5.61	9.15	75
Bis[2-ethylhexyl]phthalate (ug/L)	MW-210B	4	5.84	0.68	0.34	5.5	5.5	6.18	5.5	6.86	75
Bis[2-ethylhexyl]phthalate (ug/L)	MW-215A	13	4.713	2.963	0.8218	5.85	1.131	5.85	0.56	10.8	61.54
Bis[2-ethylhexyl]phthalate (ug/L)	MW-214A	13	4.68	3.932	1.091	5.73	1.245	5.73	0.635	15.3	53.85
Bis[2-ethylhexyl]phthalate (ug/L)	MW-200A	3	4.249	3.033	1.751	6	0.747	6	0.747	6	66.67
Bis[2-ethylhexyl]phthalate (ug/L)	MW-205A	3	4.293	2.956	1.707	6	0.88	6	0.88	6	66.67
Bis[2-ethylhexyl]phthalate (ug/L)	MW-211B	3	4.279	2.981	1.721	6	0.837	6	0.837	6	66.67
Bis[2-ethylhexyl]phthalate (ug/L)	MW-213A	3	4.254	3.025	1.746	6	0.761	6	0.761	6	66.67
Bis[2-ethylhexyl]phthalate (ug/L)	MW-310A	1	10	0	0	10	10	10	10	10	100
Bis[2-ethylhexyl]phthalate (ug/L)	MW-312A	1	10	0	0	10	10	10	10	10	100
Bis[2-ethylhexyl]phthalate (ug/L)	MW-216A	3	10.6	0	0	10.6	10.6	10.6	10.6	10.6	100
Bis[2-ethylhexyl]phthalate (ug/L)	MW-217A	3	10	0	0	10	10	10	10	10	100
Bis[2-ethylhexyl]phthalate (ug/L)	MW-218A	3	9.8	0	0	9.8	9.8	9.8	9.8	9.8	100

Box & Whiskers Plot

Iowa City Landfill Client: HDR Data: Iowa City Sanitary Landfill Printed 1/20/2026, 1:13 PM

Constituent	Well	N	Mean	Std. Dev.	Std. Err.	Median	Lower Q.	Upper Q.	Min.	Max.	%NDs
Bis[2-ethylhexyl]phthalate (ug/L)	MW-219A	5	8.93	3.734	1.67	10.6	6.425	10.6	2.25	10.6	80
Bis[2-ethylhexyl]phthalate (ug/L)	MW-220A	3	10	0	0	10	10	10	10	10	100
Bis[2-ethylhexyl]phthalate (ug/L)	MW-18AR	2	6	0	0	6	6	6	6	6	100
Carbon Disulfide (ug/L)	MW-34A (bg)	32	0.45	0	0	0.45	0.45	0.45	0.45	0.45	100
Carbon Disulfide (ug/L)	MW-1B	37	0.45	0	0	0.45	0.45	0.45	0.45	0.45	100
Carbon Disulfide (ug/L)	MW-5B	30	0.45	0	0	0.45	0.45	0.45	0.45	0.45	100
Carbon Disulfide (ug/L)	MW-7B1	30	0.45	0	0	0.45	0.45	0.45	0.45	0.45	100
Carbon Disulfide (ug/L)	MW-8B	29	0.45	0	0	0.45	0.45	0.45	0.45	0.45	100
Carbon Disulfide (ug/L)	MW-10B	14	0.45	0	0	0.45	0.45	0.45	0.45	0.45	100
Carbon Disulfide (ug/L)	MW-12B	29	1	0	0	1	1	1	1	1	100
Carbon Disulfide (ug/L)	MW-14B	30	0.45	0	0	0.45	0.45	0.45	0.45	0.45	100
Carbon Disulfide (ug/L)	MW-17A-00	31	0.45	0	0	0.45	0.45	0.45	0.45	0.45	100
Carbon Disulfide (ug/L)	MW-23A	31	0.4497	0.001706	0.0003065	0.45	0.45	0.45	0.4405	0.45	96.77
Carbon Disulfide (ug/L)	MW-24A	29	0.45	0	0	0.45	0.45	0.45	0.45	0.45	100
Carbon Disulfide (ug/L)	MW-25A-00	37	0.45	0	0	0.45	0.45	0.45	0.45	0.45	100
Carbon Disulfide (ug/L)	MW-29A	38	0.45	0	0	0.45	0.45	0.45	0.45	0.45	100
Carbon Disulfide (ug/L)	MW-31B	41	0.45	0	0	0.45	0.45	0.45	0.45	0.45	100
Carbon Disulfide (ug/L)	MW-201A	34	0.45	0	0	0.45	0.45	0.45	0.45	0.45	100
Carbon Disulfide (ug/L)	MW-202A	29	0.45	0	0	0.45	0.45	0.45	0.45	0.45	100
Carbon Disulfide (ug/L)	MW-203A	29	0.45	0	0	0.45	0.45	0.45	0.45	0.45	100
Carbon Disulfide (ug/L)	MW-204A	28	0.45	0	0	0.45	0.45	0.45	0.45	0.45	100
Carbon Disulfide (ug/L)	MW-208B	27	0.45	0	0	0.45	0.45	0.45	0.45	0.45	100
Carbon Disulfide (ug/L)	MW-210B	28	0.45	0	0	0.45	0.45	0.45	0.45	0.45	100
Carbon Disulfide (ug/L)	MW-215A	27	0.45	0	0	0.45	0.45	0.45	0.45	0.45	100
Carbon Disulfide (ug/L)	MW-214A	28	0.45	0	0	0.45	0.45	0.45	0.45	0.45	100
Carbon Disulfide (ug/L)	MW-200A	35	0.45	0	0	0.45	0.45	0.45	0.45	0.45	100
Carbon Disulfide (ug/L)	MW-205A	27	0.9707	0.136	0.02618	1	1	1	0.295	1	92.59
Carbon Disulfide (ug/L)	MW-211B	34	0.45	0	0	0.45	0.45	0.45	0.45	0.45	100
Carbon Disulfide (ug/L)	MW-213A	28	1	0	0	1	1	1	1	1	100
Carbon Disulfide (ug/L)	MW-310A	17	0.45	0	0	0.45	0.45	0.45	0.45	0.45	100
Carbon Disulfide (ug/L)	MW-312A	16	0.45	0	0	0.45	0.45	0.45	0.45	0.45	100
Carbon Disulfide (ug/L)	MW-38A (bg)	25	0.45	0	0	0.45	0.45	0.45	0.45	0.45	100
Carbon Disulfide (ug/L)	MW-39B (bg)	25	0.45	0	0	0.45	0.45	0.45	0.45	0.45	100
Carbon Disulfide (ug/L)	MW-216A	31	0.5826	0.439	0.07885	0.45	0.45	0.45	0.45	2.2	90.32
Carbon Disulfide (ug/L)	MW-217A	31	0.45	0	0	0.45	0.45	0.45	0.45	0.45	100
Carbon Disulfide (ug/L)	MW-218A	31	0.45	0	0	0.45	0.45	0.45	0.45	0.45	100
Carbon Disulfide (ug/L)	MW-219A	31	0.45	0	0	0.45	0.45	0.45	0.45	0.45	100
Carbon Disulfide (ug/L)	MW-220A	31	0.45	0.0001796	0.00003226	0.45	0.45	0.45	0.45	0.451	96.77
Carbon Disulfide (ug/L)	MW-18AR	15	0.45	0	0	0.45	0.45	0.45	0.45	0.45	100
Carbon Disulfide (ug/L)	MW-408	9	0.45	0	0	0.45	0.45	0.45	0.45	0.45	100
Carbon Disulfide (ug/L)	MW-410	9	0.45	0	0	0.45	0.45	0.45	0.45	0.45	100
Carbon Tetrachloride (ug/L)	MW-34A (bg)	32	0.65	0	0	0.65	0.65	0.65	0.65	0.65	100
Carbon Tetrachloride (ug/L)	MW-1B	36	0.6431	0.04167	0.006944	0.65	0.65	0.65	0.4	0.65	97.22
Carbon Tetrachloride (ug/L)	MW-5B	30	0.65	0	0	0.65	0.65	0.65	0.65	0.65	100
Carbon Tetrachloride (ug/L)	MW-7B1	30	0.65	0	0	0.65	0.65	0.65	0.65	0.65	100
Carbon Tetrachloride (ug/L)	MW-8B	29	0.65	0	0	0.65	0.65	0.65	0.65	0.65	100
Carbon Tetrachloride (ug/L)	MW-10B	14	0.65	0	0	0.65	0.65	0.65	0.65	0.65	100
Carbon Tetrachloride (ug/L)	MW-12B	29	2	0	0	2	2	2	2	2	100
Carbon Tetrachloride (ug/L)	MW-14B	30	0.65	0	0	0.65	0.65	0.65	0.65	0.65	100
Carbon Tetrachloride (ug/L)	MW-17A-00	31	0.65	0	0	0.65	0.65	0.65	0.65	0.65	100

Box & Whiskers Plot

Iowa City Landfill Client: HDR Data: Iowa City Sanitary Landfill Printed 1/20/2026, 1:13 PM

Constituent	Well	N	Mean	Std. Dev.	Std. Err.	Median	Lower Q.	Upper Q.	Min.	Max.	%NDs
Carbon Tetrachloride (ug/L)	MW-23A	31	0.65	0	0	0.65	0.65	0.65	0.65	0.65	100
Carbon Tetrachloride (ug/L)	MW-24A	29	0.65	0	0	0.65	0.65	0.65	0.65	0.65	100
Carbon Tetrachloride (ug/L)	MW-25A-00	37	0.6432	0.0411	0.006757	0.65	0.65	0.65	0.4	0.65	97.3
Carbon Tetrachloride (ug/L)	MW-29A	38	0.6487	0.008111	0.001316	0.65	0.65	0.65	0.6	0.65	97.37
Carbon Tetrachloride (ug/L)	MW-31B	41	0.6463	0.02343	0.003659	0.65	0.65	0.65	0.5	0.65	97.56
Carbon Tetrachloride (ug/L)	MW-201A	34	0.65	0	0	0.65	0.65	0.65	0.65	0.65	100
Carbon Tetrachloride (ug/L)	MW-202A	29	0.65	0	0	0.65	0.65	0.65	0.65	0.65	100
Carbon Tetrachloride (ug/L)	MW-203A	29	0.65	0	0	0.65	0.65	0.65	0.65	0.65	100
Carbon Tetrachloride (ug/L)	MW-204A	28	0.65	0	0	0.65	0.65	0.65	0.65	0.65	100
Carbon Tetrachloride (ug/L)	MW-208B	27	0.65	0	0	0.65	0.65	0.65	0.65	0.65	100
Carbon Tetrachloride (ug/L)	MW-210B	28	0.65	0	0	0.65	0.65	0.65	0.65	0.65	100
Carbon Tetrachloride (ug/L)	MW-215A	27	0.65	0	0	0.65	0.65	0.65	0.65	0.65	100
Carbon Tetrachloride (ug/L)	MW-214A	28	0.65	0	0	0.65	0.65	0.65	0.65	0.65	100
Carbon Tetrachloride (ug/L)	MW-200A	35	0.65	0	0	0.65	0.65	0.65	0.65	0.65	100
Carbon Tetrachloride (ug/L)	MW-205A	27	1	0	0	1	1	1	1	1	100
Carbon Tetrachloride (ug/L)	MW-211B	34	0.65	0	0	0.65	0.65	0.65	0.65	0.65	100
Carbon Tetrachloride (ug/L)	MW-213A	28	2	0	0	2	2	2	2	2	100
Carbon Tetrachloride (ug/L)	MW-310A	17	0.65	0	0	0.65	0.65	0.65	0.65	0.65	100
Carbon Tetrachloride (ug/L)	MW-312A	16	0.6344	0.0625	0.01562	0.65	0.65	0.65	0.4	0.65	93.75
Carbon Tetrachloride (ug/L)	MW-38A (bg)	25	0.65	0	0	0.65	0.65	0.65	0.65	0.65	100
Carbon Tetrachloride (ug/L)	MW-39B (bg)	25	0.65	0	0	0.65	0.65	0.65	0.65	0.65	100
Carbon Tetrachloride (ug/L)	MW-216A	31	0.65	0	0	0.65	0.65	0.65	0.65	0.65	100
Carbon Tetrachloride (ug/L)	MW-217A	31	0.65	0	0	0.65	0.65	0.65	0.65	0.65	100
Carbon Tetrachloride (ug/L)	MW-218A	31	0.65	0	0	0.65	0.65	0.65	0.65	0.65	100
Carbon Tetrachloride (ug/L)	MW-219A	31	0.65	0	0	0.65	0.65	0.65	0.65	0.65	100
Carbon Tetrachloride (ug/L)	MW-220A	31	0.6435	0.03592	0.006452	0.65	0.65	0.65	0.45	0.65	96.77
Carbon Tetrachloride (ug/L)	MW-18AR	15	0.65	0	0	0.65	0.65	0.65	0.65	0.65	100
Carbon Tetrachloride (ug/L)	MW-408	9	0.65	0	0	0.65	0.65	0.65	0.65	0.65	100
Carbon Tetrachloride (ug/L)	MW-410	9	0.65	0	0	0.65	0.65	0.65	0.65	0.65	100
Chlorobenzene (ug/L)	MW-34A (bg)	32	0.4	0	0	0.4	0.4	0.4	0.4	0.4	100
Chlorobenzene (ug/L)	MW-1B	37	0.4	0	0	0.4	0.4	0.4	0.4	0.4	100
Chlorobenzene (ug/L)	MW-5B	30	0.4	0	0	0.4	0.4	0.4	0.4	0.4	100
Chlorobenzene (ug/L)	MW-7B1	30	0.4	0	0	0.4	0.4	0.4	0.4	0.4	100
Chlorobenzene (ug/L)	MW-8B	29	0.4	0	0	0.4	0.4	0.4	0.4	0.4	100
Chlorobenzene (ug/L)	MW-10B	14	0.4	0	0	0.4	0.4	0.4	0.4	0.4	100
Chlorobenzene (ug/L)	MW-12B	29	1	0	0	1	1	1	1	1	100
Chlorobenzene (ug/L)	MW-14B	30	0.4	0	0	0.4	0.4	0.4	0.4	0.4	100
Chlorobenzene (ug/L)	MW-17A-00	31	0.4	0	0	0.4	0.4	0.4	0.4	0.4	100
Chlorobenzene (ug/L)	MW-23A	31	0.4	0	0	0.4	0.4	0.4	0.4	0.4	100
Chlorobenzene (ug/L)	MW-24A	29	0.4	0	0	0.4	0.4	0.4	0.4	0.4	100
Chlorobenzene (ug/L)	MW-25A-00	37	0.4	0	0	0.4	0.4	0.4	0.4	0.4	100
Chlorobenzene (ug/L)	MW-29A	38	0.4	0	0	0.4	0.4	0.4	0.4	0.4	100
Chlorobenzene (ug/L)	MW-31B	41	0.4	0	0	0.4	0.4	0.4	0.4	0.4	100
Chlorobenzene (ug/L)	MW-201A	34	0.4	0	0	0.4	0.4	0.4	0.4	0.4	100
Chlorobenzene (ug/L)	MW-202A	29	0.4	0	0	0.4	0.4	0.4	0.4	0.4	100
Chlorobenzene (ug/L)	MW-203A	29	0.4	0	0	0.4	0.4	0.4	0.4	0.4	100
Chlorobenzene (ug/L)	MW-204A	28	0.4	0	0	0.4	0.4	0.4	0.4	0.4	100
Chlorobenzene (ug/L)	MW-208B	27	0.4	0	0	0.4	0.4	0.4	0.4	0.4	100
Chlorobenzene (ug/L)	MW-210B	28	0.4	0	0	0.4	0.4	0.4	0.4	0.4	100
Chlorobenzene (ug/L)	MW-215A	27	0.4	0	0	0.4	0.4	0.4	0.4	0.4	100

Box & Whiskers Plot

Iowa City Landfill Client: HDR Data: Iowa City Sanitary Landfill Printed 1/20/2026, 1:13 PM

Constituent	Well	N	Mean	Std. Dev.	Std. Err.	Median	Lower Q.	Upper Q.	Min.	Max.	%NDs
Chlorobenzene (ug/L)	MW-214A	28	0.4	0	0	0.4	0.4	0.4	0.4	0.4	100
Chlorobenzene (ug/L)	MW-200A	35	0.4	0	0	0.4	0.4	0.4	0.4	0.4	100
Chlorobenzene (ug/L)	MW-205A	27	0.9712	0.1497	0.02881	1	1	1	0.222	1	96.3
Chlorobenzene (ug/L)	MW-211B	34	0.4	0	0	0.4	0.4	0.4	0.4	0.4	100
Chlorobenzene (ug/L)	MW-213A	28	1	0	0	1	1	1	1	1	100
Chlorobenzene (ug/L)	MW-310A	17	0.4	0	0	0.4	0.4	0.4	0.4	0.4	100
Chlorobenzene (ug/L)	MW-312A	16	0.4	0	0	0.4	0.4	0.4	0.4	0.4	100
Chlorobenzene (ug/L)	MW-38A (bg)	25	0.4	0	0	0.4	0.4	0.4	0.4	0.4	100
Chlorobenzene (ug/L)	MW-39B (bg)	25	0.4	0	0	0.4	0.4	0.4	0.4	0.4	100
Chlorobenzene (ug/L)	MW-216A	31	0.4	0	0	0.4	0.4	0.4	0.4	0.4	100
Chlorobenzene (ug/L)	MW-217A	31	0.4	0	0	0.4	0.4	0.4	0.4	0.4	100
Chlorobenzene (ug/L)	MW-218A	31	0.4	0	0	0.4	0.4	0.4	0.4	0.4	100
Chlorobenzene (ug/L)	MW-219A	31	0.4	0	0	0.4	0.4	0.4	0.4	0.4	100
Chlorobenzene (ug/L)	MW-220A	31	0.4	0	0	0.4	0.4	0.4	0.4	0.4	100
Chlorobenzene (ug/L)	MW-18AR	15	0.4	0	0	0.4	0.4	0.4	0.4	0.4	100
Chlorobenzene (ug/L)	MW-408	9	0.4	0	0	0.4	0.4	0.4	0.4	0.4	100
Chlorobenzene (ug/L)	MW-410	9	0.4	0	0	0.4	0.4	0.4	0.4	0.4	100
Chloroethane (ug/L)	MW-34A (bg)	39	0.79	0	0	0.79	0.79	0.79	0.79	0.79	100
Chloroethane (ug/L)	MW-1B	37	0.79	0	0	0.79	0.79	0.79	0.79	0.79	100
Chloroethane (ug/L)	MW-5B	30	0.79	0	0	0.79	0.79	0.79	0.79	0.79	100
Chloroethane (ug/L)	MW-7B1	30	0.79	0	0	0.79	0.79	0.79	0.79	0.79	100
Chloroethane (ug/L)	MW-8B	29	0.8386	0.1638	0.03041	0.79	0.79	0.79	0.79	1.58	89.66
Chloroethane (ug/L)	MW-10B	14	0.79	0	0	0.79	0.79	0.79	0.79	0.79	100
Chloroethane (ug/L)	MW-12B	29	3.68	0.9743	0.1809	4	4	4	0.746	4.12	86.21
Chloroethane (ug/L)	MW-14B	30	0.79	0	0	0.79	0.79	0.79	0.79	0.79	100
Chloroethane (ug/L)	MW-17A-00	31	0.7868	0.01778	0.003194	0.79	0.79	0.79	0.691	0.79	96.77
Chloroethane (ug/L)	MW-23A	31	0.79	0	0	0.79	0.79	0.79	0.79	0.79	100
Chloroethane (ug/L)	MW-24A	29	0.79	0	0	0.79	0.79	0.79	0.79	0.79	100
Chloroethane (ug/L)	MW-25A-00	37	0.79	0	0	0.79	0.79	0.79	0.79	0.79	100
Chloroethane (ug/L)	MW-29A	38	0.79	0	0	0.79	0.79	0.79	0.79	0.79	100
Chloroethane (ug/L)	MW-31B	41	0.79	0	0	0.79	0.79	0.79	0.79	0.79	100
Chloroethane (ug/L)	MW-201A	34	0.79	0	0	0.79	0.79	0.79	0.79	0.79	100
Chloroethane (ug/L)	MW-202A	29	0.79	0	0	0.79	0.79	0.79	0.79	0.79	100
Chloroethane (ug/L)	MW-203A	29	0.79	0	0	0.79	0.79	0.79	0.79	0.79	100
Chloroethane (ug/L)	MW-204A	28	1.583	1.576	0.2979	0.79	0.79	1.745	0.343	6.66	60.71
Chloroethane (ug/L)	MW-208B	27	0.79	0	0	0.79	0.79	0.79	0.79	0.79	100
Chloroethane (ug/L)	MW-210B	28	0.79	0	0	0.79	0.79	0.79	0.79	0.79	100
Chloroethane (ug/L)	MW-215A	27	0.79	0	0	0.79	0.79	0.79	0.79	0.79	100
Chloroethane (ug/L)	MW-214A	28	0.79	0	0	0.79	0.79	0.79	0.79	0.79	100
Chloroethane (ug/L)	MW-200A	35	0.79	0	0	0.79	0.79	0.79	0.79	0.79	100
Chloroethane (ug/L)	MW-205A	27	1.804	2.053	0.3951	1	1	1	0.749	8.54	77.78
Chloroethane (ug/L)	MW-211B	34	0.79	0	0	0.79	0.79	0.79	0.79	0.79	100
Chloroethane (ug/L)	MW-213A	28	4	0	0	4	4	4	4	4	100
Chloroethane (ug/L)	MW-310A	17	0.79	0	0	0.79	0.79	0.79	0.79	0.79	100
Chloroethane (ug/L)	MW-312A	16	0.79	0	0	0.79	0.79	0.79	0.79	0.79	100
Chloroethane (ug/L)	MW-38A (bg)	25	0.79	0	0	0.79	0.79	0.79	0.79	0.79	100
Chloroethane (ug/L)	MW-39B (bg)	25	0.79	0	0	0.79	0.79	0.79	0.79	0.79	100
Chloroethane (ug/L)	MW-216A	31	0.79	0	0	0.79	0.79	0.79	0.79	0.79	100
Chloroethane (ug/L)	MW-217A	31	0.79	0	0	0.79	0.79	0.79	0.79	0.79	100
Chloroethane (ug/L)	MW-218A	31	0.79	0	0	0.79	0.79	0.79	0.79	0.79	100

Box & Whiskers Plot

Iowa City Landfill Client: HDR Data: Iowa City Sanitary Landfill Printed 1/20/2026, 1:13 PM

Constituent	Well	N	Mean	Std. Dev.	Std. Err.	Median	Lower Q.	Upper Q.	Min.	Max.	%NDs
Chloroethane (ug/L)	MW-219A	31	0.79	0	0	0.79	0.79	0.79	0.79	0.79	100
Chloroethane (ug/L)	MW-220A	31	0.79	0	0	0.79	0.79	0.79	0.79	0.79	100
Chloroethane (ug/L)	MW-18AR	15	0.79	0	0	0.79	0.79	0.79	0.79	0.79	100
Chloroethane (ug/L)	MW-408	9	0.79	0	0	0.79	0.79	0.79	0.79	0.79	100
Chloroethane (ug/L)	MW-410	9	0.79	0	0	0.79	0.79	0.79	0.79	0.79	100
Chloromethane (ug/L)	MW-34A (bg)	32	0.6032	0.0435	0.00769	0.61	0.61	0.61	0.366	0.635	93.75
Chloromethane (ug/L)	MW-1B	37	0.61	0	0	0.61	0.61	0.61	0.61	0.61	100
Chloromethane (ug/L)	MW-5B	30	0.61	0	0	0.61	0.61	0.61	0.61	0.61	100
Chloromethane (ug/L)	MW-7B1	30	0.61	0	0	0.61	0.61	0.61	0.61	0.61	100
Chloromethane (ug/L)	MW-8B	29	0.6065	0.01876	0.003483	0.61	0.61	0.61	0.509	0.61	96.55
Chloromethane (ug/L)	MW-10B	14	0.61	0	0	0.61	0.61	0.61	0.61	0.61	100
Chloromethane (ug/L)	MW-12B	29	2.909	0.4902	0.09103	3	3	3	0.36	3	96.55
Chloromethane (ug/L)	MW-14B	30	0.6044	0.03086	0.005633	0.61	0.61	0.61	0.441	0.61	96.67
Chloromethane (ug/L)	MW-17A-00	31	0.6029	0.03951	0.007097	0.61	0.61	0.61	0.39	0.61	96.77
Chloromethane (ug/L)	MW-23A	31	0.61	0	0	0.61	0.61	0.61	0.61	0.61	100
Chloromethane (ug/L)	MW-24A	29	0.6024	0.04104	0.007621	0.61	0.61	0.61	0.389	0.61	96.55
Chloromethane (ug/L)	MW-25A-00	37	0.61	0	0	0.61	0.61	0.61	0.61	0.61	100
Chloromethane (ug/L)	MW-29A	38	0.61	0	0	0.61	0.61	0.61	0.61	0.61	100
Chloromethane (ug/L)	MW-31B	41	0.6064	0.0228	0.003561	0.61	0.61	0.61	0.464	0.61	97.56
Chloromethane (ug/L)	MW-201A	34	0.61	0	0	0.61	0.61	0.61	0.61	0.61	100
Chloromethane (ug/L)	MW-202A	29	0.6035	0.0351	0.006517	0.61	0.61	0.61	0.421	0.61	96.55
Chloromethane (ug/L)	MW-203A	29	0.6067	0.01783	0.00331	0.61	0.61	0.61	0.514	0.61	96.55
Chloromethane (ug/L)	MW-204A	28	0.6093	0.003591	0.0006786	0.61	0.61	0.61	0.591	0.61	96.43
Chloromethane (ug/L)	MW-208B	27	0.6477	0.2533	0.04875	0.61	0.61	0.61	0.349	1.89	92.59
Chloromethane (ug/L)	MW-210B	28	0.61	0	0	0.61	0.61	0.61	0.61	0.61	100
Chloromethane (ug/L)	MW-215A	27	0.61	0	0	0.61	0.61	0.61	0.61	0.61	100
Chloromethane (ug/L)	MW-214A	28	0.7011	0.4819	0.09107	0.61	0.61	0.61	0.61	3.16	96.43
Chloromethane (ug/L)	MW-200A	35	0.6047	0.03127	0.005286	0.61	0.61	0.61	0.425	0.61	97.14
Chloromethane (ug/L)	MW-205A	27	0.9827	0.09007	0.01733	1	1	1	0.532	1	96.3
Chloromethane (ug/L)	MW-211B	34	0.61	0	0	0.61	0.61	0.61	0.61	0.61	100
Chloromethane (ug/L)	MW-213A	28	3	0	0	3	3	3	3	3	100
Chloromethane (ug/L)	MW-310A	17	0.61	0	0	0.61	0.61	0.61	0.61	0.61	100
Chloromethane (ug/L)	MW-312A	16	0.61	0	0	0.61	0.61	0.61	0.61	0.61	100
Chloromethane (ug/L)	MW-38A (bg)	25	0.6019	0.0406	0.00812	0.61	0.61	0.61	0.407	0.61	96
Chloromethane (ug/L)	MW-39B (bg)	25	0.61	0	0	0.61	0.61	0.61	0.61	0.61	100
Chloromethane (ug/L)	MW-216A	31	0.6007	0.05191	0.009323	0.61	0.61	0.61	0.321	0.61	96.77
Chloromethane (ug/L)	MW-217A	31	0.61	0	0	0.61	0.61	0.61	0.61	0.61	100
Chloromethane (ug/L)	MW-218A	31	0.61	0	0	0.61	0.61	0.61	0.61	0.61	100
Chloromethane (ug/L)	MW-219A	31	0.6016	0.04688	0.008419	0.61	0.61	0.61	0.349	0.61	96.77
Chloromethane (ug/L)	MW-220A	31	0.61	0	0	0.61	0.61	0.61	0.61	0.61	100
Chloromethane (ug/L)	MW-18AR	15	0.61	0	0	0.61	0.61	0.61	0.61	0.61	100
Chloromethane (ug/L)	MW-408	9	0.61	0	0	0.61	0.61	0.61	0.61	0.61	100
Chloromethane (ug/L)	MW-410	9	0.61	0	0	0.61	0.61	0.61	0.61	0.61	100
cis-1,2-Dichloroethene (ug/L)	MW-34A (bg)	39	0.21	0	0	0.21	0.21	0.21	0.21	0.21	100
cis-1,2-Dichloroethene (ug/L)	MW-1B	37	0.2259	0.097	0.01595	0.21	0.21	0.21	0.21	0.8	97.3
cis-1,2-Dichloroethene (ug/L)	MW-5B	30	0.21	0	0	0.21	0.21	0.21	0.21	0.21	100
cis-1,2-Dichloroethene (ug/L)	MW-7B1	30	0.228	0.078	0.01424	0.21	0.21	0.21	0.21	0.6215	93.33
cis-1,2-Dichloroethene (ug/L)	MW-8B	29	0.2144	0.02496	0.004636	0.21	0.21	0.21	0.203	0.344	93.1
cis-1,2-Dichloroethene (ug/L)	MW-10B	14	0.21	0	0	0.21	0.21	0.21	0.21	0.21	100
cis-1,2-Dichloroethene (ug/L)	MW-12B	29	1	0	0	1	1	1	1	1	100

Box & Whiskers Plot

Iowa City Landfill Client: HDR Data: Iowa City Sanitary Landfill Printed 1/20/2026, 1:13 PM

Constituent	Well	N	Mean	Std. Dev.	Std. Err.	Median	Lower Q.	Upper Q.	Min.	Max.	%NDs
cis-1,2-Dichloroethene (ug/L)	MW-14B	30	0.209	0.005477	0.001	0.21	0.21	0.21	0.18	0.21	96.67
cis-1,2-Dichloroethene (ug/L)	MW-17A-00	31	0.2083	0.009519	0.00171	0.21	0.21	0.21	0.157	0.21	96.77
cis-1,2-Dichloroethene (ug/L)	MW-23A	31	0.21	0	0	0.21	0.21	0.21	0.21	0.21	100
cis-1,2-Dichloroethene (ug/L)	MW-24A	29	0.21	0	0	0.21	0.21	0.21	0.21	0.21	100
cis-1,2-Dichloroethene (ug/L)	MW-25A-00	37	0.21	0	0	0.21	0.21	0.21	0.21	0.21	100
cis-1,2-Dichloroethene (ug/L)	MW-29A	38	0.21	0	0	0.21	0.21	0.21	0.21	0.21	100
cis-1,2-Dichloroethene (ug/L)	MW-31B	41	0.21	0	0	0.21	0.21	0.21	0.21	0.21	100
cis-1,2-Dichloroethene (ug/L)	MW-201A	34	0.3889	0.4896	0.08396	0.21	0.21	0.21	0.173	2.65	76.47
cis-1,2-Dichloroethene (ug/L)	MW-202A	29	0.21	0	0	0.21	0.21	0.21	0.21	0.21	100
cis-1,2-Dichloroethene (ug/L)	MW-203A	29	0.21	0	0	0.21	0.21	0.21	0.21	0.21	100
cis-1,2-Dichloroethene (ug/L)	MW-204A	28	0.21	0	0	0.21	0.21	0.21	0.21	0.21	100
cis-1,2-Dichloroethene (ug/L)	MW-208B	27	0.2421	0.1035	0.01992	0.21	0.21	0.21	0.177	0.712	77.78
cis-1,2-Dichloroethene (ug/L)	MW-210B	28	0.21	0	0	0.21	0.21	0.21	0.21	0.21	100
cis-1,2-Dichloroethene (ug/L)	MW-215A	27	0.21	0	0	0.21	0.21	0.21	0.21	0.21	100
cis-1,2-Dichloroethene (ug/L)	MW-214A	28	0.21	0	0	0.21	0.21	0.21	0.21	0.21	100
cis-1,2-Dichloroethene (ug/L)	MW-200A	35	0.21	0	0	0.21	0.21	0.21	0.21	0.21	100
cis-1,2-Dichloroethene (ug/L)	MW-205A	27	0.9604	0.17	0.03271	1	1	1	0.132	1	92.59
cis-1,2-Dichloroethene (ug/L)	MW-211B	34	0.21	0	0	0.21	0.21	0.21	0.21	0.21	100
cis-1,2-Dichloroethene (ug/L)	MW-213A	28	0.9718	0.1491	0.02818	1	1	1	0.211	1	96.43
cis-1,2-Dichloroethene (ug/L)	MW-310A	17	0.21	0	0	0.21	0.21	0.21	0.21	0.21	100
cis-1,2-Dichloroethene (ug/L)	MW-312A	16	0.21	0	0	0.21	0.21	0.21	0.21	0.21	100
cis-1,2-Dichloroethene (ug/L)	MW-38A (bg)	25	0.21	0	0	0.21	0.21	0.21	0.21	0.21	100
cis-1,2-Dichloroethene (ug/L)	MW-39B (bg)	25	0.21	0	0	0.21	0.21	0.21	0.21	0.21	100
cis-1,2-Dichloroethene (ug/L)	MW-216A	31	0.21	0	0	0.21	0.21	0.21	0.21	0.21	100
cis-1,2-Dichloroethene (ug/L)	MW-217A	31	0.21	0	0	0.21	0.21	0.21	0.21	0.21	100
cis-1,2-Dichloroethene (ug/L)	MW-218A	31	0.21	0	0	0.21	0.21	0.21	0.21	0.21	100
cis-1,2-Dichloroethene (ug/L)	MW-219A	31	0.21	0	0	0.21	0.21	0.21	0.21	0.21	100
cis-1,2-Dichloroethene (ug/L)	MW-220A	31	0.21	0	0	0.21	0.21	0.21	0.21	0.21	100
cis-1,2-Dichloroethene (ug/L)	MW-18AR	14	1.753	0.8012	0.2141	1.54	1.38	2.35	0.304	3.4	0
cis-1,2-Dichloroethene (ug/L)	MW-408	9	0.21	0	0	0.21	0.21	0.21	0.21	0.21	100
cis-1,2-Dichloroethene (ug/L)	MW-410	9	0.21	0	0	0.21	0.21	0.21	0.21	0.21	100
Delta-BHC (ug/L)	MW-34A (bg)	4	0.0327	0	0	0.0327	0.0327	0.0327	0.0327	0.0327	100
Delta-BHC (ug/L)	MW-1B	5	0.02368	0.01167	0.00522	0.0289	0.01585	0.0289	0.0028	0.0289	80
Delta-BHC (ug/L)	MW-5B	5	0.0288	0	0	0.0288	0.0288	0.0288	0.0288	0.0288	100
Delta-BHC (ug/L)	MW-7B1	6	0.0293	0	0	0.0293	0.0293	0.0293	0.0293	0.0293	100
Delta-BHC (ug/L)	MW-8B	7	0.0295	0	0	0.0295	0.0295	0.0295	0.0295	0.0295	100
Delta-BHC (ug/L)	MW-10B	2	0.0288	0	0	0.0288	0.0288	0.0288	0.0288	0.0288	100
Delta-BHC (ug/L)	MW-12B	4	0.05	0	0	0.05	0.05	0.05	0.05	0.05	100
Delta-BHC (ug/L)	MW-14B	5	0.0289	0	0	0.0289	0.0289	0.0289	0.0289	0.0289	100
Delta-BHC (ug/L)	MW-17A-00	5	0.0238	0.01186	0.005302	0.0291	0.01585	0.0291	0.00259	0.0291	80
Delta-BHC (ug/L)	MW-23A	5	0.0282	0	0	0.0282	0.0282	0.0282	0.0282	0.0282	100
Delta-BHC (ug/L)	MW-24A	5	0.029	0	0	0.029	0.029	0.029	0.029	0.029	100
Delta-BHC (ug/L)	MW-25A-00	5	0.0289	0	0	0.0289	0.0289	0.0289	0.0289	0.0289	100
Delta-BHC (ug/L)	MW-29A	5	0.0286	0	0	0.0286	0.0286	0.0286	0.0286	0.0286	100
Delta-BHC (ug/L)	MW-31B	5	0.02354	0.01155	0.005164	0.0287	0.01579	0.0287	0.00288	0.0287	80
Delta-BHC (ug/L)	MW-201A	4	0.029	0	0	0.029	0.029	0.029	0.029	0.029	100
Delta-BHC (ug/L)	MW-202A	4	0.0286	0	0	0.0286	0.0286	0.0286	0.0286	0.0286	100
Delta-BHC (ug/L)	MW-203A	4	0.0289	0	0	0.0289	0.0289	0.0289	0.0289	0.0289	100
Delta-BHC (ug/L)	MW-204A	4	0.02289	0.01322	0.006608	0.0295	0.01629	0.0295	0.00307	0.0295	75
Delta-BHC (ug/L)	MW-208B	4	0.01788	0.01274	0.006371	0.01831	0.006865	0.0289	0.00601	0.0289	50

Box & Whiskers Plot

Iowa City Landfill Client: HDR Data: Iowa City Sanitary Landfill Printed 1/20/2026, 1:13 PM

Constituent	Well	N	Mean	Std. Dev.	Std. Err.	Median	Lower Q.	Upper Q.	Min.	Max.	%NDs
Delta-BHC (ug/L)	MW-210B	4	0.0289	0	0	0.0289	0.0289	0.0289	0.0289	0.0289	100
Delta-BHC (ug/L)	MW-215A	4	0.0289	0	0	0.0289	0.0289	0.0289	0.0289	0.0289	100
Delta-BHC (ug/L)	MW-214A	4	0.0289	0	0	0.0289	0.0289	0.0289	0.0289	0.0289	100
Delta-BHC (ug/L)	MW-200A	3	0.05	0	0	0.05	0.05	0.05	0.05	0.05	100
Delta-BHC (ug/L)	MW-205A	3	0.03847	0.01998	0.01153	0.05	0.0154	0.05	0.0154	0.05	66.67
Delta-BHC (ug/L)	MW-211B	3	0.05	0	0	0.05	0.05	0.05	0.05	0.05	100
Delta-BHC (ug/L)	MW-213A	3	0.05	0	0	0.05	0.05	0.05	0.05	0.05	100
Delta-BHC (ug/L)	MW-310A	1	0.032	0	0	0.032	0.032	0.032	0.032	0.032	100
Delta-BHC (ug/L)	MW-312A	1	0.032	0	0	0.032	0.032	0.032	0.032	0.032	100
Delta-BHC (ug/L)	MW-38A (bg)	2	0.036	0	0	0.036	0.036	0.036	0.036	0.036	100
Delta-BHC (ug/L)	MW-216A	3	0.064	0	0	0.064	0.064	0.064	0.064	0.064	100
Delta-BHC (ug/L)	MW-217A	3	0.0744	0	0	0.0744	0.0744	0.0744	0.0744	0.0744	100
Delta-BHC (ug/L)	MW-218A	13	0.0711	0	0	0.0711	0.0711	0.0711	0.0711	0.0711	100
Delta-BHC (ug/L)	MW-219A	3	0.064	0	0	0.064	0.064	0.064	0.064	0.064	100
Delta-BHC (ug/L)	MW-220A	3	0.064	0	0	0.064	0.064	0.064	0.064	0.064	100
Delta-BHC (ug/L)	MW-18AR	2	0.05	0	0	0.05	0.05	0.05	0.05	0.05	100
Dichlorodifluoromethane (ug/L)	MW-34A (bg)	14	3	0	0	3	3	3	3	3	100
Dichlorodifluoromethane (ug/L)	MW-1B	5	0.25	0	0	0.25	0.25	0.25	0.25	0.25	100
Dichlorodifluoromethane (ug/L)	MW-5B	5	0.25	0	0	0.25	0.25	0.25	0.25	0.25	100
Dichlorodifluoromethane (ug/L)	MW-7B1	5	0.25	0	0	0.25	0.25	0.25	0.25	0.25	100
Dichlorodifluoromethane (ug/L)	MW-8B	5	0.2876	0.08408	0.0376	0.25	0.25	0.344	0.25	0.438	80
Dichlorodifluoromethane (ug/L)	MW-10B	2	0.25	0	0	0.25	0.25	0.25	0.25	0.25	100
Dichlorodifluoromethane (ug/L)	MW-12B	4	1	0	0	1	1	1	1	1	100
Dichlorodifluoromethane (ug/L)	MW-14B	5	0.25	0	0	0.25	0.25	0.25	0.25	0.25	100
Dichlorodifluoromethane (ug/L)	MW-17A-00	5	1.478	1.413	0.6319	0.882	0.2535	3	0.251	3	40
Dichlorodifluoromethane (ug/L)	MW-23A	5	0.25	0	0	0.25	0.25	0.25	0.25	0.25	100
Dichlorodifluoromethane (ug/L)	MW-24A	5	0.25	0	0	0.25	0.25	0.25	0.25	0.25	100
Dichlorodifluoromethane (ug/L)	MW-25A-00	5	0.25	0	0	0.25	0.25	0.25	0.25	0.25	100
Dichlorodifluoromethane (ug/L)	MW-29A	5	0.25	0	0	0.25	0.25	0.25	0.25	0.25	100
Dichlorodifluoromethane (ug/L)	MW-31B	5	0.25	0	0	0.25	0.25	0.25	0.25	0.25	100
Dichlorodifluoromethane (ug/L)	MW-201A	4	0.25	0	0	0.25	0.25	0.25	0.25	0.25	100
Dichlorodifluoromethane (ug/L)	MW-202A	4	0.25	0	0	0.25	0.25	0.25	0.25	0.25	100
Dichlorodifluoromethane (ug/L)	MW-203A	4	0.25	0	0	0.25	0.25	0.25	0.25	0.25	100
Dichlorodifluoromethane (ug/L)	MW-204A	4	0.25	0	0	0.25	0.25	0.25	0.25	0.25	100
Dichlorodifluoromethane (ug/L)	MW-208B	4	0.4288	0.3575	0.1788	0.25	0.25	0.6075	0.25	0.965	75
Dichlorodifluoromethane (ug/L)	MW-210B	4	0.25	0	0	0.25	0.25	0.25	0.25	0.25	100
Dichlorodifluoromethane (ug/L)	MW-215A	4	0.25	0	0	0.25	0.25	0.25	0.25	0.25	100
Dichlorodifluoromethane (ug/L)	MW-214A	4	0.25	0	0	0.25	0.25	0.25	0.25	0.25	100
Dichlorodifluoromethane (ug/L)	MW-200A	27	2.126	1.065	0.2049	1.77	1.18	3.05	0.708	4.51	7.407
Dichlorodifluoromethane (ug/L)	MW-205A	3	0.7613	0.4134	0.2387	1	0.284	1	0.284	1	66.67
Dichlorodifluoromethane (ug/L)	MW-211B	3	1	0	0	1	1	1	1	1	100
Dichlorodifluoromethane (ug/L)	MW-213A	3	1	0	0	1	1	1	1	1	100
Dichlorodifluoromethane (ug/L)	MW-310A	1	3	0	0	3	3	3	3	3	100
Dichlorodifluoromethane (ug/L)	MW-312A	1	3	0	0	3	3	3	3	3	100
Dichlorodifluoromethane (ug/L)	MW-38A (bg)	3	3	0	0	3	3	3	3	3	100
Dichlorodifluoromethane (ug/L)	MW-216A	3	3	0	0	3	3	3	3	3	100
Dichlorodifluoromethane (ug/L)	MW-217A	3	3	0	0	3	3	3	3	3	100
Dichlorodifluoromethane (ug/L)	MW-218A	3	3	0	0	3	3	3	3	3	100
Dichlorodifluoromethane (ug/L)	MW-219A	3	3	0	0	3	3	3	3	3	100
Dichlorodifluoromethane (ug/L)	MW-220A	3	3	0	0	3	3	3	3	3	100

Box & Whiskers Plot

Iowa City Landfill Client: HDR Data: Iowa City Sanitary Landfill Printed 1/20/2026, 1:13 PM

Constituent	Well	N	Mean	Std. Dev.	Std. Err.	Median	Lower Q.	Upper Q.	Min.	Max.	%NDs
Dichlorodifluoromethane (ug/L)	MW-18AR	15	12.94	8.402	2.169	12.2	5.28	18	4.01	33.4	0
Endrin (ug/L)	MW-34A (bg)	3	0.032	0	0	0.032	0.032	0.032	0.032	0.032	100
Endrin (ug/L)	MW-1B	5	0.0253	0	0	0.0253	0.0253	0.0253	0.0253	0.0253	100
Endrin (ug/L)	MW-5B	5	0.0252	0	0	0.0252	0.0252	0.0252	0.0252	0.0252	100
Endrin (ug/L)	MW-7B1	6	0.0257	0	0	0.0257	0.0257	0.0257	0.0257	0.0257	100
Endrin (ug/L)	MW-8B	7	0.0258	0	0	0.0258	0.0258	0.0258	0.0258	0.0258	100
Endrin (ug/L)	MW-10B	2	0.0252	0	0	0.0252	0.0252	0.0252	0.0252	0.0252	100
Endrin (ug/L)	MW-12B	4	0.05	0	0	0.05	0.05	0.05	0.05	0.05	100
Endrin (ug/L)	MW-14B	5	0.0213	0.008949	0.004002	0.0253	0.01529	0.0253	0.00529	0.0253	80
Endrin (ug/L)	MW-17A-00	5	0.0255	0	0	0.0255	0.0255	0.0255	0.0255	0.0255	100
Endrin (ug/L)	MW-23A	5	0.0247	0	0	0.0247	0.0247	0.0247	0.0247	0.0247	100
Endrin (ug/L)	MW-24A	5	0.0254	0	0	0.0254	0.0254	0.0254	0.0254	0.0254	100
Endrin (ug/L)	MW-25A-00	5	0.0253	0	0	0.0253	0.0253	0.0253	0.0253	0.0253	100
Endrin (ug/L)	MW-29A	5	0.0251	0	0	0.0251	0.0251	0.0251	0.0251	0.0251	100
Endrin (ug/L)	MW-31B	5	0.0251	0	0	0.0251	0.0251	0.0251	0.0251	0.0251	100
Endrin (ug/L)	MW-201A	4	0.0254	0	0	0.0254	0.0254	0.0254	0.0254	0.0254	100
Endrin (ug/L)	MW-202A	4	0.0251	0	0	0.0251	0.0251	0.0251	0.0251	0.0251	100
Endrin (ug/L)	MW-203A	4	0.0253	0	0	0.0253	0.0253	0.0253	0.0253	0.0253	100
Endrin (ug/L)	MW-204A	4	0.0258	0	0	0.0258	0.0258	0.0258	0.0258	0.0258	100
Endrin (ug/L)	MW-208B	20	0.03728	0.03467	0.007753	0.0253	0.0253	0.03885	0.00438	0.122	50
Endrin (ug/L)	MW-210B	4	0.0253	0	0	0.0253	0.0253	0.0253	0.0253	0.0253	100
Endrin (ug/L)	MW-215A	4	0.0253	0	0	0.0253	0.0253	0.0253	0.0253	0.0253	100
Endrin (ug/L)	MW-214A	4	0.0253	0	0	0.0253	0.0253	0.0253	0.0253	0.0253	100
Endrin (ug/L)	MW-200A	3	0.05	0	0	0.05	0.05	0.05	0.05	0.05	100
Endrin (ug/L)	MW-205A	3	0.03451	0.02682	0.01549	0.05	0.00354	0.05	0.00354	0.05	66.67
Endrin (ug/L)	MW-211B	3	0.03873	0.01951	0.01127	0.05	0.0162	0.05	0.0162	0.05	66.67
Endrin (ug/L)	MW-213A	3	0.05	0	0	0.05	0.05	0.05	0.05	0.05	100
Endrin (ug/L)	MW-310A	1	0.032	0	0	0.032	0.032	0.032	0.032	0.032	100
Endrin (ug/L)	MW-312A	1	0.032	0	0	0.032	0.032	0.032	0.032	0.032	100
Endrin (ug/L)	MW-38A (bg)	1	0.032	0	0	0.032	0.032	0.032	0.032	0.032	100
Endrin (ug/L)	MW-216A	3	0.064	0	0	0.064	0.064	0.064	0.064	0.064	100
Endrin (ug/L)	MW-217A	3	0.0744	0	0	0.0744	0.0744	0.0744	0.0744	0.0744	100
Endrin (ug/L)	MW-218A	3	0.0711	0	0	0.0711	0.0711	0.0711	0.0711	0.0711	100
Endrin (ug/L)	MW-219A	3	0.064	0	0	0.064	0.064	0.064	0.064	0.064	100
Endrin (ug/L)	MW-220A	3	0.064	0	0	0.064	0.064	0.064	0.064	0.064	100
Endrin (ug/L)	MW-18AR	2	0.05	0	0	0.05	0.05	0.05	0.05	0.05	100
Endrin aldehyde (ug/L)	MW-34A (bg)	9	0.032	0	0	0.032	0.032	0.032	0.032	0.032	100
Endrin aldehyde (ug/L)	MW-1B	5	0.0244	0	0	0.0244	0.0244	0.0244	0.0244	0.0244	100
Endrin aldehyde (ug/L)	MW-5B	5	0.0243	0	0	0.0243	0.0243	0.0243	0.0243	0.0243	100
Endrin aldehyde (ug/L)	MW-7B1	6	0.0247	0	0	0.0247	0.0247	0.0247	0.0247	0.0247	100
Endrin aldehyde (ug/L)	MW-8B	7	0.02286	0.005405	0.002043	0.0249	0.0249	0.0249	0.0106	0.0249	85.71
Endrin aldehyde (ug/L)	MW-10B	2	0.0243	0	0	0.0243	0.0243	0.0243	0.0243	0.0243	100
Endrin aldehyde (ug/L)	MW-12B	4	0.02778	0.01185	0.005925	0.0337	0.02185	0.0337	0.01	0.0337	75
Endrin aldehyde (ug/L)	MW-14B	5	0.0244	0	0	0.0244	0.0244	0.0244	0.0244	0.0244	100
Endrin aldehyde (ug/L)	MW-17A-00	5	0.0245	0	0	0.0245	0.0245	0.0245	0.0245	0.0245	100
Endrin aldehyde (ug/L)	MW-23A	5	0.0238	0	0	0.0238	0.0238	0.0238	0.0238	0.0238	100
Endrin aldehyde (ug/L)	MW-24A	5	0.0245	0	0	0.0245	0.0245	0.0245	0.0245	0.0245	100
Endrin aldehyde (ug/L)	MW-25A-00	5	0.0244	0	0	0.0244	0.0244	0.0244	0.0244	0.0244	100
Endrin aldehyde (ug/L)	MW-29A	5	0.0242	0	0	0.0242	0.0242	0.0242	0.0242	0.0242	100
Endrin aldehyde (ug/L)	MW-31B	5	0.0242	0	0	0.0242	0.0242	0.0242	0.0242	0.0242	100

Box & Whiskers Plot

Iowa City Landfill Client: HDR Data: Iowa City Sanitary Landfill Printed 1/20/2026, 1:13 PM

Constituent	Well	N	Mean	Std. Dev.	Std. Err.	Median	Lower Q.	Upper Q.	Min.	Max.	%NDs
Endrin aldehyde (ug/L)	MW-201A	4	0.0245	0	0	0.0245	0.0245	0.0245	0.0245	0.0245	100
Endrin aldehyde (ug/L)	MW-202A	4	0.0242	0	0	0.0242	0.0242	0.0242	0.0242	0.0242	100
Endrin aldehyde (ug/L)	MW-203A	4	0.0244	0	0	0.0244	0.0244	0.0244	0.0244	0.0244	100
Endrin aldehyde (ug/L)	MW-204A	4	0.0249	0	0	0.0249	0.0249	0.0249	0.0249	0.0249	100
Endrin aldehyde (ug/L)	MW-208B	4	0.02105	0.0067	0.00335	0.0244	0.0177	0.0244	0.011	0.0244	75
Endrin aldehyde (ug/L)	MW-210B	4	0.0244	0	0	0.0244	0.0244	0.0244	0.0244	0.0244	100
Endrin aldehyde (ug/L)	MW-215A	4	0.0244	0	0	0.0244	0.0244	0.0244	0.0244	0.0244	100
Endrin aldehyde (ug/L)	MW-214A	4	0.0244	0	0	0.0244	0.0244	0.0244	0.0244	0.0244	100
Endrin aldehyde (ug/L)	MW-200A	3	0.05	0	0	0.05	0.05	0.05	0.05	0.05	100
Endrin aldehyde (ug/L)	MW-205A	3	0.05	0	0	0.05	0.05	0.05	0.05	0.05	100
Endrin aldehyde (ug/L)	MW-211B	3	0.03664	0.02314	0.01336	0.05	0.00992	0.05	0.00992	0.05	66.67
Endrin aldehyde (ug/L)	MW-213A	3	0.05	0	0	0.05	0.05	0.05	0.05	0.05	100
Endrin aldehyde (ug/L)	MW-310A	1	0.032	0	0	0.032	0.032	0.032	0.032	0.032	100
Endrin aldehyde (ug/L)	MW-312A	1	0.032	0	0	0.032	0.032	0.032	0.032	0.032	100
Endrin aldehyde (ug/L)	MW-38A (bg)	4	0.032	0	0	0.032	0.032	0.032	0.032	0.032	100
Endrin aldehyde (ug/L)	MW-39B (bg)	1	0.05	0	0	0.05	0.05	0.05	0.05	0.05	100
Endrin aldehyde (ug/L)	MW-216A	3	0.064	0	0	0.064	0.064	0.064	0.064	0.064	100
Endrin aldehyde (ug/L)	MW-217A	3	0.0744	0	0	0.0744	0.0744	0.0744	0.0744	0.0744	100
Endrin aldehyde (ug/L)	MW-218A	3	0.0711	0	0	0.0711	0.0711	0.0711	0.0711	0.0711	100
Endrin aldehyde (ug/L)	MW-219A	3	0.064	0	0	0.064	0.064	0.064	0.064	0.064	100
Endrin aldehyde (ug/L)	MW-220A	3	0.064	0	0	0.064	0.064	0.064	0.064	0.064	100
Endrin aldehyde (ug/L)	MW-18AR	2	0.05	0	0	0.05	0.05	0.05	0.05	0.05	100
Ethylbenzene (ug/L)	MW-34A (bg)	36	0.31	0	0	0.31	0.31	0.31	0.31	0.31	100
Ethylbenzene (ug/L)	MW-1B	37	0.31	0	0	0.31	0.31	0.31	0.31	0.31	100
Ethylbenzene (ug/L)	MW-5B	30	0.31	0	0	0.31	0.31	0.31	0.31	0.31	100
Ethylbenzene (ug/L)	MW-7B1	30	0.31	0	0	0.31	0.31	0.31	0.31	0.31	100
Ethylbenzene (ug/L)	MW-8B	29	0.31	0	0	0.31	0.31	0.31	0.31	0.31	100
Ethylbenzene (ug/L)	MW-10B	14	0.31	0	0	0.31	0.31	0.31	0.31	0.31	100
Ethylbenzene (ug/L)	MW-12B	29	1	0	0	1	1	1	1	1	100
Ethylbenzene (ug/L)	MW-14B	30	0.31	0	0	0.31	0.31	0.31	0.31	0.31	100
Ethylbenzene (ug/L)	MW-17A-00	31	0.31	0	0	0.31	0.31	0.31	0.31	0.31	100
Ethylbenzene (ug/L)	MW-23A	31	0.31	0	0	0.31	0.31	0.31	0.31	0.31	100
Ethylbenzene (ug/L)	MW-24A	29	0.31	0	0	0.31	0.31	0.31	0.31	0.31	100
Ethylbenzene (ug/L)	MW-25A-00	37	0.31	0	0	0.31	0.31	0.31	0.31	0.31	100
Ethylbenzene (ug/L)	MW-29A	38	0.31	0	0	0.31	0.31	0.31	0.31	0.31	100
Ethylbenzene (ug/L)	MW-31B	41	0.31	0	0	0.31	0.31	0.31	0.31	0.31	100
Ethylbenzene (ug/L)	MW-201A	34	0.31	0	0	0.31	0.31	0.31	0.31	0.31	100
Ethylbenzene (ug/L)	MW-202A	29	0.31	0	0	0.31	0.31	0.31	0.31	0.31	100
Ethylbenzene (ug/L)	MW-203A	29	0.31	0	0	0.31	0.31	0.31	0.31	0.31	100
Ethylbenzene (ug/L)	MW-204A	31	0.4952	0.4517	0.08112	0.31	0.31	0.31	0.31	1.93	83.87
Ethylbenzene (ug/L)	MW-208B	27	0.31	0	0	0.31	0.31	0.31	0.31	0.31	100
Ethylbenzene (ug/L)	MW-210B	28	0.31	0	0	0.31	0.31	0.31	0.31	0.31	100
Ethylbenzene (ug/L)	MW-215A	27	0.31	0	0	0.31	0.31	0.31	0.31	0.31	100
Ethylbenzene (ug/L)	MW-214A	28	0.31	0	0	0.31	0.31	0.31	0.31	0.31	100
Ethylbenzene (ug/L)	MW-200A	35	0.31	0	0	0.31	0.31	0.31	0.31	0.31	100
Ethylbenzene (ug/L)	MW-205A	27	1	0	0	1	1	1	1	1	100
Ethylbenzene (ug/L)	MW-211B	34	0.31	0	0	0.31	0.31	0.31	0.31	0.31	100
Ethylbenzene (ug/L)	MW-213A	28	1	0	0	1	1	1	1	1	100
Ethylbenzene (ug/L)	MW-310A	17	0.31	0	0	0.31	0.31	0.31	0.31	0.31	100
Ethylbenzene (ug/L)	MW-312A	16	0.31	0	0	0.31	0.31	0.31	0.31	0.31	100

Box & Whiskers Plot

Iowa City Landfill Client: HDR Data: Iowa City Sanitary Landfill Printed 1/20/2026, 1:13 PM

Constituent	Well	N	Mean	Std. Dev.	Std. Err.	Median	Lower Q.	Upper Q.	Min.	Max.	%NDs
Ethylbenzene (ug/L)	MW-38A (bg)	25	0.31	0	0	0.31	0.31	0.31	0.31	0.31	100
Ethylbenzene (ug/L)	MW-39B (bg)	25	0.31	0	0	0.31	0.31	0.31	0.31	0.31	100
Ethylbenzene (ug/L)	MW-216A	31	0.31	0	0	0.31	0.31	0.31	0.31	0.31	100
Ethylbenzene (ug/L)	MW-217A	31	0.31	0	0	0.31	0.31	0.31	0.31	0.31	100
Ethylbenzene (ug/L)	MW-218A	31	0.31	0	0	0.31	0.31	0.31	0.31	0.31	100
Ethylbenzene (ug/L)	MW-219A	31	0.31	0	0	0.31	0.31	0.31	0.31	0.31	100
Ethylbenzene (ug/L)	MW-220A	31	0.31	0	0	0.31	0.31	0.31	0.31	0.31	100
Ethylbenzene (ug/L)	MW-18AR	15	0.31	0	0	0.31	0.31	0.31	0.31	0.31	100
Ethylbenzene (ug/L)	MW-408	9	0.31	0	0	0.31	0.31	0.31	0.31	0.31	100
Ethylbenzene (ug/L)	MW-410	9	0.31	0	0	0.31	0.31	0.31	0.31	0.31	100
Heptachlor (ug/L)	MW-34A (bg)	9	0.032	0	0	0.032	0.032	0.032	0.032	0.032	100
Heptachlor (ug/L)	MW-1B	5	0.0208	0	0	0.0208	0.0208	0.0208	0.0208	0.0208	100
Heptachlor (ug/L)	MW-5B	5	0.0173	0.007612	0.003404	0.0207	0.01219	0.0207	0.00368	0.0207	80
Heptachlor (ug/L)	MW-7B1	6	0.0211	0	0	0.0211	0.0211	0.0211	0.0211	0.0211	100
Heptachlor (ug/L)	MW-8B	7	0.0212	0	0	0.0212	0.0212	0.0212	0.0212	0.0212	100
Heptachlor (ug/L)	MW-10B	2	0.0207	0	0	0.0207	0.0207	0.0207	0.0207	0.0207	100
Heptachlor (ug/L)	MW-12B	4	0.05	0	0	0.05	0.05	0.05	0.05	0.05	100
Heptachlor (ug/L)	MW-14B	5	0.01756	0.007245	0.00324	0.0208	0.0127	0.0208	0.0046	0.0208	80
Heptachlor (ug/L)	MW-17A-00	5	0.01805	0.006368	0.002848	0.0209	0.01378	0.0209	0.00666	0.0209	80
Heptachlor (ug/L)	MW-23A	5	0.0203	0	0	0.0203	0.0203	0.0203	0.0203	0.0203	100
Heptachlor (ug/L)	MW-24A	5	0.0209	0	0	0.0209	0.0209	0.0209	0.0209	0.0209	100
Heptachlor (ug/L)	MW-25A-00	5	0.0208	0	0	0.0208	0.0208	0.0208	0.0208	0.0208	100
Heptachlor (ug/L)	MW-29A	5	0.0206	0	0	0.0206	0.0206	0.0206	0.0206	0.0206	100
Heptachlor (ug/L)	MW-31B	5	0.0206	0	0	0.0206	0.0206	0.0206	0.0206	0.0206	100
Heptachlor (ug/L)	MW-201A	4	0.0209	0	0	0.0209	0.0209	0.0209	0.0209	0.0209	100
Heptachlor (ug/L)	MW-202A	4	0.0206	0	0	0.0206	0.0206	0.0206	0.0206	0.0206	100
Heptachlor (ug/L)	MW-203A	4	0.0207	0	0	0.0207	0.0207	0.0207	0.0207	0.0207	100
Heptachlor (ug/L)	MW-204A	4	0.0212	0	0	0.0212	0.0212	0.0212	0.0212	0.0212	100
Heptachlor (ug/L)	MW-208B	11	0.02124	0.006222	0.001876	0.0207	0.0207	0.0207	0.00999	0.0373	81.82
Heptachlor (ug/L)	MW-210B	4	0.0208	0	0	0.0208	0.0208	0.0208	0.0208	0.0208	100
Heptachlor (ug/L)	MW-215A	4	0.0208	0	0	0.0208	0.0208	0.0208	0.0208	0.0208	100
Heptachlor (ug/L)	MW-214A	4	0.0208	0	0	0.0208	0.0208	0.0208	0.0208	0.0208	100
Heptachlor (ug/L)	MW-200A	3	0.05	0	0	0.05	0.05	0.05	0.05	0.05	100
Heptachlor (ug/L)	MW-205A	3	0.03463	0.02663	0.01537	0.05	0.00388	0.05	0.00388	0.05	66.67
Heptachlor (ug/L)	MW-211B	3	0.05	0	0	0.05	0.05	0.05	0.05	0.05	100
Heptachlor (ug/L)	MW-213A	3	0.05	0	0	0.05	0.05	0.05	0.05	0.05	100
Heptachlor (ug/L)	MW-310A	1	0.032	0	0	0.032	0.032	0.032	0.032	0.032	100
Heptachlor (ug/L)	MW-312A	1	0.032	0	0	0.032	0.032	0.032	0.032	0.032	100
Heptachlor (ug/L)	MW-38A (bg)	3	0.032	0	0	0.032	0.032	0.032	0.032	0.032	100
Heptachlor (ug/L)	MW-39B (bg)	1	0.05	0	0	0.05	0.05	0.05	0.05	0.05	100
Heptachlor (ug/L)	MW-216A	3	0.064	0	0	0.064	0.064	0.064	0.064	0.064	100
Heptachlor (ug/L)	MW-217A	3	0.0744	0	0	0.0744	0.0744	0.0744	0.0744	0.0744	100
Heptachlor (ug/L)	MW-218A	3	0.0711	0	0	0.0711	0.0711	0.0711	0.0711	0.0711	100
Heptachlor (ug/L)	MW-219A	3	0.064	0	0	0.064	0.064	0.064	0.064	0.064	100
Heptachlor (ug/L)	MW-220A	3	0.064	0	0	0.064	0.064	0.064	0.064	0.064	100
Heptachlor (ug/L)	MW-18AR	2	0.05	0	0	0.05	0.05	0.05	0.05	0.05	100
Isobutanol (mg/L)	MW-34A (bg)	2	10	0	0	10	10	10	10	10	100
Isobutanol (mg/L)	MW-1B	5	2.4	0	0	2.4	2.4	2.4	2.4	2.4	100
Isobutanol (mg/L)	MW-5B	5	2.4	0	0	2.4	2.4	2.4	2.4	2.4	100
Isobutanol (mg/L)	MW-7B1	5	2.4	0	0	2.4	2.4	2.4	2.4	2.4	100

Box & Whiskers Plot

Iowa City Landfill Client: HDR Data: Iowa City Sanitary Landfill Printed 1/20/2026, 1:13 PM

Constituent	Well	N	Mean	Std. Dev.	Std. Err.	Median	Lower Q.	Upper Q.	Min.	Max.	%NDs
Isobutanol (mg/L)	MW-8B	5	2.4	0	0	2.4	2.4	2.4	2.4	2.4	100
Isobutanol (mg/L)	MW-10B	2	2.4	0	0	2.4	2.4	2.4	2.4	2.4	100
Isobutanol (mg/L)	MW-12B	4	1	0	0	1	1	1	1	1	100
Isobutanol (mg/L)	MW-14B	5	2.4	0	0	2.4	2.4	2.4	2.4	2.4	100
Isobutanol (mg/L)	MW-17A-00	5	2.4	0	0	2.4	2.4	2.4	2.4	2.4	100
Isobutanol (mg/L)	MW-23A	5	2.4	0	0	2.4	2.4	2.4	2.4	2.4	100
Isobutanol (mg/L)	MW-24A	5	2.4	0	0	2.4	2.4	2.4	2.4	2.4	100
Isobutanol (mg/L)	MW-25A-00	5	2.4	0	0	2.4	2.4	2.4	2.4	2.4	100
Isobutanol (mg/L)	MW-29A	5	2.4	0	0	2.4	2.4	2.4	2.4	2.4	100
Isobutanol (mg/L)	MW-31B	5	2.4	0	0	2.4	2.4	2.4	2.4	2.4	100
Isobutanol (mg/L)	MW-201A	4	2.4	0	0	2.4	2.4	2.4	2.4	2.4	100
Isobutanol (mg/L)	MW-202A	4	2.4	0	0	2.4	2.4	2.4	2.4	2.4	100
Isobutanol (mg/L)	MW-203A	4	2.4	0	0	2.4	2.4	2.4	2.4	2.4	100
Isobutanol (mg/L)	MW-204A	4	2.4	0	0	2.4	2.4	2.4	2.4	2.4	100
Isobutanol (mg/L)	MW-208B	4	2.4	0	0	2.4	2.4	2.4	2.4	2.4	100
Isobutanol (mg/L)	MW-210B	4	2.4	0	0	2.4	2.4	2.4	2.4	2.4	100
Isobutanol (mg/L)	MW-215A	4	2.4	0	0	2.4	2.4	2.4	2.4	2.4	100
Isobutanol (mg/L)	MW-214A	4	2.4	0	0	2.4	2.4	2.4	2.4	2.4	100
Isobutanol (mg/L)	MW-200A	3	1	0	0	1	1	1	1	1	100
Isobutanol (mg/L)	MW-205A	3	1	0	0	1	1	1	1	1	100
Isobutanol (mg/L)	MW-211B	3	1	0	0	1	1	1	1	1	100
Isobutanol (mg/L)	MW-213A	3	1	0	0	1	1	1	1	1	100
Isobutanol (mg/L)	MW-310A	1	10	0	0	10	10	10	10	10	100
Isobutanol (mg/L)	MW-312A	1	10	0	0	10	10	10	10	10	100
Isobutanol (mg/L)	MW-216A	3	10	0	0	10	10	10	10	10	100
Isobutanol (mg/L)	MW-217A	3	10	0	0	10	10	10	10	10	100
Isobutanol (mg/L)	MW-218A	3	10	0	0	10	10	10	10	10	100
Isobutanol (mg/L)	MW-219A	3	10	0	0	10	10	10	10	10	100
Isobutanol (mg/L)	MW-220A	3	10	0	0	10	10	10	10	10	100
Isobutanol (mg/L)	MW-18AR	2	1	0	0	1	1	1	1	1	100
m/p-Cresol (ug/L)	MW-34A (bg)	3	10.2	0	0	10.2	10.2	10.2	10.2	10.2	100
m/p-Cresol (ug/L)	MW-1B	4	10.4	0	0	10.4	10.4	10.4	10.4	10.4	100
m/p-Cresol (ug/L)	MW-5B	4	10.4	0	0	10.4	10.4	10.4	10.4	10.4	100
m/p-Cresol (ug/L)	MW-7B1	4	10.4	0	0	10.4	10.4	10.4	10.4	10.4	100
m/p-Cresol (ug/L)	MW-8B	4	10.2	0	0	10.2	10.2	10.2	10.2	10.2	100
m/p-Cresol (ug/L)	MW-12B	4	8	0	0	8	8	8	8	8	100
m/p-Cresol (ug/L)	MW-14B	4	10.2	0	0	10.2	10.2	10.2	10.2	10.2	100
m/p-Cresol (ug/L)	MW-17A-00	4	10.4	0	0	10.4	10.4	10.4	10.4	10.4	100
m/p-Cresol (ug/L)	MW-23A	4	10.8	0	0	10.8	10.8	10.8	10.8	10.8	100
m/p-Cresol (ug/L)	MW-24A	4	10.3	0	0	10.3	10.3	10.3	10.3	10.3	100
m/p-Cresol (ug/L)	MW-25A-00	4	10.5	0	0	10.5	10.5	10.5	10.5	10.5	100
m/p-Cresol (ug/L)	MW-29A	4	10.3	0	0	10.3	10.3	10.3	10.3	10.3	100
m/p-Cresol (ug/L)	MW-31B	4	10.3	0	0	10.3	10.3	10.3	10.3	10.3	100
m/p-Cresol (ug/L)	MW-201A	3	10.4	0	0	10.4	10.4	10.4	10.4	10.4	100
m/p-Cresol (ug/L)	MW-202A	3	10.4	0	0	10.4	10.4	10.4	10.4	10.4	100
m/p-Cresol (ug/L)	MW-203A	3	10.5	0	0	10.5	10.5	10.5	10.5	10.5	100
m/p-Cresol (ug/L)	MW-204A	3	10.1	0	0	10.1	10.1	10.1	10.1	10.1	100
m/p-Cresol (ug/L)	MW-208B	3	10.4	0	0	10.4	10.4	10.4	10.4	10.4	100
m/p-Cresol (ug/L)	MW-210B	3	10.4	0	0	10.4	10.4	10.4	10.4	10.4	100
m/p-Cresol (ug/L)	MW-215A	3	10.4	0	0	10.4	10.4	10.4	10.4	10.4	100

Box & Whiskers Plot

Iowa City Landfill Client: HDR Data: Iowa City Sanitary Landfill Printed 1/20/2026, 1:13 PM

Constituent	Well	N	Mean	Std. Dev.	Std. Err.	Median	Lower Q.	Upper Q.	Min.	Max.	%NDs
m/p-Cresol (ug/L)	MW-214A	3	10.4	0	0	10.4	10.4	10.4	10.4	10.4	100
m/p-Cresol (ug/L)	MW-200A	3	8	0	0	8	8	8	8	8	100
m/p-Cresol (ug/L)	MW-205A	3	8	0	0	8	8	8	8	8	100
m/p-Cresol (ug/L)	MW-211B	3	8	0	0	8	8	8	8	8	100
m/p-Cresol (ug/L)	MW-213A	3	8	0	0	8	8	8	8	8	100
m/p-Cresol (ug/L)	MW-310A	1	10	0	0	10	10	10	10	10	100
m/p-Cresol (ug/L)	MW-312A	1	10	0	0	10	10	10	10	10	100
m/p-Cresol (ug/L)	MW-38A (bg)	1	10.1	0	0	10.1	10.1	10.1	10.1	10.1	100
m/p-Cresol (ug/L)	MW-216A	3	10.6	0	0	10.6	10.6	10.6	10.6	10.6	100
m/p-Cresol (ug/L)	MW-217A	3	10	0	0	10	10	10	10	10	100
m/p-Cresol (ug/L)	MW-218A	3	9.8	0	0	9.8	9.8	9.8	9.8	9.8	100
m/p-Cresol (ug/L)	MW-219A	5	10.6	0	0	10.6	10.6	10.6	10.6	10.6	100
m/p-Cresol (ug/L)	MW-220A	3	10	0	0	10	10	10	10	10	100
m/p-Cresol (ug/L)	MW-18AR	2	8	0	0	8	8	8	8	8	100
O-Toluidine (ug/L)	MW-34A (bg)	3	10.2	0	0	10.2	10.2	10.2	10.2	10.2	100
O-Toluidine (ug/L)	MW-1B	5	3.02	0	0	3.02	3.02	3.02	3.02	3.02	100
O-Toluidine (ug/L)	MW-5B	5	3.02	0	0	3.02	3.02	3.02	3.02	3.02	100
O-Toluidine (ug/L)	MW-7B1	5	3.02	0	0	3.02	3.02	3.02	3.02	3.02	100
O-Toluidine (ug/L)	MW-8B	5	3.02	0	0	3.02	3.02	3.02	3.02	3.02	100
O-Toluidine (ug/L)	MW-10B	2	3.02	0	0	3.02	3.02	3.02	3.02	3.02	100
O-Toluidine (ug/L)	MW-12B	4	8	0	0	8	8	8	8	8	100
O-Toluidine (ug/L)	MW-14B	5	3.02	0	0	3.02	3.02	3.02	3.02	3.02	100
O-Toluidine (ug/L)	MW-17A-00	5	3.02	0	0	3.02	3.02	3.02	3.02	3.02	100
O-Toluidine (ug/L)	MW-23A	5	2.84	0	0	2.84	2.84	2.84	2.84	2.84	100
O-Toluidine (ug/L)	MW-24A	5	2.96	0	0	2.96	2.96	2.96	2.96	2.96	100
O-Toluidine (ug/L)	MW-25A-00	5	3.09	0	0	3.09	3.09	3.09	3.09	3.09	100
O-Toluidine (ug/L)	MW-29A	5	2.96	0	0	2.96	2.96	2.96	2.96	2.96	100
O-Toluidine (ug/L)	MW-31B	5	3.09	0	0	3.09	3.09	3.09	3.09	3.09	100
O-Toluidine (ug/L)	MW-201A	4	3.02	0	0	3.02	3.02	3.02	3.02	3.02	100
O-Toluidine (ug/L)	MW-202A	4	3.02	0	0	3.02	3.02	3.02	3.02	3.02	100
O-Toluidine (ug/L)	MW-203A	4	3.09	0	0	3.09	3.09	3.09	3.09	3.09	100
O-Toluidine (ug/L)	MW-204A	4	2.56	0.92	0.46	3.02	2.1	3.02	1.18	3.02	75
O-Toluidine (ug/L)	MW-208B	4	2.96	0	0	2.96	2.96	2.96	2.96	2.96	100
O-Toluidine (ug/L)	MW-210B	4	2.9	0	0	2.9	2.9	2.9	2.9	2.9	100
O-Toluidine (ug/L)	MW-215A	4	3.09	0	0	3.09	3.09	3.09	3.09	3.09	100
O-Toluidine (ug/L)	MW-214A	4	3.02	0	0	3.02	3.02	3.02	3.02	3.02	100
O-Toluidine (ug/L)	MW-200A	3	8	0	0	8	8	8	8	8	100
O-Toluidine (ug/L)	MW-205A	3	8	0	0	8	8	8	8	8	100
O-Toluidine (ug/L)	MW-211B	3	8	0	0	8	8	8	8	8	100
O-Toluidine (ug/L)	MW-213A	3	8	0	0	8	8	8	8	8	100
O-Toluidine (ug/L)	MW-310A	1	10	0	0	10	10	10	10	10	100
O-Toluidine (ug/L)	MW-312A	1	10	0	0	10	10	10	10	10	100
O-Toluidine (ug/L)	MW-38A (bg)	1	10.1	0	0	10.1	10.1	10.1	10.1	10.1	100
O-Toluidine (ug/L)	MW-216A	3	10.6	0	0	10.6	10.6	10.6	10.6	10.6	100
O-Toluidine (ug/L)	MW-217A	3	10	0	0	10	10	10	10	10	100
O-Toluidine (ug/L)	MW-218A	3	9.8	0	0	9.8	9.8	9.8	9.8	9.8	100
O-Toluidine (ug/L)	MW-219A	5	10.6	0	0	10.6	10.6	10.6	10.6	10.6	100
O-Toluidine (ug/L)	MW-220A	3	10	0	0	10	10	10	10	10	100
O-Toluidine (ug/L)	MW-18AR	2	8	0	0	8	8	8	8	8	100
Phenol (ug/L)	MW-34A (bg)	3	10.2	0	0	10.2	10.2	10.2	10.2	10.2	100

Box & Whiskers Plot

Iowa City Landfill Client: HDR Data: Iowa City Sanitary Landfill Printed 1/20/2026, 1:13 PM

Constituent	Well	N	Mean	Std. Dev.	Std. Err.	Median	Lower Q.	Upper Q.	Min.	Max.	%NDs
Phenol (ug/L)	MW-1B	5	1.15	0	0	1.15	1.15	1.15	1.15	1.15	100
Phenol (ug/L)	MW-5B	5	1.15	0	0	1.15	1.15	1.15	1.15	1.15	100
Phenol (ug/L)	MW-7B1	5	1.15	0	0	1.15	1.15	1.15	1.15	1.15	100
Phenol (ug/L)	MW-8B	5	1.15	0	0	1.15	1.15	1.15	1.15	1.15	100
Phenol (ug/L)	MW-10B	2	1.15	0	0	1.15	1.15	1.15	1.15	1.15	100
Phenol (ug/L)	MW-12B	4	8	0	0	8	8	8	8	8	100
Phenol (ug/L)	MW-14B	5	1.15	0	0	1.15	1.15	1.15	1.15	1.15	100
Phenol (ug/L)	MW-17A-00	5	1.15	0	0	1.15	1.15	1.15	1.15	1.15	100
Phenol (ug/L)	MW-23A	5	1.08	0	0	1.08	1.08	1.08	1.08	1.08	100
Phenol (ug/L)	MW-24A	5	1.12	0	0	1.12	1.12	1.12	1.12	1.12	100
Phenol (ug/L)	MW-25A-00	5	1.17	0	0	1.17	1.17	1.17	1.17	1.17	100
Phenol (ug/L)	MW-29A	5	1.12	0	0	1.12	1.12	1.12	1.12	1.12	100
Phenol (ug/L)	MW-31B	5	1.17	0	0	1.17	1.17	1.17	1.17	1.17	100
Phenol (ug/L)	MW-201A	4	1.15	0	0	1.15	1.15	1.15	1.15	1.15	100
Phenol (ug/L)	MW-202A	4	1.15	0	0	1.15	1.15	1.15	1.15	1.15	100
Phenol (ug/L)	MW-203A	4	1.17	0	0	1.17	1.17	1.17	1.17	1.17	100
Phenol (ug/L)	MW-204A	4	1.15	0	0	1.15	1.15	1.15	1.15	1.15	100
Phenol (ug/L)	MW-208B	4	1.12	0	0	1.12	1.12	1.12	1.12	1.12	100
Phenol (ug/L)	MW-210B	4	1.1	0	0	1.1	1.1	1.1	1.1	1.1	100
Phenol (ug/L)	MW-215A	4	1.17	0	0	1.17	1.17	1.17	1.17	1.17	100
Phenol (ug/L)	MW-214A	4	1.15	0	0	1.15	1.15	1.15	1.15	1.15	100
Phenol (ug/L)	MW-200A	3	8	0	0	8	8	8	8	8	100
Phenol (ug/L)	MW-205A	3	8	0	0	8	8	8	8	8	100
Phenol (ug/L)	MW-211B	3	8	0	0	8	8	8	8	8	100
Phenol (ug/L)	MW-213A	3	8	0	0	8	8	8	8	8	100
Phenol (ug/L)	MW-310A	1	10	0	0	10	10	10	10	10	100
Phenol (ug/L)	MW-312A	1	10	0	0	10	10	10	10	10	100
Phenol (ug/L)	MW-38A (bg)	1	10.1	0	0	10.1	10.1	10.1	10.1	10.1	100
Phenol (ug/L)	MW-216A	3	10.6	0	0	10.6	10.6	10.6	10.6	10.6	100
Phenol (ug/L)	MW-217A	3	10	0	0	10	10	10	10	10	100
Phenol (ug/L)	MW-218A	3	9.8	0	0	9.8	9.8	9.8	9.8	9.8	100
Phenol (ug/L)	MW-219A	5	10.6	0	0	10.6	10.6	10.6	10.6	10.6	100
Phenol (ug/L)	MW-220A	3	10	0	0	10	10	10	10	10	100
Phenol (ug/L)	MW-18AR	2	8	0	0	8	8	8	8	8	100
Tetrachloroethene (ug/L)	MW-34A (bg)	39	0.48	0	0	0.48	0.48	0.48	0.48	0.48	100
Tetrachloroethene (ug/L)	MW-1B	37	0.48	0	0	0.48	0.48	0.48	0.48	0.48	100
Tetrachloroethene (ug/L)	MW-5B	30	0.48	0	0	0.48	0.48	0.48	0.48	0.48	100
Tetrachloroethene (ug/L)	MW-7B1	30	0.48	0	0	0.48	0.48	0.48	0.48	0.48	100
Tetrachloroethene (ug/L)	MW-8B	29	0.48	0	0	0.48	0.48	0.48	0.48	0.48	100
Tetrachloroethene (ug/L)	MW-10B	14	0.48	0	0	0.48	0.48	0.48	0.48	0.48	100
Tetrachloroethene (ug/L)	MW-12B	29	1	0	0	1	1	1	1	1	100
Tetrachloroethene (ug/L)	MW-14B	30	0.48	0	0	0.48	0.48	0.48	0.48	0.48	100
Tetrachloroethene (ug/L)	MW-17A-00	31	0.48	0	0	0.48	0.48	0.48	0.48	0.48	100
Tetrachloroethene (ug/L)	MW-23A	31	0.48	0	0	0.48	0.48	0.48	0.48	0.48	100
Tetrachloroethene (ug/L)	MW-24A	29	0.48	0	0	0.48	0.48	0.48	0.48	0.48	100
Tetrachloroethene (ug/L)	MW-25A-00	37	0.48	0	0	0.48	0.48	0.48	0.48	0.48	100
Tetrachloroethene (ug/L)	MW-29A	38	0.48	0	0	0.48	0.48	0.48	0.48	0.48	100
Tetrachloroethene (ug/L)	MW-31B	41	0.48	0	0	0.48	0.48	0.48	0.48	0.48	100
Tetrachloroethene (ug/L)	MW-201A	34	0.4913	0.1708	0.02929	0.48	0.48	0.48	0.194	1.39	91.18
Tetrachloroethene (ug/L)	MW-202A	29	0.48	0	0	0.48	0.48	0.48	0.48	0.48	100

Box & Whiskers Plot

Iowa City Landfill Client: HDR Data: Iowa City Sanitary Landfill Printed 1/20/2026, 1:13 PM

Constituent	Well	N	Mean	Std. Dev.	Std. Err.	Median	Lower Q.	Upper Q.	Min.	Max.	%NDs
Tetrachloroethene (ug/L)	MW-203A	29	0.4571	0.09374	0.01741	0.48	0.48	0.48	0.223	0.765	75.86
Tetrachloroethene (ug/L)	MW-204A	28	0.48	0	0	0.48	0.48	0.48	0.48	0.48	100
Tetrachloroethene (ug/L)	MW-208B	27	0.48	0	0	0.48	0.48	0.48	0.48	0.48	100
Tetrachloroethene (ug/L)	MW-210B	28	0.48	0	0	0.48	0.48	0.48	0.48	0.48	100
Tetrachloroethene (ug/L)	MW-215A	27	0.48	0	0	0.48	0.48	0.48	0.48	0.48	100
Tetrachloroethene (ug/L)	MW-214A	28	0.48	0	0	0.48	0.48	0.48	0.48	0.48	100
Tetrachloroethene (ug/L)	MW-200A	35	0.4806	0.003381	0.0005714	0.48	0.48	0.48	0.48	0.5	97.14
Tetrachloroethene (ug/L)	MW-205A	27	1	0	0	1	1	1	1	1	100
Tetrachloroethene (ug/L)	MW-211B	34	0.48	0	0	0.48	0.48	0.48	0.48	0.48	100
Tetrachloroethene (ug/L)	MW-213A	28	1	0	0	1	1	1	1	1	100
Tetrachloroethene (ug/L)	MW-310A	17	0.48	0	0	0.48	0.48	0.48	0.48	0.48	100
Tetrachloroethene (ug/L)	MW-312A	30	0.48	0	0	0.48	0.48	0.48	0.48	0.48	100
Tetrachloroethene (ug/L)	MW-38A (bg)	25	0.48	0	0	0.48	0.48	0.48	0.48	0.48	100
Tetrachloroethene (ug/L)	MW-39B (bg)	25	0.48	0	0	0.48	0.48	0.48	0.48	0.48	100
Tetrachloroethene (ug/L)	MW-216A	31	0.48	0	0	0.48	0.48	0.48	0.48	0.48	100
Tetrachloroethene (ug/L)	MW-217A	31	0.48	0	0	0.48	0.48	0.48	0.48	0.48	100
Tetrachloroethene (ug/L)	MW-218A	31	0.48	0	0	0.48	0.48	0.48	0.48	0.48	100
Tetrachloroethene (ug/L)	MW-219A	31	0.48	0	0	0.48	0.48	0.48	0.48	0.48	100
Tetrachloroethene (ug/L)	MW-220A	31	0.48	0	0	0.48	0.48	0.48	0.48	0.48	100
Tetrachloroethene (ug/L)	MW-18AR	14	4.279	0.5655	0.1511	4.215	3.81	4.51	3.6	5.5	0
Tetrachloroethene (ug/L)	MW-408	9	0.48	0	0	0.48	0.48	0.48	0.48	0.48	100
Tetrachloroethene (ug/L)	MW-410	9	0.48	0	0	0.48	0.48	0.48	0.48	0.48	100
Toluene (ug/L)	MW-34A (bg)	36	0.43	0	0	0.43	0.43	0.43	0.43	0.43	100
Toluene (ug/L)	MW-1B	36	0.43	0	0	0.43	0.43	0.43	0.43	0.43	100
Toluene (ug/L)	MW-5B	29	0.4456	0.06259	0.01162	0.43	0.43	0.43	0.424	0.735	89.66
Toluene (ug/L)	MW-7B1	30	0.43	0	0	0.43	0.43	0.43	0.43	0.43	100
Toluene (ug/L)	MW-8B	29	0.4221	0.04271	0.007931	0.43	0.43	0.43	0.2	0.43	96.55
Toluene (ug/L)	MW-10B	14	0.43	0	0	0.43	0.43	0.43	0.43	0.43	100
Toluene (ug/L)	MW-12B	29	1	0	0	1	1	1	1	1	100
Toluene (ug/L)	MW-14B	30	0.43	0	0	0.43	0.43	0.43	0.43	0.43	100
Toluene (ug/L)	MW-17A-00	31	0.43	0	0	0.43	0.43	0.43	0.43	0.43	100
Toluene (ug/L)	MW-23A	30	0.43	0	0	0.43	0.43	0.43	0.43	0.43	100
Toluene (ug/L)	MW-24A	29	0.43	0	0	0.43	0.43	0.43	0.43	0.43	100
Toluene (ug/L)	MW-25A-00	37	0.43	0	0	0.43	0.43	0.43	0.43	0.43	100
Toluene (ug/L)	MW-29A	38	0.43	0	0	0.43	0.43	0.43	0.43	0.43	100
Toluene (ug/L)	MW-31B	41	0.43	0	0	0.43	0.43	0.43	0.43	0.43	100
Toluene (ug/L)	MW-201A	34	0.4262	0.02229	0.003824	0.43	0.43	0.43	0.3	0.43	97.06
Toluene (ug/L)	MW-202A	29	0.43	0	0	0.43	0.43	0.43	0.43	0.43	100
Toluene (ug/L)	MW-203A	29	0.43	0	0	0.43	0.43	0.43	0.43	0.43	100
Toluene (ug/L)	MW-204A	28	0.43	0	0	0.43	0.43	0.43	0.43	0.43	100
Toluene (ug/L)	MW-208B	27	0.43	0	0	0.43	0.43	0.43	0.43	0.43	100
Toluene (ug/L)	MW-210B	28	0.4372	0.03789	0.007161	0.43	0.43	0.43	0.43	0.6305	96.43
Toluene (ug/L)	MW-215A	27	0.43	0	0	0.43	0.43	0.43	0.43	0.43	100
Toluene (ug/L)	MW-214A	28	0.43	0	0	0.43	0.43	0.43	0.43	0.43	100
Toluene (ug/L)	MW-200A	35	0.43	0	0	0.43	0.43	0.43	0.43	0.43	100
Toluene (ug/L)	MW-205A	27	0.9698	0.2424	0.04666	1	1	1	0.231	1.67	88.89
Toluene (ug/L)	MW-211B	34	0.4227	0.04253	0.007294	0.43	0.43	0.43	0.182	0.43	97.06
Toluene (ug/L)	MW-213A	28	1	0	0	1	1	1	1	1	100
Toluene (ug/L)	MW-310A	17	0.43	0	0	0.43	0.43	0.43	0.43	0.43	100
Toluene (ug/L)	MW-312A	16	0.4219	0.0325	0.008125	0.43	0.43	0.43	0.3	0.43	93.75

Box & Whiskers Plot

Iowa City Landfill Client: HDR Data: Iowa City Sanitary Landfill Printed 1/20/2026, 1:13 PM

Constituent	Well	N	Mean	Std. Dev.	Std. Err.	Median	Lower Q.	Upper Q.	Min.	Max.	%NDs
Toluene (ug/L)	MW-38A (bg)	25	0.43	0	0	0.43	0.43	0.43	0.43	0.43	100
Toluene (ug/L)	MW-39B (bg)	25	0.43	0	0	0.43	0.43	0.43	0.43	0.43	100
Toluene (ug/L)	MW-216A	31	0.43	0	0	0.43	0.43	0.43	0.43	0.43	100
Toluene (ug/L)	MW-217A	31	0.43	0	0	0.43	0.43	0.43	0.43	0.43	100
Toluene (ug/L)	MW-218A	31	0.43	0	0	0.43	0.43	0.43	0.43	0.43	100
Toluene (ug/L)	MW-219A	31	0.43	0	0	0.43	0.43	0.43	0.43	0.43	100
Toluene (ug/L)	MW-220A	31	0.43	0	0	0.43	0.43	0.43	0.43	0.43	100
Toluene (ug/L)	MW-18AR	15	0.43	0	0	0.43	0.43	0.43	0.43	0.43	100
Toluene (ug/L)	MW-408	9	0.43	0	0	0.43	0.43	0.43	0.43	0.43	100
Toluene (ug/L)	MW-410	9	0.43	0	0	0.43	0.43	0.43	0.43	0.43	100
Toxaphene (ug/L)	MW-34A (bg)	7	2	0	0	2	2	2	2	2	100
Toxaphene (ug/L)	MW-1B	5	0.904	0	0	0.904	0.904	0.904	0.904	0.904	100
Toxaphene (ug/L)	MW-5B	5	0.9	0	0	0.9	0.9	0.9	0.9	0.9	100
Toxaphene (ug/L)	MW-7B1	19	0.9915	0.329	0.07547	0.916	0.916	0.916	0.916	2.35	94.74
Toxaphene (ug/L)	MW-8B	19	1.471	1.306	0.2997	0.921	0.921	0.921	0.921	4.52	84.21
Toxaphene (ug/L)	MW-10B	2	0.9	0	0	0.9	0.9	0.9	0.9	0.9	100
Toxaphene (ug/L)	MW-12B	4	0.2	0	0	0.2	0.2	0.2	0.2	0.2	100
Toxaphene (ug/L)	MW-14B	5	0.904	0	0	0.904	0.904	0.904	0.904	0.904	100
Toxaphene (ug/L)	MW-17A-00	5	0.909	0	0	0.909	0.909	0.909	0.909	0.909	100
Toxaphene (ug/L)	MW-23A	5	0.882	0	0	0.882	0.882	0.882	0.882	0.882	100
Toxaphene (ug/L)	MW-24A	5	0.907	0	0	0.907	0.907	0.907	0.907	0.907	100
Toxaphene (ug/L)	MW-25A-00	5	0.904	0	0	0.904	0.904	0.904	0.904	0.904	100
Toxaphene (ug/L)	MW-29A	5	0.895	0	0	0.895	0.895	0.895	0.895	0.895	100
Toxaphene (ug/L)	MW-31B	5	0.897	0	0	0.897	0.897	0.897	0.897	0.897	100
Toxaphene (ug/L)	MW-201A	4	0.907	0	0	0.907	0.907	0.907	0.907	0.907	100
Toxaphene (ug/L)	MW-202A	4	0.895	0	0	0.895	0.895	0.895	0.895	0.895	100
Toxaphene (ug/L)	MW-203A	4	0.902	0	0	0.902	0.902	0.902	0.902	0.902	100
Toxaphene (ug/L)	MW-204A	4	0.921	0	0	0.921	0.921	0.921	0.921	0.921	100
Toxaphene (ug/L)	MW-208B	4	0.902	0	0	0.902	0.902	0.902	0.902	0.902	100
Toxaphene (ug/L)	MW-210B	4	0.904	0	0	0.904	0.904	0.904	0.904	0.904	100
Toxaphene (ug/L)	MW-215A	4	0.904	0	0	0.904	0.904	0.904	0.904	0.904	100
Toxaphene (ug/L)	MW-214A	4	0.904	0	0	0.904	0.904	0.904	0.904	0.904	100
Toxaphene (ug/L)	MW-200A	3	0.2	0	0	0.2	0.2	0.2	0.2	0.2	100
Toxaphene (ug/L)	MW-205A	3	0.2	0	0	0.2	0.2	0.2	0.2	0.2	100
Toxaphene (ug/L)	MW-211B	3	0.2	0	0	0.2	0.2	0.2	0.2	0.2	100
Toxaphene (ug/L)	MW-213A	3	0.2	0	0	0.2	0.2	0.2	0.2	0.2	100
Toxaphene (ug/L)	MW-310A	1	2	0	0	2	2	2	2	2	100
Toxaphene (ug/L)	MW-312A	1	2	0	0	2	2	2	2	2	100
Toxaphene (ug/L)	MW-38A (bg)	1	2	0	0	2	2	2	2	2	100
Toxaphene (ug/L)	MW-39B (bg)	2	2.02	0	0	2.02	2.02	2.02	2.02	2.02	100
Toxaphene (ug/L)	MW-216A	3	2	0	0	2	2	2	2	2	100
Toxaphene (ug/L)	MW-217A	3	2.33	0	0	2.33	2.33	2.33	2.33	2.33	100
Toxaphene (ug/L)	MW-218A	3	2.22	0	0	2.22	2.22	2.22	2.22	2.22	100
Toxaphene (ug/L)	MW-219A	3	2	0	0	2	2	2	2	2	100
Toxaphene (ug/L)	MW-220A	3	2	0	0	2	2	2	2	2	100
Toxaphene (ug/L)	MW-18AR	2	0.2	0	0	0.2	0.2	0.2	0.2	0.2	100
trans-1,2-Dichloroethene (ug/L)	MW-34A (bg)	36	0.27	0	0	0.27	0.27	0.27	0.27	0.27	100
trans-1,2-Dichloroethene (ug/L)	MW-1B	37	0.27	0	0	0.27	0.27	0.27	0.27	0.27	100
trans-1,2-Dichloroethene (ug/L)	MW-5B	30	0.27	0	0	0.27	0.27	0.27	0.27	0.27	100
trans-1,2-Dichloroethene (ug/L)	MW-7B1	30	0.27	0	0	0.27	0.27	0.27	0.27	0.27	100

Box & Whiskers Plot

Iowa City Landfill Client: HDR Data: Iowa City Sanitary Landfill Printed 1/20/2026, 1:13 PM

Constituent	Well	N	Mean	Std. Dev.	Std. Err.	Median	Lower Q.	Upper Q.	Min.	Max.	%NDs
trans-1,2-Dichloroethene (ug/L)	MW-8B	29	0.27	0	0	0.27	0.27	0.27	0.27	0.27	100
trans-1,2-Dichloroethene (ug/L)	MW-10B	14	0.27	0	0	0.27	0.27	0.27	0.27	0.27	100
trans-1,2-Dichloroethene (ug/L)	MW-12B	29	1	0	0	1	1	1	1	1	100
trans-1,2-Dichloroethene (ug/L)	MW-14B	30	0.27	0	0	0.27	0.27	0.27	0.27	0.27	100
trans-1,2-Dichloroethene (ug/L)	MW-17A-00	31	0.27	0	0	0.27	0.27	0.27	0.27	0.27	100
trans-1,2-Dichloroethene (ug/L)	MW-23A	31	0.27	0	0	0.27	0.27	0.27	0.27	0.27	100
trans-1,2-Dichloroethene (ug/L)	MW-24A	29	0.27	0	0	0.27	0.27	0.27	0.27	0.27	100
trans-1,2-Dichloroethene (ug/L)	MW-25A-00	37	0.27	0	0	0.27	0.27	0.27	0.27	0.27	100
trans-1,2-Dichloroethene (ug/L)	MW-29A	38	0.27	0	0	0.27	0.27	0.27	0.27	0.27	100
trans-1,2-Dichloroethene (ug/L)	MW-31B	41	0.27	0	0	0.27	0.27	0.27	0.27	0.27	100
trans-1,2-Dichloroethene (ug/L)	MW-201A	34	0.27	0	0	0.27	0.27	0.27	0.27	0.27	100
trans-1,2-Dichloroethene (ug/L)	MW-202A	29	0.27	0	0	0.27	0.27	0.27	0.27	0.27	100
trans-1,2-Dichloroethene (ug/L)	MW-203A	29	0.27	0	0	0.27	0.27	0.27	0.27	0.27	100
trans-1,2-Dichloroethene (ug/L)	MW-204A	28	0.27	0	0	0.27	0.27	0.27	0.27	0.27	100
trans-1,2-Dichloroethene (ug/L)	MW-208B	27	0.27	0	0	0.27	0.27	0.27	0.27	0.27	100
trans-1,2-Dichloroethene (ug/L)	MW-210B	28	0.27	0	0	0.27	0.27	0.27	0.27	0.27	100
trans-1,2-Dichloroethene (ug/L)	MW-215A	27	0.27	0	0	0.27	0.27	0.27	0.27	0.27	100
trans-1,2-Dichloroethene (ug/L)	MW-214A	28	0.27	0	0	0.27	0.27	0.27	0.27	0.27	100
trans-1,2-Dichloroethene (ug/L)	MW-200A	35	0.27	0	0	0.27	0.27	0.27	0.27	0.27	100
trans-1,2-Dichloroethene (ug/L)	MW-205A	27	1	0	0	1	1	1	1	1	100
trans-1,2-Dichloroethene (ug/L)	MW-211B	34	0.27	0	0	0.27	0.27	0.27	0.27	0.27	100
trans-1,2-Dichloroethene (ug/L)	MW-213A	28	1	0	0	1	1	1	1	1	100
trans-1,2-Dichloroethene (ug/L)	MW-310A	17	0.27	0	0	0.27	0.27	0.27	0.27	0.27	100
trans-1,2-Dichloroethene (ug/L)	MW-312A	16	0.27	0	0	0.27	0.27	0.27	0.27	0.27	100
trans-1,2-Dichloroethene (ug/L)	MW-38A (bg)	25	0.27	0	0	0.27	0.27	0.27	0.27	0.27	100
trans-1,2-Dichloroethene (ug/L)	MW-39B (bg)	25	0.27	0	0	0.27	0.27	0.27	0.27	0.27	100
trans-1,2-Dichloroethene (ug/L)	MW-216A	31	0.27	0	0	0.27	0.27	0.27	0.27	0.27	100
trans-1,2-Dichloroethene (ug/L)	MW-217A	31	0.27	0	0	0.27	0.27	0.27	0.27	0.27	100
trans-1,2-Dichloroethene (ug/L)	MW-218A	31	0.27	0	0	0.27	0.27	0.27	0.27	0.27	100
trans-1,2-Dichloroethene (ug/L)	MW-219A	31	0.27	0	0	0.27	0.27	0.27	0.27	0.27	100
trans-1,2-Dichloroethene (ug/L)	MW-220A	31	0.27	0	0	0.27	0.27	0.27	0.27	0.27	100
trans-1,2-Dichloroethene (ug/L)	MW-18AR	15	0.27	0	0	0.27	0.27	0.27	0.27	0.27	100
trans-1,2-Dichloroethene (ug/L)	MW-408	9	0.27	0	0	0.27	0.27	0.27	0.27	0.27	100
trans-1,2-Dichloroethene (ug/L)	MW-410	9	0.27	0	0	0.27	0.27	0.27	0.27	0.27	100
Trichloroethene (ug/L)	MW-34A (bg)	39	0.43	0	0	0.43	0.43	0.43	0.43	0.43	100
Trichloroethene (ug/L)	MW-1B	37	0.43	0	0	0.43	0.43	0.43	0.43	0.43	100
Trichloroethene (ug/L)	MW-5B	30	0.43	0	0	0.43	0.43	0.43	0.43	0.43	100
Trichloroethene (ug/L)	MW-7B1	30	0.43	0	0	0.43	0.43	0.43	0.43	0.43	100
Trichloroethene (ug/L)	MW-8B	29	0.43	0	0	0.43	0.43	0.43	0.43	0.43	100
Trichloroethene (ug/L)	MW-10B	14	0.43	0	0	0.43	0.43	0.43	0.43	0.43	100
Trichloroethene (ug/L)	MW-12B	29	1	0	0	1	1	1	1	1	100
Trichloroethene (ug/L)	MW-14B	30	0.43	0	0	0.43	0.43	0.43	0.43	0.43	100
Trichloroethene (ug/L)	MW-17A-00	31	0.43	0	0	0.43	0.43	0.43	0.43	0.43	100
Trichloroethene (ug/L)	MW-23A	31	0.43	0	0	0.43	0.43	0.43	0.43	0.43	100
Trichloroethene (ug/L)	MW-24A	29	0.43	0	0	0.43	0.43	0.43	0.43	0.43	100
Trichloroethene (ug/L)	MW-25A-00	37	0.43	0	0	0.43	0.43	0.43	0.43	0.43	100
Trichloroethene (ug/L)	MW-29A	38	0.43	0	0	0.43	0.43	0.43	0.43	0.43	100
Trichloroethene (ug/L)	MW-31B	41	0.43	0	0	0.43	0.43	0.43	0.43	0.43	100
Trichloroethene (ug/L)	MW-201A	34	0.731	0.922	0.1581	0.43	0.43	0.43	0.301	5.11	76.47
Trichloroethene (ug/L)	MW-202A	29	0.43	0	0	0.43	0.43	0.43	0.43	0.43	100

Box & Whiskers Plot

Iowa City Landfill Client: HDR Data: Iowa City Sanitary Landfill Printed 1/20/2026, 1:13 PM

Constituent	Well	N	Mean	Std. Dev.	Std. Err.	Median	Lower Q.	Upper Q.	Min.	Max.	%NDs
Trichloroethene (ug/L)	MW-203A	29	0.43	0	0	0.43	0.43	0.43	0.43	0.43	100
Trichloroethene (ug/L)	MW-204A	28	0.43	0	0	0.43	0.43	0.43	0.43	0.43	100
Trichloroethene (ug/L)	MW-208B	27	0.43	0	0	0.43	0.43	0.43	0.43	0.43	100
Trichloroethene (ug/L)	MW-210B	28	0.43	0	0	0.43	0.43	0.43	0.43	0.43	100
Trichloroethene (ug/L)	MW-215A	27	0.43	0	0	0.43	0.43	0.43	0.43	0.43	100
Trichloroethene (ug/L)	MW-214A	28	0.43	0	0	0.43	0.43	0.43	0.43	0.43	100
Trichloroethene (ug/L)	MW-200A	35	0.4291	0.005071	0.0008571	0.43	0.43	0.43	0.4	0.43	97.14
Trichloroethene (ug/L)	MW-205A	27	0.9778	0.1155	0.02222	1	1	1	0.4	1	96.3
Trichloroethene (ug/L)	MW-211B	34	0.4291	0.005145	0.0008824	0.43	0.43	0.43	0.4	0.43	97.06
Trichloroethene (ug/L)	MW-213A	28	1	0	0	1	1	1	1	1	100
Trichloroethene (ug/L)	MW-310A	17	0.43	0	0	0.43	0.43	0.43	0.43	0.43	100
Trichloroethene (ug/L)	MW-312A	30	0.43	0	0	0.43	0.43	0.43	0.43	0.43	100
Trichloroethene (ug/L)	MW-38A (bg)	25	0.43	0	0	0.43	0.43	0.43	0.43	0.43	100
Trichloroethene (ug/L)	MW-39B (bg)	25	0.43	0	0	0.43	0.43	0.43	0.43	0.43	100
Trichloroethene (ug/L)	MW-216A	31	0.43	0	0	0.43	0.43	0.43	0.43	0.43	100
Trichloroethene (ug/L)	MW-217A	31	0.43	0	0	0.43	0.43	0.43	0.43	0.43	100
Trichloroethene (ug/L)	MW-218A	31	0.43	0	0	0.43	0.43	0.43	0.43	0.43	100
Trichloroethene (ug/L)	MW-219A	31	0.43	0	0	0.43	0.43	0.43	0.43	0.43	100
Trichloroethene (ug/L)	MW-220A	31	0.43	0	0	0.43	0.43	0.43	0.43	0.43	100
Trichloroethene (ug/L)	MW-18AR	14	1.575	0.4834	0.1292	1.52	1.2	1.955	0.807	2.41	0
Trichloroethene (ug/L)	MW-408	9	0.43	0	0	0.43	0.43	0.43	0.43	0.43	100
Trichloroethene (ug/L)	MW-410	9	0.43	0	0	0.43	0.43	0.43	0.43	0.43	100
Trichlorofluoromethane (ug/L)	MW-34A (bg)	36	0.38	0	0	0.38	0.38	0.38	0.38	0.38	100
Trichlorofluoromethane (ug/L)	MW-1B	37	0.38	0	0	0.38	0.38	0.38	0.38	0.38	100
Trichlorofluoromethane (ug/L)	MW-5B	30	0.38	0	0	0.38	0.38	0.38	0.38	0.38	100
Trichlorofluoromethane (ug/L)	MW-7B1	30	0.38	0	0	0.38	0.38	0.38	0.38	0.38	100
Trichlorofluoromethane (ug/L)	MW-8B	29	0.38	0	0	0.38	0.38	0.38	0.38	0.38	100
Trichlorofluoromethane (ug/L)	MW-10B	14	0.38	0	0	0.38	0.38	0.38	0.38	0.38	100
Trichlorofluoromethane (ug/L)	MW-12B	29	4	0	0	4	4	4	4	4	100
Trichlorofluoromethane (ug/L)	MW-14B	30	0.38	0	0	0.38	0.38	0.38	0.38	0.38	100
Trichlorofluoromethane (ug/L)	MW-17A-00	31	0.364	0.05132	0.009218	0.38	0.38	0.38	0.218	0.414	64.52
Trichlorofluoromethane (ug/L)	MW-23A	31	0.38	0	0	0.38	0.38	0.38	0.38	0.38	100
Trichlorofluoromethane (ug/L)	MW-24A	29	0.38	0	0	0.38	0.38	0.38	0.38	0.38	100
Trichlorofluoromethane (ug/L)	MW-25A-00	37	0.38	0	0	0.38	0.38	0.38	0.38	0.38	100
Trichlorofluoromethane (ug/L)	MW-29A	38	0.38	0	0	0.38	0.38	0.38	0.38	0.38	100
Trichlorofluoromethane (ug/L)	MW-31B	41	0.38	0	0	0.38	0.38	0.38	0.38	0.38	100
Trichlorofluoromethane (ug/L)	MW-201A	34	0.38	0	0	0.38	0.38	0.38	0.38	0.38	100
Trichlorofluoromethane (ug/L)	MW-202A	29	0.38	0	0	0.38	0.38	0.38	0.38	0.38	100
Trichlorofluoromethane (ug/L)	MW-203A	29	0.38	0	0	0.38	0.38	0.38	0.38	0.38	100
Trichlorofluoromethane (ug/L)	MW-204A	28	0.38	0	0	0.38	0.38	0.38	0.38	0.38	100
Trichlorofluoromethane (ug/L)	MW-208B	27	0.38	0	0	0.38	0.38	0.38	0.38	0.38	100
Trichlorofluoromethane (ug/L)	MW-210B	28	0.38	0	0	0.38	0.38	0.38	0.38	0.38	100
Trichlorofluoromethane (ug/L)	MW-215A	27	0.38	0	0	0.38	0.38	0.38	0.38	0.38	100
Trichlorofluoromethane (ug/L)	MW-214A	28	0.38	0	0	0.38	0.38	0.38	0.38	0.38	100
Trichlorofluoromethane (ug/L)	MW-200A	35	0.3561	0.05959	0.01007	0.38	0.38	0.38	0.184	0.38	85.71
Trichlorofluoromethane (ug/L)	MW-205A	27	1	0	0	1	1	1	1	1	100
Trichlorofluoromethane (ug/L)	MW-211B	34	0.38	0	0	0.38	0.38	0.38	0.38	0.38	100
Trichlorofluoromethane (ug/L)	MW-213A	28	4	0	0	4	4	4	4	4	100
Trichlorofluoromethane (ug/L)	MW-310A	17	0.38	0	0	0.38	0.38	0.38	0.38	0.38	100
Trichlorofluoromethane (ug/L)	MW-312A	16	0.38	0	0	0.38	0.38	0.38	0.38	0.38	100

Box & Whiskers Plot

Iowa City Landfill Client: HDR Data: Iowa City Sanitary Landfill Printed 1/20/2026, 1:13 PM

Constituent	Well	N	Mean	Std. Dev.	Std. Err.	Median	Lower Q.	Upper Q.	Min.	Max.	%NDs
Trichlorofluoromethane (ug/L)	MW-38A (bg)	25	0.38	0	0	0.38	0.38	0.38	0.38	0.38	100
Trichlorofluoromethane (ug/L)	MW-39B (bg)	25	0.38	0	0	0.38	0.38	0.38	0.38	0.38	100
Trichlorofluoromethane (ug/L)	MW-216A	31	0.38	0	0	0.38	0.38	0.38	0.38	0.38	100
Trichlorofluoromethane (ug/L)	MW-217A	31	0.38	0	0	0.38	0.38	0.38	0.38	0.38	100
Trichlorofluoromethane (ug/L)	MW-218A	31	0.38	0	0	0.38	0.38	0.38	0.38	0.38	100
Trichlorofluoromethane (ug/L)	MW-219A	31	0.38	0	0	0.38	0.38	0.38	0.38	0.38	100
Trichlorofluoromethane (ug/L)	MW-220A	31	0.38	0	0	0.38	0.38	0.38	0.38	0.38	100
Trichlorofluoromethane (ug/L)	MW-18AR	13	4.468	2.664	0.7388	4.2	2.025	7.285	1.43	8.43	0
Trichlorofluoromethane (ug/L)	MW-408	9	0.38	0	0	0.38	0.38	0.38	0.38	0.38	100
Trichlorofluoromethane (ug/L)	MW-410	9	0.38	0	0	0.38	0.38	0.38	0.38	0.38	100
Vinyl Chloride (ug/L)	MW-34A (bg)	39	0.18	0	0	0.18	0.18	0.18	0.18	0.18	100
Vinyl Chloride (ug/L)	MW-1B	37	0.18	0	0	0.18	0.18	0.18	0.18	0.18	100
Vinyl Chloride (ug/L)	MW-5B	30	0.18	0	0	0.18	0.18	0.18	0.18	0.18	100
Vinyl Chloride (ug/L)	MW-7B1	30	0.8181	0.313	0.05714	1	0.4535	1	0.12	1	73.33
Vinyl Chloride (ug/L)	MW-8B	29	0.1808	0.004085	0.0007586	0.18	0.18	0.18	0.18	0.202	96.55
Vinyl Chloride (ug/L)	MW-10B	14	0.18	0	0	0.18	0.18	0.18	0.18	0.18	100
Vinyl Chloride (ug/L)	MW-12B	29	1	0	0	1	1	1	1	1	100
Vinyl Chloride (ug/L)	MW-14B	30	0.18	0	0	0.18	0.18	0.18	0.18	0.18	100
Vinyl Chloride (ug/L)	MW-17A-00	31	0.18	0	0	0.18	0.18	0.18	0.18	0.18	100
Vinyl Chloride (ug/L)	MW-23A	31	0.18	0	0	0.18	0.18	0.18	0.18	0.18	100
Vinyl Chloride (ug/L)	MW-24A	29	0.18	0	0	0.18	0.18	0.18	0.18	0.18	100
Vinyl Chloride (ug/L)	MW-25A-00	37	0.18	0	0	0.18	0.18	0.18	0.18	0.18	100
Vinyl Chloride (ug/L)	MW-29A	38	0.18	0	0	0.18	0.18	0.18	0.18	0.18	100
Vinyl Chloride (ug/L)	MW-31B	41	0.18	0	0	0.18	0.18	0.18	0.18	0.18	100
Vinyl Chloride (ug/L)	MW-201A	34	0.18	0	0	0.18	0.18	0.18	0.18	0.18	100
Vinyl Chloride (ug/L)	MW-202A	29	0.18	0	0	0.18	0.18	0.18	0.18	0.18	100
Vinyl Chloride (ug/L)	MW-203A	29	0.18	0	0	0.18	0.18	0.18	0.18	0.18	100
Vinyl Chloride (ug/L)	MW-204A	28	0.18	0	0	0.18	0.18	0.18	0.18	0.18	100
Vinyl Chloride (ug/L)	MW-208B	27	0.1771	0.01501	0.002889	0.18	0.18	0.18	0.102	0.18	96.3
Vinyl Chloride (ug/L)	MW-210B	28	0.18	0	0	0.18	0.18	0.18	0.18	0.18	100
Vinyl Chloride (ug/L)	MW-215A	27	0.18	0	0	0.18	0.18	0.18	0.18	0.18	100
Vinyl Chloride (ug/L)	MW-214A	28	0.18	0	0	0.18	0.18	0.18	0.18	0.18	100
Vinyl Chloride (ug/L)	MW-200A	35	0.18	0	0	0.18	0.18	0.18	0.18	0.18	100
Vinyl Chloride (ug/L)	MW-205A	27	1	0	0	1	1	1	1	1	100
Vinyl Chloride (ug/L)	MW-211B	34	0.18	0	0	0.18	0.18	0.18	0.18	0.18	100
Vinyl Chloride (ug/L)	MW-213A	28	1	0	0	1	1	1	1	1	100
Vinyl Chloride (ug/L)	MW-310A	17	0.18	0	0	0.18	0.18	0.18	0.18	0.18	100
Vinyl Chloride (ug/L)	MW-312A	30	0.18	0	0	0.18	0.18	0.18	0.18	0.18	100
Vinyl Chloride (ug/L)	MW-38A (bg)	25	0.18	0	0	0.18	0.18	0.18	0.18	0.18	100
Vinyl Chloride (ug/L)	MW-39B (bg)	25	0.18	0	0	0.18	0.18	0.18	0.18	0.18	100
Vinyl Chloride (ug/L)	MW-216A	31	0.18	0	0	0.18	0.18	0.18	0.18	0.18	100
Vinyl Chloride (ug/L)	MW-217A	31	0.18	0	0	0.18	0.18	0.18	0.18	0.18	100
Vinyl Chloride (ug/L)	MW-218A	31	0.18	0	0	0.18	0.18	0.18	0.18	0.18	100
Vinyl Chloride (ug/L)	MW-219A	31	0.18	0	0	0.18	0.18	0.18	0.18	0.18	100
Vinyl Chloride (ug/L)	MW-220A	31	0.18	0	0	0.18	0.18	0.18	0.18	0.18	100
Vinyl Chloride (ug/L)	MW-18AR	15	0.2353	0.1104	0.02849	0.18	0.18	0.255	0.18	0.5	73.33
Vinyl Chloride (ug/L)	MW-408	9	0.18	0	0	0.18	0.18	0.18	0.18	0.18	100
Vinyl Chloride (ug/L)	MW-410	9	0.18	0	0	0.18	0.18	0.18	0.18	0.18	100
Xylenes, Total (ug/L)	MW-34A (bg)	32	0.4	0	0	0.4	0.4	0.4	0.4	0.4	100
Xylenes, Total (ug/L)	MW-1B	37	0.4	0	0	0.4	0.4	0.4	0.4	0.4	100

Box & Whiskers Plot

Iowa City Landfill Client: HDR Data: Iowa City Sanitary Landfill Printed 1/20/2026, 1:13 PM

Constituent	Well	N	Mean	Std. Dev.	Std. Err.	Median	Lower Q.	Upper Q.	Min.	Max.	%NDs
Xylenes, Total (ug/L)	MW-5B	30	0.4	0	0	0.4	0.4	0.4	0.4	0.4	100
Xylenes, Total (ug/L)	MW-7B1	30	0.4	0	0	0.4	0.4	0.4	0.4	0.4	100
Xylenes, Total (ug/L)	MW-8B	29	0.4	0	0	0.4	0.4	0.4	0.4	0.4	100
Xylenes, Total (ug/L)	MW-10B	14	0.4	0	0	0.4	0.4	0.4	0.4	0.4	100
Xylenes, Total (ug/L)	MW-12B	29	3	0	0	3	3	3	3	3	100
Xylenes, Total (ug/L)	MW-14B	30	0.4	0	0	0.4	0.4	0.4	0.4	0.4	100
Xylenes, Total (ug/L)	MW-17A-00	31	0.4	0	0	0.4	0.4	0.4	0.4	0.4	100
Xylenes, Total (ug/L)	MW-23A	31	0.4	0	0	0.4	0.4	0.4	0.4	0.4	100
Xylenes, Total (ug/L)	MW-24A	29	0.4	0	0	0.4	0.4	0.4	0.4	0.4	100
Xylenes, Total (ug/L)	MW-25A-00	37	0.4	0	0	0.4	0.4	0.4	0.4	0.4	100
Xylenes, Total (ug/L)	MW-29A	38	0.4	0	0	0.4	0.4	0.4	0.4	0.4	100
Xylenes, Total (ug/L)	MW-31B	41	0.4	0	0	0.4	0.4	0.4	0.4	0.4	100
Xylenes, Total (ug/L)	MW-201A	34	0.4	0	0	0.4	0.4	0.4	0.4	0.4	100
Xylenes, Total (ug/L)	MW-202A	29	0.4	0	0	0.4	0.4	0.4	0.4	0.4	100
Xylenes, Total (ug/L)	MW-203A	29	0.4	0	0	0.4	0.4	0.4	0.4	0.4	100
Xylenes, Total (ug/L)	MW-204A	27	0.384	0.05787	0.01114	0.4	0.4	0.4	0.172	0.4	92.59
Xylenes, Total (ug/L)	MW-208B	27	0.4	0	0	0.4	0.4	0.4	0.4	0.4	100
Xylenes, Total (ug/L)	MW-210B	28	0.4	0	0	0.4	0.4	0.4	0.4	0.4	100
Xylenes, Total (ug/L)	MW-215A	27	0.4	0	0	0.4	0.4	0.4	0.4	0.4	100
Xylenes, Total (ug/L)	MW-214A	28	0.4	0	0	0.4	0.4	0.4	0.4	0.4	100
Xylenes, Total (ug/L)	MW-200A	35	0.4	0	0	0.4	0.4	0.4	0.4	0.4	100
Xylenes, Total (ug/L)	MW-205A	27	2	0	0	2	2	2	2	2	100
Xylenes, Total (ug/L)	MW-211B	34	0.4	0	0	0.4	0.4	0.4	0.4	0.4	100
Xylenes, Total (ug/L)	MW-213A	28	3	0	0	3	3	3	3	3	100
Xylenes, Total (ug/L)	MW-310A	17	0.4	0	0	0.4	0.4	0.4	0.4	0.4	100
Xylenes, Total (ug/L)	MW-312A	16	0.4	0	0	0.4	0.4	0.4	0.4	0.4	100
Xylenes, Total (ug/L)	MW-38A (bg)	25	0.4	0	0	0.4	0.4	0.4	0.4	0.4	100
Xylenes, Total (ug/L)	MW-39B (bg)	25	0.4	0	0	0.4	0.4	0.4	0.4	0.4	100
Xylenes, Total (ug/L)	MW-216A	31	0.4	0	0	0.4	0.4	0.4	0.4	0.4	100
Xylenes, Total (ug/L)	MW-217A	31	0.4	0	0	0.4	0.4	0.4	0.4	0.4	100
Xylenes, Total (ug/L)	MW-218A	31	0.4	0	0	0.4	0.4	0.4	0.4	0.4	100
Xylenes, Total (ug/L)	MW-219A	31	0.4	0	0	0.4	0.4	0.4	0.4	0.4	100
Xylenes, Total (ug/L)	MW-220A	31	0.4	0	0	0.4	0.4	0.4	0.4	0.4	100
Xylenes, Total (ug/L)	MW-18AR	15	0.4	0	0	0.4	0.4	0.4	0.4	0.4	100
Xylenes, Total (ug/L)	MW-408	9	0.4	0	0	0.4	0.4	0.4	0.4	0.4	100
Xylenes, Total (ug/L)	MW-410	9	0.4	0	0	0.4	0.4	0.4	0.4	0.4	100

This page intentionally left blank.

Groundwater Monitoring Wells – Trends

This page intentionally left blank.

Trend Test

Iowa City Landfill Client: HDR Data: Iowa City Sanitary Landfill Printed 2/5/2026, 8:20 AM

Constituent	Well	Slope	Calc.	Critical	Sig.	N	%NDs	Normality	Xform	Alpha	Method
Antimony (mg/L)	MW-34A (bg)	0	0	20	No	8	100	n/a	n/a	0.02	NP
Antimony (mg/L)	MW-1B	0	0	20	No	8	100	n/a	n/a	0.02	NP
Antimony (mg/L)	MW-10B	0	0	20	No	8	100	n/a	n/a	0.02	NP
Antimony (mg/L)	MW-24A	0	0	20	No	8	100	n/a	n/a	0.02	NP
Antimony (mg/L)	MW-25A-00	0	0	20	No	8	100	n/a	n/a	0.02	NP
Antimony (mg/L)	MW-29A	0	-7	-20	No	8	87.5	n/a	n/a	0.02	NP
Antimony (mg/L)	MW-31B	0	7	20	No	8	87.5	n/a	n/a	0.02	NP
Antimony (mg/L)	MW-201A	0	0	20	No	8	100	n/a	n/a	0.02	NP
Antimony (mg/L)	MW-200A	0	0	20	No	8	100	n/a	n/a	0.02	NP
Antimony (mg/L)	MW-310A	0	7	20	No	8	87.5	n/a	n/a	0.02	NP
Antimony (mg/L)	MW-312A	0	0	20	No	8	100	n/a	n/a	0.02	NP
Antimony (mg/L)	MW-38A (bg)	0	0	20	No	8	100	n/a	n/a	0.02	NP
Antimony (mg/L)	MW-39B (bg)	0	-1	-20	No	8	87.5	n/a	n/a	0.02	NP
Antimony (mg/L)	MW-216A	0	7	20	No	8	87.5	n/a	n/a	0.02	NP
Antimony (mg/L)	MW-217A	0	7	20	No	8	87.5	n/a	n/a	0.02	NP
Antimony (mg/L)	MW-218A	0	0	20	No	8	100	n/a	n/a	0.02	NP
Antimony (mg/L)	MW-219A	0	0	20	No	8	100	n/a	n/a	0.02	NP
Antimony (mg/L)	MW-220A	0	0	20	No	8	100	n/a	n/a	0.02	NP
Antimony (mg/L)	MW-18AR	0	6	17	No	7	85.71	n/a	n/a	0.02	NP
Antimony (mg/L)	MW-408	0	5	20	No	8	87.5	n/a	n/a	0.02	NP
Antimony (mg/L)	MW-410	0	0	20	No	8	100	n/a	n/a	0.02	NP
Arsenic (mg/L)	MW-34A (bg)	-0.0001811	-12	-20	No	8	50	n/a	n/a	0.02	NP
Arsenic (mg/L)	MW-1B	0.00002002	10	20	No	8	62.5	n/a	n/a	0.02	NP
Arsenic (mg/L)	MW-10B	0	-6	-20	No	8	62.5	n/a	n/a	0.02	NP
Arsenic (mg/L)	MW-24A	0.001476	8	20	No	8	0	n/a	n/a	0.02	NP
Arsenic (mg/L)	MW-25A-00	0	-3	-20	No	8	75	n/a	n/a	0.02	NP
Arsenic (mg/L)	MW-29A	-0.0001295	-8	-20	No	8	25	n/a	n/a	0.02	NP
Arsenic (mg/L)	MW-31B	-0.0001743	-11	-20	No	8	25	n/a	n/a	0.02	NP
Arsenic (mg/L)	MW-201A	0	-5	-20	No	8	87.5	n/a	n/a	0.02	NP
Arsenic (mg/L)	MW-200A	0	-9	-20	No	8	75	n/a	n/a	0.02	NP
Arsenic (mg/L)	MW-310A	0	0	20	No	8	100	n/a	n/a	0.02	NP
Arsenic (mg/L)	MW-312A	0	-5	-20	No	8	87.5	n/a	n/a	0.02	NP
Arsenic (mg/L)	MW-38A (bg)	0	1	20	No	8	87.5	n/a	n/a	0.02	NP
Arsenic (mg/L)	MW-39B (bg)	0	1	20	No	8	87.5	n/a	n/a	0.02	NP
Arsenic (mg/L)	MW-216A	0	-2	-20	No	8	62.5	n/a	n/a	0.02	NP
Arsenic (mg/L)	MW-217A	0	-5	-20	No	8	87.5	n/a	n/a	0.02	NP
Arsenic (mg/L)	MW-218A	0	-5	-20	No	8	87.5	n/a	n/a	0.02	NP
Arsenic (mg/L)	MW-219A	0	-5	-20	No	8	87.5	n/a	n/a	0.02	NP
Arsenic (mg/L)	MW-220A	0	-5	-20	No	8	87.5	n/a	n/a	0.02	NP
Arsenic (mg/L)	MW-18AR	0	-7	-20	No	8	75	n/a	n/a	0.02	NP
Arsenic (mg/L)	MW-408	0	-5	-20	No	8	87.5	n/a	n/a	0.02	NP
Arsenic (mg/L)	MW-410	0	-2	-20	No	8	62.5	n/a	n/a	0.02	NP
Barium (mg/L)	MW-34A (bg)	0.02712	12	20	No	8	0	n/a	n/a	0.02	NP
Barium (mg/L)	MW-1B	-0.003317	-6	-20	No	8	0	n/a	n/a	0.02	NP
Barium (mg/L)	MW-10B	0.001151	1	20	No	8	0	n/a	n/a	0.02	NP
Barium (mg/L)	MW-24A	0.01042	9	20	No	8	0	n/a	n/a	0.02	NP
Barium (mg/L)	MW-25A-00	0.001205	2	20	No	8	0	n/a	n/a	0.02	NP
Barium (mg/L)	MW-29A	0.06865	18	20	No	8	0	n/a	n/a	0.02	NP
Barium (mg/L)	MW-31B	-0.000257	0	20	No	8	0	n/a	n/a	0.02	NP
Barium (mg/L)	MW-201A	-0.0135	-6	-20	No	8	0	n/a	n/a	0.02	NP

Trend Test

Iowa City Landfill Client: HDR Data: Iowa City Sanitary Landfill Printed 2/5/2026, 8:20 AM

Constituent	Well	Slope	Calc.	Critical	Sig.	N	%NDs	Normality	Xform	Alpha	Method
Barium (mg/L)	MW-200A	0.06261	10	20	No	8	0	n/a	n/a	0.02	NP
Barium (mg/L)	MW-310A	-0.0005627	-2	-20	No	8	0	n/a	n/a	0.02	NP
Barium (mg/L)	MW-312A	-0.01363	-18	-20	No	8	0	n/a	n/a	0.02	NP
Barium (mg/L)	MW-38A (bg)	0.00568	15	20	No	8	0	n/a	n/a	0.02	NP
Barium (mg/L)	MW-39B (bg)	-0.001627	-4	-20	No	8	0	n/a	n/a	0.02	NP
Barium (mg/L)	MW-216A	-0.0113	-12	-20	No	8	0	n/a	n/a	0.02	NP
Barium (mg/L)	MW-217A	-0.003071	-12	-20	No	8	0	n/a	n/a	0.02	NP
Barium (mg/L)	MW-218A	0.004601	2	20	No	8	0	n/a	n/a	0.02	NP
Barium (mg/L)	MW-219A	0.01206	4	20	No	8	0	n/a	n/a	0.02	NP
Barium (mg/L)	MW-220A	0.01492	18	20	No	8	0	n/a	n/a	0.02	NP
Barium (mg/L)	MW-18AR	0.03803	10	20	No	8	0	n/a	n/a	0.02	NP
Barium (mg/L)	MW-408	-0.003194	-6	-20	No	8	0	n/a	n/a	0.02	NP
Barium (mg/L)	MW-410	-0.003004	-12	-20	No	8	0	n/a	n/a	0.02	NP
Beryllium (mg/L)	MW-34A (bg)	0	0	20	No	8	100	n/a	n/a	0.02	NP
Beryllium (mg/L)	MW-1B	0	0	20	No	8	100	n/a	n/a	0.02	NP
Beryllium (mg/L)	MW-10B	0	0	20	No	8	100	n/a	n/a	0.02	NP
Beryllium (mg/L)	MW-24A	0	0	20	No	8	100	n/a	n/a	0.02	NP
Beryllium (mg/L)	MW-25A-00	0	0	20	No	8	100	n/a	n/a	0.02	NP
Beryllium (mg/L)	MW-29A	0	0	20	No	8	100	n/a	n/a	0.02	NP
Beryllium (mg/L)	MW-31B	0	-5	-20	No	8	87.5	n/a	n/a	0.02	NP
Beryllium (mg/L)	MW-201A	0	0	20	No	8	100	n/a	n/a	0.02	NP
Beryllium (mg/L)	MW-200A	0	0	20	No	8	100	n/a	n/a	0.02	NP
Beryllium (mg/L)	MW-310A	0	0	20	No	8	100	n/a	n/a	0.02	NP
Beryllium (mg/L)	MW-312A	0	0	20	No	8	100	n/a	n/a	0.02	NP
Beryllium (mg/L)	MW-38A (bg)	0	0	20	No	8	100	n/a	n/a	0.02	NP
Beryllium (mg/L)	MW-39B (bg)	0	0	20	No	8	100	n/a	n/a	0.02	NP
Beryllium (mg/L)	MW-216A	0	0	20	No	8	100	n/a	n/a	0.02	NP
Beryllium (mg/L)	MW-217A	0	0	20	No	8	100	n/a	n/a	0.02	NP
Beryllium (mg/L)	MW-218A	0	0	20	No	8	100	n/a	n/a	0.02	NP
Beryllium (mg/L)	MW-219A	0	0	20	No	8	100	n/a	n/a	0.02	NP
Beryllium (mg/L)	MW-220A	0	0	20	No	8	100	n/a	n/a	0.02	NP
Beryllium (mg/L)	MW-18AR	0	0	17	No	7	100	n/a	n/a	0.02	NP
Beryllium (mg/L)	MW-408	0	5	20	No	8	87.5	n/a	n/a	0.02	NP
Beryllium (mg/L)	MW-410	0	0	20	No	8	100	n/a	n/a	0.02	NP
Cadmium (mg/L)	MW-34A (bg)	0	0	20	No	8	100	n/a	n/a	0.02	NP
Cadmium (mg/L)	MW-1B	0	0	20	No	8	100	n/a	n/a	0.02	NP
Cadmium (mg/L)	MW-10B	0	8	20	No	8	62.5	n/a	n/a	0.02	NP
Cadmium (mg/L)	MW-24A	0	0	20	No	8	100	n/a	n/a	0.02	NP
Cadmium (mg/L)	MW-25A-00	0	0	20	No	8	100	n/a	n/a	0.02	NP
Cadmium (mg/L)	MW-29A	0	-3	-20	No	8	87.5	n/a	n/a	0.02	NP
Cadmium (mg/L)	MW-31B	0	0	20	No	8	100	n/a	n/a	0.02	NP
Cadmium (mg/L)	MW-201A	0	0	20	No	8	100	n/a	n/a	0.02	NP
Cadmium (mg/L)	MW-200A	0	0	20	No	8	100	n/a	n/a	0.02	NP
Cadmium (mg/L)	MW-310A	0	0	20	No	8	100	n/a	n/a	0.02	NP
Cadmium (mg/L)	MW-312A	0	0	20	No	8	100	n/a	n/a	0.02	NP
Cadmium (mg/L)	MW-38A (bg)	0	0	20	No	8	100	n/a	n/a	0.02	NP
Cadmium (mg/L)	MW-39B (bg)	-0.000006876	-3	-20	No	8	25	n/a	n/a	0.02	NP
Cadmium (mg/L)	MW-216A	0	0	20	No	8	100	n/a	n/a	0.02	NP
Cadmium (mg/L)	MW-217A	0	0	20	No	8	100	n/a	n/a	0.02	NP
Cadmium (mg/L)	MW-218A	0	-1	-20	No	8	87.5	n/a	n/a	0.02	NP

Trend Test

Iowa City Landfill Client: HDR Data: Iowa City Sanitary Landfill Printed 2/5/2026, 8:20 AM

Constituent	Well	Slope	Calc.	Critical	Sig.	N	%NDs	Normality	Xform	Alpha	Method
Cadmium (mg/L)	MW-219A	0	0	20	No	8	100	n/a	n/a	0.02	NP
Cadmium (mg/L)	MW-220A	0	0	20	No	8	100	n/a	n/a	0.02	NP
Cadmium (mg/L)	MW-18AR	0	6	17	No	7	85.71	n/a	n/a	0.02	NP
Cadmium (mg/L)	MW-408	0.00001843	8	20	No	8	0	n/a	n/a	0.02	NP
Cadmium (mg/L)	MW-410	0	0	20	No	8	100	n/a	n/a	0.02	NP
Chromium (mg/L)	MW-34A (bg)	0	0	20	No	8	100	n/a	n/a	0.02	NP
Chromium (mg/L)	MW-1B	0	7	20	No	8	87.5	n/a	n/a	0.02	NP
Chromium (mg/L)	MW-10B	0	7	20	No	8	87.5	n/a	n/a	0.02	NP
Chromium (mg/L)	MW-24A	0	0	20	No	8	100	n/a	n/a	0.02	NP
Chromium (mg/L)	MW-25A-00	0.0002283	16	20	No	8	62.5	n/a	n/a	0.02	NP
Chromium (mg/L)	MW-29A	0	0	20	No	8	100	n/a	n/a	0.02	NP
Chromium (mg/L)	MW-31B	0	-2	-20	No	8	50	n/a	n/a	0.02	NP
Chromium (mg/L)	MW-201A	0	-1	-20	No	8	75	n/a	n/a	0.02	NP
Chromium (mg/L)	MW-200A	0	-1	-20	No	8	75	n/a	n/a	0.02	NP
Chromium (mg/L)	MW-310A	0	7	20	No	8	87.5	n/a	n/a	0.02	NP
Chromium (mg/L)	MW-312A	0	11	20	No	8	75	n/a	n/a	0.02	NP
Chromium (mg/L)	MW-38A (bg)	0.000001783	1	20	No	8	0	n/a	n/a	0.02	NP
Chromium (mg/L)	MW-39B (bg)	0	1	20	No	8	87.5	n/a	n/a	0.02	NP
Chromium (mg/L)	MW-216A	0	5	20	No	8	87.5	n/a	n/a	0.02	NP
Chromium (mg/L)	MW-217A	0	0	20	No	8	50	n/a	n/a	0.02	NP
Chromium (mg/L)	MW-218A	0	7	20	No	8	87.5	n/a	n/a	0.02	NP
Chromium (mg/L)	MW-219A	0	0	20	No	8	100	n/a	n/a	0.02	NP
Chromium (mg/L)	MW-220A	0	0	20	No	8	100	n/a	n/a	0.02	NP
Chromium (mg/L)	MW-18AR	0	0	17	No	7	100	n/a	n/a	0.02	NP
Chromium (mg/L)	MW-408	0	7	20	No	8	75	n/a	n/a	0.02	NP
Chromium (mg/L)	MW-410	0	0	20	No	8	100	n/a	n/a	0.02	NP
Cobalt (mg/L)	MW-34A (bg)	0	-2	-20	No	8	50	n/a	n/a	0.02	NP
Cobalt (mg/L)	MW-1B	0	-4	-20	No	8	50	n/a	n/a	0.02	NP
Cobalt (mg/L)	MW-10B	0	-5	-20	No	8	75	n/a	n/a	0.02	NP
Cobalt (mg/L)	MW-24A	-0.0003109	-2	-20	No	8	0	n/a	n/a	0.02	NP
Cobalt (mg/L)	MW-25A-00	-0.000004225	-6	-20	No	8	50	n/a	n/a	0.02	NP
Cobalt (mg/L)	MW-29A	0.0002315	0	20	No	8	12.5	n/a	n/a	0.02	NP
Cobalt (mg/L)	MW-31B	-0.0003545	-10	-20	No	8	0	n/a	n/a	0.02	NP
Cobalt (mg/L)	MW-201A	0	-9	-20	No	8	75	n/a	n/a	0.02	NP
Cobalt (mg/L)	MW-200A	0	-8	-20	No	8	62.5	n/a	n/a	0.02	NP
Cobalt (mg/L)	MW-310A	0	-11	-20	No	8	75	n/a	n/a	0.02	NP
Cobalt (mg/L)	MW-312A	0	2	20	No	8	62.5	n/a	n/a	0.02	NP
Cobalt (mg/L)	MW-38A (bg)	0	0	20	No	8	100	n/a	n/a	0.02	NP
Cobalt (mg/L)	MW-39B (bg)	-0.00003942	0	20	No	8	0	n/a	n/a	0.02	NP
Cobalt (mg/L)	MW-216A	0	-4	-20	No	8	50	n/a	n/a	0.02	NP
Cobalt (mg/L)	MW-217A	0	-5	-20	No	8	75	n/a	n/a	0.02	NP
Cobalt (mg/L)	MW-218A	0	0	20	No	8	100	n/a	n/a	0.02	NP
Cobalt (mg/L)	MW-219A	0	0	20	No	8	100	n/a	n/a	0.02	NP
Cobalt (mg/L)	MW-220A	0	7	20	No	8	87.5	n/a	n/a	0.02	NP
Cobalt (mg/L)	MW-18AR	0	-11	-20	No	8	75	n/a	n/a	0.02	NP
Cobalt (mg/L)	MW-408	0.000004512	1	20	No	8	25	n/a	n/a	0.02	NP
Cobalt (mg/L)	MW-410	-0.0001145	-10	-20	No	8	12.5	n/a	n/a	0.02	NP
Copper (mg/L)	MW-34A (bg)	0	-3	-20	No	8	87.5	n/a	n/a	0.02	NP
Copper (mg/L)	MW-1B	0	5	20	No	8	87.5	n/a	n/a	0.02	NP
Copper (mg/L)	MW-10B	0	3	20	No	8	75	n/a	n/a	0.02	NP

Trend Test

Iowa City Landfill Client: HDR Data: Iowa City Sanitary Landfill Printed 2/5/2026, 8:20 AM

Constituent	Well	Slope	Calc.	Critical	Sig.	N	%NDs	Normality	Xform	Alpha	Method
Copper (mg/L)	MW-24A	0	7	20	No	8	75	n/a	n/a	0.02	NP
Copper (mg/L)	MW-25A-00	0	0	20	No	8	100	n/a	n/a	0.02	NP
Copper (mg/L)	MW-29A	0.00008273	6	20	No	8	50	n/a	n/a	0.02	NP
Copper (mg/L)	MW-31B	-0.0006499	-12	-20	No	8	62.5	n/a	n/a	0.02	NP
Copper (mg/L)	MW-201A	0	-5	-20	No	8	87.5	n/a	n/a	0.02	NP
Copper (mg/L)	MW-200A	0.0004979	16	20	No	8	62.5	n/a	n/a	0.02	NP
Copper (mg/L)	MW-310A	0	5	20	No	8	87.5	n/a	n/a	0.02	NP
Copper (mg/L)	MW-312A	0	12	20	No	8	75	n/a	n/a	0.02	NP
Copper (mg/L)	MW-38A (bg)	0	1	20	No	8	75	n/a	n/a	0.02	NP
Copper (mg/L)	MW-39B (bg)	0	2	20	No	8	50	n/a	n/a	0.02	NP
Copper (mg/L)	MW-216A	0.0005528	18	20	No	8	50	n/a	n/a	0.02	NP
Copper (mg/L)	MW-217A	0	5	20	No	8	87.5	n/a	n/a	0.02	NP
Copper (mg/L)	MW-218A	0	1	20	No	8	75	n/a	n/a	0.02	NP
Copper (mg/L)	MW-219A	0	-1	-20	No	8	87.5	n/a	n/a	0.02	NP
Copper (mg/L)	MW-220A	0	1	20	No	8	75	n/a	n/a	0.02	NP
Copper (mg/L)	MW-18AR	0	13	20	No	8	75	n/a	n/a	0.02	NP
Copper (mg/L)	MW-408	0	-9	-20	No	8	75	n/a	n/a	0.02	NP
Copper (mg/L)	MW-410	0.0003092	14	20	No	8	62.5	n/a	n/a	0.02	NP
Cyanide (mg/L)	MW-34A (bg)	0	0	17	No	7	100	n/a	n/a	0.02	NP
Cyanide (mg/L)	MW-1B	0	0	10	No	5	100	n/a	n/a	0.02	NP
Cyanide (mg/L)	MW-10B	0	NaN	NaN	No	2	100	n/a	n/a	NaN	NP
Cyanide (mg/L)	MW-24A	0	0	10	No	5	100	n/a	n/a	0.02	NP
Cyanide (mg/L)	MW-25A-00	0	0	10	No	5	100	n/a	n/a	0.02	NP
Cyanide (mg/L)	MW-29A	0	0	20	No	8	100	n/a	n/a	0.02	NP
Cyanide (mg/L)	MW-31B	0	0	10	No	5	100	n/a	n/a	0.02	NP
Cyanide (mg/L)	MW-201A	0	0	8	No	4	100	n/a	n/a	0.02	NP
Cyanide (mg/L)	MW-200A	0	NaN	NaN	No	3	100	n/a	n/a	NaN	NP
Cyanide (mg/L)	MW-216A	0	NaN	NaN	No	3	100	n/a	n/a	NaN	NP
Cyanide (mg/L)	MW-217A	0	NaN	NaN	No	3	100	n/a	n/a	NaN	NP
Cyanide (mg/L)	MW-218A	0	NaN	NaN	No	3	100	n/a	n/a	NaN	NP
Cyanide (mg/L)	MW-219A	0	NaN	NaN	No	3	100	n/a	n/a	NaN	NP
Cyanide (mg/L)	MW-220A	0	NaN	NaN	No	3	100	n/a	n/a	NaN	NP
Cyanide (mg/L)	MW-18AR	0	NaN	NaN	No	2	100	n/a	n/a	NaN	NP
Lead (mg/L)	MW-34A (bg)	0	0	20	No	8	100	n/a	n/a	0.02	NP
Lead (mg/L)	MW-1B	0	-7	-20	No	8	87.5	n/a	n/a	0.02	NP
Lead (mg/L)	MW-10B	0	0	20	No	8	100	n/a	n/a	0.02	NP
Lead (mg/L)	MW-24A	0	0	20	No	8	62.5	n/a	n/a	0.02	NP
Lead (mg/L)	MW-25A-00	0	0	20	No	8	100	n/a	n/a	0.02	NP
Lead (mg/L)	MW-29A	0	0	20	No	8	100	n/a	n/a	0.02	NP
Lead (mg/L)	MW-31B	-0.00003359	-2	-20	No	8	0	n/a	n/a	0.02	NP
Lead (mg/L)	MW-201A	0	-9	-20	No	8	75	n/a	n/a	0.02	NP
Lead (mg/L)	MW-200A	0	-3	-20	No	8	87.5	n/a	n/a	0.02	NP
Lead (mg/L)	MW-310A	0	0	20	No	8	100	n/a	n/a	0.02	NP
Lead (mg/L)	MW-312A	0	0	20	No	8	100	n/a	n/a	0.02	NP
Lead (mg/L)	MW-38A (bg)	0	-7	-20	No	8	87.5	n/a	n/a	0.02	NP
Lead (mg/L)	MW-39B (bg)	0	2	20	No	8	62.5	n/a	n/a	0.02	NP
Lead (mg/L)	MW-216A	0	0	20	No	8	100	n/a	n/a	0.02	NP
Lead (mg/L)	MW-217A	0	1	20	No	8	87.5	n/a	n/a	0.02	NP
Lead (mg/L)	MW-218A	0	1	20	No	8	87.5	n/a	n/a	0.02	NP
Lead (mg/L)	MW-219A	0	0	20	No	8	100	n/a	n/a	0.02	NP

Trend Test

Iowa City Landfill Client: HDR Data: Iowa City Sanitary Landfill Printed 2/5/2026, 8:20 AM

Constituent	Well	Slope	Calc.	Critical	Sig.	N	%NDs	Normality	Xform	Alpha	Method
Lead (mg/L)	MW-220A	0	0	20	No	8	100	n/a	n/a	0.02	NP
Lead (mg/L)	MW-18AR	0	0	20	No	8	100	n/a	n/a	0.02	NP
Lead (mg/L)	MW-408	0	-5	-20	No	8	87.5	n/a	n/a	0.02	NP
Lead (mg/L)	MW-410	0	0	20	No	8	100	n/a	n/a	0.02	NP
Mercury (mg/L)	MW-34A (bg)	0	NaN	NaN	No	2	100	n/a	n/a	NaN	NP
Mercury (mg/L)	MW-1B	0	0	10	No	5	100	n/a	n/a	0.02	NP
Mercury (mg/L)	MW-10B	0	NaN	NaN	No	2	100	n/a	n/a	NaN	NP
Mercury (mg/L)	MW-24A	0	0	10	No	5	100	n/a	n/a	0.02	NP
Mercury (mg/L)	MW-25A-00	0	0	10	No	5	100	n/a	n/a	0.02	NP
Mercury (mg/L)	MW-29A	0	0	10	No	5	100	n/a	n/a	0.02	NP
Mercury (mg/L)	MW-31B	0	0	10	No	5	100	n/a	n/a	0.02	NP
Mercury (mg/L)	MW-201A	0	0	8	No	4	100	n/a	n/a	0.02	NP
Mercury (mg/L)	MW-200A	0	NaN	NaN	No	3	100	n/a	n/a	NaN	NP
Mercury (mg/L)	MW-216A	0	NaN	NaN	No	3	100	n/a	n/a	NaN	NP
Mercury (mg/L)	MW-217A	0	NaN	NaN	No	3	100	n/a	n/a	NaN	NP
Mercury (mg/L)	MW-218A	0	NaN	NaN	No	3	100	n/a	n/a	NaN	NP
Mercury (mg/L)	MW-219A	0	NaN	NaN	No	3	100	n/a	n/a	NaN	NP
Mercury (mg/L)	MW-220A	0	NaN	NaN	No	3	100	n/a	n/a	NaN	NP
Mercury (mg/L)	MW-18AR	0	NaN	NaN	No	2	100	n/a	n/a	NaN	NP
Nickel (mg/L)	MW-34A (bg)	0	-1	-20	No	8	75	n/a	n/a	0.02	NP
Nickel (mg/L)	MW-1B	0	0	20	No	8	100	n/a	n/a	0.02	NP
Nickel (mg/L)	MW-10B	0	11	20	No	8	75	n/a	n/a	0.02	NP
Nickel (mg/L)	MW-24A	0.0004651	2	20	No	8	12.5	n/a	n/a	0.02	NP
Nickel (mg/L)	MW-25A-00	0.0003688	14	20	No	8	50	n/a	n/a	0.02	NP
Nickel (mg/L)	MW-29A	0.001916	6	20	No	8	12.5	n/a	n/a	0.02	NP
Nickel (mg/L)	MW-31B	-0.0003721	-9	-20	No	8	25	n/a	n/a	0.02	NP
Nickel (mg/L)	MW-201A	0	-5	-20	No	8	87.5	n/a	n/a	0.02	NP
Nickel (mg/L)	MW-200A	0	5	20	No	8	87.5	n/a	n/a	0.02	NP
Nickel (mg/L)	MW-310A	0	-5	-20	No	8	87.5	n/a	n/a	0.02	NP
Nickel (mg/L)	MW-312A	0	8	20	No	8	62.5	n/a	n/a	0.02	NP
Nickel (mg/L)	MW-38A (bg)	0	-7	-20	No	8	87.5	n/a	n/a	0.02	NP
Nickel (mg/L)	MW-39B (bg)	-0.0005271	-14	-20	No	8	12.5	n/a	n/a	0.02	NP
Nickel (mg/L)	MW-216A	-0.0003132	-4	-20	No	8	0	n/a	n/a	0.02	NP
Nickel (mg/L)	MW-217A	0	5	20	No	8	87.5	n/a	n/a	0.02	NP
Nickel (mg/L)	MW-218A	0	0	20	No	8	100	n/a	n/a	0.02	NP
Nickel (mg/L)	MW-219A	0	0	20	No	8	100	n/a	n/a	0.02	NP
Nickel (mg/L)	MW-220A	0	0	20	No	8	100	n/a	n/a	0.02	NP
Nickel (mg/L)	MW-18AR	-0.00003391	-16	-20	No	8	62.5	n/a	n/a	0.02	NP
Nickel (mg/L)	MW-408	0.0001275	5	20	No	8	25	n/a	n/a	0.02	NP
Nickel (mg/L)	MW-410	-0.0006426	-16	-20	No	8	25	n/a	n/a	0.02	NP
Selenium (mg/L)	MW-34A (bg)	0	0	20	No	8	100	n/a	n/a	0.02	NP
Selenium (mg/L)	MW-1B	0	0	20	No	8	100	n/a	n/a	0.02	NP
Selenium (mg/L)	MW-10B	0.0002977	6	20	No	8	0	n/a	n/a	0.02	NP
Selenium (mg/L)	MW-24A	0	0	20	No	8	100	n/a	n/a	0.02	NP
Selenium (mg/L)	MW-25A-00	0	0	20	No	8	100	n/a	n/a	0.02	NP
Selenium (mg/L)	MW-29A	0	1	20	No	8	87.5	n/a	n/a	0.02	NP
Selenium (mg/L)	MW-31B	0	0	20	No	8	100	n/a	n/a	0.02	NP
Selenium (mg/L)	MW-201A	0	0	20	No	8	100	n/a	n/a	0.02	NP
Selenium (mg/L)	MW-200A	0	0	20	No	8	100	n/a	n/a	0.02	NP
Selenium (mg/L)	MW-310A	0	-7	-20	No	8	87.5	n/a	n/a	0.02	NP

Trend Test

Iowa City Landfill Client: HDR Data: Iowa City Sanitary Landfill Printed 2/5/2026, 8:20 AM

Constituent	Well	Slope	Calc.	Critical	Sig.	N	%NDs	Normality	Xform	Alpha	Method
Selenium (mg/L)	MW-312A	0	0	20	No	8	100	n/a	n/a	0.02	NP
Selenium (mg/L)	MW-38A (bg)	0	5	20	No	8	87.5	n/a	n/a	0.02	NP
Selenium (mg/L)	MW-39B (bg)	-0.0004658	-19	-20	No	8	37.5	n/a	n/a	0.02	NP
Selenium (mg/L)	MW-216A	0	3	20	No	8	87.5	n/a	n/a	0.02	NP
Selenium (mg/L)	MW-217A	0	0	20	No	8	100	n/a	n/a	0.02	NP
Selenium (mg/L)	MW-218A	0	0	20	No	8	100	n/a	n/a	0.02	NP
Selenium (mg/L)	MW-219A	0	0	20	No	8	100	n/a	n/a	0.02	NP
Selenium (mg/L)	MW-220A	0	0	20	No	8	100	n/a	n/a	0.02	NP
Selenium (mg/L)	MW-18AR	0	0	17	No	7	100	n/a	n/a	0.02	NP
Selenium (mg/L)	MW-408	0	5	20	No	8	87.5	n/a	n/a	0.02	NP
Selenium (mg/L)	MW-410	0	0	20	No	8	100	n/a	n/a	0.02	NP
Silver (mg/L)	MW-34A (bg)	0	0	20	No	8	100	n/a	n/a	0.02	NP
Silver (mg/L)	MW-1B	0	0	20	No	8	100	n/a	n/a	0.02	NP
Silver (mg/L)	MW-10B	0	0	20	No	8	100	n/a	n/a	0.02	NP
Silver (mg/L)	MW-24A	0	0	20	No	8	100	n/a	n/a	0.02	NP
Silver (mg/L)	MW-25A-00	0	0	20	No	8	100	n/a	n/a	0.02	NP
Silver (mg/L)	MW-29A	0	0	20	No	8	100	n/a	n/a	0.02	NP
Silver (mg/L)	MW-31B	0	0	20	No	8	100	n/a	n/a	0.02	NP
Silver (mg/L)	MW-201A	0	0	20	No	8	100	n/a	n/a	0.02	NP
Silver (mg/L)	MW-200A	0	0	20	No	8	100	n/a	n/a	0.02	NP
Silver (mg/L)	MW-310A	0	0	20	No	8	100	n/a	n/a	0.02	NP
Silver (mg/L)	MW-312A	0	0	20	No	8	100	n/a	n/a	0.02	NP
Silver (mg/L)	MW-38A (bg)	0	0	20	No	8	100	n/a	n/a	0.02	NP
Silver (mg/L)	MW-39B (bg)	0	0	20	No	8	100	n/a	n/a	0.02	NP
Silver (mg/L)	MW-216A	0	0	20	No	8	100	n/a	n/a	0.02	NP
Silver (mg/L)	MW-217A	0	0	20	No	8	100	n/a	n/a	0.02	NP
Silver (mg/L)	MW-218A	0	0	20	No	8	100	n/a	n/a	0.02	NP
Silver (mg/L)	MW-219A	0	0	20	No	8	100	n/a	n/a	0.02	NP
Silver (mg/L)	MW-220A	0	0	20	No	8	100	n/a	n/a	0.02	NP
Silver (mg/L)	MW-18AR	0	0	17	No	7	100	n/a	n/a	0.02	NP
Silver (mg/L)	MW-408	0	0	20	No	8	100	n/a	n/a	0.02	NP
Silver (mg/L)	MW-410	0	0	20	No	8	100	n/a	n/a	0.02	NP
Sulfide (mg/L)	MW-34A (bg)	0	0	20	No	8	100	n/a	n/a	0.02	NP
Sulfide (mg/L)	MW-1B	0	0	10	No	5	100	n/a	n/a	0.02	NP
Sulfide (mg/L)	MW-10B	0	NaN	NaN	No	2	100	n/a	n/a	NaN	NP
Sulfide (mg/L)	MW-24A	0	0	8	No	4	100	n/a	n/a	0.02	NP
Sulfide (mg/L)	MW-25A-00	0	0	8	No	4	100	n/a	n/a	0.02	NP
Sulfide (mg/L)	MW-29A	0	0	8	No	4	100	n/a	n/a	0.02	NP
Sulfide (mg/L)	MW-31B	0	0	10	No	5	100	n/a	n/a	0.02	NP
Sulfide (mg/L)	MW-201A	0	0	8	No	4	100	n/a	n/a	0.02	NP
Sulfide (mg/L)	MW-200A	0	NaN	NaN	No	3	100	n/a	n/a	NaN	NP
Sulfide (mg/L)	MW-38A (bg)	0	0	20	No	8	100	n/a	n/a	0.02	NP
Sulfide (mg/L)	MW-39B (bg)	0	0	8	No	4	100	n/a	n/a	0.02	NP
Sulfide (mg/L)	MW-216A	0	0	20	No	8	100	n/a	n/a	0.02	NP
Sulfide (mg/L)	MW-217A	0	NaN	NaN	No	3	100	n/a	n/a	NaN	NP
Sulfide (mg/L)	MW-218A	0	-3	-20	No	8	87.5	n/a	n/a	0.02	NP
Sulfide (mg/L)	MW-219A	0	0	20	No	8	100	n/a	n/a	0.02	NP
Sulfide (mg/L)	MW-220A	0	NaN	NaN	No	3	66.67	n/a	n/a	NaN	NP
Sulfide (mg/L)	MW-18AR	0	1	20	No	8	87.5	n/a	n/a	0.02	NP
Thallium (mg/L)	MW-34A (bg)	0	0	20	No	8	100	n/a	n/a	0.02	NP

Trend Test

Iowa City Landfill Client: HDR Data: Iowa City Sanitary Landfill Printed 2/5/2026, 8:20 AM

Constituent	Well	Slope	Calc.	Critical	Sig.	N	%NDs	Normality	Xform	Alpha	Method
Thallium (mg/L)	MW-1B	0	0	20	No	8	100	n/a	n/a	0.02	NP
Thallium (mg/L)	MW-10B	0	0	20	No	8	100	n/a	n/a	0.02	NP
Thallium (mg/L)	MW-24A	0	0	20	No	8	100	n/a	n/a	0.02	NP
Thallium (mg/L)	MW-25A-00	0	1	20	No	8	87.5	n/a	n/a	0.02	NP
Thallium (mg/L)	MW-29A	0	0	20	No	8	100	n/a	n/a	0.02	NP
Thallium (mg/L)	MW-31B	0	13	20	No	8	75	n/a	n/a	0.02	NP
Thallium (mg/L)	MW-201A	0	0	20	No	8	100	n/a	n/a	0.02	NP
Thallium (mg/L)	MW-200A	0	0	20	No	8	100	n/a	n/a	0.02	NP
Thallium (mg/L)	MW-310A	0	0	20	No	8	100	n/a	n/a	0.02	NP
Thallium (mg/L)	MW-312A	0	3	20	No	8	87.5	n/a	n/a	0.02	NP
Thallium (mg/L)	MW-38A (bg)	0	1	20	No	8	87.5	n/a	n/a	0.02	NP
Thallium (mg/L)	MW-39B (bg)	0	0	20	No	8	100	n/a	n/a	0.02	NP
Thallium (mg/L)	MW-216A	0	0	20	No	8	100	n/a	n/a	0.02	NP
Thallium (mg/L)	MW-217A	0	0	20	No	8	100	n/a	n/a	0.02	NP
Thallium (mg/L)	MW-218A	0	0	20	No	8	100	n/a	n/a	0.02	NP
Thallium (mg/L)	MW-219A	0	0	20	No	8	100	n/a	n/a	0.02	NP
Thallium (mg/L)	MW-220A	0	0	20	No	8	100	n/a	n/a	0.02	NP
Thallium (mg/L)	MW-18AR	0	0	17	No	7	100	n/a	n/a	0.02	NP
Thallium (mg/L)	MW-408	0	7	20	No	8	75	n/a	n/a	0.02	NP
Thallium (mg/L)	MW-410	0	-5	-20	No	8	87.5	n/a	n/a	0.02	NP
Tin (mg/L)	MW-34A (bg)	0	0	20	No	8	100	n/a	n/a	0.02	NP
Tin (mg/L)	MW-1B	0	0	10	No	5	100	n/a	n/a	0.02	NP
Tin (mg/L)	MW-10B	0	NaN	NaN	No	2	100	n/a	n/a	NaN	NP
Tin (mg/L)	MW-24A	0	0	10	No	5	100	n/a	n/a	0.02	NP
Tin (mg/L)	MW-25A-00	0	0	10	No	5	100	n/a	n/a	0.02	NP
Tin (mg/L)	MW-29A	0	0	10	No	5	100	n/a	n/a	0.02	NP
Tin (mg/L)	MW-31B	0	0	10	No	5	100	n/a	n/a	0.02	NP
Tin (mg/L)	MW-201A	0	0	8	No	4	100	n/a	n/a	0.02	NP
Tin (mg/L)	MW-200A	0	NaN	NaN	No	3	100	n/a	n/a	NaN	NP
Tin (mg/L)	MW-38A (bg)	0	NaN	NaN	No	2	100	n/a	n/a	NaN	NP
Tin (mg/L)	MW-39B (bg)	0	1	8	No	4	75	n/a	n/a	0.02	NP
Tin (mg/L)	MW-216A	0	NaN	NaN	No	3	100	n/a	n/a	NaN	NP
Tin (mg/L)	MW-217A	0	NaN	NaN	No	3	100	n/a	n/a	NaN	NP
Tin (mg/L)	MW-218A	0	NaN	NaN	No	3	100	n/a	n/a	NaN	NP
Tin (mg/L)	MW-219A	0	NaN	NaN	No	3	100	n/a	n/a	NaN	NP
Tin (mg/L)	MW-220A	0	NaN	NaN	No	3	100	n/a	n/a	NaN	NP
Tin (mg/L)	MW-18AR	0	NaN	NaN	No	2	100	n/a	n/a	NaN	NP
Vanadium (mg/L)	MW-34A (bg)	0	0	20	No	8	100	n/a	n/a	0.02	NP
Vanadium (mg/L)	MW-1B	0	0	20	No	8	100	n/a	n/a	0.02	NP
Vanadium (mg/L)	MW-10B	0	0	20	No	8	62.5	n/a	n/a	0.02	NP
Vanadium (mg/L)	MW-24A	0	9	20	No	8	75	n/a	n/a	0.02	NP
Vanadium (mg/L)	MW-25A-00	0	1	20	No	8	87.5	n/a	n/a	0.02	NP
Vanadium (mg/L)	MW-29A	0	-5	-20	No	8	87.5	n/a	n/a	0.02	NP
Vanadium (mg/L)	MW-31B	0	11	20	No	8	75	n/a	n/a	0.02	NP
Vanadium (mg/L)	MW-201A	-0.0001168	-14	-20	No	8	50	n/a	n/a	0.02	NP
Vanadium (mg/L)	MW-200A	0.0003143	3	20	No	8	25	n/a	n/a	0.02	NP
Vanadium (mg/L)	MW-310A	0	0	20	No	8	100	n/a	n/a	0.02	NP
Vanadium (mg/L)	MW-312A	0	0	20	No	8	100	n/a	n/a	0.02	NP
Vanadium (mg/L)	MW-38A (bg)	0.00003439	7	20	No	8	37.5	n/a	n/a	0.02	NP
Vanadium (mg/L)	MW-39B (bg)	-0.00001944	-5	-20	No	8	37.5	n/a	n/a	0.02	NP

Trend Test

Iowa City Landfill Client: HDR Data: Iowa City Sanitary Landfill Printed 2/5/2026, 8:20 AM

Constituent	Well	Slope	Calc.	Critical	Sig.	N	%NDs	Normality	Xform	Alpha	Method
Vanadium (mg/L)	MW-216A	0	1	20	No	8	75	n/a	n/a	0.02	NP
Vanadium (mg/L)	MW-217A	0	-1	-20	No	8	87.5	n/a	n/a	0.02	NP
Vanadium (mg/L)	MW-218A	0	1	20	No	8	87.5	n/a	n/a	0.02	NP
Vanadium (mg/L)	MW-219A	0	0	20	No	8	100	n/a	n/a	0.02	NP
Vanadium (mg/L)	MW-220A	0	-1	-20	No	8	87.5	n/a	n/a	0.02	NP
Vanadium (mg/L)	MW-18AR	0	9	17	No	7	71.43	n/a	n/a	0.02	NP
Vanadium (mg/L)	MW-408	-0.003164	-10	-20	No	8	12.5	n/a	n/a	0.02	NP
Vanadium (mg/L)	MW-410	0	-1	-20	No	8	87.5	n/a	n/a	0.02	NP
Zinc (mg/L)	MW-34A (bg)	0	0	20	No	8	100	n/a	n/a	0.02	NP
Zinc (mg/L)	MW-1B	0	1	20	No	8	87.5	n/a	n/a	0.02	NP
Zinc (mg/L)	MW-10B	0	1	20	No	8	87.5	n/a	n/a	0.02	NP
Zinc (mg/L)	MW-24A	0	0	20	No	8	100	n/a	n/a	0.02	NP
Zinc (mg/L)	MW-25A-00	0	0	20	No	8	100	n/a	n/a	0.02	NP
Zinc (mg/L)	MW-29A	0	0	20	No	8	100	n/a	n/a	0.02	NP
Zinc (mg/L)	MW-31B	0	0	20	No	8	100	n/a	n/a	0.02	NP
Zinc (mg/L)	MW-201A	0	0	20	No	8	100	n/a	n/a	0.02	NP
Zinc (mg/L)	MW-200A	0	5	20	No	8	87.5	n/a	n/a	0.02	NP
Zinc (mg/L)	MW-310A	0	0	20	No	8	100	n/a	n/a	0.02	NP
Zinc (mg/L)	MW-312A	0	7	20	No	8	87.5	n/a	n/a	0.02	NP
Zinc (mg/L)	MW-38A (bg)	0	0	20	No	8	100	n/a	n/a	0.02	NP
Zinc (mg/L)	MW-39B (bg)	0	0	20	No	8	100	n/a	n/a	0.02	NP
Zinc (mg/L)	MW-216A	0	0	20	No	8	100	n/a	n/a	0.02	NP
Zinc (mg/L)	MW-217A	0	-1	-20	No	8	87.5	n/a	n/a	0.02	NP
Zinc (mg/L)	MW-218A	0	7	20	No	8	75	n/a	n/a	0.02	NP
Zinc (mg/L)	MW-219A	0	0	20	No	8	100	n/a	n/a	0.02	NP
Zinc (mg/L)	MW-220A	0	0	20	No	8	100	n/a	n/a	0.02	NP
Zinc (mg/L)	MW-18AR	0	0	17	No	7	100	n/a	n/a	0.02	NP
Zinc (mg/L)	MW-408	0	0	20	No	8	100	n/a	n/a	0.02	NP
Zinc (mg/L)	MW-410	0	1	20	No	8	87.5	n/a	n/a	0.02	NP

Sen's Slope Estimator

MW-18AR

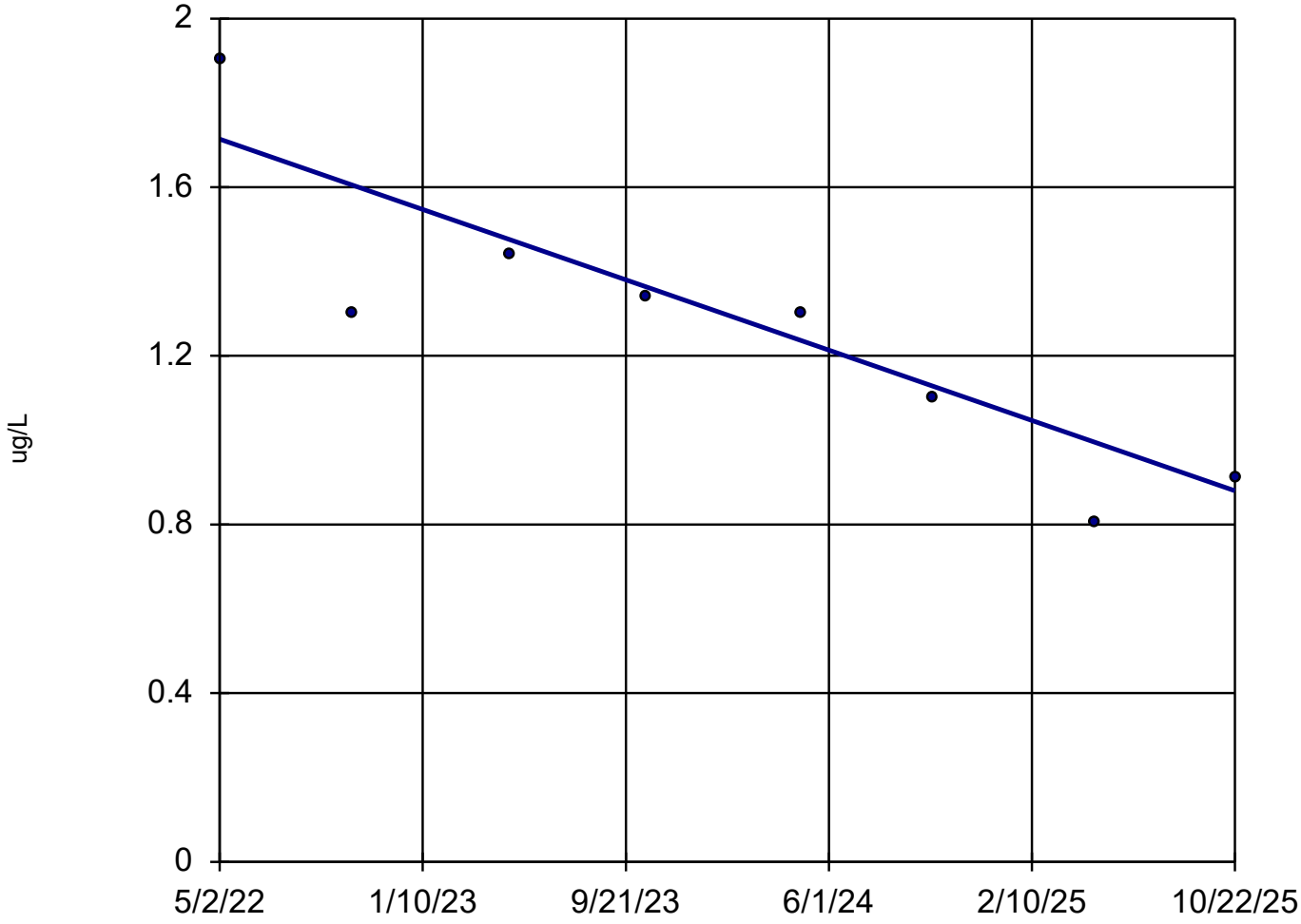

n = 8

Slope = -0.2397 units per year.

Mann-Kendall statistic = -21
critical = -20

Decreasing trend significant at 98% confidence level (α = 0.01 per tail).

Constituent: Trichloroethene Analysis Run 1/20/2026 1:33 PM View: 06A_MW_Organics_PL

Iowa City Landfill Client: HDR Data: Iowa City Sanitary Landfill

Trend Test

Iowa City Landfill Client: HDR Data: Iowa City Sanitary Landfill Printed 1/20/2026, 1:36 PM

Constituent	Well	Slope	Calc.	Critical	Sig.	N	%NDs	Normality	Xform	Alpha	Method
1,1,1-Trichloroethane (ug/L)	MW-34A (bg)	0	0	20	No	8	100	n/a	n/a	0.02	NP
1,1,1-Trichloroethane (ug/L)	MW-1B	0	0	20	No	8	100	n/a	n/a	0.02	NP
1,1,1-Trichloroethane (ug/L)	MW-5B	0	0	20	No	8	100	n/a	n/a	0.02	NP
1,1,1-Trichloroethane (ug/L)	MW-7B1	0	0	20	No	8	100	n/a	n/a	0.02	NP
1,1,1-Trichloroethane (ug/L)	MW-8B	0	0	20	No	8	100	n/a	n/a	0.02	NP
1,1,1-Trichloroethane (ug/L)	MW-10B	0	0	20	No	8	100	n/a	n/a	0.02	NP
1,1,1-Trichloroethane (ug/L)	MW-12B	0	0	20	No	8	100	n/a	n/a	0.02	NP
1,1,1-Trichloroethane (ug/L)	MW-14B	0	0	20	No	8	100	n/a	n/a	0.02	NP
1,1,1-Trichloroethane (ug/L)	MW-17A-00	0	0	20	No	8	100	n/a	n/a	0.02	NP
1,1,1-Trichloroethane (ug/L)	MW-23A	0	0	20	No	8	100	n/a	n/a	0.02	NP
1,1,1-Trichloroethane (ug/L)	MW-24A	0	0	20	No	8	100	n/a	n/a	0.02	NP
1,1,1-Trichloroethane (ug/L)	MW-25A-00	0	0	20	No	8	100	n/a	n/a	0.02	NP
1,1,1-Trichloroethane (ug/L)	MW-29A	0	0	20	No	8	100	n/a	n/a	0.02	NP
1,1,1-Trichloroethane (ug/L)	MW-31B	0	0	20	No	8	100	n/a	n/a	0.02	NP
1,1,1-Trichloroethane (ug/L)	MW-201A	0	0	20	No	8	100	n/a	n/a	0.02	NP
1,1,1-Trichloroethane (ug/L)	MW-202A	0	0	20	No	8	100	n/a	n/a	0.02	NP
1,1,1-Trichloroethane (ug/L)	MW-203A	0	0	20	No	8	100	n/a	n/a	0.02	NP
1,1,1-Trichloroethane (ug/L)	MW-204A	0	0	20	No	8	100	n/a	n/a	0.02	NP
1,1,1-Trichloroethane (ug/L)	MW-208B	0	0	20	No	8	100	n/a	n/a	0.02	NP
1,1,1-Trichloroethane (ug/L)	MW-210B	0	0	20	No	8	100	n/a	n/a	0.02	NP
1,1,1-Trichloroethane (ug/L)	MW-215A	0	0	20	No	8	100	n/a	n/a	0.02	NP
1,1,1-Trichloroethane (ug/L)	MW-214A	0	0	20	No	8	100	n/a	n/a	0.02	NP
1,1,1-Trichloroethane (ug/L)	MW-200A	0	0	20	No	8	100	n/a	n/a	0.02	NP
1,1,1-Trichloroethane (ug/L)	MW-205A	0	0	20	No	8	100	n/a	n/a	0.02	NP
1,1,1-Trichloroethane (ug/L)	MW-211B	0	0	20	No	8	100	n/a	n/a	0.02	NP
1,1,1-Trichloroethane (ug/L)	MW-213A	0	0	20	No	8	100	n/a	n/a	0.02	NP
1,1,1-Trichloroethane (ug/L)	MW-310A	0	0	20	No	8	100	n/a	n/a	0.02	NP
1,1,1-Trichloroethane (ug/L)	MW-312A	0	0	20	No	8	100	n/a	n/a	0.02	NP
1,1,1-Trichloroethane (ug/L)	MW-38A (bg)	0	0	20	No	8	100	n/a	n/a	0.02	NP
1,1,1-Trichloroethane (ug/L)	MW-39B (bg)	0	0	20	No	8	100	n/a	n/a	0.02	NP
1,1,1-Trichloroethane (ug/L)	MW-216A	0	0	20	No	8	100	n/a	n/a	0.02	NP
1,1,1-Trichloroethane (ug/L)	MW-217A	0	0	20	No	8	100	n/a	n/a	0.02	NP
1,1,1-Trichloroethane (ug/L)	MW-218A	0	0	20	No	8	100	n/a	n/a	0.02	NP
1,1,1-Trichloroethane (ug/L)	MW-219A	0	0	20	No	8	100	n/a	n/a	0.02	NP
1,1,1-Trichloroethane (ug/L)	MW-220A	0	0	20	No	8	100	n/a	n/a	0.02	NP
1,1,1-Trichloroethane (ug/L)	MW-18AR	0	0	20	No	8	100	n/a	n/a	0.02	NP
1,1,1-Trichloroethane (ug/L)	MW-408	0	0	20	No	8	100	n/a	n/a	0.02	NP
1,1,1-Trichloroethane (ug/L)	MW-410	0	0	20	No	8	100	n/a	n/a	0.02	NP
1,1-Dichloroethane (ug/L)	MW-34A (bg)	0	0	20	No	8	100	n/a	n/a	0.02	NP
1,1-Dichloroethane (ug/L)	MW-1B	0	0	20	No	8	100	n/a	n/a	0.02	NP
1,1-Dichloroethane (ug/L)	MW-5B	0	0	20	No	8	100	n/a	n/a	0.02	NP
1,1-Dichloroethane (ug/L)	MW-7B1	-0.02209	-6	-20	No	8	0	n/a	n/a	0.02	NP
1,1-Dichloroethane (ug/L)	MW-8B	-0.03827	-10	-20	No	8	50	n/a	n/a	0.02	NP
1,1-Dichloroethane (ug/L)	MW-10B	0	0	20	No	8	100	n/a	n/a	0.02	NP
1,1-Dichloroethane (ug/L)	MW-12B	-0.00421	-6	-20	No	8	50	n/a	n/a	0.02	NP
1,1-Dichloroethane (ug/L)	MW-14B	0.1129	6	20	No	8	12.5	n/a	n/a	0.02	NP
1,1-Dichloroethane (ug/L)	MW-17A-00	0	0	20	No	8	100	n/a	n/a	0.02	NP
1,1-Dichloroethane (ug/L)	MW-23A	0	0	20	No	8	100	n/a	n/a	0.02	NP
1,1-Dichloroethane (ug/L)	MW-24A	0	0	20	No	8	100	n/a	n/a	0.02	NP
1,1-Dichloroethane (ug/L)	MW-25A-00	0	0	20	No	8	100	n/a	n/a	0.02	NP

Trend Test

Iowa City Landfill Client: HDR Data: Iowa City Sanitary Landfill Printed 1/20/2026, 1:36 PM

Constituent	Well	Slope	Calc.	Critical	Sig.	N	%NDs	Normality	Xform	Alpha	Method
1,1-Dichloroethane (ug/L)	MW-29A	0	0	20	No	8	100	n/a	n/a	0.02	NP
1,1-Dichloroethane (ug/L)	MW-31B	0	0	20	No	8	100	n/a	n/a	0.02	NP
1,1-Dichloroethane (ug/L)	MW-201A	0	3	20	No	8	87.5	n/a	n/a	0.02	NP
1,1-Dichloroethane (ug/L)	MW-202A	0	0	20	No	8	100	n/a	n/a	0.02	NP
1,1-Dichloroethane (ug/L)	MW-203A	0	0	20	No	8	100	n/a	n/a	0.02	NP
1,1-Dichloroethane (ug/L)	MW-204A	0	0	20	No	8	100	n/a	n/a	0.02	NP
1,1-Dichloroethane (ug/L)	MW-208B	0	0	20	No	8	100	n/a	n/a	0.02	NP
1,1-Dichloroethane (ug/L)	MW-210B	0	0	20	No	8	100	n/a	n/a	0.02	NP
1,1-Dichloroethane (ug/L)	MW-215A	0	0	20	No	8	100	n/a	n/a	0.02	NP
1,1-Dichloroethane (ug/L)	MW-214A	0	0	20	No	8	100	n/a	n/a	0.02	NP
1,1-Dichloroethane (ug/L)	MW-200A	0	0	20	No	8	100	n/a	n/a	0.02	NP
1,1-Dichloroethane (ug/L)	MW-205A	0	0	20	No	8	100	n/a	n/a	0.02	NP
1,1-Dichloroethane (ug/L)	MW-211B	0	0	20	No	8	100	n/a	n/a	0.02	NP
1,1-Dichloroethane (ug/L)	MW-213A	0	0	20	No	8	100	n/a	n/a	0.02	NP
1,1-Dichloroethane (ug/L)	MW-310A	0	0	20	No	8	100	n/a	n/a	0.02	NP
1,1-Dichloroethane (ug/L)	MW-312A	0	0	20	No	8	100	n/a	n/a	0.02	NP
1,1-Dichloroethane (ug/L)	MW-38A (bg)	0	0	20	No	8	100	n/a	n/a	0.02	NP
1,1-Dichloroethane (ug/L)	MW-39B (bg)	0	5	20	No	8	87.5	n/a	n/a	0.02	NP
1,1-Dichloroethane (ug/L)	MW-216A	0	0	20	No	8	100	n/a	n/a	0.02	NP
1,1-Dichloroethane (ug/L)	MW-217A	0	0	20	No	8	100	n/a	n/a	0.02	NP
1,1-Dichloroethane (ug/L)	MW-218A	0	0	20	No	8	100	n/a	n/a	0.02	NP
1,1-Dichloroethane (ug/L)	MW-219A	0	0	20	No	8	100	n/a	n/a	0.02	NP
1,1-Dichloroethane (ug/L)	MW-220A	0	0	20	No	8	100	n/a	n/a	0.02	NP
1,1-Dichloroethane (ug/L)	MW-18AR	-0.1225	-13	-20	No	8	25	n/a	n/a	0.02	NP
1,1-Dichloroethane (ug/L)	MW-408	0	0	20	No	8	100	n/a	n/a	0.02	NP
1,1-Dichloroethane (ug/L)	MW-410	0	0	20	No	8	100	n/a	n/a	0.02	NP
1,2-Dichloroethane (ug/L)	MW-34A (bg)	0	0	20	No	8	100	n/a	n/a	0.02	NP
1,2-Dichloroethane (ug/L)	MW-1B	0	0	20	No	8	100	n/a	n/a	0.02	NP
1,2-Dichloroethane (ug/L)	MW-5B	0	0	20	No	8	100	n/a	n/a	0.02	NP
1,2-Dichloroethane (ug/L)	MW-7B1	0	0	20	No	8	100	n/a	n/a	0.02	NP
1,2-Dichloroethane (ug/L)	MW-8B	0	7	20	No	8	87.5	n/a	n/a	0.02	NP
1,2-Dichloroethane (ug/L)	MW-10B	0	0	20	No	8	100	n/a	n/a	0.02	NP
1,2-Dichloroethane (ug/L)	MW-12B	0	0	20	No	8	100	n/a	n/a	0.02	NP
1,2-Dichloroethane (ug/L)	MW-14B	0	0	20	No	8	100	n/a	n/a	0.02	NP
1,2-Dichloroethane (ug/L)	MW-17A-00	0	0	20	No	8	100	n/a	n/a	0.02	NP
1,2-Dichloroethane (ug/L)	MW-23A	0	0	20	No	8	100	n/a	n/a	0.02	NP
1,2-Dichloroethane (ug/L)	MW-24A	0	0	20	No	8	100	n/a	n/a	0.02	NP
1,2-Dichloroethane (ug/L)	MW-25A-00	0	0	20	No	8	100	n/a	n/a	0.02	NP
1,2-Dichloroethane (ug/L)	MW-29A	0	0	20	No	8	100	n/a	n/a	0.02	NP
1,2-Dichloroethane (ug/L)	MW-31B	0	0	20	No	8	100	n/a	n/a	0.02	NP
1,2-Dichloroethane (ug/L)	MW-201A	0	0	20	No	8	100	n/a	n/a	0.02	NP
1,2-Dichloroethane (ug/L)	MW-202A	0	0	20	No	8	100	n/a	n/a	0.02	NP
1,2-Dichloroethane (ug/L)	MW-203A	0	0	20	No	8	100	n/a	n/a	0.02	NP
1,2-Dichloroethane (ug/L)	MW-204A	0	0	20	No	8	100	n/a	n/a	0.02	NP
1,2-Dichloroethane (ug/L)	MW-208B	0	0	20	No	8	100	n/a	n/a	0.02	NP
1,2-Dichloroethane (ug/L)	MW-210B	0	0	20	No	8	100	n/a	n/a	0.02	NP
1,2-Dichloroethane (ug/L)	MW-215A	0	0	20	No	8	100	n/a	n/a	0.02	NP
1,2-Dichloroethane (ug/L)	MW-214A	0	0	20	No	8	100	n/a	n/a	0.02	NP
1,2-Dichloroethane (ug/L)	MW-200A	0	0	20	No	8	100	n/a	n/a	0.02	NP
1,2-Dichloroethane (ug/L)	MW-205A	0	0	20	No	8	100	n/a	n/a	0.02	NP

Trend Test

Iowa City Landfill Client: HDR Data: Iowa City Sanitary Landfill Printed 1/20/2026, 1:36 PM

Constituent	Well	Slope	Calc.	Critical	Sig.	N	%NDs	Normality	Xform	Alpha	Method
1,2-Dichloroethane (ug/L)	MW-211B	0	0	20	No	8	100	n/a	n/a	0.02	NP
1,2-Dichloroethane (ug/L)	MW-213A	0	0	20	No	8	100	n/a	n/a	0.02	NP
1,2-Dichloroethane (ug/L)	MW-310A	0	0	20	No	8	100	n/a	n/a	0.02	NP
1,2-Dichloroethane (ug/L)	MW-312A	0	0	20	No	8	100	n/a	n/a	0.02	NP
1,2-Dichloroethane (ug/L)	MW-38A (bg)	0	0	20	No	8	100	n/a	n/a	0.02	NP
1,2-Dichloroethane (ug/L)	MW-39B (bg)	0	0	20	No	8	100	n/a	n/a	0.02	NP
1,2-Dichloroethane (ug/L)	MW-216A	0	0	20	No	8	100	n/a	n/a	0.02	NP
1,2-Dichloroethane (ug/L)	MW-217A	0	0	20	No	8	100	n/a	n/a	0.02	NP
1,2-Dichloroethane (ug/L)	MW-218A	0	0	20	No	8	100	n/a	n/a	0.02	NP
1,2-Dichloroethane (ug/L)	MW-219A	0	0	20	No	8	100	n/a	n/a	0.02	NP
1,2-Dichloroethane (ug/L)	MW-220A	0	0	20	No	8	100	n/a	n/a	0.02	NP
1,2-Dichloroethane (ug/L)	MW-18AR	0	0	20	No	8	100	n/a	n/a	0.02	NP
1,2-Dichloroethane (ug/L)	MW-408	0	0	20	No	8	100	n/a	n/a	0.02	NP
1,2-Dichloroethane (ug/L)	MW-410	0	0	20	No	8	100	n/a	n/a	0.02	NP
1,2-Dichloropropane (ug/L)	MW-34A (bg)	0	0	20	No	8	100	n/a	n/a	0.02	NP
1,2-Dichloropropane (ug/L)	MW-1B	0	0	20	No	8	100	n/a	n/a	0.02	NP
1,2-Dichloropropane (ug/L)	MW-5B	0	0	20	No	8	100	n/a	n/a	0.02	NP
1,2-Dichloropropane (ug/L)	MW-7B1	0	0	20	No	8	100	n/a	n/a	0.02	NP
1,2-Dichloropropane (ug/L)	MW-8B	0	0	20	No	8	100	n/a	n/a	0.02	NP
1,2-Dichloropropane (ug/L)	MW-10B	0	0	20	No	8	100	n/a	n/a	0.02	NP
1,2-Dichloropropane (ug/L)	MW-12B	0	0	20	No	8	100	n/a	n/a	0.02	NP
1,2-Dichloropropane (ug/L)	MW-14B	0	0	20	No	8	100	n/a	n/a	0.02	NP
1,2-Dichloropropane (ug/L)	MW-17A-00	0	0	20	No	8	100	n/a	n/a	0.02	NP
1,2-Dichloropropane (ug/L)	MW-23A	0	0	20	No	8	100	n/a	n/a	0.02	NP
1,2-Dichloropropane (ug/L)	MW-24A	0	0	20	No	8	100	n/a	n/a	0.02	NP
1,2-Dichloropropane (ug/L)	MW-25A-00	0	0	20	No	8	100	n/a	n/a	0.02	NP
1,2-Dichloropropane (ug/L)	MW-29A	0	0	20	No	8	100	n/a	n/a	0.02	NP
1,2-Dichloropropane (ug/L)	MW-31B	0	0	20	No	8	100	n/a	n/a	0.02	NP
1,2-Dichloropropane (ug/L)	MW-201A	0	0	20	No	8	100	n/a	n/a	0.02	NP
1,2-Dichloropropane (ug/L)	MW-202A	0	0	20	No	8	100	n/a	n/a	0.02	NP
1,2-Dichloropropane (ug/L)	MW-203A	0	0	20	No	8	100	n/a	n/a	0.02	NP
1,2-Dichloropropane (ug/L)	MW-204A	0	0	20	No	8	100	n/a	n/a	0.02	NP
1,2-Dichloropropane (ug/L)	MW-208B	0	0	20	No	8	100	n/a	n/a	0.02	NP
1,2-Dichloropropane (ug/L)	MW-210B	0	0	20	No	8	100	n/a	n/a	0.02	NP
1,2-Dichloropropane (ug/L)	MW-215A	0	0	20	No	8	100	n/a	n/a	0.02	NP
1,2-Dichloropropane (ug/L)	MW-214A	0	0	20	No	8	100	n/a	n/a	0.02	NP
1,2-Dichloropropane (ug/L)	MW-200A	0	0	20	No	8	100	n/a	n/a	0.02	NP
1,2-Dichloropropane (ug/L)	MW-205A	0	0	20	No	8	100	n/a	n/a	0.02	NP
1,2-Dichloropropane (ug/L)	MW-211B	0	0	20	No	8	100	n/a	n/a	0.02	NP
1,2-Dichloropropane (ug/L)	MW-213A	0	0	20	No	8	100	n/a	n/a	0.02	NP
1,2-Dichloropropane (ug/L)	MW-310A	0	0	20	No	8	100	n/a	n/a	0.02	NP
1,2-Dichloropropane (ug/L)	MW-312A	0	0	20	No	8	100	n/a	n/a	0.02	NP
1,2-Dichloropropane (ug/L)	MW-38A (bg)	0	0	20	No	8	100	n/a	n/a	0.02	NP
1,2-Dichloropropane (ug/L)	MW-39B (bg)	0	0	20	No	8	100	n/a	n/a	0.02	NP
1,2-Dichloropropane (ug/L)	MW-216A	0	0	20	No	8	100	n/a	n/a	0.02	NP
1,2-Dichloropropane (ug/L)	MW-217A	0	0	20	No	8	100	n/a	n/a	0.02	NP
1,2-Dichloropropane (ug/L)	MW-218A	0	0	20	No	8	100	n/a	n/a	0.02	NP
1,2-Dichloropropane (ug/L)	MW-219A	0	0	20	No	8	100	n/a	n/a	0.02	NP
1,2-Dichloropropane (ug/L)	MW-220A	0	0	20	No	8	100	n/a	n/a	0.02	NP
1,2-Dichloropropane (ug/L)	MW-18AR	0	0	20	No	8	100	n/a	n/a	0.02	NP

Trend Test

Iowa City Landfill Client: HDR Data: Iowa City Sanitary Landfill Printed 1/20/2026, 1:36 PM

Constituent	Well	Slope	Calc.	Critical	Sig.	N	%NDs	Normality	Xform	Alpha	Method
1,2-Dichloropropane (ug/L)	MW-408	0	0	20	No	8	100	n/a	n/a	0.02	NP
1,2-Dichloropropane (ug/L)	MW-410	0	0	20	No	8	100	n/a	n/a	0.02	NP
2,4,5-TP [Silvex] (ug/L)	MW-34A (bg)	0	0	20	No	8	100	n/a	n/a	0.02	NP
2,4,5-TP [Silvex] (ug/L)	MW-1B	0	0	10	No	5	100	n/a	n/a	0.02	NP
2,4,5-TP [Silvex] (ug/L)	MW-5B	0	0	10	No	5	100	n/a	n/a	0.02	NP
2,4,5-TP [Silvex] (ug/L)	MW-7B1	0	0	10	No	5	100	n/a	n/a	0.02	NP
2,4,5-TP [Silvex] (ug/L)	MW-8B	0	0	10	No	5	100	n/a	n/a	0.02	NP
2,4,5-TP [Silvex] (ug/L)	MW-10B	0	NaN	NaN	No	2	100	n/a	n/a	NaN	NP
2,4,5-TP [Silvex] (ug/L)	MW-12B	-0.03791	-3	-8	No	4	75	n/a	n/a	0.02	NP
2,4,5-TP [Silvex] (ug/L)	MW-14B	0	0	10	No	5	100	n/a	n/a	0.02	NP
2,4,5-TP [Silvex] (ug/L)	MW-17A-00	0	0	10	No	5	100	n/a	n/a	0.02	NP
2,4,5-TP [Silvex] (ug/L)	MW-23A	0	0	10	No	5	100	n/a	n/a	0.02	NP
2,4,5-TP [Silvex] (ug/L)	MW-24A	0	0	10	No	5	100	n/a	n/a	0.02	NP
2,4,5-TP [Silvex] (ug/L)	MW-25A-00	0	0	10	No	5	100	n/a	n/a	0.02	NP
2,4,5-TP [Silvex] (ug/L)	MW-29A	0	3	13	No	6	83.33	n/a	n/a	0.02	NP
2,4,5-TP [Silvex] (ug/L)	MW-31B	0	0	10	No	5	100	n/a	n/a	0.02	NP
2,4,5-TP [Silvex] (ug/L)	MW-201A	0	0	8	No	4	100	n/a	n/a	0.02	NP
2,4,5-TP [Silvex] (ug/L)	MW-202A	0	0	8	No	4	100	n/a	n/a	0.02	NP
2,4,5-TP [Silvex] (ug/L)	MW-203A	0	0	8	No	4	100	n/a	n/a	0.02	NP
2,4,5-TP [Silvex] (ug/L)	MW-204A	0	0	8	No	4	100	n/a	n/a	0.02	NP
2,4,5-TP [Silvex] (ug/L)	MW-208B	0	0	8	No	4	100	n/a	n/a	0.02	NP
2,4,5-TP [Silvex] (ug/L)	MW-210B	0	0	8	No	4	100	n/a	n/a	0.02	NP
2,4,5-TP [Silvex] (ug/L)	MW-215A	0	0	8	No	4	100	n/a	n/a	0.02	NP
2,4,5-TP [Silvex] (ug/L)	MW-214A	0	0	8	No	4	100	n/a	n/a	0.02	NP
2,4,5-TP [Silvex] (ug/L)	MW-200A	0	NaN	NaN	No	3	100	n/a	n/a	NaN	NP
2,4,5-TP [Silvex] (ug/L)	MW-205A	0	NaN	NaN	No	3	100	n/a	n/a	NaN	NP
2,4,5-TP [Silvex] (ug/L)	MW-211B	0	NaN	NaN	No	3	100	n/a	n/a	NaN	NP
2,4,5-TP [Silvex] (ug/L)	MW-213A	0	NaN	NaN	No	3	100	n/a	n/a	NaN	NP
2,4,5-TP [Silvex] (ug/L)	MW-38A (bg)	0	NaN	NaN	No	3	100	n/a	n/a	NaN	NP
2,4,5-TP [Silvex] (ug/L)	MW-216A	0	NaN	NaN	No	3	100	n/a	n/a	NaN	NP
2,4,5-TP [Silvex] (ug/L)	MW-217A	0	NaN	NaN	No	3	100	n/a	n/a	NaN	NP
2,4,5-TP [Silvex] (ug/L)	MW-218A	0	NaN	NaN	No	3	100	n/a	n/a	NaN	NP
2,4,5-TP [Silvex] (ug/L)	MW-219A	0	NaN	NaN	No	3	100	n/a	n/a	NaN	NP
2,4,5-TP [Silvex] (ug/L)	MW-220A	0	NaN	NaN	No	3	100	n/a	n/a	NaN	NP
2,4,5-TP [Silvex] (ug/L)	MW-18AR	0	NaN	NaN	No	2	100	n/a	n/a	NaN	NP
2,4-Dimethylphenol (ug/L)	MW-34A (bg)	0	NaN	NaN	No	3	100	n/a	n/a	NaN	NP
2,4-Dimethylphenol (ug/L)	MW-1B	0	0	10	No	5	100	n/a	n/a	0.02	NP
2,4-Dimethylphenol (ug/L)	MW-5B	0	0	10	No	5	100	n/a	n/a	0.02	NP
2,4-Dimethylphenol (ug/L)	MW-7B1	0	0	10	No	5	100	n/a	n/a	0.02	NP
2,4-Dimethylphenol (ug/L)	MW-8B	0	0	10	No	5	100	n/a	n/a	0.02	NP
2,4-Dimethylphenol (ug/L)	MW-10B	0	NaN	NaN	No	2	100	n/a	n/a	NaN	NP
2,4-Dimethylphenol (ug/L)	MW-12B	0	0	8	No	4	100	n/a	n/a	0.02	NP
2,4-Dimethylphenol (ug/L)	MW-14B	0	0	10	No	5	100	n/a	n/a	0.02	NP
2,4-Dimethylphenol (ug/L)	MW-17A-00	0	0	10	No	5	100	n/a	n/a	0.02	NP
2,4-Dimethylphenol (ug/L)	MW-23A	0	0	10	No	5	100	n/a	n/a	0.02	NP
2,4-Dimethylphenol (ug/L)	MW-24A	0	0	10	No	5	100	n/a	n/a	0.02	NP
2,4-Dimethylphenol (ug/L)	MW-25A-00	0	0	10	No	5	100	n/a	n/a	0.02	NP
2,4-Dimethylphenol (ug/L)	MW-29A	0	0	10	No	5	100	n/a	n/a	0.02	NP
2,4-Dimethylphenol (ug/L)	MW-31B	0	0	10	No	5	100	n/a	n/a	0.02	NP
2,4-Dimethylphenol (ug/L)	MW-201A	0	0	8	No	4	100	n/a	n/a	0.02	NP

Trend Test

Iowa City Landfill Client: HDR Data: Iowa City Sanitary Landfill Printed 1/20/2026, 1:36 PM

Constituent	Well	Slope	Calc.	Critical	Sig.	N	%NDs	Normality	Xform	Alpha	Method
2,4-Dimethylphenol (ug/L)	MW-202A	0	0	8	No	4	100	n/a	n/a	0.02	NP
2,4-Dimethylphenol (ug/L)	MW-203A	0	0	8	No	4	100	n/a	n/a	0.02	NP
2,4-Dimethylphenol (ug/L)	MW-204A	0	0	8	No	4	100	n/a	n/a	0.02	NP
2,4-Dimethylphenol (ug/L)	MW-208B	0	0	8	No	4	100	n/a	n/a	0.02	NP
2,4-Dimethylphenol (ug/L)	MW-210B	0	0	8	No	4	100	n/a	n/a	0.02	NP
2,4-Dimethylphenol (ug/L)	MW-215A	0	0	8	No	4	100	n/a	n/a	0.02	NP
2,4-Dimethylphenol (ug/L)	MW-214A	0	0	8	No	4	100	n/a	n/a	0.02	NP
2,4-Dimethylphenol (ug/L)	MW-200A	0	NaN	NaN	No	3	100	n/a	n/a	NaN	NP
2,4-Dimethylphenol (ug/L)	MW-205A	0	NaN	NaN	No	3	100	n/a	n/a	NaN	NP
2,4-Dimethylphenol (ug/L)	MW-211B	0	NaN	NaN	No	3	100	n/a	n/a	NaN	NP
2,4-Dimethylphenol (ug/L)	MW-213A	0	NaN	NaN	No	3	100	n/a	n/a	NaN	NP
2,4-Dimethylphenol (ug/L)	MW-216A	0	NaN	NaN	No	3	100	n/a	n/a	NaN	NP
2,4-Dimethylphenol (ug/L)	MW-217A	0	NaN	NaN	No	3	100	n/a	n/a	NaN	NP
2,4-Dimethylphenol (ug/L)	MW-218A	0	NaN	NaN	No	3	100	n/a	n/a	NaN	NP
2,4-Dimethylphenol (ug/L)	MW-219A	0	0	10	No	5	100	n/a	n/a	0.02	NP
2,4-Dimethylphenol (ug/L)	MW-220A	0	NaN	NaN	No	3	100	n/a	n/a	NaN	NP
2,4-Dimethylphenol (ug/L)	MW-18AR	0	NaN	NaN	No	2	100	n/a	n/a	NaN	NP
2-Butanone [MEK] (ug/L)	MW-34A (bg)	0	0	20	No	8	100	n/a	n/a	0.02	NP
2-Butanone [MEK] (ug/L)	MW-1B	0	0	20	No	8	100	n/a	n/a	0.02	NP
2-Butanone [MEK] (ug/L)	MW-5B	0	0	20	No	8	100	n/a	n/a	0.02	NP
2-Butanone [MEK] (ug/L)	MW-7B1	0	0	20	No	8	100	n/a	n/a	0.02	NP
2-Butanone [MEK] (ug/L)	MW-8B	0	0	20	No	8	100	n/a	n/a	0.02	NP
2-Butanone [MEK] (ug/L)	MW-10B	0	0	20	No	8	100	n/a	n/a	0.02	NP
2-Butanone [MEK] (ug/L)	MW-12B	0	0	20	No	8	100	n/a	n/a	0.02	NP
2-Butanone [MEK] (ug/L)	MW-14B	0	0	20	No	8	100	n/a	n/a	0.02	NP
2-Butanone [MEK] (ug/L)	MW-17A-00	0	0	20	No	8	100	n/a	n/a	0.02	NP
2-Butanone [MEK] (ug/L)	MW-23A	0	0	20	No	8	100	n/a	n/a	0.02	NP
2-Butanone [MEK] (ug/L)	MW-24A	0	0	20	No	8	100	n/a	n/a	0.02	NP
2-Butanone [MEK] (ug/L)	MW-25A-00	0	0	20	No	8	100	n/a	n/a	0.02	NP
2-Butanone [MEK] (ug/L)	MW-29A	0	0	20	No	8	100	n/a	n/a	0.02	NP
2-Butanone [MEK] (ug/L)	MW-31B	0	0	20	No	8	100	n/a	n/a	0.02	NP
2-Butanone [MEK] (ug/L)	MW-201A	0	0	20	No	8	100	n/a	n/a	0.02	NP
2-Butanone [MEK] (ug/L)	MW-202A	0	0	20	No	8	100	n/a	n/a	0.02	NP
2-Butanone [MEK] (ug/L)	MW-203A	0	0	20	No	8	100	n/a	n/a	0.02	NP
2-Butanone [MEK] (ug/L)	MW-204A	0	0	20	No	8	100	n/a	n/a	0.02	NP
2-Butanone [MEK] (ug/L)	MW-208B	0	0	20	No	8	100	n/a	n/a	0.02	NP
2-Butanone [MEK] (ug/L)	MW-210B	0	0	20	No	8	100	n/a	n/a	0.02	NP
2-Butanone [MEK] (ug/L)	MW-215A	0	0	20	No	8	100	n/a	n/a	0.02	NP
2-Butanone [MEK] (ug/L)	MW-214A	0	0	20	No	8	100	n/a	n/a	0.02	NP
2-Butanone [MEK] (ug/L)	MW-200A	0	0	20	No	8	100	n/a	n/a	0.02	NP
2-Butanone [MEK] (ug/L)	MW-205A	0	0	20	No	8	100	n/a	n/a	0.02	NP
2-Butanone [MEK] (ug/L)	MW-211B	0	0	20	No	8	100	n/a	n/a	0.02	NP
2-Butanone [MEK] (ug/L)	MW-213A	0	0	20	No	8	100	n/a	n/a	0.02	NP
2-Butanone [MEK] (ug/L)	MW-310A	0	0	20	No	8	100	n/a	n/a	0.02	NP
2-Butanone [MEK] (ug/L)	MW-312A	0	0	20	No	8	100	n/a	n/a	0.02	NP
2-Butanone [MEK] (ug/L)	MW-38A (bg)	0	0	20	No	8	100	n/a	n/a	0.02	NP
2-Butanone [MEK] (ug/L)	MW-39B (bg)	0	0	20	No	8	100	n/a	n/a	0.02	NP
2-Butanone [MEK] (ug/L)	MW-216A	0	0	20	No	8	100	n/a	n/a	0.02	NP
2-Butanone [MEK] (ug/L)	MW-217A	0	0	20	No	8	100	n/a	n/a	0.02	NP
2-Butanone [MEK] (ug/L)	MW-218A	0	0	20	No	8	100	n/a	n/a	0.02	NP

Trend Test

Iowa City Landfill Client: HDR Data: Iowa City Sanitary Landfill Printed 1/20/2026, 1:36 PM

Constituent	Well	Slope	Calc.	Critical	Sig.	N	%NDs	Normality	Xform	Alpha	Method
2-Butanone [MEK] (ug/L)	MW-219A	0	0	20	No	8	100	n/a	n/a	0.02	NP
2-Butanone [MEK] (ug/L)	MW-220A	0	0	20	No	8	100	n/a	n/a	0.02	NP
2-Butanone [MEK] (ug/L)	MW-18AR	0	0	20	No	8	100	n/a	n/a	0.02	NP
2-Butanone [MEK] (ug/L)	MW-408	0	0	20	No	8	100	n/a	n/a	0.02	NP
2-Butanone [MEK] (ug/L)	MW-410	0	0	20	No	8	100	n/a	n/a	0.02	NP
2-Methylnaphthalene (ug/L)	MW-34A (bg)	0	NaN	NaN	No	3	100	n/a	n/a	NaN	NP
2-Methylnaphthalene (ug/L)	MW-1B	0	0	10	No	5	100	n/a	n/a	0.02	NP
2-Methylnaphthalene (ug/L)	MW-5B	0	0	10	No	5	100	n/a	n/a	0.02	NP
2-Methylnaphthalene (ug/L)	MW-7B1	0	0	10	No	5	100	n/a	n/a	0.02	NP
2-Methylnaphthalene (ug/L)	MW-8B	0	0	10	No	5	100	n/a	n/a	0.02	NP
2-Methylnaphthalene (ug/L)	MW-10B	0	NaN	NaN	No	2	100	n/a	n/a	NaN	NP
2-Methylnaphthalene (ug/L)	MW-12B	0	0	8	No	4	100	n/a	n/a	0.02	NP
2-Methylnaphthalene (ug/L)	MW-14B	0	0	10	No	5	100	n/a	n/a	0.02	NP
2-Methylnaphthalene (ug/L)	MW-17A-00	0	0	10	No	5	100	n/a	n/a	0.02	NP
2-Methylnaphthalene (ug/L)	MW-23A	0	0	10	No	5	100	n/a	n/a	0.02	NP
2-Methylnaphthalene (ug/L)	MW-24A	0	0	10	No	5	100	n/a	n/a	0.02	NP
2-Methylnaphthalene (ug/L)	MW-25A-00	0	0	10	No	5	100	n/a	n/a	0.02	NP
2-Methylnaphthalene (ug/L)	MW-29A	0	0	10	No	5	100	n/a	n/a	0.02	NP
2-Methylnaphthalene (ug/L)	MW-31B	0	0	10	No	5	100	n/a	n/a	0.02	NP
2-Methylnaphthalene (ug/L)	MW-201A	0	0	8	No	4	100	n/a	n/a	0.02	NP
2-Methylnaphthalene (ug/L)	MW-202A	0	0	8	No	4	100	n/a	n/a	0.02	NP
2-Methylnaphthalene (ug/L)	MW-203A	0	0	8	No	4	100	n/a	n/a	0.02	NP
2-Methylnaphthalene (ug/L)	MW-204A	0	0	8	No	4	100	n/a	n/a	0.02	NP
2-Methylnaphthalene (ug/L)	MW-208B	0	0	8	No	4	100	n/a	n/a	0.02	NP
2-Methylnaphthalene (ug/L)	MW-210B	0	0	8	No	4	100	n/a	n/a	0.02	NP
2-Methylnaphthalene (ug/L)	MW-215A	0	0	8	No	4	100	n/a	n/a	0.02	NP
2-Methylnaphthalene (ug/L)	MW-214A	0	0	8	No	4	100	n/a	n/a	0.02	NP
2-Methylnaphthalene (ug/L)	MW-200A	0	NaN	NaN	No	3	100	n/a	n/a	NaN	NP
2-Methylnaphthalene (ug/L)	MW-205A	0	NaN	NaN	No	3	100	n/a	n/a	NaN	NP
2-Methylnaphthalene (ug/L)	MW-211B	0	NaN	NaN	No	3	100	n/a	n/a	NaN	NP
2-Methylnaphthalene (ug/L)	MW-213A	0	NaN	NaN	No	3	100	n/a	n/a	NaN	NP
2-Methylnaphthalene (ug/L)	MW-216A	0	NaN	NaN	No	3	100	n/a	n/a	NaN	NP
2-Methylnaphthalene (ug/L)	MW-217A	0	NaN	NaN	No	3	100	n/a	n/a	NaN	NP
2-Methylnaphthalene (ug/L)	MW-218A	0	NaN	NaN	No	3	100	n/a	n/a	NaN	NP
2-Methylnaphthalene (ug/L)	MW-219A	0	0	10	No	5	100	n/a	n/a	0.02	NP
2-Methylnaphthalene (ug/L)	MW-220A	0	NaN	NaN	No	3	100	n/a	n/a	NaN	NP
2-Methylnaphthalene (ug/L)	MW-18AR	0	NaN	NaN	No	2	100	n/a	n/a	NaN	NP
2-Methylphenol (ug/L)	MW-34A (bg)	0	NaN	NaN	No	3	100	n/a	n/a	NaN	NP
2-Methylphenol (ug/L)	MW-1B	0	0	10	No	5	100	n/a	n/a	0.02	NP
2-Methylphenol (ug/L)	MW-5B	0	0	10	No	5	100	n/a	n/a	0.02	NP
2-Methylphenol (ug/L)	MW-7B1	0	0	10	No	5	100	n/a	n/a	0.02	NP
2-Methylphenol (ug/L)	MW-8B	0	0	10	No	5	100	n/a	n/a	0.02	NP
2-Methylphenol (ug/L)	MW-10B	0	NaN	NaN	No	2	100	n/a	n/a	NaN	NP
2-Methylphenol (ug/L)	MW-12B	0	0	8	No	4	100	n/a	n/a	0.02	NP
2-Methylphenol (ug/L)	MW-14B	0	0	10	No	5	100	n/a	n/a	0.02	NP
2-Methylphenol (ug/L)	MW-17A-00	0	0	10	No	5	100	n/a	n/a	0.02	NP
2-Methylphenol (ug/L)	MW-23A	0	0	10	No	5	100	n/a	n/a	0.02	NP
2-Methylphenol (ug/L)	MW-24A	0	0	10	No	5	100	n/a	n/a	0.02	NP
2-Methylphenol (ug/L)	MW-25A-00	0	0	10	No	5	100	n/a	n/a	0.02	NP
2-Methylphenol (ug/L)	MW-29A	0	0	10	No	5	100	n/a	n/a	0.02	NP

Trend Test

Iowa City Landfill Client: HDR Data: Iowa City Sanitary Landfill Printed 1/20/2026, 1:36 PM

Constituent	Well	Slope	Calc.	Critical	Sig.	N	%NDs	Normality	Xform	Alpha	Method
2-Methylphenol (ug/L)	MW-31B	0	0	10	No	5	100	n/a	n/a	0.02	NP
2-Methylphenol (ug/L)	MW-201A	0	0	8	No	4	100	n/a	n/a	0.02	NP
2-Methylphenol (ug/L)	MW-202A	0	0	8	No	4	100	n/a	n/a	0.02	NP
2-Methylphenol (ug/L)	MW-203A	0	0	8	No	4	100	n/a	n/a	0.02	NP
2-Methylphenol (ug/L)	MW-204A	0	0	8	No	4	100	n/a	n/a	0.02	NP
2-Methylphenol (ug/L)	MW-208B	0	0	8	No	4	100	n/a	n/a	0.02	NP
2-Methylphenol (ug/L)	MW-210B	0	0	8	No	4	100	n/a	n/a	0.02	NP
2-Methylphenol (ug/L)	MW-215A	0	0	8	No	4	100	n/a	n/a	0.02	NP
2-Methylphenol (ug/L)	MW-214A	0	0	8	No	4	100	n/a	n/a	0.02	NP
2-Methylphenol (ug/L)	MW-200A	0	NaN	NaN	No	3	100	n/a	n/a	NaN	NP
2-Methylphenol (ug/L)	MW-205A	0	NaN	NaN	No	3	100	n/a	n/a	NaN	NP
2-Methylphenol (ug/L)	MW-211B	0	NaN	NaN	No	3	100	n/a	n/a	NaN	NP
2-Methylphenol (ug/L)	MW-213A	0	NaN	NaN	No	3	100	n/a	n/a	NaN	NP
2-Methylphenol (ug/L)	MW-216A	0	NaN	NaN	No	3	100	n/a	n/a	NaN	NP
2-Methylphenol (ug/L)	MW-217A	0	NaN	NaN	No	3	100	n/a	n/a	NaN	NP
2-Methylphenol (ug/L)	MW-218A	0	NaN	NaN	No	3	100	n/a	n/a	NaN	NP
2-Methylphenol (ug/L)	MW-219A	0	0	10	No	5	100	n/a	n/a	0.02	NP
2-Methylphenol (ug/L)	MW-220A	0	NaN	NaN	No	3	100	n/a	n/a	NaN	NP
2-Methylphenol (ug/L)	MW-18AR	0	NaN	NaN	No	2	100	n/a	n/a	NaN	NP
4,4`-DDD (ug/L)	MW-34A (bg)	0	NaN	NaN	No	3	100	n/a	n/a	NaN	NP
4,4`-DDD (ug/L)	MW-1B	0	0	10	No	5	100	n/a	n/a	0.02	NP
4,4`-DDD (ug/L)	MW-5B	0	0	10	No	5	100	n/a	n/a	0.02	NP
4,4`-DDD (ug/L)	MW-7B1	0	0	13	No	6	100	n/a	n/a	0.02	NP
4,4`-DDD (ug/L)	MW-8B	0	-7	-17	No	7	71.43	n/a	n/a	0.02	NP
4,4`-DDD (ug/L)	MW-10B	0	NaN	NaN	No	2	100	n/a	n/a	NaN	NP
4,4`-DDD (ug/L)	MW-12B	0	0	8	No	4	100	n/a	n/a	0.02	NP
4,4`-DDD (ug/L)	MW-14B	0	0	10	No	5	100	n/a	n/a	0.02	NP
4,4`-DDD (ug/L)	MW-17A-00	0	0	10	No	5	100	n/a	n/a	0.02	NP
4,4`-DDD (ug/L)	MW-23A	0	0	10	No	5	100	n/a	n/a	0.02	NP
4,4`-DDD (ug/L)	MW-24A	0	0	10	No	5	100	n/a	n/a	0.02	NP
4,4`-DDD (ug/L)	MW-25A-00	0	0	10	No	5	100	n/a	n/a	0.02	NP
4,4`-DDD (ug/L)	MW-29A	0	0	10	No	5	100	n/a	n/a	0.02	NP
4,4`-DDD (ug/L)	MW-31B	0	0	10	No	5	100	n/a	n/a	0.02	NP
4,4`-DDD (ug/L)	MW-201A	0	0	8	No	4	100	n/a	n/a	0.02	NP
4,4`-DDD (ug/L)	MW-202A	0	0	8	No	4	100	n/a	n/a	0.02	NP
4,4`-DDD (ug/L)	MW-203A	0	0	8	No	4	100	n/a	n/a	0.02	NP
4,4`-DDD (ug/L)	MW-204A	0	0	8	No	4	100	n/a	n/a	0.02	NP
4,4`-DDD (ug/L)	MW-208B	0	3	20	No	8	87.5	n/a	n/a	0.02	NP
4,4`-DDD (ug/L)	MW-210B	0	0	8	No	4	100	n/a	n/a	0.02	NP
4,4`-DDD (ug/L)	MW-215A	0	0	8	No	4	100	n/a	n/a	0.02	NP
4,4`-DDD (ug/L)	MW-214A	0	0	8	No	4	100	n/a	n/a	0.02	NP
4,4`-DDD (ug/L)	MW-200A	0	NaN	NaN	No	3	100	n/a	n/a	NaN	NP
4,4`-DDD (ug/L)	MW-205A	0	NaN	NaN	No	3	66.67	n/a	n/a	NaN	NP
4,4`-DDD (ug/L)	MW-211B	0	NaN	NaN	No	3	66.67	n/a	n/a	NaN	NP
4,4`-DDD (ug/L)	MW-213A	0	NaN	NaN	No	3	100	n/a	n/a	NaN	NP
4,4`-DDD (ug/L)	MW-216A	0	NaN	NaN	No	3	100	n/a	n/a	NaN	NP
4,4`-DDD (ug/L)	MW-217A	0	NaN	NaN	No	3	100	n/a	n/a	NaN	NP
4,4`-DDD (ug/L)	MW-218A	0	NaN	NaN	No	3	100	n/a	n/a	NaN	NP
4,4`-DDD (ug/L)	MW-219A	0	NaN	NaN	No	3	100	n/a	n/a	NaN	NP
4,4`-DDD (ug/L)	MW-220A	0	NaN	NaN	No	3	100	n/a	n/a	NaN	NP

Trend Test

Iowa City Landfill Client: HDR Data: Iowa City Sanitary Landfill Printed 1/20/2026, 1:36 PM

Constituent	Well	Slope	Calc.	Critical	Sig.	N	%NDs	Normality	Xform	Alpha	Method
4,4`-DDD (ug/L)	MW-18AR	0	NaN	NaN	No	2	100	n/a	n/a	NaN	NP
4,4`-DDT (ug/L)	MW-34A (bg)	0	NaN	NaN	No	3	100	n/a	n/a	NaN	NP
4,4`-DDT (ug/L)	MW-1B	0	0	10	No	5	100	n/a	n/a	0.02	NP
4,4`-DDT (ug/L)	MW-5B	0	0	10	No	5	100	n/a	n/a	0.02	NP
4,4`-DDT (ug/L)	MW-7B1	0	0	13	No	6	100	n/a	n/a	0.02	NP
4,4`-DDT (ug/L)	MW-8B	0	0	17	No	7	100	n/a	n/a	0.02	NP
4,4`-DDT (ug/L)	MW-10B	0	NaN	NaN	No	2	100	n/a	n/a	NaN	NP
4,4`-DDT (ug/L)	MW-12B	0	0	8	No	4	100	n/a	n/a	0.02	NP
4,4`-DDT (ug/L)	MW-14B	0	0	10	No	5	100	n/a	n/a	0.02	NP
4,4`-DDT (ug/L)	MW-17A-00	0	0	10	No	5	100	n/a	n/a	0.02	NP
4,4`-DDT (ug/L)	MW-23A	0	0	10	No	5	100	n/a	n/a	0.02	NP
4,4`-DDT (ug/L)	MW-24A	0	0	10	No	5	100	n/a	n/a	0.02	NP
4,4`-DDT (ug/L)	MW-25A-00	0	0	10	No	5	100	n/a	n/a	0.02	NP
4,4`-DDT (ug/L)	MW-29A	0	0	10	No	5	100	n/a	n/a	0.02	NP
4,4`-DDT (ug/L)	MW-31B	0	0	10	No	5	100	n/a	n/a	0.02	NP
4,4`-DDT (ug/L)	MW-201A	0	0	8	No	4	100	n/a	n/a	0.02	NP
4,4`-DDT (ug/L)	MW-202A	0	0	8	No	4	100	n/a	n/a	0.02	NP
4,4`-DDT (ug/L)	MW-203A	0	0	8	No	4	100	n/a	n/a	0.02	NP
4,4`-DDT (ug/L)	MW-204A	0	0	8	No	4	100	n/a	n/a	0.02	NP
4,4`-DDT (ug/L)	MW-208B	0	0	20	No	8	100	n/a	n/a	0.02	NP
4,4`-DDT (ug/L)	MW-210B	0	0	8	No	4	100	n/a	n/a	0.02	NP
4,4`-DDT (ug/L)	MW-215A	0	0	8	No	4	100	n/a	n/a	0.02	NP
4,4`-DDT (ug/L)	MW-214A	0	0	8	No	4	100	n/a	n/a	0.02	NP
4,4`-DDT (ug/L)	MW-200A	0	NaN	NaN	No	3	100	n/a	n/a	NaN	NP
4,4`-DDT (ug/L)	MW-205A	0	NaN	NaN	No	3	66.67	n/a	n/a	NaN	NP
4,4`-DDT (ug/L)	MW-211B	0	NaN	NaN	No	3	100	n/a	n/a	NaN	NP
4,4`-DDT (ug/L)	MW-213A	0	NaN	NaN	No	3	100	n/a	n/a	NaN	NP
4,4`-DDT (ug/L)	MW-216A	0	NaN	NaN	No	3	100	n/a	n/a	NaN	NP
4,4`-DDT (ug/L)	MW-217A	0	NaN	NaN	No	3	100	n/a	n/a	NaN	NP
4,4`-DDT (ug/L)	MW-218A	0	NaN	NaN	No	3	100	n/a	n/a	NaN	NP
4,4`-DDT (ug/L)	MW-219A	0	NaN	NaN	No	3	100	n/a	n/a	NaN	NP
4,4`-DDT (ug/L)	MW-220A	0	NaN	NaN	No	3	100	n/a	n/a	NaN	NP
4,4`-DDT (ug/L)	MW-18AR	0	NaN	NaN	No	2	100	n/a	n/a	NaN	NP
4-Methyl-2-pentanone [MIBK] (ug/L)	MW-34A (bg)	0	0	20	No	8	100	n/a	n/a	0.02	NP
4-Methyl-2-pentanone [MIBK] (ug/L)	MW-1B	0	0	20	No	8	100	n/a	n/a	0.02	NP
4-Methyl-2-pentanone [MIBK] (ug/L)	MW-5B	0	0	20	No	8	100	n/a	n/a	0.02	NP
4-Methyl-2-pentanone [MIBK] (ug/L)	MW-7B1	0	0	20	No	8	100	n/a	n/a	0.02	NP
4-Methyl-2-pentanone [MIBK] (ug/L)	MW-8B	0	0	20	No	8	100	n/a	n/a	0.02	NP
4-Methyl-2-pentanone [MIBK] (ug/L)	MW-10B	0	0	20	No	8	100	n/a	n/a	0.02	NP
4-Methyl-2-pentanone [MIBK] (ug/L)	MW-12B	0	0	20	No	8	100	n/a	n/a	0.02	NP
4-Methyl-2-pentanone [MIBK] (ug/L)	MW-14B	0	0	20	No	8	100	n/a	n/a	0.02	NP
4-Methyl-2-pentanone [MIBK] (ug/L)	MW-17A-00	0	0	20	No	8	100	n/a	n/a	0.02	NP
4-Methyl-2-pentanone [MIBK] (ug/L)	MW-23A	0	0	20	No	8	100	n/a	n/a	0.02	NP
4-Methyl-2-pentanone [MIBK] (ug/L)	MW-24A	0	0	20	No	8	100	n/a	n/a	0.02	NP
4-Methyl-2-pentanone [MIBK] (ug/L)	MW-25A-00	0	0	20	No	8	100	n/a	n/a	0.02	NP
4-Methyl-2-pentanone [MIBK] (ug/L)	MW-29A	0	0	20	No	8	100	n/a	n/a	0.02	NP
4-Methyl-2-pentanone [MIBK] (ug/L)	MW-31B	0	0	20	No	8	100	n/a	n/a	0.02	NP
4-Methyl-2-pentanone [MIBK] (ug/L)	MW-201A	0	0	20	No	8	100	n/a	n/a	0.02	NP
4-Methyl-2-pentanone [MIBK] (ug/L)	MW-202A	0	0	20	No	8	100	n/a	n/a	0.02	NP
4-Methyl-2-pentanone [MIBK] (ug/L)	MW-203A	0	0	20	No	8	100	n/a	n/a	0.02	NP

Trend Test

Iowa City Landfill Client: HDR Data: Iowa City Sanitary Landfill Printed 1/20/2026, 1:36 PM

Constituent	Well	Slope	Calc.	Critical	Sig.	N	%NDs	Normality	Xform	Alpha	Method
4-Methyl-2-pentanone [MIBK] (ug/L)	MW-204A	0	0	20	No	8	100	n/a	n/a	0.02	NP
4-Methyl-2-pentanone [MIBK] (ug/L)	MW-208B	0	0	20	No	8	100	n/a	n/a	0.02	NP
4-Methyl-2-pentanone [MIBK] (ug/L)	MW-210B	0	0	20	No	8	100	n/a	n/a	0.02	NP
4-Methyl-2-pentanone [MIBK] (ug/L)	MW-215A	0	0	20	No	8	100	n/a	n/a	0.02	NP
4-Methyl-2-pentanone [MIBK] (ug/L)	MW-214A	0	0	20	No	8	100	n/a	n/a	0.02	NP
4-Methyl-2-pentanone [MIBK] (ug/L)	MW-200A	0	0	20	No	8	100	n/a	n/a	0.02	NP
4-Methyl-2-pentanone [MIBK] (ug/L)	MW-205A	0	0	20	No	8	100	n/a	n/a	0.02	NP
4-Methyl-2-pentanone [MIBK] (ug/L)	MW-211B	0	0	20	No	8	100	n/a	n/a	0.02	NP
4-Methyl-2-pentanone [MIBK] (ug/L)	MW-213A	0	0	20	No	8	100	n/a	n/a	0.02	NP
4-Methyl-2-pentanone [MIBK] (ug/L)	MW-310A	0	0	20	No	8	100	n/a	n/a	0.02	NP
4-Methyl-2-pentanone [MIBK] (ug/L)	MW-312A	0	0	20	No	8	100	n/a	n/a	0.02	NP
4-Methyl-2-pentanone [MIBK] (ug/L)	MW-38A (bg)	0	-1	-20	No	8	87.5	n/a	n/a	0.02	NP
4-Methyl-2-pentanone [MIBK] (ug/L)	MW-39B (bg)	0	0	20	No	8	100	n/a	n/a	0.02	NP
4-Methyl-2-pentanone [MIBK] (ug/L)	MW-216A	0	7	20	No	8	87.5	n/a	n/a	0.02	NP
4-Methyl-2-pentanone [MIBK] (ug/L)	MW-217A	0	7	20	No	8	87.5	n/a	n/a	0.02	NP
4-Methyl-2-pentanone [MIBK] (ug/L)	MW-218A	0	7	20	No	8	87.5	n/a	n/a	0.02	NP
4-Methyl-2-pentanone [MIBK] (ug/L)	MW-219A	0	0	20	No	8	100	n/a	n/a	0.02	NP
4-Methyl-2-pentanone [MIBK] (ug/L)	MW-220A	0	0	20	No	8	100	n/a	n/a	0.02	NP
4-Methyl-2-pentanone [MIBK] (ug/L)	MW-18AR	0	0	20	No	8	100	n/a	n/a	0.02	NP
4-Methyl-2-pentanone [MIBK] (ug/L)	MW-408	0	0	20	No	8	100	n/a	n/a	0.02	NP
4-Methyl-2-pentanone [MIBK] (ug/L)	MW-410	0	5	20	No	8	87.5	n/a	n/a	0.02	NP
Acetone (ug/L)	MW-34A (bg)	0	0	20	No	8	100	n/a	n/a	0.02	NP
Acetone (ug/L)	MW-1B	0	0	20	No	8	100	n/a	n/a	0.02	NP
Acetone (ug/L)	MW-5B	0	0	20	No	8	62.5	n/a	n/a	0.02	NP
Acetone (ug/L)	MW-7B1	0	-1	-20	No	8	87.5	n/a	n/a	0.02	NP
Acetone (ug/L)	MW-8B	-0.02982	-12	-20	No	8	50	n/a	n/a	0.02	NP
Acetone (ug/L)	MW-10B	0	0	20	No	8	100	n/a	n/a	0.02	NP
Acetone (ug/L)	MW-12B	0	7	20	No	8	87.5	n/a	n/a	0.02	NP
Acetone (ug/L)	MW-14B	0	5	20	No	8	75	n/a	n/a	0.02	NP
Acetone (ug/L)	MW-17A-00	0	-3	-20	No	8	87.5	n/a	n/a	0.02	NP
Acetone (ug/L)	MW-23A	0	0	20	No	8	100	n/a	n/a	0.02	NP
Acetone (ug/L)	MW-24A	0	0	20	No	8	100	n/a	n/a	0.02	NP
Acetone (ug/L)	MW-25A-00	0	0	20	No	8	100	n/a	n/a	0.02	NP
Acetone (ug/L)	MW-29A	0	0	20	No	8	100	n/a	n/a	0.02	NP
Acetone (ug/L)	MW-31B	0	0	20	No	8	100	n/a	n/a	0.02	NP
Acetone (ug/L)	MW-201A	0	0	20	No	8	100	n/a	n/a	0.02	NP
Acetone (ug/L)	MW-202A	0	0	20	No	8	100	n/a	n/a	0.02	NP
Acetone (ug/L)	MW-203A	0	0	20	No	8	100	n/a	n/a	0.02	NP
Acetone (ug/L)	MW-204A	0	0	20	No	8	100	n/a	n/a	0.02	NP
Acetone (ug/L)	MW-208B	0	5	20	No	8	75	n/a	n/a	0.02	NP
Acetone (ug/L)	MW-210B	0	0	20	No	8	100	n/a	n/a	0.02	NP
Acetone (ug/L)	MW-215A	0	0	20	No	8	100	n/a	n/a	0.02	NP
Acetone (ug/L)	MW-214A	0	-7	-20	No	8	87.5	n/a	n/a	0.02	NP
Acetone (ug/L)	MW-200A	0	0	20	No	8	100	n/a	n/a	0.02	NP
Acetone (ug/L)	MW-205A	0	1	20	No	8	87.5	n/a	n/a	0.02	NP
Acetone (ug/L)	MW-211B	0	-1	-20	No	8	87.5	n/a	n/a	0.02	NP
Acetone (ug/L)	MW-213A	0	3	20	No	8	87.5	n/a	n/a	0.02	NP
Acetone (ug/L)	MW-310A	0	0	20	No	8	100	n/a	n/a	0.02	NP
Acetone (ug/L)	MW-312A	0	0	20	No	8	100	n/a	n/a	0.02	NP
Acetone (ug/L)	MW-38A (bg)	0	0	20	No	8	100	n/a	n/a	0.02	NP

Trend Test

Iowa City Landfill Client: HDR Data: Iowa City Sanitary Landfill Printed 1/20/2026, 1:36 PM

Constituent	Well	Slope	Calc.	Critical	Sig.	N	%NDs	Normality	Xform	Alpha	Method
Acetone (ug/L)	MW-39B (bg)	0	0	20	No	8	100	n/a	n/a	0.02	NP
Acetone (ug/L)	MW-216A	0	0	20	No	8	100	n/a	n/a	0.02	NP
Acetone (ug/L)	MW-217A	0	0	20	No	8	100	n/a	n/a	0.02	NP
Acetone (ug/L)	MW-218A	0	0	20	No	8	100	n/a	n/a	0.02	NP
Acetone (ug/L)	MW-219A	0	0	20	No	8	100	n/a	n/a	0.02	NP
Acetone (ug/L)	MW-220A	0	0	20	No	8	100	n/a	n/a	0.02	NP
Acetone (ug/L)	MW-18AR	0	0	20	No	8	100	n/a	n/a	0.02	NP
Acetone (ug/L)	MW-408	0	0	20	No	8	100	n/a	n/a	0.02	NP
Acetone (ug/L)	MW-410	0	0	20	No	8	100	n/a	n/a	0.02	NP
Benzene (ug/L)	MW-34A (bg)	0	0	20	No	8	100	n/a	n/a	0.02	NP
Benzene (ug/L)	MW-1B	0	0	20	No	8	100	n/a	n/a	0.02	NP
Benzene (ug/L)	MW-5B	0	0	20	No	8	100	n/a	n/a	0.02	NP
Benzene (ug/L)	MW-7B1	0	0	20	No	8	100	n/a	n/a	0.02	NP
Benzene (ug/L)	MW-8B	-0.003161	-10	-20	No	8	50	n/a	n/a	0.02	NP
Benzene (ug/L)	MW-10B	0	0	20	No	8	100	n/a	n/a	0.02	NP
Benzene (ug/L)	MW-12B	0	0	20	No	8	100	n/a	n/a	0.02	NP
Benzene (ug/L)	MW-14B	0	0	20	No	8	100	n/a	n/a	0.02	NP
Benzene (ug/L)	MW-17A-00	0	0	20	No	8	100	n/a	n/a	0.02	NP
Benzene (ug/L)	MW-23A	0	0	20	No	8	100	n/a	n/a	0.02	NP
Benzene (ug/L)	MW-24A	0	0	20	No	8	100	n/a	n/a	0.02	NP
Benzene (ug/L)	MW-25A-00	0	0	20	No	8	100	n/a	n/a	0.02	NP
Benzene (ug/L)	MW-29A	0	0	20	No	8	100	n/a	n/a	0.02	NP
Benzene (ug/L)	MW-31B	0	0	20	No	8	100	n/a	n/a	0.02	NP
Benzene (ug/L)	MW-201A	0	0	20	No	8	100	n/a	n/a	0.02	NP
Benzene (ug/L)	MW-202A	0	0	20	No	8	100	n/a	n/a	0.02	NP
Benzene (ug/L)	MW-203A	0	0	20	No	8	100	n/a	n/a	0.02	NP
Benzene (ug/L)	MW-204A	0	0	20	No	8	100	n/a	n/a	0.02	NP
Benzene (ug/L)	MW-208B	-0.03061	-12	-20	No	8	12.5	n/a	n/a	0.02	NP
Benzene (ug/L)	MW-210B	0	0	20	No	8	100	n/a	n/a	0.02	NP
Benzene (ug/L)	MW-215A	0	0	20	No	8	100	n/a	n/a	0.02	NP
Benzene (ug/L)	MW-214A	0	0	20	No	8	100	n/a	n/a	0.02	NP
Benzene (ug/L)	MW-200A	0	0	20	No	8	100	n/a	n/a	0.02	NP
Benzene (ug/L)	MW-205A	0	5	20	No	8	75	n/a	n/a	0.02	NP
Benzene (ug/L)	MW-211B	0	0	20	No	8	100	n/a	n/a	0.02	NP
Benzene (ug/L)	MW-213A	0	0	20	No	8	100	n/a	n/a	0.02	NP
Benzene (ug/L)	MW-310A	0	0	20	No	8	100	n/a	n/a	0.02	NP
Benzene (ug/L)	MW-312A	0	0	20	No	8	100	n/a	n/a	0.02	NP
Benzene (ug/L)	MW-38A (bg)	0	0	20	No	8	100	n/a	n/a	0.02	NP
Benzene (ug/L)	MW-39B (bg)	0	3	20	No	8	87.5	n/a	n/a	0.02	NP
Benzene (ug/L)	MW-216A	0	0	20	No	8	100	n/a	n/a	0.02	NP
Benzene (ug/L)	MW-217A	0	0	20	No	8	100	n/a	n/a	0.02	NP
Benzene (ug/L)	MW-218A	0	0	20	No	8	100	n/a	n/a	0.02	NP
Benzene (ug/L)	MW-219A	0	0	20	No	8	100	n/a	n/a	0.02	NP
Benzene (ug/L)	MW-220A	0	0	20	No	8	100	n/a	n/a	0.02	NP
Benzene (ug/L)	MW-18AR	0	0	20	No	8	100	n/a	n/a	0.02	NP
Benzene (ug/L)	MW-408	0	0	20	No	8	100	n/a	n/a	0.02	NP
Benzene (ug/L)	MW-410	0	0	20	No	8	100	n/a	n/a	0.02	NP
Benzyl alcohol (ug/L)	MW-34A (bg)	0	NaN	NaN	No	3	100	n/a	n/a	NaN	NP
Benzyl alcohol (ug/L)	MW-1B	0	0	10	No	5	100	n/a	n/a	0.02	NP
Benzyl alcohol (ug/L)	MW-5B	0	0	10	No	5	80	n/a	n/a	0.02	NP

Trend Test

Iowa City Landfill Client: HDR Data: Iowa City Sanitary Landfill Printed 1/20/2026, 1:36 PM

Constituent	Well	Slope	Calc.	Critical	Sig.	N	%NDs	Normality	Xform	Alpha	Method
Benzyl alcohol (ug/L)	MW-7B1	0	0	10	No	5	100	n/a	n/a	0.02	NP
Benzyl alcohol (ug/L)	MW-8B	0	0	10	No	5	100	n/a	n/a	0.02	NP
Benzyl alcohol (ug/L)	MW-10B	0	NaN	NaN	No	2	100	n/a	n/a	NaN	NP
Benzyl alcohol (ug/L)	MW-12B	0	0	8	No	4	100	n/a	n/a	0.02	NP
Benzyl alcohol (ug/L)	MW-14B	0	0	10	No	5	100	n/a	n/a	0.02	NP
Benzyl alcohol (ug/L)	MW-17A-00	0	0	10	No	5	100	n/a	n/a	0.02	NP
Benzyl alcohol (ug/L)	MW-23A	0	0	10	No	5	100	n/a	n/a	0.02	NP
Benzyl alcohol (ug/L)	MW-24A	0	0	10	No	5	100	n/a	n/a	0.02	NP
Benzyl alcohol (ug/L)	MW-25A-00	0	0	10	No	5	100	n/a	n/a	0.02	NP
Benzyl alcohol (ug/L)	MW-29A	0	0	10	No	5	100	n/a	n/a	0.02	NP
Benzyl alcohol (ug/L)	MW-31B	0	0	10	No	5	100	n/a	n/a	0.02	NP
Benzyl alcohol (ug/L)	MW-201A	0	0	8	No	4	100	n/a	n/a	0.02	NP
Benzyl alcohol (ug/L)	MW-202A	0	0	8	No	4	100	n/a	n/a	0.02	NP
Benzyl alcohol (ug/L)	MW-203A	0	0	8	No	4	100	n/a	n/a	0.02	NP
Benzyl alcohol (ug/L)	MW-204A	0	0	8	No	4	100	n/a	n/a	0.02	NP
Benzyl alcohol (ug/L)	MW-208B	0	0	8	No	4	100	n/a	n/a	0.02	NP
Benzyl alcohol (ug/L)	MW-210B	0	0	8	No	4	100	n/a	n/a	0.02	NP
Benzyl alcohol (ug/L)	MW-215A	0	0	8	No	4	100	n/a	n/a	0.02	NP
Benzyl alcohol (ug/L)	MW-214A	0	0	8	No	4	100	n/a	n/a	0.02	NP
Benzyl alcohol (ug/L)	MW-200A	0	NaN	NaN	No	3	100	n/a	n/a	NaN	NP
Benzyl alcohol (ug/L)	MW-205A	0	NaN	NaN	No	3	100	n/a	n/a	NaN	NP
Benzyl alcohol (ug/L)	MW-211B	0	NaN	NaN	No	3	100	n/a	n/a	NaN	NP
Benzyl alcohol (ug/L)	MW-213A	0	NaN	NaN	No	3	100	n/a	n/a	NaN	NP
Benzyl alcohol (ug/L)	MW-216A	0	NaN	NaN	No	3	100	n/a	n/a	NaN	NP
Benzyl alcohol (ug/L)	MW-217A	0	NaN	NaN	No	3	100	n/a	n/a	NaN	NP
Benzyl alcohol (ug/L)	MW-218A	0	NaN	NaN	No	3	100	n/a	n/a	NaN	NP
Benzyl alcohol (ug/L)	MW-219A	0	0	10	No	5	100	n/a	n/a	0.02	NP
Benzyl alcohol (ug/L)	MW-220A	0	NaN	NaN	No	3	100	n/a	n/a	NaN	NP
Benzyl alcohol (ug/L)	MW-18AR	0	NaN	NaN	No	2	100	n/a	n/a	NaN	NP
Beta-BHC (ug/L)	MW-34A (bg)	0	0	17	No	7	100	n/a	n/a	0.02	NP
Beta-BHC (ug/L)	MW-1B	0	0	10	No	5	100	n/a	n/a	0.02	NP
Beta-BHC (ug/L)	MW-5B	0	0	10	No	5	100	n/a	n/a	0.02	NP
Beta-BHC (ug/L)	MW-7B1	0	0	13	No	6	100	n/a	n/a	0.02	NP
Beta-BHC (ug/L)	MW-8B	0	0	17	No	7	100	n/a	n/a	0.02	NP
Beta-BHC (ug/L)	MW-10B	0	NaN	NaN	No	2	100	n/a	n/a	NaN	NP
Beta-BHC (ug/L)	MW-12B	0	-1	-8	No	4	75	n/a	n/a	0.02	NP
Beta-BHC (ug/L)	MW-14B	0	0	10	No	5	100	n/a	n/a	0.02	NP
Beta-BHC (ug/L)	MW-17A-00	0	0	10	No	5	100	n/a	n/a	0.02	NP
Beta-BHC (ug/L)	MW-23A	0	0	10	No	5	100	n/a	n/a	0.02	NP
Beta-BHC (ug/L)	MW-24A	0	0	10	No	5	100	n/a	n/a	0.02	NP
Beta-BHC (ug/L)	MW-25A-00	0	0	10	No	5	100	n/a	n/a	0.02	NP
Beta-BHC (ug/L)	MW-29A	0	0	10	No	5	100	n/a	n/a	0.02	NP
Beta-BHC (ug/L)	MW-31B	0	0	10	No	5	100	n/a	n/a	0.02	NP
Beta-BHC (ug/L)	MW-201A	0	0	8	No	4	100	n/a	n/a	0.02	NP
Beta-BHC (ug/L)	MW-202A	0	0	8	No	4	100	n/a	n/a	0.02	NP
Beta-BHC (ug/L)	MW-203A	0	0	8	No	4	100	n/a	n/a	0.02	NP
Beta-BHC (ug/L)	MW-204A	0	-1	-8	No	4	75	n/a	n/a	0.02	NP
Beta-BHC (ug/L)	MW-208B	0.003151	5	8	No	4	50	n/a	n/a	0.02	NP
Beta-BHC (ug/L)	MW-210B	0	0	8	No	4	100	n/a	n/a	0.02	NP
Beta-BHC (ug/L)	MW-215A	0	0	8	No	4	100	n/a	n/a	0.02	NP

Trend Test

Iowa City Landfill Client: HDR Data: Iowa City Sanitary Landfill Printed 1/20/2026, 1:36 PM

Constituent	Well	Slope	Calc.	Critical	Sig.	N	%NDs	Normality	Xform	Alpha	Method
Beta-BHC (ug/L)	MW-214A	0	0	8	No	4	100	n/a	n/a	0.02	NP
Beta-BHC (ug/L)	MW-200A	0	NaN	NaN	No	3	100	n/a	n/a	NaN	NP
Beta-BHC (ug/L)	MW-205A	0	NaN	NaN	No	3	66.67	n/a	n/a	NaN	NP
Beta-BHC (ug/L)	MW-211B	0	NaN	NaN	No	3	100	n/a	n/a	NaN	NP
Beta-BHC (ug/L)	MW-213A	0	NaN	NaN	No	3	100	n/a	n/a	NaN	NP
Beta-BHC (ug/L)	MW-216A	0	NaN	NaN	No	3	100	n/a	n/a	NaN	NP
Beta-BHC (ug/L)	MW-217A	0	NaN	NaN	No	3	100	n/a	n/a	NaN	NP
Beta-BHC (ug/L)	MW-218A	0	NaN	NaN	No	3	100	n/a	n/a	NaN	NP
Beta-BHC (ug/L)	MW-219A	0	NaN	NaN	No	3	100	n/a	n/a	NaN	NP
Beta-BHC (ug/L)	MW-220A	0	NaN	NaN	No	3	100	n/a	n/a	NaN	NP
Beta-BHC (ug/L)	MW-18AR	0	NaN	NaN	No	2	100	n/a	n/a	NaN	NP
Bis[2-chloroethoxy]methane (ug/L)	MW-34A (bg)	0	NaN	NaN	No	2	100	n/a	n/a	NaN	NP
Bis[2-chloroethoxy]methane (ug/L)	MW-1B	0	0	10	No	5	100	n/a	n/a	0.02	NP
Bis[2-chloroethoxy]methane (ug/L)	MW-5B	0	0	10	No	5	100	n/a	n/a	0.02	NP
Bis[2-chloroethoxy]methane (ug/L)	MW-7B1	0	0	10	No	5	100	n/a	n/a	0.02	NP
Bis[2-chloroethoxy]methane (ug/L)	MW-8B	0	0	10	No	5	100	n/a	n/a	0.02	NP
Bis[2-chloroethoxy]methane (ug/L)	MW-10B	0	NaN	NaN	No	2	100	n/a	n/a	NaN	NP
Bis[2-chloroethoxy]methane (ug/L)	MW-12B	0	0	8	No	4	100	n/a	n/a	0.02	NP
Bis[2-chloroethoxy]methane (ug/L)	MW-14B	0	0	10	No	5	100	n/a	n/a	0.02	NP
Bis[2-chloroethoxy]methane (ug/L)	MW-17A-00	0	0	10	No	5	100	n/a	n/a	0.02	NP
Bis[2-chloroethoxy]methane (ug/L)	MW-23A	0	0	10	No	5	100	n/a	n/a	0.02	NP
Bis[2-chloroethoxy]methane (ug/L)	MW-24A	0	0	10	No	5	100	n/a	n/a	0.02	NP
Bis[2-chloroethoxy]methane (ug/L)	MW-25A-00	0	0	10	No	5	100	n/a	n/a	0.02	NP
Bis[2-chloroethoxy]methane (ug/L)	MW-29A	0	0	10	No	5	100	n/a	n/a	0.02	NP
Bis[2-chloroethoxy]methane (ug/L)	MW-31B	0	0	10	No	5	100	n/a	n/a	0.02	NP
Bis[2-chloroethoxy]methane (ug/L)	MW-201A	0	0	8	No	4	100	n/a	n/a	0.02	NP
Bis[2-chloroethoxy]methane (ug/L)	MW-202A	0	0	8	No	4	100	n/a	n/a	0.02	NP
Bis[2-chloroethoxy]methane (ug/L)	MW-203A	0	0	8	No	4	100	n/a	n/a	0.02	NP
Bis[2-chloroethoxy]methane (ug/L)	MW-204A	0	0	8	No	4	100	n/a	n/a	0.02	NP
Bis[2-chloroethoxy]methane (ug/L)	MW-208B	0	0	8	No	4	100	n/a	n/a	0.02	NP
Bis[2-chloroethoxy]methane (ug/L)	MW-210B	0	0	8	No	4	100	n/a	n/a	0.02	NP
Bis[2-chloroethoxy]methane (ug/L)	MW-215A	0	0	8	No	4	100	n/a	n/a	0.02	NP
Bis[2-chloroethoxy]methane (ug/L)	MW-214A	0	0	8	No	4	100	n/a	n/a	0.02	NP
Bis[2-chloroethoxy]methane (ug/L)	MW-200A	0	NaN	NaN	No	3	100	n/a	n/a	NaN	NP
Bis[2-chloroethoxy]methane (ug/L)	MW-205A	0	NaN	NaN	No	3	100	n/a	n/a	NaN	NP
Bis[2-chloroethoxy]methane (ug/L)	MW-211B	0	NaN	NaN	No	3	100	n/a	n/a	NaN	NP
Bis[2-chloroethoxy]methane (ug/L)	MW-213A	0	NaN	NaN	No	3	100	n/a	n/a	NaN	NP
Bis[2-chloroethoxy]methane (ug/L)	MW-216A	0	NaN	NaN	No	3	100	n/a	n/a	NaN	NP
Bis[2-chloroethoxy]methane (ug/L)	MW-217A	0	NaN	NaN	No	3	100	n/a	n/a	NaN	NP
Bis[2-chloroethoxy]methane (ug/L)	MW-218A	0	NaN	NaN	No	3	100	n/a	n/a	NaN	NP
Bis[2-chloroethoxy]methane (ug/L)	MW-219A	0	0	10	No	5	100	n/a	n/a	0.02	NP
Bis[2-chloroethoxy]methane (ug/L)	MW-220A	0	NaN	NaN	No	3	100	n/a	n/a	NaN	NP
Bis[2-chloroethoxy]methane (ug/L)	MW-18AR	0	NaN	NaN	No	2	100	n/a	n/a	NaN	NP
Bis[2-ethylhexyl]phthalate (ug/L)	MW-34A (bg)	0	NaN	NaN	No	2	100	n/a	n/a	NaN	NP
Bis[2-ethylhexyl]phthalate (ug/L)	MW-1B	0	0	10	No	5	100	n/a	n/a	0.02	NP
Bis[2-ethylhexyl]phthalate (ug/L)	MW-5B	0	0	10	No	5	80	n/a	n/a	0.02	NP
Bis[2-ethylhexyl]phthalate (ug/L)	MW-7B1	0	0	10	No	5	80	n/a	n/a	0.02	NP
Bis[2-ethylhexyl]phthalate (ug/L)	MW-8B	0	0	10	No	5	80	n/a	n/a	0.02	NP
Bis[2-ethylhexyl]phthalate (ug/L)	MW-10B	0	NaN	NaN	No	2	100	n/a	n/a	NaN	NP
Bis[2-ethylhexyl]phthalate (ug/L)	MW-12B	0	1	17	No	7	71.43	n/a	n/a	0.02	NP

Trend Test

Iowa City Landfill Client: HDR Data: Iowa City Sanitary Landfill Printed 1/20/2026, 1:36 PM

Constituent	Well	Slope	Calc.	Critical	Sig.	N	%NDs	Normality	Xform	Alpha	Method
Bis[2-ethylhexyl]phthalate (ug/L)	MW-14B	0	0	10	No	5	80	n/a	n/a	0.02	NP
Bis[2-ethylhexyl]phthalate (ug/L)	MW-17A-00	0	0	10	No	5	80	n/a	n/a	0.02	NP
Bis[2-ethylhexyl]phthalate (ug/L)	MW-23A	0	0	10	No	5	80	n/a	n/a	0.02	NP
Bis[2-ethylhexyl]phthalate (ug/L)	MW-24A	0	0	10	No	5	80	n/a	n/a	0.02	NP
Bis[2-ethylhexyl]phthalate (ug/L)	MW-25A-00	0	0	10	No	5	80	n/a	n/a	0.02	NP
Bis[2-ethylhexyl]phthalate (ug/L)	MW-29A	0	0	10	No	5	100	n/a	n/a	0.02	NP
Bis[2-ethylhexyl]phthalate (ug/L)	MW-31B	0	12	20	No	8	75	n/a	n/a	0.02	NP
Bis[2-ethylhexyl]phthalate (ug/L)	MW-201A	0	7	20	No	8	87.5	n/a	n/a	0.02	NP
Bis[2-ethylhexyl]phthalate (ug/L)	MW-202A	0	1	8	No	4	75	n/a	n/a	0.02	NP
Bis[2-ethylhexyl]phthalate (ug/L)	MW-203A	0	1	8	No	4	75	n/a	n/a	0.02	NP
Bis[2-ethylhexyl]phthalate (ug/L)	MW-204A	0	-1	-8	No	4	75	n/a	n/a	0.02	NP
Bis[2-ethylhexyl]phthalate (ug/L)	MW-208B	0	-1	-8	No	4	75	n/a	n/a	0.02	NP
Bis[2-ethylhexyl]phthalate (ug/L)	MW-210B	0	-1	-8	No	4	75	n/a	n/a	0.02	NP
Bis[2-ethylhexyl]phthalate (ug/L)	MW-215A	0	7	20	No	8	87.5	n/a	n/a	0.02	NP
Bis[2-ethylhexyl]phthalate (ug/L)	MW-214A	0	11	20	No	8	75	n/a	n/a	0.02	NP
Bis[2-ethylhexyl]phthalate (ug/L)	MW-200A	0	NaN	NaN	No	3	66.67	n/a	n/a	NaN	NP
Bis[2-ethylhexyl]phthalate (ug/L)	MW-205A	0	NaN	NaN	No	3	66.67	n/a	n/a	NaN	NP
Bis[2-ethylhexyl]phthalate (ug/L)	MW-211B	0	NaN	NaN	No	3	66.67	n/a	n/a	NaN	NP
Bis[2-ethylhexyl]phthalate (ug/L)	MW-213A	0	NaN	NaN	No	3	66.67	n/a	n/a	NaN	NP
Bis[2-ethylhexyl]phthalate (ug/L)	MW-216A	0	NaN	NaN	No	3	100	n/a	n/a	NaN	NP
Bis[2-ethylhexyl]phthalate (ug/L)	MW-217A	0	NaN	NaN	No	3	100	n/a	n/a	NaN	NP
Bis[2-ethylhexyl]phthalate (ug/L)	MW-218A	0	NaN	NaN	No	3	100	n/a	n/a	NaN	NP
Bis[2-ethylhexyl]phthalate (ug/L)	MW-219A	0	0	10	No	5	80	n/a	n/a	0.02	NP
Bis[2-ethylhexyl]phthalate (ug/L)	MW-220A	0	NaN	NaN	No	3	100	n/a	n/a	NaN	NP
Bis[2-ethylhexyl]phthalate (ug/L)	MW-18AR	0	NaN	NaN	No	2	100	n/a	n/a	NaN	NP
Carbon Disulfide (ug/L)	MW-34A (bg)	0	0	20	No	8	100	n/a	n/a	0.02	NP
Carbon Disulfide (ug/L)	MW-1B	0	0	20	No	8	100	n/a	n/a	0.02	NP
Carbon Disulfide (ug/L)	MW-5B	0	0	20	No	8	100	n/a	n/a	0.02	NP
Carbon Disulfide (ug/L)	MW-7B1	0	0	20	No	8	100	n/a	n/a	0.02	NP
Carbon Disulfide (ug/L)	MW-8B	0	0	20	No	8	100	n/a	n/a	0.02	NP
Carbon Disulfide (ug/L)	MW-10B	0	0	20	No	8	100	n/a	n/a	0.02	NP
Carbon Disulfide (ug/L)	MW-12B	0	0	20	No	8	100	n/a	n/a	0.02	NP
Carbon Disulfide (ug/L)	MW-14B	0	0	20	No	8	100	n/a	n/a	0.02	NP
Carbon Disulfide (ug/L)	MW-17A-00	0	0	20	No	8	100	n/a	n/a	0.02	NP
Carbon Disulfide (ug/L)	MW-23A	0	0	20	No	8	100	n/a	n/a	0.02	NP
Carbon Disulfide (ug/L)	MW-24A	0	0	20	No	8	100	n/a	n/a	0.02	NP
Carbon Disulfide (ug/L)	MW-25A-00	0	0	20	No	8	100	n/a	n/a	0.02	NP
Carbon Disulfide (ug/L)	MW-29A	0	0	20	No	8	100	n/a	n/a	0.02	NP
Carbon Disulfide (ug/L)	MW-31B	0	0	20	No	8	100	n/a	n/a	0.02	NP
Carbon Disulfide (ug/L)	MW-201A	0	0	20	No	8	100	n/a	n/a	0.02	NP
Carbon Disulfide (ug/L)	MW-202A	0	0	20	No	8	100	n/a	n/a	0.02	NP
Carbon Disulfide (ug/L)	MW-203A	0	0	20	No	8	100	n/a	n/a	0.02	NP
Carbon Disulfide (ug/L)	MW-204A	0	0	20	No	8	100	n/a	n/a	0.02	NP
Carbon Disulfide (ug/L)	MW-208B	0	0	20	No	8	100	n/a	n/a	0.02	NP
Carbon Disulfide (ug/L)	MW-210B	0	0	20	No	8	100	n/a	n/a	0.02	NP
Carbon Disulfide (ug/L)	MW-215A	0	0	20	No	8	100	n/a	n/a	0.02	NP
Carbon Disulfide (ug/L)	MW-214A	0	0	20	No	8	100	n/a	n/a	0.02	NP
Carbon Disulfide (ug/L)	MW-200A	0	0	20	No	8	100	n/a	n/a	0.02	NP
Carbon Disulfide (ug/L)	MW-205A	0	0	20	No	8	100	n/a	n/a	0.02	NP
Carbon Disulfide (ug/L)	MW-211B	0	0	20	No	8	100	n/a	n/a	0.02	NP

Trend Test

Iowa City Landfill Client: HDR Data: Iowa City Sanitary Landfill Printed 1/20/2026, 1:36 PM

Constituent	Well	Slope	Calc.	Critical	Sig.	N	%NDs	Normality	Xform	Alpha	Method
Carbon Disulfide (ug/L)	MW-213A	0	0	20	No	8	100	n/a	n/a	0.02	NP
Carbon Disulfide (ug/L)	MW-310A	0	0	20	No	8	100	n/a	n/a	0.02	NP
Carbon Disulfide (ug/L)	MW-312A	0	0	20	No	8	100	n/a	n/a	0.02	NP
Carbon Disulfide (ug/L)	MW-38A (bg)	0	0	20	No	8	100	n/a	n/a	0.02	NP
Carbon Disulfide (ug/L)	MW-39B (bg)	0	0	20	No	8	100	n/a	n/a	0.02	NP
Carbon Disulfide (ug/L)	MW-216A	0	0	20	No	8	100	n/a	n/a	0.02	NP
Carbon Disulfide (ug/L)	MW-217A	0	0	20	No	8	100	n/a	n/a	0.02	NP
Carbon Disulfide (ug/L)	MW-218A	0	0	20	No	8	100	n/a	n/a	0.02	NP
Carbon Disulfide (ug/L)	MW-219A	0	0	20	No	8	100	n/a	n/a	0.02	NP
Carbon Disulfide (ug/L)	MW-220A	0	0	20	No	8	100	n/a	n/a	0.02	NP
Carbon Disulfide (ug/L)	MW-18AR	0	0	20	No	8	100	n/a	n/a	0.02	NP
Carbon Disulfide (ug/L)	MW-408	0	0	20	No	8	100	n/a	n/a	0.02	NP
Carbon Disulfide (ug/L)	MW-410	0	0	20	No	8	100	n/a	n/a	0.02	NP
Carbon Tetrachloride (ug/L)	MW-34A (bg)	0	0	20	No	8	100	n/a	n/a	0.02	NP
Carbon Tetrachloride (ug/L)	MW-1B	0	5	20	No	8	87.5	n/a	n/a	0.02	NP
Carbon Tetrachloride (ug/L)	MW-5B	0	0	20	No	8	100	n/a	n/a	0.02	NP
Carbon Tetrachloride (ug/L)	MW-7B1	0	0	20	No	8	100	n/a	n/a	0.02	NP
Carbon Tetrachloride (ug/L)	MW-8B	0	0	20	No	8	100	n/a	n/a	0.02	NP
Carbon Tetrachloride (ug/L)	MW-10B	0	0	20	No	8	100	n/a	n/a	0.02	NP
Carbon Tetrachloride (ug/L)	MW-12B	0	0	20	No	8	100	n/a	n/a	0.02	NP
Carbon Tetrachloride (ug/L)	MW-14B	0	0	20	No	8	100	n/a	n/a	0.02	NP
Carbon Tetrachloride (ug/L)	MW-17A-00	0	0	20	No	8	100	n/a	n/a	0.02	NP
Carbon Tetrachloride (ug/L)	MW-23A	0	0	20	No	8	100	n/a	n/a	0.02	NP
Carbon Tetrachloride (ug/L)	MW-24A	0	0	20	No	8	100	n/a	n/a	0.02	NP
Carbon Tetrachloride (ug/L)	MW-25A-00	0	5	20	No	8	87.5	n/a	n/a	0.02	NP
Carbon Tetrachloride (ug/L)	MW-29A	0	7	20	No	8	87.5	n/a	n/a	0.02	NP
Carbon Tetrachloride (ug/L)	MW-31B	0	7	20	No	8	87.5	n/a	n/a	0.02	NP
Carbon Tetrachloride (ug/L)	MW-201A	0	0	20	No	8	100	n/a	n/a	0.02	NP
Carbon Tetrachloride (ug/L)	MW-202A	0	0	20	No	8	100	n/a	n/a	0.02	NP
Carbon Tetrachloride (ug/L)	MW-203A	0	0	20	No	8	100	n/a	n/a	0.02	NP
Carbon Tetrachloride (ug/L)	MW-204A	0	0	20	No	8	100	n/a	n/a	0.02	NP
Carbon Tetrachloride (ug/L)	MW-208B	0	0	20	No	8	100	n/a	n/a	0.02	NP
Carbon Tetrachloride (ug/L)	MW-210B	0	0	20	No	8	100	n/a	n/a	0.02	NP
Carbon Tetrachloride (ug/L)	MW-215A	0	0	20	No	8	100	n/a	n/a	0.02	NP
Carbon Tetrachloride (ug/L)	MW-214A	0	0	20	No	8	100	n/a	n/a	0.02	NP
Carbon Tetrachloride (ug/L)	MW-200A	0	0	20	No	8	100	n/a	n/a	0.02	NP
Carbon Tetrachloride (ug/L)	MW-205A	0	0	20	No	8	100	n/a	n/a	0.02	NP
Carbon Tetrachloride (ug/L)	MW-211B	0	0	20	No	8	100	n/a	n/a	0.02	NP
Carbon Tetrachloride (ug/L)	MW-213A	0	0	20	No	8	100	n/a	n/a	0.02	NP
Carbon Tetrachloride (ug/L)	MW-310A	0	0	20	No	8	100	n/a	n/a	0.02	NP
Carbon Tetrachloride (ug/L)	MW-312A	0	0	20	No	8	100	n/a	n/a	0.02	NP
Carbon Tetrachloride (ug/L)	MW-38A (bg)	0	0	20	No	8	100	n/a	n/a	0.02	NP
Carbon Tetrachloride (ug/L)	MW-39B (bg)	0	0	20	No	8	100	n/a	n/a	0.02	NP
Carbon Tetrachloride (ug/L)	MW-216A	0	0	20	No	8	100	n/a	n/a	0.02	NP
Carbon Tetrachloride (ug/L)	MW-217A	0	0	20	No	8	100	n/a	n/a	0.02	NP
Carbon Tetrachloride (ug/L)	MW-218A	0	0	20	No	8	100	n/a	n/a	0.02	NP
Carbon Tetrachloride (ug/L)	MW-219A	0	0	20	No	8	100	n/a	n/a	0.02	NP
Carbon Tetrachloride (ug/L)	MW-220A	0	7	20	No	8	87.5	n/a	n/a	0.02	NP
Carbon Tetrachloride (ug/L)	MW-18AR	0	0	20	No	8	100	n/a	n/a	0.02	NP
Carbon Tetrachloride (ug/L)	MW-408	0	0	20	No	8	100	n/a	n/a	0.02	NP

Trend Test

Iowa City Landfill Client: HDR Data: Iowa City Sanitary Landfill Printed 1/20/2026, 1:36 PM

Constituent	Well	Slope	Calc.	Critical	Sig.	N	%NDs	Normality	Xform	Alpha	Method
Carbon Tetrachloride (ug/L)	MW-410	0	0	20	No	8	100	n/a	n/a	0.02	NP
Chlorobenzene (ug/L)	MW-34A (bg)	0	0	20	No	8	100	n/a	n/a	0.02	NP
Chlorobenzene (ug/L)	MW-1B	0	0	20	No	8	100	n/a	n/a	0.02	NP
Chlorobenzene (ug/L)	MW-5B	0	0	20	No	8	100	n/a	n/a	0.02	NP
Chlorobenzene (ug/L)	MW-7B1	0	0	20	No	8	100	n/a	n/a	0.02	NP
Chlorobenzene (ug/L)	MW-8B	0	0	20	No	8	100	n/a	n/a	0.02	NP
Chlorobenzene (ug/L)	MW-10B	0	0	20	No	8	100	n/a	n/a	0.02	NP
Chlorobenzene (ug/L)	MW-12B	0	0	20	No	8	100	n/a	n/a	0.02	NP
Chlorobenzene (ug/L)	MW-14B	0	0	20	No	8	100	n/a	n/a	0.02	NP
Chlorobenzene (ug/L)	MW-17A-00	0	0	20	No	8	100	n/a	n/a	0.02	NP
Chlorobenzene (ug/L)	MW-23A	0	0	20	No	8	100	n/a	n/a	0.02	NP
Chlorobenzene (ug/L)	MW-24A	0	0	20	No	8	100	n/a	n/a	0.02	NP
Chlorobenzene (ug/L)	MW-25A-00	0	0	20	No	8	100	n/a	n/a	0.02	NP
Chlorobenzene (ug/L)	MW-29A	0	0	20	No	8	100	n/a	n/a	0.02	NP
Chlorobenzene (ug/L)	MW-31B	0	0	20	No	8	100	n/a	n/a	0.02	NP
Chlorobenzene (ug/L)	MW-201A	0	0	20	No	8	100	n/a	n/a	0.02	NP
Chlorobenzene (ug/L)	MW-202A	0	0	20	No	8	100	n/a	n/a	0.02	NP
Chlorobenzene (ug/L)	MW-203A	0	0	20	No	8	100	n/a	n/a	0.02	NP
Chlorobenzene (ug/L)	MW-204A	0	0	20	No	8	100	n/a	n/a	0.02	NP
Chlorobenzene (ug/L)	MW-208B	0	0	20	No	8	100	n/a	n/a	0.02	NP
Chlorobenzene (ug/L)	MW-210B	0	0	20	No	8	100	n/a	n/a	0.02	NP
Chlorobenzene (ug/L)	MW-215A	0	0	20	No	8	100	n/a	n/a	0.02	NP
Chlorobenzene (ug/L)	MW-214A	0	0	20	No	8	100	n/a	n/a	0.02	NP
Chlorobenzene (ug/L)	MW-200A	0	0	20	No	8	100	n/a	n/a	0.02	NP
Chlorobenzene (ug/L)	MW-205A	0	0	20	No	8	100	n/a	n/a	0.02	NP
Chlorobenzene (ug/L)	MW-211B	0	0	20	No	8	100	n/a	n/a	0.02	NP
Chlorobenzene (ug/L)	MW-213A	0	0	20	No	8	100	n/a	n/a	0.02	NP
Chlorobenzene (ug/L)	MW-310A	0	0	20	No	8	100	n/a	n/a	0.02	NP
Chlorobenzene (ug/L)	MW-312A	0	0	20	No	8	100	n/a	n/a	0.02	NP
Chlorobenzene (ug/L)	MW-38A (bg)	0	0	20	No	8	100	n/a	n/a	0.02	NP
Chlorobenzene (ug/L)	MW-39B (bg)	0	0	20	No	8	100	n/a	n/a	0.02	NP
Chlorobenzene (ug/L)	MW-216A	0	0	20	No	8	100	n/a	n/a	0.02	NP
Chlorobenzene (ug/L)	MW-217A	0	0	20	No	8	100	n/a	n/a	0.02	NP
Chlorobenzene (ug/L)	MW-218A	0	0	20	No	8	100	n/a	n/a	0.02	NP
Chlorobenzene (ug/L)	MW-219A	0	0	20	No	8	100	n/a	n/a	0.02	NP
Chlorobenzene (ug/L)	MW-220A	0	0	20	No	8	100	n/a	n/a	0.02	NP
Chlorobenzene (ug/L)	MW-18AR	0	0	20	No	8	100	n/a	n/a	0.02	NP
Chlorobenzene (ug/L)	MW-408	0	0	20	No	8	100	n/a	n/a	0.02	NP
Chlorobenzene (ug/L)	MW-410	0	0	20	No	8	100	n/a	n/a	0.02	NP
Chloroethane (ug/L)	MW-34A (bg)	0	0	20	No	8	100	n/a	n/a	0.02	NP
Chloroethane (ug/L)	MW-1B	0	0	20	No	8	100	n/a	n/a	0.02	NP
Chloroethane (ug/L)	MW-5B	0	0	20	No	8	100	n/a	n/a	0.02	NP
Chloroethane (ug/L)	MW-7B1	0	0	20	No	8	100	n/a	n/a	0.02	NP
Chloroethane (ug/L)	MW-8B	0	-1	-20	No	8	87.5	n/a	n/a	0.02	NP
Chloroethane (ug/L)	MW-10B	0	0	20	No	8	100	n/a	n/a	0.02	NP
Chloroethane (ug/L)	MW-12B	0	0	20	No	8	100	n/a	n/a	0.02	NP
Chloroethane (ug/L)	MW-14B	0	0	20	No	8	100	n/a	n/a	0.02	NP
Chloroethane (ug/L)	MW-17A-00	0	0	20	No	8	100	n/a	n/a	0.02	NP
Chloroethane (ug/L)	MW-23A	0	0	20	No	8	100	n/a	n/a	0.02	NP
Chloroethane (ug/L)	MW-24A	0	0	20	No	8	100	n/a	n/a	0.02	NP

Trend Test

Iowa City Landfill Client: HDR Data: Iowa City Sanitary Landfill Printed 1/20/2026, 1:36 PM

Constituent	Well	Slope	Calc.	Critical	Sig.	N	%NDs	Normality	Xform	Alpha	Method
Chloroethane (ug/L)	MW-25A-00	0	0	20	No	8	100	n/a	n/a	0.02	NP
Chloroethane (ug/L)	MW-29A	0	0	20	No	8	100	n/a	n/a	0.02	NP
Chloroethane (ug/L)	MW-31B	0	0	20	No	8	100	n/a	n/a	0.02	NP
Chloroethane (ug/L)	MW-201A	0	0	20	No	8	100	n/a	n/a	0.02	NP
Chloroethane (ug/L)	MW-202A	0	0	20	No	8	100	n/a	n/a	0.02	NP
Chloroethane (ug/L)	MW-203A	0	0	20	No	8	100	n/a	n/a	0.02	NP
Chloroethane (ug/L)	MW-204A	0	3	20	No	8	87.5	n/a	n/a	0.02	NP
Chloroethane (ug/L)	MW-208B	0	0	20	No	8	100	n/a	n/a	0.02	NP
Chloroethane (ug/L)	MW-210B	0	0	20	No	8	100	n/a	n/a	0.02	NP
Chloroethane (ug/L)	MW-215A	0	0	20	No	8	100	n/a	n/a	0.02	NP
Chloroethane (ug/L)	MW-214A	0	0	20	No	8	100	n/a	n/a	0.02	NP
Chloroethane (ug/L)	MW-200A	0	0	20	No	8	100	n/a	n/a	0.02	NP
Chloroethane (ug/L)	MW-205A	0	0	20	No	8	100	n/a	n/a	0.02	NP
Chloroethane (ug/L)	MW-211B	0	0	20	No	8	100	n/a	n/a	0.02	NP
Chloroethane (ug/L)	MW-213A	0	0	20	No	8	100	n/a	n/a	0.02	NP
Chloroethane (ug/L)	MW-310A	0	0	20	No	8	100	n/a	n/a	0.02	NP
Chloroethane (ug/L)	MW-312A	0	0	20	No	8	100	n/a	n/a	0.02	NP
Chloroethane (ug/L)	MW-38A (bg)	0	0	20	No	8	100	n/a	n/a	0.02	NP
Chloroethane (ug/L)	MW-39B (bg)	0	0	20	No	8	100	n/a	n/a	0.02	NP
Chloroethane (ug/L)	MW-216A	0	0	20	No	8	100	n/a	n/a	0.02	NP
Chloroethane (ug/L)	MW-217A	0	0	20	No	8	100	n/a	n/a	0.02	NP
Chloroethane (ug/L)	MW-218A	0	0	20	No	8	100	n/a	n/a	0.02	NP
Chloroethane (ug/L)	MW-219A	0	0	20	No	8	100	n/a	n/a	0.02	NP
Chloroethane (ug/L)	MW-220A	0	0	20	No	8	100	n/a	n/a	0.02	NP
Chloroethane (ug/L)	MW-18AR	0	0	20	No	8	100	n/a	n/a	0.02	NP
Chloroethane (ug/L)	MW-408	0	0	20	No	8	100	n/a	n/a	0.02	NP
Chloroethane (ug/L)	MW-410	0	0	20	No	8	100	n/a	n/a	0.02	NP
Chloromethane (ug/L)	MW-34A (bg)	0	0	20	No	8	100	n/a	n/a	0.02	NP
Chloromethane (ug/L)	MW-1B	0	0	20	No	8	100	n/a	n/a	0.02	NP
Chloromethane (ug/L)	MW-5B	0	0	20	No	8	100	n/a	n/a	0.02	NP
Chloromethane (ug/L)	MW-7B1	0	0	20	No	8	100	n/a	n/a	0.02	NP
Chloromethane (ug/L)	MW-8B	0	0	20	No	8	100	n/a	n/a	0.02	NP
Chloromethane (ug/L)	MW-10B	0	0	20	No	8	100	n/a	n/a	0.02	NP
Chloromethane (ug/L)	MW-12B	0	0	20	No	8	100	n/a	n/a	0.02	NP
Chloromethane (ug/L)	MW-14B	0	0	20	No	8	100	n/a	n/a	0.02	NP
Chloromethane (ug/L)	MW-17A-00	0	0	20	No	8	100	n/a	n/a	0.02	NP
Chloromethane (ug/L)	MW-23A	0	0	20	No	8	100	n/a	n/a	0.02	NP
Chloromethane (ug/L)	MW-24A	0	0	20	No	8	100	n/a	n/a	0.02	NP
Chloromethane (ug/L)	MW-25A-00	0	0	20	No	8	100	n/a	n/a	0.02	NP
Chloromethane (ug/L)	MW-29A	0	0	20	No	8	100	n/a	n/a	0.02	NP
Chloromethane (ug/L)	MW-31B	0	0	20	No	8	100	n/a	n/a	0.02	NP
Chloromethane (ug/L)	MW-201A	0	0	20	No	8	100	n/a	n/a	0.02	NP
Chloromethane (ug/L)	MW-202A	0	0	20	No	8	100	n/a	n/a	0.02	NP
Chloromethane (ug/L)	MW-203A	0	0	20	No	8	100	n/a	n/a	0.02	NP
Chloromethane (ug/L)	MW-204A	0	0	20	No	8	100	n/a	n/a	0.02	NP
Chloromethane (ug/L)	MW-208B	0	0	20	No	8	100	n/a	n/a	0.02	NP
Chloromethane (ug/L)	MW-210B	0	0	20	No	8	100	n/a	n/a	0.02	NP
Chloromethane (ug/L)	MW-215A	0	0	20	No	8	100	n/a	n/a	0.02	NP
Chloromethane (ug/L)	MW-214A	0	0	20	No	8	100	n/a	n/a	0.02	NP
Chloromethane (ug/L)	MW-200A	0	0	20	No	8	100	n/a	n/a	0.02	NP

Trend Test

Iowa City Landfill Client: HDR Data: Iowa City Sanitary Landfill Printed 1/20/2026, 1:36 PM

Constituent	Well	Slope	Calc.	Critical	Sig.	N	%NDs	Normality	Xform	Alpha	Method
Chloromethane (ug/L)	MW-205A	0	0	20	No	8	100	n/a	n/a	0.02	NP
Chloromethane (ug/L)	MW-211B	0	0	20	No	8	100	n/a	n/a	0.02	NP
Chloromethane (ug/L)	MW-213A	0	0	20	No	8	100	n/a	n/a	0.02	NP
Chloromethane (ug/L)	MW-310A	0	0	20	No	8	100	n/a	n/a	0.02	NP
Chloromethane (ug/L)	MW-312A	0	0	20	No	8	100	n/a	n/a	0.02	NP
Chloromethane (ug/L)	MW-38A (bg)	0	0	20	No	8	100	n/a	n/a	0.02	NP
Chloromethane (ug/L)	MW-39B (bg)	0	0	20	No	8	100	n/a	n/a	0.02	NP
Chloromethane (ug/L)	MW-216A	0	0	20	No	8	100	n/a	n/a	0.02	NP
Chloromethane (ug/L)	MW-217A	0	0	20	No	8	100	n/a	n/a	0.02	NP
Chloromethane (ug/L)	MW-218A	0	0	20	No	8	100	n/a	n/a	0.02	NP
Chloromethane (ug/L)	MW-219A	0	0	20	No	8	100	n/a	n/a	0.02	NP
Chloromethane (ug/L)	MW-220A	0	0	20	No	8	100	n/a	n/a	0.02	NP
Chloromethane (ug/L)	MW-18AR	0	0	20	No	8	100	n/a	n/a	0.02	NP
Chloromethane (ug/L)	MW-408	0	0	20	No	8	100	n/a	n/a	0.02	NP
Chloromethane (ug/L)	MW-410	0	0	20	No	8	100	n/a	n/a	0.02	NP
cis-1,2-Dichloroethene (ug/L)	MW-34A (bg)	0	0	20	No	8	100	n/a	n/a	0.02	NP
cis-1,2-Dichloroethene (ug/L)	MW-1B	0	-7	-20	No	8	87.5	n/a	n/a	0.02	NP
cis-1,2-Dichloroethene (ug/L)	MW-5B	0	0	20	No	8	100	n/a	n/a	0.02	NP
cis-1,2-Dichloroethene (ug/L)	MW-7B1	0	0	20	No	8	100	n/a	n/a	0.02	NP
cis-1,2-Dichloroethene (ug/L)	MW-8B	0	0	20	No	8	100	n/a	n/a	0.02	NP
cis-1,2-Dichloroethene (ug/L)	MW-10B	0	0	20	No	8	100	n/a	n/a	0.02	NP
cis-1,2-Dichloroethene (ug/L)	MW-12B	0	0	20	No	8	100	n/a	n/a	0.02	NP
cis-1,2-Dichloroethene (ug/L)	MW-14B	0	0	20	No	8	100	n/a	n/a	0.02	NP
cis-1,2-Dichloroethene (ug/L)	MW-17A-00	0	0	20	No	8	100	n/a	n/a	0.02	NP
cis-1,2-Dichloroethene (ug/L)	MW-23A	0	0	20	No	8	100	n/a	n/a	0.02	NP
cis-1,2-Dichloroethene (ug/L)	MW-24A	0	0	20	No	8	100	n/a	n/a	0.02	NP
cis-1,2-Dichloroethene (ug/L)	MW-25A-00	0	0	20	No	8	100	n/a	n/a	0.02	NP
cis-1,2-Dichloroethene (ug/L)	MW-29A	0	0	20	No	8	100	n/a	n/a	0.02	NP
cis-1,2-Dichloroethene (ug/L)	MW-31B	0	0	20	No	8	100	n/a	n/a	0.02	NP
cis-1,2-Dichloroethene (ug/L)	MW-201A	0	-5	-20	No	8	87.5	n/a	n/a	0.02	NP
cis-1,2-Dichloroethene (ug/L)	MW-202A	0	0	20	No	8	100	n/a	n/a	0.02	NP
cis-1,2-Dichloroethene (ug/L)	MW-203A	0	0	20	No	8	100	n/a	n/a	0.02	NP
cis-1,2-Dichloroethene (ug/L)	MW-204A	0	0	20	No	8	100	n/a	n/a	0.02	NP
cis-1,2-Dichloroethene (ug/L)	MW-208B	0	-7	-20	No	8	87.5	n/a	n/a	0.02	NP
cis-1,2-Dichloroethene (ug/L)	MW-210B	0	0	20	No	8	100	n/a	n/a	0.02	NP
cis-1,2-Dichloroethene (ug/L)	MW-215A	0	0	20	No	8	100	n/a	n/a	0.02	NP
cis-1,2-Dichloroethene (ug/L)	MW-214A	0	0	20	No	8	100	n/a	n/a	0.02	NP
cis-1,2-Dichloroethene (ug/L)	MW-200A	0	0	20	No	8	100	n/a	n/a	0.02	NP
cis-1,2-Dichloroethene (ug/L)	MW-205A	0	-5	-20	No	8	87.5	n/a	n/a	0.02	NP
cis-1,2-Dichloroethene (ug/L)	MW-211B	0	0	20	No	8	100	n/a	n/a	0.02	NP
cis-1,2-Dichloroethene (ug/L)	MW-213A	0	0	20	No	8	100	n/a	n/a	0.02	NP
cis-1,2-Dichloroethene (ug/L)	MW-310A	0	0	20	No	8	100	n/a	n/a	0.02	NP
cis-1,2-Dichloroethene (ug/L)	MW-312A	0	0	20	No	8	100	n/a	n/a	0.02	NP
cis-1,2-Dichloroethene (ug/L)	MW-38A (bg)	0	0	20	No	8	100	n/a	n/a	0.02	NP
cis-1,2-Dichloroethene (ug/L)	MW-39B (bg)	0	0	20	No	8	100	n/a	n/a	0.02	NP
cis-1,2-Dichloroethene (ug/L)	MW-216A	0	0	20	No	8	100	n/a	n/a	0.02	NP
cis-1,2-Dichloroethene (ug/L)	MW-217A	0	0	20	No	8	100	n/a	n/a	0.02	NP
cis-1,2-Dichloroethene (ug/L)	MW-218A	0	0	20	No	8	100	n/a	n/a	0.02	NP
cis-1,2-Dichloroethene (ug/L)	MW-219A	0	0	20	No	8	100	n/a	n/a	0.02	NP
cis-1,2-Dichloroethene (ug/L)	MW-220A	0	0	20	No	8	100	n/a	n/a	0.02	NP

Trend Test

Iowa City Landfill Client: HDR Data: Iowa City Sanitary Landfill Printed 1/20/2026, 1:36 PM

Constituent	Well	Slope	Calc.	Critical	Sig.	N	%NDs	Normality	Xform	Alpha	Method
cis-1,2-Dichloroethene (ug/L)	MW-18AR	-0.3143	-17	-20	No	8	0	n/a	n/a	0.02	NP
cis-1,2-Dichloroethene (ug/L)	MW-408	0	0	20	No	8	100	n/a	n/a	0.02	NP
cis-1,2-Dichloroethene (ug/L)	MW-410	0	0	20	No	8	100	n/a	n/a	0.02	NP
Delta-BHC (ug/L)	MW-34A (bg)	0	0	8	No	4	100	n/a	n/a	0.02	NP
Delta-BHC (ug/L)	MW-1B	0	-2	-10	No	5	80	n/a	n/a	0.02	NP
Delta-BHC (ug/L)	MW-5B	0	0	10	No	5	100	n/a	n/a	0.02	NP
Delta-BHC (ug/L)	MW-7B1	0	0	13	No	6	100	n/a	n/a	0.02	NP
Delta-BHC (ug/L)	MW-8B	0	0	17	No	7	100	n/a	n/a	0.02	NP
Delta-BHC (ug/L)	MW-10B	0	NaN	NaN	No	2	100	n/a	n/a	NaN	NP
Delta-BHC (ug/L)	MW-12B	0	0	8	No	4	100	n/a	n/a	0.02	NP
Delta-BHC (ug/L)	MW-14B	0	0	10	No	5	100	n/a	n/a	0.02	NP
Delta-BHC (ug/L)	MW-17A-00	0	-2	-10	No	5	80	n/a	n/a	0.02	NP
Delta-BHC (ug/L)	MW-23A	0	0	10	No	5	100	n/a	n/a	0.02	NP
Delta-BHC (ug/L)	MW-24A	0	0	10	No	5	100	n/a	n/a	0.02	NP
Delta-BHC (ug/L)	MW-25A-00	0	0	10	No	5	100	n/a	n/a	0.02	NP
Delta-BHC (ug/L)	MW-29A	0	0	10	No	5	100	n/a	n/a	0.02	NP
Delta-BHC (ug/L)	MW-31B	0	-2	-10	No	5	80	n/a	n/a	0.02	NP
Delta-BHC (ug/L)	MW-201A	0	0	8	No	4	100	n/a	n/a	0.02	NP
Delta-BHC (ug/L)	MW-202A	0	0	8	No	4	100	n/a	n/a	0.02	NP
Delta-BHC (ug/L)	MW-203A	0	0	8	No	4	100	n/a	n/a	0.02	NP
Delta-BHC (ug/L)	MW-204A	0	1	8	No	4	75	n/a	n/a	0.02	NP
Delta-BHC (ug/L)	MW-208B	0.002202	3	8	No	4	50	n/a	n/a	0.02	NP
Delta-BHC (ug/L)	MW-210B	0	0	8	No	4	100	n/a	n/a	0.02	NP
Delta-BHC (ug/L)	MW-215A	0	0	8	No	4	100	n/a	n/a	0.02	NP
Delta-BHC (ug/L)	MW-214A	0	0	8	No	4	100	n/a	n/a	0.02	NP
Delta-BHC (ug/L)	MW-200A	0	NaN	NaN	No	3	100	n/a	n/a	NaN	NP
Delta-BHC (ug/L)	MW-205A	0	NaN	NaN	No	3	66.67	n/a	n/a	NaN	NP
Delta-BHC (ug/L)	MW-211B	0	NaN	NaN	No	3	100	n/a	n/a	NaN	NP
Delta-BHC (ug/L)	MW-213A	0	NaN	NaN	No	3	100	n/a	n/a	NaN	NP
Delta-BHC (ug/L)	MW-38A (bg)	0	NaN	NaN	No	2	100	n/a	n/a	NaN	NP
Delta-BHC (ug/L)	MW-216A	0	NaN	NaN	No	3	100	n/a	n/a	NaN	NP
Delta-BHC (ug/L)	MW-217A	0	NaN	NaN	No	3	100	n/a	n/a	NaN	NP
Delta-BHC (ug/L)	MW-218A	0	0	20	No	8	100	n/a	n/a	0.02	NP
Delta-BHC (ug/L)	MW-219A	0	NaN	NaN	No	3	100	n/a	n/a	NaN	NP
Delta-BHC (ug/L)	MW-220A	0	NaN	NaN	No	3	100	n/a	n/a	NaN	NP
Delta-BHC (ug/L)	MW-18AR	0	NaN	NaN	No	2	100	n/a	n/a	NaN	NP
Dichlorodifluoromethane (ug/L)	MW-34A (bg)	0	0	20	No	8	100	n/a	n/a	0.02	NP
Dichlorodifluoromethane (ug/L)	MW-1B	0	0	10	No	5	100	n/a	n/a	0.02	NP
Dichlorodifluoromethane (ug/L)	MW-5B	0	0	10	No	5	100	n/a	n/a	0.02	NP
Dichlorodifluoromethane (ug/L)	MW-7B1	0	0	10	No	5	100	n/a	n/a	0.02	NP
Dichlorodifluoromethane (ug/L)	MW-8B	0	0	10	No	5	80	n/a	n/a	0.02	NP
Dichlorodifluoromethane (ug/L)	MW-10B	0	NaN	NaN	No	2	100	n/a	n/a	NaN	NP
Dichlorodifluoromethane (ug/L)	MW-12B	0	0	8	No	4	100	n/a	n/a	0.02	NP
Dichlorodifluoromethane (ug/L)	MW-14B	0	0	10	No	5	100	n/a	n/a	0.02	NP
Dichlorodifluoromethane (ug/L)	MW-17A-00	-0.1772	-5	-10	No	5	40	n/a	n/a	0.02	NP
Dichlorodifluoromethane (ug/L)	MW-23A	0	0	10	No	5	100	n/a	n/a	0.02	NP
Dichlorodifluoromethane (ug/L)	MW-24A	0	0	10	No	5	100	n/a	n/a	0.02	NP
Dichlorodifluoromethane (ug/L)	MW-25A-00	0	0	10	No	5	100	n/a	n/a	0.02	NP
Dichlorodifluoromethane (ug/L)	MW-29A	0	0	10	No	5	100	n/a	n/a	0.02	NP
Dichlorodifluoromethane (ug/L)	MW-31B	0	0	10	No	5	100	n/a	n/a	0.02	NP

Trend Test

Iowa City Landfill Client: HDR Data: Iowa City Sanitary Landfill Printed 1/20/2026, 1:36 PM

Constituent	Well	Slope	Calc.	Critical	Sig.	N	%NDs	Normality	Xform	Alpha	Method
Dichlorodifluoromethane (ug/L)	MW-201A	0	0	8	No	4	100	n/a	n/a	0.02	NP
Dichlorodifluoromethane (ug/L)	MW-202A	0	0	8	No	4	100	n/a	n/a	0.02	NP
Dichlorodifluoromethane (ug/L)	MW-203A	0	0	8	No	4	100	n/a	n/a	0.02	NP
Dichlorodifluoromethane (ug/L)	MW-204A	0	0	8	No	4	100	n/a	n/a	0.02	NP
Dichlorodifluoromethane (ug/L)	MW-208B	0	-1	-8	No	4	75	n/a	n/a	0.02	NP
Dichlorodifluoromethane (ug/L)	MW-210B	0	0	8	No	4	100	n/a	n/a	0.02	NP
Dichlorodifluoromethane (ug/L)	MW-215A	0	0	8	No	4	100	n/a	n/a	0.02	NP
Dichlorodifluoromethane (ug/L)	MW-214A	0	0	8	No	4	100	n/a	n/a	0.02	NP
Dichlorodifluoromethane (ug/L)	MW-200A	-0.2513	-18	-20	No	8	0	n/a	n/a	0.02	NP
Dichlorodifluoromethane (ug/L)	MW-205A	0	NaN	NaN	No	3	66.67	n/a	n/a	NaN	NP
Dichlorodifluoromethane (ug/L)	MW-211B	0	NaN	NaN	No	3	100	n/a	n/a	NaN	NP
Dichlorodifluoromethane (ug/L)	MW-213A	0	NaN	NaN	No	3	100	n/a	n/a	NaN	NP
Dichlorodifluoromethane (ug/L)	MW-38A (bg)	0	NaN	NaN	No	3	100	n/a	n/a	NaN	NP
Dichlorodifluoromethane (ug/L)	MW-216A	0	NaN	NaN	No	3	100	n/a	n/a	NaN	NP
Dichlorodifluoromethane (ug/L)	MW-217A	0	NaN	NaN	No	3	100	n/a	n/a	NaN	NP
Dichlorodifluoromethane (ug/L)	MW-218A	0	NaN	NaN	No	3	100	n/a	n/a	NaN	NP
Dichlorodifluoromethane (ug/L)	MW-219A	0	NaN	NaN	No	3	100	n/a	n/a	NaN	NP
Dichlorodifluoromethane (ug/L)	MW-220A	0	NaN	NaN	No	3	100	n/a	n/a	NaN	NP
Dichlorodifluoromethane (ug/L)	MW-18AR	-2.057	-17	-20	No	8	0	n/a	n/a	0.02	NP
Endrin (ug/L)	MW-34A (bg)	0	NaN	NaN	No	3	100	n/a	n/a	NaN	NP
Endrin (ug/L)	MW-1B	0	0	10	No	5	100	n/a	n/a	0.02	NP
Endrin (ug/L)	MW-5B	0	0	10	No	5	100	n/a	n/a	0.02	NP
Endrin (ug/L)	MW-7B1	0	0	13	No	6	100	n/a	n/a	0.02	NP
Endrin (ug/L)	MW-8B	0	0	17	No	7	100	n/a	n/a	0.02	NP
Endrin (ug/L)	MW-10B	0	NaN	NaN	No	2	100	n/a	n/a	NaN	NP
Endrin (ug/L)	MW-12B	0	0	8	No	4	100	n/a	n/a	0.02	NP
Endrin (ug/L)	MW-14B	0	0	10	No	5	80	n/a	n/a	0.02	NP
Endrin (ug/L)	MW-17A-00	0	0	10	No	5	100	n/a	n/a	0.02	NP
Endrin (ug/L)	MW-23A	0	0	10	No	5	100	n/a	n/a	0.02	NP
Endrin (ug/L)	MW-24A	0	0	10	No	5	100	n/a	n/a	0.02	NP
Endrin (ug/L)	MW-25A-00	0	0	10	No	5	100	n/a	n/a	0.02	NP
Endrin (ug/L)	MW-29A	0	0	10	No	5	100	n/a	n/a	0.02	NP
Endrin (ug/L)	MW-31B	0	0	10	No	5	100	n/a	n/a	0.02	NP
Endrin (ug/L)	MW-201A	0	0	8	No	4	100	n/a	n/a	0.02	NP
Endrin (ug/L)	MW-202A	0	0	8	No	4	100	n/a	n/a	0.02	NP
Endrin (ug/L)	MW-203A	0	0	8	No	4	100	n/a	n/a	0.02	NP
Endrin (ug/L)	MW-204A	0	0	8	No	4	100	n/a	n/a	0.02	NP
Endrin (ug/L)	MW-208B	0	13	20	No	8	75	n/a	n/a	0.02	NP
Endrin (ug/L)	MW-210B	0	0	8	No	4	100	n/a	n/a	0.02	NP
Endrin (ug/L)	MW-215A	0	0	8	No	4	100	n/a	n/a	0.02	NP
Endrin (ug/L)	MW-214A	0	0	8	No	4	100	n/a	n/a	0.02	NP
Endrin (ug/L)	MW-200A	0	NaN	NaN	No	3	100	n/a	n/a	NaN	NP
Endrin (ug/L)	MW-205A	0	NaN	NaN	No	3	66.67	n/a	n/a	NaN	NP
Endrin (ug/L)	MW-211B	0	NaN	NaN	No	3	66.67	n/a	n/a	NaN	NP
Endrin (ug/L)	MW-213A	0	NaN	NaN	No	3	100	n/a	n/a	NaN	NP
Endrin (ug/L)	MW-216A	0	NaN	NaN	No	3	100	n/a	n/a	NaN	NP
Endrin (ug/L)	MW-217A	0	NaN	NaN	No	3	100	n/a	n/a	NaN	NP
Endrin (ug/L)	MW-218A	0	NaN	NaN	No	3	100	n/a	n/a	NaN	NP
Endrin (ug/L)	MW-219A	0	NaN	NaN	No	3	100	n/a	n/a	NaN	NP
Endrin (ug/L)	MW-220A	0	NaN	NaN	No	3	100	n/a	n/a	NaN	NP

Trend Test

Iowa City Landfill Client: HDR Data: Iowa City Sanitary Landfill Printed 1/20/2026, 1:36 PM

Constituent	Well	Slope	Calc.	Critical	Sig.	N	%NDs	Normality	Xform	Alpha	Method
Endrin (ug/L)	MW-18AR	0	NaN	NaN	No	2	100	n/a	n/a	NaN	NP
Endrin aldehyde (ug/L)	MW-34A (bg)	0	0	20	No	8	100	n/a	n/a	0.02	NP
Endrin aldehyde (ug/L)	MW-1B	0	0	10	No	5	100	n/a	n/a	0.02	NP
Endrin aldehyde (ug/L)	MW-5B	0	0	10	No	5	100	n/a	n/a	0.02	NP
Endrin aldehyde (ug/L)	MW-7B1	0	0	13	No	6	100	n/a	n/a	0.02	NP
Endrin aldehyde (ug/L)	MW-8B	0	-2	-17	No	7	85.71	n/a	n/a	0.02	NP
Endrin aldehyde (ug/L)	MW-10B	0	NaN	NaN	No	2	100	n/a	n/a	NaN	NP
Endrin aldehyde (ug/L)	MW-12B	-0.0009075	-3	-8	No	4	75	n/a	n/a	0.02	NP
Endrin aldehyde (ug/L)	MW-14B	0	0	10	No	5	100	n/a	n/a	0.02	NP
Endrin aldehyde (ug/L)	MW-17A-00	0	0	10	No	5	100	n/a	n/a	0.02	NP
Endrin aldehyde (ug/L)	MW-23A	0	0	10	No	5	100	n/a	n/a	0.02	NP
Endrin aldehyde (ug/L)	MW-24A	0	0	10	No	5	100	n/a	n/a	0.02	NP
Endrin aldehyde (ug/L)	MW-25A-00	0	0	10	No	5	100	n/a	n/a	0.02	NP
Endrin aldehyde (ug/L)	MW-29A	0	0	10	No	5	100	n/a	n/a	0.02	NP
Endrin aldehyde (ug/L)	MW-31B	0	0	10	No	5	100	n/a	n/a	0.02	NP
Endrin aldehyde (ug/L)	MW-201A	0	0	8	No	4	100	n/a	n/a	0.02	NP
Endrin aldehyde (ug/L)	MW-202A	0	0	8	No	4	100	n/a	n/a	0.02	NP
Endrin aldehyde (ug/L)	MW-203A	0	0	8	No	4	100	n/a	n/a	0.02	NP
Endrin aldehyde (ug/L)	MW-204A	0	0	8	No	4	100	n/a	n/a	0.02	NP
Endrin aldehyde (ug/L)	MW-208B	0.000636	3	8	No	4	75	n/a	n/a	0.02	NP
Endrin aldehyde (ug/L)	MW-210B	0	0	8	No	4	100	n/a	n/a	0.02	NP
Endrin aldehyde (ug/L)	MW-215A	0	0	8	No	4	100	n/a	n/a	0.02	NP
Endrin aldehyde (ug/L)	MW-214A	0	0	8	No	4	100	n/a	n/a	0.02	NP
Endrin aldehyde (ug/L)	MW-200A	0	NaN	NaN	No	3	100	n/a	n/a	NaN	NP
Endrin aldehyde (ug/L)	MW-205A	0	NaN	NaN	No	3	100	n/a	n/a	NaN	NP
Endrin aldehyde (ug/L)	MW-211B	0	NaN	NaN	No	3	66.67	n/a	n/a	NaN	NP
Endrin aldehyde (ug/L)	MW-213A	0	NaN	NaN	No	3	100	n/a	n/a	NaN	NP
Endrin aldehyde (ug/L)	MW-38A (bg)	0	0	8	No	4	100	n/a	n/a	0.02	NP
Endrin aldehyde (ug/L)	MW-216A	0	NaN	NaN	No	3	100	n/a	n/a	NaN	NP
Endrin aldehyde (ug/L)	MW-217A	0	NaN	NaN	No	3	100	n/a	n/a	NaN	NP
Endrin aldehyde (ug/L)	MW-218A	0	NaN	NaN	No	3	100	n/a	n/a	NaN	NP
Endrin aldehyde (ug/L)	MW-219A	0	NaN	NaN	No	3	100	n/a	n/a	NaN	NP
Endrin aldehyde (ug/L)	MW-220A	0	NaN	NaN	No	3	100	n/a	n/a	NaN	NP
Endrin aldehyde (ug/L)	MW-18AR	0	NaN	NaN	No	2	100	n/a	n/a	NaN	NP
Ethylbenzene (ug/L)	MW-34A (bg)	0	0	20	No	8	100	n/a	n/a	0.02	NP
Ethylbenzene (ug/L)	MW-1B	0	0	20	No	8	100	n/a	n/a	0.02	NP
Ethylbenzene (ug/L)	MW-5B	0	0	20	No	8	100	n/a	n/a	0.02	NP
Ethylbenzene (ug/L)	MW-7B1	0	0	20	No	8	100	n/a	n/a	0.02	NP
Ethylbenzene (ug/L)	MW-8B	0	0	20	No	8	100	n/a	n/a	0.02	NP
Ethylbenzene (ug/L)	MW-10B	0	0	20	No	8	100	n/a	n/a	0.02	NP
Ethylbenzene (ug/L)	MW-12B	0	0	20	No	8	100	n/a	n/a	0.02	NP
Ethylbenzene (ug/L)	MW-14B	0	0	20	No	8	100	n/a	n/a	0.02	NP
Ethylbenzene (ug/L)	MW-17A-00	0	0	20	No	8	100	n/a	n/a	0.02	NP
Ethylbenzene (ug/L)	MW-23A	0	0	20	No	8	100	n/a	n/a	0.02	NP
Ethylbenzene (ug/L)	MW-24A	0	0	20	No	8	100	n/a	n/a	0.02	NP
Ethylbenzene (ug/L)	MW-25A-00	0	0	20	No	8	100	n/a	n/a	0.02	NP
Ethylbenzene (ug/L)	MW-29A	0	0	20	No	8	100	n/a	n/a	0.02	NP
Ethylbenzene (ug/L)	MW-31B	0	0	20	No	8	100	n/a	n/a	0.02	NP
Ethylbenzene (ug/L)	MW-201A	0	0	20	No	8	100	n/a	n/a	0.02	NP
Ethylbenzene (ug/L)	MW-202A	0	0	20	No	8	100	n/a	n/a	0.02	NP

Trend Test

Iowa City Landfill Client: HDR Data: Iowa City Sanitary Landfill Printed 1/20/2026, 1:36 PM

Constituent	Well	Slope	Calc.	Critical	Sig.	N	%NDs	Normality	Xform	Alpha	Method
Ethylbenzene (ug/L)	MW-203A	0	0	20	No	8	100	n/a	n/a	0.02	NP
Ethylbenzene (ug/L)	MW-204A	0	0	20	No	8	100	n/a	n/a	0.02	NP
Ethylbenzene (ug/L)	MW-208B	0	0	20	No	8	100	n/a	n/a	0.02	NP
Ethylbenzene (ug/L)	MW-210B	0	0	20	No	8	100	n/a	n/a	0.02	NP
Ethylbenzene (ug/L)	MW-215A	0	0	20	No	8	100	n/a	n/a	0.02	NP
Ethylbenzene (ug/L)	MW-214A	0	0	20	No	8	100	n/a	n/a	0.02	NP
Ethylbenzene (ug/L)	MW-200A	0	0	20	No	8	100	n/a	n/a	0.02	NP
Ethylbenzene (ug/L)	MW-205A	0	0	20	No	8	100	n/a	n/a	0.02	NP
Ethylbenzene (ug/L)	MW-211B	0	0	20	No	8	100	n/a	n/a	0.02	NP
Ethylbenzene (ug/L)	MW-213A	0	0	20	No	8	100	n/a	n/a	0.02	NP
Ethylbenzene (ug/L)	MW-310A	0	0	20	No	8	100	n/a	n/a	0.02	NP
Ethylbenzene (ug/L)	MW-312A	0	0	20	No	8	100	n/a	n/a	0.02	NP
Ethylbenzene (ug/L)	MW-38A (bg)	0	0	20	No	8	100	n/a	n/a	0.02	NP
Ethylbenzene (ug/L)	MW-39B (bg)	0	0	20	No	8	100	n/a	n/a	0.02	NP
Ethylbenzene (ug/L)	MW-216A	0	0	20	No	8	100	n/a	n/a	0.02	NP
Ethylbenzene (ug/L)	MW-217A	0	0	20	No	8	100	n/a	n/a	0.02	NP
Ethylbenzene (ug/L)	MW-218A	0	0	20	No	8	100	n/a	n/a	0.02	NP
Ethylbenzene (ug/L)	MW-219A	0	0	20	No	8	100	n/a	n/a	0.02	NP
Ethylbenzene (ug/L)	MW-220A	0	0	20	No	8	100	n/a	n/a	0.02	NP
Ethylbenzene (ug/L)	MW-18AR	0	0	20	No	8	100	n/a	n/a	0.02	NP
Ethylbenzene (ug/L)	MW-408	0	0	20	No	8	100	n/a	n/a	0.02	NP
Ethylbenzene (ug/L)	MW-410	0	0	20	No	8	100	n/a	n/a	0.02	NP
Heptachlor (ug/L)	MW-34A (bg)	0	0	20	No	8	100	n/a	n/a	0.02	NP
Heptachlor (ug/L)	MW-1B	0	0	10	No	5	100	n/a	n/a	0.02	NP
Heptachlor (ug/L)	MW-5B	0	0	10	No	5	80	n/a	n/a	0.02	NP
Heptachlor (ug/L)	MW-7B1	0	0	13	No	6	100	n/a	n/a	0.02	NP
Heptachlor (ug/L)	MW-8B	0	0	17	No	7	100	n/a	n/a	0.02	NP
Heptachlor (ug/L)	MW-10B	0	NaN	NaN	No	2	100	n/a	n/a	NaN	NP
Heptachlor (ug/L)	MW-12B	0	0	8	No	4	100	n/a	n/a	0.02	NP
Heptachlor (ug/L)	MW-14B	0	0	10	No	5	80	n/a	n/a	0.02	NP
Heptachlor (ug/L)	MW-17A-00	0	0	10	No	5	80	n/a	n/a	0.02	NP
Heptachlor (ug/L)	MW-23A	0	0	10	No	5	100	n/a	n/a	0.02	NP
Heptachlor (ug/L)	MW-24A	0	0	10	No	5	100	n/a	n/a	0.02	NP
Heptachlor (ug/L)	MW-25A-00	0	0	10	No	5	100	n/a	n/a	0.02	NP
Heptachlor (ug/L)	MW-29A	0	0	10	No	5	100	n/a	n/a	0.02	NP
Heptachlor (ug/L)	MW-31B	0	0	10	No	5	100	n/a	n/a	0.02	NP
Heptachlor (ug/L)	MW-201A	0	0	8	No	4	100	n/a	n/a	0.02	NP
Heptachlor (ug/L)	MW-202A	0	0	8	No	4	100	n/a	n/a	0.02	NP
Heptachlor (ug/L)	MW-203A	0	0	8	No	4	100	n/a	n/a	0.02	NP
Heptachlor (ug/L)	MW-204A	0	0	8	No	4	100	n/a	n/a	0.02	NP
Heptachlor (ug/L)	MW-208B	0	-1	-20	No	8	75	n/a	n/a	0.02	NP
Heptachlor (ug/L)	MW-210B	0	0	8	No	4	100	n/a	n/a	0.02	NP
Heptachlor (ug/L)	MW-215A	0	0	8	No	4	100	n/a	n/a	0.02	NP
Heptachlor (ug/L)	MW-214A	0	0	8	No	4	100	n/a	n/a	0.02	NP
Heptachlor (ug/L)	MW-200A	0	NaN	NaN	No	3	100	n/a	n/a	NaN	NP
Heptachlor (ug/L)	MW-205A	0	NaN	NaN	No	3	66.67	n/a	n/a	NaN	NP
Heptachlor (ug/L)	MW-211B	0	NaN	NaN	No	3	100	n/a	n/a	NaN	NP
Heptachlor (ug/L)	MW-213A	0	NaN	NaN	No	3	100	n/a	n/a	NaN	NP
Heptachlor (ug/L)	MW-38A (bg)	0	NaN	NaN	No	3	100	n/a	n/a	NaN	NP
Heptachlor (ug/L)	MW-216A	0	NaN	NaN	No	3	100	n/a	n/a	NaN	NP

Trend Test

Iowa City Landfill Client: HDR Data: Iowa City Sanitary Landfill Printed 1/20/2026, 1:36 PM

Constituent	Well	Slope	Calc.	Critical	Sig.	N	%NDs	Normality	Xform	Alpha	Method
Heptachlor (ug/L)	MW-217A	0	NaN	NaN	No	3	100	n/a	n/a	NaN	NP
Heptachlor (ug/L)	MW-218A	0	NaN	NaN	No	3	100	n/a	n/a	NaN	NP
Heptachlor (ug/L)	MW-219A	0	NaN	NaN	No	3	100	n/a	n/a	NaN	NP
Heptachlor (ug/L)	MW-220A	0	NaN	NaN	No	3	100	n/a	n/a	NaN	NP
Heptachlor (ug/L)	MW-18AR	0	NaN	NaN	No	2	100	n/a	n/a	NaN	NP
Isobutanol (mg/L)	MW-34A (bg)	0	NaN	NaN	No	2	100	n/a	n/a	NaN	NP
Isobutanol (mg/L)	MW-1B	0	0	10	No	5	100	n/a	n/a	0.02	NP
Isobutanol (mg/L)	MW-5B	0	0	10	No	5	100	n/a	n/a	0.02	NP
Isobutanol (mg/L)	MW-7B1	0	0	10	No	5	100	n/a	n/a	0.02	NP
Isobutanol (mg/L)	MW-8B	0	0	10	No	5	100	n/a	n/a	0.02	NP
Isobutanol (mg/L)	MW-10B	0	NaN	NaN	No	2	100	n/a	n/a	NaN	NP
Isobutanol (mg/L)	MW-12B	0	0	8	No	4	100	n/a	n/a	0.02	NP
Isobutanol (mg/L)	MW-14B	0	0	10	No	5	100	n/a	n/a	0.02	NP
Isobutanol (mg/L)	MW-17A-00	0	0	10	No	5	100	n/a	n/a	0.02	NP
Isobutanol (mg/L)	MW-23A	0	0	10	No	5	100	n/a	n/a	0.02	NP
Isobutanol (mg/L)	MW-24A	0	0	10	No	5	100	n/a	n/a	0.02	NP
Isobutanol (mg/L)	MW-25A-00	0	0	10	No	5	100	n/a	n/a	0.02	NP
Isobutanol (mg/L)	MW-29A	0	0	10	No	5	100	n/a	n/a	0.02	NP
Isobutanol (mg/L)	MW-31B	0	0	10	No	5	100	n/a	n/a	0.02	NP
Isobutanol (mg/L)	MW-201A	0	0	8	No	4	100	n/a	n/a	0.02	NP
Isobutanol (mg/L)	MW-202A	0	0	8	No	4	100	n/a	n/a	0.02	NP
Isobutanol (mg/L)	MW-203A	0	0	8	No	4	100	n/a	n/a	0.02	NP
Isobutanol (mg/L)	MW-204A	0	0	8	No	4	100	n/a	n/a	0.02	NP
Isobutanol (mg/L)	MW-208B	0	0	8	No	4	100	n/a	n/a	0.02	NP
Isobutanol (mg/L)	MW-210B	0	0	8	No	4	100	n/a	n/a	0.02	NP
Isobutanol (mg/L)	MW-215A	0	0	8	No	4	100	n/a	n/a	0.02	NP
Isobutanol (mg/L)	MW-214A	0	0	8	No	4	100	n/a	n/a	0.02	NP
Isobutanol (mg/L)	MW-200A	0	NaN	NaN	No	3	100	n/a	n/a	NaN	NP
Isobutanol (mg/L)	MW-205A	0	NaN	NaN	No	3	100	n/a	n/a	NaN	NP
Isobutanol (mg/L)	MW-211B	0	NaN	NaN	No	3	100	n/a	n/a	NaN	NP
Isobutanol (mg/L)	MW-213A	0	NaN	NaN	No	3	100	n/a	n/a	NaN	NP
Isobutanol (mg/L)	MW-216A	0	NaN	NaN	No	3	100	n/a	n/a	NaN	NP
Isobutanol (mg/L)	MW-217A	0	NaN	NaN	No	3	100	n/a	n/a	NaN	NP
Isobutanol (mg/L)	MW-218A	0	NaN	NaN	No	3	100	n/a	n/a	NaN	NP
Isobutanol (mg/L)	MW-219A	0	NaN	NaN	No	3	100	n/a	n/a	NaN	NP
Isobutanol (mg/L)	MW-220A	0	NaN	NaN	No	3	100	n/a	n/a	NaN	NP
Isobutanol (mg/L)	MW-18AR	0	NaN	NaN	No	2	100	n/a	n/a	NaN	NP
m/p-Cresol (ug/L)	MW-34A (bg)	0	NaN	NaN	No	3	100	n/a	n/a	NaN	NP
m/p-Cresol (ug/L)	MW-1B	0	0	8	No	4	100	n/a	n/a	0.02	NP
m/p-Cresol (ug/L)	MW-5B	0	0	8	No	4	100	n/a	n/a	0.02	NP
m/p-Cresol (ug/L)	MW-7B1	0	0	8	No	4	100	n/a	n/a	0.02	NP
m/p-Cresol (ug/L)	MW-8B	0	0	8	No	4	100	n/a	n/a	0.02	NP
m/p-Cresol (ug/L)	MW-12B	0	0	8	No	4	100	n/a	n/a	0.02	NP
m/p-Cresol (ug/L)	MW-14B	0	0	8	No	4	100	n/a	n/a	0.02	NP
m/p-Cresol (ug/L)	MW-17A-00	0	0	8	No	4	100	n/a	n/a	0.02	NP
m/p-Cresol (ug/L)	MW-23A	0	0	8	No	4	100	n/a	n/a	0.02	NP
m/p-Cresol (ug/L)	MW-24A	0	0	8	No	4	100	n/a	n/a	0.02	NP
m/p-Cresol (ug/L)	MW-25A-00	0	0	8	No	4	100	n/a	n/a	0.02	NP
m/p-Cresol (ug/L)	MW-29A	0	0	8	No	4	100	n/a	n/a	0.02	NP
m/p-Cresol (ug/L)	MW-31B	0	0	8	No	4	100	n/a	n/a	0.02	NP

Trend Test

Iowa City Landfill Client: HDR Data: Iowa City Sanitary Landfill Printed 1/20/2026, 1:36 PM

Constituent	Well	Slope	Calc.	Critical	Sig.	N	%NDs	Normality	Xform	Alpha	Method
m/p-Cresol (ug/L)	MW-201A	0	NaN	NaN	No	3	100	n/a	n/a	NaN	NP
m/p-Cresol (ug/L)	MW-202A	0	NaN	NaN	No	3	100	n/a	n/a	NaN	NP
m/p-Cresol (ug/L)	MW-203A	0	NaN	NaN	No	3	100	n/a	n/a	NaN	NP
m/p-Cresol (ug/L)	MW-204A	0	NaN	NaN	No	3	100	n/a	n/a	NaN	NP
m/p-Cresol (ug/L)	MW-208B	0	NaN	NaN	No	3	100	n/a	n/a	NaN	NP
m/p-Cresol (ug/L)	MW-210B	0	NaN	NaN	No	3	100	n/a	n/a	NaN	NP
m/p-Cresol (ug/L)	MW-215A	0	NaN	NaN	No	3	100	n/a	n/a	NaN	NP
m/p-Cresol (ug/L)	MW-214A	0	NaN	NaN	No	3	100	n/a	n/a	NaN	NP
m/p-Cresol (ug/L)	MW-200A	0	NaN	NaN	No	3	100	n/a	n/a	NaN	NP
m/p-Cresol (ug/L)	MW-205A	0	NaN	NaN	No	3	100	n/a	n/a	NaN	NP
m/p-Cresol (ug/L)	MW-211B	0	NaN	NaN	No	3	100	n/a	n/a	NaN	NP
m/p-Cresol (ug/L)	MW-213A	0	NaN	NaN	No	3	100	n/a	n/a	NaN	NP
m/p-Cresol (ug/L)	MW-216A	0	NaN	NaN	No	3	100	n/a	n/a	NaN	NP
m/p-Cresol (ug/L)	MW-217A	0	NaN	NaN	No	3	100	n/a	n/a	NaN	NP
m/p-Cresol (ug/L)	MW-218A	0	NaN	NaN	No	3	100	n/a	n/a	NaN	NP
m/p-Cresol (ug/L)	MW-219A	0	0	10	No	5	100	n/a	n/a	0.02	NP
m/p-Cresol (ug/L)	MW-220A	0	NaN	NaN	No	3	100	n/a	n/a	NaN	NP
m/p-Cresol (ug/L)	MW-18AR	0	NaN	NaN	No	2	100	n/a	n/a	NaN	NP
O-Toluidine (ug/L)	MW-34A (bg)	0	NaN	NaN	No	3	100	n/a	n/a	NaN	NP
O-Toluidine (ug/L)	MW-1B	0	0	10	No	5	100	n/a	n/a	0.02	NP
O-Toluidine (ug/L)	MW-5B	0	0	10	No	5	100	n/a	n/a	0.02	NP
O-Toluidine (ug/L)	MW-7B1	0	0	10	No	5	100	n/a	n/a	0.02	NP
O-Toluidine (ug/L)	MW-8B	0	0	10	No	5	100	n/a	n/a	0.02	NP
O-Toluidine (ug/L)	MW-10B	0	NaN	NaN	No	2	100	n/a	n/a	NaN	NP
O-Toluidine (ug/L)	MW-12B	0	0	8	No	4	100	n/a	n/a	0.02	NP
O-Toluidine (ug/L)	MW-14B	0	0	10	No	5	100	n/a	n/a	0.02	NP
O-Toluidine (ug/L)	MW-17A-00	0	0	10	No	5	100	n/a	n/a	0.02	NP
O-Toluidine (ug/L)	MW-23A	0	0	10	No	5	100	n/a	n/a	0.02	NP
O-Toluidine (ug/L)	MW-24A	0	0	10	No	5	100	n/a	n/a	0.02	NP
O-Toluidine (ug/L)	MW-25A-00	0	0	10	No	5	100	n/a	n/a	0.02	NP
O-Toluidine (ug/L)	MW-29A	0	0	10	No	5	100	n/a	n/a	0.02	NP
O-Toluidine (ug/L)	MW-31B	0	0	10	No	5	100	n/a	n/a	0.02	NP
O-Toluidine (ug/L)	MW-201A	0	0	8	No	4	100	n/a	n/a	0.02	NP
O-Toluidine (ug/L)	MW-202A	0	0	8	No	4	100	n/a	n/a	0.02	NP
O-Toluidine (ug/L)	MW-203A	0	0	8	No	4	100	n/a	n/a	0.02	NP
O-Toluidine (ug/L)	MW-204A	0	1	8	No	4	75	n/a	n/a	0.02	NP
O-Toluidine (ug/L)	MW-208B	0	0	8	No	4	100	n/a	n/a	0.02	NP
O-Toluidine (ug/L)	MW-210B	0	0	8	No	4	100	n/a	n/a	0.02	NP
O-Toluidine (ug/L)	MW-215A	0	0	8	No	4	100	n/a	n/a	0.02	NP
O-Toluidine (ug/L)	MW-214A	0	0	8	No	4	100	n/a	n/a	0.02	NP
O-Toluidine (ug/L)	MW-200A	0	NaN	NaN	No	3	100	n/a	n/a	NaN	NP
O-Toluidine (ug/L)	MW-205A	0	NaN	NaN	No	3	100	n/a	n/a	NaN	NP
O-Toluidine (ug/L)	MW-211B	0	NaN	NaN	No	3	100	n/a	n/a	NaN	NP
O-Toluidine (ug/L)	MW-213A	0	NaN	NaN	No	3	100	n/a	n/a	NaN	NP
O-Toluidine (ug/L)	MW-216A	0	NaN	NaN	No	3	100	n/a	n/a	NaN	NP
O-Toluidine (ug/L)	MW-217A	0	NaN	NaN	No	3	100	n/a	n/a	NaN	NP
O-Toluidine (ug/L)	MW-218A	0	NaN	NaN	No	3	100	n/a	n/a	NaN	NP
O-Toluidine (ug/L)	MW-219A	0	0	10	No	5	100	n/a	n/a	0.02	NP
O-Toluidine (ug/L)	MW-220A	0	NaN	NaN	No	3	100	n/a	n/a	NaN	NP
O-Toluidine (ug/L)	MW-18AR	0	NaN	NaN	No	2	100	n/a	n/a	NaN	NP

Trend Test

Iowa City Landfill Client: HDR Data: Iowa City Sanitary Landfill Printed 1/20/2026, 1:36 PM

Constituent	Well	Slope	Calc.	Critical	Sig.	N	%NDs	Normality	Xform	Alpha	Method
Phenol (ug/L)	MW-34A (bg)	0	NaN	NaN	No	3	100	n/a	n/a	NaN	NP
Phenol (ug/L)	MW-1B	0	0	10	No	5	100	n/a	n/a	0.02	NP
Phenol (ug/L)	MW-5B	0	0	10	No	5	100	n/a	n/a	0.02	NP
Phenol (ug/L)	MW-7B1	0	0	10	No	5	100	n/a	n/a	0.02	NP
Phenol (ug/L)	MW-8B	0	0	10	No	5	100	n/a	n/a	0.02	NP
Phenol (ug/L)	MW-10B	0	NaN	NaN	No	2	100	n/a	n/a	NaN	NP
Phenol (ug/L)	MW-12B	0	0	8	No	4	100	n/a	n/a	0.02	NP
Phenol (ug/L)	MW-14B	0	0	10	No	5	100	n/a	n/a	0.02	NP
Phenol (ug/L)	MW-17A-00	0	0	10	No	5	100	n/a	n/a	0.02	NP
Phenol (ug/L)	MW-23A	0	0	10	No	5	100	n/a	n/a	0.02	NP
Phenol (ug/L)	MW-24A	0	0	10	No	5	100	n/a	n/a	0.02	NP
Phenol (ug/L)	MW-25A-00	0	0	10	No	5	100	n/a	n/a	0.02	NP
Phenol (ug/L)	MW-29A	0	0	10	No	5	100	n/a	n/a	0.02	NP
Phenol (ug/L)	MW-31B	0	0	10	No	5	100	n/a	n/a	0.02	NP
Phenol (ug/L)	MW-201A	0	0	8	No	4	100	n/a	n/a	0.02	NP
Phenol (ug/L)	MW-202A	0	0	8	No	4	100	n/a	n/a	0.02	NP
Phenol (ug/L)	MW-203A	0	0	8	No	4	100	n/a	n/a	0.02	NP
Phenol (ug/L)	MW-204A	0	0	8	No	4	100	n/a	n/a	0.02	NP
Phenol (ug/L)	MW-208B	0	0	8	No	4	100	n/a	n/a	0.02	NP
Phenol (ug/L)	MW-210B	0	0	8	No	4	100	n/a	n/a	0.02	NP
Phenol (ug/L)	MW-215A	0	0	8	No	4	100	n/a	n/a	0.02	NP
Phenol (ug/L)	MW-214A	0	0	8	No	4	100	n/a	n/a	0.02	NP
Phenol (ug/L)	MW-200A	0	NaN	NaN	No	3	100	n/a	n/a	NaN	NP
Phenol (ug/L)	MW-205A	0	NaN	NaN	No	3	100	n/a	n/a	NaN	NP
Phenol (ug/L)	MW-211B	0	NaN	NaN	No	3	100	n/a	n/a	NaN	NP
Phenol (ug/L)	MW-213A	0	NaN	NaN	No	3	100	n/a	n/a	NaN	NP
Phenol (ug/L)	MW-216A	0	NaN	NaN	No	3	100	n/a	n/a	NaN	NP
Phenol (ug/L)	MW-217A	0	NaN	NaN	No	3	100	n/a	n/a	NaN	NP
Phenol (ug/L)	MW-218A	0	NaN	NaN	No	3	100	n/a	n/a	NaN	NP
Phenol (ug/L)	MW-219A	0	0	10	No	5	100	n/a	n/a	0.02	NP
Phenol (ug/L)	MW-220A	0	NaN	NaN	No	3	100	n/a	n/a	NaN	NP
Phenol (ug/L)	MW-18AR	0	NaN	NaN	No	2	100	n/a	n/a	NaN	NP
Tetrachloroethene (ug/L)	MW-34A (bg)	0	0	20	No	8	100	n/a	n/a	0.02	NP
Tetrachloroethene (ug/L)	MW-1B	0	0	20	No	8	100	n/a	n/a	0.02	NP
Tetrachloroethene (ug/L)	MW-5B	0	0	20	No	8	100	n/a	n/a	0.02	NP
Tetrachloroethene (ug/L)	MW-7B1	0	0	20	No	8	100	n/a	n/a	0.02	NP
Tetrachloroethene (ug/L)	MW-8B	0	0	20	No	8	100	n/a	n/a	0.02	NP
Tetrachloroethene (ug/L)	MW-10B	0	0	20	No	8	100	n/a	n/a	0.02	NP
Tetrachloroethene (ug/L)	MW-12B	0	0	20	No	8	100	n/a	n/a	0.02	NP
Tetrachloroethene (ug/L)	MW-14B	0	0	20	No	8	100	n/a	n/a	0.02	NP
Tetrachloroethene (ug/L)	MW-17A-00	0	0	20	No	8	100	n/a	n/a	0.02	NP
Tetrachloroethene (ug/L)	MW-23A	0	0	20	No	8	100	n/a	n/a	0.02	NP
Tetrachloroethene (ug/L)	MW-24A	0	0	20	No	8	100	n/a	n/a	0.02	NP
Tetrachloroethene (ug/L)	MW-25A-00	0	0	20	No	8	100	n/a	n/a	0.02	NP
Tetrachloroethene (ug/L)	MW-29A	0	0	20	No	8	100	n/a	n/a	0.02	NP
Tetrachloroethene (ug/L)	MW-31B	0	0	20	No	8	100	n/a	n/a	0.02	NP
Tetrachloroethene (ug/L)	MW-201A	0	0	20	No	8	100	n/a	n/a	0.02	NP
Tetrachloroethene (ug/L)	MW-202A	0	0	20	No	8	100	n/a	n/a	0.02	NP
Tetrachloroethene (ug/L)	MW-203A	0	0	20	No	8	100	n/a	n/a	0.02	NP
Tetrachloroethene (ug/L)	MW-204A	0	0	20	No	8	100	n/a	n/a	0.02	NP

Trend Test

Iowa City Landfill Client: HDR Data: Iowa City Sanitary Landfill Printed 1/20/2026, 1:36 PM

Constituent	Well	Slope	Calc.	Critical	Sig.	N	%NDs	Normality	Xform	Alpha	Method
Tetrachloroethene (ug/L)	MW-208B	0	0	20	No	8	100	n/a	n/a	0.02	NP
Tetrachloroethene (ug/L)	MW-210B	0	0	20	No	8	100	n/a	n/a	0.02	NP
Tetrachloroethene (ug/L)	MW-215A	0	0	20	No	8	100	n/a	n/a	0.02	NP
Tetrachloroethene (ug/L)	MW-214A	0	0	20	No	8	100	n/a	n/a	0.02	NP
Tetrachloroethene (ug/L)	MW-200A	0	0	20	No	8	100	n/a	n/a	0.02	NP
Tetrachloroethene (ug/L)	MW-205A	0	0	20	No	8	100	n/a	n/a	0.02	NP
Tetrachloroethene (ug/L)	MW-211B	0	0	20	No	8	100	n/a	n/a	0.02	NP
Tetrachloroethene (ug/L)	MW-213A	0	0	20	No	8	100	n/a	n/a	0.02	NP
Tetrachloroethene (ug/L)	MW-310A	0	0	20	No	8	100	n/a	n/a	0.02	NP
Tetrachloroethene (ug/L)	MW-312A	0	0	20	No	8	100	n/a	n/a	0.02	NP
Tetrachloroethene (ug/L)	MW-38A (bg)	0	0	20	No	8	100	n/a	n/a	0.02	NP
Tetrachloroethene (ug/L)	MW-39B (bg)	0	0	20	No	8	100	n/a	n/a	0.02	NP
Tetrachloroethene (ug/L)	MW-216A	0	0	20	No	8	100	n/a	n/a	0.02	NP
Tetrachloroethene (ug/L)	MW-217A	0	0	20	No	8	100	n/a	n/a	0.02	NP
Tetrachloroethene (ug/L)	MW-218A	0	0	20	No	8	100	n/a	n/a	0.02	NP
Tetrachloroethene (ug/L)	MW-219A	0	0	20	No	8	100	n/a	n/a	0.02	NP
Tetrachloroethene (ug/L)	MW-220A	0	0	20	No	8	100	n/a	n/a	0.02	NP
Tetrachloroethene (ug/L)	MW-18AR	-0.1535	-6	-20	No	8	0	n/a	n/a	0.02	NP
Tetrachloroethene (ug/L)	MW-408	0	0	20	No	8	100	n/a	n/a	0.02	NP
Tetrachloroethene (ug/L)	MW-410	0	0	20	No	8	100	n/a	n/a	0.02	NP
Toluene (ug/L)	MW-34A (bg)	0	0	20	No	8	100	n/a	n/a	0.02	NP
Toluene (ug/L)	MW-1B	0	0	20	No	8	100	n/a	n/a	0.02	NP
Toluene (ug/L)	MW-5B	0	5	20	No	8	75	n/a	n/a	0.02	NP
Toluene (ug/L)	MW-7B1	0	0	20	No	8	100	n/a	n/a	0.02	NP
Toluene (ug/L)	MW-8B	0	0	20	No	8	100	n/a	n/a	0.02	NP
Toluene (ug/L)	MW-10B	0	0	20	No	8	100	n/a	n/a	0.02	NP
Toluene (ug/L)	MW-12B	0	0	20	No	8	100	n/a	n/a	0.02	NP
Toluene (ug/L)	MW-14B	0	0	20	No	8	100	n/a	n/a	0.02	NP
Toluene (ug/L)	MW-17A-00	0	0	20	No	8	100	n/a	n/a	0.02	NP
Toluene (ug/L)	MW-23A	0	0	20	No	8	100	n/a	n/a	0.02	NP
Toluene (ug/L)	MW-24A	0	0	20	No	8	100	n/a	n/a	0.02	NP
Toluene (ug/L)	MW-25A-00	0	0	20	No	8	100	n/a	n/a	0.02	NP
Toluene (ug/L)	MW-29A	0	0	20	No	8	100	n/a	n/a	0.02	NP
Toluene (ug/L)	MW-31B	0	0	20	No	8	100	n/a	n/a	0.02	NP
Toluene (ug/L)	MW-201A	0	0	20	No	8	100	n/a	n/a	0.02	NP
Toluene (ug/L)	MW-202A	0	0	20	No	8	100	n/a	n/a	0.02	NP
Toluene (ug/L)	MW-203A	0	0	20	No	8	100	n/a	n/a	0.02	NP
Toluene (ug/L)	MW-204A	0	0	20	No	8	100	n/a	n/a	0.02	NP
Toluene (ug/L)	MW-208B	0	0	20	No	8	100	n/a	n/a	0.02	NP
Toluene (ug/L)	MW-210B	0	0	20	No	8	100	n/a	n/a	0.02	NP
Toluene (ug/L)	MW-215A	0	0	20	No	8	100	n/a	n/a	0.02	NP
Toluene (ug/L)	MW-214A	0	0	20	No	8	100	n/a	n/a	0.02	NP
Toluene (ug/L)	MW-200A	0	0	20	No	8	100	n/a	n/a	0.02	NP
Toluene (ug/L)	MW-205A	0	3	20	No	8	87.5	n/a	n/a	0.02	NP
Toluene (ug/L)	MW-211B	0	0	20	No	8	100	n/a	n/a	0.02	NP
Toluene (ug/L)	MW-213A	0	0	20	No	8	100	n/a	n/a	0.02	NP
Toluene (ug/L)	MW-310A	0	0	20	No	8	100	n/a	n/a	0.02	NP
Toluene (ug/L)	MW-312A	0	7	20	No	8	87.5	n/a	n/a	0.02	NP
Toluene (ug/L)	MW-38A (bg)	0	0	20	No	8	100	n/a	n/a	0.02	NP
Toluene (ug/L)	MW-39B (bg)	0	0	20	No	8	100	n/a	n/a	0.02	NP

Trend Test

Iowa City Landfill Client: HDR Data: Iowa City Sanitary Landfill Printed 1/20/2026, 1:36 PM

Constituent	Well	Slope	Calc.	Critical	Sig.	N	%NDs	Normality	Xform	Alpha	Method
Toluene (ug/L)	MW-216A	0	0	20	No	8	100	n/a	n/a	0.02	NP
Toluene (ug/L)	MW-217A	0	0	20	No	8	100	n/a	n/a	0.02	NP
Toluene (ug/L)	MW-218A	0	0	20	No	8	100	n/a	n/a	0.02	NP
Toluene (ug/L)	MW-219A	0	0	20	No	8	100	n/a	n/a	0.02	NP
Toluene (ug/L)	MW-220A	0	0	20	No	8	100	n/a	n/a	0.02	NP
Toluene (ug/L)	MW-18AR	0	0	20	No	8	100	n/a	n/a	0.02	NP
Toluene (ug/L)	MW-408	0	0	20	No	8	100	n/a	n/a	0.02	NP
Toluene (ug/L)	MW-410	0	0	20	No	8	100	n/a	n/a	0.02	NP
Toxaphene (ug/L)	MW-34A (bg)	0	0	17	No	7	100	n/a	n/a	0.02	NP
Toxaphene (ug/L)	MW-1B	0	0	10	No	5	100	n/a	n/a	0.02	NP
Toxaphene (ug/L)	MW-5B	0	0	10	No	5	100	n/a	n/a	0.02	NP
Toxaphene (ug/L)	MW-7B1	0	0	20	No	8	100	n/a	n/a	0.02	NP
Toxaphene (ug/L)	MW-8B	0	0	20	No	8	100	n/a	n/a	0.02	NP
Toxaphene (ug/L)	MW-10B	0	NaN	NaN	No	2	100	n/a	n/a	NaN	NP
Toxaphene (ug/L)	MW-12B	0	0	8	No	4	100	n/a	n/a	0.02	NP
Toxaphene (ug/L)	MW-14B	0	0	10	No	5	100	n/a	n/a	0.02	NP
Toxaphene (ug/L)	MW-17A-00	0	0	10	No	5	100	n/a	n/a	0.02	NP
Toxaphene (ug/L)	MW-23A	0	0	10	No	5	100	n/a	n/a	0.02	NP
Toxaphene (ug/L)	MW-24A	0	0	10	No	5	100	n/a	n/a	0.02	NP
Toxaphene (ug/L)	MW-25A-00	0	0	10	No	5	100	n/a	n/a	0.02	NP
Toxaphene (ug/L)	MW-29A	0	0	10	No	5	100	n/a	n/a	0.02	NP
Toxaphene (ug/L)	MW-31B	0	0	10	No	5	100	n/a	n/a	0.02	NP
Toxaphene (ug/L)	MW-201A	0	0	8	No	4	100	n/a	n/a	0.02	NP
Toxaphene (ug/L)	MW-202A	0	0	8	No	4	100	n/a	n/a	0.02	NP
Toxaphene (ug/L)	MW-203A	0	0	8	No	4	100	n/a	n/a	0.02	NP
Toxaphene (ug/L)	MW-204A	0	0	8	No	4	100	n/a	n/a	0.02	NP
Toxaphene (ug/L)	MW-208B	0	0	8	No	4	100	n/a	n/a	0.02	NP
Toxaphene (ug/L)	MW-210B	0	0	8	No	4	100	n/a	n/a	0.02	NP
Toxaphene (ug/L)	MW-215A	0	0	8	No	4	100	n/a	n/a	0.02	NP
Toxaphene (ug/L)	MW-214A	0	0	8	No	4	100	n/a	n/a	0.02	NP
Toxaphene (ug/L)	MW-200A	0	NaN	NaN	No	3	100	n/a	n/a	NaN	NP
Toxaphene (ug/L)	MW-205A	0	NaN	NaN	No	3	100	n/a	n/a	NaN	NP
Toxaphene (ug/L)	MW-211B	0	NaN	NaN	No	3	100	n/a	n/a	NaN	NP
Toxaphene (ug/L)	MW-213A	0	NaN	NaN	No	3	100	n/a	n/a	NaN	NP
Toxaphene (ug/L)	MW-39B (bg)	0	NaN	NaN	No	2	100	n/a	n/a	NaN	NP
Toxaphene (ug/L)	MW-216A	0	NaN	NaN	No	3	100	n/a	n/a	NaN	NP
Toxaphene (ug/L)	MW-217A	0	NaN	NaN	No	3	100	n/a	n/a	NaN	NP
Toxaphene (ug/L)	MW-218A	0	NaN	NaN	No	3	100	n/a	n/a	NaN	NP
Toxaphene (ug/L)	MW-219A	0	NaN	NaN	No	3	100	n/a	n/a	NaN	NP
Toxaphene (ug/L)	MW-220A	0	NaN	NaN	No	3	100	n/a	n/a	NaN	NP
Toxaphene (ug/L)	MW-18AR	0	NaN	NaN	No	2	100	n/a	n/a	NaN	NP
trans-1,2-Dichloroethene (ug/L)	MW-34A (bg)	0	0	20	No	8	100	n/a	n/a	0.02	NP
trans-1,2-Dichloroethene (ug/L)	MW-1B	0	0	20	No	8	100	n/a	n/a	0.02	NP
trans-1,2-Dichloroethene (ug/L)	MW-5B	0	0	20	No	8	100	n/a	n/a	0.02	NP
trans-1,2-Dichloroethene (ug/L)	MW-7B1	0	0	20	No	8	100	n/a	n/a	0.02	NP
trans-1,2-Dichloroethene (ug/L)	MW-8B	0	0	20	No	8	100	n/a	n/a	0.02	NP
trans-1,2-Dichloroethene (ug/L)	MW-10B	0	0	20	No	8	100	n/a	n/a	0.02	NP
trans-1,2-Dichloroethene (ug/L)	MW-12B	0	0	20	No	8	100	n/a	n/a	0.02	NP
trans-1,2-Dichloroethene (ug/L)	MW-14B	0	0	20	No	8	100	n/a	n/a	0.02	NP
trans-1,2-Dichloroethene (ug/L)	MW-17A-00	0	0	20	No	8	100	n/a	n/a	0.02	NP

Trend Test

Iowa City Landfill Client: HDR Data: Iowa City Sanitary Landfill Printed 1/20/2026, 1:36 PM

Constituent	Well	Slope	Calc.	Critical	Sig.	N	%NDs	Normality	Xform	Alpha	Method
trans-1,2-Dichloroethene (ug/L)	MW-23A	0	0	20	No	8	100	n/a	n/a	0.02	NP
trans-1,2-Dichloroethene (ug/L)	MW-24A	0	0	20	No	8	100	n/a	n/a	0.02	NP
trans-1,2-Dichloroethene (ug/L)	MW-25A-00	0	0	20	No	8	100	n/a	n/a	0.02	NP
trans-1,2-Dichloroethene (ug/L)	MW-29A	0	0	20	No	8	100	n/a	n/a	0.02	NP
trans-1,2-Dichloroethene (ug/L)	MW-31B	0	0	20	No	8	100	n/a	n/a	0.02	NP
trans-1,2-Dichloroethene (ug/L)	MW-201A	0	0	20	No	8	100	n/a	n/a	0.02	NP
trans-1,2-Dichloroethene (ug/L)	MW-202A	0	0	20	No	8	100	n/a	n/a	0.02	NP
trans-1,2-Dichloroethene (ug/L)	MW-203A	0	0	20	No	8	100	n/a	n/a	0.02	NP
trans-1,2-Dichloroethene (ug/L)	MW-204A	0	0	20	No	8	100	n/a	n/a	0.02	NP
trans-1,2-Dichloroethene (ug/L)	MW-208B	0	0	20	No	8	100	n/a	n/a	0.02	NP
trans-1,2-Dichloroethene (ug/L)	MW-210B	0	0	20	No	8	100	n/a	n/a	0.02	NP
trans-1,2-Dichloroethene (ug/L)	MW-215A	0	0	20	No	8	100	n/a	n/a	0.02	NP
trans-1,2-Dichloroethene (ug/L)	MW-214A	0	0	20	No	8	100	n/a	n/a	0.02	NP
trans-1,2-Dichloroethene (ug/L)	MW-200A	0	0	20	No	8	100	n/a	n/a	0.02	NP
trans-1,2-Dichloroethene (ug/L)	MW-205A	0	0	20	No	8	100	n/a	n/a	0.02	NP
trans-1,2-Dichloroethene (ug/L)	MW-211B	0	0	20	No	8	100	n/a	n/a	0.02	NP
trans-1,2-Dichloroethene (ug/L)	MW-213A	0	0	20	No	8	100	n/a	n/a	0.02	NP
trans-1,2-Dichloroethene (ug/L)	MW-310A	0	0	20	No	8	100	n/a	n/a	0.02	NP
trans-1,2-Dichloroethene (ug/L)	MW-312A	0	0	20	No	8	100	n/a	n/a	0.02	NP
trans-1,2-Dichloroethene (ug/L)	MW-38A (bg)	0	0	20	No	8	100	n/a	n/a	0.02	NP
trans-1,2-Dichloroethene (ug/L)	MW-39B (bg)	0	0	20	No	8	100	n/a	n/a	0.02	NP
trans-1,2-Dichloroethene (ug/L)	MW-216A	0	0	20	No	8	100	n/a	n/a	0.02	NP
trans-1,2-Dichloroethene (ug/L)	MW-217A	0	0	20	No	8	100	n/a	n/a	0.02	NP
trans-1,2-Dichloroethene (ug/L)	MW-218A	0	0	20	No	8	100	n/a	n/a	0.02	NP
trans-1,2-Dichloroethene (ug/L)	MW-219A	0	0	20	No	8	100	n/a	n/a	0.02	NP
trans-1,2-Dichloroethene (ug/L)	MW-220A	0	0	20	No	8	100	n/a	n/a	0.02	NP
trans-1,2-Dichloroethene (ug/L)	MW-18AR	0	0	20	No	8	100	n/a	n/a	0.02	NP
trans-1,2-Dichloroethene (ug/L)	MW-408	0	0	20	No	8	100	n/a	n/a	0.02	NP
trans-1,2-Dichloroethene (ug/L)	MW-410	0	0	20	No	8	100	n/a	n/a	0.02	NP
Trichloroethene (ug/L)	MW-34A (bg)	0	0	20	No	8	100	n/a	n/a	0.02	NP
Trichloroethene (ug/L)	MW-1B	0	0	20	No	8	100	n/a	n/a	0.02	NP
Trichloroethene (ug/L)	MW-5B	0	0	20	No	8	100	n/a	n/a	0.02	NP
Trichloroethene (ug/L)	MW-7B1	0	0	20	No	8	100	n/a	n/a	0.02	NP
Trichloroethene (ug/L)	MW-8B	0	0	20	No	8	100	n/a	n/a	0.02	NP
Trichloroethene (ug/L)	MW-10B	0	0	20	No	8	100	n/a	n/a	0.02	NP
Trichloroethene (ug/L)	MW-12B	0	0	20	No	8	100	n/a	n/a	0.02	NP
Trichloroethene (ug/L)	MW-14B	0	0	20	No	8	100	n/a	n/a	0.02	NP
Trichloroethene (ug/L)	MW-17A-00	0	0	20	No	8	100	n/a	n/a	0.02	NP
Trichloroethene (ug/L)	MW-23A	0	0	20	No	8	100	n/a	n/a	0.02	NP
Trichloroethene (ug/L)	MW-24A	0	0	20	No	8	100	n/a	n/a	0.02	NP
Trichloroethene (ug/L)	MW-25A-00	0	0	20	No	8	100	n/a	n/a	0.02	NP
Trichloroethene (ug/L)	MW-29A	0	0	20	No	8	100	n/a	n/a	0.02	NP
Trichloroethene (ug/L)	MW-31B	0	0	20	No	8	100	n/a	n/a	0.02	NP
Trichloroethene (ug/L)	MW-201A	0	0	20	No	8	100	n/a	n/a	0.02	NP
Trichloroethene (ug/L)	MW-202A	0	0	20	No	8	100	n/a	n/a	0.02	NP
Trichloroethene (ug/L)	MW-203A	0	0	20	No	8	100	n/a	n/a	0.02	NP
Trichloroethene (ug/L)	MW-204A	0	0	20	No	8	100	n/a	n/a	0.02	NP
Trichloroethene (ug/L)	MW-208B	0	0	20	No	8	100	n/a	n/a	0.02	NP
Trichloroethene (ug/L)	MW-210B	0	0	20	No	8	100	n/a	n/a	0.02	NP
Trichloroethene (ug/L)	MW-215A	0	0	20	No	8	100	n/a	n/a	0.02	NP

Trend Test

Iowa City Landfill Client: HDR Data: Iowa City Sanitary Landfill Printed 1/20/2026, 1:36 PM

Constituent	Well	Slope	Calc.	Critical	Sig.	N	%NDs	Normality	Xform	Alpha	Method
Trichloroethene (ug/L)	MW-214A	0	0	20	No	8	100	n/a	n/a	0.02	NP
Trichloroethene (ug/L)	MW-200A	0	0	20	No	8	100	n/a	n/a	0.02	NP
Trichloroethene (ug/L)	MW-205A	0	-7	-20	No	8	87.5	n/a	n/a	0.02	NP
Trichloroethene (ug/L)	MW-211B	0	0	20	No	8	100	n/a	n/a	0.02	NP
Trichloroethene (ug/L)	MW-213A	0	0	20	No	8	100	n/a	n/a	0.02	NP
Trichloroethene (ug/L)	MW-310A	0	0	20	No	8	100	n/a	n/a	0.02	NP
Trichloroethene (ug/L)	MW-312A	0	0	20	No	8	100	n/a	n/a	0.02	NP
Trichloroethene (ug/L)	MW-38A (bg)	0	0	20	No	8	100	n/a	n/a	0.02	NP
Trichloroethene (ug/L)	MW-39B (bg)	0	0	20	No	8	100	n/a	n/a	0.02	NP
Trichloroethene (ug/L)	MW-216A	0	0	20	No	8	100	n/a	n/a	0.02	NP
Trichloroethene (ug/L)	MW-217A	0	0	20	No	8	100	n/a	n/a	0.02	NP
Trichloroethene (ug/L)	MW-218A	0	0	20	No	8	100	n/a	n/a	0.02	NP
Trichloroethene (ug/L)	MW-219A	0	0	20	No	8	100	n/a	n/a	0.02	NP
Trichloroethene (ug/L)	MW-220A	0	0	20	No	8	100	n/a	n/a	0.02	NP
Trichloroethene (ug/L)	**MW-18AR**	**-0.2397**	**-21**	**-20**	**Yes**	**8**	**0**	**n/a**	**n/a**	**0.02**	**NP**
Trichloroethene (ug/L)	MW-408	0	0	20	No	8	100	n/a	n/a	0.02	NP
Trichloroethene (ug/L)	MW-410	0	0	20	No	8	100	n/a	n/a	0.02	NP
Trichlorofluoromethane (ug/L)	MW-34A (bg)	0	0	20	No	8	100	n/a	n/a	0.02	NP
Trichlorofluoromethane (ug/L)	MW-1B	0	0	20	No	8	100	n/a	n/a	0.02	NP
Trichlorofluoromethane (ug/L)	MW-5B	0	0	20	No	8	100	n/a	n/a	0.02	NP
Trichlorofluoromethane (ug/L)	MW-7B1	0	0	20	No	8	100	n/a	n/a	0.02	NP
Trichlorofluoromethane (ug/L)	MW-8B	0	0	20	No	8	100	n/a	n/a	0.02	NP
Trichlorofluoromethane (ug/L)	MW-10B	0	0	20	No	8	100	n/a	n/a	0.02	NP
Trichlorofluoromethane (ug/L)	MW-12B	0	0	20	No	8	100	n/a	n/a	0.02	NP
Trichlorofluoromethane (ug/L)	MW-14B	0	0	20	No	8	100	n/a	n/a	0.02	NP
Trichlorofluoromethane (ug/L)	MW-17A-00	0	-3	-20	No	8	50	n/a	n/a	0.02	NP
Trichlorofluoromethane (ug/L)	MW-23A	0	0	20	No	8	100	n/a	n/a	0.02	NP
Trichlorofluoromethane (ug/L)	MW-24A	0	0	20	No	8	100	n/a	n/a	0.02	NP
Trichlorofluoromethane (ug/L)	MW-25A-00	0	0	20	No	8	100	n/a	n/a	0.02	NP
Trichlorofluoromethane (ug/L)	MW-29A	0	0	20	No	8	100	n/a	n/a	0.02	NP
Trichlorofluoromethane (ug/L)	MW-31B	0	0	20	No	8	100	n/a	n/a	0.02	NP
Trichlorofluoromethane (ug/L)	MW-201A	0	0	20	No	8	100	n/a	n/a	0.02	NP
Trichlorofluoromethane (ug/L)	MW-202A	0	0	20	No	8	100	n/a	n/a	0.02	NP
Trichlorofluoromethane (ug/L)	MW-203A	0	0	20	No	8	100	n/a	n/a	0.02	NP
Trichlorofluoromethane (ug/L)	MW-204A	0	0	20	No	8	100	n/a	n/a	0.02	NP
Trichlorofluoromethane (ug/L)	MW-208B	0	0	20	No	8	100	n/a	n/a	0.02	NP
Trichlorofluoromethane (ug/L)	MW-210B	0	0	20	No	8	100	n/a	n/a	0.02	NP
Trichlorofluoromethane (ug/L)	MW-215A	0	0	20	No	8	100	n/a	n/a	0.02	NP
Trichlorofluoromethane (ug/L)	MW-214A	0	0	20	No	8	100	n/a	n/a	0.02	NP
Trichlorofluoromethane (ug/L)	MW-200A	0	0	20	No	8	100	n/a	n/a	0.02	NP
Trichlorofluoromethane (ug/L)	MW-205A	0	0	20	No	8	100	n/a	n/a	0.02	NP
Trichlorofluoromethane (ug/L)	MW-211B	0	0	20	No	8	100	n/a	n/a	0.02	NP
Trichlorofluoromethane (ug/L)	MW-213A	0	0	20	No	8	100	n/a	n/a	0.02	NP
Trichlorofluoromethane (ug/L)	MW-310A	0	0	20	No	8	100	n/a	n/a	0.02	NP
Trichlorofluoromethane (ug/L)	MW-312A	0	0	20	No	8	100	n/a	n/a	0.02	NP
Trichlorofluoromethane (ug/L)	MW-38A (bg)	0	0	20	No	8	100	n/a	n/a	0.02	NP
Trichlorofluoromethane (ug/L)	MW-39B (bg)	0	0	20	No	8	100	n/a	n/a	0.02	NP
Trichlorofluoromethane (ug/L)	MW-216A	0	0	20	No	8	100	n/a	n/a	0.02	NP
Trichlorofluoromethane (ug/L)	MW-217A	0	0	20	No	8	100	n/a	n/a	0.02	NP
Trichlorofluoromethane (ug/L)	MW-218A	0	0	20	No	8	100	n/a	n/a	0.02	NP

Trend Test

Iowa City Landfill Client: HDR Data: Iowa City Sanitary Landfill Printed 1/20/2026, 1:36 PM

Constituent	Well	Slope	Calc.	Critical	Sig.	N	%NDs	Normality	Xform	Alpha	Method
Trichlorofluoromethane (ug/L)	MW-219A	0	0	20	No	8	100	n/a	n/a	0.02	NP
Trichlorofluoromethane (ug/L)	MW-220A	0	0	20	No	8	100	n/a	n/a	0.02	NP
Trichlorofluoromethane (ug/L)	MW-18AR	-0.7376	-14	-20	No	8	0	n/a	n/a	0.02	NP
Trichlorofluoromethane (ug/L)	MW-408	0	0	20	No	8	100	n/a	n/a	0.02	NP
Trichlorofluoromethane (ug/L)	MW-410	0	0	20	No	8	100	n/a	n/a	0.02	NP
Vinyl Chloride (ug/L)	MW-34A (bg)	0	0	20	No	8	100	n/a	n/a	0.02	NP
Vinyl Chloride (ug/L)	MW-1B	0	0	20	No	8	100	n/a	n/a	0.02	NP
Vinyl Chloride (ug/L)	MW-5B	0	0	20	No	8	100	n/a	n/a	0.02	NP
Vinyl Chloride (ug/L)	MW-7B1	0	-2	-20	No	8	50	n/a	n/a	0.02	NP
Vinyl Chloride (ug/L)	MW-8B	0	0	20	No	8	100	n/a	n/a	0.02	NP
Vinyl Chloride (ug/L)	MW-10B	0	0	20	No	8	100	n/a	n/a	0.02	NP
Vinyl Chloride (ug/L)	MW-12B	0	0	20	No	8	100	n/a	n/a	0.02	NP
Vinyl Chloride (ug/L)	MW-14B	0	0	20	No	8	100	n/a	n/a	0.02	NP
Vinyl Chloride (ug/L)	MW-17A-00	0	0	20	No	8	100	n/a	n/a	0.02	NP
Vinyl Chloride (ug/L)	MW-23A	0	0	20	No	8	100	n/a	n/a	0.02	NP
Vinyl Chloride (ug/L)	MW-24A	0	0	20	No	8	100	n/a	n/a	0.02	NP
Vinyl Chloride (ug/L)	MW-25A-00	0	0	20	No	8	100	n/a	n/a	0.02	NP
Vinyl Chloride (ug/L)	MW-29A	0	0	20	No	8	100	n/a	n/a	0.02	NP
Vinyl Chloride (ug/L)	MW-31B	0	0	20	No	8	100	n/a	n/a	0.02	NP
Vinyl Chloride (ug/L)	MW-201A	0	0	20	No	8	100	n/a	n/a	0.02	NP
Vinyl Chloride (ug/L)	MW-202A	0	0	20	No	8	100	n/a	n/a	0.02	NP
Vinyl Chloride (ug/L)	MW-203A	0	0	20	No	8	100	n/a	n/a	0.02	NP
Vinyl Chloride (ug/L)	MW-204A	0	0	20	No	8	100	n/a	n/a	0.02	NP
Vinyl Chloride (ug/L)	MW-208B	0	0	20	No	8	100	n/a	n/a	0.02	NP
Vinyl Chloride (ug/L)	MW-210B	0	0	20	No	8	100	n/a	n/a	0.02	NP
Vinyl Chloride (ug/L)	MW-215A	0	0	20	No	8	100	n/a	n/a	0.02	NP
Vinyl Chloride (ug/L)	MW-214A	0	0	20	No	8	100	n/a	n/a	0.02	NP
Vinyl Chloride (ug/L)	MW-200A	0	0	20	No	8	100	n/a	n/a	0.02	NP
Vinyl Chloride (ug/L)	MW-205A	0	0	20	No	8	100	n/a	n/a	0.02	NP
Vinyl Chloride (ug/L)	MW-211B	0	0	20	No	8	100	n/a	n/a	0.02	NP
Vinyl Chloride (ug/L)	MW-213A	0	0	20	No	8	100	n/a	n/a	0.02	NP
Vinyl Chloride (ug/L)	MW-310A	0	0	20	No	8	100	n/a	n/a	0.02	NP
Vinyl Chloride (ug/L)	MW-312A	0	0	20	No	8	100	n/a	n/a	0.02	NP
Vinyl Chloride (ug/L)	MW-38A (bg)	0	0	20	No	8	100	n/a	n/a	0.02	NP
Vinyl Chloride (ug/L)	MW-39B (bg)	0	0	20	No	8	100	n/a	n/a	0.02	NP
Vinyl Chloride (ug/L)	MW-216A	0	0	20	No	8	100	n/a	n/a	0.02	NP
Vinyl Chloride (ug/L)	MW-217A	0	0	20	No	8	100	n/a	n/a	0.02	NP
Vinyl Chloride (ug/L)	MW-218A	0	0	20	No	8	100	n/a	n/a	0.02	NP
Vinyl Chloride (ug/L)	MW-219A	0	0	20	No	8	100	n/a	n/a	0.02	NP
Vinyl Chloride (ug/L)	MW-220A	0	0	20	No	8	100	n/a	n/a	0.02	NP
Vinyl Chloride (ug/L)	MW-18AR	0	0	20	No	8	100	n/a	n/a	0.02	NP
Vinyl Chloride (ug/L)	MW-408	0	0	20	No	8	100	n/a	n/a	0.02	NP
Vinyl Chloride (ug/L)	MW-410	0	0	20	No	8	100	n/a	n/a	0.02	NP
Xylenes, Total (ug/L)	MW-34A (bg)	0	0	20	No	8	100	n/a	n/a	0.02	NP
Xylenes, Total (ug/L)	MW-1B	0	0	20	No	8	100	n/a	n/a	0.02	NP
Xylenes, Total (ug/L)	MW-5B	0	0	20	No	8	100	n/a	n/a	0.02	NP
Xylenes, Total (ug/L)	MW-7B1	0	0	20	No	8	100	n/a	n/a	0.02	NP
Xylenes, Total (ug/L)	MW-8B	0	0	20	No	8	100	n/a	n/a	0.02	NP
Xylenes, Total (ug/L)	MW-10B	0	0	20	No	8	100	n/a	n/a	0.02	NP
Xylenes, Total (ug/L)	MW-12B	0	0	20	No	8	100	n/a	n/a	0.02	NP

Trend Test

Iowa City Landfill Client: HDR Data: Iowa City Sanitary Landfill Printed 1/20/2026, 1:36 PM

Constituent	Well	Slope	Calc.	Critical	Sig.	N	%NDs	Normality	Xform	Alpha	Method
Xylenes, Total (ug/L)	MW-14B	0	0	20	No	8	100	n/a	n/a	0.02	NP
Xylenes, Total (ug/L)	MW-17A-00	0	0	20	No	8	100	n/a	n/a	0.02	NP
Xylenes, Total (ug/L)	MW-23A	0	0	20	No	8	100	n/a	n/a	0.02	NP
Xylenes, Total (ug/L)	MW-24A	0	0	20	No	8	100	n/a	n/a	0.02	NP
Xylenes, Total (ug/L)	MW-25A-00	0	0	20	No	8	100	n/a	n/a	0.02	NP
Xylenes, Total (ug/L)	MW-29A	0	0	20	No	8	100	n/a	n/a	0.02	NP
Xylenes, Total (ug/L)	MW-31B	0	0	20	No	8	100	n/a	n/a	0.02	NP
Xylenes, Total (ug/L)	MW-201A	0	0	20	No	8	100	n/a	n/a	0.02	NP
Xylenes, Total (ug/L)	MW-202A	0	0	20	No	8	100	n/a	n/a	0.02	NP
Xylenes, Total (ug/L)	MW-203A	0	0	20	No	8	100	n/a	n/a	0.02	NP
Xylenes, Total (ug/L)	MW-204A	0	0	20	No	8	100	n/a	n/a	0.02	NP
Xylenes, Total (ug/L)	MW-208B	0	0	20	No	8	100	n/a	n/a	0.02	NP
Xylenes, Total (ug/L)	MW-210B	0	0	20	No	8	100	n/a	n/a	0.02	NP
Xylenes, Total (ug/L)	MW-215A	0	0	20	No	8	100	n/a	n/a	0.02	NP
Xylenes, Total (ug/L)	MW-214A	0	0	20	No	8	100	n/a	n/a	0.02	NP
Xylenes, Total (ug/L)	MW-200A	0	0	20	No	8	100	n/a	n/a	0.02	NP
Xylenes, Total (ug/L)	MW-205A	0	0	20	No	8	100	n/a	n/a	0.02	NP
Xylenes, Total (ug/L)	MW-211B	0	0	20	No	8	100	n/a	n/a	0.02	NP
Xylenes, Total (ug/L)	MW-213A	0	0	20	No	8	100	n/a	n/a	0.02	NP
Xylenes, Total (ug/L)	MW-310A	0	0	20	No	8	100	n/a	n/a	0.02	NP
Xylenes, Total (ug/L)	MW-312A	0	0	20	No	8	100	n/a	n/a	0.02	NP
Xylenes, Total (ug/L)	MW-38A (bg)	0	0	20	No	8	100	n/a	n/a	0.02	NP
Xylenes, Total (ug/L)	MW-39B (bg)	0	0	20	No	8	100	n/a	n/a	0.02	NP
Xylenes, Total (ug/L)	MW-216A	0	0	20	No	8	100	n/a	n/a	0.02	NP
Xylenes, Total (ug/L)	MW-217A	0	0	20	No	8	100	n/a	n/a	0.02	NP
Xylenes, Total (ug/L)	MW-218A	0	0	20	No	8	100	n/a	n/a	0.02	NP
Xylenes, Total (ug/L)	MW-219A	0	0	20	No	8	100	n/a	n/a	0.02	NP
Xylenes, Total (ug/L)	MW-220A	0	0	20	No	8	100	n/a	n/a	0.02	NP
Xylenes, Total (ug/L)	MW-18AR	0	0	20	No	8	100	n/a	n/a	0.02	NP
Xylenes, Total (ug/L)	MW-408	0	0	20	No	8	100	n/a	n/a	0.02	NP
Xylenes, Total (ug/L)	MW-410	0	0	20	No	8	100	n/a	n/a	0.02	NP

This page intentionally left blank.

Groundwater Monitoring Wells – Prediction Limits

This page intentionally left blank.

Sanitas™ v.10.1.03a Software licensed to HDR, Inc. UG
Hollow symbols indicate censored values.

Exceeds Limit: MW-200A, MW-18AR

Prediction Limit

Interwell Non-parametric

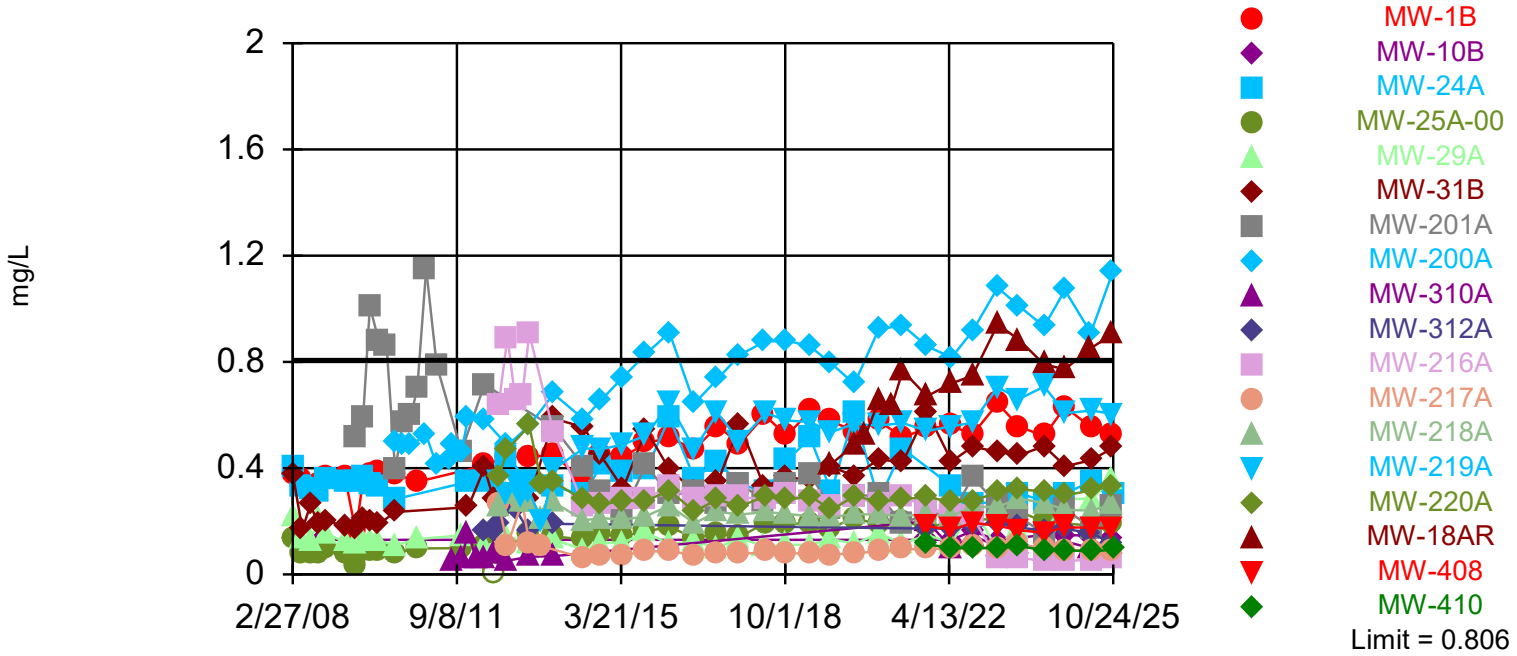

Non-parametric test used in lieu of parametric prediction limit because the Shapiro Francia normality test showed the data to be non-normal at the 0.01 alpha level. Limit is highest of 92 background values. Annual per-constituent alpha = 0.01833. Individual comparison alpha = 0.0002202 (1 of 2). Comparing 18 points to limit. Assumes 24 future values.

Constituent: Barium Analysis Run 2/5/2026 8:22 AM View: 05B_MW_Inorganics_PL_Fall

Iowa City Landfill Client: HDR Data: Iowa City Sanitary Landfill

Sanitas™ v.10.1.03a Software licensed to HDR, Inc. UG
Hollow symbols indicate censored values.

Exceeds Limit: MW-24A

Prediction Limit

Interwell Non-parametric

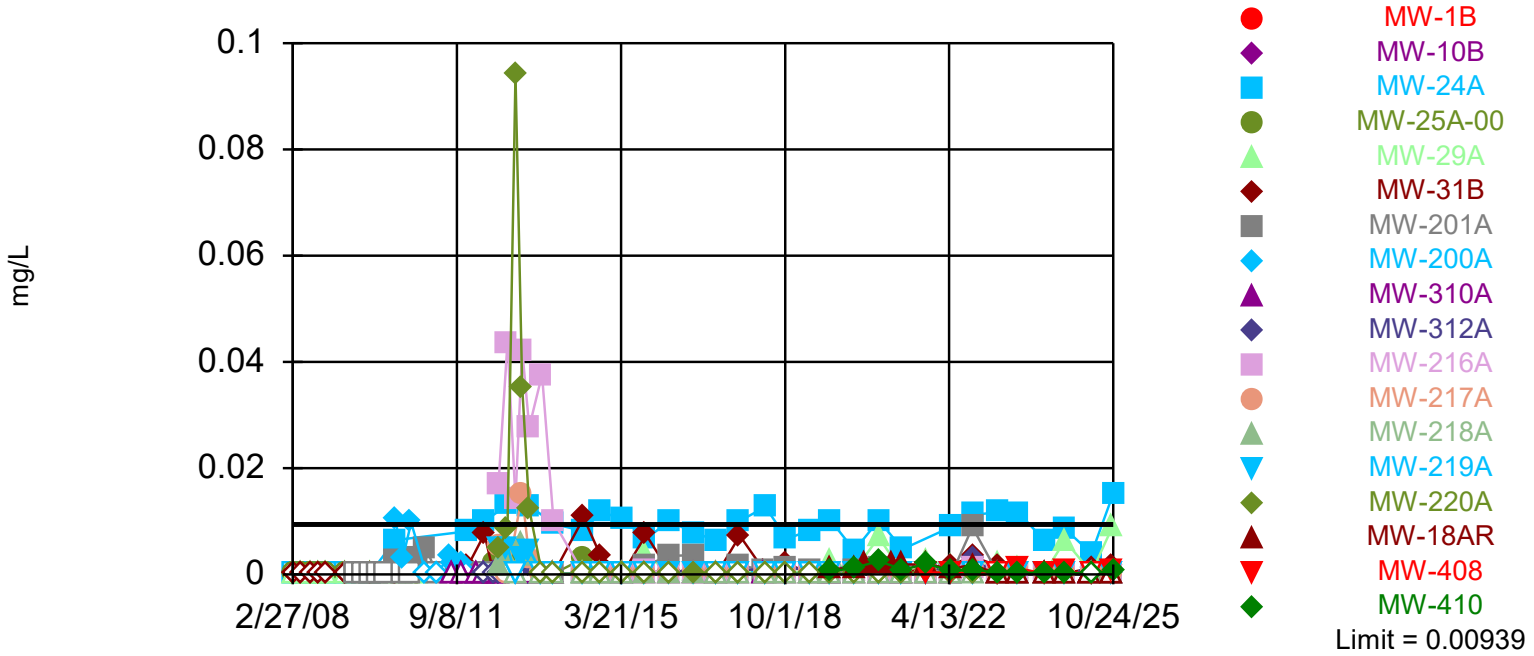

Non-parametric test used in lieu of parametric prediction limit because censored data exceeded 50%. Limit is highest of 92 background values. 57.61% NDs. Annual per-constituent alpha = 0.01833. Individual comparison alpha = 0.0002202 (1 of 2). Comparing 18 points to limit. Assumes 24 future values.

Constituent: Cobalt Analysis Run 2/5/2026 8:22 AM View: 05B_MW_Inorganics_PL_Fall

Iowa City Landfill Client: HDR Data: Iowa City Sanitary Landfill

Prediction Limit

Iowa City Landfill Client: HDR Data: Iowa City Sanitary Landfill Printed 2/5/2026, 8:23 AM

Constituent	Well	Upper Lim.	Date	Observ.	Sig.	Bg N	Bg Wells	%NDs	ND Adj.	Transform	Alpha	Method
Antimony (mg/L)	MW-1B	0.001	10/20/2025	0.001ND	No	85	MW-39B,MW-34A,MW-38A	97.65	n/a	n/a	0.0002567	NP Inter (NDs) 1 of 2
Antimony (mg/L)	MW-10B	0.001	10/21/2025	0.001ND	No	85	MW-39B,MW-34A,MW-38A	97.65	n/a	n/a	0.0002567	NP Inter (NDs) 1 of 2
Antimony (mg/L)	MW-24A	0.001	5/7/2025	0.001ND	No	85	MW-39B,MW-34A,MW-38A	97.65	n/a	n/a	0.0002567	NP Inter (NDs) 1 of 2
Antimony (mg/L)	MW-25A-00	0.001	10/23/2025	0.001ND	No	85	MW-39B,MW-34A,MW-38A	97.65	n/a	n/a	0.0002567	NP Inter (NDs) 1 of 2
Antimony (mg/L)	MW-29A	0.001	5/5/2025	0.00105J	No	85	MW-39B,MW-34A,MW-38A	97.65	n/a	n/a	0.0002567	NP Inter (NDs) 1 of 2
Antimony (mg/L)	MW-31B	0.001	10/23/2025	0.001ND	No	85	MW-39B,MW-34A,MW-38A	97.65	n/a	n/a	0.0002567	NP Inter (NDs) 1 of 2
Antimony (mg/L)	MW-201A	0.001	5/6/2025	0.001ND	No	85	MW-39B,MW-34A,MW-38A	97.65	n/a	n/a	0.0002567	NP Inter (NDs) 1 of 2
Antimony (mg/L)	MW-200A	0.001	10/20/2021	0.001ND	No	85	MW-39B,MW-34A,MW-38A	97.65	n/a	n/a	0.0002567	NP Inter (NDs) 1 of 2
Antimony (mg/L)	MW-310A	0.001	10/21/2025	0.00125J	No	85	MW-39B,MW-34A,MW-38A	97.65	n/a	n/a	0.0002567	NP Inter (NDs) 1 of 2
Antimony (mg/L)	MW-312A	0.001	10/21/2025	0.001ND	No	85	MW-39B,MW-34A,MW-38A	97.65	n/a	n/a	0.0002567	NP Inter (NDs) 1 of 2
Antimony (mg/L)	MW-216A	0.001	10/23/2025	0.00184J	No	85	MW-39B,MW-34A,MW-38A	97.65	n/a	n/a	0.0002567	NP Inter (NDs) 1 of 2
Antimony (mg/L)	MW-217A	0.001	10/23/2025	0.00167J	No	85	MW-39B,MW-34A,MW-38A	97.65	n/a	n/a	0.0002567	NP Inter (NDs) 1 of 2
Antimony (mg/L)	MW-218A	0.001	10/23/2025	0.001ND	No	85	MW-39B,MW-34A,MW-38A	97.65	n/a	n/a	0.0002567	NP Inter (NDs) 1 of 2
Antimony (mg/L)	MW-219A	0.001	10/23/2025	0.001ND	No	85	MW-39B,MW-34A,MW-38A	97.65	n/a	n/a	0.0002567	NP Inter (NDs) 1 of 2
Antimony (mg/L)	MW-220A	0.001	10/23/2025	0.001ND	No	85	MW-39B,MW-34A,MW-38A	97.65	n/a	n/a	0.0002567	NP Inter (NDs) 1 of 2
Antimony (mg/L)	MW-18AR	0.001	10/20/2021	0.001ND	No	85	MW-39B,MW-34A,MW-38A	97.65	n/a	n/a	0.0002567	NP Inter (NDs) 1 of 2
Antimony (mg/L)	MW-408	0.001	10/21/2025	0.001ND	No	85	MW-39B,MW-34A,MW-38A	97.65	n/a	n/a	0.0002567	NP Inter (NDs) 1 of 2
Antimony (mg/L)	MW-410	0.001	10/24/2025	0.001ND	No	85	MW-39B,MW-34A,MW-38A	97.65	n/a	n/a	0.0002567	NP Inter (NDs) 1 of 2
Arsenic (mg/L)	MW-1B	0.0222	10/20/2025	0.000669J	No	90	MW-38A,MW-39B,MW-34A	70	n/a	n/a	0.0002285	NP Inter (NDs) 1 of 2
Arsenic (mg/L)	MW-10B	0.0222	10/21/2025	0.000547J	No	90	MW-38A,MW-39B,MW-34A	70	n/a	n/a	0.0002285	NP Inter (NDs) 1 of 2
Arsenic (mg/L)	MW-24A	0.0222	10/24/2025	0.0123	No	90	MW-38A,MW-39B,MW-34A	70	n/a	n/a	0.0002285	NP Inter (NDs) 1 of 2
Arsenic (mg/L)	MW-25A-00	0.0222	10/23/2025	0.00053ND	No	90	MW-38A,MW-39B,MW-34A	70	n/a	n/a	0.0002285	NP Inter (NDs) 1 of 2
Arsenic (mg/L)	MW-29A	0.0222	10/21/2025	0.00152J	No	90	MW-38A,MW-39B,MW-34A	70	n/a	n/a	0.0002285	NP Inter (NDs) 1 of 2
Arsenic (mg/L)	MW-31B	0.0222	10/23/2025	0.000708J	No	90	MW-38A,MW-39B,MW-34A	70	n/a	n/a	0.0002285	NP Inter (NDs) 1 of 2
Arsenic (mg/L)	MW-201A	0.0222	10/22/2025	0.00053ND	No	90	MW-38A,MW-39B,MW-34A	70	n/a	n/a	0.0002285	NP Inter (NDs) 1 of 2
Arsenic (mg/L)	MW-200A	0.0222	10/22/2025	0.00053ND	No	90	MW-38A,MW-39B,MW-34A	70	n/a	n/a	0.0002285	NP Inter (NDs) 1 of 2
Arsenic (mg/L)	MW-310A	0.0222	10/21/2025	0.00053ND	No	90	MW-38A,MW-39B,MW-34A	70	n/a	n/a	0.0002285	NP Inter (NDs) 1 of 2
Arsenic (mg/L)	MW-312A	0.0222	10/21/2025	0.00053ND	No	90	MW-38A,MW-39B,MW-34A	70	n/a	n/a	0.0002285	NP Inter (NDs) 1 of 2
Arsenic (mg/L)	MW-216A	0.0222	10/23/2025	0.00057J	No	90	MW-38A,MW-39B,MW-34A	70	n/a	n/a	0.0002285	NP Inter (NDs) 1 of 2
Arsenic (mg/L)	MW-217A	0.0222	10/23/2025	0.00053ND	No	90	MW-38A,MW-39B,MW-34A	70	n/a	n/a	0.0002285	NP Inter (NDs) 1 of 2
Arsenic (mg/L)	MW-218A	0.0222	10/23/2025	0.00053ND	No	90	MW-38A,MW-39B,MW-34A	70	n/a	n/a	0.0002285	NP Inter (NDs) 1 of 2
Arsenic (mg/L)	MW-219A	0.0222	10/23/2025	0.00053ND	No	90	MW-38A,MW-39B,MW-34A	70	n/a	n/a	0.0002285	NP Inter (NDs) 1 of 2
Arsenic (mg/L)	MW-220A	0.0222	10/23/2025	0.00053ND	No	90	MW-38A,MW-39B,MW-34A	70	n/a	n/a	0.0002285	NP Inter (NDs) 1 of 2
Arsenic (mg/L)	MW-18AR	0.0222	10/22/2025	0.00053ND	No	90	MW-38A,MW-39B,MW-34A	70	n/a	n/a	0.0002285	NP Inter (NDs) 1 of 2
Arsenic (mg/L)	MW-408	0.0222	10/21/2025	0.00053ND	No	90	MW-38A,MW-39B,MW-34A	70	n/a	n/a	0.0002285	NP Inter (NDs) 1 of 2
Arsenic (mg/L)	MW-410	0.0222	10/24/2025	0.000642J	No	90	MW-38A,MW-39B,MW-34A	70	n/a	n/a	0.0002285	NP Inter (NDs) 1 of 2
Barium (mg/L)	MW-1B	0.806	10/20/2025	0.53	No	92	MW-39B,MW-34A,MW-38A	0	n/a	n/a	0.0002202	NP Inter (normality) 1 of 2
Barium (mg/L)	MW-10B	0.806	10/21/2025	0.138	No	92	MW-39B,MW-34A,MW-38A	0	n/a	n/a	0.0002202	NP Inter (normality) 1 of 2
Barium (mg/L)	MW-24A	0.806	10/24/2025	0.304	No	92	MW-39B,MW-34A,MW-38A	0	n/a	n/a	0.0002202	NP Inter (normality) 1 of 2
Barium (mg/L)	MW-25A-00	0.806	10/23/2025	0.189	No	92	MW-39B,MW-34A,MW-38A	0	n/a	n/a	0.0002202	NP Inter (normality) 1 of 2
Barium (mg/L)	MW-29A	0.806	10/21/2025	0.359	No	92	MW-39B,MW-34A,MW-38A	0	n/a	n/a	0.0002202	NP Inter (normality) 1 of 2
Barium (mg/L)	MW-31B	0.806	10/23/2025	0.477	No	92	MW-39B,MW-34A,MW-38A	0	n/a	n/a	0.0002202	NP Inter (normality) 1 of 2
Barium (mg/L)	MW-201A	0.806	10/22/2025	0.253	No	92	MW-39B,MW-34A,MW-38A	0	n/a	n/a	0.0002202	NP Inter (normality) 1 of 2
Barium (mg/L)	**MW-200A**	**0.806**	**10/22/2025**	**1.14**	**Yes**	**92**	**MW-39B,MW-34A,MW-38A**	**0**	**n/a**	**n/a**	**0.0002202**	**NP Inter (normality) 1 of 2**
Barium (mg/L)	MW-310A	0.806	10/21/2025	0.117	No	92	MW-39B,MW-34A,MW-38A	0	n/a	n/a	0.0002202	NP Inter (normality) 1 of 2
Barium (mg/L)	MW-312A	0.806	10/21/2025	0.116	No	92	MW-39B,MW-34A,MW-38A	0	n/a	n/a	0.0002202	NP Inter (normality) 1 of 2
Barium (mg/L)	MW-216A	0.806	10/23/2025	0.0608	No	92	MW-39B,MW-34A,MW-38A	0	n/a	n/a	0.0002202	NP Inter (normality) 1 of 2
Barium (mg/L)	MW-217A	0.806	10/23/2025	0.0915	No	92	MW-39B,MW-34A,MW-38A	0	n/a	n/a	0.0002202	NP Inter (normality) 1 of 2
Barium (mg/L)	MW-218A	0.806	10/23/2025	0.267	No	92	MW-39B,MW-34A,MW-38A	0	n/a	n/a	0.0002202	NP Inter (normality) 1 of 2
Barium (mg/L)	MW-219A	0.806	10/23/2025	0.604	No	92	MW-39B,MW-34A,MW-38A	0	n/a	n/a	0.0002202	NP Inter (normality) 1 of 2

Prediction Limit

Iowa City Landfill Client: HDR Data: Iowa City Sanitary Landfill Printed 2/5/2026, 8:23 AM

Constituent	Well	Upper Lim.	Date	Observ.	Sig.	Bg N	Bg Wells	%NDs	ND Adj.	Transform	Alpha	Method
Barium (mg/L)	MW-220A	0.806	10/23/2025	0.332	No	92	MW-39B,MW-34A,MW-38A	0	n/a	n/a	0.0002202	NP Inter (normality) 1 of 2
Barium (mg/L)	**MW-18AR**	**0.806**	**10/22/2025**	**0.905**	**Yes**	**92**	**MW-39B,MW-34A,MW-38A**	**0**	**n/a**	**n/a**	**0.0002202**	**NP Inter (normality) 1 of 2**
Barium (mg/L)	MW-408	0.806	10/21/2025	0.174	No	92	MW-39B,MW-34A,MW-38A	0	n/a	n/a	0.0002202	NP Inter (normality) 1 of 2
Barium (mg/L)	MW-410	0.806	10/24/2025	0.0944	No	92	MW-39B,MW-34A,MW-38A	0	n/a	n/a	0.0002202	NP Inter (normality) 1 of 2
Beryllium (mg/L)	MW-1B	0.00107	10/20/2025	0.00033ND	No	91	MW-38A,MW-34A,MW-39B	96.7	n/a	n/a	0.0002243	NP Inter (NDs) 1 of 2
Beryllium (mg/L)	MW-10B	0.00107	10/21/2025	0.00033ND	No	91	MW-38A,MW-34A,MW-39B	96.7	n/a	n/a	0.0002243	NP Inter (NDs) 1 of 2
Beryllium (mg/L)	MW-24A	0.00107	5/7/2025	0.00033ND	No	91	MW-38A,MW-34A,MW-39B	96.7	n/a	n/a	0.0002243	NP Inter (NDs) 1 of 2
Beryllium (mg/L)	MW-25A-00	0.00107	10/23/2025	0.00033ND	No	91	MW-38A,MW-34A,MW-39B	96.7	n/a	n/a	0.0002243	NP Inter (NDs) 1 of 2
Beryllium (mg/L)	MW-29A	0.00107	5/5/2025	0.00033ND	No	91	MW-38A,MW-34A,MW-39B	96.7	n/a	n/a	0.0002243	NP Inter (NDs) 1 of 2
Beryllium (mg/L)	MW-31B	0.00107	10/23/2025	0.00033ND	No	91	MW-38A,MW-34A,MW-39B	96.7	n/a	n/a	0.0002243	NP Inter (NDs) 1 of 2
Beryllium (mg/L)	MW-201A	0.00107	5/6/2025	0.00033ND	No	91	MW-38A,MW-34A,MW-39B	96.7	n/a	n/a	0.0002243	NP Inter (NDs) 1 of 2
Beryllium (mg/L)	MW-200A	0.00107	10/20/2021	0.00033ND	No	91	MW-38A,MW-34A,MW-39B	96.7	n/a	n/a	0.0002243	NP Inter (NDs) 1 of 2
Beryllium (mg/L)	MW-310A	0.00107	10/21/2025	0.00033ND	No	91	MW-38A,MW-34A,MW-39B	96.7	n/a	n/a	0.0002243	NP Inter (NDs) 1 of 2
Beryllium (mg/L)	MW-312A	0.00107	10/21/2025	0.00033ND	No	91	MW-38A,MW-34A,MW-39B	96.7	n/a	n/a	0.0002243	NP Inter (NDs) 1 of 2
Beryllium (mg/L)	MW-216A	0.00107	10/23/2025	0.00033ND	No	91	MW-38A,MW-34A,MW-39B	96.7	n/a	n/a	0.0002243	NP Inter (NDs) 1 of 2
Beryllium (mg/L)	MW-217A	0.00107	10/23/2025	0.00033ND	No	91	MW-38A,MW-34A,MW-39B	96.7	n/a	n/a	0.0002243	NP Inter (NDs) 1 of 2
Beryllium (mg/L)	MW-218A	0.00107	10/23/2025	0.00033ND	No	91	MW-38A,MW-34A,MW-39B	96.7	n/a	n/a	0.0002243	NP Inter (NDs) 1 of 2
Beryllium (mg/L)	MW-219A	0.00107	10/23/2025	0.00033ND	No	91	MW-38A,MW-34A,MW-39B	96.7	n/a	n/a	0.0002243	NP Inter (NDs) 1 of 2
Beryllium (mg/L)	MW-220A	0.00107	10/23/2025	0.00033ND	No	91	MW-38A,MW-34A,MW-39B	96.7	n/a	n/a	0.0002243	NP Inter (NDs) 1 of 2
Beryllium (mg/L)	MW-18AR	0.00107	10/20/2021	0.00033ND	No	91	MW-38A,MW-34A,MW-39B	96.7	n/a	n/a	0.0002243	NP Inter (NDs) 1 of 2
Beryllium (mg/L)	MW-408	0.00107	10/21/2025	0.00033ND	No	91	MW-38A,MW-34A,MW-39B	96.7	n/a	n/a	0.0002243	NP Inter (NDs) 1 of 2
Beryllium (mg/L)	MW-410	0.00107	10/24/2025	0.00033ND	No	91	MW-38A,MW-34A,MW-39B	96.7	n/a	n/a	0.0002243	NP Inter (NDs) 1 of 2
Cadmium (mg/L)	MW-1B	0.00173	10/20/2025	0.0001ND	No	86	MW-39B,MW-34A,MW-38A	84.88	n/a	n/a	0.0002511	NP Inter (NDs) 1 of 2
Cadmium (mg/L)	MW-10B	0.00173	10/21/2025	0.000134J	No	86	MW-39B,MW-34A,MW-38A	84.88	n/a	n/a	0.0002511	NP Inter (NDs) 1 of 2
Cadmium (mg/L)	MW-24A	0.00173	5/7/2025	0.0001ND	No	86	MW-39B,MW-34A,MW-38A	84.88	n/a	n/a	0.0002511	NP Inter (NDs) 1 of 2
Cadmium (mg/L)	MW-25A-00	0.00173	10/23/2025	0.0001ND	No	86	MW-39B,MW-34A,MW-38A	84.88	n/a	n/a	0.0002511	NP Inter (NDs) 1 of 2
Cadmium (mg/L)	MW-29A	0.00173	5/5/2025	0.0001ND	No	86	MW-39B,MW-34A,MW-38A	84.88	n/a	n/a	0.0002511	NP Inter (NDs) 1 of 2
Cadmium (mg/L)	MW-31B	0.00173	10/23/2025	0.0001ND	No	86	MW-39B,MW-34A,MW-38A	84.88	n/a	n/a	0.0002511	NP Inter (NDs) 1 of 2
Cadmium (mg/L)	MW-201A	0.00173	5/6/2025	0.0001ND	No	86	MW-39B,MW-34A,MW-38A	84.88	n/a	n/a	0.0002511	NP Inter (NDs) 1 of 2
Cadmium (mg/L)	MW-200A	0.00173	10/20/2021	0.0001ND	No	86	MW-39B,MW-34A,MW-38A	84.88	n/a	n/a	0.0002511	NP Inter (NDs) 1 of 2
Cadmium (mg/L)	MW-310A	0.00173	10/21/2025	0.0001ND	No	86	MW-39B,MW-34A,MW-38A	84.88	n/a	n/a	0.0002511	NP Inter (NDs) 1 of 2
Cadmium (mg/L)	MW-312A	0.00173	10/21/2025	0.0001ND	No	86	MW-39B,MW-34A,MW-38A	84.88	n/a	n/a	0.0002511	NP Inter (NDs) 1 of 2
Cadmium (mg/L)	MW-216A	0.00173	10/23/2025	0.0001ND	No	86	MW-39B,MW-34A,MW-38A	84.88	n/a	n/a	0.0002511	NP Inter (NDs) 1 of 2
Cadmium (mg/L)	MW-217A	0.00173	10/23/2025	0.0001ND	No	86	MW-39B,MW-34A,MW-38A	84.88	n/a	n/a	0.0002511	NP Inter (NDs) 1 of 2
Cadmium (mg/L)	MW-218A	0.00173	10/23/2025	0.0001ND	No	86	MW-39B,MW-34A,MW-38A	84.88	n/a	n/a	0.0002511	NP Inter (NDs) 1 of 2
Cadmium (mg/L)	MW-219A	0.00173	10/23/2025	0.0001ND	No	86	MW-39B,MW-34A,MW-38A	84.88	n/a	n/a	0.0002511	NP Inter (NDs) 1 of 2
Cadmium (mg/L)	MW-220A	0.00173	10/23/2025	0.0001ND	No	86	MW-39B,MW-34A,MW-38A	84.88	n/a	n/a	0.0002511	NP Inter (NDs) 1 of 2
Cadmium (mg/L)	MW-18AR	0.00173	10/20/2021	0.0001ND	No	86	MW-39B,MW-34A,MW-38A	84.88	n/a	n/a	0.0002511	NP Inter (NDs) 1 of 2
Cadmium (mg/L)	MW-408	0.00173	10/21/2025	0.000255	No	86	MW-39B,MW-34A,MW-38A	84.88	n/a	n/a	0.0002511	NP Inter (NDs) 1 of 2
Cadmium (mg/L)	MW-410	0.00173	10/24/2025	0.0001ND	No	86	MW-39B,MW-34A,MW-38A	84.88	n/a	n/a	0.0002511	NP Inter (NDs) 1 of 2
Chromium (mg/L)	MW-1B	0.0477	10/20/2025	0.0018ND	No	82	MW-34A,MW-38A,MW-39B	71.95	n/a	n/a	0.0002737	NP Inter (NDs) 1 of 2
Chromium (mg/L)	MW-10B	0.0477	10/21/2025	0.00774	No	82	MW-34A,MW-38A,MW-39B	71.95	n/a	n/a	0.0002737	NP Inter (NDs) 1 of 2
Chromium (mg/L)	MW-24A	0.0477	5/7/2025	0.0018ND	No	82	MW-34A,MW-38A,MW-39B	71.95	n/a	n/a	0.0002737	NP Inter (NDs) 1 of 2
Chromium (mg/L)	MW-25A-00	0.0477	10/23/2025	0.0018ND	No	82	MW-34A,MW-38A,MW-39B	71.95	n/a	n/a	0.0002737	NP Inter (NDs) 1 of 2
Chromium (mg/L)	MW-29A	0.0477	5/5/2025	0.0018ND	No	82	MW-34A,MW-38A,MW-39B	71.95	n/a	n/a	0.0002737	NP Inter (NDs) 1 of 2
Chromium (mg/L)	MW-31B	0.0477	10/23/2025	0.0019J	No	82	MW-34A,MW-38A,MW-39B	71.95	n/a	n/a	0.0002737	NP Inter (NDs) 1 of 2
Chromium (mg/L)	MW-201A	0.0477	5/6/2025	0.0018ND	No	82	MW-34A,MW-38A,MW-39B	71.95	n/a	n/a	0.0002737	NP Inter (NDs) 1 of 2
Chromium (mg/L)	MW-200A	0.0477	10/20/2021	0.0018ND	No	82	MW-34A,MW-38A,MW-39B	71.95	n/a	n/a	0.0002737	NP Inter (NDs) 1 of 2
Chromium (mg/L)	MW-310A	0.0477	10/21/2025	0.00278J	No	82	MW-34A,MW-38A,MW-39B	71.95	n/a	n/a	0.0002737	NP Inter (NDs) 1 of 2
Chromium (mg/L)	MW-312A	0.0477	10/21/2025	0.0212	No	82	MW-34A,MW-38A,MW-39B	71.95	n/a	n/a	0.0002737	NP Inter (NDs) 1 of 2

Prediction Limit

Iowa City Landfill Client: HDR Data: Iowa City Sanitary Landfill Printed 2/5/2026, 8:23 AM

Constituent	Well	Upper Lim.	Date	Observ.	Sig.	Bg N	Bg Wells	%NDs	ND Adj.	Transform	Alpha	Method
Chromium (mg/L)	MW-216A	0.0477	10/23/2025	0.0018ND	No	82	MW-34A,MW-38A,MW-39B	71.95	n/a	n/a	0.0002737	NP Inter (NDs) 1 of 2
Chromium (mg/L)	MW-217A	0.0477	10/23/2025	0.0018ND	No	82	MW-34A,MW-38A,MW-39B	71.95	n/a	n/a	0.0002737	NP Inter (NDs) 1 of 2
Chromium (mg/L)	MW-218A	0.0477	10/23/2025	0.0018ND	No	82	MW-34A,MW-38A,MW-39B	71.95	n/a	n/a	0.0002737	NP Inter (NDs) 1 of 2
Chromium (mg/L)	MW-219A	0.0477	10/23/2025	0.0018ND	No	82	MW-34A,MW-38A,MW-39B	71.95	n/a	n/a	0.0002737	NP Inter (NDs) 1 of 2
Chromium (mg/L)	MW-220A	0.0477	10/23/2025	0.0018ND	No	82	MW-34A,MW-38A,MW-39B	71.95	n/a	n/a	0.0002737	NP Inter (NDs) 1 of 2
Chromium (mg/L)	MW-18AR	0.0477	10/20/2021	0.0018ND	No	82	MW-34A,MW-38A,MW-39B	71.95	n/a	n/a	0.0002737	NP Inter (NDs) 1 of 2
Chromium (mg/L)	MW-408	0.0477	10/21/2025	0.00765	No	82	MW-34A,MW-38A,MW-39B	71.95	n/a	n/a	0.0002737	NP Inter (NDs) 1 of 2
Chromium (mg/L)	MW-410	0.0477	10/24/2025	0.0018ND	No	82	MW-34A,MW-38A,MW-39B	71.95	n/a	n/a	0.0002737	NP Inter (NDs) 1 of 2
Cobalt (mg/L)	MW-1B	0.00939	10/20/2025	0.00017ND	No	92	MW-34A,MW-38A,MW-39B	57.61	n/a	n/a	0.0002202	NP Inter (NDs) 1 of 2
Cobalt (mg/L)	MW-10B	0.00939	10/21/2025	0.00017ND	No	92	MW-34A,MW-38A,MW-39B	57.61	n/a	n/a	0.0002202	NP Inter (NDs) 1 of 2
Cobalt (mg/L)	**MW-24A**	**0.00939**	**10/24/2025**	**0.0152**	**Yes**	**92**	**MW-34A,MW-38A,MW-39B**	**57.61**	**n/a**	**n/a**	**0.0002202**	**NP Inter (NDs) 1 of 2**
Cobalt (mg/L)	MW-25A-00	0.00939	10/23/2025	0.000243J	No	92	MW-34A,MW-38A,MW-39B	57.61	n/a	n/a	0.0002202	NP Inter (NDs) 1 of 2
Cobalt (mg/L)	MW-29A	0.00939	10/21/2025	0.00919	No	92	MW-34A,MW-38A,MW-39B	57.61	n/a	n/a	0.0002202	NP Inter (NDs) 1 of 2
Cobalt (mg/L)	MW-31B	0.00939	10/23/2025	0.00146	No	92	MW-34A,MW-38A,MW-39B	57.61	n/a	n/a	0.0002202	NP Inter (NDs) 1 of 2
Cobalt (mg/L)	MW-201A	0.00939	10/22/2025	0.00017ND	No	92	MW-34A,MW-38A,MW-39B	57.61	n/a	n/a	0.0002202	NP Inter (NDs) 1 of 2
Cobalt (mg/L)	MW-200A	0.00939	10/22/2025	0.00017ND	No	92	MW-34A,MW-38A,MW-39B	57.61	n/a	n/a	0.0002202	NP Inter (NDs) 1 of 2
Cobalt (mg/L)	MW-310A	0.00939	10/21/2025	0.00017ND	No	92	MW-34A,MW-38A,MW-39B	57.61	n/a	n/a	0.0002202	NP Inter (NDs) 1 of 2
Cobalt (mg/L)	MW-312A	0.00939	10/21/2025	0.000203J	No	92	MW-34A,MW-38A,MW-39B	57.61	n/a	n/a	0.0002202	NP Inter (NDs) 1 of 2
Cobalt (mg/L)	MW-216A	0.00939	10/23/2025	0.000263J	No	92	MW-34A,MW-38A,MW-39B	57.61	n/a	n/a	0.0002202	NP Inter (NDs) 1 of 2
Cobalt (mg/L)	MW-217A	0.00939	10/23/2025	0.00017ND	No	92	MW-34A,MW-38A,MW-39B	57.61	n/a	n/a	0.0002202	NP Inter (NDs) 1 of 2
Cobalt (mg/L)	MW-218A	0.00939	10/23/2025	0.00017ND	No	92	MW-34A,MW-38A,MW-39B	57.61	n/a	n/a	0.0002202	NP Inter (NDs) 1 of 2
Cobalt (mg/L)	MW-219A	0.00939	10/23/2025	0.00017ND	No	92	MW-34A,MW-38A,MW-39B	57.61	n/a	n/a	0.0002202	NP Inter (NDs) 1 of 2
Cobalt (mg/L)	MW-220A	0.00939	10/23/2025	0.000232J	No	92	MW-34A,MW-38A,MW-39B	57.61	n/a	n/a	0.0002202	NP Inter (NDs) 1 of 2
Cobalt (mg/L)	MW-18AR	0.00939	10/22/2025	0.00017ND	No	92	MW-34A,MW-38A,MW-39B	57.61	n/a	n/a	0.0002202	NP Inter (NDs) 1 of 2
Cobalt (mg/L)	MW-408	0.00939	10/21/2025	0.000869	No	92	MW-34A,MW-38A,MW-39B	57.61	n/a	n/a	0.0002202	NP Inter (NDs) 1 of 2
Cobalt (mg/L)	MW-410	0.00939	10/24/2025	0.000729	No	92	MW-34A,MW-38A,MW-39B	57.61	n/a	n/a	0.0002202	NP Inter (NDs) 1 of 2
Copper (mg/L)	MW-1B	0.00534	10/20/2025	0.0032ND	No	84	MW-38A,MW-39B,MW-34A	83.33	n/a	n/a	0.0002624	NP Inter (NDs) 1 of 2
Copper (mg/L)	MW-10B	0.00534	10/21/2025	0.0032ND	No	84	MW-38A,MW-39B,MW-34A	83.33	n/a	n/a	0.0002624	NP Inter (NDs) 1 of 2
Copper (mg/L)	MW-24A	0.00534	10/24/2025	0.0032ND	No	84	MW-38A,MW-39B,MW-34A	83.33	n/a	n/a	0.0002624	NP Inter (NDs) 1 of 2
Copper (mg/L)	MW-25A-00	0.00534	10/23/2025	0.0032ND	No	84	MW-38A,MW-39B,MW-34A	83.33	n/a	n/a	0.0002624	NP Inter (NDs) 1 of 2
Copper (mg/L)	MW-29A	0.00534	10/21/2025	0.0032ND	No	84	MW-38A,MW-39B,MW-34A	83.33	n/a	n/a	0.0002624	NP Inter (NDs) 1 of 2
Copper (mg/L)	MW-31B	0.00534	10/23/2025	0.0032ND	No	84	MW-38A,MW-39B,MW-34A	83.33	n/a	n/a	0.0002624	NP Inter (NDs) 1 of 2
Copper (mg/L)	MW-201A	0.00534	10/22/2025	0.0032ND	No	84	MW-38A,MW-39B,MW-34A	83.33	n/a	n/a	0.0002624	NP Inter (NDs) 1 of 2
Copper (mg/L)	MW-200A	0.00534	10/22/2025	0.0032ND	No	84	MW-38A,MW-39B,MW-34A	83.33	n/a	n/a	0.0002624	NP Inter (NDs) 1 of 2
Copper (mg/L)	MW-310A	0.00534	10/21/2025	0.0032ND	No	84	MW-38A,MW-39B,MW-34A	83.33	n/a	n/a	0.0002624	NP Inter (NDs) 1 of 2
Copper (mg/L)	MW-312A	0.00534	10/21/2025	0.0032ND	No	84	MW-38A,MW-39B,MW-34A	83.33	n/a	n/a	0.0002624	NP Inter (NDs) 1 of 2
Copper (mg/L)	MW-216A	0.00534	10/23/2025	0.0032ND	No	84	MW-38A,MW-39B,MW-34A	83.33	n/a	n/a	0.0002624	NP Inter (NDs) 1 of 2
Copper (mg/L)	MW-217A	0.00534	10/23/2025	0.0032ND	No	84	MW-38A,MW-39B,MW-34A	83.33	n/a	n/a	0.0002624	NP Inter (NDs) 1 of 2
Copper (mg/L)	MW-218A	0.00534	10/23/2025	0.0032ND	No	84	MW-38A,MW-39B,MW-34A	83.33	n/a	n/a	0.0002624	NP Inter (NDs) 1 of 2
Copper (mg/L)	MW-219A	0.00534	10/23/2025	0.0032ND	No	84	MW-38A,MW-39B,MW-34A	83.33	n/a	n/a	0.0002624	NP Inter (NDs) 1 of 2
Copper (mg/L)	MW-220A	0.00534	10/23/2025	0.0032ND	No	84	MW-38A,MW-39B,MW-34A	83.33	n/a	n/a	0.0002624	NP Inter (NDs) 1 of 2
Copper (mg/L)	MW-18AR	0.00534	10/22/2025	0.0032ND	No	84	MW-38A,MW-39B,MW-34A	83.33	n/a	n/a	0.0002624	NP Inter (NDs) 1 of 2
Copper (mg/L)	MW-408	0.00534	10/21/2025	0.0032ND	No	84	MW-38A,MW-39B,MW-34A	83.33	n/a	n/a	0.0002624	NP Inter (NDs) 1 of 2
Copper (mg/L)	MW-410	0.00534	10/24/2025	0.0032ND	No	84	MW-38A,MW-39B,MW-34A	83.33	n/a	n/a	0.0002624	NP Inter (NDs) 1 of 2
Cyanide (mg/L)	MW-1B	0.01	5/6/2025	0.01ND	No	7	MW-34A	100	n/a	n/a	0.008819	NP Inter (NDs) 1 of 2
Cyanide (mg/L)	MW-10B	0.01	10/21/2025	0.01ND	No	7	MW-34A	100	n/a	n/a	0.008819	NP Inter (NDs) 1 of 2
Cyanide (mg/L)	MW-24A	0.01	5/7/2025	0.01ND	No	7	MW-34A	100	n/a	n/a	0.008819	NP Inter (NDs) 1 of 2
Cyanide (mg/L)	MW-25A-00	0.01	5/8/2025	0.01ND	No	7	MW-34A	100	n/a	n/a	0.008819	NP Inter (NDs) 1 of 2
Cyanide (mg/L)	MW-29A	0.01	5/5/2025	0.01ND	No	7	MW-34A	100	n/a	n/a	0.008819	NP Inter (NDs) 1 of 2
Cyanide (mg/L)	MW-31B	0.01	5/7/2025	0.01ND	No	7	MW-34A	100	n/a	n/a	0.008819	NP Inter (NDs) 1 of 2

Prediction Limit

Iowa City Landfill Client: HDR Data: Iowa City Sanitary Landfill Printed 2/5/2026, 8:23 AM

Constituent	Well	Upper Lim.	Date	Observ.	Sig.	Bg N	Bg Wells	%NDs	ND Adj.	Transform	Alpha	Method
Cyanide (mg/L)	MW-201A	0.01	5/6/2025	0.01ND	No	7	MW-34A	100	n/a	n/a	0.008819	NP Inter (NDs) 1 of 2
Cyanide (mg/L)	MW-200A	0.01	10/20/2021	0.01ND	No	7	MW-34A	100	n/a	n/a	0.008819	NP Inter (NDs) 1 of 2
Cyanide (mg/L)	MW-310A	0.01	3/30/2013	0.01ND	No	7	MW-34A	100	n/a	n/a	0.008819	NP Inter (NDs) 1 of 2
Cyanide (mg/L)	MW-312A	0.01	3/30/2013	0.01ND	No	7	MW-34A	100	n/a	n/a	0.008819	NP Inter (NDs) 1 of 2
Cyanide (mg/L)	MW-216A	0.01	5/1/2023	0.01ND	No	7	MW-34A	100	n/a	n/a	0.008819	NP Inter (NDs) 1 of 2
Cyanide (mg/L)	MW-217A	0.01	5/1/2023	0.01ND	No	7	MW-34A	100	n/a	n/a	0.008819	NP Inter (NDs) 1 of 2
Cyanide (mg/L)	MW-218A	0.01	5/1/2023	0.01ND	No	7	MW-34A	100	n/a	n/a	0.008819	NP Inter (NDs) 1 of 2
Cyanide (mg/L)	MW-219A	0.01	5/1/2023	0.01ND	No	7	MW-34A	100	n/a	n/a	0.008819	NP Inter (NDs) 1 of 2
Cyanide (mg/L)	MW-220A	0.01	5/1/2023	0.01ND	No	7	MW-34A	100	n/a	n/a	0.008819	NP Inter (NDs) 1 of 2
Cyanide (mg/L)	MW-18AR	0.01	10/20/2021	0.01ND	No	7	MW-34A	100	n/a	n/a	0.008819	NP Inter (NDs) 1 of 2
Lead (mg/L)	MW-1B	0.0128	10/20/2025	0.00033ND	No	90	MW-34A,MW-38A,MW-39B	84.44	n/a	n/a	0.0002285	NP Inter (NDs) 1 of 2
Lead (mg/L)	MW-10B	0.0128	10/21/2025	0.00033ND	No	90	MW-34A,MW-38A,MW-39B	84.44	n/a	n/a	0.0002285	NP Inter (NDs) 1 of 2
Lead (mg/L)	MW-24A	0.0128	10/24/2025	0.0012	No	90	MW-34A,MW-38A,MW-39B	84.44	n/a	n/a	0.0002285	NP Inter (NDs) 1 of 2
Lead (mg/L)	MW-25A-00	0.0128	10/23/2025	0.00033ND	No	90	MW-34A,MW-38A,MW-39B	84.44	n/a	n/a	0.0002285	NP Inter (NDs) 1 of 2
Lead (mg/L)	MW-29A	0.0128	10/21/2025	0.00033ND	No	90	MW-34A,MW-38A,MW-39B	84.44	n/a	n/a	0.0002285	NP Inter (NDs) 1 of 2
Lead (mg/L)	MW-31B	0.0128	10/23/2025	0.00231	No	90	MW-34A,MW-38A,MW-39B	84.44	n/a	n/a	0.0002285	NP Inter (NDs) 1 of 2
Lead (mg/L)	MW-201A	0.0128	10/22/2025	0.00033ND	No	90	MW-34A,MW-38A,MW-39B	84.44	n/a	n/a	0.0002285	NP Inter (NDs) 1 of 2
Lead (mg/L)	MW-200A	0.0128	10/22/2025	0.00033ND	No	90	MW-34A,MW-38A,MW-39B	84.44	n/a	n/a	0.0002285	NP Inter (NDs) 1 of 2
Lead (mg/L)	MW-310A	0.0128	10/21/2025	0.00033ND	No	90	MW-34A,MW-38A,MW-39B	84.44	n/a	n/a	0.0002285	NP Inter (NDs) 1 of 2
Lead (mg/L)	MW-312A	0.0128	10/21/2025	0.00033ND	No	90	MW-34A,MW-38A,MW-39B	84.44	n/a	n/a	0.0002285	NP Inter (NDs) 1 of 2
Lead (mg/L)	MW-216A	0.0128	10/23/2025	0.00033ND	No	90	MW-34A,MW-38A,MW-39B	84.44	n/a	n/a	0.0002285	NP Inter (NDs) 1 of 2
Lead (mg/L)	MW-217A	0.0128	10/23/2025	0.00033ND	No	90	MW-34A,MW-38A,MW-39B	84.44	n/a	n/a	0.0002285	NP Inter (NDs) 1 of 2
Lead (mg/L)	MW-218A	0.0128	10/23/2025	0.00033ND	No	90	MW-34A,MW-38A,MW-39B	84.44	n/a	n/a	0.0002285	NP Inter (NDs) 1 of 2
Lead (mg/L)	MW-219A	0.0128	10/23/2025	0.00033ND	No	90	MW-34A,MW-38A,MW-39B	84.44	n/a	n/a	0.0002285	NP Inter (NDs) 1 of 2
Lead (mg/L)	MW-220A	0.0128	10/23/2025	0.00033ND	No	90	MW-34A,MW-38A,MW-39B	84.44	n/a	n/a	0.0002285	NP Inter (NDs) 1 of 2
Lead (mg/L)	MW-18AR	0.0128	10/22/2025	0.00033ND	No	90	MW-34A,MW-38A,MW-39B	84.44	n/a	n/a	0.0002285	NP Inter (NDs) 1 of 2
Lead (mg/L)	MW-408	0.0128	10/21/2025	0.00033ND	No	90	MW-34A,MW-38A,MW-39B	84.44	n/a	n/a	0.0002285	NP Inter (NDs) 1 of 2
Lead (mg/L)	MW-410	0.0128	10/24/2025	0.00033ND	No	90	MW-34A,MW-38A,MW-39B	84.44	n/a	n/a	0.0002285	NP Inter (NDs) 1 of 2
Nickel (mg/L)	MW-1B	0.105	10/20/2025	0.0023ND	No	89	MW-38A,MW-34A,MW-39B	66.29	n/a	n/a	0.0002341	NP Inter (NDs) 1 of 2
Nickel (mg/L)	MW-10B	0.105	10/21/2025	0.0048J	No	89	MW-38A,MW-34A,MW-39B	66.29	n/a	n/a	0.0002341	NP Inter (NDs) 1 of 2
Nickel (mg/L)	MW-24A	0.105	10/24/2025	0.0474	No	89	MW-38A,MW-34A,MW-39B	66.29	n/a	n/a	0.0002341	NP Inter (NDs) 1 of 2
Nickel (mg/L)	MW-25A-00	0.105	10/23/2025	0.00621	No	89	MW-38A,MW-34A,MW-39B	66.29	n/a	n/a	0.0002341	NP Inter (NDs) 1 of 2
Nickel (mg/L)	MW-29A	0.105	10/21/2025	0.0244	No	89	MW-38A,MW-34A,MW-39B	66.29	n/a	n/a	0.0002341	NP Inter (NDs) 1 of 2
Nickel (mg/L)	MW-31B	0.105	10/23/2025	0.00313J	No	89	MW-38A,MW-34A,MW-39B	66.29	n/a	n/a	0.0002341	NP Inter (NDs) 1 of 2
Nickel (mg/L)	MW-201A	0.105	10/22/2025	0.0023ND	No	89	MW-38A,MW-34A,MW-39B	66.29	n/a	n/a	0.0002341	NP Inter (NDs) 1 of 2
Nickel (mg/L)	MW-200A	0.105	10/22/2025	0.0023ND	No	89	MW-38A,MW-34A,MW-39B	66.29	n/a	n/a	0.0002341	NP Inter (NDs) 1 of 2
Nickel (mg/L)	MW-310A	0.105	10/21/2025	0.0023ND	No	89	MW-38A,MW-34A,MW-39B	66.29	n/a	n/a	0.0002341	NP Inter (NDs) 1 of 2
Nickel (mg/L)	MW-312A	0.105	10/21/2025	0.00424J	No	89	MW-38A,MW-34A,MW-39B	66.29	n/a	n/a	0.0002341	NP Inter (NDs) 1 of 2
Nickel (mg/L)	MW-216A	0.105	10/23/2025	0.00407J	No	89	MW-38A,MW-34A,MW-39B	66.29	n/a	n/a	0.0002341	NP Inter (NDs) 1 of 2
Nickel (mg/L)	MW-217A	0.105	10/23/2025	0.0023ND	No	89	MW-38A,MW-34A,MW-39B	66.29	n/a	n/a	0.0002341	NP Inter (NDs) 1 of 2
Nickel (mg/L)	MW-218A	0.105	10/23/2025	0.0023ND	No	89	MW-38A,MW-34A,MW-39B	66.29	n/a	n/a	0.0002341	NP Inter (NDs) 1 of 2
Nickel (mg/L)	MW-219A	0.105	10/23/2025	0.0023ND	No	89	MW-38A,MW-34A,MW-39B	66.29	n/a	n/a	0.0002341	NP Inter (NDs) 1 of 2
Nickel (mg/L)	MW-220A	0.105	10/23/2025	0.0023ND	No	89	MW-38A,MW-34A,MW-39B	66.29	n/a	n/a	0.0002341	NP Inter (NDs) 1 of 2
Nickel (mg/L)	MW-18AR	0.105	10/22/2025	0.0023ND	No	89	MW-38A,MW-34A,MW-39B	66.29	n/a	n/a	0.0002341	NP Inter (NDs) 1 of 2
Nickel (mg/L)	MW-408	0.105	10/21/2025	0.00989	No	89	MW-38A,MW-34A,MW-39B	66.29	n/a	n/a	0.0002341	NP Inter (NDs) 1 of 2
Nickel (mg/L)	MW-410	0.105	10/24/2025	0.00295J	No	89	MW-38A,MW-34A,MW-39B	66.29	n/a	n/a	0.0002341	NP Inter (NDs) 1 of 2
Selenium (mg/L)	MW-1B	0.00409	10/20/2025	0.0014ND	No	86	MW-38A,MW-39B,MW-34A	90.7	n/a	n/a	0.0002511	NP Inter (NDs) 1 of 2
Selenium (mg/L)	MW-10B	0.00409	10/21/2025	0.00369J	No	86	MW-38A,MW-39B,MW-34A	90.7	n/a	n/a	0.0002511	NP Inter (NDs) 1 of 2
Selenium (mg/L)	MW-24A	0.00409	5/7/2025	0.0014ND	No	86	MW-38A,MW-39B,MW-34A	90.7	n/a	n/a	0.0002511	NP Inter (NDs) 1 of 2
Selenium (mg/L)	MW-25A-00	0.00409	10/23/2025	0.0014ND	No	86	MW-38A,MW-39B,MW-34A	90.7	n/a	n/a	0.0002511	NP Inter (NDs) 1 of 2

Prediction Limit

Iowa City Landfill Client: HDR Data: Iowa City Sanitary Landfill Printed 2/5/2026, 8:23 AM

Constituent	Well	Upper Lim.	Date	Observ.	Sig.	Bg N	Bg Wells	%NDs	ND Adj.	Transform	Alpha	Method
Selenium (mg/L)	MW-29A	0.00409	5/5/2025	0.0014ND	No	86	MW-38A,MW-39B,MW-34A	90.7	n/a	n/a	0.0002511	NP Inter (NDs) 1 of 2
Selenium (mg/L)	MW-31B	0.00409	10/23/2025	0.0014ND	No	86	MW-38A,MW-39B,MW-34A	90.7	n/a	n/a	0.0002511	NP Inter (NDs) 1 of 2
Selenium (mg/L)	MW-201A	0.00409	5/6/2025	0.0014ND	No	86	MW-38A,MW-39B,MW-34A	90.7	n/a	n/a	0.0002511	NP Inter (NDs) 1 of 2
Selenium (mg/L)	MW-200A	0.00409	10/20/2021	0.0014ND	No	86	MW-38A,MW-39B,MW-34A	90.7	n/a	n/a	0.0002511	NP Inter (NDs) 1 of 2
Selenium (mg/L)	MW-310A	0.00409	10/21/2025	0.0014ND	No	86	MW-38A,MW-39B,MW-34A	90.7	n/a	n/a	0.0002511	NP Inter (NDs) 1 of 2
Selenium (mg/L)	MW-312A	0.00409	10/21/2025	0.0014ND	No	86	MW-38A,MW-39B,MW-34A	90.7	n/a	n/a	0.0002511	NP Inter (NDs) 1 of 2
Selenium (mg/L)	MW-216A	0.00409	10/23/2025	0.0014ND	No	86	MW-38A,MW-39B,MW-34A	90.7	n/a	n/a	0.0002511	NP Inter (NDs) 1 of 2
Selenium (mg/L)	MW-217A	0.00409	10/23/2025	0.0014ND	No	86	MW-38A,MW-39B,MW-34A	90.7	n/a	n/a	0.0002511	NP Inter (NDs) 1 of 2
Selenium (mg/L)	MW-218A	0.00409	10/23/2025	0.0014ND	No	86	MW-38A,MW-39B,MW-34A	90.7	n/a	n/a	0.0002511	NP Inter (NDs) 1 of 2
Selenium (mg/L)	MW-219A	0.00409	10/23/2025	0.0014ND	No	86	MW-38A,MW-39B,MW-34A	90.7	n/a	n/a	0.0002511	NP Inter (NDs) 1 of 2
Selenium (mg/L)	MW-220A	0.00409	10/23/2025	0.0014ND	No	86	MW-38A,MW-39B,MW-34A	90.7	n/a	n/a	0.0002511	NP Inter (NDs) 1 of 2
Selenium (mg/L)	MW-18AR	0.00409	10/20/2021	0.0014ND	No	86	MW-38A,MW-39B,MW-34A	90.7	n/a	n/a	0.0002511	NP Inter (NDs) 1 of 2
Selenium (mg/L)	MW-408	0.00409	10/21/2025	0.0014ND	No	86	MW-38A,MW-39B,MW-34A	90.7	n/a	n/a	0.0002511	NP Inter (NDs) 1 of 2
Selenium (mg/L)	MW-410	0.00409	10/24/2025	0.0014ND	No	86	MW-38A,MW-39B,MW-34A	90.7	n/a	n/a	0.0002511	NP Inter (NDs) 1 of 2
Silver (mg/L)	MW-1B	0.0005	10/20/2025	0.0005ND	No	85	MW-34A,MW-38A,MW-39B	97.65	n/a	n/a	0.0002567	NP Inter (NDs) 1 of 2
Silver (mg/L)	MW-10B	0.0005	10/21/2025	0.0005ND	No	85	MW-34A,MW-38A,MW-39B	97.65	n/a	n/a	0.0002567	NP Inter (NDs) 1 of 2
Silver (mg/L)	MW-24A	0.0005	5/7/2025	0.0005ND	No	85	MW-34A,MW-38A,MW-39B	97.65	n/a	n/a	0.0002567	NP Inter (NDs) 1 of 2
Silver (mg/L)	MW-25A-00	0.0005	10/23/2025	0.0005ND	No	85	MW-34A,MW-38A,MW-39B	97.65	n/a	n/a	0.0002567	NP Inter (NDs) 1 of 2
Silver (mg/L)	MW-29A	0.0005	5/5/2025	0.0005ND	No	85	MW-34A,MW-38A,MW-39B	97.65	n/a	n/a	0.0002567	NP Inter (NDs) 1 of 2
Silver (mg/L)	MW-31B	0.0005	10/23/2025	0.0005ND	No	85	MW-34A,MW-38A,MW-39B	97.65	n/a	n/a	0.0002567	NP Inter (NDs) 1 of 2
Silver (mg/L)	MW-201A	0.0005	5/6/2025	0.0005ND	No	85	MW-34A,MW-38A,MW-39B	97.65	n/a	n/a	0.0002567	NP Inter (NDs) 1 of 2
Silver (mg/L)	MW-200A	0.0005	10/20/2021	0.0005ND	No	85	MW-34A,MW-38A,MW-39B	97.65	n/a	n/a	0.0002567	NP Inter (NDs) 1 of 2
Silver (mg/L)	MW-310A	0.0005	10/21/2025	0.0005ND	No	85	MW-34A,MW-38A,MW-39B	97.65	n/a	n/a	0.0002567	NP Inter (NDs) 1 of 2
Silver (mg/L)	MW-312A	0.0005	10/21/2025	0.0005ND	No	85	MW-34A,MW-38A,MW-39B	97.65	n/a	n/a	0.0002567	NP Inter (NDs) 1 of 2
Silver (mg/L)	MW-216A	0.0005	10/23/2025	0.0005ND	No	85	MW-34A,MW-38A,MW-39B	97.65	n/a	n/a	0.0002567	NP Inter (NDs) 1 of 2
Silver (mg/L)	MW-217A	0.0005	10/23/2025	0.0005ND	No	85	MW-34A,MW-38A,MW-39B	97.65	n/a	n/a	0.0002567	NP Inter (NDs) 1 of 2
Silver (mg/L)	MW-218A	0.0005	10/23/2025	0.0005ND	No	85	MW-34A,MW-38A,MW-39B	97.65	n/a	n/a	0.0002567	NP Inter (NDs) 1 of 2
Silver (mg/L)	MW-219A	0.0005	10/23/2025	0.0005ND	No	85	MW-34A,MW-38A,MW-39B	97.65	n/a	n/a	0.0002567	NP Inter (NDs) 1 of 2
Silver (mg/L)	MW-220A	0.0005	10/23/2025	0.0005ND	No	85	MW-34A,MW-38A,MW-39B	97.65	n/a	n/a	0.0002567	NP Inter (NDs) 1 of 2
Silver (mg/L)	MW-18AR	0.0005	10/20/2021	0.0005ND	No	85	MW-34A,MW-38A,MW-39B	97.65	n/a	n/a	0.0002567	NP Inter (NDs) 1 of 2
Silver (mg/L)	MW-408	0.0005	10/21/2025	0.0005ND	No	85	MW-34A,MW-38A,MW-39B	97.65	n/a	n/a	0.0002567	NP Inter (NDs) 1 of 2
Silver (mg/L)	MW-410	0.0005	10/24/2025	0.0005ND	No	85	MW-34A,MW-38A,MW-39B	97.65	n/a	n/a	0.0002567	NP Inter (NDs) 1 of 2
Sulfide (mg/L)	MW-1B	0.1	5/6/2025	0.1ND	No	24	MW-34A,MW-39B,MW-38A	100	n/a	n/a	0.00218	NP Inter (NDs) 1 of 2
Sulfide (mg/L)	MW-10B	0.1	10/21/2025	0.1ND	No	24	MW-34A,MW-39B,MW-38A	100	n/a	n/a	0.00218	NP Inter (NDs) 1 of 2
Sulfide (mg/L)	MW-24A	0.1	5/7/2025	0.1ND	No	24	MW-34A,MW-39B,MW-38A	100	n/a	n/a	0.00218	NP Inter (NDs) 1 of 2
Sulfide (mg/L)	MW-25A-00	0.1	5/8/2025	0.1ND	No	24	MW-34A,MW-39B,MW-38A	100	n/a	n/a	0.00218	NP Inter (NDs) 1 of 2
Sulfide (mg/L)	MW-29A	0.1	5/5/2025	0.1ND	No	24	MW-34A,MW-39B,MW-38A	100	n/a	n/a	0.00218	NP Inter (NDs) 1 of 2
Sulfide (mg/L)	MW-31B	0.1	5/7/2025	0.1ND	No	24	MW-34A,MW-39B,MW-38A	100	n/a	n/a	0.00218	NP Inter (NDs) 1 of 2
Sulfide (mg/L)	MW-201A	0.1	5/6/2025	0.1ND	No	24	MW-34A,MW-39B,MW-38A	100	n/a	n/a	0.00218	NP Inter (NDs) 1 of 2
Sulfide (mg/L)	MW-200A	0.1	10/20/2021	0.1ND	No	24	MW-34A,MW-39B,MW-38A	100	n/a	n/a	0.00218	NP Inter (NDs) 1 of 2
Sulfide (mg/L)	MW-310A	0.1	3/30/2013	0.1ND	No	24	MW-34A,MW-39B,MW-38A	100	n/a	n/a	0.00218	NP Inter (NDs) 1 of 2
Sulfide (mg/L)	MW-312A	0.1	3/30/2013	0.1ND	No	24	MW-34A,MW-39B,MW-38A	100	n/a	n/a	0.00218	NP Inter (NDs) 1 of 2
Sulfide (mg/L)	MW-216A	0.1	4/29/2024	0.1ND	No	24	MW-34A,MW-39B,MW-38A	100	n/a	n/a	0.00218	NP Inter (NDs) 1 of 2
Sulfide (mg/L)	MW-217A	0.1	5/1/2023	0.1ND	No	24	MW-34A,MW-39B,MW-38A	100	n/a	n/a	0.00218	NP Inter (NDs) 1 of 2
Sulfide (mg/L)	MW-218A	0.1	4/29/2024	0.1ND	No	24	MW-34A,MW-39B,MW-38A	100	n/a	n/a	0.00218	NP Inter (NDs) 1 of 2
Sulfide (mg/L)	MW-219A	0.1	4/29/2024	0.1ND	No	24	MW-34A,MW-39B,MW-38A	100	n/a	n/a	0.00218	NP Inter (NDs) 1 of 2
Sulfide (mg/L)	MW-220A	0.1	5/1/2023	0.1ND	No	24	MW-34A,MW-39B,MW-38A	100	n/a	n/a	0.00218	NP Inter (NDs) 1 of 2
Sulfide (mg/L)	MW-18AR	0.1	10/22/2025	0.1ND	No	24	MW-34A,MW-39B,MW-38A	100	n/a	n/a	0.00218	NP Inter (NDs) 1 of 2
Thallium (mg/L)	MW-1B	0.00057	10/20/2025	0.00057ND	No	85	MW-38A,MW-34A,MW-39B	98.82	n/a	n/a	0.0002567	NP Inter (NDs) 1 of 2
Thallium (mg/L)	MW-10B	0.00057	10/21/2025	0.00057ND	No	85	MW-38A,MW-34A,MW-39B	98.82	n/a	n/a	0.0002567	NP Inter (NDs) 1 of 2

Prediction Limit

Iowa City Landfill Client: HDR Data: Iowa City Sanitary Landfill Printed 2/5/2026, 8:23 AM

Constituent	Well	Upper Lim.	Date	Observ.	Sig.	Bg N	Bg Wells	%NDs	ND Adj.	Transform	Alpha	Method
Thallium (mg/L)	MW-24A	0.00057	5/7/2025	0.00057ND	No	85	MW-38A,MW-34A,MW-39B	98.82	n/a	n/a	0.0002567	NP Inter (NDs) 1 of 2
Thallium (mg/L)	MW-25A-00	0.00057	10/23/2025	0.00057ND	No	85	MW-38A,MW-34A,MW-39B	98.82	n/a	n/a	0.0002567	NP Inter (NDs) 1 of 2
Thallium (mg/L)	MW-29A	0.00057	5/5/2025	0.00057ND	No	85	MW-38A,MW-34A,MW-39B	98.82	n/a	n/a	0.0002567	NP Inter (NDs) 1 of 2
Thallium (mg/L)	MW-31B	0.00057	10/23/2025	0.00057ND	No	85	MW-38A,MW-34A,MW-39B	98.82	n/a	n/a	0.0002567	NP Inter (NDs) 1 of 2
Thallium (mg/L)	MW-201A	0.00057	5/6/2025	0.00057ND	No	85	MW-38A,MW-34A,MW-39B	98.82	n/a	n/a	0.0002567	NP Inter (NDs) 1 of 2
Thallium (mg/L)	MW-200A	0.00057	10/20/2021	0.00057ND	No	85	MW-38A,MW-34A,MW-39B	98.82	n/a	n/a	0.0002567	NP Inter (NDs) 1 of 2
Thallium (mg/L)	MW-310A	0.00057	10/21/2025	0.00057ND	No	85	MW-38A,MW-34A,MW-39B	98.82	n/a	n/a	0.0002567	NP Inter (NDs) 1 of 2
Thallium (mg/L)	MW-312A	0.00057	10/21/2025	0.00057ND	No	85	MW-38A,MW-34A,MW-39B	98.82	n/a	n/a	0.0002567	NP Inter (NDs) 1 of 2
Thallium (mg/L)	MW-216A	0.00057	10/23/2025	0.00057ND	No	85	MW-38A,MW-34A,MW-39B	98.82	n/a	n/a	0.0002567	NP Inter (NDs) 1 of 2
Thallium (mg/L)	MW-217A	0.00057	10/23/2025	0.00057ND	No	85	MW-38A,MW-34A,MW-39B	98.82	n/a	n/a	0.0002567	NP Inter (NDs) 1 of 2
Thallium (mg/L)	MW-218A	0.00057	10/23/2025	0.00057ND	No	85	MW-38A,MW-34A,MW-39B	98.82	n/a	n/a	0.0002567	NP Inter (NDs) 1 of 2
Thallium (mg/L)	MW-219A	0.00057	10/23/2025	0.00057ND	No	85	MW-38A,MW-34A,MW-39B	98.82	n/a	n/a	0.0002567	NP Inter (NDs) 1 of 2
Thallium (mg/L)	MW-220A	0.00057	10/23/2025	0.00057ND	No	85	MW-38A,MW-34A,MW-39B	98.82	n/a	n/a	0.0002567	NP Inter (NDs) 1 of 2
Thallium (mg/L)	MW-18AR	0.00057	10/20/2021	0.00057ND	No	85	MW-38A,MW-34A,MW-39B	98.82	n/a	n/a	0.0002567	NP Inter (NDs) 1 of 2
Thallium (mg/L)	MW-408	0.00057	10/21/2025	0.00057ND	No	85	MW-38A,MW-34A,MW-39B	98.82	n/a	n/a	0.0002567	NP Inter (NDs) 1 of 2
Thallium (mg/L)	MW-410	0.00057	10/24/2025	0.00057ND	No	85	MW-38A,MW-34A,MW-39B	98.82	n/a	n/a	0.0002567	NP Inter (NDs) 1 of 2
Tin (mg/L)	MW-1B	0.136	5/6/2025	0.005ND	No	14	MW-34A,MW-38A,MW-39B	92.86	n/a	n/a	0.004422	NP Inter (NDs) 1 of 2
Tin (mg/L)	MW-10B	0.136	10/21/2025	0.005ND	No	14	MW-34A,MW-38A,MW-39B	92.86	n/a	n/a	0.004422	NP Inter (NDs) 1 of 2
Tin (mg/L)	MW-24A	0.136	5/7/2025	0.005ND	No	14	MW-34A,MW-38A,MW-39B	92.86	n/a	n/a	0.004422	NP Inter (NDs) 1 of 2
Tin (mg/L)	MW-25A-00	0.136	5/8/2025	0.005ND	No	14	MW-34A,MW-38A,MW-39B	92.86	n/a	n/a	0.004422	NP Inter (NDs) 1 of 2
Tin (mg/L)	MW-29A	0.136	5/5/2025	0.005ND	No	14	MW-34A,MW-38A,MW-39B	92.86	n/a	n/a	0.004422	NP Inter (NDs) 1 of 2
Tin (mg/L)	MW-31B	0.136	5/7/2025	0.005ND	No	14	MW-34A,MW-38A,MW-39B	92.86	n/a	n/a	0.004422	NP Inter (NDs) 1 of 2
Tin (mg/L)	MW-201A	0.136	5/6/2025	0.005ND	No	14	MW-34A,MW-38A,MW-39B	92.86	n/a	n/a	0.004422	NP Inter (NDs) 1 of 2
Tin (mg/L)	MW-200A	0.136	10/20/2021	0.005ND	No	14	MW-34A,MW-38A,MW-39B	92.86	n/a	n/a	0.004422	NP Inter (NDs) 1 of 2
Tin (mg/L)	MW-310A	0.136	3/30/2013	0.005ND	No	14	MW-34A,MW-38A,MW-39B	92.86	n/a	n/a	0.004422	NP Inter (NDs) 1 of 2
Tin (mg/L)	MW-312A	0.136	3/30/2013	0.005ND	No	14	MW-34A,MW-38A,MW-39B	92.86	n/a	n/a	0.004422	NP Inter (NDs) 1 of 2
Tin (mg/L)	MW-216A	0.136	5/1/2023	0.005ND	No	14	MW-34A,MW-38A,MW-39B	92.86	n/a	n/a	0.004422	NP Inter (NDs) 1 of 2
Tin (mg/L)	MW-217A	0.136	5/1/2023	0.005ND	No	14	MW-34A,MW-38A,MW-39B	92.86	n/a	n/a	0.004422	NP Inter (NDs) 1 of 2
Tin (mg/L)	MW-218A	0.136	5/1/2023	0.005ND	No	14	MW-34A,MW-38A,MW-39B	92.86	n/a	n/a	0.004422	NP Inter (NDs) 1 of 2
Tin (mg/L)	MW-219A	0.136	5/1/2023	0.005ND	No	14	MW-34A,MW-38A,MW-39B	92.86	n/a	n/a	0.004422	NP Inter (NDs) 1 of 2
Tin (mg/L)	MW-220A	0.136	5/1/2023	0.005ND	No	14	MW-34A,MW-38A,MW-39B	92.86	n/a	n/a	0.004422	NP Inter (NDs) 1 of 2
Tin (mg/L)	MW-18AR	0.136	10/20/2021	0.005ND	No	14	MW-34A,MW-38A,MW-39B	92.86	n/a	n/a	0.004422	NP Inter (NDs) 1 of 2
Vanadium (mg/L)	MW-1B	0.00554	10/20/2025	0.0017ND	No	84	MW-38A,MW-34A,MW-39B	63.1	n/a	n/a	0.0002624	NP Inter (NDs) 1 of 2
Vanadium (mg/L)	MW-10B	0.00554	10/21/2025	0.0017ND	No	84	MW-38A,MW-34A,MW-39B	63.1	n/a	n/a	0.0002624	NP Inter (NDs) 1 of 2
Vanadium (mg/L)	MW-24A	0.00554	5/7/2025	0.0017ND	No	84	MW-38A,MW-34A,MW-39B	63.1	n/a	n/a	0.0002624	NP Inter (NDs) 1 of 2
Vanadium (mg/L)	MW-25A-00	0.00554	10/23/2025	0.0017ND	No	84	MW-38A,MW-34A,MW-39B	63.1	n/a	n/a	0.0002624	NP Inter (NDs) 1 of 2
Vanadium (mg/L)	MW-29A	0.00554	5/5/2025	0.0017ND	No	84	MW-38A,MW-34A,MW-39B	63.1	n/a	n/a	0.0002624	NP Inter (NDs) 1 of 2
Vanadium (mg/L)	MW-31B	0.00554	10/23/2025	0.00214J	No	84	MW-38A,MW-34A,MW-39B	63.1	n/a	n/a	0.0002624	NP Inter (NDs) 1 of 2
Vanadium (mg/L)	MW-201A	0.00554	5/6/2025	0.0017ND	No	84	MW-38A,MW-34A,MW-39B	63.1	n/a	n/a	0.0002624	NP Inter (NDs) 1 of 2
Vanadium (mg/L)	MW-200A	0.00554	10/20/2021	0.0017ND	No	84	MW-38A,MW-34A,MW-39B	63.1	n/a	n/a	0.0002624	NP Inter (NDs) 1 of 2
Vanadium (mg/L)	MW-310A	0.00554	10/21/2025	0.0017ND	No	84	MW-38A,MW-34A,MW-39B	63.1	n/a	n/a	0.0002624	NP Inter (NDs) 1 of 2
Vanadium (mg/L)	MW-312A	0.00554	10/21/2025	0.0017ND	No	84	MW-38A,MW-34A,MW-39B	63.1	n/a	n/a	0.0002624	NP Inter (NDs) 1 of 2
Vanadium (mg/L)	MW-216A	0.00554	10/23/2025	0.0017ND	No	84	MW-38A,MW-34A,MW-39B	63.1	n/a	n/a	0.0002624	NP Inter (NDs) 1 of 2
Vanadium (mg/L)	MW-217A	0.00554	10/23/2025	0.0017ND	No	84	MW-38A,MW-34A,MW-39B	63.1	n/a	n/a	0.0002624	NP Inter (NDs) 1 of 2
Vanadium (mg/L)	MW-218A	0.00554	10/23/2025	0.0017ND	No	84	MW-38A,MW-34A,MW-39B	63.1	n/a	n/a	0.0002624	NP Inter (NDs) 1 of 2
Vanadium (mg/L)	MW-219A	0.00554	10/23/2025	0.0017ND	No	84	MW-38A,MW-34A,MW-39B	63.1	n/a	n/a	0.0002624	NP Inter (NDs) 1 of 2
Vanadium (mg/L)	MW-220A	0.00554	10/23/2025	0.0017ND	No	84	MW-38A,MW-34A,MW-39B	63.1	n/a	n/a	0.0002624	NP Inter (NDs) 1 of 2
Vanadium (mg/L)	MW-18AR	0.00554	10/20/2021	0.0017ND	No	84	MW-38A,MW-34A,MW-39B	63.1	n/a	n/a	0.0002624	NP Inter (NDs) 1 of 2
Vanadium (mg/L)	MW-408	0.00554	10/21/2025	0.00511	No	84	MW-38A,MW-34A,MW-39B	63.1	n/a	n/a	0.0002624	NP Inter (NDs) 1 of 2
Vanadium (mg/L)	MW-410	0.00554	10/24/2025	0.0017ND	No	84	MW-38A,MW-34A,MW-39B	63.1	n/a	n/a	0.0002624	NP Inter (NDs) 1 of 2

Prediction Limit

Iowa City Landfill Client: HDR Data: Iowa City Sanitary Landfill Printed 2/5/2026, 8:23 AM

Constituent	Well	Upper Lim.	Date	Observ.	Sig.	Bg N	Bg Wells	%NDs	ND Adj.	Transform	Alpha	Method
Zinc (mg/L)	MW-1B	0.0684	10/20/2025	0.013ND	No	89	MW-34A,MW-38A,MW-39B	88.76	n/a	n/a	0.0002341	NP Inter (NDs) 1 of 2
Zinc (mg/L)	MW-10B	0.0684	10/21/2025	0.013ND	No	89	MW-34A,MW-38A,MW-39B	88.76	n/a	n/a	0.0002341	NP Inter (NDs) 1 of 2
Zinc (mg/L)	MW-24A	0.0684	5/7/2025	0.013ND	No	89	MW-34A,MW-38A,MW-39B	88.76	n/a	n/a	0.0002341	NP Inter (NDs) 1 of 2
Zinc (mg/L)	MW-25A-00	0.0684	10/23/2025	0.013ND	No	89	MW-34A,MW-38A,MW-39B	88.76	n/a	n/a	0.0002341	NP Inter (NDs) 1 of 2
Zinc (mg/L)	MW-29A	0.0684	5/5/2025	0.013ND	No	89	MW-34A,MW-38A,MW-39B	88.76	n/a	n/a	0.0002341	NP Inter (NDs) 1 of 2
Zinc (mg/L)	MW-31B	0.0684	10/23/2025	0.013ND	No	89	MW-34A,MW-38A,MW-39B	88.76	n/a	n/a	0.0002341	NP Inter (NDs) 1 of 2
Zinc (mg/L)	MW-201A	0.0684	5/6/2025	0.013ND	No	89	MW-34A,MW-38A,MW-39B	88.76	n/a	n/a	0.0002341	NP Inter (NDs) 1 of 2
Zinc (mg/L)	MW-200A	0.0684	10/20/2021	0.013ND	No	89	MW-34A,MW-38A,MW-39B	88.76	n/a	n/a	0.0002341	NP Inter (NDs) 1 of 2
Zinc (mg/L)	MW-310A	0.0684	10/21/2025	0.013ND	No	89	MW-34A,MW-38A,MW-39B	88.76	n/a	n/a	0.0002341	NP Inter (NDs) 1 of 2
Zinc (mg/L)	MW-312A	0.0684	10/21/2025	0.0268	No	89	MW-34A,MW-38A,MW-39B	88.76	n/a	n/a	0.0002341	NP Inter (NDs) 1 of 2
Zinc (mg/L)	MW-216A	0.0684	10/23/2025	0.013ND	No	89	MW-34A,MW-38A,MW-39B	88.76	n/a	n/a	0.0002341	NP Inter (NDs) 1 of 2
Zinc (mg/L)	MW-217A	0.0684	10/23/2025	0.013ND	No	89	MW-34A,MW-38A,MW-39B	88.76	n/a	n/a	0.0002341	NP Inter (NDs) 1 of 2
Zinc (mg/L)	MW-218A	0.0684	10/23/2025	0.0267	No	89	MW-34A,MW-38A,MW-39B	88.76	n/a	n/a	0.0002341	NP Inter (NDs) 1 of 2
Zinc (mg/L)	MW-219A	0.0684	10/23/2025	0.013ND	No	89	MW-34A,MW-38A,MW-39B	88.76	n/a	n/a	0.0002341	NP Inter (NDs) 1 of 2
Zinc (mg/L)	MW-220A	0.0684	10/23/2025	0.013ND	No	89	MW-34A,MW-38A,MW-39B	88.76	n/a	n/a	0.0002341	NP Inter (NDs) 1 of 2
Zinc (mg/L)	MW-18AR	0.0684	10/20/2021	0.013ND	No	89	MW-34A,MW-38A,MW-39B	88.76	n/a	n/a	0.0002341	NP Inter (NDs) 1 of 2
Zinc (mg/L)	MW-408	0.0684	10/21/2025	0.013ND	No	89	MW-34A,MW-38A,MW-39B	88.76	n/a	n/a	0.0002341	NP Inter (NDs) 1 of 2
Zinc (mg/L)	MW-410	0.0684	10/24/2025	0.013ND	No	89	MW-34A,MW-38A,MW-39B	88.76	n/a	n/a	0.0002341	NP Inter (NDs) 1 of 2

This page intentionally left blank.

Groundwater Monitoring Wells – DQR

This page intentionally left blank.

Data Screening

Analysis Run 1/20/2026 1:39 PM View: 06A_MW_Organics_PL
Iowa City Landfill Client: HDR Data: Iowa City Sanitary Landfill

UG 'Double Quantification Rule' results for 42 constituents in 38 wells on 16 dates:

Dichlorodifluoromethane, MW-18AR, 4/30/2025: 4.01 ug/L, 10/22/2025: 4.01 ug/L
Tetrachloroethene, MW-18AR, 4/30/2025: 4.22 ug/L, 10/22/2025: 3.62 ug/L

This page intentionally left blank.

Groundwater Monitoring Wells – Confidence Interval Analysis

This page intentionally left blank.

Parametric Confidence Interval

Compliance Limit is not exceeded. Per-well alpha = 0.01. Normality Test: Shapiro Wilk, alpha based on n.

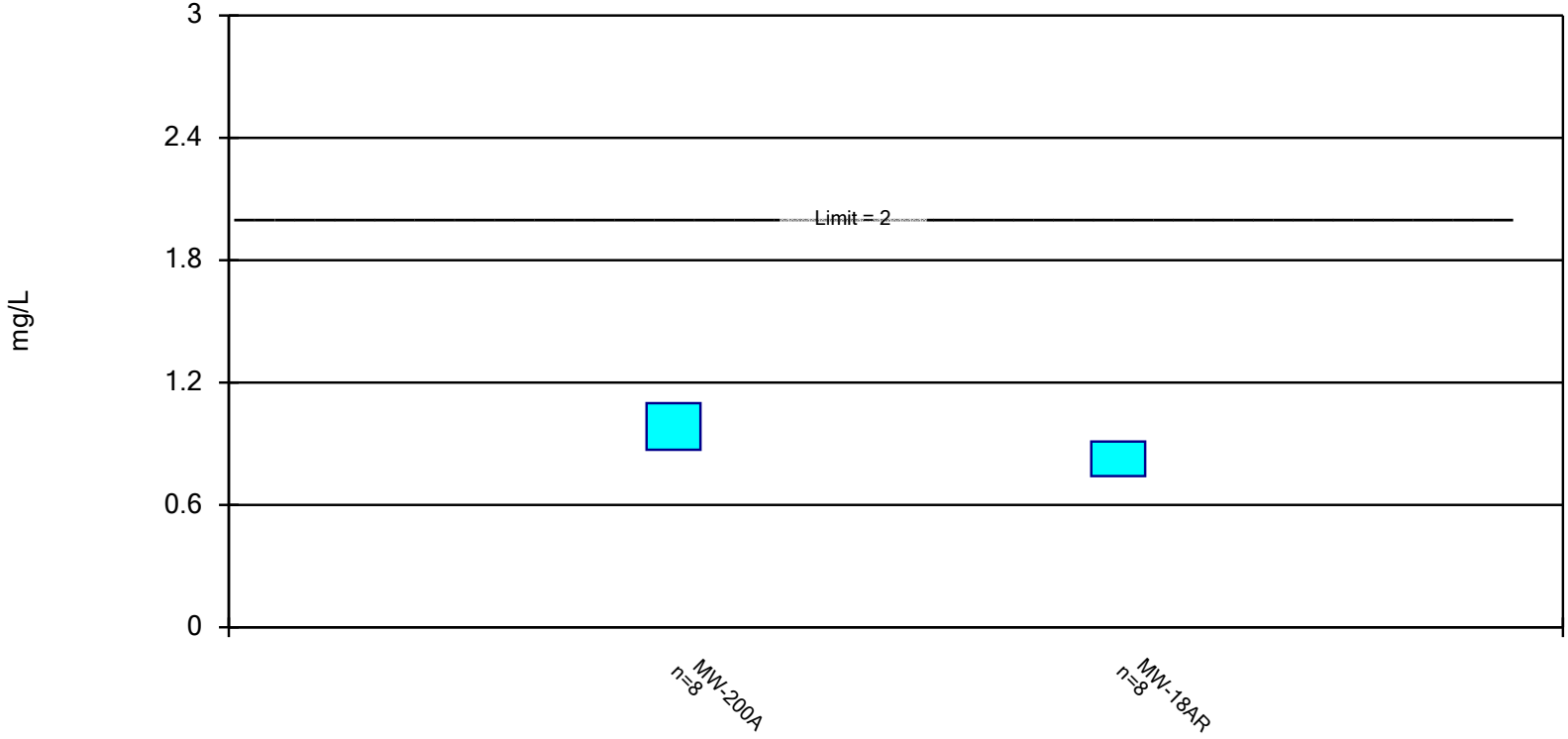

Constituent: Barium Analysis Run 1/20/2026 1:49 PM View: 07_MW_CI

Iowa City Landfill Client: HDR Data: Iowa City Sanitary Landfill

Parametric Confidence Interval

Compliance Limit is not exceeded. Per-well alpha = 0.01. Normality Test: Shapiro Wilk, alpha based on n.

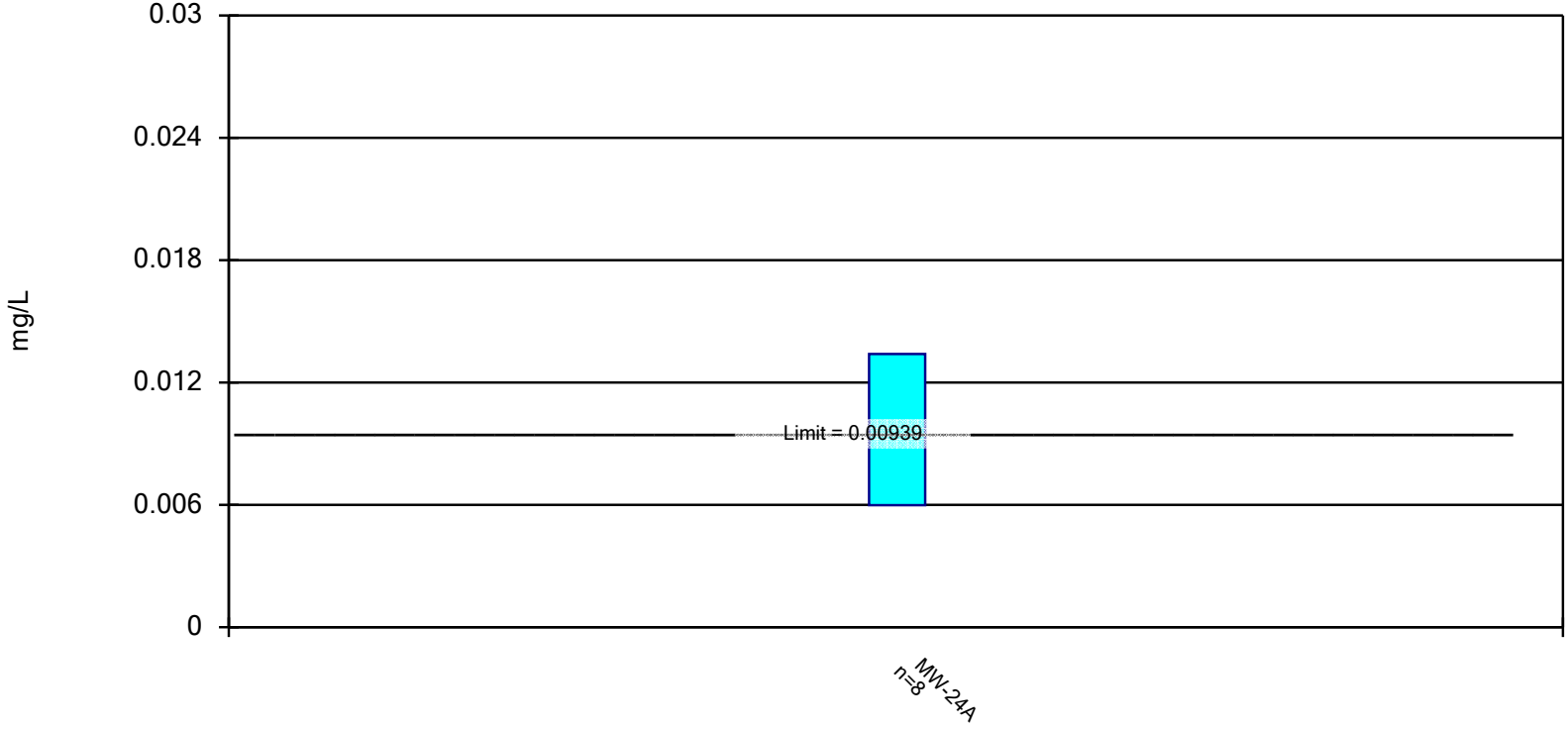

Constituent: Cobalt Analysis Run 1/20/2026 1:49 PM View: 07_MW_CI

Iowa City Landfill Client: HDR Data: Iowa City Sanitary Landfill

Parametric Confidence Interval

Compliance Limit is not exceeded. Per-well alpha = 0.01. Normality Test: Shapiro Wilk, alpha based on n.

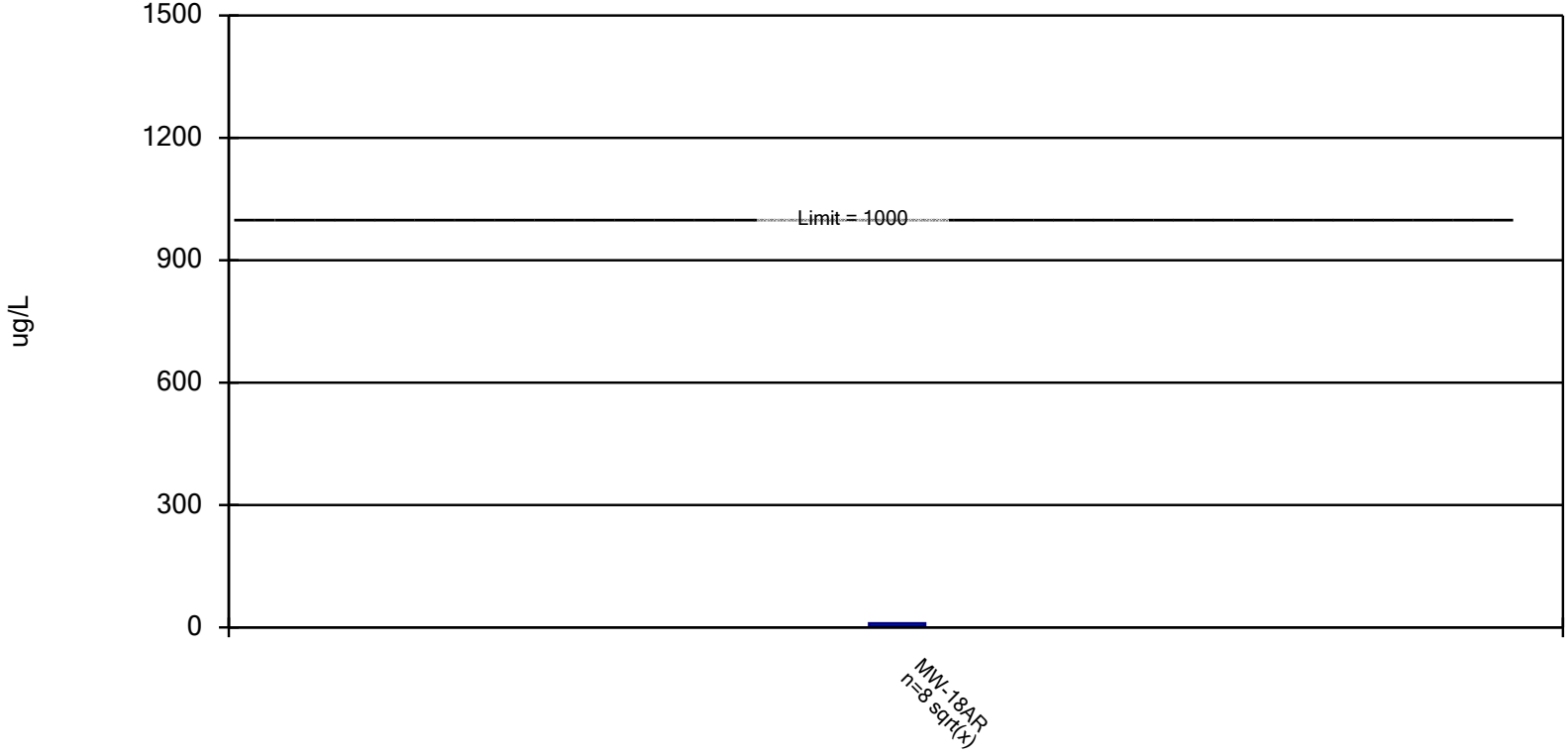

Constituent: Dichlorodifluoromethane Analysis Run 1/20/2026 1:49 PM View: 07_MW_CI

Iowa City Landfill Client: HDR Data: Iowa City Sanitary Landfill

Non-Parametric Confidence Interval

Compliance Limit is not exceeded.

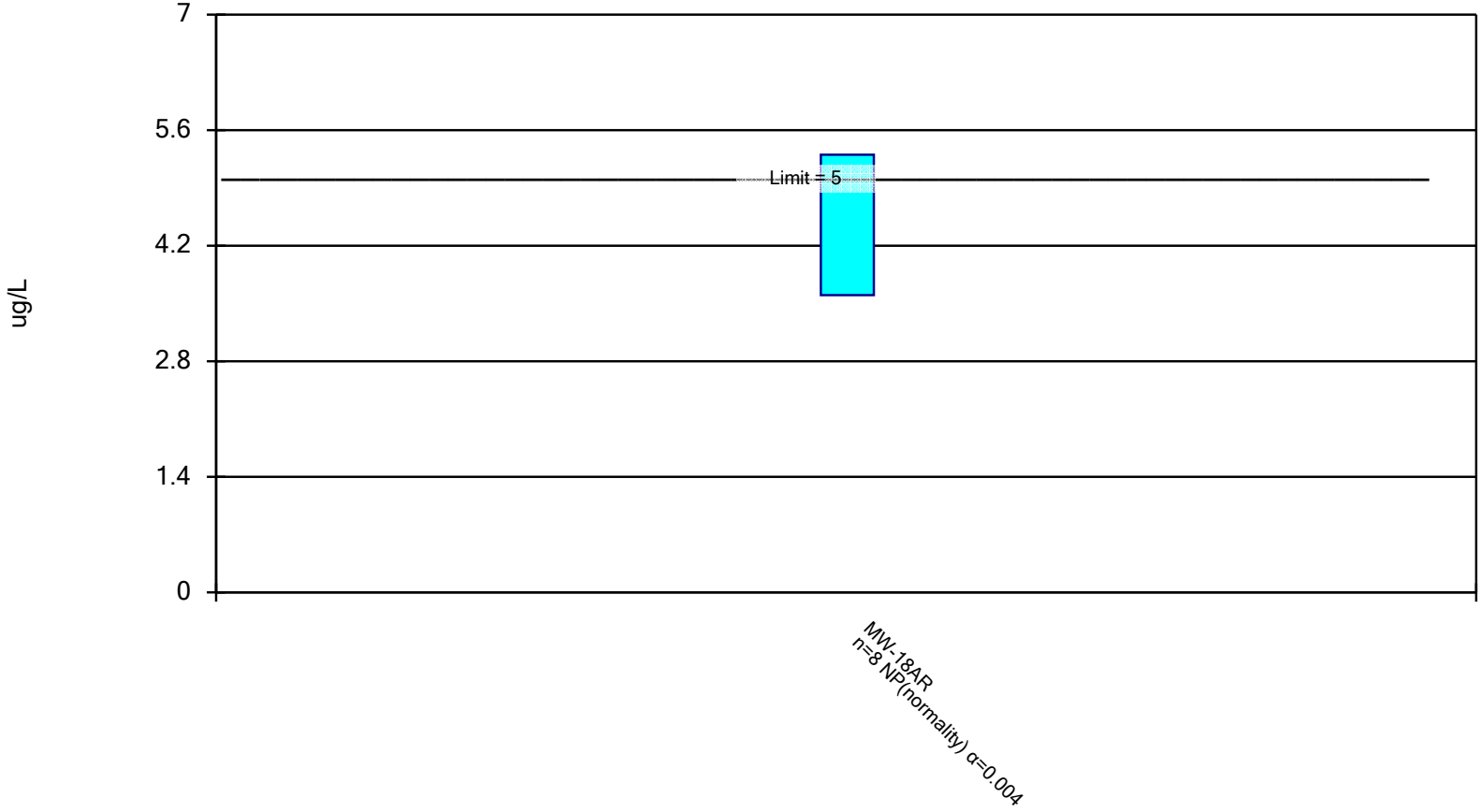

Constituent: Tetrachloroethene Analysis Run 1/20/2026 1:49 PM View: 07_MW_CI

Iowa City Landfill Client: HDR Data: Iowa City Sanitary Landfill

Confidence Interval

Iowa City Landfill Client: HDR Data: Iowa City Sanitary Landfill Printed 1/20/2026, 1:50 PM

Constituent	Well	Upper Lim.	Lower Lim.	Compliance	Sig.	N	Mean	Std. Dev.	%NDs	ND Adj.	Transform	Alpha	Method
Barium (mg/L)	MW-200A	1.099	0.8698	2	No	8	0.9846	0.1083	0	None	No	0.01	Param.
Barium (mg/L)	MW-18AR	0.9113	0.7422	2	No	8	0.8268	0.07981	0	None	No	0.01	Param.
Cobalt (mg/L)	MW-24A	0.01339	0.005991	0.00939	No	8	0.009691	0.003491	0	None	No	0.01	Param.
Dichlorodifluoromethane (ug/L)	MW-18AR	10.34	3.82	1000	No	8	6.994	3.427	0	None	sqrt(x)	0.01	Param.
Tetrachloroethene (ug/L)	MW-18AR	5.3	3.6	5	No	8	4.059	0.5543	0	None	No	0.004	NP (normality)

This page intentionally left blank.

Statistical Analysis:

Source Characterization Monitoring Wells

This page intentionally left blank.

Source Characterization Monitoring Wells – Trends

This page intentionally left blank.

Sen's Slope Estimator

MW-206A

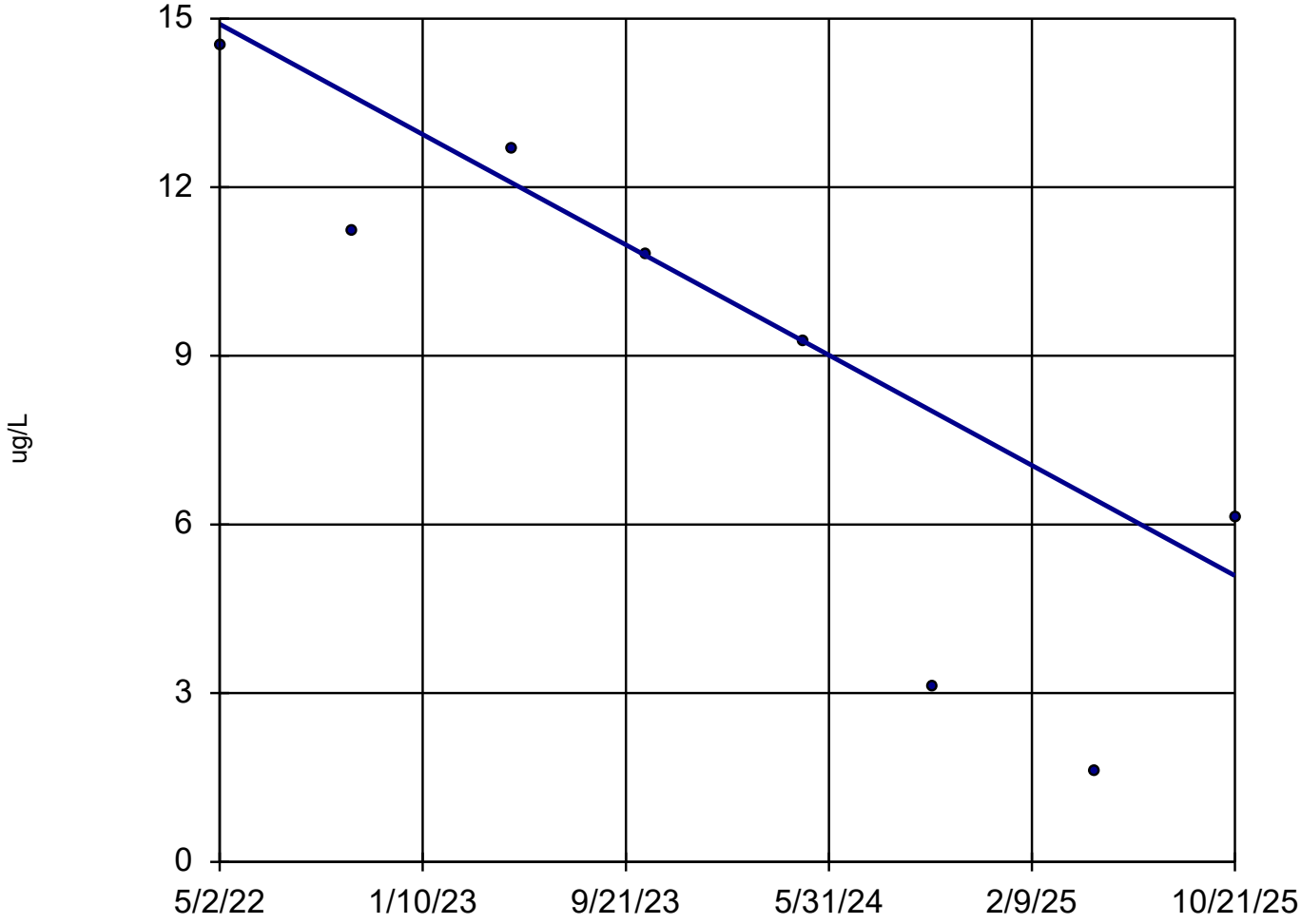

n = 8

Slope = -2.823 units per year.

Mann-Kendall statistic = -22
critical = -20

Decreasing trend significant at 98% confidence level (α = 0.01 per tail).

Constituent: 1,1-Dichloroethane Analysis Run 2/4/2026 3:34 PM View: 08_MW_Corrective Action Trend A

Iowa City Landfill Client: HDR Data: Iowa City Sanitary Landfill

Sanitas™ v.10.1.03a Software licensed to HDR, Inc. UG
Hollow symbols indicate censored values.

Sen's Slope Estimator

MW-18A-07

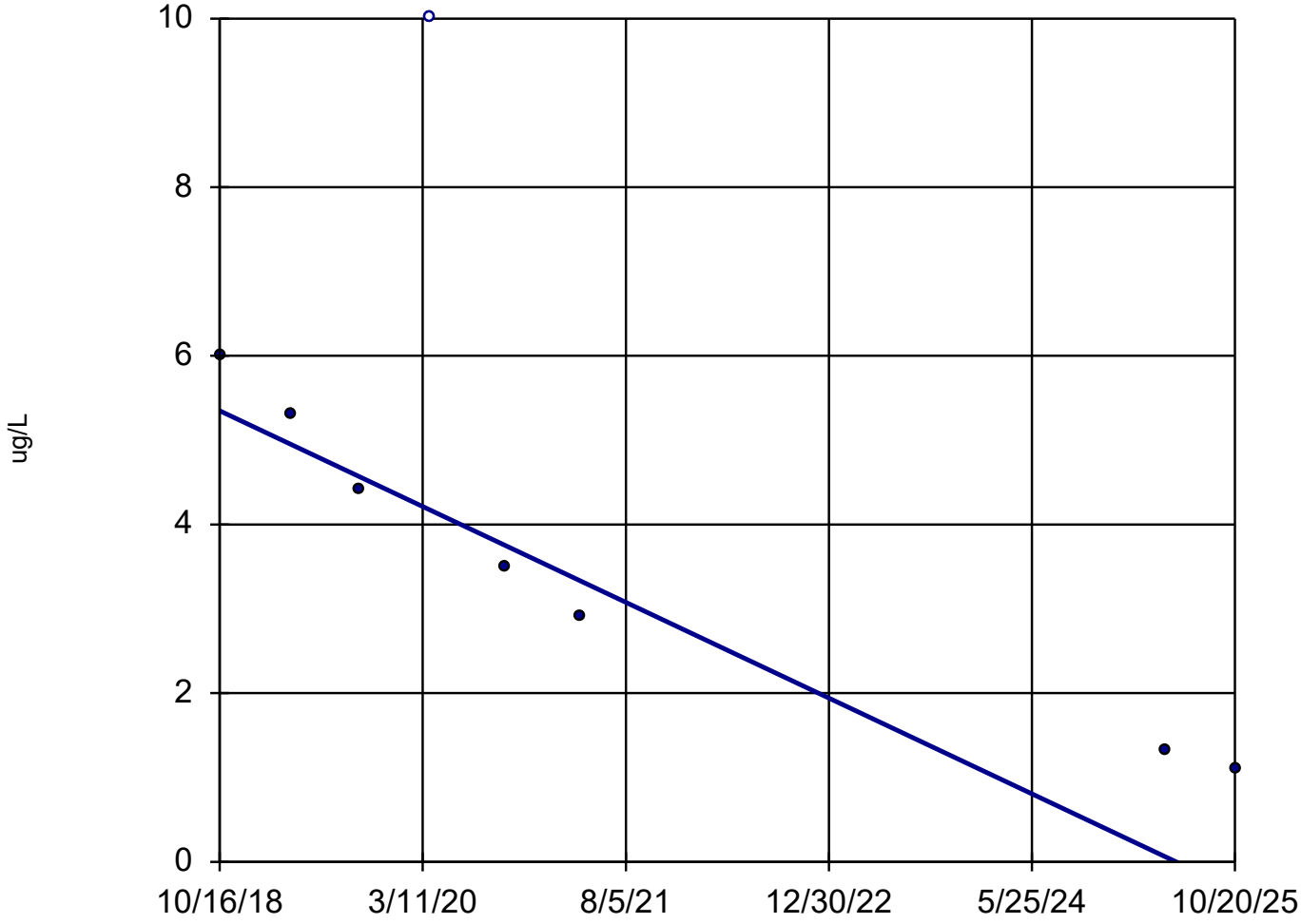

n = 8

Slope = -0.8092 units per year.

Mann-Kendall statistic = -22
critical = -20

Decreasing trend significant at 98% confidence level (α = 0.01 per tail).

Constituent: 1,1-Dichloroethene Analysis Run 2/4/2026 3:34 PM View: 08_MW_Corrective Action Trend A

Iowa City Landfill Client: HDR Data: Iowa City Sanitary Landfill

Sen's Slope Estimator

MW-18A-07

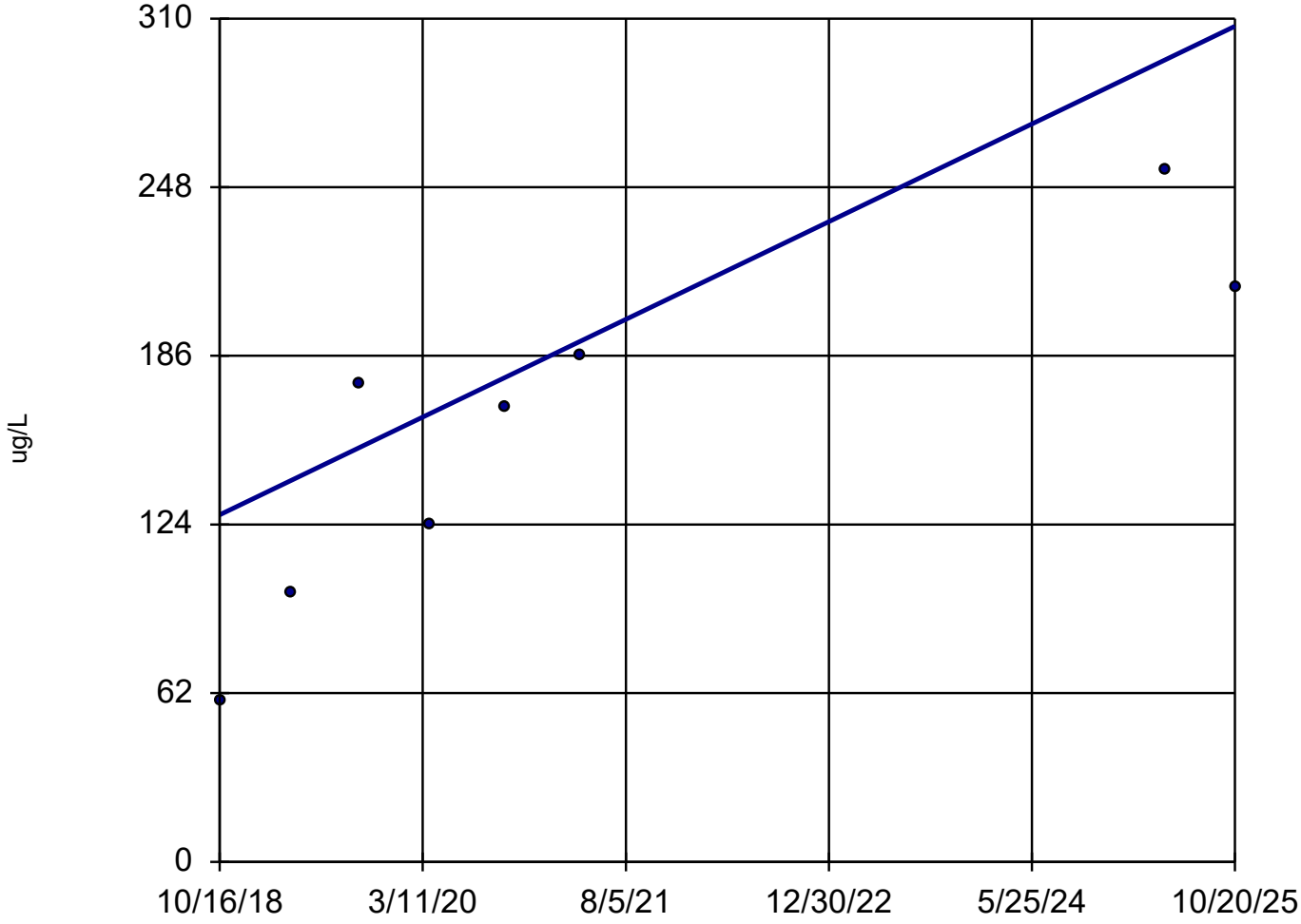

n = 8

Slope = 25.6
units per year.

Mann-Kendall
statistic = 22
critical = 20

Increasing trend
significant at 98%
confidence level
(α = 0.01 per
tail).

Constituent: cis-1,2-Dichloroethene Analysis Run 2/4/2026 3:35 PM View: 08_MW_Corrective Action Tren

Iowa City Landfill Client: HDR Data: Iowa City Sanitary Landfill

Sanitas™ v.10.1.03a Software licensed to HDR, Inc. UG
Hollow symbols indicate censored values.

Sen's Slope Estimator

MW-206A

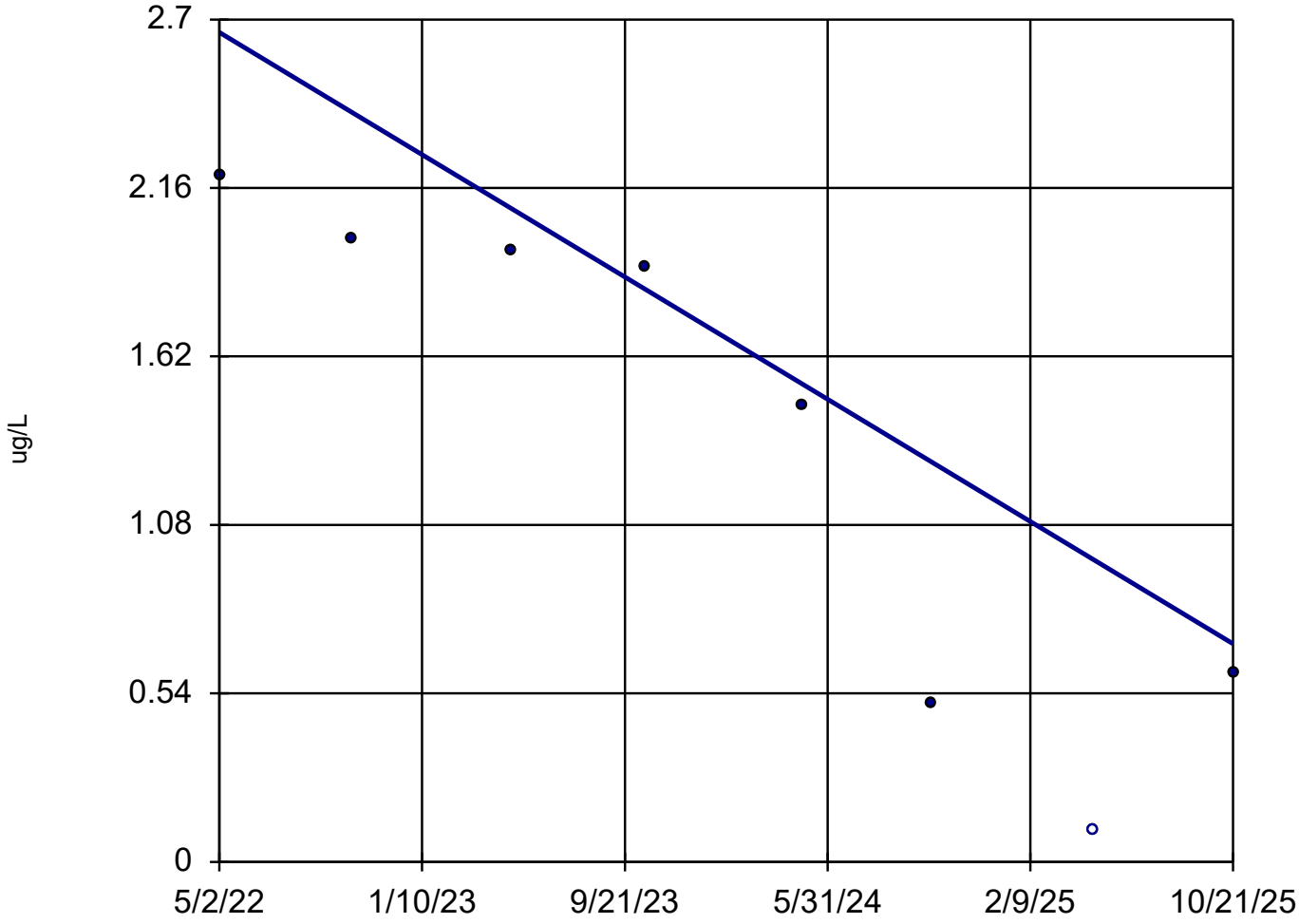

n = 8

Slope = -0.5641 units per year.

Mann-Kendall statistic = -24
critical = -20

Decreasing trend significant at 98% confidence level (α = 0.01 per tail).

Constituent: cis-1,2-Dichloroethene Analysis Run 2/4/2026 3:35 PM View: 08_MW_Corrective Action Tren
Iowa City Landfill Client: HDR Data: Iowa City Sanitary Landfill

Sen's Slope Estimator

MW-209B

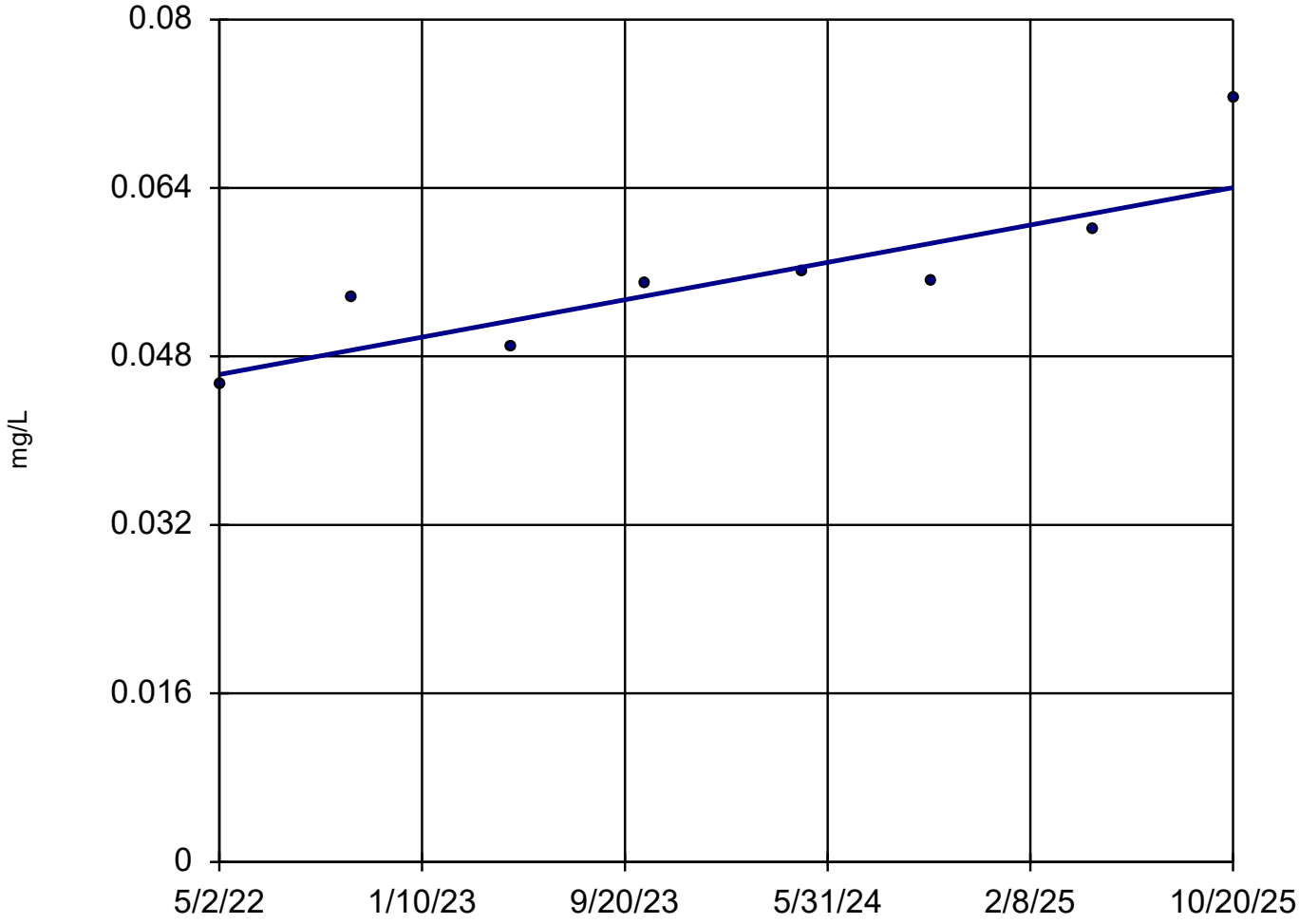

n = 8

Slope = 0.005114 units per year.

Mann-Kendall statistic = 24
critical = 20

Increasing trend significant at 98% confidence level (α = 0.01 per tail).

Constituent: Nickel Analysis Run 2/4/2026 3:35 PM View: 08_MW_Corrective Action Trend Analysis

Iowa City Landfill Client: HDR Data: Iowa City Sanitary Landfill

Sen's Slope Estimator

MW-18A-07

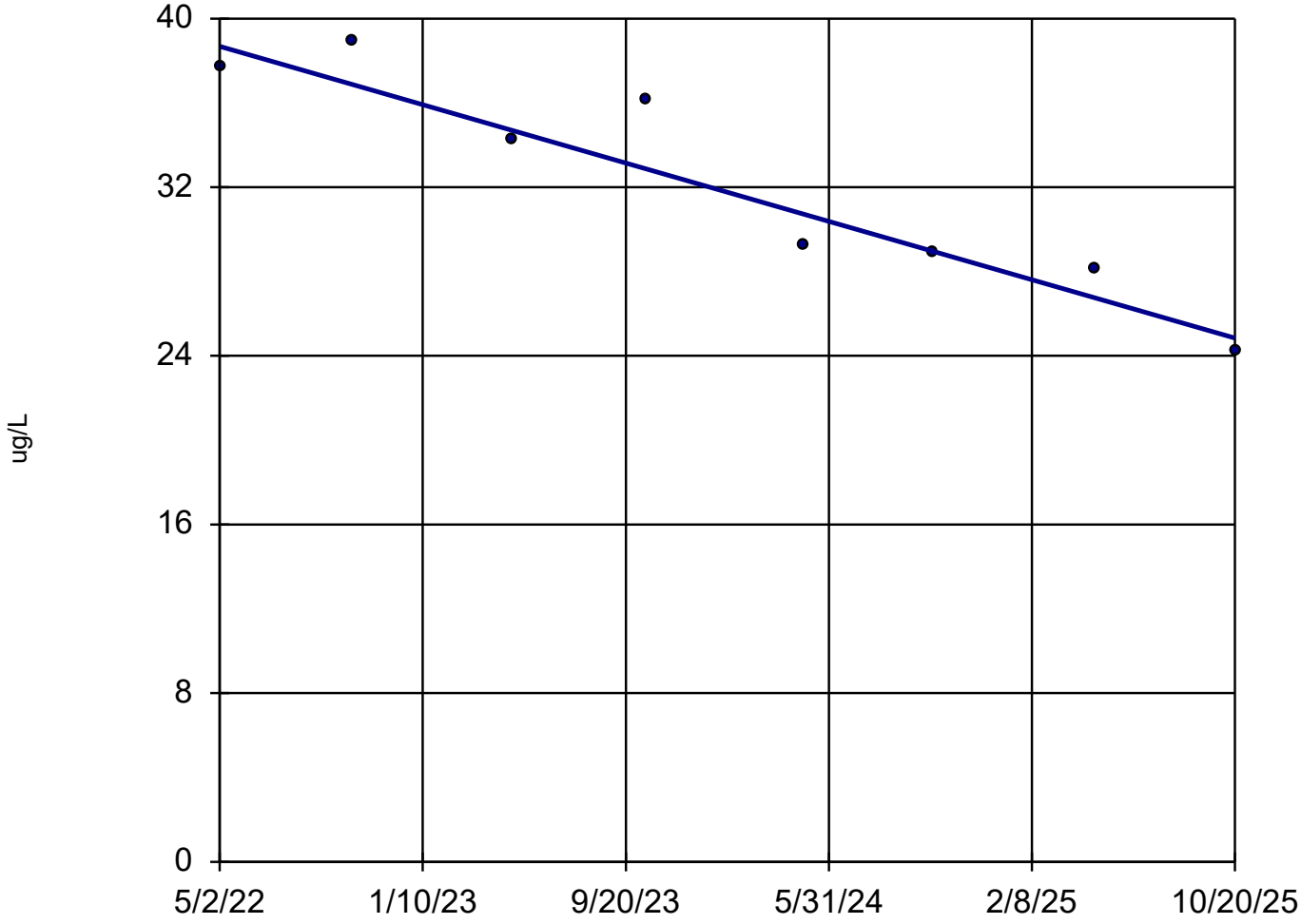

n = 8

Slope = -3.986 units per year.

Mann-Kendall statistic = -24
critical = -20

Decreasing trend significant at 98% confidence level (α = 0.01 per tail).

Constituent: Trichloroethene Analysis Run 2/4/2026 3:35 PM View: 08_MW_Corrective Action Trend Anal

Iowa City Landfill Client: HDR Data: Iowa City Sanitary Landfill

Trend Test

Iowa City Landfill Client: HDR Data: Iowa City Sanitary Landfill Printed 2/4/2026, 3:36 PM

Constituent	Well	Slope	Calc.	Critical	Sig.	N	%NDs	Normality	Xform	Alpha	Method
1,1-Dichloroethane (ug/L)	MW-16A	-0.01408	-2	-20	No	8	0	n/a	n/a	0.02	NP
1,1-Dichloroethane (ug/L)	MW-18A-07	-9.083	-4	-20	No	8	0	n/a	n/a	0.02	NP
1,1-Dichloroethane (ug/L)	**MW-206A**	**-2.823**	**-22**	**-20**	**Yes**	**8**	**0**	**n/a**	**n/a**	**0.02**	**NP**
1,1-Dichloroethene (ug/L)	**MW-18A-07**	**-0.8092**	**-22**	**-20**	**Yes**	**8**	**12.5**	**n/a**	**n/a**	**0.02**	**NP**
1,2-Dichloroethane (ug/L)	MW-16A	-0.001757	-1	-20	No	8	25	n/a	n/a	0.02	NP
1,2-Dichloropropane (ug/L)	MW-16A	-0.1449	-13	-20	No	8	0	n/a	n/a	0.02	NP
1,2-Dichloropropane (ug/L)	MW-18A-07	0.04538	5	20	No	8	37.5	n/a	n/a	0.02	NP
2,4,5-TP [Silvex] (ug/L)	MW-2A-97	0	0	20	No	8	100	n/a	n/a	0.02	NP
2,4,5-TP [Silvex] (ug/L)	MW-16A	-0.05687	-7	-13	No	6	66.67	n/a	n/a	0.02	NP
2,4,5-TP [Silvex] (ug/L)	MW-209B	-0.08493	-2	-20	No	8	12.5	n/a	n/a	0.02	NP
Acetone (ug/L)	MW-209B	-1.44	-9	-20	No	8	37.5	n/a	n/a	0.02	NP
Arsenic (mg/L)	MW-1A	-0.01047	-18	-20	No	8	0	n/a	n/a	0.02	NP
Arsenic (mg/L)	MW-2A-97	-0.006238	-20	-20	No	8	0	n/a	n/a	0.02	NP
Arsenic (mg/L)	MW-6B	-0.005343	-10	-20	No	8	0	n/a	n/a	0.02	NP
Arsenic (mg/L)	MW-11B	0.003483	7	20	No	8	0	n/a	n/a	0.02	NP
Arsenic (mg/L)	MW-16A	0	-8	-20	No	8	62.5	n/a	n/a	0.02	NP
Arsenic (mg/L)	MW-18A-07	-0.001252	-18	-20	No	8	0	n/a	n/a	0.02	NP
Arsenic (mg/L)	MW-209B	-0.001922	-10	-20	No	8	0	n/a	n/a	0.02	NP
Arsenic (mg/L)	MW-212A	-0.0006821	-6	-20	No	8	0	n/a	n/a	0.02	NP
Arsenic (mg/L)	MW-206A	0	-6	-20	No	8	62.5	n/a	n/a	0.02	NP
Arsenic (mg/L)	MW-207A	0.004151	12	20	No	8	0	n/a	n/a	0.02	NP
Arsenic (mg/L)	MW-211B	0.007123	16	20	No	8	0	n/a	n/a	0.02	NP
Barium (mg/L)	MW-1A	-0.081	-14	-20	No	8	0	n/a	n/a	0.02	NP
Barium (mg/L)	MW-2A-97	-0.0268	-6	-20	No	8	0	n/a	n/a	0.02	NP
Barium (mg/L)	MW-6B	-0.05621	-14	-20	No	8	0	n/a	n/a	0.02	NP
Barium (mg/L)	MW-11B	-0.01108	-4	-20	No	8	0	n/a	n/a	0.02	NP
Barium (mg/L)	MW-16A	-0.005557	-4	-20	No	8	0	n/a	n/a	0.02	NP
Barium (mg/L)	MW-18A-07	-0.08663	-18	-20	No	8	0	n/a	n/a	0.02	NP
Barium (mg/L)	MW-209B	0.01297	2	20	No	8	0	n/a	n/a	0.02	NP
Barium (mg/L)	MW-212A	0.0729	6	20	No	8	0	n/a	n/a	0.02	NP
Barium (mg/L)	MW-206A	-0.02472	-20	-20	No	8	0	n/a	n/a	0.02	NP
Barium (mg/L)	MW-207A	-0.01472	-6	-20	No	8	0	n/a	n/a	0.02	NP
Barium (mg/L)	MW-211B	-0.08205	-8	-20	No	8	0	n/a	n/a	0.02	NP
Benzene (ug/L)	MW-16A	-0.03838	-5	-20	No	8	25	n/a	n/a	0.02	NP
Benzene (ug/L)	MW-18A-07	-1.11	-20	-20	No	8	0	n/a	n/a	0.02	NP
Benzene (ug/L)	MW-209B	-0.05618	-6	-20	No	8	0	n/a	n/a	0.02	NP
Cadmium (mg/L)	MW-211B	0	-7	-20	No	8	87.5	n/a	n/a	0.02	NP
Carbon Disulfide (ug/L)	MW-212A	0	7	20	No	8	75	n/a	n/a	0.02	NP
Chlorobenzene (ug/L)	MW-209B	0.005398	3	20	No	8	0	n/a	n/a	0.02	NP
Chloroethane (ug/L)	MW-18A-07	0.7001	10	20	No	8	12.5	n/a	n/a	0.02	NP
Chromium (mg/L)	MW-16A	0	7	20	No	8	87.5	n/a	n/a	0.02	NP
Chromium (mg/L)	MW-18A-07	0	13	20	No	8	75	n/a	n/a	0.02	NP
Chromium (mg/L)	MW-209B	0.0002165	15	20	No	8	37.5	n/a	n/a	0.02	NP
cis-1,2-Dichloroethene (ug/L)	MW-16A	0.8534	14	20	No	8	0	n/a	n/a	0.02	NP
cis-1,2-Dichloroethene (ug/L)	**MW-18A-07**	**25.6**	**22**	**20**	**Yes**	**8**	**0**	**n/a**	**n/a**	**0.02**	**NP**
cis-1,2-Dichloroethene (ug/L)	**MW-206A**	**-0.5641**	**-24**	**-20**	**Yes**	**8**	**12.5**	**n/a**	**n/a**	**0.02**	**NP**
Cobalt (mg/L)	MW-1A	-0.0004054	-2	-20	No	8	0	n/a	n/a	0.02	NP
Cobalt (mg/L)	MW-2A-97	-0.00146	-13	-20	No	8	0	n/a	n/a	0.02	NP
Cobalt (mg/L)	MW-6B	-0.001546	-6	-20	No	8	0	n/a	n/a	0.02	NP
Cobalt (mg/L)	MW-11B	-0.0002866	-12	-20	No	8	0	n/a	n/a	0.02	NP

Trend Test

Iowa City Landfill Client: HDR Data: Iowa City Sanitary Landfill Printed 2/4/2026, 3:36 PM

Constituent	Well	Slope	Calc.	Critical	Sig.	N	%NDs	Normality	Xform	Alpha	Method
Cobalt (mg/L)	MW-16A	0.0002991	2	20	No	8	0	n/a	n/a	0.02	NP
Cobalt (mg/L)	MW-18A-07	-0.0006097	-18	-20	No	8	0	n/a	n/a	0.02	NP
Cobalt (mg/L)	MW-209B	0.00000414	0	20	No	8	0	n/a	n/a	0.02	NP
Cobalt (mg/L)	MW-212A	0.00008006	4	20	No	8	0	n/a	n/a	0.02	NP
Cobalt (mg/L)	MW-207A	-0.00004807	-4	-20	No	8	0	n/a	n/a	0.02	NP
Cobalt (mg/L)	MW-211B	-0.01054	-6	-20	No	8	0	n/a	n/a	0.02	NP
Copper (mg/L)	MW-212A	0.0000288	0	20	No	8	12.5	n/a	n/a	0.02	NP
Nickel (mg/L)	MW-1A	0.0004207	16	20	No	8	0	n/a	n/a	0.02	NP
Nickel (mg/L)	MW-2A-97	-0.0005644	-5	-20	No	8	0	n/a	n/a	0.02	NP
Nickel (mg/L)	MW-6B	0.0002782	7	20	No	8	0	n/a	n/a	0.02	NP
Nickel (mg/L)	MW-11B	-0.0003262	-11	-20	No	8	0	n/a	n/a	0.02	NP
Nickel (mg/L)	MW-16A	-0.0001896	-2	-20	No	8	0	n/a	n/a	0.02	NP
Nickel (mg/L)	MW-18A-07	-0.00008559	-12	-20	No	8	0	n/a	n/a	0.02	NP
Nickel (mg/L)	**MW-209B**	**0.005114**	**24**	**20**	**Yes**	**8**	**0**	**n/a**	**n/a**	**0.02**	**NP**
Nickel (mg/L)	MW-212A	0	0	20	No	8	50	n/a	n/a	0.02	NP
Nickel (mg/L)	MW-211B	-0.003319	-2	-20	No	8	0	n/a	n/a	0.02	NP
Selenium (mg/L)	MW-206A	-0.00007678	-2	-20	No	8	0	n/a	n/a	0.02	NP
Tetrachloroethene (ug/L)	MW-16A	-0.2872	-15	-20	No	8	0	n/a	n/a	0.02	NP
Tetrachloroethene (ug/L)	MW-18A-07	-2.66	-12	-20	No	8	0	n/a	n/a	0.02	NP
Tetrachloroethene (ug/L)	MW-206A	-0.1177	-10	-20	No	8	12.5	n/a	n/a	0.02	NP
trans-1,2-Dichloroethene (ug/L)	MW-18A-07	-0.0003031	0	20	No	8	12.5	n/a	n/a	0.02	NP
Trichloroethene (ug/L)	MW-16A	-0.5378	-14	-20	No	8	0	n/a	n/a	0.02	NP
Trichloroethene (ug/L)	**MW-18A-07**	**-3.986**	**-24**	**-20**	**Yes**	**8**	**0**	**n/a**	**n/a**	**0.02**	**NP**
Trichloroethene (ug/L)	MW-206A	-0.4092	-18	-20	No	8	12.5	n/a	n/a	0.02	NP
Trichlorofluoromethane (ug/L)	MW-18A-07	0	0	20	No	8	62.5	n/a	n/a	0.02	NP
Vanadium (mg/L)	MW-209B	-0.002013	-11	-20	No	8	25	n/a	n/a	0.02	NP
Vanadium (mg/L)	MW-212A	-0.0005809	-1	-20	No	8	25	n/a	n/a	0.02	NP
Vinyl Chloride (ug/L)	MW-16A	-0.08547	-4	-20	No	8	0	n/a	n/a	0.02	NP
Vinyl Chloride (ug/L)	MW-18A-07	-2.726	-18	-20	No	8	0	n/a	n/a	0.02	NP
Xylenes, Total (ug/L)	MW-209B	-0.4549	-14	-20	No	8	0	n/a	n/a	0.02	NP
Zinc (mg/L)	MW-16A	0	7	20	No	8	87.5	n/a	n/a	0.02	NP
Zinc (mg/L)	MW-18A-07	0	7	20	No	8	87.5	n/a	n/a	0.02	NP
Zinc (mg/L)	MW-209B	0	7	20	No	8	87.5	n/a	n/a	0.02	NP
Zinc (mg/L)	MW-211B	0	-5	-20	No	8	75	n/a	n/a	0.02	NP

Appendix C

Fall 2025 Field Sampling Forms

*Spring 2025 field sampling forms can be found in the 2025 Spring Sampling Notification (IDNR Doc # 113585)

This page intentionally left blank.

FORM FOR GROUNDWATER SAMPLING

Project:
Monitoring Well/Piezometer ID: WT-OF | Date: 10/22/25
Gradient (circle one): Up / Down | Sampler: ZW/JF

A. MW/PIEZOMETER CONDITIONS

Well/Piezometer Capped? (circle one): Yes No If No, explain:

Litter/Standing Water? (circle one): Yes No If Yes, explain:

B. GROUNDWATER ELEVATION MEASUREMENT (+/- 0.01 foot, MSL)

Measured Well Total Depth (feet):
Initial Static Water Level (feet):
Initial Groundwater Elevation (ft-amsl):
Equipment Used (check one): □ Dedicated Peristaltic Pump □ Dedicated Submersible Pump □ Other: □ QED

C. WELL PURGING

FIELD PARAMETERS [stabilization criteria] RECORD EVERY 3 MINUTES

Time	**Temperature (°C) 10%**	Dissolved Oxygen (mg/L)	**Conductivity (µS/cm) +/- 10%**	**pH (S.U.) +/- 0.1**	ORP (mV)	Turbidity (NTU)	Static Water Level (feet)
9:35	Purging start time						
	Pump shut-off, sample collected.						

Quantity of Water Removed from Well (circle units: liters / gallons):
Was well pumped/bailed dry?
Total Amount of Time Purged (minutes:seconds)
Average Purge Rate (mL/min)

D. WELL MAINTENANCE

Does the monitoring well/piezometer require any future maintenance? Yes / No
If yes, explain:

Additional Comments: 43° 17mph N/NW WIND MOSTLY SUNNY

IDNR Form 542-1322

FORM FOR GROUNDWATER SAMPLING

Project:
Monitoring Well/Piezometer ID: WT-1 | Date: 10/22/25
Gradient (circle one): Up / Down | Sampler: ZW/JF

A. MW/PIEZOMETER CONDITIONS

Well/Piezometer Capped? (circle one): Yes No If No, explain:

Litter/Standing Water? (circle one): Yes No If Yes, explain:

B. GROUNDWATER ELEVATION MEASUREMENT (+/- 0.01 foot, MSL)

Measured Well Total Depth (feet):
Initial Static Water Level (feet):
Initial Groundwater Elevation (ft-amsl):
Equipment Used (check one): □ Dedicated Peristaltic Pump □ Dedicated Submersible Pump □ Other: □ QED

C. WELL PURGING

FIELD PARAMETERS [stabilization criteria] RECORD EVERY 3 MINUTES

Time	**Temperature (°C) 10%**	Dissolved Oxygen (mg/L)	**Conductivity (µS/cm) +/- 10%**	**pH (S.U.) +/- 0.1**	ORP (mV)	Turbidity (NTU)	Static Water Level (feet)
9:53	Purging start time						
	Pump shut-off, sample collected.						

Quantity of Water Removed from Well (circle units: liters / gallons):
Was well pumped/bailed dry?
Total Amount of Time Purged (minutes:seconds)
Average Purge Rate (mL/min)

D. WELL MAINTENANCE

Does the monitoring well/piezometer require any future maintenance? Yes / No
If yes, explain:

Additional Comments:

FORM FOR GROUNDWATER SAMPLING

Project:
Monitoring Well/Piezometer ID: WT-2 | Date: 10/22/25
Gradient (circle one): Up / Down Sampler: ZW/JF

A. MW/PIEZOMETER CONDITIONS

Well/Piezometer Capped? (circle one): Yes No If No, explain:

Litter/Standing Water? (circle one): Yes No If Yes, explain:

B. GROUNDWATER ELEVATION MEASUREMENT (+/- 0.01 foot, MSL)

Measured Well Total Depth (feet):
Initial Static Water Level (feet):
Initial Groundwater Elevation (ft-amsl):
Equipment Used (check one): □ Dedicated Peristaltic Pump □ Dedicated Submersible Pump □ Other: □ QED

C. WELL PURGING

FIELD PARAMETERS [stabilization criteria] RECORD EVERY 3 MINUTES

Time	**Temperature (°C) 10%**	Dissolved Oxygen (mg/L)	**Conductivity (µS/cm) +/- 10%**	**pH (S.U.) +/- 0.1**	ORP (mV)	Turbidity (NTU)	Static Water Level (feet)
1002	Purging start time						
	Pump shut-off, sample collected.						

Quantity of Water Removed from Well (circle units: liters / gallons):
Was well pumped/bailed dry?
Total Amount of Time Purged (minutes:seconds)
Average Purge Rate (mL/min)

D. WELL MAINTENANCE

Does the monitoring well/piezometer require any future maintenance? Yes / No
If yes, explain:

Additional Comments: 440 18mph N/NW WIND M. SUNNY

FORM FOR GROUNDWATER SAMPLING

Project:
Monitoring Well/Piezometer ID: WT-3 | Date: 10/22/25
Gradient (circle one): Up / Down | Sampler: ZW/JF

A. MW/PIEZOMETER CONDITIONS

Well/Piezometer Capped? (circle one): Yes No If No, explain:

Litter/Standing Water? (circle one): Yes No If Yes, explain:

B. GROUNDWATER ELEVATION MEASUREMENT (+/- 0.01 foot, MSL)

Measured Well Total Depth (feet):
Initial Static Water Level (feet):
Initial Groundwater Elevation (ft-amsl):
Equipment Used (check one): □ Dedicated Peristaltic Pump □ Dedicated Submersible Pump □ Other: □ QED

C. WELL PURGING

FIELD PARAMETERS [stabilization criteria] RECORD EVERY 3 MINUTES

Time	**Temperature (°C) 10%**	Dissolved Oxygen (mg/L)	**Conductivity (µS/cm) +/- 10%**	**pH (S.U.) +/- 0.1**	ORP (mV)	Turbidity (NTU)	Static Water Level (feet)
10:12	Purging start time						
	Pump shut-off, sample collected.						

Quantity of Water Removed from Well (circle units: liters / gallons):
Was well pumped/bailed dry?
Total Amount of Time Purged (minutes:seconds)
Average Purge Rate (mL/min)

D. WELL MAINTENANCE

Does the monitoring well/piezometer require any future maintenance? Yes / No
If yes, explain:

Additional Comments: 44° 18mph wind N/NW M.SCNRY

IDNR Form 542-1322

FORM FOR GROUNDWATER SAMPLING

Project:
Monitoring Well/Piezometer ID: WT-4 | Date: 10/22/25
Gradient (circle one): Up / Down | Sampler: ZW/JF

A. MW/PIEZOMETER CONDITIONS

Well/Piezometer Capped? (circle one): Yes No If No, explain:

Litter/Standing Water? (circle one): Yes No If Yes, explain:

B. GROUNDWATER ELEVATION MEASUREMENT (+/- 0.01 foot, MSL)

Measured Well Total Depth (feet):
Initial Static Water Level (feet):
Initial Groundwater Elevation (ft-amsl):
Equipment Used (check one): □ Dedicated Peristaltic Pump □ Dedicated Submersible Pump □ Other: □ QED

C. WELL PURGING

FIELD PARAMETERS [stabilization criteria] RECORD EVERY 3 MINUTES

Time	**Temperature (°C) 10%**	Dissolved Oxygen (mg/L)	**Conductivity (µS/cm) +/- 10%**	**pH (S.U.) +/- 0.1**	ORP (mV)	Turbidity (NTU)	Static Water Level (feet)
10:22	Purging start time						
	Pump shut-off, sample collected.						

Quantity of Water Removed from Well (circle units: liters / gallons):
Was well pumped/bailed dry?
Total Amount of Time Purged (minutes:seconds)
Average Purge Rate (mL/min)

D. WELL MAINTENANCE

Does the monitoring well/piezometer require any future maintenance? Yes / No
If yes, explain:

Additional Comments: 45° 18 N/NW WIND M. SUNNY

FORM FOR GROUNDWATER SAMPLING

Project:
Monitoring Well/Piezometer ID: MW-1A | Date: 8-24-25
Gradient (circle one): Up / Down | Sampler: ZW/JF

A. MW/PIEZOMETER CONDITIONS

Well/Piezometer Capped? (circle one): (Yes) No If No, explain:

Litter/Standing Water? (circle one): Yes (No) If Yes, explain:

B. GROUNDWATER ELEVATION MEASUREMENT (+/- 0.01 foot, MSL)

Measured Well Total Depth (feet): 29.00
Initial Static Water Level (feet): 14.26
Initial Groundwater Elevation (ft-amsl):
Equipment Used (check one): □ Dedicated Peristaltic Pump □ Dedicated Submersible Pump ☒ QED □ Other:

C. WELL PURGING

FIELD PARAMETERS [stabilization criteria] RECORD EVERY 3 MINUTES

Time	**Temperature (°C) 10%**	Dissolved Oxygen (mg/L)	**Conductivity (µS/cm) +/- 10%**	**pH (S.U.) +/- 0.1**	ORP (mV)	Turbidity (NTU)	Static Water Level (feet)
9:40	Purging start time						14.26
9:43	12.9	52.6	734	6.61	194.2		15.71
9:46	13.0	51.4	733	6.62	198.7		17.01
9:49	12.9	48.8	732	6.62	199.8		17.75
	Pump shut-off, sample collected.						

Quantity of Water Removed from Well (circle units: liters / gallons): 2.5L
Was well pumped/bailed dry? NO
Total Amount of Time Purged (minutes:seconds) 9 min.
Average Purge Rate (mL/min) 277.77

D. WELL MAINTENANCE

Does the monitoring well/piezometer require any future maintenance? Yes / (No)
If yes, explain:

Additional Comments:
46°F Partly Cloudy SW 5 mph
Heavy Sediment

FORM FOR GROUNDWATER SAMPLING

Project:
Monitoring Well/Piezometer ID: MW-1B/DUP 2 Date: 10/20/25
Gradient (circle one): Up / Down Sampler: ZW/JF

A. MW/PIEZOMETER CONDITIONS

Well/Piezometer Capped? (circle one): Yes / No If No, explain:

Litter/Standing Water? (circle one): Yes / No If Yes, explain:

B. GROUNDWATER ELEVATION MEASUREMENT (+/- 0.01 foot, MSL)

Measured Well Total Depth (feet): 35.6
Initial Static Water Level (feet): 11.44
Initial Groundwater Elevation (ft-amsl):
Equipment Used (check one): ☒ Dedicated Peristaltic Pump ☐ Dedicated Submersible Pump ☐ Other: ☐ QED

C. WELL PURGING

FIELD PARAMETERS [stabilization criteria] RECORD EVERY 3 MINUTES

Time	**Temperature (°C) 10%**	Dissolved Oxygen (mg/L)	**Conductivity (µS/cm) +/- 10%**	**pH (S.U.) +/- 0.1**	ORP (mV)	Turbidity (NTU)	Static Water Level (feet)
9:30	Purging start time						11.44
9:33	13.1	12.0	753	6.60	-22.8		11.61
9:36	12.9	8.9	753	6.61	-40.0		11.65
9:39	12.9	6.9	755	6.60	-47.1		11.68
	Pump shut-off, sample collected.						

Quantity of Water Removed from Well (circle units: liters / gallons): 1L
Was well pumped/bailed dry? NO
Total Amount of Time Purged (minutes:seconds) 9
Average Purge Rate (mL/min) 177.77

D. WELL MAINTENANCE

Does the monitoring well/piezometer require any future maintenance? Yes / No
If yes, explain:

Additional Comments:
54
Wind 16mph S
Full SUN

FORM FOR GROUNDWATER SAMPLING

Project:
Monitoring Well/Piezometer ID: MW-2A-97 | Date: 10/24/25
Gradient (circle one): Up / Down | Sampler: ZW/JF

A. MW/PIEZOMETER CONDITIONS

Well/Piezometer Capped? (circle one): Yes (No) If No, explain:

Litter/Standing Water? (circle one): Yes (No) If Yes, explain:

B. GROUNDWATER ELEVATION MEASUREMENT (+/- 0.01 foot, MSL)

Measured Well Total Depth (feet): 27.86
Initial Static Water Level (feet): 23.06
Initial Groundwater Elevation (ft-amsl):
Equipment Used (check one): □ Dedicated Peristaltic Pump □ Dedicated Submersible Pump □ Other: ☒ QED

C. WELL PURGING

FIELD PARAMETERS [stabilization criteria] RECORD EVERY 3 MINUTES

Time	**Temperature (°C) 10%**	Dissolved Oxygen (mg/L)	**Conductivity (µS/cm) +/- 10%**	**pH (S.U.) +/- 0.1**	ORP (mV)	Turbidity (NTU)	Static Water Level (feet)
10:17	Purging start time						23.06
10:20	13.0	20.3	793	6.26	25.6		23.39
10:23	13.0	8.3	784	6.24	43.1		23.64
10:26	13.0	7.0	783	6.25	49.3		23.85
	Pump shut-off, sample collected.						

Quantity of Water Removed from Well (circle units: liters / gallons): 1.8
Was well pumped/bailed dry? NO
Total Amount of Time Purged (minutes:seconds) 9
Average Purge Rate (mL/min) 200.00

D. WELL MAINTENANCE

Does the monitoring well/piezometer require any future maintenance? Yes (No)
If yes, explain:

Additional Comments: 47° FULL SUN 5mph SE WIND

FORM FOR GROUNDWATER SAMPLING

Project:
Monitoring Well/Piezometer ID: MW-6B | Date: 10/22/25
Gradient (circle one): Up / Down | Sampler: ZW/JF

A. MW/PIEZOMETER CONDITIONS

Well/Piezometer Capped? (circle one): Yes No If No, explain:

Litter/Standing Water? (circle one): Yes No If Yes, explain:

B. GROUNDWATER ELEVATION MEASUREMENT (+/- 0.01 foot, MSL)

Measured Well Total Depth (feet): 23.09
Initial Static Water Level (feet): 16.00
Initial Groundwater Elevation (ft-amsl):
Equipment Used (check one): ☑ Dedicated Peristaltic Pump ☐ Dedicated Submersible Pump ☐ Other: ☐ QED

C. WELL PURGING

FIELD PARAMETERS [stabilization criteria] RECORD EVERY 3 MINUTES

Time	**Temperature (°C) 10%**	Dissolved Oxygen (mg/L)	**Conductivity (µS/cm) +/- 10%**	**pH (S.U.) +/- 0.1**	ORP (mV)	Turbidity (NTU)	Static Water Level (feet)
12:47	Purging start time						16.00
12:50	13.8	11.5	858	6.63	-105.1		16.49
12:53	13.9	8.6	855	6.63	-110.3		16.88
12:56	14.0	6.7	858	6.64	-113.8		17.06
	Pump shut-off, sample collected.						

Quantity of Water Removed from Well (circle units: liters gallons): 1.9
Was well pumped/bailed dry? no
Total Amount of Time Purged (minutes:seconds) 9
Average Purge Rate (mL/min) 211.11

D. WELL MAINTENANCE

Does the monitoring well/piezometer require any future maintenance? Yes No
If yes, explain:

Additional Comments: 53° 13mph N/NW WIND FULL SUN
Foul smell, dirty water

FORM FOR GROUNDWATER SAMPLING

Project:
Monitoring Well/Piezometer ID: MW-10B | Date: 10/21/25
Gradient (circle one): Up / Down | Sampler: ZW/JF

A. MW/PIEZOMETER CONDITIONS

Well/Piezometer Capped? (circle one): Yes No If No, explain:

Litter/Standing Water? (circle one): Yes No If Yes, explain:

B. GROUNDWATER ELEVATION MEASUREMENT (+/- 0.01 foot, MSL)

Measured Well Total Depth (feet): 19.2
Initial Static Water Level (feet): 9.96
Initial Groundwater Elevation (ft-amsl):
Equipment Used (check one): ☒ Dedicated Peristaltic Pump ☐ Dedicated Submersible Pump ☐ Other: ☐ QED

C. WELL PURGING

FIELD PARAMETERS [stabilization criteria] RECORD EVERY 3 MINUTES

Time	**Temperature (°C) 10%**	Dissolved Oxygen (mg/L)	**Conductivity (µS/cm) +/- 10%**	**pH (S.U.) +/- 0.1**	ORP (mV)	Turbidity (NTU)	Static Water Level (feet)
7:30	Purging start time						9.96
7:33	12.3	12.8	365.2	6.74	74.9		10.26
7:36	12.3	8.8	363.7	6.74	106.9		10.29
7:39	12.3	7.2	362.0	6.72	121.0		10.29
	Pump shut-off, sample collected.						

Quantity of Water Removed from Well (circle units: liters / gallons): 1.9
Was well pumped/bailed dry? No
Total Amount of Time Purged (minutes:seconds) 9
Average Purge Rate (mL/min) 211.11

D. WELL MAINTENANCE

Does the monitoring well/piezometer require any future maintenance? Yes / No
If yes, explain:

Additional Comments:
45°
13mph west wind
Full sun

FORM FOR GROUNDWATER SAMPLING

Project:
Monitoring Well/Piezometer ID: MW-11B
Date: 9.21.25
Gradient (circle one): Up / Down
Sampler: ZW/JF

A. MW/PIEZOMETER CONDITIONS

Well/Piezometer Capped? (circle one): Yes No If No, explain:

Litter/Standing Water? (circle one): Yes No If Yes, explain:

B. GROUNDWATER ELEVATION MEASUREMENT (+/- 0.01 foot, MSL)

Measured Well Total Depth (feet): 22.23
Initial Static Water Level (feet): 10.24
Initial Groundwater Elevation (ft-amsl):
Equipment Used (check one): ☒ Dedicated Peristaltic Pump ☐ Dedicated Submersible Pump ☐ Other: ☐ QED

C. WELL PURGING

FIELD PARAMETERS [stabilization criteria] RECORD EVERY 3 MINUTES

Time	Temperature (°C) 10%	Dissolved Oxygen (mg/L)	Conductivity (µS/cm) +/- 10%	pH (S.U.) +/- 0.1	ORP (mV)	Turbidity (NTU)	Static Water Level (feet)
9:34	Purging start time						10.24
9:37	12.9	9.7	862	6.70	-102.8		11.45
9:40	13.6	7.5	864	6.71	-107.1		11.72
9:43	12.9	6.2	869	6.72	-109.8		11.58
	Pump shut-off, sample collected.						

Quantity of Water Removed from Well (circle units: liters / gallons): 1.9
Was well pumped/bailed dry? No
Total Amount of Time Purged (minutes:seconds) 9
Average Purge Rate (mL/min) 211.11

D. WELL MAINTENANCE

Does the monitoring well/piezometer require any future maintenance? Yes / No
If yes, explain:

Additional Comments: 490

21mph N/NW WIND
Full SUN

IDNR Form 542-1322

FORM FOR GROUNDWATER SAMPLING

Project:
Monitoring Well/Piezometer ID: MW-16A | Date: 10/20/25
Gradient (circle one): Up / Down | Sampler: ZW/JF

A. MW/PIEZOMETER CONDITIONS

Well/Piezometer Capped? (circle one): Yes (No) If No, explain:

Litter/Standing Water? (circle one): Yes (No) If Yes, explain:

B. GROUNDWATER ELEVATION MEASUREMENT (+/- 0.01 foot, MSL)

Measured Well Total Depth (feet): 24.05
Initial Static Water Level (feet): 15.54
Initial Groundwater Elevation (ft-amsl):

Equipment Used (check one): ☑ Dedicated Peristaltic Pump ☐ Dedicated Submersible Pump ☐ Other: ☐ QED

C. WELL PURGING

FIELD PARAMETERS [stabilization criteria] RECORD EVERY 3 MINUTES

Time	**Temperature (°C) 10%**	Dissolved Oxygen (mg/L)	**Conductivity (µS/cm) +/- 10%**	**pH (S.U.) +/- 0.1**	ORP (mV)	Turbidity (NTU)	Static Water Level (feet)
10:17	Purging start time						15.54
10:20	14.8	12.5	959	6.64	176.0		15.89
10:23	14.8	9.6	967	6.67	173.8		16.07
10:26	15.0	9.5	964	6.68	174.2		16.31
	Pump shut-off, sample collected.						

Quantity of Water Removed from Well (circle units: liters / gallons): 1.9
Was well pumped/bailed dry? NO
Total Amount of Time Purged (minutes:seconds) 9
Average Purge Rate (mL/min) 211.11

D. WELL MAINTENANCE

Does the monitoring well/piezometer require any future maintenance? Yes / No
If yes, explain:

Additional Comments: 58° 18mph S wind
Full sun

FORM FOR GROUNDWATER SAMPLING

Project:
Monitoring Well/Piezometer ID: MW-18AR | Date: 10/22/25
Gradient (circle one): Up / Down | Sampler: ZW/JF

A. MW/PIEZOMETER CONDITIONS

Well/Piezometer Capped? (circle one): Yes No If No, explain:

Litter/Standing Water? (circle one): Yes No If Yes, explain:

B. GROUNDWATER ELEVATION MEASUREMENT (+/- 0.01 foot, MSL)

Measured Well Total Depth (feet): 33.32
Initial Static Water Level (feet): 25.50
Initial Groundwater Elevation (ft-amsl):
Equipment Used (check one): ☒ Dedicated Peristaltic Pump ☐ Dedicated Submersible Pump ☐ Other: ☐ QED

C. WELL PURGING

FIELD PARAMETERS [stabilization criteria] RECORD EVERY 3 MINUTES

Time	**Temperature (°C) 10%**	Dissolved Oxygen (mg/L)	**Conductivity (µS/cm) +/- 10%**	**pH (S.U.) +/- 0.1**	ORP (mV)	Turbidity (NTU)	Static Water Level (feet)
8:22	Purging start time						25.50
8:25	10.7	27.5	620	6.57	261.9		25.84
8:28	11.1	25.8	645	6.58	258.3		26.04
8:31	11.1	25.9	647	6.58	258.0		26.28
	Pump shut-off, sample collected.						

Quantity of Water Removed from Well (circle units: liters / gallons): 1.5
Was well pumped/bailed dry? No
Total Amount of Time Purged (minutes:seconds) 9
Average Purge Rate (mL/min) 166.66

D. WELL MAINTENANCE

Does the monitoring well/piezometer require any future maintenance? Yes No
If yes, explain:

Additional Comments: 40° 15mph N/NW WIND MOSTLY SUNNY

FORM FOR GROUNDWATER SAMPLING

Project:
Monitoring Well/Piezometer ID: MW-18A-07 | DUP 1 Date: 10/20/25
Gradient (circle one): Up / Down Sampler: ZW/JF

A. MW/PIEZOMETER CONDITIONS

Well/Piezometer Capped? (circle one): Yes / No If No, explain:

Litter/Standing Water? (circle one): Yes / No If Yes, explain:

B. GROUNDWATER ELEVATION MEASUREMENT (+/- 0.01 foot, MSL)

Measured Well Total Depth (feet): 32.51
Initial Static Water Level (feet): 24.92
Initial Groundwater Elevation (ft-amsl):
Equipment Used (check one): ☒ Dedicated Peristaltic Pump ☐ Dedicated Submersible Pump ☐ Other: ☐ QED

C. WELL PURGING

FIELD PARAMETERS [stabilization criteria] RECORD EVERY 3 MINUTES

Time	**Temperature (°C) 10%**	Dissolved Oxygen (mg/L)	**Conductivity (µS/cm) +/- 10%**	**pH (S.U.) +/- 0.1**	ORP (mV)	Turbidity (NTU)	Static Water Level (feet)
12:04	Purging start time						24.92
12:07	15.2	9.1	979	6.36	1.4		25.16
12:10	15.0	7.3	973	6.38	9.6		25.28
12:13	14.9	6.4	968	6.38	12.4		25.42
	Pump shut-off, sample collected.						

Quantity of Water Removed from Well (circle units: liters / gallons): 1.5
Was well pumped/bailed dry? No
Total Amount of Time Purged (minutes:seconds) 9
Average Purge Rate (mL/min) 166 cc

D. WELL MAINTENANCE

Does the monitoring well/piezometer require any future maintenance? Yes / No
If yes, explain:

Additional Comments: 64°
20mph S WIND
FULL SUN

IDNR Form 542-1322

FORM FOR GROUNDWATER SAMPLING

Project:
Monitoring Well/Piezometer ID: MW-24A
Date: 10/24/25
Gradient (circle one): Up / Down
Sampler: ZW/JF

A. MW/PIEZOMETER CONDITIONS

Well/Piezometer Capped? (circle one): (Yes) No If No, explain:

Litter/Standing Water? (circle one): Yes No If (Yes), explain:

B. GROUNDWATER ELEVATION MEASUREMENT (+/- 0.01 foot, MSL)

Measured Well Total Depth (feet): 45.36
Initial Static Water Level (feet): 30.76
Initial Groundwater Elevation (ft-amsl):
Equipment Used (check one): □ Dedicated Peristaltic Pump □ Dedicated Submersible Pump □ Other: ☒ QED

C. WELL PURGING

FIELD PARAMETERS [stabilization criteria] RECORD EVERY 3 MINUTES

10°C
15.8 MAX Temp

Time	Temperature (°C) 10%	Dissolved Oxygen (mg/L)	Conductivity (µS/cm) +/- 10%	pH (S.U.) +/- 0.1	ORP (mV)	Turbidity (NTU)	Static Water Level (feet)
8:44	Purging start time						30.76
8:47	13.8	39.4	6.17	6.76	33.7		30.90
8:50	13.9	31.4	6.25	6.76	24.7		30.02
8:53	14.1	25.5	630	6.76	16.7		30.19
	Pump shut-off, sample collected.						

Quantity of Water Removed from Well (circle units: (liters) / gallons): 1.2
Was well pumped/bailed dry? NO
Total Amount of Time Purged (minutes/seconds) 9
Average Purge Rate (mL/min) 133.33

D. WELL MAINTENANCE

Does the monitoring well/piezometer require any future maintenance? (Yes) / No
If yes, explain: Pipe is broken, 8ft down - Cannot get broken QED pipe out, used Sh. pump method for sampling, Hard pulling on tube, lots of bubbles.

Additional Comments: 34° 0mph FULL SUN

IDNR Form 542-1322

FORM FOR GROUNDWATER SAMPLING

Project:
Monitoring Well/Piezometer ID: MW-25A-00 | Date: 10/23/25
Gradient (circle one): Up / Down | Sampler: ZW/JF

A. MW/PIEZOMETER CONDITIONS

Well/Piezometer Capped? (circle one): Yes / No If No, explain:

Litter/Standing Water? (circle one): Yes / No If Yes, explain:

B. GROUNDWATER ELEVATION MEASUREMENT (+/- 0.01 foot, MSL)

Measured Well Total Depth (feet): 30.08
Initial Static Water Level (feet): 18.48
Initial Groundwater Elevation (ft-amsl):
Equipment Used (check one): □ Dedicated Peristaltic Pump □ Dedicated Submersible Pump ☒ QED □ Other:

C. WELL PURGING

FIELD PARAMETERS [stabilization criteria] RECORD EVERY 3 MINUTES

Time	Temperature (°C) 10%	Dissolved Oxygen (mg/L)	Conductivity (µS/cm) +/- 10%	pH (S.U.) +/- 0.1	ORP (mV)	Turbidity (NTU)	Static Water Level (feet)
13:09	Purging start time						18.48
13:12	14.1	24.4	702	6.59	194.4		18.74
13:15	14.1	11.0	691	6.55	196.1		19.00
13:18	14.1	8.4	687	6.54	197.0		19.23
	Pump shut-off, sample collected.						

Quantity of Water Removed from Well (circle units: liters / gallons): 2.3
Was well pumped/bailed dry? no
Total Amount of Time Purged (minutes:seconds) 9
Average Purge Rate (mL/min) 255.55

D. WELL MAINTENANCE

Does the monitoring well/piezometer require any future maintenance? Yes / No
If yes, explain:

Additional Comments: 56° 11 mph NW WIND FULL SUN

FORM FOR GROUNDWATER SAMPLING

Project:
Monitoring Well/Piezometer ID: MW-29A | Date: 10.21.25
Gradient (circle one): Up / Down | Sampler: ZW/JF

A. MW/PIEZOMETER CONDITIONS

Well/Piezometer Capped? (circle one): Yes No If No, explain:

Litter/Standing Water? (circle one): Yes No If Yes, explain:

B. GROUNDWATER ELEVATION MEASUREMENT (+/- 0.01 foot, MSL)

Measured Well Total Depth (feet): 19.97
Initial Static Water Level (feet): 13.11
Initial Groundwater Elevation (ft-amsl):
Equipment Used (check one): ☒ Dedicated Peristaltic Pump ☐ Dedicated Submersible Pump ☐ Other: ☐ QED

C. WELL PURGING

FIELD PARAMETERS [stabilization criteria] RECORD EVERY 3 MINUTES

Time	**Temperature (°C) 10%**	Dissolved Oxygen (mg/L)	**Conductivity (µS/cm) +/- 10%**	**pH (S.U.) +/- 0.1**	ORP (mV)	Turbidity (NTU)	Static Water Level (feet)
8:31	Purging start time						13.11
8:34	12.8	12.3	837	6.48	20.7		13.45
8:37	12.9	8.9	865	6.50	10.6		13.61
8:40	13.1	7.2	878	6.51	-11.5		13.82
	Pump shut-off, sample collected.						

Quantity of Water Removed from Well (circle units: liters / gallons): 1.8
Was well pumped/bailed dry? NO
Total Amount of Time Purged (minutes:seconds) 9
Average Purge Rate (mL/min) 200.00

D. WELL MAINTENANCE

Does the monitoring well/piezometer require any future maintenance? Yes / No
If yes, explain:

Additional Comments: 47°
Wind 17 mph W
Full Sun.

FORM FOR GROUNDWATER SAMPLING

Project:
Monitoring Well/Piezometer ID: MW-31B | Date: 10/23/25
Gradient (circle one): Up / Down | Sampler: ZW/JF

A. MW/PIEZOMETER CONDITIONS

Well/Piezometer Capped? (circle one): Yes / No If No, explain:

Litter/Standing Water? (circle one): Yes / No If Yes, explain:

B. GROUNDWATER ELEVATION MEASUREMENT (+/- 0.01 foot, MSL)

Measured Well Total Depth (feet): 45.31
Initial Static Water Level (feet): 35.72
Initial Groundwater Elevation (ft-amsl):
Equipment Used (check one): □ Dedicated Peristaltic Pump □ Dedicated Submersible Pump
INATTEKA □ Other: □ QED

C. WELL PURGING

FIELD PARAMETERS [stabilization criteria] RECORD EVERY 3 MINUTES

Time	**Temperature (°C) 10%**	Dissolved Oxygen (mg/L)	**Conductivity (µS/cm) +/- 10%**	**pH (S.U.) +/- 0.1**	ORP (mV)	Turbidity (NTU)	Static Water Level (feet)
8:32	Purging start time						35.72
8:35	11.3	51.0	612	6.77	251.8		36.64
8:38	10.7	47.4	605	6.76	251.6		36.68
8:41	10.5	41.7	601	6.75	251.3		36.80
	Pump shut-off, sample collected.						

Quantity of Water Removed from Well (circle units: liters / gallons): 1.1
Was well pumped/bailed dry? no
Total Amount of Time Purged (minutes/seconds) 9
Average Purge Rate (mL/min) 122.22

D. WELL MAINTENANCE

Does the monitoring well/piezometer require any future maintenance? Yes / No
If yes, explain:

Additional Comments: 38° 7mph West W.L.K. / Full Sun

FORM FOR GROUNDWATER SAMPLING

Project:
Monitoring Well/Piezometer ID: MW-200A | Date: 10/22/25
Gradient (circle one): Up / Down | Sampler: ZW/JF

A. MW/PIEZOMETER CONDITIONS

Well/Piezometer Capped? (circle one): Yes (No) If No, explain:

Litter/Standing Water? (circle one): Yes (No) If Yes, explain:

B. GROUNDWATER ELEVATION MEASUREMENT (+/- 0.01 foot, MSL)

Measured Well Total Depth (feet): 35.4
Initial Static Water Level (feet): 20.77
Initial Groundwater Elevation (ft-amsl):
Equipment Used (check one): ☒ Dedicated Peristaltic Pump ☐ Dedicated Submersible Pump ☐ Other: ☐ QED

C. WELL PURGING

FIELD PARAMETERS [stabilization criteria] RECORD EVERY 3 MINUTES

Time	**Temperature (°C) 10%**	Dissolved Oxygen (mg/L)	**Conductivity (µS/cm) +/- 10%**	**pH (S.U.) +/- 0.1**	ORP (mV)	Turbidity (NTU)	Static Water Level (feet)
10:29	Purging start time						20.77
10:32	13.6	16.4	865	6.69	217.3		21.22
10:35	13.6	13.1	812	6.71	220.8		21.33
10:38	13.7	12.3	808	6.72	224.1		21.44
	Pump shut-off, sample collected.						

Quantity of Water Removed from Well (circle units: liters / gallons): 1.6
Was well pumped/bailed dry? No
Total Amount of Time Purged (minutes:seconds) 9
Average Purge Rate (mL/min) 177.77

D. WELL MAINTENANCE

Does the monitoring well/piezometer require any future maintenance? Yes (No)
If yes, explain:

Additional Comments: 46° 18 mph N WIND FULL SUN

FORM FOR GROUNDWATER SAMPLING

Project:
Monitoring Well/Piezometer ID: MW-201A | Date: 10/22/25
Gradient (circle one): Up / Down | Sampler: ZW/JF

A. MW/PIEZOMETER CONDITIONS

Well/Piezometer Capped? (circle one): Yes No If No, explain:

Litter/Standing Water? (circle one): Yes No If Yes, explain:

B. GROUNDWATER ELEVATION MEASUREMENT (+/- 0.01 foot, MSL)

Measured Well Total Depth (feet): 22.68 → 28.05
Initial Static Water Level (feet): 24.97
Initial Groundwater Elevation (ft-amsl):
Equipment Used (check one): ☑ Dedicated Peristaltic Pump ☐ Dedicated Submersible Pump ☐ Other: ☐ QED

C. WELL PURGING

FIELD PARAMETERS [stabilization criteria] RECORD EVERY 3 MINUTES

Time	**Temperature (°C) 10%**	Dissolved Oxygen (mg/L)	**Conductivity (µS/cm) +/- 10%**	**pH (S.U.) +/- 0.1**	ORP (mV)	Turbidity (NTU)	Static Water Level (feet)
7:41	Purging start time						24.97
7:44	11.2	16.7	402.3	6.72	257.2		25.41
7:47	11.1	12.6	402.7	6.74	254.3		25.53
7:50	11.3	11.1	402.8	6.73	249.5		25.55
	Pump shut-off, sample collected.						

Quantity of Water Removed from Well (circle units: liters / gallons): 1.4
Was well pumped/bailed dry? NO
Total Amount of Time Purged (minutes:seconds) 9
Average Purge Rate (mL/min) 155.55

D. WELL MAINTENANCE

Does the monitoring well/piezometer require any future maintenance? Yes / No
If yes, explain:

Additional Comments: 39° Found a different Measured Well total Depth → 28.05
14mph WNW WIND
P. SUNNY

IDNR Form 542-1322

FORM FOR GROUNDWATER SAMPLING

Project:
Monitoring Well/Piezometer ID: MW-206A | Date: 10-21-25
Gradient (circle one): Up / Down | Sampler: ZW/JF

A. MW/PIEZOMETER CONDITIONS

Well/Piezometer Capped? (circle one): Yes / No If No, explain:

Litter/Standing Water? (circle one): Yes / No If Yes, explain:

B. GROUNDWATER ELEVATION MEASUREMENT (+/- 0.01 foot, MSL)

Measured Well Total Depth (feet): 20.11
Initial Static Water Level (feet): 12.55
Initial Groundwater Elevation (ft-amsl):
Equipment Used (check one): ☒ Dedicated Peristaltic Pump ☐ Dedicated Submersible Pump ☐ Other: ☐ QED

C. WELL PURGING

FIELD PARAMETERS [stabilization criteria] RECORD EVERY 3 MINUTES

Time	**Temperature (°C) 10%**	Dissolved Oxygen (mg/L)	**Conductivity (µS/cm) +/- 10%**	**pH (S.U.) +/- 0.1**	ORP (mV)	Turbidity (NTU)	Static Water Level (feet)
10:22	Purging start time						12.55
10:25	13.5	13.4	657	6.71	91.8		12.84
10:28	13.7	10.0	655	6.73	87.7		13.00
10:31	13.8	11.9	647	6.74	89.4		13.16
	Pump shut-off, sample collected.						

Quantity of Water Removed from Well (circle units: liters / gallons): 1.4
Was well pumped/bailed dry? NO
Total Amount of Time Purged (minutes:seconds) 9
Average Purge Rate (mL/min) 155.55

D. WELL MAINTENANCE

Does the monitoring well/piezometer require any future maintenance? Yes / No
If yes, explain:

Additional Comments: S10
22mph W/NW WIND
P. SUNNY

FORM FOR GROUNDWATER SAMPLING

Project:
Monitoring Well/Piezometer ID: MW-2074 | Date: 10.21.25
Gradient (circle one): Up / Down | Sampler: ZW/JF

A. MW/PIEZOMETER CONDITIONS

Well/Piezometer Capped? (circle one): Yes / No If No, explain:

Litter/Standing Water? (circle one): Yes / No If Yes, explain:

B. GROUNDWATER ELEVATION MEASUREMENT (+/- 0.01 foot, MSL)

Measured Well Total Depth (feet): 18.95
Initial Static Water Level (feet): 7.27
Initial Groundwater Elevation (ft-amsl):
Equipment Used (check one): ☒ Dedicated Peristaltic Pump ☐ Dedicated Submersible Pump ☐ Other: ☐ QED

C. WELL PURGING

FIELD PARAMETERS [stabilization criteria] RECORD EVERY 3 MINUTES

Time	**Temperature (°C) 10%**	Dissolved Oxygen (mg/L)	**Conductivity (µS/cm) +/- 10%**	**pH (S.U.) +/- 0.1**	ORP (mV)	Turbidity (NTU)	Static Water Level (feet)
11:45	Purging start time						7.27
11:48	13.4	12.1	707	6.75	-127.1		7.54
11:51	13.6	8.8	709	6.76	-131.1		7.59
11:54	13.7	6.7	710	6.77	-133.3		7.59
	Pump shut-off, sample collected.						

Quantity of Water Removed from Well (circle units: liters / gallons): 1.9
Was well pumped/bailed dry? NO
Total Amount of Time Purged (minutes:seconds)
Average Purge Rate (mL/min) 211.11

D. WELL MAINTENANCE

Does the monitoring well/piezometer require any future maintenance? Yes / No
If yes, explain:

Additional Comments: 51°
24 mph w/NW WIND
Cloudy.

IDNR Form 542-1322

FORM FOR GROUNDWATER SAMPLING

Project:
Monitoring Well/Piezometer ID: MW-209B | Date: 10/20/25
Gradient (circle one): Up / Down | Sampler: ZW/JF

A. MW/PIEZOMETER CONDITIONS

Well/Piezometer Capped? (circle one): Yes / No If No, explain:

Litter/Standing Water? (circle one): Yes / No If Yes, explain:

B. GROUNDWATER ELEVATION MEASUREMENT (+/- 0.01 foot, MSL)

Measured Well Total Depth (feet): 23.10
Initial Static Water Level (feet): 14.44
Initial Groundwater Elevation (ft-amsl):
Equipment Used (check one): ☒ Dedicated Peristaltic Pump ☐ Dedicated Submersible Pump ☐ Other: ☐ QED

C. WELL PURGING

FIELD PARAMETERS [stabilization criteria] RECORD EVERY 3 MINUTES

Time	**Temperature (°C) 10%**	Dissolved Oxygen (mg/L)	**Conductivity (µS/cm) +/- 10%**	**pH (S.U.) +/- 0.1**	ORP (mV)	Turbidity (NTU)	Static Water Level (feet)
12:59	Purging start time						14.44
13:02	15.0	6.8	2548	6.44	-104.8		14.78
1305	14.9	5.0	2553	6.44	-105.9		14.94
1308	14.9	4.3	2545	6.44	-67.2		15.05
	Pump shut-off, sample collected.						

Quantity of Water Removed from Well (circle units: liters / gallons): 2.3
Was well pumped/bailed dry? No
Total Amount of Time Purged (minutes:seconds) 9
Average Purge Rate (mL/min) 255.55

D. WELL MAINTENANCE

Does the monitoring well/piezometer require any future maintenance? Yes / No
If yes, explain:

Additional Comments: 60° Leachate smell bubbly samples
Fair sun
20 mph S wind

IDNR Form 542-1322

FORM FOR GROUNDWATER SAMPLING

Project:
Monitoring Well/Piezometer ID: MW-211B | Date: 10/22/25
Gradient (circle one): Up / Down | Sampler: ZW/JF

A. MW/PIEZOMETER CONDITIONS

Well/Piezometer Capped? (circle one): Yes / No If No, explain:

Litter/Standing Water? (circle one): Yes / No If Yes, explain:

B. GROUNDWATER ELEVATION MEASUREMENT (+/- 0.01 foot, MSL)

Measured Well Total Depth (feet): 34.8
Initial Static Water Level (feet): 28.26
Initial Groundwater Elevation (ft-amsl):
Equipment Used (check one): ☒ Dedicated Peristaltic Pump ☐ Dedicated Submersible Pump ☐ Other: ☐ QED

C. WELL PURGING

FIELD PARAMETERS [stabilization criteria] RECORD EVERY 3 MINUTES

Time	**Temperature (°C) 10%**	Dissolved Oxygen (mg/L)	**Conductivity (µS/cm) +/- 10%**	**pH (S.U.) +/- 0.1**	ORP (mV)	Turbidity (NTU)	Static Water Level (feet)
12:09	Purging start time						28.26
12:12	14.4	12.3	870	6.29	-62.6		28.60
12:15	14.4	10.4	857	6.30	-59.6		28.66
12:18	14.3	9.2	841	6.30	-54.4		28.86
	Pump shut-off, sample collected.						

Quantity of Water Removed from Well (circle units: liters / gallons): 1.4
Was well pumped/bailed dry? NO
Total Amount of Time Purged (minutes:seconds) 9
Average Purge Rate (mL/min) 155.55

D. WELL MAINTENANCE

Does the monitoring well/piezometer require any future maintenance? Yes / No
If yes, explain:

Additional Comments: 52° 17mph W/NW WIND FULL SUN

FORM FOR GROUNDWATER SAMPLING

Project:
Monitoring Well/Piezometer ID: MW-212A | Date: 10/22/25
Gradient (circle one): Up / Down | Sampler: ZW/JF

A. MW/PIEZOMETER CONDITIONS

Well/Piezometer Capped? (circle one): Yes / No If No, explain:

Litter/Standing Water? (circle one): Yes / No If Yes, explain:

B. GROUNDWATER ELEVATION MEASUREMENT (+/- 0.01 foot, MSL)

Measured Well Total Depth (feet): 27.93
Initial Static Water Level (feet): 22.72
Initial Groundwater Elevation (ft-amsl):
Equipment Used (check one): ☒ Dedicated Peristaltic Pump ☐ Dedicated Submersible Pump ☐ Other: ☐ QED

C. WELL PURGING

FIELD PARAMETERS [stabilization criteria] RECORD EVERY 3 MINUTES

Time	**Temperature (°C) 10%**	Dissolved Oxygen (mg/L)	**Conductivity (µS/cm) +/- 10%**	**pH (S.U.) +/- 0.1**	ORP (mV)	Turbidity (NTU)	Static Water Level (feet)
13:20	Purging start time						22.72
13:23	14.0	11.0	1304	6.55	-45.8		23.18
13:26	14.0	7.6	1298	6.58	-55.3		23.50
13:29	13.2	7.9	1298	6.60	-55.9		23.66
	Pump shut-off, sample collected.						

Quantity of Water Removed from Well (circle units: liters / gallons): 1.8
Was well pumped/bailed dry? No
Total Amount of Time Purged (minutes:seconds) 9
Average Purge Rate (mL/min) 200.00

D. WELL MAINTENANCE

Does the monitoring well/piezometer require any future maintenance? Yes / No
If yes, explain:

Additional Comments: 53° 17 mph N/NW WIND FULL SUN
Dirty Water
Foul Smell - rotten egg

IDNR Form 542-1322

FORM FOR GROUNDWATER SAMPLING

Project:
Monitoring Well/Piezometer ID: MW-216A | Date: 10/23/25
Gradient (circle one): Up / Down | Sampler: ZW/JF

A. MW/PIEZOMETER CONDITIONS

Well/Piezometer Capped? (circle one): Yes No If No, explain:

Litter/Standing Water? (circle one): Yes No If Yes, explain:

B. GROUNDWATER ELEVATION MEASUREMENT (+/- 0.01 foot, MSL)

Measured Well Total Depth (feet): 37.00
Initial Static Water Level (feet): 29.75
Initial Groundwater Elevation (ft-amsl):
Equipment Used (check one): □ Dedicated Peristaltic Pump □ Dedicated Submersible Pump □ Other: ☒ QED

C. WELL PURGING

FIELD PARAMETERS [stabilization criteria] RECORD EVERY 3 MINUTES

Time	**Temperature (°C) 10%**	Dissolved Oxygen (mg/L)	**Conductivity (µS/cm) +/- 10%**	**pH (S.U.) +/- 0.1**	ORP (mV)	Turbidity (NTU)	Static Water Level (feet)
9:17	Purging start time						29.75
9:20	12.2	16.9	1064	6.38	256.5		31.22
9:23	12.3	15.3	1057	6.36	253.2		31.47
9:26	12.4	17.4	1055	6.36	252.2		31.70
	Pump shut-off, sample collected.						

Quantity of Water Removed from Well (circle units: liters gallons): 2.0
Was well pumped/bailed dry? NO
Total Amount of Time Purged (minutes/seconds) 9
Average Purge Rate (mL/min) 222.22

D. WELL MAINTENANCE

Does the monitoring well/piezometer require any future maintenance? Yes / No
If yes, explain:

Additional Comments: 42° 3mph W/NW WIND FULL SUN

IDNR Form 542-1322

FORM FOR GROUNDWATER SAMPLING

Project:
Monitoring Well/Piezometer ID: MW-217A | Date: 10/23/25
Gradient (circle one): Up / Down | Sampler: ZW/JF

A. MW/PIEZOMETER CONDITIONS

Well/Piezometer Capped? (circle one): Yes No If No, explain:

Litter/Standing Water? (circle one): Yes No If Yes, explain:

B. GROUNDWATER ELEVATION MEASUREMENT (+/- 0.01 foot, MSL)

Measured Well Total Depth (feet): 42.63
Initial Static Water Level (feet): 37.09
Initial Groundwater Elevation (ft-amsl):
Equipment Used (check one): □ Dedicated Peristaltic Pump □ Dedicated Submersible Pump □ Other: X QED

C. WELL PURGING

FIELD PARAMETERS [stabilization criteria] RECORD EVERY 3 MINUTES

Time	**Temperature (°C) 10%**	Dissolved Oxygen (mg/L)	**Conductivity (µS/cm) +/- 10%**	**pH (S.U.) +/- 0.1**	ORP (mV)	Turbidity (NTU)	Static Water Level (feet)
9:49	Purging start time						37.09
9:52	12.8	61.2	236.8	6.27	233.7		37.57
9:55	12.8	46.7	219.4	6.26	239.0		37.75
9:58	12.8	42.6	226.1	6.27	239.4		37.87
	Pump shut-off, sample collected						

Quantity of Water Removed from Well (circle units: liters / gallons): 2.2
Was well pumped/bailed dry? NO
Total Amount of Time Purged (minutes.seconds) 9
Average Purge Rate (mL/min) 244.44

D. WELL MAINTENANCE

Does the monitoring well/piezometer require any future maintenance? Yes / No
If yes, explain:

Additional Comments: 440 8mph W/NW WIND FULL SUN

IDNR Form 542-1322

FORM FOR GROUNDWATER SAMPLING

Project:
Monitoring Well/Piezometer ID: MW-218A | Date: 10/23/25
Gradient (circle one): Up / Down | Sampler: ZW/JF

A. MW/PIEZOMETER CONDITIONS

Well/Piezometer Capped? (circle one): Yes No If No, explain:

Litter/Standing Water? (circle one): Yes No If Yes, explain:

B. GROUNDWATER ELEVATION MEASUREMENT (+/- 0.01 foot, MSL)

Measured Well Total Depth (feet): 47.54
Initial Static Water Level (feet): 27.94
Initial Groundwater Elevation (ft-amsl):
Equipment Used (check one): □ Dedicated Peristaltic Pump □ Dedicated Submersible Pump □ Other: ☒ QED

C. WELL PURGING

FIELD PARAMETERS [stabilization criteria] RECORD EVERY 3 MINUTES

Time	Temperature (°C) 10%	Dissolved Oxygen (mg/L)	Conductivity (µS/cm) +/- 10%	pH (S.U.) +/- 0.1	ORP (mV)	Turbidity (NTU)	Static Water Level (feet)
10:19	Purging start time						27.94
10:22	12.7	15.9	453.2	6.98	238.7		29.62
10:25	12.6	10.8	455.1	7.00	235.4		30.51
10:28	12.7	9.3	455.6	7.01	233.5		31.40
	Pump shut-off, sample collected.						

Quantity of Water Removed from Well (circle units: liters / gallons): 2.4
Was well pumped/bailed dry? NO
Total Amount of Time Purged (minutes:seconds) 9
Average Purge Rate (mL/min) 266.66

D. WELL MAINTENANCE

Does the monitoring well/piezometer require any future maintenance? Yes / No
If yes, explain:

Additional Comments: 47° 8mph W/NW WIND FULL SUN

IDNR Form 542-1322

FORM FOR GROUNDWATER SAMPLING

Project:
Monitoring Well/Piezometer ID: MW-219A Date: 10/23/25
Gradient (circle one): Up / Down Sampler: ZW/JF

A. MW/PIEZOMETER CONDITIONS

Well/Piezometer Capped? (circle one): Yes No If No, explain:

Litter/Standing Water? (circle one): Yes No If Yes, explain:

B. GROUNDWATER ELEVATION MEASUREMENT (+/- 0.01 foot, MSL)

Measured Well Total Depth (feet): 53.00
Initial Static Water Level (feet): 23.36
Initial Groundwater Elevation (ft-amsl):
Equipment Used (check one): □ Dedicated Peristaltic Pump □ Dedicated Submersible Pump □ Other: ☒ QED

C. WELL PURGING

FIELD PARAMETERS [stabilization criteria] RECORD EVERY 3 MINUTES

Time	**Temperature (°C) 10%**	Dissolved Oxygen (mg/L)	**Conductivity (µS/cm) +/- 10%**	**pH (S.U.) +/- 0.1**	ORP (mV)	Turbidity (NTU)	Static Water Level (feet)
12:01	Purging start time						23.36
12:04	13.5	17.8	455.0	6.95	205.2		25.00
12:07	13.3	11.4	450.3	6.96	202.6		26.00
12:10	13.4	9.8	451.2	6.96	202.0		27.11
	Pump shut-off, sample collected.						

Quantity of Water Removed from Well (circle units: liters / gallons): 2.3
Was well pumped/bailed dry? NO
Total Amount of Time Purged (minutes.seconds) 9
Average Purge Rate (mL/min) 255.55

D. WELL MAINTENANCE

Does the monitoring well/piezometer require any future maintenance? Yes No
If yes, explain:

Additional Comments: 54° 10mph NW WIND FULL SUN

FORM FOR GROUNDWATER SAMPLING

Project:
Monitoring Well/Piezometer ID: MW 220A
Date: 10/23/25
Gradient (circle one): Up / Down
Sampler: ZW/JF

A. MW/PIEZOMETER CONDITIONS

Well/Piezometer Capped? (circle one): Yes No If No, explain:

Litter/Standing Water? (circle one): Yes No If Yes, explain:

B. GROUNDWATER ELEVATION MEASUREMENT (+/- 0.01 foot, MSL)

Measured Well Total Depth (feet): 58.12
Initial Static Water Level (feet): 30.97
Initial Groundwater Elevation (ft-amsl):
Equipment Used (check one): □ Dedicated Peristaltic Pump □ Dedicated Submersible Pump □ Other: ☒ QED

C. WELL PURGING

FIELD PARAMETERS [stabilization criteria] RECORD EVERY 3 MINUTES

Time	**Temperature (°C) 10%**	Dissolved Oxygen (mg/L)	**Conductivity (µS/cm) +/- 10%**	**pH (S.U.) +/- 0.1**	ORP (mV)	Turbidity (NTU)	Static Water Level (feet)
12:33	Purging start time						30.97
12:36	13.2	20.8	526	7.01	207.6		32.47
12:39	13.1	9.6	509	7.02	203.8		33.51
12:42	13.0	10.2	507	7.04	202.0		34.73
	Pump shut-off, sample collected.						

Quantity of Water Removed from Well (circle units: liters / gallons): 2.1
Was well pumped/bailed dry? NO
Total Amount of Time Purged (minutes:seconds) 9
Average Purge Rate (mL/min) 233.33

D. WELL MAINTENANCE

Does the monitoring well/piezometer require any future maintenance? Yes / No
If yes, explain:

Additional Comments: 55° 11 mph NW WINDS FULL SUN

IDNR Form 542-1322

FORM FOR GROUNDWATER SAMPLING

Project:
Monitoring Well/Piezometer ID: MW-310A | Date: 10/21/25
Gradient (circle one): Up / Down | Sampler: ZW/JF

A. MW/PIEZOMETER CONDITIONS

Well/Piezometer Capped? (circle one): Yes / No If No, explain:

Litter/Standing Water? (circle one): Yes / No If Yes, explain:

B. GROUNDWATER ELEVATION MEASUREMENT (+/- 0.01 foot, MSL)

Measured Well Total Depth (feet): 24.15
Initial Static Water Level (feet): 10.60
Initial Groundwater Elevation (ft-amsl):
Equipment Used (check one): ☒ Dedicated Peristaltic Pump ☐ Dedicated Submersible Pump ☐ Other: ☐ QED

C. WELL PURGING

FIELD PARAMETERS [stabilization criteria] RECORD EVERY 3 MINUTES

Time	**Temperature (°C) 10%**	Dissolved Oxygen (mg/L)	**Conductivity (µS/cm) +/- 10%**	**pH (S.U.) +/- 0.1**	ORP (mV)	Turbidity (NTU)	Static Water Level (feet)
12:48	Purging start time						10.60
12:51	12.0	10.7	422.9	7.03	34.5		11.71
12:54	12.1	7.5	427.8	7.03	45.7		12.24
12:57	12.1	6.2	430.9	6.93	54.0		12.68
	Pump shut-off, sample collected.						

Quantity of Water Removed from Well (circle units: liters / gallons): 1.9
Was well pumped/bailed dry? NO
Total Amount of Time Purged (minutes:seconds) 9
Average Purge Rate (mL/min) 211.11

D. WELL MAINTENANCE

Does the monitoring well/piezometer require any future maintenance? Yes / No
If yes, explain:

Additional Comments: 52°
22 mph N/NW WIND
clouds

IDNR Form 542-1322

FORM FOR GROUNDWATER SAMPLING

Project:
Monitoring Well/Piezometer ID: MW-312A | Date: 8/21/25
Gradient (circle one): Up / Down | Sampler: ZW/JF

A. MW/PIEZOMETER CONDITIONS

Well/Piezometer Capped? (circle one): Yes No If No, explain:

Litter/Standing Water? (circle one): Yes No If Yes, explain:

B. GROUNDWATER ELEVATION MEASUREMENT (+/- 0.01 foot, MSL)

Measured Well Total Depth (feet): 27.98
Initial Static Water Level (feet): 11.84
Initial Groundwater Elevation (ft-amsl):
Equipment Used (check one): ☒ Dedicated Peristaltic Pump ☐ Dedicated Submersible Pump ☐ Other: ☐ QED

C. WELL PURGING

FIELD PARAMETERS [stabilization criteria] RECORD EVERY 3 MINUTES

Time	**Temperature (°C) 10%**	Dissolved Oxygen (mg/L)	**Conductivity (µS/cm) +/- 10%**	**pH (S.U.) +/- 0.1**	ORP (mV)	Turbidity (NTU)	Static Water Level (feet)
12:19	Purging start time						11.84
12:22	13.3	16.2	395.7	6.82	47.5		12.23
12:25	13.3	12.0	399.2	6.83	52.2		12.31
12:28	13.4	9.8	401.9	6.83	55.9		12.35
	Pump shut-off, sample collected.						

Quantity of Water Removed from Well (circle units: liters / gallons): 1.4
Was well pumped/bailed dry?
Total Amount of Time Purged (minutes:seconds)
Average Purge Rate (mL/min) 155.55

D. WELL MAINTENANCE

Does the monitoring well/piezometer require any future maintenance? Yes No
If yes, explain:

Additional Comments: 52°
23mph W/NW WIND
Cloudy

FORM FOR GROUNDWATER SAMPLING

Project:
Monitoring Well/Piezometer ID: MW-408 Date: 10-21-25
Gradient (circle one): Up / Down Sampler: ZW/JF

A. MW/PIEZOMETER CONDITIONS

Well/Piezometer Capped? (circle one): Yes (No) If No, explain:

Litter/Standing Water? (circle one): Yes (No) If Yes, explain:

B. GROUNDWATER ELEVATION MEASUREMENT (+/- 0.01 foot, MSL)

Measured Well Total Depth (feet): 19.36
Initial Static Water Level (feet): 12.51
Initial Groundwater Elevation (ft-amsl):
Equipment Used (check one): ☑ Dedicated Peristaltic Pump ☐ Dedicated Submersible Pump ☐ Other: ☐ QED

C. WELL PURGING

FIELD PARAMETERS [stabilization criteria] RECORD EVERY 3 MINUTES

Time	**Temperature (°C) 10%**	Dissolved Oxygen (mg/L)	**Conductivity (µS/cm) +/- 10%**	**pH (S.U.) +/- 0.1**	ORP (mV)	Turbidity (NTU)	Static Water Level (feet)
906	Purging start time						12.51
9:09	12.8	11.6	327.5	6.78	100.0		13.05
9:12	13.0	9.5	331.9	6.78	101.2		13.31
9:15	13.0	10.1	331.7	6.77	103.9		13.49
	Pump shut-off, sample collected.						

Quantity of Water Removed from Well (circle units: liters / gallons): 1.8
Was well pumped/bailed dry? no
Total Amount of Time Purged (minutes:seconds) 9
Average Purge Rate (mL/min) 200.00

D. WELL MAINTENANCE

Does the monitoring well/piezometer require any future maintenance? Yes (No)
If yes, explain:

Additional Comments: 480
West wind 19mph
Full sun

IDNR Form 542-1322

FORM FOR GROUNDWATER SAMPLING

Project:
Monitoring Well/Piezometer ID: MW-410 Date: 10/24/25
Gradient (circle one): Up / Down Sampler: ZW/JF

A. MW/PIEZOMETER CONDITIONS

Well/Piezometer Capped? (circle one): Yes No If No, explain:

Litter/Standing Water? (circle one): Yes No If Yes, explain:

B. GROUNDWATER ELEVATION MEASUREMENT (+/- 0.01 foot, MSL)

Measured Well Total Depth (feet): 28.38
Initial Static Water Level (feet): 13.81
Initial Groundwater Elevation (ft-amsl):
Equipment Used (check one): □ Dedicated Peristaltic Pump □ Dedicated Submersible Pump □ Other: ☒ QED

C. WELL PURGING

FIELD PARAMETERS [stabilization criteria] RECORD EVERY 3 MINUTES

Time	**Temperature (°C) 10%**	Dissolved Oxygen (mg/L)	**Conductivity (µS/cm) +/- 10%**	**pH (S.U.) +/- 0.1**	ORP (mV)	Turbidity (NTU)	Static Water Level (feet)
12:17	Purging start time						13.81
12:20	13.9	23.3	753	6.68	189.9		14.37
12:23	13.9	9.5	756	6.68	182.3		14.71
12:26	14.1	6.9	760	6.67	178.9		15.11
	Pump shut-off, sample collected.						

Quantity of Water Removed from Well (circle units: liters / gallons): 2.9
Was well pumped/bailed dry? NO
Total Amount of Time Purged (minutes:seconds) 9
Average Purge Rate (mL/min) 322.22

D. WELL MAINTENANCE

Does the monitoring well/piezometer require any future maintenance? Yes / No
If yes, explain:

Additional Comments: 540 4mph E wind M. Sunny

Appendix D

Fall 2025 Laboratory Analytical Reports

*Spring 2025 laboratory analytical reports can be found in the 2025 Spring Sampling Notification (IDNR Doc #113585)

This page intentionally left blank.

eurofins | Environment Testing

ANALYTICAL REPORT

PREPARED FOR

Attn: Richard Wilson
HDR Inc
1917 S 67th Street
Omaha, Nebraska 68106

Generated 11/5/2025 3:35:01 PM

JOB DESCRIPTION

Iowa City Landfill Spring 2025

JOB NUMBER

310-318580-1

Eurofins Cedar Falls
3019 Venture Way
Cedar Falls IA 50613

See page two for job notes and contact information.

my EOL

Eurofins Cedar Falls

Job Notes

This report may not be reproduced except in full, and with written approval from the laboratory. The results relate only to the samples tested. For questions please contact the Project Manager at the e-mail address or telephone number listed on this page.

The test results in this report relate only to the samples as received by the laboratory and will meet all requirements of the methodology, with any exceptions noted. This report shall not be reproduced except in full, without the express written approval of the laboratory. All questions should be directed to the Eurofins Environment Testing North Central, LLC Project Manager.

Authorization

Generated
11/5/2025 3:35:01 PM

Authorized for release by
Conner Calhoun, Client Service Manager
Conner.Calhoun@et.eurofinsus.com
(319)277-2401

Table of Contents

Cover Page 1
Table of Contents 3
Case Narrative 4
Sample Summary 6
Detection Summary 7
Client Sample Results 11
Definitions 51
Surrogate Summary 53
QC Sample Results 56
QC Association 89
Chronicle 95
Certification Summary 100
Method Summary 102
Chain of Custody 103
Receipt Checklists 111
Detection Limit Exceptions Summary 114

Job Narrative
310-318580-1

The analytical test results presented in this report meet all requirements of the associated regulatory program listed on the Accreditation/Certification Summary Page, unless otherwise noted. Data qualifiers and/or narrative comments are included to explain any exceptions, if applicable. Regulated compliance samples (e.g. SDWA, NPDES) must comply with associated agency requirements/permits.

- Matrix-specific batch QC (e.g., MS, MSD, SD) may not be reported when insufficient sample volume is available or when site-specific QC samples are not submitted. In such cases, a Laboratory Control Sample Duplicate (LCSD) may be analyzed to provide precision data for the batch.
- For samples analyzed using surrogate and/or isotope dilution analytes, any recoveries falling outside of established acceptance criteria are re-prepared and/or re-analyzed to confirm results, unless the deviation is due to sample dilution or otherwise explained in the case narrative.

Receipt
The samples were received on 10/22/2025 4:05 PM. Unless otherwise noted below, the samples arrived in good condition, and, where required, properly preserved and on ice. The temperatures of the 4 coolers at receipt time were 1.4°C, 1.9°C, 2.7°C and 4.3°C.

GC/MS VOA
Method 8260D: The following sample was collected in a properly preserved vial; however, the pH was outside the required criteria when verified by the laboratory. The sample was analyzed outside the 7-day holding time specified for unpreserved samples but within the 14-day holding time specified for preserved samples: MW-209B (310-318580-6).

Method 8260D: The method requirement for no headspace was not met. The following volatile samples were analyzed with headspace in the sample container: MW-209B (310-318580-6), Trip Blank 2 (310-318580-16), Trip Blank 3 (310-318580-17) and Trip Blank 4 (310-318580-18).

Method 8260D: The continuing calibration verification (CCV) associated with batch 310-471132 recovered outside of the control limits for Vinyl chloride (-23%D). The LCS associated with this CCV passed CCV criteria for the affected analyte; therefore, the data have been reported. The associated sample is:(CCV 310-471132/4).

Method 8260D: The laboratory control sample (LCS) for analytical batch 310-471132 recovered outside control limits for the following analyte: Dibromomethane. This analyte was biased high in the LCS and was not detected in the associated samples; therefore, the data have been reported.

Method 8260D: The continuing calibration verification (CCV) associated with batch 310-471291 recovered outside of the control limits for Bromomethane (-23%D). A CCV standard at or below the reporting limit (RL) was analyzed with the affected samples and found to be acceptable. The samples associated with this CCV were non-detects for the affected analytes; therefore, the data have been reported. The associated sample is impacted: (CCV 310-471291/6).

Method 8260D: The surrogate recovery for the blank associated with analytical batch 310-471312 was outside the upper control limits.

Method 8260D: The continuing calibration verification (CCV) associated with batch 310-471312 recovered outside of the control limits for 1,2,3-Trichloropropane (-21%D), 1,1,2,2-Tetrachloroethane (-37%D), 1,3-Dichloropropane (-31%D), Chlorodibromomethane (-24%D), and 1,1,2-Trichloroethane (-23%D). The LCS associated with this CCV passed CCV criteria for the affected analytes; therefore, the data have been reported. The associated sample is:(CCV 310-471312/3).

Method 8260D: The continuing calibration verification (CCV) associated with batch 310-471312 recovered outside of the control limits for Ethyl methacrylate (-22%D). A CCV standard at or below the reporting limit (RL) was analyzed with the affected samples and found to be acceptable. The samples associated with this CCV were non-detects for the affected analyte; therefore, the data have been reported. The associated sample is impacted: (CCV 310-471312/3).

Method 8260D: The method requirement for no headspace was not met. The following volatile sample was analyzed with headspace in the sample container: Trip Blank 1 (310-318580-15).

Method 8260D: The continuing calibration verification (CCV) associated with batch 310-471555 recovered outside of the control

limits for Bromomethane (-25%D). A CCV standard at or below the reporting limit (RL) was analyzed with the affected samples and found to be acceptable. The samples associated with this CCV were non-detects for the affected analyte; therefore, the data have been reported. The associated sample is impacted: (CCV 310-471555/4).

No additional analytical or quality issues were noted, other than those described above or in the Definitions/ Glossary page.

GC/MS Semi VOA
Method 8270E: The continuing calibration verification (CCV) analyzed in batch 310-472246 was outside the method criteria for the following analyte(s): Di-n-octyl phthalate(-30%D), Famphur(-82%D) and 1,4-phenylenediamine(-80%D). A CCV standard at or below the reporting limit (RL) was analyzed with the affected samples and found to be acceptable. As indicated in the reference method, sample analysis may proceed; however, any detection for the affected analyte(s) is considered estimated.

Method 8270E: The laboratory control sample and/or the laboratory control sample duplicate (LCS/LCSD) for preparation batch 310-471206 and analytical batch 310-472246 recovered outside control limits for the following analyte(s): 1,4-phenylenediamine. 1,4-phenylenediamine have been identified as a poor performing analyte when analyzed using this method; therefore, re-extraction/re-analysis was not performed.

Method 8270E: The RPD of the laboratory control sample (LCS) and laboratory control sample duplicate (LCSD) for preparation batch 310-471206 and analytical batch 310-472246 recovered outside control limits for the following analytes: 2-Acetylaminofluorene, Kepone and Methapyrilene.

No additional analytical or quality issues were noted, other than those described above or in the Definitions/ Glossary page.

GC Semi VOA
No additional analytical or quality issues were noted, other than those described above or in the Definitions/ Glossary page.

Herbicides
Method 8151A: The laboratory control sample (LCS) for preparation batch 410-721101 and analytical batch 410-721888 recovered outside control limits for the following analytes: Silvex (2,4,5-TP) and 2,4,5-T. The method blank surrogate was outside lower control limits. The associated sample(s) was re-prepared and/or re-analyzed outside holding time and the QC is within limits. Results are reported from the initial analysis. MW-10B (310-318580-7) and MW-29A (310-318580-8)

No additional analytical or quality issues were noted, other than those described above or in the Definitions/ Glossary page.

PCBs
No additional analytical or quality issues were noted, other than those described above or in the Definitions/ Glossary page.

Pesticides
No additional analytical or quality issues were noted, other than those described above or in the Definitions/ Glossary page.

Metals
Method 6020B: The initial calibration verification (ICV) result for batch 310-471664 was above the upper control limit. The affected analytes are: antimony. Sample results were non-detects, and have been reported as qualified data.

Method 6020B: The initial calibration verification (ICV) result for batch 310-471797 was above the upper control limit. The affected analytes are: antimony. Sample results were non-detects, and have been reported as qualified data.

Method 6020B: The method blank for preparation batch 310-471458 and analytical batch 310-471983 contained barium above the method detection limit (MDL). Associated sample(s) were not re-extracted and/or re-analyzed because results were greater than 10X the value found in the method blank.

No additional analytical or quality issues were noted, other than those described above or in the Definitions/ Glossary page.

General Chemistry
No additional analytical or quality issues were noted, other than those described above or in the Definitions/ Glossary page.

Sample Summary

Client: HDR Inc
Job ID: 310-318580-1
Project/Site: Iowa City Landfill Spring 2025

Lab Sample ID	Client Sample ID	Matrix	Collected	Received	Sample Origin
310-318580-1	MW-1B	Water	10/20/25 09:42	10/22/25 16:05	Iowa
310-318580-2	Dup-2	Water	10/20/25 09:42	10/22/25 16:05	Iowa
310-318580-3	MW-16A	Water	10/20/25 10:29	10/22/25 16:05	Iowa
310-318580-4	MW-18A-07	Water	10/20/25 12:15	10/22/25 16:05	Iowa
310-318580-5	Dup-1	Water	10/20/25 12:15	10/22/25 16:05	Iowa
310-318580-6	MW-209B	Water	10/20/25 13:11	10/22/25 16:05	Iowa
310-318580-7	MW-10B	Water	10/21/25 07:42	10/22/25 16:05	Iowa
310-318580-8	MW-29A	Water	10/21/25 08:43	10/22/25 16:05	Iowa
310-318580-9	MW-408	Water	10/21/25 09:18	10/22/25 16:05	Iowa
310-318580-10	MW-11B	Water	10/21/25 09:46	10/22/25 16:05	Iowa
310-318580-11	MW-206A	Water	10/21/25 10:34	10/22/25 16:05	Iowa
310-318580-12	MW-207A	Water	10/21/25 11:57	10/22/25 16:05	Iowa
310-318580-13	MW-312A	Water	10/21/25 12:31	10/22/25 16:05	Iowa
310-318580-14	MW-310A	Water	10/21/25 13:00	10/22/25 16:05	Iowa
310-318580-15	Trip Blank 1	Water	10/21/25 00:00	10/22/25 16:05	Iowa
310-318580-16	Trip Blank 2	Water	10/21/25 00:00	10/22/25 16:05	Iowa
310-318580-17	Trip Blank 3	Water	10/21/25 00:00	10/22/25 16:05	Iowa
310-318580-18	Trip Blank 4	Water	10/21/25 00:00	10/22/25 16:05	Iowa

Detection Summary

Client: HDR Inc
Project/Site: Iowa City Landfill Spring 2025

Job ID: 310-318580-1

Client Sample ID: MW-1B — Lab Sample ID: 310-318580-1

Analyte	Result	Qualifier	RL	MDL	Unit	Dil Fac	D	Method	Prep Type
Arsenic	0.000669	J	0.00200	0.000530	mg/L	1		6020B	Total/NA
Barium	0.530		0.00200	0.000660	mg/L	1		6020B	Total/NA
Total Suspended Solids	40.0		15.0	10.5	mg/L	1		I-3765-85	Total/NA

Client Sample ID: Dup-2 — Lab Sample ID: 310-318580-2

Analyte	Result	Qualifier	RL	MDL	Unit	Dil Fac	D	Method	Prep Type
Arsenic	0.000652	J	0.00200	0.000530	mg/L	1		6020B	Total/NA
Barium	0.509		0.00200	0.000660	mg/L	1		6020B	Total/NA
Chromium	0.00704		0.00500	0.00180	mg/L	1		6020B	Total/NA
Nickel	0.00278	J	0.00500	0.00230	mg/L	1		6020B	Total/NA
Total Suspended Solids	40.0		15.0	10.5	mg/L	1		I-3765-85	Total/NA

Client Sample ID: MW-16A — Lab Sample ID: 310-318580-3

Analyte	Result	Qualifier	RL	MDL	Unit	Dil Fac	D	Method	Prep Type
1,1-Dichloroethane	8.73		1.00	0.220	ug/L	1		8260D	Total/NA
1,2-Dichloroethane	0.778	J	1.00	0.390	ug/L	1		8260D	Total/NA
1,2-Dichloropropane	2.16		1.00	0.270	ug/L	1		8260D	Total/NA
Benzene	0.260	J	0.500	0.220	ug/L	1		8260D	Total/NA
cis-1,2-Dichloroethene	7.97		1.00	0.210	ug/L	1		8260D	Total/NA
Tetrachloroethene	2.15		1.00	0.480	ug/L	1		8260D	Total/NA
Trichloroethene	2.18		1.00	0.430	ug/L	1		8260D	Total/NA
Trichlorofluoromethane	2.22	J	4.00	0.380	ug/L	1		8260D	Total/NA
Vinyl chloride	2.26		1.00	0.180	ug/L	1		8260D	Total/NA
Silvex (2,4,5-TP)	0.100		0.0567	0.0250	ug/L	1		8151A	Total/NA
Arsenic	0.000580	J	0.00200	0.000530	mg/L	1		6020B	Total/NA
Barium	0.502		0.00200	0.000660	mg/L	1		6020B	Total/NA
Chromium	0.00603		0.00500	0.00180	mg/L	1		6020B	Total/NA
Cobalt	0.00307		0.000500	0.000170	mg/L	1		6020B	Total/NA
Nickel	0.00917		0.00500	0.00230	mg/L	1		6020B	Total/NA
Zinc	0.0464		0.0200	0.0130	mg/L	1		6020B	Total/NA

Client Sample ID: MW-18A-07 — Lab Sample ID: 310-318580-4

Analyte	Result	Qualifier	RL	MDL	Unit	Dil Fac	D	Method	Prep Type
1,1-Dichloroethane	373		1.00	0.220	ug/L	1		8260D	Total/NA
1,1-Dichloroethene	1.10	J	2.00	0.560	ug/L	1		8260D	Total/NA
1,2-Dichloropropane	0.979	J	1.00	0.270	ug/L	1		8260D	Total/NA
Benzene	1.42		0.500	0.220	ug/L	1		8260D	Total/NA
Chloroethane	6.87		4.00	0.790	ug/L	1		8260D	Total/NA
cis-1,2-Dichloroethene	211		1.00	0.210	ug/L	1		8260D	Total/NA
Tetrachloroethene	22.2		1.00	0.480	ug/L	1		8260D	Total/NA
trans-1,2-Dichloroethene	1.31		1.00	0.270	ug/L	1		8260D	Total/NA
Trichloroethene	24.2		1.00	0.430	ug/L	1		8260D	Total/NA
Trichlorofluoromethane	1.35	J	4.00	0.380	ug/L	1		8260D	Total/NA
Vinyl chloride	15.4		1.00	0.180	ug/L	1		8260D	Total/NA
Arsenic	0.00134	J	0.00200	0.000530	mg/L	1		6020B	Total/NA
Barium	0.653		0.00200	0.000660	mg/L	1		6020B	Total/NA
Chromium	0.00196	J	0.00500	0.00180	mg/L	1		6020B	Total/NA
Cobalt	0.000876		0.000500	0.000170	mg/L	1		6020B	Total/NA
Nickel	0.00363	J	0.00500	0.00230	mg/L	1		6020B	Total/NA

This Detection Summary does not include radiochemical test results.

Client Sample ID: MW-18A-07 (Continued) — Lab Sample ID: 310-318580-4

Analyte	Result	Qualifier	RL	MDL	Unit	Dil Fac	D	Method	Prep Type
Zinc	0.0248		0.0200	0.0130	mg/L	1		6020B	Total/NA
Total Suspended Solids	5.63		1.88	1.31	mg/L	1		I-3765-85	Total/NA

Client Sample ID: Dup-1 — Lab Sample ID: 310-318580-5

Analyte	Result	Qualifier	RL	MDL	Unit	Dil Fac	D	Method	Prep Type
1,1-Dichloroethane	357		1.00	0.220	ug/L	1		8260D	Total/NA
1,1-Dichloroethene	0.732	J	2.00	0.560	ug/L	1		8260D	Total/NA
1,2-Dichloropropane	0.963	J	1.00	0.270	ug/L	1		8260D	Total/NA
Benzene	1.26		0.500	0.220	ug/L	1		8260D	Total/NA
Chloroethane	5.35		4.00	0.790	ug/L	1		8260D	Total/NA
cis-1,2-Dichloroethene	198		1.00	0.210	ug/L	1		8260D	Total/NA
Tetrachloroethene	24.7		1.00	0.480	ug/L	1		8260D	Total/NA
trans-1,2-Dichloroethene	0.949	J	1.00	0.270	ug/L	1		8260D	Total/NA
Trichloroethene	24.8		1.00	0.430	ug/L	1		8260D	Total/NA
Trichlorofluoromethane	0.978	J	4.00	0.380	ug/L	1		8260D	Total/NA
Vinyl chloride	8.47		1.00	0.180	ug/L	1		8260D	Total/NA
Arsenic	0.000858	J	0.00200	0.000530	mg/L	1		6020B	Total/NA
Barium	0.641		0.00200	0.000660	mg/L	1		6020B	Total/NA
Cobalt	0.000746		0.000500	0.000170	mg/L	1		6020B	Total/NA
Nickel	0.00292	J	0.00500	0.00230	mg/L	1		6020B	Total/NA
Total Suspended Solids	1.38	J	1.88	1.31	mg/L	1		I-3765-85	Total/NA

Client Sample ID: MW-209B — Lab Sample ID: 310-318580-6

Analyte	Result	Qualifier	RL	MDL	Unit	Dil Fac	D	Method	Prep Type
Acetone	4.48	J	10.0	3.10	ug/L	1		8260D	Total/NA
Benzene	11.1		0.500	0.220	ug/L	1		8260D	Total/NA
Chlorobenzene	0.822	J	1.00	0.400	ug/L	1		8260D	Total/NA
Xylenes, Total	8.39		3.00	0.400	ug/L	1		8260D	Total/NA
Silvex (2,4,5-TP)	1.50		0.0529	0.0233	ug/L	1		8151A	Total/NA
Arsenic	0.0261		0.00200	0.000530	mg/L	1		6020B	Total/NA
Barium	0.585		0.00200	0.000660	mg/L	1		6020B	Total/NA
Chromium	0.00399	J	0.00500	0.00180	mg/L	1		6020B	Total/NA
Cobalt	0.00162		0.000500	0.000170	mg/L	1		6020B	Total/NA
Nickel	0.0726		0.00500	0.00230	mg/L	1		6020B	Total/NA
Vanadium	0.00184	J	0.00500	0.00170	mg/L	1		6020B	Total/NA
Zinc	0.0173	J	0.0200	0.0130	mg/L	1		6020B	Total/NA
Total Suspended Solids	116		60.0	42.0	mg/L	1		I-3765-85	Total/NA

Client Sample ID: MW-10B — Lab Sample ID: 310-318580-7

Analyte	Result	Qualifier	RL	MDL	Unit	Dil Fac	D	Method	Prep Type
Arsenic	0.000547	J	0.00200	0.000530	mg/L	1		6020B	Total/NA
Barium	0.138		0.00200	0.000660	mg/L	1		6020B	Total/NA
Cadmium	0.000134	J	0.000200	0.000100	mg/L	1		6020B	Total/NA
Chromium	0.00774		0.00500	0.00180	mg/L	1		6020B	Total/NA
Nickel	0.00480	J	0.00500	0.00230	mg/L	1		6020B	Total/NA
Selenium	0.00369	J	0.00500	0.00140	mg/L	1		6020B	Total/NA

This Detection Summary does not include radiochemical test results.

Detection Summary

Client: HDR Inc
Project/Site: Iowa City Landfill Spring 2025

Job ID: 310-318580-1

Client Sample ID: MW-29A — Lab Sample ID: 310-318580-8

Analyte	Result	Qualifier	RL	MDL	Unit	Dil Fac	D	Method	Prep Type
Arsenic	0.00152	J	0.00200	0.000530	mg/L	1		6020B	Total/NA
Barium	0.359		0.00200	0.000660	mg/L	1		6020B	Total/NA
Cobalt	0.00919		0.000500	0.000170	mg/L	1		6020B	Total/NA
Nickel	0.0244		0.00500	0.00230	mg/L	1		6020B	Total/NA
Total Suspended Solids	3.67		2.50	1.75	mg/L	1		I-3765-85	Total/NA

Client Sample ID: MW-408 — Lab Sample ID: 310-318580-9

Analyte	Result	Qualifier	RL	MDL	Unit	Dil Fac	D	Method	Prep Type
Barium	0.174		0.00200	0.000660	mg/L	1		6020B	Total/NA
Cadmium	0.000255		0.000200	0.000100	mg/L	1		6020B	Total/NA
Chromium	0.00765		0.00500	0.00180	mg/L	1		6020B	Total/NA
Cobalt	0.000869		0.000500	0.000170	mg/L	1		6020B	Total/NA
Nickel	0.00989		0.00500	0.00230	mg/L	1		6020B	Total/NA
Vanadium	0.00511		0.00500	0.00170	mg/L	1		6020B	Total/NA
Total Suspended Solids	9.25		1.88	1.31	mg/L	1		I-3765-85	Total/NA

Client Sample ID: MW-11B — Lab Sample ID: 310-318580-10

Analyte	Result	Qualifier	RL	MDL	Unit	Dil Fac	D	Method	Prep Type
Arsenic	0.0736		0.00200	0.000530	mg/L	1		6020B	Total/NA
Barium	0.399		0.00200	0.000660	mg/L	1		6020B	Total/NA
Cobalt	0.00141		0.000500	0.000170	mg/L	1		6020B	Total/NA
Nickel	0.00859		0.00500	0.00230	mg/L	1		6020B	Total/NA
Total Suspended Solids	78.0		15.0	10.5	mg/L	1		I-3765-85	Total/NA

Client Sample ID: MW-206A — Lab Sample ID: 310-318580-11

Analyte	Result	Qualifier	RL	MDL	Unit	Dil Fac	D	Method	Prep Type
1,1-Dichloroethane	6.12		1.00	0.220	ug/L	1		8260D	Total/NA
cis-1,2-Dichloroethene	0.602	J	1.00	0.210	ug/L	1		8260D	Total/NA
Tetrachloroethene	1.67		1.00	0.480	ug/L	1		8260D	Total/NA
Trichloroethene	1.43		1.00	0.430	ug/L	1		8260D	Total/NA
Arsenic	0.000585	J	0.00200	0.000530	mg/L	1		6020B	Total/NA
Barium	0.110		0.00200	0.000660	mg/L	1		6020B	Total/NA
Selenium	0.00259	J	0.00500	0.00140	mg/L	1		6020B	Total/NA

Client Sample ID: MW-207A — Lab Sample ID: 310-318580-12

Analyte	Result	Qualifier	RL	MDL	Unit	Dil Fac	D	Method	Prep Type
Arsenic	0.0533		0.00200	0.000530	mg/L	1		6020B	Total/NA
Barium	0.354		0.00200	0.000660	mg/L	1		6020B	Total/NA
Cobalt	0.000571		0.000500	0.000170	mg/L	1		6020B	Total/NA
Total Suspended Solids	64.0		15.0	10.5	mg/L	1		I-3765-85	Total/NA

Client Sample ID: MW-312A — Lab Sample ID: 310-318580-13

Analyte	Result	Qualifier	RL	MDL	Unit	Dil Fac	D	Method	Prep Type
Barium	0.116		0.00200	0.000660	mg/L	1		6020B	Total/NA
Chromium	0.0212		0.00500	0.00180	mg/L	1		6020B	Total/NA
Cobalt	0.000203	J	0.000500	0.000170	mg/L	1		6020B	Total/NA
Nickel	0.00424	J	0.00500	0.00230	mg/L	1		6020B	Total/NA
Zinc	0.0268		0.0200	0.0130	mg/L	1		6020B	Total/NA

This Detection Summary does not include radiochemical test results.

Detection Summary

Client: HDR Inc
Project/Site: Iowa City Landfill Spring 2025

Job ID: 310-318580-1

Client Sample ID: MW-310A — Lab Sample ID: 310-318580-14

Analyte	Result	Qualifier	RL	MDL	Unit	Dil Fac	D	Method	Prep Type
Antimony	0.00125	J	0.00200	0.00100	mg/L	1		6020B	Total/NA
Barium	0.117	B	0.00200	0.000660	mg/L	1		6020B	Total/NA
Chromium	0.00278	J	0.00500	0.00180	mg/L	1		6020B	Total/NA
Total Suspended Solids	2.75		1.88	1.31	mg/L	1		I-3765-85	Total/NA

Client Sample ID: Trip Blank 1 — Lab Sample ID: 310-318580-15

No Detections.

Client Sample ID: Trip Blank 2 — Lab Sample ID: 310-318580-16

No Detections.

Client Sample ID: Trip Blank 3 — Lab Sample ID: 310-318580-17

No Detections.

Client Sample ID: Trip Blank 4 — Lab Sample ID: 310-318580-18

No Detections.

This Detection Summary does not include radiochemical test results.

Client Sample Results

Client: HDR Inc
Project/Site: Iowa City Landfill Spring 2025

Job ID: 310-318580-1

Client Sample ID: MW-1B

Date Collected: 10/20/25 09:42
Date Received: 10/22/25 16:05

Lab Sample ID: 310-318580-1

Matrix: Water

Method: SW846 8260D - Volatile Organic Compounds by GC/MS

Analyte	Result	Qualifier	RL	MDL	Unit	D	Prepared	Analyzed	Dil Fac
1,1,1,2-Tetrachloroethane	<1.00		1.00	0.380	ug/L			10/23/25 20:34	1
1,1,1-Trichloroethane	<1.00		1.00	0.190	ug/L			10/23/25 20:34	1
1,1,2,2-Tetrachloroethane	<1.00		1.00	0.470	ug/L			10/23/25 20:34	1
1,1,2-Trichloroethane	<1.00		1.00	0.450	ug/L			10/23/25 20:34	1
1,1-Dichloroethane	<1.00		1.00	0.220	ug/L			10/23/25 20:34	1
1,1-Dichloroethene	<2.00	F2	2.00	0.560	ug/L			10/23/25 20:34	1
1,2,3-Trichloropropane	<1.00		1.00	0.590	ug/L			10/23/25 20:34	1
1,2-Dibromo-3-Chloropropane	<1.20		1.20	1.20	ug/L			10/23/25 20:34	1
1,2-Dibromoethane (EDB)	<0.340		0.340	0.340	ug/L			10/23/25 20:34	1
1,2-Dichlorobenzene	<1.00		1.00	0.370	ug/L			10/23/25 20:34	1
1,2-Dichloroethane	<1.00		1.00	0.390	ug/L			10/23/25 20:34	1
1,2-Dichloropropane	<1.00		1.00	0.270	ug/L			10/23/25 20:34	1
1,4-Dichlorobenzene	<1.00		1.00	0.230	ug/L			10/23/25 20:34	1
2-Butanone (MEK)	<10.0		10.0	2.10	ug/L			10/23/25 20:34	1
2-Hexanone	<10.0		10.0	2.00	ug/L			10/23/25 20:34	1
4-Methyl-2-pentanone (MIBK)	<10.0		10.0	2.10	ug/L			10/23/25 20:34	1
Acetone	<10.0		10.0	3.10	ug/L			10/23/25 20:34	1
Acrylonitrile	<5.00	F2	5.00	2.20	ug/L			10/23/25 20:34	1
Benzene	<0.500		0.500	0.220	ug/L			10/23/25 20:34	1
Bromochloromethane	<5.00		5.00	0.540	ug/L			10/23/25 20:34	1
Bromodichloromethane	<1.00		1.00	0.390	ug/L			10/23/25 20:34	1
Bromoform	<5.00		5.00	0.780	ug/L			10/23/25 20:34	1
Bromomethane	<4.00		4.00	1.10	ug/L			10/23/25 20:34	1
Carbon disulfide	<1.00	F2	1.00	0.450	ug/L			10/23/25 20:34	1
Carbon tetrachloride	<2.00		2.00	0.650	ug/L			10/23/25 20:34	1
Chlorobenzene	<1.00		1.00	0.400	ug/L			10/23/25 20:34	1
Chlorodibromomethane	<5.00		5.00	0.750	ug/L			10/23/25 20:34	1
Chloroethane	<4.00		4.00	0.790	ug/L			10/23/25 20:34	1
Chloroform	<3.00		3.00	1.30	ug/L			10/23/25 20:34	1
Chloromethane	<3.00		3.00	0.610	ug/L			10/24/25 19:07	1
cis-1,2-Dichloroethene	<1.00		1.00	0.210	ug/L			10/23/25 20:34	1
cis-1,3-Dichloropropene	<5.00		5.00	0.250	ug/L			10/23/25 20:34	1
Dibromomethane	<1.00	*+	1.00	0.330	ug/L			10/23/25 20:34	1
Ethylbenzene	<1.00		1.00	0.310	ug/L			10/23/25 20:34	1
Iodomethane	<10.0		10.0	7.00	ug/L			10/23/25 20:34	1
Methylene Chloride	<5.00	F2	5.00	1.70	ug/L			10/23/25 20:34	1
Styrene	<1.00		1.00	0.370	ug/L			10/23/25 20:34	1
Tetrachloroethene	<1.00		1.00	0.480	ug/L			10/23/25 20:34	1
Toluene	<1.00		1.00	0.430	ug/L			10/23/25 20:34	1
trans-1,2-Dichloroethene	<1.00	F2	1.00	0.270	ug/L			10/23/25 20:34	1
trans-1,3-Dichloropropene	<5.00		5.00	0.560	ug/L			10/23/25 20:34	1
trans-1,4-Dichloro-2-butene	<10.0		10.0	1.10	ug/L			10/23/25 20:34	1
Trichloroethene	<1.00		1.00	0.430	ug/L			10/23/25 20:34	1
Trichlorofluoromethane	<4.00		4.00	0.380	ug/L			10/23/25 20:34	1
Vinyl acetate	<10.0		10.0	2.50	ug/L			10/23/25 20:34	1
Vinyl chloride	<1.00		1.00	0.180	ug/L			10/23/25 20:34	1
Xylenes, Total	<3.00		3.00	0.400	ug/L			10/23/25 20:34	1

Surrogate	*%Recovery*	*Qualifier*	*Limits*	*Prepared*	*Analyzed*	*Dil Fac*
Dibromofluoromethane (Surr)	*109*		*76 - 130*		*10/23/25 20:34*	*1*

Client Sample ID: MW-1B

Date Collected: 10/20/25 09:42
Date Received: 10/22/25 16:05

Lab Sample ID: 310-318580-1

Matrix: Water

Method: SW846 8260D - Volatile Organic Compounds by GC/MS (Continued)

Surrogate	*%Recovery*	*Qualifier*	*Limits*	*Prepared*	*Analyzed*	*Dil Fac*
Dibromofluoromethane (Surr)	*108*		*76 - 130*		*10/24/25 19:07*	*1*
Toluene-d8 (Surr)	*93*		*80 - 120*		*10/23/25 20:34*	*1*
Toluene-d8 (Surr)	*97*		*80 - 120*		*10/24/25 19:07*	*1*
4-Bromofluorobenzene (Surr)	*104*		*80 - 120*		*10/23/25 20:34*	*1*
4-Bromofluorobenzene (Surr)	*101*		*80 - 120*		*10/24/25 19:07*	*1*

Method: SW846 6020B - Metals (ICP/MS)

Analyte	Result	Qualifier	RL	MDL	Unit	D	Prepared	Analyzed	Dil Fac
Antimony	<0.00200	^1+	0.00200	0.00100	mg/L		10/28/25 09:15	10/29/25 14:31	1
Arsenic	**0.000669**	**J**	0.00200	0.000530	mg/L		10/28/25 09:15	10/28/25 19:22	1
Barium	**0.530**		0.00200	0.000660	mg/L		10/28/25 09:15	10/28/25 19:22	1
Beryllium	<0.00100		0.00100	0.000330	mg/L		10/28/25 09:15	10/28/25 19:22	1
Cadmium	<0.000200		0.000200	0.000100	mg/L		10/28/25 09:15	10/28/25 19:22	1
Chromium	<0.00500		0.00500	0.00180	mg/L		10/28/25 09:15	10/28/25 19:22	1
Cobalt	<0.000500		0.000500	0.000170	mg/L		10/28/25 09:15	10/28/25 19:22	1
Copper	<0.00500		0.00500	0.00320	mg/L		10/28/25 09:15	10/28/25 19:22	1
Lead	<0.000500		0.000500	0.000330	mg/L		10/28/25 09:15	10/28/25 19:22	1
Nickel	<0.00500		0.00500	0.00230	mg/L		10/28/25 09:15	10/28/25 19:22	1
Selenium	<0.00500		0.00500	0.00140	mg/L		10/28/25 09:15	10/28/25 19:22	1
Silver	<0.00100		0.00100	0.000500	mg/L		10/28/25 09:15	10/28/25 19:22	1
Thallium	<0.00100		0.00100	0.000570	mg/L		10/28/25 09:15	10/28/25 19:22	1
Vanadium	<0.00500		0.00500	0.00170	mg/L		10/28/25 09:15	10/28/25 19:22	1
Zinc	<0.0200		0.0200	0.0130	mg/L		10/28/25 09:15	10/28/25 19:22	1

General Chemistry

Analyte	Result	Qualifier	RL	MDL	Unit	D	Prepared	Analyzed	Dil Fac
Total Suspended Solids (USGS I-3765-85)	**40.0**		15.0	10.5	mg/L			10/23/25 10:58	1

Client Sample Results

Client: HDR Inc
Project/Site: Iowa City Landfill Spring 2025

Job ID: 310-318580-1

Client Sample ID: Dup-2

Date Collected: 10/20/25 09:42
Date Received: 10/22/25 16:05

Lab Sample ID: 310-318580-2

Matrix: Water

Method: SW846 8260D - Volatile Organic Compounds by GC/MS

Analyte	Result	Qualifier	RL	MDL	Unit	D	Prepared	Analyzed	Dil Fac
1,1,1,2-Tetrachloroethane	<1.00		1.00	0.380	ug/L			10/23/25 20:57	1
1,1,1-Trichloroethane	<1.00		1.00	0.190	ug/L			10/23/25 20:57	1
1,1,2,2-Tetrachloroethane	<1.00		1.00	0.470	ug/L			10/23/25 20:57	1
1,1,2-Trichloroethane	<1.00		1.00	0.450	ug/L			10/23/25 20:57	1
1,1-Dichloroethane	<1.00		1.00	0.220	ug/L			10/23/25 20:57	1
1,1-Dichloroethene	<2.00		2.00	0.560	ug/L			10/23/25 20:57	1
1,2,3-Trichloropropane	<1.00		1.00	0.590	ug/L			10/23/25 20:57	1
1,2-Dibromo-3-Chloropropane	<1.20		1.20	1.20	ug/L			10/23/25 20:57	1
1,2-Dibromoethane (EDB)	<0.340		0.340	0.340	ug/L			10/23/25 20:57	1
1,2-Dichlorobenzene	<1.00		1.00	0.370	ug/L			10/23/25 20:57	1
1,2-Dichloroethane	<1.00		1.00	0.390	ug/L			10/23/25 20:57	1
1,2-Dichloropropane	<1.00		1.00	0.270	ug/L			10/23/25 20:57	1
1,4-Dichlorobenzene	<1.00		1.00	0.230	ug/L			10/23/25 20:57	1
2-Butanone (MEK)	<10.0		10.0	2.10	ug/L			10/23/25 20:57	1
2-Hexanone	<10.0		10.0	2.00	ug/L			10/23/25 20:57	1
4-Methyl-2-pentanone (MIBK)	<10.0		10.0	2.10	ug/L			10/23/25 20:57	1
Acetone	<10.0		10.0	3.10	ug/L			10/23/25 20:57	1
Acrylonitrile	<5.00		5.00	2.20	ug/L			10/23/25 20:57	1
Benzene	<0.500		0.500	0.220	ug/L			10/23/25 20:57	1
Bromochloromethane	<5.00		5.00	0.540	ug/L			10/23/25 20:57	1
Bromodichloromethane	<1.00		1.00	0.390	ug/L			10/23/25 20:57	1
Bromoform	<5.00		5.00	0.780	ug/L			10/23/25 20:57	1
Bromomethane	<4.00		4.00	1.10	ug/L			10/23/25 20:57	1
Carbon disulfide	<1.00		1.00	0.450	ug/L			10/23/25 20:57	1
Carbon tetrachloride	<2.00		2.00	0.650	ug/L			10/23/25 20:57	1
Chlorobenzene	<1.00		1.00	0.400	ug/L			10/23/25 20:57	1
Chlorodibromomethane	<5.00		5.00	0.750	ug/L			10/23/25 20:57	1
Chloroethane	<4.00		4.00	0.790	ug/L			10/23/25 20:57	1
Chloroform	<3.00		3.00	1.30	ug/L			10/23/25 20:57	1
Chloromethane	<3.00		3.00	0.610	ug/L			10/24/25 19:29	1
cis-1,2-Dichloroethene	<1.00		1.00	0.210	ug/L			10/23/25 20:57	1
cis-1,3-Dichloropropene	<5.00		5.00	0.250	ug/L			10/23/25 20:57	1
Dibromomethane	<1.00	*+	1.00	0.330	ug/L			10/23/25 20:57	1
Ethylbenzene	<1.00		1.00	0.310	ug/L			10/23/25 20:57	1
Iodomethane	<10.0		10.0	7.00	ug/L			10/23/25 20:57	1
Methylene Chloride	<5.00		5.00	1.70	ug/L			10/23/25 20:57	1
Styrene	<1.00		1.00	0.370	ug/L			10/23/25 20:57	1
Tetrachloroethene	<1.00		1.00	0.480	ug/L			10/23/25 20:57	1
Toluene	<1.00		1.00	0.430	ug/L			10/23/25 20:57	1
trans-1,2-Dichloroethene	<1.00		1.00	0.270	ug/L			10/23/25 20:57	1
trans-1,3-Dichloropropene	<5.00		5.00	0.560	ug/L			10/23/25 20:57	1
trans-1,4-Dichloro-2-butene	<10.0		10.0	1.10	ug/L			10/23/25 20:57	1
Trichloroethene	<1.00		1.00	0.430	ug/L			10/23/25 20:57	1
Trichlorofluoromethane	<4.00		4.00	0.380	ug/L			10/23/25 20:57	1
Vinyl acetate	<10.0		10.0	2.50	ug/L			10/23/25 20:57	1
Vinyl chloride	<1.00		1.00	0.180	ug/L			10/23/25 20:57	1
Xylenes, Total	<3.00		3.00	0.400	ug/L			10/23/25 20:57	1

Surrogate	*%Recovery*	*Qualifier*	*Limits*	*Prepared*	*Analyzed*	*Dil Fac*
Dibromofluoromethane (Surr)	*114*		*76 - 130*		*10/23/25 20:57*	*1*

Client Sample ID: Dup-2

Lab Sample ID: 310-318580-2

Date Collected: 10/20/25 09:42

Matrix: Water

Date Received: 10/22/25 16:05

Method: SW846 8260D - Volatile Organic Compounds by GC/MS (Continued)

Surrogate	*%Recovery*	*Qualifier*	*Limits*	*Prepared*	*Analyzed*	*Dil Fac*
Dibromofluoromethane (Surr)	*112*		*76 - 130*		*10/24/25 19:29*	*1*
Toluene-d8 (Surr)	*93*		*80 - 120*		*10/23/25 20:57*	*1*
Toluene-d8 (Surr)	*98*		*80 - 120*		*10/24/25 19:29*	*1*
4-Bromofluorobenzene (Surr)	*103*		*80 - 120*		*10/23/25 20:57*	*1*
4-Bromofluorobenzene (Surr)	*102*		*80 - 120*		*10/24/25 19:29*	*1*

Method: SW846 6020B - Metals (ICP/MS)

Analyte	Result	Qualifier	RL	MDL	Unit	D	Prepared	Analyzed	Dil Fac
Antimony	<0.00200	^1+	0.00200	0.00100	mg/L		10/28/25 09:15	10/28/25 19:24	1
Arsenic	**0.000652**	**J**	0.00200	0.000530	mg/L		10/28/25 09:15	10/28/25 19:24	1
Barium	**0.509**		0.00200	0.000660	mg/L		10/28/25 09:15	10/28/25 19:24	1
Beryllium	<0.00100		0.00100	0.000330	mg/L		10/28/25 09:15	10/28/25 19:24	1
Cadmium	<0.000200		0.000200	0.000100	mg/L		10/28/25 09:15	10/28/25 19:24	1
Chromium	**0.00704**		0.00500	0.00180	mg/L		10/28/25 09:15	10/28/25 19:24	1
Cobalt	<0.000500		0.000500	0.000170	mg/L		10/28/25 09:15	10/28/25 19:24	1
Copper	<0.00500		0.00500	0.00320	mg/L		10/28/25 09:15	10/28/25 19:24	1
Lead	<0.000500		0.000500	0.000330	mg/L		10/28/25 09:15	10/28/25 19:24	1
Nickel	**0.00278**	**J**	0.00500	0.00230	mg/L		10/28/25 09:15	10/28/25 19:24	1
Selenium	<0.00500		0.00500	0.00140	mg/L		10/28/25 09:15	10/28/25 19:24	1
Silver	<0.00100		0.00100	0.000500	mg/L		10/28/25 09:15	10/28/25 19:24	1
Thallium	<0.00100		0.00100	0.000570	mg/L		10/28/25 09:15	10/28/25 19:24	1
Vanadium	<0.00500		0.00500	0.00170	mg/L		10/28/25 09:15	10/28/25 19:24	1
Zinc	<0.0200		0.0200	0.0130	mg/L		10/28/25 09:15	10/28/25 19:24	1

General Chemistry

Analyte	Result	Qualifier	RL	MDL	Unit	D	Prepared	Analyzed	Dil Fac
Total Suspended Solids (USGS I-3765-85)	**40.0**		15.0	10.5	mg/L			10/23/25 10:58	1

Client Sample Results

Client: HDR Inc
Project/Site: Iowa City Landfill Spring 2025

Job ID: 310-318580-1

Client Sample ID: MW-16A

Date Collected: 10/20/25 10:29
Date Received: 10/22/25 16:05

Lab Sample ID: 310-318580-3

Matrix: Water

Method: SW846 8260D - Volatile Organic Compounds by GC/MS

Analyte	Result	Qualifier	RL	MDL	Unit	D	Prepared	Analyzed	Dil Fac
1,1,1,2-Tetrachloroethane	<1.00		1.00	0.380	ug/L			10/24/25 22:51	1
1,1,1-Trichloroethane	<1.00		1.00	0.190	ug/L			10/24/25 22:51	1
1,1,2,2-Tetrachloroethane	<1.00	F2	1.00	0.470	ug/L			10/24/25 22:51	1
1,1,2-Trichloroethane	<1.00	F2	1.00	0.450	ug/L			10/24/25 22:51	1
1,1-Dichloroethane	**8.73**		1.00	0.220	ug/L			10/24/25 22:51	1
1,1-Dichloroethene	<2.00		2.00	0.560	ug/L			10/24/25 22:51	1
1,2,3-Trichloropropane	<1.00		1.00	0.590	ug/L			10/24/25 22:51	1
1,2-Dibromo-3-Chloropropane	<1.20		1.20	1.20	ug/L			10/24/25 22:51	1
1,2-Dibromoethane (EDB)	<0.340	F2	0.340	0.340	ug/L			10/24/25 22:51	1
1,2-Dichlorobenzene	<1.00		1.00	0.370	ug/L			10/24/25 22:51	1
1,2-Dichloroethane	**0.778**	**J**	1.00	0.390	ug/L			10/24/25 22:51	1
1,2-Dichloropropane	**2.16**		1.00	0.270	ug/L			10/24/25 22:51	1
1,4-Dichlorobenzene	<1.00		1.00	0.230	ug/L			10/24/25 22:51	1
2-Butanone (MEK)	<10.0		10.0	2.10	ug/L			10/24/25 22:51	1
4-Methyl-2-pentanone (MIBK)	<10.0	F2	10.0	2.10	ug/L			10/24/25 22:51	1
Acetone	<10.0		10.0	3.10	ug/L			10/24/25 22:51	1
Acrylonitrile	<5.00		5.00	2.20	ug/L			10/24/25 22:51	1
Benzene	**0.260**	**J**	0.500	0.220	ug/L			10/24/25 22:51	1
Bromochloromethane	<5.00		5.00	0.540	ug/L			10/24/25 22:51	1
Bromodichloromethane	<1.00		1.00	0.390	ug/L			10/24/25 22:51	1
Bromoform	<5.00		5.00	0.780	ug/L			10/24/25 22:51	1
Bromomethane	<4.00		4.00	1.10	ug/L			10/24/25 22:51	1
Carbon disulfide	<1.00		1.00	0.450	ug/L			10/24/25 22:51	1
Carbon tetrachloride	<2.00		2.00	0.650	ug/L			10/24/25 22:51	1
Chlorobenzene	<1.00		1.00	0.400	ug/L			10/24/25 22:51	1
Chlorodibromomethane	<5.00	F2	5.00	0.750	ug/L			10/24/25 22:51	1
Chloroethane	<4.00		4.00	0.790	ug/L			10/24/25 22:51	1
Chloroform	<3.00		3.00	1.30	ug/L			10/24/25 22:51	1
Chloromethane	<3.00		3.00	0.610	ug/L			10/24/25 22:51	1
2-Hexanone	<10.0		10.0	2.00	ug/L			10/31/25 02:25	1
cis-1,2-Dichloroethene	**7.97**		1.00	0.210	ug/L			10/24/25 22:51	1
cis-1,3-Dichloropropene	<5.00		5.00	0.250	ug/L			10/24/25 22:51	1
Dibromomethane	<1.00		1.00	0.330	ug/L			10/24/25 22:51	1
Ethylbenzene	<1.00		1.00	0.310	ug/L			10/24/25 22:51	1
Iodomethane	<10.0		10.0	7.00	ug/L			10/24/25 22:51	1
Methylene Chloride	<5.00		5.00	1.70	ug/L			10/24/25 22:51	1
Styrene	<1.00		1.00	0.370	ug/L			10/24/25 22:51	1
Tetrachloroethene	**2.15**		1.00	0.480	ug/L			10/24/25 22:51	1
Toluene	<1.00		1.00	0.430	ug/L			10/24/25 22:51	1
trans-1,2-Dichloroethene	<1.00		1.00	0.270	ug/L			10/24/25 22:51	1
trans-1,3-Dichloropropene	<5.00	F2	5.00	0.560	ug/L			10/24/25 22:51	1
trans-1,4-Dichloro-2-butene	<10.0		10.0	1.10	ug/L			10/24/25 22:51	1
Trichloroethene	**2.18**		1.00	0.430	ug/L			10/24/25 22:51	1
Trichlorofluoromethane	**2.22**	**J**	4.00	0.380	ug/L			10/24/25 22:51	1
Vinyl acetate	<10.0		10.0	2.50	ug/L			10/24/25 22:51	1
Vinyl chloride	**2.26**		1.00	0.180	ug/L			10/24/25 22:51	1
Xylenes, Total	<3.00		3.00	0.400	ug/L			10/24/25 22:51	1

Surrogate	*%Recovery*	*Qualifier*	*Limits*	*Prepared*	*Analyzed*	*Dil Fac*
4-Bromofluorobenzene (Surr)	*104*		*80 - 120*		*10/31/25 02:25*	*1*

Client Sample ID: MW-16A

Lab Sample ID: 310-318580-3

Date Collected: 10/20/25 10:29

Matrix: Water

Date Received: 10/22/25 16:05

Method: SW846 8260D - Volatile Organic Compounds by GC/MS (Continued)

Surrogate	*%Recovery*	*Qualifier*	*Limits*	*Prepared*	*Analyzed*	*Dil Fac*
Dibromofluoromethane (Surr)	*118*		*76 - 130*		*10/31/25 02:25*	*1*
Toluene-d8 (Surr)	*99*		*80 - 120*		*10/31/25 02:25*	*1*
Dibromofluoromethane (Surr)	*115*		*76 - 130*		*10/24/25 22:51*	*1*
Toluene-d8 (Surr)	*94*		*80 - 120*		*10/24/25 22:51*	*1*
4-Bromofluorobenzene (Surr)	*97*		*80 - 120*		*10/24/25 22:51*	*1*

Method: SW846 8151A - Herbicides (GC)

Analyte	Result	Qualifier	RL	MDL	Unit	D	Prepared	Analyzed	Dil Fac
Silvex (2,4,5-TP)	**0.100**		0.0567	0.0250	ug/L		10/26/25 20:35	10/27/25 08:31	1

Surrogate	*%Recovery*	*Qualifier*	*Limits*	*Prepared*	*Analyzed*	*Dil Fac*
DCAA	*91*		*34 - 142*	*10/26/25 20:35*	*10/27/25 08:31*	*1*

Method: SW846 6020B - Metals (ICP/MS)

Analyte	Result	Qualifier	RL	MDL	Unit	D	Prepared	Analyzed	Dil Fac
Antimony	<0.00200	^1+	0.00200	0.00100	mg/L		10/28/25 09:15	10/28/25 19:27	1
Arsenic	**0.000580**	**J**	0.00200	0.000530	mg/L		10/28/25 09:15	10/28/25 19:27	1
Barium	**0.502**		0.00200	0.000660	mg/L		10/28/25 09:15	10/28/25 19:27	1
Beryllium	<0.00100		0.00100	0.000330	mg/L		10/28/25 09:15	10/28/25 19:27	1
Cadmium	<0.000200		0.000200	0.000100	mg/L		10/28/25 09:15	10/28/25 19:27	1
Chromium	**0.00603**		0.00500	0.00180	mg/L		10/28/25 09:15	10/28/25 19:27	1
Cobalt	**0.00307**		0.000500	0.000170	mg/L		10/28/25 09:15	10/28/25 19:27	1
Copper	<0.00500		0.00500	0.00320	mg/L		10/28/25 09:15	10/28/25 19:27	1
Lead	<0.000500		0.000500	0.000330	mg/L		10/28/25 09:15	10/28/25 19:27	1
Nickel	**0.00917**		0.00500	0.00230	mg/L		10/28/25 09:15	10/28/25 19:27	1
Selenium	<0.00500		0.00500	0.00140	mg/L		10/28/25 09:15	10/28/25 19:27	1
Silver	<0.00100		0.00100	0.000500	mg/L		10/28/25 09:15	10/28/25 19:27	1
Thallium	<0.00100		0.00100	0.000570	mg/L		10/28/25 09:15	10/28/25 19:27	1
Vanadium	<0.00500		0.00500	0.00170	mg/L		10/28/25 09:15	10/28/25 19:27	1
Zinc	**0.0464**		0.0200	0.0130	mg/L		10/28/25 09:15	10/28/25 19:27	1

General Chemistry

Analyte	Result	Qualifier	RL	MDL	Unit	D	Prepared	Analyzed	Dil Fac
Sulfide (SW846 9034)	<1.00		1.00	0.231	mg/L			10/27/25 09:20	1
Total Suspended Solids (USGS I-3765-85)	<1.88		1.88	1.31	mg/L			10/23/25 10:58	1

Client Sample Results

Client: HDR Inc
Project/Site: Iowa City Landfill Spring 2025

Job ID: 310-318580-1

Client Sample ID: MW-18A-07

Date Collected: 10/20/25 12:15
Date Received: 10/22/25 16:05

Lab Sample ID: 310-318580-4

Matrix: Water

Method: SW846 8260D - Volatile Organic Compounds by GC/MS

Analyte	Result	Qualifier	RL	MDL	Unit	D	Prepared	Analyzed	Dil Fac
1,1,1,2-Tetrachloroethane	<1.00		1.00	0.380	ug/L			10/24/25 23:13	1
1,1,1-Trichloroethane	<1.00		1.00	0.190	ug/L			10/24/25 23:13	1
1,1,2,2-Tetrachloroethane	<1.00		1.00	0.470	ug/L			10/24/25 23:13	1
1,1,2-Trichloroethane	<1.00		1.00	0.450	ug/L			10/24/25 23:13	1
1,1-Dichloroethane	**373**		1.00	0.220	ug/L			10/24/25 23:13	1
1,1-Dichloroethene	**1.10**	**J**	2.00	0.560	ug/L			10/24/25 23:13	1
1,2,3-Trichloropropane	<1.00		1.00	0.590	ug/L			10/24/25 23:13	1
1,2-Dibromo-3-Chloropropane	<1.20		1.20	1.20	ug/L			10/24/25 23:13	1
1,2-Dibromoethane (EDB)	<0.340		0.340	0.340	ug/L			10/24/25 23:13	1
1,2-Dichlorobenzene	<1.00		1.00	0.370	ug/L			10/24/25 23:13	1
1,2-Dichloroethane	<1.00		1.00	0.390	ug/L			10/24/25 23:13	1
1,2-Dichloropropane	**0.979**	**J**	1.00	0.270	ug/L			10/24/25 23:13	1
1,4-Dichlorobenzene	<1.00		1.00	0.230	ug/L			10/24/25 23:13	1
2-Butanone (MEK)	<10.0		10.0	2.10	ug/L			10/24/25 23:13	1
4-Methyl-2-pentanone (MIBK)	<10.0		10.0	2.10	ug/L			10/24/25 23:13	1
Acetone	<10.0		10.0	3.10	ug/L			10/24/25 23:13	1
Acrylonitrile	<5.00		5.00	2.20	ug/L			10/24/25 23:13	1
Benzene	**1.42**		0.500	0.220	ug/L			10/24/25 23:13	1
Bromochloromethane	<5.00		5.00	0.540	ug/L			10/24/25 23:13	1
Bromodichloromethane	<1.00		1.00	0.390	ug/L			10/24/25 23:13	1
Bromoform	<5.00		5.00	0.780	ug/L			10/24/25 23:13	1
Bromomethane	<4.00		4.00	1.10	ug/L			10/24/25 23:13	1
Carbon disulfide	<1.00		1.00	0.450	ug/L			10/24/25 23:13	1
Carbon tetrachloride	<2.00		2.00	0.650	ug/L			10/24/25 23:13	1
Chlorobenzene	<1.00		1.00	0.400	ug/L			10/24/25 23:13	1
Chlorodibromomethane	<5.00		5.00	0.750	ug/L			10/24/25 23:13	1
Chloroethane	**6.87**		4.00	0.790	ug/L			10/24/25 23:13	1
Chloroform	<3.00		3.00	1.30	ug/L			10/24/25 23:13	1
Chloromethane	<3.00		3.00	0.610	ug/L			10/24/25 23:13	1
2-Hexanone	<10.0		10.0	2.00	ug/L			10/31/25 02:46	1
cis-1,2-Dichloroethene	**211**		1.00	0.210	ug/L			10/24/25 23:13	1
cis-1,3-Dichloropropene	<5.00		5.00	0.250	ug/L			10/24/25 23:13	1
Dibromomethane	<1.00		1.00	0.330	ug/L			10/24/25 23:13	1
Ethylbenzene	<1.00		1.00	0.310	ug/L			10/24/25 23:13	1
Iodomethane	<10.0		10.0	7.00	ug/L			10/24/25 23:13	1
Methylene Chloride	<5.00		5.00	1.70	ug/L			10/24/25 23:13	1
Styrene	<1.00		1.00	0.370	ug/L			10/24/25 23:13	1
Tetrachloroethene	**22.2**		1.00	0.480	ug/L			10/24/25 23:13	1
Toluene	<1.00		1.00	0.430	ug/L			10/24/25 23:13	1
trans-1,2-Dichloroethene	**1.31**		1.00	0.270	ug/L			10/24/25 23:13	1
trans-1,3-Dichloropropene	<5.00		5.00	0.560	ug/L			10/24/25 23:13	1
trans-1,4-Dichloro-2-butene	<10.0		10.0	1.10	ug/L			10/24/25 23:13	1
Trichloroethene	**24.2**		1.00	0.430	ug/L			10/24/25 23:13	1
Trichlorofluoromethane	**1.35**	**J**	4.00	0.380	ug/L			10/24/25 23:13	1
Vinyl acetate	<10.0		10.0	2.50	ug/L			10/24/25 23:13	1
Vinyl chloride	**15.4**		1.00	0.180	ug/L			10/24/25 23:13	1
Xylenes, Total	<3.00		3.00	0.400	ug/L			10/24/25 23:13	1

Surrogate	*%Recovery*	*Qualifier*	*Limits*	*Prepared*	*Analyzed*	*Dil Fac*
4-Bromofluorobenzene (Surr)	*101*		*80 - 120*		*10/31/25 02:46*	*1*

Client Sample ID: MW-18A-07

Lab Sample ID: 310-318580-4

Date Collected: 10/20/25 12:15

Matrix: Water

Date Received: 10/22/25 16:05

Method: SW846 8260D - Volatile Organic Compounds by GC/MS (Continued)

Surrogate	*%Recovery*	*Qualifier*	*Limits*	*Prepared*	*Analyzed*	*Dil Fac*
Dibromofluoromethane (Surr)	*110*		*76 - 130*		*10/31/25 02:46*	*1*
Toluene-d8 (Surr)	*96*		*80 - 120*		*10/31/25 02:46*	*1*
Dibromofluoromethane (Surr)	*118*		*76 - 130*		*10/24/25 23:13*	*1*
Toluene-d8 (Surr)	*100*		*80 - 120*		*10/24/25 23:13*	*1*
4-Bromofluorobenzene (Surr)	*110*		*80 - 120*		*10/24/25 23:13*	*1*

Method: SW846 6020B - Metals (ICP/MS)

Analyte	Result	Qualifier	RL	MDL	Unit	D	Prepared	Analyzed	Dil Fac
Antimony	<0.00200	^1+	0.00200	0.00100	mg/L		10/28/25 09:15	10/28/25 19:29	1
Arsenic	**0.00134**	**J**	0.00200	0.000530	mg/L		10/28/25 09:15	10/28/25 19:29	1
Barium	**0.653**		0.00200	0.000660	mg/L		10/28/25 09:15	10/28/25 19:29	1
Beryllium	<0.00100		0.00100	0.000330	mg/L		10/28/25 09:15	10/28/25 19:29	1
Cadmium	<0.000200		0.000200	0.000100	mg/L		10/28/25 09:15	10/28/25 19:29	1
Chromium	**0.00196**	**J**	0.00500	0.00180	mg/L		10/28/25 09:15	10/28/25 19:29	1
Cobalt	**0.000876**		0.000500	0.000170	mg/L		10/28/25 09:15	10/28/25 19:29	1
Copper	<0.00500		0.00500	0.00320	mg/L		10/28/25 09:15	10/28/25 19:29	1
Lead	<0.000500		0.000500	0.000330	mg/L		10/28/25 09:15	10/28/25 19:29	1
Nickel	**0.00363**	**J**	0.00500	0.00230	mg/L		10/28/25 09:15	10/28/25 19:29	1
Selenium	<0.00500		0.00500	0.00140	mg/L		10/28/25 09:15	10/28/25 19:29	1
Silver	<0.00100		0.00100	0.000500	mg/L		10/28/25 09:15	10/28/25 19:29	1
Thallium	<0.00100		0.00100	0.000570	mg/L		10/28/25 09:15	10/28/25 19:29	1
Vanadium	<0.00500		0.00500	0.00170	mg/L		10/28/25 09:15	10/28/25 19:29	1
Zinc	**0.0248**		0.0200	0.0130	mg/L		10/28/25 09:15	10/28/25 19:29	1

General Chemistry

Analyte	Result	Qualifier	RL	MDL	Unit	D	Prepared	Analyzed	Dil Fac
Sulfide (SW846 9034)	<1.00		1.00	0.231	mg/L			10/27/25 09:20	1
Total Suspended Solids (USGS I-3765-85)	**5.63**		1.88	1.31	mg/L			10/23/25 10:58	1

Client Sample Results

Client: HDR Inc
Project/Site: Iowa City Landfill Spring 2025

Job ID: 310-318580-1

Client Sample ID: Dup-1

Date Collected: 10/20/25 12:15
Date Received: 10/22/25 16:05

Lab Sample ID: 310-318580-5

Matrix: Water

Method: SW846 8260D - Volatile Organic Compounds by GC/MS

Analyte	Result	Qualifier	RL	MDL	Unit	D	Prepared	Analyzed	Dil Fac
1,1,1,2-Tetrachloroethane	<1.00		1.00	0.380	ug/L			10/24/25 23:36	1
1,1,1-Trichloroethane	<1.00		1.00	0.190	ug/L			10/24/25 23:36	1
1,1,2,2-Tetrachloroethane	<1.00		1.00	0.470	ug/L			10/24/25 23:36	1
1,1,2-Trichloroethane	<1.00		1.00	0.450	ug/L			10/24/25 23:36	1
1,1-Dichloroethane	**357**		1.00	0.220	ug/L			10/24/25 23:36	1
1,1-Dichloroethene	**0.732**	**J**	2.00	0.560	ug/L			10/24/25 23:36	1
1,2,3-Trichloropropane	<1.00		1.00	0.590	ug/L			10/24/25 23:36	1
1,2-Dibromo-3-Chloropropane	<1.20		1.20	1.20	ug/L			10/24/25 23:36	1
1,2-Dibromoethane (EDB)	<0.340		0.340	0.340	ug/L			10/24/25 23:36	1
1,2-Dichlorobenzene	<1.00		1.00	0.370	ug/L			10/24/25 23:36	1
1,2-Dichloroethane	<1.00		1.00	0.390	ug/L			10/24/25 23:36	1
1,2-Dichloropropane	**0.963**	**J**	1.00	0.270	ug/L			10/24/25 23:36	1
1,4-Dichlorobenzene	<1.00		1.00	0.230	ug/L			10/24/25 23:36	1
2-Butanone (MEK)	<10.0		10.0	2.10	ug/L			10/24/25 23:36	1
4-Methyl-2-pentanone (MIBK)	<10.0		10.0	2.10	ug/L			10/24/25 23:36	1
Acetone	<10.0		10.0	3.10	ug/L			10/24/25 23:36	1
Acrylonitrile	<5.00		5.00	2.20	ug/L			10/24/25 23:36	1
Benzene	**1.26**		0.500	0.220	ug/L			10/24/25 23:36	1
Bromochloromethane	<5.00		5.00	0.540	ug/L			10/24/25 23:36	1
Bromodichloromethane	<1.00		1.00	0.390	ug/L			10/24/25 23:36	1
Bromoform	<5.00		5.00	0.780	ug/L			10/24/25 23:36	1
Bromomethane	<4.00		4.00	1.10	ug/L			10/24/25 23:36	1
Carbon disulfide	<1.00		1.00	0.450	ug/L			10/24/25 23:36	1
Carbon tetrachloride	<2.00		2.00	0.650	ug/L			10/24/25 23:36	1
Chlorobenzene	<1.00		1.00	0.400	ug/L			10/24/25 23:36	1
Chlorodibromomethane	<5.00		5.00	0.750	ug/L			10/24/25 23:36	1
Chloroethane	**5.35**		4.00	0.790	ug/L			10/24/25 23:36	1
Chloroform	<3.00		3.00	1.30	ug/L			10/24/25 23:36	1
Chloromethane	<3.00		3.00	0.610	ug/L			10/24/25 23:36	1
2-Hexanone	<10.0		10.0	2.00	ug/L			10/31/25 03:08	1
cis-1,2-Dichloroethene	**198**		1.00	0.210	ug/L			10/24/25 23:36	1
cis-1,3-Dichloropropene	<5.00		5.00	0.250	ug/L			10/24/25 23:36	1
Dibromomethane	<1.00		1.00	0.330	ug/L			10/24/25 23:36	1
Ethylbenzene	<1.00		1.00	0.310	ug/L			10/24/25 23:36	1
Iodomethane	<10.0		10.0	7.00	ug/L			10/24/25 23:36	1
Methylene Chloride	<5.00		5.00	1.70	ug/L			10/24/25 23:36	1
Styrene	<1.00		1.00	0.370	ug/L			10/24/25 23:36	1
Tetrachloroethene	**24.7**		1.00	0.480	ug/L			10/24/25 23:36	1
Toluene	<1.00		1.00	0.430	ug/L			10/24/25 23:36	1
trans-1,2-Dichloroethene	**0.949**	**J**	1.00	0.270	ug/L			10/24/25 23:36	1
trans-1,3-Dichloropropene	<5.00		5.00	0.560	ug/L			10/24/25 23:36	1
trans-1,4-Dichloro-2-butene	<10.0		10.0	1.10	ug/L			10/24/25 23:36	1
Trichloroethene	**24.8**		1.00	0.430	ug/L			10/24/25 23:36	1
Trichlorofluoromethane	**0.978**	**J**	4.00	0.380	ug/L			10/24/25 23:36	1
Vinyl acetate	<10.0		10.0	2.50	ug/L			10/24/25 23:36	1
Vinyl chloride	**8.47**		1.00	0.180	ug/L			10/24/25 23:36	1
Xylenes, Total	<3.00		3.00	0.400	ug/L			10/24/25 23:36	1

Surrogate	*%Recovery*	*Qualifier*	*Limits*	*Prepared*	*Analyzed*	*Dil Fac*
4-Bromofluorobenzene (Surr)	*103*		*80 - 120*		*10/31/25 03:08*	*1*

Client Sample ID: Dup-1

Lab Sample ID: 310-318580-5

Date Collected: 10/20/25 12:15

Matrix: Water

Date Received: 10/22/25 16:05

Method: SW846 8260D - Volatile Organic Compounds by GC/MS (Continued)

Surrogate	*%Recovery*	*Qualifier*	*Limits*	*Prepared*	*Analyzed*	*Dil Fac*
Dibromofluoromethane (Surr)	*110*		*76 - 130*		*10/31/25 03:08*	*1*
Toluene-d8 (Surr)	*95*		*80 - 120*		*10/31/25 03:08*	*1*
Dibromofluoromethane (Surr)	*117*		*76 - 130*		*10/24/25 23:36*	*1*
Toluene-d8 (Surr)	*95*		*80 - 120*		*10/24/25 23:36*	*1*
4-Bromofluorobenzene (Surr)	*100*		*80 - 120*		*10/24/25 23:36*	*1*

Method: SW846 6020B - Metals (ICP/MS)

Analyte	Result	Qualifier	RL	MDL	Unit	D	Prepared	Analyzed	Dil Fac
Antimony	<0.00200	^1+	0.00200	0.00100	mg/L		10/28/25 09:15	10/28/25 19:32	1
Arsenic	**0.000858**	**J**	0.00200	0.000530	mg/L		10/28/25 09:15	10/28/25 19:32	1
Barium	**0.641**		0.00200	0.000660	mg/L		10/28/25 09:15	10/28/25 19:32	1
Beryllium	<0.00100		0.00100	0.000330	mg/L		10/28/25 09:15	10/28/25 19:32	1
Cadmium	<0.000200		0.000200	0.000100	mg/L		10/28/25 09:15	10/28/25 19:32	1
Chromium	<0.00500		0.00500	0.00180	mg/L		10/28/25 09:15	10/28/25 19:32	1
Cobalt	**0.000746**		0.000500	0.000170	mg/L		10/28/25 09:15	10/28/25 19:32	1
Copper	<0.00500		0.00500	0.00320	mg/L		10/28/25 09:15	10/28/25 19:32	1
Lead	<0.000500		0.000500	0.000330	mg/L		10/28/25 09:15	10/28/25 19:32	1
Nickel	**0.00292**	**J**	0.00500	0.00230	mg/L		10/28/25 09:15	10/28/25 19:32	1
Selenium	<0.00500		0.00500	0.00140	mg/L		10/28/25 09:15	10/28/25 19:32	1
Silver	<0.00100		0.00100	0.000500	mg/L		10/28/25 09:15	10/28/25 19:32	1
Thallium	<0.00100		0.00100	0.000570	mg/L		10/28/25 09:15	10/28/25 19:32	1
Vanadium	<0.00500		0.00500	0.00170	mg/L		10/28/25 09:15	10/28/25 19:32	1
Zinc	<0.0200		0.0200	0.0130	mg/L		10/28/25 09:15	10/28/25 19:32	1

General Chemistry

Analyte	Result	Qualifier	RL	MDL	Unit	D	Prepared	Analyzed	Dil Fac
Total Suspended Solids (USGS I-3765-85)	**1.38**	**J**	1.88	1.31	mg/L			10/23/25 10:58	1

Client Sample Results

Client: HDR Inc
Project/Site: Iowa City Landfill Spring 2025

Job ID: 310-318580-1

Client Sample ID: MW-209B

Date Collected: 10/20/25 13:11
Date Received: 10/22/25 16:05

Lab Sample ID: 310-318580-6

Matrix: Water

Method: SW846 8260D - Volatile Organic Compounds by GC/MS

Analyte	Result	Qualifier	RL	MDL	Unit	D	Prepared	Analyzed	Dil Fac
1,1,1,2-Tetrachloroethane	<1.00		1.00	0.380	ug/L			10/24/25 23:58	1
1,1,1-Trichloroethane	<1.00		1.00	0.190	ug/L			10/24/25 23:58	1
1,1,2,2-Tetrachloroethane	<1.00		1.00	0.470	ug/L			10/24/25 23:58	1
1,1,2-Trichloroethane	<1.00		1.00	0.450	ug/L			10/24/25 23:58	1
1,1-Dichloroethene	<2.00		2.00	0.560	ug/L			10/24/25 23:58	1
1,2,3-Trichloropropane	<1.00		1.00	0.590	ug/L			10/24/25 23:58	1
1,2-Dibromo-3-Chloropropane	<1.20		1.20	1.20	ug/L			10/24/25 23:58	1
1,2-Dibromoethane (EDB)	<0.340		0.340	0.340	ug/L			10/24/25 23:58	1
1,2-Dichlorobenzene	<1.00		1.00	0.370	ug/L			10/24/25 23:58	1
1,2-Dichloroethane	<1.00		1.00	0.390	ug/L			10/24/25 23:58	1
1,2-Dichloropropane	<1.00		1.00	0.270	ug/L			10/24/25 23:58	1
1,4-Dichlorobenzene	<1.00		1.00	0.230	ug/L			10/24/25 23:58	1
2-Butanone (MEK)	<10.0		10.0	2.10	ug/L			10/24/25 23:58	1
4-Methyl-2-pentanone (MIBK)	<10.0		10.0	2.10	ug/L			10/24/25 23:58	1
Acetone	**4.48**	**J**	10.0	3.10	ug/L			10/24/25 23:58	1
cis-1,2-Dichloroethene	<1.00		1.00	0.210	ug/L			10/31/25 01:19	1
Acrylonitrile	<5.00		5.00	2.20	ug/L			10/24/25 23:58	1
Benzene	**11.1**		0.500	0.220	ug/L			10/24/25 23:58	1
Bromochloromethane	<5.00		5.00	0.540	ug/L			10/24/25 23:58	1
Bromodichloromethane	<1.00		1.00	0.390	ug/L			10/24/25 23:58	1
Bromoform	<5.00		5.00	0.780	ug/L			10/24/25 23:58	1
Bromomethane	<4.00		4.00	1.10	ug/L			10/24/25 23:58	1
Carbon disulfide	<1.00		1.00	0.450	ug/L			10/24/25 23:58	1
Carbon tetrachloride	<2.00		2.00	0.650	ug/L			10/24/25 23:58	1
1,1-Dichloroethane	<1.00		1.00	0.220	ug/L			10/31/25 01:19	1
Chlorobenzene	**0.822**	**J**	1.00	0.400	ug/L			10/24/25 23:58	1
Chlorodibromomethane	<5.00		5.00	0.750	ug/L			10/24/25 23:58	1
Chloroethane	<4.00		4.00	0.790	ug/L			10/24/25 23:58	1
Chloroform	<3.00		3.00	1.30	ug/L			10/24/25 23:58	1
Chloromethane	<3.00		3.00	0.610	ug/L			10/24/25 23:58	1
2-Hexanone	<10.0		10.0	2.00	ug/L			10/31/25 01:19	1
cis-1,3-Dichloropropene	<5.00		5.00	0.250	ug/L			10/24/25 23:58	1
Dibromomethane	<1.00		1.00	0.330	ug/L			10/24/25 23:58	1
Ethylbenzene	<1.00		1.00	0.310	ug/L			10/24/25 23:58	1
Iodomethane	<10.0		10.0	7.00	ug/L			10/24/25 23:58	1
Methylene Chloride	<5.00		5.00	1.70	ug/L			10/24/25 23:58	1
Styrene	<1.00		1.00	0.370	ug/L			10/24/25 23:58	1
Tetrachloroethene	<1.00		1.00	0.480	ug/L			10/24/25 23:58	1
Toluene	<1.00		1.00	0.430	ug/L			10/24/25 23:58	1
trans-1,2-Dichloroethene	<1.00		1.00	0.270	ug/L			10/24/25 23:58	1
trans-1,3-Dichloropropene	<5.00		5.00	0.560	ug/L			10/24/25 23:58	1
trans-1,4-Dichloro-2-butene	<10.0		10.0	1.10	ug/L			10/24/25 23:58	1
Trichloroethene	<1.00		1.00	0.430	ug/L			10/24/25 23:58	1
Trichlorofluoromethane	<4.00		4.00	0.380	ug/L			10/24/25 23:58	1
Vinyl acetate	<10.0		10.0	2.50	ug/L			10/24/25 23:58	1
Vinyl chloride	<1.00		1.00	0.180	ug/L			10/24/25 23:58	1
Xylenes, Total	**8.39**		3.00	0.400	ug/L			10/24/25 23:58	1

Surrogate	*%Recovery*	*Qualifier*	*Limits*	*Prepared*	*Analyzed*	*Dil Fac*
4-Bromofluorobenzene (Surr)	*95*		*80 - 120*		*10/31/25 01:19*	*1*

Client Sample Results

Client: HDR Inc
Project/Site: Iowa City Landfill Spring 2025

Job ID: 310-318580-1

Client Sample ID: MW-209B

Date Collected: 10/20/25 13:11
Date Received: 10/22/25 16:05

Lab Sample ID: 310-318580-6

Matrix: Water

Method: SW846 8260D - Volatile Organic Compounds by GC/MS (Continued)

Surrogate	*%Recovery*	*Qualifier*	*Limits*	*Prepared*	*Analyzed*	*Dil Fac*
Dibromofluoromethane (Surr)	*104*		*76 - 130*		*10/31/25 01:19*	*1*
Toluene-d8 (Surr)	*99*		*80 - 120*		*10/31/25 01:19*	*1*
Dibromofluoromethane (Surr)	*118*		*76 - 130*		*10/24/25 23:58*	*1*
Toluene-d8 (Surr)	*104*		*80 - 120*		*10/24/25 23:58*	*1*
4-Bromofluorobenzene (Surr)	*94*		*80 - 120*		*10/24/25 23:58*	*1*

Method: SW846 8151A - Herbicides (GC)

Analyte	Result	Qualifier	RL	MDL	Unit	D	Prepared	Analyzed	Dil Fac
Silvex (2,4,5-TP)	**1.50**		0.0529	0.0233	ug/L		10/26/25 20:35	10/27/25 09:00	1

Surrogate	*%Recovery*	*Qualifier*	*Limits*	*Prepared*	*Analyzed*	*Dil Fac*
DCAA	*92*		*34 - 142*	*10/26/25 20:35*	*10/27/25 09:00*	*1*

Method: SW846 6020B - Metals (ICP/MS)

Analyte	Result	Qualifier	RL	MDL	Unit	D	Prepared	Analyzed	Dil Fac
Antimony	<0.00200	^1+	0.00200	0.00100	mg/L		10/28/25 09:15	10/28/25 19:35	1
Arsenic	**0.0261**		0.00200	0.000530	mg/L		10/28/25 09:15	10/28/25 19:35	1
Barium	**0.585**		0.00200	0.000660	mg/L		10/28/25 09:15	10/28/25 19:35	1
Beryllium	<0.00100		0.00100	0.000330	mg/L		10/28/25 09:15	10/28/25 19:35	1
Cadmium	<0.000200		0.000200	0.000100	mg/L		10/28/25 09:15	10/28/25 19:35	1
Chromium	**0.00399**	**J**	0.00500	0.00180	mg/L		10/28/25 09:15	10/28/25 19:35	1
Cobalt	**0.00162**		0.000500	0.000170	mg/L		10/28/25 09:15	10/28/25 19:35	1
Copper	<0.00500		0.00500	0.00320	mg/L		10/28/25 09:15	10/28/25 19:35	1
Lead	<0.000500		0.000500	0.000330	mg/L		10/28/25 09:15	10/28/25 19:35	1
Nickel	**0.0726**		0.00500	0.00230	mg/L		10/28/25 09:15	10/28/25 19:35	1
Selenium	<0.00500		0.00500	0.00140	mg/L		10/28/25 09:15	10/28/25 19:35	1
Silver	<0.00100		0.00100	0.000500	mg/L		10/28/25 09:15	10/28/25 19:35	1
Thallium	<0.00100		0.00100	0.000570	mg/L		10/28/25 09:15	10/28/25 19:35	1
Vanadium	**0.00184**	**J**	0.00500	0.00170	mg/L		10/28/25 09:15	10/28/25 19:35	1
Zinc	**0.0173**	**J**	0.0200	0.0130	mg/L		10/28/25 09:15	10/28/25 19:35	1

General Chemistry

Analyte	Result	Qualifier	RL	MDL	Unit	D	Prepared	Analyzed	Dil Fac
Sulfide (SW846 9034)	<1.00		1.00	0.231	mg/L			10/27/25 09:20	1
Total Suspended Solids (USGS I-3765-85)	**116**		60.0	42.0	mg/L			10/23/25 10:58	1

Client: HDR Inc
Project/Site: Iowa City Landfill Spring 2025

Job ID: 310-318580-1

Client Sample ID: MW-10B

Lab Sample ID: 310-318580-7

Date Collected: 10/21/25 07:42
Matrix: Water
Date Received: 10/22/25 16:05

Method: SW846 8260D - Volatile Organic Compounds by GC/MS

Analyte	Result	Qualifier	RL	MDL	Unit	D	Prepared	Analyzed	Dil Fac
1,1,1,2-Tetrachloroethane	<1.00		1.00	0.380	ug/L			10/25/25 00:21	1
1,1,1-Trichloroethane	<1.00		1.00	0.190	ug/L			10/25/25 00:21	1
1,1,2,2-Tetrachloroethane	<1.00		1.00	0.470	ug/L			10/25/25 00:21	1
1,1,2-Trichloroethane	<1.00		1.00	0.450	ug/L			10/25/25 00:21	1
1,1-Dichloroethane	<1.00		1.00	0.220	ug/L			10/25/25 00:21	1
1,1-Dichloroethene	<2.00		2.00	0.560	ug/L			10/25/25 00:21	1
1,1-Dichloropropene	<1.00		1.00	0.430	ug/L			10/25/25 00:21	1
1,2,3-Trichloropropane	<1.00		1.00	0.590	ug/L			10/25/25 00:21	1
1,2,4-Trichlorobenzene	<5.00		5.00	0.750	ug/L			10/25/25 00:21	1
1,2-Dibromo-3-Chloropropane	<1.20		1.20	1.20	ug/L			10/25/25 00:21	1
1,2-Dibromoethane (EDB)	<0.340		0.340	0.340	ug/L			10/25/25 00:21	1
1,2-Dichlorobenzene	<1.00		1.00	0.370	ug/L			10/25/25 00:21	1
1,2-Dichloroethane	<1.00		1.00	0.390	ug/L			10/25/25 00:21	1
1,2-Dichloropropane	<1.00		1.00	0.270	ug/L			10/25/25 00:21	1
1,3-Dichlorobenzene	<1.00		1.00	0.300	ug/L			10/25/25 00:21	1
1,3-Dichloropropane	<1.00		1.00	0.400	ug/L			10/25/25 00:21	1
1,4-Dichlorobenzene	<1.00		1.00	0.230	ug/L			10/25/25 00:21	1
2,2-Dichloropropane	<4.00		4.00	0.690	ug/L			10/25/25 00:21	1
2-Butanone (MEK)	<10.0		10.0	2.10	ug/L			10/25/25 00:21	1
4-Methyl-2-pentanone (MIBK)	<10.0		10.0	2.10	ug/L			10/25/25 00:21	1
Acetone	<10.0		10.0	3.10	ug/L			10/25/25 00:21	1
Acrolein	<10.0		10.0	3.60	ug/L			10/25/25 00:21	1
Acrylonitrile	<5.00		5.00	2.20	ug/L			10/25/25 00:21	1
Allyl chloride	<2.00		2.00	0.700	ug/L			10/25/25 00:21	1
Benzene	<0.500		0.500	0.220	ug/L			10/25/25 00:21	1
Bromochloromethane	<5.00		5.00	0.540	ug/L			10/25/25 00:21	1
Bromodichloromethane	<1.00		1.00	0.390	ug/L			10/25/25 00:21	1
Bromoform	<5.00		5.00	0.780	ug/L			10/25/25 00:21	1
Bromomethane	<4.00		4.00	1.10	ug/L			10/25/25 00:21	1
Carbon disulfide	<1.00		1.00	0.450	ug/L			10/25/25 00:21	1
Carbon tetrachloride	<2.00		2.00	0.650	ug/L			10/25/25 00:21	1
Chlorobenzene	<1.00		1.00	0.400	ug/L			10/25/25 00:21	1
Chlorodibromomethane	<5.00		5.00	0.750	ug/L			10/25/25 00:21	1
Chloroethane	<4.00		4.00	0.790	ug/L			10/25/25 00:21	1
Chloroform	<3.00		3.00	1.30	ug/L			10/25/25 00:21	1
Chloromethane	<3.00		3.00	0.610	ug/L			10/25/25 00:21	1
Chloroprene	<1.00		1.00	0.230	ug/L			10/25/25 00:21	1
2-Hexanone	<10.0		10.0	2.00	ug/L			10/31/25 03:30	1
cis-1,2-Dichloroethene	<1.00		1.00	0.210	ug/L			10/25/25 00:21	1
cis-1,3-Dichloropropene	<5.00		5.00	0.250	ug/L			10/25/25 00:21	1
Dibromomethane	<1.00		1.00	0.330	ug/L			10/25/25 00:21	1
Dichlorodifluoromethane	<3.00		3.00	0.250	ug/L			10/25/25 00:21	1
Ethyl methacrylate	<2.00		2.00	0.680	ug/L			10/25/25 00:21	1
Ethylbenzene	<1.00		1.00	0.310	ug/L			10/25/25 00:21	1
Iodomethane	<10.0		10.0	7.00	ug/L			10/25/25 00:21	1
Methacrylonitrile	<10.0		10.0	3.30	ug/L			10/25/25 00:21	1
Methyl methacrylate	<2.00		2.00	0.760	ug/L			10/25/25 00:21	1
Methylene Chloride	<5.00		5.00	1.70	ug/L			10/25/25 00:21	1
Naphthalene	<5.00		5.00	3.00	ug/L			10/25/25 00:21	1

Client Sample ID: MW-10B

Lab Sample ID: 310-318580-7

Date Collected: 10/21/25 07:42

Matrix: Water

Date Received: 10/22/25 16:05

Method: SW846 8260D - Volatile Organic Compounds by GC/MS (Continued)

Analyte	Result	Qualifier	RL	MDL	Unit	D	Prepared	Analyzed	Dil Fac
Propionitrile	<10.0		10.0	3.40	ug/L			10/25/25 00:21	1
Styrene	<1.00		1.00	0.370	ug/L			10/25/25 00:21	1
Tetrachloroethene	<1.00		1.00	0.480	ug/L			10/25/25 00:21	1
Toluene	<1.00		1.00	0.430	ug/L			10/25/25 00:21	1
trans-1,2-Dichloroethene	<1.00		1.00	0.270	ug/L			10/25/25 00:21	1
trans-1,3-Dichloropropene	<5.00		5.00	0.560	ug/L			10/25/25 00:21	1
trans-1,4-Dichloro-2-butene	<10.0		10.0	1.10	ug/L			10/25/25 00:21	1
Trichloroethene	<1.00		1.00	0.430	ug/L			10/25/25 00:21	1
Trichlorofluoromethane	<4.00		4.00	0.380	ug/L			10/25/25 00:21	1
Vinyl acetate	<10.0		10.0	2.50	ug/L			10/25/25 00:21	1
Vinyl chloride	<1.00		1.00	0.180	ug/L			10/25/25 00:21	1
Xylenes, Total	<3.00		3.00	0.400	ug/L			10/25/25 00:21	1

Surrogate	*%Recovery*	*Qualifier*	*Limits*	*Prepared*	*Analyzed*	*Dil Fac*
4-Bromofluorobenzene (Surr)	*104*		*80 - 120*		*10/31/25 03:30*	*1*
Dibromofluoromethane (Surr)	*116*		*76 - 130*		*10/31/25 03:30*	*1*
Toluene-d8 (Surr)	*96*		*80 - 120*		*10/31/25 03:30*	*1*
Dibromofluoromethane (Surr)	*115*		*76 - 130*		*10/25/25 00:21*	*1*
Toluene-d8 (Surr)	*94*		*80 - 120*		*10/25/25 00:21*	*1*
4-Bromofluorobenzene (Surr)	*101*		*80 - 120*		*10/25/25 00:21*	*1*

Method: SW846 8270E - Semivolatile Organic Compounds (GC/MS)

Analyte	Result	Qualifier	RL	MDL	Unit	D	Prepared	Analyzed	Dil Fac
Acenaphthene	<10.4		10.4	0.667	ug/L		10/24/25 09:22	11/03/25 15:07	1
Acenaphthylene	<10.4		10.4	0.750	ug/L		10/24/25 09:22	11/03/25 15:07	1
Acetophenone	<10.4		10.4	0.719	ug/L		10/24/25 09:22	11/03/25 15:07	1
2-Acetylaminofluorene	<10.4	*1	10.4	2.81	ug/L		10/24/25 09:22	11/03/25 15:07	1
4-Aminobiphenyl	<10.4		10.4	2.29	ug/L		10/24/25 09:22	11/03/25 15:07	1
Anthracene	<10.4		10.4	0.906	ug/L		10/24/25 09:22	11/03/25 15:07	1
Benzo[a]anthracene	<10.4		10.4	0.885	ug/L		10/24/25 09:22	11/03/25 15:07	1
Benzo[a]pyrene	<10.4		10.4	8.44	ug/L		10/24/25 09:22	11/03/25 15:07	1
Benzo[b]fluoranthene	<10.4		10.4	5.10	ug/L		10/24/25 09:22	11/03/25 15:07	1
Benzo[g,h,i]perylene	<10.4		10.4	6.56	ug/L		10/24/25 09:22	11/03/25 15:07	1
Benzo[k]fluoranthene	<10.4		10.4	2.29	ug/L		10/24/25 09:22	11/03/25 15:07	1
Benzyl alcohol	<10.4		10.4	1.35	ug/L		10/24/25 09:22	11/03/25 15:07	1
Bis(2-chloroethoxy)methane	<10.4		10.4	0.792	ug/L		10/24/25 09:22	11/03/25 15:07	1
Bis(2-chloroethyl)ether	<10.4		10.4	0.854	ug/L		10/24/25 09:22	11/03/25 15:07	1
bis (2-chloroisopropyl) ether	<10.4		10.4	0.563	ug/L		10/24/25 09:22	11/03/25 15:07	1
Bis(2-ethylhexyl) phthalate	<10.4		10.4	5.73	ug/L		10/24/25 09:22	11/03/25 15:07	1
4-Bromophenyl phenyl ether	<10.4		10.4	0.729	ug/L		10/24/25 09:22	11/03/25 15:07	1
Butyl benzyl phthalate	<10.4		10.4	5.63	ug/L		10/24/25 09:22	11/03/25 15:07	1
4-Chloroaniline	<10.4		10.4	0.646	ug/L		10/24/25 09:22	11/03/25 15:07	1
Chlorobenzilate	<10.4		10.4	3.75	ug/L		10/24/25 09:22	11/03/25 15:07	1
4-Chloro-3-methylphenol	<10.4		10.4	0.875	ug/L		10/24/25 09:22	11/03/25 15:07	1
2-Chloronaphthalene	<10.4		10.4	0.667	ug/L		10/24/25 09:22	11/03/25 15:07	1
2-Chlorophenol	<10.4		10.4	0.563	ug/L		10/24/25 09:22	11/03/25 15:07	1
4-Chlorophenyl phenyl ether	<10.4		10.4	0.719	ug/L		10/24/25 09:22	11/03/25 15:07	1
Chrysene	<10.4		10.4	0.906	ug/L		10/24/25 09:22	11/03/25 15:07	1
Diallate	<10.4		10.4	4.17	ug/L		10/24/25 09:22	11/03/25 15:07	1
Dibenzo(a,h)anthracene	<10.4		10.4	4.06	ug/L		10/24/25 09:22	11/03/25 15:07	1

Client Sample ID: MW-10B

Date Collected: 10/21/25 07:42
Date Received: 10/22/25 16:05

Lab Sample ID: 310-318580-7

Matrix: Water

Method: SW846 8270E - Semivolatile Organic Compounds (GC/MS) (Continued)

Analyte	Result	Qualifier	RL	MDL	Unit	D	Prepared	Analyzed	Dil Fac
Dibenzofuran	<10.4		10.4	0.771	ug/L		10/24/25 09:22	11/03/25 15:07	1
3,3'-Dichlorobenzidine	<10.4		10.4	1.46	ug/L		10/24/25 09:22	11/03/25 15:07	1
2,4-Dichlorophenol	<10.4		10.4	0.885	ug/L		10/24/25 09:22	11/03/25 15:07	1
2,6-Dichlorophenol	<10.4		10.4	0.719	ug/L		10/24/25 09:22	11/03/25 15:07	1
Diethyl phthalate	<10.4		10.4	1.77	ug/L		10/24/25 09:22	11/03/25 15:07	1
Dimethoate	<10.4		10.4	3.75	ug/L		10/24/25 09:22	11/03/25 15:07	1
7,12-Dimethylbenz(a)anthracene	<10.4		10.4	1.98	ug/L		10/24/25 09:22	11/03/25 15:07	1
3,3'-Dimethylbenzidine	<10.4		10.4	1.56	ug/L		10/24/25 09:22	11/03/25 15:07	1
2,4-Dimethylphenol	<10.4		10.4	0.604	ug/L		10/24/25 09:22	11/03/25 15:07	1
Dimethyl phthalate	<10.4		10.4	1.04	ug/L		10/24/25 09:22	11/03/25 15:07	1
Di-n-butyl phthalate	<10.4		10.4	5.83	ug/L		10/24/25 09:22	11/03/25 15:07	1
1,3-Dinitrobenzene	<10.4		10.4	3.33	ug/L		10/24/25 09:22	11/03/25 15:07	1
4,6-Dinitro-2-methylphenol	<10.4		10.4	7.19	ug/L		10/24/25 09:22	11/03/25 15:07	1
2,4-Dinitrophenol	<20.8		20.8	13.5	ug/L		10/24/25 09:22	11/03/25 15:07	1
2,4-Dinitrotoluene	<10.4		10.4	6.67	ug/L		10/24/25 09:22	11/03/25 15:07	1
2,6-Dinitrotoluene	<10.4		10.4	0.542	ug/L		10/24/25 09:22	11/03/25 15:07	1
Di-n-octyl phthalate	<20.8		20.8	7.29	ug/L		10/24/25 09:22	11/03/25 15:07	1
Dinoseb	<10.4		10.4	2.50	ug/L		10/24/25 09:22	11/03/25 15:07	1
Diphenylamine	<10.4		10.4	6.25	ug/L		10/24/25 09:22	11/03/25 15:07	1
Disulfoton	<10.4		10.4	2.50	ug/L		10/24/25 09:22	11/03/25 15:07	1
Ethyl methanesulfonate	<10.4		10.4	3.75	ug/L		10/24/25 09:22	11/03/25 15:07	1
Ethyl Parathion	<10.4		10.4	2.29	ug/L		10/24/25 09:22	11/03/25 15:07	1
Famphur	<10.4		10.4	3.96	ug/L		10/24/25 09:22	11/03/25 15:07	1
Fluoranthene	<10.4		10.4	1.77	ug/L		10/24/25 09:22	11/03/25 15:07	1
Fluorene	<10.4		10.4	0.823	ug/L		10/24/25 09:22	11/03/25 15:07	1
Hexachlorobenzene	<10.4		10.4	0.729	ug/L		10/24/25 09:22	11/03/25 15:07	1
Hexachlorobutadiene	<10.4		10.4	0.896	ug/L		10/24/25 09:22	11/03/25 15:07	1
Hexachlorocyclopentadiene	<10.4		10.4	5.31	ug/L		10/24/25 09:22	11/03/25 15:07	1
Hexachloroethane	<10.4		10.4	1.01	ug/L		10/24/25 09:22	11/03/25 15:07	1
Hexachloropropene	<10.4		10.4	2.71	ug/L		10/24/25 09:22	11/03/25 15:07	1
Indeno[1,2,3-cd]pyrene	<10.4		10.4	4.38	ug/L		10/24/25 09:22	11/03/25 15:07	1
Isodrin	<10.4		10.4	4.90	ug/L		10/24/25 09:22	11/03/25 15:07	1
Isophorone	<10.4		10.4	0.969	ug/L		10/24/25 09:22	11/03/25 15:07	1
Isosafrole	<10.4		10.4	2.40	ug/L		10/24/25 09:22	11/03/25 15:07	1
Kepone	<10.4	*1	10.4	1.04	ug/L		10/24/25 09:22	11/03/25 15:07	1
Methapyrilene	<10.4	*- *1	10.4	0.792	ug/L		10/24/25 09:22	11/03/25 15:07	1
3-Methylcholanthrene	<10.4		10.4	0.333	ug/L		10/24/25 09:22	11/03/25 15:07	1
Methyl methanesulfonate	<10.4		10.4	3.44	ug/L		10/24/25 09:22	11/03/25 15:07	1
2-Methylnaphthalene	<10.4		10.4	0.615	ug/L		10/24/25 09:22	11/03/25 15:07	1
Methyl parathion	<10.4		10.4	2.40	ug/L		10/24/25 09:22	11/03/25 15:07	1
2-Methylphenol	<10.4		10.4	0.677	ug/L		10/24/25 09:22	11/03/25 15:07	1
Methylphenol, 3 & 4	<10.4		10.4	0.729	ug/L		10/24/25 09:22	11/03/25 15:07	1
1,4-Naphthoquinone	<10.4		10.4	3.75	ug/L		10/24/25 09:22	11/03/25 15:07	1
1-Naphthylamine	<10.4		10.4	2.60	ug/L		10/24/25 09:22	11/03/25 15:07	1
2-Naphthylamine	<10.4		10.4	2.19	ug/L		10/24/25 09:22	11/03/25 15:07	1
2-Nitroaniline	<10.4		10.4	6.15	ug/L		10/24/25 09:22	11/03/25 15:07	1
3-Nitroaniline	<10.4		10.4	2.81	ug/L		10/24/25 09:22	11/03/25 15:07	1
4-Nitroaniline	<10.4		10.4	1.35	ug/L		10/24/25 09:22	11/03/25 15:07	1
Nitrobenzene	<10.4		10.4	0.833	ug/L		10/24/25 09:22	11/03/25 15:07	1

Client Sample ID: MW-10B

Lab Sample ID: 310-318580-7

Date Collected: 10/21/25 07:42

Matrix: Water

Date Received: 10/22/25 16:05

Method: SW846 8270E - Semivolatile Organic Compounds (GC/MS) (Continued)

Analyte	Result	Qualifier	RL	MDL	Unit	D	Prepared	Analyzed	Dil Fac
5-Nitro-o-toluidine	<10.4		10.4	2.92	ug/L		10/24/25 09:22	11/03/25 15:07	1
2-Nitrophenol	<10.4		10.4	7.08	ug/L		10/24/25 09:22	11/03/25 15:07	1
4-Nitrophenol	<10.4		10.4	7.92	ug/L		10/24/25 09:22	11/03/25 15:07	1
N-Nitrosodiethylamine	<10.4		10.4	3.54	ug/L		10/24/25 09:22	11/03/25 15:07	1
N-Nitrosodimethylamine	<10.4		10.4	0.750	ug/L		10/24/25 09:22	11/03/25 15:07	1
N-Nitrosodi-n-butylamine	<10.4		10.4	4.06	ug/L		10/24/25 09:22	11/03/25 15:07	1
N-Nitrosodi-n-propylamine	<10.4		10.4	0.958	ug/L		10/24/25 09:22	11/03/25 15:07	1
N-Nitrosodiphenylamine	<10.4		10.4	0.781	ug/L		10/24/25 09:22	11/03/25 15:07	1
N-Nitrosomethylethylamine	<10.4		10.4	5.10	ug/L		10/24/25 09:22	11/03/25 15:07	1
N-Nitrosopiperidine	<10.4		10.4	2.81	ug/L		10/24/25 09:22	11/03/25 15:07	1
N-Nitrosopyrrolidine	<10.4		10.4	3.75	ug/L		10/24/25 09:22	11/03/25 15:07	1
o,o',o''-Triethylphosphorothioate	<10.4		10.4	3.33	ug/L		10/24/25 09:22	11/03/25 15:07	1
o-Toluidine	<10.4		10.4	3.02	ug/L		10/24/25 09:22	11/03/25 15:07	1
p-Dimethylamino azobenzene	<10.4		10.4	2.29	ug/L		10/24/25 09:22	11/03/25 15:07	1
Pentachlorobenzene	<10.4		10.4	2.92	ug/L		10/24/25 09:22	11/03/25 15:07	1
Pentachloronitrobenzene	<10.4		10.4	6.04	ug/L		10/24/25 09:22	11/03/25 15:07	1
Pentachlorophenol	<10.4		10.4	10.0	ug/L		10/24/25 09:22	11/03/25 15:07	1
Phenacetin	<10.4		10.4	1.98	ug/L		10/24/25 09:22	11/03/25 15:07	1
Phenanthrene	<10.4		10.4	0.823	ug/L		10/24/25 09:22	11/03/25 15:07	1
Phenol	<10.4		10.4	1.15	ug/L		10/24/25 09:22	11/03/25 15:07	1
1,4-phenylenediamine	<10.4	*-	10.4	1.98	ug/L		10/24/25 09:22	11/03/25 15:07	1
Phorate	<10.4		10.4	3.33	ug/L		10/24/25 09:22	11/03/25 15:07	1
Pronamide	<10.4		10.4	2.81	ug/L		10/24/25 09:22	11/03/25 15:07	1
Pyrene	<10.4		10.4	0.823	ug/L		10/24/25 09:22	11/03/25 15:07	1
Safrole	<10.4		10.4	2.92	ug/L		10/24/25 09:22	11/03/25 15:07	1
1,2,4,5-Tetrachlorobenzene	<10.4		10.4	0.563	ug/L		10/24/25 09:22	11/03/25 15:07	1
2,3,4,6-Tetrachlorophenol	<10.4		10.4	5.52	ug/L		10/24/25 09:22	11/03/25 15:07	1
Thionazin	<10.4		10.4	3.65	ug/L		10/24/25 09:22	11/03/25 15:07	1
2,4,5-Trichlorophenol	<10.4		10.4	5.52	ug/L		10/24/25 09:22	11/03/25 15:07	1
2,4,6-Trichlorophenol	<10.4		10.4	5.21	ug/L		10/24/25 09:22	11/03/25 15:07	1
1,3,5-Trinitrobenzene	<10.4		10.4	2.40	ug/L		10/24/25 09:22	11/03/25 15:07	1

Surrogate	*%Recovery*	*Qualifier*	*Limits*	*Prepared*	*Analyzed*	*Dil Fac*
2-Fluorobiphenyl (Surr)	*102*		*33 - 126*	*10/24/25 09:22*	*11/03/25 15:07*	*1*
2-Fluorophenol (Surr)	*76*		*21 - 110*	*10/24/25 09:22*	*11/03/25 15:07*	*1*
Nitrobenzene-d5 (Surr)	*109*		*39 - 140*	*10/24/25 09:22*	*11/03/25 15:07*	*1*
Phenol-d5 (Surr)	*60*		*21 - 110*	*10/24/25 09:22*	*11/03/25 15:07*	*1*
Terphenyl-d14 (Surr)	*129*		*13 - 150*	*10/24/25 09:22*	*11/03/25 15:07*	*1*
2,4,6-Tribromophenol (Surr)	*108*		*20 - 144*	*10/24/25 09:22*	*11/03/25 15:07*	*1*

Method: SW846 8015C - Nonhalogenated Organic using GC/FID (Direct Aqueous Injection)

Analyte	Result	Qualifier	RL	MDL	Unit	D	Prepared	Analyzed	Dil Fac
Acetonitrile	<10.0		10.0	2.60	mg/L			10/31/25 20:37	1
Isobutanol	<10.0		10.0	2.40	mg/L			10/31/25 20:37	1

Method: SW846 8081B - Organochlorine Pesticides (GC)

Analyte	Result	Qualifier	RL	MDL	Unit	D	Prepared	Analyzed	Dil Fac
4,4'-DDD	<0.0900		0.0900	0.0225	ug/L		10/23/25 09:55	11/05/25 10:54	1
4,4'-DDE	<0.0900		0.0900	0.0270	ug/L		10/23/25 09:55	11/05/25 10:54	1
4,4'-DDT	<0.0900		0.0900	0.0180	ug/L		10/23/25 09:55	11/05/25 10:54	1

Client Sample Results

Client: HDR Inc
Project/Site: Iowa City Landfill Spring 2025

Job ID: 310-318580-1

Client Sample ID: MW-10B

Date Collected: 10/21/25 07:42
Date Received: 10/22/25 16:05

Lab Sample ID: 310-318580-7

Matrix: Water

Method: SW846 8081B - Organochlorine Pesticides (GC) (Continued)

Analyte	Result	Qualifier	RL	MDL	Unit	D	Prepared	Analyzed	Dil Fac
Aldrin	<0.0900		0.0900	0.0198	ug/L		10/23/25 09:55	11/05/25 10:54	1
alpha-BHC	<0.0900		0.0900	0.00900	ug/L		10/23/25 09:55	11/05/25 10:54	1
beta-BHC	<0.0900		0.0900	0.0378	ug/L		10/23/25 09:55	11/05/25 10:54	1
Chlordane (technical)	<1.80		1.80	0.351	ug/L		10/23/25 09:55	11/05/25 10:54	1
delta-BHC	<0.0900		0.0900	0.0288	ug/L		10/23/25 09:55	11/05/25 10:54	1
Dieldrin	<0.0900		0.0900	0.0189	ug/L		10/23/25 09:55	11/05/25 10:54	1
Endosulfan I	<0.0900		0.0900	0.0252	ug/L		10/23/25 09:55	11/05/25 10:54	1
Endosulfan II	<0.0900		0.0900	0.0234	ug/L		10/23/25 09:55	11/05/25 10:54	1
Endosulfan sulfate	<0.0900		0.0900	0.0162	ug/L		10/23/25 09:55	11/05/25 10:54	1
Endrin	<0.0900		0.0900	0.0252	ug/L		10/23/25 09:55	11/05/25 10:54	1
Endrin aldehyde	<0.0900		0.0900	0.0243	ug/L		10/23/25 09:55	11/05/25 10:54	1
gamma-BHC (Lindane)	<0.0900		0.0900	0.00900	ug/L		10/23/25 09:55	11/05/25 10:54	1
Heptachlor	<0.0900		0.0900	0.0207	ug/L		10/23/25 09:55	11/05/25 10:54	1
Heptachlor epoxide	<0.0900		0.0900	0.0288	ug/L		10/23/25 09:55	11/05/25 10:54	1
Methoxychlor	<0.0900		0.0900	0.0288	ug/L		10/23/25 09:55	11/05/25 10:54	1
Toxaphene	<1.80		1.80	0.900	ug/L		10/23/25 09:55	11/05/25 10:54	1

Surrogate	*%Recovery*	*Qualifier*	*Limits*	*Prepared*	*Analyzed*	*Dil Fac*
DCB Decachlorobiphenyl (Surr)	*108*		*10 - 150*	*10/23/25 09:55*	*11/05/25 10:54*	*1*
Tetrachloro-m-xylene	*122*		*17 - 150*	*10/23/25 09:55*	*11/05/25 10:54*	*1*

Method: SW846 8082A - Polychlorinated Biphenyls (PCBs) by Gas Chromatography

Analyte	Result	Qualifier	RL	MDL	Unit	D	Prepared	Analyzed	Dil Fac
PCB-1016	<1.80		1.80	0.738	ug/L		10/23/25 09:55	11/05/25 10:54	1
PCB-1221	<1.80		1.80	0.738	ug/L		10/23/25 09:55	11/05/25 10:54	1
PCB-1232	<1.80		1.80	0.738	ug/L		10/23/25 09:55	11/05/25 10:54	1
PCB-1242	<1.80		1.80	0.738	ug/L		10/23/25 09:55	11/05/25 10:54	1
PCB-1248	<1.80		1.80	0.621	ug/L		10/23/25 09:55	11/05/25 10:54	1
PCB-1254	<1.80		1.80	0.621	ug/L		10/23/25 09:55	11/05/25 10:54	1
PCB-1260	<1.80		1.80	0.621	ug/L		10/23/25 09:55	11/05/25 10:54	1

Surrogate	*%Recovery*	*Qualifier*	*Limits*	*Prepared*	*Analyzed*	*Dil Fac*
DCB Decachlorobiphenyl (Surr)	*108*		*10 - 150*	*10/23/25 09:55*	*11/05/25 10:54*	*1*
Tetrachloro-m-xylene	*122*		*17 - 150*	*10/23/25 09:55*	*11/05/25 10:54*	*1*

Method: SW846 8151A - Herbicides (GC)

Analyte	Result	Qualifier	RL	MDL	Unit	D	Prepared	Analyzed	Dil Fac
2,4-D	<0.631		0.631	0.263	ug/L		10/28/25 17:31	10/30/25 10:10	1
Silvex (2,4,5-TP)	<0.0526	*-	0.0526	0.0231	ug/L		10/28/25 17:31	10/30/25 10:10	1
2,4,5-T	<0.158	*-	0.158	0.0683	ug/L		10/28/25 17:31	10/30/25 10:10	1

Surrogate	*%Recovery*	*Qualifier*	*Limits*	*Prepared*	*Analyzed*	*Dil Fac*
DCAA	*62*		*34 - 142*	*10/28/25 17:31*	*10/30/25 10:10*	*1*
DCAA	*58*		*34 - 142*	*10/28/25 17:31*	*10/30/25 10:10*	*1*

Method: SW846 6020B - Metals (ICP/MS)

Analyte	Result	Qualifier	RL	MDL	Unit	D	Prepared	Analyzed	Dil Fac
Antimony	<0.00200	^1+	0.00200	0.00100	mg/L		10/28/25 09:15	10/28/25 19:37	1
Arsenic	**0.000547**	**J**	0.00200	0.000530	mg/L		10/28/25 09:15	10/28/25 19:37	1
Barium	**0.138**		0.00200	0.000660	mg/L		10/28/25 09:15	10/28/25 19:37	1
Beryllium	<0.00100		0.00100	0.000330	mg/L		10/28/25 09:15	10/28/25 19:37	1

Client: HDR Inc
Job ID: 310-318580-1
Project/Site: Iowa City Landfill Spring 2025

Client Sample ID: MW-10B
Lab Sample ID: 310-318580-7

Date Collected: 10/21/25 07:42
Matrix: Water
Date Received: 10/22/25 16:05

Method: SW846 6020B - Metals (ICP/MS) (Continued)

Analyte	Result	Qualifier	RL	MDL	Unit	D	Prepared	Analyzed	Dil Fac
Cadmium	**0.000134**	**J**	0.000200	0.000100	mg/L		10/28/25 09:15	10/28/25 19:37	1
Chromium	**0.00774**		0.00500	0.00180	mg/L		10/28/25 09:15	10/28/25 19:37	1
Cobalt	<0.000500		0.000500	0.000170	mg/L		10/28/25 09:15	10/28/25 19:37	1
Copper	<0.00500		0.00500	0.00320	mg/L		10/28/25 09:15	10/28/25 19:37	1
Lead	<0.000500		0.000500	0.000330	mg/L		10/28/25 09:15	10/28/25 19:37	1
Nickel	**0.00480**	**J**	0.00500	0.00230	mg/L		10/28/25 09:15	10/28/25 19:37	1
Selenium	**0.00369**	**J**	0.00500	0.00140	mg/L		10/28/25 09:15	10/28/25 19:37	1
Silver	<0.00100		0.00100	0.000500	mg/L		10/28/25 09:15	10/28/25 19:37	1
Thallium	<0.00100		0.00100	0.000570	mg/L		10/28/25 09:15	10/28/25 19:37	1
Vanadium	<0.00500		0.00500	0.00170	mg/L		10/28/25 09:15	10/28/25 19:37	1
Zinc	<0.0200		0.0200	0.0130	mg/L		10/28/25 09:15	10/28/25 19:37	1
Tin	<0.00500		0.00500	0.00250	mg/L		10/28/25 09:15	10/28/25 19:37	1

Method: SW846 7470A - Mercury (CVAA)

Analyte	Result	Qualifier	RL	MDL	Unit	D	Prepared	Analyzed	Dil Fac
Mercury	<0.000200		0.000200	0.000110	mg/L		10/30/25 15:25	10/31/25 09:51	1

General Chemistry

Analyte	Result	Qualifier	RL	MDL	Unit	D	Prepared	Analyzed	Dil Fac
Cyanide, Total (SW846 9012B)	<0.0100		0.0100	0.00350	mg/L		10/24/25 08:50	10/24/25 20:54	1
Sulfide (SW846 9034)	<1.00		1.00	0.231	mg/L			10/27/25 09:20	1
Total Suspended Solids (USGS I-3765-85)	<1.88		1.88	1.31	mg/L			10/24/25 08:51	1

Client Sample Results

Client: HDR Inc
Project/Site: Iowa City Landfill Spring 2025

Job ID: 310-318580-1

Client Sample ID: MW-29A

Lab Sample ID: 310-318580-8

Date Collected: 10/21/25 08:43
Date Received: 10/22/25 16:05

Matrix: Water

Method: SW846 8260D - Volatile Organic Compounds by GC/MS

Analyte	Result	Qualifier	RL	MDL	Unit	D	Prepared	Analyzed	Dil Fac
1,1,1,2-Tetrachloroethane	<1.00		1.00	0.380	ug/L			10/25/25 00:44	1
1,1,1-Trichloroethane	<1.00		1.00	0.190	ug/L			10/25/25 00:44	1
1,1,2,2-Tetrachloroethane	<1.00		1.00	0.470	ug/L			10/25/25 00:44	1
1,1,2-Trichloroethane	<1.00		1.00	0.450	ug/L			10/25/25 00:44	1
1,1-Dichloroethane	<1.00		1.00	0.220	ug/L			10/25/25 00:44	1
1,1-Dichloroethene	<2.00		2.00	0.560	ug/L			10/25/25 00:44	1
1,2,3-Trichloropropane	<1.00		1.00	0.590	ug/L			10/25/25 00:44	1
1,2-Dibromo-3-Chloropropane	<1.20		1.20	1.20	ug/L			10/25/25 00:44	1
1,2-Dibromoethane (EDB)	<0.340		0.340	0.340	ug/L			10/25/25 00:44	1
1,2-Dichlorobenzene	<1.00		1.00	0.370	ug/L			10/25/25 00:44	1
1,2-Dichloroethane	<1.00		1.00	0.390	ug/L			10/25/25 00:44	1
1,2-Dichloropropane	<1.00		1.00	0.270	ug/L			10/25/25 00:44	1
1,4-Dichlorobenzene	<1.00		1.00	0.230	ug/L			10/25/25 00:44	1
2-Butanone (MEK)	<10.0		10.0	2.10	ug/L			10/25/25 00:44	1
4-Methyl-2-pentanone (MIBK)	<10.0		10.0	2.10	ug/L			10/25/25 00:44	1
Acetone	<10.0		10.0	3.10	ug/L			10/25/25 00:44	1
Acrylonitrile	<5.00		5.00	2.20	ug/L			10/25/25 00:44	1
Benzene	<0.500		0.500	0.220	ug/L			10/25/25 00:44	1
Bromochloromethane	<5.00		5.00	0.540	ug/L			10/25/25 00:44	1
Bromodichloromethane	<1.00		1.00	0.390	ug/L			10/25/25 00:44	1
Bromoform	<5.00		5.00	0.780	ug/L			10/25/25 00:44	1
Bromomethane	<4.00		4.00	1.10	ug/L			10/25/25 00:44	1
Carbon disulfide	<1.00		1.00	0.450	ug/L			10/25/25 00:44	1
Carbon tetrachloride	<2.00		2.00	0.650	ug/L			10/25/25 00:44	1
Chlorobenzene	<1.00		1.00	0.400	ug/L			10/25/25 00:44	1
Chlorodibromomethane	<5.00		5.00	0.750	ug/L			10/25/25 00:44	1
Chloroethane	<4.00		4.00	0.790	ug/L			10/25/25 00:44	1
Chloroform	<3.00		3.00	1.30	ug/L			10/25/25 00:44	1
Chloromethane	<3.00		3.00	0.610	ug/L			10/25/25 00:44	1
2-Hexanone	<10.0		10.0	2.00	ug/L			10/31/25 03:52	1
cis-1,2-Dichloroethene	<1.00		1.00	0.210	ug/L			10/25/25 00:44	1
cis-1,3-Dichloropropene	<5.00		5.00	0.250	ug/L			10/25/25 00:44	1
Dibromomethane	<1.00		1.00	0.330	ug/L			10/25/25 00:44	1
Ethylbenzene	<1.00		1.00	0.310	ug/L			10/25/25 00:44	1
Iodomethane	<10.0		10.0	7.00	ug/L			10/25/25 00:44	1
Methylene Chloride	<5.00		5.00	1.70	ug/L			10/25/25 00:44	1
Styrene	<1.00		1.00	0.370	ug/L			10/25/25 00:44	1
Tetrachloroethene	<1.00		1.00	0.480	ug/L			10/25/25 00:44	1
Toluene	<1.00		1.00	0.430	ug/L			10/25/25 00:44	1
trans-1,2-Dichloroethene	<1.00		1.00	0.270	ug/L			10/25/25 00:44	1
trans-1,3-Dichloropropene	<5.00		5.00	0.560	ug/L			10/25/25 00:44	1
trans-1,4-Dichloro-2-butene	<10.0		10.0	1.10	ug/L			10/25/25 00:44	1
Trichloroethene	<1.00		1.00	0.430	ug/L			10/25/25 00:44	1
Trichlorofluoromethane	<4.00		4.00	0.380	ug/L			10/25/25 00:44	1
Vinyl acetate	<10.0		10.0	2.50	ug/L			10/25/25 00:44	1
Vinyl chloride	<1.00		1.00	0.180	ug/L			10/25/25 00:44	1
Xylenes, Total	<3.00		3.00	0.400	ug/L			10/25/25 00:44	1

Surrogate	*%Recovery*	*Qualifier*	*Limits*	*Prepared*	*Analyzed*	*Dil Fac*
4-Bromofluorobenzene (Surr)	*101*		*80 - 120*		*10/31/25 03:52*	*1*

Client Sample ID: MW-29A

Lab Sample ID: 310-318580-8

Date Collected: 10/21/25 08:43

Matrix: Water

Date Received: 10/22/25 16:05

Method: SW846 8260D - Volatile Organic Compounds by GC/MS (Continued)

Surrogate	*%Recovery*	*Qualifier*	*Limits*	*Prepared*	*Analyzed*	*Dil Fac*
Dibromofluoromethane (Surr)	*117*		*76 - 130*		*10/31/25 03:52*	*1*
Toluene-d8 (Surr)	*95*		*80 - 120*		*10/31/25 03:52*	*1*
Dibromofluoromethane (Surr)	*114*		*76 - 130*		*10/25/25 00:44*	*1*
Toluene-d8 (Surr)	*88*		*80 - 120*		*10/25/25 00:44*	*1*
4-Bromofluorobenzene (Surr)	*102*		*80 - 120*		*10/25/25 00:44*	*1*

Method: SW846 8151A - Herbicides (GC)

Analyte	Result	Qualifier	RL	MDL	Unit	D	Prepared	Analyzed	Dil Fac
Silvex (2,4,5-TP)	<0.0527	*-	0.0527	0.0232	ug/L		10/28/25 17:31	10/30/25 10:46	1

Surrogate	*%Recovery*	*Qualifier*	*Limits*	*Prepared*	*Analyzed*	*Dil Fac*
DCAA	*82*		*34 - 142*	*10/28/25 17:31*	*10/30/25 10:46*	*1*
DCAA	*72*		*34 - 142*	*10/28/25 17:31*	*10/30/25 10:46*	*1*

Method: SW846 6020B - Metals (ICP/MS)

Analyte	Result	Qualifier	RL	MDL	Unit	D	Prepared	Analyzed	Dil Fac
Arsenic	**0.00152**	**J**	0.00200	0.000530	mg/L		10/28/25 09:15	10/28/25 19:45	1
Barium	**0.359**		0.00200	0.000660	mg/L		10/28/25 09:15	10/28/25 19:45	1
Cobalt	**0.00919**		0.000500	0.000170	mg/L		10/28/25 09:15	10/28/25 19:45	1
Copper	<0.00500		0.00500	0.00320	mg/L		10/28/25 09:15	10/28/25 19:45	1
Lead	<0.000500		0.000500	0.000330	mg/L		10/28/25 09:15	10/28/25 19:45	1
Nickel	**0.0244**		0.00500	0.00230	mg/L		10/28/25 09:15	10/28/25 19:45	1

General Chemistry

Analyte	Result	Qualifier	RL	MDL	Unit	D	Prepared	Analyzed	Dil Fac
Total Suspended Solids (USGS I-3765-85)	**3.67**		2.50	1.75	mg/L			10/24/25 06:30	1

Client Sample Results

Client: HDR Inc
Project/Site: Iowa City Landfill Spring 2025

Job ID: 310-318580-1

Client Sample ID: MW-408

Date Collected: 10/21/25 09:18
Date Received: 10/22/25 16:05

Lab Sample ID: 310-318580-9

Matrix: Water

Method: SW846 8260D - Volatile Organic Compounds by GC/MS

Analyte	Result	Qualifier	RL	MDL	Unit	D	Prepared	Analyzed	Dil Fac
1,1,1,2-Tetrachloroethane	<1.00		1.00	0.380	ug/L			10/25/25 01:06	1
1,1,1-Trichloroethane	<1.00		1.00	0.190	ug/L			10/25/25 01:06	1
1,1,2,2-Tetrachloroethane	<1.00		1.00	0.470	ug/L			10/25/25 01:06	1
1,1,2-Trichloroethane	<1.00		1.00	0.450	ug/L			10/25/25 01:06	1
1,1-Dichloroethane	<1.00		1.00	0.220	ug/L			10/25/25 01:06	1
1,1-Dichloroethene	<2.00		2.00	0.560	ug/L			10/25/25 01:06	1
1,2,3-Trichloropropane	<1.00		1.00	0.590	ug/L			10/25/25 01:06	1
1,2-Dibromo-3-Chloropropane	<1.20		1.20	1.20	ug/L			10/25/25 01:06	1
1,2-Dibromoethane (EDB)	<0.340		0.340	0.340	ug/L			10/25/25 01:06	1
1,2-Dichlorobenzene	<1.00		1.00	0.370	ug/L			10/25/25 01:06	1
1,2-Dichloroethane	<1.00		1.00	0.390	ug/L			10/25/25 01:06	1
1,2-Dichloropropane	<1.00		1.00	0.270	ug/L			10/25/25 01:06	1
1,4-Dichlorobenzene	<1.00		1.00	0.230	ug/L			10/25/25 01:06	1
2-Butanone (MEK)	<10.0		10.0	2.10	ug/L			10/25/25 01:06	1
4-Methyl-2-pentanone (MIBK)	<10.0		10.0	2.10	ug/L			10/25/25 01:06	1
Acetone	<10.0		10.0	3.10	ug/L			10/25/25 01:06	1
Acrylonitrile	<5.00		5.00	2.20	ug/L			10/25/25 01:06	1
Benzene	<0.500		0.500	0.220	ug/L			10/25/25 01:06	1
Bromochloromethane	<5.00		5.00	0.540	ug/L			10/25/25 01:06	1
Bromodichloromethane	<1.00		1.00	0.390	ug/L			10/25/25 01:06	1
Bromoform	<5.00		5.00	0.780	ug/L			10/25/25 01:06	1
Bromomethane	<4.00		4.00	1.10	ug/L			10/25/25 01:06	1
Carbon disulfide	<1.00		1.00	0.450	ug/L			10/25/25 01:06	1
Carbon tetrachloride	<2.00		2.00	0.650	ug/L			10/25/25 01:06	1
Chlorobenzene	<1.00		1.00	0.400	ug/L			10/25/25 01:06	1
Chlorodibromomethane	<5.00		5.00	0.750	ug/L			10/25/25 01:06	1
Chloroethane	<4.00		4.00	0.790	ug/L			10/25/25 01:06	1
Chloroform	<3.00		3.00	1.30	ug/L			10/25/25 01:06	1
Chloromethane	<3.00		3.00	0.610	ug/L			10/25/25 01:06	1
2-Hexanone	<10.0		10.0	2.00	ug/L			10/31/25 04:14	1
cis-1,2-Dichloroethene	<1.00		1.00	0.210	ug/L			10/25/25 01:06	1
cis-1,3-Dichloropropene	<5.00		5.00	0.250	ug/L			10/25/25 01:06	1
Dibromomethane	<1.00		1.00	0.330	ug/L			10/25/25 01:06	1
Ethylbenzene	<1.00		1.00	0.310	ug/L			10/25/25 01:06	1
Iodomethane	<10.0		10.0	7.00	ug/L			10/25/25 01:06	1
Methylene Chloride	<5.00		5.00	1.70	ug/L			10/25/25 01:06	1
Styrene	<1.00		1.00	0.370	ug/L			10/25/25 01:06	1
Tetrachloroethene	<1.00		1.00	0.480	ug/L			10/25/25 01:06	1
Toluene	<1.00		1.00	0.430	ug/L			10/25/25 01:06	1
trans-1,2-Dichloroethene	<1.00		1.00	0.270	ug/L			10/25/25 01:06	1
trans-1,3-Dichloropropene	<5.00		5.00	0.560	ug/L			10/25/25 01:06	1
trans-1,4-Dichloro-2-butene	<10.0		10.0	1.10	ug/L			10/25/25 01:06	1
Trichloroethene	<1.00		1.00	0.430	ug/L			10/25/25 01:06	1
Trichlorofluoromethane	<4.00		4.00	0.380	ug/L			10/25/25 01:06	1
Vinyl acetate	<10.0		10.0	2.50	ug/L			10/25/25 01:06	1
Vinyl chloride	<1.00		1.00	0.180	ug/L			10/25/25 01:06	1
Xylenes, Total	<3.00		3.00	0.400	ug/L			10/25/25 01:06	1

Surrogate	*%Recovery*	*Qualifier*	*Limits*	*Prepared*	*Analyzed*	*Dil Fac*
4-Bromofluorobenzene (Surr)	*100*		*80 - 120*		*10/31/25 04:14*	*1*

Client Sample ID: MW-408
Lab Sample ID: 310-318580-9

Date Collected: 10/21/25 09:18
Matrix: Water
Date Received: 10/22/25 16:05

Method: SW846 8260D - Volatile Organic Compounds by GC/MS (Continued)

Surrogate	*%Recovery*	*Qualifier*	*Limits*	*Prepared*	*Analyzed*	*Dil Fac*
Dibromofluoromethane (Surr)	*121*		*76 - 130*		*10/31/25 04:14*	*1*
Toluene-d8 (Surr)	*93*		*80 - 120*		*10/31/25 04:14*	*1*
Dibromofluoromethane (Surr)	*118*		*76 - 130*		*10/25/25 01:06*	*1*
Toluene-d8 (Surr)	*91*		*80 - 120*		*10/25/25 01:06*	*1*
4-Bromofluorobenzene (Surr)	*102*		*80 - 120*		*10/25/25 01:06*	*1*

Method: SW846 6020B - Metals (ICP/MS)

Analyte	Result	Qualifier	RL	MDL	Unit	D	Prepared	Analyzed	Dil Fac
Antimony	<0.00200	^1+	0.00200	0.00100	mg/L		10/28/25 09:15	10/28/25 19:47	1
Arsenic	<0.00200		0.00200	0.000530	mg/L		10/28/25 09:15	10/28/25 19:47	1
Barium	**0.174**		0.00200	0.000660	mg/L		10/28/25 09:15	10/28/25 19:47	1
Beryllium	<0.00100		0.00100	0.000330	mg/L		10/28/25 09:15	10/28/25 19:47	1
Cadmium	**0.000255**		0.000200	0.000100	mg/L		10/28/25 09:15	10/28/25 19:47	1
Chromium	**0.00765**		0.00500	0.00180	mg/L		10/28/25 09:15	10/28/25 19:47	1
Cobalt	**0.000869**		0.000500	0.000170	mg/L		10/28/25 09:15	10/28/25 19:47	1
Copper	<0.00500		0.00500	0.00320	mg/L		10/28/25 09:15	10/28/25 19:47	1
Lead	<0.000500		0.000500	0.000330	mg/L		10/28/25 09:15	10/28/25 19:47	1
Nickel	**0.00989**		0.00500	0.00230	mg/L		10/28/25 09:15	10/28/25 19:47	1
Selenium	<0.00500		0.00500	0.00140	mg/L		10/28/25 09:15	10/28/25 19:47	1
Silver	<0.00100		0.00100	0.000500	mg/L		10/28/25 09:15	10/28/25 19:47	1
Thallium	<0.00100		0.00100	0.000570	mg/L		10/28/25 09:15	10/28/25 19:47	1
Vanadium	**0.00511**		0.00500	0.00170	mg/L		10/28/25 09:15	10/28/25 19:47	1
Zinc	<0.0200		0.0200	0.0130	mg/L		10/28/25 09:15	10/28/25 19:47	1

General Chemistry

Analyte	Result	Qualifier	RL	MDL	Unit	D	Prepared	Analyzed	Dil Fac
Total Suspended Solids (USGS I-3765-85)	**9.25**		1.88	1.31	mg/L			10/24/25 08:51	1

Client Sample Results

Client: HDR Inc
Project/Site: Iowa City Landfill Spring 2025

Job ID: 310-318580-1

Client Sample ID: MW-11B

Date Collected: 10/21/25 09:46
Date Received: 10/22/25 16:05

Lab Sample ID: 310-318580-10

Matrix: Water

Method: SW846 8260D - Volatile Organic Compounds by GC/MS

Analyte	Result	Qualifier	RL	MDL	Unit	D	Prepared	Analyzed	Dil Fac
1,1,1,2-Tetrachloroethane	<1.00		1.00	0.380	ug/L			10/28/25 19:26	1
1,1,1-Trichloroethane	<1.00		1.00	0.190	ug/L			10/28/25 19:26	1
1,1,2,2-Tetrachloroethane	<1.00		1.00	0.470	ug/L			10/28/25 19:26	1
1,1,2-Trichloroethane	<1.00		1.00	0.450	ug/L			10/28/25 19:26	1
1,1-Dichloroethane	<1.00		1.00	0.220	ug/L			10/28/25 19:26	1
1,1-Dichloroethene	<2.00		2.00	0.560	ug/L			10/28/25 19:26	1
1,2,3-Trichloropropane	<1.00		1.00	0.590	ug/L			10/28/25 19:26	1
1,2-Dibromo-3-Chloropropane	<1.20		1.20	1.20	ug/L			10/28/25 19:26	1
1,2-Dibromoethane (EDB)	<0.340		0.340	0.340	ug/L			10/28/25 19:26	1
1,2-Dichlorobenzene	<1.00		1.00	0.370	ug/L			10/28/25 19:26	1
1,2-Dichloroethane	<1.00		1.00	0.390	ug/L			10/28/25 19:26	1
1,2-Dichloropropane	<1.00		1.00	0.270	ug/L			10/28/25 19:26	1
1,4-Dichlorobenzene	<1.00		1.00	0.230	ug/L			10/28/25 19:26	1
2-Butanone (MEK)	<10.0		10.0	2.10	ug/L			10/28/25 19:26	1
2-Hexanone	<10.0		10.0	2.00	ug/L			10/28/25 19:26	1
4-Methyl-2-pentanone (MIBK)	<10.0		10.0	2.10	ug/L			10/28/25 19:26	1
Acetone	<10.0		10.0	3.10	ug/L			10/28/25 19:26	1
Acrylonitrile	<5.00		5.00	2.20	ug/L			10/28/25 19:26	1
Benzene	<0.500		0.500	0.220	ug/L			10/28/25 19:26	1
Bromochloromethane	<5.00		5.00	0.540	ug/L			10/28/25 19:26	1
Bromodichloromethane	<1.00		1.00	0.390	ug/L			10/28/25 19:26	1
Bromoform	<5.00		5.00	0.780	ug/L			10/28/25 19:26	1
Bromomethane	<4.00		4.00	1.10	ug/L			10/28/25 19:26	1
Carbon disulfide	<1.00		1.00	0.450	ug/L			10/28/25 19:26	1
Carbon tetrachloride	<2.00		2.00	0.650	ug/L			10/28/25 19:26	1
Chlorobenzene	<1.00		1.00	0.400	ug/L			10/28/25 19:26	1
Chlorodibromomethane	<5.00		5.00	0.750	ug/L			10/28/25 19:26	1
Chloroethane	<4.00		4.00	0.790	ug/L			10/28/25 19:26	1
Chloroform	<3.00		3.00	1.30	ug/L			10/28/25 19:26	1
Chloromethane	<3.00		3.00	0.610	ug/L			10/28/25 19:26	1
cis-1,2-Dichloroethene	<1.00		1.00	0.210	ug/L			10/28/25 19:26	1
cis-1,3-Dichloropropene	<5.00		5.00	0.250	ug/L			10/28/25 19:26	1
Dibromomethane	<1.00		1.00	0.330	ug/L			10/28/25 19:26	1
Ethylbenzene	<1.00		1.00	0.310	ug/L			10/28/25 19:26	1
Iodomethane	<10.0		10.0	7.00	ug/L			10/28/25 19:26	1
Methylene Chloride	<5.00		5.00	1.70	ug/L			10/28/25 19:26	1
Styrene	<1.00		1.00	0.370	ug/L			10/28/25 19:26	1
Tetrachloroethene	<1.00		1.00	0.480	ug/L			10/28/25 19:26	1
Toluene	<1.00		1.00	0.430	ug/L			10/28/25 19:26	1
trans-1,2-Dichloroethene	<1.00		1.00	0.270	ug/L			10/28/25 19:26	1
trans-1,3-Dichloropropene	<5.00		5.00	0.560	ug/L			10/28/25 19:26	1
trans-1,4-Dichloro-2-butene	<10.0		10.0	1.10	ug/L			10/28/25 19:26	1
Trichloroethene	<1.00		1.00	0.430	ug/L			10/28/25 19:26	1
Trichlorofluoromethane	<4.00		4.00	0.380	ug/L			10/28/25 19:26	1
Vinyl acetate	<10.0		10.0	2.50	ug/L			10/28/25 19:26	1
Vinyl chloride	<1.00		1.00	0.180	ug/L			10/28/25 19:26	1
Xylenes, Total	<3.00		3.00	0.400	ug/L			10/28/25 19:26	1

Surrogate	*%Recovery*	*Qualifier*	*Limits*	*Prepared*	*Analyzed*	*Dil Fac*
Dibromofluoromethane (Surr)	*108*		*76 - 130*		*10/28/25 19:26*	*1*

Client Sample ID: MW-11B

Date Collected: 10/21/25 09:46
Date Received: 10/22/25 16:05

Lab Sample ID: 310-318580-10

Matrix: Water

Method: SW846 8260D - Volatile Organic Compounds by GC/MS (Continued)

Surrogate	*%Recovery*	*Qualifier*	*Limits*	*Prepared*	*Analyzed*	*Dil Fac*
Toluene-d8 (Surr)	*100*		*80 - 120*		*10/28/25 19:26*	*1*
4-Bromofluorobenzene (Surr)	*106*		*80 - 120*		*10/28/25 19:26*	*1*

Method: SW846 6020B - Metals (ICP/MS)

Analyte	Result	Qualifier	RL	MDL	Unit	D	Prepared	Analyzed	Dil Fac
Antimony	<0.00200	^1+	0.00200	0.00100	mg/L		10/28/25 09:15	10/28/25 19:53	1
Arsenic	**0.0736**		0.00200	0.000530	mg/L		10/28/25 09:15	10/28/25 19:53	1
Barium	**0.399**		0.00200	0.000660	mg/L		10/28/25 09:15	10/28/25 19:53	1
Beryllium	<0.00100		0.00100	0.000330	mg/L		10/28/25 09:15	10/28/25 19:53	1
Cadmium	<0.000200		0.000200	0.000100	mg/L		10/28/25 09:15	10/28/25 19:53	1
Chromium	<0.00500		0.00500	0.00180	mg/L		10/28/25 09:15	10/28/25 19:53	1
Cobalt	**0.00141**		0.000500	0.000170	mg/L		10/28/25 09:15	10/28/25 19:53	1
Copper	<0.00500		0.00500	0.00320	mg/L		10/28/25 09:15	10/28/25 19:53	1
Lead	<0.000500		0.000500	0.000330	mg/L		10/28/25 09:15	10/28/25 19:53	1
Nickel	**0.00859**		0.00500	0.00230	mg/L		10/28/25 09:15	10/28/25 19:53	1
Selenium	<0.00500		0.00500	0.00140	mg/L		10/28/25 09:15	10/28/25 19:53	1
Silver	<0.00100		0.00100	0.000500	mg/L		10/28/25 09:15	10/28/25 19:53	1
Thallium	<0.00100		0.00100	0.000570	mg/L		10/28/25 09:15	10/28/25 19:53	1
Vanadium	<0.00500		0.00500	0.00170	mg/L		10/28/25 09:15	10/28/25 19:53	1
Zinc	<0.0200		0.0200	0.0130	mg/L		10/28/25 09:15	10/28/25 19:53	1

General Chemistry

Analyte	Result	Qualifier	RL	MDL	Unit	D	Prepared	Analyzed	Dil Fac
Sulfide (SW846 9034)	<1.00		1.00	0.231	mg/L			10/27/25 09:20	1
Total Suspended Solids (USGS I-3765-85)	**78.0**		15.0	10.5	mg/L			10/24/25 08:51	1

Client Sample Results

Client: HDR Inc
Project/Site: Iowa City Landfill Spring 2025

Job ID: 310-318580-1

Client Sample ID: MW-206A

Lab Sample ID: 310-318580-11

Date Collected: 10/21/25 10:34
Date Received: 10/22/25 16:05

Matrix: Water

Method: SW846 8260D - Volatile Organic Compounds by GC/MS

Analyte	Result	Qualifier	RL	MDL	Unit	D	Prepared	Analyzed	Dil Fac
1,1,1,2-Tetrachloroethane	<1.00		1.00	0.380	ug/L			10/25/25 01:51	1
1,1,1-Trichloroethane	<1.00		1.00	0.190	ug/L			10/25/25 01:51	1
1,1,2,2-Tetrachloroethane	<1.00		1.00	0.470	ug/L			10/25/25 01:51	1
1,1,2-Trichloroethane	<1.00		1.00	0.450	ug/L			10/25/25 01:51	1
1,1-Dichloroethane	**6.12**		1.00	0.220	ug/L			10/25/25 01:51	1
1,1-Dichloroethene	<2.00		2.00	0.560	ug/L			10/25/25 01:51	1
1,2,3-Trichloropropane	<1.00		1.00	0.590	ug/L			10/25/25 01:51	1
1,2-Dibromo-3-Chloropropane	<1.20		1.20	1.20	ug/L			10/25/25 01:51	1
1,2-Dibromoethane (EDB)	<0.340		0.340	0.340	ug/L			10/25/25 01:51	1
1,2-Dichlorobenzene	<1.00		1.00	0.370	ug/L			10/25/25 01:51	1
1,2-Dichloroethane	<1.00		1.00	0.390	ug/L			10/25/25 01:51	1
1,2-Dichloropropane	<1.00		1.00	0.270	ug/L			10/25/25 01:51	1
1,4-Dichlorobenzene	<1.00		1.00	0.230	ug/L			10/25/25 01:51	1
2-Butanone (MEK)	<10.0		10.0	2.10	ug/L			10/25/25 01:51	1
4-Methyl-2-pentanone (MIBK)	<10.0		10.0	2.10	ug/L			10/25/25 01:51	1
Acetone	<10.0		10.0	3.10	ug/L			10/25/25 01:51	1
Acrylonitrile	<5.00		5.00	2.20	ug/L			10/25/25 01:51	1
Benzene	<0.500		0.500	0.220	ug/L			10/25/25 01:51	1
Bromochloromethane	<5.00		5.00	0.540	ug/L			10/25/25 01:51	1
Bromodichloromethane	<1.00		1.00	0.390	ug/L			10/25/25 01:51	1
Bromoform	<5.00		5.00	0.780	ug/L			10/25/25 01:51	1
Bromomethane	<4.00		4.00	1.10	ug/L			10/25/25 01:51	1
Carbon disulfide	<1.00		1.00	0.450	ug/L			10/25/25 01:51	1
Carbon tetrachloride	<2.00		2.00	0.650	ug/L			10/25/25 01:51	1
Chlorobenzene	<1.00		1.00	0.400	ug/L			10/25/25 01:51	1
Chlorodibromomethane	<5.00		5.00	0.750	ug/L			10/25/25 01:51	1
Chloroethane	<4.00		4.00	0.790	ug/L			10/25/25 01:51	1
Chloroform	<3.00		3.00	1.30	ug/L			10/25/25 01:51	1
Chloromethane	<3.00		3.00	0.610	ug/L			10/25/25 01:51	1
2-Hexanone	<10.0		10.0	2.00	ug/L			10/31/25 04:36	1
cis-1,2-Dichloroethene	**0.602**	**J**	1.00	0.210	ug/L			10/25/25 01:51	1
cis-1,3-Dichloropropene	<5.00		5.00	0.250	ug/L			10/25/25 01:51	1
Dibromomethane	<1.00		1.00	0.330	ug/L			10/25/25 01:51	1
Ethylbenzene	<1.00		1.00	0.310	ug/L			10/25/25 01:51	1
Iodomethane	<10.0		10.0	7.00	ug/L			10/25/25 01:51	1
Methylene Chloride	<5.00		5.00	1.70	ug/L			10/25/25 01:51	1
Styrene	<1.00		1.00	0.370	ug/L			10/25/25 01:51	1
Tetrachloroethene	**1.67**		1.00	0.480	ug/L			10/25/25 01:51	1
Toluene	<1.00		1.00	0.430	ug/L			10/25/25 01:51	1
trans-1,2-Dichloroethene	<1.00		1.00	0.270	ug/L			10/25/25 01:51	1
trans-1,3-Dichloropropene	<5.00		5.00	0.560	ug/L			10/25/25 01:51	1
trans-1,4-Dichloro-2-butene	<10.0		10.0	1.10	ug/L			10/25/25 01:51	1
Trichloroethene	**1.43**		1.00	0.430	ug/L			10/25/25 01:51	1
Trichlorofluoromethane	<4.00		4.00	0.380	ug/L			10/25/25 01:51	1
Vinyl acetate	<10.0		10.0	2.50	ug/L			10/25/25 01:51	1
Vinyl chloride	<1.00		1.00	0.180	ug/L			10/25/25 01:51	1
Xylenes, Total	<3.00		3.00	0.400	ug/L			10/25/25 01:51	1

Surrogate	*%Recovery*	*Qualifier*	*Limits*	*Prepared*	*Analyzed*	*Dil Fac*
4-Bromofluorobenzene (Surr)	*101*		*80 - 120*		*10/31/25 04:36*	*1*

Client Sample ID: MW-206A

Lab Sample ID: 310-318580-11

Date Collected: 10/21/25 10:34

Matrix: Water

Date Received: 10/22/25 16:05

Method: SW846 8260D - Volatile Organic Compounds by GC/MS (Continued)

Surrogate	*%Recovery*	*Qualifier*	*Limits*	*Prepared*	*Analyzed*	*Dil Fac*
Dibromofluoromethane (Surr)	*121*		*76 - 130*		*10/31/25 04:36*	*1*
Toluene-d8 (Surr)	*96*		*80 - 120*		*10/31/25 04:36*	*1*
Dibromofluoromethane (Surr)	*121*		*76 - 130*		*10/25/25 01:51*	*1*
Toluene-d8 (Surr)	*86*		*80 - 120*		*10/25/25 01:51*	*1*
4-Bromofluorobenzene (Surr)	*100*		*80 - 120*		*10/25/25 01:51*	*1*

Method: SW846 6020B - Metals (ICP/MS)

Analyte	Result	Qualifier	RL	MDL	Unit	D	Prepared	Analyzed	Dil Fac
Antimony	<0.00200	^1+	0.00200	0.00100	mg/L		10/28/25 09:15	10/28/25 19:55	1
Arsenic	**0.000585**	**J**	0.00200	0.000530	mg/L		10/28/25 09:15	10/28/25 19:55	1
Barium	**0.110**		0.00200	0.000660	mg/L		10/28/25 09:15	10/28/25 19:55	1
Beryllium	<0.00100		0.00100	0.000330	mg/L		10/28/25 09:15	10/28/25 19:55	1
Cadmium	<0.000200		0.000200	0.000100	mg/L		10/28/25 09:15	10/28/25 19:55	1
Chromium	<0.00500		0.00500	0.00180	mg/L		10/28/25 09:15	10/28/25 19:55	1
Cobalt	<0.000500		0.000500	0.000170	mg/L		10/28/25 09:15	10/28/25 19:55	1
Copper	<0.00500		0.00500	0.00320	mg/L		10/28/25 09:15	10/28/25 19:55	1
Lead	<0.000500		0.000500	0.000330	mg/L		10/28/25 09:15	10/28/25 19:55	1
Nickel	<0.00500		0.00500	0.00230	mg/L		10/28/25 09:15	10/28/25 19:55	1
Selenium	**0.00259**	**J**	0.00500	0.00140	mg/L		10/28/25 09:15	10/28/25 19:55	1
Silver	<0.00100		0.00100	0.000500	mg/L		10/28/25 09:15	10/28/25 19:55	1
Thallium	<0.00100		0.00100	0.000570	mg/L		10/28/25 09:15	10/28/25 19:55	1
Vanadium	<0.00500		0.00500	0.00170	mg/L		10/28/25 09:15	10/28/25 19:55	1
Zinc	<0.0200		0.0200	0.0130	mg/L		10/28/25 09:15	10/28/25 19:55	1

General Chemistry

Analyte	Result	Qualifier	RL	MDL	Unit	D	Prepared	Analyzed	Dil Fac
Sulfide (SW846 9034)	<1.00		1.00	0.231	mg/L			10/27/25 09:20	1
Total Suspended Solids (USGS I-3765-85)	<1.88		1.88	1.31	mg/L			10/24/25 08:51	1

Client Sample Results

Client: HDR Inc
Project/Site: Iowa City Landfill Spring 2025

Job ID: 310-318580-1

Client Sample ID: MW-207A

Lab Sample ID: 310-318580-12

Date Collected: 10/21/25 11:57
Date Received: 10/22/25 16:05

Matrix: Water

Method: SW846 8260D - Volatile Organic Compounds by GC/MS

Analyte	Result	Qualifier	RL	MDL	Unit	D	Prepared	Analyzed	Dil Fac
1,1,1,2-Tetrachloroethane	<1.00		1.00	0.380	ug/L			10/25/25 02:14	1
1,1,1-Trichloroethane	<1.00		1.00	0.190	ug/L			10/25/25 02:14	1
1,1,2,2-Tetrachloroethane	<1.00		1.00	0.470	ug/L			10/25/25 02:14	1
1,1,2-Trichloroethane	<1.00		1.00	0.450	ug/L			10/25/25 02:14	1
1,1-Dichloroethane	<1.00		1.00	0.220	ug/L			10/25/25 02:14	1
1,1-Dichloroethene	<2.00		2.00	0.560	ug/L			10/25/25 02:14	1
1,2,3-Trichloropropane	<1.00		1.00	0.590	ug/L			10/25/25 02:14	1
1,2-Dibromo-3-Chloropropane	<1.20		1.20	1.20	ug/L			10/25/25 02:14	1
1,2-Dibromoethane (EDB)	<0.340		0.340	0.340	ug/L			10/25/25 02:14	1
1,2-Dichlorobenzene	<1.00		1.00	0.370	ug/L			10/25/25 02:14	1
1,2-Dichloroethane	<1.00		1.00	0.390	ug/L			10/25/25 02:14	1
1,2-Dichloropropane	<1.00		1.00	0.270	ug/L			10/25/25 02:14	1
1,4-Dichlorobenzene	<1.00		1.00	0.230	ug/L			10/25/25 02:14	1
2-Butanone (MEK)	<10.0		10.0	2.10	ug/L			10/25/25 02:14	1
4-Methyl-2-pentanone (MIBK)	<10.0		10.0	2.10	ug/L			10/25/25 02:14	1
Acetone	<10.0		10.0	3.10	ug/L			10/25/25 02:14	1
Acrylonitrile	<5.00		5.00	2.20	ug/L			10/25/25 02:14	1
Benzene	<0.500		0.500	0.220	ug/L			10/25/25 02:14	1
Bromochloromethane	<5.00		5.00	0.540	ug/L			10/25/25 02:14	1
Bromodichloromethane	<1.00		1.00	0.390	ug/L			10/25/25 02:14	1
Bromoform	<5.00		5.00	0.780	ug/L			10/25/25 02:14	1
Bromomethane	<4.00		4.00	1.10	ug/L			10/25/25 02:14	1
Carbon disulfide	<1.00		1.00	0.450	ug/L			10/25/25 02:14	1
Carbon tetrachloride	<2.00		2.00	0.650	ug/L			10/25/25 02:14	1
Chlorobenzene	<1.00		1.00	0.400	ug/L			10/25/25 02:14	1
Chlorodibromomethane	<5.00		5.00	0.750	ug/L			10/25/25 02:14	1
Chloroethane	<4.00		4.00	0.790	ug/L			10/25/25 02:14	1
Chloroform	<3.00		3.00	1.30	ug/L			10/25/25 02:14	1
Chloromethane	<3.00		3.00	0.610	ug/L			10/25/25 02:14	1
2-Hexanone	<10.0		10.0	2.00	ug/L			10/31/25 04:58	1
cis-1,2-Dichloroethene	<1.00		1.00	0.210	ug/L			10/25/25 02:14	1
cis-1,3-Dichloropropene	<5.00		5.00	0.250	ug/L			10/25/25 02:14	1
Dibromomethane	<1.00		1.00	0.330	ug/L			10/25/25 02:14	1
Ethylbenzene	<1.00		1.00	0.310	ug/L			10/25/25 02:14	1
Iodomethane	<10.0		10.0	7.00	ug/L			10/25/25 02:14	1
Methylene Chloride	<5.00		5.00	1.70	ug/L			10/25/25 02:14	1
Styrene	<1.00		1.00	0.370	ug/L			10/25/25 02:14	1
Tetrachloroethene	<1.00		1.00	0.480	ug/L			10/25/25 02:14	1
Toluene	<1.00		1.00	0.430	ug/L			10/25/25 02:14	1
trans-1,2-Dichloroethene	<1.00		1.00	0.270	ug/L			10/25/25 02:14	1
trans-1,3-Dichloropropene	<5.00		5.00	0.560	ug/L			10/25/25 02:14	1
trans-1,4-Dichloro-2-butene	<10.0		10.0	1.10	ug/L			10/25/25 02:14	1
Trichloroethene	<1.00		1.00	0.430	ug/L			10/25/25 02:14	1
Trichlorofluoromethane	<4.00		4.00	0.380	ug/L			10/25/25 02:14	1
Vinyl acetate	<10.0		10.0	2.50	ug/L			10/25/25 02:14	1
Vinyl chloride	<1.00		1.00	0.180	ug/L			10/25/25 02:14	1
Xylenes, Total	<3.00		3.00	0.400	ug/L			10/25/25 02:14	1

Surrogate	*%Recovery*	*Qualifier*	*Limits*	*Prepared*	*Analyzed*	*Dil Fac*
4-Bromofluorobenzene (Surr)	*98*		*80 - 120*		*10/31/25 04:58*	*1*

Client Sample ID: MW-207A

Lab Sample ID: 310-318580-12

Date Collected: 10/21/25 11:57

Matrix: Water

Date Received: 10/22/25 16:05

Method: SW846 8260D - Volatile Organic Compounds by GC/MS (Continued)

Surrogate	*%Recovery*	*Qualifier*	*Limits*	*Prepared*	*Analyzed*	*Dil Fac*
Dibromofluoromethane (Surr)	*122*		*76 - 130*		*10/31/25 04:58*	*1*
Toluene-d8 (Surr)	*92*		*80 - 120*		*10/31/25 04:58*	*1*
Dibromofluoromethane (Surr)	*119*		*76 - 130*		*10/25/25 02:14*	*1*
Toluene-d8 (Surr)	*87*		*80 - 120*		*10/25/25 02:14*	*1*
4-Bromofluorobenzene (Surr)	*95*		*80 - 120*		*10/25/25 02:14*	*1*

Method: SW846 6020B - Metals (ICP/MS)

Analyte	Result	Qualifier	RL	MDL	Unit	D	Prepared	Analyzed	Dil Fac
Antimony	<0.00200	^1+	0.00200	0.00100	mg/L		10/28/25 09:15	10/28/25 19:58	1
Arsenic	**0.0533**		0.00200	0.000530	mg/L		10/28/25 09:15	10/28/25 19:58	1
Barium	**0.354**		0.00200	0.000660	mg/L		10/28/25 09:15	10/28/25 19:58	1
Beryllium	<0.00100		0.00100	0.000330	mg/L		10/28/25 09:15	10/28/25 19:58	1
Cadmium	<0.000200		0.000200	0.000100	mg/L		10/28/25 09:15	10/28/25 19:58	1
Chromium	<0.00500		0.00500	0.00180	mg/L		10/28/25 09:15	10/28/25 19:58	1
Cobalt	**0.000571**		0.000500	0.000170	mg/L		10/28/25 09:15	10/28/25 19:58	1
Copper	<0.00500		0.00500	0.00320	mg/L		10/28/25 09:15	10/28/25 19:58	1
Lead	<0.000500		0.000500	0.000330	mg/L		10/28/25 09:15	10/28/25 19:58	1
Nickel	<0.00500		0.00500	0.00230	mg/L		10/28/25 09:15	10/28/25 19:58	1
Selenium	<0.00500		0.00500	0.00140	mg/L		10/28/25 09:15	10/28/25 19:58	1
Silver	<0.00100		0.00100	0.000500	mg/L		10/28/25 09:15	10/28/25 19:58	1
Thallium	<0.00100		0.00100	0.000570	mg/L		10/28/25 09:15	10/28/25 19:58	1
Vanadium	<0.00500		0.00500	0.00170	mg/L		10/28/25 09:15	10/28/25 19:58	1
Zinc	<0.0200		0.0200	0.0130	mg/L		10/28/25 09:15	10/28/25 19:58	1

General Chemistry

Analyte	Result	Qualifier	RL	MDL	Unit	D	Prepared	Analyzed	Dil Fac
Total Suspended Solids (USGS I-3765-85)	**64.0**		15.0	10.5	mg/L			10/24/25 08:51	1

Client Sample Results

Client: HDR Inc
Project/Site: Iowa City Landfill Spring 2025

Job ID: 310-318580-1

Client Sample ID: MW-312A

Lab Sample ID: 310-318580-13

Date Collected: 10/21/25 12:31
Date Received: 10/22/25 16:05

Matrix: Water

Method: SW846 8260D - Volatile Organic Compounds by GC/MS

Analyte	Result	Qualifier	RL	MDL	Unit	D	Prepared	Analyzed	Dil Fac
1,1,1,2-Tetrachloroethane	<1.00		1.00	0.380	ug/L			10/25/25 02:36	1
1,1,1-Trichloroethane	<1.00		1.00	0.190	ug/L			10/25/25 02:36	1
1,1,2,2-Tetrachloroethane	<1.00		1.00	0.470	ug/L			10/25/25 02:36	1
1,1,2-Trichloroethane	<1.00		1.00	0.450	ug/L			10/25/25 02:36	1
1,1-Dichloroethane	<1.00		1.00	0.220	ug/L			10/25/25 02:36	1
1,1-Dichloroethene	<2.00		2.00	0.560	ug/L			10/25/25 02:36	1
1,2,3-Trichloropropane	<1.00		1.00	0.590	ug/L			10/25/25 02:36	1
1,2-Dibromo-3-Chloropropane	<1.20		1.20	1.20	ug/L			10/25/25 02:36	1
1,2-Dibromoethane (EDB)	<0.340		0.340	0.340	ug/L			10/25/25 02:36	1
1,2-Dichlorobenzene	<1.00		1.00	0.370	ug/L			10/25/25 02:36	1
1,2-Dichloroethane	<1.00		1.00	0.390	ug/L			10/25/25 02:36	1
1,2-Dichloropropane	<1.00		1.00	0.270	ug/L			10/25/25 02:36	1
1,4-Dichlorobenzene	<1.00		1.00	0.230	ug/L			10/25/25 02:36	1
2-Butanone (MEK)	<10.0		10.0	2.10	ug/L			10/25/25 02:36	1
4-Methyl-2-pentanone (MIBK)	<10.0		10.0	2.10	ug/L			10/25/25 02:36	1
Acetone	<10.0		10.0	3.10	ug/L			10/25/25 02:36	1
Acrylonitrile	<5.00		5.00	2.20	ug/L			10/25/25 02:36	1
Benzene	<0.500		0.500	0.220	ug/L			10/25/25 02:36	1
Bromochloromethane	<5.00		5.00	0.540	ug/L			10/25/25 02:36	1
Bromodichloromethane	<1.00		1.00	0.390	ug/L			10/25/25 02:36	1
Bromoform	<5.00		5.00	0.780	ug/L			10/25/25 02:36	1
Bromomethane	<4.00		4.00	1.10	ug/L			10/25/25 02:36	1
Carbon disulfide	<1.00		1.00	0.450	ug/L			10/25/25 02:36	1
Carbon tetrachloride	<2.00		2.00	0.650	ug/L			10/25/25 02:36	1
Chlorobenzene	<1.00		1.00	0.400	ug/L			10/25/25 02:36	1
Chlorodibromomethane	<5.00		5.00	0.750	ug/L			10/25/25 02:36	1
Chloroethane	<4.00		4.00	0.790	ug/L			10/25/25 02:36	1
Chloroform	<3.00		3.00	1.30	ug/L			10/25/25 02:36	1
Chloromethane	<3.00		3.00	0.610	ug/L			10/25/25 02:36	1
2-Hexanone	<10.0		10.0	2.00	ug/L			10/31/25 05:20	1
cis-1,2-Dichloroethene	<1.00		1.00	0.210	ug/L			10/25/25 02:36	1
cis-1,3-Dichloropropene	<5.00		5.00	0.250	ug/L			10/25/25 02:36	1
Dibromomethane	<1.00		1.00	0.330	ug/L			10/25/25 02:36	1
Ethylbenzene	<1.00		1.00	0.310	ug/L			10/25/25 02:36	1
Iodomethane	<10.0		10.0	7.00	ug/L			10/25/25 02:36	1
Methylene Chloride	<5.00		5.00	1.70	ug/L			10/25/25 02:36	1
Styrene	<1.00		1.00	0.370	ug/L			10/25/25 02:36	1
Tetrachloroethene	<1.00		1.00	0.480	ug/L			10/25/25 02:36	1
Toluene	<1.00		1.00	0.430	ug/L			10/25/25 02:36	1
trans-1,2-Dichloroethene	<1.00		1.00	0.270	ug/L			10/25/25 02:36	1
trans-1,3-Dichloropropene	<5.00		5.00	0.560	ug/L			10/25/25 02:36	1
trans-1,4-Dichloro-2-butene	<10.0		10.0	1.10	ug/L			10/25/25 02:36	1
Trichloroethene	<1.00		1.00	0.430	ug/L			10/25/25 02:36	1
Trichlorofluoromethane	<4.00		4.00	0.380	ug/L			10/25/25 02:36	1
Vinyl acetate	<10.0		10.0	2.50	ug/L			10/25/25 02:36	1
Vinyl chloride	<1.00		1.00	0.180	ug/L			10/25/25 02:36	1
Xylenes, Total	<3.00		3.00	0.400	ug/L			10/25/25 02:36	1

Surrogate	*%Recovery*	*Qualifier*	*Limits*	*Prepared*	*Analyzed*	*Dil Fac*
4-Bromofluorobenzene (Surr)	*100*		*80 - 120*		*10/31/25 05:20*	*1*

Client Sample ID: MW-312A

Lab Sample ID: 310-318580-13

Date Collected: 10/21/25 12:31

Matrix: Water

Date Received: 10/22/25 16:05

Method: SW846 8260D - Volatile Organic Compounds by GC/MS (Continued)

Surrogate	*%Recovery*	*Qualifier*	*Limits*	*Prepared*	*Analyzed*	*Dil Fac*
Dibromofluoromethane (Surr)	*122*		*76 - 130*		*10/31/25 05:20*	*1*
Toluene-d8 (Surr)	*92*		*80 - 120*		*10/31/25 05:20*	*1*
Dibromofluoromethane (Surr)	*121*		*76 - 130*		*10/25/25 02:36*	*1*
Toluene-d8 (Surr)	*86*		*80 - 120*		*10/25/25 02:36*	*1*
4-Bromofluorobenzene (Surr)	*94*		*80 - 120*		*10/25/25 02:36*	*1*

Method: SW846 6020B - Metals (ICP/MS)

Analyte	Result	Qualifier	RL	MDL	Unit	D	Prepared	Analyzed	Dil Fac
Antimony	<0.00200	^1+	0.00200	0.00100	mg/L		10/28/25 09:15	10/28/25 20:00	1
Arsenic	<0.00200		0.00200	0.000530	mg/L		10/28/25 09:15	10/28/25 20:00	1
Barium	**0.116**		0.00200	0.000660	mg/L		10/28/25 09:15	10/28/25 20:00	1
Beryllium	<0.00100		0.00100	0.000330	mg/L		10/28/25 09:15	10/28/25 20:00	1
Cadmium	<0.000200		0.000200	0.000100	mg/L		10/28/25 09:15	10/28/25 20:00	1
Chromium	**0.0212**		0.00500	0.00180	mg/L		10/28/25 09:15	10/28/25 20:00	1
Cobalt	**0.000203**	**J**	0.000500	0.000170	mg/L		10/28/25 09:15	10/28/25 20:00	1
Copper	<0.00500		0.00500	0.00320	mg/L		10/28/25 09:15	10/28/25 20:00	1
Lead	<0.000500		0.000500	0.000330	mg/L		10/28/25 09:15	10/28/25 20:00	1
Nickel	**0.00424**	**J**	0.00500	0.00230	mg/L		10/28/25 09:15	10/28/25 20:00	1
Selenium	<0.00500		0.00500	0.00140	mg/L		10/28/25 09:15	10/28/25 20:00	1
Silver	<0.00100		0.00100	0.000500	mg/L		10/28/25 09:15	10/28/25 20:00	1
Thallium	<0.00100		0.00100	0.000570	mg/L		10/28/25 09:15	10/28/25 20:00	1
Vanadium	<0.00500		0.00500	0.00170	mg/L		10/28/25 09:15	10/28/25 20:00	1
Zinc	**0.0268**		0.0200	0.0130	mg/L		10/28/25 09:15	10/28/25 20:00	1

General Chemistry

Analyte	Result	Qualifier	RL	MDL	Unit	D	Prepared	Analyzed	Dil Fac
Total Suspended Solids (USGS I-3765-85)	<1.88		1.88	1.31	mg/L			10/24/25 06:30	1

Client Sample Results

Client: HDR Inc
Project/Site: Iowa City Landfill Spring 2025

Job ID: 310-318580-1

Client Sample ID: MW-310A

Lab Sample ID: 310-318580-14

Date Collected: 10/21/25 13:00
Date Received: 10/22/25 16:05

Matrix: Water

Method: SW846 8260D - Volatile Organic Compounds by GC/MS

Analyte	Result	Qualifier	RL	MDL	Unit	D	Prepared	Analyzed	Dil Fac
1,1,1,2-Tetrachloroethane	<1.00		1.00	0.380	ug/L			10/25/25 02:59	1
1,1,1-Trichloroethane	<1.00		1.00	0.190	ug/L			10/25/25 02:59	1
1,1,2,2-Tetrachloroethane	<1.00		1.00	0.470	ug/L			10/25/25 02:59	1
1,1,2-Trichloroethane	<1.00		1.00	0.450	ug/L			10/25/25 02:59	1
1,1-Dichloroethane	<1.00		1.00	0.220	ug/L			10/25/25 02:59	1
1,1-Dichloroethene	<2.00		2.00	0.560	ug/L			10/25/25 02:59	1
1,2,3-Trichloropropane	<1.00		1.00	0.590	ug/L			10/25/25 02:59	1
1,2-Dibromo-3-Chloropropane	<1.20		1.20	1.20	ug/L			10/25/25 02:59	1
1,2-Dibromoethane (EDB)	<0.340		0.340	0.340	ug/L			10/25/25 02:59	1
1,2-Dichlorobenzene	<1.00		1.00	0.370	ug/L			10/25/25 02:59	1
1,2-Dichloroethane	<1.00		1.00	0.390	ug/L			10/25/25 02:59	1
1,2-Dichloropropane	<1.00		1.00	0.270	ug/L			10/25/25 02:59	1
1,4-Dichlorobenzene	<1.00		1.00	0.230	ug/L			10/25/25 02:59	1
2-Butanone (MEK)	<10.0		10.0	2.10	ug/L			10/25/25 02:59	1
4-Methyl-2-pentanone (MIBK)	<10.0		10.0	2.10	ug/L			10/25/25 02:59	1
Acetone	<10.0		10.0	3.10	ug/L			10/25/25 02:59	1
Acrylonitrile	<5.00		5.00	2.20	ug/L			10/25/25 02:59	1
Benzene	<0.500		0.500	0.220	ug/L			10/25/25 02:59	1
Bromochloromethane	<5.00		5.00	0.540	ug/L			10/25/25 02:59	1
Bromodichloromethane	<1.00		1.00	0.390	ug/L			10/25/25 02:59	1
Bromoform	<5.00		5.00	0.780	ug/L			10/25/25 02:59	1
Bromomethane	<4.00		4.00	1.10	ug/L			10/25/25 02:59	1
Carbon disulfide	<1.00		1.00	0.450	ug/L			10/25/25 02:59	1
Carbon tetrachloride	<2.00		2.00	0.650	ug/L			10/25/25 02:59	1
Chlorobenzene	<1.00		1.00	0.400	ug/L			10/25/25 02:59	1
Chlorodibromomethane	<5.00		5.00	0.750	ug/L			10/25/25 02:59	1
Chloroethane	<4.00		4.00	0.790	ug/L			10/25/25 02:59	1
Chloroform	<3.00		3.00	1.30	ug/L			10/25/25 02:59	1
Chloromethane	<3.00		3.00	0.610	ug/L			10/25/25 02:59	1
2-Hexanone	<10.0		10.0	2.00	ug/L			10/31/25 05:42	1
cis-1,2-Dichloroethene	<1.00		1.00	0.210	ug/L			10/25/25 02:59	1
cis-1,3-Dichloropropene	<5.00		5.00	0.250	ug/L			10/25/25 02:59	1
Dibromomethane	<1.00		1.00	0.330	ug/L			10/25/25 02:59	1
Ethylbenzene	<1.00		1.00	0.310	ug/L			10/25/25 02:59	1
Iodomethane	<10.0		10.0	7.00	ug/L			10/25/25 02:59	1
Methylene Chloride	<5.00		5.00	1.70	ug/L			10/25/25 02:59	1
Styrene	<1.00		1.00	0.370	ug/L			10/25/25 02:59	1
Tetrachloroethene	<1.00		1.00	0.480	ug/L			10/25/25 02:59	1
Toluene	<1.00		1.00	0.430	ug/L			10/25/25 02:59	1
trans-1,2-Dichloroethene	<1.00		1.00	0.270	ug/L			10/25/25 02:59	1
trans-1,3-Dichloropropene	<5.00		5.00	0.560	ug/L			10/25/25 02:59	1
trans-1,4-Dichloro-2-butene	<10.0		10.0	1.10	ug/L			10/25/25 02:59	1
Trichloroethene	<1.00		1.00	0.430	ug/L			10/25/25 02:59	1
Trichlorofluoromethane	<4.00		4.00	0.380	ug/L			10/25/25 02:59	1
Vinyl acetate	<10.0		10.0	2.50	ug/L			10/25/25 02:59	1
Vinyl chloride	<1.00		1.00	0.180	ug/L			10/25/25 02:59	1
Xylenes, Total	<3.00		3.00	0.400	ug/L			10/25/25 02:59	1

Surrogate	*%Recovery*	*Qualifier*	*Limits*	*Prepared*	*Analyzed*	*Dil Fac*
4-Bromofluorobenzene (Surr)	*101*		*80 - 120*		*10/31/25 05:42*	*1*

Client Sample ID: MW-310A
Lab Sample ID: 310-318580-14

Date Collected: 10/21/25 13:00
Matrix: Water
Date Received: 10/22/25 16:05

Method: SW846 8260D - Volatile Organic Compounds by GC/MS (Continued)

Surrogate	*%Recovery*	*Qualifier*	*Limits*	*Prepared*	*Analyzed*	*Dil Fac*
Dibromofluoromethane (Surr)	*127*		*76 - 130*		*10/31/25 05:42*	*1*
Toluene-d8 (Surr)	*95*		*80 - 120*		*10/31/25 05:42*	*1*
Dibromofluoromethane (Surr)	*122*		*76 - 130*		*10/25/25 02:59*	*1*
Toluene-d8 (Surr)	*91*		*80 - 120*		*10/25/25 02:59*	*1*
4-Bromofluorobenzene (Surr)	*113*		*80 - 120*		*10/25/25 02:59*	*1*

Method: SW846 6020B - Metals (ICP/MS)

Analyte	Result	Qualifier	RL	MDL	Unit	D	Prepared	Analyzed	Dil Fac
Antimony	**0.00125**	**J**	0.00200	0.00100	mg/L		10/28/25 09:15	10/30/25 18:28	1
Arsenic	<0.00200		0.00200	0.000530	mg/L		10/28/25 09:15	10/30/25 18:28	1
Barium	**0.117**	**B**	0.00200	0.000660	mg/L		10/28/25 09:15	10/30/25 18:28	1
Beryllium	<0.00100		0.00100	0.000330	mg/L		10/28/25 09:15	10/30/25 18:28	1
Cadmium	<0.000200		0.000200	0.000100	mg/L		10/28/25 09:15	10/30/25 18:28	1
Chromium	**0.00278**	**J**	0.00500	0.00180	mg/L		10/28/25 09:15	10/30/25 18:28	1
Cobalt	<0.000500		0.000500	0.000170	mg/L		10/28/25 09:15	10/30/25 18:28	1
Copper	<0.00500		0.00500	0.00320	mg/L		10/28/25 09:15	10/30/25 18:28	1
Lead	<0.000500		0.000500	0.000330	mg/L		10/28/25 09:15	10/30/25 18:28	1
Nickel	<0.00500		0.00500	0.00230	mg/L		10/28/25 09:15	10/30/25 18:28	1
Selenium	<0.00500		0.00500	0.00140	mg/L		10/28/25 09:15	10/30/25 18:28	1
Silver	<0.00100		0.00100	0.000500	mg/L		10/28/25 09:15	10/30/25 18:28	1
Thallium	<0.00100		0.00100	0.000570	mg/L		10/28/25 09:15	10/30/25 18:28	1
Vanadium	<0.00500		0.00500	0.00170	mg/L		10/28/25 09:15	10/30/25 18:28	1
Zinc	<0.0200		0.0200	0.0130	mg/L		10/28/25 09:15	10/30/25 18:28	1

General Chemistry

Analyte	Result	Qualifier	RL	MDL	Unit	D	Prepared	Analyzed	Dil Fac
Total Suspended Solids (USGS I-3765-85)	**2.75**		1.88	1.31	mg/L			10/24/25 06:30	1

Client Sample Results

Client: HDR Inc
Project/Site: Iowa City Landfill Spring 2025

Job ID: 310-318580-1

Client Sample ID: Trip Blank 1

Lab Sample ID: 310-318580-15

Date Collected: 10/21/25 00:00
Matrix: Water
Date Received: 10/22/25 16:05

Method: SW846 8260D - Volatile Organic Compounds by GC/MS

Analyte	Result	Qualifier	RL	MDL	Unit	D	Prepared	Analyzed	Dil Fac
1,1,1,2-Tetrachloroethane	<1.00		1.00	0.380	ug/L			10/28/25 19:49	1
1,1,1-Trichloroethane	<1.00		1.00	0.190	ug/L			10/28/25 19:49	1
1,1,2,2-Tetrachloroethane	<1.00		1.00	0.470	ug/L			10/28/25 19:49	1
1,1,2-Trichloroethane	<1.00		1.00	0.450	ug/L			10/28/25 19:49	1
1,1-Dichloroethane	<1.00		1.00	0.220	ug/L			10/28/25 19:49	1
1,1-Dichloroethene	<2.00		2.00	0.560	ug/L			10/28/25 19:49	1
1,2,3-Trichloropropane	<1.00		1.00	0.590	ug/L			10/28/25 19:49	1
1,2-Dibromo-3-Chloropropane	<1.20		1.20	1.20	ug/L			10/28/25 19:49	1
1,2-Dibromoethane (EDB)	<0.340		0.340	0.340	ug/L			10/28/25 19:49	1
1,2-Dichlorobenzene	<1.00		1.00	0.370	ug/L			10/28/25 19:49	1
1,2-Dichloroethane	<1.00		1.00	0.390	ug/L			10/28/25 19:49	1
1,2-Dichloropropane	<1.00		1.00	0.270	ug/L			10/28/25 19:49	1
1,4-Dichlorobenzene	<1.00		1.00	0.230	ug/L			10/28/25 19:49	1
2-Butanone (MEK)	<10.0		10.0	2.10	ug/L			10/28/25 19:49	1
2-Hexanone	<10.0		10.0	2.00	ug/L			10/28/25 19:49	1
4-Methyl-2-pentanone (MIBK)	<10.0		10.0	2.10	ug/L			10/28/25 19:49	1
Acetone	<10.0		10.0	3.10	ug/L			10/28/25 19:49	1
Acrylonitrile	<5.00		5.00	2.20	ug/L			10/28/25 19:49	1
Benzene	<0.500		0.500	0.220	ug/L			10/28/25 19:49	1
Bromochloromethane	<5.00		5.00	0.540	ug/L			10/28/25 19:49	1
Bromodichloromethane	<1.00		1.00	0.390	ug/L			10/28/25 19:49	1
Bromoform	<5.00		5.00	0.780	ug/L			10/28/25 19:49	1
Bromomethane	<4.00		4.00	1.10	ug/L			10/28/25 19:49	1
Carbon disulfide	<1.00		1.00	0.450	ug/L			10/28/25 19:49	1
Carbon tetrachloride	<2.00		2.00	0.650	ug/L			10/28/25 19:49	1
Chlorobenzene	<1.00		1.00	0.400	ug/L			10/28/25 19:49	1
Chlorodibromomethane	<5.00		5.00	0.750	ug/L			10/28/25 19:49	1
Chloroethane	<4.00		4.00	0.790	ug/L			10/28/25 19:49	1
Chloroform	<3.00		3.00	1.30	ug/L			10/28/25 19:49	1
Chloromethane	<3.00		3.00	0.610	ug/L			10/28/25 19:49	1
cis-1,2-Dichloroethene	<1.00		1.00	0.210	ug/L			10/28/25 19:49	1
cis-1,3-Dichloropropene	<5.00		5.00	0.250	ug/L			10/28/25 19:49	1
Dibromomethane	<1.00		1.00	0.330	ug/L			10/28/25 19:49	1
Ethylbenzene	<1.00		1.00	0.310	ug/L			10/28/25 19:49	1
Iodomethane	<10.0		10.0	7.00	ug/L			10/28/25 19:49	1
Methylene Chloride	<5.00		5.00	1.70	ug/L			10/28/25 19:49	1
Styrene	<1.00		1.00	0.370	ug/L			10/28/25 19:49	1
Tetrachloroethene	<1.00		1.00	0.480	ug/L			10/28/25 19:49	1
Toluene	<1.00		1.00	0.430	ug/L			10/28/25 19:49	1
trans-1,2-Dichloroethene	<1.00		1.00	0.270	ug/L			10/28/25 19:49	1
trans-1,3-Dichloropropene	<5.00		5.00	0.560	ug/L			10/28/25 19:49	1
trans-1,4-Dichloro-2-butene	<10.0		10.0	1.10	ug/L			10/28/25 19:49	1
Trichloroethene	<1.00		1.00	0.430	ug/L			10/28/25 19:49	1
Trichlorofluoromethane	<4.00		4.00	0.380	ug/L			10/28/25 19:49	1
Vinyl acetate	<10.0		10.0	2.50	ug/L			10/28/25 19:49	1
Vinyl chloride	<1.00		1.00	0.180	ug/L			10/28/25 19:49	1
Xylenes, Total	<3.00		3.00	0.400	ug/L			10/28/25 19:49	1

Surrogate	*%Recovery*	*Qualifier*	*Limits*	*Prepared*	*Analyzed*	*Dil Fac*
Dibromofluoromethane (Surr)	*111*		*76 - 130*		*10/28/25 19:49*	*1*

Client: HDR Inc
Job ID: 310-318580-1
Project/Site: Iowa City Landfill Spring 2025

Client Sample ID: Trip Blank 1
Lab Sample ID: 310-318580-15
Date Collected: 10/21/25 00:00
Matrix: Water
Date Received: 10/22/25 16:05

Method: SW846 8260D - Volatile Organic Compounds by GC/MS (Continued)

Surrogate	%Recovery	Qualifier	Limits	Prepared	Analyzed	Dil Fac
Toluene-d8 (Surr)	97		80 - 120		10/28/25 19:49	1
4-Bromofluorobenzene (Surr)	104		80 - 120		10/28/25 19:49	1

Client Sample ID: Trip Blank 2

Lab Sample ID: 310-318580-16

Date Collected: 10/21/25 00:00

Matrix: Water

Date Received: 10/22/25 16:05

Method: SW846 8260D - Volatile Organic Compounds by GC/MS

Analyte	Result	Qualifier	RL	MDL	Unit	D	Prepared	Analyzed	Dil Fac
1,1,1,2-Tetrachloroethane	<1.00		1.00	0.380	ug/L			10/24/25 21:44	1
1,1,1-Trichloroethane	<1.00		1.00	0.190	ug/L			10/24/25 21:44	1
1,1,2,2-Tetrachloroethane	<1.00		1.00	0.470	ug/L			10/24/25 21:44	1
1,1,2-Trichloroethane	<1.00		1.00	0.450	ug/L			10/24/25 21:44	1
1,1-Dichloroethane	<1.00		1.00	0.220	ug/L			10/24/25 21:44	1
1,1-Dichloroethene	<2.00		2.00	0.560	ug/L			10/24/25 21:44	1
1,2,3-Trichloropropane	<1.00		1.00	0.590	ug/L			10/24/25 21:44	1
1,2-Dibromo-3-Chloropropane	<1.20		1.20	1.20	ug/L			10/24/25 21:44	1
1,2-Dibromoethane (EDB)	<0.340		0.340	0.340	ug/L			10/24/25 21:44	1
1,2-Dichlorobenzene	<1.00		1.00	0.370	ug/L			10/24/25 21:44	1
1,2-Dichloroethane	<1.00		1.00	0.390	ug/L			10/24/25 21:44	1
1,2-Dichloropropane	<1.00		1.00	0.270	ug/L			10/24/25 21:44	1
1,4-Dichlorobenzene	<1.00		1.00	0.230	ug/L			10/24/25 21:44	1
2-Butanone (MEK)	<10.0		10.0	2.10	ug/L			10/24/25 21:44	1
4-Methyl-2-pentanone (MIBK)	<10.0		10.0	2.10	ug/L			10/24/25 21:44	1
Acetone	<10.0		10.0	3.10	ug/L			10/24/25 21:44	1
Acrylonitrile	<5.00		5.00	2.20	ug/L			10/24/25 21:44	1
Benzene	<0.500		0.500	0.220	ug/L			10/24/25 21:44	1
Bromochloromethane	<5.00		5.00	0.540	ug/L			10/24/25 21:44	1
Bromodichloromethane	<1.00		1.00	0.390	ug/L			10/24/25 21:44	1
Bromoform	<5.00		5.00	0.780	ug/L			10/24/25 21:44	1
Bromomethane	<4.00		4.00	1.10	ug/L			10/24/25 21:44	1
Carbon disulfide	<1.00		1.00	0.450	ug/L			10/24/25 21:44	1
Carbon tetrachloride	<2.00		2.00	0.650	ug/L			10/24/25 21:44	1
Chlorobenzene	<1.00		1.00	0.400	ug/L			10/24/25 21:44	1
Chlorodibromomethane	<5.00		5.00	0.750	ug/L			10/24/25 21:44	1
Chloroethane	<4.00		4.00	0.790	ug/L			10/24/25 21:44	1
Chloroform	<3.00		3.00	1.30	ug/L			10/24/25 21:44	1
Chloromethane	<3.00		3.00	0.610	ug/L			10/24/25 21:44	1
2-Hexanone	<10.0		10.0	2.00	ug/L			10/31/25 00:13	1
cis-1,2-Dichloroethene	<1.00		1.00	0.210	ug/L			10/24/25 21:44	1
cis-1,3-Dichloropropene	<5.00		5.00	0.250	ug/L			10/24/25 21:44	1
Dibromomethane	<1.00		1.00	0.330	ug/L			10/24/25 21:44	1
Ethylbenzene	<1.00		1.00	0.310	ug/L			10/24/25 21:44	1
Iodomethane	<10.0		10.0	7.00	ug/L			10/24/25 21:44	1
Methylene Chloride	<5.00		5.00	1.70	ug/L			10/24/25 21:44	1
Styrene	<1.00		1.00	0.370	ug/L			10/24/25 21:44	1
Tetrachloroethene	<1.00		1.00	0.480	ug/L			10/24/25 21:44	1
Toluene	<1.00		1.00	0.430	ug/L			10/24/25 21:44	1
trans-1,2-Dichloroethene	<1.00		1.00	0.270	ug/L			10/24/25 21:44	1
trans-1,3-Dichloropropene	<5.00		5.00	0.560	ug/L			10/24/25 21:44	1
trans-1,4-Dichloro-2-butene	<10.0		10.0	1.10	ug/L			10/24/25 21:44	1
Trichloroethene	<1.00		1.00	0.430	ug/L			10/24/25 21:44	1
Trichlorofluoromethane	<4.00		4.00	0.380	ug/L			10/24/25 21:44	1
Vinyl acetate	<10.0		10.0	2.50	ug/L			10/24/25 21:44	1
Vinyl chloride	<1.00		1.00	0.180	ug/L			10/24/25 21:44	1
Xylenes, Total	<3.00		3.00	0.400	ug/L			10/24/25 21:44	1

Surrogate	*%Recovery*	*Qualifier*	*Limits*	*Prepared*	*Analyzed*	*Dil Fac*
4-Bromofluorobenzene (Surr)	*102*		*80 - 120*		*10/31/25 00:13*	*1*

Client Sample ID: Trip Blank 2
Lab Sample ID: 310-318580-16
Date Collected: 10/21/25 00:00
Matrix: Water
Date Received: 10/22/25 16:05

Method: SW846 8260D - Volatile Organic Compounds by GC/MS (Continued)

Surrogate	%Recovery	Qualifier	Limits	Prepared	Analyzed	Dil Fac
Dibromofluoromethane (Surr)	113		76 - 130		10/31/25 00:13	1
Toluene-d8 (Surr)	97		80 - 120		10/31/25 00:13	1
Dibromofluoromethane (Surr)	117		76 - 130		10/24/25 21:44	1
Toluene-d8 (Surr)	83		80 - 120		10/24/25 21:44	1
4-Bromofluorobenzene (Surr)	93		80 - 120		10/24/25 21:44	1

Client: HDR Inc
Project/Site: Iowa City Landfill Spring 2025

Job ID: 310-318580-1

Client Sample ID: Trip Blank 3

Lab Sample ID: 310-318580-17

Date Collected: 10/21/25 00:00
Matrix: Water
Date Received: 10/22/25 16:05

Method: SW846 8260D - Volatile Organic Compounds by GC/MS

Analyte	Result	Qualifier	RL	MDL	Unit	D	Prepared	Analyzed	Dil Fac
1,1,1,2-Tetrachloroethane	<1.00		1.00	0.380	ug/L			10/24/25 22:06	1
1,1,1-Trichloroethane	<1.00		1.00	0.190	ug/L			10/24/25 22:06	1
1,1,2,2-Tetrachloroethane	<1.00		1.00	0.470	ug/L			10/24/25 22:06	1
1,1,2-Trichloroethane	<1.00		1.00	0.450	ug/L			10/24/25 22:06	1
1,1-Dichloroethane	<1.00		1.00	0.220	ug/L			10/24/25 22:06	1
1,1-Dichloroethene	<2.00		2.00	0.560	ug/L			10/24/25 22:06	1
1,2,3-Trichloropropane	<1.00		1.00	0.590	ug/L			10/24/25 22:06	1
1,2-Dibromo-3-Chloropropane	<1.20		1.20	1.20	ug/L			10/24/25 22:06	1
1,2-Dibromoethane (EDB)	<0.340		0.340	0.340	ug/L			10/24/25 22:06	1
1,2-Dichlorobenzene	<1.00		1.00	0.370	ug/L			10/24/25 22:06	1
1,2-Dichloroethane	<1.00		1.00	0.390	ug/L			10/24/25 22:06	1
1,2-Dichloropropane	<1.00		1.00	0.270	ug/L			10/24/25 22:06	1
1,4-Dichlorobenzene	<1.00		1.00	0.230	ug/L			10/24/25 22:06	1
2-Butanone (MEK)	<10.0		10.0	2.10	ug/L			10/24/25 22:06	1
4-Methyl-2-pentanone (MIBK)	<10.0		10.0	2.10	ug/L			10/24/25 22:06	1
Acetone	<10.0		10.0	3.10	ug/L			10/24/25 22:06	1
Acrylonitrile	<5.00		5.00	2.20	ug/L			10/24/25 22:06	1
Benzene	<0.500		0.500	0.220	ug/L			10/24/25 22:06	1
Bromochloromethane	<5.00		5.00	0.540	ug/L			10/24/25 22:06	1
Bromodichloromethane	<1.00		1.00	0.390	ug/L			10/24/25 22:06	1
Bromoform	<5.00		5.00	0.780	ug/L			10/24/25 22:06	1
Bromomethane	<4.00		4.00	1.10	ug/L			10/24/25 22:06	1
Carbon disulfide	<1.00		1.00	0.450	ug/L			10/24/25 22:06	1
Carbon tetrachloride	<2.00		2.00	0.650	ug/L			10/24/25 22:06	1
Chlorobenzene	<1.00		1.00	0.400	ug/L			10/24/25 22:06	1
Chlorodibromomethane	<5.00		5.00	0.750	ug/L			10/24/25 22:06	1
Chloroethane	<4.00		4.00	0.790	ug/L			10/24/25 22:06	1
Chloroform	<3.00		3.00	1.30	ug/L			10/24/25 22:06	1
Chloromethane	<3.00		3.00	0.610	ug/L			10/24/25 22:06	1
2-Hexanone	<10.0		10.0	2.00	ug/L			10/31/25 00:35	1
cis-1,2-Dichloroethene	<1.00		1.00	0.210	ug/L			10/24/25 22:06	1
cis-1,3-Dichloropropene	<5.00		5.00	0.250	ug/L			10/24/25 22:06	1
Dibromomethane	<1.00		1.00	0.330	ug/L			10/24/25 22:06	1
Ethylbenzene	<1.00		1.00	0.310	ug/L			10/24/25 22:06	1
Iodomethane	<10.0		10.0	7.00	ug/L			10/24/25 22:06	1
Methylene Chloride	<5.00		5.00	1.70	ug/L			10/24/25 22:06	1
Styrene	<1.00		1.00	0.370	ug/L			10/24/25 22:06	1
Tetrachloroethene	<1.00		1.00	0.480	ug/L			10/24/25 22:06	1
Toluene	<1.00		1.00	0.430	ug/L			10/24/25 22:06	1
trans-1,2-Dichloroethene	<1.00		1.00	0.270	ug/L			10/24/25 22:06	1
trans-1,3-Dichloropropene	<5.00		5.00	0.560	ug/L			10/24/25 22:06	1
trans-1,4-Dichloro-2-butene	<10.0		10.0	1.10	ug/L			10/24/25 22:06	1
Trichloroethene	<1.00		1.00	0.430	ug/L			10/24/25 22:06	1
Trichlorofluoromethane	<4.00		4.00	0.380	ug/L			10/24/25 22:06	1
Vinyl acetate	<10.0		10.0	2.50	ug/L			10/24/25 22:06	1
Vinyl chloride	<1.00		1.00	0.180	ug/L			10/24/25 22:06	1
Xylenes, Total	<3.00		3.00	0.400	ug/L			10/24/25 22:06	1

Surrogate	*%Recovery*	*Qualifier*	*Limits*	*Prepared*	*Analyzed*	*Dil Fac*
4-Bromofluorobenzene (Surr)	*99*		*80 - 120*		*10/31/25 00:35*	*1*

Client Sample ID: Trip Blank 3
Lab Sample ID: 310-318580-17
Date Collected: 10/21/25 00:00
Matrix: Water
Date Received: 10/22/25 16:05

Method: SW846 8260D - Volatile Organic Compounds by GC/MS (Continued)

Surrogate	%Recovery	Qualifier	Limits	Prepared	Analyzed	Dil Fac
Dibromofluoromethane (Surr)	112		76 - 130		10/31/25 00:35	1
Toluene-d8 (Surr)	95		80 - 120		10/31/25 00:35	1
Dibromofluoromethane (Surr)	116		76 - 130		10/24/25 22:06	1
Toluene-d8 (Surr)	89		80 - 120		10/24/25 22:06	1
4-Bromofluorobenzene (Surr)	109		80 - 120		10/24/25 22:06	1

Client Sample ID: Trip Blank 4

Lab Sample ID: 310-318580-18

Date Collected: 10/21/25 00:00

Matrix: Water

Date Received: 10/22/25 16:05

Method: SW846 8260D - Volatile Organic Compounds by GC/MS

Analyte	Result	Qualifier	RL	MDL	Unit	D	Prepared	Analyzed	Dil Fac
1,1,1,2-Tetrachloroethane	<1.00		1.00	0.380	ug/L			10/24/25 22:28	1
1,1,1-Trichloroethane	<1.00		1.00	0.190	ug/L			10/24/25 22:28	1
1,1,2,2-Tetrachloroethane	<1.00		1.00	0.470	ug/L			10/24/25 22:28	1
1,1,2-Trichloroethane	<1.00		1.00	0.450	ug/L			10/24/25 22:28	1
1,1-Dichloroethane	<1.00		1.00	0.220	ug/L			10/24/25 22:28	1
1,1-Dichloroethene	<2.00		2.00	0.560	ug/L			10/24/25 22:28	1
1,2,3-Trichloropropane	<1.00		1.00	0.590	ug/L			10/24/25 22:28	1
1,2-Dibromo-3-Chloropropane	<1.20		1.20	1.20	ug/L			10/24/25 22:28	1
1,2-Dibromoethane (EDB)	<0.340		0.340	0.340	ug/L			10/24/25 22:28	1
1,2-Dichlorobenzene	<1.00		1.00	0.370	ug/L			10/24/25 22:28	1
1,2-Dichloroethane	<1.00		1.00	0.390	ug/L			10/24/25 22:28	1
1,2-Dichloropropane	<1.00		1.00	0.270	ug/L			10/24/25 22:28	1
1,4-Dichlorobenzene	<1.00		1.00	0.230	ug/L			10/24/25 22:28	1
2-Butanone (MEK)	<10.0		10.0	2.10	ug/L			10/24/25 22:28	1
4-Methyl-2-pentanone (MIBK)	<10.0		10.0	2.10	ug/L			10/24/25 22:28	1
Acetone	<10.0		10.0	3.10	ug/L			10/24/25 22:28	1
Acrylonitrile	<5.00		5.00	2.20	ug/L			10/24/25 22:28	1
Benzene	<0.500		0.500	0.220	ug/L			10/24/25 22:28	1
Bromochloromethane	<5.00		5.00	0.540	ug/L			10/24/25 22:28	1
Bromodichloromethane	<1.00		1.00	0.390	ug/L			10/24/25 22:28	1
Bromoform	<5.00		5.00	0.780	ug/L			10/24/25 22:28	1
Bromomethane	<4.00		4.00	1.10	ug/L			10/24/25 22:28	1
Carbon disulfide	<1.00		1.00	0.450	ug/L			10/24/25 22:28	1
Carbon tetrachloride	<2.00		2.00	0.650	ug/L			10/24/25 22:28	1
Chlorobenzene	<1.00		1.00	0.400	ug/L			10/24/25 22:28	1
Chlorodibromomethane	<5.00		5.00	0.750	ug/L			10/24/25 22:28	1
Chloroethane	<4.00		4.00	0.790	ug/L			10/24/25 22:28	1
Chloroform	<3.00		3.00	1.30	ug/L			10/24/25 22:28	1
Chloromethane	<3.00		3.00	0.610	ug/L			10/24/25 22:28	1
2-Hexanone	<10.0		10.0	2.00	ug/L			10/31/25 00:57	1
cis-1,2-Dichloroethene	<1.00		1.00	0.210	ug/L			10/24/25 22:28	1
cis-1,3-Dichloropropene	<5.00		5.00	0.250	ug/L			10/24/25 22:28	1
Dibromomethane	<1.00		1.00	0.330	ug/L			10/24/25 22:28	1
Ethylbenzene	<1.00		1.00	0.310	ug/L			10/24/25 22:28	1
Iodomethane	<10.0		10.0	7.00	ug/L			10/24/25 22:28	1
Methylene Chloride	<5.00		5.00	1.70	ug/L			10/24/25 22:28	1
Styrene	<1.00		1.00	0.370	ug/L			10/24/25 22:28	1
Tetrachloroethene	<1.00		1.00	0.480	ug/L			10/24/25 22:28	1
Toluene	<1.00		1.00	0.430	ug/L			10/24/25 22:28	1
trans-1,2-Dichloroethene	<1.00		1.00	0.270	ug/L			10/24/25 22:28	1
trans-1,3-Dichloropropene	<5.00		5.00	0.560	ug/L			10/24/25 22:28	1
trans-1,4-Dichloro-2-butene	<10.0		10.0	1.10	ug/L			10/24/25 22:28	1
Trichloroethene	<1.00		1.00	0.430	ug/L			10/24/25 22:28	1
Trichlorofluoromethane	<4.00		4.00	0.380	ug/L			10/24/25 22:28	1
Vinyl acetate	<10.0		10.0	2.50	ug/L			10/24/25 22:28	1
Vinyl chloride	<1.00		1.00	0.180	ug/L			10/24/25 22:28	1
Xylenes, Total	<3.00		3.00	0.400	ug/L			10/24/25 22:28	1

Surrogate	*%Recovery*	*Qualifier*	*Limits*	*Prepared*	*Analyzed*	*Dil Fac*
4-Bromofluorobenzene (Surr)	*102*		*80 - 120*		*10/31/25 00:57*	*1*

Client Sample ID: Trip Blank 4
Lab Sample ID: 310-318580-18
Date Collected: 10/21/25 00:00
Matrix: Water
Date Received: 10/22/25 16:05

Method: SW846 8260D - Volatile Organic Compounds by GC/MS (Continued)

Surrogate	%Recovery	Qualifier	Limits	Prepared	Analyzed	Dil Fac
Dibromofluoromethane (Surr)	114		76 - 130		10/31/25 00:57	1
Toluene-d8 (Surr)	93		80 - 120		10/31/25 00:57	1
Dibromofluoromethane (Surr)	114		76 - 130		10/24/25 22:28	1
Toluene-d8 (Surr)	104		80 - 120		10/24/25 22:28	1
4-Bromofluorobenzene (Surr)	99		80 - 120		10/24/25 22:28	1

Qualifiers

GC/MS VOA

Qualifier	Qualifier Description
*+	LCS and/or LCSD is outside acceptance limits, high biased.
F2	MS/MSD RPD exceeds control limits
J	Result is less than the RL but greater than or equal to the MDL and the concentration is an approximate value.
S1+	Surrogate recovery exceeds control limits, high biased.

GC/MS Semi VOA

Qualifier	Qualifier Description
*-	LCS and/or LCSD is outside acceptance limits, low biased.
*1	LCS/LCSD RPD exceeds control limits.
E	Result exceeded calibration range.
J	Result is less than the RL but greater than or equal to the MDL and the concentration is an approximate value.

GC Semi VOA

Qualifier	Qualifier Description
*-	LCS and/or LCSD is outside acceptance limits, low biased.
p	The %RPD between the primary and confirmation column/detector is >40%. The lower value has been reported.
S1-	Surrogate recovery exceeds control limits, low biased.

Metals

Qualifier	Qualifier Description
^1+	Initial Calibration Verification (ICV) is outside acceptance limits, high biased.
B	Compound was found in the blank and sample.
F5	Duplicate RPD exceeds limit, and one or both sample results are less than 5 times RL, and the absolute difference between results is < the upper reporting limits for both.
J	Result is less than the RL but greater than or equal to the MDL and the concentration is an approximate value.

General Chemistry

Qualifier	Qualifier Description
J	Result is less than the RL but greater than or equal to the MDL and the concentration is an approximate value.

Glossary

Abbreviation	These commonly used abbreviations may or may not be present in this report.
☼	Listed under the "D" column to designate that the result is reported on a dry weight basis
%R	Percent Recovery
CFL	Contains Free Liquid
CFU	Colony Forming Unit
CNF	Contains No Free Liquid
DER	Duplicate Error Ratio (normalized absolute difference)
Dil Fac	Dilution Factor
DL	Detection Limit (DoD/DOE)
DL, RA, RE, IN	Indicates a Dilution, Re-analysis, Re-extraction, or additional Initial metals/anion analysis of the sample
DLC	Decision Level Concentration (Radiochemistry)
EDL	Estimated Detection Limit (Dioxin)
LOD	Limit of Detection (DoD/DOE)
LOQ	Limit of Quantitation (DoD/DOE)
MCL	EPA recommended "Maximum Contaminant Level"
MDA	Minimum Detectable Activity (Radiochemistry)
MDC	Minimum Detectable Concentration (Radiochemistry)
MDL	Method Detection Limit
ML	Minimum Level (Dioxin)
MPN	Most Probable Number
MQL	Method Quantitation Limit
NC	Not Calculated
ND	Not Detected at the reporting limit (or MDL or EDL if shown)
NEG	Negative / Absent

Glossary (Continued)

Abbreviation	These commonly used abbreviations may or may not be present in this report.
POS	Positive / Present
PQL	Practical Quantitation Limit
PRES	Presumptive
QC	Quality Control
RER	Relative Error Ratio (Radiochemistry)
RL	Reporting Limit or Requested Limit (Radiochemistry)
RPD	Relative Percent Difference, a measure of the relative difference between two points
TEF	Toxicity Equivalent Factor (Dioxin)
TEQ	Toxicity Equivalent Quotient (Dioxin)
TNTC	Too Numerous To Count

Surrogate Summary

Client: HDR Inc
Project/Site: Iowa City Landfill Spring 2025

Job ID: 310-318580-1

Method: 8260D - Volatile Organic Compounds by GC/MS

Matrix: Water **Prep Type: Total/NA**

		Percent Surrogate Recovery (Acceptance Limits)							
		DBFM	TOL	BFB					
Lab Sample ID	Client Sample ID	(76-130)	(80-120)	(80-120)					
310-318580-1	MW-1B	109	93	104					
310-318580-1	MW-1B	108	97	101					
310-318580-1 MS	MW-1B	98	101	100					
310-318580-1 MSD	MW-1B	99	102	99					
310-318580-2	Dup-2	114	93	103					
310-318580-2	Dup-2	112	98	102					
310-318580-3	MW-16A	115	94	97					
310-318580-3	MW-16A	118	99	104					
310-318580-3 MS	MW-16A	102	112	94					
310-318580-3 MSD	MW-16A	111	96	98					
310-318580-4	MW-18A-07	118	100	110					
310-318580-4	MW-18A-07	110	96	101					
310-318580-5	Dup-1	117	95	100					
310-318580-5	Dup-1	110	95	103					
310-318580-6	MW-209B	118	104	94					
310-318580-6	MW-209B	104	99	95					
310-318580-7	MW-10B	115	94	101					
310-318580-7	MW-10B	116	96	104					
310-318580-8	MW-29A	114	88	102					
310-318580-8	MW-29A	117	95	101					
310-318580-9	MW-408	118	91	102					
310-318580-9	MW-408	121	93	100					
310-318580-10	MW-11B	108	100	106					
310-318580-11	MW-206A	121	86	100					
310-318580-11	MW-206A	121	96	101					
310-318580-12	MW-207A	119	87	95					
310-318580-12	MW-207A	122	92	98					
310-318580-13	MW-312A	121	86	94					
310-318580-13	MW-312A	122	92	100					
310-318580-14	MW-310A	122	91	113					
310-318580-14	MW-310A	127	95	101					
310-318580-15	Trip Blank 1	111	97	104					
310-318580-16	Trip Blank 2	117	83	93					
310-318580-16	Trip Blank 2	113	97	102					
310-318580-17	Trip Blank 3	116	89	109					
310-318580-17	Trip Blank 3	112	95	99					
310-318580-18	Trip Blank 4	114	104	99					
310-318580-18	Trip Blank 4	114	93	102					
LCS 310-471132/6	Lab Control Sample	105	100	98					
LCS 310-471132/7	Lab Control Sample	107	93	104					
LCS 310-471291/11	Lab Control Sample	106	97	101					
LCS 310-471291/9	Lab Control Sample	98	101	101					
LCS 310-471312/8	Lab Control Sample	110	99	99					
LCS 310-471312/9	Lab Control Sample	116	87	104					
LCS 310-471555/6	Lab Control Sample	105	102	95					
LCS 310-471555/7	Lab Control Sample	105	99	104					
LCS 310-471853/6	Lab Control Sample	98	99	100					
LCS 310-471853/7	Lab Control Sample	111	97	103					
MB 310-471132/5	Method Blank	112	94	101					

Method: 8260D - Volatile Organic Compounds by GC/MS (Continued)

Matrix: Water **Prep Type: Total/NA**

		Percent Surrogate Recovery (Acceptance Limits)		
		DBFM	TOL	BFB
Lab Sample ID	Client Sample ID	(76-130)	(80-120)	(80-120)
MB 310-471291/8	Method Blank	107	96	101
MB 310-471312/7	Method Blank	132 S1+	90	104
MB 310-471555/5	Method Blank	105	98	108
MB 310-471853/5	Method Blank	110	96	99

Surrogate Legend

DBFM = Dibromofluoromethane (Surr)
TOL = Toluene-d8 (Surr)
BFB = 4-Bromofluorobenzene (Surr)

Method: 8270E - Semivolatile Organic Compounds (GC/MS)

Matrix: Water **Prep Type: Total/NA**

		Percent Surrogate Recovery (Acceptance Limits)					
		FBP	2FP	NBZ	PHL	TPHL	TBP
Lab Sample ID	Client Sample ID	(33-126)	(21-110)	(39-140)	(21-110)	(13-150)	(20-144)
310-318580-7	MW-10B	102	76	109	60	129	108
LCS 310-471206/2-A	Lab Control Sample	109	86	123	71	134	139
LCSD 310-471206/3-A	Lab Control Sample Dup	96	84	110	70	117	118
MB 310-471206/1-A	Method Blank	96	87	113	72	128	106

Surrogate Legend

FBP = 2-Fluorobiphenyl (Surr)
2FP = 2-Fluorophenol (Surr)
NBZ = Nitrobenzene-d5 (Surr)
PHL = Phenol-d5 (Surr)
TPHL = Terphenyl-d14 (Surr)
TBP = 2,4,6-Tribromophenol (Surr)

Method: 8081B - Organochlorine Pesticides (GC)

Matrix: Water **Prep Type: Total/NA**

		Percent Surrogate Recovery (Acceptance Limits)	
		DCB1	TCX1
Lab Sample ID	Client Sample ID	(10-150)	(17-150)
310-318580-7	MW-10B	108	122
LCS 310-471080/2-A	Lab Control Sample	125	123 p
MB 310-471080/1-A	Method Blank	133	127 p

Surrogate Legend

DCB = DCB Decachlorobiphenyl (Surr)
TCX = Tetrachloro-m-xylene

Method: 8082A - Polychlorinated Biphenyls (PCBs) by Gas Chromatography

Matrix: Water **Prep Type: Total/NA**

		Percent Surrogate Recovery (Acceptance Limits)	
		DCB1	TCX1
Lab Sample ID	Client Sample ID	(10-150)	(17-150)
310-318580-7	MW-10B	108	122
LCS 310-471080/27-A	Lab Control Sample	71	88 p
MB 310-471080/1-A	Method Blank	133	127 p

Surrogate Summary

Client: HDR Inc
Job ID: 310-318580-1
Project/Site: Iowa City Landfill Spring 2025

Surrogate Legend

DCB = DCB Decachlorobiphenyl (Surr)

TCX = Tetrachloro-m-xylene

Method: 8151A - Herbicides (GC)

Matrix: Water **Prep Type: Total/NA**

		Percent Surrogate Recovery (Acceptance Limits)									
Lab Sample ID	**Client Sample ID**	**DCPAA1 (34-142)**	**DCPAA2 (34-142)**								
310-318580-3	MW-16A	91									
310-318580-6	MW-209B		92								
310-318580-7	MW-10B	62	58								
310-318580-8	MW-29A	82	72								
LCS 410-721101/2-A	Lab Control Sample	35	30 S1-								
MB 410-719980/1-A	Method Blank		97								
MB 410-721101/1-A	Method Blank	34	29 S1-								

Surrogate Legend

DCPAA = DCAA

Method: 8260D - Volatile Organic Compounds by GC/MS

Lab Sample ID: MB 310-471132/5
Matrix: Water
Analysis Batch: 471132

Client Sample ID: Method Blank
Prep Type: Total/NA

Analyte	MB Result	MB Qualifier	RL	MDL	Unit	D	Prepared	Analyzed	Dil Fac
2-Butanone (MEK)	<10.0		10.0	2.10	ug/L			10/23/25 16:26	1
1,2-Dibromo-3-Chloropropane	<1.20		1.20	1.20	ug/L			10/23/25 16:26	1
Acetone	<10.0		10.0	3.10	ug/L			10/23/25 16:26	1
1,2-Dibromoethane (EDB)	<0.340		0.340	0.340	ug/L			10/23/25 16:26	1
Acrylonitrile	<5.00		5.00	2.20	ug/L			10/23/25 16:26	1
1,2-Dichlorobenzene	<1.00		1.00	0.370	ug/L			10/23/25 16:26	1
Benzene	<0.500		0.500	0.220	ug/L			10/23/25 16:26	1
Bromochloromethane	<5.00		5.00	0.540	ug/L			10/23/25 16:26	1
1,4-Dichlorobenzene	<1.00		1.00	0.230	ug/L			10/23/25 16:26	1
Bromodichloromethane	<1.00		1.00	0.390	ug/L			10/23/25 16:26	1
Bromoform	<5.00		5.00	0.780	ug/L			10/23/25 16:26	1
1,1-Dichloroethane	<1.00		1.00	0.220	ug/L			10/23/25 16:26	1
Bromomethane	<4.00		4.00	1.10	ug/L			10/23/25 16:26	1
1,2-Dichloroethane	<1.00		1.00	0.390	ug/L			10/23/25 16:26	1
Carbon disulfide	<1.00		1.00	0.450	ug/L			10/23/25 16:26	1
1,1-Dichloroethene	<2.00		2.00	0.560	ug/L			10/23/25 16:26	1
Carbon tetrachloride	<2.00		2.00	0.650	ug/L			10/23/25 16:26	1
1,2-Dichloropropane	<1.00		1.00	0.270	ug/L			10/23/25 16:26	1
Chlorobenzene	<1.00		1.00	0.400	ug/L			10/23/25 16:26	1
Chlorodibromomethane	<5.00		5.00	0.750	ug/L			10/23/25 16:26	1
Chloroethane	<4.00		4.00	0.790	ug/L			10/23/25 16:26	1
Chloroform	<3.00		3.00	1.30	ug/L			10/23/25 16:26	1
2-Hexanone	<10.0		10.0	2.00	ug/L			10/23/25 16:26	1
cis-1,2-Dichloroethene	<1.00		1.00	0.210	ug/L			10/23/25 16:26	1
cis-1,3-Dichloropropene	<5.00		5.00	0.250	ug/L			10/23/25 16:26	1
Dibromomethane	<1.00		1.00	0.330	ug/L			10/23/25 16:26	1
4-Methyl-2-pentanone (MIBK)	<10.0		10.0	2.10	ug/L			10/23/25 16:26	1
Ethylbenzene	<1.00		1.00	0.310	ug/L			10/23/25 16:26	1
Iodomethane	<10.0		10.0	7.00	ug/L			10/23/25 16:26	1
Methylene Chloride	<5.00		5.00	1.70	ug/L			10/23/25 16:26	1
1,1,1,2-Tetrachloroethane	<1.00		1.00	0.380	ug/L			10/23/25 16:26	1
1,1,2,2-Tetrachloroethane	<1.00		1.00	0.470	ug/L			10/23/25 16:26	1
Styrene	<1.00		1.00	0.370	ug/L			10/23/25 16:26	1
Tetrachloroethene	<1.00		1.00	0.480	ug/L			10/23/25 16:26	1
Toluene	<1.00		1.00	0.430	ug/L			10/23/25 16:26	1
trans-1,2-Dichloroethene	<1.00		1.00	0.270	ug/L			10/23/25 16:26	1
trans-1,3-Dichloropropene	<5.00		5.00	0.560	ug/L			10/23/25 16:26	1
trans-1,4-Dichloro-2-butene	<10.0		10.0	1.10	ug/L			10/23/25 16:26	1
1,1,1-Trichloroethane	<1.00		1.00	0.190	ug/L			10/23/25 16:26	1
1,1,2-Trichloroethane	<1.00		1.00	0.450	ug/L			10/23/25 16:26	1
Trichloroethene	<1.00		1.00	0.430	ug/L			10/23/25 16:26	1
Trichlorofluoromethane	<4.00		4.00	0.380	ug/L			10/23/25 16:26	1
1,2,3-Trichloropropane	<1.00		1.00	0.590	ug/L			10/23/25 16:26	1
Vinyl acetate	<10.0		10.0	2.50	ug/L			10/23/25 16:26	1
Vinyl chloride	<1.00		1.00	0.180	ug/L			10/23/25 16:26	1
Xylenes, Total	<3.00		3.00	0.400	ug/L			10/23/25 16:26	1

Method: 8260D - Volatile Organic Compounds by GC/MS (Continued)

Lab Sample ID: MB 310-471132/5
Matrix: Water
Analysis Batch: 471132

Client Sample ID: Method Blank
Prep Type: Total/NA

Surrogate	MB %Recovery	MB Qualifier	Limits	Prepared	Analyzed	Dil Fac
Dibromofluoromethane (Surr)	112		76 - 130		10/23/25 16:26	1
Toluene-d8 (Surr)	94		80 - 120		10/23/25 16:26	1
4-Bromofluorobenzene (Surr)	101		80 - 120		10/23/25 16:26	1

Lab Sample ID: LCS 310-471132/6
Matrix: Water
Analysis Batch: 471132

Client Sample ID: Lab Control Sample
Prep Type: Total/NA

Analyte	Spike Added	LCS Result	LCS Qualifier	Unit	D	%Rec	%Rec Limits
2-Butanone (MEK)	40.0	28.97		ug/L		72	60 - 134
1,2-Dibromo-3-Chloropropane	20.0	18.32		ug/L		92	62 - 132
Acetone	40.0	35.59		ug/L		89	59 - 136
1,2-Dibromoethane (EDB)	20.0	18.07		ug/L		90	74 - 122
Acrylonitrile	200	152.2		ug/L		76	50 - 150
1,2-Dichlorobenzene	20.0	17.63		ug/L		88	74 - 120
Benzene	20.0	17.40		ug/L		87	71 - 125
Bromochloromethane	20.0	21.82		ug/L		109	69 - 131
1,4-Dichlorobenzene	20.0	18.24		ug/L		91	72 - 120
Bromodichloromethane	20.0	24.32		ug/L		122	70 - 122
Bromoform	20.0	17.94		ug/L		90	62 - 122
1,1-Dichloroethane	20.0	19.37		ug/L		97	69 - 127
1,2-Dichloroethane	20.0	21.42		ug/L		107	68 - 125
Carbon disulfide	20.0	19.43		ug/L		97	58 - 137
1,1-Dichloroethene	20.0	19.92		ug/L		100	64 - 134
Carbon tetrachloride	20.0	21.21		ug/L		106	63 - 136
1,2-Dichloropropane	20.0	22.01		ug/L		110	72 - 128
Chlorobenzene	20.0	17.96		ug/L		90	74 - 120
Chlorodibromomethane	20.0	15.64		ug/L		78	69 - 121
Chloroform	20.0	21.64		ug/L		108	72 - 122
2-Hexanone	40.0	31.20		ug/L		78	62 - 139
cis-1,2-Dichloroethene	20.0	18.40		ug/L		92	72 - 123
cis-1,3-Dichloropropene	20.0	16.83		ug/L		84	72 - 123
Dibromomethane	20.0	25.58	*+	ug/L		128	72 - 122
4-Methyl-2-pentanone (MIBK)	40.0	34.31		ug/L		86	62 - 136
Ethylbenzene	20.0	18.50		ug/L		93	75 - 120
Iodomethane	20.0	12.60		ug/L		63	18 - 150
Methylene Chloride	20.0	19.73		ug/L		99	72 - 128
1,1,1,2-Tetrachloroethane	20.0	17.39		ug/L		87	70 - 121
1,1,2,2-Tetrachloroethane	20.0	17.01		ug/L		85	70 - 122
Styrene	20.0	19.08		ug/L		95	74 - 122
Tetrachloroethene	20.0	18.71		ug/L		94	70 - 128
Toluene	20.0	18.35		ug/L		92	74 - 120
trans-1,2-Dichloroethene	20.0	19.87		ug/L		99	67 - 127
trans-1,3-Dichloropropene	20.0	16.35		ug/L		82	67 - 123
trans-1,4-Dichloro-2-butene	20.0	18.63		ug/L		93	50 - 150
1,1,1-Trichloroethane	20.0	21.37		ug/L		107	69 - 130
1,1,2-Trichloroethane	20.0	17.13		ug/L		86	75 - 121
Trichloroethene	20.0	18.23		ug/L		91	70 - 128

Method: 8260D - Volatile Organic Compounds by GC/MS (Continued)

Lab Sample ID: LCS 310-471132/6
Matrix: Water
Analysis Batch: 471132

Client Sample ID: Lab Control Sample
Prep Type: Total/NA

Analyte	Spike Added	LCS Result	LCS Qualifier	Unit	D	%Rec	%Rec Limits
1,2,3-Trichloropropane	20.0	18.16		ug/L		91	70 - 122
Vinyl acetate	40.0	33.58		ug/L		84	50 - 150
Xylenes, Total	40.0	38.27		ug/L		96	74 - 121

Surrogate	*LCS %Recovery*	*LCS Qualifier*	*Limits*
Dibromofluoromethane (Surr)	*105*		*76 - 130*
Toluene-d8 (Surr)	*100*		*80 - 120*
4-Bromofluorobenzene (Surr)	*98*		*80 - 120*

Lab Sample ID: LCS 310-471132/7
Matrix: Water
Analysis Batch: 471132

Client Sample ID: Lab Control Sample
Prep Type: Total/NA

Analyte	Spike Added	LCS Result	LCS Qualifier	Unit	D	%Rec	%Rec Limits
Bromomethane	20.0	14.80		ug/L		74	33 - 138
Chloroethane	20.0	16.47		ug/L		82	59 - 139
Trichlorofluoromethane	20.0	20.76		ug/L		104	55 - 150
Vinyl chloride	20.0	16.15		ug/L		81	60 - 142

Surrogate	*LCS %Recovery*	*LCS Qualifier*	*Limits*
Dibromofluoromethane (Surr)	*107*		*76 - 130*
Toluene-d8 (Surr)	*93*		*80 - 120*
4-Bromofluorobenzene (Surr)	*104*		*80 - 120*

Lab Sample ID: 310-318580-1 MS
Matrix: Water
Analysis Batch: 471132

Client Sample ID: MW-1B
Prep Type: Total/NA

Analyte	Sample Result	Sample Qualifier	Spike Added	MS Result	MS Qualifier	Unit	D	%Rec	%Rec Limits
2-Butanone (MEK)	<10.0		50.0	35.67		ug/L		71	46 - 134
1,2-Dibromo-3-Chloropropane	<1.20		25.0	21.93		ug/L		88	44 - 138
Acetone	<10.0		50.0	44.05		ug/L		88	39 - 141
1,2-Dibromoethane (EDB)	<0.340		25.0	20.57		ug/L		82	60 - 122
Acrylonitrile	<5.00	F2	250	210.3		ug/L		84	41 - 150
1,2-Dichlorobenzene	<1.00		25.0	21.51		ug/L		86	60 - 120
Benzene	<0.500		25.0	22.04		ug/L		88	48 - 125
Bromochloromethane	<5.00		25.0	25.88		ug/L		104	55 - 131
1,4-Dichlorobenzene	<1.00		25.0	21.59		ug/L		86	58 - 120
Bromodichloromethane	<1.00		25.0	21.52		ug/L		86	53 - 122
Bromoform	<5.00		25.0	20.70		ug/L		83	47 - 122
1,1-Dichloroethane	<1.00		25.0	22.62		ug/L		90	53 - 127
1,2-Dichloroethane	<1.00		25.0	22.58		ug/L		90	48 - 128
Carbon disulfide	<1.00	F2	25.0	27.30		ug/L		109	45 - 137
1,1-Dichloroethene	<2.00	F2	25.0	25.37		ug/L		101	51 - 134
Carbon tetrachloride	<2.00		25.0	23.08		ug/L		92	45 - 136
1,2-Dichloropropane	<1.00		25.0	18.69		ug/L		75	59 - 128
Chlorobenzene	<1.00		25.0	21.54		ug/L		86	59 - 120
Chlorodibromomethane	<5.00		25.0	18.78		ug/L		75	53 - 121

Method: 8260D - Volatile Organic Compounds by GC/MS (Continued)

Lab Sample ID: 310-318580-1 MS
Matrix: Water
Analysis Batch: 471132

Client Sample ID: MW-1B
Prep Type: Total/NA

Analyte	Sample Result	Sample Qualifier	Spike Added	MS Result	MS Qualifier	Unit	D	%Rec	%Rec Limits
Chloroform	<3.00		25.0	24.35		ug/L		97	52 - 122
2-Hexanone	<10.0		50.0	37.13		ug/L		74	46 - 141
cis-1,2-Dichloroethene	<1.00		25.0	22.67		ug/L		91	51 - 123
cis-1,3-Dichloropropene	<5.00		25.0	19.44		ug/L		78	55 - 123
Dibromomethane	<1.00	*+	25.0	22.40		ug/L		90	57 - 122
4-Methyl-2-pentanone (MIBK)	<10.0		50.0	42.21		ug/L		84	49 - 138
Ethylbenzene	<1.00		25.0	22.59		ug/L		90	53 - 120
Iodomethane	<10.0		25.0	19.45		ug/L		78	18 - 150
Methylene Chloride	<5.00	F2	25.0	24.96		ug/L		100	59 - 128
1,1,1,2-Tetrachloroethane	<1.00		25.0	21.06		ug/L		84	55 - 121
1,1,2,2-Tetrachloroethane	<1.00		25.0	18.99		ug/L		76	55 - 123
Styrene	<1.00		25.0	22.95		ug/L		92	50 - 125
Tetrachloroethene	<1.00		25.0	21.70		ug/L		87	51 - 128
Toluene	<1.00		25.0	22.43		ug/L		90	52 - 120
trans-1,2-Dichloroethene	<1.00	F2	25.0	24.61		ug/L		98	53 - 127
trans-1,3-Dichloropropene	<5.00		25.0	19.31		ug/L		77	50 - 123
trans-1,4-Dichloro-2-butene	<10.0		25.0	21.76		ug/L		87	28 - 150
1,1,1-Trichloroethane	<1.00		25.0	23.16		ug/L		93	53 - 130
1,1,2-Trichloroethane	<1.00		25.0	20.64		ug/L		83	60 - 121
Trichloroethene	<1.00		25.0	20.01		ug/L		80	50 - 128
1,2,3-Trichloropropane	<1.00		25.0	22.11		ug/L		88	56 - 122
Vinyl acetate	<10.0		50.0	41.72		ug/L		83	31 - 150
Xylenes, Total	<3.00		50.0	47.26		ug/L		95	50 - 122

Surrogate	*MS %Recovery*	*MS Qualifier*	*Limits*
Dibromofluoromethane (Surr)	*98*		*76 - 130*
Toluene-d8 (Surr)	*101*		*80 - 120*
4-Bromofluorobenzene (Surr)	*100*		*80 - 120*

Lab Sample ID: 310-318580-1 MSD
Matrix: Water
Analysis Batch: 471132

Client Sample ID: MW-1B
Prep Type: Total/NA

Analyte	Sample Result	Sample Qualifier	Spike Added	MSD Result	MSD Qualifier	Unit	D	%Rec	%Rec Limits	RPD	RPD Limit
2-Butanone (MEK)	<10.0		50.0	36.69		ug/L		73	46 - 134	3	23
1,2-Dibromo-3-Chloropropane	<1.20		25.0	22.07		ug/L		88	44 - 138	1	24
Acetone	<10.0		50.0	37.56		ug/L		75	39 - 141	16	23
1,2-Dibromoethane (EDB)	<0.340		25.0	19.59		ug/L		78	60 - 122	5	20
Acrylonitrile	<5.00	F2	250	156.8	F2	ug/L		63	41 - 150	29	20
1,2-Dichlorobenzene	<1.00		25.0	21.00		ug/L		84	60 - 120	2	20
Benzene	<0.500		25.0	20.94		ug/L		84	48 - 125	5	20
Bromochloromethane	<5.00		25.0	24.97		ug/L		100	55 - 131	4	21
1,4-Dichlorobenzene	<1.00		25.0	21.27		ug/L		85	58 - 120	2	20
Bromodichloromethane	<1.00		25.0	19.62		ug/L		78	53 - 122	9	20
Bromoform	<5.00		25.0	20.49		ug/L		82	47 - 122	1	20
1,1-Dichloroethane	<1.00		25.0	22.98		ug/L		92	53 - 127	2	20
1,2-Dichloroethane	<1.00		25.0	20.27		ug/L		81	48 - 128	11	20
Carbon disulfide	<1.00	F2	25.0	18.34	F2	ug/L		73	45 - 137	39	24

Method: 8260D - Volatile Organic Compounds by GC/MS (Continued)

Lab Sample ID: 310-318580-1 MSD
Matrix: Water
Analysis Batch: 471132

Client Sample ID: MW-1B
Prep Type: Total/NA

Analyte	Sample Result	Sample Qualifier	Spike Added	MSD Result	MSD Qualifier	Unit	D	%Rec	%Rec Limits	RPD	RPD Limit
1,1-Dichloroethene	<2.00	F2	25.0	19.99	F2	ug/L		80	51 - 134	24	20
Carbon tetrachloride	<2.00		25.0	21.88		ug/L		88	45 - 136	5	20
1,2-Dichloropropane	<1.00		25.0	18.00		ug/L		72	59 - 128	4	20
Chlorobenzene	<1.00		25.0	20.52		ug/L		82	59 - 120	5	20
Chlorodibromomethane	<5.00		25.0	18.40		ug/L		74	53 - 121	2	20
Chloroform	<3.00		25.0	22.42		ug/L		90	52 - 122	8	20
2-Hexanone	<10.0		50.0	36.16		ug/L		72	46 - 141	3	20
cis-1,2-Dichloroethene	<1.00		25.0	20.99		ug/L		84	51 - 123	8	20
cis-1,3-Dichloropropene	<5.00		25.0	18.93		ug/L		76	55 - 123	3	20
Dibromomethane	<1.00	*+	25.0	21.36		ug/L		85	57 - 122	5	20
4-Methyl-2-pentanone (MIBK)	<10.0		50.0	40.05		ug/L		80	49 - 138	5	20
Ethylbenzene	<1.00		25.0	21.81		ug/L		87	53 - 120	3	20
Iodomethane	<10.0		25.0	18.64		ug/L		75	18 - 150	4	32
Methylene Chloride	<5.00	F2	25.0	18.85	F2	ug/L		75	59 - 128	28	20
1,1,1,2-Tetrachloroethane	<1.00		25.0	20.35		ug/L		81	55 - 121	3	20
1,1,2,2-Tetrachloroethane	<1.00		25.0	19.49		ug/L		78	55 - 123	3	20
Styrene	<1.00		25.0	22.14		ug/L		89	50 - 125	4	20
Tetrachloroethene	<1.00		25.0	22.06		ug/L		88	51 - 128	2	20
Toluene	<1.00		25.0	21.13		ug/L		85	52 - 120	6	20
trans-1,2-Dichloroethene	<1.00	F2	25.0	19.38	F2	ug/L		78	53 - 127	24	20
trans-1,3-Dichloropropene	<5.00		25.0	18.59		ug/L		74	50 - 123	4	20
trans-1,4-Dichloro-2-butene	<10.0		25.0	20.30		ug/L		81	28 - 150	7	24
1,1,1-Trichloroethane	<1.00		25.0	22.08		ug/L		88	53 - 130	5	20
1,1,2-Trichloroethane	<1.00		25.0	19.92		ug/L		80	60 - 121	4	20
Trichloroethene	<1.00		25.0	19.91		ug/L		80	50 - 128	0	20
1,2,3-Trichloropropane	<1.00		25.0	20.72		ug/L		83	56 - 122	6	21
Vinyl acetate	<10.0		50.0	40.90		ug/L		82	31 - 150	2	25
Xylenes, Total	<3.00		50.0	45.36		ug/L		91	50 - 122	4	20

Surrogate	*MSD %Recovery*	*MSD Qualifier*	*Limits*
Dibromofluoromethane (Surr)	*99*		*76 - 130*
Toluene-d8 (Surr)	*102*		*80 - 120*
4-Bromofluorobenzene (Surr)	*99*		*80 - 120*

Lab Sample ID: MB 310-471291/8
Matrix: Water
Analysis Batch: 471291

Client Sample ID: Method Blank
Prep Type: Total/NA

Analyte	MB Result	MB Qualifier	RL	MDL	Unit	D	Prepared	Analyzed	Dil Fac
2-Butanone (MEK)	<10.0		10.0	2.10	ug/L			10/24/25 15:02	1
1,2-Dibromo-3-Chloropropane	<1.20		1.20	1.20	ug/L			10/24/25 15:02	1
Acetone	<10.0		10.0	3.10	ug/L			10/24/25 15:02	1
1,2-Dibromoethane (EDB)	<0.340		0.340	0.340	ug/L			10/24/25 15:02	1
Acrylonitrile	<5.00		5.00	2.20	ug/L			10/24/25 15:02	1
1,2-Dichlorobenzene	<1.00		1.00	0.370	ug/L			10/24/25 15:02	1
Benzene	<0.500		0.500	0.220	ug/L			10/24/25 15:02	1
Bromochloromethane	<5.00		5.00	0.540	ug/L			10/24/25 15:02	1
1,4-Dichlorobenzene	<1.00		1.00	0.230	ug/L			10/24/25 15:02	1

Method: 8260D - Volatile Organic Compounds by GC/MS (Continued)

Lab Sample ID: MB 310-471291/8
Client Sample ID: Method Blank
Matrix: Water
Prep Type: Total/NA
Analysis Batch: 471291

Analyte	MB Result	MB Qualifier	RL	MDL	Unit	D	Prepared	Analyzed	Dil Fac
Bromodichloromethane	<1.00		1.00	0.390	ug/L			10/24/25 15:02	1
Bromoform	<5.00		5.00	0.780	ug/L			10/24/25 15:02	1
1,1-Dichloroethane	<1.00		1.00	0.220	ug/L			10/24/25 15:02	1
Bromomethane	<4.00		4.00	1.10	ug/L			10/24/25 15:02	1
1,2-Dichloroethane	<1.00		1.00	0.390	ug/L			10/24/25 15:02	1
Carbon disulfide	<1.00		1.00	0.450	ug/L			10/24/25 15:02	1
1,1-Dichloroethene	<2.00		2.00	0.560	ug/L			10/24/25 15:02	1
Carbon tetrachloride	<2.00		2.00	0.650	ug/L			10/24/25 15:02	1
1,2-Dichloropropane	<1.00		1.00	0.270	ug/L			10/24/25 15:02	1
Chlorobenzene	<1.00		1.00	0.400	ug/L			10/24/25 15:02	1
Chlorodibromomethane	<5.00		5.00	0.750	ug/L			10/24/25 15:02	1
Chloroethane	<4.00		4.00	0.790	ug/L			10/24/25 15:02	1
Chloroform	<3.00		3.00	1.30	ug/L			10/24/25 15:02	1
Chloromethane	<3.00		3.00	0.610	ug/L			10/24/25 15:02	1
2-Hexanone	<10.0		10.0	2.00	ug/L			10/24/25 15:02	1
cis-1,2-Dichloroethene	<1.00		1.00	0.210	ug/L			10/24/25 15:02	1
cis-1,3-Dichloropropene	<5.00		5.00	0.250	ug/L			10/24/25 15:02	1
Dibromomethane	<1.00		1.00	0.330	ug/L			10/24/25 15:02	1
4-Methyl-2-pentanone (MIBK)	<10.0		10.0	2.10	ug/L			10/24/25 15:02	1
Ethylbenzene	<1.00		1.00	0.310	ug/L			10/24/25 15:02	1
Methylene Chloride	<5.00		5.00	1.70	ug/L			10/24/25 15:02	1
1,1,1,2-Tetrachloroethane	<1.00		1.00	0.380	ug/L			10/24/25 15:02	1
1,1,2,2-Tetrachloroethane	<1.00		1.00	0.470	ug/L			10/24/25 15:02	1
Styrene	<1.00		1.00	0.370	ug/L			10/24/25 15:02	1
Tetrachloroethene	<1.00		1.00	0.480	ug/L			10/24/25 15:02	1
Toluene	<1.00		1.00	0.430	ug/L			10/24/25 15:02	1
trans-1,2-Dichloroethene	<1.00		1.00	0.270	ug/L			10/24/25 15:02	1
trans-1,3-Dichloropropene	<5.00		5.00	0.560	ug/L			10/24/25 15:02	1
trans-1,4-Dichloro-2-butene	<10.0		10.0	1.10	ug/L			10/24/25 15:02	1
1,1,1-Trichloroethane	<1.00		1.00	0.190	ug/L			10/24/25 15:02	1
1,1,2-Trichloroethane	<1.00		1.00	0.450	ug/L			10/24/25 15:02	1
Trichloroethene	<1.00		1.00	0.430	ug/L			10/24/25 15:02	1
Trichlorofluoromethane	<4.00		4.00	0.380	ug/L			10/24/25 15:02	1
1,2,3-Trichloropropane	<1.00		1.00	0.590	ug/L			10/24/25 15:02	1
Vinyl acetate	<10.0		10.0	2.50	ug/L			10/24/25 15:02	1
Vinyl chloride	<1.00		1.00	0.180	ug/L			10/24/25 15:02	1
Xylenes, Total	<3.00		3.00	0.400	ug/L			10/24/25 15:02	1

Surrogate	*MB %Recovery*	*MB Qualifier*	*Limits*	*Prepared*	*Analyzed*	*Dil Fac*
Dibromofluoromethane (Surr)	*107*		*76 - 130*		*10/24/25 15:02*	*1*
Toluene-d8 (Surr)	*96*		*80 - 120*		*10/24/25 15:02*	*1*
4-Bromofluorobenzene (Surr)	*101*		*80 - 120*		*10/24/25 15:02*	*1*

Method: 8260D - Volatile Organic Compounds by GC/MS (Continued)

Lab Sample ID: LCS 310-471291/11
Matrix: Water
Analysis Batch: 471291

Client Sample ID: Lab Control Sample
Prep Type: Total/NA

Analyte	Spike Added	LCS Result	LCS Qualifier	Unit	D	%Rec	%Rec Limits
Bromomethane	20.0	14.58		ug/L		73	33 - 138
Chloroethane	20.0	17.93		ug/L		90	59 - 139
Chloromethane	20.0	17.37		ug/L		87	52 - 146
Trichlorofluoromethane	20.0	19.44		ug/L		97	55 - 150
Vinyl chloride	20.0	17.73		ug/L		89	60 - 142

Surrogate	*LCS %Recovery*	*LCS Qualifier*	*Limits*
Dibromofluoromethane (Surr)	*106*		*76 - 130*
Toluene-d8 (Surr)	*97*		*80 - 120*
4-Bromofluorobenzene (Surr)	*101*		*80 - 120*

Lab Sample ID: LCS 310-471291/9
Matrix: Water
Analysis Batch: 471291

Client Sample ID: Lab Control Sample
Prep Type: Total/NA

Analyte	Spike Added	LCS Result	LCS Qualifier	Unit	D	%Rec	%Rec Limits
2-Butanone (MEK)	40.0	41.20		ug/L		103	60 - 134
1,2-Dibromo-3-Chloropropane	20.0	17.42		ug/L		87	62 - 132
Acetone	40.0	38.48		ug/L		96	59 - 136
1,2-Dibromoethane (EDB)	20.0	17.55		ug/L		88	74 - 122
Acrylonitrile	200	179.8		ug/L		90	50 - 150
1,2-Dichlorobenzene	20.0	17.76		ug/L		89	74 - 120
Benzene	20.0	18.35		ug/L		92	71 - 125
Bromochloromethane	20.0	18.68		ug/L		93	69 - 131
1,4-Dichlorobenzene	20.0	18.42		ug/L		92	72 - 120
Bromodichloromethane	20.0	18.55		ug/L		93	70 - 122
Bromoform	20.0	18.17		ug/L		91	62 - 122
1,1-Dichloroethane	20.0	18.58		ug/L		93	69 - 127
1,2-Dichloroethane	20.0	20.23		ug/L		101	68 - 125
Carbon disulfide	20.0	17.25		ug/L		86	58 - 137
1,1-Dichloroethene	20.0	17.68		ug/L		88	64 - 134
Carbon tetrachloride	20.0	18.41		ug/L		92	63 - 136
1,2-Dichloropropane	20.0	18.90		ug/L		95	72 - 128
Chlorobenzene	20.0	19.15		ug/L		96	74 - 120
Chlorodibromomethane	20.0	18.44		ug/L		92	69 - 121
Chloroform	20.0	18.87		ug/L		94	72 - 122
2-Hexanone	40.0	38.11		ug/L		95	62 - 139
cis-1,2-Dichloroethene	20.0	18.33		ug/L		92	72 - 123
cis-1,3-Dichloropropene	20.0	17.86		ug/L		89	72 - 123
Dibromomethane	20.0	18.52		ug/L		93	72 - 122
4-Methyl-2-pentanone (MIBK)	40.0	38.44		ug/L		96	62 - 136
Ethylbenzene	20.0	18.12		ug/L		91	75 - 120
Methylene Chloride	20.0	18.36		ug/L		92	72 - 128
1,1,1,2-Tetrachloroethane	20.0	17.99		ug/L		90	70 - 121
1,1,2,2-Tetrachloroethane	20.0	17.86		ug/L		89	70 - 122
Styrene	20.0	18.94		ug/L		95	74 - 122
Tetrachloroethene	20.0	17.62		ug/L		88	70 - 128
Toluene	20.0	17.24		ug/L		86	74 - 120

Method: 8260D - Volatile Organic Compounds by GC/MS (Continued)

Lab Sample ID: LCS 310-471291/9
Matrix: Water
Analysis Batch: 471291

Client Sample ID: Lab Control Sample
Prep Type: Total/NA

Analyte	Spike Added	LCS Result	LCS Qualifier	Unit	D	%Rec	%Rec Limits
trans-1,2-Dichloroethene	20.0	17.98		ug/L		90	67 - 127
trans-1,3-Dichloropropene	20.0	18.82		ug/L		94	67 - 123
trans-1,4-Dichloro-2-butene	20.0	19.06		ug/L		95	50 - 150
1,1,1-Trichloroethane	20.0	17.58		ug/L		88	69 - 130
1,1,2-Trichloroethane	20.0	18.92		ug/L		95	75 - 121
Trichloroethene	20.0	17.05		ug/L		85	70 - 128
1,2,3-Trichloropropane	20.0	18.65		ug/L		93	70 - 122
Vinyl acetate	40.0	38.53		ug/L		96	50 - 150
Xylenes, Total	40.0	36.13		ug/L		90	74 - 121

Surrogate	*LCS %Recovery*	*LCS Qualifier*	*Limits*
Dibromofluoromethane (Surr)	*98*		*76 - 130*
Toluene-d8 (Surr)	*101*		*80 - 120*
4-Bromofluorobenzene (Surr)	*101*		*80 - 120*

Lab Sample ID: MB 310-471312/7
Matrix: Water
Analysis Batch: 471312

Client Sample ID: Method Blank
Prep Type: Total/NA

Analyte	MB Result	MB Qualifier	RL	MDL	Unit	D	Prepared	Analyzed	Dil Fac
2-Butanone (MEK)	<10.0		10.0	2.10	ug/L			10/24/25 20:13	1
1,2-Dibromo-3-Chloropropane	<1.20		1.20	1.20	ug/L			10/24/25 20:13	1
Acetone	<10.0		10.0	3.10	ug/L			10/24/25 20:13	1
1,2-Dibromoethane (EDB)	<0.340		0.340	0.340	ug/L			10/24/25 20:13	1
Acrolein	<10.0		10.0	3.60	ug/L			10/24/25 20:13	1
Acrylonitrile	<5.00		5.00	2.20	ug/L			10/24/25 20:13	1
Allyl chloride	<2.00		2.00	0.700	ug/L			10/24/25 20:13	1
1,2-Dichlorobenzene	<1.00		1.00	0.370	ug/L			10/24/25 20:13	1
Benzene	<0.500		0.500	0.220	ug/L			10/24/25 20:13	1
1,3-Dichlorobenzene	<1.00		1.00	0.300	ug/L			10/24/25 20:13	1
Bromochloromethane	<5.00		5.00	0.540	ug/L			10/24/25 20:13	1
1,4-Dichlorobenzene	<1.00		1.00	0.230	ug/L			10/24/25 20:13	1
Bromodichloromethane	<1.00		1.00	0.390	ug/L			10/24/25 20:13	1
Bromoform	<5.00		5.00	0.780	ug/L			10/24/25 20:13	1
1,1-Dichloroethane	<1.00		1.00	0.220	ug/L			10/24/25 20:13	1
Bromomethane	<4.00		4.00	1.10	ug/L			10/24/25 20:13	1
1,2-Dichloroethane	<1.00		1.00	0.390	ug/L			10/24/25 20:13	1
Carbon disulfide	<1.00		1.00	0.450	ug/L			10/24/25 20:13	1
1,1-Dichloroethene	<2.00		2.00	0.560	ug/L			10/24/25 20:13	1
Carbon tetrachloride	<2.00		2.00	0.650	ug/L			10/24/25 20:13	1
1,2-Dichloropropane	<1.00		1.00	0.270	ug/L			10/24/25 20:13	1
Chlorobenzene	<1.00		1.00	0.400	ug/L			10/24/25 20:13	1
1,3-Dichloropropane	<1.00		1.00	0.400	ug/L			10/24/25 20:13	1
Chlorodibromomethane	<5.00		5.00	0.750	ug/L			10/24/25 20:13	1
2,2-Dichloropropane	<4.00		4.00	0.690	ug/L			10/24/25 20:13	1
Chloroethane	<4.00		4.00	0.790	ug/L			10/24/25 20:13	1
1,1-Dichloropropene	<1.00		1.00	0.430	ug/L			10/24/25 20:13	1
Chloroform	<3.00		3.00	1.30	ug/L			10/24/25 20:13	1

Method: 8260D - Volatile Organic Compounds by GC/MS (Continued)

Lab Sample ID: MB 310-471312/7
Client Sample ID: Method Blank
Matrix: Water
Prep Type: Total/NA
Analysis Batch: 471312

Analyte	MB Result	MB Qualifier	RL	MDL	Unit	D	Prepared	Analyzed	Dil Fac
Chloromethane	<3.00		3.00	0.610	ug/L			10/24/25 20:13	1
Chloroprene	<1.00		1.00	0.230	ug/L			10/24/25 20:13	1
cis-1,2-Dichloroethene	<1.00		1.00	0.210	ug/L			10/24/25 20:13	1
cis-1,3-Dichloropropene	<5.00		5.00	0.250	ug/L			10/24/25 20:13	1
Dibromomethane	<1.00		1.00	0.330	ug/L			10/24/25 20:13	1
Dichlorodifluoromethane	<3.00		3.00	0.250	ug/L			10/24/25 20:13	1
Ethyl methacrylate	<2.00		2.00	0.680	ug/L			10/24/25 20:13	1
4-Methyl-2-pentanone (MIBK)	<10.0		10.0	2.10	ug/L			10/24/25 20:13	1
Ethylbenzene	<1.00		1.00	0.310	ug/L			10/24/25 20:13	1
Iodomethane	<10.0		10.0	7.00	ug/L			10/24/25 20:13	1
Methacrylonitrile	<10.0		10.0	3.30	ug/L			10/24/25 20:13	1
Methyl methacrylate	<2.00		2.00	0.760	ug/L			10/24/25 20:13	1
Methylene Chloride	<5.00		5.00	1.70	ug/L			10/24/25 20:13	1
1,1,1,2-Tetrachloroethane	<1.00		1.00	0.380	ug/L			10/24/25 20:13	1
Naphthalene	<5.00		5.00	3.00	ug/L			10/24/25 20:13	1
1,1,2,2-Tetrachloroethane	<1.00		1.00	0.470	ug/L			10/24/25 20:13	1
Propionitrile	<10.0		10.0	3.40	ug/L			10/24/25 20:13	1
Styrene	<1.00		1.00	0.370	ug/L			10/24/25 20:13	1
Tetrachloroethene	<1.00		1.00	0.480	ug/L			10/24/25 20:13	1
Toluene	<1.00		1.00	0.430	ug/L			10/24/25 20:13	1
trans-1,2-Dichloroethene	<1.00		1.00	0.270	ug/L			10/24/25 20:13	1
trans-1,3-Dichloropropene	<5.00		5.00	0.560	ug/L			10/24/25 20:13	1
1,2,4-Trichlorobenzene	<5.00		5.00	0.750	ug/L			10/24/25 20:13	1
trans-1,4-Dichloro-2-butene	<10.0		10.0	1.10	ug/L			10/24/25 20:13	1
1,1,1-Trichloroethane	<1.00		1.00	0.190	ug/L			10/24/25 20:13	1
1,1,2-Trichloroethane	<1.00		1.00	0.450	ug/L			10/24/25 20:13	1
Trichloroethene	<1.00		1.00	0.430	ug/L			10/24/25 20:13	1
Trichlorofluoromethane	<4.00		4.00	0.380	ug/L			10/24/25 20:13	1
1,2,3-Trichloropropane	<1.00		1.00	0.590	ug/L			10/24/25 20:13	1
Vinyl acetate	<10.0		10.0	2.50	ug/L			10/24/25 20:13	1
Vinyl chloride	<1.00		1.00	0.180	ug/L			10/24/25 20:13	1
Xylenes, Total	<3.00		3.00	0.400	ug/L			10/24/25 20:13	1

Surrogate	*MB %Recovery*	*MB Qualifier*	*Limits*	*Prepared*	*Analyzed*	*Dil Fac*
Dibromofluoromethane (Surr)	*132*	*S1+*	*76 - 130*		*10/24/25 20:13*	*1*
Toluene-d8 (Surr)	*90*		*80 - 120*		*10/24/25 20:13*	*1*
4-Bromofluorobenzene (Surr)	*104*		*80 - 120*		*10/24/25 20:13*	*1*

Lab Sample ID: LCS 310-471312/8
Client Sample ID: Lab Control Sample
Matrix: Water
Prep Type: Total/NA
Analysis Batch: 471312

Analyte	Spike Added	LCS Result	LCS Qualifier	Unit	D	%Rec	%Rec Limits
2-Butanone (MEK)	40.0	34.40		ug/L		86	60 - 134
1,2-Dibromo-3-Chloropropane	20.0	19.82		ug/L		99	62 - 132
Acetone	40.0	40.62		ug/L		102	59 - 136
1,2-Dibromoethane (EDB)	20.0	17.92		ug/L		90	74 - 122
Acrolein	94.8	105.7		ug/L		111	50 - 150

Method: 8260D - Volatile Organic Compounds by GC/MS (Continued)

Lab Sample ID: LCS 310-471312/8
Matrix: Water
Analysis Batch: 471312

Client Sample ID: Lab Control Sample
Prep Type: Total/NA

Analyte	Spike Added	LCS Result	LCS Qualifier	Unit	D	%Rec	%Rec Limits
Acrylonitrile	200	202.2		ug/L		101	50 - 150
Allyl chloride	20.0	21.77		ug/L		109	61 - 136
1,2-Dichlorobenzene	20.0	16.84		ug/L		84	74 - 120
Benzene	20.0	19.56		ug/L		98	71 - 125
1,3-Dichlorobenzene	20.0	21.34		ug/L		107	71 - 120
Bromochloromethane	20.0	24.62		ug/L		123	69 - 131
1,4-Dichlorobenzene	20.0	19.60		ug/L		98	72 - 120
Bromodichloromethane	20.0	21.25		ug/L		106	70 - 122
Bromoform	20.0	18.47		ug/L		92	62 - 122
1,1-Dichloroethane	20.0	21.95		ug/L		110	69 - 127
1,2-Dichloroethane	20.0	22.31		ug/L		112	68 - 125
Carbon disulfide	20.0	23.21		ug/L		116	58 - 137
1,1-Dichloroethene	20.0	23.82		ug/L		119	64 - 134
Carbon tetrachloride	20.0	23.24		ug/L		116	63 - 136
1,2-Dichloropropane	20.0	19.32		ug/L		97	72 - 128
Chlorobenzene	20.0	18.12		ug/L		91	74 - 120
1,3-Dichloropropane	20.0	16.57		ug/L		83	72 - 125
Chlorodibromomethane	20.0	16.45		ug/L		82	69 - 121
2,2-Dichloropropane	20.0	25.86		ug/L		129	51 - 146
1,1-Dichloropropene	20.0	20.20		ug/L		101	70 - 133
Chloroform	20.0	21.05		ug/L		105	72 - 122
Chloroprene	20.0	21.11		ug/L		106	67 - 136
cis-1,2-Dichloroethene	20.0	20.08		ug/L		100	72 - 123
cis-1,3-Dichloropropene	20.0	16.00		ug/L		80	72 - 123
Dibromomethane	20.0	23.09		ug/L		115	72 - 122
Ethyl methacrylate	20.0	15.90		ug/L		79	68 - 128
4-Methyl-2-pentanone (MIBK)	40.0	33.96		ug/L		85	62 - 136
Ethylbenzene	20.0	19.10		ug/L		95	75 - 120
Iodomethane	20.0	14.02		ug/L		70	18 - 150
Methacrylonitrile	200	192.2		ug/L		96	67 - 128
Methyl methacrylate	40.0	42.16		ug/L		105	69 - 129
Methylene Chloride	20.0	24.58		ug/L		123	72 - 128
1,1,1,2-Tetrachloroethane	20.0	19.00		ug/L		95	70 - 121
Naphthalene	20.0	18.44		ug/L		92	69 - 126
1,1,2,2-Tetrachloroethane	20.0	16.53		ug/L		83	70 - 122
Propionitrile	200	227.0		ug/L		114	68 - 131
Styrene	20.0	19.78		ug/L		99	74 - 122
Tetrachloroethene	20.0	17.22		ug/L		86	70 - 128
Toluene	20.0	19.12		ug/L		96	74 - 120
trans-1,2-Dichloroethene	20.0	23.66		ug/L		118	67 - 127
trans-1,3-Dichloropropene	20.0	16.23		ug/L		81	67 - 123
1,2,4-Trichlorobenzene	20.0	19.73		ug/L		99	69 - 125
trans-1,4-Dichloro-2-butene	20.0	19.72		ug/L		99	50 - 150
1,1,1-Trichloroethane	20.0	22.81		ug/L		114	69 - 130
1,1,2-Trichloroethane	20.0	17.20		ug/L		86	75 - 121
Trichloroethene	20.0	19.59		ug/L		98	70 - 128
1,2,3-Trichloropropane	20.0	18.93		ug/L		95	70 - 122
Vinyl acetate	40.0	41.48		ug/L		104	50 - 150
Xylenes, Total	40.0	39.84		ug/L		100	74 - 121

Method: 8260D - Volatile Organic Compounds by GC/MS (Continued)

Surrogate	LCS %Recovery	LCS Qualifier	Limits
Dibromofluoromethane (Surr)	*110*		*76 - 130*
Toluene-d8 (Surr)	*99*		*80 - 120*
4-Bromofluorobenzene (Surr)	*99*		*80 - 120*

Lab Sample ID: LCS 310-471312/9 — **Client Sample ID: Lab Control Sample**
Matrix: Water — **Prep Type: Total/NA**
Analysis Batch: 471312

Analyte	Spike Added	LCS Result	LCS Qualifier	Unit	D	%Rec	%Rec Limits
Bromomethane	20.0	15.73		ug/L		79	33 - 138
Chloroethane	20.0	16.17		ug/L		81	59 - 139
Chloromethane	20.0	16.23		ug/L		81	52 - 146
Dichlorodifluoromethane	20.0	16.68		ug/L		83	45 - 150
Trichlorofluoromethane	20.0	18.55		ug/L		93	55 - 150
Vinyl chloride	20.0	15.34		ug/L		77	60 - 142

Surrogate	LCS %Recovery	LCS Qualifier	Limits
Dibromofluoromethane (Surr)	*116*		*76 - 130*
Toluene-d8 (Surr)	*87*		*80 - 120*
4-Bromofluorobenzene (Surr)	*104*		*80 - 120*

Lab Sample ID: 310-318580-3 MS — **Client Sample ID: MW-16A**
Matrix: Water — **Prep Type: Total/NA**
Analysis Batch: 471312

Analyte	Sample Result	Sample Qualifier	Spike Added	MS Result	MS Qualifier	Unit	D	%Rec	%Rec Limits
2-Butanone (MEK)	<10.0		50.0	31.82		ug/L		64	46 - 134
1,2-Dibromo-3-Chloropropane	<1.20		25.0	18.80		ug/L		75	44 - 138
Acetone	<10.0		50.0	40.80		ug/L		82	39 - 141
1,2-Dibromoethane (EDB)	<0.340	F2	25.0	22.59		ug/L		90	60 - 122
Acrolein	<10.0		119	90.27		ug/L		76	39 - 150
Acrylonitrile	<5.00		250	199.7		ug/L		80	41 - 150
Allyl chloride	<2.00		25.0	19.98		ug/L		80	47 - 136
1,2-Dichlorobenzene	<1.00		25.0	19.90		ug/L		80	60 - 120
Benzene	0.260	J	25.0	20.54		ug/L		81	48 - 125
1,3-Dichlorobenzene	<1.00		25.0	21.70		ug/L		87	58 - 120
Bromochloromethane	<5.00		25.0	25.55		ug/L		102	55 - 131
1,4-Dichlorobenzene	<1.00		25.0	20.03		ug/L		80	58 - 120
Bromodichloromethane	<1.00		25.0	19.82		ug/L		79	53 - 122
Bromoform	<5.00		25.0	20.83		ug/L		83	47 - 122
1,1-Dichloroethane	8.73		25.0	28.55		ug/L		79	53 - 127
1,2-Dichloroethane	0.778	J	25.0	21.09		ug/L		81	48 - 128
Carbon disulfide	<1.00		25.0	26.38		ug/L		106	45 - 137
1,1-Dichloroethene	<2.00		25.0	24.22		ug/L		97	51 - 134
Carbon tetrachloride	<2.00		25.0	20.54		ug/L		82	45 - 136
1,2-Dichloropropane	2.16		25.0	19.91		ug/L		71	59 - 128
Chlorobenzene	<1.00		25.0	16.39		ug/L		66	59 - 120
1,3-Dichloropropane	<1.00	F2	25.0	21.40		ug/L		86	58 - 125
Chlorodibromomethane	<5.00	F2	25.0	20.27		ug/L		81	53 - 121
2,2-Dichloropropane	<4.00		25.0	18.63		ug/L		75	34 - 146
1,1-Dichloropropene	<1.00		25.0	17.98		ug/L		72	55 - 133

Method: 8260D - Volatile Organic Compounds by GC/MS (Continued)

Lab Sample ID: 310-318580-3 MS
Matrix: Water
Analysis Batch: 471312

Client Sample ID: MW-16A
Prep Type: Total/NA

Analyte	Sample Result	Sample Qualifier	Spike Added	MS Result	MS Qualifier	Unit	D	%Rec	%Rec Limits
Chloroform	<3.00		25.0	23.22		ug/L		93	52 - 122
Chloroprene	<1.00		25.0	18.63		ug/L		75	48 - 136
cis-1,2-Dichloroethene	7.97		25.0	27.89		ug/L		80	51 - 123
cis-1,3-Dichloropropene	<5.00		25.0	19.04		ug/L		76	55 - 123
Dibromomethane	<1.00		25.0	21.96		ug/L		88	57 - 122
Ethyl methacrylate	<2.00		25.0	20.52		ug/L		82	53 - 129
4-Methyl-2-pentanone (MIBK)	<10.0	F2	50.0	42.16		ug/L		84	49 - 138
Ethylbenzene	<1.00		25.0	19.97		ug/L		80	53 - 120
Iodomethane	<10.0		25.0	23.31		ug/L		93	18 - 150
Methacrylonitrile	<10.0		250	179.7		ug/L		72	53 - 128
Methyl methacrylate	<2.00		50.0	40.25		ug/L		81	48 - 137
Methylene Chloride	<5.00		25.0	25.37		ug/L		101	59 - 128
1,1,1,2-Tetrachloroethane	<1.00		25.0	20.97		ug/L		84	55 - 121
Naphthalene	<5.00		25.0	17.63		ug/L		71	45 - 144
1,1,2,2-Tetrachloroethane	<1.00	F2	25.0	24.04		ug/L		96	55 - 123
Propionitrile	<10.0		250	215.2		ug/L		86	56 - 131
Styrene	<1.00		25.0	21.04		ug/L		84	50 - 125
Tetrachloroethene	2.15		25.0	26.33		ug/L		97	51 - 128
Toluene	<1.00		25.0	22.71		ug/L		91	52 - 120
trans-1,2-Dichloroethene	<1.00		25.0	23.86		ug/L		95	53 - 127
trans-1,3-Dichloropropene	<5.00	F2	25.0	19.13		ug/L		77	50 - 123
1,2,4-Trichlorobenzene	<5.00		25.0	19.27		ug/L		77	55 - 126
trans-1,4-Dichloro-2-butene	<10.0		25.0	20.69		ug/L		83	28 - 150
1,1,1-Trichloroethane	<1.00		25.0	21.09		ug/L		84	53 - 130
1,1,2-Trichloroethane	<1.00	F2	25.0	22.28		ug/L		89	60 - 121
Trichloroethene	2.18		25.0	19.72		ug/L		70	50 - 128
1,2,3-Trichloropropane	<1.00		25.0	24.36		ug/L		97	56 - 122
Vinyl acetate	<10.0		50.0	36.45		ug/L		73	31 - 150
Xylenes, Total	<3.00		50.0	38.36		ug/L		77	50 - 122

Surrogate	*MS %Recovery*	*MS Qualifier*	*Limits*
Dibromofluoromethane (Surr)	*102*		*76 - 130*
Toluene-d8 (Surr)	*112*		*80 - 120*
4-Bromofluorobenzene (Surr)	*94*		*80 - 120*

Lab Sample ID: 310-318580-3 MSD
Matrix: Water
Analysis Batch: 471312

Client Sample ID: MW-16A
Prep Type: Total/NA

Analyte	Sample Result	Sample Qualifier	Spike Added	MSD Result	MSD Qualifier	Unit	D	%Rec	%Rec Limits	RPD	RPD Limit
2-Butanone (MEK)	<10.0		50.0	34.49		ug/L		69	46 - 134	8	23
1,2-Dibromo-3-Chloropropane	<1.20		25.0	19.17		ug/L		77	44 - 138	2	24
Acetone	<10.0		50.0	44.19		ug/L		88	39 - 141	8	23
1,2-Dibromoethane (EDB)	<0.340	F2	25.0	17.97	F2	ug/L		72	60 - 122	23	20
Acrolein	<10.0		119	101.7		ug/L		86	39 - 150	12	33
Acrylonitrile	<5.00		250	214.3		ug/L		86	41 - 150	7	20
Allyl chloride	<2.00		25.0	22.10		ug/L		88	47 - 136	10	33
1,2-Dichlorobenzene	<1.00		25.0	20.97		ug/L		84	60 - 120	5	20

Method: 8260D - Volatile Organic Compounds by GC/MS (Continued)

Lab Sample ID: 310-318580-3 MSD
Client Sample ID: MW-16A
Matrix: Water
Prep Type: Total/NA
Analysis Batch: 471312

Analyte	Sample Result	Sample Qualifier	Spike Added	MSD Result	MSD Qualifier	Unit	D	%Rec	%Rec Limits	RPD	RPD Limit
Benzene	0.260	J	25.0	21.04		ug/L		83	48 - 125	2	20
1,3-Dichlorobenzene	<1.00		25.0	22.02		ug/L		88	58 - 120	1	20
Bromochloromethane	<5.00		25.0	26.24		ug/L		105	55 - 131	3	21
1,4-Dichlorobenzene	<1.00		25.0	20.19		ug/L		81	58 - 120	1	20
Bromodichloromethane	<1.00		25.0	20.31		ug/L		81	53 - 122	2	20
Bromoform	<5.00		25.0	19.53		ug/L		78	47 - 122	6	20
1,1-Dichloroethane	8.73		25.0	29.54		ug/L		83	53 - 127	3	20
1,2-Dichloroethane	0.778	J	25.0	21.69		ug/L		84	48 - 128	3	20
Carbon disulfide	<1.00		25.0	24.35		ug/L		97	45 - 137	8	24
1,1-Dichloroethene	<2.00		25.0	24.76		ug/L		99	51 - 134	2	20
Carbon tetrachloride	<2.00		25.0	21.65		ug/L		87	45 - 136	5	20
1,2-Dichloropropane	2.16		25.0	20.21		ug/L		72	59 - 128	1	20
Chlorobenzene	<1.00		25.0	19.13		ug/L		77	59 - 120	15	20
1,3-Dichloropropane	<1.00	F2	25.0	16.95	F2	ug/L		68	58 - 125	23	20
Chlorodibromomethane	<5.00	F2	25.0	16.09	F2	ug/L		64	53 - 121	23	20
2,2-Dichloropropane	<4.00		25.0	19.74		ug/L		79	34 - 146	6	20
1,1-Dichloropropene	<1.00		25.0	18.28		ug/L		73	55 - 133	2	20
Chloroform	<3.00		25.0	24.28		ug/L		97	52 - 122	4	20
Chloroprene	<1.00		25.0	20.74		ug/L		83	48 - 136	11	20
cis-1,2-Dichloroethene	7.97		25.0	28.64		ug/L		83	51 - 123	3	20
cis-1,3-Dichloropropene	<5.00		25.0	15.62		ug/L		62	55 - 123	20	20
Dibromomethane	<1.00		25.0	23.25		ug/L		93	57 - 122	6	20
Ethyl methacrylate	<2.00		25.0	17.72		ug/L		71	53 - 129	15	20
4-Methyl-2-pentanone (MIBK)	<10.0	F2	50.0	33.95	F2	ug/L		68	49 - 138	22	20
Ethylbenzene	<1.00		25.0	19.20		ug/L		77	53 - 120	4	20
Iodomethane	<10.0		25.0	25.22		ug/L		101	18 - 150	8	32
Methacrylonitrile	<10.0		250	196.2		ug/L		78	53 - 128	9	20
Methyl methacrylate	<2.00		50.0	43.23		ug/L		86	48 - 137	7	20
Methylene Chloride	<5.00		25.0	25.37		ug/L		101	59 - 128	0	20
1,1,1,2-Tetrachloroethane	<1.00		25.0	18.54		ug/L		74	55 - 121	12	20
Naphthalene	<5.00		25.0	19.64		ug/L		79	45 - 144	11	32
1,1,2,2-Tetrachloroethane	<1.00	F2	25.0	19.31	F2	ug/L		77	55 - 123	22	20
Propionitrile	<10.0		250	227.8		ug/L		91	56 - 131	6	20
Styrene	<1.00		25.0	20.84		ug/L		83	50 - 125	1	20
Tetrachloroethene	2.15		25.0	21.57		ug/L		78	51 - 128	20	20
Toluene	<1.00		25.0	18.75		ug/L		75	52 - 120	19	20
trans-1,2-Dichloroethene	<1.00		25.0	23.70		ug/L		95	53 - 127	1	20
trans-1,3-Dichloropropene	<5.00	F2	25.0	15.39	F2	ug/L		62	50 - 123	22	20
1,2,4-Trichlorobenzene	<5.00		25.0	21.32		ug/L		85	55 - 126	10	20
trans-1,4-Dichloro-2-butene	<10.0		25.0	17.77		ug/L		71	28 - 150	15	24
1,1,1-Trichloroethane	<1.00		25.0	21.27		ug/L		85	53 - 130	1	20
1,1,2-Trichloroethane	<1.00	F2	25.0	18.08	F2	ug/L		72	60 - 121	21	20
Trichloroethene	2.18		25.0	20.39		ug/L		73	50 - 128	3	20
1,2,3-Trichloropropane	<1.00		25.0	19.80		ug/L		79	56 - 122	21	21
Vinyl acetate	<10.0		50.0	38.64		ug/L		77	31 - 150	6	25
Xylenes, Total	<3.00		50.0	41.02		ug/L		82	50 - 122	7	20

Method: 8260D - Volatile Organic Compounds by GC/MS (Continued)

Lab Sample ID: 310-318580-3 MSD
Matrix: Water
Analysis Batch: 471312

Client Sample ID: MW-16A
Prep Type: Total/NA

Surrogate	MSD %Recovery	MSD Qualifier	Limits
Dibromofluoromethane (Surr)	*111*		*76 - 130*
Toluene-d8 (Surr)	*96*		*80 - 120*
4-Bromofluorobenzene (Surr)	*98*		*80 - 120*

Lab Sample ID: MB 310-471555/5
Matrix: Water
Analysis Batch: 471555

Client Sample ID: Method Blank
Prep Type: Total/NA

Analyte	MB Result	MB Qualifier	RL	MDL	Unit	D	Prepared	Analyzed	Dil Fac
2-Butanone (MEK)	<10.0		10.0	2.10	ug/L			10/28/25 11:09	1
1,2-Dibromo-3-Chloropropane	<1.20		1.20	1.20	ug/L			10/28/25 11:09	1
Acetone	<10.0		10.0	3.10	ug/L			10/28/25 11:09	1
1,2-Dibromoethane (EDB)	<0.340		0.340	0.340	ug/L			10/28/25 11:09	1
Acrylonitrile	<5.00		5.00	2.20	ug/L			10/28/25 11:09	1
1,2-Dichlorobenzene	<1.00		1.00	0.370	ug/L			10/28/25 11:09	1
Benzene	<0.500		0.500	0.220	ug/L			10/28/25 11:09	1
Bromochloromethane	<5.00		5.00	0.540	ug/L			10/28/25 11:09	1
1,4-Dichlorobenzene	<1.00		1.00	0.230	ug/L			10/28/25 11:09	1
Bromodichloromethane	<1.00		1.00	0.390	ug/L			10/28/25 11:09	1
Bromoform	<5.00		5.00	0.780	ug/L			10/28/25 11:09	1
1,1-Dichloroethane	<1.00		1.00	0.220	ug/L			10/28/25 11:09	1
Bromomethane	<4.00		4.00	1.10	ug/L			10/28/25 11:09	1
1,2-Dichloroethane	<1.00		1.00	0.390	ug/L			10/28/25 11:09	1
Carbon disulfide	<1.00		1.00	0.450	ug/L			10/28/25 11:09	1
1,1-Dichloroethene	<2.00		2.00	0.560	ug/L			10/28/25 11:09	1
Carbon tetrachloride	<2.00		2.00	0.650	ug/L			10/28/25 11:09	1
1,2-Dichloropropane	<1.00		1.00	0.270	ug/L			10/28/25 11:09	1
Chlorobenzene	<1.00		1.00	0.400	ug/L			10/28/25 11:09	1
Chlorodibromomethane	<5.00		5.00	0.750	ug/L			10/28/25 11:09	1
Chloroethane	<4.00		4.00	0.790	ug/L			10/28/25 11:09	1
Chloroform	<3.00		3.00	1.30	ug/L			10/28/25 11:09	1
Chloromethane	<3.00		3.00	0.610	ug/L			10/28/25 11:09	1
2-Hexanone	<10.0		10.0	2.00	ug/L			10/28/25 11:09	1
cis-1,2-Dichloroethene	<1.00		1.00	0.210	ug/L			10/28/25 11:09	1
cis-1,3-Dichloropropene	<5.00		5.00	0.250	ug/L			10/28/25 11:09	1
Dibromomethane	<1.00		1.00	0.330	ug/L			10/28/25 11:09	1
4-Methyl-2-pentanone (MIBK)	<10.0		10.0	2.10	ug/L			10/28/25 11:09	1
Ethylbenzene	<1.00		1.00	0.310	ug/L			10/28/25 11:09	1
Iodomethane	<10.0		10.0	7.00	ug/L			10/28/25 11:09	1
Methylene Chloride	<5.00		5.00	1.70	ug/L			10/28/25 11:09	1
1,1,1,2-Tetrachloroethane	<1.00		1.00	0.380	ug/L			10/28/25 11:09	1
1,1,2,2-Tetrachloroethane	<1.00		1.00	0.470	ug/L			10/28/25 11:09	1
Styrene	<1.00		1.00	0.370	ug/L			10/28/25 11:09	1
Tetrachloroethene	<1.00		1.00	0.480	ug/L			10/28/25 11:09	1
Toluene	<1.00		1.00	0.430	ug/L			10/28/25 11:09	1
trans-1,2-Dichloroethene	<1.00		1.00	0.270	ug/L			10/28/25 11:09	1
trans-1,3-Dichloropropene	<5.00		5.00	0.560	ug/L			10/28/25 11:09	1
trans-1,4-Dichloro-2-butene	<10.0		10.0	1.10	ug/L			10/28/25 11:09	1

Method: 8260D - Volatile Organic Compounds by GC/MS (Continued)

Lab Sample ID: MB 310-471555/5
Matrix: Water
Analysis Batch: 471555

Client Sample ID: Method Blank
Prep Type: Total/NA

Analyte	MB Result	MB Qualifier	RL	MDL	Unit	D	Prepared	Analyzed	Dil Fac
1,1,1-Trichloroethane	<1.00		1.00	0.190	ug/L			10/28/25 11:09	1
1,1,2-Trichloroethane	<1.00		1.00	0.450	ug/L			10/28/25 11:09	1
Trichloroethene	<1.00		1.00	0.430	ug/L			10/28/25 11:09	1
Trichlorofluoromethane	<4.00		4.00	0.380	ug/L			10/28/25 11:09	1
1,2,3-Trichloropropane	<1.00		1.00	0.590	ug/L			10/28/25 11:09	1
Vinyl acetate	<10.0		10.0	2.50	ug/L			10/28/25 11:09	1
Vinyl chloride	<1.00		1.00	0.180	ug/L			10/28/25 11:09	1
Xylenes, Total	<3.00		3.00	0.400	ug/L			10/28/25 11:09	1

Surrogate	*MB %Recovery*	*MB Qualifier*	*Limits*	*Prepared*	*Analyzed*	*Dil Fac*
Dibromofluoromethane (Surr)	*105*		*76 - 130*		*10/28/25 11:09*	*1*
Toluene-d8 (Surr)	*98*		*80 - 120*		*10/28/25 11:09*	*1*
4-Bromofluorobenzene (Surr)	*108*		*80 - 120*		*10/28/25 11:09*	*1*

Lab Sample ID: LCS 310-471555/6
Matrix: Water
Analysis Batch: 471555

Client Sample ID: Lab Control Sample
Prep Type: Total/NA

Analyte	Spike Added	LCS Result	LCS Qualifier	Unit	D	%Rec	%Rec Limits
2-Butanone (MEK)	40.0	36.11		ug/L		90	60 - 134
1,2-Dibromo-3-Chloropropane	20.0	17.59		ug/L		88	62 - 132
Acetone	40.0	36.47		ug/L		91	59 - 136
1,2-Dibromoethane (EDB)	20.0	17.50		ug/L		88	74 - 122
Acrylonitrile	200	193.0		ug/L		96	50 - 150
1,2-Dichlorobenzene	20.0	17.86		ug/L		89	74 - 120
Benzene	20.0	17.67		ug/L		88	71 - 125
Bromochloromethane	20.0	19.68		ug/L		98	69 - 131
1,4-Dichlorobenzene	20.0	18.30		ug/L		91	72 - 120
Bromodichloromethane	20.0	18.01		ug/L		90	70 - 122
Bromoform	20.0	17.66		ug/L		88	62 - 122
1,1-Dichloroethane	20.0	20.34		ug/L		102	69 - 127
1,2-Dichloroethane	20.0	18.17		ug/L		91	68 - 125
Carbon disulfide	20.0	19.49		ug/L		97	58 - 137
1,1-Dichloroethene	20.0	18.87		ug/L		94	64 - 134
Carbon tetrachloride	20.0	19.28		ug/L		96	63 - 136
1,2-Dichloropropane	20.0	17.01		ug/L		85	72 - 128
Chlorobenzene	20.0	18.66		ug/L		93	74 - 120
Chlorodibromomethane	20.0	15.80		ug/L		79	69 - 121
Chloroform	20.0	20.41		ug/L		102	72 - 122
2-Hexanone	40.0	34.00		ug/L		85	62 - 139
cis-1,2-Dichloroethene	20.0	20.18		ug/L		101	72 - 123
cis-1,3-Dichloropropene	20.0	15.83		ug/L		79	72 - 123
Dibromomethane	20.0	18.35		ug/L		92	72 - 122
4-Methyl-2-pentanone (MIBK)	40.0	34.17		ug/L		85	62 - 136
Ethylbenzene	20.0	18.92		ug/L		95	75 - 120
Iodomethane	20.0	14.71		ug/L		74	18 - 150
Methylene Chloride	20.0	20.54		ug/L		103	72 - 128
1,1,1,2-Tetrachloroethane	20.0	17.21		ug/L		86	70 - 121

Method: 8260D - Volatile Organic Compounds by GC/MS (Continued)

Lab Sample ID: LCS 310-471555/6
Matrix: Water
Analysis Batch: 471555

Client Sample ID: Lab Control Sample
Prep Type: Total/NA

Analyte	Spike Added	LCS Result	LCS Qualifier	Unit	D	%Rec	%Rec Limits
1,1,2,2-Tetrachloroethane	20.0	18.45		ug/L		92	70 - 122
Styrene	20.0	18.37		ug/L		92	74 - 122
Tetrachloroethene	20.0	19.28		ug/L		96	70 - 128
Toluene	20.0	18.89		ug/L		94	74 - 120
trans-1,2-Dichloroethene	20.0	20.88		ug/L		104	67 - 127
trans-1,3-Dichloropropene	20.0	16.47		ug/L		82	67 - 123
trans-1,4-Dichloro-2-butene	20.0	17.07		ug/L		85	50 - 150
1,1,1-Trichloroethane	20.0	20.85		ug/L		104	69 - 130
1,1,2-Trichloroethane	20.0	16.29		ug/L		81	75 - 121
Trichloroethene	20.0	17.55		ug/L		88	70 - 128
1,2,3-Trichloropropane	20.0	18.18		ug/L		91	70 - 122
Vinyl acetate	40.0	33.58		ug/L		84	50 - 150
Xylenes, Total	40.0	36.93		ug/L		92	74 - 121

Surrogate	*LCS %Recovery*	*LCS Qualifier*	*Limits*
Dibromofluoromethane (Surr)	*105*		*76 - 130*
Toluene-d8 (Surr)	*102*		*80 - 120*
4-Bromofluorobenzene (Surr)	*95*		*80 - 120*

Lab Sample ID: LCS 310-471555/7
Matrix: Water
Analysis Batch: 471555

Client Sample ID: Lab Control Sample
Prep Type: Total/NA

Analyte	Spike Added	LCS Result	LCS Qualifier	Unit	D	%Rec	%Rec Limits
Bromomethane	20.0	15.33		ug/L		77	33 - 138
Chloroethane	20.0	18.91		ug/L		95	59 - 139
Chloromethane	20.0	17.40		ug/L		87	52 - 146
Trichlorofluoromethane	20.0	18.08		ug/L		90	55 - 150
Vinyl chloride	20.0	19.40		ug/L		97	60 - 142

Surrogate	*LCS %Recovery*	*LCS Qualifier*	*Limits*
Dibromofluoromethane (Surr)	*105*		*76 - 130*
Toluene-d8 (Surr)	*99*		*80 - 120*
4-Bromofluorobenzene (Surr)	*104*		*80 - 120*

Lab Sample ID: MB 310-471853/5
Matrix: Water
Analysis Batch: 471853

Client Sample ID: Method Blank
Prep Type: Total/NA

Analyte	MB Result	MB Qualifier	RL	MDL	Unit	D	Prepared	Analyzed	Dil Fac
Acetone	<10.0		10.0	3.10	ug/L			10/30/25 23:07	1
1,1-Dichloroethane	<1.00		1.00	0.220	ug/L			10/30/25 23:07	1
2-Hexanone	<10.0		10.0	2.00	ug/L			10/30/25 23:07	1
cis-1,2-Dichloroethene	<1.00		1.00	0.210	ug/L			10/30/25 23:07	1

Surrogate	*MB %Recovery*	*MB Qualifier*	*Limits*	*Prepared*	*Analyzed*	*Dil Fac*
Dibromofluoromethane (Surr)	*110*		*76 - 130*		*10/30/25 23:07*	*1*
Toluene-d8 (Surr)	*96*		*80 - 120*		*10/30/25 23:07*	*1*

Method: 8260D - Volatile Organic Compounds by GC/MS (Continued)

Lab Sample ID: MB 310-471853/5
Matrix: Water
Analysis Batch: 471853

Client Sample ID: Method Blank
Prep Type: Total/NA

Surrogate	MB %Recovery	MB Qualifier	Limits	Prepared	Analyzed	Dil Fac
4-Bromofluorobenzene (Surr)	99		80 - 120		10/30/25 23:07	1

Lab Sample ID: LCS 310-471853/6
Matrix: Water
Analysis Batch: 471853

Client Sample ID: Lab Control Sample
Prep Type: Total/NA

Analyte	Spike Added	LCS Result	LCS Qualifier	Unit	D	%Rec	%Rec Limits
Acetone	40.0	37.81		ug/L		95	59 - 136
1,1-Dichloroethane	20.0	18.96		ug/L		95	69 - 127
2-Hexanone	40.0	35.35		ug/L		88	62 - 139
cis-1,2-Dichloroethene	20.0	18.03		ug/L		90	72 - 123

Surrogate	LCS %Recovery	LCS Qualifier	Limits
Dibromofluoromethane (Surr)	98		76 - 130
Toluene-d8 (Surr)	99		80 - 120
4-Bromofluorobenzene (Surr)	100		80 - 120

Lab Sample ID: LCS 310-471853/7
Matrix: Water
Analysis Batch: 471853

Client Sample ID: Lab Control Sample
Prep Type: Total/NA

Analyte	Spike Added	LCS Result	LCS Qualifier	Unit	D	%Rec	%Rec Limits
Bromomethane	20.0	15.93		ug/L		80	33 - 138
Chloroethane	20.0	17.77		ug/L		89	59 - 139
Chloromethane	20.0	19.01		ug/L		95	52 - 146
Dichlorodifluoromethane	20.0	20.10		ug/L		100	45 - 150
Trichlorofluoromethane	20.0	19.79		ug/L		99	55 - 150
Vinyl chloride	20.0	18.41		ug/L		92	60 - 142

Surrogate	LCS %Recovery	LCS Qualifier	Limits
Dibromofluoromethane (Surr)	111		76 - 130
Toluene-d8 (Surr)	97		80 - 120
4-Bromofluorobenzene (Surr)	103		80 - 120

Method: 8270E - Semivolatile Organic Compounds (GC/MS)

Lab Sample ID: MB 310-471206/1-A
Matrix: Water
Analysis Batch: 472246

Client Sample ID: Method Blank
Prep Type: Total/NA
Prep Batch: 471206

Analyte	MB Result	MB Qualifier	RL	MDL	Unit	D	Prepared	Analyzed	Dil Fac
Acenaphthene	<10.0		10.0	0.640	ug/L		10/24/25 09:22	11/03/25 13:48	1
Acenaphthylene	<10.0		10.0	0.720	ug/L		10/24/25 09:22	11/03/25 13:48	1
Acetophenone	<10.0		10.0	0.690	ug/L		10/24/25 09:22	11/03/25 13:48	1
2-Acetylaminofluorene	<10.0		10.0	2.70	ug/L		10/24/25 09:22	11/03/25 13:48	1
4-Aminobiphenyl	<10.0		10.0	2.20	ug/L		10/24/25 09:22	11/03/25 13:48	1
Anthracene	<10.0		10.0	0.870	ug/L		10/24/25 09:22	11/03/25 13:48	1
Benzo[a]anthracene	<10.0		10.0	0.850	ug/L		10/24/25 09:22	11/03/25 13:48	1

Method: 8270E - Semivolatile Organic Compounds (GC/MS) (Continued)

Lab Sample ID: MB 310-471206/1-A
Client Sample ID: Method Blank
Matrix: Water
Prep Type: Total/NA
Analysis Batch: 472246
Prep Batch: 471206

Analyte	MB Result	MB Qualifier	RL	MDL	Unit	D	Prepared	Analyzed	Dil Fac
Benzo[a]pyrene	<10.0		10.0	8.10	ug/L		10/24/25 09:22	11/03/25 13:48	1
Benzo[b]fluoranthene	<10.0		10.0	4.90	ug/L		10/24/25 09:22	11/03/25 13:48	1
Benzo[g,h,i]perylene	<10.0		10.0	6.30	ug/L		10/24/25 09:22	11/03/25 13:48	1
Benzo[k]fluoranthene	<10.0		10.0	2.20	ug/L		10/24/25 09:22	11/03/25 13:48	1
Benzyl alcohol	<10.0		10.0	1.30	ug/L		10/24/25 09:22	11/03/25 13:48	1
Bis(2-chloroethoxy)methane	<10.0		10.0	0.760	ug/L		10/24/25 09:22	11/03/25 13:48	1
Bis(2-chloroethyl)ether	<10.0		10.0	0.820	ug/L		10/24/25 09:22	11/03/25 13:48	1
bis (2-chloroisopropyl) ether	<10.0		10.0	0.540	ug/L		10/24/25 09:22	11/03/25 13:48	1
Bis(2-ethylhexyl) phthalate	<10.0		10.0	5.50	ug/L		10/24/25 09:22	11/03/25 13:48	1
4-Bromophenyl phenyl ether	<10.0		10.0	0.700	ug/L		10/24/25 09:22	11/03/25 13:48	1
Butyl benzyl phthalate	<10.0		10.0	5.40	ug/L		10/24/25 09:22	11/03/25 13:48	1
4-Chloroaniline	<10.0		10.0	0.620	ug/L		10/24/25 09:22	11/03/25 13:48	1
Chlorobenzilate	<10.0		10.0	3.60	ug/L		10/24/25 09:22	11/03/25 13:48	1
4-Chloro-3-methylphenol	<10.0		10.0	0.840	ug/L		10/24/25 09:22	11/03/25 13:48	1
2-Chloronaphthalene	<10.0		10.0	0.640	ug/L		10/24/25 09:22	11/03/25 13:48	1
2-Chlorophenol	<10.0		10.0	0.540	ug/L		10/24/25 09:22	11/03/25 13:48	1
4-Chlorophenyl phenyl ether	<10.0		10.0	0.690	ug/L		10/24/25 09:22	11/03/25 13:48	1
Chrysene	<10.0		10.0	0.870	ug/L		10/24/25 09:22	11/03/25 13:48	1
Diallate	<10.0		10.0	4.00	ug/L		10/24/25 09:22	11/03/25 13:48	1
Dibenzo(a,h)anthracene	<10.0		10.0	3.90	ug/L		10/24/25 09:22	11/03/25 13:48	1
Dibenzofuran	<10.0		10.0	0.740	ug/L		10/24/25 09:22	11/03/25 13:48	1
3,3'-Dichlorobenzidine	<10.0		10.0	1.40	ug/L		10/24/25 09:22	11/03/25 13:48	1
2,4-Dichlorophenol	<10.0		10.0	0.850	ug/L		10/24/25 09:22	11/03/25 13:48	1
2,6-Dichlorophenol	<10.0		10.0	0.690	ug/L		10/24/25 09:22	11/03/25 13:48	1
Diethyl phthalate	<10.0		10.0	1.70	ug/L		10/24/25 09:22	11/03/25 13:48	1
Dimethoate	<10.0		10.0	3.60	ug/L		10/24/25 09:22	11/03/25 13:48	1
7,12-Dimethylbenz(a)anthracene	<10.0		10.0	1.90	ug/L		10/24/25 09:22	11/03/25 13:48	1
3,3'-Dimethylbenzidine	<10.0		10.0	1.50	ug/L		10/24/25 09:22	11/03/25 13:48	1
2,4-Dimethylphenol	<10.0		10.0	0.580	ug/L		10/24/25 09:22	11/03/25 13:48	1
Dimethyl phthalate	<10.0		10.0	1.00	ug/L		10/24/25 09:22	11/03/25 13:48	1
Di-n-butyl phthalate	<10.0		10.0	5.60	ug/L		10/24/25 09:22	11/03/25 13:48	1
1,3-Dinitrobenzene	<10.0		10.0	3.20	ug/L		10/24/25 09:22	11/03/25 13:48	1
4,6-Dinitro-2-methylphenol	<10.0		10.0	6.90	ug/L		10/24/25 09:22	11/03/25 13:48	1
2,4-Dinitrophenol	<20.0		20.0	13.0	ug/L		10/24/25 09:22	11/03/25 13:48	1
2,4-Dinitrotoluene	<10.0		10.0	6.40	ug/L		10/24/25 09:22	11/03/25 13:48	1
2,6-Dinitrotoluene	<10.0		10.0	0.520	ug/L		10/24/25 09:22	11/03/25 13:48	1
Di-n-octyl phthalate	<20.0		20.0	7.00	ug/L		10/24/25 09:22	11/03/25 13:48	1
Dinoseb	<10.0		10.0	2.40	ug/L		10/24/25 09:22	11/03/25 13:48	1
Diphenylamine	<10.0		10.0	6.00	ug/L		10/24/25 09:22	11/03/25 13:48	1
Disulfoton	<10.0		10.0	2.40	ug/L		10/24/25 09:22	11/03/25 13:48	1
Ethyl methanesulfonate	<10.0		10.0	3.60	ug/L		10/24/25 09:22	11/03/25 13:48	1
Ethyl Parathion	<10.0		10.0	2.20	ug/L		10/24/25 09:22	11/03/25 13:48	1
Famphur	<10.0		10.0	3.80	ug/L		10/24/25 09:22	11/03/25 13:48	1
Fluoranthene	<10.0		10.0	1.70	ug/L		10/24/25 09:22	11/03/25 13:48	1
Fluorene	<10.0		10.0	0.790	ug/L		10/24/25 09:22	11/03/25 13:48	1
Hexachlorobenzene	<10.0		10.0	0.700	ug/L		10/24/25 09:22	11/03/25 13:48	1
Hexachlorobutadiene	<10.0		10.0	0.860	ug/L		10/24/25 09:22	11/03/25 13:48	1
Hexachlorocyclopentadiene	<10.0		10.0	5.10	ug/L		10/24/25 09:22	11/03/25 13:48	1
Hexachloroethane	<10.0		10.0	0.970	ug/L		10/24/25 09:22	11/03/25 13:48	1

Method: 8270E - Semivolatile Organic Compounds (GC/MS) (Continued)

Lab Sample ID: MB 310-471206/1-A
Client Sample ID: Method Blank
Matrix: Water
Prep Type: Total/NA
Analysis Batch: 472246
Prep Batch: 471206

Analyte	MB Result	MB Qualifier	RL	MDL	Unit	D	Prepared	Analyzed	Dil Fac
Hexachloropropene	<10.0		10.0	2.60	ug/L		10/24/25 09:22	11/03/25 13:48	1
Indeno[1,2,3-cd]pyrene	<10.0		10.0	4.20	ug/L		10/24/25 09:22	11/03/25 13:48	1
Isodrin	<10.0		10.0	4.70	ug/L		10/24/25 09:22	11/03/25 13:48	1
Isophorone	<10.0		10.0	0.930	ug/L		10/24/25 09:22	11/03/25 13:48	1
Isosafrole	<10.0		10.0	2.30	ug/L		10/24/25 09:22	11/03/25 13:48	1
Kepone	<10.0		10.0	1.00	ug/L		10/24/25 09:22	11/03/25 13:48	1
Methapyrilene	<10.0		10.0	0.760	ug/L		10/24/25 09:22	11/03/25 13:48	1
3-Methylcholanthrene	<10.0		10.0	0.320	ug/L		10/24/25 09:22	11/03/25 13:48	1
Methyl methanesulfonate	<10.0		10.0	3.30	ug/L		10/24/25 09:22	11/03/25 13:48	1
2-Methylnaphthalene	<10.0		10.0	0.590	ug/L		10/24/25 09:22	11/03/25 13:48	1
Methyl parathion	<10.0		10.0	2.30	ug/L		10/24/25 09:22	11/03/25 13:48	1
2-Methylphenol	<10.0		10.0	0.650	ug/L		10/24/25 09:22	11/03/25 13:48	1
Methylphenol, 3 & 4	<10.0		10.0	0.700	ug/L		10/24/25 09:22	11/03/25 13:48	1
1,4-Naphthoquinone	<10.0		10.0	3.60	ug/L		10/24/25 09:22	11/03/25 13:48	1
1-Naphthylamine	<10.0		10.0	2.50	ug/L		10/24/25 09:22	11/03/25 13:48	1
2-Naphthylamine	<10.0		10.0	2.10	ug/L		10/24/25 09:22	11/03/25 13:48	1
2-Nitroaniline	<10.0		10.0	5.90	ug/L		10/24/25 09:22	11/03/25 13:48	1
3-Nitroaniline	<10.0		10.0	2.70	ug/L		10/24/25 09:22	11/03/25 13:48	1
4-Nitroaniline	<10.0		10.0	1.30	ug/L		10/24/25 09:22	11/03/25 13:48	1
Nitrobenzene	<10.0		10.0	0.800	ug/L		10/24/25 09:22	11/03/25 13:48	1
5-Nitro-o-toluidine	<10.0		10.0	2.80	ug/L		10/24/25 09:22	11/03/25 13:48	1
2-Nitrophenol	<10.0		10.0	6.80	ug/L		10/24/25 09:22	11/03/25 13:48	1
4-Nitrophenol	<10.0		10.0	7.60	ug/L		10/24/25 09:22	11/03/25 13:48	1
N-Nitrosodiethylamine	<10.0		10.0	3.40	ug/L		10/24/25 09:22	11/03/25 13:48	1
N-Nitrosodimethylamine	<10.0		10.0	0.720	ug/L		10/24/25 09:22	11/03/25 13:48	1
N-Nitrosodi-n-butylamine	<10.0		10.0	3.90	ug/L		10/24/25 09:22	11/03/25 13:48	1
N-Nitrosodi-n-propylamine	<10.0		10.0	0.920	ug/L		10/24/25 09:22	11/03/25 13:48	1
N-Nitrosodiphenylamine	<10.0		10.0	0.750	ug/L		10/24/25 09:22	11/03/25 13:48	1
N-Nitrosomethylethylamine	<10.0		10.0	4.90	ug/L		10/24/25 09:22	11/03/25 13:48	1
N-Nitrosopiperidine	<10.0		10.0	2.70	ug/L		10/24/25 09:22	11/03/25 13:48	1
N-Nitrosopyrrolidine	<10.0		10.0	3.60	ug/L		10/24/25 09:22	11/03/25 13:48	1
o,o',o''-Triethylphosphorothioate	<10.0		10.0	3.20	ug/L		10/24/25 09:22	11/03/25 13:48	1
o-Toluidine	<10.0		10.0	2.90	ug/L		10/24/25 09:22	11/03/25 13:48	1
p-Dimethylamino azobenzene	<10.0		10.0	2.20	ug/L		10/24/25 09:22	11/03/25 13:48	1
Pentachlorobenzene	<10.0		10.0	2.80	ug/L		10/24/25 09:22	11/03/25 13:48	1
Pentachloronitrobenzene	<10.0		10.0	5.80	ug/L		10/24/25 09:22	11/03/25 13:48	1
Pentachlorophenol	<10.0		10.0	9.60	ug/L		10/24/25 09:22	11/03/25 13:48	1
Phenacetin	<10.0		10.0	1.90	ug/L		10/24/25 09:22	11/03/25 13:48	1
Phenanthrene	<10.0		10.0	0.790	ug/L		10/24/25 09:22	11/03/25 13:48	1
Phenol	<10.0		10.0	1.10	ug/L		10/24/25 09:22	11/03/25 13:48	1
1,4-phenylenediamine	<10.0		10.0	1.90	ug/L		10/24/25 09:22	11/03/25 13:48	1
Phorate	<10.0		10.0	3.20	ug/L		10/24/25 09:22	11/03/25 13:48	1
Pronamide	<10.0		10.0	2.70	ug/L		10/24/25 09:22	11/03/25 13:48	1
Pyrene	<10.0		10.0	0.790	ug/L		10/24/25 09:22	11/03/25 13:48	1
Safrole	<10.0		10.0	2.80	ug/L		10/24/25 09:22	11/03/25 13:48	1
1,2,4,5-Tetrachlorobenzene	<10.0		10.0	0.540	ug/L		10/24/25 09:22	11/03/25 13:48	1
2,3,4,6-Tetrachlorophenol	<10.0		10.0	5.30	ug/L		10/24/25 09:22	11/03/25 13:48	1
Thionazin	<10.0		10.0	3.50	ug/L		10/24/25 09:22	11/03/25 13:48	1
2,4,5-Trichlorophenol	<10.0		10.0	5.30	ug/L		10/24/25 09:22	11/03/25 13:48	1

Method: 8270E - Semivolatile Organic Compounds (GC/MS) (Continued)

Lab Sample ID: MB 310-471206/1-A
Matrix: Water
Analysis Batch: 472246

Client Sample ID: Method Blank
Prep Type: Total/NA
Prep Batch: 471206

Analyte	MB Result	MB Qualifier	RL	MDL	Unit	D	Prepared	Analyzed	Dil Fac
2,4,6-Trichlorophenol	<10.0		10.0	5.00	ug/L		10/24/25 09:22	11/03/25 13:48	1
1,3,5-Trinitrobenzene	<10.0		10.0	2.30	ug/L		10/24/25 09:22	11/03/25 13:48	1

Surrogate	*MB %Recovery*	*MB Qualifier*	*Limits*	*Prepared*	*Analyzed*	*Dil Fac*
2-Fluorobiphenyl (Surr)	*96*		*33 - 126*	*10/24/25 09:22*	*11/03/25 13:48*	*1*
2-Fluorophenol (Surr)	*87*		*21 - 110*	*10/24/25 09:22*	*11/03/25 13:48*	*1*
Nitrobenzene-d5 (Surr)	*113*		*39 - 140*	*10/24/25 09:22*	*11/03/25 13:48*	*1*
Phenol-d5 (Surr)	*72*		*21 - 110*	*10/24/25 09:22*	*11/03/25 13:48*	*1*
Terphenyl-d14 (Surr)	*128*		*13 - 150*	*10/24/25 09:22*	*11/03/25 13:48*	*1*
2,4,6-Tribromophenol (Surr)	*106*		*20 - 144*	*10/24/25 09:22*	*11/03/25 13:48*	*1*

Lab Sample ID: LCS 310-471206/2-A
Matrix: Water
Analysis Batch: 472246

Client Sample ID: Lab Control Sample
Prep Type: Total/NA
Prep Batch: 471206

Analyte	Spike Added	LCS Result	LCS Qualifier	Unit	D	%Rec	%Rec Limits
Acenaphthene	100	88.91		ug/L		89	38 - 118
Acenaphthylene	100	89.97		ug/L		90	39 - 115
Acetophenone	100	97.21		ug/L		97	47 - 118
2-Acetylaminofluorene	51.2	30.10		ug/L		59	37 - 149
4-Aminobiphenyl	51.2	41.38		ug/L		81	23 - 123
Anthracene	100	101.2		ug/L		101	49 - 127
Benzo[a]anthracene	100	95.97		ug/L		96	49 - 126
Benzo[a]pyrene	100	95.64		ug/L		96	44 - 133
Benzo[b]fluoranthene	100	92.53		ug/L		93	44 - 136
Benzo[g,h,i]perylene	100	82.81		ug/L		83	42 - 135
Benzo[k]fluoranthene	100	112.7		ug/L		113	49 - 134
Benzyl alcohol	100	90.48		ug/L		90	46 - 123
Bis(2-chloroethoxy)methane	100	104.5		ug/L		105	44 - 126
Bis(2-chloroethyl)ether	100	87.12		ug/L		87	41 - 116
bis (2-chloroisopropyl) ether	100	87.75		ug/L		88	36 - 115
Bis(2-ethylhexyl) phthalate	100	89.63		ug/L		90	46 - 138
4-Bromophenyl phenyl ether	100	103.3		ug/L		103	41 - 131
Butyl benzyl phthalate	100	103.9		ug/L		104	47 - 133
4-Chloroaniline	100	97.46		ug/L		97	13 - 143
Chlorobenzilate	51.2	51.85		ug/L		101	39 - 145
4-Chloro-3-methylphenol	100	110.2		ug/L		110	51 - 132
2-Chloronaphthalene	100	81.77		ug/L		82	33 - 112
2-Chlorophenol	100	91.25		ug/L		91	43 - 119
4-Chlorophenyl phenyl ether	100	91.79		ug/L		92	44 - 118
Chrysene	100	103.6		ug/L		104	50 - 128
Diallate	44.8	48.05		ug/L		107	40 - 135
Dibenzo(a,h)anthracene	100	69.62		ug/L		70	36 - 146
Dibenzofuran	100	94.32		ug/L		94	44 - 114
2,4-Dichlorophenol	100	99.13		ug/L		99	44 - 131
2,6-Dichlorophenol	100	102.3		ug/L		102	41 - 131
Diethyl phthalate	100	101.5		ug/L		101	43 - 135
Dimethoate	44.8	49.18		ug/L		110	31 - 150

Method: 8270E - Semivolatile Organic Compounds (GC/MS) (Continued)

Lab Sample ID: LCS 310-471206/2-A
Client Sample ID: Lab Control Sample
Matrix: Water
Prep Type: Total/NA
Analysis Batch: 472246
Prep Batch: 471206

Analyte	Spike Added	LCS Result	LCS Qualifier	Unit	D	%Rec	%Rec Limits
7,12-Dimethylbenz(a)anthracene	51.2	44.97		ug/L		88	47 - 129
3,3'-Dimethylbenzidine	51.2	29.25		ug/L		57	10 - 147
2,4-Dimethylphenol	100	107.8		ug/L		108	30 - 128
Dimethyl phthalate	100	103.1		ug/L		103	46 - 129
Di-n-butyl phthalate	100	99.40		ug/L		99	49 - 138
1,3-Dinitrobenzene	100	94.89		ug/L		95	36 - 147
4,6-Dinitro-2-methylphenol	200	151.2		ug/L		76	22 - 150
2,4-Dinitrophenol	200	126.1		ug/L		63	10 - 150
2,4-Dinitrotoluene	100	101.9		ug/L		102	48 - 136
2,6-Dinitrotoluene	100	95.14		ug/L		95	49 - 135
Di-n-octyl phthalate	100	45.47		ug/L		45	33 - 148
Dinoseb	51.2	34.12		ug/L		67	22 - 150
Disulfoton	44.8	41.05		ug/L		92	27 - 138
Ethyl methanesulfonate	51.2	39.01		ug/L		76	44 - 110
Ethyl Parathion	44.8	37.02		ug/L		83	52 - 141
Famphur	44.8	49.09	E	ug/L		110	67 - 150
Fluoranthene	100	99.05		ug/L		99	49 - 132
Fluorene	100	95.20		ug/L		95	46 - 118
Hexachlorobenzene	100	104.4		ug/L		104	42 - 134
Hexachlorobutadiene	100	73.70		ug/L		74	29 - 110
Hexachlorocyclopentadiene	100	54.21		ug/L		54	10 - 110
Hexachloroethane	100	64.31		ug/L		64	25 - 110
Hexachloropropene	51.2	14.00		ug/L		27	10 - 110
Indeno[1,2,3-cd]pyrene	100	67.14		ug/L		67	36 - 149
Isodrin	51.2	46.67		ug/L		91	50 - 122
Isophorone	100	100.2		ug/L		100	46 - 126
Methapyrilene	44.8	6.179	J	ug/L		14	10 - 110
3-Methylcholanthrene	51.2	29.94		ug/L		58	13 - 140
Methyl methanesulfonate	51.2	33.43		ug/L		65	16 - 110
2-Methylnaphthalene	100	82.14		ug/L		82	35 - 110
Methyl parathion	44.8	51.33		ug/L		115	49 - 150
2-Methylphenol	100	88.53		ug/L		89	47 - 114
Methylphenol, 3 & 4	100	91.93		ug/L		92	45 - 114
1,4-Naphthoquinone	51.2	50.83		ug/L		99	38 - 137
1-Naphthylamine	51.2	22.13		ug/L		43	10 - 110
2-Naphthylamine	51.2	39.13		ug/L		76	18 - 111
2-Nitroaniline	100	103.1		ug/L		103	48 - 135
3-Nitroaniline	100	92.83		ug/L		93	38 - 142
4-Nitroaniline	100	102.1		ug/L		102	33 - 141
Nitrobenzene	100	99.09		ug/L		99	42 - 123
5-Nitro-o-toluidine	51.2	45.62		ug/L		89	43 - 139
2-Nitrophenol	100	92.36		ug/L		92	36 - 144
4-Nitrophenol	200	129.7		ug/L		65	22 - 110
N-Nitrosodiethylamine	51.2	39.66		ug/L		77	51 - 116
N-Nitrosodimethylamine	100	87.87		ug/L		88	37 - 110
N-Nitrosodi-n-butylamine	51.2	43.59		ug/L		85	49 - 135
N-Nitrosodi-n-propylamine	100	95.19		ug/L		95	44 - 124
N-Nitrosodiphenylamine	100	99.56		ug/L		100	43 - 132
N-Nitrosomethylethylamine	51.2	44.33		ug/L		87	43 - 114

Method: 8270E - Semivolatile Organic Compounds (GC/MS) (Continued)

Lab Sample ID: LCS 310-471206/2-A
Matrix: Water
Analysis Batch: 472246

Client Sample ID: Lab Control Sample
Prep Type: Total/NA
Prep Batch: 471206

Analyte	Spike Added	LCS Result	LCS Qualifier	Unit	D	%Rec	%Rec Limits
N-Nitrosopiperidine	51.2	49.40		ug/L		96	50 - 120
N-Nitrosopyrrolidine	51.2	44.11		ug/L		86	47 - 129
o,o',o''-Triethylphosphorothioate	44.8	39.55		ug/L		88	34 - 125
o-Toluidine	51.2	40.22		ug/L		79	19 - 128
p-Dimethylamino azobenzene	51.2	46.72		ug/L		91	45 - 133
Pentachlorobenzene	51.2	39.46		ug/L		77	27 - 112
Pentachloronitrobenzene	51.2	45.09		ug/L		88	45 - 132
Pentachlorophenol	200	190.6		ug/L		95	28 - 142
Phenacetin	51.2	47.27		ug/L		92	51 - 139
Phenanthrene	100	101.1		ug/L		101	48 - 126
Phenol	100	62.33		ug/L		62	29 - 110
1,4-phenylenediamine	51.2	2.073	J *-	ug/L		4	20 - 120
Phorate	44.8	42.49		ug/L		95	21 - 147
Pronamide	51.2	49.32		ug/L		96	52 - 135
Pyrene	100	115.6		ug/L		116	45 - 134
Safrole	44.8	36.87		ug/L		82	26 - 117
1,2,4,5-Tetrachlorobenzene	100	74.35		ug/L		74	35 - 110
2,3,4,6-Tetrachlorophenol	100	94.51		ug/L		95	32 - 142
Thionazin	44.8	41.87		ug/L		93	48 - 135
2,4,5-Trichlorophenol	100	94.60		ug/L		95	39 - 136
2,4,6-Trichlorophenol	100	91.07		ug/L		91	35 - 141
1,3,5-Trinitrobenzene	51.2	41.91		ug/L		82	26 - 150

Surrogate	*LCS %Recovery*	*LCS Qualifier*	*Limits*
2-Fluorobiphenyl (Surr)	*109*		*33 - 126*
2-Fluorophenol (Surr)	*86*		*21 - 110*
Nitrobenzene-d5 (Surr)	*123*		*39 - 140*
Phenol-d5 (Surr)	*71*		*21 - 110*
Terphenyl-d14 (Surr)	*134*		*13 - 150*
2,4,6-Tribromophenol (Surr)	*139*		*20 - 144*

Lab Sample ID: LCSD 310-471206/3-A
Matrix: Water
Analysis Batch: 472246

Client Sample ID: Lab Control Sample Dup
Prep Type: Total/NA
Prep Batch: 471206

Analyte	Spike Added	LCSD Result	LCSD Qualifier	Unit	D	%Rec	%Rec Limits	RPD	RPD Limit
Acenaphthene	100	80.89		ug/L		81	38 - 118	9	35
Acenaphthylene	100	79.31		ug/L		79	39 - 115	13	35
Acetophenone	100	88.77		ug/L		89	47 - 118	9	35
2-Acetylaminofluorene	51.2	22.66	*1	ug/L		44	37 - 149	28	26
4-Aminobiphenyl	51.2	38.29		ug/L		75	23 - 123	8	35
Anthracene	100	92.81		ug/L		93	49 - 127	9	35
Benzo[a]anthracene	100	89.84		ug/L		90	49 - 126	7	35
Benzo[a]pyrene	100	83.29		ug/L		83	44 - 133	14	35
Benzo[b]fluoranthene	100	80.89		ug/L		81	44 - 136	13	35
Benzo[g,h,i]perylene	100	75.51		ug/L		76	42 - 135	9	35
Benzo[k]fluoranthene	100	111.9		ug/L		112	49 - 134	1	35
Benzyl alcohol	100	90.31		ug/L		90	46 - 123	0	35

Method: 8270E - Semivolatile Organic Compounds (GC/MS) (Continued)

Lab Sample ID: LCSD 310-471206/3-A
Matrix: Water
Analysis Batch: 472246

Client Sample ID: Lab Control Sample Dup
Prep Type: Total/NA
Prep Batch: 471206

Analyte	Spike Added	LCSD Result	LCSD Qualifier	Unit	D	%Rec	%Rec Limits	RPD	RPD Limit
Bis(2-chloroethoxy)methane	100	97.78		ug/L		98	44 - 126	7	35
Bis(2-chloroethyl)ether	100	82.08		ug/L		82	41 - 116	6	35
bis (2-chloroisopropyl) ether	100	79.21		ug/L		79	36 - 115	10	35
Bis(2-ethylhexyl) phthalate	100	73.62		ug/L		74	46 - 138	20	35
4-Bromophenyl phenyl ether	100	92.30		ug/L		92	41 - 131	11	35
Butyl benzyl phthalate	100	93.48		ug/L		93	47 - 133	11	35
4-Chloroaniline	100	87.69		ug/L		88	13 - 143	11	35
Chlorobenzilate	51.2	46.71		ug/L		91	39 - 145	10	28
4-Chloro-3-methylphenol	100	96.98		ug/L		97	51 - 132	13	35
2-Chloronaphthalene	100	72.89		ug/L		73	33 - 112	11	35
2-Chlorophenol	100	85.42		ug/L		85	43 - 119	7	35
4-Chlorophenyl phenyl ether	100	86.85		ug/L		87	44 - 118	6	35
Chrysene	100	90.45		ug/L		90	50 - 128	14	35
Diallate	44.8	42.95		ug/L		96	40 - 135	11	29
Dibenzo(a,h)anthracene	100	65.36		ug/L		65	36 - 146	6	35
Dibenzofuran	100	83.17		ug/L		83	44 - 114	13	35
2,4-Dichlorophenol	100	94.43		ug/L		94	44 - 131	5	35
2,6-Dichlorophenol	100	89.58		ug/L		90	41 - 131	13	35
Diethyl phthalate	100	96.53		ug/L		97	43 - 135	5	35
Dimethoate	44.8	43.72		ug/L		98	31 - 150	12	35
7,12-Dimethylbenz(a)anthracene	51.2	41.52		ug/L		81	47 - 129	8	29
3,3'-Dimethylbenzidine	51.2	20.99		ug/L		41	10 - 147	33	35
2,4-Dimethylphenol	100	98.10		ug/L		98	30 - 128	9	35
Dimethyl phthalate	100	92.42		ug/L		92	46 - 129	11	35
Di-n-butyl phthalate	100	92.47		ug/L		92	49 - 138	7	35
1,3-Dinitrobenzene	100	85.53		ug/L		86	36 - 147	10	35
4,6-Dinitro-2-methylphenol	200	139.5		ug/L		70	22 - 150	8	35
2,4-Dinitrophenol	200	114.0		ug/L		57	10 - 150	10	35
2,4-Dinitrotoluene	100	88.31		ug/L		88	48 - 136	14	35
2,6-Dinitrotoluene	100	84.28		ug/L		84	49 - 135	12	35
Di-n-octyl phthalate	100	46.59		ug/L		47	33 - 148	2	35
Dinoseb	51.2	33.52		ug/L		65	22 - 150	2	35
Disulfoton	44.8	37.16		ug/L		83	27 - 138	10	32
Ethyl methanesulfonate	51.2	37.87		ug/L		74	44 - 110	3	30
Ethyl Parathion	44.8	35.29		ug/L		79	52 - 141	5	30
Famphur	44.8	43.42	E	ug/L		97	67 - 150	12	28
Fluoranthene	100	91.86		ug/L		92	49 - 132	8	35
Fluorene	100	87.59		ug/L		88	46 - 118	8	35
Hexachlorobenzene	100	98.13		ug/L		98	42 - 134	6	35
Hexachlorobutadiene	100	64.42		ug/L		64	29 - 110	13	35
Hexachlorocyclopentadiene	100	54.12		ug/L		54	10 - 110	0	35
Hexachloroethane	100	60.82		ug/L		61	25 - 110	6	35
Hexachloropropene	51.2	14.24		ug/L		28	10 - 110	2	35
Indeno[1,2,3-cd]pyrene	100	52.13		ug/L		52	36 - 149	25	35
Isodrin	51.2	40.24		ug/L		79	50 - 122	15	28
Isophorone	100	89.82		ug/L		90	46 - 126	11	35
Methapyrilene	44.8	3.547	J *- *1	ug/L		8	10 - 110	54	35
3-Methylcholanthrene	51.2	26.10		ug/L		51	13 - 140	14	35
Methyl methanesulfonate	51.2	32.63		ug/L		64	16 - 110	2	28

Method: 8270E - Semivolatile Organic Compounds (GC/MS) (Continued)

Lab Sample ID: LCSD 310-471206/3-A
Matrix: Water
Analysis Batch: 472246

Client Sample ID: Lab Control Sample Dup
Prep Type: Total/NA
Prep Batch: 471206

Analyte	Spike Added	LCSD Result	LCSD Qualifier	Unit	D	%Rec	%Rec Limits	RPD	RPD Limit
2-Methylnaphthalene	100	73.56		ug/L		74	35 - 110	11	35
Methyl parathion	44.8	46.23		ug/L		103	49 - 150	10	29
2-Methylphenol	100	83.51		ug/L		84	47 - 114	6	35
Methylphenol, 3 & 4	100	88.01		ug/L		88	45 - 114	4	35
1,4-Naphthoquinone	51.2	45.80		ug/L		89	38 - 137	10	27
1-Naphthylamine	51.2	20.14		ug/L		39	10 - 110	9	35
2-Naphthylamine	51.2	37.93		ug/L		74	18 - 111	3	35
2-Nitroaniline	100	94.27		ug/L		94	48 - 135	9	35
3-Nitroaniline	100	91.18		ug/L		91	38 - 142	2	35
4-Nitroaniline	100	95.82		ug/L		96	33 - 141	6	35
Nitrobenzene	100	90.12		ug/L		90	42 - 123	9	35
5-Nitro-o-toluidine	51.2	43.01		ug/L		84	43 - 139	6	32
2-Nitrophenol	100	89.15		ug/L		89	36 - 144	4	35
4-Nitrophenol	200	132.7		ug/L		66	22 - 110	2	35
N-Nitrosodiethylamine	51.2	38.47		ug/L		75	51 - 116	3	27
N-Nitrosodimethylamine	100	91.38		ug/L		91	37 - 110	4	35
N-Nitrosodi-n-butylamine	51.2	41.48		ug/L		81	49 - 135	5	28
N-Nitrosodi-n-propylamine	100	92.38		ug/L		92	44 - 124	3	35
N-Nitrosodiphenylamine	100	93.64		ug/L		94	43 - 132	6	35
N-Nitrosomethylethylamine	51.2	43.64		ug/L		85	43 - 114	2	29
N-Nitrosopiperidine	51.2	45.08		ug/L		88	50 - 120	9	26
N-Nitrosopyrrolidine	51.2	40.98		ug/L		80	47 - 129	7	31
o,o',o''-Triethylphosphorothioate	44.8	34.65		ug/L		77	34 - 125	13	33
o-Toluidine	51.2	36.73		ug/L		72	19 - 128	9	35
p-Dimethylamino azobenzene	51.2	41.84		ug/L		82	45 - 133	11	31
Pentachlorobenzene	51.2	36.61		ug/L		71	27 - 112	8	35
Pentachloronitrobenzene	51.2	41.50		ug/L		81	45 - 132	8	29
Pentachlorophenol	200	172.5		ug/L		86	28 - 142	10	35
Phenacetin	51.2	42.67		ug/L		83	51 - 139	10	29
Phenanthrene	100	91.65		ug/L		92	48 - 126	10	35
Phenol	100	63.72		ug/L		64	29 - 110	2	35
1,4-phenylenediamine	51.2	<10.0	*-	ug/L		3	20 - 120	29	35
Phorate	44.8	39.27		ug/L		88	21 - 147	8	35
Pronamide	51.2	44.17		ug/L		86	52 - 135	11	28
Pyrene	100	104.7		ug/L		105	45 - 134	10	35
Safrole	44.8	30.97		ug/L		69	26 - 117	17	35
1,2,4,5-Tetrachlorobenzene	100	72.21		ug/L		72	35 - 110	3	35
2,3,4,6-Tetrachlorophenol	100	88.35		ug/L		88	32 - 142	7	35
Thionazin	44.8	39.50		ug/L		88	48 - 135	6	30
2,4,5-Trichlorophenol	100	87.50		ug/L		87	39 - 136	8	35
2,4,6-Trichlorophenol	100	85.33		ug/L		85	35 - 141	7	35
1,3,5-Trinitrobenzene	51.2	38.92		ug/L		76	26 - 150	7	29

Surrogate	*LCSD %Recovery*	*LCSD Qualifier*	*Limits*
2-Fluorobiphenyl (Surr)	*96*		*33 - 126*
2-Fluorophenol (Surr)	*84*		*21 - 110*
Nitrobenzene-d5 (Surr)	*110*		*39 - 140*
Phenol-d5 (Surr)	*70*		*21 - 110*

Method: 8270E - Semivolatile Organic Compounds (GC/MS) (Continued)

Lab Sample ID: LCSD 310-471206/3-A — **Client Sample ID: Lab Control Sample Dup**
Matrix: Water — **Prep Type: Total/NA**
Analysis Batch: 472246 — **Prep Batch: 471206**

Surrogate	*LCSD %Recovery*	*LCSD Qualifier*	*Limits*
Terphenyl-d14 (Surr)	*117*		*13 - 150*
2,4,6-Tribromophenol (Surr)	*118*		*20 - 144*

Method: 8015C - Nonhalogenated Organic using GC/FID (Direct Aqueous Injection)

Lab Sample ID: MB 310-472083/4 — **Client Sample ID: Method Blank**
Matrix: Water — **Prep Type: Total/NA**
Analysis Batch: 472083

Analyte	MB Result	MB Qualifier	RL	MDL	Unit	D	Prepared	Analyzed	Dil Fac
Acetonitrile	<10.0		10.0	2.60	mg/L			10/31/25 15:21	1
Isobutanol	<10.0		10.0	2.40	mg/L			10/31/25 15:21	1

Lab Sample ID: LCS 310-472083/5 — **Client Sample ID: Lab Control Sample**
Matrix: Water — **Prep Type: Total/NA**
Analysis Batch: 472083

Analyte	Spike Added	LCS Result	LCS Qualifier	Unit	D	%Rec	%Rec Limits
Acetonitrile	89.7	102.8		mg/L		115	67 - 131
Isobutanol	98.9	105.4		mg/L		107	80 - 120

Lab Sample ID: LCSD 310-472083/6 — **Client Sample ID: Lab Control Sample Dup**
Matrix: Water — **Prep Type: Total/NA**
Analysis Batch: 472083

Analyte	Spike Added	LCSD Result	LCSD Qualifier	Unit	D	%Rec	%Rec Limits	RPD	RPD Limit
Acetonitrile	89.7	97.60		mg/L			-		
Isobutanol	98.9	103.3		mg/L			-		

Method: 8081B - Organochlorine Pesticides (GC)

Lab Sample ID: MB 310-471080/1-A — **Client Sample ID: Method Blank**
Matrix: Water — **Prep Type: Total/NA**
Analysis Batch: 471384 — **Prep Batch: 471080**

Analyte	MB Result	MB Qualifier	RL	MDL	Unit	D	Prepared	Analyzed	Dil Fac
4,4'-DDD	<0.0980		0.0980	0.0245	ug/L		10/23/25 09:48	10/27/25 13:57	1
4,4'-DDE	<0.0980		0.0980	0.0294	ug/L		10/23/25 09:48	10/27/25 13:57	1
4,4'-DDT	<0.0980		0.0980	0.0196	ug/L		10/23/25 09:48	10/27/25 13:57	1
Aldrin	<0.0980		0.0980	0.0216	ug/L		10/23/25 09:48	10/27/25 13:57	1
alpha-BHC	<0.0980		0.0980	0.00980	ug/L		10/23/25 09:48	10/27/25 13:57	1
beta-BHC	<0.0980		0.0980	0.0412	ug/L		10/23/25 09:48	10/27/25 13:57	1
Chlordane (technical)	<1.96		1.96	0.382	ug/L		10/23/25 09:48	10/27/25 13:57	1
delta-BHC	<0.0980		0.0980	0.0314	ug/L		10/23/25 09:48	10/27/25 13:57	1
Dieldrin	<0.0980		0.0980	0.0206	ug/L		10/23/25 09:48	10/27/25 13:57	1
Endosulfan I	<0.0980		0.0980	0.0275	ug/L		10/23/25 09:48	10/27/25 13:57	1
Endosulfan II	<0.0980		0.0980	0.0255	ug/L		10/23/25 09:48	10/27/25 13:57	1
Endosulfan sulfate	<0.0980		0.0980	0.0176	ug/L		10/23/25 09:48	10/27/25 13:57	1
Endrin	<0.0980		0.0980	0.0275	ug/L		10/23/25 09:48	10/27/25 13:57	1
Endrin aldehyde	<0.0980		0.0980	0.0265	ug/L		10/23/25 09:48	10/27/25 13:57	1

Method: 8081B - Organochlorine Pesticides (GC) (Continued)

Lab Sample ID: MB 310-471080/1-A — **Client Sample ID: Method Blank**
Matrix: Water — **Prep Type: Total/NA**
Analysis Batch: 471384 — **Prep Batch: 471080**

Analyte	MB Result	MB Qualifier	RL	MDL	Unit	D	Prepared	Analyzed	Dil Fac
gamma-BHC (Lindane)	<0.0980		0.0980	0.00980	ug/L		10/23/25 09:48	10/27/25 13:57	1
Heptachlor	<0.0980		0.0980	0.0225	ug/L		10/23/25 09:48	10/27/25 13:57	1
Heptachlor epoxide	<0.0980		0.0980	0.0314	ug/L		10/23/25 09:48	10/27/25 13:57	1
Methoxychlor	<0.0980		0.0980	0.0314	ug/L		10/23/25 09:48	10/27/25 13:57	1
Toxaphene	<1.96		1.96	0.980	ug/L		10/23/25 09:48	10/27/25 13:57	1

Surrogate	*MB %Recovery*	*MB Qualifier*	*Limits*	*Prepared*	*Analyzed*	*Dil Fac*
DCB Decachlorobiphenyl (Surr)	*133*		*10 - 150*	*10/23/25 09:48*	*10/27/25 13:57*	*1*
Tetrachloro-m-xylene	*127*	*p*	*17 - 150*	*10/23/25 09:48*	*10/27/25 13:57*	*1*

Lab Sample ID: LCS 310-471080/2-A — **Client Sample ID: Lab Control Sample**
Matrix: Water — **Prep Type: Total/NA**
Analysis Batch: 471384 — **Prep Batch: 471080**

Analyte	Spike Added	LCS Result	LCS Qualifier	Unit	D	%Rec	%Rec Limits
4,4'-DDD	2.79	2.799		ug/L		100	28 - 150
4,4'-DDE	2.79	2.759		ug/L		99	10 - 150
4,4'-DDT	2.79	2.664		ug/L		95	10 - 150
Aldrin	2.79	2.723		ug/L		97	10 - 146
alpha-BHC	2.79	2.864		ug/L		103	57 - 149
beta-BHC	2.79	2.623		ug/L		94	53 - 145
delta-BHC	2.79	2.762		ug/L		99	49 - 148
Dieldrin	2.79	2.772		ug/L		99	43 - 150
Endosulfan I	2.79	2.736		ug/L		98	26 - 133
Endosulfan II	2.79	2.733		ug/L		98	38 - 139
Endosulfan sulfate	2.79	2.800		ug/L		100	54 - 150
Endrin	2.79	2.441		ug/L		87	41 - 150
Endrin aldehyde	2.79	2.512		ug/L		90	42 - 147
gamma-BHC (Lindane)	2.79	2.834		ug/L		101	57 - 150
Heptachlor	2.79	2.703		ug/L		97	16 - 135
Heptachlor epoxide	2.79	2.733		ug/L		98	49 - 150
Methoxychlor	2.79	2.462		ug/L		88	16 - 150

Surrogate	*LCS %Recovery*	*LCS Qualifier*	*Limits*
DCB Decachlorobiphenyl (Surr)	*125*		*10 - 150*
Tetrachloro-m-xylene	*123*	*p*	*17 - 150*

Method: 8082A - Polychlorinated Biphenyls (PCBs) by Gas Chromatography

Lab Sample ID: MB 310-471080/1-A — **Client Sample ID: Method Blank**
Matrix: Water — **Prep Type: Total/NA**
Analysis Batch: 471383 — **Prep Batch: 471080**

Analyte	MB Result	MB Qualifier	RL	MDL	Unit	D	Prepared	Analyzed	Dil Fac
PCB-1016	<1.96		1.96	0.804	ug/L		10/23/25 09:48	10/27/25 13:57	1
PCB-1221	<1.96		1.96	0.804	ug/L		10/23/25 09:48	10/27/25 13:57	1
PCB-1232	<1.96		1.96	0.804	ug/L		10/23/25 09:48	10/27/25 13:57	1
PCB-1242	<1.96		1.96	0.804	ug/L		10/23/25 09:48	10/27/25 13:57	1

Method: 8082A - Polychlorinated Biphenyls (PCBs) by Gas Chromatography (Continued)

Lab Sample ID: MB 310-471080/1-A — **Client Sample ID: Method Blank**
Matrix: Water — **Prep Type: Total/NA**
Analysis Batch: 471383 — **Prep Batch: 471080**

Analyte	MB Result	MB Qualifier	RL	MDL	Unit	D	Prepared	Analyzed	Dil Fac
PCB-1248	<1.96		1.96	0.676	ug/L		10/23/25 09:48	10/27/25 13:57	1
PCB-1254	<1.96		1.96	0.676	ug/L		10/23/25 09:48	10/27/25 13:57	1
PCB-1260	<1.96		1.96	0.676	ug/L		10/23/25 09:48	10/27/25 13:57	1

Surrogate	*MB %Recovery*	*MB Qualifier*	*Limits*	*Prepared*	*Analyzed*	*Dil Fac*
DCB Decachlorobiphenyl (Surr)	*133*		*10 - 150*	*10/23/25 09:48*	*10/27/25 13:57*	*1*
Tetrachloro-m-xylene	*127*	*p*	*17 - 150*	*10/23/25 09:48*	*10/27/25 13:57*	*1*

Lab Sample ID: LCS 310-471080/27-A — **Client Sample ID: Lab Control Sample**
Matrix: Water — **Prep Type: Total/NA**
Analysis Batch: 471500 — **Prep Batch: 471080**

Analyte	Spike Added	LCS Result	LCS Qualifier	Unit	D	%Rec	%Rec Limits
PCB-1016	27.8	23.03		ug/L		83	25 - 150
PCB-1260	27.8	22.89		ug/L		82	14 - 150

Surrogate	*LCS %Recovery*	*LCS Qualifier*	*Limits*
DCB Decachlorobiphenyl (Surr)	*71*		*10 - 150*
Tetrachloro-m-xylene	*88*	*p*	*17 - 150*

Method: 8151A - Herbicides (GC)

Lab Sample ID: MB 410-719980/1-A — **Client Sample ID: Method Blank**
Matrix: Water — **Prep Type: Total/NA**
Analysis Batch: 719993 — **Prep Batch: 719980**

Analyte	MB Result	MB Qualifier	RL	MDL	Unit	D	Prepared	Analyzed	Dil Fac
Silvex (2,4,5-TP)	<0.0500		0.0500	0.0220	ug/L		10/26/25 20:35	10/27/25 06:38	1

Surrogate	*MB %Recovery*	*MB Qualifier*	*Limits*	*Prepared*	*Analyzed*	*Dil Fac*
DCAA	*97*		*34 - 142*	*10/26/25 20:35*	*10/27/25 06:38*	*1*

Lab Sample ID: MB 410-721101/1-A — **Client Sample ID: Method Blank**
Matrix: Water — **Prep Type: Total/NA**
Analysis Batch: 721888 — **Prep Batch: 721101**

Analyte	MB Result	MB Qualifier	RL	MDL	Unit	D	Prepared	Analyzed	Dil Fac
2,4-D	<0.600		0.600	0.250	ug/L		10/28/25 17:31	10/30/25 05:23	1
Silvex (2,4,5-TP)	<0.0500		0.0500	0.0220	ug/L		10/28/25 17:31	10/30/25 05:23	1
2,4,5-T	<0.150		0.150	0.0650	ug/L		10/28/25 17:31	10/30/25 05:23	1

Surrogate	*MB %Recovery*	*MB Qualifier*	*Limits*	*Prepared*	*Analyzed*	*Dil Fac*
DCAA	*34*		*34 - 142*	*10/28/25 17:31*	*10/30/25 05:23*	*1*
DCAA	*29*	*S1-*	*34 - 142*	*10/28/25 17:31*	*10/30/25 05:23*	*1*

Method: 8151A - Herbicides (GC) (Continued)

Lab Sample ID: LCS 410-721101/2-A — **Client Sample ID: Lab Control Sample**
Matrix: Water — **Prep Type: Total/NA**
Analysis Batch: 721888 — **Prep Batch: 721101**

Analyte	Spike Added	LCS Result	LCS Qualifier	Unit	D	%Rec	%Rec Limits
2,4-D	2.00	1.271		ug/L		64	53 - 159
Silvex (2,4,5-TP)	4.01	0.5482	*-	ug/L		14	62 - 170
2,4,5-T	0.400	0.1699	*-	ug/L		42	57 - 171

Surrogate	*LCS %Recovery*	*LCS Qualifier*	*Limits*
DCAA	*35*		*34 - 142*
DCAA	*30*	*S1-*	*34 - 142*

Method: 6020B - Metals (ICP/MS)

Lab Sample ID: MB 310-471457/1-A — **Client Sample ID: Method Blank**
Matrix: Water — **Prep Type: Total/NA**
Analysis Batch: 471664 — **Prep Batch: 471457**

Analyte	MB Result	MB Qualifier	RL	MDL	Unit	D	Prepared	Analyzed	Dil Fac
Antimony	<0.00200	^1+	0.00200	0.00100	mg/L		10/28/25 09:15	10/28/25 18:59	1
Arsenic	<0.00200		0.00200	0.000530	mg/L		10/28/25 09:15	10/28/25 18:59	1
Barium	<0.00200		0.00200	0.000660	mg/L		10/28/25 09:15	10/28/25 18:59	1
Beryllium	<0.00100		0.00100	0.000330	mg/L		10/28/25 09:15	10/28/25 18:59	1
Cadmium	<0.000200		0.000200	0.000100	mg/L		10/28/25 09:15	10/28/25 18:59	1
Chromium	<0.00500		0.00500	0.00180	mg/L		10/28/25 09:15	10/28/25 18:59	1
Cobalt	<0.000500		0.000500	0.000170	mg/L		10/28/25 09:15	10/28/25 18:59	1
Copper	<0.00500		0.00500	0.00320	mg/L		10/28/25 09:15	10/28/25 18:59	1
Lead	<0.000500		0.000500	0.000330	mg/L		10/28/25 09:15	10/28/25 18:59	1
Nickel	<0.00500		0.00500	0.00230	mg/L		10/28/25 09:15	10/28/25 18:59	1
Selenium	<0.00500		0.00500	0.00140	mg/L		10/28/25 09:15	10/28/25 18:59	1
Silver	<0.00100		0.00100	0.000500	mg/L		10/28/25 09:15	10/28/25 18:59	1
Thallium	<0.00100		0.00100	0.000570	mg/L		10/28/25 09:15	10/28/25 18:59	1
Vanadium	<0.00500		0.00500	0.00170	mg/L		10/28/25 09:15	10/28/25 18:59	1
Zinc	<0.0200		0.0200	0.0130	mg/L		10/28/25 09:15	10/28/25 18:59	1
Tin	<0.00500		0.00500	0.00250	mg/L		10/28/25 09:15	10/28/25 18:59	1

Lab Sample ID: MB 310-471457/1-A — **Client Sample ID: Method Blank**
Matrix: Water — **Prep Type: Total/NA**
Analysis Batch: 471797 — **Prep Batch: 471457**

Analyte	MB Result	MB Qualifier	RL	MDL	Unit	D	Prepared	Analyzed	Dil Fac
Antimony	<0.00200	^1+	0.00200	0.00100	mg/L		10/28/25 09:15	10/29/25 14:19	1

Lab Sample ID: LCS 310-471457/2-A — **Client Sample ID: Lab Control Sample**
Matrix: Water — **Prep Type: Total/NA**
Analysis Batch: 471664 — **Prep Batch: 471457**

Analyte	Spike Added	LCS Result	LCS Qualifier	Unit	D	%Rec	%Rec Limits
Antimony	0.200	0.2354	^1+	mg/L		118	80 - 120
Arsenic	0.200	0.1980		mg/L		99	80 - 120
Barium	0.100	0.08896		mg/L		89	80 - 120
Beryllium	0.100	0.1008		mg/L		101	80 - 120
Cadmium	0.100	0.09528		mg/L		95	80 - 120

Method: 6020B - Metals (ICP/MS) (Continued)

Lab Sample ID: LCS 310-471457/2-A — **Client Sample ID: Lab Control Sample**
Matrix: Water — **Prep Type: Total/NA**
Analysis Batch: 471664 — **Prep Batch: 471457**

Analyte	Spike Added	LCS Result	LCS Qualifier	Unit	D	%Rec	%Rec Limits
Chromium	0.100	0.09796		mg/L		98	80 - 120
Cobalt	0.100	0.08614		mg/L		86	80 - 120
Copper	0.200	0.2005		mg/L		100	80 - 120
Lead	0.200	0.1910		mg/L		96	80 - 120
Nickel	0.200	0.1959		mg/L		98	80 - 120
Selenium	0.400	0.3953		mg/L		99	80 - 120
Silver	0.100	0.1160		mg/L		116	80 - 120
Thallium	0.100	0.08797		mg/L		88	80 - 120
Vanadium	0.100	0.09792		mg/L		98	80 - 120
Zinc	0.200	0.1954		mg/L		98	80 - 120
Tin	0.200	0.2166		mg/L		108	80 - 120

Lab Sample ID: LCS 310-471457/2-A — **Client Sample ID: Lab Control Sample**
Matrix: Water — **Prep Type: Total/NA**
Analysis Batch: 471797 — **Prep Batch: 471457**

Analyte	Spike Added	LCS Result	LCS Qualifier	Unit	D	%Rec	%Rec Limits
Antimony	0.200	0.2216	^1+	mg/L		111	80 - 120

Lab Sample ID: 310-318580-9 DU — **Client Sample ID: MW-408**
Matrix: Water — **Prep Type: Total/NA**
Analysis Batch: 471664 — **Prep Batch: 471457**

Analyte	Sample Result	Sample Qualifier	DU Result	DU Qualifier	Unit	D	RPD	RPD Limit
Arsenic	<0.00200		<0.00200		mg/L		NC	20
Barium	0.174		0.1744		mg/L		0.4	20
Beryllium	<0.00100		<0.00100		mg/L		NC	20
Cadmium	0.000255		0.0002720		mg/L		6	20
Chromium	0.00765		0.003949	J F5	mg/L		64	20
Cobalt	0.000869		0.0008130		mg/L		7	20
Copper	<0.00500		<0.00500		mg/L		NC	20
Lead	<0.000500		<0.000500		mg/L		NC	20
Nickel	0.00989		0.006563	F5	mg/L		40	20
Selenium	<0.00500		<0.00500		mg/L		NC	20
Silver	<0.00100		<0.00100		mg/L		NC	20
Thallium	<0.00100		<0.00100		mg/L		NC	20
Vanadium	0.00511		0.005207		mg/L		2	20
Zinc	<0.0200		0.02250		mg/L		NC	20
Tin	<0.00500		0.003337	J	mg/L		NC	20

Lab Sample ID: MB 310-471458/1-A — **Client Sample ID: Method Blank**
Matrix: Water — **Prep Type: Total/NA**
Analysis Batch: 471983 — **Prep Batch: 471458**

Analyte	MB Result	MB Qualifier	RL	MDL	Unit	D	Prepared	Analyzed	Dil Fac
Antimony	<0.00200		0.00200	0.00100	mg/L		10/28/25 09:15	10/30/25 18:17	1
Arsenic	<0.00200		0.00200	0.000530	mg/L		10/28/25 09:15	10/30/25 18:17	1
Barium	0.0006670	J	0.00200	0.000660	mg/L		10/28/25 09:15	10/30/25 18:17	1
Beryllium	<0.00100		0.00100	0.000330	mg/L		10/28/25 09:15	10/30/25 18:17	1

Method: 6020B - Metals (ICP/MS) (Continued)

Lab Sample ID: MB 310-471458/1-A — **Client Sample ID: Method Blank**
Matrix: Water — **Prep Type: Total/NA**
Analysis Batch: 471983 — **Prep Batch: 471458**

Analyte	MB Result	MB Qualifier	RL	MDL	Unit	D	Prepared	Analyzed	Dil Fac
Cadmium	<0.000200		0.000200	0.000100	mg/L		10/28/25 09:15	10/30/25 18:17	1
Chromium	<0.00500		0.00500	0.00180	mg/L		10/28/25 09:15	10/30/25 18:17	1
Cobalt	<0.000500		0.000500	0.000170	mg/L		10/28/25 09:15	10/30/25 18:17	1
Copper	<0.00500		0.00500	0.00320	mg/L		10/28/25 09:15	10/30/25 18:17	1
Lead	<0.000500		0.000500	0.000330	mg/L		10/28/25 09:15	10/30/25 18:17	1
Nickel	<0.00500		0.00500	0.00230	mg/L		10/28/25 09:15	10/30/25 18:17	1
Selenium	<0.00500		0.00500	0.00140	mg/L		10/28/25 09:15	10/30/25 18:17	1
Silver	<0.00100		0.00100	0.000500	mg/L		10/28/25 09:15	10/30/25 18:17	1
Thallium	<0.00100		0.00100	0.000570	mg/L		10/28/25 09:15	10/30/25 18:17	1
Vanadium	<0.00500		0.00500	0.00170	mg/L		10/28/25 09:15	10/30/25 18:17	1
Zinc	<0.0200		0.0200	0.0130	mg/L		10/28/25 09:15	10/30/25 18:17	1

Lab Sample ID: LCS 310-471458/2-A — **Client Sample ID: Lab Control Sample**
Matrix: Water — **Prep Type: Total/NA**
Analysis Batch: 471983 — **Prep Batch: 471458**

Analyte	Spike Added	LCS Result	LCS Qualifier	Unit	D	%Rec	%Rec Limits
Antimony	0.200	0.2139		mg/L		107	80 - 120
Arsenic	0.200	0.2003		mg/L		100	80 - 120
Barium	0.100	0.1084		mg/L		108	80 - 120
Beryllium	0.100	0.09562		mg/L		96	80 - 120
Cadmium	0.100	0.09746		mg/L		97	80 - 120
Chromium	0.100	0.1026		mg/L		103	80 - 120
Cobalt	0.100	0.1016		mg/L		102	80 - 120
Copper	0.200	0.1979		mg/L		99	80 - 120
Lead	0.200	0.2082		mg/L		104	80 - 120
Nickel	0.200	0.2037		mg/L		102	80 - 120
Selenium	0.400	0.3773		mg/L		94	80 - 120
Silver	0.100	0.1182		mg/L		118	80 - 120
Thallium	0.100	0.1081		mg/L		108	80 - 120
Vanadium	0.100	0.1069		mg/L		107	80 - 120
Zinc	0.200	0.1949		mg/L		97	80 - 120

Lab Sample ID: 310-318580-14 MS — **Client Sample ID: MW-310A**
Matrix: Water — **Prep Type: Total/NA**
Analysis Batch: 471983 — **Prep Batch: 471458**

Analyte	Sample Result	Sample Qualifier	Spike Added	MS Result	MS Qualifier	Unit	D	%Rec	%Rec Limits
Antimony	0.00125	J	0.200	0.2121		mg/L		105	75 - 125
Arsenic	<0.00200		0.200	0.2003		mg/L		100	75 - 125
Barium	0.117	B	0.100	0.2168		mg/L		100	75 - 125
Beryllium	<0.00100		0.100	0.09309		mg/L		93	75 - 125
Cadmium	<0.000200		0.100	0.09721		mg/L		97	75 - 125
Chromium	0.00278	J	0.100	0.09766		mg/L		95	75 - 125
Cobalt	<0.000500		0.100	0.09437		mg/L		94	75 - 125
Copper	<0.00500		0.200	0.1872		mg/L		94	75 - 125
Lead	<0.000500		0.200	0.1958		mg/L		98	75 - 125
Nickel	<0.00500		0.200	0.1915		mg/L		96	75 - 125
Selenium	<0.00500		0.400	0.3793		mg/L		95	75 - 125

Method: 6020B - Metals (ICP/MS) (Continued)

Lab Sample ID: 310-318580-14 MS — **Client Sample ID: MW-310A**
Matrix: Water — **Prep Type: Total/NA**
Analysis Batch: 471983 — **Prep Batch: 471458**

Analyte	Sample Result	Sample Qualifier	Spike Added	MS Result	MS Qualifier	Unit	D	%Rec	%Rec Limits
Silver	<0.00100		0.100	0.1133		mg/L		113	75 - 125
Thallium	<0.00100		0.100	0.09764		mg/L		98	75 - 125
Vanadium	<0.00500		0.100	0.1032		mg/L		103	75 - 125
Zinc	<0.0200		0.200	0.1949		mg/L		97	75 - 125

Lab Sample ID: 310-318580-14 MSD — **Client Sample ID: MW-310A**
Matrix: Water — **Prep Type: Total/NA**
Analysis Batch: 471983 — **Prep Batch: 471458**

Analyte	Sample Result	Sample Qualifier	Spike Added	MSD Result	MSD Qualifier	Unit	D	%Rec	%Rec Limits	RPD	RPD Limit
Antimony	0.00125	J	0.200	0.2026		mg/L		101	75 - 125	5	20
Arsenic	<0.00200		0.200	0.1902		mg/L		95	75 - 125	5	20
Barium	0.117	B	0.100	0.2210		mg/L		104	75 - 125	2	20
Beryllium	<0.00100		0.100	0.08973		mg/L		90	75 - 125	4	20
Cadmium	<0.000200		0.100	0.09219		mg/L		92	75 - 125	5	20
Chromium	0.00278	J	0.100	0.09583		mg/L		93	75 - 125	2	20
Cobalt	<0.000500		0.100	0.08997		mg/L		90	75 - 125	5	20
Copper	<0.00500		0.200	0.1799		mg/L		90	75 - 125	4	20
Lead	<0.000500		0.200	0.1840		mg/L		92	75 - 125	6	20
Nickel	<0.00500		0.200	0.1845		mg/L		92	75 - 125	4	20
Selenium	<0.00500		0.400	0.3555		mg/L		89	75 - 125	6	20
Silver	<0.00100		0.100	0.1141		mg/L		114	75 - 125	1	20
Thallium	<0.00100		0.100	0.1034		mg/L		103	75 - 125	6	20
Vanadium	<0.00500		0.100	0.09821		mg/L		98	75 - 125	5	20
Zinc	<0.0200		0.200	0.1883		mg/L		94	75 - 125	3	20

Method: 7470A - Mercury (CVAA)

Lab Sample ID: MB 310-471737/1-A — **Client Sample ID: Method Blank**
Matrix: Water — **Prep Type: Total/NA**
Analysis Batch: 472082 — **Prep Batch: 471737**

Analyte	MB Result	MB Qualifier	RL	MDL	Unit	D	Prepared	Analyzed	Dil Fac
Mercury	<0.000200		0.000200	0.000110	mg/L		10/30/25 15:25	10/31/25 08:58	1

Lab Sample ID: LCS 310-471737/2-A — **Client Sample ID: Lab Control Sample**
Matrix: Water — **Prep Type: Total/NA**
Analysis Batch: 472082 — **Prep Batch: 471737**

Analyte	Spike Added	LCS Result	LCS Qualifier	Unit	D	%Rec	%Rec Limits
Mercury	0.00167	0.001701		mg/L		102	80 - 120

Method: 9012B - Cyanide, Total andor Amenable

Lab Sample ID: MB 310-471200/1-A — **Client Sample ID: Method Blank**
Matrix: Water — **Prep Type: Total/NA**
Analysis Batch: 471314 — **Prep Batch: 471200**

Analyte	MB Result	MB Qualifier	RL	MDL	Unit	D	Prepared	Analyzed	Dil Fac
Cyanide, Total	<0.0100		0.0100	0.00350	mg/L		10/24/25 08:50	10/24/25 20:34	1

Method: 9012B - Cyanide, Total andor Amenable (Continued)

Lab Sample ID: LCS 310-471200/2-A — **Client Sample ID: Lab Control Sample**
Matrix: Water — **Prep Type: Total/NA**
Analysis Batch: 471314 — **Prep Batch: 471200**

Analyte	Spike Added	LCS Result	LCS Qualifier	Unit	D	%Rec	%Rec Limits
Cyanide, Total	0.200	0.1937		mg/L		97	90 - 110

Method: I-3765-85 - Residue, Non-filterable (TSS)

Lab Sample ID: MB 310-471101/1 — **Client Sample ID: Method Blank**
Matrix: Water — **Prep Type: Total/NA**
Analysis Batch: 471101

Analyte	MB Result	MB Qualifier	RL	MDL	Unit	D	Prepared	Analyzed	Dil Fac
Total Suspended Solids	<5.00		5.00	3.50	mg/L			10/23/25 10:58	1

Lab Sample ID: LCS 310-471101/2 — **Client Sample ID: Lab Control Sample**
Matrix: Water — **Prep Type: Total/NA**
Analysis Batch: 471101

Analyte	Spike Added	LCS Result	LCS Qualifier	Unit	D	%Rec	%Rec Limits
Total Suspended Solids	100	95.00		mg/L		95	82 - 117

Lab Sample ID: 310-318580-6 DU — **Client Sample ID: MW-209B**
Matrix: Water — **Prep Type: Total/NA**
Analysis Batch: 471101

Analyte	Sample Result	Sample Qualifier	DU Result	DU Qualifier	Unit	D	RPD	RPD Limit
Total Suspended Solids	116		124.0		mg/L		7	35

Lab Sample ID: MB 310-471171/1 — **Client Sample ID: Method Blank**
Matrix: Water — **Prep Type: Total/NA**
Analysis Batch: 471171

Analyte	MB Result	MB Qualifier	RL	MDL	Unit	D	Prepared	Analyzed	Dil Fac
Total Suspended Solids	<5.00		5.00	3.50	mg/L			10/24/25 06:30	1

Lab Sample ID: LCS 310-471171/2 — **Client Sample ID: Lab Control Sample**
Matrix: Water — **Prep Type: Total/NA**
Analysis Batch: 471171

Analyte	Spike Added	LCS Result	LCS Qualifier	Unit	D	%Rec	%Rec Limits
Total Suspended Solids	100	98.00		mg/L		98	82 - 117

Lab Sample ID: MB 310-471199/1 — **Client Sample ID: Method Blank**
Matrix: Water — **Prep Type: Total/NA**
Analysis Batch: 471199

Analyte	MB Result	MB Qualifier	RL	MDL	Unit	D	Prepared	Analyzed	Dil Fac
Total Suspended Solids	<5.00		5.00	3.50	mg/L			10/24/25 08:51	1

Method: I-3765-85 - Residue, Non-filterable (TSS) (Continued)

Lab Sample ID: LCS 310-471199/2
Matrix: Water
Analysis Batch: 471199

Client Sample ID: Lab Control Sample
Prep Type: Total/NA

Analyte			Spike Added	LCS Result	LCS Qualifier	Unit	D	%Rec	%Rec Limits		
Total Suspended Solids			100	93.00		mg/L		93	82 - 117		

QC Association Summary

Client: HDR Inc
Project/Site: Iowa City Landfill Spring 2025

Job ID: 310-318580-1

GC/MS VOA

Analysis Batch: 471132

Lab Sample ID	Client Sample ID	Prep Type	Matrix	Method	Prep Batch
310-318580-1	MW-1B	Total/NA	Water	8260D	
310-318580-2	Dup-2	Total/NA	Water	8260D	
MB 310-471132/5	Method Blank	Total/NA	Water	8260D	
LCS 310-471132/6	Lab Control Sample	Total/NA	Water	8260D	
LCS 310-471132/7	Lab Control Sample	Total/NA	Water	8260D	
310-318580-1 MS	MW-1B	Total/NA	Water	8260D	
310-318580-1 MSD	MW-1B	Total/NA	Water	8260D	

Analysis Batch: 471291

Lab Sample ID	Client Sample ID	Prep Type	Matrix	Method	Prep Batch
310-318580-1	MW-1B	Total/NA	Water	8260D	
310-318580-2	Dup-2	Total/NA	Water	8260D	
MB 310-471291/8	Method Blank	Total/NA	Water	8260D	
LCS 310-471291/11	Lab Control Sample	Total/NA	Water	8260D	
LCS 310-471291/9	Lab Control Sample	Total/NA	Water	8260D	

Analysis Batch: 471312

Lab Sample ID	Client Sample ID	Prep Type	Matrix	Method	Prep Batch
310-318580-3	MW-16A	Total/NA	Water	8260D	
310-318580-4	MW-18A-07	Total/NA	Water	8260D	
310-318580-5	Dup-1	Total/NA	Water	8260D	
310-318580-6	MW-209B	Total/NA	Water	8260D	
310-318580-7	MW-10B	Total/NA	Water	8260D	
310-318580-8	MW-29A	Total/NA	Water	8260D	
310-318580-9	MW-408	Total/NA	Water	8260D	
310-318580-11	MW-206A	Total/NA	Water	8260D	
310-318580-12	MW-207A	Total/NA	Water	8260D	
310-318580-13	MW-312A	Total/NA	Water	8260D	
310-318580-14	MW-310A	Total/NA	Water	8260D	
310-318580-16	Trip Blank 2	Total/NA	Water	8260D	
310-318580-17	Trip Blank 3	Total/NA	Water	8260D	
310-318580-18	Trip Blank 4	Total/NA	Water	8260D	
MB 310-471312/7	Method Blank	Total/NA	Water	8260D	
LCS 310-471312/8	Lab Control Sample	Total/NA	Water	8260D	
LCS 310-471312/9	Lab Control Sample	Total/NA	Water	8260D	
310-318580-3 MS	MW-16A	Total/NA	Water	8260D	
310-318580-3 MSD	MW-16A	Total/NA	Water	8260D	

Analysis Batch: 471555

Lab Sample ID	Client Sample ID	Prep Type	Matrix	Method	Prep Batch
310-318580-10	MW-11B	Total/NA	Water	8260D	
310-318580-15	Trip Blank 1	Total/NA	Water	8260D	
MB 310-471555/5	Method Blank	Total/NA	Water	8260D	
LCS 310-471555/6	Lab Control Sample	Total/NA	Water	8260D	
LCS 310-471555/7	Lab Control Sample	Total/NA	Water	8260D	

Analysis Batch: 471853

Lab Sample ID	Client Sample ID	Prep Type	Matrix	Method	Prep Batch
310-318580-3	MW-16A	Total/NA	Water	8260D	
310-318580-4	MW-18A-07	Total/NA	Water	8260D	
310-318580-5	Dup-1	Total/NA	Water	8260D	

GC/MS VOA (Continued)

Analysis Batch: 471853 (Continued)

Lab Sample ID	Client Sample ID	Prep Type	Matrix	Method	Prep Batch
310-318580-6	MW-209B	Total/NA	Water	8260D	
310-318580-7	MW-10B	Total/NA	Water	8260D	
310-318580-8	MW-29A	Total/NA	Water	8260D	
310-318580-9	MW-408	Total/NA	Water	8260D	
310-318580-11	MW-206A	Total/NA	Water	8260D	
310-318580-12	MW-207A	Total/NA	Water	8260D	
310-318580-13	MW-312A	Total/NA	Water	8260D	
310-318580-14	MW-310A	Total/NA	Water	8260D	
310-318580-16	Trip Blank 2	Total/NA	Water	8260D	
310-318580-17	Trip Blank 3	Total/NA	Water	8260D	
310-318580-18	Trip Blank 4	Total/NA	Water	8260D	
MB 310-471853/5	Method Blank	Total/NA	Water	8260D	
LCS 310-471853/6	Lab Control Sample	Total/NA	Water	8260D	
LCS 310-471853/7	Lab Control Sample	Total/NA	Water	8260D	

GC/MS Semi VOA

Prep Batch: 471206

Lab Sample ID	Client Sample ID	Prep Type	Matrix	Method	Prep Batch
310-318580-7	MW-10B	Total/NA	Water	3510C	
MB 310-471206/1-A	Method Blank	Total/NA	Water	3510C	
LCS 310-471206/2-A	Lab Control Sample	Total/NA	Water	3510C	
LCSD 310-471206/3-A	Lab Control Sample Dup	Total/NA	Water	3510C	

Analysis Batch: 472246

Lab Sample ID	Client Sample ID	Prep Type	Matrix	Method	Prep Batch
310-318580-7	MW-10B	Total/NA	Water	8270E	471206
MB 310-471206/1-A	Method Blank	Total/NA	Water	8270E	471206
LCS 310-471206/2-A	Lab Control Sample	Total/NA	Water	8270E	471206
LCSD 310-471206/3-A	Lab Control Sample Dup	Total/NA	Water	8270E	471206

GC Semi VOA

Prep Batch: 471080

Lab Sample ID	Client Sample ID	Prep Type	Matrix	Method	Prep Batch
310-318580-7	MW-10B	Total/NA	Water	3511	
MB 310-471080/1-A	Method Blank	Total/NA	Water	3511	
LCS 310-471080/27-A	Lab Control Sample	Total/NA	Water	3511	
LCS 310-471080/2-A	Lab Control Sample	Total/NA	Water	3511	

Analysis Batch: 471383

Lab Sample ID	Client Sample ID	Prep Type	Matrix	Method	Prep Batch
MB 310-471080/1-A	Method Blank	Total/NA	Water	8082A	471080

Analysis Batch: 471384

Lab Sample ID	Client Sample ID	Prep Type	Matrix	Method	Prep Batch
MB 310-471080/1-A	Method Blank	Total/NA	Water	8081B	471080
LCS 310-471080/2-A	Lab Control Sample	Total/NA	Water	8081B	471080

Analysis Batch: 471500

Lab Sample ID	Client Sample ID	Prep Type	Matrix	Method	Prep Batch
LCS 310-471080/27-A	Lab Control Sample	Total/NA	Water	8082A	471080

QC Association Summary

Client: HDR Inc
Project/Site: Iowa City Landfill Spring 2025

Job ID: 310-318580-1

GC Semi VOA

Analysis Batch: 472083

Lab Sample ID	Client Sample ID	Prep Type	Matrix	Method	Prep Batch
310-318580-7	MW-10B	Total/NA	Water	8015C	
MB 310-472083/4	Method Blank	Total/NA	Water	8015C	
LCS 310-472083/5	Lab Control Sample	Total/NA	Water	8015C	
LCSD 310-472083/6	Lab Control Sample Dup	Total/NA	Water	8015C	

Analysis Batch: 472481

Lab Sample ID	Client Sample ID	Prep Type	Matrix	Method	Prep Batch
310-318580-7	MW-10B	Total/NA	Water	8081B	471080

Analysis Batch: 472482

Lab Sample ID	Client Sample ID	Prep Type	Matrix	Method	Prep Batch
310-318580-7	MW-10B	Total/NA	Water	8082A	471080

Prep Batch: 719980

Lab Sample ID	Client Sample ID	Prep Type	Matrix	Method	Prep Batch
310-318580-3	MW-16A	Total/NA	Water	8151A	
310-318580-6	MW-209B	Total/NA	Water	8151A	
MB 410-719980/1-A	Method Blank	Total/NA	Water	8151A	

Analysis Batch: 719993

Lab Sample ID	Client Sample ID	Prep Type	Matrix	Method	Prep Batch
310-318580-3	MW-16A	Total/NA	Water	8151A	719980
310-318580-6	MW-209B	Total/NA	Water	8151A	719980
MB 410-719980/1-A	Method Blank	Total/NA	Water	8151A	719980

Prep Batch: 721101

Lab Sample ID	Client Sample ID	Prep Type	Matrix	Method	Prep Batch
310-318580-7	MW-10B	Total/NA	Water	8151A	
310-318580-8	MW-29A	Total/NA	Water	8151A	
MB 410-721101/1-A	Method Blank	Total/NA	Water	8151A	
LCS 410-721101/2-A	Lab Control Sample	Total/NA	Water	8151A	

Analysis Batch: 721888

Lab Sample ID	Client Sample ID	Prep Type	Matrix	Method	Prep Batch
310-318580-7	MW-10B	Total/NA	Water	8151A	721101
310-318580-8	MW-29A	Total/NA	Water	8151A	721101
MB 410-721101/1-A	Method Blank	Total/NA	Water	8151A	721101
LCS 410-721101/2-A	Lab Control Sample	Total/NA	Water	8151A	721101

Metals

Prep Batch: 471457

Lab Sample ID	Client Sample ID	Prep Type	Matrix	Method	Prep Batch
310-318580-1	MW-1B	Total/NA	Water	3005A	
310-318580-2	Dup-2	Total/NA	Water	3005A	
310-318580-3	MW-16A	Total/NA	Water	3005A	
310-318580-4	MW-18A-07	Total/NA	Water	3005A	
310-318580-5	Dup-1	Total/NA	Water	3005A	
310-318580-6	MW-209B	Total/NA	Water	3005A	
310-318580-7	MW-10B	Total/NA	Water	3005A	
310-318580-8	MW-29A	Total/NA	Water	3005A	

Metals (Continued)

Prep Batch: 471457 (Continued)

Lab Sample ID	Client Sample ID	Prep Type	Matrix	Method	Prep Batch
310-318580-9	MW-408	Total/NA	Water	3005A	
310-318580-10	MW-11B	Total/NA	Water	3005A	
310-318580-11	MW-206A	Total/NA	Water	3005A	
310-318580-12	MW-207A	Total/NA	Water	3005A	
310-318580-13	MW-312A	Total/NA	Water	3005A	
MB 310-471457/1-A	Method Blank	Total/NA	Water	3005A	
LCS 310-471457/2-A	Lab Control Sample	Total/NA	Water	3005A	
310-318580-9 DU	MW-408	Total/NA	Water	3005A	

Prep Batch: 471458

Lab Sample ID	Client Sample ID	Prep Type	Matrix	Method	Prep Batch
310-318580-14	MW-310A	Total/NA	Water	3005A	
MB 310-471458/1-A	Method Blank	Total/NA	Water	3005A	
LCS 310-471458/2-A	Lab Control Sample	Total/NA	Water	3005A	
310-318580-14 MS	MW-310A	Total/NA	Water	3005A	
310-318580-14 MSD	MW-310A	Total/NA	Water	3005A	

Analysis Batch: 471664

Lab Sample ID	Client Sample ID	Prep Type	Matrix	Method	Prep Batch
310-318580-1	MW-1B	Total/NA	Water	6020B	471457
310-318580-2	Dup-2	Total/NA	Water	6020B	471457
310-318580-3	MW-16A	Total/NA	Water	6020B	471457
310-318580-4	MW-18A-07	Total/NA	Water	6020B	471457
310-318580-5	Dup-1	Total/NA	Water	6020B	471457
310-318580-6	MW-209B	Total/NA	Water	6020B	471457
310-318580-7	MW-10B	Total/NA	Water	6020B	471457
310-318580-8	MW-29A	Total/NA	Water	6020B	471457
310-318580-9	MW-408	Total/NA	Water	6020B	471457
310-318580-10	MW-11B	Total/NA	Water	6020B	471457
310-318580-11	MW-206A	Total/NA	Water	6020B	471457
310-318580-12	MW-207A	Total/NA	Water	6020B	471457
310-318580-13	MW-312A	Total/NA	Water	6020B	471457
MB 310-471457/1-A	Method Blank	Total/NA	Water	6020B	471457
LCS 310-471457/2-A	Lab Control Sample	Total/NA	Water	6020B	471457
310-318580-9 DU	MW-408	Total/NA	Water	6020B	471457

Prep Batch: 471737

Lab Sample ID	Client Sample ID	Prep Type	Matrix	Method	Prep Batch
310-318580-7	MW-10B	Total/NA	Water	7470A	
MB 310-471737/1-A	Method Blank	Total/NA	Water	7470A	
LCS 310-471737/2-A	Lab Control Sample	Total/NA	Water	7470A	

Analysis Batch: 471797

Lab Sample ID	Client Sample ID	Prep Type	Matrix	Method	Prep Batch
310-318580-1	MW-1B	Total/NA	Water	6020B	471457
MB 310-471457/1-A	Method Blank	Total/NA	Water	6020B	471457
LCS 310-471457/2-A	Lab Control Sample	Total/NA	Water	6020B	471457

Analysis Batch: 471983

Lab Sample ID	Client Sample ID	Prep Type	Matrix	Method	Prep Batch
310-318580-14	MW-310A	Total/NA	Water	6020B	471458

Metals (Continued)

Analysis Batch: 471983 (Continued)

Lab Sample ID	Client Sample ID	Prep Type	Matrix	Method	Prep Batch
MB 310-471458/1-A	Method Blank	Total/NA	Water	6020B	471458
LCS 310-471458/2-A	Lab Control Sample	Total/NA	Water	6020B	471458
310-318580-14 MS	MW-310A	Total/NA	Water	6020B	471458
310-318580-14 MSD	MW-310A	Total/NA	Water	6020B	471458

Analysis Batch: 472082

Lab Sample ID	Client Sample ID	Prep Type	Matrix	Method	Prep Batch
310-318580-7	MW-10B	Total/NA	Water	7470A	471737
MB 310-471737/1-A	Method Blank	Total/NA	Water	7470A	471737
LCS 310-471737/2-A	Lab Control Sample	Total/NA	Water	7470A	471737

General Chemistry

Analysis Batch: 471101

Lab Sample ID	Client Sample ID	Prep Type	Matrix	Method	Prep Batch
310-318580-1	MW-1B	Total/NA	Water	I-3765-85	
310-318580-2	Dup-2	Total/NA	Water	I-3765-85	
310-318580-3	MW-16A	Total/NA	Water	I-3765-85	
310-318580-4	MW-18A-07	Total/NA	Water	I-3765-85	
310-318580-5	Dup-1	Total/NA	Water	I-3765-85	
310-318580-6	MW-209B	Total/NA	Water	I-3765-85	
MB 310-471101/1	Method Blank	Total/NA	Water	I-3765-85	
LCS 310-471101/2	Lab Control Sample	Total/NA	Water	I-3765-85	
310-318580-6 DU	MW-209B	Total/NA	Water	I-3765-85	

Analysis Batch: 471171

Lab Sample ID	Client Sample ID	Prep Type	Matrix	Method	Prep Batch
310-318580-8	MW-29A	Total/NA	Water	I-3765-85	
310-318580-13	MW-312A	Total/NA	Water	I-3765-85	
310-318580-14	MW-310A	Total/NA	Water	I-3765-85	
MB 310-471171/1	Method Blank	Total/NA	Water	I-3765-85	
LCS 310-471171/2	Lab Control Sample	Total/NA	Water	I-3765-85	

Analysis Batch: 471199

Lab Sample ID	Client Sample ID	Prep Type	Matrix	Method	Prep Batch
310-318580-7	MW-10B	Total/NA	Water	I-3765-85	
310-318580-9	MW-408	Total/NA	Water	I-3765-85	
310-318580-10	MW-11B	Total/NA	Water	I-3765-85	
310-318580-11	MW-206A	Total/NA	Water	I-3765-85	
310-318580-12	MW-207A	Total/NA	Water	I-3765-85	
MB 310-471199/1	Method Blank	Total/NA	Water	I-3765-85	
LCS 310-471199/2	Lab Control Sample	Total/NA	Water	I-3765-85	

Prep Batch: 471200

Lab Sample ID	Client Sample ID	Prep Type	Matrix	Method	Prep Batch
310-318580-7	MW-10B	Total/NA	Water	9012B	
MB 310-471200/1-A	Method Blank	Total/NA	Water	9012B	
LCS 310-471200/2-A	Lab Control Sample	Total/NA	Water	9012B	

QC Association Summary

Client: HDR Inc
Project/Site: Iowa City Landfill Spring 2025

Job ID: 310-318580-1

General Chemistry

Analysis Batch: 471314

Lab Sample ID	Client Sample ID	Prep Type	Matrix	Method	Prep Batch
310-318580-7	MW-10B	Total/NA	Water	9012B	471200
MB 310-471200/1-A	Method Blank	Total/NA	Water	9012B	471200
LCS 310-471200/2-A	Lab Control Sample	Total/NA	Water	9012B	471200

Analysis Batch: 840208

Lab Sample ID	Client Sample ID	Prep Type	Matrix	Method	Prep Batch
310-318580-3	MW-16A	Total/NA	Water	9034	
310-318580-4	MW-18A-07	Total/NA	Water	9034	
310-318580-6	MW-209B	Total/NA	Water	9034	
310-318580-7	MW-10B	Total/NA	Water	9034	
310-318580-10	MW-11B	Total/NA	Water	9034	
310-318580-11	MW-206A	Total/NA	Water	9034	

Lab Chronicle

Client: HDR Inc
Project/Site: Iowa City Landfill Spring 2025

Job ID: 310-318580-1

Client Sample ID: MW-1B

Lab Sample ID: 310-318580-1
Date Collected: 10/20/25 09:42
Matrix: Water
Date Received: 10/22/25 16:05

Prep Type	Batch Type	Batch Method	Run	Dilution Factor	Batch Number	Analyst	Lab	Prepared or Analyzed
Total/NA	Analysis	8260D		1	471291	WSE8	EET CF	10/24/25 19:07
Total/NA	Analysis	8260D		1	471132	WSE8	EET CF	10/23/25 20:34
Total/NA	Prep	3005A			471457	RLT9	EET CF	10/28/25 09:15
Total/NA	Analysis	6020B		1	471664	NFT2	EET CF	10/28/25 19:22
Total/NA	Prep	3005A			471457	RLT9	EET CF	10/28/25 09:15
Total/NA	Analysis	6020B		1	471797	NFT2	EET CF	10/29/25 14:31
Total/NA	Analysis	I-3765-85		1	471101	DGU1	EET CF	10/23/25 10:58

Client Sample ID: Dup-2

Lab Sample ID: 310-318580-2
Date Collected: 10/20/25 09:42
Matrix: Water
Date Received: 10/22/25 16:05

Prep Type	Batch Type	Batch Method	Run	Dilution Factor	Batch Number	Analyst	Lab	Prepared or Analyzed
Total/NA	Analysis	8260D		1	471291	WSE8	EET CF	10/24/25 19:29
Total/NA	Analysis	8260D		1	471132	WSE8	EET CF	10/23/25 20:57
Total/NA	Prep	3005A			471457	RLT9	EET CF	10/28/25 09:15
Total/NA	Analysis	6020B		1	471664	NFT2	EET CF	10/28/25 19:24
Total/NA	Analysis	I-3765-85		1	471101	DGU1	EET CF	10/23/25 10:58

Client Sample ID: MW-16A

Lab Sample ID: 310-318580-3
Date Collected: 10/20/25 10:29
Matrix: Water
Date Received: 10/22/25 16:05

Prep Type	Batch Type	Batch Method	Run	Dilution Factor	Batch Number	Analyst	Lab	Prepared or Analyzed
Total/NA	Analysis	8260D		1	471853	WSE8	EET CF	10/31/25 02:25
Total/NA	Analysis	8260D		1	471312	WSE8	EET CF	10/24/25 22:51
Total/NA	Prep	8151A			719980	UKL2	ELLE	10/26/25 20:35
Total/NA	Analysis	8151A		1	719993	UAMZ	ELLE	10/27/25 08:31
Total/NA	Prep	3005A			471457	RLT9	EET CF	10/28/25 09:15
Total/NA	Analysis	6020B		1	471664	NFT2	EET CF	10/28/25 19:27
Total/NA	Analysis	9034		1	840208	TR	EET CHI	10/27/25 09:20
Total/NA	Analysis	I-3765-85		1	471101	DGU1	EET CF	10/23/25 10:58

Client Sample ID: MW-18A-07

Lab Sample ID: 310-318580-4
Date Collected: 10/20/25 12:15
Matrix: Water
Date Received: 10/22/25 16:05

Prep Type	Batch Type	Batch Method	Run	Dilution Factor	Batch Number	Analyst	Lab	Prepared or Analyzed
Total/NA	Analysis	8260D		1	471853	WSE8	EET CF	10/31/25 02:46
Total/NA	Analysis	8260D		1	471312	WSE8	EET CF	10/24/25 23:13
Total/NA	Prep	3005A			471457	RLT9	EET CF	10/28/25 09:15
Total/NA	Analysis	6020B		1	471664	NFT2	EET CF	10/28/25 19:29
Total/NA	Analysis	9034		1	840208	TR	EET CHI	10/27/25 09:20
Total/NA	Analysis	I-3765-85		1	471101	DGU1	EET CF	10/23/25 10:58

Lab Chronicle

Client: HDR Inc
Project/Site: Iowa City Landfill Spring 2025

Job ID: 310-318580-1

Client Sample ID: Dup-1

Lab Sample ID: 310-318580-5
Matrix: Water
Date Collected: 10/20/25 12:15
Date Received: 10/22/25 16:05

Prep Type	Batch Type	Batch Method	Run	Dilution Factor	Batch Number	Analyst	Lab	Prepared or Analyzed
Total/NA	Analysis	8260D		1	471853	WSE8	EET CF	10/31/25 03:08
Total/NA	Analysis	8260D		1	471312	WSE8	EET CF	10/24/25 23:36
Total/NA	Prep	3005A			471457	RLT9	EET CF	10/28/25 09:15
Total/NA	Analysis	6020B		1	471664	NFT2	EET CF	10/28/25 19:32
Total/NA	Analysis	I-3765-85		1	471101	DGU1	EET CF	10/23/25 10:58

Client Sample ID: MW-209B

Lab Sample ID: 310-318580-6
Matrix: Water
Date Collected: 10/20/25 13:11
Date Received: 10/22/25 16:05

Prep Type	Batch Type	Batch Method	Run	Dilution Factor	Batch Number	Analyst	Lab	Prepared or Analyzed
Total/NA	Analysis	8260D		1	471853	WSE8	EET CF	10/31/25 01:19
Total/NA	Analysis	8260D		1	471312	WSE8	EET CF	10/24/25 23:58
Total/NA	Prep	8151A			719980	UKL2	ELLE	10/26/25 20:35
Total/NA	Analysis	8151A		1	719993	UAMZ	ELLE	10/27/25 09:00
Total/NA	Prep	3005A			471457	RLT9	EET CF	10/28/25 09:15
Total/NA	Analysis	6020B		1	471664	NFT2	EET CF	10/28/25 19:35
Total/NA	Analysis	9034		1	840208	TR	EET CHI	10/27/25 09:20
Total/NA	Analysis	I-3765-85		1	471101	DGU1	EET CF	10/23/25 10:58

Client Sample ID: MW-10B

Lab Sample ID: 310-318580-7
Matrix: Water
Date Collected: 10/21/25 07:42
Date Received: 10/22/25 16:05

Prep Type	Batch Type	Batch Method	Run	Dilution Factor	Batch Number	Analyst	Lab	Prepared or Analyzed
Total/NA	Analysis	8260D		1	471853	WSE8	EET CF	10/31/25 03:30
Total/NA	Analysis	8260D		1	471312	WSE8	EET CF	10/25/25 00:21
Total/NA	Prep	3510C			471206	J5BR	EET CF	10/24/25 09:22
Total/NA	Analysis	8270E		1	472246	V7YZ	EET CF	11/03/25 15:07
Total/NA	Analysis	8015C		1	472083	BW2O	EET CF	10/31/25 20:37
Total/NA	Prep	3511			471080	BW2O	EET CF	10/23/25 09:55
Total/NA	Analysis	8081B		1	472481	BW2O	EET CF	11/05/25 10:54
Total/NA	Prep	3511			471080	BW2O	EET CF	10/23/25 09:55
Total/NA	Analysis	8082A		1	472482	BW2O	EET CF	11/05/25 10:54
Total/NA	Prep	8151A			721101	QJZ6	ELLE	10/28/25 17:31
Total/NA	Analysis	8151A		1	721888	UAMZ	ELLE	10/30/25 10:10
Total/NA	Prep	3005A			471457	RLT9	EET CF	10/28/25 09:15
Total/NA	Analysis	6020B		1	471664	NFT2	EET CF	10/28/25 19:37
Total/NA	Prep	7470A			471737	RLT9	EET CF	10/30/25 15:25
Total/NA	Analysis	7470A		1	472082	RLT9	EET CF	10/31/25 09:51
Total/NA	Prep	9012B			471200	ENB7	EET CF	10/24/25 08:50
Total/NA	Analysis	9012B		1	471314	ZJX4	EET CF	10/24/25 20:54
Total/NA	Analysis	9034		1	840208	TR	EET CHI	10/27/25 09:20
Total/NA	Analysis	I-3765-85		1	471199	DGU1	EET CF	10/24/25 08:51

Lab Chronicle

Client: HDR Inc
Project/Site: Iowa City Landfill Spring 2025

Job ID: 310-318580-1

Client Sample ID: MW-29A

Lab Sample ID: 310-318580-8
Date Collected: 10/21/25 08:43
Matrix: Water
Date Received: 10/22/25 16:05

Prep Type	Batch Type	Batch Method	Run	Dilution Factor	Batch Number	Analyst	Lab	Prepared or Analyzed
Total/NA	Analysis	8260D		1	471853	WSE8	EET CF	10/31/25 03:52
Total/NA	Analysis	8260D		1	471312	WSE8	EET CF	10/25/25 00:44
Total/NA	Prep	8151A			721101	QJZ6	ELLE	10/28/25 17:31
Total/NA	Analysis	8151A		1	721888	UAMZ	ELLE	10/30/25 10:46
Total/NA	Prep	3005A			471457	RLT9	EET CF	10/28/25 09:15
Total/NA	Analysis	6020B		1	471664	NFT2	EET CF	10/28/25 19:45
Total/NA	Analysis	I-3765-85		1	471171	DGU1	EET CF	10/24/25 06:30

Client Sample ID: MW-408

Lab Sample ID: 310-318580-9
Date Collected: 10/21/25 09:18
Matrix: Water
Date Received: 10/22/25 16:05

Prep Type	Batch Type	Batch Method	Run	Dilution Factor	Batch Number	Analyst	Lab	Prepared or Analyzed
Total/NA	Analysis	8260D		1	471853	WSE8	EET CF	10/31/25 04:14
Total/NA	Analysis	8260D		1	471312	WSE8	EET CF	10/25/25 01:06
Total/NA	Prep	3005A			471457	RLT9	EET CF	10/28/25 09:15
Total/NA	Analysis	6020B		1	471664	NFT2	EET CF	10/28/25 19:47
Total/NA	Analysis	I-3765-85		1	471199	DGU1	EET CF	10/24/25 08:51

Client Sample ID: MW-11B

Lab Sample ID: 310-318580-10
Date Collected: 10/21/25 09:46
Matrix: Water
Date Received: 10/22/25 16:05

Prep Type	Batch Type	Batch Method	Run	Dilution Factor	Batch Number	Analyst	Lab	Prepared or Analyzed
Total/NA	Analysis	8260D		1	471555	WSE8	EET CF	10/28/25 19:26
Total/NA	Prep	3005A			471457	RLT9	EET CF	10/28/25 09:15
Total/NA	Analysis	6020B		1	471664	NFT2	EET CF	10/28/25 19:53
Total/NA	Analysis	9034		1	840208	TR	EET CHI	10/27/25 09:20
Total/NA	Analysis	I-3765-85		1	471199	DGU1	EET CF	10/24/25 08:51

Client Sample ID: MW-206A

Lab Sample ID: 310-318580-11
Date Collected: 10/21/25 10:34
Matrix: Water
Date Received: 10/22/25 16:05

Prep Type	Batch Type	Batch Method	Run	Dilution Factor	Batch Number	Analyst	Lab	Prepared or Analyzed
Total/NA	Analysis	8260D		1	471853	WSE8	EET CF	10/31/25 04:36
Total/NA	Analysis	8260D		1	471312	WSE8	EET CF	10/25/25 01:51
Total/NA	Prep	3005A			471457	RLT9	EET CF	10/28/25 09:15
Total/NA	Analysis	6020B		1	471664	NFT2	EET CF	10/28/25 19:55
Total/NA	Analysis	9034		1	840208	TR	EET CHI	10/27/25 09:20
Total/NA	Analysis	I-3765-85		1	471199	DGU1	EET CF	10/24/25 08:51

Lab Chronicle

Client: HDR Inc
Project/Site: Iowa City Landfill Spring 2025

Job ID: 310-318580-1

Client Sample ID: MW-207A — Lab Sample ID: 310-318580-12

Date Collected: 10/21/25 11:57 — **Matrix: Water**
Date Received: 10/22/25 16:05

Prep Type	Batch Type	Batch Method	Run	Dilution Factor	Batch Number	Analyst	Lab	Prepared or Analyzed
Total/NA	Analysis	8260D		1	471853	WSE8	EET CF	10/31/25 04:58
Total/NA	Analysis	8260D		1	471312	WSE8	EET CF	10/25/25 02:14
Total/NA	Prep	3005A			471457	RLT9	EET CF	10/28/25 09:15
Total/NA	Analysis	6020B		1	471664	NFT2	EET CF	10/28/25 19:58
Total/NA	Analysis	I-3765-85		1	471199	DGU1	EET CF	10/24/25 08:51

Client Sample ID: MW-312A — Lab Sample ID: 310-318580-13

Date Collected: 10/21/25 12:31 — **Matrix: Water**
Date Received: 10/22/25 16:05

Prep Type	Batch Type	Batch Method	Run	Dilution Factor	Batch Number	Analyst	Lab	Prepared or Analyzed
Total/NA	Analysis	8260D		1	471853	WSE8	EET CF	10/31/25 05:20
Total/NA	Analysis	8260D		1	471312	WSE8	EET CF	10/25/25 02:36
Total/NA	Prep	3005A			471457	RLT9	EET CF	10/28/25 09:15
Total/NA	Analysis	6020B		1	471664	NFT2	EET CF	10/28/25 20:00
Total/NA	Analysis	I-3765-85		1	471171	DGU1	EET CF	10/24/25 06:30

Client Sample ID: MW-310A — Lab Sample ID: 310-318580-14

Date Collected: 10/21/25 13:00 — **Matrix: Water**
Date Received: 10/22/25 16:05

Prep Type	Batch Type	Batch Method	Run	Dilution Factor	Batch Number	Analyst	Lab	Prepared or Analyzed
Total/NA	Analysis	8260D		1	471853	WSE8	EET CF	10/31/25 05:42
Total/NA	Analysis	8260D		1	471312	WSE8	EET CF	10/25/25 02:59
Total/NA	Prep	3005A			471458	RLT9	EET CF	10/28/25 09:15
Total/NA	Analysis	6020B		1	471983	NFT2	EET CF	10/30/25 18:28
Total/NA	Analysis	I-3765-85		1	471171	DGU1	EET CF	10/24/25 06:30

Client Sample ID: Trip Blank 1 — Lab Sample ID: 310-318580-15

Date Collected: 10/21/25 00:00 — **Matrix: Water**
Date Received: 10/22/25 16:05

Prep Type	Batch Type	Batch Method	Run	Dilution Factor	Batch Number	Analyst	Lab	Prepared or Analyzed
Total/NA	Analysis	8260D		1	471555	WSE8	EET CF	10/28/25 19:49

Client Sample ID: Trip Blank 2 — Lab Sample ID: 310-318580-16

Date Collected: 10/21/25 00:00 — **Matrix: Water**
Date Received: 10/22/25 16:05

Prep Type	Batch Type	Batch Method	Run	Dilution Factor	Batch Number	Analyst	Lab	Prepared or Analyzed
Total/NA	Analysis	8260D		1	471853	WSE8	EET CF	10/31/25 00:13
Total/NA	Analysis	8260D		1	471312	WSE8	EET CF	10/24/25 21:44

Lab Chronicle

Client: HDR Inc
Project/Site: Iowa City Landfill Spring 2025

Job ID: 310-318580-1

Client Sample ID: Trip Blank 3

Lab Sample ID: 310-318580-17

Date Collected: 10/21/25 00:00
Matrix: Water
Date Received: 10/22/25 16:05

Prep Type	Batch Type	Batch Method	Run	Dilution Factor	Batch Number	Analyst	Lab	Prepared or Analyzed
Total/NA	Analysis	8260D		1	471853	WSE8	EET CF	10/31/25 00:35
Total/NA	Analysis	8260D		1	471312	WSE8	EET CF	10/24/25 22:06

Client Sample ID: Trip Blank 4

Lab Sample ID: 310-318580-18

Date Collected: 10/21/25 00:00
Matrix: Water
Date Received: 10/22/25 16:05

Prep Type	Batch Type	Batch Method	Run	Dilution Factor	Batch Number	Analyst	Lab	Prepared or Analyzed
Total/NA	Analysis	8260D		1	471853	WSE8	EET CF	10/31/25 00:57
Total/NA	Analysis	8260D		1	471312	WSE8	EET CF	10/24/25 22:28

Laboratory References:

EET CF = Eurofins Cedar Falls, 3019 Venture Way, Cedar Falls, IA 50613, TEL (319)277-2401

EET CHI = Eurofins Chicago, 18410 Crossing Drive, Suite E, Tinley Park, IL 60487, TEL (708)534-5200

ELLE = Eurofins Lancaster Laboratories Environment Testing, LLC, 2425 New Holland Pike, Lancaster, PA 17601, TEL (717)656-2300

Accreditation/Certification Summary

Client: HDR Inc
Project/Site: Iowa City Landfill Spring 2025

Job ID: 310-318580-1

Laboratory: Eurofins Cedar Falls

Unless otherwise noted, all analytes for this laboratory were covered under each accreditation/certification below.

Authority	Program	Identification Number	Expiration Date
Iowa	State	007	12-01-25

The following analytes are included in this report, but the laboratory is not certified by the governing authority. This list may include analytes for which the agency does not offer certification.

Analysis Method	Prep Method	Matrix	Analyte
8260D		Water	1,2,4-Trichlorobenzene
8260D		Water	Allyl chloride
8260D		Water	Ethyl methacrylate

Laboratory: Eurofins Chicago

The accreditations/certifications listed below are applicable to this report.

Authority	Program	Identification Number	Expiration Date
Iowa	State	082	05-01-26

Laboratory: Eurofins Lancaster Laboratories Environment Testing, LLC

All accreditations/certifications held by this laboratory are listed. Not all accreditations/certifications are applicable to this report.

Authority	Program	Identification Number	Expiration Date
A2LA	Dept. of Defense ELAP	0001.01	11-30-26
A2LA	Dept. of Energy	0001.01	11-30-26
A2LA	ISO/IEC 17025	0001.01	11-30-26
Alabama	State	43200	01-31-26
Alaska	State	PA00009	06-30-26
Alaska (UST)	State	17-027	12-30-26
Arizona	State	AZ0780	03-12-26
Arkansas DEQ	State	88-00660	08-09-26
California	State	2792	01-31-26
Colorado	State	PA00009	06-30-26
Connecticut	State	PH-0746	06-30-27
DE Haz. Subst. Cleanup Act (HSCA)	State	019-006 (PA cert)	01-31-26
Delaware (DW)	State	N/A	01-31-26
Florida	NELAP	E87997	07-01-26
Georgia (DW)	State	C048	01-31-26
Illinois	NELAP	200027	01-31-26
Iowa	State	361	03-01-26
Kansas	NELAP	E-10151	10-31-25
Kentucky (DW)	State	KY90088	12-31-25
Kentucky (UST)	State	0001.01	11-30-26
Kentucky (WW)	State	KY90088	12-31-25
Louisiana (All)	NELAP	02055	06-30-26
Maine	State	2019012	03-12-27
Maryland	State	100	06-30-26
Massachusetts	State	M-PA009	06-30-26
Michigan	State	9930	01-31-26
Minnesota	NELAP	042-999-487	12-31-25
Mississippi	State	023	01-31-26
Missouri	State	450	01-31-28
Montana (DW)	State	0098	01-01-26
Nebraska	State	NE-OS-32-17	01-31-26
New Hampshire	NELAP	2730	01-10-26

Laboratory: Eurofins Lancaster Laboratories Environment Testing, LLC (Continued)

All accreditations/certifications held by this laboratory are listed. Not all accreditations/certifications are applicable to this report.

Authority	Program	Identification Number	Expiration Date
New Jersey	NELAP	PA011	06-30-26
New York	NELAP	10670	04-01-26
North Carolina (DW)	State	42705	07-31-26
North Carolina (WW/SW)	State	521	12-31-25
North Dakota	State	R-205	01-31-24 *
Ohio	State	87787	01-31-26
Oklahoma	NELAP	9804	12-31-25
Oregon	NELAP	PA200001	09-12-26
Pennsylvania	NELAP	36-00037	01-31-26
Quebec Ministry of Environment and Fight against Climate Change	PALA	507	09-16-29
Rhode Island	State	LAO00338	12-30-25
South Carolina	State	89002	01-31-26
Tennessee	State	02838	01-31-26
Texas	NELAP	T104704194-23-46	08-31-26
USDA	US Federal Programs	525-22-298-19481	01-23-26
Vermont	State	VT - 36037	10-28-26
Virginia	NELAP	460182	06-14-26
Washington	State	C457	04-11-26
West Virginia (DW)	State	9906 C	03-31-26
West Virginia DEP	State	055	07-31-26
Wyoming	State	8TMS-L	01-31-26
Wyoming (UST)	A2LA	0001.01	11-30-26

* Accreditation/Certification renewal pending - accreditation/certification considered valid.

Method Summary

Client: HDR Inc
Project/Site: Iowa City Landfill Spring 2025

Job ID: 310-318580-1

Method	Method Description	Protocol	Laboratory
8260D	Volatile Organic Compounds by GC/MS	SW846	EET CF
8270E	Semivolatile Organic Compounds (GC/MS)	SW846	EET CF
8015C	Nonhalogenated Organic using GC/FID (Direct Aqueous Injection)	SW846	EET CF
8081B	Organochlorine Pesticides (GC)	SW846	EET CF
8082A	Polychlorinated Biphenyls (PCBs) by Gas Chromatography	SW846	EET CF
8151A	Herbicides (GC)	SW846	ELLE
6020B	Metals (ICP/MS)	SW846	EET CF
7470A	Mercury (CVAA)	SW846	EET CF
9012B	Cyanide, Total andor Amenable	SW846	EET CF
9034	Sulfide, Acid soluble and Insoluble (Titrimetric)	SW846	EET CHI
I-3765-85	Residue, Non-filterable (TSS)	USGS	EET CF
3005A	Preparation, Total Metals	SW846	EET CF
3510C	Liquid-Liquid Extraction (Separatory Funnel)	SW846	EET CF
3511	Microextraction of Organic Compounds	SW846	EET CF
5030B	Purge and Trap	SW846	EET CF
7470A	Preparation, Mercury	SW846	EET CF
8151A	Extraction (Herbicides)	SW846	ELLE
9012B	Cyanide, Total and/or Amenable, Distillation	SW846	EET CF

Protocol References:

SW846 = "Test Methods For Evaluating Solid Waste, Physical/Chemical Methods", Third Edition, November 1986 And Its Updates.

USGS = "Methods For Analysis Of Water And Fluvial Sediments", USGS, 1989

Laboratory References:

EET CF = Eurofins Cedar Falls, 3019 Venture Way, Cedar Falls, IA 50613, TEL (319)277-2401

EET CHI = Eurofins Chicago, 18410 Crossing Drive, Suite E, Tinley Park, IL 60487, TEL (708)534-5200

ELLE = Eurofins Lancaster Laboratories Environment Testing, LLC, 2425 New Holland Pike, Lancaster, PA 17601, TEL (717)656-2300

eurofins | Environment Testing America

310-318580 Chain of Custody

Cooler/Sample Receipt and Temperature Log Form

Client Information			
Client HDR			
City/State	CITY Omaha	STATE NB	Project.
Receipt Information			
Date/Time Received.	DATE 10.22.25	TIME 1605	Received By: PH

Delivery Type: ☐ UPS ☐ FedEx ☐ FedEx Ground ☐ US Mail ☐ Spee-Dee ☑ Lab Courier ☐ Lab Field Services ☐ Client Drop-off ☐ Other:_____

Condition of Cooler/Containers

Sample(s) received in Cooler?	☑ Yes	☐ No	*If yes:* Cooler ID:
Multiple Coolers?	☑ Yes	☑ No	*If yes:* Cooler # 1 of 4
Cooler Custody Seals Present?	☐ Yes	☑ No	*If yes.* Cooler custody seals intact? ☐ Yes ☐ No
Sample Custody Seals Present?	☐ Yes	☑ No	*If yes:* Sample custody seals intact? ☐ Yes ☐ No
Trip Blank Present?	☑ Yes	☐ No	*If yes:* Which VOA samples are in cooler? ↓

MW 16A, Dup1, MW-209B

Temperature Record

Coolant. ☑ Wet ice ☐ Blue ice ☐ Dry ice ☐ Other:_____ ☐ NONE

Thermometer ID: CC	Correction Factor (°C) 0

• **Temp Blank Temperature** – If no temp blank, or temp blank temperature above criteria, proceed to Sample Container Temperature

Uncorrected Temp (°C): 1.4	Corrected Temp (°C): 1.4

• **Sample Container Temperature**

	CONTAINER 1	CONTAINER 2
Container(s) used:		
Uncorrected Temp (°C):		
Corrected Temp (°C):		

Exceptions Noted

1) If temperature exceeds criteria, was sample(s) received same day of sampling? ☐ Yes ☐ No
   a) *If yes:* Is there evidence that the chilling process began? ☐ Yes ☐ No

2) If temperature is <0°C, are there obvious signs that the integrity of sample containers is compromised? (e.g , bulging septa, broken/cracked bottles, frozen solid?) ☐ Yes ☐ No

NOTE. If yes, contact PM before proceeding If no, proceed with login

Additional Comments

Document CED-P-SAM-FRM45521
Revision 26
Date 27 Jan 2022

Eurofins Cedar Falls

General temperature criteria is 0 to 6°C
Bacteria temperature criteria is 0 to 10°C

eurofins | Environment Testing America

Place COC scanning label here

Cooler/Sample Receipt and Temperature Log Form

Client Information

Client: HDR

City/State: CITY Omaha | STATE NE | Project:

Receipt Information

Date/Time Received: DATE 10.22.25 | TIME 1605 | Received By: PH

Delivery Type: ☐ UPS ☐ FedEx ☐ FedEx Ground ☐ US Mail ☐ Spee-Dee ☑ Lab Courier ☐ Lab Field Services ☐ Client Drop-off ☐ Other:_____

Condition of Cooler/Containers

Sample(s) received in Cooler? ☑ Yes ☐ No *If yes:* Cooler ID:

Multiple Coolers? ☑ Yes ~~☑ No~~ *If yes:* Cooler # 2 of 4

Cooler Custody Seals Present? ☐ Yes ☑ No *If yes:* Cooler custody seals intact? ☐ Yes ☐ No

Sample Custody Seals Present? ☐ Yes ☑ No *If yes:* Sample custody seals intact? ☐ Yes ☐ No

Trip Blank Present? ☑ Yes ☐ No *If yes.* Which VOA samples are in cooler? ↓

MW-1B, DUP-2, MW-18A-07, 207A

Temperature Record

Coolant: ☑ Wet ice ☐ Blue ice ☐ Dry ice ☐ Other:_____ ☐ NONE

Thermometer ID. CC | Correction Factor (°C): 0

• **Temp Blank Temperature** – If no temp blank, or temp blank temperature above criteria, proceed to Sample Container Temperature

Uncorrected Temp (°C): 2.7 | Corrected Temp (°C). 2.7

• **Sample Container Temperature**

	CONTAINER 1	CONTAINER 2
Container(s) used:		
Uncorrected Temp (°C):		
Corrected Temp (°C):		

Exceptions Noted

1) If temperature exceeds criteria, was sample(s) received same day of sampling? ☐ Yes ☐ No
   a) *If yes:* Is there evidence that the chilling process began? ☐ Yes ☐ No

2) If temperature is <0°C, are there obvious signs that the integrity of sample containers is compromised? (e.g., bulging septa, broken/cracked bottles, frozen solid?) ☐ Yes ☐ No

NOTE If yes, contact PM before proceeding If no, proceed with login

Additional Comments

eurofins | Environment Testing America

Place COC scanning label here

Cooler/Sample Receipt and Temperature Log Form

Client Information

Client: HDR

City/State | CITY: Omaha | STATE: NE | Project:

Receipt Information

Date/Time Received: | DATE: 10.22.25 | TIME: 1605 | Received By: PH

Delivery Type: ☐ UPS ☐ FedEx ☐ FedEx Ground ☐ US Mail ☐ Spee-Dee ☑ Lab Courier ☐ Lab Field Services ☐ Client Drop-off ☐ Other._____

Condition of Cooler/Containers

Sample(s) received in Cooler? ☑ Yes ☐ No *If yes:* Cooler ID:

Multiple Coolers? ☑ Yes ~~☑ No~~ *If yes:* Cooler # 3 of 4

Cooler Custody Seals Present? ☐ Yes ☑ No *If yes.* Cooler custody seals intact? ☐ Yes ☐ No

Sample Custody Seals Present? ☐ Yes ☑ No *If yes:* Sample custody seals intact? ☐ Yes ☐ No

Trip Blank Present? ☑ Yes ☐ No *If yes:* Which VOA samples are in cooler? ↓

MW-10B, 310A, 408

Temperature Record

Coolant: ☑ Wet ice ☐ Blue ice ☐ Dry ice ☐ Other:_____ ☐ NONE

Thermometer ID: CC | Correction Factor (°C): 0

• **Temp Blank Temperature** – If no temp blank, or temp blank temperature above criteria, proceed to Sample Container Temperature

Uncorrected Temp (°C): 4.3 | Corrected Temp (°C) 4.3

• **Sample Container Temperature**

	CONTAINER 1	CONTAINER 2
Container(s) used:		
Uncorrected Temp (°C):		
Corrected Temp (°C):		

Exceptions Noted

1) If temperature exceeds criteria, was sample(s) received same day of sampling? ☐ Yes ☐ No
   a) *If yes:* Is there evidence that the chilling process began? ☐ Yes ☐ No

2) If temperature is <0°C, are there obvious signs that the integrity of sample containers is compromised? (e g , bulging septa, broken/cracked bottles, frozen solid?) ☐ Yes ☐ No

NOTE If yes, contact PM before proceeding If no, proceed with login

Additional Comments

eurofins | Environment Testing America

Place COC scanning label here

Cooler/Sample Receipt and Temperature Log Form

Client Information

Client: HDR

City/State: CITY Omaha | STATE NE | Project:

Receipt Information

Date/Time Received: DATE 10.22.25 | TIME 1605 | Received By: PH

Delivery Type: ☐ UPS ☐ FedEx ☐ FedEx Ground ☐ US Mail ☐ Spee-Dee ☑ Lab Courier ☐ Lab Field Services ☐ Client Drop-off ☐ Other:_____

Condition of Cooler/Containers

Sample(s) received in Cooler? ☑ Yes ☐ No *If yes* Cooler ID

Multiple Coolers? ☑ Yes ~~☑ No~~ *If yes:* Cooler # 4 of 4

Cooler Custody Seals Present? ☐ Yes ☑ No *If yes:* Cooler custody seals intact? ☐ Yes ☐ No

Sample Custody Seals Present? ☐ Yes ☑ No *If yes:* Sample custody seals intact? ☐ Yes ☐ No

Trip Blank Present? ☑ Yes ☐ No *If yes.* Which VOA samples are in cooler? ↓

MW-29A, 11B, 206A, 34A

Temperature Record

Coolant: ☑ Wet ice ☐ Blue ice ☐ Dry ice ☐ Other:_____ ☐ NONE

Thermometer ID. CC | Correction Factor (°C) 0

• **Temp Blank Temperature** – If no temp blank, or temp blank temperature above criteria, proceed to Sample Container Temperature

Uncorrected Temp (°C): 1.9 | Corrected Temp (°C). 1.9

• **Sample Container Temperature**

	CONTAINER 1	CONTAINER 2
Container(s) used		
Uncorrected Temp (°C):		
Corrected Temp (°C):		

Exceptions Noted

1) If temperature exceeds criteria, was sample(s) received same day of sampling? ☐ Yes ☐ No
   a) *If yes:* Is there evidence that the chilling process began? ☐ Yes ☐ No

2) If temperature is <0°C, are there obvious signs that the integrity of sample containers is compromised? (e.g., bulging septa, broken/cracked bottles, frozen solid?) ☐ Yes ☐ No

NOTE If yes, contact PM before proceeding If no, proceed with login

Additional Comments

Document CED-P-SAM-FRM45521
Revision 26
Date 27 Jan 2022

Eurofins Cedar Falls

General temperature criteria is 0 to 6°C
Bacteria temperature criteria is 0 to 10°C

Eurofins Cedar Falls
3019 Venture Way
Cedar Falls, IA 50613
Phone (319) 277-2401 Phone (319) 277-2425

Chain of Custody Record

Client Information	Sampler: Joel Fuhrmeister	Lab PM: Calhoun, Conner M	Carrier Tracking No(s):	COC No.: 310-105392-28018.1
Client Contact: Richard Wilson	Phone: 319-936-5194	E-Mail: Conner Calhoun@et.eurofinsus.com	State of Origin:	Page: Page 1 of 2
Company: HDR Inc	PWSID:			Job #:
Address: 1917 S 67th Street	Due Date Requested:			
City: Omaha	TAT Requested (days):			
State, Zip: NE, 68106	Compliance Project: ☐ Yes ☐ No			
Phone: 402-392-6714(Tel)	PO #:			
Email: richard wilson2@hdrinc.com	WO #:			
Project Name: Iowa City Landfill Spring 2025	Project #: 31018052			
Site:	SSOW#:			

Analysis Requested

Preservation Codes:
A HCL
N None
D HNO3
B NaOH
CB ZnAcetate/NaOH
Other:

Sample Identification	Sample Date	Sample Time	Sample Type (C=comp, G=grab)	Matrix (W=water S=solid O=waste/oil)	Field Filtered Sample (Yes or No)	Perform MS/MSD (Yes or No)	Appendix 1	Appendix 2	TSS	Metals List- As, Ba Co, Cu Pb, Ni	App 1 VOCs Only	Sulfide	Natural Attenuation Nitrate sulfate TOC Fe Mn	Dichlorodifluorimethane 8260D	Bis(2-ethylhexyl) phthalate 8270E	Arsenic	Cobalt	Benzene only	Tetrachloroethene trichloroethene vinyl chloride-8260D	Total Number of containers	Special Instructions/Note
			Preservation Code:																		
MW-1B	10-20-25	9:42	G	Water			X		X												Natural Attenuation = NITRATE, Sulfate, TOC, 6020- Fe, Mn
DUP-2	10-20-25	9:42	G	Water			X		X												
MW-16A	10-20-25	10:29	G	Water			X		X			X									Silvex (2,4,5-TP)
MW-18A-07	10-20-25	1215	G	Water			X		X			X									
DUP 1	10-20-25	1215	G	Water			X		X												
MW-209B	10-20-25	1311	G	Water			X		X			X									Silvex (2,4,5-TP)
MW-10B	10-21-25	7:42	G	Water				X	X												
MW-29A	10-21-25	8:43	G	Water					X	X	X										Silvex (2,4,5-TP)
MW-408	10-21-25	9:18	G	Water			X		X												
MW-11B	10-21-25	9:46	G	Water			X		X			X									
MW-206A	10-21-25	1034	G	Water			X		X			X									

Possible Hazard Identification: Non-Hazard, Flammable, Skin Irritant, Poison B, Unknown, Radiological

Sample Disposal (A fee may be assessed if samples are retained longer than 1 month): Return To Client, Disposal By Lab, Archive For, Months

Deliverable Requested: I, II, III, IV, Other (specify)

Special Instructions/QC Requirements:

Empty Kit Relinquished by:	Date	Time:	Method of Shipment:

Relinquished by	Date/Time	Company	Received by	Date/Time	Company
[signature]	10-22-25	CDFC	[signature]	10-22-25 1100	
				10-22-25 1605	

Custody Seals Intact: ☐ Yes ☐ No | Custody Seal No | Cooler Temperature(s) oC and Other Remarks:

Ver: 05/06/2024

Eurofins Cedar Falls
3019 Venture Way
Cedar Falls IA 50613
Phone (319) 277-2401 Phone (319) 277-2425

Chain of Custody Record

Client Information	Sampler: Joel Fuhrmeister	Lab PM: Calhoun, Conner M	Carrier Tracking No(s):	COC No.: 310-105392-28018 1
Client Contact: Richard Wilson	Phone: 319-936-5194	E-Mail: Conner Calhoun@et.eurofinsus.com	State of Origin:	Page: Page 2 of 2
Company: HDR Inc	PWSID:			Job #:
Address: 1917 S 67th Street	Due Date Requested:			
City: Omaha	TAT Requested (days):			
State, Zip: NE, 68106	Compliance Project: ☐ Yes ☐ No			
Phone: 402-392-6714(Tel)	PO #:			
Email: richard wilson2@hdrinc.com	WO #:			
Project Name: Iowa City Landfill Spring 2025	Project #: 31018052			
Site:	SSOW#:			

Analysis Requested

Preservation Codes:
A HCL
N None
D HNO3
B NaOH
CB ZnAcetate/NaOH
Other:

Sample Identification	Sample Date	Sample Time	Sample Type (C=comp, G=grab)	Matrix (W=water, S=solid, O=waste/oil,	Field Filtered Sample (Yes or No)	Perform MS/MSD (Yes or No)	Appendix 1	Appendix 2	TSS	Metals List- As, Ba, Co, Cu, Pb, Ni	App 1 VOCs Only	Sulfide	Natural Attenuation- Nitrate, sulfate, TOC, Fe, Mn	Dichlorodifluorlmethane- 8260D	Bis(2-ethylhexyl) phthalate 8270E	Arsenic	Cobalt	Benzene only	Tetrachloroethene, trichloroethene, vinyl chloride-8260D	Total Number of containers	Special Instructions/Note
			Preservation Code:																		
MW-207A	10-21-25	11:57	G	Water			X		X												Natural Attenuation – NITRATE, Sulfate TOC, 6020- Fe, Mn
MW-312A	10-21-25	12:31	G	Water			X		X												
MW-319A	10-21-25	1300	G	Water			X		X												
				Water																	
				Water																	
				Water																	
				Water																	
				Water																	
				Water																	
				Water																	
				Water																	

Possible Hazard Identification
Non-Hazard *Flammable* *Skin Irritant* *Poison B* *Unknown* *Radiological*

Sample Disposal (A fee may be assessed if samples are retained longer than 1 month)
Return To Client *Disposal By Lab* *Archive For* *Months*

Deliverable Requested I II III IV Other (specify)

Special Instructions/QC Requirements.

Empty Kit Relinquished by:	Date:	Time:	Method of Shipment:		
Relinquished by:	Date/Time: 10-22-25	Company: COIC	Received by:	Date/Time: 10-22/25 1:11	Company
Relinquished by:	Date/Time:	Company	Received by:	Date/Time: 10-22-25 1605	Company
Relinquished by:	Date/Time:	Company	Received by:	Date/Time:	Company
Custody Seals Intact: ☐ Yes ☐ No	Custody Seal No.		Cooler Temperature(s) oC and Other Remarks:		

Ver: 05/06/2024

Eurofins Cedar Falls
3019 Venture Way
Cedar Falls, IA 50613
Phone: 319-277-2401 Fax: 319-277-2425

Chain of Custody Record

eurofins
Environment Testing

Client Information (Sub Contract Lab)	Sampler: N/A	Lab PM: Calhoun, Conner M	Carrier Tracking No(s): N/A	COC No: 310-88232.1
Client Contact: Shipping/Receiving	Phone: N/A	E-Mail: Conner.Calhoun@et.eurofinsus.com	State of Origin: Iowa	Page: Page 1 of 1
Company: Eurofins Lancaster Laboratories Environm		Accreditations Required (See note): State - Iowa; State Program - Iowa		Job #: 310-318580-1
Address: 2425 New Holland Pike,	Due Date Requested: 11/4/2025			Preservation Codes: -
City: Lancaster	TAT Requested (days): N/A			
State, Zip: PA, 17601				
Phone: 717-656-2300(Tel)	PO #: N/A			
Email: N/A	WO #: N/A			
Project Name: Iowa City Landfill Spring 2025	Project #: 31018052			
Site: N/A	SSOW#: N/A			Other: N/A

Analysis Requested

Sample Identification - Client ID (Lab ID)	Sample Date	Sample Time	Sample Type (C=comp, G=grab)	Matrix (W=water, S=solid, O=waste/oil, BT=Tissue, A=Air)	Field Filtered Sample (Yes or No)	Perform MS/MSD (Yes or No)	8151A/8151A_AP2,4,5-TP	8151A/8151A_APAppendix II Herbicides	Total Number of containers	Special Instructions/Note:
			Preservation Code:							
MW-16A (310-318580-3)	10/20/25	10:29 Central	G	Water			X		2	
MW-209B (310-318580-6)	10/20/25	13:11 Central	G	Water			X		2	
MW-10B (310-318580-7)	10/21/25	07:42 Central	G	Water				X	2	
MW-29A (310-318580-8)	10/21/25	08:43 Central	G	Water			X		2	

Note: Since laboratory accreditations are subject to change, Eurofins Environment Testing North Central, LLC places the ownership of method, analyte & accreditation compliance upon our subcontract laboratories. This sample shipment is forwarded under chain-of-custody. If the laboratory does not currently maintain accreditation in the State of Origin listed above for analysis/tests/matrix being analyzed, the samples must be shipped back to the Eurofins Environment Testing North Central, LLC laboratory or other instructions will be provided. Any changes to accreditation status should be brought to Eurofins Environment Testing North Central, LLC attention immediately. If all requested accreditations are current to date, return the signed Chain of Custody attesting to said compliance to Eurofins Environment Testing North Central, LLC.

Possible Hazard Identification Unconfirmed	*Sample Disposal (A fee may be assessed if samples are retained longer than 1 month)* ☐ Return To Client ☐ Disposal By Lab ☐ Archive For ____ Months
Deliverable Requested: I, II, III, IV, Other (specify) Primary Deliverable Rank: 2	Special Instructions/QC Requirements:

Empty Kit Relinquished by:	Date:	Time:	Method of Shipment:		
Relinquished by:	Date/Time: 10/21/25 1225	Company	Received by	Date/Time	Company
Relinquished by:	Date/Time:	Company	Received by	Date/Time	Company
Relinquished by:	Date/Time:	Company	Received by	Date/Time 10/24/25 09:40	Company ECET
Custody Seals Intact: Δ Yes Δ No	Custody Seal No.:		Cooler Temperature(s) °C and Other Remarks: R:4.1 C:4.1		

AW

Ver: 10.16.2024

Eurofins Cedar Falls
3019 Venture Way
Cedar Falls IA 50613
Phone 319 277-2401 Fax: 319 277-2425

Chain of Custody Record

Client Information (Sub Contract Lab)	Sampler: N/A	Lab PM: Calhoun Conner M	Carrier Tracking No(s): N/A	COC No: 310-88223 1
Client Contact: Shipping/Receiving	Phone: N/A	E-Mail: Conner Calhoun@et eurofinsus com	State of Origin: Iowa	Page: Page 1 of 1
Company: Eurofins Environment Testing North Centr		Accreditations Required (See note): State - Iowa State Program - Iowa		Job #: 310-318580-1
Address: 18410 Crossing Drive Suite E	Due Date Requested: 11/4/2025			Preservation Codes
City: Tinley Park	TAT Requested (days): N/A			
State Zip: IL, 60487				
Phone: 708-534-5200(Tel) 708-534-5211(Fax)	PO #: N/A			
Email: N/A	WO #: N/A			
Project Name: Iowa City Landfill Spring 2025	Project #: 31018052			310-318580 COC
Site: N/A	SSOW#: N/A			Other: N/A

Analysis Requested

Sample Identification - Client ID (Lab ID)	Sample Date	Sample Time	Sample Type (C=comp, G=grab)	Matrix (W=water S=solid O=waste/oil, BT=Tissue, A=Air)	Field Filtered Sample (Yes or No)	Perform MS/MSD (Yes or No)	9034_Calc	Total Number of containers	Special Instructions/Note
			Preservation Code						
MW-16A (310-318580-3)	10/20/25	10 29 Central	G	Water			X	1	
MW-18A-07 (310-318580-4)	10/20/25	12 15 Central	G	Water			X	1	
MW-209B (310-318580-6)	10/20/25	13 11 Central	G	Water			X	1	
MW-10B (310-318580-7)	10/21/25	07 42 Central	G	Water			X	1	
MW-11B (310-318580-10)	10/21/25	09 46 Central	G	Water			X	1	
MW-206A (310-318580-11)	10/21/25	10.34 Central	G	Water			X	1	

Note. Since laboratory accreditations are subject to change, Eurofins Environment Testing North Central, LLC places the ownership of method analyte & accreditation compliance upon our subcontract laboratories This sample shipment is forwarded under chain-of-custody If the laboratory does not currently maintain accreditation in the State of Origin listed above for analysis/tests/matrix being analyzed the samples must be shipped back to the Eurofins Environment Testing North Central LLC laboratory or other instructions will be provided. Any changes to accreditation status should be brought to Eurofins Environment Testing North Central LLC attention immediately If all requested accreditations are current to date return the signed Chain of Custody attesting to said compliance to Eurofins Environment Testing North Central, LLC.

Possible Hazard Identification
Unconfirmed

Sample Disposal (A fee may be assessed if samples are retained longer than 1 month)
☐ *Return To Client* ☐ *Disposal By Lab* ☐ *Archive For* _____ *Months*

Deliverable Requested I II III IV Other (specify) Primary Deliverable Rank 2

Special Instructions/QC Requirements

Empty Kit Relinquished by:	Date	Time	Method of Shipment:

Relinquished by	Date/Time	Company	Received by	Date/Time	Company
[signature]	10/23/25 1130		[signature]	10/24/25 0930	EETA
Relinquished by	Date/Time	Company	Received by	Date/Time	Company
Relinquished by	Date/Time	Company	Received by	Date/Time	Company

Custody Seals Intact: Δ Yes Δ No
Custody Seal No
Cooler Temperature(s) °C and Other Remarks: 19 → 19 3leg+

Login Sample Receipt Checklist

Client: HDR Inc

Job Number: 310-318580-1
SDG Number:

Login Number: 318580
List Number: 1
Creator: Homolar, Dana J

List Source: Eurofins Cedar Falls

Question	Answer	Comment
Radioactivity wasn't checked or is </= background as measured by a survey meter.	N/A	
The cooler's custody seal, if present, is intact.	N/A	
Sample custody seals, if present, are intact.	N/A	
The cooler or samples do not appear to have been compromised or tampered with.	True	
Samples were received on ice.	True	
Cooler Temperature is acceptable.	True	
Cooler Temperature is recorded.	True	
COC is present.	True	
COC is filled out in ink and legible.	True	
COC is filled out with all pertinent information.	True	
Is the Field Sampler's name present on COC?	True	
There are no discrepancies between the containers received and the COC.	True	
Samples are received within Holding Time (excluding tests with immediate HTs)	True	
Sample containers have legible labels.	True	
Containers are not broken or leaking.	True	
Sample collection date/times are provided.	True	
Appropriate sample containers are used.	True	
Sample bottles are completely filled.	True	
Sample Preservation Verified.	True	
There is sufficient vol. for all requested analyses, incl. any requested MS/MSDs	True	
Containers requiring zero headspace have no headspace or bubble is <6mm (1/4").	True	
Multiphasic samples are not present.	True	
Samples do not require splitting or compositing.	True	
Residual Chlorine Checked.	N/A	

Login Sample Receipt Checklist

Client: HDR Inc

Job Number: 310-318580-1
SDG Number:

Login Number: 318580
List Number: 3
Creator: Knox, Angel

List Source: Eurofins Chicago
List Creation: 10/24/25 04:21 PM

Question	Answer	Comment
Radioactivity wasn't checked or is </= background as measured by a survey meter.	True	
The cooler's custody seal, if present, is intact.	True	
Sample custody seals, if present, are intact.	True	
The cooler or samples do not appear to have been compromised or tampered with.	True	
Samples were received on ice.	True	
Cooler Temperature is acceptable.	True	
Cooler Temperature is recorded.	True	1.9
COC is present.	True	
COC is filled out in ink and legible.	True	
COC is filled out with all pertinent information.	True	
Is the Field Sampler's name present on COC?	True	
There are no discrepancies between the containers received and the COC.	True	
Samples are received within Holding Time (excluding tests with immediate HTs)	True	
Sample containers have legible labels.	True	
Containers are not broken or leaking.	True	
Sample collection date/times are provided.	True	
Appropriate sample containers are used.	True	
Sample bottles are completely filled.	True	
Sample Preservation Verified.	True	
There is sufficient vol. for all requested analyses, incl. any requested MS/MSDs	True	
Containers requiring zero headspace have no headspace or bubble is <6mm (1/4").	N/A	
Multiphasic samples are not present.	True	
Samples do not require splitting or compositing.	True	
Residual Chlorine Checked.	N/A	

Login Sample Receipt Checklist

Client: HDR Inc

Job Number: 310-318580-1
SDG Number:

Login Number: 318580
List Number: 2
Creator: Williams, Aeric

List Source: Eurofins Lancaster Laboratories Environment Testing, LLC
List Creation: 10/24/25 12:09 PM

Question	Answer	Comment
The cooler's custody seal is intact.	N/A	
The cooler or samples do not appear to have been compromised or tampered with.	True	
Samples were received on ice.	True	
Cooler Temperature acceptable,where thermal pres is required(</=6C, not frozen).	True	
Cooler Temperature is recorded.	True	
WV:Container Temp acceptable,where thermal pres is required (</=6C, not frozen).	N/A	
WV: Container Temperature is recorded.	N/A	
COC is present.	True	
COC is filled out in ink and legible.	True	
COC is filled out with all pertinent information.	True	
There are no discrepancies between the containers received and the COC.	True	
Sample containers have legible labels.	True	
Containers are not broken or leaking.	True	
Sample collection date/times are provided.	True	
Appropriate sample containers are used.	True	
Sample bottles are completely filled.	True	
There is sufficient vol. for all requested analyses.	True	
Is the Field Sampler's name present on COC?	False	Received project as a subcontract.
Sample custody seals are intact.	N/A	
VOA sample vials do not have headspace >6mm in diameter (none, if from WV)?	N/A	

Quantitation Limit Exceptions Summary

Client: HDR Inc
Job ID: 310-318580-1
Project/Site: Iowa City Landfill Spring 2025

The requested project specific reporting limits listed below were less than laboratory standard quantitation limits (PQL) but greater than or equal to the laboratory method detection limits (MDL). It must be noted that results reported below lab standard quantitation limits may result in false positive/false negative values and less accurate quantitation. Routine laboratory procedures do not indicate corrective action for detections below the laboratory's PQL.

Method	Analyte	Matrix	Prep Type	Unit	Client RL	Lab PQL
8260D	1,2-Dibromo-3-Chloropropane	Water	Total/NA	ug/L	1.20	5
8260D	1,2-Dibromoethane (EDB)	Water	Total/NA	ug/L	0.340	1

eurofins | Environment Testing

ANALYTICAL REPORT

PREPARED FOR

Attn: Richard Wilson
HDR Inc
1917 S 67th Street
Omaha, Nebraska 68106

Generated 11/6/2025 10:54:16 AM

JOB DESCRIPTION

Iowa City Landfill Recycling Center

JOB NUMBER

310-318786-1

Eurofins Cedar Falls
3019 Venture Way
Cedar Falls IA 50613

See page two for job notes and contact information.

my EOL

Eurofins Cedar Falls

Job Notes

This report may not be reproduced except in full, and with written approval from the laboratory. The results relate only to the samples tested. For questions please contact the Project Manager at the e-mail address or telephone number listed on this page.

The test results in this report relate only to the samples as received by the laboratory and will meet all requirements of the methodology, with any exceptions noted. This report shall not be reproduced except in full, without the express written approval of the laboratory. All questions should be directed to the Eurofins Environment Testing North Central, LLC Project Manager.

Authorization

Generated
11/6/2025 10:54:16 AM

Authorized for release by
Conner Calhoun, Client Service Manager
Conner.Calhoun@et.eurofinsus.com
(319)277-2401

Table of Contents

Cover Page 1
Table of Contents 3
Case Narrative 4
Sample Summary 5
Detection Summary 6
Client Sample Results 8
Definitions 32
Surrogate Summary 33
QC Sample Results 34
QC Association 49
Chronicle 52
Certification Summary 55
Method Summary 56
Chain of Custody 57
Receipt Checklists 62
Detection Limit Exceptions Summary 64

Job Narrative
310-318786-1

The analytical test results presented in this report meet all requirements of the associated regulatory program listed on the Accreditation/Certification Summary Page, unless otherwise noted. Data qualifiers and/or narrative comments are included to explain any exceptions, if applicable. Regulated compliance samples (e.g. SDWA, NPDES) must comply with associated agency requirements/permits.

- Matrix-specific batch QC (e.g., MS, MSD, SD) may not be reported when insufficient sample volume is available or when site-specific QC samples are not submitted. In such cases, a Laboratory Control Sample Duplicate (LCSD) may be analyzed to provide precision data for the batch.
- For samples analyzed using surrogate and/or isotope dilution analytes, any recoveries falling outside of established acceptance criteria are re-prepared and/or re-analyzed to confirm results, unless the deviation is due to sample dilution or otherwise explained in the case narrative.

Receipt
The samples were received on 10/24/2025 2:05 PM. Unless otherwise noted below, the samples arrived in good condition, and, where required, properly preserved and on ice. The temperatures of the 3 coolers at receipt time were 1.8°C, 3.0°C and 3.1°C.

GC/MS VOA
Method 8260D: The continuing calibration verification (CCV) associated with batch 310-471742 recovered above the upper control limit for Dichlorodifluoromethane (26%D) and Trichlorofluoromethane (27%D). The samples associated with this CCV were non-detects for the affected analytes; therefore, the data have been reported. The associated sample is:(CCV 310-471742/4).

Method 8260D: The continuing calibration verification (CCV) associated with batch 310-471557 recovered outside of the control limits for 1,2-Dibromo-3-Chloropropane (-22%D). The LCS associated with this CCV passed CCV criteria for the affected analyte; therefore, the data have been reported. The associated sample is:(CCV 310-471557/3).

Method 8260D: The continuing calibration verification (CCV) associated with batch 310-471557 recovered outside of the control limits for Bromomethane (-26%D). A CCV standard at or below the reporting limit (RL) was analyzed with the affected samples and found to be acceptable. The samples associated with this CCV were non-detects for the affected analyte; therefore, the data have been reported. The associated sample is impacted: (CCV 310-471557/4).

No additional analytical or quality issues were noted, other than those described above or in the Definitions/ Glossary page.

PCBs
No additional analytical or quality issues were noted, other than those described above or in the Definitions/ Glossary page.

Metals
Method 6020B: The continuing calibration verification (CCV) associated with batch 310-472611 recovered above the upper control limit for thallium. The samples associated with this CCV were non-detects for the affected analytes; therefore, the data have been reported.

No additional analytical or quality issues were noted, other than those described above or in the Definitions/ Glossary page.

General Chemistry
No additional analytical or quality issues were noted, other than those described above or in the Definitions/ Glossary page.

Sample Summary

Client: HDR Inc
Job ID: 310-318786-1
Project/Site: Iowa City Landfill Recycling Center

Lab Sample ID	Client Sample ID	Matrix	Collected	Received	Sample Origin
310-318786-1	MW-201A	Water	10/22/25 07:53	10/24/25 14:05	Iowa
310-318786-2	MW-18AR	Water	10/22/25 08:34	10/24/25 14:05	Iowa
310-318786-3	WT-1	Water	10/22/25 09:53	10/24/25 14:05	Iowa
310-318786-4	WT-2	Water	10/22/25 10:02	10/24/25 14:05	Iowa
310-318786-5	WT-3	Water	10/22/25 10:12	10/24/25 14:05	Iowa
310-318786-6	WT-4	Water	10/22/25 10:22	10/24/25 14:05	Iowa
310-318786-7	WT-OF	Water	10/22/25 09:35	10/24/25 14:05	Iowa
310-318786-8	MW-200A	Water	10/22/25 10:41	10/24/25 14:05	Iowa
310-318786-9	MW-212A	Water	10/22/25 13:32	10/24/25 14:05	Iowa
310-318786-10	MW 211B	Water	10/22/25 12:21	10/24/25 14:05	Iowa
310-318786-11	MW 6B	Water	10/22/25 12:59	10/24/25 14:05	Iowa
310-318786-12	Trip Blank	Water	10/22/25 00:00	10/24/25 14:05	Iowa

Detection Summary

Client: HDR Inc
Project/Site: Iowa City Landfill Recycling Center

Job ID: 310-318786-1

Client Sample ID: MW-201A — Lab Sample ID: 310-318786-1

Analyte	Result	Qualifier	RL	MDL	Unit	Dil Fac	D	Method	Prep Type
Barium	0.253		0.00200	0.000660	mg/L	1		6020B	Total/NA
Total Suspended Solids	5.00		1.88	1.31	mg/L	1		I-3765-85	Total/NA

Client Sample ID: MW-18AR — Lab Sample ID: 310-318786-2

Analyte	Result	Qualifier	RL	MDL	Unit	Dil Fac	D	Method	Prep Type
Dichlorodifluoromethane	4.01		3.00	0.250	ug/L	1		8260D	Total/NA
cis-1,2-Dichloroethene	0.632	J	1.00	0.210	ug/L	1		8260D	Total/NA
Tetrachloroethene	3.62		1.00	0.480	ug/L	1		8260D	Total/NA
Trichloroethene	0.909	J	1.00	0.430	ug/L	1		8260D	Total/NA
Barium	0.905		0.00200	0.000660	mg/L	1		6020B	Total/NA

Client Sample ID: WT-1 — Lab Sample ID: 310-318786-3

Analyte	Result	Qualifier	RL	MDL	Unit	Dil Fac	D	Method	Prep Type
Barium	0.545		0.00200	0.000660	mg/L	1		6020B	Total/NA
Cobalt	0.000281	J	0.000500	0.000170	mg/L	1		6020B	Total/NA
Total Suspended Solids	4.38		1.88	1.31	mg/L	1		I-3765-85	Total/NA

Client Sample ID: WT-2 — Lab Sample ID: 310-318786-4

Analyte	Result	Qualifier	RL	MDL	Unit	Dil Fac	D	Method	Prep Type
Chloroform	2.79	J	3.00	1.30	ug/L	1		8260D	Total/NA
Arsenic	0.00107	J	0.00200	0.000530	mg/L	1		6020B	Total/NA
Barium	0.180		0.00200	0.000660	mg/L	1		6020B	Total/NA
Cobalt	0.00249		0.000500	0.000170	mg/L	1		6020B	Total/NA
Nickel	0.00371	J	0.00500	0.00230	mg/L	1		6020B	Total/NA
Total Suspended Solids	4.62		1.88	1.31	mg/L	1		I-3765-85	Total/NA

Client Sample ID: WT-3 — Lab Sample ID: 310-318786-5

Analyte	Result	Qualifier	RL	MDL	Unit	Dil Fac	D	Method	Prep Type
Bromodichloromethane	1.92		1.00	0.390	ug/L	1		8260D	Total/NA
Chlorodibromomethane	1.04	J	5.00	0.750	ug/L	1		8260D	Total/NA
Chloroform	5.89		3.00	1.30	ug/L	1		8260D	Total/NA
Arsenic	0.000651	J	0.00200	0.000530	mg/L	1		6020B	Total/NA
Barium	0.214		0.00200	0.000660	mg/L	1		6020B	Total/NA
Cobalt	0.00107		0.000500	0.000170	mg/L	1		6020B	Total/NA
Nickel	0.00449	J	0.00500	0.00230	mg/L	1		6020B	Total/NA

Client Sample ID: WT-4 — Lab Sample ID: 310-318786-6

Analyte	Result	Qualifier	RL	MDL	Unit	Dil Fac	D	Method	Prep Type
Barium	0.0918		0.00200	0.000660	mg/L	1		6020B	Total/NA
Cadmium	0.000120	J	0.000200	0.000100	mg/L	1		6020B	Total/NA
Cobalt	0.00398		0.000500	0.000170	mg/L	1		6020B	Total/NA
Nickel	0.0247		0.00500	0.00230	mg/L	1		6020B	Total/NA

Client Sample ID: WT-OF — Lab Sample ID: 310-318786-7

Analyte	Result	Qualifier	RL	MDL	Unit	Dil Fac	D	Method	Prep Type
Barium	0.109		0.00200	0.000660	mg/L	1		6020B	Total/NA
Cadmium	0.000113	J	0.000200	0.000100	mg/L	1		6020B	Total/NA
Cobalt	0.00372		0.000500	0.000170	mg/L	1		6020B	Total/NA

This Detection Summary does not include radiochemical test results.

Detection Summary

Client: HDR Inc
Job ID: 310-318786-1
Project/Site: Iowa City Landfill Recycling Center

Client Sample ID: WT-OF (Continued) — Lab Sample ID: 310-318786-7

Analyte	Result	Qualifier	RL	MDL	Unit	Dil Fac	D	Method	Prep Type
Nickel	0.0232		0.00500	0.00230	mg/L	1		6020B	Total/NA

Client Sample ID: MW-200A — Lab Sample ID: 310-318786-8

Analyte	Result	Qualifier	RL	MDL	Unit	Dil Fac	D	Method	Prep Type
Dichlorodifluoromethane	0.708	J	3.00	0.250	ug/L	1		8260D	Total/NA
Barium	1.14		0.00200	0.000660	mg/L	1		6020B	Total/NA
Total Suspended Solids	10.4		1.88	1.31	mg/L	1		I-3765-85	Total/NA

Client Sample ID: MW-212A — Lab Sample ID: 310-318786-9

Analyte	Result	Qualifier	RL	MDL	Unit	Dil Fac	D	Method	Prep Type
Carbon disulfide	0.580	J	1.00	0.450	ug/L	1		8260D	Total/NA
Arsenic	0.00156	J	0.00200	0.000530	mg/L	1		6020B	Total/NA
Barium	0.346		0.00200	0.000660	mg/L	1		6020B	Total/NA
Cobalt	0.00196		0.000500	0.000170	mg/L	1		6020B	Total/NA
Copper	0.00367	J	0.00500	0.00320	mg/L	1		6020B	Total/NA
Nickel	0.00334	J	0.00500	0.00230	mg/L	1		6020B	Total/NA
Vanadium	0.00382	J	0.00500	0.00170	mg/L	1		6020B	Total/NA
Total Suspended Solids	54.0		15.0	10.5	mg/L	1		I-3765-85	Total/NA

Client Sample ID: MW 211B — Lab Sample ID: 310-318786-10

Analyte	Result	Qualifier	RL	MDL	Unit	Dil Fac	D	Method	Prep Type
Arsenic	0.0227		0.00200	0.000530	mg/L	1		6020B	Total/NA
Barium	0.582		0.00200	0.000660	mg/L	1		6020B	Total/NA
Cadmium	0.000222		0.000200	0.000100	mg/L	1		6020B	Total/NA
Cobalt	0.0389		0.000500	0.000170	mg/L	1		6020B	Total/NA
Nickel	0.0403		0.00500	0.00230	mg/L	1		6020B	Total/NA
Zinc	0.0241		0.0200	0.0130	mg/L	1		6020B	Total/NA
Total Suspended Solids	41.0		15.0	10.5	mg/L	1		I-3765-85	Total/NA

Client Sample ID: MW 6B — Lab Sample ID: 310-318786-11

Analyte	Result	Qualifier	RL	MDL	Unit	Dil Fac	D	Method	Prep Type
Arsenic	0.0426		0.00200	0.000530	mg/L	1		6020B	Total/NA
Barium	0.516		0.00200	0.000660	mg/L	1		6020B	Total/NA
Cobalt	0.00480		0.000500	0.000170	mg/L	1		6020B	Total/NA
Nickel	0.00921		0.00500	0.00230	mg/L	1		6020B	Total/NA
Total Suspended Solids	73.0		15.0	10.5	mg/L	1		I-3765-85	Total/NA

Client Sample ID: Trip Blank — Lab Sample ID: 310-318786-12

No Detections.

This Detection Summary does not include radiochemical test results.

Client Sample Results

Client: HDR Inc
Project/Site: Iowa City Landfill Recycling Center

Job ID: 310-318786-1

Client Sample ID: MW-201A

Date Collected: 10/22/25 07:53
Date Received: 10/24/25 14:05

Lab Sample ID: 310-318786-1

Matrix: Water

Method: SW846 8260D - Volatile Organic Compounds by GC/MS

Analyte	Result	Qualifier	RL	MDL	Unit	D	Prepared	Analyzed	Dil Fac
1,1,1,2-Tetrachloroethane	<1.00		1.00	0.380	ug/L			10/29/25 14:24	1
1,1,1-Trichloroethane	<1.00		1.00	0.190	ug/L			10/29/25 14:24	1
1,1,2,2-Tetrachloroethane	<1.00		1.00	0.470	ug/L			10/29/25 14:24	1
1,1,2-Trichloroethane	<1.00		1.00	0.450	ug/L			10/29/25 14:24	1
1,1-Dichloroethane	<1.00		1.00	0.220	ug/L			10/29/25 14:24	1
1,1-Dichloroethene	<2.00		2.00	0.560	ug/L			10/29/25 14:24	1
1,2,3-Trichloropropane	<1.00		1.00	0.590	ug/L			10/29/25 14:24	1
1,2-Dibromo-3-Chloropropane	<1.20		1.20	1.20	ug/L			10/29/25 14:24	1
1,2-Dibromoethane (EDB)	<0.340		0.340	0.340	ug/L			10/29/25 14:24	1
1,2-Dichlorobenzene	<1.00		1.00	0.370	ug/L			10/29/25 14:24	1
1,2-Dichloroethane	<1.00		1.00	0.390	ug/L			10/29/25 14:24	1
1,2-Dichloropropane	<1.00		1.00	0.270	ug/L			10/29/25 14:24	1
1,4-Dichlorobenzene	<1.00		1.00	0.230	ug/L			10/29/25 14:24	1
2-Butanone (MEK)	<10.0		10.0	2.10	ug/L			10/29/25 14:24	1
2-Hexanone	<10.0		10.0	2.00	ug/L			10/29/25 14:24	1
4-Methyl-2-pentanone (MIBK)	<10.0		10.0	2.10	ug/L			10/29/25 14:24	1
Acetone	<10.0		10.0	3.10	ug/L			10/29/25 14:24	1
Acrylonitrile	<5.00		5.00	2.20	ug/L			10/29/25 14:24	1
Benzene	<0.500		0.500	0.220	ug/L			10/29/25 14:24	1
Bromochloromethane	<5.00		5.00	0.540	ug/L			10/29/25 14:24	1
Bromodichloromethane	<1.00		1.00	0.390	ug/L			10/29/25 14:24	1
Bromoform	<5.00		5.00	0.780	ug/L			10/29/25 14:24	1
Bromomethane	<4.00		4.00	1.10	ug/L			10/29/25 14:24	1
Carbon disulfide	<1.00		1.00	0.450	ug/L			10/29/25 14:24	1
Carbon tetrachloride	<2.00		2.00	0.650	ug/L			10/29/25 14:24	1
Chlorobenzene	<1.00		1.00	0.400	ug/L			10/29/25 14:24	1
Chlorodibromomethane	<5.00		5.00	0.750	ug/L			10/29/25 14:24	1
Chloroethane	<4.00		4.00	0.790	ug/L			10/29/25 14:24	1
Chloroform	<3.00		3.00	1.30	ug/L			10/29/25 14:24	1
Chloromethane	<3.00		3.00	0.610	ug/L			10/29/25 14:24	1
cis-1,2-Dichloroethene	<1.00		1.00	0.210	ug/L			10/29/25 14:24	1
cis-1,3-Dichloropropene	<5.00		5.00	0.250	ug/L			10/29/25 14:24	1
Dibromomethane	<1.00		1.00	0.330	ug/L			10/29/25 14:24	1
Ethylbenzene	<1.00		1.00	0.310	ug/L			10/29/25 14:24	1
Iodomethane	<10.0		10.0	7.00	ug/L			10/29/25 14:24	1
Methylene Chloride	<5.00		5.00	1.70	ug/L			10/29/25 14:24	1
Styrene	<1.00		1.00	0.370	ug/L			10/29/25 14:24	1
Tetrachloroethene	<1.00		1.00	0.480	ug/L			10/29/25 14:24	1
Toluene	<1.00		1.00	0.430	ug/L			10/29/25 14:24	1
trans-1,2-Dichloroethene	<1.00		1.00	0.270	ug/L			10/29/25 14:24	1
trans-1,3-Dichloropropene	<5.00		5.00	0.560	ug/L			10/29/25 14:24	1
trans-1,4-Dichloro-2-butene	<10.0		10.0	1.10	ug/L			10/29/25 14:24	1
Trichloroethene	<1.00		1.00	0.430	ug/L			10/29/25 14:24	1
Trichlorofluoromethane	<4.00		4.00	0.380	ug/L			10/29/25 14:24	1
Vinyl acetate	<10.0		10.0	2.50	ug/L			10/29/25 14:24	1
Vinyl chloride	<1.00		1.00	0.180	ug/L			10/29/25 14:24	1
Xylenes, Total	<3.00		3.00	0.400	ug/L			10/29/25 14:24	1

Surrogate	*%Recovery*	*Qualifier*	*Limits*	*Prepared*	*Analyzed*	*Dil Fac*
Dibromofluoromethane (Surr)	*105*		*76 - 130*		*10/29/25 14:24*	*1*

Client Sample ID: MW-201A
Lab Sample ID: 310-318786-1

Date Collected: 10/22/25 07:53
Matrix: Water
Date Received: 10/24/25 14:05

Method: SW846 8260D - Volatile Organic Compounds by GC/MS (Continued)

Surrogate	*%Recovery*	*Qualifier*	*Limits*	*Prepared*	*Analyzed*	*Dil Fac*
Toluene-d8 (Surr)	*97*		*80 - 120*		*10/29/25 14:24*	*1*
4-Bromofluorobenzene (Surr)	*108*		*80 - 120*		*10/29/25 14:24*	*1*

Method: SW846 8082A - Polychlorinated Biphenyls (PCBs) by Gas Chromatography

Analyte	Result	Qualifier	RL	MDL	Unit	D	Prepared	Analyzed	Dil Fac
PCB-1221	<1.86		1.86	0.761	ug/L		10/29/25 10:07	10/29/25 17:27	1

Surrogate	*%Recovery*	*Qualifier*	*Limits*	*Prepared*	*Analyzed*	*Dil Fac*
DCB Decachlorobiphenyl (Surr)	*93*		*10 - 150*	*10/29/25 10:07*	*10/29/25 17:27*	*1*
Tetrachloro-m-xylene	*81*		*17 - 150*	*10/29/25 10:07*	*10/29/25 17:27*	*1*

Method: SW846 6020B - Metals (ICP/MS)

Analyte	Result	Qualifier	RL	MDL	Unit	D	Prepared	Analyzed	Dil Fac
Arsenic	<0.00200		0.00200	0.000530	mg/L		10/29/25 09:00	11/05/25 15:45	1
Barium	**0.253**		0.00200	0.000660	mg/L		10/29/25 09:00	11/05/25 15:45	1
Cobalt	<0.000500		0.000500	0.000170	mg/L		10/29/25 09:00	11/05/25 15:45	1
Copper	<0.00500		0.00500	0.00320	mg/L		10/29/25 09:00	11/05/25 15:45	1
Lead	<0.000500		0.000500	0.000330	mg/L		10/29/25 09:00	11/05/25 15:45	1
Nickel	<0.00500		0.00500	0.00230	mg/L		10/29/25 09:00	11/05/25 15:45	1

General Chemistry

Analyte	Result	Qualifier	RL	MDL	Unit	D	Prepared	Analyzed	Dil Fac
Total Suspended Solids (USGS I-3765-85)	**5.00**		1.88	1.31	mg/L			10/28/25 11:41	1

Client Sample Results

Client: HDR Inc
Project/Site: Iowa City Landfill Recycling Center

Job ID: 310-318786-1

Client Sample ID: MW-18AR

Date Collected: 10/22/25 08:34
Date Received: 10/24/25 14:05

Lab Sample ID: 310-318786-2

Matrix: Water

Method: SW846 8260D - Volatile Organic Compounds by GC/MS

Analyte	Result	Qualifier	RL	MDL	Unit	D	Prepared	Analyzed	Dil Fac
1,1,1,2-Tetrachloroethane	<1.00		1.00	0.380	ug/L			10/29/25 14:47	1
1,1,1-Trichloroethane	<1.00		1.00	0.190	ug/L			10/29/25 14:47	1
1,1,2,2-Tetrachloroethane	<1.00		1.00	0.470	ug/L			10/29/25 14:47	1
1,1,2-Trichloroethane	<1.00		1.00	0.450	ug/L			10/29/25 14:47	1
1,1-Dichloroethane	<1.00		1.00	0.220	ug/L			10/29/25 14:47	1
1,1-Dichloroethene	<2.00		2.00	0.560	ug/L			10/29/25 14:47	1
1,2,3-Trichloropropane	<1.00		1.00	0.590	ug/L			10/29/25 14:47	1
1,2-Dibromo-3-Chloropropane	<1.20		1.20	1.20	ug/L			10/29/25 14:47	1
1,2-Dibromoethane (EDB)	<0.340		0.340	0.340	ug/L			10/29/25 14:47	1
1,2-Dichlorobenzene	<1.00		1.00	0.370	ug/L			10/29/25 14:47	1
1,2-Dichloroethane	<1.00		1.00	0.390	ug/L			10/29/25 14:47	1
1,2-Dichloropropane	<1.00		1.00	0.270	ug/L			10/29/25 14:47	1
1,4-Dichlorobenzene	<1.00		1.00	0.230	ug/L			10/29/25 14:47	1
2-Butanone (MEK)	<10.0		10.0	2.10	ug/L			10/29/25 14:47	1
2-Hexanone	<10.0		10.0	2.00	ug/L			10/29/25 14:47	1
4-Methyl-2-pentanone (MIBK)	<10.0		10.0	2.10	ug/L			10/29/25 14:47	1
Acetone	<10.0		10.0	3.10	ug/L			10/29/25 14:47	1
Acrylonitrile	<5.00		5.00	2.20	ug/L			10/29/25 14:47	1
Benzene	<0.500		0.500	0.220	ug/L			10/29/25 14:47	1
Bromochloromethane	<5.00		5.00	0.540	ug/L			10/29/25 14:47	1
Bromodichloromethane	<1.00		1.00	0.390	ug/L			10/29/25 14:47	1
Bromoform	<5.00		5.00	0.780	ug/L			10/29/25 14:47	1
Bromomethane	<4.00		4.00	1.10	ug/L			10/29/25 14:47	1
Carbon disulfide	<1.00		1.00	0.450	ug/L			10/29/25 14:47	1
Carbon tetrachloride	<2.00		2.00	0.650	ug/L			10/29/25 14:47	1
Dichlorodifluoromethane	**4.01**		3.00	0.250	ug/L			10/30/25 13:39	1
Chlorobenzene	<1.00		1.00	0.400	ug/L			10/29/25 14:47	1
Chlorodibromomethane	<5.00		5.00	0.750	ug/L			10/29/25 14:47	1
Chloroethane	<4.00		4.00	0.790	ug/L			10/29/25 14:47	1
Chloroform	<3.00		3.00	1.30	ug/L			10/29/25 14:47	1
Chloromethane	<3.00		3.00	0.610	ug/L			10/29/25 14:47	1
cis-1,2-Dichloroethene	**0.632**	**J**	1.00	0.210	ug/L			10/29/25 14:47	1
cis-1,3-Dichloropropene	<5.00		5.00	0.250	ug/L			10/29/25 14:47	1
Dibromomethane	<1.00		1.00	0.330	ug/L			10/29/25 14:47	1
Ethylbenzene	<1.00		1.00	0.310	ug/L			10/29/25 14:47	1
Iodomethane	<10.0		10.0	7.00	ug/L			10/29/25 14:47	1
Methylene Chloride	<5.00		5.00	1.70	ug/L			10/29/25 14:47	1
Styrene	<1.00		1.00	0.370	ug/L			10/29/25 14:47	1
Tetrachloroethene	**3.62**		1.00	0.480	ug/L			10/29/25 14:47	1
Toluene	<1.00		1.00	0.430	ug/L			10/29/25 14:47	1
trans-1,2-Dichloroethene	<1.00		1.00	0.270	ug/L			10/29/25 14:47	1
trans-1,3-Dichloropropene	<5.00		5.00	0.560	ug/L			10/29/25 14:47	1
trans-1,4-Dichloro-2-butene	<10.0		10.0	1.10	ug/L			10/29/25 14:47	1
Trichloroethene	**0.909**	**J**	1.00	0.430	ug/L			10/29/25 14:47	1
Vinyl acetate	<10.0		10.0	2.50	ug/L			10/29/25 14:47	1
Vinyl chloride	<1.00		1.00	0.180	ug/L			10/29/25 14:47	1
Xylenes, Total	<3.00		3.00	0.400	ug/L			10/29/25 14:47	1

Surrogate	*%Recovery*	*Qualifier*	*Limits*	*Prepared*	*Analyzed*	*Dil Fac*
4-Bromofluorobenzene (Surr)	*102*		*80 - 120*		*10/30/25 13:39*	*1*

Client Sample ID: MW-18AR
Lab Sample ID: 310-318786-2

Date Collected: 10/22/25 08:34
Matrix: Water
Date Received: 10/24/25 14:05

Method: SW846 8260D - Volatile Organic Compounds by GC/MS (Continued)

Surrogate	*%Recovery*	*Qualifier*	*Limits*	*Prepared*	*Analyzed*	*Dil Fac*
Dibromofluoromethane (Surr)	*98*		*76 - 130*		*10/30/25 13:39*	*1*
Toluene-d8 (Surr)	*100*		*80 - 120*		*10/30/25 13:39*	*1*
Dibromofluoromethane (Surr)	*106*		*76 - 130*		*10/29/25 14:47*	*1*
Toluene-d8 (Surr)	*97*		*80 - 120*		*10/29/25 14:47*	*1*
4-Bromofluorobenzene (Surr)	*106*		*80 - 120*		*10/29/25 14:47*	*1*

Method: SW846 6020B - Metals (ICP/MS)

Analyte	Result	Qualifier	RL	MDL	Unit	D	Prepared	Analyzed	Dil Fac
Arsenic	<0.00200		0.00200	0.000530	mg/L		10/29/25 09:00	11/05/25 16:02	1
Barium	**0.905**		0.00200	0.000660	mg/L		10/29/25 09:00	11/05/25 16:02	1
Cobalt	<0.000500		0.000500	0.000170	mg/L		10/29/25 09:00	11/05/25 16:02	1
Copper	<0.00500		0.00500	0.00320	mg/L		10/29/25 09:00	11/05/25 16:02	1
Lead	<0.000500		0.000500	0.000330	mg/L		10/29/25 09:00	11/05/25 16:02	1
Nickel	<0.00500		0.00500	0.00230	mg/L		10/29/25 09:00	11/05/25 16:02	1

General Chemistry

Analyte	Result	Qualifier	RL	MDL	Unit	D	Prepared	Analyzed	Dil Fac
Sulfide (SW846 9034)	<2.50		2.50	0.578	mg/L			10/29/25 15:41	1
Total Suspended Solids (USGS I-3765-85)	<1.88		1.88	1.31	mg/L			10/28/25 11:41	1

Client Sample Results

Client: HDR Inc
Project/Site: Iowa City Landfill Recycling Center

Job ID: 310-318786-1

Client Sample ID: WT-1

Date Collected: 10/22/25 09:53
Date Received: 10/24/25 14:05

Lab Sample ID: 310-318786-3

Matrix: Water

Method: SW846 8260D - Volatile Organic Compounds by GC/MS

Analyte	Result	Qualifier	RL	MDL	Unit	D	Prepared	Analyzed	Dil Fac
1,1,1,2-Tetrachloroethane	<1.00		1.00	0.380	ug/L			10/29/25 15:10	1
1,1,1-Trichloroethane	<1.00		1.00	0.190	ug/L			10/29/25 15:10	1
1,1,2,2-Tetrachloroethane	<1.00		1.00	0.470	ug/L			10/29/25 15:10	1
1,1,2-Trichloroethane	<1.00		1.00	0.450	ug/L			10/29/25 15:10	1
1,1-Dichloroethane	<1.00		1.00	0.220	ug/L			10/29/25 15:10	1
1,1-Dichloroethene	<2.00		2.00	0.560	ug/L			10/29/25 15:10	1
1,2,3-Trichloropropane	<1.00		1.00	0.590	ug/L			10/29/25 15:10	1
1,2-Dibromo-3-Chloropropane	<1.20		1.20	1.20	ug/L			10/29/25 15:10	1
1,2-Dibromoethane (EDB)	<0.340		0.340	0.340	ug/L			10/29/25 15:10	1
1,2-Dichlorobenzene	<1.00		1.00	0.370	ug/L			10/29/25 15:10	1
1,2-Dichloroethane	<1.00		1.00	0.390	ug/L			10/29/25 15:10	1
1,2-Dichloropropane	<1.00		1.00	0.270	ug/L			10/29/25 15:10	1
1,4-Dichlorobenzene	<1.00		1.00	0.230	ug/L			10/29/25 15:10	1
2-Butanone (MEK)	<10.0		10.0	2.10	ug/L			10/29/25 15:10	1
2-Hexanone	<10.0		10.0	2.00	ug/L			10/29/25 15:10	1
4-Methyl-2-pentanone (MIBK)	<10.0		10.0	2.10	ug/L			10/29/25 15:10	1
Acetone	<10.0		10.0	3.10	ug/L			10/29/25 15:10	1
Acrylonitrile	<5.00		5.00	2.20	ug/L			10/29/25 15:10	1
Benzene	<0.500		0.500	0.220	ug/L			10/29/25 15:10	1
Bromochloromethane	<5.00		5.00	0.540	ug/L			10/29/25 15:10	1
Bromodichloromethane	<1.00		1.00	0.390	ug/L			10/29/25 15:10	1
Bromoform	<5.00		5.00	0.780	ug/L			10/29/25 15:10	1
Bromomethane	<4.00		4.00	1.10	ug/L			10/29/25 15:10	1
Carbon disulfide	<1.00		1.00	0.450	ug/L			10/29/25 15:10	1
Carbon tetrachloride	<2.00		2.00	0.650	ug/L			10/29/25 15:10	1
Chlorobenzene	<1.00		1.00	0.400	ug/L			10/29/25 15:10	1
Chlorodibromomethane	<5.00		5.00	0.750	ug/L			10/29/25 15:10	1
Chloroethane	<4.00		4.00	0.790	ug/L			10/29/25 15:10	1
Chloroform	<3.00		3.00	1.30	ug/L			10/29/25 15:10	1
Chloromethane	<3.00		3.00	0.610	ug/L			10/29/25 15:10	1
cis-1,2-Dichloroethene	<1.00		1.00	0.210	ug/L			10/29/25 15:10	1
cis-1,3-Dichloropropene	<5.00		5.00	0.250	ug/L			10/29/25 15:10	1
Dibromomethane	<1.00		1.00	0.330	ug/L			10/29/25 15:10	1
Ethylbenzene	<1.00		1.00	0.310	ug/L			10/29/25 15:10	1
Iodomethane	<10.0		10.0	7.00	ug/L			10/29/25 15:10	1
Methylene Chloride	<5.00		5.00	1.70	ug/L			10/29/25 15:10	1
Styrene	<1.00		1.00	0.370	ug/L			10/29/25 15:10	1
Tetrachloroethene	<1.00		1.00	0.480	ug/L			10/29/25 15:10	1
Toluene	<1.00		1.00	0.430	ug/L			10/29/25 15:10	1
trans-1,2-Dichloroethene	<1.00		1.00	0.270	ug/L			10/29/25 15:10	1
trans-1,3-Dichloropropene	<5.00		5.00	0.560	ug/L			10/29/25 15:10	1
trans-1,4-Dichloro-2-butene	<10.0		10.0	1.10	ug/L			10/29/25 15:10	1
Trichloroethene	<1.00		1.00	0.430	ug/L			10/29/25 15:10	1
Trichlorofluoromethane	<4.00		4.00	0.380	ug/L			10/29/25 15:10	1
Vinyl acetate	<10.0		10.0	2.50	ug/L			10/29/25 15:10	1
Vinyl chloride	<1.00		1.00	0.180	ug/L			10/29/25 15:10	1
Xylenes, Total	<3.00		3.00	0.400	ug/L			10/29/25 15:10	1

Surrogate	*%Recovery*	*Qualifier*	*Limits*	*Prepared*	*Analyzed*	*Dil Fac*
Dibromofluoromethane (Surr)	*103*		*76 - 130*		*10/29/25 15:10*	*1*

Client Sample ID: WT-1
Lab Sample ID: 310-318786-3

Date Collected: 10/22/25 09:53
Matrix: Water
Date Received: 10/24/25 14:05

Method: SW846 8260D - Volatile Organic Compounds by GC/MS (Continued)

Surrogate	*%Recovery*	*Qualifier*	*Limits*	*Prepared*	*Analyzed*	*Dil Fac*
Toluene-d8 (Surr)	*98*		*80 - 120*		*10/29/25 15:10*	*1*
4-Bromofluorobenzene (Surr)	*106*		*80 - 120*		*10/29/25 15:10*	*1*

Method: SW846 6020B - Metals (ICP/MS)

Analyte	Result	Qualifier	RL	MDL	Unit	D	Prepared	Analyzed	Dil Fac
Antimony	<0.00200		0.00200	0.00100	mg/L		10/29/25 09:00	11/05/25 16:05	1
Arsenic	<0.00200		0.00200	0.000530	mg/L		10/29/25 09:00	11/05/25 16:05	1
Barium	**0.545**		0.00200	0.000660	mg/L		10/29/25 09:00	11/05/25 16:05	1
Beryllium	<0.00100		0.00100	0.000330	mg/L		10/29/25 09:00	11/05/25 16:05	1
Cadmium	<0.000200		0.000200	0.000100	mg/L		10/29/25 09:00	11/05/25 16:05	1
Chromium	<0.00500		0.00500	0.00180	mg/L		10/29/25 09:00	11/05/25 16:05	1
Cobalt	**0.000281**	**J**	0.000500	0.000170	mg/L		10/29/25 09:00	11/05/25 16:05	1
Copper	<0.00500		0.00500	0.00320	mg/L		10/29/25 09:00	11/05/25 16:05	1
Lead	<0.000500		0.000500	0.000330	mg/L		10/29/25 09:00	11/05/25 16:05	1
Nickel	<0.00500		0.00500	0.00230	mg/L		10/29/25 09:00	11/05/25 16:05	1
Selenium	<0.00500		0.00500	0.00140	mg/L		10/29/25 09:00	11/05/25 16:05	1
Silver	<0.00100		0.00100	0.000500	mg/L		10/29/25 09:00	11/05/25 16:05	1
Thallium	<0.00100		0.00100	0.000570	mg/L		10/29/25 09:00	11/05/25 16:05	1
Vanadium	<0.00500		0.00500	0.00170	mg/L		10/29/25 09:00	11/05/25 16:05	1
Zinc	<0.0200		0.0200	0.0130	mg/L		10/29/25 09:00	11/05/25 16:05	1

General Chemistry

Analyte	Result	Qualifier	RL	MDL	Unit	D	Prepared	Analyzed	Dil Fac
Total Suspended Solids (USGS I-3765-85)	**4.38**		1.88	1.31	mg/L			10/28/25 11:41	1

Client Sample Results

Client: HDR Inc
Project/Site: Iowa City Landfill Recycling Center

Job ID: 310-318786-1

Client Sample ID: WT-2

Date Collected: 10/22/25 10:02
Date Received: 10/24/25 14:05

Lab Sample ID: 310-318786-4

Matrix: Water

Method: SW846 8260D - Volatile Organic Compounds by GC/MS

Analyte	Result	Qualifier	RL	MDL	Unit	D	Prepared	Analyzed	Dil Fac
1,1,1,2-Tetrachloroethane	<1.00		1.00	0.380	ug/L			10/29/25 15:32	1
1,1,1-Trichloroethane	<1.00		1.00	0.190	ug/L			10/29/25 15:32	1
1,1,2,2-Tetrachloroethane	<1.00		1.00	0.470	ug/L			10/29/25 15:32	1
1,1,2-Trichloroethane	<1.00		1.00	0.450	ug/L			10/29/25 15:32	1
1,1-Dichloroethane	<1.00		1.00	0.220	ug/L			10/29/25 15:32	1
1,1-Dichloroethene	<2.00		2.00	0.560	ug/L			10/29/25 15:32	1
1,2,3-Trichloropropane	<1.00		1.00	0.590	ug/L			10/29/25 15:32	1
1,2-Dibromo-3-Chloropropane	<1.20		1.20	1.20	ug/L			10/29/25 15:32	1
1,2-Dibromoethane (EDB)	<0.340		0.340	0.340	ug/L			10/29/25 15:32	1
1,2-Dichlorobenzene	<1.00		1.00	0.370	ug/L			10/29/25 15:32	1
1,2-Dichloroethane	<1.00		1.00	0.390	ug/L			10/29/25 15:32	1
1,2-Dichloropropane	<1.00		1.00	0.270	ug/L			10/29/25 15:32	1
1,4-Dichlorobenzene	<1.00		1.00	0.230	ug/L			10/29/25 15:32	1
2-Butanone (MEK)	<10.0		10.0	2.10	ug/L			10/29/25 15:32	1
2-Hexanone	<10.0		10.0	2.00	ug/L			10/29/25 15:32	1
4-Methyl-2-pentanone (MIBK)	<10.0		10.0	2.10	ug/L			10/29/25 15:32	1
Acetone	<10.0		10.0	3.10	ug/L			10/29/25 15:32	1
Acrylonitrile	<5.00		5.00	2.20	ug/L			10/29/25 15:32	1
Benzene	<0.500		0.500	0.220	ug/L			10/29/25 15:32	1
Bromochloromethane	<5.00		5.00	0.540	ug/L			10/29/25 15:32	1
Bromodichloromethane	<1.00		1.00	0.390	ug/L			10/29/25 15:32	1
Bromoform	<5.00		5.00	0.780	ug/L			10/29/25 15:32	1
Bromomethane	<4.00		4.00	1.10	ug/L			10/29/25 15:32	1
Carbon disulfide	<1.00		1.00	0.450	ug/L			10/29/25 15:32	1
Carbon tetrachloride	<2.00		2.00	0.650	ug/L			10/29/25 15:32	1
Chlorobenzene	<1.00		1.00	0.400	ug/L			10/29/25 15:32	1
Chlorodibromomethane	<5.00		5.00	0.750	ug/L			10/29/25 15:32	1
Chloroethane	<4.00		4.00	0.790	ug/L			10/29/25 15:32	1
Chloroform	**2.79**	**J**	3.00	1.30	ug/L			10/29/25 15:32	1
Chloromethane	<3.00		3.00	0.610	ug/L			10/29/25 15:32	1
cis-1,2-Dichloroethene	<1.00		1.00	0.210	ug/L			10/29/25 15:32	1
cis-1,3-Dichloropropene	<5.00		5.00	0.250	ug/L			10/29/25 15:32	1
Dibromomethane	<1.00		1.00	0.330	ug/L			10/29/25 15:32	1
Ethylbenzene	<1.00		1.00	0.310	ug/L			10/29/25 15:32	1
Iodomethane	<10.0		10.0	7.00	ug/L			10/29/25 15:32	1
Methylene Chloride	<5.00		5.00	1.70	ug/L			10/29/25 15:32	1
Styrene	<1.00		1.00	0.370	ug/L			10/29/25 15:32	1
Tetrachloroethene	<1.00		1.00	0.480	ug/L			10/29/25 15:32	1
Toluene	<1.00		1.00	0.430	ug/L			10/29/25 15:32	1
trans-1,2-Dichloroethene	<1.00		1.00	0.270	ug/L			10/29/25 15:32	1
trans-1,3-Dichloropropene	<5.00		5.00	0.560	ug/L			10/29/25 15:32	1
trans-1,4-Dichloro-2-butene	<10.0		10.0	1.10	ug/L			10/29/25 15:32	1
Trichloroethene	<1.00		1.00	0.430	ug/L			10/29/25 15:32	1
Trichlorofluoromethane	<4.00		4.00	0.380	ug/L			10/29/25 15:32	1
Vinyl acetate	<10.0		10.0	2.50	ug/L			10/29/25 15:32	1
Vinyl chloride	<1.00		1.00	0.180	ug/L			10/29/25 15:32	1
Xylenes, Total	<3.00		3.00	0.400	ug/L			10/29/25 15:32	1

Surrogate	*%Recovery*	*Qualifier*	*Limits*	*Prepared*	*Analyzed*	*Dil Fac*
Dibromofluoromethane (Surr)	*104*		*76 - 130*		*10/29/25 15:32*	*1*

Client: HDR Inc
Job ID: 310-318786-1
Project/Site: Iowa City Landfill Recycling Center

Client Sample ID: WT-2
Lab Sample ID: 310-318786-4

Date Collected: 10/22/25 10:02
Matrix: Water
Date Received: 10/24/25 14:05

Method: SW846 8260D - Volatile Organic Compounds by GC/MS (Continued)

Surrogate	*%Recovery*	*Qualifier*	*Limits*	*Prepared*	*Analyzed*	*Dil Fac*
Toluene-d8 (Surr)	*97*		*80 - 120*		*10/29/25 15:32*	*1*
4-Bromofluorobenzene (Surr)	*108*		*80 - 120*		*10/29/25 15:32*	*1*

Method: SW846 6020B - Metals (ICP/MS)

Analyte	Result	Qualifier	RL	MDL	Unit	D	Prepared	Analyzed	Dil Fac
Antimony	<0.00200		0.00200	0.00100	mg/L		10/29/25 09:00	11/05/25 16:07	1
Arsenic	**0.00107**	**J**	0.00200	0.000530	mg/L		10/29/25 09:00	11/05/25 16:07	1
Barium	**0.180**		0.00200	0.000660	mg/L		10/29/25 09:00	11/05/25 16:07	1
Beryllium	<0.00100		0.00100	0.000330	mg/L		10/29/25 09:00	11/05/25 16:07	1
Cadmium	<0.000200		0.000200	0.000100	mg/L		10/29/25 09:00	11/05/25 16:07	1
Chromium	<0.00500		0.00500	0.00180	mg/L		10/29/25 09:00	11/05/25 16:07	1
Cobalt	**0.00249**		0.000500	0.000170	mg/L		10/29/25 09:00	11/05/25 16:07	1
Copper	<0.00500		0.00500	0.00320	mg/L		10/29/25 09:00	11/05/25 16:07	1
Lead	<0.000500		0.000500	0.000330	mg/L		10/29/25 09:00	11/05/25 16:07	1
Nickel	**0.00371**	**J**	0.00500	0.00230	mg/L		10/29/25 09:00	11/05/25 16:07	1
Selenium	<0.00500		0.00500	0.00140	mg/L		10/29/25 09:00	11/05/25 16:07	1
Silver	<0.00100		0.00100	0.000500	mg/L		10/29/25 09:00	11/05/25 16:07	1
Thallium	<0.00100		0.00100	0.000570	mg/L		10/29/25 09:00	11/05/25 16:07	1
Vanadium	<0.00500		0.00500	0.00170	mg/L		10/29/25 09:00	11/05/25 16:07	1
Zinc	<0.0200		0.0200	0.0130	mg/L		10/29/25 09:00	11/05/25 16:07	1

General Chemistry

Analyte	Result	Qualifier	RL	MDL	Unit	D	Prepared	Analyzed	Dil Fac
Total Suspended Solids (USGS I-3765-85)	**4.62**		1.88	1.31	mg/L			10/28/25 11:38	1

Client Sample Results

Client: HDR Inc
Project/Site: Iowa City Landfill Recycling Center

Job ID: 310-318786-1

Client Sample ID: WT-3

Date Collected: 10/22/25 10:12
Date Received: 10/24/25 14:05

Lab Sample ID: 310-318786-5

Matrix: Water

Method: SW846 8260D - Volatile Organic Compounds by GC/MS

Analyte	Result	Qualifier	RL	MDL	Unit	D	Prepared	Analyzed	Dil Fac
1,1,1,2-Tetrachloroethane	<1.00		1.00	0.380	ug/L			10/29/25 15:55	1
1,1,1-Trichloroethane	<1.00		1.00	0.190	ug/L			10/29/25 15:55	1
1,1,2,2-Tetrachloroethane	<1.00		1.00	0.470	ug/L			10/29/25 15:55	1
1,1,2-Trichloroethane	<1.00		1.00	0.450	ug/L			10/29/25 15:55	1
1,1-Dichloroethane	<1.00		1.00	0.220	ug/L			10/29/25 15:55	1
1,1-Dichloroethene	<2.00		2.00	0.560	ug/L			10/29/25 15:55	1
1,2,3-Trichloropropane	<1.00		1.00	0.590	ug/L			10/29/25 15:55	1
1,2-Dibromo-3-Chloropropane	<1.20		1.20	1.20	ug/L			10/29/25 15:55	1
1,2-Dibromoethane (EDB)	<0.340		0.340	0.340	ug/L			10/29/25 15:55	1
1,2-Dichlorobenzene	<1.00		1.00	0.370	ug/L			10/29/25 15:55	1
1,2-Dichloroethane	<1.00		1.00	0.390	ug/L			10/29/25 15:55	1
1,2-Dichloropropane	<1.00		1.00	0.270	ug/L			10/29/25 15:55	1
1,4-Dichlorobenzene	<1.00		1.00	0.230	ug/L			10/29/25 15:55	1
2-Butanone (MEK)	<10.0		10.0	2.10	ug/L			10/29/25 15:55	1
2-Hexanone	<10.0		10.0	2.00	ug/L			10/29/25 15:55	1
4-Methyl-2-pentanone (MIBK)	<10.0		10.0	2.10	ug/L			10/29/25 15:55	1
Acetone	<10.0		10.0	3.10	ug/L			10/29/25 15:55	1
Acrylonitrile	<5.00		5.00	2.20	ug/L			10/29/25 15:55	1
Benzene	<0.500		0.500	0.220	ug/L			10/29/25 15:55	1
Bromochloromethane	<5.00		5.00	0.540	ug/L			10/29/25 15:55	1
Bromodichloromethane	**1.92**		1.00	0.390	ug/L			10/29/25 15:55	1
Bromoform	<5.00		5.00	0.780	ug/L			10/29/25 15:55	1
Bromomethane	<4.00		4.00	1.10	ug/L			10/29/25 15:55	1
Carbon disulfide	<1.00		1.00	0.450	ug/L			10/29/25 15:55	1
Carbon tetrachloride	<2.00		2.00	0.650	ug/L			10/29/25 15:55	1
Chlorobenzene	<1.00		1.00	0.400	ug/L			10/29/25 15:55	1
Chlorodibromomethane	**1.04**	**J**	5.00	0.750	ug/L			10/29/25 15:55	1
Chloroethane	<4.00		4.00	0.790	ug/L			10/29/25 15:55	1
Chloroform	**5.89**		3.00	1.30	ug/L			10/29/25 15:55	1
Chloromethane	<3.00		3.00	0.610	ug/L			10/29/25 15:55	1
cis-1,2-Dichloroethene	<1.00		1.00	0.210	ug/L			10/29/25 15:55	1
cis-1,3-Dichloropropene	<5.00		5.00	0.250	ug/L			10/29/25 15:55	1
Dibromomethane	<1.00		1.00	0.330	ug/L			10/29/25 15:55	1
Ethylbenzene	<1.00		1.00	0.310	ug/L			10/29/25 15:55	1
Iodomethane	<10.0		10.0	7.00	ug/L			10/29/25 15:55	1
Methylene Chloride	<5.00		5.00	1.70	ug/L			10/29/25 15:55	1
Styrene	<1.00		1.00	0.370	ug/L			10/29/25 15:55	1
Tetrachloroethene	<1.00		1.00	0.480	ug/L			10/29/25 15:55	1
Toluene	<1.00		1.00	0.430	ug/L			10/29/25 15:55	1
trans-1,2-Dichloroethene	<1.00		1.00	0.270	ug/L			10/29/25 15:55	1
trans-1,3-Dichloropropene	<5.00		5.00	0.560	ug/L			10/29/25 15:55	1
trans-1,4-Dichloro-2-butene	<10.0		10.0	1.10	ug/L			10/29/25 15:55	1
Trichloroethene	<1.00		1.00	0.430	ug/L			10/29/25 15:55	1
Trichlorofluoromethane	<4.00		4.00	0.380	ug/L			10/29/25 15:55	1
Vinyl acetate	<10.0		10.0	2.50	ug/L			10/29/25 15:55	1
Vinyl chloride	<1.00		1.00	0.180	ug/L			10/29/25 15:55	1
Xylenes, Total	<3.00		3.00	0.400	ug/L			10/29/25 15:55	1

Surrogate	*%Recovery*	*Qualifier*	*Limits*	*Prepared*	*Analyzed*	*Dil Fac*
Dibromofluoromethane (Surr)	*106*		*76 - 130*		*10/29/25 15:55*	*1*

Client: HDR Inc
Job ID: 310-318786-1
Project/Site: Iowa City Landfill Recycling Center

Client Sample ID: WT-3
Lab Sample ID: 310-318786-5

Date Collected: 10/22/25 10:12
Matrix: Water
Date Received: 10/24/25 14:05

Method: SW846 8260D - Volatile Organic Compounds by GC/MS (Continued)

Surrogate	*%Recovery*	*Qualifier*	*Limits*	*Prepared*	*Analyzed*	*Dil Fac*
Toluene-d8 (Surr)	*97*		*80 - 120*		*10/29/25 15:55*	*1*
4-Bromofluorobenzene (Surr)	*107*		*80 - 120*		*10/29/25 15:55*	*1*

Method: SW846 6020B - Metals (ICP/MS)

Analyte	Result	Qualifier	RL	MDL	Unit	D	Prepared	Analyzed	Dil Fac
Antimony	<0.00200		0.00200	0.00100	mg/L		10/29/25 09:00	11/05/25 16:10	1
Arsenic	**0.000651**	**J**	0.00200	0.000530	mg/L		10/29/25 09:00	11/05/25 16:10	1
Barium	**0.214**		0.00200	0.000660	mg/L		10/29/25 09:00	11/05/25 16:10	1
Beryllium	<0.00100		0.00100	0.000330	mg/L		10/29/25 09:00	11/05/25 16:10	1
Cadmium	<0.000200		0.000200	0.000100	mg/L		10/29/25 09:00	11/05/25 16:10	1
Chromium	<0.00500		0.00500	0.00180	mg/L		10/29/25 09:00	11/05/25 16:10	1
Cobalt	**0.00107**		0.000500	0.000170	mg/L		10/29/25 09:00	11/05/25 16:10	1
Copper	<0.00500		0.00500	0.00320	mg/L		10/29/25 09:00	11/05/25 16:10	1
Lead	<0.000500		0.000500	0.000330	mg/L		10/29/25 09:00	11/05/25 16:10	1
Nickel	**0.00449**	**J**	0.00500	0.00230	mg/L		10/29/25 09:00	11/05/25 16:10	1
Selenium	<0.00500		0.00500	0.00140	mg/L		10/29/25 09:00	11/05/25 16:10	1
Silver	<0.00100		0.00100	0.000500	mg/L		10/29/25 09:00	11/05/25 16:10	1
Thallium	<0.00100		0.00100	0.000570	mg/L		10/29/25 09:00	11/05/25 16:10	1
Vanadium	<0.00500		0.00500	0.00170	mg/L		10/29/25 09:00	11/05/25 16:10	1
Zinc	<0.0200		0.0200	0.0130	mg/L		10/29/25 09:00	11/05/25 16:10	1

General Chemistry

Analyte	Result	Qualifier	RL	MDL	Unit	D	Prepared	Analyzed	Dil Fac
Total Suspended Solids (USGS I-3765-85)	<1.88		1.88	1.31	mg/L			10/28/25 11:41	1

Client Sample Results

Client: HDR Inc
Project/Site: Iowa City Landfill Recycling Center

Job ID: 310-318786-1

Client Sample ID: WT-4

Date Collected: 10/22/25 10:22
Date Received: 10/24/25 14:05

Lab Sample ID: 310-318786-6

Matrix: Water

Method: SW846 8260D - Volatile Organic Compounds by GC/MS

Analyte	Result	Qualifier	RL	MDL	Unit	D	Prepared	Analyzed	Dil Fac
1,1,1,2-Tetrachloroethane	<1.00		1.00	0.380	ug/L			10/29/25 16:18	1
1,1,1-Trichloroethane	<1.00		1.00	0.190	ug/L			10/29/25 16:18	1
1,1,2,2-Tetrachloroethane	<1.00		1.00	0.470	ug/L			10/29/25 16:18	1
1,1,2-Trichloroethane	<1.00		1.00	0.450	ug/L			10/29/25 16:18	1
1,1-Dichloroethane	<1.00		1.00	0.220	ug/L			10/29/25 16:18	1
1,1-Dichloroethene	<2.00		2.00	0.560	ug/L			10/29/25 16:18	1
1,2,3-Trichloropropane	<1.00		1.00	0.590	ug/L			10/29/25 16:18	1
1,2-Dibromo-3-Chloropropane	<1.20		1.20	1.20	ug/L			10/29/25 16:18	1
1,2-Dibromoethane (EDB)	<0.340		0.340	0.340	ug/L			10/29/25 16:18	1
1,2-Dichlorobenzene	<1.00		1.00	0.370	ug/L			10/29/25 16:18	1
1,2-Dichloroethane	<1.00		1.00	0.390	ug/L			10/29/25 16:18	1
1,2-Dichloropropane	<1.00		1.00	0.270	ug/L			10/29/25 16:18	1
1,4-Dichlorobenzene	<1.00		1.00	0.230	ug/L			10/29/25 16:18	1
2-Butanone (MEK)	<10.0		10.0	2.10	ug/L			10/29/25 16:18	1
2-Hexanone	<10.0		10.0	2.00	ug/L			10/29/25 16:18	1
4-Methyl-2-pentanone (MIBK)	<10.0		10.0	2.10	ug/L			10/29/25 16:18	1
Acetone	<10.0		10.0	3.10	ug/L			10/29/25 16:18	1
Acrylonitrile	<5.00		5.00	2.20	ug/L			10/29/25 16:18	1
Benzene	<0.500		0.500	0.220	ug/L			10/29/25 16:18	1
Bromochloromethane	<5.00		5.00	0.540	ug/L			10/29/25 16:18	1
Bromodichloromethane	<1.00		1.00	0.390	ug/L			10/29/25 16:18	1
Bromoform	<5.00		5.00	0.780	ug/L			10/29/25 16:18	1
Bromomethane	<4.00		4.00	1.10	ug/L			10/29/25 16:18	1
Carbon disulfide	<1.00		1.00	0.450	ug/L			10/29/25 16:18	1
Carbon tetrachloride	<2.00		2.00	0.650	ug/L			10/29/25 16:18	1
Chlorobenzene	<1.00		1.00	0.400	ug/L			10/29/25 16:18	1
Chlorodibromomethane	<5.00		5.00	0.750	ug/L			10/29/25 16:18	1
Chloroethane	<4.00		4.00	0.790	ug/L			10/29/25 16:18	1
Chloroform	<3.00		3.00	1.30	ug/L			10/29/25 16:18	1
Chloromethane	<3.00		3.00	0.610	ug/L			10/29/25 16:18	1
cis-1,2-Dichloroethene	<1.00		1.00	0.210	ug/L			10/29/25 16:18	1
cis-1,3-Dichloropropene	<5.00		5.00	0.250	ug/L			10/29/25 16:18	1
Dibromomethane	<1.00		1.00	0.330	ug/L			10/29/25 16:18	1
Ethylbenzene	<1.00		1.00	0.310	ug/L			10/29/25 16:18	1
Iodomethane	<10.0		10.0	7.00	ug/L			10/29/25 16:18	1
Methylene Chloride	<5.00		5.00	1.70	ug/L			10/29/25 16:18	1
Styrene	<1.00		1.00	0.370	ug/L			10/29/25 16:18	1
Tetrachloroethene	<1.00		1.00	0.480	ug/L			10/29/25 16:18	1
Toluene	<1.00		1.00	0.430	ug/L			10/29/25 16:18	1
trans-1,2-Dichloroethene	<1.00		1.00	0.270	ug/L			10/29/25 16:18	1
trans-1,3-Dichloropropene	<5.00		5.00	0.560	ug/L			10/29/25 16:18	1
trans-1,4-Dichloro-2-butene	<10.0		10.0	1.10	ug/L			10/29/25 16:18	1
Trichloroethene	<1.00		1.00	0.430	ug/L			10/29/25 16:18	1
Trichlorofluoromethane	<4.00		4.00	0.380	ug/L			10/29/25 16:18	1
Vinyl acetate	<10.0		10.0	2.50	ug/L			10/29/25 16:18	1
Vinyl chloride	<1.00		1.00	0.180	ug/L			10/29/25 16:18	1
Xylenes, Total	<3.00		3.00	0.400	ug/L			10/29/25 16:18	1

Surrogate	*%Recovery*	*Qualifier*	*Limits*	*Prepared*	*Analyzed*	*Dil Fac*
Dibromofluoromethane (Surr)	*105*		*76 - 130*		*10/29/25 16:18*	*1*

Client Sample ID: WT-4
Lab Sample ID: 310-318786-6

Date Collected: 10/22/25 10:22
Matrix: Water
Date Received: 10/24/25 14:05

Method: SW846 8260D - Volatile Organic Compounds by GC/MS (Continued)

Surrogate	*%Recovery*	*Qualifier*	*Limits*	*Prepared*	*Analyzed*	*Dil Fac*
Toluene-d8 (Surr)	*97*		*80 - 120*		*10/29/25 16:18*	*1*
4-Bromofluorobenzene (Surr)	*108*		*80 - 120*		*10/29/25 16:18*	*1*

Method: SW846 6020B - Metals (ICP/MS)

Analyte	Result	Qualifier	RL	MDL	Unit	D	Prepared	Analyzed	Dil Fac
Antimony	<0.00200		0.00200	0.00100	mg/L		10/29/25 09:00	11/05/25 16:13	1
Arsenic	<0.00200		0.00200	0.000530	mg/L		10/29/25 09:00	11/05/25 16:13	1
Barium	**0.0918**		0.00200	0.000660	mg/L		10/29/25 09:00	11/05/25 16:13	1
Beryllium	<0.00100		0.00100	0.000330	mg/L		10/29/25 09:00	11/05/25 16:13	1
Cadmium	**0.000120**	**J**	0.000200	0.000100	mg/L		10/29/25 09:00	11/05/25 16:13	1
Chromium	<0.00500		0.00500	0.00180	mg/L		10/29/25 09:00	11/05/25 16:13	1
Cobalt	**0.00398**		0.000500	0.000170	mg/L		10/29/25 09:00	11/05/25 16:13	1
Copper	<0.00500		0.00500	0.00320	mg/L		10/29/25 09:00	11/05/25 16:13	1
Lead	<0.000500		0.000500	0.000330	mg/L		10/29/25 09:00	11/05/25 16:13	1
Nickel	**0.0247**		0.00500	0.00230	mg/L		10/29/25 09:00	11/05/25 16:13	1
Selenium	<0.00500		0.00500	0.00140	mg/L		10/29/25 09:00	11/05/25 16:13	1
Silver	<0.00100		0.00100	0.000500	mg/L		10/29/25 09:00	11/05/25 16:13	1
Thallium	<0.00100		0.00100	0.000570	mg/L		10/29/25 09:00	11/05/25 16:13	1
Vanadium	<0.00500		0.00500	0.00170	mg/L		10/29/25 09:00	11/05/25 16:13	1
Zinc	<0.0200		0.0200	0.0130	mg/L		10/29/25 09:00	11/05/25 16:13	1

General Chemistry

Analyte	Result	Qualifier	RL	MDL	Unit	D	Prepared	Analyzed	Dil Fac
Total Suspended Solids (USGS I-3765-85)	<1.88		1.88	1.31	mg/L			10/28/25 11:38	1

Client Sample Results

Client: HDR Inc
Project/Site: Iowa City Landfill Recycling Center

Job ID: 310-318786-1

Client Sample ID: WT-OF

Date Collected: 10/22/25 09:35
Date Received: 10/24/25 14:05

Lab Sample ID: 310-318786-7

Matrix: Water

Method: SW846 8260D - Volatile Organic Compounds by GC/MS

Analyte	Result	Qualifier	RL	MDL	Unit	D	Prepared	Analyzed	Dil Fac
1,1,1,2-Tetrachloroethane	<1.00		1.00	0.380	ug/L			10/29/25 16:41	1
1,1,1-Trichloroethane	<1.00		1.00	0.190	ug/L			10/29/25 16:41	1
1,1,2,2-Tetrachloroethane	<1.00		1.00	0.470	ug/L			10/29/25 16:41	1
1,1,2-Trichloroethane	<1.00		1.00	0.450	ug/L			10/29/25 16:41	1
1,1-Dichloroethane	<1.00		1.00	0.220	ug/L			10/29/25 16:41	1
1,1-Dichloroethene	<2.00		2.00	0.560	ug/L			10/29/25 16:41	1
1,2,3-Trichloropropane	<1.00		1.00	0.590	ug/L			10/29/25 16:41	1
1,2-Dibromo-3-Chloropropane	<1.20		1.20	1.20	ug/L			10/29/25 16:41	1
1,2-Dibromoethane (EDB)	<0.340		0.340	0.340	ug/L			10/29/25 16:41	1
1,2-Dichlorobenzene	<1.00		1.00	0.370	ug/L			10/29/25 16:41	1
1,2-Dichloroethane	<1.00		1.00	0.390	ug/L			10/29/25 16:41	1
1,2-Dichloropropane	<1.00		1.00	0.270	ug/L			10/29/25 16:41	1
1,4-Dichlorobenzene	<1.00		1.00	0.230	ug/L			10/29/25 16:41	1
2-Butanone (MEK)	<10.0		10.0	2.10	ug/L			10/29/25 16:41	1
2-Hexanone	<10.0		10.0	2.00	ug/L			10/29/25 16:41	1
4-Methyl-2-pentanone (MIBK)	<10.0		10.0	2.10	ug/L			10/29/25 16:41	1
Acetone	<10.0		10.0	3.10	ug/L			10/29/25 16:41	1
Acrylonitrile	<5.00		5.00	2.20	ug/L			10/29/25 16:41	1
Benzene	<0.500		0.500	0.220	ug/L			10/29/25 16:41	1
Bromochloromethane	<5.00		5.00	0.540	ug/L			10/29/25 16:41	1
Bromodichloromethane	<1.00		1.00	0.390	ug/L			10/29/25 16:41	1
Bromoform	<5.00		5.00	0.780	ug/L			10/29/25 16:41	1
Bromomethane	<4.00		4.00	1.10	ug/L			10/29/25 16:41	1
Carbon disulfide	<1.00		1.00	0.450	ug/L			10/29/25 16:41	1
Carbon tetrachloride	<2.00		2.00	0.650	ug/L			10/29/25 16:41	1
Chlorobenzene	<1.00		1.00	0.400	ug/L			10/29/25 16:41	1
Chlorodibromomethane	<5.00		5.00	0.750	ug/L			10/29/25 16:41	1
Chloroethane	<4.00		4.00	0.790	ug/L			10/29/25 16:41	1
Chloroform	<3.00		3.00	1.30	ug/L			10/29/25 16:41	1
Chloromethane	<3.00		3.00	0.610	ug/L			10/29/25 16:41	1
cis-1,2-Dichloroethene	<1.00		1.00	0.210	ug/L			10/29/25 16:41	1
cis-1,3-Dichloropropene	<5.00		5.00	0.250	ug/L			10/29/25 16:41	1
Dibromomethane	<1.00		1.00	0.330	ug/L			10/29/25 16:41	1
Ethylbenzene	<1.00		1.00	0.310	ug/L			10/29/25 16:41	1
Iodomethane	<10.0		10.0	7.00	ug/L			10/29/25 16:41	1
Methylene Chloride	<5.00		5.00	1.70	ug/L			10/29/25 16:41	1
Styrene	<1.00		1.00	0.370	ug/L			10/29/25 16:41	1
Tetrachloroethene	<1.00		1.00	0.480	ug/L			10/29/25 16:41	1
Toluene	<1.00		1.00	0.430	ug/L			10/29/25 16:41	1
trans-1,2-Dichloroethene	<1.00		1.00	0.270	ug/L			10/29/25 16:41	1
trans-1,3-Dichloropropene	<5.00		5.00	0.560	ug/L			10/29/25 16:41	1
trans-1,4-Dichloro-2-butene	<10.0		10.0	1.10	ug/L			10/29/25 16:41	1
Trichloroethene	<1.00		1.00	0.430	ug/L			10/29/25 16:41	1
Trichlorofluoromethane	<4.00		4.00	0.380	ug/L			10/29/25 16:41	1
Vinyl acetate	<10.0		10.0	2.50	ug/L			10/29/25 16:41	1
Vinyl chloride	<1.00		1.00	0.180	ug/L			10/29/25 16:41	1
Xylenes, Total	<3.00		3.00	0.400	ug/L			10/29/25 16:41	1

Surrogate	*%Recovery*	*Qualifier*	*Limits*	*Prepared*	*Analyzed*	*Dil Fac*
Dibromofluoromethane (Surr)	*104*		*76 - 130*		*10/29/25 16:41*	*1*

Client Sample ID: WT-OF
Lab Sample ID: 310-318786-7

Date Collected: 10/22/25 09:35
Matrix: Water
Date Received: 10/24/25 14:05

Method: SW846 8260D - Volatile Organic Compounds by GC/MS (Continued)

Surrogate	*%Recovery*	*Qualifier*	*Limits*	*Prepared*	*Analyzed*	*Dil Fac*
Toluene-d8 (Surr)	*97*		*80 - 120*		*10/29/25 16:41*	*1*
4-Bromofluorobenzene (Surr)	*109*		*80 - 120*		*10/29/25 16:41*	*1*

Method: SW846 6020B - Metals (ICP/MS)

Analyte	Result	Qualifier	RL	MDL	Unit	D	Prepared	Analyzed	Dil Fac
Antimony	<0.00200		0.00200	0.00100	mg/L		10/29/25 09:00	11/05/25 16:16	1
Arsenic	<0.00200		0.00200	0.000530	mg/L		10/29/25 09:00	11/05/25 16:16	1
Barium	**0.109**		0.00200	0.000660	mg/L		10/29/25 09:00	11/05/25 16:16	1
Beryllium	<0.00100		0.00100	0.000330	mg/L		10/29/25 09:00	11/05/25 16:16	1
Cadmium	**0.000113**	**J**	0.000200	0.000100	mg/L		10/29/25 09:00	11/05/25 16:16	1
Chromium	<0.00500		0.00500	0.00180	mg/L		10/29/25 09:00	11/05/25 16:16	1
Cobalt	**0.00372**		0.000500	0.000170	mg/L		10/29/25 09:00	11/05/25 16:16	1
Copper	<0.00500		0.00500	0.00320	mg/L		10/29/25 09:00	11/05/25 16:16	1
Lead	<0.000500		0.000500	0.000330	mg/L		10/29/25 09:00	11/05/25 16:16	1
Nickel	**0.0232**		0.00500	0.00230	mg/L		10/29/25 09:00	11/05/25 16:16	1
Selenium	<0.00500		0.00500	0.00140	mg/L		10/29/25 09:00	11/05/25 16:16	1
Silver	<0.00100		0.00100	0.000500	mg/L		10/29/25 09:00	11/05/25 16:16	1
Thallium	<0.00100		0.00100	0.000570	mg/L		10/29/25 09:00	11/05/25 16:16	1
Vanadium	<0.00500		0.00500	0.00170	mg/L		10/29/25 09:00	11/05/25 16:16	1
Zinc	<0.0200		0.0200	0.0130	mg/L		10/29/25 09:00	11/05/25 16:16	1

General Chemistry

Analyte	Result	Qualifier	RL	MDL	Unit	D	Prepared	Analyzed	Dil Fac
Total Suspended Solids (USGS I-3765-85)	<1.88		1.88	1.31	mg/L			10/28/25 11:38	1

Client Sample Results

Client: HDR Inc
Project/Site: Iowa City Landfill Recycling Center

Job ID: 310-318786-1

Client Sample ID: MW-200A

Lab Sample ID: 310-318786-8

Date Collected: 10/22/25 10:41
Date Received: 10/24/25 14:05

Matrix: Water

Method: SW846 8260D - Volatile Organic Compounds by GC/MS

Analyte	Result	Qualifier	RL	MDL	Unit	D	Prepared	Analyzed	Dil Fac
1,1,1,2-Tetrachloroethane	<1.00		1.00	0.380	ug/L			10/29/25 00:42	1
1,1,1-Trichloroethane	<1.00		1.00	0.190	ug/L			10/29/25 00:42	1
1,1,2,2-Tetrachloroethane	<1.00		1.00	0.470	ug/L			10/29/25 00:42	1
1,1,2-Trichloroethane	<1.00		1.00	0.450	ug/L			10/29/25 00:42	1
1,1-Dichloroethane	<1.00		1.00	0.220	ug/L			10/29/25 00:42	1
1,1-Dichloroethene	<2.00		2.00	0.560	ug/L			10/29/25 00:42	1
1,2,3-Trichloropropane	<1.00		1.00	0.590	ug/L			10/29/25 00:42	1
1,2-Dibromo-3-Chloropropane	<1.20		1.20	1.20	ug/L			10/29/25 00:42	1
1,2-Dibromoethane (EDB)	<0.340		0.340	0.340	ug/L			10/29/25 00:42	1
1,2-Dichlorobenzene	<1.00		1.00	0.370	ug/L			10/29/25 00:42	1
1,2-Dichloroethane	<1.00		1.00	0.390	ug/L			10/29/25 00:42	1
1,2-Dichloropropane	<1.00		1.00	0.270	ug/L			10/29/25 00:42	1
1,4-Dichlorobenzene	<1.00		1.00	0.230	ug/L			10/29/25 00:42	1
2-Butanone (MEK)	<10.0		10.0	2.10	ug/L			10/29/25 00:42	1
2-Hexanone	<10.0		10.0	2.00	ug/L			10/29/25 00:42	1
4-Methyl-2-pentanone (MIBK)	<10.0		10.0	2.10	ug/L			10/29/25 00:42	1
Acetone	<10.0		10.0	3.10	ug/L			10/29/25 00:42	1
Acrylonitrile	<5.00		5.00	2.20	ug/L			10/29/25 00:42	1
Benzene	<0.500		0.500	0.220	ug/L			10/29/25 00:42	1
Bromochloromethane	<5.00		5.00	0.540	ug/L			10/29/25 00:42	1
Bromodichloromethane	<1.00		1.00	0.390	ug/L			10/29/25 00:42	1
Bromoform	<5.00		5.00	0.780	ug/L			10/29/25 00:42	1
Bromomethane	<4.00		4.00	1.10	ug/L			10/29/25 00:42	1
Carbon disulfide	<1.00		1.00	0.450	ug/L			10/29/25 00:42	1
Carbon tetrachloride	<2.00		2.00	0.650	ug/L			10/29/25 00:42	1
Chlorobenzene	<1.00		1.00	0.400	ug/L			10/29/25 00:42	1
Chlorodibromomethane	<5.00		5.00	0.750	ug/L			10/29/25 00:42	1
Chloroethane	<4.00		4.00	0.790	ug/L			10/29/25 00:42	1
Chloroform	<3.00		3.00	1.30	ug/L			10/29/25 00:42	1
Chloromethane	<3.00		3.00	0.610	ug/L			10/29/25 00:42	1
cis-1,2-Dichloroethene	<1.00		1.00	0.210	ug/L			10/29/25 00:42	1
cis-1,3-Dichloropropene	<5.00		5.00	0.250	ug/L			10/29/25 00:42	1
Dibromomethane	<1.00		1.00	0.330	ug/L			10/29/25 00:42	1
Dichlorodifluoromethane	**0.708**	**J**	3.00	0.250	ug/L			10/29/25 00:42	1
Ethylbenzene	<1.00		1.00	0.310	ug/L			10/29/25 00:42	1
Iodomethane	<10.0		10.0	7.00	ug/L			10/29/25 00:42	1
Methylene Chloride	<5.00		5.00	1.70	ug/L			10/29/25 00:42	1
Styrene	<1.00		1.00	0.370	ug/L			10/29/25 00:42	1
Tetrachloroethene	<1.00		1.00	0.480	ug/L			10/29/25 00:42	1
Toluene	<1.00		1.00	0.430	ug/L			10/29/25 00:42	1
trans-1,2-Dichloroethene	<1.00		1.00	0.270	ug/L			10/29/25 00:42	1
trans-1,3-Dichloropropene	<5.00		5.00	0.560	ug/L			10/29/25 00:42	1
trans-1,4-Dichloro-2-butene	<10.0		10.0	1.10	ug/L			10/29/25 00:42	1
Trichloroethene	<1.00		1.00	0.430	ug/L			10/29/25 00:42	1
Trichlorofluoromethane	<4.00		4.00	0.380	ug/L			10/29/25 00:42	1
Vinyl acetate	<10.0		10.0	2.50	ug/L			10/29/25 00:42	1
Vinyl chloride	<1.00		1.00	0.180	ug/L			10/29/25 00:42	1
Xylenes, Total	<3.00		3.00	0.400	ug/L			10/29/25 00:42	1

Client: HDR Inc
Job ID: 310-318786-1
Project/Site: Iowa City Landfill Recycling Center

Client Sample ID: MW-200A
Lab Sample ID: 310-318786-8

Date Collected: 10/22/25 10:41
Matrix: Water
Date Received: 10/24/25 14:05

Surrogate	*%Recovery*	*Qualifier*	*Limits*	*Prepared*	*Analyzed*	*Dil Fac*
Dibromofluoromethane (Surr)	*106*		*76 - 130*		*10/29/25 00:42*	*1*
Toluene-d8 (Surr)	*93*		*80 - 120*		*10/29/25 00:42*	*1*
4-Bromofluorobenzene (Surr)	*106*		*80 - 120*		*10/29/25 00:42*	*1*

Method: SW846 6020B - Metals (ICP/MS)

Analyte	Result	Qualifier	RL	MDL	Unit	D	Prepared	Analyzed	Dil Fac
Arsenic	<0.00200		0.00200	0.000530	mg/L		10/29/25 09:00	11/05/25 16:19	1
Barium	**1.14**		0.00200	0.000660	mg/L		10/29/25 09:00	11/05/25 16:19	1
Cobalt	<0.000500		0.000500	0.000170	mg/L		10/29/25 09:00	11/05/25 16:19	1
Copper	<0.00500		0.00500	0.00320	mg/L		10/29/25 09:00	11/05/25 16:19	1
Lead	<0.000500		0.000500	0.000330	mg/L		10/29/25 09:00	11/05/25 16:19	1
Nickel	<0.00500		0.00500	0.00230	mg/L		10/29/25 09:00	11/05/25 16:19	1

General Chemistry

Analyte	Result	Qualifier	RL	MDL	Unit	D	Prepared	Analyzed	Dil Fac
Total Suspended Solids (USGS I-3765-85)	**10.4**		1.88	1.31	mg/L			10/28/25 11:38	1

Client Sample Results

Client: HDR Inc
Project/Site: Iowa City Landfill Recycling Center

Job ID: 310-318786-1

Client Sample ID: MW-212A

Date Collected: 10/22/25 13:32
Date Received: 10/24/25 14:05

Lab Sample ID: 310-318786-9

Matrix: Water

Method: SW846 8260D - Volatile Organic Compounds by GC/MS

Analyte	Result	Qualifier	RL	MDL	Unit	D	Prepared	Analyzed	Dil Fac
1,1,1,2-Tetrachloroethane	<1.00		1.00	0.380	ug/L			10/29/25 01:04	1
1,1,1-Trichloroethane	<1.00		1.00	0.190	ug/L			10/29/25 01:04	1
1,1,2,2-Tetrachloroethane	<1.00		1.00	0.470	ug/L			10/29/25 01:04	1
1,1,2-Trichloroethane	<1.00		1.00	0.450	ug/L			10/29/25 01:04	1
1,1-Dichloroethane	<1.00		1.00	0.220	ug/L			10/29/25 01:04	1
1,1-Dichloroethene	<2.00		2.00	0.560	ug/L			10/29/25 01:04	1
1,2,3-Trichloropropane	<1.00		1.00	0.590	ug/L			10/29/25 01:04	1
1,2-Dibromo-3-Chloropropane	<1.20		1.20	1.20	ug/L			10/29/25 01:04	1
1,2-Dibromoethane (EDB)	<0.340		0.340	0.340	ug/L			10/29/25 01:04	1
1,2-Dichlorobenzene	<1.00		1.00	0.370	ug/L			10/29/25 01:04	1
1,2-Dichloroethane	<1.00		1.00	0.390	ug/L			10/29/25 01:04	1
1,2-Dichloropropane	<1.00		1.00	0.270	ug/L			10/29/25 01:04	1
1,4-Dichlorobenzene	<1.00		1.00	0.230	ug/L			10/29/25 01:04	1
2-Butanone (MEK)	<10.0		10.0	2.10	ug/L			10/29/25 01:04	1
2-Hexanone	<10.0		10.0	2.00	ug/L			10/29/25 01:04	1
4-Methyl-2-pentanone (MIBK)	<10.0		10.0	2.10	ug/L			10/29/25 01:04	1
Acetone	<10.0		10.0	3.10	ug/L			10/29/25 01:04	1
Acrylonitrile	<5.00		5.00	2.20	ug/L			10/29/25 01:04	1
Benzene	<0.500		0.500	0.220	ug/L			10/29/25 01:04	1
Bromochloromethane	<5.00		5.00	0.540	ug/L			10/29/25 01:04	1
Bromodichloromethane	<1.00		1.00	0.390	ug/L			10/29/25 01:04	1
Bromoform	<5.00		5.00	0.780	ug/L			10/29/25 01:04	1
Bromomethane	<4.00		4.00	1.10	ug/L			10/29/25 01:04	1
Carbon disulfide	**0.580**	**J**	1.00	0.450	ug/L			10/29/25 01:04	1
Carbon tetrachloride	<2.00		2.00	0.650	ug/L			10/29/25 01:04	1
Chlorobenzene	<1.00		1.00	0.400	ug/L			10/29/25 01:04	1
Chlorodibromomethane	<5.00		5.00	0.750	ug/L			10/29/25 01:04	1
Chloroethane	<4.00		4.00	0.790	ug/L			10/29/25 01:04	1
Chloroform	<3.00		3.00	1.30	ug/L			10/29/25 01:04	1
Chloromethane	<3.00		3.00	0.610	ug/L			10/29/25 01:04	1
cis-1,2-Dichloroethene	<1.00		1.00	0.210	ug/L			10/29/25 01:04	1
cis-1,3-Dichloropropene	<5.00		5.00	0.250	ug/L			10/29/25 01:04	1
Dibromomethane	<1.00		1.00	0.330	ug/L			10/29/25 01:04	1
Ethylbenzene	<1.00		1.00	0.310	ug/L			10/29/25 01:04	1
Iodomethane	<10.0		10.0	7.00	ug/L			10/29/25 01:04	1
Methylene Chloride	<5.00		5.00	1.70	ug/L			10/29/25 01:04	1
Styrene	<1.00		1.00	0.370	ug/L			10/29/25 01:04	1
Tetrachloroethene	<1.00		1.00	0.480	ug/L			10/29/25 01:04	1
Toluene	<1.00		1.00	0.430	ug/L			10/29/25 01:04	1
trans-1,2-Dichloroethene	<1.00		1.00	0.270	ug/L			10/29/25 01:04	1
trans-1,3-Dichloropropene	<5.00		5.00	0.560	ug/L			10/29/25 01:04	1
trans-1,4-Dichloro-2-butene	<10.0		10.0	1.10	ug/L			10/29/25 01:04	1
Trichloroethene	<1.00		1.00	0.430	ug/L			10/29/25 01:04	1
Trichlorofluoromethane	<4.00		4.00	0.380	ug/L			10/29/25 01:04	1
Vinyl acetate	<10.0		10.0	2.50	ug/L			10/29/25 01:04	1
Vinyl chloride	<1.00		1.00	0.180	ug/L			10/29/25 01:04	1
Xylenes, Total	<3.00		3.00	0.400	ug/L			10/29/25 01:04	1

Surrogate	*%Recovery*	*Qualifier*	*Limits*	*Prepared*	*Analyzed*	*Dil Fac*
Dibromofluoromethane (Surr)	*108*		*76 - 130*		*10/29/25 01:04*	*1*

Client Sample ID: MW-212A
Lab Sample ID: 310-318786-9

Date Collected: 10/22/25 13:32
Matrix: Water
Date Received: 10/24/25 14:05

Method: SW846 8260D - Volatile Organic Compounds by GC/MS (Continued)

Surrogate	*%Recovery*	*Qualifier*	*Limits*	*Prepared*	*Analyzed*	*Dil Fac*
Toluene-d8 (Surr)	*95*		*80 - 120*		*10/29/25 01:04*	*1*
4-Bromofluorobenzene (Surr)	*106*		*80 - 120*		*10/29/25 01:04*	*1*

Method: SW846 6020B - Metals (ICP/MS)

Analyte	Result	Qualifier	RL	MDL	Unit	D	Prepared	Analyzed	Dil Fac
Antimony	<0.00200		0.00200	0.00100	mg/L		10/29/25 09:00	11/05/25 16:22	1
Arsenic	**0.00156**	**J**	0.00200	0.000530	mg/L		10/29/25 09:00	11/05/25 16:22	1
Barium	**0.346**		0.00200	0.000660	mg/L		10/29/25 09:00	11/05/25 16:22	1
Beryllium	<0.00100		0.00100	0.000330	mg/L		10/29/25 09:00	11/05/25 16:22	1
Cadmium	<0.000200		0.000200	0.000100	mg/L		10/29/25 09:00	11/05/25 16:22	1
Chromium	<0.00500		0.00500	0.00180	mg/L		10/29/25 09:00	11/05/25 16:22	1
Cobalt	**0.00196**		0.000500	0.000170	mg/L		10/29/25 09:00	11/05/25 16:22	1
Copper	**0.00367**	**J**	0.00500	0.00320	mg/L		10/29/25 09:00	11/05/25 16:22	1
Lead	<0.000500		0.000500	0.000330	mg/L		10/29/25 09:00	11/05/25 16:22	1
Nickel	**0.00334**	**J**	0.00500	0.00230	mg/L		10/29/25 09:00	11/05/25 16:22	1
Selenium	<0.00500		0.00500	0.00140	mg/L		10/29/25 09:00	11/05/25 16:22	1
Silver	<0.00100		0.00100	0.000500	mg/L		10/29/25 09:00	11/05/25 16:22	1
Thallium	<0.00100		0.00100	0.000570	mg/L		10/29/25 09:00	11/05/25 16:22	1
Vanadium	**0.00382**	**J**	0.00500	0.00170	mg/L		10/29/25 09:00	11/05/25 16:22	1
Zinc	<0.0200		0.0200	0.0130	mg/L		10/29/25 09:00	11/05/25 16:22	1

General Chemistry

Analyte	Result	Qualifier	RL	MDL	Unit	D	Prepared	Analyzed	Dil Fac
Total Suspended Solids (USGS I-3765-85)	**54.0**		15.0	10.5	mg/L			10/28/25 11:38	1

Client Sample Results

Client: HDR Inc
Project/Site: Iowa City Landfill Recycling Center

Job ID: 310-318786-1

Client Sample ID: MW 211B

Lab Sample ID: 310-318786-10

Date Collected: 10/22/25 12:21
Date Received: 10/24/25 14:05

Matrix: Water

Method: SW846 8260D - Volatile Organic Compounds by GC/MS

Analyte	Result	Qualifier	RL	MDL	Unit	D	Prepared	Analyzed	Dil Fac
1,1,1,2-Tetrachloroethane	<1.00		1.00	0.380	ug/L			10/29/25 01:27	1
1,1,1-Trichloroethane	<1.00		1.00	0.190	ug/L			10/29/25 01:27	1
1,1,2,2-Tetrachloroethane	<1.00		1.00	0.470	ug/L			10/29/25 01:27	1
1,1,2-Trichloroethane	<1.00		1.00	0.450	ug/L			10/29/25 01:27	1
1,1-Dichloroethane	<1.00		1.00	0.220	ug/L			10/29/25 01:27	1
1,1-Dichloroethene	<2.00		2.00	0.560	ug/L			10/29/25 01:27	1
1,2,3-Trichloropropane	<1.00		1.00	0.590	ug/L			10/29/25 01:27	1
1,2-Dibromo-3-Chloropropane	<1.20		1.20	1.20	ug/L			10/29/25 01:27	1
1,2-Dibromoethane (EDB)	<0.340		0.340	0.340	ug/L			10/29/25 01:27	1
1,2-Dichlorobenzene	<1.00		1.00	0.370	ug/L			10/29/25 01:27	1
1,2-Dichloroethane	<1.00		1.00	0.390	ug/L			10/29/25 01:27	1
1,2-Dichloropropane	<1.00		1.00	0.270	ug/L			10/29/25 01:27	1
1,4-Dichlorobenzene	<1.00		1.00	0.230	ug/L			10/29/25 01:27	1
2-Butanone (MEK)	<10.0		10.0	2.10	ug/L			10/29/25 01:27	1
2-Hexanone	<10.0		10.0	2.00	ug/L			10/29/25 01:27	1
4-Methyl-2-pentanone (MIBK)	<10.0		10.0	2.10	ug/L			10/29/25 01:27	1
Acetone	<10.0		10.0	3.10	ug/L			10/29/25 01:27	1
Acrylonitrile	<5.00		5.00	2.20	ug/L			10/29/25 01:27	1
Benzene	<0.500		0.500	0.220	ug/L			10/29/25 01:27	1
Bromochloromethane	<5.00		5.00	0.540	ug/L			10/29/25 01:27	1
Bromodichloromethane	<1.00		1.00	0.390	ug/L			10/29/25 01:27	1
Bromoform	<5.00		5.00	0.780	ug/L			10/29/25 01:27	1
Bromomethane	<4.00		4.00	1.10	ug/L			10/29/25 01:27	1
Carbon disulfide	<1.00		1.00	0.450	ug/L			10/29/25 01:27	1
Carbon tetrachloride	<2.00		2.00	0.650	ug/L			10/29/25 01:27	1
Chlorobenzene	<1.00		1.00	0.400	ug/L			10/29/25 01:27	1
Chlorodibromomethane	<5.00		5.00	0.750	ug/L			10/29/25 01:27	1
Chloroethane	<4.00		4.00	0.790	ug/L			10/29/25 01:27	1
Chloroform	<3.00		3.00	1.30	ug/L			10/29/25 01:27	1
Chloromethane	<3.00		3.00	0.610	ug/L			10/29/25 01:27	1
cis-1,2-Dichloroethene	<1.00		1.00	0.210	ug/L			10/29/25 01:27	1
cis-1,3-Dichloropropene	<5.00		5.00	0.250	ug/L			10/29/25 01:27	1
Dibromomethane	<1.00		1.00	0.330	ug/L			10/29/25 01:27	1
Ethylbenzene	<1.00		1.00	0.310	ug/L			10/29/25 01:27	1
Iodomethane	<10.0		10.0	7.00	ug/L			10/29/25 01:27	1
Methylene Chloride	<5.00		5.00	1.70	ug/L			10/29/25 01:27	1
Styrene	<1.00		1.00	0.370	ug/L			10/29/25 01:27	1
Tetrachloroethene	<1.00		1.00	0.480	ug/L			10/29/25 01:27	1
Toluene	<1.00		1.00	0.430	ug/L			10/29/25 01:27	1
trans-1,2-Dichloroethene	<1.00		1.00	0.270	ug/L			10/29/25 01:27	1
trans-1,3-Dichloropropene	<5.00		5.00	0.560	ug/L			10/29/25 01:27	1
trans-1,4-Dichloro-2-butene	<10.0		10.0	1.10	ug/L			10/29/25 01:27	1
Trichloroethene	<1.00		1.00	0.430	ug/L			10/29/25 01:27	1
Trichlorofluoromethane	<4.00		4.00	0.380	ug/L			10/29/25 01:27	1
Vinyl acetate	<10.0		10.0	2.50	ug/L			10/29/25 01:27	1
Vinyl chloride	<1.00		1.00	0.180	ug/L			10/29/25 01:27	1
Xylenes, Total	<3.00		3.00	0.400	ug/L			10/29/25 01:27	1

Surrogate	*%Recovery*	*Qualifier*	*Limits*	*Prepared*	*Analyzed*	*Dil Fac*
Dibromofluoromethane (Surr)	*108*		*76 - 130*		*10/29/25 01:27*	*1*

Client Sample ID: MW 211B
Lab Sample ID: 310-318786-10

Date Collected: 10/22/25 12:21
Matrix: Water
Date Received: 10/24/25 14:05

Method: SW846 8260D - Volatile Organic Compounds by GC/MS (Continued)

Surrogate	*%Recovery*	*Qualifier*	*Limits*	*Prepared*	*Analyzed*	*Dil Fac*
Toluene-d8 (Surr)	*97*		*80 - 120*		*10/29/25 01:27*	*1*
4-Bromofluorobenzene (Surr)	*104*		*80 - 120*		*10/29/25 01:27*	*1*

Method: SW846 6020B - Metals (ICP/MS)

Analyte	Result	Qualifier	RL	MDL	Unit	D	Prepared	Analyzed	Dil Fac
Antimony	<0.00200		0.00200	0.00100	mg/L		10/29/25 09:00	11/05/25 16:24	1
Arsenic	**0.0227**		0.00200	0.000530	mg/L		10/29/25 09:00	11/05/25 16:24	1
Barium	**0.582**		0.00200	0.000660	mg/L		10/29/25 09:00	11/05/25 16:24	1
Beryllium	<0.00100		0.00100	0.000330	mg/L		10/29/25 09:00	11/05/25 16:24	1
Cadmium	**0.000222**		0.000200	0.000100	mg/L		10/29/25 09:00	11/05/25 16:24	1
Chromium	<0.00500		0.00500	0.00180	mg/L		10/29/25 09:00	11/05/25 16:24	1
Cobalt	**0.0389**		0.000500	0.000170	mg/L		10/29/25 09:00	11/05/25 16:24	1
Copper	<0.00500		0.00500	0.00320	mg/L		10/29/25 09:00	11/05/25 16:24	1
Lead	<0.000500		0.000500	0.000330	mg/L		10/29/25 09:00	11/05/25 16:24	1
Nickel	**0.0403**		0.00500	0.00230	mg/L		10/29/25 09:00	11/05/25 16:24	1
Selenium	<0.00500		0.00500	0.00140	mg/L		10/29/25 09:00	11/05/25 16:24	1
Silver	<0.00100		0.00100	0.000500	mg/L		10/29/25 09:00	11/05/25 16:24	1
Thallium	<0.00100		0.00100	0.000570	mg/L		10/29/25 09:00	11/05/25 16:24	1
Vanadium	<0.00500		0.00500	0.00170	mg/L		10/29/25 09:00	11/05/25 16:24	1
Zinc	**0.0241**		0.0200	0.0130	mg/L		10/29/25 09:00	11/05/25 16:24	1

General Chemistry

Analyte	Result	Qualifier	RL	MDL	Unit	D	Prepared	Analyzed	Dil Fac
Total Suspended Solids (USGS I-3765-85)	**41.0**		15.0	10.5	mg/L			10/28/25 11:38	1

Client Sample Results

Client: HDR Inc
Project/Site: Iowa City Landfill Recycling Center

Job ID: 310-318786-1

Client Sample ID: MW 6B

Date Collected: 10/22/25 12:59
Date Received: 10/24/25 14:05

Lab Sample ID: 310-318786-11

Matrix: Water

Method: SW846 8260D - Volatile Organic Compounds by GC/MS

Analyte	Result	Qualifier	RL	MDL	Unit	D	Prepared	Analyzed	Dil Fac
1,1,1,2-Tetrachloroethane	<1.00		1.00	0.380	ug/L			10/29/25 01:49	1
1,1,1-Trichloroethane	<1.00		1.00	0.190	ug/L			10/29/25 01:49	1
1,1,2,2-Tetrachloroethane	<1.00		1.00	0.470	ug/L			10/29/25 01:49	1
1,1,2-Trichloroethane	<1.00		1.00	0.450	ug/L			10/29/25 01:49	1
1,1-Dichloroethane	<1.00		1.00	0.220	ug/L			10/29/25 01:49	1
1,1-Dichloroethene	<2.00		2.00	0.560	ug/L			10/29/25 01:49	1
1,2,3-Trichloropropane	<1.00		1.00	0.590	ug/L			10/29/25 01:49	1
1,2-Dibromo-3-Chloropropane	<1.20		1.20	1.20	ug/L			10/29/25 01:49	1
1,2-Dibromoethane (EDB)	<0.340		0.340	0.340	ug/L			10/29/25 01:49	1
1,2-Dichlorobenzene	<1.00		1.00	0.370	ug/L			10/29/25 01:49	1
1,2-Dichloroethane	<1.00		1.00	0.390	ug/L			10/29/25 01:49	1
1,2-Dichloropropane	<1.00		1.00	0.270	ug/L			10/29/25 01:49	1
1,4-Dichlorobenzene	<1.00		1.00	0.230	ug/L			10/29/25 01:49	1
2-Butanone (MEK)	<10.0		10.0	2.10	ug/L			10/29/25 01:49	1
2-Hexanone	<10.0		10.0	2.00	ug/L			10/29/25 01:49	1
4-Methyl-2-pentanone (MIBK)	<10.0		10.0	2.10	ug/L			10/29/25 01:49	1
Acetone	<10.0		10.0	3.10	ug/L			10/29/25 01:49	1
Acrylonitrile	<5.00		5.00	2.20	ug/L			10/29/25 01:49	1
Benzene	<0.500		0.500	0.220	ug/L			10/29/25 01:49	1
Bromochloromethane	<5.00		5.00	0.540	ug/L			10/29/25 01:49	1
Bromodichloromethane	<1.00		1.00	0.390	ug/L			10/29/25 01:49	1
Bromoform	<5.00		5.00	0.780	ug/L			10/29/25 01:49	1
Bromomethane	<4.00		4.00	1.10	ug/L			10/29/25 01:49	1
Carbon disulfide	<1.00		1.00	0.450	ug/L			10/29/25 01:49	1
Carbon tetrachloride	<2.00		2.00	0.650	ug/L			10/29/25 01:49	1
Chlorobenzene	<1.00		1.00	0.400	ug/L			10/29/25 01:49	1
Chlorodibromomethane	<5.00		5.00	0.750	ug/L			10/29/25 01:49	1
Chloroethane	<4.00		4.00	0.790	ug/L			10/29/25 01:49	1
Chloroform	<3.00		3.00	1.30	ug/L			10/29/25 01:49	1
Chloromethane	<3.00		3.00	0.610	ug/L			10/29/25 01:49	1
cis-1,2-Dichloroethene	<1.00		1.00	0.210	ug/L			10/29/25 01:49	1
cis-1,3-Dichloropropene	<5.00		5.00	0.250	ug/L			10/29/25 01:49	1
Dibromomethane	<1.00		1.00	0.330	ug/L			10/29/25 01:49	1
Ethylbenzene	<1.00		1.00	0.310	ug/L			10/29/25 01:49	1
Iodomethane	<10.0		10.0	7.00	ug/L			10/29/25 01:49	1
Methylene Chloride	<5.00		5.00	1.70	ug/L			10/29/25 01:49	1
Styrene	<1.00		1.00	0.370	ug/L			10/29/25 01:49	1
Tetrachloroethene	<1.00		1.00	0.480	ug/L			10/29/25 01:49	1
Toluene	<1.00		1.00	0.430	ug/L			10/29/25 01:49	1
trans-1,2-Dichloroethene	<1.00		1.00	0.270	ug/L			10/29/25 01:49	1
trans-1,3-Dichloropropene	<5.00		5.00	0.560	ug/L			10/29/25 01:49	1
trans-1,4-Dichloro-2-butene	<10.0		10.0	1.10	ug/L			10/29/25 01:49	1
Trichloroethene	<1.00		1.00	0.430	ug/L			10/29/25 01:49	1
Trichlorofluoromethane	<4.00		4.00	0.380	ug/L			10/29/25 01:49	1
Vinyl acetate	<10.0		10.0	2.50	ug/L			10/29/25 01:49	1
Vinyl chloride	<1.00		1.00	0.180	ug/L			10/29/25 01:49	1
Xylenes, Total	<3.00		3.00	0.400	ug/L			10/29/25 01:49	1

Surrogate	*%Recovery*	*Qualifier*	*Limits*	*Prepared*	*Analyzed*	*Dil Fac*
Dibromofluoromethane (Surr)	*108*		*76 - 130*		*10/29/25 01:49*	*1*

Client Sample ID: MW 6B
Lab Sample ID: 310-318786-11

Date Collected: 10/22/25 12:59
Matrix: Water
Date Received: 10/24/25 14:05

Method: SW846 8260D - Volatile Organic Compounds by GC/MS (Continued)

Surrogate	*%Recovery*	*Qualifier*	*Limits*	*Prepared*	*Analyzed*	*Dil Fac*
Toluene-d8 (Surr)	*97*		*80 - 120*		*10/29/25 01:49*	*1*
4-Bromofluorobenzene (Surr)	*104*		*80 - 120*		*10/29/25 01:49*	*1*

Method: SW846 6020B - Metals (ICP/MS)

Analyte	Result	Qualifier	RL	MDL	Unit	D	Prepared	Analyzed	Dil Fac
Antimony	<0.00200		0.00200	0.00100	mg/L		10/29/25 09:00	11/05/25 16:27	1
Arsenic	**0.0426**		0.00200	0.000530	mg/L		10/29/25 09:00	11/05/25 16:27	1
Barium	**0.516**		0.00200	0.000660	mg/L		10/29/25 09:00	11/05/25 16:27	1
Beryllium	<0.00100		0.00100	0.000330	mg/L		10/29/25 09:00	11/05/25 16:27	1
Cadmium	<0.000200		0.000200	0.000100	mg/L		10/29/25 09:00	11/05/25 16:27	1
Chromium	<0.00500		0.00500	0.00180	mg/L		10/29/25 09:00	11/05/25 16:27	1
Cobalt	**0.00480**		0.000500	0.000170	mg/L		10/29/25 09:00	11/05/25 16:27	1
Copper	<0.00500		0.00500	0.00320	mg/L		10/29/25 09:00	11/05/25 16:27	1
Lead	<0.000500		0.000500	0.000330	mg/L		10/29/25 09:00	11/05/25 16:27	1
Nickel	**0.00921**		0.00500	0.00230	mg/L		10/29/25 09:00	11/05/25 16:27	1
Selenium	<0.00500		0.00500	0.00140	mg/L		10/29/25 09:00	11/05/25 16:27	1
Silver	<0.00100		0.00100	0.000500	mg/L		10/29/25 09:00	11/05/25 16:27	1
Thallium	<0.00100		0.00100	0.000570	mg/L		10/29/25 09:00	11/05/25 16:27	1
Vanadium	<0.00500		0.00500	0.00170	mg/L		10/29/25 09:00	11/05/25 16:27	1
Zinc	<0.0200		0.0200	0.0130	mg/L		10/29/25 09:00	11/05/25 16:27	1

General Chemistry

Analyte	Result	Qualifier	RL	MDL	Unit	D	Prepared	Analyzed	Dil Fac
Total Suspended Solids (USGS I-3765-85)	**73.0**		15.0	10.5	mg/L			10/28/25 11:38	1

Client Sample Results

Client: HDR Inc
Project/Site: Iowa City Landfill Recycling Center

Job ID: 310-318786-1

Client Sample ID: Trip Blank

Lab Sample ID: 310-318786-12

Date Collected: 10/22/25 00:00
Date Received: 10/24/25 14:05

Matrix: Water

Method: SW846 8260D - Volatile Organic Compounds by GC/MS

Analyte	Result	Qualifier	RL	MDL	Unit	D	Prepared	Analyzed	Dil Fac
1,1,1,2-Tetrachloroethane	<1.00		1.00	0.380	ug/L			10/29/25 02:12	1
1,1,1-Trichloroethane	<1.00		1.00	0.190	ug/L			10/29/25 02:12	1
1,1,2,2-Tetrachloroethane	<1.00		1.00	0.470	ug/L			10/29/25 02:12	1
1,1,2-Trichloroethane	<1.00		1.00	0.450	ug/L			10/29/25 02:12	1
1,1-Dichloroethane	<1.00		1.00	0.220	ug/L			10/29/25 02:12	1
1,1-Dichloroethene	<2.00		2.00	0.560	ug/L			10/29/25 02:12	1
1,2,3-Trichloropropane	<1.00		1.00	0.590	ug/L			10/29/25 02:12	1
1,2-Dibromo-3-Chloropropane	<1.20		1.20	1.20	ug/L			10/29/25 02:12	1
1,2-Dibromoethane (EDB)	<0.340		0.340	0.340	ug/L			10/29/25 02:12	1
1,2-Dichlorobenzene	<1.00		1.00	0.370	ug/L			10/29/25 02:12	1
1,2-Dichloroethane	<1.00		1.00	0.390	ug/L			10/29/25 02:12	1
1,2-Dichloropropane	<1.00		1.00	0.270	ug/L			10/29/25 02:12	1
1,4-Dichlorobenzene	<1.00		1.00	0.230	ug/L			10/29/25 02:12	1
2-Butanone (MEK)	<10.0		10.0	2.10	ug/L			10/29/25 02:12	1
2-Hexanone	<10.0		10.0	2.00	ug/L			10/29/25 02:12	1
4-Methyl-2-pentanone (MIBK)	<10.0		10.0	2.10	ug/L			10/29/25 02:12	1
Acetone	<10.0		10.0	3.10	ug/L			10/29/25 02:12	1
Acrylonitrile	<5.00		5.00	2.20	ug/L			10/29/25 02:12	1
Benzene	<0.500		0.500	0.220	ug/L			10/29/25 02:12	1
Bromochloromethane	<5.00		5.00	0.540	ug/L			10/29/25 02:12	1
Bromodichloromethane	<1.00		1.00	0.390	ug/L			10/29/25 02:12	1
Bromoform	<5.00		5.00	0.780	ug/L			10/29/25 02:12	1
Bromomethane	<4.00		4.00	1.10	ug/L			10/29/25 02:12	1
Carbon disulfide	<1.00		1.00	0.450	ug/L			10/29/25 02:12	1
Carbon tetrachloride	<2.00		2.00	0.650	ug/L			10/29/25 02:12	1
Chlorobenzene	<1.00		1.00	0.400	ug/L			10/29/25 02:12	1
Chlorodibromomethane	<5.00		5.00	0.750	ug/L			10/29/25 02:12	1
Chloroethane	<4.00		4.00	0.790	ug/L			10/29/25 02:12	1
Chloroform	<3.00		3.00	1.30	ug/L			10/29/25 02:12	1
Chloromethane	<3.00		3.00	0.610	ug/L			10/29/25 02:12	1
cis-1,2-Dichloroethene	<1.00		1.00	0.210	ug/L			10/29/25 02:12	1
cis-1,3-Dichloropropene	<5.00		5.00	0.250	ug/L			10/29/25 02:12	1
Dibromomethane	<1.00		1.00	0.330	ug/L			10/29/25 02:12	1
Ethylbenzene	<1.00		1.00	0.310	ug/L			10/29/25 02:12	1
Iodomethane	<10.0		10.0	7.00	ug/L			10/29/25 02:12	1
Methylene Chloride	<5.00		5.00	1.70	ug/L			10/29/25 02:12	1
Styrene	<1.00		1.00	0.370	ug/L			10/29/25 02:12	1
Tetrachloroethene	<1.00		1.00	0.480	ug/L			10/29/25 02:12	1
Toluene	<1.00		1.00	0.430	ug/L			10/29/25 02:12	1
trans-1,2-Dichloroethene	<1.00		1.00	0.270	ug/L			10/29/25 02:12	1
trans-1,3-Dichloropropene	<5.00		5.00	0.560	ug/L			10/29/25 02:12	1
trans-1,4-Dichloro-2-butene	<10.0		10.0	1.10	ug/L			10/29/25 02:12	1
Trichloroethene	<1.00		1.00	0.430	ug/L			10/29/25 02:12	1
Trichlorofluoromethane	<4.00		4.00	0.380	ug/L			10/29/25 02:12	1
Vinyl acetate	<10.0		10.0	2.50	ug/L			10/29/25 02:12	1
Vinyl chloride	<1.00		1.00	0.180	ug/L			10/29/25 02:12	1
Xylenes, Total	<3.00		3.00	0.400	ug/L			10/29/25 02:12	1

Surrogate	*%Recovery*	*Qualifier*	*Limits*	*Prepared*	*Analyzed*	*Dil Fac*
Dibromofluoromethane (Surr)	*113*		*76 - 130*		*10/29/25 02:12*	*1*

Client Sample ID: Trip Blank
Lab Sample ID: 310-318786-12
Date Collected: 10/22/25 00:00
Matrix: Water
Date Received: 10/24/25 14:05

Method: SW846 8260D - Volatile Organic Compounds by GC/MS (Continued)

Surrogate	%Recovery	Qualifier	Limits	Prepared	Analyzed	Dil Fac
Toluene-d8 (Surr)	95		80 - 120		10/29/25 02:12	1
4-Bromofluorobenzene (Surr)	106		80 - 120		10/29/25 02:12	1

Qualifiers

GC/MS VOA

Qualifier	Qualifier Description
J	Result is less than the RL but greater than or equal to the MDL and the concentration is an approximate value.

GC Semi VOA

Qualifier	Qualifier Description
p	The %RPD between the primary and confirmation column/detector is >40%. The lower value has been reported.

Metals

Qualifier	Qualifier Description
^+	Continuing Calibration Verification (CCV) is outside acceptance limits, high biased.
J	Result is less than the RL but greater than or equal to the MDL and the concentration is an approximate value.

Glossary

Abbreviation	These commonly used abbreviations may or may not be present in this report.
☼	Listed under the "D" column to designate that the result is reported on a dry weight basis
%R	Percent Recovery
CFL	Contains Free Liquid
CFU	Colony Forming Unit
CNF	Contains No Free Liquid
DER	Duplicate Error Ratio (normalized absolute difference)
Dil Fac	Dilution Factor
DL	Detection Limit (DoD/DOE)
DL, RA, RE, IN	Indicates a Dilution, Re-analysis, Re-extraction, or additional Initial metals/anion analysis of the sample
DLC	Decision Level Concentration (Radiochemistry)
EDL	Estimated Detection Limit (Dioxin)
LOD	Limit of Detection (DoD/DOE)
LOQ	Limit of Quantitation (DoD/DOE)
MCL	EPA recommended "Maximum Contaminant Level"
MDA	Minimum Detectable Activity (Radiochemistry)
MDC	Minimum Detectable Concentration (Radiochemistry)
MDL	Method Detection Limit
ML	Minimum Level (Dioxin)
MPN	Most Probable Number
MQL	Method Quantitation Limit
NC	Not Calculated
ND	Not Detected at the reporting limit (or MDL or EDL if shown)
NEG	Negative / Absent
POS	Positive / Present
PQL	Practical Quantitation Limit
PRES	Presumptive
QC	Quality Control
RER	Relative Error Ratio (Radiochemistry)
RL	Reporting Limit or Requested Limit (Radiochemistry)
RPD	Relative Percent Difference, a measure of the relative difference between two points
TEF	Toxicity Equivalent Factor (Dioxin)
TEQ	Toxicity Equivalent Quotient (Dioxin)
TNTC	Too Numerous To Count

Surrogate Summary

Client: HDR Inc
Project/Site: Iowa City Landfill Recycling Center

Job ID: 310-318786-1

Method: 8260D - Volatile Organic Compounds by GC/MS

Matrix: Water **Prep Type: Total/NA**

		Percent Surrogate Recovery (Acceptance Limits)		
Lab Sample ID	Client Sample ID	DBFM (76-130)	TOL (80-120)	BFB (80-120)
310-318786-1	MW-201A	105	97	108
310-318786-2	MW-18AR	106	97	106
310-318786-2	MW-18AR	98	100	102
310-318786-3	WT-1	103	98	106
310-318786-4	WT-2	104	97	108
310-318786-5	WT-3	106	97	107
310-318786-6	WT-4	105	97	108
310-318786-7	WT-OF	104	97	109
310-318786-8	MW-200A	106	93	106
310-318786-8 MS	MW-200A	104	103	101
310-318786-8 MSD	MW-200A	100	105	100
310-318786-9	MW-212A	108	95	106
310-318786-10	MW 211B	108	97	104
310-318786-11	MW 6B	108	97	104
310-318786-12	Trip Blank	113	95	106
LCS 310-471557/7	Lab Control Sample	109	103	96
LCS 310-471557/8	Lab Control Sample	109	100	104
LCS 310-471742/6	Lab Control Sample	102	99	102
LCS 310-471742/7	Lab Control Sample	110	97	106
LCS 310-471870/6	Lab Control Sample	101	100	101
LCS 310-471870/7	Lab Control Sample	95	100	101
MB 310-471557/6	Method Blank	107	97	109
MB 310-471742/5	Method Blank	107	97	109
MB 310-471870/5	Method Blank	97	101	101

Surrogate Legend

DBFM = Dibromofluoromethane (Surr)
TOL = Toluene-d8 (Surr)
BFB = 4-Bromofluorobenzene (Surr)

Method: 8082A - Polychlorinated Biphenyls (PCBs) by Gas Chromatography

Matrix: Water **Prep Type: Total/NA**

		Percent Surrogate Recovery (Acceptance Limits)	
Lab Sample ID	Client Sample ID	DCB1 (10-150)	TCX1 (17-150)
310-318786-1	MW-201A	93	81
310-318786-1 MS	MW-201A	92	99 p
310-318786-1 MSD	MW-201A	88	75
LCS 310-471719/20-A	Lab Control Sample	58	57
MB 310-471719/1-A	Method Blank	37	101 p

Surrogate Legend

DCB = DCB Decachlorobiphenyl (Surr)
TCX = Tetrachloro-m-xylene

Method: 8260D - Volatile Organic Compounds by GC/MS

Lab Sample ID: MB 310-471557/6
Client Sample ID: Method Blank
Matrix: Water
Prep Type: Total/NA
Analysis Batch: 471557

Analyte	MB Result	MB Qualifier	RL	MDL	Unit	D	Prepared	Analyzed	Dil Fac
2-Butanone (MEK)	<10.0		10.0	2.10	ug/L			10/28/25 22:48	1
Acetone	<10.0		10.0	3.10	ug/L			10/28/25 22:48	1
Acrylonitrile	<5.00		5.00	2.20	ug/L			10/28/25 22:48	1
1,2-Dibromo-3-Chloropropane	<1.20		1.20	1.20	ug/L			10/28/25 22:48	1
Benzene	<0.500		0.500	0.220	ug/L			10/28/25 22:48	1
1,2-Dibromoethane (EDB)	<0.340		0.340	0.340	ug/L			10/28/25 22:48	1
Bromochloromethane	<5.00		5.00	0.540	ug/L			10/28/25 22:48	1
Bromodichloromethane	<1.00		1.00	0.390	ug/L			10/28/25 22:48	1
Bromoform	<5.00		5.00	0.780	ug/L			10/28/25 22:48	1
1,2-Dichlorobenzene	<1.00		1.00	0.370	ug/L			10/28/25 22:48	1
Bromomethane	<4.00		4.00	1.10	ug/L			10/28/25 22:48	1
1,4-Dichlorobenzene	<1.00		1.00	0.230	ug/L			10/28/25 22:48	1
Carbon disulfide	<1.00		1.00	0.450	ug/L			10/28/25 22:48	1
Carbon tetrachloride	<2.00		2.00	0.650	ug/L			10/28/25 22:48	1
1,1-Dichloroethane	<1.00		1.00	0.220	ug/L			10/28/25 22:48	1
Chlorobenzene	<1.00		1.00	0.400	ug/L			10/28/25 22:48	1
1,2-Dichloroethane	<1.00		1.00	0.390	ug/L			10/28/25 22:48	1
Chlorodibromomethane	<5.00		5.00	0.750	ug/L			10/28/25 22:48	1
1,1-Dichloroethene	<2.00		2.00	0.560	ug/L			10/28/25 22:48	1
Chloroethane	<4.00		4.00	0.790	ug/L			10/28/25 22:48	1
1,2-Dichloropropane	<1.00		1.00	0.270	ug/L			10/28/25 22:48	1
Chloroform	<3.00		3.00	1.30	ug/L			10/28/25 22:48	1
Chloromethane	<3.00		3.00	0.610	ug/L			10/28/25 22:48	1
2-Hexanone	<10.0		10.0	2.00	ug/L			10/28/25 22:48	1
cis-1,2-Dichloroethene	<1.00		1.00	0.210	ug/L			10/28/25 22:48	1
cis-1,3-Dichloropropene	<5.00		5.00	0.250	ug/L			10/28/25 22:48	1
Dibromomethane	<1.00		1.00	0.330	ug/L			10/28/25 22:48	1
4-Methyl-2-pentanone (MIBK)	<10.0		10.0	2.10	ug/L			10/28/25 22:48	1
Dichlorodifluoromethane	<3.00		3.00	0.250	ug/L			10/28/25 22:48	1
Ethylbenzene	<1.00		1.00	0.310	ug/L			10/28/25 22:48	1
Iodomethane	<10.0		10.0	7.00	ug/L			10/28/25 22:48	1
1,1,1,2-Tetrachloroethane	<1.00		1.00	0.380	ug/L			10/28/25 22:48	1
Methylene Chloride	<5.00		5.00	1.70	ug/L			10/28/25 22:48	1
1,1,2,2-Tetrachloroethane	<1.00		1.00	0.470	ug/L			10/28/25 22:48	1
Styrene	<1.00		1.00	0.370	ug/L			10/28/25 22:48	1
Tetrachloroethene	<1.00		1.00	0.480	ug/L			10/28/25 22:48	1
Toluene	<1.00		1.00	0.430	ug/L			10/28/25 22:48	1
trans-1,2-Dichloroethene	<1.00		1.00	0.270	ug/L			10/28/25 22:48	1
trans-1,3-Dichloropropene	<5.00		5.00	0.560	ug/L			10/28/25 22:48	1
trans-1,4-Dichloro-2-butene	<10.0		10.0	1.10	ug/L			10/28/25 22:48	1
1,1,1-Trichloroethane	<1.00		1.00	0.190	ug/L			10/28/25 22:48	1
1,1,2-Trichloroethane	<1.00		1.00	0.450	ug/L			10/28/25 22:48	1
Trichloroethene	<1.00		1.00	0.430	ug/L			10/28/25 22:48	1
Trichlorofluoromethane	<4.00		4.00	0.380	ug/L			10/28/25 22:48	1
1,2,3-Trichloropropane	<1.00		1.00	0.590	ug/L			10/28/25 22:48	1
Vinyl acetate	<10.0		10.0	2.50	ug/L			10/28/25 22:48	1
Vinyl chloride	<1.00		1.00	0.180	ug/L			10/28/25 22:48	1
Xylenes, Total	<3.00		3.00	0.400	ug/L			10/28/25 22:48	1

Method: 8260D - Volatile Organic Compounds by GC/MS (Continued)

Lab Sample ID: MB 310-471557/6
Matrix: Water
Analysis Batch: 471557

Client Sample ID: Method Blank
Prep Type: Total/NA

Surrogate	MB %Recovery	MB Qualifier	Limits	Prepared	Analyzed	Dil Fac
Dibromofluoromethane (Surr)	107		76 - 130		10/28/25 22:48	1
Toluene-d8 (Surr)	97		80 - 120		10/28/25 22:48	1
4-Bromofluorobenzene (Surr)	109		80 - 120		10/28/25 22:48	1

Lab Sample ID: LCS 310-471557/7
Matrix: Water
Analysis Batch: 471557

Client Sample ID: Lab Control Sample
Prep Type: Total/NA

Analyte	Spike Added	LCS Result	LCS Qualifier	Unit	D	%Rec	%Rec Limits
2-Butanone (MEK)	40.0	36.51		ug/L		91	60 - 134
Acetone	40.0	39.27		ug/L		98	59 - 136
Acrylonitrile	200	203.7		ug/L		102	50 - 150
1,2-Dibromo-3-Chloropropane	20.0	16.74		ug/L		84	62 - 132
Benzene	20.0	17.46		ug/L		87	71 - 125
1,2-Dibromoethane (EDB)	20.0	16.60		ug/L		83	74 - 122
Bromochloromethane	20.0	18.47		ug/L		92	69 - 131
Bromodichloromethane	20.0	17.11		ug/L		86	70 - 122
Bromoform	20.0	16.02		ug/L		80	62 - 122
1,2-Dichlorobenzene	20.0	16.51		ug/L		83	74 - 120
1,4-Dichlorobenzene	20.0	16.46		ug/L		82	72 - 120
Carbon disulfide	20.0	18.76		ug/L		94	58 - 137
Carbon tetrachloride	20.0	18.34		ug/L		92	63 - 136
1,1-Dichloroethane	20.0	19.96		ug/L		100	69 - 127
Chlorobenzene	20.0	17.40		ug/L		87	74 - 120
1,2-Dichloroethane	20.0	17.62		ug/L		88	68 - 125
Chlorodibromomethane	20.0	14.50		ug/L		73	69 - 121
1,1-Dichloroethene	20.0	18.74		ug/L		94	64 - 134
1,2-Dichloropropane	20.0	16.90		ug/L		85	72 - 128
Chloroform	20.0	19.86		ug/L		99	72 - 122
2-Hexanone	40.0	35.42		ug/L		89	62 - 139
cis-1,2-Dichloroethene	20.0	19.84		ug/L		99	72 - 123
cis-1,3-Dichloropropene	20.0	14.60		ug/L		73	72 - 123
Dibromomethane	20.0	17.81		ug/L		89	72 - 122
4-Methyl-2-pentanone (MIBK)	40.0	36.64		ug/L		92	62 - 136
Ethylbenzene	20.0	17.31		ug/L		87	75 - 120
Iodomethane	20.0	13.91		ug/L		70	18 - 150
1,1,1,2-Tetrachloroethane	20.0	15.63		ug/L		78	70 - 121
Methylene Chloride	20.0	20.32		ug/L		102	72 - 128
1,1,2,2-Tetrachloroethane	20.0	18.16		ug/L		91	70 - 122
Styrene	20.0	16.77		ug/L		84	74 - 122
Tetrachloroethene	20.0	17.78		ug/L		89	70 - 128
Toluene	20.0	17.50		ug/L		88	74 - 120
trans-1,2-Dichloroethene	20.0	19.95		ug/L		100	67 - 127
trans-1,3-Dichloropropene	20.0	15.70		ug/L		79	67 - 123
trans-1,4-Dichloro-2-butene	20.0	16.61		ug/L		83	50 - 150
1,1,1-Trichloroethane	20.0	19.96		ug/L		100	69 - 130
1,1,2-Trichloroethane	20.0	15.31		ug/L		77	75 - 121
Trichloroethene	20.0	17.20		ug/L		86	70 - 128

Method: 8260D - Volatile Organic Compounds by GC/MS (Continued)

Lab Sample ID: LCS 310-471557/7
Matrix: Water
Analysis Batch: 471557

Client Sample ID: Lab Control Sample
Prep Type: Total/NA

Analyte	Spike Added	LCS Result	LCS Qualifier	Unit	D	%Rec	%Rec Limits
1,2,3-Trichloropropane	20.0	17.72		ug/L		89	70 - 122
Vinyl acetate	40.0	30.20		ug/L		75	50 - 150
Xylenes, Total	40.0	33.39		ug/L		83	74 - 121

Surrogate	*LCS %Recovery*	*LCS Qualifier*	*Limits*
Dibromofluoromethane (Surr)	*109*		*76 - 130*
Toluene-d8 (Surr)	*103*		*80 - 120*
4-Bromofluorobenzene (Surr)	*96*		*80 - 120*

Lab Sample ID: LCS 310-471557/8
Matrix: Water
Analysis Batch: 471557

Client Sample ID: Lab Control Sample
Prep Type: Total/NA

Analyte	Spike Added	LCS Result	LCS Qualifier	Unit	D	%Rec	%Rec Limits
Bromomethane	20.0	13.74		ug/L		69	33 - 138
Chloroethane	20.0	17.72		ug/L		89	59 - 139
Chloromethane	20.0	17.20		ug/L		86	52 - 146
Dichlorodifluoromethane	20.0	16.80		ug/L		84	45 - 150
Trichlorofluoromethane	20.0	17.23		ug/L		86	55 - 150
Vinyl chloride	20.0	18.44		ug/L		92	60 - 142

Surrogate	*LCS %Recovery*	*LCS Qualifier*	*Limits*
Dibromofluoromethane (Surr)	*109*		*76 - 130*
Toluene-d8 (Surr)	*100*		*80 - 120*
4-Bromofluorobenzene (Surr)	*104*		*80 - 120*

Lab Sample ID: 310-318786-8 MS
Matrix: Water
Analysis Batch: 471557

Client Sample ID: MW-200A
Prep Type: Total/NA

Analyte	Sample Result	Sample Qualifier	Spike Added	MS Result	MS Qualifier	Unit	D	%Rec	%Rec Limits
2-Butanone (MEK)	<10.0		50.0	38.27		ug/L		77	46 - 134
Acetone	<10.0		50.0	40.29		ug/L		81	39 - 141
Acrylonitrile	<5.00		250	207.7		ug/L		83	41 - 150
1,2-Dibromo-3-Chloropropane	<1.20		25.0	19.14		ug/L		77	44 - 138
Benzene	<0.500		25.0	17.72		ug/L		71	48 - 125
1,2-Dibromoethane (EDB)	<0.340		25.0	18.13		ug/L		73	60 - 122
Bromochloromethane	<5.00		25.0	20.05		ug/L		80	55 - 131
Bromodichloromethane	<1.00		25.0	17.96		ug/L		72	53 - 122
Bromoform	<5.00		25.0	17.75		ug/L		71	47 - 122
1,2-Dichlorobenzene	<1.00		25.0	19.76		ug/L		79	60 - 120
1,4-Dichlorobenzene	<1.00		25.0	19.17		ug/L		77	58 - 120
Carbon disulfide	<1.00		25.0	20.17		ug/L		81	45 - 137
Carbon tetrachloride	<2.00		25.0	17.48		ug/L		70	45 - 136
1,1-Dichloroethane	<1.00		25.0	20.62		ug/L		82	53 - 127
Chlorobenzene	<1.00		25.0	18.51		ug/L		74	59 - 120
1,2-Dichloroethane	<1.00		25.0	18.12		ug/L		72	48 - 128
Chlorodibromomethane	<5.00		25.0	15.82		ug/L		63	53 - 121

Method: 8260D - Volatile Organic Compounds by GC/MS (Continued)

Lab Sample ID: 310-318786-8 MS
Client Sample ID: MW-200A
Matrix: Water
Prep Type: Total/NA
Analysis Batch: 471557

Analyte	Sample Result	Sample Qualifier	Spike Added	MS Result	MS Qualifier	Unit	D	%Rec	%Rec Limits
1,1-Dichloroethene	<2.00		25.0	17.97		ug/L		72	51 - 134
1,2-Dichloropropane	<1.00		25.0	17.36		ug/L		69	59 - 128
Chloroform	<3.00		25.0	19.87		ug/L		79	52 - 122
2-Hexanone	<10.0		50.0	38.52		ug/L		77	46 - 141
cis-1,2-Dichloroethene	<1.00		25.0	19.57		ug/L		78	51 - 123
cis-1,3-Dichloropropene	<5.00		25.0	15.65		ug/L		63	55 - 123
Dibromomethane	<1.00		25.0	18.40		ug/L		74	57 - 122
4-Methyl-2-pentanone (MIBK)	<10.0		50.0	40.95		ug/L		82	49 - 138
Ethylbenzene	<1.00		25.0	18.16		ug/L		73	53 - 120
Iodomethane	<10.0		25.0	16.83		ug/L		67	18 - 150
1,1,1,2-Tetrachloroethane	<1.00		25.0	17.45		ug/L		70	55 - 121
Methylene Chloride	<5.00		25.0	21.53		ug/L		86	59 - 128
1,1,2,2-Tetrachloroethane	<1.00		25.0	20.53		ug/L		82	55 - 123
Styrene	<1.00		25.0	17.74		ug/L		71	50 - 125
Tetrachloroethene	<1.00		25.0	17.88		ug/L		72	51 - 128
Toluene	<1.00		25.0	18.38		ug/L		74	52 - 120
trans-1,2-Dichloroethene	<1.00		25.0	20.23		ug/L		81	53 - 127
trans-1,3-Dichloropropene	<5.00		25.0	16.47		ug/L		66	50 - 123
trans-1,4-Dichloro-2-butene	<10.0		25.0	17.37		ug/L		69	28 - 150
1,1,1-Trichloroethane	<1.00		25.0	19.25		ug/L		77	53 - 130
1,1,2-Trichloroethane	<1.00		25.0	16.73		ug/L		67	60 - 121
Trichloroethene	<1.00		25.0	17.55		ug/L		70	50 - 128
1,2,3-Trichloropropane	<1.00		25.0	18.93		ug/L		76	56 - 122
Vinyl acetate	<10.0		50.0	33.23		ug/L		66	31 - 150
Xylenes, Total	<3.00		50.0	35.12		ug/L		70	50 - 122

Surrogate	*MS %Recovery*	*MS Qualifier*	*Limits*
Dibromofluoromethane (Surr)	*104*		*76 - 130*
Toluene-d8 (Surr)	*103*		*80 - 120*
4-Bromofluorobenzene (Surr)	*101*		*80 - 120*

Lab Sample ID: 310-318786-8 MSD
Client Sample ID: MW-200A
Matrix: Water
Prep Type: Total/NA
Analysis Batch: 471557

Analyte	Sample Result	Sample Qualifier	Spike Added	MSD Result	MSD Qualifier	Unit	D	%Rec	%Rec Limits	RPD	RPD Limit
2-Butanone (MEK)	<10.0		50.0	35.80		ug/L		72	46 - 134	7	23
Acetone	<10.0		50.0	40.62		ug/L		81	39 - 141	1	23
Acrylonitrile	<5.00		250	200.7		ug/L		80	41 - 150	3	20
1,2-Dibromo-3-Chloropropane	<1.20		25.0	19.34		ug/L		77	44 - 138	1	24
Benzene	<0.500		25.0	16.82		ug/L		67	48 - 125	5	20
1,2-Dibromoethane (EDB)	<0.340		25.0	18.00		ug/L		72	60 - 122	1	20
Bromochloromethane	<5.00		25.0	19.01		ug/L		76	55 - 131	5	21
Bromodichloromethane	<1.00		25.0	17.13		ug/L		69	53 - 122	5	20
Bromoform	<5.00		25.0	18.06		ug/L		72	47 - 122	2	20
1,2-Dichlorobenzene	<1.00		25.0	19.11		ug/L		76	60 - 120	3	20
1,4-Dichlorobenzene	<1.00		25.0	18.64		ug/L		75	58 - 120	3	20
Carbon disulfide	<1.00		25.0	16.73		ug/L		67	45 - 137	19	24

Method: 8260D - Volatile Organic Compounds by GC/MS (Continued)

Lab Sample ID: 310-318786-8 MSD
Client Sample ID: MW-200A
Matrix: Water
Prep Type: Total/NA
Analysis Batch: 471557

Analyte	Sample Result	Sample Qualifier	Spike Added	MSD Result	MSD Qualifier	Unit	D	%Rec	%Rec Limits	RPD	RPD Limit
Carbon tetrachloride	<2.00		25.0	16.69		ug/L		67	45 - 136	5	20
1,1-Dichloroethane	<1.00		25.0	19.33		ug/L		77	53 - 127	6	20
Chlorobenzene	<1.00		25.0	19.03		ug/L		76	59 - 120	3	20
1,2-Dichloroethane	<1.00		25.0	16.95		ug/L		68	48 - 128	7	20
Chlorodibromomethane	<5.00		25.0	16.72		ug/L		67	53 - 121	6	20
1,1-Dichloroethene	<2.00		25.0	16.77		ug/L		67	51 - 134	7	20
1,2-Dichloropropane	<1.00		25.0	16.99		ug/L		68	59 - 128	2	20
Chloroform	<3.00		25.0	18.35		ug/L		73	52 - 122	8	20
2-Hexanone	<10.0		50.0	39.18		ug/L		78	46 - 141	2	20
cis-1,2-Dichloroethene	<1.00		25.0	18.28		ug/L		73	51 - 123	7	20
cis-1,3-Dichloropropene	<5.00		25.0	15.76		ug/L		63	55 - 123	1	20
Dibromomethane	<1.00		25.0	17.80		ug/L		71	57 - 122	3	20
4-Methyl-2-pentanone (MIBK)	<10.0		50.0	42.02		ug/L		84	49 - 138	3	20
Ethylbenzene	<1.00		25.0	18.08		ug/L		72	53 - 120	0	20
Iodomethane	<10.0		25.0	17.61		ug/L		70	18 - 150	5	32
1,1,1,2-Tetrachloroethane	<1.00		25.0	17.91		ug/L		72	55 - 121	3	20
Methylene Chloride	<5.00		25.0	19.46		ug/L		78	59 - 128	10	20
1,1,2,2-Tetrachloroethane	<1.00		25.0	21.27		ug/L		85	55 - 123	4	20
Styrene	<1.00		25.0	18.50		ug/L		74	50 - 125	4	20
Tetrachloroethene	<1.00		25.0	18.21		ug/L		73	51 - 128	2	20
Toluene	<1.00		25.0	18.47		ug/L		74	52 - 120	0	20
trans-1,2-Dichloroethene	<1.00		25.0	18.02		ug/L		72	53 - 127	12	20
trans-1,3-Dichloropropene	<5.00		25.0	16.26		ug/L		65	50 - 123	1	20
trans-1,4-Dichloro-2-butene	<10.0		25.0	18.06		ug/L		72	28 - 150	4	24
1,1,1-Trichloroethane	<1.00		25.0	18.27		ug/L		73	53 - 130	5	20
1,1,2-Trichloroethane	<1.00		25.0	17.67		ug/L		71	60 - 121	5	20
Trichloroethene	<1.00		25.0	15.81		ug/L		63	50 - 128	10	20
1,2,3-Trichloropropane	<1.00		25.0	19.71		ug/L		79	56 - 122	4	21
Vinyl acetate	<10.0		50.0	34.54		ug/L		69	31 - 150	4	25
Xylenes, Total	<3.00		50.0	34.96		ug/L		70	50 - 122	0	20

Surrogate	*MSD %Recovery*	*MSD Qualifier*	*Limits*
Dibromofluoromethane (Surr)	*100*		*76 - 130*
Toluene-d8 (Surr)	*105*		*80 - 120*
4-Bromofluorobenzene (Surr)	*100*		*80 - 120*

Lab Sample ID: MB 310-471742/5
Client Sample ID: Method Blank
Matrix: Water
Prep Type: Total/NA
Analysis Batch: 471742

Analyte	MB Result	MB Qualifier	RL	MDL	Unit	D	Prepared	Analyzed	Dil Fac
2-Butanone (MEK)	<10.0		10.0	2.10	ug/L			10/29/25 12:07	1
Acetone	<10.0		10.0	3.10	ug/L			10/29/25 12:07	1
Acrylonitrile	<5.00		5.00	2.20	ug/L			10/29/25 12:07	1
1,2-Dibromo-3-Chloropropane	<1.20		1.20	1.20	ug/L			10/29/25 12:07	1
Benzene	<0.500		0.500	0.220	ug/L			10/29/25 12:07	1
1,2-Dibromoethane (EDB)	<0.340		0.340	0.340	ug/L			10/29/25 12:07	1
Bromochloromethane	<5.00		5.00	0.540	ug/L			10/29/25 12:07	1

Method: 8260D - Volatile Organic Compounds by GC/MS (Continued)

Lab Sample ID: MB 310-471742/5
Client Sample ID: Method Blank
Matrix: Water
Prep Type: Total/NA
Analysis Batch: 471742

Analyte	MB Result	MB Qualifier	RL	MDL	Unit	D	Prepared	Analyzed	Dil Fac
Bromodichloromethane	<1.00		1.00	0.390	ug/L			10/29/25 12:07	1
Bromoform	<5.00		5.00	0.780	ug/L			10/29/25 12:07	1
1,2-Dichlorobenzene	<1.00		1.00	0.370	ug/L			10/29/25 12:07	1
Bromomethane	<4.00		4.00	1.10	ug/L			10/29/25 12:07	1
1,4-Dichlorobenzene	<1.00		1.00	0.230	ug/L			10/29/25 12:07	1
Carbon disulfide	<1.00		1.00	0.450	ug/L			10/29/25 12:07	1
Carbon tetrachloride	<2.00		2.00	0.650	ug/L			10/29/25 12:07	1
1,1-Dichloroethane	<1.00		1.00	0.220	ug/L			10/29/25 12:07	1
Chlorobenzene	<1.00		1.00	0.400	ug/L			10/29/25 12:07	1
1,2-Dichloroethane	<1.00		1.00	0.390	ug/L			10/29/25 12:07	1
Chlorodibromomethane	<5.00		5.00	0.750	ug/L			10/29/25 12:07	1
1,1-Dichloroethene	<2.00		2.00	0.560	ug/L			10/29/25 12:07	1
Chloroethane	<4.00		4.00	0.790	ug/L			10/29/25 12:07	1
1,2-Dichloropropane	<1.00		1.00	0.270	ug/L			10/29/25 12:07	1
Chloroform	<3.00		3.00	1.30	ug/L			10/29/25 12:07	1
Chloromethane	<3.00		3.00	0.610	ug/L			10/29/25 12:07	1
2-Hexanone	<10.0		10.0	2.00	ug/L			10/29/25 12:07	1
cis-1,2-Dichloroethene	<1.00		1.00	0.210	ug/L			10/29/25 12:07	1
cis-1,3-Dichloropropene	<5.00		5.00	0.250	ug/L			10/29/25 12:07	1
Dibromomethane	<1.00		1.00	0.330	ug/L			10/29/25 12:07	1
4-Methyl-2-pentanone (MIBK)	<10.0		10.0	2.10	ug/L			10/29/25 12:07	1
Dichlorodifluoromethane	<3.00		3.00	0.250	ug/L			10/29/25 12:07	1
Ethylbenzene	<1.00		1.00	0.310	ug/L			10/29/25 12:07	1
Iodomethane	<10.0		10.0	7.00	ug/L			10/29/25 12:07	1
1,1,1,2-Tetrachloroethane	<1.00		1.00	0.380	ug/L			10/29/25 12:07	1
Methylene Chloride	<5.00		5.00	1.70	ug/L			10/29/25 12:07	1
1,1,2,2-Tetrachloroethane	<1.00		1.00	0.470	ug/L			10/29/25 12:07	1
Styrene	<1.00		1.00	0.370	ug/L			10/29/25 12:07	1
Tetrachloroethene	<1.00		1.00	0.480	ug/L			10/29/25 12:07	1
Toluene	<1.00		1.00	0.430	ug/L			10/29/25 12:07	1
trans-1,2-Dichloroethene	<1.00		1.00	0.270	ug/L			10/29/25 12:07	1
trans-1,3-Dichloropropene	<5.00		5.00	0.560	ug/L			10/29/25 12:07	1
trans-1,4-Dichloro-2-butene	<10.0		10.0	1.10	ug/L			10/29/25 12:07	1
1,1,1-Trichloroethane	<1.00		1.00	0.190	ug/L			10/29/25 12:07	1
1,1,2-Trichloroethane	<1.00		1.00	0.450	ug/L			10/29/25 12:07	1
Trichloroethene	<1.00		1.00	0.430	ug/L			10/29/25 12:07	1
Trichlorofluoromethane	<4.00		4.00	0.380	ug/L			10/29/25 12:07	1
1,2,3-Trichloropropane	<1.00		1.00	0.590	ug/L			10/29/25 12:07	1
Vinyl acetate	<10.0		10.0	2.50	ug/L			10/29/25 12:07	1
Vinyl chloride	<1.00		1.00	0.180	ug/L			10/29/25 12:07	1
Xylenes, Total	<3.00		3.00	0.400	ug/L			10/29/25 12:07	1

Surrogate	*MB %Recovery*	*MB Qualifier*	*Limits*	*Prepared*	*Analyzed*	*Dil Fac*
Dibromofluoromethane (Surr)	*107*		*76 - 130*		*10/29/25 12:07*	*1*
Toluene-d8 (Surr)	*97*		*80 - 120*		*10/29/25 12:07*	*1*
4-Bromofluorobenzene (Surr)	*109*		*80 - 120*		*10/29/25 12:07*	*1*

Method: 8260D - Volatile Organic Compounds by GC/MS (Continued)

Lab Sample ID: LCS 310-471742/6
Matrix: Water
Analysis Batch: 471742

Client Sample ID: Lab Control Sample
Prep Type: Total/NA

Analyte	Spike Added	LCS Result	LCS Qualifier	Unit	D	%Rec	%Rec Limits
2-Butanone (MEK)	40.0	39.61		ug/L		99	60 - 134
Acetone	40.0	40.03		ug/L		100	59 - 136
Acrylonitrile	200	203.7		ug/L		102	50 - 150
1,2-Dibromo-3-Chloropropane	20.0	20.73		ug/L		104	62 - 132
Benzene	20.0	21.27		ug/L		106	71 - 125
1,2-Dibromoethane (EDB)	20.0	20.54		ug/L		103	74 - 122
Bromochloromethane	20.0	21.66		ug/L		108	69 - 131
Bromodichloromethane	20.0	21.66		ug/L		108	70 - 122
Bromoform	20.0	18.79		ug/L		94	62 - 122
1,2-Dichlorobenzene	20.0	21.01		ug/L		105	74 - 120
1,4-Dichlorobenzene	20.0	21.38		ug/L		107	72 - 120
Carbon disulfide	20.0	22.72		ug/L		114	58 - 137
Carbon tetrachloride	20.0	22.76		ug/L		114	63 - 136
1,1-Dichloroethane	20.0	21.94		ug/L		110	69 - 127
Chlorobenzene	20.0	20.50		ug/L		103	74 - 120
1,2-Dichloroethane	20.0	20.81		ug/L		104	68 - 125
Chlorodibromomethane	20.0	20.29		ug/L		101	69 - 121
1,1-Dichloroethene	20.0	23.54		ug/L		118	64 - 134
1,2-Dichloropropane	20.0	21.54		ug/L		108	72 - 128
Chloroform	20.0	20.98		ug/L		105	72 - 122
2-Hexanone	40.0	39.12		ug/L		98	62 - 139
cis-1,2-Dichloroethene	20.0	22.04		ug/L		110	72 - 123
cis-1,3-Dichloropropene	20.0	20.40		ug/L		102	72 - 123
Dibromomethane	20.0	21.17		ug/L		106	72 - 122
4-Methyl-2-pentanone (MIBK)	40.0	38.33		ug/L		96	62 - 136
Ethylbenzene	20.0	21.41		ug/L		107	75 - 120
Iodomethane	20.0	16.18		ug/L		81	18 - 150
1,1,1,2-Tetrachloroethane	20.0	20.41		ug/L		102	70 - 121
Methylene Chloride	20.0	22.64		ug/L		113	72 - 128
1,1,2,2-Tetrachloroethane	20.0	19.79		ug/L		99	70 - 122
Styrene	20.0	20.52		ug/L		103	74 - 122
Tetrachloroethene	20.0	22.03		ug/L		110	70 - 128
Toluene	20.0	20.73		ug/L		104	74 - 120
trans-1,2-Dichloroethene	20.0	22.38		ug/L		112	67 - 127
trans-1,3-Dichloropropene	20.0	21.05		ug/L		105	67 - 123
trans-1,4-Dichloro-2-butene	20.0	18.52		ug/L		93	50 - 150
1,1,1-Trichloroethane	20.0	22.38		ug/L		112	69 - 130
1,1,2-Trichloroethane	20.0	20.12		ug/L		101	75 - 121
Trichloroethene	20.0	21.44		ug/L		107	70 - 128
1,2,3-Trichloropropane	20.0	21.21		ug/L		106	70 - 122
Vinyl acetate	40.0	39.51		ug/L		99	50 - 150
Xylenes, Total	40.0	41.72		ug/L		104	74 - 121

Surrogate	*LCS %Recovery*	*LCS Qualifier*	*Limits*
Dibromofluoromethane (Surr)	*102*		*76 - 130*
Toluene-d8 (Surr)	*99*		*80 - 120*
4-Bromofluorobenzene (Surr)	*102*		*80 - 120*

Method: 8260D - Volatile Organic Compounds by GC/MS (Continued)

Lab Sample ID: LCS 310-471742/7
Client Sample ID: Lab Control Sample
Matrix: Water
Prep Type: Total/NA
Analysis Batch: 471742

Analyte			Spike Added	LCS Result	LCS Qualifier	Unit	D	%Rec	%Rec Limits		
Bromomethane			20.0	21.12		ug/L		106	33 - 138		
Chloroethane			20.0	23.27		ug/L		116	59 - 139		
Chloromethane			20.0	21.49		ug/L		107	52 - 146		
Dichlorodifluoromethane			20.0	24.40		ug/L		122	45 - 150		
Trichlorofluoromethane			20.0	24.75		ug/L		124	55 - 150		
Vinyl chloride			20.0	23.02		ug/L		115	60 - 142		

Surrogate	*LCS %Recovery*	*LCS Qualifier*	*Limits*
Dibromofluoromethane (Surr)	*110*		*76 - 130*
Toluene-d8 (Surr)	*97*		*80 - 120*
4-Bromofluorobenzene (Surr)	*106*		*80 - 120*

Lab Sample ID: MB 310-471870/5
Client Sample ID: Method Blank
Matrix: Water
Prep Type: Total/NA
Analysis Batch: 471870

Analyte	MB Result	MB Qualifier	RL	MDL	Unit	D	Prepared	Analyzed	Dil Fac
2-Butanone (MEK)	<10.0		10.0	2.10	ug/L			10/30/25 11:04	1
Acetone	<10.0		10.0	3.10	ug/L			10/30/25 11:04	1
Acrylonitrile	<5.00		5.00	2.20	ug/L			10/30/25 11:04	1
1,2-Dibromo-3-Chloropropane	<1.20		1.20	1.20	ug/L			10/30/25 11:04	1
Benzene	<0.500		0.500	0.220	ug/L			10/30/25 11:04	1
1,2-Dibromoethane (EDB)	<0.340		0.340	0.340	ug/L			10/30/25 11:04	1
Bromochloromethane	<5.00		5.00	0.540	ug/L			10/30/25 11:04	1
Bromodichloromethane	<1.00		1.00	0.390	ug/L			10/30/25 11:04	1
Bromoform	<5.00		5.00	0.780	ug/L			10/30/25 11:04	1
1,2-Dichlorobenzene	<1.00		1.00	0.370	ug/L			10/30/25 11:04	1
Bromomethane	<4.00		4.00	1.10	ug/L			10/30/25 11:04	1
1,4-Dichlorobenzene	<1.00		1.00	0.230	ug/L			10/30/25 11:04	1
Carbon disulfide	<1.00		1.00	0.450	ug/L			10/30/25 11:04	1
Carbon tetrachloride	<2.00		2.00	0.650	ug/L			10/30/25 11:04	1
1,1-Dichloroethane	<1.00		1.00	0.220	ug/L			10/30/25 11:04	1
Chlorobenzene	<1.00		1.00	0.400	ug/L			10/30/25 11:04	1
1,2-Dichloroethane	<1.00		1.00	0.390	ug/L			10/30/25 11:04	1
Chlorodibromomethane	<5.00		5.00	0.750	ug/L			10/30/25 11:04	1
1,1-Dichloroethene	<2.00		2.00	0.560	ug/L			10/30/25 11:04	1
Chloroethane	<4.00		4.00	0.790	ug/L			10/30/25 11:04	1
1,2-Dichloropropane	<1.00		1.00	0.270	ug/L			10/30/25 11:04	1
Chloroform	<3.00		3.00	1.30	ug/L			10/30/25 11:04	1
Chloromethane	<3.00		3.00	0.610	ug/L			10/30/25 11:04	1
2-Hexanone	<10.0		10.0	2.00	ug/L			10/30/25 11:04	1
cis-1,2-Dichloroethene	<1.00		1.00	0.210	ug/L			10/30/25 11:04	1
cis-1,3-Dichloropropene	<5.00		5.00	0.250	ug/L			10/30/25 11:04	1
Dibromomethane	<1.00		1.00	0.330	ug/L			10/30/25 11:04	1
4-Methyl-2-pentanone (MIBK)	<10.0		10.0	2.10	ug/L			10/30/25 11:04	1
Dichlorodifluoromethane	<3.00		3.00	0.250	ug/L			10/30/25 11:04	1
Ethylbenzene	<1.00		1.00	0.310	ug/L			10/30/25 11:04	1
Iodomethane	<10.0		10.0	7.00	ug/L			10/30/25 11:04	1

Method: 8260D - Volatile Organic Compounds by GC/MS (Continued)

Lab Sample ID: MB 310-471870/5
Client Sample ID: Method Blank
Matrix: Water
Prep Type: Total/NA
Analysis Batch: 471870

Analyte	MB Result	MB Qualifier	RL	MDL	Unit	D	Prepared	Analyzed	Dil Fac
1,1,1,2-Tetrachloroethane	<1.00		1.00	0.380	ug/L			10/30/25 11:04	1
Methylene Chloride	<5.00		5.00	1.70	ug/L			10/30/25 11:04	1
1,1,2,2-Tetrachloroethane	<1.00		1.00	0.470	ug/L			10/30/25 11:04	1
Styrene	<1.00		1.00	0.370	ug/L			10/30/25 11:04	1
Tetrachloroethene	<1.00		1.00	0.480	ug/L			10/30/25 11:04	1
Toluene	<1.00		1.00	0.430	ug/L			10/30/25 11:04	1
trans-1,2-Dichloroethene	<1.00		1.00	0.270	ug/L			10/30/25 11:04	1
trans-1,3-Dichloropropene	<5.00		5.00	0.560	ug/L			10/30/25 11:04	1
trans-1,4-Dichloro-2-butene	<10.0		10.0	1.10	ug/L			10/30/25 11:04	1
1,1,1-Trichloroethane	<1.00		1.00	0.190	ug/L			10/30/25 11:04	1
1,1,2-Trichloroethane	<1.00		1.00	0.450	ug/L			10/30/25 11:04	1
Trichloroethene	<1.00		1.00	0.430	ug/L			10/30/25 11:04	1
Trichlorofluoromethane	<4.00		4.00	0.380	ug/L			10/30/25 11:04	1
1,2,3-Trichloropropane	<1.00		1.00	0.590	ug/L			10/30/25 11:04	1
Vinyl acetate	<10.0		10.0	2.50	ug/L			10/30/25 11:04	1
Vinyl chloride	<1.00		1.00	0.180	ug/L			10/30/25 11:04	1
Xylenes, Total	<3.00		3.00	0.400	ug/L			10/30/25 11:04	1

Surrogate	*MB %Recovery*	*MB Qualifier*	*Limits*	*Prepared*	*Analyzed*	*Dil Fac*
Dibromofluoromethane (Surr)	*97*		*76 - 130*		*10/30/25 11:04*	*1*
Toluene-d8 (Surr)	*101*		*80 - 120*		*10/30/25 11:04*	*1*
4-Bromofluorobenzene (Surr)	*101*		*80 - 120*		*10/30/25 11:04*	*1*

Lab Sample ID: LCS 310-471870/6
Client Sample ID: Lab Control Sample
Matrix: Water
Prep Type: Total/NA
Analysis Batch: 471870

Analyte	Spike Added	LCS Result	LCS Qualifier	Unit	D	%Rec	%Rec Limits
2-Butanone (MEK)	40.0	34.79		ug/L		87	60 - 134
Acetone	40.0	33.62		ug/L		84	59 - 136
Acrylonitrile	200	189.6		ug/L		95	50 - 150
1,2-Dibromo-3-Chloropropane	20.0	20.53		ug/L		103	62 - 132
Benzene	20.0	19.25		ug/L		96	71 - 125
1,2-Dibromoethane (EDB)	20.0	19.83		ug/L		99	74 - 122
Bromochloromethane	20.0	20.80		ug/L		104	69 - 131
Bromodichloromethane	20.0	18.99		ug/L		95	70 - 122
Bromoform	20.0	19.78		ug/L		99	62 - 122
1,2-Dichlorobenzene	20.0	19.77		ug/L		99	74 - 120
1,4-Dichlorobenzene	20.0	19.54		ug/L		98	72 - 120
Carbon disulfide	20.0	20.33		ug/L		102	58 - 137
Carbon tetrachloride	20.0	20.55		ug/L		103	63 - 136
1,1-Dichloroethane	20.0	19.95		ug/L		100	69 - 127
Chlorobenzene	20.0	19.83		ug/L		99	74 - 120
1,2-Dichloroethane	20.0	20.05		ug/L		100	68 - 125
Chlorodibromomethane	20.0	19.83		ug/L		99	69 - 121
1,1-Dichloroethene	20.0	20.21		ug/L		101	64 - 134
1,2-Dichloropropane	20.0	18.78		ug/L		94	72 - 128
Chloroform	20.0	19.40		ug/L		97	72 - 122

Method: 8260D - Volatile Organic Compounds by GC/MS (Continued)

Lab Sample ID: LCS 310-471870/6
Matrix: Water
Analysis Batch: 471870

Client Sample ID: Lab Control Sample
Prep Type: Total/NA

Analyte	Spike Added	LCS Result	LCS Qualifier	Unit	D	%Rec	%Rec Limits
2-Hexanone	40.0	37.40		ug/L		94	62 - 139
cis-1,2-Dichloroethene	20.0	20.35		ug/L		102	72 - 123
cis-1,3-Dichloropropene	20.0	19.47		ug/L		97	72 - 123
Dibromomethane	20.0	20.19		ug/L		101	72 - 122
4-Methyl-2-pentanone (MIBK)	40.0	39.23		ug/L		98	62 - 136
Ethylbenzene	20.0	19.79		ug/L		99	75 - 120
Iodomethane	20.0	15.74		ug/L		79	18 - 150
1,1,1,2-Tetrachloroethane	20.0	20.29		ug/L		101	70 - 121
Methylene Chloride	20.0	18.56		ug/L		93	72 - 128
1,1,2,2-Tetrachloroethane	20.0	19.60		ug/L		98	70 - 122
Styrene	20.0	20.28		ug/L		101	74 - 122
Tetrachloroethene	20.0	21.28		ug/L		106	70 - 128
Toluene	20.0	20.04		ug/L		100	74 - 120
trans-1,2-Dichloroethene	20.0	21.24		ug/L		106	67 - 127
trans-1,3-Dichloropropene	20.0	19.73		ug/L		99	67 - 123
trans-1,4-Dichloro-2-butene	20.0	19.94		ug/L		100	50 - 150
1,1,1-Trichloroethane	20.0	20.62		ug/L		103	69 - 130
1,1,2-Trichloroethane	20.0	19.66		ug/L		98	75 - 121
Trichloroethene	20.0	19.71		ug/L		99	70 - 128
1,2,3-Trichloropropane	20.0	19.82		ug/L		99	70 - 122
Vinyl acetate	40.0	32.82		ug/L		82	50 - 150
Xylenes, Total	40.0	39.47		ug/L		99	74 - 121

Surrogate	*LCS %Recovery*	*LCS Qualifier*	*Limits*
Dibromofluoromethane (Surr)	*101*		*76 - 130*
Toluene-d8 (Surr)	*100*		*80 - 120*
4-Bromofluorobenzene (Surr)	*101*		*80 - 120*

Lab Sample ID: LCS 310-471870/7
Matrix: Water
Analysis Batch: 471870

Client Sample ID: Lab Control Sample
Prep Type: Total/NA

Analyte	Spike Added	LCS Result	LCS Qualifier	Unit	D	%Rec	%Rec Limits
Bromomethane	20.0	15.19		ug/L		76	33 - 138
Chloroethane	20.0	18.65		ug/L		93	59 - 139
Chloromethane	20.0	18.50		ug/L		93	52 - 146
Dichlorodifluoromethane	20.0	18.89		ug/L		94	45 - 150
Trichlorofluoromethane	20.0	18.71		ug/L		94	55 - 150
Vinyl chloride	20.0	18.47		ug/L		92	60 - 142

Surrogate	*LCS %Recovery*	*LCS Qualifier*	*Limits*
Dibromofluoromethane (Surr)	*95*		*76 - 130*
Toluene-d8 (Surr)	*100*		*80 - 120*
4-Bromofluorobenzene (Surr)	*101*		*80 - 120*

QC Sample Results

Client: HDR Inc
Project/Site: Iowa City Landfill Recycling Center

Job ID: 310-318786-1

Method: 8082A - Polychlorinated Biphenyls (PCBs) by Gas Chromatography

Lab Sample ID: MB 310-471719/1-A — **Client Sample ID: Method Blank**
Matrix: Water — **Prep Type: Total/NA**
Analysis Batch: 471708 — **Prep Batch: 471719**

Analyte	MB Result	MB Qualifier	RL	MDL	Unit	D	Prepared	Analyzed	Dil Fac
PCB-1221	<1.97		1.97	0.806	ug/L		10/29/25 10:07	10/29/25 14:34	1

Surrogate	*MB %Recovery*	*MB Qualifier*	*Limits*	*Prepared*	*Analyzed*	*Dil Fac*
DCB Decachlorobiphenyl (Surr)	*37*		*10 - 150*	*10/29/25 10:07*	*10/29/25 14:34*	*1*
Tetrachloro-m-xylene	*101*	*p*	*17 - 150*	*10/29/25 10:07*	*10/29/25 14:34*	*1*

Lab Sample ID: LCS 310-471719/20-A — **Client Sample ID: Lab Control Sample**
Matrix: Water — **Prep Type: Total/NA**
Analysis Batch: 471708 — **Prep Batch: 471719**

Analyte	Spike Added	LCS Result	LCS Qualifier	Unit	D	%Rec	%Rec Limits
PCB-1016	27.8	15.78		ug/L		57	25 - 150
PCB-1260	27.8	17.95		ug/L		65	14 - 150

Surrogate	*LCS %Recovery*	*LCS Qualifier*	*Limits*
DCB Decachlorobiphenyl (Surr)	*58*		*10 - 150*
Tetrachloro-m-xylene	*57*		*17 - 150*

Lab Sample ID: 310-318786-1 MS — **Client Sample ID: MW-201A**
Matrix: Water — **Prep Type: Total/NA**
Analysis Batch: 471708 — **Prep Batch: 471719**

Analyte	Sample Result	Sample Qualifier	Spike Added	MS Result	MS Qualifier	Unit	D	%Rec	%Rec Limits
PCB-1016	<1.86		26.5	23.90		ug/L		90	25 - 150
PCB-1260	<1.86		26.5	24.74		ug/L		94	10 - 150

Surrogate	*MS %Recovery*	*MS Qualifier*	*Limits*
DCB Decachlorobiphenyl (Surr)	*92*		*10 - 150*
Tetrachloro-m-xylene	*99*	*p*	*17 - 150*

Lab Sample ID: 310-318786-1 MSD — **Client Sample ID: MW-201A**
Matrix: Water — **Prep Type: Total/NA**
Analysis Batch: 471708 — **Prep Batch: 471719**

Analyte	Sample Result	Sample Qualifier	Spike Added	MSD Result	MSD Qualifier	Unit	D	%Rec	%Rec Limits	RPD	RPD Limit
PCB-1016	<1.86		26.9	19.35		ug/L		72	25 - 150	21	35
PCB-1260	<1.86		26.9	21.66		ug/L		81	10 - 150	12	35

Surrogate	*MSD %Recovery*	*MSD Qualifier*	*Limits*
DCB Decachlorobiphenyl (Surr)	*88*		*10 - 150*
Tetrachloro-m-xylene	*75*		*17 - 150*

Method: 6020B - Metals (ICP/MS)

Lab Sample ID: MB 310-471622/1-A
Client Sample ID: Method Blank
Matrix: Water
Prep Type: Total/NA
Analysis Batch: 472611
Prep Batch: 471622

Analyte	MB Result	MB Qualifier	RL	MDL	Unit	D	Prepared	Analyzed	Dil Fac
Antimony	<0.00200		0.00200	0.00100	mg/L		10/29/25 09:00	11/05/25 15:39	1
Arsenic	<0.00200		0.00200	0.000530	mg/L		10/29/25 09:00	11/05/25 15:39	1
Barium	<0.00200		0.00200	0.000660	mg/L		10/29/25 09:00	11/05/25 15:39	1
Beryllium	<0.00100		0.00100	0.000330	mg/L		10/29/25 09:00	11/05/25 15:39	1
Cadmium	<0.000200		0.000200	0.000100	mg/L		10/29/25 09:00	11/05/25 15:39	1
Chromium	<0.00500		0.00500	0.00180	mg/L		10/29/25 09:00	11/05/25 15:39	1
Cobalt	<0.000500		0.000500	0.000170	mg/L		10/29/25 09:00	11/05/25 15:39	1
Copper	<0.00500		0.00500	0.00320	mg/L		10/29/25 09:00	11/05/25 15:39	1
Lead	<0.000500		0.000500	0.000330	mg/L		10/29/25 09:00	11/05/25 15:39	1
Nickel	<0.00500		0.00500	0.00230	mg/L		10/29/25 09:00	11/05/25 15:39	1
Selenium	<0.00500		0.00500	0.00140	mg/L		10/29/25 09:00	11/05/25 15:39	1
Silver	<0.00100		0.00100	0.000500	mg/L		10/29/25 09:00	11/05/25 15:39	1
Thallium	<0.00100	^+	0.00100	0.000570	mg/L		10/29/25 09:00	11/05/25 15:39	1
Vanadium	<0.00500		0.00500	0.00170	mg/L		10/29/25 09:00	11/05/25 15:39	1
Zinc	<0.0200		0.0200	0.0130	mg/L		10/29/25 09:00	11/05/25 15:39	1

Lab Sample ID: LCS 310-471622/2-A
Client Sample ID: Lab Control Sample
Matrix: Water
Prep Type: Total/NA
Analysis Batch: 472611
Prep Batch: 471622

Analyte	Spike Added	LCS Result	LCS Qualifier	Unit	D	%Rec	%Rec Limits
Antimony	0.200	0.2218		mg/L		111	80 - 120
Arsenic	0.200	0.2010		mg/L		100	80 - 120
Barium	0.100	0.09964		mg/L		100	80 - 120
Beryllium	0.100	0.09804		mg/L		98	80 - 120
Cadmium	0.100	0.1077		mg/L		108	80 - 120
Chromium	0.100	0.1063		mg/L		106	80 - 120
Cobalt	0.100	0.1013		mg/L		101	80 - 120
Copper	0.200	0.2226		mg/L		111	80 - 120
Lead	0.200	0.2063		mg/L		103	80 - 120
Nickel	0.200	0.2079		mg/L		104	80 - 120
Selenium	0.400	0.3982		mg/L		100	80 - 120
Silver	0.100	0.1153		mg/L		115	80 - 120
Thallium	0.100	0.1032	^+	mg/L		103	80 - 120
Vanadium	0.100	0.1049		mg/L		105	80 - 120
Zinc	0.200	0.1989		mg/L		99	80 - 120

Lab Sample ID: 310-318786-1 MS
Client Sample ID: MW-201A
Matrix: Water
Prep Type: Total/NA
Analysis Batch: 472611
Prep Batch: 471622

Analyte	Sample Result	Sample Qualifier	Spike Added	MS Result	MS Qualifier	Unit	D	%Rec	%Rec Limits
Antimony	0.00126	J	0.200	0.2305		mg/L		115	75 - 125
Arsenic	<0.00200		0.200	0.2118		mg/L		106	75 - 125
Barium	0.253		0.100	0.3641		mg/L		111	75 - 125
Beryllium	<0.00100		0.100	0.09808		mg/L		98	75 - 125
Cadmium	<0.000200		0.100	0.1064		mg/L		106	75 - 125
Chromium	<0.00500		0.100	0.1043		mg/L		104	75 - 125
Cobalt	<0.000500		0.100	0.09668		mg/L		97	75 - 125

Method: 6020B - Metals (ICP/MS) (Continued)

Lab Sample ID: 310-318786-1 MS — **Client Sample ID: MW-201A**
Matrix: Water — **Prep Type: Total/NA**
Analysis Batch: 472611 — **Prep Batch: 471622**

Analyte	Sample Result	Sample Qualifier	Spike Added	MS Result	MS Qualifier	Unit	D	%Rec	%Rec Limits
Copper	<0.00500		0.200	0.2108		mg/L		105	75 - 125
Lead	<0.000500		0.200	0.2055		mg/L		103	75 - 125
Nickel	<0.00500		0.200	0.2000		mg/L		100	75 - 125
Selenium	<0.00500		0.400	0.4064		mg/L		102	75 - 125
Silver	<0.00100		0.100	0.1169		mg/L		117	75 - 125
Vanadium	<0.00500		0.100	0.1052		mg/L		105	75 - 125
Zinc	<0.0200		0.200	0.2076		mg/L		104	75 - 125

Lab Sample ID: 310-318786-1 MSD — **Client Sample ID: MW-201A**
Matrix: Water — **Prep Type: Total/NA**
Analysis Batch: 472611 — **Prep Batch: 471622**

Analyte	Sample Result	Sample Qualifier	Spike Added	MSD Result	MSD Qualifier	Unit	D	%Rec	%Rec Limits	RPD	RPD Limit
Antimony	0.00126	J	0.200	0.2361		mg/L		117	75 - 125	2	20
Arsenic	<0.00200		0.200	0.2156		mg/L		108	75 - 125	2	20
Barium	0.253		0.100	0.3729		mg/L		120	75 - 125	2	20
Beryllium	<0.00100		0.100	0.09965		mg/L		100	75 - 125	2	20
Cadmium	<0.000200		0.100	0.1092		mg/L		109	75 - 125	3	20
Chromium	<0.00500		0.100	0.1058		mg/L		106	75 - 125	1	20
Cobalt	<0.000500		0.100	0.09776		mg/L		98	75 - 125	1	20
Copper	<0.00500		0.200	0.2089		mg/L		104	75 - 125	1	20
Lead	<0.000500		0.200	0.2088		mg/L		104	75 - 125	2	20
Nickel	<0.00500		0.200	0.2020		mg/L		101	75 - 125	1	20
Selenium	<0.00500		0.400	0.4117		mg/L		103	75 - 125	1	20
Silver	<0.00100		0.100	0.1186		mg/L		119	75 - 125	1	20
Vanadium	<0.00500		0.100	0.1062		mg/L		106	75 - 125	1	20
Zinc	<0.0200		0.200	0.2092		mg/L		105	75 - 125	1	20

Lab Sample ID: 310-318786-11 DU — **Client Sample ID: MW 6B**
Matrix: Water — **Prep Type: Total/NA**
Analysis Batch: 472611 — **Prep Batch: 471622**

Analyte	Sample Result	Sample Qualifier	DU Result	DU Qualifier	Unit	D	RPD	RPD Limit
Antimony	<0.00200		0.001998	J	mg/L		NC	20
Arsenic	0.0426		0.04257		mg/L		0	20
Barium	0.516		0.5206		mg/L		0.9	20
Beryllium	<0.00100		<0.00100		mg/L		NC	20
Cadmium	<0.000200		<0.000200		mg/L		NC	20
Chromium	<0.00500		<0.00500		mg/L		NC	20
Cobalt	0.00480		0.004795		mg/L		0.1	20
Copper	<0.00500		<0.00500		mg/L		NC	20
Lead	<0.000500		<0.000500		mg/L		NC	20
Nickel	0.00921		0.009256		mg/L		0.5	20
Selenium	<0.00500		<0.00500		mg/L		NC	20
Silver	<0.00100		<0.00100		mg/L		NC	20
Thallium	<0.00100		<0.00100		mg/L		NC	20
Vanadium	<0.00500		<0.00500		mg/L		NC	20
Zinc	<0.0200		<0.0200		mg/L		NC	20

Method: 9034 - Sulfide, Acid soluble and Insoluble (Titrimetric)

Lab Sample ID: MB 500-840719/1 — **Client Sample ID: Method Blank**
Matrix: Water — **Prep Type: Total/NA**
Analysis Batch: 840719

Analyte	MB Result	MB Qualifier	RL	MDL	Unit	D	Prepared	Analyzed	Dil Fac
Sulfide	<1.00		1.00	0.231	mg/L			10/29/25 15:15	1

Lab Sample ID: LCS 500-840719/2 — **Client Sample ID: Lab Control Sample**
Matrix: Water — **Prep Type: Total/NA**
Analysis Batch: 840719

Analyte	Spike Added	LCS Result	LCS Qualifier	Unit	D	%Rec	%Rec Limits
Sulfide	3.32	3.649		mg/L		110	80 - 120

Method: I-3765-85 - Residue, Non-filterable (TSS)

Lab Sample ID: MB 310-471567/1 — **Client Sample ID: Method Blank**
Matrix: Water — **Prep Type: Total/NA**
Analysis Batch: 471567

Analyte	MB Result	MB Qualifier	RL	MDL	Unit	D	Prepared	Analyzed	Dil Fac
Total Suspended Solids	<5.00		5.00	3.50	mg/L			10/28/25 11:38	1

Lab Sample ID: LCS 310-471567/2 — **Client Sample ID: Lab Control Sample**
Matrix: Water — **Prep Type: Total/NA**
Analysis Batch: 471567

Analyte	Spike Added	LCS Result	LCS Qualifier	Unit	D	%Rec	%Rec Limits
Total Suspended Solids	100	97.00		mg/L		97	82 - 117

Lab Sample ID: 310-318786-9 DU — **Client Sample ID: MW-212A**
Matrix: Water — **Prep Type: Total/NA**
Analysis Batch: 471567

Analyte	Sample Result	Sample Qualifier	DU Result	DU Qualifier	Unit	D	RPD	RPD Limit
Total Suspended Solids	54.0		52.00		mg/L		4	35

Lab Sample ID: 310-318786-10 DU — **Client Sample ID: MW 211B**
Matrix: Water — **Prep Type: Total/NA**
Analysis Batch: 471567

Analyte	Sample Result	Sample Qualifier	DU Result	DU Qualifier	Unit	D	RPD	RPD Limit
Total Suspended Solids	41.0		41.00		mg/L		0	35

Lab Sample ID: MB 310-471568/1 — **Client Sample ID: Method Blank**
Matrix: Water — **Prep Type: Total/NA**
Analysis Batch: 471568

Analyte	MB Result	MB Qualifier	RL	MDL	Unit	D	Prepared	Analyzed	Dil Fac
Total Suspended Solids	<5.00		5.00	3.50	mg/L			10/28/25 11:41	1

Method: I-3765-85 - Residue, Non-filterable (TSS) (Continued)

Lab Sample ID: LCS 310-471568/2
Client Sample ID: Lab Control Sample
Matrix: Water
Prep Type: Total/NA
Analysis Batch: 471568

Analyte			Spike Added	LCS Result	LCS Qualifier	Unit	D	%Rec	%Rec Limits		
Total Suspended Solids			100	102.0		mg/L		102	82 - 117		

QC Association Summary

Client: HDR Inc
Project/Site: Iowa City Landfill Recycling Center

Job ID: 310-318786-1

GC/MS VOA

Analysis Batch: 471557

Lab Sample ID	Client Sample ID	Prep Type	Matrix	Method	Prep Batch
310-318786-8	MW-200A	Total/NA	Water	8260D	
310-318786-9	MW-212A	Total/NA	Water	8260D	
310-318786-10	MW 211B	Total/NA	Water	8260D	
310-318786-11	MW 6B	Total/NA	Water	8260D	
310-318786-12	Trip Blank	Total/NA	Water	8260D	
MB 310-471557/6	Method Blank	Total/NA	Water	8260D	
LCS 310-471557/7	Lab Control Sample	Total/NA	Water	8260D	
LCS 310-471557/8	Lab Control Sample	Total/NA	Water	8260D	
310-318786-8 MS	MW-200A	Total/NA	Water	8260D	
310-318786-8 MSD	MW-200A	Total/NA	Water	8260D	

Analysis Batch: 471742

Lab Sample ID	Client Sample ID	Prep Type	Matrix	Method	Prep Batch
310-318786-1	MW-201A	Total/NA	Water	8260D	
310-318786-2	MW-18AR	Total/NA	Water	8260D	
310-318786-3	WT-1	Total/NA	Water	8260D	
310-318786-4	WT-2	Total/NA	Water	8260D	
310-318786-5	WT-3	Total/NA	Water	8260D	
310-318786-6	WT-4	Total/NA	Water	8260D	
310-318786-7	WT-OF	Total/NA	Water	8260D	
MB 310-471742/5	Method Blank	Total/NA	Water	8260D	
LCS 310-471742/6	Lab Control Sample	Total/NA	Water	8260D	
LCS 310-471742/7	Lab Control Sample	Total/NA	Water	8260D	

Analysis Batch: 471870

Lab Sample ID	Client Sample ID	Prep Type	Matrix	Method	Prep Batch
310-318786-2	MW-18AR	Total/NA	Water	8260D	
MB 310-471870/5	Method Blank	Total/NA	Water	8260D	
LCS 310-471870/6	Lab Control Sample	Total/NA	Water	8260D	
LCS 310-471870/7	Lab Control Sample	Total/NA	Water	8260D	

GC Semi VOA

Analysis Batch: 471708

Lab Sample ID	Client Sample ID	Prep Type	Matrix	Method	Prep Batch
310-318786-1	MW-201A	Total/NA	Water	8082A	471719
MB 310-471719/1-A	Method Blank	Total/NA	Water	8082A	471719
LCS 310-471719/20-A	Lab Control Sample	Total/NA	Water	8082A	471719
310-318786-1 MS	MW-201A	Total/NA	Water	8082A	471719
310-318786-1 MSD	MW-201A	Total/NA	Water	8082A	471719

Prep Batch: 471719

Lab Sample ID	Client Sample ID	Prep Type	Matrix	Method	Prep Batch
310-318786-1	MW-201A	Total/NA	Water	3511	
MB 310-471719/1-A	Method Blank	Total/NA	Water	3511	
LCS 310-471719/20-A	Lab Control Sample	Total/NA	Water	3511	
310-318786-1 MS	MW-201A	Total/NA	Water	3511	
310-318786-1 MSD	MW-201A	Total/NA	Water	3511	

QC Association Summary

Client: HDR Inc
Project/Site: Iowa City Landfill Recycling Center

Job ID: 310-318786-1

Metals

Prep Batch: 471622

Lab Sample ID	Client Sample ID	Prep Type	Matrix	Method	Prep Batch
310-318786-1	MW-201A	Total/NA	Water	3005A	
310-318786-2	MW-18AR	Total/NA	Water	3005A	
310-318786-3	WT-1	Total/NA	Water	3005A	
310-318786-4	WT-2	Total/NA	Water	3005A	
310-318786-5	WT-3	Total/NA	Water	3005A	
310-318786-6	WT-4	Total/NA	Water	3005A	
310-318786-7	WT-OF	Total/NA	Water	3005A	
310-318786-8	MW-200A	Total/NA	Water	3005A	
310-318786-9	MW-212A	Total/NA	Water	3005A	
310-318786-10	MW 211B	Total/NA	Water	3005A	
310-318786-11	MW 6B	Total/NA	Water	3005A	
MB 310-471622/1-A	Method Blank	Total/NA	Water	3005A	
LCS 310-471622/2-A	Lab Control Sample	Total/NA	Water	3005A	
310-318786-1 MS	MW-201A	Total/NA	Water	3005A	
310-318786-1 MSD	MW-201A	Total/NA	Water	3005A	
310-318786-11 DU	MW 6B	Total/NA	Water	3005A	

Analysis Batch: 472611

Lab Sample ID	Client Sample ID	Prep Type	Matrix	Method	Prep Batch
310-318786-1	MW-201A	Total/NA	Water	6020B	471622
310-318786-2	MW-18AR	Total/NA	Water	6020B	471622
310-318786-3	WT-1	Total/NA	Water	6020B	471622
310-318786-4	WT-2	Total/NA	Water	6020B	471622
310-318786-5	WT-3	Total/NA	Water	6020B	471622
310-318786-6	WT-4	Total/NA	Water	6020B	471622
310-318786-7	WT-OF	Total/NA	Water	6020B	471622
310-318786-8	MW-200A	Total/NA	Water	6020B	471622
310-318786-9	MW-212A	Total/NA	Water	6020B	471622
310-318786-10	MW 211B	Total/NA	Water	6020B	471622
310-318786-11	MW 6B	Total/NA	Water	6020B	471622
MB 310-471622/1-A	Method Blank	Total/NA	Water	6020B	471622
LCS 310-471622/2-A	Lab Control Sample	Total/NA	Water	6020B	471622
310-318786-1 MS	MW-201A	Total/NA	Water	6020B	471622
310-318786-1 MSD	MW-201A	Total/NA	Water	6020B	471622
310-318786-11 DU	MW 6B	Total/NA	Water	6020B	471622

General Chemistry

Analysis Batch: 471567

Lab Sample ID	Client Sample ID	Prep Type	Matrix	Method	Prep Batch
310-318786-4	WT-2	Total/NA	Water	I-3765-85	
310-318786-6	WT-4	Total/NA	Water	I-3765-85	
310-318786-7	WT-OF	Total/NA	Water	I-3765-85	
310-318786-8	MW-200A	Total/NA	Water	I-3765-85	
310-318786-9	MW-212A	Total/NA	Water	I-3765-85	
310-318786-10	MW 211B	Total/NA	Water	I-3765-85	
310-318786-11	MW 6B	Total/NA	Water	I-3765-85	
MB 310-471567/1	Method Blank	Total/NA	Water	I-3765-85	
LCS 310-471567/2	Lab Control Sample	Total/NA	Water	I-3765-85	
310-318786-9 DU	MW-212A	Total/NA	Water	I-3765-85	
310-318786-10 DU	MW 211B	Total/NA	Water	I-3765-85	

QC Association Summary

Client: HDR Inc
Job ID: 310-318786-1
Project/Site: Iowa City Landfill Recycling Center

General Chemistry

Analysis Batch: 471568

Lab Sample ID	Client Sample ID	Prep Type	Matrix	Method	Prep Batch
310-318786-1	MW-201A	Total/NA	Water	I-3765-85	
310-318786-2	MW-18AR	Total/NA	Water	I-3765-85	
310-318786-3	WT-1	Total/NA	Water	I-3765-85	
310-318786-5	WT-3	Total/NA	Water	I-3765-85	
MB 310-471568/1	Method Blank	Total/NA	Water	I-3765-85	
LCS 310-471568/2	Lab Control Sample	Total/NA	Water	I-3765-85	

Analysis Batch: 840719

Lab Sample ID	Client Sample ID	Prep Type	Matrix	Method	Prep Batch
310-318786-2	MW-18AR	Total/NA	Water	9034	
MB 500-840719/1	Method Blank	Total/NA	Water	9034	
LCS 500-840719/2	Lab Control Sample	Total/NA	Water	9034	

Lab Chronicle

Client: HDR Inc
Project/Site: Iowa City Landfill Recycling Center

Job ID: 310-318786-1

Client Sample ID: MW-201A
Lab Sample ID: 310-318786-1
Date Collected: 10/22/25 07:53
Matrix: Water
Date Received: 10/24/25 14:05

Prep Type	Batch Type	Batch Method	Run	Dilution Factor	Batch Number	Analyst	Lab	Prepared or Analyzed
Total/NA	Analysis	8260D		1	471742	FE5V	EET CF	10/29/25 14:24
Total/NA	Prep	3511			471719	BW2O	EET CF	10/29/25 10:07
Total/NA	Analysis	8082A		1	471708	BW2O	EET CF	10/29/25 17:27
Total/NA	Prep	3005A			471622	RLT9	EET CF	10/29/25 09:00
Total/NA	Analysis	6020B		1	472611	NFT2	EET CF	11/05/25 15:45
Total/NA	Analysis	I-3765-85		1	471568	DGU1	EET CF	10/28/25 11:41

Client Sample ID: MW-18AR
Lab Sample ID: 310-318786-2
Date Collected: 10/22/25 08:34
Matrix: Water
Date Received: 10/24/25 14:05

Prep Type	Batch Type	Batch Method	Run	Dilution Factor	Batch Number	Analyst	Lab	Prepared or Analyzed
Total/NA	Analysis	8260D		1	471742	FE5V	EET CF	10/29/25 14:47
Total/NA	Analysis	8260D		1	471870	FE5V	EET CF	10/30/25 13:39
Total/NA	Prep	3005A			471622	RLT9	EET CF	10/29/25 09:00
Total/NA	Analysis	6020B		1	472611	NFT2	EET CF	11/05/25 16:02
Total/NA	Analysis	9034		1	840719	TR	EET CHI	10/29/25 15:41 - 10/29/25 15:45 [1]
Total/NA	Analysis	I-3765-85		1	471568	DGU1	EET CF	10/28/25 11:41

Client Sample ID: WT-1
Lab Sample ID: 310-318786-3
Date Collected: 10/22/25 09:53
Matrix: Water
Date Received: 10/24/25 14:05

Prep Type	Batch Type	Batch Method	Run	Dilution Factor	Batch Number	Analyst	Lab	Prepared or Analyzed
Total/NA	Analysis	8260D		1	471742	FE5V	EET CF	10/29/25 15:10
Total/NA	Prep	3005A			471622	RLT9	EET CF	10/29/25 09:00
Total/NA	Analysis	6020B		1	472611	NFT2	EET CF	11/05/25 16:05
Total/NA	Analysis	I-3765-85		1	471568	DGU1	EET CF	10/28/25 11:41

Client Sample ID: WT-2
Lab Sample ID: 310-318786-4
Date Collected: 10/22/25 10:02
Matrix: Water
Date Received: 10/24/25 14:05

Prep Type	Batch Type	Batch Method	Run	Dilution Factor	Batch Number	Analyst	Lab	Prepared or Analyzed
Total/NA	Analysis	8260D		1	471742	FE5V	EET CF	10/29/25 15:32
Total/NA	Prep	3005A			471622	RLT9	EET CF	10/29/25 09:00
Total/NA	Analysis	6020B		1	472611	NFT2	EET CF	11/05/25 16:07
Total/NA	Analysis	I-3765-85		1	471567	DGU1	EET CF	10/28/25 11:38

Client Sample ID: WT-3
Lab Sample ID: 310-318786-5
Date Collected: 10/22/25 10:12
Matrix: Water
Date Received: 10/24/25 14:05

Prep Type	Batch Type	Batch Method	Run	Dilution Factor	Batch Number	Analyst	Lab	Prepared or Analyzed
Total/NA	Analysis	8260D		1	471742	FE5V	EET CF	10/29/25 15:55

Lab Chronicle

Client: HDR Inc
Project/Site: Iowa City Landfill Recycling Center

Job ID: 310-318786-1

Client Sample ID: WT-3

Lab Sample ID: 310-318786-5
Date Collected: 10/22/25 10:12
Matrix: Water
Date Received: 10/24/25 14:05

Prep Type	Batch Type	Batch Method	Run	Dilution Factor	Batch Number	Analyst	Lab	Prepared or Analyzed
Total/NA	Prep	3005A			471622	RLT9	EET CF	10/29/25 09:00
Total/NA	Analysis	6020B		1	472611	NFT2	EET CF	11/05/25 16:10
Total/NA	Analysis	I-3765-85		1	471568	DGU1	EET CF	10/28/25 11:41

Client Sample ID: WT-4

Lab Sample ID: 310-318786-6
Date Collected: 10/22/25 10:22
Matrix: Water
Date Received: 10/24/25 14:05

Prep Type	Batch Type	Batch Method	Run	Dilution Factor	Batch Number	Analyst	Lab	Prepared or Analyzed
Total/NA	Analysis	8260D		1	471742	FE5V	EET CF	10/29/25 16:18
Total/NA	Prep	3005A			471622	RLT9	EET CF	10/29/25 09:00
Total/NA	Analysis	6020B		1	472611	NFT2	EET CF	11/05/25 16:13
Total/NA	Analysis	I-3765-85		1	471567	DGU1	EET CF	10/28/25 11:38

Client Sample ID: WT-OF

Lab Sample ID: 310-318786-7
Date Collected: 10/22/25 09:35
Matrix: Water
Date Received: 10/24/25 14:05

Prep Type	Batch Type	Batch Method	Run	Dilution Factor	Batch Number	Analyst	Lab	Prepared or Analyzed
Total/NA	Analysis	8260D		1	471742	FE5V	EET CF	10/29/25 16:41
Total/NA	Prep	3005A			471622	RLT9	EET CF	10/29/25 09:00
Total/NA	Analysis	6020B		1	472611	NFT2	EET CF	11/05/25 16:16
Total/NA	Analysis	I-3765-85		1	471567	DGU1	EET CF	10/28/25 11:38

Client Sample ID: MW-200A

Lab Sample ID: 310-318786-8
Date Collected: 10/22/25 10:41
Matrix: Water
Date Received: 10/24/25 14:05

Prep Type	Batch Type	Batch Method	Run	Dilution Factor	Batch Number	Analyst	Lab	Prepared or Analyzed
Total/NA	Analysis	8260D		1	471557	WSE8	EET CF	10/29/25 00:42
Total/NA	Prep	3005A			471622	RLT9	EET CF	10/29/25 09:00
Total/NA	Analysis	6020B		1	472611	NFT2	EET CF	11/05/25 16:19
Total/NA	Analysis	I-3765-85		1	471567	DGU1	EET CF	10/28/25 11:38

Client Sample ID: MW-212A

Lab Sample ID: 310-318786-9
Date Collected: 10/22/25 13:32
Matrix: Water
Date Received: 10/24/25 14:05

Prep Type	Batch Type	Batch Method	Run	Dilution Factor	Batch Number	Analyst	Lab	Prepared or Analyzed
Total/NA	Analysis	8260D		1	471557	WSE8	EET CF	10/29/25 01:04
Total/NA	Prep	3005A			471622	RLT9	EET CF	10/29/25 09:00
Total/NA	Analysis	6020B		1	472611	NFT2	EET CF	11/05/25 16:22
Total/NA	Analysis	I-3765-85		1	471567	DGU1	EET CF	10/28/25 11:38

Lab Chronicle

Client: HDR Inc
Project/Site: Iowa City Landfill Recycling Center

Job ID: 310-318786-1

Client Sample ID: MW 211B

Lab Sample ID: 310-318786-10

Date Collected: 10/22/25 12:21
Date Received: 10/24/25 14:05

Matrix: Water

Prep Type	Batch Type	Batch Method	Run	Dilution Factor	Batch Number	Analyst	Lab	Prepared or Analyzed
Total/NA	Analysis	8260D		1	471557	WSE8	EET CF	10/29/25 01:27
Total/NA	Prep	3005A			471622	RLT9	EET CF	10/29/25 09:00
Total/NA	Analysis	6020B		1	472611	NFT2	EET CF	11/05/25 16:24
Total/NA	Analysis	I-3765-85		1	471567	DGU1	EET CF	10/28/25 11:38

Client Sample ID: MW 6B

Lab Sample ID: 310-318786-11

Date Collected: 10/22/25 12:59
Date Received: 10/24/25 14:05

Matrix: Water

Prep Type	Batch Type	Batch Method	Run	Dilution Factor	Batch Number	Analyst	Lab	Prepared or Analyzed
Total/NA	Analysis	8260D		1	471557	WSE8	EET CF	10/29/25 01:49
Total/NA	Prep	3005A			471622	RLT9	EET CF	10/29/25 09:00
Total/NA	Analysis	6020B		1	472611	NFT2	EET CF	11/05/25 16:27
Total/NA	Analysis	I-3765-85		1	471567	DGU1	EET CF	10/28/25 11:38

Client Sample ID: Trip Blank

Lab Sample ID: 310-318786-12

Date Collected: 10/22/25 00:00
Date Received: 10/24/25 14:05

Matrix: Water

Prep Type	Batch Type	Batch Method	Run	Dilution Factor	Batch Number	Analyst	Lab	Prepared or Analyzed
Total/NA	Analysis	8260D		1	471557	WSE8	EET CF	10/29/25 02:12

[1] This procedure uses a method stipulated length of time for the process. Both start and end times are displayed.

Laboratory References:

EET CF = Eurofins Cedar Falls, 3019 Venture Way, Cedar Falls, IA 50613, TEL (319)277-2401

EET CHI = Eurofins Chicago, 18410 Crossing Drive, Suite E, Tinley Park, IL 60487, TEL (708)534-5200

Accreditation/Certification Summary

Client: HDR Inc
Job ID: 310-318786-1
Project/Site: Iowa City Landfill Recycling Center

Laboratory: Eurofins Cedar Falls

The accreditations/certifications listed below are applicable to this report.

Authority	Program	Identification Number	Expiration Date
Iowa	State	007	12-01-25

Laboratory: Eurofins Chicago

The accreditations/certifications listed below are applicable to this report.

Authority	Program	Identification Number	Expiration Date
Iowa	State	082	05-01-26

Method Summary

Client: HDR Inc
Project/Site: Iowa City Landfill Recycling Center

Job ID: 310-318786-1

Method	Method Description	Protocol	Laboratory
8260D	Volatile Organic Compounds by GC/MS	SW846	EET CF
8082A	Polychlorinated Biphenyls (PCBs) by Gas Chromatography	SW846	EET CF
6020B	Metals (ICP/MS)	SW846	EET CF
9034	Sulfide, Acid soluble and Insoluble (Titrimetric)	SW846	EET CHI
I-3765-85	Residue, Non-filterable (TSS)	USGS	EET CF
3005A	Preparation, Total Metals	SW846	EET CF
3511	Microextraction of Organic Compounds	SW846	EET CF
5030B	Purge and Trap	SW846	EET CF

Protocol References:

SW846 = "Test Methods For Evaluating Solid Waste, Physical/Chemical Methods", Third Edition, November 1986 And Its Updates.

USGS = "Methods For Analysis Of Water And Fluvial Sediments", USGS, 1989

Laboratory References:

EET CF = Eurofins Cedar Falls, 3019 Venture Way, Cedar Falls, IA 50613, TEL (319)277-2401

EET CHI = Eurofins Chicago, 18410 Crossing Drive, Suite E, Tinley Park, IL 60487, TEL (708)534-5200

eurofins | Environment Testing America

310-318786 Chain of Custody

Cooler/Sample Receipt and Temperature Log Form

Client Information			
Client	HDR Inc		
City/State:	CITY	STATE	Project:

Receipt Information			
Date/Time Received.	DATE 10·24 25	TIME 1405	Received By CGC

Delivery Type: ☐ UPS ☐ FedEx ☐ FedEx Ground ☐ US Mail ☐ Spee-Dee ☑ Lab Courier ☐ Lab Field Services ☐ Client Drop-off ☐ Other _____

Condition of Cooler/Containers			
Sample(s) received in Cooler?	☑ Yes ☐ No	*If yes·* Cooler ID.	
Multiple Coolers?	☑ Yes ☐ No	*If yes·* Cooler # 1 of 3	
Cooler Custody Seals Present?	☐ Yes ☑ No	*If yes* Cooler custody seals intact?	☐ Yes ☐ No
Sample Custody Seals Present?	☐ Yes ☑ No	*If yes* Sample custody seals intact?	☐ Yes ☐ No
Trip Blank Present?	☐ Yes ☑ No	*If yes.* Which VOA samples are in cooler? ↓	

Temperature Record					
Coolant	☑ Wet ice	☐ Blue ice	☐ Dry ice	☐ Other:_____	☐ NONE
Thermometer ID	CC		Correction Factor (°C)·	0	

• **Temp Blank Temperature** – If no temp blank, or temp blank temperature above criteria, proceed to Sample Container Temperature

Uncorrected Temp (°C).	3.1	Corrected Temp (°C):	3.1

• **Sample Container Temperature**

	CONTAINER 1	CONTAINER 2
Container(s) used		
Uncorrected Temp (°C).		
Corrected Temp (°C)·		

Exceptions Noted

1) If temperature exceeds criteria, was sample(s) received same day of sampling? ☐ Yes ☐ No
   a) *If yes:* Is there evidence that the chilling process began? ☐ Yes ☐ No

2) If temperature is <0°C, are there obvious signs that the integrity of sample containers is compromised? (e g , bulging septa, broken/cracked bottles, frozen solid?) ☐ Yes ☐ No

NOTE If yes, contact PM before proceeding If no, proceed with login

Additional Comments

eurofins | Environment Testing America

Place COC scanning label here

Cooler/Sample Receipt and Temperature Log Form

Client Information

Client: HDR

City/State: CITY | STATE | Project

Receipt Information

Date/Time Received: DATE 10 24 25 | TIME 1405 | Received By: CCC

Delivery Type: ☐ UPS ☐ FedEx ☐ FedEx Ground ☐ US Mail ☐ Spee-Dee ☑ Lab Courier ☐ Lab Field Services ☐ Client Drop-off ☐ Other: _____

Condition of Cooler/Containers

Sample(s) received in Cooler? ☑ Yes ☐ No *If yes:* Cooler ID.

Multiple Coolers? ☑ Yes ☐ No *If yes:* Cooler # 2 of 3

Cooler Custody Seals Present? ☐ Yes ☑ No *If yes* Cooler custody seals intact? ☐ Yes ☐ No

Sample Custody Seals Present? ☐ Yes ☑ No *If yes.* Sample custody seals intact? ☐ Yes ☐ No

Trip Blank Present? ☑ Yes ☐ No *If yes:* Which VOA samples are in cooler? ↓

MW-201A, MW-18AR, MW-WT-1, MW-WT-2, MW-WT-3

Temperature Record

Coolant: ☑ Wet ice ☐ Blue ice ☐ Dry ice ☐ Other _____ ☐ NONE

Thermometer ID: CC | Correction Factor (°C): 0

• **Temp Blank Temperature** – If no temp blank, or temp blank temperature above criteria, proceed to Sample Container Temperature

Uncorrected Temp (°C): 1.8 | Corrected Temp (°C): 1.8

• **Sample Container Temperature**

	CONTAINER 1	CONTAINER 2
Container(s) used:		
Uncorrected Temp (°C).		
Corrected Temp (°C):		

Exceptions Noted

1) If temperature exceeds criteria, was sample(s) received same day of sampling? ☐ Yes ☐ No
   a) *If yes:* Is there evidence that the chilling process began? ☐ Yes ☐ No

2) If temperature is <0°C, are there obvious signs that the integrity of sample containers is compromised? (e.g , bulging septa, broken/cracked bottles, frozen solid?) ☐ Yes ☐ No

NOTE If yes, contact PM before proceeding If no, proceed with login

Additional Comments

eurofins | Environment Testing America

Place COC scanning label here

Cooler/Sample Receipt and Temperature Log Form

Client Information

Client: HDR

City/State: CITY | STATE | Project.

Receipt Information

Date/Time Received: DATE 10 24 25 | TIME 1405 | Received By: CGC

Delivery Type: ☐ UPS ☐ FedEx ☐ FedEx Ground ☐ US Mail ☐ Spee-Dee ☒ Lab Courier ☐ Lab Field Services ☐ Client Drop-off ☐ Other._____

Condition of Cooler/Containers

Sample(s) received in Cooler? ☒ Yes ☐ No *If yes:* Cooler ID

Multiple Coolers? ☒ Yes ☐ No *If yes* Cooler # 3 of 3

Cooler Custody Seals Present? ☐ Yes ☒ No *If yes* Cooler custody seals intact? ☐ Yes ☐ No

Sample Custody Seals Present? ☐ Yes ☒ No *If yes* Sample custody seals intact? ☐ Yes ☐ No

Trip Blank Present? ☐ Yes ☒ No *If yes:* Which VOA samples are in cooler? ↓

Temperature Record

Coolant: ☒ Wet ice ☐ Blue ice ☐ Dry ice ☐ Other:_____ ☐ NONE

Thermometer ID: CC | Correction Factor (°C): 0

• **Temp Blank Temperature** – If no temp blank, or temp blank temperature above criteria, proceed to Sample Container Temperature

Uncorrected Temp (°C): 3.0 | Corrected Temp (°C): 3.0

• **Sample Container Temperature**

Container(s) used:	CONTAINER 1	CONTAINER 2
Uncorrected Temp (°C):		
Corrected Temp (°C).		

Exceptions Noted

1) If temperature exceeds criteria, was sample(s) received same day of sampling? ☐ Yes ☐ No
   a) *If yes:* Is there evidence that the chilling process began? ☐ Yes ☐ No

2) If temperature is <0°C, are there obvious signs that the integrity of sample containers is compromised? (e g , bulging septa, broken/cracked bottles, frozen solid?) ☐ Yes ☐ No

NOTE: If yes, contact PM before proceeding If no, proceed with login

Additional Comments

Document. CED-P-SAM-FRM45521
Revision 26
Date 27 Jan 2022

Eurofins Cedar Falls

General temperature criteria is 0 to 6°C
Bacteria temperature criteria is 0 to 10°C

Eurofins Cedar Falls
3019 Venture Way
Cedar Falls, IA 50613
Phone (319) 277-2401 Phone (319) 277-2425

Chain of Custody Record

eurofins | Environment Testing

Client Information	Sampler: Joel Fahrmeister	Lab PM: Calhoun, Conner M	Carrier Tracking No(s):	COC No: 310-98143-26703.6
Client Contact: Richard Wilson	Phone: 319-936-5194	E-Mail: Conner Calhoun@et.eurofinsus.com	State of Origin:	Page: Page of
Company: HDR Inc	PWSID:			Job #:
Address: 1917 S 67th Street	Due Date Requested:			
City: Omaha	TAT Requested (days):			
State, Zip: NE, 68106	Compliance Project: Δ Yes Δ No			
Phone: 308-882-6141(Tel)	PO #:			
Email: richard.wilson2@hdrinc.com	WO #:			
Project Name: Iowa City Landfill Recycling Center	Project #: 31018052			
Site:	SSOW#:			

Analysis Requested

Preservation Codes:
D - HNO3
A - HCL
N - None
CB - ZnAcetate/NaOH
Other:

Sample Identification	Sample Date	Sample Time	Sample Type (C=comp, G=grab)	Matrix (W=water, S=solid, O=waste/oil, BT=Tissue, A=Air)	Field Filtered Sample (Yes or No)	Perform MS/MSD (Yes or No)	Appendix 1	Metals List- As, Ba, Co, Cu, Pb, Ni	App 1 VOC only	I_3765_85 - TSS	9034_Calc - Sulfide	Dichlorodifluorimethane	8151A - 2,4,5- TP (Silvex)	8081B - Beta BHC	Arsenic	Benzene	Cobalt	Tetrachloroethene, trichloroethene, Vinyl Chloride	PCB 1221	Total Number of containers	Special Instructions/Note:
			Preservation Code:																		
MW-201A	10-22-25	7:53	G	Water				X	X	X									X		PCB - 1221
MW-18AR	10-22-25	8:34	G	Water				X	X	X	X	X									
WT-1	10-22-25	9:53	G	Water			X			X											
WT-2	10-22-25	10:02	G	Water			X			X											
WT-3	10-22-25	10:12	G	Water			X			X											
WT-4	10-22-25	10:22	G	Water			X			X											
WT-OF	10-22-25	9:35	G	Water			X			X											
MW-200A	10-22-25	10:41	G	Water				X	X	X		X									
MW-212A	10-22-25	13:32	G	Water			X			X											
MW 211B	10 22-25	12:21	G	Water			X			X											
MW 6B	10 22 25	12:59	G	Water			X			X											

Possible Hazard Identification
☐ Non-Hazard ☐ Flammable ☐ Skin Irritant ☐ Poison B ☐ Unknown ☐ Radiological

Sample Disposal (A fee may be assessed if samples are retained longer than 1 month)
☐ Return To Client ☐ Disposal By Lab ☐ Archive For _____ Months

Deliverable Requested I, II, III, IV, Other (specify)

Special Instructions/QC Requirements:

Empty Kit Relinquished by:	Date:	Time:	Method of Shipment:

Relinquished by	Date/Time:	Company	Received by	Date/Time:	Company
[signature]	10-24-25	CGC	[signature]	10/24/25 1314	[signature]
Relinquished by:	Date/Time:	Company	Received by: CGC	10-24-25 1405	Eurofins
Relinquished by:	Date/Time:	Company	Received by:	Date/Time:	Company

Custody Seals Intact: Δ Yes Δ No | Custody Seal No | Cooler Temperature(s) °C and Other Remarks:

Ver: 05/06/2024

Eurofins Cedar Falls
3019 Venture Way
Cedar Falls, IA 50613
Phone 319-277-2401 Fax 319 277-2425

Chain of Custody Record

eurofins

Client Information (Sub Contract Lab)	Sampler: N/A	Lab PM: Calhoun, Conner M	Carrier Tracking No(s): N/A	COC No: 310-88330 1
Client Contact: Shipping/Receiving	Phone: N/A	E-Mail: Conner Calhoun@et eurofinsus com	State of Origin: Iowa	Page: Page 1 of 1
Company: Eurofins Environment Testing North Centr		Accreditations Required (See note): State - Iowa State Program - Iowa		Job #: 310-318786-1
Address: 18410 Crossing Drive Suite E	Due Date Requested: 11/6/2025			
City: Tinley Park	TAT Requested (days): N/A			
State Zip: IL, 60487				
Phone: 708-534-5200(Tel) 708-534-5211(Fax)	PO #: N/A			
Email: N/A	WO #: N/A			
Project Name: Iowa City Landfill Recycling Center	Project #: 31018052			
Site: N/A	SSOW#: N/A			

310-318786 COC

Analysis Requested

Preservation Codes

Other: N/A

Sample Identification - Client ID (Lab ID)	Sample Date	Sample Time	Sample Type (C=comp, G=grab)	Matrix (W=water S=solid, O=waste/oil, BT=Tissue, A=Air)	Field Filtered Sample (Yes or No)	Perform MS/MSD (Yes or No)	9034_Calc	Total Number of containers	Special Instructions/Note.
			Preservation Code						
MW-18AR (310-318786-2)	10/22/25	08 34 Central	G	Water			X	1	

Note Since laboratory accreditations are subject to change, Eurofins Environment Testing North Central LLC places the ownership of method analyte & accreditation compliance upon our subcontract laboratories This sample shipment is forwarded under chain-of-custody If the laboratory does not currently maintain accreditation in the State of Origin listed above for analysis/tests/matrix being analyzed the samples must be shipped back to the Eurofins Environment Testing North Central, LLC laboratory or other instructions will be provided Any changes to accreditation status should be brought to Eurofins Environment Testing North Central LLC attention immediately If all requested accreditations are current to date return the signed Chain of Custody attesting to said compliance to Eurofins Environment Testing North Central LLC

Possible Hazard Identification *Unconfirmed*	***Sample Disposal (A fee may be assessed if samples are retained longer than 1 month)*** ☐ *Return To Client* ☐ *Disposal By Lab* ☐ *Archive For* _____ *Months*
Deliverable Requested I II III, IV Other (specify) Primary Deliverable Rank 2	Special Instructions/QC Requirements

Empty Kit Relinquished by	Date	Time	Method of Shipment.

Relinquished by	Date/Time	Company	Received by	Date/Time	Company
[signature]	102725 1420		[signature]	10/28/25 0850	ET A
Relinquished by	Date/Time	Company	Received by	Date/Time	Company
Relinquished by	Date/Time	Company	Received by	Date/Time	Company

Custody Seals Intact	Custody Seal No	Cooler Temperature(s) °C and Other Remarks
Δ Yes Δ No		0.1 → 0.1

Login Sample Receipt Checklist

Client: HDR Inc

Job Number: 310-318786-1
SDG Number:

Login Number: 318786
List Number: 1
Creator: Homolar, Dana J

List Source: Eurofins Cedar Falls

Question	Answer	Comment
Radioactivity wasn't checked or is </= background as measured by a survey meter.	N/A	
The cooler's custody seal, if present, is intact.	N/A	
Sample custody seals, if present, are intact.	N/A	
The cooler or samples do not appear to have been compromised or tampered with.	True	
Samples were received on ice.	True	
Cooler Temperature is acceptable.	True	
Cooler Temperature is recorded.	True	
COC is present.	True	
COC is filled out in ink and legible.	True	
COC is filled out with all pertinent information.	True	
Is the Field Sampler's name present on COC?	True	
There are no discrepancies between the containers received and the COC.	True	
Samples are received within Holding Time (excluding tests with immediate HTs)	True	
Sample containers have legible labels.	True	
Containers are not broken or leaking.	True	
Sample collection date/times are provided.	True	
Appropriate sample containers are used.	True	
Sample bottles are completely filled.	True	
Sample Preservation Verified.	True	
There is sufficient vol. for all requested analyses, incl. any requested MS/MSDs	True	
Containers requiring zero headspace have no headspace or bubble is <6mm (1/4").	True	
Multiphasic samples are not present.	True	
Samples do not require splitting or compositing.	True	
Residual Chlorine Checked.	N/A	

Login Sample Receipt Checklist

Client: HDR Inc

Job Number: 310-318786-1
SDG Number:

Login Number: 318786
List Number: 2
Creator: Scott, Sherri L

List Source: Eurofins Chicago
List Creation: 10/28/25 10:25 AM

Question	Answer	Comment
Radioactivity wasn't checked or is </= background as measured by a survey meter.	True	
The cooler's custody seal, if present, is intact.	True	
Sample custody seals, if present, are intact.	True	
The cooler or samples do not appear to have been compromised or tampered with.	True	
Samples were received on ice.	True	
Cooler Temperature is acceptable.	True	
Cooler Temperature is recorded.	True	0.1
COC is present.	True	
COC is filled out in ink and legible.	True	
COC is filled out with all pertinent information.	True	
Is the Field Sampler's name present on COC?	True	
There are no discrepancies between the containers received and the COC.	True	
Samples are received within Holding Time (excluding tests with immediate HTs)	True	
Sample containers have legible labels.	True	
Containers are not broken or leaking.	True	
Sample collection date/times are provided.	True	
Appropriate sample containers are used.	True	
Sample bottles are completely filled.	True	
Sample Preservation Verified.	True	
There is sufficient vol. for all requested analyses, incl. any requested MS/MSDs	True	
Containers requiring zero headspace have no headspace or bubble is <6mm (1/4").	True	
Multiphasic samples are not present.	True	
Samples do not require splitting or compositing.	True	
Residual Chlorine Checked.	True	

Quantitation Limit Exceptions Summary

Client: HDR Inc
Job ID: 310-318786-1
Project/Site: Iowa City Landfill Recycling Center

The requested project specific reporting limits listed below were less than laboratory standard quantitation limits (PQL) but greater than or equal to the laboratory method detection limits (MDL). It must be noted that results reported below lab standard quantitation limits may result in false positive/false negative values and less accurate quantitation. Routine laboratory procedures do not indicate corrective action for detections below the laboratory's PQL.

Method	Analyte	Matrix	Prep Type	Unit	Client RL	Lab PQL
8260D	1,2-Dibromo-3-Chloropropane	Water	Total/NA	ug/L	1.20	5
8260D	1,2-Dibromoethane (EDB)	Water	Total/NA	ug/L	0.340	1

eurofins | Environment Testing

ANALYTICAL REPORT

PREPARED FOR

Attn: Richard Wilson
HDR Inc
1917 S 67th Street
Omaha, Nebraska 68106

Generated 11/6/2025 11:52:25 AM

JOB DESCRIPTION

Iowa City Landfill Fall 2025

JOB NUMBER

310-318788-1

Eurofins Cedar Falls
3019 Venture Way
Cedar Falls IA 50613

See page two for job notes and contact information.

my EOL

Eurofins Cedar Falls

Job Notes

This report may not be reproduced except in full, and with written approval from the laboratory. The results relate only to the samples tested. For questions please contact the Project Manager at the e-mail address or telephone number listed on this page.

The test results in this report relate only to the samples as received by the laboratory and will meet all requirements of the methodology, with any exceptions noted. This report shall not be reproduced except in full, without the express written approval of the laboratory. All questions should be directed to the Eurofins Environment Testing North Central, LLC Project Manager.

Authorization

Generated
11/6/2025 11:52:25 AM

Authorized for release by
Bob Michels, Project Manager I
Bob.Michels@et.eurofinsus.com
Designee for
Conner Calhoun, Client Service Manager
Conner.Calhoun@et.eurofinsus.com
(319)277-2401

Table of Contents

Cover Page 1
Table of Contents 3
Case Narrative 4
Sample Summary 6
Detection Summary 7
Client Sample Results 9
Definitions 27
Surrogate Summary 28
QC Sample Results 29
QC Association 38
Chronicle 40
Certification Summary 42
Method Summary 43
Chain of Custody 44
Receipt Checklists 48
Detection Limit Exceptions Summary 49

Job Narrative
310-318788-1

The analytical test results presented in this report meet all requirements of the associated regulatory program listed on the Accreditation/Certification Summary Page, unless otherwise noted. Data qualifiers and/or narrative comments are included to explain any exceptions, if applicable. Regulated compliance samples (e.g. SDWA, NPDES) must comply with associated agency requirements/permits.

- Matrix-specific batch QC (e.g., MS, MSD, SD) may not be reported when insufficient sample volume is available or when site-specific QC samples are not submitted. In such cases, a Laboratory Control Sample Duplicate (LCSD) may be analyzed to provide precision data for the batch.
- For samples analyzed using surrogate and/or isotope dilution analytes, any recoveries falling outside of established acceptance criteria are re-prepared and/or re-analyzed to confirm results, unless the deviation is due to sample dilution or otherwise explained in the case narrative.

Receipt
The samples were received on 10/24/2025 2:05 PM. Unless otherwise noted below, the samples arrived in good condition, and, where required, properly preserved and on ice. The temperatures of the 3 coolers at receipt time were 1.8°C, 3.0°C and 3.1°C.

GC/MS VOA
Method 8260D: The preservative used in the sample containers provided is not compatible with one of the Method 8260 analytes requested. The following sample(s) was received preserved with hydrochloric acid. Vial preservation was pH <2 rather than pH 4-5. : MW-220A (310-318788-6). The requested target analyte list includes Acrylonitrile.

Method 8260D: The continuing calibration verification (CCV) associated with batch 310-471692 recovered outside of the control limits for Xylenes, Total (-21%D) and o-Xylene (-24%D). The LCS associated with this CCV passed CCV criteria for the affected analytes; therefore, the data have been reported. The associated sample is:(CCV 310-471692/3).

Method 8260D: The continuing calibration verification (CCV) associated with batch 310-471692 recovered outside of the control limits for Chlorodibromomethane (-23%D). A CCV standard at or below the reporting limit (RL) was analyzed with the affected samples and found to be acceptable. The samples associated with this CCV were non-detects for the affected analyte; therefore, the data have been reported. The associated sample is impacted: (CCV 310-471692/3).

Method 8260D: The continuing calibration verification (CCV) associated with batch 310-471692 recovered outside of the control limits for Chloroethane (-26%D), Dichlorodifluoromethane (-24%D), Chloromethane (-24%D), and Trichlorofluoromethane (-24%D). The LCS associated with this CCV passed CCV criteria for the affected analytes; therefore, the data have been reported. The associated sample is:(CCV 310-471692/4).

Method 8260D: The continuing calibration verification (CCV) associated with batch 310-471692 recovered outside of the control limits for Bromomethane (-33%D). A CCV standard at or below the reporting limit (RL) was analyzed with the affected samples and found to be acceptable. The samples associated with this CCV were non-detects for the affected analyte; therefore, the data have been reported. The associated sample is impacted: (CCV 310-471692/4).

Method 8260D: The continuing calibration verification (CCV) associated with batch 310-471557 recovered outside of the control limits for 1,2-Dibromo-3-Chloropropane (-22%D). The LCS associated with this CCV passed CCV criteria for the affected analyte; therefore, the data have been reported. The associated sample is:(CCV 310-471557/3).

Method 8260D: The continuing calibration verification (CCV) associated with batch 310-471557 recovered outside of the control limits for Bromomethane (-26%D). A CCV standard at or below the reporting limit (RL) was analyzed with the affected samples and found to be acceptable. The samples associated with this CCV were non-detects for the affected analyte; therefore, the data have been reported. The associated sample is impacted: (CCV 310-471557/4).

Method 8260D: The method requirement for no headspace was not met. The following volatile sample was analyzed with headspace in the sample container: Trip Blank 5 (310-318788-8).

No additional analytical or quality issues were noted, other than those described above or in the Definitions/ Glossary page.

Metals
No additional analytical or quality issues were noted, other than those described above or in the Definitions/ Glossary page.

General Chemistry
No additional analytical or quality issues were noted, other than those described above or in the Definitions/ Glossary page.

Sample Summary

Client: HDR Inc
Job ID: 310-318788-1
Project/Site: Iowa City Landfill Fall 2025

Lab Sample ID	Client Sample ID	Matrix	Collected	Received	Sample Origin
310-318788-1	MW-31B	Water	10/23/25 08:44	10/24/25 14:05	Iowa
310-318788-2	MW-216A	Water	10/23/25 09:29	10/24/25 14:05	Iowa
310-318788-3	MW-217A	Water	10/23/25 10:01	10/24/25 14:05	Iowa
310-318788-4	MW-218A	Water	10/23/25 10:31	10/24/25 14:05	Iowa
310-318788-5	MW-219A	Water	10/23/25 12:13	10/24/25 14:05	Iowa
310-318788-6	MW-220A	Water	10/23/25 12:45	10/24/25 14:05	Iowa
310-318788-7	MW-25A-00	Water	10/23/25 13:21	10/24/25 14:05	Iowa
310-318788-8	Trip Blank 5	Water	10/23/25 00:00	10/24/25 14:05	Iowa
310-318788-9	Trip Blank 6	Water	10/23/25 00:00	10/24/25 14:05	Iowa

Detection Summary

Client: HDR Inc
Project/Site: Iowa City Landfill Fall 2025

Job ID: 310-318788-1

Client Sample ID: MW-31B — Lab Sample ID: 310-318788-1

Analyte	Result	Qualifier	RL	MDL	Unit	Dil Fac	D	Method	Prep Type
Arsenic	0.000708	J	0.00200	0.000530	mg/L	1		6020B	Total/NA
Barium	0.477		0.00200	0.000660	mg/L	1		6020B	Total/NA
Chromium	0.00190	J	0.00500	0.00180	mg/L	1		6020B	Total/NA
Cobalt	0.00146		0.000500	0.000170	mg/L	1		6020B	Total/NA
Lead	0.00231		0.000500	0.000330	mg/L	1		6020B	Total/NA
Nickel	0.00313	J	0.00500	0.00230	mg/L	1		6020B	Total/NA
Vanadium	0.00214	J	0.00500	0.00170	mg/L	1		6020B	Total/NA
Total Suspended Solids	254		15.0	10.5	mg/L	1		I-3765-85	Total/NA

Client Sample ID: MW-216A — Lab Sample ID: 310-318788-2

Analyte	Result	Qualifier	RL	MDL	Unit	Dil Fac	D	Method	Prep Type
Antimony	0.00184	J	0.00200	0.00100	mg/L	1		6020B	Total/NA
Arsenic	0.000570	J	0.00200	0.000530	mg/L	1		6020B	Total/NA
Barium	0.0608		0.00200	0.000660	mg/L	1		6020B	Total/NA
Cobalt	0.000263	J	0.000500	0.000170	mg/L	1		6020B	Total/NA
Nickel	0.00407	J	0.00500	0.00230	mg/L	1		6020B	Total/NA
Total Suspended Solids	28.5		3.75	2.63	mg/L	1		I-3765-85	Total/NA

Client Sample ID: MW-217A — Lab Sample ID: 310-318788-3

Analyte	Result	Qualifier	RL	MDL	Unit	Dil Fac	D	Method	Prep Type
Antimony	0.00167	J	0.00200	0.00100	mg/L	1		6020B	Total/NA
Barium	0.0915		0.00200	0.000660	mg/L	1		6020B	Total/NA
Total Suspended Solids	6.50		1.88	1.31	mg/L	1		I-3765-85	Total/NA

Client Sample ID: MW-218A — Lab Sample ID: 310-318788-4

Analyte	Result	Qualifier	RL	MDL	Unit	Dil Fac	D	Method	Prep Type
Barium	0.267		0.00200	0.000660	mg/L	1		6020B	Total/NA
Zinc	0.0267		0.0200	0.0130	mg/L	1		6020B	Total/NA
Total Suspended Solids	1.88		1.88	1.31	mg/L	1		I-3765-85	Total/NA

Client Sample ID: MW-219A — Lab Sample ID: 310-318788-5

Analyte	Result	Qualifier	RL	MDL	Unit	Dil Fac	D	Method	Prep Type
Barium	0.604		0.00200	0.000660	mg/L	1		6020B	Total/NA
Total Suspended Solids	3.87		1.88	1.31	mg/L	1		I-3765-85	Total/NA

Client Sample ID: MW-220A — Lab Sample ID: 310-318788-6

Analyte	Result	Qualifier	RL	MDL	Unit	Dil Fac	D	Method	Prep Type
Barium	0.332		0.00200	0.000660	mg/L	1		6020B	Total/NA
Cobalt	0.000232	J	0.000500	0.000170	mg/L	1		6020B	Total/NA
Total Suspended Solids	28.8		3.75	2.63	mg/L	1		I-3765-85	Total/NA

Client Sample ID: MW-25A-00 — Lab Sample ID: 310-318788-7

Analyte	Result	Qualifier	RL	MDL	Unit	Dil Fac	D	Method	Prep Type
Barium	0.189		0.00200	0.000660	mg/L	1		6020B	Total/NA
Cobalt	0.000243	J	0.000500	0.000170	mg/L	1		6020B	Total/NA
Nickel	0.00621		0.00500	0.00230	mg/L	1		6020B	Total/NA
Total Suspended Solids	9.63		1.88	1.31	mg/L	1		I-3765-85	Total/NA

This Detection Summary does not include radiochemical test results.

Detection Summary

Client: HDR Inc
Project/Site: Iowa City Landfill Fall 2025

Job ID: 310-318788-1

Client Sample ID: Trip Blank 5 — Lab Sample ID: 310-318788-8

No Detections.

Client Sample ID: Trip Blank 6 — Lab Sample ID: 310-318788-9

No Detections.

This Detection Summary does not include radiochemical test results.

Client Sample Results

Client: HDR Inc
Project/Site: Iowa City Landfill Fall 2025

Job ID: 310-318788-1

Client Sample ID: MW-31B

Date Collected: 10/23/25 08:44
Date Received: 10/24/25 14:05

Lab Sample ID: 310-318788-1

Matrix: Water

Method: SW846 8260D - Volatile Organic Compounds by GC/MS

Analyte	Result	Qualifier	RL	MDL	Unit	D	Prepared	Analyzed	Dil Fac
1,1,1,2-Tetrachloroethane	<1.00		1.00	0.380	ug/L			10/29/25 02:35	1
1,1,1-Trichloroethane	<1.00		1.00	0.190	ug/L			10/29/25 02:35	1
1,1,2,2-Tetrachloroethane	<1.00		1.00	0.470	ug/L			10/29/25 02:35	1
1,1,2-Trichloroethane	<1.00		1.00	0.450	ug/L			10/29/25 02:35	1
1,1-Dichloroethane	<1.00		1.00	0.220	ug/L			10/29/25 02:35	1
1,1-Dichloroethene	<2.00		2.00	0.560	ug/L			10/29/25 02:35	1
1,2,3-Trichloropropane	<1.00		1.00	0.590	ug/L			10/29/25 02:35	1
1,2-Dibromo-3-Chloropropane	<1.20		1.20	1.20	ug/L			10/29/25 02:35	1
1,2-Dibromoethane (EDB)	<0.340		0.340	0.340	ug/L			10/29/25 02:35	1
1,2-Dichlorobenzene	<1.00		1.00	0.370	ug/L			10/29/25 02:35	1
1,2-Dichloroethane	<1.00		1.00	0.390	ug/L			10/29/25 02:35	1
1,2-Dichloropropane	<1.00		1.00	0.270	ug/L			10/29/25 02:35	1
1,4-Dichlorobenzene	<1.00		1.00	0.230	ug/L			10/29/25 02:35	1
2-Butanone (MEK)	<10.0		10.0	2.10	ug/L			10/29/25 02:35	1
2-Hexanone	<10.0		10.0	2.00	ug/L			10/29/25 02:35	1
4-Methyl-2-pentanone (MIBK)	<10.0		10.0	2.10	ug/L			10/29/25 02:35	1
Acetone	<10.0		10.0	3.10	ug/L			10/29/25 02:35	1
Acrylonitrile	<5.00		5.00	2.20	ug/L			10/29/25 02:35	1
Benzene	<0.500		0.500	0.220	ug/L			10/29/25 02:35	1
Bromochloromethane	<5.00		5.00	0.540	ug/L			10/29/25 02:35	1
Bromodichloromethane	<1.00		1.00	0.390	ug/L			10/29/25 02:35	1
Bromoform	<5.00		5.00	0.780	ug/L			10/29/25 02:35	1
Bromomethane	<4.00		4.00	1.10	ug/L			10/29/25 02:35	1
Carbon disulfide	<1.00		1.00	0.450	ug/L			10/29/25 02:35	1
Carbon tetrachloride	<2.00		2.00	0.650	ug/L			10/29/25 02:35	1
Chlorobenzene	<1.00		1.00	0.400	ug/L			10/29/25 02:35	1
Chlorodibromomethane	<5.00		5.00	0.750	ug/L			10/29/25 02:35	1
Chloroethane	<4.00		4.00	0.790	ug/L			10/29/25 02:35	1
Chloroform	<3.00		3.00	1.30	ug/L			10/29/25 02:35	1
Chloromethane	<3.00		3.00	0.610	ug/L			10/29/25 02:35	1
cis-1,2-Dichloroethene	<1.00		1.00	0.210	ug/L			10/29/25 02:35	1
cis-1,3-Dichloropropene	<5.00		5.00	0.250	ug/L			10/29/25 02:35	1
Dibromomethane	<1.00		1.00	0.330	ug/L			10/29/25 02:35	1
Ethylbenzene	<1.00		1.00	0.310	ug/L			10/29/25 02:35	1
Iodomethane	<10.0		10.0	7.00	ug/L			10/29/25 02:35	1
Methylene Chloride	<5.00		5.00	1.70	ug/L			10/29/25 02:35	1
Styrene	<1.00		1.00	0.370	ug/L			10/29/25 02:35	1
Tetrachloroethene	<1.00		1.00	0.480	ug/L			10/29/25 02:35	1
Toluene	<1.00		1.00	0.430	ug/L			10/29/25 02:35	1
trans-1,2-Dichloroethene	<1.00		1.00	0.270	ug/L			10/29/25 02:35	1
trans-1,3-Dichloropropene	<5.00		5.00	0.560	ug/L			10/29/25 02:35	1
trans-1,4-Dichloro-2-butene	<10.0		10.0	1.10	ug/L			10/29/25 02:35	1
Trichloroethene	<1.00		1.00	0.430	ug/L			10/29/25 02:35	1
Trichlorofluoromethane	<4.00		4.00	0.380	ug/L			10/29/25 02:35	1
Vinyl acetate	<10.0		10.0	2.50	ug/L			10/29/25 02:35	1
Vinyl chloride	<1.00		1.00	0.180	ug/L			10/29/25 02:35	1
Xylenes, Total	<3.00		3.00	0.400	ug/L			10/29/25 02:35	1

Surrogate	*%Recovery*	*Qualifier*	*Limits*	*Prepared*	*Analyzed*	*Dil Fac*
Dibromofluoromethane (Surr)	*108*		*76 - 130*		*10/29/25 02:35*	*1*

Client Sample ID: MW-31B
Lab Sample ID: 310-318788-1

Date Collected: 10/23/25 08:44
Matrix: Water
Date Received: 10/24/25 14:05

Method: SW846 8260D - Volatile Organic Compounds by GC/MS (Continued)

Surrogate	*%Recovery*	*Qualifier*	*Limits*	*Prepared*	*Analyzed*	*Dil Fac*
Toluene-d8 (Surr)	*97*		*80 - 120*		*10/29/25 02:35*	*1*
4-Bromofluorobenzene (Surr)	*104*		*80 - 120*		*10/29/25 02:35*	*1*

Method: SW846 6020B - Metals (ICP/MS)

Analyte	Result	Qualifier	RL	MDL	Unit	D	Prepared	Analyzed	Dil Fac
Antimony	<0.00200		0.00200	0.00100	mg/L		10/29/25 09:00	11/05/25 16:39	1
Arsenic	**0.000708**	**J**	0.00200	0.000530	mg/L		10/29/25 09:00	11/05/25 16:39	1
Barium	**0.477**		0.00200	0.000660	mg/L		10/29/25 09:00	11/05/25 16:39	1
Beryllium	<0.00100		0.00100	0.000330	mg/L		10/29/25 09:00	11/05/25 16:39	1
Cadmium	<0.000200		0.000200	0.000100	mg/L		10/29/25 09:00	11/05/25 16:39	1
Chromium	**0.00190**	**J**	0.00500	0.00180	mg/L		10/29/25 09:00	11/05/25 16:39	1
Cobalt	**0.00146**		0.000500	0.000170	mg/L		10/29/25 09:00	11/05/25 16:39	1
Copper	<0.00500		0.00500	0.00320	mg/L		10/29/25 09:00	11/05/25 16:39	1
Lead	**0.00231**		0.000500	0.000330	mg/L		10/29/25 09:00	11/05/25 16:39	1
Nickel	**0.00313**	**J**	0.00500	0.00230	mg/L		10/29/25 09:00	11/05/25 16:39	1
Selenium	<0.00500		0.00500	0.00140	mg/L		10/29/25 09:00	11/05/25 16:39	1
Silver	<0.00100		0.00100	0.000500	mg/L		10/29/25 09:00	11/05/25 16:39	1
Thallium	<0.00100		0.00100	0.000570	mg/L		10/29/25 09:00	11/05/25 16:39	1
Vanadium	**0.00214**	**J**	0.00500	0.00170	mg/L		10/29/25 09:00	11/05/25 16:39	1
Zinc	<0.0200		0.0200	0.0130	mg/L		10/29/25 09:00	11/05/25 16:39	1

General Chemistry

Analyte	Result	Qualifier	RL	MDL	Unit	D	Prepared	Analyzed	Dil Fac
Total Suspended Solids (USGS I-3765-85)	**254**		15.0	10.5	mg/L			10/28/25 11:42	1

Client Sample Results

Client: HDR Inc
Project/Site: Iowa City Landfill Fall 2025

Job ID: 310-318788-1

Client Sample ID: MW-216A

Date Collected: 10/23/25 09:29
Date Received: 10/24/25 14:05

Lab Sample ID: 310-318788-2

Matrix: Water

Method: SW846 8260D - Volatile Organic Compounds by GC/MS

Analyte	Result	Qualifier	RL	MDL	Unit	D	Prepared	Analyzed	Dil Fac
1,1,1,2-Tetrachloroethane	<1.00		1.00	0.380	ug/L			10/29/25 02:57	1
1,1,1-Trichloroethane	<1.00		1.00	0.190	ug/L			10/29/25 02:57	1
1,1,2,2-Tetrachloroethane	<1.00		1.00	0.470	ug/L			10/29/25 02:57	1
1,1,2-Trichloroethane	<1.00		1.00	0.450	ug/L			10/29/25 02:57	1
1,1-Dichloroethane	<1.00		1.00	0.220	ug/L			10/29/25 02:57	1
1,1-Dichloroethene	<2.00		2.00	0.560	ug/L			10/29/25 02:57	1
1,2,3-Trichloropropane	<1.00		1.00	0.590	ug/L			10/29/25 02:57	1
1,2-Dibromo-3-Chloropropane	<1.20		1.20	1.20	ug/L			10/29/25 02:57	1
1,2-Dibromoethane (EDB)	<0.340		0.340	0.340	ug/L			10/29/25 02:57	1
1,2-Dichlorobenzene	<1.00		1.00	0.370	ug/L			10/29/25 02:57	1
1,2-Dichloroethane	<1.00		1.00	0.390	ug/L			10/29/25 02:57	1
1,2-Dichloropropane	<1.00		1.00	0.270	ug/L			10/29/25 02:57	1
1,4-Dichlorobenzene	<1.00		1.00	0.230	ug/L			10/29/25 02:57	1
2-Butanone (MEK)	<10.0		10.0	2.10	ug/L			10/29/25 02:57	1
2-Hexanone	<10.0		10.0	2.00	ug/L			10/29/25 02:57	1
4-Methyl-2-pentanone (MIBK)	<10.0		10.0	2.10	ug/L			10/29/25 02:57	1
Acetone	<10.0		10.0	3.10	ug/L			10/29/25 02:57	1
Acrylonitrile	<5.00		5.00	2.20	ug/L			10/29/25 02:57	1
Benzene	<0.500		0.500	0.220	ug/L			10/29/25 02:57	1
Bromochloromethane	<5.00		5.00	0.540	ug/L			10/29/25 02:57	1
Bromodichloromethane	<1.00		1.00	0.390	ug/L			10/29/25 02:57	1
Bromoform	<5.00		5.00	0.780	ug/L			10/29/25 02:57	1
Bromomethane	<4.00		4.00	1.10	ug/L			10/29/25 02:57	1
Carbon disulfide	<1.00		1.00	0.450	ug/L			10/29/25 02:57	1
Carbon tetrachloride	<2.00		2.00	0.650	ug/L			10/29/25 02:57	1
Chlorobenzene	<1.00		1.00	0.400	ug/L			10/29/25 02:57	1
Chlorodibromomethane	<5.00		5.00	0.750	ug/L			10/29/25 02:57	1
Chloroethane	<4.00		4.00	0.790	ug/L			10/29/25 02:57	1
Chloroform	<3.00		3.00	1.30	ug/L			10/29/25 02:57	1
Chloromethane	<3.00		3.00	0.610	ug/L			10/29/25 02:57	1
cis-1,2-Dichloroethene	<1.00		1.00	0.210	ug/L			10/29/25 02:57	1
cis-1,3-Dichloropropene	<5.00		5.00	0.250	ug/L			10/29/25 02:57	1
Dibromomethane	<1.00		1.00	0.330	ug/L			10/29/25 02:57	1
Ethylbenzene	<1.00		1.00	0.310	ug/L			10/29/25 02:57	1
Iodomethane	<10.0		10.0	7.00	ug/L			10/29/25 02:57	1
Methylene Chloride	<5.00		5.00	1.70	ug/L			10/29/25 02:57	1
Styrene	<1.00		1.00	0.370	ug/L			10/29/25 02:57	1
Tetrachloroethene	<1.00		1.00	0.480	ug/L			10/29/25 02:57	1
Toluene	<1.00		1.00	0.430	ug/L			10/29/25 02:57	1
trans-1,2-Dichloroethene	<1.00		1.00	0.270	ug/L			10/29/25 02:57	1
trans-1,3-Dichloropropene	<5.00		5.00	0.560	ug/L			10/29/25 02:57	1
trans-1,4-Dichloro-2-butene	<10.0		10.0	1.10	ug/L			10/29/25 02:57	1
Trichloroethene	<1.00		1.00	0.430	ug/L			10/29/25 02:57	1
Trichlorofluoromethane	<4.00		4.00	0.380	ug/L			10/29/25 02:57	1
Vinyl acetate	<10.0		10.0	2.50	ug/L			10/29/25 02:57	1
Vinyl chloride	<1.00		1.00	0.180	ug/L			10/29/25 02:57	1
Xylenes, Total	<3.00		3.00	0.400	ug/L			10/29/25 02:57	1

Surrogate	*%Recovery*	*Qualifier*	*Limits*	*Prepared*	*Analyzed*	*Dil Fac*
Dibromofluoromethane (Surr)	*115*		*76 - 130*		*10/29/25 02:57*	*1*

Client Sample ID: MW-216A

Date Collected: 10/23/25 09:29
Date Received: 10/24/25 14:05

Lab Sample ID: 310-318788-2

Matrix: Water

Method: SW846 8260D - Volatile Organic Compounds by GC/MS (Continued)

Surrogate	*%Recovery*	*Qualifier*	*Limits*	*Prepared*	*Analyzed*	*Dil Fac*
Toluene-d8 (Surr)	*99*		*80 - 120*		*10/29/25 02:57*	*1*
4-Bromofluorobenzene (Surr)	*110*		*80 - 120*		*10/29/25 02:57*	*1*

Method: SW846 6020B - Metals (ICP/MS)

Analyte	Result	Qualifier	RL	MDL	Unit	D	Prepared	Analyzed	Dil Fac
Antimony	**0.00184**	**J**	0.00200	0.00100	mg/L		10/29/25 09:00	11/05/25 17:16	1
Arsenic	**0.000570**	**J**	0.00200	0.000530	mg/L		10/29/25 09:00	11/05/25 17:16	1
Barium	**0.0608**		0.00200	0.000660	mg/L		10/29/25 09:00	11/05/25 17:16	1
Beryllium	<0.00100		0.00100	0.000330	mg/L		10/29/25 09:00	11/05/25 17:16	1
Cadmium	<0.000200		0.000200	0.000100	mg/L		10/29/25 09:00	11/05/25 17:16	1
Chromium	<0.00500		0.00500	0.00180	mg/L		10/29/25 09:00	11/05/25 17:16	1
Cobalt	**0.000263**	**J**	0.000500	0.000170	mg/L		10/29/25 09:00	11/05/25 17:16	1
Copper	<0.00500		0.00500	0.00320	mg/L		10/29/25 09:00	11/05/25 17:16	1
Lead	<0.000500		0.000500	0.000330	mg/L		10/29/25 09:00	11/05/25 17:16	1
Nickel	**0.00407**	**J**	0.00500	0.00230	mg/L		10/29/25 09:00	11/05/25 17:16	1
Selenium	<0.00500		0.00500	0.00140	mg/L		10/29/25 09:00	11/05/25 17:16	1
Silver	<0.00100		0.00100	0.000500	mg/L		10/29/25 09:00	11/05/25 17:16	1
Thallium	<0.00100		0.00100	0.000570	mg/L		10/29/25 09:00	11/05/25 17:16	1
Vanadium	<0.00500		0.00500	0.00170	mg/L		10/29/25 09:00	11/05/25 17:16	1
Zinc	<0.0200		0.0200	0.0130	mg/L		10/29/25 09:00	11/05/25 17:16	1

General Chemistry

Analyte	Result	Qualifier	RL	MDL	Unit	D	Prepared	Analyzed	Dil Fac
Total Suspended Solids (USGS I-3765-85)	**28.5**		3.75	2.63	mg/L			10/28/25 11:42	1

Client Sample Results

Client: HDR Inc
Project/Site: Iowa City Landfill Fall 2025

Job ID: 310-318788-1

Client Sample ID: MW-217A

Date Collected: 10/23/25 10:01
Date Received: 10/24/25 14:05

Lab Sample ID: 310-318788-3

Matrix: Water

Method: SW846 8260D - Volatile Organic Compounds by GC/MS

Analyte	Result	Qualifier	RL	MDL	Unit	D	Prepared	Analyzed	Dil Fac
1,1,1,2-Tetrachloroethane	<1.00		1.00	0.380	ug/L			10/29/25 03:20	1
1,1,1-Trichloroethane	<1.00		1.00	0.190	ug/L			10/29/25 03:20	1
1,1,2,2-Tetrachloroethane	<1.00		1.00	0.470	ug/L			10/29/25 03:20	1
1,1,2-Trichloroethane	<1.00		1.00	0.450	ug/L			10/29/25 03:20	1
1,1-Dichloroethane	<1.00		1.00	0.220	ug/L			10/29/25 03:20	1
1,1-Dichloroethene	<2.00		2.00	0.560	ug/L			10/29/25 03:20	1
1,2,3-Trichloropropane	<1.00		1.00	0.590	ug/L			10/29/25 03:20	1
1,2-Dibromo-3-Chloropropane	<1.20		1.20	1.20	ug/L			10/29/25 03:20	1
1,2-Dibromoethane (EDB)	<0.340		0.340	0.340	ug/L			10/29/25 03:20	1
1,2-Dichlorobenzene	<1.00		1.00	0.370	ug/L			10/29/25 03:20	1
1,2-Dichloroethane	<1.00		1.00	0.390	ug/L			10/29/25 03:20	1
1,2-Dichloropropane	<1.00		1.00	0.270	ug/L			10/29/25 03:20	1
1,4-Dichlorobenzene	<1.00		1.00	0.230	ug/L			10/29/25 03:20	1
2-Butanone (MEK)	<10.0		10.0	2.10	ug/L			10/29/25 03:20	1
2-Hexanone	<10.0		10.0	2.00	ug/L			10/29/25 03:20	1
4-Methyl-2-pentanone (MIBK)	<10.0		10.0	2.10	ug/L			10/29/25 03:20	1
Acetone	<10.0		10.0	3.10	ug/L			10/29/25 03:20	1
Acrylonitrile	<5.00		5.00	2.20	ug/L			10/29/25 03:20	1
Benzene	<0.500		0.500	0.220	ug/L			10/29/25 03:20	1
Bromochloromethane	<5.00		5.00	0.540	ug/L			10/29/25 03:20	1
Bromodichloromethane	<1.00		1.00	0.390	ug/L			10/29/25 03:20	1
Bromoform	<5.00		5.00	0.780	ug/L			10/29/25 03:20	1
Bromomethane	<4.00		4.00	1.10	ug/L			10/29/25 03:20	1
Carbon disulfide	<1.00		1.00	0.450	ug/L			10/29/25 03:20	1
Carbon tetrachloride	<2.00		2.00	0.650	ug/L			10/29/25 03:20	1
Chlorobenzene	<1.00		1.00	0.400	ug/L			10/29/25 03:20	1
Chlorodibromomethane	<5.00		5.00	0.750	ug/L			10/29/25 03:20	1
Chloroethane	<4.00		4.00	0.790	ug/L			10/29/25 03:20	1
Chloroform	<3.00		3.00	1.30	ug/L			10/29/25 03:20	1
Chloromethane	<3.00		3.00	0.610	ug/L			10/29/25 03:20	1
cis-1,2-Dichloroethene	<1.00		1.00	0.210	ug/L			10/29/25 03:20	1
cis-1,3-Dichloropropene	<5.00		5.00	0.250	ug/L			10/29/25 03:20	1
Dibromomethane	<1.00		1.00	0.330	ug/L			10/29/25 03:20	1
Ethylbenzene	<1.00		1.00	0.310	ug/L			10/29/25 03:20	1
Iodomethane	<10.0		10.0	7.00	ug/L			10/29/25 03:20	1
Methylene Chloride	<5.00		5.00	1.70	ug/L			10/29/25 03:20	1
Styrene	<1.00		1.00	0.370	ug/L			10/29/25 03:20	1
Tetrachloroethene	<1.00		1.00	0.480	ug/L			10/29/25 03:20	1
Toluene	<1.00		1.00	0.430	ug/L			10/29/25 03:20	1
trans-1,2-Dichloroethene	<1.00		1.00	0.270	ug/L			10/29/25 03:20	1
trans-1,3-Dichloropropene	<5.00		5.00	0.560	ug/L			10/29/25 03:20	1
trans-1,4-Dichloro-2-butene	<10.0		10.0	1.10	ug/L			10/29/25 03:20	1
Trichloroethene	<1.00		1.00	0.430	ug/L			10/29/25 03:20	1
Trichlorofluoromethane	<4.00		4.00	0.380	ug/L			10/29/25 03:20	1
Vinyl acetate	<10.0		10.0	2.50	ug/L			10/29/25 03:20	1
Vinyl chloride	<1.00		1.00	0.180	ug/L			10/29/25 03:20	1
Xylenes, Total	<3.00		3.00	0.400	ug/L			10/29/25 03:20	1

Surrogate	*%Recovery*	*Qualifier*	*Limits*	*Prepared*	*Analyzed*	*Dil Fac*
Dibromofluoromethane (Surr)	*111*		*76 - 130*		*10/29/25 03:20*	*1*

Client Sample ID: MW-217A
Lab Sample ID: 310-318788-3

Date Collected: 10/23/25 10:01
Matrix: Water
Date Received: 10/24/25 14:05

Method: SW846 8260D - Volatile Organic Compounds by GC/MS (Continued)

Surrogate	*%Recovery*	*Qualifier*	*Limits*	*Prepared*	*Analyzed*	*Dil Fac*
Toluene-d8 (Surr)	*97*		*80 - 120*		*10/29/25 03:20*	*1*
4-Bromofluorobenzene (Surr)	*105*		*80 - 120*		*10/29/25 03:20*	*1*

Method: SW846 6020B - Metals (ICP/MS)

Analyte	Result	Qualifier	RL	MDL	Unit	D	Prepared	Analyzed	Dil Fac
Antimony	**0.00167**	**J**	0.00200	0.00100	mg/L		10/29/25 09:00	11/05/25 17:27	1
Arsenic	<0.00200		0.00200	0.000530	mg/L		10/29/25 09:00	11/05/25 17:27	1
Barium	**0.0915**		0.00200	0.000660	mg/L		10/29/25 09:00	11/05/25 17:27	1
Beryllium	<0.00100		0.00100	0.000330	mg/L		10/29/25 09:00	11/05/25 17:27	1
Cadmium	<0.000200		0.000200	0.000100	mg/L		10/29/25 09:00	11/05/25 17:27	1
Chromium	<0.00500		0.00500	0.00180	mg/L		10/29/25 09:00	11/05/25 17:27	1
Cobalt	<0.000500		0.000500	0.000170	mg/L		10/29/25 09:00	11/05/25 17:27	1
Copper	<0.00500		0.00500	0.00320	mg/L		10/29/25 09:00	11/05/25 17:27	1
Lead	<0.000500		0.000500	0.000330	mg/L		10/29/25 09:00	11/05/25 17:27	1
Nickel	<0.00500		0.00500	0.00230	mg/L		10/29/25 09:00	11/05/25 17:27	1
Selenium	<0.00500		0.00500	0.00140	mg/L		10/29/25 09:00	11/05/25 17:27	1
Silver	<0.00100		0.00100	0.000500	mg/L		10/29/25 09:00	11/05/25 17:27	1
Thallium	<0.00100		0.00100	0.000570	mg/L		10/29/25 09:00	11/05/25 17:27	1
Vanadium	<0.00500		0.00500	0.00170	mg/L		10/29/25 09:00	11/05/25 17:27	1
Zinc	<0.0200		0.0200	0.0130	mg/L		10/29/25 09:00	11/05/25 17:27	1

General Chemistry

Analyte	Result	Qualifier	RL	MDL	Unit	D	Prepared	Analyzed	Dil Fac
Total Suspended Solids (USGS I-3765-85)	**6.50**		1.88	1.31	mg/L			10/28/25 11:42	1

Client Sample Results

Client: HDR Inc
Project/Site: Iowa City Landfill Fall 2025

Job ID: 310-318788-1

Client Sample ID: MW-218A

Date Collected: 10/23/25 10:31
Date Received: 10/24/25 14:05

Lab Sample ID: 310-318788-4

Matrix: Water

Method: SW846 8260D - Volatile Organic Compounds by GC/MS

Analyte	Result	Qualifier	RL	MDL	Unit	D	Prepared	Analyzed	Dil Fac
1,1,1,2-Tetrachloroethane	<1.00		1.00	0.380	ug/L			10/29/25 03:42	1
1,1,1-Trichloroethane	<1.00		1.00	0.190	ug/L			10/29/25 03:42	1
1,1,2,2-Tetrachloroethane	<1.00		1.00	0.470	ug/L			10/29/25 03:42	1
1,1,2-Trichloroethane	<1.00		1.00	0.450	ug/L			10/29/25 03:42	1
1,1-Dichloroethane	<1.00		1.00	0.220	ug/L			10/29/25 03:42	1
1,1-Dichloroethene	<2.00		2.00	0.560	ug/L			10/29/25 03:42	1
1,2,3-Trichloropropane	<1.00		1.00	0.590	ug/L			10/29/25 03:42	1
1,2-Dibromo-3-Chloropropane	<1.20		1.20	1.20	ug/L			10/29/25 03:42	1
1,2-Dibromoethane (EDB)	<0.340		0.340	0.340	ug/L			10/29/25 03:42	1
1,2-Dichlorobenzene	<1.00		1.00	0.370	ug/L			10/29/25 03:42	1
1,2-Dichloroethane	<1.00		1.00	0.390	ug/L			10/29/25 03:42	1
1,2-Dichloropropane	<1.00		1.00	0.270	ug/L			10/29/25 03:42	1
1,4-Dichlorobenzene	<1.00		1.00	0.230	ug/L			10/29/25 03:42	1
2-Butanone (MEK)	<10.0		10.0	2.10	ug/L			10/29/25 03:42	1
2-Hexanone	<10.0		10.0	2.00	ug/L			10/29/25 03:42	1
4-Methyl-2-pentanone (MIBK)	<10.0		10.0	2.10	ug/L			10/29/25 03:42	1
Acetone	<10.0		10.0	3.10	ug/L			10/29/25 03:42	1
Acrylonitrile	<5.00		5.00	2.20	ug/L			10/29/25 03:42	1
Benzene	<0.500		0.500	0.220	ug/L			10/29/25 03:42	1
Bromochloromethane	<5.00		5.00	0.540	ug/L			10/29/25 03:42	1
Bromodichloromethane	<1.00		1.00	0.390	ug/L			10/29/25 03:42	1
Bromoform	<5.00		5.00	0.780	ug/L			10/29/25 03:42	1
Bromomethane	<4.00		4.00	1.10	ug/L			10/29/25 03:42	1
Carbon disulfide	<1.00		1.00	0.450	ug/L			10/29/25 03:42	1
Carbon tetrachloride	<2.00		2.00	0.650	ug/L			10/29/25 03:42	1
Chlorobenzene	<1.00		1.00	0.400	ug/L			10/29/25 03:42	1
Chlorodibromomethane	<5.00		5.00	0.750	ug/L			10/29/25 03:42	1
Chloroethane	<4.00		4.00	0.790	ug/L			10/29/25 03:42	1
Chloroform	<3.00		3.00	1.30	ug/L			10/29/25 03:42	1
Chloromethane	<3.00		3.00	0.610	ug/L			10/29/25 03:42	1
cis-1,2-Dichloroethene	<1.00		1.00	0.210	ug/L			10/29/25 03:42	1
cis-1,3-Dichloropropene	<5.00		5.00	0.250	ug/L			10/29/25 03:42	1
Dibromomethane	<1.00		1.00	0.330	ug/L			10/29/25 03:42	1
Ethylbenzene	<1.00		1.00	0.310	ug/L			10/29/25 03:42	1
Iodomethane	<10.0		10.0	7.00	ug/L			10/29/25 03:42	1
Methylene Chloride	<5.00		5.00	1.70	ug/L			10/29/25 03:42	1
Styrene	<1.00		1.00	0.370	ug/L			10/29/25 03:42	1
Tetrachloroethene	<1.00		1.00	0.480	ug/L			10/29/25 03:42	1
Toluene	<1.00		1.00	0.430	ug/L			10/29/25 03:42	1
trans-1,2-Dichloroethene	<1.00		1.00	0.270	ug/L			10/29/25 03:42	1
trans-1,3-Dichloropropene	<5.00		5.00	0.560	ug/L			10/29/25 03:42	1
trans-1,4-Dichloro-2-butene	<10.0		10.0	1.10	ug/L			10/29/25 03:42	1
Trichloroethene	<1.00		1.00	0.430	ug/L			10/29/25 03:42	1
Trichlorofluoromethane	<4.00		4.00	0.380	ug/L			10/29/25 03:42	1
Vinyl acetate	<10.0		10.0	2.50	ug/L			10/29/25 03:42	1
Vinyl chloride	<1.00		1.00	0.180	ug/L			10/29/25 03:42	1
Xylenes, Total	<3.00		3.00	0.400	ug/L			10/29/25 03:42	1

Surrogate	*%Recovery*	*Qualifier*	*Limits*	*Prepared*	*Analyzed*	*Dil Fac*
Dibromofluoromethane (Surr)	*105*		*76 - 130*		*10/29/25 03:42*	*1*

Client: HDR Inc
Job ID: 310-318788-1
Project/Site: Iowa City Landfill Fall 2025

Client Sample ID: MW-218A
Lab Sample ID: 310-318788-4

Date Collected: 10/23/25 10:31
Matrix: Water
Date Received: 10/24/25 14:05

Method: SW846 8260D - Volatile Organic Compounds by GC/MS (Continued)

Surrogate	*%Recovery*	*Qualifier*	*Limits*	*Prepared*	*Analyzed*	*Dil Fac*
Toluene-d8 (Surr)	*97*		*80 - 120*		*10/29/25 03:42*	*1*
4-Bromofluorobenzene (Surr)	*110*		*80 - 120*		*10/29/25 03:42*	*1*

Method: SW846 6020B - Metals (ICP/MS)

Analyte	Result	Qualifier	RL	MDL	Unit	D	Prepared	Analyzed	Dil Fac
Antimony	<0.00200		0.00200	0.00100	mg/L		10/29/25 09:00	11/05/25 17:30	1
Arsenic	<0.00200		0.00200	0.000530	mg/L		10/29/25 09:00	11/05/25 17:30	1
Barium	**0.267**		0.00200	0.000660	mg/L		10/29/25 09:00	11/05/25 17:30	1
Beryllium	<0.00100		0.00100	0.000330	mg/L		10/29/25 09:00	11/05/25 17:30	1
Cadmium	<0.000200		0.000200	0.000100	mg/L		10/29/25 09:00	11/05/25 17:30	1
Chromium	<0.00500		0.00500	0.00180	mg/L		10/29/25 09:00	11/05/25 17:30	1
Cobalt	<0.000500		0.000500	0.000170	mg/L		10/29/25 09:00	11/05/25 17:30	1
Copper	<0.00500		0.00500	0.00320	mg/L		10/29/25 09:00	11/05/25 17:30	1
Lead	<0.000500		0.000500	0.000330	mg/L		10/29/25 09:00	11/05/25 17:30	1
Nickel	<0.00500		0.00500	0.00230	mg/L		10/29/25 09:00	11/05/25 17:30	1
Selenium	<0.00500		0.00500	0.00140	mg/L		10/29/25 09:00	11/05/25 17:30	1
Silver	<0.00100		0.00100	0.000500	mg/L		10/29/25 09:00	11/05/25 17:30	1
Thallium	<0.00100		0.00100	0.000570	mg/L		10/29/25 09:00	11/05/25 17:30	1
Vanadium	<0.00500		0.00500	0.00170	mg/L		10/29/25 09:00	11/05/25 17:30	1
Zinc	**0.0267**		0.0200	0.0130	mg/L		10/29/25 09:00	11/05/25 17:30	1

General Chemistry

Analyte	Result	Qualifier	RL	MDL	Unit	D	Prepared	Analyzed	Dil Fac
Total Suspended Solids (USGS I-3765-85)	**1.88**		1.88	1.31	mg/L			10/28/25 11:42	1

Client Sample Results

Client: HDR Inc
Project/Site: Iowa City Landfill Fall 2025

Job ID: 310-318788-1

Client Sample ID: MW-219A

Lab Sample ID: 310-318788-5

Date Collected: 10/23/25 12:13
Date Received: 10/24/25 14:05

Matrix: Water

Method: SW846 8260D - Volatile Organic Compounds by GC/MS

Analyte	Result	Qualifier	RL	MDL	Unit	D	Prepared	Analyzed	Dil Fac
1,1,1,2-Tetrachloroethane	<1.00		1.00	0.380	ug/L			10/29/25 04:05	1
1,1,1-Trichloroethane	<1.00		1.00	0.190	ug/L			10/29/25 04:05	1
1,1,2,2-Tetrachloroethane	<1.00		1.00	0.470	ug/L			10/29/25 04:05	1
1,1,2-Trichloroethane	<1.00		1.00	0.450	ug/L			10/29/25 04:05	1
1,1-Dichloroethane	<1.00		1.00	0.220	ug/L			10/29/25 04:05	1
1,1-Dichloroethene	<2.00		2.00	0.560	ug/L			10/29/25 04:05	1
1,2,3-Trichloropropane	<1.00		1.00	0.590	ug/L			10/29/25 04:05	1
1,2-Dibromo-3-Chloropropane	<1.20		1.20	1.20	ug/L			10/29/25 04:05	1
1,2-Dibromoethane (EDB)	<0.340		0.340	0.340	ug/L			10/29/25 04:05	1
1,2-Dichlorobenzene	<1.00		1.00	0.370	ug/L			10/29/25 04:05	1
1,2-Dichloroethane	<1.00		1.00	0.390	ug/L			10/29/25 04:05	1
1,2-Dichloropropane	<1.00		1.00	0.270	ug/L			10/29/25 04:05	1
1,4-Dichlorobenzene	<1.00		1.00	0.230	ug/L			10/29/25 04:05	1
2-Butanone (MEK)	<10.0		10.0	2.10	ug/L			10/29/25 04:05	1
2-Hexanone	<10.0		10.0	2.00	ug/L			10/29/25 04:05	1
4-Methyl-2-pentanone (MIBK)	<10.0		10.0	2.10	ug/L			10/29/25 04:05	1
Acetone	<10.0		10.0	3.10	ug/L			10/29/25 04:05	1
Acrylonitrile	<5.00		5.00	2.20	ug/L			10/29/25 04:05	1
Benzene	<0.500		0.500	0.220	ug/L			10/29/25 04:05	1
Bromochloromethane	<5.00		5.00	0.540	ug/L			10/29/25 04:05	1
Bromodichloromethane	<1.00		1.00	0.390	ug/L			10/29/25 04:05	1
Bromoform	<5.00		5.00	0.780	ug/L			10/29/25 04:05	1
Bromomethane	<4.00		4.00	1.10	ug/L			10/29/25 04:05	1
Carbon disulfide	<1.00		1.00	0.450	ug/L			10/29/25 04:05	1
Carbon tetrachloride	<2.00		2.00	0.650	ug/L			10/29/25 04:05	1
Chlorobenzene	<1.00		1.00	0.400	ug/L			10/29/25 04:05	1
Chlorodibromomethane	<5.00		5.00	0.750	ug/L			10/29/25 04:05	1
Chloroethane	<4.00		4.00	0.790	ug/L			10/29/25 04:05	1
Chloroform	<3.00		3.00	1.30	ug/L			10/29/25 04:05	1
Chloromethane	<3.00		3.00	0.610	ug/L			10/29/25 04:05	1
cis-1,2-Dichloroethene	<1.00		1.00	0.210	ug/L			10/29/25 04:05	1
cis-1,3-Dichloropropene	<5.00		5.00	0.250	ug/L			10/29/25 04:05	1
Dibromomethane	<1.00		1.00	0.330	ug/L			10/29/25 04:05	1
Ethylbenzene	<1.00		1.00	0.310	ug/L			10/29/25 04:05	1
Iodomethane	<10.0		10.0	7.00	ug/L			10/29/25 04:05	1
Methylene Chloride	<5.00		5.00	1.70	ug/L			10/29/25 04:05	1
Styrene	<1.00		1.00	0.370	ug/L			10/29/25 04:05	1
Tetrachloroethene	<1.00		1.00	0.480	ug/L			10/29/25 04:05	1
Toluene	<1.00		1.00	0.430	ug/L			10/29/25 04:05	1
trans-1,2-Dichloroethene	<1.00		1.00	0.270	ug/L			10/29/25 04:05	1
trans-1,3-Dichloropropene	<5.00		5.00	0.560	ug/L			10/29/25 04:05	1
trans-1,4-Dichloro-2-butene	<10.0		10.0	1.10	ug/L			10/29/25 04:05	1
Trichloroethene	<1.00		1.00	0.430	ug/L			10/29/25 04:05	1
Trichlorofluoromethane	<4.00		4.00	0.380	ug/L			10/29/25 04:05	1
Vinyl acetate	<10.0		10.0	2.50	ug/L			10/29/25 04:05	1
Vinyl chloride	<1.00		1.00	0.180	ug/L			10/29/25 04:05	1
Xylenes, Total	<3.00		3.00	0.400	ug/L			10/29/25 04:05	1

Surrogate	*%Recovery*	*Qualifier*	*Limits*	*Prepared*	*Analyzed*	*Dil Fac*
Dibromofluoromethane (Surr)	*110*		*76 - 130*		*10/29/25 04:05*	*1*

Client Sample ID: MW-219A
Lab Sample ID: 310-318788-5

Date Collected: 10/23/25 12:13
Matrix: Water
Date Received: 10/24/25 14:05

Method: SW846 8260D - Volatile Organic Compounds by GC/MS (Continued)

Surrogate	*%Recovery*	*Qualifier*	*Limits*	*Prepared*	*Analyzed*	*Dil Fac*
Toluene-d8 (Surr)	*97*		*80 - 120*		*10/29/25 04:05*	*1*
4-Bromofluorobenzene (Surr)	*99*		*80 - 120*		*10/29/25 04:05*	*1*

Method: SW846 6020B - Metals (ICP/MS)

Analyte	Result	Qualifier	RL	MDL	Unit	D	Prepared	Analyzed	Dil Fac
Antimony	<0.00200		0.00200	0.00100	mg/L		10/29/25 09:00	11/05/25 17:33	1
Arsenic	<0.00200		0.00200	0.000530	mg/L		10/29/25 09:00	11/05/25 17:33	1
Barium	**0.604**		0.00200	0.000660	mg/L		10/29/25 09:00	11/05/25 17:33	1
Beryllium	<0.00100		0.00100	0.000330	mg/L		10/29/25 09:00	11/05/25 17:33	1
Cadmium	<0.000200		0.000200	0.000100	mg/L		10/29/25 09:00	11/05/25 17:33	1
Chromium	<0.00500		0.00500	0.00180	mg/L		10/29/25 09:00	11/05/25 17:33	1
Cobalt	<0.000500		0.000500	0.000170	mg/L		10/29/25 09:00	11/05/25 17:33	1
Copper	<0.00500		0.00500	0.00320	mg/L		10/29/25 09:00	11/05/25 17:33	1
Lead	<0.000500		0.000500	0.000330	mg/L		10/29/25 09:00	11/05/25 17:33	1
Nickel	<0.00500		0.00500	0.00230	mg/L		10/29/25 09:00	11/05/25 17:33	1
Selenium	<0.00500		0.00500	0.00140	mg/L		10/29/25 09:00	11/05/25 17:33	1
Silver	<0.00100		0.00100	0.000500	mg/L		10/29/25 09:00	11/05/25 17:33	1
Thallium	<0.00100		0.00100	0.000570	mg/L		10/29/25 09:00	11/05/25 17:33	1
Vanadium	<0.00500		0.00500	0.00170	mg/L		10/29/25 09:00	11/05/25 17:33	1
Zinc	<0.0200		0.0200	0.0130	mg/L		10/29/25 09:00	11/05/25 17:33	1

General Chemistry

Analyte	Result	Qualifier	RL	MDL	Unit	D	Prepared	Analyzed	Dil Fac
Total Suspended Solids (USGS I-3765-85)	**3.87**		1.88	1.31	mg/L			10/28/25 11:42	1

Client Sample Results

Client: HDR Inc
Project/Site: Iowa City Landfill Fall 2025

Job ID: 310-318788-1

Client Sample ID: MW-220A

Date Collected: 10/23/25 12:45
Date Received: 10/24/25 14:05

Lab Sample ID: 310-318788-6

Matrix: Water

Method: SW846 8260D - Volatile Organic Compounds by GC/MS

Analyte	Result	Qualifier	RL	MDL	Unit	D	Prepared	Analyzed	Dil Fac
Acetone	<10.0		10.0	3.10	ug/L			10/29/25 14:43	1
Acrylonitrile	<5.00		5.00	2.20	ug/L			10/29/25 14:43	1
Benzene	<0.500		0.500	0.220	ug/L			10/29/25 14:43	1
Bromochloromethane	<5.00		5.00	0.540	ug/L			10/29/25 14:43	1
Bromodichloromethane	<1.00		1.00	0.390	ug/L			10/29/25 14:43	1
Bromoform	<5.00		5.00	0.780	ug/L			10/29/25 14:43	1
Bromomethane	<4.00		4.00	1.10	ug/L			10/29/25 14:43	1
2-Butanone (MEK)	<10.0		10.0	2.10	ug/L			10/29/25 14:43	1
Carbon disulfide	<1.00		1.00	0.450	ug/L			10/29/25 14:43	1
Carbon tetrachloride	<2.00		2.00	0.650	ug/L			10/29/25 14:43	1
Chlorobenzene	<1.00		1.00	0.400	ug/L			10/29/25 14:43	1
Chlorodibromomethane	<5.00		5.00	0.750	ug/L			10/29/25 14:43	1
Chloroethane	<4.00		4.00	0.790	ug/L			10/29/25 14:43	1
Chloroform	<3.00		3.00	1.30	ug/L			10/29/25 14:43	1
Chloromethane	<3.00		3.00	0.610	ug/L			10/29/25 14:43	1
cis-1,2-Dichloroethene	<1.00		1.00	0.210	ug/L			10/29/25 14:43	1
cis-1,3-Dichloropropene	<5.00		5.00	0.250	ug/L			10/29/25 14:43	1
1,2-Dibromo-3-Chloropropane	<1.20		1.20	1.20	ug/L			10/29/25 14:43	1
1,2-Dibromoethane (EDB)	<0.340		0.340	0.340	ug/L			10/29/25 14:43	1
Dibromomethane	<1.00		1.00	0.330	ug/L			10/29/25 14:43	1
1,2-Dichlorobenzene	<1.00		1.00	0.370	ug/L			10/29/25 14:43	1
1,4-Dichlorobenzene	<1.00		1.00	0.230	ug/L			10/29/25 14:43	1
1,1-Dichloroethane	<1.00		1.00	0.220	ug/L			10/29/25 14:43	1
1,2-Dichloroethane	<1.00		1.00	0.390	ug/L			10/29/25 14:43	1
1,1-Dichloroethene	<2.00		2.00	0.560	ug/L			10/29/25 14:43	1
1,2-Dichloropropane	<1.00		1.00	0.270	ug/L			10/29/25 14:43	1
Ethylbenzene	<1.00		1.00	0.310	ug/L			10/29/25 14:43	1
2-Hexanone	<10.0		10.0	2.00	ug/L			10/29/25 14:43	1
Iodomethane	<10.0		10.0	7.00	ug/L			10/29/25 14:43	1
Methylene Chloride	<5.00		5.00	1.70	ug/L			10/29/25 14:43	1
4-Methyl-2-pentanone (MIBK)	<10.0		10.0	2.10	ug/L			10/29/25 14:43	1
Styrene	<1.00		1.00	0.370	ug/L			10/29/25 14:43	1
1,1,1,2-Tetrachloroethane	<1.00		1.00	0.380	ug/L			10/29/25 14:43	1
1,1,2,2-Tetrachloroethane	<1.00		1.00	0.470	ug/L			10/29/25 14:43	1
Tetrachloroethene	<1.00		1.00	0.480	ug/L			10/29/25 14:43	1
Toluene	<1.00		1.00	0.430	ug/L			10/29/25 14:43	1
trans-1,4-Dichloro-2-butene	<10.0		10.0	1.10	ug/L			10/29/25 14:43	1
trans-1,2-Dichloroethene	<1.00		1.00	0.270	ug/L			10/29/25 14:43	1
trans-1,3-Dichloropropene	<5.00		5.00	0.560	ug/L			10/29/25 14:43	1
1,1,1-Trichloroethane	<1.00		1.00	0.190	ug/L			10/29/25 14:43	1
1,1,2-Trichloroethane	<1.00		1.00	0.450	ug/L			10/29/25 14:43	1
Trichloroethene	<1.00		1.00	0.430	ug/L			10/29/25 14:43	1
Trichlorofluoromethane	<4.00		4.00	0.380	ug/L			10/29/25 14:43	1
1,2,3-Trichloropropane	<1.00		1.00	0.590	ug/L			10/29/25 14:43	1
Vinyl acetate	<10.0		10.0	2.50	ug/L			10/29/25 14:43	1
Vinyl chloride	<1.00		1.00	0.180	ug/L			10/29/25 14:43	1
Xylenes, Total	<3.00		3.00	0.400	ug/L			10/29/25 14:43	1

Surrogate	*%Recovery*	*Qualifier*	*Limits*	*Prepared*	*Analyzed*	*Dil Fac*
4-Bromofluorobenzene (Surr)	*104*		*80 - 120*		*10/29/25 14:43*	*1*

Client Sample ID: MW-220A

Lab Sample ID: 310-318788-6

Date Collected: 10/23/25 12:45

Matrix: Water

Date Received: 10/24/25 14:05

Method: SW846 8260D - Volatile Organic Compounds by GC/MS (Continued)

Surrogate	*%Recovery*	*Qualifier*	*Limits*	*Prepared*	*Analyzed*	*Dil Fac*
Dibromofluoromethane (Surr)	*105*		*76 - 130*		*10/29/25 14:43*	*1*
Toluene-d8 (Surr)	*98*		*80 - 120*		*10/29/25 14:43*	*1*

Method: SW846 6020B - Metals (ICP/MS)

Analyte	Result	Qualifier	RL	MDL	Unit	D	Prepared	Analyzed	Dil Fac
Antimony	<0.00200		0.00200	0.00100	mg/L		10/29/25 09:00	11/05/25 17:36	1
Arsenic	<0.00200		0.00200	0.000530	mg/L		10/29/25 09:00	11/05/25 17:36	1
Barium	**0.332**		0.00200	0.000660	mg/L		10/29/25 09:00	11/05/25 17:36	1
Beryllium	<0.00100		0.00100	0.000330	mg/L		10/29/25 09:00	11/05/25 17:36	1
Cadmium	<0.000200		0.000200	0.000100	mg/L		10/29/25 09:00	11/05/25 17:36	1
Chromium	<0.00500		0.00500	0.00180	mg/L		10/29/25 09:00	11/05/25 17:36	1
Cobalt	**0.000232**	**J**	0.000500	0.000170	mg/L		10/29/25 09:00	11/05/25 17:36	1
Copper	<0.00500		0.00500	0.00320	mg/L		10/29/25 09:00	11/05/25 17:36	1
Lead	<0.000500		0.000500	0.000330	mg/L		10/29/25 09:00	11/05/25 17:36	1
Nickel	<0.00500		0.00500	0.00230	mg/L		10/29/25 09:00	11/05/25 17:36	1
Selenium	<0.00500		0.00500	0.00140	mg/L		10/29/25 09:00	11/05/25 17:36	1
Silver	<0.00100		0.00100	0.000500	mg/L		10/29/25 09:00	11/05/25 17:36	1
Thallium	<0.00100		0.00100	0.000570	mg/L		10/29/25 09:00	11/05/25 17:36	1
Vanadium	<0.00500		0.00500	0.00170	mg/L		10/29/25 09:00	11/05/25 17:36	1
Zinc	<0.0200		0.0200	0.0130	mg/L		10/29/25 09:00	11/05/25 17:36	1

General Chemistry

Analyte	Result	Qualifier	RL	MDL	Unit	D	Prepared	Analyzed	Dil Fac
Total Suspended Solids (USGS I-3765-85)	**28.8**		3.75	2.63	mg/L			10/28/25 11:42	1

Client Sample Results

Client: HDR Inc
Project/Site: Iowa City Landfill Fall 2025

Job ID: 310-318788-1

Client Sample ID: MW-25A-00

Date Collected: 10/23/25 13:21
Date Received: 10/24/25 14:05

Lab Sample ID: 310-318788-7

Matrix: Water

Method: SW846 8260D - Volatile Organic Compounds by GC/MS

Analyte	Result	Qualifier	RL	MDL	Unit	D	Prepared	Analyzed	Dil Fac
1,1,1,2-Tetrachloroethane	<1.00		1.00	0.380	ug/L			10/29/25 04:28	1
1,1,1-Trichloroethane	<1.00		1.00	0.190	ug/L			10/29/25 04:28	1
1,1,2,2-Tetrachloroethane	<1.00		1.00	0.470	ug/L			10/29/25 04:28	1
1,1,2-Trichloroethane	<1.00		1.00	0.450	ug/L			10/29/25 04:28	1
1,1-Dichloroethane	<1.00		1.00	0.220	ug/L			10/29/25 04:28	1
1,1-Dichloroethene	<2.00		2.00	0.560	ug/L			10/29/25 04:28	1
1,2,3-Trichloropropane	<1.00		1.00	0.590	ug/L			10/29/25 04:28	1
1,2-Dibromo-3-Chloropropane	<1.20		1.20	1.20	ug/L			10/29/25 04:28	1
1,2-Dibromoethane (EDB)	<0.340		0.340	0.340	ug/L			10/29/25 04:28	1
1,2-Dichlorobenzene	<1.00		1.00	0.370	ug/L			10/29/25 04:28	1
1,2-Dichloroethane	<1.00		1.00	0.390	ug/L			10/29/25 04:28	1
1,2-Dichloropropane	<1.00		1.00	0.270	ug/L			10/29/25 04:28	1
1,4-Dichlorobenzene	<1.00		1.00	0.230	ug/L			10/29/25 04:28	1
2-Butanone (MEK)	<10.0		10.0	2.10	ug/L			10/29/25 04:28	1
2-Hexanone	<10.0		10.0	2.00	ug/L			10/29/25 04:28	1
4-Methyl-2-pentanone (MIBK)	<10.0		10.0	2.10	ug/L			10/29/25 04:28	1
Acetone	<10.0		10.0	3.10	ug/L			10/29/25 04:28	1
Acrylonitrile	<5.00		5.00	2.20	ug/L			10/29/25 04:28	1
Benzene	<0.500		0.500	0.220	ug/L			10/29/25 04:28	1
Bromochloromethane	<5.00		5.00	0.540	ug/L			10/29/25 04:28	1
Bromodichloromethane	<1.00		1.00	0.390	ug/L			10/29/25 04:28	1
Bromoform	<5.00		5.00	0.780	ug/L			10/29/25 04:28	1
Bromomethane	<4.00		4.00	1.10	ug/L			10/29/25 04:28	1
Carbon disulfide	<1.00		1.00	0.450	ug/L			10/29/25 04:28	1
Carbon tetrachloride	<2.00		2.00	0.650	ug/L			10/29/25 04:28	1
Chlorobenzene	<1.00		1.00	0.400	ug/L			10/29/25 04:28	1
Chlorodibromomethane	<5.00		5.00	0.750	ug/L			10/29/25 04:28	1
Chloroethane	<4.00		4.00	0.790	ug/L			10/29/25 04:28	1
Chloroform	<3.00		3.00	1.30	ug/L			10/29/25 04:28	1
Chloromethane	<3.00		3.00	0.610	ug/L			10/29/25 04:28	1
cis-1,2-Dichloroethene	<1.00		1.00	0.210	ug/L			10/29/25 04:28	1
cis-1,3-Dichloropropene	<5.00		5.00	0.250	ug/L			10/29/25 04:28	1
Dibromomethane	<1.00		1.00	0.330	ug/L			10/29/25 04:28	1
Ethylbenzene	<1.00		1.00	0.310	ug/L			10/29/25 04:28	1
Iodomethane	<10.0		10.0	7.00	ug/L			10/29/25 04:28	1
Methylene Chloride	<5.00		5.00	1.70	ug/L			10/29/25 04:28	1
Styrene	<1.00		1.00	0.370	ug/L			10/29/25 04:28	1
Tetrachloroethene	<1.00		1.00	0.480	ug/L			10/29/25 04:28	1
Toluene	<1.00		1.00	0.430	ug/L			10/29/25 04:28	1
trans-1,2-Dichloroethene	<1.00		1.00	0.270	ug/L			10/29/25 04:28	1
trans-1,3-Dichloropropene	<5.00		5.00	0.560	ug/L			10/29/25 04:28	1
trans-1,4-Dichloro-2-butene	<10.0		10.0	1.10	ug/L			10/29/25 04:28	1
Trichloroethene	<1.00		1.00	0.430	ug/L			10/29/25 04:28	1
Trichlorofluoromethane	<4.00		4.00	0.380	ug/L			10/29/25 04:28	1
Vinyl acetate	<10.0		10.0	2.50	ug/L			10/29/25 04:28	1
Vinyl chloride	<1.00		1.00	0.180	ug/L			10/29/25 04:28	1
Xylenes, Total	<3.00		3.00	0.400	ug/L			10/29/25 04:28	1

Surrogate	*%Recovery*	*Qualifier*	*Limits*	*Prepared*	*Analyzed*	*Dil Fac*
Dibromofluoromethane (Surr)	*107*		*76 - 130*		*10/29/25 04:28*	*1*

Client Sample ID: MW-25A-00

Lab Sample ID: 310-318788-7

Date Collected: 10/23/25 13:21

Matrix: Water

Date Received: 10/24/25 14:05

Method: SW846 8260D - Volatile Organic Compounds by GC/MS (Continued)

Surrogate	*%Recovery*	*Qualifier*	*Limits*	*Prepared*	*Analyzed*	*Dil Fac*
Toluene-d8 (Surr)	*98*		*80 - 120*		*10/29/25 04:28*	*1*
4-Bromofluorobenzene (Surr)	*105*		*80 - 120*		*10/29/25 04:28*	*1*

Method: SW846 6020B - Metals (ICP/MS)

Analyte	Result	Qualifier	RL	MDL	Unit	D	Prepared	Analyzed	Dil Fac
Antimony	<0.00200		0.00200	0.00100	mg/L		10/29/25 09:00	11/05/25 17:39	1
Arsenic	<0.00200		0.00200	0.000530	mg/L		10/29/25 09:00	11/05/25 17:39	1
Barium	**0.189**		0.00200	0.000660	mg/L		10/29/25 09:00	11/05/25 17:39	1
Beryllium	<0.00100		0.00100	0.000330	mg/L		10/29/25 09:00	11/05/25 17:39	1
Cadmium	<0.000200		0.000200	0.000100	mg/L		10/29/25 09:00	11/05/25 17:39	1
Chromium	<0.00500		0.00500	0.00180	mg/L		10/29/25 09:00	11/05/25 17:39	1
Cobalt	**0.000243**	**J**	0.000500	0.000170	mg/L		10/29/25 09:00	11/05/25 17:39	1
Copper	<0.00500		0.00500	0.00320	mg/L		10/29/25 09:00	11/05/25 17:39	1
Lead	<0.000500		0.000500	0.000330	mg/L		10/29/25 09:00	11/05/25 17:39	1
Nickel	**0.00621**		0.00500	0.00230	mg/L		10/29/25 09:00	11/05/25 17:39	1
Selenium	<0.00500		0.00500	0.00140	mg/L		10/29/25 09:00	11/05/25 17:39	1
Silver	<0.00100		0.00100	0.000500	mg/L		10/29/25 09:00	11/05/25 17:39	1
Thallium	<0.00100		0.00100	0.000570	mg/L		10/29/25 09:00	11/05/25 17:39	1
Vanadium	<0.00500		0.00500	0.00170	mg/L		10/29/25 09:00	11/05/25 17:39	1
Zinc	<0.0200		0.0200	0.0130	mg/L		10/29/25 09:00	11/05/25 17:39	1

General Chemistry

Analyte	Result	Qualifier	RL	MDL	Unit	D	Prepared	Analyzed	Dil Fac
Total Suspended Solids (USGS I-3765-85)	**9.63**		1.88	1.31	mg/L			10/28/25 11:42	1

Client Sample Results

Client: HDR Inc
Project/Site: Iowa City Landfill Fall 2025

Job ID: 310-318788-1

Client Sample ID: Trip Blank 5

Lab Sample ID: 310-318788-8

Date Collected: 10/23/25 00:00
Date Received: 10/24/25 14:05

Matrix: Water

Method: SW846 8260D - Volatile Organic Compounds by GC/MS

Analyte	Result	Qualifier	RL	MDL	Unit	D	Prepared	Analyzed	Dil Fac
1,1,1,2-Tetrachloroethane	<1.00		1.00	0.380	ug/L			10/28/25 23:56	1
1,1,1-Trichloroethane	<1.00		1.00	0.190	ug/L			10/28/25 23:56	1
1,1,2,2-Tetrachloroethane	<1.00		1.00	0.470	ug/L			10/28/25 23:56	1
1,1,2-Trichloroethane	<1.00		1.00	0.450	ug/L			10/28/25 23:56	1
1,1-Dichloroethane	<1.00		1.00	0.220	ug/L			10/28/25 23:56	1
1,1-Dichloroethene	<2.00		2.00	0.560	ug/L			10/28/25 23:56	1
1,2,3-Trichloropropane	<1.00		1.00	0.590	ug/L			10/28/25 23:56	1
1,2-Dibromo-3-Chloropropane	<1.20		1.20	1.20	ug/L			10/28/25 23:56	1
1,2-Dibromoethane (EDB)	<0.340		0.340	0.340	ug/L			10/28/25 23:56	1
1,2-Dichlorobenzene	<1.00		1.00	0.370	ug/L			10/28/25 23:56	1
1,2-Dichloroethane	<1.00		1.00	0.390	ug/L			10/28/25 23:56	1
1,2-Dichloropropane	<1.00		1.00	0.270	ug/L			10/28/25 23:56	1
1,4-Dichlorobenzene	<1.00		1.00	0.230	ug/L			10/28/25 23:56	1
2-Butanone (MEK)	<10.0		10.0	2.10	ug/L			10/28/25 23:56	1
2-Hexanone	<10.0		10.0	2.00	ug/L			10/28/25 23:56	1
4-Methyl-2-pentanone (MIBK)	<10.0		10.0	2.10	ug/L			10/28/25 23:56	1
Acetone	<10.0		10.0	3.10	ug/L			10/28/25 23:56	1
Acrylonitrile	<5.00		5.00	2.20	ug/L			10/28/25 23:56	1
Benzene	<0.500		0.500	0.220	ug/L			10/28/25 23:56	1
Bromochloromethane	<5.00		5.00	0.540	ug/L			10/28/25 23:56	1
Bromodichloromethane	<1.00		1.00	0.390	ug/L			10/28/25 23:56	1
Bromoform	<5.00		5.00	0.780	ug/L			10/28/25 23:56	1
Bromomethane	<4.00		4.00	1.10	ug/L			10/28/25 23:56	1
Carbon disulfide	<1.00		1.00	0.450	ug/L			10/28/25 23:56	1
Carbon tetrachloride	<2.00		2.00	0.650	ug/L			10/28/25 23:56	1
Chlorobenzene	<1.00		1.00	0.400	ug/L			10/28/25 23:56	1
Chlorodibromomethane	<5.00		5.00	0.750	ug/L			10/28/25 23:56	1
Chloroethane	<4.00		4.00	0.790	ug/L			10/28/25 23:56	1
Chloroform	<3.00		3.00	1.30	ug/L			10/28/25 23:56	1
Chloromethane	<3.00		3.00	0.610	ug/L			10/28/25 23:56	1
cis-1,2-Dichloroethene	<1.00		1.00	0.210	ug/L			10/28/25 23:56	1
cis-1,3-Dichloropropene	<5.00		5.00	0.250	ug/L			10/28/25 23:56	1
Dibromomethane	<1.00		1.00	0.330	ug/L			10/28/25 23:56	1
Ethylbenzene	<1.00		1.00	0.310	ug/L			10/28/25 23:56	1
Iodomethane	<10.0		10.0	7.00	ug/L			10/28/25 23:56	1
Methylene Chloride	<5.00		5.00	1.70	ug/L			10/28/25 23:56	1
Styrene	<1.00		1.00	0.370	ug/L			10/28/25 23:56	1
Tetrachloroethene	<1.00		1.00	0.480	ug/L			10/28/25 23:56	1
Toluene	<1.00		1.00	0.430	ug/L			10/28/25 23:56	1
trans-1,2-Dichloroethene	<1.00		1.00	0.270	ug/L			10/28/25 23:56	1
trans-1,3-Dichloropropene	<5.00		5.00	0.560	ug/L			10/28/25 23:56	1
trans-1,4-Dichloro-2-butene	<10.0		10.0	1.10	ug/L			10/28/25 23:56	1
Trichloroethene	<1.00		1.00	0.430	ug/L			10/28/25 23:56	1
Trichlorofluoromethane	<4.00		4.00	0.380	ug/L			10/28/25 23:56	1
Vinyl acetate	<10.0		10.0	2.50	ug/L			10/28/25 23:56	1
Vinyl chloride	<1.00		1.00	0.180	ug/L			10/28/25 23:56	1
Xylenes, Total	<3.00		3.00	0.400	ug/L			10/28/25 23:56	1

Surrogate	*%Recovery*	*Qualifier*	*Limits*	*Prepared*	*Analyzed*	*Dil Fac*
Dibromofluoromethane (Surr)	*109*		*76 - 130*		*10/28/25 23:56*	*1*

Client: HDR Inc
Project/Site: Iowa City Landfill Fall 2025

Job ID: 310-318788-1

Client Sample ID: Trip Blank 5
Date Collected: 10/23/25 00:00
Date Received: 10/24/25 14:05

Lab Sample ID: 310-318788-8
Matrix: Water

Method: SW846 8260D - Volatile Organic Compounds by GC/MS (Continued)

Surrogate	%Recovery	Qualifier	Limits	Prepared	Analyzed	Dil Fac
Toluene-d8 (Surr)	99		80 - 120		10/28/25 23:56	1
4-Bromofluorobenzene (Surr)	108		80 - 120		10/28/25 23:56	1

Client Sample Results

Client: HDR Inc
Project/Site: Iowa City Landfill Fall 2025

Job ID: 310-318788-1

Client Sample ID: Trip Blank 6

Lab Sample ID: 310-318788-9

Date Collected: 10/23/25 00:00
Date Received: 10/24/25 14:05

Matrix: Water

Method: SW846 8260D - Volatile Organic Compounds by GC/MS

Analyte	Result	Qualifier	RL	MDL	Unit	D	Prepared	Analyzed	Dil Fac
1,1,1,2-Tetrachloroethane	<1.00		1.00	0.380	ug/L			10/29/25 00:19	1
1,1,1-Trichloroethane	<1.00		1.00	0.190	ug/L			10/29/25 00:19	1
1,1,2,2-Tetrachloroethane	<1.00		1.00	0.470	ug/L			10/29/25 00:19	1
1,1,2-Trichloroethane	<1.00		1.00	0.450	ug/L			10/29/25 00:19	1
1,1-Dichloroethane	<1.00		1.00	0.220	ug/L			10/29/25 00:19	1
1,1-Dichloroethene	<2.00		2.00	0.560	ug/L			10/29/25 00:19	1
1,2,3-Trichloropropane	<1.00		1.00	0.590	ug/L			10/29/25 00:19	1
1,2-Dibromo-3-Chloropropane	<1.20		1.20	1.20	ug/L			10/29/25 00:19	1
1,2-Dibromoethane (EDB)	<0.340		0.340	0.340	ug/L			10/29/25 00:19	1
1,2-Dichlorobenzene	<1.00		1.00	0.370	ug/L			10/29/25 00:19	1
1,2-Dichloroethane	<1.00		1.00	0.390	ug/L			10/29/25 00:19	1
1,2-Dichloropropane	<1.00		1.00	0.270	ug/L			10/29/25 00:19	1
1,4-Dichlorobenzene	<1.00		1.00	0.230	ug/L			10/29/25 00:19	1
2-Butanone (MEK)	<10.0		10.0	2.10	ug/L			10/29/25 00:19	1
2-Hexanone	<10.0		10.0	2.00	ug/L			10/29/25 00:19	1
4-Methyl-2-pentanone (MIBK)	<10.0		10.0	2.10	ug/L			10/29/25 00:19	1
Acetone	<10.0		10.0	3.10	ug/L			10/29/25 00:19	1
Acrylonitrile	<5.00		5.00	2.20	ug/L			10/29/25 00:19	1
Benzene	<0.500		0.500	0.220	ug/L			10/29/25 00:19	1
Bromochloromethane	<5.00		5.00	0.540	ug/L			10/29/25 00:19	1
Bromodichloromethane	<1.00		1.00	0.390	ug/L			10/29/25 00:19	1
Bromoform	<5.00		5.00	0.780	ug/L			10/29/25 00:19	1
Bromomethane	<4.00		4.00	1.10	ug/L			10/29/25 00:19	1
Carbon disulfide	<1.00		1.00	0.450	ug/L			10/29/25 00:19	1
Carbon tetrachloride	<2.00		2.00	0.650	ug/L			10/29/25 00:19	1
Chlorobenzene	<1.00		1.00	0.400	ug/L			10/29/25 00:19	1
Chlorodibromomethane	<5.00		5.00	0.750	ug/L			10/29/25 00:19	1
Chloroethane	<4.00		4.00	0.790	ug/L			10/29/25 00:19	1
Chloroform	<3.00		3.00	1.30	ug/L			10/29/25 00:19	1
Chloromethane	<3.00		3.00	0.610	ug/L			10/29/25 00:19	1
cis-1,2-Dichloroethene	<1.00		1.00	0.210	ug/L			10/29/25 00:19	1
cis-1,3-Dichloropropene	<5.00		5.00	0.250	ug/L			10/29/25 00:19	1
Dibromomethane	<1.00		1.00	0.330	ug/L			10/29/25 00:19	1
Ethylbenzene	<1.00		1.00	0.310	ug/L			10/29/25 00:19	1
Iodomethane	<10.0		10.0	7.00	ug/L			10/29/25 00:19	1
Methylene Chloride	<5.00		5.00	1.70	ug/L			10/29/25 00:19	1
Styrene	<1.00		1.00	0.370	ug/L			10/29/25 00:19	1
Tetrachloroethene	<1.00		1.00	0.480	ug/L			10/29/25 00:19	1
Toluene	<1.00		1.00	0.430	ug/L			10/29/25 00:19	1
trans-1,2-Dichloroethene	<1.00		1.00	0.270	ug/L			10/29/25 00:19	1
trans-1,3-Dichloropropene	<5.00		5.00	0.560	ug/L			10/29/25 00:19	1
trans-1,4-Dichloro-2-butene	<10.0		10.0	1.10	ug/L			10/29/25 00:19	1
Trichloroethene	<1.00		1.00	0.430	ug/L			10/29/25 00:19	1
Trichlorofluoromethane	<4.00		4.00	0.380	ug/L			10/29/25 00:19	1
Vinyl acetate	<10.0		10.0	2.50	ug/L			10/29/25 00:19	1
Vinyl chloride	<1.00		1.00	0.180	ug/L			10/29/25 00:19	1
Xylenes, Total	<3.00		3.00	0.400	ug/L			10/29/25 00:19	1

Surrogate	*%Recovery*	*Qualifier*	*Limits*	*Prepared*	*Analyzed*	*Dil Fac*
Dibromofluoromethane (Surr)	*109*		*76 - 130*		*10/29/25 00:19*	*1*

Client: HDR Inc
Job ID: 310-318788-1
Project/Site: Iowa City Landfill Fall 2025

Client Sample ID: Trip Blank 6
Lab Sample ID: 310-318788-9
Date Collected: 10/23/25 00:00
Matrix: Water
Date Received: 10/24/25 14:05

Method: SW846 8260D - Volatile Organic Compounds by GC/MS (Continued)

Surrogate	%Recovery	Qualifier	Limits	Prepared	Analyzed	Dil Fac
Toluene-d8 (Surr)	97		80 - 120		10/29/25 00:19	1
4-Bromofluorobenzene (Surr)	104		80 - 120		10/29/25 00:19	1

Definitions/Glossary

Client: HDR Inc
Job ID: 310-318788-1
Project/Site: Iowa City Landfill Fall 2025

Qualifiers

Metals

Qualifier	Qualifier Description
^+	Continuing Calibration Verification (CCV) is outside acceptance limits, high biased.
J	Result is less than the RL but greater than or equal to the MDL and the concentration is an approximate value.

Glossary

Abbreviation	These commonly used abbreviations may or may not be present in this report.
☼	Listed under the "D" column to designate that the result is reported on a dry weight basis
%R	Percent Recovery
CFL	Contains Free Liquid
CFU	Colony Forming Unit
CNF	Contains No Free Liquid
DER	Duplicate Error Ratio (normalized absolute difference)
Dil Fac	Dilution Factor
DL	Detection Limit (DoD/DOE)
DL, RA, RE, IN	Indicates a Dilution, Re-analysis, Re-extraction, or additional Initial metals/anion analysis of the sample
DLC	Decision Level Concentration (Radiochemistry)
EDL	Estimated Detection Limit (Dioxin)
LOD	Limit of Detection (DoD/DOE)
LOQ	Limit of Quantitation (DoD/DOE)
MCL	EPA recommended "Maximum Contaminant Level"
MDA	Minimum Detectable Activity (Radiochemistry)
MDC	Minimum Detectable Concentration (Radiochemistry)
MDL	Method Detection Limit
ML	Minimum Level (Dioxin)
MPN	Most Probable Number
MQL	Method Quantitation Limit
NC	Not Calculated
ND	Not Detected at the reporting limit (or MDL or EDL if shown)
NEG	Negative / Absent
POS	Positive / Present
PQL	Practical Quantitation Limit
PRES	Presumptive
QC	Quality Control
RER	Relative Error Ratio (Radiochemistry)
RL	Reporting Limit or Requested Limit (Radiochemistry)
RPD	Relative Percent Difference, a measure of the relative difference between two points
TEF	Toxicity Equivalent Factor (Dioxin)
TEQ	Toxicity Equivalent Quotient (Dioxin)
TNTC	Too Numerous To Count

Surrogate Summary

Client: HDR Inc
Project/Site: Iowa City Landfill Fall 2025

Job ID: 310-318788-1

Method: 8260D - Volatile Organic Compounds by GC/MS

Matrix: Water **Prep Type: Total/NA**

		Percent Surrogate Recovery (Acceptance Limits)		
		DBFM	TOL	BFB
Lab Sample ID	Client Sample ID	(76-130)	(80-120)	(80-120)
310-318788-1	MW-31B	108	97	104
310-318788-2	MW-216A	115	99	110
310-318788-3	MW-217A	111	97	105
310-318788-4	MW-218A	105	97	110
310-318788-5	MW-219A	110	97	99
310-318788-6	MW-220A	105	98	104
310-318788-7	MW-25A-00	107	98	105
310-318788-8	Trip Blank 5	109	99	108
310-318788-9	Trip Blank 6	109	97	104
LCS 310-471557/7	Lab Control Sample	109	103	96
LCS 310-471557/8	Lab Control Sample	109	100	104
LCS 310-471692/7	Lab Control Sample	104	102	99
LCS 310-471692/8	Lab Control Sample	109	97	105
MB 310-471557/6	Method Blank	107	97	109
MB 310-471692/6	Method Blank	108	96	102

Surrogate Legend

DBFM = Dibromofluoromethane (Surr)
TOL = Toluene-d8 (Surr)
BFB = 4-Bromofluorobenzene (Surr)

Method: 8260D - Volatile Organic Compounds by GC/MS

Lab Sample ID: MB 310-471557/6
Matrix: Water
Analysis Batch: 471557

Client Sample ID: Method Blank
Prep Type: Total/NA

Analyte	MB Result	MB Qualifier	RL	MDL	Unit	D	Prepared	Analyzed	Dil Fac
2-Butanone (MEK)	<10.0		10.0	2.10	ug/L			10/28/25 22:48	1
Acetone	<10.0		10.0	3.10	ug/L			10/28/25 22:48	1
Acrylonitrile	<5.00		5.00	2.20	ug/L			10/28/25 22:48	1
1,2-Dibromo-3-Chloropropane	<1.20		1.20	1.20	ug/L			10/28/25 22:48	1
Benzene	<0.500		0.500	0.220	ug/L			10/28/25 22:48	1
1,2-Dibromoethane (EDB)	<0.340		0.340	0.340	ug/L			10/28/25 22:48	1
Bromochloromethane	<5.00		5.00	0.540	ug/L			10/28/25 22:48	1
Bromodichloromethane	<1.00		1.00	0.390	ug/L			10/28/25 22:48	1
Bromoform	<5.00		5.00	0.780	ug/L			10/28/25 22:48	1
1,2-Dichlorobenzene	<1.00		1.00	0.370	ug/L			10/28/25 22:48	1
Bromomethane	<4.00		4.00	1.10	ug/L			10/28/25 22:48	1
1,4-Dichlorobenzene	<1.00		1.00	0.230	ug/L			10/28/25 22:48	1
Carbon disulfide	<1.00		1.00	0.450	ug/L			10/28/25 22:48	1
Carbon tetrachloride	<2.00		2.00	0.650	ug/L			10/28/25 22:48	1
1,1-Dichloroethane	<1.00		1.00	0.220	ug/L			10/28/25 22:48	1
Chlorobenzene	<1.00		1.00	0.400	ug/L			10/28/25 22:48	1
1,2-Dichloroethane	<1.00		1.00	0.390	ug/L			10/28/25 22:48	1
Chlorodibromomethane	<5.00		5.00	0.750	ug/L			10/28/25 22:48	1
1,1-Dichloroethene	<2.00		2.00	0.560	ug/L			10/28/25 22:48	1
Chloroethane	<4.00		4.00	0.790	ug/L			10/28/25 22:48	1
1,2-Dichloropropane	<1.00		1.00	0.270	ug/L			10/28/25 22:48	1
Chloroform	<3.00		3.00	1.30	ug/L			10/28/25 22:48	1
Chloromethane	<3.00		3.00	0.610	ug/L			10/28/25 22:48	1
2-Hexanone	<10.0		10.0	2.00	ug/L			10/28/25 22:48	1
cis-1,2-Dichloroethene	<1.00		1.00	0.210	ug/L			10/28/25 22:48	1
cis-1,3-Dichloropropene	<5.00		5.00	0.250	ug/L			10/28/25 22:48	1
Dibromomethane	<1.00		1.00	0.330	ug/L			10/28/25 22:48	1
4-Methyl-2-pentanone (MIBK)	<10.0		10.0	2.10	ug/L			10/28/25 22:48	1
Ethylbenzene	<1.00		1.00	0.310	ug/L			10/28/25 22:48	1
Iodomethane	<10.0		10.0	7.00	ug/L			10/28/25 22:48	1
1,1,1,2-Tetrachloroethane	<1.00		1.00	0.380	ug/L			10/28/25 22:48	1
Methylene Chloride	<5.00		5.00	1.70	ug/L			10/28/25 22:48	1
1,1,2,2-Tetrachloroethane	<1.00		1.00	0.470	ug/L			10/28/25 22:48	1
Styrene	<1.00		1.00	0.370	ug/L			10/28/25 22:48	1
Tetrachloroethene	<1.00		1.00	0.480	ug/L			10/28/25 22:48	1
Toluene	<1.00		1.00	0.430	ug/L			10/28/25 22:48	1
trans-1,2-Dichloroethene	<1.00		1.00	0.270	ug/L			10/28/25 22:48	1
trans-1,3-Dichloropropene	<5.00		5.00	0.560	ug/L			10/28/25 22:48	1
trans-1,4-Dichloro-2-butene	<10.0		10.0	1.10	ug/L			10/28/25 22:48	1
1,1,1-Trichloroethane	<1.00		1.00	0.190	ug/L			10/28/25 22:48	1
1,1,2-Trichloroethane	<1.00		1.00	0.450	ug/L			10/28/25 22:48	1
Trichloroethene	<1.00		1.00	0.430	ug/L			10/28/25 22:48	1
Trichlorofluoromethane	<4.00		4.00	0.380	ug/L			10/28/25 22:48	1
1,2,3-Trichloropropane	<1.00		1.00	0.590	ug/L			10/28/25 22:48	1
Vinyl acetate	<10.0		10.0	2.50	ug/L			10/28/25 22:48	1
Vinyl chloride	<1.00		1.00	0.180	ug/L			10/28/25 22:48	1
Xylenes, Total	<3.00		3.00	0.400	ug/L			10/28/25 22:48	1

Method: 8260D - Volatile Organic Compounds by GC/MS (Continued)

Lab Sample ID: MB 310-471557/6
Matrix: Water
Analysis Batch: 471557

Client Sample ID: Method Blank
Prep Type: Total/NA

Surrogate	MB %Recovery	MB Qualifier	Limits	Prepared	Analyzed	Dil Fac
Dibromofluoromethane (Surr)	107		76 - 130		10/28/25 22:48	1
Toluene-d8 (Surr)	97		80 - 120		10/28/25 22:48	1
4-Bromofluorobenzene (Surr)	109		80 - 120		10/28/25 22:48	1

Lab Sample ID: LCS 310-471557/7
Matrix: Water
Analysis Batch: 471557

Client Sample ID: Lab Control Sample
Prep Type: Total/NA

Analyte	Spike Added	LCS Result	LCS Qualifier	Unit	D	%Rec	%Rec Limits
2-Butanone (MEK)	40.0	36.51		ug/L		91	60 - 134
Acetone	40.0	39.27		ug/L		98	59 - 136
Acrylonitrile	200	203.7		ug/L		102	50 - 150
1,2-Dibromo-3-Chloropropane	20.0	16.74		ug/L		84	62 - 132
Benzene	20.0	17.46		ug/L		87	71 - 125
1,2-Dibromoethane (EDB)	20.0	16.60		ug/L		83	74 - 122
Bromochloromethane	20.0	18.47		ug/L		92	69 - 131
Bromodichloromethane	20.0	17.11		ug/L		86	70 - 122
Bromoform	20.0	16.02		ug/L		80	62 - 122
1,2-Dichlorobenzene	20.0	16.51		ug/L		83	74 - 120
1,4-Dichlorobenzene	20.0	16.46		ug/L		82	72 - 120
Carbon disulfide	20.0	18.76		ug/L		94	58 - 137
Carbon tetrachloride	20.0	18.34		ug/L		92	63 - 136
1,1-Dichloroethane	20.0	19.96		ug/L		100	69 - 127
Chlorobenzene	20.0	17.40		ug/L		87	74 - 120
1,2-Dichloroethane	20.0	17.62		ug/L		88	68 - 125
Chlorodibromomethane	20.0	14.50		ug/L		73	69 - 121
1,1-Dichloroethene	20.0	18.74		ug/L		94	64 - 134
1,2-Dichloropropane	20.0	16.90		ug/L		85	72 - 128
Chloroform	20.0	19.86		ug/L		99	72 - 122
2-Hexanone	40.0	35.42		ug/L		89	62 - 139
cis-1,2-Dichloroethene	20.0	19.84		ug/L		99	72 - 123
cis-1,3-Dichloropropene	20.0	14.60		ug/L		73	72 - 123
Dibromomethane	20.0	17.81		ug/L		89	72 - 122
4-Methyl-2-pentanone (MIBK)	40.0	36.64		ug/L		92	62 - 136
Ethylbenzene	20.0	17.31		ug/L		87	75 - 120
Iodomethane	20.0	13.91		ug/L		70	18 - 150
1,1,1,2-Tetrachloroethane	20.0	15.63		ug/L		78	70 - 121
Methylene Chloride	20.0	20.32		ug/L		102	72 - 128
1,1,2,2-Tetrachloroethane	20.0	18.16		ug/L		91	70 - 122
Styrene	20.0	16.77		ug/L		84	74 - 122
Tetrachloroethene	20.0	17.78		ug/L		89	70 - 128
Toluene	20.0	17.50		ug/L		88	74 - 120
trans-1,2-Dichloroethene	20.0	19.95		ug/L		100	67 - 127
trans-1,3-Dichloropropene	20.0	15.70		ug/L		79	67 - 123
trans-1,4-Dichloro-2-butene	20.0	16.61		ug/L		83	50 - 150
1,1,1-Trichloroethane	20.0	19.96		ug/L		100	69 - 130
1,1,2-Trichloroethane	20.0	15.31		ug/L		77	75 - 121
Trichloroethene	20.0	17.20		ug/L		86	70 - 128

Method: 8260D - Volatile Organic Compounds by GC/MS (Continued)

Lab Sample ID: LCS 310-471557/7
Matrix: Water
Analysis Batch: 471557

Client Sample ID: Lab Control Sample
Prep Type: Total/NA

Analyte	Spike Added	LCS Result	LCS Qualifier	Unit	D	%Rec	%Rec Limits
1,2,3-Trichloropropane	20.0	17.72		ug/L		89	70 - 122
Vinyl acetate	40.0	30.20		ug/L		75	50 - 150
Xylenes, Total	40.0	33.39		ug/L		83	74 - 121

Surrogate	*LCS %Recovery*	*LCS Qualifier*	*Limits*
Dibromofluoromethane (Surr)	*109*		*76 - 130*
Toluene-d8 (Surr)	*103*		*80 - 120*
4-Bromofluorobenzene (Surr)	*96*		*80 - 120*

Lab Sample ID: LCS 310-471557/8
Matrix: Water
Analysis Batch: 471557

Client Sample ID: Lab Control Sample
Prep Type: Total/NA

Analyte	Spike Added	LCS Result	LCS Qualifier	Unit	D	%Rec	%Rec Limits
Bromomethane	20.0	13.74		ug/L		69	33 - 138
Chloroethane	20.0	17.72		ug/L		89	59 - 139
Chloromethane	20.0	17.20		ug/L		86	52 - 146
Trichlorofluoromethane	20.0	17.23		ug/L		86	55 - 150
Vinyl chloride	20.0	18.44		ug/L		92	60 - 142

Surrogate	*LCS %Recovery*	*LCS Qualifier*	*Limits*
Dibromofluoromethane (Surr)	*109*		*76 - 130*
Toluene-d8 (Surr)	*100*		*80 - 120*
4-Bromofluorobenzene (Surr)	*104*		*80 - 120*

Lab Sample ID: MB 310-471692/6
Matrix: Water
Analysis Batch: 471692

Client Sample ID: Method Blank
Prep Type: Total/NA

Analyte	MB Result	MB Qualifier	RL	MDL	Unit	D	Prepared	Analyzed	Dil Fac
2-Butanone (MEK)	<10.0		10.0	2.10	ug/L			10/29/25 10:34	1
Acetone	<10.0		10.0	3.10	ug/L			10/29/25 10:34	1
Acrylonitrile	<5.00		5.00	2.20	ug/L			10/29/25 10:34	1
1,2-Dibromo-3-Chloropropane	<1.20		1.20	1.20	ug/L			10/29/25 10:34	1
Benzene	<0.500		0.500	0.220	ug/L			10/29/25 10:34	1
1,2-Dibromoethane (EDB)	<0.340		0.340	0.340	ug/L			10/29/25 10:34	1
Bromochloromethane	<5.00		5.00	0.540	ug/L			10/29/25 10:34	1
Bromodichloromethane	<1.00		1.00	0.390	ug/L			10/29/25 10:34	1
Bromoform	<5.00		5.00	0.780	ug/L			10/29/25 10:34	1
1,2-Dichlorobenzene	<1.00		1.00	0.370	ug/L			10/29/25 10:34	1
Bromomethane	<4.00		4.00	1.10	ug/L			10/29/25 10:34	1
1,4-Dichlorobenzene	<1.00		1.00	0.230	ug/L			10/29/25 10:34	1
Carbon disulfide	<1.00		1.00	0.450	ug/L			10/29/25 10:34	1
Carbon tetrachloride	<2.00		2.00	0.650	ug/L			10/29/25 10:34	1
1,1-Dichloroethane	<1.00		1.00	0.220	ug/L			10/29/25 10:34	1
Chlorobenzene	<1.00		1.00	0.400	ug/L			10/29/25 10:34	1
1,2-Dichloroethane	<1.00		1.00	0.390	ug/L			10/29/25 10:34	1
Chlorodibromomethane	<5.00		5.00	0.750	ug/L			10/29/25 10:34	1

Method: 8260D - Volatile Organic Compounds by GC/MS (Continued)

Lab Sample ID: MB 310-471692/6
Matrix: Water
Analysis Batch: 471692

Client Sample ID: Method Blank
Prep Type: Total/NA

Analyte	MB Result	MB Qualifier	RL	MDL	Unit	D	Prepared	Analyzed	Dil Fac
1,1-Dichloroethene	<2.00		2.00	0.560	ug/L			10/29/25 10:34	1
Chloroethane	<4.00		4.00	0.790	ug/L			10/29/25 10:34	1
1,2-Dichloropropane	<1.00		1.00	0.270	ug/L			10/29/25 10:34	1
Chloroform	<3.00		3.00	1.30	ug/L			10/29/25 10:34	1
Chloromethane	<3.00		3.00	0.610	ug/L			10/29/25 10:34	1
2-Hexanone	<10.0		10.0	2.00	ug/L			10/29/25 10:34	1
cis-1,2-Dichloroethene	<1.00		1.00	0.210	ug/L			10/29/25 10:34	1
cis-1,3-Dichloropropene	<5.00		5.00	0.250	ug/L			10/29/25 10:34	1
Dibromomethane	<1.00		1.00	0.330	ug/L			10/29/25 10:34	1
4-Methyl-2-pentanone (MIBK)	<10.0		10.0	2.10	ug/L			10/29/25 10:34	1
Ethylbenzene	<1.00		1.00	0.310	ug/L			10/29/25 10:34	1
Iodomethane	<10.0		10.0	7.00	ug/L			10/29/25 10:34	1
1,1,1,2-Tetrachloroethane	<1.00		1.00	0.380	ug/L			10/29/25 10:34	1
Methylene Chloride	<5.00		5.00	1.70	ug/L			10/29/25 10:34	1
1,1,2,2-Tetrachloroethane	<1.00		1.00	0.470	ug/L			10/29/25 10:34	1
Styrene	<1.00		1.00	0.370	ug/L			10/29/25 10:34	1
Tetrachloroethene	<1.00		1.00	0.480	ug/L			10/29/25 10:34	1
Toluene	<1.00		1.00	0.430	ug/L			10/29/25 10:34	1
trans-1,2-Dichloroethene	<1.00		1.00	0.270	ug/L			10/29/25 10:34	1
trans-1,3-Dichloropropene	<5.00		5.00	0.560	ug/L			10/29/25 10:34	1
trans-1,4-Dichloro-2-butene	<10.0		10.0	1.10	ug/L			10/29/25 10:34	1
1,1,1-Trichloroethane	<1.00		1.00	0.190	ug/L			10/29/25 10:34	1
1,1,2-Trichloroethane	<1.00		1.00	0.450	ug/L			10/29/25 10:34	1
Trichloroethene	<1.00		1.00	0.430	ug/L			10/29/25 10:34	1
Trichlorofluoromethane	<4.00		4.00	0.380	ug/L			10/29/25 10:34	1
1,2,3-Trichloropropane	<1.00		1.00	0.590	ug/L			10/29/25 10:34	1
Vinyl acetate	<10.0		10.0	2.50	ug/L			10/29/25 10:34	1
Vinyl chloride	<1.00		1.00	0.180	ug/L			10/29/25 10:34	1
Xylenes, Total	<3.00		3.00	0.400	ug/L			10/29/25 10:34	1

Surrogate	*MB %Recovery*	*MB Qualifier*	*Limits*	*Prepared*	*Analyzed*	*Dil Fac*
Dibromofluoromethane (Surr)	*108*		*76 - 130*		*10/29/25 10:34*	*1*
Toluene-d8 (Surr)	*96*		*80 - 120*		*10/29/25 10:34*	*1*
4-Bromofluorobenzene (Surr)	*102*		*80 - 120*		*10/29/25 10:34*	*1*

Lab Sample ID: LCS 310-471692/7
Matrix: Water
Analysis Batch: 471692

Client Sample ID: Lab Control Sample
Prep Type: Total/NA

Analyte	Spike Added	LCS Result	LCS Qualifier	Unit	D	%Rec	%Rec Limits
2-Butanone (MEK)	40.0	36.74		ug/L		92	60 - 134
Acetone	40.0	37.55		ug/L		94	59 - 136
Acrylonitrile	200	200.3		ug/L		100	50 - 150
1,2-Dibromo-3-Chloropropane	20.0	17.03		ug/L		85	62 - 132
Benzene	20.0	17.49		ug/L		87	71 - 125
1,2-Dibromoethane (EDB)	20.0	17.06		ug/L		85	74 - 122
Bromochloromethane	20.0	19.12		ug/L		96	69 - 131
Bromodichloromethane	20.0	17.17		ug/L		86	70 - 122

Method: 8260D - Volatile Organic Compounds by GC/MS (Continued)

Lab Sample ID: LCS 310-471692/7
Matrix: Water
Analysis Batch: 471692

Client Sample ID: Lab Control Sample
Prep Type: Total/NA

Analyte	Spike Added	LCS Result	LCS Qualifier	Unit	D	%Rec	%Rec Limits
Bromoform	20.0	16.56		ug/L		83	62 - 122
1,2-Dichlorobenzene	20.0	17.72		ug/L		89	74 - 120
1,4-Dichlorobenzene	20.0	18.02		ug/L		90	72 - 120
Carbon disulfide	20.0	18.50		ug/L		92	58 - 137
Carbon tetrachloride	20.0	17.48		ug/L		87	63 - 136
1,1-Dichloroethane	20.0	19.68		ug/L		98	69 - 127
Chlorobenzene	20.0	18.31		ug/L		92	74 - 120
1,2-Dichloroethane	20.0	17.20		ug/L		86	68 - 125
Chlorodibromomethane	20.0	15.40		ug/L		77	69 - 121
1,1-Dichloroethene	20.0	18.07		ug/L		90	64 - 134
1,2-Dichloropropane	20.0	16.67		ug/L		83	72 - 128
Chloroform	20.0	19.09		ug/L		95	72 - 122
2-Hexanone	40.0	34.53		ug/L		86	62 - 139
cis-1,2-Dichloroethene	20.0	19.06		ug/L		95	72 - 123
cis-1,3-Dichloropropene	20.0	15.50		ug/L		78	72 - 123
Dibromomethane	20.0	17.41		ug/L		87	72 - 122
4-Methyl-2-pentanone (MIBK)	40.0	37.23		ug/L		93	62 - 136
Ethylbenzene	20.0	18.06		ug/L		90	75 - 120
Iodomethane	20.0	15.16		ug/L		76	18 - 150
1,1,1,2-Tetrachloroethane	20.0	16.89		ug/L		84	70 - 121
Methylene Chloride	20.0	19.86		ug/L		99	72 - 128
1,1,2,2-Tetrachloroethane	20.0	18.74		ug/L		94	70 - 122
Styrene	20.0	17.40		ug/L		87	74 - 122
Tetrachloroethene	20.0	18.57		ug/L		93	70 - 128
Toluene	20.0	18.01		ug/L		90	74 - 120
trans-1,2-Dichloroethene	20.0	19.76		ug/L		99	67 - 127
trans-1,3-Dichloropropene	20.0	16.33		ug/L		82	67 - 123
trans-1,4-Dichloro-2-butene	20.0	17.62		ug/L		88	50 - 150
1,1,1-Trichloroethane	20.0	19.22		ug/L		96	69 - 130
1,1,2-Trichloroethane	20.0	16.79		ug/L		84	75 - 121
Trichloroethene	20.0	16.79		ug/L		84	70 - 128
1,2,3-Trichloropropane	20.0	17.89		ug/L		89	70 - 122
Vinyl acetate	40.0	33.72		ug/L		84	50 - 150
Xylenes, Total	40.0	34.82		ug/L		87	74 - 121

Surrogate	*LCS %Recovery*	*LCS Qualifier*	*Limits*
Dibromofluoromethane (Surr)	*104*		*76 - 130*
Toluene-d8 (Surr)	*102*		*80 - 120*
4-Bromofluorobenzene (Surr)	*99*		*80 - 120*

Lab Sample ID: LCS 310-471692/8
Matrix: Water
Analysis Batch: 471692

Client Sample ID: Lab Control Sample
Prep Type: Total/NA

Analyte	Spike Added	LCS Result	LCS Qualifier	Unit	D	%Rec	%Rec Limits
Bromomethane	20.0	14.92		ug/L		75	33 - 138
Chloroethane	20.0	17.43		ug/L		87	59 - 139
Chloromethane	20.0	17.77		ug/L		89	52 - 146

Method: 8260D - Volatile Organic Compounds by GC/MS (Continued)

Lab Sample ID: LCS 310-471692/8
Matrix: Water
Analysis Batch: 471692

Client Sample ID: Lab Control Sample
Prep Type: Total/NA

Analyte	Spike Added	LCS Result	LCS Qualifier	Unit	D	%Rec	%Rec Limits
Trichlorofluoromethane	20.0	17.04		ug/L		85	55 - 150
Vinyl chloride	20.0	18.36		ug/L		92	60 - 142

Surrogate	*LCS %Recovery*	*LCS Qualifier*	*Limits*
Dibromofluoromethane (Surr)	*109*		*76 - 130*
Toluene-d8 (Surr)	*97*		*80 - 120*
4-Bromofluorobenzene (Surr)	*105*		*80 - 120*

Method: 6020B - Metals (ICP/MS)

Lab Sample ID: MB 310-471622/1-A
Matrix: Water
Analysis Batch: 472611

Client Sample ID: Method Blank
Prep Type: Total/NA
Prep Batch: 471622

Analyte	MB Result	MB Qualifier	RL	MDL	Unit	D	Prepared	Analyzed	Dil Fac
Antimony	<0.00200		0.00200	0.00100	mg/L		10/29/25 09:00	11/05/25 15:39	1
Arsenic	<0.00200		0.00200	0.000530	mg/L		10/29/25 09:00	11/05/25 15:39	1
Barium	<0.00200		0.00200	0.000660	mg/L		10/29/25 09:00	11/05/25 15:39	1
Beryllium	<0.00100		0.00100	0.000330	mg/L		10/29/25 09:00	11/05/25 15:39	1
Cadmium	<0.000200		0.000200	0.000100	mg/L		10/29/25 09:00	11/05/25 15:39	1
Chromium	<0.00500		0.00500	0.00180	mg/L		10/29/25 09:00	11/05/25 15:39	1
Cobalt	<0.000500		0.000500	0.000170	mg/L		10/29/25 09:00	11/05/25 15:39	1
Copper	<0.00500		0.00500	0.00320	mg/L		10/29/25 09:00	11/05/25 15:39	1
Lead	<0.000500		0.000500	0.000330	mg/L		10/29/25 09:00	11/05/25 15:39	1
Nickel	<0.00500		0.00500	0.00230	mg/L		10/29/25 09:00	11/05/25 15:39	1
Selenium	<0.00500		0.00500	0.00140	mg/L		10/29/25 09:00	11/05/25 15:39	1
Silver	<0.00100		0.00100	0.000500	mg/L		10/29/25 09:00	11/05/25 15:39	1
Thallium	<0.00100	^+	0.00100	0.000570	mg/L		10/29/25 09:00	11/05/25 15:39	1
Vanadium	<0.00500		0.00500	0.00170	mg/L		10/29/25 09:00	11/05/25 15:39	1
Zinc	<0.0200		0.0200	0.0130	mg/L		10/29/25 09:00	11/05/25 15:39	1

Lab Sample ID: LCS 310-471622/2-A
Matrix: Water
Analysis Batch: 472611

Client Sample ID: Lab Control Sample
Prep Type: Total/NA
Prep Batch: 471622

Analyte	Spike Added	LCS Result	LCS Qualifier	Unit	D	%Rec	%Rec Limits
Antimony	0.200	0.2218		mg/L		111	80 - 120
Arsenic	0.200	0.2010		mg/L		100	80 - 120
Barium	0.100	0.09964		mg/L		100	80 - 120
Beryllium	0.100	0.09804		mg/L		98	80 - 120
Cadmium	0.100	0.1077		mg/L		108	80 - 120
Chromium	0.100	0.1063		mg/L		106	80 - 120
Cobalt	0.100	0.1013		mg/L		101	80 - 120
Copper	0.200	0.2226		mg/L		111	80 - 120
Lead	0.200	0.2063		mg/L		103	80 - 120
Nickel	0.200	0.2079		mg/L		104	80 - 120
Selenium	0.400	0.3982		mg/L		100	80 - 120
Silver	0.100	0.1153		mg/L		115	80 - 120
Thallium	0.100	0.1032	^+	mg/L		103	80 - 120

Method: 6020B - Metals (ICP/MS) (Continued)

Lab Sample ID: LCS 310-471622/2-A
Matrix: Water
Analysis Batch: 472611

Client Sample ID: Lab Control Sample
Prep Type: Total/NA
Prep Batch: 471622

Analyte	Spike Added	LCS Result	LCS Qualifier	Unit	D	%Rec	%Rec Limits
Vanadium	0.100	0.1049		mg/L		105	80 - 120
Zinc	0.200	0.1989		mg/L		99	80 - 120

Lab Sample ID: MB 310-471623/1-A
Matrix: Water
Analysis Batch: 472611

Client Sample ID: Method Blank
Prep Type: Total/NA
Prep Batch: 471623

Analyte	MB Result	MB Qualifier	RL	MDL	Unit	D	Prepared	Analyzed	Dil Fac
Antimony	<0.00200		0.00200	0.00100	mg/L		10/29/25 09:00	11/05/25 17:05	1
Arsenic	<0.00200		0.00200	0.000530	mg/L		10/29/25 09:00	11/05/25 17:05	1
Barium	<0.00200		0.00200	0.000660	mg/L		10/29/25 09:00	11/05/25 17:05	1
Beryllium	<0.00100		0.00100	0.000330	mg/L		10/29/25 09:00	11/05/25 17:05	1
Cadmium	<0.000200		0.000200	0.000100	mg/L		10/29/25 09:00	11/05/25 17:05	1
Chromium	<0.00500		0.00500	0.00180	mg/L		10/29/25 09:00	11/05/25 17:05	1
Cobalt	<0.000500		0.000500	0.000170	mg/L		10/29/25 09:00	11/05/25 17:05	1
Copper	<0.00500		0.00500	0.00320	mg/L		10/29/25 09:00	11/05/25 17:05	1
Lead	<0.000500		0.000500	0.000330	mg/L		10/29/25 09:00	11/05/25 17:05	1
Nickel	<0.00500		0.00500	0.00230	mg/L		10/29/25 09:00	11/05/25 17:05	1
Selenium	<0.00500		0.00500	0.00140	mg/L		10/29/25 09:00	11/05/25 17:05	1
Silver	<0.00100		0.00100	0.000500	mg/L		10/29/25 09:00	11/05/25 17:05	1
Thallium	<0.00100		0.00100	0.000570	mg/L		10/29/25 09:00	11/05/25 17:05	1
Vanadium	<0.00500		0.00500	0.00170	mg/L		10/29/25 09:00	11/05/25 17:05	1
Zinc	<0.0200		0.0200	0.0130	mg/L		10/29/25 09:00	11/05/25 17:05	1

Lab Sample ID: LCS 310-471623/2-A
Matrix: Water
Analysis Batch: 472611

Client Sample ID: Lab Control Sample
Prep Type: Total/NA
Prep Batch: 471623

Analyte	Spike Added	LCS Result	LCS Qualifier	Unit	D	%Rec	%Rec Limits
Antimony	0.200	0.2262		mg/L		113	80 - 120
Arsenic	0.200	0.1968		mg/L		98	80 - 120
Barium	0.100	0.1014		mg/L		101	80 - 120
Beryllium	0.100	0.09950		mg/L		100	80 - 120
Cadmium	0.100	0.1063		mg/L		106	80 - 120
Chromium	0.100	0.1063		mg/L		106	80 - 120
Cobalt	0.100	0.1006		mg/L		101	80 - 120
Copper	0.200	0.2088		mg/L		104	80 - 120
Lead	0.200	0.2059		mg/L		103	80 - 120
Nickel	0.200	0.2046		mg/L		102	80 - 120
Selenium	0.400	0.4018		mg/L		100	80 - 120
Silver	0.100	0.1174		mg/L		117	80 - 120
Thallium	0.100	0.1120		mg/L		112	80 - 120
Vanadium	0.100	0.1045		mg/L		105	80 - 120
Zinc	0.200	0.1955		mg/L		98	80 - 120

Method: 6020B - Metals (ICP/MS) (Continued)

Lab Sample ID: 310-318788-2 MS — **Client Sample ID: MW-216A**
Matrix: Water — **Prep Type: Total/NA**
Analysis Batch: 472611 — **Prep Batch: 471623**

Analyte	Sample Result	Sample Qualifier	Spike Added	MS Result	MS Qualifier	Unit	D	%Rec	%Rec Limits
Antimony	0.00184	J	0.200	0.2314		mg/L		115	75 - 125
Arsenic	0.000570	J	0.200	0.2135		mg/L		106	75 - 125
Barium	0.0608		0.100	0.1636		mg/L		103	75 - 125
Beryllium	<0.00100		0.100	0.09423		mg/L		94	75 - 125
Cadmium	<0.000200		0.100	0.1001		mg/L		100	75 - 125
Chromium	<0.00500		0.100	0.09978		mg/L		100	75 - 125
Cobalt	0.000263	J	0.100	0.09244		mg/L		92	75 - 125
Copper	<0.00500		0.200	0.1897		mg/L		95	75 - 125
Lead	<0.000500		0.200	0.2033		mg/L		102	75 - 125
Nickel	0.00407	J	0.200	0.1933		mg/L		95	75 - 125
Selenium	<0.00500		0.400	0.4041		mg/L		101	75 - 125
Silver	<0.00100		0.100	0.1155		mg/L		116	75 - 125
Thallium	<0.00100		0.100	0.09189		mg/L		92	75 - 125
Vanadium	<0.00500		0.100	0.1028		mg/L		103	75 - 125
Zinc	<0.0200		0.200	0.1986		mg/L		99	75 - 125

Lab Sample ID: 310-318788-2 MSD — **Client Sample ID: MW-216A**
Matrix: Water — **Prep Type: Total/NA**
Analysis Batch: 472611 — **Prep Batch: 471623**

Analyte	Sample Result	Sample Qualifier	Spike Added	MSD Result	MSD Qualifier	Unit	D	%Rec	%Rec Limits	RPD	RPD Limit
Antimony	0.00184	J	0.200	0.2193		mg/L		109	75 - 125	5	20
Arsenic	0.000570	J	0.200	0.2037		mg/L		102	75 - 125	5	20
Barium	0.0608		0.100	0.1612		mg/L		100	75 - 125	1	20
Beryllium	<0.00100		0.100	0.09057		mg/L		91	75 - 125	4	20
Cadmium	<0.000200		0.100	0.09814		mg/L		98	75 - 125	2	20
Chromium	<0.00500		0.100	0.09639		mg/L		96	75 - 125	3	20
Cobalt	0.000263	J	0.100	0.08864		mg/L		88	75 - 125	4	20
Copper	<0.00500		0.200	0.1834		mg/L		92	75 - 125	3	20
Lead	<0.000500		0.200	0.1990		mg/L		100	75 - 125	2	20
Nickel	0.00407	J	0.200	0.1856		mg/L		91	75 - 125	4	20
Selenium	<0.00500		0.400	0.3946		mg/L		99	75 - 125	2	20
Silver	<0.00100		0.100	0.1119		mg/L		112	75 - 125	3	20
Thallium	<0.00100		0.100	0.09304		mg/L		93	75 - 125	1	20
Vanadium	<0.00500		0.100	0.09979		mg/L		100	75 - 125	3	20
Zinc	<0.0200		0.200	0.1901		mg/L		95	75 - 125	4	20

Method: I-3765-85 - Residue, Non-filterable (TSS)

Lab Sample ID: MB 310-471569/1 — **Client Sample ID: Method Blank**
Matrix: Water — **Prep Type: Total/NA**
Analysis Batch: 471569

Analyte	MB Result	MB Qualifier	RL	MDL	Unit	D	Prepared	Analyzed	Dil Fac
Total Suspended Solids	<5.00		5.00	3.50	mg/L			10/28/25 11:42	1

Method: I-3765-85 - Residue, Non-filterable (TSS) (Continued)

Lab Sample ID: LCS 310-471569/2
Matrix: Water
Analysis Batch: 471569

Client Sample ID: Lab Control Sample
Prep Type: Total/NA

Analyte			Spike Added	LCS Result	LCS Qualifier	Unit	D	%Rec	%Rec Limits		
Total Suspended Solids			100	101.0		mg/L		101	82 - 117		

QC Association Summary

Client: HDR Inc
Project/Site: Iowa City Landfill Fall 2025

Job ID: 310-318788-1

GC/MS VOA

Analysis Batch: 471557

Lab Sample ID	Client Sample ID	Prep Type	Matrix	Method	Prep Batch
310-318788-1	MW-31B	Total/NA	Water	8260D	
310-318788-2	MW-216A	Total/NA	Water	8260D	
310-318788-3	MW-217A	Total/NA	Water	8260D	
310-318788-4	MW-218A	Total/NA	Water	8260D	
310-318788-5	MW-219A	Total/NA	Water	8260D	
310-318788-7	MW-25A-00	Total/NA	Water	8260D	
310-318788-8	Trip Blank 5	Total/NA	Water	8260D	
310-318788-9	Trip Blank 6	Total/NA	Water	8260D	
MB 310-471557/6	Method Blank	Total/NA	Water	8260D	
LCS 310-471557/7	Lab Control Sample	Total/NA	Water	8260D	
LCS 310-471557/8	Lab Control Sample	Total/NA	Water	8260D	

Analysis Batch: 471692

Lab Sample ID	Client Sample ID	Prep Type	Matrix	Method	Prep Batch
310-318788-6	MW-220A	Total/NA	Water	8260D	
MB 310-471692/6	Method Blank	Total/NA	Water	8260D	
LCS 310-471692/7	Lab Control Sample	Total/NA	Water	8260D	
LCS 310-471692/8	Lab Control Sample	Total/NA	Water	8260D	

Metals

Prep Batch: 471622

Lab Sample ID	Client Sample ID	Prep Type	Matrix	Method	Prep Batch
310-318788-1	MW-31B	Total/NA	Water	3005A	
MB 310-471622/1-A	Method Blank	Total/NA	Water	3005A	
LCS 310-471622/2-A	Lab Control Sample	Total/NA	Water	3005A	

Prep Batch: 471623

Lab Sample ID	Client Sample ID	Prep Type	Matrix	Method	Prep Batch
310-318788-2	MW-216A	Total/NA	Water	3005A	
310-318788-3	MW-217A	Total/NA	Water	3005A	
310-318788-4	MW-218A	Total/NA	Water	3005A	
310-318788-5	MW-219A	Total/NA	Water	3005A	
310-318788-6	MW-220A	Total/NA	Water	3005A	
310-318788-7	MW-25A-00	Total/NA	Water	3005A	
MB 310-471623/1-A	Method Blank	Total/NA	Water	3005A	
LCS 310-471623/2-A	Lab Control Sample	Total/NA	Water	3005A	
310-318788-2 MS	MW-216A	Total/NA	Water	3005A	
310-318788-2 MSD	MW-216A	Total/NA	Water	3005A	

Analysis Batch: 472611

Lab Sample ID	Client Sample ID	Prep Type	Matrix	Method	Prep Batch
310-318788-1	MW-31B	Total/NA	Water	6020B	471622
310-318788-2	MW-216A	Total/NA	Water	6020B	471623
310-318788-3	MW-217A	Total/NA	Water	6020B	471623
310-318788-4	MW-218A	Total/NA	Water	6020B	471623
310-318788-5	MW-219A	Total/NA	Water	6020B	471623
310-318788-6	MW-220A	Total/NA	Water	6020B	471623
310-318788-7	MW-25A-00	Total/NA	Water	6020B	471623
MB 310-471622/1-A	Method Blank	Total/NA	Water	6020B	471622
MB 310-471623/1-A	Method Blank	Total/NA	Water	6020B	471623

Metals (Continued)

Analysis Batch: 472611 (Continued)

Lab Sample ID	Client Sample ID	Prep Type	Matrix	Method	Prep Batch
LCS 310-471622/2-A	Lab Control Sample	Total/NA	Water	6020B	471622
LCS 310-471623/2-A	Lab Control Sample	Total/NA	Water	6020B	471623
310-318788-2 MS	MW-216A	Total/NA	Water	6020B	471623
310-318788-2 MSD	MW-216A	Total/NA	Water	6020B	471623

General Chemistry

Analysis Batch: 471569

Lab Sample ID	Client Sample ID	Prep Type	Matrix	Method	Prep Batch
310-318788-1	MW-31B	Total/NA	Water	I-3765-85	
310-318788-2	MW-216A	Total/NA	Water	I-3765-85	
310-318788-3	MW-217A	Total/NA	Water	I-3765-85	
310-318788-4	MW-218A	Total/NA	Water	I-3765-85	
310-318788-5	MW-219A	Total/NA	Water	I-3765-85	
310-318788-6	MW-220A	Total/NA	Water	I-3765-85	
310-318788-7	MW-25A-00	Total/NA	Water	I-3765-85	
MB 310-471569/1	Method Blank	Total/NA	Water	I-3765-85	
LCS 310-471569/2	Lab Control Sample	Total/NA	Water	I-3765-85	

Lab Chronicle

Client: HDR Inc
Project/Site: Iowa City Landfill Fall 2025

Job ID: 310-318788-1

Client Sample ID: MW-31B — Lab Sample ID: 310-318788-1

Date Collected: 10/23/25 08:44 — **Matrix: Water**
Date Received: 10/24/25 14:05

Prep Type	Batch Type	Batch Method	Run	Dilution Factor	Batch Number	Analyst	Lab	Prepared or Analyzed
Total/NA	Analysis	8260D		1	471557	WSE8	EET CF	10/29/25 02:35
Total/NA	Prep	3005A			471622	RLT9	EET CF	10/29/25 09:00
Total/NA	Analysis	6020B		1	472611	NFT2	EET CF	11/05/25 16:39
Total/NA	Analysis	I-3765-85		1	471569	DGU1	EET CF	10/28/25 11:42

Client Sample ID: MW-216A — Lab Sample ID: 310-318788-2

Date Collected: 10/23/25 09:29 — **Matrix: Water**
Date Received: 10/24/25 14:05

Prep Type	Batch Type	Batch Method	Run	Dilution Factor	Batch Number	Analyst	Lab	Prepared or Analyzed
Total/NA	Analysis	8260D		1	471557	WSE8	EET CF	10/29/25 02:57
Total/NA	Prep	3005A			471623	RLT9	EET CF	10/29/25 09:00
Total/NA	Analysis	6020B		1	472611	NFT2	EET CF	11/05/25 17:16
Total/NA	Analysis	I-3765-85		1	471569	DGU1	EET CF	10/28/25 11:42

Client Sample ID: MW-217A — Lab Sample ID: 310-318788-3

Date Collected: 10/23/25 10:01 — **Matrix: Water**
Date Received: 10/24/25 14:05

Prep Type	Batch Type	Batch Method	Run	Dilution Factor	Batch Number	Analyst	Lab	Prepared or Analyzed
Total/NA	Analysis	8260D		1	471557	WSE8	EET CF	10/29/25 03:20
Total/NA	Prep	3005A			471623	RLT9	EET CF	10/29/25 09:00
Total/NA	Analysis	6020B		1	472611	NFT2	EET CF	11/05/25 17:27
Total/NA	Analysis	I-3765-85		1	471569	DGU1	EET CF	10/28/25 11:42

Client Sample ID: MW-218A — Lab Sample ID: 310-318788-4

Date Collected: 10/23/25 10:31 — **Matrix: Water**
Date Received: 10/24/25 14:05

Prep Type	Batch Type	Batch Method	Run	Dilution Factor	Batch Number	Analyst	Lab	Prepared or Analyzed
Total/NA	Analysis	8260D		1	471557	WSE8	EET CF	10/29/25 03:42
Total/NA	Prep	3005A			471623	RLT9	EET CF	10/29/25 09:00
Total/NA	Analysis	6020B		1	472611	NFT2	EET CF	11/05/25 17:30
Total/NA	Analysis	I-3765-85		1	471569	DGU1	EET CF	10/28/25 11:42

Client Sample ID: MW-219A — Lab Sample ID: 310-318788-5

Date Collected: 10/23/25 12:13 — **Matrix: Water**
Date Received: 10/24/25 14:05

Prep Type	Batch Type	Batch Method	Run	Dilution Factor	Batch Number	Analyst	Lab	Prepared or Analyzed
Total/NA	Analysis	8260D		1	471557	WSE8	EET CF	10/29/25 04:05
Total/NA	Prep	3005A			471623	RLT9	EET CF	10/29/25 09:00
Total/NA	Analysis	6020B		1	472611	NFT2	EET CF	11/05/25 17:33
Total/NA	Analysis	I-3765-85		1	471569	DGU1	EET CF	10/28/25 11:42

Lab Chronicle

Client: HDR Inc
Project/Site: Iowa City Landfill Fall 2025

Job ID: 310-318788-1

Client Sample ID: MW-220A

Lab Sample ID: 310-318788-6

Date Collected: 10/23/25 12:45
Date Received: 10/24/25 14:05

Matrix: Water

Prep Type	Batch Type	Batch Method	Run	Dilution Factor	Batch Number	Analyst	Lab	Prepared or Analyzed
Total/NA	Analysis	8260D		1	471692	WSE8	EET CF	10/29/25 14:43
Total/NA	Prep	3005A			471623	RLT9	EET CF	10/29/25 09:00
Total/NA	Analysis	6020B		1	472611	NFT2	EET CF	11/05/25 17:36
Total/NA	Analysis	I-3765-85		1	471569	DGU1	EET CF	10/28/25 11:42

Client Sample ID: MW-25A-00

Lab Sample ID: 310-318788-7

Date Collected: 10/23/25 13:21
Date Received: 10/24/25 14:05

Matrix: Water

Prep Type	Batch Type	Batch Method	Run	Dilution Factor	Batch Number	Analyst	Lab	Prepared or Analyzed
Total/NA	Analysis	8260D		1	471557	WSE8	EET CF	10/29/25 04:28
Total/NA	Prep	3005A			471623	RLT9	EET CF	10/29/25 09:00
Total/NA	Analysis	6020B		1	472611	NFT2	EET CF	11/05/25 17:39
Total/NA	Analysis	I-3765-85		1	471569	DGU1	EET CF	10/28/25 11:42

Client Sample ID: Trip Blank 5

Lab Sample ID: 310-318788-8

Date Collected: 10/23/25 00:00
Date Received: 10/24/25 14:05

Matrix: Water

Prep Type	Batch Type	Batch Method	Run	Dilution Factor	Batch Number	Analyst	Lab	Prepared or Analyzed
Total/NA	Analysis	8260D		1	471557	WSE8	EET CF	10/28/25 23:56

Client Sample ID: Trip Blank 6

Lab Sample ID: 310-318788-9

Date Collected: 10/23/25 00:00
Date Received: 10/24/25 14:05

Matrix: Water

Prep Type	Batch Type	Batch Method	Run	Dilution Factor	Batch Number	Analyst	Lab	Prepared or Analyzed
Total/NA	Analysis	8260D		1	471557	WSE8	EET CF	10/29/25 00:19

Laboratory References:

EET CF = Eurofins Cedar Falls, 3019 Venture Way, Cedar Falls, IA 50613, TEL (319)277-2401

Accreditation/Certification Summary

Client: HDR Inc
Job ID: 310-318788-1
Project/Site: Iowa City Landfill Fall 2025

Laboratory: Eurofins Cedar Falls

The accreditations/certifications listed below are applicable to this report.

Authority	Program	Identification Number	Expiration Date
Iowa	State	007	12-01-25

Method Summary

Client: HDR Inc
Project/Site: Iowa City Landfill Fall 2025

Job ID: 310-318788-1

Method	Method Description	Protocol	Laboratory
8260D	Volatile Organic Compounds by GC/MS	SW846	EET CF
6020B	Metals (ICP/MS)	SW846	EET CF
I-3765-85	Residue, Non-filterable (TSS)	USGS	EET CF
3005A	Preparation, Total Metals	SW846	EET CF
5030B	Purge and Trap	SW846	EET CF

Protocol References:

SW846 = "Test Methods For Evaluating Solid Waste, Physical/Chemical Methods", Third Edition, November 1986 And Its Updates.

USGS = "Methods For Analysis Of Water And Fluvial Sediments", USGS, 1989

Laboratory References:

EET CF = Eurofins Cedar Falls, 3019 Venture Way, Cedar Falls, IA 50613, TEL (319)277-2401

eurofins | Environment Testing America

310-318788 Chain of Custody

Cooler/Sample Receipt and Temperature Log Form

Client Information

Client: HDR Inc

City/State: CITY | STATE | Project:

Receipt Information

Date/Time Received: DATE 10.24 25 | TIME 1405 | Received By CGC

Delivery Type: ☐ UPS ☐ FedEx ☐ FedEx Ground ☐ US Mail ☐ Spee-Dee ☒ Lab Courier ☐ Lab Field Services ☐ Client Drop-off ☐ Other:

Condition of Cooler/Containers

Sample(s) received in Cooler? ☒ Yes ☐ No *If yes:* Cooler ID

Multiple Coolers? ☒ Yes ☐ No *If yes:* Cooler # 1 of 3

Cooler Custody Seals Present? ☐ Yes ☒ No *If yes:* Cooler custody seals intact? ☐ Yes ☐ No

Sample Custody Seals Present? ☐ Yes ☒ No *If yes:* Sample custody seals intact? ☐ Yes ☐ No

CGC 10 24 25 1405

Trip Blank Present? ☐ Yes ☒ No *If yes.* Which VOA samples are in cooler? ↓

MW-31B, MW 218A, MW-220A, MW-254-00

Temperature Record

Coolant: ☒ Wet ice ☐ Blue ice ☐ Dry ice ☐ Other: ☐ NONE

Thermometer ID: CC | Correction Factor (°C): 0

• **Temp Blank Temperature** – If no temp blank, or temp blank temperature above criteria, proceed to Sample Container Temperature

Uncorrected Temp (°C): 3.1 | Corrected Temp (°C): 3.1

• **Sample Container Temperature**

	CONTAINER 1	CONTAINER 2
Container(s) used.		
Uncorrected Temp (°C):		
Corrected Temp (°C):		

Exceptions Noted

1) If temperature exceeds criteria, was sample(s) received same day of sampling? ☐ Yes ☐ No
   a) *If yes:* Is there evidence that the chilling process began? ☐ Yes ☐ No

2) If temperature is <0°C, are there obvious signs that the integrity of sample containers is compromised? (e.g., bulging septa, broken/cracked bottles, frozen solid?) ☐ Yes ☐ No

NOTE. If yes, contact PM before proceeding If no, proceed with login

Additional Comments

MW-220A had no unpreserved vials but six HCl vials

eurofins | Environment Testing America

Place COC scanning label here

Cooler/Sample Receipt and Temperature Log Form

Client Information

Client: HDR

City/State: CITY | STATE | Project:

Receipt Information

Date/Time Received: DATE 10.24.25 | TIME 1405 | Received By: CGC

Delivery Type: ☐ UPS ☐ FedEx ☐ FedEx Ground ☐ US Mail ☐ Spee-Dee ☑ Lab Courier ☐ Lab Field Services ☐ Client Drop-off ☐ Other _____

Condition of Cooler/Containers

Sample(s) received in Cooler? ☑ Yes ☐ No *If yes:* Cooler ID.

Multiple Coolers? ☑ Yes ☐ No *If yes:* Cooler # 2 of 3

Cooler Custody Seals Present? ☐ Yes ☑ No *If yes:* Cooler custody seals intact? ☐ Yes ☐ No

Sample Custody Seals Present? ☐ Yes ☑ No *If yes* Sample custody seals intact? ☐ Yes ☐ No

Trip Blank Present? ☐ Yes ☑ No *If yes.* Which VOA samples are in cooler? ↓

Temperature Record

Coolant. ☑ Wet ice ☐ Blue ice ☐ Dry ice ☐ Other _____ ☐ NONE

Thermometer ID CC | Correction Factor (°C). 0

• **Temp Blank Temperature** – *If no temp blank, or temp blank temperature above criteria, proceed to Sample Container Temperature*

Uncorrected Temp (°C): 1.8 | Corrected Temp (°C). 1.8

• **Sample Container Temperature**

	CONTAINER 1	CONTAINER 2
Container(s) used.		
Uncorrected Temp (°C):		
Corrected Temp (°C)		

Exceptions Noted

1) If temperature exceeds criteria, was sample(s) received same day of sampling? ☐ Yes ☐ No
   a) *If yes:* Is there evidence that the chilling process began? ☐ Yes ☐ No

2) If temperature is <0°C, are there obvious signs that the integrity of sample containers is compromised? (e.g , bulging septa, broken/cracked bottles, frozen solid?) ☐ Yes ☐ No

NOTE If yes, contact PM before proceeding If no, proceed with login

Additional Comments

eurofins | Environment Testing America

Place COC scanning label here

Cooler/Sample Receipt and Temperature Log Form

Client Information

Client: HDR

City/State: CITY | STATE | Project:

Receipt Information

Date/Time Received: DATE 10 24 25 | TIME 1405 | Received By: CGC

Delivery Type: ☐ UPS ☐ FedEx ☐ FedEx Ground ☐ US Mail ☐ Spee-Dee ☑ Lab Courier ☐ Lab Field Services ☐ Client Drop-off ☐ Other._____

Condition of Cooler/Containers

Sample(s) received in Cooler? ☑ Yes ☐ No *If yes:* Cooler ID:

Multiple Coolers? ☑ Yes ☐ No *If yes:* Cooler # 3 of 3

Cooler Custody Seals Present? ☐ Yes ☑ No *If yes.* Cooler custody seals intact? ☐ Yes ☐ No

Sample Custody Seals Present? ☐ Yes ☑ No *If yes:* Sample custody seals intact? ☐ Yes ☐ No

Trip Blank Present? ☑ Yes ☐ No *If yes:* Which VOA samples are in cooler? ↓

MW-219A, MW-217A, MW-216A

Temperature Record

Coolant: ☑ Wet ice ☐ Blue ice ☐ Dry ice ☐ Other:_____ ☐ NONE

Thermometer ID: CC | Correction Factor (°C): 0

• **Temp Blank Temperature** – If no temp blank, or temp blank temperature above criteria, proceed to Sample Container Temperature

Uncorrected Temp (°C): 3.0 | Corrected Temp (°C): 3.0

• **Sample Container Temperature**

	CONTAINER 1	CONTAINER 2
Container(s) used:		
Uncorrected Temp (°C):		
Corrected Temp (°C):		

Exceptions Noted

1) If temperature exceeds criteria, was sample(s) received same day of sampling? ☐ Yes ☐ No
   a) *If yes:* Is there evidence that the chilling process began? ☐ Yes ☐ No

2) If temperature is <0°C, are there obvious signs that the integrity of sample containers is compromised? (e.g., bulging septa, broken/cracked bottles, frozen solid?) ☐ Yes ☐ No

NOTE If yes, contact PM before proceeding If no, proceed with login

Additional Comments

Eurofins Cedar Falls
3019 Venture Way
Cedar Falls IA 50613
Phone (319) 277-2401 Phone (319) 277-2425

Chain of Custody Record

Client Information	Sampler: Joel Fuhrmeister	Lab PM: Calhoun, Conner M	Carrier Tracking No(s):	COC No: 310-105392-28018 1
Client Contact: Richard Wilson	Phone: 319-936-5194	E-Mail: Conner Calhoun@et.eurofinsus.com	State of Origin:	Page: Page of
Company: HDR Inc	PWSID:			Job #:
Address: 1917 S 67th Street	Due Date Requested:			
City: Omaha	TAT Requested (days):			
State, Zip: NE, 68106	Compliance Project: \ Yes \ No			
Phone: 402-392-6714(Tel)	PO #:			
Email: richard.wilson2@hdrinc.com	WO #:			
Project Name: Iowa City Landfill Spring 2025	Project #: 31018052			
Site:	SSOW#:			

Analysis Requested

Preservation Codes:
A HCL
N None
D HNO3
B NaOH
CB ZnAcetate/NaOH
Other:

Sample Identification	Sample Date	Sample Time	Sample Type (C=comp, G=grab)	Matrix (W=water S=solid, O=waste/oil,	Field Filtered Sample (Yes or No)	Perform MS/MSD (Yes or No)	Appendix 1	Appendix 2	TSS	Metals List- As, Ba Co, Cu, Pb, Ni	App 1 VOCs Only	Sulfide	Natural Attenuation- Nitrate, sulfate TOC Fe Mn	Dichlorodifluorimethane 8260D	Bis(2-ethylhexyl) phthalate 8270E	Arsenic	Cobalt	Benzene only	Tetrachloroethene trichloroethene vinyl chloride-8260D	Total Number of containers	Special Instructions/Note:
				Preservation Code:																	
MW-31B	10-23-25	8:42	G	Water			X		X												Natural Attenuation = NITRATE, Sulfate, TOC, 6020- Fe, Mn
MW-216A	10-23-25	9:29	G	Water			X		X												
MW-217A	10-23-25	10:01	G	Water			X		X												
MW-218A	10-23-25	10:31	G	Water			X		X												
MW-219A	10-23-25	1213	G	Water			X		X												
MW-220A	10-23-25	1245	G	Water			X		X												
MW-25R-00	10-23-25	1321	G	Water			X		X												
				Water																	
				Water																	
				Water																	
				Water																	

Possible Hazard Identification
Non-Hazard *Flammable* *Skin Irritant* *Poison B* *Unknown* *Radiological*

Sample Disposal (A fee may be assessed if samples are retained longer than 1 month)
Return To Client *Disposal By Lab* *Archive For* *Months*

Deliverable Requested: I II III IV Other (specify)

Special Instructions/QC Requirements:

Empty Kit Relinquished by:	Date:	Time:	Method of Shipment:

Relinquished by	Date/Time	Company	Received by	Date/Time	Company
[signature]	10-24-25	CGC	[signature]	10/24/25 1314	[signature]
Relinquished by	Date/Time	Company	Received by	Date/Time	Company
			CGC	10-24-25 1405	Eurofins
Relinquished by	Date/Time	Company	Received by	Date/Time	Company

Custody Seals Intact: Δ Yes Δ No	Custody Seal No	Cooler Temperature(s) oC and Other Remarks:

Ver: 05/06/2024

Login Sample Receipt Checklist

Client: HDR Inc

Job Number: 310-318788-1
SDG Number:

Login Number: 318788
List Number: 1
Creator: Homolar, Dana J

List Source: Eurofins Cedar Falls

Question	Answer	Comment
Radioactivity wasn't checked or is </= background as measured by a survey meter.	N/A	
The cooler's custody seal, if present, is intact.	N/A	
Sample custody seals, if present, are intact.	N/A	
The cooler or samples do not appear to have been compromised or tampered with.	True	
Samples were received on ice.	True	
Cooler Temperature is acceptable.	True	
Cooler Temperature is recorded.	True	
COC is present.	True	
COC is filled out in ink and legible.	True	
COC is filled out with all pertinent information.	True	
Is the Field Sampler's name present on COC?	True	
There are no discrepancies between the containers received and the COC.	True	
Samples are received within Holding Time (excluding tests with immediate HTs)	True	
Sample containers have legible labels.	True	
Containers are not broken or leaking.	True	
Sample collection date/times are provided.	True	
Appropriate sample containers are used.	True	
Sample bottles are completely filled.	True	
Sample Preservation Verified.	True	
There is sufficient vol. for all requested analyses, incl. any requested MS/MSDs	True	
Containers requiring zero headspace have no headspace or bubble is <6mm (1/4").	True	
Multiphasic samples are not present.	True	
Samples do not require splitting or compositing.	True	
Residual Chlorine Checked.	N/A	

Quantitation Limit Exceptions Summary

Client: HDR Inc
Job ID: 310-318788-1
Project/Site: Iowa City Landfill Fall 2025

The requested project specific reporting limits listed below were less than laboratory standard quantitation limits (PQL) but greater than or equal to the laboratory method detection limits (MDL). It must be noted that results reported below lab standard quantitation limits may result in false positive/false negative values and less accurate quantitation. Routine laboratory procedures do not indicate corrective action for detections below the laboratory's PQL.

Method	Analyte	Matrix	Prep Type	Unit	Client RL	Lab PQL
8260D	1,2-Dibromo-3-Chloropropane	Water	Total/NA	ug/L	1.20	5
8260D	1,2-Dibromoethane (EDB)	Water	Total/NA	ug/L	0.340	1

This page intentionally left blank.

eurofins | Environment Testing

ANALYTICAL REPORT

PREPARED FOR

Attn: Richard Wilson
HDR Inc
1917 S 67th Street
Omaha, Nebraska 68106

Generated 11/7/2025 3:02:58 PM

JOB DESCRIPTION

Iowa City Landfill Recycling Center

JOB NUMBER

310-319069-1

Eurofins Cedar Falls
3019 Venture Way
Cedar Falls IA 50613

See page two for job notes and contact information.

my EOL

Eurofins Cedar Falls

Job Notes

This report may not be reproduced except in full, and with written approval from the laboratory. The results relate only to the samples tested. For questions please contact the Project Manager at the e-mail address or telephone number listed on this page.

The test results in this report relate only to the samples as received by the laboratory and will meet all requirements of the methodology, with any exceptions noted. This report shall not be reproduced except in full, without the express written approval of the laboratory. All questions should be directed to the Eurofins Environment Testing North Central, LLC Project Manager.

Authorization

Generated
11/7/2025 3:02:58 PM

Authorized for release by
Conner Calhoun, Client Service Manager
Conner.Calhoun@et.eurofinsus.com
(319)277-2401

Table of Contents

Cover Page 1
Table of Contents 3
Case Narrative 4
Sample Summary 5
Detection Summary 6
Client Sample Results 7
Definitions 16
Surrogate Summary 17
QC Sample Results 18
QC Association 23
Chronicle 24
Certification Summary 25
Method Summary 26
Chain of Custody 27
Receipt Checklists 29
Detection Limit Exceptions Summary 30

Job Narrative
310-319069-1

The analytical test results presented in this report meet all requirements of the associated regulatory program listed on the Accreditation/Certification Summary Page, unless otherwise noted. Data qualifiers and/or narrative comments are included to explain any exceptions, if applicable. Regulated compliance samples (e.g. SDWA, NPDES) must comply with associated agency requirements/permits.

- Matrix-specific batch QC (e.g., MS, MSD, SD) may not be reported when insufficient sample volume is available or when site-specific QC samples are not submitted. In such cases, a Laboratory Control Sample Duplicate (LCSD) may be analyzed to provide precision data for the batch.
- For samples analyzed using surrogate and/or isotope dilution analytes, any recoveries falling outside of established acceptance criteria are re-prepared and/or re-analyzed to confirm results, unless the deviation is due to sample dilution or otherwise explained in the case narrative.

Receipt
The samples were received on 10/28/2025 5:05 PM. Unless otherwise noted below, the samples arrived in good condition, and, where required, properly preserved and on ice. The temperature of the cooler at receipt time was 1.2°C.

GC/MS VOA
Method 8260D: The continuing calibration verification (CCV) associated with batch 310-471692 recovered outside of the control limits for Xylenes, Total (-21%D) and o-Xylene (-24%D). The LCS associated with this CCV passed CCV criteria for the affected analytes; therefore, the data have been reported. The associated sample is:(CCV 310-471692/3).

Method 8260D: The continuing calibration verification (CCV) associated with batch 310-471692 recovered outside of the control limits for Chlorodibromomethane (-23%D). A CCV standard at or below the reporting limit (RL) was analyzed with the affected samples and found to be acceptable. The samples associated with this CCV were non-detects for the affected analyte; therefore, the data have been reported. The associated sample is impacted: (CCV 310-471692/3).

Method 8260D: The continuing calibration verification (CCV) associated with batch 310-471692 recovered outside of the control limits for Chloroethane (-26%D), Dichlorodifluoromethane (-24%D), Chloromethane (-24%D), and Trichlorofluoromethane (-24%D). The LCS associated with this CCV passed CCV criteria for the affected analytes; therefore, the data have been reported. The associated sample is:(CCV 310-471692/4).

Method 8260D: The continuing calibration verification (CCV) associated with batch 310-471692 recovered outside of the control limits for Bromomethane (-33%D). A CCV standard at or below the reporting limit (RL) was analyzed with the affected samples and found to be acceptable. The samples associated with this CCV were non-detects for the affected analyte; therefore, the data have been reported. The associated sample is impacted: (CCV 310-471692/4).

No additional analytical or quality issues were noted, other than those described above or in the Definitions/ Glossary page.

Metals
No additional analytical or quality issues were noted, other than those described above or in the Definitions/ Glossary page.

General Chemistry
No additional analytical or quality issues were noted, other than those described above or in the Definitions/ Glossary page.

Sample Summary

Client: HDR Inc
Job ID: 310-319069-1
Project/Site: Iowa City Landfill Recycling Center

Lab Sample ID	Client Sample ID	Matrix	Collected	Received	Sample Origin
310-319069-1	MW-24A	Water	10/24/25 08:56	10/28/25 17:05	Iowa
310-319069-2	MW-1A	Water	10/24/25 09:52	10/28/25 17:05	Iowa
310-319069-3	MW-2A-97	Water	10/24/25 10:29	10/28/25 17:05	Iowa
310-319069-4	MW-410	Water	10/24/25 12:29	10/28/25 17:05	Iowa
310-319069-5	HCl Blank	Water	10/24/25 00:00	10/28/25 17:05	Iowa

Detection Summary

Client: HDR Inc
Job ID: 310-319069-1
Project/Site: Iowa City Landfill Recycling Center

Client Sample ID: MW-24A — Lab Sample ID: 310-319069-1

Analyte	Result	Qualifier	RL	MDL	Unit	Dil Fac	D	Method	Prep Type
Arsenic	0.0123		0.00200	0.000530	mg/L	1		6020B	Total/NA
Barium	0.304		0.00200	0.000660	mg/L	1		6020B	Total/NA
Cobalt	0.0152		0.000500	0.000170	mg/L	1		6020B	Total/NA
Lead	0.00120		0.000500	0.000330	mg/L	1		6020B	Total/NA
Nickel	0.0474		0.00500	0.00230	mg/L	1		6020B	Total/NA
Total Suspended Solids	79.0		15.0	10.5	mg/L	1		I-3765-85	Total/NA

Client Sample ID: MW-1A — Lab Sample ID: 310-319069-2

Analyte	Result	Qualifier	RL	MDL	Unit	Dil Fac	D	Method	Prep Type
Arsenic	0.0102		0.00200	0.000530	mg/L	1		6020B	Total/NA
Barium	0.233		0.00200	0.000660	mg/L	1		6020B	Total/NA
Cobalt	0.00180		0.000500	0.000170	mg/L	1		6020B	Total/NA
Nickel	0.00296	J	0.00500	0.00230	mg/L	1		6020B	Total/NA
Total Suspended Solids	32.0		15.0	10.5	mg/L	1		I-3765-85	Total/NA

Client Sample ID: MW-2A-97 — Lab Sample ID: 310-319069-3

Analyte	Result	Qualifier	RL	MDL	Unit	Dil Fac	D	Method	Prep Type
Arsenic	0.0147		0.00200	0.000530	mg/L	1		6020B	Total/NA
Barium	0.385		0.00200	0.000660	mg/L	1		6020B	Total/NA
Cobalt	0.0237		0.000500	0.000170	mg/L	1		6020B	Total/NA
Nickel	0.00881		0.00500	0.00230	mg/L	1		6020B	Total/NA
Total Suspended Solids	23.0		15.0	10.5	mg/L	1		I-3765-85	Total/NA

Client Sample ID: MW-410 — Lab Sample ID: 310-319069-4

Analyte	Result	Qualifier	RL	MDL	Unit	Dil Fac	D	Method	Prep Type
Arsenic	0.000642	J	0.00200	0.000530	mg/L	1		6020B	Total/NA
Barium	0.0944		0.00200	0.000660	mg/L	1		6020B	Total/NA
Cobalt	0.000729		0.000500	0.000170	mg/L	1		6020B	Total/NA
Nickel	0.00295	J	0.00500	0.00230	mg/L	1		6020B	Total/NA
Total Suspended Solids	9.00		1.88	1.31	mg/L	1		I-3765-85	Total/NA

Client Sample ID: HCl Blank — Lab Sample ID: 310-319069-5

No Detections.

This Detection Summary does not include radiochemical test results.

Client Sample Results

Client: HDR Inc
Project/Site: Iowa City Landfill Recycling Center

Job ID: 310-319069-1

Client Sample ID: MW-24A

Lab Sample ID: 310-319069-1

Date Collected: 10/24/25 08:56
Matrix: Water
Date Received: 10/28/25 17:05

Method: SW846 6020B - Metals (ICP/MS)

Analyte	Result	Qualifier	RL	MDL	Unit	D	Prepared	Analyzed	Dil Fac
Arsenic	0.0123		0.00200	0.000530	mg/L		10/30/25 08:30	11/05/25 15:52	1
Barium	0.304		0.00200	0.000660	mg/L		10/30/25 08:30	11/05/25 15:52	1
Cobalt	0.0152		0.000500	0.000170	mg/L		10/30/25 08:30	11/05/25 15:52	1
Copper	<0.00500		0.00500	0.00320	mg/L		10/30/25 08:30	11/05/25 15:52	1
Lead	0.00120		0.000500	0.000330	mg/L		10/30/25 08:30	11/05/25 15:52	1
Nickel	0.0474		0.00500	0.00230	mg/L		10/30/25 08:30	11/05/25 15:52	1

General Chemistry

Analyte	Result	Qualifier	RL	MDL	Unit	D	Prepared	Analyzed	Dil Fac
Total Suspended Solids (USGS I-3765-85)	79.0		15.0	10.5	mg/L			10/29/25 06:22	1

Client Sample Results

Client: HDR Inc
Project/Site: Iowa City Landfill Recycling Center

Job ID: 310-319069-1

Client Sample ID: MW-1A

Date Collected: 10/24/25 09:52
Date Received: 10/28/25 17:05

Lab Sample ID: 310-319069-2

Matrix: Water

Method: SW846 8260D - Volatile Organic Compounds by GC/MS

Analyte	Result	Qualifier	RL	MDL	Unit	D	Prepared	Analyzed	Dil Fac
1,1,1,2-Tetrachloroethane	<1.00		1.00	0.380	ug/L			10/29/25 13:12	1
1,1,1-Trichloroethane	<1.00		1.00	0.190	ug/L			10/29/25 13:12	1
1,1,2,2-Tetrachloroethane	<1.00		1.00	0.470	ug/L			10/29/25 13:12	1
1,1,2-Trichloroethane	<1.00		1.00	0.450	ug/L			10/29/25 13:12	1
1,1-Dichloroethane	<1.00		1.00	0.220	ug/L			10/29/25 13:12	1
1,1-Dichloroethene	<2.00		2.00	0.560	ug/L			10/29/25 13:12	1
1,2,3-Trichloropropane	<1.00		1.00	0.590	ug/L			10/29/25 13:12	1
1,2-Dibromo-3-Chloropropane	<1.20		1.20	1.20	ug/L			10/29/25 13:12	1
1,2-Dibromoethane (EDB)	<0.340		0.340	0.340	ug/L			10/29/25 13:12	1
1,2-Dichlorobenzene	<1.00		1.00	0.370	ug/L			10/29/25 13:12	1
1,2-Dichloroethane	<1.00		1.00	0.390	ug/L			10/29/25 13:12	1
1,2-Dichloropropane	<1.00		1.00	0.270	ug/L			10/29/25 13:12	1
1,4-Dichlorobenzene	<1.00		1.00	0.230	ug/L			10/29/25 13:12	1
2-Butanone (MEK)	<10.0		10.0	2.10	ug/L			10/29/25 13:12	1
2-Hexanone	<10.0		10.0	2.00	ug/L			10/29/25 13:12	1
4-Methyl-2-pentanone (MIBK)	<10.0		10.0	2.10	ug/L			10/29/25 13:12	1
Acetone	<10.0		10.0	3.10	ug/L			10/29/25 13:12	1
Acrylonitrile	<5.00		5.00	2.20	ug/L			10/29/25 13:12	1
Benzene	<0.500		0.500	0.220	ug/L			10/29/25 13:12	1
Bromochloromethane	<5.00		5.00	0.540	ug/L			10/29/25 13:12	1
Bromodichloromethane	<1.00		1.00	0.390	ug/L			10/29/25 13:12	1
Bromoform	<5.00		5.00	0.780	ug/L			10/29/25 13:12	1
Bromomethane	<4.00		4.00	1.10	ug/L			10/29/25 13:12	1
Carbon disulfide	<1.00		1.00	0.450	ug/L			10/29/25 13:12	1
Carbon tetrachloride	<2.00		2.00	0.650	ug/L			10/29/25 13:12	1
Chlorobenzene	<1.00		1.00	0.400	ug/L			10/29/25 13:12	1
Chlorodibromomethane	<5.00		5.00	0.750	ug/L			10/29/25 13:12	1
Chloroethane	<4.00		4.00	0.790	ug/L			10/29/25 13:12	1
Chloroform	<3.00		3.00	1.30	ug/L			10/29/25 13:12	1
Chloromethane	<3.00		3.00	0.610	ug/L			10/29/25 13:12	1
cis-1,2-Dichloroethene	<1.00		1.00	0.210	ug/L			10/29/25 13:12	1
cis-1,3-Dichloropropene	<5.00		5.00	0.250	ug/L			10/29/25 13:12	1
Dibromomethane	<1.00		1.00	0.330	ug/L			10/29/25 13:12	1
Ethylbenzene	<1.00		1.00	0.310	ug/L			10/29/25 13:12	1
Iodomethane	<10.0		10.0	7.00	ug/L			10/29/25 13:12	1
Methylene Chloride	<5.00		5.00	1.70	ug/L			10/29/25 13:12	1
Styrene	<1.00		1.00	0.370	ug/L			10/29/25 13:12	1
Tetrachloroethene	<1.00		1.00	0.480	ug/L			10/29/25 13:12	1
Toluene	<1.00		1.00	0.430	ug/L			10/29/25 13:12	1
trans-1,2-Dichloroethene	<1.00		1.00	0.270	ug/L			10/29/25 13:12	1
trans-1,3-Dichloropropene	<5.00		5.00	0.560	ug/L			10/29/25 13:12	1
trans-1,4-Dichloro-2-butene	<10.0		10.0	1.10	ug/L			10/29/25 13:12	1
Trichloroethene	<1.00		1.00	0.430	ug/L			10/29/25 13:12	1
Trichlorofluoromethane	<4.00		4.00	0.380	ug/L			10/29/25 13:12	1
Vinyl acetate	<10.0		10.0	2.50	ug/L			10/29/25 13:12	1
Vinyl chloride	<1.00		1.00	0.180	ug/L			10/29/25 13:12	1
Xylenes, Total	<3.00		3.00	0.400	ug/L			10/29/25 13:12	1

Surrogate	*%Recovery*	*Qualifier*	*Limits*	*Prepared*	*Analyzed*	*Dil Fac*
Dibromofluoromethane (Surr)	*111*		*76 - 130*		*10/29/25 13:12*	*1*

Client: HDR Inc
Job ID: 310-319069-1
Project/Site: Iowa City Landfill Recycling Center

Client Sample ID: MW-1A
Lab Sample ID: 310-319069-2

Date Collected: 10/24/25 09:52
Matrix: Water
Date Received: 10/28/25 17:05

Method: SW846 8260D - Volatile Organic Compounds by GC/MS (Continued)

Surrogate	*%Recovery*	*Qualifier*	*Limits*	*Prepared*	*Analyzed*	*Dil Fac*
Toluene-d8 (Surr)	*98*		*80 - 120*		*10/29/25 13:12*	*1*
4-Bromofluorobenzene (Surr)	*105*		*80 - 120*		*10/29/25 13:12*	*1*

Method: SW846 6020B - Metals (ICP/MS)

Analyte	Result	Qualifier	RL	MDL	Unit	D	Prepared	Analyzed	Dil Fac
Antimony	<0.00200		0.00200	0.00100	mg/L		10/31/25 09:30	11/06/25 19:26	1
Arsenic	**0.0102**		0.00200	0.000530	mg/L		10/31/25 09:30	11/06/25 19:26	1
Barium	**0.233**		0.00200	0.000660	mg/L		10/31/25 09:30	11/06/25 19:26	1
Beryllium	<0.00100		0.00100	0.000330	mg/L		10/31/25 09:30	11/06/25 19:26	1
Cadmium	<0.000200		0.000200	0.000100	mg/L		10/31/25 09:30	11/06/25 19:26	1
Chromium	<0.00500		0.00500	0.00180	mg/L		10/31/25 09:30	11/06/25 19:26	1
Cobalt	**0.00180**		0.000500	0.000170	mg/L		10/31/25 09:30	11/07/25 13:41	1
Copper	<0.00500		0.00500	0.00320	mg/L		10/31/25 09:30	11/06/25 19:26	1
Lead	<0.000500		0.000500	0.000330	mg/L		10/31/25 09:30	11/06/25 19:26	1
Nickel	**0.00296**	**J**	0.00500	0.00230	mg/L		10/31/25 09:30	11/06/25 19:26	1
Selenium	<0.00500		0.00500	0.00140	mg/L		10/31/25 09:30	11/06/25 19:26	1
Silver	<0.00100		0.00100	0.000500	mg/L		10/31/25 09:30	11/06/25 19:26	1
Thallium	<0.00100		0.00100	0.000570	mg/L		10/31/25 09:30	11/06/25 19:26	1
Vanadium	<0.00500		0.00500	0.00170	mg/L		10/31/25 09:30	11/06/25 19:26	1
Zinc	<0.0200		0.0200	0.0130	mg/L		10/31/25 09:30	11/06/25 19:26	1

General Chemistry

Analyte	Result	Qualifier	RL	MDL	Unit	D	Prepared	Analyzed	Dil Fac
Total Suspended Solids (USGS I-3765-85)	**32.0**		15.0	10.5	mg/L			10/29/25 06:22	1

Client Sample Results

Client: HDR Inc
Project/Site: Iowa City Landfill Recycling Center

Job ID: 310-319069-1

Client Sample ID: MW-2A-97

Date Collected: 10/24/25 10:29
Date Received: 10/28/25 17:05

Lab Sample ID: 310-319069-3

Matrix: Water

Method: SW846 8260D - Volatile Organic Compounds by GC/MS

Analyte	Result	Qualifier	RL	MDL	Unit	D	Prepared	Analyzed	Dil Fac
1,1,1,2-Tetrachloroethane	<1.00		1.00	0.380	ug/L			10/29/25 13:57	1
1,1,1-Trichloroethane	<1.00		1.00	0.190	ug/L			10/29/25 13:57	1
1,1,2,2-Tetrachloroethane	<1.00		1.00	0.470	ug/L			10/29/25 13:57	1
1,1,2-Trichloroethane	<1.00		1.00	0.450	ug/L			10/29/25 13:57	1
1,1-Dichloroethane	<1.00		1.00	0.220	ug/L			10/29/25 13:57	1
1,1-Dichloroethene	<2.00		2.00	0.560	ug/L			10/29/25 13:57	1
1,2,3-Trichloropropane	<1.00		1.00	0.590	ug/L			10/29/25 13:57	1
1,2-Dibromo-3-Chloropropane	<1.20		1.20	1.20	ug/L			10/29/25 13:57	1
1,2-Dibromoethane (EDB)	<0.340		0.340	0.340	ug/L			10/29/25 13:57	1
1,2-Dichlorobenzene	<1.00		1.00	0.370	ug/L			10/29/25 13:57	1
1,2-Dichloroethane	<1.00		1.00	0.390	ug/L			10/29/25 13:57	1
1,2-Dichloropropane	<1.00		1.00	0.270	ug/L			10/29/25 13:57	1
1,4-Dichlorobenzene	<1.00		1.00	0.230	ug/L			10/29/25 13:57	1
2-Butanone (MEK)	<10.0		10.0	2.10	ug/L			10/29/25 13:57	1
2-Hexanone	<10.0		10.0	2.00	ug/L			10/29/25 13:57	1
4-Methyl-2-pentanone (MIBK)	<10.0		10.0	2.10	ug/L			10/29/25 13:57	1
Acetone	<10.0		10.0	3.10	ug/L			10/29/25 13:57	1
Acrylonitrile	<5.00		5.00	2.20	ug/L			10/29/25 13:57	1
Benzene	<0.500		0.500	0.220	ug/L			10/29/25 13:57	1
Bromochloromethane	<5.00		5.00	0.540	ug/L			10/29/25 13:57	1
Bromodichloromethane	<1.00		1.00	0.390	ug/L			10/29/25 13:57	1
Bromoform	<5.00		5.00	0.780	ug/L			10/29/25 13:57	1
Bromomethane	<4.00		4.00	1.10	ug/L			10/29/25 13:57	1
Carbon disulfide	<1.00		1.00	0.450	ug/L			10/29/25 13:57	1
Carbon tetrachloride	<2.00		2.00	0.650	ug/L			10/29/25 13:57	1
Chlorobenzene	<1.00		1.00	0.400	ug/L			10/29/25 13:57	1
Chlorodibromomethane	<5.00		5.00	0.750	ug/L			10/29/25 13:57	1
Chloroethane	<4.00		4.00	0.790	ug/L			10/29/25 13:57	1
Chloroform	<3.00		3.00	1.30	ug/L			10/29/25 13:57	1
Chloromethane	<3.00		3.00	0.610	ug/L			10/29/25 13:57	1
cis-1,2-Dichloroethene	<1.00		1.00	0.210	ug/L			10/29/25 13:57	1
cis-1,3-Dichloropropene	<5.00		5.00	0.250	ug/L			10/29/25 13:57	1
Dibromomethane	<1.00		1.00	0.330	ug/L			10/29/25 13:57	1
Ethylbenzene	<1.00		1.00	0.310	ug/L			10/29/25 13:57	1
Iodomethane	<10.0		10.0	7.00	ug/L			10/29/25 13:57	1
Methylene Chloride	<5.00		5.00	1.70	ug/L			10/29/25 13:57	1
Styrene	<1.00		1.00	0.370	ug/L			10/29/25 13:57	1
Tetrachloroethene	<1.00		1.00	0.480	ug/L			10/29/25 13:57	1
Toluene	<1.00		1.00	0.430	ug/L			10/29/25 13:57	1
trans-1,2-Dichloroethene	<1.00		1.00	0.270	ug/L			10/29/25 13:57	1
trans-1,3-Dichloropropene	<5.00		5.00	0.560	ug/L			10/29/25 13:57	1
trans-1,4-Dichloro-2-butene	<10.0		10.0	1.10	ug/L			10/29/25 13:57	1
Trichloroethene	<1.00		1.00	0.430	ug/L			10/29/25 13:57	1
Trichlorofluoromethane	<4.00		4.00	0.380	ug/L			10/29/25 13:57	1
Vinyl acetate	<10.0		10.0	2.50	ug/L			10/29/25 13:57	1
Vinyl chloride	<1.00		1.00	0.180	ug/L			10/29/25 13:57	1
Xylenes, Total	<3.00		3.00	0.400	ug/L			10/29/25 13:57	1

Surrogate	*%Recovery*	*Qualifier*	*Limits*	*Prepared*	*Analyzed*	*Dil Fac*
Dibromofluoromethane (Surr)	*110*		*76 - 130*		*10/29/25 13:57*	*1*

Client Sample Results

Client: HDR Inc
Project/Site: Iowa City Landfill Recycling Center

Job ID: 310-319069-1

Client Sample ID: MW-2A-97

Date Collected: 10/24/25 10:29
Date Received: 10/28/25 17:05

Lab Sample ID: 310-319069-3

Matrix: Water

Method: SW846 8260D - Volatile Organic Compounds by GC/MS (Continued)

Surrogate	*%Recovery*	*Qualifier*	*Limits*	*Prepared*	*Analyzed*	*Dil Fac*
Toluene-d8 (Surr)	*100*		*80 - 120*		*10/29/25 13:57*	*1*
4-Bromofluorobenzene (Surr)	*103*		*80 - 120*		*10/29/25 13:57*	*1*

Method: SW846 6020B - Metals (ICP/MS)

Analyte	Result	Qualifier	RL	MDL	Unit	D	Prepared	Analyzed	Dil Fac
Antimony	<0.00200		0.00200	0.00100	mg/L		10/31/25 09:30	11/06/25 19:29	1
Arsenic	**0.0147**		0.00200	0.000530	mg/L		10/31/25 09:30	11/06/25 19:29	1
Barium	**0.385**		0.00200	0.000660	mg/L		10/31/25 09:30	11/06/25 19:29	1
Beryllium	<0.00100		0.00100	0.000330	mg/L		10/31/25 09:30	11/06/25 19:29	1
Cadmium	<0.000200		0.000200	0.000100	mg/L		10/31/25 09:30	11/06/25 19:29	1
Chromium	<0.00500		0.00500	0.00180	mg/L		10/31/25 09:30	11/06/25 19:29	1
Cobalt	**0.0237**		0.000500	0.000170	mg/L		10/31/25 09:30	11/06/25 19:29	1
Copper	<0.00500		0.00500	0.00320	mg/L		10/31/25 09:30	11/06/25 19:29	1
Lead	<0.000500		0.000500	0.000330	mg/L		10/31/25 09:30	11/06/25 19:29	1
Nickel	**0.00881**		0.00500	0.00230	mg/L		10/31/25 09:30	11/06/25 19:29	1
Selenium	<0.00500		0.00500	0.00140	mg/L		10/31/25 09:30	11/06/25 19:29	1
Silver	<0.00100		0.00100	0.000500	mg/L		10/31/25 09:30	11/06/25 19:29	1
Thallium	<0.00100		0.00100	0.000570	mg/L		10/31/25 09:30	11/06/25 19:29	1
Vanadium	<0.00500		0.00500	0.00170	mg/L		10/31/25 09:30	11/06/25 19:29	1
Zinc	<0.0200		0.0200	0.0130	mg/L		10/31/25 09:30	11/06/25 19:29	1

General Chemistry

Analyte	Result	Qualifier	RL	MDL	Unit	D	Prepared	Analyzed	Dil Fac
Total Suspended Solids (USGS I-3765-85)	**23.0**		15.0	10.5	mg/L			10/29/25 06:22	1

Client Sample Results

Client: HDR Inc
Project/Site: Iowa City Landfill Recycling Center

Job ID: 310-319069-1

Client Sample ID: MW-410

Date Collected: 10/24/25 12:29
Date Received: 10/28/25 17:05

Lab Sample ID: 310-319069-4

Matrix: Water

Method: SW846 8260D - Volatile Organic Compounds by GC/MS

Analyte	Result	Qualifier	RL	MDL	Unit	D	Prepared	Analyzed	Dil Fac
1,1,1,2-Tetrachloroethane	<1.00		1.00	0.380	ug/L			10/29/25 14:20	1
1,1,1-Trichloroethane	<1.00		1.00	0.190	ug/L			10/29/25 14:20	1
1,1,2,2-Tetrachloroethane	<1.00		1.00	0.470	ug/L			10/29/25 14:20	1
1,1,2-Trichloroethane	<1.00		1.00	0.450	ug/L			10/29/25 14:20	1
1,1-Dichloroethane	<1.00		1.00	0.220	ug/L			10/29/25 14:20	1
1,1-Dichloroethene	<2.00		2.00	0.560	ug/L			10/29/25 14:20	1
1,2,3-Trichloropropane	<1.00		1.00	0.590	ug/L			10/29/25 14:20	1
1,2-Dibromo-3-Chloropropane	<1.20		1.20	1.20	ug/L			10/29/25 14:20	1
1,2-Dibromoethane (EDB)	<0.340		0.340	0.340	ug/L			10/29/25 14:20	1
1,2-Dichlorobenzene	<1.00		1.00	0.370	ug/L			10/29/25 14:20	1
1,2-Dichloroethane	<1.00		1.00	0.390	ug/L			10/29/25 14:20	1
1,2-Dichloropropane	<1.00		1.00	0.270	ug/L			10/29/25 14:20	1
1,4-Dichlorobenzene	<1.00		1.00	0.230	ug/L			10/29/25 14:20	1
2-Butanone (MEK)	<10.0		10.0	2.10	ug/L			10/29/25 14:20	1
2-Hexanone	<10.0		10.0	2.00	ug/L			10/29/25 14:20	1
4-Methyl-2-pentanone (MIBK)	<10.0		10.0	2.10	ug/L			10/29/25 14:20	1
Acetone	<10.0		10.0	3.10	ug/L			10/29/25 14:20	1
Acrylonitrile	<5.00		5.00	2.20	ug/L			10/29/25 14:20	1
Benzene	<0.500		0.500	0.220	ug/L			10/29/25 14:20	1
Bromochloromethane	<5.00		5.00	0.540	ug/L			10/29/25 14:20	1
Bromodichloromethane	<1.00		1.00	0.390	ug/L			10/29/25 14:20	1
Bromoform	<5.00		5.00	0.780	ug/L			10/29/25 14:20	1
Bromomethane	<4.00		4.00	1.10	ug/L			10/29/25 14:20	1
Carbon disulfide	<1.00		1.00	0.450	ug/L			10/29/25 14:20	1
Carbon tetrachloride	<2.00		2.00	0.650	ug/L			10/29/25 14:20	1
Chlorobenzene	<1.00		1.00	0.400	ug/L			10/29/25 14:20	1
Chlorodibromomethane	<5.00		5.00	0.750	ug/L			10/29/25 14:20	1
Chloroethane	<4.00		4.00	0.790	ug/L			10/29/25 14:20	1
Chloroform	<3.00		3.00	1.30	ug/L			10/29/25 14:20	1
Chloromethane	<3.00		3.00	0.610	ug/L			10/29/25 14:20	1
cis-1,2-Dichloroethene	<1.00		1.00	0.210	ug/L			10/29/25 14:20	1
cis-1,3-Dichloropropene	<5.00		5.00	0.250	ug/L			10/29/25 14:20	1
Dibromomethane	<1.00		1.00	0.330	ug/L			10/29/25 14:20	1
Ethylbenzene	<1.00		1.00	0.310	ug/L			10/29/25 14:20	1
Iodomethane	<10.0		10.0	7.00	ug/L			10/29/25 14:20	1
Methylene Chloride	<5.00		5.00	1.70	ug/L			10/29/25 14:20	1
Styrene	<1.00		1.00	0.370	ug/L			10/29/25 14:20	1
Tetrachloroethene	<1.00		1.00	0.480	ug/L			10/29/25 14:20	1
Toluene	<1.00		1.00	0.430	ug/L			10/29/25 14:20	1
trans-1,2-Dichloroethene	<1.00		1.00	0.270	ug/L			10/29/25 14:20	1
trans-1,3-Dichloropropene	<5.00		5.00	0.560	ug/L			10/29/25 14:20	1
trans-1,4-Dichloro-2-butene	<10.0		10.0	1.10	ug/L			10/29/25 14:20	1
Trichloroethene	<1.00		1.00	0.430	ug/L			10/29/25 14:20	1
Trichlorofluoromethane	<4.00		4.00	0.380	ug/L			10/29/25 14:20	1
Vinyl acetate	<10.0		10.0	2.50	ug/L			10/29/25 14:20	1
Vinyl chloride	<1.00		1.00	0.180	ug/L			10/29/25 14:20	1
Xylenes, Total	<3.00		3.00	0.400	ug/L			10/29/25 14:20	1

Surrogate	*%Recovery*	*Qualifier*	*Limits*	*Prepared*	*Analyzed*	*Dil Fac*
Dibromofluoromethane (Surr)	*103*		*76 - 130*		*10/29/25 14:20*	*1*

Client: HDR Inc
Job ID: 310-319069-1
Project/Site: Iowa City Landfill Recycling Center

Client Sample ID: MW-410
Lab Sample ID: 310-319069-4

Date Collected: 10/24/25 12:29
Matrix: Water
Date Received: 10/28/25 17:05

Method: SW846 8260D - Volatile Organic Compounds by GC/MS (Continued)

Surrogate	*%Recovery*	*Qualifier*	*Limits*	*Prepared*	*Analyzed*	*Dil Fac*
Toluene-d8 (Surr)	*95*		*80 - 120*		*10/29/25 14:20*	*1*
4-Bromofluorobenzene (Surr)	*111*		*80 - 120*		*10/29/25 14:20*	*1*

Method: SW846 6020B - Metals (ICP/MS)

Analyte	Result	Qualifier	RL	MDL	Unit	D	Prepared	Analyzed	Dil Fac
Antimony	<0.00200		0.00200	0.00100	mg/L		10/31/25 09:30	11/06/25 19:32	1
Arsenic	**0.000642**	**J**	0.00200	0.000530	mg/L		10/31/25 09:30	11/06/25 19:32	1
Barium	**0.0944**		0.00200	0.000660	mg/L		10/31/25 09:30	11/06/25 19:32	1
Beryllium	<0.00100		0.00100	0.000330	mg/L		10/31/25 09:30	11/06/25 19:32	1
Cadmium	<0.000200		0.000200	0.000100	mg/L		10/31/25 09:30	11/06/25 19:32	1
Chromium	<0.00500		0.00500	0.00180	mg/L		10/31/25 09:30	11/06/25 19:32	1
Cobalt	**0.000729**		0.000500	0.000170	mg/L		10/31/25 09:30	11/06/25 19:32	1
Copper	<0.00500		0.00500	0.00320	mg/L		10/31/25 09:30	11/06/25 19:32	1
Lead	<0.000500		0.000500	0.000330	mg/L		10/31/25 09:30	11/06/25 19:32	1
Nickel	**0.00295**	**J**	0.00500	0.00230	mg/L		10/31/25 09:30	11/06/25 19:32	1
Selenium	<0.00500		0.00500	0.00140	mg/L		10/31/25 09:30	11/06/25 19:32	1
Silver	<0.00100		0.00100	0.000500	mg/L		10/31/25 09:30	11/06/25 19:32	1
Thallium	<0.00100		0.00100	0.000570	mg/L		10/31/25 09:30	11/06/25 19:32	1
Vanadium	<0.00500		0.00500	0.00170	mg/L		10/31/25 09:30	11/06/25 19:32	1
Zinc	<0.0200		0.0200	0.0130	mg/L		10/31/25 09:30	11/06/25 19:32	1

General Chemistry

Analyte	Result	Qualifier	RL	MDL	Unit	D	Prepared	Analyzed	Dil Fac
Total Suspended Solids (USGS I-3765-85)	**9.00**		1.88	1.31	mg/L			10/29/25 06:22	1

Client Sample Results

Client: HDR Inc
Project/Site: Iowa City Landfill Recycling Center

Job ID: 310-319069-1

Client Sample ID: HCl Blank

Lab Sample ID: 310-319069-5

Date Collected: 10/24/25 00:00
Date Received: 10/28/25 17:05

Matrix: Water

Method: SW846 8260D - Volatile Organic Compounds by GC/MS

Analyte	Result	Qualifier	RL	MDL	Unit	D	Prepared	Analyzed	Dil Fac
1,1,1,2-Tetrachloroethane	<1.00		1.00	0.380	ug/L			10/29/25 12:05	1
1,1,1-Trichloroethane	<1.00		1.00	0.190	ug/L			10/29/25 12:05	1
1,1,2,2-Tetrachloroethane	<1.00		1.00	0.470	ug/L			10/29/25 12:05	1
1,1,2-Trichloroethane	<1.00		1.00	0.450	ug/L			10/29/25 12:05	1
1,1-Dichloroethane	<1.00		1.00	0.220	ug/L			10/29/25 12:05	1
1,1-Dichloroethene	<2.00		2.00	0.560	ug/L			10/29/25 12:05	1
1,2,3-Trichloropropane	<1.00		1.00	0.590	ug/L			10/29/25 12:05	1
1,2-Dibromo-3-Chloropropane	<1.20		1.20	1.20	ug/L			10/29/25 12:05	1
1,2-Dibromoethane (EDB)	<0.340		0.340	0.340	ug/L			10/29/25 12:05	1
1,2-Dichlorobenzene	<1.00		1.00	0.370	ug/L			10/29/25 12:05	1
1,2-Dichloroethane	<1.00		1.00	0.390	ug/L			10/29/25 12:05	1
1,2-Dichloropropane	<1.00		1.00	0.270	ug/L			10/29/25 12:05	1
1,4-Dichlorobenzene	<1.00		1.00	0.230	ug/L			10/29/25 12:05	1
2-Butanone (MEK)	<10.0		10.0	2.10	ug/L			10/29/25 12:05	1
2-Hexanone	<10.0		10.0	2.00	ug/L			10/29/25 12:05	1
4-Methyl-2-pentanone (MIBK)	<10.0		10.0	2.10	ug/L			10/29/25 12:05	1
Acetone	<10.0		10.0	3.10	ug/L			10/29/25 12:05	1
Acrylonitrile	<5.00		5.00	2.20	ug/L			10/29/25 12:05	1
Benzene	<0.500		0.500	0.220	ug/L			10/29/25 12:05	1
Bromochloromethane	<5.00		5.00	0.540	ug/L			10/29/25 12:05	1
Bromodichloromethane	<1.00		1.00	0.390	ug/L			10/29/25 12:05	1
Bromoform	<5.00		5.00	0.780	ug/L			10/29/25 12:05	1
Bromomethane	<4.00		4.00	1.10	ug/L			10/29/25 12:05	1
Carbon disulfide	<1.00		1.00	0.450	ug/L			10/29/25 12:05	1
Carbon tetrachloride	<2.00		2.00	0.650	ug/L			10/29/25 12:05	1
Chlorobenzene	<1.00		1.00	0.400	ug/L			10/29/25 12:05	1
Chlorodibromomethane	<5.00		5.00	0.750	ug/L			10/29/25 12:05	1
Chloroethane	<4.00		4.00	0.790	ug/L			10/29/25 12:05	1
Chloroform	<3.00		3.00	1.30	ug/L			10/29/25 12:05	1
Chloromethane	<3.00		3.00	0.610	ug/L			10/29/25 12:05	1
cis-1,2-Dichloroethene	<1.00		1.00	0.210	ug/L			10/29/25 12:05	1
cis-1,3-Dichloropropene	<5.00		5.00	0.250	ug/L			10/29/25 12:05	1
Dibromomethane	<1.00		1.00	0.330	ug/L			10/29/25 12:05	1
Ethylbenzene	<1.00		1.00	0.310	ug/L			10/29/25 12:05	1
Iodomethane	<10.0		10.0	7.00	ug/L			10/29/25 12:05	1
Methylene Chloride	<5.00		5.00	1.70	ug/L			10/29/25 12:05	1
Styrene	<1.00		1.00	0.370	ug/L			10/29/25 12:05	1
Tetrachloroethene	<1.00		1.00	0.480	ug/L			10/29/25 12:05	1
Toluene	<1.00		1.00	0.430	ug/L			10/29/25 12:05	1
trans-1,2-Dichloroethene	<1.00		1.00	0.270	ug/L			10/29/25 12:05	1
trans-1,3-Dichloropropene	<5.00		5.00	0.560	ug/L			10/29/25 12:05	1
trans-1,4-Dichloro-2-butene	<10.0		10.0	1.10	ug/L			10/29/25 12:05	1
Trichloroethene	<1.00		1.00	0.430	ug/L			10/29/25 12:05	1
Trichlorofluoromethane	<4.00		4.00	0.380	ug/L			10/29/25 12:05	1
Vinyl acetate	<10.0		10.0	2.50	ug/L			10/29/25 12:05	1
Vinyl chloride	<1.00		1.00	0.180	ug/L			10/29/25 12:05	1
Xylenes, Total	<3.00		3.00	0.400	ug/L			10/29/25 12:05	1

Surrogate	*%Recovery*	*Qualifier*	*Limits*	*Prepared*	*Analyzed*	*Dil Fac*
Dibromofluoromethane (Surr)	*105*		*76 - 130*		*10/29/25 12:05*	*1*

Client: HDR Inc
Job ID: 310-319069-1
Project/Site: Iowa City Landfill Recycling Center

Client Sample ID: HCl Blank
Lab Sample ID: 310-319069-5
Date Collected: 10/24/25 00:00
Matrix: Water
Date Received: 10/28/25 17:05

Method: SW846 8260D - Volatile Organic Compounds by GC/MS (Continued)

Surrogate	%Recovery	Qualifier	Limits	Prepared	Analyzed	Dil Fac
Toluene-d8 (Surr)	99		80 - 120		10/29/25 12:05	1
4-Bromofluorobenzene (Surr)	107		80 - 120		10/29/25 12:05	1

Qualifiers

Metals

Qualifier	Qualifier Description
J	Result is less than the RL but greater than or equal to the MDL and the concentration is an approximate value.

Glossary

Abbreviation	These commonly used abbreviations may or may not be present in this report.
☼	Listed under the "D" column to designate that the result is reported on a dry weight basis
%R	Percent Recovery
CFL	Contains Free Liquid
CFU	Colony Forming Unit
CNF	Contains No Free Liquid
DER	Duplicate Error Ratio (normalized absolute difference)
Dil Fac	Dilution Factor
DL	Detection Limit (DoD/DOE)
DL, RA, RE, IN	Indicates a Dilution, Re-analysis, Re-extraction, or additional Initial metals/anion analysis of the sample
DLC	Decision Level Concentration (Radiochemistry)
EDL	Estimated Detection Limit (Dioxin)
LOD	Limit of Detection (DoD/DOE)
LOQ	Limit of Quantitation (DoD/DOE)
MCL	EPA recommended "Maximum Contaminant Level"
MDA	Minimum Detectable Activity (Radiochemistry)
MDC	Minimum Detectable Concentration (Radiochemistry)
MDL	Method Detection Limit
ML	Minimum Level (Dioxin)
MPN	Most Probable Number
MQL	Method Quantitation Limit
NC	Not Calculated
ND	Not Detected at the reporting limit (or MDL or EDL if shown)
NEG	Negative / Absent
POS	Positive / Present
PQL	Practical Quantitation Limit
PRES	Presumptive
QC	Quality Control
RER	Relative Error Ratio (Radiochemistry)
RL	Reporting Limit or Requested Limit (Radiochemistry)
RPD	Relative Percent Difference, a measure of the relative difference between two points
TEF	Toxicity Equivalent Factor (Dioxin)
TEQ	Toxicity Equivalent Quotient (Dioxin)
TNTC	Too Numerous To Count

Surrogate Summary

Client: HDR Inc
Project/Site: Iowa City Landfill Recycling Center

Job ID: 310-319069-1

Method: 8260D - Volatile Organic Compounds by GC/MS

Matrix: Water **Prep Type: Total/NA**

		Percent Surrogate Recovery (Acceptance Limits)		
		DBFM	TOL	BFB
Lab Sample ID	**Client Sample ID**	**(76-130)**	**(80-120)**	**(80-120)**
310-319069-2	MW-1A	111	98	105
310-319069-3	MW-2A-97	110	100	103
310-319069-4	MW-410	103	95	111
310-319069-5	HCl Blank	105	99	107
LCS 310-471692/7	Lab Control Sample	104	102	99
LCS 310-471692/8	Lab Control Sample	109	97	105
MB 310-471692/6	Method Blank	108	96	102

Surrogate Legend

DBFM = Dibromofluoromethane (Surr)

TOL = Toluene-d8 (Surr)

BFB = 4-Bromofluorobenzene (Surr)

Method: 8260D - Volatile Organic Compounds by GC/MS

Lab Sample ID: MB 310-471692/6
Client Sample ID: Method Blank
Matrix: Water
Prep Type: Total/NA
Analysis Batch: 471692

Analyte	MB Result	MB Qualifier	RL	MDL	Unit	D	Prepared	Analyzed	Dil Fac
1,1,1,2-Tetrachloroethane	<1.00		1.00	0.380	ug/L			10/29/25 10:34	1
1,1,1-Trichloroethane	<1.00		1.00	0.190	ug/L			10/29/25 10:34	1
1,1,2,2-Tetrachloroethane	<1.00		1.00	0.470	ug/L			10/29/25 10:34	1
1,1,2-Trichloroethane	<1.00		1.00	0.450	ug/L			10/29/25 10:34	1
1,1-Dichloroethane	<1.00		1.00	0.220	ug/L			10/29/25 10:34	1
1,1-Dichloroethene	<2.00		2.00	0.560	ug/L			10/29/25 10:34	1
1,2,3-Trichloropropane	<1.00		1.00	0.590	ug/L			10/29/25 10:34	1
1,2-Dibromo-3-Chloropropane	<1.20		1.20	1.20	ug/L			10/29/25 10:34	1
1,2-Dibromoethane (EDB)	<0.340		0.340	0.340	ug/L			10/29/25 10:34	1
1,2-Dichlorobenzene	<1.00		1.00	0.370	ug/L			10/29/25 10:34	1
1,2-Dichloroethane	<1.00		1.00	0.390	ug/L			10/29/25 10:34	1
1,2-Dichloropropane	<1.00		1.00	0.270	ug/L			10/29/25 10:34	1
1,4-Dichlorobenzene	<1.00		1.00	0.230	ug/L			10/29/25 10:34	1
2-Butanone (MEK)	<10.0		10.0	2.10	ug/L			10/29/25 10:34	1
2-Hexanone	<10.0		10.0	2.00	ug/L			10/29/25 10:34	1
4-Methyl-2-pentanone (MIBK)	<10.0		10.0	2.10	ug/L			10/29/25 10:34	1
Acetone	<10.0		10.0	3.10	ug/L			10/29/25 10:34	1
Acrylonitrile	<5.00		5.00	2.20	ug/L			10/29/25 10:34	1
Benzene	<0.500		0.500	0.220	ug/L			10/29/25 10:34	1
Bromochloromethane	<5.00		5.00	0.540	ug/L			10/29/25 10:34	1
Bromodichloromethane	<1.00		1.00	0.390	ug/L			10/29/25 10:34	1
Bromoform	<5.00		5.00	0.780	ug/L			10/29/25 10:34	1
Bromomethane	<4.00		4.00	1.10	ug/L			10/29/25 10:34	1
Carbon disulfide	<1.00		1.00	0.450	ug/L			10/29/25 10:34	1
Carbon tetrachloride	<2.00		2.00	0.650	ug/L			10/29/25 10:34	1
Chlorobenzene	<1.00		1.00	0.400	ug/L			10/29/25 10:34	1
Chlorodibromomethane	<5.00		5.00	0.750	ug/L			10/29/25 10:34	1
Chloroethane	<4.00		4.00	0.790	ug/L			10/29/25 10:34	1
Chloroform	<3.00		3.00	1.30	ug/L			10/29/25 10:34	1
Chloromethane	<3.00		3.00	0.610	ug/L			10/29/25 10:34	1
cis-1,2-Dichloroethene	<1.00		1.00	0.210	ug/L			10/29/25 10:34	1
cis-1,3-Dichloropropene	<5.00		5.00	0.250	ug/L			10/29/25 10:34	1
Dibromomethane	<1.00		1.00	0.330	ug/L			10/29/25 10:34	1
Ethylbenzene	<1.00		1.00	0.310	ug/L			10/29/25 10:34	1
Iodomethane	<10.0		10.0	7.00	ug/L			10/29/25 10:34	1
Methylene Chloride	<5.00		5.00	1.70	ug/L			10/29/25 10:34	1
Styrene	<1.00		1.00	0.370	ug/L			10/29/25 10:34	1
Tetrachloroethene	<1.00		1.00	0.480	ug/L			10/29/25 10:34	1
Toluene	<1.00		1.00	0.430	ug/L			10/29/25 10:34	1
trans-1,2-Dichloroethene	<1.00		1.00	0.270	ug/L			10/29/25 10:34	1
trans-1,3-Dichloropropene	<5.00		5.00	0.560	ug/L			10/29/25 10:34	1
trans-1,4-Dichloro-2-butene	<10.0		10.0	1.10	ug/L			10/29/25 10:34	1
Trichloroethene	<1.00		1.00	0.430	ug/L			10/29/25 10:34	1
Trichlorofluoromethane	<4.00		4.00	0.380	ug/L			10/29/25 10:34	1
Vinyl acetate	<10.0		10.0	2.50	ug/L			10/29/25 10:34	1
Vinyl chloride	<1.00		1.00	0.180	ug/L			10/29/25 10:34	1
Xylenes, Total	<3.00		3.00	0.400	ug/L			10/29/25 10:34	1

Method: 8260D - Volatile Organic Compounds by GC/MS (Continued)

Lab Sample ID: MB 310-471692/6
Matrix: Water
Analysis Batch: 471692

Client Sample ID: Method Blank
Prep Type: Total/NA

Surrogate	MB %Recovery	MB Qualifier	Limits	Prepared	Analyzed	Dil Fac
Dibromofluoromethane (Surr)	108		76 - 130		10/29/25 10:34	1
Toluene-d8 (Surr)	96		80 - 120		10/29/25 10:34	1
4-Bromofluorobenzene (Surr)	102		80 - 120		10/29/25 10:34	1

Lab Sample ID: LCS 310-471692/7
Matrix: Water
Analysis Batch: 471692

Client Sample ID: Lab Control Sample
Prep Type: Total/NA

Analyte	Spike Added	LCS Result	LCS Qualifier	Unit	D	%Rec	%Rec Limits
1,1,1,2-Tetrachloroethane	20.0	16.89		ug/L		84	70 - 121
1,1,1-Trichloroethane	20.0	19.22		ug/L		96	69 - 130
1,1,2,2-Tetrachloroethane	20.0	18.74		ug/L		94	70 - 122
1,1,2-Trichloroethane	20.0	16.79		ug/L		84	75 - 121
1,1-Dichloroethane	20.0	19.68		ug/L		98	69 - 127
1,1-Dichloroethene	20.0	18.07		ug/L		90	64 - 134
1,2,3-Trichloropropane	20.0	17.89		ug/L		89	70 - 122
1,2-Dibromo-3-Chloropropane	20.0	17.03		ug/L		85	62 - 132
1,2-Dibromoethane (EDB)	20.0	17.06		ug/L		85	74 - 122
1,2-Dichlorobenzene	20.0	17.72		ug/L		89	74 - 120
1,2-Dichloroethane	20.0	17.20		ug/L		86	68 - 125
1,2-Dichloropropane	20.0	16.67		ug/L		83	72 - 128
1,4-Dichlorobenzene	20.0	18.02		ug/L		90	72 - 120
2-Butanone (MEK)	40.0	36.74		ug/L		92	60 - 134
2-Hexanone	40.0	34.53		ug/L		86	62 - 139
4-Methyl-2-pentanone (MIBK)	40.0	37.23		ug/L		93	62 - 136
Acetone	40.0	37.55		ug/L		94	59 - 136
Acrylonitrile	200	200.3		ug/L		100	50 - 150
Benzene	20.0	17.49		ug/L		87	71 - 125
Bromochloromethane	20.0	19.12		ug/L		96	69 - 131
Bromodichloromethane	20.0	17.17		ug/L		86	70 - 122
Bromoform	20.0	16.56		ug/L		83	62 - 122
Carbon disulfide	20.0	18.50		ug/L		92	58 - 137
Carbon tetrachloride	20.0	17.48		ug/L		87	63 - 136
Chlorobenzene	20.0	18.31		ug/L		92	74 - 120
Chlorodibromomethane	20.0	15.40		ug/L		77	69 - 121
Chloroform	20.0	19.09		ug/L		95	72 - 122
cis-1,2-Dichloroethene	20.0	19.06		ug/L		95	72 - 123
cis-1,3-Dichloropropene	20.0	15.50		ug/L		78	72 - 123
Dibromomethane	20.0	17.41		ug/L		87	72 - 122
Ethylbenzene	20.0	18.06		ug/L		90	75 - 120
Iodomethane	20.0	15.16		ug/L		76	18 - 150
Methylene Chloride	20.0	19.86		ug/L		99	72 - 128
Styrene	20.0	17.40		ug/L		87	74 - 122
Tetrachloroethene	20.0	18.57		ug/L		93	70 - 128
Toluene	20.0	18.01		ug/L		90	74 - 120
trans-1,2-Dichloroethene	20.0	19.76		ug/L		99	67 - 127
trans-1,3-Dichloropropene	20.0	16.33		ug/L		82	67 - 123
trans-1,4-Dichloro-2-butene	20.0	17.62		ug/L		88	50 - 150

Method: 8260D - Volatile Organic Compounds by GC/MS (Continued)

Lab Sample ID: LCS 310-471692/7
Matrix: Water
Analysis Batch: 471692

Client Sample ID: Lab Control Sample
Prep Type: Total/NA

Analyte	Spike Added	LCS Result	LCS Qualifier	Unit	D	%Rec	%Rec Limits
Trichloroethene	20.0	16.79		ug/L		84	70 - 128
Vinyl acetate	40.0	33.72		ug/L		84	50 - 150
Xylenes, Total	40.0	34.82		ug/L		87	74 - 121

Surrogate	*LCS %Recovery*	*LCS Qualifier*	*Limits*
Dibromofluoromethane (Surr)	*104*		*76 - 130*
Toluene-d8 (Surr)	*102*		*80 - 120*
4-Bromofluorobenzene (Surr)	*99*		*80 - 120*

Lab Sample ID: LCS 310-471692/8
Matrix: Water
Analysis Batch: 471692

Client Sample ID: Lab Control Sample
Prep Type: Total/NA

Analyte	Spike Added	LCS Result	LCS Qualifier	Unit	D	%Rec	%Rec Limits
Bromomethane	20.0	14.92		ug/L		75	33 - 138
Chloroethane	20.0	17.43		ug/L		87	59 - 139
Chloromethane	20.0	17.77		ug/L		89	52 - 146
Trichlorofluoromethane	20.0	17.04		ug/L		85	55 - 150
Vinyl chloride	20.0	18.36		ug/L		92	60 - 142

Surrogate	*LCS %Recovery*	*LCS Qualifier*	*Limits*
Dibromofluoromethane (Surr)	*109*		*76 - 130*
Toluene-d8 (Surr)	*97*		*80 - 120*
4-Bromofluorobenzene (Surr)	*105*		*80 - 120*

Method: 6020B - Metals (ICP/MS)

Lab Sample ID: MB 310-471784/1-A
Matrix: Water
Analysis Batch: 472613

Client Sample ID: Method Blank
Prep Type: Total/NA
Prep Batch: 471784

Analyte	MB Result	MB Qualifier	RL	MDL	Unit	D	Prepared	Analyzed	Dil Fac
Arsenic	<0.00200		0.00200	0.000530	mg/L		10/30/25 08:30	11/05/25 14:55	1
Barium	<0.00200		0.00200	0.000660	mg/L		10/30/25 08:30	11/05/25 14:55	1
Cobalt	<0.000500		0.000500	0.000170	mg/L		10/30/25 08:30	11/05/25 14:55	1
Copper	<0.00500		0.00500	0.00320	mg/L		10/30/25 08:30	11/05/25 14:55	1
Lead	<0.000500		0.000500	0.000330	mg/L		10/30/25 08:30	11/05/25 14:55	1
Nickel	<0.00500		0.00500	0.00230	mg/L		10/30/25 08:30	11/05/25 14:55	1

Lab Sample ID: LCS 310-471784/2-A
Matrix: Water
Analysis Batch: 472613

Client Sample ID: Lab Control Sample
Prep Type: Total/NA
Prep Batch: 471784

Analyte	Spike Added	LCS Result	LCS Qualifier	Unit	D	%Rec	%Rec Limits
Arsenic	0.200	0.1976		mg/L		99	80 - 120
Barium	0.100	0.09694		mg/L		97	80 - 120
Cobalt	0.100	0.1007		mg/L		101	80 - 120
Copper	0.200	0.1985		mg/L		99	80 - 120
Lead	0.200	0.2004		mg/L		100	80 - 120

Method: 6020B - Metals (ICP/MS) (Continued)

Lab Sample ID: LCS 310-471784/2-A
Matrix: Water
Analysis Batch: 472613

Client Sample ID: Lab Control Sample
Prep Type: Total/NA
Prep Batch: 471784

Analyte	Spike Added	LCS Result	LCS Qualifier	Unit	D	%Rec	%Rec Limits
Nickel	0.200	0.1983		mg/L		99	80 - 120

Lab Sample ID: MB 310-471943/1-A
Matrix: Water
Analysis Batch: 472771

Client Sample ID: Method Blank
Prep Type: Total/NA
Prep Batch: 471943

Analyte	MB Result	MB Qualifier	RL	MDL	Unit	D	Prepared	Analyzed	Dil Fac
Antimony	<0.00200		0.00200	0.00100	mg/L		10/31/25 09:30	11/06/25 18:46	1
Arsenic	<0.00200		0.00200	0.000530	mg/L		10/31/25 09:30	11/06/25 18:46	1
Barium	<0.00200		0.00200	0.000660	mg/L		10/31/25 09:30	11/06/25 18:46	1
Beryllium	<0.00100		0.00100	0.000330	mg/L		10/31/25 09:30	11/06/25 18:46	1
Cadmium	<0.000200		0.000200	0.000100	mg/L		10/31/25 09:30	11/06/25 18:46	1
Chromium	<0.00500		0.00500	0.00180	mg/L		10/31/25 09:30	11/06/25 18:46	1
Cobalt	<0.000500		0.000500	0.000170	mg/L		10/31/25 09:30	11/06/25 18:46	1
Copper	<0.00500		0.00500	0.00320	mg/L		10/31/25 09:30	11/06/25 18:46	1
Lead	<0.000500		0.000500	0.000330	mg/L		10/31/25 09:30	11/06/25 18:46	1
Nickel	<0.00500		0.00500	0.00230	mg/L		10/31/25 09:30	11/06/25 18:46	1
Selenium	<0.00500		0.00500	0.00140	mg/L		10/31/25 09:30	11/06/25 18:46	1
Silver	<0.00100		0.00100	0.000500	mg/L		10/31/25 09:30	11/06/25 18:46	1
Thallium	<0.00100		0.00100	0.000570	mg/L		10/31/25 09:30	11/06/25 18:46	1
Vanadium	<0.00500		0.00500	0.00170	mg/L		10/31/25 09:30	11/06/25 18:46	1
Zinc	<0.0200		0.0200	0.0130	mg/L		10/31/25 09:30	11/06/25 18:46	1

Lab Sample ID: LCS 310-471943/2-A
Matrix: Water
Analysis Batch: 472771

Client Sample ID: Lab Control Sample
Prep Type: Total/NA
Prep Batch: 471943

Analyte	Spike Added	LCS Result	LCS Qualifier	Unit	D	%Rec	%Rec Limits
Antimony	0.200	0.2093		mg/L		105	80 - 120
Arsenic	0.200	0.1844		mg/L		92	80 - 120
Barium	0.100	0.09727		mg/L		97	80 - 120
Beryllium	0.100	0.09854		mg/L		99	80 - 120
Cadmium	0.100	0.09606		mg/L		96	80 - 120
Chromium	0.100	0.09844		mg/L		98	80 - 120
Cobalt	0.100	0.09431		mg/L		94	80 - 120
Copper	0.200	0.1952		mg/L		98	80 - 120
Lead	0.200	0.1895		mg/L		95	80 - 120
Nickel	0.200	0.2000		mg/L		100	80 - 120
Selenium	0.400	0.3877		mg/L		97	80 - 120
Silver	0.100	0.1205		mg/L		120	80 - 120
Thallium	0.100	0.1029		mg/L		103	80 - 120
Vanadium	0.100	0.09810		mg/L		98	80 - 120
Zinc	0.200	0.1844		mg/L		92	80 - 120

QC Sample Results

Client: HDR Inc
Project/Site: Iowa City Landfill Recycling Center

Job ID: 310-319069-1

Method: I-3765-85 - Residue, Non-filterable (TSS)

Lab Sample ID: MB 310-471652/1
Matrix: Water
Analysis Batch: 471652

Client Sample ID: Method Blank
Prep Type: Total/NA

Analyte	MB Result	MB Qualifier	RL	MDL	Unit	D	Prepared	Analyzed	Dil Fac
Total Suspended Solids	<5.00		5.00	3.50	mg/L			10/29/25 06:22	1

Lab Sample ID: LCS 310-471652/2
Matrix: Water
Analysis Batch: 471652

Client Sample ID: Lab Control Sample
Prep Type: Total/NA

Analyte			Spike Added	LCS Result	LCS Qualifier	Unit	D	%Rec	%Rec Limits		
Total Suspended Solids			100	97.00		mg/L		97	82 - 117		

QC Association Summary

Client: HDR Inc
Project/Site: Iowa City Landfill Recycling Center

Job ID: 310-319069-1

GC/MS VOA

Analysis Batch: 471692

Lab Sample ID	Client Sample ID	Prep Type	Matrix	Method	Prep Batch
310-319069-2	MW-1A	Total/NA	Water	8260D	
310-319069-3	MW-2A-97	Total/NA	Water	8260D	
310-319069-4	MW-410	Total/NA	Water	8260D	
310-319069-5	HCl Blank	Total/NA	Water	8260D	
MB 310-471692/6	Method Blank	Total/NA	Water	8260D	
LCS 310-471692/7	Lab Control Sample	Total/NA	Water	8260D	
LCS 310-471692/8	Lab Control Sample	Total/NA	Water	8260D	

Metals

Prep Batch: 471784

Lab Sample ID	Client Sample ID	Prep Type	Matrix	Method	Prep Batch
310-319069-1	MW-24A	Total/NA	Water	3005A	
MB 310-471784/1-A	Method Blank	Total/NA	Water	3005A	
LCS 310-471784/2-A	Lab Control Sample	Total/NA	Water	3005A	

Prep Batch: 471943

Lab Sample ID	Client Sample ID	Prep Type	Matrix	Method	Prep Batch
310-319069-2	MW-1A	Total/NA	Water	3005A	
310-319069-3	MW-2A-97	Total/NA	Water	3005A	
310-319069-4	MW-410	Total/NA	Water	3005A	
MB 310-471943/1-A	Method Blank	Total/NA	Water	3005A	
LCS 310-471943/2-A	Lab Control Sample	Total/NA	Water	3005A	

Analysis Batch: 472613

Lab Sample ID	Client Sample ID	Prep Type	Matrix	Method	Prep Batch
310-319069-1	MW-24A	Total/NA	Water	6020B	471784
MB 310-471784/1-A	Method Blank	Total/NA	Water	6020B	471784
LCS 310-471784/2-A	Lab Control Sample	Total/NA	Water	6020B	471784

Analysis Batch: 472771

Lab Sample ID	Client Sample ID	Prep Type	Matrix	Method	Prep Batch
310-319069-2	MW-1A	Total/NA	Water	6020B	471943
310-319069-3	MW-2A-97	Total/NA	Water	6020B	471943
310-319069-4	MW-410	Total/NA	Water	6020B	471943
MB 310-471943/1-A	Method Blank	Total/NA	Water	6020B	471943
LCS 310-471943/2-A	Lab Control Sample	Total/NA	Water	6020B	471943

Analysis Batch: 472856

Lab Sample ID	Client Sample ID	Prep Type	Matrix	Method	Prep Batch
310-319069-2	MW-1A	Total/NA	Water	6020B	471943

General Chemistry

Analysis Batch: 471652

Lab Sample ID	Client Sample ID	Prep Type	Matrix	Method	Prep Batch
310-319069-1	MW-24A	Total/NA	Water	I-3765-85	
310-319069-2	MW-1A	Total/NA	Water	I-3765-85	
310-319069-3	MW-2A-97	Total/NA	Water	I-3765-85	
310-319069-4	MW-410	Total/NA	Water	I-3765-85	
MB 310-471652/1	Method Blank	Total/NA	Water	I-3765-85	
LCS 310-471652/2	Lab Control Sample	Total/NA	Water	I-3765-85	

Lab Chronicle

Client: HDR Inc
Project/Site: Iowa City Landfill Recycling Center

Job ID: 310-319069-1

Client Sample ID: MW-24A
Lab Sample ID: 310-319069-1
Date Collected: 10/24/25 08:56
Matrix: Water
Date Received: 10/28/25 17:05

Prep Type	Batch Type	Batch Method	Run	Dilution Factor	Batch Number	Analyst	Lab	Prepared or Analyzed
Total/NA	Prep	3005A			471784	RLT9	EET CF	10/30/25 08:30
Total/NA	Analysis	6020B		1	472613	NFT2	EET CF	11/05/25 15:52
Total/NA	Analysis	I-3765-85		1	471652	DGU1	EET CF	10/29/25 06:22

Client Sample ID: MW-1A
Lab Sample ID: 310-319069-2
Date Collected: 10/24/25 09:52
Matrix: Water
Date Received: 10/28/25 17:05

Prep Type	Batch Type	Batch Method	Run	Dilution Factor	Batch Number	Analyst	Lab	Prepared or Analyzed
Total/NA	Analysis	8260D		1	471692	WSE8	EET CF	10/29/25 13:12
Total/NA	Prep	3005A			471943	RLT9	EET CF	10/31/25 09:30
Total/NA	Analysis	6020B		1	472856	NFT2	EET CF	11/07/25 13:41
Total/NA	Prep	3005A			471943	RLT9	EET CF	10/31/25 09:30
Total/NA	Analysis	6020B		1	472771	NFT2	EET CF	11/06/25 19:26
Total/NA	Analysis	I-3765-85		1	471652	DGU1	EET CF	10/29/25 06:22

Client Sample ID: MW-2A-97
Lab Sample ID: 310-319069-3
Date Collected: 10/24/25 10:29
Matrix: Water
Date Received: 10/28/25 17:05

Prep Type	Batch Type	Batch Method	Run	Dilution Factor	Batch Number	Analyst	Lab	Prepared or Analyzed
Total/NA	Analysis	8260D		1	471692	WSE8	EET CF	10/29/25 13:57
Total/NA	Prep	3005A			471943	RLT9	EET CF	10/31/25 09:30
Total/NA	Analysis	6020B		1	472771	NFT2	EET CF	11/06/25 19:29
Total/NA	Analysis	I-3765-85		1	471652	DGU1	EET CF	10/29/25 06:22

Client Sample ID: MW-410
Lab Sample ID: 310-319069-4
Date Collected: 10/24/25 12:29
Matrix: Water
Date Received: 10/28/25 17:05

Prep Type	Batch Type	Batch Method	Run	Dilution Factor	Batch Number	Analyst	Lab	Prepared or Analyzed
Total/NA	Analysis	8260D		1	471692	WSE8	EET CF	10/29/25 14:20
Total/NA	Prep	3005A			471943	RLT9	EET CF	10/31/25 09:30
Total/NA	Analysis	6020B		1	472771	NFT2	EET CF	11/06/25 19:32
Total/NA	Analysis	I-3765-85		1	471652	DGU1	EET CF	10/29/25 06:22

Client Sample ID: HCl Blank
Lab Sample ID: 310-319069-5
Date Collected: 10/24/25 00:00
Matrix: Water
Date Received: 10/28/25 17:05

Prep Type	Batch Type	Batch Method	Run	Dilution Factor	Batch Number	Analyst	Lab	Prepared or Analyzed
Total/NA	Analysis	8260D		1	471692	WSE8	EET CF	10/29/25 12:05

Laboratory References:

EET CF = Eurofins Cedar Falls, 3019 Venture Way, Cedar Falls, IA 50613, TEL (319)277-2401

Accreditation/Certification Summary

Client: HDR Inc
Job ID: 310-319069-1
Project/Site: Iowa City Landfill Recycling Center

Laboratory: Eurofins Cedar Falls

The accreditations/certifications listed below are applicable to this report.

Authority	Program	Identification Number	Expiration Date
Iowa	State	007	12-01-25

Method Summary

Client: HDR Inc
Project/Site: Iowa City Landfill Recycling Center

Job ID: 310-319069-1

Method	Method Description	Protocol	Laboratory
8260D	Volatile Organic Compounds by GC/MS	SW846	EET CF
6020B	Metals (ICP/MS)	SW846	EET CF
I-3765-85	Residue, Non-filterable (TSS)	USGS	EET CF
3005A	Preparation, Total Metals	SW846	EET CF
5030B	Purge and Trap	SW846	EET CF

Protocol References:

SW846 = "Test Methods For Evaluating Solid Waste, Physical/Chemical Methods", Third Edition, November 1986 And Its Updates.

USGS = "Methods For Analysis Of Water And Fluvial Sediments", USGS, 1989

Laboratory References:

EET CF = Eurofins Cedar Falls, 3019 Venture Way, Cedar Falls, IA 50613, TEL (319)277-2401

eurofins | Environment Testing America

310-319069 Chain of Custody

Cooler/Sample Receipt and Temperatur

Client Information			
Client: HDR			
City/State:	CITY	STATE	Project:
Receipt Information			
Date/Time Received:	DATE 10/28/25	TIME 1705	Received By: [illegible]

Delivery Type ☐ UPS ☐ FedEx ☐ FedEx Ground ☐ US Mail ☐ Spee-Dee ☑ Lab Courier ☐ Lab Field Services ☐ Client Drop-off ☐ Other._____

Condition of Cooler/Containers			
Sample(s) received in Cooler?	☑ Yes ☐ No	*If yes:* Cooler ID:	
Multiple Coolers?	☐ Yes ☑ No	*If yes:* Cooler # ____ of ____	
Cooler Custody Seals Present?	☑ Yes ☐ No	*If yes:* Cooler custody seals intact?	☑ Yes ☐ No
Sample Custody Seals Present?	☐ Yes ☑ No	*If yes:* Sample custody seals intact?	☐ Yes ☐ No
Trip Blank Present?	☑ Yes ☐ No	*If yes:* Which VOA samples are in cooler? ↓	
		All	

Temperature Record					
Coolant:	☑ Wet ice	☐ Blue ice	☐ Dry ice	☐ Other:_____	☐ NONE
Thermometer ID: BB3			Correction Factor (°C): 0		

• **Temp Blank Temperature** – If no temp blank, or temp blank temperature above criteria, proceed to Sample Container Temperature

Uncorrected Temp (°C). 1.2	Corrected Temp (°C) 1.2

• **Sample Container Temperature**

	CONTAINER 1	CONTAINER 2
Container(s) used:		
Uncorrected Temp (°C):		
Corrected Temp (°C).		

Exceptions Noted

1) If temperature exceeds criteria, was sample(s) received same day of sampling? ☐ Yes ☐ No
   a) *If yes:* Is there evidence that the chilling process began? ☐ Yes ☐ No

2) If temperature is <0°C, are there obvious signs that the integrity of sample containers is compromised? (e.g., bulging septa, broken/cracked bottles, frozen solid?) ☐ Yes ☐ No

NOTE. If yes, contact PM before proceeding If no, proceed with login

Additional Comments

Document CED-P-SAM-FRM45521
Revision 26
Date 27 Jan 2022

Eurofins Cedar Falls

General temperature criteria is 0 to 6°C
Bacteria temperature criteria is 0 to 10°C

Eurofins Cedar Falls
3019 Venture Way
Cedar Falls, IA 50613
Phone (319) 277-2401 Phone (319) 277-2425

Chain of Custody Record

eurofins | Environment Testing

Client Information	Sampler: Jack Fuhrmeister	Lab PM: Calhoun, Conner M	Carrier Tracking No(s):	COC No: 310-98143-26703.6
Client Contact: Richard Wilson	Phone: 319-936-5194	E-Mail: Conner Calhoun@et.eurofinsus.com	State of Origin:	Page: Page of
Company: HDR Inc	PWSID:			Job #:
Address: 1917 S 67th Street	Due Date Requested:			
City: Omaha	TAT Requested (days):			
State, Zip: NE, 68106	Compliance Project: Δ Yes Δ No			
Phone: 308-882-6141(Tel)	PO #:			
Email: richard wilson2@hdrinc.com	WO #:			
Project Name: Iowa City Landfill Recycling Center	Project #: 31018052			
Site:	SSOW#:			

Analysis Requested

Preservation Codes:
D - HNO3
A - HCL
N - None
CB - ZnAcetate/NaOH
Other

Sample Identification	Sample Date	Sample Time	Sample Type (C=comp, G=grab)	Matrix (W=water S=solid, O=waste/oil, BT=Tissue, A=Air)	Field Filtered Sample (Yes or No)	Perform MS/MSD (Yes or No)	Appendix 1	Metals List- As, Ba, Co, Cu, Pb, Ni	App 1 VOC only	I_3765_85 - TSS	9034_Calc - Sulfide	Dichlorodifluorimethane	8151A - 2,4,5- TP (Silvex)	8081B - Beta BHC	Arsenic	Benzene	Cobalt	Tetrachloroethene, trichloroethene, Vincyl Chloride		Total Number of containers	Special Instructions/Note:
			Preservation Code:																		
MW-24A	8-24-25	8:56	G	Water				X		X											
MW-1A	8-24-25	9:52	G	Water			X			X											
MW-2A-97	8-24-25	10:29	G	Water			X			X											
MW-410	8-24-25	12:29	G	Water			X			X											
				Water																	
				Water																	
				Water																	
				Water																	
				Water																	
				Water																	
				Water																	

Possible Hazard Identification
☐ Non-Hazard ☐ Flammable ☐ Skin Irritant ☐ Poison B ☐ Unknown ☐ Radiological

Sample Disposal (A fee may be assessed if samples are retained longer than 1 month)
☐ Return To Client ☐ Disposal By Lab ☐ Archive For _____ Months

Deliverable Requested I, II, III, IV, Other (specify)

Special Instructions/QC Requirements:

Empty Kit Relinquished by: Jack West	Date: 10/28/25	Time:	Method of Shipment:	
Relinquished by:	Date/Time:	Company	Received by:	Date/Time: 10/28/25	Company
Relinquished by:	Date/Time:	Company	Received by:	Date/Time:	Company
Relinquished by:	Date/Time:	Company	Received by:	Date/Time: 10/28/25 1705	Company
Custody Seals Intact: Δ Yes Δ No	Custody Seal No		Cooler Temperature(s) °C and Other Remarks:	

Ver: 05/06/2024

Login Sample Receipt Checklist

Client: HDR Inc

Job Number: 310-319069-1

Login Number: 319069
List Number: 1
Creator: Hirsch, Preston

List Source: Eurofins Cedar Falls

Question	Answer	Comment
Radioactivity wasn't checked or is </= background as measured by a survey meter.	N/A	
The cooler's custody seal, if present, is intact.	True	
Sample custody seals, if present, are intact.	N/A	
The cooler or samples do not appear to have been compromised or tampered with.	True	
Samples were received on ice.	True	
Cooler Temperature is acceptable.	True	
Cooler Temperature is recorded.	True	
COC is present.	True	
COC is filled out in ink and legible.	True	
COC is filled out with all pertinent information.	True	
Is the Field Sampler's name present on COC?	True	
There are no discrepancies between the containers received and the COC.	False	Refer to Job Narrative for details.
Samples are received within Holding Time (excluding tests with immediate HTs)	True	
Sample containers have legible labels.	True	
Containers are not broken or leaking.	True	
Sample collection date/times are provided.	True	
Appropriate sample containers are used.	True	
Sample bottles are completely filled.	True	
Sample Preservation Verified.	True	
There is sufficient vol. for all requested analyses, incl. any requested MS/MSDs	True	
Containers requiring zero headspace have no headspace or bubble is <6mm (1/4").	True	
Multiphasic samples are not present.	True	
Samples do not require splitting or compositing.	True	
Residual Chlorine Checked.	N/A	

Quantitation Limit Exceptions Summary

Client: HDR Inc
Job ID: 310-319069-1
Project/Site: Iowa City Landfill Recycling Center

The requested project specific reporting limits listed below were less than laboratory standard quantitation limits (PQL) but greater than or equal to the laboratory method detection limits (MDL). It must be noted that results reported below lab standard quantitation limits may result in false positive/false negative values and less accurate quantitation. Routine laboratory procedures do not indicate corrective action for detections below the laboratory's PQL.

Method	Analyte	Matrix	Prep Type	Unit	Client RL	Lab PQL
8260D	1,2-Dibromo-3-Chloropropane	Water	Total/NA	ug/L	1.20	5
8260D	1,2-Dibromoethane (EDB)	Water	Total/NA	ug/L	0.340	1

Appendix E

Historical Groundwater Analytical Data Summary

This page intentionally left blank.

Table 9A
Analytical Data Summary - Source Characterization Wells
2025 Annual Water Quality Report
Iowa City Sanitary Landfill
Permit No. 52-SDP-01-72P

Constituent	CAS	Units	Date	MW-1A	MW-2A-97	MW-6B	MW-11B	MW-16A	MW-206A	MW-207A	MW-209B	MW-212A
1,1,1,2-Tetrachloroethane	630-20-6	ug/L	2/27/2008	<1	<1	<1	<1	<1				
1,1,1,2-Tetrachloroethane	630-20-6	ug/L	5/12/2008	<1	<1	<1	<1	<1				
1,1,1,2-Tetrachloroethane	630-20-6	ug/L	7/13/2008	<1	<1	<1	<1	<1				
1,1,1,2-Tetrachloroethane	630-20-6	ug/L	9/14/2008	<1	<1	<1	<1	<1				
1,1,1,2-Tetrachloroethane	630-20-6	ug/L	11/17/2008	<1	<1	<1	<1	<1				
1,1,1,2-Tetrachloroethane	630-20-6	ug/L	4/14/2009	<1	<1	<1	<1	<1				
1,1,1,2-Tetrachloroethane	630-20-6	ug/L	7/7/2009						<1	<1	<20	<1
1,1,1,2-Tetrachloroethane	630-20-6	ug/L	9/2/2009						<1	<1	<10	<1
1,1,1,2-Tetrachloroethane	630-20-6	ug/L	10/25/2009	<2	<5	<2	<2	<2	<2	<2	<20	<1
1,1,1,2-Tetrachloroethane	630-20-6	ug/L	1/2/2010						<4	<4	<40	<5
1,1,1,2-Tetrachloroethane	630-20-6	ug/L	3/3/2010						<2	<2	<2	<2
1,1,1,2-Tetrachloroethane	630-20-6	ug/L	5/10/2010	<4	<4	<4	<4	<4	<4	<4	<20	<4
1,1,1,2-Tetrachloroethane	630-20-6	ug/L	11/1/2010	<1	<1	<1	<1	<1	<1	<1	<5	<1
1,1,1,2-Tetrachloroethane	630-20-6	ug/L	10/13/2011	<1	<1	<1	<1	<1	<1	<1	<5	<1
1,1,1,2-Tetrachloroethane	630-20-6	ug/L	4/11/2012	<1	<1	<1	<1	<1	<1	<1	<10	<1
1,1,1,2-Tetrachloroethane	630-20-6	ug/L	10/11/2012	<1	<1	<1	<1	<1	<1	<1	<10	<1
1,1,1,2-Tetrachloroethane	630-20-6	ug/L	3/30/2013	<1	<1	<1	<1	<1	<1	<1	<2.1	<1
1,1,1,2-Tetrachloroethane	630-20-6	ug/L	10/7/2013		<1	<1	<1	<1	<1	<1		<1
1,1,1,2-Tetrachloroethane	630-20-6	ug/L	6/2/2014	<1	<1	<1	<1	<1	<1	<1	<1	<1
1,1,1,2-Tetrachloroethane	630-20-6	ug/L	10/15/2014	<1	<1	<1	<1	<1	<1	<1	<10	<1
1,1,1,2-Tetrachloroethane	630-20-6	ug/L	4/6/2015	<1	<1	<1	<1	<1	<1	<1	<1	<1
1,1,1,2-Tetrachloroethane	630-20-6	ug/L	10/5/2015	<1	<1	<1	<1	<1	<1	<1	<1	<1
1,1,1,2-Tetrachloroethane	630-20-6	ug/L	4/4/2016	<1	<1	<1	<1	<1	<1	<1	<1	<1
1,1,1,2-Tetrachloroethane	630-20-6	ug/L	10/17/2016	<1	<1	<1	<1	<1	<1	<1	<1	<1
1,1,1,2-Tetrachloroethane	630-20-6	ug/L	4/17/2017	<1	<1	<1	<1	<1	<1	<1	<1	<1
1,1,1,2-Tetrachloroethane	630-20-6	ug/L	10/11/2017	<1	<1	<1	<1	<1	<1	<1	<1	<1
1,1,1,2-Tetrachloroethane	630-20-6	ug/L	4/23/2018					<1	<1			
1,1,1,2-Tetrachloroethane	630-20-6	ug/L	4/24/2018				<1			<1		
1,1,1,2-Tetrachloroethane	630-20-6	ug/L	4/25/2018			<1					<1	<1
1,1,1,2-Tetrachloroethane	630-20-6	ug/L	4/27/2018	<1	<1							
1,1,1,2-Tetrachloroethane	630-20-6	ug/L	10/16/2018	<1	<1	<1	<1	<1	<1	<1	<1	<1
1,1,1,2-Tetrachloroethane	630-20-6	ug/L	4/16/2019	<1	<1	<1	<1	<1	<1	<1	<1	<1
1,1,1,2-Tetrachloroethane	630-20-6	ug/L	10/1/2019	<1	<1	<1	<1	<1	<1	<1	<10	<1
1,1,1,2-Tetrachloroethane	630-20-6	ug/L	3/30/2020	<1	<1	<1	<1	<1	<1	<1	<5	<1
1,1,1,2-Tetrachloroethane	630-20-6	ug/L	10/7/2020	<1	<1	<1	<1	<1	<1	<1	<1	<1
1,1,1,2-Tetrachloroethane	630-20-6	ug/L	4/13/2021	<1	<1	<1	<1	<1	<1	<1	<1	<1
1,1,1,2-Tetrachloroethane	630-20-6	ug/L	10/20/2021	<1	<1	<1	<1	<1	<1	<1	<1	<1
1,1,1,2-Tetrachloroethane	630-20-6	ug/L	5/2/2022	<1	<1	<1	<1	<1	<1	<1	<1	<1
1,1,1,2-Tetrachloroethane	630-20-6	ug/L	10/14/2022	<1	<1	<1	<1	<1	<1	<1	<1	<1
1,1,1,2-Tetrachloroethane	630-20-6	ug/L	5/1/2023	<1	<1	<1	<1	<1	<1	<1	<1	<1
1,1,1,2-Tetrachloroethane	630-20-6	ug/L	10/16/2023	<1	<1	<1	<1	<1	<1	<1	<1	<1
1,1,1,2-Tetrachloroethane	630-20-6	ug/L	4/29/2024	<1	<1	<1	<1	<1	<1	<1	<1	<1
1,1,1,2-Tetrachloroethane	630-20-6	ug/L	10/9/2024			<1.00				<1.00	<1.00	
1,1,1,2-Tetrachloroethane	630-20-6	ug/L	10/10/2024				<1.00	<1.00	<1.00			<1.00
1,1,1,2-Tetrachloroethane	630-20-6	ug/L	10/14/2024	<1.00	<1.00							
1,1,1,2-Tetrachloroethane	630-20-6	ug/L	4/28/2025			<1.00				<1.00	<1.00	<1.00
1,1,1,2-Tetrachloroethane	630-20-6	ug/L	4/29/2025				<1.00	<1.00	<1.00			
1,1,1,2-Tetrachloroethane	630-20-6	ug/L	5/8/2025	<1.00	<1.00							
1,1,1,2-Tetrachloroethane	630-20-6	ug/L	10/20/2025					<1.00			<1.00	
1,1,1,2-Tetrachloroethane	630-20-6	ug/L	10/21/2025				<1.00		<1.00	<1.00		
1,1,1,2-Tetrachloroethane	630-20-6	ug/L	10/24/2025	<1.00	<1.00							
1,1,1-Trichloroethane	71-55-6	ug/L	2/27/2008	<1	<1	<1	<1	<1				
1,1,1-Trichloroethane	71-55-6	ug/L	5/12/2008	<1	<1	<1	<1	<1				
1,1,1-Trichloroethane	71-55-6	ug/L	7/13/2008	<1	<1	<1	<1	<1				
1,1,1-Trichloroethane	71-55-6	ug/L	9/14/2008	<1	<1	<1	<1	<1				
1,1,1-Trichloroethane	71-55-6	ug/L	11/17/2008	<1	<1	<1	<1	<1				
1,1,1-Trichloroethane	71-55-6	ug/L	4/14/2009	<1	<1	<1	<1	<1				

Table 9A
Analytical Data Summary - Source Characterization Wells
2025 Annual Water Quality Report
Iowa City Sanitary Landfill
Permit No. 52-SDP-01-72P

Constituent	CAS	Units	Date	MW-1A	MW-2A-97	MW-6B	MW-11B	MW-16A	MW-206A	MW-207A	MW-209B	MW-212A
1,1,1-Trichloroethane	71-55-6	ug/L	7/7/2009						<1	<1	<20	<1
1,1,1-Trichloroethane	71-55-6	ug/L	9/2/2009						<1	<1	<10	<1
1,1,1-Trichloroethane	71-55-6	ug/L	10/25/2009	<1	<1	<1	<1	<1	<1	<1	<10	<1
1,1,1-Trichloroethane	71-55-6	ug/L	1/2/2010						<4	<4	<40	<10
1,1,1-Trichloroethane	71-55-6	ug/L	3/3/2010						<1	<1	<1	<1
1,1,1-Trichloroethane	71-55-6	ug/L	5/10/2010	<1	<4	<4	<4	<4	<4	<4	<20	<4
1,1,1-Trichloroethane	71-55-6	ug/L	11/1/2010	<1	<1	<1	<1	<1	<1	<1	<5	<1
1,1,1-Trichloroethane	71-55-6	ug/L	10/13/2011	<1	<1	<1	<1	<1	<1	<1	<5	<1
1,1,1-Trichloroethane	71-55-6	ug/L	4/11/2012	<1	<1	<1	<1	<1	<1	<1	<10	<1
1,1,1-Trichloroethane	71-55-6	ug/L	10/11/2012	<1	<1	<1	<1	<1	<1	<1	<10	<1
1,1,1-Trichloroethane	71-55-6	ug/L	3/30/2013	<1	<1	<1	<1	<1	<1	<1	<1.2	<1
1,1,1-Trichloroethane	71-55-6	ug/L	10/7/2013		<1	<1	<1	<1	<1	<1		<1
1,1,1-Trichloroethane	71-55-6	ug/L	6/2/2014	<1	<1	<1	<1	<1	<1	<1	<1	<1
1,1,1-Trichloroethane	71-55-6	ug/L	10/15/2014	<1	<1	<1	<1	<1	<1	<1	<10	<1
1,1,1-Trichloroethane	71-55-6	ug/L	4/6/2015	<1	<1	<1	<1	<1	<1	<1	<1	<1
1,1,1-Trichloroethane	71-55-6	ug/L	10/5/2015	<1	<1	<1	<1	<1	<1	<1	<1	<1
1,1,1-Trichloroethane	71-55-6	ug/L	4/4/2016	<1	<1	<1	<1	<1	<1	<1	<1	<1
1,1,1-Trichloroethane	71-55-6	ug/L	10/17/2016	<1	<1	<1	<1	<1	<1	<1	<1	<1
1,1,1-Trichloroethane	71-55-6	ug/L	4/17/2017	<1	<1	<1	<1	<1	<1	<1	<1	<1
1,1,1-Trichloroethane	71-55-6	ug/L	10/11/2017	<1	<1	<1	<1	<1	<1	<1	<1	<1
1,1,1-Trichloroethane	71-55-6	ug/L	4/23/2018					<1	<1			
1,1,1-Trichloroethane	71-55-6	ug/L	4/24/2018				<1			<1		
1,1,1-Trichloroethane	71-55-6	ug/L	4/25/2018			<1					<1	<1
1,1,1-Trichloroethane	71-55-6	ug/L	4/27/2018	<1	<1							
1,1,1-Trichloroethane	71-55-6	ug/L	10/16/2018	<1	<1	<1	<1	<1	<1	<1	<1	<1
1,1,1-Trichloroethane	71-55-6	ug/L	4/16/2019	<1	<1	<1	<1	<1	<1	<1	<1	<1
1,1,1-Trichloroethane	71-55-6	ug/L	10/1/2019	<1	<1	<1	<1	<1	<1	<1	<10	<1
1,1,1-Trichloroethane	71-55-6	ug/L	3/30/2020	<1	<1	<1	<1	<1	<1	<1	<5	<1
1,1,1-Trichloroethane	71-55-6	ug/L	10/7/2020	<1	<1	<1	<1	<1	<1	<1	<1	<1
1,1,1-Trichloroethane	71-55-6	ug/L	4/13/2021	<1	<1	<1	<1	<1	<1	<1	<1	<1
1,1,1-Trichloroethane	71-55-6	ug/L	10/20/2021	<1	<1	<1	<1	<1	<1	<1	<1	<1
1,1,1-Trichloroethane	71-55-6	ug/L	5/2/2022	<1	<1	<1	<1	<1	<1	<1	<1	<1
1,1,1-Trichloroethane	71-55-6	ug/L	10/14/2022	<1	<1	<1	<1	<1	<1	<1	<1	<1
1,1,1-Trichloroethane	71-55-6	ug/L	5/1/2023	<1	<1	<1	<1	<1	<1	<1	<1	<1
1,1,1-Trichloroethane	71-55-6	ug/L	10/16/2023	<1	<1	<1	<1	<1	<1	<1	<1	<1
1,1,1-Trichloroethane	71-55-6	ug/L	4/29/2024	<1	<1	<1	<1	<1	<1	<1	<1	<1
1,1,1-Trichloroethane	71-55-6	ug/L	10/9/2024			<1.00				<1.00	<1.00	
1,1,1-Trichloroethane	71-55-6	ug/L	10/10/2024				<1.00	<1.00	<1.00			<1.00
1,1,1-Trichloroethane	71-55-6	ug/L	10/14/2024	<1.00	<1.00							
1,1,1-Trichloroethane	71-55-6	ug/L	4/28/2025			<1.00				<1.00	<1.00	<1.00
1,1,1-Trichloroethane	71-55-6	ug/L	4/29/2025				<1.00	<1.00	<1.00			
1,1,1-Trichloroethane	71-55-6	ug/L	5/8/2025	<1.00	<1.00							
1,1,1-Trichloroethane	71-55-6	ug/L	10/20/2025					<1.00			<1.00	
1,1,1-Trichloroethane	71-55-6	ug/L	10/21/2025				<1.00		<1.00	<1.00		
1,1,1-Trichloroethane	71-55-6	ug/L	10/24/2025	<1.00	<1.00							
1,1,2,2-Tetrachloroethane	79-34-5	ug/L	2/27/2008	<1	<1	<1	<1	<1				
1,1,2,2-Tetrachloroethane	79-34-5	ug/L	5/12/2008	<1	<1	<1	<1	<1				
1,1,2,2-Tetrachloroethane	79-34-5	ug/L	7/13/2008	<1	<1	<1	<1	<1				
1,1,2,2-Tetrachloroethane	79-34-5	ug/L	9/14/2008	<1	<1	<1	<1	<1				
1,1,2,2-Tetrachloroethane	79-34-5	ug/L	11/17/2008	<1	<1	<1	<1	<1				
1,1,2,2-Tetrachloroethane	79-34-5	ug/L	4/14/2009	<1	<1	<1	<1	<1				
1,1,2,2-Tetrachloroethane	79-34-5	ug/L	7/7/2009						<1	<1	<20	<1
1,1,2,2-Tetrachloroethane	79-34-5	ug/L	9/2/2009						<1	<1	<10	<1
1,1,2,2-Tetrachloroethane	79-34-5	ug/L	10/25/2009	<2	<1	<2	<2	<2	<2	<2	<20	<1
1,1,2,2-Tetrachloroethane	79-34-5	ug/L	1/2/2010						<1	<1	<10	<1
1,1,2,2-Tetrachloroethane	79-34-5	ug/L	3/3/2010						<2	<2	<2	<2
1,1,2,2-Tetrachloroethane	79-34-5	ug/L	5/10/2010	<4	<1	<1	<1	<1	<1	<1	<5	<1

Table 9A
Analytical Data Summary - Source Characterization Wells
2025 Annual Water Quality Report
Iowa City Sanitary Landfill
Permit No. 52-SDP-01-72P

Constituent	CAS	Units	Date	MW-1A	MW-2A-97	MW-6B	MW-11B	MW-16A	MW-206A	MW-207A	MW-209B	MW-212A
1,1,2,2-Tetrachloroethane	79-34-5	ug/L	11/1/2010	<1	<1	<1	<1	<1	<1	<1	<5	<1
1,1,2,2-Tetrachloroethane	79-34-5	ug/L	10/13/2011	<1	<1	<1	<1	<1	<1	<1	<5	<1
1,1,2,2-Tetrachloroethane	79-34-5	ug/L	4/11/2012	<1	<1	<1	<1	<1	<1	<1	<10	<1
1,1,2,2-Tetrachloroethane	79-34-5	ug/L	10/11/2012	<1	<1	<1	<1	<1	<1	<1	<10	<1
1,1,2,2-Tetrachloroethane	79-34-5	ug/L	3/30/2013	<1	<1	<1	<1	<1	<1	<1	<1	<1
1,1,2,2-Tetrachloroethane	79-34-5	ug/L	10/7/2013		<1	<1	<1	<1	<1	<1		<1
1,1,2,2-Tetrachloroethane	79-34-5	ug/L	6/2/2014	<1	<1	<1	<1	<1	<1	<1	<1	<1
1,1,2,2-Tetrachloroethane	79-34-5	ug/L	10/15/2014	<1	<1	<1	<1	<1	<1	<1	<10	<1
1,1,2,2-Tetrachloroethane	79-34-5	ug/L	4/6/2015	<1	<1	<1	<1	<1	<1	<1	<1	<1
1,1,2,2-Tetrachloroethane	79-34-5	ug/L	10/5/2015	<1	<1	<1	<1	<1	<1	<1	<1	<1
1,1,2,2-Tetrachloroethane	79-34-5	ug/L	4/4/2016	<1	<1	<1	<1	<1	<1	<1	<1	<1
1,1,2,2-Tetrachloroethane	79-34-5	ug/L	10/17/2016	<1	<1	<1	<1	<1	<1	<1	<1	<1
1,1,2,2-Tetrachloroethane	79-34-5	ug/L	4/17/2017	<1	<1	<1	<1	<1	<1	<1	<1	<1
1,1,2,2-Tetrachloroethane	79-34-5	ug/L	10/11/2017	<1	<1	<1	<1	<1	<1	<1	<1	<1
1,1,2,2-Tetrachloroethane	79-34-5	ug/L	4/23/2018					<1	<1			
1,1,2,2-Tetrachloroethane	79-34-5	ug/L	4/24/2018				<1			<1		
1,1,2,2-Tetrachloroethane	79-34-5	ug/L	4/25/2018			<1					<1	<1
1,1,2,2-Tetrachloroethane	79-34-5	ug/L	4/27/2018	<1	<1							
1,1,2,2-Tetrachloroethane	79-34-5	ug/L	10/16/2018	<1	<1	<1	<1	<1	<1	<1	<1	<1
1,1,2,2-Tetrachloroethane	79-34-5	ug/L	4/16/2019	<1	<1	<1	<1	<1	<1	<1	<1	<1
1,1,2,2-Tetrachloroethane	79-34-5	ug/L	10/1/2019	<1	<1	<1	<1	<1	<1	<1	<10	<1
1,1,2,2-Tetrachloroethane	79-34-5	ug/L	3/30/2020	<1	<1	<1	<1	<1	<1	<1	<5	<1
1,1,2,2-Tetrachloroethane	79-34-5	ug/L	10/7/2020	<1	<1	<1	<1	<1	<1	<1	<1	<1
1,1,2,2-Tetrachloroethane	79-34-5	ug/L	4/13/2021	<1	<1	<1	<1	<1	<1	<1	<1	<1
1,1,2,2-Tetrachloroethane	79-34-5	ug/L	10/20/2021	<1	<1	<1	<1	<1	<1	<1	<1	<1
1,1,2,2-Tetrachloroethane	79-34-5	ug/L	5/2/2022	<1	<1	<1	<1	<1	<1	<1	<1	<1
1,1,2,2-Tetrachloroethane	79-34-5	ug/L	10/14/2022	<1	<1	<1	<1	<1	<1	<1	<1	<1
1,1,2,2-Tetrachloroethane	79-34-5	ug/L	5/1/2023	<1	<1	<1	<1	<1	<1	<1	<1	<1
1,1,2,2-Tetrachloroethane	79-34-5	ug/L	10/16/2023	<1	<1	<1	<1	<1	<1	<1	<1	<1
1,1,2,2-Tetrachloroethane	79-34-5	ug/L	4/29/2024	<1	<1	<1	<1	<1	<1	<1	<1	<1
1,1,2,2-Tetrachloroethane	79-34-5	ug/L	10/9/2024			<1.00				<1.00	<1.00	
1,1,2,2-Tetrachloroethane	79-34-5	ug/L	10/10/2024				<1.00	<1.00	<1.00			<1.00
1,1,2,2-Tetrachloroethane	79-34-5	ug/L	10/14/2024	<1.00	<1.00							
1,1,2,2-Tetrachloroethane	79-34-5	ug/L	4/28/2025			<1.00				<1.00	<1.00	<1.00
1,1,2,2-Tetrachloroethane	79-34-5	ug/L	4/29/2025				<1.00	<1.00	<1.00			
1,1,2,2-Tetrachloroethane	79-34-5	ug/L	5/8/2025	<1.00	<1.00							
1,1,2,2-Tetrachloroethane	79-34-5	ug/L	10/20/2025					<1.00			<1.00	
1,1,2,2-Tetrachloroethane	79-34-5	ug/L	10/21/2025				<1.00		<1.00	<1.00		
1,1,2,2-Tetrachloroethane	79-34-5	ug/L	10/24/2025	<1.00	<1.00							
1,1,2-Trichloroethane	79-00-5	ug/L	2/27/2008	<1	<1	<1	<1	<1				
1,1,2-Trichloroethane	79-00-5	ug/L	5/12/2008	<1	<1	<1	<1	<1				
1,1,2-Trichloroethane	79-00-5	ug/L	7/13/2008	<1	<1	<1	<1	<1				
1,1,2-Trichloroethane	79-00-5	ug/L	9/14/2008	<1	<1	<1	<1	<1				
1,1,2-Trichloroethane	79-00-5	ug/L	11/17/2008	<1	<1	<1	<1	<1				
1,1,2-Trichloroethane	79-00-5	ug/L	4/14/2009	<1	<1	<1	<1	<1				
1,1,2-Trichloroethane	79-00-5	ug/L	7/7/2009						<1	<1	<20	<1
1,1,2-Trichloroethane	79-00-5	ug/L	9/2/2009						<1	<1	<10	<1
1,1,2-Trichloroethane	79-00-5	ug/L	10/25/2009	<2	<1	<2	<2	<2	<2	<2	<20	<1
1,1,2-Trichloroethane	79-00-5	ug/L	1/2/2010						<1	<1	<10	<1
1,1,2-Trichloroethane	79-00-5	ug/L	3/3/2010						<1	<1	<1	<1
1,1,2-Trichloroethane	79-00-5	ug/L	5/10/2010	<1	<1	<1	<1	<1	<1	<1	<5	<1
1,1,2-Trichloroethane	79-00-5	ug/L	11/1/2010	<1	<1	<1	<1	<1	<1	<1	<5	<1
1,1,2-Trichloroethane	79-00-5	ug/L	10/13/2011	<1	<1	<1	<1	<1	<1	<1	<5	<1
1,1,2-Trichloroethane	79-00-5	ug/L	4/11/2012	<1	<1	<1	<1	<1	<1	<1	<10	<1
1,1,2-Trichloroethane	79-00-5	ug/L	10/11/2012	<1	<1	<1	<1	<1	<1	<1	<10	<1
1,1,2-Trichloroethane	79-00-5	ug/L	3/30/2013	<1	<1	<1	<1	<1	<1	<1	<1.2	<1
1,1,2-Trichloroethane	79-00-5	ug/L	10/7/2013		<1	<1	<1	<1	<1	<1		<1

Table 9A
Analytical Data Summary - Source Characterization Wells
2025 Annual Water Quality Report
Iowa City Sanitary Landfill
Permit No. 52-SDP-01-72P

Constituent	CAS	Units	Date	MW-1A	MW-2A-97	MW-6B	MW-11B	MW-16A	MW-206A	MW-207A	MW-209B	MW-212A
1,1,2-Trichloroethane	79-00-5	ug/L	6/2/2014	<1	<1	<1	<1	<1	<1	<1	<1	<1
1,1,2-Trichloroethane	79-00-5	ug/L	10/15/2014	<1	<1	<1	<1	<1	<1	<1	<10	<1
1,1,2-Trichloroethane	79-00-5	ug/L	4/6/2015	<1	<1	<1	<1	<1	<1	<1	<1	<1
1,1,2-Trichloroethane	79-00-5	ug/L	10/5/2015	<1	<1	<1	<1	<1	<1	<1	<1	<1
1,1,2-Trichloroethane	79-00-5	ug/L	4/4/2016	<1	<1	<1	<1	<1	<1	<1	<1	<1
1,1,2-Trichloroethane	79-00-5	ug/L	10/17/2016	<1	<1	<1	<1	<1	<1	<1	<1	<1
1,1,2-Trichloroethane	79-00-5	ug/L	4/17/2017	<1	<1	<1	<1	<1	<1	<1	<1	<1
1,1,2-Trichloroethane	79-00-5	ug/L	10/11/2017	<1	<1	<1	<1	<1	<1	<1	<1	<1
1,1,2-Trichloroethane	79-00-5	ug/L	4/23/2018					<1	<1			
1,1,2-Trichloroethane	79-00-5	ug/L	4/24/2018				<1			<1		
1,1,2-Trichloroethane	79-00-5	ug/L	4/25/2018			<1					<1	<1
1,1,2-Trichloroethane	79-00-5	ug/L	4/27/2018	<1	<1							
1,1,2-Trichloroethane	79-00-5	ug/L	10/16/2018	<1	<1	<1	<1	<1	<1	<1	<1	<1
1,1,2-Trichloroethane	79-00-5	ug/L	4/16/2019	<1	<1	<1	<1	<1	<1	<1	<1	<1
1,1,2-Trichloroethane	79-00-5	ug/L	10/1/2019	<1	<1	<1	<1	<1	<1	<1	<10	<1
1,1,2-Trichloroethane	79-00-5	ug/L	3/30/2020	<1	<1	<1	<1	<1	<1	<1	<5	<1
1,1,2-Trichloroethane	79-00-5	ug/L	10/7/2020	<1	<1	<1	<1	<1	<1	<1	<1	<1
1,1,2-Trichloroethane	79-00-5	ug/L	4/13/2021	<1	<1	<1	<1	<1	<1	<1	<1	<1
1,1,2-Trichloroethane	79-00-5	ug/L	10/20/2021	<1	<1	<1	<1	<1	<1	<1	<1	<1
1,1,2-Trichloroethane	79-00-5	ug/L	5/2/2022	<1	<1	<1	<1	<1	<1	<1	<1	<1
1,1,2-Trichloroethane	79-00-5	ug/L	10/14/2022	<1	<1	<1	<1	<1	<1	<1	<1	<1
1,1,2-Trichloroethane	79-00-5	ug/L	5/1/2023	<1	<1	<1	<1	<1	<1	<1	<1	<1
1,1,2-Trichloroethane	79-00-5	ug/L	10/16/2023	<1	<1	<1	<1	<1	<1	<1	<1	<1
1,1,2-Trichloroethane	79-00-5	ug/L	4/29/2024	<1	<1	<1	<1	<1	<1	<1	<1	<1
1,1,2-Trichloroethane	79-00-5	ug/L	10/9/2024			<1.00				<1.00	<1.00	
1,1,2-Trichloroethane	79-00-5	ug/L	10/10/2024				<1.00	<1.00	<1.00			<1.00
1,1,2-Trichloroethane	79-00-5	ug/L	10/14/2024	<1.00	<1.00							
1,1,2-Trichloroethane	79-00-5	ug/L	4/28/2025			<1.00				<1.00	<1.00	<1.00
1,1,2-Trichloroethane	79-00-5	ug/L	4/29/2025				<1.00	<1.00	<1.00			
1,1,2-Trichloroethane	79-00-5	ug/L	5/8/2025	<1.00	<1.00							
1,1,2-Trichloroethane	79-00-5	ug/L	10/20/2025					<1.00			<1.00	
1,1,2-Trichloroethane	79-00-5	ug/L	10/21/2025				<1.00		<1.00	<1.00		
1,1,2-Trichloroethane	79-00-5	ug/L	10/24/2025	<1.00	<1.00							
1,1-Dichloroethane	75-34-3	ug/L	2/27/2008	<1	<1	<1	1.2	14.5				
1,1-Dichloroethane	75-34-3	ug/L	5/12/2008	<1	<1	<1	1.67	7.11				
1,1-Dichloroethane	75-34-3	ug/L	7/13/2008	<1	<1	<1	1.66	8.6				
1,1-Dichloroethane	75-34-3	ug/L	9/14/2008	<1	<1	<1	1.33	15.7				
1,1-Dichloroethane	75-34-3	ug/L	11/17/2008	<1	<1	<1	1.39	<1				
1,1-Dichloroethane	75-34-3	ug/L	4/14/2009	<1	<1	<1	<1	15				
1,1-Dichloroethane	75-34-3	ug/L	7/7/2009					15.5	27.9; 39	<1	<20	<1
1,1-Dichloroethane	75-34-3	ug/L	9/2/2009					14	40.2	<1	<10	<1
1,1-Dichloroethane	75-34-3	ug/L	10/25/2009	<1	<1	<1	<1	13.1	46.6	<1	<10	<1
1,1-Dichloroethane	75-34-3	ug/L	1/2/2010					13	44.7	<1	<10	<1
1,1-Dichloroethane	75-34-3	ug/L	3/3/2010						55.1	<1	1.17	<1
1,1-Dichloroethane	75-34-3	ug/L	5/10/2010	<1	<1	<1	<1	11.1	47.4	<1	<5	<1
1,1-Dichloroethane	75-34-3	ug/L	7/8/2010						45.5			
1,1-Dichloroethane	75-34-3	ug/L	9/13/2010						55.7			
1,1-Dichloroethane	75-34-3	ug/L	11/1/2010	<1	<1	<1	<1	14	57.4	<1	<5	<1
1,1-Dichloroethane	75-34-3	ug/L	1/10/2011						42.4			
1,1-Dichloroethane	75-34-3	ug/L	4/4/2011					13.3	39			
1,1-Dichloroethane	75-34-3	ug/L	10/13/2011	<1	<1	<1	<1	14.5	40.2	<1	<5	<1
1,1-Dichloroethane	75-34-3	ug/L	4/11/2012	<1	<1	<1	<1	12.7	37.2	<1	<10	<1
1,1-Dichloroethane	75-34-3	ug/L	10/11/2012	<1	<1	<1	<1	18.6	44.9	<1	<10	<1
1,1-Dichloroethane	75-34-3	ug/L	3/30/2013	<1	<1	<1	<1	16.7	39.6	<1	<2.1	<1
1,1-Dichloroethane	75-34-3	ug/L	10/7/2013		<1	<1	<1	14.4; 14.7	36.2	<1		<1
1,1-Dichloroethane	75-34-3	ug/L	6/2/2014	<1	<1	<1	<1	14.4	35.8	<1	<1	<1
1,1-Dichloroethane	75-34-3	ug/L	10/15/2014	<1	<1	<1	0.742J	14.3	47.2	<1	<10	<1

Table 9A
Analytical Data Summary - Source Characterization Wells
2025 Annual Water Quality Report
Iowa City Sanitary Landfill
Permit No. 52-SDP-01-72P

Constituent	CAS	Units	Date	MW-1A	MW-2A-97	MW-6B	MW-11B	MW-16A	MW-206A	MW-207A	MW-209B	MW-212A
1,1-Dichloroethane	75-34-3	ug/L	4/6/2015	<1	<1	<1	0.802J	12.8	32.4	<1	<1	<1
1,1-Dichloroethane	75-34-3	ug/L	10/5/2015	<1	<1	<1	<1	18.1	37.5	<1	<1	<1
1,1-Dichloroethane	75-34-3	ug/L	4/4/2016	<1	<1	<1	0.829J	11.6	31.2	<1	<1	<1
1,1-Dichloroethane	75-34-3	ug/L	10/17/2016	<1	<1	<1	0.939J	18.3	39.6	<1	<1	<1
1,1-Dichloroethane	75-34-3	ug/L	4/17/2017	<1	<1	<1	0.616J	10.5	35.3	<1	<1	<1
1,1-Dichloroethane	75-34-3	ug/L	10/11/2017	<1	<1	<1	0.727J	16	27.9	<1	<1	<1
1,1-Dichloroethane	75-34-3	ug/L	4/23/2018					13.1	28.6			
1,1-Dichloroethane	75-34-3	ug/L	4/24/2018				<1			<1		
1,1-Dichloroethane	75-34-3	ug/L	4/25/2018			<1					<1	<1
1,1-Dichloroethane	75-34-3	ug/L	4/27/2018	<1	<1							
1,1-Dichloroethane	75-34-3	ug/L	10/16/2018	<1	<1	<1	<1	13.4	23.6	<1	<1	<1
1,1-Dichloroethane	75-34-3	ug/L	4/16/2019	<1	<1	<1	0.535J	12.4	17.5	<1	<1	<1
1,1-Dichloroethane	75-34-3	ug/L	10/1/2019	<1	<1	<1	0.642J	15	29.5	<1	<10	<1
1,1-Dichloroethane	75-34-3	ug/L	3/30/2020	<1	<1	<1	0.451J	10.4	16.4	<1	<5	<1
1,1-Dichloroethane	75-34-3	ug/L	10/7/2020	<1	<1	<1	0.421J	10	19.7	<1	<1	<1
1,1-Dichloroethane	75-34-3	ug/L	4/13/2021	<1	<1	<1	<1	6.2	12.9	<1	<1	<1
1,1-Dichloroethane	75-34-3	ug/L	10/20/2021	<1	<1	<1	0.4J	10.6	16.6	<1	<1	<1
1,1-Dichloroethane	75-34-3	ug/L	5/2/2022	<1	<1	<1	<1	7.7	14.5	<1	<1	<1
1,1-Dichloroethane	75-34-3	ug/L	10/14/2022	<1	<1	<1	<1	8.8	11.2	<1	<1	<1
1,1-Dichloroethane	75-34-3	ug/L	5/1/2023	<1	<1	<1	<1	7.15	12.7	<1	<1	<1
1,1-Dichloroethane	75-34-3	ug/L	10/16/2023	<1	<1	<1	<1	8.74	10.8	<1	<1	<1
1,1-Dichloroethane	75-34-3	ug/L	4/29/2024	<1	<1	<1	0.228J	7.73	9.25	<1	<1	<1
1,1-Dichloroethane	75-34-3	ug/L	10/9/2024			<1.00				<1.00	<1.00	
1,1-Dichloroethane	75-34-3	ug/L	10/10/2024				0.259J	7.77	3.13			<1.00
1,1-Dichloroethane	75-34-3	ug/L	10/14/2024	<1.00	<1.00							
1,1-Dichloroethane	75-34-3	ug/L	4/28/2025			<1.00				<1.00	<1.00	<1.00
1,1-Dichloroethane	75-34-3	ug/L	4/29/2025				<1.00	3.30	1.61			
1,1-Dichloroethane	75-34-3	ug/L	5/8/2025	<1.00	<1.00							
1,1-Dichloroethane	75-34-3	ug/L	10/20/2025					8.73			<1.00	
1,1-Dichloroethane	75-34-3	ug/L	10/21/2025				<1.00		6.12	<1.00		
1,1-Dichloroethane	75-34-3	ug/L	10/24/2025	<1.00	<1.00							
1,1-Dichloroethene	75-35-4	ug/L	2/27/2008	<2	<2	<2	<2	<2				
1,1-Dichloroethene	75-35-4	ug/L	5/12/2008	<2	<2	<2	<2	<2				
1,1-Dichloroethene	75-35-4	ug/L	7/13/2008	<2	<2	<2	<2	<2				
1,1-Dichloroethene	75-35-4	ug/L	9/14/2008	<2	<2	<2	<2	<2				
1,1-Dichloroethene	75-35-4	ug/L	11/17/2008	<2	<2	<2	<2	<2				
1,1-Dichloroethene	75-35-4	ug/L	4/14/2009	<2	<2	<2	<2	<2				
1,1-Dichloroethene	75-35-4	ug/L	7/7/2009						<2	<2	<40	<2
1,1-Dichloroethene	75-35-4	ug/L	9/2/2009						<2	<2	<20	<2
1,1-Dichloroethene	75-35-4	ug/L	10/25/2009	<2	<2	<2	<2	<2	<2	<2	<20	<2
1,1-Dichloroethene	75-35-4	ug/L	1/2/2010						<2	<2	<20	<2
1,1-Dichloroethene	75-35-4	ug/L	3/3/2010						<2	<2	<2	<2
1,1-Dichloroethene	75-35-4	ug/L	5/10/2010	<10	<2	<2	<2	<2	<2	<2	<10	<2
1,1-Dichloroethene	75-35-4	ug/L	11/1/2010	<2	<2	<2	<2	<2	<2	<2	<10	<2
1,1-Dichloroethene	75-35-4	ug/L	10/13/2011	<2	<2	<2	<2	<2	<2	<2	<10	<2
1,1-Dichloroethene	75-35-4	ug/L	4/11/2012	<2	<2	<2	<2	<2	<2	<2	<20	<2
1,1-Dichloroethene	75-35-4	ug/L	10/11/2012	<2	<2	<2	<2	<2	<2	<2	<20	<2
1,1-Dichloroethene	75-35-4	ug/L	3/30/2013	<2	<2	<2	<2	<2	<2	<2	<2	<2
1,1-Dichloroethene	75-35-4	ug/L	10/7/2013		<2	<2	<2	<2	<2	<2		<2
1,1-Dichloroethene	75-35-4	ug/L	6/2/2014	<2	<2	<2	<2	<2	<2	<2	<2	<2
1,1-Dichloroethene	75-35-4	ug/L	10/15/2014	<2	<2	<2	<2	<2	<2	<2	<20	<2
1,1-Dichloroethene	75-35-4	ug/L	4/6/2015	<2	<2	<2	<2	<2	<2	<2	<2	<2
1,1-Dichloroethene	75-35-4	ug/L	10/5/2015	<2	<2	<2	<2	<2	<2	<2	<2	<2
1,1-Dichloroethene	75-35-4	ug/L	4/4/2016	<2	<2	<2	<2	<2	<2	<2	<2	<2
1,1-Dichloroethene	75-35-4	ug/L	10/17/2016	<2	<2	<2	<2	<2	<2	<2	<2	<2
1,1-Dichloroethene	75-35-4	ug/L	4/17/2017	<2	<2	<2	<2	0.162J	<2	<2	<2	<2
1,1-Dichloroethene	75-35-4	ug/L	10/11/2017	<2	<2	<2	<2	<2	<2	<2	<2	<2

Table 9A
Analytical Data Summary - Source Characterization Wells
2025 Annual Water Quality Report
Iowa City Sanitary Landfill
Permit No. 52-SDP-01-72P

Constituent	CAS	Units	Date	MW-1A	MW-2A-97	MW-6B	MW-11B	MW-16A	MW-206A	MW-207A	MW-209B	MW-212A
1,1-Dichloroethene	75-35-4	ug/L	4/23/2018					<2	<2			
1,1-Dichloroethene	75-35-4	ug/L	4/24/2018				<2			<2		
1,1-Dichloroethene	75-35-4	ug/L	4/25/2018			<2					<2	<2
1,1-Dichloroethene	75-35-4	ug/L	4/27/2018	<2	<2							
1,1-Dichloroethene	75-35-4	ug/L	10/16/2018	<2	<2	<2	<2	<2	<2	<2	<2	<2
1,1-Dichloroethene	75-35-4	ug/L	4/16/2019	<2	<2	<2	<2	<2	<2	<2	<2	<2
1,1-Dichloroethene	75-35-4	ug/L	10/1/2019	<2	<2	<2	<2	<2	<2	<2	<20	<2
1,1-Dichloroethene	75-35-4	ug/L	3/30/2020	<2	<2	<2	<2	<2	<2	<2	<10	<2
1,1-Dichloroethene	75-35-4	ug/L	10/7/2020	<2	<2	<2	<2	<2	<2	<2	<2	<2
1,1-Dichloroethene	75-35-4	ug/L	4/13/2021	<1	<1	<1	<1	<1	<1	<1	<1	<1
1,1-Dichloroethene	75-35-4	ug/L	10/20/2021	<1	<1	<1	<1	<1	<1	<1	<1	<1
1,1-Dichloroethene	75-35-4	ug/L	5/2/2022	<1	<1	<1	<1	<1	<1	<1	<1	<1
1,1-Dichloroethene	75-35-4	ug/L	10/14/2022	<1	<1	<1	<1	<1	<1	<1	<1	<1
1,1-Dichloroethene	75-35-4	ug/L	5/1/2023	<2	<2	<2	<2	<2	<2	<2	<2	<2
1,1-Dichloroethene	75-35-4	ug/L	10/16/2023	<2	<2	<2	<2	<2	<2	<2	<2	<2
1,1-Dichloroethene	75-35-4	ug/L	4/29/2024	<2	<2	<2	<2	<2	<2	<2	<2	<2
1,1-Dichloroethene	75-35-4	ug/L	10/9/2024			<2.00				<2.00	<2.00	
1,1-Dichloroethene	75-35-4	ug/L	10/10/2024				<2.00	<2.00	<2.00			<2.00
1,1-Dichloroethene	75-35-4	ug/L	10/14/2024	<2.00	<2.00							
1,1-Dichloroethene	75-35-4	ug/L	4/28/2025			<2.00				<2.00	<2.00	<2.00
1,1-Dichloroethene	75-35-4	ug/L	4/29/2025				<2.00	<2.00	<2.00			
1,1-Dichloroethene	75-35-4	ug/L	5/8/2025	<2.00	<2.00							
1,1-Dichloroethene	75-35-4	ug/L	10/20/2025					<2.00			<2.00	
1,1-Dichloroethene	75-35-4	ug/L	10/21/2025				<2.00		<2.00	<2.00		
1,1-Dichloroethene	75-35-4	ug/L	10/24/2025	<2.00	<2.00							
1,1-Dichloropropene	563-58-6	ug/L	4/14/2009	<1	<1	<1	<1	<1				
1,1-Dichloropropene	563-58-6	ug/L	5/10/2010	<1	<1	<1	<1	<1	<1	<1	<5	<1
1,1-Dichloropropene	563-58-6	ug/L	10/5/2015	<1	<1	<1	<1	<1	<1	<1	<1	<1
1,1-Dichloropropene	563-58-6	ug/L	3/30/2020	<1	<1	<1	<1	<1	<1	<1	<5	<1
1,1-Dichloropropene	563-58-6	ug/L	4/28/2025			<1.00				<1.00	<1.00	<1.00
1,1-Dichloropropene	563-58-6	ug/L	4/29/2025				<1.00	<1.00	<1.00			
1,1-Dichloropropene	563-58-6	ug/L	5/8/2025	<1.00	<1.00							
1,2,3-Trichloropropane	96-18-4	ug/L	2/27/2008	<1	<1	<1	<1	<1				
1,2,3-Trichloropropane	96-18-4	ug/L	5/12/2008	<1	<1	<1	<1	<1				
1,2,3-Trichloropropane	96-18-4	ug/L	7/13/2008	<1	<1	<1	<1	<1				
1,2,3-Trichloropropane	96-18-4	ug/L	9/14/2008	<1	<1	<1	<1	<1				
1,2,3-Trichloropropane	96-18-4	ug/L	11/17/2008	<1	<1	<1	<1	<1				
1,2,3-Trichloropropane	96-18-4	ug/L	4/14/2009	<1	<1	<1	<1	<1				
1,2,3-Trichloropropane	96-18-4	ug/L	7/7/2009						<1	<1	<20	<1
1,2,3-Trichloropropane	96-18-4	ug/L	9/2/2009						<1	<1	<10	<1
1,2,3-Trichloropropane	96-18-4	ug/L	10/25/2009	<2	<1	<2	<2	<2	<2	<2	<20	<1
1,2,3-Trichloropropane	96-18-4	ug/L	1/2/2010						<1	<1	<10	<1
1,2,3-Trichloropropane	96-18-4	ug/L	3/3/2010						<2	<2	<2	<2
1,2,3-Trichloropropane	96-18-4	ug/L	5/10/2010	<1	<1	<1	<1	<1	<1	<1	<5	<1
1,2,3-Trichloropropane	96-18-4	ug/L	11/1/2010	<1	<1	<1	<1	<1	<1	<1	<5	<1
1,2,3-Trichloropropane	96-18-4	ug/L	10/13/2011	<4	<1	<1	<4	<4	<4	<4	<20	<4
1,2,3-Trichloropropane	96-18-4	ug/L	4/11/2012	<1	<1	<1	<1	<1	<1	<1	<10	<1
1,2,3-Trichloropropane	96-18-4	ug/L	10/11/2012	<1	<1	<1	<1	<1	<1	<1	<10	<1
1,2,3-Trichloropropane	96-18-4	ug/L	3/30/2013	<1	<1	<1	<1	<1	<1	<1	<1.9	<1
1,2,3-Trichloropropane	96-18-4	ug/L	10/7/2013		<1	<1	<1	<1	<1	<1		<1
1,2,3-Trichloropropane	96-18-4	ug/L	6/2/2014	<1	<1	<1	<1	<1	<1	<1	<1	<1
1,2,3-Trichloropropane	96-18-4	ug/L	10/15/2014	<1	<1	<1	<1	<1	<1	<1	<10	<1
1,2,3-Trichloropropane	96-18-4	ug/L	4/6/2015	<1	<1	<1	<1	<1	<1	<1	<1	<1
1,2,3-Trichloropropane	96-18-4	ug/L	10/5/2015	<1	<1	<1	<1	<1	<1	<1	<1	<1
1,2,3-Trichloropropane	96-18-4	ug/L	4/4/2016	<1	<1	<1	<1	<1	<1	<1	<1	<1
1,2,3-Trichloropropane	96-18-4	ug/L	10/17/2016	<1	<1	<1	<1	<1	<1	<1	<1	<1
1,2,3-Trichloropropane	96-18-4	ug/L	4/17/2017	<1	<1	<1	<1	<1	<1	<1	<1	<1

Table 9A
Analytical Data Summary - Source Characterization Wells
2025 Annual Water Quality Report
Iowa City Sanitary Landfill
Permit No. 52-SDP-01-72P

Constituent	CAS	Units	Date	MW-1A	MW-2A-97	MW-6B	MW-11B	MW-16A	MW-206A	MW-207A	MW-209B	MW-212A
1,2,3-Trichloropropane	96-18-4	ug/L	10/11/2017	<1	<1	<1	<1	<1	<1	<1	<1	<1
1,2,3-Trichloropropane	96-18-4	ug/L	4/23/2018					<1	<1			
1,2,3-Trichloropropane	96-18-4	ug/L	4/24/2018				<1			<1		
1,2,3-Trichloropropane	96-18-4	ug/L	4/25/2018			<1					<1	<1
1,2,3-Trichloropropane	96-18-4	ug/L	4/27/2018	<1	<1							
1,2,3-Trichloropropane	96-18-4	ug/L	10/16/2018	<1	<1	<1	<1	<1	<1	<1	<1	<1
1,2,3-Trichloropropane	96-18-4	ug/L	4/16/2019	<1	<1	<1	<1	<1	<1	<1	<1	<1
1,2,3-Trichloropropane	96-18-4	ug/L	10/1/2019	<1	<1	<1	<1	<1	<1	<1	<10	<1
1,2,3-Trichloropropane	96-18-4	ug/L	3/30/2020	<1	<1	<1	<1	<1	<1	<1	<5	<1
1,2,3-Trichloropropane	96-18-4	ug/L	10/7/2020	<1	<1	<1	<1	<1	<1	<1	<1	<1
1,2,3-Trichloropropane	96-18-4	ug/L	4/13/2021	<1	<1	<1	<1	<1	<1	<1	<1	<1
1,2,3-Trichloropropane	96-18-4	ug/L	10/20/2021	<1	<1	<1	<1	<1	<1	<1	<1	<1
1,2,3-Trichloropropane	96-18-4	ug/L	5/2/2022	<1	<1	<1	<1	<1	<1	<1	<1	<1
1,2,3-Trichloropropane	96-18-4	ug/L	10/14/2022	<1	<1	<1	<1	<1	<1	<1	<1	<1
1,2,3-Trichloropropane	96-18-4	ug/L	5/1/2023	<1	<1	<1	<1	<1	<1	<1	<1	<1
1,2,3-Trichloropropane	96-18-4	ug/L	10/16/2023	<1	<1	<1	<1	<1	<1	<1	<1	<1
1,2,3-Trichloropropane	96-18-4	ug/L	4/29/2024	<1	<1	<1	<1	<1	<1	<1	<1	<1
1,2,3-Trichloropropane	96-18-4	ug/L	10/9/2024			<1.00				<1.00	<1.00	
1,2,3-Trichloropropane	96-18-4	ug/L	10/10/2024				<1.00	<1.00	<1.00			<1.00
1,2,3-Trichloropropane	96-18-4	ug/L	10/14/2024	<1.00	<1.00							
1,2,3-Trichloropropane	96-18-4	ug/L	4/28/2025			<1.00				<1.00	<1.00	<1.00
1,2,3-Trichloropropane	96-18-4	ug/L	4/29/2025				<1.00	<1.00	<1.00			
1,2,3-Trichloropropane	96-18-4	ug/L	5/8/2025	<1.00	<1.00							
1,2,3-Trichloropropane	96-18-4	ug/L	10/20/2025					<1.00			<1.00	
1,2,3-Trichloropropane	96-18-4	ug/L	10/21/2025				<1.00		<1.00	<1.00		
1,2,3-Trichloropropane	96-18-4	ug/L	10/24/2025	<1.00	<1.00							
1,2,4,5-Tetrachlorobenzene	95-94-3	ug/L	4/14/2009	<10	<10	<10	<50	<10				
1,2,4,5-Tetrachlorobenzene	95-94-3	ug/L	5/10/2010	<10	<10	<10	<10	<10	<10	<10	<10	<10
1,2,4,5-Tetrachlorobenzene	95-94-3	ug/L	10/5/2015	<10	<10.4	<10	<10.3	<10.5	<10.2	<10	<10	<10
1,2,4,5-Tetrachlorobenzene	95-94-3	ug/L	3/30/2020	<11.5	<11.8	<10.1	<10.3	<10.4	<10.2	<10.1	<10.6	<10.1
1,2,4,5-Tetrachlorobenzene	95-94-3	ug/L	4/28/2025			<10.2				<10.6	<10.4	<10.6
1,2,4,5-Tetrachlorobenzene	95-94-3	ug/L	4/29/2025				<10.0	<10.0	<10.0			
1,2,4,5-Tetrachlorobenzene	95-94-3	ug/L	5/8/2025	<10.0	<10.9							
1,2,4-Trichlorobenzene	120-82-1	ug/L	4/14/2009	<5	<5	<5	<5	<5				
1,2,4-Trichlorobenzene	120-82-1	ug/L	5/10/2010	<5	<10	<10	<10	<10	<10	<10	<50	<10
1,2,4-Trichlorobenzene	120-82-1	ug/L	10/5/2015	<5	<5	<5	<5	<5	<5	<5	<5	<5
1,2,4-Trichlorobenzene	120-82-1	ug/L	3/30/2020	<5	<5	<5	<5	<5	<5	<5	<25	<5
1,2,4-Trichlorobenzene	120-82-1	ug/L	4/28/2025			<5.00				<5.00	<5.00	<5.00
1,2,4-Trichlorobenzene	120-82-1	ug/L	4/29/2025				<5.00	<5.00	<5.00			
1,2,4-Trichlorobenzene	120-82-1	ug/L	5/8/2025	<5.00	<5.00							
1,2-Dibromo-3-Chloropropane	96-12-8	ug/L	2/27/2008	<10	<10	<10	<10	<10				
1,2-Dibromo-3-Chloropropane	96-12-8	ug/L	5/12/2008	<10	<10	<10	<10	<10				
1,2-Dibromo-3-Chloropropane	96-12-8	ug/L	7/13/2008	<10	<10	<10	<10	<10				
1,2-Dibromo-3-Chloropropane	96-12-8	ug/L	9/14/2008	<10	<10	<10	<10	<10				
1,2-Dibromo-3-Chloropropane	96-12-8	ug/L	11/17/2008	<10	<10	<10	<10	<10				
1,2-Dibromo-3-Chloropropane	96-12-8	ug/L	4/14/2009	<10	<10	<10	<10	<10				
1,2-Dibromo-3-Chloropropane	96-12-8	ug/L	7/7/2009						<10	<10	<200	<10
1,2-Dibromo-3-Chloropropane	96-12-8	ug/L	9/2/2009						<10	<10	<100	<10
1,2-Dibromo-3-Chloropropane	96-12-8	ug/L	10/25/2009	<10	<10	<10	<10	<10	<10	<10	<100	<10
1,2-Dibromo-3-Chloropropane	96-12-8	ug/L	1/2/2010						<10	<10	<100	<10
1,2-Dibromo-3-Chloropropane	96-12-8	ug/L	3/3/2010						<10	<10	<10	<10
1,2-Dibromo-3-Chloropropane	96-12-8	ug/L	5/10/2010	<10	<10	<10	<10	<10	<10	<10	<50	<10
1,2-Dibromo-3-Chloropropane	96-12-8	ug/L	11/1/2010	<10	<10	<10	<10	<10	<10	<10	<50	<10
1,2-Dibromo-3-Chloropropane	96-12-8	ug/L	10/13/2011	<10	<10	<10	<10	<10	<10	<10	<50	<10
1,2-Dibromo-3-Chloropropane	96-12-8	ug/L	4/11/2012	<10	<10	<10	<10	<10	<10	<10	<100	<10
1,2-Dibromo-3-Chloropropane	96-12-8	ug/L	10/11/2012	<10	<10	<10	<10	<10	<10	<10	<100	<10
1,2-Dibromo-3-Chloropropane	96-12-8	ug/L	3/30/2013	<10	<10	<10	<10	<10	<10	<10	<10	<10

Table 9A
Analytical Data Summary - Source Characterization Wells
2025 Annual Water Quality Report
Iowa City Sanitary Landfill
Permit No. 52-SDP-01-72P

Constituent	CAS	Units	Date	MW-1A	MW-2A-97	MW-6B	MW-11B	MW-16A	MW-206A	MW-207A	MW-209B	MW-212A
1,2-Dibromo-3-Chloropropane	96-12-8	ug/L	10/7/2013		<10	<10	<10	<10	<10	<10		<10
1,2-Dibromo-3-Chloropropane	96-12-8	ug/L	6/2/2014	<0.12	<0.12	<0.12	<0.12	<0.12	<0.12	<0.12	<0.12	<0.12
1,2-Dibromo-3-Chloropropane	96-12-8	ug/L	10/15/2014	<0.12	<0.12	<0.12	<0.12	<0.12	<0.12	<0.12	<1.2	<0.12
1,2-Dibromo-3-Chloropropane	96-12-8	ug/L	4/6/2015	<0.5	<0.5	<0.5	<0.5	<0.5	<0.5	<0.5	<0.5	<0.5
1,2-Dibromo-3-Chloropropane	96-12-8	ug/L	10/5/2015	<0.5	<0.5	<0.5	<0.5	<0.5	<0.5	<0.5	<0.5	<0.5
1,2-Dibromo-3-Chloropropane	96-12-8	ug/L	4/4/2016	<0.5	<0.5	<0.5	<0.5	<0.5	<0.5	<0.5	<0.5	<0.5
1,2-Dibromo-3-Chloropropane	96-12-8	ug/L	10/17/2016	<0.5	<0.5	<0.5	<0.5	<0.5	<0.5	<0.5	<0.5	<0.5
1,2-Dibromo-3-Chloropropane	96-12-8	ug/L	4/17/2017	<0.5	<0.5	<0.5	<0.5	<0.5	<0.5	<0.5	<0.5	<0.5
1,2-Dibromo-3-Chloropropane	96-12-8	ug/L	10/11/2017	<0.5	<0.5	<0.5	<0.5	<0.5	<0.5	<0.5	<0.5	<0.5
1,2-Dibromo-3-Chloropropane	96-12-8	ug/L	4/23/2018					<0.5	<0.5			
1,2-Dibromo-3-Chloropropane	96-12-8	ug/L	4/24/2018				<0.5			<0.5		
1,2-Dibromo-3-Chloropropane	96-12-8	ug/L	4/25/2018			<0.5					<0.5	<0.5
1,2-Dibromo-3-Chloropropane	96-12-8	ug/L	4/27/2018	<0.5	<0.5							
1,2-Dibromo-3-Chloropropane	96-12-8	ug/L	10/16/2018	<1.2	<1.2	<1.2	<1.2	<1.2	<1.2	<1.2	<1.2	<1.2
1,2-Dibromo-3-Chloropropane	96-12-8	ug/L	4/16/2019	<1.2	<1.2	<1.2	<1.2	<1.2	<1.2	<1.2	<1.2	<1.2
1,2-Dibromo-3-Chloropropane	96-12-8	ug/L	10/1/2019	<1.2	<1.2	<1.2	<1.2	<1.2	<1.2	<1.2	<12	<1.2
1,2-Dibromo-3-Chloropropane	96-12-8	ug/L	3/30/2020	<1.2	<1.2	<1.2	<1.2	<1.2	<1.2	<1.2	<6	<1.2
1,2-Dibromo-3-Chloropropane	96-12-8	ug/L	10/7/2020	<1.2	<1.2	<1.2	<1.2	<1.2	<1.2	<1.2	<1.2	<1.2
1,2-Dibromo-3-Chloropropane	96-12-8	ug/L	4/13/2021	<0.02	<0.02	<0.02	<0.02	<0.02	<0.02	<0.02	<0.02	<0.02
1,2-Dibromo-3-Chloropropane	96-12-8	ug/L	10/20/2021	<0.02	<0.02	<0.02	<0.02	<0.02	<0.02	<0.02	<0.02	<0.02
1,2-Dibromo-3-Chloropropane	96-12-8	ug/L	5/2/2022	<0.02	<0.02	<0.02	<0.02	<0.02	<0.02	<0.02	<0.02	<0.02
1,2-Dibromo-3-Chloropropane	96-12-8	ug/L	10/14/2022	<0.02	<0.02	<0.02; <5	<0.02; <5	<0.02; <5	<5; <0.02	<0.02; <5	<5; <0.02	<0.02
1,2-Dibromo-3-Chloropropane	96-12-8	ug/L	5/1/2023	<1.2	<1.2	<1.2	<1.2	<1.2	<1.2	<1.2	<1.2	<1.2
1,2-Dibromo-3-Chloropropane	96-12-8	ug/L	10/16/2023	<1.2	<1.2	<1.2	<1.2	<1.2	<1.2	<1.2	<1.2	<1.2
1,2-Dibromo-3-Chloropropane	96-12-8	ug/L	4/29/2024	<1.2	<1.2	<1.2	<1.2	<1.2	<1.2	<1.2	<1.2	<1.2
1,2-Dibromo-3-Chloropropane	96-12-8	ug/L	10/9/2024			<1.20				<1.20	<1.20	
1,2-Dibromo-3-Chloropropane	96-12-8	ug/L	10/10/2024				<1.20	<1.20	<1.20			<1.20
1,2-Dibromo-3-Chloropropane	96-12-8	ug/L	10/14/2024	<1.20	<1.20							
1,2-Dibromo-3-Chloropropane	96-12-8	ug/L	4/28/2025			<1.20				<1.20	<1.20	<1.20
1,2-Dibromo-3-Chloropropane	96-12-8	ug/L	4/29/2025				<1.20	<1.20	<1.20			
1,2-Dibromo-3-Chloropropane	96-12-8	ug/L	5/8/2025	<1.20	<1.20							
1,2-Dibromo-3-Chloropropane	96-12-8	ug/L	10/20/2025					<1.20			<1.20	
1,2-Dibromo-3-Chloropropane	96-12-8	ug/L	10/21/2025				<1.20		<1.20	<1.20		
1,2-Dibromo-3-Chloropropane	96-12-8	ug/L	10/24/2025	<1.20	<1.20							
1,2-Dibromoethane (EDB)	106-93-4	ug/L	2/27/2008	<10	<10	<10	<10	<10				
1,2-Dibromoethane (EDB)	106-93-4	ug/L	5/12/2008	<10	<10	<10	<10	<10				
1,2-Dibromoethane (EDB)	106-93-4	ug/L	7/13/2008	<10	<10	<10	<10	<10				
1,2-Dibromoethane (EDB)	106-93-4	ug/L	9/14/2008	<10	<10	<10	<10	<10				
1,2-Dibromoethane (EDB)	106-93-4	ug/L	11/17/2008	<10	<10	<10	<10	<10				
1,2-Dibromoethane (EDB)	106-93-4	ug/L	4/14/2009	<10	<10	<10	<10	<10				
1,2-Dibromoethane (EDB)	106-93-4	ug/L	7/7/2009						<10	<10	<200	<10
1,2-Dibromoethane (EDB)	106-93-4	ug/L	9/2/2009						<10	<10	<100	<10
1,2-Dibromoethane (EDB)	106-93-4	ug/L	10/25/2009	<10	<10	<10	<10	<10	<10	<10	<100	<10
1,2-Dibromoethane (EDB)	106-93-4	ug/L	1/2/2010						<10	<10	<100	<10
1,2-Dibromoethane (EDB)	106-93-4	ug/L	3/3/2010						<10	<10	<10	<10
1,2-Dibromoethane (EDB)	106-93-4	ug/L	5/10/2010	<10	<10	<10	<10	<10	<10	<10	<50	<10
1,2-Dibromoethane (EDB)	106-93-4	ug/L	11/1/2010	<10	<10	<10	<10	<10	<10	<10	<50	<10
1,2-Dibromoethane (EDB)	106-93-4	ug/L	10/13/2011	<10	<10	<10	<10	<10	<10	<10	<50	<10
1,2-Dibromoethane (EDB)	106-93-4	ug/L	4/11/2012	<10	<10	<10	<10	<10	<10	<10	<100	<10
1,2-Dibromoethane (EDB)	106-93-4	ug/L	10/11/2012	<10	<10	<10	<10	<10	<10	<10	<100	<10
1,2-Dibromoethane (EDB)	106-93-4	ug/L	3/30/2013	<10	<10	<10	<10	<10	<10	<10	<10	<10
1,2-Dibromoethane (EDB)	106-93-4	ug/L	10/7/2013		<10	<10	<10	<10	<10	<10		<10
1,2-Dibromoethane (EDB)	106-93-4	ug/L	6/2/2014	<0.13	<0.13	<0.13	<0.13	<0.13	<0.13	<0.13	<0.13	<0.13
1,2-Dibromoethane (EDB)	106-93-4	ug/L	10/15/2014	<0.13	<0.13	<0.13	<0.13	<0.13	<0.13	<0.13	<1.3	<0.13
1,2-Dibromoethane (EDB)	106-93-4	ug/L	4/6/2015	<0.13	<0.13	<0.13	<0.13	<0.13	<0.13	<0.13	<0.13	<0.13
1,2-Dibromoethane (EDB)	106-93-4	ug/L	10/5/2015	<0.13	<0.13	<0.13	<0.13	<0.13	<0.13	<0.13	<0.13	<0.13
1,2-Dibromoethane (EDB)	106-93-4	ug/L	4/4/2016	<0.13	<0.13	<0.13	<0.13	<0.13	<0.13	<0.13	<0.13	<0.13

Table 9A
Analytical Data Summary - Source Characterization Wells
2025 Annual Water Quality Report
Iowa City Sanitary Landfill
Permit No. 52-SDP-01-72P

Constituent	CAS	Units	Date	MW-1A	MW-2A-97	MW-6B	MW-11B	MW-16A	MW-206A	MW-207A	MW-209B	MW-212A
1,2-Dibromoethane (EDB)	106-93-4	ug/L	10/17/2016	<0.13	<0.13	<0.13	<0.13	<0.13	<0.13	<0.13	<0.13	<0.13
1,2-Dibromoethane (EDB)	106-93-4	ug/L	4/17/2017	<0.13	<0.13	<0.13	<0.13	<0.13	<0.13	<0.13	<0.13	<0.13
1,2-Dibromoethane (EDB)	106-93-4	ug/L	10/11/2017	<0.13	<0.13	<0.13	<0.13	<0.13	<0.13	<0.13	<0.13	<0.13
1,2-Dibromoethane (EDB)	106-93-4	ug/L	4/23/2018					<0.13	<0.13			
1,2-Dibromoethane (EDB)	106-93-4	ug/L	4/24/2018				<0.13			<0.13		
1,2-Dibromoethane (EDB)	106-93-4	ug/L	4/25/2018			<0.13					<0.13	<0.13
1,2-Dibromoethane (EDB)	106-93-4	ug/L	4/27/2018	<0.13	<0.13							
1,2-Dibromoethane (EDB)	106-93-4	ug/L	10/16/2018	<0.34	<0.34	<0.34	<0.34	<0.34	<0.34	<0.34	<0.34	<0.34
1,2-Dibromoethane (EDB)	106-93-4	ug/L	4/16/2019	<0.34	<0.34	<0.34	<0.34	<0.34	<0.34	<0.34	<0.34	<0.34
1,2-Dibromoethane (EDB)	106-93-4	ug/L	10/1/2019	<0.34	<0.34	<0.34	<0.34	<0.34	<0.34	<0.34	<3.4	<0.34
1,2-Dibromoethane (EDB)	106-93-4	ug/L	3/30/2020	<0.34	<0.34	<0.34	<0.34	<0.34	<0.34	<0.34	<1.7	<0.34
1,2-Dibromoethane (EDB)	106-93-4	ug/L	10/7/2020	<0.34	<0.34	<0.34	<0.34	<0.34	<0.34	<0.34	<0.34	<0.34
1,2-Dibromoethane (EDB)	106-93-4	ug/L	4/13/2021	<0.02	<0.02	<0.02	<0.02	<0.02	<0.02	<0.02	<0.02	<0.02
1,2-Dibromoethane (EDB)	106-93-4	ug/L	10/20/2021	<0.02	<0.02	<0.02	<0.02	<0.02	<0.02	<0.02	<0.02	<0.02
1,2-Dibromoethane (EDB)	106-93-4	ug/L	5/2/2022	<0.02	<0.02	<0.02	<0.02	<0.02	<0.02	<0.02	<0.02	<0.02
1,2-Dibromoethane (EDB)	106-93-4	ug/L	10/14/2022	<0.02	<0.02	<0.02	<0.02	<0.02	<0.02	<0.02	<0.02	<0.02
1,2-Dibromoethane (EDB)	106-93-4	ug/L	5/1/2023	<0.34	<0.34	<0.34	<0.34	<0.34	<0.34	<0.34	<0.34	<0.34
1,2-Dibromoethane (EDB)	106-93-4	ug/L	10/16/2023	<0.34	<0.34	<0.34	<0.34	<0.34	<0.34	<0.34	<0.34	<0.34
1,2-Dibromoethane (EDB)	106-93-4	ug/L	4/29/2024	<0.34	<0.34	<0.34	<0.34	<0.34	<0.34	<0.34	<0.34	<0.34
1,2-Dibromoethane (EDB)	106-93-4	ug/L	10/9/2024			<0.340				<0.340	<0.340	
1,2-Dibromoethane (EDB)	106-93-4	ug/L	10/10/2024				<0.340	<0.340	<0.340			<0.340
1,2-Dibromoethane (EDB)	106-93-4	ug/L	10/14/2024	<0.340	<0.340							
1,2-Dibromoethane (EDB)	106-93-4	ug/L	4/28/2025			<0.340				<0.340	<0.340	<0.340
1,2-Dibromoethane (EDB)	106-93-4	ug/L	4/29/2025				<0.340	<0.340	<0.340			
1,2-Dibromoethane (EDB)	106-93-4	ug/L	5/8/2025	<0.340	<0.340							
1,2-Dibromoethane (EDB)	106-93-4	ug/L	10/20/2025					<0.340			<0.340	
1,2-Dibromoethane (EDB)	106-93-4	ug/L	10/21/2025				<0.340		<0.340	<0.340		
1,2-Dibromoethane (EDB)	106-93-4	ug/L	10/24/2025	<0.340	<0.340							
1,2-Dichlorobenzene	95-50-1	ug/L	2/27/2008	<1	<1	<1	<1	<1				
1,2-Dichlorobenzene	95-50-1	ug/L	5/12/2008	<1	<1	<1	<1	<1				
1,2-Dichlorobenzene	95-50-1	ug/L	7/13/2008	<1	<1	<1	<1	<1				
1,2-Dichlorobenzene	95-50-1	ug/L	9/14/2008	<1	<1	<1	<1	<1				
1,2-Dichlorobenzene	95-50-1	ug/L	11/17/2008	<1	<1	<1	<1	<1				
1,2-Dichlorobenzene	95-50-1	ug/L	4/14/2009	<1	<1	<1	<1	<1				
1,2-Dichlorobenzene	95-50-1	ug/L	7/7/2009						<1	<1	<20	<1
1,2-Dichlorobenzene	95-50-1	ug/L	9/2/2009						<1	<1	<10	<1
1,2-Dichlorobenzene	95-50-1	ug/L	10/25/2009	<2	<1	<2	<2	<2	<2	<2	<20	<1
1,2-Dichlorobenzene	95-50-1	ug/L	1/2/2010						<1	<1	<10	<1
1,2-Dichlorobenzene	95-50-1	ug/L	3/3/2010						<1	<1	<1	<1
1,2-Dichlorobenzene	95-50-1	ug/L	5/10/2010	<1	<1	<1	<1	<1	<1	<1	<5	<1
1,2-Dichlorobenzene	95-50-1	ug/L	11/1/2010	<1	<1	<1	<1	<1	<1	<1	<5	<1
1,2-Dichlorobenzene	95-50-1	ug/L	10/13/2011	<1	<1	<1	<1	<1	<1	<1	<5	<1
1,2-Dichlorobenzene	95-50-1	ug/L	4/11/2012	<1	<1	<1	<1	<1	<1	<1	<10	<1
1,2-Dichlorobenzene	95-50-1	ug/L	10/11/2012	<1	<1	<1	<1	<1	<1	<1	<10	<1
1,2-Dichlorobenzene	95-50-1	ug/L	3/30/2013	<1	<1	<1	<1	<1	<1	<1	<1.4	<1
1,2-Dichlorobenzene	95-50-1	ug/L	10/7/2013		<1	<1	<1	<1	<1	<1		<1
1,2-Dichlorobenzene	95-50-1	ug/L	6/2/2014	<1	<1	<1	<1	<1	<1	<1	<1	<1
1,2-Dichlorobenzene	95-50-1	ug/L	10/15/2014	<1	<1	<1	<1	<1	<1	<1	<10	<1
1,2-Dichlorobenzene	95-50-1	ug/L	4/6/2015	<1	<1	<1	<1	<1	<1	<1	<1	<1
1,2-Dichlorobenzene	95-50-1	ug/L	10/5/2015	<1	<1	<1	<1	<1	<1	<1	<1	<1
1,2-Dichlorobenzene	95-50-1	ug/L	4/4/2016	<1	<1	<1	<1	<1	<1	<1	<1	<1
1,2-Dichlorobenzene	95-50-1	ug/L	10/17/2016	<1	<1	<1	<1	<1	<1	<1	<1	<1
1,2-Dichlorobenzene	95-50-1	ug/L	4/17/2017	<1	<1	<1	<1	<1	<1	<1	<1	<1
1,2-Dichlorobenzene	95-50-1	ug/L	10/11/2017	<1	<1	<1	<1	<1	<1	<1	0.193J	<1
1,2-Dichlorobenzene	95-50-1	ug/L	4/23/2018					<1	<1			
1,2-Dichlorobenzene	95-50-1	ug/L	4/24/2018				<1			<1		
1,2-Dichlorobenzene	95-50-1	ug/L	4/25/2018			<1					<1	<1

Table 9A
Analytical Data Summary - Source Characterization Wells
2025 Annual Water Quality Report
Iowa City Sanitary Landfill
Permit No. 52-SDP-01-72P

Constituent	CAS	Units	Date	MW-1A	MW-2A-97	MW-6B	MW-11B	MW-16A	MW-206A	MW-207A	MW-209B	MW-212A
1,2-Dichlorobenzene	95-50-1	ug/L	4/27/2018	<1	<1							
1,2-Dichlorobenzene	95-50-1	ug/L	10/16/2018	<1	<1	<1	<1	<1	<1	<1	<1	<1
1,2-Dichlorobenzene	95-50-1	ug/L	4/16/2019	<1	<1	<1	<1	<1	<1	<1	<1	<1
1,2-Dichlorobenzene	95-50-1	ug/L	10/1/2019	<1	<1	<1	<1	<1	<1	<1	<10	<1
1,2-Dichlorobenzene	95-50-1	ug/L	3/30/2020	<1	<1	<1	<1	<1	<1	<1	<5	<1
1,2-Dichlorobenzene	95-50-1	ug/L	10/7/2020	<1	<1	<1	<1	<1	<1	<1	<1	<1
1,2-Dichlorobenzene	95-50-1	ug/L	4/13/2021	<1	<1	<1	<1	<1	<1	<1	<1	<1
1,2-Dichlorobenzene	95-50-1	ug/L	10/20/2021	<1	<1	<1	<1	<1	<1	<1	<1	<1
1,2-Dichlorobenzene	95-50-1	ug/L	5/2/2022	<1	<1	<1	<1	<1	<1	<1	<1	<1
1,2-Dichlorobenzene	95-50-1	ug/L	10/14/2022	<1	<1	<1	<1	<1	<1	<1	<1	<1
1,2-Dichlorobenzene	95-50-1	ug/L	5/1/2023	<1	<1	<1	<1	<1	<1	<1	<1	<1
1,2-Dichlorobenzene	95-50-1	ug/L	10/16/2023	<1	<1	<1	<1	<1	<1	<1	<1	<1
1,2-Dichlorobenzene	95-50-1	ug/L	4/29/2024	<1	<1	<1	<1	<1	<1	<1	<1	<1
1,2-Dichlorobenzene	95-50-1	ug/L	10/9/2024			<1.00				<1.00	<1.00	
1,2-Dichlorobenzene	95-50-1	ug/L	10/10/2024				<1.00	<1.00	<1.00			<1.00
1,2-Dichlorobenzene	95-50-1	ug/L	10/14/2024	<1.00	<1.00							
1,2-Dichlorobenzene	95-50-1	ug/L	4/28/2025			<1.00				<1.00	<1.00	<1.00
1,2-Dichlorobenzene	95-50-1	ug/L	4/29/2025				<1.00	<1.00	<1.00			
1,2-Dichlorobenzene	95-50-1	ug/L	5/8/2025	<1.00	<1.00							
1,2-Dichlorobenzene	95-50-1	ug/L	10/20/2025					<1.00			<1.00	
1,2-Dichlorobenzene	95-50-1	ug/L	10/21/2025				<1.00		<1.00	<1.00		
1,2-Dichlorobenzene	95-50-1	ug/L	10/24/2025	<1.00	<1.00							
1,2-Dichloroethane	107-06-2	ug/L	2/27/2008	<1	<1	<1	<1	1.51				
1,2-Dichloroethane	107-06-2	ug/L	5/12/2008	<1	<1	<1	<1	<1				
1,2-Dichloroethane	107-06-2	ug/L	7/13/2008	<1	<1	<1	<1	<1				
1,2-Dichloroethane	107-06-2	ug/L	9/14/2008	<1	<1	<1	<1	1.17				
1,2-Dichloroethane	107-06-2	ug/L	11/17/2008	<1	<1	<1	<1	1.35				
1,2-Dichloroethane	107-06-2	ug/L	4/14/2009	<1	<1	<1	<1	1.23				
1,2-Dichloroethane	107-06-2	ug/L	7/7/2009					1.12	<1	<1	<20	<1
1,2-Dichloroethane	107-06-2	ug/L	9/2/2009					1.33	<1	<1	<10	<1
1,2-Dichloroethane	107-06-2	ug/L	10/25/2009	<2	<1	<2	<2	<2	<2	<2	<20	<1
1,2-Dichloroethane	107-06-2	ug/L	1/2/2010					1.37	<1	<1	<10	<1
1,2-Dichloroethane	107-06-2	ug/L	3/3/2010						<1	<1	<1	<1
1,2-Dichloroethane	107-06-2	ug/L	5/10/2010	<1	<1	<1	<1	1.08	<1	<1	<5	<1
1,2-Dichloroethane	107-06-2	ug/L	11/1/2010	<1	<1	<1	<1	1.34	1.02	<1	<5	<1
1,2-Dichloroethane	107-06-2	ug/L	4/4/2011					1.03				
1,2-Dichloroethane	107-06-2	ug/L	10/13/2011	<1	<1	<1	<1	1.3	<1	<1	<5	<1
1,2-Dichloroethane	107-06-2	ug/L	4/11/2012	<1	<1	<1	<1	<1	<1	<1	<10	<1
1,2-Dichloroethane	107-06-2	ug/L	10/11/2012	<1	<1	<1	<1	1.39	<1	<1	<10	<1
1,2-Dichloroethane	107-06-2	ug/L	3/30/2013	<1	<1	<1	<1	1.25	<1	<1	<1.8	<1
1,2-Dichloroethane	107-06-2	ug/L	10/7/2013		<1	<1	<1	1.21; 1.19	<1	<1		<1
1,2-Dichloroethane	107-06-2	ug/L	6/2/2014	<1	<1	<1	<1	1.37	0.588J	<1	<1	<1
1,2-Dichloroethane	107-06-2	ug/L	10/15/2014	<1	<1	<1	<1	1.36	<1	<1	<10	<1
1,2-Dichloroethane	107-06-2	ug/L	4/6/2015	<1	<1	<1	<1	1.19	0.538J	<1	<1	<1
1,2-Dichloroethane	107-06-2	ug/L	10/5/2015	<1	<1	<1	<1	1.4	0.494J	<1	0.29J	<1
1,2-Dichloroethane	107-06-2	ug/L	4/4/2016	<1	<1	<1	<1	0.966J	0.377J	<1	<1	<1
1,2-Dichloroethane	107-06-2	ug/L	10/17/2016	<1	<1	<1	<1	1.59	0.61J	<1	0.314J	<1
1,2-Dichloroethane	107-06-2	ug/L	4/17/2017	<1	<1	<1	<1	1.06	0.566J	<1	<1	<1
1,2-Dichloroethane	107-06-2	ug/L	10/11/2017	<1	<1	<1	<1	1.4	0.418J	<1	0.239J	<1
1,2-Dichloroethane	107-06-2	ug/L	4/23/2018					1.23	0.406J			
1,2-Dichloroethane	107-06-2	ug/L	4/24/2018				<1			<1		
1,2-Dichloroethane	107-06-2	ug/L	4/25/2018			<1					0.223J	<1
1,2-Dichloroethane	107-06-2	ug/L	4/27/2018	<1	<1							
1,2-Dichloroethane	107-06-2	ug/L	10/16/2018	<1	<1	<1	<1	1.08	<1	<1	<1	<1
1,2-Dichloroethane	107-06-2	ug/L	4/16/2019	<1	<1	<1	<1	0.938J	<1	<1	<1	<1
1,2-Dichloroethane	107-06-2	ug/L	10/1/2019	<1	<1	<1	<1	1.35	0.465J	<1	<10	<1
1,2-Dichloroethane	107-06-2	ug/L	3/30/2020	<1	<1	<1	<1	0.864J	<1	<1	<5	<1

Table 9A
Analytical Data Summary - Source Characterization Wells
2025 Annual Water Quality Report
Iowa City Sanitary Landfill
Permit No. 52-SDP-01-72P

Constituent	CAS	Units	Date	MW-1A	MW-2A-97	MW-6B	MW-11B	MW-16A	MW-206A	MW-207A	MW-209B	MW-212A
1,2-Dichloroethane	107-06-2	ug/L	10/7/2020	<1	<1	<1	<1	0.957J	<1	0.455J	<1	<1
1,2-Dichloroethane	107-06-2	ug/L	4/13/2021	<1	<1	<1	<1	<1	<1	<1	<1	<1
1,2-Dichloroethane	107-06-2	ug/L	10/20/2021	<1	<1	<1	<1	0.9J	<1	<1	<1	<1
1,2-Dichloroethane	107-06-2	ug/L	5/2/2022	<1	<1	<1	<1	<1	<1	<1	<1	<1
1,2-Dichloroethane	107-06-2	ug/L	10/14/2022	<1	<1	<1	<1	0.8J	<1	<1	<1	<1
1,2-Dichloroethane	107-06-2	ug/L	5/1/2023	<1	<1	<1	<1	0.807J	<1	<1	<1	<1
1,2-Dichloroethane	107-06-2	ug/L	10/16/2023	<1	<1	<1	<1	0.578J	<1	<1	<1	<1
1,2-Dichloroethane	107-06-2	ug/L	4/29/2024	<1	0.888J	<1	<1	0.942J	<1	<1	<1	<1
1,2-Dichloroethane	107-06-2	ug/L	10/9/2024			<1.00				<1.00	<1.00	
1,2-Dichloroethane	107-06-2	ug/L	10/10/2024				<1.00	0.793J	<1.00			<1.00
1,2-Dichloroethane	107-06-2	ug/L	10/14/2024	<1.00	<1.00							
1,2-Dichloroethane	107-06-2	ug/L	4/28/2025			<1.00				<1.00	<1.00	<1.00
1,2-Dichloroethane	107-06-2	ug/L	4/29/2025				<1.00	<1.00	<1.00			
1,2-Dichloroethane	107-06-2	ug/L	5/8/2025	<1.00	<1.00							
1,2-Dichloroethane	107-06-2	ug/L	10/20/2025					0.778			<1.00	
1,2-Dichloroethane	107-06-2	ug/L	10/21/2025				<1.00		<1.00	<1.00		
1,2-Dichloroethane	107-06-2	ug/L	10/24/2025	<1.00	<1.00							
1,2-Dichloropropane	78-87-5	ug/L	2/27/2008	<1	<1	<1	<1	5.01				
1,2-Dichloropropane	78-87-5	ug/L	5/12/2008	<1	<1	<1	<1	1.83				
1,2-Dichloropropane	78-87-5	ug/L	7/13/2008	<1	<1	<1	<1	2.34				
1,2-Dichloropropane	78-87-5	ug/L	9/14/2008	<1	<1	<1	<1	4.84				
1,2-Dichloropropane	78-87-5	ug/L	11/17/2008	<1	<1	<1	<1	4.77				
1,2-Dichloropropane	78-87-5	ug/L	4/14/2009	<1	<1	<1	<1	4.42				
1,2-Dichloropropane	78-87-5	ug/L	7/7/2009					4.63	<1	<1	<20	<1
1,2-Dichloropropane	78-87-5	ug/L	9/2/2009					3.99	<1	<1	<10	<1
1,2-Dichloropropane	78-87-5	ug/L	10/25/2009	<1	<1	<1	<1	4.29	<1	<1	<10	<1
1,2-Dichloropropane	78-87-5	ug/L	1/2/2010					3.2	<1	<1	<10	<1
1,2-Dichloropropane	78-87-5	ug/L	3/3/2010						<1	<1	<1	<1
1,2-Dichloropropane	78-87-5	ug/L	5/10/2010	<1	<1	<1	<1	3.05	<1	<1	<5	<1
1,2-Dichloropropane	78-87-5	ug/L	11/1/2010	<1	<1	<1	<1	4.69	<1	<1	<5	<1
1,2-Dichloropropane	78-87-5	ug/L	4/4/2011					4.89				
1,2-Dichloropropane	78-87-5	ug/L	10/13/2011	<1	<1	<1	<1	4.94	<1	<1	<5	<1
1,2-Dichloropropane	78-87-5	ug/L	4/11/2012	<1	<1	<1	<1	3.34	<1	<1	<10	<1
1,2-Dichloropropane	78-87-5	ug/L	10/11/2012	<1	<1	<1	<1	5.84	<1	<1	<10	<1
1,2-Dichloropropane	78-87-5	ug/L	3/30/2013	<1	<1	<1	<1	5.22	<1	<1	<8.7	<1
1,2-Dichloropropane	78-87-5	ug/L	10/7/2013		<1	<1	<1	4.66; 4.62	<1	<1		<1
1,2-Dichloropropane	78-87-5	ug/L	6/2/2014	<1	<1	<1	<1	4.65	<1	<1	<1	<1
1,2-Dichloropropane	78-87-5	ug/L	10/15/2014	<1	<1	<1	<1	3.88	<1	<1	<10	<1
1,2-Dichloropropane	78-87-5	ug/L	4/6/2015	<1	<1	<1	<1	4.03	<1	<1	<1	<1
1,2-Dichloropropane	78-87-5	ug/L	10/5/2015	<1	<1	<1	<1	5.43	<1	<1	<1	<1
1,2-Dichloropropane	78-87-5	ug/L	4/4/2016	<1	<1	<1	<1	3.47	<1	<1	<1	<1
1,2-Dichloropropane	78-87-5	ug/L	10/17/2016	<1	<1	<1	<1	5.6	<1	<1	<1	<1
1,2-Dichloropropane	78-87-5	ug/L	4/17/2017	<1	<1	<1	<1	3.54	<1	<1	<1	<1
1,2-Dichloropropane	78-87-5	ug/L	10/11/2017	<1	<1	<1	<1	4.74	<1	<1	<1	<1
1,2-Dichloropropane	78-87-5	ug/L	4/23/2018					4.21	<1			
1,2-Dichloropropane	78-87-5	ug/L	4/24/2018				<1			<1		
1,2-Dichloropropane	78-87-5	ug/L	4/25/2018			<1					<1	<1
1,2-Dichloropropane	78-87-5	ug/L	4/27/2018	<1	<1							
1,2-Dichloropropane	78-87-5	ug/L	10/16/2018	<1	<1	<1	<1	4.21	<1	<1	<1	<1
1,2-Dichloropropane	78-87-5	ug/L	4/16/2019	<1	<1	<1	<1	3.28	<1	<1	<1	<1
1,2-Dichloropropane	78-87-5	ug/L	10/1/2019	<1	<1	<1	<1	4.06	0.28J	<1	<10	<1
1,2-Dichloropropane	78-87-5	ug/L	3/30/2020	<1	<1	<1	<1	3.13	<1	<1	<5	<1
1,2-Dichloropropane	78-87-5	ug/L	10/7/2020	<1	<1	<1	<1	2.97	<1	<1	<1	<1
1,2-Dichloropropane	78-87-5	ug/L	4/13/2021	<1	<1	<1	<1	1.8	<1	<1	<1	<1
1,2-Dichloropropane	78-87-5	ug/L	10/20/2021	<1	<1	<1	<1	3.1	<1	<1	<1	<1
1,2-Dichloropropane	78-87-5	ug/L	5/2/2022	<1	<1	<1	<1	2.4	<1	<1	<1	<1
1,2-Dichloropropane	78-87-5	ug/L	10/14/2022	<1	<1	<1	<1	2.6	<1	<1	<1	<1

Table 9A
Analytical Data Summary - Source Characterization Wells
2025 Annual Water Quality Report
Iowa City Sanitary Landfill
Permit No. 52-SDP-01-72P

Constituent	CAS	Units	Date	MW-1A	MW-2A-97	MW-6B	MW-11B	MW-16A	MW-206A	MW-207A	MW-209B	MW-212A
1,2-Dichloropropane	78-87-5	ug/L	5/1/2023	<1	<1	<1	<1	1.71	<1	<1	<1	<1
1,2-Dichloropropane	78-87-5	ug/L	10/16/2023	<1	<1	<1	<1	2.45	<1	<1	<1	<1
1,2-Dichloropropane	78-87-5	ug/L	4/29/2024	<1	<1	<1	<1	2.3	<1	<1	<1	<1
1,2-Dichloropropane	78-87-5	ug/L	10/9/2024			<1.00				<1.00	<1.00	
1,2-Dichloropropane	78-87-5	ug/L	10/10/2024				<1.00	2.30	<1.00			<1.00
1,2-Dichloropropane	78-87-5	ug/L	10/14/2024	<1.00	<1.00							
1,2-Dichloropropane	78-87-5	ug/L	4/28/2025			<1.00				<1.00	<1.00	<1.00
1,2-Dichloropropane	78-87-5	ug/L	4/29/2025				<1.00	0.765	<1.00			
1,2-Dichloropropane	78-87-5	ug/L	5/8/2025	<1.00	<1.00							
1,2-Dichloropropane	78-87-5	ug/L	10/20/2025					2.16			<1.00	
1,2-Dichloropropane	78-87-5	ug/L	10/21/2025				<1.00		<1.00	<1.00		
1,2-Dichloropropane	78-87-5	ug/L	10/24/2025	<1.00	<1.00							
1,3,5-Trinitrobenzene	99-35-4	ug/L	4/14/2009	<10	<10	<10	<50	<10				
1,3,5-Trinitrobenzene	99-35-4	ug/L	5/10/2010	<10	<10	<10	<10	<10	<10	<10	<10	<10
1,3,5-Trinitrobenzene	99-35-4	ug/L	10/5/2015	<10	<10.4	<10	<10.3	<10.5	<10.2	<10	<10	<10
1,3,5-Trinitrobenzene	99-35-4	ug/L	3/30/2020	<11.5	<11.8	<10.1	<10.3	<10.4	<10.2	<10.1	<10.6	<10.1
1,3,5-Trinitrobenzene	99-35-4	ug/L	4/28/2025			<10.2				<10.6	<10.4	<10.6
1,3,5-Trinitrobenzene	99-35-4	ug/L	4/29/2025				<10.0	<10.0	<10.0			
1,3,5-Trinitrobenzene	99-35-4	ug/L	5/8/2025	<10.0	<10.9							
1,3-Dichlorobenzene	541-73-1	ug/L	4/14/2009	<1	<1	<1	<1	<1				
1,3-Dichlorobenzene	541-73-1	ug/L	5/10/2010	<1	<1	<1	<1	<1	<1	<1	<5	<1
1,3-Dichlorobenzene	541-73-1	ug/L	10/5/2015	<1	<1	<1	<1	<1	<1	<1	<1	<1
1,3-Dichlorobenzene	541-73-1	ug/L	3/30/2020	<1	<1	<1	<1	<1	<1	<1	<5	<1
1,3-Dichlorobenzene	541-73-1	ug/L	4/28/2025			<1.00				<1.00	<1.00	<1.00
1,3-Dichlorobenzene	541-73-1	ug/L	4/29/2025				<1.00	<1.00	<1.00			
1,3-Dichlorobenzene	541-73-1	ug/L	5/8/2025	<1.00	<1.00							
1,3-Dichloropropane	142-28-9	ug/L	4/14/2009	<1	<1	<1	<1	<1				
1,3-Dichloropropane	142-28-9	ug/L	5/10/2010	<1	<1	<1	<1	<1	<1	<1	<5	<1
1,3-Dichloropropane	142-28-9	ug/L	10/5/2015	<1	<1	<1	<1	<1	<1	<1	<1	<1
1,3-Dichloropropane	142-28-9	ug/L	3/30/2020	<1	<1	<1	<1	<1	<1	<1	<5	<1
1,3-Dichloropropane	142-28-9	ug/L	4/28/2025			<1.00				<1.00	<1.00	<1.00
1,3-Dichloropropane	142-28-9	ug/L	4/29/2025				<1.00	<1.00	<1.00			
1,3-Dichloropropane	142-28-9	ug/L	5/8/2025	<1.00	<1.00							
1,3-Dinitrobenzene	99-65-0	ug/L	4/14/2009	<10	<10	<10	<50	<10				
1,3-Dinitrobenzene	99-65-0	ug/L	5/10/2010	<10	<10	<10	<10	<10	<10	<10	<10	<10
1,3-Dinitrobenzene	99-65-0	ug/L	10/5/2015	<10	<10.4	<10	<10.3	<10.5	<10.2	<10	<10	<10
1,3-Dinitrobenzene	99-65-0	ug/L	3/30/2020	<11.5	<11.8	<10.1	<10.3	<10.4	<10.2	<10.1	<10.6	<10.1
1,3-Dinitrobenzene	99-65-0	ug/L	4/28/2025			<10.2				<10.6	<10.4	<10.6
1,3-Dinitrobenzene	99-65-0	ug/L	4/29/2025				<10.0	<10.0	<10.0			
1,3-Dinitrobenzene	99-65-0	ug/L	5/8/2025	<10.0	<10.9							
1,4-Dichlorobenzene	106-46-7	ug/L	2/27/2008	<1	<1	<1	<1	<1				
1,4-Dichlorobenzene	106-46-7	ug/L	5/12/2008	<1	<1	<1	<1	<1				
1,4-Dichlorobenzene	106-46-7	ug/L	7/13/2008	<1	<1	<1	<1	<1				
1,4-Dichlorobenzene	106-46-7	ug/L	9/14/2008	<1	<1	<1	<1	<1				
1,4-Dichlorobenzene	106-46-7	ug/L	11/17/2008	<1	<1	<1	<1	<1				
1,4-Dichlorobenzene	106-46-7	ug/L	4/14/2009	<1	<1	<1	<1	<1				
1,4-Dichlorobenzene	106-46-7	ug/L	7/7/2009						<1	<1	<20	<1
1,4-Dichlorobenzene	106-46-7	ug/L	9/2/2009						<1	<1	<10	<1
1,4-Dichlorobenzene	106-46-7	ug/L	10/25/2009	<2	<1	<2	<2	<2	<2	<2	<20	<1
1,4-Dichlorobenzene	106-46-7	ug/L	1/2/2010						<1	<1	<10	<1
1,4-Dichlorobenzene	106-46-7	ug/L	3/3/2010						<1	<1	<1	<1
1,4-Dichlorobenzene	106-46-7	ug/L	5/10/2010	<2	<1	<1	<1	<1	<1	<1	<5	<1
1,4-Dichlorobenzene	106-46-7	ug/L	11/1/2010	<2	<1	<2	<2	<2	<2	<2	<5	<2
1,4-Dichlorobenzene	106-46-7	ug/L	10/13/2011	<1	<1	<1	<1	<1	<1	<1	<5	<1
1,4-Dichlorobenzene	106-46-7	ug/L	4/11/2012	<1	<1	<1	<1	<1	<1	<1	<10	<1
1,4-Dichlorobenzene	106-46-7	ug/L	10/11/2012	<1	<1	<1	<1	<1	<1	<1	<10	<1
1,4-Dichlorobenzene	106-46-7	ug/L	3/30/2013	<1	<1	<1	<1	<1	<1	<1	<2	<1

Table 9A
Analytical Data Summary - Source Characterization Wells
2025 Annual Water Quality Report
Iowa City Sanitary Landfill
Permit No. 52-SDP-01-72P

Constituent	CAS	Units	Date	MW-1A	MW-2A-97	MW-6B	MW-11B	MW-16A	MW-206A	MW-207A	MW-209B	MW-212A
1,4-Dichlorobenzene	106-46-7	ug/L	10/7/2013		<1	<1	<1	<1	<1	<1		<1
1,4-Dichlorobenzene	106-46-7	ug/L	6/2/2014	<1	<1	<1	<1	<1	<1	<1	<1	<1
1,4-Dichlorobenzene	106-46-7	ug/L	10/15/2014	<1	<1	<1	<1	<1	<1	<1	<10	<1
1,4-Dichlorobenzene	106-46-7	ug/L	4/6/2015	<1	<1	<1	<1	<1	<1	<1	<1	<1
1,4-Dichlorobenzene	106-46-7	ug/L	10/5/2015	<1	<1	<1	<1	<1	<1	<1	<1	<1
1,4-Dichlorobenzene	106-46-7	ug/L	4/4/2016	<1	<1	<1	<1	<1	<1	<1	<1	<1
1,4-Dichlorobenzene	106-46-7	ug/L	10/17/2016	<1	<1	<1	<1	<1	<1	<1	<1	<1
1,4-Dichlorobenzene	106-46-7	ug/L	4/17/2017	<1	<1	<1	<1	<1	<1	<1	<1	<1
1,4-Dichlorobenzene	106-46-7	ug/L	10/11/2017	<1	<1	<1	<1	<1	<1	<1	<1	<1
1,4-Dichlorobenzene	106-46-7	ug/L	4/23/2018					<1	<1			
1,4-Dichlorobenzene	106-46-7	ug/L	4/24/2018				<1			<1		
1,4-Dichlorobenzene	106-46-7	ug/L	4/25/2018			<1					<1	<1
1,4-Dichlorobenzene	106-46-7	ug/L	4/27/2018	<1	<1							
1,4-Dichlorobenzene	106-46-7	ug/L	10/16/2018	<1	<1	<1	<1	<1	<1	<1	<1	<1
1,4-Dichlorobenzene	106-46-7	ug/L	4/16/2019	<1	<1	<1	<1	<1	<1	<1	<1	<1
1,4-Dichlorobenzene	106-46-7	ug/L	10/1/2019	<1	<1	<1	<1	<1	<1	<1	<10	<1
1,4-Dichlorobenzene	106-46-7	ug/L	3/30/2020	<1	<1	<1	<1	<1	<1	<1	<5	<1
1,4-Dichlorobenzene	106-46-7	ug/L	10/7/2020	<1	<1	<1	<1	<1	<1	<1	<1	<1
1,4-Dichlorobenzene	106-46-7	ug/L	4/13/2021	<1	<1	<1	<1	<1	<1	<1	<1	<1
1,4-Dichlorobenzene	106-46-7	ug/L	10/20/2021	<1	<1	<1	<1	<1	<1	<1	<1	<1
1,4-Dichlorobenzene	106-46-7	ug/L	5/2/2022	<1	<1	<1	<1	<1	<1	<1	<1	<1
1,4-Dichlorobenzene	106-46-7	ug/L	10/14/2022	<1	<1	<1	<1	<1	<1	<1	<1	<1
1,4-Dichlorobenzene	106-46-7	ug/L	5/1/2023	<1	<1	<1	<1	<1	<1	<1	<1	<1
1,4-Dichlorobenzene	106-46-7	ug/L	10/16/2023	<1	<1	<1	<1	<1	<1	<1	<1	<1
1,4-Dichlorobenzene	106-46-7	ug/L	4/29/2024	<1	<1	<1	<1	<1	<1	<1	<1	<1
1,4-Dichlorobenzene	106-46-7	ug/L	10/9/2024			<1.00				<1.00	<1.00	
1,4-Dichlorobenzene	106-46-7	ug/L	10/10/2024				<1.00	<1.00	<1.00			<1.00
1,4-Dichlorobenzene	106-46-7	ug/L	10/14/2024	<1.00	<1.00							
1,4-Dichlorobenzene	106-46-7	ug/L	4/28/2025			<1.00				<1.00	<1.00	<1.00
1,4-Dichlorobenzene	106-46-7	ug/L	4/29/2025				<1.00	<1.00	<1.00			
1,4-Dichlorobenzene	106-46-7	ug/L	5/8/2025	<1.00	<1.00							
1,4-Dichlorobenzene	106-46-7	ug/L	10/20/2025					<1.00			<1.00	
1,4-Dichlorobenzene	106-46-7	ug/L	10/21/2025				<1.00		<1.00	<1.00		
1,4-Dichlorobenzene	106-46-7	ug/L	10/24/2025	<1.00	<1.00							
1,4-Naphthoquinone	130-15-4	ug/L	4/14/2009	<10	<10	<10	<50	<10				
1,4-Naphthoquinone	130-15-4	ug/L	5/10/2010	<10	<10	<10	<10	<10	<10	<10	<10	<10
1,4-Naphthoquinone	130-15-4	ug/L	10/5/2015	<10	<10.4	<10	<10.3	<10.5	<10.2	<10	<10	<10
1,4-Naphthoquinone	130-15-4	ug/L	3/30/2020	<11.5	<11.8	<10.1	<10.3	<10.4	<10.2	<10.1	<10.6	<10.1
1,4-Naphthoquinone	130-15-4	ug/L	4/28/2025			<10.2				<10.6	<10.4	<10.6
1,4-Naphthoquinone	130-15-4	ug/L	4/29/2025				<10.0	<10.0	<10.0			
1,4-Naphthoquinone	130-15-4	ug/L	5/8/2025	<10.0	<10.9							
1,4-Phenylenediamine	106-50-3	ug/L	4/14/2009	<10	<10	<10	<50	<10				
1,4-Phenylenediamine	106-50-3	ug/L	5/10/2010	<10	<10	<10	<10	<10	<10	<10	<10	<10
1,4-Phenylenediamine	106-50-3	ug/L	10/5/2015	<10	<10.4	<10	<10.3	<10.5	<10.2	<10	<10	<10
1,4-Phenylenediamine	106-50-3	ug/L	3/30/2020	<11.5	<11.8	<10.1	<10.3	<10.4	<10.2	<10.1	<10.6	<10.1
1,4-phenylenediamine	106-50-3	ug/L	4/28/2025			<10.2				<10.6	<10.4	<10.6
1,4-phenylenediamine	106-50-3	ug/L	4/29/2025				<10.0	<10.0	<10.0			
1,4-phenylenediamine	106-50-3	ug/L	5/8/2025	<10.0	<10.9							
1-Naphthylamine	134-32-7	ug/L	4/14/2009	<10	<10	<10	<50	<10				
1-Naphthylamine	134-32-7	ug/L	5/10/2010	<10	<10	<10	<10	<10	<10	<10	<10	<10
1-Naphthylamine	134-32-7	ug/L	10/5/2015	<10	<10.4	<10	<10.3	<10.5	<10.2	<10	<10	<10
1-Naphthylamine	134-32-7	ug/L	3/30/2020	<11.5	<11.8	<10.1	<10.3	<10.4	<10.2	<10.1	<10.6	<10.1
1-Naphthylamine	134-32-7	ug/L	4/28/2025			<10.2				<10.6	<10.4	<10.6
1-Naphthylamine	134-32-7	ug/L	4/29/2025				<10.0	<10.0	<10.0			
1-Naphthylamine	134-32-7	ug/L	5/8/2025	<10.0	<10.9							
2,2-Dichloropropane	594-20-7	ug/L	4/14/2009	<4	<4	<4	<4	<4				
2,2-Dichloropropane	594-20-7	ug/L	5/10/2010	<4	<4	<4	<4	<4	<4	<4	<20	<4

Table 9A
Analytical Data Summary - Source Characterization Wells
2025 Annual Water Quality Report
Iowa City Sanitary Landfill
Permit No. 52-SDP-01-72P

Constituent	CAS	Units	Date	MW-1A	MW-2A-97	MW-6B	MW-11B	MW-16A	MW-206A	MW-207A	MW-209B	MW-212A
2,2-Dichloropropane	594-20-7	ug/L	10/5/2015	<4	<4	<4	<4	<4	<4	<4	<4	<4
2,2-Dichloropropane	594-20-7	ug/L	3/30/2020	<4	<4	<4	<4	<4	<4	<4	<20	<4
2,2-Dichloropropane	594-20-7	ug/L	4/28/2025			<4.00				<4.00	<4.00	<4.00
2,2-Dichloropropane	594-20-7	ug/L	4/29/2025				<4.00	<4.00	<4.00			
2,2-Dichloropropane	594-20-7	ug/L	5/8/2025	<4.00	<4.00							
2,3,4,6-Tetrachlorophenol	58-90-2	ug/L	4/14/2009	<10	<10	<10	<50	<10				
2,3,4,6-Tetrachlorophenol	58-90-2	ug/L	5/10/2010	<10	<10	<10	<10	<10	<10	<10	<10	<10
2,3,4,6-Tetrachlorophenol	58-90-2	ug/L	10/5/2015	<10	<10.4	<10	<10.3	<10.5	<10.2	<10	<10	<10
2,3,4,6-Tetrachlorophenol	58-90-2	ug/L	3/30/2020	<11.5	<11.8	<10.1	<10.3	<10.4	<10.2	<10.1	<10.6	<10.1
2,3,4,6-Tetrachlorophenol	58-90-2	ug/L	4/28/2025			<10.2				<10.6	<10.4	<10.6
2,3,4,6-Tetrachlorophenol	58-90-2	ug/L	4/29/2025				<10.0	<10.0	<10.0			
2,3,4,6-Tetrachlorophenol	58-90-2	ug/L	5/8/2025	<10.0	<10.9							
2,4,5-T	93-76-5	ug/L	4/28/2025			<0.164				<0.165	<0.174	<0.168
2,4,5-T	93-76-5	ug/L	4/29/2025				<0.156	<0.161	<0.160			
2,4,5-T	93-76-5	ug/L	5/8/2025	<0.158	<0.162							
2,4,5-T [2C]	93-76-5	ug/L	4/14/2009	<0.2	<0.2	<0.2	<0.2	<0.29				
2,4,5-T [2C]	93-76-5	ug/L	5/10/2010	<0.47	<0.5	<0.5	<0.5	<0.5	<0.51	<0.5	<0.51	<0.51
2,4,5-T [2C]	93-76-5	ug/L	10/5/2015	<0.997	<1.01	<1.02	<1.01	<1.02	<1.03	<1.01	<1.02	<1.01
2,4,5-T [2C]	93-76-5	ug/L	11/14/2016								<1.03	
2,4,5-T [2C]	93-76-5	ug/L	3/30/2020	<1.09	<1.13	<1.04	<1.06	<1.04	<1.03	<1.04	<1.06	<1.04
2,4,5-T [2C]	93-76-5	ug/L	10/14/2022								<0.5	
2,4,5-TP [Silvex]	93-72-1	ug/L	4/14/2009	<0.2	0.35; <0.48	<0.2	<0.2	<0.29				
2,4,5-TP [Silvex]	93-72-1	ug/L	7/7/2009		<0.2							
2,4,5-TP [Silvex]	93-72-1	ug/L	9/2/2009		0.36							
2,4,5-TP [Silvex]	93-72-1	ug/L	10/25/2009		0.41							
2,4,5-TP [Silvex]	93-72-1	ug/L	1/2/2010		<0.2							
2,4,5-TP [Silvex]	93-72-1	ug/L	5/10/2010	<0.47	<0.5	<0.5	<0.5	<0.5	<0.51	<0.5	<0.51	<0.51
2,4,5-TP [Silvex]	93-72-1	ug/L	11/1/2010		<0.5							
2,4,5-TP [Silvex]	93-72-1	ug/L	10/13/2011		<1							
2,4,5-TP [Silvex]	93-72-1	ug/L	4/11/2012		<1							
2,4,5-TP [Silvex]	93-72-1	ug/L	10/11/2012		<1							
2,4,5-TP [Silvex]	93-72-1	ug/L	3/30/2013		<1							
2,4,5-TP [Silvex]	93-72-1	ug/L	10/7/2013		<1.03							
2,4,5-TP [Silvex]	93-72-1	ug/L	6/2/2014		<1.03							
2,4,5-TP [Silvex]	93-72-1	ug/L	10/15/2014		<1.02							
2,4,5-TP [Silvex]	93-72-1	ug/L	4/6/2015		<1.01							
2,4,5-TP [Silvex]	93-72-1	ug/L	10/5/2015	<0.997	<1.01	<1.02	<1.01	<1.02	<1.03	<1.01	2.32	<1.01
2,4,5-TP [Silvex]	93-72-1	ug/L	4/4/2016		<1.1						2.32	
2,4,5-TP [Silvex]	93-72-1	ug/L	10/11/2016								2.73	
2,4,5-TP [Silvex]	93-72-1	ug/L	10/17/2016		<1.12						<10.2	
2,4,5-TP [Silvex]	93-72-1	ug/L	11/14/2016								1.51	
2,4,5-TP [Silvex]	93-72-1	ug/L	4/17/2017								0.999J	
2,4,5-TP [Silvex]	93-72-1	ug/L	10/11/2017								1.92	
2,4,5-TP [Silvex]	93-72-1	ug/L	4/25/2018								1.89	
2,4,5-TP [Silvex]	93-72-1	ug/L	10/16/2018								2.76	
2,4,5-TP [Silvex]	93-72-1	ug/L	4/16/2019								1.59	
2,4,5-TP [Silvex]	93-72-1	ug/L	10/1/2019								<10.3	
2,4,5-TP [Silvex]	93-72-1	ug/L	3/30/2020	<1.09	<1.13	<1.04	<1.06	<1.04	<1.03	<1.04	1.16	<1.04
2,4,5-TP [Silvex]	93-72-1	ug/L	10/7/2020								1.07	
2,4,5-TP [Silvex]	93-72-1	ug/L	4/13/2021								1.6	
2,4,5-TP [Silvex]	93-72-1	ug/L	5/2/2022								1.9	
2,4,5-TP [Silvex]	93-72-1	ug/L	10/14/2022								<0.5	
2,4,5-TP [Silvex]	93-72-1	ug/L	5/1/2023								1.33	
2,4,5-TP [Silvex]	93-72-1	ug/L	10/16/2023								1.61	
2,4,5-TP [Silvex]	93-72-1	ug/L	4/29/2024								1.43	
2,4,5-Trichlorophenol	95-95-4	ug/L	4/14/2009	<10	<10	<10	<50	<10				
2,4,5-Trichlorophenol	95-95-4	ug/L	5/10/2010	<10	<10	<10	<10	<10	<10	<10	<10	<10

Table 9A
Analytical Data Summary - Source Characterization Wells
2025 Annual Water Quality Report
Iowa City Sanitary Landfill
Permit No. 52-SDP-01-72P

Constituent	CAS	Units	Date	MW-1A	MW-2A-97	MW-6B	MW-11B	MW-16A	MW-206A	MW-207A	MW-209B	MW-212A
2,4,5-Trichlorophenol	95-95-4	ug/L	10/5/2015	<10	<10.4	<10	<10.3	<10.5	<10.2	<10	<10	<10
2,4,5-Trichlorophenol	95-95-4	ug/L	3/30/2020	<11.5	<11.8	<10.1	<10.3	<10.4	<10.2	<10.1	<10.6	<10.1
2,4,5-Trichlorophenol	95-95-4	ug/L	4/28/2025			<10.2				<10.6	<10.4	<10.6
2,4,5-Trichlorophenol	95-95-4	ug/L	4/29/2025				<10.0	<10.0	<10.0			
2,4,5-Trichlorophenol	95-95-4	ug/L	5/8/2025	<10.0	<10.9							
2,4,6-Trichlorophenol	88-06-2	ug/L	4/14/2009	<10	<10	<10	<50	<10				
2,4,6-Trichlorophenol	88-06-2	ug/L	5/10/2010	<10	<10	<10	<10	<10	<10	<10	<10	<10
2,4,6-Trichlorophenol	88-06-2	ug/L	10/5/2015	<10	<10.4	<10	<10.3	<10.5	<10.2	<10	<10	<10
2,4,6-Trichlorophenol	88-06-2	ug/L	3/30/2020	<11.5	<11.8	<10.1	<10.3	<10.4	<10.2	<10.1	<10.6	<10.1
2,4,6-Trichlorophenol	88-06-2	ug/L	4/28/2025			<10.2				<10.6	<10.4	<10.6
2,4,6-Trichlorophenol	88-06-2	ug/L	4/29/2025				<10.0	<10.0	<10.0			
2,4,6-Trichlorophenol	88-06-2	ug/L	5/8/2025	<10.0	<10.9							
2,4-D	94-75-7	ug/L	4/28/2025			<0.657				<0.661	<0.696	<0.672
2,4-D	94-75-7	ug/L	4/29/2025				<0.624	<0.646	<0.639			
2,4-D	94-75-7	ug/L	5/8/2025	<0.631	<0.650							
2,4-D [2C]	94-75-7	ug/L	4/14/2009	<1	<1	<1	<1	<1.5				
2,4-D [2C]	94-75-7	ug/L	5/10/2010	<0.93	<1	<1	<1	<1	<1	<1	<1	<1
2,4-D [2C]	94-75-7	ug/L	10/5/2015	<0.997	<1.01	<1.02	<1.01	<1.02	<1.03	<1.01	<1.02	<1.01
2,4-D [2C]	94-75-7	ug/L	11/14/2016								<1.03	
2,4-D [2C]	94-75-7	ug/L	3/30/2020	<1.09	<1.13	<1.04	<1.06	<1.04	<1.03	<1.04	<1.06	<1.04
2,4-D [2C]	94-75-7	ug/L	10/14/2022								<2	
2,4-Dichlorophenol	120-83-2	ug/L	4/14/2009	<10	<10	<10	<50	<10				
2,4-Dichlorophenol	120-83-2	ug/L	5/10/2010	<10	<10	<10	<10	<10	<10	<10	<10	<10
2,4-Dichlorophenol	120-83-2	ug/L	10/5/2015	<10	<10.4	<10	<10.3	<10.5	<10.2	<10	<10	<10
2,4-Dichlorophenol	120-83-2	ug/L	3/30/2020	<11.5	<11.8	<10.1	<10.3	<10.4	<10.2	<10.1	<10.6	<10.1
2,4-Dichlorophenol	120-83-2	ug/L	4/28/2025			<10.2				<10.6	<10.4	<10.6
2,4-Dichlorophenol	120-83-2	ug/L	4/29/2025				<10.0	<10.0	<10.0			
2,4-Dichlorophenol	120-83-2	ug/L	5/8/2025	<10.0	<10.9							
2,4-Dimethylphenol	105-67-9	ug/L	4/14/2009	<10	<10	<10	<50	<10				
2,4-Dimethylphenol	105-67-9	ug/L	5/10/2010	<10	<10	<10	<10	<10	<10	<10	<10	<10
2,4-Dimethylphenol	105-67-9	ug/L	10/5/2015	<10	<10.4	<10	<10.3	<10.5	<10.2	<10	0.536J	<10
2,4-Dimethylphenol	105-67-9	ug/L	3/30/2020	<11.5	<11.8	<10.1	<10.3	<10.4	<10.2	<10.1	<10.6	<10.1
2,4-Dimethylphenol	105-67-9	ug/L	4/28/2025			<10.2				<10.6	<10.4	<10.6
2,4-Dimethylphenol	105-67-9	ug/L	4/29/2025				<10.0	<10.0	<10.0			
2,4-Dimethylphenol	105-67-9	ug/L	5/8/2025	<10.0	<10.9							
2,4-Dinitrophenol	51-28-5	ug/L	4/14/2009	<20	<20	<20	<100	<20				
2,4-Dinitrophenol	51-28-5	ug/L	5/10/2010	<20	<20	<20	<20	<20	<20	<20	<20	<20
2,4-Dinitrophenol	51-28-5	ug/L	10/5/2015	<20	<20.8	<20	<20.6	<21.1	<20.4	<20	<20	<20
2,4-Dinitrophenol	51-28-5	ug/L	3/30/2020	<23	<23.5	<20.2	<20.6	<20.8	<20.4	<20.2	<21.3	<20.2
2,4-Dinitrophenol	51-28-5	ug/L	4/28/2025			<20.4				<21.3	<20.8	<21.3
2,4-Dinitrophenol	51-28-5	ug/L	4/29/2025				<20.0	<20.0	<20.0			
2,4-Dinitrophenol	51-28-5	ug/L	5/8/2025	<20.0	<21.7							
2,4-Dinitrotoluene	121-14-2	ug/L	4/14/2009	<10	<10	<10	<50	<10				
2,4-Dinitrotoluene	121-14-2	ug/L	5/10/2010	<10	<10	<10	<10	<10	<10	<10	<10	<10
2,4-Dinitrotoluene	121-14-2	ug/L	10/5/2015	<10	<10.4	<10	<10.3	<10.5	<10.2	<10	<10	<10
2,4-Dinitrotoluene	121-14-2	ug/L	3/30/2020	<11.5	<11.8	<10.1	<10.3	<10.4	<10.2	<10.1	<10.6	<10.1
2,4-Dinitrotoluene	121-14-2	ug/L	4/28/2025			<10.2				<10.6	<10.4	<10.6
2,4-Dinitrotoluene	121-14-2	ug/L	4/29/2025				<10.0	<10.0	<10.0			
2,4-Dinitrotoluene	121-14-2	ug/L	5/8/2025	<10.0	<10.9							
2,6-Dichlorophenol	87-65-0	ug/L	4/14/2009	<10	<10	<10	<50	<10				
2,6-Dichlorophenol	87-65-0	ug/L	5/10/2010	<10	<10	<10	<10	<10	<10	<10	<10	<10
2,6-Dichlorophenol	87-65-0	ug/L	10/5/2015	<10	<10.4	<10	<10.3	<10.5	<10.2	<10	<10	<10
2,6-Dichlorophenol	87-65-0	ug/L	3/30/2020	<11.5	<11.8	<10.1	<10.3	<10.4	<10.2	<10.1	<10.6	<10.1
2,6-Dichlorophenol	87-65-0	ug/L	4/28/2025			<10.2				<10.6	<10.4	<10.6
2,6-Dichlorophenol	87-65-0	ug/L	4/29/2025				<10.0	<10.0	<10.0			
2,6-Dichlorophenol	87-65-0	ug/L	5/8/2025	<10.0	<10.9							
2,6-Dinitrotoluene	606-20-2	ug/L	4/14/2009	<10	<10	<10	<50	<10				

Table 9A
Analytical Data Summary - Source Characterization Wells
2025 Annual Water Quality Report
Iowa City Sanitary Landfill
Permit No. 52-SDP-01-72P

Constituent	CAS	Units	Date	MW-1A	MW-2A-97	MW-6B	MW-11B	MW-16A	MW-206A	MW-207A	MW-209B	MW-212A
2,6-Dinitrotoluene	606-20-2	ug/L	5/10/2010	<10	<10	<10	<10	<10	<10	<10	<10	<10
2,6-Dinitrotoluene	606-20-2	ug/L	10/5/2015	<10	<10.4	<10	<10.3	<10.5	<10.2	<10	<10	<10
2,6-Dinitrotoluene	606-20-2	ug/L	3/30/2020	<11.5	<11.8	<10.1	<10.3	<10.4	<10.2	<10.1	<10.6	<10.1
2,6-Dinitrotoluene	606-20-2	ug/L	4/28/2025			<10.2				<10.6	<10.4	<10.6
2,6-Dinitrotoluene	606-20-2	ug/L	4/29/2025				<10.0	<10.0	<10.0			
2,6-Dinitrotoluene	606-20-2	ug/L	5/8/2025	<10.0	<10.9							
2-Acetylaminofluorene	53-96-3	ug/L	4/14/2009	<10	<10	<10	<50	<10				
2-Acetylaminofluorene	53-96-3	ug/L	5/10/2010	<10	<10	<10	<10	<10	<10	<10	<10	<10
2-Acetylaminofluorene	53-96-3	ug/L	10/5/2015	<10	<10.4	<10	<10.3	<10.5	<10.2	<10	<10	<10
2-Acetylaminofluorene	53-96-3	ug/L	3/30/2020	<11.5	<11.8	<10.1	<10.3	<10.4	<10.2	<10.1	<10.6	<10.1
2-Acetylaminofluorene	53-96-3	ug/L	4/28/2025			<10.2				<10.6	<10.4	<10.6
2-Acetylaminofluorene	53-96-3	ug/L	4/29/2025				<10.0	<10.0	<10.0			
2-Acetylaminofluorene	53-96-3	ug/L	5/8/2025	<10.0	<10.9							
2-Butanone (MEK)	78-93-3	ug/L	2/27/2008	<10	<10	<10	<10	<10				
2-Butanone (MEK)	78-93-3	ug/L	5/12/2008	<10	<10	<10	<10	<10				
2-Butanone (MEK)	78-93-3	ug/L	7/13/2008	<10	<10	<10	<10	<10				
2-Butanone (MEK)	78-93-3	ug/L	9/14/2008	<10	<10	<10	<10	<10				
2-Butanone (MEK)	78-93-3	ug/L	11/17/2008	<10	<10	<10	<10	<10				
2-Butanone (MEK)	78-93-3	ug/L	4/14/2009	<10	<10	<10	<10	<10				
2-Butanone (MEK)	78-93-3	ug/L	7/7/2009						<10	<10	889	<10
2-Butanone (MEK)	78-93-3	ug/L	9/2/2009						<10	<10	2240	<10
2-Butanone (MEK)	78-93-3	ug/L	10/25/2009	<10	<10	<10	<10	<10	<10	<10	1590	<10
2-Butanone (MEK)	78-93-3	ug/L	1/2/2010						<10	<10	<100	<10
2-Butanone (MEK)	78-93-3	ug/L	3/3/2010						<10	<10	106	<10
2-Butanone (MEK)	78-93-3	ug/L	5/10/2010	<10	<10	<10	<10	<10	<10	<10	156	<10
2-Butanone (MEK)	78-93-3	ug/L	7/8/2010								97.5	
2-Butanone (MEK)	78-93-3	ug/L	9/13/2010								44.2	
2-Butanone (MEK)	78-93-3	ug/L	11/1/2010	<10	10	<10	<10	<10	<10	<10	<50	<10
2-Butanone (MEK)	78-93-3	ug/L	1/10/2011								<50	
2-Butanone (MEK)	78-93-3	ug/L	4/4/2011								<50	
2-Butanone (MEK)	78-93-3	ug/L	10/13/2011	<10	<10	<10	<10	<10	<10	<10	<50	<10
2-Butanone (MEK)	78-93-3	ug/L	4/11/2012	<10	<10	<10	<10	<10	<10	<10	<100	<10
2-Butanone (MEK)	78-93-3	ug/L	10/11/2012	<10	<10	<10	<10	<10	<10	<10	<100	<10
2-Butanone (MEK)	78-93-3	ug/L	3/30/2013	<10	<10	<10	<10	<10	<10	<10	<10	<10
2-Butanone (MEK)	78-93-3	ug/L	10/7/2013		<10	<10	<10	<10	<10	<10		<10
2-Butanone (MEK)	78-93-3	ug/L	6/2/2014	<10	<10	<10	<10	<10	<10	<10	<10	<10
2-Butanone (MEK)	78-93-3	ug/L	10/15/2014	<10	<10	<10	<10	<10	<10	<10	<100	<10
2-Butanone (MEK)	78-93-3	ug/L	4/6/2015	<10	<10	<10	<10	<10	<10	<10	<10	<10
2-Butanone (MEK)	78-93-3	ug/L	10/5/2015	<10	<10	<10	<10	<10	<10	<10	<10	<10
2-Butanone (MEK)	78-93-3	ug/L	4/4/2016	<10	<10	<10	<10	<10	<10	<10	<10	<10
2-Butanone (MEK)	78-93-3	ug/L	10/17/2016	<10	<10	<10	<10	<10	<10	<10	<10	<10
2-Butanone (MEK)	78-93-3	ug/L	4/17/2017	<10	<10	<10	<10	<10	<10	<10	<10	<10
2-Butanone (MEK)	78-93-3	ug/L	10/11/2017	<10	<10	<10	<10	<10	<10	<10	<10	<10
2-Butanone (MEK)	78-93-3	ug/L	4/23/2018					1.61J	<10			
2-Butanone (MEK)	78-93-3	ug/L	4/24/2018				<10			<10		
2-Butanone (MEK)	78-93-3	ug/L	4/25/2018			<10					1.2J	<10
2-Butanone (MEK)	78-93-3	ug/L	4/27/2018	<10	<10							
2-Butanone (MEK)	78-93-3	ug/L	10/16/2018	<10	<10	<10	<10	<10	<10	<10	<10	<10
2-Butanone (MEK)	78-93-3	ug/L	4/16/2019	<10	<10	<10	<10	<10	<10	<10	<10	<10
2-Butanone (MEK)	78-93-3	ug/L	10/1/2019	<10	<10	<10	<10	<10	<10	<10	<100	<10
2-Butanone (MEK)	78-93-3	ug/L	3/30/2020	<10	<10	<10	<10	<10	<10	<10	<50	<10
2-Butanone (MEK)	78-93-3	ug/L	10/7/2020	<10	<10	<10	<10	<10	<10	<10	<10	<10
2-Butanone (MEK)	78-93-3	ug/L	4/13/2021	<5	<5	<5	<5	<5	<5	<5	<5	<5
2-Butanone (MEK)	78-93-3	ug/L	10/20/2021	<5	<5	<5	<5	<5	<5	<5	<5	<5
2-Butanone (MEK)	78-93-3	ug/L	5/2/2022	<10	<10	<10	<10	<10	<10	<10	1.4J	<10
2-Butanone (MEK)	78-93-3	ug/L	10/14/2022	<10	<10	<10	<10	<10	<10	<10	<10	<10
2-Butanone (MEK)	78-93-3	ug/L	5/1/2023	<10	<10	<10	<10	<10	<10	<10	<10	<10

Table 9A
Analytical Data Summary - Source Characterization Wells
2025 Annual Water Quality Report
Iowa City Sanitary Landfill
Permit No. 52-SDP-01-72P

Constituent	CAS	Units	Date	MW-1A	MW-2A-97	MW-6B	MW-11B	MW-16A	MW-206A	MW-207A	MW-209B	MW-212A
2-Butanone (MEK)	78-93-3	ug/L	10/16/2023	<10	<10	<10	<10	<10	<10	<10	<10	148
2-Butanone (MEK)	78-93-3	ug/L	4/29/2024	<10	<10	<10	<10	<10	<10	<10	<10	13.4
2-Butanone (MEK)	78-93-3	ug/L	10/9/2024			<10.0				<10.0	<10.0	
2-Butanone (MEK)	78-93-3	ug/L	10/10/2024				<10.0	<10.0	<10.0			<10.0
2-Butanone (MEK)	78-93-3	ug/L	10/14/2024	<10.0	<10.0							
2-Butanone (MEK)	78-93-3	ug/L	4/28/2025			<10.0				<10.0	<10.0	<10.0
2-Butanone (MEK)	78-93-3	ug/L	4/29/2025				<10.0	<10.0	<10.0			
2-Butanone (MEK)	78-93-3	ug/L	5/8/2025	<10.0	<10.0							
2-Butanone (MEK)	78-93-3	ug/L	10/20/2025					<10.0			<10.0	
2-Butanone (MEK)	78-93-3	ug/L	10/21/2025				<10.0		<10.0	<10.0		
2-Butanone (MEK)	78-93-3	ug/L	10/24/2025	<10.0	<10.0							
2-Chloronaphthalene	91-58-7	ug/L	4/14/2009	<10	<10	<10	<50	<10				
2-Chloronaphthalene	91-58-7	ug/L	5/10/2010	<10	<10	<10	<10	<10	<10	<10	<10	<10
2-Chloronaphthalene	91-58-7	ug/L	10/5/2015	<10	<10.4	<10	<10.3	<10.5	<10.2	<10	<10	<10
2-Chloronaphthalene	91-58-7	ug/L	3/30/2020	<11.5	<11.8	<10.1	<10.3	<10.4	<10.2	<10.1	<10.6	<10.1
2-Chloronaphthalene	91-58-7	ug/L	4/28/2025			<10.2				<10.6	<10.4	<10.6
2-Chloronaphthalene	91-58-7	ug/L	4/29/2025				<10.0	<10.0	<10.0			
2-Chloronaphthalene	91-58-7	ug/L	5/8/2025	<10.0	<10.9							
2-Chlorophenol	95-57-8	ug/L	4/14/2009	<10	<10	<10	<50	<10				
2-Chlorophenol	95-57-8	ug/L	5/10/2010	<10	<10	<10	<10	<10	<10	<10	<10	<10
2-Chlorophenol	95-57-8	ug/L	10/5/2015	<10	<10.4	<10	<10.3	<10.5	<10.2	<10	<10	<10
2-Chlorophenol	95-57-8	ug/L	3/30/2020	<11.5	<11.8	<10.1	<10.3	<10.4	<10.2	<10.1	<10.6	<10.1
2-Chlorophenol	95-57-8	ug/L	4/28/2025			<10.2				<10.6	<10.4	<10.6
2-Chlorophenol	95-57-8	ug/L	4/29/2025				<10.0	<10.0	<10.0			
2-Chlorophenol	95-57-8	ug/L	5/8/2025	<10.0	<10.9							
2-Hexanone	591-78-6	ug/L	2/27/2008	<10	<10	<10	<10	<10				
2-Hexanone	591-78-6	ug/L	5/12/2008	<10	<10	<10	<10	<10				
2-Hexanone	591-78-6	ug/L	7/13/2008	<10	<10	<10	<10	<10				
2-Hexanone	591-78-6	ug/L	9/14/2008	<10	<10	<10	<10	<10				
2-Hexanone	591-78-6	ug/L	11/17/2008	<10	<10	<10	<10	<10				
2-Hexanone	591-78-6	ug/L	4/14/2009	<10	<10	<10	<10	<10				
2-Hexanone	591-78-6	ug/L	7/7/2009						<10	<10	<200	<10
2-Hexanone	591-78-6	ug/L	9/2/2009						<10	<10	<100	<10
2-Hexanone	591-78-6	ug/L	10/25/2009	<10	<10	<10	<10	<10	<10	<10	<100	<10
2-Hexanone	591-78-6	ug/L	1/2/2010						<10	<10	<100	<10
2-Hexanone	591-78-6	ug/L	3/3/2010						<10	<10	<10	<10
2-Hexanone	591-78-6	ug/L	5/10/2010	<10	<20	<20	<20	<20	<20	<20	<100	<20
2-Hexanone	591-78-6	ug/L	11/1/2010	<10	<10	<10	<10	<10	<10	<10	<50	<10
2-Hexanone	591-78-6	ug/L	10/13/2011	<10	<10	<10	<10	<10	<10	<10	<50	<10
2-Hexanone	591-78-6	ug/L	4/11/2012	<10	<10	<10	<10	<10	<10	<10	<100	<10
2-Hexanone	591-78-6	ug/L	10/11/2012	<10	<10	<10	<10	<10	<10	<10	<100	<10
2-Hexanone	591-78-6	ug/L	3/30/2013	<10	<10	<10	<10	<10	<10	<10	<10	<10
2-Hexanone	591-78-6	ug/L	10/7/2013		<10	<10	<10	<10	<10	<10		<10
2-Hexanone	591-78-6	ug/L	6/2/2014	<10	<10	<10	<10	<10	<10	<10	<10	<10
2-Hexanone	591-78-6	ug/L	10/15/2014	<10	<10	<10	<10	<10	<10	<10	<100	<10
2-Hexanone	591-78-6	ug/L	4/6/2015	<10	<10	<10	<10	<10	<10	<10	<10	<10
2-Hexanone	591-78-6	ug/L	10/5/2015	<10	<10	<10	<10	<10	<10	<10	<10	<10
2-Hexanone	591-78-6	ug/L	4/4/2016	<10	<10	<10	<10	<10	<10	<10	<10	<10
2-Hexanone	591-78-6	ug/L	10/17/2016	<10	<10	<10	<10	<10	<10	<10	<10	<10
2-Hexanone	591-78-6	ug/L	4/17/2017	<10	<10	<10	<10	<10	<10	<10	<10	<10
2-Hexanone	591-78-6	ug/L	10/11/2017	<10	<10	<10	<10	<10	<10	<10	<10	<10
2-Hexanone	591-78-6	ug/L	4/23/2018					<10	<10			
2-Hexanone	591-78-6	ug/L	4/24/2018				<10			<10		
2-Hexanone	591-78-6	ug/L	4/25/2018			<10					<10	<10
2-Hexanone	591-78-6	ug/L	4/27/2018	<10	<10							
2-Hexanone	591-78-6	ug/L	10/16/2018	<10	<10	<10	<10	<10	<10	<10	<10	<10
2-Hexanone	591-78-6	ug/L	4/16/2019	<10	<10	<10	<10	<10	<10	<10	<10	<10

Table 9A
Analytical Data Summary - Source Characterization Wells
2025 Annual Water Quality Report
Iowa City Sanitary Landfill
Permit No. 52-SDP-01-72P

Constituent	CAS	Units	Date	MW-1A	MW-2A-97	MW-6B	MW-11B	MW-16A	MW-206A	MW-207A	MW-209B	MW-212A
2-Hexanone	591-78-6	ug/L	10/1/2019	<10	<10	<10	<10	<10	<10	<10	<100	<10
2-Hexanone	591-78-6	ug/L	3/30/2020	<10	<10	<10	<10	<10	<10	<10	<50	<10
2-Hexanone	591-78-6	ug/L	10/7/2020	<10	<10	<10	<10	<10	<10	<10	<10	<10
2-Hexanone	591-78-6	ug/L	4/13/2021	<5	<5	<5	<5	<5	<5	<5	<5	<5
2-Hexanone	591-78-6	ug/L	10/20/2021	<5	<5	<5	<5	<5	<5	<5	<5	<5
2-Hexanone	591-78-6	ug/L	5/2/2022	<5	<5	<5	<5	<5	<5	<5	<5	<5
2-Hexanone	591-78-6	ug/L	10/14/2022	<5	<5	<5	<5	<5	<5	<5	<5	<5
2-Hexanone	591-78-6	ug/L	5/1/2023	<10	<10	<10	<10	<10	<10	<10	<10	<10
2-Hexanone	591-78-6	ug/L	10/16/2023	<10	<10	<10	<10	<10	<10	<10	<10	<10
2-Hexanone	591-78-6	ug/L	4/29/2024	<10	<10	<10	<10	<10	<10	<10	<10	<10
2-Hexanone	591-78-6	ug/L	10/9/2024			<10.0				<10.0	<10.0	
2-Hexanone	591-78-6	ug/L	10/10/2024				<10.0	<10.0	<10.0			<10.0
2-Hexanone	591-78-6	ug/L	10/14/2024	<10.0	<10.0							
2-Hexanone	591-78-6	ug/L	4/28/2025			<10.0				<10.0	<10.0	<10.0
2-Hexanone	591-78-6	ug/L	4/29/2025				<10.0	<10.0	<10.0			
2-Hexanone	591-78-6	ug/L	5/8/2025	<10.0	<10.0							
2-Hexanone	591-78-6	ug/L	10/20/2025					<10.0			<10.0	
2-Hexanone	591-78-6	ug/L	10/21/2025				<10.0		<10.0	<10.0		
2-Hexanone	591-78-6	ug/L	10/24/2025	<10.0	<10.0							
2-Methylnaphthalene	91-57-6	ug/L	4/14/2009	<10	<10	<10	<50	<10				
2-Methylnaphthalene	91-57-6	ug/L	5/10/2010	<10	<10	<10	<10	<10	<10	<10	<10	<10
2-Methylnaphthalene	91-57-6	ug/L	10/5/2015	<10	<10.4	<10	<10.3	<10.5	<10.2	<10	<10	<10
2-Methylnaphthalene	91-57-6	ug/L	3/30/2020	<11.5	<11.8	<10.1	<10.3	<10.4	<10.2	<10.1	<10.6	<10.1
2-Methylnaphthalene	91-57-6	ug/L	4/28/2025			<10.2				<10.6	<10.4	<10.6
2-Methylnaphthalene	91-57-6	ug/L	4/29/2025				<10.0	<10.0	<10.0			
2-Methylnaphthalene	91-57-6	ug/L	5/8/2025	<10.0	<10.9							
2-Methylphenol	95-48-7	ug/L	4/14/2009	<10	<10	<10	<50	<10				
2-Methylphenol	95-48-7	ug/L	5/10/2010	<10	<10	<10	<10	<10	<10	<10	<10	<10
2-Methylphenol	95-48-7	ug/L	10/5/2015	<10	<10.4	<10	<10.3	<10.5	<10.2	<10	<10	<10
2-Methylphenol	95-48-7	ug/L	3/30/2020	<11.5	<11.8	<10.1	<10.3	<10.4	<10.2	<10.1	<10.6	<10.1
2-Methylphenol	95-48-7	ug/L	4/28/2025			<10.2				<10.6	<10.4	<10.6
2-Methylphenol	95-48-7	ug/L	4/29/2025				<10.0	<10.0	<10.0			
2-Methylphenol	95-48-7	ug/L	5/8/2025	<10.0	<10.9							
2-Naphthylamine	91-59-8	ug/L	4/14/2009	<10	<10	<10	<50	<10				
2-Naphthylamine	91-59-8	ug/L	5/10/2010	<10	<10	<10	<10	<10	<10	<10	<10	<10
2-Naphthylamine	91-59-8	ug/L	10/5/2015	<10	<10.4	<10	<10.3	<10.5	<10.2	<10	<10	<10
2-Naphthylamine	91-59-8	ug/L	3/30/2020	<11.5	<11.8	<10.1	<10.3	<10.4	<10.2	<10.1	<10.6	<10.1
2-Naphthylamine	91-59-8	ug/L	4/28/2025			<10.2				<10.6	<10.4	<10.6
2-Naphthylamine	91-59-8	ug/L	4/29/2025				<10.0	<10.0	<10.0			
2-Naphthylamine	91-59-8	ug/L	5/8/2025	<10.0	<10.9							
2-Nitroaniline	88-74-4	ug/L	4/14/2009	<10	<10	<10	<50	<10				
2-Nitroaniline	88-74-4	ug/L	5/10/2010	<10	<10	<10	<10	<10	<10	<10	<10	<10
2-Nitroaniline	88-74-4	ug/L	10/5/2015	<10	<10.4	<10	<10.3	<10.5	<10.2	<10	<10	<10
2-Nitroaniline	88-74-4	ug/L	3/30/2020	<11.5	<11.8	<10.1	<10.3	<10.4	<10.2	<10.1	<10.6	<10.1
2-Nitroaniline	88-74-4	ug/L	4/28/2025			<10.2				<10.6	<10.4	<10.6
2-Nitroaniline	88-74-4	ug/L	4/29/2025				<10.0	<10.0	<10.0			
2-Nitroaniline	88-74-4	ug/L	5/8/2025	<10.0	<10.9							
2-Nitrophenol	88-75-5	ug/L	4/14/2009	<10	<10	<10	<50	<10				
2-Nitrophenol	88-75-5	ug/L	5/10/2010	<10	<10	<10	<10	<10	<10	<10	<10	<10
2-Nitrophenol	88-75-5	ug/L	10/5/2015	<10	<10.4	<10	<10.3	<10.5	<10.2	<10	<10	<10
2-Nitrophenol	88-75-5	ug/L	3/30/2020	<11.5	<11.8	<10.1	<10.3	<10.4	<10.2	<10.1	<10.6	<10.1
2-Nitrophenol	88-75-5	ug/L	4/28/2025			<10.2				<10.6	<10.4	<10.6
2-Nitrophenol	88-75-5	ug/L	4/29/2025				<10.0	<10.0	<10.0			
2-Nitrophenol	88-75-5	ug/L	5/8/2025	<10.0	<10.9							
3,3'-Dichlorobenzidine	91-94-1	ug/L	4/28/2025			<10.2				<10.6	<10.4	<10.6
3,3'-Dichlorobenzidine	91-94-1	ug/L	4/29/2025				<10.0	<10.0	<10.0			
3,3'-Dichlorobenzidine	91-94-1	ug/L	5/8/2025	<10.0	<10.9							

Table 9A
Analytical Data Summary - Source Characterization Wells
2025 Annual Water Quality Report
Iowa City Sanitary Landfill
Permit No. 52-SDP-01-72P

Constituent	CAS	Units	Date	MW-1A	MW-2A-97	MW-6B	MW-11B	MW-16A	MW-206A	MW-207A	MW-209B	MW-212A
3,3'-Dimethylbenzidine	119-93-7	ug/L	4/28/2025			<10.2				<10.6	<10.4	<10.6
3,3'-Dimethylbenzidine	119-93-7	ug/L	4/29/2025				<10.0	<10.0	<10.0			
3,3'-Dimethylbenzidine	119-93-7	ug/L	5/8/2025	<10.0	<10.9							
3,3-Dichlorobenzidine	91-94-1	ug/L	4/14/2009	<85	<85	<85	<425	<85				
3,3-Dichlorobenzidine	91-94-1	ug/L	5/10/2010	<10	<10	<10	<10	<10	<10	<10	<10	<10
3,3-Dichlorobenzidine	91-94-1	ug/L	10/5/2015	<50	<52.1	<50	<51.5	<52.6	<51	<50	<50	<50
3,3-Dichlorobenzidine	91-94-1	ug/L	3/30/2020	<11.5	<11.8	<10.1	<10.3	<10.4	<10.2	<10.1	<10.6	<10.1
3,3-Dimethylbenzidine	119-93-7	ug/L	4/14/2009	<20	<20	<20	<100	<20				
3,3-Dimethylbenzidine	119-93-7	ug/L	5/10/2010	<10	<10	<10	<10	<10	<10	<10	<10	<10
3,3-Dimethylbenzidine	119-93-7	ug/L	10/5/2015	<10	<10.4	<10	<10.3	<10.5	<10.2	<10	<10	<10
3,3-Dimethylbenzidine	119-93-7	ug/L	3/30/2020	<11.5	<11.8	<10.1	<10.3	<10.4	<10.2	<10.1	<10.6	<10.1
3-Methylcholanthrene	56-49-5	ug/L	4/14/2009	<10	<10	<10	<50	<10				
3-Methylcholanthrene	56-49-5	ug/L	5/10/2010	<10	<10	<10	<10	<10	<10	<10	<10	<10
3-Methylcholanthrene	56-49-5	ug/L	10/5/2015	<10	<10.4	<10	<10.3	<10.5	<10.2	<10	<10	<10
3-Methylcholanthrene	56-49-5	ug/L	3/30/2020	<11.5	<11.8	<10.1	<10.3	<10.4	<10.2	<10.1	<10.6	<10.1
3-Methylcholanthrene	56-49-5	ug/L	4/28/2025			<10.2				<10.6	<10.4	<10.6
3-Methylcholanthrene	56-49-5	ug/L	4/29/2025				<10.0	<10.0	<10.0			
3-Methylcholanthrene	56-49-5	ug/L	5/8/2025	<10.0	<10.9							
3-Nitroaniline	99-09-2	ug/L	4/14/2009	<10	<10	<10	<50	<10				
3-Nitroaniline	99-09-2	ug/L	5/10/2010	<10	<10	<10	<10	<10	<10	<10	<10	<10
3-Nitroaniline	99-09-2	ug/L	10/5/2015	<10	<10.4	<10	<10.3	<10.5	<10.2	<10	<10	<10
3-Nitroaniline	99-09-2	ug/L	3/30/2020	<11.5	<11.8	<10.1	<10.3	<10.4	<10.2	<10.1	<10.6	<10.1
3-Nitroaniline	99-09-2	ug/L	4/28/2025			<10.2				<10.6	<10.4	<10.6
3-Nitroaniline	99-09-2	ug/L	4/29/2025				<10.0	<10.0	<10.0			
3-Nitroaniline	99-09-2	ug/L	5/8/2025	<10.0	<10.9							
4,4'-DDD	72-54-8	ug/L	4/28/2025			<0.0907				<0.0902	<0.0907	<0.0895
4,4'-DDD	72-54-8	ug/L	4/29/2025				<0.0895	<0.0904	<0.0900			
4,4'-DDD	72-54-8	ug/L	5/8/2025	<0.0911	<0.0902							
4,4'-DDE	72-55-9	ug/L	4/28/2025			<0.0907				<0.0902	<0.0907	<0.0895
4,4'-DDE	72-55-9	ug/L	4/29/2025				<0.0895	<0.0904	<0.0900			
4,4'-DDE	72-55-9	ug/L	5/8/2025	<0.0911	<0.0902							
4,4'-DDT	50-29-3	ug/L	4/28/2025			<0.0907				<0.0902	<0.0907	<0.0895
4,4'-DDT	50-29-3	ug/L	4/29/2025				<0.0895	<0.0904	<0.0900			
4,4'-DDT	50-29-3	ug/L	5/8/2025	<0.0911	<0.0902							
4,4`-DDD	72-54-8	ug/L	4/14/2009	<0.032	<0.032	<0.032	<0.032	<0.032				
4,4`-DDD	72-54-8	ug/L	5/10/2010	<0.032	<0.032	<0.032	<0.032	<0.032	<0.032	<0.032	<0.032	<0.032
4,4`-DDD	72-54-8	ug/L	10/5/2015	<0.034	<0.0333	<0.0327	<0.0323	0.00428J	<0.0323	<0.032	0.00245J	0.00427J
4,4`-DDD	72-54-8	ug/L	3/30/2020	<0.0356	<0.034	<0.0333	<0.0333	0.00346J	<0.0333	<0.033	<0.0333	<0.0333
4,4`-DDE	72-55-9	ug/L	4/14/2009	<0.032	<0.032	<0.032	<0.032	<0.032				
4,4`-DDE	72-55-9	ug/L	5/10/2010	<0.032	<0.032	<0.032	<0.032	<0.032	<0.032	<0.032	<0.032	<0.032
4,4`-DDE	72-55-9	ug/L	10/5/2015	<0.034	<0.0333	<0.0327	<0.0323	<0.0333	<0.0323	<0.032	<0.032	<0.032
4,4`-DDE	72-55-9	ug/L	3/30/2020	<0.0356	<0.034	<0.0333	<0.0333	<0.0333	<0.0333	<0.033	0.0052J	<0.0333
4,4`-DDT	50-29-3	ug/L	4/14/2009	<0.032	<0.032	<0.032	<0.032	<0.032				
4,4`-DDT	50-29-3	ug/L	5/10/2010	<0.032	<0.032	<0.032	<0.032	<0.032	<0.032	<0.032	<0.032	<0.032
4,4`-DDT	50-29-3	ug/L	10/5/2015	<0.034	<0.0333	<0.0327	<0.0323	0.0129J	0.0057J	<0.032	<0.032	<0.032
4,4`-DDT	50-29-3	ug/L	3/30/2020	<0.0356	<0.034	<0.0333	<0.0333	0.0122J	<0.0333	<0.033	<0.0333	<0.0333
4,6-Dinitro-2-methylphenol	534-52-1	ug/L	4/14/2009	<10	<10	<10	<50	<10				
4,6-Dinitro-2-methylphenol	534-52-1	ug/L	5/10/2010	<10	<10	<10	<10	<10	<10	<10	<10	<10
4,6-Dinitro-2-methylphenol	534-52-1	ug/L	10/5/2015	<10	<10.4	<10	<10.3	<10.5	<10.2	<10	<10	<10
4,6-Dinitro-2-methylphenol	534-52-1	ug/L	3/30/2020	<11.5	<11.8	<10.1	<10.3	<10.4	<10.2	<10.1	<10.6	<10.1
4,6-Dinitro-2-methylphenol	534-52-1	ug/L	4/28/2025			<10.2				<10.6	<10.4	<10.6
4,6-Dinitro-2-methylphenol	534-52-1	ug/L	4/29/2025				<10.0	<10.0	<10.0			
4,6-Dinitro-2-methylphenol	534-52-1	ug/L	5/8/2025	<10.0	<10.9							
4-Aminobiphenyl	92-67-1	ug/L	4/14/2009	<20	<20	<20	<100	<20				
4-Aminobiphenyl	92-67-1	ug/L	5/10/2010	<10	<10	<10	<10	<10	<10	<10	<10	<10
4-Aminobiphenyl	92-67-1	ug/L	10/5/2015	<10	<10.4	<10	<10.3	<10.5	<10.2	<10	<10	<10
4-Aminobiphenyl	92-67-1	ug/L	3/30/2020	<11.5	<11.8	<10.1	<10.3	<10.4	<10.2	<10.1	<10.6	<10.1

Table 9A
Analytical Data Summary - Source Characterization Wells
2025 Annual Water Quality Report
Iowa City Sanitary Landfill
Permit No. 52-SDP-01-72P

Constituent	CAS	Units	Date	MW-1A	MW-2A-97	MW-6B	MW-11B	MW-16A	MW-206A	MW-207A	MW-209B	MW-212A
4-Aminobiphenyl	92-67-1	ug/L	4/28/2025			<10.2				<10.6	<10.4	<10.6
4-Aminobiphenyl	92-67-1	ug/L	4/29/2025				<10.0	<10.0	<10.0			
4-Aminobiphenyl	92-67-1	ug/L	5/8/2025	<10.0	<10.9							
4-Bromophenyl phenyl ether	101-55-3	ug/L	4/14/2009	<10	<10	<10	<50	<10				
4-Bromophenyl phenyl ether	101-55-3	ug/L	5/10/2010	<10	<10	<10	<10	<10	<10	<10	<10	<10
4-Bromophenyl phenyl ether	101-55-3	ug/L	10/5/2015	<10	<10.4	<10	<10.3	<10.5	<10.2	<10	<10	<10
4-Bromophenyl phenyl ether	101-55-3	ug/L	3/30/2020	<11.5	<11.8	<10.1	<10.3	<10.4	<10.2	<10.1	<10.6	<10.1
4-Bromophenyl phenyl ether	101-55-3	ug/L	4/28/2025			<10.2				<10.6	<10.4	<10.6
4-Bromophenyl phenyl ether	101-55-3	ug/L	4/29/2025				<10.0	<10.0	<10.0			
4-Bromophenyl phenyl ether	101-55-3	ug/L	5/8/2025	<10.0	<10.9							
4-Chloro-3-methylphenol	59-50-7	ug/L	4/14/2009	<10	<10	<10	<50	<10				
4-Chloro-3-methylphenol	59-50-7	ug/L	5/10/2010	<10	<10	<10	<10	<10	<10	<10	<10	<10
4-Chloro-3-methylphenol	59-50-7	ug/L	10/5/2015	<10	<10.4	<10	<10.3	<10.5	<10.2	<10	<10	<10
4-Chloro-3-methylphenol	59-50-7	ug/L	3/30/2020	<11.5	<11.8	<10.1	<10.3	<10.4	<10.2	<10.1	<10.6	<10.1
4-Chloro-3-methylphenol	59-50-7	ug/L	4/28/2025			<10.2				<10.6	<10.4	<10.6
4-Chloro-3-methylphenol	59-50-7	ug/L	4/29/2025				<10.0	<10.0	<10.0			
4-Chloro-3-methylphenol	59-50-7	ug/L	5/8/2025	<10.0	<10.9							
4-Chloroaniline	106-47-8	ug/L	4/28/2025			<10.2				<10.6	<10.4	<10.6
4-Chloroaniline	106-47-8	ug/L	4/29/2025				<10.0	<10.0	<10.0			
4-Chloroaniline	106-47-8	ug/L	5/8/2025	<10.0	<10.9							
4-Chlorophenyl phenyl ether	7005-72-3	ug/L	4/14/2009	<10	<10	<10	<50	<10				
4-Chlorophenyl phenyl ether	7005-72-3	ug/L	5/10/2010	<10	<10	<10	<10	<10	<10	<10	<10	<10
4-Chlorophenyl phenyl ether	7005-72-3	ug/L	10/5/2015	<10	<10.4	<10	<10.3	<10.5	<10.2	<10	<10	<10
4-Chlorophenyl phenyl ether	7005-72-3	ug/L	3/30/2020	<11.5	<11.8	<10.1	<10.3	<10.4	<10.2	<10.1	<10.6	<10.1
4-Chlorophenyl phenyl ether	7005-72-3	ug/L	4/28/2025			<10.2				<10.6	<10.4	<10.6
4-Chlorophenyl phenyl ether	7005-72-3	ug/L	4/29/2025				<10.0	<10.0	<10.0			
4-Chlorophenyl phenyl ether	7005-72-3	ug/L	5/8/2025	<10.0	<10.9							
4-Methyl-2-pentanone (MIBK)	108-10-1	ug/L	2/27/2008	<10	<10	<10	<10	<10				
4-Methyl-2-pentanone (MIBK)	108-10-1	ug/L	5/12/2008	<10	<10	<10	<10	<10				
4-Methyl-2-pentanone (MIBK)	108-10-1	ug/L	7/13/2008	<10	<10	<10	<10	<10				
4-Methyl-2-pentanone (MIBK)	108-10-1	ug/L	9/14/2008	<10	<10	<10	<10	<10				
4-Methyl-2-pentanone (MIBK)	108-10-1	ug/L	11/17/2008	<10	<10	<10	<10	<10				
4-Methyl-2-pentanone (MIBK)	108-10-1	ug/L	4/14/2009	<10	<10	<10	<10	<10				
4-Methyl-2-pentanone (MIBK)	108-10-1	ug/L	7/7/2009						<10	<10	<200	<10
4-Methyl-2-pentanone (MIBK)	108-10-1	ug/L	9/2/2009						<10	<10	<100	<10
4-Methyl-2-pentanone (MIBK)	108-10-1	ug/L	10/25/2009	<10	<10	<10	<10	<10	<10	<10	120	<10
4-Methyl-2-pentanone (MIBK)	108-10-1	ug/L	1/2/2010						<10	<10	<100	<10
4-Methyl-2-pentanone (MIBK)	108-10-1	ug/L	3/3/2010						<10	<10	<10	<10
4-Methyl-2-pentanone (MIBK)	108-10-1	ug/L	5/10/2010	<10	<10	<10	<10	<10	<10	<10	<50	<10
4-Methyl-2-pentanone (MIBK)	108-10-1	ug/L	11/1/2010	<10	<10	<10	<10	<10	<10	<10	<50	<10
4-Methyl-2-pentanone (MIBK)	108-10-1	ug/L	10/13/2011	<10	<10	<10	<10	<10	<10	<10	<50	<10
4-Methyl-2-pentanone (MIBK)	108-10-1	ug/L	4/11/2012	<10	<10	<10	<10	<10	<10	<10	<100	<10
4-Methyl-2-pentanone (MIBK)	108-10-1	ug/L	10/11/2012	<10	<10	<10	<10	<10	<10	<10	<100	<10
4-Methyl-2-pentanone (MIBK)	108-10-1	ug/L	3/30/2013	<10	<10	<10	<10	<10	<10	<10	<10	<10
4-Methyl-2-pentanone (MIBK)	108-10-1	ug/L	10/7/2013		<10	<10	<10	<10	<10	<10		<10
4-Methyl-2-pentanone (MIBK)	108-10-1	ug/L	6/2/2014	<10	<10	<10	<10	<10	<10	<10	<10	<10
4-Methyl-2-pentanone (MIBK)	108-10-1	ug/L	10/15/2014	<10	<10	<10	<10	<10	<10	<10	<100	<10
4-Methyl-2-pentanone (MIBK)	108-10-1	ug/L	4/6/2015	<10	<10	<10	<10	<10	<10	<10	<10	<10
4-Methyl-2-pentanone (MIBK)	108-10-1	ug/L	10/5/2015	<10	<10	<10	<10	<10	<10	<10	<10	<10
4-Methyl-2-pentanone (MIBK)	108-10-1	ug/L	4/4/2016	<10	<10	<10	<10	<10	<10	<10	<10	<10
4-Methyl-2-pentanone (MIBK)	108-10-1	ug/L	10/17/2016	<10	<10	<10	<10	<10	<10	<10	<10	<10
4-Methyl-2-pentanone (MIBK)	108-10-1	ug/L	4/17/2017	<10	<10	<10	<10	<10	<10	<10	<10	<10
4-Methyl-2-pentanone (MIBK)	108-10-1	ug/L	10/11/2017	<10	<10	<10	<10	<10	<10	<10	<10	<10
4-Methyl-2-pentanone (MIBK)	108-10-1	ug/L	4/23/2018					<10	<10			
4-Methyl-2-pentanone (MIBK)	108-10-1	ug/L	4/24/2018				<10			<10		
4-Methyl-2-pentanone (MIBK)	108-10-1	ug/L	4/25/2018			<10					<10	<10
4-Methyl-2-pentanone (MIBK)	108-10-1	ug/L	4/27/2018	<10	<10							

Table 9A
Analytical Data Summary - Source Characterization Wells
2025 Annual Water Quality Report
Iowa City Sanitary Landfill
Permit No. 52-SDP-01-72P

Constituent	CAS	Units	Date	MW-1A	MW-2A-97	MW-6B	MW-11B	MW-16A	MW-206A	MW-207A	MW-209B	MW-212A
4-Methyl-2-pentanone (MIBK)	108-10-1	ug/L	10/16/2018	<10	<10	<10	<10	<10	<10	<10	<10	<10
4-Methyl-2-pentanone (MIBK)	108-10-1	ug/L	4/16/2019	<10	<10	<10	<10	<10	<10	<10	<10	<10
4-Methyl-2-pentanone (MIBK)	108-10-1	ug/L	10/1/2019	<10	<10	<10	<10	<10	<10	<10	<100	<10
4-Methyl-2-pentanone (MIBK)	108-10-1	ug/L	3/30/2020	<10	<10	<10	<10	<10	<10	<10	<50	<10
4-Methyl-2-pentanone (MIBK)	108-10-1	ug/L	10/7/2020	<10	<10	<10	<10	<10	<10	<10	<10	<10
4-Methyl-2-pentanone (MIBK)	108-10-1	ug/L	4/13/2021	<5	<5	<5	<5	<5	<5	<5	<5	<5
4-Methyl-2-pentanone (MIBK)	108-10-1	ug/L	10/20/2021	<5	<5	<5	<5	<5	<5	<5	<5	<5
4-Methyl-2-pentanone (MIBK)	108-10-1	ug/L	5/2/2022	1.5J	<5	<5	<5	<5	1.5J	<5	<5	<5
4-Methyl-2-pentanone (MIBK)	108-10-1	ug/L	10/14/2022	<5	1.4J	<5	<5	<5	<5	<5	<5	<5
4-Methyl-2-pentanone (MIBK)	108-10-1	ug/L	5/1/2023	<10	<10	<10	<10	<10	<10	<10	<10	<10
4-Methyl-2-pentanone (MIBK)	108-10-1	ug/L	10/16/2023	<10	<10	<10	<10	<10	<10	<10	<10	<10
4-Methyl-2-pentanone (MIBK)	108-10-1	ug/L	4/29/2024	<10	<10	<10	<10	<10	<10	<10	<10	<10
4-Methyl-2-pentanone (MIBK)	108-10-1	ug/L	10/9/2024			<10.0				<10.0	<10.0	
4-Methyl-2-pentanone (MIBK)	108-10-1	ug/L	10/10/2024				<10.0	<10.0	<10.0			<10.0
4-Methyl-2-pentanone (MIBK)	108-10-1	ug/L	10/14/2024	<10.0	<10.0							
4-Methyl-2-pentanone (MIBK)	108-10-1	ug/L	4/28/2025			<10.0				<10.0	<10.0	<10.0
4-Methyl-2-pentanone (MIBK)	108-10-1	ug/L	4/29/2025				<10.0	<10.0	<10.0			
4-Methyl-2-pentanone (MIBK)	108-10-1	ug/L	5/8/2025	<10.0	<10.0							
4-Methyl-2-pentanone (MIBK)	108-10-1	ug/L	10/20/2025					<10.0			<10.0	
4-Methyl-2-pentanone (MIBK)	108-10-1	ug/L	10/21/2025				<10.0		<10.0	<10.0		
4-Methyl-2-pentanone (MIBK)	108-10-1	ug/L	10/24/2025	<10.0	<10.0							
4-Nitroaniline	100-01-6	ug/L	4/14/2009	<10	<10	<10	<50	<10				
4-Nitroaniline	100-01-6	ug/L	5/10/2010	<10	<10	<10	<10	<10	<10	<10	<10	<10
4-Nitroaniline	100-01-6	ug/L	10/5/2015	<10	<10.4	<10	<10.3	<10.5	<10.2	<10	<10	<10
4-Nitroaniline	100-01-6	ug/L	3/30/2020	<11.5	<11.8	<10.1	<10.3	<10.4	<10.2	<10.1	<10.6	<10.1
4-Nitroaniline	100-01-6	ug/L	4/28/2025			<10.2				<10.6	<10.4	<10.6
4-Nitroaniline	100-01-6	ug/L	4/29/2025				<10.0	<10.0	<10.0			
4-Nitroaniline	100-01-6	ug/L	5/8/2025	<10.0	<10.9							
4-Nitrophenol	100-02-7	ug/L	4/14/2009	<10	<10	<10	<50	<10				
4-Nitrophenol	100-02-7	ug/L	5/10/2010	<10	<10	<10	<10	<10	<10	<10	<10	<10
4-Nitrophenol	100-02-7	ug/L	10/5/2015	<10	<10.4	<10	<10.3	<10.5	<10.2	<10	<10	<10
4-Nitrophenol	100-02-7	ug/L	3/30/2020	<11.5	<11.8	<10.1	<10.3	<10.4	<10.2	<10.1	<10.6	<10.1
4-Nitrophenol	100-02-7	ug/L	4/28/2025			<10.2				<10.6	<10.4	<10.6
4-Nitrophenol	100-02-7	ug/L	4/29/2025				<10.0	<10.0	<10.0			
4-Nitrophenol	100-02-7	ug/L	5/8/2025	<10.0	<10.9							
5-Nitro-o-toluidine	99-55-8	ug/L	4/14/2009	<10	<10	<10	<50	<10				
5-Nitro-o-toluidine	99-55-8	ug/L	5/10/2010	<10	<10	<10	<10	<10	<10	<10	<10	<10
5-Nitro-o-toluidine	99-55-8	ug/L	10/5/2015	<10	<10.4	<10	<10.3	<10.5	<10.2	<10	<10	<10
5-Nitro-o-toluidine	99-55-8	ug/L	3/30/2020	<11.5	<11.8	<10.1	<10.3	<10.4	<10.2	<10.1	<10.6	<10.1
5-Nitro-o-toluidine	99-55-8	ug/L	4/28/2025			<10.2				<10.6	<10.4	<10.6
5-Nitro-o-toluidine	99-55-8	ug/L	4/29/2025				<10.0	<10.0	<10.0			
5-Nitro-o-toluidine	99-55-8	ug/L	5/8/2025	<10.0	<10.9							
7,12-Dimethylbenz(a)anthracene	57-97-6	ug/L	4/28/2025			<10.2				<10.6	<10.4	<10.6
7,12-Dimethylbenz(a)anthracene	57-97-6	ug/L	4/29/2025				<10.0	<10.0	<10.0			
7,12-Dimethylbenz(a)anthracene	57-97-6	ug/L	5/8/2025	<10.0	<10.9							
7,12-Dimethylbenz[a]anthracene	57-97-6	ug/L	4/14/2009	<10	<10	<10	<50	<10				
7,12-Dimethylbenz[a]anthracene	57-97-6	ug/L	5/10/2010	<10	<10	<10	<10	<10	<10	<10	<10	<10
7,12-Dimethylbenz[a]anthracene	57-97-6	ug/L	10/5/2015	<10	<10.4	<10	<10.3	<10.5	<10.2	<10	<10	<10
7,12-Dimethylbenz[a]anthracene	57-97-6	ug/L	3/30/2020	<11.5	<11.8	<10.1	<10.3	<10.4	<10.2	<10.1	<10.6	<10.1
Acenaphthene	83-32-9	ug/L	4/14/2009	<10	<10	<10	<50	<10				
Acenaphthene	83-32-9	ug/L	5/10/2010	<10	<10	<10	<10	<10	<10	<10	<10	<10
Acenaphthene	83-32-9	ug/L	10/5/2015	<10	<10.4	<10	<10.3	<10.5	<10.2	<10	<10	<10
Acenaphthene	83-32-9	ug/L	3/30/2020	<11.5	<11.8	<10.1	<10.3	<10.4	<10.2	<10.1	<10.6	<10.1
Acenaphthene	83-32-9	ug/L	4/28/2025			<10.2				<10.6	<10.4	<10.6
Acenaphthene	83-32-9	ug/L	4/29/2025				<10.0	<10.0	<10.0			
Acenaphthene	83-32-9	ug/L	5/8/2025	<10.0	<10.9							
Acenaphthylene	208-96-8	ug/L	4/14/2009	<10	<10	<10	<50	<10				

Table 9A
Analytical Data Summary - Source Characterization Wells
2025 Annual Water Quality Report
Iowa City Sanitary Landfill
Permit No. 52-SDP-01-72P

Constituent	CAS	Units	Date	MW-1A	MW-2A-97	MW-6B	MW-11B	MW-16A	MW-206A	MW-207A	MW-209B	MW-212A
Acenaphthylene	208-96-8	ug/L	5/10/2010	<10	<10	<10	<10	<10	<10	<10	<10	<10
Acenaphthylene	208-96-8	ug/L	10/5/2015	<10	<10.4	<10	<10.3	<10.5	<10.2	<10	<10	<10
Acenaphthylene	208-96-8	ug/L	3/30/2020	<11.5	<11.8	<10.1	<10.3	<10.4	<10.2	<10.1	<10.6	<10.1
Acenaphthylene	208-96-8	ug/L	4/28/2025			<10.2				<10.6	<10.4	<10.6
Acenaphthylene	208-96-8	ug/L	4/29/2025				<10.0	<10.0	<10.0			
Acenaphthylene	208-96-8	ug/L	5/8/2025	<10.0	<10.9							
Acetone	67-64-1	ug/L	2/27/2008	<10	<10	<10	<10	<10				
Acetone	67-64-1	ug/L	5/12/2008	<10	<10	<10	<10	<10				
Acetone	67-64-1	ug/L	7/13/2008	<10	<10	<10	<10	<10				
Acetone	67-64-1	ug/L	9/14/2008	<10	<10	<10	<10	<10				
Acetone	67-64-1	ug/L	11/17/2008	<10	<10	<10	<10	<10				
Acetone	67-64-1	ug/L	4/14/2009	<10	<10	<10	<10	<10				
Acetone	67-64-1	ug/L	7/7/2009						<10	<10	858	<10
Acetone	67-64-1	ug/L	9/2/2009						<10	<10	2370	<10
Acetone	67-64-1	ug/L	10/25/2009	<10	<10	<10	<10	<10	<10	<10	1570	<10
Acetone	67-64-1	ug/L	1/2/2010						<10	<10	<100	<10
Acetone	67-64-1	ug/L	3/3/2010						<10	<10	96.2	<10
Acetone	67-64-1	ug/L	5/10/2010	<10	<10	<10	<10	<10	<10	<10	196	<10
Acetone	67-64-1	ug/L	7/8/2010								108	
Acetone	67-64-1	ug/L	9/13/2010								54.6	
Acetone	67-64-1	ug/L	11/1/2010	<10	<10	<10	<10	<10	<10	<10	<50	<10
Acetone	67-64-1	ug/L	1/10/2011								<50	
Acetone	67-64-1	ug/L	4/4/2011								<50	
Acetone	67-64-1	ug/L	10/13/2011	<10	<10	<10	<10	<10	<10	<10	<50	<10
Acetone	67-64-1	ug/L	4/11/2012	<10	<10	<10	<10	<10	<10	<10	<100	<10
Acetone	67-64-1	ug/L	10/11/2012	<10	<10	<10	<10	<10	<10	<10	<100	<10
Acetone	67-64-1	ug/L	3/30/2013	<10	<10	<10	<10	<10	<10	<10	<17.9	<10
Acetone	67-64-1	ug/L	10/7/2013		<10	<10	<10	<10	<10	<10		<10
Acetone	67-64-1	ug/L	6/2/2014	<10	<10	<10	<10	<10	<10	<10	3.53J	<10
Acetone	67-64-1	ug/L	10/15/2014	<10	<10	<10	<10	<10	<10	<10	<100	<10
Acetone	67-64-1	ug/L	4/6/2015	<10	<10	2.29J; <10	<10	<10	<10	<10	4.67J	<10
Acetone	67-64-1	ug/L	10/5/2015	<10	<10	<10	<10	<10	<10	<10	7.23J	2.81J
Acetone	67-64-1	ug/L	4/4/2016	<10	<10	1.97J	<10	<10	<10	3.32J	5.15J	<10
Acetone	67-64-1	ug/L	10/17/2016	<10	<10	2.9J	2.13J	<10	<10	<10	9.7J	<10
Acetone	67-64-1	ug/L	4/17/2017	<10	<10	<10	<10	<10	<10	<10	<10	<10
Acetone	67-64-1	ug/L	10/11/2017	2.79J	3.99J	7.73J	3.64J	3.05J	4.4J	5.34J	4.99J	5.95J; 2.75J
Acetone	67-64-1	ug/L	4/23/2018					<10	<10			
Acetone	67-64-1	ug/L	4/24/2018				2.08J			<10		
Acetone	67-64-1	ug/L	4/25/2018			2.97J					10.5	2.96J
Acetone	67-64-1	ug/L	4/27/2018	2.24J	2.06J							
Acetone	67-64-1	ug/L	10/16/2018	3.69J	4.44J	3.34J	<10	<10	<10	<10	7.03J	<10
Acetone	67-64-1	ug/L	4/16/2019	<10	3.62J	<10	<10	<10	<10	<10	4.03J	<10
Acetone	67-64-1	ug/L	10/1/2019	<10	3.94J	9.18J	<10	4.62J	<10	<10	38.9J	<10
Acetone	67-64-1	ug/L	3/30/2020	<10	<10	<10	<10	<10	<10	<10	<50	<10
Acetone	67-64-1	ug/L	10/7/2020	<10	<10	<10	<10	<10	<10	<10	<10	<10
Acetone	67-64-1	ug/L	4/13/2021	<10	<10	<10	<10	<10	<10	<10	<10	<10
Acetone	67-64-1	ug/L	10/20/2021	<10	<10	<10	<10	<10	<10	<10	<10	<10
Acetone	67-64-1	ug/L	5/2/2022	<10	<10	<10	<10	<10	<10	<10	<10	<10
Acetone	67-64-1	ug/L	10/14/2022	<10	<10	<10	<10	<10	<10	<10	<10	<10
Acetone	67-64-1	ug/L	5/1/2023	<10	<10	9.12J	<10	<10	<10	<10	5.74J	8.8J
Acetone	67-64-1	ug/L	10/16/2023	<10	<10	<10	<10	<10	<10	<10	3.54J	79.3
Acetone	67-64-1	ug/L	4/29/2024	<10	<10	3.61J	<10	<10	<10	<10	<10	8.39J
Acetone	67-64-1	ug/L	10/9/2024			<10.0				<10.0	3.55J	
Acetone	67-64-1	ug/L	10/10/2024				<10.0	<10.0	<10.0			10.9
Acetone	67-64-1	ug/L	10/14/2024	<10.0	<10.0							
Acetone	67-64-1	ug/L	4/28/2025			<10.0				<10.0	6.54	<10.0
Acetone	67-64-1	ug/L	4/29/2025				<10.0	<10.0	<10.0			

Table 9A
Analytical Data Summary - Source Characterization Wells
2025 Annual Water Quality Report
Iowa City Sanitary Landfill
Permit No. 52-SDP-01-72P

Constituent	CAS	Units	Date	MW-1A	MW-2A-97	MW-6B	MW-11B	MW-16A	MW-206A	MW-207A	MW-209B	MW-212A
Acetone	67-64-1	ug/L	5/8/2025	<10.0	<10.0							
Acetone	67-64-1	ug/L	10/20/2025					<10.0			4.48	
Acetone	67-64-1	ug/L	10/21/2025				<10.0		<10.0	<10.0		
Acetone	67-64-1	ug/L	10/24/2025	<10.0	<10.0							
Acetonitrile	75-05-8	mg/L	4/14/2009	<10	<10	<10	<10	<10				
Acetonitrile	75-05-8	mg/L	5/10/2010	<10	<10	<10	<10	<10	<10	<10	<10	<10
Acetonitrile	75-05-8	mg/L	10/5/2015	<10	<10	<10	<10	<10	<10	<10	<10	<10
Acetonitrile	75-05-8	mg/L	3/30/2020	<10	<10	<10	<10	<10	<10	0.48J	<10	<10
Acetonitrile	75-05-8	mg/L	4/28/2025			<10.0				<10.0	<10.0	<10.0
Acetonitrile	75-05-8	mg/L	4/29/2025				<10.0	<10.0	<10.0			
Acetonitrile	75-05-8	mg/L	5/8/2025	<10.0	<10.0							
Acetophenone	98-86-2	ug/L	4/14/2009	<10	<10	<10	<50	<10				
Acetophenone	98-86-2	ug/L	5/10/2010	<10	<10	<10	<10	<10	<10	<10	<10	<10
Acetophenone	98-86-2	ug/L	10/5/2015	<10	<10.4	<10	<10.3	<10.5	<10.2	<10	<10	<10
Acetophenone	98-86-2	ug/L	3/30/2020	<11.5	<11.8	<10.1	<10.3	<10.4	<10.2	<10.1	<10.6	<10.1
Acetophenone	98-86-2	ug/L	4/28/2025			<10.2				<10.6	<10.4	<10.6
Acetophenone	98-86-2	ug/L	4/29/2025				<10.0	<10.0	<10.0			
Acetophenone	98-86-2	ug/L	5/8/2025	<10.0	<10.9							
Acrolein	107-02-8	ug/L	4/14/2009	<10	<10	<10	<10	<10				
Acrolein	107-02-8	ug/L	5/10/2010	<10	<10	<10	<10	<10	<10	<10	<50	<10
Acrolein	107-02-8	ug/L	10/5/2015	<10	<10	<10	<10	<10	<10	<10	<10	<10
Acrolein	107-02-8	ug/L	3/30/2020	<10	<10	<10	<10	<10	<10	<10	<50	<10
Acrolein	107-02-8	ug/L	4/28/2025			<10.0				<10.0	<10.0	<10.0
Acrolein	107-02-8	ug/L	4/29/2025				<10.0	<10.0	<10.0			
Acrolein	107-02-8	ug/L	5/8/2025	<10.0	<10.0							
Acrylonitrile	107-13-1	ug/L	2/27/2008	<10	<10	<10	<10	<10				
Acrylonitrile	107-13-1	ug/L	5/12/2008	<10	<10	<10	<10	<10				
Acrylonitrile	107-13-1	ug/L	7/13/2008	<10	<10	<10	<10	<10				
Acrylonitrile	107-13-1	ug/L	9/14/2008	<10	<10	<10	<10	<10				
Acrylonitrile	107-13-1	ug/L	11/17/2008	<10	<10	<10	<10	<10				
Acrylonitrile	107-13-1	ug/L	4/14/2009	<10	<10	<10	<10	<10				
Acrylonitrile	107-13-1	ug/L	7/7/2009						<10	<10	<200	<10
Acrylonitrile	107-13-1	ug/L	9/2/2009						<10	<10	<100	<10
Acrylonitrile	107-13-1	ug/L	10/25/2009	<10	<10	<10	<10	<10	<10	<10	<100	<10
Acrylonitrile	107-13-1	ug/L	1/2/2010						<10	<10	<100	<10
Acrylonitrile	107-13-1	ug/L	3/3/2010						<10	<10	<10	<10
Acrylonitrile	107-13-1	ug/L	5/10/2010	<10	<10	<10	<10	<10	<10	<10	<50	<10
Acrylonitrile	107-13-1	ug/L	11/1/2010	<10	<10	<10	<10	<10	<10	<10	<50	<10
Acrylonitrile	107-13-1	ug/L	10/13/2011	<10	<10	<10	<10	<10	<10	<10	<50	<10
Acrylonitrile	107-13-1	ug/L	4/11/2012	<10	<10	<10	<10	<10	<10	<10	<100	<10
Acrylonitrile	107-13-1	ug/L	10/11/2012	<10	<10	<10	<10	<10	<10	<10	<100	<10
Acrylonitrile	107-13-1	ug/L	3/30/2013	<10	<10	<10	<10	<10	<10	<10	<10	<10
Acrylonitrile	107-13-1	ug/L	10/7/2013		<10	<10	<10	<10	<10	<10		<10
Acrylonitrile	107-13-1	ug/L	6/2/2014	<10	<10	<10	<10	<10	<10	<10	<10	<10
Acrylonitrile	107-13-1	ug/L	10/15/2014	<10	<10	<10	<10	<10	<10	<10	<100	<10
Acrylonitrile	107-13-1	ug/L	4/6/2015	<10	<10	<10	<10	<10	<10	<10	<10	<10
Acrylonitrile	107-13-1	ug/L	10/5/2015	<10	<10	<10	<10	<10	<10	<10	<10	<10
Acrylonitrile	107-13-1	ug/L	4/4/2016	<10	<10	<10	<10	<10	<10	<10	<10	<10
Acrylonitrile	107-13-1	ug/L	10/17/2016	<10	<10	<10	<10	<10	<10	<10	<10	<10
Acrylonitrile	107-13-1	ug/L	4/17/2017	<5	<5	<5	<5	<5	<5	<5	<5	<5
Acrylonitrile	107-13-1	ug/L	10/11/2017	<5	<5	<5	<5	<5	<5	<5	<5	<5
Acrylonitrile	107-13-1	ug/L	4/23/2018					<5	<5			
Acrylonitrile	107-13-1	ug/L	4/24/2018				<5			<5		
Acrylonitrile	107-13-1	ug/L	4/25/2018			<5					<5	<5
Acrylonitrile	107-13-1	ug/L	4/27/2018	<5	<5							
Acrylonitrile	107-13-1	ug/L	10/16/2018	<5	<5	<5	<5	<5	<5	<5	<5	<5
Acrylonitrile	107-13-1	ug/L	4/16/2019	<5	<5	<5	<5	<5	<5	<5	<5	<5

Table 9A
Analytical Data Summary - Source Characterization Wells
2025 Annual Water Quality Report
Iowa City Sanitary Landfill
Permit No. 52-SDP-01-72P

Constituent	CAS	Units	Date	MW-1A	MW-2A-97	MW-6B	MW-11B	MW-16A	MW-206A	MW-207A	MW-209B	MW-212A
Acrylonitrile	107-13-1	ug/L	10/1/2019	<5	<5	<5	<5	<5	<5	<5	<50	<5
Acrylonitrile	107-13-1	ug/L	3/30/2020	<5	<5	<5	<5	<5	<5	<5	<25	<5
Acrylonitrile	107-13-1	ug/L	10/7/2020	<5	<5	<5	<5	<5	<5	<5	<5	<5
Acrylonitrile	107-13-1	ug/L	4/13/2021	<5	<5	<5	<5	<5	<5	<5	<5	<5
Acrylonitrile	107-13-1	ug/L	10/20/2021	<5	<5	<5	<5	<5	<5	<5	<5	<5
Acrylonitrile	107-13-1	ug/L	5/2/2022	<5	<5	<5	<5	<5	<5	<5	<5	<5
Acrylonitrile	107-13-1	ug/L	10/14/2022	<5	<5	<5	<5	<5	<5	<5	<5	<5
Acrylonitrile	107-13-1	ug/L	5/1/2023	<5	<5	<5	<5	<5	<5	<5	<5	<5
Acrylonitrile	107-13-1	ug/L	10/16/2023	<5	<5	<5	<5	<5	<5	<5	<5	<5
Acrylonitrile	107-13-1	ug/L	4/29/2024	<5	<5	<5	<5	<5	<5	<5	<5	<5
Acrylonitrile	107-13-1	ug/L	10/9/2024			<5.00				<5.00	<5.00	
Acrylonitrile	107-13-1	ug/L	10/10/2024				<5.00	<5.00	<5.00			<5.00
Acrylonitrile	107-13-1	ug/L	10/14/2024	<5.00	<5.00							
Acrylonitrile	107-13-1	ug/L	4/28/2025			<5.00				<5.00	<5.00	<5.00
Acrylonitrile	107-13-1	ug/L	4/29/2025				<5.00	<5.00	<5.00			
Acrylonitrile	107-13-1	ug/L	5/8/2025	<5.00	<5.00							
Acrylonitrile	107-13-1	ug/L	10/20/2025					<5.00			<5.00	
Acrylonitrile	107-13-1	ug/L	10/21/2025				<5.00		<5.00	<5.00		
Acrylonitrile	107-13-1	ug/L	10/24/2025	<5.00	<5.00							
Aldrin	309-00-2	ug/L	4/14/2009	<0.032	<0.032	<0.032	<0.032	<0.032				
Aldrin	309-00-2	ug/L	5/10/2010	<0.032	<0.032	<0.032	<0.032	<0.032	<0.032	<0.032	<0.032	<0.032
Aldrin	309-00-2	ug/L	10/5/2015	<0.034	<0.0333	<0.0327	<0.0323	<0.0333	<0.0323	<0.032	0.00649J	<0.032
Aldrin	309-00-2	ug/L	3/30/2020	<0.0356	<0.034	<0.0333	<0.0333	<0.0333	<0.0333	<0.00464	0.00499J	<0.0333
Aldrin	309-00-2	ug/L	4/28/2025			<0.0907				<0.0902	<0.0907	<0.0895
Aldrin	309-00-2	ug/L	4/29/2025				<0.0895	<0.0904	<0.0900			
Aldrin	309-00-2	ug/L	5/8/2025	<0.0911	<0.0902							
Alkalinity, Phenol [CaCO3]	PALK	mg/L	6/2/2014	<5	<5	<5	<5		<5	<5	<5	<5
Alkalinity, Phenol [CaCO3]	PALK	mg/L	10/15/2014			<5	<5	<5	<5	<5	<5	<5
Alkalinity, Phenol [CaCO3]	PALK	mg/L	3/30/2020				<10					
Alkalinity, Total [CaCO3]	TALK	mg/L	6/2/2014	712	697	1200	759		599	624	1820	619
Alkalinity, Total [CaCO3]	TALK	mg/L	10/15/2014	717	692	1210	764	444	597	592	1800	642
Alkalinity, Total [CaCO3]	TALK	mg/L	3/30/2020				601					
Allyl Chloride	107-05-1	ug/L	4/14/2009	<2	<2	<2	<2	<2				
Allyl Chloride	107-05-1	ug/L	5/10/2010	<2	<2	<2	<2	<2	<2	<2	<10	<2
Allyl Chloride	107-05-1	ug/L	10/5/2015	<2	<2	<2	<2	<2	<2	<2	<2	<2
Allyl Chloride	107-05-1	ug/L	3/30/2020	<2	<2	<2	<2	<2	<2	<2	<10	<2
Allyl chloride	107-05-1	ug/L	4/28/2025			<2.00				<2.00	<2.00	<2.00
Allyl chloride	107-05-1	ug/L	4/29/2025				<2.00	<2.00	<2.00			
Allyl chloride	107-05-1	ug/L	5/8/2025	<2.00	<2.00							
Alpha-BHC	319-84-6	ug/L	4/14/2009	<0.032	<0.032	<0.032	<0.032	<0.032				
Alpha-BHC	319-84-6	ug/L	5/10/2010	<0.032	<0.032	<0.032	<0.032	<0.032	<0.032	<0.032	<0.032	<0.032
Alpha-BHC	319-84-6	ug/L	10/5/2015	<0.034	<0.0333	<0.0327	0.00173J	0.00652J	0.00382J	<0.032	0.00365J	0.0025J
Alpha-BHC	319-84-6	ug/L	3/30/2020	<0.0356	<0.034	0.00297J	0.00432J	0.00569J	0.00283J	<0.033	<0.0333	<0.0333
Alpha-Chlordane	5103-71-9	ug/L	5/10/2010				<0.032		<0.032			
Ammonia as N	7664-41-7	mg/L	4/6/2015	0.539	0.635	0.386	0.154J	<0.2	<0.2	0.243	120	5.63
Ammonia as N	7664-41-7	mg/L	10/5/2015	0.464	0.481	0.617	0.17J	<0.2	<0.2	0.297	134	5.22
Ammonia as N	7664-41-7	mg/L	4/4/2016	0.689	1.29	0.397	0.109J	<0.2	<0.2	0.249	135	6.57
Ammonia as N	7664-41-7	mg/L	10/17/2016	0.69	1.21	0.727	0.164J	<0.2	<0.2	0.357	150	5.22
Anthracene	120-12-7	ug/L	4/14/2009	<10	<10	<10	<50	<10				
Anthracene	120-12-7	ug/L	5/10/2010	<10	<10	<10	<10	<10	<10	<10	<10	<10
Anthracene	120-12-7	ug/L	10/5/2015	<10	<10.4	<10	<10.3	<10.5	<10.2	<10	<10	<10
Anthracene	120-12-7	ug/L	3/30/2020	<11.5	<11.8	<10.1	<10.3	<10.4	<10.2	<10.1	<10.6	<10.1
Anthracene	120-12-7	ug/L	4/28/2025			<10.2				<10.6	<10.4	<10.6
Anthracene	120-12-7	ug/L	4/29/2025				<10.0	<10.0	<10.0			
Anthracene	120-12-7	ug/L	5/8/2025	<10.0	<10.9							
Antimony	7440-36-0	mg/L	2/27/2008	<0.006	<0.006	<0.006	<0.006	<0.006				
Antimony	7440-36-0	mg/L	5/12/2008	<0.006	<0.006	<0.006	<0.006	<0.006				

Table 9A
Analytical Data Summary - Source Characterization Wells
2025 Annual Water Quality Report
Iowa City Sanitary Landfill
Permit No. 52-SDP-01-72P

Constituent	CAS	Units	Date	MW-1A	MW-2A-97	MW-6B	MW-11B	MW-16A	MW-206A	MW-207A	MW-209B	MW-212A
Antimony	7440-36-0	mg/L	7/13/2008	<0.006	<0.006	<0.006	<0.006	<0.006				
Antimony	7440-36-0	mg/L	9/14/2008	<0.006	<0.006	<0.006	<0.006	<0.006				
Antimony	7440-36-0	mg/L	11/17/2008	<0.006	<0.006	<0.006	<0.006	<0.006				
Antimony	7440-36-0	mg/L	4/14/2009	<0.006	<0.006	<0.006	<0.006	<0.006				
Antimony	7440-36-0	mg/L	7/7/2009						<0.006	<0.006	<0.006	<0.006
Antimony	7440-36-0	mg/L	9/2/2009						<0.006	<0.006	<0.006	<0.006
Antimony	7440-36-0	mg/L	10/25/2009	<0.006	<0.006	<0.006	<0.006	<0.006	<0.006	<0.006	<0.006	<0.006
Antimony	7440-36-0	mg/L	1/2/2010						<0.006	<0.006	<0.006	<0.006
Antimony	7440-36-0	mg/L	3/3/2010						<0.006	<0.006	<0.006	<0.006
Antimony	7440-36-0	mg/L	5/10/2010	<0.002	<0.002	<0.004	<0.002	<0.002	<0.002	<0.002	<0.004	<0.002
Antimony	7440-36-0	mg/L	11/1/2010	<0.006	<0.006	<0.006	<0.006	<0.006	<0.006	<0.006	<0.012	<0.006
Antimony	7440-36-0	mg/L	4/4/2011	<0.006	<0.006	<0.006	<0.006					
Antimony	7440-36-0	mg/L	10/13/2011	<0.006	<0.006	<0.006	<0.006	<0.006	<0.006	<0.006	<0.006	<0.006
Antimony	7440-36-0	mg/L	4/11/2012	<0.006	<0.006	<0.006	<0.006	<0.006	<0.006	<0.006	<0.006	<0.006
Antimony	7440-36-0	mg/L	10/11/2012	<0.006	<0.006	<0.012	<0.006	<0.018	<0.012	<0.012	<0.012	<0.006
Antimony	7440-36-0	mg/L	3/30/2013	<0.006	<0.006	<0.006	<0.006	<0.006	<0.006	<0.006	<0.006	<0.006
Antimony	7440-36-0	mg/L	10/7/2013	<0.006	<0.006	<0.006	<0.006	<0.006	<0.006	<0.006	<0.006	<0.006
Antimony	7440-36-0	mg/L	6/2/2014	<0.006	<0.006	<0.006	<0.006	<0.006	<0.006	<0.006	<0.006	<0.006
Antimony	7440-36-0	mg/L	10/15/2014	<0.006	<0.006	<0.006	<0.006	<0.006	<0.006	<0.006	<0.006	<0.006
Antimony	7440-36-0	mg/L	4/6/2015	<0.001	<0.001	<0.001	<0.001	0.000182J	<0.001	<0.001	0.000578J	<0.001
Antimony	7440-36-0	mg/L	10/5/2015	<0.001	<0.001	<0.001	<0.001	<0.001	<0.001	<0.001	0.000573J	<0.001
Antimony	7440-36-0	mg/L	4/4/2016	<0.001	<0.001	<0.001	<0.001	<0.001	<0.001	<0.001	0.000578J	<0.001
Antimony	7440-36-0	mg/L	10/17/2016	<0.001	<0.001	<0.001	<0.001	<0.001	<0.001	<0.001	0.000549J	<0.001
Antimony	7440-36-0	mg/L	4/17/2017	<0.001	<0.001	<0.001	<0.001	<0.001	<0.001	<0.001	0.000517J	<0.001
Antimony	7440-36-0	mg/L	10/11/2017	<0.001	<0.001	0.000425J	0.000227J	<0.001	0.000227J	0.000217J	0.000992J	<0.001
Antimony	7440-36-0	mg/L	4/23/2018					<0.001	<0.001			
Antimony	7440-36-0	mg/L	4/24/2018				<0.001			<0.001		
Antimony	7440-36-0	mg/L	4/25/2018			<0.001					0.000563J	<0.001
Antimony	7440-36-0	mg/L	4/27/2018	<0.001	<0.001							
Antimony	7440-36-0	mg/L	10/16/2018	<0.001	<0.001	<0.003	<0.003	<0.003	<0.003	<0.003	<0.003	<0.003
Antimony	7440-36-0	mg/L	4/16/2019	<0.001	<0.001	<0.001	<0.001	<0.001	<0.001	<0.001	0.000578J	<0.001
Antimony	7440-36-0	mg/L	10/1/2019	<0.001	<0.001	<0.001	<0.001	<0.001	<0.001	<0.001	0.00061J	<0.001
Antimony	7440-36-0	mg/L	3/30/2020	<0.001	<0.001	<0.001	<0.001	<0.001	<0.001	<0.001	0.000596J	<0.001
Antimony	7440-36-0	mg/L	10/7/2020	<0.001	<0.001	<0.001	<0.001	<0.001	<0.001	<0.001	0.000678J	<0.001
Antimony	7440-36-0	mg/L	4/13/2021	<0.002	<0.002	<0.002	<0.002	<0.002	<0.002	<0.002	0.0005J	<0.002
Antimony	7440-36-0	mg/L	10/20/2021	<0.002	<0.002	<0.002	<0.002	<0.002	0.0006J	<0.002	0.0006J	<0.002
Antimony	7440-36-0	mg/L	5/2/2022	<0.002	<0.002	<0.002	<0.002	<0.002	<0.002	<0.002	0.0005J	<0.002
Antimony	7440-36-0	mg/L	10/14/2022	<0.002	<0.002	<0.002	<0.002	<0.002	<0.002	<0.002	<0.002	<0.002
Antimony	7440-36-0	mg/L	5/1/2023	<0.002	<0.002	<0.002	<0.002	<0.002	<0.002	<0.002	<0.002	<0.002
Antimony	7440-36-0	mg/L	10/16/2023	0.00115J	<0.002	<0.002	<0.002	<0.002	<0.002	<0.002	<0.002	<0.002
Antimony	7440-36-0	mg/L	4/29/2024	<0.002	<0.002	<0.008	<0.002	<0.002	<0.002	<0.002	<0.002	<0.008
Antimony	7440-36-0	mg/L	10/9/2024			<0.00200				<0.00200	<0.00200	
Antimony	7440-36-0	mg/L	10/10/2024				<0.00200	<0.00200	<0.00200			<0.00200
Antimony	7440-36-0	mg/L	10/14/2024	<0.00200	<0.00200							
Antimony	7440-36-0	mg/L	4/28/2025			<0.00200				<0.0100	<0.00200	<0.00200
Antimony	7440-36-0	mg/L	4/29/2025				<0.00200	<0.00200	<0.00200			
Antimony	7440-36-0	mg/L	5/8/2025	<0.00200	<0.00200							
Antimony	7440-36-0	mg/L	10/20/2025					<0.00200			<0.00200	
Antimony	7440-36-0	mg/L	10/21/2025				<0.00200		<0.00200	<0.00200		
Antimony	7440-36-0	mg/L	10/24/2025	<0.00200	<0.00200							
Arsenic	7440-38-2	mg/L	2/27/2008	0.164	0.001	0.032	0.177	<0.001				
Arsenic	7440-38-2	mg/L	5/12/2008	0.056	0.021	0.031	0.117	<0.001				
Arsenic	7440-38-2	mg/L	7/13/2008	0.048	0.012	0.03	0.141	<0.001				
Arsenic	7440-38-2	mg/L	9/14/2008	0.049	0.002	0.037	0.192	<0.001				
Arsenic	7440-38-2	mg/L	11/17/2008	0.0402	0.00126	0.042	0.172	<0.001				
Arsenic	7440-38-2	mg/L	4/14/2009	0.033	0.0028	0.037	0.14	<0.001				
Arsenic	7440-38-2	mg/L	7/7/2009	0.03	0.0041	0.032	0.122		0.002; <0.001	0.053; 0.054	0.043	0.0065

Table 9A
Analytical Data Summary - Source Characterization Wells
2025 Annual Water Quality Report
Iowa City Sanitary Landfill
Permit No. 52-SDP-01-72P

Constituent	CAS	Units	Date	MW-1A	MW-2A-97	MW-6B	MW-11B	MW-16A	MW-206A	MW-207A	MW-209B	MW-212A
Arsenic	7440-38-2	mg/L	9/2/2009	0.04	0.0045	0.043	0.13		<0.001	0.058	0.092; 0.096	0.012
Arsenic	7440-38-2	mg/L	10/25/2009	0.032	0.005; 0.0052	0.039	0.13	<0.001	<0.001	0.073	0.09	0.0068
Arsenic	7440-38-2	mg/L	1/2/2010	0.039	0.015	0.042	0.12		0.0056	0.076	0.12	0.0073
Arsenic	7440-38-2	mg/L	3/3/2010						0.003	0.086	0.079; 0.081	0.007
Arsenic	7440-38-2	mg/L	5/10/2010	0.038	0.0092	0.034	0.092	<0.001	0.0061	0.057	0.071	0.0098
Arsenic	7440-38-2	mg/L	7/8/2010						0.0022	0.06	0.064	0.0096
Arsenic	7440-38-2	mg/L	9/13/2010						0.0061	0.073	0.094	0.0067
Arsenic	7440-38-2	mg/L	11/1/2010						<0.001	0.064	0.081	0.0037
Arsenic	7440-38-2	mg/L	1/10/2011						<0.001	0.0576	0.0684	
Arsenic	7440-38-2	mg/L	4/4/2011						0.0036	0.071	0.077	0.0025
Arsenic	7440-38-2	mg/L	10/13/2011	0.0414	0.0181	0.0594	0.115	<0.001	0.00187	0.0737	0.079	0.00834
Arsenic	7440-38-2	mg/L	4/11/2012	0.0204	0.011	0.0073	0.0843	<0.001	<0.001	0.0644	0.0705	0.00562
Arsenic	7440-38-2	mg/L	10/11/2012	0.0111	0.00689	0.0485	0.0969	<0.001	<0.001	0.0787	0.0958	0.011
Arsenic	7440-38-2	mg/L	3/30/2013	0.00962	0.00344	0.0359	0.0696	<0.001	<0.001	0.0677	0.0608	0.0075
Arsenic	7440-38-2	mg/L	10/7/2013	0.0102	0.00497	0.0472; 0.0456	0.0879	<0.001	<0.001	0.0739	0.0806	0.00937
Arsenic	7440-38-2	mg/L	6/2/2014	0.0337; 0.0531	0.0147	0.0426	0.072	0.000377J	0.000267J	0.0619	0.191	0.0094
Arsenic	7440-38-2	mg/L	10/15/2014	0.0291	0.00479	0.0551	0.1	<0.001	<0.001	0.0757	<0.005	0.0156
Arsenic	7440-38-2	mg/L	4/6/2015	0.0249	0.00553	0.0458; 0.0488	0.0649	<0.002	<0.002	0.0632	0.0586	0.0326
Arsenic	7440-38-2	mg/L	10/5/2015	0.0273	0.0129	0.0621	0.0773	<0.002	<0.002	0.0589	0.0724	0.0389
Arsenic	7440-38-2	mg/L	4/4/2016	0.0424	0.0113	0.0516	0.0739	<0.002	<0.002	0.0756	0.0662	0.0522
Arsenic	7440-38-2	mg/L	10/17/2016	0.0375	0.014	0.0604	0.0807	<0.002	<0.002	0.0622; 0.0653	0.0517	0.047
Arsenic	7440-38-2	mg/L	4/17/2017	0.0592	0.0165	0.0483	0.0613	<0.002	<0.002	0.055	0.0468	0.0201
Arsenic	7440-38-2	mg/L	10/11/2017	0.0497	0.00794	0.0589	0.116	<0.002	0.000935J	0.0643	0.0684	0.0585; 0.0565
Arsenic	7440-38-2	mg/L	4/23/2018					<0.002	<0.002			
Arsenic	7440-38-2	mg/L	4/24/2018				0.0386			0.0671		
Arsenic	7440-38-2	mg/L	4/25/2018			0.0654					0.0668	0.0369
Arsenic	7440-38-2	mg/L	4/27/2018	0.0817	0.00613							
Arsenic	7440-38-2	mg/L	10/16/2018	0.0915	0.0103	0.0565	0.0639	0.000579J	0.00155	0.0625	0.0457	0.0131
Arsenic	7440-38-2	mg/L	4/16/2019	0.0812	0.0421	0.0521	0.0325	<0.002	<0.002	0.0612	0.0368	0.00546
Arsenic	7440-38-2	mg/L	10/1/2019	0.0494; 0.0558	0.0166	0.0641	0.0792	<0.002	<0.002	0.0649	0.0573	0.0106
Arsenic	7440-38-2	mg/L	3/30/2020	0.0435	0.0129	0.0455	0.0412	<0.002	<0.002	0.0632	0.0345	0.0018J
Arsenic	7440-38-2	mg/L	10/7/2020	0.0418	0.0196	0.0569	0.0983	<0.002	<0.002	0.0619	0.0467	0.074
Arsenic	7440-38-2	mg/L	4/13/2021	0.0695	0.0209	0.0424	0.0362; 0.0349	<0.004	<0.004	0.0561	0.0283	0.0027J
Arsenic	7440-38-2	mg/L	10/20/2021	0.0937	0.0124	0.0555	0.085	<0.004	0.0024J	0.0624	0.0452	0.0259
Arsenic	7440-38-2	mg/L	5/2/2022	0.0577	0.023	0.0435	0.0379	0.0013J	0.001J	0.0515	0.0285	0.0015J
Arsenic	7440-38-2	mg/L	10/14/2022	0.019	0.0229	0.0598	0.0742	0.0011J	0.0012J	0.0535	0.0385	0.0173
Arsenic	7440-38-2	mg/L	5/1/2023	0.0961	0.0226	0.0417	0.0379	<0.002	<0.002	0.0514	0.0316	0.00188J
Arsenic	7440-38-2	mg/L	10/16/2023	0.0185	0.0148	0.0496	0.0882	<0.002	<0.002	0.0581	0.0417	0.0038
Arsenic	7440-38-2	mg/L	4/29/2024	0.0349	0.00299	0.0236	0.0464	<0.002	<0.002	0.0579	0.036	0.00409J
Arsenic	7440-38-2	mg/L	10/9/2024			0.0338				0.0617	0.0297	
Arsenic	7440-38-2	mg/L	10/10/2024				0.0896	<0.00200	<0.00200			0.00233
Arsenic	7440-38-2	mg/L	10/14/2024	0.0115	0.00444							
Arsenic	7440-38-2	mg/L	4/28/2025			0.0279				0.259	0.0295	0.00186
Arsenic	7440-38-2	mg/L	4/29/2025				0.0433	<0.00200	<0.00200			
Arsenic	7440-38-2	mg/L	5/8/2025	0.0146	0.00232							
Arsenic	7440-38-2	mg/L	10/20/2025					0.000580			0.0261	
Arsenic	7440-38-2	mg/L	10/21/2025				0.0736		0.000585	0.0533		
Arsenic	7440-38-2	mg/L	10/24/2025	0.0102	0.0147							
Barium	7440-39-3	mg/L	2/27/2008	1.05	0.316	0.956	0.666	0.456				
Barium	7440-39-3	mg/L	5/12/2008	0.573	0.368	0.696	0.552	0.405				
Barium	7440-39-3	mg/L	7/13/2008	0.642	0.361	0.722	0.561	0.411				
Barium	7440-39-3	mg/L	9/14/2008	0.407	0.288	0.698	0.676	0.467				
Barium	7440-39-3	mg/L	11/17/2008	0.464	0.289	0.758	0.741	0.469				
Barium	7440-39-3	mg/L	4/14/2009	0.451	0.305	0.685	0.594	0.438				
Barium	7440-39-3	mg/L	7/7/2009	0.445	0.334	0.701	0.535	0.413	0.305; 0.319	0.46; 0.526	1.06	0.328
Barium	7440-39-3	mg/L	9/2/2009	0.469	0.318	0.662	0.56	0.44	0.258	0.489	1.74	0.702
Barium	7440-39-3	mg/L	10/25/2009	0.464	0.332	0.707	0.552	0.43	0.283	0.501	2.18	0.659

Table 9A
Analytical Data Summary - Source Characterization Wells
2025 Annual Water Quality Report
Iowa City Sanitary Landfill
Permit No. 52-SDP-01-72P

Constituent	CAS	Units	Date	MW-1A	MW-2A-97	MW-6B	MW-11B	MW-16A	MW-206A	MW-207A	MW-209B	MW-212A
Barium	7440-39-3	mg/L	1/2/2010	0.554	0.483	0.725	0.569	0.516	0.381	0.497	1.79	0.6
Barium	7440-39-3	mg/L	3/3/2010						0.38	0.645	1.47	0.541
Barium	7440-39-3	mg/L	5/10/2010	0.565	0.38	0.666	0.506	0.418	0.411	0.461	1.22	0.535
Barium	7440-39-3	mg/L	7/8/2010						0.369	0.458	0.988	0.591
Barium	7440-39-3	mg/L	9/13/2010						0.386	0.459	1	0.649
Barium	7440-39-3	mg/L	11/1/2010	0.559	0.36	0.736	0.538	0.474	0.416	0.447	0.868	0.581
Barium	7440-39-3	mg/L	1/10/2011						0.358	0.452	1.01	
Barium	7440-39-3	mg/L	4/4/2011						0.401	0.427	0.87	0.371
Barium	7440-39-3	mg/L	10/13/2011	0.431	0.365	0.766	0.573	0.531	0.423	0.499	0.839	2.33
Barium	7440-39-3	mg/L	4/11/2012	0.4	0.345	0.722	0.459	0.428	0.322	0.421	0.838	0.707
Barium	7440-39-3	mg/L	10/11/2012	0.413	0.269	0.765	0.536	0.574	0.36	0.462	0.723	0.99
Barium	7440-39-3	mg/L	3/30/2013	0.382	0.316	0.678	0.507	0.543	0.311	0.477	1.03	0.687
Barium	7440-39-3	mg/L	10/7/2013	0.411	0.324	0.835; 0.878	0.527	0.554; 0.552	0.383	0.408	2.4	0.798
Barium	7440-39-3	mg/L	6/2/2014	0.443; 0.402	0.309	0.769	0.478	0.429	0.361	0.322	1.11	0.793
Barium	7440-39-3	mg/L	10/15/2014	0.407	0.343	0.829	0.517	0.484	0.397	0.409	0.961	1
Barium	7440-39-3	mg/L	4/6/2015	0.401	0.367	0.818; 0.876	0.48	0.449	0.319	0.396	0.984	1.05
Barium	7440-39-3	mg/L	10/5/2015	0.467	0.428	0.946	0.547	0.658	0.367	0.404	0.89	1.16
Barium	7440-39-3	mg/L	4/4/2016	0.488	0.378	0.914	0.531	0.484	0.284	0.514	0.824	0.779
Barium	7440-39-3	mg/L	10/17/2016	0.382	0.341	0.933	0.456	0.556	0.325	0.392; 0.406	0.628	0.875
Barium	7440-39-3	mg/L	4/17/2017	0.463	0.45	0.974	0.459	0.551	0.278	0.471	0.622	0.29
Barium	7440-39-3	mg/L	10/11/2017	0.41	0.366	0.697	0.621	0.6	0.219	0.415	0.585	0.772; 0.812
Barium	7440-39-3	mg/L	4/23/2018					0.507	0.247			
Barium	7440-39-3	mg/L	4/24/2018				0.353			0.481		
Barium	7440-39-3	mg/L	4/25/2018			0.857					0.84	0.335
Barium	7440-39-3	mg/L	4/27/2018	0.604	0.283							
Barium	7440-39-3	mg/L	10/16/2018	0.531	0.28	0.827	0.525	0.569	0.326	0.435	0.574	0.281
Barium	7440-39-3	mg/L	4/16/2019	0.796	0.687	0.78	0.412	0.625	0.21	0.594	0.665	0.219
Barium	7440-39-3	mg/L	10/1/2019	0.353; 0.412	0.329	0.902	0.533	0.473	0.31	0.463	0.87	0.379
Barium	7440-39-3	mg/L	3/30/2020	0.433	0.279	0.806	0.396	0.457	0.192	0.56	0.713	0.102
Barium	7440-39-3	mg/L	10/7/2020	0.424	0.329	0.695	0.502	0.594	0.237	0.472	0.718	1.18
Barium	7440-39-3	mg/L	4/13/2021	0.445	0.32	0.652	0.399; 0.387	0.423	0.184	0.453	0.59	0.0641
Barium	7440-39-3	mg/L	10/20/2021	0.456	0.456	0.61	0.453	0.554	0.509	0.439	0.633	0.768
Barium	7440-39-3	mg/L	5/2/2022	0.488	0.347	0.653	0.339	0.465	0.179	0.43	0.603	0.118
Barium	7440-39-3	mg/L	10/14/2022	0.251	0.374	0.668	0.508	0.564	0.183	0.415	0.696	0.401
Barium	7440-39-3	mg/L	5/1/2023	0.705	0.391	0.862	0.346	0.487	0.15	0.413	0.551	0.061
Barium	7440-39-3	mg/L	10/16/2023	0.37	0.306	0.593	0.471	0.563	0.182	0.379	0.647	0.155
Barium	7440-39-3	mg/L	4/29/2024	0.126	0.228	0.472	0.314	0.376	0.144	0.383	0.803	0.0855
Barium	7440-39-3	mg/L	10/9/2024			0.595				0.423	0.659	
Barium	7440-39-3	mg/L	10/10/2024				0.461	0.556	0.122			0.668
Barium	7440-39-3	mg/L	10/14/2024	0.274	0.323							
Barium	7440-39-3	mg/L	4/28/2025			0.467				1.96	0.686	0.358
Barium	7440-39-3	mg/L	4/29/2025				0.322	0.431	0.0774			
Barium	7440-39-3	mg/L	5/8/2025	0.0909	0.197							
Barium	7440-39-3	mg/L	10/20/2025					0.502			0.585	
Barium	7440-39-3	mg/L	10/21/2025				0.399		0.110	0.354		
Barium	7440-39-3	mg/L	10/24/2025	0.233	0.385							
Benzene	71-43-2	ug/L	2/27/2008	<0.5	<0.5	0.59	1.42	0.64				
Benzene	71-43-2	ug/L	5/12/2008	<0.5	<0.5	<0.5	1.11	<0.5				
Benzene	71-43-2	ug/L	7/13/2008	<0.5	<0.5	<0.5	1.59	<0.5				
Benzene	71-43-2	ug/L	9/14/2008	<0.5	<0.5	0.6	1.46	0.66				
Benzene	71-43-2	ug/L	11/17/2008	<0.5	<0.5	0.72	1.48	0.65				
Benzene	71-43-2	ug/L	4/14/2009	<0.5	<0.5	<0.5	1.11	0.54				
Benzene	71-43-2	ug/L	7/7/2009				1.08	0.56	<0.5; 0.53	3.48; 3.54	<10	<0.5
Benzene	71-43-2	ug/L	9/2/2009				0.97	0.53	<0.5	2.67	9.2	<0.5
Benzene	71-43-2	ug/L	10/25/2009	<0.5	<0.5	0.67	1.14	0.5	<0.5	3.12	8.4	<0.5
Benzene	71-43-2	ug/L	1/2/2010				1.14	0.56	<0.5	3.4	7.7	<0.5
Benzene	71-43-2	ug/L	3/3/2010						<0.5	4.65	8.49	<0.5

Table 9A
Analytical Data Summary - Source Characterization Wells
2025 Annual Water Quality Report
Iowa City Sanitary Landfill
Permit No. 52-SDP-01-72P

Constituent	CAS	Units	Date	MW-1A	MW-2A-97	MW-6B	MW-11B	MW-16A	MW-206A	MW-207A	MW-209B	MW-212A
Benzene	71-43-2	ug/L	5/10/2010	<0.5	<0.5	0.56	0.8	<0.5	<0.5	3.08	8.05	<0.5
Benzene	71-43-2	ug/L	7/8/2010							2.96	11.1	
Benzene	71-43-2	ug/L	9/13/2010							2.85	9.08	
Benzene	71-43-2	ug/L	11/1/2010	<0.5	<0.5	<0.5	0.73	0.61	<0.5	3.1	11.4	<0.5
Benzene	71-43-2	ug/L	1/10/2011							2.99	7.6	
Benzene	71-43-2	ug/L	4/4/2011				0.67	0.61		4.15	9.85	
Benzene	71-43-2	ug/L	10/13/2011	<0.5	<0.5	0.72	0.68	0.7	<0.5	3.26	9.75	<0.5
Benzene	71-43-2	ug/L	4/11/2012	<0.5	<0.5	0.55	0.67	<0.5	<0.5	1.96	10.9	<0.5
Benzene	71-43-2	ug/L	10/11/2012	<0.5	<0.5	<0.5	0.71	0.8	<0.5	2.4	12.6	<0.5
Benzene	71-43-2	ug/L	3/30/2013	<0.5	<0.5	<0.5	0.54	0.504	<0.5	1.4	7.84	<0.5
Benzene	71-43-2	ug/L	10/7/2013		<0.5	<0.5	<0.5	0.748; 0.665	<0.5	0.782		<0.5
Benzene	71-43-2	ug/L	6/2/2014	<0.5	<0.5	0.508	0.354J	0.598	<0.5	0.631	7.16	<0.5
Benzene	71-43-2	ug/L	10/15/2014	<0.5	<0.5	0.529	0.464J	0.505	<0.5	<0.5	9.3	<0.5
Benzene	71-43-2	ug/L	4/6/2015	<0.5	<0.5	0.576; 0.442J	0.226J	0.463J	<0.5	0.428J	8.6	<0.5
Benzene	71-43-2	ug/L	10/5/2015	<0.5	<0.5	0.675	0.198J	0.745	<0.5	<0.5	10.6	<0.5
Benzene	71-43-2	ug/L	4/4/2016	<0.5	<0.5	0.526	0.226J	0.38J	<0.5	0.11J	10.2	0.141J
Benzene	71-43-2	ug/L	10/17/2016	<0.5	<0.5	0.659	<0.5	0.747	0.138J	<0.5	11.8	<0.5
Benzene	71-43-2	ug/L	4/17/2017	<0.5	<0.5	0.505	<0.5	0.475J	<0.5	<0.5	9.59	<0.5
Benzene	71-43-2	ug/L	10/11/2017	<0.5	<0.5	0.344J	<0.5	0.63	<0.5	<0.5	13.2	0.121J; <0.5
Benzene	71-43-2	ug/L	4/23/2018					0.525	<0.5			
Benzene	71-43-2	ug/L	4/24/2018				<0.5			0.157J		
Benzene	71-43-2	ug/L	4/25/2018			0.174J					9.89	<0.5
Benzene	71-43-2	ug/L	4/27/2018	<0.5	<0.5							
Benzene	71-43-2	ug/L	10/16/2018	<0.5	<0.5	<0.5	<0.5	0.553	<0.5	<0.5	10.1	<0.5
Benzene	71-43-2	ug/L	4/16/2019	<0.5	<0.5	<0.5	<0.5	0.446J	<0.5	0.22J	8.97	<0.5
Benzene	71-43-2	ug/L	10/1/2019	<0.5	<0.5	<0.5	<0.5	0.462J	<0.5	<0.5	8.93	<0.5
Benzene	71-43-2	ug/L	3/30/2020	<0.5	<0.5	<0.5	<0.5	0.349J	<0.5	<0.5	9.17	<0.5
Benzene	71-43-2	ug/L	10/7/2020	<0.5	<0.5	<0.5	<0.5	0.348J	<0.5	<0.5	8.88	<0.5
Benzene	71-43-2	ug/L	4/13/2021	<1	<1	<1	<1	0.3J	<1	<1	11.4	<1
Benzene	71-43-2	ug/L	10/20/2021	<1	<1	<1	<1	0.3J	<1	<1	10.7	<1
Benzene	71-43-2	ug/L	5/2/2022	<1	<1	<1	<1	0.3J	<1	<1	11.2	<1
Benzene	71-43-2	ug/L	10/14/2022	<1	<1	<1	<1	0.4J	<1	<1	9.7	<1
Benzene	71-43-2	ug/L	5/1/2023	<0.5	<0.5	<0.5	<0.5	0.349J	<0.5	<0.5	8.47	<0.5
Benzene	71-43-2	ug/L	10/16/2023	<0.5	<0.5	<0.5	<0.5	0.359J	<0.5	<0.5	9.31	<0.5
Benzene	71-43-2	ug/L	4/29/2024	<0.5	<0.5	<0.5	<0.5	<0.5	<0.5	<0.5	8.43	<0.5
Benzene	71-43-2	ug/L	10/9/2024			<0.500				<0.500	9.27	
Benzene	71-43-2	ug/L	10/10/2024				<0.500	0.437J	<0.500			<0.500
Benzene	71-43-2	ug/L	10/14/2024	<0.500	<0.500							
Benzene	71-43-2	ug/L	4/28/2025			<0.500				<0.500	9.20	<0.500
Benzene	71-43-2	ug/L	4/29/2025				<0.500	<0.500	<0.500			
Benzene	71-43-2	ug/L	5/8/2025	<0.500	<0.500							
Benzene	71-43-2	ug/L	10/20/2025					0.260			11.1	
Benzene	71-43-2	ug/L	10/21/2025				<0.500		<0.500	<0.500		
Benzene	71-43-2	ug/L	10/24/2025	<0.500	<0.500							
Benzo [k] fluoranthene	207-08-9	ug/L	4/14/2009	<10	<10	<10	<50	<10				
Benzo [k] fluoranthene	207-08-9	ug/L	5/10/2010	<10	<10	<10	<10	<10	<10	<10	<10	<10
Benzo [k] fluoranthene	207-08-9	ug/L	10/5/2015	<10	<10.4	<10	<10.3	<10.5	<10.2	<10	<10	<10
Benzo [k] fluoranthene	207-08-9	ug/L	3/30/2020	<11.5	<11.8	<10.1	<10.3	<10.4	<10.2	<10.1	<10.6	<10.1
Benzo[a]anthracene	56-55-3	ug/L	4/14/2009	<10	<10	<10	<50	<10				
Benzo[a]anthracene	56-55-3	ug/L	5/10/2010	<10	<10	<10	<10	<10	<10	<10	<10	<10
Benzo[a]anthracene	56-55-3	ug/L	10/5/2015	<10	<10.4	<10	<10.3	<10.5	<10.2	<10	<10	<10
Benzo[a]anthracene	56-55-3	ug/L	3/30/2020	<11.5	<11.8	<10.1	<10.3	<10.4	<10.2	<10.1	<10.6	<10.1
Benzo[a]anthracene	56-55-3	ug/L	4/28/2025			<10.2				<10.6	<10.4	<10.6
Benzo[a]anthracene	56-55-3	ug/L	4/29/2025				<10.0	<10.0	<10.0			
Benzo[a]anthracene	56-55-3	ug/L	5/8/2025	<10.0	<10.9							
Benzo[a]pyrene	50-32-8	ug/L	4/14/2009	<10	<10	<10	<50	<10				
Benzo[a]pyrene	50-32-8	ug/L	5/10/2010	<10	<10	<10	<10	<10	<10	<10	<10	<10

Table 9A
Analytical Data Summary - Source Characterization Wells
2025 Annual Water Quality Report
Iowa City Sanitary Landfill
Permit No. 52-SDP-01-72P

Constituent	CAS	Units	Date	MW-1A	MW-2A-97	MW-6B	MW-11B	MW-16A	MW-206A	MW-207A	MW-209B	MW-212A
Benzo[a]pyrene	50-32-8	ug/L	10/5/2015	<10	<10.4	<10	<10.3	<10.5	<10.2	<10	<10	<10
Benzo[a]pyrene	50-32-8	ug/L	3/30/2020	<11.5	<11.8	<10.1	<10.3	<10.4	<10.2	<10.1	<10.6	<10.1
Benzo[a]pyrene	50-32-8	ug/L	4/28/2025			<10.2				<10.6	<10.4	<10.6
Benzo[a]pyrene	50-32-8	ug/L	4/29/2025				<10.0	<10.0	<10.0			
Benzo[a]pyrene	50-32-8	ug/L	5/8/2025	<10.0	<10.9							
Benzo[b]fluoranthene	205-99-2	ug/L	4/14/2009	<10	<10	<10	<50	<10				
Benzo[b]fluoranthene	205-99-2	ug/L	5/10/2010	<10	<10	<10	<10	<10	<10	<10	<10	<10
Benzo[b]fluoranthene	205-99-2	ug/L	10/5/2015	<10	<10.4	<10	<10.3	<10.5	<10.2	<10	<10	<10
Benzo[b]fluoranthene	205-99-2	ug/L	3/30/2020	<11.5	<11.8	<10.1	<10.3	<10.4	<10.2	<10.1	<10.6	<10.1
Benzo[b]fluoranthene	205-99-2	ug/L	4/28/2025			<10.2				<10.6	<10.4	<10.6
Benzo[b]fluoranthene	205-99-2	ug/L	4/29/2025				<10.0	<10.0	<10.0			
Benzo[b]fluoranthene	205-99-2	ug/L	5/8/2025	<10.0	<10.9							
Benzo[g,h,i]perylene	191-24-2	ug/L	4/14/2009	<10	<10	<10	<50	<10				
Benzo[g,h,i]perylene	191-24-2	ug/L	5/10/2010	<10	<10	<10	<10	<10	<10	<10	<10	<10
Benzo[g,h,i]perylene	191-24-2	ug/L	10/5/2015	<10	<10.4	<10	<10.3	<10.5	<10.2	<10	<10	<10
Benzo[g,h,i]perylene	191-24-2	ug/L	3/30/2020	<11.5	<11.8	<10.1	<10.3	<10.4	<10.2	<10.1	<10.6	<10.1
Benzo[g,h,i]perylene	191-24-2	ug/L	4/28/2025			<10.2				<10.6	<10.4	<10.6
Benzo[g,h,i]perylene	191-24-2	ug/L	4/29/2025				<10.0	<10.0	<10.0			
Benzo[g,h,i]perylene	191-24-2	ug/L	5/8/2025	<10.0	<10.9							
Benzo[k]fluoranthene	207-08-9	ug/L	4/28/2025			<10.2				<10.6	<10.4	<10.6
Benzo[k]fluoranthene	207-08-9	ug/L	4/29/2025				<10.0	<10.0	<10.0			
Benzo[k]fluoranthene	207-08-9	ug/L	5/8/2025	<10.0	<10.9							
Benzyl alcohol	100-51-6	ug/L	4/14/2009	<10	<10	<10	<50	<10				
Benzyl alcohol	100-51-6	ug/L	5/10/2010	<10	<10	<10	<10	<10	<10	<10	<10	<10
Benzyl alcohol	100-51-6	ug/L	10/5/2015	<10	<10.4	<10	<10.3	<10.5	<10.2	<10	<10	<10
Benzyl alcohol	100-51-6	ug/L	3/30/2020	<11.5	<11.8	<10.1	<10.3	<10.4	<10.2	<10.1	<10.6	<10.1
Benzyl alcohol	100-51-6	ug/L	4/28/2025			<10.2				<10.6	<10.4	<10.6
Benzyl alcohol	100-51-6	ug/L	4/29/2025				<10.0	<10.0	<10.0			
Benzyl alcohol	100-51-6	ug/L	5/8/2025	<10.0	<10.9							
Beryllium	7440-41-7	mg/L	2/27/2008	0.0028	<0.001	<0.001	<0.001	<0.001				
Beryllium	7440-41-7	mg/L	5/12/2008	0.00104	<0.001	<0.001	<0.001	<0.001				
Beryllium	7440-41-7	mg/L	7/13/2008	0.00111	<0.001	<0.001	<0.001	<0.001				
Beryllium	7440-41-7	mg/L	9/14/2008	<0.001	<0.001	<0.001	<0.001	<0.001				
Beryllium	7440-41-7	mg/L	11/17/2008	<0.001	<0.001	<0.001	<0.001	<0.001				
Beryllium	7440-41-7	mg/L	4/14/2009	<0.001	<0.001	<0.001	<0.001	<0.001				
Beryllium	7440-41-7	mg/L	7/7/2009						<0.001	<0.001	<0.001	<0.001
Beryllium	7440-41-7	mg/L	9/2/2009						<0.001	<0.001	<0.001	<0.001
Beryllium	7440-41-7	mg/L	10/25/2009	<0.001	<0.001	<0.001	<0.001	<0.001	<0.001	<0.001	<0.001	<0.001
Beryllium	7440-41-7	mg/L	1/2/2010						<0.001	<0.001	<0.001	<0.001
Beryllium	7440-41-7	mg/L	3/3/2010						<0.001	<0.001	<0.001	<0.001
Beryllium	7440-41-7	mg/L	5/10/2010	<0.0004	<0.0004	<0.0004	<0.0004	<0.0004	<0.0004	<0.0004	<0.0008	<0.0004
Beryllium	7440-41-7	mg/L	11/1/2010	<0.001	<0.001	<0.001	<0.001	<0.001	<0.001	<0.001	<0.001	<0.001
Beryllium	7440-41-7	mg/L	10/13/2011	<0.001	<0.001	<0.001	<0.001	<0.001	<0.001	<0.001	<0.001	<0.001
Beryllium	7440-41-7	mg/L	4/11/2012	<0.001	<0.001	<0.001	<0.001	<0.001	<0.001	<0.001	<0.001	<0.001
Beryllium	7440-41-7	mg/L	10/11/2012	<0.001	<0.001	<0.001	<0.001	<0.001	<0.001	<0.001	<0.001	<0.001
Beryllium	7440-41-7	mg/L	3/30/2013	<0.001	<0.001	<0.001	<0.001	<0.001	<0.001	<0.001	<0.001	<0.001
Beryllium	7440-41-7	mg/L	10/7/2013	<0.001	<0.001	<0.001	<0.001	<0.001	<0.001	<0.001	0.00106	<0.001
Beryllium	7440-41-7	mg/L	6/2/2014	<0.001	<0.001	<0.001	<0.001	<0.001	<0.001	<0.001	<0.001	<0.001
Beryllium	7440-41-7	mg/L	10/15/2014	<0.001	<0.001	<0.001	<0.001	<0.001	<0.001	<0.001	<0.001	<0.001
Beryllium	7440-41-7	mg/L	4/6/2015	<0.001	0.000044J	<0.001	<0.001	<0.001	<0.001	<0.001	<0.001	<0.001
Beryllium	7440-41-7	mg/L	10/5/2015	<0.001	<0.001	<0.001	0.000048J	<0.001	<0.001	<0.001	<0.001	<0.001
Beryllium	7440-41-7	mg/L	4/4/2016	<0.001	<0.001	<0.001	<0.001	<0.001	<0.001	<0.001	<0.001	<0.001
Beryllium	7440-41-7	mg/L	10/17/2016	<0.001	<0.001	<0.001	<0.001	<0.001	<0.001	<0.001	<0.001	<0.001
Beryllium	7440-41-7	mg/L	4/17/2017	<0.001	<0.001	<0.001	<0.001	<0.001	<0.001	<0.001	<0.001	<0.001
Beryllium	7440-41-7	mg/L	10/11/2017	<0.001	<0.001	<0.001	<0.001	<0.001	<0.001	<0.001	<0.001	<0.001
Beryllium	7440-41-7	mg/L	4/23/2018					<0.001	<0.001			
Beryllium	7440-41-7	mg/L	4/24/2018				<0.001			<0.001		

Table 9A
Analytical Data Summary - Source Characterization Wells
2025 Annual Water Quality Report
Iowa City Sanitary Landfill
Permit No. 52-SDP-01-72P

Constituent	CAS	Units	Date	MW-1A	MW-2A-97	MW-6B	MW-11B	MW-16A	MW-206A	MW-207A	MW-209B	MW-212A
Beryllium	7440-41-7	mg/L	4/25/2018			<0.001					<0.001	<0.001
Beryllium	7440-41-7	mg/L	4/27/2018	<0.001	<0.001							
Beryllium	7440-41-7	mg/L	10/16/2018	<0.001	<0.001	<0.001	0.000573J	<0.001	<0.001	<0.001	<0.001	<0.001
Beryllium	7440-41-7	mg/L	4/16/2019	<0.001	<0.001	<0.001	<0.001	<0.001	<0.001	<0.001	<0.001	<0.001
Beryllium	7440-41-7	mg/L	10/1/2019	<0.001	<0.001	<0.001	<0.001	<0.001	<0.001	<0.001	<0.001	<0.001
Beryllium	7440-41-7	mg/L	3/30/2020	<0.001	<0.001	<0.001	<0.001	<0.001	<0.001	<0.001	<0.001	<0.001
Beryllium	7440-41-7	mg/L	10/7/2020	<0.001	<0.001	<0.001	<0.001	<0.001	<0.001	<0.001	<0.001	<0.001
Beryllium	7440-41-7	mg/L	4/13/2021	<0.004	<0.004	<0.004	<0.004	<0.004	<0.004	<0.004	<0.004	<0.004
Beryllium	7440-41-7	mg/L	10/20/2021	<0.004	<0.004	<0.004	<0.004	<0.004	0.0001J	<0.004	<0.004	0.0002J
Beryllium	7440-41-7	mg/L	5/2/2022	<0.004	<0.004	<0.004	<0.004	<0.004	<0.004	<0.004	<0.004	<0.004
Beryllium	7440-41-7	mg/L	10/14/2022	<0.004	<0.004	<0.004	<0.004	<0.004	<0.004	<0.004	<0.004	<0.004
Beryllium	7440-41-7	mg/L	5/1/2023	<0.001	<0.001	<0.001	<0.001	<0.001	<0.001	<0.001	<0.001	<0.001
Beryllium	7440-41-7	mg/L	10/16/2023	<0.001	<0.001	<0.001	<0.001	<0.001	<0.001	<0.001	<0.001	<0.001
Beryllium	7440-41-7	mg/L	4/29/2024	<0.001	<0.001	<0.001	<0.001	<0.001	<0.001	<0.001	<0.001	<0.001
Beryllium	7440-41-7	mg/L	10/9/2024			<0.00100				<0.00100	<0.00100	
Beryllium	7440-41-7	mg/L	10/10/2024				<0.00100	<0.00100	<0.00100			<0.00100
Beryllium	7440-41-7	mg/L	10/14/2024	<0.00100	<0.00100							
Beryllium	7440-41-7	mg/L	4/28/2025			<0.00100				<0.00500	<0.00100	<0.00100
Beryllium	7440-41-7	mg/L	4/29/2025				<0.00100	<0.00100	<0.00100			
Beryllium	7440-41-7	mg/L	5/8/2025	<0.00100	<0.00100							
Beryllium	7440-41-7	mg/L	10/20/2025					<0.00100			<0.00100	
Beryllium	7440-41-7	mg/L	10/21/2025				<0.00100		<0.00100	<0.00100		
Beryllium	7440-41-7	mg/L	10/24/2025	<0.00100	<0.00100							
Beta-BHC	319-85-7	ug/L	4/14/2009	<0.032	<0.032	<0.032	<0.032	<0.032				
Beta-BHC	319-85-7	ug/L	5/10/2010	<0.032	<0.032	<0.032	<0.032	<0.032	<0.032	<0.032	0.143	<0.032
Beta-BHC	319-85-7	ug/L	7/8/2010								<0.032	
Beta-BHC	319-85-7	ug/L	9/13/2010								<0.032	
Beta-BHC	319-85-7	ug/L	11/1/2010								<0.032	
Beta-BHC	319-85-7	ug/L	1/10/2011								<0.032	
Beta-BHC	319-85-7	ug/L	4/4/2011								<0.032	
Beta-BHC	319-85-7	ug/L	4/11/2012								<0.032	
Beta-BHC	319-85-7	ug/L	10/11/2012								<0.032	
Beta-BHC	319-85-7	ug/L	12/13/2012								<0.0077	
Beta-BHC	319-85-7	ug/L	3/30/2013								<0.032	
Beta-BHC	319-85-7	ug/L	6/2/2014								0.0734	
Beta-BHC	319-85-7	ug/L	10/15/2014								0.0703	
Beta-BHC	319-85-7	ug/L	4/6/2015								<0.16	
Beta-BHC	319-85-7	ug/L	10/5/2015	<0.034	<0.0333	<0.0327	<0.0323	0.00974J	0.00601J	<0.032	0.0191J	<0.032
Beta-BHC	319-85-7	ug/L	4/4/2016								<0.032	
Beta-BHC	319-85-7	ug/L	10/17/2016								0.00992J	
Beta-BHC	319-85-7	ug/L	4/17/2017								<0.033	
Beta-BHC	319-85-7	ug/L	10/11/2017								<0.0337	
Beta-BHC	319-85-7	ug/L	4/25/2018								<0.0337	
Beta-BHC	319-85-7	ug/L	10/16/2018								0.0223J	
Beta-BHC	319-85-7	ug/L	4/16/2019								0.0722	
Beta-BHC	319-85-7	ug/L	3/30/2020	<0.0356	<0.034	<0.0333	<0.0333	0.0171J	<0.0333	<0.033	0.0195J	<0.0333
Beta-BHC	319-85-7	ug/L	5/2/2022								<0.05	
Beta-BHC	319-85-7	ug/L	10/14/2022								<0.05	
Beta-BHC	319-85-7	ug/L	5/1/2023								<0.0696	
Beta-BHC	319-85-7	ug/L	10/16/2023								<0.0604	
Beta-BHC	319-85-7	ug/L	4/29/2024								<0.08	
Bicarbonate	BICARB	mg/L	6/2/2014	712	697	1200	759		599	624	1820	619
Bicarbonate	BICARB	mg/L	10/15/2014	717	692	1210	764	444	597	592	1800	642
Bicarbonate	BICARB	mg/L	3/30/2020				601					
Bis(2-chloroethoxy)methane	111-91-1	ug/L	4/28/2025			<10.2				<10.6	<10.4	<10.6
Bis(2-chloroethoxy)methane	111-91-1	ug/L	4/29/2025				<10.0	<10.0	<10.0			
Bis(2-chloroethoxy)methane	111-91-1	ug/L	5/8/2025	<10.0	<10.9							

Table 9A
Analytical Data Summary - Source Characterization Wells
2025 Annual Water Quality Report
Iowa City Sanitary Landfill
Permit No. 52-SDP-01-72P

Constituent	CAS	Units	Date	MW-1A	MW-2A-97	MW-6B	MW-11B	MW-16A	MW-206A	MW-207A	MW-209B	MW-212A
Bis(2-chloroethyl)ether	111-44-4	ug/L	4/28/2025			<10.2				<10.6	<10.4	<10.6
Bis(2-chloroethyl)ether	111-44-4	ug/L	4/29/2025				<10.0	<10.0	<10.0			
Bis(2-chloroethyl)ether	111-44-4	ug/L	5/8/2025	<10.0	<10.9							
Bis(2-ethylhexyl) phthalate	117-81-7	ug/L	4/28/2025			<10.2				<10.6	<10.4	<10.6
Bis(2-ethylhexyl) phthalate	117-81-7	ug/L	4/29/2025				<10.0	<10.0	<10.0			
Bis(2-ethylhexyl) phthalate	117-81-7	ug/L	5/8/2025	<10.0	<10.9							
Bis[2-chloroethoxy]methane	111-91-1	ug/L	4/14/2009	<10	<10	<10	<50	<10				
Bis[2-chloroethoxy]methane	111-91-1	ug/L	5/10/2010	<10	<10	<10	<10	<10	<10	<10	<10	<10
Bis[2-chloroethoxy]methane	111-91-1	ug/L	10/5/2015	<10	<10.4	<10	<10.3	<10.5	<10.2	<10	<10	<10
Bis[2-chloroethoxy]methane	111-91-1	ug/L	3/30/2020	<11.5	<11.8	<10.1	<10.3	<10.4	<10.2	<10.1	<10.6	<10.1
Bis[2-chloroethyl]ether	111-44-4	ug/L	4/14/2009	<10	<10	<10	<50	<10				
Bis[2-chloroethyl]ether	111-44-4	ug/L	5/10/2010	<10	<10	<10	<10	<10	<10	<10	<10	<10
Bis[2-chloroethyl]ether	111-44-4	ug/L	10/5/2015	<10	<10.4	<10	<10.3	<10.5	<10.2	<10	<10	<10
Bis[2-chloroethyl]ether	111-44-4	ug/L	3/30/2020	<11.5	<11.8	<10.1	<10.3	<10.4	<10.2	<10.1	<10.6	<10.1
Bis[2-chloroisopropyl]ether	108-60-1	ug/L	4/14/2009	<10	<10	<10	<50	<10				
Bis[2-chloroisopropyl]ether	108-60-1	ug/L	5/10/2010	<10	<10	<10	<10	<10	<10	<10	<10	<10
Bis[2-chloroisopropyl]ether	108-60-1	ug/L	10/5/2015	<10	<10.4	<10	<10.3	<10.5	<10.2	<10	<10	<10
Bis[2-chloroisopropyl]ether	108-60-1	ug/L	3/30/2020	<11.5	<11.8	<10.1	<10.3	<10.4	<10.2	<10.1	<10.6	<10.1
Bis[2-ethylhexyl]phthalate	117-81-7	ug/L	4/14/2009	<10	<10	<10	<50	<10				
Bis[2-ethylhexyl]phthalate	117-81-7	ug/L	5/10/2010	<10	<10	<10	<10	<10	<10	<10	<10	<10
Bis[2-ethylhexyl]phthalate	117-81-7	ug/L	10/5/2015	5.05J	9.77J	0.697J	2.6J	1.99J	0.75J	3.61J	8.16J	9.33J
Bis[2-ethylhexyl]phthalate	117-81-7	ug/L	3/30/2020	<11.5	<11.8	<10.1	<10.3	<10.4	<10.2	<10.1	<10.6	<10.1
Bromochloromethane	74-97-5	ug/L	2/27/2008	<5	<5	<5	<5	<5				
Bromochloromethane	74-97-5	ug/L	5/12/2008	<5	<5	<5	<5	<5				
Bromochloromethane	74-97-5	ug/L	7/13/2008	<5	<5	<5	<5	<5				
Bromochloromethane	74-97-5	ug/L	9/14/2008	<5	<5	<5	<5	<5				
Bromochloromethane	74-97-5	ug/L	11/17/2008	<5	<5	<5	<5	<5				
Bromochloromethane	74-97-5	ug/L	4/14/2009	<5	<5	<5	<5	<5				
Bromochloromethane	74-97-5	ug/L	7/7/2009						<5	<5	<100	<5
Bromochloromethane	74-97-5	ug/L	9/2/2009						<5	<5	<50	<5
Bromochloromethane	74-97-5	ug/L	10/25/2009	<5	<5	<5	<5	<5	<5	<5	<50	<5
Bromochloromethane	74-97-5	ug/L	1/2/2010						<5	<5	<50	<5
Bromochloromethane	74-97-5	ug/L	3/3/2010						<5	<5	<5	<5
Bromochloromethane	74-97-5	ug/L	5/10/2010	<5	<5	<5	<5	<5	<5	<5	<25	<5
Bromochloromethane	74-97-5	ug/L	11/1/2010	<5	<5	<5	<5	<5	<5	<5	<25	<5
Bromochloromethane	74-97-5	ug/L	10/13/2011	<5	<5	<5	<5	<5	<5	<5	<25	<5
Bromochloromethane	74-97-5	ug/L	4/11/2012	<5	<5	<5	<5	<5	<5	<5	<50	<5
Bromochloromethane	74-97-5	ug/L	10/11/2012	<5	<5	<5	<5	<5	<5	<5	<50	<5
Bromochloromethane	74-97-5	ug/L	3/30/2013	<5	<5	<5	<5	<5	<5	<5	<5	<5
Bromochloromethane	74-97-5	ug/L	10/7/2013		<5	<5	<5	<5	<5	<5		<5
Bromochloromethane	74-97-5	ug/L	6/2/2014	<5	<5	<5	<5	<5	<5	<5	<5	<5
Bromochloromethane	74-97-5	ug/L	10/15/2014	<5	<5	<5	<5	<5	<5	<5	<50	<5
Bromochloromethane	74-97-5	ug/L	4/6/2015	<5	<5	<5	<5	<5	<5	<5	<5	<5
Bromochloromethane	74-97-5	ug/L	10/5/2015	<5	<5	<5	<5	<5	<5	<5	<5	<5
Bromochloromethane	74-97-5	ug/L	4/4/2016	<5	<5	<5	<5	<5	<5	<5	<5	<5
Bromochloromethane	74-97-5	ug/L	10/17/2016	<5	<5	<5	<5	<5	<5	<5	<5	<5
Bromochloromethane	74-97-5	ug/L	4/17/2017	<5	<5	<5	<5	<5	<5	<5	<5	<5
Bromochloromethane	74-97-5	ug/L	10/11/2017	<5	<5	<5	<5	<5	<5	<5	<5	<5
Bromochloromethane	74-97-5	ug/L	4/23/2018					<5	<5			
Bromochloromethane	74-97-5	ug/L	4/24/2018				<5			<5		
Bromochloromethane	74-97-5	ug/L	4/25/2018			<5					<5	<5
Bromochloromethane	74-97-5	ug/L	4/27/2018	<5	<5							
Bromochloromethane	74-97-5	ug/L	10/16/2018	<5	<5	<5	<5	<5	<5	<5	<5	<5
Bromochloromethane	74-97-5	ug/L	4/16/2019	<5	<5	<5	<5	<5	<5	<5	<5	<5
Bromochloromethane	74-97-5	ug/L	10/1/2019	<5	<5	<5	<5	<5	<5	<5	<50	<5
Bromochloromethane	74-97-5	ug/L	3/30/2020	<5	<5	<5	<5	<5	<5	<5	<25	<5
Bromochloromethane	74-97-5	ug/L	10/7/2020	<5	<5	<5	<5	<5	<5	<5	<5	<5

Table 9A
Analytical Data Summary - Source Characterization Wells
2025 Annual Water Quality Report
Iowa City Sanitary Landfill
Permit No. 52-SDP-01-72P

Constituent	CAS	Units	Date	MW-1A	MW-2A-97	MW-6B	MW-11B	MW-16A	MW-206A	MW-207A	MW-209B	MW-212A
Bromochloromethane	74-97-5	ug/L	4/13/2021	<1	<1	<1	<1	<1	<1	<1	<1	<1
Bromochloromethane	74-97-5	ug/L	10/20/2021	<1	<1	<1	<1	<1	<1	<1	<1	<1
Bromochloromethane	74-97-5	ug/L	5/2/2022	<1	<1	<1	<1	<1	<1	<1	<1	<1
Bromochloromethane	74-97-5	ug/L	10/14/2022	<1	<1	<1	<1	<1	<1	<1	<1	<1
Bromochloromethane	74-97-5	ug/L	5/1/2023	<5	<5	<5	<5	<5	<5	<5	<5	<5
Bromochloromethane	74-97-5	ug/L	10/16/2023	<5	<5	<5	<5	<5	<5	<5	<5	<5
Bromochloromethane	74-97-5	ug/L	4/29/2024	<5	<5	<5	<5	<5	<5	<5	<5	<5
Bromochloromethane	74-97-5	ug/L	10/9/2024			<5.00				<5.00	<5.00	
Bromochloromethane	74-97-5	ug/L	10/10/2024				<5.00	<5.00	<5.00			<5.00
Bromochloromethane	74-97-5	ug/L	10/14/2024	<5.00	<5.00							
Bromochloromethane	74-97-5	ug/L	4/28/2025			<5.00				<5.00	<5.00	<5.00
Bromochloromethane	74-97-5	ug/L	4/29/2025				<5.00	<5.00	<5.00			
Bromochloromethane	74-97-5	ug/L	5/8/2025	<5.00	<5.00							
Bromochloromethane	74-97-5	ug/L	10/20/2025					<5.00			<5.00	
Bromochloromethane	74-97-5	ug/L	10/21/2025				<5.00		<5.00	<5.00		
Bromochloromethane	74-97-5	ug/L	10/24/2025	<5.00	<5.00							
Bromodichloromethane	75-27-4	ug/L	2/27/2008	<1	<1	<1	<1	<1				
Bromodichloromethane	75-27-4	ug/L	5/12/2008	<1	<1	<1	<1	<1				
Bromodichloromethane	75-27-4	ug/L	7/13/2008	<1	<1	<1	<1	<1				
Bromodichloromethane	75-27-4	ug/L	9/14/2008	<1	<1	<1	<1	<1				
Bromodichloromethane	75-27-4	ug/L	11/17/2008	<1	<1	<1	<1	<1				
Bromodichloromethane	75-27-4	ug/L	4/14/2009	<1	<1	<1	<1	<1				
Bromodichloromethane	75-27-4	ug/L	7/7/2009						<1	<1	<20	<1
Bromodichloromethane	75-27-4	ug/L	9/2/2009						<1	<1	<10	<1
Bromodichloromethane	75-27-4	ug/L	10/25/2009	<2	<1	<2	<2	<2	<2	<2	<20	<1
Bromodichloromethane	75-27-4	ug/L	1/2/2010						<10	<10	<100	<5
Bromodichloromethane	75-27-4	ug/L	3/3/2010						<1	<1	<1	<1
Bromodichloromethane	75-27-4	ug/L	5/10/2010	<1	<4	<4	<4	<4	<4	<4	<20	<4
Bromodichloromethane	75-27-4	ug/L	11/1/2010	<1	<1	<1	<1	<1	<1	<1	<5	<1
Bromodichloromethane	75-27-4	ug/L	10/13/2011	<1	<1	<1	<1	<1	<1	<1	<5	<1
Bromodichloromethane	75-27-4	ug/L	4/11/2012	<1	<1	<1	<1	<1	<1	<1	<10	<1
Bromodichloromethane	75-27-4	ug/L	10/11/2012	<1	<1	<1	<1	<1	<1	<1	<10	<1
Bromodichloromethane	75-27-4	ug/L	3/30/2013	<1	<1	<1	<1	<1	<1	<1	<1.2	<1
Bromodichloromethane	75-27-4	ug/L	10/7/2013		<1	<1	<1	<1	<1	<1		<1
Bromodichloromethane	75-27-4	ug/L	6/2/2014	<1	<1	<1	<1	<1	<1	<1	<1	<1
Bromodichloromethane	75-27-4	ug/L	10/15/2014	<1	<1	<1	<1	<1	<1	<1	<10	<1
Bromodichloromethane	75-27-4	ug/L	4/6/2015	<1	<1	<1	<1	<1	<1	<1	<1	<1
Bromodichloromethane	75-27-4	ug/L	10/5/2015	<1	<1	<1	<1	<1	<1	<1	<1	<1
Bromodichloromethane	75-27-4	ug/L	4/4/2016	<1	<1	<1	<1	<1	<1	<1	<1	<1
Bromodichloromethane	75-27-4	ug/L	10/17/2016	<1	<1	<1	<1	<1	<1	<1	<1	<1
Bromodichloromethane	75-27-4	ug/L	4/17/2017	<1	<1	<1	<1	<1	<1	<1	<1	<1
Bromodichloromethane	75-27-4	ug/L	10/11/2017	<1	<1	<1	<1	<1	<1	<1	<1	<1
Bromodichloromethane	75-27-4	ug/L	4/23/2018					<1	<1			
Bromodichloromethane	75-27-4	ug/L	4/24/2018				<1			<1		
Bromodichloromethane	75-27-4	ug/L	4/25/2018			<1					<1	<1
Bromodichloromethane	75-27-4	ug/L	4/27/2018	<1	<1							
Bromodichloromethane	75-27-4	ug/L	10/16/2018	<1	<1	<1	<1	<1	<1	<1	<1	<1
Bromodichloromethane	75-27-4	ug/L	4/16/2019	<1	<1	<1	<1	<1	<1	<1	<1	<1
Bromodichloromethane	75-27-4	ug/L	10/1/2019	<1	<1	<1	<1	<1	<1	<1	<10	<1
Bromodichloromethane	75-27-4	ug/L	3/30/2020	<1	<1	<1	<1	<1	<1	<1	<5	<1
Bromodichloromethane	75-27-4	ug/L	10/7/2020	<1	<1	<1	<1	<1	<1	<1	<1	<1
Bromodichloromethane	75-27-4	ug/L	4/13/2021	<1	<1	<1	<1	<1	<1	<1	<1	<1
Bromodichloromethane	75-27-4	ug/L	10/20/2021	<1	<1	<1	<1	<1	<1	<1	<1	<1
Bromodichloromethane	75-27-4	ug/L	5/2/2022	<1	<1	<1	<1	<1	<1	<1	<1	<1
Bromodichloromethane	75-27-4	ug/L	10/14/2022	<1	<1	<1	<1	<1	<1	<1	<1	<1
Bromodichloromethane	75-27-4	ug/L	5/1/2023	<1	<1	<1	<1	<1	<1	<1	<1	<1
Bromodichloromethane	75-27-4	ug/L	10/16/2023	<1	<1	<1	<1	<1	<1	<1	<1	<1

Table 9A
Analytical Data Summary - Source Characterization Wells
2025 Annual Water Quality Report
Iowa City Sanitary Landfill
Permit No. 52-SDP-01-72P

Constituent	CAS	Units	Date	MW-1A	MW-2A-97	MW-6B	MW-11B	MW-16A	MW-206A	MW-207A	MW-209B	MW-212A
Bromodichloromethane	75-27-4	ug/L	4/29/2024	<1	<1	<1	<1	<1	<1	<1	<1	<1
Bromodichloromethane	75-27-4	ug/L	10/9/2024			<1.00				<1.00	<1.00	
Bromodichloromethane	75-27-4	ug/L	10/10/2024				<1.00	<1.00	<1.00			<1.00
Bromodichloromethane	75-27-4	ug/L	10/14/2024	<1.00	<1.00							
Bromodichloromethane	75-27-4	ug/L	4/28/2025			<1.00				<1.00	<1.00	<1.00
Bromodichloromethane	75-27-4	ug/L	4/29/2025				<1.00	<1.00	<1.00			
Bromodichloromethane	75-27-4	ug/L	5/8/2025	<1.00	<1.00							
Bromodichloromethane	75-27-4	ug/L	10/20/2025					<1.00			<1.00	
Bromodichloromethane	75-27-4	ug/L	10/21/2025				<1.00		<1.00	<1.00		
Bromodichloromethane	75-27-4	ug/L	10/24/2025	<1.00	<1.00							
Bromoform	75-25-2	ug/L	2/27/2008	<5	<5	<5	<5	<5				
Bromoform	75-25-2	ug/L	5/12/2008	<5	<5	<5	<5	<5				
Bromoform	75-25-2	ug/L	7/13/2008	<5	<5	<5	<5	<5				
Bromoform	75-25-2	ug/L	9/14/2008	<5	<5	<5	<5	<5				
Bromoform	75-25-2	ug/L	11/17/2008	<5	<5	<5	<5	<5				
Bromoform	75-25-2	ug/L	4/14/2009	<5	<5	<5	<5	<5				
Bromoform	75-25-2	ug/L	7/7/2009						<5	<5	<100	<5
Bromoform	75-25-2	ug/L	9/2/2009						<5	<5	<50	<5
Bromoform	75-25-2	ug/L	10/25/2009	<10	<20	<10	<10	<10	<10	<10	<100	<20
Bromoform	75-25-2	ug/L	1/2/2010						<50	<50	<500	<10
Bromoform	75-25-2	ug/L	3/3/2010						<5	<5	<5	<5
Bromoform	75-25-2	ug/L	5/10/2010	<20	<20	<20	<20	<20	<20	<20	<100	<20
Bromoform	75-25-2	ug/L	11/1/2010	<10	<5	<10	<10	<10	<10	<10	<25	<10
Bromoform	75-25-2	ug/L	10/13/2011	<5	<5	<5	<5	<5	<5	<5	<25	<5
Bromoform	75-25-2	ug/L	4/11/2012	<5	<5	<5	<5	<5	<5	<5	<50	<5
Bromoform	75-25-2	ug/L	10/11/2012	<5	<5	<5	<5	<5	<5	<5	<50	<5
Bromoform	75-25-2	ug/L	3/30/2013	<5	<5	<5	<5	<5	<5	<5	<5	<5
Bromoform	75-25-2	ug/L	10/7/2013		<5	<5	<5	<5	<5	<5		<5
Bromoform	75-25-2	ug/L	6/2/2014	<5	<5	<5	<5	<5	<5	<5	<5	<5
Bromoform	75-25-2	ug/L	10/15/2014	<5	<5	<5	<5	<5	<5	<5	<50	<5
Bromoform	75-25-2	ug/L	4/6/2015	<5	<5	<5	<5	<5	<5	<5	<5	<5
Bromoform	75-25-2	ug/L	10/5/2015	<5	<5	<5	<5	<5	<5	<5	<5	<5
Bromoform	75-25-2	ug/L	4/4/2016	<5	<5	<5	<5	<5	<5	<5	<5	<5
Bromoform	75-25-2	ug/L	10/17/2016	<5	<5	<5	<5	<5	<5	<5	<5	<5
Bromoform	75-25-2	ug/L	4/17/2017	<5	<5	<5	<5	<5	<5	<5	<5	<5
Bromoform	75-25-2	ug/L	10/11/2017	<5	<5	<5	<5	<5	<5	<5	<5	<5
Bromoform	75-25-2	ug/L	4/23/2018					<5	<5			
Bromoform	75-25-2	ug/L	4/24/2018				<5			<5		
Bromoform	75-25-2	ug/L	4/25/2018			<5					<5	<5
Bromoform	75-25-2	ug/L	4/27/2018	<5	<5							
Bromoform	75-25-2	ug/L	10/16/2018	<5	<5	<5	<5	<5	<5	<5	<5	<5
Bromoform	75-25-2	ug/L	4/16/2019	<5	<5	<5	<5	<5	<5	<5	<5	<5
Bromoform	75-25-2	ug/L	10/1/2019	<5	<5	<5	<5	<5	<5	<5	<50	<5
Bromoform	75-25-2	ug/L	3/30/2020	<5	<5	<5	<5	<5	<5	<5	<25	<5
Bromoform	75-25-2	ug/L	10/7/2020	<5	<5	<5	<5	<5	<5	<5	<5	<5
Bromoform	75-25-2	ug/L	4/13/2021	<1	<1	<1	<1	<1	<1	<1	<1	<1
Bromoform	75-25-2	ug/L	10/20/2021	<1	<1	<1	<1	<1	<1	<1	<1	<1
Bromoform	75-25-2	ug/L	5/2/2022	<1	<1	<1	<1	<1	<1	<1	<1	<1
Bromoform	75-25-2	ug/L	10/14/2022	<1	<1	<1	<1	<1	<1	<1	<1	<1
Bromoform	75-25-2	ug/L	5/1/2023	<5	<5	<5	<5	<5	<5	<5	<5	<5
Bromoform	75-25-2	ug/L	10/16/2023	<5	<5	<5	<5	<5	<5	<5	<5	<5
Bromoform	75-25-2	ug/L	4/29/2024	<5	<5	<5	<5	<5	<5	<5	<5	<5
Bromoform	75-25-2	ug/L	10/9/2024			<5.00				<5.00	<5.00	
Bromoform	75-25-2	ug/L	10/10/2024				<5.00	<5.00	<5.00			<5.00
Bromoform	75-25-2	ug/L	10/14/2024	<5.00	<5.00							
Bromoform	75-25-2	ug/L	4/28/2025			<5.00				<5.00	<5.00	<5.00
Bromoform	75-25-2	ug/L	4/29/2025				<5.00	<5.00	<5.00			

Table 9A
Analytical Data Summary - Source Characterization Wells
2025 Annual Water Quality Report
Iowa City Sanitary Landfill
Permit No. 52-SDP-01-72P

Constituent	CAS	Units	Date	MW-1A	MW-2A-97	MW-6B	MW-11B	MW-16A	MW-206A	MW-207A	MW-209B	MW-212A
Bromoform	75-25-2	ug/L	5/8/2025	<5.00	<5.00							
Bromoform	75-25-2	ug/L	10/20/2025					<5.00			<5.00	
Bromoform	75-25-2	ug/L	10/21/2025				<5.00		<5.00	<5.00		
Bromoform	75-25-2	ug/L	10/24/2025	<5.00	<5.00							
Bromomethane	74-83-9	ug/L	2/27/2008	<4	<4	<4	<4	<4				
Bromomethane	74-83-9	ug/L	5/12/2008	<4	<4	<4	<4	<4				
Bromomethane	74-83-9	ug/L	7/13/2008	<4	<4	<4	<4	<4				
Bromomethane	74-83-9	ug/L	9/14/2008	<4	<4	<4	<4	<4				
Bromomethane	74-83-9	ug/L	11/17/2008	<4	<4	<4	<4	<4				
Bromomethane	74-83-9	ug/L	4/14/2009	<4	<4	<4	<4	<4				
Bromomethane	74-83-9	ug/L	7/7/2009						<4	<4	<80	<4
Bromomethane	74-83-9	ug/L	9/2/2009						<4	<4	<40	<4
Bromomethane	74-83-9	ug/L	10/25/2009	<4	<4	<4	<4	<4	<4	<4	<40	<4
Bromomethane	74-83-9	ug/L	1/2/2010						<4	<4	<40	<4
Bromomethane	74-83-9	ug/L	3/3/2010						<4	<4	<4	<4
Bromomethane	74-83-9	ug/L	5/10/2010	<5	<4	<4	<4	<4	<4	<4	<20	<4
Bromomethane	74-83-9	ug/L	11/1/2010	<4	<4	<4	<4	<4	<4	<4	<20	<4
Bromomethane	74-83-9	ug/L	10/13/2011	<4	<4	<4	<4	<4	<4	<4	<20	<4
Bromomethane	74-83-9	ug/L	4/11/2012	<4	<4	<4	<4	<4	<4	<4	<40	<4
Bromomethane	74-83-9	ug/L	10/11/2012	<4	<4	<4	<4	<4	<4	<4	<40	<4
Bromomethane	74-83-9	ug/L	3/30/2013	<4	<4	<4	<4	<4	<4	<4	<4	<4
Bromomethane	74-83-9	ug/L	10/7/2013		<4	<4	<4	<4	<4	<4		<4
Bromomethane	74-83-9	ug/L	6/2/2014	<4	0.23J	<4	<4	<4	<4	<4	<4	<4
Bromomethane	74-83-9	ug/L	10/15/2014	<4	<4	<4	<4	<4	<4	<4	<40	<4
Bromomethane	74-83-9	ug/L	4/6/2015	0.288J	<4	<4	<4	<4	<4	<4	<4	<4
Bromomethane	74-83-9	ug/L	10/5/2015	<4	<4	<4	<4	<4	<4	<4	<4	<4
Bromomethane	74-83-9	ug/L	4/4/2016	<4	<4	<4	<4	<4	<4	<4	<4	<4
Bromomethane	74-83-9	ug/L	10/17/2016	<4	0.389J	<4	<4	<4	<4	<4	<4	0.611J
Bromomethane	74-83-9	ug/L	4/17/2017	0.515J	0.414J	0.304J	0.442J	0.373J	0.488J	0.554J	0.268J	0.432J
Bromomethane	74-83-9	ug/L	10/11/2017	<4	<4	<4	<4	<4	<4	<4	<4	<4
Bromomethane	74-83-9	ug/L	4/23/2018					<4	<4			
Bromomethane	74-83-9	ug/L	4/24/2018				<4			<4		
Bromomethane	74-83-9	ug/L	4/25/2018			<4					<4	<4
Bromomethane	74-83-9	ug/L	4/27/2018	<4	<4							
Bromomethane	74-83-9	ug/L	10/16/2018	<4	<4	<4	<4	<4	<4	<4	<4	<4
Bromomethane	74-83-9	ug/L	4/16/2019	<4	<4	<4	<4	<4	<4	<4	<4	<4
Bromomethane	74-83-9	ug/L	10/1/2019	<4	<4	<4	<4	<4	<4	<4	<40	<4
Bromomethane	74-83-9	ug/L	3/30/2020	<4	<4	<4	<4	<4	<4	<4	<20	<4
Bromomethane	74-83-9	ug/L	10/7/2020	<4	<4	<4	<4	<4	<4	<4	<4	<4
Bromomethane	74-83-9	ug/L	4/13/2021	<1	<1	<1	<1	<1	<1	<1	<1	<1
Bromomethane	74-83-9	ug/L	10/20/2021	<1	<1	<1	<1	<1	<1	<1	<1	<1
Bromomethane	74-83-9	ug/L	5/2/2022	<1	<1	<1	0.6J	<1	<1	<1	<1	0.7J
Bromomethane	74-83-9	ug/L	10/14/2022	<1	<1	<1	<1	<1	<1	<1	<1	<1
Bromomethane	74-83-9	ug/L	5/1/2023	<4	<4	<4	<4	<4	<4	<4	<4	<4
Bromomethane	74-83-9	ug/L	10/16/2023	<4	<4	<4	<4	<4	<4	<4	<4	<4
Bromomethane	74-83-9	ug/L	4/29/2024	<4	<4	<4	<4	<4	<4	<4	<4	<4
Bromomethane	74-83-9	ug/L	10/9/2024			<4.00				<4.00	<4.00	
Bromomethane	74-83-9	ug/L	10/10/2024				<4.00	<4.00	<4.00			<4.00
Bromomethane	74-83-9	ug/L	10/14/2024	<4.00	<4.00							
Bromomethane	74-83-9	ug/L	4/28/2025			<4.00				<4.00	<4.00	<4.00
Bromomethane	74-83-9	ug/L	4/29/2025				<4.00	<4.00	<4.00			
Bromomethane	74-83-9	ug/L	5/8/2025	<4.00	<4.00							
Bromomethane	74-83-9	ug/L	10/20/2025					<4.00			<4.00	
Bromomethane	74-83-9	ug/L	10/21/2025				<4.00		<4.00	<4.00		
Bromomethane	74-83-9	ug/L	10/24/2025	<4.00	<4.00							
Butyl benzyl phthalate	85-68-7	ug/L	4/14/2009	<10	<10	<10	<50	<10				
Butyl benzyl phthalate	85-68-7	ug/L	5/10/2010	<10	<10	<10	<10	<10	<10	<10	<10	<10

Table 9A
Analytical Data Summary - Source Characterization Wells
2025 Annual Water Quality Report
Iowa City Sanitary Landfill
Permit No. 52-SDP-01-72P

Constituent	CAS	Units	Date	MW-1A	MW-2A-97	MW-6B	MW-11B	MW-16A	MW-206A	MW-207A	MW-209B	MW-212A
Butyl benzyl phthalate	85-68-7	ug/L	10/5/2015	<10	<10.4	<10	<10.3	<10.5	<10.2	<10	<10	<10
Butyl benzyl phthalate	85-68-7	ug/L	3/30/2020	<11.5	<11.8	<10.1	<10.3	<10.4	<10.2	<10.1	<10.6	<10.1
Butyl benzyl phthalate	85-68-7	ug/L	4/28/2025			<10.2				<10.6	<10.4	<10.6
Butyl benzyl phthalate	85-68-7	ug/L	4/29/2025				<10.0	<10.0	<10.0			
Butyl benzyl phthalate	85-68-7	ug/L	5/8/2025	<10.0	<10.9							
Cadmium	7440-43-9	mg/L	2/27/2008	<0.0025	<0.0025	<0.0025	<0.0025	<0.0025				
Cadmium	7440-43-9	mg/L	5/12/2008	<0.0025	<0.0025	<0.0025	<0.0025	<0.0025				
Cadmium	7440-43-9	mg/L	7/13/2008	<0.0025	<0.0025	<0.0025	<0.0025	<0.0025				
Cadmium	7440-43-9	mg/L	9/14/2008	<0.0025	<0.0025	<0.0025	<0.0025	<0.0025				
Cadmium	7440-43-9	mg/L	11/17/2008	<0.0005	<0.0005	<0.0005	<0.0005	0.000508				
Cadmium	7440-43-9	mg/L	4/14/2009	<0.0025	<0.0025	<0.0025	<0.0025	<0.0025				
Cadmium	7440-43-9	mg/L	7/7/2009						<0.0025	<0.0025	<0.0025	<0.0025
Cadmium	7440-43-9	mg/L	9/2/2009						<0.0025	<0.0025	<0.0025	<0.0025
Cadmium	7440-43-9	mg/L	10/25/2009	<0.0025	<0.0025	<0.0025	<0.0025	<0.0025	<0.0025	<0.0025	<0.0025	<0.0025
Cadmium	7440-43-9	mg/L	1/2/2010						<0.0025	<0.0025	<0.0025	<0.0025
Cadmium	7440-43-9	mg/L	3/3/2010						<0.0025	<0.0025	<0.0025	<0.0025
Cadmium	7440-43-9	mg/L	5/10/2010	<0.0004	<0.0004	<0.0008	<0.0004	<0.0004	<0.0004	<0.0004	<0.0008	<0.0004
Cadmium	7440-43-9	mg/L	11/1/2010						<0.0025	<0.0025	<0.0025	<0.0025
Cadmium	7440-43-9	mg/L	4/4/2011						<0.0025	<0.0025	<0.0025	<0.0025
Cadmium	7440-43-9	mg/L	10/13/2011	<0.0005	<0.0005	<0.0005	<0.0005	<0.0005	<0.0005	<0.0005	<0.0005	0.00388
Cadmium	7440-43-9	mg/L	4/11/2012	<0.0005	<0.0005	<0.0005	<0.0005	<0.0005	<0.0005	<0.0005	<0.0005	<0.0005
Cadmium	7440-43-9	mg/L	10/11/2012	<0.0005	<0.0005	<0.0005	<0.0005	0.000524	<0.0005	<0.0005	<0.0005	0.000837
Cadmium	7440-43-9	mg/L	3/30/2013	<0.0005	<0.0005	<0.0005	<0.0005	<0.0005	<0.0005	<0.0005	<0.0005	0.000874
Cadmium	7440-43-9	mg/L	10/7/2013	<0.0005	<0.0005	<0.0005	<0.0005	<0.0005	<0.0005	<0.0005	<0.0005	<0.0005
Cadmium	7440-43-9	mg/L	6/2/2014	<0.0005	<0.0005	<0.0005	0.00015J	<0.0005	<0.0005	<0.0005	<0.0005	<0.0005
Cadmium	7440-43-9	mg/L	10/15/2014	0.000682	<0.0005	<0.0005	<0.0005	0.000088J	<0.0005	0.0013	<0.0005	<0.0005
Cadmium	7440-43-9	mg/L	4/6/2015	<0.0005	<0.0005	<0.0005	<0.0005	0.000359J	<0.0005	<0.0005	<0.0005	<0.0005
Cadmium	7440-43-9	mg/L	10/5/2015	<0.0005	<0.0005	<0.0005	<0.0005	0.00109	<0.0005	<0.0005	<0.0005	<0.0005
Cadmium	7440-43-9	mg/L	4/4/2016	<0.0005	<0.0005	<0.0005	<0.0005	0.000209J	<0.0005	<0.0005	<0.0005	<0.0005
Cadmium	7440-43-9	mg/L	10/17/2016	<0.0005	<0.0005	<0.0005	<0.0005	0.000729	<0.0005	<0.0005	<0.0005	<0.0005
Cadmium	7440-43-9	mg/L	4/17/2017	<0.0005	<0.0005	<0.0005	<0.0005	<0.0005	<0.0005	<0.0005	<0.0005	<0.0005
Cadmium	7440-43-9	mg/L	10/11/2017	<0.0005	0.000089J	0.000047J	0.000133J	0.000045J	<0.0005	<0.0005	<0.0005	<0.0005
Cadmium	7440-43-9	mg/L	4/23/2018					<0.0005	<0.0005			
Cadmium	7440-43-9	mg/L	4/24/2018				<0.0005			<0.0005		
Cadmium	7440-43-9	mg/L	4/25/2018			<0.0005					<0.0005	<0.0005
Cadmium	7440-43-9	mg/L	4/27/2018	<0.0005	0.000093J							
Cadmium	7440-43-9	mg/L	10/16/2018	<0.0005	0.000062J	<0.0005	<0.0005	<0.0005	<0.0005	<0.0005	<0.0005	<0.0005
Cadmium	7440-43-9	mg/L	4/16/2019	<0.0005	<0.0005	<0.0005	<0.0005	<0.0005	<0.0005	<0.0005	<0.0005	<0.0005
Cadmium	7440-43-9	mg/L	10/1/2019	<0.0001	<0.0001	<0.0001	0.000056J	<0.0001	<0.0001	<0.0001	0.000073J	<0.0001
Cadmium	7440-43-9	mg/L	3/30/2020	<0.0001	<0.0001	<0.0001	<0.0001	<0.0001	<0.0001	<0.0001	<0.0001	<0.0001
Cadmium	7440-43-9	mg/L	10/7/2020	<0.0001	<0.0001	<0.0001	<0.0001	<0.0001	<0.0001	<0.0001	<0.0001	<0.0001
Cadmium	7440-43-9	mg/L	4/13/2021	<0.0008	<0.0008	<0.0008	<0.0008	<0.0008	<0.0008	<0.0008	<0.0008	<0.0008
Cadmium	7440-43-9	mg/L	10/20/2021	<0.0008	<0.0008	<0.0008	<0.0008	<0.0008	0.0002J	<0.0008	<0.0008	0.0002J
Cadmium	7440-43-9	mg/L	5/2/2022	<0.0008	<0.0008	<0.0008	<0.0008	<0.0008	<0.0008	<0.0008	<0.0008	<0.0008
Cadmium	7440-43-9	mg/L	10/14/2022	<0.0008	<0.0008	<0.0008	<0.0008	<0.0008	<0.0008	<0.0008	<0.0008	<0.0008
Cadmium	7440-43-9	mg/L	5/1/2023	<0.0002	<0.0002	<0.0002	<0.0002	<0.0002	<0.0002	<0.0002	<0.0002	<0.0002
Cadmium	7440-43-9	mg/L	10/16/2023	0.000183J	<0.0002	<0.0002	<0.0002	<0.0002	<0.0002	<0.0002	<0.0002	<0.0002
Cadmium	7440-43-9	mg/L	4/29/2024	0.000145J	0.000149J	<0.0008	<0.0002	<0.0002	<0.0002	<0.0002	<0.0002	<0.0008
Cadmium	7440-43-9	mg/L	10/9/2024			<0.000200				<0.000200	<0.000200	
Cadmium	7440-43-9	mg/L	10/10/2024				<0.000200	<0.000200	<0.000200			<0.000200
Cadmium	7440-43-9	mg/L	10/14/2024	<0.000200	0.000167J							
Cadmium	7440-43-9	mg/L	4/28/2025			<0.000200				<0.00100	<0.000200	<0.000200
Cadmium	7440-43-9	mg/L	4/29/2025				<0.000200	0.000288	<0.000200			
Cadmium	7440-43-9	mg/L	5/8/2025	<0.000200	0.000123							
Cadmium	7440-43-9	mg/L	10/20/2025					<0.000200			<0.000200	
Cadmium	7440-43-9	mg/L	10/21/2025				<0.000200		<0.000200	<0.000200		
Cadmium	7440-43-9	mg/L	10/24/2025	<0.000200	<0.000200							

Table 9A
Analytical Data Summary - Source Characterization Wells
2025 Annual Water Quality Report
Iowa City Sanitary Landfill
Permit No. 52-SDP-01-72P

Constituent	CAS	Units	Date	MW-1A	MW-2A-97	MW-6B	MW-11B	MW-16A	MW-206A	MW-207A	MW-209B	MW-212A
Calcium	7440-70-2	mg/L	6/2/2014	168; 175	168	289	172		190	124	294	152
Calcium	7440-70-2	mg/L	10/15/2014	174	161	293	177	162	197	131	243	154
Calcium	7440-70-2	mg/L	3/30/2020				178					
Carbon Disulfide	75-15-0	ug/L	2/27/2008	<1	<1	<1	<1	<1				
Carbon Disulfide	75-15-0	ug/L	5/12/2008	<1	<1	<1	<1	<1				
Carbon Disulfide	75-15-0	ug/L	7/13/2008	<1	<1	<1	<1	<1				
Carbon Disulfide	75-15-0	ug/L	9/14/2008	<1	<1	<1	<1	<1				
Carbon Disulfide	75-15-0	ug/L	11/17/2008	<1	<1	<1	<1	<1				
Carbon Disulfide	75-15-0	ug/L	4/14/2009	<1	<1	<1	<1	<1				
Carbon Disulfide	75-15-0	ug/L	7/7/2009						<1	<1	<20	<1
Carbon Disulfide	75-15-0	ug/L	9/2/2009						<1	<1	<10	<1
Carbon Disulfide	75-15-0	ug/L	10/25/2009	<5	<5	<5	<5	<5	<5	<5	<50	<1
Carbon Disulfide	75-15-0	ug/L	1/2/2010						<5	<5	<50	<1
Carbon Disulfide	75-15-0	ug/L	3/3/2010						<1	<1	<1	<1
Carbon Disulfide	75-15-0	ug/L	5/10/2010	<1	<4	<4	<4	<4	<4	<4	<20	<4
Carbon Disulfide	75-15-0	ug/L	11/1/2010	<1	<1	<1	<1	<1	<1	<1	<5	<1
Carbon Disulfide	75-15-0	ug/L	10/13/2011	<1	<1	<1	<1	<1	<1	<1	<5	<1
Carbon Disulfide	75-15-0	ug/L	4/11/2012	<1	<1	<1	<1	<1	<1	<1	<10	<1
Carbon Disulfide	75-15-0	ug/L	10/11/2012	<1	<1	<1	<1	<1	<1	<1	<10	<1
Carbon Disulfide	75-15-0	ug/L	3/30/2013	<1	<1	<1	<1	<1	<1	<1	<1.5	<1
Carbon Disulfide	75-15-0	ug/L	10/7/2013		<1	<1	<1	<1	<1	<1		<1
Carbon Disulfide	75-15-0	ug/L	6/2/2014	<1	<1	<1	<1	<1	<1	<1	<1	<1
Carbon Disulfide	75-15-0	ug/L	10/15/2014	<1	<1	<1	<1	<1	<1	<1	<10	<1
Carbon Disulfide	75-15-0	ug/L	4/6/2015	<1	<1	<1	<1	<1	<1	<1	<1	<1
Carbon Disulfide	75-15-0	ug/L	10/5/2015	<1	<1	<1	<1	<1	<1	<1	<1	<1
Carbon Disulfide	75-15-0	ug/L	4/4/2016	<1	<1	<1	<1	<1	<1	<1	<1	<1
Carbon Disulfide	75-15-0	ug/L	10/17/2016	<1	<1	<1	<1	<1	<1	<1	<1	<1
Carbon Disulfide	75-15-0	ug/L	4/17/2017	<1	<1	<1	<1	<1	<1	0.332J	<1	0.399J
Carbon Disulfide	75-15-0	ug/L	10/11/2017	<1	<1	<1	<1	<1	<1	<1	<1	<1
Carbon Disulfide	75-15-0	ug/L	4/23/2018					<1	<1			
Carbon Disulfide	75-15-0	ug/L	4/24/2018				<1			<1		
Carbon Disulfide	75-15-0	ug/L	4/25/2018			<1					<1	<1
Carbon Disulfide	75-15-0	ug/L	4/27/2018	<1	<1							
Carbon Disulfide	75-15-0	ug/L	10/16/2018	<1	<1	<1	<1	<1	<1	<1	<1	<1
Carbon Disulfide	75-15-0	ug/L	4/16/2019	<1	<1	<1	<1	<1	<1	<1	<1	<1
Carbon Disulfide	75-15-0	ug/L	10/1/2019	<1	<1	<1	<1	<1	<1	<1	<10	<1
Carbon Disulfide	75-15-0	ug/L	3/30/2020	<1	<1	<1	<1	<1	<1	<1	<5	<1
Carbon Disulfide	75-15-0	ug/L	10/7/2020	<1	<1	<1	<1	<1	<1	<1	<1	<1
Carbon Disulfide	75-15-0	ug/L	4/13/2021	<1	<1	<1	<1	<1	<1	<1	<1	<1
Carbon Disulfide	75-15-0	ug/L	10/20/2021	<1	<1	<1	<1	<1	<1	<1	<1	<1
Carbon Disulfide	75-15-0	ug/L	5/2/2022	<1	<1	<1	<1	<1	<1	<1	<1	<1
Carbon Disulfide	75-15-0	ug/L	10/14/2022	<1	<1	<1	<1	<1	<1	<1	<1	<1
Carbon Disulfide	75-15-0	ug/L	5/1/2023	<1	<1	<1	<1	<1	<1	<1	<1	<1
Carbon Disulfide	75-15-0	ug/L	10/16/2023	<1	<1	<1	<1	<1	<1	<1	<1	<1
Carbon Disulfide	75-15-0	ug/L	4/29/2024	<1	<1	0.541J	<1	<1	<1	<1	<1	13.3
Carbon Tetrachloride	56-23-5	ug/L	2/27/2008	<2	<2	<2	<2	<2				
Carbon Tetrachloride	56-23-5	ug/L	5/12/2008	<2	<2	<2	<2	<2				
Carbon Tetrachloride	56-23-5	ug/L	7/13/2008	<2	<2	<2	<2	<2				
Carbon Tetrachloride	56-23-5	ug/L	9/14/2008	<2	<2	<2	<2	<2				
Carbon Tetrachloride	56-23-5	ug/L	11/17/2008	<2	<2	<2	<2	<2				
Carbon Tetrachloride	56-23-5	ug/L	4/14/2009	<2	<2	<2	<2	<2				
Carbon Tetrachloride	56-23-5	ug/L	7/7/2009						<2	<2	<40	<2
Carbon Tetrachloride	56-23-5	ug/L	9/2/2009						<2	<2	<20	<2
Carbon Tetrachloride	56-23-5	ug/L	10/25/2009	<2	<5	<2	<2	<2	<2	<2	<20	<2
Carbon Tetrachloride	56-23-5	ug/L	1/2/2010						<5	<5	<50	<2
Carbon Tetrachloride	56-23-5	ug/L	3/3/2010						<2	<2	<2	<2
Carbon Tetrachloride	56-23-5	ug/L	5/10/2010	<4	<4	<4	<4	<4	<4	<4	<20	<4

Table 9A
Analytical Data Summary - Source Characterization Wells
2025 Annual Water Quality Report
Iowa City Sanitary Landfill
Permit No. 52-SDP-01-72P

Constituent	CAS	Units	Date	MW-1A	MW-2A-97	MW-6B	MW-11B	MW-16A	MW-206A	MW-207A	MW-209B	MW-212A
Carbon Tetrachloride	56-23-5	ug/L	11/1/2010	<5	<2	<5	<5	<5	<5	<5	<10	<5
Carbon Tetrachloride	56-23-5	ug/L	10/13/2011	<2	<2	<2	<2	<2	<2	<2	<10	<2
Carbon Tetrachloride	56-23-5	ug/L	4/11/2012	<2	<2	<2	<2	<2	<2	<2	<20	<2
Carbon Tetrachloride	56-23-5	ug/L	10/11/2012	<2	<2	<2	<2	<2	<2	<2	<20	<2
Carbon Tetrachloride	56-23-5	ug/L	3/30/2013	<2	<2	<2	<2	<2	<2	<2	<2.4	<2
Carbon Tetrachloride	56-23-5	ug/L	10/7/2013		<2	<2	<2	<2	<2	<2		<2
Carbon Tetrachloride	56-23-5	ug/L	6/2/2014	<2	<2	<2	<2	<2	<2	<2	<2	<2
Carbon Tetrachloride	56-23-5	ug/L	10/15/2014	<2	<2	<2	<2	<2	<2	<2	<20	<2
Carbon Tetrachloride	56-23-5	ug/L	4/6/2015	<2	<2	<2	<2	<2	<2	<2	<2	<2
Carbon Tetrachloride	56-23-5	ug/L	10/5/2015	<2	<2	<2	<2	<2	<2	<2	<2	<2
Carbon Tetrachloride	56-23-5	ug/L	4/4/2016	<2	<2	<2	<2	<2	<2	<2	<2	<2
Carbon Tetrachloride	56-23-5	ug/L	10/17/2016	<2	<2	<2	<2	<2	<2	<2	<2	<2
Carbon Tetrachloride	56-23-5	ug/L	4/17/2017	<2	<2	<2	<2	<2	<2	<2	<2	<2
Carbon Tetrachloride	56-23-5	ug/L	10/11/2017	<2	<2	<2	<2	<2	<2	<2	<2	<2
Carbon Tetrachloride	56-23-5	ug/L	4/23/2018					<2	<2			
Carbon Tetrachloride	56-23-5	ug/L	4/24/2018				<2			<2		
Carbon Tetrachloride	56-23-5	ug/L	4/25/2018			<2					<2	<2
Carbon Tetrachloride	56-23-5	ug/L	4/27/2018	<2	<2							
Carbon Tetrachloride	56-23-5	ug/L	10/16/2018	<2	<2	<2	<2	<2	<2	<2	<2	<2
Carbon Tetrachloride	56-23-5	ug/L	4/16/2019	<2	<2	<2	<2	<2	<2	<2	<2	<2
Carbon Tetrachloride	56-23-5	ug/L	10/1/2019	<2	<2	<2	<2	<2	<2	<2	<20	<2
Carbon Tetrachloride	56-23-5	ug/L	3/30/2020	<2	<2	<2	<2	<2	<2	<2	<10	<2
Carbon Tetrachloride	56-23-5	ug/L	10/7/2020	<2	<2	<2	<2	<2	<2	<2	<2	<2
Carbon Tetrachloride	56-23-5	ug/L	4/13/2021	<1	<1	<1	<1	<1	<1	<1	<1	<1
Carbon Tetrachloride	56-23-5	ug/L	10/20/2021	<1	<1	<1	<1	<1	0.4J	<1	<1	<1
Carbon Tetrachloride	56-23-5	ug/L	5/2/2022	<1	<1	<1	<1	<1	<1	<1	0.4J	<1
Carbon Tetrachloride	56-23-5	ug/L	10/14/2022	<1	<1	0.4J	<1	<1	<1	<1	<1	<1
Carbon Tetrachloride	56-23-5	ug/L	5/1/2023	<2	<2	<2	<2	<2	<2	<2	<2	<2
Carbon Tetrachloride	56-23-5	ug/L	10/16/2023	<2	<2	<2	<2	<2	<2	<2	<2	<2
Carbon Tetrachloride	56-23-5	ug/L	4/29/2024	<2	<2	<2	<2	<2	<2	<2	<2	<2
Carbon disulfide	75-15-0	ug/L	10/9/2024			<1.00				<1.00	<1.00	
Carbon disulfide	75-15-0	ug/L	10/10/2024				<1.00	<1.00	<1.00			<1.00
Carbon disulfide	75-15-0	ug/L	10/14/2024	<1.00	<1.00							
Carbon disulfide	75-15-0	ug/L	4/28/2025			<1.00				<1.00	<1.00	<1.00
Carbon disulfide	75-15-0	ug/L	4/29/2025				<1.00	<1.00	<1.00			
Carbon disulfide	75-15-0	ug/L	5/8/2025	<1.00	<1.00							
Carbon disulfide	75-15-0	ug/L	10/20/2025					<1.00			<1.00	
Carbon disulfide	75-15-0	ug/L	10/21/2025				<1.00		<1.00	<1.00		
Carbon disulfide	75-15-0	ug/L	10/24/2025	<1.00	<1.00							
Carbon tetrachloride	56-23-5	ug/L	10/9/2024			<2.00				<2.00	<2.00	
Carbon tetrachloride	56-23-5	ug/L	10/10/2024				<2.00	<2.00	<2.00			<2.00
Carbon tetrachloride	56-23-5	ug/L	10/14/2024	<2.00	<2.00							
Carbon tetrachloride	56-23-5	ug/L	4/28/2025			<2.00				<2.00	<2.00	<2.00
Carbon tetrachloride	56-23-5	ug/L	4/29/2025				<2.00	<2.00	<2.00			
Carbon tetrachloride	56-23-5	ug/L	5/8/2025	<2.00	<2.00							
Carbon tetrachloride	56-23-5	ug/L	10/20/2025					<2.00			<2.00	
Carbon tetrachloride	56-23-5	ug/L	10/21/2025				<2.00		<2.00	<2.00		
Carbon tetrachloride	56-23-5	ug/L	10/24/2025	<2.00	<2.00							
Carbonate	CARB	mg/L	6/2/2014	<5	<5	<5	<5		<5	<5	<5	<5
Carbonate	CARB	mg/L	10/15/2014	<5	<5	<5	<5	<5	<5	<5	<5	<5
Carbonate	CARB	mg/L	3/30/2020				<10					
Chlordane	57-74-9	ug/L	4/14/2009	<2	<2	<2	<2	<2				
Chlordane	57-74-9	ug/L	5/10/2010	<2	<2	<2	<2	<2	<2	<2	<2	<2
Chlordane	57-74-9	ug/L	10/5/2015	<2.13	<2.08	<2.04	<2.02	<2.08	<2.02	<2	<2	<2
Chlordane	57-74-9	ug/L	3/30/2020	<2.22	<2.13	<2.08	<2.08	<2.08	<2.08	<2.06	<2.08	<2.08
Chlordane (technical)	12789-03-6	ug/L	4/28/2025			<1.81				<1.80	<1.81	<1.79
Chlordane (technical)	12789-03-6	ug/L	4/29/2025				<1.79	<1.81	<1.80			

Table 9A
Analytical Data Summary - Source Characterization Wells
2025 Annual Water Quality Report
Iowa City Sanitary Landfill
Permit No. 52-SDP-01-72P

Constituent	CAS	Units	Date	MW-1A	MW-2A-97	MW-6B	MW-11B	MW-16A	MW-206A	MW-207A	MW-209B	MW-212A
Chlordane (technical)	12789-03-6	ug/L	5/8/2025	<1.82	<1.80							
Chloride	16887-00-6	mg/L	6/2/2014	8.52	11.3	69.9	59.7		107	12.5	550	7.27
Chloride	16887-00-6	mg/L	10/15/2014	8.83	10.2	69.6	61.9	232	105	10.3	367	9.42
Chloride	16887-00-6	mg/L	3/30/2020				43.3					
Chlorobenzene	108-90-7	ug/L	2/27/2008	<1	<1	<1	<1	<1				
Chlorobenzene	108-90-7	ug/L	5/12/2008	<1	<1	<1	<1	<1				
Chlorobenzene	108-90-7	ug/L	7/13/2008	<1	<1	<1	<1	<1				
Chlorobenzene	108-90-7	ug/L	9/14/2008	<1	<1	<1	<1	<1				
Chlorobenzene	108-90-7	ug/L	11/17/2008	<1	<1	<1	<1	<1				
Chlorobenzene	108-90-7	ug/L	4/14/2009	<1	<1	<1	<1	<1				
Chlorobenzene	108-90-7	ug/L	7/7/2009						<1	<1	<20	<1
Chlorobenzene	108-90-7	ug/L	9/2/2009						<1	<1	<10	<1
Chlorobenzene	108-90-7	ug/L	10/25/2009	<2	<1	<2	<2	<2	<2	<2	<20	<1
Chlorobenzene	108-90-7	ug/L	1/2/2010						<1	<1	<10	<1
Chlorobenzene	108-90-7	ug/L	3/3/2010						<1	<1	<1	<1
Chlorobenzene	108-90-7	ug/L	5/10/2010	<1	<1	<1	<1	<1	<1	<1	<5	<1
Chlorobenzene	108-90-7	ug/L	11/1/2010	<1	<1	<1	<1	<1	<1	<1	<5	<1
Chlorobenzene	108-90-7	ug/L	10/13/2011	<1	<1	<1	<1	<1	<1	<1	<5	<1
Chlorobenzene	108-90-7	ug/L	4/11/2012	<1	<1	<1	<1	<1	<1	<1	<10	<1
Chlorobenzene	108-90-7	ug/L	10/11/2012	<1	<1	<1	<1	<1	<1	<1	<10	<1
Chlorobenzene	108-90-7	ug/L	3/30/2013	<1	<1	<1	<1	<1	<1	<1	<1.9	<1
Chlorobenzene	108-90-7	ug/L	10/7/2013		<1	<1	<1	<1	<1	<1		<1
Chlorobenzene	108-90-7	ug/L	6/2/2014	<1	<1	<1	<1	<1	<1	<1	0.777J	<1
Chlorobenzene	108-90-7	ug/L	10/15/2014	<1	<1	<1	<1	<1	<1	<1	<10	<1
Chlorobenzene	108-90-7	ug/L	4/6/2015	<1	<1	<1	<1	<1	<1	<1	0.805J	<1
Chlorobenzene	108-90-7	ug/L	10/5/2015	<1	<1	<1	<1	<1	<1	<1	1.24	<1
Chlorobenzene	108-90-7	ug/L	4/4/2016	<1	<1	<1	<1	<1	<1	<1	<1	<1
Chlorobenzene	108-90-7	ug/L	10/17/2016	<1	<1	<1	<1	<1	<1	<1	<1	<1
Chlorobenzene	108-90-7	ug/L	4/17/2017	<1	<1	<1	<1	<1	<1	<1	0.936J	<1
Chlorobenzene	108-90-7	ug/L	10/11/2017	<1	<1	<1	<1	<1	<1	<1	<1	<1
Chlorobenzene	108-90-7	ug/L	4/23/2018					<1	<1			
Chlorobenzene	108-90-7	ug/L	4/24/2018				<1			<1		
Chlorobenzene	108-90-7	ug/L	4/25/2018			<1					0.737J	<1
Chlorobenzene	108-90-7	ug/L	4/27/2018	<1	<1							
Chlorobenzene	108-90-7	ug/L	10/16/2018	<1	<1	<1	<1	<1	<1	<1	<1	<1
Chlorobenzene	108-90-7	ug/L	4/16/2019	<1	<1	<1	<1	<1	<1	<1	0.691J	<1
Chlorobenzene	108-90-7	ug/L	10/1/2019	<1	<1	<1	<1	<1	<1	<1	<10	<1
Chlorobenzene	108-90-7	ug/L	3/30/2020	<1	<1	<1	<1	<1	<1	<1	<5	<1
Chlorobenzene	108-90-7	ug/L	10/7/2020	<1	<1	<1	<1	<1	<1	<1	<1	<1
Chlorobenzene	108-90-7	ug/L	4/13/2021	<1	<1	<1	<1	<1	<1	<1	0.7J	<1
Chlorobenzene	108-90-7	ug/L	10/20/2021	<1	<1	<1	<1	<1	<1	<1	0.8J	<1
Chlorobenzene	108-90-7	ug/L	5/2/2022	<1	<1	<1	<1	<1	<1	<1	0.7J	<1
Chlorobenzene	108-90-7	ug/L	10/14/2022	<1	<1	<1	<1	<1	<1	<1	0.8J	<1
Chlorobenzene	108-90-7	ug/L	5/1/2023	<1	<1	<1	<1	<1	<1	<1	0.644J	<1
Chlorobenzene	108-90-7	ug/L	10/16/2023	<1	<1	<1	<1	<1	<1	<1	0.75J	<1
Chlorobenzene	108-90-7	ug/L	4/29/2024	<1	<1	<1	<1	<1	<1	<1	0.677J	<1
Chlorobenzene	108-90-7	ug/L	10/9/2024			<1.00				<1.00	0.750J	
Chlorobenzene	108-90-7	ug/L	10/10/2024				<1.00	<1.00	<1.00			<1.00
Chlorobenzene	108-90-7	ug/L	10/14/2024	<1.00	<1.00							
Chlorobenzene	108-90-7	ug/L	4/28/2025			<1.00				<1.00	0.651	<1.00
Chlorobenzene	108-90-7	ug/L	4/29/2025				<1.00	<1.00	<1.00			
Chlorobenzene	108-90-7	ug/L	5/8/2025	<1.00	<1.00							
Chlorobenzene	108-90-7	ug/L	10/20/2025					<1.00			0.822	
Chlorobenzene	108-90-7	ug/L	10/21/2025				<1.00		<1.00	<1.00		
Chlorobenzene	108-90-7	ug/L	10/24/2025	<1.00	<1.00							
Chlorobenzilate	510-15-6	ug/L	4/14/2009	<10	<10	<10	<50	<10				
Chlorobenzilate	510-15-6	ug/L	5/10/2010	<10	<10	<10	<10	<10	<10	<10	<10	<10

Table 9A
Analytical Data Summary - Source Characterization Wells
2025 Annual Water Quality Report
Iowa City Sanitary Landfill
Permit No. 52-SDP-01-72P

Constituent	CAS	Units	Date	MW-1A	MW-2A-97	MW-6B	MW-11B	MW-16A	MW-206A	MW-207A	MW-209B	MW-212A
Chlorobenzilate	510-15-6	ug/L	10/5/2015	<10	<10.4	<10	<10.3	<10.5	<10.2	<10	<10	<10
Chlorobenzilate	510-15-6	ug/L	3/30/2020	<11.5	<11.8	<10.1	<10.3	<10.4	<10.2	<10.1	<10.6	<10.1
Chlorobenzilate	510-15-6	ug/L	4/28/2025			<10.2				<10.6	<10.4	<10.6
Chlorobenzilate	510-15-6	ug/L	4/29/2025				<10.0	<10.0	<10.0			
Chlorobenzilate	510-15-6	ug/L	5/8/2025	<10.0	<10.9							
Chlorodibromomethane	124-48-1	ug/L	2/27/2008	<5	<5	<5	<5	<5				
Chlorodibromomethane	124-48-1	ug/L	5/12/2008	<5	<5	<5	<5	<5				
Chlorodibromomethane	124-48-1	ug/L	7/13/2008	<5	<5	<5	<5	<5				
Chlorodibromomethane	124-48-1	ug/L	9/14/2008	<5	<5	<5	<5	<5				
Chlorodibromomethane	124-48-1	ug/L	11/17/2008	<5	<5	<5	<5	<5				
Chlorodibromomethane	124-48-1	ug/L	4/14/2009	<5	<5	<5	<5	<5				
Chlorodibromomethane	124-48-1	ug/L	7/7/2009						<5	<5	<100	<5
Chlorodibromomethane	124-48-1	ug/L	9/2/2009						<5	<5	<50	<5
Chlorodibromomethane	124-48-1	ug/L	10/25/2009	<5	<10	<5	<5	<5	<5	<5	<50	<5
Chlorodibromomethane	124-48-1	ug/L	1/2/2010						<50	<50	<500	<10
Chlorodibromomethane	124-48-1	ug/L	3/3/2010						<5	<5	<5	<5
Chlorodibromomethane	124-48-1	ug/L	5/10/2010	<10	<5	<5	<5	<5	<5	<5	<25	<5
Chlorodibromomethane	124-48-1	ug/L	11/1/2010	<5	<5	<5	<5	<5	<5	<5	<25	<5
Chlorodibromomethane	124-48-1	ug/L	10/13/2011	<5	<5	<5	<5	<5	<5	<5	<25	<5
Chlorodibromomethane	124-48-1	ug/L	4/11/2012	<5	<5	<5	<5	<5	<5	<5	<50	<5
Chlorodibromomethane	124-48-1	ug/L	10/11/2012	<5	<5	<5	<5	<5	<5	<5	<50	<5
Chlorodibromomethane	124-48-1	ug/L	3/30/2013	<5	<5	<5	<5	<5	<5	<5	<5	<5
Chlorodibromomethane	124-48-1	ug/L	10/7/2013		<5	<5	<5	<5	<5	<5		<5
Chlorodibromomethane	124-48-1	ug/L	6/2/2014	<5	<5	<5	<5	<5	<5	<5	<5	<5
Chlorodibromomethane	124-48-1	ug/L	10/15/2014	<5	<5	<5	<5	<5	<5	<5	<50	<5
Chlorodibromomethane	124-48-1	ug/L	4/6/2015	<5	<5	<5	<5	<5	<5	<5	<5	<5
Chlorodibromomethane	124-48-1	ug/L	10/5/2015	<5	<5	<5	<5	<5	<5	<5	<5	<5
Chlorodibromomethane	124-48-1	ug/L	4/4/2016	<5	<5	<5	<5	<5	<5	<5	<5	<5
Chlorodibromomethane	124-48-1	ug/L	10/17/2016	<5	<5	<5	<5	<5	<5	<5	<5	<5
Chlorodibromomethane	124-48-1	ug/L	4/17/2017	<5	<5	<5	<5	<5	<5	<5	<5	<5
Chlorodibromomethane	124-48-1	ug/L	10/11/2017	<5	<5	<5	<5	<5	<5	<5	<5	<5
Chlorodibromomethane	124-48-1	ug/L	4/23/2018					<5	<5			
Chlorodibromomethane	124-48-1	ug/L	4/24/2018				<5			<5		
Chlorodibromomethane	124-48-1	ug/L	4/25/2018			<5					<5	<5
Chlorodibromomethane	124-48-1	ug/L	4/27/2018	<5	<5							
Chlorodibromomethane	124-48-1	ug/L	10/16/2018	<5	<5	<5	<5	<5	<5	<5	<5	<5
Chlorodibromomethane	124-48-1	ug/L	4/16/2019	<5	<5	<5	<5	<5	<5	<5	<5	<5
Chlorodibromomethane	124-48-1	ug/L	10/1/2019	<5	<5	<5	<5	<5	<5	<5	<50	<5
Chlorodibromomethane	124-48-1	ug/L	3/30/2020	<5	<5	<5	<5	<5	<5	<5	<25	<5
Chlorodibromomethane	124-48-1	ug/L	10/7/2020	<5	<5	<5	<5	<5	<5	<5	<5	<5
Chlorodibromomethane	124-48-1	ug/L	4/13/2021	<1	<1	<1	<1	<1	<1	<1	<1	<1
Chlorodibromomethane	124-48-1	ug/L	10/20/2021	<1	<1	<1	<1	<1	<1	<1	<1	<1
Chlorodibromomethane	124-48-1	ug/L	5/2/2022	<1	<1	<1	<1	<1	<1	<1	<1	<1
Chlorodibromomethane	124-48-1	ug/L	10/14/2022	<1	<1	<1	<1	<1	<1	<1	<1	<1
Chlorodibromomethane	124-48-1	ug/L	5/1/2023	<5	<5	<5	<5	<5	<5	<5	<5	<5
Chlorodibromomethane	124-48-1	ug/L	10/16/2023	<5	<5	<5	<5	<5	<5	<5	<5	<5
Chlorodibromomethane	124-48-1	ug/L	4/29/2024	<5	<5	<5	<5	<5	<5	<5	<5	<5
Chlorodibromomethane	124-48-1	ug/L	10/9/2024			<5.00				<5.00	<5.00	
Chlorodibromomethane	124-48-1	ug/L	10/10/2024				<5.00	<5.00	<5.00			<5.00
Chlorodibromomethane	124-48-1	ug/L	10/14/2024	<5.00	<5.00							
Chlorodibromomethane	124-48-1	ug/L	4/28/2025			<5.00				<5.00	<5.00	<5.00
Chlorodibromomethane	124-48-1	ug/L	4/29/2025				<5.00	<5.00	<5.00			
Chlorodibromomethane	124-48-1	ug/L	5/8/2025	<5.00	<5.00							
Chlorodibromomethane	124-48-1	ug/L	10/20/2025					<5.00			<5.00	
Chlorodibromomethane	124-48-1	ug/L	10/21/2025				<5.00		<5.00	<5.00		
Chlorodibromomethane	124-48-1	ug/L	10/24/2025	<5.00	<5.00							
Chloroethane	75-00-3	ug/L	2/27/2008	<4	<4	<4	12.2	<4				

Table 9A
Analytical Data Summary - Source Characterization Wells
2025 Annual Water Quality Report
Iowa City Sanitary Landfill
Permit No. 52-SDP-01-72P

Constituent	CAS	Units	Date	MW-1A	MW-2A-97	MW-6B	MW-11B	MW-16A	MW-206A	MW-207A	MW-209B	MW-212A
Chloroethane	75-00-3	ug/L	5/12/2008	<4	<4	<4	15.7	<4				
Chloroethane	75-00-3	ug/L	7/13/2008	<4	<4	<4	11.9	<4				
Chloroethane	75-00-3	ug/L	9/14/2008	<4	<4	<4	12.3	<4				
Chloroethane	75-00-3	ug/L	11/17/2008	<4	<4	<4	10.1	<4				
Chloroethane	75-00-3	ug/L	4/14/2009	<4	<4	<4	7.12	<4				
Chloroethane	75-00-3	ug/L	7/7/2009				7.87		<4	<4	<80	<4
Chloroethane	75-00-3	ug/L	9/2/2009				6.33		<4	<4	<40	<4
Chloroethane	75-00-3	ug/L	10/25/2009	<4	<4	<4	5.51	<4	<4	<4	<40	<4
Chloroethane	75-00-3	ug/L	1/2/2010				6.13		<4	<4	<40	<4
Chloroethane	75-00-3	ug/L	3/3/2010						4.53	4.25	<4	<4
Chloroethane	75-00-3	ug/L	5/10/2010	<4	<4	<4	5.59	<4	4.51	<4	<20	<4
Chloroethane	75-00-3	ug/L	7/8/2010						4.17			
Chloroethane	75-00-3	ug/L	9/13/2010						6.05			
Chloroethane	75-00-3	ug/L	11/1/2010	<4	<4	<4	5.4	<4	5.91	<4	<20	<4
Chloroethane	75-00-3	ug/L	1/10/2011						4.35			
Chloroethane	75-00-3	ug/L	4/4/2011				<4		<4			
Chloroethane	75-00-3	ug/L	10/13/2011	<4	<4	<4	<4	<4	5	<4	<20	<4
Chloroethane	75-00-3	ug/L	4/11/2012	<4	<4	<4	<4	<4	<4	<4	<40	<4
Chloroethane	75-00-3	ug/L	10/11/2012	<4	<4	<4	<4	<4	4.83	<4	<40	<4
Chloroethane	75-00-3	ug/L	3/30/2013	<4	<4	<4	5.1	<4	5.74	4.6	<4	<4
Chloroethane	75-00-3	ug/L	10/7/2013		<4	<4	<4	<4	<4	<4		<4
Chloroethane	75-00-3	ug/L	6/2/2014	<4	<4	<4	4.9	1.36J	3.17J	<4	<4	<4
Chloroethane	75-00-3	ug/L	10/15/2014	<4	<4	<4	<4	<4	3.22J	<4	<40	<4
Chloroethane	75-00-3	ug/L	4/6/2015	<4	<4	<4	4.01	1.26J	2.87J	1.58J	<4	<4
Chloroethane	75-00-3	ug/L	10/5/2015	<4	<4	<4	2.92J	1.02J	2.67J	<4	0.499J	<4
Chloroethane	75-00-3	ug/L	4/4/2016	<4	<4	<4	2.23J	1.53J	1.96J	<4	<4	<4
Chloroethane	75-00-3	ug/L	10/17/2016	<4	<4	<4	2.79J	1.72J	2.8J	<4	<4	<4
Chloroethane	75-00-3	ug/L	4/17/2017	<4	<4	<4	2.28J	0.985J	1.18J	<4	<4	<4
Chloroethane	75-00-3	ug/L	10/11/2017	<4	<4	<4	2.24J	1.19J	0.717J	<4	<4	<4
Chloroethane	75-00-3	ug/L	4/23/2018					0.884J	0.921J			
Chloroethane	75-00-3	ug/L	4/24/2018				0.937J			<4		
Chloroethane	75-00-3	ug/L	4/25/2018			<4					<4	<4
Chloroethane	75-00-3	ug/L	4/27/2018	<4	<4							
Chloroethane	75-00-3	ug/L	10/16/2018	<4	<4	<4	1.93J	1.86J	<4	<4	<4	<4
Chloroethane	75-00-3	ug/L	4/16/2019	<4	<4	<4	0.815J	<4	<4	<4	<4	<4
Chloroethane	75-00-3	ug/L	10/1/2019	<4	<4	<4	1.85J	1.19J	1.36J	<4	<40	<4
Chloroethane	75-00-3	ug/L	3/30/2020	<4	<4	<4	1.39J	<4	<4	<4	<20	<4
Chloroethane	75-00-3	ug/L	10/7/2020	<4	<4	<4	1.32J	0.922J	0.85J	<4	<4	<4
Chloroethane	75-00-3	ug/L	4/13/2021	<1	<1	<1	0.6J; <1	<1	<1	<1	<1	<1
Chloroethane	75-00-3	ug/L	10/20/2021	<1	<1	<1	1	0.8J	<1	<1	<1	<1
Chloroethane	75-00-3	ug/L	5/2/2022	<1	<1	<1	0.7J	<1	<1	<1	<1	<1
Chloroethane	75-00-3	ug/L	10/14/2022	0.8J	0.6J	<1	0.7J	0.6J	<1	<1	<1	<1
Chloroethane	75-00-3	ug/L	5/1/2023	<4	<4	<4	<4	1.32J	<4	<4	<4	<4
Chloroethane	75-00-3	ug/L	10/16/2023	<4	<4	<4	0.833J	0.823J	<4	<4	<4	<4
Chloroethane	75-00-3	ug/L	4/29/2024	<4	<4	<4	<4	0.824J	<4	<4	<4	<4
Chloroethane	75-00-3	ug/L	10/9/2024			<4.00				<4.00	<4.00	
Chloroethane	75-00-3	ug/L	10/10/2024				<4.00	<4.00	<4.00			<4.00
Chloroethane	75-00-3	ug/L	10/14/2024	<4.00	<4.00							
Chloroethane	75-00-3	ug/L	4/28/2025			<4.00				<4.00	<4.00	<4.00
Chloroethane	75-00-3	ug/L	4/29/2025				<4.00	<4.00	<4.00			
Chloroethane	75-00-3	ug/L	5/8/2025	<4.00	<4.00							
Chloroethane	75-00-3	ug/L	10/20/2025					<4.00			<4.00	
Chloroethane	75-00-3	ug/L	10/21/2025				<4.00		<4.00	<4.00		
Chloroethane	75-00-3	ug/L	10/24/2025	<4.00	<4.00							
Chloroform	67-66-3	ug/L	2/27/2008	<1	<1	<1	<1	<1				
Chloroform	67-66-3	ug/L	5/12/2008	<1	<1	<1	<1	<1				
Chloroform	67-66-3	ug/L	7/13/2008	<1	<1	<1	<1	<1				

Table 9A
Analytical Data Summary - Source Characterization Wells
2025 Annual Water Quality Report
Iowa City Sanitary Landfill
Permit No. 52-SDP-01-72P

Constituent	CAS	Units	Date	MW-1A	MW-2A-97	MW-6B	MW-11B	MW-16A	MW-206A	MW-207A	MW-209B	MW-212A
Chloroform	67-66-3	ug/L	9/14/2008	<1	<1	<1	<1	<1				
Chloroform	67-66-3	ug/L	11/17/2008	<1	<1	<2.5	<2.5	<1				
Chloroform	67-66-3	ug/L	4/14/2009	<1	<1	<1	<1	<1				
Chloroform	67-66-3	ug/L	7/7/2009						<1	<1	<20	<1
Chloroform	67-66-3	ug/L	9/2/2009						<1	<1	<10	<1
Chloroform	67-66-3	ug/L	10/25/2009	<2	<1	<2	<2	<2	<2	<2	<20	<1
Chloroform	67-66-3	ug/L	1/2/2010						<1	<1	<10	<1
Chloroform	67-66-3	ug/L	3/3/2010						<1	<1	<1	<1
Chloroform	67-66-3	ug/L	5/10/2010	<1	<1	<1	<1	<1	<1	<1	<5	<1
Chloroform	67-66-3	ug/L	11/1/2010	<1	<1	<1	<1	<1	<1	<1	<5	<1
Chloroform	67-66-3	ug/L	10/13/2011	<1	<1	<1	<1	<1	<1	<1	<5	<1
Chloroform	67-66-3	ug/L	4/11/2012	<1	<1	<1	<1	<1	<1	<1	<10	<1
Chloroform	67-66-3	ug/L	10/11/2012	<1	<1	<1	<1	<1	<1	<1	<10	<1
Chloroform	67-66-3	ug/L	3/30/2013	<1	<1	<1	<1	<1	<1	<1	<2.8	<1
Chloroform	67-66-3	ug/L	10/7/2013		<1	<1	<1	<1	<1	<1		<1
Chloroform	67-66-3	ug/L	6/2/2014	<1	<1	<1	<1	<1	<1	<1	<1	<1
Chloroform	67-66-3	ug/L	10/15/2014	<1	<1	<1	<1	<1	<1	<1	4.16J	<1
Chloroform	67-66-3	ug/L	4/6/2015	<1	<1	<1	<1	<1	<1	<1	<1	<1
Chloroform	67-66-3	ug/L	10/5/2015	<1	<1	<1	<1	<1	<1	<1	<1	<1
Chloroform	67-66-3	ug/L	4/4/2016	<1	<1	<1	<1	<1	<1	<1	<1	<1
Chloroform	67-66-3	ug/L	10/17/2016	<1	<1	<1	<1	<1	<1	<1	<1	<1
Chloroform	67-66-3	ug/L	4/17/2017	<1	<1	<1	<1	<1	<1	<1	<1	<1
Chloroform	67-66-3	ug/L	10/11/2017	<1	<1	<1	<1	<1	<1	<1	<1	<1
Chloroform	67-66-3	ug/L	4/23/2018					<1	<1			
Chloroform	67-66-3	ug/L	4/24/2018				<1			<1		
Chloroform	67-66-3	ug/L	4/25/2018			<1					<1	<1
Chloroform	67-66-3	ug/L	4/27/2018	<1	<1							
Chloroform	67-66-3	ug/L	10/16/2018	<3	<3	<3	<3	<3	<3	<3	<3	<3
Chloroform	67-66-3	ug/L	4/16/2019	<3	<3	<3	<3	<3	<3	<3	<3	<3
Chloroform	67-66-3	ug/L	10/1/2019	<3	<3	<3	<3	<3	<3	<3	<30	<3
Chloroform	67-66-3	ug/L	3/30/2020	<3	<3	<3	<3	<3	<3	<3	<15	<3
Chloroform	67-66-3	ug/L	10/7/2020	<3	<3	<3	<3	<3	<3	<3	<3	<3
Chloroform	67-66-3	ug/L	4/13/2021	<1	<1	<1	<1	<1	<1	<1	<1	<1
Chloroform	67-66-3	ug/L	10/20/2021	<1	<1	<1	<1	<1	<1	<1	<1	<1
Chloroform	67-66-3	ug/L	5/2/2022	<1	<1	<1	<1	<1	<1	<1	<1	<1
Chloroform	67-66-3	ug/L	10/14/2022	<1	<1	<1	<1	<1	<1	<1	<1	<1
Chloroform	67-66-3	ug/L	5/1/2023	<3	<3	<3	<3	<3	<3	<3	<3	<3
Chloroform	67-66-3	ug/L	10/16/2023	<3	<3	<3	<3	<3	<3	<3	<3	<3
Chloroform	67-66-3	ug/L	4/29/2024	<3	<3	<3	<3	<3	<3	<3	<3	<3
Chloroform	67-66-3	ug/L	10/9/2024			<3.00				<3.00	<3.00	
Chloroform	67-66-3	ug/L	10/10/2024				<3.00	<3.00	<3.00			<3.00
Chloroform	67-66-3	ug/L	10/14/2024	<3.00	<3.00							
Chloroform	67-66-3	ug/L	4/28/2025			<3.00				<3.00	<3.00	<3.00
Chloroform	67-66-3	ug/L	4/29/2025				<3.00	<3.00	<3.00			
Chloroform	67-66-3	ug/L	5/8/2025	<3.00	<3.00							
Chloroform	67-66-3	ug/L	10/20/2025					<3.00			<3.00	
Chloroform	67-66-3	ug/L	10/21/2025				<3.00		<3.00	<3.00		
Chloroform	67-66-3	ug/L	10/24/2025	<3.00	<3.00							
Chloromethane	74-87-3	ug/L	2/27/2008	<3	<3	<3	<3	<3				
Chloromethane	74-87-3	ug/L	5/12/2008	<3	<3	<3	<3	<3				
Chloromethane	74-87-3	ug/L	7/13/2008	<3	<3	<3	<3	<3				
Chloromethane	74-87-3	ug/L	9/14/2008	<3	<3	<3	<3	<3				
Chloromethane	74-87-3	ug/L	11/17/2008	<3	<3	<3	<3	<3				
Chloromethane	74-87-3	ug/L	4/14/2009	<3	<3	<3	<3	<3				
Chloromethane	74-87-3	ug/L	7/7/2009						<3	<3	<60	<3
Chloromethane	74-87-3	ug/L	9/2/2009						<3	<3	<30	<3
Chloromethane	74-87-3	ug/L	10/25/2009	<3	<3	<3	<3	<3	<3	<3	<30	<3

Table 9A
Analytical Data Summary - Source Characterization Wells
2025 Annual Water Quality Report
Iowa City Sanitary Landfill
Permit No. 52-SDP-01-72P

Constituent	CAS	Units	Date	MW-1A	MW-2A-97	MW-6B	MW-11B	MW-16A	MW-206A	MW-207A	MW-209B	MW-212A
Chloromethane	74-87-3	ug/L	1/2/2010						<3	<3	<30	<3
Chloromethane	74-87-3	ug/L	3/3/2010						<3	<3	<3	<3
Chloromethane	74-87-3	ug/L	5/10/2010	<3	<3	<3	<3	<3	<3	<3	<15	<3
Chloromethane	74-87-3	ug/L	11/1/2010	<3	<3	<3	<3	<3	<3	<3	<15	<3
Chloromethane	74-87-3	ug/L	10/13/2011	<3	<3	<3	<3	<3	<3	<3	<15	<3
Chloromethane	74-87-3	ug/L	4/11/2012	<3	<3	<3	<3	<3	<3	<3	<30	<3
Chloromethane	74-87-3	ug/L	10/11/2012	<3	<3	<3	<3	<3	<3	<3	<30	<3
Chloromethane	74-87-3	ug/L	3/30/2013	<3	<3	<3	<3	<3	<3	<3	<3.1	<3
Chloromethane	74-87-3	ug/L	10/7/2013		<3	<3	<3	<3	<3	<3		<3
Chloromethane	74-87-3	ug/L	6/2/2014	<3	<3	<3	<3	<3	<3	<3	<3	<3
Chloromethane	74-87-3	ug/L	10/15/2014	<3	<3	<3	<3	<3	<3	<3	<30	<3
Chloromethane	74-87-3	ug/L	4/6/2015	<3	<3	<3	<3	<3	<3	<3	<3	<3
Chloromethane	74-87-3	ug/L	10/5/2015	<3	<3	<3	<3	<3	<3	<3	<3	<3
Chloromethane	74-87-3	ug/L	4/4/2016	<3	<3	<3	<3	<3	<3	<3	<3	<3
Chloromethane	74-87-3	ug/L	10/17/2016	<3	<3	<3	<3	<3	<3	<3	<3	<3
Chloromethane	74-87-3	ug/L	4/17/2017	0.315J	<3	<3	0.368J	0.389J	0.348J	0.571J	<3	<3
Chloromethane	74-87-3	ug/L	10/11/2017	<3	<3	<3	<3	<3	<3	<3	<3	<3
Chloromethane	74-87-3	ug/L	4/23/2018					<3	<3			
Chloromethane	74-87-3	ug/L	4/24/2018				<3			<3		
Chloromethane	74-87-3	ug/L	4/25/2018			<3					<3	<3
Chloromethane	74-87-3	ug/L	4/27/2018	<3	<3							
Chloromethane	74-87-3	ug/L	10/16/2018	<3	<3	<3	<3	<3	<3	<3	<3	<3
Chloromethane	74-87-3	ug/L	4/16/2019	<3	<3	<3	<3	<3	<3	<3	<3	<3
Chloromethane	74-87-3	ug/L	10/1/2019	<3	<3	<3	<3	<3	<3	<3	<30	<3
Chloromethane	74-87-3	ug/L	3/30/2020	<3	<3	<3	<3	<3	<3	<3	<15	<3
Chloromethane	74-87-3	ug/L	10/7/2020	<3	<3	<3	<3	<3	<3	<3	<3	<3
Chloromethane	74-87-3	ug/L	4/13/2021	<1	<1	<1	<1	<1	<1	<1	<1	<1
Chloromethane	74-87-3	ug/L	10/20/2021	<1	<1	<1	<1	<1	<1	<1	<1	<1
Chloromethane	74-87-3	ug/L	5/2/2022	<1	<1	<1	<1	<1	<1	<1	<1	<1
Chloromethane	74-87-3	ug/L	10/14/2022	<1	<1	<1	<1	<1	<1	<1	<1	<1
Chloromethane	74-87-3	ug/L	5/1/2023	<3	<3	<3	<3	<3	<3	<3	<3	<3
Chloromethane	74-87-3	ug/L	10/16/2023	<3	<3	<3	<3	<3	<3	<3	<3	<3
Chloromethane	74-87-3	ug/L	4/29/2024	<3	<3	<3	<3	<3	0.862J	<3	<3	<3
Chloromethane	74-87-3	ug/L	10/9/2024			<3.00				<3.00	<3.00	
Chloromethane	74-87-3	ug/L	10/10/2024				<3.00	<3.00	<3.00			<3.00
Chloromethane	74-87-3	ug/L	10/14/2024	<3.00	<3.00							
Chloromethane	74-87-3	ug/L	4/28/2025			<3.00				<3.00	<3.00	<3.00
Chloromethane	74-87-3	ug/L	4/29/2025				<3.00	<3.00	<3.00			
Chloromethane	74-87-3	ug/L	5/8/2025	<3.00	<3.00							
Chloromethane	74-87-3	ug/L	10/20/2025					<3.00			<3.00	
Chloromethane	74-87-3	ug/L	10/21/2025				<3.00		<3.00	<3.00		
Chloromethane	74-87-3	ug/L	10/24/2025	<3.00	<3.00							
Chloroprene	126-99-8	ug/L	4/14/2009	<1	<1	<1	<1	<1				
Chloroprene	126-99-8	ug/L	5/10/2010	<1	<1	<1	<1	<1	<1	<1	<5	<1
Chloroprene	126-99-8	ug/L	10/5/2015	<1	<1	<1	<1	<1	<1	<1	<1	<1
Chloroprene	126-99-8	ug/L	3/30/2020	<1	<1	<1	<1	<1	<1	<1	<5	<1
Chloroprene	126-99-8	ug/L	4/28/2025			<1.00				<1.00	<1.00	<1.00
Chloroprene	126-99-8	ug/L	4/29/2025				<1.00	<1.00	<1.00			
Chloroprene	126-99-8	ug/L	5/8/2025	<1.00	<1.00							
Chromium	7440-47-3	mg/L	2/27/2008	<0.1	<0.1	<0.1	<0.1	<0.1				
Chromium	7440-47-3	mg/L	5/12/2008	<0.1	<0.1	<0.1	<0.1	<0.1				
Chromium	7440-47-3	mg/L	7/13/2008	<0.1	<0.1	<0.1	<0.1	<0.1				
Chromium	7440-47-3	mg/L	9/14/2008	<0.1	<0.1	<0.1	<0.1	<0.1				
Chromium	7440-47-3	mg/L	11/17/2008	<0.02	<0.02	<0.02	<0.02	<0.02				
Chromium	7440-47-3	mg/L	4/14/2009	<0.1	<0.1	<0.1	<0.1	<0.1				
Chromium	7440-47-3	mg/L	7/7/2009						<0.1	<0.1	<0.1	<0.1
Chromium	7440-47-3	mg/L	9/2/2009						<0.1	<0.1	<0.1	<0.1

Table 9A
Analytical Data Summary - Source Characterization Wells
2025 Annual Water Quality Report
Iowa City Sanitary Landfill
Permit No. 52-SDP-01-72P

Constituent	CAS	Units	Date	MW-1A	MW-2A-97	MW-6B	MW-11B	MW-16A	MW-206A	MW-207A	MW-209B	MW-212A
Chromium	7440-47-3	mg/L	10/25/2009	<0.1	<0.1	<0.1	<0.1	<0.1	<0.1	<0.1	<0.1	<0.1
Chromium	7440-47-3	mg/L	1/2/2010						<0.1	<0.1	<0.1	<0.1
Chromium	7440-47-3	mg/L	3/3/2010						<0.1	<0.1	<0.1	<0.1
Chromium	7440-47-3	mg/L	5/10/2010	<0.02	<0.02	<0.02	<0.02	<0.02	<0.02	<0.02	<0.02	<0.02
Chromium	7440-47-3	mg/L	11/1/2010						<0.1	<0.1	<0.1	<0.1
Chromium	7440-47-3	mg/L	4/4/2011						<0.1	<0.1	<0.1	<0.1
Chromium	7440-47-3	mg/L	10/13/2011	<0.02	<0.02	<0.02	<0.02	<0.02	<0.02	<0.02	<0.02	<0.02
Chromium	7440-47-3	mg/L	4/11/2012	<0.02	<0.02	<0.02	<0.02	<0.02	<0.02	<0.02	<0.02	<0.02
Chromium	7440-47-3	mg/L	10/11/2012	<0.02	<0.02	<0.02	<0.02	<0.02	<0.02	<0.02	<0.02	<0.02
Chromium	7440-47-3	mg/L	3/30/2013	<0.02	<0.02	<0.02	<0.02	<0.02	<0.02	<0.02	<0.02	<0.02
Chromium	7440-47-3	mg/L	10/7/2013	<0.02	<0.02	<0.02	<0.02	<0.02	<0.02	<0.02	<0.02	<0.02
Chromium	7440-47-3	mg/L	6/2/2014	<0.02	<0.02	<0.02	<0.02	<0.02	<0.02	<0.02	<0.02	<0.02
Chromium	7440-47-3	mg/L	10/15/2014	<0.02	<0.02	<0.02	<0.02	<0.02	<0.02	<0.02	<0.02	<0.02
Chromium	7440-47-3	mg/L	4/6/2015	<0.005	<0.005	<0.005	<0.005	<0.005	<0.005	<0.005	0.00207J	<0.005
Chromium	7440-47-3	mg/L	10/5/2015	<0.005	<0.005	<0.005	<0.005	<0.005	<0.005	<0.005	0.00195J	<0.005
Chromium	7440-47-3	mg/L	4/4/2016	0.000365J	<0.005	<0.005	<0.005	<0.005	0.00102J	<0.005	0.0018J	<0.005
Chromium	7440-47-3	mg/L	10/17/2016	<0.005	<0.005	0.000397J	<0.005	<0.005	0.0012J	<0.005	0.00139J	0.000385J
Chromium	7440-47-3	mg/L	4/17/2017	<0.005	<0.005	<0.005	<0.005	<0.005	0.00074J	<0.005	0.00161J	<0.005
Chromium	7440-47-3	mg/L	10/11/2017	<0.005	<0.005	<0.005	0.000786J	<0.005	0.00115J	<0.005	0.00215J	<0.005
Chromium	7440-47-3	mg/L	4/23/2018					<0.005	<0.005			
Chromium	7440-47-3	mg/L	4/24/2018				<0.005			<0.005		
Chromium	7440-47-3	mg/L	4/25/2018			<0.005					0.00162J	<0.005
Chromium	7440-47-3	mg/L	4/27/2018	<0.005	<0.005							
Chromium	7440-47-3	mg/L	10/16/2018	<0.005	<0.005	0.0036J	0.00786	<0.005	0.00411J	0.00232J	0.00519	0.00155J
Chromium	7440-47-3	mg/L	4/16/2019	<0.005	<0.005	<0.005	<0.005	<0.005	<0.005	<0.005	0.00157J	<0.005
Chromium	7440-47-3	mg/L	10/1/2019	<0.005	<0.005	<0.005	<0.005	<0.005	<0.005	<0.005	0.00191J	<0.005
Chromium	7440-47-3	mg/L	3/30/2020	<0.005	<0.005	<0.005	<0.005	<0.005	<0.005	<0.005	0.00154J	<0.005
Chromium	7440-47-3	mg/L	10/7/2020	<0.005	<0.005	<0.005	<0.005	<0.005	<0.005	<0.005	0.00157J	<0.005
Chromium	7440-47-3	mg/L	4/13/2021	<0.008	<0.008	<0.008	<0.008	<0.008	0.0006J	<0.008	0.0014J	<0.008
Chromium	7440-47-3	mg/L	10/20/2021	<0.008	<0.008	<0.008	<0.008	<0.008	0.0037J	<0.008	0.0015J	<0.008
Chromium	7440-47-3	mg/L	5/2/2022	<0.008	<0.008	<0.008	<0.008	<0.008	0.0007J	<0.008	0.0013J	<0.008
Chromium	7440-47-3	mg/L	10/14/2022	<0.008	<0.008	<0.008	<0.008	<0.008	0.0012J	<0.008	0.0016J	<0.008
Chromium	7440-47-3	mg/L	5/1/2023	<0.005	<0.005	<0.005	<0.005	<0.005	<0.005	<0.005	<0.005	<0.005
Chromium	7440-47-3	mg/L	10/16/2023	<0.005	<0.005	<0.005	<0.005	<0.005	0.00121J	<0.005	0.00145J	<0.005
Chromium	7440-47-3	mg/L	4/29/2024	<0.005	<0.005	<0.02	<0.005	<0.005	<0.005	<0.005	0.00133J	<0.02
Chromium	7440-47-3	mg/L	10/9/2024			<0.00500				<0.00500	<0.00500	
Chromium	7440-47-3	mg/L	10/10/2024				<0.00500	<0.00500	<0.00500			<0.00500
Chromium	7440-47-3	mg/L	10/14/2024	<0.00500	<0.00500							
Chromium	7440-47-3	mg/L	4/28/2025			<0.00500				<0.0250	<0.00500	<0.00500
Chromium	7440-47-3	mg/L	4/29/2025				<0.00500	<0.00500	<0.00500			
Chromium	7440-47-3	mg/L	5/8/2025	<0.00500	<0.00500							
Chromium	7440-47-3	mg/L	10/20/2025					0.00603			0.00399	
Chromium	7440-47-3	mg/L	10/21/2025				<0.00500		<0.00500	<0.00500		
Chromium	7440-47-3	mg/L	10/24/2025	<0.00500	<0.00500							
Chrysene	218-01-9	ug/L	4/14/2009	<10	<10	<10	<50	<10				
Chrysene	218-01-9	ug/L	5/10/2010	<10	<10	<10	<10	<10	<10	<10	<10	<10
Chrysene	218-01-9	ug/L	10/5/2015	<10	<10.4	<10	<10.3	<10.5	<10.2	<10	<10	<10
Chrysene	218-01-9	ug/L	3/30/2020	<11.5	<11.8	<10.1	<10.3	<10.4	<10.2	<10.1	<10.6	<10.1
Chrysene	218-01-9	ug/L	4/28/2025			<10.2				<10.6	<10.4	<10.6
Chrysene	218-01-9	ug/L	4/29/2025				<10.0	<10.0	<10.0			
Chrysene	218-01-9	ug/L	5/8/2025	<10.0	<10.9							
Cobalt	7440-48-4	mg/L	2/27/2008	0.0411	0.0247	0.0653	<0.02	<0.02				
Cobalt	7440-48-4	mg/L	5/12/2008	<0.02	0.0203	0.0553	<0.02	<0.02				
Cobalt	7440-48-4	mg/L	7/13/2008	0.02	0.0219	0.058	<0.02	<0.02				
Cobalt	7440-48-4	mg/L	9/14/2008	<0.02	0.0204	0.0547	0.0226	<0.02				
Cobalt	7440-48-4	mg/L	11/17/2008	<0.02	0.0229	0.0595	<0.02	<0.02				
Cobalt	7440-48-4	mg/L	4/14/2009	<0.02	0.0253	0.0595	<0.02	<0.02				

Table 9A
Analytical Data Summary - Source Characterization Wells
2025 Annual Water Quality Report
Iowa City Sanitary Landfill
Permit No. 52-SDP-01-72P

Constituent	CAS	Units	Date	MW-1A	MW-2A-97	MW-6B	MW-11B	MW-16A	MW-206A	MW-207A	MW-209B	MW-212A
Cobalt	7440-48-4	mg/L	7/7/2009		0.0214	0.0569			<0.02	<0.02	<0.02	<0.02
Cobalt	7440-48-4	mg/L	9/2/2009		<0.02	0.056			<0.02	<0.02	<0.02	<0.02
Cobalt	7440-48-4	mg/L	10/25/2009	<0.02	0.0212	0.0597	<0.02	<0.02	<0.02	<0.02	<0.02	<0.02
Cobalt	7440-48-4	mg/L	1/2/2010		0.0265	0.0606			<0.02	<0.02	<0.02	<0.02
Cobalt	7440-48-4	mg/L	3/3/2010						<0.02	<0.02	<0.02	<0.02
Cobalt	7440-48-4	mg/L	5/10/2010	0.00546	0.0236	0.0564	0.0067	<0.02	0.00164	0.00159	0.00279	0.0134
Cobalt	7440-48-4	mg/L	7/8/2010						<0.02	<0.02	<0.02	0.0129
Cobalt	7440-48-4	mg/L	9/13/2010						<0.02	<0.02	0.00303	0.00952
Cobalt	7440-48-4	mg/L	11/1/2010	0.00755	0.0219	0.0586	0.00608	<0.02	0.0017	<0.02	0.00209	0.00911
Cobalt	7440-48-4	mg/L	1/10/2011						<0.02	<0.02	<0.02	
Cobalt	7440-48-4	mg/L	4/4/2011						<0.02	0.00305	0.0024	<0.02
Cobalt	7440-48-4	mg/L	10/13/2011	0.00615	0.0213	0.0585	0.00628	<0.02	<0.02	<0.02	<0.02	0.133
Cobalt	7440-48-4	mg/L	4/11/2012	0.00451	0.0201	0.0612	0.00454	<0.02	<0.02	<0.02	<0.02	0.145
Cobalt	7440-48-4	mg/L	8/1/2012		0.0252							
Cobalt	7440-48-4	mg/L	10/11/2012	0.00492	0.0186	0.0605	0.00316	<0.02	<0.02	<0.02	<0.02	0.0731
Cobalt	7440-48-4	mg/L	3/30/2013	0.00342	0.0258	0.0585	0.00558	0.00215	<0.00132	0.00262	0.00482	0.0605
Cobalt	7440-48-4	mg/L	10/7/2013	<0.007	0.023	0.0717; 0.0686	<0.007	<0.007	<0.007	<0.007	<0.007	0.0509
Cobalt	7440-48-4	mg/L	6/2/2014	0.00328; 0.00343	0.0253	0.0604	0.00265	<0.00241	<0.00241	<0.00241	<0.00241	0.0447
Cobalt	7440-48-4	mg/L	10/15/2014	0.00311	0.0215	0.0646	0.00314	<0.00241	<0.00241	<0.00241	<0.00241	0.0313
Cobalt	7440-48-4	mg/L	4/6/2015	0.00485	0.0252	0.0731; 0.0686	0.00389	0.0013	<0.0005	0.00146	0.00231	0.0127
Cobalt	7440-48-4	mg/L	10/5/2015	0.0049	0.0281	0.0671	0.00301	0.00105	0.000074J	0.00108	0.00198	0.0222
Cobalt	7440-48-4	mg/L	4/4/2016	0.0061	0.0231	0.0736	0.00391	0.00169	0.00004J	0.00125	0.00193	0.018
Cobalt	7440-48-4	mg/L	10/17/2016	0.00392	0.0194	0.065	0.00273	0.000585	0.000084J	0.000974; 0.00109	0.00165	0.0133
Cobalt	7440-48-4	mg/L	4/17/2017	0.0052	0.0256	0.0619	0.00232	0.000878	<0.0005	0.000875	0.00137	0.00252
Cobalt	7440-48-4	mg/L	10/11/2017	0.00512	0.0214	0.0452	0.00419	0.00127	0.000061J	0.00129	0.00155	0.0137; 0.016
Cobalt	7440-48-4	mg/L	4/23/2018					0.0011	<0.0005			
Cobalt	7440-48-4	mg/L	4/24/2018				0.00251			0.000949		
Cobalt	7440-48-4	mg/L	4/25/2018			0.0485					0.00141	0.00938
Cobalt	7440-48-4	mg/L	4/27/2018	0.00576	0.0178							
Cobalt	7440-48-4	mg/L	10/16/2018	0.00507	0.0228	0.048	0.00308	0.00127	0.000622J	0.000911J	0.0021	0.00517
Cobalt	7440-48-4	mg/L	4/16/2019	0.00556	0.034	0.0407	0.00329	0.00102	<0.0005	0.000825	0.00161	0.000655
Cobalt	7440-48-4	mg/L	10/1/2019	0.00419; 0.0046	0.0259	0.0299	0.00319	0.00113	0.000225J	0.000778	0.00202	0.00257
Cobalt	7440-48-4	mg/L	3/30/2020	0.00388	0.0172	0.0289	0.00278	0.000823	<0.0005	0.000812	0.00213	0.000422J
Cobalt	7440-48-4	mg/L	10/7/2020	0.00461	0.025	0.0109	0.00224	0.00184	<0.0005	0.000828	0.00213	0.00247
Cobalt	7440-48-4	mg/L	4/13/2021	0.0041	0.0228	0.0182	0.0027; 0.0026	0.0011	<0.0004	0.0008	0.0017	0.0008
Cobalt	7440-48-4	mg/L	10/20/2021	0.0036	0.018	0.009	0.0019	0.0039	0.0003J	0.0008	0.002	0.0029
Cobalt	7440-48-4	mg/L	5/2/2022	0.0042	0.0246	0.0176	0.0021	0.0011	<0.0004	0.0007	0.0018	0.0006
Cobalt	7440-48-4	mg/L	10/14/2022	0.004	0.0244	0.0108	0.0029	0.01	0.0071	0.0018J	0.0036	0.0009
Cobalt	7440-48-4	mg/L	5/1/2023	0.00499	0.0213	0.0126	0.00218	0.00198	<0.0005	0.00108	0.00177	0.000352J
Cobalt	7440-48-4	mg/L	10/16/2023	0.00113	0.0226	0.0102	0.00165	0.00348	<0.0005	0.00069	0.00207	0.000754
Cobalt	7440-48-4	mg/L	4/29/2024	0.0211	0.0156	0.0202	0.00137	0.000925	<0.0005	0.000567	0.00227	0.000984
Cobalt	7440-48-4	mg/L	10/9/2024			0.0110				0.000706	0.00192	
Cobalt	7440-48-4	mg/L	10/10/2024				0.00142	0.00184	<0.000500			0.000529
Cobalt	7440-48-4	mg/L	10/14/2024	0.00250	0.0213							
Cobalt	7440-48-4	mg/L	4/28/2025			0.0145				0.00324	0.00218	0.000423
Cobalt	7440-48-4	mg/L	4/29/2025				0.00215	0.00257	<0.000500			
Cobalt	7440-48-4	mg/L	5/8/2025	0.00789	0.0115							
Cobalt	7440-48-4	mg/L	10/20/2025					0.00307			0.00162	
Cobalt	7440-48-4	mg/L	10/21/2025				0.00141		<0.000500	0.000571		
Cobalt	7440-48-4	mg/L	10/24/2025	0.00180	0.0237							
Copper	7440-50-8	mg/L	2/27/2008	0.092	<0.025	0.047	0.026	<0.025				
Copper	7440-50-8	mg/L	5/12/2008	0.077	0.073	0.031	<0.025	0.027				
Copper	7440-50-8	mg/L	7/13/2008	0.037	0.038	<0.025	<0.025	<0.025				
Copper	7440-50-8	mg/L	9/14/2008	<0.025	<0.025	<0.025	<0.025	<0.025				
Copper	7440-50-8	mg/L	11/17/2008	<0.02	<0.02	<0.02	<0.02	<0.02				
Copper	7440-50-8	mg/L	4/14/2009	<0.025	<0.025	<0.025	<0.025	<0.025				
Copper	7440-50-8	mg/L	7/7/2009						<0.025	<0.025	<0.025	<0.025

Table 9A
Analytical Data Summary - Source Characterization Wells
2025 Annual Water Quality Report
Iowa City Sanitary Landfill
Permit No. 52-SDP-01-72P

Constituent	CAS	Units	Date	MW-1A	MW-2A-97	MW-6B	MW-11B	MW-16A	MW-206A	MW-207A	MW-209B	MW-212A
Copper	7440-50-8	mg/L	9/2/2009						<0.025	<0.025	<0.025	<0.025
Copper	7440-50-8	mg/L	10/25/2009	<0.025	<0.025	<0.025	<0.025	<0.025	<0.025	<0.025	0.028	<0.025
Copper	7440-50-8	mg/L	1/2/2010						<0.025	<0.025	<0.025	<0.025
Copper	7440-50-8	mg/L	3/3/2010						<0.025	<0.025	<0.025	<0.025
Copper	7440-50-8	mg/L	5/10/2010	<0.02	<0.02	<0.02	<0.02	<0.02	<0.02	<0.02	<0.02	<0.02
Copper	7440-50-8	mg/L	11/1/2010						<0.025	<0.025	<0.025	<0.025
Copper	7440-50-8	mg/L	4/4/2011						<0.025	<0.025	<0.025	<0.025
Copper	7440-50-8	mg/L	10/13/2011	<0.02	<0.02	<0.02	<0.02	<0.02	<0.02	<0.02	<0.02	0.149
Copper	7440-50-8	mg/L	4/11/2012	<0.02	<0.02	<0.02	<0.02	<0.02	<0.02	<0.02	<0.02	<0.02
Copper	7440-50-8	mg/L	10/11/2012	<0.02	<0.02	<0.02	<0.02	<0.02	<0.02	<0.02	<0.02	<0.02
Copper	7440-50-8	mg/L	3/30/2013	<0.02	<0.02	<0.02	<0.02	<0.02	<0.02	<0.02	<0.02	0.0208
Copper	7440-50-8	mg/L	10/7/2013	<0.02	<0.02	<0.02	<0.02	<0.02	<0.02	<0.02	<0.02	<0.02
Copper	7440-50-8	mg/L	6/2/2014	<0.02	<0.02	<0.02	<0.02	<0.02	<0.02	<0.02	<0.02	0.00984J
Copper	7440-50-8	mg/L	10/15/2014	<0.02	<0.02	<0.02	<0.02	0.00538J	0.0135J	0.028	<0.02	0.00966J
Copper	7440-50-8	mg/L	4/6/2015	<0.002	0.000602J	<0.002	<0.002	<0.002	0.000646J	<0.002	<0.002	0.00304
Copper	7440-50-8	mg/L	10/5/2015	<0.002	<0.002	<0.002	<0.002	<0.002	<0.002	<0.002	<0.002	<0.002
Copper	7440-50-8	mg/L	4/4/2016	0.00355J	0.00444J	<0.005	<0.005	<0.005	<0.005	<0.005	<0.005	<0.005
Copper	7440-50-8	mg/L	10/17/2016	<0.005	<0.005	<0.005	<0.005	<0.005	<0.005	<0.005	0.00216J	<0.005
Copper	7440-50-8	mg/L	4/17/2017	<0.005	<0.005	<0.005	<0.005	<0.005	<0.005	<0.005	<0.005	<0.005
Copper	7440-50-8	mg/L	10/11/2017	0.00347J	0.00248J	<0.005	<0.005	<0.005	<0.005	<0.005	<0.005	<0.005
Copper	7440-50-8	mg/L	4/23/2018					<0.005	<0.005			
Copper	7440-50-8	mg/L	4/24/2018				<0.005			<0.005		
Copper	7440-50-8	mg/L	4/25/2018			<0.005					<0.005	0.00483J
Copper	7440-50-8	mg/L	4/27/2018	0.00351J	<0.005							
Copper	7440-50-8	mg/L	10/16/2018	<0.005	<0.005	0.000929J	0.00178J	<0.002	0.00117J	0.000765J	0.00149J	0.0229
Copper	7440-50-8	mg/L	4/16/2019	<0.005	<0.005	<0.005	<0.005	0.00202J	<0.005	<0.005	<0.005	<0.005
Copper	7440-50-8	mg/L	10/1/2019	<0.005; 0.0111	<0.005	<0.005	<0.005	<0.005	<0.005	<0.005	<0.005	<0.005
Copper	7440-50-8	mg/L	3/30/2020	<0.005	<0.005	<0.005	<0.005	<0.005	<0.005	<0.005	<0.005	<0.005
Copper	7440-50-8	mg/L	10/7/2020	<0.005	<0.005	<0.005	<0.005	<0.005	<0.005	<0.005	<0.005	<0.005
Copper	7440-50-8	mg/L	4/13/2021	<0.004	<0.004	<0.004	<0.004	<0.004	<0.004	<0.004	<0.004	0.0042
Copper	7440-50-8	mg/L	10/20/2021	0.002J	0.0027J	<0.004	<0.004	<0.004	0.0024J	<0.004	0.001J	0.0041
Copper	7440-50-8	mg/L	5/2/2022	<0.004	<0.004	<0.004	<0.004	<0.004	<0.004	<0.004	0.0013J	0.0034J
Copper	7440-50-8	mg/L	10/14/2022	<0.004	0.0021J	<0.004	<0.004	<0.004	0.002J	<0.004	<0.004	0.0014J
Copper	7440-50-8	mg/L	5/1/2023	<0.005	<0.005	<0.005	<0.005	<0.005	<0.005	<0.005	0.00287J	0.00755
Copper	7440-50-8	mg/L	10/16/2023	<0.005	<0.005	<0.005	<0.005	<0.005	<0.005	0.00252J	<0.005	0.00389J
Copper	7440-50-8	mg/L	4/29/2024	<0.005	0.00241J	0.002J	<0.005	<0.005	<0.005	<0.005	<0.005	0.00753
Copper	7440-50-8	mg/L	10/9/2024			<0.00500				<0.00500	<0.00500	
Copper	7440-50-8	mg/L	10/10/2024				<0.00500	<0.00500	<0.00500			0.00555
Copper	7440-50-8	mg/L	10/14/2024	<0.00500	<0.00500							
Copper	7440-50-8	mg/L	4/28/2025			<0.00500				<0.0250	<0.00500	<0.00500
Copper	7440-50-8	mg/L	4/29/2025				<0.00500	<0.00500	<0.00500			
Copper	7440-50-8	mg/L	5/8/2025	<0.00500	<0.00500							
Copper	7440-50-8	mg/L	10/20/2025					<0.00500			<0.00500	
Copper	7440-50-8	mg/L	10/21/2025				<0.00500		<0.00500	<0.00500		
Copper	7440-50-8	mg/L	10/24/2025	<0.00500	<0.00500							
Cyanide	57-12-5	mg/L	4/14/2009	<0.01	<0.01	<0.01	<0.01	<0.01				
Cyanide	57-12-5	mg/L	5/10/2010	<0.01	<0.01	<0.01	<0.01	<0.01	<0.01	<0.01	<0.01	<0.01
Cyanide	57-12-5	mg/L	10/5/2015	<0.01	<0.01	<0.01	<0.01	<0.01	<0.01	<0.01	<0.01	<0.01
Cyanide	57-12-5	mg/L	3/30/2020	<0.01	<0.01	<0.01	<0.01	<0.01	<0.01	<0.01	<0.01	<0.01
Cyanide, Total	57-12-5	mg/L	4/28/2025			<0.0100				<0.0100	<0.0100	<0.0100
Cyanide, Total	57-12-5	mg/L	4/29/2025				<0.0100	<0.0100	<0.0100			
Cyanide, Total	57-12-5	mg/L	5/8/2025	<0.0100	<0.0100							
DCAA	19719-28-9	ug/L	10/9/2024								1.82; 1.46	
DCAA	19719-28-9	ug/L	4/28/2025			1.45; 1.34				1.03; 0.993	1.29; 1.51	1.42; 1.24
DCAA	19719-28-9	ug/L	4/29/2025				1.61; 1.55	1.85; 1.77	1.40; 1.33			
DCAA	19719-28-9	ug/L	5/8/2025	1.08; 1.15	1.19; 1.15							
DCAA	19719-28-9	ug/L	10/20/2025					2.08			1.97	

Table 9A
Analytical Data Summary - Source Characterization Wells
2025 Annual Water Quality Report
Iowa City Sanitary Landfill
Permit No. 52-SDP-01-72P

Constituent	CAS	Units	Date	MW-1A	MW-2A-97	MW-6B	MW-11B	MW-16A	MW-206A	MW-207A	MW-209B	MW-212A
DCB Decachlorobiphenyl (Surr)	2051-24-3	ug/L	10/9/2024								13.9	
Delta-BHC	319-86-8	ug/L	4/14/2009	<0.032	<0.032	<0.032	<0.032	<0.032				
Delta-BHC	319-86-8	ug/L	5/10/2010	<0.032	<0.032	<0.032	<0.032	<0.032	<0.032	<0.032	<0.032	<0.032
Delta-BHC	319-86-8	ug/L	10/5/2015	<0.034	<0.0333	<0.0327	<0.0323	<0.0333	<0.0323	<0.032	<0.032	<0.032
Delta-BHC	319-86-8	ug/L	3/30/2020	<0.0356	<0.034	<0.0333	<0.0333	0.022J	<0.0333	<0.033	0.00456J	0.00381J
Di-n-butyl phthalate	84-74-2	ug/L	4/14/2009	<10	<10	<10	<50	<10				
Di-n-butyl phthalate	84-74-2	ug/L	5/10/2010	<10	<10	<10	<10	<10	<10	<10	<10	<10
Di-n-butyl phthalate	84-74-2	ug/L	10/5/2015	<10	<10.4	1.41J	<10.3	<10.5	3.87J	<10	<10	<10
Di-n-butyl phthalate	84-74-2	ug/L	3/30/2020	<11.5	<11.8	<10.1	<10.3	<10.4	<10.2	<10.1	<10.6	<10.1
Di-n-butyl phthalate	84-74-2	ug/L	4/28/2025			<10.2				<10.6	<10.4	<10.6
Di-n-butyl phthalate	84-74-2	ug/L	4/29/2025				<10.0	<10.0	<10.0			
Di-n-butyl phthalate	84-74-2	ug/L	5/8/2025	<10.0	<10.9							
Di-n-octyl phthalate	117-84-0	ug/L	4/14/2009	<10	<10	<10	<50	<10				
Di-n-octyl phthalate	117-84-0	ug/L	5/10/2010	<10	<10	<10	<10	<10	<10	<10	<10	<10
Di-n-octyl phthalate	117-84-0	ug/L	10/5/2015	<20	<20.8	<20	<20.6	<21.1	<20.4	<20	1.91J	<20
Di-n-octyl phthalate	117-84-0	ug/L	3/30/2020	<23	<23.5	<20.2	<20.6	<20.8	<20.4	<20.2	<21.3	<20.2
Di-n-octyl phthalate	117-84-0	ug/L	4/28/2025			<20.4				<21.3	<20.8	<21.3
Di-n-octyl phthalate	117-84-0	ug/L	4/29/2025				<20.0	<20.0	<20.0			
Di-n-octyl phthalate	117-84-0	ug/L	5/8/2025	<20.0	<21.7							
Diallate	2303-16-4	ug/L	4/14/2009	<10	<10	<10	<50	<10				
Diallate	2303-16-4	ug/L	5/10/2010	<10	<10	<10	<10	<10	<10	<10	<10	<10
Diallate	2303-16-4	ug/L	10/5/2015	<10	<10.4	<10	<10.3	<10.5	<10.2	<10	<10	<10
Diallate	2303-16-4	ug/L	3/30/2020	<11.5	<11.8	<10.1	<10.3	<10.4	<10.2	<10.1	<10.6	<10.1
Diallate	2303-16-4	ug/L	4/28/2025			<10.2				<10.6	<10.4	<10.6
Diallate	2303-16-4	ug/L	4/29/2025				<10.0	<10.0	<10.0			
Diallate	2303-16-4	ug/L	5/8/2025	<10.0	<10.9							
Dibenz [a,h] anthracene	53-70-3	ug/L	4/14/2009	<10	<10	<10	<50	<10				
Dibenz [a,h] anthracene	53-70-3	ug/L	5/10/2010	<10	<10	<10	<10	<10	<10	<10	<10	<10
Dibenz [a,h] anthracene	53-70-3	ug/L	10/5/2015	<10	<10.4	<10	<10.3	<10.5	<10.2	<10	<10	<10
Dibenz [a,h] anthracene	53-70-3	ug/L	3/30/2020	<11.5	<11.8	<10.1	<10.3	<10.4	<10.2	<10.1	<10.6	<10.1
Dibenzo(a,h)anthracene	53-70-3	ug/L	4/28/2025			<10.2				<10.6	<10.4	<10.6
Dibenzo(a,h)anthracene	53-70-3	ug/L	4/29/2025				<10.0	<10.0	<10.0			
Dibenzo(a,h)anthracene	53-70-3	ug/L	5/8/2025	<10.0	<10.9							
Dibenzofuran	132-64-9	ug/L	4/14/2009	<10	<10	<10	<50	<10				
Dibenzofuran	132-64-9	ug/L	5/10/2010	<10	<10	<10	<10	<10	<10	<10	<10	<10
Dibenzofuran	132-64-9	ug/L	10/5/2015	<10	<10.4	<10	<10.3	<10.5	<10.2	<10	<10	<10
Dibenzofuran	132-64-9	ug/L	3/30/2020	<11.5	<11.8	<10.1	<10.3	<10.4	<10.2	<10.1	<10.6	<10.1
Dibenzofuran	132-64-9	ug/L	4/28/2025			<10.2				<10.6	<10.4	<10.6
Dibenzofuran	132-64-9	ug/L	4/29/2025				<10.0	<10.0	<10.0			
Dibenzofuran	132-64-9	ug/L	5/8/2025	<10.0	<10.9							
Dibromomethane	74-95-3	ug/L	2/27/2008	<1	<1	<1	<1	<1				
Dibromomethane	74-95-3	ug/L	5/12/2008	<1	<1	<1	<1	<1				
Dibromomethane	74-95-3	ug/L	7/13/2008	<1	<1	<1	<1	<1				
Dibromomethane	74-95-3	ug/L	9/14/2008	<1	<1	<1	<1	<1				
Dibromomethane	74-95-3	ug/L	11/17/2008	<1	<1	<1	<1	<1				
Dibromomethane	74-95-3	ug/L	4/14/2009	<1	<1	<1	<1	<1				
Dibromomethane	74-95-3	ug/L	7/7/2009						<1	<1	<20	<1
Dibromomethane	74-95-3	ug/L	9/2/2009						<1	<1	<10	<1
Dibromomethane	74-95-3	ug/L	10/25/2009	<2	<1	<2	<2	<2	<2	<2	<20	<1
Dibromomethane	74-95-3	ug/L	1/2/2010						<1	<1	<10	<1
Dibromomethane	74-95-3	ug/L	3/3/2010						<1	<1	<1	<1
Dibromomethane	74-95-3	ug/L	5/10/2010	<1	<1	<1	<1	<1	<1	<1	<5	<1
Dibromomethane	74-95-3	ug/L	11/1/2010	<1	<1	<1	<1	<1	<1	<1	<5	<1
Dibromomethane	74-95-3	ug/L	10/13/2011	<1	<1	<1	<1	<1	<1	<1	<5	<1
Dibromomethane	74-95-3	ug/L	4/11/2012	<1	<1	<1	<1	<1	<1	<1	<10	<1
Dibromomethane	74-95-3	ug/L	10/11/2012	<1	<1	<1	<1	<1	<1	<1	<10	<1
Dibromomethane	74-95-3	ug/L	3/30/2013	<1	<1	<1	<1	<1	<1	<1	<1.8	<1

Table 9A
Analytical Data Summary - Source Characterization Wells
2025 Annual Water Quality Report
Iowa City Sanitary Landfill
Permit No. 52-SDP-01-72P

Constituent	CAS	Units	Date	MW-1A	MW-2A-97	MW-6B	MW-11B	MW-16A	MW-206A	MW-207A	MW-209B	MW-212A
Dibromomethane	74-95-3	ug/L	10/7/2013		<1	<1	<1	<1	<1	<1		<1
Dibromomethane	74-95-3	ug/L	6/2/2014	<1	<1	<1	<1	<1	<1	<1	<1	<1
Dibromomethane	74-95-3	ug/L	10/15/2014	<1	<1	<1	<1	<1	<1	<1	<10	<1
Dibromomethane	74-95-3	ug/L	4/6/2015	<1	<1	<1	<1	<1	<1	<1	<1	<1
Dibromomethane	74-95-3	ug/L	10/5/2015	<1	<1	<1	<1	<1	<1	<1	<1	<1
Dibromomethane	74-95-3	ug/L	4/4/2016	<1	<1	<1	<1	<1	<1	<1	<1	<1
Dibromomethane	74-95-3	ug/L	10/17/2016	<1	<1	<1	<1	<1	<1	<1	<1	<1
Dibromomethane	74-95-3	ug/L	4/17/2017	<1	<1	<1	<1	<1	<1	<1	<1	<1
Dibromomethane	74-95-3	ug/L	10/11/2017	<1	<1	<1	<1	<1	<1	<1	<1	<1
Dibromomethane	74-95-3	ug/L	4/23/2018					<1	<1			
Dibromomethane	74-95-3	ug/L	4/24/2018				<1			<1		
Dibromomethane	74-95-3	ug/L	4/25/2018			<1					<1	<1
Dibromomethane	74-95-3	ug/L	4/27/2018	<1	<1							
Dibromomethane	74-95-3	ug/L	10/16/2018	<1	<1	<1	<1	<1	<1	<1	<1	<1
Dibromomethane	74-95-3	ug/L	4/16/2019	<1	<1	<1	<1	<1	<1	<1	<1	<1
Dibromomethane	74-95-3	ug/L	10/1/2019	<1	<1	<1	<1	<1	<1	<1	<10	<1
Dibromomethane	74-95-3	ug/L	3/30/2020	<1	<1	<1	<1	<1	<1	<1	<5	<1
Dibromomethane	74-95-3	ug/L	10/7/2020	<1	<1	<1	<1	<1	<1	<1	<1	<1
Dibromomethane	74-95-3	ug/L	4/13/2021	<1	<1	<1	<1	<1	<1	<1	<1	<1
Dibromomethane	74-95-3	ug/L	10/20/2021	<1	<1	<1	<1	<1	<1	<1	<1	<1
Dibromomethane	74-95-3	ug/L	5/2/2022	<1	<1	<1	<1	<1	<1	<1	<1	<1
Dibromomethane	74-95-3	ug/L	10/14/2022	<1	<1	<1	<1	<1	<1	<1	<1	<1
Dibromomethane	74-95-3	ug/L	5/1/2023	<1	<1	<1	<1	<1	<1	<1	<1	<1
Dibromomethane	74-95-3	ug/L	10/16/2023	<1	<1	<1	<1	<1	<1	<1	<1	<1
Dibromomethane	74-95-3	ug/L	4/29/2024	<1	<1	<1	<1	<1	<1	<1	<1	<1
Dibromomethane	74-95-3	ug/L	10/9/2024			<1.00				<1.00	<1.00	
Dibromomethane	74-95-3	ug/L	10/10/2024				<1.00	<1.00	<1.00			<1.00
Dibromomethane	74-95-3	ug/L	10/14/2024	<1.00	<1.00							
Dibromomethane	74-95-3	ug/L	4/28/2025			<1.00				<1.00	<1.00	<1.00
Dibromomethane	74-95-3	ug/L	4/29/2025				<1.00	<1.00	<1.00			
Dibromomethane	74-95-3	ug/L	5/8/2025	<1.00	<1.00							
Dibromomethane	74-95-3	ug/L	10/20/2025					<1.00			<1.00	
Dibromomethane	74-95-3	ug/L	10/21/2025				<1.00		<1.00	<1.00		
Dibromomethane	74-95-3	ug/L	10/24/2025	<1.00	<1.00							
Dichlorodifluoromethane	75-71-8	ug/L	4/14/2009	<3	<3	<3	<3	32				
Dichlorodifluoromethane	75-71-8	ug/L	7/7/2009					24.7				
Dichlorodifluoromethane	75-71-8	ug/L	9/2/2009					35.4				
Dichlorodifluoromethane	75-71-8	ug/L	1/2/2010					35.2				
Dichlorodifluoromethane	75-71-8	ug/L	5/10/2010	<4	<3	<3	<3	20.6	39.8	<3	<15	<3
Dichlorodifluoromethane	75-71-8	ug/L	7/8/2010						17.2			
Dichlorodifluoromethane	75-71-8	ug/L	9/13/2010						32.7			
Dichlorodifluoromethane	75-71-8	ug/L	11/1/2010					22.4	31.1			
Dichlorodifluoromethane	75-71-8	ug/L	1/10/2011						23.7			
Dichlorodifluoromethane	75-71-8	ug/L	4/4/2011					24.5	20.6			
Dichlorodifluoromethane	75-71-8	ug/L	10/13/2011					47.3	32.2			
Dichlorodifluoromethane	75-71-8	ug/L	4/11/2012					23.9	28.2			
Dichlorodifluoromethane	75-71-8	ug/L	10/11/2012					45.8	26.4			
Dichlorodifluoromethane	75-71-8	ug/L	3/30/2013						22.6			
Dichlorodifluoromethane	75-71-8	ug/L	10/7/2013					43.5; 42.6	26.6			
Dichlorodifluoromethane	75-71-8	ug/L	6/2/2014					49	32.8			
Dichlorodifluoromethane	75-71-8	ug/L	10/15/2014					28.9	30			
Dichlorodifluoromethane	75-71-8	ug/L	4/6/2015					31.6	31.5			
Dichlorodifluoromethane	75-71-8	ug/L	10/5/2015	<3	<3	<3	<3	38.9	20.2	<3	<3	<3
Dichlorodifluoromethane	75-71-8	ug/L	4/4/2016					24.5	17.6			
Dichlorodifluoromethane	75-71-8	ug/L	10/17/2016					13	25.7			
Dichlorodifluoromethane	75-71-8	ug/L	4/17/2017					36	23.6			
Dichlorodifluoromethane	75-71-8	ug/L	10/11/2017					38.7	17			

Table 9A
Analytical Data Summary - Source Characterization Wells
2025 Annual Water Quality Report
Iowa City Sanitary Landfill
Permit No. 52-SDP-01-72P

Constituent	CAS	Units	Date	MW-1A	MW-2A-97	MW-6B	MW-11B	MW-16A	MW-206A	MW-207A	MW-209B	MW-212A
Dichlorodifluoromethane	75-71-8	ug/L	4/23/2018					24.5	12.9			
Dichlorodifluoromethane	75-71-8	ug/L	10/16/2018					25.3	13.7			
Dichlorodifluoromethane	75-71-8	ug/L	4/16/2019					17.9	10.1			
Dichlorodifluoromethane	75-71-8	ug/L	10/1/2019					<3	18.7			
Dichlorodifluoromethane	75-71-8	ug/L	3/30/2020	<3	<3	<3	0.3J	10.4	12.6	<3	<15	<3
Dichlorodifluoromethane	75-71-8	ug/L	10/7/2020					7.16	10.2			
Dichlorodifluoromethane	75-71-8	ug/L	4/13/2021					4.5	8			
Dichlorodifluoromethane	75-71-8	ug/L	5/2/2022					4.1	11.4			
Dichlorodifluoromethane	75-71-8	ug/L	10/14/2022					2.2	5.2			
Dichlorodifluoromethane	75-71-8	ug/L	5/1/2023					3.19	7.66			
Dichlorodifluoromethane	75-71-8	ug/L	10/16/2023					2.8J	6.54			
Dichlorodifluoromethane	75-71-8	ug/L	4/29/2024					1.84J	<3			
Dichlorodifluoromethane	75-71-8	ug/L	10/10/2024					1.86J	2.88J			
Dichlorodifluoromethane	75-71-8	ug/L	4/28/2025			<3.00				<3.00	<3.00	<3.00
Dichlorodifluoromethane	75-71-8	ug/L	4/29/2025				<3.00	1.83	0.963			
Dichlorodifluoromethane	75-71-8	ug/L	5/8/2025	<3.00	<3.00							
Dieldrin	60-57-1	ug/L	4/14/2009	<0.032	<0.032	<0.032	<0.032	<0.032				
Dieldrin	60-57-1	ug/L	5/10/2010	<0.032	<0.032	<0.032	<0.032	<0.032	<0.032	<0.032	<0.032	<0.032
Dieldrin	60-57-1	ug/L	10/5/2015	<0.034	<0.0333	<0.0327	<0.0323	<0.0333	0.0034J	<0.032	0.00456J	0.00351J
Dieldrin	60-57-1	ug/L	3/30/2020	0.00317J	0.00319J	<0.0333	<0.0333	0.00267J	<0.0333	<0.033	0.00947J	<0.0333
Dieldrin	60-57-1	ug/L	4/28/2025			<0.0907				<0.0902	<0.0907	<0.0895
Dieldrin	60-57-1	ug/L	4/29/2025				<0.0895	<0.0904	<0.0900			
Dieldrin	60-57-1	ug/L	5/8/2025	<0.0911	<0.0902							
Diethyl phthalate	84-66-2	ug/L	4/14/2009	<10	<10	<10	<50	<10				
Diethyl phthalate	84-66-2	ug/L	5/10/2010	<10	<10	<10	<10	<10	<10	<10	<10	<10
Diethyl phthalate	84-66-2	ug/L	10/5/2015	<10	<10.4	<10	<10.3	<10.5	<10.2	<10	<10	<10
Diethyl phthalate	84-66-2	ug/L	3/30/2020	<11.5	<11.8	<10.1	<10.3	<10.4	<10.2	<10.1	<10.6	<10.1
Diethyl phthalate	84-66-2	ug/L	4/28/2025			<10.2				<10.6	<10.4	<10.6
Diethyl phthalate	84-66-2	ug/L	4/29/2025				<10.0	<10.0	<10.0			
Diethyl phthalate	84-66-2	ug/L	5/8/2025	<10.0	<10.9							
Dimethoate	60-51-5	ug/L	4/14/2009	<10	<10	<10	<50	<10				
Dimethoate	60-51-5	ug/L	5/10/2010	<10	<10	<10	<10	<10	<10	<10	<10	<10
Dimethoate	60-51-5	ug/L	10/5/2015	<10	<10.4	<10	<10.3	<10.5	<10.2	<10	<10	<10
Dimethoate	60-51-5	ug/L	3/30/2020	<11.5	<11.8	<10.1	<10.3	<10.4	<10.2	<10.1	<10.6	<10.1
Dimethoate	60-51-5	ug/L	4/28/2025			<10.2				<10.6	<10.4	<10.6
Dimethoate	60-51-5	ug/L	4/29/2025				<10.0	<10.0	<10.0			
Dimethoate	60-51-5	ug/L	5/8/2025	<10.0	<10.9							
Dimethyl phthalate	131-11-3	ug/L	4/14/2009	<10	<10	<10	<50	<10				
Dimethyl phthalate	131-11-3	ug/L	5/10/2010	<10	<10	<10	<10	<10	<10	<10	<10	<10
Dimethyl phthalate	131-11-3	ug/L	10/5/2015	<10	<10.4	<10	<10.3	<10.5	<10.2	<10	<10	<10
Dimethyl phthalate	131-11-3	ug/L	3/30/2020	<11.5	<11.8	<10.1	<10.3	<10.4	<10.2	<10.1	<10.6	<10.1
Dimethyl phthalate	131-11-3	ug/L	4/28/2025			<10.2				<10.6	<10.4	<10.6
Dimethyl phthalate	131-11-3	ug/L	4/29/2025				<10.0	<10.0	<10.0			
Dimethyl phthalate	131-11-3	ug/L	5/8/2025	<10.0	<10.9							
Dimethylaminoazobenzene	60-11-7	ug/L	4/14/2009	<10	<10	<10	<50	<10				
Dimethylaminoazobenzene	60-11-7	ug/L	5/10/2010	<10	<10	<10	<10	<10	<10	<10	<10	<10
Dimethylaminoazobenzene	60-11-7	ug/L	10/5/2015	<10	<10.4	<10	<10.3	<10.5	<10.2	<10	<10	<10
Dimethylaminoazobenzene	60-11-7	ug/L	3/30/2020	<11.5	<11.8	<10.1	<10.3	<10.4	<10.2	<10.1	<10.6	<10.1
Dinoseb	88-85-7	ug/L	4/14/2009	<10	<10	<10	<50	<10				
Dinoseb	88-85-7	ug/L	5/10/2010	<10	<10	<10	<10	<10	<10	<10	<10	<10
Dinoseb	88-85-7	ug/L	10/5/2015	<10	<10.4	<10	<10.3	<10.5	<10.2	<10	<10	<10
Dinoseb	88-85-7	ug/L	3/30/2020	<11.5	<11.8	<10.1	<10.3	<10.4	<10.2	<10.1	<10.6	<10.1
Dinoseb	88-85-7	ug/L	10/14/2022								<0.5	
Dinoseb	88-85-7	ug/L	4/28/2025			<10.2				<10.6	<10.4	<10.6
Dinoseb	88-85-7	ug/L	4/29/2025				<10.0	<10.0	<10.0			
Dinoseb	88-85-7	ug/L	5/8/2025	<10.0	<10.9							
Diphenylamine	122-39-4	ug/L	4/14/2009	<10	<10	<10	<50	<10				

Table 9A
Analytical Data Summary - Source Characterization Wells
2025 Annual Water Quality Report
Iowa City Sanitary Landfill
Permit No. 52-SDP-01-72P

Constituent	CAS	Units	Date	MW-1A	MW-2A-97	MW-6B	MW-11B	MW-16A	MW-206A	MW-207A	MW-209B	MW-212A
Diphenylamine	122-39-4	ug/L	5/10/2010	<10	<10	<10	<10	<10	<10	<10	<10	<10
Diphenylamine	122-39-4	ug/L	10/5/2015	<10	<10.4	<10	<10.3	<10.5	<10.2	<10	<10	<10
Diphenylamine	122-39-4	ug/L	3/30/2020	<11.5	<11.8	<10.1	<10.3	<10.4	<10.2	<10.1	<10.6	<10.1
Diphenylamine	122-39-4	ug/L	4/28/2025			<10.2				<10.6	<10.4	<10.6
Diphenylamine	122-39-4	ug/L	4/29/2025				<10.0	<10.0	<10.0			
Diphenylamine	122-39-4	ug/L	5/8/2025	<10.0	<10.9							
Disulfoton	298-04-4	ug/L	4/14/2009	<70	<70	<70	<350	<70				
Disulfoton	298-04-4	ug/L	5/10/2010	<10	<10	<10	<10	<10	<10	<10	<10	<10
Disulfoton	298-04-4	ug/L	10/5/2015	<10	<10.4	<10	<10.3	<10.5	<10.2	<10	<10	<10
Disulfoton	298-04-4	ug/L	3/30/2020	<11.5	<11.8	<10.1	<10.3	<10.4	<10.2	<10.1	<10.6	<10.1
Disulfoton	298-04-4	ug/L	4/28/2025			<10.2				<10.6	<10.4	<10.6
Disulfoton	298-04-4	ug/L	4/29/2025				<10.0	<10.0	<10.0			
Disulfoton	298-04-4	ug/L	5/8/2025	<10.0	<10.9							
Endosulfan I	959-98-8	ug/L	4/14/2009	<0.032	<0.032	<0.032	<0.032	<0.032				
Endosulfan I	959-98-8	ug/L	5/10/2010	<0.032	<0.032	<0.032	<0.032	<0.032	<0.032	<0.032	<0.032	<0.032
Endosulfan I	959-98-8	ug/L	10/5/2015	<0.034	<0.0333	<0.0327	<0.0323	<0.0333	<0.0323	<0.032	<0.032	<0.032
Endosulfan I	959-98-8	ug/L	3/30/2020	<0.0356	<0.034	<0.0333	<0.0333	0.00475J	<0.0333	<0.033	<0.0333	<0.0333
Endosulfan I	959-98-8	ug/L	4/28/2025			<0.0907				<0.0902	<0.0907	<0.0895
Endosulfan I	959-98-8	ug/L	4/29/2025				<0.0895	<0.0904	<0.0900			
Endosulfan I	959-98-8	ug/L	5/8/2025	<0.0911	<0.0902							
Endosulfan II	33213-65-9	ug/L	4/14/2009	<0.032	<0.032	<0.032	<0.032	<0.032				
Endosulfan II	33213-65-9	ug/L	5/10/2010	<0.032	<0.032	<0.032	<0.032	<0.032	<0.032	<0.032	<0.032	<0.032
Endosulfan II	33213-65-9	ug/L	10/5/2015	<0.034	<0.0333	<0.0327	<0.0323	0.00473J	<0.0323	<0.032	<0.032	<0.032
Endosulfan II	33213-65-9	ug/L	3/30/2020	<0.0356	<0.034	<0.0333	<0.0333	<0.0333	<0.0333	<0.033	<0.0333	<0.0333
Endosulfan II	33213-65-9	ug/L	4/28/2025			<0.0907				<0.0902	<0.0907	<0.0895
Endosulfan II	33213-65-9	ug/L	4/29/2025				<0.0895	<0.0904	<0.0900			
Endosulfan II	33213-65-9	ug/L	5/8/2025	<0.0911	<0.0902							
Endosulfan sulfate	1031-07-8	ug/L	4/14/2009	<0.032	<0.032	<0.032	<0.032	<0.032				
Endosulfan sulfate	1031-07-8	ug/L	5/10/2010	<0.032	<0.032	<0.032	<0.032	<0.032	<0.032	<0.032	<0.032	<0.032
Endosulfan sulfate	1031-07-8	ug/L	10/5/2015	<0.034	0.00505J	<0.0327	<0.0323	0.00502J	0.00336J	<0.032	0.0139J	0.00528J
Endosulfan sulfate	1031-07-8	ug/L	3/30/2020	<0.0356	0.00429J	<0.0333	<0.0333	0.00553J	<0.0333	<0.033	0.0041J	<0.0333
Endosulfan sulfate	1031-07-8	ug/L	4/28/2025			<0.0907				<0.0902	<0.0907	<0.0895
Endosulfan sulfate	1031-07-8	ug/L	4/29/2025				<0.0895	<0.0904	<0.0900			
Endosulfan sulfate	1031-07-8	ug/L	5/8/2025	<0.0911	<0.0902							
Endrin	72-20-8	ug/L	4/14/2009	<0.032	<0.032	<0.032	<0.032	<0.032				
Endrin	72-20-8	ug/L	5/10/2010	<0.032	<0.032	<0.032	<0.032	<0.032	<0.032	<0.032	<0.032	<0.032
Endrin	72-20-8	ug/L	10/5/2015	<0.034	<0.0333	<0.0327	<0.0323	0.00207J	0.00437J	<0.032	0.00201J	<0.032
Endrin	72-20-8	ug/L	3/30/2020	<0.0356	<0.034	<0.0333	<0.0333	0.00242J	<0.0333	<0.033	<0.0333	<0.0333
Endrin	72-20-8	ug/L	4/28/2025			<0.0907				<0.0902	<0.0907	<0.0895
Endrin	72-20-8	ug/L	4/29/2025				<0.0895	<0.0904	<0.0900			
Endrin	72-20-8	ug/L	5/8/2025	<0.0911	<0.0902							
Endrin aldehyde	7421-93-4	ug/L	4/14/2009	<0.032	<0.032	<0.032	<0.032	<0.032				
Endrin aldehyde	7421-93-4	ug/L	5/10/2010	<0.032	<0.032	<0.032	<0.032	<0.032	<0.032	<0.032	<0.032	<0.032
Endrin aldehyde	7421-93-4	ug/L	10/5/2015	<0.034	<0.0333	<0.0327	<0.0323	<0.0333	<0.0323	0.00864J	0.012J	<0.032
Endrin aldehyde	7421-93-4	ug/L	3/30/2020	<0.0356	<0.034	<0.0333	<0.0333	<0.0333	<0.0333	<0.033	<0.0333	<0.0333
Endrin aldehyde	7421-93-4	ug/L	4/28/2025			<0.0907				<0.0902	<0.0907	<0.0895
Endrin aldehyde	7421-93-4	ug/L	4/29/2025				<0.0895	<0.0904	<0.0900			
Endrin aldehyde	7421-93-4	ug/L	5/8/2025	<0.0911	<0.0902							
Ethyl Methacrylate	97-63-2	ug/L	4/14/2009	<2	<2	<2	<2	<2				
Ethyl Methacrylate	97-63-2	ug/L	5/10/2010	<4	<20	<20	<20	<20	<20	<20	<100	<20
Ethyl Methacrylate	97-63-2	ug/L	10/5/2015	<2	<2	<2	<2	<2	<2	<2	<2	<2
Ethyl Methacrylate	97-63-2	ug/L	3/30/2020	<2	<2	<2	<2	<2	<2	<2	<10	<2
Ethyl Methanesulfonate	62-50-0	ug/L	4/14/2009	<10	<10	<10	<50	<10				
Ethyl Methanesulfonate	62-50-0	ug/L	5/10/2010	<10	<10	<10	<10	<10	<10	<10	<10	<10
Ethyl Methanesulfonate	62-50-0	ug/L	10/5/2015	<10	<10.4	<10	<10.3	<10.5	<10.2	<10	<10	<10
Ethyl Methanesulfonate	62-50-0	ug/L	3/30/2020	<11.5	<11.8	<10.1	<10.3	<10.4	<10.2	<10.1	<10.6	<10.1
Ethyl Parathion	56-38-2	ug/L	4/28/2025			<10.2				<10.6	<10.4	<10.6

Table 9A
Analytical Data Summary - Source Characterization Wells
2025 Annual Water Quality Report
Iowa City Sanitary Landfill
Permit No. 52-SDP-01-72P

Constituent	CAS	Units	Date	MW-1A	MW-2A-97	MW-6B	MW-11B	MW-16A	MW-206A	MW-207A	MW-209B	MW-212A
Ethyl Parathion	56-38-2	ug/L	4/29/2025				<10.0	<10.0	<10.0			
Ethyl Parathion	56-38-2	ug/L	5/8/2025	<10.0	<10.9							
Ethyl methacrylate	97-63-2	ug/L	4/28/2025			<2.00				<2.00	<2.00	<2.00
Ethyl methacrylate	97-63-2	ug/L	4/29/2025				<2.00	<2.00	<2.00			
Ethyl methacrylate	97-63-2	ug/L	5/8/2025	<2.00	<2.00							
Ethyl methanesulfonate	62-50-0	ug/L	4/28/2025			<10.2				<10.6	<10.4	<10.6
Ethyl methanesulfonate	62-50-0	ug/L	4/29/2025				<10.0	<10.0	<10.0			
Ethyl methanesulfonate	62-50-0	ug/L	5/8/2025	<10.0	<10.9							
Ethylbenzene	100-41-4	ug/L	2/27/2008	<1	<1	<1	<1	<1				
Ethylbenzene	100-41-4	ug/L	5/12/2008	<1	<1	<1	<1	<1				
Ethylbenzene	100-41-4	ug/L	7/13/2008	<1	<1	<1	<1	<1				
Ethylbenzene	100-41-4	ug/L	9/14/2008	<1	<1	<1	<1	<1				
Ethylbenzene	100-41-4	ug/L	11/17/2008	<1	<1	<1	<1	<1				
Ethylbenzene	100-41-4	ug/L	4/14/2009	<1	<1	<1	<1	<1				
Ethylbenzene	100-41-4	ug/L	7/7/2009						<1	<1	<20	<1
Ethylbenzene	100-41-4	ug/L	9/2/2009						<1	<1	<10	<1
Ethylbenzene	100-41-4	ug/L	10/25/2009	<2	<1	<2	<2	<2	<2	<2	<20	<1
Ethylbenzene	100-41-4	ug/L	1/2/2010						<1	<1	<10	<1
Ethylbenzene	100-41-4	ug/L	3/3/2010						<1	<1	5.6	<1
Ethylbenzene	100-41-4	ug/L	5/10/2010	<2	<1	<1	<1	<1	<1	<1	5.2	<1
Ethylbenzene	100-41-4	ug/L	7/8/2010								7.08	
Ethylbenzene	100-41-4	ug/L	9/13/2010								5.78	
Ethylbenzene	100-41-4	ug/L	11/1/2010	<1	<1	<1	<1	<1	<1	<1	7.8	<1
Ethylbenzene	100-41-4	ug/L	1/10/2011								<5	
Ethylbenzene	100-41-4	ug/L	4/4/2011								6.55	
Ethylbenzene	100-41-4	ug/L	10/13/2011	<1	<1	<1	<1	<1	<1	<1	6.75	<1
Ethylbenzene	100-41-4	ug/L	4/11/2012	<1	<1	<1	<1	<1	<1	<1	<10	<1
Ethylbenzene	100-41-4	ug/L	10/11/2012	<1	<1	<1	<1	<1	<1	<1	<10	<1
Ethylbenzene	100-41-4	ug/L	3/30/2013	<1	<1	<1	<1	<1	<1	<1	<2.1	<1
Ethylbenzene	100-41-4	ug/L	10/7/2013		<1	<1	<1	<1	<1	<1		<1
Ethylbenzene	100-41-4	ug/L	6/2/2014	<1	<1	<1	<1	<1	<1	<1	0.656J	<1
Ethylbenzene	100-41-4	ug/L	10/15/2014	<1	<1	<1	<1	<1	<1	<1	<10	<1
Ethylbenzene	100-41-4	ug/L	4/6/2015	<1	<1	<1	<1	<1	<1	<1	0.423J	<1
Ethylbenzene	100-41-4	ug/L	10/5/2015	<1	<1	<1	<1	<1	<1	<1	0.726J	<1
Ethylbenzene	100-41-4	ug/L	4/4/2016	<1	<1	<1	<1	<1	<1	<1	0.21J	<1
Ethylbenzene	100-41-4	ug/L	10/17/2016	<1	<1	<1	<1	<1	<1	<1	0.216J	<1
Ethylbenzene	100-41-4	ug/L	4/17/2017	<1	<1	<1	<1	<1	<1	<1	<1	<1
Ethylbenzene	100-41-4	ug/L	10/11/2017	<1	<1	<1	<1	<1	<1	<1	<1	<1
Ethylbenzene	100-41-4	ug/L	4/23/2018					<1	<1			
Ethylbenzene	100-41-4	ug/L	4/24/2018				<1			<1		
Ethylbenzene	100-41-4	ug/L	4/25/2018			<1					<1	<1
Ethylbenzene	100-41-4	ug/L	4/27/2018	<1	<1							
Ethylbenzene	100-41-4	ug/L	10/16/2018	<1	<1	<1	<1	<1	<1	<1	<1	<1
Ethylbenzene	100-41-4	ug/L	4/16/2019	<1	<1	<1	<1	<1	<1	<1	<1	<1
Ethylbenzene	100-41-4	ug/L	10/1/2019	<1	<1	<1	<1	<1	<1	<1	<10	<1
Ethylbenzene	100-41-4	ug/L	3/30/2020	<1	<1	<1	<1	<1	<1	<1	<5	<1
Ethylbenzene	100-41-4	ug/L	10/7/2020	<1	<1	<1	<1	<1	<1	<1	<1	<1
Ethylbenzene	100-41-4	ug/L	4/13/2021	<1	<1	<1	<1	<1	<1	<1	<1	<1
Ethylbenzene	100-41-4	ug/L	10/20/2021	<1	<1	<1	<1	<1	<1	<1	<1	<1
Ethylbenzene	100-41-4	ug/L	5/2/2022	<1	<1	<1	<1	<1	<1	<1	<1	<1
Ethylbenzene	100-41-4	ug/L	10/14/2022	<1	<1	<1	<1	<1	<1	<1	<1	<1
Ethylbenzene	100-41-4	ug/L	5/1/2023	<1	<1	<1	<1	<1	<1	<1	<1	<1
Ethylbenzene	100-41-4	ug/L	10/16/2023	<1	<1	<1	<1	<1	<1	<1	<1	<1
Ethylbenzene	100-41-4	ug/L	4/29/2024	<1	<1	<1	<1	<1	<1	<1	<1	<1
Ethylbenzene	100-41-4	ug/L	10/9/2024			<1.00				<1.00	<1.00	
Ethylbenzene	100-41-4	ug/L	10/10/2024				<1.00	<1.00	<1.00			<1.00
Ethylbenzene	100-41-4	ug/L	10/14/2024	<1.00	<1.00							

Table 9A
Analytical Data Summary - Source Characterization Wells
2025 Annual Water Quality Report
Iowa City Sanitary Landfill
Permit No. 52-SDP-01-72P

Constituent	CAS	Units	Date	MW-1A	MW-2A-97	MW-6B	MW-11B	MW-16A	MW-206A	MW-207A	MW-209B	MW-212A
Ethylbenzene	100-41-4	ug/L	4/28/2025			<1.00				<1.00	<1.00	<1.00
Ethylbenzene	100-41-4	ug/L	4/29/2025				<1.00	<1.00	<1.00			
Ethylbenzene	100-41-4	ug/L	5/8/2025	<1.00	<1.00							
Ethylbenzene	100-41-4	ug/L	10/20/2025					<1.00			<1.00	
Ethylbenzene	100-41-4	ug/L	10/21/2025				<1.00		<1.00	<1.00		
Ethylbenzene	100-41-4	ug/L	10/24/2025	<1.00	<1.00							
Famphur	52-85-7	ug/L	4/14/2009	<20	<20	<20	<100	<20				
Famphur	52-85-7	ug/L	5/10/2010	<20	<20	<20	<20	<20	<20	<20	<20	<20
Famphur	52-85-7	ug/L	10/5/2015	<20	<20.8	<20	<20.6	<21.1	<20.4	<20	<20	<20
Famphur	52-85-7	ug/L	3/30/2020	<11.5	<11.8	<10.1	<10.3	<10.4	<10.2	<10.1	<10.6	<10.1
Famphur	52-85-7	ug/L	4/28/2025			<10.2				<10.6	<10.4	<10.6
Famphur	52-85-7	ug/L	4/29/2025				<10.0	<10.0	<10.0			
Famphur	52-85-7	ug/L	5/8/2025	<10.0	<10.9							
Fluoranthene	206-44-0	ug/L	4/14/2009	<10	<10	<10	<50	<10				
Fluoranthene	206-44-0	ug/L	5/10/2010	<10	<10	<10	<10	<10	<10	<10	<10	<10
Fluoranthene	206-44-0	ug/L	10/5/2015	<10	<10.4	<10	<10.3	<10.5	<10.2	<10	<10	<10
Fluoranthene	206-44-0	ug/L	3/30/2020	<11.5	<11.8	<10.1	<10.3	<10.4	<10.2	<10.1	<10.6	<10.1
Fluoranthene	206-44-0	ug/L	4/28/2025			<10.2				<10.6	<10.4	<10.6
Fluoranthene	206-44-0	ug/L	4/29/2025				<10.0	<10.0	<10.0			
Fluoranthene	206-44-0	ug/L	5/8/2025	<10.0	<10.9							
Fluorene	86-73-7	ug/L	4/14/2009	<10	<10	<10	<50	<10				
Fluorene	86-73-7	ug/L	5/10/2010	<10	<10	<10	<10	<10	<10	<10	<10	<10
Fluorene	86-73-7	ug/L	10/5/2015	<10	<10.4	<10	<10.3	<10.5	<10.2	<10	<10	<10
Fluorene	86-73-7	ug/L	3/30/2020	<11.5	<11.8	<10.1	<10.3	<10.4	<10.2	<10.1	<10.6	<10.1
Fluorene	86-73-7	ug/L	4/28/2025			<10.2				<10.6	<10.4	<10.6
Fluorene	86-73-7	ug/L	4/29/2025				<10.0	<10.0	<10.0			
Fluorene	86-73-7	ug/L	5/8/2025	<10.0	<10.9							
Gamma-BHC [Lindane]	58-89-9	ug/L	4/14/2009	<0.032	<0.032	<0.032	<0.032	<0.032				
Gamma-BHC [Lindane]	58-89-9	ug/L	5/10/2010	<0.032	<0.032	<0.032	<0.032	<0.032	<0.032	<0.032	<0.032	<0.032
Gamma-BHC [Lindane]	58-89-9	ug/L	10/5/2015	<0.034	<0.0333	<0.0327	<0.0323	<0.0333	<0.0323	<0.032	0.00361J	0.00235J
Gamma-BHC [Lindane]	58-89-9	ug/L	3/30/2020	0.00308J	<0.034	0.00412J	<0.0333	0.00501J	0.00437J	<0.033	<0.0333	<0.0333
Gamma-Chlordane	5566-34-7	ug/L	5/10/2010				<0.032		<0.032			
Heptachlor	76-44-8	ug/L	4/14/2009	<0.032	<0.032	<0.032	<0.032	<0.032				
Heptachlor	76-44-8	ug/L	5/10/2010	<0.032	<0.032	<0.032	<0.032	<0.032	<0.032	<0.032	<0.032	<0.032
Heptachlor	76-44-8	ug/L	10/5/2015	<0.034	0.00359J	<0.0327	<0.0323	<0.0333	<0.0323	<0.032	<0.032	<0.032
Heptachlor	76-44-8	ug/L	3/30/2020	<0.0356	<0.034	<0.0333	<0.0333	<0.0333	<0.0333	<0.033	0.00478J	<0.0333
Heptachlor	76-44-8	ug/L	4/28/2025			<0.0907				<0.0902	<0.0907	<0.0895
Heptachlor	76-44-8	ug/L	4/29/2025				<0.0895	<0.0904	<0.0900			
Heptachlor	76-44-8	ug/L	5/8/2025	<0.0911	<0.0902							
Heptachlor Epoxide	1024-57-3	ug/L	4/14/2009	<0.032	<0.032	<0.032	<0.032	<0.032				
Heptachlor Epoxide	1024-57-3	ug/L	5/10/2010	<0.032	<0.032	<0.032	<0.032	<0.032	<0.032	<0.032	<0.032	<0.032
Heptachlor Epoxide	1024-57-3	ug/L	10/5/2015	<0.034	<0.0333	<0.0327	<0.0323	<0.0333	<0.0323	<0.032	<0.032	<0.032
Heptachlor Epoxide	1024-57-3	ug/L	3/30/2020	<0.0356	<0.034	<0.0333	<0.0333	<0.0333	<0.0333	<0.033	<0.0333	<0.0333
Heptachlor epoxide	1024-57-3	ug/L	4/28/2025			<0.0907				<0.0902	<0.0907	<0.0895
Heptachlor epoxide	1024-57-3	ug/L	4/29/2025				<0.0895	<0.0904	<0.0900			
Heptachlor epoxide	1024-57-3	ug/L	5/8/2025	<0.0911	<0.0902							
Hexachlorobenzene	118-74-1	ug/L	4/14/2009	<10	<10	<10	<50	<10				
Hexachlorobenzene	118-74-1	ug/L	5/10/2010	<10	<10	<10	<10	<10	<10	<10	<10	<10
Hexachlorobenzene	118-74-1	ug/L	10/5/2015	<10	<10.4	<10	<10.3	<10.5	<10.2	<10	<10	<10
Hexachlorobenzene	118-74-1	ug/L	3/30/2020	<11.5	<11.8	<10.1	<10.3	<10.4	<10.2	<10.1	<10.6	<10.1
Hexachlorobenzene	118-74-1	ug/L	4/28/2025			<10.2				<10.6	<10.4	<10.6
Hexachlorobenzene	118-74-1	ug/L	4/29/2025				<10.0	<10.0	<10.0			
Hexachlorobenzene	118-74-1	ug/L	5/8/2025	<10.0	<10.9							
Hexachlorobutadiene	87-68-3	ug/L	4/14/2009	<10	<10	<10	<50	<10				
Hexachlorobutadiene	87-68-3	ug/L	5/10/2010	<10	<10	<10	<10	<10	<10	<10	<10	<10
Hexachlorobutadiene	87-68-3	ug/L	10/5/2015	<10	<10.4	<10	<10.3	<10.5	<10.2	<10	<10	<10
Hexachlorobutadiene	87-68-3	ug/L	3/30/2020	<11.5	<11.8	<10.1	<10.3	<10.4	<10.2	<10.1	<10.6	<10.1

Table 9A
Analytical Data Summary - Source Characterization Wells
2025 Annual Water Quality Report
Iowa City Sanitary Landfill
Permit No. 52-SDP-01-72P

Constituent	CAS	Units	Date	MW-1A	MW-2A-97	MW-6B	MW-11B	MW-16A	MW-206A	MW-207A	MW-209B	MW-212A
Hexachlorobutadiene	87-68-3	ug/L	4/28/2025			<10.2				<10.6	<10.4	<10.6
Hexachlorobutadiene	87-68-3	ug/L	4/29/2025				<10.0	<10.0	<10.0			
Hexachlorobutadiene	87-68-3	ug/L	5/8/2025	<10.0	<10.9							
Hexachlorocyclopentadiene	77-47-4	ug/L	4/14/2009	<10	<10	<10	<50	<10				
Hexachlorocyclopentadiene	77-47-4	ug/L	5/10/2010	<10	<10	<10	<10	<10	<10	<10	<10	<10
Hexachlorocyclopentadiene	77-47-4	ug/L	10/5/2015	<20	<20.8	<20	<20.6	<21.1	<20.4	<20	<20	<20
Hexachlorocyclopentadiene	77-47-4	ug/L	3/30/2020	<11.5	<11.8	<10.1	<10.3	<10.4	<10.2	<10.1	<10.6	<10.1
Hexachlorocyclopentadiene	77-47-4	ug/L	4/28/2025			<10.2				<10.6	<10.4	<10.6
Hexachlorocyclopentadiene	77-47-4	ug/L	4/29/2025				<10.0	<10.0	<10.0			
Hexachlorocyclopentadiene	77-47-4	ug/L	5/8/2025	<10.0	<10.9							
Hexachloroethane	67-72-1	ug/L	4/14/2009	<10	<10	<10	<50	<10				
Hexachloroethane	67-72-1	ug/L	5/10/2010	<10	<10	<10	<10	<10	<10	<10	<10	<10
Hexachloroethane	67-72-1	ug/L	10/5/2015	<10	<10.4	<10	<10.3	<10.5	<10.2	<10	<10	<10
Hexachloroethane	67-72-1	ug/L	3/30/2020	<11.5	<11.8	<10.1	<10.3	<10.4	<10.2	<10.1	<10.6	<10.1
Hexachloroethane	67-72-1	ug/L	4/28/2025			<10.2				<10.6	<10.4	<10.6
Hexachloroethane	67-72-1	ug/L	4/29/2025				<10.0	<10.0	<10.0			
Hexachloroethane	67-72-1	ug/L	5/8/2025	<10.0	<10.9							
Hexachloropropene	1888-71-7	ug/L	4/14/2009	<10	<10	<10	<50	<10				
Hexachloropropene	1888-71-7	ug/L	5/10/2010	<10	<10	<10	<10	<10	<10	<10	<10	<10
Hexachloropropene	1888-71-7	ug/L	10/5/2015	<10	<10.4	<10	<10.3	<10.5	<10.2	<10	<10	<10
Hexachloropropene	1888-71-7	ug/L	3/30/2020	<11.5	<11.8	<10.1	<10.3	<10.4	<10.2	<10.1	<10.6	<10.1
Hexachloropropene	1888-71-7	ug/L	4/28/2025			<10.2				<10.6	<10.4	<10.6
Hexachloropropene	1888-71-7	ug/L	4/29/2025				<10.0	<10.0	<10.0			
Hexachloropropene	1888-71-7	ug/L	5/8/2025	<10.0	<10.9							
Indeno [1,2,3-cd] pyrene	193-39-5	ug/L	4/14/2009	<10	<10	<10	<50	<10				
Indeno [1,2,3-cd] pyrene	193-39-5	ug/L	5/10/2010	<10	<10	<10	<10	<10	<10	<10	<10	<10
Indeno [1,2,3-cd] pyrene	193-39-5	ug/L	10/5/2015	<10	<10.4	<10	<10.3	<10.5	<10.2	<10	<10	<10
Indeno [1,2,3-cd] pyrene	193-39-5	ug/L	3/30/2020	<11.5	<11.8	<10.1	<10.3	<10.4	<10.2	<10.1	<10.6	<10.1
Indeno[1,2,3-cd]pyrene	193-39-5	ug/L	4/28/2025			<10.2				<10.6	<10.4	<10.6
Indeno[1,2,3-cd]pyrene	193-39-5	ug/L	4/29/2025				<10.0	<10.0	<10.0			
Indeno[1,2,3-cd]pyrene	193-39-5	ug/L	5/8/2025	<10.0	<10.9							
Iodomethane	74-88-4	ug/L	2/27/2008	<10	<10	<10	<10	<10				
Iodomethane	74-88-4	ug/L	5/12/2008	<10	<10	<10	<10	<10				
Iodomethane	74-88-4	ug/L	7/13/2008	<10	<10	<10	<10	<10				
Iodomethane	74-88-4	ug/L	9/14/2008	<10	<10	<10	<10	<10				
Iodomethane	74-88-4	ug/L	11/17/2008	<10	<10	<10	<10	<10				
Iodomethane	74-88-4	ug/L	4/14/2009	<10	<10	<10	<10	<10				
Iodomethane	74-88-4	ug/L	7/7/2009						<20	<10	<200	<10
Iodomethane	74-88-4	ug/L	9/2/2009						<10	<10	<100	<10
Iodomethane	74-88-4	ug/L	10/25/2009	<10	<50	<10	<10	<10	<10	<10	<100	<20
Iodomethane	74-88-4	ug/L	1/2/2010						<10	<10	<100	<20
Iodomethane	74-88-4	ug/L	3/3/2010						<10	<10	<10	<10
Iodomethane	74-88-4	ug/L	5/10/2010	<10	<10	<10	<10	<10	<10	<10	<50	<10
Iodomethane	74-88-4	ug/L	11/1/2010	<10	<10	<10	<10	<10	<10	<10	<50	<10
Iodomethane	74-88-4	ug/L	10/13/2011	<10	<10	<10	<10	<10	<10	<10	<50	<10
Iodomethane	74-88-4	ug/L	4/11/2012	<10	<10	<10	<10	<10	<10	<10	<100	<10
Iodomethane	74-88-4	ug/L	10/11/2012	<10	<10	<10	<10	<10	<10	<10	<100	<10
Iodomethane	74-88-4	ug/L	3/30/2013	<10	<10	<10	<10	<10	<10	<10	<10	<10
Iodomethane	74-88-4	ug/L	10/7/2013		<10	<10	<10	<10	<10	<10		<10
Iodomethane	74-88-4	ug/L	6/2/2014	<10	<10	<10	<10	<10	<10	<10	<10	<10
Iodomethane	74-88-4	ug/L	10/15/2014	<10	<10	<10	<10	<10	<10	<10	<100	<10
Iodomethane	74-88-4	ug/L	4/6/2015	<10	<10	<10	<10	<10	<10	<10	<10	<10
Iodomethane	74-88-4	ug/L	10/5/2015	<10	<10	<10	<10	<10	<10	<10	<10	<10
Iodomethane	74-88-4	ug/L	4/4/2016	<10	<10	<10	<10	<10	<10	<10	<10	<10
Iodomethane	74-88-4	ug/L	10/17/2016	<10	<10	<10	<10	<10	<10	<10	<10	<10
Iodomethane	74-88-4	ug/L	4/17/2017	<10	<10	<10	<10	<10	<10	<10	<10	<10
Iodomethane	74-88-4	ug/L	10/11/2017	<10	<10	<10	<10	<10	<10	<10	<10	<10

Table 9A
Analytical Data Summary - Source Characterization Wells
2025 Annual Water Quality Report
Iowa City Sanitary Landfill
Permit No. 52-SDP-01-72P

Constituent	CAS	Units	Date	MW-1A	MW-2A-97	MW-6B	MW-11B	MW-16A	MW-206A	MW-207A	MW-209B	MW-212A
Iodomethane	74-88-4	ug/L	4/23/2018					<10	<10			
Iodomethane	74-88-4	ug/L	4/24/2018				<10			<10		
Iodomethane	74-88-4	ug/L	4/25/2018			<10					<10	<10
Iodomethane	74-88-4	ug/L	4/27/2018	<10	<10							
Iodomethane	74-88-4	ug/L	10/16/2018	<10	<10	<10	<10	<10	<10	<10	<10	<10
Iodomethane	74-88-4	ug/L	4/16/2019	<10	<10	<10	<10	<10	<10	<10	<10	<10
Iodomethane	74-88-4	ug/L	10/1/2019	<10	<10	<10	<10	<10	<10	<10	<100	<10
Iodomethane	74-88-4	ug/L	3/30/2020	<10	<10	<10	<10	<10	<10	<10	<50	<10
Iodomethane	74-88-4	ug/L	10/7/2020	<10	<10	<10	<10	<10	<10	<10	<10	<10
Iodomethane	74-88-4	ug/L	4/13/2021	<1	<1	<1	<1	<1	<1	<1	<1	<1
Iodomethane	74-88-4	ug/L	10/20/2021	<1	<1	<1	<1	<1	<1	<1	<1	<1
Iodomethane	74-88-4	ug/L	5/2/2022	<1	<1	<1	<1	<1	<1	<1	<1	<1
Iodomethane	74-88-4	ug/L	10/14/2022	<1	<1							<1
Iodomethane	74-88-4	ug/L	5/1/2023	<10	<10	<10	<10	<10	<10	<10	<10	<10
Iodomethane	74-88-4	ug/L	10/16/2023	<10	<10	<10	<10	<10	<10	<10	<10	<10
Iodomethane	74-88-4	ug/L	4/29/2024	<10	<10	<10	<10	<10	<10	<10	<10	<10
Iodomethane	74-88-4	ug/L	10/9/2024			<10.0				<10.0	<10.0	
Iodomethane	74-88-4	ug/L	10/10/2024				<10.0	<10.0	<10.0			<10.0
Iodomethane	74-88-4	ug/L	10/14/2024	<10.0	<10.0							
Iodomethane	74-88-4	ug/L	4/28/2025			<10.0				<10.0	<10.0	<10.0
Iodomethane	74-88-4	ug/L	4/29/2025				<10.0	<10.0	<10.0			
Iodomethane	74-88-4	ug/L	5/8/2025	<10.0	<10.0							
Iodomethane	74-88-4	ug/L	10/20/2025					<10.0			<10.0	
Iodomethane	74-88-4	ug/L	10/21/2025				<10.0		<10.0	<10.0		
Iodomethane	74-88-4	ug/L	10/24/2025	<10.0	<10.0							
Iron	7439-89-6	mg/L	4/28/2025			28.2				136	60.1	12.2
Iron	7439-89-6	mg/L	4/29/2025				20.7	<0.100	<0.100			
Iron	7439-89-6	mg/L	5/8/2025	12.8	2.79							
Iron, Total	7439-89-6	mg/L	4/6/2015	25.3	12.4	63.3	35.1	<0.1	<0.1	27.2	56.6	82.4
Iron, Total	7439-89-6	mg/L	10/5/2015	22.5	26.6	61.2	36.7	<0.1	0.221	28.6	60.1	63.6
Iron, Total	7439-89-6	mg/L	4/4/2016	24.8	16.8	64.2	36.2	<0.1	0.0767J	23.9	57.6	75.1
Iron, Total	7439-89-6	mg/L	10/17/2016	23.2	23.1	61.3	36.1	<0.1	<0.1	25.8	50.8	68.8
Iron, Total	7439-89-6	mg/L	10/20/2021	31.9	3.54	35.5	34	0.072J	<0.1	31.1	54.7	46.5
Iron, Total	7439-89-6	mg/L	5/2/2022	29	25.7	40.8	20.4	<0.1	<0.1	30.8	56.1	20.1
Iron, Total	7439-89-6	mg/L	5/1/2023	39.5	20.9	39.6	18.2	0.0426J	<0.1	32.5	51.6	27.4
Iron, Total	7439-89-6	mg/L	4/29/2024	62.5	0.916	25.6	18.3	<0.1	0.0571J	27.4	60.3	5.92
Isobutanol	78-83-1	mg/L	4/14/2009	<10	<10	<10	<10	<10				
Isobutanol	78-83-1	mg/L	5/10/2010	<10	<10	<10	<10	<10	<10	<10	<10	<10
Isobutanol	78-83-1	mg/L	10/5/2015	<10	<10	<10	13.1	<10	<10	<10	<10	<10
Isobutanol	78-83-1	mg/L	4/4/2016				<10					
Isobutanol	78-83-1	mg/L	10/11/2016				<10					
Isobutanol	78-83-1	mg/L	10/17/2016				<20					
Isobutanol	78-83-1	mg/L	11/14/2016				<10					
Isobutanol	78-83-1	mg/L	4/17/2017				<10					
Isobutanol	78-83-1	mg/L	10/11/2017				<10					
Isobutanol	78-83-1	mg/L	4/24/2018				<10					
Isobutanol	78-83-1	mg/L	10/16/2018				<10					
Isobutanol	78-83-1	mg/L	4/16/2019				<10					
Isobutanol	78-83-1	mg/L	3/30/2020	<10	<10	<10	<10	<10	<10	<10	0.844J	<10
Isobutanol	78-83-1	mg/L	4/28/2025			<10.0				<10.0	<10.0	<10.0
Isobutanol	78-83-1	mg/L	4/29/2025				<10.0	<10.0	<10.0			
Isobutanol	78-83-1	mg/L	5/8/2025	<10.0	<10.0							
Isodrin	465-73-6	ug/L	4/14/2009	<10	<10	<10	<50	<10				
Isodrin	465-73-6	ug/L	5/10/2010	<10	<10	<10	<10	<10	<10	<10	<10	<10
Isodrin	465-73-6	ug/L	10/5/2015	<10	<10.4	<10	<10.3	<10.5	<10.2	<10	<10	<10
Isodrin	465-73-6	ug/L	3/30/2020	<11.5	<11.8	<10.1	<10.3	<10.4	<10.2	<10.1	<10.6	<10.1
Isodrin	465-73-6	ug/L	4/28/2025			<10.2				<10.6	<10.4	<10.6

Table 9A
Analytical Data Summary - Source Characterization Wells
2025 Annual Water Quality Report
Iowa City Sanitary Landfill
Permit No. 52-SDP-01-72P

Constituent	CAS	Units	Date	MW-1A	MW-2A-97	MW-6B	MW-11B	MW-16A	MW-206A	MW-207A	MW-209B	MW-212A
Isodrin	465-73-6	ug/L	4/29/2025				<10.0	<10.0	<10.0			
Isodrin	465-73-6	ug/L	5/8/2025	<10.0	<10.9							
Isophorone	78-59-1	ug/L	4/14/2009	<10	<10	<10	<50	<10				
Isophorone	78-59-1	ug/L	5/10/2010	<10	<10	<10	<10	<10	<10	<10	<10	<10
Isophorone	78-59-1	ug/L	10/5/2015	<10	<10.4	<10	<10.3	<10.5	<10.2	<10	<10	<10
Isophorone	78-59-1	ug/L	3/30/2020	<11.5	<11.8	<10.1	<10.3	<10.4	<10.2	<10.1	<10.6	<10.1
Isophorone	78-59-1	ug/L	4/28/2025			<10.2				<10.6	<10.4	<10.6
Isophorone	78-59-1	ug/L	4/29/2025				<10.0	<10.0	<10.0			
Isophorone	78-59-1	ug/L	5/8/2025	<10.0	<10.9							
Isosafrole	120-58-1	ug/L	4/14/2009	<10	<10	<10	<50	<10				
Isosafrole	120-58-1	ug/L	5/10/2010	<10	<10	<10	<10	<10	<10	<10	<10	<10
Isosafrole	120-58-1	ug/L	10/5/2015	<10	<10.4	<10	<10.3	<10.5	<10.2	<10	<10	<10
Isosafrole	120-58-1	ug/L	3/30/2020	<11.5	<11.8	<10.1	<10.3	<10.4	<10.2	<10.1	<10.6	<10.1
Isosafrole	120-58-1	ug/L	4/28/2025			<10.2				<10.6	<10.4	<10.6
Isosafrole	120-58-1	ug/L	4/29/2025				<10.0	<10.0	<10.0			
Isosafrole	120-58-1	ug/L	5/8/2025	<10.0	<10.9							
Kepone	143-50-0	ug/L	4/14/2009	<10	<10	<10	<50	<10				
Kepone	143-50-0	ug/L	5/10/2010	<10	<10	<10	<10	<10	<10	<10	<10	<10
Kepone	143-50-0	ug/L	10/5/2015	<10	<10.4	<10	<10.3	<10.5	<10.2	<10	<10	<10
Kepone	143-50-0	ug/L	3/30/2020	<11.5	<11.8	<10.1	<10.3	<10.4	<10.2	<10.1	<10.6	<10.1
Kepone	143-50-0	ug/L	4/28/2025			<10.2				<10.6	<10.4	<10.6
Kepone	143-50-0	ug/L	4/29/2025				<10.0	<10.0	<10.0			
Kepone	143-50-0	ug/L	5/8/2025	<10.0	<10.9							
Lead	7439-92-1	mg/L	2/27/2008	0.07	<0.005	0.01	0.011	<0.005				
Lead	7439-92-1	mg/L	5/12/2008	0.039	0.018	<0.005	<0.005	<0.005				
Lead	7439-92-1	mg/L	7/13/2008	0.03	0.013	<0.005	<0.005	<0.005				
Lead	7439-92-1	mg/L	9/14/2008	0.013	<0.005	<0.005	0.023	<0.005				
Lead	7439-92-1	mg/L	11/17/2008	0.00903	<0.004	<0.004	0.00679	<0.004				
Lead	7439-92-1	mg/L	4/14/2009	<0.005	<0.005	<0.005	0.0093	<0.005				
Lead	7439-92-1	mg/L	7/7/2009				0.006		<0.005	<0.005	<0.005	<0.005
Lead	7439-92-1	mg/L	9/2/2009				<0.005		<0.005; <0.004	<0.004; <0.005	<0.005; <0.004	0.0052
Lead	7439-92-1	mg/L	10/25/2009	<0.005	<0.005	<0.005	<0.005	<0.005	<0.005	<0.005	0.015	<0.005
Lead	7439-92-1	mg/L	1/2/2010				<0.005		<0.005	<0.005	<0.005	<0.005
Lead	7439-92-1	mg/L	3/3/2010						<0.005	<0.005	<0.005	<0.005
Lead	7439-92-1	mg/L	5/10/2010	0.0037	<0.002	<0.004	0.0024	<0.002	0.0038	<0.002	<0.004	<0.002
Lead	7439-92-1	mg/L	7/8/2010						<0.005			
Lead	7439-92-1	mg/L	9/13/2010						0.011			
Lead	7439-92-1	mg/L	11/1/2010						<0.005	0.0078	<0.005	<0.005
Lead	7439-92-1	mg/L	1/10/2011						<0.004			
Lead	7439-92-1	mg/L	4/4/2011						<0.005	<0.005	<0.005	<0.005
Lead	7439-92-1	mg/L	10/13/2011	<0.004	<0.004	<0.004	<0.004	<0.004	<0.004	<0.004	<0.004	0.0349
Lead	7439-92-1	mg/L	4/11/2012	<0.004	<0.004	<0.004	<0.004	<0.004	<0.004	<0.004	<0.004	<0.004
Lead	7439-92-1	mg/L	10/11/2012	<0.004	<0.004	<0.004	<0.004	<0.004	<0.004	<0.004	<0.004	0.0131
Lead	7439-92-1	mg/L	3/30/2013	<0.004	<0.004	<0.004	<0.004	<0.004	<0.004	<0.004	<0.004	0.0109
Lead	7439-92-1	mg/L	10/7/2013	<0.004	<0.004	<0.004	<0.004	<0.004	<0.004	<0.004	<0.004	<0.004
Lead	7439-92-1	mg/L	6/2/2014	<0.004	<0.004	<0.004	<0.004	<0.004	<0.004	<0.004	<0.004	0.00118J
Lead	7439-92-1	mg/L	10/15/2014	<0.004	<0.004	<0.004	<0.004	<0.004	0.00769	<0.004	<0.004	<0.004
Lead	7439-92-1	mg/L	4/6/2015	<0.0005	<0.0005	<0.0005	0.000585	0.000106J	<0.0005	<0.0005	0.00025J	0.000238J
Lead	7439-92-1	mg/L	10/5/2015	<0.0005	<0.0005	<0.0005	<0.0005	0.000147J	0.00019J	<0.0005	0.000188J	0.000164J
Lead	7439-92-1	mg/L	4/4/2016	<0.0005	<0.0005	<0.0005	<0.0005	<0.0005	<0.0005	<0.0005	<0.0005	0.000238J
Lead	7439-92-1	mg/L	10/17/2016	<0.0005	<0.0005	<0.0005	<0.0005	<0.0005	<0.0005	<0.0005	<0.0005	0.000394J
Lead	7439-92-1	mg/L	4/17/2017	<0.0005	<0.0005	<0.0005	<0.0005	<0.0005	<0.0005	<0.0005	<0.0005	<0.0005
Lead	7439-92-1	mg/L	10/11/2017	<0.0005	<0.0005	0.000476J	0.00188	<0.0005	<0.0005	<0.0005	<0.0005	<0.0005
Lead	7439-92-1	mg/L	4/23/2018					<0.0005	<0.0005			
Lead	7439-92-1	mg/L	4/24/2018				<0.0005			<0.0005		
Lead	7439-92-1	mg/L	4/25/2018			<0.0005					0.000257J	0.000278J
Lead	7439-92-1	mg/L	4/27/2018	0.000477J	<0.0005							

Table 9A
Analytical Data Summary - Source Characterization Wells
2025 Annual Water Quality Report
Iowa City Sanitary Landfill
Permit No. 52-SDP-01-72P

Constituent	CAS	Units	Date	MW-1A	MW-2A-97	MW-6B	MW-11B	MW-16A	MW-206A	MW-207A	MW-209B	MW-212A
Lead	7439-92-1	mg/L	10/16/2018	0.000292J	<0.0005	<0.0005	0.000545	<0.0005	<0.0005	<0.0005	0.000553	0.00181
Lead	7439-92-1	mg/L	4/16/2019	<0.0005	<0.0005	<0.0005	<0.0005	<0.0005	<0.0005	<0.0005	<0.0005	<0.0005
Lead	7439-92-1	mg/L	10/1/2019	<0.0005; 0.00161	0.00104	<0.0005	<0.0005	<0.0005	<0.0005	<0.0005	<0.0005	0.000584
Lead	7439-92-1	mg/L	3/30/2020	<0.0005	<0.0005	<0.0005	<0.0005	<0.0005	<0.0005	<0.0005	<0.0005	0.000726
Lead	7439-92-1	mg/L	10/7/2020	<0.0005	<0.0005	<0.0005	<0.0005	<0.0005	<0.0005	<0.0005	<0.0005	<0.0005
Lead	7439-92-1	mg/L	4/13/2021	<0.004	<0.004	<0.004	<0.004	<0.004	<0.004	<0.004	<0.004	<0.004
Lead	7439-92-1	mg/L	10/20/2021	<0.004	<0.004	<0.004	<0.004	<0.004	<0.004	<0.004	0.001J	<0.004
Lead	7439-92-1	mg/L	5/2/2022	<0.004	<0.004	<0.004	0.0011J	<0.004	<0.004	<0.004	<0.004	<0.004
Lead	7439-92-1	mg/L	10/14/2022	<0.004	<0.004	<0.004	<0.004	<0.004	<0.004	<0.004	<0.004	<0.004
Lead	7439-92-1	mg/L	5/1/2023	<0.0005	<0.0005	0.000245J	<0.0005	<0.0005	<0.0005	<0.0005	<0.0005	<0.0005
Lead	7439-92-1	mg/L	10/16/2023	0.000429J	<0.0005	<0.0005	<0.0005	<0.0005	<0.0005	<0.0005	<0.0005	0.000644
Lead	7439-92-1	mg/L	4/29/2024	<0.0005	<0.0005	0.000706	<0.0005	<0.0005	<0.0005	<0.0005	<0.0005	0.000605
Lead	7439-92-1	mg/L	10/9/2024			0.000316J				<0.000500	<0.000500	
Lead	7439-92-1	mg/L	10/10/2024				<0.000500	<0.000500	<0.000500			<0.000500
Lead	7439-92-1	mg/L	10/14/2024	<0.000500	<0.000500							
Lead	7439-92-1	mg/L	4/28/2025			<0.000500				<0.00250	<0.000500	<0.000500
Lead	7439-92-1	mg/L	4/29/2025				<0.000500	<0.000500	<0.000500			
Lead	7439-92-1	mg/L	5/8/2025	<0.000500	<0.000500							
Lead	7439-92-1	mg/L	10/20/2025					<0.000500			<0.000500	
Lead	7439-92-1	mg/L	10/21/2025				<0.000500		<0.000500	<0.000500		
Lead	7439-92-1	mg/L	10/24/2025	<0.000500	<0.000500							
Magnesium	7439-95-4	mg/L	6/2/2014	66.6; 67.9	54.4	126	86.2		72.5	46	131	61.2
Magnesium	7439-95-4	mg/L	10/15/2014	66.7	50	124	87.1	76.7	72	57.7	101	61.2
Magnesium	7439-95-4	mg/L	3/30/2020				80.3					
Manganese	7439-96-5	mg/L	4/6/2015	4.44	10.5	20	1.66	0.406	<0.01	0.872	4.1	19
Manganese	7439-96-5	mg/L	10/5/2015	3.94	11.8	19.5	1.81	0.261	0.0153	1.04	4.66	19.3
Manganese	7439-96-5	mg/L	4/4/2016	4.31	8.36	21.2	1.64	0.474	0.00697J	0.931	4.77	15.2
Manganese	7439-96-5	mg/L	10/17/2016	4.13	8.5	19.7	1.43	0.163	0.00939J	1.1	3.87	17.6
Manganese	7439-96-5	mg/L	10/20/2021	4.02	5.27	12.1	2.03	0.513	0.008	1.34	4.41	10.7
Manganese	7439-96-5	mg/L	5/2/2022	3.89	10.5	13.7	0.929	0.185	<0.005	1.28	4.13	3.92
Manganese	7439-96-5	mg/L	5/1/2023	4.49	8.66	13.8	1.19	0.317	<0.01	1.41	4.58	4.96
Manganese	7439-96-5	mg/L	4/29/2024	4.46	7.61	13.1	1.08	0.14	<0.01	1.32	4.88	10.1
Manganese	7439-96-5	mg/L	4/28/2025			13.2				6.64	4.45	12.5
Manganese	7439-96-5	mg/L	4/29/2025				1.08	0.318	<0.0100			
Manganese	7439-96-5	mg/L	5/8/2025	4.43	7.40							
Mercury	7439-97-6	mg/L	4/14/2009	<0.0002	<0.0002	<0.0002	<0.0002	<0.0002				
Mercury	7439-97-6	mg/L	5/10/2010	<0.0002	<0.0002	<0.0002	<0.0002	<0.0002	<0.0002	<0.0002	<0.0002	<0.0002
Mercury	7439-97-6	mg/L	10/5/2015	<0.0002	<0.0002	<0.0002	0.000109J	<0.0002	<0.0002	<0.0002	<0.0002	<0.0002
Mercury	7439-97-6	mg/L	3/30/2020	<0.0002	<0.0002	<0.0002	<0.0002	<0.0002	<0.0002	<0.0002	<0.0002	<0.0002
Mercury	7439-97-6	mg/L	4/28/2025			<0.000200				<0.000200	<0.000200	<0.000200
Mercury	7439-97-6	mg/L	4/29/2025				<0.000200	<0.000200	<0.000200			
Mercury	7439-97-6	mg/L	5/8/2025	<0.000200	<0.000200							
Methacrylonitrile	126-98-7	ug/L	4/14/2009	<1	<1	<1	<1	<1				
Methacrylonitrile	126-98-7	ug/L	5/10/2010	<1	<1	<1	<1	<1	<1	<1	<5	<1
Methacrylonitrile	126-98-7	ug/L	10/5/2015	<10	<10	<10	<10	<10	<10	<10	<10	<10
Methacrylonitrile	126-98-7	ug/L	3/30/2020	<10	<10	<10	<10	<10	<10	<10	<50	<10
Methacrylonitrile	126-98-7	ug/L	4/28/2025			<10.0				<10.0	<10.0	<10.0
Methacrylonitrile	126-98-7	ug/L	4/29/2025				<10.0	<10.0	<10.0			
Methacrylonitrile	126-98-7	ug/L	5/8/2025	<10.0	<10.0							
Methane, Dissolved	74-82-8	mg/L	4/6/2015	0.274	0.209	1.97	0.437	3.1	0.0039J	4.69	38.7	5.45
Methane, Dissolved	74-82-8	mg/L	10/5/2015	0.944	0.19	2.02	0.309	2.55	0.0744	2.67	6.96	3.07
Methane, Dissolved	74-82-8	mg/L	4/4/2016	0.293	0.306	0.00566	0.00468	3.31	0.00784	1.41	12.8	6.5
Methane, Dissolved	74-82-8	mg/L	10/17/2016	0.293	0.304	2.02	0.266	0.561	0.153	1.32	6.71	3.05
Methapyrilene	91-80-5	ug/L	4/14/2009	<10	<10	<10	<50	<10				
Methapyrilene	91-80-5	ug/L	5/10/2010	<10	<10	<10	<10	<10	<10	<10	<10	<10
Methapyrilene	91-80-5	ug/L	10/5/2015	<10	<10.4	<10	<10.3	<10.5	<10.2	<10	<10	<10
Methapyrilene	91-80-5	ug/L	3/30/2020	<11.5	<11.8	<10.1	<10.3	<10.4	<10.2	<10.1	<10.6	<10.1

Table 9A
Analytical Data Summary - Source Characterization Wells
2025 Annual Water Quality Report
Iowa City Sanitary Landfill
Permit No. 52-SDP-01-72P

Constituent	CAS	Units	Date	MW-1A	MW-2A-97	MW-6B	MW-11B	MW-16A	MW-206A	MW-207A	MW-209B	MW-212A
Methapyrilene	91-80-5	ug/L	4/28/2025			<10.2				<10.6	<10.4	<10.6
Methapyrilene	91-80-5	ug/L	4/29/2025				<10.0	<10.0	<10.0			
Methapyrilene	91-80-5	ug/L	5/8/2025	<10.0	<10.9							
Methoxychlor	72-43-5	ug/L	4/14/2009	<0.032	<0.032	<0.032	<0.032	<0.032				
Methoxychlor	72-43-5	ug/L	5/10/2010	<0.032	<0.032	<0.032	<0.032	<0.032	<0.032	<0.032	<0.032	<0.032
Methoxychlor	72-43-5	ug/L	10/5/2015	<0.034	<0.0333	<0.0327	<0.0323	<0.0333	0.00255J	<0.032	<0.032	<0.032
Methoxychlor	72-43-5	ug/L	3/30/2020	<0.0356	<0.034	<0.0333	<0.0333	<0.0333	<0.0333	<0.033	<0.0333	<0.0333
Methoxychlor	72-43-5	ug/L	4/28/2025			<0.0907				<0.0902	<0.0907	<0.0895
Methoxychlor	72-43-5	ug/L	4/29/2025				<0.0895	<0.0904	<0.0900			
Methoxychlor	72-43-5	ug/L	5/8/2025	<0.0911	<0.0902							
Methyl Methacrylate	80-62-6	ug/L	4/14/2009	<2	<2	<2	<2	<2				
Methyl Methacrylate	80-62-6	ug/L	5/10/2010	<2	<5	<5	<5	<5	<5	<5	<25	<5
Methyl Methacrylate	80-62-6	ug/L	10/5/2015	<2	<2	<2	<2	<2	<2	<2	<2	<2
Methyl Methacrylate	80-62-6	ug/L	3/30/2020	<2	<2	<2	<2	<2	<2	<2	<10	<2
Methyl Methanesulfonate	66-27-3	ug/L	4/14/2009	<10	<10	<10	<50	<10				
Methyl Methanesulfonate	66-27-3	ug/L	5/10/2010	<10	<10	<10	<10	<10	<10	<10	<10	<10
Methyl Methanesulfonate	66-27-3	ug/L	10/5/2015	<10	<10.4	<10	<10.3	<10.5	<10.2	<10	<10	<10
Methyl Methanesulfonate	66-27-3	ug/L	3/30/2020	<11.5	<11.8	<10.1	<10.3	<10.4	<10.2	<10.1	<10.6	<10.1
Methyl methacrylate	80-62-6	ug/L	4/28/2025			<2.00				<2.00	<2.00	<2.00
Methyl methacrylate	80-62-6	ug/L	4/29/2025				<2.00	<2.00	<2.00			
Methyl methacrylate	80-62-6	ug/L	5/8/2025	<2.00	<2.00							
Methyl methanesulfonate	66-27-3	ug/L	4/28/2025			<10.2				<10.6	<10.4	<10.6
Methyl methanesulfonate	66-27-3	ug/L	4/29/2025				<10.0	<10.0	<10.0			
Methyl methanesulfonate	66-27-3	ug/L	5/8/2025	<10.0	<10.9							
Methyl parathion	298-00-0	ug/L	4/28/2025			<10.2				<10.6	<10.4	<10.6
Methyl parathion	298-00-0	ug/L	4/29/2025				<10.0	<10.0	<10.0			
Methyl parathion	298-00-0	ug/L	5/8/2025	<10.0	<10.9							
Methylene Chloride	75-09-2	ug/L	2/27/2008	<5	<5	<5	<5	<5				
Methylene Chloride	75-09-2	ug/L	5/12/2008	<5	<5	<5	<5	<5				
Methylene Chloride	75-09-2	ug/L	7/13/2008	<5	<5	<5	<5	<5				
Methylene Chloride	75-09-2	ug/L	9/14/2008	<5	<5	<5	<5	<5				
Methylene Chloride	75-09-2	ug/L	11/17/2008	<5	<5	<5	<5	<5				
Methylene Chloride	75-09-2	ug/L	4/14/2009	<5	<5	<5	<5	<5				
Methylene Chloride	75-09-2	ug/L	7/7/2009						<5	<5	<100	<5
Methylene Chloride	75-09-2	ug/L	9/2/2009						<5	<5	<50	<5
Methylene Chloride	75-09-2	ug/L	10/25/2009	<5	<5	<5	<5	<5	<5	<5	<50	<5
Methylene Chloride	75-09-2	ug/L	1/2/2010						<5	<5	<50	<5
Methylene Chloride	75-09-2	ug/L	3/3/2010						<5	<5	<5	<5
Methylene Chloride	75-09-2	ug/L	5/10/2010	<5	<5	<5	<5	<5	<5	<5	<25	<5
Methylene Chloride	75-09-2	ug/L	11/1/2010	<5	<5	<5	<5	<5	<5	<5	<25	<5
Methylene Chloride	75-09-2	ug/L	10/13/2011	<5	<5	<5	<5	<5	<5	<5	<25	<5
Methylene Chloride	75-09-2	ug/L	4/11/2012	<5	<5	<5	<5	<5	<5	<5	<50	<5
Methylene Chloride	75-09-2	ug/L	10/11/2012	<5	<5	<5	<5	<5	<5	<5	<50	<5
Methylene Chloride	75-09-2	ug/L	3/30/2013	<5	<5	<5	<5	<5	<5	<5	<5	<5
Methylene Chloride	75-09-2	ug/L	10/7/2013		<5	<5	<5	<5	<5	<5		<5
Methylene Chloride	75-09-2	ug/L	6/2/2014	<5	<5	<5	<5	<5	<5	0.268J	<5	<5
Methylene Chloride	75-09-2	ug/L	10/15/2014	<5	<5	<5	<5	<5	<5	<5	<50	<5
Methylene Chloride	75-09-2	ug/L	4/6/2015	<5	<5	<5	0.25J	0.478J	0.327J	<5	<5	<5
Methylene Chloride	75-09-2	ug/L	10/5/2015	0.935J	0.265J	0.809J	0.974J	1.48J	0.362J	0.344J	0.5J	0.285J
Methylene Chloride	75-09-2	ug/L	4/4/2016	<5	<5	<5	0.302J	0.338J	<5	<5	<5	<5
Methylene Chloride	75-09-2	ug/L	10/17/2016	0.315J	0.435J	0.429J	0.847J	0.791J	0.556J	0.431J; 0.443J	0.572J	0.282J
Methylene Chloride	75-09-2	ug/L	4/17/2017	0.405J	0.491J	0.257J	0.754J	1.03J	0.745J	0.676J	<5	<5
Methylene Chloride	75-09-2	ug/L	10/11/2017	<5	<5	<5	<5	0.481J	<5	<5	0.204J	<5
Methylene Chloride	75-09-2	ug/L	4/23/2018					0.644J	0.343J			
Methylene Chloride	75-09-2	ug/L	4/24/2018				0.414J			0.518J		
Methylene Chloride	75-09-2	ug/L	4/25/2018			0.448J					0.451J	0.373J
Methylene Chloride	75-09-2	ug/L	4/27/2018	<5	<5							

Table 9A
Analytical Data Summary - Source Characterization Wells
2025 Annual Water Quality Report
Iowa City Sanitary Landfill
Permit No. 52-SDP-01-72P

Constituent	CAS	Units	Date	MW-1A	MW-2A-97	MW-6B	MW-11B	MW-16A	MW-206A	MW-207A	MW-209B	MW-212A
Methylene Chloride	75-09-2	ug/L	10/16/2018	<5	<5	<5	<5	<5	<5	<5	<5	<5
Methylene Chloride	75-09-2	ug/L	4/16/2019	<5	<5	<5	<5	<5	<5	<5	<5	<5
Methylene Chloride	75-09-2	ug/L	10/1/2019	<5	<5	<5	<5	<5	<5	<5	<50	<5
Methylene Chloride	75-09-2	ug/L	3/30/2020	<5	<5	<5	<5	<5	<5	<5	<25	<5
Methylene Chloride	75-09-2	ug/L	10/7/2020	<5	<5	<5	<5	<5	<5	<5	<5	<5
Methylene Chloride	75-09-2	ug/L	4/13/2021	<5	<5	<5	<5	<5	<5	<5	<5	<5
Methylene Chloride	75-09-2	ug/L	10/20/2021	<5	<5	<5	<5	<5	<5	<5	<5	<5
Methylene Chloride	75-09-2	ug/L	5/2/2022	<5	<5	<5	<5	<5	<5	<5	<5	<5
Methylene Chloride	75-09-2	ug/L	10/14/2022	<5	<5	<5	<5	<5	<5	<5	<5	<5
Methylene Chloride	75-09-2	ug/L	5/1/2023	<5	<5	<5	<5	<5	<5	<5	<5	<5
Methylene Chloride	75-09-2	ug/L	10/16/2023	<5	<5	<5	<5	<5	<5	<5	<5	<5
Methylene Chloride	75-09-2	ug/L	4/29/2024	<5	<5	<5	<5	<5	<5	<5	<5	<5
Methylene Chloride	75-09-2	ug/L	10/9/2024			<5.00				<5.00	<5.00	
Methylene Chloride	75-09-2	ug/L	10/10/2024				<5.00	<5.00	<5.00			<5.00
Methylene Chloride	75-09-2	ug/L	10/14/2024	<5.00	<5.00							
Methylene Chloride	75-09-2	ug/L	4/28/2025			<5.00				<5.00	<5.00	<5.00
Methylene Chloride	75-09-2	ug/L	4/29/2025				<5.00	<5.00	<5.00			
Methylene Chloride	75-09-2	ug/L	5/8/2025	<5.00	<5.00							
Methylene Chloride	75-09-2	ug/L	10/20/2025					<5.00			<5.00	
Methylene Chloride	75-09-2	ug/L	10/21/2025				<5.00		<5.00	<5.00		
Methylene Chloride	75-09-2	ug/L	10/24/2025	<5.00	<5.00							
Methylphenol, 3 & 4	106-44-5	ug/L	4/28/2025			<10.2				<10.6	<10.4	<10.6
Methylphenol, 3 & 4	106-44-5	ug/L	4/29/2025				<10.0	<10.0	<10.0			
Methylphenol, 3 & 4	106-44-5	ug/L	5/8/2025	<10.0	<10.9							
N-Nitrosodi-n-butylamine	924-16-3	ug/L	4/14/2009	<10	<10	<10	<50	<10				
N-Nitrosodi-n-butylamine	924-16-3	ug/L	5/10/2010	<10	<10	<10	<10	<10	<10	<10	<10	<10
N-Nitrosodi-n-butylamine	924-16-3	ug/L	10/5/2015	<10	<10.4	<10	<10.3	<10.5	<10.2	<10	<10	<10
N-Nitrosodi-n-butylamine	924-16-3	ug/L	3/30/2020	<11.5	<11.8	<10.1	<10.3	<10.4	<10.2	<10.1	<10.6	<10.1
N-Nitrosodi-n-butylamine	924-16-3	ug/L	4/28/2025			<10.2				<10.6	<10.4	<10.6
N-Nitrosodi-n-butylamine	924-16-3	ug/L	4/29/2025				<10.0	<10.0	<10.0			
N-Nitrosodi-n-butylamine	924-16-3	ug/L	5/8/2025	<10.0	<10.9							
N-Nitrosodi-n-propylamine	621-64-7	ug/L	4/14/2009	<10	<10	<10	<50	<10				
N-Nitrosodi-n-propylamine	621-64-7	ug/L	5/10/2010	<10	<10	<10	<10	<10	<10	<10	<10	<10
N-Nitrosodi-n-propylamine	621-64-7	ug/L	10/5/2015	<10	<10.4	<10	<10.3	<10.5	<10.2	<10	<10	<10
N-Nitrosodi-n-propylamine	621-64-7	ug/L	3/30/2020	<11.5	<11.8	<10.1	<10.3	<10.4	<10.2	<10.1	<10.6	<10.1
N-Nitrosodi-n-propylamine	621-64-7	ug/L	4/28/2025			<10.2				<10.6	<10.4	<10.6
N-Nitrosodi-n-propylamine	621-64-7	ug/L	4/29/2025				<10.0	<10.0	<10.0			
N-Nitrosodi-n-propylamine	621-64-7	ug/L	5/8/2025	<10.0	<10.9							
N-Nitrosodiethylamine	55-18-5	ug/L	4/14/2009	<10	<10	<10	<50	<10				
N-Nitrosodiethylamine	55-18-5	ug/L	5/10/2010	<10	<10	<10	<10	<10	<10	<10	<10	<10
N-Nitrosodiethylamine	55-18-5	ug/L	10/5/2015	<10	<10.4	<10	<10.3	<10.5	<10.2	<10	<10	<10
N-Nitrosodiethylamine	55-18-5	ug/L	3/30/2020	<11.5	<11.8	<10.1	<10.3	<10.4	<10.2	<10.1	<10.6	<10.1
N-Nitrosodiethylamine	55-18-5	ug/L	4/28/2025			<10.2				<10.6	<10.4	<10.6
N-Nitrosodiethylamine	55-18-5	ug/L	4/29/2025				<10.0	<10.0	<10.0			
N-Nitrosodiethylamine	55-18-5	ug/L	5/8/2025	<10.0	<10.9							
N-Nitrosodimethylamine	62-75-9	ug/L	4/14/2009	<10	<10	<10	<50	<10				
N-Nitrosodimethylamine	62-75-9	ug/L	5/10/2010	<10	<10	<10	<10	<10	<10	<10	<10	<10
N-Nitrosodimethylamine	62-75-9	ug/L	10/5/2015	<10	<10.4	<10	<10.3	<10.5	<10.2	<10	<10	<10
N-Nitrosodimethylamine	62-75-9	ug/L	3/30/2020	<11.5	<11.8	<10.1	<10.3	<10.4	<10.2	<10.1	<10.6	<10.1
N-Nitrosodimethylamine	62-75-9	ug/L	4/28/2025			<10.2				<10.6	<10.4	<10.6
N-Nitrosodimethylamine	62-75-9	ug/L	4/29/2025				<10.0	<10.0	<10.0			
N-Nitrosodimethylamine	62-75-9	ug/L	5/8/2025	<10.0	<10.9							
N-Nitrosodiphenylamine	86-30-6	ug/L	4/14/2009	<10	<10	<10	<50	<10				
N-Nitrosodiphenylamine	86-30-6	ug/L	5/10/2010	<10	<10	<10	<10	<10	<10	<10	<10	<10
N-Nitrosodiphenylamine	86-30-6	ug/L	10/5/2015	<10	<10.4	<10	<10.3	<10.5	<10.2	<10	<10	<10
N-Nitrosodiphenylamine	86-30-6	ug/L	3/30/2020	<11.5	<11.8	<10.1	<10.3	<10.4	<10.2	<10.1	<10.6	<10.1
N-Nitrosodiphenylamine	86-30-6	ug/L	4/28/2025			<10.2				<10.6	<10.4	<10.6

Table 9A
Analytical Data Summary - Source Characterization Wells
2025 Annual Water Quality Report
Iowa City Sanitary Landfill
Permit No. 52-SDP-01-72P

Constituent	CAS	Units	Date	MW-1A	MW-2A-97	MW-6B	MW-11B	MW-16A	MW-206A	MW-207A	MW-209B	MW-212A
N-Nitrosodiphenylamine	86-30-6	ug/L	4/29/2025				<10.0	<10.0	<10.0			
N-Nitrosodiphenylamine	86-30-6	ug/L	5/8/2025	<10.0	<10.9							
N-Nitrosomethylethalamine	10595-95-6	ug/L	4/14/2009	<10	<10	<10	<50	<10				
N-Nitrosomethylethalamine	10595-95-6	ug/L	5/10/2010	<10	<10	<10	<10	<10	<10	<10	<10	<10
N-Nitrosomethylethalamine	10595-95-6	ug/L	10/5/2015	<10	<10.4	<10	<10.3	<10.5	<10.2	<10	<10	<10
N-Nitrosomethylethalamine	10595-95-6	ug/L	3/30/2020	<11.5	<11.8	<10.1	<10.3	<10.4	<10.2	<10.1	<10.6	<10.1
N-Nitrosomethylethylamine	10595-95-6	ug/L	4/28/2025			<10.2				<10.6	<10.4	<10.6
N-Nitrosomethylethylamine	10595-95-6	ug/L	4/29/2025				<10.0	<10.0	<10.0			
N-Nitrosomethylethylamine	10595-95-6	ug/L	5/8/2025	<10.0	<10.9							
N-Nitrosopiperidine	100-75-4	ug/L	4/14/2009	<10	<10	<10	<50	<10				
N-Nitrosopiperidine	100-75-4	ug/L	5/10/2010	<10	<10	<10	<10	<10	<10	<10	<10	<10
N-Nitrosopiperidine	100-75-4	ug/L	10/5/2015	<10	<10.4	<10	<10.3	<10.5	<10.2	<10	<10	<10
N-Nitrosopiperidine	100-75-4	ug/L	3/30/2020	<11.5	<11.8	<10.1	<10.3	<10.4	<10.2	<10.1	<10.6	<10.1
N-Nitrosopiperidine	100-75-4	ug/L	4/28/2025			<10.2				<10.6	<10.4	<10.6
N-Nitrosopiperidine	100-75-4	ug/L	4/29/2025				<10.0	<10.0	<10.0			
N-Nitrosopiperidine	100-75-4	ug/L	5/8/2025	<10.0	<10.9							
N-Nitrosopyrrolidine	930-55-2	ug/L	4/14/2009	<10	<10	<10	<50	<10				
N-Nitrosopyrrolidine	930-55-2	ug/L	5/10/2010	<10	<10	<10	<10	<10	<10	<10	<10	<10
N-Nitrosopyrrolidine	930-55-2	ug/L	10/5/2015	<10	<10.4	<10	<10.3	<10.5	<10.2	<10	<10	<10
N-Nitrosopyrrolidine	930-55-2	ug/L	3/30/2020	<11.5	<11.8	<10.1	<10.3	<10.4	<10.2	<10.1	<10.6	<10.1
N-Nitrosopyrrolidine	930-55-2	ug/L	4/28/2025			<10.2				<10.6	<10.4	<10.6
N-Nitrosopyrrolidine	930-55-2	ug/L	4/29/2025				<10.0	<10.0	<10.0			
N-Nitrosopyrrolidine	930-55-2	ug/L	5/8/2025	<10.0	<10.9							
Naphthalene	91-20-3	ug/L	4/14/2009	<5	<5	<5	<5	<5				
Naphthalene	91-20-3	ug/L	5/10/2010	<5	<5	<5	<5	<5	<5	<5	<25	<5
Naphthalene	91-20-3	ug/L	10/7/2013						<5			
Naphthalene	91-20-3	ug/L	10/5/2015	<5	<5	<5	<5	<5	<5	<5	<5	<5
Naphthalene	91-20-3	ug/L	3/30/2020	<5	<5	<5	<5	<5	<5	<5	<25	<5
Naphthalene	91-20-3	ug/L	4/28/2025			<5.00				<5.00	<5.00	<5.00
Naphthalene	91-20-3	ug/L	4/29/2025				<5.00	<5.00	<5.00			
Naphthalene	91-20-3	ug/L	5/8/2025	<5.00	<5.00							
Nickel	7440-02-0	mg/L	2/27/2008	0.064	0.027	0.042	0.033	<0.01				
Nickel	7440-02-0	mg/L	5/12/2008	0.052	0.064	0.038	0.025	<0.01				
Nickel	7440-02-0	mg/L	7/13/2008	0.038	0.042	0.031	0.021	<0.01				
Nickel	7440-02-0	mg/L	9/14/2008	0.017	0.024	0.034	<0.01	<0.01				
Nickel	7440-02-0	mg/L	11/17/2008	<0.05	<0.05	<0.05	<0.05	<0.05				
Nickel	7440-02-0	mg/L	4/14/2009	<0.01	0.021	0.033	0.031	0.03				
Nickel	7440-02-0	mg/L	7/7/2009		0.019	0.03; 0.028	0.023	<0.01	0.011; <0.01	0.012	0.156	0.015
Nickel	7440-02-0	mg/L	9/2/2009		0.015	0.031	0.023	<0.01	<0.01	0.011	0.148; 0.154	0.022
Nickel	7440-02-0	mg/L	10/25/2009	<0.01	0.015	0.034	0.027	<0.01	<0.01	0.012	0.13	0.019
Nickel	7440-02-0	mg/L	1/2/2010		0.019	0.036	0.028	<0.01	<0.01	0.016	0.17	0.018
Nickel	7440-02-0	mg/L	3/3/2010						<0.01	0.019	0.16; 0.15	0.012
Nickel	7440-02-0	mg/L	5/10/2010	<0.05	<0.05	<0.05	<0.05	<0.05	<0.05	<0.05	0.13	<0.05
Nickel	7440-02-0	mg/L	7/8/2010								0.122	
Nickel	7440-02-0	mg/L	9/13/2010								0.129	
Nickel	7440-02-0	mg/L	11/1/2010						<0.01	<0.01	0.107	<0.01
Nickel	7440-02-0	mg/L	1/10/2011								0.122	
Nickel	7440-02-0	mg/L	4/4/2011						<0.01	<0.01	0.098	<0.01
Nickel	7440-02-0	mg/L	10/13/2011	<0.05	<0.05	<0.05	<0.05	<0.05	<0.05	<0.05	0.09	0.195
Nickel	7440-02-0	mg/L	4/11/2012	<0.05	<0.05	<0.05	<0.05	<0.05	<0.05	<0.05	0.0826	0.117
Nickel	7440-02-0	mg/L	10/11/2012	<0.05	<0.05	<0.05	<0.05	<0.05	<0.05	<0.05	0.0805	0.0726
Nickel	7440-02-0	mg/L	3/30/2013	<0.05	<0.05	<0.05	<0.05	<0.05	<0.05	<0.05	0.0754	0.0622
Nickel	7440-02-0	mg/L	10/7/2013	<0.05	<0.05	<0.05	<0.05	<0.05	<0.05	<0.05	0.0821	0.0693
Nickel	7440-02-0	mg/L	6/2/2014	<0.05	0.0124J	0.0342J	0.0163J	<0.05	<0.05	<0.05	0.0825	0.0558
Nickel	7440-02-0	mg/L	10/15/2014	<0.05	0.0185J	0.0476J	0.0257J	0.0189J	0.0135J	0.0154J	0.0897	0.0414J
Nickel	7440-02-0	mg/L	4/6/2015	0.00223J	0.0139	0.0392; 0.0359	0.013	0.00793	0.00142J	0.0064	0.0707	0.00738
Nickel	7440-02-0	mg/L	10/5/2015	0.00241J	0.0118	0.036	0.013	0.00539	0.00136J	0.00371J	0.0606	0.0162

Table 9A
Analytical Data Summary - Source Characterization Wells
2025 Annual Water Quality Report
Iowa City Sanitary Landfill
Permit No. 52-SDP-01-72P

Constituent	CAS	Units	Date	MW-1A	MW-2A-97	MW-6B	MW-11B	MW-16A	MW-206A	MW-207A	MW-209B	MW-212A
Nickel	7440-02-0	mg/L	4/4/2016	0.003J	0.0103	0.0363	0.0138	0.00877	<0.005	0.00356J	0.0577	0.0146
Nickel	7440-02-0	mg/L	10/17/2016	0.00229J	0.00893	0.0319	0.0123	0.0043J	<0.005	0.00223J; 0.00237	0.0474	0.00919
Nickel	7440-02-0	mg/L	4/17/2017	0.00279J	0.0128	0.0317	0.0118	0.00374J	0.00167J	0.0026J	0.0437	0.00372J
Nickel	7440-02-0	mg/L	10/11/2017	0.00279J	0.0166	0.029	0.0131	0.00439J	0.000995J	0.0029J	0.0471	0.0103; 0.0134
Nickel	7440-02-0	mg/L	4/23/2018					0.00375J	0.00137J			
Nickel	7440-02-0	mg/L	4/24/2018				0.0119			0.00288J		
Nickel	7440-02-0	mg/L	4/25/2018			0.0205					0.0392	0.0105
Nickel	7440-02-0	mg/L	4/27/2018	0.00207J	0.0183							
Nickel	7440-02-0	mg/L	10/16/2018	0.00288J	0.012	0.0208	0.0124	0.00492	0.00263	0.00235	0.0446	0.00701
Nickel	7440-02-0	mg/L	4/16/2019	0.00259J	0.0141	0.0167	0.0122	0.00399J	<0.005	0.00272J	0.0384	<0.005
Nickel	7440-02-0	mg/L	10/1/2019	<0.005	0.0113	0.0139	0.0115	0.00362J	0.0018J	0.00238J	0.0474	0.00344J
Nickel	7440-02-0	mg/L	3/30/2020	0.00207J	0.00993	0.0102	0.0101	0.00204J	<0.005	<0.005	0.0473	<0.005
Nickel	7440-02-0	mg/L	10/7/2020	0.00255J	0.012	0.00809	0.00993	0.0042J	<0.005	0.00276J	0.0484	0.00255J
Nickel	7440-02-0	mg/L	4/13/2021	0.0024J	0.012	0.008	0.0087; 0.0086	0.0034J	0.0013J	0.0025J	0.0411	0.001J
Nickel	7440-02-0	mg/L	10/20/2021	0.0024J	0.0219	0.0079	0.0092	0.0067	0.0032J	0.0028J	0.0487	0.0029J
Nickel	7440-02-0	mg/L	5/2/2022	0.0019J	0.0116	0.0086	0.0085	0.004	<0.004	0.0032J	0.0454	<0.004
Nickel	7440-02-0	mg/L	10/14/2022	0.0024J	0.0115	0.0092	0.0086	0.0073	0.0015J	0.0024J	0.0536	0.0016J
Nickel	7440-02-0	mg/L	5/1/2023	0.00267J	0.0127	0.00898	0.00875	0.00534	<0.005	0.0021J	0.049	<0.005
Nickel	7440-02-0	mg/L	10/16/2023	0.00191J	0.0103	0.0112	0.00859	0.00714	<0.005	0.00219J	0.055	0.00349J
Nickel	7440-02-0	mg/L	4/29/2024	0.0123	0.0283	0.0104	0.00813	0.00321J	<0.005	<0.005	0.056	0.00356J
Nickel	7440-02-0	mg/L	10/9/2024			0.0104				<0.00500	0.0552	
Nickel	7440-02-0	mg/L	10/10/2024				0.00715	0.00402J	<0.00500			<0.00500
Nickel	7440-02-0	mg/L	10/14/2024	0.00275J	0.0103							
Nickel	7440-02-0	mg/L	4/28/2025			0.0102				<0.0250	0.0601	<0.0200
Nickel	7440-02-0	mg/L	4/29/2025				0.00665	0.00299	<0.00500			
Nickel	7440-02-0	mg/L	5/8/2025	0.00699	0.0157							
Nickel	7440-02-0	mg/L	10/20/2025					0.00917			0.0726	
Nickel	7440-02-0	mg/L	10/21/2025				0.00859		<0.00500	<0.00500		
Nickel	7440-02-0	mg/L	10/24/2025	0.00296	0.00881							
Nitrate (NO3)	14797-55-8	mg/L	4/6/2015	<0.1	0.461	<0.1	0.301	<0.1	0.106	<0.1	<0.1	<0.1
Nitrate (NO3)	14797-55-8	mg/L	10/5/2015	<0.1	<0.1	<0.1	<0.1	<0.1	0.12	<0.1	<0.1	<0.1
Nitrate (NO3)	14797-55-8	mg/L	4/4/2016	1.2	1.07	<0.1	<0.1	<0.1	0.124	<0.1	0.098J	<0.1
Nitrate (NO3)	14797-55-8	mg/L	10/17/2016	<0.1	1.37	<0.1	<0.1	<0.1	0.128	0.404	0.662	1.13
Nitrate (NO3)	14797-55-8	mg/L	10/20/2021	<0.1	0.6	<0.1	<0.1	<0.1	0.7	<0.1	0.3	<0.1
Nitrate (NO3)	14797-55-8	mg/L	5/2/2022	<0.1	<0.1	<0.1	<0.1	<0.1	1.1	<0.1	0.1	<0.1
Nitrate (NO3)	14797-55-8	mg/L	5/1/2023	<0.2	<0.2	0.278	0.228	<0.2	0.792	<0.2	1.69	<0.2
Nitrate (NO3)	14797-55-8	mg/L	4/29/2024	<0.2	0.395	<0.2	<0.2	0.238	2.1	<0.2	1.27	<0.2
Nitrate as N	14797-55-8	mg/L	4/28/2025			<0.200				<0.200	0.759	<0.200
Nitrate as N	14797-55-8	mg/L	4/29/2025				<0.200	0.469	<0.200			
Nitrate as N	14797-55-8	mg/L	5/8/2025	<0.200	<0.200							
Nitrobenzene	98-95-3	ug/L	4/14/2009	<10	<10	<10	<50	<10				
Nitrobenzene	98-95-3	ug/L	5/10/2010	<10	<10	<10	<10	<10	<10	<10	<10	<10
Nitrobenzene	98-95-3	ug/L	10/5/2015	<10	<10.4	<10	<10.3	<10.5	<10.2	<10	<10	<10
Nitrobenzene	98-95-3	ug/L	3/30/2020	<11.5	<11.8	<10.1	<10.3	<10.4	<10.2	<10.1	<10.6	<10.1
Nitrobenzene	98-95-3	ug/L	4/28/2025			<10.2				<10.6	<10.4	<10.6
Nitrobenzene	98-95-3	ug/L	4/29/2025				<10.0	<10.0	<10.0			
Nitrobenzene	98-95-3	ug/L	5/8/2025	<10.0	<10.9							
O,O,O-Triethyl Phosphorothioate	126-68-1	ug/L	4/14/2009	<30	<30	<30	<150	<30				
O,O,O-Triethyl Phosphorothioate	126-68-1	ug/L	5/10/2010	<10	<10	<10	<10	<10	<10	<10	<10	<10
O,O,O-Triethyl Phosphorothioate	126-68-1	ug/L	10/5/2015	<10	<10.4	<10	<10.3	<10.5	<10.2	<10	<10	<10
O,O,O-Triethyl Phosphorothioate	126-68-1	ug/L	3/30/2020	<11.5	<11.8	<10.1	<10.3	<10.4	<10.2	<10.1	<10.6	<10.1
O-Toluidine	95-53-4	ug/L	4/14/2009	<10	<10	<10	<50	<10				
O-Toluidine	95-53-4	ug/L	5/10/2010	<10	<10	<10	<10	<10	<10	<10	<10	<10
O-Toluidine	95-53-4	ug/L	10/5/2015	<10	<10.4	<10	<10.3	<10.5	<10.2	<10	0.474J	<10
O-Toluidine	95-53-4	ug/L	3/30/2020	<11.5	<11.8	<10.1	<10.3	<10.4	<10.2	<10.1	<10.6	<10.1
PCB-1016	12674-11-2	ug/L	4/14/2009	<0.8	<0.8	<0.8	<0.8	<0.8				
PCB-1016	12674-11-2	ug/L	5/10/2010	<0.8	<0.8	<0.8	<0.8	<0.8	<0.8	<0.8	<0.8	<0.8

Table 9A
Analytical Data Summary - Source Characterization Wells
2025 Annual Water Quality Report
Iowa City Sanitary Landfill
Permit No. 52-SDP-01-72P

Constituent	CAS	Units	Date	MW-1A	MW-2A-97	MW-6B	MW-11B	MW-16A	MW-206A	MW-207A	MW-209B	MW-212A
PCB-1016	12674-11-2	ug/L	10/5/2015	<0.851	<0.833	<0.8	<0.808	<0.816	<0.825	<0.8	<0.8	<0.8
PCB-1016	12674-11-2	ug/L	3/30/2020	<0.889	<0.851	<0.833	<0.833	<0.833	<0.833	<0.825	<0.833	<0.833
PCB-1016	12674-11-2	ug/L	4/28/2025			<1.81				<1.80	<1.81	<1.79
PCB-1016	12674-11-2	ug/L	4/29/2025				<1.79	<1.81	<1.80			
PCB-1016	12674-11-2	ug/L	5/8/2025	<1.82	<1.80							
PCB-1221	11104-28-2	ug/L	4/14/2009	<0.8	<0.8	<0.8	<0.8	<0.8				
PCB-1221	11104-28-2	ug/L	5/10/2010	<0.8	<0.8	<0.8	<0.8	<0.8	<0.8	<0.8	<0.8	<0.8
PCB-1221	11104-28-2	ug/L	10/5/2015	<0.851	<0.833	<0.8	<0.808	<0.816	<0.825	<0.8	<0.8	<0.8
PCB-1221	11104-28-2	ug/L	3/30/2020	<0.889	<0.851	<0.833	<0.833	<0.833	<0.833	<0.825	<0.833	<0.833
PCB-1221	11104-28-2	ug/L	4/28/2025			<1.81				<1.80	<1.81	<1.79
PCB-1221	11104-28-2	ug/L	4/29/2025				<1.79	<1.81	<1.80			
PCB-1221	11104-28-2	ug/L	5/8/2025	<1.82	<1.80							
PCB-1232	11141-16-5	ug/L	4/14/2009	<0.8	<0.8	<0.8	<0.8	<0.8				
PCB-1232	11141-16-5	ug/L	5/10/2010	<0.8	<0.8	<0.8	<0.8	<0.8	<0.8	<0.8	<0.8	<0.8
PCB-1232	11141-16-5	ug/L	10/5/2015	<0.851	<0.833	<0.8	<0.808	<0.816	<0.825	<0.8	<0.8	<0.8
PCB-1232	11141-16-5	ug/L	3/30/2020	<0.889	<0.851	<0.833	<0.833	<0.833	<0.833	<0.825	<0.833	<0.833
PCB-1232	11141-16-5	ug/L	4/28/2025			<1.81				<1.80	<1.81	<1.79
PCB-1232	11141-16-5	ug/L	4/29/2025				<1.79	<1.81	<1.80			
PCB-1232	11141-16-5	ug/L	5/8/2025	<1.82	<1.80							
PCB-1242	53469-21-9	ug/L	4/14/2009	<0.8	<0.8	<0.8	<0.8	<0.8				
PCB-1242	53469-21-9	ug/L	5/10/2010	<0.8	<0.8	<0.8	<0.8	<0.8	<0.8	<0.8	<0.8	<0.8
PCB-1242	53469-21-9	ug/L	10/5/2015	<0.851	<0.833	<0.8	<0.808	<0.816	<0.825	<0.8	<0.8	<0.8
PCB-1242	53469-21-9	ug/L	3/30/2020	<0.889	<0.851	<0.833	<0.833	<0.833	<0.833	<0.825	<0.833	<0.833
PCB-1242	53469-21-9	ug/L	4/28/2025			<1.81				<1.80	<1.81	<1.79
PCB-1242	53469-21-9	ug/L	4/29/2025				<1.79	<1.81	<1.80			
PCB-1242	53469-21-9	ug/L	5/8/2025	<1.82	<1.80							
PCB-1248	12672-29-6	ug/L	4/14/2009	<0.8	<0.8	<0.8	<0.8	<0.8				
PCB-1248	12672-29-6	ug/L	5/10/2010	<0.8	<0.8	<0.8	<0.8	<0.8	<0.8	<0.8	<0.8	<0.8
PCB-1248	12672-29-6	ug/L	10/5/2015	<0.851	<0.833	<0.8	<0.808	<0.816	<0.825	<0.8	<0.8	<0.8
PCB-1248	12672-29-6	ug/L	3/30/2020	<0.889	<0.851	<0.833	<0.833	<0.833	<0.833	<0.825	<0.833	<0.833
PCB-1248	12672-29-6	ug/L	4/28/2025			<1.81				<1.80	<1.81	<1.79
PCB-1248	12672-29-6	ug/L	4/29/2025				<1.79	<1.81	<1.80			
PCB-1248	12672-29-6	ug/L	5/8/2025	<1.82	<1.80							
PCB-1254	11097-69-1	ug/L	4/14/2009	<0.8	<0.8	<0.8	<0.8	<0.8				
PCB-1254	11097-69-1	ug/L	5/10/2010	<0.8	<0.8	<0.8	<0.8	<0.8	<0.8	<0.8	<0.8	<0.8
PCB-1254	11097-69-1	ug/L	10/5/2015	<0.851	<0.833	<0.8	<0.808	<0.816	<0.825	<0.8	<0.8	<0.8
PCB-1254	11097-69-1	ug/L	3/30/2020	<0.889	<0.851	<0.833	<0.833	<0.833	<0.833	<0.825	<0.833	<0.833
PCB-1254	11097-69-1	ug/L	4/28/2025			<1.81				<1.80	<1.81	<1.79
PCB-1254	11097-69-1	ug/L	4/29/2025				<1.79	<1.81	<1.80			
PCB-1254	11097-69-1	ug/L	5/8/2025	<1.82	<1.80							
PCB-1260	11096-82-5	ug/L	4/14/2009	<0.8	<0.8	<0.8	<0.8	<0.8				
PCB-1260	11096-82-5	ug/L	5/10/2010	<0.8	<0.8	<0.8	<0.8	<0.8	<0.8	<0.8	<0.8	<0.8
PCB-1260	11096-82-5	ug/L	10/5/2015	<0.851	<0.833	<0.8	<0.808	<0.816	<0.825	<0.8	<0.8	<0.8
PCB-1260	11096-82-5	ug/L	3/30/2020	<0.889	<0.851	<0.833	<0.833	<0.833	<0.833	<0.825	<0.833	<0.833
PCB-1260	11096-82-5	ug/L	4/28/2025			<1.81				<1.80	<1.81	<1.79
PCB-1260	11096-82-5	ug/L	4/29/2025				<1.79	<1.81	<1.80			
PCB-1260	11096-82-5	ug/L	5/8/2025	<1.82	<1.80							
Parathion-Ethyl	56-38-2	ug/L	4/14/2009	<10	<10	<10	<50	<10				
Parathion-Ethyl	56-38-2	ug/L	5/10/2010	<10	<10	<10	<10	<10	<10	<10	<10	<10
Parathion-Ethyl	56-38-2	ug/L	10/5/2015	<10	<10.4	<10	<10.3	<10.5	<10.2	<10	<10	<10
Parathion-Ethyl	56-38-2	ug/L	3/30/2020	<11.5	<11.8	<10.1	<10.3	<10.4	<10.2	<10.1	<10.6	<10.1
Parathion-Methyl	298-00-0	ug/L	4/14/2009	<10	<10	<10	<50	<10				
Parathion-Methyl	298-00-0	ug/L	5/10/2010	<10	<10	<10	<10	<10	<10	<10	<10	<10
Parathion-Methyl	298-00-0	ug/L	10/5/2015	<10	<10.4	<10	<10.3	<10.5	<10.2	<10	<10	<10
Parathion-Methyl	298-00-0	ug/L	3/30/2020	<11.5	<11.8	<10.1	<10.3	<10.4	<10.2	<10.1	<10.6	<10.1
Pentachlorobenzene	608-93-5	ug/L	4/14/2009	<10	<10	<10	<50	<10				
Pentachlorobenzene	608-93-5	ug/L	5/10/2010	<10	<10	<10	<10	<10	<10	<10	<10	<10

Table 9A
Analytical Data Summary - Source Characterization Wells
2025 Annual Water Quality Report
Iowa City Sanitary Landfill
Permit No. 52-SDP-01-72P

Constituent	CAS	Units	Date	MW-1A	MW-2A-97	MW-6B	MW-11B	MW-16A	MW-206A	MW-207A	MW-209B	MW-212A
Pentachlorobenzene	608-93-5	ug/L	10/5/2015	<10	<10.4	<10	<10.3	<10.5	<10.2	<10	<10	<10
Pentachlorobenzene	608-93-5	ug/L	3/30/2020	<11.5	<11.8	<10.1	<10.3	<10.4	<10.2	<10.1	<10.6	<10.1
Pentachlorobenzene	608-93-5	ug/L	4/28/2025			<10.2				<10.6	<10.4	<10.6
Pentachlorobenzene	608-93-5	ug/L	4/29/2025				<10.0	<10.0	<10.0			
Pentachlorobenzene	608-93-5	ug/L	5/8/2025	<10.0	<10.9							
Pentachloronitrobenzene	82-68-8	ug/L	4/14/2009	<10	<10	<10	<50	<10				
Pentachloronitrobenzene	82-68-8	ug/L	5/10/2010	<10	<10	<10	<10	<10	<10	<10	<10	<10
Pentachloronitrobenzene	82-68-8	ug/L	10/5/2015	<10	<10.4	<10	<10.3	<10.5	<10.2	<10	<10	<10
Pentachloronitrobenzene	82-68-8	ug/L	3/30/2020	<11.5	<11.8	<10.1	<10.3	<10.4	<10.2	<10.1	<10.6	<10.1
Pentachloronitrobenzene	82-68-8	ug/L	4/28/2025			<10.2				<10.6	<10.4	<10.6
Pentachloronitrobenzene	82-68-8	ug/L	4/29/2025				<10.0	<10.0	<10.0			
Pentachloronitrobenzene	82-68-8	ug/L	5/8/2025	<10.0	<10.9							
Pentachlorophenol	87-86-5	ug/L	4/28/2025			<10.2				<10.6	<10.4	<10.6
Pentachlorophenol	87-86-5	ug/L	4/29/2025				<10.0	<10.0	<10.0			
Pentachlorophenol	87-86-5	ug/L	5/8/2025	<10.0	<10.9							
Pentachlorophenol [2C]	87-86-5	ug/L	4/14/2009	<10	<10	<10	<50	<10				
Pentachlorophenol [2C]	87-86-5	ug/L	5/10/2010	<10	<10	<10	<10	<10	<10	<10	<10	<10
Pentachlorophenol [2C]	87-86-5	ug/L	10/5/2015	<10	<10.4	<10	<10.3	<10.5	<10.2	<10	<10	<10
Pentachlorophenol [2C]	87-86-5	ug/L	3/30/2020	<11.5	<11.8	<10.1	<10.3	<10.4	<10.2	<10.1	<10.6	<10.1
Phenacetin	62-44-2	ug/L	4/14/2009	<10	<10	<10	<50	<10				
Phenacetin	62-44-2	ug/L	5/10/2010	<10	<10	<10	<10	<10	<10	<10	<10	<10
Phenacetin	62-44-2	ug/L	10/5/2015	<10	<10.4	<10	<10.3	<10.5	<10.2	<10	<10	<10
Phenacetin	62-44-2	ug/L	3/30/2020	<11.5	<11.8	<10.1	<10.3	<10.4	<10.2	<10.1	<10.6	<10.1
Phenacetin	62-44-2	ug/L	4/28/2025			<10.2				<10.6	<10.4	<10.6
Phenacetin	62-44-2	ug/L	4/29/2025				<10.0	<10.0	<10.0			
Phenacetin	62-44-2	ug/L	5/8/2025	<10.0	<10.9							
Phenanthrene	85-01-8	ug/L	4/14/2009	<10	<10	<10	<50	<10				
Phenanthrene	85-01-8	ug/L	5/10/2010	<10	<10	<10	<10	<10	<10	<10	<10	<10
Phenanthrene	85-01-8	ug/L	10/5/2015	<10	<10.4	<10	<10.3	<10.5	<10.2	<10	<10	<10
Phenanthrene	85-01-8	ug/L	3/30/2020	<11.5	<11.8	<10.1	<10.3	<10.4	<10.2	<10.1	<10.6	<10.1
Phenanthrene	85-01-8	ug/L	4/28/2025			<10.2				<10.6	<10.4	<10.6
Phenanthrene	85-01-8	ug/L	4/29/2025				<10.0	<10.0	<10.0			
Phenanthrene	85-01-8	ug/L	5/8/2025	<10.0	<10.9							
Phenol	108-95-2	ug/L	4/14/2009	<20	<20	<20	<100	<20				
Phenol	108-95-2	ug/L	5/10/2010	<10	<10	<10	<10	<10	<10	<10	<10	<10
Phenol	108-95-2	ug/L	10/5/2015	<10	<10.4	<10	<10.3	<10.5	<10.2	<10	<10	<10
Phenol	108-95-2	ug/L	3/30/2020	<11.5	<11.8	<10.1	<10.3	<10.4	<10.2	<10.1	<10.6	<10.1
Phenol	108-95-2	ug/L	4/28/2025			<10.2				<10.6	<10.4	<10.6
Phenol	108-95-2	ug/L	4/29/2025				<10.0	<10.0	<10.0			
Phenol	108-95-2	ug/L	5/8/2025	<10.0	<10.9							
Phorate	298-02-2	ug/L	4/14/2009	<60	<60	<60	<300	<60				
Phorate	298-02-2	ug/L	5/10/2010	<10	<10	<10	<10	<10	<10	<10	<10	<10
Phorate	298-02-2	ug/L	10/5/2015	<10	<10.4	<10	<10.3	<10.5	<10.2	<10	<10	<10
Phorate	298-02-2	ug/L	3/30/2020	<11.5	<11.8	<10.1	<10.3	<10.4	<10.2	<10.1	<10.6	<10.1
Phorate	298-02-2	ug/L	4/28/2025			<10.2				<10.6	<10.4	<10.6
Phorate	298-02-2	ug/L	4/29/2025				<10.0	<10.0	<10.0			
Phorate	298-02-2	ug/L	5/8/2025	<10.0	<10.9							
Potassium	7440-09-7	mg/L	6/2/2014	<1	1.39	<1	1.27		<1	<1	36.1	1.31
Potassium	7440-09-7	mg/L	10/15/2014	<1	1.42	<1	1.34	<1	<1	0.817J	42.8	1.23
Potassium	7440-09-7	mg/L	3/30/2020				1.16					
Pronamide	23950-58-5	ug/L	4/14/2009	<10	<10	<10	<50	<10				
Pronamide	23950-58-5	ug/L	5/10/2010	<10	<10	<10	<10	<10	<10	<10	<10	<10
Pronamide	23950-58-5	ug/L	10/5/2015	<10	<10.4	<10	<10.3	<10.5	<10.2	<10	<10	<10
Pronamide	23950-58-5	ug/L	3/30/2020	<11.5	<11.8	<10.1	<10.3	<10.4	<10.2	<10.1	<10.6	<10.1
Pronamide	23950-58-5	ug/L	4/28/2025			<10.2				<10.6	<10.4	<10.6
Pronamide	23950-58-5	ug/L	4/29/2025				<10.0	<10.0	<10.0			
Pronamide	23950-58-5	ug/L	5/8/2025	<10.0	<10.9							

Table 9A
Analytical Data Summary - Source Characterization Wells
2025 Annual Water Quality Report
Iowa City Sanitary Landfill
Permit No. 52-SDP-01-72P

Constituent	CAS	Units	Date	MW-1A	MW-2A-97	MW-6B	MW-11B	MW-16A	MW-206A	MW-207A	MW-209B	MW-212A
Propionitrile	107-12-0	ug/L	4/14/2009	<10	<10	<10	<10	<10				
Propionitrile	107-12-0	ug/L	5/10/2010	<10	<10	<10	<10	<10	<10	<10	<50	<10
Propionitrile	107-12-0	ug/L	10/5/2015	<10	<10	<10	<10	<10	<10	<10	<10	<10
Propionitrile	107-12-0	ug/L	3/30/2020	<10	<10	<10	<10	<10	<10	<10	<50	<10
Propionitrile	107-12-0	ug/L	4/28/2025			<10.0				<10.0	<10.0	<10.0
Propionitrile	107-12-0	ug/L	4/29/2025				<10.0	<10.0	<10.0			
Propionitrile	107-12-0	ug/L	5/8/2025	<10.0	<10.0							
Pyrene	129-00-0	ug/L	4/14/2009	<10	<10	<10	<50	<10				
Pyrene	129-00-0	ug/L	5/10/2010	<10	<10	<10	<10	<10	<10	<10	<10	<10
Pyrene	129-00-0	ug/L	10/5/2015	<10	<10.4	<10	<10.3	<10.5	<10.2	<10	<10	<10
Pyrene	129-00-0	ug/L	3/30/2020	<11.5	<11.8	<10.1	<10.3	<10.4	<10.2	<10.1	<10.6	<10.1
Pyrene	129-00-0	ug/L	4/28/2025			<10.2				<10.6	<10.4	<10.6
Pyrene	129-00-0	ug/L	4/29/2025				<10.0	<10.0	<10.0			
Pyrene	129-00-0	ug/L	5/8/2025	<10.0	<10.9							
Safrole	94-59-7	ug/L	4/14/2009	<10	<10	<10	<50	<10				
Safrole	94-59-7	ug/L	5/10/2010	<10	<10	<10	<10	<10	<10	<10	<10	<10
Safrole	94-59-7	ug/L	10/5/2015	<10	<10.4	<10	<10.3	<10.5	<10.2	<10	<10	<10
Safrole	94-59-7	ug/L	3/30/2020	<11.5	<11.8	<10.1	<10.3	<10.4	<10.2	<10.1	<10.6	<10.1
Safrole	94-59-7	ug/L	4/28/2025			<10.2				<10.6	<10.4	<10.6
Safrole	94-59-7	ug/L	4/29/2025				<10.0	<10.0	<10.0			
Safrole	94-59-7	ug/L	5/8/2025	<10.0	<10.9							
Selenium	7782-49-2	mg/L	2/27/2008	<0.01	<0.01	<0.01	<0.01	<0.01				
Selenium	7782-49-2	mg/L	5/12/2008	<0.01	<0.01	<0.01	<0.01	<0.01				
Selenium	7782-49-2	mg/L	7/13/2008	<0.01	<0.01	<0.01	<0.01	<0.01				
Selenium	7782-49-2	mg/L	9/14/2008	<0.01	<0.01	<0.01	<0.01	<0.01				
Selenium	7782-49-2	mg/L	11/17/2008	<0.005	<0.005	<0.005	<0.005	<0.005				
Selenium	7782-49-2	mg/L	4/14/2009	<0.01	<0.01	<0.01	<0.01	<0.01				
Selenium	7782-49-2	mg/L	7/7/2009						<0.01	<0.01	<0.01	<0.01
Selenium	7782-49-2	mg/L	9/2/2009						<0.01	<0.01	<0.01	<0.01
Selenium	7782-49-2	mg/L	10/25/2009	<0.01	<0.01	<0.01	<0.01	<0.01	<0.01	<0.01	<0.01	<0.01
Selenium	7782-49-2	mg/L	1/2/2010						<0.01	<0.01	<0.01	<0.01
Selenium	7782-49-2	mg/L	3/3/2010						<0.01	<0.01	<0.01	<0.01
Selenium	7782-49-2	mg/L	5/10/2010	0.0053	<0.002	0.0042	0.0059	0.0034	0.0023	<0.002	0.011	<0.002
Selenium	7782-49-2	mg/L	7/8/2010						<0.01		<0.01	
Selenium	7782-49-2	mg/L	9/13/2010						<0.01		<0.01	
Selenium	7782-49-2	mg/L	11/1/2010						<0.01	<0.01	<0.01	<0.01
Selenium	7782-49-2	mg/L	1/10/2011						<0.005		<0.005	
Selenium	7782-49-2	mg/L	4/4/2011						<0.01	<0.01	<0.01	<0.01
Selenium	7782-49-2	mg/L	10/13/2011	<0.005	<0.005	<0.005	<0.005	<0.005	<0.005	<0.005	<0.005	<0.005
Selenium	7782-49-2	mg/L	4/11/2012	<0.005	<0.005	<0.005	<0.005	<0.005	<0.005	<0.005	<0.005	<0.005
Selenium	7782-49-2	mg/L	10/11/2012	<0.005	<0.005	<0.005	<0.005	<0.005	<0.005	<0.005	<0.005	<0.005
Selenium	7782-49-2	mg/L	3/30/2013	<0.005	<0.005	<0.005	<0.005	<0.005	<0.005	<0.005	<0.005	<0.005
Selenium	7782-49-2	mg/L	10/7/2013	<0.005	<0.005	<0.005	<0.005	<0.005	<0.005	<0.005	<0.005	<0.005
Selenium	7782-49-2	mg/L	6/2/2014	<0.005	<0.005	<0.005	<0.005	0.000833J	<0.005	<0.005	0.0014J	0.000964J
Selenium	7782-49-2	mg/L	10/15/2014	<0.005	<0.005	<0.005	<0.005	<0.005	0.00112J	<0.005	<0.005	<0.005
Selenium	7782-49-2	mg/L	4/6/2015	<0.005	<0.005	<0.005	<0.005	<0.005	<0.005	<0.005	<0.005	<0.005
Selenium	7782-49-2	mg/L	10/5/2015	<0.005	<0.005	<0.005	<0.005	<0.005	<0.005	<0.005	<0.005	<0.005
Selenium	7782-49-2	mg/L	4/4/2016	<0.005	<0.005	0.000664J	<0.005	<0.005	<0.005	0.000772J	0.0015J	<0.005
Selenium	7782-49-2	mg/L	10/17/2016	0.00121J	0.00123J	<0.005	<0.005	<0.005	<0.005	<0.005	0.00108J	0.00472J
Selenium	7782-49-2	mg/L	4/17/2017	<0.005	<0.005	<0.005	<0.005	<0.005	<0.005	<0.005	0.00093J	<0.005
Selenium	7782-49-2	mg/L	10/11/2017	<0.005	<0.005	<0.005	<0.005	<0.005	<0.005	<0.005	0.00107J	<0.005
Selenium	7782-49-2	mg/L	4/23/2018					<0.005	<0.005			
Selenium	7782-49-2	mg/L	4/24/2018				<0.005			<0.005		
Selenium	7782-49-2	mg/L	4/25/2018			<0.005					0.00116J	<0.005
Selenium	7782-49-2	mg/L	4/27/2018	<0.005	<0.005							
Selenium	7782-49-2	mg/L	10/16/2018	<0.005	<0.005	<0.0025	<0.0025	<0.0025	<0.0025	<0.0025	0.00102J	<0.0025
Selenium	7782-49-2	mg/L	4/16/2019	<0.005	<0.005	<0.005	<0.005	<0.005	0.00174J	<0.005	0.00123J	<0.005

Table 9A
Analytical Data Summary - Source Characterization Wells
2025 Annual Water Quality Report
Iowa City Sanitary Landfill
Permit No. 52-SDP-01-72P

Constituent	CAS	Units	Date	MW-1A	MW-2A-97	MW-6B	MW-11B	MW-16A	MW-206A	MW-207A	MW-209B	MW-212A
Selenium	7782-49-2	mg/L	10/1/2019	<0.005	<0.005	<0.005	<0.005	<0.005	<0.005	<0.005	0.00156J	<0.005
Selenium	7782-49-2	mg/L	3/30/2020	<0.005	<0.005	<0.005	0.00185J	<0.005	0.00132J	<0.005	0.00134J	<0.005
Selenium	7782-49-2	mg/L	10/7/2020	<0.005	<0.005	<0.005	<0.005	<0.005	<0.005	<0.005	0.00101J	0.0018J
Selenium	7782-49-2	mg/L	4/13/2021	<0.004	<0.004	<0.004	<0.004	<0.004	0.0017J	<0.004	0.0021J	<0.004
Selenium	7782-49-2	mg/L	10/20/2021	<0.004	0.0041	<0.004	<0.004	<0.004	0.0065	<0.004	0.0025J	<0.004
Selenium	7782-49-2	mg/L	5/2/2022	0.0018J	<0.004	0.0018J	<0.004	0.0026J	0.0028J	0.002J	<0.004	<0.004
Selenium	7782-49-2	mg/L	10/14/2022	<0.004	<0.004	<0.004	<0.004	<0.004	0.0035J	<0.004	0.0021J	0.0019J
Selenium	7782-49-2	mg/L	5/1/2023	<0.005	<0.005	0.00156J	<0.005	<0.005	0.00196J	<0.005	0.00154J	<0.005
Selenium	7782-49-2	mg/L	10/16/2023	0.0016J	<0.005	<0.005	<0.005	<0.005	0.0018J	<0.005	<0.005	<0.005
Selenium	7782-49-2	mg/L	4/29/2024	<0.005	<0.005	<0.005	<0.005	<0.005	0.00175J	<0.005	<0.005	<0.005
Selenium	7782-49-2	mg/L	10/9/2024			<0.00500				<0.00500	<0.00500	
Selenium	7782-49-2	mg/L	10/10/2024				<0.00500	<0.00500	0.00358J			<0.00500
Selenium	7782-49-2	mg/L	10/14/2024	<0.00500	<0.00500							
Selenium	7782-49-2	mg/L	4/28/2025			<0.00500				<0.0250	<0.00500	<0.00500
Selenium	7782-49-2	mg/L	4/29/2025				<0.00500	<0.00500	0.00230			
Selenium	7782-49-2	mg/L	5/8/2025	<0.00500	<0.00500							
Selenium	7782-49-2	mg/L	10/20/2025					<0.00500			<0.00500	
Selenium	7782-49-2	mg/L	10/21/2025				<0.00500		0.00259	<0.00500		
Selenium	7782-49-2	mg/L	10/24/2025	<0.00500	<0.00500							
Silver	7440-22-4	mg/L	2/27/2008	<0.01	<0.01	<0.01	<0.01	<0.01				
Silver	7440-22-4	mg/L	5/12/2008	<0.01	<0.01	0.017	<0.01	<0.01				
Silver	7440-22-4	mg/L	7/13/2008	<0.01	<0.01	<0.01	<0.01	<0.01				
Silver	7440-22-4	mg/L	9/14/2008	<0.01	<0.01	<0.01	<0.01	<0.01				
Silver	7440-22-4	mg/L	11/17/2008	<0.02	<0.02	<0.02	<0.02	<0.02				
Silver	7440-22-4	mg/L	4/14/2009	<0.01	<0.01	0.011	<0.01	<0.01				
Silver	7440-22-4	mg/L	7/7/2009			<0.01			<0.01	<0.01	<0.01	<0.01
Silver	7440-22-4	mg/L	9/2/2009			<0.01			<0.01	<0.01	0.017	<0.01
Silver	7440-22-4	mg/L	10/25/2009	<0.025	<0.025	<0.025	<0.025	<0.025	<0.025	<0.025	<0.025	<0.025
Silver	7440-22-4	mg/L	1/2/2010			<0.025			<0.025	<0.025	<0.025	<0.025
Silver	7440-22-4	mg/L	3/3/2010						<0.025	<0.025	<0.025	<0.025
Silver	7440-22-4	mg/L	5/10/2010	<0.02	<0.02	<0.02	<0.02	<0.02	<0.02	<0.02	<0.02	<0.02
Silver	7440-22-4	mg/L	11/1/2010						<0.025	<0.025	<0.025	<0.025
Silver	7440-22-4	mg/L	4/4/2011						<0.025	<0.025	<0.025	<0.025
Silver	7440-22-4	mg/L	10/13/2011	<0.02	<0.02	<0.02	<0.02	<0.02	<0.02	<0.02	<0.02	<0.02
Silver	7440-22-4	mg/L	4/11/2012	<0.02	<0.02	<0.02	<0.02	<0.02	<0.02	<0.02	<0.02	<0.02
Silver	7440-22-4	mg/L	10/11/2012	<0.02	<0.02	<0.02	<0.02	<0.02	<0.02	<0.02	<0.02	<0.02
Silver	7440-22-4	mg/L	3/30/2013	<0.02	<0.02	<0.02	<0.02	<0.02	<0.02	<0.02	<0.02	<0.02
Silver	7440-22-4	mg/L	10/7/2013	<0.02	<0.02	<0.02	<0.02	<0.02	<0.02	<0.02	<0.02	<0.02
Silver	7440-22-4	mg/L	6/2/2014	<0.02	<0.02	<0.02	<0.02	<0.02	<0.02	<0.02	<0.02	<0.02
Silver	7440-22-4	mg/L	10/15/2014	<0.02	<0.02	<0.02	<0.02	<0.02	<0.02	<0.02	<0.02	<0.02
Silver	7440-22-4	mg/L	4/6/2015	<0.001	<0.001	<0.001	<0.001	<0.001	<0.001	<0.001	<0.001	<0.001
Silver	7440-22-4	mg/L	10/5/2015	<0.001	<0.001	<0.001	<0.001	<0.001	<0.001	<0.001	0.000113J	0.000119J
Silver	7440-22-4	mg/L	4/4/2016	<0.001	<0.001	<0.001	<0.001	<0.001	<0.001	<0.001	<0.001	<0.001
Silver	7440-22-4	mg/L	10/17/2016	<0.001	<0.001	<0.001	<0.001	<0.001	<0.001	<0.001	<0.001	<0.001
Silver	7440-22-4	mg/L	4/17/2017	<0.001	<0.001	<0.001	<0.001	<0.001	<0.001	<0.001	<0.001	<0.001
Silver	7440-22-4	mg/L	10/11/2017	<0.001	<0.001	0.00014J	<0.001	0.000163J	<0.001	<0.001	0.000165J	<0.001
Silver	7440-22-4	mg/L	4/23/2018					<0.001	<0.001			
Silver	7440-22-4	mg/L	4/24/2018				<0.001			<0.001		
Silver	7440-22-4	mg/L	4/25/2018			<0.001					0.000569J	<0.001
Silver	7440-22-4	mg/L	4/27/2018	<0.001	<0.001							
Silver	7440-22-4	mg/L	10/16/2018	<0.001	<0.001	<0.0005	<0.0005	<0.0005	<0.0005	<0.0005	<0.0005	<0.0005
Silver	7440-22-4	mg/L	4/16/2019	<0.001	<0.001	<0.001	<0.001	<0.001	<0.001	<0.001	<0.001	<0.001
Silver	7440-22-4	mg/L	10/1/2019	<0.001	<0.001	<0.001	<0.001	<0.001	<0.001	<0.001	<0.001	<0.001
Silver	7440-22-4	mg/L	3/30/2020	<0.001	<0.001	<0.001	<0.001	<0.001	<0.001	<0.001	<0.001	<0.001
Silver	7440-22-4	mg/L	10/7/2020	<0.001	<0.001	<0.001	<0.001	<0.001	<0.001	<0.001	<0.001	<0.001
Silver	7440-22-4	mg/L	4/13/2021	<0.004	<0.004	<0.004	<0.004	<0.004	<0.004	<0.004	<0.004	<0.004
Silver	7440-22-4	mg/L	10/20/2021	<0.004	<0.004	<0.004	<0.004	<0.004	<0.004	<0.004	<0.004	<0.004

Table 9A
Analytical Data Summary - Source Characterization Wells
2025 Annual Water Quality Report
Iowa City Sanitary Landfill
Permit No. 52-SDP-01-72P

Constituent	CAS	Units	Date	MW-1A	MW-2A-97	MW-6B	MW-11B	MW-16A	MW-206A	MW-207A	MW-209B	MW-212A
Silver	7440-22-4	mg/L	5/2/2022	<0.004	<0.004	<0.004	<0.004	<0.004	<0.004	<0.004	<0.004	<0.004
Silver	7440-22-4	mg/L	10/14/2022	<0.004	<0.004	<0.004	<0.004	<0.004	<0.004	<0.004	<0.004	<0.004
Silver	7440-22-4	mg/L	5/1/2023	<0.001	<0.001	<0.001	<0.001	<0.001	<0.001	<0.001	<0.001	<0.001
Silver	7440-22-4	mg/L	10/16/2023	0.00112	<0.001	<0.001	<0.001	<0.001	<0.001	<0.001	<0.001	<0.001
Silver	7440-22-4	mg/L	4/29/2024	<0.001	<0.001	<0.001	<0.001	<0.001	<0.001	<0.001	0.00911	<0.001
Silver	7440-22-4	mg/L	10/9/2024			<0.00100				<0.00100	<0.00100	
Silver	7440-22-4	mg/L	10/10/2024				<0.00100	<0.00100	<0.00100			<0.00100
Silver	7440-22-4	mg/L	10/14/2024	<0.00100	<0.00100							
Silver	7440-22-4	mg/L	4/28/2025			<0.00100				<0.00500	<0.00100	<0.00100
Silver	7440-22-4	mg/L	4/29/2025				<0.00100	<0.00100	<0.00100			
Silver	7440-22-4	mg/L	5/8/2025	<0.00100	<0.00100							
Silver	7440-22-4	mg/L	10/20/2025					<0.00100			<0.00100	
Silver	7440-22-4	mg/L	10/21/2025				<0.00100		<0.00100	<0.00100		
Silver	7440-22-4	mg/L	10/24/2025	<0.00100	<0.00100							
Silvex (2,4,5-TP)	93-72-1	ug/L	10/9/2024								1.35	
Silvex (2,4,5-TP)	93-72-1	ug/L	4/28/2025			<0.0547				<0.0551	0.800	<0.0560
Silvex (2,4,5-TP)	93-72-1	ug/L	4/29/2025				<0.0520	0.0780	<0.0532			
Silvex (2,4,5-TP)	93-72-1	ug/L	5/8/2025	<0.0526	<0.0541							
Silvex (2,4,5-TP)	93-72-1	ug/L	10/20/2025					0.100			1.50	
Sodium	7440-23-5	mg/L	6/2/2014	12.3; 12.5	36.6	23.9	26.5		12.9	28.2	372	12.1
Sodium	7440-23-5	mg/L	10/15/2014	11.7	38.8	25	28.5	9.64	13.2	29.2	320	11.3
Sodium	7440-23-5	mg/L	3/30/2020				29.6					
Styrene	100-42-5	ug/L	2/27/2008	<1	<1	<1	<1	<1				
Styrene	100-42-5	ug/L	5/12/2008	<1	<1	<1	<1	<1				
Styrene	100-42-5	ug/L	7/13/2008	<1	<1	<1	<1	<1				
Styrene	100-42-5	ug/L	9/14/2008	<1	<1	<1	<1	<1				
Styrene	100-42-5	ug/L	11/17/2008	<1	<1	<1	<1	<1				
Styrene	100-42-5	ug/L	4/14/2009	<1	<1	<1	<1	<1				
Styrene	100-42-5	ug/L	7/7/2009						<1	<1	<20	<1
Styrene	100-42-5	ug/L	9/2/2009						<1	<1	<10	<1
Styrene	100-42-5	ug/L	10/25/2009	<2	<2	<2	<2	<2	<2	<2	<20	<2
Styrene	100-42-5	ug/L	1/2/2010						<4	<4	<40	<2
Styrene	100-42-5	ug/L	3/3/2010						<2	<2	<2	<2
Styrene	100-42-5	ug/L	5/10/2010	<4	<4	<4	<4	<4	<4	<4	<20	<4
Styrene	100-42-5	ug/L	11/1/2010	<1	<1	<1	<1	<1	<1	<1	<5	<1
Styrene	100-42-5	ug/L	10/13/2011	<1	<1	<1	<1	<1	<1	<1	<5	<1
Styrene	100-42-5	ug/L	4/11/2012	<1	<1	<1	<1	<1	<1	<1	<10	<1
Styrene	100-42-5	ug/L	10/11/2012	<1	<1	<1	<1	<1	<1	<1	<10	<1
Styrene	100-42-5	ug/L	3/30/2013	<1	<1	<1	<1	<1	<1	<1	<1	<1
Styrene	100-42-5	ug/L	10/7/2013		<1	<1	<1	<1	<1	<1		<1
Styrene	100-42-5	ug/L	6/2/2014	<1	<1	<1	<1	<1	<1	<1	<1	<1
Styrene	100-42-5	ug/L	10/15/2014	<1	<1	<1	<1	<1	<1	<1	<10	<1
Styrene	100-42-5	ug/L	4/6/2015	<1	<1	<1	<1	<1	<1	<1	<1	<1
Styrene	100-42-5	ug/L	10/5/2015	<1	<1	<1	<1	<1	<1	<1	<1	<1
Styrene	100-42-5	ug/L	4/4/2016	<1	<1	<1	<1	<1	<1	<1	<1	<1
Styrene	100-42-5	ug/L	10/17/2016	<1	<1	<1	<1	<1	<1	<1	<1	<1
Styrene	100-42-5	ug/L	4/17/2017	<1	<1	<1	<1	<1	<1	<1	<1	<1
Styrene	100-42-5	ug/L	10/11/2017	<1	<1	<1	<1	<1	<1	<1	<1	<1
Styrene	100-42-5	ug/L	4/23/2018					<1	<1			
Styrene	100-42-5	ug/L	4/24/2018				<1			<1		
Styrene	100-42-5	ug/L	4/25/2018			<1					<1	<1
Styrene	100-42-5	ug/L	4/27/2018	<1	<1							
Styrene	100-42-5	ug/L	10/16/2018	<1	<1	<1	<1	<1	<1	<1	<1	<1
Styrene	100-42-5	ug/L	4/16/2019	<1	<1	<1	<1	<1	<1	<1	<1	<1
Styrene	100-42-5	ug/L	10/1/2019	<1	<1	<1	<1	<1	<1	<1	<10	<1
Styrene	100-42-5	ug/L	3/30/2020	<1	<1	<1	<1	<1	<1	<1	<5	<1
Styrene	100-42-5	ug/L	10/7/2020	<1	<1	<1	<1	<1	<1	<1	<1	<1

Table 9A
Analytical Data Summary - Source Characterization Wells
2025 Annual Water Quality Report
Iowa City Sanitary Landfill
Permit No. 52-SDP-01-72P

Constituent	CAS	Units	Date	MW-1A	MW-2A-97	MW-6B	MW-11B	MW-16A	MW-206A	MW-207A	MW-209B	MW-212A
Styrene	100-42-5	ug/L	4/13/2021	<1	<1	<1	<1	<1	<1	<1	<1	<1
Styrene	100-42-5	ug/L	10/20/2021	<1	<1	<1	<1	<1	<1	<1	<1	<1
Styrene	100-42-5	ug/L	5/2/2022	<1	<1	<1	<1	<1	<1	<1	<1	<1
Styrene	100-42-5	ug/L	10/14/2022	<1	<1	<1	<1	<1	<1	<1	<1	<1
Styrene	100-42-5	ug/L	5/1/2023	<1	<1	<1	<1	<1	<1	<1	<1	<1
Styrene	100-42-5	ug/L	10/16/2023	<1	<1	<1	<1	<1	<1	<1	<1	<1
Styrene	100-42-5	ug/L	4/29/2024	<1	<1	<1	<1	<1	<1	<1	<1	<1
Styrene	100-42-5	ug/L	10/9/2024			<1.00				<1.00	<1.00	
Styrene	100-42-5	ug/L	10/10/2024				<1.00	<1.00	<1.00			<1.00
Styrene	100-42-5	ug/L	10/14/2024	<1.00	<1.00							
Styrene	100-42-5	ug/L	4/28/2025			<1.00				<1.00	<1.00	<1.00
Styrene	100-42-5	ug/L	4/29/2025				<1.00	<1.00	<1.00			
Styrene	100-42-5	ug/L	5/8/2025	<1.00	<1.00							
Styrene	100-42-5	ug/L	10/20/2025					<1.00			<1.00	
Styrene	100-42-5	ug/L	10/21/2025				<1.00		<1.00	<1.00		
Styrene	100-42-5	ug/L	10/24/2025	<1.00	<1.00							
Sulfate	14808-79-8	mg/L	6/2/2014	26.9	38	5.07	12.9		69.6	13.2	4.17J	55.3
Sulfate	14808-79-8	mg/L	10/15/2014	28.8	48.3	3.42J	11	26.3	70.4	31.2	<5	51.6
Sulfate	14808-79-8	mg/L	4/6/2015	25.1	49.6	<1	10.4	23.7	70.1	9.11	<1	208
Sulfate	14808-79-8	mg/L	10/5/2015	25.2	49.4	<5	8.78	9.48	74.4	24.1	<5	65.5
Sulfate	14808-79-8	mg/L	4/4/2016	23.3	200	<1	8.66	20	82.9	39.4	0.542J	266
Sulfate	14808-79-8	mg/L	10/17/2016	23.5	39.9	<1	11.5	8.09	69.8	31	<1	109
Sulfate	14808-79-8	mg/L	3/30/2020				49.2					
Sulfate	14808-79-8	mg/L	10/20/2021	16.5	81.7	81	62.8	9	81.1	<1	<1	159
Sulfate	14808-79-8	mg/L	5/2/2022	23.9	64.4	109	69.6	12.3	82.1	2.7	<1	789
Sulfate	14808-79-8	mg/L	5/1/2023	57.3	181	48.9	73.6	13.1	79.6	23.4	<1	717
Sulfate	14808-79-8	mg/L	4/29/2024	460	98.7	111	74.7	18.1	76.9	39.5	<1	693
Sulfate	14808-79-8	mg/L	4/28/2025			309				66.0	11.6	373
Sulfate	14808-79-8	mg/L	4/29/2025				67.0	19.9	61.6			
Sulfate	14808-79-8	mg/L	5/8/2025	252	91.0							
Sulfide	18496-25-8	mg/L	4/14/2009			<1	<1					
Sulfide	18496-25-8	mg/L	5/10/2010	<1	<1	<1	<1	<1	<1	<1	3.6	<1
Sulfide	18496-25-8	mg/L	6/2/2014								4.27	
Sulfide	18496-25-8	mg/L	10/15/2014								10.2	
Sulfide	18496-25-8	mg/L	4/6/2015								<1	
Sulfide	18496-25-8	mg/L	10/5/2015	<1	<1	<1	<1	<1	<1	<1	11.9	<1
Sulfide	18496-25-8	mg/L	4/4/2016								2.03	
Sulfide	18496-25-8	mg/L	10/17/2016								3.56	
Sulfide	18496-25-8	mg/L	4/17/2017								1.31	
Sulfide	18496-25-8	mg/L	10/11/2017								5.1	
Sulfide	18496-25-8	mg/L	4/25/2018								1.86	
Sulfide	18496-25-8	mg/L	10/16/2018								1.95	
Sulfide	18496-25-8	mg/L	4/16/2019								4.81	
Sulfide	18496-25-8	mg/L	10/1/2019								4.56	
Sulfide	18496-25-8	mg/L	3/30/2020	<1	<1	7.37	<1	<1	<1	2.08	1.12	0.627J
Sulfide	18496-25-8	mg/L	10/7/2020			<10				<10	<10	
Sulfide	18496-25-8	mg/L	1/21/2021							<0.1		
Sulfide	18496-25-8	mg/L	4/13/2021			<0.1				0.025J	<0.1	
Sulfide	18496-25-8	mg/L	5/2/2022			<0.1				0.053J	0.042J	
Sulfide	18496-25-8	mg/L	10/14/2022			<0.1				0.059J	0.12	
Sulfide	18496-25-8	mg/L	5/1/2023							<1	0.42J	
Sulfide	18496-25-8	mg/L	10/16/2023			<1				<1	0.82J	
Sulfide	18496-25-8	mg/L	4/29/2024							<1	0.45J	
Sulfide	18496-25-8	mg/L	10/9/2024			<1.00				<1.00	1.47	
Sulfide	18496-25-8	mg/L	4/28/2025			<1.00				<1.00	1.04	<1.00
Sulfide	18496-25-8	mg/L	4/29/2025				<1.00	<1.00	<1.00			
Sulfide	18496-25-8	mg/L	5/8/2025	<1.00	<1.00							

Table 9A
Analytical Data Summary - Source Characterization Wells
2025 Annual Water Quality Report
Iowa City Sanitary Landfill
Permit No. 52-SDP-01-72P

Constituent	CAS	Units	Date	MW-1A	MW-2A-97	MW-6B	MW-11B	MW-16A	MW-206A	MW-207A	MW-209B	MW-212A
Sulfide	18496-25-8	mg/L	10/20/2025					<1.00			<1.00	
Sulfide	18496-25-8	mg/L	10/21/2025				<1.00		<1.00			
Tetrachloro-m-xylene	877-09-8	ug/L	4/28/2025			7.24; 7.24				6.19; 6.19	3.43; 3.43	11.1; 11.1
Tetrachloro-m-xylene	877-09-8	ug/L	4/29/2025				6.08; 6.08	6.78; 6.78	5.31; 5.31			
Tetrachloro-m-xylene	877-09-8	ug/L	5/8/2025	7.12; 7.12	8.92; 8.92							
Tetrachloro-m-xylene (Surr)	877-09-8	ug/L	10/9/2024								11.7	
Tetrachloroethene	127-18-4	ug/L	2/27/2008	<1	<1	<1	<1	13.4				
Tetrachloroethene	127-18-4	ug/L	5/12/2008	<1	<1	<1	<1	6.13				
Tetrachloroethene	127-18-4	ug/L	7/13/2008	<1	<1	<1	<1	6.62				
Tetrachloroethene	127-18-4	ug/L	9/14/2008	<1	<1	<1	<1	13.4				
Tetrachloroethene	127-18-4	ug/L	11/17/2008	<1	<1	<1	<1	11.1				
Tetrachloroethene	127-18-4	ug/L	4/14/2009	<1	<1	<1	<1	11.4				
Tetrachloroethene	127-18-4	ug/L	7/7/2009					10.4	9.89; 4.97	<1	<20	<1
Tetrachloroethene	127-18-4	ug/L	9/2/2009					11.1	7.9	<1	<10	<1
Tetrachloroethene	127-18-4	ug/L	10/25/2009	<1	<1	<1	<1	11.4	9.87	<1	<10	<1
Tetrachloroethene	127-18-4	ug/L	1/2/2010					8.9	7.69	<1	<10	<1
Tetrachloroethene	127-18-4	ug/L	3/3/2010						9.89	<2	<2	<2
Tetrachloroethene	127-18-4	ug/L	5/10/2010	<1	<1	<1	<1	8.05	11	<1	<5	<1
Tetrachloroethene	127-18-4	ug/L	7/8/2010						8.66			
Tetrachloroethene	127-18-4	ug/L	9/13/2010						10.7			
Tetrachloroethene	127-18-4	ug/L	11/1/2010	<1	<1	<1	<1	10.2	9.58	<1	<5	<1
Tetrachloroethene	127-18-4	ug/L	1/10/2011						7.85			
Tetrachloroethene	127-18-4	ug/L	4/4/2011					10.5	7.06			
Tetrachloroethene	127-18-4	ug/L	10/13/2011	<1	<1	<1	<1	11.8	5.86	<1	<5	<1
Tetrachloroethene	127-18-4	ug/L	4/11/2012	<1	<1	<1	<1	5.94	5.82	<1	<10	<1
Tetrachloroethene	127-18-4	ug/L	10/11/2012	<1	<1	<1	<1	11.2	5.59	<1	<10	<1
Tetrachloroethene	127-18-4	ug/L	3/30/2013	<1	<1	<1	<1	8.14	4.62	<1	<1.8	<1
Tetrachloroethene	127-18-4	ug/L	10/7/2013		<1	<1	<1	9.77; 9.67	4.15	<1		<1
Tetrachloroethene	127-18-4	ug/L	6/2/2014	<1	<1	<1	<1	10.4	6.8	<1	<1	<1
Tetrachloroethene	127-18-4	ug/L	10/15/2014	<1	<1	<1	<1	6.78	6.55	<1	<10	<1
Tetrachloroethene	127-18-4	ug/L	4/6/2015	<1	<1	<1	<1	6.23	4.58	<1	<1	<1
Tetrachloroethene	127-18-4	ug/L	10/5/2015	<1	<1	<1	<1	7.96	5.47	<1	<1	<1
Tetrachloroethene	127-18-4	ug/L	4/4/2016	<1	<1	<1	<1	5.25	4.1	<1	<1	<1
Tetrachloroethene	127-18-4	ug/L	10/17/2016	<1	<1	<1	<1	7.95	5.63	<1	<1	<1
Tetrachloroethene	127-18-4	ug/L	4/17/2017	<1	<1	<1	<1	6.7	3.64	<1	<1	<1
Tetrachloroethene	127-18-4	ug/L	10/11/2017	<1	<1	<1	<1	9.05	4.32	<1	<1	<1
Tetrachloroethene	127-18-4	ug/L	4/23/2018					7.92	3.15			
Tetrachloroethene	127-18-4	ug/L	4/24/2018				<1			<1		
Tetrachloroethene	127-18-4	ug/L	4/25/2018			<1					<1	<1
Tetrachloroethene	127-18-4	ug/L	4/27/2018	<1	<1							
Tetrachloroethene	127-18-4	ug/L	10/16/2018	<1	<1	<1	<1	7.4	2.96	<1	<1	<1
Tetrachloroethene	127-18-4	ug/L	4/16/2019	<1	<1	<1	<1	6.04	2.72	<1	<1	<1
Tetrachloroethene	127-18-4	ug/L	10/1/2019	<1	<1	<1	<1	7.06	3.39	<1	9.91J	<1
Tetrachloroethene	127-18-4	ug/L	3/30/2020	<1	<1	<1	<1	5.31	2.59	<1	<5	<1
Tetrachloroethene	127-18-4	ug/L	10/7/2020	<1	<1	<1	<1	3.58	2.6	<1	<1	<1
Tetrachloroethene	127-18-4	ug/L	4/13/2021	<1	<1	<1	<1	3.2	2	<1	<1	<1
Tetrachloroethene	127-18-4	ug/L	10/20/2021	<1	<1	<1	<1	4.1	2.2	<1	<1	<1
Tetrachloroethene	127-18-4	ug/L	5/2/2022	<1	<1	<1	<1	2.8	1.4	<1	<1	<1
Tetrachloroethene	127-18-4	ug/L	10/14/2022	<1	<1	<1	<1	2.9	2	<1	<1	<1
Tetrachloroethene	127-18-4	ug/L	5/1/2023	<1	<1	<1	<1	2.65	1.98	<1	<1	<1
Tetrachloroethene	127-18-4	ug/L	10/16/2023	<1	<1	<1	<1	3.04	2.2	<1	<1	<1
Tetrachloroethene	127-18-4	ug/L	4/29/2024	<1	<1	<1	<1	2.15	1.83	<1	<1	<1
Tetrachloroethene	127-18-4	ug/L	10/9/2024			<1.00				<1.00	<1.00	
Tetrachloroethene	127-18-4	ug/L	10/10/2024				<1.00	2.61	1.69			<1.00
Tetrachloroethene	127-18-4	ug/L	10/14/2024	<1.00	<1.00							
Tetrachloroethene	127-18-4	ug/L	4/28/2025			<1.00				<1.00	<1.00	<1.00
Tetrachloroethene	127-18-4	ug/L	4/29/2025				<1.00	1.06	<1.00			

Table 9A
Analytical Data Summary - Source Characterization Wells
2025 Annual Water Quality Report
Iowa City Sanitary Landfill
Permit No. 52-SDP-01-72P

Constituent	CAS	Units	Date	MW-1A	MW-2A-97	MW-6B	MW-11B	MW-16A	MW-206A	MW-207A	MW-209B	MW-212A
Tetrachloroethene	127-18-4	ug/L	5/8/2025	<1.00	<1.00							
Tetrachloroethene	127-18-4	ug/L	10/20/2025					2.15			<1.00	
Tetrachloroethene	127-18-4	ug/L	10/21/2025				<1.00		1.67	<1.00		
Tetrachloroethene	127-18-4	ug/L	10/24/2025	<1.00	<1.00							
Thallium	7440-28-0	mg/L	2/27/2008	<0.002	<0.002	<0.002	<0.002	<0.002				
Thallium	7440-28-0	mg/L	5/12/2008	<0.002	<0.002	<0.002	<0.002	<0.002				
Thallium	7440-28-0	mg/L	7/13/2008	<0.002	<0.002	<0.002	<0.002	<0.002				
Thallium	7440-28-0	mg/L	9/14/2008	<0.002	<0.002	<0.002	<0.002	<0.002				
Thallium	7440-28-0	mg/L	11/17/2008	<0.002	<0.002	<0.002	<0.002	<0.002				
Thallium	7440-28-0	mg/L	4/14/2009	<0.002	<0.002	<0.002	<0.002	<0.002				
Thallium	7440-28-0	mg/L	7/7/2009						<0.002	<0.002	<0.006	<0.002
Thallium	7440-28-0	mg/L	9/2/2009						<0.002	<0.002	<0.006	<0.002
Thallium	7440-28-0	mg/L	10/25/2009	<0.002	<0.002	<0.002	<0.002	<0.002	<0.002	<0.002	<0.002	<0.002
Thallium	7440-28-0	mg/L	1/2/2010						<0.002	<0.002	<0.002	<0.002
Thallium	7440-28-0	mg/L	3/3/2010						<0.002	<0.002	<0.002	<0.002
Thallium	7440-28-0	mg/L	5/10/2010	<0.0004	<0.0004	<0.0008	<0.0004	<0.0004	<0.0004	<0.0004	<0.0008	<0.0004
Thallium	7440-28-0	mg/L	11/1/2010	<0.002	<0.002	<0.002	<0.002	<0.002	<0.002	<0.002	<0.002	<0.002
Thallium	7440-28-0	mg/L	10/13/2011	<0.002	<0.002	<0.002	<0.002	<0.002	<0.002	<0.002	<0.002	<0.002
Thallium	7440-28-0	mg/L	4/11/2012	<0.002	<0.004	<0.002	<0.002	<0.002	<0.002	<0.002	<0.002	<0.002
Thallium	7440-28-0	mg/L	10/11/2012	<0.002	<0.002	<0.002	<0.002	<0.002	<0.002	<0.002	<0.002	<0.002
Thallium	7440-28-0	mg/L	3/30/2013	<0.002	<0.002	<0.002	<0.002	<0.002	<0.002	<0.002	<0.002	<0.002
Thallium	7440-28-0	mg/L	10/7/2013	<0.002	<0.002	<0.002	<0.002	<0.002	<0.002	<0.002	<0.002	<0.002
Thallium	7440-28-0	mg/L	6/2/2014	<0.002	<0.002	0.00101J	<0.002	<0.002	0.000819J	<0.002	<0.002	<0.002
Thallium	7440-28-0	mg/L	10/15/2014	<0.002	<0.002	<0.002	<0.002	<0.002	<0.002	<0.002	<0.002	<0.002
Thallium	7440-28-0	mg/L	4/6/2015	<0.001	<0.001	<0.001	<0.001	<0.001	<0.001	<0.001	<0.001	<0.001
Thallium	7440-28-0	mg/L	10/5/2015	<0.001	0.000066J	<0.001	<0.001	<0.001	<0.001	<0.001	<0.001	0.000035J
Thallium	7440-28-0	mg/L	4/4/2016	<0.001	0.000038J	<0.001	<0.001	<0.001	<0.001	<0.001	<0.001	0.00003J
Thallium	7440-28-0	mg/L	10/17/2016	<0.001	<0.001	<0.001	0.000032J	<0.001	<0.001	<0.001	<0.001	<0.001
Thallium	7440-28-0	mg/L	4/17/2017	<0.001	<0.001	<0.001	<0.001	<0.001	<0.001	<0.001	<0.001	<0.001
Thallium	7440-28-0	mg/L	10/11/2017	<0.001	0.000093J	0.00011J	<0.001	<0.001	<0.001	<0.001	0.000071J	<0.001
Thallium	7440-28-0	mg/L	4/23/2018					<0.001	<0.001			
Thallium	7440-28-0	mg/L	4/24/2018				<0.001			<0.001		
Thallium	7440-28-0	mg/L	4/25/2018			<0.001					<0.001	<0.001
Thallium	7440-28-0	mg/L	4/27/2018	<0.001	<0.001							
Thallium	7440-28-0	mg/L	10/16/2018	<0.001	<0.001	<0.002	<0.002	<0.002	<0.002	<0.002	<0.002	<0.002
Thallium	7440-28-0	mg/L	4/16/2019	<0.001	<0.001	<0.001	<0.001	<0.001	<0.001	<0.001	<0.001	<0.001
Thallium	7440-28-0	mg/L	10/1/2019	<0.001	<0.001	<0.001	<0.001	<0.001	<0.001	<0.001	<0.001	<0.001
Thallium	7440-28-0	mg/L	3/30/2020	<0.001	<0.001	<0.001	<0.001	<0.001	<0.001	<0.001	<0.001	<0.001
Thallium	7440-28-0	mg/L	10/7/2020	<0.001	<0.001	<0.001	<0.001	<0.001	<0.001	<0.001	<0.001	<0.001
Thallium	7440-28-0	mg/L	4/13/2021	<0.002	<0.002	<0.002	<0.002	<0.002	<0.002	<0.002	<0.002	<0.002
Thallium	7440-28-0	mg/L	10/20/2021	<0.002	<0.002	<0.002	<0.002	<0.002	0.0003J	<0.002	<0.002	0.0003J
Thallium	7440-28-0	mg/L	5/2/2022	<0.002	<0.002	<0.002	<0.002	<0.002	<0.002	<0.002	<0.002	<0.002
Thallium	7440-28-0	mg/L	10/14/2022	<0.002	<0.002	<0.002	<0.002	<0.002	<0.002	<0.002	<0.002	<0.002
Thallium	7440-28-0	mg/L	5/1/2023	<0.001	<0.001	0.00434	<0.001	<0.001	<0.001	<0.001	<0.001	<0.001
Thallium	7440-28-0	mg/L	10/16/2023	0.0136	0.00103	<0.001	<0.001	<0.001	<0.001	<0.001	<0.001	<0.001
Thallium	7440-28-0	mg/L	4/29/2024	<0.001	<0.001	<0.001	<0.001	<0.001	<0.001	<0.001	<0.001	<0.001
Thallium	7440-28-0	mg/L	10/9/2024			<0.00100				<0.00100	<0.00100	
Thallium	7440-28-0	mg/L	10/10/2024				0.000592J	0.000755J	<0.00100			0.000832J
Thallium	7440-28-0	mg/L	10/14/2024	<0.00100	<0.00100							
Thallium	7440-28-0	mg/L	4/28/2025			<0.00100				<0.00500	<0.00100	<0.00100
Thallium	7440-28-0	mg/L	4/29/2025				<0.00100	<0.00100	<0.00100			
Thallium	7440-28-0	mg/L	5/8/2025	<0.00100	<0.00100							
Thallium	7440-28-0	mg/L	10/20/2025					<0.00100			<0.00100	
Thallium	7440-28-0	mg/L	10/21/2025				<0.00100		<0.00100	<0.00100		
Thallium	7440-28-0	mg/L	10/24/2025	<0.00100	<0.00100							
Thionazin	297-97-2	ug/L	4/14/2009			<10	<50					
Thionazin	297-97-2	ug/L	5/10/2010			<10	<10				<10	

Table 9A
Analytical Data Summary - Source Characterization Wells
2025 Annual Water Quality Report
Iowa City Sanitary Landfill
Permit No. 52-SDP-01-72P

Constituent	CAS	Units	Date	MW-1A	MW-2A-97	MW-6B	MW-11B	MW-16A	MW-206A	MW-207A	MW-209B	MW-212A
Thionazin	297-97-2	ug/L	10/5/2015	<10	<10.4	<10	<10.3	<10.5	<10.2	<10	<10	<10
Thionazin	297-97-2	ug/L	3/30/2020	<11.5	<11.8	<10.1	<10.3	<10.4	<10.2	<10.1	<10.6	<10.1
Thionazin	297-97-2	ug/L	4/28/2025			<10.2				<10.6	<10.4	<10.6
Thionazin	297-97-2	ug/L	4/29/2025				<10.0	<10.0	<10.0			
Thionazin	297-97-2	ug/L	5/8/2025	<10.0	<10.9							
Tin	7440-31-5	mg/L	4/14/2009	<0.1	<0.1	<0.1	<0.1	<0.1				
Tin	7440-31-5	mg/L	7/7/2009							<0.1		
Tin	7440-31-5	mg/L	5/10/2010	<0.1	<0.1	<0.1	<0.1	<0.1	<0.1	<0.1	<0.1	<0.1
Tin	7440-31-5	mg/L	10/5/2015	<0.005	<0.005	<0.005	<0.005	<0.005	<0.005	<0.005	0.00278J	<0.005
Tin	7440-31-5	mg/L	3/30/2020	<0.005	<0.005	<0.005	<0.005	<0.005	<0.005	<0.005	<0.005	<0.005
Tin	7440-31-5	mg/L	4/28/2025			<0.00500				<0.0250	<0.00500	<0.00500
Tin	7440-31-5	mg/L	4/29/2025				<0.00500	<0.00500	<0.00500			
Tin	7440-31-5	mg/L	5/8/2025	<0.00500	<0.00500							
Toluene	108-88-3	ug/L	2/27/2008	<1	<1	<1	<1	<1				
Toluene	108-88-3	ug/L	5/12/2008	<1	<1	<1	<1	<1				
Toluene	108-88-3	ug/L	7/13/2008	<1	<1	<1	13.5	<1				
Toluene	108-88-3	ug/L	9/14/2008	<1	<1	<1	6.06	<1				
Toluene	108-88-3	ug/L	11/17/2008	<1	<1	<1	2.29	<1				
Toluene	108-88-3	ug/L	4/14/2009	<1	<1	<1	<1	<1				
Toluene	108-88-3	ug/L	7/7/2009						<1	<1	108	<1
Toluene	108-88-3	ug/L	9/2/2009						<1	<1	240	<1
Toluene	108-88-3	ug/L	10/25/2009	<1	<1	<1	<1	<1	<1	<1	980	<1
Toluene	108-88-3	ug/L	1/2/2010						<1	<1	489	<1
Toluene	108-88-3	ug/L	3/3/2010						<1	<1	131	<1
Toluene	108-88-3	ug/L	5/10/2010	<1	<1	<1	<1	<1	<1	<1	32.1	<1
Toluene	108-88-3	ug/L	7/8/2010								16.4	
Toluene	108-88-3	ug/L	9/13/2010								9.91	
Toluene	108-88-3	ug/L	11/1/2010	<1	<1	<1	<1	<1	<1	<1	10.6	<1
Toluene	108-88-3	ug/L	1/10/2011								<5	
Toluene	108-88-3	ug/L	4/4/2011								<5	
Toluene	108-88-3	ug/L	10/13/2011	<1	<1	<1	<1	<1	<1	<1	<5	<1
Toluene	108-88-3	ug/L	4/11/2012	<1	<1	<1	<1	<1	<1	<1	<10	<1
Toluene	108-88-3	ug/L	10/11/2012	<1	<1	<1	<1	<1	<1	<1	<10	<1
Toluene	108-88-3	ug/L	3/30/2013	<1	<1	<1	<1	<1	<1	<1	<1.5	<1
Toluene	108-88-3	ug/L	10/7/2013		<1	<1	<1	<1	<1	<1		<1
Toluene	108-88-3	ug/L	6/2/2014	<1	<1	<1	<1	<1	<1	<1	0.611J	<1
Toluene	108-88-3	ug/L	10/15/2014	<1	<1	<1	0.278J	<1	<1	<1	<10	<1
Toluene	108-88-3	ug/L	4/6/2015	<1	<1	<1	<1	<1	<1	<1	0.395J	<1
Toluene	108-88-3	ug/L	10/5/2015	<1	<1	<1	<1	<1	<1	<1	0.776J	<1
Toluene	108-88-3	ug/L	4/4/2016	<1	<1	<1	<1	<1	<1	<1	0.495J	<1
Toluene	108-88-3	ug/L	10/17/2016	<1	<1	<1	<1	<1	<1	<1	0.577J	<1
Toluene	108-88-3	ug/L	4/17/2017	<1	<1	<1	<1	<1	<1	<1	<1	<1
Toluene	108-88-3	ug/L	10/11/2017	<1	<1	<1	<1	<1	<1	<1	0.513J	<1
Toluene	108-88-3	ug/L	4/23/2018					<1	<1			
Toluene	108-88-3	ug/L	4/24/2018				<1			<1		
Toluene	108-88-3	ug/L	4/25/2018			<1					0.342J	<1
Toluene	108-88-3	ug/L	4/27/2018	<1	<1							
Toluene	108-88-3	ug/L	10/16/2018	<1	<1	<1	<1	<1	<1	<1	5.1	<1
Toluene	108-88-3	ug/L	4/16/2019	<1	<1	<1	<1	<1	<1	<1	<1	<1
Toluene	108-88-3	ug/L	10/1/2019	<1	<1	<1	<1	<1	<1	<1	<10	<1
Toluene	108-88-3	ug/L	3/30/2020	<1	<1	<1	<1	<1	<1	<1	<5	<1
Toluene	108-88-3	ug/L	10/7/2020	<1	<1	<1	<1	<1	<1	<1	<1	<1
Toluene	108-88-3	ug/L	4/13/2021	<1	<1	<1	<1	<1	<1	<1	0.3J	<1
Toluene	108-88-3	ug/L	10/20/2021	<1	<1	<1	<1	<1	<1	<1	0.3J	<1
Toluene	108-88-3	ug/L	5/2/2022	<1	<1	<1	<1	<1	<1	<1	0.3J	<1
Toluene	108-88-3	ug/L	10/14/2022	<1	<1	<1	<1	<1	<1	<1	0.4J	<1
Toluene	108-88-3	ug/L	5/1/2023	<1	<1	<1	<1	<1	<1	<1	<1	<1

Table 9A
Analytical Data Summary - Source Characterization Wells
2025 Annual Water Quality Report
Iowa City Sanitary Landfill
Permit No. 52-SDP-01-72P

Constituent	CAS	Units	Date	MW-1A	MW-2A-97	MW-6B	MW-11B	MW-16A	MW-206A	MW-207A	MW-209B	MW-212A
Toluene	108-88-3	ug/L	10/16/2023	<1	<1	<1	<1	<1	<1	<1	<1	<1
Toluene	108-88-3	ug/L	4/29/2024	<1	<1	<1	<1	<1	<1	<1	<1	<1
Toluene	108-88-3	ug/L	10/9/2024			<1.00				<1.00	<1.00	
Toluene	108-88-3	ug/L	10/10/2024				<1.00	<1.00	<1.00			<1.00
Toluene	108-88-3	ug/L	10/14/2024	<1.00	<1.00							
Toluene	108-88-3	ug/L	4/28/2025			<1.00				<1.00	<1.00	<1.00
Toluene	108-88-3	ug/L	4/29/2025				<1.00	<1.00	<1.00			
Toluene	108-88-3	ug/L	5/8/2025	<1.00	<1.00							
Toluene	108-88-3	ug/L	10/20/2025					<1.00			<1.00	
Toluene	108-88-3	ug/L	10/21/2025				<1.00		<1.00	<1.00		
Toluene	108-88-3	ug/L	10/24/2025	<1.00	<1.00							
Total Organic Carbon	7440-44-0	mg/L	4/28/2025			10.0				10.0	19.1	11.9
Total Organic Carbon	7440-44-0	mg/L	4/29/2025				5.23	2.38	4.10			
Total Organic Carbon	7440-44-0	mg/L	5/8/2025	7.23	7.38							
Total Organic Carbon	TOC	mg/L	4/6/2015	4.93	6.83	9.52	4.33	1.17	1.56	10.9	73.7	8.93
Total Organic Carbon	TOC	mg/L	10/5/2015	4.44	7.05	12.1	4.67	1.5	1.77	9.76	7.37	16.2
Total Organic Carbon	TOC	mg/L	4/4/2016	5.03	6.15	11.6	4.81	1.31	1.72	9.54	62.6	11.9
Total Organic Carbon	TOC	mg/L	10/17/2016	4.84	6.47	6.54	5.08	0.585J	0.991J	9.2	24.4	17.7
Total Organic Carbon	TOC	mg/L	10/20/2021	6.92	5.97	13.5	5.82	2.4	2.07	10.1	70.6	25.8
Total Organic Carbon	TOC	mg/L	5/2/2022	6.94	7.52	13.3	4.89	3.09	2.19	10.7	55.4	4.16
Total Organic Carbon	TOC	mg/L	5/1/2023	8.8	7.21	15.6	4.44	2.59	2.51	13.2	57.9	4.34
Total Organic Carbon	TOC	mg/L	4/29/2024	5.72	6.05	12.1	5.44	2	2.41	11.7	21	21
Total Suspended Solids	STL00161	mg/L	10/9/2024			46.0				67.0	140	
Total Suspended Solids	STL00161	mg/L	10/10/2024				78.0	2.63	<1.88			24.8
Total Suspended Solids	STL00161	mg/L	10/14/2024	25.5	9.33							
Total Suspended Solids	STL00161	mg/L	4/28/2025			110				68.0	168	48.0
Total Suspended Solids	STL00161	mg/L	4/29/2025				37.0	2.13	<1.88			
Total Suspended Solids	STL00161	mg/L	5/8/2025	87.0	8.33							
Total Suspended Solids	STL00161	mg/L	10/20/2025					<1.88			116	
Total Suspended Solids	STL00161	mg/L	10/21/2025				78.0		<1.88	64.0		
Total Suspended Solids	STL00161	mg/L	10/24/2025	32.0	23.0							
Total Suspended Solids	TSS	mg/L	6/2/2014	70	36	123	61.3	<5	<5	65	109	48
Total Suspended Solids	TSS	mg/L	10/15/2014	37	5.2	112	79.3	<1.88	4.25	83	59	46
Total Suspended Solids	TSS	mg/L	4/6/2015	16.1	5.88	104; 111	63	<2.5	<2.5	55	68	85
Total Suspended Solids	TSS	mg/L	10/5/2015	22.4	26.1	91.6	56.6	<1.88	<1.88	56	78	120
Total Suspended Solids	TSS	mg/L	4/4/2016	32.9	19	126	76.1	0.875J	1J	64.1	104	104
Total Suspended Solids	TSS	mg/L	10/11/2016				68.9				106	
Total Suspended Solids	TSS	mg/L	10/17/2016	51.8	40.4	98.5	53.5	0.75J	1.5J	53.5; 55	119	113
Total Suspended Solids	TSS	mg/L	11/14/2016				64.9				115	
Total Suspended Solids	TSS	mg/L	4/17/2017	66.2	45.6	166	82.5	2.13	3.87	67.6	112	93.3
Total Suspended Solids	TSS	mg/L	10/11/2017	49.8	22.7	84.7	167	3.38	1.38J	66.4	93	83.6; 92.5
Total Suspended Solids	TSS	mg/L	4/23/2018					1.13J	1.5J			
Total Suspended Solids	TSS	mg/L	4/24/2018				40.9			71.6		
Total Suspended Solids	TSS	mg/L	4/25/2018			17.6					199	106
Total Suspended Solids	TSS	mg/L	4/27/2018	128	15.6							
Total Suspended Solids	TSS	mg/L	10/16/2018	55.5	13.1	93	85	1.75J	2	59	84	55
Total Suspended Solids	TSS	mg/L	4/16/2019	76	72	105	46.9	1.75J	<1.88	95.5	107	52.5
Total Suspended Solids	TSS	mg/L	10/1/2019	31.1; 33.6	19.4	91	46	2.38	0.75J	56	96	28.5
Total Suspended Solids	TSS	mg/L	3/30/2020	34	18	58	48	1.63J	<1.88	78	124	12.8
Total Suspended Solids	TSS	mg/L	10/7/2020	60	48	94	66	1.13J	<1.88	66	128	98
Total Suspended Solids	TSS	mg/L	4/13/2021	95	47	86	44; 48	<2	3	63	82	31
Total Suspended Solids	TSS	mg/L	10/20/2021	86	9	88	76	<2	<1	82	110	85
Total Suspended Solids	TSS	mg/L	5/2/2022	73	89	108	45	<2	<2	94	123	27
Total Suspended Solids	TSS	mg/L	10/14/2022	16	27	78	99	3	<2	65	111	94
Total Suspended Solids	TSS	mg/L	5/1/2023	182	65	104	37	1.63J	<1.88	50	106	43
Total Suspended Solids	TSS	mg/L	10/16/2023	34	23.5	92	81	2.5	1.63J	62	129	121
Total Suspended Solids	TSS	mg/L	4/29/2024	167	3.75	61.3	42.3	3.25	1.63J	68.7	132	24.5

Table 9A
Analytical Data Summary - Source Characterization Wells
2025 Annual Water Quality Report
Iowa City Sanitary Landfill
Permit No. 52-SDP-01-72P

Constituent	CAS	Units	Date	MW-1A	MW-2A-97	MW-6B	MW-11B	MW-16A	MW-206A	MW-207A	MW-209B	MW-212A
Toxaphene	8001-35-2	ug/L	4/14/2009	<2	<2	<2	<2	<2				
Toxaphene	8001-35-2	ug/L	5/10/2010	<2	<2	<2	<2	<2	<2	<2	<2	<2
Toxaphene	8001-35-2	ug/L	10/5/2015	<2.13	<2.08	<2.04	<2.02	<2.08	<2.02	<2	<2	<2
Toxaphene	8001-35-2	ug/L	3/30/2020	<2.22	<2.13	<2.08	<2.08	<2.08	<2.08	<2.06	<2.08	<2.08
Toxaphene	8001-35-2	ug/L	4/28/2025			<1.81				<1.80	<1.81	<1.79
Toxaphene	8001-35-2	ug/L	4/29/2025				<1.79	<1.81	<1.80			
Toxaphene	8001-35-2	ug/L	5/8/2025	<1.82	<1.80							
Trichloroethene	79-01-6	ug/L	2/27/2008	<1	<1	<1	<1	14				
Trichloroethene	79-01-6	ug/L	5/12/2008	<1	<1	<1	<1	6.22				
Trichloroethene	79-01-6	ug/L	7/13/2008	<1	<1	<1	<1	7.33				
Trichloroethene	79-01-6	ug/L	9/14/2008	<1	<1	<1	<1	15				
Trichloroethene	79-01-6	ug/L	11/17/2008	<1	<1	<1	<1	13.9				
Trichloroethene	79-01-6	ug/L	4/14/2009	<1	<1	<1	<1	13.8				
Trichloroethene	79-01-6	ug/L	7/7/2009					11.9	10.6; 6.58	<1	<20	<1
Trichloroethene	79-01-6	ug/L	9/2/2009					11.9	8.85	<1	<10	<1
Trichloroethene	79-01-6	ug/L	10/25/2009	<1	<1	<1	<1	11.9	11.2	<1	<10	<1
Trichloroethene	79-01-6	ug/L	1/2/2010					10.6	9.61	<1	<10	<1
Trichloroethene	79-01-6	ug/L	3/3/2010						13.4	<1	<1	<1
Trichloroethene	79-01-6	ug/L	5/10/2010	<1	<1	<1	<1	8.12	13.4	<1	<5	<1
Trichloroethene	79-01-6	ug/L	7/8/2010						11.8			
Trichloroethene	79-01-6	ug/L	9/13/2010						16.8			
Trichloroethene	79-01-6	ug/L	11/1/2010	<1	<1	<1	<1	12.1	14.7	<1	<5	<1
Trichloroethene	79-01-6	ug/L	1/10/2011						12.6			
Trichloroethene	79-01-6	ug/L	4/4/2011					11.6	13.6			
Trichloroethene	79-01-6	ug/L	10/13/2011	<1	<1	<1	<1	12.8	15.7	<1	<5	<1
Trichloroethene	79-01-6	ug/L	4/11/2012	<1	<1	<1	<1	6.44	13	<1	<10	<1
Trichloroethene	79-01-6	ug/L	10/11/2012	<1	<1	<1	<1	13.4	12.6	<1	<10	<1
Trichloroethene	79-01-6	ug/L	3/30/2013	<1	<1	<1	<1	9.31	11.3	<1	<1.9	<1
Trichloroethene	79-01-6	ug/L	10/7/2013		<1	<1	<1	10.1; 10.5	11.4	<1		<1
Trichloroethene	79-01-6	ug/L	6/2/2014	<1	<1	<1	<1	11.7	10.8	<1	<1	<1
Trichloroethene	79-01-6	ug/L	10/15/2014	<1	<1	<1	<1	7.11	12.4	<1	<10	<1
Trichloroethene	79-01-6	ug/L	4/6/2015	<1	<1	<1	<1	7.53	9.11	<1	<1	<1
Trichloroethene	79-01-6	ug/L	10/5/2015	<1	<1	<1	<1	11.9	9.51	<1	<1	<1
Trichloroethene	79-01-6	ug/L	4/4/2016	<1	<1	<1	<1	6.44	6.53	<1	<1	<1
Trichloroethene	79-01-6	ug/L	10/17/2016	<1	<1	<1	<1	10.6	8.32	<1	<1	<1
Trichloroethene	79-01-6	ug/L	4/17/2017	<1	<1	<1	<1	7.94	6.34	<1	<1	<1
Trichloroethene	79-01-6	ug/L	10/11/2017	<1	<1	<1	<1	10	6.15	<1	<1	<1
Trichloroethene	79-01-6	ug/L	4/23/2018					9.33	5.96			
Trichloroethene	79-01-6	ug/L	4/24/2018				<1			<1		
Trichloroethene	79-01-6	ug/L	4/25/2018			<1					<1	<1
Trichloroethene	79-01-6	ug/L	4/27/2018	<1	<1							
Trichloroethene	79-01-6	ug/L	10/16/2018	<1	<1	<1	<1	8.33	4.81	<1	<1	<1
Trichloroethene	79-01-6	ug/L	4/16/2019	<1	<1	<1	<1	6.79	3.76	<1	<1	<1
Trichloroethene	79-01-6	ug/L	10/1/2019	<1	<1	<1	<1	8.44	5.3	<1	<10	<1
Trichloroethene	79-01-6	ug/L	3/30/2020	<1	<1	<1	<1	6.21	3.76	<1	<5	<1
Trichloroethene	79-01-6	ug/L	10/7/2020	<1	<1	<1	<1	5.68	4	<1	<1	<1
Trichloroethene	79-01-6	ug/L	4/13/2021	<1	<1	<1	<1	3.4	2.6	<1	<1	<1
Trichloroethene	79-01-6	ug/L	10/20/2021	<1	<1	<1	<1	5.7	2.8	<1	<1	<1
Trichloroethene	79-01-6	ug/L	5/2/2022	<1	<1	<1	<1	3	2.3	<1	0.4J	<1
Trichloroethene	79-01-6	ug/L	10/14/2022	<1	<1	<1	<1	4.2	2.6	<1	0.6J	<1
Trichloroethene	79-01-6	ug/L	5/1/2023	<1	<1	<1	<1	2.5	1.87	<1	<1	<1
Trichloroethene	79-01-6	ug/L	10/16/2023	<1	<1	<1	<1	3.87	2.3	<1	<1	<1
Trichloroethene	79-01-6	ug/L	4/29/2024	<1	<1	<1	<1	2.16	1.87	<1	<1	<1
Trichloroethene	79-01-6	ug/L	10/9/2024			<1.00				<1.00	<1.00	
Trichloroethene	79-01-6	ug/L	10/10/2024				<1.00	2.77	1.39			<1.00
Trichloroethene	79-01-6	ug/L	10/14/2024	<1.00	<1.00							
Trichloroethene	79-01-6	ug/L	4/28/2025			<1.00				<1.00	<1.00	<1.00

Table 9A
Analytical Data Summary - Source Characterization Wells
2025 Annual Water Quality Report
Iowa City Sanitary Landfill
Permit No. 52-SDP-01-72P

Constituent	CAS	Units	Date	MW-1A	MW-2A-97	MW-6B	MW-11B	MW-16A	MW-206A	MW-207A	MW-209B	MW-212A
Trichloroethene	79-01-6	ug/L	4/29/2025				<1.00	0.480	<1.00			
Trichloroethene	79-01-6	ug/L	5/8/2025	<1.00	<1.00							
Trichloroethene	79-01-6	ug/L	10/20/2025					2.18			<1.00	
Trichloroethene	79-01-6	ug/L	10/21/2025				<1.00		1.43	<1.00		
Trichloroethene	79-01-6	ug/L	10/24/2025	<1.00	<1.00							
Trichlorofluoromethane	75-69-4	ug/L	2/27/2008	<4	<4	<4	<4	7.19				
Trichlorofluoromethane	75-69-4	ug/L	5/12/2008	<4	<4	<4	<4	<4				
Trichlorofluoromethane	75-69-4	ug/L	7/13/2008	<4	<4	<4	<4	<4				
Trichlorofluoromethane	75-69-4	ug/L	9/14/2008	<4	<4	<4	<4	<4				
Trichlorofluoromethane	75-69-4	ug/L	11/17/2008	<4	<4	<4	<4	<4				
Trichlorofluoromethane	75-69-4	ug/L	4/14/2009	<4	<4	<4	<4	<4				
Trichlorofluoromethane	75-69-4	ug/L	7/7/2009						<4	<4	<80	<4
Trichlorofluoromethane	75-69-4	ug/L	9/2/2009						<4	<4	<40	<4
Trichlorofluoromethane	75-69-4	ug/L	10/25/2009	<4	<4	<4	<4	<4	4.26	<4	<40	<4
Trichlorofluoromethane	75-69-4	ug/L	1/2/2010						<4	<4	<40	<4
Trichlorofluoromethane	75-69-4	ug/L	3/3/2010						4.38	<4	<4	<4
Trichlorofluoromethane	75-69-4	ug/L	5/10/2010	<4	<4	<4	<4	<4	<4	<4	<20	<4
Trichlorofluoromethane	75-69-4	ug/L	11/1/2010	<4	<4	<4	<4	<4	<4	<4	<20	<4
Trichlorofluoromethane	75-69-4	ug/L	10/13/2011	<4	<4	<4	<4	<4	<4	<4	<20	<4
Trichlorofluoromethane	75-69-4	ug/L	4/11/2012	<4	<4	<4	<4	<4	<4	<4	<40	<4
Trichlorofluoromethane	75-69-4	ug/L	10/11/2012	<4	<4	<4	<4	<4	<4	<4	<40	<4
Trichlorofluoromethane	75-69-4	ug/L	3/30/2013	<4	<4	<4	<4	<4	<4	<4	<4	<4
Trichlorofluoromethane	75-69-4	ug/L	10/7/2013		<4	<4	<4	<4	<4	<4		<4
Trichlorofluoromethane	75-69-4	ug/L	6/2/2014	<4	<4	<4	<4	<4	1.44J	<4	<4	<4
Trichlorofluoromethane	75-69-4	ug/L	10/15/2014	<4	<4	<4	<4	5.9	2.27J	<4	<40	<4
Trichlorofluoromethane	75-69-4	ug/L	4/6/2015	<4	<4	<4	<4	1.19J	1.1J	<4	<4	<4
Trichlorofluoromethane	75-69-4	ug/L	10/5/2015	<4	<4	<4	<4	2.02J	0.754J	<4	<4	<4
Trichlorofluoromethane	75-69-4	ug/L	4/4/2016	<4	<4	<4	<4	0.996J	0.863J	<4	<4	<4
Trichlorofluoromethane	75-69-4	ug/L	10/17/2016	<4	<4	<4	<4	3.52J	0.971J	<4	<4	<4
Trichlorofluoromethane	75-69-4	ug/L	4/17/2017	<4	<4	<4	<4	1.61J	0.836J	<4	<4	<4
Trichlorofluoromethane	75-69-4	ug/L	10/11/2017	<4	<4	<4	<4	1.51J	0.49J	<4	<4	<4
Trichlorofluoromethane	75-69-4	ug/L	4/23/2018					1.32J	0.516J			
Trichlorofluoromethane	75-69-4	ug/L	4/24/2018				<4			<4		
Trichlorofluoromethane	75-69-4	ug/L	4/25/2018			<4					<4	<4
Trichlorofluoromethane	75-69-4	ug/L	4/27/2018	<4	<4							
Trichlorofluoromethane	75-69-4	ug/L	10/16/2018	<4	<4	<4	<4	1.58J	<4	<4	<4	<4
Trichlorofluoromethane	75-69-4	ug/L	4/16/2019	<4	<4	<4	<4	5.11	<4	<4	<4	<4
Trichlorofluoromethane	75-69-4	ug/L	10/1/2019	<4	<4	<4	<4	6.01	<4	<4	<40	<4
Trichlorofluoromethane	75-69-4	ug/L	3/30/2020	<4	<4	<4	<4	<4	<4	<4	<20	<4
Trichlorofluoromethane	75-69-4	ug/L	10/7/2020	<4	<4	<4	<4	<4	<4	<4	<4	<4
Trichlorofluoromethane	75-69-4	ug/L	4/13/2021	<1	<1	<1	<1	3.3	<1	<1	<1	<1
Trichlorofluoromethane	75-69-4	ug/L	10/20/2021	<1	<1	<1	<1	7.9	<1	<1	<1	<1
Trichlorofluoromethane	75-69-4	ug/L	5/2/2022	<1	<1	<1	<1	<1	<1	<1	<1	<1
Trichlorofluoromethane	75-69-4	ug/L	10/14/2022	<1	<1	<1	<1	<1	<1	<1	<1	<1
Trichlorofluoromethane	75-69-4	ug/L	5/1/2023	<4	<4	<4	<4	<4	0.412J	<4	<4	<4
Trichlorofluoromethane	75-69-4	ug/L	10/16/2023	<4	<4	<4	<4	<4	<4	<4	<4	<4
Trichlorofluoromethane	75-69-4	ug/L	4/29/2024	<4	<4	<4	<4	<4	<4	<4	<4	<4
Trichlorofluoromethane	75-69-4	ug/L	10/9/2024			<4.00				<4.00	<4.00	
Trichlorofluoromethane	75-69-4	ug/L	10/10/2024				<4.00	<4.00	<4.00			<4.00
Trichlorofluoromethane	75-69-4	ug/L	10/14/2024	<4.00	<4.00							
Trichlorofluoromethane	75-69-4	ug/L	4/28/2025			<4.00				<4.00	<4.00	<4.00
Trichlorofluoromethane	75-69-4	ug/L	4/29/2025				<4.00	<4.00	<4.00			
Trichlorofluoromethane	75-69-4	ug/L	5/8/2025	<4.00	<4.00							
Trichlorofluoromethane	75-69-4	ug/L	10/20/2025					2.22			<4.00	
Trichlorofluoromethane	75-69-4	ug/L	10/21/2025				<4.00		<4.00	<4.00		
Trichlorofluoromethane	75-69-4	ug/L	10/24/2025	<4.00	<4.00							
Vanadium	7440-62-2	mg/L	2/27/2008	0.135	<0.05	<0.05	<0.05	<0.05				

Table 9A
Analytical Data Summary - Source Characterization Wells
2025 Annual Water Quality Report
Iowa City Sanitary Landfill
Permit No. 52-SDP-01-72P

Constituent	CAS	Units	Date	MW-1A	MW-2A-97	MW-6B	MW-11B	MW-16A	MW-206A	MW-207A	MW-209B	MW-212A
Vanadium	7440-62-2	mg/L	5/12/2008	<0.05	<0.05	<0.05	<0.05	<0.05				
Vanadium	7440-62-2	mg/L	7/13/2008	<0.05	<0.05	<0.05	<0.05	<0.05				
Vanadium	7440-62-2	mg/L	9/14/2008	<0.05	<0.05	<0.05	<0.05	<0.05				
Vanadium	7440-62-2	mg/L	11/17/2008	<0.05	<0.05	<0.05	<0.05	<0.05				
Vanadium	7440-62-2	mg/L	4/14/2009	<0.05	<0.05	<0.05	<0.05	<0.05				
Vanadium	7440-62-2	mg/L	7/7/2009						<0.05	<0.05	<0.05	<0.05
Vanadium	7440-62-2	mg/L	9/2/2009						<0.05	<0.05	<0.05	<0.05
Vanadium	7440-62-2	mg/L	10/25/2009	<0.05	<0.05	<0.05	<0.05	<0.05	<0.05	<0.05	<0.05	<0.05
Vanadium	7440-62-2	mg/L	1/2/2010						<0.05	<0.05	<0.05	<0.05
Vanadium	7440-62-2	mg/L	3/3/2010						<0.05	<0.05	<0.05	<0.05
Vanadium	7440-62-2	mg/L	5/10/2010	<0.05	<0.05	<0.05	<0.05	<0.05	<0.05	<0.05	<0.05	<0.05
Vanadium	7440-62-2	mg/L	11/1/2010	<0.05	<0.05	<0.05	<0.05	<0.05	<0.05	<0.05	<0.05	<0.05
Vanadium	7440-62-2	mg/L	10/13/2011	<0.05	<0.05	<0.05	<0.05	<0.05	<0.05	<0.05	<0.05	0.0514
Vanadium	7440-62-2	mg/L	4/11/2012	<0.05	<0.05	<0.05	<0.05	<0.05	<0.05	<0.05	<0.05	<0.05
Vanadium	7440-62-2	mg/L	10/11/2012	<0.05	<0.05	<0.05	<0.05	<0.05	<0.05	<0.05	<0.05	<0.05
Vanadium	7440-62-2	mg/L	3/30/2013	<0.05	<0.05	<0.05	<0.05	<0.05	<0.05	<0.05	<0.05	<0.05
Vanadium	7440-62-2	mg/L	10/7/2013	<0.05	<0.05	<0.05	<0.05	<0.05	<0.05	<0.05	<0.05	<0.05
Vanadium	7440-62-2	mg/L	6/2/2014	<0.05	<0.05	<0.05	<0.05	<0.05	<0.05	<0.05	0.0074J	<0.05
Vanadium	7440-62-2	mg/L	10/15/2014	<0.05	<0.05	<0.05	<0.05	<0.05	<0.05	<0.05	0.00768J	<0.05
Vanadium	7440-62-2	mg/L	4/6/2015	<0.005	<0.005	00102J; 0.000918	<0.005	0.000679J	<0.005	0.00081J	0.00765	0.00203J
Vanadium	7440-62-2	mg/L	10/5/2015	<0.005	<0.005	0.000813J	<0.005	0.000855J	<0.005	0.000551J	0.0063	0.00212J
Vanadium	7440-62-2	mg/L	4/4/2016	0.000527J	<0.005	0.000944J	0.000424J	0.000496J	<0.005	0.000695J	0.00545	0.00204J
Vanadium	7440-62-2	mg/L	10/17/2016	<0.005	<0.005	0.000816J	0.000392J	0.000713J	<0.005	000463J; 0.00043	0.0044J	0.00173J
Vanadium	7440-62-2	mg/L	4/17/2017	<0.005	<0.005	0.000891J	<0.005	<0.005	<0.005	<0.005	0.0027J	0.0014J
Vanadium	7440-62-2	mg/L	10/11/2017	<0.005	<0.005	0.000926J	0.00356J	<0.005	<0.005	<0.005	0.00269J	.00211J; 0.00212
Vanadium	7440-62-2	mg/L	4/23/2018					0.000533J	<0.005			
Vanadium	7440-62-2	mg/L	4/24/2018				<0.005			0.000788J		
Vanadium	7440-62-2	mg/L	4/25/2018			0.000796J					0.00293J	0.00159J
Vanadium	7440-62-2	mg/L	4/27/2018	0.00113J	<0.005							
Vanadium	7440-62-2	mg/L	10/16/2018	0.00135J	<0.005	0.00357J	0.00442J	<0.005	0.00364J	0.00362J	0.00641	0.00294J
Vanadium	7440-62-2	mg/L	4/16/2019	0.00118J	0.00129J	0.000837J	<0.005	<0.005	<0.005	0.001J	0.00246J	0.0019J
Vanadium	7440-62-2	mg/L	10/1/2019	<0.005	<0.005	0.000902J	<0.005	<0.005	<0.005	<0.005	0.00379J	0.00195J
Vanadium	7440-62-2	mg/L	3/30/2020	<0.005	<0.005	<0.005	<0.005	<0.005	<0.005	<0.005	0.0037J	0.00139J
Vanadium	7440-62-2	mg/L	10/7/2020	<0.005	<0.005	<0.005	<0.005	<0.005	<0.005	<0.005	0.00277J	0.00311J
Vanadium	7440-62-2	mg/L	4/13/2021	<0.02	<0.02	<0.02	<0.02	<0.02	<0.02	<0.02	<0.02	<0.02
Vanadium	7440-62-2	mg/L	10/20/2021	<0.02	<0.02	<0.02	<0.02	<0.02	<0.02	<0.02	<0.02	<0.02
Vanadium	7440-62-2	mg/L	5/2/2022	<0.02	<0.02	<0.02	<0.02	<0.02	<0.02	<0.02	<0.02	<0.02
Vanadium	7440-62-2	mg/L	10/14/2022	<0.02	<0.02	<0.02	<0.02	<0.02	<0.02	<0.02	<0.02	<0.02
Vanadium	7440-62-2	mg/L	5/1/2023	<0.005	<0.005	0.00124J	<0.005	<0.005	<0.005	<0.005	0.00173J	0.00122J
Vanadium	7440-62-2	mg/L	10/16/2023	<0.005	<0.005	0.0011J	<0.005	<0.005	<0.005	<0.005	0.00277J	0.0022J
Vanadium	7440-62-2	mg/L	4/29/2024	<0.005	<0.005	<0.005	<0.005	<0.005	<0.005	<0.005	0.00337J	0.00239J
Vanadium	7440-62-2	mg/L	10/9/2024			<0.00500				<0.00500	0.00158J	
Vanadium	7440-62-2	mg/L	10/10/2024				<0.00500	<0.00500	<0.00500			0.00502
Vanadium	7440-62-2	mg/L	10/14/2024	<0.00500	<0.00500							
Vanadium	7440-62-2	mg/L	4/28/2025			<0.00500				<0.0250	0.00319	0.00280
Vanadium	7440-62-2	mg/L	4/29/2025				<0.00500	0.00175	<0.00500			
Vanadium	7440-62-2	mg/L	5/8/2025	<0.00500	<0.00500							
Vanadium	7440-62-2	mg/L	10/20/2025					<0.00500			0.00184	
Vanadium	7440-62-2	mg/L	10/21/2025				<0.00500		<0.00500	<0.00500		
Vanadium	7440-62-2	mg/L	10/24/2025	<0.00500	<0.00500							
Vinyl Acetate	108-05-4	ug/L	2/27/2008	<2	<2	<2	<2	<2				
Vinyl Acetate	108-05-4	ug/L	5/12/2008	<2.5	<2	<2	<2.5	<2.5				
Vinyl Acetate	108-05-4	ug/L	7/13/2008	<2	<2	<2	<2	<2				
Vinyl Acetate	108-05-4	ug/L	9/14/2008	<2	<2	<2	<2	<2				
Vinyl Acetate	108-05-4	ug/L	11/17/2008	<2	<2	<2	<2	<2				
Vinyl Acetate	108-05-4	ug/L	4/14/2009	<2	<2	<2	<2	<2				
Vinyl Acetate	108-05-4	ug/L	7/7/2009						<2	<2	<40	<2

Table 9A
Analytical Data Summary - Source Characterization Wells
2025 Annual Water Quality Report
Iowa City Sanitary Landfill
Permit No. 52-SDP-01-72P

Constituent	CAS	Units	Date	MW-1A	MW-2A-97	MW-6B	MW-11B	MW-16A	MW-206A	MW-207A	MW-209B	MW-212A
Vinyl Acetate	108-05-4	ug/L	9/2/2009						<2	<2	<20	<2
Vinyl Acetate	108-05-4	ug/L	10/25/2009	<2	<2	<2	<2	<2	<2	<2	<20	<2
Vinyl Acetate	108-05-4	ug/L	1/2/2010						<2	<2	<20	<2
Vinyl Acetate	108-05-4	ug/L	3/3/2010						<2	<2	<2	<2
Vinyl Acetate	108-05-4	ug/L	5/10/2010	<2	<2	<2	<2	<2	<2	<2	<10	<2
Vinyl Acetate	108-05-4	ug/L	11/1/2010	<2	<2	<2	<2	<2	<2	<2	<10	<2
Vinyl Acetate	108-05-4	ug/L	10/13/2011	<2	<10	<2	<2	<50	<50	<2	<10	<2
Vinyl Acetate	108-05-4	ug/L	4/11/2012	<20	<20	<20	<20	<20	<20	<2	<200	<20
Vinyl Acetate	108-05-4	ug/L	10/11/2012	<10	<10	<10	<10	<10	<10	<10	<100	<2
Vinyl Acetate	108-05-4	ug/L	3/30/2013	<2	<2	<2	<2	<2	<2	<2	<7.4	<2
Vinyl Acetate	108-05-4	ug/L	10/7/2013		<2	<2	<2	<2	<2	<2		<2
Vinyl Acetate	108-05-4	ug/L	6/2/2014	<2	<2	<2	<2	<2	<2	<2	<2	<2
Vinyl Acetate	108-05-4	ug/L	10/15/2014	<10	<10	<10	<10	<10	<10	<10	<100	<10
Vinyl Acetate	108-05-4	ug/L	4/6/2015	<10	<10	<10	<10	<10	<10	<10	<10	<10
Vinyl Acetate	108-05-4	ug/L	10/5/2015	<10	<10	<10	<10	<10	<10	<10	<10	<10
Vinyl Acetate	108-05-4	ug/L	4/4/2016	<10	<10	<10	<10	<10	<10	<10	<10	<10
Vinyl Acetate	108-05-4	ug/L	10/17/2016	<10	<10	<10	<10	<10	<10	<10	<10	<10
Vinyl Acetate	108-05-4	ug/L	4/17/2017	<10	<10	<10	<10	<10	<10	<10	<10	<10
Vinyl Acetate	108-05-4	ug/L	10/11/2017	<10	<10	<10	<10	<10	<10	<10	<10	<10
Vinyl Acetate	108-05-4	ug/L	4/23/2018					<10	<10			
Vinyl Acetate	108-05-4	ug/L	4/24/2018				<10			<10		
Vinyl Acetate	108-05-4	ug/L	4/25/2018			<10					<10	<10
Vinyl Acetate	108-05-4	ug/L	4/27/2018	<10	<10							
Vinyl Acetate	108-05-4	ug/L	10/16/2018	<10	<10	<10	<10	<10	<10	<10	<10	<10
Vinyl Acetate	108-05-4	ug/L	4/16/2019	<10	<10	<10	<10	<10	<10	<10	<10	<10
Vinyl Acetate	108-05-4	ug/L	10/1/2019	<10	<10	<10	<10	<10	<10	<10	<100	<10
Vinyl Acetate	108-05-4	ug/L	3/30/2020	<10	<10	<10	<10	<10	<10	<10	<50	<10
Vinyl Acetate	108-05-4	ug/L	10/7/2020	<10	<10	<10	<10	<10	<10	<10	<10	<10
Vinyl Acetate	108-05-4	ug/L	4/13/2021	<5	<5	<5	<5	<5	<5	<5	<5	<5
Vinyl Acetate	108-05-4	ug/L	10/20/2021	<5	<5	<5	<5	<5	<5	<5	<5	<5
Vinyl Acetate	108-05-4	ug/L	5/2/2022	<5	<5	<5	<5	<5	<5	<5	<5	<5
Vinyl Acetate	108-05-4	ug/L	10/14/2022	<5	<5	<5	<5	<5	<5	<5	<5	<5
Vinyl Acetate	108-05-4	ug/L	5/1/2023	<10	<10	<10	<10	<10	<10	<10	<10	<10
Vinyl Acetate	108-05-4	ug/L	10/16/2023	<10	<10	<10	<10	<10	<10	<10	<10	<10
Vinyl Acetate	108-05-4	ug/L	4/29/2024	<10	<10	<10	<10	<10	<10	<10	<10	<10
Vinyl Chloride	75-01-4	ug/L	2/27/2008	<1	<1	<1	<1	7.65				
Vinyl Chloride	75-01-4	ug/L	5/12/2008	<1	<1	<1	<1	2.81				
Vinyl Chloride	75-01-4	ug/L	7/13/2008	<1	<1	<1	<1	3.28				
Vinyl Chloride	75-01-4	ug/L	9/14/2008	<1	<1	<1	<1	11				
Vinyl Chloride	75-01-4	ug/L	11/17/2008	<1	<1	<1	<1	9.47				
Vinyl Chloride	75-01-4	ug/L	4/14/2009	<1	<1	<1	<1	7.62				
Vinyl Chloride	75-01-4	ug/L	7/7/2009					6.43	2.63; 1.58	<1	<20	<1
Vinyl Chloride	75-01-4	ug/L	9/2/2009					5.57	<1	<1	<10	<1
Vinyl Chloride	75-01-4	ug/L	10/25/2009	<1	<1	<1	<1	7.37	1.29	<1	<10	<1
Vinyl Chloride	75-01-4	ug/L	1/2/2010					8.79	1.53	<1	<10	<1
Vinyl Chloride	75-01-4	ug/L	3/3/2010						1.73	<1	<1	<1
Vinyl Chloride	75-01-4	ug/L	5/10/2010	<1	<1	<1	<1	4.23	1.69	<1	<5	<1
Vinyl Chloride	75-01-4	ug/L	7/8/2010						1.23			
Vinyl Chloride	75-01-4	ug/L	9/13/2010						4.68			
Vinyl Chloride	75-01-4	ug/L	11/1/2010	<1	<1	<1	<1	8.24	2.3	<1	<5	<1
Vinyl Chloride	75-01-4	ug/L	1/10/2011						1.12			
Vinyl Chloride	75-01-4	ug/L	4/4/2011					6.76	1.34			
Vinyl Chloride	75-01-4	ug/L	10/13/2011	<1	<1	<1	<1	8.63	2.3	<1	<5	<1
Vinyl Chloride	75-01-4	ug/L	4/11/2012	<1	<1	<1	<1	3.58	<1	<1	<10	<1
Vinyl Chloride	75-01-4	ug/L	10/11/2012	<1	<1	<1	<1	9.74	1.21	<1	<10	<1
Vinyl Chloride	75-01-4	ug/L	3/30/2013	<1	<1	<1	<1	5.97	<1	<1	<1	<1
Vinyl Chloride	75-01-4	ug/L	10/7/2013		<1	<1	<1	7.56; 7.7	1.39	<1		<1

Table 9A
Analytical Data Summary - Source Characterization Wells
2025 Annual Water Quality Report
Iowa City Sanitary Landfill
Permit No. 52-SDP-01-72P

Constituent	CAS	Units	Date	MW-1A	MW-2A-97	MW-6B	MW-11B	MW-16A	MW-206A	MW-207A	MW-209B	MW-212A
Vinyl Chloride	75-01-4	ug/L	6/2/2014	<1	<1	<1	<1	6.32	0.395J	<1	<1	<1
Vinyl Chloride	75-01-4	ug/L	10/15/2014	<1	<1	<1	<1	4.34	0.262J	<1	<10	<1
Vinyl Chloride	75-01-4	ug/L	4/6/2015	<1	<1	<1	0.296J	6.09	0.177J	<1	<1	<1
Vinyl Chloride	75-01-4	ug/L	10/5/2015	<1	<1	<1	0.159J	8.59	0.333J	<1	<1	<1
Vinyl Chloride	75-01-4	ug/L	4/4/2016	<1	<1	<1	<1	4.46	<1	<1	<1	<1
Vinyl Chloride	75-01-4	ug/L	10/17/2016	<1	<1	<1	<1	8.27	0.532J	<1	<1	<1
Vinyl Chloride	75-01-4	ug/L	4/17/2017	<1	<1	<1	<1	6.21	<1	<1	<1	<1
Vinyl Chloride	75-01-4	ug/L	10/11/2017	<1	<1	<1	0.145J	6	<1	<1	<1	<1
Vinyl Chloride	75-01-4	ug/L	4/23/2018					4.81	0.173J			
Vinyl Chloride	75-01-4	ug/L	4/24/2018				<1			<1		
Vinyl Chloride	75-01-4	ug/L	4/25/2018			<1					<1	<1
Vinyl Chloride	75-01-4	ug/L	4/27/2018	<1	<1							
Vinyl Chloride	75-01-4	ug/L	10/16/2018	<1	<1	<1	<1	6.36	<1	<1	<1	<1
Vinyl Chloride	75-01-4	ug/L	4/16/2019	<1	<1	<1	<1	4.48	<1	<1	<1	<1
Vinyl Chloride	75-01-4	ug/L	10/1/2019	<1	<1	<1	<1	5.89	0.645J	<1	<10	<1
Vinyl Chloride	75-01-4	ug/L	3/30/2020	<1	<1	<1	<1	3.32	<1	<1	<5	<1
Vinyl Chloride	75-01-4	ug/L	10/7/2020	<1	<1	<1	<1	2.56	<1	<1	<1	<1
Vinyl Chloride	75-01-4	ug/L	4/13/2021	<1	<1	<1	<1	2	<1	<1	<1	<1
Vinyl Chloride	75-01-4	ug/L	10/20/2021	<1	<1	<1	<1	3.4	<1	<1	<1	<1
Vinyl Chloride	75-01-4	ug/L	5/2/2022	<1	<1	<1	<1	2.9	<1	<1	<1	<1
Vinyl Chloride	75-01-4	ug/L	10/14/2022	<1	<1	<1	<1	1.7	<1	<1	<1	<1
Vinyl Chloride	75-01-4	ug/L	5/1/2023	<1	<1	<1	<1	2.28	<1	<1	<1	<1
Vinyl Chloride	75-01-4	ug/L	10/16/2023	<1	<1	<1	<1	2.39	<1	<1	<1	<1
Vinyl Chloride	75-01-4	ug/L	4/29/2024	<1	<1	<1	<1	2.46	<1	<1	<1	<1
Vinyl acetate	108-05-4	ug/L	10/9/2024			<10.0				<10.0	<10.0	
Vinyl acetate	108-05-4	ug/L	10/10/2024				<10.0	<10.0	<10.0			<10.0
Vinyl acetate	108-05-4	ug/L	10/14/2024	<10.0	<10.0							
Vinyl acetate	108-05-4	ug/L	4/28/2025			<10.0				<10.0	<10.0	<10.0
Vinyl acetate	108-05-4	ug/L	4/29/2025				<10.0	<10.0	<10.0			
Vinyl acetate	108-05-4	ug/L	5/8/2025	<10.0	<10.0							
Vinyl acetate	108-05-4	ug/L	10/20/2025					<10.0			<10.0	
Vinyl acetate	108-05-4	ug/L	10/21/2025				<10.0		<10.0	<10.0		
Vinyl acetate	108-05-4	ug/L	10/24/2025	<10.0	<10.0							
Vinyl chloride	75-01-4	ug/L	10/9/2024			<1.00				<1.00	<1.00	
Vinyl chloride	75-01-4	ug/L	10/10/2024				<1.00	2.64	<1.00			<1.00
Vinyl chloride	75-01-4	ug/L	10/14/2024	<1.00	<1.00							
Vinyl chloride	75-01-4	ug/L	4/28/2025			<1.00				<1.00	<1.00	<1.00
Vinyl chloride	75-01-4	ug/L	4/29/2025				<1.00	0.489	<1.00			
Vinyl chloride	75-01-4	ug/L	5/8/2025	<1.00	<1.00							
Vinyl chloride	75-01-4	ug/L	10/20/2025					2.26			<1.00	
Vinyl chloride	75-01-4	ug/L	10/21/2025				<1.00		<1.00	<1.00		
Vinyl chloride	75-01-4	ug/L	10/24/2025	<1.00	<1.00							
Xylenes, Total	1330-20-7	ug/L	2/27/2008	<3	<3	<3	<3	<3				
Xylenes, Total	1330-20-7	ug/L	5/12/2008	<3	<3	<3	<3	<3				
Xylenes, Total	1330-20-7	ug/L	7/13/2008	<3	<3	<3	<3	<3				
Xylenes, Total	1330-20-7	ug/L	9/14/2008	<3	<3	<3	<3	<3				
Xylenes, Total	1330-20-7	ug/L	11/17/2008	<3	<3	<3	<3	<3				
Xylenes, Total	1330-20-7	ug/L	4/14/2009	<3	<3	<3	<3	<3				
Xylenes, Total	1330-20-7	ug/L	7/7/2009						<3	<3	<60	<3
Xylenes, Total	1330-20-7	ug/L	9/2/2009						<3	<3	<30	<3
Xylenes, Total	1330-20-7	ug/L	10/25/2009	<6	<3	<6	<6	<6	<6	<6	<60	<4
Xylenes, Total	1330-20-7	ug/L	1/2/2010						<3	<3	<30	<6
Xylenes, Total	1330-20-7	ug/L	3/3/2010						<3	<3	14.8	<3
Xylenes, Total	1330-20-7	ug/L	5/10/2010	<6	<12	<12	<12	<12	<12	<12	<60	<12
Xylenes, Total	1330-20-7	ug/L	11/1/2010	<3	<3	<3	<3	<3	<3	<3	22.6	<3
Xylenes, Total	1330-20-7	ug/L	10/13/2011	<3	<3	<3	<3	<3	<3	<3	20	<3
Xylenes, Total	1330-20-7	ug/L	4/11/2012	<3	<3	<3	<3	<3	<3	<3	<30	<3

Table 9A
Analytical Data Summary - Source Characterization Wells
2025 Annual Water Quality Report
Iowa City Sanitary Landfill
Permit No. 52-SDP-01-72P

Constituent	CAS	Units	Date	MW-1A	MW-2A-97	MW-6B	MW-11B	MW-16A	MW-206A	MW-207A	MW-209B	MW-212A
Xylenes, Total	1330-20-7	ug/L	10/11/2012	<3	<3	<3	<3	<3	<3	<3	<30	<3
Xylenes, Total	1330-20-7	ug/L	3/30/2013	<3	<3	<3	<3	<3	<3	<3	12.8	<3
Xylenes, Total	1330-20-7	ug/L	10/7/2013		<3	<3	<3	<3	<3	<3		<3
Xylenes, Total	1330-20-7	ug/L	6/2/2014	<3	<3	<3	<3	<3	<3	<3	11	<3
Xylenes, Total	1330-20-7	ug/L	10/15/2014	<3	<3	<3	<3	<3	<3	<3	13.6J	<3
Xylenes, Total	1330-20-7	ug/L	4/6/2015	<3	<3	<3	<3	<3	<3	<3	14.7	<3
Xylenes, Total	1330-20-7	ug/L	10/5/2015	<3	<3	<3	<3	<3	<3	<3	18.8	<3
Xylenes, Total	1330-20-7	ug/L	4/4/2016	<3	<3	<3	<3	<3	<3	<3	15.4	<3
Xylenes, Total	1330-20-7	ug/L	10/17/2016	<3	<3	<3	<3	<3	<3	<3	17	<3
Xylenes, Total	1330-20-7	ug/L	4/17/2017	<3	<3	<3	<3	<3	<3	<3	14.6	<3
Xylenes, Total	1330-20-7	ug/L	10/11/2017	<3	<3	<3	<3	<3	<3	<3	21.4	<3
Xylenes, Total	1330-20-7	ug/L	4/23/2018					<3	<3			
Xylenes, Total	1330-20-7	ug/L	4/24/2018				<3			<3		
Xylenes, Total	1330-20-7	ug/L	4/25/2018			<3					15	<3
Xylenes, Total	1330-20-7	ug/L	4/27/2018	<3	<3							
Xylenes, Total	1330-20-7	ug/L	10/16/2018	<3	<3	<3	<3	<3	<3	<3	15.5	<3
Xylenes, Total	1330-20-7	ug/L	4/16/2019	<3	<3	<3	<3	<3	<3	0.415J	13.6	<3
Xylenes, Total	1330-20-7	ug/L	10/1/2019	<3	<3	<3	<3	<3	<3	<3	8.74J	<3
Xylenes, Total	1330-20-7	ug/L	3/30/2020	<3	<3	<3	<3	<3	<3	<3	12.1J	<3
Xylenes, Total	1330-20-7	ug/L	10/7/2020	<3	<3	<3	<3	<3	<3	<3	10.5	<3
Xylenes, Total	1330-20-7	ug/L	4/13/2021	<2	<2	<2	<2	<2	<2	<2	11	<2
Xylenes, Total	1330-20-7	ug/L	10/20/2021	<2	<2	<2	<2	<2	<2	<2	11.2	<2
Xylenes, Total	1330-20-7	ug/L	5/2/2022	<2	<2	<2	<2	<2	<2	<2	8.9	<2
Xylenes, Total	1330-20-7	ug/L	10/14/2022	<2	<2	<2	<2	<2	<2	<2	10.4	<2
Xylenes, Total	1330-20-7	ug/L	5/1/2023	<3	<3	<3	<3	<3	<3	<3	6.06	<3
Xylenes, Total	1330-20-7	ug/L	10/16/2023	<3	<3	<3	<3	<3	<3	<3	8.82	<3
Xylenes, Total	1330-20-7	ug/L	4/29/2024	<3	<3	<3	<3	<3	<3	<3	4.68	<3
Xylenes, Total	1330-20-7	ug/L	10/9/2024			<3.00				<3.00	8.58	
Xylenes, Total	1330-20-7	ug/L	10/10/2024				<3.00	<3.00	<3.00			<3.00
Xylenes, Total	1330-20-7	ug/L	10/14/2024	<3.00	<3.00							
Xylenes, Total	1330-20-7	ug/L	4/28/2025			<3.00				<3.00	4.57	<3.00
Xylenes, Total	1330-20-7	ug/L	4/29/2025				<3.00	<3.00	<3.00			
Xylenes, Total	1330-20-7	ug/L	5/8/2025	<3.00	<3.00							
Xylenes, Total	1330-20-7	ug/L	10/20/2025					<3.00			8.39	
Xylenes, Total	1330-20-7	ug/L	10/21/2025				<3.00		<3.00	<3.00		
Xylenes, Total	1330-20-7	ug/L	10/24/2025	<3.00	<3.00							
Zinc	7440-66-6	mg/L	2/27/2008	0.229	<0.1	<0.1	<0.1	<0.1				
Zinc	7440-66-6	mg/L	5/12/2008	<0.1	<0.1	<0.1	<0.1	<0.1				
Zinc	7440-66-6	mg/L	7/13/2008	0.121	<0.1	<0.1	<0.1	<0.1				
Zinc	7440-66-6	mg/L	9/14/2008	<0.1	<0.1	<0.1	0.117	<0.1				
Zinc	7440-66-6	mg/L	11/17/2008	0.0659	0.0271	0.0272	0.0353	0.077				
Zinc	7440-66-6	mg/L	4/14/2009	<0.1	<0.1	<0.1	<0.1	<0.1				
Zinc	7440-66-6	mg/L	7/7/2009						<0.1	<0.1	<0.1	<0.1
Zinc	7440-66-6	mg/L	9/2/2009						<0.1	<0.1	<0.1	<0.1
Zinc	7440-66-6	mg/L	10/25/2009	<0.1	<0.1	<0.1	<0.1	<0.1	<0.1	<0.1	<0.1	<0.1
Zinc	7440-66-6	mg/L	1/2/2010						<0.1	<0.1	<0.1	<0.1
Zinc	7440-66-6	mg/L	3/3/2010						<0.1	<0.1	<0.1	<0.1
Zinc	7440-66-6	mg/L	5/10/2010	<0.02	0.023	0.044	0.0339	0.0374	0.0494	0.0248	<0.1	0.0372
Zinc	7440-66-6	mg/L	7/8/2010						<0.1	<0.1		<0.1
Zinc	7440-66-6	mg/L	9/13/2010						<0.1	<0.1		<0.1
Zinc	7440-66-6	mg/L	11/1/2010						<0.1	<0.1	<0.1	<0.1
Zinc	7440-66-6	mg/L	1/10/2011						0.152	0.0302		
Zinc	7440-66-6	mg/L	4/4/2011						<0.1	<0.1	<0.1	<0.1
Zinc	7440-66-6	mg/L	10/13/2011	<0.02	<0.02	<0.02	<0.02	<0.02	<0.02	<0.02	<0.1	0.148
Zinc	7440-66-6	mg/L	4/11/2012	<0.02	<0.02	<0.02	<0.02	<0.02	<0.02	0.0368	<0.06	0.0282
Zinc	7440-66-6	mg/L	10/11/2012	<0.02	0.0244	<0.02	<0.02	<0.02	<0.02	<0.02	<0.04	0.0531
Zinc	7440-66-6	mg/L	3/30/2013	0.0596	0.037	0.0653	0.0439	0.0544	0.0572	0.0445	0.072	0.0733

Table 9A
Analytical Data Summary - Source Characterization Wells
2025 Annual Water Quality Report
Iowa City Sanitary Landfill
Permit No. 52-SDP-01-72P

Constituent	CAS	Units	Date	MW-1A	MW-2A-97	MW-6B	MW-11B	MW-16A	MW-206A	MW-207A	MW-209B	MW-212A
Zinc	7440-66-6	mg/L	10/7/2013	0.12	0.123	0.175; 0.184	0.122	0.0971; 0.11	0.14	0.114	0.161	0.128
Zinc	7440-66-6	mg/L	6/2/2014	<0.08	<0.08	<0.02	<0.02	<0.06	<0.02	<0.02	<0.06	<0.02
Zinc	7440-66-6	mg/L	10/15/2014	<0.02	<0.02	<0.02	<0.02	<0.02	<0.02	<0.02	<0.02	<0.02
Zinc	7440-66-6	mg/L	4/6/2015	<0.01	<0.01	<0.01	<0.01	<0.01	<0.01	<0.01	<0.01	<0.01
Zinc	7440-66-6	mg/L	10/5/2015	<0.01	<0.01	<0.01	<0.01	<0.01	<0.01	<0.01	0.00938J	<0.01
Zinc	7440-66-6	mg/L	4/4/2016	<0.01	<0.01	<0.01	<0.01	<0.01	<0.01	<0.01	<0.01	<0.01
Zinc	7440-66-6	mg/L	10/17/2016	<0.01	<0.01	<0.01	<0.01	<0.01	<0.01	<0.01	<0.01	<0.01
Zinc	7440-66-6	mg/L	4/17/2017	<0.02	<0.02	<0.02	<0.02	<0.02	<0.02	<0.02	<0.02	<0.02
Zinc	7440-66-6	mg/L	10/11/2017	<0.02	<0.02	<0.02	<0.02	<0.02	<0.02	<0.02	<0.02	<0.02
Zinc	7440-66-6	mg/L	4/23/2018					<0.02	<0.02			
Zinc	7440-66-6	mg/L	4/24/2018				<0.02			<0.02		
Zinc	7440-66-6	mg/L	4/25/2018			<0.02					<0.02	0.0188J
Zinc	7440-66-6	mg/L	4/27/2018	<0.02	<0.02							
Zinc	7440-66-6	mg/L	10/16/2018	<0.02	<0.02	<0.02	0.0104J	<0.02	<0.02	0.00722J	0.00893J	0.0238
Zinc	7440-66-6	mg/L	4/16/2019	<0.02	<0.02	<0.02	<0.02	<0.02	<0.02	<0.02	<0.02	<0.02
Zinc	7440-66-6	mg/L	10/1/2019	0.0345; <0.02	<0.02	<0.02	<0.02	<0.02	<0.02	<0.02	<0.02	0.0126J
Zinc	7440-66-6	mg/L	3/30/2020	0.272	0.0122J	<0.02	<0.02	<0.02	<0.02	<0.02	<0.02	<0.02
Zinc	7440-66-6	mg/L	10/7/2020	<0.02	<0.02	<0.02	<0.02	<0.02	<0.02	<0.02	0.0558	<0.02
Zinc	7440-66-6	mg/L	4/13/2021	<0.02	<0.02	<0.02	<0.02	<0.02	<0.02	<0.02	<0.02	<0.02
Zinc	7440-66-6	mg/L	10/20/2021	<0.02	<0.02	<0.02	<0.02	<0.02	<0.02	<0.02	<0.02	<0.02
Zinc	7440-66-6	mg/L	5/2/2022	<0.02	<0.02	<0.02	<0.02	<0.02	<0.02	<0.02	<0.02	<0.02
Zinc	7440-66-6	mg/L	10/14/2022	<0.02	<0.02	<0.02	<0.02	<0.02	<0.02	<0.02	<0.02	<0.02
Zinc	7440-66-6	mg/L	5/1/2023	<0.02	<0.02	<0.02	<0.02	<0.02	<0.02	<0.02	<0.02	<0.02
Zinc	7440-66-6	mg/L	10/16/2023	0.0102J	<0.02	<0.02	<0.02	<0.02	0.00785J	<0.02	<0.02	0.00919J
Zinc	7440-66-6	mg/L	4/29/2024	0.0104J	<0.02	<0.02	<0.02	<0.02	<0.02	<0.02	<0.02	<0.02
Zinc	7440-66-6	mg/L	10/9/2024			<0.0200				<0.0200	<0.0200	
Zinc	7440-66-6	mg/L	10/10/2024				<0.0200	<0.0200	<0.0200			<0.0200
Zinc	7440-66-6	mg/L	10/14/2024	<0.0200	<0.0200							
Zinc	7440-66-6	mg/L	4/28/2025			<0.0200				<0.100	<0.0200	<0.0200
Zinc	7440-66-6	mg/L	4/29/2025				<0.0200	<0.0200	<0.0200			
Zinc	7440-66-6	mg/L	5/8/2025	<0.0200	<0.0200							
Zinc	7440-66-6	mg/L	10/20/2025					0.0464			0.0173	
Zinc	7440-66-6	mg/L	10/21/2025				<0.0200		<0.0200	<0.0200		
Zinc	7440-66-6	mg/L	10/24/2025	<0.0200	<0.0200							
alpha-BHC	319-84-6	ug/L	4/28/2025			<0.0907				<0.0902	<0.0907	<0.0895
alpha-BHC	319-84-6	ug/L	4/29/2025				<0.0895	<0.0904	<0.0900			
alpha-BHC	319-84-6	ug/L	5/8/2025	<0.0911	<0.0902							
beta-BHC	319-85-7	ug/L	10/9/2024								<0.0967	
beta-BHC	319-85-7	ug/L	4/28/2025			<0.0907				<0.0902	<0.0907	<0.0895
beta-BHC	319-85-7	ug/L	4/29/2025				<0.0895	<0.0904	<0.0900			
beta-BHC	319-85-7	ug/L	5/8/2025	<0.0911	<0.0902							
bis (2-chloroisopropyl) ether	108-60-1	ug/L	4/28/2025			<10.2				<10.6	<10.4	<10.6
bis (2-chloroisopropyl) ether	108-60-1	ug/L	4/29/2025				<10.0	<10.0	<10.0			
bis (2-chloroisopropyl) ether	108-60-1	ug/L	5/8/2025	<10.0	<10.9							
cis-1,2-Dichloroethene	156-59-2	ug/L	2/27/2008	<1	<1	<1	<1	7.42				
cis-1,2-Dichloroethene	156-59-2	ug/L	5/12/2008	<1	<1	<1	<1	3.14				
cis-1,2-Dichloroethene	156-59-2	ug/L	7/13/2008	<1	<1	<1	<1	4.26				
cis-1,2-Dichloroethene	156-59-2	ug/L	9/14/2008	<1	<1	<1	<1	8.62				
cis-1,2-Dichloroethene	156-59-2	ug/L	11/17/2008	<1	<1	<1	<1	8.72				
cis-1,2-Dichloroethene	156-59-2	ug/L	4/14/2009	<1	<1	<1	<1	7.96				
cis-1,2-Dichloroethene	156-59-2	ug/L	7/7/2009						16.4; 11.8	<1	<20	<1
cis-1,2-Dichloroethene	156-59-2	ug/L	9/2/2009					6.41	12.7	<1	<10	<1
cis-1,2-Dichloroethene	156-59-2	ug/L	10/25/2009	<1	<1	<1	<1	7.42	17.6	<1	<10	<1
cis-1,2-Dichloroethene	156-59-2	ug/L	1/2/2010					7.19	16.7	<1	<10	<1
cis-1,2-Dichloroethene	156-59-2	ug/L	3/3/2010						20.1	<1	<1	<1
cis-1,2-Dichloroethene	156-59-2	ug/L	5/10/2010	<1	<1	<1	<1	5.33	18	<1	<5	<1
cis-1,2-Dichloroethene	156-59-2	ug/L	7/8/2010						17.5			

Table 9A
Analytical Data Summary - Source Characterization Wells
2025 Annual Water Quality Report
Iowa City Sanitary Landfill
Permit No. 52-SDP-01-72P

Constituent	CAS	Units	Date	MW-1A	MW-2A-97	MW-6B	MW-11B	MW-16A	MW-206A	MW-207A	MW-209B	MW-212A
cis-1,2-Dichloroethene	156-59-2	ug/L	9/13/2010						23.4			
cis-1,2-Dichloroethene	156-59-2	ug/L	11/1/2010	<1	<1	<1	<1	7.63	21.4	<1	<5	<1
cis-1,2-Dichloroethene	156-59-2	ug/L	1/10/2011						15.8			
cis-1,2-Dichloroethene	156-59-2	ug/L	4/4/2011					6.69	15.4			
cis-1,2-Dichloroethene	156-59-2	ug/L	10/13/2011	<1	<1	<1	<1	7.28	17.2	<1	<5	<1
cis-1,2-Dichloroethene	156-59-2	ug/L	4/11/2012	<1	<1	<1	<1	4.66	13.4	<1	<10	<1
cis-1,2-Dichloroethene	156-59-2	ug/L	10/11/2012	<1	<1	<1	<1	8.81	15	<1	<10	<1
cis-1,2-Dichloroethene	156-59-2	ug/L	3/30/2013	<1	<1	<1	<1	6.11	11.4	<1	<1.3	<1
cis-1,2-Dichloroethene	156-59-2	ug/L	10/7/2013		<1	<1	<1	6.18; 6.8	11.9	<1		<1
cis-1,2-Dichloroethene	156-59-2	ug/L	6/2/2014	<1	<1	<1	<1	6.77	10.2	<1	<1	<1
cis-1,2-Dichloroethene	156-59-2	ug/L	10/15/2014	<1	<1	<1	<1	5.47	13.1	<1	<10	<1
cis-1,2-Dichloroethene	156-59-2	ug/L	4/6/2015	<1	<1	<1	<1	5.28	8.77	<1	<1	<1
cis-1,2-Dichloroethene	156-59-2	ug/L	10/5/2015	<1	<1	<1	<1	8.19	9.92	<1	<1	<1
cis-1,2-Dichloroethene	156-59-2	ug/L	4/4/2016	<1	<1	<1	<1	4.31	6.94	<1	<1	<1
cis-1,2-Dichloroethene	156-59-2	ug/L	10/17/2016	<1	<1	<1	0.179J	6.83	9.15	<1	<1	<1
cis-1,2-Dichloroethene	156-59-2	ug/L	4/17/2017	<1	<1	<1	<1	4.14	6.33	<1	0.132J	<1
cis-1,2-Dichloroethene	156-59-2	ug/L	10/11/2017	<1	<1	<1	<1	6.11	5.23	<1	<1	<1
cis-1,2-Dichloroethene	156-59-2	ug/L	4/23/2018					5.32	5.42			
cis-1,2-Dichloroethene	156-59-2	ug/L	4/24/2018				<1			<1		
cis-1,2-Dichloroethene	156-59-2	ug/L	4/25/2018			<1					<1	<1
cis-1,2-Dichloroethene	156-59-2	ug/L	4/27/2018	<1	<1							
cis-1,2-Dichloroethene	156-59-2	ug/L	10/16/2018	<1	<1	<1	<1	5.55	4.88	<1	<1	<1
cis-1,2-Dichloroethene	156-59-2	ug/L	4/16/2019	<1	<1	<1	<1	5.38	3.35	<1	<1	<1
cis-1,2-Dichloroethene	156-59-2	ug/L	10/1/2019	<1	<1	<1	<1	5.95	5.34	<1	<10	<1
cis-1,2-Dichloroethene	156-59-2	ug/L	3/30/2020	<1	<1	<1	<1	4.78	3.16	<1	<5	<1
cis-1,2-Dichloroethene	156-59-2	ug/L	10/7/2020	<1	<1	<1	<1	5.39	4.19	<1	<1	<1
cis-1,2-Dichloroethene	156-59-2	ug/L	4/13/2021	<1	<1	<1	<1	3.6	2.4	<1	<1	<1
cis-1,2-Dichloroethene	156-59-2	ug/L	10/20/2021	<1	<1	<1	<1	5.8	3.1	<1	<1	<1
cis-1,2-Dichloroethene	156-59-2	ug/L	5/2/2022	<1	<1	<1	<1	5	2.2	<1	<1	<1
cis-1,2-Dichloroethene	156-59-2	ug/L	10/14/2022	<1	<1	<1	<1	5.4	2	<1	<1	<1
cis-1,2-Dichloroethene	156-59-2	ug/L	5/1/2023	<1	<1	<1	<1	6.39	1.96	<1	<1	<1
cis-1,2-Dichloroethene	156-59-2	ug/L	10/16/2023	<1	<1	<1	<1	6.95	1.91	<1	<1	<1
cis-1,2-Dichloroethene	156-59-2	ug/L	4/29/2024	<1	<1	<1	<1	7.46	1.46	<1	<1	<1
cis-1,2-Dichloroethene	156-59-2	ug/L	10/9/2024			<1.00				<1.00	<1.00	
cis-1,2-Dichloroethene	156-59-2	ug/L	10/10/2024				<1.00	7.34	0.504J			<1.00
cis-1,2-Dichloroethene	156-59-2	ug/L	10/14/2024	<1.00	<1.00							
cis-1,2-Dichloroethene	156-59-2	ug/L	4/28/2025			<1.00				<1.00	<1.00	<1.00
cis-1,2-Dichloroethene	156-59-2	ug/L	4/29/2025				<1.00	3.45	<1.00			
cis-1,2-Dichloroethene	156-59-2	ug/L	5/8/2025	<1.00	<1.00							
cis-1,2-Dichloroethene	156-59-2	ug/L	10/20/2025					7.97			<1.00	
cis-1,2-Dichloroethene	156-59-2	ug/L	10/21/2025				<1.00		0.602	<1.00		
cis-1,2-Dichloroethene	156-59-2	ug/L	10/24/2025	<1.00	<1.00							
cis-1,3-Dichloropropene	10061-01-5	ug/L	2/27/2008	<5	<5	<5	<5	<5				
cis-1,3-Dichloropropene	10061-01-5	ug/L	5/12/2008	<5	<5	<5	<5	<5				
cis-1,3-Dichloropropene	10061-01-5	ug/L	7/13/2008	<5	<5	<5	<5	<5				
cis-1,3-Dichloropropene	10061-01-5	ug/L	9/14/2008	<5	<5	<5	<5	<5				
cis-1,3-Dichloropropene	10061-01-5	ug/L	11/17/2008	<5	<5	<5	<5	<5				
cis-1,3-Dichloropropene	10061-01-5	ug/L	4/14/2009	<5	<5	<5	<5	<5				
cis-1,3-Dichloropropene	10061-01-5	ug/L	7/7/2009						<5	<5	<100	<5
cis-1,3-Dichloropropene	10061-01-5	ug/L	9/2/2009						<5	<5	<50	<5
cis-1,3-Dichloropropene	10061-01-5	ug/L	10/25/2009	<5	<5	<5	<5	<5	<5	<5	<50	<5
cis-1,3-Dichloropropene	10061-01-5	ug/L	1/2/2010						<5	<5	<50	<5
cis-1,3-Dichloropropene	10061-01-5	ug/L	3/3/2010						<5	<5	<5	<5
cis-1,3-Dichloropropene	10061-01-5	ug/L	5/10/2010	<5	<5	<5	<5	<5	<5	<5	<25	<5
cis-1,3-Dichloropropene	10061-01-5	ug/L	11/1/2010	<5	<5	<5	<5	<5	<5	<5	<25	<5
cis-1,3-Dichloropropene	10061-01-5	ug/L	10/13/2011	<5	<5	<5	<5	<5	<5	<5	<25	<5
cis-1,3-Dichloropropene	10061-01-5	ug/L	4/11/2012	<5	<5	<5	<5	<5	<5	<5	<50	<5

Table 9A
Analytical Data Summary - Source Characterization Wells
2025 Annual Water Quality Report
Iowa City Sanitary Landfill
Permit No. 52-SDP-01-72P

Constituent	CAS	Units	Date	MW-1A	MW-2A-97	MW-6B	MW-11B	MW-16A	MW-206A	MW-207A	MW-209B	MW-212A
cis-1,3-Dichloropropene	10061-01-5	ug/L	10/11/2012	<5	<5	<5	<5	<5	<5	<5	<50	<5
cis-1,3-Dichloropropene	10061-01-5	ug/L	3/30/2013	<5	<5	<5	<5	<5	<5	<5	<5	<5
cis-1,3-Dichloropropene	10061-01-5	ug/L	10/7/2013		<5	<5	<5	<5	<5	<5		<5
cis-1,3-Dichloropropene	10061-01-5	ug/L	6/2/2014	<5	<5	<5	<5	<5	<5	<5	<5	<5
cis-1,3-Dichloropropene	10061-01-5	ug/L	10/15/2014	<5	<5	<5	<5	<5	<5	<5	<50	<5
cis-1,3-Dichloropropene	10061-01-5	ug/L	4/6/2015	<5	<5	<5	<5	<5	<5	<5	<5	<5
cis-1,3-Dichloropropene	10061-01-5	ug/L	10/5/2015	<5	<5	<5	<5	<5	<5	<5	<5	<5
cis-1,3-Dichloropropene	10061-01-5	ug/L	4/4/2016	<5	<5	<5	<5	<5	<5	<5	<5	<5
cis-1,3-Dichloropropene	10061-01-5	ug/L	10/17/2016	<5	<5	<5	<5	<5	<5	<5	<5	<5
cis-1,3-Dichloropropene	10061-01-5	ug/L	4/17/2017	<5	<5	<5	<5	<5	<5	<5	<5	<5
cis-1,3-Dichloropropene	10061-01-5	ug/L	10/11/2017	<5	<5	<5	<5	<5	<5	<5	<5	<5
cis-1,3-Dichloropropene	10061-01-5	ug/L	4/23/2018					<5	<5			
cis-1,3-Dichloropropene	10061-01-5	ug/L	4/24/2018				<5			<5		
cis-1,3-Dichloropropene	10061-01-5	ug/L	4/25/2018			<5					<5	<5
cis-1,3-Dichloropropene	10061-01-5	ug/L	4/27/2018	<5	<5							
cis-1,3-Dichloropropene	10061-01-5	ug/L	10/16/2018	<5	<5	<5	<5	<5	<5	<5	<5	<5
cis-1,3-Dichloropropene	10061-01-5	ug/L	4/16/2019	<5	<5	<5	<5	<5	<5	<5	<5	<5
cis-1,3-Dichloropropene	10061-01-5	ug/L	10/1/2019	<5	<5	<5	<5	<5	<5	<5	<50	<5
cis-1,3-Dichloropropene	10061-01-5	ug/L	3/30/2020	<5	<5	<5	<5	<5	<5	<5	<25	<5
cis-1,3-Dichloropropene	10061-01-5	ug/L	10/7/2020	<5	<5	<5	<5	<5	<5	<5	<5	<5
cis-1,3-Dichloropropene	10061-01-5	ug/L	4/13/2021	<1	<1	<1	<1	<1	<1	<1	<1	<1
cis-1,3-Dichloropropene	10061-01-5	ug/L	10/20/2021	<1	<1	<1	<1	<1	<1	<1	<1	<1
cis-1,3-Dichloropropene	10061-01-5	ug/L	5/2/2022	<1	<1	<1	<1	<1	<1	<1	<1	<1
cis-1,3-Dichloropropene	10061-01-5	ug/L	10/14/2022	<1	<1	<1	<1	<1	<1	<1	<1	<1
cis-1,3-Dichloropropene	10061-01-5	ug/L	5/1/2023	<5	<5	<5	<5	<5	<5	<5	<5	<5
cis-1,3-Dichloropropene	10061-01-5	ug/L	10/16/2023	<5	<5	<5	<5	<5	<5	<5	<5	<5
cis-1,3-Dichloropropene	10061-01-5	ug/L	4/29/2024	<5	<5	<5	<5	<5	<5	<5	<5	<5
cis-1,3-Dichloropropene	10061-01-5	ug/L	10/9/2024			<5.00				<5.00	<5.00	
cis-1,3-Dichloropropene	10061-01-5	ug/L	10/10/2024				<5.00	<5.00	<5.00			<5.00
cis-1,3-Dichloropropene	10061-01-5	ug/L	10/14/2024	<5.00	<5.00							
cis-1,3-Dichloropropene	10061-01-5	ug/L	4/28/2025			<5.00				<5.00	<5.00	<5.00
cis-1,3-Dichloropropene	10061-01-5	ug/L	4/29/2025				<5.00	<5.00	<5.00			
cis-1,3-Dichloropropene	10061-01-5	ug/L	5/8/2025	<5.00	<5.00							
cis-1,3-Dichloropropene	10061-01-5	ug/L	10/20/2025					<5.00			<5.00	
cis-1,3-Dichloropropene	10061-01-5	ug/L	10/21/2025				<5.00		<5.00	<5.00		
cis-1,3-Dichloropropene	10061-01-5	ug/L	10/24/2025	<5.00	<5.00							
delta-BHC	319-86-8	ug/L	4/28/2025			<0.0907				<0.0902	<0.0907	<0.0895
delta-BHC	319-86-8	ug/L	4/29/2025				<0.0895	<0.0904	<0.0900			
delta-BHC	319-86-8	ug/L	5/8/2025	<0.0911	<0.0902							
gamma-BHC (Lindane)	58-89-9	ug/L	4/28/2025			<0.0907				<0.0902	<0.0907	<0.0895
gamma-BHC (Lindane)	58-89-9	ug/L	4/29/2025				<0.0895	<0.0904	<0.0900			
gamma-BHC (Lindane)	58-89-9	ug/L	5/8/2025	<0.0911	<0.0902							
m/p-Cresol	T-34MP	ug/L	4/14/2009	<10	<10	<10	<50	<10				
m/p-Cresol	T-34MP	ug/L	5/10/2010	<10	<10	<10	<10	<10	<10	<10	<10	<10
m/p-Cresol	T-34MP	ug/L	10/5/2015	<10	<10.4	<10	<10.3	<10.5	<10.2	<10	<10	<10
m/p-Cresol	T-34MP	ug/L	3/30/2020	<11.5	<11.8	<10.1	<10.3	<10.4	<10.2	<10.1	<10.6	<10.1
o,o',o''-Triethylphosphorothioate	126-68-1	ug/L	4/28/2025			<10.2				<10.6	<10.4	<10.6
o,o',o''-Triethylphosphorothioate	126-68-1	ug/L	4/29/2025				<10.0	<10.0	<10.0			
o,o',o''-Triethylphosphorothioate	126-68-1	ug/L	5/8/2025	<10.0	<10.9							
o-Toluidine	95-53-4	ug/L	4/28/2025			<10.2				<10.6	<10.4	<10.6
o-Toluidine	95-53-4	ug/L	4/29/2025				<10.0	<10.0	<10.0			
o-Toluidine	95-53-4	ug/L	5/8/2025	<10.0	<10.9							
p-Chloroaniline	106-47-8	ug/L	4/14/2009	<10	<10	<10	<50	<10				
p-Chloroaniline	106-47-8	ug/L	5/10/2010	<10	<10	<10	<10	<10	<10	<10	<10	<10
p-Chloroaniline	106-47-8	ug/L	10/5/2015	<10	<10.4	<10	<10.3	<10.5	<10.2	<10	<10	<10
p-Chloroaniline	106-47-8	ug/L	3/30/2020	<11.5	<11.8	<10.1	<10.3	<10.4	<10.2	<10.1	<10.6	<10.1
p-Dimethylamino azobenzene	60-11-7	ug/L	4/28/2025			<10.2				<10.6	<10.4	<10.6

Table 9A
Analytical Data Summary - Source Characterization Wells
2025 Annual Water Quality Report
Iowa City Sanitary Landfill
Permit No. 52-SDP-01-72P

Constituent	CAS	Units	Date	MW-1A	MW-2A-97	MW-6B	MW-11B	MW-16A	MW-206A	MW-207A	MW-209B	MW-212A
p-Dimethylamino azobenzene	60-11-7	ug/L	4/29/2025				<10.0	<10.0	<10.0			
p-Dimethylamino azobenzene	60-11-7	ug/L	5/8/2025	<10.0	<10.9							
trans-1,2-Dichloroethene	156-60-5	ug/L	2/27/2008	<1	<1	<1	<1	<1				
trans-1,2-Dichloroethene	156-60-5	ug/L	5/12/2008	<1	<1	<1	<1	<1				
trans-1,2-Dichloroethene	156-60-5	ug/L	7/13/2008	<1	<1	<1	<1	<1				
trans-1,2-Dichloroethene	156-60-5	ug/L	9/14/2008	<1	<1	<1	<1	<1				
trans-1,2-Dichloroethene	156-60-5	ug/L	11/17/2008	<1	<1	<1	<1	<1				
trans-1,2-Dichloroethene	156-60-5	ug/L	4/14/2009	<1	<1	<1	<1	<1				
trans-1,2-Dichloroethene	156-60-5	ug/L	7/7/2009					<1	<1; 1.08	<1	<20	<1
trans-1,2-Dichloroethene	156-60-5	ug/L	9/2/2009						<1	<1	<10	<1
trans-1,2-Dichloroethene	156-60-5	ug/L	10/25/2009	<1	<1	<1	<1	<1	<1	<1	<10	<1
trans-1,2-Dichloroethene	156-60-5	ug/L	1/2/2010						<1	<1	<10	<1
trans-1,2-Dichloroethene	156-60-5	ug/L	3/3/2010						1.01	<1	<1	<1
trans-1,2-Dichloroethene	156-60-5	ug/L	5/10/2010	<1	<1	<1	<1	<1	1.11	<1	<5	<1
trans-1,2-Dichloroethene	156-60-5	ug/L	7/8/2010						<1			
trans-1,2-Dichloroethene	156-60-5	ug/L	9/13/2010						1.35			
trans-1,2-Dichloroethene	156-60-5	ug/L	11/1/2010	<1	<1	<1	<1	<1	1.09	<1	<5	<1
trans-1,2-Dichloroethene	156-60-5	ug/L	1/10/2011						<1			
trans-1,2-Dichloroethene	156-60-5	ug/L	4/4/2011						<1			
trans-1,2-Dichloroethene	156-60-5	ug/L	10/13/2011	<1	<1	<1	<1	<1	<1	<1	<5	<1
trans-1,2-Dichloroethene	156-60-5	ug/L	4/11/2012	<1	<1	<1	<1	<1	<1	<1	<10	<1
trans-1,2-Dichloroethene	156-60-5	ug/L	10/11/2012	<1	<1	<1	<1	<1	<1	<1	<10	<1
trans-1,2-Dichloroethene	156-60-5	ug/L	3/30/2013	<1	<1	<1	<1	<1	<1	<1	<2.1	<1
trans-1,2-Dichloroethene	156-60-5	ug/L	10/7/2013		<1	<1	<1	<1	<1	<1		<1
trans-1,2-Dichloroethene	156-60-5	ug/L	6/2/2014	<1	<1	<1	<1	<1	0.597J	<1	<1	<1
trans-1,2-Dichloroethene	156-60-5	ug/L	10/15/2014	<1	<1	<1	<1	<1	<1	<1	<10	<1
trans-1,2-Dichloroethene	156-60-5	ug/L	4/6/2015	<1	<1	<1	<1	0.336J	0.326J	<1	<1	<1
trans-1,2-Dichloroethene	156-60-5	ug/L	10/5/2015	<1	<1	<1	<1	<1	0.338J	<1	<1	<1
trans-1,2-Dichloroethene	156-60-5	ug/L	4/4/2016	<1	<1	<1	<1	<1	0.325J	<1	<1	<1
trans-1,2-Dichloroethene	156-60-5	ug/L	10/17/2016	<1	<1	<1	<1	0.524J	0.461J	<1	<1	<1
trans-1,2-Dichloroethene	156-60-5	ug/L	4/17/2017	<1	<1	<1	<1	0.346J	0.429J	<1	<1	<1
trans-1,2-Dichloroethene	156-60-5	ug/L	10/11/2017	<1	<1	<1	<1	0.347J	0.281J	<1	<1	<1
trans-1,2-Dichloroethene	156-60-5	ug/L	4/23/2018					0.33J	0.322J			
trans-1,2-Dichloroethene	156-60-5	ug/L	4/24/2018				<1			<1		
trans-1,2-Dichloroethene	156-60-5	ug/L	4/25/2018			<1					<1	<1
trans-1,2-Dichloroethene	156-60-5	ug/L	4/27/2018	<1	<1							
trans-1,2-Dichloroethene	156-60-5	ug/L	10/16/2018	<1	<1	<1	<1	0.271J	<1	<1	<1	<1
trans-1,2-Dichloroethene	156-60-5	ug/L	4/16/2019	<1	<1	<1	<1	0.303J	<1	<1	<1	<1
trans-1,2-Dichloroethene	156-60-5	ug/L	10/1/2019	<1	<1	<1	<1	0.307J	0.431J	<1	<10	<1
trans-1,2-Dichloroethene	156-60-5	ug/L	3/30/2020	<1	<1	<1	<1	<1	<1	<1	<5	<1
trans-1,2-Dichloroethene	156-60-5	ug/L	10/7/2020	<1	<1	<1	<1	<1	<1	<1	<1	<1
trans-1,2-Dichloroethene	156-60-5	ug/L	4/13/2021	<1	<1	<1	<1	<1	<1	<1	<1	<1
trans-1,2-Dichloroethene	156-60-5	ug/L	10/20/2021	<1	<1	<1	<1	<1	<1	<1	<1	<1
trans-1,2-Dichloroethene	156-60-5	ug/L	5/2/2022	<1	<1	<1	<1	<1	<1	<1	<1	<1
trans-1,2-Dichloroethene	156-60-5	ug/L	10/14/2022	<1	<1	<1	<1	<1	<1	<1	<1	<1
trans-1,2-Dichloroethene	156-60-5	ug/L	5/1/2023	<1	<1	<1	<1	<1	<1	<1	<1	<1
trans-1,2-Dichloroethene	156-60-5	ug/L	10/16/2023	<1	<1	<1	<1	<1	<1	<1	<1	<1
trans-1,2-Dichloroethene	156-60-5	ug/L	4/29/2024	<1	<1	<1	<1	<1	<1	<1	<1	<1
trans-1,2-Dichloroethene	156-60-5	ug/L	10/9/2024			<1.00				<1.00	<1.00	
trans-1,2-Dichloroethene	156-60-5	ug/L	10/10/2024				<1.00	<1.00	<1.00			<1.00
trans-1,2-Dichloroethene	156-60-5	ug/L	10/14/2024	<1.00	<1.00							
trans-1,2-Dichloroethene	156-60-5	ug/L	4/28/2025			<1.00				<1.00	<1.00	<1.00
trans-1,2-Dichloroethene	156-60-5	ug/L	4/29/2025				<1.00	<1.00	<1.00			
trans-1,2-Dichloroethene	156-60-5	ug/L	5/8/2025	<1.00	<1.00							
trans-1,2-Dichloroethene	156-60-5	ug/L	10/20/2025					<1.00			<1.00	
trans-1,2-Dichloroethene	156-60-5	ug/L	10/21/2025				<1.00		<1.00	<1.00		
trans-1,2-Dichloroethene	156-60-5	ug/L	10/24/2025	<1.00	<1.00							

Table 9A
Analytical Data Summary - Source Characterization Wells
2025 Annual Water Quality Report
Iowa City Sanitary Landfill
Permit No. 52-SDP-01-72P

Constituent	CAS	Units	Date	MW-1A	MW-2A-97	MW-6B	MW-11B	MW-16A	MW-206A	MW-207A	MW-209B	MW-212A
trans-1,3-Dichloropropene	10061-02-6	ug/L	2/27/2008	<5	<5	<5	<5	<5				
trans-1,3-Dichloropropene	10061-02-6	ug/L	5/12/2008	<5	<5	<5	<5	<5				
trans-1,3-Dichloropropene	10061-02-6	ug/L	7/13/2008	<5	<5	<5	<5	<5				
trans-1,3-Dichloropropene	10061-02-6	ug/L	9/14/2008	<5	<5	<5	<5	<5				
trans-1,3-Dichloropropene	10061-02-6	ug/L	11/17/2008	<5	<5	<5	<5	<5				
trans-1,3-Dichloropropene	10061-02-6	ug/L	4/14/2009	<5	<5	<5	<5	<5				
trans-1,3-Dichloropropene	10061-02-6	ug/L	7/7/2009						<5	<5	<100	<5
trans-1,3-Dichloropropene	10061-02-6	ug/L	9/2/2009						<5	<5	<50	<5
trans-1,3-Dichloropropene	10061-02-6	ug/L	10/25/2009	<5	<10	<5	<5	<5	<5	<5	<50	<5
trans-1,3-Dichloropropene	10061-02-6	ug/L	1/2/2010						<10	<10	<100	<5
trans-1,3-Dichloropropene	10061-02-6	ug/L	3/3/2010						<5	<5	<5	<5
trans-1,3-Dichloropropene	10061-02-6	ug/L	5/10/2010	<5	<5	<5	<5	<5	<5	<5	<25	<5
trans-1,3-Dichloropropene	10061-02-6	ug/L	11/1/2010	<10	<5	<10	<10	<10	<10	<10	<25	<10
trans-1,3-Dichloropropene	10061-02-6	ug/L	10/13/2011	<5	<5	<5	<5	<5	<5	<5	<25	<5
trans-1,3-Dichloropropene	10061-02-6	ug/L	4/11/2012	<5	<5	<5	<5	<5	<5	<5	<50	<5
trans-1,3-Dichloropropene	10061-02-6	ug/L	10/11/2012	<5	<5	<5	<5	<5	<5	<5	<50	<5
trans-1,3-Dichloropropene	10061-02-6	ug/L	3/30/2013	<5	<5	<5	<5	<5	<5	<5	<5	<5
trans-1,3-Dichloropropene	10061-02-6	ug/L	10/7/2013		<5	<5	<5	<5	<5	<5		<5
trans-1,3-Dichloropropene	10061-02-6	ug/L	6/2/2014	<5	<5	<5	<5	<5	<5	<5	<5	<5
trans-1,3-Dichloropropene	10061-02-6	ug/L	10/15/2014	<5	<5	<5	<5	<5	<5	<5	<50	<5
trans-1,3-Dichloropropene	10061-02-6	ug/L	4/6/2015	<5	<5	<5	<5	<5	<5	<5	<5	<5
trans-1,3-Dichloropropene	10061-02-6	ug/L	10/5/2015	<5	<5	<5	<5	<5	<5	<5	<5	<5
trans-1,3-Dichloropropene	10061-02-6	ug/L	4/4/2016	<5	<5	<5	<5	<5	<5	<5	<5	<5
trans-1,3-Dichloropropene	10061-02-6	ug/L	10/17/2016	<5	<5	<5	<5	<5	<5	<5	<5	<5
trans-1,3-Dichloropropene	10061-02-6	ug/L	4/17/2017	<5	<5	<5	<5	<5	<5	<5	<5	<5
trans-1,3-Dichloropropene	10061-02-6	ug/L	10/11/2017	<5	<5	<5	<5	<5	<5	<5	<5	<5
trans-1,3-Dichloropropene	10061-02-6	ug/L	4/23/2018					<5	<5			
trans-1,3-Dichloropropene	10061-02-6	ug/L	4/24/2018				<5			<5		
trans-1,3-Dichloropropene	10061-02-6	ug/L	4/25/2018			<5					<5	<5
trans-1,3-Dichloropropene	10061-02-6	ug/L	4/27/2018	<5	<5							
trans-1,3-Dichloropropene	10061-02-6	ug/L	10/16/2018	<5	<5	<5	<5	<5	<5	<5	<5	<5
trans-1,3-Dichloropropene	10061-02-6	ug/L	4/16/2019	<5	<5	<5	<5	<5	<5	<5	<5	<5
trans-1,3-Dichloropropene	10061-02-6	ug/L	10/1/2019	<5	<5	<5	<5	<5	<5	<5	<50	<5
trans-1,3-Dichloropropene	10061-02-6	ug/L	3/30/2020	<5	<5	<5	<5	<5	<5	<5	<25	<5
trans-1,3-Dichloropropene	10061-02-6	ug/L	10/7/2020	<5	<5	<5	<5	<5	<5	<5	<5	<5
trans-1,3-Dichloropropene	10061-02-6	ug/L	4/13/2021	<1	<1	<1	<1	<1	<1	<1	<1	<1
trans-1,3-Dichloropropene	10061-02-6	ug/L	10/20/2021	0.4J	<1	<1	<1	<1	<1	<1	<1	<1
trans-1,3-Dichloropropene	10061-02-6	ug/L	5/2/2022	<1	<1	<1	0.4J	<1	<1	<1	<1	<1
trans-1,3-Dichloropropene	10061-02-6	ug/L	10/14/2022	<1	<1	<1	<1	<1	<1	<1	<1	<1
trans-1,3-Dichloropropene	10061-02-6	ug/L	5/1/2023	<5	<5	<5	<5	<5	<5	<5	<5	<5
trans-1,3-Dichloropropene	10061-02-6	ug/L	10/16/2023	<5	<5	<5	<5	<5	<5	<5	<5	<5
trans-1,3-Dichloropropene	10061-02-6	ug/L	4/29/2024	<5	<5	<5	<5	<5	<5	<5	<5	<5
trans-1,3-Dichloropropene	10061-02-6	ug/L	10/9/2024			<5.00				<5.00	<5.00	
trans-1,3-Dichloropropene	10061-02-6	ug/L	10/10/2024				<5.00	<5.00	<5.00			<5.00
trans-1,3-Dichloropropene	10061-02-6	ug/L	10/14/2024	<5.00	<5.00							
trans-1,3-Dichloropropene	10061-02-6	ug/L	4/28/2025			<5.00				<5.00	<5.00	<5.00
trans-1,3-Dichloropropene	10061-02-6	ug/L	4/29/2025				<5.00	<5.00	<5.00			
trans-1,3-Dichloropropene	10061-02-6	ug/L	5/8/2025	<5.00	<5.00							
trans-1,3-Dichloropropene	10061-02-6	ug/L	10/20/2025					<5.00			<5.00	
trans-1,3-Dichloropropene	10061-02-6	ug/L	10/21/2025				<5.00		<5.00	<5.00		
trans-1,3-Dichloropropene	10061-02-6	ug/L	10/24/2025	<5.00	<5.00							
trans-1,4-Dichloro-2-Butene	110-57-6	ug/L	2/27/2008	<10	<10	<10	<10	<10				
trans-1,4-Dichloro-2-Butene	110-57-6	ug/L	5/12/2008	<10	<10	<10	<10	<10				
trans-1,4-Dichloro-2-Butene	110-57-6	ug/L	7/13/2008	<10	<10	<10	<10	<10				
trans-1,4-Dichloro-2-Butene	110-57-6	ug/L	9/14/2008	<10	<10	<10	<10	<10				
trans-1,4-Dichloro-2-Butene	110-57-6	ug/L	11/17/2008	<10	<10	<10	<10	<10				
trans-1,4-Dichloro-2-Butene	110-57-6	ug/L	4/14/2009	<10	<10	<10	<10	<10				

Table 9A
Analytical Data Summary - Source Characterization Wells
2025 Annual Water Quality Report
Iowa City Sanitary Landfill
Permit No. 52-SDP-01-72P

Constituent	CAS	Units	Date	MW-1A	MW-2A-97	MW-6B	MW-11B	MW-16A	MW-206A	MW-207A	MW-209B	MW-212A
trans-1,4-Dichloro-2-Butene	110-57-6	ug/L	7/7/2009						<10	<10	<200	<10
trans-1,4-Dichloro-2-Butene	110-57-6	ug/L	9/2/2009						<10	<10	<100	<10
trans-1,4-Dichloro-2-Butene	110-57-6	ug/L	10/25/2009	<10	<10	<10	<10	<10	<10	<10	<100	<10
trans-1,4-Dichloro-2-Butene	110-57-6	ug/L	1/2/2010						<10	<10	<100	<10
trans-1,4-Dichloro-2-Butene	110-57-6	ug/L	3/3/2010						<10	<10	<10	<10
trans-1,4-Dichloro-2-Butene	110-57-6	ug/L	5/10/2010	<10	<10	<10	<10	<10	<10	<10	<50	<10
trans-1,4-Dichloro-2-Butene	110-57-6	ug/L	11/1/2010	<10	<10	<10	<10	<10	<10	<10	<50	<10
trans-1,4-Dichloro-2-Butene	110-57-6	ug/L	10/13/2011	<10	<10	<10	<10	<10	<10	<10	<50	<10
trans-1,4-Dichloro-2-Butene	110-57-6	ug/L	4/11/2012	<20	<20	<20	<20	<10	<20	<10	<200	<10
trans-1,4-Dichloro-2-Butene	110-57-6	ug/L	10/11/2012	<10	<10	<10	<10	<10	<10	<10	<100	<10
trans-1,4-Dichloro-2-Butene	110-57-6	ug/L	3/30/2013	<10	<10	<10	<10	<10	<10	<10	<10	<10
trans-1,4-Dichloro-2-Butene	110-57-6	ug/L	10/7/2013		<10	<10	<10	<10	<10	<10		<10
trans-1,4-Dichloro-2-Butene	110-57-6	ug/L	6/2/2014	<10	<10	<10	<10	<10	<10	<10	<10	<10
trans-1,4-Dichloro-2-Butene	110-57-6	ug/L	10/15/2014	<10	<10	<10	<10	<10	<10	<10	<100	<10
trans-1,4-Dichloro-2-Butene	110-57-6	ug/L	4/6/2015	<10	<10	<10	<10	<10	<10	<10	<10	<10
trans-1,4-Dichloro-2-Butene	110-57-6	ug/L	10/5/2015	<10	<10	<10	<10	<10	<10	<10	<10	<10
trans-1,4-Dichloro-2-Butene	110-57-6	ug/L	4/4/2016	<10	<10	<10	<10	<10	<10	<10	<10	<10
trans-1,4-Dichloro-2-Butene	110-57-6	ug/L	10/17/2016	<10	<10	<10	<10	<10	<10	<10	<10	<10
trans-1,4-Dichloro-2-Butene	110-57-6	ug/L	4/17/2017	<10	<10	<10	<10	<10	<10	<10	<10	<10
trans-1,4-Dichloro-2-Butene	110-57-6	ug/L	10/11/2017	<10	<10	<10	<10	<10	<10	<10	<10	<10
trans-1,4-Dichloro-2-Butene	110-57-6	ug/L	4/23/2018					<10	<10			
trans-1,4-Dichloro-2-Butene	110-57-6	ug/L	4/24/2018				<10			<10		
trans-1,4-Dichloro-2-Butene	110-57-6	ug/L	4/25/2018			<10					<10	<10
trans-1,4-Dichloro-2-Butene	110-57-6	ug/L	4/27/2018	<10	<10							
trans-1,4-Dichloro-2-Butene	110-57-6	ug/L	10/16/2018	<10	<10	<10	<10	<10	<10	<10	<10	<10
trans-1,4-Dichloro-2-Butene	110-57-6	ug/L	4/16/2019	<10	<10	<10	<10	<10	<10	<10	<10	<10
trans-1,4-Dichloro-2-Butene	110-57-6	ug/L	10/1/2019	<10	<10	<10	<10	<10	<10	<10	<100	<10
trans-1,4-Dichloro-2-Butene	110-57-6	ug/L	3/30/2020	<10	<10	<10	<10	<10	<10	<10	<50	<10
trans-1,4-Dichloro-2-Butene	110-57-6	ug/L	10/7/2020	<10	<10	<10	<10	<10	<10	<10	<10	<10
trans-1,4-Dichloro-2-Butene	110-57-6	ug/L	4/13/2021	<5	<5	<5	<5	<5	<5	<5	<5	<5
trans-1,4-Dichloro-2-Butene	110-57-6	ug/L	10/20/2021	<5	<5	<5	<5	<5	<5	<5	<5	<5
trans-1,4-Dichloro-2-Butene	110-57-6	ug/L	5/2/2022	<5	<5	<5	<5	<5	<5	<5	<5	<5
trans-1,4-Dichloro-2-Butene	110-57-6	ug/L	10/14/2022	<5	<5	<5	<5	<5	<5	<5	<5	<5
trans-1,4-Dichloro-2-Butene	110-57-6	ug/L	5/1/2023	<10	<10	<10	<10	<10	<10	<10	<10	<10
trans-1,4-Dichloro-2-Butene	110-57-6	ug/L	10/16/2023	<10	<10	<10	<10	<10	<10	<10	<10	<10
trans-1,4-Dichloro-2-Butene	110-57-6	ug/L	4/29/2024	<10	<10	<10	<10	<10	<10	<10	<10	<10
trans-1,4-Dichloro-2-butene	110-57-6	ug/L	10/9/2024			<10.0				<10.0	<10.0	
trans-1,4-Dichloro-2-butene	110-57-6	ug/L	10/10/2024				<10.0	<10.0	<10.0			<10.0
trans-1,4-Dichloro-2-butene	110-57-6	ug/L	10/14/2024	<10.0	<10.0							
trans-1,4-Dichloro-2-butene	110-57-6	ug/L	4/28/2025			<10.0				<10.0	<10.0	<10.0
trans-1,4-Dichloro-2-butene	110-57-6	ug/L	4/29/2025				<10.0	<10.0	<10.0			
trans-1,4-Dichloro-2-butene	110-57-6	ug/L	5/8/2025	<10.0	<10.0							
trans-1,4-Dichloro-2-butene	110-57-6	ug/L	10/20/2025					<10.0			<10.0	
trans-1,4-Dichloro-2-butene	110-57-6	ug/L	10/21/2025				<10.0		<10.0	<10.0		
trans-1,4-Dichloro-2-butene	110-57-6	ug/L	10/24/2025	<10.0	<10.0							

This page intentionally left blank.

Table 9A
Analytical Data Summary - Series A HMSP Wells
2025 Annual Water Quality Report
Iowa City Sanitary Landfill
Permit No. 52-SDP-01-72P

Constituent	CAS	Units	Date	MW-17A-00	MW-18AR	MW-23A	MW-24A	MW-25A-00	MW-29A	MW-34A	MW-38A	MW-200A	MW-201A	MW-202A	MW-203A	MW-204A	MW-205A	MW-213A	MW-214A	MW-215A	MW-216A	MW-217A	MW-218A	MW-219A	MW-220A	MW-310A	MW-312A	MW-408	MW-410
1,1,1,2-Tetrachloroethane	630-20-6	ug/L	2/27/2008	<1		<1	<1	<1	<1	<1																			
1,1,1,2-Tetrachloroethane	630-20-6	ug/L	5/12/2008	<1		<1	<1	<1	<1	<1																			
1,1,1,2-Tetrachloroethane	630-20-6	ug/L	7/13/2008	<1		<1	<1	<1	<1	<1																			
1,1,1,2-Tetrachloroethane	630-20-6	ug/L	9/14/2008	<1		<1	<1	<1	<1	<1																			
1,1,1,2-Tetrachloroethane	630-20-6	ug/L	11/17/2008	<1		<1	<1	<1	<1	<1																			
1,1,1,2-Tetrachloroethane	630-20-6	ug/L	4/14/2009	<1		<1	<1	<1	<1	<1																			
1,1,1,2-Tetrachloroethane	630-20-6	ug/L	7/7/2009										<1	<1	<1	<1			<1	<1									
1,1,1,2-Tetrachloroethane	630-20-6	ug/L	9/2/2009										<1	<1	<1	<1			<1	<1									
1,1,1,2-Tetrachloroethane	630-20-6	ug/L	10/25/2009	<2		<5	<2	<2	<1	<5			<2	<2	<2	<1			<1	<1									
1,1,1,2-Tetrachloroethane	630-20-6	ug/L	1/2/2010										<5	<4	<5	<4			<5	<5									
1,1,1,2-Tetrachloroethane	630-20-6	ug/L	3/3/2010									<2	<2	<2	<2	<2	<2	<2	<2	<2									
1,1,1,2-Tetrachloroethane	630-20-6	ug/L	5/10/2010	<4		<4	<4	<4	<4	<4		<4	<4	<4	<4	<4	<4	<4	<4	<4									
1,1,1,2-Tetrachloroethane	630-20-6	ug/L	7/8/2010									<1					<1	<1											
1,1,1,2-Tetrachloroethane	630-20-6	ug/L	9/13/2010									<5					<5	<5											
1,1,1,2-Tetrachloroethane	630-20-6	ug/L	11/1/2010	<1		<1		<1	<1	<1			<1	<1	<1	<1													
1,1,1,2-Tetrachloroethane	630-20-6	ug/L	1/10/2011									<1					<1	<1											
1,1,1,2-Tetrachloroethane	630-20-6	ug/L	4/4/2011									<1					<1	<1											
1,1,1,2-Tetrachloroethane	630-20-6	ug/L	8/11/2011																							<1			
1,1,1,2-Tetrachloroethane	630-20-6	ug/L	10/13/2011	<1		<1		<1	<1	<1		<1	<1	<1	<1	<1	<1	<1	<1							<1			
1,1,1,2-Tetrachloroethane	630-20-6	ug/L	12/5/2011				<2													<2						<1			
1,1,1,2-Tetrachloroethane	630-20-6	ug/L	4/11/2012	<1		<1	<1	<1	<1	<1		<1	<1	<1	<1	<1	<1	<1	<1	<1						<1	<1		
1,1,1,2-Tetrachloroethane	630-20-6	ug/L	6/25/2012					<1		<1																<1	<1		
1,1,1,2-Tetrachloroethane	630-20-6	ug/L	8/1/2012							<1	<1										<1	<1	<1	<1	<1	<1	<1		
1,1,1,2-Tetrachloroethane	630-20-6	ug/L	10/11/2012	<1		<1	<1	<1	<1		<1	<1		<1	<1	<1	<1	<1	<1	<1	<1	<1	<1	<1	<1	<1	<1		
1,1,1,2-Tetrachloroethane	630-20-6	ug/L	12/13/2012								<1										<1	<1	<1	<1	<1		<1		
1,1,1,2-Tetrachloroethane	630-20-6	ug/L	2/4/2013								<1										<1	<1	<1	<1	<1				
1,1,1,2-Tetrachloroethane	630-20-6	ug/L	3/30/2013	<1		<1	<1	<1	<1		<1	<1		<1	<1	<1	<1	<1	<1	<1	<1	<1	<1	<1	<1	<1	<1		
1,1,1,2-Tetrachloroethane	630-20-6	ug/L	7/10/2013																		<1	<1	<1	<1	<1				
1,1,1,2-Tetrachloroethane	630-20-6	ug/L	10/7/2013	<1		<1			<1	<1	<1	<1	<1	<1	<1	<1	<1	<1	<1		<1	<1	<1	<1	<1		<1		
1,1,1,2-Tetrachloroethane	630-20-6	ug/L	6/2/2014	<1		<1	<1	<1	<1	<1	<1	<1	<1	<1	<1	<1	<1	<1	<1	<1	<1	<1	<1	<1	<1				
1,1,1,2-Tetrachloroethane	630-20-6	ug/L	10/15/2014	<1		<1	<1	<1	<1	<1	<1	<1	<1	<1	<1	<1	<1	<1	<1	<1	<1	<1	<1	<1	<1				
1,1,1,2-Tetrachloroethane	630-20-6	ug/L	4/6/2015	<1		<1	<1	<1	<1	<1	<1	<1	<1	<1	<1	<1	<1	<1	<1	<1	<1	<1	<1	<1	<1				
1,1,1,2-Tetrachloroethane	630-20-6	ug/L	10/5/2015	<1		<1	<1	<1	<1	<1	<1	<1	<1	<1	<1	<1	<1	<1	<1	<1	<1	<1	<1	<1	<1				
1,1,1,2-Tetrachloroethane	630-20-6	ug/L	4/4/2016	<1		<1	<1	<1	<1	<1	<1	<1	<1	<1	<1	<1	<1	<1	<1	<1	<1	<1	<1	<1	<1				
1,1,1,2-Tetrachloroethane	630-20-6	ug/L	10/17/2016	<1		<1	<1	<1	<1	<1	<1	<1	<1	<1	<1	<1	<1	<1	<1	<1	<1	<1	<1	<1	<1				
1,1,1,2-Tetrachloroethane	630-20-6	ug/L	4/17/2017	<1		<1	<1	<1	<1	<1	<1	<1	<1	<1	<1	<1	<1	<1	<1	<1	<1	<1	<1	<1	<1				
1,1,1,2-Tetrachloroethane	630-20-6	ug/L	10/11/2017	<1		<1	<1	<1	<1	<1	<1	<1	<1	<1	<1	<1	<1	<1	<1	<1	<1	<1	<1	<1	<1				
1,1,1,2-Tetrachloroethane	630-20-6	ug/L	4/20/2018											<1					<1	<1									
1,1,1,2-Tetrachloroethane	630-20-6	ug/L	4/23/2018	<1								<1	<1		<1	<1	<1												
1,1,1,2-Tetrachloroethane	630-20-6	ug/L	4/25/2018						<1																				
1,1,1,2-Tetrachloroethane	630-20-6	ug/L	4/30/2018			<1	<1	<1										<1											
1,1,1,2-Tetrachloroethane	630-20-6	ug/L	5/1/2018								<1										<1	<1							
1,1,1,2-Tetrachloroethane	630-20-6	ug/L	5/2/2018																				<1	<1	<1				
1,1,1,2-Tetrachloroethane	630-20-6	ug/L	10/16/2018	<1		<1	<1	<1	<1	<1	<1	<1	<1	<1	<1	<1	<1	<1	<1	<1	<1	<1	<1	<1	<1				
1,1,1,2-Tetrachloroethane	630-20-6	ug/L	4/16/2019	<1		<1	<1	<1	<1	<1	<1	<1	<1	<1	<1	<1	<1	<1	<1	<1	<1	<1	<1	<1	<1				
1,1,1,2-Tetrachloroethane	630-20-6	ug/L	10/1/2019	<1	<1	<1	<1	<1	<1	<1	<1	<1	<1	<1	<1	<1	<1	<1	<1	<1	<1	<1	<1	<1	<1				
1,1,1,2-Tetrachloroethane	630-20-6	ug/L	3/30/2020	<1	<1	<1	<1	<1	<1	<1	<1	<1	<1	<1	<1	<1	<1	<1	<1	<1	<1	<1	<1	<1	<1				
1,1,1,2-Tetrachloroethane	630-20-6	ug/L	6/24/2020		<1																								
1,1,1,2-Tetrachloroethane	630-20-6	ug/L	10/7/2020	<1	<1	<1	<1	<1	<1	<1	<1	<1	<1	<1	<1	<1	<1	<1	<1	<1	<1	<1	<1	<1	<1				
1,1,1,2-Tetrachloroethane	630-20-6	ug/L	1/21/2021		<1																								
1,1,1,2-Tetrachloroethane	630-20-6	ug/L	4/13/2021	<1	<1	<1	<1	<1	<1	<1	<1	<1	<1	<1	<1	<1	<1	<1	<1	<1	<1	<1	<1	<1	<1				
1,1,1,2-Tetrachloroethane	630-20-6	ug/L	10/20/2021		<1			<1	<1			<1	<1				<1	<1			<1	<1	<1	<1	<1	<1	<1	<1	<1
1,1,1,2-Tetrachloroethane	630-20-6	ug/L	5/2/2022		<1			<1	<1	<1	<1	<1	<1								<1	<1	<1	<1	<1	<1	<1	<1	<1
1,1,1,2-Tetrachloroethane	630-20-6	ug/L	10/14/2022		<1			<1	<1			<1	<1								<1	<1	<1	<1	<1	<1	<1	<1	<1
1,1,1,2-Tetrachloroethane	630-20-6	ug/L	5/1/2023	<1	<1	<1	<1	<1	<1	<1	<1	<1	<1	<1	<1			<1	<1	<1	<1	<1	<1	<1	<1	<1	<1	<1	<1
1,1,1,2-Tetrachloroethane	630-20-6	ug/L	10/16/2023		<1			<1	<1			<1	<1								<1	<1	<1	<1	<1	<1	<1	<1	<1
1,1,1,2-Tetrachloroethane	630-20-6	ug/L	4/29/2024		<1			<1	<1	<1	<1	<1	<1								<1	<1	<1	<1	<1	<1	<1	<1	<1
1,1,1,2-Tetrachloroethane	630-20-6	ug/L	10/9/2024		<1.00								<1.00														<1.00		
1,1,1,2-Tetrachloroethane	630-20-6	ug/L	10/10/2024						<1.00			<1.00														<1.00		<1.00	
1,1,1,2-Tetrachloroethane	630-20-6	ug/L	10/14/2024																		<1.00	<1.00		<1.00					<1.00
1,1,1,2-Tetrachloroethane	630-20-6	ug/L	10/15/2024																				<1.00		<1.00				
1,1,1,2-Tetrachloroethane	630-20-6	ug/L	4/23/2025	<1.00										<1.00					<1.00										
1,1,1,2-Tetrachloroethane	630-20-6	ug/L	4/24/2025													<1.00													
1,1,1,2-Tetrachloroethane	630-20-6	ug/L	4/30/2025		<1.00							<1.00														<1.00	<1.00		
1,1,1,2-Tetrachloroethane	630-20-6	ug/L	5/5/2025						<1.00																			<1.00	
1,1,1,2-Tetrachloroethane	630-20-6	ug/L	5/6/2025										<1.00		<1.00														
1,1,1,2-Tetrachloroethane	630-20-6	ug/L	5/7/2025				<1.00													<1.00	<1.00	<1.00	<1.00						
1,1,1,2-Tetrachloroethane	630-20-6	ug/L	5/8/2025			<1.00		<1.00																					<1.00
1,1,1,2-Tetrachloroethane	630-20-6	ug/L	5/9/2025							<1.00	<1.00													<1.00	<1.00				
1,1,1,2-Tetrachloroethane	630-20-6	ug/L	10/21/2025						<1.00																	<1.00	<1.00	<1.00	
1,1,1,2-Tetrachloroethane	630-20-6	ug/L	10/22/2025		<1.00							<1.00	<1.00																
1,1,1,2-Tetrachloroethane	630-20-6	ug/L	10/23/2025					<1.00													<1.00	<1.00	<1.00	<1.00	<1.00				
1,1,1,2-Tetrachloroethane	630-20-6	ug/L	10/24/2025																										<1.00
1,1,1-Trichloroethane	71-55-6	ug/L	2/27/2008	<1		<1	<1	<1	<1	<1																			
1,1,1-Trichloroethane	71-55-6	ug/L	5/12/2008	<1		<1	<1	<1	<1	<1																			
1,1,1-Trichloroethane	71-55-6	ug/L	7/13/2008	<1		<1	<1	<1	<1	<1																			
1,1,1-Trichloroethane	71-55-6	ug/L	9/14/2008	<1		<1	<1	<1	<1	<1																			
1,1,1-Trichloroethane	71-55-6	ug/L	11/17/2008	<1		<1	<1	<1	<1	<1																			
1,1,1-Trichloroethane	71-55-6	ug/L	4/14/2009	<1		<1	<1	<1	<1	<1																			
1,1,1-Trichloroethane	71-55-6	ug/L	7/7/2009							<1			<1	<1	<1	<1			<1	<1									
1,1,1-Trichloroethane	71-55-6	ug/L	9/2/2009							<1			<1	<1	<1	<1			<1	<1									
1,1,1-Trichloroethane	71-55-6	ug/L	10/25/2009	<1		<1	<1	<1	<1	<1			<1	<1	<1	<1			<1	<1									
1,1,1-Trichloroethane	71-55-6	ug/L	1/2/2010							<10			<10	<4	<10	<4			<10	<10									
1,1,1-Trichloroethane	71-55-6	ug/L	3/3/2010									<1	<1	<1	<1	<1	<1	<1	<1	<1									
1,1,1-Trichloroethane	71-55-6	ug/L	5/10/2010	<4		<4	<4	<4	<4	<4		<4	<4	<4	<4	<4	<4	<4	<4	<4									
1,1,1-Trichloroethane	71-55-6	ug/L	7/8/2010									<1					<1	<1											
1,1,1-Trichloroethane	71-55-6	ug/L	9/13/2010									<1					<1	<1											
1,1,1-Trichloroethane	71-55-6	ug/L	11/1/2010	<1		<1		<1	<1	<1			<1	<1	<1	<1													
1,1,1-Trichloroethane	71-55-6	ug/L	1/10/2011									<1					<1	<1											
1,1,1-Trichloroethane	71-55-6	ug/L	4/4/2011							<1		<1					<1	<1											
1,1,1-Trichloroethane	71-55-6	ug/L	8/11/2011																							<1			
1,1,1-Trichloroethane	71-55-6	ug/L	10/13/2011	<1		<1		<1	<1	<1		<1	<1	<1	<1	<1	<1	<1	<1							<1			
1,1,1-Trichloroethane	71-55-6	ug/L	12/5/2011				<1													<1						<1			
1,1,1-Trichloroethane	71-55-6	ug/L	4/11/2012	<1		<1	<1	<1	<1	<1		<1	<1	<1	<1	<1	<1	<1	<1	<1						<1	<1		
1,1,1-Trichloroethane	71-55-6	ug/L	6/25/2012					<1		<1																<1	<1		
1,1,1-Trichloroethane	71-55-6	ug/L	8/1/2012							<1	<1										<1	<1	<1	<1	<1	<1	<1		
1,1,1-Trichloroethane	71-55-6	ug/L	10/11/2012	<1		<1	<1	<1	<1		<1	<1		<1	<1	<1	<1	<1	<1	<1	<1	<1	<1	<1	<1	<1	<1		
1,1,1-Trichloroethane	71-55-6	ug/L	12/13/2012								<1										<1	<1	<1	<1	<1		<1		
1,1,1-Trichloroethane	71-55-6	ug/L	2/4/2013								<1										<1	<1	<1	<1	<1				
1,1,1-Trichloroethane	71-55-6	ug/L	3/30/2013	<1		<1	<1	<1	<1		<1	<1		<1	<1	<1	<1	<1	<1	<1	<1	<1	<1	<1	<1	<1	<1		
1,1,1-Trichloroethane	71-55-6	ug/L	7/10/2013																		<1	<1	<1	<1	<1				
1,1,1-Trichloroethane	71-55-6	ug/L	10/7/2013	<1		<1			<1	<1	<1	<1	<1	<1	<1	<1	<1	<1	<1		<1	<1	<1	<1	<1		<1		
1,1,1-Trichloroethane	71-55-6	ug/L	6/2/2014	<1		<1	<1	<1	<1	<1	<1	<1	<1	<1	<1	<1	<1	<1	<1	<1	<1	<1	<1	<1	<1				
1,1,1-Trichloroethane	71-55-6	ug/L	10/15/2014	<1		<1	<1	<1	<1	<1	<1	<1	<1	<1	<1	<1	<1	<1	<1	<1	<1	<1	<1	<1	<1				
1,1,1-Trichloroethane	71-55-6	ug/L	4/6/2015	<1		<1	<1	<1	<1	<1	<1	<1	<1	<1	<1	<1	<1	<1	<1	<1	<1	<1	<1	<1	<1				

Table 9A
Analytical Data Summary - Series A HMSP Wells
2025 Annual Water Quality Report
Iowa City Sanitary Landfill
Permit No. 52-SDP-01-72P

Constituent	CAS	Units	Date	MW-17A-00	MW-18AR	MW-23A	MW-24A	MW-25A-00	MW-29A	MW-34A	MW-38A	MW-200A	MW-201A	MW-202A	MW-203A	MW-204A	MW-205A	MW-213A	MW-214A	MW-215A	MW-216A	MW-217A	MW-218A	MW-219A	MW-220A	MW-310A	MW-312A	MW-408	MW-410
1,1,1-Trichloroethane	71-55-6	ug/L	10/5/2015	<1		<1	<1	<1	<1	<1	<1	<1	<1	<1	<1	<1	<1	<1	<1	<1	<1	<1	<1	<1	<1				
1,1,1-Trichloroethane	71-55-6	ug/L	4/4/2016	<1		<1	<1	<1	<1	<1	<1	<1	<1	<1	<1	<1	<1	<1	<1	<1	<1	<1	<1	<1	<1				
1,1,1-Trichloroethane	71-55-6	ug/L	10/17/2016	<1		<1	<1	<1	<1	<1	<1	<1	<1	<1	<1	<1	<1	<1	<1	<1	<1	<1	<1	<1	<1				
1,1,1-Trichloroethane	71-55-6	ug/L	4/17/2017	<1		<1	<1	<1	<1	<1	<1	<1	<1	<1	<1	<1	<1	<1	<1	<1	<1	<1	<1	<1	<1				
1,1,1-Trichloroethane	71-55-6	ug/L	10/11/2017	<1		<1	<1	<1	<1	<1	<1	<1	<1	<1	<1	<1	<1	<1	<1	<1	<1	<1	<1	<1	<1				
1,1,1-Trichloroethane	71-55-6	ug/L	4/20/2018											<1					<1	<1									
1,1,1-Trichloroethane	71-55-6	ug/L	4/23/2018	<1								<1	<1		<1	<1	<1												
1,1,1-Trichloroethane	71-55-6	ug/L	4/25/2018						<1																				
1,1,1-Trichloroethane	71-55-6	ug/L	4/30/2018			<1	<1	<1										<1											
1,1,1-Trichloroethane	71-55-6	ug/L	5/1/2018								<1										<1	<1							
1,1,1-Trichloroethane	71-55-6	ug/L	5/2/2018																				<1	<1	<1				
1,1,1-Trichloroethane	71-55-6	ug/L	10/16/2018	<1		<1	<1	<1	<1	<1	<1	<1	<1	<1	<1	<1	<1	<1	<1	<1	<1	<1	<1	<1	<1				
1,1,1-Trichloroethane	71-55-6	ug/L	4/16/2019	<1		<1	<1	<1	<1	<1	<1	<1	<1	<1	<1	<1	<1	<1	<1	<1	<1	<1	<1	<1	<1				
1,1,1-Trichloroethane	71-55-6	ug/L	10/1/2019	<1	<1	<1	<1	<1	<1	<1	<1	<1	<1	<1	<1	<1	<1	<1	<1	<1	<1	<1	<1	<1	<1				
1,1,1-Trichloroethane	71-55-6	ug/L	3/30/2020	<1	<1	<1	<1	<1	<1	<1	<1	<1	<1	<1	<1	<1	<1	<1	<1	<1	<1	<1	<1	<1	<1				
1,1,1-Trichloroethane	71-55-6	ug/L	6/24/2020		<1																								
1,1,1-Trichloroethane	71-55-6	ug/L	10/7/2020	<1	<1	<1	<1	<1	<1	<1	<1	<1	<1	<1	<1	<1	<1	<1	<1	<1	<1	<1	<1	<1	<1				
1,1,1-Trichloroethane	71-55-6	ug/L	1/21/2021		<1																								
1,1,1-Trichloroethane	71-55-6	ug/L	4/13/2021	<1	<1	<1	<1	<1	<1	<1	<1	<1	<1	<1	<1	<1	<1	<1	<1	<1	<1	<1	<1	<1	<1				
1,1,1-Trichloroethane	71-55-6	ug/L	10/20/2021		<1			<1	<1			<1	<1				<1	<1			<1	<1	<1	<1	<1	<1	<1	<1	<1
1,1,1-Trichloroethane	71-55-6	ug/L	5/2/2022		<1			<1	<1	<1	<1	<1	<1								<1	<1	<1	<1	<1	<1	<1	<1	<1
1,1,1-Trichloroethane	71-55-6	ug/L	10/14/2022		<1			<1	<1			<1	<1								<1	<1	<1	<1	<1	<1	<1	<1	<1
1,1,1-Trichloroethane	71-55-6	ug/L	5/1/2023	<1	<1	<1	<1	<1	<1	<1	<1	<1	<1	<1	<1			<1	<1	<1	<1	<1	<1	<1	<1	<1	<1	<1	<1
1,1,1-Trichloroethane	71-55-6	ug/L	10/16/2023		<1			<1	<1			<1	<1								<1	<1	<1	<1	<1	<1	<1	<1	<1
1,1,1-Trichloroethane	71-55-6	ug/L	4/29/2024		<1			<1	<1	<1	<1	<1	<1								<1	<1	<1	<1	<1	<1	<1	<1	<1
1,1,1-Trichloroethane	71-55-6	ug/L	10/9/2024		<1.00								<1.00														<1.00		
1,1,1-Trichloroethane	71-55-6	ug/L	10/10/2024						<1.00			<1.00														<1.00		<1.00	
1,1,1-Trichloroethane	71-55-6	ug/L	10/14/2024																		<1.00	<1.00		<1.00					<1.00
1,1,1-Trichloroethane	71-55-6	ug/L	10/15/2024																				<1.00		<1.00				
1,1,1-Trichloroethane	71-55-6	ug/L	4/23/2025	<1.00										<1.00					<1.00										
1,1,1-Trichloroethane	71-55-6	ug/L	4/24/2025													<1.00													
1,1,1-Trichloroethane	71-55-6	ug/L	4/30/2025		<1.00							<1.00														<1.00	<1.00		
1,1,1-Trichloroethane	71-55-6	ug/L	5/5/2025						<1.00																			<1.00	
1,1,1-Trichloroethane	71-55-6	ug/L	5/6/2025										<1.00		<1.00														
1,1,1-Trichloroethane	71-55-6	ug/L	5/7/2025				<1.00													<1.00	<1.00	<1.00	<1.00						
1,1,1-Trichloroethane	71-55-6	ug/L	5/8/2025			<1.00		<1.00																					<1.00
1,1,1-Trichloroethane	71-55-6	ug/L	5/9/2025							<1.00	<1.00													<1.00	<1.00				
1,1,1-Trichloroethane	71-55-6	ug/L	10/21/2025						<1.00																	<1.00	<1.00	<1.00	
1,1,1-Trichloroethane	71-55-6	ug/L	10/22/2025		<1.00							<1.00	<1.00																
1,1,1-Trichloroethane	71-55-6	ug/L	10/23/2025					<1.00													<1.00	<1.00	<1.00	<1.00	<1.00				
1,1,1-Trichloroethane	71-55-6	ug/L	10/24/2025																										<1.00
1,1,2,2-Tetrachloroethane	79-34-5	ug/L	2/27/2008	<1		<1	<1	<1	<1	<1																			
1,1,2,2-Tetrachloroethane	79-34-5	ug/L	5/12/2008	<1		<1	<1	<1	<1	<1																			
1,1,2,2-Tetrachloroethane	79-34-5	ug/L	7/13/2008	<1		<1	<1	<1	<1	<1																			
1,1,2,2-Tetrachloroethane	79-34-5	ug/L	9/14/2008	<1		<1	<1	<1	<1	<1																			
1,1,2,2-Tetrachloroethane	79-34-5	ug/L	11/17/2008	<1		<1	<1	<1	<1	<1																			
1,1,2,2-Tetrachloroethane	79-34-5	ug/L	4/14/2009	<1		<1	<1	<1	<1	<1																			
1,1,2,2-Tetrachloroethane	79-34-5	ug/L	7/7/2009										<1	<1	<1	<1			<1	<1									
1,1,2,2-Tetrachloroethane	79-34-5	ug/L	9/2/2009										<1	<1	<1	<1			<1	<1									
1,1,2,2-Tetrachloroethane	79-34-5	ug/L	10/25/2009	<2		<1	<2	<2	<1	<1			<2	<2	<2	<1			<1	<1									
1,1,2,2-Tetrachloroethane	79-34-5	ug/L	1/2/2010										<1	<1	<1	<1			<1	<1									
1,1,2,2-Tetrachloroethane	79-34-5	ug/L	3/3/2010									<2	<2	<2	<2	<2	<2	<2	<2	<2									
1,1,2,2-Tetrachloroethane	79-34-5	ug/L	5/10/2010	<1		<1	<1	<1	<1	<1		<1	<1	<1	<1	<1	<1	<1	<1	<1									
1,1,2,2-Tetrachloroethane	79-34-5	ug/L	7/8/2010									<1					<1	<1											
1,1,2,2-Tetrachloroethane	79-34-5	ug/L	9/13/2010									<1					<1	<1											
1,1,2,2-Tetrachloroethane	79-34-5	ug/L	11/1/2010	<1		<1		<1	<1	<1			<1	<1	<1	<1													
1,1,2,2-Tetrachloroethane	79-34-5	ug/L	1/10/2011									<1					<1	<1											
1,1,2,2-Tetrachloroethane	79-34-5	ug/L	4/4/2011									<1					<1	<4											
1,1,2,2-Tetrachloroethane	79-34-5	ug/L	8/11/2011																							<1			
1,1,2,2-Tetrachloroethane	79-34-5	ug/L	10/13/2011	<1		<1		<1	<1	<1		<1	<1	<1	<1	<1	<1	<1	<1							<1			
1,1,2,2-Tetrachloroethane	79-34-5	ug/L	12/5/2011				<1													<1						<1			
1,1,2,2-Tetrachloroethane	79-34-5	ug/L	4/11/2012	<1		<1	<1	<1	<1	<1		<1	<1	<1	<1	<1	<1	<1	<1	<1						<1	<1		
1,1,2,2-Tetrachloroethane	79-34-5	ug/L	6/25/2012					<1		<1																<1	<1		
1,1,2,2-Tetrachloroethane	79-34-5	ug/L	8/1/2012							<1	<1										<1	<1	<1	<1	<1	<1	<1		
1,1,2,2-Tetrachloroethane	79-34-5	ug/L	10/11/2012	<1		<1	<1	<1	<1		<1	<1		<1	<1	<1	<1	<1	<1	<1	<1	<1	<1	<1	<1	<1	<1		
1,1,2,2-Tetrachloroethane	79-34-5	ug/L	12/13/2012								<1										<1	<1	<1	<1	<1		<1		
1,1,2,2-Tetrachloroethane	79-34-5	ug/L	2/4/2013								<1										<1	<1	<1	<1	<1				
1,1,2,2-Tetrachloroethane	79-34-5	ug/L	3/30/2013	<1		<1	<1	<1	<1		<1	<1		<1	<1	<1	<1	<1	<1	<1	<1	<1	<1	<1	<1	<1	<1		
1,1,2,2-Tetrachloroethane	79-34-5	ug/L	7/10/2013																		<1	<1	<1	<1	<1				
1,1,2,2-Tetrachloroethane	79-34-5	ug/L	10/7/2013	<1		<1			<1	<1	<1	<1	<1	<1	<1	<1	<1	<1	<1		<1	<1	<1	<1	<1		<1		
1,1,2,2-Tetrachloroethane	79-34-5	ug/L	6/2/2014	<1		<1	<1	<1	<1	<1	<1	<1	<1	<1	<1	<1	<1	<1	<1	<1	<1	<1	<1	<1	<1				
1,1,2,2-Tetrachloroethane	79-34-5	ug/L	10/15/2014	<1		<1	<1	<1	<1	<1	<1	<1	<1	<1	<1	<1	<1	<1	<1	<1	<1	<1	<1	<1	<1				
1,1,2,2-Tetrachloroethane	79-34-5	ug/L	4/6/2015	<1		<1	<1	<1	<1	<1	<1	<1	<1	<1	<1	<1	<1	<1	<1	<1	<1	<1	<1	<1	<1				
1,1,2,2-Tetrachloroethane	79-34-5	ug/L	10/5/2015	<1		<1	<1	<1	<1	<1	<1	<1	<1	<1	<1	<1	<1	<1	<1	<1	<1	<1	<1	<1	<1				
1,1,2,2-Tetrachloroethane	79-34-5	ug/L	4/4/2016	<1		<1	<1	<1	<1	<1	<1	<1	<1	<1	<1	<1	<1	<1	<1	<1	<1	<1	<1	<1	<1				
1,1,2,2-Tetrachloroethane	79-34-5	ug/L	10/17/2016	<1		<1	<1	<1	<1	<1	<1	<1	<1	<1	<1	<1	<1	<1	<1	<1	<1	<1	<1	<1	<1				
1,1,2,2-Tetrachloroethane	79-34-5	ug/L	4/17/2017	<1		<1	<1	<1	<1	<1	<1	<1	<1	<1	<1	<1	<1	<1	<1	<1	<1	<1	<1	<1	<1				
1,1,2,2-Tetrachloroethane	79-34-5	ug/L	10/11/2017	<1		<1	<1	<1	<1	<1	<1	<1	<1	<1	<1	<1	<1	<1	<1	<1	<1	<1	<1	<1	<1				
1,1,2,2-Tetrachloroethane	79-34-5	ug/L	4/20/2018											<1					<1	<1									
1,1,2,2-Tetrachloroethane	79-34-5	ug/L	4/23/2018	<1								<1	<1		<1	<1	<1												
1,1,2,2-Tetrachloroethane	79-34-5	ug/L	4/25/2018						<1																				
1,1,2,2-Tetrachloroethane	79-34-5	ug/L	4/30/2018			<1	<1	<1										<1											
1,1,2,2-Tetrachloroethane	79-34-5	ug/L	5/1/2018								<1										<1	<1							
1,1,2,2-Tetrachloroethane	79-34-5	ug/L	5/2/2018																				<1	<1	<1				
1,1,2,2-Tetrachloroethane	79-34-5	ug/L	10/16/2018	<1		<1	<1	<1	<1	<1	<1	<1	<1	<1	<1	<1	<1	<1	<1	<1	<1	<1	<1	<1	<1				
1,1,2,2-Tetrachloroethane	79-34-5	ug/L	4/16/2019	<1		<1	<1	<1	<1	<1	<1	<1	<1	<1	<1	<1	<1	<1	<1	<1	<1	<1	<1	<1	<1				
1,1,2,2-Tetrachloroethane	79-34-5	ug/L	10/1/2019	<1	<1	<1	<1	<1	<1	<1	<1	<1	<1	<1	<1	<1	<1	<1	<1	<1	<1	<1	<1	<1	<1				
1,1,2,2-Tetrachloroethane	79-34-5	ug/L	3/30/2020	<1	<1	<1	<1	<1	<1	<1	<1	<1	<1	<1	<1	<1	<1	<1	<1	<1	<1	<1	<1	<1	<1				
1,1,2,2-Tetrachloroethane	79-34-5	ug/L	6/24/2020		<1																								
1,1,2,2-Tetrachloroethane	79-34-5	ug/L	10/7/2020	<1	<1	<1	<1	<1	<1	<1	<1	<1	<1	<1	<1	<1	<1	<1	<1	<1	<1	<1	<1	<1	<1				
1,1,2,2-Tetrachloroethane	79-34-5	ug/L	1/21/2021		<1																								
1,1,2,2-Tetrachloroethane	79-34-5	ug/L	4/13/2021	<1	<1	<1	<1	<1	<1	<1	<1	<1	<1	<1	<1	<1	<1	<1	<1	<1	<1	<1	<1	<1	<1				
1,1,2,2-Tetrachloroethane	79-34-5	ug/L	10/20/2021		<1			<1	<1			<1	<1				<1	<1			<1	<1	<1	<1	<1	<1	<1	<1	<1
1,1,2,2-Tetrachloroethane	79-34-5	ug/L	5/2/2022		<1			<1	<1	<1	<1	<1	<1								<1	<1	<1	<1	<1	<1	<1	<1	<1
1,1,2,2-Tetrachloroethane	79-34-5	ug/L	10/14/2022		<1			<1	<1			<1	<1								<1	<1	<1	<1	<1	<1	<1	<1	<1
1,1,2,2-Tetrachloroethane	79-34-5	ug/L	5/1/2023	<1	<1	<1	<1	<1	<1	<1	<1	<1	<1	<1	<1			<1	<1	<1	<1	<1	<1	<1	<1	<1	<1	<1	<1
1,1,2,2-Tetrachloroethane	79-34-5	ug/L	10/16/2023		<1			<1	<1			<1	<1								<1	<1	<1	<1	<1	<1	<1	<1	<1
1,1,2,2-Tetrachloroethane	79-34-5	ug/L	4/29/2024		<1			<1	<1	<1	<1	<1	<1								<1	<1	<1	<1	<1	<1	<1	<1	<1
1,1,2,2-Tetrachloroethane	79-34-5	ug/L	10/9/2024		<1.00								<1.00														<1.00		
1,1,2,2-Tetrachloroethane	79-34-5	ug/L	10/10/2024						<1.00			<1.00														<1.00		<1.00	
1,1,2,2-Tetrachloroethane	79-34-5	ug/L	10/14/2024																		<1.00	<1.00		<1.00					<1.00
1,1,2,2-Tetrachloroethane	79-34-5	ug/L	10/15/2024																				<1.00		<1.00				
1,1,2,2-Tetrachloroethane	79-34-5	ug/L	4/23/2025	<1.00										<1.00					<1.00										
1,1,2,2-Tetrachloroethane	79-34-5	ug/L	4/24/2025													<1.00													
1,1,2,2-Tetrachloroethane	79-34-5	ug/L	4/30/2025		<1.00							<1.00														<1.00	<1.00		

Table 9A
Analytical Data Summary - Series A HMSP Wells
2025 Annual Water Quality Report
Iowa City Sanitary Landfill
Permit No. 52-SDP-01-72P

Constituent	CAS	Units	Date	MW-17A-00	MW-18AR	MW-23A	MW-24A	MW-25A-00	MW-29A	MW-34A	MW-38A	MW-200A	MW-201A	MW-202A	MW-203A	MW-204A	MW-205A	MW-213A	MW-214A	MW-215A	MW-216A	MW-217A	MW-218A	MW-219A	MW-220A	MW-310A	MW-312A	MW-408	MW-410
1,1,2,2-Tetrachloroethane	79-34-5	ug/L	5/5/2025						<1.00																			<1.00	
1,1,2,2-Tetrachloroethane	79-34-5	ug/L	5/6/2025										<1.00		<1.00														
1,1,2,2-Tetrachloroethane	79-34-5	ug/L	5/7/2025				<1.00													<1.00	<1.00	<1.00	<1.00						
1,1,2,2-Tetrachloroethane	79-34-5	ug/L	5/8/2025			<1.00		<1.00																					<1.00
1,1,2,2-Tetrachloroethane	79-34-5	ug/L	5/9/2025							<1.00	<1.00													<1.00	<1.00				
1,1,2,2-Tetrachloroethane	79-34-5	ug/L	10/21/2025						<1.00																	<1.00	<1.00	<1.00	
1,1,2,2-Tetrachloroethane	79-34-5	ug/L	10/22/2025		<1.00							<1.00	<1.00																
1,1,2,2-Tetrachloroethane	79-34-5	ug/L	10/23/2025					<1.00													<1.00	<1.00	<1.00	<1.00	<1.00				
1,1,2,2-Tetrachloroethane	79-34-5	ug/L	10/24/2025																										<1.00
1,1,2-Trichloroethane	79-00-5	ug/L	2/27/2008	<1		<1	<1	<1	<1	<1																			
1,1,2-Trichloroethane	79-00-5	ug/L	5/12/2008	<1		<1	<1	<1	<1	<1																			
1,1,2-Trichloroethane	79-00-5	ug/L	7/13/2008	<1		<1	<1	<1	<1	<1																			
1,1,2-Trichloroethane	79-00-5	ug/L	9/14/2008	<1		<1	<1	<1	<1	<1																			
1,1,2-Trichloroethane	79-00-5	ug/L	11/17/2008	<1		<1	<1	<1	<1	<1																			
1,1,2-Trichloroethane	79-00-5	ug/L	4/14/2009	<1		<1	<1	<1	<1	<1																			
1,1,2-Trichloroethane	79-00-5	ug/L	7/7/2009										<1	<1	<1	<1			<1	<1									
1,1,2-Trichloroethane	79-00-5	ug/L	9/2/2009										<1	<1	<1	<1			<1	<1									
1,1,2-Trichloroethane	79-00-5	ug/L	10/25/2009	<2		<1	<2	<2	<1	<1			<2	<2	<2	<1			<1	<1									
1,1,2-Trichloroethane	79-00-5	ug/L	1/2/2010										<1	<1	<1	<1			<1	<1									
1,1,2-Trichloroethane	79-00-5	ug/L	3/3/2010									<1	<1	<1	<1	<1	<1	<1	<1	<1									
1,1,2-Trichloroethane	79-00-5	ug/L	5/10/2010	<1		<1	<1	<1	<1	<1		<1	<1	<1	<1	<1	<1	<1	<1	<1									
1,1,2-Trichloroethane	79-00-5	ug/L	7/8/2010									<1					<1	<1											
1,1,2-Trichloroethane	79-00-5	ug/L	9/13/2010									<1					<1	<1											
1,1,2-Trichloroethane	79-00-5	ug/L	11/1/2010	<1		<1		<1	<1	<1			<1	<1	<1	<1													
1,1,2-Trichloroethane	79-00-5	ug/L	1/10/2011									<1					<1	<1											
1,1,2-Trichloroethane	79-00-5	ug/L	4/4/2011									<1					<1	<1											
1,1,2-Trichloroethane	79-00-5	ug/L	8/11/2011																							<1			
1,1,2-Trichloroethane	79-00-5	ug/L	10/13/2011	<1		<1		<1	<1	<1		<1	<1	<1	<1	<1	<1	<1	<1							<1			
1,1,2-Trichloroethane	79-00-5	ug/L	12/5/2011				<1													<1						<1			
1,1,2-Trichloroethane	79-00-5	ug/L	4/11/2012	<1		<1	<1	<1	<1	<1		<1	<1	<1	<1	<1	<1	<1	<1	<1						<1	<1		
1,1,2-Trichloroethane	79-00-5	ug/L	6/25/2012					<1		<1																<1	<1		
1,1,2-Trichloroethane	79-00-5	ug/L	8/1/2012							<1	<1										<1	<1	<1	<1	<1	<1	<1		
1,1,2-Trichloroethane	79-00-5	ug/L	10/11/2012	<2		<1	<1	<1	<1		<1	<2		<1	<1	<2	<1	<1	<1	<1	<1	<1	<1	<1	<1	<1	<1		
1,1,2-Trichloroethane	79-00-5	ug/L	12/13/2012								<1										<1	<1	<1	<1	<1		<1		
1,1,2-Trichloroethane	79-00-5	ug/L	2/4/2013								<1										<1	<1	<1	<1	<1				
1,1,2-Trichloroethane	79-00-5	ug/L	3/30/2013	<1		<1	<1	<1	<1		<1	<1		<1	<1	<1	<1	<1	<1	<1	<1	<1	<1	<1	<1	<1	<1		
1,1,2-Trichloroethane	79-00-5	ug/L	7/10/2013																		<1	<1	<1	<1	<1				
1,1,2-Trichloroethane	79-00-5	ug/L	10/7/2013	<1		<1			<1	<1	<1	<1	<1	<1	<1	<1	<1	<1	<1		<1	<1	<1	<1	<1		<1		
1,1,2-Trichloroethane	79-00-5	ug/L	6/2/2014	<1		<1	<1	<1	<1	<1	<1	<1	<1	<1	<1	<1	<1	<1	<1	<1	<1	<1	<1	<1	<1				
1,1,2-Trichloroethane	79-00-5	ug/L	10/15/2014	<1		<1	<1	<1	<1	<1	<1	<1	<1	<1	<1	<1	<1	<1	<1	<1	<1	<1	<1	<1	<1				
1,1,2-Trichloroethane	79-00-5	ug/L	4/6/2015	<1		<1	<1	<1	<1	<1	<1	<1	<1	<1	<1	<1	<1	<1	<1	<1	<1	<1	<1	<1	<1				
1,1,2-Trichloroethane	79-00-5	ug/L	10/5/2015	<1		<1	<1	<1	<1	<1	<1	<1	<1	<1	<1	<1	<1	<1	<1	<1	<1	<1	<1	<1	<1				
1,1,2-Trichloroethane	79-00-5	ug/L	4/4/2016	<1		<1	<1	<1	<1	<1	<1	<1	<1	<1	<1	<1	<1	<1	<1	<1	<1	<1	<1	<1	<1				
1,1,2-Trichloroethane	79-00-5	ug/L	10/17/2016	<1		<1	<1	<1	<1	<1	<1	<1	<1	<1	<1	<1	<1	<1	<1	<1	<1	<1	<1	<1	<1				
1,1,2-Trichloroethane	79-00-5	ug/L	4/17/2017	<1		<1	<1	<1	<1	<1	<1	<1	<1	<1	<1	<1	<1	<1	<1	<1	<1	<1	<1	<1	<1				
1,1,2-Trichloroethane	79-00-5	ug/L	10/11/2017	<1		<1	<1	<1	<1	<1	<1	<1	<1	<1	<1	<1	<1	<1	<1	<1	<1	<1	<1	<1	<1				
1,1,2-Trichloroethane	79-00-5	ug/L	4/20/2018											<1					<1	<1									
1,1,2-Trichloroethane	79-00-5	ug/L	4/23/2018	<1								<1	<1		<1	<1	<1												
1,1,2-Trichloroethane	79-00-5	ug/L	4/25/2018						<1																				
1,1,2-Trichloroethane	79-00-5	ug/L	4/30/2018			<1	<1	<1										<1											
1,1,2-Trichloroethane	79-00-5	ug/L	5/1/2018								<1										<1	<1							
1,1,2-Trichloroethane	79-00-5	ug/L	5/2/2018																				<1	<1	<1				
1,1,2-Trichloroethane	79-00-5	ug/L	10/16/2018	<1		<1	<1	<1	<1	<1	<1	<1	<1	<1	<1	<1	<1	<1	<1	<1	<1	<1	<1	<1	<1				
1,1,2-Trichloroethane	79-00-5	ug/L	4/16/2019	<1		<1	<1	<1	<1	<1	<1	<1	<1	<1	<1	<1	<1	<1	<1	<1	<1	<1	<1	<1	<1				
1,1,2-Trichloroethane	79-00-5	ug/L	10/1/2019	<1	<1	<1	<1	<1	<1	<1	<1	<1	<1	<1	<1	<1	<1	<1	<1	<1	<1	<1	<1	<1	<1				
1,1,2-Trichloroethane	79-00-5	ug/L	3/30/2020	<1	<1	<1	<1	<1	<1	<1	<1	<1	<1	<1	<1	<1	<1	<1	<1	<1	<1	<1	<1	<1	<1				
1,1,2-Trichloroethane	79-00-5	ug/L	6/24/2020		<1																								
1,1,2-Trichloroethane	79-00-5	ug/L	10/7/2020	<1	<1	<1	<1	<1	<1	<1	<1	<1	<1	<1	<1	<1	<1	<1	<1	<1	<1	<1	<1	<1	<1				
1,1,2-Trichloroethane	79-00-5	ug/L	1/21/2021		<1																								
1,1,2-Trichloroethane	79-00-5	ug/L	4/13/2021	<1	<1	<1	<1	<1	<1	<1	<1	<1	<1	<1	<1	<1	<1	<1	<1	<1	<1	<1	<1	<1	<1				
1,1,2-Trichloroethane	79-00-5	ug/L	10/20/2021		<1			<1	<1			<1	<1				<1	<1			<1	<1	<1	<1	<1	<1	<1	<1	<1
1,1,2-Trichloroethane	79-00-5	ug/L	5/2/2022		<1			<1	<1	<1	<1	<1	<1								<1	<1	<1	<1	<1	<1	<1	<1	<1
1,1,2-Trichloroethane	79-00-5	ug/L	10/14/2022		<1			<1	<1			<1	<1								<1	<1	<1	<1	<1	<1	<1	<1	<1
1,1,2-Trichloroethane	79-00-5	ug/L	5/1/2023	<1	<1	<1	<1	<1	<1	<1	<1	<1	<1	<1	<1			<1	<1	<1	<1	<1	<1	<1	<1	<1	<1	<1	<1
1,1,2-Trichloroethane	79-00-5	ug/L	10/16/2023		<1			<1	<1			<1	<1								<1	<1	<1	<1	<1	<1	<1	<1	<1
1,1,2-Trichloroethane	79-00-5	ug/L	4/29/2024		<1			<1	<1	<1	<1	<1	<1								<1	<1	<1	<1	<1	<1	<1	<1	<1
1,1,2-Trichloroethane	79-00-5	ug/L	10/9/2024		<1.00								<1.00														<1.00		
1,1,2-Trichloroethane	79-00-5	ug/L	10/10/2024						<1.00			<1.00														<1.00		<1.00	
1,1,2-Trichloroethane	79-00-5	ug/L	10/14/2024																		<1.00	<1.00		<1.00					<1.00
1,1,2-Trichloroethane	79-00-5	ug/L	10/15/2024																				<1.00		<1.00				
1,1,2-Trichloroethane	79-00-5	ug/L	4/23/2025	<1.00										<1.00					<1.00										
1,1,2-Trichloroethane	79-00-5	ug/L	4/24/2025													<1.00													
1,1,2-Trichloroethane	79-00-5	ug/L	4/30/2025		<1.00							<1.00														<1.00	<1.00		
1,1,2-Trichloroethane	79-00-5	ug/L	5/5/2025						<1.00																			<1.00	
1,1,2-Trichloroethane	79-00-5	ug/L	5/6/2025										<1.00		<1.00														
1,1,2-Trichloroethane	79-00-5	ug/L	5/7/2025				<1.00													<1.00	<1.00	<1.00	<1.00						
1,1,2-Trichloroethane	79-00-5	ug/L	5/8/2025			<1.00		<1.00																					<1.00
1,1,2-Trichloroethane	79-00-5	ug/L	5/9/2025							<1.00	<1.00													<1.00	<1.00				
1,1,2-Trichloroethane	79-00-5	ug/L	10/2/2025						<1.00																	<1.00	<1.00	<1.00	
1,1,2-Trichloroethane	79-00-5	ug/L	10/22/2025		<1.00							<1.00	<1.00																
1,1,2-Trichloroethane	79-00-5	ug/L	10/23/2025					<1.00													<1.00	<1.00	<1.00	<1.00	<1.00				
1,1,2-Trichloroethane	79-00-5	ug/L	10/24/2025																										<1.00
1,1-Dichloroethane	75-34-3	ug/L	2/27/2008	<1		<1	<1	<1	<1	<1																			
1,1-Dichloroethane	75-34-3	ug/L	5/12/2008	<1		<1	<1	<1	<1	<1																			
1,1-Dichloroethane	75-34-3	ug/L	7/13/2008	<1		<1	<1	<1	<1	<1																			
1,1-Dichloroethane	75-34-3	ug/L	9/14/2008	<1		<1	<1	<1	<1	<1																			
1,1-Dichloroethane	75-34-3	ug/L	11/17/2008	<1		<1	<1	<1	<1	<1																			
1,1-Dichloroethane	75-34-3	ug/L	4/14/2009	<1		<1	<1	<1	<1	<1																			
1,1-Dichloroethane	75-34-3	ug/L	7/7/2009							<1			6.37	<1	<1	<1			<1	<1									
1,1-Dichloroethane	75-34-3	ug/L	9/2/2009							<1			3.35	<1	<1	<1			<1	<1									
1,1-Dichloroethane	75-34-3	ug/L	10/25/2009	<1		<1	<1	<1	<1	<1			1.03	<1	<1	<1			<1	<1									
1,1-Dichloroethane	75-34-3	ug/L	1/2/2010							<1			1.07	<1	<1	<1			<1	<1									
1,1-Dichloroethane	75-34-3	ug/L	3/3/2010									<1	3.32	<1	<1	<1	<1	<1	<1	<1									
1,1-Dichloroethane	75-34-3	ug/L	5/10/2010	<1		<1	<1	<1	<1	<1		<1	<1	<1	<1	<1	<1	<1	<1	<1									
1,1-Dichloroethane	75-34-3	ug/L	7/8/2010							<1		<1					<1	<1											
1,1-Dichloroethane	75-34-3	ug/L	9/13/2010							<1		<1					<1	<1											
1,1-Dichloroethane	75-34-3	ug/L	11/1/2010	<1		<1		<1	<1	<1			<1	<1	<1	<1													
1,1-Dichloroethane	75-34-3	ug/L	1/10/2011							<1		<1					<1	<1											
1,1-Dichloroethane	75-34-3	ug/L	4/4/2011							<1		<1					<1	<1											
1,1-Dichloroethane	75-34-3	ug/L	8/11/2011																							<1			
1,1-Dichloroethane	75-34-3	ug/L	10/13/2011	<1		<1		<1	<1	<1		<1	<1	<1	<1	<1	<1	<1	<1							<1			
1,1-Dichloroethane	75-34-3	ug/L	12/5/2011				<1													<1						<1			
1,1-Dichloroethane	75-34-3	ug/L	4/11/2012	<1		<1	<1	<1	<1	<1		<1	1.1	<1	<1	<1	<1	<1	<1	<1						<1	<1		
1,1-Dichloroethane	75-34-3	ug/L	6/25/2012					<1		<1																<1	<1		
1,1-Dichloroethane	75-34-3	ug/L	8/1/2012							<1	<1										<1	<1	<1	<1	<1	<1	<1		

Table 9A
Analytical Data Summary - Series A HMSP Wells
2025 Annual Water Quality Report
Iowa City Sanitary Landfill
Permit No. 52-SDP-01-72P

Constituent	CAS	Units	Date	MW-17A-00	MW-18AR	MW-23A	MW-24A	MW-25A-00	MW-29A	MW-34A	MW-38A	MW-200A	MW-201A	MW-202A	MW-203A	MW-204A	MW-205A	MW-213A	MW-214A	MW-215A	MW-216A	MW-217A	MW-218A	MW-219A	MW-220A	MW-310A	MW-312A	MW-408	MW-410
1,1-Dichloroethane	75-34-3	ug/L	10/11/2012	<1		<1	<1	<1	<1		<1	<1		<1	<1	<1	<1	<1	<1	<1	<1	<1	<1	<1	<1	<1	<1		
1,1-Dichloroethane	75-34-3	ug/L	12/13/2012								<1										<1	<1	<1	<1	<1		<1		
1,1-Dichloroethane	75-34-3	ug/L	2/4/2013								<1										<1	<1	<1	<1	<1				
1,1-Dichloroethane	75-34-3	ug/L	3/30/2013	<1		<1	<1	<1	<1		<1	<1		<1	<1	<1	<1	<1	<1	<1	<1	<1	<1	<1	<1	<1	<1		
1,1-Dichloroethane	75-34-3	ug/L	7/10/2013																		<1	<1	<1	<1	<1				
1,1-Dichloroethane	75-34-3	ug/L	10/7/2013	<1		<1			<1	<1	<1	<1	2.45	<1	<1	<1	<1	<1	<1		<1	<1	<1	<1	<1		<1		
1,1-Dichloroethane	75-34-3	ug/L	6/2/2014	<1		<1	<1	<1	<1	<1	<1	<1	<1	<1	<1	<1	<1	<1	<1	<1	<1	<1	<1	<1	<1				
1,1-Dichloroethane	75-34-3	ug/L	10/15/2014	<1		<1	<1	<1	<1	<1	<1	<1	<1	<1	<1	<1	<1	<1	<1	<1	<1	<1	<1	<1	<1				
1,1-Dichloroethane	75-34-3	ug/L	4/6/2015	<1		<1	<1	<1	<1	<1	<1	<1	<1	<1	<1	<1	<1	<1	<1	<1	<1	<1	<1	<1	<1				
1,1-Dichloroethane	75-34-3	ug/L	10/5/2015	<1		<1	<1	<1	<1	<1	<1	<1	0.876J	<1	<1	<1	<1	<1	<1	<1	<1	<1	<1	<1	<1				
1,1-Dichloroethane	75-34-3	ug/L	4/4/2016	<1		<1	<1	<1	<1	<1	<1	<1	<1	<1	0.273J	<1	<1	<1	<1	<1	<1	<1	<1	<1	<1				
1,1-Dichloroethane	75-34-3	ug/L	10/17/2016	<1		<1	<1	<1	<1	<1	<1	<1	1.2	<1	<1	<1	<1	<1	<1	<1	<1	<1	<1	<1	<1				
1,1-Dichloroethane	75-34-3	ug/L	4/17/2017	<1		<1	<1	<1	<1	<1	<1	<1	<1	<1	<1	<1	<1	<1	<1	<1	<1	<1	<1	<1	<1				
1,1-Dichloroethane	75-34-3	ug/L	10/11/2017	<1		<1	<1	<1	<1	<1	<1	<1	<1	<1	<1	<1	<1	<1	<1	<1	<1	<1	<1	<1	<1				
1,1-Dichloroethane	75-34-3	ug/L	4/20/2018											<1					<1	<1									
1,1-Dichloroethane	75-34-3	ug/L	4/23/2018	<1								<1	<1		<1	<1	<1												
1,1-Dichloroethane	75-34-3	ug/L	4/25/2018						<1																				
1,1-Dichloroethane	75-34-3	ug/L	4/30/2018			<1	<1	<1										<1											
1,1-Dichloroethane	75-34-3	ug/L	5/1/2018								<1										<1	<1							
1,1-Dichloroethane	75-34-3	ug/L	5/2/2018																				<1	<1	<1				
1,1-Dichloroethane	75-34-3	ug/L	10/16/2018	<1		<1	<1	<1	<1	<1	<1	<1	<1	<1	<1	<1	<1	<1	<1	<1	<1	<1	<1	<1	<1				
1,1-Dichloroethane	75-34-3	ug/L	4/16/2019	<1		<1	<1	<1	<1	<1	<1	<1	<1	<1	<1	<1	<1	<1	<1	<1	<1	<1	<1	<1	<1				
1,1-Dichloroethane	75-34-3	ug/L	10/1/2019	<1	<1	<1	<1	<1	<1	<1	<1	<1	<1	<1	<1	<1	<1	<1	<1	<1	<1	<1	<1	<1	<1				
1,1-Dichloroethane	75-34-3	ug/L	3/30/2020	<1	1.19	<1	<1	<1	<1	<1	<1	<1	<1	<1	<1	<1	<1	<1	<1	<1	<1	<1	<1	<1	<1				
1,1-Dichloroethane	75-34-3	ug/L	6/24/2020		1																								
1,1-Dichloroethane	75-34-3	ug/L	10/7/2020	<1	0.927J	<1	<1	<1	<1	<1	<1	<1	<1	<1	<1	<1	<1	<1	<1	<1	<1	<1	<1	<1	<1				
1,1-Dichloroethane	75-34-3	ug/L	1/21/2021		<1																								
1,1-Dichloroethane	75-34-3	ug/L	4/13/2021	<1	1.1	<1	<1	<1	<1	<1	<1	<1	<1	<1	<1	<1	<1	<1	<1	<1	<1	<1	<1	<1	<1				
1,1-Dichloroethane	75-34-3	ug/L	10/20/2021		0.5J			<1	<1			<1	<1				<1	<1			<1	<1	<1	<1	<1	<1	<1	<1	<1
1,1-Dichloroethane	75-34-3	ug/L	5/2/2022		0.8J			<1	<1	<1	<1	<1	<1								<1	<1	<1	<1	<1	<1	<1	<1	<1
1,1-Dichloroethane	75-34-3	ug/L	10/14/2022		0.4J			<1	<1			<1	<1								<1	<1	<1	<1	<1	<1	<1	<1	<1
1,1-Dichloroethane	75-34-3	ug/L	5/1/2023	<1	0.523J	<1	<1	<1	<1	<1	<1	<1	<1	<1	<1			<1	<1	<1	<1	<1	<1	<1	<1	<1	<1	<1	<1
1,1-Dichloroethane	75-34-3	ug/L	10/16/2023		0.468J			<1	<1			<1	<1								<1	<1	<1	<1	<1	<1	<1	<1	<1
1,1-Dichloroethane	75-34-3	ug/L	4/29/2024		0.528J			<1	<1	<1	<1	<1	<1								<1	<1	<1	<1	<1	<1	<1	<1	<1
1,1-Dichloroethane	75-34-3	ug/L	10/9/2024		0.481J								0.416J														<1.00		
1,1-Dichloroethane	75-34-3	ug/L	10/10/2024						<1.00			<1.00														<1.00		<1.00	
1,1-Dichloroethane	75-34-3	ug/L	10/14/2024																		<1.00	<1.00		<1.00					<1.00
1,1-Dichloroethane	75-34-3	ug/L	10/15/2024																				<1.00		<1.00				
1,1-Dichloroethane	75-34-3	ug/L	4/23/2025	<1.00										<1.00					<1.00										
1,1-Dichloroethane	75-34-3	ug/L	4/24/2025													<1.00													
1,1-Dichloroethane	75-34-3	ug/L	4/30/2025		<1.00							<1.00														<1.00	<1.00		
1,1-Dichloroethane	75-34-3	ug/L	5/5/2025						<1.00																			<1.00	
1,1-Dichloroethane	75-34-3	ug/L	5/6/2025										<1.00		<1.00														
1,1-Dichloroethane	75-34-3	ug/L	5/7/2025				<1.00													<1.00	<1.00	<1.00	<1.00						
1,1-Dichloroethane	75-34-3	ug/L	5/8/2025			<1.00		<1.00																					<1.00
1,1-Dichloroethane	75-34-3	ug/L	5/9/2025							<1.00	<1.00													<1.00	<1.00				
1,1-Dichloroethane	75-34-3	ug/L	10/21/2025						<1.00																	<1.00	<1.00	<1.00	
1,1-Dichloroethane	75-34-3	ug/L	10/22/2025		<1.00							<1.00	<1.00																
1,1-Dichloroethane	75-34-3	ug/L	10/23/2025					<1.00													<1.00	<1.00	<1.00	<1.00	<1.00				
1,1-Dichloroethane	75-34-3	ug/L	10/24/2025																										<1.00
1,1-Dichloroethene	75-35-4	ug/L	2/27/2008	<2		<2	<2	<2	<2	<2																			
1,1-Dichloroethene	75-35-4	ug/L	5/12/2008	<2		<2	<2	<2	<2	<2																			
1,1-Dichloroethene	75-35-4	ug/L	7/13/2008	<2		<2	<2	<2	<2	<2																			
1,1-Dichloroethene	75-35-4	ug/L	9/14/2008	<2		<2	<2	<2	<2	<2																			
1,1-Dichloroethene	75-35-4	ug/L	11/17/2008	<2		<2	<2	<2	<2	<2																			
1,1-Dichloroethene	75-35-4	ug/L	4/14/2009	<2		<2	<2	<2	<2	<2																			
1,1-Dichloroethene	75-35-4	ug/L	7/7/2009							<2			<2	<2	<2	<2			<2	<2									
1,1-Dichloroethene	75-35-4	ug/L	9/2/2009							<2			<2	<2	<2	<2			<2	<2									
1,1-Dichloroethene	75-35-4	ug/L	10/25/2009	<2		<2	<2	<2	<2	<2			<2	<2	<2	<2			<2	<2									
1,1-Dichloroethene	75-35-4	ug/L	1/2/2010							<2			<2	<2	<2	<2			<2	<2									
1,1-Dichloroethene	75-35-4	ug/L	3/3/2010									<2	<2	<2	<2	<2	<2	<2	<2	<2									
1,1-Dichloroethene	75-35-4	ug/L	5/10/2010	<2		<2	<2	<2	<2	<2		<2	<2	<2	<2	<2	<2	<2	<2	<2									
1,1-Dichloroethene	75-35-4	ug/L	7/8/2010									<2					<2	<2											
1,1-Dichloroethene	75-35-4	ug/L	9/13/2010									<2					<2	<2											
1,1-Dichloroethene	75-35-4	ug/L	11/1/2010	<2		<2		<2	<2	<2			<2	<2	<2	<2													
1,1-Dichloroethene	75-35-4	ug/L	1/10/2011									<2					<2	<2											
1,1-Dichloroethene	75-35-4	ug/L	4/4/2011							<2		<2					<2	<2											
1,1-Dichloroethene	75-35-4	ug/L	8/11/2011																							<2			
1,1-Dichloroethene	75-35-4	ug/L	10/13/2011	<2		<2		<2	<2	<2		<2	<2	<2	<2	<2	<2	<2	<2							<2			
1,1-Dichloroethene	75-35-4	ug/L	12/5/2011				<2													<2						<2			
1,1-Dichloroethene	75-35-4	ug/L	4/11/2012	<2		<2	<2	<2	<2	<2		<2	<2	<2	<2	<2	<2	<2	<2	<2						<2	<2		
1,1-Dichloroethene	75-35-4	ug/L	6/25/2012					<2		<2																<2	<2		
1,1-Dichloroethene	75-35-4	ug/L	8/1/2012							<2	<2										<2	<2	<2	<2	<2	<2	<2		
1,1-Dichloroethene	75-35-4	ug/L	10/11/2012	<2		<2	<2	<2	<2		<2	<2		<2	<2	<2	<2	<2	<2	<2	<2	<2	<2	<2	<2	<2	<2		
1,1-Dichloroethene	75-35-4	ug/L	12/13/2012								<2										<2	<2	<2	<2	<2		<2		
1,1-Dichloroethene	75-35-4	ug/L	2/4/2013								<2										<2	<2	<2	<2	<2				
1,1-Dichloroethene	75-35-4	ug/L	3/30/2013	<2		<2	<2	<2	<2		<2	<2		<2	<2	<2	<2	<2	<2	<2	<2	<2	<2	<2	<2	<2	<2		
1,1-Dichloroethene	75-35-4	ug/L	7/10/2013																		<2	<2	<2	<2	<2				
1,1-Dichloroethene	75-35-4	ug/L	10/7/2013	<2		<2			<2	<2	<2	<2	<2	<2	<2	<2	<2	<2	<2		<2	<2	<2	<2	<2		<2		
1,1-Dichloroethene	75-35-4	ug/L	6/2/2014	<2		<2	<2	<2	<2	<2	<2	<2	<2	<2	<2	<2	<2	<2	<2	<2	<2	<2	<2	<2	<2				
1,1-Dichloroethene	75-35-4	ug/L	10/15/2014	<2		<2	<2	<2	<2	<2	<2	<2	<2	<2	<2	<2	<2	<2	<2	<2	<2	<2	<2	<2	<2				
1,1-Dichloroethene	75-35-4	ug/L	4/6/2015	<2		<2	<2	<2	<2	<2	<2	<2	<2	<2	<2	<2	<2	<2	<2	<2	<2	<2	<2	<2	<2				
1,1-Dichloroethene	75-35-4	ug/L	10/5/2015	<2		<2	<2	<2	<2	<2	<2	<2	<2	<2	<2	<2	<2	<2	<2	<2	<2	<2	<2	<2	<2				
1,1-Dichloroethene	75-35-4	ug/L	4/4/2016	<2		<2	<2	<2	<2	<2	<2	<2	<2	<2	<2	<2	<2	<2	<2	<2	<2	<2	<2	<2	<2				
1,1-Dichloroethene	75-35-4	ug/L	10/17/2016	<2		<2	<2	<2	<2	<2	<2	<2	<2	<2	<2	<2	<2	<2	<2	<2	<2	<2	<2	<2	<2				
1,1-Dichloroethene	75-35-4	ug/L	4/17/2017	<2		<2	<2	<2	<2	<2	<2	<2	<2	<2	<2	<2	<2	<2	<2	<2	<2	<2	<2	<2	<2				
1,1-Dichloroethene	75-35-4	ug/L	10/11/2017	<2		<2	<2	<2	<2	<2	<2	<2	<2	<2	<2	<2	<2	<2	<2	<2	<2	<2	<2	<2	<2				
1,1-Dichloroethene	75-35-4	ug/L	4/20/2018											<2					<2	<2									
1,1-Dichloroethene	75-35-4	ug/L	4/23/2018	<2								<2	<2		<2	<2	<2												
1,1-Dichloroethene	75-35-4	ug/L	4/25/2018						<2																				
1,1-Dichloroethene	75-35-4	ug/L	4/30/2018			<2	<2	<2										<2											
1,1-Dichloroethene	75-35-4	ug/L	5/1/2018								<2										<2	<2							
1,1-Dichloroethene	75-35-4	ug/L	5/2/2018																				<2	<2	<2				
1,1-Dichloroethene	75-35-4	ug/L	10/16/2018	<2		<2	<2	<2	<2	<2	<2	<2	<2	<2	<2	<2	<2	<2	<2	<2	<2	<2	<2	<2	<2				
1,1-Dichloroethene	75-35-4	ug/L	4/16/2019	<2		<2	<2	<2	<2	<2	<2	<2	<2	<2	<2	<2	<2	<2	<2	<2	<2	<2	<2	<2	<2				
1,1-Dichloroethene	75-35-4	ug/L	10/1/2019	<2	<2	<2	<2	<2	<2	<2	<2	<2	<2	<2	<2	<2	<2	<2	<2	<2	<2	<2	<2	<2	<2				
1,1-Dichloroethene	75-35-4	ug/L	3/30/2020	<2	<2	<2	<2	<2	<2	<2	<2	<2	<2	<2	<2	<2	<2	<2	<2	<2	<2	<2	<2	<2	<2				
1,1-Dichloroethene	75-35-4	ug/L	6/24/2020		<2																								
1,1-Dichloroethene	75-35-4	ug/L	10/7/2020	<2	<2	<2	<2	<2	<2	<2	<2	<2	<2	<2	<2	<2	<2	<2	<2	<2	<2	<2	<2	<2	<2				
1,1-Dichloroethene	75-35-4	ug/L	1/21/2021		<1																								
1,1-Dichloroethene	75-35-4	ug/L	4/13/2021	<1	<1	<1	<1	<1	<1	<1	<1	<1	<1	<1	<1	<1	<1	<1	<1	<1	<1	<1	<1	<1	<1				
1,1-Dichloroethene	75-35-4	ug/L	10/20/2021		<1			<1	<1			<1	<1				<1	<1			<1	<1	<1	<1	<1	<1	<1	<1	<1
1,1-Dichloroethene	75-35-4	ug/L	5/2/2022		<1			<1	<1	<1	<1	<1	<1								<1	<1	<1	<1	<1	<1	<1	<1	<1
1,1-Dichloroethene	75-35-4	ug/L	10/14/2022		<1			<1	<1			<1	<1								<1	<1	<1	<1	<1	<1	<1	<1	<1
1,1-Dichloroethene	75-35-4	ug/L	5/1/2023	<2	<2	<2	<2	<2	<2	<2	<2	<2	<2	<2	<2			<2	<2	<2	<2	<2	<2	<2	<2	<2	<2	<2	<2

Table 9A
Analytical Data Summary - Series A HMSP Wells
2025 Annual Water Quality Report
Iowa City Sanitary Landfill
Permit No. 52-SDP-01-72P

Constituent	CAS	Units	Date	MW-17A-00	MW-18AR	MW-23A	MW-24A	MW-25A-00	MW-29A	MW-34A	MW-38A	MW-200A	MW-201A	MW-202A	MW-203A	MW-204A	MW-205A	MW-213A	MW-214A	MW-215A	MW-216A	MW-217A	MW-218A	MW-219A	MW-220A	MW-310A	MW-312A	MW-408	MW-410
1,1-Dichloroethene	75-35-4	ug/L	10/16/2023		<2			<2	<2			<2	<2								<2	<2	<2	<2	<2	<2	<2	<2	<2
1,1-Dichloroethene	75-35-4	ug/L	4/29/2024		<2			<2	<2	<2	<2	<2	<2								<2	<2	<2	<2	<2	<2	<2	<2	<2
1,1-Dichloroethene	75-35-4	ug/L	10/9/2024		<2.00								<2.00														<2.00		
1,1-Dichloroethene	75-35-4	ug/L	10/10/2024						<2.00			<2.00														<2.00		<2.00	
1,1-Dichloroethene	75-35-4	ug/L	10/14/2024																		<2.00	<2.00		<2.00					<2.00
1,1-Dichloroethene	75-35-4	ug/L	10/15/2024																				<2.00		<2.00				
1,1-Dichloroethene	75-35-4	ug/L	4/23/2025	<2.00										<2.00					<2.00										
1,1-Dichloroethene	75-35-4	ug/L	4/24/2025													<2.00													
1,1-Dichloroethene	75-35-4	ug/L	4/30/2025		<2.00							<2.00														<2.00	<2.00		
1,1-Dichloroethene	75-35-4	ug/L	5/5/2025						<2.00																			<2.00	
1,1-Dichloroethene	75-35-4	ug/L	5/6/2025										<2.00		<2.00														
1,1-Dichloroethene	75-35-4	ug/L	5/7/2025				<2.00													<2.00	<2.00	<2.00	<2.00						
1,1-Dichloroethene	75-35-4	ug/L	5/8/2025			<2.00		<2.00																					<2.00
1,1-Dichloroethene	75-35-4	ug/L	5/9/2025							<2.00	<2.00													<2.00	<2.00				
1,1-Dichloroethene	75-35-4	ug/L	10/21/2025						<2.00																	<2.00	<2.00	<2.00	
1,1-Dichloroethene	75-35-4	ug/L	10/22/2025		<2.00							<2.00	<2.00																
1,1-Dichloroethene	75-35-4	ug/L	10/23/2025					<2.00													<2.00	<2.00	<2.00	<2.00	<2.00				
1,1-Dichloroethene	75-35-4	ug/L	10/24/2025																										<2.00
1,1-Dichloropropene	563-58-6	ug/L	4/14/2009	<1		<1	<1	<1	<1	<1																			
1,1-Dichloropropene	563-58-6	ug/L	5/10/2010	<1		<1	<1	<1	<1	<1			<1	<1	<1	<1			<1	<1									
1,1-Dichloropropene	563-58-6	ug/L	4/4/2011									<1					<1	<1											
1,1-Dichloropropene	563-58-6	ug/L	10/11/2012								<1																		
1,1-Dichloropropene	563-58-6	ug/L	3/30/2013																							<1	<1		
1,1-Dichloropropene	563-58-6	ug/L	7/10/2013																		<1	<1	<1	<1	<1				
1,1-Dichloropropene	563-58-6	ug/L	10/5/2015	<1		<1	<1	<1	<1				<1	<1	<1	<1			<1	<1									
1,1-Dichloropropene	563-58-6	ug/L	4/4/2016									<1					<1	<1											
1,1-Dichloropropene	563-58-6	ug/L	5/1/2018																		<1	<1							
1,1-Dichloropropene	563-58-6	ug/L	5/2/2018																				<1	<1	<1				
1,1-Dichloropropene	563-58-6	ug/L	3/30/2020	<1		<1	<1	<1	<1				<1	<1	<1	<1			<1	<1									
1,1-Dichloropropene	563-58-6	ug/L	6/24/2020		<1																								
1,1-Dichloropropene	563-58-6	ug/L	10/20/2021		<1							<1					<1	<1											
1,1-Dichloropropene	563-58-6	ug/L	5/1/2023																		<1	<1	<1	<1	<1				
1,1-Dichloropropene	563-58-6	ug/L	4/23/2025	<1.00										<1.00					<1.00										
1,1-Dichloropropene	563-58-6	ug/L	4/24/2025													<1.00													
1,1-Dichloropropene	563-58-6	ug/L	5/5/2025						<1.00																				
1,1-Dichloropropene	563-58-6	ug/L	5/6/2025										<1.00		<1.00														
1,1-Dichloropropene	563-58-6	ug/L	5/7/2025			<1.00		<1.00																					
1,2,3-Trichloropropane	96-18-4	ug/L	2/27/2008	<1		<1	<1	<1	<1	<1																			
1,2,3-Trichloropropane	96-18-4	ug/L	5/12/2008	<1		<1	<1	<1	<1	<1																			
1,2,3-Trichloropropane	96-18-4	ug/L	7/13/2008	<1		<1	<1	<1	<1	<1																			
1,2,3-Trichloropropane	96-18-4	ug/L	9/14/2008	<1		<1	<1	<1	<1	<1																			
1,2,3-Trichloropropane	96-18-4	ug/L	11/17/2008	<1		<1	<1	<1	<1	<1																			
1,2,3-Trichloropropane	96-18-4	ug/L	4/14/2009	<1		<1	<1	<1	<1	<1																			
1,2,3-Trichloropropane	96-18-4	ug/L	7/7/2009										<1	<1	<1	<1			<1	<1									
1,2,3-Trichloropropane	96-18-4	ug/L	9/2/2009										<1	<1	<1	<1			<1	<1									
1,2,3-Trichloropropane	96-18-4	ug/L	10/25/2009	<2		<1	<2	<2	<1	<1			<2	<2	<2	<1			<1	<1									
1,2,3-Trichloropropane	96-18-4	ug/L	1/2/2010										<1	<1	<1	<1			<1	<1									
1,2,3-Trichloropropane	96-18-4	ug/L	3/3/2010									<2	<2	<2	<2	<2	<2	<2	<2	<2									
1,2,3-Trichloropropane	96-18-4	ug/L	5/10/2010	<1		<1	<1	<1	<1	<1		<1	<1	<1	<1	<1	<1	<1	<1	<1									
1,2,3-Trichloropropane	96-18-4	ug/L	7/8/2010									<1					<1	<1											
1,2,3-Trichloropropane	96-18-4	ug/L	9/13/2010									<1					<1	<1											
1,2,3-Trichloropropane	96-18-4	ug/L	11/1/2010	<1		<1		<1	<1	<1			<1	<1	<1	<1													
1,2,3-Trichloropropane	96-18-4	ug/L	1/10/2011									<1					<1	<1											
1,2,3-Trichloropropane	96-18-4	ug/L	4/4/2011									<1					<1	<1											
1,2,3-Trichloropropane	96-18-4	ug/L	8/11/2011																							<1			
1,2,3-Trichloropropane	96-18-4	ug/L	10/13/2011	<1		<1		<4	<4	<1		<1	<1	<1	<1	<1	<1	<4	<4							<4			
1,2,3-Trichloropropane	96-18-4	ug/L	12/5/2011				<1													<1						<1			
1,2,3-Trichloropropane	96-18-4	ug/L	4/11/2012	<1		<1	<1	<1	<1	<1		<1	<1	<1	<1	<1	<1	<1	<1	<1						<1	<1		
1,2,3-Trichloropropane	96-18-4	ug/L	6/25/2012					<1		<1																<1	<1		
1,2,3-Trichloropropane	96-18-4	ug/L	8/1/2012							<1	<1										<1	<1	<1	<1	<1	<1	<1		
1,2,3-Trichloropropane	96-18-4	ug/L	10/11/2012	<1		<1	<1	<1	<1		<1	<1		<1	<1	<1	<1	<1	<1	<1	<1	<1	<1	<1	<1	<1	<1		
1,2,3-Trichloropropane	96-18-4	ug/L	12/13/2012								<1										<1	<1	<1	<1	<1		<1		
1,2,3-Trichloropropane	96-18-4	ug/L	2/4/2013								<1										<1	<1	<1	<1	<1				
1,2,3-Trichloropropane	96-18-4	ug/L	3/30/2013	<1		<1	<1	<1	<1		<1	<1		<1	<1	<1	<1	<1	<1	<1	<1	<1	<1	<1	<1	<1	<1		
1,2,3-Trichloropropane	96-18-4	ug/L	7/10/2013																		<1	<1	<1	<1	<1				
1,2,3-Trichloropropane	96-18-4	ug/L	10/7/2013	<1		<1			<1	<1	<1	<1	<1	<1	<1	<1	<1	<1	<1		<1	<1	<1	<1	<1		<1		
1,2,3-Trichloropropane	96-18-4	ug/L	6/2/2014	<1		<1	<1	<1	<1	<1	<1	<1	<1	<1	<1	<1	<1	<1	<1	<1	<1	<1	<1	<1	<1				
1,2,3-Trichloropropane	96-18-4	ug/L	10/15/2014	<1		<1	<1	<1	<1	<1	<1	<1	<1	<1	<1	<1	<1	<1	<1	<1	<1	<1	<1	<1	<1				
1,2,3-Trichloropropane	96-18-4	ug/L	4/6/2015	<1		<1	<1	<1	<1	<1	<1	<1	<1	<1	<1	<1	<1	<1	<1	<1	<1	<1	<1	<1	<1				
1,2,3-Trichloropropane	96-18-4	ug/L	10/5/2015	<1		<1	<1	<1	<1	<1	<1	<1	<1	<1	<1	<1	<1	<1	<1	<1	<1	<1	<1	<1	<1				
1,2,3-Trichloropropane	96-18-4	ug/L	4/4/2016	<1		<1	<1	<1	<1	<1	<1	<1	<1	<1	<1	<1	<1	<1	<1	<1	<1	<1	<1	<1	<1				
1,2,3-Trichloropropane	96-18-4	ug/L	10/17/2016	<1		<1	<1	<1	<1	<1	<1	<1	<1	<1	<1	<1	<1	<1	<1	<1	<1	<1	<1	<1	<1				
1,2,3-Trichloropropane	96-18-4	ug/L	4/17/2017	<1		<1	<1	<1	<1	<1	<1	<1	<1	<1	<1	<1	<1	<1	<1	<1	<1	<1	<1	<1	<1				
1,2,3-Trichloropropane	96-18-4	ug/L	10/11/2017	<1		<1	<1	<1	<1	<1	<1	<1	<1	<1	<1	<1	<1	<1	<1	<1	<1	<1	<1	<1	<1				
1,2,3-Trichloropropane	96-18-4	ug/L	4/20/2018											<1					<1	<1									
1,2,3-Trichloropropane	96-18-4	ug/L	4/23/2018	<1								<1	<1		<1	<1	<1												
1,2,3-Trichloropropane	96-18-4	ug/L	4/25/2018						<1																				
1,2,3-Trichloropropane	96-18-4	ug/L	4/30/2018			<1	<1	<1										<1											
1,2,3-Trichloropropane	96-18-4	ug/L	5/1/2018								<1										<1	<1							
1,2,3-Trichloropropane	96-18-4	ug/L	5/2/2018																				<1	<1	<1				
1,2,3-Trichloropropane	96-18-4	ug/L	10/16/2018	<1		<1	<1	<1	<1	<1	<1	<1	<1	<1	<1	<1	<1	<1	<1	<1	<1	<1	<1	<1	<1				
1,2,3-Trichloropropane	96-18-4	ug/L	4/16/2019	<1		<1	<1	<1	<1	<1	<1	<1	<1	<1	<1	<1	<1	<1	<1	<1	<1	<1	<1	<1	<1				
1,2,3-Trichloropropane	96-18-4	ug/L	10/1/2019	<1	<1	<1	<1	<1	<1	<1	<1	<1	<1	<1	<1	<1	<1	<1	<1	<1	<1	<1	<1	<1	<1				
1,2,3-Trichloropropane	96-18-4	ug/L	3/30/2020	<1	<1	<1	<1	<1	<1	<1	<1	<1	<1	<1	<1	<1	<1	<1	<1	<1	<1	<1	<1	<1	<1				
1,2,3-Trichloropropane	96-18-4	ug/L	6/24/2020		<1																								
1,2,3-Trichloropropane	96-18-4	ug/L	10/7/2020	<1	<1	<1	<1	<1	<1	<1	<1	<1	<1	<1	<1	<1	<1	<1	<1	<1	<1	<1	<1	<1	<1				
1,2,3-Trichloropropane	96-18-4	ug/L	1/21/2021		<1																								
1,2,3-Trichloropropane	96-18-4	ug/L	4/13/2021	<1	<1	<1	<1	<1	<1	<1	<1	<1	<1	<1	<1	<1	<1	<1	<1	<1	<1	<1	<1	<1	<1				
1,2,3-Trichloropropane	96-18-4	ug/L	10/20/2021		<1			<1	<1			<1	<1				<1	<1			<1	<1	<1	<1	<1	<1	<1	<1	<1
1,2,3-Trichloropropane	96-18-4	ug/L	5/2/2022		<1			<1	<1	<1	<1	<1	<1								<1	<1	<1	<1	<1	<1	<1	<1	<1
1,2,3-Trichloropropane	96-18-4	ug/L	10/14/2022		<1			<1	<1			<1	<1								<1	<1	<1	<1	<1	<1	<1	<1	<1
1,2,3-Trichloropropane	96-18-4	ug/L	5/1/2023	<1	<1	<1	<1	<1	<1	<1	<1	<1	<1	<1	<1			<1	<1	<1	<1	<1	<1	<1	<1	<1	<1	<1	<1
1,2,3-Trichloropropane	96-18-4	ug/L	10/16/2023		<1			<1	<1			<1	<1								<1	<1	<1	<1	<1	<1	<1	<1	<1
1,2,3-Trichloropropane	96-18-4	ug/L	4/29/2024		<1			<1	<1	<1	<1	<1	<1								<1	<1	<1	<1	<1	<1	<1	<1	<1
1,2,3-Trichloropropane	96-18-4	ug/L	10/9/2024		<1.00								<1.00														<1.00		
1,2,3-Trichloropropane	96-18-4	ug/L	10/10/2024						<1.00			<1.00														<1.00		<1.00	
1,2,3-Trichloropropane	96-18-4	ug/L	10/14/2024																		<1.00	<1.00		<1.00					<1.00
1,2,3-Trichloropropane	96-18-4	ug/L	10/15/2024																				<1.00		<1.00				
1,2,3-Trichloropropane	96-18-4	ug/L	4/23/2025	<1.00										<1.00					<1.00										
1,2,3-Trichloropropane	96-18-4	ug/L	4/24/2025													<1.00													
1,2,3-Trichloropropane	96-18-4	ug/L	4/30/2025		<1.00							<1.00														<1.00	<1.00		
1,2,3-Trichloropropane	96-18-4	ug/L	5/5/2025						<1.00																			<1.00	
1,2,3-Trichloropropane	96-18-4	ug/L	5/6/2025										<1.00		<1.00														
1,2,3-Trichloropropane	96-18-4	ug/L	5/7/2025				<1.00													<1.00	<1.00	<1.00	<1.00						

Table 9A
Analytical Data Summary - Series A HMSP Wells
2025 Annual Water Quality Report
Iowa City Sanitary Landfill
Permit No. 52-SDP-01-72P

Constituent	CAS	Units	Date	MW-17A-00	MW-18AR	MW-23A	MW-24A	MW-25A-00	MW-29A	MW-34A	MW-38A	MW-200A	MW-201A	MW-202A	MW-203A	MW-204A	MW-205A	MW-213A	MW-214A	MW-215A	MW-216A	MW-217A	MW-218A	MW-219A	MW-220A	MW-310A	MW-312A	MW-408	MW-410
1,2,3-Trichloropropane	96-18-4	ug/L	5/8/2025			<1.00		<1.00																					<1.00
1,2,3-Trichloropropane	96-18-4	ug/L	5/9/2025							<1.00	<1.00													<1.00	<1.00				
1,2,3-Trichloropropane	96-18-4	ug/L	10/21/2025						<1.00																	<1.00	<1.00	<1.00	
1,2,3-Trichloropropane	96-18-4	ug/L	10/22/2025		<1.00							<1.00	<1.00																
1,2,3-Trichloropropane	96-18-4	ug/L	10/23/2025					<1.00													<1.00	<1.00	<1.00	<1.00	<1.00				
1,2,3-Trichloropropane	96-18-4	ug/L	10/24/2025																										<1.00
1,2,4,5-Tetrachlorobenzene	95-94-3	ug/L	4/14/2009	<10		<10	<10	<10	<10	<10																			
1,2,4,5-Tetrachlorobenzene	95-94-3	ug/L	5/10/2010	<10		<10	<10	<10	<10	<10			<10	<10	<10	<10			<10	<10									
1,2,4,5-Tetrachlorobenzene	95-94-3	ug/L	4/4/2011									<10					<10	<10											
1,2,4,5-Tetrachlorobenzene	95-94-3	ug/L	3/30/2013																							<10	<10		
1,2,4,5-Tetrachlorobenzene	95-94-3	ug/L	7/10/2013																		<10.2	<10.1	<10.1	<106	<10.3				
1,2,4,5-Tetrachlorobenzene	95-94-3	ug/L	6/2/2014																					<10.1					
1,2,4,5-Tetrachlorobenzene	95-94-3	ug/L	10/15/2014																					<10					
1,2,4,5-Tetrachlorobenzene	95-94-3	ug/L	10/5/2015	<10.4		<10	<10.5	<10.5	<10.1				<10.8	<10.6	<10.5	<10.3			<11.1	<10.1									
1,2,4,5-Tetrachlorobenzene	95-94-3	ug/L	4/4/2016									<10					<10	<10											
1,2,4,5-Tetrachlorobenzene	95-94-3	ug/L	5/1/2018																		<10.4	<10.3							
1,2,4,5-Tetrachlorobenzene	95-94-3	ug/L	5/2/2018																				<10.4	<10.5	<10.4				
1,2,4,5-Tetrachlorobenzene	95-94-3	ug/L	3/30/2020	<10.4		<10.8	<10.3	<10.5	<10.3				<10.4	<10.4	<10.5	<10.1			<10.4	<10.4									
1,2,4,5-Tetrachlorobenzene	95-94-3	ug/L	6/24/2020		<10.4																								
1,2,4,5-Tetrachlorobenzene	95-94-3	ug/L	10/20/2021		<8							<8					<8	<8											
1,2,4,5-Tetrachlorobenzene	95-94-3	ug/L	5/1/2023																		<10.6	<10	<9.8	<10.6	<10				
1,2,4,5-Tetrachlorobenzene	95-94-3	ug/L	4/23/2025	<10.4										<10.4					<10.4										
1,2,4,5-Tetrachlorobenzene	95-94-3	ug/L	4/24/2025													<10.4													
1,2,4,5-Tetrachlorobenzene	95-94-3	ug/L	5/5/2025						<10.2																				
1,2,4,5-Tetrachlorobenzene	95-94-3	ug/L	5/6/2025										<10.4		<10.6														
1,2,4,5-Tetrachlorobenzene	95-94-3	ug/L	5/7/2025				<10.2													<10.6									
1,2,4,5-Tetrachlorobenzene	95-94-3	ug/L	5/8/2025			<9.80		<10.6																					
1,2,4-Trichlorobenzene	120-82-1	ug/L	4/14/2009	<5		<5	<5	<5	<5	<5																			
1,2,4-Trichlorobenzene	120-82-1	ug/L	5/10/2010	<10		<10	<10	<10	<10	<10			<10	<10	<10	<10			<10	<10									
1,2,4-Trichlorobenzene	120-82-1	ug/L	4/4/2011									<5					<5	<5											
1,2,4-Trichlorobenzene	120-82-1	ug/L	10/11/2012								<5																		
1,2,4-Trichlorobenzene	120-82-1	ug/L	3/30/2013																							<5	<5		
1,2,4-Trichlorobenzene	120-82-1	ug/L	7/10/2013																		<5	<5	<5	<5	<5				
1,2,4-Trichlorobenzene	120-82-1	ug/L	10/5/2015	<5		<5	<5	<5	<5				<5	<5	<5	<5			<5	<5									
1,2,4-Trichlorobenzene	120-82-1	ug/L	4/4/2016									<5					<5	<5											
1,2,4-Trichlorobenzene	120-82-1	ug/L	5/1/2018																		<5	<5							
1,2,4-Trichlorobenzene	120-82-1	ug/L	5/2/2018																				<5	<5	<5				
1,2,4-Trichlorobenzene	120-82-1	ug/L	3/30/2020	<5		<5	<5	<5	<5				<5	<5	<5	<5			<5	<5									
1,2,4-Trichlorobenzene	120-82-1	ug/L	6/24/2020		<5																								
1,2,4-Trichlorobenzene	120-82-1	ug/L	10/20/2021		<1							<1					<1	<1											
1,2,4-Trichlorobenzene	120-82-1	ug/L	5/1/2023																		<5	<5	<5	<5	<5				
1,2,4-Trichlorobenzene	120-82-1	ug/L	4/23/2025	<5.00										<5.00					<5.00										
1,2,4-Trichlorobenzene	120-82-1	ug/L	4/24/2025													<5.00													
1,2,4-Trichlorobenzene	120-82-1	ug/L	5/5/2025						<5.00																				
1,2,4-Trichlorobenzene	120-82-1	ug/L	5/6/2025										<5.00		<5.00														
1,2,4-Trichlorobenzene	120-82-1	ug/L	5/7/2025				<5.00													<5.00									
1,2,4-Trichlorobenzene	120-82-1	ug/L	5/8/2025			<5.00		<5.00																					
1,2-Dibromo-3-Chloropropane	96-12-8	ug/L	2/27/2008	<10		<10	<10	<10	<10	<10																			
1,2-Dibromo-3-Chloropropane	96-12-8	ug/L	5/12/2008	<10		<10	<10	<10	<10	<10																			
1,2-Dibromo-3-Chloropropane	96-12-8	ug/L	7/13/2008	<10		<10	<10	<10	<10	<10																			
1,2-Dibromo-3-Chloropropane	96-12-8	ug/L	9/14/2008	<10		<10	<10	<10	<10	<10																			
1,2-Dibromo-3-Chloropropane	96-12-8	ug/L	11/17/2008	<10		<10	<10	<10	<10	<10																			
1,2-Dibromo-3-Chloropropane	96-12-8	ug/L	4/14/2009	<10		<10	<10	<10	<10	<10																			
1,2-Dibromo-3-Chloropropane	96-12-8	ug/L	7/7/2009										<10	<10	<10	<10			<10	<10									
1,2-Dibromo-3-Chloropropane	96-12-8	ug/L	9/2/2009										<10	<10	<10	<10			<10	<10									
1,2-Dibromo-3-Chloropropane	96-12-8	ug/L	10/25/2009	<10		<10	<10	<10	<10	<10			<10	<10	<10	<10			<10	<10									
1,2-Dibromo-3-Chloropropane	96-12-8	ug/L	1/2/2010										<10	<10	<10	<10			<10	<10									
1,2-Dibromo-3-Chloropropane	96-12-8	ug/L	3/3/2010									<10	<10	<10	<10	<10	<10	<10	<10	<10									
1,2-Dibromo-3-Chloropropane	96-12-8	ug/L	5/10/2010	<10		<10	<10	<10	<10	<10		<10	<10	<10	<10	<10	<10	<10	<10	<10									
1,2-Dibromo-3-Chloropropane	96-12-8	ug/L	7/8/2010									<10					<10	<10											
1,2-Dibromo-3-Chloropropane	96-12-8	ug/L	9/13/2010									<10					<10	<10											
1,2-Dibromo-3-Chloropropane	96-12-8	ug/L	11/1/2010	<10		<10		<10	<10	<10			<10	<10	<10	<10													
1,2-Dibromo-3-Chloropropane	96-12-8	ug/L	1/10/2011									<10					<10	<10											
1,2-Dibromo-3-Chloropropane	96-12-8	ug/L	4/4/2011									<10					<10	<10											
1,2-Dibromo-3-Chloropropane	96-12-8	ug/L	8/11/2011																							<10			
1,2-Dibromo-3-Chloropropane	96-12-8	ug/L	10/13/2011	<10		<10		<10	<10	<10		<10	<10	<10	<10	<10	<10	<10	<10							<10			
1,2-Dibromo-3-Chloropropane	96-12-8	ug/L	12/5/2011				<10													<10						<10			
1,2-Dibromo-3-Chloropropane	96-12-8	ug/L	4/11/2012	<10		<10	<10	<10	<10	<10		<10	<10	<10	<10	<10	<10	<10	<10	<10						<10	<10		
1,2-Dibromo-3-Chloropropane	96-12-8	ug/L	6/25/2012					<10		<10																<10	<10		
1,2-Dibromo-3-Chloropropane	96-12-8	ug/L	8/1/2012							<10	<10										<10	<10	<10	<10	<10	<10	<10		
1,2-Dibromo-3-Chloropropane	96-12-8	ug/L	10/11/2012	<10		<10	<10	<10	<10		<10	<10		<10	<10	<10	<10	<10	<10	<10	<10	<10	<10	<10	<10	<10	<10		
1,2-Dibromo-3-Chloropropane	96-12-8	ug/L	12/13/2012								<10										<10	<10	<10	<10	<10		<10		
1,2-Dibromo-3-Chloropropane	96-12-8	ug/L	2/4/2013								<10										<10	<10	<10	<10	<10				
1,2-Dibromo-3-Chloropropane	96-12-8	ug/L	3/30/2013	<10		<10	<10	<10	<10		<10	<10		<10	<10	<10	<10	<10	<10	<10	<10	<10	<10	<10	<10	<10	<10		
1,2-Dibromo-3-Chloropropane	96-12-8	ug/L	7/10/2013																		<10	<10	<10	<10	<10				
1,2-Dibromo-3-Chloropropane	96-12-8	ug/L	10/7/2013	<10		<10			<10	<10	<10	<10	<10	<10	<10	<10	<10	<10	<10		<10	<10	<10	<10	<10		<10		
1,2-Dibromo-3-Chloropropane	96-12-8	ug/L	6/2/2014	<0.12		<0.12	<0.12	<0.12	<0.12	<0.12	<0.12	<0.12	<0.12	<0.12	<0.12	<0.12	<0.12	<0.12	<0.12	<0.12	<0.12	<0.12	<0.12	<0.12	<0.12				
1,2-Dibromo-3-Chloropropane	96-12-8	ug/L	10/15/2014	<0.12		<0.12	<0.12	<0.12	<0.12	<0.12	<0.12	<0.12	<0.12	<0.12	<0.12	<0.12	<0.12	<0.12	<0.12	<0.12	<0.12	<0.12	<0.12	<0.12	<0.12				
1,2-Dibromo-3-Chloropropane	96-12-8	ug/L	4/6/2015	<0.5		<0.5	<0.5	<0.5	<0.5	<0.5	<0.5	<0.5	<0.5	<0.5	<0.5	<0.5	<0.5	<0.5	<0.5	<0.5	<0.5	<0.5	<0.5	<0.5	<0.5				
1,2-Dibromo-3-Chloropropane	96-12-8	ug/L	10/5/2015	<0.5		<0.5	<0.5	<0.5	<0.5	<0.5	<0.5	<0.5	<0.5	<0.5	<0.5	<0.5	<0.5	<0.5	<0.5	<0.5	<0.5	<0.5	<0.5	<0.5	<0.5				
1,2-Dibromo-3-Chloropropane	96-12-8	ug/L	4/4/2016	<0.5		<0.5	<0.5	<0.5	<0.5	<0.5	<0.5	<0.5	<0.5	<0.5	<0.5	<0.5	<0.5	<0.5	<0.5	<0.5	<0.5	<0.5	<0.5	<0.5	<0.5				
1,2-Dibromo-3-Chloropropane	96-12-8	ug/L	10/17/2016	<0.5		<0.5	<0.5	<0.5	<0.5	<0.5	<0.5	<0.5	<0.5	<0.5	<0.5	<0.5	<0.5	<0.5	<0.5	<0.5	<0.5	<0.5	<0.5	<0.5	<0.5				
1,2-Dibromo-3-Chloropropane	96-12-8	ug/L	4/17/2017	<0.5		<0.5	<0.5	<0.5	<0.5	<0.5	<0.5	<0.5	<0.5	<0.5	<0.5	<0.5	<0.5	<0.5	<0.5	<0.5	<0.5	<0.5	<0.5	<0.5	<0.5				
1,2-Dibromo-3-Chloropropane	96-12-8	ug/L	10/11/2017	<0.5		<0.5	<0.5	<0.5	<0.5	<0.5	<0.5	<0.5	<0.5	<0.5	<0.5	<0.5	<0.5	<0.5	<0.5	<0.5	<0.5	<0.5	<0.5	<0.5	<0.5				
1,2-Dibromo-3-Chloropropane	96-12-8	ug/L	4/20/2018											<0.5					<0.5	<0.5									
1,2-Dibromo-3-Chloropropane	96-12-8	ug/L	4/23/2018	<0.5								<0.5	<0.5		<0.5	<0.5	<0.5												
1,2-Dibromo-3-Chloropropane	96-12-8	ug/L	4/25/2018						<0.5																				
1,2-Dibromo-3-Chloropropane	96-12-8	ug/L	4/30/2018			<0.5	<0.5	<0.5										<0.5											
1,2-Dibromo-3-Chloropropane	96-12-8	ug/L	5/1/2018								<0.5										<0.5	<0.5							
1,2-Dibromo-3-Chloropropane	96-12-8	ug/L	5/2/2018																				<0.5	<0.5	<0.5				
1,2-Dibromo-3-Chloropropane	96-12-8	ug/L	10/16/2018	<1.2		<1.2	<1.2	<1.2	<1.2	<1.2	<1.2	<1.2	<1.2	<1.2	<1.2	<1.2	<1.2	<1.2	<1.2	<1.2	<1.2	<1.2	<1.2	<1.2	<1.2				
1,2-Dibromo-3-Chloropropane	96-12-8	ug/L	4/16/2019	<1.2		<1.2	<1.2	<1.2	<1.2	<1.2	<1.2	<1.2	<1.2	<1.2	<1.2	<1.2	<1.2	<1.2	<1.2	<1.2	<1.2	<1.2	<1.2	<1.2	<1.2				
1,2-Dibromo-3-Chloropropane	96-12-8	ug/L	10/1/2019	<1.2	<1.2	<1.2	<1.2	<1.2	<1.2	<1.2	<1.2	<1.2	<1.2	<1.2	<1.2	<1.2	<1.2	<1.2	<1.2	<1.2	<1.2	<1.2	<1.2	<1.2	<1.2				
1,2-Dibromo-3-Chloropropane	96-12-8	ug/L	3/30/2020	<1.2	<1.2	<1.2	<1.2	<1.2	<1.2	<1.2	<1.2	<1.2	<1.2	<1.2	<1.2	<1.2	<1.2	<1.2	<1.2	<1.2	<1.2	<1.2	<1.2	<1.2	<1.2				
1,2-Dibromo-3-Chloropropane	96-12-8	ug/L	6/24/2020		<1.2																								
1,2-Dibromo-3-Chloropropane	96-12-8	ug/L	10/7/2020	<1.2	<1.2	<1.2	<1.2	<1.2	<1.2	<1.2	<1.2	<1.2	<1.2	<1.2	<1.2	<1.2	<1.2	<1.2	<1.2	<1.2	<1.2	<1.2	<1.2	<1.2	<1.2				
1,2-Dibromo-3-Chloropropane	96-12-8	ug/L	1/21/2021		<5																								
1,2-Dibromo-3-Chloropropane	96-12-8	ug/L	4/13/2021	<0.02	<0.02	<0.02	<0.02	<0.02	<0.02	<0.02	<0.02	<0.02	<0.02	<0.02	<0.02	<0.02	<0.02	<0.02	<0.02	<0.02	<0.02	<0.02	<0.02	<0.02	<0.02				
1,2-Dibromo-3-Chloropropane	96-12-8	ug/L	10/20/2021		<1			<0.02	<0.02			<1	<0.02				<1	<1			<0.02	<0.02	<0.02	<0.02	<0.02	<0.02	<0.02	<0.02	<0.02
1,2-Dibromo-3-Chloropropane	96-12-8	ug/L	5/2/2022		<0.02			<0.02	<0.02	<0.02	<0.02	<0.02	<0.02								<0.02	<0.02	<0.02	<0.02	<0.02	<0.02	<0.02	<0.02	<0.02
1,2-Dibromo-3-Chloropropane	96-12-8	ug/L	10/14/2022		<0.02; <5			<0.02	<0.02			<5; <0.02	<5; <0.02								<0.02	<0.02	<0.02	<0.02	<0.02	<0.02; <5	<5; <0.02	<0.02	<0.02
1,2-Dibromo-3-Chloropropane	96-12-8	ug/L	5/1/2023	<1.2	<1.2	<1.2	<1.2	<1.2	<1.2	<1.2	<1.2	<1.2	<1.2	<1.2	<1.2			<1.2	<1.2	<1.2	<1.2	<1.2	<1.2	<1.2	<1.2	<1.2	<1.2	<1.2	<1.2
1,2-Dibromo-3-Chloropropane	96-12-8	ug/L	10/16/2023		<1.2			<1.2	<1.2			<1.2	<1.2								<1.2	<1.2	<1.2	<1.2	<1.2	<1.2	<1.2	<1.2	<1.2
1,2-Dibromo-3-Chloropropane	96-12-8	ug/L	4/29/2024		<1.2			<1.2	<1.2	<1.2	<1.2	<1.2	<1.2								<1.2	<1.2	<1.2	<1.2	<1.2	<1.2	<1.2	<1.2	<1.2
1,2-Dibromo-3-Chloropropane	96-12-8	ug/L	10/9/2024		<1.20								<1.20														<1.20		

Table 9A
Analytical Data Summary - Series A HMSP Wells
2025 Annual Water Quality Report
Iowa City Sanitary Landfill
Permit No. 52-SDP-01-72P

Constituent	CAS	Units	Date	MW-17A-00	MW-18AR	MW-23A	MW-24A	MW-25A-00	MW-29A	MW-34A	MW-38A	MW-200A	MW-201A	MW-202A	MW-203A	MW-204A	MW-205A	MW-213A	MW-214A	MW-215A	MW-216A	MW-217A	MW-218A	MW-219A	MW-220A	MW-310A	MW-312A	MW-408	MW-410
1,2-Dibromo-3-Chloropropane	96-12-8	ug/L	10/10/2024						<1.20			<1.20														<1.20		<1.20	
1,2-Dibromo-3-Chloropropane	96-12-8	ug/L	10/14/2024																		<1.20	<1.20		<1.20					<1.20
1,2-Dibromo-3-Chloropropane	96-12-8	ug/L	10/15/2024																				<1.20		<1.20				
1,2-Dibromo-3-Chloropropane	96-12-8	ug/L	4/23/2025	<1.20										<1.20					<1.20										
1,2-Dibromo-3-Chloropropane	96-12-8	ug/L	4/24/2025													<1.20													
1,2-Dibromo-3-Chloropropane	96-12-8	ug/L	4/30/2025		<1.20							<1.20														<1.20	<1.20		
1,2-Dibromo-3-Chloropropane	96-12-8	ug/L	5/5/2025						<1.20																			<1.20	
1,2-Dibromo-3-Chloropropane	96-12-8	ug/L	5/6/2025										<1.20		<1.20														
1,2-Dibromo-3-Chloropropane	96-12-8	ug/L	5/7/2025				<1.20													<1.20	<1.20	<1.20	<1.20						
1,2-Dibromo-3-Chloropropane	96-12-8	ug/L	5/8/2025			<1.20		<1.20																					<1.20
1,2-Dibromo-3-Chloropropane	96-12-8	ug/L	5/9/2025							<1.20	<1.20													<1.20	<1.20				
1,2-Dibromo-3-Chloropropane	96-12-8	ug/L	10/21/2025						<1.20																	<1.20	<1.20	<1.20	
1,2-Dibromo-3-Chloropropane	96-12-8	ug/L	10/22/2025		<1.20							<1.20	<1.20																
1,2-Dibromo-3-Chloropropane	96-12-8	ug/L	10/23/2025					<1.20													<1.20	<1.20	<1.20	<1.20	<1.20				
1,2-Dibromo-3-Chloropropane	96-12-8	ug/L	10/24/2025																										<1.20
1,2-Dibromoethane (EDB)	106-93-4	ug/L	2/27/2008	<10		<10	<10	<10	<10	<10																			
1,2-Dibromoethane (EDB)	106-93-4	ug/L	5/12/2008	<10		<10	<10	<10	<10	<10																			
1,2-Dibromoethane (EDB)	106-93-4	ug/L	7/13/2008	<10		<10	<10	<10	<10	<10																			
1,2-Dibromoethane (EDB)	106-93-4	ug/L	9/14/2008	<10		<10	<10	<10	<10	<10																			
1,2-Dibromoethane (EDB)	106-93-4	ug/L	11/17/2008	<10		<10	<10	<10	<10	<10																			
1,2-Dibromoethane (EDB)	106-93-4	ug/L	4/14/2009	<10		<10	<10	<10	<10	<10																			
1,2-Dibromoethane (EDB)	106-93-4	ug/L	7/7/2009										<10	<10	<10	<10			<10	<10									
1,2-Dibromoethane (EDB)	106-93-4	ug/L	9/2/2009										<10	<10	<10	<10			<10	<10									
1,2-Dibromoethane (EDB)	106-93-4	ug/L	10/25/2009	<10		<10	<10	<10	<10	<10			<10	<10	<10	<10			<10	<10									
1,2-Dibromoethane (EDB)	106-93-4	ug/L	1/2/2010										<10	<10	<10	<10			<10	<10									
1,2-Dibromoethane (EDB)	106-93-4	ug/L	3/3/2010									<10	<10	<10	<10	<10	<10	<10	<10	<10									
1,2-Dibromoethane (EDB)	106-93-4	ug/L	5/10/2010	<10		<10	<10	<10	<10	<10		<10	<10	<10	<10	<10	<10	<10	<10	<10									
1,2-Dibromoethane (EDB)	106-93-4	ug/L	7/8/2010									<10					<10	<10											
1,2-Dibromoethane (EDB)	106-93-4	ug/L	9/13/2010									<10					<10	<10											
1,2-Dibromoethane (EDB)	106-93-4	ug/L	11/1/2010	<10		<10		<10	<10	<10			<10	<10	<10	<10													
1,2-Dibromoethane (EDB)	106-93-4	ug/L	1/10/2011									<10					<10	<10											
1,2-Dibromoethane (EDB)	106-93-4	ug/L	4/4/2011									<10					<10	<10											
1,2-Dibromoethane (EDB)	106-93-4	ug/L	8/11/2011																							<10			
1,2-Dibromoethane (EDB)	106-93-4	ug/L	10/13/2011	<10		<10		<10	<10	<10		<10	<10	<10	<10	<10	<10	<10	<10							<10			
1,2-Dibromoethane (EDB)	106-93-4	ug/L	12/5/2011				<10													<10						<10			
1,2-Dibromoethane (EDB)	106-93-4	ug/L	4/11/2012	<10		<10	<10	<10	<10	<10		<10	<10	<10	<10	<10	<10	<10	<10	<10						<10	<10		
1,2-Dibromoethane (EDB)	106-93-4	ug/L	6/25/2012					<10		<10																<10	<10		
1,2-Dibromoethane (EDB)	106-93-4	ug/L	8/1/2012							<10	<10										<10	<10	<10	<10	<10	<10	<10		
1,2-Dibromoethane (EDB)	106-93-4	ug/L	10/11/2012	<10		<10	<10	<10	<10		<10	<10		<10	<10	<10	<10	<10	<10	<10	<10	<10	<10	<10	<10	<10	<10		
1,2-Dibromoethane (EDB)	106-93-4	ug/L	12/13/2012								<10										<10	<10	<10	<10	<10		<10		
1,2-Dibromoethane (EDB)	106-93-4	ug/L	2/4/2013								<10										<10	<10	<10	<10	<10				
1,2-Dibromoethane (EDB)	106-93-4	ug/L	3/30/2013	<10		<10	<10	<10	<10		<10	<10		<10	<10	<10	<10	<10	<10	<10	<10	<10	<10	<10	<10	<10	<10		
1,2-Dibromoethane (EDB)	106-93-4	ug/L	7/10/2013																		<10	<10	<10	<10	<10				
1,2-Dibromoethane (EDB)	106-93-4	ug/L	10/7/2013	<10		<10			<10	<10	<10	<10	<10	<10	<10	<10	<10	<10	<10		<10	<10	<10	<10	<10		<10		
1,2-Dibromoethane (EDB)	106-93-4	ug/L	6/2/2014	<0.13		<0.13	<0.13	<0.13	<0.13	<0.13	<0.13	<0.13	<0.13	<0.13	<0.13	<0.13	<0.13	<0.13	<0.13	<0.13	<0.13	<0.13	<0.13	<0.13	<0.13				
1,2-Dibromoethane (EDB)	106-93-4	ug/L	10/15/2014	<0.13		<0.13	<0.13	<0.13	<0.13	<0.13	<0.13	<0.13	<0.13	<0.13	<0.13	<0.13	<0.13	<0.13	<0.13	<0.13	<0.13	<0.13	<0.13	<0.13	<0.13				
1,2-Dibromoethane (EDB)	106-93-4	ug/L	4/6/2015	<0.13		<0.13	<0.13	<0.13	<0.13	<0.13	<0.13	<0.13	<0.13	<0.13	<0.13	<0.13	<0.13	<0.13	<0.13	<0.13	<0.13	<0.13	<0.13	<0.13	<0.13				
1,2-Dibromoethane (EDB)	106-93-4	ug/L	10/5/2015	<0.13		<0.13	<0.13	<0.13	<0.13	<0.13	<0.13	<0.13	<0.13	<0.13	<0.13	<0.13	<0.13	<0.13	<0.13	<0.13	<0.13	<0.13	<0.13	<0.13	<0.13				
1,2-Dibromoethane (EDB)	106-93-4	ug/L	4/4/2016	<0.13		<0.13	<0.13	<0.13	<0.13	<0.13	<0.13	<0.13	<0.13	<0.13	<0.13	<0.13	<0.13	<0.13	<0.13	<0.13	<0.13	<0.13	<0.13	<0.13	<0.13				
1,2-Dibromoethane (EDB)	106-93-4	ug/L	10/17/2016	<0.13		<0.13	<0.13	<0.13	<0.13	<0.13	<0.13	<0.13	<0.13	<0.13	<0.13	<0.13	<0.13	<0.13	<0.13	<0.13	<0.13	<0.13	<0.13	<0.13	<0.13				
1,2-Dibromoethane (EDB)	106-93-4	ug/L	4/17/2017	<0.13		<0.13	<0.13	<0.13	<0.13	<0.13	<0.13	<0.13	<0.13	<0.13	<0.13	<0.13	<0.13	<0.13	<0.13	<0.13	<0.13	<0.13	<0.13	<0.13	<0.13				
1,2-Dibromoethane (EDB)	106-93-4	ug/L	10/11/2017	<0.13		<0.13	<0.13	<0.13	<0.13	<0.13	<0.13	<0.13	<0.13	<0.13	<0.13	<0.13	<0.13	<0.13	<0.13	<0.13	<0.13	<0.13	<0.13	<0.13	<0.13				
1,2-Dibromoethane (EDB)	106-93-4	ug/L	4/20/2018											<0.13					<0.13	<0.13									
1,2-Dibromoethane (EDB)	106-93-4	ug/L	4/23/2018	<0.13								<0.13	<0.13		<0.13	<0.13	<0.13												
1,2-Dibromoethane (EDB)	106-93-4	ug/L	4/25/2018						<0.13																				
1,2-Dibromoethane (EDB)	106-93-4	ug/L	4/30/2018			<0.13	<0.13	<0.13										<0.13											
1,2-Dibromoethane (EDB)	106-93-4	ug/L	5/1/2018								<0.13										<0.13	<0.13							
1,2-Dibromoethane (EDB)	106-93-4	ug/L	5/2/2018																				<0.13	<0.13	<0.13				
1,2-Dibromoethane (EDB)	106-93-4	ug/L	10/16/2018	<0.34		<0.34	<0.34	<0.34	<0.34	<0.34	<0.34	<0.34	<0.34	<0.34	<0.34	<0.34	<0.34	<0.34	<0.34	<0.34	<0.34	<0.34	<0.34	<0.34	<0.34				
1,2-Dibromoethane (EDB)	106-93-4	ug/L	4/16/2019	<0.34		<0.34	<0.34	<0.34	<0.34	<0.34	<0.34	<0.34	<0.34	<0.34	<0.34	<0.34	<0.34	<0.34	<0.34	<0.34	<0.34	<0.34	<0.34	<0.34	<0.34				
1,2-Dibromoethane (EDB)	106-93-4	ug/L	10/1/2019	<0.34	<0.34	<0.34	<0.34	<0.34	<0.34	<0.34	<0.34	<0.34	<0.34	<0.34	<0.34	<0.34	<0.34	<0.34	<0.34	<0.34	<0.34	<0.34	<0.34	<0.34	<0.34				
1,2-Dibromoethane (EDB)	106-93-4	ug/L	3/30/2020	<0.34	<0.34	<0.34	<0.34	<0.34	<0.34	<0.34	<0.34	<0.34	<0.34	<0.34	<0.34	<0.34	<0.34	<0.34	<0.34	<0.34	<0.34	<0.34	<0.34	<0.34	<0.34				
1,2-Dibromoethane (EDB)	106-93-4	ug/L	6/24/2020		<0.34																								
1,2-Dibromoethane (EDB)	106-93-4	ug/L	10/7/2020	<0.34	<0.34	<0.34	<0.34	<0.34	<0.34	<0.34	<0.34	<0.34	<0.34	<0.34	<0.34	<0.34	<0.34	<0.34	<0.34	<0.34	<0.34	<0.34	<0.34	<0.34	<0.34				
1,2-Dibromoethane (EDB)	106-93-4	ug/L	1/21/2021		<0.02																								
1,2-Dibromoethane (EDB)	106-93-4	ug/L	4/13/2021	<0.02	<0.02	<0.02	<0.02	<0.02	<0.02	<0.02	<0.02	<0.02	<0.02	<0.02	<0.02	<0.02	<0.02	<0.02	<0.02	<0.02	<0.02	<0.02	<0.02	<0.02	<0.02				
1,2-Dibromoethane (EDB)	106-93-4	ug/L	10/20/2021		<1			<0.02	<0.02			<1	<0.02				<1	<1			<0.02	<0.02	<0.02	<0.02	<0.02	<0.02	<0.02	<0.02	<0.02
1,2-Dibromoethane (EDB)	106-93-4	ug/L	5/2/2022		<0.02			<0.02	<0.02	<0.02	<0.02	<0.02	<0.02								<0.02	<0.02	<0.02	<0.02	<0.02	<0.02	<0.02	<0.02	<0.02
1,2-Dibromoethane (EDB)	106-93-4	ug/L	10/14/2022		<0.02			<0.02	<0.02			<0.02	<0.02								<0.02	<0.02	<0.02	<0.02	<0.02	<0.02	<0.02	<0.02	<0.02
1,2-Dibromoethane (EDB)	106-93-4	ug/L	5/1/2023	<0.34	<0.34	<0.34	<0.34	<0.34	<0.34	<0.34	<0.34	<0.34	<0.34	<0.34	<0.34			<0.34	<0.34	<0.34	<0.34	<0.34	<0.34	<0.34	<0.34	<0.34	<0.34	<0.34	<0.34
1,2-Dibromoethane (EDB)	106-93-4	ug/L	10/16/2023		<0.34			<0.34	<0.34			<0.34	<0.34								<0.34	<0.34	<0.34	<0.34	<0.34	<0.34	<0.34	<0.34	<0.34
1,2-Dibromoethane (EDB)	106-93-4	ug/L	4/29/2024		<0.34			<0.34	<0.34	<0.34	<0.34	<0.34	<0.34								<0.34	<0.34	<0.34	<0.34	<0.34	<0.34	<0.34	<0.34	<0.34
1,2-Dibromoethane (EDB)	106-93-4	ug/L	10/9/2024		<0.340								<0.340														<0.340		
1,2-Dibromoethane (EDB)	106-93-4	ug/L	10/10/2024						<0.340			<0.340														<0.340		<0.340	
1,2-Dibromoethane (EDB)	106-93-4	ug/L	10/14/2024																		<0.340	<0.340		<0.340					<0.340
1,2-Dibromoethane (EDB)	106-93-4	ug/L	10/15/2024																				<0.340		<0.340				
1,2-Dibromoethane (EDB)	106-93-4	ug/L	4/23/2025	<0.340										<0.340					<0.340										
1,2-Dibromoethane (EDB)	106-93-4	ug/L	4/24/2025													<0.340													
1,2-Dibromoethane (EDB)	106-93-4	ug/L	4/30/2025		<0.340							<0.340														<0.340	<0.340		
1,2-Dibromoethane (EDB)	106-93-4	ug/L	5/5/2025						<0.340																			<0.340	
1,2-Dibromoethane (EDB)	106-93-4	ug/L	5/6/2025										<0.340		<0.340														
1,2-Dibromoethane (EDB)	106-93-4	ug/L	5/7/2025				<0.340													<0.340	<0.340	<0.340	<0.340						
1,2-Dibromoethane (EDB)	106-93-4	ug/L	5/8/2025			<0.340		<0.340																					<0.340
1,2-Dibromoethane (EDB)	106-93-4	ug/L	5/9/2025							<0.340	<0.340													<0.340	<0.340				
1,2-Dibromoethane (EDB)	106-93-4	ug/L	10/21/2025						<0.340																	<0.340	<0.340	<0.340	
1,2-Dibromoethane (EDB)	106-93-4	ug/L	10/22/2025		<0.340							<0.340	<0.340																
1,2-Dibromoethane (EDB)	106-93-4	ug/L	10/23/2025					<0.340													<0.340	<0.340	<0.340	<0.340	<0.340				
1,2-Dibromoethane (EDB)	106-93-4	ug/L	10/24/2025																										<0.340
1,2-Dichlorobenzene	95-50-1	ug/L	2/27/2008	<1		<1	<1	<1	<1	<1																			
1,2-Dichlorobenzene	95-50-1	ug/L	5/12/2008	<1		<1	<1	<1	<1	<1																			
1,2-Dichlorobenzene	95-50-1	ug/L	7/13/2008	<1		<1	<1	<1	<1	<1																			
1,2-Dichlorobenzene	95-50-1	ug/L	9/14/2008	<1		<1	<1	<1	<1	<1																			
1,2-Dichlorobenzene	95-50-1	ug/L	11/17/2008	<1		<1	<1	<1	<1	<1																			
1,2-Dichlorobenzene	95-50-1	ug/L	4/14/2009	<1		<1	<1	<1	<1	<1																			
1,2-Dichlorobenzene	95-50-1	ug/L	7/7/2009										<1	<1	<1	<1			<1	<1									
1,2-Dichlorobenzene	95-50-1	ug/L	9/2/2009										<1	<1	<1	<1			<1	<1									
1,2-Dichlorobenzene	95-50-1	ug/L	10/25/2009	<2		<1	<2	<2	<1	<1			<2	<2	<2	<1			<1	<1									
1,2-Dichlorobenzene	95-50-1	ug/L	1/2/2010										<1	<1	<1	<1			<1	<1									
1,2-Dichlorobenzene	95-50-1	ug/L	3/3/2010									<1	<1	<1	<1	<1	<1	<1	<1	<1									
1,2-Dichlorobenzene	95-50-1	ug/L	5/10/2010	<1		<1	<1	<1	<1	<1		<1	<1	<1	<1	<1	<1	<1	<1	<1									
1,2-Dichlorobenzene	95-50-1	ug/L	7/8/2010									<1					<1	<1											
1,2-Dichlorobenzene	95-50-1	ug/L	9/13/2010									<1					<1	<1											
1,2-Dichlorobenzene	95-50-1	ug/L	11/1/2010	<1		<1		<1	<1	<2			<1	<1	<1	<1													
1,2-Dichlorobenzene	95-50-1	ug/L	1/10/2011									<4					<4	<4											
1,2-Dichlorobenzene	95-50-1	ug/L	4/4/2011									<1					<1	<1											

Table 9A
Analytical Data Summary - Series A HMSP Wells
2025 Annual Water Quality Report
Iowa City Sanitary Landfill
Permit No. 52-SDP-01-72P

Constituent	CAS	Units	Date	MW-17A-00	MW-18AR	MW-23A	MW-24A	MW-25A-00	MW-29A	MW-34A	MW-38A	MW-200A	MW-201A	MW-202A	MW-203A	MW-204A	MW-205A	MW-213A	MW-214A	MW-215A	MW-216A	MW-217A	MW-218A	MW-219A	MW-220A	MW-310A	MW-312A	MW-408	MW-410
1,2-Dichlorobenzene	95-50-1	ug/L	8/11/2011																							<1			
1,2-Dichlorobenzene	95-50-1	ug/L	10/13/2011	<1		<1		<1	<1	<1		<1	<1	<1	<1	<1	<1	<1	<1							<1			
1,2-Dichlorobenzene	95-50-1	ug/L	12/5/2011				<1													<1						<1			
1,2-Dichlorobenzene	95-50-1	ug/L	4/11/2012	<1		<1	<1	<1	<1	<1		<1	<1	<1	<1	<1	<1	<1	<1	<1						<1	<1		
1,2-Dichlorobenzene	95-50-1	ug/L	6/25/2012					<1		<1																<1	<1		
1,2-Dichlorobenzene	95-50-1	ug/L	8/1/2012							<1	<1										<1	<1	<1	<1	<1	<1	<1		
1,2-Dichlorobenzene	95-50-1	ug/L	10/11/2012	<1		<1	<1	<1	<1		<1	<1		<1	<1	<1	<1	<1	<1	<1	<1	<1	<1	<1	<1	<1	<1		
1,2-Dichlorobenzene	95-50-1	ug/L	12/13/2012								<1										<1	<1	<1	<1	<1		<1		
1,2-Dichlorobenzene	95-50-1	ug/L	2/4/2013								<1										<1	<1	<1	<1	<1				
1,2-Dichlorobenzene	95-50-1	ug/L	3/30/2013	<1		<1	<1	<1	<1		<1	<1		<1	<1	<1	<1	<1	<1	<1	<1	<1	<1	<1	<1	<1	<1		
1,2-Dichlorobenzene	95-50-1	ug/L	7/10/2013																		<1	<1	<1	<1	<1				
1,2-Dichlorobenzene	95-50-1	ug/L	10/7/2013	<1		<1			<1	<1	<1	<1	<1	<1	<1	<1	<1	<1	<1		<1	<1	<1	<1	<1		<1		
1,2-Dichlorobenzene	95-50-1	ug/L	6/2/2014	<1		<1	<1	<1	<1	<1	<1	<1	<1	<1	<1	<1	<1	<1	<1	<1	<1	<1	<1	<1	<1				
1,2-Dichlorobenzene	95-50-1	ug/L	10/15/2014	<1		<1	<1	<1	<1	<1	<1	<1	<1	<1	<1	<1	<1	<1	<1	<1	<1	<1	<1	<1	<1				
1,2-Dichlorobenzene	95-50-1	ug/L	4/6/2015	<1		<1	<1	<1	<1	<1	<1	<1	<1	<1	<1	<1	<1	<1	<1	<1	<1	<1	<1	<1	<1				
1,2-Dichlorobenzene	95-50-1	ug/L	10/5/2015	<1		<1	<1	<1	<1	<1	<1	<1	<1	<1	<1	<1	<1	<1	<1	<1	<1	<1	<1	<1	<1				
1,2-Dichlorobenzene	95-50-1	ug/L	4/4/2016	<1		<1	<1	<1	<1	<1	<1	<1	<1	<1	<1	<1	<1	<1	<1	<1	<1	<1	<1	<1	<1				
1,2-Dichlorobenzene	95-50-1	ug/L	10/17/2016	<1		<1	<1	<1	<1	<1	<1	<1	<1	<1	<1	<1	<1	<1	<1	<1	<1	<1	<1	<1	<1				
1,2-Dichlorobenzene	95-50-1	ug/L	4/17/2017	<1		<1	<1	<1	<1	<1	<1	<1	<1	<1	<1	<1	<1	<1	<1	<1	<1	<1	<1	<1	<1				
1,2-Dichlorobenzene	95-50-1	ug/L	10/11/2017	<1		<1	<1	<1	<1	<1	<1	<1	<1	<1	<1	<1	<1	<1	<1	<1	<1	<1	<1	<1	<1				
1,2-Dichlorobenzene	95-50-1	ug/L	4/20/2018											<1					<1	<1									
1,2-Dichlorobenzene	95-50-1	ug/L	4/23/2018	<1								<1	<1		<1	<1	<1												
1,2-Dichlorobenzene	95-50-1	ug/L	4/25/2018						<1																				
1,2-Dichlorobenzene	95-50-1	ug/L	4/30/2018			<1	<1	<1										<1											
1,2-Dichlorobenzene	95-50-1	ug/L	5/1/2018								<1										<1	<1							
1,2-Dichlorobenzene	95-50-1	ug/L	5/2/2018																				<1	<1	<1				
1,2-Dichlorobenzene	95-50-1	ug/L	10/16/2018	<1		<1	<1	<1	<1	<1	<1	<1	<1	<1	<1	<1	<1	<1	<1	<1	<1	<1	<1	<1	<1				
1,2-Dichlorobenzene	95-50-1	ug/L	4/16/2019	<1		<1	<1	<1	<1	<1	<1	<1	<1	<1	<1	<1	<1	<1	<1	<1	<1	<1	<1	<1	<1				
1,2-Dichlorobenzene	95-50-1	ug/L	10/1/2019	<1	<1	<1	<1	<1	<1	<1	<1	<1	<1	<1	<1	<1	<1	<1	<1	<1	<1	<1	<1	<1	<1				
1,2-Dichlorobenzene	95-50-1	ug/L	3/30/2020	<1	<1	<1	<1	<1	<1	<1	<1	<1	<1	<1	<1	<1	<1	<1	<1	<1	<1	<1	<1	<1	<1				
1,2-Dichlorobenzene	95-50-1	ug/L	6/24/2020		<1																								
1,2-Dichlorobenzene	95-50-1	ug/L	10/7/2020	<1	<1	<1	<1	<1	<1	<1	<1	<1	<1	<1	<1	<1	<1	<1	<1	<1	<1	<1	<1	<1	<1				
1,2-Dichlorobenzene	95-50-1	ug/L	1/21/2021		<1																								
1,2-Dichlorobenzene	95-50-1	ug/L	4/13/2021	<1	<1	<1	<1	<1	<1	<1	<1	<1	<1	<1	<1	<1	<1	<1	<1	<1	<1	<1	<1	<1	<1				
1,2-Dichlorobenzene	95-50-1	ug/L	10/20/2021		<1			<1	<1			<1	<1				<1	<1			<1	<1	<1	<1	<1	<1	<1	<1	<1
1,2-Dichlorobenzene	95-50-1	ug/L	5/2/2022		<1			<1	<1	<1	<1	<1	<1								<1	<1	<1	<1	<1	<1	<1	<1	<1
1,2-Dichlorobenzene	95-50-1	ug/L	10/14/2022		<1			<1	<1			<1	<1								<1	<1	<1	<1	<1	<1	<1	<1	<1
1,2-Dichlorobenzene	95-50-1	ug/L	5/1/2023	<1	<1	<1	<1	<1	<1	<1	<1	<1	<1	<1	<1			<1	<1	<1	<1	<1	<1	<1	<1	<1	<1	<1	<1
1,2-Dichlorobenzene	95-50-1	ug/L	10/16/2023		<1			<1	<1			<1	<1								<1	<1	<1	<1	<1	<1	<1	<1	<1
1,2-Dichlorobenzene	95-50-1	ug/L	4/29/2024		<1			<1	<1	<1	<1	<1	<1								<1	<1	<1	<1	<1	<1	<1	<1	<1
1,2-Dichlorobenzene	95-50-1	ug/L	10/9/2024		<1.00								<1.00														<1.00		
1,2-Dichlorobenzene	95-50-1	ug/L	10/10/2024						<1.00			<1.00														<1.00		<1.00	
1,2-Dichlorobenzene	95-50-1	ug/L	10/14/2024																		<1.00	<1.00		<1.00					<1.00
1,2-Dichlorobenzene	95-50-1	ug/L	10/15/2024																				<1.00		<1.00				
1,2-Dichlorobenzene	95-50-1	ug/L	4/23/2025	<1.00										<1.00					<1.00										
1,2-Dichlorobenzene	95-50-1	ug/L	4/24/2025													<1.00													
1,2-Dichlorobenzene	95-50-1	ug/L	4/30/2025		<1.00							<1.00														<1.00	<1.00		
1,2-Dichlorobenzene	95-50-1	ug/L	5/5/2025						<1.00																			<1.00	
1,2-Dichlorobenzene	95-50-1	ug/L	5/6/2025										<1.00		<1.00														
1,2-Dichlorobenzene	95-50-1	ug/L	5/7/2025				<1.00													<1.00	<1.00	<1.00	<1.00						
1,2-Dichlorobenzene	95-50-1	ug/L	5/8/2025			<1.00		<1.00																					<1.00
1,2-Dichlorobenzene	95-50-1	ug/L	5/9/2025							<1.00	<1.00													<1.00	<1.00				
1,2-Dichlorobenzene	95-50-1	ug/L	10/21/2025						<1.00																	<1.00	<1.00	<1.00	
1,2-Dichlorobenzene	95-50-1	ug/L	10/22/2025		<1.00							<1.00	<1.00																
1,2-Dichlorobenzene	95-50-1	ug/L	10/23/2025					<1.00													<1.00	<1.00	<1.00	<1.00	<1.00				
1,2-Dichlorobenzene	95-50-1	ug/L	10/24/2025																										<1.00
1,2-Dichloroethane	107-06-2	ug/L	2/27/2008	<1		<1	<1	<1	<1	<1																			
1,2-Dichloroethane	107-06-2	ug/L	5/12/2008	<1		<1	<1	<1	<1	<1																			
1,2-Dichloroethane	107-06-2	ug/L	7/13/2008	<1		<1	<1	<1	<1	<1																			
1,2-Dichloroethane	107-06-2	ug/L	9/14/2008	<1		<1	<1	<1	<1	<1																			
1,2-Dichloroethane	107-06-2	ug/L	11/17/2008	<1		<1	<1	<1	<1	<1																			
1,2-Dichloroethane	107-06-2	ug/L	4/14/2009	<1		<1	<1	<1	<1	<1																			
1,2-Dichloroethane	107-06-2	ug/L	7/7/2009							<1			<1	<1	<1	<1			<1	<1									
1,2-Dichloroethane	107-06-2	ug/L	9/2/2009							<1			<1	<1	<1	<1			<1	<1									
1,2-Dichloroethane	107-06-2	ug/L	10/25/2009	<2		<1	<2	<2	<1	<1			<2	<2	<2	<1			<1	<1									
1,2-Dichloroethane	107-06-2	ug/L	1/2/2010							<1			<1	<1	<1	<1			<1	<1									
1,2-Dichloroethane	107-06-2	ug/L	3/3/2010									<1	<1	<1	<1	<1	<1	<1	<1	<1									
1,2-Dichloroethane	107-06-2	ug/L	5/10/2010	<1		<1	<1	<1	<1	<1		<1	<1	<1	<1	<1	<1	<1	<1	<1									
1,2-Dichloroethane	107-06-2	ug/L	7/8/2010									<1					<1	<1											
1,2-Dichloroethane	107-06-2	ug/L	9/13/2010									<1					<1	<1											
1,2-Dichloroethane	107-06-2	ug/L	11/1/2010	<1		<1		<1	<1	<1			<1	<1	<1	<1													
1,2-Dichloroethane	107-06-2	ug/L	1/10/2011									<1					<1	<1											
1,2-Dichloroethane	107-06-2	ug/L	4/4/2011							<1		<1					<1	<1											
1,2-Dichloroethane	107-06-2	ug/L	8/11/2011																							<1			
1,2-Dichloroethane	107-06-2	ug/L	10/13/2011	<1		<1		<1	<1	<1		<1	<1	<1	<1	<1	<1	<1	<1							<1			
1,2-Dichloroethane	107-06-2	ug/L	12/5/2011				<1													<1						<1			
1,2-Dichloroethane	107-06-2	ug/L	4/11/2012	<1		<1	<1	<1	<1	<1		<1	<1	<1	<1	<1	<1	<1	<1	<1						<1	<1		
1,2-Dichloroethane	107-06-2	ug/L	6/25/2012					<1		<1																<1	<1		
1,2-Dichloroethane	107-06-2	ug/L	8/1/2012							<1	<1										<1	<1	<1	<1	<1	<1	<1		
1,2-Dichloroethane	107-06-2	ug/L	10/11/2012	<1		<1	<1	<1	<1		<1	<1		<1	<1	<1	<1	<1	<1	<1	<1	<1	<1	<1	<1	<1	<1		
1,2-Dichloroethane	107-06-2	ug/L	12/13/2012								<1										<1	<1	<1	<1	<1		<1		
1,2-Dichloroethane	107-06-2	ug/L	2/4/2013								<1										<1	<1	<1	<1	<1				
1,2-Dichloroethane	107-06-2	ug/L	3/30/2013	<1		<1	<1	<1	<1		<1	<1		<1	<1	<1	<1	<1	<1	<1	<1	<1	<1	<1	<1	<1	<1		
1,2-Dichloroethane	107-06-2	ug/L	7/10/2013																		<1	<1	<1	<1	<1				
1,2-Dichloroethane	107-06-2	ug/L	10/7/2013	<1		<1			<1	<1	<1	<1	<1	<1	<1	<1	<1	<1	<1		<1	<1	<1	<1	<1		<1		
1,2-Dichloroethane	107-06-2	ug/L	6/2/2014	<1		<1	<1	<1	<1	<1	<1	<1	<1	<1	<1	<1	<1	<1	<1	<1	<1	<1	<1	<1	<1				
1,2-Dichloroethane	107-06-2	ug/L	10/15/2014	<1		<1	<1	<1	<1	<1	<1	<1	<1	<1	<1	<1	<1	<1	<1	<1	<1	<1	<1	<1	<1				
1,2-Dichloroethane	107-06-2	ug/L	4/6/2015	<1		<1	<1	<1	<1	<1	<1	<1	<1	<1	<1	0.339J	<1	<1	<1	<1	<1	<1	<1	<1	<1				
1,2-Dichloroethane	107-06-2	ug/L	10/5/2015	<1		<1	<1	<1	<1	<1	<1	<1	<1	<1	<1	<1	<1	<1	<1	<1	<1	<1	<1	<1	<1				
1,2-Dichloroethane	107-06-2	ug/L	4/4/2016	<1		<1	<1	<1	<1	<1	<1	<1	<1	<1	<1	<1	<1	<1	<1	<1	<1	<1	<1	<1	<1				
1,2-Dichloroethane	107-06-2	ug/L	10/17/2016	<1		<1	<1	<1	<1	<1	<1	<1	<1	<1	<1	0.469J	0.43J	<1	<1	<1	<1	<1	<1	<1	<1				
1,2-Dichloroethane	107-06-2	ug/L	4/17/2017	0.188J		<1	<1	<1	<1	<1	<1	<1	<1	<1	<1	<1	<1	<1	<1	<1	<1	<1	<1	<1	<1				
1,2-Dichloroethane	107-06-2	ug/L	10/11/2017	<1		<1	<1	<1	<1	<1	<1	<1	<1	<1	<1	0.374J	<1	<1	<1	<1	<1	<1	<1	<1	<1				
1,2-Dichloroethane	107-06-2	ug/L	4/20/2018											<1					<1	<1									
1,2-Dichloroethane	107-06-2	ug/L	4/23/2018	<1								<1	<1		0.204J	<1	<1												
1,2-Dichloroethane	107-06-2	ug/L	4/25/2018						<1																				
1,2-Dichloroethane	107-06-2	ug/L	4/30/2018			<1	<1	<1										<1											
1,2-Dichloroethane	107-06-2	ug/L	5/1/2018								<1										<1	<1							
1,2-Dichloroethane	107-06-2	ug/L	5/2/2018																				<1	<1	<1				
1,2-Dichloroethane	107-06-2	ug/L	10/16/2018	<1		<1	<1	<1	<1	<1	<1	<1	<1	<1	<1	<1	<1	<1	<1	<1	<1	<1	<1	<1	<1				
1,2-Dichloroethane	107-06-2	ug/L	4/16/2019	<1		<1	<1	<1	<1	<1	<1	<1	<1	<1	<1	<1	<1	<1	<1	<1	<1	<1	<1	<1	<1				
1,2-Dichloroethane	107-06-2	ug/L	10/1/2019	<1	<1	<1	<1	<1	<1	<1	<1	<1	<1	<1	<1	<1	<1	<1	<1	<1	<1	<1	<1	<1	<1				
1,2-Dichloroethane	107-06-2	ug/L	3/30/2020	<1	<1	<1	<1	<1	<1	<1	<1	<1	<1	<1	<1	<1	<1	<1	<1	<1	<1	<1	<1	<1	<1				
1,2-Dichloroethane	107-06-2	ug/L	6/24/2020		<1																								
1,2-Dichloroethane	107-06-2	ug/L	10/7/2020	<1	<1	<1	<1	<1	<1	<1	<1	<1	<1	<1	<1	<1	<1	<1	<1	<1	<1	<1	<1	<1	<1				

Table 9A
Analytical Data Summary - Series A HMSP Wells
2025 Annual Water Quality Report
Iowa City Sanitary Landfill
Permit No. 52-SDP-01-72P

Constituent	CAS	Units	Date	MW-17A-00	MW-18AR	MW-23A	MW-24A	MW-25A-00	MW-29A	MW-34A	MW-38A	MW-200A	MW-201A	MW-202A	MW-203A	MW-204A	MW-205A	MW-213A	MW-214A	MW-215A	MW-216A	MW-217A	MW-218A	MW-219A	MW-220A	MW-310A	MW-312A	MW-408	MW-410
1,2-Dichloroethane	107-06-2	ug/L	1/21/2021		<1																								
1,2-Dichloroethane	107-06-2	ug/L	4/13/2021	<1	<1	<1	<1	<1	<1	<1	<1	<1	<1	<1	<1	<1	<1	<1	<1	<1	<1	<1	<1	<1	<1				
1,2-Dichloroethane	107-06-2	ug/L	10/20/2021		<1			<1	<1			<1	<1				<1	<1			<1	<1	<1	<1	<1	<1	<1	<1	<1
1,2-Dichloroethane	107-06-2	ug/L	5/2/2022		<1			<1	<1	<1	<1	<1	<1								<1	<1	<1	<1	<1	<1	<1	<1	<1
1,2-Dichloroethane	107-06-2	ug/L	10/14/2022		<1			<1	<1			<1	<1								<1	<1	<1	<1	<1	<1	<1	<1	<1
1,2-Dichloroethane	107-06-2	ug/L	5/1/2023	<1	<1	<1	<1	<1	<1	<1	<1	<1	<1	<1	<1			<1	<1	<1	<1	<1	<1	<1	<1	<1	<1	<1	<1
1,2-Dichloroethane	107-06-2	ug/L	10/16/2023		<1			<1	<1			<1	<1								<1	<1	<1	<1	<1	<1	<1	<1	<1
1,2-Dichloroethane	107-06-2	ug/L	4/29/2024		<1			<1	<1	<1	<1	<1	<1								<1	<1	<1	<1	<1	<1	<1	<1	<1
1,2-Dichloroethane	107-06-2	ug/L	10/9/2024		<1.00								<1.00														<1.00		
1,2-Dichloroethane	107-06-2	ug/L	10/10/2024						<1.00			<1.00														<1.00		<1.00	
1,2-Dichloroethane	107-06-2	ug/L	10/14/2024																		<1.00	<1.00		<1.00					<1.00
1,2-Dichloroethane	107-06-2	ug/L	10/15/2024																				<1.00		<1.00				
1,2-Dichloroethane	107-06-2	ug/L	4/23/2025	<1.00										<1.00					<1.00										
1,2-Dichloroethane	107-06-2	ug/L	4/24/2025													<1.00													
1,2-Dichloroethane	107-06-2	ug/L	4/30/2025		<1.00							<1.00														<1.00	<1.00		
1,2-Dichloroethane	107-06-2	ug/L	5/5/2025						<1.00																			<1.00	
1,2-Dichloroethane	107-06-2	ug/L	5/6/2025										<1.00		<1.00														
1,2-Dichloroethane	107-06-2	ug/L	5/7/2025				<1.00													<1.00	<1.00	<1.00	<1.00						
1,2-Dichloroethane	107-06-2	ug/L	5/8/2025			<1.00		<1.00																					<1.00
1,2-Dichloroethane	107-06-2	ug/L	5/9/2025							<1.00	<1.00													<1.00	<1.00				
1,2-Dichloroethane	107-06-2	ug/L	10/21/2025						<1.00																				
1,2-Dichloroethane	107-06-2	ug/L	10/22/2025		<1.00							<1.00	<1.00																
1,2-Dichloroethane	107-06-2	ug/L	10/23/2025					<1.00													<1.00	<1.00	<1.00	<1.00	<1.00				
1,2-Dichloroethane	107-06-2	ug/L	10/24/2025																										<1.00
1,2-Dichloropropane	78-87-5	ug/L	2/27/2008	<1		<1	<1	<1	<1	<1																			
1,2-Dichloropropane	78-87-5	ug/L	5/12/2008	<1		<1	<1	<1	<1	<1																			
1,2-Dichloropropane	78-87-5	ug/L	7/13/2008	<1		<1	<1	<1	<1	<1																			
1,2-Dichloropropane	78-87-5	ug/L	9/14/2008	<1		<1	<1	<1	<1	<1																			
1,2-Dichloropropane	78-87-5	ug/L	11/17/2008	<1		<1	<1	<1	<1	<1																			
1,2-Dichloropropane	78-87-5	ug/L	4/14/2009	<1		<1	<1	<1	<1	<1																			
1,2-Dichloropropane	78-87-5	ug/L	7/7/2009							<1			<1	<1	<1	1.91			<1	<1									
1,2-Dichloropropane	78-87-5	ug/L	9/2/2009							<1			<1	<1	<1	<1			<1	<1									
1,2-Dichloropropane	78-87-5	ug/L	10/25/2009	<2		<1	<1	<1	<1	<1			<1	<1	<1	<1			<1	<1									
1,2-Dichloropropane	78-87-5	ug/L	1/2/2010							<1			<1	<1	<1	<1			<1	<1									
1,2-Dichloropropane	78-87-5	ug/L	3/3/2010									<1	<1	<1	<1	<1	<1	<1	<1	<1									
1,2-Dichloropropane	78-87-5	ug/L	5/10/2010	<1		<1	<1	<1	<1	<1		<1	<1	<1	<1	<1	<1	<1	<1	<1									
1,2-Dichloropropane	78-87-5	ug/L	7/8/2010									<1					<1	<1											
1,2-Dichloropropane	78-87-5	ug/L	9/13/2010									<1					<1	<1											
1,2-Dichloropropane	78-87-5	ug/L	11/1/2010	<1		<1		<1	<1	<1			<1	<1	<1	<1													
1,2-Dichloropropane	78-87-5	ug/L	1/10/2011									<1					<1	<1											
1,2-Dichloropropane	78-87-5	ug/L	4/4/2011							<1		<1					<1	<1											
1,2-Dichloropropane	78-87-5	ug/L	8/11/2011																							<1			
1,2-Dichloropropane	78-87-5	ug/L	10/13/2011	<1		<1		<1	<1	<1		<1	<1	<1	<1	1.54	<1	<1	<1							<1			
1,2-Dichloropropane	78-87-5	ug/L	12/5/2011				<1													<1						<1			
1,2-Dichloropropane	78-87-5	ug/L	4/11/2012	<1		<1	<1	<1	<1	<1		<1	<1	<1	<1	<1	<1	<1	<1	<1						<1	<1		
1,2-Dichloropropane	78-87-5	ug/L	6/25/2012					<1		<1																<1	<1		
1,2-Dichloropropane	78-87-5	ug/L	8/1/2012							<1	<1										<1	<1	<1	<1	<1	<1	<1		
1,2-Dichloropropane	78-87-5	ug/L	10/11/2012	<1		<1	<1	<1	<1		<1	<1		<1	<1	<1	<1	<1	<1	<1	<1	<1	<1	<1	<1	<1	<1		
1,2-Dichloropropane	78-87-5	ug/L	12/13/2012								<1										<1	<1	<1	<1	<1		<1		
1,2-Dichloropropane	78-87-5	ug/L	2/4/2013								<1										<1	<1	<1	<1	<1				
1,2-Dichloropropane	78-87-5	ug/L	3/30/2013	<1		<1	<1	<1	<1		<1	<1		<1	<1	<1	<1	<1	<1	<1	<1	<1	<1	<1	<1	<1	<1		
1,2-Dichloropropane	78-87-5	ug/L	7/10/2013																		<1	<1	<1	<1	<1				
1,2-Dichloropropane	78-87-5	ug/L	10/7/2013	<1		<1			<1	<1	<1	<1	<1	<1	<1	<1	<1	<1	<1		<1	<1	<1	<1	<1		<1		
1,2-Dichloropropane	78-87-5	ug/L	6/2/2014	<1		<1	<1	<1	<1	<1	<1	<1	<1	<1	<1	<1	<1	<1	<1	<1	<1	<1	<1	<1	<1				
1,2-Dichloropropane	78-87-5	ug/L	10/15/2014	<1		<1	<1	<1	<1	<1	<1	<1	<1	<1	<1	<1	<1	<1	<1	<1	<1	<1	<1	<1	<1				
1,2-Dichloropropane	78-87-5	ug/L	4/6/2015	<1		<1	<1	<1	<1	<1	<1	<1	<1	<1	<1	<1	<1	<1	<1	<1	<1	<1	<1	<1	<1				
1,2-Dichloropropane	78-87-5	ug/L	10/5/2015	<1		<1	<1	<1	<1	<1	<1	<1	<1	<1	<1	<1	<1	<1	<1	<1	<1	<1	<1	<1	<1				
1,2-Dichloropropane	78-87-5	ug/L	4/4/2016	<1		<1	<1	<1	<1	<1	<1	<1	<1	<1	<1	<1	<1	<1	<1	<1	<1	<1	<1	<1	<1				
1,2-Dichloropropane	78-87-5	ug/L	10/17/2016	<1		<1	<1	<1	<1	<1	<1	<1	<1	<1	<1	<1	<1	<1	<1	<1	<1	<1	<1	<1	<1				
1,2-Dichloropropane	78-87-5	ug/L	4/17/2017	<1		<1	<1	<1	<1	<1	<1	<1	<1	<1	<1	<1	<1	<1	<1	<1	<1	<1	<1	<1	<1				
1,2-Dichloropropane	78-87-5	ug/L	10/11/2017	<1		<1	<1	<1	<1	<1	<1	<1	<1	<1	<1	<1	<1	<1	<1	<1	<1	<1	<1	<1	<1				
1,2-Dichloropropane	78-87-5	ug/L	4/20/2018											<1					<1	<1									
1,2-Dichloropropane	78-87-5	ug/L	4/23/2018	<1								<1	<1		<1	<1	<1												
1,2-Dichloropropane	78-87-5	ug/L	4/25/2018						<1																				
1,2-Dichloropropane	78-87-5	ug/L	4/30/2018			<1	<1	<1										<1											
1,2-Dichloropropane	78-87-5	ug/L	5/1/2018								<1										<1	<1							
1,2-Dichloropropane	78-87-5	ug/L	5/2/2018																				<1	<1	<1				
1,2-Dichloropropane	78-87-5	ug/L	10/16/2018	<1		<1	<1	<1	<1	<1	<1	<1	<1	<1	<1	<1	<1	<1	<1	<1	<1	<1	<1	<1	<1				
1,2-Dichloropropane	78-87-5	ug/L	4/16/2019	<1		<1	<1	<1	<1	<1	<1	<1	<1	<1	<1	<1	<1	<1	<1	<1	<1	<1	<1	<1	<1				
1,2-Dichloropropane	78-87-5	ug/L	10/1/2019	<1	<1	<1	<1	<1	<1	<1	<1	<1	<1	<1	<1	<1	<1	<1	<1	<1	<1	<1	<1	<1	<1				
1,2-Dichloropropane	78-87-5	ug/L	3/30/2020	<1	<1	<1	<1	<1	<1	<1	<1	<1	<1	<1	<1	<1	<1	<1	<1	<1	<1	<1	<1	<1	<1				
1,2-Dichloropropane	78-87-5	ug/L	6/24/2020		<1																								
1,2-Dichloropropane	78-87-5	ug/L	10/7/2020	<1	<1	<1	<1	<1	<1	<1	<1	<1	<1	<1	<1	<1	<1	<1	<1	<1	<1	<1	<1	<1	<1				
1,2-Dichloropropane	78-87-5	ug/L	1/21/2021		<1																								
1,2-Dichloropropane	78-87-5	ug/L	4/13/2021	<1	<1	<1	<1	<1	<1	<1	<1	<1	<1	<1	<1	<1	<1	<1	<1	<1	<1	<1	<1	<1	<1				
1,2-Dichloropropane	78-87-5	ug/L	10/20/2021		<1			<1	<1			<1	<1				<1	<1			<1	<1	<1	<1	<1	<1	<1	<1	<1
1,2-Dichloropropane	78-87-5	ug/L	5/2/2022		<1			<1	<1	<1	<1	<1	<1								<1	<1	<1	<1	<1	<1	<1	<1	<1
1,2-Dichloropropane	78-87-5	ug/L	10/14/2022		<1			<1	<1			<1	<1								<1	<1	<1	<1	<1	<1	<1	<1	<1
1,2-Dichloropropane	78-87-5	ug/L	5/1/2023	<1	<1	<1	<1	<1	<1	<1	<1	<1	<1	<1	<1			<1	<1	<1	<1	<1	<1	<1	<1	<1	<1	<1	<1
1,2-Dichloropropane	78-87-5	ug/L	10/16/2023		<1			<1	<1			<1	<1								<1	<1	<1	<1	<1	<1	<1	<1	<1
1,2-Dichloropropane	78-87-5	ug/L	4/29/2024		<1			<1	<1	<1	<1	<1	<1								<1	<1	<1	<1	<1	<1	<1	<1	<1
1,2-Dichloropropane	78-87-5	ug/L	10/9/2024		<1.00								<1.00														<1.00		
1,2-Dichloropropane	78-87-5	ug/L	10/10/2024						<1.00			<1.00														<1.00		<1.00	
1,2-Dichloropropane	78-87-5	ug/L	10/14/2024																		<1.00	<1.00		<1.00					<1.00
1,2-Dichloropropane	78-87-5	ug/L	10/15/2024																				<1.00		<1.00				
1,2-Dichloropropane	78-87-5	ug/L	4/23/2025	<1.00										<1.00					<1.00										
1,2-Dichloropropane	78-87-5	ug/L	4/24/2025													<1.00													
1,2-Dichloropropane	78-87-5	ug/L	4/30/2025		<1.00							<1.00														<1.00	<1.00		
1,2-Dichloropropane	78-87-5	ug/L	5/5/2025						<1.00																			<1.00	
1,2-Dichloropropane	78-87-5	ug/L	5/6/2025										<1.00		<1.00														
1,2-Dichloropropane	78-87-5	ug/L	5/7/2025				<1.00													<1.00	<1.00	<1.00	<1.00						
1,2-Dichloropropane	78-87-5	ug/L	5/8/2025			<1.00		<1.00																					<1.00
1,2-Dichloropropane	78-87-5	ug/L	5/9/2025							<1.00	<1.00													<1.00	<1.00				
1,2-Dichloropropane	78-87-5	ug/L	10/21/2025						<1.00																	<1.00	<1.00	<1.00	
1,2-Dichloropropane	78-87-5	ug/L	10/22/2025		<1.00							<1.00	<1.00																
1,2-Dichloropropane	78-87-5	ug/L	10/23/2025					<1.00													<1.00	<1.00	<1.00	<1.00	<1.00				
1,2-Dichloropropane	78-87-5	ug/L	10/24/2025																										<1.00
1,3,5-Trinitrobenzene	99-35-4	ug/L	4/14/2009	<10		<10	<10	<10	<10	<10																			
1,3,5-Trinitrobenzene	99-35-4	ug/L	5/10/2010	<10		<10	<10	<10	<10	<10			<10	<10	<10	<10			<10	<10									
1,3,5-Trinitrobenzene	99-35-4	ug/L	4/4/2011									<10					<10	<10											
1,3,5-Trinitrobenzene	99-35-4	ug/L	3/30/2013																							<10	<10		
1,3,5-Trinitrobenzene	99-35-4	ug/L	7/10/2013																		<10.2	<10.1	<10.1	<106	<10.3				
1,3,5-Trinitrobenzene	99-35-4	ug/L	6/2/2014																					<10.1					
1,3,5-Trinitrobenzene	99-35-4	ug/L	10/15/2014																					<10					
1,3,5-Trinitrobenzene	99-35-4	ug/L	10/5/2015	<10.4		<10	<10.5	<10.5	<10.1				<10.8	<10.6	<10.5	<10.3			<11.1	<10.1									

Table 9A
Analytical Data Summary - Series A HMSP Wells
2025 Annual Water Quality Report
Iowa City Sanitary Landfill
Permit No. 52-SDP-01-72P

Constituent	CAS	Units	Date	MW-17A-00	MW-18AR	MW-23A	MW-24A	MW-25A-00	MW-29A	MW-34A	MW-38A	MW-200A	MW-201A	MW-202A	MW-203A	MW-204A	MW-205A	MW-213A	MW-214A	MW-215A	MW-216A	MW-217A	MW-218A	MW-219A	MW-220A	MW-310A	MW-312A	MW-408	MW-410
1,3,5-Trinitrobenzene	99-35-4	ug/L	4/4/2016									<10					<10	<10											
1,3,5-Trinitrobenzene	99-35-4	ug/L	5/1/2018																		<10.4	<10.3							
1,3,5-Trinitrobenzene	99-35-4	ug/L	5/2/2018																				<10.4	<10.5	<10.4				
1,3,5-Trinitrobenzene	99-35-4	ug/L	3/30/2020	<10.4		<10.8	<10.3	<10.5	<10.3				<10.4	<10.4	<10.5	<10.1			<10.4	<10.4									
1,3,5-Trinitrobenzene	99-35-4	ug/L	6/24/2020		<10.4																								
1,3,5-Trinitrobenzene	99-35-4	ug/L	10/20/2021		<8							<8					<8	<8											
1,3,5-Trinitrobenzene	99-35-4	ug/L	5/1/2023																		<10.6	<10	<9.8	<10.6	<10				
1,3,5-Trinitrobenzene	99-35-4	ug/L	4/23/2025	<10.4										<10.4					<10.4										
1,3,5-Trinitrobenzene	99-35-4	ug/L	4/24/2025													<10.4													
1,3,5-Trinitrobenzene	99-35-4	ug/L	5/5/2025						<10.2																				
1,3,5-Trinitrobenzene	99-35-4	ug/L	5/6/2025										<10.4		<10.6														
1,3,5-Trinitrobenzene	99-35-4	ug/L	5/7/2025				<10.2													<10.6									
1,3,5-Trinitrobenzene	99-35-4	ug/L	5/8/2025			<9.80		<10.6																					
1,3-Dichlorobenzene	541-73-1	ug/L	4/14/2009	<1		<1	<1	<1	<1	<1																			
1,3-Dichlorobenzene	541-73-1	ug/L	5/10/2010	<1		<1	<1	<1	<1	<1			<1	<1	<1	<1			<1	<1									
1,3-Dichlorobenzene	541-73-1	ug/L	4/4/2011									<1					<1	<4											
1,3-Dichlorobenzene	541-73-1	ug/L	10/11/2012								<1																		
1,3-Dichlorobenzene	541-73-1	ug/L	3/30/2013																							<1	<1		
1,3-Dichlorobenzene	541-73-1	ug/L	7/10/2013																		<1	<1	<1	<1	<1				
1,3-Dichlorobenzene	541-73-1	ug/L	10/5/2015	<1		<1	<1	<1	<1				<1	<1	<1	<1			<1	<1									
1,3-Dichlorobenzene	541-73-1	ug/L	4/4/2016									<1					<1	<1											
1,3-Dichlorobenzene	541-73-1	ug/L	5/1/2018																		<1	<1							
1,3-Dichlorobenzene	541-73-1	ug/L	5/2/2018																				<1	<1	<1				
1,3-Dichlorobenzene	541-73-1	ug/L	3/30/2020	<1		<1	<1	<1	<1				<1	<1	<1	<1			<1	<1									
1,3-Dichlorobenzene	541-73-1	ug/L	6/24/2020		<1																								
1,3-Dichlorobenzene	541-73-1	ug/L	10/20/2021		<1							<1					<1	<1											
1,3-Dichlorobenzene	541-73-1	ug/L	5/1/2023																		<1	<1	<1	<1	<1				
1,3-Dichlorobenzene	541-73-1	ug/L	4/23/2025	<1.00										<1.00					<1.00										
1,3-Dichlorobenzene	541-73-1	ug/L	4/24/2025													<1.00													
1,3-Dichlorobenzene	541-73-1	ug/L	5/5/2025						<1.00																				
1,3-Dichlorobenzene	541-73-1	ug/L	5/6/2025										<1.00		<1.00														
1,3-Dichlorobenzene	541-73-1	ug/L	5/7/2025				<1.00													<1.00									
1,3-Dichlorobenzene	541-73-1	ug/L	5/8/2025			<1.00		<1.00																					
1,3-Dichloropropane	142-28-9	ug/L	4/14/2009	<1		<1	<1	<1	<1	<1																			
1,3-Dichloropropane	142-28-9	ug/L	5/10/2010	<1		<1	<1	<1	<1	<1			<1	<1	<1	<1			<1	<1									
1,3-Dichloropropane	142-28-9	ug/L	4/4/2011									<1					<1	<1											
1,3-Dichloropropane	142-28-9	ug/L	10/11/2012								<1																		
1,3-Dichloropropane	142-28-9	ug/L	3/30/2013																							<1	<1		
1,3-Dichloropropane	142-28-9	ug/L	7/10/2013																		<1	<1	<1	<1	<1				
1,3-Dichloropropane	142-28-9	ug/L	10/5/2015	<1		<1	<1	<1	<1				<1	<1	<1	<1			<1	<1									
1,3-Dichloropropane	142-28-9	ug/L	4/4/2016									<1					<1	<1											
1,3-Dichloropropane	142-28-9	ug/L	5/1/2018																		<1	<1							
1,3-Dichloropropane	142-28-9	ug/L	5/2/2018																				<1	<1	<1				
1,3-Dichloropropane	142-28-9	ug/L	3/30/2020	<1		<1	<1	<1	<1				<1	<1	<1	<1			<1	<1									
1,3-Dichloropropane	142-28-9	ug/L	6/24/2020		<1																								
1,3-Dichloropropane	142-28-9	ug/L	10/20/2021		<1							<1					<1	<1											
1,3-Dichloropropane	142-28-9	ug/L	5/1/2023																		<1	<1	<1	<1	<1				
1,3-Dichloropropane	142-28-9	ug/L	4/23/2025	<1.00										<1.00					<1.00										
1,3-Dichloropropane	142-28-9	ug/L	4/24/2025													<1.00													
1,3-Dichloropropane	142-28-9	ug/L	5/5/2025						<1.00																				
1,3-Dichloropropane	142-28-9	ug/L	5/6/2025										<1.00		<1.00														
1,3-Dichloropropane	142-28-9	ug/L	5/7/2025				<1.00													<1.00									
1,3-Dichloropropane	142-28-9	ug/L	5/8/2025			<1.00		<1.00																					
1,3-Dinitrobenzene	99-65-0	ug/L	4/14/2009	<10		<10	<10	<10	<10	<10																			
1,3-Dinitrobenzene	99-65-0	ug/L	5/10/2010	<10		<10	<10	<10	<10	<10			<10	<10	<10	<10			<10	<10									
1,3-Dinitrobenzene	99-65-0	ug/L	4/4/2011									<10					<10	<10											
1,3-Dinitrobenzene	99-65-0	ug/L	3/30/2013																							<10	<10		
1,3-Dinitrobenzene	99-65-0	ug/L	7/10/2013																		<10.2	<10.1	<10.1	<106	<10.3				
1,3-Dinitrobenzene	99-65-0	ug/L	6/2/2014																					<10.1					
1,3-Dinitrobenzene	99-65-0	ug/L	10/15/2014																					<10					
1,3-Dinitrobenzene	99-65-0	ug/L	10/5/2015	<10.4		<10	<10.5	<10.5	<10.1				<10.8	<10.6	<10.5	<10.3			<11.1	<10.1									
1,3-Dinitrobenzene	99-65-0	ug/L	4/4/2016									<10					<10	<10											
1,3-Dinitrobenzene	99-65-0	ug/L	5/1/2018																		<10.4	<10.3							
1,3-Dinitrobenzene	99-65-0	ug/L	5/2/2018																				<10.4	<10.5	<10.4				
1,3-Dinitrobenzene	99-65-0	ug/L	3/30/2020	<10.4		<10.8	<10.3	<10.5	<10.3				<10.4	<10.4	<10.5	<10.1			<10.4	<10.4									
1,3-Dinitrobenzene	99-65-0	ug/L	6/24/2020		<10.4																								
1,3-Dinitrobenzene	99-65-0	ug/L	10/20/2021		<8							<8					<8	<8											
1,3-Dinitrobenzene	99-65-0	ug/L	5/1/2023																		<10.6	<10	<9.8	<10.6	<10				
1,3-Dinitrobenzene	99-65-0	ug/L	4/23/2025	<10.4										<10.4					<10.4										
1,3-Dinitrobenzene	99-65-0	ug/L	4/24/2025													<10.4													
1,3-Dinitrobenzene	99-65-0	ug/L	5/5/2025						<10.2																				
1,3-Dinitrobenzene	99-65-0	ug/L	5/6/2025										<10.4		<10.6														
1,3-Dinitrobenzene	99-65-0	ug/L	5/7/2025				<10.2													<10.6									
1,3-Dinitrobenzene	99-65-0	ug/L	5/8/2025			<9.80		<10.6																					
1,4-Dichlorobenzene	106-46-7	ug/L	2/27/2008	<1		<1	<1	<1	<1	<1																			
1,4-Dichlorobenzene	106-46-7	ug/L	5/12/2008	<1		<1	<1	<1	<1	<1																			
1,4-Dichlorobenzene	106-46-7	ug/L	7/13/2008	<1		<1	<1	<1	<1	<1																			
1,4-Dichlorobenzene	106-46-7	ug/L	9/14/2008	<1		<1	<1	<1	<1	<1																			
1,4-Dichlorobenzene	106-46-7	ug/L	11/17/2008	<1		<1	<1	<1	<1	<1																			
1,4-Dichlorobenzene	106-46-7	ug/L	4/14/2009	<1		<1	<1	<1	<1	<1																			
1,4-Dichlorobenzene	106-46-7	ug/L	7/7/2009										<1	<1	<1	1.34			<1	<1									
1,4-Dichlorobenzene	106-46-7	ug/L	9/2/2009										<1	<1	<1	<1			<1	<1									
1,4-Dichlorobenzene	106-46-7	ug/L	10/25/2009	<2		<1	<2	<2	<1	<1			<2	<2	<2	<1			<1	<1									
1,4-Dichlorobenzene	106-46-7	ug/L	1/2/2010										<1	<1	<1	<1			<1	<1									
1,4-Dichlorobenzene	106-46-7	ug/L	3/3/2010									<1	<1	<1	<1	<1	<1	<1	<1	<1									
1,4-Dichlorobenzene	106-46-7	ug/L	5/10/2010	<1		<1	<1	<1	<1	<1		<1	<1	<1	<1	<1	<1	<1	<1	<1									
1,4-Dichlorobenzene	106-46-7	ug/L	7/8/2010									<1					<1	<1											
1,4-Dichlorobenzene	106-46-7	ug/L	9/13/2010									<1					<1	<1											
1,4-Dichlorobenzene	106-46-7	ug/L	11/1/2010	<2		<1		<2	<2	<1			<2	<2	<2	<2													
1,4-Dichlorobenzene	106-46-7	ug/L	1/10/2011									<4					<4	<4											
1,4-Dichlorobenzene	106-46-7	ug/L	4/4/2011									<1					<1	<4											
1,4-Dichlorobenzene	106-46-7	ug/L	8/11/2011																							<1			
1,4-Dichlorobenzene	106-46-7	ug/L	10/13/2011	<1		<1		<1	<1	<1		<1	<1	<1	<1	1.44	<1	<1	<1							<1			
1,4-Dichlorobenzene	106-46-7	ug/L	12/5/2011				<1													<1						<1			
1,4-Dichlorobenzene	106-46-7	ug/L	4/11/2012	<1		<1	<1	<1	<1	<1		<1	<1	<1	<1	<1	<1	<1	<1	<1						<1	<1		
1,4-Dichlorobenzene	106-46-7	ug/L	6/25/2012					<1		<1																<1	<1		
1,4-Dichlorobenzene	106-46-7	ug/L	8/1/2012							<1	<1										<1	<1	<1	<1	<1	<1	<1		
1,4-Dichlorobenzene	106-46-7	ug/L	10/11/2012	<1		<1	<1	<1	<1		<1	<1		<1	<1	1.47	<1	<1	<1	<1	<1	<1	<1	<1	<1	<1	<1		
1,4-Dichlorobenzene	106-46-7	ug/L	12/13/2012								<1										<1	<1	<1	<1	<1		<1		
1,4-Dichlorobenzene	106-46-7	ug/L	2/4/2013								<1										<1	<1	<1	<1	<1				
1,4-Dichlorobenzene	106-46-7	ug/L	3/30/2013	<1		<1	<1	<1	<1		<1	<1		<1	<1	<1	<1	<1	<1	<1	<1	<1	<1	<1	<1	<1	<1		
1,4-Dichlorobenzene	106-46-7	ug/L	7/10/2013																		<1	<1	<1	<1	<1				
1,4-Dichlorobenzene	106-46-7	ug/L	10/7/2013	<1		<1			<1	<1	<1	<1	<1	<1	<1	<1	<1	<1	<1		<1	<1	<1	<1	<1		<1		
1,4-Dichlorobenzene	106-46-7	ug/L	6/2/2014	<1		<1	<1	<1	<1	<1	<1	<1	<1	<1	<1	0.465J	<1	<1	<1	<1	<1	<1	<1	<1	<1				
1,4-Dichlorobenzene	106-46-7	ug/L	10/15/2014	<1		<1	<1	<1	<1	<1	<1	<1	<1	<1	<1	0.361J	<1	<1	<1	<1	<1	<1	<1	<1	<1				

Table 9A
Analytical Data Summary - Series A HMSP Wells
2025 Annual Water Quality Report
Iowa City Sanitary Landfill
Permit No. 52-SDP-01-72P

Constituent	CAS	Units	Date	MW-17A-00	MW-18AR	MW-23A	MW-24A	MW-25A-00	MW-29A	MW-34A	MW-38A	MW-200A	MW-201A	MW-202A	MW-203A	MW-204A	MW-205A	MW-213A	MW-214A	MW-215A	MW-216A	MW-217A	MW-218A	MW-219A	MW-220A	MW-310A	MW-312A	MW-408	MW-410
1,4-Dichlorobenzene	106-46-7	ug/L	4/6/2015	<1		<1	<1	<1	<1	<1	<1	<1	<1	<1	<1	<1	<1	<1	<1	<1	<1	<1	<1	<1	<1				
1,4-Dichlorobenzene	106-46-7	ug/L	10/5/2015	<1		<1	<1	<1	<1	<1	<1	<1	<1	<1	<1	<1	<1	<1	<1	<1	<1	<1	<1	<1	<1				
1,4-Dichlorobenzene	106-46-7	ug/L	4/4/2016	<1		<1	<1	<1	<1	<1	<1	<1	<1	<1	<1	<1	<1	<1	<1	<1	<1	<1	<1	<1	<1				
1,4-Dichlorobenzene	106-46-7	ug/L	10/17/2016	<1		<1	<1	<1	<1	<1	<1	<1	<1	<1	<1	<1	<1	<1	<1	<1	<1	<1	<1	<1	<1				
1,4-Dichlorobenzene	106-46-7	ug/L	4/17/2017	<1		<1	<1	<1	<1	<1	<1	<1	<1	<1	<1	<1	<1	<1	<1	<1	<1	<1	<1	<1	<1				
1,4-Dichlorobenzene	106-46-7	ug/L	10/11/2017	<1		<1	<1	<1	<1	<1	<1	<1	<1	<1	<1	0.368J	<1	<1	<1	<1	<1	<1	<1	<1	<1				
1,4-Dichlorobenzene	106-46-7	ug/L	4/20/2018											<1					<1	<1									
1,4-Dichlorobenzene	106-46-7	ug/L	4/23/2018	<1								<1	<1		<1	0.208J	<1												
1,4-Dichlorobenzene	106-46-7	ug/L	4/25/2018						<1																				
1,4-Dichlorobenzene	106-46-7	ug/L	4/30/2018			<1	<1	<1										<1											
1,4-Dichlorobenzene	106-46-7	ug/L	5/1/2018								<1										<1	<1							
1,4-Dichlorobenzene	106-46-7	ug/L	5/2/2018																				<1	<1	<1				
1,4-Dichlorobenzene	106-46-7	ug/L	10/16/2018	<1		<1	<1	<1	<1	<1	<1	<1	<1	<1	<1	<1	<1	<1	<1	<1	<1	<1	<1	<1	<1				
1,4-Dichlorobenzene	106-46-7	ug/L	4/16/2019	<1		<1	<1	<1	<1	<1	<1	<1	<1	<1	<1	<1	<1	<1	<1	<1	<1	<1	<1	<1	<1				
1,4-Dichlorobenzene	106-46-7	ug/L	10/1/2019	<1	<1	<1	<1	<1	<1	<1	<1	<1	<1	<1	<1	<1	<1	<1	<1	<1	<1	<1	<1	<1	<1				
1,4-Dichlorobenzene	106-46-7	ug/L	3/30/2020	<1	<1	<1	<1	<1	<1	<1	<1	<1	<1	<1	<1	<1	<1	<1	<1	<1	<1	<1	<1	<1	<1				
1,4-Dichlorobenzene	106-46-7	ug/L	6/24/2020		<1																								
1,4-Dichlorobenzene	106-46-7	ug/L	10/7/2020	<1	<1	<1	<1	<1	<1	<1	<1	<1	<1	<1	<1	0.23J	<1	<1	<1	<1	<1	<1	<1	<1	<1				
1,4-Dichlorobenzene	106-46-7	ug/L	1/21/2021		<1																								
1,4-Dichlorobenzene	106-46-7	ug/L	4/13/2021	<1	<1	<1	<1	<1	<1	<1	<1	<1	<1	<1	<1	<1	<1	<1	<1	<1	<1	<1	<1	<1	<1				
1,4-Dichlorobenzene	106-46-7	ug/L	10/20/2021		<1			<1	<1			<1	<1				<1	<1			<1	<1	<1	<1	<1	<1	<1	<1	<1
1,4-Dichlorobenzene	106-46-7	ug/L	5/2/2022		<1			<1	<1	<1	<1	<1	<1								<1	<1	<1	<1	<1	<1	<1	<1	<1
1,4-Dichlorobenzene	106-46-7	ug/L	10/14/2022		<1			<1	<1			<1	<1								<1	<1	<1	<1	<1	<1	<1	<1	<1
1,4-Dichlorobenzene	106-46-7	ug/L	5/1/2023	<1	<1	<1	<1	<1	<1	<1	<1	<1	<1	<1	<1			<1	<1	<1	<1	<1	<1	<1	<1	<1	<1	<1	<1
1,4-Dichlorobenzene	106-46-7	ug/L	10/16/2023		<1			<1	<1			<1	<1								<1	<1	<1	<1	<1	<1	<1	<1	<1
1,4-Dichlorobenzene	106-46-7	ug/L	4/29/2024		<1			<1	<1	<1	<1	<1	<1								<1	<1	<1	<1	<1	<1	<1	<1	<1
1,4-Dichlorobenzene	106-46-7	ug/L	10/9/2024		<1.00								<1.00														<1.00		
1,4-Dichlorobenzene	106-46-7	ug/L	10/10/2024						<1.00			<1.00														<1.00		<1.00	
1,4-Dichlorobenzene	106-46-7	ug/L	10/14/2024																		<1.00	<1.00		<1.00					<1.00
1,4-Dichlorobenzene	106-46-7	ug/L	10/15/2024																				<1.00		<1.00				
1,4-Dichlorobenzene	106-46-7	ug/L	4/23/2025	<1.00										<1.00					<1.00										
1,4-Dichlorobenzene	106-46-7	ug/L	4/24/2025													<1.00													
1,4-Dichlorobenzene	106-46-7	ug/L	4/30/2025		<1.00							<1.00														<1.00	<1.00		
1,4-Dichlorobenzene	106-46-7	ug/L	5/5/2025						<1.00																			<1.00	
1,4-Dichlorobenzene	106-46-7	ug/L	5/6/2025										<1.00		<1.00														
1,4-Dichlorobenzene	106-46-7	ug/L	5/7/2025				<1.00													<1.00	<1.00	<1.00	<1.00						
1,4-Dichlorobenzene	106-46-7	ug/L	5/8/2025			<1.00		<1.00																					<1.00
1,4-Dichlorobenzene	106-46-7	ug/L	5/9/2025							<1.00	<1.00													<1.00	<1.00				
1,4-Dichlorobenzene	106-46-7	ug/L	10/21/2025						<1.00																	<1.00	<1.00	<1.00	
1,4-Dichlorobenzene	106-46-7	ug/L	10/22/2025		<1.00							<1.00	<1.00																
1,4-Dichlorobenzene	106-46-7	ug/L	10/23/2025					<1.00													<1.00	<1.00	<1.00	<1.00	<1.00				
1,4-Dichlorobenzene	106-46-7	ug/L	10/24/2025																										<1.00
1,4-Naphthoquinone	130-15-4	ug/L	4/14/2009	<10		<10	<10	<10	<10	<10																			
1,4-Naphthoquinone	130-15-4	ug/L	5/10/2010	<10		<10	<10	<10	<10	<10			<10	<10	<10	<10			<10	<10									
1,4-Naphthoquinone	130-15-4	ug/L	4/4/2011									<10					<10	<10											
1,4-Naphthoquinone	130-15-4	ug/L	3/30/2013																							<10	<10		
1,4-Naphthoquinone	130-15-4	ug/L	7/10/2013																		<10.2	<10.1	<10.1	<106	<10.3				
1,4-Naphthoquinone	130-15-4	ug/L	6/2/2014																					<10.1					
1,4-Naphthoquinone	130-15-4	ug/L	10/15/2014																					<10					
1,4-Naphthoquinone	130-15-4	ug/L	10/5/2015	<10.4		<10	<10.5	<10.5	<10.1				<10.8	<10.6	<10.5	<10.3			<11.1	<10.1									
1,4-Naphthoquinone	130-15-4	ug/L	4/4/2016									<10					<10	<10											
1,4-Naphthoquinone	130-15-4	ug/L	5/1/2018																		<10.4	<10.3							
1,4-Naphthoquinone	130-15-4	ug/L	5/2/2018						<10.2														<10.4	<10.5	<10.4				
1,4-Naphthoquinone	130-15-4	ug/L	5/6/2025										<10.4		<10.6														
1,4-Naphthoquinone	130-15-4	ug/L	5/7/2025				<10.2													<10.6									
1,4-Naphthoquinone	130-15-4	ug/L	5/8/2025			<9.80		<10.6																					
1,4-Phenylenediamine	106-50-3	ug/L	4/14/2009	<10		<10	<10	<10	<10	<10																			
1,4-Phenylenediamine	106-50-3	ug/L	5/10/2010	<10		<10	<10	<10	<10	<10			<10	<10	<10	<10			<10	<10									
1,4-Phenylenediamine	106-50-3	ug/L	4/4/2011									<10					<10	<10											
1,4-Phenylenediamine	106-50-3	ug/L	3/30/2013																							<10	<10		
1,4-Phenylenediamine	106-50-3	ug/L	7/10/2013																		<10.2	<10.1	<10.1	<106	<10.3				
1,4-Phenylenediamine	106-50-3	ug/L	6/2/2014																					<10.1					
1,4-Phenylenediamine	106-50-3	ug/L	10/15/2014																					<10					
1,4-Phenylenediamine	106-50-3	ug/L	10/5/2015	<10.4		<10	<10.5	<10.5	<10.1				<10.8	<10.6	<10.5	<10.3			<11.1	<10.1									
1,4-Phenylenediamine	106-50-3	ug/L	4/4/2016									<10					<10	<10											
1,4-Phenylenediamine	106-50-3	ug/L	5/1/2018																		<10.4	<10.3							
1,4-Phenylenediamine	106-50-3	ug/L	5/2/2018																				<10.4	<10.5	<10.4				
1,4-Phenylenediamine	106-50-3	ug/L	3/30/2020	<10.4		<10.8	<10.3	<10.5	<10.3				<10.4	<10.4	<10.5	<10.1			<10.4	<10.4									
1,4-Phenylenediamine	106-50-3	ug/L	6/24/2020		<10.4																								
1,4-Phenylenediamine	106-50-3	ug/L	10/20/2021		<8							<8					<8	<8											
1,4-Phenylenediamine	106-50-3	ug/L	5/1/2023																		<10.6	<10	<9.8	<10.6	<10				
1,4-phenylenediamine	106-50-3	ug/L	4/23/2025	<10.4										<10.4					<10.4										
1,4-phenylenediamine	106-50-3	ug/L	4/24/2025													<10.4													
1,4-phenylenediamine	106-50-3	ug/L	5/5/2025						<10.2																				
1,4-phenylenediamine	106-50-3	ug/L	5/6/2025										<10.4		<10.6														
1,4-phenylenediamine	106-50-3	ug/L	5/7/2025				<10.2													<10.6									
1,4-phenylenediamine	106-50-3	ug/L	5/8/2025			<9.80		<10.6																					
1-Naphthylamine	134-32-7	ug/L	4/14/2009	<10		<10	<10	<10	<10	<10																			
1-Naphthylamine	134-32-7	ug/L	5/10/2010	<10		<10	<10	<10	<10	<10			<10	<10	<10	<10			<10	<10									
1-Naphthylamine	134-32-7	ug/L	4/4/2011									<10					<10	<10											
1-Naphthylamine	134-32-7	ug/L	3/30/2013																							<10	<10		
1-Naphthylamine	134-32-7	ug/L	7/10/2013																		<10.2	<10.1	<10.1	<106	<10.3				
1-Naphthylamine	134-32-7	ug/L	6/2/2014																					<10.1					
1-Naphthylamine	134-32-7	ug/L	10/15/2014																					<10					
1-Naphthylamine	134-32-7	ug/L	10/5/2015	<10.4		<10	<10.5	<10.5	<10.1				<10.8	<10.6	<10.5	<10.3			<11.1	<10.1									
1-Naphthylamine	134-32-7	ug/L	4/4/2016									<10					<10	<10											
1-Naphthylamine	134-32-7	ug/L	5/1/2018																		<10.4	<10.3							
1-Naphthylamine	134-32-7	ug/L	5/2/2018																				<10.4	<10.5	<10.4				
1-Naphthylamine	134-32-7	ug/L	3/30/2020	<10.4		<10.8	<10.3	<10.5	<10.3				<10.4	<10.4	<10.5	<10.1			<10.4	<10.4									
1-Naphthylamine	134-32-7	ug/L	6/24/2020		<10.4																								
1-Naphthylamine	134-32-7	ug/L	10/20/2021		<8							<8					<8	<8											
1-Naphthylamine	134-32-7	ug/L	5/1/2023																		<10.6	<10	<9.8	<10.6	<10				
1-Naphthylamine	134-32-7	ug/L	4/23/2025	<10.4										<10.4					<10.4										
1-Naphthylamine	134-32-7	ug/L	4/24/2025													<10.4													
1-Naphthylamine	134-32-7	ug/L	5/5/2025						<10.2																				
1-Naphthylamine	134-32-7	ug/L	5/6/2025										<10.4		<10.6														
1-Naphthylamine	134-32-7	ug/L	5/7/2025				<10.2													<10.6									
1-Naphthylamine	134-32-7	ug/L	5/8/2025			<9.80		<10.6																					

Table 9A
Analytical Data Summary - Series A HMSP Wells
2025 Annual Water Quality Report
Iowa City Sanitary Landfill
Permit No. 52-SDP-01-72P

Constituent	CAS	Units	Date	MW-17A-00	MW-18AR	MW-23A	MW-24A	MW-25A-00	MW-29A	MW-34A	MW-38A	MW-200A	MW-201A	MW-202A	MW-203A	MW-204A	MW-205A	MW-213A	MW-214A	MW-215A	MW-216A	MW-217A	MW-218A	MW-219A	MW-220A	MW-310A	MW-312A	MW-408	MW-410
2,2-Dichloropropane	594-20-7	ug/L	4/14/2009	<4		<4	<4	<4	<4	<4																			
2,2-Dichloropropane	594-20-7	ug/L	5/10/2010	<4		<4	<4	<4	<4	<4			<4	<4	<4	<4			<4	<4									
2,2-Dichloropropane	594-20-7	ug/L	4/4/2011									<4					<4	<4											
2,2-Dichloropropane	594-20-7	ug/L	10/11/2012								<4																		
2,2-Dichloropropane	594-20-7	ug/L	3/30/2013																							<4	<4		
2,2-Dichloropropane	594-20-7	ug/L	7/10/2013																		<4	<4	<4	<4	<4				
2,2-Dichloropropane	594-20-7	ug/L	10/5/2015	<4		<4	<4	<4	<4				<4	<4	<4	<4			<4	<4									
2,2-Dichloropropane	594-20-7	ug/L	4/4/2016									<4					<4	<4											
2,2-Dichloropropane	594-20-7	ug/L	5/1/2018																		<4	<4							
2,2-Dichloropropane	594-20-7	ug/L	5/2/2018																				<4	<4	<4				
2,2-Dichloropropane	594-20-7	ug/L	3/30/2020	<4		<4	<4	<4	<4				<4	<4	<4	<4			<4	<4									
2,2-Dichloropropane	594-20-7	ug/L	6/24/2020		<4																								
2,2-Dichloropropane	594-20-7	ug/L	10/20/2021		<1							<1					<1	<1											
2,2-Dichloropropane	594-20-7	ug/L	5/1/2023																		<4	<4	<4	<4	<4				
2,2-Dichloropropane	594-20-7	ug/L	4/23/2025	<4.00										<4.00					<4.00										
2,2-Dichloropropane	594-20-7	ug/L	4/24/2025													<4.00													
2,2-Dichloropropane	594-20-7	ug/L	5/5/2025						<4.00																				
2,2-Dichloropropane	594-20-7	ug/L	5/6/2025										<4.00		<4.00														
2,2-Dichloropropane	594-20-7	ug/L	5/7/2025				<4.00													<4.00									
2,2-Dichloropropane	594-20-7	ug/L	5/8/2025			<4.00		<4.00																					
2,3,4,6-Tetrachlorophenol	58-90-2	ug/L	4/14/2009	<10		<10	<10	<10	<10	<10																			
2,3,4,6-Tetrachlorophenol	58-90-2	ug/L	5/10/2010	<10		<10	<10	<10	<10	<10			<10	<10	<10	<10			<10	<10									
2,3,4,6-Tetrachlorophenol	58-90-2	ug/L	4/4/2011									<10					<10	<10											
2,3,4,6-Tetrachlorophenol	58-90-2	ug/L	3/30/2013																							<10	<10		
2,3,4,6-Tetrachlorophenol	58-90-2	ug/L	7/10/2013																		<10.2	<10.1	<10.1	<106	<10.3				
2,3,4,6-Tetrachlorophenol	58-90-2	ug/L	6/2/2014																					<10.1					
2,3,4,6-Tetrachlorophenol	58-90-2	ug/L	10/15/2014																					<10					
2,3,4,6-Tetrachlorophenol	58-90-2	ug/L	10/5/2015	<10.4		<10	<10.5	<10.5	<10.1				<10.8	<10.6	<10.5	<10.3			<11.1	<10.1									
2,3,4,6-Tetrachlorophenol	58-90-2	ug/L	4/4/2016									<10					<10	<10											
2,3,4,6-Tetrachlorophenol	58-90-2	ug/L	5/1/2018																		<10.4	<10.3							
2,3,4,6-Tetrachlorophenol	58-90-2	ug/L	5/2/2018																				<10.4	<10.5	<10.4				
2,3,4,6-Tetrachlorophenol	58-90-2	ug/L	3/30/2020	<10.4		<10.8	<10.3	<10.5	<10.3				<10.4	<10.4	<10.5	<10.1			<10.4	<10.4									
2,3,4,6-Tetrachlorophenol	58-90-2	ug/L	6/24/2020		<10.4																								
2,3,4,6-Tetrachlorophenol	58-90-2	ug/L	10/20/2021		<8							<8					<8	<8											
2,3,4,6-Tetrachlorophenol	58-90-2	ug/L	5/1/2023																		<10.6	<10	<9.8	<10.6	<10				
2,3,4,6-Tetrachlorophenol	58-90-2	ug/L	4/23/2025	<10.4										<10.4					<10.4										
2,3,4,6-Tetrachlorophenol	58-90-2	ug/L	4/24/2025													<10.4													
2,3,4,6-Tetrachlorophenol	58-90-2	ug/L	5/5/2025						<10.2																				
2,3,4,6-Tetrachlorophenol	58-90-2	ug/L	5/6/2025										<10.4		<10.6														
2,3,4,6-Tetrachlorophenol	58-90-2	ug/L	5/7/2025				<10.2													<10.6									
2,3,4,6-Tetrachlorophenol	58-90-2	ug/L	5/8/2025			<9.80		<10.6																					
2,4,5-T	93-76-5	ug/L	4/23/2025	<0.161										<0.166					<0.168										
2,4,5-T	93-76-5	ug/L	4/24/2025													<0.161													
2,4,5-T	93-76-5	ug/L	5/5/2025						<0.155																				
2,4,5-T	93-76-5	ug/L	5/6/2025										<0.167		<0.162														
2,4,5-T	93-76-5	ug/L	5/7/2025				<0.171													<0.158									
2,4,5-T	93-76-5	ug/L	5/8/2025			<0.160		<0.164																					
2,4,5-T [2C]	93-76-5	ug/L	4/14/2009	<0.2		<0.2	<0.2	<0.2	<0.2	<0.2																			
2,4,5-T [2C]	93-76-5	ug/L	5/10/2010	<0.5		<0.5	<0.5	<0.5	<0.54	<0.5			<0.5	<0.5	<0.5	<0.5			<0.5	<0.5									
2,4,5-T [2C]	93-76-5	ug/L	4/4/2011									<0.5					<0.5	<0.54											
2,4,5-T [2C]	93-76-5	ug/L	10/11/2012								<1																		
2,4,5-T [2C]	93-76-5	ug/L	3/30/2013																							<1	<1		
2,4,5-T [2C]	93-76-5	ug/L	7/10/2013																		<1.06	<1.02	<1.02	<1.14	<1.09				
2,4,5-T [2C]	93-76-5	ug/L	10/5/2015	<1.02		<1.32	<1.1	<1.05	<1.02				<1.06	<1.02	<1.01	<1.02			<1	<1.02									
2,4,5-T [2C]	93-76-5	ug/L	4/4/2016									<1.04					<1.03	<1.01											
2,4,5-T [2C]	93-76-5	ug/L	5/1/2018																		<1.04	<1.03							
2,4,5-T [2C]	93-76-5	ug/L	5/2/2018																				<1.05	<1.11	<1.06				
2,4,5-T [2C]	93-76-5	ug/L	3/30/2020	<1.04		<1.05	<1.04	<1.07	<1.04				<1.05	<1.05	<1.07	<1.04			<1.04	<1.04									
2,4,5-T [2C]	93-76-5	ug/L	6/24/2020		<1.05																								
2,4,5-T [2C]	93-76-5	ug/L	10/20/2021		<0.5							<0.5					0.1J	0.08J											
2,4,5-T [2C]	93-76-5	ug/L	5/1/2023																		<1.13	<1.13	<1.08	<1.09	<1.12				
2,4,5-TP [Silvex]	93-72-1	ug/L	4/14/2009	<0.2		<0.2	<0.2	<0.2	<0.2	<0.2																			
2,4,5-TP [Silvex]	93-72-1	ug/L	9/2/2009							<0.2																			
2,4,5-TP [Silvex]	93-72-1	ug/L	10/25/2009							<0.2																			
2,4,5-TP [Silvex]	93-72-1	ug/L	1/2/2010							<0.2																			
2,4,5-TP [Silvex]	93-72-1	ug/L	5/10/2010	<0.5		<0.5	<0.5	<0.5	<0.54	<0.5			<0.5	<0.5	<0.5	<0.5			<0.5	<0.5									
2,4,5-TP [Silvex]	93-72-1	ug/L	11/1/2010							<0.5																			
2,4,5-TP [Silvex]	93-72-1	ug/L	4/4/2011							<0.48		<0.5					<0.5	<0.54											
2,4,5-TP [Silvex]	93-72-1	ug/L	10/13/2011							<1																			
2,4,5-TP [Silvex]	93-72-1	ug/L	4/11/2012							<1																			
2,4,5-TP [Silvex]	93-72-1	ug/L	10/11/2012								<1																		
2,4,5-TP [Silvex]	93-72-1	ug/L	3/30/2013								<1															<1	<1		
2,4,5-TP [Silvex]	93-72-1	ug/L	7/10/2013																		<1.06	<1.02	<1.02	<1.14	<1.09				
2,4,5-TP [Silvex]	93-72-1	ug/L	10/7/2013							<1.08	<1.04																		
2,4,5-TP [Silvex]	93-72-1	ug/L	10/5/2015	<1.02		<1.32	<1.1	<1.05	<1.02				<1.06	<1.02	<1.01	<1.02			<1	<1.02									
2,4,5-TP [Silvex]	93-72-1	ug/L	4/4/2016									<1.04					<1.03	<1.01											
2,4,5-TP [Silvex]	93-72-1	ug/L	5/1/2018																		<1.04	<1.03							
2,4,5-TP [Silvex]	93-72-1	ug/L	5/2/2018																				<1.05	<1.11	<1.06				
2,4,5-TP [Silvex]	93-72-1	ug/L	3/30/2020	<1.04		<1.05	<1.04	<1.07	<1.04				<1.05	<1.05	<1.07	<1.04			<1.04	<1.04									
2,4,5-TP [Silvex]	93-72-1	ug/L	6/24/2020		<1.05																								
2,4,5-TP [Silvex]	93-72-1	ug/L	10/20/2021		<0.5							<0.5					<0.5	<0.5											
2,4,5-TP [Silvex]	93-72-1	ug/L	5/1/2023																		<1.13	<1.13	<1.08	<1.09	<1.12				
2,4,5-Trichlorophenol	95-95-4	ug/L	4/14/2009	<10		<10	<10	<10	<10	<10																			
2,4,5-Trichlorophenol	95-95-4	ug/L	5/10/2010	<10		<10	<10	<10	<10	<10			<10	<10	<10	<10			<10	<10									
2,4,5-Trichlorophenol	95-95-4	ug/L	4/4/2011									<10					<10	<10											
2,4,5-Trichlorophenol	95-95-4	ug/L	3/30/2013																							<10	<10		
2,4,5-Trichlorophenol	95-95-4	ug/L	7/10/2013																		<10.2	<10.1	<10.1	<106	<10.3				
2,4,5-Trichlorophenol	95-95-4	ug/L	6/2/2014																					<10.1					
2,4,5-Trichlorophenol	95-95-4	ug/L	10/15/2014																					<10					
2,4,5-Trichlorophenol	95-95-4	ug/L	10/5/2015	<10.4		<10	<10.5	<10.5	<10.1				<10.8	<10.6	<10.5	<10.3			<11.1	<10.1									
2,4,5-Trichlorophenol	95-95-4	ug/L	4/4/2016									<10					<10	<10											
2,4,5-Trichlorophenol	95-95-4	ug/L	5/1/2018																		1.04J	<10.3							
2,4,5-Trichlorophenol	95-95-4	ug/L	5/2/2018																				<10.4	<10.5	<10.4				
2,4,5-Trichlorophenol	95-95-4	ug/L	3/30/2020	<10.4		<10.8	<10.3	<10.5	<10.3				<10.4	<10.4	<10.5	<10.1			<10.4	<10.4									
2,4,5-Trichlorophenol	95-95-4	ug/L	6/24/2020		<10.4																								
2,4,5-Trichlorophenol	95-95-4	ug/L	10/20/2021		<8							<8					<8	<8											
2,4,5-Trichlorophenol	95-95-4	ug/L	5/1/2023																		<10.6	<10	<9.8	<10.6	<10				
2,4,5-Trichlorophenol	95-95-4	ug/L	4/23/2025	<10.4										<10.4					<10.4										
2,4,5-Trichlorophenol	95-95-4	ug/L	4/24/2025													<10.4													
2,4,5-Trichlorophenol	95-95-4	ug/L	5/5/2025						<10.2																				
2,4,5-Trichlorophenol	95-95-4	ug/L	5/6/2025										<10.4		<10.6														
2,4,5-Trichlorophenol	95-95-4	ug/L	5/7/2025				<10.2													<10.6									
2,4,5-Trichlorophenol	95-95-4	ug/L	5/8/2025			<9.80		<10.6																					
2,4,6-Trichlorophenol	88-06-2	ug/L	4/14/2009	<10		<10	<10	<10	<10	<10																			
2,4,6-Trichlorophenol	88-06-2	ug/L	5/10/2010	<10		<10	<10	<10	<10	<10			<10	<10	<10	<10			<10	<10									

Table 9A
Analytical Data Summary - Series A HMSP Wells
2025 Annual Water Quality Report
Iowa City Sanitary Landfill
Permit No. 52-SDP-01-72P

Constituent	CAS	Units	Date	MW-17A-00	MW-18AR	MW-23A	MW-24A	MW-25A-00	MW-29A	MW-34A	MW-38A	MW-200A	MW-201A	MW-202A	MW-203A	MW-204A	MW-205A	MW-213A	MW-214A	MW-215A	MW-216A	MW-217A	MW-218A	MW-219A	MW-220A	MW-310A	MW-312A	MW-408	MW-410
2,4,6-Trichlorophenol	88-06-2	ug/L	4/4/2011									<10					<10	<10											
2,4,6-Trichlorophenol	88-06-2	ug/L	3/30/2013																							<10	<10		
2,4,6-Trichlorophenol	88-06-2	ug/L	7/10/2013																		<10.2	<10.1	<10.1	<106	<10.3				
2,4,6-Trichlorophenol	88-06-2	ug/L	6/2/2014																					<10.1					
2,4,6-Trichlorophenol	88-06-2	ug/L	10/15/2014																					<10					
2,4,6-Trichlorophenol	88-06-2	ug/L	10/5/2015	<10.4		<10	<10.5	<10.5	<10.1				<10.8	<10.6	<10.5	<10.3			<11.1	<10.1									
2,4,6-Trichlorophenol	88-06-2	ug/L	4/4/2016									<10					<10	<10											
2,4,6-Trichlorophenol	88-06-2	ug/L	5/1/2018																		1.01J	<10.3							
2,4,6-Trichlorophenol	88-06-2	ug/L	5/2/2018																				<10.4	<10.5	<10.4				
2,4,6-Trichlorophenol	88-06-2	ug/L	3/30/2020	<10.4		<10.8	<10.3	<10.5	<10.3				<10.4	<10.4	<10.5	<10.1			<10.4	<10.4									
2,4,6-Trichlorophenol	88-06-2	ug/L	6/24/2020		<10.4																								
2,4,6-Trichlorophenol	88-06-2	ug/L	10/20/2021		<8							<8					<8	<8											
2,4,6-Trichlorophenol	88-06-2	ug/L	5/1/2023																		<10.6	<10	<9.8	<10.6	<10				
2,4,6-Trichlorophenol	88-06-2	ug/L	4/23/2025	<10.4										<10.4					<10.4										
2,4,6-Trichlorophenol	88-06-2	ug/L	4/24/2025													<10.4													
2,4,6-Trichlorophenol	88-06-2	ug/L	5/5/2025						<10.2																				
2,4,6-Trichlorophenol	88-06-2	ug/L	5/6/2025										<10.4		<10.6														
2,4,6-Trichlorophenol	88-06-2	ug/L	5/7/2025				<10.2													<10.6									
2,4,6-Trichlorophenol	88-06-2	ug/L	5/8/2025			<9.80		<10.6																					
2,4-D	94-75-7	ug/L	4/23/2025	<0.645										<0.664					<0.671										
2,4-D	94-75-7	ug/L	4/24/2025													<0.643													
2,4-D	94-75-7	ug/L	5/5/2025						<0.618																				
2,4-D	94-75-7	ug/L	5/6/2025										<0.668		<0.647														
2,4-D	94-75-7	ug/L	5/7/2025				<0.685													<0.631									
2,4-D	94-75-7	ug/L	5/8/2025			<0.639		<0.655																					
2,4-D [2C]	94-75-7	ug/L	4/14/2009	<1		<1	<1	<1	<1	<1																			
2,4-D [2C]	94-75-7	ug/L	5/10/2010	<1		<1	<1	<1	<1.1	<1			<1	<1	<1	<1			<1	<1									
2,4-D [2C]	94-75-7	ug/L	4/4/2011									<1					<1	<1.1											
2,4-D [2C]	94-75-7	ug/L	10/11/2012								<1																		
2,4-D [2C]	94-75-7	ug/L	3/30/2013																							<1	<1		
2,4-D [2C]	94-75-7	ug/L	7/10/2013																		<1.06	<1.02	<1.02	<1.14	<1.09				
2,4-D [2C]	94-75-7	ug/L	10/5/2015	<1.02		<1.32	<1.1	<1.05	<1.02				<1.06	<1.02	<1.01	<1.02			<1	<1.02									
2,4-D [2C]	94-75-7	ug/L	4/4/2016									<1.04					<1.03	<1.01											
2,4-D [2C]	94-75-7	ug/L	5/1/2018																		<1.04	<1.03							
2,4-D [2C]	94-75-7	ug/L	5/2/2018																				<1.05	<1.11	<1.06				
2,4-D [2C]	94-75-7	ug/L	3/30/2020	<1.04		<1.05	<1.04	<1.07	<1.04				<1.05	<1.05	<1.07	<1.04			<1.04	<1.04									
2,4-D [2C]	94-75-7	ug/L	6/24/2020		<1.05																								
2,4-D [2C]	94-75-7	ug/L	10/20/2021		<2							<2					<2	<2											
2,4-D [2C]	94-75-7	ug/L	5/1/2023																		<1.13	<1.13	<1.08	<1.09	<1.12				
2,4-Dichlorophenol	120-83-2	ug/L	4/14/2009	<10		<10	<10	<10	<10	<10																			
2,4-Dichlorophenol	120-83-2	ug/L	5/10/2010	<10		<10	<10	<10	<10	<10			<10	<10	<10	<10			<10	<10									
2,4-Dichlorophenol	120-83-2	ug/L	4/4/2011									<10					<10	<10											
2,4-Dichlorophenol	120-83-2	ug/L	3/30/2013																							<10	<10		
2,4-Dichlorophenol	120-83-2	ug/L	7/10/2013																		<10.2	<10.1	<10.1	<106	<10.3				
2,4-Dichlorophenol	120-83-2	ug/L	6/2/2014																					<10.1					
2,4-Dichlorophenol	120-83-2	ug/L	10/15/2014																					<10					
2,4-Dichlorophenol	120-83-2	ug/L	10/5/2015	<10.4		<10	<10.5	<10.5	<10.1				<10.8	<10.6	<10.5	<10.3			<11.1	<10.1									
2,4-Dichlorophenol	120-83-2	ug/L	4/4/2016									<10					<10	<10											
2,4-Dichlorophenol	120-83-2	ug/L	5/1/2018																		<10.4	<10.3							
2,4-Dichlorophenol	120-83-2	ug/L	5/2/2018																				<10.4	<10.5	<10.4				
2,4-Dichlorophenol	120-83-2	ug/L	3/30/2020	<10.4		<10.8	<10.3	<10.5	<10.3				<10.4	<10.4	<10.5	<10.1			<10.4	<10.4									
2,4-Dichlorophenol	120-83-2	ug/L	6/24/2020		<10.4																								
2,4-Dichlorophenol	120-83-2	ug/L	10/20/2021		<8							<8					<8	<8											
2,4-Dichlorophenol	120-83-2	ug/L	5/1/2023																		<10.6	<10	<9.8	<10.6	<10				
2,4-Dichlorophenol	120-83-2	ug/L	4/23/2025	<10.4										<10.4					<10.4										
2,4-Dichlorophenol	120-83-2	ug/L	4/24/2025													<10.4													
2,4-Dichlorophenol	120-83-2	ug/L	5/5/2025						<10.2																				
2,4-Dichlorophenol	120-83-2	ug/L	5/6/2025										<10.4		<10.6														
2,4-Dichlorophenol	120-83-2	ug/L	5/7/2025				<10.2													<10.6									
2,4-Dichlorophenol	120-83-2	ug/L	5/8/2025			<9.80		<10.6																					
2,4-Dimethylphenol	105-67-9	ug/L	4/14/2009	<10		<10	<10	<10	<10	<10																			
2,4-Dimethylphenol	105-67-9	ug/L	5/10/2010	<10		<10	<10	<10	<10	<10			<10	<10	<10	<10			<10	<10									
2,4-Dimethylphenol	105-67-9	ug/L	4/4/2011									<10					<10	<10											
2,4-Dimethylphenol	105-67-9	ug/L	3/30/2013																							<10	<10		
2,4-Dimethylphenol	105-67-9	ug/L	7/10/2013																		<10.2	<10.1	<10.1	443	<10.3				
2,4-Dimethylphenol	105-67-9	ug/L	10/7/2013							<10.2	<10.1													<10.1					
2,4-Dimethylphenol	105-67-9	ug/L	6/2/2014																					<10.1					
2,4-Dimethylphenol	105-67-9	ug/L	10/15/2014																					<10					
2,4-Dimethylphenol	105-67-9	ug/L	10/5/2015	<10.4		<10	<10.5	<10.5	<10.1				<10.8	<10.6	<10.5	<10.3			<11.1	<10.1									
2,4-Dimethylphenol	105-67-9	ug/L	4/4/2016									<10					<10	<10											
2,4-Dimethylphenol	105-67-9	ug/L	5/1/2018																		<10.4	<10.3							
2,4-Dimethylphenol	105-67-9	ug/L	5/2/2018																				<10.4	<10.5	<10.4				
2,4-Dimethylphenol	105-67-9	ug/L	3/30/2020	<10.4		<10.8	<10.3	<10.5	<10.3				<10.4	<10.4	<10.5	<10.1			<10.4	<10.4									
2,4-Dimethylphenol	105-67-9	ug/L	6/24/2020		<10.4																								
2,4-Dimethylphenol	105-67-9	ug/L	10/20/2021		<8							<8					<8	<8											
2,4-Dimethylphenol	105-67-9	ug/L	5/1/2023																		<10.6	<10	<9.8	<10.6	<10				
2,4-Dimethylphenol	105-67-9	ug/L	4/23/2025	<10.4										<10.4					<10.4										
2,4-Dimethylphenol	105-67-9	ug/L	4/24/2025													<10.4													
2,4-Dimethylphenol	105-67-9	ug/L	5/5/2025						<10.2																				
2,4-Dimethylphenol	105-67-9	ug/L	5/6/2025										<10.4		<10.6														
2,4-Dimethylphenol	105-67-9	ug/L	5/7/2025				<10.2													<10.6									
2,4-Dimethylphenol	105-67-9	ug/L	5/8/2025			<9.80		<10.6																					
2,4-Dinitrophenol	51-28-5	ug/L	4/14/2009	<20		<20	<20	<20	<20	<20																			
2,4-Dinitrophenol	51-28-5	ug/L	5/10/2010	<20		<20	<20	<20	<20	<20			<20	<20	<20	<20			<20	<20									
2,4-Dinitrophenol	51-28-5	ug/L	4/4/2011									<20					<20	<20											
2,4-Dinitrophenol	51-28-5	ug/L	3/30/2013																							<20	<20		
2,4-Dinitrophenol	51-28-5	ug/L	7/10/2013																		<20.4	<20.2	<20.2	<213	<20.6				
2,4-Dinitrophenol	51-28-5	ug/L	6/2/2014																					<20.2					
2,4-Dinitrophenol	51-28-5	ug/L	10/15/2014																					<20					
2,4-Dinitrophenol	51-28-5	ug/L	10/5/2015	<20.8		<20	<21.1	<21.1	<20.2				<21.5	<21.3	<21.1	<20.6			<22.2	<20.2									
2,4-Dinitrophenol	51-28-5	ug/L	4/4/2016									<20					<20	<20											
2,4-Dinitrophenol	51-28-5	ug/L	5/1/2018																		<20.8	<20.6							
2,4-Dinitrophenol	51-28-5	ug/L	5/2/2018																				<20.8	<21.1	<20.8				
2,4-Dinitrophenol	51-28-5	ug/L	3/30/2020	<20.8		<21.5	<20.6	<21.1	<20.6				<20.8	<20.8	<21.1	<20.2			<20.8	<20.8									
2,4-Dinitrophenol	51-28-5	ug/L	6/24/2020		<20.8																								
2,4-Dinitrophenol	51-28-5	ug/L	10/20/2021		<8							<8					<8	<8											
2,4-Dinitrophenol	51-28-5	ug/L	5/1/2023																		<21.3	<20	<19.6	<21.3	<20				
2,4-Dinitrophenol	51-28-5	ug/L	4/23/2025	<20.8										<20.8					<20.8										
2,4-Dinitrophenol	51-28-5	ug/L	4/24/2025													<20.8													
2,4-Dinitrophenol	51-28-5	ug/L	5/5/2025						<20.4																				
2,4-Dinitrophenol	51-28-5	ug/L	5/6/2025										<20.8		<21.3														
2,4-Dinitrophenol	51-28-5	ug/L	5/7/2025				<20.4													<21.3									
2,4-Dinitrophenol	51-28-5	ug/L	5/8/2025			<19.6		<21.3																					
2,4-Dinitrotoluene	121-14-2	ug/L	4/14/2009	<10		<10	<10	<10	<10	<10																			
2,4-Dinitrotoluene	121-14-2	ug/L	5/10/2010	<10		<10	<10	<10	<10	<10			<10	<10	<10	<10			<10	<10									

Table 9A
Analytical Data Summary - Series A HMSP Wells
2025 Annual Water Quality Report
Iowa City Sanitary Landfill
Permit No. 52-SDP-01-72P

Constituent	CAS	Units	Date	MW-17A-00	MW-18AR	MW-23A	MW-24A	MW-25A-00	MW-29A	MW-34A	MW-38A	MW-200A	MW-201A	MW-202A	MW-203A	MW-204A	MW-205A	MW-213A	MW-214A	MW-215A	MW-216A	MW-217A	MW-218A	MW-219A	MW-220A	MW-310A	MW-312A	MW-408	MW-410
2,4-Dinitrotoluene	121-14-2	ug/L	4/4/2011									<10					<10	<10											
2,4-Dinitrotoluene	121-14-2	ug/L	3/30/2013																							<10	<10		
2,4-Dinitrotoluene	121-14-2	ug/L	7/10/2013																		<10.2	<10.1	<10.1	<106	<10.3				
2,4-Dinitrotoluene	121-14-2	ug/L	6/2/2014																					<10.1					
2,4-Dinitrotoluene	121-14-2	ug/L	10/15/2014																					<10					
2,4-Dinitrotoluene	121-14-2	ug/L	10/5/2015	<10.4		<10	<10.5	<10.5	<10.1				<10.8	<10.6	<10.5	<10.3			<11.1	<10.1									
2,4-Dinitrotoluene	121-14-2	ug/L	4/4/2016									<10					<10	<10											
2,4-Dinitrotoluene	121-14-2	ug/L	5/1/2018																		<10.4	<10.3							
2,4-Dinitrotoluene	121-14-2	ug/L	5/2/2018																				<10.4	<10.5	<10.4				
2,4-Dinitrotoluene	121-14-2	ug/L	3/30/2020	<10.4		<10.8	<10.3	<10.5	<10.3				<10.4	<10.4	<10.5	<10.1			<10.4	<10.4									
2,4-Dinitrotoluene	121-14-2	ug/L	6/24/2020		<10.4																								
2,4-Dinitrotoluene	121-14-2	ug/L	10/20/2021		<8							<8					<8	<8											
2,4-Dinitrotoluene	121-14-2	ug/L	5/1/2023																		<10.6	<10	<9.8	<10.6	<10				
2,4-Dinitrotoluene	121-14-2	ug/L	4/23/2025	<10.4										<10.4					<10.4										
2,4-Dinitrotoluene	121-14-2	ug/L	4/24/2025													<10.4													
2,4-Dinitrotoluene	121-14-2	ug/L	5/5/2025						<10.2																				
2,4-Dinitrotoluene	121-14-2	ug/L	5/6/2025										<10.4		<10.6														
2,4-Dinitrotoluene	121-14-2	ug/L	5/7/2025				<10.2													<10.6									
2,4-Dinitrotoluene	121-14-2	ug/L	5/8/2025			<9.80		<10.6																					
2,6-Dichlorophenol	87-65-0	ug/L	4/14/2009	<10		<10	<10	<10	<10	<10																			
2,6-Dichlorophenol	87-65-0	ug/L	5/10/2010	<10		<10	<10	<10	<10	<10			<10	<10	<10	<10			<10	<10									
2,6-Dichlorophenol	87-65-0	ug/L	4/4/2011									<10					<10	<10											
2,6-Dichlorophenol	87-65-0	ug/L	3/30/2013																							<10	<10		
2,6-Dichlorophenol	87-65-0	ug/L	7/10/2013																		<10.2	<10.1	<10.1	<106	<10.3				
2,6-Dichlorophenol	87-65-0	ug/L	6/2/2014																					<10.1					
2,6-Dichlorophenol	87-65-0	ug/L	10/15/2014																					<10					
2,6-Dichlorophenol	87-65-0	ug/L	10/5/2015	<10.4		<10	<10.5	<10.5	<10.1				<10.8	<10.6	<10.5	<10.3			<11.1	<10.1									
2,6-Dichlorophenol	87-65-0	ug/L	4/4/2016									<10					<10	<10											
2,6-Dichlorophenol	87-65-0	ug/L	5/1/2018																		<10.4	<10.3							
2,6-Dichlorophenol	87-65-0	ug/L	5/2/2018																				<10.4	<10.5	<10.4				
2,6-Dichlorophenol	87-65-0	ug/L	3/30/2020	<10.4		<10.8	<10.3	<10.5	<10.3				<10.4	<10.4	<10.5	<10.1			<10.4	<10.4									
2,6-Dichlorophenol	87-65-0	ug/L	6/24/2020		<10.4																								
2,6-Dichlorophenol	87-65-0	ug/L	10/20/2021		<8							<8					<8	<8											
2,6-Dichlorophenol	87-65-0	ug/L	5/1/2023																		<10.6	<10	<9.8	<10.6	<10				
2,6-Dichlorophenol	87-65-0	ug/L	4/23/2025	<10.4										<10.4					<10.4										
2,6-Dichlorophenol	87-65-0	ug/L	4/24/2025													<10.4													
2,6-Dichlorophenol	87-65-0	ug/L	5/5/2025						<10.2																				
2,6-Dichlorophenol	87-65-0	ug/L	5/6/2025										<10.4		<10.6														
2,6-Dichlorophenol	87-65-0	ug/L	5/7/2025				<10.2													<10.6									
2,6-Dichlorophenol	87-65-0	ug/L	5/8/2025			<9.80		<10.6																					
2,6-Dinitrotoluene	606-20-2	ug/L	4/14/2009	<10		<10	<10	<10	<10	<10																			
2,6-Dinitrotoluene	606-20-2	ug/L	5/10/2010	<10		<10	<10	<10	<10	<10			<10	<10	<10	<10			<10	<10									
2,6-Dinitrotoluene	606-20-2	ug/L	4/4/2011									<10					<10	<10											
2,6-Dinitrotoluene	606-20-2	ug/L	3/30/2013																							<10	<10		
2,6-Dinitrotoluene	606-20-2	ug/L	7/10/2013																		<10.2	<10.1	<10.1	<106	<10.3				
2,6-Dinitrotoluene	606-20-2	ug/L	6/2/2014																					<10.1					
2,6-Dinitrotoluene	606-20-2	ug/L	10/15/2014																					<10					
2,6-Dinitrotoluene	606-20-2	ug/L	10/5/2015	<10.4		<10	<10.5	<10.5	<10.1				<10.8	<10.6	<10.5	<10.3			<11.1	<10.1									
2,6-Dinitrotoluene	606-20-2	ug/L	4/4/2016									<10					<10	<10											
2,6-Dinitrotoluene	606-20-2	ug/L	5/1/2018																		<10.4	<10.3							
2,6-Dinitrotoluene	606-20-2	ug/L	5/2/2018																				<10.4	<10.5	<10.4				
2,6-Dinitrotoluene	606-20-2	ug/L	3/30/2020	<10.4		<10.8	<10.3	<10.5	<10.3				<10.4	<10.4	<10.5	<10.1			<10.4	<10.4									
2,6-Dinitrotoluene	606-20-2	ug/L	6/24/2020		<10.4																								
2,6-Dinitrotoluene	606-20-2	ug/L	10/20/2021		<8							<8					<8	<8											
2,6-Dinitrotoluene	606-20-2	ug/L	5/1/2023																		<10.6	<10	<9.8	<10.6	<10				
2,6-Dinitrotoluene	606-20-2	ug/L	4/23/2025	<10.4										<10.4					<10.4										
2,6-Dinitrotoluene	606-20-2	ug/L	4/24/2025													<10.4													
2,6-Dinitrotoluene	606-20-2	ug/L	5/5/2025						<10.2																				
2,6-Dinitrotoluene	606-20-2	ug/L	5/6/2025										<10.4		<10.6														
2,6-Dinitrotoluene	606-20-2	ug/L	5/7/2025				<10.2													<10.6									
2,6-Dinitrotoluene	606-20-2	ug/L	5/8/2025			<9.80		<10.6																					
2-Acetylaminofluorene	53-96-3	ug/L	4/14/2009	<10		<10	<10	<10	<10	<10																			
2-Acetylaminofluorene	53-96-3	ug/L	5/10/2010	<10		<10	<10	<10	<10	<10			<10	<10	<10	<10			<10	<10									
2-Acetylaminofluorene	53-96-3	ug/L	4/4/2011									<10					<10	<10											
2-Acetylaminofluorene	53-96-3	ug/L	3/30/2013																							<10	<10		
2-Acetylaminofluorene	53-96-3	ug/L	7/10/2013																		<10.2	<10.1	<10.1	<106	<10.3				
2-Acetylaminofluorene	53-96-3	ug/L	6/2/2014																					<10.1					
2-Acetylaminofluorene	53-96-3	ug/L	10/15/2014																					<10					
2-Acetylaminofluorene	53-96-3	ug/L	10/5/2015	<10.4		<10	<10.5	<10.5	<10.1				<10.8	<10.6	<10.5	<10.3			<11.1	<10.1									
2-Acetylaminofluorene	53-96-3	ug/L	4/4/2016									<10					<10	<10											
2-Acetylaminofluorene	53-96-3	ug/L	5/1/2018																		<10.4	<10.3							
2-Acetylaminofluorene	53-96-3	ug/L	5/2/2018																				<10.4	<10.5	<10.4				
2-Acetylaminofluorene	53-96-3	ug/L	3/30/2020	<10.4		<10.8	<10.3	<10.5	<10.3				<10.4	<10.4	<10.5	<10.1			<10.4	<10.4									
2-Acetylaminofluorene	53-96-3	ug/L	6/24/2020		<10.4																								
2-Acetylaminofluorene	53-96-3	ug/L	10/20/2021		<8							<8					<8	<8											
2-Acetylaminofluorene	53-96-3	ug/L	5/1/2023																		<10.6	<10	<9.8	<10.6	<10				
2-Acetylaminofluorene	53-96-3	ug/L	4/23/2025	<10.4										<10.4					<10.4										
2-Acetylaminofluorene	53-96-3	ug/L	4/24/2025													<10.4													
2-Acetylaminofluorene	53-96-3	ug/L	5/5/2025						<10.2																				
2-Acetylaminofluorene	53-96-3	ug/L	5/6/2025										<10.4		<10.6														
2-Acetylaminofluorene	53-96-3	ug/L	5/7/2025				<10.2													<10.6									
2-Acetylaminofluorene	53-96-3	ug/L	5/8/2025			<9.80		<10.6																					
2-Butanone (MEK)	78-93-3	ug/L	2/27/2008	<10		<10	<10	<10	<10	<10																			
2-Butanone (MEK)	78-93-3	ug/L	5/12/2008	<10		<10	<10	<10	<10	<10																			
2-Butanone (MEK)	78-93-3	ug/L	7/13/2008	<10		<10	<10	<10	<10	<10																			
2-Butanone (MEK)	78-93-3	ug/L	9/14/2008	<10		<10	<10	<10	<10	<10																			
2-Butanone (MEK)	78-93-3	ug/L	11/17/2008	<10		<10	<10	<10	<10	<10																			
2-Butanone (MEK)	78-93-3	ug/L	4/14/2009	<10		<10	<10	<10	<10	<10																			
2-Butanone (MEK)	78-93-3	ug/L	7/7/2009										<10	<10	<10	<10			<10	<10									
2-Butanone (MEK)	78-93-3	ug/L	9/2/2009										<10	<10	<10	<10			<10	<10									
2-Butanone (MEK)	78-93-3	ug/L	10/25/2009	<10		<10	<10	<10	<10	<10			<10	<10	<10	<10			<10	<10									
2-Butanone (MEK)	78-93-3	ug/L	1/2/2010										<10	<10	<10	<10			<10	<10									
2-Butanone (MEK)	78-93-3	ug/L	3/3/2010									<10	<10	<10	<10	<10	<10	<10	<10	<10									
2-Butanone (MEK)	78-93-3	ug/L	5/10/2010	<10		<10	<10	<10	<10	<10		<10	<10	<10	<10	<10	<10	<10	<10	<10									
2-Butanone (MEK)	78-93-3	ug/L	7/8/2010							<10		<10					<10	<10											
2-Butanone (MEK)	78-93-3	ug/L	9/13/2010							<10		<10					<10	<10											
2-Butanone (MEK)	78-93-3	ug/L	11/1/2010	<10		<10		<10	<10	<10			<10	<10	<10	<10													
2-Butanone (MEK)	78-93-3	ug/L	1/10/2011							<10		<10					<10	<10											
2-Butanone (MEK)	78-93-3	ug/L	4/4/2011							<10		<10					<10	<10											
2-Butanone (MEK)	78-93-3	ug/L	8/11/2011																							<10			
2-Butanone (MEK)	78-93-3	ug/L	10/13/2011	<10		<10		<10	<10	<10		<10	<10	<10	<10	<10	<10	<10	<10							<10			
2-Butanone (MEK)	78-93-3	ug/L	12/5/2011				<10													<10						<10			
2-Butanone (MEK)	78-93-3	ug/L	4/11/2012	<10		<10	<10	<10	<10	<10		<10	<10	<10	<10	<10	<10	<10	<10	<10						<10	<10		
2-Butanone (MEK)	78-93-3	ug/L	6/25/2012					<10		<10																<10	<10		
2-Butanone (MEK)	78-93-3	ug/L	8/1/2012							<10	<10										<10	<10	<10	<10	<10	<10	<10		

Table 9A
Analytical Data Summary - Series A HMSP Wells
2025 Annual Water Quality Report
Iowa City Sanitary Landfill
Permit No. 52-SDP-01-72P

Constituent	CAS	Units	Date	MW-17A-00	MW-18AR	MW-23A	MW-24A	MW-25A-00	MW-29A	MW-34A	MW-38A	MW-200A	MW-201A	MW-202A	MW-203A	MW-204A	MW-205A	MW-213A	MW-214A	MW-215A	MW-216A	MW-217A	MW-218A	MW-219A	MW-220A	MW-310A	MW-312A	MW-408	MW-410
2-Butanone (MEK)	78-93-3	ug/L	10/11/2012	<10		<10	<10	<10	<10		<10	<10		<10	<10	<10	<10	<10	<10	<10	<10	<10	<10	<10	<10	<10	<10		
2-Butanone (MEK)	78-93-3	ug/L	12/13/2012								<10										<10	<10	<10	<10	<10		<10		
2-Butanone (MEK)	78-93-3	ug/L	2/4/2013								<10										<10	<10	<10	<10	<10				
2-Butanone (MEK)	78-93-3	ug/L	3/30/2013	<10		<10	<10	<10	<10		<10	<10		<10	<10	<10	<10	<10	<10	<10	<10	<10	<10	<10	<10	<10	<10		
2-Butanone (MEK)	78-93-3	ug/L	7/10/2013																		<10	<10	<10	<10	<10				
2-Butanone (MEK)	78-93-3	ug/L	10/7/2013	<10		<10			<10	<10	<10	<10	<10	<10	<10	<10	<10	<10	<10		<10	<10	<10	<10	<10		<10		
2-Butanone (MEK)	78-93-3	ug/L	6/2/2014	<10		<10	<10	<10	<10	<10	<10	<10	<10	<10	<10	<10	<10	<10	<10	<10	<10	<10	<10	<10	<10				
2-Butanone (MEK)	78-93-3	ug/L	10/15/2014	<10		<10	<10	<10	<10	<10	<10	<10	<10	<10	<10	<10	<10	<10	<10	<10	<10	<10	<10	<10	<10				
2-Butanone (MEK)	78-93-3	ug/L	4/6/2015	<10		<10	<10	<10	<10	<10	<10	<10	<10	<10	<10	<10	<10	<10	<10	<10	<10	<10	<10	<10	<10				
2-Butanone (MEK)	78-93-3	ug/L	10/5/2015	<10		<10	<10	<10	<10	<10	<10	<10	<10	<10	<10	<10	<10	<10	<10	<10	<10	<10	<10	<10	<10				
2-Butanone (MEK)	78-93-3	ug/L	4/4/2016	<10		<10	<10	<10	<10	<10	<10	<10	<10	<10	<10	<10	<10	<10	<10	<10	<10	<10	<10	<10	<10				
2-Butanone (MEK)	78-93-3	ug/L	10/17/2016	<10		<10	<10	<10	<10	<10	<10	<10	<10	<10	<10	<10	<10	<10	<10	<10	<10	<10	<10	<10	<10				
2-Butanone (MEK)	78-93-3	ug/L	4/17/2017	<10		<10	<10	<10	<10	<10	<10	<10	<10	<10	<10	<10	<10	<10	<10	<10	<10	<10	<10	<10	<10				
2-Butanone (MEK)	78-93-3	ug/L	10/11/2017	<10		<10	<10	<10	<10	<10	<10	<10	<10	<10	<10	<10	<10	<10	<10	<10	<10	<10	<10	<10	<10				
2-Butanone (MEK)	78-93-3	ug/L	4/20/2018											<10					<10	<10									
2-Butanone (MEK)	78-93-3	ug/L	4/23/2018	<10								<10	<10		<10	<10	<10												
2-Butanone (MEK)	78-93-3	ug/L	4/25/2018						<10																				
2-Butanone (MEK)	78-93-3	ug/L	4/30/2018			<10	<10	<10										<10											
2-Butanone (MEK)	78-93-3	ug/L	5/1/2018								<10										<10	<10							
2-Butanone (MEK)	78-93-3	ug/L	5/2/2018																				<10	<10	<10				
2-Butanone (MEK)	78-93-3	ug/L	10/16/2018	<10		<10	<10	<10	<10	<10	<10	<10	<10	<10	<10	<10	<10	<10	<10	<10	<10	<10	<10	<10	<10				
2-Butanone (MEK)	78-93-3	ug/L	4/16/2019	<10		<10	<10	<10	<10	<10	<10	<10	<10	<10	<10	<10	<10	<10	<10	<10	<10	<10	<10	<10	<10				
2-Butanone (MEK)	78-93-3	ug/L	10/1/2019	<10	<10	<10	<10	<10	<10	<10	<10	<10	<10	<10	<10	<10	<10	<10	<10	<10	<10	<10	<10	<10	<10				
2-Butanone (MEK)	78-93-3	ug/L	3/30/2020	<10	<10	<10	<10	<10	<10	<10	<10	<10	<10	<10	<10	<10	<10	<10	<10	<10	<10	<10	<10	<10	<10				
2-Butanone (MEK)	78-93-3	ug/L	6/24/2020		<10																								
2-Butanone (MEK)	78-93-3	ug/L	10/7/2020	<10	<10	<10	<10	<10	<10	<10	<10	<10	<10	<10	<10	<10	<10	<10	<10	<10	11.6	<10	<10	<10	<10				
2-Butanone (MEK)	78-93-3	ug/L	1/21/2021		<5																								
2-Butanone (MEK)	78-93-3	ug/L	4/13/2021	<5	<5	<5	<5	<5	<5	<5	<5	<5	<5	<5	<5	<5	<5	<5	<5	<5	<5	<5	<5	<5	<5				
2-Butanone (MEK)	78-93-3	ug/L	10/20/2021		<5			<5	<5			<5	<5				<5	<5			<5	<5	<5	<5	<5	<5	<5	<5	<5
2-Butanone (MEK)	78-93-3	ug/L	5/2/2022		<10			<10	<10	<10	<10	<10	<10								<10	<10	<10	<10	<10	<10	<10	<10	<10
2-Butanone (MEK)	78-93-3	ug/L	10/14/2022		<10			<10	<10			<10	<10								<10	<10	<10	<10	<10	<10	<10	<10	<10
2-Butanone (MEK)	78-93-3	ug/L	5/1/2023	<10	<10	<10	<10	<10	<10	<10	<10	<10	<10	<10	<10			<10	<10	<10	<10	<10	<10	<10	<10	<10	<10	<10	<10
2-Butanone (MEK)	78-93-3	ug/L	10/16/2023		<10			<10	<10			<10	<10								<10	<10	<10	<10	<10	<10	<10	<10	<10
2-Butanone (MEK)	78-93-3	ug/L	4/29/2024		<10			<10	<10	<10	<10	<10	<10								<10	<10	<10	<10	<10	<10	<10	<10	<10
2-Butanone (MEK)	78-93-3	ug/L	10/9/2024		<10.0								<10.0														<10.0		
2-Butanone (MEK)	78-93-3	ug/L	10/10/2024						<10.0			<10.0														<10.0		<10.0	
2-Butanone (MEK)	78-93-3	ug/L	10/14/2024																		<10.0	<10.0		<10.0					<10.0
2-Butanone (MEK)	78-93-3	ug/L	10/15/2024																				<10.0		<10.0				
2-Butanone (MEK)	78-93-3	ug/L	4/23/2025	<10.0										<10.0					<10.0										
2-Butanone (MEK)	78-93-3	ug/L	4/24/2025													<10.0													
2-Butanone (MEK)	78-93-3	ug/L	4/30/2025		<10.0							<10.0														<10.0	<10.0		
2-Butanone (MEK)	78-93-3	ug/L	5/5/2025						<10.0																			<10.0	
2-Butanone (MEK)	78-93-3	ug/L	5/6/2025										<10.0		<10.0														
2-Butanone (MEK)	78-93-3	ug/L	5/7/2025				<10.0													<10.0	<10.0	<10.0	<10.0						
2-Butanone (MEK)	78-93-3	ug/L	5/8/2025			<10.0		<10.0																					<10.0
2-Butanone (MEK)	78-93-3	ug/L	5/9/2025							<10.0	<10.0													<10.0	<10.0				
2-Butanone (MEK)	78-93-3	ug/L	10/21/2025						<10.0																	<10.0	<10.0	<10.0	
2-Butanone (MEK)	78-93-3	ug/L	10/22/2025		<10.0							<10.0	<10.0																
2-Butanone (MEK)	78-93-3	ug/L	10/23/2025					<10.0													<10.0	<10.0	<10.0	<10.0	<10.0				
2-Butanone (MEK)	78-93-3	ug/L	10/24/2025																										<10.0
2-Chloronaphthalene	91-58-7	ug/L	4/14/2009	<10		<10	<10	<10	<10	<10																			
2-Chloronaphthalene	91-58-7	ug/L	5/10/2010	<10		<10	<10	<10	<10	<10			<10	<10	<10	<10			<10	<10									
2-Chloronaphthalene	91-58-7	ug/L	4/4/2011									<10					<10	<10											
2-Chloronaphthalene	91-58-7	ug/L	3/30/2013																							<10	<10		
2-Chloronaphthalene	91-58-7	ug/L	7/10/2013																		<10.2	<10.1	<10.1	<106	<10.3				
2-Chloronaphthalene	91-58-7	ug/L	6/2/2014																					<10.1					
2-Chloronaphthalene	91-58-7	ug/L	10/15/2014																					<10					
2-Chloronaphthalene	91-58-7	ug/L	10/5/2015	<10.4		<10	<10.5	<10.5	<10.1				<10.8	<10.6	<10.5	<10.3			<11.1	<10.1									
2-Chloronaphthalene	91-58-7	ug/L	4/4/2016									<10					<10	<10											
2-Chloronaphthalene	91-58-7	ug/L	5/1/2018																		<10.4	<10.3							
2-Chloronaphthalene	91-58-7	ug/L	5/2/2018																				<10.4	<10.5	<10.4				
2-Chloronaphthalene	91-58-7	ug/L	3/30/2020	<10.4		<10.8	<10.3	<10.5	<10.3				<10.4	<10.4	<10.5	<10.1			<10.4	<10.4									
2-Chloronaphthalene	91-58-7	ug/L	6/24/2020		<10.4																								
2-Chloronaphthalene	91-58-7	ug/L	10/20/2021		<8							<8					<8	<8											
2-Chloronaphthalene	91-58-7	ug/L	5/1/2023																		<10.6	<10	<9.8	<10.6	<10				
2-Chloronaphthalene	91-58-7	ug/L	4/23/2025	<10.4										<10.4					<10.4										
2-Chloronaphthalene	91-58-7	ug/L	4/24/2025													<10.4													
2-Chloronaphthalene	91-58-7	ug/L	5/5/2025						<10.2																				
2-Chloronaphthalene	91-58-7	ug/L	5/6/2025										<10.4		<10.6														
2-Chloronaphthalene	91-58-7	ug/L	5/7/2025				<10.2													<10.6									
2-Chloronaphthalene	91-58-7	ug/L	5/8/2025			<9.80		<10.6																					
2-Chlorophenol	95-57-8	ug/L	4/14/2009	<10		<10	<10	<10	<10	<10																			
2-Chlorophenol	95-57-8	ug/L	5/10/2010	<10		<10	<10	<10	<10	<10			<10	<10	<10	<10			<10	<10									
2-Chlorophenol	95-57-8	ug/L	4/4/2011									<10					<10	<10											
2-Chlorophenol	95-57-8	ug/L	3/30/2013																							<10	<10		
2-Chlorophenol	95-57-8	ug/L	7/10/2013																		<10.2	<10.1	<10.1	<106	<10.3				
2-Chlorophenol	95-57-8	ug/L	6/2/2014																					<10.1					
2-Chlorophenol	95-57-8	ug/L	10/15/2014																					<10					
2-Chlorophenol	95-57-8	ug/L	10/5/2015	<10.4		<10	<10.5	<10.5	<10.1				<10.8	<10.6	<10.5	<10.3			<11.1	<10.1									
2-Chlorophenol	95-57-8	ug/L	4/4/2016									<10					<10	<10											
2-Chlorophenol	95-57-8	ug/L	5/1/2018																		<10.4	<10.3							
2-Chlorophenol	95-57-8	ug/L	5/2/2018																				<10.4	<10.5	<10.4				
2-Chlorophenol	95-57-8	ug/L	3/30/2020	<10.4		<10.8	<10.3	<10.5	<10.3				<10.4	<10.4	<10.5	<10.1			<10.4	<10.4									
2-Chlorophenol	95-57-8	ug/L	6/24/2020		<10.4																								
2-Chlorophenol	95-57-8	ug/L	10/20/2021		<8							<8					<8	<8											
2-Chlorophenol	95-57-8	ug/L	5/1/2023																		<10.6	<10	<9.8	<10.6	<10				
2-Chlorophenol	95-57-8	ug/L	4/23/2025	<10.4										<10.4					<10.4										
2-Chlorophenol	95-57-8	ug/L	4/24/2025													<10.4													
2-Chlorophenol	95-57-8	ug/L	5/5/2025						<10.2																				
2-Chlorophenol	95-57-8	ug/L	5/6/2025										<10.4		<10.6														
2-Chlorophenol	95-57-8	ug/L	5/7/2025				<10.2													<10.6									
2-Chlorophenol	95-57-8	ug/L	5/8/2025			<9.80		<10.6																					
2-Hexanone	591-78-6	ug/L	2/27/2008	<10		<10	<10	<10	<10	<10																			
2-Hexanone	591-78-6	ug/L	5/12/2008	<10		<10	<10	<10	<10	<10																			
2-Hexanone	591-78-6	ug/L	7/13/2008	<10		<10	<10	<10	<10	<10																			
2-Hexanone	591-78-6	ug/L	9/14/2008	<10		<10	<10	<10	<10	<10																			
2-Hexanone	591-78-6	ug/L	11/17/2008	<10		<10	<10	<10	<10	<10																			
2-Hexanone	591-78-6	ug/L	4/14/2009	<10		<10	<10	<10	<10	<10																			
2-Hexanone	591-78-6	ug/L	7/7/2009										<10	<10	<10	<10			<10	<10									
2-Hexanone	591-78-6	ug/L	9/2/2009										<10	<10	<10	<10			<10	<10									
2-Hexanone	591-78-6	ug/L	10/25/2009	<10		<10	<10	<10	<10	<10			<10	<10	<10	<10			<10	<10									
2-Hexanone	591-78-6	ug/L	1/2/2010										<10	<10	<10	<10			<10	<10									
2-Hexanone	591-78-6	ug/L	3/3/2010									<10	<10	<10	<10	<10	<10	<10	<10	<10									
2-Hexanone	591-78-6	ug/L	5/10/2010	<20		<20	<20	<20	<20	<20		<20	<20	<20	<20	<20	<20	<20	<20	<20									
2-Hexanone	591-78-6	ug/L	7/8/2010									<10					<10	<10											

Table 9A
Analytical Data Summary - Series A HMSP Wells
2025 Annual Water Quality Report
Iowa City Sanitary Landfill
Permit No. 52-SDP-01-72P

Constituent	CAS	Units	Date	MW-17A-00	MW-18AR	MW-23A	MW-24A	MW-25A-00	MW-29A	MW-34A	MW-38A	MW-200A	MW-201A	MW-202A	MW-203A	MW-204A	MW-205A	MW-213A	MW-214A	MW-215A	MW-216A	MW-217A	MW-218A	MW-219A	MW-220A	MW-310A	MW-312A	MW-408	MW-410
2-Hexanone	591-78-6	ug/L	9/13/2010									<10					<10	<10											
2-Hexanone	591-78-6	ug/L	11/1/2010	<10		<10		<10	<10	<10			<10	<10	<10	<10													
2-Hexanone	591-78-6	ug/L	1/10/2011									<10					<10	<10											
2-Hexanone	591-78-6	ug/L	4/4/2011									<10					<10	<10											
2-Hexanone	591-78-6	ug/L	8/11/2011																							<10			
2-Hexanone	591-78-6	ug/L	10/13/2011	<10		<10		<10	<10	<10		<10	<10	<10	<10	<10	<10	<10	<10							<10			
2-Hexanone	591-78-6	ug/L	12/5/2011				<10													<10						<10			
2-Hexanone	591-78-6	ug/L	4/11/2012	<10		<10	<10	<10	<10	<10		<10	<10	<10	<10	<10	<10	<10	<10	<10						<10	<10		
2-Hexanone	591-78-6	ug/L	6/25/2012					<10		<10																<10	<10		
2-Hexanone	591-78-6	ug/L	8/1/2012							<10	<10										<10	<10	<10	<10	<10	<10	<10		
2-Hexanone	591-78-6	ug/L	10/11/2012	<10		<10	<10	<10	<10		<10	<10		<10	<10	<10	<10	<10	<10	<10	<10	<10	<10	<10	<10	<10	<10		
2-Hexanone	591-78-6	ug/L	12/13/2012								<10										<10	<10	<10	<10	<10		<10		
2-Hexanone	591-78-6	ug/L	2/4/2013								<10										<10	<10	<10	<10	<10				
2-Hexanone	591-78-6	ug/L	3/30/2013	<10		<10	<10	<10	<10		<10	<10		<10	<10	<10	<10	<10	<10	<10	<10	<10	<10	<10	<10	<10	<10		
2-Hexanone	591-78-6	ug/L	7/10/2013																		<10	<10	<10	<10	<10				
2-Hexanone	591-78-6	ug/L	10/7/2013	<10		<10			<10	<10	<10	<10	<10	<10	<10	<10	<10	<10	<10		<10	<10	<10	<10	<10		<10		
2-Hexanone	591-78-6	ug/L	6/2/2014	<10		<10	<10	<10	<10	<10	<10	<10	<10	<10	<10	<10	<10	<10	<10	<10	<10	<10	<10	<10	<10				
2-Hexanone	591-78-6	ug/L	10/15/2014	<10		<10	<10	<10	<10	<10	<10	<10	<10	<10	<10	<10	<10	<10	<10	<10	<10	<10	<10	<10	<10				
2-Hexanone	591-78-6	ug/L	4/6/2015	<10		<10	<10	<10	<10	<10	<10	<10	<10	<10	<10	<10	<10	<10	<10	<10	<10	<10	<10	<10	<10				
2-Hexanone	591-78-6	ug/L	10/5/2015	<10		<10	<10	<10	<10	<10	<10	<10	<10	<10	<10	<10	<10	<10	<10	<10	<10	<10	<10	<10	<10				
2-Hexanone	591-78-6	ug/L	4/4/2016	<10		<10	<10	<10	<10	<10	<10	<10	<10	<10	<10	<10	<10	<10	<10	<10	<10	<10	<10	<10	<10				
2-Hexanone	591-78-6	ug/L	10/17/2016	<10		<10	<10	<10	<10	<10	<10	<10	<10	<10	<10	<10	<10	<10	<10	<10	<10	<10	<10	<10	<10				
2-Hexanone	591-78-6	ug/L	4/17/2017	<10		<10	<10	<10	<10	<10	<10	<10	<10	<10	<10	<10	<10	<10	<10	<10	<10	<10	<10	<10	<10				
2-Hexanone	591-78-6	ug/L	10/11/2017	<10		<10	<10	<10	<10	<10	<10	<10	<10	<10	<10	<10	<10	<10	<10	<10	<10	<10	<10	<10	<10				
2-Hexanone	591-78-6	ug/L	4/20/2018											<10					<10	<10									
2-Hexanone	591-78-6	ug/L	4/23/2018	<10								<10	<10		<10	<10	<10												
2-Hexanone	591-78-6	ug/L	4/25/2018						<10																				
2-Hexanone	591-78-6	ug/L	4/30/2018			<10	<10	<10										<10											
2-Hexanone	591-78-6	ug/L	5/1/2018								<10										<10	<10							
2-Hexanone	591-78-6	ug/L	5/2/2018																				<10	<10	<10				
2-Hexanone	591-78-6	ug/L	10/16/2018	<10		<10	<10	<10	<10	<10	<10	<10	<10	<10	<10	<10	<10	<10	<10	<10	<10	<10	<10	<10	<10				
2-Hexanone	591-78-6	ug/L	4/16/2019	<10		<10	<10	<10	<10	<10	<10	<10	<10	<10	<10	<10	<10	<10	<10	<10	<10	<10	<10	<10	<10				
2-Hexanone	591-78-6	ug/L	10/1/2019	<10	<10	<10	<10	<10	<10	<10	<10	<10	<10	<10	<10	<10	<10	<10	<10	<10	<10	<10	<10	<10	<10				
2-Hexanone	591-78-6	ug/L	3/30/2020	<10	<10	<10	<10	<10	<10	<10	<10	<10	<10	<10	<10	<10	<10	<10	<10	<10	<10	<10	<10	<10	<10				
2-Hexanone	591-78-6	ug/L	6/24/2020		<10																								
2-Hexanone	591-78-6	ug/L	10/7/2020	<10	<10	<10	<10	<10	<10	<10	<10	<10	<10	<10	<10	<10	<10	<10	<10	<10	<10	<10	<10	<10	<10				
2-Hexanone	591-78-6	ug/L	1/21/2021		<5																								
2-Hexanone	591-78-6	ug/L	4/13/2021	<5	<5	<5	<5	<5	<5	<5	<5	<5	<5	<5	<5	<5	<5	<5	<5	<5	<5	<5	<5	<5	<5				
2-Hexanone	591-78-6	ug/L	10/20/2021		<5			<5	<5			<5	<5				<5	<5			<5	<5	<5	<5	<5	<5	<5	<5	<5
2-Hexanone	591-78-6	ug/L	5/2/2022		<5			<5	<5	<5	<5	<5	<5								<5	<5	<5	<5	<5	<5	<5	<5	<5
2-Hexanone	591-78-6	ug/L	10/14/2022		<5			<5	<5			<5	<5								<5	<5	<5	<5	<5	<5	<5	<5	<5
2-Hexanone	591-78-6	ug/L	5/1/2023	<10	<10	<10	<10	<10	<10	<10	<10	<10	<10	<10	<10			<10	<10	<10	<10	<10	<10	<10	<10	<10	<10	<10	<10
2-Hexanone	591-78-6	ug/L	10/16/2023		<10			<10	<10			<10	<10								<10	<10	<10	<10	<10	<10	<10	<10	<10
2-Hexanone	591-78-6	ug/L	4/29/2024		<10			<10	<10	<10	<10	<10	<10								<10	<10	<10	<10	<10	<10	<10	<10	<10
2-Hexanone	591-78-6	ug/L	10/9/2024		<10.0								<10.0														<10.0		
2-Hexanone	591-78-6	ug/L	10/10/2024						<10.0			<10.0														<10.0	<10.0	
2-Hexanone	591-78-6	ug/L	10/14/2024																		<10.0	<10.0		<10.0					<10.0
2-Hexanone	591-78-6	ug/L	10/15/2024																				<10.0		<10.0				
2-Hexanone	591-78-6	ug/L	4/23/2025	<10.0										<10.0					<10.0										
2-Hexanone	591-78-6	ug/L	4/24/2025													<10.0													
2-Hexanone	591-78-6	ug/L	4/30/2025		<10.0							<10.0														<10.0	<10.0		
2-Hexanone	591-78-6	ug/L	5/5/2025						<10.0																			<10.0	
2-Hexanone	591-78-6	ug/L	5/6/2025										<10.0		<10.0														
2-Hexanone	591-78-6	ug/L	5/7/2025				<10.0													<10.0	<10.0	<10.0	<10.0						
2-Hexanone	591-78-6	ug/L	5/8/2025			<10.0		<10.0																					<10.0
2-Hexanone	591-78-6	ug/L	5/9/2025							<10.0	<10.0													<10.0	<10.0				
2-Hexanone	591-78-6	ug/L	10/21/2025						<10.0																	<10.0	<10.0	<10.0	
2-Hexanone	591-78-6	ug/L	10/22/2025		<10.0							<10.0	<10.0																
2-Hexanone	591-78-6	ug/L	10/23/2025					<10.0													<10.0	<10.0	<10.0	<10.0	<10.0				
2-Hexanone	591-78-6	ug/L	10/24/2025																										<10.0
2-Methylnaphthalene	91-57-6	ug/L	4/14/2009	<10		<10	<10	<10	<10	<10																			
2-Methylnaphthalene	91-57-6	ug/L	5/10/2010	<10		<10	<10	<10	<10	<10			<10	<10	<10	<10			<10	<10									
2-Methylnaphthalene	91-57-6	ug/L	4/4/2011									<10					<10	<10											
2-Methylnaphthalene	91-57-6	ug/L	3/30/2013																							<10	<10		
2-Methylnaphthalene	91-57-6	ug/L	7/10/2013																		<10.2	<10.1	<10.1	156	<10.3				
2-Methylnaphthalene	91-57-6	ug/L	10/7/2013							<10.2	<10.1													<10.1					
2-Methylnaphthalene	91-57-6	ug/L	6/2/2014																					<10.1					
2-Methylnaphthalene	91-57-6	ug/L	10/15/2014																					<10					
2-Methylnaphthalene	91-57-6	ug/L	10/5/2015	<10.4		<10	<10.5	<10.5	<10.1				<10.8	<10.6	<10.5	<10.3			<11.1	<10.1									
2-Methylnaphthalene	91-57-6	ug/L	4/4/2016									<10					<10	<10											
2-Methylnaphthalene	91-57-6	ug/L	5/1/2018																		<10.4	<10.3							
2-Methylnaphthalene	91-57-6	ug/L	5/2/2018																				<10.4	<10.5	<10.4				
2-Methylnaphthalene	91-57-6	ug/L	3/30/2020	<10.4		<10.8	<10.3	<10.5	<10.3				<10.4	<10.4	<10.5	<10.1			<10.4	<10.4									
2-Methylnaphthalene	91-57-6	ug/L	6/24/2020		<10.4																								
2-Methylnaphthalene	91-57-6	ug/L	10/20/2021		<8							<8					<8	<8											
2-Methylnaphthalene	91-57-6	ug/L	5/1/2023																		<10.6	<10	<9.8	<10.6	<10				
2-Methylnaphthalene	91-57-6	ug/L	4/23/2025	<10.4										<10.4					<10.4										
2-Methylnaphthalene	91-57-6	ug/L	4/24/2025													<10.4													
2-Methylnaphthalene	91-57-6	ug/L	5/5/2025						<10.2																				
2-Methylnaphthalene	91-57-6	ug/L	5/6/2025										<10.4		<10.6														
2-Methylnaphthalene	91-57-6	ug/L	5/7/2025				<10.2													<10.6									
2-Methylnaphthalene	91-57-6	ug/L	5/8/2025			<9.80		<10.6																					
2-Methylphenol	95-48-7	ug/L	4/14/2009	<10		<10	<10	<10	<10	<10																			
2-Methylphenol	95-48-7	ug/L	5/10/2010	<10		<10	<10	<10	<10	<10			<10	<10	<10	<10			<10	<10									
2-Methylphenol	95-48-7	ug/L	4/4/2011									<10					<10	<10											
2-Methylphenol	95-48-7	ug/L	3/30/2013																							<10	<10		
2-Methylphenol	95-48-7	ug/L	7/10/2013																		<10.2	<10.1	<10.1	1780	<10.3				
2-Methylphenol	95-48-7	ug/L	10/7/2013							<10.2	<10.1													<10.1					
2-Methylphenol	95-48-7	ug/L	6/2/2014																					<10.1					
2-Methylphenol	95-48-7	ug/L	10/15/2014																					<10					
2-Methylphenol	95-48-7	ug/L	10/5/2015	<10.4		<10	<10.5	<10.5	<10.1				<10.8	<10.6	<10.5	<10.3			<11.1	<10.1									
2-Methylphenol	95-48-7	ug/L	4/4/2016									<10					<10	<10											
2-Methylphenol	95-48-7	ug/L	5/1/2018																		<10.4	<10.3							
2-Methylphenol	95-48-7	ug/L	5/2/2018																				<10.4	<10.5	<10.4				
2-Methylphenol	95-48-7	ug/L	3/30/2020	<10.4		<10.8	<10.3	<10.5	<10.3				<10.4	<10.4	<10.5	<10.1			<10.4	<10.4									
2-Methylphenol	95-48-7	ug/L	6/24/2020		<10.4																								
2-Methylphenol	95-48-7	ug/L	10/20/2021		<8							<8					<8	<8											
2-Methylphenol	95-48-7	ug/L	5/1/2023																		<10.6	<10	<9.8	<10.6	<10				
2-Methylphenol	95-48-7	ug/L	4/23/2025	<10.4										<10.4					<10.4										
2-Methylphenol	95-48-7	ug/L	4/24/2025													<10.4													
2-Methylphenol	95-48-7	ug/L	5/5/2025						<10.2																				
2-Methylphenol	95-48-7	ug/L	5/6/2025										<10.4		<10.6														
2-Methylphenol	95-48-7	ug/L	5/7/2025				<10.2													<10.6									
2-Methylphenol	95-48-7	ug/L	5/8/2025			<9.80		<10.6																					
2-Naphthylamine	91-59-8	ug/L	4/14/2009	<10		<10	<10	<10	<10	<10																			

Table 9A
Analytical Data Summary - Series A HMSP Wells
2025 Annual Water Quality Report
Iowa City Sanitary Landfill
Permit No. 52-SDP-01-72P

Constituent	CAS	Units	Date	MW-17A-00	MW-18AR	MW-23A	MW-24A	MW-25A-00	MW-29A	MW-34A	MW-38A	MW-200A	MW-201A	MW-202A	MW-203A	MW-204A	MW-205A	MW-213A	MW-214A	MW-215A	MW-216A	MW-217A	MW-218A	MW-219A	MW-220A	MW-310A	MW-312A	MW-408	MW-410
2-Naphthylamine	91-59-8	ug/L	5/10/2010	<10		<10	<10	<10	<10	<10			<10	<10	<10	<10			<10	<10									
2-Naphthylamine	91-59-8	ug/L	4/4/2011									<10					<10	<10											
2-Naphthylamine	91-59-8	ug/L	3/30/2013																							<10	<10		
2-Naphthylamine	91-59-8	ug/L	7/10/2013																		<10.2	<10.1	<10.1	<106	<10.3				
2-Naphthylamine	91-59-8	ug/L	6/2/2014																					<10.1					
2-Naphthylamine	91-59-8	ug/L	10/15/2014																					<10					
2-Naphthylamine	91-59-8	ug/L	10/5/2015	<10.4		<10	<10.5	<10.5	<10.1				<10.8	<10.6	<10.5	<10.3			<11.1	<10.1									
2-Naphthylamine	91-59-8	ug/L	4/4/2016									<10					<10	<10											
2-Naphthylamine	91-59-8	ug/L	5/1/2018																		<10.4	<10.3							
2-Naphthylamine	91-59-8	ug/L	5/2/2018																				<10.4	<10.5	<10.4				
2-Naphthylamine	91-59-8	ug/L	3/30/2020	<10.4		<10.8	<10.3	<10.5	<10.3				<10.4	<10.4	<10.5	<10.1			<10.4	<10.4									
2-Naphthylamine	91-59-8	ug/L	6/24/2020		<10.4																								
2-Naphthylamine	91-59-8	ug/L	10/20/2021		<8							<8					<8	<8											
2-Naphthylamine	91-59-8	ug/L	5/1/2023																		<10.6	<10	<9.8	<10.6	<10				
2-Naphthylamine	91-59-8	ug/L	4/23/2025	<10.4										<10.4					<10.4										
2-Naphthylamine	91-59-8	ug/L	4/24/2025													<10.4													
2-Naphthylamine	91-59-8	ug/L	5/5/2025						<10.2																				
2-Naphthylamine	91-59-8	ug/L	5/6/2025										<10.4		<10.6														
2-Naphthylamine	91-59-8	ug/L	5/7/2025				<10.2													<10.6									
2-Naphthylamine	91-59-8	ug/L	5/8/2025			<9.80		<10.6																					
2-Nitroaniline	88-74-4	ug/L	4/14/2009	<10		<10	<10	<10	<10	<10																			
2-Nitroaniline	88-74-4	ug/L	5/10/2010	<10		<10	<10	<10	<10	<10			<10	<10	<10	<10			<10	<10									
2-Nitroaniline	88-74-4	ug/L	4/4/2011									<10					<10	<10											
2-Nitroaniline	88-74-4	ug/L	3/30/2013																							<10	<10		
2-Nitroaniline	88-74-4	ug/L	7/10/2013																		<10.2	<10.1	<10.1	<106	<10.3				
2-Nitroaniline	88-74-4	ug/L	6/2/2014																					<10.1					
2-Nitroaniline	88-74-4	ug/L	10/15/2014																					<10					
2-Nitroaniline	88-74-4	ug/L	10/5/2015	<10.4		<10	<10.5	<10.5	<10.1				<10.8	<10.6	<10.5	<10.3			<11.1	<10.1									
2-Nitroaniline	88-74-4	ug/L	4/4/2016									<10					<10	<10											
2-Nitroaniline	88-74-4	ug/L	5/1/2018																		<10.4	<10.3							
2-Nitroaniline	88-74-4	ug/L	5/2/2018																				<10.4	<10.5	<10.4				
2-Nitroaniline	88-74-4	ug/L	3/30/2020	<10.4		<10.8	<10.3	<10.5	<10.3				<10.4	<10.4	<10.5	<10.1			<10.4	<10.4									
2-Nitroaniline	88-74-4	ug/L	6/24/2020		<10.4																								
2-Nitroaniline	88-74-4	ug/L	10/20/2021		<8							<8					<8	<8											
2-Nitroaniline	88-74-4	ug/L	5/1/2023																		<10.6	<10	<9.8	<10.6	<10				
2-Nitroaniline	88-74-4	ug/L	4/23/2025	<10.4										<10.4					<10.4										
2-Nitroaniline	88-74-4	ug/L	4/24/2025													<10.4													
2-Nitroaniline	88-74-4	ug/L	5/5/2025						<10.2																				
2-Nitroaniline	88-74-4	ug/L	5/6/2025										<10.4		<10.6														
2-Nitroaniline	88-74-4	ug/L	5/7/2025				<10.2													<10.6									
2-Nitroaniline	88-74-4	ug/L	5/8/2025			<9.80		<10.6																					
2-Nitrophenol	88-75-5	ug/L	4/14/2009	<10		<10	<10	<10	<10	<10																			
2-Nitrophenol	88-75-5	ug/L	5/10/2010	<10		<10	<10	<10	<10	<10			<10	<10	<10	<10			<10	<10									
2-Nitrophenol	88-75-5	ug/L	4/4/2011									<10					<10	<10											
2-Nitrophenol	88-75-5	ug/L	3/30/2013																							<10	<10		
2-Nitrophenol	88-75-5	ug/L	7/10/2013																		<10.2	<10.1	<10.1	<106	<10.3				
2-Nitrophenol	88-75-5	ug/L	6/2/2014																					<10.1					
2-Nitrophenol	88-75-5	ug/L	10/15/2014																					<10					
2-Nitrophenol	88-75-5	ug/L	10/5/2015	<10.4		<10	<10.5	<10.5	<10.1				<10.8	<10.6	<10.5	<10.3			<11.1	<10.1									
2-Nitrophenol	88-75-5	ug/L	4/4/2016									<10					<10	<10											
2-Nitrophenol	88-75-5	ug/L	5/1/2018																		<10.4	<10.3							
2-Nitrophenol	88-75-5	ug/L	5/2/2018																				<10.4	<10.5	<10.4				
2-Nitrophenol	88-75-5	ug/L	3/30/2020	<10.4		<10.8	<10.3	<10.5	<10.3				<10.4	<10.4	<10.5	<10.1			<10.4	<10.4									
2-Nitrophenol	88-75-5	ug/L	6/24/2020		<10.4																								
2-Nitrophenol	88-75-5	ug/L	10/20/2021		<8							<8					<8	<8											
2-Nitrophenol	88-75-5	ug/L	5/1/2023																		<10.6	<10	<9.8	<10.6	<10				
2-Nitrophenol	88-75-5	ug/L	4/23/2025	<10.4										<10.4					<10.4										
2-Nitrophenol	88-75-5	ug/L	4/24/2025													<10.4													
2-Nitrophenol	88-75-5	ug/L	5/5/2025						<10.2																				
2-Nitrophenol	88-75-5	ug/L	5/6/2025										<10.4		<10.6														
2-Nitrophenol	88-75-5	ug/L	5/7/2025				<10.2													<10.6									
2-Nitrophenol	88-75-5	ug/L	5/8/2025			<9.80		<10.6																					
3,3'-Dichlorobenzidine	91-94-1	ug/L	4/23/2025	<10.4										<10.4					<10.4										
3,3'-Dichlorobenzidine	91-94-1	ug/L	4/24/2025													<10.4													
3,3'-Dichlorobenzidine	91-94-1	ug/L	5/5/2025						<10.2																				
3,3'-Dichlorobenzidine	91-94-1	ug/L	5/6/2025										<10.4		<10.6														
3,3'-Dichlorobenzidine	91-94-1	ug/L	5/7/2025				<10.2													<10.6									
3,3'-Dichlorobenzidine	91-94-1	ug/L	5/8/2025			<9.80		<10.6																					
3,3'-Dimethylbenzidine	119-93-7	ug/L	4/23/2025	<10.4										<10.4					<10.4										
3,3'-Dimethylbenzidine	119-93-7	ug/L	4/24/2025													<10.4													
3,3'-Dimethylbenzidine	119-93-7	ug/L	5/5/2025						<10.2																				
3,3'-Dimethylbenzidine	119-93-7	ug/L	5/6/2025										<10.4		<10.6														
3,3'-Dimethylbenzidine	119-93-7	ug/L	5/7/2025				<10.2													<10.6									
3,3'-Dimethylbenzidine	119-93-7	ug/L	5/8/2025			<9.80		<10.6																					
3,3-Dichlorobenzidine	91-94-1	ug/L	4/14/2009	<85		<85	<85	<85	<85	<85																			
3,3-Dichlorobenzidine	91-94-1	ug/L	5/10/2010	<10		<10	<10	<10	<10	<10			<10	<10	<10	<10			<10	<10									
3,3-Dichlorobenzidine	91-94-1	ug/L	4/4/2011									<10					<10	<10											
3,3-Dichlorobenzidine	91-94-1	ug/L	3/30/2013																							<50	<50		
3,3-Dichlorobenzidine	91-94-1	ug/L	7/10/2013																		<51	<50.5	<50.5	<532	<51.5				
3,3-Dichlorobenzidine	91-94-1	ug/L	6/2/2014																					<50.5					
3,3-Dichlorobenzidine	91-94-1	ug/L	10/15/2014																					<50					
3,3-Dichlorobenzidine	91-94-1	ug/L	10/5/2015	<52.1		<50	<52.6	<52.6	<50.5				<53.8	<53.2	<52.6	<51.5			<55.6	<50.5									
3,3-Dichlorobenzidine	91-94-1	ug/L	4/4/2016									<50					<50	<50											
3,3-Dichlorobenzidine	91-94-1	ug/L	5/1/2018																		<10.4	<10.3							
3,3-Dichlorobenzidine	91-94-1	ug/L	5/2/2018																				<10.4	<10.5	<10.4				
3,3-Dichlorobenzidine	91-94-1	ug/L	3/30/2020	<10.4		<10.8	<10.3	<10.5	<10.3				<10.4	<10.4	<10.5	<10.1			<10.4	<10.4									
3,3-Dichlorobenzidine	91-94-1	ug/L	6/24/2020		<10.4																								
3,3-Dichlorobenzidine	91-94-1	ug/L	10/20/2021		<8							<8					<8	<8											
3,3-Dichlorobenzidine	91-94-1	ug/L	5/1/2023																		<10.6	<10	<9.8	<10.6	<10				
3,3-Dimethylbenzidine	119-93-7	ug/L	4/14/2009	<20		<20	<20	<20	<20	<20																			
3,3-Dimethylbenzidine	119-93-7	ug/L	5/10/2010	<10		<10	<10	<10	<10	<10			<10	<10	<10	<10			<10	<10									
3,3-Dimethylbenzidine	119-93-7	ug/L	4/4/2011									<10					<10	<10											
3,3-Dimethylbenzidine	119-93-7	ug/L	3/30/2013																							<10	<10		
3,3-Dimethylbenzidine	119-93-7	ug/L	7/10/2013																		<10.2	<10.1	<10.1	<106	<10.3				
3,3-Dimethylbenzidine	119-93-7	ug/L	6/2/2014																					<10.1					
3,3-Dimethylbenzidine	119-93-7	ug/L	10/15/2014																					<10					
3,3-Dimethylbenzidine	119-93-7	ug/L	10/5/2015	<10.4		<10	<10.5	<10.5	<10.1				<10.8	<10.6	<10.5	<10.3			<11.1	<10.1									
3,3-Dimethylbenzidine	119-93-7	ug/L	4/4/2016									<10					<10	<10											
3,3-Dimethylbenzidine	119-93-7	ug/L	5/1/2018																		<10.4	<10.3							
3,3-Dimethylbenzidine	119-93-7	ug/L	5/2/2018																				<10.4	<10.5	<10.4				
3,3-Dimethylbenzidine	119-93-7	ug/L	3/30/2020	<10.4		<10.8	<10.3	<10.5	<10.3				<10.4	<10.4	<10.5	<10.1			<10.4	<10.4									
3,3-Dimethylbenzidine	119-93-7	ug/L	6/24/2020		<10.4																								
3,3-Dimethylbenzidine	119-93-7	ug/L	10/20/2021		<8							<8					<8	<8											
3,3-Dimethylbenzidine	119-93-7	ug/L	5/1/2023																		<10.6	<10	<9.8	<10.6	<10				
3-Methylcholanthrene	56-49-5	ug/L	4/14/2009	<10		<10	<10	<10	<10	<10																			

Table 9A
Analytical Data Summary - Series A HMSP Wells
2025 Annual Water Quality Report
Iowa City Sanitary Landfill
Permit No. 52-SDP-01-72P

Constituent	CAS	Units	Date	MW-17A-00	MW-18AR	MW-23A	MW-24A	MW-25A-00	MW-29A	MW-34A	MW-38A	MW-200A	MW-201A	MW-202A	MW-203A	MW-204A	MW-205A	MW-213A	MW-214A	MW-215A	MW-216A	MW-217A	MW-218A	MW-219A	MW-220A	MW-310A	MW-312A	MW-408	MW-410
3-Methylcholanthrene	56-49-5	ug/L	5/10/2010	<10		<10	<10	<10	<10	<10			<10	<10	<10	<10			<10	<10									
3-Methylcholanthrene	56-49-5	ug/L	4/4/2011									<10					<10	<10											
3-Methylcholanthrene	56-49-5	ug/L	3/30/2013																							<10	<10		
3-Methylcholanthrene	56-49-5	ug/L	7/10/2013																		<10.2	<10.1	<10.1	<106	<10.3				
3-Methylcholanthrene	56-49-5	ug/L	6/2/2014																					<10.1					
3-Methylcholanthrene	56-49-5	ug/L	10/15/2014																					<10					
3-Methylcholanthrene	56-49-5	ug/L	10/5/2015	<10.4		<10	<10.5	<10.5	<10.1				<10.8	<10.6	<10.5	<10.3			<11.1	<10.1									
3-Methylcholanthrene	56-49-5	ug/L	4/4/2016									<10					<10	<10											
3-Methylcholanthrene	56-49-5	ug/L	5/1/2018																		<10.4	<10.3							
3-Methylcholanthrene	56-49-5	ug/L	5/2/2018																				<10.4	<10.5	<10.4				
3-Methylcholanthrene	56-49-5	ug/L	3/30/2020	<10.4		<10.8	<10.3	<10.5	<10.3				<10.4	<10.4	<10.5	<10.1			<10.4	<10.4									
3-Methylcholanthrene	56-49-5	ug/L	6/24/2020		<10.4																								
3-Methylcholanthrene	56-49-5	ug/L	10/20/2021		<8							<8					<8	<8											
3-Methylcholanthrene	56-49-5	ug/L	5/1/2023																		<10.6	<10	<9.8	<10.6	<10				
3-Methylcholanthrene	56-49-5	ug/L	4/23/2025	<10.4										<10.4					<10.4										
3-Methylcholanthrene	56-49-5	ug/L	4/24/2025													<10.4													
3-Methylcholanthrene	56-49-5	ug/L	5/5/2025						<10.2																				
3-Methylcholanthrene	56-49-5	ug/L	5/6/2025										<10.4		<10.6														
3-Methylcholanthrene	56-49-5	ug/L	5/7/2025				<10.2													<10.6									
3-Methylcholanthrene	56-49-5	ug/L	5/8/2025			<9.80		<10.6																					
3-Nitroaniline	99-09-2	ug/L	4/14/2009	<10		<10	<10	<10	<10	<10																			
3-Nitroaniline	99-09-2	ug/L	5/10/2010	<10		<10	<10	<10	<10	<10			<10	<10	<10	<10			<10	<10									
3-Nitroaniline	99-09-2	ug/L	4/4/2011									<10					<10	<10											
3-Nitroaniline	99-09-2	ug/L	3/30/2013																							<10	<10		
3-Nitroaniline	99-09-2	ug/L	7/10/2013																		<10.2	<10.1	<10.1	<106	<10.3				
3-Nitroaniline	99-09-2	ug/L	6/2/2014																					<10.1					
3-Nitroaniline	99-09-2	ug/L	10/15/2014																					<10					
3-Nitroaniline	99-09-2	ug/L	10/5/2015	<10.4		<10	<10.5	<10.5	<10.1				<10.8	<10.6	<10.5	<10.3			<11.1	<10.1									
3-Nitroaniline	99-09-2	ug/L	4/4/2016									<10					0.417J	<10											
3-Nitroaniline	99-09-2	ug/L	5/1/2018																		<10.4	<10.3							
3-Nitroaniline	99-09-2	ug/L	5/2/2018																				<10.4	<10.5	<10.4				
3-Nitroaniline	99-09-2	ug/L	3/30/2020	<10.4		<10.8	<10.3	<10.5	<10.3				<10.4	<10.4	<10.5	<10.1			<10.4	<10.4									
3-Nitroaniline	99-09-2	ug/L	6/24/2020		<10.4																								
3-Nitroaniline	99-09-2	ug/L	10/20/2021		<8							<8					<8	<8											
3-Nitroaniline	99-09-2	ug/L	5/1/2023																		<10.6	<10	<9.8	<10.6	<10				
3-Nitroaniline	99-09-2	ug/L	4/23/2025	<10.4										<10.4					<10.4										
3-Nitroaniline	99-09-2	ug/L	4/24/2025													<10.4													
3-Nitroaniline	99-09-2	ug/L	5/5/2025						<10.2																				
3-Nitroaniline	99-09-2	ug/L	5/6/2025										<10.4		<10.6														
3-Nitroaniline	99-09-2	ug/L	5/7/2025				<10.2													<10.6									
3-Nitroaniline	99-09-2	ug/L	5/8/2025			<9.80		<10.6																					
4,4'-DDD	72-54-8	ug/L	4/23/2025	<0.0909										<0.0895					<0.0904										
4,4'-DDD	72-54-8	ug/L	4/24/2025													<0.0921													
4,4'-DDD	72-54-8	ug/L	5/5/2025						<0.0895																				
4,4'-DDD	72-54-8	ug/L	5/6/2025										<0.0907		<0.0902														
4,4'-DDD	72-54-8	ug/L	5/7/2025				<0.0907													<0.0904									
4,4'-DDD	72-54-8	ug/L	5/8/2025			<0.0882		<0.0904																					
4,4'-DDE	72-55-9	ug/L	4/23/2025	<0.0909										<0.0895					<0.0904										
4,4'-DDE	72-55-9	ug/L	4/24/2025													<0.0921													
4,4'-DDE	72-55-9	ug/L	5/5/2025						<0.0895																				
4,4'-DDE	72-55-9	ug/L	5/6/2025										<0.0907		<0.0902														
4,4'-DDE	72-55-9	ug/L	5/7/2025				<0.0907													<0.0904									
4,4'-DDE	72-55-9	ug/L	5/8/2025			<0.0882		<0.0904																					
4,4'-DDT	50-29-3	ug/L	4/23/2025	<0.0909										<0.0895					<0.0904										
4,4'-DDT	50-29-3	ug/L	4/24/2025													<0.0921													
4,4'-DDT	50-29-3	ug/L	5/5/2025						<0.0895																				
4,4'-DDT	50-29-3	ug/L	5/6/2025										<0.0907		<0.0902														
4,4'-DDT	50-29-3	ug/L	5/7/2025				<0.0907													<0.0904									
4,4'-DDT	50-29-3	ug/L	5/8/2025			<0.0882		<0.0904																					
4,4'-DDD	72-54-8	ug/L	4/14/2009	<0.032		<0.032	<0.032	<0.032	<0.032	<0.032																			
4,4'-DDD	72-54-8	ug/L	10/25/2009							<0.032																			
4,4'-DDD	72-54-8	ug/L	5/10/2010	<0.032		<0.032	<0.032	<0.032	<0.032	<0.032			<0.032	<0.032	<0.032	<0.032			<0.032	<0.032									
4,4'-DDD	72-54-8	ug/L	4/4/2011									<0.032					<0.032	<0.032											
4,4'-DDD	72-54-8	ug/L	10/11/2012								<0.032																		
4,4'-DDD	72-54-8	ug/L	3/30/2013																							<0.032	<0.032		
4,4'-DDD	72-54-8	ug/L	7/10/2013																		<0.0327	<0.0323	<0.0323	<0.0348	<0.0348				
4,4'-DDD	72-54-8	ug/L	10/5/2015	<0.0327		<0.0337	<0.032	<0.0327	<0.0323				<0.0333	<0.0323	<0.032	<0.033			<0.0348	<0.0323									
4,4'-DDD	72-54-8	ug/L	4/4/2016									<0.032					0.00815J	<0.032											
4,4'-DDD	72-54-8	ug/L	5/1/2018																		<0.0333	<0.0323							
4,4'-DDD	72-54-8	ug/L	5/2/2018																				<0.0337	<0.0337	<0.0333				
4,4'-DDD	72-54-8	ug/L	3/30/2020	<0.0333		<0.0337	<0.0333	<0.0344	<0.0337				<0.0337	<0.0333	<0.0333	<0.0333			<0.033	<0.033									
4,4'-DDD	72-54-8	ug/L	6/24/2020		<0.0337																								
4,4'-DDD	72-54-8	ug/L	10/20/2021		<0.05							<0.05					<0.05	<0.05											
4,4'-DDD	72-54-8	ug/L	5/1/2023																		<0.064	<0.0744	<0.0711	<0.064	<0.064				
4,4'-DDE	72-55-9	ug/L	4/14/2009	<0.032		<0.032	<0.032	<0.032	<0.032	<0.032																			
4,4'-DDE	72-55-9	ug/L	10/25/2009							<0.032																			
4,4'-DDE	72-55-9	ug/L	5/10/2010	<0.032		<0.032	<0.032	<0.032	<0.032	<0.032			<0.032	<0.032	<0.032	<0.032			<0.032	<0.032									
4,4'-DDE	72-55-9	ug/L	4/4/2011									<0.032					<0.032	<0.032											
4,4'-DDE	72-55-9	ug/L	10/11/2012								<0.032																		
4,4'-DDE	72-55-9	ug/L	3/30/2013																							<0.032	<0.032		
4,4'-DDE	72-55-9	ug/L	7/10/2013																		<0.0327	<0.0323	<0.0323	<0.0348	<0.0348				
4,4'-DDE	72-55-9	ug/L	10/5/2015	<0.0327		<0.0337	<0.032	<0.0327	<0.0323				<0.0333	<0.0323	<0.032	<0.033			<0.0348	<0.0323									
4,4'-DDE	72-55-9	ug/L	4/4/2016									<0.032					0.00499J	<0.032											
4,4'-DDE	72-55-9	ug/L	5/1/2018																		<0.0333	<0.0323							
4,4'-DDE	72-55-9	ug/L	5/2/2018																				<0.0337	<0.0337	<0.0333				
4,4'-DDE	72-55-9	ug/L	3/30/2020	<0.0333		<0.0337	<0.0333	<0.0344	<0.0337				<0.0337	<0.0333	<0.0333	<0.0333			<0.033	<0.033									
4,4'-DDE	72-55-9	ug/L	6/24/2020		<0.0337																								
4,4'-DDE	72-55-9	ug/L	10/20/2021		<0.05							<0.05					<0.05	<0.05											
4,4'-DDE	72-55-9	ug/L	5/1/2023																		<0.064	<0.0744	<0.0711	<0.064	<0.064				
4,4'-DDT	50-29-3	ug/L	4/14/2009	<0.032		<0.032	<0.032	<0.032	<0.032	<0.032																			
4,4'-DDT	50-29-3	ug/L	10/25/2009							<0.032																			
4,4'-DDT	50-29-3	ug/L	5/10/2010	<0.032		<0.032	<0.032	<0.032	<0.032	<0.032			<0.032	<0.032	<0.032	<0.032			<0.032	<0.032									
4,4'-DDT	50-29-3	ug/L	4/4/2011									<0.032					<0.032	<0.032											
4,4'-DDT	50-29-3	ug/L	10/11/2012								<0.032																		
4,4'-DDT	50-29-3	ug/L	3/30/2013																							<0.032	<0.032		
4,4'-DDT	50-29-3	ug/L	7/10/2013																		<0.0327	<0.0323	<0.0323	<0.0348	<0.0348				
4,4'-DDT	50-29-3	ug/L	10/5/2015	<0.0327		<0.0337	<0.032	<0.0327	<0.0323				<0.0333	<0.0323	<0.032	<0.033			<0.0348	<0.0323									
4,4'-DDT	50-29-3	ug/L	4/4/2016									<0.032					0.0111J	<0.032											
4,4'-DDT	50-29-3	ug/L	5/1/2018																		<0.0333	<0.0323							
4,4'-DDT	50-29-3	ug/L	5/2/2018																				<0.0337	<0.0337	<0.0333				
4,4'-DDT	50-29-3	ug/L	3/30/2020	<0.0333		<0.0337	<0.0333	<0.0344	<0.0337				<0.0337	<0.0333	<0.0333	<0.0333			<0.033	<0.033									
4,4'-DDT	50-29-3	ug/L	6/24/2020		<0.0337																								
4,4'-DDT	50-29-3	ug/L	10/20/2021		<0.05							<0.05					<0.05	<0.05											
4,4'-DDT	50-29-3	ug/L	5/1/2023																		<0.064	<0.0744	<0.0711	<0.064	<0.064				
4,6-Dinitro-2-methylphenol	534-52-1	ug/L	4/14/2009	<10		<10	<10	<10	<10	<10																			

Table 9A
Analytical Data Summary - Series A HMSP Wells
2025 Annual Water Quality Report
Iowa City Sanitary Landfill
Permit No. 52-SDP-01-72P

Constituent	CAS	Units	Date	MW-17A-00	MW-18AR	MW-23A	MW-24A	MW-25A-00	MW-29A	MW-34A	MW-38A	MW-200A	MW-201A	MW-202A	MW-203A	MW-204A	MW-205A	MW-213A	MW-214A	MW-215A	MW-216A	MW-217A	MW-218A	MW-219A	MW-220A	MW-310A	MW-312A	MW-408	MW-410
4,6-Dinitro-2-methylphenol	534-52-1	ug/L	5/10/2010	<10		<10	<10	<10	<10	<10			<10	<10	<10	<10			<10	<10									
4,6-Dinitro-2-methylphenol	534-52-1	ug/L	4/4/2011									<10					<10	<10											
4,6-Dinitro-2-methylphenol	534-52-1	ug/L	3/30/2013																							<10	<10		
4,6-Dinitro-2-methylphenol	534-52-1	ug/L	7/10/2013																		<10.2	<10.1	<10.1	<106	<10.3				
4,6-Dinitro-2-methylphenol	534-52-1	ug/L	6/2/2014																					<10.1					
4,6-Dinitro-2-methylphenol	534-52-1	ug/L	10/15/2014																					<10					
4,6-Dinitro-2-methylphenol	534-52-1	ug/L	10/5/2015	<10.4		<10	<10.5	<10.5	<10.1				<10.8	<10.6	<10.5	<10.3			<11.1	<10.1									
4,6-Dinitro-2-methylphenol	534-52-1	ug/L	4/4/2016									<10					<10	<10											
4,6-Dinitro-2-methylphenol	534-52-1	ug/L	5/1/2018																		<10.4	<10.3							
4,6-Dinitro-2-methylphenol	534-52-1	ug/L	5/2/2018																				<10.4	<10.5	<10.4				
4,6-Dinitro-2-methylphenol	534-52-1	ug/L	3/30/2020	<10.4		<10.8	<10.3	<10.5	<10.3				<10.4	<10.4	<10.5	<10.1			<10.4	<10.4									
4,6-Dinitro-2-methylphenol	534-52-1	ug/L	6/24/2020		<10.4																								
4,6-Dinitro-2-methylphenol	534-52-1	ug/L	10/20/2021		<8							<8					<8	<8											
4,6-Dinitro-2-methylphenol	534-52-1	ug/L	5/1/2023																		<10.6	<10	<9.8	<10.6	<10				
4,6-Dinitro-2-methylphenol	534-52-1	ug/L	4/23/2025	<10.4										<10.4					<10.4										
4,6-Dinitro-2-methylphenol	534-52-1	ug/L	4/24/2025													<10.4													
4,6-Dinitro-2-methylphenol	534-52-1	ug/L	5/5/2025						<10.2																				
4,6-Dinitro-2-methylphenol	534-52-1	ug/L	5/6/2025										<10.4		<10.6														
4,6-Dinitro-2-methylphenol	534-52-1	ug/L	5/7/2025				<10.2													<10.6									
4,6-Dinitro-2-methylphenol	534-52-1	ug/L	5/8/2025			<9.80		<10.6																					
4-Aminobiphenyl	92-67-1	ug/L	4/14/2009	<20		<20	<20	<20	<20	<20																			
4-Aminobiphenyl	92-67-1	ug/L	5/10/2010	<10		<10	<10	<10	<10	<10			<10	<10	<10	<10			<10	<10									
4-Aminobiphenyl	92-67-1	ug/L	4/4/2011									<10					<10	<10											
4-Aminobiphenyl	92-67-1	ug/L	3/30/2013																							<10	<10		
4-Aminobiphenyl	92-67-1	ug/L	7/10/2013																		<10.2	<10.1	<10.1	<106	<10.3				
4-Aminobiphenyl	92-67-1	ug/L	6/2/2014																					<10.1					
4-Aminobiphenyl	92-67-1	ug/L	10/15/2014																					<10					
4-Aminobiphenyl	92-67-1	ug/L	10/5/2015	<10.4		<10	<10.5	<10.5	<10.1				<10.8	<10.6	<10.5	<10.3			<11.1	<10.1									
4-Aminobiphenyl	92-67-1	ug/L	4/4/2016									<10					<10	<10											
4-Aminobiphenyl	92-67-1	ug/L	5/1/2018																		<10.4	<10.3							
4-Aminobiphenyl	92-67-1	ug/L	5/2/2018																				<10.4	<10.5	<10.4				
4-Aminobiphenyl	92-67-1	ug/L	3/30/2020	<10.4		<10.8	<10.3	<10.5	<10.3				<10.4	<10.4	<10.5	<10.1			<10.4	<10.4									
4-Aminobiphenyl	92-67-1	ug/L	6/24/2020		<10.4																								
4-Aminobiphenyl	92-67-1	ug/L	10/20/2021		<8							<8					<8	<8											
4-Aminobiphenyl	92-67-1	ug/L	5/1/2023																		<10.6	<10	<9.8	<10.6	<10				
4-Aminobiphenyl	92-67-1	ug/L	4/23/2025	<10.4										<10.4					<10.4										
4-Aminobiphenyl	92-67-1	ug/L	4/24/2025													<10.4													
4-Aminobiphenyl	92-67-1	ug/L	5/5/2025						<10.2																				
4-Aminobiphenyl	92-67-1	ug/L	5/6/2025										<10.4		<10.6														
4-Aminobiphenyl	92-67-1	ug/L	5/7/2025				<10.2													<10.6									
4-Aminobiphenyl	92-67-1	ug/L	5/8/2025			<9.80		<10.6																					
4-Bromophenyl phenyl ether	101-55-3	ug/L	4/14/2009	<10		<10	<10	<10	<10	<10																			
4-Bromophenyl phenyl ether	101-55-3	ug/L	5/10/2010	<10		<10	<10	<10	<10	<10			<10	<10	<10	<10			<10	<10									
4-Bromophenyl phenyl ether	101-55-3	ug/L	4/4/2011									<10					<10	<10											
4-Bromophenyl phenyl ether	101-55-3	ug/L	3/30/2013																							<10	<10		
4-Bromophenyl phenyl ether	101-55-3	ug/L	7/10/2013																		<10.2	<10.1	<10.1	<106	<10.3				
4-Bromophenyl phenyl ether	101-55-3	ug/L	6/2/2014																					<10.1					
4-Bromophenyl phenyl ether	101-55-3	ug/L	10/15/2014																					<10					
4-Bromophenyl phenyl ether	101-55-3	ug/L	10/5/2015	<10.4		<10	<10.5	<10.5	<10.1				<10.8	<10.6	<10.5	<10.3			<11.1	<10.1									
4-Bromophenyl phenyl ether	101-55-3	ug/L	4/4/2016									<10					<10	<10											
4-Bromophenyl phenyl ether	101-55-3	ug/L	5/1/2018																		<10.4	<10.3							
4-Bromophenyl phenyl ether	101-55-3	ug/L	5/2/2018																				<10.4	<10.5	<10.4				
4-Bromophenyl phenyl ether	101-55-3	ug/L	3/30/2020	<10.4		<10.8	<10.3	<10.5	<10.3				<10.4	<10.4	<10.5	<10.1			<10.4	<10.4									
4-Bromophenyl phenyl ether	101-55-3	ug/L	6/24/2020		<10.4																								
4-Bromophenyl phenyl ether	101-55-3	ug/L	10/20/2021		<8							<8					<8	<8											
4-Bromophenyl phenyl ether	101-55-3	ug/L	5/1/2023																		<10.6	<10	<9.8	<10.6	<10				
4-Bromophenyl phenyl ether	101-55-3	ug/L	4/23/2025	<10.4										<10.4					<10.4										
4-Bromophenyl phenyl ether	101-55-3	ug/L	4/24/2025													<10.4													
4-Bromophenyl phenyl ether	101-55-3	ug/L	5/5/2025						<10.2																				
4-Bromophenyl phenyl ether	101-55-3	ug/L	5/6/2025										<10.4		<10.6														
4-Bromophenyl phenyl ether	101-55-3	ug/L	5/7/2025				<10.2													<10.6									
4-Bromophenyl phenyl ether	101-55-3	ug/L	5/8/2025			<9.80		<10.6																					
4-Chloro-3-methylphenol	59-50-7	ug/L	4/14/2009	<10		<10	<10	<10	<10	<10																			
4-Chloro-3-methylphenol	59-50-7	ug/L	5/10/2010	<10		<10	<10	<10	<10	<10			<10	<10	<10	<10			<10	<10									
4-Chloro-3-methylphenol	59-50-7	ug/L	4/4/2011									<10					<10	<10											
4-Chloro-3-methylphenol	59-50-7	ug/L	3/30/2013																							<10	<10		
4-Chloro-3-methylphenol	59-50-7	ug/L	7/10/2013																		<10.2	<10.1	<10.1	<106	<10.3				
4-Chloro-3-methylphenol	59-50-7	ug/L	6/2/2014																					<10.1					
4-Chloro-3-methylphenol	59-50-7	ug/L	10/15/2014																					<10					
4-Chloro-3-methylphenol	59-50-7	ug/L	10/5/2015	<10.4		<10	<10.5	<10.5	<10.1				<10.8	<10.6	<10.5	<10.3			<11.1	<10.1									
4-Chloro-3-methylphenol	59-50-7	ug/L	4/4/2016									<10					<10	<10											
4-Chloro-3-methylphenol	59-50-7	ug/L	5/1/2018																		0.644J	<10.3							
4-Chloro-3-methylphenol	59-50-7	ug/L	5/2/2018																				<10.4	<10.5	<10.4				
4-Chloro-3-methylphenol	59-50-7	ug/L	3/30/2020	<10.4		<10.8	<10.3	<10.5	<10.3				<10.4	<10.4	<10.5	<10.1			<10.4	<10.4									
4-Chloro-3-methylphenol	59-50-7	ug/L	6/24/2020		<10.4																								
4-Chloro-3-methylphenol	59-50-7	ug/L	10/20/2021		<8							<8					<8	<8											
4-Chloro-3-methylphenol	59-50-7	ug/L	5/1/2023																		<10.6	<10	<9.8	<10.6	<10				
4-Chloro-3-methylphenol	59-50-7	ug/L	4/23/2025	<10.4										<10.4					<10.4										
4-Chloro-3-methylphenol	59-50-7	ug/L	4/24/2025													<10.4													
4-Chloro-3-methylphenol	59-50-7	ug/L	5/5/2025						<10.2																				
4-Chloro-3-methylphenol	59-50-7	ug/L	5/6/2025										<10.4		<10.6														
4-Chloro-3-methylphenol	59-50-7	ug/L	5/7/2025				<10.2													<10.6									
4-Chloro-3-methylphenol	59-50-7	ug/L	5/8/2025			<9.80		<10.6																					
4-Chloroaniline	106-47-8	ug/L	4/23/2025	<10.4										<10.4					<10.4										
4-Chloroaniline	106-47-8	ug/L	4/24/2025													<10.4													
4-Chloroaniline	106-47-8	ug/L	5/5/2025						<10.2																				
4-Chloroaniline	106-47-8	ug/L	5/6/2025										<10.4		<10.6														
4-Chloroaniline	106-47-8	ug/L	5/7/2025				<10.2													<10.6									
4-Chloroaniline	106-47-8	ug/L	5/8/2025			<9.80		<10.6																					
4-Chlorophenyl phenyl ether	7005-72-3	ug/L	4/14/2009	<10		<10	<10	<10	<10	<10																			
4-Chlorophenyl phenyl ether	7005-72-3	ug/L	5/10/2010	<10		<10	<10	<10	<10	<10			<10	<10	<10	<10			<10	<10									
4-Chlorophenyl phenyl ether	7005-72-3	ug/L	4/4/2011									<10					<10	<10											
4-Chlorophenyl phenyl ether	7005-72-3	ug/L	3/30/2013																							<10	<10		
4-Chlorophenyl phenyl ether	7005-72-3	ug/L	7/10/2013																		<10.2	<10.1	<10.1	<106	<10.3				
4-Chlorophenyl phenyl ether	7005-72-3	ug/L	6/2/2014																					<10.1					
4-Chlorophenyl phenyl ether	7005-72-3	ug/L	10/15/2014																					<10					
4-Chlorophenyl phenyl ether	7005-72-3	ug/L	10/5/2015	<10.4		<10	<10.5	<10.5	<10.1				<10.8	<10.6	<10.5	<10.3			<11.1	<10.1									
4-Chlorophenyl phenyl ether	7005-72-3	ug/L	4/4/2016									<10					<10	<10											
4-Chlorophenyl phenyl ether	7005-72-3	ug/L	5/1/2018																		<10.4	<10.3							
4-Chlorophenyl phenyl ether	7005-72-3	ug/L	5/2/2018																				<10.4	<10.5	<10.4				
4-Chlorophenyl phenyl ether	7005-72-3	ug/L	3/30/2020	<10.4		<10.8	<10.3	<10.5	<10.3				<10.4	<10.4	<10.5	<10.1			<10.4	<10.4									
4-Chlorophenyl phenyl ether	7005-72-3	ug/L	6/24/2020		<10.4																								
4-Chlorophenyl phenyl ether	7005-72-3	ug/L	10/20/2021		<8							<8					<8	<8											
4-Chlorophenyl phenyl ether	7005-72-3	ug/L	5/1/2023																		<10.6	<10	<9.8	<10.6	<10				
4-Chlorophenyl phenyl ether	7005-72-3	ug/L	4/23/2025	<10.4										<10.4					<10.4										

Table 9A
Analytical Data Summary - Series A HMSP Wells
2025 Annual Water Quality Report
Iowa City Sanitary Landfill
Permit No. 52-SDP-01-72P

Constituent	CAS	Units	Date	MW-17A-00	MW-18AR	MW-23A	MW-24A	MW-25A-00	MW-29A	MW-34A	MW-38A	MW-200A	MW-201A	MW-202A	MW-203A	MW-204A	MW-205A	MW-213A	MW-214A	MW-215A	MW-216A	MW-217A	MW-218A	MW-219A	MW-220A	MW-310A	MW-312A	MW-408	MW-410
4-Chlorophenyl phenyl ether	7005-72-3	ug/L	4/24/2025													<10.4													
4-Chlorophenyl phenyl ether	7005-72-3	ug/L	5/5/2025						<10.2																				
4-Chlorophenyl phenyl ether	7005-72-3	ug/L	5/6/2025										<10.4		<10.6														
4-Chlorophenyl phenyl ether	7005-72-3	ug/L	5/7/2025				<10.2													<10.6									
4-Chlorophenyl phenyl ether	7005-72-3	ug/L	5/8/2025			<9.80		<10.6																					
4-Methyl-2-pentanone (MIBK)	108-10-1	ug/L	2/27/2008	<10		<10	<10	<10	<10	<10																			
4-Methyl-2-pentanone (MIBK)	108-10-1	ug/L	5/12/2008	<10		<10	<10	<10	<10	<10																			
4-Methyl-2-pentanone (MIBK)	108-10-1	ug/L	7/13/2008	<10		<10	<10	<10	<10	<10																			
4-Methyl-2-pentanone (MIBK)	108-10-1	ug/L	9/14/2008	<10		<10	<10	<10	<10	<10																			
4-Methyl-2-pentanone (MIBK)	108-10-1	ug/L	11/17/2008	<10		<10	<10	<10	<10	<10																			
4-Methyl-2-pentanone (MIBK)	108-10-1	ug/L	4/14/2009	<10		<10	<10	<10	<10	<10																			
4-Methyl-2-pentanone (MIBK)	108-10-1	ug/L	7/7/2009										<10	<10	<10	<10			<10	<10									
4-Methyl-2-pentanone (MIBK)	108-10-1	ug/L	9/2/2009										<10	<10	<10	<10			<10	<10									
4-Methyl-2-pentanone (MIBK)	108-10-1	ug/L	10/25/2009	<10		<10	<10	<10	<10	<10			<10	<10	<10	<10			<10	<10									
4-Methyl-2-pentanone (MIBK)	108-10-1	ug/L	1/2/2010										<10	<10	<10	<10			<10	<10									
4-Methyl-2-pentanone (MIBK)	108-10-1	ug/L	3/3/2010									<10	<10	<10	<10	<10	<10	<10	<10	<10									
4-Methyl-2-pentanone (MIBK)	108-10-1	ug/L	5/10/2010	<10		<10	<10	<10	<10	<10		<10	<10	<10	<10	<10	<10	<10	<10	<10									
4-Methyl-2-pentanone (MIBK)	108-10-1	ug/L	7/8/2010									<10					<10	<10											
4-Methyl-2-pentanone (MIBK)	108-10-1	ug/L	9/13/2010									<10					<10	<10											
4-Methyl-2-pentanone (MIBK)	108-10-1	ug/L	11/1/2010	<10		<10		<10	<10	<10			<10	<10	<10	<10													
4-Methyl-2-pentanone (MIBK)	108-10-1	ug/L	1/10/2011									<10					<10	<10											
4-Methyl-2-pentanone (MIBK)	108-10-1	ug/L	4/4/2011									<10					<10	<10											
4-Methyl-2-pentanone (MIBK)	108-10-1	ug/L	8/11/2011																							<10			
4-Methyl-2-pentanone (MIBK)	108-10-1	ug/L	10/13/2011	<10		<10		<10	<10	<10		<10	<10	<10	<10	<10	<10	<10	<10							<10			
4-Methyl-2-pentanone (MIBK)	108-10-1	ug/L	12/5/2011				<10													<10						<10			
4-Methyl-2-pentanone (MIBK)	108-10-1	ug/L	4/11/2012	<10		<10	<10	<10	<10	<10		<10	<10	<10	<10	<10	<10	<10	<10	<10						<10	<10		
4-Methyl-2-pentanone (MIBK)	108-10-1	ug/L	6/25/2012					<10		<10																<10	<10		
4-Methyl-2-pentanone (MIBK)	108-10-1	ug/L	8/1/2012							<10	<10										<10	<10	<10	<10	<10	<10	<10		
4-Methyl-2-pentanone (MIBK)	108-10-1	ug/L	10/11/2012	<10		<10	<10	<10	<10		<10	<10		<10	<10	<10	<10	<10	<10	<10	<10	<10	<10	<10	<10	<10	<10		
4-Methyl-2-pentanone (MIBK)	108-10-1	ug/L	12/13/2012								<10										<10	<10	<10	<10	<10		<10		
4-Methyl-2-pentanone (MIBK)	108-10-1	ug/L	2/4/2013								<10										<10	<10	<10	<10	<10				
4-Methyl-2-pentanone (MIBK)	108-10-1	ug/L	3/30/2013	<10		<10	<10	<10	<10		<10	<10		<10	<10	<10	<10	<10	<10	<10	<10	<10	<10	<10	<10	<10	<10		
4-Methyl-2-pentanone (MIBK)	108-10-1	ug/L	7/10/2013																		<10	<10	<10	<10	<10				
4-Methyl-2-pentanone (MIBK)	108-10-1	ug/L	10/7/2013	<10		<10			<10	<10	<10	<10	<10	<10	<10	<10	<10	<10	<10		<10	<10	<10	<10	<10		<10		
4-Methyl-2-pentanone (MIBK)	108-10-1	ug/L	6/2/2014	<10		<10	<10	<10	<10	<10	<10	<10	<10	<10	<10	<10	<10	<10	<10	<10	<10	<10	<10	<10	<10				
4-Methyl-2-pentanone (MIBK)	108-10-1	ug/L	10/15/2014	<10		<10	<10	<10	<10	<10	<10	<10	<10	<10	<10	<10	<10	<10	<10	<10	<10	<10	<10	<10	<10				
4-Methyl-2-pentanone (MIBK)	108-10-1	ug/L	4/6/2015	<10		<10	<10	<10	<10	<10	<10	<10	<10	<10	<10	<10	<10	<10	<10	<10	<10	<10	<10	<10	<10				
4-Methyl-2-pentanone (MIBK)	108-10-1	ug/L	10/5/2015	<10		<10	<10	<10	<10	<10	<10	<10	<10	<10	<10	<10	<10	<10	<10	<10	<10	<10	<10	<10	<10				
4-Methyl-2-pentanone (MIBK)	108-10-1	ug/L	4/4/2016	<10		<10	<10	<10	<10	<10	<10	<10	<10	<10	<10	<10	<10	<10	<10	<10	<10	<10	<10	<10	<10				
4-Methyl-2-pentanone (MIBK)	108-10-1	ug/L	10/17/2016	<10		<10	<10	<10	<10	<10	<10	<10	<10	<10	<10	<10	<10	<10	<10	<10	<10	<10	<10	<10	<10				
4-Methyl-2-pentanone (MIBK)	108-10-1	ug/L	4/17/2017	<10		<10	<10	<10	<10	<10	<10	<10	<10	<10	<10	<10	<10	<10	<10	<10	<10	<10	<10	<10	<10				
4-Methyl-2-pentanone (MIBK)	108-10-1	ug/L	10/11/2017	<10		<10	<10	<10	<10	<10	<10	<10	<10	<10	<10	<10	<10	<10	<10	<10	<10	<10	<10	<10	<10				
4-Methyl-2-pentanone (MIBK)	108-10-1	ug/L	4/20/2018											<10					<10	<10									
4-Methyl-2-pentanone (MIBK)	108-10-1	ug/L	4/23/2018	<10								<10	<10		<10	<10	<10												
4-Methyl-2-pentanone (MIBK)	108-10-1	ug/L	4/25/2018						<10																				
4-Methyl-2-pentanone (MIBK)	108-10-1	ug/L	4/30/2018			<10	<10	<10										<10											
4-Methyl-2-pentanone (MIBK)	108-10-1	ug/L	5/1/2018								<10										<10	<10							
4-Methyl-2-pentanone (MIBK)	108-10-1	ug/L	5/2/2018																				<10	<10	<10				
4-Methyl-2-pentanone (MIBK)	108-10-1	ug/L	10/16/2018	<10		<10	<10	<10	<10	<10	<10	<10	<10	<10	<10	<10	<10	<10	<10	<10	<10	<10	<10	<10	<10				
4-Methyl-2-pentanone (MIBK)	108-10-1	ug/L	4/16/2019	<10		<10	<10	<10	<10	<10	<10	<10	<10	<10	<10	<10	<10	<10	<10	<10	<10	<10	<10	<10	<10				
4-Methyl-2-pentanone (MIBK)	108-10-1	ug/L	10/1/2019	<10	<10	<10	<10	<10	<10	<10	<10	<10	<10	<10	<10	<10	<10	<10	<10	<10	<10	<10	<10	<10	<10				
4-Methyl-2-pentanone (MIBK)	108-10-1	ug/L	3/30/2020	<10	<10	<10	<10	<10	<10	<10	<10	<10	<10	<10	<10	<10	<10	<10	<10	<10	<10	<10	<10	<10	<10				
4-Methyl-2-pentanone (MIBK)	108-10-1	ug/L	6/24/2020		<10																								
4-Methyl-2-pentanone (MIBK)	108-10-1	ug/L	10/7/2020	<10	<10	<10	<10	<10	<10	<10	<10	<10	<10	<10	<10	<10	<10	<10	<10	<10	<10	<10	<10	<10	<10				
4-Methyl-2-pentanone (MIBK)	108-10-1	ug/L	1/21/2021		<5																								
4-Methyl-2-pentanone (MIBK)	108-10-1	ug/L	4/13/2021	<5	<5	<5	<5	<5	<5	<5	<5	<5	<5	<5	<5	<5	<5	<5	<5	<5	<5	<5	<5	<5	<5				
4-Methyl-2-pentanone (MIBK)	108-10-1	ug/L	10/20/2021		<5			<5	<5			<5	<5				<5	<5			<5	<5	<5	<5	<5	<5	<5	<5	<5
4-Methyl-2-pentanone (MIBK)	108-10-1	ug/L	5/2/2022		<5			<5	<5	<5	1.4J	<5	<5								1.6J	1.6J	1.3J	<5	<5	<5	<5	<5	<5
4-Methyl-2-pentanone (MIBK)	108-10-1	ug/L	10/14/2022		<5			<5	<5			<5	<5								<5	<5	<5	<5	<5	<5	<5	<5	1.1J
4-Methyl-2-pentanone (MIBK)	108-10-1	ug/L	5/1/2023	<10	<10	<10	<10	<10	<10	<10	<10	<10	<10	<10	<10			<10	<10	<10	<10	<10	<10	<10	<10	<10	<10	<10	<10
4-Methyl-2-pentanone (MIBK)	108-10-1	ug/L	10/16/2023		<10			<10	<10			<10	<10								<10	<10	<10	<10	<10	<10	<10	<10	<10
4-Methyl-2-pentanone (MIBK)	108-10-1	ug/L	4/29/2024		<10			<10	<10	<10	<10	<10	<10								<10	<10	<10	<10	<10	<10	<10	<10	<10
4-Methyl-2-pentanone (MIBK)	108-10-1	ug/L	10/9/2024		<10.0								<10.0														<10.0		
4-Methyl-2-pentanone (MIBK)	108-10-1	ug/L	10/10/2024						<10.0			<10.0														<10.0		<10.0	
4-Methyl-2-pentanone (MIBK)	108-10-1	ug/L	10/14/2024																		<10.0	<10.0		<10.0					<10.0
4-Methyl-2-pentanone (MIBK)	108-10-1	ug/L	10/15/2024																				<10.0		<10.0				
4-Methyl-2-pentanone (MIBK)	108-10-1	ug/L	4/23/2025	<10.0										<10.0					<10.0										
4-Methyl-2-pentanone (MIBK)	108-10-1	ug/L	4/24/2025													<10.0													
4-Methyl-2-pentanone (MIBK)	108-10-1	ug/L	4/30/2025		<10.0							<10.0														<10.0	<10.0		
4-Methyl-2-pentanone (MIBK)	108-10-1	ug/L	5/5/2025						<10.0																			<10.0	
4-Methyl-2-pentanone (MIBK)	108-10-1	ug/L	5/6/2025										<10.0		<10.0														
4-Methyl-2-pentanone (MIBK)	108-10-1	ug/L	5/7/2025				<10.0													<10.0	<10.0	<10.0	<10.0						
4-Methyl-2-pentanone (MIBK)	108-10-1	ug/L	5/8/2025			<10.0		<10.0																					<10.0
4-Methyl-2-pentanone (MIBK)	108-10-1	ug/L	5/9/2025							<10.0	<10.0													<10.0	<10.0				
4-Methyl-2-pentanone (MIBK)	108-10-1	ug/L	10/21/2025						<10.0																	<10.0	<10.0	<10.0	
4-Methyl-2-pentanone (MIBK)	108-10-1	ug/L	10/22/2025		<10.0							<10.0	<10.0																
4-Methyl-2-pentanone (MIBK)	108-10-1	ug/L	10/23/2025					<10.0													<10.0	<10.0	<10.0	<10.0	<10.0				
4-Methyl-2-pentanone (MIBK)	108-10-1	ug/L	10/24/2025																										<10.0
4-Nitroaniline	100-01-6	ug/L	4/14/2009	<10		<10	<10	<10	<10	<10																			
4-Nitroaniline	100-01-6	ug/L	5/10/2010	<10		<10	<10	<10	<10	<10			<10	<10	<10	<10			<10	<10									
4-Nitroaniline	100-01-6	ug/L	4/4/2011									<10					<10	<10											
4-Nitroaniline	100-01-6	ug/L	3/30/2013																							<10	<10		
4-Nitroaniline	100-01-6	ug/L	7/10/2013																		<10.2	<10.1	<10.1	<106	<10.3				
4-Nitroaniline	100-01-6	ug/L	6/2/2014																					<10.1					
4-Nitroaniline	100-01-6	ug/L	10/15/2014																					<10					
4-Nitroaniline	100-01-6	ug/L	10/5/2015	<10.4		<10	<10.5	<10.5	<10.1				<10.8	<10.6	<10.5	<10.3			<11.1	<10.1									
4-Nitroaniline	100-01-6	ug/L	4/4/2016									<10					<10	<10											
4-Nitroaniline	100-01-6	ug/L	5/1/2018																		<10.4	<10.3							
4-Nitroaniline	100-01-6	ug/L	5/2/2018																				<10.4	<10.5	<10.4				
4-Nitroaniline	100-01-6	ug/L	3/30/2020	<10.4		<10.8	<10.3	<10.5	<10.3				<10.4	<10.4	<10.5	<10.1			<10.4	<10.4									
4-Nitroaniline	100-01-6	ug/L	6/24/2020		<10.4																								
4-Nitroaniline	100-01-6	ug/L	10/20/2021		<8							<8					<8	<8											
4-Nitroaniline	100-01-6	ug/L	5/1/2023																		<10.6	<10	<9.8	<10.6	<10				
4-Nitroaniline	100-01-6	ug/L	4/23/2025	<10.4										<10.4					<10.4										
4-Nitroaniline	100-01-6	ug/L	4/24/2025													<10.4													
4-Nitroaniline	100-01-6	ug/L	5/5/2025						<10.2																				
4-Nitroaniline	100-01-6	ug/L	5/6/2025										<10.4		<10.6														
4-Nitroaniline	100-01-6	ug/L	5/7/2025				<10.2													<10.6									
4-Nitroaniline	100-01-6	ug/L	5/8/2025			<9.80		<10.6																					
4-Nitrophenol	100-02-7	ug/L	4/14/2009	<10		<10	<10	<10	<10	<10																			
4-Nitrophenol	100-02-7	ug/L	5/10/2010	<10		<10	<10	<10	<10	<10			<10	<10	<10	<10			<10	<10									
4-Nitrophenol	100-02-7	ug/L	4/4/2011									<10					<10	<10											
4-Nitrophenol	100-02-7	ug/L	3/30/2013																							<10	<10		
4-Nitrophenol	100-02-7	ug/L	7/10/2013																		<10.2	<10.1	<10.1	<106	<10.3				
4-Nitrophenol	100-02-7	ug/L	6/2/2014																					<10.1					

Table 9A
Analytical Data Summary - Series A HMSP Wells
2025 Annual Water Quality Report
Iowa City Sanitary Landfill
Permit No. 52-SDP-01-72P

Constituent	CAS	Units	Date	MW-17A-00	MW-18AR	MW-23A	MW-24A	MW-25A-00	MW-29A	MW-34A	MW-38A	MW-200A	MW-201A	MW-202A	MW-203A	MW-204A	MW-205A	MW-213A	MW-214A	MW-215A	MW-216A	MW-217A	MW-218A	MW-219A	MW-220A	MW-310A	MW-312A	MW-408	MW-410
4-Nitrophenol	100-02-7	ug/L	10/15/2014																					<10					
4-Nitrophenol	100-02-7	ug/L	10/5/2015	<10.4		<10	<10.5	<10.5	<10.1				<10.8	<10.6	<10.5	<10.3			<11.1	<10.1									
4-Nitrophenol	100-02-7	ug/L	4/4/2016									<10					<10	<10											
4-Nitrophenol	100-02-7	ug/L	5/1/2018																		<10.4	<10.3							
4-Nitrophenol	100-02-7	ug/L	5/2/2018																				<10.4	<10.5	<10.4				
4-Nitrophenol	100-02-7	ug/L	3/30/2020	<10.4		<10.8	<10.3	<10.5	<10.3				<10.4	<10.4	<10.5	<10.1			<10.4	<10.4									
4-Nitrophenol	100-02-7	ug/L	6/24/2020		<10.4																								
4-Nitrophenol	100-02-7	ug/L	10/20/2021		<8							<8					<8	<8											
4-Nitrophenol	100-02-7	ug/L	5/1/2023																		<10.6	<10	<9.8	<10.6	<10				
4-Nitrophenol	100-02-7	ug/L	4/23/2025	<10.4										<10.4					<10.4										
4-Nitrophenol	100-02-7	ug/L	4/24/2025													<10.4													
4-Nitrophenol	100-02-7	ug/L	5/5/2025						<10.2																				
4-Nitrophenol	100-02-7	ug/L	5/6/2025										<10.4		<10.6														
4-Nitrophenol	100-02-7	ug/L	5/7/2025				<10.2													<10.6									
4-Nitrophenol	100-02-7	ug/L	5/8/2025			<9.80		<10.6																					
5-Nitro-o-toluidine	99-55-8	ug/L	4/14/2009	<10		<10	<10	<10	<10	<10																			
5-Nitro-o-toluidine	99-55-8	ug/L	5/10/2010	<10		<10	<10	<10	<10	<10			<10	<10	<10	<10			<10	<10									
5-Nitro-o-toluidine	99-55-8	ug/L	4/4/2011									<10					<10	<10											
5-Nitro-o-toluidine	99-55-8	ug/L	3/30/2013																							<10	<10		
5-Nitro-o-toluidine	99-55-8	ug/L	7/10/2013																		<10.2	<10.1	<10.1	<106	<10.3				
5-Nitro-o-toluidine	99-55-8	ug/L	6/2/2014																					<10.1					
5-Nitro-o-toluidine	99-55-8	ug/L	10/15/2014																					<10					
5-Nitro-o-toluidine	99-55-8	ug/L	10/5/2015	<10.4		<10	<10.5	<10.5	<10.1				<10.8	<10.6	<10.5	<10.3			<11.1	<10.1									
5-Nitro-o-toluidine	99-55-8	ug/L	4/4/2016									<10					<10	<10											
5-Nitro-o-toluidine	99-55-8	ug/L	5/1/2018																		<10.4	<10.3							
5-Nitro-o-toluidine	99-55-8	ug/L	5/2/2018																				<10.4	<10.5	<10.4				
5-Nitro-o-toluidine	99-55-8	ug/L	3/30/2020	<10.4		<10.8	<10.3	<10.5	<10.3				<10.4	<10.4	<10.5	<10.1			<10.4	<10.4									
5-Nitro-o-toluidine	99-55-8	ug/L	6/24/2020		<10.4																								
5-Nitro-o-toluidine	99-55-8	ug/L	10/20/2021		<8							<8					<8	<8											
5-Nitro-o-toluidine	99-55-8	ug/L	5/1/2023																		<10.6	<10	<9.8	<10.6	<10				
5-Nitro-o-toluidine	99-55-8	ug/L	4/23/2025	<10.4										<10.4					<10.4										
5-Nitro-o-toluidine	99-55-8	ug/L	4/24/2025													<10.4													
5-Nitro-o-toluidine	99-55-8	ug/L	5/5/2025						<10.2																				
5-Nitro-o-toluidine	99-55-8	ug/L	5/6/2025										<10.4		<10.6														
5-Nitro-o-toluidine	99-55-8	ug/L	5/7/2025				<10.2													<10.6									
5-Nitro-o-toluidine	99-55-8	ug/L	5/8/2025			<9.80		<10.6																					
7,12-Dimethylbenz(a)anthracene	57-97-6	ug/L	4/23/2025	<10.4										<10.4					<10.4										
7,12-Dimethylbenz(a)anthracene	57-97-6	ug/L	4/24/2025													<10.4													
7,12-Dimethylbenz(a)anthracene	57-97-6	ug/L	5/5/2025						<10.2																				
7,12-Dimethylbenz(a)anthracene	57-97-6	ug/L	5/6/2025										<10.4		<10.6														
7,12-Dimethylbenz(a)anthracene	57-97-6	ug/L	5/7/2025				<10.2													<10.6									
7,12-Dimethylbenz(a)anthracene	57-97-6	ug/L	5/8/2025			<9.80		<10.6																					
7,12-Dimethylbenz[a]anthracene	57-97-6	ug/L	4/14/2009	<10		<10	<10	<10	<10	<10																			
7,12-Dimethylbenz[a]anthracene	57-97-6	ug/L	5/10/2010	<10		<10	<10	<10	<10	<10			<10	<10	<10	<10			<10	<10									
7,12-Dimethylbenz[a]anthracene	57-97-6	ug/L	4/4/2011									<10					<10	<10											
7,12-Dimethylbenz[a]anthracene	57-97-6	ug/L	3/30/2013																							<10	<10		
7,12-Dimethylbenz[a]anthracene	57-97-6	ug/L	7/10/2013																		<10.2	<10.1	<10.1	<106	<10.3				
7,12-Dimethylbenz[a]anthracene	57-97-6	ug/L	6/2/2014																					<10.1					
7,12-Dimethylbenz[a]anthracene	57-97-6	ug/L	10/15/2014																					<10					
7,12-Dimethylbenz[a]anthracene	57-97-6	ug/L	10/5/2015	<10.4		<10	<10.5	<10.5	<10.1				<10.8	<10.6	<10.5	<10.3			<11.1	<10.1									
7,12-Dimethylbenz[a]anthracene	57-97-6	ug/L	4/4/2016									<10					<10	<10											
7,12-Dimethylbenz[a]anthracene	57-97-6	ug/L	5/1/2018																		<10.4	<10.3							
7,12-Dimethylbenz[a]anthracene	57-97-6	ug/L	5/2/2018																				<10.4	<10.5	<10.4				
7,12-Dimethylbenz[a]anthracene	57-97-6	ug/L	3/30/2020	<10.4		<10.8	<10.3	<10.5	<10.3				<10.4	<10.4	<10.5	<10.1			<10.4	<10.4									
7,12-Dimethylbenz[a]anthracene	57-97-6	ug/L	6/24/2020		<10.4																								
7,12-Dimethylbenz[a]anthracene	57-97-6	ug/L	10/20/2021		<8							<8					<8	<8											
7,12-Dimethylbenz[a]anthracene	57-97-6	ug/L	5/1/2023																		<10.6	<10	<9.8	<10.6	<10				
Acenaphthene	83-32-9	ug/L	4/14/2009	<10		<10	<10	<10	<10	<10																			
Acenaphthene	83-32-9	ug/L	5/10/2010	<10		<10	<10	<10	<10	<10			<10	<10	<10	<10			<10	<10									
Acenaphthene	83-32-9	ug/L	4/4/2011									<10					<10	<10											
Acenaphthene	83-32-9	ug/L	3/30/2013																							<10	<10		
Acenaphthene	83-32-9	ug/L	7/10/2013																		<10.2	<10.1	<10.1	<106	<10.3				
Acenaphthene	83-32-9	ug/L	6/2/2014																					<10.1					
Acenaphthene	83-32-9	ug/L	10/15/2014																					<10					
Acenaphthene	83-32-9	ug/L	10/5/2015	<10.4		<10	<10.5	<10.5	<10.1				<10.8	<10.6	<10.5	<10.3			<11.1	<10.1									
Acenaphthene	83-32-9	ug/L	4/4/2016									<10					<10	<10											
Acenaphthene	83-32-9	ug/L	5/1/2018																		<10.4	<10.3							
Acenaphthene	83-32-9	ug/L	5/2/2018																				<10.4	<10.5	<10.4				
Acenaphthene	83-32-9	ug/L	3/30/2020	<10.4		<10.8	<10.3	<10.5	<10.3				<10.4	<10.4	<10.5	<10.1			<10.4	<10.4									
Acenaphthene	83-32-9	ug/L	6/24/2020		<10.4																								
Acenaphthene	83-32-9	ug/L	10/20/2021		<8							<8					<8	<8											
Acenaphthene	83-32-9	ug/L	5/1/2023																		<10.6	<10	<9.8	<10.6	<10				
Acenaphthene	83-32-9	ug/L	4/23/2025	<10.4										<10.4					<10.4										
Acenaphthene	83-32-9	ug/L	4/24/2025													<10.4													
Acenaphthene	83-32-9	ug/L	5/5/2025						<10.2																				
Acenaphthene	83-32-9	ug/L	5/6/2025										<10.4		<10.6														
Acenaphthene	83-32-9	ug/L	5/7/2025				<10.2													<10.6									
Acenaphthene	83-32-9	ug/L	5/8/2025			<9.80		<10.6																					
Acenaphthylene	208-96-8	ug/L	4/14/2009	<10		<10	<10	<10	<10	<10																			
Acenaphthylene	208-96-8	ug/L	5/10/2010	<10		<10	<10	<10	<10	<10			<10	<10	<10	<10			<10	<10									
Acenaphthylene	208-96-8	ug/L	4/4/2011									<10					<10	<10											
Acenaphthylene	208-96-8	ug/L	3/30/2013																							<10	<10		
Acenaphthylene	208-96-8	ug/L	7/10/2013																		<10.2	<10.1	<10.1	<106	<10.3				
Acenaphthylene	208-96-8	ug/L	6/2/2014																					<10.1					
Acenaphthylene	208-96-8	ug/L	10/15/2014																					<10					
Acenaphthylene	208-96-8	ug/L	10/5/2015	<10.4		<10	<10.5	<10.5	<10.1				<10.8	<10.6	<10.5	<10.3			<11.1	<10.1									
Acenaphthylene	208-96-8	ug/L	4/4/2016									<10					<10	<10											
Acenaphthylene	208-96-8	ug/L	5/1/2018																		<10.4	<10.3							
Acenaphthylene	208-96-8	ug/L	5/2/2018																				<10.4	<10.5	<10.4				
Acenaphthylene	208-96-8	ug/L	3/30/2020	<10.4		<10.8	<10.3	<10.5	<10.3				<10.4	<10.4	<10.5	<10.1			<10.4	<10.4									
Acenaphthylene	208-96-8	ug/L	6/24/2020		<10.4																								
Acenaphthylene	208-96-8	ug/L	10/20/2021		<8							<8					<8	<8											
Acenaphthylene	208-96-8	ug/L	5/1/2023																		<10.6	<10	<9.8	<10.6	<10				
Acenaphthylene	208-96-8	ug/L	4/23/2025	<10.4										<10.4					<10.4										
Acenaphthylene	208-96-8	ug/L	4/24/2025													<10.4													
Acenaphthylene	208-96-8	ug/L	5/5/2025						<10.2																				
Acenaphthylene	208-96-8	ug/L	5/6/2025										<10.4		<10.6														
Acenaphthylene	208-96-8	ug/L	5/7/2025				<10.2													<10.6									
Acenaphthylene	208-96-8	ug/L	5/8/2025			<9.80		<10.6																					
Acetone	67-64-1	ug/L	2/27/2008	<10		<10	<10	<10	<10	<10																			
Acetone	67-64-1	ug/L	5/12/2008	<10		<10	<10	<10	<10	<10																			110/2008
Acetone	67-64-1	ug/L	7/13/2008	<10		<10	<10	<10	<10	<10																			
Acetone	67-64-1	ug/L	9/14/2008	<10		<10	<10	<10	<10	<10																			
Acetone	67-64-1	ug/L	11/17/2008	<10		<10	<10	<10	<10	<10																			
Acetone	67-64-1	ug/L	4/14/2009	<10		<10	<10	<10	<10	<10																			

Table 9A
Analytical Data Summary - Series A HMSP Wells
2025 Annual Water Quality Report
Iowa City Sanitary Landfill
Permit No. 52-SDP-01-72P

Constituent	CAS	Units	Date	MW-17A-00	MW-18AR	MW-23A	MW-24A	MW-25A-00	MW-29A	MW-34A	MW-38A	MW-200A	MW-201A	MW-202A	MW-203A	MW-204A	MW-205A	MW-213A	MW-214A	MW-215A	MW-216A	MW-217A	MW-218A	MW-219A	MW-220A	MW-310A	MW-312A	MW-408	MW-410
Acetone	67-64-1	ug/L	7/7/2009										<10	<10	<10	<10			<10	<10									
Acetone	67-64-1	ug/L	9/2/2009										<10	<10	<10	<10			<10	<10									
Acetone	67-64-1	ug/L	10/25/2009	<10		19.3	<10	<10	<10	<10			<10	<10	<10	<10			<10	<10									
Acetone	67-64-1	ug/L	1/2/2010										<10	<10	<10	<10			<10	<10									
Acetone	67-64-1	ug/L	3/3/2010									<10	<10	<10	<10	<10	<10	<10	<10	<10									
Acetone	67-64-1	ug/L	5/10/2010	<10		<10	<10	<10	<10	<10		<10	<10	<10	<10	<10	<10	<10	<10	<10									
Acetone	67-64-1	ug/L	7/8/2010							<10		<10					<10	<10											
Acetone	67-64-1	ug/L	9/13/2010							<10		<10					<10	<10											
Acetone	67-64-1	ug/L	11/1/2010	<10		<10		<10	<10	<10			<10	<10	<10	<10													
Acetone	67-64-1	ug/L	1/10/2011							<10		<10					<10	<10											
Acetone	67-64-1	ug/L	4/4/2011							<10		<10					<10	<10											
Acetone	67-64-1	ug/L	8/11/2011																							<10			
Acetone	67-64-1	ug/L	10/13/2011	<10		<10		<10	<10	<10		<10	<10	<10	<10	<10	<10	<10	<10							<10			
Acetone	67-64-1	ug/L	12/5/2011				<10													<10						<10			
Acetone	67-64-1	ug/L	4/11/2012	<10		<10	<10	<10	<10	<10		<10	<10	<10	<10	<10	<10	<10	<10	<10						<10	<10		
Acetone	67-64-1	ug/L	6/25/2012					<10		<10																<10	<10		
Acetone	67-64-1	ug/L	8/1/2012							<10	<10										<10	<10	<10	<10	<10	<10	<10		
Acetone	67-64-1	ug/L	10/11/2012	<10		<10	<10	<10	<10		<10	<10		<10	<10	<10	<10	<10	<10	<10	<10	<10	<10	<10	<10	<10	<10		
Acetone	67-64-1	ug/L	12/13/2012								<10										<10	<10	<10	<10	<10		<10		
Acetone	67-64-1	ug/L	2/4/2013								<10										<10	<10	<10	<10	<10				
Acetone	67-64-1	ug/L	3/30/2013	<10		<10	<10	<10	<10		<10	<10		<10	<10	<10	<10	<10	<10	<10	<10	<10	<10	<10	<10	<10	<10		
Acetone	67-64-1	ug/L	7/10/2013																		<10	<10	<10	<10	<10				
Acetone	67-64-1	ug/L	10/7/2013	<10		<10			<10	<10	<10	<10	<10	<10	<10	<10	<10	<10	<10		<10	<10	<10	<10	<10		<10		
Acetone	67-64-1	ug/L	6/2/2014	<10		<10	<10	<10	<10	<10	<10	<10	<10	<10	<10	<10	<10	<10	<10	<10	<10	<10	<10	<10	<10				
Acetone	67-64-1	ug/L	10/15/2014	<10		<10	<10	<10	<10	<10	<10	<10	<10	<10	<10	<10	<10	<10	<10	<10	<10	<10	<10	<10	<10				
Acetone	67-64-1	ug/L	4/6/2015	<10		<10; 2.28J	3.08J	<10	<10	<10	<10	<10	<10	<10	<10	<10	<10	<10	2.47J	1.83J	<10	<10	<10	<10	<10				
Acetone	67-64-1	ug/L	10/5/2015	<10		<10	<10	<10	<10	<10	<10	<10	<10	<10	<10	<10	<10	<10	<10	<10	<10	<10	<10	<10	<10				
Acetone	67-64-1	ug/L	4/4/2016	<10		<10	<10	<10	<10	<10	1.84J	<10	<10	<10	<10	2.44J	6.58J	<10	2.32J	1.93J	<10	<10	<10	<10	<10				
Acetone	67-64-1	ug/L	10/17/2016	<10		<10	<10	<10	<10	<10	<10	<10	<10	<10	<10	<10	<10	<10	<10	<10	<10	<10	<10	<10	<10				
Acetone	67-64-1	ug/L	4/17/2017	<10		<10	<10	<10	<10	<10	<10	<10	<10	<10	<10	<10	<10	<10	<10	<10	<10	<10	<10	<10	<10				
Acetone	67-64-1	ug/L	10/11/2017	2.34J		3.25J	3.45J	2.73J	3.38J	<10	2.72J	6.08J	3.34J	<10	4.28J	7.29J	5.99J	2.89J	<10	3.93J	<10	3.9J	2.24J	4.27J	<10				
Acetone	67-64-1	ug/L	4/20/2018											<10					<10	<10									
Acetone	67-64-1	ug/L	4/23/2018	<10								<10	<10		<10	<10	<10												
Acetone	67-64-1	ug/L	4/25/2018						1.87J																				
Acetone	67-64-1	ug/L	4/30/2018			<10	<10	1.93J										5.92J											
Acetone	67-64-1	ug/L	5/1/2018								1.82J										<10	<10							
Acetone	67-64-1	ug/L	5/2/2018																				<10	<10	<10				
Acetone	67-64-1	ug/L	10/16/2018	<10		<10	<10	<10	<10	<10	<10	<10	<10	<10	<10	<10	<10	<10	3.7J	<10	3.25J	3.16J	<10	<10	<10				
Acetone	67-64-1	ug/L	4/16/2019	<10		<10	<10	<10	<10	<10	<10	<10	<10	<10	<10	<10	<10	<10	<10	<10	<10	<10	<10	<10	<10				
Acetone	67-64-1	ug/L	10/1/2019	3.93J	<10	<10	<10	<10	<10	<10	<10	<10	3.12J	<10	<10	<10	3.78J	3.24J	<10	<10	<10	<10	<10	<10	<10				
Acetone	67-64-1	ug/L	3/30/2020	<10	<10	<10	<10	<10	<10	<10	<10	<10	<10	<10	<10	<10	<10	<10	<10	<10	<10	<10	<10	<10	<10				
Acetone	67-64-1	ug/L	6/24/2020		<10																								
Acetone	67-64-1	ug/L	10/7/2020	<10	<10	<10	<10	<10	<10	<10	<10	<10	<10	<10	<10	<10	<10	<10	<10	<10	<10	<10	<10	<10	<10			10/7/2020	
Acetone	67-64-1	ug/L	1/21/2021		<10																								
Acetone	67-64-1	ug/L	4/13/2021	<10	<10	<10	<10	<10	<10	<10	<10	<10	<10	<10	<10	<10	<10	<10	<10	<10	<10	<10	<10	<10	<10				
Acetone	67-64-1	ug/L	10/20/2021		<10			<10	<10			<10	<10				<10	<10			<10	<10	<10	<10	<10	<10	<10	<10	<10
Acetone	67-64-1	ug/L	5/2/2022		<10			<10	<10	<10	<10	<10	<10								<10	<10	<10	<10	<10	<10	<10	<10	<10
Acetone	67-64-1	ug/L	10/14/2022		<10			<10	<10			<10	<10								<10	<10	<10	<10	<10	<10	<10	<10	<10
Acetone	67-64-1	ug/L	5/1/2023	<10	<10	<10	<10	<10	<10	<10	<10	<10	<10	<10	<10			<10	<10	<10	<10	<10	<10	<10	<10	<10	<10	<10	<10
Acetone	67-64-1	ug/L	10/16/2023		<10			<10	<10			<10	<10								<10	<10	<10	<10	<10	<10	<10	<10	<10
Acetone	67-64-1	ug/L	4/29/2024		<10			<10	<10	<10	<10	<10	<10								<10	<10	<10	<10	<10	<10	<10	<10	<10
Acetone	67-64-1	ug/L	10/9/2024		<10.0								<10.0														<10.0		
Acetone	67-64-1	ug/L	10/10/2024						<10.0			<10.0														<10.0		<10.0	
Acetone	67-64-1	ug/L	10/14/2024																		<10.0	<10.0		<10.0					<10.0
Acetone	67-64-1	ug/L	10/15/2024																				<10.0		<10.0				
Acetone	67-64-1	ug/L	4/23/2025	<10.0										<10.0					<10.0										
Acetone	67-64-1	ug/L	4/24/2025													<10.0													
Acetone	67-64-1	ug/L	4/30/2025		<10.0							<10.0														<10.0	<10.0		
Acetone	67-64-1	ug/L	5/5/2025						<10.0																			<10.0	
Acetone	67-64-1	ug/L	5/6/2025										<10.0		<10.0														
Acetone	67-64-1	ug/L	5/7/2025				<10.0													<10.0	<10.0	<10.0	<10.0						
Acetone	67-64-1	ug/L	5/8/2025			<10.0		<10.0																					<10.0
Acetone	67-64-1	ug/L	5/9/2025							<10.0	<10.0													<10.0	<10.0				
Acetone	67-64-1	ug/L	10/21/2025						<10.0																	<10.0	<10.0	<10.0	
Acetone	67-64-1	ug/L	10/22/2025		<10.0							<10.0	<10.0																
Acetone	67-64-1	ug/L	10/23/2025					<10.0													<10.0	<10.0	<10.0	<10.0	<10.0				
Acetone	67-64-1	ug/L	10/24/2025																										<10.0
Acetonitrile	75-05-8	mg/L	4/14/2009	<10		<10	<10	<10	<10	<10																			
Acetonitrile	75-05-8	mg/L	5/10/2010	<10		<10	<10	<10	<10	<10			<10	<10	<10	<10			<10	<10									
Acetonitrile	75-05-8	mg/L	4/4/2011									<10					<10	<10											
Acetonitrile	75-05-8	mg/L	3/30/2013																							<10	<10		
Acetonitrile	75-05-8	mg/L	7/10/2013																		<10	<10	<10	<10	<10				
Acetonitrile	75-05-8	mg/L	10/5/2015	<10		<10	<10	<10	<10				<10	<10	<10	<10			<10	<10									
Acetonitrile	75-05-8	mg/L	4/4/2016									<10					<10	<10											
Acetonitrile	75-05-8	mg/L	5/1/2018																		<10	<10							
Acetonitrile	75-05-8	mg/L	5/2/2018																				<10	<10	<10				
Acetonitrile	75-05-8	mg/L	3/30/2020	0.571J		<10	<10	<10	<10				<10	<10	<10	<10			<10	0.623J									
Acetonitrile	75-05-8	mg/L	6/24/2020		0.439J																								
Acetonitrile	75-05-8	mg/L	10/20/2021		<0.01							<0.01					<0.01	<0.01											
Acetonitrile	75-05-8	mg/L	5/1/2023																		<10	<10	<10	<10	<10				
Acetonitrile	75-05-8	mg/L	4/23/2025	<10.0										<10.0					<10.0										
Acetonitrile	75-05-8	mg/L	4/24/2025													<10.0													
Acetonitrile	75-05-8	mg/L	5/5/2025						<10.0																				
Acetonitrile	75-05-8	mg/L	5/6/2025										<10.0		<10.0														
Acetonitrile	75-05-8	mg/L	5/7/2025				<10.0													<10.0									
Acetonitrile	75-05-8	mg/L	5/8/2025			<10.0		<10.0																					
Acetophenone	98-86-2	ug/L	4/14/2009	<10		<10	<10	<10	<10	<10																			
Acetophenone	98-86-2	ug/L	5/10/2010	<10		<10	<10	<10	<10	<10			<10	<10	<10	<10			<10	<10									
Acetophenone	98-86-2	ug/L	4/4/2011									<10					<10	<10											
Acetophenone	98-86-2	ug/L	3/30/2013																							<10	<10		
Acetophenone	98-86-2	ug/L	7/10/2013																		<10.2	<10.1	<10.1	<106	<10.3				
Acetophenone	98-86-2	ug/L	6/2/2014																					<10.1					
Acetophenone	98-86-2	ug/L	10/15/2014																					<10					
Acetophenone	98-86-2	ug/L	10/5/2015	<10.4		<10	<10.5	<10.5	<10.1				<10.8	<10.6	<10.5	<10.3			<11.1	<10.1									
Acetophenone	98-86-2	ug/L	4/4/2016									<10					<10	<10											
Acetophenone	98-86-2	ug/L	5/1/2018																		<10.4	<10.3							
Acetophenone	98-86-2	ug/L	5/2/2018																				<10.4	<10.5	<10.4				
Acetophenone	98-86-2	ug/L	3/30/2020	<10.4		<10.8	<10.3	<10.5	<10.3				<10.4	<10.4	<10.5	<10.1			<10.4	<10.4									
Acetophenone	98-86-2	ug/L	6/24/2020		<10.4																								
Acetophenone	98-86-2	ug/L	10/20/2021		<8							<8					<8	<8											
Acetophenone	98-86-2	ug/L	5/1/2023																		<10.6	<10	<9.8	<10.6	<10				
Acetophenone	98-86-2	ug/L	4/23/2025	<10.4										<10.4					<10.4										
Acetophenone	98-86-2	ug/L	4/24/2025													<10.4													
Acetophenone	98-86-2	ug/L	5/5/2025						<10.2																				
Acetophenone	98-86-2	ug/L	5/6/2025										<10.4		<10.6														

Table 9A
Analytical Data Summary - Series A HMSP Wells
2025 Annual Water Quality Report
Iowa City Sanitary Landfill
Permit No. 52-SDP-01-72P

Constituent	CAS	Units	Date	MW-17A-00	MW-18AR	MW-23A	MW-24A	MW-25A-00	MW-29A	MW-34A	MW-38A	MW-200A	MW-201A	MW-202A	MW-203A	MW-204A	MW-205A	MW-213A	MW-214A	MW-215A	MW-216A	MW-217A	MW-218A	MW-219A	MW-220A	MW-310A	MW-312A	MW-408	MW-410
Acetophenone	98-86-2	ug/L	5/7/2025				<10.2													<10.6									
Acetophenone	98-86-2	ug/L	5/8/2025			<9.80		<10.6																					
Acrolein	107-02-8	ug/L	4/14/2009	<10		<10	<10	<10	<10	<10																			
Acrolein	107-02-8	ug/L	5/10/2010	<10		<10	<10	<10	<10	<10			<10	<10	<10	<10			<10	<10									
Acrolein	107-02-8	ug/L	4/4/2011									<10					<10	<10											
Acrolein	107-02-8	ug/L	10/11/2012								<10																		
Acrolein	107-02-8	ug/L	3/30/2013																							<10	<10		
Acrolein	107-02-8	ug/L	7/10/2013																		<10	<10	<10	<10	<10				
Acrolein	107-02-8	ug/L	10/5/2015	<10		<10	<10	<10	<10				<10	<10	<10	<10			<10	<10									
Acrolein	107-02-8	ug/L	4/4/2016									<10					<10	<10											
Acrolein	107-02-8	ug/L	5/1/2018																		<10	<10							
Acrolein	107-02-8	ug/L	5/2/2018																				<10	<10	<10				
Acrolein	107-02-8	ug/L	3/30/2020	<10		<10	<10	<10	<10				<10	<10	<10	<10			<10	<10									
Acrolein	107-02-8	ug/L	6/24/2020		<10																								
Acrolein	107-02-8	ug/L	10/20/2021		<10							<10					<10	<10											
Acrolein	107-02-8	ug/L	5/1/2023																		<10	<10	<10	<10	<10				
Acrolein	107-02-8	ug/L	4/23/2025	<10.0										<10.0					<10.0										
Acrolein	107-02-8	ug/L	4/24/2025													<10.0													
Acrolein	107-02-8	ug/L	5/5/2025						<10.0																				
Acrolein	107-02-8	ug/L	5/6/2025										<10.0		<10.0														
Acrolein	107-02-8	ug/L	5/7/2025				<10.0													<10.0									
Acrolein	107-02-8	ug/L	5/8/2025			<10.0		<10.0																					
Acrylonitrile	107-13-1	ug/L	2/27/2008	<10		<10	<10	<10	<10	<10																			
Acrylonitrile	107-13-1	ug/L	5/12/2008	<10		<10	<10	<10	<10	<10																			
Acrylonitrile	107-13-1	ug/L	7/13/2008	<10		<10	<10	<10	<10	<10																			
Acrylonitrile	107-13-1	ug/L	9/14/2008	<10		<10	<10	<10	<10	<10																			
Acrylonitrile	107-13-1	ug/L	11/17/2008	<10		<10	<10	<10	<10	<10																			
Acrylonitrile	107-13-1	ug/L	4/14/2009	<10		<10	<10	<10	<10	<10																			
Acrylonitrile	107-13-1	ug/L	7/7/2009										<10	<10	<10	<10			<10	<10									
Acrylonitrile	107-13-1	ug/L	9/2/2009										<10	<10	<10	<10			<10	<10									
Acrylonitrile	107-13-1	ug/L	10/25/2009	<10		<10	<10	<10	<10	<10			<10	<10	<10	<10			<10	<10									
Acrylonitrile	107-13-1	ug/L	1/2/2010										<10	<10	<10	<10			<10	<10									
Acrylonitrile	107-13-1	ug/L	3/3/2010									<10	<10	<10	<10	<10	<10	<10	<10	<10									
Acrylonitrile	107-13-1	ug/L	5/10/2010	<10		<10	<10	<10	<10	<10		<10	<10	<10	<10	<10	<10	<10	<10	<10									
Acrylonitrile	107-13-1	ug/L	7/8/2010									<10					<10	<10											
Acrylonitrile	107-13-1	ug/L	9/13/2010									<10					<10	<10											
Acrylonitrile	107-13-1	ug/L	11/1/2010	<10		<10		<10	<10	<10			<10	<10	<10	<10													
Acrylonitrile	107-13-1	ug/L	1/10/2011									<10					<10	<10											
Acrylonitrile	107-13-1	ug/L	4/4/2011									<10					<10	<10											
Acrylonitrile	107-13-1	ug/L	8/11/2011																							<10			
Acrylonitrile	107-13-1	ug/L	10/13/2011	<10		<10		<10	<10	<10		<10	<10	<10	<10	<10	<10	<10	<10							<10			
Acrylonitrile	107-13-1	ug/L	12/5/2011				<10													<10						<10			
Acrylonitrile	107-13-1	ug/L	4/11/2012	<10		<10	<10	<10	<10	<10		<10	<10	<10	<10	<10	<10	<10	<10	<10						<10	<10		
Acrylonitrile	107-13-1	ug/L	6/25/2012					<10		<10																<10	<10		
Acrylonitrile	107-13-1	ug/L	8/1/2012							<10	<10										<10	<10	<10	<10	<10	<10	<10		
Acrylonitrile	107-13-1	ug/L	10/11/2012	<10		<10	<10	<10	<10		<10	<10		<10	<10	<10	<10	<10	<10	<10	<10	<10	<10	<10	<10	<10	<10		
Acrylonitrile	107-13-1	ug/L	12/13/2012								<10										<10	<10	<10	<10	<10		<10		
Acrylonitrile	107-13-1	ug/L	2/4/2013								<10										<10	<10	<10	<10	<10				
Acrylonitrile	107-13-1	ug/L	3/30/2013	<10		<10	<10	<10	<10		<10	<10		<10	<10	<10	<10	<10	<10	<10	<10	<10	<10	<10	<10	<10	<10		
Acrylonitrile	107-13-1	ug/L	7/10/2013																		<10	<10	<10	<10	<10				
Acrylonitrile	107-13-1	ug/L	10/7/2013	<10		<10			<10	<10	<10	<10	<10	<10	<10	<10	<10	<10	<10		<10	<10	<10	<10	<10		<10		
Acrylonitrile	107-13-1	ug/L	6/2/2014	<10		<10	<10	<10	<10	<10	<10	<10	<10	<10	<10	<10	<10	<10	<10	<10	<10	<10	<10	<10	<10				
Acrylonitrile	107-13-1	ug/L	10/15/2014	<10		<10	<10	<10	<10	<10	<10	<10	<10	<10	<10	<10	<10	<10	<10	<10	<10	<10	<10	<10	<10				
Acrylonitrile	107-13-1	ug/L	4/6/2015	<10		<10	<10	<10	<10	<10	<10	<10	<10	<10	<10	<10	<10	<10	<10	<10	<10	<10	<10	<10	<10				
Acrylonitrile	107-13-1	ug/L	10/5/2015	<10		<10	<10	<10	<10	<10	<10	<10	<10	<10	<10	<10	<10	<10	<10	<10	<10	<10	<10	<10	<10				
Acrylonitrile	107-13-1	ug/L	4/4/2016	<10		<10	<10	<10	<10	<10	<10	<10	<10	<10	<10	<10	<10	<10	<10	<10	<10	<10	<10	<10	<10				
Acrylonitrile	107-13-1	ug/L	10/17/2016	<10		<10	<10	<10	<10	<10	<10	<10	<10	<10	<10	<10	<10	<10	<10	<10	<10	<10	<10	<10	<10				
Acrylonitrile	107-13-1	ug/L	4/17/2017	4.15J		<5	<5	<5	<5	<5	<5	<5	<5	<5	<5	<5	<5	<5	<5	<5	<5	<5	<5	<5	<5				
Acrylonitrile	107-13-1	ug/L	10/11/2017	<5		<5	<5	<5	<5	<5	<5	<5	<5	<5	<5	<5	<5	<5	<5	<5	<5	<5	<5	<5	<5				
Acrylonitrile	107-13-1	ug/L	4/20/2018											<5					<5	<5									
Acrylonitrile	107-13-1	ug/L	4/23/2018	<5								<5	<5		<5	<5	<5												
Acrylonitrile	107-13-1	ug/L	4/25/2018						<5																				
Acrylonitrile	107-13-1	ug/L	4/30/2018			<5	<5	<5										<5											
Acrylonitrile	107-13-1	ug/L	5/1/2018								<5										<5	<5							
Acrylonitrile	107-13-1	ug/L	5/2/2018																				<5	<5	<5				
Acrylonitrile	107-13-1	ug/L	10/16/2018	<5		<5	<5	<5	<5	<5	<5	<5	<5	<5	<5	<5	<5	<5	<5	<5	<5	<5	<5	<5	<5				
Acrylonitrile	107-13-1	ug/L	4/16/2019	<5		<5	<5	<5	<5	<5	<5	<5	<5	<5	<5	<5	<5	<5	<5	<5	<5	<5	<5	<5	<5				
Acrylonitrile	107-13-1	ug/L	10/1/2019	<5	<5	<5	<5	<5	<5	<5	<5	<5	<5	<5	<5	<5	<5	<5	<5	<5	<5	<5	<5	<5	<5				
Acrylonitrile	107-13-1	ug/L	3/30/2020	<5	<5	<5	<5	<5	<5	<5	<5	<5	<5	<5	<5	<5	<5	<5	<5	<5	<5	<5	<5	<5	<5				
Acrylonitrile	107-13-1	ug/L	6/24/2020		<5																								
Acrylonitrile	107-13-1	ug/L	10/7/2020	<5	<5	<5	<5	<5	<5	<5	<5	<5	<5	<5	<5	<5	<5	<5	<5	<5	<5	<5	<5	<5	<5				
Acrylonitrile	107-13-1	ug/L	1/21/2021		<5																								
Acrylonitrile	107-13-1	ug/L	4/13/2021	<5	<5	<5	<5	<5	<5	<5	<5	<5	<5	<5	<5	<5	<5	<5	<5	<5	<5	<5	<5	<5	<5				
Acrylonitrile	107-13-1	ug/L	10/20/2021		<5			<5	<5			<5	<5				<5	<5			<5	<5	<5	<5	<5	<5	<5	<5	<5
Acrylonitrile	107-13-1	ug/L	5/2/2022		<5			<5	<5	<5	<5	<5	<5								<5	<5	<5	<5	<5	<5	<5	<5	<5
Acrylonitrile	107-13-1	ug/L	10/14/2022		<5			<5	<5			<5	<5								<5	<5	<5	<5	<5	<5	<5	<5	<5
Acrylonitrile	107-13-1	ug/L	5/1/2023	<5	<5	<5	<5	<5	<5	<5	<5	<5	<5	<5	<5			<5	<5	<5	<5	<5	<5	<5	<5	<5	<5	<5	<5
Acrylonitrile	107-13-1	ug/L	10/16/2023		<5			<5	<5			<5	<5								<5	<5	<5	<5	<5	<5	<5	<5	<5
Acrylonitrile	107-13-1	ug/L	4/29/2024		<5			<5	<5	<5	<5	<5	<5								<5	<5	<5	<5	<5	<5	<5	<5	<5
Acrylonitrile	107-13-1	ug/L	10/9/2024		<5.00								<5.00														<5.00		
Acrylonitrile	107-13-1	ug/L	10/10/2024						<5.00			<5.00														<5.00	<5.00		
Acrylonitrile	107-13-1	ug/L	10/14/2024																		<5.00	<5.00		<5.00					<5.00
Acrylonitrile	107-13-1	ug/L	10/15/2024																				<5.00		<5.00				
Acrylonitrile	107-13-1	ug/L	4/23/2025	<5.00										<5.00					<5.00										
Acrylonitrile	107-13-1	ug/L	4/24/2025													<5.00													
Acrylonitrile	107-13-1	ug/L	4/30/2025		<5.00							<5.00														<5.00	<5.00		
Acrylonitrile	107-13-1	ug/L	5/5/2025						<5.00																			<5.00	
Acrylonitrile	107-13-1	ug/L	5/6/2025										<5.00		<5.00														
Acrylonitrile	107-13-1	ug/L	5/7/2025				<5.00													<5.00	<5.00	<5.00	<5.00						
Acrylonitrile	107-13-1	ug/L	5/8/2025			<5.00		<5.00																					<5.00
Acrylonitrile	107-13-1	ug/L	5/9/2025							<5.00	<5.00													<5.00	<5.00				
Acrylonitrile	107-13-1	ug/L	10/21/2025						<5.00																	<5.00	<5.00	<5.00	
Acrylonitrile	107-13-1	ug/L	10/22/2025		<5.00							<5.00	<5.00																
Acrylonitrile	107-13-1	ug/L	10/23/2025					<5.00													<5.00	<5.00	<5.00	<5.00	<5.00				
Acrylonitrile	107-13-1	ug/L	10/24/2025																										<5.00
Aldrin	309-00-2	ug/L	4/14/2009	<0.032		<0.032	<0.032	<0.032	<0.032	<0.032																			
Aldrin	309-00-2	ug/L	10/25/2009							<0.032																			
Aldrin	309-00-2	ug/L	5/10/2010	<0.032		<0.032	<0.032	<0.032	<0.032	<0.032			<0.032	<0.032	<0.032	<0.032			<0.032	<0.032									
Aldrin	309-00-2	ug/L	4/4/2011									<0.032					<0.032	<0.032											
Aldrin	309-00-2	ug/L	10/11/2012								<0.032																		
Aldrin	309-00-2	ug/L	3/30/2013																							<0.032	<0.032		
Aldrin	309-00-2	ug/L	7/10/2013																		<0.0327	<0.0323	<0.0323	<0.0348	<0.0348				
Aldrin	309-00-2	ug/L	10/5/2015	<0.0327		<0.0337	<0.032	<0.0327	<0.0323				<0.0333	<0.0323	<0.032	<0.033			<0.0348	<0.0323									
Aldrin	309-00-2	ug/L	4/4/2016									<0.032					<0.032	<0.032											
Aldrin	309-00-2	ug/L	5/1/2018																		<0.0333	<0.0323							

Table 9A
Analytical Data Summary - Series A HMSP Wells
2025 Annual Water Quality Report
Iowa City Sanitary Landfill
Permit No. 52-SDP-01-72P

Constituent	CAS	Units	Date	MW-17A-00	MW-18AR	MW-23A	MW-24A	MW-25A-00	MW-29A	MW-34A	MW-38A	MW-200A	MW-201A	MW-202A	MW-203A	MW-204A	MW-205A	MW-213A	MW-214A	MW-215A	MW-216A	MW-217A	MW-218A	MW-219A	MW-220A	MW-310A	MW-312A	MW-408	MW-410
Aldrin	309-00-2	ug/L	5/2/2018																				<0.0337	0.00705J	<0.0333				
Aldrin	309-00-2	ug/L	3/30/2020	<0.0333		<0.00474	<0.0333	<0.0344	<0.0337				<0.00474	<0.0333	<0.0333	<0.0333			<0.033	<0.033									
Aldrin	309-00-2	ug/L	6/24/2020		<0.0337																								
Aldrin	309-00-2	ug/L	10/20/2021		<0.05							<0.05					<0.05	<0.05											
Aldrin	309-00-2	ug/L	5/1/2023																		<0.064	<0.0744	<0.0711	<0.064	<0.064				
Aldrin	309-00-2	ug/L	4/23/2025	<0.0909										<0.0895					<0.0904										
Aldrin	309-00-2	ug/L	4/24/2025													<0.0921													
Aldrin	309-00-2	ug/L	5/5/2025						<0.0895																				
Aldrin	309-00-2	ug/L	5/6/2025										<0.0907		<0.0902														
Aldrin	309-00-2	ug/L	5/7/2025				<0.0907													<0.0904									
Aldrin	309-00-2	ug/L	5/8/2025			<0.0882		<0.0904																					
Alkalinity, Phenol [CaCO3]	PALK	mg/L	6/2/2014	<5		<5	<5	<5	<5	<5	<5	<5	<5	<5	<5	<5	<5	<5	<5	<5	<5	<5	<5	<5	<5				
Alkalinity, Phenol [CaCO3]	PALK	mg/L	10/15/2014	<5			<5		<5			<5	<5	<5	<5	<5	<5		<5	<5						<5			
Alkalinity, Total [CaCO3]	TALK	mg/L	6/2/2014	537		351	557	346	206	330	341	449	480	263	464	392	604	454	433	439	464	129	377	439	402				
Alkalinity, Total [CaCO3]	TALK	mg/L	10/15/2014	508		356	707	356	186	320	341	459	429	258	490	356	697	485	423	454	475	119	382	449	402	205			
Allyl Chloride	107-05-1	ug/L	4/14/2009	<2		<2	<2	<2	<2	<2																			
Allyl Chloride	107-05-1	ug/L	5/10/2010	<2		<2	<2	<2	<2	<2			<2	<2	<2	<2			<2	<2									
Allyl Chloride	107-05-1	ug/L	4/4/2011									<5					<5	<10											
Allyl Chloride	107-05-1	ug/L	10/11/2012								<2																		
Allyl Chloride	107-05-1	ug/L	3/30/2013																							<2	<2		
Allyl Chloride	107-05-1	ug/L	7/10/2013																		<2	<2	<2	<2	<2				
Allyl Chloride	107-05-1	ug/L	10/5/2015	<2		<2	<2	<2	<2				<2	<2	<2	<2			<2	<2									
Allyl Chloride	107-05-1	ug/L	4/4/2016									<2					<2	<2											
Allyl Chloride	107-05-1	ug/L	5/1/2018																		<2	<2							
Allyl Chloride	107-05-1	ug/L	5/2/2018																				<2	<2	<2				
Allyl Chloride	107-05-1	ug/L	3/30/2020	<2		<2	<2	<2	<2				<2	<2	<2	<2			<2	<2									
Allyl Chloride	107-05-1	ug/L	6/24/2020		<2																								
Allyl Chloride	107-05-1	ug/L	10/20/2021		<1							<1					<1	<1											
Allyl Chloride	107-05-1	ug/L	5/1/2023																		<2	<2	<2	<2	<2				
Allyl chloride	107-05-1	ug/L	4/23/2025	<2.00										<2.00					<2.00										
Allyl chloride	107-05-1	ug/L	4/24/2025													<2.00													
Allyl chloride	107-05-1	ug/L	5/5/2025						<2.00																				
Allyl chloride	107-05-1	ug/L	5/6/2025										<2.00		<2.00														
Allyl chloride	107-05-1	ug/L	5/7/2025				<2.00													<2.00									
Allyl chloride	107-05-1	ug/L	5/8/2025			<2.00		<2.00																					
Alpha-BHC	319-84-6	ug/L	4/14/2009	<0.032		<0.032	<0.032	<0.032	<0.032	<0.032																			
Alpha-BHC	319-84-6	ug/L	10/25/2009							<0.032																			
Alpha-BHC	319-84-6	ug/L	5/10/2010	<0.032		<0.032	<0.032	<0.032	<0.032	<0.032			<0.032	<0.032	<0.032	<0.032			<0.032	<0.032									
Alpha-BHC	319-84-6	ug/L	7/8/2010							<0.032																			
Alpha-BHC	319-84-6	ug/L	4/4/2011									<0.032					<0.032	<0.032											
Alpha-BHC	319-84-6	ug/L	10/11/2012								<0.032																		
Alpha-BHC	319-84-6	ug/L	3/30/2013																							<0.032	<0.032		
Alpha-BHC	319-84-6	ug/L	7/10/2013																		<0.0327	<0.0323	<0.0323	<0.0348	<0.0348				
Alpha-BHC	319-84-6	ug/L	10/5/2015	<0.0327		<0.0337	<0.032	<0.0327	<0.0323				<0.0333	<0.0323	<0.032	0.002J			<0.0348	<0.0323									
Alpha-BHC	319-84-6	ug/L	4/4/2016									<0.032					0.00742J	<0.032											
Alpha-BHC	319-84-6	ug/L	5/1/2018																		<0.0333	<0.0323							
Alpha-BHC	319-84-6	ug/L	5/2/2018																				<0.0337	<0.0337	<0.0333				
Alpha-BHC	319-84-6	ug/L	3/30/2020	<0.0333		0.00448J	0.0021J	0.00194J	<0.0337				<0.0337	<0.0333	<0.0333	<0.0333			<0.033	<0.033									
Alpha-BHC	319-84-6	ug/L	6/24/2020		0.00497J																								
Alpha-BHC	319-84-6	ug/L	10/20/2021		<0.05							<0.05					<0.05	<0.05											
Alpha-BHC	319-84-6	ug/L	5/1/2023																		<0.064	<0.0744	<0.0711	<0.064	<0.064				
Alpha-Chlordane	5103-71-9	ug/L	5/10/2010			<0.032		<0.032		<0.032									<0.032										
Ammonia as N	7664-41-7	mg/L	4/6/2015	<0.2		<0.2	0.131J	<0.2	<0.2	<0.2	<0.2	<0.2	<0.2	<0.2	<0.2	<0.2	3.13	<0.2	<0.2	0.087J	<0.2	<0.2	<0.2	<0.2	<0.2	<0.2	<0.2		
Ammonia as N	7664-41-7	mg/L	10/5/2015	<0.2		<0.2	0.279	<0.2	<0.2	<0.2	<0.2	<0.2	<0.2	<0.2	<0.2	0.101J	3.98	<0.2	<0.2	<0.2	<0.2	<0.2	<0.2	<0.2	<0.2	<0.2	<0.2		
Ammonia as N	7664-41-7	mg/L	4/4/2016	<0.2		<0.2	0.121J	<0.2	<0.2	<0.2	<0.2	<0.2	<0.2	<0.2	<0.2	<0.2	3.93	<0.2	<0.2	<0.2	<0.2	<0.2	<0.2	<0.2	<0.2	<0.2	<0.2		
Ammonia as N	7664-41-7	mg/L	10/17/2016	<0.2		0.303	0.157J	<0.2	<0.2	<0.2	<0.2	<0.2	<0.2	<0.2	<0.2	<0.2	2.57	<0.2	<0.2	<0.2	<0.2	<0.2	<0.2	<0.2	<0.2	<0.2	<0.2		
Anthracene	120-12-7	ug/L	4/14/2009	<10		<10	<10	<10	<10	<10																			
Anthracene	120-12-7	ug/L	5/10/2010	<10		<10	<10	<10	<10	<10			<10	<10	<10	<10			<10	<10									
Anthracene	120-12-7	ug/L	4/4/2011									<10					<10	<10											
Anthracene	120-12-7	ug/L	3/30/2013																							<10	<10		
Anthracene	120-12-7	ug/L	7/10/2013																		<10.2	<10.1	<10.1	<106	<10.3				
Anthracene	120-12-7	ug/L	6/2/2014																					<10.1					
Anthracene	120-12-7	ug/L	10/15/2014																					<10					
Anthracene	120-12-7	ug/L	10/5/2015	<10.4		<10	<10.5	<10.5	<10.1				<10.8	<10.6	<10.5	<10.3			<11.1	<10.1									
Anthracene	120-12-7	ug/L	4/4/2016									<10					<10	<10											
Anthracene	120-12-7	ug/L	5/1/2018																		<10.4	<10.3							
Anthracene	120-12-7	ug/L	5/2/2018																				<10.4	<10.5	<10.4				
Anthracene	120-12-7	ug/L	3/30/2020	<10.4		<10.8	<10.3	<10.5	<10.3				<10.4	<10.4	<10.5	<10.1			<10.4	<10.4									
Anthracene	120-12-7	ug/L	6/24/2020		<10.4																								
Anthracene	120-12-7	ug/L	10/20/2021		<8							<8					<8	<8											
Anthracene	120-12-7	ug/L	5/1/2023																		<10.6	<10	<9.8	<10.6	<10				
Anthracene	120-12-7	ug/L	4/23/2025	<10.4										<10.4					<10.4										
Anthracene	120-12-7	ug/L	4/24/2025													<10.4													
Anthracene	120-12-7	ug/L	5/5/2025						<10.2																				
Anthracene	120-12-7	ug/L	5/6/2025										<10.4		<10.6														
Anthracene	120-12-7	ug/L	5/7/2025				<10.2													<10.6									
Anthracene	120-12-7	ug/L	5/8/2025			<9.80		<10.6																					
Antimony	7440-36-0	mg/L	2/27/2008	<0.006		<0.006	<0.006	<0.006	<0.006	<0.006																			
Antimony	7440-36-0	mg/L	5/12/2008	<0.006		<0.006	<0.006	<0.006	<0.006	<0.006																			
Antimony	7440-36-0	mg/L	7/13/2008	<0.006		<0.006	<0.006	<0.006	<0.006	<0.006																			
Antimony	7440-36-0	mg/L	9/14/2008	<0.006		<0.006	<0.006	<0.006	<0.006	<0.006																			
Antimony	7440-36-0	mg/L	11/17/2008	<0.006		<0.006	<0.006	<0.006	<0.006	<0.006																			
Antimony	7440-36-0	mg/L	4/14/2009	<0.006		<0.006	<0.006	<0.006	<0.006	<0.006																			
Antimony	7440-36-0	mg/L	7/7/2009										<0.006	<0.006	<0.006	<0.006			<0.006	<0.006									
Antimony	7440-36-0	mg/L	9/2/2009										<0.006	<0.006	<0.006	<0.006			<0.006	<0.006									
Antimony	7440-36-0	mg/L	10/25/2009	<0.006		<0.006	<0.006	<0.006	<0.006	<0.006			<0.006	<0.006	<0.006	<0.006			<0.006	<0.006									
Antimony	7440-36-0	mg/L	1/2/2010										<0.006	<0.006	<0.006	<0.006			<0.006	<0.006									
Antimony	7440-36-0	mg/L	3/3/2010									<0.006	<0.006	<0.006	<0.006	<0.006	<0.006	<0.006	<0.006	<0.006									
Antimony	7440-36-0	mg/L	5/10/2010	<0.002		<0.002	<0.002	<0.002	<0.002	<0.002		<0.002	<0.002	<0.002	<0.002	<0.002	<0.002	<0.002	<0.002	<0.002									
Antimony	7440-36-0	mg/L	7/8/2010									<0.006					<0.006	<0.006											
Antimony	7440-36-0	mg/L	9/13/2010									<0.006					0.00656	0.0145											
Antimony	7440-36-0	mg/L	11/1/2010	<0.006		<0.006		<0.006	<0.006	<0.006			<0.006	<0.006	<0.006	<0.006													
Antimony	7440-36-0	mg/L	1/10/2011									<0.006					<0.006	<0.006											
Antimony	7440-36-0	mg/L	4/4/2011							<0.006		<0.006					<0.006	<0.006											
Antimony	7440-36-0	mg/L	7/8/2011							<0.006							<0.006	<0.006											
Antimony	7440-36-0	mg/L	8/11/2011							<0.006							<0.006	<0.006								<0.006			
Antimony	7440-36-0	mg/L	10/13/2011	<0.006		<0.006		<0.006	<0.006	<0.006		<0.006	<0.006	<0.006	<0.006	<0.006	<0.006	<0.006	<0.006							<0.006			
Antimony	7440-36-0	mg/L	12/5/2011				<0.006			<0.006							<0.006	<0.006		<0.006						<0.006			
Antimony	7440-36-0	mg/L	4/11/2012	<0.006		<0.006	<0.006	<0.006	<0.006	<0.006		<0.006	<0.006	<0.006	<0.006	<0.006	<0.006	<0.006	<0.006	<0.006						<0.006	<0.006		
Antimony	7440-36-0	mg/L	6/25/2012					<0.012		<0.006																<0.006	<0.006		
Antimony	7440-36-0	mg/L	8/1/2012							<0.006	<0.006										<0.006	<0.006	<0.006	<0.006	<0.006	<0.006	<0.006		
Antimony	7440-36-0	mg/L	10/11/2012	<0.012		<0.012	<0.012	<0.012	<0.012		<0.012	<0.012		<0.012	<0.012	<0.006	<0.018	<0.012	<0.012	<0.012	<0.024	<0.006	<0.012	<0.012	<0.012	<0.006	<0.006		
Antimony	7440-36-0	mg/L	12/13/2012								<0.006										<0.006	<0.006	<0.006	<0.006	<0.006		<0.006		
Antimony	7440-36-0	mg/L	2/4/2013								<0.006										<0.006	<0.006	<0.006	<0.006	<0.006				
Antimony	7440-36-0	mg/L	3/30/2013	<0.006		<0.006	<0.006	<0.006	<0.006		<0.006	<0.006		<0.006	<0.006	<0.006	<0.006	<0.006	<0.006	<0.006	<0.006	<0.006	<0.006	<0.006	<0.006	<0.006	<0.006		

Table 9A
Analytical Data Summary - Series A HMSP Wells
2025 Annual Water Quality Report
Iowa City Sanitary Landfill
Permit No. 52-SDP-01-72P

Constituent	CAS	Units	Date	MW-17A-00	MW-18AR	MW-23A	MW-24A	MW-25A-00	MW-29A	MW-34A	MW-38A	MW-200A	MW-201A	MW-202A	MW-203A	MW-204A	MW-205A	MW-213A	MW-214A	MW-215A	MW-216A	MW-217A	MW-218A	MW-219A	MW-220A	MW-310A	MW-312A	MW-408	MW-410
Antimony	7440-36-0	mg/L	7/10/2013																		<0.006	<0.006	<0.006	<0.006	<0.006				
Antimony	7440-36-0	mg/L	10/7/2013	<0.006		<0.006	<0.006	<0.006	<0.006	<0.006	<0.006	<0.006	<0.006	<0.006	<0.006	<0.006	<0.006	<0.006	<0.006	<0.006	<0.006	<0.006	<0.006	<0.006	<0.006	<0.006	<0.006		
Antimony	7440-36-0	mg/L	6/2/2014	<0.006		<0.006	<0.006	<0.006	<0.006	<0.006	<0.006	<0.006	<0.006	<0.006	<0.006	<0.006	<0.006	<0.006	<0.006	<0.006	<0.006	<0.006	<0.006	<0.006	<0.006				
Antimony	7440-36-0	mg/L	10/15/2014	<0.006		<0.006	<0.006	<0.006	<0.006	<0.006	<0.006	<0.006	<0.006	<0.006	<0.006	<0.006	<0.006	<0.006	<0.006	<0.006	<0.006	<0.006	<0.006	<0.006	<0.006				
Antimony	7440-36-0	mg/L	4/6/2015	<0.001		<0.001	<0.001	<0.001	<0.001	<0.001	<0.001	<0.001	0.000163J	<0.001	<0.001	<0.001	<0.001	<0.001	0.000257J	<0.001	<0.001	<0.001	<0.001	<0.001	<0.001				
Antimony	7440-36-0	mg/L	10/5/2015	<0.001		<0.001	<0.001	<0.001	<0.001	<0.001	<0.001	<0.001	<0.001	<0.001	<0.001	<0.001	<0.001	<0.001	0.000554J	<0.001	<0.001	<0.001	<0.001	<0.001	<0.001				
Antimony	7440-36-0	mg/L	4/4/2016	<0.001		<0.001	<0.001	<0.001	<0.001	<0.001	<0.001	<0.001	<0.001	<0.001	<0.001	<0.001	<0.001	<0.001	<0.001	0.000324J	<0.001	<0.001	<0.001	<0.001	<0.001				
Antimony	7440-36-0	mg/L	10/17/2016	<0.001		<0.001	<0.001	<0.001	<0.001	<0.001	<0.001	<0.001	<0.001	<0.001	<0.001	<0.001	<0.001	<0.001	<0.001	<0.001	<0.001	<0.001	<0.001	<0.001	<0.001				
Antimony	7440-36-0	mg/L	4/17/2017	<0.001		<0.001	<0.001	<0.001	<0.001	<0.001	<0.001	<0.001	<0.001	<0.001	<0.001	<0.001	<0.001	<0.001	0.000384J	0.000249J	<0.001	<0.001	<0.001	<0.001	<0.001				
Antimony	7440-36-0	mg/L	10/11/2017	<0.001		<0.001	0.00027J	<0.001	<0.001	<0.001	<0.001	<0.001	<0.001	<0.001	<0.001	<0.001	<0.001	<0.001	<0.001	<0.001	<0.001	<0.001	<0.001	<0.001	<0.001				
Antimony	7440-36-0	mg/L	4/20/2018											<0.001					<0.001	<0.001									
Antimony	7440-36-0	mg/L	4/23/2018	<0.001								<0.001	<0.001		0.000676J	<0.001	<0.001												
Antimony	7440-36-0	mg/L	4/25/2018						<0.001		<0.001																		
Antimony	7440-36-0	mg/L	4/30/2018			<0.001	<0.001	<0.001										<0.001											
Antimony	7440-36-0	mg/L	5/1/2018																		<0.001	<0.001							
Antimony	7440-36-0	mg/L	5/2/2018																				<0.001	<0.001	<0.001				
Antimony	7440-36-0	mg/L	10/16/2018	<0.003		<0.001	<0.001	<0.001	<0.003	<0.003	<0.003	<0.003	<0.003	<0.003	<0.003	<0.003	<0.003	<0.001	<0.003	<0.003	0.000882J	<0.001	<0.001	<0.001	<0.001				
Antimony	7440-36-0	mg/L	4/16/2019	<0.001		<0.001	<0.001	<0.001	<0.001	<0.001	<0.001	<0.001	<0.001	<0.001	<0.001	<0.001	<0.001	<0.001	<0.001	0.00101	<0.001	<0.001	<0.001	<0.001	<0.001				
Antimony	7440-36-0	mg/L	10/1/2019	<0.001	0.00167	<0.001	<0.001	<0.001	<0.001	<0.001	<0.001	<0.001	<0.001	<0.001	<0.001	<0.001	<0.001	0.000555J	<0.001	0.000743J	<0.001	<0.001	<0.001	<0.001	<0.001				
Antimony	7440-36-0	mg/L	3/30/2020	<0.001	<0.001	<0.001	<0.001	<0.001	<0.001	<0.001	<0.001	<0.001	<0.001	<0.001	<0.001	<0.001	<0.001	<0.001	<0.001	<0.001	<0.001	<0.001	<0.001	<0.001	<0.001				
Antimony	7440-36-0	mg/L	6/24/2020		<0.001																								
Antimony	7440-36-0	mg/L	10/7/2020	<0.001	<0.001	<0.001	<0.001	<0.001	<0.001	<0.001	<0.001	<0.001	<0.001	<0.001	<0.001	<0.001	<0.001	<0.001	<0.001	<0.001	<0.001	<0.001	<0.001	<0.001	<0.001				
Antimony	7440-36-0	mg/L	1/21/2021		<0.002																								
Antimony	7440-36-0	mg/L	4/13/2021	<0.002	<0.002	<0.002	<0.002	<0.002	<0.002	<0.002	<0.002	<0.002	<0.002	<0.002	<0.002	<0.002	<0.002	<0.002	<0.002	<0.002	<0.002	<0.002	<0.002	<0.002	<0.002				
Antimony	7440-36-0	mg/L	10/20/2021		<0.002			<0.002				<0.002					<0.002	<0.002			<0.002	<0.002	<0.002	<0.002	<0.002	<0.002	<0.002	<0.002	<0.002
Antimony	7440-36-0	mg/L	5/2/2022					<0.002		<0.002	<0.002										<0.002	<0.002	<0.002	<0.002	<0.002	<0.002	<0.002	<0.002	<0.002
Antimony	7440-36-0	mg/L	10/14/2022					<0.002													<0.002	<0.002	<0.002	<0.002	<0.002	<0.002	<0.002	0.0005J	<0.002
Antimony	7440-36-0	mg/L	5/1/2023					<0.002		<0.002	<0.002										<0.002	<0.002	<0.002	<0.002	<0.002	<0.002	<0.002	<0.002	<0.002
Antimony	7440-36-0	mg/L	10/16/2023					<0.002													<0.002	<0.002	<0.002	<0.002	<0.002	<0.002	<0.002	<0.002	<0.002
Antimony	7440-36-0	mg/L	4/29/2024					<0.002		<0.002	<0.002										<0.002	<0.002	<0.002	<0.002	<0.002	<0.002	<0.002	<0.002	<0.002
Antimony	7440-36-0	mg/L	10/9/2024																								<0.00200		
Antimony	7440-36-0	mg/L	10/10/2024																							<0.00200		<0.00200	
Antimony	7440-36-0	mg/L	10/14/2024																		<0.00200	<0.00200		<0.00200					<0.00200
Antimony	7440-36-0	mg/L	10/15/2024																				<0.00200		<0.00200				
Antimony	7440-36-0	mg/L	4/23/2025	<0.00200										<0.00200					<0.00200										
Antimony	7440-36-0	mg/L	4/24/2025													<0.00200													
Antimony	7440-36-0	mg/L	4/30/2025																							<0.00200	<0.00200		
Antimony	7440-36-0	mg/L	5/5/2025						0.00105																			<0.00200	
Antimony	7440-36-0	mg/L	5/6/2025										<0.00200		<0.00200														
Antimony	7440-36-0	mg/L	5/7/2025				<0.00200													0.00141	<0.00200	<0.00200	<0.00200						
Antimony	7440-36-0	mg/L	5/8/2025			<0.00200		<0.00200																					<0.00200
Antimony	7440-36-0	mg/L	5/9/2025							<0.00200	<0.00200													<0.00200	<0.00200				
Antimony	7440-36-0	mg/L	10/21/2025																							0.00125	<0.00200	<0.00200	
Antimony	7440-36-0	mg/L	10/23/2025					<0.00200													0.00184	0.00167	<0.00200	<0.00200	<0.00200				
Antimony	7440-36-0	mg/L	10/24/2025																										<0.00200
Arsenic	7440-38-2	mg/L	2/27/2008	0.004		0.002	0.005	0.008	0.003	0.001																			
Arsenic	7440-38-2	mg/L	5/12/2008	<0.001		0.003	0.001	<0.001	0.001	0.002																			
Arsenic	7440-38-2	mg/L	7/13/2008	0.004		0.005	0.003	<0.001	<0.001	0.001																			
Arsenic	7440-38-2	mg/L	9/14/2008	0.001		0.002	<0.001	<0.001	0.001	<0.001																			
Arsenic	7440-38-2	mg/L	11/17/2008	<0.001		<0.001	0.00126	<0.001	<0.001	<0.001																			
Arsenic	7440-38-2	mg/L	4/14/2009	<0.001		<0.001	0.0013	<0.01	<0.001	<0.001																			
Arsenic	7440-38-2	mg/L	7/7/2009				0.0012			<0.001			0.012	0.0028	0.0011	0.026			0.0032; 0.0044	0.0024									
Arsenic	7440-38-2	mg/L	9/2/2009				0.0021			0.0011			0.011	0.011	0.0012	0.076			0.0048	0.0026									
Arsenic	7440-38-2	mg/L	10/25/2009	0.0014		0.005	0.0024	<0.001	<0.001	<0.001			0.022	<0.001	0.0089	0.099; 0.095			0.0011	0.0014									
Arsenic	7440-38-2	mg/L	1/2/2010				0.0012			0.003			0.054	<0.001	<0.001	0.1; 0.11			0.0044	0.0052									
Arsenic	7440-38-2	mg/L	3/3/2010									0.026	0.025	0.0026	0.0057	0.084	0.029; 0.028	0.0063	0.004	0.0025									
Arsenic	7440-38-2	mg/L	5/10/2010	0.001		0.0082	0.0018	0.0011	<0.001	0.0023		0.0052	0.002	0.0011	0.0015	0.077	0.016	0.0046	0.0062	0.0032									
Arsenic	7440-38-2	mg/L	7/8/2010							0.0011		0.0057	0.011	0.004	<0.001	0.094	0.032	0.014	0.0047	0.0031									
Arsenic	7440-38-2	mg/L	9/13/2010							<0.001		0.012	0.0055	0.0086	0.001	0.103	0.065	0.015	0.0011	0.0042									
Arsenic	7440-38-2	mg/L	11/1/2010										0.019	<0.001	<0.001	<0.001													
Arsenic	7440-38-2	mg/L	1/10/2011							<0.001		<0.001	<0.001	<0.001	<0.001	0.0676	0.0522	<0.001											
Arsenic	7440-38-2	mg/L	4/4/2011									<0.001	0.016	<0.001	0.0019; 0.002	0.076	0.0398	<0.001	0.014										
Arsenic	7440-38-2	mg/L	7/8/2011							<0.001		0.0045					0.0217	0.0106											
Arsenic	7440-38-2	mg/L	8/11/2011							<0.001		0.0042					0.0492	0.009; 0.0108								<0.001			
Arsenic	7440-38-2	mg/L	10/13/2011	<0.001		<0.001		<0.001	<0.001	<0.001		<0.001	<0.001	<0.001	<0.001	0.0876	0.0387	0.00201	0.00605							<0.001			
Arsenic	7440-38-2	mg/L	12/5/2011				<0.001			<0.001		<0.001					0.0341	<0.001		0.00165						<0.001			
Arsenic	7440-38-2	mg/L	2/6/2012							<0.001																			
Arsenic	7440-38-2	mg/L	4/11/2012	<0.001		<0.001	0.00123	<0.001	<0.002	<0.001		<0.002	<0.001	<0.001	<0.002	0.0872	0.0135	<0.001	<0.002	0.00375						<0.001	<0.001		
Arsenic	7440-38-2	mg/L	6/25/2012					<0.001		<0.001																<0.001	<0.001		
Arsenic	7440-38-2	mg/L	8/1/2012							<0.001	<0.001										0.00567	<0.001	<0.001	<0.001	0.00103	<0.001	<0.001		
Arsenic	7440-38-2	mg/L	10/11/2012	<0.001		<0.002	0.00355	<0.001	<0.001		<0.001	<0.001		<0.001	<0.001	0.0863	0.134	<0.001	<0.001	0.00483	0.0162	<0.001	<0.001	<0.001	0.00148	<0.001	<0.002		
Arsenic	7440-38-2	mg/L	12/13/2012								<0.001										0.0125	0.00782	0.00114	<0.001	0.00968		<0.001		
Arsenic	7440-38-2	mg/L	2/4/2013								<0.001										0.0118	<0.001	<0.001	<0.001	0.00222				
Arsenic	7440-38-2	mg/L	3/30/2013	<0.001		<0.001	0.00126	0.00106	<0.001		<0.001	<0.001		<0.001	<0.001	0.0474	0.0145	<0.001	<0.001	0.00137	0.0061	<0.001	<0.001	<0.001	0.00109	<0.001	<0.001		
Arsenic	7440-38-2	mg/L	7/10/2013																		0.00793	<0.001	<0.001	<0.001	0.00221				
Arsenic	7440-38-2	mg/L	10/7/2013	<0.001		<0.001	<0.001	<0.001	<0.001	0.00334; <0.001	0.0222	<0.001	<0.001	<0.001	<0.001	0.0649	0.151	<0.001	<0.001	0.00241	0.00329	0.0063	<0.001	<0.001	<0.001	<0.001	<0.001		
Arsenic	7440-38-2	mg/L	6/2/2014	0.000562J		0.000654J	0.0016	<0.001	<0.001	0.000485J	0.000261J	<0.001	0.000223J	<0.001	0.000346J	0.0244	0.0816	<0.001	<0.001	0.00325	0.00128	<0.001	0.000309J	0.000441J	<0.001		<0.001		
Arsenic	7440-38-2	mg/L	10/15/2014	<0.001		<0.001	0.00185	<0.001	<0.001	<0.001	<0.001	<0.001	<0.001	<0.001	<0.001	0.0526	0.0417	<0.001	<0.001	0.00389	<0.001	<0.001	<0.001	<0.001	<0.001		<0.001		
Arsenic	7440-38-2	mg/L	4/6/2015	<0.002		<0.002	0.00331	<0.002	<0.002	<0.002	<0.002	<0.002	<0.002	<0.002	<0.002	0.0453	0.0512	<0.002	0.00153J	0.00513	<0.002	<0.002	<0.002	<0.002	<0.002	<0.002		
Arsenic	7440-38-2	mg/L	10/5/2015	<0.002		<0.002	0.00353	<0.002	<0.002	0.00585	<0.002	<0.002	0.00204	<0.002	<0.002	0.0807	0.0635	<0.002	<0.002	0.0049	<0.002	<0.002	<0.002	<0.002	<0.002	<0.002		
Arsenic	7440-38-2	mg/L	4/4/2016	0.000823J		<0.002	0.00591; 0.00878	0.000802J	<0.002	0.000896J	<0.002	<0.002	0.00388	<0.002	<0.002	0.0273	0.0841	0.00221	0.00113J	0.000886J	0.000758J	<0.002	<0.002	<0.002	<0.002	<0.002		
Arsenic	7440-38-2	mg/L	10/17/2016	<0.002		0.00137J	0.00636	0.00139J	<0.002	0.00259	0.000975J	<0.002	0.00582	<0.002	<0.002	0.0712	0.0331	0.00461	0.00188J	0.000688J	0.00296	0.00138J	0.00172J	0.00216	0.00221	<0.002		
Arsenic	7440-38-2	mg/L	4/17/2017	<0.002		<0.002	0.00283	<0.002	<0.002	<0.002	<0.002	<0.002	<0.002	<0.002	<0.002	0.0538	0.00768	0.00174J	0.00121J	0.00168J	<0.002	<0.002	<0.002	<0.002	<0.002	<0.002		
Arsenic	7440-38-2	mg/L	10/11/2017	<0.002		<0.002	0.00488	<0.002	<0.002	0.00066J	<0.002	<0.002	0.00295	<0.002	<0.002	0.102	0.0296	0.00118J	<0.002	0.00121J	<0.002	<0.002	<0.002	<0.002	<0.002	<0.002		
Arsenic	7440-38-2	mg/L	4/20/2018											<0.002					<0.002	0.00242									
Arsenic	7440-38-2	mg/L	4/23/2018	<0.002								<0.002	0.000572J		0.00127J	0.0342	0.00503												
Arsenic	7440-38-2	mg/L	4/25/2018						0.000621J		<0.002															<0.002			
Arsenic	7440-38-2	mg/L	4/30/2018			<0.002	0.00339	<0.002										0.000625J											
Arsenic	7440-38-2	mg/L	5/1/2018																		<0.002	<0.002							
Arsenic	7440-38-2	mg/L	5/2/2018																				<0.002	<0.002	<0.002				
Arsenic	7440-38-2	mg/L	10/16/2018	0.00073J		<0.002	0.0045	<0.002	0.000378J	0.00194	0.0015	0.000877J	0.00147	0.000831J	0.00035J	0.0111	0.0129	0.00121J	0.000862J	0.00126	0.000629J	<0.002	<0.002	<0.002	<0.002	<0.002		<0.002	
Arsenic	7440-38-2	mg/L	4/16/2019	<0.002		<0.002	0.0171	<0.002	<0.002	<0.002	<0.002	<0.002	0.00103J	<0.002	<0.002	0.0187	0.00497	0.0106	<0.002	<0.002	<0.002	<0.002	<0.002	<0.002	<0.002	<0.002		<0.002	
Arsenic	7440-38-2	mg/L	10/1/2019	<0.002	0.0011J	<0.002	0.00563	<0.002	0.000838J	<0.002	<0.002	<0.002	<0.002	<0.002	<0.002	0.00912	0.0154	0.00559	<0.002	0.000956J	<0.002	<0.002	<0.002	<0.002	<0.002	<0.002		<0.002	
Arsenic	7440-38-2	mg/L	3/30/2020	<0.002	0.00141J	<0.002	0.0217	<0.002	<0.002	0.000966J	<0.002	<0.002	<0.002	<0.002	<0.002	0.00521	0.0094	0.00382	<0.002	<0.002	<0.002	<0.002	<0.002	<0.002	<0.002	<0.002		<0.002	
Arsenic	7440-38-2	mg/L	6/24/2020		0.00157J																								
Arsenic	7440-38-2	mg/L	10/7/2020	<0.002	0.00107J	<0.002	0.00509	<0.002	<0.002	0.00315	<0.002	<0.002	<0.002	<0.002	<0.002	0.0689	0.00449	0.00208	<0.002	<0.002	<0.002	<0.002	<0.002	<0.002	<0.002	<0.002		<0.002	
Arsenic	7440-38-2	mg/L	1/21/2021		<0.004																								
Arsenic	7440-38-2	mg/L	4/13/2021	<0.004	0.0023J	<0.004	0.0188	<0.004	<0.004	<0.004	<0.004	<0.004	<0.004	<0.004	<0.004	0.0057	0.0091	0.002J	<0.004	<0.004	<0.004	<0.004	<0.004	<0.004	<0.004	<0.004		<0.004	
Arsenic	7440-38-2	mg/L	10/20/2021		<0.004			<0.004	<0.004			<0.004	<0.004				0.0095	<0.004			<0.004	<0.004	<0.004	<0.004	<0.004	<0.004	<0.004	<0.004	<0.004
Arsenic	7440-38-2	mg/L	5/2/2022	<0.004	<0.004	0.0009J	0.0121	<0.004	0.0014J	<0.004	0.001J	<0.004	<0.004	0.001J	<0.004	0.0153	0.0088	0.0013J	0.0025J	0.002J	<0.004	<0.004	<0.004	<0.004	<0.004	<0.004	<0.004	<0.004	<0.004
Arsenic	7440-38-2	mg/L	10/14/2022		0.0015J		0.0072	0.0013J; 0.0012J	0.0014J			0.0012J	0.006								0.0018J	0.0012J	0.0013J	0.001J	0.0009J	<0.004	0.001J	0.0018J	0.0014J
Arsenic	7440-38-2	mg/L	5/1/2023	<0.002	<0.002	<0.002	0.00893	<0.002	0.00121J; 0.00131	<0.002	<0.002	0.00066J	<0.002	0.000766J	<0.002	0.0129	0.00543	0.000878J	0.000956J	0.000875J	<0.002	<0.002	<0.002	<0.002	<0.002	<0.002	<0.002	<0.002	<0.002
Arsenic	7440-38-2	mg/L	10/16/2023		0.000564J		0.00827	0.000643J	0.000631J			<0.002	<0.002								0.000789J	<0.002	<0.002	<0.002	<0.002	<0.002	<0.002	<0.002	0.000693J
Arsenic	7440-38-2	mg/L	4/29/2024	<0.002	<0.002	<0.002	0.00519	<0.002	<0.002	0.000549J	<0.002	<0.002	<0.002	<0.002	<0.002	0.00251	0.00574	0.000768J	<0.002	0.000593J	<0.002	<0.002	<0.002	<0.002	<0.002	<0.002	<0.002	<0.002	<0.002
Arsenic	7440-38-2	mg/L	10/9/2024		<0.00200								<0.00200														<0.00200		

Table 9A
Analytical Data Summary - Series A HMSP Wells
2025 Annual Water Quality Report
Iowa City Sanitary Landfill
Permit No. 52-SDP-01-72P

Constituent	CAS	Units	Date	MW-17A-00	MW-18AR	MW-23A	MW-24A	MW-25A-00	MW-29A	MW-34A	MW-38A	MW-200A	MW-201A	MW-202A	MW-203A	MW-204A	MW-205A	MW-213A	MW-214A	MW-215A	MW-216A	MW-217A	MW-218A	MW-219A	MW-220A	MW-310A	MW-312A	MW-408	MW-410
Arsenic	7440-38-2	mg/L	10/10/2024						0.00111J			<0.00200														<0.00200		<0.00200	
Arsenic	7440-38-2	mg/L	10/14/2024																		<0.00200	<0.00200		<0.00200					<0.00200
Arsenic	7440-38-2	mg/L	10/15/2024				0.0104																<0.00200		<0.00200				
Arsenic	7440-38-2	mg/L	4/23/2025	<0.00200										<0.00200					<0.00200										
Arsenic	7440-38-2	mg/L	4/24/2025													0.00383	0.00232												
Arsenic	7440-38-2	mg/L	4/30/2025		<0.00200							<0.00200														<0.00200	<0.00200		
Arsenic	7440-38-2	mg/L	5/5/2025						<0.00200																			<0.00200	
Arsenic	7440-38-2	mg/L	5/6/2025										<0.00200		<0.00200														
Arsenic	7440-38-2	mg/L	5/7/2025				0.0180													0.000938	<0.00200	<0.00200	<0.00200						
Arsenic	7440-38-2	mg/L	5/8/2025			<0.00200		<0.00200																					<0.00200
Arsenic	7440-38-2	mg/L	5/9/2025							0.000541	<0.00200							0.000614						<0.00200	<0.00200				
Arsenic	7440-38-2	mg/L	10/21/2025						0.00152																	<0.00200	<0.00200	<0.00200	
Arsenic	7440-38-2	mg/L	10/22/2025		<0.00200							<0.00200	<0.00200																
Arsenic	7440-38-2	mg/L	10/23/2025					<0.00200													0.000570	<0.00200	<0.00200	<0.00200	<0.00200				
Arsenic	7440-38-2	mg/L	10/24/2025				0.0123																						0.000642
Barium	7440-39-3	mg/L	2/27/2008	0.408		0.286	0.405	0.131	0.22	0.151																			
Barium	7440-39-3	mg/L	5/12/2008	0.38		0.337	0.333	0.0792	0.131	0.125																			
Barium	7440-39-3	mg/L	7/13/2008	0.462		0.362	0.323	0.0761	0.129	0.161																			
Barium	7440-39-3	mg/L	9/14/2008	0.375		0.36	0.313	0.0832	0.205	0.184																			
Barium	7440-39-3	mg/L	11/17/2008	0.456		0.373	0.356	0.0979	0.155	0.31																			
Barium	7440-39-3	mg/L	4/14/2009	0.382		0.273	0.35	0.0783	0.121	0.151																			
Barium	7440-39-3	mg/L	7/7/2009	0.16		0.276	0.345	0.0348	0.118	0.159			0.513	0.37	0.253	0.204			0.335; 0.279	0.289									
Barium	7440-39-3	mg/L	9/2/2009	0.366		0.467	0.369	0.0883	0.125	0.174			0.592	0.451	0.268	0.171			0.317	0.327									
Barium	7440-39-3	mg/L	10/25/2009	0.417		0.347	0.337	0.0919	0.123	0.173			1.01	0.362	0.349	0.171			0.219	0.366									
Barium	7440-39-3	mg/L	1/2/2010	0.4		0.292	0.329	0.0915	0.128	0.173			0.879	0.385	0.267	0.166			0.268	0.341									
Barium	7440-39-3	mg/L	3/3/2010									1.46	0.864	0.409	0.384	0.17	0.456	0.33	0.278	0.34									
Barium	7440-39-3	mg/L	5/10/2010	0.378		0.625	0.283	0.0817	0.11	0.156		0.502	0.391	0.311	0.235	0.153	0.275	0.341	0.406	0.338									
Barium	7440-39-3	mg/L	7/8/2010							0.154		0.485	0.569	0.347	0.239	0.157	0.336	0.363	0.311	0.298									
Barium	7440-39-3	mg/L	9/13/2010							0.161		0.49	0.603	0.4	0.235	0.167	0.566	0.492	0.169	0.354									
Barium	7440-39-3	mg/L	11/1/2010	0.446		0.296		0.0984	0.133	0.2			0.699	0.381	0.269	0.18													
Barium	7440-39-3	mg/L	1/10/2011							0.209		0.524	1.15	0.433	0.286	0.167	0.616	0.482											
Barium	7440-39-3	mg/L	4/4/2011							0.161		0.41	0.787	0.383	0.304	0.148	0.367	0.667	0.396										
Barium	7440-39-3	mg/L	7/8/2011							0.149		0.429					0.417	0.373											
Barium	7440-39-3	mg/L	8/11/2011							0.196		0.491					0.614	0.379								0.0547			
Barium	7440-39-3	mg/L	10/13/2011	0.462		0.302		0.0988	0.147	0.232		0.457	0.464	0.377	0.344	0.206	0.44	0.549	0.264							0.061			
Barium	7440-39-3	mg/L	12/5/2011				0.349			0.268		0.592					0.448	0.531		0.314						0.156			
Barium	7440-39-3	mg/L	2/6/2012							0.214																0.06			
Barium	7440-39-3	mg/L	4/11/2012	0.422		0.326	0.346	0.111	0.104	0.234		0.581	0.715	0.42	0.33	0.185	0.352	0.313	0.222	0.323						0.059	0.163		
Barium	7440-39-3	mg/L	6/25/2012					<0.01		0.251																0.0789	0.164		
Barium	7440-39-3	mg/L	8/1/2012							0.251	0.255										0.635	0.268	0.255	0.35	0.364	0.0875	0.194		
Barium	7440-39-3	mg/L	10/11/2012	0.404		0.283	0.443	0.11	0.143		0.21	0.486		0.441	0.329	0.204	0.809	0.345	0.257	0.316	0.893	0.11	0.298	0.3	0.471	0.0522	0.259		
Barium	7440-39-3	mg/L	12/13/2012								0.183										0.654	0.616	0.302	0.35	1.85		0.247		
Barium	7440-39-3	mg/L	2/4/2013								0.406										0.67	0.274	0.277	0.296	1.35				
Barium	7440-39-3	mg/L	3/30/2013	0.456		0.295	0.345	0.149	0.12		0.186	0.561		0.45	0.395	0.155	0.378	0.304	0.239	0.229	0.906	0.118	0.276	0.311	0.559	0.0662	0.159		
Barium	7440-39-3	mg/L	7/10/2013																		1.42	0.106	0.208	0.199	0.335				
Barium	7440-39-3	mg/L	10/7/2013	0.465		0.315	0.333	0.144	0.132	0.249; 0.38	0.806	0.68	0.554	0.361	0.349	0.191	1.02	0.336	0.254; 0.253	0.193	0.536	1.82	0.271; 0.275	0.396	0.349	0.0691	0.191		
Barium	7440-39-3	mg/L	6/2/2014	0.409		0.309	0.298	0.132	0.0926	0.173	0.194	0.585	0.407	0.415	0.282	0.148	0.456	0.214	0.303	0.103	0.26	0.0614	0.204	0.475	0.28				
Barium	7440-39-3	mg/L	10/15/2014	0.477; 0.487		0.287	0.411	0.149	0.12	0.154	0.229	0.656	0.31	0.337	0.33	0.191	0.373	0.27	0.294	0.117	0.268	0.0663	0.213	0.471	0.262				
Barium	7440-39-3	mg/L	4/6/2015	0.464		0.296; 0.304	0.389	0.146	0.12	0.196	0.224	0.742	0.23	0.383	0.312	0.181	0.536	0.293	0.392	0.132	0.281	0.0744	0.206	0.489	0.279				
Barium	7440-39-3	mg/L	10/5/2015	0.532		0.316	0.392	0.161	0.159	0.328	0.238	0.83	0.413	0.448	0.415	0.215	0.632	0.329	0.322	0.158	0.286	0.0862; 0.0852	0.22	0.523	0.277				
Barium	7440-39-3	mg/L	4/4/2016	0.541		0.33	0.615; 0.567	0.181	0.114	0.174	0.303	0.911	0.298	0.312	0.364	0.163	0.647	0.278	0.301	0.0787	0.333	0.0885	0.259	0.644	0.316				
Barium	7440-39-3	mg/L	10/17/2016	0.462		0.287	0.362	0.135	0.124	0.17	0.218	0.644	0.312	0.334	0.311	0.156	0.447	0.101	0.0572	0.0961	0.282	0.0732	0.193	0.471	0.238				
Barium	7440-39-3	mg/L	4/17/2017	0.525		0.35	0.424	0.155	0.101	0.215	0.284	0.735	0.262	0.331	0.324	0.189	0.302	0.0995	0.514	0.103	0.297	0.078	0.237	0.608	0.282				
Barium	7440-39-3	mg/L	10/11/2017	0.51		0.294	0.341	0.141	0.138	0.237	0.263	0.827	0.342	0.376	0.325	0.174	0.5	0.254	0.269	0.0959	0.291	0.0775	0.226	0.502	0.257				
Barium	7440-39-3	mg/L	4/20/2018											0.427					0.288	0.111									
Barium	7440-39-3	mg/L	4/23/2018	0.562								0.876	0.278		0.302	0.165	0.322												
Barium	7440-39-3	mg/L	4/25/2018						0.104		0.3																		
Barium	7440-39-3	mg/L	4/30/2018			0.308; 0.316	0.31	0.194										0.162											
Barium	7440-39-3	mg/L	5/1/2018																		0.283	0.0838							
Barium	7440-39-3	mg/L	5/2/2018																				0.235	0.607	0.294				
Barium	7440-39-3	mg/L	10/16/2018	0.491		0.355	0.429	0.194	0.113	0.269	0.294	0.881	0.336	0.236	0.295	0.147	0.321	0.251	0.297	0.125	0.302	0.0777	0.228	0.58	0.265; 0.295				
Barium	7440-39-3	mg/L	4/16/2019	0.537		0.339	0.513	0.188	0.111	0.154	0.319	0.858	0.375	0.299	0.296; 0.312	0.185	0.364	0.0731	0.275	0.0838	0.279	0.0826	0.22	0.574	0.296				
Barium	7440-39-3	mg/L	10/1/2019	0.457	0.416	0.303	0.312	0.176	0.134	0.28	0.286	0.794	0.251	0.31	0.282	0.183	0.287	0.0688	0.295	0.113	0.257	0.0725	0.215	0.537	0.242				
Barium	7440-39-3	mg/L	3/30/2020	0.476	0.488	0.318	0.605	0.213	0.115	0.179	0.315	0.717	0.293	0.259	0.337	0.142	0.262	0.0715	0.257	0.0801	0.291	0.0895; 0.0759	0.228	0.567	0.295				
Barium	7440-39-3	mg/L	6/24/2020		0.525																								
Barium	7440-39-3	mg/L	10/7/2020	0.548	0.653	0.319	0.278	0.188	0.155	0.203	0.306	0.923	0.302	0.368	0.323	0.193	0.317	0.172	0.28	0.097	0.267	0.0853	0.225	0.561	0.275				
Barium	7440-39-3	mg/L	1/21/2021		0.641																								
Barium	7440-39-3	mg/L	4/13/2021	0.48	0.767	0.27	0.474	0.2	0.116; 0.115	0.176	0.293	0.938	0.189	0.261	0.28	0.11	0.285	0.0512	0.25	0.0836	0.294	0.0939	0.222	0.57	0.282				
Barium	7440-39-3	mg/L	10/20/2021		0.672			0.183; 0.173	0.148			0.859	0.233				0.328	0.062			0.252	0.0965	0.225	0.54	0.293	0.2	0.173	0.182	0.114
Barium	7440-39-3	mg/L	5/2/2022	0.454	0.72	0.34	0.333	0.197	0.118	0.221	0.328	0.817	0.223	0.302	0.298	0.145	0.275	0.0453	0.259	0.134	0.226	0.096	0.221	0.558	0.272; 0.271	0.0999	0.174	0.168	0.099
Barium	7440-39-3	mg/L	10/14/2022		0.749		0.263	0.204	0.253			0.916	0.367								0.216	0.103	0.255	0.571	0.279	0.146	0.185	0.194	0.0993
Barium	7440-39-3	mg/L	5/1/2023	0.498	0.941	0.343	0.278	0.211	0.0924; 0.0949	0.255	0.315	1.08	0.263	0.333	0.337	0.17	0.271	0.0788	0.297	0.139	0.0577	0.099	0.254	0.705	0.308	0.107	0.195	0.183	0.0989
Barium	7440-39-3	mg/L	10/16/2023		0.883		0.304	0.237	0.174			1.01	0.217								0.0607	0.114	0.286	0.66	0.321	0.119	0.178	0.167	0.106
Barium	7440-39-3	mg/L	4/29/2024	0.487	0.791	0.322	0.279	0.199	0.151	0.368	0.336	0.934	0.154	0.232	0.311	0.0996	0.18	0.0384	0.255	0.139	0.0539	0.0962	0.269	0.708	0.317; 0.308	0.0891	0.164	0.157	0.0923
Barium	7440-39-3	mg/L	10/9/2024		0.773								0.247														0.171		
Barium	7440-39-3	mg/L	10/10/2024						0.284			1.07														0.124		0.177	
Barium	7440-39-3	mg/L	10/14/2024																		0.0508	0.0906		0.607					0.0925
Barium	7440-39-3	mg/L	10/15/2024				0.306																0.244		0.298				
Barium	7440-39-3	mg/L	4/23/2025	0.481										0.290					0.250										
Barium	7440-39-3	mg/L	4/24/2025													0.168	0.196												
Barium	7440-39-3	mg/L	4/30/2025		0.852							0.910														0.0995	0.157		
Barium	7440-39-3	mg/L	5/5/2025						0.286																			0.176	
Barium	7440-39-3	mg/L	5/6/2025										0.175		0.298														
Barium	7440-39-3	mg/L	5/7/2025				0.350													0.136	0.0555	0.0927	0.240						
Barium	7440-39-3	mg/L	5/8/2025			0.320		0.183																					0.0862
Barium	7440-39-3	mg/L	5/9/2025							0.339	0.321							0.0461						0.617	0.317				
Barium	7440-39-3	mg/L	10/21/2025						0.359																	0.117	0.116	0.174	
Barium	7440-39-3	mg/L	10/22/2025		0.905							1.14	0.253																
Barium	7440-39-3	mg/L	10/23/2025					0.189													0.0608	0.0915	0.267	0.604	0.332				
Barium	7440-39-3	mg/L	10/24/2025				0.304																						0.0944
Benzene	71-43-2	ug/L	2/27/2008	<0.5		<0.5	<0.5	<0.5	<0.5	<0.5																			
Benzene	71-43-2	ug/L	5/12/2008	<0.5		<0.5	<0.5	<0.5	<0.5	<0.5																			
Benzene	71-43-2	ug/L	7/13/2008	<0.5		<0.5	<0.5	<0.5	<0.5	<0.5																			
Benzene	71-43-2	ug/L	9/14/2008	<0.5		<0.5	<0.5	<0.5	<0.5	<0.5																			
Benzene	71-43-2	ug/L	11/17/2008	<0.5		<0.5	<0.5	<0.5	<0.5	<0.5																			
Benzene	71-43-2	ug/L	4/14/2009	<0.5		<0.5	<0.5	<0.5	<0.5	<0.5																			
Benzene	71-43-2	ug/L	7/7/2009							<0.5			<0.5	<0.5	<0.5	9.88			<0.5	<0.5									
Benzene	71-43-2	ug/L	9/2/2009							<0.5			<0.5	<0.5	<0.5	5.34			<0.5	<0.5									
Benzene	71-43-2	ug/L	10/25/2009	<0.5		<0.5	<0.5	<0.5	<0.5	<0.5			<0.5	<0.5	<0.5	5.7			<0.5	<0.5									
Benzene	71-43-2	ug/L	1/2/2010							<0.5			<0.5	<0.5	<0.5	3.35			<0.5	<0.5									
Benzene	71-43-2	ug/L	3/3/2010									<0.5	<0.5	<0.5	<0.5	4.27	1.84	<0.5	<0.5	<0.5									
Benzene	71-43-2	ug/L	5/10/2010	<0.5		<0.5	<0.5	<0.5	<0.5	<0.5		<0.5	<0.5	<0.5	<0.5	4.71	0.96	<0.5	<0.5	<0.5									
Benzene	71-43-2	ug/L	7/8/2010							<0.5		<0.5				3.69	1.2	<0.5											
Benzene	71-43-2	ug/L	9/13/2010							<0.5		<0.5				5.17	2.65	<0.5											
Benzene	71-43-2	ug/L	11/1/2010	<0.5		<0.5		<0.5	<0.5	<0.5			<0.5	<0.5	<0.5	4.73													

Table 9A
Analytical Data Summary - Series A HMSP Wells
2025 Annual Water Quality Report
Iowa City Sanitary Landfill
Permit No. 52-SDP-01-72P

Constituent	CAS	Units	Date	MW-17A-00	MW-18AR	MW-23A	MW-24A	MW-25A-00	MW-29A	MW-34A	MW-38A	MW-200A	MW-201A	MW-202A	MW-203A	MW-204A	MW-205A	MW-213A	MW-214A	MW-215A	MW-216A	MW-217A	MW-218A	MW-219A	MW-220A	MW-310A	MW-312A	MW-408	MW-410
Benzene	71-43-2	ug/L	1/10/2011							<0.5		<0.5				5	5.43	<0.5											
Benzene	71-43-2	ug/L	4/4/2011							<0.5		<0.5				2.53	2.6	<0.5											
Benzene	71-43-2	ug/L	7/8/2011							<0.5							0.56												
Benzene	71-43-2	ug/L	8/11/2011							<0.5							7.52									<0.5			
Benzene	71-43-2	ug/L	10/13/2011	<0.5		<0.5		<0.5	<0.5	<0.5		<0.5	<0.5	<0.5	<0.5	9.78	0.87	<0.5	<0.5							<0.5			
Benzene	71-43-2	ug/L	12/5/2011				<0.5			<0.5							2.54			<0.5						<0.5			
Benzene	71-43-2	ug/L	4/11/2012	<0.5		<0.5	<0.5	<0.5	<0.5	<0.5		<0.5	<0.5	<0.5	<0.5	2.94	0.67	<0.5	<0.5	<0.5						<0.5	<0.5		
Benzene	71-43-2	ug/L	6/25/2012					<0.5		<0.5																<0.5	<0.5		
Benzene	71-43-2	ug/L	8/1/2012							<0.5	<0.5										<0.5	<0.5	<0.5	<0.5	<0.5	<0.5	<0.5		
Benzene	71-43-2	ug/L	10/11/2012	<0.5		<0.5	<0.5	<0.5	<0.5		<0.5	<0.5		<0.5	<0.5	5.22	14.5	<0.5	<0.5	<0.5	<0.5	<0.5	<0.5	<0.5	<0.5	<0.5	<0.5		
Benzene	71-43-2	ug/L	12/13/2012								<0.5										<0.5	<0.5	<0.5	<0.5	<0.5		<0.5		
Benzene	71-43-2	ug/L	2/4/2013								<0.5										<0.5	<0.5	<0.5	<0.5	<0.5				
Benzene	71-43-2	ug/L	3/30/2013	<0.5		<0.5	<0.5	<0.5	<0.5		<0.5	<0.5		<0.5	<0.5	<0.5	<0.5	<0.5	<0.5	<0.5	<0.5	<0.5	<0.5	<0.5	<0.5	<0.5	<0.5		
Benzene	71-43-2	ug/L	7/10/2013																		<0.5	<0.5	<0.5	<0.5	<0.5				
Benzene	71-43-2	ug/L	10/7/2013	<0.5		<0.5			<0.5	<0.5	<0.5	<0.5	<0.5	<0.5	<0.5	1.37	19	<0.5	<0.5		<0.5	<0.5	<0.5	<0.5	<0.5		<0.5		
Benzene	71-43-2	ug/L	6/2/2014	<0.5		<0.5	<0.5	<0.5	<0.5	<0.5	<0.5	<0.5	<0.5	<0.5	<0.5	1.17	4.08	<0.5	<0.5	<0.5	<0.5	<0.5	<0.5	<0.5	<0.5				
Benzene	71-43-2	ug/L	10/15/2014	<0.5		<0.5	<0.5	<0.5	<0.5	<0.5	<0.5	<0.5	<0.5	<0.5	<0.5	1.39	1.89	<0.5	<0.5	<0.5	<0.5	<0.5	<0.5	<0.5	<0.5				
Benzene	71-43-2	ug/L	4/6/2015	<0.5		<0.5	<0.5	<0.5	<0.5	<0.5	<0.5	<0.5	<0.5	<0.5	<0.5	0.927	5.86	<0.5	<0.5	<0.5	<0.5	<0.5	<0.5	<0.5	<0.5				
Benzene	71-43-2	ug/L	10/5/2015	<0.5		<0.5	<0.5	<0.5	<0.5	<0.5	<0.5	<0.5	0.116J	<0.5	<0.5	1.08	8.63	<0.5	<0.5	<0.5	<0.5	<0.5	<0.5	<0.5	<0.5				
Benzene	71-43-2	ug/L	4/4/2016	<0.5		<0.5	<0.5	<0.5	<0.5	<0.5	<0.5	<0.5	<0.5	<0.5	<0.5	0.211J	5.15	0.192J	<0.5	<0.5	<0.5	<0.5	<0.5	<0.5	<0.5				
Benzene	71-43-2	ug/L	10/17/2016	<0.5		<0.5	<0.5	<0.5	<0.5	<0.5	<0.5	<0.5	<0.5	<0.5	<0.5	1.66	6.92	<0.5	<0.5	<0.5	<0.5	<0.5	<0.5	<0.5	<0.5				
Benzene	71-43-2	ug/L	4/17/2017	<0.5		<0.5	<0.5	<0.5	<0.5	<0.5	<0.5	<0.5	<0.5	<0.5	<0.5	<0.5	0.185J	<0.5	<0.5	<0.5	<0.5	<0.5	<0.5	<0.5	<0.5				
Benzene	71-43-2	ug/L	10/11/2017	<0.5		<0.5	<0.5	<0.5	<0.5	<0.5	<0.5	<0.5	<0.5	<0.5	<0.5	0.513	5.89	<0.5	<0.5	<0.5	<0.5	<0.5	<0.5	<0.5	<0.5				
Benzene	71-43-2	ug/L	4/20/2018											<0.5					<0.5	<0.5									
Benzene	71-43-2	ug/L	4/23/2018	<0.5								<0.5	<0.5		<0.5	<0.5	0.142J												
Benzene	71-43-2	ug/L	4/25/2018						<0.5																				
Benzene	71-43-2	ug/L	4/30/2018			<0.5	<0.5	<0.5										<0.5											
Benzene	71-43-2	ug/L	5/1/2018								<0.5										<0.5	<0.5							
Benzene	71-43-2	ug/L	5/2/2018																				<0.5	<0.5	<0.5				
Benzene	71-43-2	ug/L	10/16/2018	<0.5		<0.5	<0.5	<0.5	<0.5	<0.5	<0.5	<0.5	<0.5	<0.5	<0.5	<0.5	<0.5	<0.5	<0.5	<0.5	<0.5	<0.5	<0.5	<0.5	<0.5				
Benzene	71-43-2	ug/L	4/16/2019	<0.5		<0.5	<0.5	<0.5	<0.5	<0.5	<0.5	<0.5	<0.5	<0.5	<0.5	<0.5	<0.5	<0.5	<0.5	<0.5	<0.5	<0.5	<0.5	<0.5	<0.5				
Benzene	71-43-2	ug/L	10/1/2019	<0.5	<0.5	<0.5	<0.5	<0.5	<0.5	<0.5	<0.5	<0.5	<0.5	<0.5	<0.5	<0.5	<0.5	<0.5	<0.5	<0.5	<0.5	<0.5	<0.5	<0.5	<0.5				
Benzene	71-43-2	ug/L	3/30/2020	<0.5	<0.5	<0.5	<0.5	<0.5	<0.5	<0.5	<0.5	<0.5	<0.5	<0.5	<0.5	<0.5	<0.5	<0.5	<0.5	<0.5	<0.5	<0.5	<0.5	<0.5	<0.5				
Benzene	71-43-2	ug/L	6/24/2020		<0.5																								
Benzene	71-43-2	ug/L	10/7/2020	<0.5	<0.5	<0.5	<0.5	<0.5	<0.5	<0.5	<0.5	<0.5	<0.5	<0.5	<0.5	<0.5	0.378J	<0.5	<0.5	<0.5	<0.5	<0.5	<0.5	<0.5	<0.5				
Benzene	71-43-2	ug/L	1/21/2021		<1																								
Benzene	71-43-2	ug/L	4/13/2021	<1	<1	<1	<1	<1	<1	<1	<1	<1	<1	<1	<1	<1	<1	<1	<1	<1	<1	<1	<1	<1	<1				
Benzene	71-43-2	ug/L	10/20/2021		<1			<1	<1			<1	<1				<1	<1			<1	<1	<1	<1	<1	<1	<1	<1	<1
Benzene	71-43-2	ug/L	5/2/2022		<1			<1	<1	<1	<1	<1	<1								<1	<1	<1	<1	<1	<1	<1	<1	<1
Benzene	71-43-2	ug/L	10/14/2022		<1			<1	<1			<1	<1								<1	<1	<1	<1	<1	<1	<1	<1	<1
Benzene	71-43-2	ug/L	5/1/2023	<0.5	<0.5	<0.5	<0.5	<0.5	<0.5	<0.5	<0.5	<0.5	<0.5	<0.5	<0.5			<0.5	<0.5	<0.5	<0.5	<0.5	<0.5	<0.5	<0.5	<0.5	<0.5	<0.5	<0.5
Benzene	71-43-2	ug/L	10/16/2023		<0.5			<0.5	<0.5			<0.5	<0.5								<0.5	<0.5	<0.5	<0.5	<0.5	<0.5	<0.5	<0.5	<0.5
Benzene	71-43-2	ug/L	4/29/2024		<0.5			<0.5	<0.5	<0.5	<0.5	<0.5	<0.5								<0.5	<0.5	<0.5	<0.5	<0.5	<0.5	<0.5	<0.5	<0.5
Benzene	71-43-2	ug/L	10/9/2024		<0.500								<0.500														<0.500		
Benzene	71-43-2	ug/L	10/10/2024						<0.500			<0.500														<0.500		<0.500	
Benzene	71-43-2	ug/L	10/14/2024																		<0.500	<0.500		<0.500					<0.500
Benzene	71-43-2	ug/L	10/15/2024																				<0.500		<0.500				
Benzene	71-43-2	ug/L	4/23/2025	<0.500										<0.500					<0.500										
Benzene	71-43-2	ug/L	4/24/2025													<0.500													
Benzene	71-43-2	ug/L	4/30/2025		<0.500							<0.500														<0.500	<0.500		
Benzene	71-43-2	ug/L	5/5/2025						<0.500																			<0.500	
Benzene	71-43-2	ug/L	5/6/2025										<0.500		<0.500														
Benzene	71-43-2	ug/L	5/7/2025				<0.500													<0.500	<0.500	<0.500	<0.500						
Benzene	71-43-2	ug/L	5/8/2025			<0.500		<0.500																					<0.500
Benzene	71-43-2	ug/L	5/9/2025							<0.500	<0.500													<0.500	<0.500				
Benzene	71-43-2	ug/L	10/21/2025						<0.500																	<0.500	<0.500	<0.500	
Benzene	71-43-2	ug/L	10/22/2025		<0.500							<0.500	<0.500																
Benzene	71-43-2	ug/L	10/23/2025					<0.500													<0.500	<0.500	<0.500	<0.500	<0.500				
Benzene	71-43-2	ug/L	10/24/2025																										<0.500
Benzo [k] fluoranthene	207-08-9	ug/L	4/14/2009	<10		<10	<10	<10	<10	<10																			
Benzo [k] fluoranthene	207-08-9	ug/L	5/10/2010	<10		<10	<10	<10	<10	<10			<10	<10	<10	<10			<10	<10									
Benzo [k] fluoranthene	207-08-9	ug/L	4/4/2011									<10					<10	<10											
Benzo [k] fluoranthene	207-08-9	ug/L	3/30/2013																							<10	<10		
Benzo [k] fluoranthene	207-08-9	ug/L	7/10/2013																		<10.2	<10.1	<10.1	<106	<10.3				
Benzo [k] fluoranthene	207-08-9	ug/L	6/2/2014																					<10.1					
Benzo [k] fluoranthene	207-08-9	ug/L	10/15/2014																					<10					
Benzo [k] fluoranthene	207-08-9	ug/L	10/5/2015	<10.4		<10	<10.5	<10.5	<10.1				<10.8	<10.6	<10.5	<10.3			<11.1	<10.1									
Benzo [k] fluoranthene	207-08-9	ug/L	4/4/2016									<10					<10	<10											
Benzo [k] fluoranthene	207-08-9	ug/L	5/1/2018																		<10.4	<10.3							
Benzo [k] fluoranthene	207-08-9	ug/L	5/2/2018																				<10.4	<10.5	<10.4				
Benzo [k] fluoranthene	207-08-9	ug/L	3/30/2020	<10.4		<10.8	<10.3	<10.5	<10.3				<10.4	<10.4	<10.5	<10.1			<10.4	<10.4									
Benzo [k] fluoranthene	207-08-9	ug/L	6/24/2020		<10.4																								
Benzo [k] fluoranthene	207-08-9	ug/L	10/20/2021		<8							<8					<8	<8											
Benzo [k] fluoranthene	207-08-9	ug/L	5/1/2023																		<10.6	<10	<9.8	<10.6	<10				
Benzo[a]anthracene	56-55-3	ug/L	4/14/2009	<10		<10	<10	<10	<10	<10																			
Benzo[a]anthracene	56-55-3	ug/L	5/10/2010	<10		<10	<10	<10	<10	<10			<10	<10	<10	<10			<10	<10									
Benzo[a]anthracene	56-55-3	ug/L	4/4/2011									<10					<10	<10											
Benzo[a]anthracene	56-55-3	ug/L	3/30/2013																							<10	<10		
Benzo[a]anthracene	56-55-3	ug/L	7/10/2013																		<10.2	<10.1	<10.1	<106	<10.3				
Benzo[a]anthracene	56-55-3	ug/L	6/2/2014																					<10.1					
Benzo[a]anthracene	56-55-3	ug/L	10/15/2014																					<10					
Benzo[a]anthracene	56-55-3	ug/L	10/5/2015	<10.4		<10	<10.5	<10.5	<10.1				<10.8	<10.6	<10.5	<10.3			<11.1	<10.1									
Benzo[a]anthracene	56-55-3	ug/L	4/4/2016									<10					<10	<10											
Benzo[a]anthracene	56-55-3	ug/L	5/1/2018																		<10.4	<10.3							
Benzo[a]anthracene	56-55-3	ug/L	5/2/2018																				<10.4	<10.5	<10.4				
Benzo[a]anthracene	56-55-3	ug/L	3/30/2020	<10.4		<10.8	<10.3	<10.5	<10.3				<10.4	<10.4	<10.5	<10.1			<10.4	<10.4									
Benzo[a]anthracene	56-55-3	ug/L	6/24/2020		<10.4																								
Benzo[a]anthracene	56-55-3	ug/L	10/20/2021		<8							<8					<8	<8											
Benzo[a]anthracene	56-55-3	ug/L	5/1/2023																		<10.6	<10	<9.8	<10.6	<10				
Benzo[a]anthracene	56-55-3	ug/L	4/23/2025	<10.4										<10.4					<10.4										
Benzo[a]anthracene	56-55-3	ug/L	4/24/2025													<10.4													
Benzo[a]anthracene	56-55-3	ug/L	5/5/2025						<10.2																				
Benzo[a]anthracene	56-55-3	ug/L	5/6/2025										<10.4		<10.6														
Benzo[a]anthracene	56-55-3	ug/L	5/7/2025				<10.2													<10.6									
Benzo[a]anthracene	56-55-3	ug/L	5/8/2025			<9.80		<10.6																					
Benzo[a]pyrene	50-32-8	ug/L	4/14/2009	<10		<10	<10	<10	<10	<10																			
Benzo[a]pyrene	50-32-8	ug/L	5/10/2010	<10		<10	<10	<10	<10	<10			<10	<10	<10	<10			<10	<10									
Benzo[a]pyrene	50-32-8	ug/L	4/4/2011									<10					<10	<10											
Benzo[a]pyrene	50-32-8	ug/L	3/30/2013																							<10	<10		
Benzo[a]pyrene	50-32-8	ug/L	7/10/2013																		<10.2	<10.1	<10.1	<106	<10.3				
Benzo[a]pyrene	50-32-8	ug/L	6/2/2014																					<10.1					
Benzo[a]pyrene	50-32-8	ug/L	10/15/2014																					<10					
Benzo[a]pyrene	50-32-8	ug/L	10/5/2015	<10.4		<10	<10.5	<10.5	<10.1				<10.8	<10.6	<10.5	<10.3			<11.1	<10.1									
Benzo[a]pyrene	50-32-8	ug/L	4/4/2016									<10					<10	<10											
Benzo[a]pyrene	50-32-8	ug/L	5/1/2018																		2.77J	<10.3							

Table 9A
Analytical Data Summary - Series A HMSP Wells
2025 Annual Water Quality Report
Iowa City Sanitary Landfill
Permit No. 52-SDP-01-72P

Constituent	CAS	Units	Date	MW-17A-00	MW-18AR	MW-23A	MW-24A	MW-25A-00	MW-29A	MW-34A	MW-38A	MW-200A	MW-201A	MW-202A	MW-203A	MW-204A	MW-205A	MW-213A	MW-214A	MW-215A	MW-216A	MW-217A	MW-218A	MW-219A	MW-220A	MW-310A	MW-312A	MW-408	MW-410
Benzo[a]pyrene	50-32-8	ug/L	5/2/2018																				<10.4	<10.5	<10.4				
Benzo[a]pyrene	50-32-8	ug/L	3/30/2020	<10.4		<10.8	<10.3	<10.5	<10.3				<10.4	<10.4	<10.5	<10.1			<10.4	<10.4									
Benzo[a]pyrene	50-32-8	ug/L	6/24/2020		<10.4																								
Benzo[a]pyrene	50-32-8	ug/L	10/20/2021		<8							<8					<8	<8											
Benzo[a]pyrene	50-32-8	ug/L	5/1/2023																		<10.6	<10	<9.8	<10.6	<10				
Benzo[a]pyrene	50-32-8	ug/L	4/23/2025	<10.4										<10.4					<10.4										
Benzo[a]pyrene	50-32-8	ug/L	4/24/2025													<10.4													
Benzo[a]pyrene	50-32-8	ug/L	5/5/2025						<10.2																				
Benzo[a]pyrene	50-32-8	ug/L	5/6/2025										<10.4		<10.6														
Benzo[a]pyrene	50-32-8	ug/L	5/7/2025				<10.2													<10.6									
Benzo[a]pyrene	50-32-8	ug/L	5/8/2025			<9.80		<10.6																					
Benzo[b]fluoranthene	205-99-2	ug/L	4/14/2009	<10		<10	<10	<10	<10	<10																			
Benzo[b]fluoranthene	205-99-2	ug/L	5/10/2010	<10		<10	<10	<10	<10	<10			<10	<10	<10	<10			<10	<10									
Benzo[b]fluoranthene	205-99-2	ug/L	4/4/2011									<10					<10	<10											
Benzo[b]fluoranthene	205-99-2	ug/L	3/30/2013																							<10	<10		
Benzo[b]fluoranthene	205-99-2	ug/L	7/10/2013																		<10.2	<10.1	<10.1	<106	<10.3				
Benzo[b]fluoranthene	205-99-2	ug/L	6/2/2014																					<10.1					
Benzo[b]fluoranthene	205-99-2	ug/L	10/15/2014																					<10					
Benzo[b]fluoranthene	205-99-2	ug/L	10/5/2015	<10.4		<10	<10.5	<10.5	<10.1				<10.8	<10.6	<10.5	<10.3			<11.1	<10.1									
Benzo[b]fluoranthene	205-99-2	ug/L	4/4/2016									<10					<10	<10											
Benzo[b]fluoranthene	205-99-2	ug/L	5/1/2018																		<10.4	<10.3							
Benzo[b]fluoranthene	205-99-2	ug/L	5/2/2018																				<10.4	<10.5	<10.4				
Benzo[b]fluoranthene	205-99-2	ug/L	3/30/2020	<10.4		<10.8	<10.3	<10.5	<10.3				<10.4	<10.4	<10.5	<10.1			<10.4	<10.4									
Benzo[b]fluoranthene	205-99-2	ug/L	6/24/2020		<10.4																								
Benzo[b]fluoranthene	205-99-2	ug/L	10/20/2021		<8							<8					<8	<8											
Benzo[b]fluoranthene	205-99-2	ug/L	5/1/2023																		<10.6	<10	<9.8	<10.6	<10				
Benzo[b]fluoranthene	205-99-2	ug/L	4/23/2025	<10.4										<10.4					<10.4										
Benzo[b]fluoranthene	205-99-2	ug/L	4/24/2025													<10.4													
Benzo[b]fluoranthene	205-99-2	ug/L	5/5/2025						<10.2																				
Benzo[b]fluoranthene	205-99-2	ug/L	5/6/2025										<10.4		<10.6														
Benzo[b]fluoranthene	205-99-2	ug/L	5/7/2025				<10.2													<10.6									
Benzo[b]fluoranthene	205-99-2	ug/L	5/8/2025			<9.80		<10.6																					
Benzo[g,h,i]perylene	191-24-2	ug/L	4/14/2009	<10		<10	<10	<10	<10	<10																			
Benzo[g,h,i]perylene	191-24-2	ug/L	5/10/2010	<10		<10	<10	<10	<10	<10			<10	<10	<10	<10			<10	<10									
Benzo[g,h,i]perylene	191-24-2	ug/L	4/4/2011									<10					<10	<10											
Benzo[g,h,i]perylene	191-24-2	ug/L	3/30/2013																							<10	<10		
Benzo[g,h,i]perylene	191-24-2	ug/L	7/10/2013																		<10.2	<10.1	<10.1	<106	<10.3				
Benzo[g,h,i]perylene	191-24-2	ug/L	6/2/2014																					<10.1					
Benzo[g,h,i]perylene	191-24-2	ug/L	10/15/2014																					<10					
Benzo[g,h,i]perylene	191-24-2	ug/L	10/5/2015	<10.4		<10	<10.5	<10.5	<10.1				<10.8	<10.6	<10.5	<10.3			<11.1	<10.1									
Benzo[g,h,i]perylene	191-24-2	ug/L	4/4/2016									<10					<10	<10											
Benzo[g,h,i]perylene	191-24-2	ug/L	5/1/2018																		<10.4	<10.3							
Benzo[g,h,i]perylene	191-24-2	ug/L	5/2/2018																				<10.4	<10.5	<10.4				
Benzo[g,h,i]perylene	191-24-2	ug/L	3/30/2020	<10.4		<10.8	<10.3	<10.5	<10.3				<10.4	<10.4	<10.5	<10.1			<10.4	<10.4									
Benzo[g,h,i]perylene	191-24-2	ug/L	6/24/2020		<10.4																								
Benzo[g,h,i]perylene	191-24-2	ug/L	10/20/2021		<8							<8					<8	<8											
Benzo[g,h,i]perylene	191-24-2	ug/L	5/1/2023																		<10.6	<10	<9.8	<10.6	<10				
Benzo[g,h,i]perylene	191-24-2	ug/L	4/23/2025	<10.4										<10.4					<10.4										
Benzo[g,h,i]perylene	191-24-2	ug/L	4/24/2025													<10.4													
Benzo[g,h,i]perylene	191-24-2	ug/L	5/5/2025						<10.2																				
Benzo[g,h,i]perylene	191-24-2	ug/L	5/6/2025										<10.4		<10.6														
Benzo[g,h,i]perylene	191-24-2	ug/L	5/7/2025				<10.2													<10.6									
Benzo[g,h,i]perylene	191-24-2	ug/L	5/8/2025			<9.80		<10.6																					
Benzo[k]fluoranthene	207-08-9	ug/L	4/23/2025	<10.4										<10.4					<10.4										
Benzo[k]fluoranthene	207-08-9	ug/L	4/24/2025													<10.4													
Benzo[k]fluoranthene	207-08-9	ug/L	5/5/2025						<10.2																				
Benzo[k]fluoranthene	207-08-9	ug/L	5/6/2025										<10.4		<10.6														
Benzo[k]fluoranthene	207-08-9	ug/L	5/7/2025				<10.2													<10.6									
Benzo[k]fluoranthene	207-08-9	ug/L	5/8/2025			<9.80		<10.6																					
Benzyl alcohol	100-51-6	ug/L	4/14/2009	<10		<10	<10	<10	<10	<10																			
Benzyl alcohol	100-51-6	ug/L	5/10/2010	<10		<10	<10	<10	<10	<10			<10	<10	<10	<10			<10	<10									
Benzyl alcohol	100-51-6	ug/L	4/4/2011									<10					<10	<10											
Benzyl alcohol	100-51-6	ug/L	3/30/2013																							<10	<10		
Benzyl alcohol	100-51-6	ug/L	7/10/2013																		<10.2	<10.1	<10.1	146	<10.3				
Benzyl alcohol	100-51-6	ug/L	10/7/2013							<10.2	<10.1													<10.1					
Benzyl alcohol	100-51-6	ug/L	6/2/2014																					<10.1					
Benzyl alcohol	100-51-6	ug/L	10/15/2014																					<10					
Benzyl alcohol	100-51-6	ug/L	10/5/2015	<10.4		<10	<10.5	<10.5	<10.1				<10.8	<10.6	<10.5	<10.3			<11.1	<10.1									
Benzyl alcohol	100-51-6	ug/L	4/4/2016									<10					<10	<10											
Benzyl alcohol	100-51-6	ug/L	5/1/2018																		<10.4	<10.3							
Benzyl alcohol	100-51-6	ug/L	5/2/2018																				<10.4	<10.5	<10.4				
Benzyl alcohol	100-51-6	ug/L	3/30/2020	<10.4		<10.8	<10.3	<10.5	<10.3				<10.4	<10.4	<10.5	<10.1			<10.4	<10.4									
Benzyl alcohol	100-51-6	ug/L	6/24/2020		<10.4																								
Benzyl alcohol	100-51-6	ug/L	10/20/2021		<8							<8					<8	<8											
Benzyl alcohol	100-51-6	ug/L	5/1/2023																		<10.6	<10	<9.8	<10.6	<10				
Benzyl alcohol	100-51-6	ug/L	4/23/2025	<10.4										<10.4					<10.4										
Benzyl alcohol	100-51-6	ug/L	4/24/2025													<10.4													
Benzyl alcohol	100-51-6	ug/L	5/5/2025						<10.2																				
Benzyl alcohol	100-51-6	ug/L	5/6/2025										<10.4		<10.6														
Benzyl alcohol	100-51-6	ug/L	5/7/2025				<10.2													<10.6									
Benzyl alcohol	100-51-6	ug/L	5/8/2025			<9.80		<10.6																					
Beryllium	7440-41-7	mg/L	2/27/2008	<0.001		<0.001	<0.001	<0.001	<0.001	<0.001																			
Beryllium	7440-41-7	mg/L	5/12/2008	<0.001		<0.001	<0.001	<0.001	<0.001	<0.001																			
Beryllium	7440-41-7	mg/L	7/13/2008	<0.001		<0.001	<0.001	<0.001	<0.001	<0.001																			
Beryllium	7440-41-7	mg/L	9/14/2008	<0.001		<0.001	<0.001	<0.001	<0.001	<0.001																			
Beryllium	7440-41-7	mg/L	11/17/2008	<0.001		<0.001	<0.001	<0.001	<0.001	0.00107																			
Beryllium	7440-41-7	mg/L	4/14/2009	<0.001		<0.001	<0.001	<0.001	<0.001	<0.001																			
Beryllium	7440-41-7	mg/L	7/7/2009							<0.001			0.00164	<0.001	<0.001	<0.001			<0.001	<0.001									
Beryllium	7440-41-7	mg/L	9/2/2009							<0.001			0.00126	<0.001	<0.001	<0.001			<0.001	<0.001									
Beryllium	7440-41-7	mg/L	10/25/2009	<0.001		<0.001	<0.001	<0.001	<0.001	<0.001			0.00332	<0.001	<0.001	<0.001			<0.001	<0.001									
Beryllium	7440-41-7	mg/L	1/2/2010							<0.001			0.00209	<0.001	<0.001	<0.001			<0.001	<0.001									
Beryllium	7440-41-7	mg/L	3/3/2010									0.0129	<0.002	<0.001	<0.001	<0.001	<0.001	<0.001	<0.001	<0.001									
Beryllium	7440-41-7	mg/L	5/10/2010	<0.0004		0.0022	<0.0004	<0.0004	<0.0004	<0.0004		0.0019	0.0004	<0.0004	<0.0004	<0.0004	<0.0004	<0.0004	0.00062	<0.0004									
Beryllium	7440-41-7	mg/L	7/8/2010							<0.001		<0.001	<0.001				<0.001	<0.001	<0.001										
Beryllium	7440-41-7	mg/L	9/13/2010							<0.001		<0.001	<0.001				<0.001	<0.001	<0.001										
Beryllium	7440-41-7	mg/L	11/1/2010	<0.001		<0.001		<0.001	<0.001	<0.001			0.00144	<0.001	<0.001	<0.001													
Beryllium	7440-41-7	mg/L	1/10/2011							<0.001		<0.001	0.0032				<0.001	<0.001											
Beryllium	7440-41-7	mg/L	4/4/2011							<0.001		<0.001	0.0014				<0.001	0.00123	<0.001										
Beryllium	7440-41-7	mg/L	7/8/2011							<0.001		<0.001																	
Beryllium	7440-41-7	mg/L	8/11/2011							<0.001		<0.001														<0.001			
Beryllium	7440-41-7	mg/L	10/13/2011	<0.001		<0.001		<0.001	<0.001	<0.001		<0.001	<0.001	<0.001	<0.001	<0.001	<0.001	0.00115	0.00246							<0.001			
Beryllium	7440-41-7	mg/L	12/5/2011				<0.001			<0.001		<0.001								<0.001						<0.001			
Beryllium	7440-41-7	mg/L	2/6/2012							<0.001																			
Beryllium	7440-41-7	mg/L	4/11/2012	<0.001		<0.001	<0.001	<0.001	<0.001	<0.001		<0.001	0.00107	<0.001	<0.001	<0.001	<0.001	<0.001	<0.001	<0.001						<0.001	<0.001		
Beryllium	7440-41-7	mg/L	6/25/2012					<0.001		<0.001																<0.001	<0.001		

Table 9A
Analytical Data Summary - Series A HMSP Wells
2025 Annual Water Quality Report
Iowa City Sanitary Landfill
Permit No. 52-SDP-01-72P

Constituent	CAS	Units	Date	MW-17A-00	MW-18AR	MW-23A	MW-24A	MW-25A-00	MW-29A	MW-34A	MW-38A	MW-200A	MW-201A	MW-202A	MW-203A	MW-204A	MW-205A	MW-213A	MW-214A	MW-215A	MW-216A	MW-217A	MW-218A	MW-219A	MW-220A	MW-310A	MW-312A	MW-408	MW-410
Beryllium	7440-41-7	mg/L	8/1/2012							<0.001	<0.001										0.00379	<0.001	<0.001	<0.001	<0.001	<0.001	<0.001		
Beryllium	7440-41-7	mg/L	10/11/2012	<0.001		<0.001	<0.001	<0.001	<0.001		<0.001	<0.001		<0.001	<0.001	<0.001	<0.001	<0.001	<0.001	<0.001	0.00758	<0.001	<0.001	<0.001	0.00132	<0.001	<0.001		
Beryllium	7440-41-7	mg/L	12/13/2012								<0.001										0.00184	0.00148	<0.001	<0.001	0.00298		<0.001		
Beryllium	7440-41-7	mg/L	2/4/2013								<0.001										0.00999	<0.001	<0.001	<0.001	0.00565				
Beryllium	7440-41-7	mg/L	3/30/2013	<0.001		<0.001	<0.001	<0.001	<0.001		<0.001	<0.001		<0.001	<0.001	<0.001	<0.001	<0.001	<0.001	<0.001	0.0028	<0.001	<0.001	<0.001	0.00113	<0.001	<0.001		
Beryllium	7440-41-7	mg/L	7/10/2013																		0.0048	<0.001	<0.001	<0.001	0.00173				
Beryllium	7440-41-7	mg/L	10/7/2013	<0.001		<0.001	<0.001	<0.001	<0.001	<0.001	0.00163	<0.001	<0.001	<0.001	<0.001	<0.001	<0.001	<0.001	<0.001	<0.001	0.00128	0.00487	<0.001	<0.001	<0.001	<0.001	<0.001		
Beryllium	7440-41-7	mg/L	6/2/2014	<0.001		<0.001	<0.001	<0.001	<0.001	<0.001	<0.001	<0.001	<0.001	<0.001	<0.001	<0.001	<0.001	<0.001	<0.001	<0.001	<0.001	<0.001	<0.001	<0.001	<0.001				
Beryllium	7440-41-7	mg/L	10/15/2014	<0.001		<0.001	<0.001	<0.001	<0.001	<0.001	<0.001	<0.001	<0.001	<0.001	<0.001	<0.001	<0.001	<0.001	<0.001	<0.001	<0.001	<0.001	<0.001	<0.001	<0.001				
Beryllium	7440-41-7	mg/L	4/6/2015	<0.001		<0.001	0.000139J	<0.001	<0.001	<0.001	0.000064J	0.00007J	<0.001	<0.001	<0.001	<0.001	0.0001J	<0.001	0.000336J	<0.001	<0.001	<0.001	<0.001	<0.001	<0.001				
Beryllium	7440-41-7	mg/L	10/5/2015	<0.001		<0.001	0.000097J	0.000139J	<0.001	<0.001	<0.001	<0.001	<0.001	<0.001	<0.001	<0.001	<0.001	<0.001	0.000127J	<0.001	0.000041J	000081J; 0.00008	<0.001	0.000131J	<0.001				
Beryllium	7440-41-7	mg/L	4/4/2016	<0.001		<0.001	<0.001	<0.001	<0.001	<0.001	<0.001	<0.001	<0.001	<0.001	<0.001	<0.001	<0.001	<0.001	<0.001	<0.001	<0.001	<0.001	<0.001	<0.001	<0.001				
Beryllium	7440-41-7	mg/L	10/17/2016	<0.001		<0.001	<0.001	<0.001	<0.001	<0.001	<0.001	<0.001	<0.001	<0.001	<0.001	<0.001	<0.001	<0.001	<0.001	<0.001	<0.001	<0.001	<0.001	<0.001	<0.001				
Beryllium	7440-41-7	mg/L	4/17/2017	<0.001		<0.001	<0.001	<0.001	<0.001	<0.001	<0.001	<0.001	<0.001	<0.001	<0.001	<0.001	<0.001	<0.001	0.000278J	<0.001	<0.001	<0.001	<0.001	<0.001	<0.001				
Beryllium	7440-41-7	mg/L	10/11/2017	<0.001		<0.001	<0.001	<0.001	<0.001	<0.001	<0.001	<0.001	<0.001	<0.001	<0.001	<0.001	0.000171J	<0.001	<0.001	<0.001	<0.001	<0.001	<0.001	<0.001	<0.001				
Beryllium	7440-41-7	mg/L	4/20/2018											<0.001					<0.001	<0.001									
Beryllium	7440-41-7	mg/L	4/23/2018	<0.001								<0.001	<0.001		<0.001	<0.001	<0.001												
Beryllium	7440-41-7	mg/L	4/25/2018						<0.001		<0.001																		
Beryllium	7440-41-7	mg/L	4/30/2018			<0.001	<0.001	<0.001										<0.001											
Beryllium	7440-41-7	mg/L	5/1/2018																		<0.001	<0.001							
Beryllium	7440-41-7	mg/L	5/2/2018																				<0.001	<0.001	<0.001				
Beryllium	7440-41-7	mg/L	10/16/2018	<0.001		<0.001	<0.001	<0.001	<0.001	<0.001	<0.001	<0.001	<0.001	<0.001	<0.001	<0.001	<0.001	<0.001	<0.001	<0.001	<0.001	<0.001	<0.001	<0.001	<0.001				
Beryllium	7440-41-7	mg/L	4/16/2019	<0.001		<0.001	<0.001	<0.001	<0.001	<0.001	<0.001	<0.001	<0.001	<0.001	<0.001	<0.001	<0.001	<0.001	<0.001	<0.001	<0.001	<0.001	<0.001	<0.001	<0.001				
Beryllium	7440-41-7	mg/L	10/1/2019	<0.001	<0.001	<0.001	<0.001	<0.001	<0.001	<0.001	<0.001	<0.001	<0.001	<0.001	<0.001	<0.001	<0.001	<0.001	<0.001	<0.001	<0.001	<0.001	<0.001	<0.001	<0.001				
Beryllium	7440-41-7	mg/L	3/30/2020	<0.001	<0.001	<0.001	<0.001	<0.001	<0.001	<0.001	<0.001	<0.001	<0.001	<0.001	<0.001	<0.001	<0.001	<0.001	<0.001	<0.001	<0.001	<0.001	<0.001	<0.001	<0.001				
Beryllium	7440-41-7	mg/L	6/24/2020		<0.001																								
Beryllium	7440-41-7	mg/L	10/7/2020	<0.001	<0.001	<0.001	<0.001	<0.001	<0.001	<0.001	<0.001	<0.001	<0.001	<0.001	<0.001	<0.001	<0.001	<0.001	<0.001	<0.001	<0.001	<0.001	<0.001	<0.001	<0.001				
Beryllium	7440-41-7	mg/L	1/21/2021		<0.004																								
Beryllium	7440-41-7	mg/L	4/13/2021	<0.004	<0.004	<0.004	<0.004	<0.004	<0.004	<0.004	<0.004	<0.004	<0.004	<0.004	<0.004	<0.004	<0.004	<0.004	<0.004	<0.004	<0.004	<0.004	<0.004	<0.004	<0.004				
Beryllium	7440-41-7	mg/L	10/20/2021		<0.004			<0.004				<0.004					<0.004	<0.004			<0.004	<0.004	<0.004	<0.004	<0.004	<0.004	0.0002J	<0.004	<0.004
Beryllium	7440-41-7	mg/L	5/2/2022					<0.004		<0.004	<0.004										<0.004	<0.004	<0.004	<0.004	<0.004	<0.004	<0.004	<0.004	<0.004
Beryllium	7440-41-7	mg/L	10/14/2022					<0.004													<0.004	<0.004	<0.004	<0.004	<0.004	<0.004	<0.004	0.0001J	<0.004
Beryllium	7440-41-7	mg/L	5/1/2023					<0.001		<0.001	<0.001										<0.001	<0.001	<0.001	<0.001	<0.001	<0.001	<0.001	<0.001	<0.001
Beryllium	7440-41-7	mg/L	10/16/2023					<0.001													<0.001	<0.001	<0.001	<0.001	<0.001	<0.001	<0.001	<0.001	<0.001
Beryllium	7440-41-7	mg/L	4/29/2024					<0.001		<0.001	<0.001										<0.001	<0.001	<0.001	<0.001	<0.001	<0.001	<0.001	<0.001	<0.001
Beryllium	7440-41-7	mg/L	10/9/2024																								<0.00100		
Beryllium	7440-41-7	mg/L	10/10/2024																							<0.00100		<0.00100	
Beryllium	7440-41-7	mg/L	10/14/2024																		<0.00100	<0.00100		<0.00100					<0.00100
Beryllium	7440-41-7	mg/L	10/15/2024																				<0.00100		<0.00100				
Beryllium	7440-41-7	mg/L	4/23/2025	<0.00100										<0.00100					<0.00100										
Beryllium	7440-41-7	mg/L	4/24/2025													<0.00100													
Beryllium	7440-41-7	mg/L	4/30/2025																							<0.00100	<0.00100		
Beryllium	7440-41-7	mg/L	5/5/2025						<0.00100																			<0.00100	
Beryllium	7440-41-7	mg/L	5/6/2025										<0.00100		<0.00100														
Beryllium	7440-41-7	mg/L	5/7/2025				<0.00100													<0.00100	<0.00100	<0.00100	<0.00100						
Beryllium	7440-41-7	mg/L	5/8/2025			<0.00100		<0.00100																					<0.00100
Beryllium	7440-41-7	mg/L	5/9/2025							<0.00100	<0.00100													<0.00100	<0.00100				
Beryllium	7440-41-7	mg/L	10/21/2025																							<0.00100	<0.00100	<0.00100	
Beryllium	7440-41-7	mg/L	10/23/2025					<0.00100													<0.00100	<0.00100	<0.00100	<0.00100	<0.00100				
Beryllium	7440-41-7	mg/L	10/24/2025																										<0.00100
Beta-BHC	319-85-7	ug/L	4/14/2009	<0.032		<0.032	<0.032	<0.032	<0.032	<0.032																			
Beta-BHC	319-85-7	ug/L	10/25/2009							<0.032																			
Beta-BHC	319-85-7	ug/L	5/10/2010	<0.032		<0.032	<0.032	<0.032	<0.032	<0.032			<0.032	<0.032	<0.032	<0.032			<0.032	<0.032									
Beta-BHC	319-85-7	ug/L	9/13/2010							<0.032																			
Beta-BHC	319-85-7	ug/L	11/1/2010							<0.032																			
Beta-BHC	319-85-7	ug/L	1/10/2011							<0.032																			
Beta-BHC	319-85-7	ug/L	4/4/2011							<0.032		<0.032					<0.032	<0.032											
Beta-BHC	319-85-7	ug/L	10/11/2012								<0.032																		
Beta-BHC	319-85-7	ug/L	3/30/2013																							<0.032	<0.032		
Beta-BHC	319-85-7	ug/L	7/10/2013																		<0.0327	<0.0323	<0.0323	<0.0348	<0.0348				
Beta-BHC	319-85-7	ug/L	10/5/2015	<0.0327		<0.0337	<0.032	<0.0327	<0.0323				<0.0333	<0.0323	<0.032	<0.033			<0.0348	<0.0323									
Beta-BHC	319-85-7	ug/L	4/4/2016									<0.032					0.00559J	<0.032											
Beta-BHC	319-85-7	ug/L	5/1/2018																		<0.0333	<0.0323							
Beta-BHC	319-85-7	ug/L	5/2/2018																				<0.0337	<0.0337	<0.0333				
Beta-BHC	319-85-7	ug/L	3/30/2020	<0.0333		<0.0337	<0.0333	<0.0344	<0.0337				<0.0337	<0.0333	<0.0333	0.0058J			<0.033	<0.033									
Beta-BHC	319-85-7	ug/L	6/24/2020		<0.0337																								
Beta-BHC	319-85-7	ug/L	10/20/2021		<0.05							<0.05					<0.05	<0.05											
Beta-BHC	319-85-7	ug/L	5/1/2023																		<0.064	<0.0744	<0.0711	<0.064	<0.064				
Bicarbonate	BICARB	mg/L	6/2/2014	537		351	557	346	206	330	341	449	480	263	464	392	604	454	433	439	464	129	377	439	402				
Bicarbonate	BICARB	mg/L	10/15/2014	508		356	707	356	186	320	341	459	429	258	490	356	697	485	423	454	475	119	382	449	402	205			
Bis(2-chloroethoxy)methane	111-91-1	ug/L	4/23/2025	<10.4										<10.4					<10.4										
Bis(2-chloroethoxy)methane	111-91-1	ug/L	4/24/2025													<10.4													
Bis(2-chloroethoxy)methane	111-91-1	ug/L	5/5/2025						<10.2																				
Bis(2-chloroethoxy)methane	111-91-1	ug/L	5/6/2025										<10.4		<10.6														
Bis(2-chloroethoxy)methane	111-91-1	ug/L	5/7/2025				<10.2													<10.6									
Bis(2-chloroethoxy)methane	111-91-1	ug/L	5/8/2025			<9.80		<10.6																					
Bis(2-chloroethyl)ether	111-44-4	ug/L	4/23/2025	<10.4										<10.4					<10.4										
Bis(2-chloroethyl)ether	111-44-4	ug/L	4/24/2025													<10.4													
Bis(2-chloroethyl)ether	111-44-4	ug/L	5/5/2025						<10.2																				
Bis(2-chloroethyl)ether	111-44-4	ug/L	5/6/2025										<10.4		<10.6														
Bis(2-chloroethyl)ether	111-44-4	ug/L	5/7/2025				<10.2													<10.6									
Bis(2-chloroethyl)ether	111-44-4	ug/L	5/8/2025			<9.80		<10.6																					
Bis(2-ethylhexyl) phthalate	117-81-7	ug/L	4/23/2025	<10.4										<10.4					<10.4										
Bis(2-ethylhexyl) phthalate	117-81-7	ug/L	4/24/2025													<10.4													
Bis(2-ethylhexyl) phthalate	117-81-7	ug/L	5/5/2025						<10.2																				
Bis(2-ethylhexyl) phthalate	117-81-7	ug/L	5/6/2025										<10.4		<10.6														
Bis(2-ethylhexyl) phthalate	117-81-7	ug/L	5/7/2025				<10.2													<10.6									
Bis(2-ethylhexyl) phthalate	117-81-7	ug/L	5/8/2025			<9.80		<10.6																					
Bis[2-chloroethoxy]methane	111-91-1	ug/L	4/14/2009	<10		<10	<10	<10	<10	<10																			
Bis[2-chloroethoxy]methane	111-91-1	ug/L	5/10/2010	<10		<10	<10	<10	<10	<10			<10	<10	<10	<10			<10	<10									
Bis[2-chloroethoxy]methane	111-91-1	ug/L	4/4/2011									<10					<10	<10											
Bis[2-chloroethoxy]methane	111-91-1	ug/L	3/30/2013																							<10	<10		
Bis[2-chloroethoxy]methane	111-91-1	ug/L	7/10/2013																		<10.2	<10.1	<10.1	<106	<10.3				
Bis[2-chloroethoxy]methane	111-91-1	ug/L	6/2/2014																					<10.1					
Bis[2-chloroethoxy]methane	111-91-1	ug/L	10/15/2014																					<10					
Bis[2-chloroethoxy]methane	111-91-1	ug/L	10/5/2015	<10.4		<10	<10.5	<10.5	<10.1				<10.8	<10.6	<10.5	<10.3			<11.1	<10.1									
Bis[2-chloroethoxy]methane	111-91-1	ug/L	4/4/2016									<10					<10	<10											
Bis[2-chloroethoxy]methane	111-91-1	ug/L	5/1/2018																		<10.4	<10.3							
Bis[2-chloroethoxy]methane	111-91-1	ug/L	5/2/2018																				<10.4	<10.5	<10.4				
Bis[2-chloroethoxy]methane	111-91-1	ug/L	3/30/2020	<10.4		<10.8	<10.3	<10.5	<10.3				<10.4	<10.4	<10.5	<10.1			<10.4	<10.4									
Bis[2-chloroethoxy]methane	111-91-1	ug/L	6/24/2020		<10.4																								
Bis[2-chloroethoxy]methane	111-91-1	ug/L	10/20/2021		<8							<8					<8	<8											
Bis[2-chloroethoxy]methane	111-91-1	ug/L	5/1/2023																		<10.6	<10	<9.8	<10.6	<10				
Bis[2-chloroethyl]ether	111-44-4	ug/L	4/14/2009	<10		<10	<10	<10	<10	<10																			
Bis[2-chloroethyl]ether	111-44-4	ug/L	5/10/2010	<10		<10	<10	<10	<10	<10			<10	<10	<10	<10			<10	<10									

Table 9A
Analytical Data Summary - Series A HMSP Wells
2025 Annual Water Quality Report
Iowa City Sanitary Landfill
Permit No. 52-SDP-01-72P

Constituent	CAS	Units	Date	MW-17A-00	MW-18AR	MW-23A	MW-24A	MW-25A-00	MW-29A	MW-34A	MW-38A	MW-200A	MW-201A	MW-202A	MW-203A	MW-204A	MW-205A	MW-213A	MW-214A	MW-215A	MW-216A	MW-217A	MW-218A	MW-219A	MW-220A	MW-310A	MW-312A	MW-408	MW-410
Bis[2-chloroethyl]ether	111-44-4	ug/L	4/4/2011									<10					<10	<10											
Bis[2-chloroethyl]ether	111-44-4	ug/L	3/30/2013																							<10	<10		
Bis[2-chloroethyl]ether	111-44-4	ug/L	7/10/2013																		<10.2	<10.1	<10.1	326	<10.3				
Bis[2-chloroethyl]ether	111-44-4	ug/L	10/7/2013							<10.2	<10.1													<10.1					
Bis[2-chloroethyl]ether	111-44-4	ug/L	6/2/2014																					<10.1					
Bis[2-chloroethyl]ether	111-44-4	ug/L	10/15/2014																					<10					
Bis[2-chloroethyl]ether	111-44-4	ug/L	10/5/2015	<10.4		<10	<10.5	<10.5	<10.1				<10.8	<10.6	<10.5	<10.3			<11.1	<10.1									
Bis[2-chloroethyl]ether	111-44-4	ug/L	4/4/2016									<10					<10	<10											
Bis[2-chloroethyl]ether	111-44-4	ug/L	5/1/2018																		<10.4	<10.3							
Bis[2-chloroethyl]ether	111-44-4	ug/L	5/2/2018																				<10.4	<10.5	<10.4				
Bis[2-chloroethyl]ether	111-44-4	ug/L	3/30/2020	<10.4		<10.8	<10.3	<10.5	<10.3				<10.4	<10.4	<10.5	<10.1			<10.4	<10.4									
Bis[2-chloroethyl]ether	111-44-4	ug/L	6/24/2020		<10.4																								
Bis[2-chloroethyl]ether	111-44-4	ug/L	10/20/2021		<8							<8					<8	<8											
Bis[2-chloroethyl]ether	111-44-4	ug/L	5/1/2023																		<10.6	<10	<9.8	<10.6	<10				
Bis[2-chloroisopropyl]ether	108-60-1	ug/L	4/14/2009	<10		<10	<10	<10	<10	<10																			
Bis[2-chloroisopropyl]ether	108-60-1	ug/L	5/10/2010	<10		<10	<10	<10	<10	<10			<10	<10	<10	<10			<10	<10									
Bis[2-chloroisopropyl]ether	108-60-1	ug/L	4/4/2011									<10					<10	<10											
Bis[2-chloroisopropyl]ether	108-60-1	ug/L	3/30/2013																							<10	<10		
Bis[2-chloroisopropyl]ether	108-60-1	ug/L	7/10/2013																		<10.2	<10.1	<10.1	<106	<10.3				
Bis[2-chloroisopropyl]ether	108-60-1	ug/L	6/2/2014																					<10.1					
Bis[2-chloroisopropyl]ether	108-60-1	ug/L	10/15/2014																					<10					
Bis[2-chloroisopropyl]ether	108-60-1	ug/L	10/5/2015	<10.4		<10	<10.5	<10.5	<10.1				<10.8	<10.6	<10.5	<10.3			<11.1	<10.1									
Bis[2-chloroisopropyl]ether	108-60-1	ug/L	4/4/2016									<10					<10	<10											
Bis[2-chloroisopropyl]ether	108-60-1	ug/L	5/1/2018																		<10.4	<10.3							
Bis[2-chloroisopropyl]ether	108-60-1	ug/L	5/2/2018																				<10.4	<10.5	<10.4				
Bis[2-chloroisopropyl]ether	108-60-1	ug/L	3/30/2020	<10.4		<10.8	<10.3	<10.5	<10.3				<10.4	<10.4	<10.5	<10.1			<10.4	<10.4									
Bis[2-chloroisopropyl]ether	108-60-1	ug/L	6/24/2020		<10.4																								
Bis[2-chloroisopropyl]ether	108-60-1	ug/L	10/20/2021		<8							<8					<8	<8											
Bis[2-chloroisopropyl]ether	108-60-1	ug/L	5/1/2023																		<10.6	<10	<9.8	<10.6	<10				
Bis[2-ethylhexyl]phthalate	117-81-7	ug/L	4/14/2009	<10		<10	<10	<10	<10	<10																			
Bis[2-ethylhexyl]phthalate	117-81-7	ug/L	5/10/2010	<10		<10	<10	<10	<10	<10			<10	<10	<10	<10			<10	<10									
Bis[2-ethylhexyl]phthalate	117-81-7	ug/L	4/4/2011									<10					<10	<10											
Bis[2-ethylhexyl]phthalate	117-81-7	ug/L	3/30/2013																							<10	<10		
Bis[2-ethylhexyl]phthalate	117-81-7	ug/L	7/10/2013																		<10.2	<10.1	<10.1	<106	<10.3				
Bis[2-ethylhexyl]phthalate	117-81-7	ug/L	6/2/2014																					<10.1					
Bis[2-ethylhexyl]phthalate	117-81-7	ug/L	10/15/2014																					2.25J					
Bis[2-ethylhexyl]phthalate	117-81-7	ug/L	10/5/2015	0.768J		5.49J	7.73J	2.25J	<10.1				14.2	1.1J	1.03J	8.07J			15.3	10.8									
Bis[2-ethylhexyl]phthalate	117-81-7	ug/L	4/4/2016									0.747J	<10				0.88J	0.761J	0.635J	1.34J									
Bis[2-ethylhexyl]phthalate	117-81-7	ug/L	10/11/2016										0.817J						1.39J	0.843J									
Bis[2-ethylhexyl]phthalate	117-81-7	ug/L	10/17/2016										0.875J						1.1J	0.56J									
Bis[2-ethylhexyl]phthalate	117-81-7	ug/L	11/14/2016										1.86J						1.41J	0.922J									
Bis[2-ethylhexyl]phthalate	117-81-7	ug/L	4/17/2017										<10.9						0.896J	<10									
Bis[2-ethylhexyl]phthalate	117-81-7	ug/L	10/11/2017										<10.4						<10.6	<10.2									
Bis[2-ethylhexyl]phthalate	117-81-7	ug/L	4/20/2018																<10.6	<10.3									
Bis[2-ethylhexyl]phthalate	117-81-7	ug/L	4/23/2018										<10.3																
Bis[2-ethylhexyl]phthalate	117-81-7	ug/L	5/1/2018																		<10.4	<10.3							
Bis[2-ethylhexyl]phthalate	117-81-7	ug/L	5/2/2018																				<10.4	<10.5	<10.4				
Bis[2-ethylhexyl]phthalate	117-81-7	ug/L	10/16/2018										<10.1						<10.5	<10.3									
Bis[2-ethylhexyl]phthalate	117-81-7	ug/L	4/16/2019										<10.2						<10.1	<10.1									
Bis[2-ethylhexyl]phthalate	117-81-7	ug/L	3/30/2020	<10.4		<10.8	<10.3	<10.5	<10.3				<10.4	<10.4	<10.5	<10.1			<10.4	<10.4									
Bis[2-ethylhexyl]phthalate	117-81-7	ug/L	6/24/2020		<10.4																								
Bis[2-ethylhexyl]phthalate	117-81-7	ug/L	10/20/2021		<6							<6					<6	<6											
Bis[2-ethylhexyl]phthalate	117-81-7	ug/L	5/1/2023																		<10.6	<10	<9.8	<10.6	<10				
Bromochloromethane	74-97-5	ug/L	2/27/2008	<5		<5	<5	<5	<5	<5																			
Bromochloromethane	74-97-5	ug/L	5/12/2008	<5		<5	<5	<5	<5	<5																			
Bromochloromethane	74-97-5	ug/L	7/13/2008	<5		<5	<5	<5	<5	<5																			
Bromochloromethane	74-97-5	ug/L	9/14/2008	<5		<5	<5	<5	<5	<5																			
Bromochloromethane	74-97-5	ug/L	11/17/2008	<5		<5	<5	<5	<5	<5																			
Bromochloromethane	74-97-5	ug/L	4/14/2009	<5		<5	<5	<5	<5	<5																			
Bromochloromethane	74-97-5	ug/L	7/7/2009										<5	<5	<5	<5			<5	<5									
Bromochloromethane	74-97-5	ug/L	9/2/2009										<5	<5	<5	<5			<5	<5									
Bromochloromethane	74-97-5	ug/L	10/25/2009	<5		<5	<5	<5	<5	<5			<5	<5	<5	<5			<5	<5									
Bromochloromethane	74-97-5	ug/L	1/2/2010										<5	<5	<5	<5			<5	<5									
Bromochloromethane	74-97-5	ug/L	3/3/2010									<5	<5	<5	<5	<5	<5	<5	<5	<5									
Bromochloromethane	74-97-5	ug/L	5/10/2010	<5		<5	<5	<5	<5	<5		<5	<5	<5	<5	<5	<5	<5	<5	<5									
Bromochloromethane	74-97-5	ug/L	7/8/2010									<5					<5	<5											
Bromochloromethane	74-97-5	ug/L	9/13/2010									<5					<5	<5											
Bromochloromethane	74-97-5	ug/L	11/1/2010	<5		<5		<5	<5	<5			<5	<5	<5	<5													
Bromochloromethane	74-97-5	ug/L	1/10/2011									<5					<5	<5											
Bromochloromethane	74-97-5	ug/L	4/4/2011									<5					<5	<5											
Bromochloromethane	74-97-5	ug/L	8/11/2011																							<5			
Bromochloromethane	74-97-5	ug/L	10/13/2011	<5		<5		<5	<5	<5		<5	<5	<5	<5	<5	<5	<5	<5							<5			
Bromochloromethane	74-97-5	ug/L	12/5/2011				<5													<5						<5			
Bromochloromethane	74-97-5	ug/L	4/11/2012	<5		<5	<5	<5	<5	<5		<5	<5	<5	<5	<5	<5	<5	<5	<5						<5	<5		
Bromochloromethane	74-97-5	ug/L	6/25/2012					<5		<5																<5	<5		
Bromochloromethane	74-97-5	ug/L	8/1/2012							<5	<5										<5	<5	<5	<5	<5	<5	<5		
Bromochloromethane	74-97-5	ug/L	10/11/2012	<5		<5	<5	<5	<5		<5	<5		<5	<5	<5	<5	<5	<5	<5	<5	<5	<5	<5	<5	<5	<5		
Bromochloromethane	74-97-5	ug/L	12/13/2012								<5										<5	<5	<5	<5	<5		<5		
Bromochloromethane	74-97-5	ug/L	2/4/2013								<5										<5	<5	<5	<5	<5				
Bromochloromethane	74-97-5	ug/L	3/30/2013	<5		<5	<5	<5	<5		<5	<5		<5	<5	<5	<5	<5	<5	<5	<5	<5	<5	<5	<5	<5	<5		
Bromochloromethane	74-97-5	ug/L	7/10/2013																		<5	<5	<5	<5	<5				
Bromochloromethane	74-97-5	ug/L	10/7/2013	<5		<5			<5	<5	<5	<5	<5	<5	<5	<5	<5	<5	<5		<5	<5	<5	<5	<5		<5		
Bromochloromethane	74-97-5	ug/L	6/2/2014	<5		<5	<5	<5	<5	<5	<5	<5	<5	<5	<5	<5	<5	<5	<5	<5	<5	<5	<5	<5	<5				
Bromochloromethane	74-97-5	ug/L	10/15/2014	<5		<5	<5	<5	<5	<5	<5	<5	<5	<5	<5	<5	<5	<5	<5	<5	<5	<5	<5	<5	<5				
Bromochloromethane	74-97-5	ug/L	4/6/2015	<5		<5	<5	<5	<5	<5	<5	<5	<5	<5	<5	<5	<5	<5	<5	<5	<5	<5	<5	<5	<5				
Bromochloromethane	74-97-5	ug/L	10/5/2015	<5		<5	<5	<5	<5	<5	<5	<5	<5	<5	<5	<5	<5	<5	<5	<5	<5	<5	<5	<5	<5				
Bromochloromethane	74-97-5	ug/L	4/4/2016	<5		<5	<5	<5	<5	<5	<5	<5	<5	<5	<5	<5	<5	<5	<5	<5	<5	<5	<5	<5	<5				
Bromochloromethane	74-97-5	ug/L	10/17/2016	<5		<5	<5	<5	<5	<5	<5	<5	<5	<5	<5	<5	<5	<5	<5	<5	<5	<5	<5	<5	<5				
Bromochloromethane	74-97-5	ug/L	4/17/2017	<5		<5	<5	<5	<5	<5	<5	<5	<5	<5	<5	<5	<5	<5	<5	<5	<5	<5	<5	<5	<5				
Bromochloromethane	74-97-5	ug/L	10/11/2017	<5		<5	<5	<5	<5	<5	<5	<5	<5	<5	<5	<5	<5	<5	<5	<5	<5	<5	<5	<5	<5				
Bromochloromethane	74-97-5	ug/L	4/20/2018											<5					<5	<5									
Bromochloromethane	74-97-5	ug/L	4/23/2018	<5								<5	<5		<5	<5	<5												
Bromochloromethane	74-97-5	ug/L	4/25/2018						<5																				
Bromochloromethane	74-97-5	ug/L	4/30/2018			<5	<5	<5										<5											
Bromochloromethane	74-97-5	ug/L	5/1/2018								<5										<5	<5							
Bromochloromethane	74-97-5	ug/L	5/2/2018																				<5	<5	<5				
Bromochloromethane	74-97-5	ug/L	10/16/2018	<5		<5	<5	<5	<5	<5	<5	<5	<5	<5	<5	<5	<5	<5	<5	<5	<5	<5	<5	<5	<5				
Bromochloromethane	74-97-5	ug/L	4/16/2019	<5		<5	<5	<5	<5	<5	<5	<5	<5	<5	<5	<5	<5	<5	<5	<5	<5	<5	<5	<5	<5				
Bromochloromethane	74-97-5	ug/L	10/1/2019	<5	<5	<5	<5	<5	<5	<5	<5	<5	<5	<5	<5	<5	<5	<5	<5	<5	<5	<5	<5	<5	<5				
Bromochloromethane	74-97-5	ug/L	3/30/2020	<5	<5	<5	<5	<5	<5	<5	<5	<5	<5	<5	<5	<5	<5	<5	<5	<5	<5	<5	<5	<5	<5				
Bromochloromethane	74-97-5	ug/L	6/24/2020		<5																								
Bromochloromethane	74-97-5	ug/L	10/7/2020	<5	<5	<5	<5	<5	<5	<5	<5	<5	<5	<5	<5	<5	<5	<5	<5	<5	<5	<5	<5	<5	<5				
Bromochloromethane	74-97-5	ug/L	1/21/2021		<1																								
Bromochloromethane	74-97-5	ug/L	4/13/2021	<1	<1	<1	<1	<1	<1	<1	<1	<1	<1	<1	<1	<1	<1	<1	<1	<1	<1	<1	<1	<1	<1				
Bromochloromethane	74-97-5	ug/L	10/20/2021		<1			<1	<1			<1	<1				<1	<1			<1	<1	<1	<1	<1	<1	<1	<1	<1

Table 9A
Analytical Data Summary - Series A HMSP Wells
2025 Annual Water Quality Report
Iowa City Sanitary Landfill
Permit No. 52-SDP-01-72P

Constituent	CAS	Units	Date	MW-17A-00	MW-18AR	MW-23A	MW-24A	MW-25A-00	MW-29A	MW-34A	MW-38A	MW-200A	MW-201A	MW-202A	MW-203A	MW-204A	MW-205A	MW-213A	MW-214A	MW-215A	MW-216A	MW-217A	MW-218A	MW-219A	MW-220A	MW-310A	MW-312A	MW-408	MW-410
Bromochloromethane	74-97-5	ug/L	5/2/2022		<1			<1	<1	<1	<1	<1	<1								<1	<1	<1	<1	<1	<1	<1	<1	<1
Bromochloromethane	74-97-5	ug/L	10/14/2022		<1			<1	<1			<1	<1								<1	<1	<1	<1	<1	<1	<1	<1	<1
Bromochloromethane	74-97-5	ug/L	5/1/2023	<5	<5	<5	<5	<5	<5	<5	<5	<5	<5	<5	<5			<5	<5	<5	<5	<5	<5	<5	<5	<5	<5	<5	<5
Bromochloromethane	74-97-5	ug/L	10/16/2023		<5			<5	<5			<5	<5								<5	<5	<5	<5	<5	<5	<5	<5	<5
Bromochloromethane	74-97-5	ug/L	4/29/2024		<5			<5	<5	<5	<5	<5	<5								<5	<5	<5	<5	<5	<5	<5	<5	<5
Bromochloromethane	74-97-5	ug/L	10/9/2024		<5.00								<5.00														<5.00		
Bromochloromethane	74-97-5	ug/L	10/10/2024						<5.00			<5.00														<5.00		<5.00	
Bromochloromethane	74-97-5	ug/L	10/14/2024																		<5.00	<5.00		<5.00					<5.00
Bromochloromethane	74-97-5	ug/L	10/15/2024																				<5.00		<5.00				
Bromochloromethane	74-97-5	ug/L	4/23/2025	<5.00										<5.00					<5.00										
Bromochloromethane	74-97-5	ug/L	4/24/2025													<5.00													
Bromochloromethane	74-97-5	ug/L	4/30/2025		<5.00							<5.00														<5.00	<5.00		
Bromochloromethane	74-97-5	ug/L	5/5/2025						<5.00																			<5.00	
Bromochloromethane	74-97-5	ug/L	5/6/2025										<5.00		<5.00														
Bromochloromethane	74-97-5	ug/L	5/7/2025				<5.00													<5.00	<5.00	<5.00	<5.00						
Bromochloromethane	74-97-5	ug/L	5/8/2025			<5.00		<5.00																					<5.00
Bromochloromethane	74-97-5	ug/L	5/9/2025							<5.00	<5.00													<5.00	<5.00				
Bromochloromethane	74-97-5	ug/L	10/21/2025						<5.00																	<5.00	<5.00	<5.00	
Bromochloromethane	74-97-5	ug/L	10/22/2025		<5.00							<5.00	<5.00																
Bromochloromethane	74-97-5	ug/L	10/23/2025					<5.00													<5.00	<5.00	<5.00	<5.00	<5.00				
Bromochloromethane	74-97-5	ug/L	10/24/2025																										<5.00
Bromodichloromethane	75-27-4	ug/L	2/27/2008	<1		<1	<1	<1	<1	<1																			
Bromodichloromethane	75-27-4	ug/L	5/12/2008	<1		<1	<1	<1	<1	<1																			
Bromodichloromethane	75-27-4	ug/L	7/13/2008	<1		<1	<1	<1	<1	<1																			
Bromodichloromethane	75-27-4	ug/L	9/14/2008	<1		<1	<1	<1	<1	<1																			
Bromodichloromethane	75-27-4	ug/L	11/17/2008	<1		<1	<1	<1	<1	<1																			
Bromodichloromethane	75-27-4	ug/L	4/14/2009	<1		<1	<1	<1	<1	<1																			
Bromodichloromethane	75-27-4	ug/L	7/7/2009										<1	<1	<1	<1			<1	<1									
Bromodichloromethane	75-27-4	ug/L	9/2/2009										<1	<1	<1	<1			<1	<1									
Bromodichloromethane	75-27-4	ug/L	10/25/2009	<2		<1	<2	<2	<1	<1			<2	<2	<2	<1			<1	<1									
Bromodichloromethane	75-27-4	ug/L	1/2/2010										<5	<10	<5	<10			<5	<5									
Bromodichloromethane	75-27-4	ug/L	3/3/2010									<1	<1	<1	<1	<1	<1	<1	<1	<1									
Bromodichloromethane	75-27-4	ug/L	5/10/2010	<4		<4	<4	<4	<4	<4		<4	<4	<4	<4	<4	<4	<4	<4	<4									
Bromodichloromethane	75-27-4	ug/L	7/8/2010									<1					<1	<1											
Bromodichloromethane	75-27-4	ug/L	9/13/2010									<1					<1	<1											
Bromodichloromethane	75-27-4	ug/L	11/1/2010	<1		<1		<1	<1	<1			<1	<1	<1	<1													
Bromodichloromethane	75-27-4	ug/L	1/10/2011									<1					<1	<1											
Bromodichloromethane	75-27-4	ug/L	4/4/2011									<1					<1	<1											
Bromodichloromethane	75-27-4	ug/L	8/11/2011																							<1			
Bromodichloromethane	75-27-4	ug/L	10/13/2011	<1		<1		<1	<1	<1		<1	<1	<1	<1	<1	<1	<1	<1							<1			
Bromodichloromethane	75-27-4	ug/L	12/5/2011				<1													<1						<1			
Bromodichloromethane	75-27-4	ug/L	4/11/2012	<1		<1	<1	<1	<1	<1		<1	<1	<1	<1	<1	<1	<1	<1	<1						<1	<1		
Bromodichloromethane	75-27-4	ug/L	6/25/2012					<1		<1																<1	<1		
Bromodichloromethane	75-27-4	ug/L	8/1/2012							<1	<1										<1	<1	<1	<1	<1	<1	<1		
Bromodichloromethane	75-27-4	ug/L	10/11/2012	<2		<1	<1	<1	<1		<1	<2		<1	<1	<2	<1	<1	<1	<1	<1	<1	<1	<1	<1	<1	<1		
Bromodichloromethane	75-27-4	ug/L	12/13/2012								<1										<1	<1	<1	<1	<1		<1		
Bromodichloromethane	75-27-4	ug/L	2/4/2013								<1										<1	<1	<1	<1	<1				
Bromodichloromethane	75-27-4	ug/L	3/30/2013	<1		<1	<1	<1	<1		<1	<1		<1	<1	<1	<1	<1	<1	<1	<1	<1	<1	<1	<1	<1	<1		
Bromodichloromethane	75-27-4	ug/L	7/10/2013																		<1	<1	<1	<1	<1				
Bromodichloromethane	75-27-4	ug/L	10/7/2013	<1		<1			<1	<1	<1	<1	<1	<1	<1	<1	<1	<1	<1		<1	<1	<1	<1	<1		<1		
Bromodichloromethane	75-27-4	ug/L	6/2/2014	<1		<1	<1	<1	<1	<1	<1	<1	<1	<1	<1	<1	<1	<1	<1	<1	<1	<1	<1	<1	<1				
Bromodichloromethane	75-27-4	ug/L	10/15/2014	<1		<1	<1	<1	<1	<1	<1	<1	<1	<1	<1	<1	<1	<1	<1	<1	<1	<1	<1	<1	<1				
Bromodichloromethane	75-27-4	ug/L	4/6/2015	<1		<1	<1	<1	<1	<1	<1	<1	<1	<1	<1	<1	<1	<1	<1	<1	<1	<1	<1	<1	<1				
Bromodichloromethane	75-27-4	ug/L	10/5/2015	<1		<1	<1	<1	<1	<1	<1	<1	<1	<1	<1	<1	<1	<1	<1	<1	<1	<1	<1	<1	<1				
Bromodichloromethane	75-27-4	ug/L	4/4/2016	<1		<1	<1	<1	<1	<1	<1	<1	<1	<1	<1	<1	<1	<1	<1	<1	<1	<1	<1	<1	<1				
Bromodichloromethane	75-27-4	ug/L	10/17/2016	<1		<1	<1	<1	<1	<1	<1	<1	<1	<1	<1	<1	<1	<1	<1	<1	<1	<1	<1	<1	<1				
Bromodichloromethane	75-27-4	ug/L	4/17/2017	<1		<1	<1	<1	<1	<1	<1	<1	<1	<1	<1	<1	<1	<1	<1	<1	<1	<1	<1	<1	<1				
Bromodichloromethane	75-27-4	ug/L	10/11/2017	<1		<1	<1	<1	<1	<1	<1	<1	<1	<1	<1	<1	<1	<1	<1	<1	<1	<1	<1	<1	<1				
Bromodichloromethane	75-27-4	ug/L	4/20/2018											<1					<1	<1									
Bromodichloromethane	75-27-4	ug/L	4/23/2018	<1								<1	<1		<1	<1	<1												
Bromodichloromethane	75-27-4	ug/L	4/25/2018						<1																				
Bromodichloromethane	75-27-4	ug/L	4/30/2018			<1	<1	<1										<1											
Bromodichloromethane	75-27-4	ug/L	5/1/2018								<1										<1	<1							
Bromodichloromethane	75-27-4	ug/L	5/2/2018																				<1	<1	<1				
Bromodichloromethane	75-27-4	ug/L	10/16/2018	<1		<1	<1	<1	<1	<1	<1	<1	<1	<1	<1	<1	<1	<1	<1	<1	<1	<1	<1	<1	<1				
Bromodichloromethane	75-27-4	ug/L	4/16/2019	<1		<1	<1	<1	<1	<1	<1	<1	<1	<1	<1	<1	<1	<1	<1	<1	<1	<1	<1	<1	<1				
Bromodichloromethane	75-27-4	ug/L	10/1/2019	<1	<1	<1	<1	<1	<1	<1	<1	<1	<1	<1	<1	<1	<1	<1	<1	<1	<1	<1	<1	<1	<1				
Bromodichloromethane	75-27-4	ug/L	3/30/2020	<1	<1	<1	<1	<1	<1	<1	<1	<1	<1	<1	<1	<1	<1	<1	<1	<1	<1	<1	<1	<1	<1				
Bromodichloromethane	75-27-4	ug/L	6/24/2020		<1																								
Bromodichloromethane	75-27-4	ug/L	10/7/2020	<1	<1	<1	<1	<1	<1	<1	<1	<1	<1	<1	<1	<1	<1	<1	<1	<1	<1	<1	<1	<1	<1				
Bromodichloromethane	75-27-4	ug/L	1/21/2021		<1																								
Bromodichloromethane	75-27-4	ug/L	4/13/2021	<1	<1	<1	<1	<1	<1	<1	<1	<1	<1	<1	<1	<1	<1	<1	<1	<1	<1	<1	<1	<1	<1				
Bromodichloromethane	75-27-4	ug/L	10/20/2021		<1			<1	<1			<1	<1				<1	<1			<1	<1	<1	<1	<1	<1	<1	<1	<1
Bromodichloromethane	75-27-4	ug/L	5/2/2022		<1			<1	<1	<1	<1	<1	<1								<1	<1	<1	<1	<1	<1	<1	<1	<1
Bromodichloromethane	75-27-4	ug/L	10/14/2022		<1			<1	<1			<1	<1								<1	<1	<1	<1	<1	<1	<1	<1	<1
Bromodichloromethane	75-27-4	ug/L	5/1/2023	<1	<1	<1	<1	<1	<1	<1	<1	<1	<1	<1	<1			<1	<1	<1	<1	<1	<1	<1	<1	<1	<1	<1	<1
Bromodichloromethane	75-27-4	ug/L	10/16/2023		<1			<1	<1			<1	<1								<1	<1	<1	<1	<1	<1	<1	<1	<1
Bromodichloromethane	75-27-4	ug/L	4/29/2024		<1			<1	<1	<1	<1	<1	<1								<1	<1	<1	<1	<1	<1	<1	<1	<1
Bromodichloromethane	75-27-4	ug/L	10/9/2024		<1.00								<1.00														<1.00		
Bromodichloromethane	75-27-4	ug/L	10/10/2024						<1.00			<1.00														<1.00		<1.00	
Bromodichloromethane	75-27-4	ug/L	10/14/2024																		<1.00	<1.00		<1.00					<1.00
Bromodichloromethane	75-27-4	ug/L	10/15/2024																				<1.00		<1.00				
Bromodichloromethane	75-27-4	ug/L	4/23/2025	<1.00										<1.00					<1.00										
Bromodichloromethane	75-27-4	ug/L	4/24/2025													<1.00													
Bromodichloromethane	75-27-4	ug/L	4/30/2025		<1.00							<1.00														<1.00	<1.00		
Bromodichloromethane	75-27-4	ug/L	5/5/2025						<1.00																			<1.00	
Bromodichloromethane	75-27-4	ug/L	5/6/2025										<1.00		<1.00														
Bromodichloromethane	75-27-4	ug/L	5/7/2025				<1.00													<1.00	<1.00	<1.00	<1.00						
Bromodichloromethane	75-27-4	ug/L	5/8/2025			<1.00		<1.00																					<1.00
Bromodichloromethane	75-27-4	ug/L	5/9/2025							<1.00	<1.00													<1.00	<1.00				
Bromodichloromethane	75-27-4	ug/L	10/21/2025						<1.00																	<1.00	<1.00	<1.00	
Bromodichloromethane	75-27-4	ug/L	10/22/2025		<1.00							<1.00	<1.00																
Bromodichloromethane	75-27-4	ug/L	10/23/2025					<1.00													<1.00	<1.00	<1.00	<1.00	<1.00				
Bromodichloromethane	75-27-4	ug/L	10/24/2025																										<1.00
Bromoform	75-25-2	ug/L	2/27/2008	<5		<5	<5	<5	<5	<5																			
Bromoform	75-25-2	ug/L	5/12/2008	<5		<5	<5	<5	<5	<5																			
Bromoform	75-25-2	ug/L	7/13/2008	<5		<5	<5	<5	<5	<5																			
Bromoform	75-25-2	ug/L	9/14/2008	<5		<5	<5	<5	<5	<5																			
Bromoform	75-25-2	ug/L	11/17/2008	<5		<5	<5	<5	<5	<5																			
Bromoform	75-25-2	ug/L	4/14/2009	<5		<5	<5	<5	<5	<5																			
Bromoform	75-25-2	ug/L	7/7/2009										<5	<5	<5	<5			<5	<5									
Bromoform	75-25-2	ug/L	9/2/2009										<5	<5	<5	<5			<5	<5									
Bromoform	75-25-2	ug/L	10/25/2009	<10		<20	<10	<10	<20	<20			<10	<10	<10	<20			<20	<20									
Bromoform	75-25-2	ug/L	1/2/2010										<10	<50	<10	<50			<10	<10									
Bromoform	75-25-2	ug/L	3/3/2010									<5	<5	<5	<5	<5	<5	<5	<5	<5									

Table 9A
Analytical Data Summary - Series A HMSP Wells
2025 Annual Water Quality Report
Iowa City Sanitary Landfill
Permit No. 52-SDP-01-72P

Constituent	CAS	Units	Date	MW-17A-00	MW-18AR	MW-23A	MW-24A	MW-25A-00	MW-29A	MW-34A	MW-38A	MW-200A	MW-201A	MW-202A	MW-203A	MW-204A	MW-205A	MW-213A	MW-214A	MW-215A	MW-216A	MW-217A	MW-218A	MW-219A	MW-220A	MW-310A	MW-312A	MW-408	MW-410
Bromoform	75-25-2	ug/L	5/10/2010	<20		<20	<20	<20	<20	<20		<20	<20	<20	<20	<20	<20	<20	<20	<20									
Bromoform	75-25-2	ug/L	7/8/2010									<5					<5	<5											
Bromoform	75-25-2	ug/L	9/13/2010									<5					<5	<5											
Bromoform	75-25-2	ug/L	11/1/2010	<10		<5		<10	<10	<5			<10	<10	<10	<10													
Bromoform	75-25-2	ug/L	1/10/2011									<5					<5	<5											
Bromoform	75-25-2	ug/L	4/4/2011									<5					<5	<5											
Bromoform	75-25-2	ug/L	8/11/2011																							<5			
Bromoform	75-25-2	ug/L	10/13/2011	<5		<5		<5	<5	<5		<5	<5	<5	<5	<5	<5	<5	<5							<5			
Bromoform	75-25-2	ug/L	12/5/2011				<5													<5						<5			
Bromoform	75-25-2	ug/L	4/11/2012	<5		<5	<5	<5	<5	<5		<5	<5	<5	<5	<5	<5	<5	<5	<5						<5	<5		
Bromoform	75-25-2	ug/L	6/25/2012					<5		<5																<5	<5		
Bromoform	75-25-2	ug/L	8/1/2012							<5	<5										<5	<5	<5	<5	<5	<5	<5		
Bromoform	75-25-2	ug/L	10/11/2012	<5		<5	<5	<5	<5		<5	<5		<5	<5	<5	<5	<5	<5	<5	<5	<5	<5	<5	<5	<5	<5		
Bromoform	75-25-2	ug/L	12/13/2012								<5										<5	<5	<5	<5	<5		<5		
Bromoform	75-25-2	ug/L	2/4/2013								<5										<5	<5	<5	<5	<5				
Bromoform	75-25-2	ug/L	3/30/2013	<5		<5	<5	<5	<5		<5	<5		<5	<5	<5	<5	<5	<5	<5	<5	<5	<5	<5	<5	<5	<5		
Bromoform	75-25-2	ug/L	7/10/2013																		<5	<5	<5	<5	<5				
Bromoform	75-25-2	ug/L	10/7/2013	<5		<5			<5	<5	<5	<5	<5	<5	<5	<5	<5	<5	<5		<5	<5	<5	<5	<5		<5		
Bromoform	75-25-2	ug/L	6/2/2014	<5		<5	<5	<5	<5	<5	<5	<5	<5	<5	<5	<5	<5	<5	<5	<5	<5	<5	<5	<5	<5				
Bromoform	75-25-2	ug/L	10/15/2014	<5		<5	<5	<5	<5	<5	<5	<5	<5	<5	<5	<5	<5	<5	<5	<5	<5	<5	<5	<5	<5				
Bromoform	75-25-2	ug/L	4/6/2015	<5		<5	<5	<5	<5	<5	<5	<5	<5	<5	<5	<5	<5	<5	<5	<5	<5	<5	<5	<5	<5				
Bromoform	75-25-2	ug/L	10/5/2015	<5		<5	<5	<5	<5	<5	<5	<5	<5	<5	<5	<5	<5	<5	<5	<5	<5	<5	<5	<5	<5				
Bromoform	75-25-2	ug/L	4/4/2016	<5		<5	<5	<5	<5	<5	<5	<5	<5	<5	<5	<5	<5	<5	<5	<5	<5	<5	<5	<5	<5				
Bromoform	75-25-2	ug/L	10/17/2016	<5		<5	<5	<5	<5	<5	<5	<5	<5	<5	<5	<5	<5	<5	<5	<5	<5	<5	<5	<5	<5				
Bromoform	75-25-2	ug/L	4/17/2017	<5		<5	<5	<5	<5	<5	<5	<5	<5	<5	<5	<5	<5	<5	<5	<5	<5	<5	<5	<5	<5				
Bromoform	75-25-2	ug/L	10/11/2017	<5		<5	<5	<5	<5	<5	<5	<5	<5	<5	<5	<5	<5	<5	<5	<5	<5	<5	<5	<5	<5				
Bromoform	75-25-2	ug/L	4/20/2018											<5					<5	<5									
Bromoform	75-25-2	ug/L	4/23/2018	<5								<5	<5		<5	<5	<5												
Bromoform	75-25-2	ug/L	4/25/2018						<5																				
Bromoform	75-25-2	ug/L	4/30/2018			<5	<5	<5										<5											
Bromoform	75-25-2	ug/L	5/1/2018								<5										<5	<5							
Bromoform	75-25-2	ug/L	5/2/2018																				<5	<5	<5				
Bromoform	75-25-2	ug/L	10/16/2018	<5		<5	<5	<5	<5	<5	<5	<5	<5	<5	<5	<5	<5	<5	<5	<5	<5	<5	<5	<5	<5				
Bromoform	75-25-2	ug/L	4/16/2019	<5		<5	<5	<5	<5	<5	<5	<5	<5	<5	<5	<5	<5	<5	<5	<5	<5	<5	<5	<5	<5				
Bromoform	75-25-2	ug/L	10/1/2019	<5	<5	<5	<5	<5	<5	<5	<5	<5	<5	<5	<5	<5	<5	<5	<5	<5	<5	<5	<5	<5	<5				
Bromoform	75-25-2	ug/L	3/30/2020	<5	<5	<5	<5	<5	<5	<5	<5	<5	<5	<5	<5	<5	<5	<5	<5	<5	<5	<5	<5	<5	<5				
Bromoform	75-25-2	ug/L	6/24/2020		<5																								
Bromoform	75-25-2	ug/L	10/7/2020	<5	<5	<5	<5	<5	<5	<5	<5	<5	<5	<5	<5	<5	<5	<5	<5	<5	<5	<5	<5	<5	<5				
Bromoform	75-25-2	ug/L	1/21/2021		<1																								
Bromoform	75-25-2	ug/L	4/13/2021	<1	<1	<1	<1	<1	<1	<1	<1	<1	<1	<1	<1	<1	<1	<1	<1	<1	<1	<1	<1	<1	<1				
Bromoform	75-25-2	ug/L	10/20/2021		<1			<1	<1			<1	<1				<1	<1			<1	<1	<1	<1	<1	<1	<1	<1	<1
Bromoform	75-25-2	ug/L	5/2/2022		<1			<1	<1	<1	<1	<1	<1								<1	<1	<1	<1	<1	<1	<1	<1	<1
Bromoform	75-25-2	ug/L	10/14/2022		<1			<1	<1			<1	<1								<1	<1	<1	<1	<1	<1	<1	<1	<1
Bromoform	75-25-2	ug/L	5/1/2023	<5	<5	<5	<5	<5	<5	<5	<5	<5	<5	<5	<5			<5	<5	<5	<5	<5	<5	<5	<5	<5	<5	<5	<5
Bromoform	75-25-2	ug/L	10/16/2023		<5			<5	<5			<5	<5								<5	<5	<5	<5	<5	<5	<5	<5	<5
Bromoform	75-25-2	ug/L	4/29/2024		<5			<5	<5	<5	<5	<5	<5								<5	<5	<5	<5	<5	<5	<5	<5	<5
Bromoform	75-25-2	ug/L	10/9/2024		<5.00								<5.00														<5.00		
Bromoform	75-25-2	ug/L	10/10/2024						<5.00			<5.00														<5.00	<5.00		
Bromoform	75-25-2	ug/L	10/14/2024																		<5.00	<5.00		<5.00					<5.00
Bromoform	75-25-2	ug/L	10/15/2024																				<5.00		<5.00				
Bromoform	75-25-2	ug/L	4/23/2025	<5.00										<5.00					<5.00										
Bromoform	75-25-2	ug/L	4/24/2025													<5.00													
Bromoform	75-25-2	ug/L	4/30/2025		<5.00							<5.00														<5.00	<5.00		
Bromoform	75-25-2	ug/L	5/5/2025						<5.00																			<5.00	
Bromoform	75-25-2	ug/L	5/6/2025										<5.00		<5.00														
Bromoform	75-25-2	ug/L	5/7/2025				<5.00													<5.00	<5.00	<5.00	<5.00						
Bromoform	75-25-2	ug/L	5/8/2025			<5.00		<5.00																					<5.00
Bromoform	75-25-2	ug/L	5/9/2025							<5.00	<5.00													<5.00	<5.00				
Bromoform	75-25-2	ug/L	10/21/2025						<5.00																	<5.00	<5.00	<5.00	
Bromoform	75-25-2	ug/L	10/22/2025		<5.00							<5.00	<5.00																
Bromoform	75-25-2	ug/L	10/23/2025					<5.00													<5.00	<5.00	<5.00	<5.00	<5.00				
Bromoform	75-25-2	ug/L	10/24/2025																										<5.00
Bromomethane	74-83-9	ug/L	2/27/2008	<4		<4	<4	<4	<4	<4																			
Bromomethane	74-83-9	ug/L	5/12/2008	<4		<4	<4	<4	<4	<4																			
Bromomethane	74-83-9	ug/L	7/13/2008	<4		<4	<4	<4	<4	<4																			
Bromomethane	74-83-9	ug/L	9/14/2008	<4		<4	<4	<4	<4	<4																			
Bromomethane	74-83-9	ug/L	11/17/2008	<4		<4	<4	<4	<4	<4																			
Bromomethane	74-83-9	ug/L	4/14/2009	<4		<4	<4	<4	<4	<4																			
Bromomethane	74-83-9	ug/L	7/7/2009										<4	<4	<4	<4			<4	<4									
Bromomethane	74-83-9	ug/L	9/2/2009										<4	<4	<4	<4			<4	<4									
Bromomethane	74-83-9	ug/L	10/25/2009	<4		<4	<4	<4	<4	<4			<4	<4	<4	<4			<4	<4									
Bromomethane	74-83-9	ug/L	1/2/2010										<4	<4	<4	<4			<4	<4									
Bromomethane	74-83-9	ug/L	3/3/2010									<4	<4	<4	<4	<4	<4	<4	<4	<4									
Bromomethane	74-83-9	ug/L	5/10/2010	<4		<4	<4	<4	<4	<4		<4	<4	<4	<4	<4	<4	<4	<4	<4									
Bromomethane	74-83-9	ug/L	7/8/2010									<4					<4	<4											
Bromomethane	74-83-9	ug/L	9/13/2010									<4					<4	<4											
Bromomethane	74-83-9	ug/L	11/1/2010	<4		<4		<4	<4	<4			<4	<4	<4	<4													
Bromomethane	74-83-9	ug/L	1/10/2011									<4					<4	<4											
Bromomethane	74-83-9	ug/L	4/4/2011									<4					<4	<4											
Bromomethane	74-83-9	ug/L	8/11/2011																							<4			
Bromomethane	74-83-9	ug/L	10/13/2011	<4		<4		<4	<4	<4		<4	<4	<4	<4	<4	<4	<4	<4							<4			
Bromomethane	74-83-9	ug/L	12/5/2011				<20													<20						<4			
Bromomethane	74-83-9	ug/L	4/11/2012	<4		<4	<4	<4	<4	<4		<4	<4	<4	<4	<4	<4	<4	<4	<4						<4	<4		
Bromomethane	74-83-9	ug/L	6/25/2012					<4		<4																<4	<4		
Bromomethane	74-83-9	ug/L	8/1/2012							<4	<4										<4	<4	<4	<4	<4	<4	<4		
Bromomethane	74-83-9	ug/L	10/11/2012	<5		<4	<4	<4	<4		<4	<5		<4	<4	<5	<4	<4	<4	<4	<4	<4	<4	<4	<4	<4	<4		
Bromomethane	74-83-9	ug/L	12/13/2012								<4										<4	<4	<4	<4	<4		<4		
Bromomethane	74-83-9	ug/L	2/4/2013								<4										<4	<4	<4	<4	<4				
Bromomethane	74-83-9	ug/L	3/30/2013	<4		<4	<4	<4	<4		<4	<4		<4	<4	<4	<4	<4	<4	<4	<4	<4	<4	<4	<4	<4	<4		
Bromomethane	74-83-9	ug/L	7/10/2013																		<4	<4	<4	<4	<4				
Bromomethane	74-83-9	ug/L	10/7/2013	<4		<4			<4	<4	<4	<4	<4	<4	<4	<4	<4	<4	<4		<4	<4	<4	<4	<4		<4		
Bromomethane	74-83-9	ug/L	6/2/2014	<4		<4	<4	<4	<4	<4	<4	<4	<4	<4	<4	<4	<4	<4	<4	<4	<4	<4	<4	<4	<4				
Bromomethane	74-83-9	ug/L	10/15/2014	<4		<4	<4	<4	<4	<4	<4	<4	<4	<4	<4	<4	<4	<4	<4	<4	<4	<4	<4	<4	<4				
Bromomethane	74-83-9	ug/L	4/6/2015	<4		<4	<4	<4	<4	<4	<4	<4	<4	0.261J	<4	<4	<4	<4	<4	<4	<4	<4	<4	<4	<4				
Bromomethane	74-83-9	ug/L	10/5/2015	<4		<4	<4	<4	<4	<4	<4	<4	<4	<4	<4	<4	<4	<4	<4	<4	<4	<4	<4	<4	<4				
Bromomethane	74-83-9	ug/L	4/4/2016	<4		<4	<4	<4	<4	<4	<4	<4	<4	<4	<4	<4	<4	<4	<4	0.379J	<4	<4	<4	<4	<4				
Bromomethane	74-83-9	ug/L	10/17/2016	0.596J		<4	<4	<4	<4	<4	<4	<4	0.559J	<4	<4	<4	<4	0.408J	0.467J	<4	<4	<4	<4	<4	<4				
Bromomethane	74-83-9	ug/L	4/17/2017	0.437J		0.399J	0.482J	0.514J	<4	0.499J	0.496J	0.356J	0.415J	0.326J	0.41J	0.444J	0.414J	0.275J	0.447J	0.279J	0.539J	0.482J	0.403J	0.457J	0.239J				
Bromomethane	74-83-9	ug/L	10/11/2017	<4		<4	<4	<4	<4	<4	<4	<4	<4	<4	<4	<4	<4	<4	<4	<4	<4	<4	<4	<4	<4				
Bromomethane	74-83-9	ug/L	4/20/2018											<4					<4	<4									
Bromomethane	74-83-9	ug/L	4/23/2018	<4								<4	<4		<4	<4	0.333J												
Bromomethane	74-83-9	ug/L	4/25/2018						<4																				
Bromomethane	74-83-9	ug/L	4/30/2018			<4	<4	<4										<4											
Bromomethane	74-83-9	ug/L	5/1/2018								<4										<4	<4							
Bromomethane	74-83-9	ug/L	5/2/2018																				0.237J	0.411J	0.304J				

Table 9A
Analytical Data Summary - Series A HMSP Wells
2025 Annual Water Quality Report
Iowa City Sanitary Landfill
Permit No. 52-SDP-01-72P

Constituent	CAS	Units	Date	MW-17A-00	MW-18AR	MW-23A	MW-24A	MW-25A-00	MW-29A	MW-34A	MW-38A	MW-200A	MW-201A	MW-202A	MW-203A	MW-204A	MW-205A	MW-213A	MW-214A	MW-215A	MW-216A	MW-217A	MW-218A	MW-219A	MW-220A	MW-310A	MW-312A	MW-408	MW-410
Bromomethane	74-83-9	ug/L	10/16/2018	<4		<4	<4	<4	<4	<4	<4	<4	<4	<4	<4	<4	<4	<4	<4	<4	<4	<4	<4	<4	<4				
Bromomethane	74-83-9	ug/L	4/16/2019	<4		<4	<4	<4	<4	<4	<4	<4	<4	<4	<4	<4	<4	<4	<4	<4	<4	<4	<4	<4	<4				
Bromomethane	74-83-9	ug/L	10/1/2019	<4	<4	<4	<4	<4	<4	<4	<4	<4	<4	<4	<4	<4	<4	<4	<4	<4	<4	<4	<4	<4	<4				
Bromomethane	74-83-9	ug/L	3/30/2020	<4	<4	<4	<4	<4	<4	<4	<4	<4	<4	<4	<4	<4	<4	<4	<4	<4	<4	<4	<4	<4	<4				
Bromomethane	74-83-9	ug/L	6/24/2020		<4																								
Bromomethane	74-83-9	ug/L	10/7/2020	<4	<4	<4	<4	<4	<4	<4	<4	<4	<4	<4	<4	<4	<4	<4	<4	<4	<4	<4	<4	<4	<4				
Bromomethane	74-83-9	ug/L	1/21/2021		<1																								
Bromomethane	74-83-9	ug/L	4/13/2021	<1	<1	<1	<1	<1	<1	<1	<1	<1	<1	<1	<1	<1	<1	<1	<1	<1	<1	<1	<1	<1	<1				
Bromomethane	74-83-9	ug/L	10/20/2021		<1			<1	<1			<1	<1				<1	<1			<1	<1	<1	<1	<1	<1	<1	<1	<1
Bromomethane	74-83-9	ug/L	5/2/2022		<1			<1	0.6J	<1	<1	<1	<1								<1	<1	<1	0.6J	<1	<1	<1	<1	<1
Bromomethane	74-83-9	ug/L	10/14/2022		<1			<1	<1			<1	<1								<1	<1	<1	<1	<1	<1	<1	<1	<1
Bromomethane	74-83-9	ug/L	5/1/2023	<4	<4	<4	<4	<4	<4	<4	<4	<4	<4	<4	<4			<4	<4	<4	<4	<4	<4	<4	<4	<4	<4	<4	<4
Bromomethane	74-83-9	ug/L	10/16/2023		<4			<4	<4			<4	<4								<4	<4	<4	<4	<4	<4	<4	<4	<4
Bromomethane	74-83-9	ug/L	4/29/2024		<4			<4	<4	<4	<4	<4	<4								<4	<4	<4	<4	<4	<4	<4	<4	<4
Bromomethane	74-83-9	ug/L	10/9/2024		<4.00								<4.00														<4.00		
Bromomethane	74-83-9	ug/L	10/10/2024						<4.00			<4.00														<4.00	<4.00	
Bromomethane	74-83-9	ug/L	10/14/2024																		<4.00	<4.00		<4.00					<4.00
Bromomethane	74-83-9	ug/L	10/15/2024																				<4.00		<4.00				
Bromomethane	74-83-9	ug/L	4/23/2025	<4.00										<4.00					<4.00										
Bromomethane	74-83-9	ug/L	4/24/2025													<4.00													
Bromomethane	74-83-9	ug/L	4/30/2025		<4.00							<4.00														<4.00	<4.00		
Bromomethane	74-83-9	ug/L	5/5/2025						<4.00																			<4.00	
Bromomethane	74-83-9	ug/L	5/6/2025										<4.00		<4.00														
Bromomethane	74-83-9	ug/L	5/7/2025				<4.00													<4.00	<4.00	<4.00	<4.00						
Bromomethane	74-83-9	ug/L	5/8/2025			<4.00		<4.00																					<4.00
Bromomethane	74-83-9	ug/L	5/9/2025							<4.00	<4.00													<4.00	<4.00				
Bromomethane	74-83-9	ug/L	10/21/2025						<4.00																	<4.00	<4.00	<4.00	
Bromomethane	74-83-9	ug/L	10/22/2025		<4.00							<4.00	<4.00																
Bromomethane	74-83-9	ug/L	10/23/2025					<4.00													<4.00	<4.00	<4.00	<4.00	<4.00				
Bromomethane	74-83-9	ug/L	10/24/2025																										<4.00
Butyl benzyl phthalate	85-68-7	ug/L	4/14/2009	<10		<10	<10	<10	<10	<10																			
Butyl benzyl phthalate	85-68-7	ug/L	5/10/2010	<10		<10	<10	<10	<10	<10			<10	<10	<10	<10			<10	<10									
Butyl benzyl phthalate	85-68-7	ug/L	4/4/2011									<10					<10	<10											
Butyl benzyl phthalate	85-68-7	ug/L	3/30/2013																							<10	<10		
Butyl benzyl phthalate	85-68-7	ug/L	7/10/2013																		<10.2	<10.1	<10.1	<106	<10.3				
Butyl benzyl phthalate	85-68-7	ug/L	6/2/2014																					<10.1					
Butyl benzyl phthalate	85-68-7	ug/L	10/15/2014																					<10					
Butyl benzyl phthalate	85-68-7	ug/L	10/5/2015	<10.4		<10	<10.5	<10.5	<10.1				<10.8	<10.6	<10.5	<10.3			<11.1	<10.1									
Butyl benzyl phthalate	85-68-7	ug/L	4/4/2016									<10					<10	<10											
Butyl benzyl phthalate	85-68-7	ug/L	5/1/2018																		<10.4	<10.3							
Butyl benzyl phthalate	85-68-7	ug/L	5/2/2018																				<10.4	<10.5	<10.4				
Butyl benzyl phthalate	85-68-7	ug/L	3/30/2020	<10.4		<10.8	<10.3	<10.5	<10.3				<10.4	<10.4	<10.5	<10.1			<10.4	<10.4									
Butyl benzyl phthalate	85-68-7	ug/L	6/24/2020		<10.4																								
Butyl benzyl phthalate	85-68-7	ug/L	10/20/2021		<8							<8					<8	<8											
Butyl benzyl phthalate	85-68-7	ug/L	5/1/2023																		<10.6	<10	<9.8	<10.6	<10				
Butyl benzyl phthalate	85-68-7	ug/L	4/23/2025	<10.4										<10.4					<10.4										
Butyl benzyl phthalate	85-68-7	ug/L	4/24/2025													<10.4													
Butyl benzyl phthalate	85-68-7	ug/L	5/5/2025						<10.2																				
Butyl benzyl phthalate	85-68-7	ug/L	5/6/2025										<10.4		<10.6														
Butyl benzyl phthalate	85-68-7	ug/L	5/7/2025				<10.2													<10.6									
Butyl benzyl phthalate	85-68-7	ug/L	5/8/2025			<9.80		<10.6																					
Cadmium	7440-43-9	mg/L	2/27/2008	<0.0025		<0.0025	<0.0025	<0.0025	<0.0025	<0.0025																			
Cadmium	7440-43-9	mg/L	5/12/2008	<0.0025		<0.0025	<0.0025	<0.0025	<0.0025	<0.0025																			
Cadmium	7440-43-9	mg/L	7/13/2008	<0.0025		<0.0025	<0.0025	<0.0025	<0.0025	<0.0025																			
Cadmium	7440-43-9	mg/L	9/14/2008	<0.0025		<0.0025	<0.0025	<0.0025	<0.0025	<0.0025																			
Cadmium	7440-43-9	mg/L	11/17/2008	<0.0005		<0.0005	<0.0005	<0.0005	<0.0005	<0.0005																			
Cadmium	7440-43-9	mg/L	4/14/2009	<0.0025		<0.0025	<0.0025	<0.0025	<0.0025	<0.0025																			
Cadmium	7440-43-9	mg/L	7/7/2009										<0.0025	<0.0025	<0.0025	<0.0025			<0.0025	<0.0025									
Cadmium	7440-43-9	mg/L	9/2/2009										<0.0025	<0.0025	<0.0025	<0.0025			<0.0025	<0.0025									
Cadmium	7440-43-9	mg/L	10/25/2009	<0.0025		<0.0025	<0.0025	<0.0025	<0.0025	<0.0025			<0.0025	<0.0025	<0.0025	<0.0025			<0.0025	<0.0025									
Cadmium	7440-43-9	mg/L	1/2/2010										<0.0025	<0.0025	<0.0025	<0.0025			<0.0025	<0.0025									
Cadmium	7440-43-9	mg/L	3/3/2010									<0.0025	<0.0025	<0.0025	<0.0025	<0.0025	<0.0025	<0.0025	<0.0025	<0.0025									
Cadmium	7440-43-9	mg/L	5/10/2010	<0.0004		0.0012	<0.0004	<0.0004	<0.0004	<0.0004		<0.0004	<0.0004	<0.0004	<0.0004	<0.0004	<0.0004	<0.0004	<0.0004	<0.0004									
Cadmium	7440-43-9	mg/L	7/8/2010							<0.0025		<0.0025					<0.0025	<0.0025											
Cadmium	7440-43-9	mg/L	9/13/2010							<0.0025		<0.0025					<0.0025	<0.0025											
Cadmium	7440-43-9	mg/L	11/1/2010										<0.0025	<0.0025	<0.0025	<0.0025													
Cadmium	7440-43-9	mg/L	1/10/2011							<0.0005		<0.0005					<0.0005	<0.0005											
Cadmium	7440-43-9	mg/L	4/4/2011									<0.0005	<0.0025	<0.0025	<0.0025	<0.0025	<0.0005	<0.0005	<0.0025										
Cadmium	7440-43-9	mg/L	7/8/2011							<0.0025		<0.0025					<0.0025	<0.0025											
Cadmium	7440-43-9	mg/L	8/11/2011							<0.0025		<0.0025					<0.0025	<0.0025								<0.0025			
Cadmium	7440-43-9	mg/L	10/13/2011	<0.0005		<0.0005		<0.0005	<0.0005	<0.0005		<0.0005	<0.0005	<0.0005	<0.0005	<0.0005	<0.0005	0.000573	0.00229							<0.0005			
Cadmium	7440-43-9	mg/L	12/5/2011				0.00058													<0.0005						<0.0005			
Cadmium	7440-43-9	mg/L	2/6/2012							<0.0005																			
Cadmium	7440-43-9	mg/L	4/11/2012	<0.0005		<0.0005	<0.0005	<0.0005	<0.0005	<0.0005		<0.0005	<0.0005	<0.0005	<0.0005	<0.0005	<0.0005	<0.0005	<0.0005	<0.0005						<0.0005	<0.0005		
Cadmium	7440-43-9	mg/L	6/25/2012					<0.0005		<0.0005																<0.0005	<0.0005		
Cadmium	7440-43-9	mg/L	8/1/2012							<0.0005	<0.0005										0.000664	<0.0005	<0.0005	0.000638	0.000537	<0.0005	<0.0005		
Cadmium	7440-43-9	mg/L	10/11/2012	<0.0005		<0.0005	<0.0005	<0.0005	<0.0005		<0.0005	<0.0005		<0.0005	<0.0005	<0.0005	<0.0005	<0.0005	<0.0005	<0.0005	0.000817	<0.0005	<0.0005	<0.0005	0.000688	<0.0005	<0.0005		
Cadmium	7440-43-9	mg/L	12/13/2012								<0.0005										<0.0005	<0.0005	<0.0005	<0.0005	0.00236		<0.0005		
Cadmium	7440-43-9	mg/L	2/4/2013								<0.0005										0.00157	<0.0005	<0.0005	<0.0005	0.00251				
Cadmium	7440-43-9	mg/L	3/30/2013	<0.0005		<0.0005	<0.0005	<0.0005	<0.0005		<0.0005	<0.0005		<0.0005	<0.0005	<0.0005	<0.0005	<0.0005	<0.0005	<0.0005	0.000634	<0.0005	<0.0005	<0.0005	<0.0005	<0.0005	<0.0005		
Cadmium	7440-43-9	mg/L	7/10/2013																		0.00138	<0.0005	<0.0005	<0.0005	0.000746				
Cadmium	7440-43-9	mg/L	10/7/2013	<0.0005		<0.0005	<0.0005	<0.0005	<0.0005	<0.0005	0.00173	<0.0005	<0.0005	<0.0005	<0.0005	<0.0005	<0.0005	<0.0005	<0.0005	<0.0005	<0.0005	0.00181	<0.0005	<0.0005	<0.0005	<0.0005	<0.0005		
Cadmium	7440-43-9	mg/L	6/2/2014	<0.0005		<0.0005	<0.0005	<0.0005	<0.0005	<0.0005	<0.0005	<0.0005	<0.0005	<0.0005	<0.0005	<0.0005	<0.0005	<0.0005	<0.0005	<0.0005	<0.0005	<0.0005	<0.0005	<0.0005	<0.0005				
Cadmium	7440-43-9	mg/L	10/15/2014	<0.0005		<0.0005	0.00036J	<0.0005	<0.0005	<0.0005	<0.0005	<0.0005	<0.0005	<0.0005	<0.0005	<0.0005	<0.0005	<0.0005	<0.0005	<0.0005	<0.0005	<0.0005	<0.0005	<0.0005	<0.0005				
Cadmium	7440-43-9	mg/L	4/6/2015	<0.0005		<0.0005	0.000181J	<0.0005	<0.0005	<0.0005	<0.0005	<0.0005	<0.0005	<0.0005	<0.0005	<0.0005	<0.0005	<0.0005	0.000124J	<0.0005	<0.0005	<0.0005	<0.0005	<0.0005	<0.0005				
Cadmium	7440-43-9	mg/L	10/5/2015	<0.0005		<0.0005	<0.0005	<0.0005	<0.0005	<0.0005	<0.0005	<0.0005	<0.0005	<0.0005	<0.0005	<0.0005	<0.0005	<0.0005	<0.0005	<0.0005	<0.0005	<0.0005	<0.0005	<0.0005	<0.0005				
Cadmium	7440-43-9	mg/L	4/4/2016	<0.0005		<0.0005	<0.0005	<0.0005	0.000036J	<0.0005	<0.0005	<0.0005	<0.0005	0.000039J	0.00008J	<0.0005	<0.0005	<0.0005	<0.0005	0.000045J	0.000056J	<0.0005	<0.0005	<0.0005	<0.0005				
Cadmium	7440-43-9	mg/L	10/17/2016	<0.0005		<0.0005	<0.0005	<0.0005	<0.0005	<0.0005	<0.0005	<0.0005	<0.0005	<0.0005	<0.0005	<0.0005	<0.0005	0.00005J	<0.0005	<0.0005	0.000036J	<0.0005	<0.0005	<0.0005	0.000038J				
Cadmium	7440-43-9	mg/L	4/17/2017	<0.0005		<0.0005	<0.0005	<0.0005	<0.0005	<0.0005	<0.0005	<0.0005	<0.0005	<0.0005	0.000091J	<0.0005	<0.0005	0.000112J	0.000172J	0.000074J	<0.0005	<0.0005	<0.0005	<0.0005	<0.0005				
Cadmium	7440-43-9	mg/L	10/11/2017	<0.0005		<0.0005	<0.0005	<0.0005	0.000075J	<0.0005	<0.0005	<0.0005	<0.0005	<0.0005	<0.0005	<0.0005	<0.0005	<0.0005	<0.0005	<0.0005	<0.0005	<0.0005	<0.0005	<0.0005	<0.0005				
Cadmium	7440-43-9	mg/L	4/20/2018											<0.0005					<0.0005	<0.0005									
Cadmium	7440-43-9	mg/L	4/23/2018	<0.0005								<0.0005	<0.0005		<0.0005	<0.0005	<0.0005												
Cadmium	7440-43-9	mg/L	4/25/2018						<0.0005		<0.0005																		
Cadmium	7440-43-9	mg/L	4/30/2018			<0.0005	<0.0005	<0.0005										0.000211J											
Cadmium	7440-43-9	mg/L	5/1/2018																		<0.0005	<0.0005							
Cadmium	7440-43-9	mg/L	5/2/2018																				<0.0005	<0.0005	<0.0005				
Cadmium	7440-43-9	mg/L	10/16/2018	<0.0005		0.000067J	<0.0005	<0.0005	<0.0005	<0.0005	<0.0005	<0.0005	<0.0005	<0.0005	<0.0005	<0.0005	<0.0005	0.000095J	<0.0005	<0.0005	0.000066J	<0.0005	<0.0005	<0.0005	<0.0005				
Cadmium	7440-43-9	mg/L	4/16/2019	<0.0005		<0.0005	<0.0005	<0.0005	<0.0005	<0.0005	<0.0005	<0.0005	<0.0005	<0.0005	<0.0005	<0.0005	0.000239J	0.000118J	<0.0005	<0.0005	<0.0005	<0.0005	<0.0005	<0.0005	<0.0005				
Cadmium	7440-43-9	mg/L	10/1/2019	<0.0001	0.000044J	<0.0001	<0.0001	<0.0001	<0.0001	<0.0001	<0.0001	<0.0001	<0.0001	<0.0001	<0.0001	0.000048J	<0.0001	0.000082J	<0.0001	0.000108	<0.0001	<0.0001	<0.0001	<0.0001	<0.0001				
Cadmium	7440-43-9	mg/L	3/30/2020	<0.0001	<0.0001	<0.0001	<0.0001	<0.0001	<0.0001	<0.0001	<0.0001	<0.0001	<0.0001	<0.0001	<0.0001	0.000045J	<0.0001	0.000097J	<0.0001	0.000073J	0.000055J	<0.0001	<0.0001	<0.0001	<0.0001				
Cadmium	7440-43-9	mg/L	6/24/2020		<0.0001																								
Cadmium	7440-43-9	mg/L	10/7/2020	<0.0001	<0.0001	<0.0001	<0.0001	<0.0001	0.000063J	<0.0001	<0.0001	<0.0001	<0.0001	<0.0001	<0.0001	<0.0001	<0.0001	0.000061J	<0.0001	0.000084J	<0.0001	<0.0001	<0.0001	<0.0001	<0.0001				
Cadmium	7440-43-9	mg/L	1/21/2021		<0.0008																								
Cadmium	7440-43-9	mg/L	4/13/2021	<0.0008	<0.0008	<0.0008	<0.0008	<0.0008	<0.0008	<0.0008	<0.0008	<0.0008	<0.0008	<0.0008	<0.0008	<0.0008	<0.0008	<0.0008	<0.0008	<0.0008	<0.0008	<0.0008	<0.0008	<0.0008	<0.0008				
Cadmium	7440-43-9	mg/L	10/20/2021		<0.0008			<0.0008				<0.0008					<0.0008	<0.0008			<0.0008	<0.0008	<0.0008	<0.0008	<0.0008	<0.0008	0.0002J	0.0002J	<0.0008

Table 9A
Analytical Data Summary - Series A HMSP Wells
2025 Annual Water Quality Report
Iowa City Sanitary Landfill
Permit No. 52-SDP-01-72P

Constituent	CAS	Units	Date	MW-17A-00	MW-18AR	MW-23A	MW-24A	MW-25A-00	MW-29A	MW-34A	MW-38A	MW-200A	MW-201A	MW-202A	MW-203A	MW-204A	MW-205A	MW-213A	MW-214A	MW-215A	MW-216A	MW-217A	MW-218A	MW-219A	MW-220A	MW-310A	MW-312A	MW-408	MW-410
Cadmium	7440-43-9	mg/L	5/2/2022					<0.0008		<0.0008	<0.0008										<0.0008	<0.0008	<0.0008	<0.0008	<0.0008	<0.0008	<0.0008	0.0001J	<0.0008
Cadmium	7440-43-9	mg/L	10/14/2022					<0.0008													<0.0008	<0.0008	<0.0008	<0.0008	<0.0008	<0.0008	<0.0008	0.0008	<0.0008
Cadmium	7440-43-9	mg/L	5/1/2023					<0.0002		<0.0002	<0.0002										<0.0002	<0.0002	<0.0002	<0.0002	<0.0002	<0.0002	<0.0002	0.000138J	<0.0002
Cadmium	7440-43-9	mg/L	10/16/2023					<0.0002													<0.0002	<0.0002	0.000102J	<0.0002	<0.0002	<0.0002	<0.0002	0.000246	<0.0002
Cadmium	7440-43-9	mg/L	4/29/2024					<0.0002		<0.0002	<0.0002										<0.0002	<0.0002	<0.0002	<0.0002	<0.0002	<0.0002	<0.0002	0.00015J	<0.0002
Cadmium	7440-43-9	mg/L	10/9/2024																								<0.000200		
Cadmium	7440-43-9	mg/L	10/10/2024																							<0.000200		0.000359	
Cadmium	7440-43-9	mg/L	10/14/2024																		<0.000200	<0.000200		<0.000200					<0.000200
Cadmium	7440-43-9	mg/L	10/15/2024																				<0.000200		<0.000200				
Cadmium	7440-43-9	mg/L	4/23/2025	<0.000200										<0.000200					<0.000200										
Cadmium	7440-43-9	mg/L	4/24/2025													<0.000200													
Cadmium	7440-43-9	mg/L	4/30/2025																							<0.000200	<0.000200		
Cadmium	7440-43-9	mg/L	5/5/2025						<0.000200																			0.000131	
Cadmium	7440-43-9	mg/L	5/6/2025										<0.000200		<0.000200														
Cadmium	7440-43-9	mg/L	5/7/2025				<0.000200													0.000101	<0.000200	<0.000200	<0.000200						
Cadmium	7440-43-9	mg/L	5/8/2025			<0.000200		<0.000200																					<0.000200
Cadmium	7440-43-9	mg/L	5/9/2025							<0.000200	<0.000200													<0.000200	<0.000200				
Cadmium	7440-43-9	mg/L	10/21/2025																							<0.000200	<0.000200	0.000255	
Cadmium	7440-43-9	mg/L	10/23/2025					<0.000200													<0.000200	<0.000200	<0.000200	<0.000200	<0.000200				
Cadmium	7440-43-9	mg/L	10/24/2025																										<0.000200
Calcium	7440-70-2	mg/L	6/2/2014	131		83	129	105	49.5	64.7	87.1	109	118	68.2	95.5	83.7	228	104	106	152	135	27.4	85.2	108	110				
Calcium	7440-70-2	mg/L	10/15/2014	123		84.1	160	106	46.9	66.1	95.7	115	103	62.4	120	80.5	195	121	101	127	146	28.6	90.4	112	96.7	62.4			
Carbon Disulfide	75-15-0	ug/L	2/27/2008	<1		<1	<1	<1	<1	<1																			
Carbon Disulfide	75-15-0	ug/L	5/12/2008	<1		<1	<1	<1	<1	<1																			
Carbon Disulfide	75-15-0	ug/L	7/13/2008	<1		<1	<1	<1	<1	<1																			
Carbon Disulfide	75-15-0	ug/L	9/14/2008	<1		<1	<1	<1	<1	<1																			
Carbon Disulfide	75-15-0	ug/L	11/17/2008	<1		<1	<1	<1	<1	<1																			
Carbon Disulfide	75-15-0	ug/L	4/14/2009	<1		<1	<1	<1	<1	<1																			
Carbon Disulfide	75-15-0	ug/L	7/7/2009										<1	<1	<1	<1			<1	<1									
Carbon Disulfide	75-15-0	ug/L	9/2/2009										<1	<1	<1	<1			<1	<1									
Carbon Disulfide	75-15-0	ug/L	10/25/2009	<5		<5	<5	<5	<1	<5			<5	<5	<5	<1			<1	<1									
Carbon Disulfide	75-15-0	ug/L	1/2/2010										<1	<5	<1	<5			<1	<1									
Carbon Disulfide	75-15-0	ug/L	3/3/2010									<1	<1	<1	<1	<1	<1	<1	<1	<1									
Carbon Disulfide	75-15-0	ug/L	5/10/2010	<4		<4	<4	<4	<4	<4		<4	<4	<4	<4	<4	<4	<4	<4	<4									
Carbon Disulfide	75-15-0	ug/L	7/8/2010									<5					<5	<5											
Carbon Disulfide	75-15-0	ug/L	9/13/2010									<10					<10	<10											
Carbon Disulfide	75-15-0	ug/L	11/1/2010	<1		<1		<1	<1	<1			<1	<1	<1	<1													
Carbon Disulfide	75-15-0	ug/L	1/10/2011									<1					<1	<1											
Carbon Disulfide	75-15-0	ug/L	4/4/2011									<1					<1	<4											
Carbon Disulfide	75-15-0	ug/L	8/11/2011																							<1			
Carbon Disulfide	75-15-0	ug/L	10/13/2011	<1		<1		<1	<1	<1		<1	<1	<1	<1	<1	<1	<1	<1							<1			
Carbon Disulfide	75-15-0	ug/L	12/5/2011				<1													<1						<1			
Carbon Disulfide	75-15-0	ug/L	4/11/2012	<1		<1	<1	<1	<1	<1		<1	<1	<1	<1	<1	<1	<1	<1	<1						<1	<1		
Carbon Disulfide	75-15-0	ug/L	6/25/2012					<1		<1																<1	<1		
Carbon Disulfide	75-15-0	ug/L	8/1/2012							<1	<1										1.14	<1	<1	<1	<1	<1	<1		
Carbon Disulfide	75-15-0	ug/L	10/11/2012	<1		<1	<1	<1	<1		<1	<1		<1	<1	<1	<1	<1	<1	<1	2.12	<1	<1	<1	<1	<1	<1		
Carbon Disulfide	75-15-0	ug/L	12/13/2012								<1										<1	<1	<1	<1	<1		<1		
Carbon Disulfide	75-15-0	ug/L	2/4/2013								<1										<1	<1	<1	<1	<1				
Carbon Disulfide	75-15-0	ug/L	3/30/2013	<1		<1	<1	<1	<1		<1	<1		<1	<1	<1	<1	<1	<1	<1	2.2	<1	<1	<1	<1	<1	<1		
Carbon Disulfide	75-15-0	ug/L	7/10/2013																		<1	<1	<1	<1	<1				
Carbon Disulfide	75-15-0	ug/L	10/7/2013	<1		<1			<1	<1	<1	<1	<1	<1	<1	<1	<1	<1	<1		<1	<1	<1	<1	<1		<1		
Carbon Disulfide	75-15-0	ug/L	6/2/2014	<1		<1	<1	<1	<1	<1	<1	<1	<1	<1	<1	<1	0.295J	<1	<1	<1	<1	<1	<1	<1	<1				
Carbon Disulfide	75-15-0	ug/L	10/15/2014	<1		<1	<1	<1	<1	<1	<1	<1	<1	<1	<1	<1	<1	<1	<1	<1	<1	<1	<1	<1	<1				
Carbon Disulfide	75-15-0	ug/L	4/6/2015	<1		<1	<1	<1	<1	<1	<1	<1	<1	<1	<1	<1	<1	<1	<1	<1	<1	<1	<1	<1	<1				
Carbon Disulfide	75-15-0	ug/L	10/5/2015	<1		<1	<1	<1	<1	<1	<1	<1	<1	<1	<1	<1	<1	<1	<1	<1	<1	<1	<1	<1	<1				
Carbon Disulfide	75-15-0	ug/L	4/4/2016	<1		<1	<1	<1	<1	<1	<1	<1	<1	<1	<1	<1	<1	<1	<1	<1	<1	<1	<1	<1	<1				
Carbon Disulfide	75-15-0	ug/L	10/17/2016	<1		<1	<1	<1	<1	<1	<1	<1	<1	<1	<1	<1	<1	<1	<1	<1	<1	<1	<1	<1	<1				
Carbon Disulfide	75-15-0	ug/L	4/17/2017	<1		<1	<1	<1	<1	<1	<1	<1	<1	<1	<1	<1	0.914J	<1	<1	<1	<1	<1	<1	<1	<1				
Carbon Disulfide	75-15-0	ug/L	10/11/2017	<1		<1	<1	<1	<1	<1	<1	<1	<1	<1	<1	<1	<1	<1	<1	<1	<1	<1	<1	<1	<1				
Carbon Disulfide	75-15-0	ug/L	4/20/2018											<1					<1	<1									
Carbon Disulfide	75-15-0	ug/L	4/23/2018	<1								<1	<1		<1	<1	<1												
Carbon Disulfide	75-15-0	ug/L	4/25/2018						<1																				
Carbon Disulfide	75-15-0	ug/L	4/30/2018			0.449J; 0.432J	<1	<1										<1											
Carbon Disulfide	75-15-0	ug/L	5/1/2018								<1										<1	<1							
Carbon Disulfide	75-15-0	ug/L	5/2/2018																				<1	<1	0.451J				
Carbon Disulfide	75-15-0	ug/L	10/16/2018	<1		<1	<1	<1	<1	<1	<1	<1	<1	<1	<1	<1	<1	<1	<1	<1	<1	<1	<1	<1	<1				
Carbon Disulfide	75-15-0	ug/L	4/16/2019	<1		<1	<1	<1	<1	<1	<1	<1	<1	<1	<1	<1	<1	<1	<1	<1	<1	<1	<1	<1	<1				
Carbon Disulfide	75-15-0	ug/L	10/1/2019	<1	<1	<1	<1	<1	<1	<1	<1	<1	<1	<1	<1	<1	<1	<1	<1	<1	<1	<1	<1	<1	<1				
Carbon Disulfide	75-15-0	ug/L	3/30/2020	<1	<1	<1	<1	<1	<1	<1	<1	<1	<1	<1	<1	<1	<1	<1	<1	<1	<1	<1	<1	<1	<1				
Carbon Disulfide	75-15-0	ug/L	6/24/2020		<1																								
Carbon Disulfide	75-15-0	ug/L	10/7/2020	<1	<1	<1	<1	<1	<1	<1	<1	<1	<1	<1	<1	<1	<1	<1	<1	<1	<1	<1	<1	<1	<1				
Carbon Disulfide	75-15-0	ug/L	1/21/2021		<1																								
Carbon Disulfide	75-15-0	ug/L	4/13/2021	<1	<1	<1	<1	<1	<1	<1	<1	<1	<1	<1	<1	<1	<1	<1	<1	<1	<1	<1	<1	<1	<1				
Carbon Disulfide	75-15-0	ug/L	10/20/2021		<1			<1	<1			<1	<1				<1	<1			<1	<1	<1	<1	<1	<1	<1	<1	<1
Carbon Disulfide	75-15-0	ug/L	5/2/2022		<1			<1	<1	<1	<1	<1	<1								<1	<1	<1	<1	<1	<1	<1	<1	<1
Carbon Disulfide	75-15-0	ug/L	10/14/2022		<1			<1	<1			<1	<1								<1	<1	<1	<1	<1	<1	<1	<1	<1
Carbon Disulfide	75-15-0	ug/L	5/1/2023	<1	<1	<1	<1	<1	<1	<1	<1	<1	<1	<1	<1			<1	<1	<1	<1	<1	<1	<1	<1	<1	<1	<1	<1
Carbon Disulfide	75-15-0	ug/L	10/16/2023		<1			<1	<1			<1	<1								<1	<1	<1	<1	<1	<1	<1	<1	<1
Carbon Disulfide	75-15-0	ug/L	4/29/2024		<1			<1	<1	<1	<1	<1	<1								<1	<1	<1	<1	<1	<1	<1	<1	<1
Carbon Tetrachloride	56-23-5	ug/L	2/27/2008	<2		<2	<2	<2	<2	<2																			
Carbon Tetrachloride	56-23-5	ug/L	5/12/2008	<2		<2	<2	<2	<2	<2																			
Carbon Tetrachloride	56-23-5	ug/L	7/13/2008	<2		<2	<2	<2	<2	<2																			
Carbon Tetrachloride	56-23-5	ug/L	9/14/2008	<2		<2	<2	<2	<2	<2																			
Carbon Tetrachloride	56-23-5	ug/L	11/17/2008	<2		<2	<2	<2	<2	<2																			
Carbon Tetrachloride	56-23-5	ug/L	4/14/2009	<2		<2	<2	<2	<2	<2																			
Carbon Tetrachloride	56-23-5	ug/L	7/7/2009										<2	<2	<2	<2			<2	<2									
Carbon Tetrachloride	56-23-5	ug/L	9/2/2009										<2	<2	<2	<2			<2	<2									
Carbon Tetrachloride	56-23-5	ug/L	10/25/2009	<2		<5	<2	<2	<2	<5			<2	<2	<2	<2			<2	<2									
Carbon Tetrachloride	56-23-5	ug/L	1/2/2010										<2	<5	<2	<5			<2	<2									
Carbon Tetrachloride	56-23-5	ug/L	3/3/2010									<2	<2	<2	<2	<2	<2	<2	<2	<2									
Carbon Tetrachloride	56-23-5	ug/L	5/10/2010	<4		<4	<4	<4	<4	<4		<4	<4	<4	<4	<4	<4	<4	<4	<4									
Carbon Tetrachloride	56-23-5	ug/L	7/8/2010									<5					<5	<5											
Carbon Tetrachloride	56-23-5	ug/L	9/13/2010									<5					<5	<5											
Carbon Tetrachloride	56-23-5	ug/L	11/1/2010	<5		<2		<5	<5	<2			<5	<5	<5	<5													
Carbon Tetrachloride	56-23-5	ug/L	1/10/2011									<2					<2	<2											
Carbon Tetrachloride	56-23-5	ug/L	4/4/2011									<2					<2	<4											
Carbon Tetrachloride	56-23-5	ug/L	8/11/2011																							<2			
Carbon Tetrachloride	56-23-5	ug/L	10/13/2011	<2		<2		<2	<2	<2		<2	<2	<2	<2	<2	<2	<2	<2							<2			
Carbon Tetrachloride	56-23-5	ug/L	12/5/2011				<2													<2						<2			
Carbon Tetrachloride	56-23-5	ug/L	4/11/2012	<2		<2	<2	<2	<2	<2		<2	<2	<2	<2	<2	<2	<2	<2	<2						<2	<2		
Carbon Tetrachloride	56-23-5	ug/L	6/25/2012					<2		<2																<2	<2		
Carbon Tetrachloride	56-23-5	ug/L	8/1/2012							<2	<2										<2	<2	<2	<2	<2	<2	<2		
Carbon Tetrachloride	56-23-5	ug/L	10/11/2012	<2		<2	<2	<2	<2		<2	<2		<2	<2	<2	<2	<2	<2	<2	<2	<2	<2	<2	<2	<2			
Carbon Tetrachloride	56-23-5	ug/L	12/13/2012								<2										<2	<2	<2	<2	<2		<2		
Carbon Tetrachloride	56-23-5	ug/L	2/4/2013								<2										<2	<2	<2	<2	<2				

Table 9A
Analytical Data Summary - Series A HMSP Wells
2025 Annual Water Quality Report
Iowa City Sanitary Landfill
Permit No. 52-SDP-01-72P

Constituent	CAS	Units	Date	MW-17A-00	MW-18AR	MW-23A	MW-24A	MW-25A-00	MW-29A	MW-34A	MW-38A	MW-200A	MW-201A	MW-202A	MW-203A	MW-204A	MW-205A	MW-213A	MW-214A	MW-215A	MW-216A	MW-217A	MW-218A	MW-219A	MW-220A	MW-310A	MW-312A	MW-408	MW-410
Carbon Tetrachloride	56-23-5	ug/L	3/30/2013	<2		<2	<2	<2	<2		<2	<2		<2	<2	<2	<2	<2	<2	<2	<2	<2	<2	<2	<2	<2	<2		
Carbon Tetrachloride	56-23-5	ug/L	7/10/2013																		<2	<2	<2	<2	<2				
Carbon Tetrachloride	56-23-5	ug/L	10/7/2013	<2		<2			<2	<2	<2	<2	<2	<2	<2	<2	<2	<2	<2		<2	<2	<2	<2	<2		<2		
Carbon Tetrachloride	56-23-5	ug/L	6/2/2014	<2		<2	<2	<2	<2	<2	<2	<2	<2	<2	<2	<2	<2	<2	<2	<2	<2	<2	<2	<2	<2				
Carbon Tetrachloride	56-23-5	ug/L	10/15/2014	<2		<2	<2	<2	<2	<2	<2	<2	<2	<2	<2	<2	<2	<2	<2	<2	<2	<2	<2	<2	<2				
Carbon Tetrachloride	56-23-5	ug/L	4/6/2015	<2		<2	<2	<2	<2	<2	<2	<2	<2	<2	<2	<2	<2	<2	<2	<2	<2	<2	<2	<2	<2				
Carbon Tetrachloride	56-23-5	ug/L	10/5/2015	<2		<2	<2	<2	<2	<2	<2	<2	<2	<2	<2	<2	<2	<2	<2	<2	<2	<2	<2	<2	<2				
Carbon Tetrachloride	56-23-5	ug/L	4/4/2016	<2		<2	<2	<2	<2	<2	<2	<2	<2	<2	<2	<2	<2	<2	<2	<2	<2	<2	<2	<2	<2				
Carbon Tetrachloride	56-23-5	ug/L	10/17/2016	<2		<2	<2	<2	<2	<2	<2	<2	<2	<2	<2	<2	<2	<2	<2	<2	<2	<2	<2	<2	<2				
Carbon Tetrachloride	56-23-5	ug/L	4/17/2017	<2		<2	<2	<2	<2	<2	<2	<2	<2	<2	<2	<2	<2	<2	<2	<2	<2	<2	<2	<2	<2				
Carbon Tetrachloride	56-23-5	ug/L	10/11/2017	<2		<2	<2	<2	<2	<2	<2	<2	<2	<2	<2	<2	<2	<2	<2	<2	<2	<2	<2	<2	<2				
Carbon Tetrachloride	56-23-5	ug/L	4/20/2018											<2					<2	<2									
Carbon Tetrachloride	56-23-5	ug/L	4/23/2018	<2								<2	<2		<2	<2	<2												
Carbon Tetrachloride	56-23-5	ug/L	4/25/2018						<2																				
Carbon Tetrachloride	56-23-5	ug/L	4/30/2018			<2	<2	<2										<2											
Carbon Tetrachloride	56-23-5	ug/L	5/1/2018								<2										<2	<2							
Carbon Tetrachloride	56-23-5	ug/L	5/2/2018																				<2	<2	<2				
Carbon Tetrachloride	56-23-5	ug/L	10/16/2018	<2		<2	<2	<2	<2	<2	<2	<2	<2	<2	<2	<2	<2	<2	<2	<2	<2	<2	<2	<2	<2				
Carbon Tetrachloride	56-23-5	ug/L	4/16/2019	<2		<2	<2	<2	<2	<2	<2	<2	<2	<2	<2	<2	<2	<2	<2	<2	<2	<2	<2	<2	<2				
Carbon Tetrachloride	56-23-5	ug/L	10/1/2019	<2	<2	<2	<2	<2	<2	<2	<2	<2	<2	<2	<2	<2	<2	<2	<2	<2	<2	<2	<2	<2	<2				
Carbon Tetrachloride	56-23-5	ug/L	3/30/2020	<2	<2	<2	<2	<2	<2	<2	<2	<2	<2	<2	<2	<2	<2	<2	<2	<2	<2	<2	<2	<2	<2				
Carbon Tetrachloride	56-23-5	ug/L	6/24/2020		<2																								
Carbon Tetrachloride	56-23-5	ug/L	10/7/2020	<2	<2	<2	<2	<2	<2	<2	<2	<2	<2	<2	<2	<2	<2	<2	<2	<2	<2	<2	<2	<2	<2				
Carbon Tetrachloride	56-23-5	ug/L	1/21/2021		<1																								
Carbon Tetrachloride	56-23-5	ug/L	4/13/2021	<1	<1	<1	<1	<1	<1	<1	<1	<1	<1	<1	<1	<1	<1	<1	<1	<1	<1	<1	<1	<1	<1				
Carbon Tetrachloride	56-23-5	ug/L	10/20/2021		<1			<1	<1			<1	<1				<1	<1			<1	<1	<1	<1	<1	<1	0.4J	<1	<1
Carbon Tetrachloride	56-23-5	ug/L	5/2/2022		<1			0.4J	0.6J	<1	<1	<1	<1								<1	<1	<1	<1	0.5J; 0.4J	<1	<1	<1	<1
Carbon Tetrachloride	56-23-5	ug/L	10/14/2022		<1			<1	<1			<1	<1								<1	<1	<1	<1	<1	<1	<1	<1	<1
Carbon Tetrachloride	56-23-5	ug/L	5/1/2023	<2	<2	<2	<2	<2	<2	<2	<2	<2	<2	<2	<2			<2	<2	<2	<2	<2	<2	<2	<2	<2	<2	<2	<2
Carbon Tetrachloride	56-23-5	ug/L	10/16/2023		<2			<2	<2			<2	<2								<2	<2	<2	<2	<2	<2	<2	<2	<2
Carbon Tetrachloride	56-23-5	ug/L	4/29/2024		<2			<2	<2	<2	<2	<2	<2								<2	<2	<2	<2	<2	<2	<2	<2	<2
Carbon disulfide	75-15-0	ug/L	10/9/2024		<1.00								<1.00														<1.00		
Carbon disulfide	75-15-0	ug/L	10/10/2024						<1.00			<1.00														<1.00	<1.00		
Carbon disulfide	75-15-0	ug/L	10/14/2024																		<1.00	<1.00		<1.00					<1.00
Carbon disulfide	75-15-0	ug/L	10/15/2024																				<1.00		<1.00				
Carbon disulfide	75-15-0	ug/L	4/23/2025	<1.00										<1.00					<1.00										
Carbon disulfide	75-15-0	ug/L	4/24/2025													<1.00													
Carbon disulfide	75-15-0	ug/L	4/30/2025		<1.00							<1.00														<1.00	<1.00		
Carbon disulfide	75-15-0	ug/L	5/5/2025						<1.00																			<1.00	
Carbon disulfide	75-15-0	ug/L	5/6/2025										<1.00		<1.00														
Carbon disulfide	75-15-0	ug/L	5/7/2025				<1.00													<1.00	<1.00	<1.00	<1.00						
Carbon disulfide	75-15-0	ug/L	5/8/2025			<1.00		<1.00																					<1.00
Carbon disulfide	75-15-0	ug/L	5/9/2025							<1.00	<1.00													<1.00	<1.00				
Carbon disulfide	75-15-0	ug/L	10/21/2025						<1.00																	<1.00	<1.00	<1.00	
Carbon disulfide	75-15-0	ug/L	10/22/2025		<1.00							<1.00	<1.00																
Carbon disulfide	75-15-0	ug/L	10/23/2025					<1.00													<1.00	<1.00	<1.00	<1.00	<1.00				
Carbon disulfide	75-15-0	ug/L	10/24/2025																										<1.00
Carbon tetrachloride	56-23-5	ug/L	10/9/2024		<2.00								<2.00														<2.00		
Carbon tetrachloride	56-23-5	ug/L	10/10/2024						<2.00			<2.00														<2.00		<2.00	
Carbon tetrachloride	56-23-5	ug/L	10/14/2024																		<2.00	<2.00		<2.00					<2.00
Carbon tetrachloride	56-23-5	ug/L	10/15/2024																				<2.00		<2.00				
Carbon tetrachloride	56-23-5	ug/L	4/23/2025	<2.00										<2.00					<2.00										
Carbon tetrachloride	56-23-5	ug/L	4/24/2025													<2.00													
Carbon tetrachloride	56-23-5	ug/L	4/30/2025		<2.00							<2.00														<2.00	<2.00		
Carbon tetrachloride	56-23-5	ug/L	5/5/2025						<2.00																			<2.00	
Carbon tetrachloride	56-23-5	ug/L	5/6/2025										<2.00		<2.00														
Carbon tetrachloride	56-23-5	ug/L	5/7/2025				<2.00													<2.00	<2.00	<2.00	<2.00						
Carbon tetrachloride	56-23-5	ug/L	5/8/2025			<2.00		<2.00																					<2.00
Carbon tetrachloride	56-23-5	ug/L	5/9/2025							<2.00	<2.00													<2.00	<2.00				
Carbon tetrachloride	56-23-5	ug/L	10/21/2025						<2.00																	<2.00	<2.00	<2.00	
Carbon tetrachloride	56-23-5	ug/L	10/22/2025		<2.00							<2.00	<2.00																
Carbon tetrachloride	56-23-5	ug/L	10/23/2025					<2.00													<2.00	<2.00	<2.00	<2.00	<2.00				
Carbon tetrachloride	56-23-5	ug/L	10/24/2025																										<2.00
Carbonate	CARB	mg/L	6/2/2014	<5		<5	<5	<5	<5	<5	<5	<5	<5	<5	<5	<5	<5	<5	<5	<5	<5	<5	<5	<5	<5				
Carbonate	CARB	mg/L	10/15/2014	<5		<5	<5	<5	<5	<5	<5	<5	<5	<5	<5	<5	<5	<5	<5	<5	<5	<5	<5	<5	<5	<5			
Chlordane	57-74-9	ug/L	4/14/2009	<2		<2	<2	<2	<2	<2																			
Chlordane	57-74-9	ug/L	10/25/2009							<2																			
Chlordane	57-74-9	ug/L	5/10/2010	<2		<2	<2	<2	<2	<2			<2	<2	<2	<2			<2	<2									
Chlordane	57-74-9	ug/L	4/4/2011									<2					<2	<2											
Chlordane	57-74-9	ug/L	10/11/2012								<2																		
Chlordane	57-74-9	ug/L	3/30/2013																							<2	<2		
Chlordane	57-74-9	ug/L	7/10/2013																		<2.04	<2.02	<2.02	<2.17	<2.17				
Chlordane	57-74-9	ug/L	10/5/2015	<2.04		<2.11	<2	<2.04	<2.02				<2.08	<2.02	<2	<2.06			<2.17	<2.02									
Chlordane	57-74-9	ug/L	4/4/2016									<2					<2	<2											
Chlordane	57-74-9	ug/L	5/1/2018																		<2.08	<2.02							
Chlordane	57-74-9	ug/L	5/2/2018																				<2.11	<2.11	<2.08				
Chlordane	57-74-9	ug/L	3/30/2020	<2.08		<2.11	<2.08	<2.15	<2.11				<2.11	<2.08	<2.08	<2.08			<2.06	<2.06									
Chlordane	57-74-9	ug/L	6/24/2020		<2.11																								
Chlordane	57-74-9	ug/L	10/20/2021		<0.1							<0.1					<0.1	<0.1											
Chlordane	57-74-9	ug/L	5/1/2023																		<2	<2.33	<2.22	<2	<2				
Chlordane (technical)	12789-03-6	ug/L	4/23/2025	<1.82										<1.79					<1.81										
Chlordane (technical)	12789-03-6	ug/L	4/24/2025													<1.84													
Chlordane (technical)	12789-03-6	ug/L	5/5/2025						<1.79																				
Chlordane (technical)	12789-03-6	ug/L	5/6/2025										<1.81		<1.80														
Chlordane (technical)	12789-03-6	ug/L	5/7/2025				<1.81													<1.81									
Chlordane (technical)	12789-03-6	ug/L	5/8/2025			<1.76		<1.81																					
Chloride	16887-00-6	mg/L	6/2/2014	6.74		3.51J	3.67J	14.5	2.28J	2.29J	10.6	29.6	16.5	6.6	7.28	109	241	8.29	4.09J	15.4	28.4	2.67J	3.54J	<5	3.33J				
Chloride	16887-00-6	mg/L	10/15/2014	6.61		3.84J	4.15J	15.1	2.02J	1.66J	11.8	26	10.9	5.08	7.82	88.1	50	7.64	3.62J	10.7	27.6	3.33J	3.94J	1.81J	3.32J	15.7			
Chlorobenzene	108-90-7	ug/L	2/27/2008	<1		<1	<1	<1	<1	<1																			
Chlorobenzene	108-90-7	ug/L	5/12/2008	<1		<1	<1	<1	<1	<1																			
Chlorobenzene	108-90-7	ug/L	7/13/2008	<1		<1	<1	<1	<1	<1																			
Chlorobenzene	108-90-7	ug/L	9/14/2008	<1		<1	<1	<1	<1	<1																			
Chlorobenzene	108-90-7	ug/L	11/17/2008	<1		<1	<1	<1	<1	<1																			
Chlorobenzene	108-90-7	ug/L	4/14/2009	<1		<1	<1	<1	<1	<1																			
Chlorobenzene	108-90-7	ug/L	7/7/2009										<1	<1	<1	<1			<1	<1									
Chlorobenzene	108-90-7	ug/L	9/2/2009										<1	<1	<1	<1			<1	<1									
Chlorobenzene	108-90-7	ug/L	10/25/2009	<2		<1	<2	<2	<1	<1			<2	<2	<2	<1			<1	<1									
Chlorobenzene	108-90-7	ug/L	1/2/2010										<1	<1	<1	<1			<1	<1									
Chlorobenzene	108-90-7	ug/L	3/3/2010									<1	<1	<1	<1	<1	<1	<1	<1	<1									
Chlorobenzene	108-90-7	ug/L	5/10/2010	<1		<1	<1	<1	<1	<1		<1	<1	<1	<1	<1	<1	<1	<1	<1									
Chlorobenzene	108-90-7	ug/L	7/8/2010									<1					<1	<1											
Chlorobenzene	108-90-7	ug/L	9/13/2010									<1					<1	<1											
Chlorobenzene	108-90-7	ug/L	11/1/2010	<1		<1		<1	<1	<1			<1	<1	<1	<1													
Chlorobenzene	108-90-7	ug/L	1/10/2011									<1					<1	<1											
Chlorobenzene	108-90-7	ug/L	4/4/2011									<1					<1	<1											

Table 9A
Analytical Data Summary - Series A HMSP Wells
2025 Annual Water Quality Report
Iowa City Sanitary Landfill
Permit No. 52-SDP-01-72P

Constituent	CAS	Units	Date	MW-17A-00	MW-18AR	MW-23A	MW-24A	MW-25A-00	MW-29A	MW-34A	MW-38A	MW-200A	MW-201A	MW-202A	MW-203A	MW-204A	MW-205A	MW-213A	MW-214A	MW-215A	MW-216A	MW-217A	MW-218A	MW-219A	MW-220A	MW-310A	MW-312A	MW-408	MW-410
Chlorobenzene	108-90-7	ug/L	8/11/2011																							<1			
Chlorobenzene	108-90-7	ug/L	10/13/2011	<1		<1		<1	<1	<1		<1	<1	<1	<1	<1	<1	<1	<1							<1			
Chlorobenzene	108-90-7	ug/L	12/5/2011				<1													<1						<1			
Chlorobenzene	108-90-7	ug/L	4/11/2012	<1		<1	<1	<1	<1	<1		<1	<1	<1	<1	<1	<1	<1	<1	<1						<1	<1		
Chlorobenzene	108-90-7	ug/L	6/25/2012					<1		<1																<1	<1		
Chlorobenzene	108-90-7	ug/L	8/1/2012							<1	<1										<1	<1	<1	<1	<1	<1	<1		
Chlorobenzene	108-90-7	ug/L	10/11/2012	<1		<1	<1	<1	<1		<1	<1		<1	<1	<1	<1	<1	<1	<1	<1	<1	<1	<1	<1	<1	<1		
Chlorobenzene	108-90-7	ug/L	12/13/2012								<1										<1	<1	<1	<1	<1		<1		
Chlorobenzene	108-90-7	ug/L	2/4/2013								<1										<1	<1	<1	<1	<1				
Chlorobenzene	108-90-7	ug/L	3/30/2013	<1		<1	<1	<1	<1		<1	<1		<1	<1	<1	<1	<1	<1	<1	<1	<1	<1	<1	<1	<1	<1		
Chlorobenzene	108-90-7	ug/L	7/10/2013																		<1	<1	<1	<1	<1				
Chlorobenzene	108-90-7	ug/L	10/7/2013	<1		<1			<1	<1	<1	<1	<1	<1	<1	<1	<1	<1	<1		<1	<1	<1	<1	<1		<1		
Chlorobenzene	108-90-7	ug/L	6/2/2014	<1		<1	<1	<1	<1	<1	<1	<1	<1	<1	<1	<1	<1	<1	<1	<1	<1	<1	<1	<1	<1				
Chlorobenzene	108-90-7	ug/L	10/15/2014	<1		<1	<1	<1	<1	<1	<1	<1	<1	<1	<1	<1	<1	<1	<1	<1	<1	<1	<1	<1	<1				
Chlorobenzene	108-90-7	ug/L	4/6/2015	<1		<1	<1	<1	<1	<1	<1	<1	<1	<1	<1	<1	<1	<1	<1	<1	<1	<1	<1	<1	<1				
Chlorobenzene	108-90-7	ug/L	10/5/2015	<1		<1	<1	<1	<1	<1	<1	<1	<1	<1	<1	<1	<1	<1	<1	<1	<1	<1	<1	<1	<1				
Chlorobenzene	108-90-7	ug/L	4/4/2016	<1		<1	<1	<1	<1	<1	<1	<1	<1	<1	<1	<1	<1	<1	<1	<1	<1	<1	<1	<1	<1				
Chlorobenzene	108-90-7	ug/L	10/17/2016	<1		<1	<1	<1	<1	<1	<1	<1	<1	<1	<1	<1	<1	<1	<1	<1	<1	<1	<1	<1	<1				
Chlorobenzene	108-90-7	ug/L	4/17/2017	<1		<1	<1	<1	<1	<1	<1	<1	<1	<1	<1	<1	<1	<1	<1	<1	<1	<1	<1	<1	<1				
Chlorobenzene	108-90-7	ug/L	10/11/2017	<1		<1	<1	<1	<1	<1	<1	<1	<1	<1	<1	<1	0.222J	<1	<1	<1	<1	<1	<1	<1	<1				
Chlorobenzene	108-90-7	ug/L	4/20/2018											<1					<1	<1									
Chlorobenzene	108-90-7	ug/L	4/23/2018	<1								<1	<1		<1	<1	<1												
Chlorobenzene	108-90-7	ug/L	4/25/2018						<1																				
Chlorobenzene	108-90-7	ug/L	4/30/2018			<1	<1	<1										<1											
Chlorobenzene	108-90-7	ug/L	5/1/2018								<1										<1	<1							
Chlorobenzene	108-90-7	ug/L	5/2/2018																				<1	<1	<1				
Chlorobenzene	108-90-7	ug/L	10/16/2018	<1		<1	<1	<1	<1	<1	<1	<1	<1	<1	<1	<1	<1	<1	<1	<1	<1	<1	<1	<1	<1				
Chlorobenzene	108-90-7	ug/L	4/16/2019	<1		<1	<1	<1	<1	<1	<1	<1	<1	<1	<1	<1	<1	<1	<1	<1	<1	<1	<1	<1	<1				
Chlorobenzene	108-90-7	ug/L	10/1/2019	<1	<1	<1	<1	<1	<1	<1	<1	<1	<1	<1	<1	<1	<1	<1	<1	<1	<1	<1	<1	<1	<1				
Chlorobenzene	108-90-7	ug/L	3/30/2020	<1	<1	<1	<1	<1	<1	<1	<1	<1	<1	<1	<1	<1	<1	<1	<1	<1	<1	<1	<1	<1	<1				
Chlorobenzene	108-90-7	ug/L	6/24/2020		<1																								
Chlorobenzene	108-90-7	ug/L	10/7/2020	<1	<1	<1	<1	<1	<1	<1	<1	<1	<1	<1	<1	<1	<1	<1	<1	<1	<1	<1	<1	<1	<1				
Chlorobenzene	108-90-7	ug/L	1/21/2021		<1																								
Chlorobenzene	108-90-7	ug/L	4/13/2021	<1	<1	<1	<1	<1	<1	<1	<1	<1	<1	<1	<1	<1	<1	<1	<1	<1	<1	<1	<1	<1	<1				
Chlorobenzene	108-90-7	ug/L	10/20/2021		<1			<1	<1			<1	<1				<1	<1			<1	<1	<1	<1	<1	<1	<1	<1	<1
Chlorobenzene	108-90-7	ug/L	5/2/2022		<1			<1	<1	<1	<1	<1	<1								<1	<1	<1	<1	<1	<1	<1	<1	<1
Chlorobenzene	108-90-7	ug/L	10/14/2022		<1			<1	<1			<1	<1								<1	<1	<1	<1	<1	<1	<1	<1	<1
Chlorobenzene	108-90-7	ug/L	5/1/2023	<1	<1	<1	<1	<1	<1	<1	<1	<1	<1	<1	<1			<1	<1	<1	<1	<1	<1	<1	<1	<1	<1	<1	<1
Chlorobenzene	108-90-7	ug/L	10/16/2023		<1			<1	<1			<1	<1								<1	<1	<1	<1	<1	<1	<1	<1	<1
Chlorobenzene	108-90-7	ug/L	4/29/2024		<1			<1	<1	<1	<1	<1	<1								<1	<1	<1	<1	<1	<1	<1	<1	<1
Chlorobenzene	108-90-7	ug/L	10/9/2024		<1.00								<1.00														<1.00		
Chlorobenzene	108-90-7	ug/L	10/10/2024						<1.00			<1.00														<1.00		<1.00	
Chlorobenzene	108-90-7	ug/L	10/14/2024																		<1.00	<1.00		<1.00					<1.00
Chlorobenzene	108-90-7	ug/L	10/15/2024																				<1.00		<1.00				
Chlorobenzene	108-90-7	ug/L	4/23/2025	<1.00										<1.00					<1.00										
Chlorobenzene	108-90-7	ug/L	4/24/2025													<1.00													
Chlorobenzene	108-90-7	ug/L	4/30/2025		<1.00							<1.00														<1.00	<1.00		
Chlorobenzene	108-90-7	ug/L	5/5/2025						<1.00																			<1.00	
Chlorobenzene	108-90-7	ug/L	5/6/2025										<1.00		<1.00														
Chlorobenzene	108-90-7	ug/L	5/7/2025				<1.00													<1.00	<1.00	<1.00	<1.00						
Chlorobenzene	108-90-7	ug/L	5/8/2025			<1.00		<1.00																					<1.00
Chlorobenzene	108-90-7	ug/L	5/9/2025							<1.00	<1.00													<1.00	<1.00				
Chlorobenzene	108-90-7	ug/L	10/21/2025						<1.00																	<1.00	<1.00	<1.00	
Chlorobenzene	108-90-7	ug/L	10/22/2025		<1.00							<1.00	<1.00																
Chlorobenzene	108-90-7	ug/L	10/23/2025					<1.00													<1.00	<1.00	<1.00	<1.00	<1.00				
Chlorobenzene	108-90-7	ug/L	10/24/2025																										<1.00
Chlorobenzilate	510-15-6	ug/L	4/14/2009	<10		<10	<10	<10	<10	<10																			
Chlorobenzilate	510-15-6	ug/L	5/10/2010	<10		<10	<10	<10	<10	<10			<10	<10	<10	<10			<10	<10									
Chlorobenzilate	510-15-6	ug/L	4/4/2011									<10					<10	<10											
Chlorobenzilate	510-15-6	ug/L	3/30/2013																							<10	<10		
Chlorobenzilate	510-15-6	ug/L	7/10/2013																		<10.2	<10.1	<10.1	<106	<10.3				
Chlorobenzilate	510-15-6	ug/L	6/2/2014																					<10.1					
Chlorobenzilate	510-15-6	ug/L	10/15/2014																					<10					
Chlorobenzilate	510-15-6	ug/L	10/5/2015	<10.4		<10	<10.5	<10.5	<10.1				<10.8	<10.6	<10.5	<10.3			<11.1	<10.1									
Chlorobenzilate	510-15-6	ug/L	4/4/2016									<10					<10	<10											
Chlorobenzilate	510-15-6	ug/L	5/1/2018																		<10.4	<10.3							
Chlorobenzilate	510-15-6	ug/L	5/2/2018																				<10.4	<10.5	<10.4				
Chlorobenzilate	510-15-6	ug/L	3/30/2020	<10.4		<10.8	<10.3	<10.5	<10.3				<10.4	<10.4	<10.5	<10.1			<10.4	<10.4									
Chlorobenzilate	510-15-6	ug/L	6/24/2020		<10.4																								
Chlorobenzilate	510-15-6	ug/L	10/20/2021		<8							<8					<8	<8											
Chlorobenzilate	510-15-6	ug/L	5/1/2023																		<10.6	<10	<9.8	<10.6	<10				
Chlorobenzilate	510-15-6	ug/L	4/23/2025	<10.4										<10.4					<10.4										
Chlorobenzilate	510-15-6	ug/L	4/24/2025													<10.4													
Chlorobenzilate	510-15-6	ug/L	5/5/2025						<10.2																				
Chlorobenzilate	510-15-6	ug/L	5/6/2025										<10.4		<10.6														
Chlorobenzilate	510-15-6	ug/L	5/7/2025				<10.2													<10.6									
Chlorobenzilate	510-15-6	ug/L	5/8/2025			<9.80		<10.6																					
Chlorodibromomethane	124-48-1	ug/L	2/27/2008	<5		<5	<5	<5	<5	<5																			
Chlorodibromomethane	124-48-1	ug/L	5/12/2008	<5		<5	<5	<5	<5	<5																			
Chlorodibromomethane	124-48-1	ug/L	7/13/2008	<5		<5	<5	<5	<5	<5																			
Chlorodibromomethane	124-48-1	ug/L	9/14/2008	<5		<5	<5	<5	<5	<5																			
Chlorodibromomethane	124-48-1	ug/L	11/17/2008	<5		<5	<5	<5	<5	<5																			
Chlorodibromomethane	124-48-1	ug/L	4/14/2009	<5		<5	<5	<5	<5	<5																			
Chlorodibromomethane	124-48-1	ug/L	7/7/2009										<5	<5	<5	<5			<5	<5									
Chlorodibromomethane	124-48-1	ug/L	9/2/2009										<5	<5	<5	<5			<5	<5									
Chlorodibromomethane	124-48-1	ug/L	10/25/2009	<5		<10	<5	<5	<5	<10			<5	<5	<5	<5			<5	<5									
Chlorodibromomethane	124-48-1	ug/L	1/2/2010										<10	<50	<10	<50			<10	<10									
Chlorodibromomethane	124-48-1	ug/L	3/3/2010									<5	<5	<5	<5	<5	<5	<5	<5	<5									
Chlorodibromomethane	124-48-1	ug/L	5/10/2010	<5		<5	<5	<5	<5	<5		<5	<5	<5	<5	<5	<5	<5	<5	<5									
Chlorodibromomethane	124-48-1	ug/L	7/8/2010									<5					<5	<5											
Chlorodibromomethane	124-48-1	ug/L	9/13/2010									<5					<5	<5											
Chlorodibromomethane	124-48-1	ug/L	11/1/2010	<5		<5		<5	<5	<5			<5	<5	<5	<5													
Chlorodibromomethane	124-48-1	ug/L	1/10/2011									<5					<5	<5											
Chlorodibromomethane	124-48-1	ug/L	4/4/2011									<5					<5	<5											
Chlorodibromomethane	124-48-1	ug/L	8/11/2011																							<5			
Chlorodibromomethane	124-48-1	ug/L	10/13/2011	<5		<5		<5	<5	<5		<5	<5	<5	<5	<5	<5	<5	<5							<5			
Chlorodibromomethane	124-48-1	ug/L	12/5/2011				<5													<5						<5			
Chlorodibromomethane	124-48-1	ug/L	4/11/2012	<5		<5	<5	<5	<5	<5		<5	<5	<5	<5	<5	<5	<5	<5	<5						<5	<5		
Chlorodibromomethane	124-48-1	ug/L	6/25/2012					<5		<5																<5	<5		
Chlorodibromomethane	124-48-1	ug/L	8/1/2012							<5	<5										<5	<5	<5	<5	<5	<5	<5		
Chlorodibromomethane	124-48-1	ug/L	10/11/2012	<5		<5	<5	<5	<5		<5	<5		<5	<5	<5	<5	<5	<5	<5	<5	<5	<5	<5	<5	<5	<5		
Chlorodibromomethane	124-48-1	ug/L	12/13/2012								<5										<5	<5	<5	<5	<5		<5		
Chlorodibromomethane	124-48-1	ug/L	2/4/2013								<5										<5	<5	<5	<5	<5				
Chlorodibromomethane	124-48-1	ug/L	3/30/2013	<5		<5	<5	<5	<5		<5	<5		<5	<5	<5	<5	<5	<5	<5	<5	<5	<5	<5	<5	<5	<5		
Chlorodibromomethane	124-48-1	ug/L	7/10/2013																		<5	<5	<5	<5	<5				

Table 9A
Analytical Data Summary - Series A HMSP Wells
2025 Annual Water Quality Report
Iowa City Sanitary Landfill
Permit No. 52-SDP-01-72P

Constituent	CAS	Units	Date	MW-17A-00	MW-18AR	MW-23A	MW-24A	MW-25A-00	MW-29A	MW-34A	MW-38A	MW-200A	MW-201A	MW-202A	MW-203A	MW-204A	MW-205A	MW-213A	MW-214A	MW-215A	MW-216A	MW-217A	MW-218A	MW-219A	MW-220A	MW-310A	MW-312A	MW-408	MW-410
Chlorodibromomethane	124-48-1	ug/L	10/7/2013	<5		<5			<5	<5	<5	<5	<5	<5	<5	<5	<5	<5	<5		<5	<5	<5	<5	<5		<5		
Chlorodibromomethane	124-48-1	ug/L	6/2/2014	<5		<5	<5	<5	<5	<5	<5	<5	<5	<5	<5	<5	<5	<5	<5	<5	<5	<5	<5	<5	<5				
Chlorodibromomethane	124-48-1	ug/L	10/15/2014	<5		<5	<5	<5	<5	<5	<5	<5	<5	<5	<5	<5	<5	<5	<5	<5	<5	<5	<5	<5	<5				
Chlorodibromomethane	124-48-1	ug/L	4/6/2015	<5		<5	<5	<5	<5	<5	<5	<5	<5	<5	<5	<5	<5	<5	<5	<5	<5	<5	<5	<5	<5				
Chlorodibromomethane	124-48-1	ug/L	10/5/2015	<5		<5	<5	<5	<5	<5	<5	<5	<5	<5	<5	<5	<5	<5	<5	<5	<5	<5	<5	<5	<5				
Chlorodibromomethane	124-48-1	ug/L	4/4/2016	<5		<5	<5	<5	<5	<5	<5	<5	<5	<5	<5	<5	<5	<5	<5	<5	<5	<5	<5	<5	<5				
Chlorodibromomethane	124-48-1	ug/L	10/17/2016	<5		<5	<5	<5	<5	<5	<5	<5	<5	<5	<5	<5	<5	<5	<5	<5	<5	<5	<5	<5	<5				
Chlorodibromomethane	124-48-1	ug/L	4/17/2017	<5		<5	<5	<5	<5	<5	<5	<5	<5	<5	<5	<5	<5	<5	<5	<5	<5	<5	<5	<5	<5				
Chlorodibromomethane	124-48-1	ug/L	10/11/2017	<5		<5	<5	<5	<5	<5	<5	<5	<5	<5	<5	<5	<5	<5	<5	<5	<5	<5	<5	<5	<5				
Chlorodibromomethane	124-48-1	ug/L	4/20/2018											<5					<5	<5									
Chlorodibromomethane	124-48-1	ug/L	4/23/2018	<5								<5	<5		<5	<5	<5												
Chlorodibromomethane	124-48-1	ug/L	4/25/2018						<5																				
Chlorodibromomethane	124-48-1	ug/L	4/30/2018			<5	<5	<5										<5											
Chlorodibromomethane	124-48-1	ug/L	5/1/2018								<5										<5	<5							
Chlorodibromomethane	124-48-1	ug/L	5/2/2018																				<5	<5	<5				
Chlorodibromomethane	124-48-1	ug/L	10/16/2018	<5		<5	<5	<5	<5	<5	<5	<5	<5	<5	<5	<5	<5	<5	<5	<5	<5	<5	<5	<5	<5				
Chlorodibromomethane	124-48-1	ug/L	4/16/2019	<5		<5	<5	<5	<5	<5	<5	<5	<5	<5	<5	<5	<5	<5	<5	<5	<5	<5	<5	<5	<5				
Chlorodibromomethane	124-48-1	ug/L	10/1/2019	<5	<5	<5	<5	<5	<5	<5	<5	<5	<5	<5	<5	<5	<5	<5	<5	<5	<5	<5	<5	<5	<5				
Chlorodibromomethane	124-48-1	ug/L	3/30/2020	<5	<5	<5	<5	<5	<5	<5	<5	<5	<5	<5	<5	<5	<5	<5	<5	<5	<5	<5	<5	<5	<5				
Chlorodibromomethane	124-48-1	ug/L	6/24/2020		<5																								
Chlorodibromomethane	124-48-1	ug/L	10/7/2020	<5	<5	<5	<5	<5	<5	<5	<5	<5	<5	<5	<5	<5	<5	<5	<5	<5	<5	<5	<5	<5	<5				
Chlorodibromomethane	124-48-1	ug/L	4/13/2021	<1	<1	<1	<1	<1	<1	<1	<1	<1	<1	<1	<1	<1	<1	<1	<1	<1	<1	<1	<1	<1	<1				
Chlorodibromomethane	124-48-1	ug/L	10/20/2021		<1			<1	<1			<1	<1				<1				<1	<1	<1	<1	<1	<1	<1	<1	<1
Chlorodibromomethane	124-48-1	ug/L	5/2/2022		<1			<1	<1	<1	<1	<1	<1								<1	<1	<1	<1	<1	<1	<1	<1	<1
Chlorodibromomethane	124-48-1	ug/L	10/14/2022		<1			<1	<1			<1	<1								<1	<1	<1	<1	<1	<1	<1	<1	<1
Chlorodibromomethane	124-48-1	ug/L	5/1/2023	<5	<5	<5	<5	<5	<5	<5	<5	<5	<5	<5	<5			<5	<5	<5	<5	<5	<5	<5	<5	<5	<5	<5	<5
Chlorodibromomethane	124-48-1	ug/L	10/16/2023		<5			<5	<5			<5	<5								<5	<5	<5	<5	<5	<5	<5	<5	<5
Chlorodibromomethane	124-48-1	ug/L	4/29/2024		<5			<5	<5	<5	<5	<5	<5								<5	<5	<5	<5	<5	<5	<5	<5	<5
Chlorodibromomethane	124-48-1	ug/L	10/9/2024		<5.00								<5.00														<5.00		
Chlorodibromomethane	124-48-1	ug/L	10/10/2024						<5.00			<5.00														<5.00		<5.00	
Chlorodibromomethane	124-48-1	ug/L	10/14/2024																		<5.00	<5.00		<5.00					<5.00
Chlorodibromomethane	124-48-1	ug/L	10/15/2024																				<5.00		<5.00				
Chlorodibromomethane	124-48-1	ug/L	4/23/2025	<5.00										<5.00					<5.00										
Chlorodibromomethane	124-48-1	ug/L	4/24/2025													<5.00													
Chlorodibromomethane	124-48-1	ug/L	4/30/2025		<5.00							<5.00														<5.00	<5.00		
Chlorodibromomethane	124-48-1	ug/L	5/5/2025						<5.00																			<5.00	
Chlorodibromomethane	124-48-1	ug/L	5/6/2025										<5.00		<5.00														
Chlorodibromomethane	124-48-1	ug/L	5/7/2025				<5.00													<5.00	<5.00	<5.00	<5.00						
Chlorodibromomethane	124-48-1	ug/L	5/8/2025			<5.00		<5.00																					<5.00
Chlorodibromomethane	124-48-1	ug/L	5/9/2025							<5.00	<5.00													<5.00	<5.00				
Chlorodibromomethane	124-48-1	ug/L	10/21/2025						<5.00																	<5.00	<5.00	<5.00	
Chlorodibromomethane	124-48-1	ug/L	10/22/2025		<5.00							<5.00	<5.00																
Chlorodibromomethane	124-48-1	ug/L	10/23/2025					<5.00													<5.00	<5.00	<5.00	<5.00	<5.00				
Chlorodibromomethane	124-48-1	ug/L	10/24/2025																										<5.00
Chloroethane	75-00-3	ug/L	2/27/2008	<4		<4	<4	<4	<4	<4																			
Chloroethane	75-00-3	ug/L	5/12/2008	<4		<4	<4	<4	<4	<4																			
Chloroethane	75-00-3	ug/L	7/13/2008	<4		<4	<4	<4	<4	<4																			
Chloroethane	75-00-3	ug/L	9/14/2008	<4		<4	<4	<4	<4	<4																			
Chloroethane	75-00-3	ug/L	11/17/2008	<4		<4	<4	<4	<4	<4																			
Chloroethane	75-00-3	ug/L	4/14/2009	<4		<4	<4	<4	<4	<4																			
Chloroethane	75-00-3	ug/L	7/7/2009							<4			<4	<4	<4	6.66			<4	<4									
Chloroethane	75-00-3	ug/L	9/2/2009							<4			<4	<4	<4	<4			<4	<4									
Chloroethane	75-00-3	ug/L	10/25/2009	<4		<4	<4	<4	<4	<4			<4	<4	<4	<4			<4	<4									
Chloroethane	75-00-3	ug/L	1/2/2010							<4			<4	<4	<4	<4			<4	<4									
Chloroethane	75-00-3	ug/L	3/3/2010									<4	<4	<4	<4	<4	<4	<4	<4	<4									
Chloroethane	75-00-3	ug/L	5/10/2010	<4		<4	<4	<4	<4	<4		<4	<4	<4	<4	<4	<4	<4	<4	<4									
Chloroethane	75-00-3	ug/L	7/8/2010							<4		<4					<4	<4											
Chloroethane	75-00-3	ug/L	9/13/2010							<4		<4					<4	<4											
Chloroethane	75-00-3	ug/L	11/1/2010	<4		<4		<4	<4	<4			<4	<4	<4	<4													
Chloroethane	75-00-3	ug/L	1/10/2011							<4		<4					<4	<4											
Chloroethane	75-00-3	ug/L	4/4/2011							<4		<4					<4	<4											
Chloroethane	75-00-3	ug/L	8/11/2011																							<4			
Chloroethane	75-00-3	ug/L	10/13/2011	<4		<4		<4	<4	<4		<4	<4	<4	<4	5.08	<4	<4	<4							<4			
Chloroethane	75-00-3	ug/L	12/5/2011				<4													<4						<4			
Chloroethane	75-00-3	ug/L	4/11/2012	<4		<4	<4	<4	<4	<4		<4	<4	<4	<4	<4	<4	<4	<4	<4						<4	<4		
Chloroethane	75-00-3	ug/L	6/25/2012					<4		<4																<4	<4		
Chloroethane	75-00-3	ug/L	8/1/2012							<4	<4										<4	<4	<4	<4	<4	<4	<4		
Chloroethane	75-00-3	ug/L	10/11/2012	<4		<4	<4	<4	<4		<4	<4		<4	<4	4.92	8.25	<4	<4	<4	<4	<4	<4	<4	<4	<4	<4		
Chloroethane	75-00-3	ug/L	12/13/2012								<4										<4	<4	<4	<4	<4		<4		
Chloroethane	75-00-3	ug/L	2/4/2013								<4										<4	<4	<4	<4	<4				
Chloroethane	75-00-3	ug/L	3/30/2013	<4		<4	<4	<4	<4		<4	<4		<4	<4	<4	<4	<4	<4	<4	<4	<4	<4	<4	<4	<4	<4		
Chloroethane	75-00-3	ug/L	7/10/2013																		<4	<4	<4	<4	<4				
Chloroethane	75-00-3	ug/L	10/7/2013	<4		<4			<4	<4	<4	<4	<4	<4	<4	<4	8.54	<4	<4		<4	<4	<4	<4	<4		<4		
Chloroethane	75-00-3	ug/L	6/2/2014	<4		<4	<4	<4	<4	<4	<4	<4	<4	<4	<4	1.28J	2.89J	<4	<4	<4	<4	<4	<4	<4	<4				
Chloroethane	75-00-3	ug/L	10/15/2014	<4		<4	<4	<4	<4	<4	<4	<4	<4	<4	<4	1.1J	<4	<4	<4	<4	<4	<4	<4	<4	<4				
Chloroethane	75-00-3	ug/L	4/6/2015	<4		<4	<4	<4	<4	<4	<4	<4	<4	<4	<4	2.06J	3.53J	<4	<4	<4	<4	<4	<4	<4	<4				
Chloroethane	75-00-3	ug/L	10/5/2015	<4		<4	<4	<4	<4	<4	<4	<4	<4	<4	<4	2.2J	3.75J	<4	<4	<4	<4	<4	<4	<4	<4				
Chloroethane	75-00-3	ug/L	4/4/2016	<4		<4	<4	<4	<4	<4	<4	<4	<4	<4	<4	0.343J	0.749J	<4	<4	<4	<4	<4	<4	<4	<4				
Chloroethane	75-00-3	ug/L	10/17/2016	<4		<4	<4	<4	<4	<4	<4	<4	<4	<4	<4	3.75J	<4	<4	<4	<4	<4	<4	<4	<4	<4				
Chloroethane	75-00-3	ug/L	4/17/2017	0.691J		<4	<4	<4	<4	<4	<4	<4	<4	<4	<4	<4	<4	<4	<4	<4	<4	<4	<4	<4	<4				
Chloroethane	75-00-3	ug/L	10/11/2017	<4		<4	<4	<4	<4	<4	<4	<4	<4	<4	<4	1.88J	<4	<4	<4	<4	<4	<4	<4	<4	<4				
Chloroethane	75-00-3	ug/L	4/20/2018											<4					<4	<4									
Chloroethane	75-00-3	ug/L	4/23/2018	<4								<4	<4		<4	<4	<4												
Chloroethane	75-00-3	ug/L	4/25/2018						<4																				
Chloroethane	75-00-3	ug/L	4/30/2018			<4	<4	<4										<4											
Chloroethane	75-00-3	ug/L	5/1/2018								<4										<4	<4							
Chloroethane	75-00-3	ug/L	5/2/2018																				<4	<4	<4				
Chloroethane	75-00-3	ug/L	10/16/2018	<4		<4	<4	<4	<4	<4	<4	<4	<4	<4	<4	<4	<4	<4	<4	<4	<4	<4	<4	<4	<4				
Chloroethane	75-00-3	ug/L	4/16/2019	<4		<4	<4	<4	<4	<4	<4	<4	<4	<4	<4	<4	<4	<4	<4	<4	<4	<4	<4	<4	<4				
Chloroethane	75-00-3	ug/L	10/1/2019	<4	<4	<4	<4	<4	<4	<4	<4	<4	<4	<4	<4	<4	<4	<4	<4	<4	<4	<4	<4	<4	<4				
Chloroethane	75-00-3	ug/L	3/30/2020	<4	<4	<4	<4	<4	<4	<4	<4	<4	<4	<4	<4	<4	<4	<4	<4	<4	<4	<4	<4	<4	<4				
Chloroethane	75-00-3	ug/L	6/24/2020		<4																								
Chloroethane	75-00-3	ug/L	10/7/2020	<4	<4	<4	<4	<4	<4	<4	<4	<4	<4	<4	<4	1.61J	<4	<4	<4	<4	<4	<4	<4	<4	<4				
Chloroethane	75-00-3	ug/L	1/21/2021		<1																								
Chloroethane	75-00-3	ug/L	4/13/2021	<1	<1	<1	<1	<1	<1	<1	<1	<1	<1	<1	<1	<1	<1	<1	<1	<1	<1	<1	<1	<1	<1				
Chloroethane	75-00-3	ug/L	10/20/2021		<1			<1	<1			<1	<1				<1	<1			<1	<1	<1	<1	<1	<1	<1	<1	<1
Chloroethane	75-00-3	ug/L	5/2/2022		<1			<1	<1	<1	<1	<1	<1								<1	<1	<1	<1	<1	<1	<1	<1	<1
Chloroethane	75-00-3	ug/L	10/14/2022		<1			<1	<1			<1	<1								<1	<1	<1	<1	<1	<1	<1	<1	<1
Chloroethane	75-00-3	ug/L	5/1/2023	<4	<4	<4	<4	<4	<4	<4	<4	<4	<4	<4	<4			<4	<4	<4	<4	<4	<4	<4	<4	<4	<4	<4	<4
Chloroethane	75-00-3	ug/L	10/16/2023		<4			<4	<4			<4	<4								<4	<4	<4	<4	<4	<4	<4	<4	<4
Chloroethane	75-00-3	ug/L	4/29/2024		<4			<4	<4	<4	<4	<4	<4								<4	<4	<4	<4	<4	<4	<4	<4	<4
Chloroethane	75-00-3	ug/L	10/9/2024		<4.00								<4.00														<4.00		
Chloroethane	75-00-3	ug/L	10/10/2024						<4.00			<4.00														<4.00		<4.00	
Chloroethane	75-00-3	ug/L	10/14/2024																		<4.00	<4.00		<4.00					<4.00
Chloroethane	75-00-3	ug/L	10/15/2024																				<4.00		<4.00				

Table 9A
Analytical Data Summary - Series A HMSP Wells
2025 Annual Water Quality Report
Iowa City Sanitary Landfill
Permit No. 52-SDP-01-72P

Constituent	CAS	Units	Date	MW-17A-00	MW-18AR	MW-23A	MW-24A	MW-25A-00	MW-29A	MW-34A	MW-38A	MW-200A	MW-201A	MW-202A	MW-203A	MW-204A	MW-205A	MW-213A	MW-214A	MW-215A	MW-216A	MW-217A	MW-218A	MW-219A	MW-220A	MW-310A	MW-312A	MW-408	MW-410
Chloroethane	75-00-3	ug/L	4/23/2025	<4.00										<4.00					<4.00										
Chloroethane	75-00-3	ug/L	4/24/2025													<4.00													
Chloroethane	75-00-3	ug/L	4/30/2025		<4.00							<4.00														<4.00	<4.00		
Chloroethane	75-00-3	ug/L	5/5/2025						<4.00																			<4.00	
Chloroethane	75-00-3	ug/L	5/6/2025										<4.00		<4.00														
Chloroethane	75-00-3	ug/L	5/7/2025				<4.00													<4.00	<4.00	<4.00	<4.00						
Chloroethane	75-00-3	ug/L	5/8/2025			<4.00		<4.00																					<4.00
Chloroethane	75-00-3	ug/L	5/9/2025							<4.00	<4.00													<4.00	<4.00				
Chloroethane	75-00-3	ug/L	10/21/2025						<4.00																	<4.00	<4.00	<4.00	
Chloroethane	75-00-3	ug/L	10/22/2025		<4.00							<4.00	<4.00																
Chloroethane	75-00-3	ug/L	10/23/2025					<4.00													<4.00	<4.00	<4.00	<4.00	<4.00				
Chloroethane	75-00-3	ug/L	10/24/2025																										<4.00
Chloroform	67-66-3	ug/L	2/27/2008	<1		<1	<1	<1	<1	<1																			
Chloroform	67-66-3	ug/L	5/12/2008	<1		<1	<1	<1	<1	<1																			
Chloroform	67-66-3	ug/L	7/13/2008	<1		<1	<1	<1	<1	<1																			
Chloroform	67-66-3	ug/L	9/14/2008	<1		<1	<1	<1	<1	<1																			
Chloroform	67-66-3	ug/L	11/17/2008	<1		<2.5	<1	<1	<2.5	<1																			
Chloroform	67-66-3	ug/L	4/14/2009	<1		<1	<1	<1	<1	<1																			
Chloroform	67-66-3	ug/L	7/7/2009										<1	<1	<1	<1			<1	<1									
Chloroform	67-66-3	ug/L	9/2/2009										<1	<1	<1	<1			<1	<1									
Chloroform	67-66-3	ug/L	10/25/2009	<2		<1	<2	<2	<1	<1			<2	<2	<2	<1			<1	<1									
Chloroform	67-66-3	ug/L	1/2/2010										<1	<1	<1	<1			<1	<1									
Chloroform	67-66-3	ug/L	3/3/2010									<1	<1	<1	<1	<1	<1	<1	<1	<1									
Chloroform	67-66-3	ug/L	5/10/2010	<1		<1	<1	<1	<1	<1		<1	<1	<1	<1	<1	<1	<1	<1	<1									
Chloroform	67-66-3	ug/L	7/8/2010									<1					<1	<1											
Chloroform	67-66-3	ug/L	9/13/2010									<1					<1	<1											
Chloroform	67-66-3	ug/L	11/1/2010	<1		<1		<1	<1	<1			<1	<1	<1	<1													
Chloroform	67-66-3	ug/L	1/10/2011									<1					<1	<1											
Chloroform	67-66-3	ug/L	4/4/2011									<1					<1	<1											
Chloroform	67-66-3	ug/L	8/11/2011																							<1			
Chloroform	67-66-3	ug/L	10/13/2011	<1		<1		<1	<1	<1		<1	<1	<1	<1	<1	<1	<1	<1							<1			
Chloroform	67-66-3	ug/L	12/5/2011				<1													<1						<1			
Chloroform	67-66-3	ug/L	4/11/2012	<1		<1	<1	<1	<1	<1		<1	<1	<1	<1	<1	<1	<1	<1	<1						<1	<1		
Chloroform	67-66-3	ug/L	6/25/2012					<1		<1																<1	<1		
Chloroform	67-66-3	ug/L	8/1/2012							<1	<1										<1	<1	<1	<1	<1	<1	<1		
Chloroform	67-66-3	ug/L	10/11/2012	<2		<1	<1	<1	<1		<1	<2		<1	<1	<2	<1	<1	<1	<1	<1	<1	<1	<1	<1	<1	<1		
Chloroform	67-66-3	ug/L	12/13/2012								<1										<1	<1	<1	<1	<1		<1		
Chloroform	67-66-3	ug/L	2/4/2013								<1										<1	<1	<1	<1	<1				
Chloroform	67-66-3	ug/L	3/30/2013	<1		<1	<1	<1	<1		<1	<1		<1	<1	<1	<1	<1	<1	<1	<1	<1	<1	<1	<1	<1	<1		
Chloroform	67-66-3	ug/L	7/10/2013																		<1	<1	<1	<1	<1				
Chloroform	67-66-3	ug/L	10/7/2013	<1		<1			<1	<1	<1	<1	<1	<1	<1	<1	<1	<1	<1		<1	<1	<1	<1	<1		<1		
Chloroform	67-66-3	ug/L	6/2/2014	<1		<1	<1	<1	<1	<1	<1	<1	<1	<1	<1	<1	<1	<1	<1	<1	<1	<1	<1	<1	<1				
Chloroform	67-66-3	ug/L	10/15/2014	<1		<1	<1	<1	<1	<1	<1	<1	<1	<1	<1	<1	<1	<1	<1	<1	<1	<1	<1	<1	<1				
Chloroform	67-66-3	ug/L	4/6/2015	<1		<1	<1	<1	<1	<1	<1	<1	<1	<1	<1	<1	<1	<1	<1	<1	<1	<1	<1	<1	<1				
Chloroform	67-66-3	ug/L	10/5/2015	<1		<1	<1	<1	<1	<1	<1	<1	<1	<1	<1	<1	<1	<1	<1	<1	<1	<1	<1	<1	<1				
Chloroform	67-66-3	ug/L	4/4/2016	<1		<1	<1	<1	<1	<1	<1	<1	<1	<1	<1	<1	<1	<1	<1	<1	<1	<1	<1	<1	<1				
Chloroform	67-66-3	ug/L	10/17/2016	<1		<1	<1	<1	<1	<1	<1	<1	<1	<1	<1	<1	<1	<1	<1	<1	<1	<1	<1	<1	<1				
Chloroform	67-66-3	ug/L	4/17/2017	0.687J		<1	<1	<1	<1	<1	<1	<1	<1	<1	<1	<1	<1	<1	<1	<1	<1	<1	<1	<1	<1				
Chloroform	67-66-3	ug/L	10/11/2017	<1		<1	<1	<1	<1	<1	<1	<1	<1	<1	<1	<1	<1	<1	<1	<1	<1	<1	<1	<1	<1				
Chloroform	67-66-3	ug/L	4/20/2018											<1					<1	<1									
Chloroform	67-66-3	ug/L	4/23/2018	<1								<1	<1		<1	<1	<1												
Chloroform	67-66-3	ug/L	4/25/2018						<1																				
Chloroform	67-66-3	ug/L	4/30/2018			<1	<1	<1										<1											
Chloroform	67-66-3	ug/L	5/1/2018								<1										<1	<1							
Chloroform	67-66-3	ug/L	5/2/2018																				<1	<1	<1				
Chloroform	67-66-3	ug/L	10/16/2018	<3		<3	<3	<3	<3	<3	<3	<3	<3	<3	<3	<3	<3	<3	<3	<3	<3	<3	<3	<3	<3				
Chloroform	67-66-3	ug/L	4/16/2019	<3		<3	<3	<3	<3	<3	<3	<3	<3	<3	<3	<3	<3	<3	<3	<3	<3	<3	<3	<3	<3				
Chloroform	67-66-3	ug/L	10/1/2019	<3	<3	<3	<3	<3	<3	<3	<3	<3	<3	<3	<3	<3	<3	<3	<3	<3	<3	<3	<3	<3	<3				
Chloroform	67-66-3	ug/L	3/30/2020	<3	<3	<3	<3	<3	<3	<3	<3	<3	<3	<3	<3	<3	<3	<3	<3	<3	<3	<3	<3	<3	<3				
Chloroform	67-66-3	ug/L	6/24/2020		<3																								
Chloroform	67-66-3	ug/L	10/7/2020	<3	<3	<3	<3	<3	<3	<3	<3	<3	<3	<3	<3	<3	<3	<3	<3	<3	<3	<3	<3	<3	<3				
Chloroform	67-66-3	ug/L	1/21/2021		<1																								
Chloroform	67-66-3	ug/L	4/13/2021	<1	<1	<1	<1	<1	<1	<1	<1	<1	<1	<1	<1	<1	<1	<1	<1	<1	<1	<1	<1	<1	<1				
Chloroform	67-66-3	ug/L	10/20/2021		<1			<1	<1			<1	<1				<1	<1			<1	<1	<1	<1	<1	<1	<1	<1	<1
Chloroform	67-66-3	ug/L	5/2/2022		<1			<1	<1	<1	<1	<1	<1								<1	<1	<1	<1	<1	<1	<1	<1	<1
Chloroform	67-66-3	ug/L	10/14/2022		<1			<1	<1			<1	<1								<1	<1	<1	<1	<1	<1	<1	<1	<1
Chloroform	67-66-3	ug/L	5/1/2023	<3	<3	<3	<3	<3	<3	<3	<3	<3	<3	<3	<3			<3	<3	<3	<3	<3	<3	<3	<3	<3	<3	<3	<3
Chloroform	67-66-3	ug/L	10/16/2023		<3			<3	<3			<3	<3								<3	<3	<3	<3	<3	<3	<3	<3	<3
Chloroform	67-66-3	ug/L	4/29/2024		<3			<3	<3	<3	<3	<3	<3								<3	<3	<3	<3	<3	<3	<3	<3	<3
Chloroform	67-66-3	ug/L	10/9/2024		<3.00								<3.00														<3.00		
Chloroform	67-66-3	ug/L	10/10/2024						<3.00			<3.00														<3.00		<3.00	
Chloroform	67-66-3	ug/L	10/14/2024																		<3.00	<3.00		<3.00					<3.00
Chloroform	67-66-3	ug/L	10/15/2024																				<3.00		<3.00				
Chloroform	67-66-3	ug/L	4/23/2025	<3.00										<3.00					<3.00										
Chloroform	67-66-3	ug/L	4/24/2025													<3.00													
Chloroform	67-66-3	ug/L	4/30/2025		<3.00							<3.00														<3.00	<3.00		
Chloroform	67-66-3	ug/L	5/5/2025						<3.00																			<3.00	
Chloroform	67-66-3	ug/L	5/6/2025										<3.00		<3.00														
Chloroform	67-66-3	ug/L	5/7/2025				<3.00													<3.00	<3.00	<3.00	<3.00						
Chloroform	67-66-3	ug/L	5/8/2025			<3.00		<3.00																					<3.00
Chloroform	67-66-3	ug/L	5/9/2025							<3.00	<3.00													<3.00	<3.00				
Chloroform	67-66-3	ug/L	10/21/2025						<3.00																	<3.00	<3.00	<3.00	
Chloroform	67-66-3	ug/L	10/22/2025		<3.00							<3.00	<3.00																
Chloroform	67-66-3	ug/L	10/23/2025					<3.00													<3.00	<3.00	<3.00	<3.00	<3.00				
Chloroform	67-66-3	ug/L	10/24/2025																										<3.00
Chloromethane	74-87-3	ug/L	2/27/2008	<3		<3	<3	<3	<3	<3																			
Chloromethane	74-87-3	ug/L	5/12/2008	<3		<3	<3	<3	<3	<3																			
Chloromethane	74-87-3	ug/L	7/13/2008	<3		<3	<3	<3	<3	<3																			
Chloromethane	74-87-3	ug/L	9/14/2008	<3		<3	<3	<3	<3	<3																			
Chloromethane	74-87-3	ug/L	11/17/2008	<3		<3	<3	<3	<3	<3																			
Chloromethane	74-87-3	ug/L	4/14/2009	<3		<3	<3	<3	<3	<3																			
Chloromethane	74-87-3	ug/L	7/7/2009										<3	<3	<3	<3			<3	<3									
Chloromethane	74-87-3	ug/L	9/2/2009										<3	<3	<3	<3			<3	<3									
Chloromethane	74-87-3	ug/L	10/25/2009	<3		<3	<3	<3	<3	<3			<3	<3	<3	<3			<3	<3									
Chloromethane	74-87-3	ug/L	1/2/2010										<3	<3	<3	<3			<3	<3									
Chloromethane	74-87-3	ug/L	3/3/2010									<3	<3	<3	<3	<3	<3	<3	<3	<3									
Chloromethane	74-87-3	ug/L	5/10/2010	<3		<3	<3	<3	<3	<3		<3	<3	<3	<3	<3	<3	<3	<3	<3									
Chloromethane	74-87-3	ug/L	7/8/2010									<3					<3	<3											
Chloromethane	74-87-3	ug/L	9/13/2010									<3					<3	<3											
Chloromethane	74-87-3	ug/L	11/1/2010	<3		<3		<3	<3	<3			<3	<3	<3	<3													
Chloromethane	74-87-3	ug/L	1/10/2011									<3					<3	<3											
Chloromethane	74-87-3	ug/L	4/4/2011									<3					<3	<3											
Chloromethane	74-87-3	ug/L	8/11/2011																							<3			
Chloromethane	74-87-3	ug/L	10/13/2011	<3		<3		<3	<3	<3		<3	<3	<3	<3	<3	<3	<3	3.16							<3			
Chloromethane	74-87-3	ug/L	12/5/2011				<3													<3						<3			

Table 9A
Analytical Data Summary - Series A HMSP Wells
2025 Annual Water Quality Report
Iowa City Sanitary Landfill
Permit No. 52-SDP-01-72P

Constituent	CAS	Units	Date	MW-17A-00	MW-18AR	MW-23A	MW-24A	MW-25A-00	MW-29A	MW-34A	MW-38A	MW-200A	MW-201A	MW-202A	MW-203A	MW-204A	MW-205A	MW-213A	MW-214A	MW-215A	MW-216A	MW-217A	MW-218A	MW-219A	MW-220A	MW-310A	MW-312A	MW-408	MW-410
Chloromethane	74-87-3	ug/L	4/11/2012	<3		<3	<3	<3	<3	<3		<3	<3	<3	<3	<3	<3	<3	<3	<3						<3	<3		
Chloromethane	74-87-3	ug/L	6/25/2012					<3		<3																<3	<3		
Chloromethane	74-87-3	ug/L	8/1/2012							<3	<3										<3	<3	<3	<3	<3	<3	<3		
Chloromethane	74-87-3	ug/L	10/11/2012	<3		<3	<3	<3	<3		<3	<3		<3	<3	<3	<3	<3	<3	<3	<3	<3	<3	<3	<3	<3	<3		
Chloromethane	74-87-3	ug/L	12/13/2012								<3										<3	<3	<3	<3	<3		<3		
Chloromethane	74-87-3	ug/L	2/4/2013								<3										<3	<3	<3	<3	<3				
Chloromethane	74-87-3	ug/L	3/30/2013	<3		<3	<3	<3	<3		<3	<3		<3	<3	<3	<3	<3	<3	<3	<3	<3	<3	<3	<3	<3	<3		
Chloromethane	74-87-3	ug/L	7/10/2013																		<3	<3	<3	<3	<3				
Chloromethane	74-87-3	ug/L	10/7/2013	<3		<3			<3	<3	<3	<3	<3	<3	<3	<3	<3	<3	<3		<3	<3	<3	<3	<3		<3		
Chloromethane	74-87-3	ug/L	6/2/2014	<3		<3	<3	<3	<3	<3	<3	<3	<3	<3	<3	<3	<3	<3	<3	<3	<3	<3	<3	<3	<3				
Chloromethane	74-87-3	ug/L	10/15/2014	<3		<3	<3	<3	<3	<3	<3	<3	<3	<3	<3	<3	<3	<3	<3	<3	<3	<3	<3	<3	<3				
Chloromethane	74-87-3	ug/L	4/6/2015	<3		<3	<3	<3	<3	<3	<3	<3	<3	<3	<3	<3	<3	<3	<3	<3	<3	<3	<3	<3	<3				
Chloromethane	74-87-3	ug/L	10/5/2015	<3		<3	<3	<3	<3	0.635J	<3	<3	<3	<3	<3	<3	<3	<3	<3	<3	<3	<3	<3	<3	<3				
Chloromethane	74-87-3	ug/L	4/4/2016	<3		<3	<3	<3	<3	<3	<3	<3	<3	<3	<3	<3	<3	<3	<3	<3	<3	<3	<3	<3	<3				
Chloromethane	74-87-3	ug/L	10/17/2016	<3		<3	<3	<3	<3	<3	<3	<3	<3	<3	<3	<3	<3	<3	<3	<3	<3	<3	<3	<3	<3				
Chloromethane	74-87-3	ug/L	4/17/2017	0.39J		<3	0.389J	<3	<3	0.366J	0.407J	0.425J	<3	0.421J	0.514J	0.591J	0.532J	<3	<3	<3	0.321J	<3	<3	0.349J	<3				
Chloromethane	74-87-3	ug/L	10/11/2017	<3		<3	<3	<3	<3	<3	<3	<3	<3	<3	<3	<3	<3	<3	<3	<3	<3	<3	<3	<3	<3				
Chloromethane	74-87-3	ug/L	4/20/2018											<3					<3	<3									
Chloromethane	74-87-3	ug/L	4/23/2018	<3								<3	<3		<3	<3	<3												
Chloromethane	74-87-3	ug/L	4/25/2018						<3																				
Chloromethane	74-87-3	ug/L	4/30/2018			<3	<3	<3										<3											
Chloromethane	74-87-3	ug/L	5/1/2018								<3										<3	<3							
Chloromethane	74-87-3	ug/L	5/2/2018																				<3	<3	<3				
Chloromethane	74-87-3	ug/L	10/16/2018	<3		<3	<3	<3	<3	<3	<3	<3	<3	<3	<3	<3	<3	<3	<3	<3	<3	<3	<3	<3	<3				
Chloromethane	74-87-3	ug/L	4/16/2019	<3		<3	<3	<3	<3	<3	<3	<3	<3	<3	<3	<3	<3	<3	<3	<3	<3	<3	<3	<3	<3				
Chloromethane	74-87-3	ug/L	10/1/2019	<3	<3	<3	<3	<3	<3	<3	<3	<3	<3	<3	<3	<3	<3	<3	<3	<3	<3	<3	<3	<3	<3				
Chloromethane	74-87-3	ug/L	3/30/2020	<3	<3	<3	<3	<3	<3	<3	<3	<3	<3	<3	<3	<3	<3	<3	<3	<3	<3	<3	<3	<3	<3				
Chloromethane	74-87-3	ug/L	6/24/2020		<3																								
Chloromethane	74-87-3	ug/L	10/7/2020	<3	<3	<3	<3	<3	<3	<3	<3	<3	<3	<3	<3	<3	<3	<3	<3	<3	<3	<3	<3	<3	<3				
Chloromethane	74-87-3	ug/L	1/21/2021		<1																								
Chloromethane	74-87-3	ug/L	4/13/2021	<1	<1	<1	<1	<1	<1	<1	<1	<1	<1	<1	<1	<1	<1	<1	<1	<1	<1	<1	<1	<1	<1				
Chloromethane	74-87-3	ug/L	10/20/2021		<1			<1	<1			<1	<1				<1	<1			<1	<1	<1	<1	<1	<1	<1	<1	<1
Chloromethane	74-87-3	ug/L	5/2/2022		<1			<1	<1	<1	<1	<1	<1								<1	<1	<1	<1	<1	<1	<1	<1	<1
Chloromethane	74-87-3	ug/L	10/14/2022		<1			<1	<1			<1	<1								<1	<1	<1	<1	<1	<1	<1	<1	<1
Chloromethane	74-87-3	ug/L	5/1/2023	<3	<3	<3	<3	<3	<3	<3	<3	<3	<3	<3	<3			<3	<3	<3	<3	<3	<3	<3	<3	<3	<3	<3	<3
Chloromethane	74-87-3	ug/L	10/16/2023		<3			<3	<3			<3	<3								<3	<3	<3	<3	<3	<3	<3	<3	<3
Chloromethane	74-87-3	ug/L	4/29/2024		<3			<3	<3	<3	<3	<3	<3								<3	<3	<3	<3	<3	<3	<3	<3	<3
Chloromethane	74-87-3	ug/L	10/9/2024		<3.00								<3.00														<3.00		
Chloromethane	74-87-3	ug/L	10/10/2024						<3.00			<3.00														<3.00	<3.00	
Chloromethane	74-87-3	ug/L	10/14/2024																		<3.00	<3.00		<3.00					<3.00
Chloromethane	74-87-3	ug/L	10/15/2024																				<3.00		<3.00				
Chloromethane	74-87-3	ug/L	4/23/2025	<3.00										<3.00					<3.00										
Chloromethane	74-87-3	ug/L	4/24/2025													<3.00													
Chloromethane	74-87-3	ug/L	4/30/2025		<3.00							<3.00														<3.00	<3.00		
Chloromethane	74-87-3	ug/L	5/5/2025						<3.00																			<3.00	
Chloromethane	74-87-3	ug/L	5/6/2025										<3.00		<3.00														
Chloromethane	74-87-3	ug/L	5/7/2025				<3.00													<3.00	<3.00	<3.00	<3.00						
Chloromethane	74-87-3	ug/L	5/8/2025			<3.00		<3.00																					<3.00
Chloromethane	74-87-3	ug/L	5/9/2025							<3.00	<3.00													<3.00	<3.00				
Chloromethane	74-87-3	ug/L	10/21/2025						<3.00																	<3.00	<3.00	<3.00	
Chloromethane	74-87-3	ug/L	10/22/2025		<3.00							<3.00	<3.00																
Chloromethane	74-87-3	ug/L	10/23/2025					<3.00													<3.00	<3.00	<3.00	<3.00	<3.00				
Chloromethane	74-87-3	ug/L	10/24/2025																										<3.00
Chloroprene	126-99-8	ug/L	4/14/2009	<1		<1	<1	<1	<1	<1																			
Chloroprene	126-99-8	ug/L	5/10/2010	<1		<1	<1	<1	<1	<1			<1	<1	<1	<1			<1	<1									
Chloroprene	126-99-8	ug/L	4/4/2011									<1					<1	<1											
Chloroprene	126-99-8	ug/L	10/11/2012								<1																		
Chloroprene	126-99-8	ug/L	3/30/2013																							<1	<1		
Chloroprene	126-99-8	ug/L	7/10/2013																		<1	<1	<1	<1	<1				
Chloroprene	126-99-8	ug/L	10/5/2015	<1		<1	<1	<1	<1				<1	<1	<1	<1			<1	<1									
Chloroprene	126-99-8	ug/L	4/4/2016									<1					<1	<1											
Chloroprene	126-99-8	ug/L	5/1/2018																		<1	<1							
Chloroprene	126-99-8	ug/L	5/2/2018																				<1	<1	<1				
Chloroprene	126-99-8	ug/L	3/30/2020	<1		<1	<1	<1	<1				<1	<1	<1	<1			<1	<1									
Chloroprene	126-99-8	ug/L	6/24/2020		<1																								
Chloroprene	126-99-8	ug/L	10/20/2021		<1							<1					<1	<1											
Chloroprene	126-99-8	ug/L	5/1/2023																		<1	<1	<1	<1	<1				
Chloroprene	126-99-8	ug/L	4/23/2025	<1.00										<1.00					<1.00										
Chloroprene	126-99-8	ug/L	4/24/2025													<1.00													
Chloroprene	126-99-8	ug/L	5/5/2025						<1.00																				
Chloroprene	126-99-8	ug/L	5/6/2025										<1.00		<1.00														
Chloroprene	126-99-8	ug/L	5/7/2025				<1.00													<1.00									
Chloroprene	126-99-8	ug/L	5/8/2025			<1.00		<1.00																					
Chromium	7440-47-3	mg/L	2/27/2008	<0.1		<0.1	<0.1	<0.1	<0.1	<0.1																			
Chromium	7440-47-3	mg/L	5/12/2008	<0.1		<0.1	<0.1	<0.1	<0.1	<0.1																			
Chromium	7440-47-3	mg/L	7/13/2008	<0.1		<0.1	<0.1	<0.1	<0.1	<0.1																			
Chromium	7440-47-3	mg/L	9/14/2008	<0.1		<0.1	<0.1	<0.1	<0.1	<0.1																			
Chromium	7440-47-3	mg/L	11/17/2008	<0.02		<0.02	<0.02	<0.02	<0.02	<0.02																			
Chromium	7440-47-3	mg/L	4/14/2009	<0.1		<0.1	<0.1	<0.1	<0.1	<0.1																			
Chromium	7440-47-3	mg/L	7/7/2009										<0.1	<0.1	<0.1	<0.1			<0.1	<0.1									
Chromium	7440-47-3	mg/L	9/2/2009										<0.1	<0.1	<0.1	<0.1			<0.1	<0.1									
Chromium	7440-47-3	mg/L	10/25/2009	<0.1		<0.1	<0.1	<0.1	<0.1	<0.1			0.113	<0.1	<0.1	<0.1			<0.1	<0.1									
Chromium	7440-47-3	mg/L	1/2/2010										0.405	<0.1	<0.1	<0.1			<0.1	<0.1									
Chromium	7440-47-3	mg/L	3/3/2010									0.9	0.17	<0.1	<0.1	<0.1	<0.1	<0.1	<0.1	<0.1									
Chromium	7440-47-3	mg/L	5/10/2010	<0.02		<0.02	<0.02	<0.02	<0.02	<0.02		<0.02	<0.02	<0.02	<0.02	<0.02	<0.02	<0.02	<0.02	<0.02									
Chromium	7440-47-3	mg/L	7/8/2010									<0.1					<0.1	<0.1											
Chromium	7440-47-3	mg/L	9/13/2010									<0.1					<0.1	<0.1											
Chromium	7440-47-3	mg/L	11/1/2010										<0.1	<0.1	<0.1	<0.1													
Chromium	7440-47-3	mg/L	1/10/2011									<0.02					<0.02	<0.02											
Chromium	7440-47-3	mg/L	4/4/2011									<0.02	<0.1	<0.1	<0.1	<0.1	<0.02	<0.02	<0.1										
Chromium	7440-47-3	mg/L	7/8/2011							<0.1		<0.1					<0.1	<0.1											
Chromium	7440-47-3	mg/L	8/11/2011							<0.1		<0.1					<0.1	<0.1								<0.1			
Chromium	7440-47-3	mg/L	10/13/2011	<0.06		<0.02		<0.02	<0.02	<0.02		<0.02	<0.02	<0.02	<0.02	<0.02	<0.02	<0.02	<0.02							<0.02			
Chromium	7440-47-3	mg/L	12/5/2011				<0.02													<0.02						<0.02			
Chromium	7440-47-3	mg/L	4/11/2012	<0.02		<0.02	<0.02	<0.02	<0.02	<0.02		<0.02	<0.02	<0.02	<0.02	<0.02	<0.02	<0.02	<0.02	<0.02						<0.02	<0.02		
Chromium	7440-47-3	mg/L	6/25/2012					<0.02		<0.02																<0.02	<0.02		
Chromium	7440-47-3	mg/L	8/1/2012							<0.02	<0.02										<0.02	<0.02	<0.02	<0.02	<0.02	<0.02	<0.02		
Chromium	7440-47-3	mg/L	10/11/2012	<0.02		<0.02	<0.02	<0.02	<0.02		<0.02	<0.02		<0.02	<0.02	<0.02	<0.02	<0.02	<0.02	<0.02	<0.02	<0.02	<0.02	<0.02	<0.02	<0.02	<0.02		
Chromium	7440-47-3	mg/L	12/13/2012								0.0411										0.0367	0.0661	<0.02	<0.02	0.242		<0.02		
Chromium	7440-47-3	mg/L	2/4/2013								0.0477										<0.02	<0.02	<0.02	<0.02	<0.02				
Chromium	7440-47-3	mg/L	3/30/2013	<0.02		<0.02	<0.02	<0.02	<0.02		<0.02	<0.02		<0.02	<0.02	<0.02	<0.02	<0.02	<0.02	<0.02	<0.02	<0.02	<0.02	<0.02	<0.02	<0.02	<0.02		
Chromium	7440-47-3	mg/L	7/10/2013																		<0.02	<0.02	<0.02	<0.02	<0.02				
Chromium	7440-47-3	mg/L	10/7/2013	<0.02		<0.02	<0.02	<0.02	<0.02	<0.02	<0.02	<0.02	<0.02	<0.02	<0.02	<0.02	<0.02	<0.02	<0.02	<0.02	<0.02	0.0224	<0.02	<0.02	<0.02	<0.02	<0.02		
Chromium	7440-47-3	mg/L	6/2/2014	<0.02		<0.04	<0.02	<0.02	<0.02	<0.02	<0.04	<0.02	<0.02	<0.02	<0.04	<0.02	<0.02	<0.02	<0.02	<0.02	<0.02	<0.02	<0.04	<0.04	<0.02				
Chromium	7440-47-3	mg/L	10/15/2014	<0.02		<0.02	<0.02	<0.02	<0.02	<0.02	<0.02	<0.02	<0.02	<0.02	<0.02	<0.02	<0.02	<0.02	<0.02	<0.02	<0.02	<0.02	<0.02	<0.02	<0.02				

Table 9A
Analytical Data Summary - Series A HMSP Wells
2025 Annual Water Quality Report
Iowa City Sanitary Landfill
Permit No. 52-SDP-01-72P

Constituent	CAS	Units	Date	MW-17A-00	MW-18AR	MW-23A	MW-24A	MW-25A-00	MW-29A	MW-34A	MW-38A	MW-200A	MW-201A	MW-202A	MW-203A	MW-204A	MW-205A	MW-213A	MW-214A	MW-215A	MW-216A	MW-217A	MW-218A	MW-219A	MW-220A	MW-310A	MW-312A	MW-408	MW-410
Chromium	7440-47-3	mg/L	4/6/2015	0.00138J		0.00201J; 0.00192	<0.005	<0.005	<0.005	<0.005	0.00386J	<0.005	<0.005	0.00147J	0.00212J	<0.005	<0.005	<0.005	0.00635	<0.005	<0.005	0.00127J	<0.005	<0.005	<0.005				
Chromium	7440-47-3	mg/L	10/5/2015	<0.005		0.00177J	<0.005	<0.005	<0.005	<0.005	0.00223J	<0.005	<0.005	0.00243J	0.00226J	<0.005	<0.005	<0.005	0.005	<0.005	<0.005	.00176J; 0.00153	<0.005	<0.005	<0.005				
Chromium	7440-47-3	mg/L	4/4/2016	0.00169J		0.00239J	<0.005	0.00224J	<0.005	0.000794J	0.00272J	0.000899J	<0.005	0.00207J	0.0021J	<0.005	0.000421J	<0.005	0.00481J	0.000675J	<0.005	0.00143J	0.000528J	<0.005	<0.005				
Chromium	7440-47-3	mg/L	10/17/2016	0.00146J		0.00109J	<0.005	0.000937J	<0.005	<0.005	0.00182J	0.000459J	<0.005	0.00151J	0.00172J	<0.005	<0.005	<0.005	0.000443J	<0.005	<0.005	0.000744J	<0.005	<0.005	<0.005				
Chromium	7440-47-3	mg/L	4/17/2017	0.00162J		0.00169J	<0.005	0.00143J	<0.005	<0.005	0.00339J	<0.005	<0.005	0.00171J	0.00398J	<0.005	<0.005	<0.005	0.00648	<0.005	<0.005	0.00117J	<0.005	<0.005	<0.005				
Chromium	7440-47-3	mg/L	10/11/2017	0.00159J		<0.005	<0.005	0.000839J	<0.005	<0.005	0.00216J	<0.005	<0.005	0.00146J	0.00443J	0.000803J	0.00136J	<0.005	0.00301J	<0.005	<0.005	0.000921J	<0.005	<0.005	<0.005				
Chromium	7440-47-3	mg/L	4/20/2018											0.000855J					0.00287J	<0.005									
Chromium	7440-47-3	mg/L	4/23/2018	<0.005								<0.005	<0.005		0.00403J	<0.005	<0.005												
Chromium	7440-47-3	mg/L	4/25/2018						<0.005		0.00263J																		
Chromium	7440-47-3	mg/L	4/30/2018			0.00227J; 0.0023	<0.005	0.000983J										<0.005											
Chromium	7440-47-3	mg/L	5/1/2018																		<0.005	0.00122J							
Chromium	7440-47-3	mg/L	5/2/2018																				<0.005	<0.005	<0.005				
Chromium	7440-47-3	mg/L	10/16/2018	0.00286J		0.00214J	<0.005	0.00128J	<0.005	0.00462J	0.00559	0.00466J	0.00127J	0.00273J	0.00487J	0.00124J	0.00163J	<0.005	0.0072	0.00625	<0.005	0.00144J	<0.005	<0.005	<0.005				
Chromium	7440-47-3	mg/L	4/16/2019	0.00188J		0.0017J	<0.005	0.00128J	<0.005	<0.005	0.00263J	<0.005	<0.005	0.00183J	.00344J; 0.00322	<0.005	<0.005	<0.005	0.003J	<0.005	<0.005	0.00145J	<0.005	<0.005	<0.005				
Chromium	7440-47-3	mg/L	10/1/2019	0.00169J	<0.005	0.00132J	<0.005	0.000992J	<0.005	<0.005	0.00256J	<0.005	<0.005	0.00182J	0.0028J	<0.005	<0.005	<0.005	0.00312J	0.00197J	<0.005	0.00145J	<0.005	<0.005	<0.005				
Chromium	7440-47-3	mg/L	3/30/2020	0.00184J	<0.005	0.00199J	<0.005	0.00128J	<0.005	<0.005	0.00248J	<0.005	<0.005	0.00127J	0.00134J	<0.005	<0.005	<0.005	0.00324J	0.00161J	<0.005	.00134J; 0.00126	<0.005	<0.005	<0.005				
Chromium	7440-47-3	mg/L	6/24/2020		<0.005																								
Chromium	7440-47-3	mg/L	10/7/2020	0.00181J	<0.005	0.0017J; 0.00163	<0.005	<0.005	<0.005	<0.005	0.00261J	<0.005	<0.005	0.00188J	0.0023J	<0.005	<0.005	<0.005	0.0025J	0.0016J	<0.005	0.00142J	<0.005	<0.005	<0.005				
Chromium	7440-47-3	mg/L	1/21/2021		<0.008																								
Chromium	7440-47-3	mg/L	4/13/2021	0.002J	<0.008	0.0026J	<0.008	0.001J	<0.008	<0.008	0.0025J	0.0006J	0.0008J	0.0009J	0.0024J	<0.008	0.0006J	<0.008	0.0028J	0.0018J	0.0008J	0.0015J	<0.008	<0.008	<0.008				
Chromium	7440-47-3	mg/L	10/20/2021		<0.008			0.0011J; 0.0009J				<0.008					<0.008	<0.008			0.001J	0.0013J	<0.008	<0.008	0.0013J	<0.008	0.0006J	<0.008	<0.008
Chromium	7440-47-3	mg/L	5/2/2022					0.0009J		<0.008	0.0031J										<0.008	0.0014J	0.0011J	<0.008	<0.008	<0.008	<0.008	<0.008	<0.008
Chromium	7440-47-3	mg/L	10/14/2022					0.001J; 0.0012J													0.0009J	0.0028J	<0.008	<0.008	<0.008	<0.008	<0.008	0.0018J	<0.008
Chromium	7440-47-3	mg/L	5/1/2023					<0.005		<0.005	0.00256J										<0.005	0.00128J	<0.005	<0.005	<0.005	<0.005	<0.005	<0.005	<0.005
Chromium	7440-47-3	mg/L	10/16/2023					<0.005													<0.005	.00185J; 0.00181	<0.005	<0.005	<0.005	<0.005	<0.005	<0.005	<0.005
Chromium	7440-47-3	mg/L	4/29/2024					<0.005		<0.005	0.00219J										<0.005	<0.005	<0.005	<0.005	<0.005	<0.005	<0.005	<0.005	<0.005
Chromium	7440-47-3	mg/L	10/9/2024																								0.00607		
Chromium	7440-47-3	mg/L	10/10/2024																							<0.00500		<0.00500	
Chromium	7440-47-3	mg/L	10/14/2024																		<0.00500	<0.00500		<0.00500					<0.00500
Chromium	7440-47-3	mg/L	10/15/2024																				<0.00500		<0.00500				
Chromium	7440-47-3	mg/L	4/23/2025	<0.00500										<0.00500					<0.00500										
Chromium	7440-47-3	mg/L	4/24/2025													<0.00500													
Chromium	7440-47-3	mg/L	4/30/2025																							<0.00500	<0.00500		
Chromium	7440-47-3	mg/L	5/5/2025						<0.00500																			<0.00500	
Chromium	7440-47-3	mg/L	5/6/2025										<0.00500		0.00307														
Chromium	7440-47-3	mg/L	5/7/2025				<0.00500													0.00222	<0.00500	<0.00500	<0.00500						
Chromium	7440-47-3	mg/L	5/8/2025			<0.00500		<0.00500																					<0.00500
Chromium	7440-47-3	mg/L	5/9/2025							<0.00500	0.00258													<0.00500	<0.00500				
Chromium	7440-47-3	mg/L	10/21/2025																							0.00278	0.0212	0.00765	
Chromium	7440-47-3	mg/L	10/23/2025					<0.00500													<0.00500	<0.00500	<0.00500	<0.00500	<0.00500				
Chromium	7440-47-3	mg/L	10/24/2025																										<0.00500
Chrysene	218-01-9	ug/L	4/14/2009	<10		<10	<10	<10	<10	<10																			
Chrysene	218-01-9	ug/L	5/10/2010	<10		<10	<10	<10	<10	<10			<10	<10	<10	<10			<10	<10									
Chrysene	218-01-9	ug/L	4/4/2011									<10					<10	<10											
Chrysene	218-01-9	ug/L	3/30/2013																							<10	<10		
Chrysene	218-01-9	ug/L	7/10/2013																		<10.2	<10.1	<10.1	<106	<10.3				
Chrysene	218-01-9	ug/L	6/2/2014																					<10.1					
Chrysene	218-01-9	ug/L	10/15/2014																					<10					
Chrysene	218-01-9	ug/L	10/5/2015	<10.4		<10	<10.5	<10.5	<10.1				<10.8	<10.6	<10.5	<10.3			<11.1	<10.1									
Chrysene	218-01-9	ug/L	4/4/2016									<10					<10	<10											
Chrysene	218-01-9	ug/L	5/1/2018																		<10.4	<10.3							
Chrysene	218-01-9	ug/L	5/2/2018																				<10.4	<10.5	<10.4				
Chrysene	218-01-9	ug/L	3/30/2020	<10.4		<10.8	<10.3	<10.5	<10.3				<10.4	<10.4	<10.5	<10.1			<10.4	<10.4									
Chrysene	218-01-9	ug/L	6/24/2020		<10.4																								
Chrysene	218-01-9	ug/L	10/20/2021		<8							<8					<8	<8											
Chrysene	218-01-9	ug/L	5/1/2023																		<10.6	<10	<9.8	<10.6	<10				
Chrysene	218-01-9	ug/L	4/23/2025	<10.4										<10.4					<10.4										
Chrysene	218-01-9	ug/L	4/24/2025													<10.4													
Chrysene	218-01-9	ug/L	5/5/2025						<10.2																				
Chrysene	218-01-9	ug/L	5/6/2025										<10.4		<10.6														
Chrysene	218-01-9	ug/L	5/7/2025				<10.2													<10.6									
Chrysene	218-01-9	ug/L	5/8/2025			<9.80		<10.6																					
Cobalt	7440-48-4	mg/L	2/27/2008	<0.02		<0.02	<0.02	<0.02	<0.02	<0.02																			
Cobalt	7440-48-4	mg/L	5/12/2008	<0.02		<0.02	<0.02	<0.02	<0.02	<0.02																			
Cobalt	7440-48-4	mg/L	7/13/2008	<0.02		<0.02	<0.02	<0.02	<0.02	<0.02																			
Cobalt	7440-48-4	mg/L	9/14/2008	<0.02		<0.02	<0.02	<0.02	<0.02	<0.02																			
Cobalt	7440-48-4	mg/L	11/17/2008	<0.02		<0.02	<0.02	<0.02	<0.02	<0.02																			
Cobalt	7440-48-4	mg/L	4/14/2009	<0.02		<0.02	<0.02	<0.02	<0.02	<0.02																			
Cobalt	7440-48-4	mg/L	7/7/2009							<0.02			<0.02	<0.02	<0.02	<0.02			<0.02	<0.02									
Cobalt	7440-48-4	mg/L	9/2/2009							<0.02			<0.02	<0.02	<0.02	<0.02			<0.02	<0.02									
Cobalt	7440-48-4	mg/L	10/25/2009	<0.02		<0.02	<0.02	<0.02	<0.02	<0.02			<0.02	<0.02	<0.02	<0.02			<0.02	<0.02									
Cobalt	7440-48-4	mg/L	1/2/2010							<0.02			<0.02	<0.02	<0.02	<0.02			<0.02	<0.02									
Cobalt	7440-48-4	mg/L	3/3/2010									0.0916	<0.02	<0.02	<0.02	<0.02	<0.02	0.028	<0.02	<0.02									
Cobalt	7440-48-4	mg/L	5/10/2010	<0.02		0.00817	0.00644	<0.02	<0.02	<0.02		0.0106	0.00264	<0.02	<0.02	0.00391	0.00267	0.0187	0.00349	0.00203									
Cobalt	7440-48-4	mg/L	7/8/2010							<0.02		0.00283	<0.02			0.00436	<0.02	0.0267	<0.02	<0.02									
Cobalt	7440-48-4	mg/L	9/13/2010							<0.02		0.00978	<0.02			0.0064	0.00224	0.0219	<0.02	0.00335									
Cobalt	7440-48-4	mg/L	11/1/2010	<0.02		0.00288		<0.02	<0.02	<0.02			0.003	<0.02	<0.02	0.00408													
Cobalt	7440-48-4	mg/L	1/10/2011							<0.02		<0.02	0.00491			0.00218	<0.02	0.0164											
Cobalt	7440-48-4	mg/L	4/4/2011							<0.02		<0.02	<0.02			0.00331	<0.02	0.0293	0.00465										
Cobalt	7440-48-4	mg/L	7/8/2011							<0.02		0.00334					0.00201	0.0155											
Cobalt	7440-48-4	mg/L	8/11/2011							0.0074		0.00219					<0.02	0.015								<0.02			
Cobalt	7440-48-4	mg/L	10/13/2011	<0.06		<0.02		<0.02	<0.02	0.00171		0.0023	<0.02	<0.02	<0.02	0.00437	<0.02	0.0235	<0.02							<0.02			
Cobalt	7440-48-4	mg/L	12/5/2011				0.00815			0.00368		<0.02					<0.02	0.0176		0.002						0.00415			
Cobalt	7440-48-4	mg/L	2/6/2012							<0.02																<0.02			
Cobalt	7440-48-4	mg/L	4/11/2012	<0.02		<0.02	0.01	<0.02	<0.02	<0.02		<0.02	<0.02	<0.02	0.0106	0.0026	<0.02	0.00979	<0.02	<0.02						<0.02	<0.02		
Cobalt	7440-48-4	mg/L	6/25/2012					0.00231		<0.02																<0.02	<0.02		
Cobalt	7440-48-4	mg/L	8/1/2012							<0.02	<0.02										0.0171	0.00524	0.00173	0.00508	0.00478	<0.02	<0.02		
Cobalt	7440-48-4	mg/L	10/11/2012	0.00238		<0.02	0.0131	0.00331	0.00171		<0.02	<0.02		<0.02	<0.02	0.00402	0.00643	0.00651	<0.02	0.00188	0.0437	<0.02	0.00336	0.00506	0.00859	0.00173	<0.02		
Cobalt	7440-48-4	mg/L	12/13/2012								0.00323										0.0142	0.0405	<0.00155	<0.00155	0.0941		<0.00155		
Cobalt	7440-48-4	mg/L	2/4/2013								0.00939										0.0423	0.015	0.00594	0.003	0.0353				
Cobalt	7440-48-4	mg/L	3/30/2013	<0.00132		<0.00132	0.013	<0.00132	<0.00132		<0.00132	<0.00132		<0.00132	0.00242	0.00255	<0.00132	0.0108	<0.00132	0.00177	0.0277	0.00311	0.00363	0.00463	0.0123	<0.00132	0.00173		
Cobalt	7440-48-4	mg/L	7/10/2013																		0.0376	<0.007	<0.007	<0.007	<0.007				
Cobalt	7440-48-4	mg/L	10/7/2013	<0.007		<0.007	0.00951	<0.007	<0.007	<0.007	<0.007	<0.007	<0.007	<0.007	<0.007	<0.007	<0.007	0.0126	<0.007	<0.007	0.00997	0.134	<0.007	<0.007	<0.007	<0.007	<0.007	
Cobalt	7440-48-4	mg/L	6/2/2014	<0.00241		<0.00482	0.00813	0.00306	<0.00241	<0.00241	<0.00482	<0.00241	<0.00241	<0.00241	<0.00482	<0.00241	<0.00241	0.00465	<0.00241	<0.00241	<0.00241	<0.00241	<0.00482	<0.00482	<0.00241				
Cobalt	7440-48-4	mg/L	10/15/2014	<0.00241		<0.00241	0.0118	<0.00241	<0.00241	<0.00241	<0.00241	<0.00241	<0.00241	<0.00241	<0.00241	<0.00241	<0.00241	0.00911	<0.00241	<0.00241	<0.00241	<0.00241	<0.00241	<0.00241	<0.00241				
Cobalt	7440-48-4	mg/L	4/6/2015	<0.0005		<0.0005; 0.000072	0.0104	<0.0005	0.000117J	0.000153J	0.000553	<0.0005	0.000092J	<0.0005	<0.0005	0.00367	0.00194	0.00972	0.00285	0.00161	0.000315J	<0.0005	<0.0005	<0.0005	<0.0005	0.000073J			
Cobalt	7440-48-4	mg/L	10/5/2015	<0.0005		<0.0005	0.00679	<0.0005	0.00392	0.00233	<0.0005	<0.0005	0.00178	<0.0005	<0.0005	0.00405	0.00157	0.00953	0.000924	0.00114	0.000816	<0.0005	0.000085J	<0.0005	<0.0005	0.000087J			
Cobalt	7440-48-4	mg/L	4/4/2016	<0.0005		<0.0005	0.00999; 0.01	0.000058J	0.000061J	0.000049J	0.000074J	0.000051J	0.0035	0.000038J	0.000109J	0.0022	0.00229	0.0182	0.000476J	0.000322J	0.000175J	0.000045J	0.000048J	0.00009J	<0.0005	0.000162J			
Cobalt	7440-48-4	mg/L	10/17/2016	<0.0005		0.000616	0.00784	0.000113J	0.000929	0.000857	0.000149J	0.000183J	0.00364	<0.0005	0.000035J	0.00305	0.000608	0.00937	0.00048J	0.000115J	0.000174J	0.000041J	0.000059J	0.000138J	0.000107J	0.000142J			
Cobalt	7440-48-4	mg/L	4/17/2017	<0.0005		0.000296J	0.00632	<0.0005	0.000097J	0.000185J	<0.0005	<0.0005	0.000115J	<0.0005	<0.0005	0.00165	0.000155J	0.00286	0.00288	0.000807	0.000071J	<0.0005	<0.0005	<0.0005	<0.0005	0.000053J			
Cobalt	7440-48-4	mg/L	10/11/2017	<0.0005		0.000364J	0.0101	<0.0005	0.00103	0.00109	<0.0005	<0.0005	0.00183	0.000048J	<0.0005	0.0036	0.00183	0.015	0.000053J	0.000703	0.000054J	<0.0005	<0.0005	<0.0005	<0.0005	0.000136J			
Cobalt	7440-48-4	mg/L	4/20/2018											<0.0005					<0.0005	0.00136									
Cobalt	7440-48-4	mg/L	4/23/2018	<0.0005								<0.0005	0.000704		0.000064J	0.00168	0.000178J												
Cobalt	7440-48-4	mg/L	4/25/2018						0.000096J		<0.0005															<0.0005			
Cobalt	7440-48-4	mg/L	4/30/2018			0.000223J; 0.00048	0.0127	<0.0005										0.0135											

Table 9A
Analytical Data Summary - Series A HMSP Wells
2025 Annual Water Quality Report
Iowa City Sanitary Landfill
Permit No. 52-SDP-01-72P

Constituent	CAS	Units	Date	MW-17A-00	MW-18AR	MW-23A	MW-24A	MW-25A-00	MW-29A	MW-34A	MW-38A	MW-200A	MW-201A	MW-202A	MW-203A	MW-204A	MW-205A	MW-213A	MW-214A	MW-215A	MW-216A	MW-217A	MW-218A	MW-219A	MW-220A	MW-310A	MW-312A	MW-408	MW-410
Cobalt	7440-48-4	mg/L	5/1/2018																		<0.0005	<0.0005							
Cobalt	7440-48-4	mg/L	5/2/2018																				<0.0005	<0.0005	<0.0005				
Cobalt	7440-48-4	mg/L	10/16/2018	<0.001		0.000243J	0.00673	0.000096J	0.000738J	<0.001	<0.001	<0.001	0.0012	<0.001	<0.001	0.000465J	<0.001	0.0154	<0.001	0.000501J	0.00011J	0.000061J	<0.0005	<0.0005	<0.0005	0.000123J			
Cobalt	7440-48-4	mg/L	4/16/2019	<0.0005		<0.0005	0.00835	<0.0005	0.000159J	0.000094J	<0.0005	0.000201J	0.000792	<0.0005	<0.0005	0.00074	0.00021J	0.00198	<0.0005	0.000403J	0.000129J	<0.0005	<0.0005	<0.0005	<0.0005	0.000104J			
Cobalt	7440-48-4	mg/L	10/1/2019	<0.0005	0.00104	0.000593	0.01	<0.0005	0.00238	<0.0005	<0.0005	<0.0005	<0.0005	<0.0005	<0.0005	0.00125	0.000184J	0.00306	<0.0005	0.00116	0.000098J	<0.0005	<0.0005	<0.0005	<0.0005	<0.0005			0.000622
Cobalt	7440-48-4	mg/L	3/30/2020	<0.0005	0.0012	<0.0005	0.00455	<0.0005	0.000654	0.000126J	<0.0005	<0.0005	0.000752	<0.0005	<0.0005	0.000379J	0.000186J	0.00635	<0.0005	0.000708	0.00035J	<0.0005	<0.0005	<0.0005	<0.0005	0.000106J			0.00121
Cobalt	7440-48-4	mg/L	6/24/2020		0.0019																								
Cobalt	7440-48-4	mg/L	10/7/2020	<0.0005	0.00219	000353J; 0.00027	0.0102	0.00012J	0.00701	0.00304	<0.0005	<0.0005	0.00104	<0.0005	<0.0005	0.00433	0.000213J	0.0177	0.000106J	0.000689	<0.0005	<0.0005	<0.0005	<0.0005	<0.0005	<0.0005			0.00255
Cobalt	7440-48-4	mg/L	1/21/2021		0.0019																								
Cobalt	7440-48-4	mg/L	4/13/2021	<0.0004	0.0019	0.0012	0.0048	<0.0004	0.0003J	0.0002J	<0.0004	0.00009J	0.0002J	<0.0004	<0.0004	0.0001J	0.0003J	0.0042	0.0001J	0.0007	0.0001J	<0.0004	<0.0004	<0.0004	<0.0004	<0.0004			0.0009
Cobalt	7440-48-4	mg/L	10/20/2021		0.0019			0.0003J; 0.0001J	0.0026			<0.0004	0.0002J				0.0004	0.0006			0.0003J	<0.0004	<0.0004	<0.0004	0.0007	0.0002J	0.0016	0.0004	0.002
Cobalt	7440-48-4	mg/L	5/2/2022	<0.0004	0.0011	0.0007	0.009	0.0005	0.0015	0.0003J	<0.0004	<0.0004	<0.0004	<0.0004	0.0003J	<0.0004	0.0003J	0.0012	0.0016	0.0015	<0.0004	<0.0004	<0.0004	<0.0004	<0.0004	0.0003J	<0.0004	0.0003J	0.0006
Cobalt	7440-48-4	mg/L	10/14/2022		0.0018J		0.0112	<0.0004; 0.0042	0.0023			0.0015J	0.0089								0.0013	0.0007	<0.0004	<0.0004	<0.0004	0.0062	0.0029	0.0189	0.0009
Cobalt	7440-48-4	mg/L	5/1/2023	<0.0005	<0.0005	<0.0005	0.0117	<0.0005	0.00209; 0.00223	<0.0005	<0.0005	0.000292J	0.000246J	0.000245J	<0.0005	0.000252J	0.00025J	0.00162	0.00314	0.00121	0.000203J	<0.0005	<0.0005	<0.0005	<0.0005	<0.0005	<0.0005	<0.0005	0.0003J
Cobalt	7440-48-4	mg/L	10/16/2023		<0.0025		0.0115	<0.0005	0.00112			<0.0005	<0.0005								0.000389J	.000811; 0.00059	<0.0005	<0.0005	<0.0005	<0.0005	<0.0005	0.00109	0.000393J
Cobalt	7440-48-4	mg/L	4/29/2024	<0.0005	<0.0005	<0.0005	0.00645	<0.0005	<0.0005	<0.0005	<0.0005	<0.0005	<0.0005	<0.0005	<0.0005	<0.0005	0.000319J	0.000426J	0.000263J	0.000539	<0.0005	<0.0005	<0.0005	<0.0005	<0.0005	<0.0005	<0.0005	0.000179J	0.000273J
Cobalt	7440-48-4	mg/L	10/9/2024		<0.000500								<0.000500														0.000318J		
Cobalt	7440-48-4	mg/L	10/10/2024						0.00642			0.000263J														<0.000500		0.000490J	
Cobalt	7440-48-4	mg/L	10/14/2024																		<0.000500	<0.000500		<0.000500					0.000299J
Cobalt	7440-48-4	mg/L	10/15/2024				0.00854																<0.000500		<0.000500				
Cobalt	7440-48-4	mg/L	4/23/2025	<0.000500										<0.000500					<0.000500										
Cobalt	7440-48-4	mg/L	4/24/2025													<0.000500	<0.000500												
Cobalt	7440-48-4	mg/L	4/30/2025		<0.000500							<0.000500														<0.000500	<0.000500		
Cobalt	7440-48-4	mg/L	5/5/2025						0.000298																			<0.000500	
Cobalt	7440-48-4	mg/L	5/6/2025										<0.000500		<0.000500														
Cobalt	7440-48-4	mg/L	5/7/2025				0.00394													0.000668	<0.000500	<0.000500	<0.000500						
Cobalt	7440-48-4	mg/L	5/8/2025			0.000423		<0.000500																					<0.000500
Cobalt	7440-48-4	mg/L	5/9/2025							<0.000500	<0.000500							0.000417						<0.000500	<0.000500				
Cobalt	7440-48-4	mg/L	10/21/2025						0.00919																	<0.000500	0.000203	0.000869	
Cobalt	7440-48-4	mg/L	10/22/2025		<0.000500							<0.000500	<0.000500																
Cobalt	7440-48-4	mg/L	10/23/2025					0.000243													0.000263	<0.000500	<0.000500	<0.000500	0.000232				
Cobalt	7440-48-4	mg/L	10/24/2025				0.0152																						0.000729
Copper	7440-50-8	mg/L	2/27/2008	0.028		0.087	0.031	<0.025	<0.025	<0.025																			
Copper	7440-50-8	mg/L	5/12/2008	0.026		0.027	0.029	<0.025	0.034	0.03																			
Copper	7440-50-8	mg/L	7/13/2008	<0.025		<0.025	0.027	<0.025	<0.025	<0.025																			
Copper	7440-50-8	mg/L	9/14/2008	<0.025		<0.025	<0.025	<0.025	<0.025	<0.025																			
Copper	7440-50-8	mg/L	11/17/2008	<0.02		<0.02	<0.02	<0.02	<0.02	<0.02																			
Copper	7440-50-8	mg/L	4/14/2009	<0.025		<0.025	<0.025	<0.025	<0.025	<0.025																			
Copper	7440-50-8	mg/L	7/7/2009							<0.025			<0.025	<0.025	<0.025	<0.025			<0.025	<0.025									
Copper	7440-50-8	mg/L	9/2/2009							<0.025			0.033	0.031	<0.025	<0.025			<0.025	<0.025									
Copper	7440-50-8	mg/L	10/25/2009	<0.025		<0.025	<0.025	<0.025	<0.025	<0.025			0.05	<0.025	0.035	<0.025			<0.025	<0.025									
Copper	7440-50-8	mg/L	1/2/2010							<0.025			0.2	<0.025	<0.025	<0.025			<0.025	<0.025									
Copper	7440-50-8	mg/L	3/3/2010									0.63	0.07	<0.025	<0.025	<0.025	0.028; 0.026	<0.025	<0.025	<0.025									
Copper	7440-50-8	mg/L	5/10/2010	<0.02		<0.02	<0.02	<0.02	<0.02	<0.02		<0.02	<0.02	<0.02	<0.02	<0.02	<0.02	<0.02	<0.02	<0.02									
Copper	7440-50-8	mg/L	7/8/2010									<0.025					<0.025	<0.025											
Copper	7440-50-8	mg/L	9/13/2010									0.041					<0.025	<0.025											
Copper	7440-50-8	mg/L	11/1/2010										0.056	<0.025	<0.025	<0.025													
Copper	7440-50-8	mg/L	1/10/2011									<0.02					<0.02	<0.02											
Copper	7440-50-8	mg/L	4/4/2011									<0.02	<0.025	<0.025	<0.025	<0.025	<0.02	<0.02	<0.025										
Copper	7440-50-8	mg/L	7/8/2011							<0.025		<0.025					<0.025	<0.025											
Copper	7440-50-8	mg/L	8/11/2011							<0.025		<0.025					<0.025	<0.025								<0.025			
Copper	7440-50-8	mg/L	10/13/2011	<0.06		<0.02		<0.02	<0.02	<0.02		<0.02	<0.02	<0.02	<0.02	<0.02	<0.02	<0.02	<0.02							<0.02			
Copper	7440-50-8	mg/L	12/5/2011				<0.02			<0.02		<0.02								<0.02						<0.02			
Copper	7440-50-8	mg/L	4/11/2012	<0.02		<0.02	<0.02	<0.02	<0.02	<0.02		<0.02	<0.02	<0.02	<0.02	<0.02	<0.02	<0.02	<0.02	<0.02						<0.02	<0.02		
Copper	7440-50-8	mg/L	6/25/2012					<0.02		<0.02																<0.02	<0.02		
Copper	7440-50-8	mg/L	8/1/2012							<0.02	<0.02										<0.02	<0.02	<0.02	<0.02	0.0274	<0.02	<0.02		
Copper	7440-50-8	mg/L	10/11/2012	<0.02		<0.02	<0.02	<0.02	<0.02		<0.02	<0.02		<0.02	<0.02	<0.02	<0.02	<0.02	<0.02	<0.02	<0.02	<0.02	<0.02	0.0209	0.0709	<0.02	<0.02		
Copper	7440-50-8	mg/L	12/13/2012								<0.02										0.0466	0.0625	<0.02	<0.02	0.431		<0.02		
Copper	7440-50-8	mg/L	2/4/2013								<0.02										<0.02	<0.02	<0.02	<0.02	0.326				
Copper	7440-50-8	mg/L	3/30/2013	<0.02		<0.02	<0.02	<0.02	<0.02		<0.02	<0.02		<0.02	<0.02	<0.02	<0.02	<0.02	<0.02	<0.02	<0.02	<0.02	<0.02	<0.02	0.0595	<0.02	<0.02		
Copper	7440-50-8	mg/L	7/10/2013																		0.0501	<0.02	<0.02	<0.02	0.0295				
Copper	7440-50-8	mg/L	10/7/2013	<0.02		<0.02	<0.02	<0.02	<0.02	<0.02	<0.02	<0.02	<0.02	<0.02	<0.02	<0.02	<0.02	<0.02	<0.02	<0.02	0.0201	0.121	<0.02	<0.02	<0.02	<0.02	<0.02		
Copper	7440-50-8	mg/L	6/2/2014	<0.02		<0.04	<0.02	<0.02	<0.02	0.00379J	<0.04	<0.02	0.00526J	<0.02	<0.04	<0.02	<0.02	<0.02	0.00404J	<0.02	<0.02	<0.02	<0.04	<0.04	<0.02				
Copper	7440-50-8	mg/L	10/15/2014	0.0155J; 0.00511J		<0.02	0.00405J	<0.02	<0.02	<0.02	<0.02	<0.02	0.0271	<0.02	<0.02	0.00448J	0.00385J	<0.02	<0.02	<0.02	<0.02	<0.02	<0.02	<0.02	<0.02				
Copper	7440-50-8	mg/L	4/6/2015	<0.002		<0.002	0.000601J	<0.002	0.000899J	<0.002	0.00263	<0.002	0.000737J	<0.002	<0.002	<0.002	<0.002	0.000564J	0.00776	0.000511J	0.00157J	<0.002	0.000698J	0.000607J	0.000635J				
Copper	7440-50-8	mg/L	10/5/2015	<0.002		<0.002	<0.002	<0.002	<0.002	<0.002	0.000972J	<0.002	0.000742J	<0.002	<0.002	0.000627J	<0.002	<0.002	0.00322	0.00077J	0.00102J	000485J; 0.0006	0.00123J	0.00068J	0.00114J				
Copper	7440-50-8	mg/L	4/4/2016	<0.005		<0.005	.00172J; 0.00156	0.00216J	<0.005	<0.005	0.00148J	<0.005	<0.005	<0.005	<0.005	<0.005	<0.005	0.0247	0.00151J	0.00204J	0.0014J	<0.005	0.00129J	<0.005	<0.005				
Copper	7440-50-8	mg/L	10/17/2016	<0.005		<0.005	<0.005	<0.005	<0.005	<0.005	<0.005	<0.005	<0.005	<0.005	<0.005	<0.005	<0.005	<0.005	<0.005	<0.005	<0.005	<0.005	<0.005	<0.005	<0.005				
Copper	7440-50-8	mg/L	4/17/2017	<0.005		<0.005	<0.005	<0.005	<0.005	<0.005	<0.005	<0.005	<0.005	<0.005	<0.005	0.00281J	<0.005	<0.005	0.0149	<0.005	<0.005	<0.005	<0.005	<0.005	<0.005				
Copper	7440-50-8	mg/L	10/11/2017	<0.005		<0.005	<0.005	<0.005	<0.005	<0.005	<0.005	<0.005	<0.005	<0.005	<0.005	<0.005	<0.005	<0.005	<0.005	<0.005	<0.005	<0.005	<0.005	<0.005	0.0047J				
Copper	7440-50-8	mg/L	4/20/2018											<0.005					<0.005	<0.005									
Copper	7440-50-8	mg/L	4/23/2018	<0.005								<0.005	0.00304J		<0.005	<0.005	<0.005												
Copper	7440-50-8	mg/L	4/25/2018						<0.005		<0.005																		
Copper	7440-50-8	mg/L	4/30/2018			<0.005	<0.005	<0.005										<0.005											
Copper	7440-50-8	mg/L	5/1/2018																		<0.005	<0.005							
Copper	7440-50-8	mg/L	5/2/2018																				<0.005	<0.005	<0.005				
Copper	7440-50-8	mg/L	10/16/2018	0.000915J		<0.005	<0.005	<0.005	0.000857J	0.00534	0.00142J	0.00135J	0.00191J	0.00267	0.000793J	0.00826	0.00165J	<0.005	0.00143J	0.00487	0.00221J	<0.005	<0.005	<0.005	<0.005				
Copper	7440-50-8	mg/L	4/16/2019	<0.005		<0.005	<0.005	<0.005	<0.005	<0.005	<0.005	<0.005	<0.005	<0.005	<0.005	<0.005	<0.005	<0.005	<0.005	0.00286J	<0.005	<0.005	<0.005	<0.005	<0.005				
Copper	7440-50-8	mg/L	10/1/2019	<0.005	0.00303J	<0.005	<0.005	<0.005	<0.005	<0.005	<0.005	<0.005	<0.005	<0.005	<0.005	<0.005	<0.005	<0.005	<0.005	0.00519	<0.005	<0.005	<0.005	<0.005	<0.005				
Copper	7440-50-8	mg/L	3/30/2020	<0.005	<0.005	<0.005	<0.005	<0.005	<0.005	<0.005	<0.005	<0.005	<0.005	<0.005	<0.005	0.00418J	<0.005	<0.005	<0.005	0.00357J	<0.005	<0.005	<0.005	<0.005	<0.005				
Copper	7440-50-8	mg/L	6/24/2020		<0.005																								
Copper	7440-50-8	mg/L	10/7/2020	<0.005	<0.005	<0.005	<0.005	<0.005	<0.005	<0.005	<0.005	<0.005	<0.005	<0.005	<0.005	<0.005	<0.005	<0.005	<0.005	0.00436J	<0.005	<0.005	<0.005	<0.005	<0.005				
Copper	7440-50-8	mg/L	1/21/2021		<0.004																								
Copper	7440-50-8	mg/L	4/13/2021	0.0056	<0.004	0.0018J	<0.004	<0.004	<0.004	<0.004	0.0012J	<0.004	<0.004	<0.004	<0.004	0.0074	0.0012J	0.0013J	0.0013J	0.0046	0.0016J	<0.004	<0.004	<0.004	0.001J				
Copper	7440-50-8	mg/L	10/20/2021		0.0015J			<0.004	<0.004			<0.004	0.0014J				<0.004	0.0013J			0.0026J	<0.004	<0.004	0.0057	0.0027J	0.0016J	0.0031J	<0.004	0.0013J
Copper	7440-50-8	mg/L	5/2/2022	<0.004	0.0019J	<0.004	<0.004	<0.004	0.0022J	<0.004	0.0014J	0.0013J	<0.004	<0.004	<0.004	0.0043	<0.004	0.001J	0.0029J	0.004	0.0015J	<0.004	<0.004	<0.004	<0.004	<0.004	0.0011J	<0.004	0.0022J
Copper	7440-50-8	mg/L	10/14/2022		0.0048		0.0013J	<0.004	0.0027J			0.001J	0.0074								0.0012J	0.0016J	0.0013J	<0.004	0.0024J	0.001J	0.0011J	0.0038J	0.0019J
Copper	7440-50-8	mg/L	5/1/2023	<0.005	<0.005	<0.005	<0.005	<0.005	<0.005; 0.00406J	0.00287J	<0.005	0.00255J	<0.005	<0.005	<0.005	0.00717	0.0044J	<0.005	0.00514	0.00239J	0.00241J	<0.005	0.00342J	<0.005	0.00488J	<0.005	<0.005	0.00369J	0.00196J
Copper	7440-50-8	mg/L	10/16/2023		<0.005		0.00199J	<0.005	<0.005			<0.005	<0.005								0.0024J	<0.005	<0.005	<0.005	<0.005	<0.005	<0.005	<0.005	<0.005
Copper	7440-50-8	mg/L	4/29/2024	<0.005	<0.005	<0.005	<0.005	<0.005	0.00189J	<0.005	<0.005	<0.005	<0.005	<0.005	<0.005	0.00924	0.0024J	<0.005	<0.005	<0.005	<0.005	<0.005	<0.005	0.00195J	<0.005	<0.005	<0.005	<0.005	<0.005
Copper	7440-50-8	mg/L	10/9/2024		<0.00500								<0.00500														<0.00500		
Copper	7440-50-8	mg/L	10/10/2024						<0.00500			<0.00500														<0.00500		<0.00500	
Copper	7440-50-8	mg/L	10/14/2024																		<0.00500	<0.00500		<0.00500					<0.00500
Copper	7440-50-8	mg/L	10/15/2024				<0.00500																<0.00500		<0.00500				
Copper	7440-50-8	mg/L	4/23/2025	<0.00500										<0.00500					<0.00500										
Copper	7440-50-8	mg/L	4/24/2025													<0.00500	<0.00500												
Copper	7440-50-8	mg/L	4/30/2025		<0.00500							<0.00500														<0.00500	<0.00500		
Copper	7440-50-8	mg/L	5/5/2025						<0.00500																			<0.00500	
Copper	7440-50-8	mg/L	5/6/2025										<0.00500		<0.00500														
Copper	7440-50-8	mg/L	5/7/2025				<0.00500													<0.00500	<0.00500	<0.00500	<0.00500						
Copper	7440-50-8	mg/L	5/8/2025			<0.00500		<0.00500																					<0.00500
Copper	7440-50-8	mg/L	5/9/2025							<0.00500	<0.00500							<0.00500						<0.00500	<0.00500				
Copper	7440-50-8	mg/L	10/21/2025						<0.00500																	<0.00500	<0.00500	<0.00500	
Copper	7440-50-8	mg/L	10/22/2025		<0.00500							<0.00500	<0.00500																
Copper	7440-50-8	mg/L	10/23/2025					<0.00500													<0.00500	<0.00500	<0.00500	<0.00500	<0.00500				

Table 9A
Analytical Data Summary - Series A HMSP Wells
2025 Annual Water Quality Report
Iowa City Sanitary Landfill
Permit No. 52-SDP-01-72P

Constituent	CAS	Units	Date	MW-17A-00	MW-18AR	MW-23A	MW-24A	MW-25A-00	MW-29A	MW-34A	MW-38A	MW-200A	MW-201A	MW-202A	MW-203A	MW-204A	MW-205A	MW-213A	MW-214A	MW-215A	MW-216A	MW-217A	MW-218A	MW-219A	MW-220A	MW-310A	MW-312A	MW-408	MW-410
Copper	7440-50-8	mg/L	10/24/2025				<0.00500																						<0.00500
Cyanide	57-12-5	mg/L	4/14/2009	<0.01		<0.01	<0.01	<0.01	<0.01	<0.01																			
Cyanide	57-12-5	mg/L	5/10/2010	<0.01		<0.01	<0.01	<0.01	0.154	<0.01			<0.01	<0.01	<0.01	<0.01			<0.01	<0.01									
Cyanide	57-12-5	mg/L	7/8/2010						<0.01	<0.01																			
Cyanide	57-12-5	mg/L	9/13/2010						<0.01	<0.01																			
Cyanide	57-12-5	mg/L	11/1/2010						<0.01	<0.01																			
Cyanide	57-12-5	mg/L	1/10/2011						<0.01	<0.01																			
Cyanide	57-12-5	mg/L	4/4/2011						<0.01	<0.01		<0.01					<0.01	<0.01											
Cyanide	57-12-5	mg/L	3/30/2013																							<0.01	<0.01		
Cyanide	57-12-5	mg/L	7/10/2013																		<0.01	<0.01	<0.01	<0.01	<0.01				
Cyanide	57-12-5	mg/L	6/2/2014						<0.01																				
Cyanide	57-12-5	mg/L	10/15/2014						<0.01																				
Cyanide	57-12-5	mg/L	4/6/2015						<0.01																				
Cyanide	57-12-5	mg/L	10/5/2015	<0.01		<0.01	<0.01	<0.01	<0.01				<0.01	<0.01	<0.01	<0.01			<0.01	<0.01									
Cyanide	57-12-5	mg/L	4/4/2016						<0.01			<0.01					<0.01	<0.01											
Cyanide	57-12-5	mg/L	10/17/2016						<0.01																				
Cyanide	57-12-5	mg/L	5/1/2018																		<0.01	<0.01							
Cyanide	57-12-5	mg/L	5/2/2018																				<0.01	<0.01	<0.01				
Cyanide	57-12-5	mg/L	3/30/2020	<0.01		<0.01	<0.01	<0.01	<0.01				<0.01	<0.01	<0.01	<0.01			<0.01	<0.01									
Cyanide	57-12-5	mg/L	6/24/2020		<0.01																								
Cyanide	57-12-5	mg/L	10/20/2021		<0.005							<0.005					<0.005	<0.005											
Cyanide	57-12-5	mg/L	5/1/2023																		<0.01	<0.01	<0.01	<0.01	<0.01				
Cyanide, Total	57-12-5	mg/L	4/23/2025	<0.0100										<0.0100					<0.0100										
Cyanide, Total	57-12-5	mg/L	4/24/2025													<0.0100													
Cyanide, Total	57-12-5	mg/L	5/5/2025						<0.0100																				
Cyanide, Total	57-12-5	mg/L	5/6/2025										<0.0100		<0.0100														
Cyanide, Total	57-12-5	mg/L	5/7/2025				<0.0100													<0.0100									
Cyanide, Total	57-12-5	mg/L	5/8/2025			<0.0100		<0.0100																					
DCAA	19719-28-9	ug/L	4/23/2025	0.921; 1.04										1.36; 1.48					1.21; 1.25										
DCAA	19719-28-9	ug/L	4/24/2025													1.36; 1.28													
DCAA	19719-28-9	ug/L	5/5/2025						1.23; 1.28																				
DCAA	19719-28-9	ug/L	5/6/2025										2.15; 1.96		1.95; 2.09														
DCAA	19719-28-9	ug/L	5/7/2025				1.75; 1.32													1.12; 1.02									
DCAA	19719-28-9	ug/L	5/8/2025			1.23; 1.35		1.32; 1.48																					
DCAA	19719-28-9	ug/L	10/21/2025						1.74; 1.53																				
Delta-BHC	319-86-8	ug/L	4/14/2009	<0.032		<0.032	<0.032	<0.032	<0.032	<0.032																			
Delta-BHC	319-86-8	ug/L	10/25/2009							<0.032																			
Delta-BHC	319-86-8	ug/L	5/10/2010	<0.032		<0.032	<0.032	<0.032	<0.032	<0.032			<0.032	<0.032	<0.032	<0.032			<0.032	<0.032									
Delta-BHC	319-86-8	ug/L	4/4/2011									<0.032					<0.032	<0.032											
Delta-BHC	319-86-8	ug/L	10/11/2012								<0.032																		
Delta-BHC	319-86-8	ug/L	3/30/2013																							<0.032	<0.032		
Delta-BHC	319-86-8	ug/L	7/10/2013																		<0.0327	<0.0323	0.242	<0.0348	<0.0348				
Delta-BHC	319-86-8	ug/L	10/7/2013							<0.0327	<0.036												<0.0323						
Delta-BHC	319-86-8	ug/L	6/2/2014																				<0.0333						
Delta-BHC	319-86-8	ug/L	10/15/2014																				<0.032						
Delta-BHC	319-86-8	ug/L	4/6/2015																				<0.032						
Delta-BHC	319-86-8	ug/L	10/5/2015	<0.0327		<0.0337	<0.032	<0.0327	<0.0323				<0.0333	<0.0323	<0.032	0.00307J			<0.0348	<0.0323			<0.032						
Delta-BHC	319-86-8	ug/L	4/4/2016									<0.032					0.0154J	<0.032					<0.032						
Delta-BHC	319-86-8	ug/L	10/17/2016																				<0.032						
Delta-BHC	319-86-8	ug/L	4/17/2017																				<0.0327						
Delta-BHC	319-86-8	ug/L	10/11/2017																				<0.034						
Delta-BHC	319-86-8	ug/L	5/1/2018																		<0.0333	<0.0323							
Delta-BHC	319-86-8	ug/L	5/2/2018																				<0.0337	<0.0337	<0.0333				
Delta-BHC	319-86-8	ug/L	10/16/2018																				<0.0323						
Delta-BHC	319-86-8	ug/L	4/16/2019																				<0.0333						
Delta-BHC	319-86-8	ug/L	3/30/2020	0.00259J		<0.0337	<0.0333	<0.0344	<0.0337				<0.0337	<0.0333	<0.0333	<0.0333			<0.033	<0.033									
Delta-BHC	319-86-8	ug/L	6/24/2020		<0.0337																								
Delta-BHC	319-86-8	ug/L	10/20/2021		<0.05							<0.05					<0.05	<0.05											
Delta-BHC	319-86-8	ug/L	5/1/2023																		<0.064	<0.0744	<0.0711	<0.064	<0.064				
Di-n-butyl phthalate	84-74-2	ug/L	4/14/2009	<10		<10	<10	<10	<10	<10																			
Di-n-butyl phthalate	84-74-2	ug/L	5/10/2010	<10		<10	<10	<10	<10	<10			<10	<10	<10	<10			<10	<10									
Di-n-butyl phthalate	84-74-2	ug/L	4/4/2011									<10					<10	<10											
Di-n-butyl phthalate	84-74-2	ug/L	3/30/2013																							<10	<10		
Di-n-butyl phthalate	84-74-2	ug/L	7/10/2013																		<10.2	<10.1	<10.1	<106	<10.3				
Di-n-butyl phthalate	84-74-2	ug/L	6/2/2014																					<10.1					
Di-n-butyl phthalate	84-74-2	ug/L	10/15/2014																					<10					
Di-n-butyl phthalate	84-74-2	ug/L	10/5/2015	<10.4		<10	<10.5	<10.5	2.78J				<10.8	<10.6	<10.5	<10.3			<11.1	<10.1									
Di-n-butyl phthalate	84-74-2	ug/L	4/4/2016									<10					<10	<10											
Di-n-butyl phthalate	84-74-2	ug/L	5/1/2018																		<10.4	<10.3							
Di-n-butyl phthalate	84-74-2	ug/L	5/2/2018																				<10.4	<10.5	<10.4				
Di-n-butyl phthalate	84-74-2	ug/L	3/30/2020	<10.4		<10.8	<10.3	<10.5	<10.3				<10.4	<10.4	<10.5	<10.1			<10.4	<10.4									
Di-n-butyl phthalate	84-74-2	ug/L	6/24/2020		<10.4																								
Di-n-butyl phthalate	84-74-2	ug/L	10/20/2021		<8							<8					<8	<8											
Di-n-butyl phthalate	84-74-2	ug/L	5/1/2023																		<10.6	<10	<9.8	<10.6	<10				
Di-n-butyl phthalate	84-74-2	ug/L	4/23/2025	<10.4										<10.4					<10.4										
Di-n-butyl phthalate	84-74-2	ug/L	4/24/2025													<10.4													
Di-n-butyl phthalate	84-74-2	ug/L	5/5/2025						<10.2																				
Di-n-butyl phthalate	84-74-2	ug/L	5/6/2025										<10.4		<10.6														
Di-n-butyl phthalate	84-74-2	ug/L	5/7/2025				<10.2													<10.6									
Di-n-butyl phthalate	84-74-2	ug/L	5/8/2025			<9.80		<10.6																					
Di-n-octyl phthalate	117-84-0	ug/L	4/14/2009	<10		<10	<10	<10	<10	<10																			
Di-n-octyl phthalate	117-84-0	ug/L	5/10/2010	<10		<10	<10	<10	<10	<10			<10	<10	<10	<10			<10	<10									
Di-n-octyl phthalate	117-84-0	ug/L	4/4/2011									<10					<10	<10											
Di-n-octyl phthalate	117-84-0	ug/L	3/30/2013																							<20	<20		
Di-n-octyl phthalate	117-84-0	ug/L	7/10/2013																		<20.4	<20.2	<20.2	<213	<20.6				
Di-n-octyl phthalate	117-84-0	ug/L	6/2/2014																					<20.2					
Di-n-octyl phthalate	117-84-0	ug/L	10/15/2014																					<20					
Di-n-octyl phthalate	117-84-0	ug/L	10/5/2015	<20.8		<20	<21.1	<21.1	<20.2				<21.5	<21.3	<21.1	<20.6			<22.2	<20.2									
Di-n-octyl phthalate	117-84-0	ug/L	4/4/2016									<20					<20	1.99J											
Di-n-octyl phthalate	117-84-0	ug/L	5/1/2018																		<20.8	<20.6							
Di-n-octyl phthalate	117-84-0	ug/L	5/2/2018																				<20.8	<21.1	<20.8				
Di-n-octyl phthalate	117-84-0	ug/L	3/30/2020	<20.8		<21.5	<20.6	<21.1	<20.6				<20.8	<20.8	<21.1	<20.2			<20.8	<20.8									
Di-n-octyl phthalate	117-84-0	ug/L	6/24/2020		<20.8																								
Di-n-octyl phthalate	117-84-0	ug/L	10/20/2021		<8							<8					<8	<8											
Di-n-octyl phthalate	117-84-0	ug/L	5/1/2023																		<21.3	<20	<19.6	<21.3	<20				
Di-n-octyl phthalate	117-84-0	ug/L	4/23/2025	<20.8										<20.8					<20.8										
Di-n-octyl phthalate	117-84-0	ug/L	4/24/2025													<20.8													
Di-n-octyl phthalate	117-84-0	ug/L	5/5/2025						<20.4																				
Di-n-octyl phthalate	117-84-0	ug/L	5/6/2025										<20.8		<21.3														
Di-n-octyl phthalate	117-84-0	ug/L	5/7/2025				<20.4													<21.3									
Di-n-octyl phthalate	117-84-0	ug/L	5/8/2025			<19.6		<21.3																					
Diallate	2303-16-4	ug/L	4/14/2009	<10		<10	<10	<10	<10	<10																			
Diallate	2303-16-4	ug/L	5/10/2010	<10		<10	<10	<10	<10	<10			<10	<10	<10	<10			<10	<10									
Diallate	2303-16-4	ug/L	4/4/2011									<10					<10	<10											
Diallate	2303-16-4	ug/L	3/30/2013																							<10	<10		

Table 9A
Analytical Data Summary - Series A HMSP Wells
2025 Annual Water Quality Report
Iowa City Sanitary Landfill
Permit No. 52-SDP-01-72P

Constituent	CAS	Units	Date	MW-17A-00	MW-18AR	MW-23A	MW-24A	MW-25A-00	MW-29A	MW-34A	MW-38A	MW-200A	MW-201A	MW-202A	MW-203A	MW-204A	MW-205A	MW-213A	MW-214A	MW-215A	MW-216A	MW-217A	MW-218A	MW-219A	MW-220A	MW-310A	MW-312A	MW-408	MW-410
Diallate	2303-16-4	ug/L	7/10/2013																		<10.2	<10.1	<10.1	<106	<10.3				
Diallate	2303-16-4	ug/L	6/2/2014																					<10.1					
Diallate	2303-16-4	ug/L	10/15/2014																					<10					
Diallate	2303-16-4	ug/L	10/5/2015	<10.4		<10	<10.5	<10.5	<10.1				<10.8	<10.6	<10.5	<10.3			<11.1	<10.1									
Diallate	2303-16-4	ug/L	4/4/2016									<10					<10	<10											
Diallate	2303-16-4	ug/L	5/1/2018																		<10.4	<10.3							
Diallate	2303-16-4	ug/L	5/2/2018																				<10.4	<10.5	<10.4				
Diallate	2303-16-4	ug/L	3/30/2020	<10.4		<10.8	<10.3	<10.5	<10.3				<10.4	<10.4	<10.5	<10.1			<10.4	<10.4									
Diallate	2303-16-4	ug/L	6/24/2020		<10.4																								
Diallate	2303-16-4	ug/L	10/20/2021		<8							<8					<8	<8											
Diallate	2303-16-4	ug/L	5/1/2023																		<10.6	<10	<9.8	<10.6	<10				
Diallate	2303-16-4	ug/L	4/23/2025	<10.4										<10.4					<10.4										
Diallate	2303-16-4	ug/L	4/24/2025													<10.4													
Diallate	2303-16-4	ug/L	5/5/2025						<10.2																				
Diallate	2303-16-4	ug/L	5/6/2025										<10.4		<10.6														
Diallate	2303-16-4	ug/L	5/7/2025				<10.2													<10.6									
Diallate	2303-16-4	ug/L	5/8/2025			<9.80		<10.6																					
Dibenz [a,h] anthracene	53-70-3	ug/L	4/14/2009	<10		<10	<10	<10	<10	<10																			
Dibenz [a,h] anthracene	53-70-3	ug/L	5/10/2010	<10		<10	<10	<10	<10	<10			<10	<10	<10	<10			<10	<10									
Dibenz [a,h] anthracene	53-70-3	ug/L	4/4/2011									<10					<10	<10											
Dibenz [a,h] anthracene	53-70-3	ug/L	3/30/2013																							<10	<10		
Dibenz [a,h] anthracene	53-70-3	ug/L	7/10/2013																		<10.2	<10.1	<10.1	<106	<10.3				
Dibenz [a,h] anthracene	53-70-3	ug/L	6/2/2014																					<10.1					
Dibenz [a,h] anthracene	53-70-3	ug/L	10/15/2014																					<10					
Dibenz [a,h] anthracene	53-70-3	ug/L	10/5/2015	<10.4		<10	<10.5	<10.5	<10.1				<10.8	<10.6	<10.5	<10.3			<11.1	<10.1									
Dibenz [a,h] anthracene	53-70-3	ug/L	4/4/2016									<10					<10	<10											
Dibenz [a,h] anthracene	53-70-3	ug/L	5/1/2018																		<10.4	<10.3							
Dibenz [a,h] anthracene	53-70-3	ug/L	5/2/2018																				<10.4	<10.5	<10.4				
Dibenz [a,h] anthracene	53-70-3	ug/L	3/30/2020	<10.4		<10.8	<10.3	<10.5	<10.3				<10.4	<10.4	<10.5	<10.1			<10.4	<10.4									
Dibenz [a,h] anthracene	53-70-3	ug/L	6/24/2020		<10.4																								
Dibenz [a,h] anthracene	53-70-3	ug/L	10/20/2021		<8							<8					<8	<8											
Dibenz [a,h] anthracene	53-70-3	ug/L	5/1/2023																		<10.6	<10	<9.8	<10.6	<10				
Dibenzo(a,h)anthracene	53-70-3	ug/L	4/23/2025	<10.4										<10.4					<10.4										
Dibenzo(a,h)anthracene	53-70-3	ug/L	4/24/2025													<10.4													
Dibenzo(a,h)anthracene	53-70-3	ug/L	5/5/2025						<10.2																				
Dibenzo(a,h)anthracene	53-70-3	ug/L	5/6/2025										<10.4		<10.6														
Dibenzo(a,h)anthracene	53-70-3	ug/L	5/7/2025				<10.2													<10.6									
Dibenzo(a,h)anthracene	53-70-3	ug/L	5/8/2025			<9.80		<10.6																					
Dibenzofuran	132-64-9	ug/L	4/14/2009	<10		<10	<10	<10	<10	<10																			
Dibenzofuran	132-64-9	ug/L	5/10/2010	<10		<10	<10	<10	<10	<10			<10	<10	<10	<10			<10	<10									
Dibenzofuran	132-64-9	ug/L	4/4/2011									<10					<10	<10											
Dibenzofuran	132-64-9	ug/L	3/30/2013																							<10	<10		
Dibenzofuran	132-64-9	ug/L	7/10/2013																		<10.2	<10.1	<10.1	<106	<10.3				
Dibenzofuran	132-64-9	ug/L	6/2/2014																					<10.1					
Dibenzofuran	132-64-9	ug/L	10/15/2014																					<10					
Dibenzofuran	132-64-9	ug/L	10/5/2015	<10.4		<10	<10.5	<10.5	<10.1				<10.8	<10.6	<10.5	<10.3			<11.1	<10.1									
Dibenzofuran	132-64-9	ug/L	4/4/2016									<10					<10	<10											
Dibenzofuran	132-64-9	ug/L	5/1/2018																		<10.4	<10.3							
Dibenzofuran	132-64-9	ug/L	5/2/2018																				<10.4	<10.5	<10.4				
Dibenzofuran	132-64-9	ug/L	3/30/2020	<10.4		<10.8	<10.3	<10.5	<10.3				<10.4	<10.4	<10.5	<10.1			<10.4	<10.4									
Dibenzofuran	132-64-9	ug/L	6/24/2020		<10.4																								
Dibenzofuran	132-64-9	ug/L	10/20/2021		<8							<8					<8	<8											
Dibenzofuran	132-64-9	ug/L	5/1/2023																		<10.6	<10	<9.8	<10.6	<10				
Dibenzofuran	132-64-9	ug/L	4/23/2025	<10.4										<10.4					<10.4										
Dibenzofuran	132-64-9	ug/L	4/24/2025													<10.4													
Dibenzofuran	132-64-9	ug/L	5/5/2025						<10.2																				
Dibenzofuran	132-64-9	ug/L	5/6/2025										<10.4		<10.6														
Dibenzofuran	132-64-9	ug/L	5/7/2025				<10.2													<10.6									
Dibenzofuran	132-64-9	ug/L	5/8/2025			<9.80		<10.6																					
Dibromomethane	74-95-3	ug/L	2/27/2008	<1		<1	<1	<1	<1	<1																			
Dibromomethane	74-95-3	ug/L	5/12/2008	<1		<1	<1	<1	<1	<1																			
Dibromomethane	74-95-3	ug/L	7/13/2008	<1		<1	<1	<1	<1	<1																			
Dibromomethane	74-95-3	ug/L	9/14/2008	<1		<1	<1	<1	<1	<1																			
Dibromomethane	74-95-3	ug/L	11/17/2008	<1		<1	<1	<1	<1	<1																			
Dibromomethane	74-95-3	ug/L	4/14/2009	<1		<1	<1	<1	<1	<1																			
Dibromomethane	74-95-3	ug/L	7/7/2009										<1	<1	<1	<1			<1	<1									
Dibromomethane	74-95-3	ug/L	9/2/2009										<1	<1	<1	<1			<1	<1									
Dibromomethane	74-95-3	ug/L	10/25/2009	<2		<1	<2	<2	<1	<1			<2	<2	<2	<1			<1	<1									
Dibromomethane	74-95-3	ug/L	1/2/2010										<1	<1	<1	<1			<1	<1									
Dibromomethane	74-95-3	ug/L	3/3/2010									<1	<1	<1	<1	<1	<1	<1	<1	<1									
Dibromomethane	74-95-3	ug/L	5/10/2010	<1		<1	<1	<1	<1	<1		<1	<1	<1	<1	<1	<1	<1	<1	<1									
Dibromomethane	74-95-3	ug/L	7/8/2010									<1					<1	<1											
Dibromomethane	74-95-3	ug/L	9/13/2010									<1					<1	<1											
Dibromomethane	74-95-3	ug/L	11/1/2010	<1		<1		<1	<1	<1			<1	<1	<1	<1													
Dibromomethane	74-95-3	ug/L	1/10/2011									<1					<1	<1											
Dibromomethane	74-95-3	ug/L	4/4/2011									<1					<1	<1											
Dibromomethane	74-95-3	ug/L	8/11/2011																							<1			
Dibromomethane	74-95-3	ug/L	10/13/2011	<1		<1		<1	<1	<1		<1	<1	<1	<1	<1	<1	<1	<1							<1			
Dibromomethane	74-95-3	ug/L	12/5/2011				<1													<1						<1			
Dibromomethane	74-95-3	ug/L	4/11/2012	<1		<1	<1	<1	<1	<1		<1	<1	<1	<1	<1	<1	<1	<1	<1						<1	<1		
Dibromomethane	74-95-3	ug/L	6/25/2012					<1		<1																<1	<1		
Dibromomethane	74-95-3	ug/L	8/1/2012							<1	<1										<1	<1	<1	<1	<1	<1	<1		
Dibromomethane	74-95-3	ug/L	10/11/2012	<1		<1	<1	<1	<1		<1	<1		<1	<1	<1	<1	<1	<1	<1	<1	<1	<1	<1	<1	<1	<1		
Dibromomethane	74-95-3	ug/L	12/13/2012								<1										<1	<1	<1	<1	<1		<1		
Dibromomethane	74-95-3	ug/L	2/4/2013								<1										<1	<1	<1	<1	<1				
Dibromomethane	74-95-3	ug/L	3/30/2013	<1		<1	<1	<1	<1		<1	<1		<1	<1	<1	<1	<1	<1	<1	<1	<1	<1	<1	<1	<1	<1		
Dibromomethane	74-95-3	ug/L	7/10/2013																		<1	<1	<1	<1	<1				
Dibromomethane	74-95-3	ug/L	10/7/2013	<1		<1			<1	<1	<1	<1	<1	<1	<1	<1	<1	<1	<1		<1	<1	<1	<1	<1		<1		
Dibromomethane	74-95-3	ug/L	6/2/2014	<1		<1	<1	<1	<1	<1	<1	<1	<1	<1	<1	<1	<1	<1	<1	<1	<1	<1	<1	<1	<1				
Dibromomethane	74-95-3	ug/L	10/15/2014	<1		<1	<1	<1	<1	<1	<1	<1	<1	<1	<1	<1	<1	<1	<1	<1	<1	<1	<1	<1	<1				
Dibromomethane	74-95-3	ug/L	4/6/2015	<1		<1	<1	<1	<1	<1	<1	<1	<1	<1	<1	<1	<1	<1	<1	<1	<1	<1	<1	<1	<1				
Dibromomethane	74-95-3	ug/L	10/5/2015	<1		<1	<1	<1	<1	<1	<1	<1	<1	<1	<1	<1	<1	<1	<1	<1	<1	<1	<1	<1	<1				
Dibromomethane	74-95-3	ug/L	4/4/2016	<1		<1	<1	<1	<1	<1	<1	<1	<1	<1	<1	<1	<1	<1	<1	<1	<1	<1	<1	<1	<1				
Dibromomethane	74-95-3	ug/L	10/17/2016	<1		<1	<1	<1	<1	<1	<1	<1	<1	<1	<1	<1	<1	<1	<1	<1	<1	<1	<1	<1	<1				
Dibromomethane	74-95-3	ug/L	4/17/2017	<1		<1	<1	<1	<1	<1	<1	<1	<1	<1	<1	<1	<1	<1	<1	<1	<1	<1	<1	<1	<1				
Dibromomethane	74-95-3	ug/L	10/11/2017	<1		<1	<1	<1	<1	<1	<1	<1	<1	<1	<1	<1	<1	<1	<1	<1	<1	<1	<1	<1	<1				
Dibromomethane	74-95-3	ug/L	4/20/2018											<1					<1	<1									
Dibromomethane	74-95-3	ug/L	4/23/2018	<1								<1	<1		<1	<1	<1												
Dibromomethane	74-95-3	ug/L	4/25/2018						<1																				
Dibromomethane	74-95-3	ug/L	4/30/2018			<1	<1	<1										<1											
Dibromomethane	74-95-3	ug/L	5/1/2018								<1										<1	<1							
Dibromomethane	74-95-3	ug/L	5/2/2018																				<1	<1	<1				
Dibromomethane	74-95-3	ug/L	10/16/2018	<1		<1	<1	<1	<1	<1	<1	<1	<1	<1	<1	<1	<1	<1	<1	<1	<1	<1	<1	<1	<1				
Dibromomethane	74-95-3	ug/L	4/16/2019	<1		<1	<1	<1	<1	<1	<1	<1	<1	<1	<1	<1	<1	<1	<1	<1	<1	<1	<1	<1	<1				
Dibromomethane	74-95-3	ug/L	10/1/2019	<1	<1	<1	<1	<1	<1	<1	<1	<1	<1	<1	<1	<1	<1	<1	<1	<1	<1	<1	<1	<1	<1				

Table 9A
Analytical Data Summary - Series A HMSP Wells
2025 Annual Water Quality Report
Iowa City Sanitary Landfill
Permit No. 52-SDP-01-72P

Constituent	CAS	Units	Date	MW-17A-00	MW-18AR	MW-23A	MW-24A	MW-25A-00	MW-29A	MW-34A	MW-38A	MW-200A	MW-201A	MW-202A	MW-203A	MW-204A	MW-205A	MW-213A	MW-214A	MW-215A	MW-216A	MW-217A	MW-218A	MW-219A	MW-220A	MW-310A	MW-312A	MW-408	MW-410
Dibromomethane	74-95-3	ug/L	3/30/2020	<1	<1	<1	<1	<1	<1	<1	<1	<1	<1	<1	<1	<1	<1	<1	<1	<1	<1	<1	<1	<1	<1				
Dibromomethane	74-95-3	ug/L	6/24/2020		<1																								
Dibromomethane	74-95-3	ug/L	10/7/2020	<1	<1	<1	<1	<1	<1	<1	<1	<1	<1	<1	<1	<1	<1	<1	<1	<1	<1	<1	<1	<1	<1				
Dibromomethane	74-95-3	ug/L	1/21/2021		<1																								
Dibromomethane	74-95-3	ug/L	4/13/2021	<1	<1	<1	<1	<1	<1	<1	<1	<1	<1	<1	<1	<1	<1	<1	<1	<1	<1	<1	<1	<1	<1				
Dibromomethane	74-95-3	ug/L	10/20/2021		<1			<1	<1			<1	<1				<1	<1			<1	<1	<1	<1	<1	<1	<1	<1	<1
Dibromomethane	74-95-3	ug/L	5/2/2022		<1			<1	<1	<1	<1	<1	<1								<1	<1	<1	<1	<1	<1	<1	<1	<1
Dibromomethane	74-95-3	ug/L	10/14/2022		<1			<1	<1			<1	<1								<1	<1	<1	<1	<1	<1	<1	<1	<1
Dibromomethane	74-95-3	ug/L	5/1/2023	<1	<1	<1	<1	<1	<1	<1	<1	<1	<1	<1	<1			<1	<1	<1	<1	<1	<1	<1	<1	<1	<1	<1	<1
Dibromomethane	74-95-3	ug/L	10/16/2023		<1			<1	<1			<1	<1								<1	<1	<1	<1	<1	<1	<1	<1	<1
Dibromomethane	74-95-3	ug/L	4/29/2024		<1			<1	<1	<1	<1	<1	<1								<1	<1	<1	<1	<1	<1	<1	<1	<1
Dibromomethane	74-95-3	ug/L	10/9/2024		<1.00								<1.00														<1.00		
Dibromomethane	74-95-3	ug/L	10/10/2024						<1.00			<1.00														<1.00		<1.00	
Dibromomethane	74-95-3	ug/L	10/14/2024																		<1.00	<1.00		<1.00					<1.00
Dibromomethane	74-95-3	ug/L	10/15/2024																				<1.00		<1.00				
Dibromomethane	74-95-3	ug/L	4/23/2025	<1.00										<1.00					<1.00										
Dibromomethane	74-95-3	ug/L	4/24/2025													<1.00													
Dibromomethane	74-95-3	ug/L	4/30/2025		<1.00							<1.00														<1.00	<1.00		
Dibromomethane	74-95-3	ug/L	5/5/2025						<1.00																			<1.00	
Dibromomethane	74-95-3	ug/L	5/6/2025										<1.00		<1.00														
Dibromomethane	74-95-3	ug/L	5/7/2025				<1.00													<1.00	<1.00	<1.00	<1.00						
Dibromomethane	74-95-3	ug/L	5/8/2025			<1.00		<1.00																					<1.00
Dibromomethane	74-95-3	ug/L	5/9/2025							<1.00	<1.00													<1.00	<1.00				
Dibromomethane	74-95-3	ug/L	10/21/2025						<1.00																	<1.00	<1.00	<1.00	
Dibromomethane	74-95-3	ug/L	10/22/2025		<1.00							<1.00	<1.00																
Dibromomethane	74-95-3	ug/L	10/23/2025					<1.00													<1.00	<1.00	<1.00	<1.00	<1.00				
Dibromomethane	74-95-3	ug/L	10/24/2025																										<1.00
Dichlorodifluoromethane	75-71-8	ug/L	4/14/2009	<3		<3	<3	<3	<3	<3																			
Dichlorodifluoromethane	75-71-8	ug/L	7/7/2009							<3																			
Dichlorodifluoromethane	75-71-8	ug/L	9/2/2009							<3																			
Dichlorodifluoromethane	75-71-8	ug/L	10/25/2009							<3																			
Dichlorodifluoromethane	75-71-8	ug/L	1/2/2010							<3																			
Dichlorodifluoromethane	75-71-8	ug/L	5/10/2010	<3		<3	<3	<3	<3	<3			<3	<3	<3	<3			<3	<3									
Dichlorodifluoromethane	75-71-8	ug/L	7/8/2010							<3																			
Dichlorodifluoromethane	75-71-8	ug/L	9/13/2010							<3																			
Dichlorodifluoromethane	75-71-8	ug/L	11/1/2010							<3																			
Dichlorodifluoromethane	75-71-8	ug/L	1/10/2011							<3																			
Dichlorodifluoromethane	75-71-8	ug/L	4/4/2011							<3		3.19					<3	<3											
Dichlorodifluoromethane	75-71-8	ug/L	10/13/2011							<3																			
Dichlorodifluoromethane	75-71-8	ug/L	4/11/2012							<3		3.72																	
Dichlorodifluoromethane	75-71-8	ug/L	10/11/2012								<3	3.75																	
Dichlorodifluoromethane	75-71-8	ug/L	3/30/2013								<3															<3	<3		
Dichlorodifluoromethane	75-71-8	ug/L	7/10/2013																		<3	<3	<3	<3	<3				
Dichlorodifluoromethane	75-71-8	ug/L	10/7/2013							<3	<3																		
Dichlorodifluoromethane	75-71-8	ug/L	6/2/2014									3.01																	
Dichlorodifluoromethane	75-71-8	ug/L	10/15/2014									2.98J																	
Dichlorodifluoromethane	75-71-8	ug/L	4/6/2015									4.51																	
Dichlorodifluoromethane	75-71-8	ug/L	10/5/2015	0.251J		<3	<3	<3	<3			3.2	<3	<3	<3	<3			<3	<3									
Dichlorodifluoromethane	75-71-8	ug/L	4/4/2016									1.77J					0.284J	<3											
Dichlorodifluoromethane	75-71-8	ug/L	10/17/2016									2.75J																	
Dichlorodifluoromethane	75-71-8	ug/L	4/17/2017									3.15																	
Dichlorodifluoromethane	75-71-8	ug/L	10/11/2017									3.05																	
Dichlorodifluoromethane	75-71-8	ug/L	4/23/2018									1.93J																	
Dichlorodifluoromethane	75-71-8	ug/L	5/1/2018																		<3	<3							
Dichlorodifluoromethane	75-71-8	ug/L	5/2/2018																				<3	<3	<3				
Dichlorodifluoromethane	75-71-8	ug/L	10/16/2018									2.5J																	
Dichlorodifluoromethane	75-71-8	ug/L	4/16/2019									1.92J																	
Dichlorodifluoromethane	75-71-8	ug/L	10/1/2019		33.4							<3																	
Dichlorodifluoromethane	75-71-8	ug/L	3/30/2020	0.882J	21.3	<3	<3	<3	<3			1.67J	<3	<3	<3	<3			<3	<3									
Dichlorodifluoromethane	75-71-8	ug/L	6/24/2020		22.3																								
Dichlorodifluoromethane	75-71-8	ug/L	10/7/2020		13.4							<3																	
Dichlorodifluoromethane	75-71-8	ug/L	1/21/2021		17.5																								
Dichlorodifluoromethane	75-71-8	ug/L	4/13/2021		18							1																	
Dichlorodifluoromethane	75-71-8	ug/L	10/20/2021		12.2							1.7					<1	<1											
Dichlorodifluoromethane	75-71-8	ug/L	5/2/2022		14.4							1.6																	
Dichlorodifluoromethane	75-71-8	ug/L	10/14/2022		5.2							0.8J																	
Dichlorodifluoromethane	75-71-8	ug/L	5/1/2023		8.82							1.58J									<3	<3	<3	<3	<3				
Dichlorodifluoromethane	75-71-8	ug/L	10/16/2023		7.02							1.18J																	
Dichlorodifluoromethane	75-71-8	ug/L	4/29/2024		7.21							1.08J																	
Dichlorodifluoromethane	75-71-8	ug/L	10/9/2024		5.28																								
Dichlorodifluoromethane	75-71-8	ug/L	10/10/2024									0.797J																	
Dichlorodifluoromethane	75-71-8	ug/L	4/23/2025	0.256										<3.00					<3.00										
Dichlorodifluoromethane	75-71-8	ug/L	4/24/2025													<3.00													
Dichlorodifluoromethane	75-71-8	ug/L	4/30/2025		4.01							0.846																	
Dichlorodifluoromethane	75-71-8	ug/L	5/5/2025						<3.00																				
Dichlorodifluoromethane	75-71-8	ug/L	5/6/2025										<3.00		<3.00														
Dichlorodifluoromethane	75-71-8	ug/L	5/7/2025				<3.00													<3.00									
Dichlorodifluoromethane	75-71-8	ug/L	5/8/2025			<3.00		<3.00																					
Dichlorodifluoromethane	75-71-8	ug/L	10/22/2025		4.01							0.708																	
Dieldrin	60-57-1	ug/L	4/14/2009	<0.032		<0.032	<0.032	<0.032	<0.032	<0.032																			
Dieldrin	60-57-1	ug/L	10/25/2009							<0.032																			
Dieldrin	60-57-1	ug/L	5/10/2010	<0.032		<0.032	<0.032	<0.032	<0.032	<0.032			<0.032	<0.032	<0.032	<0.032			<0.032	<0.032									
Dieldrin	60-57-1	ug/L	4/4/2011									<0.032					<0.032	<0.032											
Dieldrin	60-57-1	ug/L	10/11/2012								<0.032																		
Dieldrin	60-57-1	ug/L	3/30/2013																							<0.032	<0.032		
Dieldrin	60-57-1	ug/L	7/10/2013																		<0.0327	<0.0323	<0.0323	<0.0348	<0.0348				
Dieldrin	60-57-1	ug/L	10/5/2015	<0.0327		<0.0337	<0.032	<0.0327	<0.0323				<0.0333	<0.0323	<0.032	<0.033			<0.0348	<0.0323									
Dieldrin	60-57-1	ug/L	4/4/2016									<0.032					0.00256J	<0.032											
Dieldrin	60-57-1	ug/L	5/1/2018																		<0.0333	<0.0323							
Dieldrin	60-57-1	ug/L	5/2/2018																				<0.0337	<0.0337	<0.0333				
Dieldrin	60-57-1	ug/L	3/30/2020	<0.0333		<0.0337	<0.0333	<0.0344	<0.0337				<0.0337	<0.0333	<0.0333	<0.0333			<0.033	<0.033									
Dieldrin	60-57-1	ug/L	6/24/2020		0.003J																								
Dieldrin	60-57-1	ug/L	10/20/2021		<0.05							<0.05					<0.05	<0.05											
Dieldrin	60-57-1	ug/L	5/1/2023																		<0.064	<0.0744	<0.0711	<0.064	<0.064				
Dieldrin	60-57-1	ug/L	4/23/2025	<0.0909										<0.0895					<0.0904										
Dieldrin	60-57-1	ug/L	4/24/2025													<0.0921													
Dieldrin	60-57-1	ug/L	5/5/2025						<0.0895																				
Dieldrin	60-57-1	ug/L	5/6/2025										<0.0907		<0.0902														
Dieldrin	60-57-1	ug/L	5/7/2025				<0.0907													<0.0904									
Dieldrin	60-57-1	ug/L	5/8/2025			<0.0882		<0.0904																					
Diethyl phthalate	84-66-2	ug/L	4/14/2009	<10		<10	<10	<10	<10	<10																			
Diethyl phthalate	84-66-2	ug/L	5/10/2010	<10		<10	<10	<10	<10	<10			<10	<10	<10	<10			<10	<10									
Diethyl phthalate	84-66-2	ug/L	4/4/2011									<10					<10	<10											
Diethyl phthalate	84-66-2	ug/L	3/30/2013																							<10	<10		
Diethyl phthalate	84-66-2	ug/L	7/10/2013																		<10.2	<10.1	<10.1	<106	<10.3				

Table 9A
Analytical Data Summary - Series A HMSP Wells
2025 Annual Water Quality Report
Iowa City Sanitary Landfill
Permit No. 52-SDP-01-72P

Constituent	CAS	Units	Date	MW-17A-00	MW-18AR	MW-23A	MW-24A	MW-25A-00	MW-29A	MW-34A	MW-38A	MW-200A	MW-201A	MW-202A	MW-203A	MW-204A	MW-205A	MW-213A	MW-214A	MW-215A	MW-216A	MW-217A	MW-218A	MW-219A	MW-220A	MW-310A	MW-312A	MW-408	MW-410
Diethyl phthalate	84-66-2	ug/L	6/2/2014																					<10.1					
Diethyl phthalate	84-66-2	ug/L	10/15/2014																					<10					
Diethyl phthalate	84-66-2	ug/L	10/5/2015	<10.4		<10	<10.5	<10.5	<10.1				<10.8	<10.6	<10.5	<10.3			<11.1	<10.1									
Diethyl phthalate	84-66-2	ug/L	4/4/2016									<10					<10	<10											
Diethyl phthalate	84-66-2	ug/L	5/1/2018																		<10.4	<10.3							
Diethyl phthalate	84-66-2	ug/L	5/2/2018																				<10.4	<10.5	<10.4				
Diethyl phthalate	84-66-2	ug/L	3/30/2020	<10.4		<10.8	<10.3	<10.5	<10.3				<10.4	<10.4	<10.5	<10.1			<10.4	<10.4									
Diethyl phthalate	84-66-2	ug/L	6/24/2020		<10.4																								
Diethyl phthalate	84-66-2	ug/L	10/20/2021		<8							<8					<8	<8											
Diethyl phthalate	84-66-2	ug/L	5/1/2023																		<10.6	<10	<9.8	<10.6	<10				
Diethyl phthalate	84-66-2	ug/L	4/23/2025	<10.4										<10.4					<10.4										
Diethyl phthalate	84-66-2	ug/L	4/24/2025													<10.4													
Diethyl phthalate	84-66-2	ug/L	5/5/2025						<10.2																				
Diethyl phthalate	84-66-2	ug/L	5/6/2025										<10.4		<10.6														
Diethyl phthalate	84-66-2	ug/L	5/7/2025				<10.2													<10.6									
Diethyl phthalate	84-66-2	ug/L	5/8/2025			<9.80		<10.6																					
Dimethoate	60-51-5	ug/L	4/14/2009	<10		<10	<10	<10	<10	<10																			
Dimethoate	60-51-5	ug/L	5/10/2010	<10		<10	<10	<10	<10	<10			<10	<10	<10	<10			<10	<10									
Dimethoate	60-51-5	ug/L	4/4/2011									<10					<10	<10											
Dimethoate	60-51-5	ug/L	3/30/2013																							<10	<10		
Dimethoate	60-51-5	ug/L	7/10/2013																		<10.2	<10.1	<10.1	<106	<10.3				
Dimethoate	60-51-5	ug/L	6/2/2014																					<10.1					
Dimethoate	60-51-5	ug/L	10/15/2014																					<10					
Dimethoate	60-51-5	ug/L	10/5/2015	<10.4		<10	<10.5	<10.5	<10.1				<10.8	<10.6	<10.5	<10.3			<11.1	<10.1									
Dimethoate	60-51-5	ug/L	4/4/2016									<10					<10	<10											
Dimethoate	60-51-5	ug/L	5/1/2018																		<10.4	<10.3							
Dimethoate	60-51-5	ug/L	5/2/2018																				<10.4	<10.5	<10.4				
Dimethoate	60-51-5	ug/L	3/30/2020	<10.4		<10.8	<10.3	<10.5	<10.3				<10.4	<10.4	<10.5	<10.1			<10.4	<10.4									
Dimethoate	60-51-5	ug/L	6/24/2020		<10.4																								
Dimethoate	60-51-5	ug/L	10/20/2021		<0.4							<0.4					<0.4	<0.4											
Dimethoate	60-51-5	ug/L	5/1/2023																		<10.6	<10	<9.8	<10.6	<10				
Dimethoate	60-51-5	ug/L	4/23/2025	<10.4										<10.4					<10.4										
Dimethoate	60-51-5	ug/L	4/24/2025													<10.4													
Dimethoate	60-51-5	ug/L	5/5/2025						<10.2																				
Dimethoate	60-51-5	ug/L	5/6/2025										<10.4		<10.6														
Dimethoate	60-51-5	ug/L	5/7/2025				<10.2													<10.6									
Dimethoate	60-51-5	ug/L	5/8/2025			<9.80		<10.6																					
Dimethyl phthalate	131-11-3	ug/L	4/14/2009	<10		<10	<10	<10	<10	<10																			
Dimethyl phthalate	131-11-3	ug/L	5/10/2010	<10		<10	<10	<10	<10	<10			<10	<10	<10	<10			<10	<10									
Dimethyl phthalate	131-11-3	ug/L	4/4/2011									<10					<10	<10											
Dimethyl phthalate	131-11-3	ug/L	3/30/2013																							<10	<10		
Dimethyl phthalate	131-11-3	ug/L	7/10/2013																		<10.2	<10.1	<10.1	<106	<10.3				
Dimethyl phthalate	131-11-3	ug/L	6/2/2014																					<10.1					
Dimethyl phthalate	131-11-3	ug/L	10/15/2014																					<10					
Dimethyl phthalate	131-11-3	ug/L	10/5/2015	<10.4		<10	<10.5	<10.5	<10.1				<10.8	<10.6	<10.5	<10.3			<11.1	<10.1									
Dimethyl phthalate	131-11-3	ug/L	4/4/2016									<10					<10	<10											
Dimethyl phthalate	131-11-3	ug/L	5/1/2018																		<10.4	<10.3							
Dimethyl phthalate	131-11-3	ug/L	5/2/2018																				<10.4	<10.5	<10.4				
Dimethyl phthalate	131-11-3	ug/L	3/30/2020	<10.4		<10.8	<10.3	<10.5	<10.3				<10.4	<10.4	<10.5	<10.1			<10.4	<10.4									
Dimethyl phthalate	131-11-3	ug/L	6/24/2020		<10.4																								
Dimethyl phthalate	131-11-3	ug/L	10/20/2021		<8							<8					<8	<8											
Dimethyl phthalate	131-11-3	ug/L	5/1/2023																		<10.6	<10	<9.8	<10.6	<10				
Dimethyl phthalate	131-11-3	ug/L	4/23/2025	<10.4										<10.4					<10.4										
Dimethyl phthalate	131-11-3	ug/L	4/24/2025													<10.4													
Dimethyl phthalate	131-11-3	ug/L	5/5/2025						<10.2																				
Dimethyl phthalate	131-11-3	ug/L	5/6/2025										<10.4		<10.6														
Dimethyl phthalate	131-11-3	ug/L	5/7/2025				<10.2													<10.6									
Dimethyl phthalate	131-11-3	ug/L	5/8/2025			<9.80		<10.6																					
Dimethylaminoazobenzene	60-11-7	ug/L	4/14/2009	<10		<10	<10	<10	<10	<10																			
Dimethylaminoazobenzene	60-11-7	ug/L	5/10/2010	<10		<10	<10	<10	<10	<10			<10	<10	<10	<10			<10	<10									
Dimethylaminoazobenzene	60-11-7	ug/L	4/4/2011									<10					<10	<10											
Dimethylaminoazobenzene	60-11-7	ug/L	3/30/2013																							<10	<10		
Dimethylaminoazobenzene	60-11-7	ug/L	7/10/2013																		<10.2	<10.1	<10.1	<106	<10.3				
Dimethylaminoazobenzene	60-11-7	ug/L	6/2/2014																					<10.1					
Dimethylaminoazobenzene	60-11-7	ug/L	10/15/2014																					<10					
Dimethylaminoazobenzene	60-11-7	ug/L	10/5/2015	<10.4		<10	<10.5	<10.5	<10.1				<10.8	<10.6	<10.5	<10.3			<11.1	<10.1									
Dimethylaminoazobenzene	60-11-7	ug/L	4/4/2016									<10					<10	<10											
Dimethylaminoazobenzene	60-11-7	ug/L	5/1/2018																		<10.4	<10.3							
Dimethylaminoazobenzene	60-11-7	ug/L	5/2/2018																				<10.4	<10.5	<10.4				
Dimethylaminoazobenzene	60-11-7	ug/L	3/30/2020	<10.4		<10.8	<10.3	<10.5	<10.3				<10.4	<10.4	<10.5	<10.1			<10.4	<10.4									
Dimethylaminoazobenzene	60-11-7	ug/L	6/24/2020		<10.4																								
Dimethylaminoazobenzene	60-11-7	ug/L	10/20/2021		<8							<8					<8	<8											
Dimethylaminoazobenzene	60-11-7	ug/L	5/1/2023																		<10.6	<10	<9.8	<10.6	<10				
Dinoseb	88-85-7	ug/L	4/14/2009	<10		<10	<10	<10	<10	<10																			
Dinoseb	88-85-7	ug/L	5/10/2010	<10		<10	<10	<10	<10	<10			<10	<10	<10	<10			<10	<10									
Dinoseb	88-85-7	ug/L	4/4/2011									<10					<10	<10											
Dinoseb	88-85-7	ug/L	3/30/2013																							<10	<10		
Dinoseb	88-85-7	ug/L	7/10/2013																		<10.2	<10.1	<10.1	<106	<10.3				
Dinoseb	88-85-7	ug/L	6/2/2014																					<10.1					
Dinoseb	88-85-7	ug/L	10/15/2014																					<10					
Dinoseb	88-85-7	ug/L	10/5/2015	<10.4		<10	<10.5	<10.5	<10.1				<10.8	<10.6	<10.5	<10.3			<11.1	<10.1									
Dinoseb	88-85-7	ug/L	4/4/2016									<10					<10	<10											
Dinoseb	88-85-7	ug/L	5/1/2018																		<10.4	<10.3							
Dinoseb	88-85-7	ug/L	5/2/2018																				<10.4	<10.5	<10.4				
Dinoseb	88-85-7	ug/L	3/30/2020	<10.4		<10.8	<10.3	<10.5	<10.3				<10.4	<10.4	<10.5	<10.1			<10.4	<10.4									
Dinoseb	88-85-7	ug/L	6/24/2020		<10.4																								
Dinoseb	88-85-7	ug/L	10/20/2021		<0.5							<0.5					<0.5	<0.5											
Dinoseb	88-85-7	ug/L	5/1/2023																		<10.6	<10	<9.8	<10.6	<10				
Dinoseb	88-85-7	ug/L	4/23/2025	<10.4										<10.4					<10.4										
Dinoseb	88-85-7	ug/L	4/24/2025													<10.4													
Dinoseb	88-85-7	ug/L	5/5/2025						<10.2																				
Dinoseb	88-85-7	ug/L	5/6/2025										<10.4		<10.6														
Dinoseb	88-85-7	ug/L	5/7/2025				<10.2													<10.6									
Dinoseb	88-85-7	ug/L	5/8/2025			<9.80		<10.6																					
Diphenylamine	122-39-4	ug/L	4/14/2009	<10		<10	<10	<10	<10	<10																			
Diphenylamine	122-39-4	ug/L	5/10/2010	<10		<10	<10	<10	<10	<10			<10	<10	<10	<10			<10	<10									
Diphenylamine	122-39-4	ug/L	4/4/2011									<10					<10	<10											
Diphenylamine	122-39-4	ug/L	3/30/2013																							<10	<10		
Diphenylamine	122-39-4	ug/L	7/10/2013																		<10.2	<10.1	<10.1	<106	<10.3				
Diphenylamine	122-39-4	ug/L	6/2/2014																					<10.1					
Diphenylamine	122-39-4	ug/L	10/15/2014																					<10					
Diphenylamine	122-39-4	ug/L	10/5/2015	<10.4		<10	<10.5	<10.5	<10.1				<10.8	<10.6	<10.5	<10.3			<11.1	<10.1									
Diphenylamine	122-39-4	ug/L	4/4/2016									<10					<10	<10											
Diphenylamine	122-39-4	ug/L	5/1/2018																		<10.4	<10.3							
Diphenylamine	122-39-4	ug/L	5/2/2018																				<10.4	<10.5	<10.4				

Table 9A
Analytical Data Summary - Series A HMSP Wells
2025 Annual Water Quality Report
Iowa City Sanitary Landfill
Permit No. 52-SDP-01-72P

Constituent	CAS	Units	Date	MW-17A-00	MW-18AR	MW-23A	MW-24A	MW-25A-00	MW-29A	MW-34A	MW-38A	MW-200A	MW-201A	MW-202A	MW-203A	MW-204A	MW-205A	MW-213A	MW-214A	MW-215A	MW-216A	MW-217A	MW-218A	MW-219A	MW-220A	MW-310A	MW-312A	MW-408	MW-410
Diphenylamine	122-39-4	ug/L	3/30/2020	<10.4		<10.8	<10.3	<10.5	<10.3				<10.4	<10.4	<10.5	<10.1			<10.4	<10.4									
Diphenylamine	122-39-4	ug/L	6/24/2020		<10.4																								
Diphenylamine	122-39-4	ug/L	10/20/2021		<8							<8					<8	<8											
Diphenylamine	122-39-4	ug/L	5/1/2023																		<10.6	<10	<9.8	<10.6	<10				
Diphenylamine	122-39-4	ug/L	4/23/2025	<10.4										<10.4					<10.4										
Diphenylamine	122-39-4	ug/L	4/24/2025													<10.4													
Diphenylamine	122-39-4	ug/L	5/5/2025						<10.2																				
Diphenylamine	122-39-4	ug/L	5/6/2025										<10.4		<10.6														
Diphenylamine	122-39-4	ug/L	5/7/2025				<10.2													<10.6									
Diphenylamine	122-39-4	ug/L	5/8/2025			<9.80		<10.6																					
Disulfoton	298-04-4	ug/L	4/14/2009	<70		<70	<70	<70	<70	<70																			
Disulfoton	298-04-4	ug/L	5/10/2010	<10		<10	<10	<10	<10	<10			<10	<10	<10	<10			<10	<10									
Disulfoton	298-04-4	ug/L	4/4/2011									<10					<10	<10											
Disulfoton	298-04-4	ug/L	3/30/2013																							<10	<10		
Disulfoton	298-04-4	ug/L	7/10/2013																		<10.2	<10.1	<10.1	<106	<10.3				
Disulfoton	298-04-4	ug/L	6/2/2014																					<10.1					
Disulfoton	298-04-4	ug/L	10/15/2014																					<10					
Disulfoton	298-04-4	ug/L	10/5/2015	<10.4		<10	<10.5	<10.5	<10.1				<10.8	<10.6	<10.5	<10.3			<11.1	<10.1									
Disulfoton	298-04-4	ug/L	4/4/2016									<10					<10	<10											
Disulfoton	298-04-4	ug/L	5/1/2018																		<10.4	<10.3							
Disulfoton	298-04-4	ug/L	5/2/2018																				<10.4	<10.5	<10.4				
Disulfoton	298-04-4	ug/L	3/30/2020	<10.4		<10.8	1.06J	<10.5	<10.3				<10.4	<10.4	<10.5	<10.1			<10.4	<10.4									
Disulfoton	298-04-4	ug/L	6/24/2020		<10.4																								
Disulfoton	298-04-4	ug/L	10/20/2021		<0.4							<0.4					<0.4	<0.4											
Disulfoton	298-04-4	ug/L	5/1/2023																		<10.6	<10	<9.8	<10.6	<10				
Disulfoton	298-04-4	ug/L	4/23/2025	<10.4										<10.4					<10.4										
Disulfoton	298-04-4	ug/L	4/24/2025													<10.4													
Disulfoton	298-04-4	ug/L	5/5/2025						<10.2																				
Disulfoton	298-04-4	ug/L	5/6/2025										<10.4		<10.6														
Disulfoton	298-04-4	ug/L	5/7/2025				<10.2													<10.6									
Disulfoton	298-04-4	ug/L	5/8/2025			<9.80		<10.6																					
Endosulfan I	959-98-8	ug/L	4/14/2009	<0.032		<0.032	<0.032	<0.032	<0.032	<0.032																			
Endosulfan I	959-98-8	ug/L	10/25/2009							<0.032																			
Endosulfan I	959-98-8	ug/L	5/10/2010	<0.032		<0.032	<0.032	<0.032	<0.032	<0.032			<0.032	<0.032	<0.032	<0.032			<0.032	<0.032									
Endosulfan I	959-98-8	ug/L	4/4/2011									<0.032					<0.032	<0.032											
Endosulfan I	959-98-8	ug/L	10/11/2012								<0.032																		
Endosulfan I	959-98-8	ug/L	3/30/2013																							<0.032	<0.032		
Endosulfan I	959-98-8	ug/L	7/10/2013																		<0.0327	<0.0323	<0.0323	<0.0348	<0.0348				
Endosulfan I	959-98-8	ug/L	10/5/2015	<0.0327		<0.0337	<0.032	<0.0327	<0.0323				<0.0333	<0.0323	<0.032	<0.033			<0.0348	<0.0323									
Endosulfan I	959-98-8	ug/L	4/4/2016									<0.032					<0.032	<0.032											
Endosulfan I	959-98-8	ug/L	5/1/2018																		<0.0333	<0.0323							
Endosulfan I	959-98-8	ug/L	5/2/2018																				<0.0337	<0.0337	<0.0333				
Endosulfan I	959-98-8	ug/L	3/30/2020	<0.0333		<0.0337	<0.0333	<0.0344	<0.0337				0.00313J	<0.0333	<0.0333	0.00258J			<0.033	<0.033									
Endosulfan I	959-98-8	ug/L	6/24/2020		<0.0337																								
Endosulfan I	959-98-8	ug/L	10/20/2021		<0.05							<0.05					<0.05	<0.05											
Endosulfan I	959-98-8	ug/L	5/1/2023																		<0.064	<0.0744	<0.0711	<0.064	<0.064				
Endosulfan I	959-98-8	ug/L	4/23/2025	<0.0909										<0.0895					<0.0904										
Endosulfan I	959-98-8	ug/L	4/24/2025													<0.0921													
Endosulfan I	959-98-8	ug/L	5/5/2025						<0.0895																				
Endosulfan I	959-98-8	ug/L	5/6/2025										<0.0907		<0.0902														
Endosulfan I	959-98-8	ug/L	5/7/2025				<0.0907													<0.0904									
Endosulfan I	959-98-8	ug/L	5/8/2025			<0.0882		<0.0904																					
Endosulfan II	33213-65-9	ug/L	4/14/2009	<0.032		<0.032	<0.032	<0.032	<0.032	<0.032																			
Endosulfan II	33213-65-9	ug/L	10/25/2009							<0.032																			
Endosulfan II	33213-65-9	ug/L	5/10/2010	<0.032		<0.032	<0.032	<0.032	<0.032	<0.032			<0.032	<0.032	<0.032	<0.032			<0.032	<0.032									
Endosulfan II	33213-65-9	ug/L	4/4/2011									<0.032					<0.032	<0.032											
Endosulfan II	33213-65-9	ug/L	10/11/2012								<0.032																		
Endosulfan II	33213-65-9	ug/L	3/30/2013																							<0.032	<0.032		
Endosulfan II	33213-65-9	ug/L	7/10/2013																		<0.0327	<0.0323	<0.0323	<0.0348	<0.0348				
Endosulfan II	33213-65-9	ug/L	10/5/2015	<0.0327		<0.0337	<0.032	<0.0327	<0.0323				<0.0333	<0.0323	<0.032	<0.033			<0.0348	<0.0323									
Endosulfan II	33213-65-9	ug/L	4/4/2016									<0.032					<0.032	<0.032											
Endosulfan II	33213-65-9	ug/L	5/1/2018																		<0.0333	<0.0323							
Endosulfan II	33213-65-9	ug/L	5/2/2018																				<0.0337	<0.0337	<0.0333				
Endosulfan II	33213-65-9	ug/L	3/30/2020	<0.0333		<0.0337	<0.0333	<0.0344	<0.0337				<0.0337	<0.0333	<0.0333	<0.0333			<0.033	<0.033									
Endosulfan II	33213-65-9	ug/L	6/24/2020		<0.0337																								
Endosulfan II	33213-65-9	ug/L	10/20/2021		<0.05							<0.05					<0.05	<0.05											
Endosulfan II	33213-65-9	ug/L	5/1/2023																		<0.064	<0.0744	<0.0711	<0.064	<0.064				
Endosulfan II	33213-65-9	ug/L	4/23/2025	<0.0909										<0.0895					<0.0904										
Endosulfan II	33213-65-9	ug/L	4/24/2025													<0.0921													
Endosulfan II	33213-65-9	ug/L	5/5/2025						<0.0895																				
Endosulfan II	33213-65-9	ug/L	5/6/2025										<0.0907		<0.0902														
Endosulfan II	33213-65-9	ug/L	5/7/2025				<0.0907													<0.0904									
Endosulfan II	33213-65-9	ug/L	5/8/2025			<0.0882		<0.0904																					
Endosulfan sulfate	1031-07-8	ug/L	4/14/2009	<0.032		<0.032	<0.032	<0.032	<0.032	<0.032																			
Endosulfan sulfate	1031-07-8	ug/L	10/25/2009							<0.032																			
Endosulfan sulfate	1031-07-8	ug/L	5/10/2010	<0.032		<0.032	<0.032	<0.032	<0.032	<0.032			<0.032	<0.032	<0.032	<0.032			<0.032	<0.032									
Endosulfan sulfate	1031-07-8	ug/L	4/4/2011									<0.032					<0.032	<0.032											
Endosulfan sulfate	1031-07-8	ug/L	10/11/2012								<0.032																		
Endosulfan sulfate	1031-07-8	ug/L	3/30/2013																							<0.032	<0.032		
Endosulfan sulfate	1031-07-8	ug/L	7/10/2013																		<0.0327	<0.0323	<0.0323	<0.0348	<0.0348				
Endosulfan sulfate	1031-07-8	ug/L	10/5/2015	<0.0327		<0.0337	<0.032	<0.0327	<0.0323				<0.0333	<0.0323	<0.032	<0.033			<0.0348	<0.0323									
Endosulfan sulfate	1031-07-8	ug/L	4/4/2016									<0.032					0.01J	<0.032											
Endosulfan sulfate	1031-07-8	ug/L	5/1/2018																		<0.0333	<0.0323							
Endosulfan sulfate	1031-07-8	ug/L	5/2/2018																				<0.0337	<0.0337	<0.0333				
Endosulfan sulfate	1031-07-8	ug/L	3/30/2020	<0.0333		<0.0337	<0.0333	<0.0344	<0.0337				<0.0337	<0.0333	<0.0333	<0.0333			<0.033	<0.033									
Endosulfan sulfate	1031-07-8	ug/L	6/24/2020		<0.0337																								
Endosulfan sulfate	1031-07-8	ug/L	10/20/2021		<0.05							<0.05					<0.05	<0.05											
Endosulfan sulfate	1031-07-8	ug/L	5/1/2023																		<0.064	<0.0744	<0.0711	<0.064	<0.064				
Endosulfan sulfate	1031-07-8	ug/L	4/23/2025	<0.0909										<0.0895					<0.0904										
Endosulfan sulfate	1031-07-8	ug/L	4/24/2025													<0.0921													
Endosulfan sulfate	1031-07-8	ug/L	5/5/2025						<0.0895																				
Endosulfan sulfate	1031-07-8	ug/L	5/6/2025										<0.0907		<0.0902														
Endosulfan sulfate	1031-07-8	ug/L	5/7/2025				<0.0907													<0.0904									
Endosulfan sulfate	1031-07-8	ug/L	5/8/2025			<0.0882		<0.0904																					
Endrin	72-20-8	ug/L	4/14/2009	<0.032		<0.032	<0.032	<0.032	<0.032	<0.032																			
Endrin	72-20-8	ug/L	10/25/2009							<0.032																			
Endrin	72-20-8	ug/L	5/10/2010	<0.032		<0.032	<0.032	<0.032	<0.032	<0.032			<0.032	<0.032	<0.032	<0.032			<0.032	<0.032									
Endrin	72-20-8	ug/L	4/4/2011									<0.032					<0.032	<0.032											
Endrin	72-20-8	ug/L	10/11/2012								<0.032																		
Endrin	72-20-8	ug/L	3/30/2013																							<0.032	<0.032		
Endrin	72-20-8	ug/L	7/10/2013																		<0.0327	<0.0323	<0.0323	<0.0348	<0.0348				
Endrin	72-20-8	ug/L	10/5/2015	<0.0327		<0.0337	<0.032	<0.0327	<0.0323				<0.0333	<0.0323	<0.032	<0.033			<0.0348	<0.0323									
Endrin	72-20-8	ug/L	4/4/2016									<0.032					0.00354J	<0.032											
Endrin	72-20-8	ug/L	5/1/2018																		<0.0333	<0.0323							
Endrin	72-20-8	ug/L	5/2/2018																				<0.0337	<0.0337	<0.0333				

Table 9A
Analytical Data Summary - Series A HMSP Wells
2025 Annual Water Quality Report
Iowa City Sanitary Landfill
Permit No. 52-SDP-01-72P

Constituent	CAS	Units	Date	MW-17A-00	MW-18AR	MW-23A	MW-24A	MW-25A-00	MW-29A	MW-34A	MW-38A	MW-200A	MW-201A	MW-202A	MW-203A	MW-204A	MW-205A	MW-213A	MW-214A	MW-215A	MW-216A	MW-217A	MW-218A	MW-219A	MW-220A	MW-310A	MW-312A	MW-408	MW-410
Endrin	72-20-8	ug/L	3/30/2020	<0.0333		<0.0337	<0.0333	<0.0344	<0.0337				<0.0337	<0.0333	<0.0333	<0.0333			<0.033	<0.033									
Endrin	72-20-8	ug/L	6/24/2020		<0.0337																								
Endrin	72-20-8	ug/L	10/20/2021		<0.05							<0.05					<0.05	<0.05											
Endrin	72-20-8	ug/L	5/1/2023																		<0.064	<0.0744	<0.0711	<0.064	<0.064				
Endrin	72-20-8	ug/L	4/23/2025	<0.0909										<0.0895					<0.0904										
Endrin	72-20-8	ug/L	4/24/2025													<0.0921													
Endrin	72-20-8	ug/L	5/5/2025						<0.0895																				
Endrin	72-20-8	ug/L	5/6/2025										<0.0907		<0.0902														
Endrin	72-20-8	ug/L	5/7/2025				<0.0907													<0.0904									
Endrin	72-20-8	ug/L	5/8/2025			<0.0882		<0.0904																					
Endrin aldehyde	7421-93-4	ug/L	4/14/2009	<0.032		<0.032	<0.032	<0.032	<0.032	<0.032																			
Endrin aldehyde	7421-93-4	ug/L	10/25/2009							<0.032																			
Endrin aldehyde	7421-93-4	ug/L	5/10/2010	<0.032		<0.032	<0.032	<0.032	<0.032	<0.032			<0.032	<0.032	<0.032	<0.032			<0.032	<0.032									
Endrin aldehyde	7421-93-4	ug/L	1/10/2011							<0.032																			
Endrin aldehyde	7421-93-4	ug/L	4/4/2011							<0.032		<0.032					<0.032	<0.032											
Endrin aldehyde	7421-93-4	ug/L	7/8/2011							<0.032																			
Endrin aldehyde	7421-93-4	ug/L	8/11/2011							<0.032																			
Endrin aldehyde	7421-93-4	ug/L	12/5/2011							<0.032																			
Endrin aldehyde	7421-93-4	ug/L	4/11/2012							<0.032																			
Endrin aldehyde	7421-93-4	ug/L	10/11/2012								<0.032																		
Endrin aldehyde	7421-93-4	ug/L	12/13/2012								<0.05																		
Endrin aldehyde	7421-93-4	ug/L	2/4/2013								<0.032																		
Endrin aldehyde	7421-93-4	ug/L	3/30/2013								<0.032															<0.032	<0.032		
Endrin aldehyde	7421-93-4	ug/L	7/10/2013																		<0.0327	<0.0323	<0.0323	<0.0348	<0.0348				
Endrin aldehyde	7421-93-4	ug/L	10/5/2015	<0.0327		<0.0337	<0.032	<0.0327	<0.0323				<0.0333	<0.0323	<0.032	<0.033			<0.0348	<0.0323									
Endrin aldehyde	7421-93-4	ug/L	4/4/2016									<0.032					<0.032	<0.032											
Endrin aldehyde	7421-93-4	ug/L	5/1/2018																		<0.0333	<0.0323							
Endrin aldehyde	7421-93-4	ug/L	5/2/2018																				<0.0337	<0.0337	<0.0333				
Endrin aldehyde	7421-93-4	ug/L	3/30/2020	<0.0333		<0.0337	<0.0333	<0.0344	<0.0337				<0.0337	<0.0333	<0.0333	<0.0333			<0.033	<0.033									
Endrin aldehyde	7421-93-4	ug/L	6/24/2020		<0.0337																								
Endrin aldehyde	7421-93-4	ug/L	10/20/2021		<0.05							<0.05					<0.05	<0.05											
Endrin aldehyde	7421-93-4	ug/L	5/1/2023																		<0.064	<0.0744	<0.0711	<0.064	<0.064				
Endrin aldehyde	7421-93-4	ug/L	4/23/2025	<0.0909										<0.0895					<0.0904										
Endrin aldehyde	7421-93-4	ug/L	4/24/2025													<0.0921													
Endrin aldehyde	7421-93-4	ug/L	5/5/2025						<0.0895																				
Endrin aldehyde	7421-93-4	ug/L	5/6/2025										<0.0907		<0.0902														
Endrin aldehyde	7421-93-4	ug/L	5/7/2025				<0.0907													<0.0904									
Endrin aldehyde	7421-93-4	ug/L	5/8/2025			<0.0882		<0.0904																					
Ethyl Methacrylate	97-63-2	ug/L	4/14/2009	<2		<2	<2	<2	<2	<2																			
Ethyl Methacrylate	97-63-2	ug/L	5/10/2010	<20		<20	<20	<20	<20	<20			<20	<20	<20	<20			<20	<20									
Ethyl Methacrylate	97-63-2	ug/L	4/4/2011									<2					<2	<4											
Ethyl Methacrylate	97-63-2	ug/L	10/11/2012								<2																		
Ethyl Methacrylate	97-63-2	ug/L	3/30/2013																							<2	<2		
Ethyl Methacrylate	97-63-2	ug/L	7/10/2013																		<2	<2	<2	<2	<2				
Ethyl Methacrylate	97-63-2	ug/L	10/5/2015	<2		<2	<2	<2	<2				<2	<2	<2	<2			<2	<2									
Ethyl Methacrylate	97-63-2	ug/L	4/4/2016									<2					<2	<2											
Ethyl Methacrylate	97-63-2	ug/L	5/1/2018																		<2	<2							
Ethyl Methacrylate	97-63-2	ug/L	5/2/2018																				<2	<2	<2				
Ethyl Methacrylate	97-63-2	ug/L	3/30/2020	<2		<2	<2	<2	<2				<2	<2	<2	<2			<2	<2									
Ethyl Methacrylate	97-63-2	ug/L	6/24/2020		<2																								
Ethyl Methacrylate	97-63-2	ug/L	10/20/2021		<10							<10					<10	<10											
Ethyl Methacrylate	97-63-2	ug/L	5/1/2023																		<2	<2	<2	<2	<2				
Ethyl Methanesulfonate	62-50-0	ug/L	4/14/2009	<10		<10	<10	<10	<10	<10																			
Ethyl Methanesulfonate	62-50-0	ug/L	5/10/2010	<10		<10	<10	<10	<10	<10			<10	<10	<10	<10			<10	<10									
Ethyl Methanesulfonate	62-50-0	ug/L	4/4/2011									<10					<10	<10											
Ethyl Methanesulfonate	62-50-0	ug/L	3/30/2013																							<10	<10		
Ethyl Methanesulfonate	62-50-0	ug/L	7/10/2013																		<10.2	<10.1	<10.1	<106	<10.3				
Ethyl Methanesulfonate	62-50-0	ug/L	6/2/2014																					<10.1					
Ethyl Methanesulfonate	62-50-0	ug/L	10/15/2014																					<10					
Ethyl Methanesulfonate	62-50-0	ug/L	10/5/2015	<10.4		<10	<10.5	<10.5	<10.1				<10.8	<10.6	<10.5	<10.3			<11.1	<10.1									
Ethyl Methanesulfonate	62-50-0	ug/L	4/4/2016									<10					<10	<10											
Ethyl Methanesulfonate	62-50-0	ug/L	5/1/2018																		<10.4	<10.3							
Ethyl Methanesulfonate	62-50-0	ug/L	5/2/2018																				<10.4	<10.5	<10.4				
Ethyl Methanesulfonate	62-50-0	ug/L	3/30/2020	<10.4		<10.8	<10.3	<10.5	<10.3				<10.4	<10.4	<10.5	<10.1			<10.4	<10.4									
Ethyl Methanesulfonate	62-50-0	ug/L	6/24/2020		<10.4																								
Ethyl Methanesulfonate	62-50-0	ug/L	10/20/2021		<8							<8					<8	<8											
Ethyl Methanesulfonate	62-50-0	ug/L	5/1/2023																		<10.6	<10	<9.8	<10.6	<10				
Ethyl Parathion	56-38-2	ug/L	4/23/2025	<10.4										<10.4					<10.4										
Ethyl Parathion	56-38-2	ug/L	4/24/2025													<10.4													
Ethyl Parathion	56-38-2	ug/L	5/5/2025						<10.2																				
Ethyl Parathion	56-38-2	ug/L	5/6/2025										<10.4		<10.6														
Ethyl Parathion	56-38-2	ug/L	5/7/2025				<10.2													<10.6									
Ethyl Parathion	56-38-2	ug/L	5/8/2025			<9.80		<10.6																					
Ethyl methacrylate	97-63-2	ug/L	4/23/2025	<2.00										<2.00					<2.00										
Ethyl methacrylate	97-63-2	ug/L	4/24/2025													<2.00													
Ethyl methacrylate	97-63-2	ug/L	5/5/2025						<2.00																				
Ethyl methacrylate	97-63-2	ug/L	5/6/2025										<2.00		<2.00														
Ethyl methacrylate	97-63-2	ug/L	5/7/2025				<2.00													<2.00									
Ethyl methacrylate	97-63-2	ug/L	5/8/2025			<2.00		<2.00																					
Ethyl methanesulfonate	62-50-0	ug/L	4/23/2025	<10.4										<10.4					<10.4										
Ethyl methanesulfonate	62-50-0	ug/L	4/24/2025													<10.4													
Ethyl methanesulfonate	62-50-0	ug/L	5/5/2025						<10.2																				
Ethyl methanesulfonate	62-50-0	ug/L	5/6/2025										<10.4		<10.6														
Ethyl methanesulfonate	62-50-0	ug/L	5/7/2025				<10.2													<10.6									
Ethyl methanesulfonate	62-50-0	ug/L	5/8/2025			<9.80		<10.6																					
Ethylbenzene	100-41-4	ug/L	2/27/2008	<1		<1	<1	<1	<1	<1																			
Ethylbenzene	100-41-4	ug/L	5/12/2008	<1		<1	<1	<1	<1	<1																			
Ethylbenzene	100-41-4	ug/L	7/13/2008	<1		<1	<1	<1	<1	<1																			
Ethylbenzene	100-41-4	ug/L	9/14/2008	<1		<1	<1	<1	<1	<1																			
Ethylbenzene	100-41-4	ug/L	11/17/2008	<1		<1	<1	<1	<1	<1																			
Ethylbenzene	100-41-4	ug/L	4/14/2009	<1		<1	<1	<1	<1	<1																			
Ethylbenzene	100-41-4	ug/L	7/7/2009										<1	<1	<1	5.01			<1	<1									
Ethylbenzene	100-41-4	ug/L	9/2/2009										<1	<1	<1	1.77			<1	<1									
Ethylbenzene	100-41-4	ug/L	10/25/2009	<2		<1	<2	<2	<1	<1			<2	<2	<2	1.93			<1	<1									
Ethylbenzene	100-41-4	ug/L	1/2/2010										<1	<1	<1	<1			<1	<1									
Ethylbenzene	100-41-4	ug/L	3/3/2010									<1	<1	<1	<1	<1	<1	<1	<1	<1									
Ethylbenzene	100-41-4	ug/L	5/10/2010	<1		<1	<1	<1	<1	<1		<1	<1	<1	<1	1.38	<1	<1	<1	<1									
Ethylbenzene	100-41-4	ug/L	7/8/2010							<1		<1				1.01	<1	<1											
Ethylbenzene	100-41-4	ug/L	9/13/2010							<1		<1				1.2	<1	<1											
Ethylbenzene	100-41-4	ug/L	11/1/2010	<1		<1		<1	<1	<1			<1	<1	<1	<1													
Ethylbenzene	100-41-4	ug/L	1/10/2011							<1		<1				<1	<1	<1											
Ethylbenzene	100-41-4	ug/L	4/4/2011							<1		<1				<1	<1	<1											
Ethylbenzene	100-41-4	ug/L	8/11/2011																							<1			
Ethylbenzene	100-41-4	ug/L	10/13/2011	<1		<1		<1	<1	<1		<1	<1	<1	<1	<1	<1	<1	<1							<1			
Ethylbenzene	100-41-4	ug/L	12/5/2011				<1													<1						<1			

Table 9A
Analytical Data Summary - Series A HMSP Wells
2025 Annual Water Quality Report
Iowa City Sanitary Landfill
Permit No. 52-SDP-01-72P

Constituent	CAS	Units	Date	MW-17A-00	MW-18AR	MW-23A	MW-24A	MW-25A-00	MW-29A	MW-34A	MW-38A	MW-200A	MW-201A	MW-202A	MW-203A	MW-204A	MW-205A	MW-213A	MW-214A	MW-215A	MW-216A	MW-217A	MW-218A	MW-219A	MW-220A	MW-310A	MW-312A	MW-408	MW-410
Ethylbenzene	100-41-4	ug/L	4/11/2012	<1		<1	<1	<1	<1	<1		<1	<1	<1	<1	<1	<1	<1	<1	<1						<1	<1		
Ethylbenzene	100-41-4	ug/L	6/25/2012					<1		<1																<1	<1		
Ethylbenzene	100-41-4	ug/L	8/1/2012							<1	<1										<1	<1	<1	<1	<1	<1	<1		
Ethylbenzene	100-41-4	ug/L	10/11/2012	<1		<1	<1	<1	<1		<1	<1		<1	<1	<1	<1	<1	<1	<1	<1	<1	<1	<1	<1	<1	<1		
Ethylbenzene	100-41-4	ug/L	12/13/2012								<1										<1	<1	<1	<1	<1		<1		
Ethylbenzene	100-41-4	ug/L	2/4/2013								<1										<1	<1	<1	<1	<1				
Ethylbenzene	100-41-4	ug/L	3/30/2013	<1		<1	<1	<1	<1		<1	<1		<1	<1	<1	<1	<1	<1	<1	<1	<1	<1	<1	<1	<1	<1		
Ethylbenzene	100-41-4	ug/L	7/10/2013																		<1	<1	<1	<1	<1				
Ethylbenzene	100-41-4	ug/L	10/7/2013	<1		<1			<1	<1	<1	<1	<1	<1	<1	<1	<1	<1	<1		<1	<1	<1	<1	<1		<1		
Ethylbenzene	100-41-4	ug/L	6/2/2014	<1		<1	<1	<1	<1	<1	<1	<1	<1	<1	<1	<1	<1	<1	<1	<1	<1	<1	<1	<1	<1				
Ethylbenzene	100-41-4	ug/L	10/15/2014	<1		<1	<1	<1	<1	<1	<1	<1	<1	<1	<1	<1	<1	<1	<1	<1	<1	<1	<1	<1	<1				
Ethylbenzene	100-41-4	ug/L	4/6/2015	<1		<1	<1	<1	<1	<1	<1	<1	<1	<1	<1	<1	<1	<1	<1	<1	<1	<1	<1	<1	<1				
Ethylbenzene	100-41-4	ug/L	10/5/2015	<1		<1	<1	<1	<1	<1	<1	<1	<1	<1	<1	<1	<1	<1	<1	<1	<1	<1	<1	<1	<1				
Ethylbenzene	100-41-4	ug/L	4/4/2016	<1		<1	<1	<1	<1	<1	<1	<1	<1	<1	<1	<1	<1	<1	<1	<1	<1	<1	<1	<1	<1				
Ethylbenzene	100-41-4	ug/L	10/17/2016	<1		<1	<1	<1	<1	<1	<1	<1	<1	<1	<1	<1	<1	<1	<1	<1	<1	<1	<1	<1	<1				
Ethylbenzene	100-41-4	ug/L	4/17/2017	<1		<1	<1	<1	<1	<1	<1	<1	<1	<1	<1	<1	<1	<1	<1	<1	<1	<1	<1	<1	<1				
Ethylbenzene	100-41-4	ug/L	10/11/2017	<1		<1	<1	<1	<1	<1	<1	<1	<1	<1	<1	<1	<1	<1	<1	<1	<1	<1	<1	<1	<1				
Ethylbenzene	100-41-4	ug/L	4/20/2018											<1					<1	<1									
Ethylbenzene	100-41-4	ug/L	4/23/2018	<1								<1	<1		<1	<1	<1												
Ethylbenzene	100-41-4	ug/L	4/25/2018						<1																				
Ethylbenzene	100-41-4	ug/L	4/30/2018			<1	<1	<1										<1											
Ethylbenzene	100-41-4	ug/L	5/1/2018								<1										<1	<1							
Ethylbenzene	100-41-4	ug/L	5/2/2018																				<1	<1	<1				
Ethylbenzene	100-41-4	ug/L	10/16/2018	<1		<1	<1	<1	<1	<1	<1	<1	<1	<1	<1	<1	<1	<1	<1	<1	<1	<1	<1	<1	<1				
Ethylbenzene	100-41-4	ug/L	4/16/2019	<1		<1	<1	<1	<1	<1	<1	<1	<1	<1	<1	<1	<1	<1	<1	<1	<1	<1	<1	<1	<1				
Ethylbenzene	100-41-4	ug/L	10/1/2019	<1	<1	<1	<1	<1	<1	<1	<1	<1	<1	<1	<1	<1	<1	<1	<1	<1	<1	<1	<1	<1	<1				
Ethylbenzene	100-41-4	ug/L	3/30/2020	<1	<1	<1	<1	<1	<1	<1	<1	<1	<1	<1	<1	<1	<1	<1	<1	<1	<1	<1	<1	<1	<1				
Ethylbenzene	100-41-4	ug/L	6/24/2020		<1																								
Ethylbenzene	100-41-4	ug/L	10/7/2020	<1	<1	<1	<1	<1	<1	<1	<1	<1	<1	<1	<1	<1	<1	<1	<1	<1	<1	<1	<1	<1	<1				
Ethylbenzene	100-41-4	ug/L	1/21/2021		<1																								
Ethylbenzene	100-41-4	ug/L	4/13/2021	<1	<1	<1	<1	<1	<1	<1	<1	<1	<1	<1	<1	<1	<1	<1	<1	<1	<1	<1	<1	<1	<1				
Ethylbenzene	100-41-4	ug/L	10/20/2021		<1			<1	<1			<1	<1				<1	<1			<1	<1	<1	<1	<1	<1	<1	<1	<1
Ethylbenzene	100-41-4	ug/L	5/2/2022		<1			<1	<1	<1	<1	<1	<1								<1	<1	<1	<1	<1	<1	<1	<1	<1
Ethylbenzene	100-41-4	ug/L	10/14/2022		<1			<1	<1			<1	<1								<1	<1	<1	<1	<1	<1	<1	<1	<1
Ethylbenzene	100-41-4	ug/L	5/1/2023	<1	<1	<1	<1	<1	<1	<1	<1	<1	<1	<1	<1			<1	<1	<1	<1	<1	<1	<1	<1	<1	<1	<1	<1
Ethylbenzene	100-41-4	ug/L	10/16/2023		<1			<1	<1			<1	<1								<1	<1	<1	<1	<1	<1	<1	<1	<1
Ethylbenzene	100-41-4	ug/L	4/29/2024		<1			<1	<1	<1	<1	<1	<1								<1	<1	<1	<1	<1	<1	<1	<1	<1
Ethylbenzene	100-41-4	ug/L	10/9/2024		<1.00								<1.00														<1.00		
Ethylbenzene	100-41-4	ug/L	10/10/2024						<1.00			<1.00														<1.00		<1.00	
Ethylbenzene	100-41-4	ug/L	10/14/2024																		<1.00	<1.00		<1.00					<1.00
Ethylbenzene	100-41-4	ug/L	10/15/2024																				<1.00		<1.00				
Ethylbenzene	100-41-4	ug/L	4/23/2025	<1.00										<1.00					<1.00										
Ethylbenzene	100-41-4	ug/L	4/24/2025													<1.00													
Ethylbenzene	100-41-4	ug/L	4/30/2025		<1.00							<1.00														<1.00	<1.00		
Ethylbenzene	100-41-4	ug/L	5/5/2025						<1.00																			<1.00	
Ethylbenzene	100-41-4	ug/L	5/6/2025										<1.00		<1.00														
Ethylbenzene	100-41-4	ug/L	5/7/2025				<1.00													<1.00	<1.00	<1.00	<1.00						
Ethylbenzene	100-41-4	ug/L	5/8/2025			<1.00		<1.00																					<1.00
Ethylbenzene	100-41-4	ug/L	5/9/2025							<1.00	<1.00													<1.00	<1.00				
Ethylbenzene	100-41-4	ug/L	10/21/2025						<1.00																	<1.00	<1.00	<1.00	
Ethylbenzene	100-41-4	ug/L	10/22/2025		<1.00							<1.00	<1.00																
Ethylbenzene	100-41-4	ug/L	10/23/2025					<1.00													<1.00	<1.00	<1.00	<1.00	<1.00				
Ethylbenzene	100-41-4	ug/L	10/24/2025																										<1.00
Famphur	52-85-7	ug/L	4/14/2009	<20		<20	<20	<20	<20	<20																			
Famphur	52-85-7	ug/L	5/10/2010	<20		<20	<20	<20	<20	<20			<20	<20	<20	<20			<20	<20									
Famphur	52-85-7	ug/L	4/4/2011									<20					<20	<20											
Famphur	52-85-7	ug/L	3/30/2013																							<20	<20		
Famphur	52-85-7	ug/L	7/10/2013																		<20.4	<20.2	<20.2	<213	<20.6				
Famphur	52-85-7	ug/L	6/2/2014																					<20.2					
Famphur	52-85-7	ug/L	10/15/2014																					<20					
Famphur	52-85-7	ug/L	10/5/2015	<20.8		<20	<21.1	<21.1	<20.2				<21.5	<21.3	<21.1	<20.6			<22.2	<20.2									
Famphur	52-85-7	ug/L	4/4/2016									<20					<20	<20											
Famphur	52-85-7	ug/L	5/1/2018																		<10.4	<10.3							
Famphur	52-85-7	ug/L	5/2/2018																				<10.4	<10.5	<10.4				
Famphur	52-85-7	ug/L	3/30/2020	<10.4		<10.8	<10.3	<10.5	<10.3				<10.4	<10.4	<10.5	<10.1			<10.4	<10.4									
Famphur	52-85-7	ug/L	6/24/2020		<10.4																								
Famphur	52-85-7	ug/L	10/20/2021		<0.4							<0.4					<0.4	<0.4											
Famphur	52-85-7	ug/L	5/1/2023																		<10.6	<10	<9.8	<10.6	<10				
Famphur	52-85-7	ug/L	4/23/2025	<10.4										<10.4					<10.4										
Famphur	52-85-7	ug/L	4/24/2025													<10.4													
Famphur	52-85-7	ug/L	5/5/2025						<10.2																				
Famphur	52-85-7	ug/L	5/6/2025										<10.4		<10.6														
Famphur	52-85-7	ug/L	5/7/2025				<10.2													<10.6									
Famphur	52-85-7	ug/L	5/8/2025			<9.80		<10.6																					
Fluoranthene	206-44-0	ug/L	4/14/2009	<10		<10	<10	<10	<10	<10																			
Fluoranthene	206-44-0	ug/L	5/10/2010	<10		<10	<10	<10	<10	<10			<10	<10	<10	<10			<10	<10									
Fluoranthene	206-44-0	ug/L	4/4/2011									<10					<10	<10											
Fluoranthene	206-44-0	ug/L	3/30/2013																							<10	<10		
Fluoranthene	206-44-0	ug/L	7/10/2013																		<10.2	<10.1	<10.1	<106	<10.3				
Fluoranthene	206-44-0	ug/L	6/2/2014																					<10.1					
Fluoranthene	206-44-0	ug/L	10/15/2014																					<10					
Fluoranthene	206-44-0	ug/L	10/5/2015	<10.4		<10	<10.5	<10.5	<10.1				<10.8	<10.6	<10.5	<10.3			<11.1	<10.1									
Fluoranthene	206-44-0	ug/L	4/4/2016									<10					<10	<10											
Fluoranthene	206-44-0	ug/L	5/1/2018																		<10.4	<10.3							
Fluoranthene	206-44-0	ug/L	5/2/2018																				<10.4	<10.5	<10.4				
Fluoranthene	206-44-0	ug/L	3/30/2020	<10.4		<10.8	<10.3	<10.5	<10.3				<10.4	<10.4	<10.5	<10.1			<10.4	<10.4									
Fluoranthene	206-44-0	ug/L	6/24/2020		<10.4																								
Fluoranthene	206-44-0	ug/L	10/20/2021		<8							<8					<8	<8											
Fluoranthene	206-44-0	ug/L	5/1/2023																		<10.6	<10	<9.8	<10.6	<10				
Fluoranthene	206-44-0	ug/L	4/23/2025	<10.4										<10.4					<10.4										
Fluoranthene	206-44-0	ug/L	4/24/2025													<10.4													
Fluoranthene	206-44-0	ug/L	5/5/2025						<10.2																				
Fluoranthene	206-44-0	ug/L	5/6/2025										<10.4		<10.6														
Fluoranthene	206-44-0	ug/L	5/7/2025				<10.2													<10.6									
Fluoranthene	206-44-0	ug/L	5/8/2025			<9.80		<10.6																					
Fluorene	86-73-7	ug/L	4/14/2009	<10		<10	<10	<10	<10	<10																			
Fluorene	86-73-7	ug/L	5/10/2010	<10		<10	<10	<10	<10	<10			<10	<10	<10	<10			<10	<10									
Fluorene	86-73-7	ug/L	4/4/2011									<10					<10	<10											
Fluorene	86-73-7	ug/L	3/30/2013																							<10	<10		
Fluorene	86-73-7	ug/L	7/10/2013																		<10.2	<10.1	<10.1	<106	<10.3				
Fluorene	86-73-7	ug/L	6/2/2014																					<10.1					
Fluorene	86-73-7	ug/L	10/15/2014																					<10					
Fluorene	86-73-7	ug/L	10/5/2015	<10.4		<10	<10.5	<10.5	<10.1				<10.8	<10.6	<10.5	<10.3			<11.1	<10.1									
Fluorene	86-73-7	ug/L	4/4/2016									<10					<10	<10											
Fluorene	86-73-7	ug/L	5/1/2018																		<10.4	<10.3							

Table 9A
Analytical Data Summary - Series A HMSP Wells
2025 Annual Water Quality Report
Iowa City Sanitary Landfill
Permit No. 52-SDP-01-72P

Constituent	CAS	Units	Date	MW-17A-00	MW-18AR	MW-23A	MW-24A	MW-25A-00	MW-29A	MW-34A	MW-38A	MW-200A	MW-201A	MW-202A	MW-203A	MW-204A	MW-205A	MW-213A	MW-214A	MW-215A	MW-216A	MW-217A	MW-218A	MW-219A	MW-220A	MW-310A	MW-312A	MW-408	MW-410
Fluorene	86-73-7	ug/L	5/2/2018																				<10.4	<10.5	<10.4				
Fluorene	86-73-7	ug/L	3/30/2020	<10.4		<10.8	<10.3	<10.5	<10.3				<10.4	<10.4	<10.5	<10.1			<10.4	<10.4									
Fluorene	86-73-7	ug/L	6/24/2020		<10.4																								
Fluorene	86-73-7	ug/L	10/20/2021		<8							<8					<8	<8											
Fluorene	86-73-7	ug/L	5/1/2023																		<10.6	<10	<9.8	<10.6	<10				
Fluorene	86-73-7	ug/L	4/23/2025	<10.4										<10.4					<10.4										
Fluorene	86-73-7	ug/L	4/24/2025													<10.4													
Fluorene	86-73-7	ug/L	5/5/2025						<10.2																				
Fluorene	86-73-7	ug/L	5/6/2025										<10.4		<10.6														
Fluorene	86-73-7	ug/L	5/7/2025				<10.2													<10.6									
Fluorene	86-73-7	ug/L	5/8/2025			<9.80		<10.6																					
Gamma-BHC [Lindane]	58-89-9	ug/L	4/14/2009	<0.032		<0.032	<0.032	<0.032	<0.032	<0.032																			
Gamma-BHC [Lindane]	58-89-9	ug/L	10/25/2009							<0.032																			
Gamma-BHC [Lindane]	58-89-9	ug/L	5/10/2010	<0.032		<0.032	<0.032	<0.032	<0.032	<0.032			<0.032	<0.032	<0.032	<0.032			<0.032	<0.032									
Gamma-BHC [Lindane]	58-89-9	ug/L	4/4/2011									<0.032					<0.032	<0.032											
Gamma-BHC [Lindane]	58-89-9	ug/L	10/11/2012								<0.032																		
Gamma-BHC [Lindane]	58-89-9	ug/L	3/30/2013																							<0.032	<0.032		
Gamma-BHC [Lindane]	58-89-9	ug/L	7/10/2013																		<0.0327	<0.0323	<0.0323	<0.0348	<0.0348				
Gamma-BHC [Lindane]	58-89-9	ug/L	10/5/2015	<0.0327		<0.0337	<0.032	<0.0327	<0.0323				<0.0333	<0.0323	<0.032	0.00274J			<0.0348	<0.0323									
Gamma-BHC [Lindane]	58-89-9	ug/L	4/4/2016									<0.032					0.00253J	<0.032											
Gamma-BHC [Lindane]	58-89-9	ug/L	5/1/2018																		<0.0333	<0.0323							
Gamma-BHC [Lindane]	58-89-9	ug/L	5/2/2018																				<0.0337	<0.0337	<0.0333				
Gamma-BHC [Lindane]	58-89-9	ug/L	3/30/2020	<0.0333		<0.0337	0.00234J	<0.0344	0.00201J				<0.0337	<0.0333	<0.0333	0.00228J			<0.033	<0.033									
Gamma-BHC [Lindane]	58-89-9	ug/L	6/24/2020		<0.0337																								
Gamma-BHC [Lindane]	58-89-9	ug/L	10/20/2021		<0.05							<0.05					<0.05	<0.05											
Gamma-BHC [Lindane]	58-89-9	ug/L	5/1/2023																		<0.064	<0.0744	<0.0711	<0.064	<0.064				
Gamma-Chlordane	5566-34-7	ug/L	5/10/2010			<0.032		<0.032		<0.032									<0.032										
Heptachlor	76-44-8	ug/L	4/14/2009	<0.032		<0.032	<0.032	<0.032	<0.032	<0.032																			
Heptachlor	76-44-8	ug/L	10/25/2009							<0.032																			
Heptachlor	76-44-8	ug/L	5/10/2010	<0.032		<0.032	<0.032	<0.032	<0.032	<0.032			<0.032	<0.032	<0.032	<0.032			<0.032	<0.032									
Heptachlor	76-44-8	ug/L	7/8/2010							<0.032																			
Heptachlor	76-44-8	ug/L	9/13/2010							<0.032																			
Heptachlor	76-44-8	ug/L	11/1/2010							<0.032																			
Heptachlor	76-44-8	ug/L	1/10/2011							<0.032																			
Heptachlor	76-44-8	ug/L	4/4/2011							<0.032		<0.032					<0.032	<0.032											
Heptachlor	76-44-8	ug/L	4/11/2012							<0.032																			
Heptachlor	76-44-8	ug/L	10/11/2012								<0.032																		
Heptachlor	76-44-8	ug/L	12/13/2012								<0.05																		
Heptachlor	76-44-8	ug/L	2/4/2013								<0.032																		
Heptachlor	76-44-8	ug/L	3/30/2013																							<0.032	<0.032		
Heptachlor	76-44-8	ug/L	7/10/2013																		<0.0327	<0.0323	<0.0323	<0.0348	<0.0348				
Heptachlor	76-44-8	ug/L	10/5/2015	0.00666J		<0.0337	<0.032	<0.0327	<0.0323				<0.0333	<0.0323	<0.032	<0.033			<0.0348	<0.0323									
Heptachlor	76-44-8	ug/L	4/4/2016									<0.032					0.00388J	<0.032											
Heptachlor	76-44-8	ug/L	5/1/2018																		<0.0333	<0.0323							
Heptachlor	76-44-8	ug/L	5/2/2018																				<0.0337	<0.0337	<0.0333				
Heptachlor	76-44-8	ug/L	3/30/2020	<0.0333		<0.0337	<0.0333	<0.0344	<0.0337				<0.0337	<0.0333	<0.0333	<0.0333			<0.033	<0.033									
Heptachlor	76-44-8	ug/L	6/24/2020		<0.0337																								
Heptachlor	76-44-8	ug/L	10/20/2021		<0.05							<0.05					<0.05	<0.05											
Heptachlor	76-44-8	ug/L	5/1/2023																		<0.064	<0.0744	<0.0711	<0.064	<0.064				
Heptachlor	76-44-8	ug/L	4/23/2025	<0.0909										<0.0895					<0.0904										
Heptachlor	76-44-8	ug/L	4/24/2025													<0.0921													
Heptachlor	76-44-8	ug/L	5/5/2025						<0.0895																				
Heptachlor	76-44-8	ug/L	5/6/2025										<0.0907		<0.0902														
Heptachlor	76-44-8	ug/L	5/7/2025				<0.0907													<0.0904									
Heptachlor	76-44-8	ug/L	5/8/2025			<0.0882		<0.0904																					
Heptachlor Epoxide	1024-57-3	ug/L	4/14/2009	<0.032		<0.032	<0.032	<0.032	<0.032	<0.032																			
Heptachlor Epoxide	1024-57-3	ug/L	10/25/2009							<0.032																			
Heptachlor Epoxide	1024-57-3	ug/L	5/10/2010	<0.032		<0.032	<0.032	<0.032	<0.032	<0.032			<0.032	<0.032	<0.032	<0.032			<0.032	<0.032									
Heptachlor Epoxide	1024-57-3	ug/L	4/4/2011									<0.032					<0.032	<0.032											
Heptachlor Epoxide	1024-57-3	ug/L	10/11/2012								<0.032																		
Heptachlor Epoxide	1024-57-3	ug/L	3/30/2013																							<0.032	<0.032		
Heptachlor Epoxide	1024-57-3	ug/L	7/10/2013																		<0.0327	<0.0323	<0.0323	<0.0348	<0.0348				
Heptachlor Epoxide	1024-57-3	ug/L	10/5/2015	<0.0327		<0.0337	<0.032	<0.0327	<0.0323				<0.0333	<0.0323	<0.032	<0.033			<0.0348	<0.0323									
Heptachlor Epoxide	1024-57-3	ug/L	4/4/2016									<0.032					<0.032	<0.032											
Heptachlor Epoxide	1024-57-3	ug/L	5/1/2018																		<0.0333	<0.0323							
Heptachlor Epoxide	1024-57-3	ug/L	5/2/2018																				<0.0337	<0.0337	<0.0333				
Heptachlor Epoxide	1024-57-3	ug/L	3/30/2020	<0.0333		<0.0337	<0.0333	<0.0344	<0.0337				<0.0337	<0.0333	<0.0333	<0.0333			<0.033	<0.033									
Heptachlor Epoxide	1024-57-3	ug/L	6/24/2020		<0.0337																								
Heptachlor Epoxide	1024-57-3	ug/L	10/20/2021		<0.05							<0.05					<0.05	<0.05											
Heptachlor Epoxide	1024-57-3	ug/L	5/1/2023																		<0.064	<0.0744	<0.0711	<0.064	<0.064				
Heptachlor epoxide	1024-57-3	ug/L	4/23/2025	<0.0909										<0.0895					<0.0904										
Heptachlor epoxide	1024-57-3	ug/L	4/24/2025													<0.0921													
Heptachlor epoxide	1024-57-3	ug/L	5/5/2025						<0.0895																				
Heptachlor epoxide	1024-57-3	ug/L	5/6/2025										<0.0907		<0.0902														
Heptachlor epoxide	1024-57-3	ug/L	5/7/2025				<0.0907													<0.0904									
Heptachlor epoxide	1024-57-3	ug/L	5/8/2025			<0.0882		<0.0904																					
Hexachlorobenzene	118-74-1	ug/L	4/14/2009	<10		<10	<10	<10	<10	<10																			
Hexachlorobenzene	118-74-1	ug/L	5/10/2010	<10		<10	<10	<10	<10	<10			<10	<10	<10	<10			<10	<10									
Hexachlorobenzene	118-74-1	ug/L	4/4/2011									<10					<10	<10											
Hexachlorobenzene	118-74-1	ug/L	3/30/2013																							<10	<10		
Hexachlorobenzene	118-74-1	ug/L	7/10/2013																		<10.2	<10.1	<10.1	<106	<10.3				
Hexachlorobenzene	118-74-1	ug/L	6/2/2014																					<10.1					
Hexachlorobenzene	118-74-1	ug/L	10/15/2014																					<10					
Hexachlorobenzene	118-74-1	ug/L	10/5/2015	<10.4		<10	<10.5	<10.5	<10.1				<10.8	<10.6	<10.5	<10.3			<11.1	<10.1									
Hexachlorobenzene	118-74-1	ug/L	4/4/2016									<10					<10	<10											
Hexachlorobenzene	118-74-1	ug/L	5/1/2018																		<10.4	<10.3							
Hexachlorobenzene	118-74-1	ug/L	5/2/2018																				<10.4	<10.5	<10.4				
Hexachlorobenzene	118-74-1	ug/L	3/30/2020	<10.4		<10.8	<10.3	<10.5	<10.3				<10.4	<10.4	<10.5	<10.1			<10.4	<10.4									
Hexachlorobenzene	118-74-1	ug/L	6/24/2020		<10.4																								
Hexachlorobenzene	118-74-1	ug/L	10/20/2021		<0.05							<0.05					<0.05	<0.05											
Hexachlorobenzene	118-74-1	ug/L	5/1/2023																		<10.6	<10	<9.8	<10.6	<10				
Hexachlorobenzene	118-74-1	ug/L	4/23/2025	<10.4										<10.4					<10.4										
Hexachlorobenzene	118-74-1	ug/L	4/24/2025													<10.4													
Hexachlorobenzene	118-74-1	ug/L	5/5/2025						<10.2																				
Hexachlorobenzene	118-74-1	ug/L	5/6/2025										<10.4		<10.6														
Hexachlorobenzene	118-74-1	ug/L	5/7/2025				<10.2													<10.6									
Hexachlorobenzene	118-74-1	ug/L	5/8/2025			<9.80		<10.6																					
Hexachlorobutadiene	87-68-3	ug/L	4/14/2009	<10		<10	<10	<10	<10	<10																			
Hexachlorobutadiene	87-68-3	ug/L	5/10/2010	<10		<10	<10	<10	<10	<10			<10	<10	<10	<10			<10	<10									
Hexachlorobutadiene	87-68-3	ug/L	4/4/2011									<10					<10	<10											
Hexachlorobutadiene	87-68-3	ug/L	3/30/2013																							<10	<10		
Hexachlorobutadiene	87-68-3	ug/L	7/10/2013																		<10.2	<10.1	<10.1	<106	<10.3				
Hexachlorobutadiene	87-68-3	ug/L	6/2/2014																					<10.1					
Hexachlorobutadiene	87-68-3	ug/L	10/15/2014																					<10					
Hexachlorobutadiene	87-68-3	ug/L	10/5/2015	<10.4		<10	<10.5	<10.5	<10.1				<10.8	<10.6	<10.5	<10.3			<11.1	<10.1									

Table 9A
Analytical Data Summary - Series A HMSP Wells
2025 Annual Water Quality Report
Iowa City Sanitary Landfill
Permit No. 52-SDP-01-72P

Constituent	CAS	Units	Date	MW-17A-00	MW-18AR	MW-23A	MW-24A	MW-25A-00	MW-29A	MW-34A	MW-38A	MW-200A	MW-201A	MW-202A	MW-203A	MW-204A	MW-205A	MW-213A	MW-214A	MW-215A	MW-216A	MW-217A	MW-218A	MW-219A	MW-220A	MW-310A	MW-312A	MW-408	MW-410
Hexachlorobutadiene	87-68-3	ug/L	4/4/2016									<10					<10	<10											
Hexachlorobutadiene	87-68-3	ug/L	5/1/2018																		<10.4	<10.3							
Hexachlorobutadiene	87-68-3	ug/L	5/2/2018																				<10.4	<10.5	<10.4				
Hexachlorobutadiene	87-68-3	ug/L	3/30/2020	<10.4		<10.8	<10.3	<10.5	<10.3				<10.4	<10.4	<10.5	<10.1			<10.4	<10.4									
Hexachlorobutadiene	87-68-3	ug/L	6/24/2020		<10.4																								
Hexachlorobutadiene	87-68-3	ug/L	10/20/2021		<8							<8					<8	<8											
Hexachlorobutadiene	87-68-3	ug/L	5/1/2023																		<10.6	<10	<9.8	<10.6	<10				
Hexachlorobutadiene	87-68-3	ug/L	4/23/2025	<10.4										<10.4					<10.4										
Hexachlorobutadiene	87-68-3	ug/L	4/24/2025													<10.4													
Hexachlorobutadiene	87-68-3	ug/L	5/5/2025						<10.2																				
Hexachlorobutadiene	87-68-3	ug/L	5/6/2025										<10.4		<10.6														
Hexachlorobutadiene	87-68-3	ug/L	5/7/2025				<10.2													<10.6									
Hexachlorobutadiene	87-68-3	ug/L	5/8/2025			<9.80		<10.6																					
Hexachlorocyclopentadiene	77-47-4	ug/L	4/14/2009	<10		<10	<10	<10	<10	<10																			
Hexachlorocyclopentadiene	77-47-4	ug/L	5/10/2010	<10		<10	<10	<10	<10	<10			<10	<10	<10	<10			<10	<10									
Hexachlorocyclopentadiene	77-47-4	ug/L	4/4/2011									<10					<10	<10											
Hexachlorocyclopentadiene	77-47-4	ug/L	3/30/2013																							<20	<20		
Hexachlorocyclopentadiene	77-47-4	ug/L	7/10/2013																		<20.4	<20.2	<20.2	<213	<20.6				
Hexachlorocyclopentadiene	77-47-4	ug/L	6/2/2014																					<20.2					
Hexachlorocyclopentadiene	77-47-4	ug/L	10/15/2014																					<20					
Hexachlorocyclopentadiene	77-47-4	ug/L	10/5/2015	<20.8		<20	<21.1	<21.1	<20.2				<21.5	<21.3	<21.1	<20.6			<22.2	<20.2									
Hexachlorocyclopentadiene	77-47-4	ug/L	4/4/2016									<20					<20	<20											
Hexachlorocyclopentadiene	77-47-4	ug/L	5/1/2018																		<10.4	<10.3							
Hexachlorocyclopentadiene	77-47-4	ug/L	5/2/2018																				<10.4	<10.5	<10.4				
Hexachlorocyclopentadiene	77-47-4	ug/L	3/30/2020	<10.4		<10.8	<10.3	<10.5	<10.3				<10.4	<10.4	<10.5	<10.1			<10.4	<10.4									
Hexachlorocyclopentadiene	77-47-4	ug/L	6/24/2020		<10.4																								
Hexachlorocyclopentadiene	77-47-4	ug/L	10/20/2021		<8							<8					<8	<8											
Hexachlorocyclopentadiene	77-47-4	ug/L	5/1/2023																		<10.6	<10	<9.8	<10.6	<10				
Hexachlorocyclopentadiene	77-47-4	ug/L	4/23/2025	<10.4										<10.4					<10.4										
Hexachlorocyclopentadiene	77-47-4	ug/L	4/24/2025													<10.4													
Hexachlorocyclopentadiene	77-47-4	ug/L	5/5/2025						<10.2																				
Hexachlorocyclopentadiene	77-47-4	ug/L	5/6/2025										<10.4		<10.6														
Hexachlorocyclopentadiene	77-47-4	ug/L	5/7/2025				<10.2													<10.6									
Hexachlorocyclopentadiene	77-47-4	ug/L	5/8/2025			<9.80		<10.6																					
Hexachloroethane	67-72-1	ug/L	4/14/2009	<10		<10	<10	<10	<10	<10																			
Hexachloroethane	67-72-1	ug/L	5/10/2010	<10		<10	<10	<10	<10	<10			<10	<10	<10	<10			<10	<10									
Hexachloroethane	67-72-1	ug/L	4/4/2011									<10					<10	<10											
Hexachloroethane	67-72-1	ug/L	3/30/2013																							<10	<10		
Hexachloroethane	67-72-1	ug/L	7/10/2013																		<10.2	<10.1	<10.1	<106	<10.3				
Hexachloroethane	67-72-1	ug/L	6/2/2014																					<10.1					
Hexachloroethane	67-72-1	ug/L	10/15/2014																					<10					
Hexachloroethane	67-72-1	ug/L	10/5/2015	<10.4		<10	<10.5	<10.5	<10.1				<10.8	<10.6	<10.5	<10.3			<11.1	<10.1									
Hexachloroethane	67-72-1	ug/L	4/4/2016									<10					<10	<10											
Hexachloroethane	67-72-1	ug/L	5/1/2018																		<10.4	<10.3							
Hexachloroethane	67-72-1	ug/L	5/2/2018																				<10.4	<10.5	<10.4				
Hexachloroethane	67-72-1	ug/L	3/30/2020	<10.4		<10.8	<10.3	<10.5	<10.3				<10.4	<10.4	<10.5	<10.1			<10.4	<10.4									
Hexachloroethane	67-72-1	ug/L	6/24/2020		<10.4																								
Hexachloroethane	67-72-1	ug/L	10/20/2021		<8							<8					<8	<8											
Hexachloroethane	67-72-1	ug/L	5/1/2023																		<10.6	<10	<9.8	<10.6	<10				
Hexachloroethane	67-72-1	ug/L	4/23/2025	<10.4										<10.4					<10.4										
Hexachloroethane	67-72-1	ug/L	4/24/2025													<10.4													
Hexachloroethane	67-72-1	ug/L	5/5/2025						<10.2																				
Hexachloroethane	67-72-1	ug/L	5/6/2025										<10.4		<10.6														
Hexachloroethane	67-72-1	ug/L	5/7/2025				<10.2													<10.6									
Hexachloroethane	67-72-1	ug/L	5/8/2025			<9.80		<10.6																					
Hexachloropropene	1888-71-7	ug/L	4/14/2009	<10		<10	<10	<10	<10	<10																			
Hexachloropropene	1888-71-7	ug/L	5/10/2010	<10		<10	<10	<10	<10	<10			<10	<10	<10	<10			<10	<10									
Hexachloropropene	1888-71-7	ug/L	4/4/2011									<10					<10	<10											
Hexachloropropene	1888-71-7	ug/L	3/30/2013																							<10	<10		
Hexachloropropene	1888-71-7	ug/L	7/10/2013																		<10.2	<10.1	<10.1	<106	<10.3				
Hexachloropropene	1888-71-7	ug/L	6/2/2014																					<10.1					
Hexachloropropene	1888-71-7	ug/L	10/15/2014																					<10					
Hexachloropropene	1888-71-7	ug/L	10/5/2015	<10.4		<10	<10.5	<10.5	<10.1				<10.8	<10.6	<10.5	<10.3			<11.1	<10.1									
Hexachloropropene	1888-71-7	ug/L	4/4/2016									<10					<10	<10											
Hexachloropropene	1888-71-7	ug/L	5/1/2018																		<10.4	<10.3							
Hexachloropropene	1888-71-7	ug/L	5/2/2018																				<10.4	<10.5	<10.4				
Hexachloropropene	1888-71-7	ug/L	3/30/2020	<10.4		<10.8	<10.3	<10.5	<10.3				<10.4	<10.4	<10.5	<10.1			<10.4	<10.4									
Hexachloropropene	1888-71-7	ug/L	6/24/2020		<10.4																								
Hexachloropropene	1888-71-7	ug/L	10/20/2021		<8							<8					<8	<8											
Hexachloropropene	1888-71-7	ug/L	5/1/2023																		<10.6	<10	<9.8	<10.6	<10				
Hexachloropropene	1888-71-7	ug/L	4/23/2025	<10.4										<10.4					<10.4										
Hexachloropropene	1888-71-7	ug/L	4/24/2025													<10.4													
Hexachloropropene	1888-71-7	ug/L	5/5/2025						<10.2																				
Hexachloropropene	1888-71-7	ug/L	5/6/2025										<10.4		<10.6														
Hexachloropropene	1888-71-7	ug/L	5/7/2025				<10.2													<10.6									
Hexachloropropene	1888-71-7	ug/L	5/8/2025			<9.80		<10.6																					
Indeno [1,2,3-cd] pyrene	193-39-5	ug/L	4/14/2009	<10		<10	<10	<10	<10	<10																			
Indeno [1,2,3-cd] pyrene	193-39-5	ug/L	5/10/2010	<10		<10	<10	<10	<10	<10			<10	<10	<10	<10			<10	<10									
Indeno [1,2,3-cd] pyrene	193-39-5	ug/L	4/4/2011									<10					<10	<10											
Indeno [1,2,3-cd] pyrene	193-39-5	ug/L	3/30/2013																							<10	<10		
Indeno [1,2,3-cd] pyrene	193-39-5	ug/L	7/10/2013																		<10.2	<10.1	<10.1	<106	<10.3				
Indeno [1,2,3-cd] pyrene	193-39-5	ug/L	6/2/2014																					<10.1					
Indeno [1,2,3-cd] pyrene	193-39-5	ug/L	10/15/2014																					<10					
Indeno [1,2,3-cd] pyrene	193-39-5	ug/L	10/5/2015	<10.4		<10	<10.5	<10.5	<10.1				<10.8	<10.6	<10.5	<10.3			<11.1	<10.1									
Indeno [1,2,3-cd] pyrene	193-39-5	ug/L	4/4/2016									<10					<10	<10											
Indeno [1,2,3-cd] pyrene	193-39-5	ug/L	5/1/2018																		<10.4	<10.3							
Indeno [1,2,3-cd] pyrene	193-39-5	ug/L	5/2/2018																				<10.4	<10.5	<10.4				
Indeno [1,2,3-cd] pyrene	193-39-5	ug/L	3/30/2020	<10.4		<10.8	<10.3	<10.5	<10.3				<10.4	<10.4	<10.5	<10.1			<10.4	<10.4									
Indeno [1,2,3-cd] pyrene	193-39-5	ug/L	6/24/2020		<10.4																								
Indeno [1,2,3-cd] pyrene	193-39-5	ug/L	10/20/2021		<8							<8					<8	<8											
Indeno [1,2,3-cd] pyrene	193-39-5	ug/L	5/1/2023																		<10.6	<10	<9.8	<10.6	<10				
Indeno[1,2,3-cd]pyrene	193-39-5	ug/L	4/23/2025	<10.4										<10.4					<10.4										
Indeno[1,2,3-cd]pyrene	193-39-5	ug/L	4/24/2025													<10.4													
Indeno[1,2,3-cd]pyrene	193-39-5	ug/L	5/5/2025						<10.2																				
Indeno[1,2,3-cd]pyrene	193-39-5	ug/L	5/6/2025										<10.4		<10.6														
Indeno[1,2,3-cd]pyrene	193-39-5	ug/L	5/7/2025				<10.2													<10.6									
Indeno[1,2,3-cd]pyrene	193-39-5	ug/L	5/8/2025			<9.80		<10.6																					
Iodomethane	74-88-4	ug/L	2/27/2008	<10		<10	<10	<10	<10	<10																			
Iodomethane	74-88-4	ug/L	5/12/2008	<10		<10	<10	<10	<10	<10																			
Iodomethane	74-88-4	ug/L	7/13/2008	<10		<10	<10	<10	<10	<10																			
Iodomethane	74-88-4	ug/L	9/14/2008	<10		<10	<10	<10	<10	<10																			
Iodomethane	74-88-4	ug/L	11/17/2008	<10		<10	<10	<10	<10	<10																			
Iodomethane	74-88-4	ug/L	4/14/2009	<10		<10	<10	<10	<10	<10																			
Iodomethane	74-88-4	ug/L	7/7/2009										<10	<20	<20	<20			<20	<20									
Iodomethane	74-88-4	ug/L	9/2/2009										<10	<10	<10	<10			<10	<10									

Table 9A
Analytical Data Summary - Series A HMSP Wells
2025 Annual Water Quality Report
Iowa City Sanitary Landfill
Permit No. 52-SDP-01-72P

Constituent	CAS	Units	Date	MW-17A-00	MW-18AR	MW-23A	MW-24A	MW-25A-00	MW-29A	MW-34A	MW-38A	MW-200A	MW-201A	MW-202A	MW-203A	MW-204A	MW-205A	MW-213A	MW-214A	MW-215A	MW-216A	MW-217A	MW-218A	MW-219A	MW-220A	MW-310A	MW-312A	MW-408	MW-410
Iodomethane	74-88-4	ug/L	10/25/2009	<10		<50	<10	<10	<20	<50			<10	<10	<10	<20			<20	<20									
Iodomethane	74-88-4	ug/L	1/2/2010										<20	<10	<20	<10			<20	<20									
Iodomethane	74-88-4	ug/L	3/3/2010									<10	<10	<10	<10	<10	<10	<10	<10	<10									
Iodomethane	74-88-4	ug/L	5/10/2010	<10		<10	<10	<10	<10	<10		<10	<10	<10	<10	<10	<10	<10	<10	<10									
Iodomethane	74-88-4	ug/L	7/8/2010									<10					<10	<10											
Iodomethane	74-88-4	ug/L	9/13/2010									<20					<20	<20											
Iodomethane	74-88-4	ug/L	11/1/2010	<10		<10		<10	<10	<10			<10	<10	<10	<10													
Iodomethane	74-88-4	ug/L	1/10/2011									<10					<10	<10											
Iodomethane	74-88-4	ug/L	4/4/2011									<10					<10	<50											
Iodomethane	74-88-4	ug/L	8/11/2011																							<50			
Iodomethane	74-88-4	ug/L	10/13/2011	<10		<10		<10	<10	<10		<10	<10	<10	<10	<10	<10	<10	<10							<10			
Iodomethane	74-88-4	ug/L	12/5/2011				<20													<20						<20			
Iodomethane	74-88-4	ug/L	4/11/2012	<10		<10	<10	<10	<10	<10		<10	<10	<10	<10	<10	<10	<10	<10	<10						<10	<10		
Iodomethane	74-88-4	ug/L	6/25/2012					<10		<10																<10	<10		
Iodomethane	74-88-4	ug/L	8/1/2012							<10	<10										<10	<10	<10	<10	<10	<10	<10		
Iodomethane	74-88-4	ug/L	10/11/2012	<10		<10	<10	<10	<10		<10	<10		<10	<10	<10	<10	<10	<10	<10	<10	<10	<10	<10	<10	<10	<10		
Iodomethane	74-88-4	ug/L	12/13/2012								<10										<10	<10	<10	<10	<10		<10		
Iodomethane	74-88-4	ug/L	2/4/2013								<10										<10	<10	<10	<10	<10				
Iodomethane	74-88-4	ug/L	3/30/2013	<10		<10	<10	<10	<10		<10	<10		<10	<10	<10	<10	<10	<10	<10	<10	<10	<10	<10	<10	<10	<10		
Iodomethane	74-88-4	ug/L	7/10/2013																		<10	<10	<10	<10	<10				
Iodomethane	74-88-4	ug/L	10/7/2013	<10		<10			<10	<10	<10	<10	<10	<10	<10	<10	<10	<10	<10		<10	<10	<10	<10	<10		<10		
Iodomethane	74-88-4	ug/L	6/2/2014	<10		<10	<10	<10	<10	<10	<10	<10	<10	<10	<10	<10	<10	<10	<10	<10	<10	<10	<10	<10	<10				
Iodomethane	74-88-4	ug/L	10/15/2014	<10		<10	<10	<10	<10	<10	<10	<10	<10	<10	<10	<10	<10	<10	<10	<10	<10	<10	<10	<10	<10				
Iodomethane	74-88-4	ug/L	4/6/2015	<10		9.07J; <10	<10	<10	<10	<10	<10	<10	<10	9.04J	<10	<10	<10	<10	<10	<10	<10	<10	<10	<10	<10				
Iodomethane	74-88-4	ug/L	10/5/2015	<10		<10	<10	<10	<10	<10	<10	<10	<10	<10	<10	<10	<10	<10	<10	<10	<10	<10	<10	<10	<10				
Iodomethane	74-88-4	ug/L	4/4/2016	<10		<10	<10	<10	<10	<10	<10	<10	<10	<10	<10	<10	<10	<10	<10	<10	<10	<10	<10	<10	<10				
Iodomethane	74-88-4	ug/L	10/17/2016	<10		<10	<10	<10	<10	<10	<10	<10	<10	<10	<10	<10	<10	<10	<10	<10	<10	<10	<10	<10	<10				
Iodomethane	74-88-4	ug/L	4/17/2017	<10		<10	<10	<10	<10	<10	<10	<10	<10	<10	<10	<10	<10	<10	<10	<10	<10	<10	<10	<10	<10				
Iodomethane	74-88-4	ug/L	10/11/2017	<10		<10	<10	<10	<10	<10	<10	<10	<10	<10	<10	<10	<10	<10	<10	<10	<10	<10	<10	<10	<10				
Iodomethane	74-88-4	ug/L	4/20/2018											<10					<10	<10									
Iodomethane	74-88-4	ug/L	4/23/2018	<10								<10	<10		<10	<10	<10												
Iodomethane	74-88-4	ug/L	4/25/2018						<10																				
Iodomethane	74-88-4	ug/L	4/30/2018			<10	<10	<10										<10											
Iodomethane	74-88-4	ug/L	5/1/2018								<10										<10	<10							
Iodomethane	74-88-4	ug/L	5/2/2018																				<10	<10	<10				
Iodomethane	74-88-4	ug/L	10/16/2018	<10		<10	<10	<10	<10	<10	<10	<10	<10	<10	<10	<10	<10	<10	<10	<10	<10	<10	<10	<10	<10				
Iodomethane	74-88-4	ug/L	4/16/2019	<10		<10	<10	<10	<10	<10	<10	<10	<10	<10	<10	<10	<10	<10	<10	<10	<10	<10	<10	<10	<10				
Iodomethane	74-88-4	ug/L	10/1/2019	<10	<10	<10	<10	<10	<10	<10	<10	<10	<10	<10	<10	<10	<10	<10	<10	<10	<10	<10	<10	<10	<10				
Iodomethane	74-88-4	ug/L	3/30/2020	<10	<10	<10	<10	<10	<10	<10	<10	<10	<10	<10	<10	<10	<10	<10	<10	<10	<10	<10	<10	<10	<10				
Iodomethane	74-88-4	ug/L	6/24/2020		<10																								
Iodomethane	74-88-4	ug/L	10/7/2020	<10	<10	<10	<10	<10	<10	<10	<10	<10	<10	<10	<10	<10	<10	<10	<10	<10	<10	<10	<10	<10	<10				
Iodomethane	74-88-4	ug/L	1/21/2021		<1																								
Iodomethane	74-88-4	ug/L	4/13/2021	<1	<1	<1	<1	<1	<1	<1	<1	<1	<1	<1	<1	<1	<1	<1	<1	<1	<1	<1	<1	<1	<1				
Iodomethane	74-88-4	ug/L	10/20/2021		<2			<1	<1			<2	<1				<2	<2			<1	<1	<1	<1	<1	<1	<1	<1	<1
Iodomethane	74-88-4	ug/L	5/2/2022		<1			<1	<1	<1	<1	<1	<1								<1	<1	<1	<1	<1	<1	<1	<1	<1
Iodomethane	74-88-4	ug/L	10/14/2022					<1	<1												<1	<1	<1	<1	<1			<1	<1
Iodomethane	74-88-4	ug/L	5/1/2023	<10	<10	<10	<10	<10	<10	<10	<10	<10	<10	<10	<10			<10	<10	<10	<10	<10	<10	<10	<10	<10	<10	<10	<10
Iodomethane	74-88-4	ug/L	10/16/2023		<10			<10	<10			<10	<10								<10	<10	<10	<10	<10	<10	<10	<10	<10
Iodomethane	74-88-4	ug/L	4/29/2024		<10			<10	<10	<10	<10	<10	<10								<10	<10	<10	<10	<10	<10	<10	<10	<10
Iodomethane	74-88-4	ug/L	10/9/2024		<10.0								<10.0														<10.0		
Iodomethane	74-88-4	ug/L	10/10/2024						<10.0			<10.0														<10.0		<10.0	
Iodomethane	74-88-4	ug/L	10/14/2024																		<10.0	<10.0		<10.0					<10.0
Iodomethane	74-88-4	ug/L	10/15/2024																				<10.0		<10.0				
Iodomethane	74-88-4	ug/L	4/23/2025	<10.0										<10.0					<10.0										
Iodomethane	74-88-4	ug/L	4/24/2025													<10.0													
Iodomethane	74-88-4	ug/L	4/30/2025		<10.0							<10.0														<10.0	<10.0		
Iodomethane	74-88-4	ug/L	5/5/2025						<10.0																			<10.0	
Iodomethane	74-88-4	ug/L	5/6/2025										<10.0		<10.0														
Iodomethane	74-88-4	ug/L	5/7/2025				<10.0													<10.0	<10.0	<10.0	<10.0						
Iodomethane	74-88-4	ug/L	5/8/2025			<10.0		<10.0																					<10.0
Iodomethane	74-88-4	ug/L	5/9/2025							<10.0	<10.0													<10.0	<10.0				
Iodomethane	74-88-4	ug/L	10/21/2025						<10.0																	<10.0	<10.0	<10.0	
Iodomethane	74-88-4	ug/L	10/22/2025		<10.0							<10.0	<10.0																
Iodomethane	74-88-4	ug/L	10/23/2025					<10.0													<10.0	<10.0	<10.0	<10.0	<10.0				
Iodomethane	74-88-4	ug/L	10/24/2025																										<10.0
Iron, Total	7439-89-6	mg/L	4/6/2015	<0.1		<0.1	6.29	<0.1	<0.1	0.119	0.231	<0.1	<0.1	<0.1	0.109	6.02	29.9	0.283	2.15	4.37	0.936	<0.1	<0.1	<0.1	<0.1	<0.1	<0.1		
Iron, Total	7439-89-6	mg/L	10/5/2015	<0.1		<0.1	10.6	<0.1	0.439	8.22	<0.1	<0.1	0.26	0.0862J	0.115	13.2	30.9	0.831	3.23	3.18	0.308	<0.1	<0.1	<0.1	<0.1	<0.1	<0.1		
Iron, Total	7439-89-6	mg/L	4/4/2016	<0.1		<0.1	14.3	<0.1	<0.1	0.0744J	0.0763J	<0.1	0.488	0.134	<0.1	3.64	27.9	2.97	0.775	0.581	0.136	<0.1	<0.1	<0.1	<0.1	<0.1	<0.1		
Iron, Total	7439-89-6	mg/L	10/17/2016	<0.1		0.146	10.3	<0.1	0.142	0.655	0.085J	0.257	0.815	<0.1	<0.1	9.61	27	4.47	0.143	<0.1	0.135	<0.1	<0.1	<0.1	<0.1	<0.1	<0.1		
Isobutanol	78-83-1	mg/L	4/14/2009	<10		<10	<10	<10	<10	<10																			
Isobutanol	78-83-1	mg/L	5/10/2010	<10		<10	<10	<10	<10	<10			<10	<10	<10	<10			<10	<10									
Isobutanol	78-83-1	mg/L	4/4/2011									<10					<10	<10											
Isobutanol	78-83-1	mg/L	3/30/2013																							<10	<10		
Isobutanol	78-83-1	mg/L	7/10/2013																		<10	<10	<10	<10	<10				
Isobutanol	78-83-1	mg/L	10/5/2015	<10		<10	<10	<10	<10				<10	<10	<10	<10			<10	<10									
Isobutanol	78-83-1	mg/L	4/4/2016									<10					<10	<10											
Isobutanol	78-83-1	mg/L	5/1/2018																		<10	<10							
Isobutanol	78-83-1	mg/L	5/2/2018																				<10	<10	<10				
Isobutanol	78-83-1	mg/L	3/30/2020	<10		<10	<10	<10	<10				<10	<10	<10	<10			<10	<10									
Isobutanol	78-83-1	mg/L	6/24/2020		<10																								
Isobutanol	78-83-1	mg/L	10/20/2021		<1							<1					<1	<1											
Isobutanol	78-83-1	mg/L	5/1/2023																		<10	<10	<10	<10	<10				
Isobutanol	78-83-1	mg/L	4/23/2025	<10.0										<10.0					<10.0										
Isobutanol	78-83-1	mg/L	4/24/2025													<10.0													
Isobutanol	78-83-1	mg/L	5/5/2025						<10.0																				
Isobutanol	78-83-1	mg/L	5/6/2025										<10.0		<10.0														
Isobutanol	78-83-1	mg/L	5/7/2025				<10.0													<10.0									
Isobutanol	78-83-1	mg/L	5/8/2025			<10.0		<10.0																					
Isodrin	465-73-6	ug/L	4/14/2009	<10		<10	<10	<10	<10	<10																			
Isodrin	465-73-6	ug/L	5/10/2010	<10		<10	<10	<10	<10	<10			<10	<10	<10	<10			<10	<10									
Isodrin	465-73-6	ug/L	4/4/2011									<10					<10	<10											
Isodrin	465-73-6	ug/L	3/30/2013																							<10	<10		
Isodrin	465-73-6	ug/L	7/10/2013																		<10.2	<10.1	<10.1	<106	<10.3				
Isodrin	465-73-6	ug/L	6/2/2014																					<10.1					
Isodrin	465-73-6	ug/L	10/15/2014																					<10					
Isodrin	465-73-6	ug/L	10/5/2015	<10.4		<10	<10.5	<10.5	<10.1				<10.8	<10.6	<10.5	<10.3			<11.1	<10.1									
Isodrin	465-73-6	ug/L	4/4/2016									<10					<10	<10											
Isodrin	465-73-6	ug/L	5/1/2018																		<10.4	<10.3							
Isodrin	465-73-6	ug/L	5/2/2018																				<10.4	<10.5	<10.4				
Isodrin	465-73-6	ug/L	3/30/2020	<10.4		<10.8	<10.3	<10.5	<10.3				<10.4	<10.4	<10.5	<10.1			<10.4	<10.4									
Isodrin	465-73-6	ug/L	6/24/2020		<10.4																								
Isodrin	465-73-6	ug/L	10/20/2021		<8							<8					<8	<8											
Isodrin	465-73-6	ug/L	5/1/2023																		<10.6	<10	<9.8	<10.6	<10				
Isodrin	465-73-6	ug/L	4/23/2025	<10.4										<10.4					<10.4										
Isodrin	465-73-6	ug/L	4/24/2025													<10.4													

Table 9A
Analytical Data Summary - Series A HMSP Wells
2025 Annual Water Quality Report
Iowa City Sanitary Landfill
Permit No. 52-SDP-01-72P

Constituent	CAS	Units	Date	MW-17A-00	MW-18AR	MW-23A	MW-24A	MW-25A-00	MW-29A	MW-34A	MW-38A	MW-200A	MW-201A	MW-202A	MW-203A	MW-204A	MW-205A	MW-213A	MW-214A	MW-215A	MW-216A	MW-217A	MW-218A	MW-219A	MW-220A	MW-310A	MW-312A	MW-408	MW-410
Isodrin	465-73-6	ug/L	5/5/2025						<10.2																				
Isodrin	465-73-6	ug/L	5/6/2025										<10.4		<10.6														
Isodrin	465-73-6	ug/L	5/7/2025				<10.2													<10.6									
Isodrin	465-73-6	ug/L	5/8/2025			<9.80		<10.6																					
Isophorone	78-59-1	ug/L	4/14/2009	<10		<10	<10	<10	<10	<10																			
Isophorone	78-59-1	ug/L	5/10/2010	<10		<10	<10	<10	<10	<10			<10	<10	<10	<10			<10	<10									
Isophorone	78-59-1	ug/L	4/4/2011									<10					<10	<10											
Isophorone	78-59-1	ug/L	3/30/2013																							<10	<10		
Isophorone	78-59-1	ug/L	7/10/2013																		<10.2	<10.1	<10.1	<106	<10.3				
Isophorone	78-59-1	ug/L	6/2/2014																					<10.1					
Isophorone	78-59-1	ug/L	10/15/2014																					<10					
Isophorone	78-59-1	ug/L	10/5/2015	<10.4		<10	<10.5	<10.5	<10.1				<10.8	<10.6	<10.5	<10.3			<11.1	<10.1									
Isophorone	78-59-1	ug/L	4/4/2016									<10					<10	<10											
Isophorone	78-59-1	ug/L	5/1/2018																		<10.4	<10.3							
Isophorone	78-59-1	ug/L	5/2/2018																				<10.4	<10.5	<10.4				
Isophorone	78-59-1	ug/L	3/30/2020	<10.4		<10.8	<10.3	<10.5	<10.3				<10.4	<10.4	<10.5	<10.1			<10.4	<10.4									
Isophorone	78-59-1	ug/L	6/24/2020		<10.4																								
Isophorone	78-59-1	ug/L	10/20/2021		<8							<8					<8	<8											
Isophorone	78-59-1	ug/L	5/1/2023																		<10.6	<10	<9.8	<10.6	<10				
Isophorone	78-59-1	ug/L	4/23/2025	<10.4										<10.4					<10.4										
Isophorone	78-59-1	ug/L	4/24/2025													<10.4													
Isophorone	78-59-1	ug/L	5/5/2025						<10.2																				
Isophorone	78-59-1	ug/L	5/6/2025										<10.4		<10.6														
Isophorone	78-59-1	ug/L	5/7/2025				<10.2													<10.6									
Isophorone	78-59-1	ug/L	5/8/2025			<9.80		<10.6																					
Isosafrole	120-58-1	ug/L	4/14/2009	<10		<10	<10	<10	<10	<10																			
Isosafrole	120-58-1	ug/L	5/10/2010	<10		<10	<10	<10	<10	<10			<10	<10	<10	<10			<10	<10									
Isosafrole	120-58-1	ug/L	4/4/2011									<10					<10	<10											
Isosafrole	120-58-1	ug/L	3/30/2013																							<10	<10		
Isosafrole	120-58-1	ug/L	7/10/2013																		<10.2	<10.1	<10.1	<106	<10.3				
Isosafrole	120-58-1	ug/L	6/2/2014																					<10.1					
Isosafrole	120-58-1	ug/L	10/15/2014																					<10					
Isosafrole	120-58-1	ug/L	10/5/2015	<10.4		<10	<10.5	<10.5	<10.1				<10.8	<10.6	<10.5	<10.3			<11.1	<10.1									
Isosafrole	120-58-1	ug/L	4/4/2016									<10					<10	<10											
Isosafrole	120-58-1	ug/L	5/1/2018																		<10.4	<10.3							
Isosafrole	120-58-1	ug/L	5/2/2018																				<10.4	<10.5	<10.4				
Isosafrole	120-58-1	ug/L	3/30/2020	<10.4		<10.8	<10.3	<10.5	<10.3				<10.4	<10.4	<10.5	<10.1			<10.4	<10.4									
Isosafrole	120-58-1	ug/L	6/24/2020		<10.4																								
Isosafrole	120-58-1	ug/L	10/20/2021		<8							<8					<8	<8											
Isosafrole	120-58-1	ug/L	5/1/2023																		<10.6	<10	<9.8	<10.6	<10				
Isosafrole	120-58-1	ug/L	4/23/2025	<10.4										<10.4					<10.4										
Isosafrole	120-58-1	ug/L	4/24/2025													<10.4													
Isosafrole	120-58-1	ug/L	5/5/2025						<10.2																				
Isosafrole	120-58-1	ug/L	5/6/2025										<10.4		<10.6														
Isosafrole	120-58-1	ug/L	5/7/2025				<10.2													<10.6									
Isosafrole	120-58-1	ug/L	5/8/2025			<9.80		<10.6																					
Kepone	143-50-0	ug/L	4/14/2009	<10		<10	<10	<10	<10	<10																			
Kepone	143-50-0	ug/L	5/10/2010	<10		<10	<10	<10	<10	<10			<10	<10	<10	<10			<10	<10									
Kepone	143-50-0	ug/L	4/4/2011									<10					<10	<10											
Kepone	143-50-0	ug/L	3/30/2013																							<10	<10		
Kepone	143-50-0	ug/L	7/10/2013																		<10.2	<10.1	<10.1	<106	<10.3				
Kepone	143-50-0	ug/L	6/2/2014																					<10.1					
Kepone	143-50-0	ug/L	10/15/2014																					<10					
Kepone	143-50-0	ug/L	10/5/2015	<10.4		<10	<10.5	<10.5	<10.1				<10.8	<10.6	<10.5	<10.3			<11.1	<10.1									
Kepone	143-50-0	ug/L	4/4/2016									<10					<10	<10											
Kepone	143-50-0	ug/L	5/1/2018																		<10.4	<10.3							
Kepone	143-50-0	ug/L	5/2/2018																				<10.4	<10.5	<10.4				
Kepone	143-50-0	ug/L	3/30/2020	<10.4		<10.8	<10.3	<10.5	<10.3				<10.4	<10.4	<10.5	<10.1			<10.4	<10.4									
Kepone	143-50-0	ug/L	6/24/2020		<10.4																								
Kepone	143-50-0	ug/L	10/20/2021		<8							<8					<8	<8											
Kepone	143-50-0	ug/L	5/1/2023																		<10.6	<10	<9.8	<10.6	<10				
Kepone	143-50-0	ug/L	4/23/2025	<10.4										<10.4					<10.4										
Kepone	143-50-0	ug/L	4/24/2025													<10.4													
Kepone	143-50-0	ug/L	5/5/2025						<10.2																				
Kepone	143-50-0	ug/L	5/6/2025										<10.4		<10.6														
Kepone	143-50-0	ug/L	5/7/2025				<10.2													<10.6									
Kepone	143-50-0	ug/L	5/8/2025			<9.80		<10.6																					
Lead	7439-92-1	mg/L	2/27/2008	0.006		<0.005	0.008	0.006	0.005	<0.005																			
Lead	7439-92-1	mg/L	5/12/2008	<0.005		<0.005	<0.005	<0.005	<0.005	<0.005																			
Lead	7439-92-1	mg/L	7/13/2008	0.005		0.005	<0.005	<0.005	<0.005	<0.005																			
Lead	7439-92-1	mg/L	9/14/2008	<0.005		<0.005	<0.005	<0.005	<0.005	<0.005																			
Lead	7439-92-1	mg/L	11/17/2008	<0.004		<0.004	<0.004	<0.004	<0.004	0.00509																			
Lead	7439-92-1	mg/L	4/14/2009	<0.005		<0.005	<0.005	<0.005	<0.005	<0.005																			
Lead	7439-92-1	mg/L	7/7/2009							<0.005			0.023	<0.005	<0.005	<0.005			<0.005	<0.005									
Lead	7439-92-1	mg/L	9/2/2009							<0.005			0.021	0.011	<0.005	<0.004; <0.005			<0.004; <0.005	<0.005									
Lead	7439-92-1	mg/L	10/25/2009	<0.005		0.0063	<0.005	<0.005	<0.005	<0.005			0.045	<0.005	0.012	<0.005			<0.005	<0.005									
Lead	7439-92-1	mg/L	1/2/2010							<0.005			0.18	<0.005	<0.005	<0.005			<0.005	<0.005									
Lead	7439-92-1	mg/L	3/3/2010									0.31	0.052	<0.005	0.006	<0.005	0.017; 0.016	<0.005	<0.005	<0.005									
Lead	7439-92-1	mg/L	5/10/2010	<0.002		0.038	<0.002	<0.002	<0.002	0.0022		0.023	0.0063	<0.002	<0.002	<0.002	0.0036	0.0034	0.013	<0.002									
Lead	7439-92-1	mg/L	7/8/2010							<0.005		<0.005	0.015				<0.005	0.01; 0.0057	<0.005										
Lead	7439-92-1	mg/L	9/13/2010							<0.005		0.018	0.01				0.01	0.015	<0.005										
Lead	7439-92-1	mg/L	11/1/2010										0.053	<0.005	<0.005	<0.005													
Lead	7439-92-1	mg/L	1/10/2011							<0.004		<0.004	0.0106				<0.004	0.00484											
Lead	7439-92-1	mg/L	4/4/2011									<0.004	0.032	<0.005	<0.005	<0.005	<0.004	0.00587	0.014										
Lead	7439-92-1	mg/L	7/8/2011							<0.005		<0.005					<0.005	0.0084											
Lead	7439-92-1	mg/L	8/11/2011							<0.005		0.0054					<0.005	0.01; 0.0091								<0.005			
Lead	7439-92-1	mg/L	10/13/2011	<0.004		<0.004		<0.004	<0.004	<0.004		<0.004	<0.004	<0.004	<0.004	<0.004	<0.004	0.00906	0.0053							<0.004			
Lead	7439-92-1	mg/L	12/5/2011				<0.004			<0.004		<0.004					<0.004	0.00948		<0.004						<0.004			
Lead	7439-92-1	mg/L	2/6/2012							<0.004																			
Lead	7439-92-1	mg/L	4/11/2012	<0.004		<0.004	<0.004	<0.004	<0.004	<0.004		<0.004	0.00832	<0.004	<0.004	<0.004	<0.004	<0.004	<0.004	<0.004						<0.004	<0.004		
Lead	7439-92-1	mg/L	6/25/2012					<0.004		<0.004																<0.004	<0.004		
Lead	7439-92-1	mg/L	8/1/2012							<0.004	<0.004										0.0128	<0.004	<0.004	0.00503	0.0051	<0.004	<0.004		
Lead	7439-92-1	mg/L	10/11/2012	<0.004		<0.004	0.00539	<0.004	<0.004		<0.004	<0.004		<0.004	<0.004	<0.004	<0.004	<0.004	<0.004	<0.004	0.0175	<0.004	0.00707	0.0115	0.0111	<0.004	<0.004		
Lead	7439-92-1	mg/L	12/13/2012								<0.004										0.0126	0.0129	<0.004	<0.004	0.0197		<0.004		
Lead	7439-92-1	mg/L	2/4/2013								0.00443										0.00977	0.00467	<0.004	<0.004	0.00875				
Lead	7439-92-1	mg/L	3/30/2013	<0.004		<0.004	<0.004	<0.004	<0.004		<0.004	<0.004		<0.004	0.00455	<0.004	<0.004	<0.004	<0.004	<0.004	0.00673	<0.004	<0.004	0.00426	0.00476	<0.004	<0.004		
Lead	7439-92-1	mg/L	7/10/2013																		0.02	<0.004	<0.004	<0.004	0.0128				
Lead	7439-92-1	mg/L	10/7/2013	<0.004		<0.004	<0.004	<0.004	<0.004	<0.004	0.00626	<0.004	<0.004	<0.004	<0.004	<0.004	<0.004	<0.004	<0.004	<0.004	0.00982	0.0432	<0.004	<0.004	<0.004	<0.004	<0.004		
Lead	7439-92-1	mg/L	6/2/2014	<0.004		<0.004	<0.004	<0.004	<0.004	<0.004	<0.004	<0.004	<0.004	<0.004	<0.004	<0.004	<0.004	<0.004	0.00201J	<0.004	<0.004	<0.004	<0.004	<0.004	<0.004				
Lead	7439-92-1	mg/L	10/15/2014	<0.004		<0.004	<0.004	<0.004	<0.004	<0.004	<0.004	<0.004	<0.004	<0.004	<0.004	<0.004	<0.004	<0.004	<0.004	<0.004	<0.004	<0.004	<0.004	<0.004	<0.004				
Lead	7439-92-1	mg/L	4/6/2015	<0.0005		<0.0005	0.000517	<0.0005	<0.0005	<0.0005	0.000489J	<0.0005	<0.0005	<0.0005	0.000111J	0.00011J	<0.0005	0.000138J	0.00361	0.000429J	0.000244J	<0.0005	0.000104J	<0.0005	<0.0005				
Lead	7439-92-1	mg/L	10/5/2015	<0.0005		0.000268J	<0.0005	<0.0005	<0.0005	0.000198J	<0.0005	<0.0005	0.000485J	<0.0005	<0.0005	0.000115J	<0.0005	<0.0005	0.00209	0.000424J	0.00015J	00118J; 0.00011	<0.0005	<0.0005	<0.0005				
Lead	7439-92-1	mg/L	4/4/2016	<0.0005		<0.0005	0.0005; 0.000289	<0.0005	<0.0005	<0.0005	<0.0005	<0.0005	<0.0005	<0.0005	<0.0005	<0.0005	<0.0005	<0.0005	0.000777	0.000682	<0.0005	<0.0005	0.000213J	<0.0005	<0.0005				
Lead	7439-92-1	mg/L	10/17/2016	<0.0005		0.000489J	<0.0005	<0.0005	<0.0005	<0.0005	0.000229J	0.000266J	<0.0005	<0.0005	<0.0005	<0.0005	0.000225J	<0.0005	<0.0005	<0.0005	0.000236J	<0.0005	<0.0005	<0.0005	<0.0005				
Lead	7439-92-1	mg/L	4/17/2017	<0.0005		<0.0005	<0.0005	<0.0005	<0.0005	<0.0005	<0.0005	<0.0005	<0.0005	<0.0005	<0.0005	0.000791	<0.0005	0.000621	0.00973	<0.0005	<0.0005	<0.0005	<0.0005	<0.0005	<0.0005				

Table 9A
Analytical Data Summary - Series A HMSP Wells
2025 Annual Water Quality Report
Iowa City Sanitary Landfill
Permit No. 52-SDP-01-72P

Constituent	CAS	Units	Date	MW-17A-00	MW-18AR	MW-23A	MW-24A	MW-25A-00	MW-29A	MW-34A	MW-38A	MW-200A	MW-201A	MW-202A	MW-203A	MW-204A	MW-205A	MW-213A	MW-214A	MW-215A	MW-216A	MW-217A	MW-218A	MW-219A	MW-220A	MW-310A	MW-312A	MW-408	MW-410
Lead	7439-92-1	mg/L	10/11/2017	<0.0005		<0.0005	<0.0005	<0.0005	<0.0005	<0.0005	<0.0005	<0.0005	0.000543	<0.0005	<0.0005	<0.0005	0.00197	<0.0005	<0.0005	<0.0005	<0.0005	<0.0005	<0.0005	<0.0005	<0.0005				
Lead	7439-92-1	mg/L	4/20/2018											<0.0005					<0.0005	0.000597									
Lead	7439-92-1	mg/L	4/23/2018	<0.0005								<0.0005	0.000786		<0.0005	0.000503	<0.0005												
Lead	7439-92-1	mg/L	4/25/2018						<0.0005		<0.0005																		
Lead	7439-92-1	mg/L	4/30/2018			<0.0005	<0.0005	<0.0005										<0.0005											
Lead	7439-92-1	mg/L	5/1/2018																		<0.0005	<0.0005							
Lead	7439-92-1	mg/L	5/2/2018																				<0.0005	<0.0005	0.000756				
Lead	7439-92-1	mg/L	10/16/2018	<0.0005		0.000293J	<0.0005	<0.0005	<0.0005	<0.0005	<0.0005	<0.0005	<0.0005	<0.0005	<0.0005	0.000491J	0.000365J	0.000303J	<0.0005	0.000634	0.000271J	<0.0005	<0.0005	<0.0005	<0.0005				
Lead	7439-92-1	mg/L	4/16/2019	<0.0005		<0.0005	<0.0005	<0.0005	<0.0005	<0.0005	<0.0005	<0.0005	<0.0005	<0.0005	<0.0005	0.000339J	<0.0005	0.000638	<0.0005	0.000728	<0.0005	<0.0005	<0.0005	<0.0005	<0.0005				
Lead	7439-92-1	mg/L	10/1/2019	<0.0005	0.00033J	<0.0005	<0.0005	<0.0005	<0.0005	<0.0005	0.00111	<0.0005	<0.0005	<0.0005	<0.0005	0.000289J	0.00064	0.0004J	<0.0005	0.00272	0.000376J	<0.0005	<0.0005	<0.0005	<0.0005				
Lead	7439-92-1	mg/L	3/30/2020	<0.0005	<0.0005	<0.0005	<0.0005	<0.0005	<0.0005	<0.0005	<0.0005	<0.0005	0.00144	<0.0005	<0.0005	<0.0005	0.000468J	0.000286J	<0.0005	0.00133	<0.0005	<0.0005	<0.0005	<0.0005	<0.0005				
Lead	7439-92-1	mg/L	6/24/2020		0.00016J																								
Lead	7439-92-1	mg/L	10/7/2020	<0.0005	<0.0005	000259J; 0.00012	<0.0005	<0.0005	<0.0005	<0.0005	<0.0005	<0.0005	0.000444J	0.000135J	<0.0005	0.000344J	<0.0005	0.000151J	0.000201J	0.00156	0.000338J	<0.0005	<0.0005	<0.0005	<0.0005				
Lead	7439-92-1	mg/L	1/21/2021		<0.004																								
Lead	7439-92-1	mg/L	4/13/2021	<0.004	<0.004	<0.004	<0.004	<0.004	<0.004	<0.004	<0.004	<0.004	<0.004	<0.004	<0.004	<0.004	0.001J	<0.004	<0.004	0.0012J	<0.004	<0.004	<0.004	0.0009J	<0.004				
Lead	7439-92-1	mg/L	10/20/2021		<0.004			<0.004	<0.004			<0.004	<0.004				<0.004	<0.004			<0.004	<0.004	<0.004	<0.004	<0.004	<0.004	<0.004	<0.004	<0.004
Lead	7439-92-1	mg/L	5/2/2022	<0.004	<0.004	<0.004	0.0011J	<0.004	<0.004	<0.004	<0.004	<0.004	<0.004	0.0012J	0.0021J	0.0006J	0.0024J	<0.004	0.0074	0.0019J	<0.004	<0.004	<0.004	<0.004	<0.004	<0.004	<0.004	<0.004	<0.004
Lead	7439-92-1	mg/L	10/14/2022		<0.004		<0.004	<0.004	<0.004			<0.004	0.0069								<0.004	<0.004	<0.004	<0.004	<0.004	<0.004	<0.004	0.0008J	<0.004
Lead	7439-92-1	mg/L	5/1/2023	<0.0005	<0.0005	<0.0005	<0.0005	<0.0005	<0.0005	<0.0005	<0.0005	0.000457J	0.00045J	0.000673	<0.0005	0.000386J	<0.0005	0.000298J	0.00714	0.00165	<0.0005	<0.0005	<0.0005	<0.0005	<0.0005	<0.0005	<0.0005	<0.0005	<0.0005
Lead	7439-92-1	mg/L	10/16/2023		<0.0005		0.000838	<0.0005	<0.0005			<0.0005	<0.0005								<0.0005	00332J; 0.00027	0.000279J	<0.0005	<0.0005	<0.0005	<0.0005	<0.0005	<0.0005
Lead	7439-92-1	mg/L	4/29/2024	<0.0005	<0.0005	<0.0005	<0.0005	<0.0005	<0.0005	<0.0005	<0.0005	<0.0005	<0.0005	<0.0005	<0.0005	0.000489J	0.000461J	<0.0005	0.000957	0.00089	<0.0005	<0.0005	<0.0005	<0.0005	<0.0005	<0.0005	<0.0005	<0.0005	<0.0005
Lead	7439-92-1	mg/L	10/9/2024		<0.000500								<0.000500														<0.000500		
Lead	7439-92-1	mg/L	10/10/2024						<0.000500			<0.000500														<0.000500		<0.000500	
Lead	7439-92-1	mg/L	10/14/2024																		<0.000500	<0.000500		<0.000500					<0.000500
Lead	7439-92-1	mg/L	10/15/2024				<0.000500																<0.000500		<0.000500				
Lead	7439-92-1	mg/L	4/23/2025	<0.000500										<0.000500					<0.000500										
Lead	7439-92-1	mg/L	4/24/2025													<0.000500	<0.000500												
Lead	7439-92-1	mg/L	4/30/2025		<0.000500							<0.000500														<0.000500	<0.000500		
Lead	7439-92-1	mg/L	5/5/2025						<0.000500																			<0.000500	
Lead	7439-92-1	mg/L	5/6/2025										<0.000500		<0.000500														
Lead	7439-92-1	mg/L	5/7/2025				<0.000500													0.000643	<0.000500	<0.000500	<0.000500						
Lead	7439-92-1	mg/L	5/8/2025			<0.000500		<0.000500																					<0.000500
Lead	7439-92-1	mg/L	5/9/2025							<0.000500	<0.000500							<0.000500						<0.000500	<0.000500				
Lead	7439-92-1	mg/L	10/21/2025						<0.000500																	<0.000500	<0.000500	<0.000500	
Lead	7439-92-1	mg/L	10/22/2025		<0.000500							<0.000500	<0.000500																
Lead	7439-92-1	mg/L	10/23/2025					<0.000500													<0.000500	<0.000500	<0.000500	<0.000500	<0.000500				
Lead	7439-92-1	mg/L	10/24/2025				0.00120																						<0.000500
M&P-Xylene	179601-23-1	ug/L	7/10/2013																		<2	<2	<2	<2	<2				
Magnesium	7439-95-4	mg/L	6/2/2014	47.6		34.4	57.2	36.2	19.8	36.4	38.2	58.1	60	29.1	43	52.2	70.7	42.4	43.7	58	56.5	13.7	34.8	33.5	36.4				
Magnesium	7439-95-4	mg/L	10/15/2014	47.4		33.5	73.1	33.1	19.3	34.9	37.5	61.9	53.2	27.1	52.5	46.3	51.7	47.8	40.9	45.5	55.9	13.6	35.7	31.7	30.4	19.2			
Manganese	7439-96-5	mg/L	4/6/2015	<0.01		0.0092J	6.39	<0.01	0.02	0.039	0.0259	<0.01	0.00593J	<0.01	<0.01	0.167	3.97	5.24	0.301	0.52	0.0744	<0.01	0.00891J	0.0882	0.215	0.111	0.025		
Manganese	7439-96-5	mg/L	10/5/2015	<0.01		0.00656J	6.21	<0.01	0.772	1.54	<0.01	<0.01	0.41	<0.01	0.00689J	0.286	4.85	5.63	0.123	0.508	0.295	<0.01	0.0536	0.0288	0.0248	0.251	0.0725		
Manganese	7439-96-5	mg/L	4/4/2016	<0.01		<0.01	12.8	<0.01	<0.01	0.0107	<0.01	<0.01	0.504	<0.01	0.0607	0.227	3.67	5.52	0.0308	0.0615	0.076	<0.01	0.00619J	0.0798	0.0924	0.183	0.00891J		
Manganese	7439-96-5	mg/L	10/17/2016	<0.01		0.158	6.33	<0.01	0.225	0.323	0.00707J	0.00891J	0.568	<0.01	0.0309	0.132	3.71	3.35	0.00481J	0.055	0.019	<0.01	<0.01	0.0738	0.0257	0.23	0.0418		
Mercury	7439-97-6	mg/L	4/14/2009	<0.0002		<0.0002	<0.0002	<0.0002	<0.0002	<0.0002																			
Mercury	7439-97-6	mg/L	5/10/2010	<0.0002		<0.0002	<0.0002	<0.0002	<0.0002	<0.0002			<0.0002	<0.0002	<0.0002	<0.0002			<0.0002	<0.0002									
Mercury	7439-97-6	mg/L	4/4/2011									<0.0002					<0.0002	<0.0002											
Mercury	7439-97-6	mg/L	3/30/2013																							<0.0002	<0.0002		
Mercury	7439-97-6	mg/L	7/10/2013																		<0.0002	<0.0002	<0.0002	<0.0002	<0.0002				
Mercury	7439-97-6	mg/L	10/5/2015	<0.0002		<0.0002	<0.0002	<0.0002	<0.0002				<0.0002	<0.0002	<0.0002	<0.0002			<0.0002	0.000196J									
Mercury	7439-97-6	mg/L	4/4/2016									<0.0002					<0.0002	<0.0002											
Mercury	7439-97-6	mg/L	5/1/2018																		<0.0002	<0.0002							
Mercury	7439-97-6	mg/L	5/2/2018																				<0.0002	<0.0002	<0.0002				
Mercury	7439-97-6	mg/L	3/30/2020	<0.0002		<0.0002	<0.0002	<0.0002	<0.0002				<0.0002	<0.0002	<0.0002	<0.0002			<0.0002	<0.0002									
Mercury	7439-97-6	mg/L	6/24/2020		<0.0002																								
Mercury	7439-97-6	mg/L	10/20/2021		<0.0005							<0.0005					<0.0005	<0.0005											
Mercury	7439-97-6	mg/L	5/1/2023																		<0.0002	<0.0002	<0.0002	<0.0002	<0.0002				
Mercury	7439-97-6	mg/L	4/23/2025	<0.000200										<0.000200					<0.000200										
Mercury	7439-97-6	mg/L	4/24/2025													<0.000200													
Mercury	7439-97-6	mg/L	5/5/2025						<0.000200																				
Mercury	7439-97-6	mg/L	5/6/2025										<0.000200		<0.000200														
Mercury	7439-97-6	mg/L	5/7/2025				<0.000200													<0.000200									
Mercury	7439-97-6	mg/L	5/8/2025			<0.000200		<0.000200																					
Methacrylonitrile	126-98-7	ug/L	4/14/2009	<1		<1	<1	<1	<1	<1																			
Methacrylonitrile	126-98-7	ug/L	5/10/2010	<1		<1	<1	<1	<1	<1			<1	<1	<1	<1			<1	<1									
Methacrylonitrile	126-98-7	ug/L	4/4/2011									<1					<1	<2											
Methacrylonitrile	126-98-7	ug/L	10/11/2012								<1																		
Methacrylonitrile	126-98-7	ug/L	3/30/2013																							<1	<1		
Methacrylonitrile	126-98-7	ug/L	7/10/2013																		<1	<1	<1	<1	<1				
Methacrylonitrile	126-98-7	ug/L	10/5/2015	<10		<10	<10	<10	<10				<10	<10	<10	<10			<10	<10									
Methacrylonitrile	126-98-7	ug/L	4/4/2016									<10					<10	<10											
Methacrylonitrile	126-98-7	ug/L	5/1/2018																		<10	<10							
Methacrylonitrile	126-98-7	ug/L	5/2/2018																				<10	<10	<10				
Methacrylonitrile	126-98-7	ug/L	3/30/2020	<10		<10	<10	<10	<10				<10	<10	<10	<10			<10	<10									
Methacrylonitrile	126-98-7	ug/L	6/24/2020		<10																								
Methacrylonitrile	126-98-7	ug/L	10/20/2021		<1							<1					<1	<1											
Methacrylonitrile	126-98-7	ug/L	5/1/2023																		<10	<10	<10	<10	<10				
Methacrylonitrile	126-98-7	ug/L	4/23/2025	<10.0										<10.0					<10.0										
Methacrylonitrile	126-98-7	ug/L	4/24/2025													<10.0													
Methacrylonitrile	126-98-7	ug/L	5/5/2025						<10.0																				
Methacrylonitrile	126-98-7	ug/L	5/6/2025										<10.0		<10.0														
Methacrylonitrile	126-98-7	ug/L	5/7/2025				<10.0													<10.0									
Methacrylonitrile	126-98-7	ug/L	5/8/2025			<10.0		<10.0																					
Methane, Dissolved	74-82-8	mg/L	4/6/2015	<0.005		0.0162	0.794	<0.005	0.00357J	0.0107	<0.005	0.00314J	<0.005	<0.005	0.0136	4.77	43.5	0.0257	<0.005	0.547	0.00296J	<0.005	0.00701	<0.005	0.00512	0.00361J	0.00755		
Methane, Dissolved	74-82-8	mg/L	10/5/2015	0.0119		0.00745	1.19	0.000787	0.00274	0.233	<0.00058	0.00124	0.00308	<0.00058	0.0777	8.85	7.78	0.0359	0.00302	0.0609	<0.00058	<0.00058	0.00345	<0.00058	0.004	0.00256	0.00256		
Methane, Dissolved	74-82-8	mg/L	4/4/2016	0.00265		0.00298	2.76	<0.00058	0.0062	0.00219	0.000306J	0.0027	7.95	0.0003J	0.0996	0.571	8.94	0.122	0.00306	0.00615	0.000723	<0.00058	<0.00058	0.000337J	0.000723	<0.00058	<0.00058		
Methane, Dissolved	74-82-8	mg/L	10/17/2016	0.00457		0.0591	1.07	0.000317J	0.00434	0.0274	<0.00058	0.0117	0.000765	<0.00058	0.0167	3.88	8.74	0.015	0.000343J	0.0167	<0.00058	<0.00058	<0.00058	0.000342J	0.000348J	0.000611	0.000311J		
Methapyrilene	91-80-5	ug/L	4/14/2009	<10		<10	<10	<10	<10	<10																			
Methapyrilene	91-80-5	ug/L	5/10/2010	<10		<10	<10	<10	<10	<10			<10	<10	<10	<10			<10	<10									
Methapyrilene	91-80-5	ug/L	4/4/2011									<10					<10	<10											
Methapyrilene	91-80-5	ug/L	3/30/2013																							<10	<10		
Methapyrilene	91-80-5	ug/L	7/10/2013																		<10.2	<10.1	<10.1	<106	<10.3				
Methapyrilene	91-80-5	ug/L	6/2/2014																					0.382J					
Methapyrilene	91-80-5	ug/L	10/15/2014																					<10					
Methapyrilene	91-80-5	ug/L	10/5/2015	<10.4		<10	<10.5	<10.5	<10.1				<10.8	<10.6	<10.5	<10.3			<11.1	<10.1									
Methapyrilene	91-80-5	ug/L	4/4/2016									<10					<10	0.695J											
Methapyrilene	91-80-5	ug/L	5/1/2018																		<10.4	<10.3							
Methapyrilene	91-80-5	ug/L	5/2/2018																				<10.4	<10.5	<10.4				
Methapyrilene	91-80-5	ug/L	3/30/2020	<10.4		<10.8	<10.3	<10.5	<10.3				<10.4	<10.4	<10.5	<10.1			<10.4	<10.4									
Methapyrilene	91-80-5	ug/L	6/24/2020		<10.4																								
Methapyrilene	91-80-5	ug/L	10/20/2021		<8							<8					<8	<8											
Methapyrilene	91-80-5	ug/L	5/1/2023																		<10.6	<10	<9.8	<10.6	<10				
Methapyrilene	91-80-5	ug/L	4/23/2025	<10.4										<10.4					<10.4										
Methapyrilene	91-80-5	ug/L	4/24/2025													<10.4													
Methapyrilene	91-80-5	ug/L	5/5/2025						<10.2																				

Table 9A
Analytical Data Summary - Series A HMSP Wells
2025 Annual Water Quality Report
Iowa City Sanitary Landfill
Permit No. 52-SDP-01-72P

Constituent	CAS	Units	Date	MW-17A-00	MW-18AR	MW-23A	MW-24A	MW-25A-00	MW-29A	MW-34A	MW-38A	MW-200A	MW-201A	MW-202A	MW-203A	MW-204A	MW-205A	MW-213A	MW-214A	MW-215A	MW-216A	MW-217A	MW-218A	MW-219A	MW-220A	MW-310A	MW-312A	MW-408	MW-410
Methapyrilene	91-80-5	ug/L	5/6/2025										<10.4		<10.6														
Methapyrilene	91-80-5	ug/L	5/7/2025				<10.2													<10.6									
Methapyrilene	91-80-5	ug/L	5/8/2025			<9.80		<10.6																					
Methoxychlor	72-43-5	ug/L	4/14/2009	<0.032		<0.032	<0.032	<0.032	<0.032	<0.032																			
Methoxychlor	72-43-5	ug/L	10/25/2009							<0.032																			
Methoxychlor	72-43-5	ug/L	5/10/2010	<0.032		<0.032	<0.032	<0.032	<0.032	<0.032			<0.032	<0.032	<0.032	<0.032			<0.032	<0.032									
Methoxychlor	72-43-5	ug/L	4/4/2011									<0.032					<0.032	<0.032											
Methoxychlor	72-43-5	ug/L	10/11/2012								<0.032																		
Methoxychlor	72-43-5	ug/L	3/30/2013																							<0.032	<0.032		
Methoxychlor	72-43-5	ug/L	7/10/2013																		<0.0327	<0.0323	<0.0323	<0.0348	<0.0348				
Methoxychlor	72-43-5	ug/L	10/5/2015	<0.0327		<0.0337	<0.032	<0.0327	<0.0323				<0.0333	<0.0323	<0.032	<0.033			<0.0348	<0.0323									
Methoxychlor	72-43-5	ug/L	4/4/2016									<0.032					<0.032	<0.032											
Methoxychlor	72-43-5	ug/L	5/1/2018																		<0.0333	<0.0323							
Methoxychlor	72-43-5	ug/L	5/2/2018																				<0.0337	<0.0337	<0.0333				
Methoxychlor	72-43-5	ug/L	3/30/2020	<0.0333		<0.0337	<0.0333	<0.0344	<0.0337				<0.0337	<0.0333	<0.0333	<0.0333			<0.033	<0.033									
Methoxychlor	72-43-5	ug/L	6/24/2020		<0.0337																								
Methoxychlor	72-43-5	ug/L	10/20/2021		<0.05							<0.05					<0.05	<0.05											
Methoxychlor	72-43-5	ug/L	5/1/2023																		<0.064	<0.0744	<0.0711	<0.064	<0.064				
Methoxychlor	72-43-5	ug/L	4/23/2025	<0.0909										<0.0895					<0.0904										
Methoxychlor	72-43-5	ug/L	4/24/2025													<0.0921													
Methoxychlor	72-43-5	ug/L	5/5/2025						<0.0895																				
Methoxychlor	72-43-5	ug/L	5/6/2025										<0.0907		<0.0902														
Methoxychlor	72-43-5	ug/L	5/7/2025				<0.0907													<0.0904									
Methoxychlor	72-43-5	ug/L	5/8/2025			<0.0882		<0.0904																					
Methyl Methacrylate	80-62-6	ug/L	4/14/2009	<2		<2	<2	<2	<2	<2																			
Methyl Methacrylate	80-62-6	ug/L	5/10/2010	<5		<5	<5	<5	<5	<5			<5	<5	<5	<5			<5	<5									
Methyl Methacrylate	80-62-6	ug/L	4/4/2011									<2					<2	<10											
Methyl Methacrylate	80-62-6	ug/L	10/11/2012								<2																		
Methyl Methacrylate	80-62-6	ug/L	3/30/2013																							<2	<2		
Methyl Methacrylate	80-62-6	ug/L	7/10/2013																		<2	<2	<2	<2	<2				
Methyl Methacrylate	80-62-6	ug/L	10/5/2015	<2		<2	<2	<2	<2				<2	<2	<2	<2			<2	<2									
Methyl Methacrylate	80-62-6	ug/L	4/4/2016									<2					<2	<2											
Methyl Methacrylate	80-62-6	ug/L	5/1/2018																		<2	<2							
Methyl Methacrylate	80-62-6	ug/L	5/2/2018																				<2	<2	<2				
Methyl Methacrylate	80-62-6	ug/L	3/30/2020	<2		<2	<2	<2	<2				<2	<2	<2	<2			<2	<2									
Methyl Methacrylate	80-62-6	ug/L	6/24/2020		<2																								
Methyl Methacrylate	80-62-6	ug/L	10/20/2021		<1							<1					<1	<1											
Methyl Methacrylate	80-62-6	ug/L	5/1/2023																		<2	<2	<2	<2	<2				
Methyl Methanesulfonate	66-27-3	ug/L	4/14/2009	<10		<10	<10	<10	<10	<10																			
Methyl Methanesulfonate	66-27-3	ug/L	5/10/2010	<10		<10	<10	<10	<10	<10			<10	<10	<10	<10			<10	<10									
Methyl Methanesulfonate	66-27-3	ug/L	4/4/2011									<10					<10	<10											
Methyl Methanesulfonate	66-27-3	ug/L	3/30/2013																							<10	<10		
Methyl Methanesulfonate	66-27-3	ug/L	7/10/2013																		<10.2	<10.1	<10.1	<106	<10.3				
Methyl Methanesulfonate	66-27-3	ug/L	6/2/2014																					<10.1					
Methyl Methanesulfonate	66-27-3	ug/L	10/15/2014																					<10					
Methyl Methanesulfonate	66-27-3	ug/L	10/5/2015	<10.4		<10	<10.5	<10.5	<10.1				<10.8	<10.6	<10.5	<10.3			<11.1	<10.1									
Methyl Methanesulfonate	66-27-3	ug/L	4/4/2016									<10					<10	<10											
Methyl Methanesulfonate	66-27-3	ug/L	5/1/2018																		<10.4	<10.3							
Methyl Methanesulfonate	66-27-3	ug/L	5/2/2018																				<10.4	<10.5	<10.4				
Methyl Methanesulfonate	66-27-3	ug/L	3/30/2020	<10.4		<10.8	<10.3	<10.5	<10.3				<10.4	<10.4	<10.5	<10.1			<10.4	<10.4									
Methyl Methanesulfonate	66-27-3	ug/L	6/24/2020		<10.4																								
Methyl Methanesulfonate	66-27-3	ug/L	10/20/2021		<8							<8					<8	<8											
Methyl Methanesulfonate	66-27-3	ug/L	5/1/2023																		<10.6	<10	<9.8	<10.6	<10				
Methyl methacrylate	80-62-6	ug/L	4/23/2025	<2.00										<2.00					<2.00										
Methyl methacrylate	80-62-6	ug/L	4/24/2025													<2.00													
Methyl methacrylate	80-62-6	ug/L	5/5/2025						<2.00																				
Methyl methacrylate	80-62-6	ug/L	5/6/2025										<2.00		<2.00														
Methyl methacrylate	80-62-6	ug/L	5/7/2025				<2.00													<2.00									
Methyl methacrylate	80-62-6	ug/L	5/8/2025			<2.00		<2.00																					
Methyl methanesulfonate	66-27-3	ug/L	4/23/2025	<10.4										<10.4					<10.4										
Methyl methanesulfonate	66-27-3	ug/L	4/24/2025													<10.4													
Methyl methanesulfonate	66-27-3	ug/L	5/5/2025						<10.2																				
Methyl methanesulfonate	66-27-3	ug/L	5/6/2025										<10.4		<10.6														
Methyl methanesulfonate	66-27-3	ug/L	5/7/2025				<10.2													<10.6									
Methyl methanesulfonate	66-27-3	ug/L	5/8/2025			<9.80		<10.6																					
Methyl parathion	298-00-0	ug/L	4/23/2025	<10.4										<10.4					<10.4										
Methyl parathion	298-00-0	ug/L	4/24/2025													<10.4													
Methyl parathion	298-00-0	ug/L	5/5/2025						<10.2																				
Methyl parathion	298-00-0	ug/L	5/6/2025										<10.4		<10.6														
Methyl parathion	298-00-0	ug/L	5/7/2025				<10.2													<10.6									
Methyl parathion	298-00-0	ug/L	5/8/2025			<9.80		<10.6																					
Methylene Chloride	75-09-2	ug/L	2/27/2008	<5		<5	<5	<5	<5	<5																			
Methylene Chloride	75-09-2	ug/L	5/12/2008	<5		<5	<5	<5	<5	<5																			
Methylene Chloride	75-09-2	ug/L	7/13/2008	<5		<5	<5	<5	<5	<5																			
Methylene Chloride	75-09-2	ug/L	9/14/2008	<5		<5	<5	<5	<5	<5																			
Methylene Chloride	75-09-2	ug/L	11/17/2008	<5		<5	<5	<5	<5	<5																			
Methylene Chloride	75-09-2	ug/L	4/14/2009	<5		<5	<5	<5	<5	<5																			
Methylene Chloride	75-09-2	ug/L	7/7/2009										<5	<5	<5	<5			<5	<5									
Methylene Chloride	75-09-2	ug/L	9/2/2009										<5	<5	<5	<5			<5	<5									
Methylene Chloride	75-09-2	ug/L	10/25/2009	<5		<5	<5	<5	<5	<5			<5	<5	<5	<5			<5	<5									
Methylene Chloride	75-09-2	ug/L	1/2/2010										<5	<5	<5	<5			<5	<5									
Methylene Chloride	75-09-2	ug/L	3/3/2010									<5	<5	<5	<5	<5	<5	<5	<5	<5									
Methylene Chloride	75-09-2	ug/L	5/10/2010	<5		<5	<5	<5	<5	<5		<5	<5	<5	<5	<5	<5	<5	<5	<5									
Methylene Chloride	75-09-2	ug/L	7/8/2010									<5					<5	<5											
Methylene Chloride	75-09-2	ug/L	9/13/2010									<5					<5	<5											
Methylene Chloride	75-09-2	ug/L	11/1/2010	<5		<5		<5	<5	<5			<5	<5	<5	<5													
Methylene Chloride	75-09-2	ug/L	1/10/2011									<5					<5	<5											
Methylene Chloride	75-09-2	ug/L	4/4/2011									<5					<5	<5											
Methylene Chloride	75-09-2	ug/L	8/11/2011																							<5			
Methylene Chloride	75-09-2	ug/L	10/13/2011	<5		<5		<5	<5	<5		<5	<5	<5	<5	<5	<5	<5	<5							<5			
Methylene Chloride	75-09-2	ug/L	12/5/2011				<5													<5						<5			
Methylene Chloride	75-09-2	ug/L	4/11/2012	<5		<5	<5	<5	<5	<5		<5	<5	<5	<5	<5	<5	<5	<5	<5						<5	<5		
Methylene Chloride	75-09-2	ug/L	6/25/2012					<5		<5																<5	<5		
Methylene Chloride	75-09-2	ug/L	8/1/2012							<5	<5										<5	<5	<5	<5	<5	<5	<5		
Methylene Chloride	75-09-2	ug/L	10/11/2012	<5		<5	<5	<5	<5		<5	<5		<5	<5	<5	<5	<5	<5	<5	<5	<5	<5	<5	<5	<5	<5		
Methylene Chloride	75-09-2	ug/L	12/13/2012								<5										<5	<5	<5	<5	<5		<5		
Methylene Chloride	75-09-2	ug/L	2/4/2013								<5										<5	<5	<5	<5	<5				
Methylene Chloride	75-09-2	ug/L	3/30/2013	<5		<5	<5	<5	<5		<5	<5		<5	<5	<5	<5	<5	<5	<5	<5	<5	<5	<5	<5	<5	<5		
Methylene Chloride	75-09-2	ug/L	7/10/2013																		<5	<5	<5	<5	<5				
Methylene Chloride	75-09-2	ug/L	10/7/2013	<5		<5			<5	<5	<5	<5	<5	<5	<5	<5	<5	<5	<5		<5	<5	<5	<5	<5		<5		
Methylene Chloride	75-09-2	ug/L	6/2/2014	<5		<5	<5	<5	<5	<5	<5	<5	<5	<5	<5	<5	<5	<5	<5	<5	<5	<5	<5	<5	<5				
Methylene Chloride	75-09-2	ug/L	10/15/2014	<5		<5	<5	<5	<5	<5	<5	<5	<5	<5	<5	<5	<5	<5	<5	<5	<5	<5	<5	<5	<5				
Methylene Chloride	75-09-2	ug/L	4/6/2015	<5		<5	<5	<5	0.29J	0.174J	<5	<5	<5	<5	<5	0.172J	<5	<5	<5	<5	<5	<5	<5	<5	<5				
Methylene Chloride	75-09-2	ug/L	10/5/2015	0.659J		<5	<5	<5	<5	0.462J	<5	0.41J	<5	0.396J	0.527J	0.809J	0.668J	<5	<5	<5	<5	<5	<5	<5	<5				
Methylene Chloride	75-09-2	ug/L	4/4/2016	<5		<5	<5	<5	<5	<5	<5	0.218J	<5	<5	<5	<5	0.629J	<5	<5	<5	<5	<5	<5	<5	<5				

Table 9A
Analytical Data Summary - Series A HMSP Wells
2025 Annual Water Quality Report
Iowa City Sanitary Landfill
Permit No. 52-SDP-01-72P

Constituent	CAS	Units	Date	MW-17A-00	MW-18AR	MW-23A	MW-24A	MW-25A-00	MW-29A	MW-34A	MW-38A	MW-200A	MW-201A	MW-202A	MW-203A	MW-204A	MW-205A	MW-213A	MW-214A	MW-215A	MW-216A	MW-217A	MW-218A	MW-219A	MW-220A	MW-310A	MW-312A	MW-408	MW-410
Methylene Chloride	75-09-2	ug/L	10/17/2016	0.277J		0.278J	0.452J	0.399J	0.547J	0.392J	0.291J	<5	0.385J	<5	0.425J	0.639J	0.59J	0.342J	0.364J	0.301J	0.687J	0.381J	0.443J	0.41J	0.441J				
Methylene Chloride	75-09-2	ug/L	4/17/2017	<5		0.377J	0.424J	0.424J	0.318J	0.409J	0.381J	0.551J	0.559J	0.686J	0.585J	0.733J	0.704J	0.546J	<5	<5	0.361J	0.424J	0.474J	0.531J	0.504J				
Methylene Chloride	75-09-2	ug/L	10/11/2017	<5		<5	<5	<5	<5	<5	<5	0.393J	<5	<5	<5	<5	<5	<5	<5	<5	<5	<5	<5	<5	<5				
Methylene Chloride	75-09-2	ug/L	4/20/2018											0.578J					0.532J	0.541J									
Methylene Chloride	75-09-2	ug/L	4/23/2018	0.361J								0.193J	<5		0.267J	0.279J	0.178J												
Methylene Chloride	75-09-2	ug/L	4/25/2018						0.537J																				
Methylene Chloride	75-09-2	ug/L	4/30/2018			<5	<5	<5										<5											
Methylene Chloride	75-09-2	ug/L	5/1/2018								<5										0.235J	0.225J							
Methylene Chloride	75-09-2	ug/L	5/2/2018																				<5	<5	<5				
Methylene Chloride	75-09-2	ug/L	10/16/2018	<5		<5	<5	<5	<5	<5	<5	<5	<5	<5	<5	<5	<5	<5	<5	<5	<5	<5	<5	<5	<5				
Methylene Chloride	75-09-2	ug/L	4/16/2019	<5		<5	<5	<5	<5	<5	<5	<5	<5	<5	<5	<5	<5	<5	<5	<5	<5	<5	<5	<5	<5				
Methylene Chloride	75-09-2	ug/L	10/1/2019	<5	<5	<5	<5	<5	<5	<5	<5	<5	<5	<5	<5	<5	<5	<5	<5	<5	<5	<5	<5	<5	<5				
Methylene Chloride	75-09-2	ug/L	3/30/2020	<5	<5	<5	<5	<5	<5	<5	<5	<5	<5	<5	<5	<5	<5	<5	<5	<5	<5	<5	<5	<5	<5				
Methylene Chloride	75-09-2	ug/L	6/24/2020		<5																								
Methylene Chloride	75-09-2	ug/L	10/7/2020	<5	<5	<5	<5	<5	<5	<5	<5	<5	<5	<5	<5	<5	<5	<5	<5	<5	<5	<5	<5	<5	<5				
Methylene Chloride	75-09-2	ug/L	1/21/2021		<5																								
Methylene Chloride	75-09-2	ug/L	4/13/2021	<5	<5	<5	<5	<5	<5	<5	<5	<5	<5	<5	<5	<5	<5	<5	<5	<5	<5	<5	<5	<5	<5				
Methylene Chloride	75-09-2	ug/L	10/20/2021		<5			<5	<5			<5	<5				<5	<5			<5	<5	<5	<5	<5	<5	<5	<5	<5
Methylene Chloride	75-09-2	ug/L	5/2/2022		<5			<5	<5	<5	<5	<5	<5								<5	<5	<5	<5	<5	<5	<5	<5	<5
Methylene Chloride	75-09-2	ug/L	10/14/2022		<5			<5	<5			<5	<5								<5	<5	<5	<5	<5	<5	<5	<5	<5
Methylene Chloride	75-09-2	ug/L	5/1/2023	<5	<5	<5	<5	<5	<5	<5	<5	<5	<5	<5	<5			<5	<5	<5	<5	<5	<5	<5	<5	<5	<5	<5	<5
Methylene Chloride	75-09-2	ug/L	10/16/2023		<5			<5	<5			<5	<5								<5	<5	<5	<5	<5	<5	<5	<5	<5
Methylene Chloride	75-09-2	ug/L	4/29/2024		<5			<5	<5	<5	<5	<5	<5								<5	<5	<5	<5	<5	<5	<5	<5	<5
Methylene Chloride	75-09-2	ug/L	10/9/2024		<5.00								<5.00														<5.00		
Methylene Chloride	75-09-2	ug/L	10/10/2024						<5.00			<5.00														<5.00	<5.00		
Methylene Chloride	75-09-2	ug/L	10/14/2024																		<5.00	<5.00		<5.00					<5.00
Methylene Chloride	75-09-2	ug/L	10/15/2024																				<5.00		<5.00				
Methylene Chloride	75-09-2	ug/L	4/23/2025	<5.00										<5.00					<5.00										
Methylene Chloride	75-09-2	ug/L	4/24/2025													<5.00													
Methylene Chloride	75-09-2	ug/L	4/30/2025		<5.00							<5.00														<5.00	<5.00		
Methylene Chloride	75-09-2	ug/L	5/5/2025						<5.00																			<5.00	
Methylene Chloride	75-09-2	ug/L	5/6/2025										<5.00		<5.00														
Methylene Chloride	75-09-2	ug/L	5/7/2025				<5.00													<5.00	<5.00	<5.00	<5.00						
Methylene Chloride	75-09-2	ug/L	5/8/2025			<5.00		<5.00																					<5.00
Methylene Chloride	75-09-2	ug/L	5/9/2025							<5.00	<5.00													<5.00	<5.00				
Methylene Chloride	75-09-2	ug/L	10/21/2025						<5.00																	<5.00	<5.00	<5.00	
Methylene Chloride	75-09-2	ug/L	10/22/2025		<5.00							<5.00	<5.00																
Methylene Chloride	75-09-2	ug/L	10/23/2025					<5.00													<5.00	<5.00	<5.00	<5.00	<5.00				
Methylene Chloride	75-09-2	ug/L	10/24/2025																										<5.00
Methylphenol, 3 & 4	106-44-5	ug/L	4/23/2025	<10.4										<10.4					<10.4										
Methylphenol, 3 & 4	106-44-5	ug/L	4/24/2025													<10.4													
Methylphenol, 3 & 4	106-44-5	ug/L	5/5/2025						<10.2																				
Methylphenol, 3 & 4	106-44-5	ug/L	5/6/2025										<10.4		<10.6														
Methylphenol, 3 & 4	106-44-5	ug/L	5/7/2025				<10.2													<10.6									
Methylphenol, 3 & 4	106-44-5	ug/L	5/8/2025			<9.80		<10.6																					
N-Nitrosodi-n-butylamine	924-16-3	ug/L	4/14/2009	<10		<10	<10	<10	<10	<10																			
N-Nitrosodi-n-butylamine	924-16-3	ug/L	5/10/2010	<10		<10	<10	<10	<10	<10			<10	<10	<10	<10			<10	<10									
N-Nitrosodi-n-butylamine	924-16-3	ug/L	4/4/2011									<10					<10	<10											
N-Nitrosodi-n-butylamine	924-16-3	ug/L	3/30/2013																							<10	<10		
N-Nitrosodi-n-butylamine	924-16-3	ug/L	7/10/2013																		<10.2	<10.1	<10.1	<106	<10.3				
N-Nitrosodi-n-butylamine	924-16-3	ug/L	6/2/2014																					<10.1					
N-Nitrosodi-n-butylamine	924-16-3	ug/L	10/15/2014																					<10					
N-Nitrosodi-n-butylamine	924-16-3	ug/L	10/5/2015	<10.4		<10	<10.5	<10.5	<10.1				<10.8	<10.6	<10.5	<10.3			<11.1	<10.1									
N-Nitrosodi-n-butylamine	924-16-3	ug/L	4/4/2016									<10					<10	<10											
N-Nitrosodi-n-butylamine	924-16-3	ug/L	5/1/2018																		<10.4	<10.3							
N-Nitrosodi-n-butylamine	924-16-3	ug/L	5/2/2018																				<10.4	<10.5	<10.4				
N-Nitrosodi-n-butylamine	924-16-3	ug/L	3/30/2020	<10.4		<10.8	<10.3	<10.5	<10.3				<10.4	<10.4	<10.5	<10.1			<10.4	<10.4									
N-Nitrosodi-n-butylamine	924-16-3	ug/L	6/24/2020		<10.4																								
N-Nitrosodi-n-butylamine	924-16-3	ug/L	10/20/2021		<8							<8					<8	<8											
N-Nitrosodi-n-butylamine	924-16-3	ug/L	5/1/2023																		<10.6	<10	<9.8	<10.6	<10				
N-Nitrosodi-n-butylamine	924-16-3	ug/L	4/23/2025	<10.4										<10.4					<10.4										
N-Nitrosodi-n-butylamine	924-16-3	ug/L	4/24/2025													<10.4													
N-Nitrosodi-n-butylamine	924-16-3	ug/L	5/5/2025						<10.2																				
N-Nitrosodi-n-butylamine	924-16-3	ug/L	5/6/2025										<10.4		<10.6														
N-Nitrosodi-n-butylamine	924-16-3	ug/L	5/7/2025				<10.2													<10.6									
N-Nitrosodi-n-butylamine	924-16-3	ug/L	5/8/2025			<9.80		<10.6																					
N-Nitrosodi-n-propylamine	621-64-7	ug/L	4/14/2009	<10		<10	<10	<10	<10	<10																			
N-Nitrosodi-n-propylamine	621-64-7	ug/L	5/10/2010	<10		<10	<10	<10	<10	<10			<10	<10	<10	<10			<10	<10									
N-Nitrosodi-n-propylamine	621-64-7	ug/L	4/4/2011									<10					<10	<10											
N-Nitrosodi-n-propylamine	621-64-7	ug/L	3/30/2013																							<10	<10		
N-Nitrosodi-n-propylamine	621-64-7	ug/L	7/10/2013																		<10.2	<10.1	<10.1	<106	<10.3				
N-Nitrosodi-n-propylamine	621-64-7	ug/L	6/2/2014																					<10.1					
N-Nitrosodi-n-propylamine	621-64-7	ug/L	10/15/2014																					<10					
N-Nitrosodi-n-propylamine	621-64-7	ug/L	10/5/2015	<10.4		<10	<10.5	<10.5	<10.1				<10.8	<10.6	<10.5	<10.3			<11.1	<10.1									
N-Nitrosodi-n-propylamine	621-64-7	ug/L	4/4/2016									<10					<10	<10											
N-Nitrosodi-n-propylamine	621-64-7	ug/L	5/1/2018																		<10.4	<10.3							
N-Nitrosodi-n-propylamine	621-64-7	ug/L	5/2/2018																				<10.4	<10.5	<10.4				
N-Nitrosodi-n-propylamine	621-64-7	ug/L	3/30/2020	<10.4		<10.8	<10.3	<10.5	<10.3				<10.4	<10.4	<10.5	<10.1			<10.4	<10.4									
N-Nitrosodi-n-propylamine	621-64-7	ug/L	6/24/2020		<10.4																								
N-Nitrosodi-n-propylamine	621-64-7	ug/L	10/20/2021		<8							<8					<8	<8											
N-Nitrosodi-n-propylamine	621-64-7	ug/L	5/1/2023																		<10.6	<10	<9.8	<10.6	<10				
N-Nitrosodi-n-propylamine	621-64-7	ug/L	4/23/2025	<10.4										<10.4					<10.4										
N-Nitrosodi-n-propylamine	621-64-7	ug/L	4/24/2025													<10.4													
N-Nitrosodi-n-propylamine	621-64-7	ug/L	5/5/2025						<10.2																				
N-Nitrosodi-n-propylamine	621-64-7	ug/L	5/6/2025										<10.4		<10.6														
N-Nitrosodi-n-propylamine	621-64-7	ug/L	5/7/2025				<10.2													<10.6									
N-Nitrosodi-n-propylamine	621-64-7	ug/L	5/8/2025			<9.80		<10.6																					
N-Nitrosodiethylamine	55-18-5	ug/L	4/14/2009	<10		<10	<10	<10	<10	<10																			
N-Nitrosodiethylamine	55-18-5	ug/L	5/10/2010	<10		<10	<10	<10	<10	<10			<10	<10	<10	<10			<10	<10									
N-Nitrosodiethylamine	55-18-5	ug/L	4/4/2011									<10					<10	<10											
N-Nitrosodiethylamine	55-18-5	ug/L	3/30/2013																							<10	<10		
N-Nitrosodiethylamine	55-18-5	ug/L	7/10/2013																		<10.2	<10.1	<10.1	<106	<10.3				
N-Nitrosodiethylamine	55-18-5	ug/L	6/2/2014																					<10.1					
N-Nitrosodiethylamine	55-18-5	ug/L	10/15/2014																					<10					
N-Nitrosodiethylamine	55-18-5	ug/L	10/5/2015	<10.4		<10	<10.5	<10.5	<10.1				<10.8	<10.6	<10.5	<10.3			<11.1	<10.1									
N-Nitrosodiethylamine	55-18-5	ug/L	4/4/2016									<10					<10	<10											
N-Nitrosodiethylamine	55-18-5	ug/L	5/1/2018																		<10.4	<10.3							
N-Nitrosodiethylamine	55-18-5	ug/L	5/2/2018																				<10.4	<10.5	<10.4				
N-Nitrosodiethylamine	55-18-5	ug/L	3/30/2020	<10.4		<10.8	<10.3	<10.5	<10.3				<10.4	<10.4	<10.5	<10.1			<10.4	<10.4									
N-Nitrosodiethylamine	55-18-5	ug/L	6/24/2020		<10.4																								
N-Nitrosodiethylamine	55-18-5	ug/L	10/20/2021		<8							<8					<8	<8											
N-Nitrosodiethylamine	55-18-5	ug/L	5/1/2023																		<10.6	<10	<9.8	<10.6	<10				
N-Nitrosodiethylamine	55-18-5	ug/L	4/23/2025	<10.4										<10.4					<10.4										
N-Nitrosodiethylamine	55-18-5	ug/L	4/24/2025													<10.4													
N-Nitrosodiethylamine	55-18-5	ug/L	5/5/2025						<10.2																				

Table 9A
Analytical Data Summary - Series A HMSP Wells
2025 Annual Water Quality Report
Iowa City Sanitary Landfill
Permit No. 52-SDP-01-72P

Constituent	CAS	Units	Date	MW-17A-00	MW-18AR	MW-23A	MW-24A	MW-25A-00	MW-29A	MW-34A	MW-38A	MW-200A	MW-201A	MW-202A	MW-203A	MW-204A	MW-205A	MW-213A	MW-214A	MW-215A	MW-216A	MW-217A	MW-218A	MW-219A	MW-220A	MW-310A	MW-312A	MW-408	MW-410
N-Nitrosodiethylamine	55-18-5	ug/L	5/6/2025										<10.4		<10.6														
N-Nitrosodiethylamine	55-18-5	ug/L	5/7/2025				<10.2													<10.6									
N-Nitrosodiethylamine	55-18-5	ug/L	5/8/2025			<9.80		<10.6																					
N-Nitrosodimethylamine	62-75-9	ug/L	4/14/2009	<10		<10	<10	<10	<10	<10																			
N-Nitrosodimethylamine	62-75-9	ug/L	5/10/2010	<10		<10	<10	<10	<10	<10			<10	<10	<10	<10			<10	<10									
N-Nitrosodimethylamine	62-75-9	ug/L	4/4/2011									<10					<10	<10											
N-Nitrosodimethylamine	62-75-9	ug/L	3/30/2013																							<10	<10		
N-Nitrosodimethylamine	62-75-9	ug/L	7/10/2013																		<10.2	<10.1	<10.1	<106	<10.3				
N-Nitrosodimethylamine	62-75-9	ug/L	6/2/2014																					<10.1					
N-Nitrosodimethylamine	62-75-9	ug/L	10/15/2014																					<10					
N-Nitrosodimethylamine	62-75-9	ug/L	10/5/2015	<10.4		<10	<10.5	<10.5	<10.1				<10.8	<10.6	<10.5	<10.3			<11.1	<10.1									
N-Nitrosodimethylamine	62-75-9	ug/L	4/4/2016									<10					<10	<10											
N-Nitrosodimethylamine	62-75-9	ug/L	5/1/2018																		<10.4	<10.3							
N-Nitrosodimethylamine	62-75-9	ug/L	5/2/2018																				<10.4	<10.5	<10.4				
N-Nitrosodimethylamine	62-75-9	ug/L	3/30/2020	<10.4		<10.8	<10.3	<10.5	<10.3				<10.4	<10.4	<10.5	<10.1			<10.4	<10.4									
N-Nitrosodimethylamine	62-75-9	ug/L	6/24/2020		<10.4																								
N-Nitrosodimethylamine	62-75-9	ug/L	10/20/2021		<8							<8					<8	<8											
N-Nitrosodimethylamine	62-75-9	ug/L	5/1/2023																		<10.6	<10	<9.8	<10.6	<10				
N-Nitrosodimethylamine	62-75-9	ug/L	4/23/2025	<10.4										<10.4					<10.4										
N-Nitrosodimethylamine	62-75-9	ug/L	4/24/2025													<10.4													
N-Nitrosodimethylamine	62-75-9	ug/L	5/5/2025						<10.2																				
N-Nitrosodimethylamine	62-75-9	ug/L	5/6/2025										<10.4		<10.6														
N-Nitrosodimethylamine	62-75-9	ug/L	5/7/2025				<10.2													<10.6									
N-Nitrosodimethylamine	62-75-9	ug/L	5/8/2025			<9.80		<10.6																					
N-Nitrosodiphenylamine	86-30-6	ug/L	4/14/2009	<10		<10	<10	<10	<10	<10																			
N-Nitrosodiphenylamine	86-30-6	ug/L	5/10/2010	<10		<10	<10	<10	<10	<10			<10	<10	<10	<10			<10	<10									
N-Nitrosodiphenylamine	86-30-6	ug/L	4/4/2011									<10					<10	<10											
N-Nitrosodiphenylamine	86-30-6	ug/L	3/30/2013																							<10	<10		
N-Nitrosodiphenylamine	86-30-6	ug/L	7/10/2013																		<10.2	<10.1	<10.1	<106	<10.3				
N-Nitrosodiphenylamine	86-30-6	ug/L	6/2/2014																					<10.1					
N-Nitrosodiphenylamine	86-30-6	ug/L	10/15/2014																					<10					
N-Nitrosodiphenylamine	86-30-6	ug/L	10/5/2015	<10.4		<10	<10.5	<10.5	<10.1				<10.8	<10.6	<10.5	<10.3			<11.1	<10.1									
N-Nitrosodiphenylamine	86-30-6	ug/L	4/4/2016									<10					<10	<10											
N-Nitrosodiphenylamine	86-30-6	ug/L	5/1/2018																		<10.4	<10.3							
N-Nitrosodiphenylamine	86-30-6	ug/L	5/2/2018																				<10.4	<10.5	<10.4				
N-Nitrosodiphenylamine	86-30-6	ug/L	3/30/2020	<10.4		<10.8	<10.3	<10.5	<10.3				<10.4	<10.4	<10.5	<10.1			<10.4	<10.4									
N-Nitrosodiphenylamine	86-30-6	ug/L	6/24/2020		<10.4																								
N-Nitrosodiphenylamine	86-30-6	ug/L	10/20/2021		<8							<8					<8	<8											
N-Nitrosodiphenylamine	86-30-6	ug/L	5/1/2023																		<10.6	<10	<9.8	<10.6	<10				
N-Nitrosodiphenylamine	86-30-6	ug/L	4/23/2025	<10.4										<10.4					<10.4										
N-Nitrosodiphenylamine	86-30-6	ug/L	4/24/2025													<10.4													
N-Nitrosodiphenylamine	86-30-6	ug/L	5/5/2025						<10.2																				
N-Nitrosodiphenylamine	86-30-6	ug/L	5/6/2025										<10.4		<10.6														
N-Nitrosodiphenylamine	86-30-6	ug/L	5/7/2025				<10.2													<10.6									
N-Nitrosodiphenylamine	86-30-6	ug/L	5/8/2025			<9.80		<10.6																					
N-Nitrosodimethylethalamine	10595-95-6	ug/L	4/14/2009	<10		<10	<10	<10	<10	<10																			
N-Nitrosodimethylethalamine	10595-95-6	ug/L	5/10/2010	<10		<10	<10	<10	<10	<10			<10	<10	<10	<10			<10	<10									
N-Nitrosodimethylethalamine	10595-95-6	ug/L	4/4/2011									<10					<10	<10											
N-Nitrosodimethylethalamine	10595-95-6	ug/L	3/30/2013																							<10	<10		
N-Nitrosodimethylethalamine	10595-95-6	ug/L	7/10/2013																		<10.2	<10.1	<10.1	<106	<10.3				
N-Nitrosodimethylethalamine	10595-95-6	ug/L	6/2/2014																					<10.1					
N-Nitrosodimethylethalamine	10595-95-6	ug/L	10/15/2014																					<10					
N-Nitrosodimethylethalamine	10595-95-6	ug/L	10/5/2015	<10.4		<10	<10.5	<10.5	<10.1				<10.8	<10.6	<10.5	<10.3			<11.1	<10.1									
N-Nitrosodimethylethalamine	10595-95-6	ug/L	4/4/2016									<10					<10	<10											
N-Nitrosodimethylethalamine	10595-95-6	ug/L	5/1/2018																		<10.4	<10.3							
N-Nitrosodimethylethalamine	10595-95-6	ug/L	5/2/2018																				<10.4	<10.5	<10.4				
N-Nitrosodimethylethalamine	10595-95-6	ug/L	3/30/2020	<10.4		<10.8	<10.3	<10.5	<10.3				<10.4	<10.4	<10.5	<10.1			<10.4	<10.4									
N-Nitrosodimethylethalamine	10595-95-6	ug/L	6/24/2020		<10.4																								
N-Nitrosodimethylethalamine	10595-95-6	ug/L	10/20/2021		<8							<8					<8	<8											
N-Nitrosodimethylethalamine	10595-95-6	ug/L	5/1/2023																		<10.6	<10	<9.8	<10.6	<10				
N-Nitrosodimethylethylamine	10595-95-6	ug/L	4/23/2025	<10.4										<10.4					<10.4										
N-Nitrosodimethylethylamine	10595-95-6	ug/L	4/24/2025													<10.4													
N-Nitrosodimethylethylamine	10595-95-6	ug/L	5/5/2025						<10.2																				
N-Nitrosodimethylethylamine	10595-95-6	ug/L	5/6/2025										<10.4		<10.6														
N-Nitrosodimethylethylamine	10595-95-6	ug/L	5/7/2025				<10.2													<10.6									
N-Nitrosodimethylethylamine	10595-95-6	ug/L	5/8/2025			<9.80		<10.6																					
N-Nitrosopiperidine	100-75-4	ug/L	4/14/2009	<10		<10	<10	<10	<10	<10																			
N-Nitrosopiperidine	100-75-4	ug/L	5/10/2010	<10		<10	<10	<10	<10	<10			<10	<10	<10	<10			<10	<10									
N-Nitrosopiperidine	100-75-4	ug/L	4/4/2011									<10					<10	<10											
N-Nitrosopiperidine	100-75-4	ug/L	3/30/2013																							<10	<10		
N-Nitrosopiperidine	100-75-4	ug/L	7/10/2013																		<10.2	<10.1	<10.1	<106	<10.3				
N-Nitrosopiperidine	100-75-4	ug/L	6/2/2014																					<10.1					
N-Nitrosopiperidine	100-75-4	ug/L	10/15/2014																					<10					
N-Nitrosopiperidine	100-75-4	ug/L	10/5/2015	<10.4		<10	<10.5	<10.5	<10.1				<10.8	<10.6	<10.5	<10.3			<11.1	<10.1									
N-Nitrosopiperidine	100-75-4	ug/L	4/4/2016									<10					<10	<10											
N-Nitrosopiperidine	100-75-4	ug/L	5/1/2018																		<10.4	<10.3							
N-Nitrosopiperidine	100-75-4	ug/L	5/2/2018																				<10.4	<10.5	<10.4				
N-Nitrosopiperidine	100-75-4	ug/L	3/30/2020	<10.4		<10.8	<10.3	<10.5	<10.3				<10.4	<10.4	<10.5	<10.1			<10.4	<10.4									
N-Nitrosopiperidine	100-75-4	ug/L	6/24/2020		<10.4																								
N-Nitrosopiperidine	100-75-4	ug/L	10/20/2021		<8							<8					<8	<8											
N-Nitrosopiperidine	100-75-4	ug/L	5/1/2023																		<10.6	<10	<9.8	<10.6	<10				
N-Nitrosopiperidine	100-75-4	ug/L	4/23/2025	<10.4										<10.4					<10.4										
N-Nitrosopiperidine	100-75-4	ug/L	4/24/2025													<10.4													
N-Nitrosopiperidine	100-75-4	ug/L	5/5/2025						<10.2																				
N-Nitrosopiperidine	100-75-4	ug/L	5/6/2025										<10.4		<10.6														
N-Nitrosopiperidine	100-75-4	ug/L	5/7/2025				<10.2													<10.6									
N-Nitrosopiperidine	100-75-4	ug/L	5/8/2025			<9.80		<10.6																					
N-Nitrosopyrrolidine	930-55-2	ug/L	4/14/2009	<10		<10	<10	<10	<10	<10																			
N-Nitrosopyrrolidine	930-55-2	ug/L	5/10/2010	<10		<10	<10	<10	<10	<10			<10	<10	<10	<10			<10	<10									
N-Nitrosopyrrolidine	930-55-2	ug/L	4/4/2011									<10					<10	<10											
N-Nitrosopyrrolidine	930-55-2	ug/L	3/30/2013																							<10	<10		
N-Nitrosopyrrolidine	930-55-2	ug/L	7/10/2013																		<10.2	<10.1	<10.1	<106	<10.3				
N-Nitrosopyrrolidine	930-55-2	ug/L	6/2/2014																					<10.1					
N-Nitrosopyrrolidine	930-55-2	ug/L	10/15/2014																					<10					
N-Nitrosopyrrolidine	930-55-2	ug/L	10/5/2015	<10.4		<10	<10.5	<10.5	<10.1				<10.8	<10.6	<10.5	<10.3			<11.1	<10.1									
N-Nitrosopyrrolidine	930-55-2	ug/L	4/4/2016									<10					<10	<10											
N-Nitrosopyrrolidine	930-55-2	ug/L	5/1/2018																		<10.4	<10.3							
N-Nitrosopyrrolidine	930-55-2	ug/L	5/2/2018																				<10.4	<10.5	<10.4				
N-Nitrosopyrrolidine	930-55-2	ug/L	3/30/2020	<10.4		<10.8	<10.3	<10.5	<10.3				<10.4	<10.4	<10.5	<10.1			<10.4	<10.4									
N-Nitrosopyrrolidine	930-55-2	ug/L	6/24/2020		<10.4																								
N-Nitrosopyrrolidine	930-55-2	ug/L	10/20/2021		<8							<8					<8	<8											
N-Nitrosopyrrolidine	930-55-2	ug/L	5/1/2023																		<10.6	<10	<9.8	<10.6	<10				
N-Nitrosopyrrolidine	930-55-2	ug/L	4/23/2025	<10.4										<10.4					<10.4										
N-Nitrosopyrrolidine	930-55-2	ug/L	4/24/2025													<10.4													
N-Nitrosopyrrolidine	930-55-2	ug/L	5/5/2025						<10.2																				

Table 9A
Analytical Data Summary - Series A HMSP Wells
2025 Annual Water Quality Report
Iowa City Sanitary Landfill
Permit No. 52-SDP-01-72P

Constituent	CAS	Units	Date	MW-17A-00	MW-18AR	MW-23A	MW-24A	MW-25A-00	MW-29A	MW-34A	MW-38A	MW-200A	MW-201A	MW-202A	MW-203A	MW-204A	MW-205A	MW-213A	MW-214A	MW-215A	MW-216A	MW-217A	MW-218A	MW-219A	MW-220A	MW-310A	MW-312A	MW-408	MW-410
N-Nitrosopyrrolidine	930-55-2	ug/L	5/6/2025										<10.4		<10.6														
N-Nitrosopyrrolidine	930-55-2	ug/L	5/7/2025				<10.2													<10.6									
N-Nitrosopyrrolidine	930-55-2	ug/L	5/8/2025			<9.80		<10.6																					
Naphthalene	91-20-3	ug/L	4/14/2009	<5		<5	<5	<5	<5	<5																			
Naphthalene	91-20-3	ug/L	5/10/2010	<5		<5	<5	<5	<5	<5			<5	<5	<5	<5			<5	<5									
Naphthalene	91-20-3	ug/L	4/4/2011									<5					<5	<5											
Naphthalene	91-20-3	ug/L	10/11/2012								<5																		
Naphthalene	91-20-3	ug/L	3/30/2013																							<5	<5		
Naphthalene	91-20-3	ug/L	7/10/2013																		<5	<5	<5	<5	<5				
Naphthalene	91-20-3	ug/L	10/7/2013								<5																		
Naphthalene	91-20-3	ug/L	10/5/2015	<5		<5	<5	<5	<5				<5	<5	<5	<5			<5	<5									
Naphthalene	91-20-3	ug/L	4/4/2016									<5					<5	<5											
Naphthalene	91-20-3	ug/L	5/1/2018																		<5	<5							
Naphthalene	91-20-3	ug/L	5/2/2018																				<5	<5	<5				
Naphthalene	91-20-3	ug/L	3/30/2020	<5		<5	<5	<5	<5				<5	<5	<5	<5			<5	<5									
Naphthalene	91-20-3	ug/L	6/24/2020		<5																								
Naphthalene	91-20-3	ug/L	10/20/2021		<8							<8					<8	<8											
Naphthalene	91-20-3	ug/L	5/1/2023																		<5	<5	<5	<5	<5				
Naphthalene	91-20-3	ug/L	4/23/2025	<5.00										<5.00					<5.00										
Naphthalene	91-20-3	ug/L	4/24/2025													<5.00													
Naphthalene	91-20-3	ug/L	5/5/2025						<5.00																				
Naphthalene	91-20-3	ug/L	5/6/2025										<5.00		<5.00														
Naphthalene	91-20-3	ug/L	5/7/2025				<5.00													<5.00									
Naphthalene	91-20-3	ug/L	5/8/2025			<5.00		<5.00																					
Nickel	7440-02-0	mg/L	2/27/2008	0.013		<0.01	0.035	0.016	0.021	<0.01																			
Nickel	7440-02-0	mg/L	5/12/2008	<0.01		<0.01	0.022	<0.01	<0.01	<0.01																			
Nickel	7440-02-0	mg/L	7/13/2008	0.011		0.013	0.03	<0.01	<0.01	<0.01																			
Nickel	7440-02-0	mg/L	9/14/2008	<0.01		<0.01	0.02	<0.01	0.015	0.011																			
Nickel	7440-02-0	mg/L	11/17/2008	<0.05		<0.05	<0.05	<0.05	<0.05	<0.05																			
Nickel	7440-02-0	mg/L	4/14/2009	0.041		<0.01	0.019	<0.01	<0.01	<0.01																			
Nickel	7440-02-0	mg/L	7/7/2009	<0.01			0.015			<0.01			0.021	<0.01	<0.01	0.038			<0.01	<0.01									
Nickel	7440-02-0	mg/L	9/2/2009	<0.01			0.02			<0.01			0.024	0.022	<0.01	0.022			<0.01	<0.01									
Nickel	7440-02-0	mg/L	10/25/2009	<0.01		0.012	0.022	<0.01	<0.01	<0.01			0.044	<0.01	0.03	0.021; 0.02			<0.01	<0.01									
Nickel	7440-02-0	mg/L	1/2/2010	<0.01			0.017			<0.01			0.2	<0.01	<0.01	0.016; 0.015			<0.01	<0.01									
Nickel	7440-02-0	mg/L	3/3/2010									0.62	0.061	<0.01	0.016	0.015	0.026; 0.024	<0.01	<0.01	<0.01									
Nickel	7440-02-0	mg/L	5/10/2010	<0.05		<0.05	<0.05	<0.05	<0.05	<0.05		<0.05	<0.05	<0.05	<0.05	<0.05	<0.05	<0.05	<0.05	<0.05									
Nickel	7440-02-0	mg/L	7/8/2010							<0.01		0.016					0.012	0.026											
Nickel	7440-02-0	mg/L	9/13/2010							<0.01		0.038					0.024	0.039											
Nickel	7440-02-0	mg/L	11/1/2010										0.057	<0.01	<0.01	0.019													
Nickel	7440-02-0	mg/L	1/10/2011							<0.05		<0.05					<0.05	<0.05											
Nickel	7440-02-0	mg/L	4/4/2011									<0.05	<0.01	<0.01	<0.01	<0.01	<0.05	<0.05	<0.01										
Nickel	7440-02-0	mg/L	7/8/2011							<0.01		0.012					<0.01	0.023											
Nickel	7440-02-0	mg/L	8/11/2011							<0.01		0.017					0.032	0.028; 0.025								<0.01			
Nickel	7440-02-0	mg/L	10/13/2011	<0.15		<0.05		<0.05	<0.05	<0.05		<0.05	<0.05	<0.05	<0.05	<0.05	<0.05	<0.05	<0.05							<0.05			
Nickel	7440-02-0	mg/L	12/5/2011				<0.05			<0.05		<0.05					<0.05	<0.05		<0.05						<0.05			
Nickel	7440-02-0	mg/L	4/11/2012	<0.05		<0.05	<0.05	<0.05	<0.05	<0.05		<0.05	<0.05	<0.05	<0.05	<0.05	<0.05	<0.05	<0.05	<0.05						<0.05	<0.05		
Nickel	7440-02-0	mg/L	6/25/2012					<0.05		<0.05																<0.05	<0.05		
Nickel	7440-02-0	mg/L	8/1/2012							<0.05	<0.05										<0.05	<0.05	<0.05	<0.05	<0.05	<0.05	<0.05		
Nickel	7440-02-0	mg/L	10/11/2012	<0.05		<0.05	<0.05	<0.05	<0.05		<0.05	<0.05		<0.05	<0.05	<0.05	0.0902	<0.05	<0.05	<0.05	0.0594	<0.05	<0.05	<0.05	<0.05	<0.05	<0.05		
Nickel	7440-02-0	mg/L	12/13/2012								0.0811										<0.05	0.0518	<0.05	<0.05	0.205		<0.05		
Nickel	7440-02-0	mg/L	2/4/2013								0.105										<0.05	<0.05	<0.05	<0.05	<0.05				
Nickel	7440-02-0	mg/L	3/30/2013	<0.05		<0.05	<0.05	<0.05	<0.05		<0.05	<0.05		<0.05	<0.05	<0.05	<0.05	<0.05	<0.05	<0.05	<0.05	<0.05	<0.05	<0.05	<0.05	<0.05	<0.05		
Nickel	7440-02-0	mg/L	7/10/2013																		0.0535	<0.05	<0.05	<0.05	<0.05				
Nickel	7440-02-0	mg/L	10/7/2013	<0.05		<0.05	<0.05	<0.05	<0.05	<0.05	<0.05	<0.05	<0.05	<0.05	<0.05	<0.05	0.147	<0.05	<0.05	<0.05	<0.05	0.0888	<0.05	<0.05	<0.05	<0.05	<0.05		
Nickel	7440-02-0	mg/L	6/2/2014	<0.05		<0.1	<0.05	<0.05	<0.05	<0.05	<0.1	<0.05	<0.05	<0.05	<0.1	0.0127J	0.0415J	<0.05	<0.05	<0.05	<0.05	<0.05	<0.1	<0.1	<0.05				
Nickel	7440-02-0	mg/L	10/15/2014	0.0102J; 0.0095J		<0.05	0.0238J	<0.05	0.0135J	<0.05	<0.05	0.0101J	0.00997J	0.00784J	0.0108J	0.0232J	0.0278J	0.00953J	0.00918J	0.0131J	0.00944J	<0.05	<0.05	<0.05	<0.05				
Nickel	7440-02-0	mg/L	4/6/2015	0.000806J		0.00078J; 0.00066		0.00794	0.000872J	0.00148J	0.0011J	0.00175J	<0.005	0.00114J	0.0018J	<0.005	0.018	0.0463	0.00733	0.00554	0.00281J	0.00679	<0.005	<0.005	<0.005	0.00133J			
Nickel	7440-02-0	mg/L	10/5/2015	0.000981J		<0.005	0.00507	0.00121J	0.00948	0.00153J	0.000588J	0.000761J	0.00553	<0.005	0.000982J	0.0249	0.0485	0.0076	0.00251J	0.00243J	0.00724	00158J; 0.00094	0.000628J	0.000713J	<0.005				
Nickel	7440-02-0	mg/L	4/4/2016	<0.005		<0.005	0.00536; 0.00572	<0.005	<0.005	<0.005	<0.005	<0.005	0.00481J	<0.005	<0.005	0.00992	0.0527	0.00849	0.00155J	0.00176J	0.00758	<0.005	<0.005	<0.005	<0.005				
Nickel	7440-02-0	mg/L	10/17/2016	<0.005		0.00254J	0.00619	<0.005	0.00511	<0.005	<0.005	<0.005	0.00537	<0.005	<0.005	0.0218	0.0274	0.00771	<0.005	<0.005	0.00547	<0.005	<0.005	<0.005	<0.005				
Nickel	7440-02-0	mg/L	4/17/2017	<0.005		0.00176J	0.00433J	0.000974J	0.00093J	<0.005	<0.005	<0.005	0.00345J	<0.005	<0.005	0.00766	0.00125J	0.0122	0.00669	0.0022J	0.00585	<0.005	<0.005	<0.005	<0.005				
Nickel	7440-02-0	mg/L	10/11/2017	<0.005		0.00124J	0.00773	<0.005	0.00773	0.00226J	<0.005	<0.005	0.00525	<0.005	<0.005	0.014	0.025	0.00426J	<0.005	0.00178J	0.00545	<0.005	<0.005	<0.005	<0.005				
Nickel	7440-02-0	mg/L	4/20/2018											<0.005					<0.005	0.0026J									
Nickel	7440-02-0	mg/L	4/23/2018	<0.005								<0.005	0.00167J		<0.005	0.00692	<0.005												
Nickel	7440-02-0	mg/L	4/25/2018						<0.005		<0.005																		
Nickel	7440-02-0	mg/L	4/30/2018			<0.005; 0.00203J	0.00594	<0.005										0.00746											
Nickel	7440-02-0	mg/L	5/1/2018																		0.00538	<0.005							
Nickel	7440-02-0	mg/L	5/2/2018																				<0.005	<0.005	<0.005				
Nickel	7440-02-0	mg/L	10/16/2018	0.000952J		0.00118J	0.00521	0.00109J	0.00362	0.00074J	0.000695J	0.00104J	0.00254	0.000872J	<0.002	0.00424	0.0016J	0.00855	0.00105J	0.00218	0.0064	<0.005	<0.005	<0.005	<0.005				
Nickel	7440-02-0	mg/L	4/16/2019	<0.005		<0.005	0.00363J	<0.005	0.00208J	<0.005	<0.005	<0.005	0.00231J	<0.005	<0.005	0.00506	<0.005	0.00647	<0.005	<0.005	0.00561	<0.005	<0.005	<0.005	<0.005				
Nickel	7440-02-0	mg/L	10/1/2019	<0.005	0.00342J	<0.005	0.0061	<0.005	0.00311J	<0.005	<0.005	<0.005	<0.005	<0.005	<0.005	0.00387J	<0.005	0.0042J	<0.005	0.00282J	0.00373J	<0.005	<0.005	<0.005	<0.005				
Nickel	7440-02-0	mg/L	3/30/2020	<0.005	0.00661	<0.005	0.0034J	<0.005	<0.005	<0.005	<0.005	0.00387J	0.0026J	<0.005	<0.005	0.00349J	<0.005	0.00556	<0.005	<0.005	0.00534	<0.005	<0.005	<0.005	<0.005				
Nickel	7440-02-0	mg/L	6/24/2020		0.00482J																								
Nickel	7440-02-0	mg/L	10/7/2020	<0.005	0.0057	<0.005	0.00788	<0.005	0.0166	0.00237J	<0.005	<0.005	0.00288J	<0.005	<0.005	0.0156	<0.005	0.00324J	<0.005	<0.005	0.00535	<0.005	<0.005	<0.005	<0.005				
Nickel	7440-02-0	mg/L	1/21/2021		0.0063																								
Nickel	7440-02-0	mg/L	4/13/2021	0.0011J	0.005	0.0021J	0.0044	0.0012J	0.0017J; 0.0016J	0.0008J	<0.004	0.001J	0.0014J	<0.004	<0.004	0.0028J	0.0023J	0.0046	0.001J	0.0022J	0.0065	0.0009J	<0.004	<0.004	<0.004				
Nickel	7440-02-0	mg/L	10/20/2021		0.0048			0.0016J; 0.0013J	0.0144			<0.004	0.0014J				0.0016J	0.002J			0.0054	<0.004	<0.004	0.0014J	0.0024J	0.0016J	0.0077	0.0031J	0.0048
Nickel	7440-02-0	mg/L	5/2/2022	<0.004	0.0044	0.0018J	0.0065	0.0015J	0.0058	<0.004	<0.004	<0.004	<0.004	<0.004	<0.004	0.0029J	<0.004	0.0036J	0.0042	0.0041	0.0052	<0.004	<0.004	<0.004	<0.004	<0.004	<0.004	0.0029J	0.0042
Nickel	7440-02-0	mg/L	10/14/2022		0.0048		0.0088	<0.004; 0.0014J	0.0292			0.0013J	0.012								0.0062	0.0019J	<0.004	<0.004	<0.004	0.0024J	0.0022J	0.0191	0.0049
Nickel	7440-02-0	mg/L	5/1/2023	<0.005	0.00234J	<0.005	0.00868	<0.005	0.00476J; 0.00485	<0.005	<0.005	<0.005	<0.005	<0.005	<0.005	0.00318J	<0.005	0.00226J	0.00494J	0.00231J	0.00276J	<0.005	<0.005	<0.005	<0.005	<0.005	<0.005	0.00205J	0.0042J
Nickel	7440-02-0	mg/L	10/16/2023		<0.005		0.0097	<0.005	0.0026J			<0.005	<0.005								0.00354J	<0.005	<0.005	<0.005	<0.005	<0.005	<0.005	0.00439J	0.00346J
Nickel	7440-02-0	mg/L	4/29/2024	<0.005	<0.005	<0.005	<0.005	<0.005	<0.005	<0.005	<0.005	<0.005	<0.005	<0.005	<0.005	<0.005	<0.005	<0.005	<0.005	<0.005	0.00236J	<0.005	<0.005	<0.005	<0.005	<0.005	<0.005	<0.005	<0.005
Nickel	7440-02-0	mg/L	10/9/2024		<0.00500								<0.00500														0.00227J		
Nickel	7440-02-0	mg/L	10/10/2024						0.0211			<0.00500														<0.00500		0.00322J	
Nickel	7440-02-0	mg/L	10/14/2024																		0.00417J	<0.00500		<0.00500					0.00282J
Nickel	7440-02-0	mg/L	10/15/2024				0.00768																<0.00500		<0.00500				
Nickel	7440-02-0	mg/L	4/23/2025	<0.00500										<0.00500					<0.00500										
Nickel	7440-02-0	mg/L	4/24/2025													0.00257	<0.00500												
Nickel	7440-02-0	mg/L	4/30/2025		<0.00500							<0.00500														<0.00500	<0.00500		
Nickel	7440-02-0	mg/L	5/5/2025						0.00753																			<0.00500	
Nickel	7440-02-0	mg/L	5/6/2025										<0.00500		<0.00500														
Nickel	7440-02-0	mg/L	5/7/2025				0.00546													0.00258	0.00429	<0.00500	<0.00500						
Nickel	7440-02-0	mg/L	5/8/2025			<0.00500		<0.00500																					<0.00500
Nickel	7440-02-0	mg/L	5/9/2025							<0.00500	0.00278							<0.00500						<0.00500	<0.00500				
Nickel	7440-02-0	mg/L	10/21/2025						0.0244																	<0.00500	0.00424	0.00989	
Nickel	7440-02-0	mg/L	10/22/2025		<0.00500							<0.00500	<0.00500																
Nickel	7440-02-0	mg/L	10/23/2025					0.00621													0.00407	<0.00500	<0.00500	<0.00500	<0.00500				
Nickel	7440-02-0	mg/L	10/24/2025				0.0474																						0.00295
Nitrate (NO3)	14797-55-8	mg/L	4/6/2015	0.686		1.96	<0.1	0.822	<0.1	<0.1	8.47	4.51	1.73	7.18	6.99	<0.1	<0.1	<0.1	0.478	<0.1	<0.1	0.614	0.0615J	<0.1	<0.1	4.61	0.327		
Nitrate (NO3)	14797-55-8	mg/L	10/5/2015	0.604		1.37	<0.1	0.756	<0.1	0.0813J	9.89	5.22	<0.1	6.36	7.44	0.119	<0.1	<0.1	0.497	<0.1	<0.1	0.669	0.0816J	0.095J	0.0905J	6.42	0.185		
Nitrate (NO3)	14797-55-8	mg/L	4/4/2016	0.791		1.84	1.13	0.653	<0.1	<0.1	9.81	4.75	<0.1	1.1	18.2	<0.1	<0.1	0.837	0.352	2.41	<0.1	0.86	0.122	<0.1	<0.1	6.47	<0.1		
Nitrate (NO3)	14797-55-8	mg/L	10/17/2016	0.792		0.777	<0.1	0.476	<0.1	<0.1	9.22	4.8	<0.1	6.75	6.85	<0.1	<0.1	<0.1	0.189	0.0566J	0.0529J	1.1	0.114	<0.1	<0.1	7.24	0.14		
Nitrobenzene	98-95-3	ug/L	4/14/2009	<10		<10	<10	<10	<10	<10																			
Nitrobenzene	98-95-3	ug/L	5/10/2010	<10		<10	<10	<10	<10	<10			<10	<10	<10	<10			<10	<10									
Nitrobenzene	98-95-3	ug/L	4/4/2011									<10					<10	<10											

Table 9A
Analytical Data Summary - Series A HMSP Wells
2025 Annual Water Quality Report
Iowa City Sanitary Landfill
Permit No. 52-SDP-01-72P

Constituent	CAS	Units	Date	MW-17A-00	MW-18AR	MW-23A	MW-24A	MW-25A-00	MW-29A	MW-34A	MW-38A	MW-200A	MW-201A	MW-202A	MW-203A	MW-204A	MW-205A	MW-213A	MW-214A	MW-215A	MW-216A	MW-217A	MW-218A	MW-219A	MW-220A	MW-310A	MW-312A	MW-408	MW-410
Nitrobenzene	98-95-3	ug/L	3/30/2013																							<10	<10		
Nitrobenzene	98-95-3	ug/L	7/10/2013																		<10.2	<10.1	<10.1	<106	<10.3				
Nitrobenzene	98-95-3	ug/L	6/2/2014																					<10.1					
Nitrobenzene	98-95-3	ug/L	10/15/2014																					<10					
Nitrobenzene	98-95-3	ug/L	10/5/2015	<10.4		<10	<10.5	<10.5	<10.1				<10.8	<10.6	<10.5	<10.3			<11.1	<10.1									
Nitrobenzene	98-95-3	ug/L	4/4/2016									<10					<10	<10											
Nitrobenzene	98-95-3	ug/L	5/1/2018																		<10.4	<10.3							
Nitrobenzene	98-95-3	ug/L	5/2/2018																				<10.4	<10.5	<10.4				
Nitrobenzene	98-95-3	ug/L	3/30/2020	<10.4		<10.8	<10.3	<10.5	<10.3				<10.4	<10.4	<10.5	<10.1			<10.4	<10.4									
Nitrobenzene	98-95-3	ug/L	6/24/2020		<10.4																								
Nitrobenzene	98-95-3	ug/L	10/20/2021		<8							<8					<8	<8											
Nitrobenzene	98-95-3	ug/L	5/1/2023																		<10.6	<10	<9.8	<10.6	<10				
Nitrobenzene	98-95-3	ug/L	4/23/2025	<10.4										<10.4					<10.4										
Nitrobenzene	98-95-3	ug/L	4/24/2025													<10.4													
Nitrobenzene	98-95-3	ug/L	5/5/2025						<10.2																				
Nitrobenzene	98-95-3	ug/L	5/6/2025										<10.4		<10.6														
Nitrobenzene	98-95-3	ug/L	5/7/2025				<10.2													<10.6									
Nitrobenzene	98-95-3	ug/L	5/8/2025			<9.80		<10.6																					
O,O,O-Triethyl Phosphorothioate	126-68-1	ug/L	4/14/2009	<30		<30	<30	<30	<30	<30																			
O,O,O-Triethyl Phosphorothioate	126-68-1	ug/L	5/10/2010	<10		<10	<10	<10	<10	<10			<10	<10	<10	<10			<10	<10									
O,O,O-Triethyl Phosphorothioate	126-68-1	ug/L	4/4/2011									<10					<10	<10											
O,O,O-Triethyl Phosphorothioate	126-68-1	ug/L	3/30/2013																							<10	<10		
O,O,O-Triethyl Phosphorothioate	126-68-1	ug/L	7/10/2013																		<10.2	<10.1	<10.1	<106	<10.3				
O,O,O-Triethyl Phosphorothioate	126-68-1	ug/L	6/2/2014																					<10.1					
O,O,O-Triethyl Phosphorothioate	126-68-1	ug/L	10/15/2014																					<10					
O,O,O-Triethyl Phosphorothioate	126-68-1	ug/L	10/5/2015	<10.4		<10	<10.5	<10.5	<10.1				<10.8	<10.6	<10.5	<10.3			<11.1	<10.1									
O,O,O-Triethyl Phosphorothioate	126-68-1	ug/L	4/4/2016									<10					<10	<10											
O,O,O-Triethyl Phosphorothioate	126-68-1	ug/L	5/1/2018																		<10.4	<10.3							
O,O,O-Triethyl Phosphorothioate	126-68-1	ug/L	5/2/2018																				<10.4	<10.5	<10.4				
O,O,O-Triethyl Phosphorothioate	126-68-1	ug/L	3/30/2020	<10.4		<10.8	<10.3	<10.5	<10.3				<10.4	<10.4	<10.5	<10.1			<10.4	<10.4									
O,O,O-Triethyl Phosphorothioate	126-68-1	ug/L	6/24/2020		<10.4																								
O,O,O-Triethyl Phosphorothioate	126-68-1	ug/L	10/20/2021		<0.4							<0.4					<0.4	<0.4											
O,O,O-Triethyl Phosphorothioate	126-68-1	ug/L	5/1/2023																		<10.6	<10	<9.8	<10.6	<10				
O-Toluidine	95-53-4	ug/L	4/14/2009	<10		<10	<10	<10	<10	<10																			
O-Toluidine	95-53-4	ug/L	5/10/2010	<10		<10	<10	<10	<10	<10			<10	<10	<10	<10			<10	<10									
O-Toluidine	95-53-4	ug/L	4/4/2011									<10					<10	<10											
O-Toluidine	95-53-4	ug/L	3/30/2013																							<10	<10		
O-Toluidine	95-53-4	ug/L	7/10/2013																		<10.2	<10.1	<10.1	658	<10.3				
O-Toluidine	95-53-4	ug/L	10/7/2013							<10.2	<10.1													<10.1					
O-Toluidine	95-53-4	ug/L	6/2/2014																					<10.1					
O-Toluidine	95-53-4	ug/L	10/15/2014																					<10					
O-Toluidine	95-53-4	ug/L	10/5/2015	<10.4		<10	<10.5	<10.5	<10.1				<10.8	<10.6	<10.5	1.18J			<11.1	<10.1									
O-Toluidine	95-53-4	ug/L	4/4/2016									<10					<10	<10											
O-Toluidine	95-53-4	ug/L	5/1/2018																		<10.4	<10.3							
O-Toluidine	95-53-4	ug/L	5/2/2018																				<10.4	<10.5	<10.4				
O-Toluidine	95-53-4	ug/L	3/30/2020	<10.4		<10.8	<10.3	<10.5	<10.3				<10.4	<10.4	<10.5	<10.1			<10.4	<10.4									
O-Toluidine	95-53-4	ug/L	6/24/2020		<10.4																								
O-Toluidine	95-53-4	ug/L	10/20/2021		<8							<8					<8	<8											
O-Toluidine	95-53-4	ug/L	5/1/2023																		<10.6	<10	<9.8	<10.6	<10				
O-Xylene	95-47-6	ug/L	7/10/2013																		<1	<1	<1	<1	<1				
PCB-1016	12674-11-2	ug/L	4/14/2009	<0.8		<0.8	<0.8	<0.8	<0.8	<0.8																			
PCB-1016	12674-11-2	ug/L	5/10/2010	<0.8		<0.8	<0.8	<0.8	<0.8	<0.8			<0.8	<0.8	<0.8	<0.8			<0.8	<0.8									
PCB-1016	12674-11-2	ug/L	4/4/2011									<0.8					<0.8	<0.8											
PCB-1016	12674-11-2	ug/L	3/30/2013																							<0.8	<0.8		
PCB-1016	12674-11-2	ug/L	7/10/2013																		<0.833	<0.808	<0.808	<0.976	<0.816				
PCB-1016	12674-11-2	ug/L	10/5/2015	<0.808		<0.86	<0.8	<0.833	<0.816				<0.816	<0.808	<0.8	<0.808			<0.87	<0.8									
PCB-1016	12674-11-2	ug/L	4/4/2016									<0.8					<0.8	<0.8											
PCB-1016	12674-11-2	ug/L	5/1/2018																		<0.816	<0.833							
PCB-1016	12674-11-2	ug/L	5/2/2018																				<0.851	<0.851	<0.833				
PCB-1016	12674-11-2	ug/L	3/30/2020	<0.833		<0.842	<0.833	<0.86	<0.842				<0.842	<0.833	<0.833	<0.833			<0.825	<0.825									
PCB-1016	12674-11-2	ug/L	6/24/2020		<0.842																								
PCB-1016	12674-11-2	ug/L	10/20/2021		<0.1							<0.1					<0.1	<0.1											
PCB-1016	12674-11-2	ug/L	5/1/2023																		<0.8	<0.93	<0.889	<0.8	<0.8				
PCB-1016	12674-11-2	ug/L	4/23/2025	<1.82										<1.79					<1.81										
PCB-1016	12674-11-2	ug/L	4/24/2025													<1.84													
PCB-1016	12674-11-2	ug/L	5/5/2025						<1.79																				
PCB-1016	12674-11-2	ug/L	5/6/2025										<1.81		<1.80														
PCB-1016	12674-11-2	ug/L	5/7/2025				<1.81													<1.81									
PCB-1016	12674-11-2	ug/L	5/8/2025			<1.76		<1.81																					
PCB-1221	11104-28-2	ug/L	4/14/2009	<0.8		<0.8	<0.8	<0.8	<0.8	<0.8																			
PCB-1221	11104-28-2	ug/L	5/10/2010	<0.8		<0.8	<0.8	<0.8	<0.8	<0.8			<0.8	<0.8	<0.8	<0.8			<0.8	<0.8									
PCB-1221	11104-28-2	ug/L	4/4/2011									<0.8					<0.8	<0.8											
PCB-1221	11104-28-2	ug/L	3/30/2013																							<0.8	<0.8		
PCB-1221	11104-28-2	ug/L	7/10/2013																		<0.833	<0.808	<0.808	<0.976	<0.816				
PCB-1221	11104-28-2	ug/L	10/5/2015	<0.808		<0.86	<0.8	<0.833	<0.816				<0.816	<0.808	<0.8	<0.808			<0.87	<0.8									
PCB-1221	11104-28-2	ug/L	4/4/2016									<0.8					<0.8	<0.8											
PCB-1221	11104-28-2	ug/L	5/1/2018																		<0.816	<0.833							
PCB-1221	11104-28-2	ug/L	5/2/2018																				<0.851	<0.851	<0.833				
PCB-1221	11104-28-2	ug/L	3/30/2020	<0.833		<0.842	<0.833	<0.86	<0.842				<0.842	<0.833	<0.833	<0.833			<0.825	<0.825									
PCB-1221	11104-28-2	ug/L	6/24/2020		<0.842																								
PCB-1221	11104-28-2	ug/L	10/20/2021		<0.2							<0.2					<0.2	<0.2											
PCB-1221	11104-28-2	ug/L	5/1/2023																		<0.8	<0.93	<0.889	<0.8	<0.8				
PCB-1221	11104-28-2	ug/L	4/23/2025	<1.82										<1.79					<1.81										
PCB-1221	11104-28-2	ug/L	4/24/2025													<1.84													
PCB-1221	11104-28-2	ug/L	5/5/2025						<1.79																				
PCB-1221	11104-28-2	ug/L	5/6/2025										10.2		<1.80														
PCB-1221	11104-28-2	ug/L	5/7/2025				<1.81													<1.81									
PCB-1221	11104-28-2	ug/L	5/8/2025			<1.76		<1.81																					
PCB-1221	11104-28-2	ug/L	10/22/2025										<1.86																
PCB-1232	11141-16-5	ug/L	4/14/2009	<0.8		<0.8	<0.8	<0.8	<0.8	<0.8																			
PCB-1232	11141-16-5	ug/L	5/10/2010	<0.8		<0.8	<0.8	<0.8	<0.8	<0.8			<0.8	<0.8	<0.8	<0.8			<0.8	<0.8									
PCB-1232	11141-16-5	ug/L	4/4/2011									<0.8					<0.8	<0.8											
PCB-1232	11141-16-5	ug/L	3/30/2013																							<0.8	<0.8		
PCB-1232	11141-16-5	ug/L	7/10/2013																		<0.833	<0.808	<0.808	<0.976	<0.816				
PCB-1232	11141-16-5	ug/L	10/5/2015	<0.808		<0.86	<0.8	<0.833	<0.816				<0.816	<0.808	<0.8	<0.808			<0.87	<0.8									
PCB-1232	11141-16-5	ug/L	4/4/2016									<0.8					<0.8	<0.8											
PCB-1232	11141-16-5	ug/L	5/1/2018																		<0.816	<0.833							
PCB-1232	11141-16-5	ug/L	5/2/2018																				<0.851	<0.851	<0.833				
PCB-1232	11141-16-5	ug/L	3/30/2020	<0.833		<0.842	<0.833	<0.86	<0.842				<0.842	<0.833	<0.833	<0.833			<0.825	<0.825									
PCB-1232	11141-16-5	ug/L	6/24/2020		<0.842																								
PCB-1232	11141-16-5	ug/L	10/20/2021		<0.2							<0.2					<0.2	<0.2											
PCB-1232	11141-16-5	ug/L	5/1/2023																		<0.8	<0.93	<0.889	<0.8	<0.8				
PCB-1232	11141-16-5	ug/L	4/23/2025	<1.82										<1.79					<1.81										
PCB-1232	11141-16-5	ug/L	4/24/2025													<1.84													
PCB-1232	11141-16-5	ug/L	5/5/2025						<1.79																				

Table 9A
Analytical Data Summary - Series A HMSP Wells
2025 Annual Water Quality Report
Iowa City Sanitary Landfill
Permit No. 52-SDP-01-72P

Constituent	CAS	Units	Date	MW-17A-00	MW-18AR	MW-23A	MW-24A	MW-25A-00	MW-29A	MW-34A	MW-38A	MW-200A	MW-201A	MW-202A	MW-203A	MW-204A	MW-205A	MW-213A	MW-214A	MW-215A	MW-216A	MW-217A	MW-218A	MW-219A	MW-220A	MW-310A	MW-312A	MW-408	MW-410
PCB-1232	11141-16-5	ug/L	5/6/2025										<1.81		<1.80														
PCB-1232	11141-16-5	ug/L	5/7/2025				<1.81													<1.81									
PCB-1232	11141-16-5	ug/L	5/8/2025			<1.76		<1.81																					
PCB-1242	53469-21-9	ug/L	4/14/2009	<0.8		<0.8	<0.8	<0.8	<0.8	<0.8																			
PCB-1242	53469-21-9	ug/L	5/10/2010	<0.8		<0.8	<0.8	<0.8	<0.8	<0.8			<0.8	<0.8	<0.8	<0.8			<0.8	<0.8									
PCB-1242	53469-21-9	ug/L	4/4/2011									<0.8					<0.8	<0.8											
PCB-1242	53469-21-9	ug/L	3/30/2013																							<0.8	<0.8		
PCB-1242	53469-21-9	ug/L	7/10/2013																		<0.833	<0.808	<0.808	<0.976	<0.816				
PCB-1242	53469-21-9	ug/L	10/5/2015	<0.808		<0.86	<0.8	<0.833	<0.816				<0.816	<0.808	<0.8	<0.808			<0.87	<0.8									
PCB-1242	53469-21-9	ug/L	4/4/2016									<0.8					<0.8	<0.8											
PCB-1242	53469-21-9	ug/L	5/1/2018																		<0.816	<0.833							
PCB-1242	53469-21-9	ug/L	5/2/2018																				<0.851	<0.851	<0.833				
PCB-1242	53469-21-9	ug/L	3/30/2020	<0.833		<0.842	<0.833	<0.86	<0.842				<0.842	<0.833	<0.833	<0.833			<0.825	<0.825									
PCB-1242	53469-21-9	ug/L	6/24/2020		<0.842																								
PCB-1242	53469-21-9	ug/L	10/20/2021		<0.2							<0.2					<0.2	<0.2											
PCB-1242	53469-21-9	ug/L	5/1/2023																		<0.8	<0.93	<0.889	<0.8	<0.8				
PCB-1242	53469-21-9	ug/L	4/23/2025	<1.82										<1.79					<1.81										
PCB-1242	53469-21-9	ug/L	4/24/2025													<1.84													
PCB-1242	53469-21-9	ug/L	5/5/2025						<1.79																				
PCB-1242	53469-21-9	ug/L	5/6/2025										<1.81		<1.80														
PCB-1242	53469-21-9	ug/L	5/7/2025				<1.81													<1.81									
PCB-1242	53469-21-9	ug/L	5/8/2025			<1.76		<1.81																					
PCB-1248	12672-29-6	ug/L	4/14/2009	<0.8		<0.8	<0.8	<0.8	<0.8	<0.8																			
PCB-1248	12672-29-6	ug/L	5/10/2010	<0.8		<0.8	<0.8	<0.8	<0.8	<0.8			<0.8	<0.8	<0.8	<0.8			<0.8	<0.8									
PCB-1248	12672-29-6	ug/L	4/4/2011									<0.8					<0.8	<0.8											
PCB-1248	12672-29-6	ug/L	3/30/2013																							<0.8	<0.8		
PCB-1248	12672-29-6	ug/L	7/10/2013																		<0.833	<0.808	<0.808	<0.976	<0.816				
PCB-1248	12672-29-6	ug/L	10/5/2015	<0.808		<0.86	<0.8	<0.833	<0.816				<0.816	<0.808	<0.8	<0.808			<0.87	<0.8									
PCB-1248	12672-29-6	ug/L	4/4/2016									<0.8					<0.8	<0.8											
PCB-1248	12672-29-6	ug/L	5/1/2018																		<0.816	<0.833							
PCB-1248	12672-29-6	ug/L	5/2/2018																				<0.851	<0.851	<0.833				
PCB-1248	12672-29-6	ug/L	3/30/2020	<0.833		<0.842	<0.833	<0.86	<0.842				<0.842	<0.833	<0.833	<0.833			<0.825	<0.825									
PCB-1248	12672-29-6	ug/L	6/24/2020		<0.842																								
PCB-1248	12672-29-6	ug/L	10/20/2021		<0.2							<0.2					<0.2	<0.2											
PCB-1248	12672-29-6	ug/L	5/1/2023																		<0.8	<0.93	<0.889	<0.8	<0.8				
PCB-1248	12672-29-6	ug/L	4/23/2025	<1.82										<1.79					<1.81										
PCB-1248	12672-29-6	ug/L	4/24/2025													<1.84													
PCB-1248	12672-29-6	ug/L	5/5/2025						<1.79																				
PCB-1248	12672-29-6	ug/L	5/6/2025										<1.81		<1.80														
PCB-1248	12672-29-6	ug/L	5/7/2025				<1.81													<1.81									
PCB-1248	12672-29-6	ug/L	5/8/2025			<1.76		<1.81																					
PCB-1254	11097-69-1	ug/L	4/14/2009	<0.8		<0.8	<0.8	<0.8	<0.8	<0.8																			
PCB-1254	11097-69-1	ug/L	5/10/2010	<0.8		<0.8	<0.8	<0.8	<0.8	<0.8			<0.8	<0.8	<0.8	<0.8			<0.8	<0.8									
PCB-1254	11097-69-1	ug/L	4/4/2011									<0.8					<0.8	<0.8											
PCB-1254	11097-69-1	ug/L	3/30/2013																							<0.8	<0.8		
PCB-1254	11097-69-1	ug/L	7/10/2013																		<0.833	<0.808	<0.808	<0.976	<0.816				
PCB-1254	11097-69-1	ug/L	10/5/2015	<0.808		<0.86	<0.8	<0.833	<0.816				<0.816	<0.808	<0.8	<0.808			<0.87	<0.8									
PCB-1254	11097-69-1	ug/L	4/4/2016									<0.8					<0.8	<0.8											
PCB-1254	11097-69-1	ug/L	5/1/2018																		<0.816	<0.833							
PCB-1254	11097-69-1	ug/L	5/2/2018																				<0.851	<0.851	<0.833				
PCB-1254	11097-69-1	ug/L	3/30/2020	<0.833		<0.842	<0.833	<0.86	<0.842				<0.842	<0.833	<0.833	<0.833			<0.825	<0.825									
PCB-1254	11097-69-1	ug/L	6/24/2020		<0.842																								
PCB-1254	11097-69-1	ug/L	10/20/2021		<0.1							<0.1					<0.1	<0.1											
PCB-1254	11097-69-1	ug/L	5/1/2023																		<0.8	<0.93	<0.889	<0.8	<0.8				
PCB-1254	11097-69-1	ug/L	4/23/2025	<1.82										<1.79					<1.81										
PCB-1254	11097-69-1	ug/L	4/24/2025													<1.84													
PCB-1254	11097-69-1	ug/L	5/5/2025						<1.79																				
PCB-1254	11097-69-1	ug/L	5/6/2025										<1.81		<1.80														
PCB-1254	11097-69-1	ug/L	5/7/2025				<1.81													<1.81									
PCB-1254	11097-69-1	ug/L	5/8/2025			<1.76		<1.81																					
PCB-1260	11096-82-5	ug/L	4/14/2009	<0.8		<0.8	<0.8	<0.8	<0.8	<0.8																			
PCB-1260	11096-82-5	ug/L	5/10/2010	<0.8		<0.8	<0.8	<0.8	<0.8	<0.8			<0.8	<0.8	<0.8	<0.8			<0.8	<0.8									
PCB-1260	11096-82-5	ug/L	4/4/2011									<0.8					<0.8	<0.8											
PCB-1260	11096-82-5	ug/L	3/30/2013																							<0.8	<0.8		
PCB-1260	11096-82-5	ug/L	7/10/2013																		<0.833	<0.808	<0.808	<0.976	<0.816				
PCB-1260	11096-82-5	ug/L	10/5/2015	<0.808		<0.86	<0.8	<0.833	<0.816				<0.816	<0.808	<0.8	<0.808			<0.87	<0.8									
PCB-1260	11096-82-5	ug/L	4/4/2016									<0.8					<0.8	<0.8											
PCB-1260	11096-82-5	ug/L	5/1/2018																		<0.816	<0.833							
PCB-1260	11096-82-5	ug/L	5/2/2018																				<0.851	<0.851	<0.833				
PCB-1260	11096-82-5	ug/L	3/30/2020	<0.833		<0.842	<0.833	<0.86	<0.842				<0.842	<0.833	<0.833	<0.833			<0.825	<0.825									
PCB-1260	11096-82-5	ug/L	6/24/2020		<0.842																								
PCB-1260	11096-82-5	ug/L	10/20/2021		<0.1							<0.1					<0.1	<0.1											
PCB-1260	11096-82-5	ug/L	5/1/2023																		<0.8	<0.93	<0.889	<0.8	<0.8				
PCB-1260	11096-82-5	ug/L	4/23/2025	<1.82										<1.79					<1.81										
PCB-1260	11096-82-5	ug/L	4/24/2025													<1.84													
PCB-1260	11096-82-5	ug/L	5/5/2025						<1.79																				
PCB-1260	11096-82-5	ug/L	5/6/2025										<1.81		<1.80														
PCB-1260	11096-82-5	ug/L	5/7/2025				<1.81													<1.81									
PCB-1260	11096-82-5	ug/L	5/8/2025			<1.76		<1.81																					
Parathion-Ethyl	56-38-2	ug/L	4/14/2009	<10		<10	<10	<10	<10	<10																			
Parathion-Ethyl	56-38-2	ug/L	5/10/2010	<10		<10	<10	<10	<10	<10			<10	<10	<10	<10			<10	<10									
Parathion-Ethyl	56-38-2	ug/L	4/4/2011									<10					<10	<10											
Parathion-Ethyl	56-38-2	ug/L	3/30/2013																							<10	<10		
Parathion-Ethyl	56-38-2	ug/L	7/10/2013																		<10.2	<10.1	<10.1	<106	<10.3				
Parathion-Ethyl	56-38-2	ug/L	6/2/2014																					<10.1					
Parathion-Ethyl	56-38-2	ug/L	10/15/2014																					<10					
Parathion-Ethyl	56-38-2	ug/L	10/5/2015	<10.4		<10	<10.5	<10.5	<10.1				<10.8	<10.6	<10.5	<10.3			<11.1	<10.1									
Parathion-Ethyl	56-38-2	ug/L	4/4/2016									<10					<10	<10											
Parathion-Ethyl	56-38-2	ug/L	5/1/2018																		<10.4	<10.3							
Parathion-Ethyl	56-38-2	ug/L	5/2/2018																				<10.4	<10.5	<10.4				
Parathion-Ethyl	56-38-2	ug/L	3/30/2020	<10.4		<10.8	<10.3	<10.5	<10.3				<10.4	<10.4	<10.5	<10.1			<10.4	<10.4									
Parathion-Ethyl	56-38-2	ug/L	6/24/2020		<10.4																								
Parathion-Ethyl	56-38-2	ug/L	10/20/2021		<0.4							<0.4					<0.4	<0.4											
Parathion-Ethyl	56-38-2	ug/L	5/1/2023																		<10.6	<10	<9.8	<10.6	<10				
Parathion-Methyl	298-00-0	ug/L	4/14/2009	<10		<10	<10	<10	<10	<10																			
Parathion-Methyl	298-00-0	ug/L	5/10/2010	<10		<10	<10	<10	<10	<10			<10	<10	<10	<10			<10	<10									
Parathion-Methyl	298-00-0	ug/L	4/4/2011									<10					<10	<10											
Parathion-Methyl	298-00-0	ug/L	3/30/2013																							<10	<10		
Parathion-Methyl	298-00-0	ug/L	7/10/2013																		<10.2	<10.1	<10.1	<106	<10.3				
Parathion-Methyl	298-00-0	ug/L	6/2/2014																					<10.1					
Parathion-Methyl	298-00-0	ug/L	10/15/2014																					<10					
Parathion-Methyl	298-00-0	ug/L	10/5/2015	<10.4		<10	<10.5	<10.5	<10.1				<10.8	<10.6	<10.5	<10.3			<11.1	<10.1									
Parathion-Methyl	298-00-0	ug/L	4/4/2016									<10					<10	<10											
Parathion-Methyl	298-00-0	ug/L	5/1/2018																		<10.4	<10.3							
Parathion-Methyl	298-00-0	ug/L	5/2/2018																				<10.4	<10.5	<10.4				

Table 9A
Analytical Data Summary - Series A HMSP Wells
2025 Annual Water Quality Report
Iowa City Sanitary Landfill
Permit No. 52-SDP-01-72P

Constituent	CAS	Units	Date	MW-17A-00	MW-18AR	MW-23A	MW-24A	MW-25A-00	MW-29A	MW-34A	MW-38A	MW-200A	MW-201A	MW-202A	MW-203A	MW-204A	MW-205A	MW-213A	MW-214A	MW-215A	MW-216A	MW-217A	MW-218A	MW-219A	MW-220A	MW-310A	MW-312A	MW-408	MW-410
Parathion-Methyl	298-00-0	ug/L	3/30/2020	<10.4		<10.8	<10.3	<10.5	<10.3				<10.4	<10.4	<10.5	<10.1			<10.4	<10.4									
Parathion-Methyl	298-00-0	ug/L	6/24/2020		<10.4																								
Parathion-Methyl	298-00-0	ug/L	10/20/2021		<0.4							<0.4					<0.4	<0.4											
Parathion-Methyl	298-00-0	ug/L	5/1/2023																		<10.6	<10	<9.8	<10.6	<10				
Pentachlorobenzene	608-93-5	ug/L	4/14/2009	<10		<10	<10	<10	<10	<10																			
Pentachlorobenzene	608-93-5	ug/L	5/10/2010	<10		<10	<10	<10	<10	<10			<10	<10	<10	<10			<10	<10									
Pentachlorobenzene	608-93-5	ug/L	4/4/2011									<10					<10	<10											
Pentachlorobenzene	608-93-5	ug/L	3/30/2013																							<10	<10		
Pentachlorobenzene	608-93-5	ug/L	7/10/2013																		<10.2	<10.1	<10.1	<106	<10.3				
Pentachlorobenzene	608-93-5	ug/L	6/2/2014																					<10.1					
Pentachlorobenzene	608-93-5	ug/L	10/15/2014																					<10					
Pentachlorobenzene	608-93-5	ug/L	10/5/2015	<10.4		<10	<10.5	<10.5	<10.1				<10.8	<10.6	<10.5	<10.3			<11.1	<10.1									
Pentachlorobenzene	608-93-5	ug/L	4/4/2016									<10					<10	<10											
Pentachlorobenzene	608-93-5	ug/L	5/1/2018																		<10.4	<10.3							
Pentachlorobenzene	608-93-5	ug/L	5/2/2018																				<10.4	<10.5	<10.4				
Pentachlorobenzene	608-93-5	ug/L	3/30/2020	<10.4		<10.8	<10.3	<10.5	<10.3				<10.4	<10.4	<10.5	<10.1			<10.4	<10.4									
Pentachlorobenzene	608-93-5	ug/L	6/24/2020		<10.4																								
Pentachlorobenzene	608-93-5	ug/L	10/20/2021		<8							<8					<8	<8											
Pentachlorobenzene	608-93-5	ug/L	5/1/2023																		<10.6	<10	<9.8	<10.6	<10				
Pentachlorobenzene	608-93-5	ug/L	4/23/2025	<10.4										<10.4					<10.4										
Pentachlorobenzene	608-93-5	ug/L	4/24/2025													<10.4													
Pentachlorobenzene	608-93-5	ug/L	5/5/2025						<10.2																				
Pentachlorobenzene	608-93-5	ug/L	5/6/2025										<10.4		<10.6														
Pentachlorobenzene	608-93-5	ug/L	5/7/2025				<10.2													<10.6									
Pentachlorobenzene	608-93-5	ug/L	5/8/2025			<9.80		<10.6																					
Pentachloronitrobenzene	82-68-8	ug/L	4/14/2009	<10		<10	<10	<10	<10	<10																			
Pentachloronitrobenzene	82-68-8	ug/L	5/10/2010	<10		<10	<10	<10	<10	<10			<10	<10	<10	<10			<10	<10									
Pentachloronitrobenzene	82-68-8	ug/L	4/4/2011									<10					<10	<10											
Pentachloronitrobenzene	82-68-8	ug/L	3/30/2013																							<10	<10		
Pentachloronitrobenzene	82-68-8	ug/L	7/10/2013																		<10.2	<10.1	<10.1	<106	<10.3				
Pentachloronitrobenzene	82-68-8	ug/L	6/2/2014																					<10.1					
Pentachloronitrobenzene	82-68-8	ug/L	10/15/2014																					<10					
Pentachloronitrobenzene	82-68-8	ug/L	10/5/2015	<10.4		<10	<10.5	<10.5	<10.1				<10.8	<10.6	<10.5	<10.3			<11.1	<10.1									
Pentachloronitrobenzene	82-68-8	ug/L	4/4/2016									<10					<10	<10											
Pentachloronitrobenzene	82-68-8	ug/L	5/1/2018																		<10.4	<10.3							
Pentachloronitrobenzene	82-68-8	ug/L	5/2/2018																				<10.4	<10.5	<10.4				
Pentachloronitrobenzene	82-68-8	ug/L	3/30/2020	<10.4		<10.8	<10.3	<10.5	<10.3				<10.4	<10.4	<10.5	<10.1			<10.4	<10.4									
Pentachloronitrobenzene	82-68-8	ug/L	6/24/2020		<10.4																								
Pentachloronitrobenzene	82-68-8	ug/L	10/20/2021		<8							<8					<8	<8											
Pentachloronitrobenzene	82-68-8	ug/L	5/1/2023																		<10.6	<10	<9.8	<10.6	<10				
Pentachloronitrobenzene	82-68-8	ug/L	4/23/2025	<10.4										<10.4					<10.4										
Pentachloronitrobenzene	82-68-8	ug/L	4/24/2025													<10.4													
Pentachloronitrobenzene	82-68-8	ug/L	5/5/2025						<10.2																				
Pentachloronitrobenzene	82-68-8	ug/L	5/6/2025										<10.4		<10.6														
Pentachloronitrobenzene	82-68-8	ug/L	5/7/2025				<10.2													<10.6									
Pentachloronitrobenzene	82-68-8	ug/L	5/8/2025			<9.80		<10.6																					
Pentachlorophenol	87-86-5	ug/L	4/23/2025	<10.4										<10.4					<10.4										
Pentachlorophenol	87-86-5	ug/L	4/24/2025													<10.4													
Pentachlorophenol	87-86-5	ug/L	5/5/2025						<10.2																				
Pentachlorophenol	87-86-5	ug/L	5/6/2025										<10.4		<10.6														
Pentachlorophenol	87-86-5	ug/L	5/7/2025				<10.2													<10.6									
Pentachlorophenol	87-86-5	ug/L	5/8/2025			<9.80		<10.6																					
Pentachlorophenol [2C]	87-86-5	ug/L	4/14/2009	<10		<10	<10	<10	<10	<10																			
Pentachlorophenol [2C]	87-86-5	ug/L	5/10/2010	<10		<10	<10	<10	<10	<10			<10	<10	<10	<10			<10	<10									
Pentachlorophenol [2C]	87-86-5	ug/L	4/4/2011									<10					<10	<10											
Pentachlorophenol [2C]	87-86-5	ug/L	3/30/2013																							<10	<10		
Pentachlorophenol [2C]	87-86-5	ug/L	7/10/2013																		<10.2	<10.1	<10.1	<106	<10.3				
Pentachlorophenol [2C]	87-86-5	ug/L	6/2/2014																					<10.1					
Pentachlorophenol [2C]	87-86-5	ug/L	10/15/2014																					<10					
Pentachlorophenol [2C]	87-86-5	ug/L	10/5/2015	<10.4		<10	<10.5	<10.5	<10.1				<10.8	<10.6	<10.5	<10.3			<11.1	<10.1									
Pentachlorophenol [2C]	87-86-5	ug/L	4/4/2016									<10					2.65J	<10											
Pentachlorophenol [2C]	87-86-5	ug/L	5/1/2018																		2.67J	<10.3							
Pentachlorophenol [2C]	87-86-5	ug/L	5/2/2018																				<10.4	<10.5	<10.4				
Pentachlorophenol [2C]	87-86-5	ug/L	3/30/2020	<10.4		<10.8	<10.3	<10.5	<10.3				<10.4	<10.4	<10.5	<10.1			<10.4	<10.4									
Pentachlorophenol [2C]	87-86-5	ug/L	6/24/2020		<10.4																								
Pentachlorophenol [2C]	87-86-5	ug/L	10/20/2021		<8							<8					<8	<8											
Pentachlorophenol [2C]	87-86-5	ug/L	5/1/2023																		<10.6	<10	<9.8	<10.6	<10				
Phenacetin	62-44-2	ug/L	4/14/2009	<10		<10	<10	<10	<10	<10																			
Phenacetin	62-44-2	ug/L	5/10/2010	<10		<10	<10	<10	<10	<10			<10	<10	<10	<10			<10	<10									
Phenacetin	62-44-2	ug/L	4/4/2011									<10					<10	<10											
Phenacetin	62-44-2	ug/L	3/30/2013																							<10	<10		
Phenacetin	62-44-2	ug/L	7/10/2013																		<10.2	<10.1	<10.1	<106	<10.3				
Phenacetin	62-44-2	ug/L	6/2/2014																					<10.1					
Phenacetin	62-44-2	ug/L	10/15/2014																					<10					
Phenacetin	62-44-2	ug/L	10/5/2015	<10.4		<10	<10.5	<10.5	<10.1				<10.8	<10.6	<10.5	<10.3			<11.1	<10.1									
Phenacetin	62-44-2	ug/L	4/4/2016									<10					<10	<10											
Phenacetin	62-44-2	ug/L	5/1/2018																		<10.4	<10.3							
Phenacetin	62-44-2	ug/L	5/2/2018																				<10.4	<10.5	<10.4				
Phenacetin	62-44-2	ug/L	3/30/2020	<10.4		<10.8	<10.3	<10.5	<10.3				<10.4	<10.4	<10.5	<10.1			<10.4	<10.4									
Phenacetin	62-44-2	ug/L	6/24/2020		<10.4																								
Phenacetin	62-44-2	ug/L	10/20/2021		<8							<8					<8	<8											
Phenacetin	62-44-2	ug/L	5/1/2023																		<10.6	<10	<9.8	<10.6	<10				
Phenacetin	62-44-2	ug/L	4/23/2025	<10.4										<10.4					<10.4										
Phenacetin	62-44-2	ug/L	4/24/2025													<10.4													
Phenacetin	62-44-2	ug/L	5/5/2025						<10.2																				
Phenacetin	62-44-2	ug/L	5/6/2025										<10.4		<10.6														
Phenacetin	62-44-2	ug/L	5/7/2025				<10.2													<10.6									
Phenacetin	62-44-2	ug/L	5/8/2025			<9.80		<10.6																					
Phenanthrene	85-01-8	ug/L	4/14/2009	<10		<10	<10	<10	<10	<10																			
Phenanthrene	85-01-8	ug/L	5/10/2010	<10		<10	<10	<10	<10	<10			<10	<10	<10	<10			<10	<10									
Phenanthrene	85-01-8	ug/L	4/4/2011									<10					<10	<10											
Phenanthrene	85-01-8	ug/L	3/30/2013																							<10	<10		
Phenanthrene	85-01-8	ug/L	7/10/2013																		<10.2	<10.1	<10.1	<106	<10.3				
Phenanthrene	85-01-8	ug/L	6/2/2014																					<10.1					
Phenanthrene	85-01-8	ug/L	10/15/2014																					<10					
Phenanthrene	85-01-8	ug/L	10/5/2015	<10.4		<10	<10.5	<10.5	<10.1				<10.8	<10.6	<10.5	<10.3			<11.1	<10.1									
Phenanthrene	85-01-8	ug/L	4/4/2016									<10					<10	<10											
Phenanthrene	85-01-8	ug/L	5/1/2018																		<10.4	<10.3							
Phenanthrene	85-01-8	ug/L	5/2/2018																				<10.4	<10.5	<10.4				
Phenanthrene	85-01-8	ug/L	3/30/2020	<10.4		<10.8	<10.3	<10.5	<10.3				<10.4	<10.4	<10.5	<10.1			<10.4	<10.4									
Phenanthrene	85-01-8	ug/L	6/24/2020		<10.4																								
Phenanthrene	85-01-8	ug/L	10/20/2021		<8							<8					<8	<8											
Phenanthrene	85-01-8	ug/L	5/1/2023																		<10.6	<10	<9.8	<10.6	<10				
Phenanthrene	85-01-8	ug/L	4/23/2025	<10.4										<10.4					<10.4										
Phenanthrene	85-01-8	ug/L	4/24/2025													<10.4													

Table 9A
Analytical Data Summary - Series A HMSP Wells
2025 Annual Water Quality Report
Iowa City Sanitary Landfill
Permit No. 52-SDP-01-72P

Constituent	CAS	Units	Date	MW-17A-00	MW-18AR	MW-23A	MW-24A	MW-25A-00	MW-29A	MW-34A	MW-38A	MW-200A	MW-201A	MW-202A	MW-203A	MW-204A	MW-205A	MW-213A	MW-214A	MW-215A	MW-216A	MW-217A	MW-218A	MW-219A	MW-220A	MW-310A	MW-312A	MW-408	MW-410
Phenanthrene	85-01-8	ug/L	5/5/2025						<10.2																				
Phenanthrene	85-01-8	ug/L	5/6/2025										<10.4		<10.6														
Phenanthrene	85-01-8	ug/L	5/7/2025				<10.2													<10.6									
Phenanthrene	85-01-8	ug/L	5/8/2025			<9.80		<10.6																					
Phenol	108-95-2	ug/L	4/14/2009	<20		<20	<20	<20	<20	<20																			
Phenol	108-95-2	ug/L	5/10/2010	<10		<10	<10	<10	<10	<10			<10	<10	<10	<10			<10	<10									
Phenol	108-95-2	ug/L	4/4/2011									<10					<10	<10											
Phenol	108-95-2	ug/L	3/30/2013																							<10	<10		
Phenol	108-95-2	ug/L	7/10/2013																		<10.2	<10.1	<10.1	3010	<10.3				
Phenol	108-95-2	ug/L	10/7/2013							<10.2	<10.1													<10.1					
Phenol	108-95-2	ug/L	6/2/2014																					<10.1					
Phenol	108-95-2	ug/L	10/15/2014																					<10					
Phenol	108-95-2	ug/L	10/5/2015	<10.4		<10	<10.5	<10.5	<10.1				<10.8	<10.6	<10.5	<10.3			<11.1	<10.1									
Phenol	108-95-2	ug/L	4/4/2016									<10					<10	<10											
Phenol	108-95-2	ug/L	5/1/2018																		<10.4	<10.3							
Phenol	108-95-2	ug/L	5/2/2018																				<10.4	<10.5	<10.4				
Phenol	108-95-2	ug/L	3/30/2020	<10.4		<10.8	<10.3	<10.5	<10.3				<10.4	<10.4	<10.5	<10.1			<10.4	<10.4									
Phenol	108-95-2	ug/L	6/24/2020		<10.4																								
Phenol	108-95-2	ug/L	10/20/2021		<8							<8					<8	<8											
Phenol	108-95-2	ug/L	5/1/2023																		<10.6	<10	<9.8	<10.6	<10				
Phenol	108-95-2	ug/L	4/23/2025	<10.4										<10.4					<10.4										
Phenol	108-95-2	ug/L	4/24/2025													<10.4													
Phenol	108-95-2	ug/L	5/5/2025						<10.2																				
Phenol	108-95-2	ug/L	5/6/2025										<10.4		<10.6														
Phenol	108-95-2	ug/L	5/7/2025				<10.2													<10.6									
Phenol	108-95-2	ug/L	5/8/2025			<9.80		<10.6																					
Phorate	298-02-2	ug/L	4/14/2009	<60		<60	<60	<60	<60	<60																			
Phorate	298-02-2	ug/L	5/10/2010	<10		<10	<10	<10	<10	<10			<10	<10	<10	<10			<10	<10									
Phorate	298-02-2	ug/L	4/4/2011									<10					<10	<10											
Phorate	298-02-2	ug/L	3/30/2013																							<10	<10		
Phorate	298-02-2	ug/L	7/10/2013																		<10.2	<10.1	<10.1	<106	<10.3				
Phorate	298-02-2	ug/L	6/2/2014																					<10.1					
Phorate	298-02-2	ug/L	10/15/2014																					<10					
Phorate	298-02-2	ug/L	10/5/2015	<10.4		<10	<10.5	<10.5	<10.1				<10.8	<10.6	<10.5	<10.3			<11.1	<10.1									
Phorate	298-02-2	ug/L	4/4/2016									<10					<10	<10											
Phorate	298-02-2	ug/L	5/1/2018																		<10.4	<10.3							
Phorate	298-02-2	ug/L	5/2/2018																				<10.4	<10.5	<10.4				
Phorate	298-02-2	ug/L	3/30/2020	<10.4		<10.8	<10.3	<10.5	<10.3				<10.4	<10.4	<10.5	<10.1			<10.4	<10.4									
Phorate	298-02-2	ug/L	6/24/2020		<10.4																								
Phorate	298-02-2	ug/L	10/20/2021		<0.4							<0.4					<0.4	<0.4											
Phorate	298-02-2	ug/L	5/1/2023																		<10.6	<10	<9.8	<10.6	<10				
Phorate	298-02-2	ug/L	4/23/2025	<10.4										<10.4					<10.4										
Phorate	298-02-2	ug/L	4/24/2025													<10.4													
Phorate	298-02-2	ug/L	5/5/2025						<10.2																				
Phorate	298-02-2	ug/L	5/6/2025										<10.4		<10.6														
Phorate	298-02-2	ug/L	5/7/2025				<10.2													<10.6									
Phorate	298-02-2	ug/L	5/8/2025			<9.80		<10.6																					
Potassium	7440-09-7	mg/L	6/2/2014	1.03		<2	<1	0.774J	<1	<1	<2	0.822J	<1	<1	<2	<1	6.24	<1	1.02	4.42	1.71	<1	<2	1.67J	1.85				
Potassium	7440-09-7	mg/L	10/15/2014	0.857J		<1	<1	<1	<1	<1	0.918J	<1	<1	<1	<1	<1	6.55	<1	0.917J	2.82	1.43	<1	0.864J	1.38	1.32	<1			
Pronamide	23950-58-5	ug/L	4/14/2009	<10		<10	<10	<10	<10	<10																			
Pronamide	23950-58-5	ug/L	5/10/2010	<10		<10	<10	<10	<10	<10			<10	<10	<10	<10			<10	<10									
Pronamide	23950-58-5	ug/L	4/4/2011									<10					<10	<10											
Pronamide	23950-58-5	ug/L	3/30/2013																							<10	<10		
Pronamide	23950-58-5	ug/L	7/10/2013																		<10.2	<10.1	<10.1	<106	<10.3				
Pronamide	23950-58-5	ug/L	6/2/2014																					<10.1					
Pronamide	23950-58-5	ug/L	10/15/2014																					<10					
Pronamide	23950-58-5	ug/L	10/5/2015	<10.4		<10	<10.5	<10.5	<10.1				<10.8	<10.6	<10.5	<10.3			<11.1	<10.1									
Pronamide	23950-58-5	ug/L	4/4/2016									<10					<10	<10											
Pronamide	23950-58-5	ug/L	5/1/2018																		<10.4	<10.3							
Pronamide	23950-58-5	ug/L	5/2/2018																				<10.4	<10.5	<10.4				
Pronamide	23950-58-5	ug/L	3/30/2020	<10.4		<10.8	<10.3	<10.5	<10.3				<10.4	<10.4	<10.5	<10.1			<10.4	<10.4									
Pronamide	23950-58-5	ug/L	6/24/2020		<10.4																								
Pronamide	23950-58-5	ug/L	10/20/2021		<8							<8					<8	<8											
Pronamide	23950-58-5	ug/L	5/1/2023																		<10.6	<10	<9.8	<10.6	<10				
Pronamide	23950-58-5	ug/L	4/23/2025	<10.4										<10.4					<10.4										
Pronamide	23950-58-5	ug/L	4/24/2025													<10.4													
Pronamide	23950-58-5	ug/L	5/5/2025						<10.2																				
Pronamide	23950-58-5	ug/L	5/6/2025										<10.4		<10.6														
Pronamide	23950-58-5	ug/L	5/7/2025				<10.2													<10.6									
Pronamide	23950-58-5	ug/L	5/8/2025			<9.80		<10.6																					
Propionitrile	107-12-0	ug/L	4/14/2009	<10		<10	<10	<10	<10	<10																			
Propionitrile	107-12-0	ug/L	5/10/2010	<10		<10	<10	<10	<10	<10			<10	<10	<10	<10			<10	<10									
Propionitrile	107-12-0	ug/L	4/4/2011									<10					<10	<20											
Propionitrile	107-12-0	ug/L	10/11/2012								<10																		
Propionitrile	107-12-0	ug/L	3/30/2013																							<10	<10		
Propionitrile	107-12-0	ug/L	7/10/2013																		<10	<10	<10	<10	<10				
Propionitrile	107-12-0	ug/L	10/5/2015	<10		<10	<10	<10	<10				<10	<10	<10	<10			<10	<10									
Propionitrile	107-12-0	ug/L	4/4/2016									<10					<10	<10											
Propionitrile	107-12-0	ug/L	5/1/2018																		<10	<10							
Propionitrile	107-12-0	ug/L	5/2/2018																				<10	<10	<10				
Propionitrile	107-12-0	ug/L	3/30/2020	<10		<10	<10	<10	<10				<10	<10	<10	<10			<10	<10									
Propionitrile	107-12-0	ug/L	6/24/2020		<10																								
Propionitrile	107-12-0	ug/L	10/20/2021		<10							<10					<10	<10											
Propionitrile	107-12-0	ug/L	5/1/2023																		<10	<10	<10	<10	<10				
Propionitrile	107-12-0	ug/L	4/23/2025	<10.0										<10.0					<10.0										
Propionitrile	107-12-0	ug/L	4/24/2025													<10.0													
Propionitrile	107-12-0	ug/L	5/5/2025						<10.0																				
Propionitrile	107-12-0	ug/L	5/6/2025										<10.0		<10.0														
Propionitrile	107-12-0	ug/L	5/7/2025				<10.0													<10.0									
Propionitrile	107-12-0	ug/L	5/8/2025			<10.0		<10.0																					
Pyrene	129-00-0	ug/L	4/14/2009	<10		<10	<10	<10	<10	<10																			
Pyrene	129-00-0	ug/L	5/10/2010	<10		<10	<10	<10	<10	<10			<10	<10	<10	<10			<10	<10									
Pyrene	129-00-0	ug/L	4/4/2011									<10					<10	<10											
Pyrene	129-00-0	ug/L	3/30/2013																							<10	<10		
Pyrene	129-00-0	ug/L	7/10/2013																		<10.2	<10.1	<10.1	<106	<10.3				
Pyrene	129-00-0	ug/L	6/2/2014																					<10.1					
Pyrene	129-00-0	ug/L	10/15/2014																					<10					
Pyrene	129-00-0	ug/L	10/5/2015	<10.4		<10	<10.5	<10.5	<10.1				<10.8	<10.6	<10.5	<10.3			<11.1	<10.1									
Pyrene	129-00-0	ug/L	4/4/2016									<10					<10	<10											
Pyrene	129-00-0	ug/L	5/1/2018																		<10.4	<10.3							
Pyrene	129-00-0	ug/L	5/2/2018																				<10.4	<10.5	<10.4				
Pyrene	129-00-0	ug/L	3/30/2020	<10.4		<10.8	<10.3	<10.5	<10.3				<10.4	<10.4	<10.5	<10.1			<10.4	<10.4									
Pyrene	129-00-0	ug/L	6/24/2020		<10.4																								
Pyrene	129-00-0	ug/L	10/20/2021		<8							<8					<8	<8											
Pyrene	129-00-0	ug/L	5/1/2023																		<10.6	<10	<9.8	<10.6	<10				

Table 9A
Analytical Data Summary - Series A HMSP Wells
2025 Annual Water Quality Report
Iowa City Sanitary Landfill
Permit No. 52-SDP-01-72P

Constituent	CAS	Units	Date	MW-17A-00	MW-18AR	MW-23A	MW-24A	MW-25A-00	MW-29A	MW-34A	MW-38A	MW-200A	MW-201A	MW-202A	MW-203A	MW-204A	MW-205A	MW-213A	MW-214A	MW-215A	MW-216A	MW-217A	MW-218A	MW-219A	MW-220A	MW-310A	MW-312A	MW-408	MW-410
Pyrene	129-00-0	ug/L	4/23/2025	<10.4										<10.4					<10.4										
Pyrene	129-00-0	ug/L	4/24/2025													<10.4													
Pyrene	129-00-0	ug/L	5/5/2025						<10.2																				
Pyrene	129-00-0	ug/L	5/6/2025										<10.4		<10.6														
Pyrene	129-00-0	ug/L	5/7/2025				<10.2													<10.6									
Pyrene	129-00-0	ug/L	5/8/2025			<9.80		<10.6																					
Safrole	94-59-7	ug/L	4/14/2009	<10		<10	<10	<10	<10	<10																			
Safrole	94-59-7	ug/L	5/10/2010	<10		<10	<10	<10	<10	<10			<10	<10	<10	<10			<10	<10									
Safrole	94-59-7	ug/L	4/4/2011									<10					<10	<10											
Safrole	94-59-7	ug/L	3/30/2013																							<10	<10		
Safrole	94-59-7	ug/L	7/10/2013																		<10.2	<10.1	<10.1	<106	<10.3				
Safrole	94-59-7	ug/L	6/2/2014																					<10.1					
Safrole	94-59-7	ug/L	10/15/2014																					<10					
Safrole	94-59-7	ug/L	10/5/2015	<10.4		<10	<10.5	<10.5	<10.1				<10.8	<10.6	<10.5	<10.3			<11.1	<10.1									
Safrole	94-59-7	ug/L	4/4/2016									<10					<10	<10											
Safrole	94-59-7	ug/L	5/1/2018																		<10.4	<10.3							
Safrole	94-59-7	ug/L	5/2/2018																				<10.4	<10.5	<10.4				
Safrole	94-59-7	ug/L	3/30/2020	<10.4		<10.8	<10.3	<10.5	<10.3				<10.4	<10.4	<10.5	<10.1			<10.4	<10.4									
Safrole	94-59-7	ug/L	6/24/2020		<10.4																								
Safrole	94-59-7	ug/L	10/20/2021		<8							<8					<8	<8											
Safrole	94-59-7	ug/L	5/1/2023																		<10.6	<10	<9.8	<10.6	<10				
Safrole	94-59-7	ug/L	4/23/2025	<10.4										<10.4					<10.4										
Safrole	94-59-7	ug/L	4/24/2025													<10.4													
Safrole	94-59-7	ug/L	5/5/2025						<10.2																				
Safrole	94-59-7	ug/L	5/6/2025										<10.4		<10.6														
Safrole	94-59-7	ug/L	5/7/2025				<10.2													<10.6									
Safrole	94-59-7	ug/L	5/8/2025			<9.80		<10.6																					
Selenium	7782-49-2	mg/L	2/27/2008	<0.01		<0.01	<0.01	<0.01	<0.01	<0.01																			
Selenium	7782-49-2	mg/L	5/12/2008	<0.01		<0.01	<0.01	<0.01	<0.01	<0.01																			
Selenium	7782-49-2	mg/L	7/13/2008	<0.01		<0.01	<0.01	<0.01	<0.01	<0.01																			
Selenium	7782-49-2	mg/L	9/14/2008	<0.01		<0.01	<0.01	<0.01	<0.01	<0.01																			
Selenium	7782-49-2	mg/L	11/17/2008	<0.005		<0.005	<0.005	<0.005	<0.005	<0.005																			
Selenium	7782-49-2	mg/L	4/14/2009	<0.01		<0.01	<0.01	<0.01	<0.01	<0.01																			
Selenium	7782-49-2	mg/L	7/7/2009										<0.01	<0.01	<0.01	<0.01			<0.01	<0.01									
Selenium	7782-49-2	mg/L	9/2/2009										<0.01	<0.01	<0.01	<0.01			<0.01	<0.01									
Selenium	7782-49-2	mg/L	10/25/2009	<0.01		<0.01	<0.01	<0.01	<0.01	<0.01			<0.01	<0.01	<0.01	<0.01			<0.01	<0.01									
Selenium	7782-49-2	mg/L	1/2/2010										<0.01	<0.01	<0.01	<0.01			<0.01	<0.01									
Selenium	7782-49-2	mg/L	3/3/2010									<0.01	<0.01	<0.01	<0.01	<0.01	<0.01	<0.01	<0.01	<0.01									
Selenium	7782-49-2	mg/L	5/10/2010	<0.002		0.0026	<0.002	<0.002	<0.002	<0.002		<0.002	<0.002	<0.002	<0.002	0.0059	<0.002	<0.002	<0.002	<0.002									
Selenium	7782-49-2	mg/L	7/8/2010							<0.01		<0.01				<0.01	<0.01	<0.01											
Selenium	7782-49-2	mg/L	9/13/2010							<0.01		<0.01				<0.01	<0.01	<0.01											
Selenium	7782-49-2	mg/L	11/1/2010										<0.01	<0.01	<0.01	<0.01													
Selenium	7782-49-2	mg/L	1/10/2011							<0.005		<0.005				<0.005	<0.005	<0.005											
Selenium	7782-49-2	mg/L	4/4/2011									<0.005	<0.01	<0.01	<0.01	<0.01	<0.005	<0.005	<0.01										
Selenium	7782-49-2	mg/L	7/8/2011							<0.01		<0.01					<0.01	<0.01											
Selenium	7782-49-2	mg/L	8/11/2011							<0.01		<0.01					<0.01	<0.01								<0.01			
Selenium	7782-49-2	mg/L	10/13/2011	<0.005		<0.005		<0.005	<0.005	<0.005		<0.005	<0.005	<0.005	<0.005	<0.005	<0.005	<0.005	0.00892							<0.005			
Selenium	7782-49-2	mg/L	12/5/2011				<0.005			<0.005										<0.005						<0.005			
Selenium	7782-49-2	mg/L	4/11/2012	<0.005		<0.005	<0.005	<0.005	<0.005	<0.005		<0.005	<0.005	<0.005	<0.005	<0.005	<0.005	<0.005	<0.005	<0.005						<0.005	<0.005		
Selenium	7782-49-2	mg/L	6/25/2012					<0.005		<0.005																<0.005	<0.005		
Selenium	7782-49-2	mg/L	8/1/2012							<0.005	<0.005										<0.005	<0.005	<0.005	<0.005	<0.005	<0.005	<0.005		
Selenium	7782-49-2	mg/L	10/11/2012	<0.005		<0.005	<0.005	<0.005	<0.005		<0.005	<0.005		<0.005	<0.005	<0.005	<0.005	<0.005	<0.005	<0.005	<0.005	<0.005	<0.005	<0.005	<0.005	<0.005	0.00702		
Selenium	7782-49-2	mg/L	12/13/2012								<0.005										<0.005	<0.005	<0.005	<0.005	<0.005		<0.005		
Selenium	7782-49-2	mg/L	2/4/2013								<0.005										<0.005	<0.005	<0.005	<0.005	<0.005				
Selenium	7782-49-2	mg/L	3/30/2013	<0.005		<0.005	<0.005	<0.005	<0.005		<0.005	<0.005		<0.005	<0.005	<0.005	<0.005	<0.005	<0.005	<0.005	<0.005	<0.005	<0.005	<0.005	<0.005	<0.005	<0.005		
Selenium	7782-49-2	mg/L	7/10/2013																		<0.005	<0.005	<0.005	<0.005	<0.005				
Selenium	7782-49-2	mg/L	10/7/2013	<0.005		<0.005	<0.005	<0.005	<0.005	<0.005	<0.005	<0.005	<0.005	<0.005	<0.005	<0.005	<0.005	<0.005	<0.005	<0.005	<0.005	<0.005	<0.005	<0.005	<0.005	<0.005	<0.005		
Selenium	7782-49-2	mg/L	6/2/2014	<0.005		<0.005	<0.005	<0.005	<0.005	<0.005	<0.005	<0.005	0.00159J	<0.005	<0.005	<0.005	<0.005	<0.005	0.00122J	0.0014J	0.00067J	<0.005	<0.005	<0.005	<0.005				
Selenium	7782-49-2	mg/L	10/15/2014	<0.005		<0.005	<0.005	<0.005	<0.005	<0.005	<0.005	<0.005	<0.005	<0.005	<0.005	<0.005	<0.005	<0.005	<0.005	<0.005	<0.005	<0.005	<0.005	<0.005	<0.005				
Selenium	7782-49-2	mg/L	4/6/2015	<0.005		<0.005	<0.005	<0.005	<0.005	<0.005	<0.005	<0.005	<0.005	<0.005	<0.005	<0.005	<0.005	<0.005	<0.005	<0.005	<0.005	<0.005	<0.005	<0.005	<0.005				
Selenium	7782-49-2	mg/L	10/5/2015	<0.005		<0.005	<0.005	<0.005	<0.005	<0.005	<0.005	<0.005	<0.005	<0.005	<0.005	<0.005	<0.005	<0.005	<0.005	<0.005	<0.005	<0.005	<0.005	<0.005	<0.005				
Selenium	7782-49-2	mg/L	4/4/2016	0.000809J		0.00151J	0.000679J; <0.00	<0.005	<0.005	<0.005	<0.005	<0.005	<0.005	0.00155J	0.000754J	0.000746J	0.000779J	0.000732J	0.0013J	0.00118J	0.000995J	<0.005	0.00104J	0.000639J	<0.005				
Selenium	7782-49-2	mg/L	10/17/2016	<0.005		0.00151J	0.00132J	0.00252J	<0.005	<0.005	0.00176J	<0.005	0.00154J	0.00149J	<0.005	<0.005	<0.005	0.000777J	0.00319J	<0.005	0.00141J	<0.005	<0.005	<0.005	0.000902J				
Selenium	7782-49-2	mg/L	4/17/2017	<0.005		0.00125J	<0.005	<0.005	<0.005	<0.005	<0.005	<0.005	<0.005	0.00132J	<0.005	<0.005	<0.005	<0.005	0.0015J	<0.005	<0.005	<0.005	<0.005	<0.005	<0.005				
Selenium	7782-49-2	mg/L	10/11/2017	<0.005		<0.005	<0.005	<0.005	<0.005	<0.005	<0.005	<0.005	<0.005	<0.005	<0.005	<0.005	<0.005	<0.005	0.0013J	<0.005	<0.005	<0.005	<0.005	<0.005	<0.005				
Selenium	7782-49-2	mg/L	4/20/2018											0.00137J					0.00162J	<0.005									
Selenium	7782-49-2	mg/L	4/23/2018	<0.005								<0.005	<0.005		0.00176J	<0.005	<0.005												
Selenium	7782-49-2	mg/L	4/25/2018						<0.005		<0.005																		
Selenium	7782-49-2	mg/L	4/30/2018			0.0011J; <0.005	<0.005	<0.005										<0.005											
Selenium	7782-49-2	mg/L	5/1/2018																		<0.005	<0.005							
Selenium	7782-49-2	mg/L	5/2/2018																				<0.005	<0.005	<0.005				
Selenium	7782-49-2	mg/L	10/16/2018	<0.0025		0.00137J	<0.005	<0.005	<0.0025	<0.0025	<0.0025	<0.0025	<0.0025	0.00108J	<0.0025	<0.0025	<0.0025	<0.005	0.00153J	<0.0025	0.00119J	<0.005	<0.005	<0.005	<0.005				
Selenium	7782-49-2	mg/L	4/16/2019	<0.005		0.00105J	<0.005	<0.005	<0.005	<0.005	<0.005	<0.005	<0.005	0.00162J	<0.005	<0.005	<0.005	<0.005	0.0015J	<0.005	0.00108J	<0.005	<0.005	<0.005	<0.005				
Selenium	7782-49-2	mg/L	10/1/2019	<0.005	<0.005	<0.005	<0.005	<0.005	<0.005	<0.005	<0.005	<0.005	<0.005	0.00126J	<0.005	<0.005	<0.005	<0.005	0.00145J	<0.005	<0.005	<0.005	<0.005	<0.005	<0.005				
Selenium	7782-49-2	mg/L	3/30/2020	<0.005	<0.005	0.00127J	<0.005	<0.005	0.00158J	<0.005	0.001J	<0.005	<0.005	0.00135J	<0.005	<0.005	0.00154J	<0.005	0.00182J	0.00147J	<0.005	<0.005	<0.005	<0.005	<0.005				
Selenium	7782-49-2	mg/L	6/24/2020		<0.005																								
Selenium	7782-49-2	mg/L	10/7/2020	<0.005	<0.005	<0.005; 0.00114J	<0.005	<0.005	<0.005	<0.005	<0.005	<0.005	<0.005	0.00216J	<0.005	<0.005	<0.005	<0.005	<0.005	<0.005	<0.005	<0.005	<0.005	<0.005	<0.005				
Selenium	7782-49-2	mg/L	1/21/2021		<0.004																								
Selenium	7782-49-2	mg/L	4/13/2021	<0.004	<0.004	<0.004	<0.004	<0.004	<0.004	<0.004	<0.004	<0.004	<0.004	<0.004	<0.004	<0.004	<0.004	<0.004	0.0022J	<0.004	<0.004	<0.004	<0.004	<0.004	<0.004				
Selenium	7782-49-2	mg/L	10/20/2021		<0.004			<0.004				<0.004					<0.004	<0.004			<0.004	<0.004	<0.004	<0.004	<0.004	0.0044	<0.004	<0.004	<0.004
Selenium	7782-49-2	mg/L	5/2/2022					<0.004		<0.004	<0.004										<0.004	<0.004	<0.004	<0.004	<0.004	0.002J	<0.004	<0.004	<0.004
Selenium	7782-49-2	mg/L	10/14/2022					<0.004													<0.004	<0.004	<0.004	<0.004	<0.004	<0.004	<0.004	<0.004	<0.004
Selenium	7782-49-2	mg/L	5/1/2023					<0.005		<0.005	<0.005										<0.005	<0.005	<0.005	<0.005	<0.005	<0.005	<0.005	<0.005	<0.005
Selenium	7782-49-2	mg/L	10/16/2023					<0.005													<0.005	<0.005	<0.005	<0.005	<0.005	<0.005	<0.005	<0.005	<0.005
Selenium	7782-49-2	mg/L	4/29/2024					<0.005		<0.005	<0.005										<0.005	<0.005	<0.005	<0.005	<0.005	<0.005	<0.005	0.0371	<0.005
Selenium	7782-49-2	mg/L	10/9/2024																								<0.00500		
Selenium	7782-49-2	mg/L	10/10/2024																							<0.00500		<0.00500	
Selenium	7782-49-2	mg/L	10/14/2024																		0.00144J	<0.00500		<0.00500					<0.00500
Selenium	7782-49-2	mg/L	10/15/2024																				<0.00500		<0.00500				
Selenium	7782-49-2	mg/L	4/23/2025	<0.00500										<0.00500					<0.00500										
Selenium	7782-49-2	mg/L	4/24/2025													0.00293													
Selenium	7782-49-2	mg/L	4/30/2025																							<0.00500	<0.00500		
Selenium	7782-49-2	mg/L	5/5/2025						<0.00500																			0.00229	
Selenium	7782-49-2	mg/L	5/6/2025										<0.00500		<0.00500														
Selenium	7782-49-2	mg/L	5/7/2025				<0.00500													<0.00500	<0.00500	<0.00500	<0.00500						
Selenium	7782-49-2	mg/L	5/8/2025			<0.00500		<0.00500																					<0.00500
Selenium	7782-49-2	mg/L	5/9/2025							<0.00500	<0.00500													<0.00500	<0.00500				
Selenium	7782-49-2	mg/L	10/21/2025																							<0.00500	<0.00500	<0.00500	
Selenium	7782-49-2	mg/L	10/23/2025					<0.00500													<0.00500	<0.00500	<0.00500	<0.00500	<0.00500				
Selenium	7782-49-2	mg/L	10/24/2025																										<0.00500
Silver	7440-22-4	mg/L	2/27/2008	<0.01		<0.01	<0.01	<0.01	<0.01	<0.01																			
Silver	7440-22-4	mg/L	5/12/2008	<0.01		<0.01	<0.01	<0.01	<0.01	<0.01																			
Silver	7440-22-4	mg/L	7/13/2008	<0.01		<0.01	<0.01	<0.01	<0.01	<0.01																			
Silver	7440-22-4	mg/L	9/14/2008	<0.01		<0.01	<0.01	<0.01	<0.01	<0.01																			
Silver	7440-22-4	mg/L	11/17/2008	<0.02		<0.02	<0.02	<0.02	<0.02	<0.02																			

Table 9A
Analytical Data Summary - Series A HMSP Wells
2025 Annual Water Quality Report
Iowa City Sanitary Landfill
Permit No. 52-SDP-01-72P

Constituent	CAS	Units	Date	MW-17A-00	MW-18AR	MW-23A	MW-24A	MW-25A-00	MW-29A	MW-34A	MW-38A	MW-200A	MW-201A	MW-202A	MW-203A	MW-204A	MW-205A	MW-213A	MW-214A	MW-215A	MW-216A	MW-217A	MW-218A	MW-219A	MW-220A	MW-310A	MW-312A	MW-408	MW-410
Silver	7440-22-4	mg/L	4/14/2009	<0.01		<0.01	<0.01	<0.01	<0.01	<0.01																			
Silver	7440-22-4	mg/L	7/7/2009							<0.01			<0.01	<0.01	<0.01	<0.01			<0.01	<0.01									
Silver	7440-22-4	mg/L	9/2/2009							<0.01			<0.01	<0.01	<0.01	<0.01			<0.01	<0.01									
Silver	7440-22-4	mg/L	10/25/2009	<0.025		<0.025	<0.025	<0.025	<0.025	<0.025			<0.025	<0.025	<0.025	<0.025			<0.025	<0.025									
Silver	7440-22-4	mg/L	1/2/2010							<0.025			<0.025	<0.025	<0.025	<0.025			<0.025	<0.025									
Silver	7440-22-4	mg/L	3/3/2010									<0.025	<0.025	<0.025	<0.025	<0.025	<0.025	<0.025	<0.025	<0.025									
Silver	7440-22-4	mg/L	5/10/2010	<0.02		<0.02	<0.02	<0.02	<0.02	<0.02		<0.02	<0.02	<0.02	<0.02	<0.02	<0.02	<0.02	<0.02	<0.02									
Silver	7440-22-4	mg/L	7/8/2010									<0.025					<0.025	<0.025											
Silver	7440-22-4	mg/L	9/13/2010									<0.025					<0.025	<0.025											
Silver	7440-22-4	mg/L	11/1/2010										<0.025	<0.025	<0.025	<0.025													
Silver	7440-22-4	mg/L	1/10/2011									<0.02					<0.02	<0.02											
Silver	7440-22-4	mg/L	4/4/2011									<0.02	<0.025	<0.025	<0.025	<0.025	<0.02	<0.02	<0.025										
Silver	7440-22-4	mg/L	7/8/2011							<0.025		<0.025					<0.025	<0.025											
Silver	7440-22-4	mg/L	8/11/2011							<0.025		<0.025					<0.025	<0.025								<0.025			
Silver	7440-22-4	mg/L	10/13/2011	<0.06		<0.02		<0.02	<0.02	<0.02		<0.02	<0.02	<0.02	<0.02	<0.02	<0.02	<0.02	<0.02							<0.02			
Silver	7440-22-4	mg/L	12/5/2011				<0.02													<0.02						<0.02			
Silver	7440-22-4	mg/L	4/11/2012	<0.02		<0.02	<0.02	<0.02	<0.02	<0.02		<0.02	<0.02	<0.02	<0.02	<0.02	<0.02	<0.02	<0.02	<0.02						<0.02	<0.02		
Silver	7440-22-4	mg/L	6/25/2012					<0.02		<0.02																<0.02	<0.02		
Silver	7440-22-4	mg/L	8/1/2012							<0.02	<0.02										<0.02	<0.02	<0.02	<0.02	<0.02	<0.02	<0.02		
Silver	7440-22-4	mg/L	10/11/2012	<0.02		<0.02	<0.02	<0.02	<0.02		<0.02	<0.02		<0.02	<0.02	<0.02	<0.02	<0.02	<0.02	<0.02	<0.02	<0.02	<0.02	<0.02	<0.02	<0.02	<0.02		
Silver	7440-22-4	mg/L	12/13/2012								<0.02										<0.02	<0.02	<0.02	<0.02	<0.02		<0.02		
Silver	7440-22-4	mg/L	2/4/2013								<0.02										<0.02	<0.02	<0.02	<0.02	<0.02				
Silver	7440-22-4	mg/L	3/30/2013	<0.02		<0.02	<0.02	<0.02	<0.02		<0.02	<0.02		<0.02	<0.02	<0.02	<0.02	<0.02	<0.02	<0.02	<0.02	<0.02	<0.02	<0.02	<0.02	<0.02	<0.02		
Silver	7440-22-4	mg/L	7/10/2013																		<0.02	<0.02	<0.02	<0.02	<0.02				
Silver	7440-22-4	mg/L	10/7/2013	<0.02		<0.02	<0.02	<0.02	<0.02	<0.02	<0.02	<0.02	<0.02	<0.02	<0.02	<0.02	<0.02	<0.02	<0.02	<0.02	<0.02	<0.02	<0.02	<0.02	<0.02	<0.02	<0.02		
Silver	7440-22-4	mg/L	6/2/2014	<0.02		<0.04	<0.02	<0.02	<0.02	<0.02	<0.04	<0.02	<0.02	<0.04	<0.04	<0.02	<0.02	<0.02	<0.02	<0.02	<0.02	<0.02	<0.04	<0.04	<0.02				
Silver	7440-22-4	mg/L	10/15/2014	<0.02		<0.02	<0.02	<0.02	<0.02	<0.02	<0.02	<0.02	<0.02	0.00299J	<0.02	<0.02	<0.02	<0.02	<0.02	<0.02	<0.02	<0.02	<0.02	<0.02	<0.02				
Silver	7440-22-4	mg/L	4/6/2015	<0.001		0.000067J; <0.00	<0.001	<0.001	<0.001	<0.001	<0.001	<0.001	0.000062J	<0.001	<0.001	<0.001	0.000061J	<0.001	<0.001	<0.001	<0.001	0.000071J	<0.001	<0.001	<0.001				
Silver	7440-22-4	mg/L	10/5/2015	<0.001		<0.001	0.000047J	0.000134J	0.000121J	0.000132J	<0.001	<0.001	0.000124J	<0.001	<0.001	<0.001	<0.001	<0.001	0.000138J	<0.001	<0.001	0.000114J; <0.00	0.000131J	<0.001	0.000121J				
Silver	7440-22-4	mg/L	4/4/2016	<0.001		<0.001	<0.001	<0.001	<0.001	<0.001	<0.001	<0.001	<0.001	<0.001	<0.001	<0.001	<0.001	<0.001	<0.001	0.000166J	<0.001	<0.001	<0.001	<0.001	<0.001				
Silver	7440-22-4	mg/L	10/17/2016	<0.001		<0.001	<0.001	<0.001	<0.001	<0.001	<0.001	<0.001	<0.001	<0.001	<0.001	<0.001	0.000176J	<0.001	<0.001	<0.001	<0.001	<0.001	<0.001	<0.001	<0.001				
Silver	7440-22-4	mg/L	4/17/2017	<0.001		<0.001	<0.001	<0.001	<0.001	<0.001	0.000141J	<0.001	<0.001	<0.001	<0.001	<0.001	<0.001	<0.001	<0.001	<0.001	<0.001	<0.001	<0.001	<0.001	<0.001				
Silver	7440-22-4	mg/L	10/11/2017	0.000179J		<0.001	<0.001	<0.001	<0.001	<0.001	<0.001	<0.001	<0.001	<0.001	0.000141J	0.000224J	<0.001	<0.001	<0.001	<0.001	<0.001	<0.001	<0.001	<0.001	<0.001				
Silver	7440-22-4	mg/L	4/20/2018											<0.001					<0.001	<0.001									
Silver	7440-22-4	mg/L	4/23/2018	<0.001								<0.001	<0.001		<0.001	<0.001	<0.001												
Silver	7440-22-4	mg/L	4/25/2018						<0.001		<0.001																		
Silver	7440-22-4	mg/L	4/30/2018			<0.001	<0.001	<0.001										<0.001											
Silver	7440-22-4	mg/L	5/1/2018																		<0.001	<0.001							
Silver	7440-22-4	mg/L	5/2/2018																				<0.001	<0.001	<0.001				
Silver	7440-22-4	mg/L	10/16/2018	<0.0005		<0.001	<0.001	<0.001	<0.0005	<0.0005	<0.0005	<0.0005	<0.0005	<0.0005	<0.0005	<0.0005	<0.0005	<0.001	<0.0005	<0.0005	<0.001	<0.001	<0.001	<0.001	<0.001				
Silver	7440-22-4	mg/L	4/16/2019	<0.001		<0.001	<0.001	<0.001	<0.001	<0.001	<0.001	<0.001	<0.001	<0.001	<0.001	<0.001	<0.001	<0.001	<0.001	<0.001	<0.001	<0.001	<0.001	<0.001	<0.001				
Silver	7440-22-4	mg/L	10/1/2019	<0.001	<0.001	<0.001	<0.001	<0.001	<0.001	<0.001	<0.001	<0.001	<0.001	<0.001	<0.001	<0.001	<0.001	<0.001	<0.001	<0.001	<0.001	<0.001	<0.001	<0.001	<0.001				
Silver	7440-22-4	mg/L	3/30/2020	<0.001	<0.001	<0.001	<0.001	<0.001	<0.001	<0.001	<0.001	<0.001	<0.001	<0.001	<0.001	<0.001	<0.001	<0.001	<0.001	<0.001	<0.001	<0.001	<0.001	<0.001	<0.001				
Silver	7440-22-4	mg/L	6/24/2020		<0.001																								
Silver	7440-22-4	mg/L	10/7/2020	<0.001	<0.001	<0.001	<0.001	<0.001	<0.001	<0.001	<0.001	<0.001	<0.001	<0.001	<0.001	<0.001	<0.001	<0.001	<0.001	<0.001	<0.001	<0.001	<0.001	<0.001	<0.001				
Silver	7440-22-4	mg/L	1/21/2021		<0.004																								
Silver	7440-22-4	mg/L	4/13/2021	<0.004	<0.004	<0.004	<0.004	<0.004	<0.004	<0.004	<0.004	<0.004	<0.004	<0.004	<0.004	<0.004	<0.004	<0.004	<0.004	<0.004	<0.004	<0.004	<0.004	<0.004	<0.004				
Silver	7440-22-4	mg/L	10/20/2021		<0.004			<0.004				<0.004					<0.004	<0.004			<0.004	<0.004	<0.004	<0.004	<0.004	<0.004	<0.004	<0.004	<0.004
Silver	7440-22-4	mg/L	5/2/2022					<0.004		<0.004	<0.004										<0.004	<0.004	<0.004	<0.004	<0.004	<0.004	<0.004	<0.004	<0.004
Silver	7440-22-4	mg/L	10/14/2022					<0.004													<0.004	<0.004	<0.004	<0.004	<0.004	<0.004	<0.004	<0.004	<0.004
Silver	7440-22-4	mg/L	5/1/2023					<0.001		<0.001	<0.001										<0.001	<0.001	<0.001	<0.001	<0.001	<0.001	<0.001	<0.001	<0.001
Silver	7440-22-4	mg/L	10/16/2023					<0.001													<0.001	<0.001	<0.001	<0.001	<0.001	<0.001	<0.001	<0.001	<0.001
Silver	7440-22-4	mg/L	4/29/2024					<0.001		<0.001	<0.001										<0.001	<0.001	<0.001	<0.001	<0.001	<0.001	<0.001	<0.001	<0.001
Silver	7440-22-4	mg/L	10/9/2024																								<0.00100		
Silver	7440-22-4	mg/L	10/10/2024																							<0.00100		<0.00100	
Silver	7440-22-4	mg/L	10/14/2024																		<0.00100	<0.00100		<0.00100					<0.00100
Silver	7440-22-4	mg/L	10/15/2024																				<0.00100		<0.00100				
Silver	7440-22-4	mg/L	4/23/2025	<0.00100										<0.00100					<0.00100										
Silver	7440-22-4	mg/L	4/24/2025													<0.00100													
Silver	7440-22-4	mg/L	4/30/2025																							<0.00100	<0.00100		
Silver	7440-22-4	mg/L	5/5/2025						<0.00100																			<0.00100	
Silver	7440-22-4	mg/L	5/6/2025										<0.00100		<0.00100														
Silver	7440-22-4	mg/L	5/7/2025				<0.00100													<0.00100	<0.00100	<0.00100	<0.00100						
Silver	7440-22-4	mg/L	5/8/2025			<0.00100		<0.00100																					<0.00100
Silver	7440-22-4	mg/L	5/9/2025							<0.00100	<0.00100													<0.00100	<0.00100				
Silver	7440-22-4	mg/L	10/21/2025																							<0.00100	<0.00100	<0.00100	
Silver	7440-22-4	mg/L	10/23/2025					<0.00100													<0.00100	<0.00100	<0.00100	<0.00100	<0.00100				
Silver	7440-22-4	mg/L	10/24/2025																										<0.00100
Silvex (2,4,5-TP)	93-72-1	ug/L	4/23/2025	<0.0538										<0.0553					<0.0559										
Silvex (2,4,5-TP)	93-72-1	ug/L	4/24/2025													<0.0536													
Silvex (2,4,5-TP)	93-72-1	ug/L	5/5/2025						0.0724																				
Silvex (2,4,5-TP)	93-72-1	ug/L	5/6/2025										<0.0556		<0.0539														
Silvex (2,4,5-TP)	93-72-1	ug/L	5/7/2025				<0.0571													<0.0526									
Silvex (2,4,5-TP)	93-72-1	ug/L	5/8/2025			<0.0532		<0.0546																					
Silvex (2,4,5-TP)	93-72-1	ug/L	10/21/2025						<0.0527																				
Sodium	7440-23-5	mg/L	6/2/2014	9.72		8.87	9.11	16.4	13.3	8.19	6.91	11.3	8.45	13.9	6.2	53.3	57.5	9.69	8.64	43.6	16.4	6.57	8.24	17.2	25.2				
Sodium	7440-23-5	mg/L	10/15/2014	8.17		7.88	7.86	17.8	9.47	7.51	6.71	10.6	7.79	15.9	7.34	45.6	36.2	8.67	8.95	32.5	14.7	5.79	8.19	16.8	23.8	6.44			
Styrene	100-42-5	ug/L	2/27/2008	<1		<1	<1	<1	<1	<1																			
Styrene	100-42-5	ug/L	5/12/2008	<1		<1	<1	<1	<1	<1																			
Styrene	100-42-5	ug/L	7/13/2008	<1		<1	<1	<1	<1	<1																			
Styrene	100-42-5	ug/L	9/14/2008	<1		<1	<1	<1	<1	<1																			
Styrene	100-42-5	ug/L	11/17/2008	<1		<1	<1	<1	<1	<1																			
Styrene	100-42-5	ug/L	4/14/2009	<1		<1	<1	<1	<1	<1																			
Styrene	100-42-5	ug/L	7/7/2009										<1	<1	<1	<1			<1	<1									
Styrene	100-42-5	ug/L	9/2/2009										<1	<1	<1	<1			<1	<1									
Styrene	100-42-5	ug/L	10/25/2009	<2		<2	<2	<2	<2	<2			<2	<2	<2	<2			<2	<2									
Styrene	100-42-5	ug/L	1/2/2010										<2	<4	<2	<4			<2	<2									
Styrene	100-42-5	ug/L	3/3/2010									<2	<2	<2	<2	<2	<2	<2	<2	<2									
Styrene	100-42-5	ug/L	5/10/2010	<4		<4	<4	<4	<4	<4		<4	<4	<4	<4	<4	<4	<4	<4	<4									
Styrene	100-42-5	ug/L	7/8/2010									<4					<4	<4											
Styrene	100-42-5	ug/L	9/13/2010									<1					<1	<1											
Styrene	100-42-5	ug/L	11/1/2010	<1		<1		<1	<1	<1			<1	<1	<1	<1													
Styrene	100-42-5	ug/L	1/10/2011									<1					<1	<1											
Styrene	100-42-5	ug/L	4/4/2011									<1					<1	<1											
Styrene	100-42-5	ug/L	8/11/2011																							<1			
Styrene	100-42-5	ug/L	10/13/2011	<1		<1		<1	<1	<1		<1	<1	<1	<1	<1	<1	<1	<1							<1			
Styrene	100-42-5	ug/L	12/5/2011				<1													<1						<1			
Styrene	100-42-5	ug/L	4/11/2012	<1		<1	<1	<1	<1	<1		<1	<1	<1	<1	<1	<1	<1	<1	<1						<1	<1		
Styrene	100-42-5	ug/L	6/25/2012					<1		<1																<1	<1		
Styrene	100-42-5	ug/L	8/1/2012							<1	<1										<1	<1	<1	<1	<1	<1	<1		
Styrene	100-42-5	ug/L	10/11/2012	<1		<1	<1	<1	<1		<1	<1		<1	<1	<1	<1	<1	<1	<1	<1	<1	<1	<1	<1	<1	<1		
Styrene	100-42-5	ug/L	12/13/2012								<1										<1	<1	<1	<1	<1		<1		
Styrene	100-42-5	ug/L	2/4/2013								<1										<1	<1	<1	<1	<1				
Styrene	100-42-5	ug/L	3/30/2013	<1		<1	<1	<1	<1		<1	<1		<1	<1	<1	<1	<1	<1	<1	<1	<1	<1	<1	<1	<1	<1		
Styrene	100-42-5	ug/L	7/10/2013																		<1	<1	<1	<1	<1				

Table 9A
Analytical Data Summary - Series A HMSP Wells
2025 Annual Water Quality Report
Iowa City Sanitary Landfill
Permit No. 52-SDP-01-72P

Constituent	CAS	Units	Date	MW-17A-00	MW-18AR	MW-23A	MW-24A	MW-25A-00	MW-29A	MW-34A	MW-38A	MW-200A	MW-201A	MW-202A	MW-203A	MW-204A	MW-205A	MW-213A	MW-214A	MW-215A	MW-216A	MW-217A	MW-218A	MW-219A	MW-220A	MW-310A	MW-312A	MW-408	MW-410
Styrene	100-42-5	ug/L	10/7/2013	<1		<1			<1	<1	<1	<1	<1	<1	<1	<1	<1	<1	<1		<1	<1	<1	<1	<1		<1		
Styrene	100-42-5	ug/L	6/2/2014	<1		<1	<1	<1	<1	<1	<1	<1	<1	<1	<1	<1	<1	<1	<1	<1	<1	<1	<1	<1	<1				
Styrene	100-42-5	ug/L	10/15/2014	<1		<1	<1	<1	<1	<1	<1	<1	<1	<1	<1	<1	<1	<1	<1	<1	<1	<1	<1	<1	<1				
Styrene	100-42-5	ug/L	4/6/2015	<1		<1	<1	<1	<1	<1	<1	<1	<1	<1	<1	<1	<1	<1	<1	<1	<1	<1	<1	<1	<1				
Styrene	100-42-5	ug/L	10/5/2015	<1		<1	<1	<1	<1	<1	<1	<1	<1	<1	<1	<1	<1	<1	<1	<1	<1	<1	<1	<1	<1				
Styrene	100-42-5	ug/L	4/4/2016	<1		<1	<1	<1	<1	<1	<1	<1	<1	<1	<1	<1	<1	<1	<1	<1	<1	<1	<1	<1	<1				
Styrene	100-42-5	ug/L	10/17/2016	<1		<1	<1	<1	<1	<1	<1	<1	<1	<1	<1	<1	<1	<1	<1	<1	<1	<1	<1	<1	<1				
Styrene	100-42-5	ug/L	4/17/2017	<1		<1	<1	<1	<1	<1	<1	<1	<1	<1	<1	<1	<1	<1	<1	<1	<1	<1	<1	<1	<1				
Styrene	100-42-5	ug/L	10/11/2017	<1		<1	<1	<1	<1	<1	<1	<1	<1	<1	<1	<1	<1	<1	<1	<1	<1	<1	<1	<1	<1				
Styrene	100-42-5	ug/L	4/20/2018											<1					<1	<1									
Styrene	100-42-5	ug/L	4/23/2018	<1								<1	<1		<1	<1	<1												
Styrene	100-42-5	ug/L	4/25/2018						<1																				
Styrene	100-42-5	ug/L	4/30/2018			<1	<1	<1										<1											
Styrene	100-42-5	ug/L	5/1/2018								<1										<1	<1							
Styrene	100-42-5	ug/L	5/2/2018																				<1	<1	<1				
Styrene	100-42-5	ug/L	10/16/2018	<1		<1	<1	<1	<1	<1	<1	<1	<1	<1	<1	<1	<1	<1	<1	<1	<1	<1	<1	<1	<1				
Styrene	100-42-5	ug/L	4/16/2019	<1		<1	<1	<1	<1	<1	<1	<1	<1	<1	<1	<1	<1	<1	<1	<1	<1	<1	<1	<1	<1				
Styrene	100-42-5	ug/L	10/1/2019	<1	<1	<1	<1	<1	<1	<1	<1	<1	<1	<1	<1	<1	<1	<1	<1	<1	<1	<1	<1	<1	<1				
Styrene	100-42-5	ug/L	3/30/2020	<1	<1	<1	<1	<1	<1	<1	<1	<1	<1	<1	<1	<1	<1	<1	<1	<1	<1	<1	<1	<1	<1				
Styrene	100-42-5	ug/L	6/24/2020		<1																								
Styrene	100-42-5	ug/L	10/7/2020	<1	<1	<1	<1	<1	<1	<1	<1	<1	<1	<1	<1	<1	<1	<1	<1	<1	<1	<1	<1	<1	<1				
Styrene	100-42-5	ug/L	1/21/2021		<1																								
Styrene	100-42-5	ug/L	4/13/2021	<1	<1	<1	<1	<1	<1	<1	<1	<1	<1	<1	<1	<1	<1	<1	<1	<1	<1	<1	<1	<1	<1				
Styrene	100-42-5	ug/L	10/20/2021		<1			<1	<1			<1	<1				<1	<1			<1	<1	<1	<1	<1	<1	<1	<1	<1
Styrene	100-42-5	ug/L	5/2/2022		<1			<1	<1	<1	<1	<1	<1								<1	<1	<1	<1	<1	<1	<1	<1	<1
Styrene	100-42-5	ug/L	10/14/2022		<1			<1	<1			<1	<1								<1	<1	<1	<1	<1	<1	<1	<1	<1
Styrene	100-42-5	ug/L	5/1/2023	<1	<1	<1	<1	<1	<1	<1	<1	<1	<1	<1	<1			<1	<1	<1	<1	<1	<1	<1	<1	<1	<1	<1	<1
Styrene	100-42-5	ug/L	10/16/2023		<1			<1	<1			<1	<1								<1	<1	<1	<1	<1	<1	<1	<1	<1
Styrene	100-42-5	ug/L	4/29/2024		<1			<1	<1	<1	<1	<1	<1								<1	<1	<1	<1	<1	<1	<1	<1	<1
Styrene	100-42-5	ug/L	10/9/2024		<1.00								<1.00														<1.00		
Styrene	100-42-5	ug/L	10/10/2024						<1.00			<1.00														<1.00	<1.00		
Styrene	100-42-5	ug/L	10/14/2024																		<1.00	<1.00		<1.00					<1.00
Styrene	100-42-5	ug/L	10/15/2024																				<1.00		<1.00				
Styrene	100-42-5	ug/L	4/23/2025	<1.00										<1.00					<1.00										
Styrene	100-42-5	ug/L	4/24/2025													<1.00													
Styrene	100-42-5	ug/L	4/30/2025		<1.00							<1.00														<1.00	<1.00		
Styrene	100-42-5	ug/L	5/5/2025						<1.00																			<1.00	
Styrene	100-42-5	ug/L	5/6/2025										<1.00		<1.00														
Styrene	100-42-5	ug/L	5/7/2025				<1.00													<1.00	<1.00	<1.00	<1.00						
Styrene	100-42-5	ug/L	5/8/2025			<1.00		<1.00																					<1.00
Styrene	100-42-5	ug/L	5/9/2025							<1.00	<1.00													<1.00	<1.00				
Styrene	100-42-5	ug/L	10/21/2025						<1.00																	<1.00	<1.00	<1.00	
Styrene	100-42-5	ug/L	10/22/2025		<1.00							<1.00	<1.00																
Styrene	100-42-5	ug/L	10/23/2025					<1.00													<1.00	<1.00	<1.00	<1.00	<1.00				
Styrene	100-42-5	ug/L	10/24/2025																										<1.00
Sulfate	14808-79-8	mg/L	6/2/2014	17.9		16.6	25.3	69.9	28.9	6.54	34.2	43.8	58.2	20.2	18.8	11.2	71.6	51.5	13.7	267	154	22.5	26.4	35.9	42				
Sulfate	14808-79-8	mg/L	10/15/2014	17.3		16.3	21.4	73.6	22.3	6.64	38.7	36.9	64.8	18.6	19	9.92	43.2	56	11.2	118	150	23.6	24.8	32.7	39.7	14.9			
Sulfate	14808-79-8	mg/L	4/6/2015	17.3		17.3	17.5	72.7	27	5.54	43.7	42.5	70.4	18.6	19.2	7.08	18.3	42.2	15.1	15.1	156	22.1	23.8	25.4	34.5	15.4	19.6		
Sulfate	14808-79-8	mg/L	10/5/2015	17.1		22.7	20.1	81.5	25.8	6.6	42.6	41.5	58.9	17.4	18.8	3.73J	2.63J	51.1	13.7	66.4	162	25	26	23.7	32.4	15.1	20.5		
Sulfate	14808-79-8	mg/L	4/4/2016	16.2		18.3	20	325	20.6	5.96	40.3	42.1	53.6	15.4	18.2	11.1	10.2	626	14	269	143	25	25.8	22.2	30.4	14.5	24.1		
Sulfate	14808-79-8	mg/L	10/17/2016	14.4		15.2	15.2	86.6	21	4.67	40.6	34.8	56.9	11.3	14.3	0.887J	<1	139	11.2	126	158	28.2	25.5	21.4	27.4	11.6	23.7		
Sulfide	18496-25-8	mg/L	5/10/2010	<1		<1	<1	<1	<1	<1			<1	<1	<1	<1			<1	<1									
Sulfide	18496-25-8	mg/L	7/8/2010							<1																			
Sulfide	18496-25-8	mg/L	9/13/2010							<1																			
Sulfide	18496-25-8	mg/L	11/1/2010			<1				<1																			
Sulfide	18496-25-8	mg/L	1/10/2011							<1																			
Sulfide	18496-25-8	mg/L	4/4/2011			<1				<1		<1					<1	<1											
Sulfide	18496-25-8	mg/L	4/11/2012			<1				<1																			
Sulfide	18496-25-8	mg/L	10/11/2012			<1					<1																		
Sulfide	18496-25-8	mg/L	3/30/2013			<1					<1															<1	<1		
Sulfide	18496-25-8	mg/L	7/10/2013																		1.05	<1	<1	<1	<1				
Sulfide	18496-25-8	mg/L	10/7/2013							<1	<1										2.41								
Sulfide	18496-25-8	mg/L	6/2/2014			<1				<1	<1										<1								
Sulfide	18496-25-8	mg/L	10/15/2014			<1				<1	<1										<1								
Sulfide	18496-25-8	mg/L	4/6/2015							<1	<1										<1								
Sulfide	18496-25-8	mg/L	10/5/2015	<1		<1	<1	<1	<1	<1	<1		<1	<1	<1	<1			<1	<1	<1								
Sulfide	18496-25-8	mg/L	4/4/2016									<1					<1	<1			<1								
Sulfide	18496-25-8	mg/L	10/17/2016																		<1								
Sulfide	18496-25-8	mg/L	4/17/2017																		<1								
Sulfide	18496-25-8	mg/L	10/11/2017																		<1								
Sulfide	18496-25-8	mg/L	5/1/2018																		4.45	<1							
Sulfide	18496-25-8	mg/L	5/2/2018																				1.04	13.5	0.319J				
Sulfide	18496-25-8	mg/L	10/16/2018																		<1		<1	<1					
Sulfide	18496-25-8	mg/L	4/16/2019																		<1		<1	<1					
Sulfide	18496-25-8	mg/L	10/1/2019																		<1		<1	<1					
Sulfide	18496-25-8	mg/L	3/30/2020	<1		<1	<1	<1	<1				<1	<1	<1	<1			<1	0.338J	<1		<1	<1					
Sulfide	18496-25-8	mg/L	6/24/2020		3.43																								
Sulfide	18496-25-8	mg/L	10/7/2020		<10																<10		<10	<10					
Sulfide	18496-25-8	mg/L	1/21/2021		<0.1						<0.1																		
Sulfide	18496-25-8	mg/L	4/13/2021		<0.1																<0.1		<0.1	<0.1					
Sulfide	18496-25-8	mg/L	10/20/2021		<0.1							<0.1					0.037J	<0.1			<0.1		<0.1	<0.1					
Sulfide	18496-25-8	mg/L	5/2/2022		<0.1																<0.1		<0.1	<0.1					
Sulfide	18496-25-8	mg/L	10/14/2022		<0.1																<0.1		<0.1	<0.1					
Sulfide	18496-25-8	mg/L	5/1/2023		<1																<1	<1	0.291J	<1	<1				
Sulfide	18496-25-8	mg/L	10/16/2023		0.305J																<1		<1	<1					
Sulfide	18496-25-8	mg/L	4/29/2024		<1																<1		<1	<1					
Sulfide	18496-25-8	mg/L	10/9/2024		<1.00																								
Sulfide	18496-25-8	mg/L	4/23/2025	<1.00										<1.00					<1.00										
Sulfide	18496-25-8	mg/L	4/24/2025													<1.00													
Sulfide	18496-25-8	mg/L	4/30/2025		<1.00																								
Sulfide	18496-25-8	mg/L	5/5/2025						<1.00																				
Sulfide	18496-25-8	mg/L	5/6/2025										<1.00		<1.00														
Sulfide	18496-25-8	mg/L	5/7/2025				<1.00													<1.00									
Sulfide	18496-25-8	mg/L	5/8/2025			<1.00		<1.00																					
Sulfide	18496-25-8	mg/L	10/22/2025		<2.50																								
Tetrachloro-m-xylene	877-09-8	ug/L	4/23/2025	9.56; 10.5										8.04; 10.8					7.89; 11.0										
Tetrachloro-m-xylene	877-09-8	ug/L	4/24/2025													8.67; 8.67													
Tetrachloro-m-xylene	877-09-8	ug/L	5/5/2025						9.32; 9.32																				
Tetrachloro-m-xylene	877-09-8	ug/L	5/6/2025										9.94; 9.94		11.3; 11.3														
Tetrachloro-m-xylene	877-09-8	ug/L	5/7/2025				7.73; 7.73													8.52; 8.52									
Tetrachloro-m-xylene	877-09-8	ug/L	5/8/2025			9.32; 9.32		8.23; 8.23																					
Tetrachloro-m-xylene	877-09-8	ug/L	10/22/2025										10.8																
Tetrachloroethene	127-18-4	ug/L	2/27/2008	<1		<1	<1	<1	<1	<1																			
Tetrachloroethene	127-18-4	ug/L	5/12/2008	<1		<1	<1	<1	<1	<1																			
Tetrachloroethene	127-18-4	ug/L	7/13/2008	<1		<1	<1	<1	<1	<1																			

Table 9A
Analytical Data Summary - Series A HMSP Wells
2025 Annual Water Quality Report
Iowa City Sanitary Landfill
Permit No. 52-SDP-01-72P

Constituent	CAS	Units	Date	MW-17A-00	MW-18AR	MW-23A	MW-24A	MW-25A-00	MW-29A	MW-34A	MW-38A	MW-200A	MW-201A	MW-202A	MW-203A	MW-204A	MW-205A	MW-213A	MW-214A	MW-215A	MW-216A	MW-217A	MW-218A	MW-219A	MW-220A	MW-310A	MW-312A	MW-408	MW-410
Tetrachloroethene	127-18-4	ug/L	9/14/2008	<1		<1	<1	<1	<1	<1																			
Tetrachloroethene	127-18-4	ug/L	11/17/2008	<1		<1	<1	<1	<1	<1																			
Tetrachloroethene	127-18-4	ug/L	4/14/2009	<1		<1	<1	<1	<1	<1																			
Tetrachloroethene	127-18-4	ug/L	7/7/2009							<1			1.39	<1	<1	<1			<1	<1									
Tetrachloroethene	127-18-4	ug/L	9/2/2009							<1			<1	<1	<1	<1			<1	<1									
Tetrachloroethene	127-18-4	ug/L	10/25/2009	<1		<1	<1	<1	<1	<1			<1	<1	<1	<1			<1	<1									
Tetrachloroethene	127-18-4	ug/L	1/2/2010							<1			<1	<1	<1	<1			<1	<1									
Tetrachloroethene	127-18-4	ug/L	3/3/2010									<2	<2	<2	<2	<2	<2	<2	<2	<2									
Tetrachloroethene	127-18-4	ug/L	5/10/2010	<1		<1	<1	<1	<1	<1		<1	<1	<1	<1	<1	<1	<1	<1	<1									
Tetrachloroethene	127-18-4	ug/L	7/8/2010							<1		<1					<1	<1											
Tetrachloroethene	127-18-4	ug/L	9/13/2010							<1		<1					<1	<1											
Tetrachloroethene	127-18-4	ug/L	11/1/2010	<1		<1		<1	<1	<1			<1	<1	<1	<1													
Tetrachloroethene	127-18-4	ug/L	1/10/2011							<1		<1					<1	<1											
Tetrachloroethene	127-18-4	ug/L	4/4/2011							<1		<1					<1	<1											
Tetrachloroethene	127-18-4	ug/L	8/11/2011																							<1			
Tetrachloroethene	127-18-4	ug/L	10/13/2011	<1		<1		<1	<1	<1		<1	<1	<1	<1	<1	<1	<1	<1							<1			
Tetrachloroethene	127-18-4	ug/L	12/5/2011				<1													<1						<1			
Tetrachloroethene	127-18-4	ug/L	4/11/2012	<1		<1	<1	<1	<1	<1		<1	<1	<1	<1	<1	<1	<1	<1	<1						<1	<1		
Tetrachloroethene	127-18-4	ug/L	6/25/2012					<1		<1																<1	<1		
Tetrachloroethene	127-18-4	ug/L	8/1/2012							<1	<1										<1	<1	<1	<1	<1	<1	<1		
Tetrachloroethene	127-18-4	ug/L	10/11/2012	<1		<1	<1	<1	<1		<1	<1		<1	<1	<1	<1	<1	<1	<1	<1	<1	<1	<1	<1	<1	<1		
Tetrachloroethene	127-18-4	ug/L	12/13/2012								<1										<1	<1	<1	<1	<1		<1		
Tetrachloroethene	127-18-4	ug/L	2/4/2013								<1										<1	<1	<1	<1	<1				
Tetrachloroethene	127-18-4	ug/L	3/30/2013	<1		<1	<1	<1	<1		<1	<1		<1	<1	<1	<1	<1	<1	<1	<1	<1	<1	<1	<1	<1	<1		
Tetrachloroethene	127-18-4	ug/L	7/10/2013																		<1	<1	<1	<1	<1				
Tetrachloroethene	127-18-4	ug/L	10/7/2013	<1		<1			<1	<1	<1	<1	<1	<1	<1	<1	<1	<1	<1		<1	<1	<1	<1	<1		<1		
Tetrachloroethene	127-18-4	ug/L	6/2/2014	<1		<1	<1	<1	<1	<1	<1	<1	0.241J	<1	0.351J	<1	<1	<1	<1	<1	<1	<1	<1	<1	<1		<1		
Tetrachloroethene	127-18-4	ug/L	10/15/2014	<1		<1	<1	<1	<1	<1	<1	<1	<1	<1	0.765J	<1	<1	<1	<1	<1	<1	<1	<1	<1	<1		<1		
Tetrachloroethene	127-18-4	ug/L	4/6/2015	<1		<1	<1	<1	<1	<1	<1	<1	<1	<1	<1	<1	<1	<1	<1	<1	<1	<1	<1	<1	<1		<1		
Tetrachloroethene	127-18-4	ug/L	10/5/2015	<1		<1	<1	<1	<1	<1	<1	<1	<1	<1	<1	<1	<1	<1	<1	<1	<1	<1	<1	<1	<1		<1		
Tetrachloroethene	127-18-4	ug/L	4/4/2016	<1		<1	<1	<1	<1	<1	<1	<1	<1	<1	0.323J	<1	<1	<1	<1	<1	<1	<1	<1	<1	<1		<1		
Tetrachloroethene	127-18-4	ug/L	10/17/2016	<1		<1	<1	<1	<1	<1	<1	<1	0.194J	<1	0.223J	<1	<1	<1	<1	<1	<1	<1	<1	<1	<1		<1		
Tetrachloroethene	127-18-4	ug/L	4/17/2017	<1		<1	<1	<1	<1	<1	<1	<1	<1	<1	0.24J	<1	<1	<1	<1	<1	<1	<1	<1	<1	<1		<1		
Tetrachloroethene	127-18-4	ug/L	10/11/2017	<1		<1	<1	<1	<1	<1	<1	<1	<1	<1	0.371J	<1	<1	<1	<1	<1	<1	<1	<1	<1	<1		<1		
Tetrachloroethene	127-18-4	ug/L	4/20/2018											<1					<1	<1									
Tetrachloroethene	127-18-4	ug/L	4/23/2018	<1								<1	<1		0.424J	<1	<1												
Tetrachloroethene	127-18-4	ug/L	4/24/2018																								<1		
Tetrachloroethene	127-18-4	ug/L	4/25/2018						<1																				
Tetrachloroethene	127-18-4	ug/L	4/30/2018			<1	<1	<1										<1											
Tetrachloroethene	127-18-4	ug/L	5/1/2018								<1										<1	<1							
Tetrachloroethene	127-18-4	ug/L	5/2/2018																				<1	<1	<1				
Tetrachloroethene	127-18-4	ug/L	10/16/2018	<1		<1	<1	<1	<1	<1	<1	<1	<1	<1	<1	<1	<1	<1	<1	<1	<1	<1	<1	<1	<1		<1		
Tetrachloroethene	127-18-4	ug/L	4/16/2019	<1		<1	<1	<1	<1	<1	<1	<1	<1	<1	<1	<1	<1	<1	<1	<1	<1	<1	<1	<1	<1		<1		
Tetrachloroethene	127-18-4	ug/L	10/1/2019	<1	7.43	<1	<1	<1	<1	<1	<1	<1	<1	<1	<1	<1	<1	<1	<1	<1	<1	<1	<1	<1	<1		<1		
Tetrachloroethene	127-18-4	ug/L	3/30/2020	<1	4.31	<1	<1	<1	<1	<1	<1	<1	<1	<1	<1	<1	<1	<1	<1	<1	<1	<1	<1	<1	<1		<1		
Tetrachloroethene	127-18-4	ug/L	6/24/2020		4.52																								
Tetrachloroethene	127-18-4	ug/L	10/7/2020	<1	4.21	<1	<1	<1	<1	<1	<1	<1	<1	<1	<1	<1	<1	<1	<1	<1	<1	<1	<1	<1	<1				
Tetrachloroethene	127-18-4	ug/L	1/21/2021		4.5																								
Tetrachloroethene	127-18-4	ug/L	4/13/2021	<1	5.5	<1	<1	<1	<1	<1	<1	<1	<1	<1	<1	<1	<1	<1	<1	<1	<1	<1	<1	<1	<1		<1		
Tetrachloroethene	127-18-4	ug/L	10/20/2021		4.4			<1	<1			0.5J	<1				<1	<1			<1	<1	<1	<1	<1	<1	<1	<1	<1
Tetrachloroethene	127-18-4	ug/L	5/2/2022		5.3			<1	<1	<1	<1	<1	<1								<1	<1	<1	<1	<1	<1	<1	<1	<1
Tetrachloroethene	127-18-4	ug/L	10/14/2022		3.6			<1	<1			<1	<1								<1	<1	<1	<1	<1	<1	<1	<1	<1
Tetrachloroethene	127-18-4	ug/L	5/1/2023	<1	4.15	<1	<1	<1	<1	<1	<1	<1	<1	<1	<1			<1	<1	<1	<1	<1	<1	<1	<1	<1	<1	<1	<1
Tetrachloroethene	127-18-4	ug/L	10/16/2023		3.96			<1	<1			<1	<1								<1	<1	<1	<1	<1	<1	<1	<1	<1
Tetrachloroethene	127-18-4	ug/L	4/29/2024		3.67			<1	<1	<1	<1	<1	<1								<1	<1	<1	<1	<1	<1	<1	<1	<1
Tetrachloroethene	127-18-4	ug/L	10/9/2024		3.95								<1.00														<1.00		
Tetrachloroethene	127-18-4	ug/L	10/10/2024						<1.00			<1.00														<1.00		<1.00	
Tetrachloroethene	127-18-4	ug/L	10/14/2024																		<1.00	<1.00		<1.00					<1.00
Tetrachloroethene	127-18-4	ug/L	10/15/2024																				<1.00		<1.00				
Tetrachloroethene	127-18-4	ug/L	4/23/2025	<1.00										<1.00					<1.00										
Tetrachloroethene	127-18-4	ug/L	4/24/2025													<1.00													
Tetrachloroethene	127-18-4	ug/L	4/30/2025		4.22							<1.00														<1.00	<1.00		
Tetrachloroethene	127-18-4	ug/L	5/5/2025						<1.00																			<1.00	
Tetrachloroethene	127-18-4	ug/L	5/6/2025										<1.00		<1.00														
Tetrachloroethene	127-18-4	ug/L	5/7/2025				<1.00													<1.00	<1.00	<1.00	<1.00						
Tetrachloroethene	127-18-4	ug/L	5/8/2025			<1.00		<1.00																					<1.00
Tetrachloroethene	127-18-4	ug/L	5/9/2025							<1.00	<1.00													<1.00	<1.00				
Tetrachloroethene	127-18-4	ug/L	10/21/2025						<1.00																	<1.00	<1.00	<1.00	
Tetrachloroethene	127-18-4	ug/L	10/22/2025		3.62							<1.00	<1.00																
Tetrachloroethene	127-18-4	ug/L	10/23/2025					<1.00													<1.00	<1.00	<1.00	<1.00	<1.00				
Tetrachloroethene	127-18-4	ug/L	10/24/2025																										<1.00
Thallium	7440-28-0	mg/L	2/27/2008	<0.002		<0.002	<0.002	<0.002	<0.002	<0.002																			
Thallium	7440-28-0	mg/L	5/12/2008	<0.002		<0.002	<0.002	<0.002	<0.002	<0.002																			
Thallium	7440-28-0	mg/L	7/13/2008	<0.002		<0.002	<0.002	<0.002	<0.002	<0.002																			
Thallium	7440-28-0	mg/L	9/14/2008	<0.002		<0.002	<0.002	<0.002	<0.002	<0.002																			
Thallium	7440-28-0	mg/L	11/17/2008	<0.002		<0.002	<0.002	<0.002	<0.002	<0.002																			
Thallium	7440-28-0	mg/L	4/14/2009	<0.002		<0.002	<0.002	<0.002	<0.002	<0.002																			
Thallium	7440-28-0	mg/L	7/7/2009										<0.002	<0.002	<0.002	<0.002			<0.002	<0.002								<0.002	
Thallium	7440-28-0	mg/L	9/2/2009										<0.002	<0.002	<0.002	<0.002			<0.002	<0.002									
Thallium	7440-28-0	mg/L	10/25/2009	<0.002		<0.002	<0.002	<0.002	<0.002	<0.002			<0.002	<0.002	<0.002	<0.002			<0.002	<0.002									
Thallium	7440-28-0	mg/L	1/2/2010										<0.002	<0.002	<0.002	<0.002			<0.002	<0.002									
Thallium	7440-28-0	mg/L	3/3/2010									<0.002	<0.002	<0.002	<0.002	<0.002	<0.002	<0.002	<0.002	<0.002									
Thallium	7440-28-0	mg/L	5/10/2010	<0.0004		0.00073	<0.0004	<0.0004	<0.0004	<0.0004		0.00048	<0.0004	<0.0004	<0.0004	<0.0004	<0.0004	<0.0004	<0.0004	<0.0004									
Thallium	7440-28-0	mg/L	7/8/2010									<0.002					<0.002	<0.002											
Thallium	7440-28-0	mg/L	9/13/2010									<0.002					<0.002	<0.002											
Thallium	7440-28-0	mg/L	11/1/2010	<0.002		<0.002		<0.002	<0.002	<0.002			<0.002	<0.002	<0.002	<0.002													
Thallium	7440-28-0	mg/L	1/10/2011									<0.002					<0.002	<0.002											
Thallium	7440-28-0	mg/L	4/4/2011							<0.002		<0.002					<0.002	<0.002											
Thallium	7440-28-0	mg/L	7/8/2011							<0.002		<0.002																	
Thallium	7440-28-0	mg/L	8/11/2011							<0.002		<0.002														<0.002			
Thallium	7440-28-0	mg/L	10/13/2011	<0.002		<0.002		<0.002	<0.002	<0.002		<0.002	<0.002	<0.002	<0.002	<0.002	<0.002	<0.002	0.004							<0.002			
Thallium	7440-28-0	mg/L	12/5/2011				<0.002			<0.002		<0.002								<0.002						<0.002			
Thallium	7440-28-0	mg/L	4/11/2012	<0.002		<0.002	<0.002	<0.002	<0.002	<0.002		<0.002	<0.002	<0.002	<0.002	<0.002	<0.002	<0.002	<0.002	<0.002						<0.002	<0.002		
Thallium	7440-28-0	mg/L	6/25/2012					<0.002		<0.002																<0.002	<0.002		
Thallium	7440-28-0	mg/L	8/1/2012							<0.002	<0.002										<0.002	<0.002	<0.002	<0.002	<0.002	<0.002	<0.002		
Thallium	7440-28-0	mg/L	10/11/2012	<0.002		<0.002	<0.002	<0.002	<0.002		<0.002	<0.002		<0.002	<0.002	<0.002	<0.002	<0.002	<0.002	<0.002	<0.002	<0.002	<0.002	<0.002	<0.002	<0.002	<0.002		
Thallium	7440-28-0	mg/L	12/13/2012								<0.002										<0.002	<0.002	<0.002	<0.002	<0.002		<0.002		
Thallium	7440-28-0	mg/L	2/4/2013								<0.002										<0.002	<0.002	<0.002	<0.002	<0.002				
Thallium	7440-28-0	mg/L	3/30/2013	<0.002		<0.002	<0.002	<0.002	<0.002		<0.002	<0.002		<0.002	<0.002	<0.002	<0.002	<0.002	<0.002	<0.002	<0.002	<0.002	<0.002	<0.002	<0.002	<0.002	<0.002		
Thallium	7440-28-0	mg/L	7/10/2013																		<0.002	<0.002	<0.002	<0.002	<0.002				
Thallium	7440-28-0	mg/L	10/7/2013	<0.002		<0.002	<0.002	<0.002	<0.002	<0.002	<0.002	<0.002	<0.002	<0.002	<0.002	<0.002	<0.002	<0.002	<0.002	<0.002	<0.002	<0.002	<0.002	<0.002	<0.002	<0.002	<0.002		
Thallium	7440-28-0	mg/L	6/2/2014	<0.002		<0.002	<0.002	<0.002	<0.002	<0.002	<0.002	0.000706J	<0.002	<0.002	<0.002	<0.002	<0.002	<0.002	<0.002	<0.002	<0.002	<0.002	<0.002	<0.002	<0.002				
Thallium	7440-28-0	mg/L	10/15/2014	<0.002		<0.002	<0.002	<0.002	<0.002	<0.002	<0.002	<0.002	<0.002	<0.002	<0.002	<0.002	<0.002	<0.002	<0.002	<0.002	<0.002	<0.002	<0.002	<0.002	<0.002				
Thallium	7440-28-0	mg/L	4/6/2015	<0.001		<0.001	0.000273J	<0.001	<0.001	<0.001	<0.001	<0.001	<0.001	<0.001	<0.001	<0.001	<0.001	<0.001	<0.001	<0.001	<0.001	<0.001	<0.001	<0.001	<0.001				
Thallium	7440-28-0	mg/L	10/5/2015	<0.001		<0.001	0.000038J	<0.001	<0.001	<0.001	<0.001	<0.001	0.000038J	<0.001	<0.001	<0.001	<0.001	<0.001	0.000045J	<0.001	<0.001	<0.001; 0.000063	<0.001	<0.001	<0.001				

Table 9A
Analytical Data Summary - Series A HMSP Wells
2025 Annual Water Quality Report
Iowa City Sanitary Landfill
Permit No. 52-SDP-01-72P

Constituent	CAS	Units	Date	MW-17A-00	MW-18AR	MW-23A	MW-24A	MW-25A-00	MW-29A	MW-34A	MW-38A	MW-200A	MW-201A	MW-202A	MW-203A	MW-204A	MW-205A	MW-213A	MW-214A	MW-215A	MW-216A	MW-217A	MW-218A	MW-219A	MW-220A	MW-310A	MW-312A	MW-408	MW-410
Thallium	7440-28-0	mg/L	4/4/2016	<0.001		<0.001	<0.001	<0.001	<0.001	<0.001	<0.001	<0.001	<0.001	<0.001	<0.001	<0.001	<0.001	<0.001	<0.001	0.000029J	<0.001	<0.001	<0.001	<0.001	<0.001				
Thallium	7440-28-0	mg/L	10/17/2016	<0.001		<0.001	<0.001	<0.001	<0.001	<0.001	<0.001	<0.001	<0.001	<0.001	<0.001	<0.001	<0.001	0.000038J	<0.001	<0.001	<0.001	<0.001	<0.001	<0.001	<0.001				
Thallium	7440-28-0	mg/L	4/17/2017	<0.001		<0.001	<0.001	<0.001	<0.001	<0.001	<0.001	<0.001	<0.001	<0.001	<0.001	<0.001	<0.001	<0.001	<0.001	<0.001	<0.001	<0.001	<0.001	<0.001	<0.001				
Thallium	7440-28-0	mg/L	10/11/2017	<0.001		<0.001	<0.001	<0.001	<0.001	<0.001	<0.001	<0.001	<0.001	<0.001	<0.001	<0.001	<0.001	<0.001	<0.001	<0.001	<0.001	<0.001	<0.001	<0.001	<0.001				
Thallium	7440-28-0	mg/L	4/20/2018											<0.001					<0.001	<0.001									
Thallium	7440-28-0	mg/L	4/23/2018	<0.001								<0.001	<0.001		<0.001	<0.001	<0.001												
Thallium	7440-28-0	mg/L	4/25/2018						<0.001		<0.001																		
Thallium	7440-28-0	mg/L	4/30/2018			<0.001	<0.001	<0.001										<0.001											
Thallium	7440-28-0	mg/L	5/1/2018																		<0.001	<0.001							
Thallium	7440-28-0	mg/L	5/2/2018																				<0.001	<0.001	<0.001				
Thallium	7440-28-0	mg/L	10/16/2018	<0.002		<0.001	<0.001	<0.001	<0.002	<0.002	<0.002	<0.002	<0.002	<0.002	<0.002	<0.002	<0.002	<0.001	<0.002	<0.002	<0.001	<0.001	<0.001	<0.001	<0.001				
Thallium	7440-28-0	mg/L	4/16/2019	<0.001		<0.001	<0.001	<0.001	<0.001	<0.001	<0.001	<0.001	<0.001	<0.001	<0.001	<0.001	<0.001	<0.001	<0.001	<0.001	<0.001	<0.001	<0.001	<0.001	<0.001				
Thallium	7440-28-0	mg/L	10/1/2019	<0.001	<0.001	<0.001	<0.001	<0.001	<0.001	<0.001	<0.001	<0.001	<0.001	<0.001	<0.001	<0.001	<0.001	<0.001	<0.001	<0.001	<0.001	<0.001	<0.001	<0.001	<0.001				
Thallium	7440-28-0	mg/L	3/30/2020	<0.001	<0.001	<0.001	<0.001	<0.001	<0.001	<0.001	<0.001	<0.001	<0.001	<0.001	<0.001	<0.001	<0.001	<0.001	<0.001	<0.001	<0.001	<0.001	<0.001	<0.001	<0.001				
Thallium	7440-28-0	mg/L	6/24/2020		<0.001																								
Thallium	7440-28-0	mg/L	10/7/2020	<0.001	<0.001	<0.001	<0.001	<0.001	<0.001	<0.001	<0.001	<0.001	<0.001	<0.001	<0.001	<0.001	<0.001	<0.001	<0.001	<0.001	<0.001	<0.001	<0.001	<0.001	<0.001				
Thallium	7440-28-0	mg/L	1/21/2021		<0.002																								
Thallium	7440-28-0	mg/L	4/13/2021	<0.002	<0.002	<0.002	<0.002	<0.002	<0.002	<0.002	0.0002J	<0.002	<0.002	<0.002	<0.002	<0.002	<0.002	<0.002	<0.002	<0.002	<0.002	<0.002	<0.002	<0.002	<0.002				
Thallium	7440-28-0	mg/L	10/20/2021		<0.002			<0.002				<0.002					<0.002	<0.002			<0.002	<0.002	<0.002	<0.002	<0.002	<0.002	0.0003J	<0.002	<0.002
Thallium	7440-28-0	mg/L	5/2/2022					<0.002		<0.002	<0.002										<0.002	<0.002	<0.002	<0.002	<0.002	<0.002	<0.002	<0.002	<0.002
Thallium	7440-28-0	mg/L	10/14/2022					<0.002													<0.002	<0.002	<0.002	<0.002	<0.002	<0.002	<0.002	0.0004J	0.0011J
Thallium	7440-28-0	mg/L	5/1/2023					<0.001		<0.001	<0.001										<0.001	<0.001	<0.001	<0.001	<0.001	<0.001	<0.001	<0.001	<0.001
Thallium	7440-28-0	mg/L	10/16/2023					0.000733J													<0.001	<0.001	<0.001	<0.001	<0.001	<0.001	<0.001	<0.001	<0.001
Thallium	7440-28-0	mg/L	4/29/2024					<0.001		<0.001	<0.001										<0.001	<0.001	<0.001	<0.001	<0.001	<0.001	<0.001	<0.001	<0.001
Thallium	7440-28-0	mg/L	10/9/2024																								0.000628J		
Thallium	7440-28-0	mg/L	10/10/2024																							<0.00100		0.000668J	
Thallium	7440-28-0	mg/L	10/14/2024																		<0.00100	<0.00100		<0.00100					<0.00100
Thallium	7440-28-0	mg/L	10/15/2024																				<0.00100		<0.00100				
Thallium	7440-28-0	mg/L	4/23/2025	<0.00100										<0.00100					<0.00100										
Thallium	7440-28-0	mg/L	4/24/2025													<0.00100													
Thallium	7440-28-0	mg/L	4/30/2025																							<0.00100	<0.00100		
Thallium	7440-28-0	mg/L	5/5/2025						<0.00100																			<0.00100	
Thallium	7440-28-0	mg/L	5/6/2025										<0.00100		<0.00100														
Thallium	7440-28-0	mg/L	5/7/2025				<0.00100													<0.00100	<0.00100	<0.00100	<0.00100						
Thallium	7440-28-0	mg/L	5/8/2025			<0.00100		<0.00100																					<0.00100
Thallium	7440-28-0	mg/L	5/9/2025							<0.00100	<0.00100													<0.00100	<0.00100				
Thallium	7440-28-0	mg/L	10/21/2025																							<0.00100	<0.00100	<0.00100	
Thallium	7440-28-0	mg/L	10/23/2025					<0.00100													<0.00100	<0.00100	<0.00100	<0.00100	<0.00100				
Thallium	7440-28-0	mg/L	10/24/2025																										<0.00100
Thionazin	297-97-2	ug/L	3/30/2013																							<10	<10		
Thionazin	297-97-2	ug/L	7/10/2013																		<10.2	<10.1	<10.1	<106	<10.3				
Thionazin	297-97-2	ug/L	6/2/2014																					<10.1					
Thionazin	297-97-2	ug/L	10/15/2014																					<10					
Thionazin	297-97-2	ug/L	10/5/2015	<10.4		<10	<10.5	<10.5	<10.1				<10.8	<10.6	<10.5	<10.3			<11.1	<10.1									
Thionazin	297-97-2	ug/L	4/4/2016									<10					<10	<10											
Thionazin	297-97-2	ug/L	5/1/2018																		<10.4	<10.3							
Thionazin	297-97-2	ug/L	5/2/2018																				<10.4	<10.5	<10.4				
Thionazin	297-97-2	ug/L	3/30/2020	<10.4		<10.8	<10.3	<10.5	<10.3				<10.4	<10.4	<10.5	<10.1			<10.4	<10.4									
Thionazin	297-97-2	ug/L	6/24/2020		<10.4																								
Thionazin	297-97-2	ug/L	10/20/2021		<0.4							<0.4					<0.4	<0.4											
Thionazin	297-97-2	ug/L	5/1/2023																		<10.6	<10	<9.8	<10.6	<10				
Thionazin	297-97-2	ug/L	4/23/2025	<10.4										<10.4					<10.4										
Thionazin	297-97-2	ug/L	4/24/2025													<10.4													
Thionazin	297-97-2	ug/L	5/5/2025						<10.2																				
Thionazin	297-97-2	ug/L	5/6/2025										<10.4		<10.6														
Thionazin	297-97-2	ug/L	5/7/2025				<10.2													<10.6									
Thionazin	297-97-2	ug/L	5/8/2025			<9.80		<10.6																					
Tin	7440-31-5	mg/L	4/14/2009	<0.1		<0.1	<0.1	<0.1	<0.1	<0.1																			
Tin	7440-31-5	mg/L	7/7/2009							<0.1																			
Tin	7440-31-5	mg/L	9/2/2009							<0.1																			
Tin	7440-31-5	mg/L	10/25/2009							<0.1																			
Tin	7440-31-5	mg/L	1/2/2010							<0.1																			
Tin	7440-31-5	mg/L	5/10/2010	<0.1		<0.1	<0.1	<0.1	<0.1	<0.1			<0.1	<0.1	<0.1	<0.1			<0.1	<0.1									
Tin	7440-31-5	mg/L	11/1/2010							<0.1																			
Tin	7440-31-5	mg/L	4/4/2011									<0.1					<0.1	<0.1											
Tin	7440-31-5	mg/L	4/11/2012							<0.1																			
Tin	7440-31-5	mg/L	10/11/2012								<0.1																		
Tin	7440-31-5	mg/L	3/30/2013								<0.1															<0.1	<0.1		
Tin	7440-31-5	mg/L	7/10/2013																		<0.1	<0.1	<0.1	<0.1	<0.1				
Tin	7440-31-5	mg/L	10/5/2015	<0.005		<0.005	<0.005	<0.005	<0.005				<0.005	<0.005	<0.005	0.00314J			<0.005	<0.005									
Tin	7440-31-5	mg/L	4/4/2016									<0.005					0.00164J	<0.005											
Tin	7440-31-5	mg/L	5/1/2018																		<0.005	<0.005							
Tin	7440-31-5	mg/L	5/2/2018																				<0.005	<0.005	<0.005				
Tin	7440-31-5	mg/L	3/30/2020	<0.005		<0.005	<0.005	<0.005	<0.005				<0.005	<0.005	<0.005	<0.005			<0.005	<0.005									
Tin	7440-31-5	mg/L	6/24/2020		<0.005																								
Tin	7440-31-5	mg/L	10/20/2021		<0.02							<0.02					<0.02	<0.02											
Tin	7440-31-5	mg/L	5/1/2023																		<0.005	<0.005	<0.005	<0.005	<0.005				
Tin	7440-31-5	mg/L	4/23/2025	<0.00500										<0.00500					<0.00500										
Tin	7440-31-5	mg/L	4/24/2025													<0.00500													
Tin	7440-31-5	mg/L	5/5/2025						<0.00500																				
Tin	7440-31-5	mg/L	5/6/2025										<0.00500		<0.00500														
Tin	7440-31-5	mg/L	5/7/2025				<0.00500													<0.00500									
Tin	7440-31-5	mg/L	5/8/2025			<0.00500		<0.00500																					
Toluene	108-88-3	ug/L	2/27/2008	<1		<1	<1	<1	<1	<1																			
Toluene	108-88-3	ug/L	5/12/2008	<1		<1	<1	<1	<1	<1																			
Toluene	108-88-3	ug/L	7/13/2008	<1		<1	<1	<1	<1	<1																			
Toluene	108-88-3	ug/L	9/14/2008	<1		5.07	<1	<1	<1	<1																			
Toluene	108-88-3	ug/L	11/17/2008	<1		<1	<1	<1	<1	<1																			
Toluene	108-88-3	ug/L	4/14/2009	<1		<1	<1	<1	<1	<1																			
Toluene	108-88-3	ug/L	7/7/2009										<1	<1	<1	<1			<1	<1									
Toluene	108-88-3	ug/L	9/2/2009										<1	<1	<1	<1			<1	<1									
Toluene	108-88-3	ug/L	10/25/2009	<1		<1	<1	<1	<1	<1			<1	<1	<1	<1			<1	<1									
Toluene	108-88-3	ug/L	1/2/2010										<1	<1	<1	<1			<1	<1									
Toluene	108-88-3	ug/L	3/3/2010									<1	<1	<1	<1	<1	<1	<1	<1	<1									
Toluene	108-88-3	ug/L	5/10/2010	<1		<1	<1	<1	<1	<1		<1	<1	<1	<1	<1	<1	<1	<1	<1									
Toluene	108-88-3	ug/L	7/8/2010							<1		<1					<1	<1											
Toluene	108-88-3	ug/L	9/13/2010							<1		<1					<1	<1											
Toluene	108-88-3	ug/L	11/1/2010	<1		<1		<1	<1	<1			<1	<1	<1	<1													
Toluene	108-88-3	ug/L	1/10/2011							<1		<1					<1	<1											
Toluene	108-88-3	ug/L	4/4/2011							<1		<1					<1	<1											
Toluene	108-88-3	ug/L	8/11/2011																							<1			
Toluene	108-88-3	ug/L	10/13/2011	<1		<1		<1	<1	<1		<1	<1	<1	<1	<1	<1	<1	<1							<1			
Toluene	108-88-3	ug/L	12/5/2011				<1													<1						<1			
Toluene	108-88-3	ug/L	4/11/2012	<1		<1	<1	<1	<1	<1		<1	<1	<1	<1	<1	<1	<1	<1	<1						<1	<1		
Toluene	108-88-3	ug/L	6/25/2012					<1		<1																<1	<1		

Table 9A
Analytical Data Summary - Series A HMSP Wells
2025 Annual Water Quality Report
Iowa City Sanitary Landfill
Permit No. 52-SDP-01-72P

Constituent	CAS	Units	Date	MW-17A-00	MW-18AR	MW-23A	MW-24A	MW-25A-00	MW-29A	MW-34A	MW-38A	MW-200A	MW-201A	MW-202A	MW-203A	MW-204A	MW-205A	MW-213A	MW-214A	MW-215A	MW-216A	MW-217A	MW-218A	MW-219A	MW-220A	MW-310A	MW-312A	MW-408	MW-410
Toluene	108-88-3	ug/L	8/1/2012							<1	<1										<1	<1	<1	<1	<1	<1	<1		
Toluene	108-88-3	ug/L	10/11/2012	<1		<1	<1	<1	<1		<1	<1		<1	<1	<1	<1	<1	<1	<1	<1	<1	<1	<1	<1	<1	<1		
Toluene	108-88-3	ug/L	12/13/2012								<1										<1	<1	<1	<1	<1		<1		
Toluene	108-88-3	ug/L	2/4/2013								<1										<1	<1	<1	<1	<1				
Toluene	108-88-3	ug/L	3/30/2013	<1		<1	<1	<1	<1		<1	<1		<1	<1	<1	<1	<1	<1	<1	<1	<1	<1	<1	<1	<1	<1		
Toluene	108-88-3	ug/L	7/10/2013																		<1	<1	<1	<1	<1				
Toluene	108-88-3	ug/L	10/7/2013	<1		<1			<1	<1	<1	<1	<1	<1	<1	<1	<1	<1	<1		<1	<1	<1	<1	<1		<1		
Toluene	108-88-3	ug/L	6/2/2014	<1		<1	<1	<1	<1	<1	<1	<1	<1	<1	<1	<1	<1	<1	<1	<1	<1	<1	<1	<1	<1				
Toluene	108-88-3	ug/L	10/15/2014	<1		<1	<1	<1	<1	<1	<1	<1	<1	<1	<1	<1	<1	<1	<1	<1	<1	<1	<1	<1	<1				
Toluene	108-88-3	ug/L	4/6/2015	<1		<1	<1	<1	<1	<1	<1	<1	<1	<1	<1	<1	<1	<1	<1	<1	<1	<1	<1	<1	<1				
Toluene	108-88-3	ug/L	10/5/2015	<1		<1	<1	<1	<1	<1	<1	<1	<1	<1	<1	<1	<1	<1	<1	<1	<1	<1	<1	<1	<1				
Toluene	108-88-3	ug/L	4/4/2016	<1		<1	<1	<1	<1	<1	<1	<1	<1	<1	<1	<1	<1	<1	<1	<1	<1	<1	<1	<1	<1				
Toluene	108-88-3	ug/L	10/17/2016	<1		<1	<1	<1	<1	<1	<1	<1	<1	<1	<1	<1	0.231J	<1	<1	<1	<1	<1	<1	<1	<1				
Toluene	108-88-3	ug/L	4/17/2017	<1		<1	<1	<1	<1	<1	<1	<1	<1	<1	<1	<1	<1	<1	<1	<1	<1	<1	<1	<1	<1				
Toluene	108-88-3	ug/L	10/11/2017	<1		<1	<1	<1	<1	<1	<1	<1	<1	<1	<1	<1	0.284J	<1	<1	<1	<1	<1	<1	<1	<1				
Toluene	108-88-3	ug/L	4/20/2018											<1					<1	<1									
Toluene	108-88-3	ug/L	4/23/2018	<1								<1	<1		<1	<1	<1												
Toluene	108-88-3	ug/L	4/25/2018						<1																				
Toluene	108-88-3	ug/L	4/30/2018			<1	<1	<1										<1											
Toluene	108-88-3	ug/L	5/1/2018								<1										<1	<1							
Toluene	108-88-3	ug/L	5/2/2018																				<1	<1	<1				
Toluene	108-88-3	ug/L	10/16/2018	<1		<1	<1	<1	<1	<1	<1	<1	<1	<1	<1	<1	<1	<1	<1	<1	<1	<1	<1	<1	<1				
Toluene	108-88-3	ug/L	4/16/2019	<1		<1	<1	<1	<1	<1	<1	<1	<1	<1	<1	<1	<1	<1	<1	<1	<1	<1	<1	<1	<1				
Toluene	108-88-3	ug/L	10/1/2019	<1	<1	<1	<1	<1	<1	<1	<1	<1	<1	<1	<1	<1	<1	<1	<1	<1	<1	<1	<1	<1	<1				
Toluene	108-88-3	ug/L	3/30/2020	<1	<1	<1	<1	<1	<1	<1	<1	<1	<1	<1	<1	<1	<1	<1	<1	<1	<1	<1	<1	<1	<1				
Toluene	108-88-3	ug/L	6/24/2020		<1																								
Toluene	108-88-3	ug/L	10/7/2020	<1	<1	<1	<1	<1	<1	<1	<1	<1	<1	<1	<1	<1	1.67	<1	<1	<1	<1	<1	<1	<1	<1				
Toluene	108-88-3	ug/L	1/21/2021		<1																								
Toluene	108-88-3	ug/L	4/13/2021	<1	<1	<1	<1	<1	<1	<1	<1	<1	<1	<1	<1	<1	<1	<1	<1	<1	<1	<1	<1	<1	<1				
Toluene	108-88-3	ug/L	10/20/2021		<1			<1	<1			<1	0.3J				<1	<1			<1	<1	<1	<1	<1	<1	<1	<1	<1
Toluene	108-88-3	ug/L	5/2/2022		<1			<1	<1	<1	<1	<1	<1								<1	<1	<1	<1	<1	<1	0.3J	<1	<1
Toluene	108-88-3	ug/L	10/14/2022		<1			<1	<1			<1	<1								<1	<1	<1	<1	<1	<1	<1	<1	<1
Toluene	108-88-3	ug/L	5/1/2023	<1	<1	<1	<1	<1	<1	<1	<1	<1	<1	<1	<1			<1	<1	<1	<1	<1	<1	<1	<1	<1	<1	<1	<1
Toluene	108-88-3	ug/L	10/16/2023		<1			<1	<1			<1	<1								<1	<1	<1	<1	<1	<1	<1	<1	<1
Toluene	108-88-3	ug/L	4/29/2024		<1			<1	<1	<1	<1	<1	<1								<1	<1	<1	<1	<1	<1	<1	<1	<1
Toluene	108-88-3	ug/L	10/9/2024		<1.00								<1.00														<1.00		
Toluene	108-88-3	ug/L	10/10/2024						<1.00			<1.00														<1.00	<1.00		
Toluene	108-88-3	ug/L	10/14/2024																		<1.00	<1.00		<1.00					<1.00
Toluene	108-88-3	ug/L	10/15/2024																				<1.00		<1.00				
Toluene	108-88-3	ug/L	4/23/2025	<1.00										<1.00					<1.00										
Toluene	108-88-3	ug/L	4/24/2025													<1.00													
Toluene	108-88-3	ug/L	4/30/2025		<1.00							<1.00														<1.00	<1.00		
Toluene	108-88-3	ug/L	5/5/2025						<1.00																			<1.00	
Toluene	108-88-3	ug/L	5/6/2025										<1.00		<1.00														
Toluene	108-88-3	ug/L	5/7/2025				<1.00													<1.00	<1.00	<1.00	<1.00						
Toluene	108-88-3	ug/L	5/8/2025			<1.00		<1.00																					<1.00
Toluene	108-88-3	ug/L	5/9/2025							<1.00	<1.00													<1.00	<1.00				
Toluene	108-88-3	ug/L	10/21/2025						<1.00																	<1.00	<1.00	<1.00	
Toluene	108-88-3	ug/L	10/22/2025		<1.00							<1.00	<1.00																
Toluene	108-88-3	ug/L	10/23/2025					<1.00													<1.00	<1.00	<1.00	<1.00	<1.00				
Toluene	108-88-3	ug/L	10/24/2025																										<1.00
Total Organic Carbon	TOC	mg/L	4/6/2015	0.48J		<1	2.09	0.618J	0.999J	0.514J	1.17	0.528J	2.38	0.562J	<1	8.48	12.6	1.38	0.538J	1.5	1.97	<1	0.487J	0.474J	0.674J	0.507J	0.451J		
Total Organic Carbon	TOC	mg/L	10/5/2015	0.615J		<1	1.8	0.607J	1.09	0.553J	1.01	0.556J	1.95	0.478J	0.444J	12.9	16.3	1.19	<1	1.02	2.29	<1	0.5J	0.408J	0.964J	0.491J	0.426J		
Total Organic Carbon	TOC	mg/L	4/4/2016	<1		<1	3.23	0.66J	0.615J	<1	0.873J	<2	1.32	<1	<1	6.27	12.4	2.59	<1	2.24	1.86	<1	<1	<1	0.569J	<1	<1		
Total Organic Carbon	TOC	mg/L	10/17/2016	0.68J		<1	1.88	0.744J	0.687J	<1	0.795J	0.595J	1.74	<1	1.11	7.82	7.45	2.28	<1	1.83	1.77	<1	<1	<1	<1	<1	0.702J		
Total Suspended Solids	STL00161	mg/L	10/9/2024		<1.88								12.4														2.63		
Total Suspended Solids	STL00161	mg/L	10/10/2024						5.88			9.38														1.63J		20.6	
Total Suspended Solids	STL00161	mg/L	10/14/2024																		6.00	<1.88		<1.88					1.50J
Total Suspended Solids	STL00161	mg/L	10/15/2024				20.0																<1.88		<1.88				
Total Suspended Solids	STL00161	mg/L	4/23/2025	<1.88										<1.88					7.50										
Total Suspended Solids	STL00161	mg/L	4/24/2025													5.33	23.0												
Total Suspended Solids	STL00161	mg/L	4/30/2025		<1.88							2.13														<1.88	<1.88		
Total Suspended Solids	STL00161	mg/L	5/5/2025						2.13																			5.63	
Total Suspended Solids	STL00161	mg/L	5/6/2025										<1.88		1.88														
Total Suspended Solids	STL00161	mg/L	5/7/2025				45.5													64.5	2.75	<1.88	<1.88						
Total Suspended Solids	STL00161	mg/L	5/8/2025			9.75		2.00																					2.88
Total Suspended Solids	STL00161	mg/L	5/9/2025							<1.88	<1.88							5.75						2.88	<1.88				
Total Suspended Solids	STL00161	mg/L	10/21/2025						3.67																	2.75	<1.88	9.25	
Total Suspended Solids	STL00161	mg/L	10/22/2025		<1.88							10.4	5.00																
Total Suspended Solids	STL00161	mg/L	10/23/2025					9.63													28.5	6.50	1.88	3.87	28.8				
Total Suspended Solids	STL00161	mg/L	10/24/2025				79.0																						9.00
Total Suspended Solids	TSS	mg/L	6/2/2014	<5		20.7	16.5	<5	<5	4.67J	4.67J	<5	27	<5	<5	9	510	28.5	244	14	42.7	<5	4J	18.3	8.67		<5		
Total Suspended Solids	TSS	mg/L	10/15/2014	<1.88		1.63J	37.7	<1.88	<1.88	2.88	<1.88	1.75J	20.8	482	<1.88	15	47.3	<1.88	71.7	15	16.5	<1.88	<1.88	<1.88	<1.88		<1.88		
Total Suspended Solids	TSS	mg/L	4/6/2015	<2.5		1.25J	40	<1.88	<2.5	1.38J	6.17	<2.5	22.8	<2.5	3.83	7.4	43	2.25	313	29	15	<2.5	<2.5	<2.5	<2.5	<2.5	<8.93		
Total Suspended Solids	TSS	mg/L	10/5/2015	<1.88		1.25J	14.9	<1.88	2.13	10.8	1.25J	1.75J	82.8	2.13	2.38	22.8	36.8	8.13	227	76.2	3.25	<1.88	3.67J	<1.88	2.38	<1.88	<1.88		
Total Suspended Solids	TSS	mg/L	4/4/2016	<1.88		1.25J	26.6; 29.4	0.875J	1.13J	2	3.75	1.13J	4.38	2.38	0.875J	7.13	57	3.25	34.8	157	13.9	0.875J	1.25J	<1.88	1.25J	<1.88	<1.88		
Total Suspended Solids	TSS	mg/L	10/11/2016										7.38						4.88	8									
Total Suspended Solids	TSS	mg/L	10/17/2016	0.875J		5.5	17	2.38	0.75J	4.75	15	25.1	8.12	2.13	0.75J	23.9	48.9	10.4	7.25	7.5	3.63	<1.88	<1.88	0.75J	1.75J	2.5	<1.88		
Total Suspended Solids	TSS	mg/L	11/14/2016										5.5						34.3	49.7									
Total Suspended Solids	TSS	mg/L	4/17/2017	<1.88		1.88	30.4	<1.88	0.75J	1.13J	2	3.25	0.75J	4.62	2.63	16	47.1	22.1	15.9	5	4.75	0.875J	<1.88	0.875J	<1.88	<1.88	0.625J		
Total Suspended Solids	TSS	mg/L	10/11/2017	<1.88		2.63	10.9	<1.88	1.88	5.63	1J	1.25J	31.3	4.38	1.25J	40.9	66	8.37	3.38	7.5	3.5	0.75J	<1.88	0.875J	0.625J	5.25	4.13		
Total Suspended Solids	TSS	mg/L	4/20/2018											0.875J					2	25.7									
Total Suspended Solids	TSS	mg/L	4/23/2018	<1.88								2.5	14.5		1.25J	10.1	45.9												
Total Suspended Solids	TSS	mg/L	4/24/2018																								<1.88		
Total Suspended Solids	TSS	mg/L	4/25/2018						0.75J																	0.75J			
Total Suspended Solids	TSS	mg/L	4/30/2018			1.25J; 1.13J	5.88	<1.88										4.13											
Total Suspended Solids	TSS	mg/L	5/1/2018								2.88										2.5	1J							
Total Suspended Solids	TSS	mg/L	5/2/2018																				1.13J	0.75J	<1.88				
Total Suspended Solids	TSS	mg/L	10/16/2018	0.75J		14.5	21.9	1.75J	1.25J	2.13	2.5	45	1.38J	0.875J	1.63J	4.5	33	8.75	2.38	28.6	3.38	3.25	<1.88	<1.88	2; 0.875J	2.63	4.13	2.5	
Total Suspended Solids	TSS	mg/L	4/16/2019	1.25J		2.5	32	<1.88	1.25J	2.5	2.25	32.8	7.25	1.75J	<1.88	7	39	31.3	16.1	93	22	1J	1.38J	1.63J	<1.88	4.13	1.25J	2.75	
Total Suspended Solids	TSS	mg/L	10/1/2019	0.75J	0.875J	3	9.75	<1.88	1.25J	<1.88	0.75J	3.13	1.25J	2.38	10.6	6.25	44	17.3	8.75	341	26.8	1.63J	2.63	0.75J	0.75J	2.63	1.75J	<1.88	19.3
Total Suspended Solids	TSS	mg/L	3/30/2020	<1.88	<1.88	1.25J	26.5	<1.88	2.25J	1J	1.88	6.75	92.7	<1.88	<1.88	2.25	38	88	6.63	134	20.4	1.63J; 1.5J	1.88	0.75J	<1.88	2.25	0.875J	2.88	<1.88
Total Suspended Solids	TSS	mg/L	6/24/2020		<1.88																								
Total Suspended Solids	TSS	mg/L	10/7/2020	<1.88	<1.88	2.88; 1.13J	8.25	1.38J	2.13	1J	2.13	70.8	10.8	<1.88	<1.88	22	38	25	5.88	131	5.5	1.63J	<1.88	<1.88	<1.88	1J		11	<1.88
Total Suspended Solids	TSS	mg/L	1/21/2021		<2																								
Total Suspended Solids	TSS	mg/L	4/13/2021	<2	<2	5	34	<2	4; <2	<2	2	2	3	<2	<2	<2	47	18	5	76	4	<2	<2	<2	<2	2	2	4	<2
Total Suspended Solids	TSS	mg/L	10/20/2021		<2			16; 3	2			3	2				47	4			25	<1	3	5	69	<1	9	2	4
Total Suspended Solids	TSS	mg/L	5/2/2022	4	<2	7	38	<2	2	2	19	3	<2	<3	<2	6	49	21	366	164	8	4	<2	<2	<2; 2	<2	<2	<2	<2
Total Suspended Solids	TSS	mg/L	10/14/2022		<2		17	2; <2	<2			14	4					10			20	10	<2	<2	<2	5	10	40	<2
Total Suspended Solids	TSS	mg/L	5/1/2023	1.5J	0.875J	14.4	29.5	4	0.875J; 1.75J	1.63J	3.13	4.25	17.1	0.875J	1.13J	12.5	38	10.4	36.8	173	7.75	6.5	1.13J	<1.88	3.13	<1.88	<1.88	5.37	0.875J
Total Suspended Solids	TSS	mg/L	10/16/2023		<1.88		10.5	3	2.63			9.87	11.8								11	12.3; 11.4	1.13J	1J	5.13	1.25J	1.25J	10.3	1.13J
Total Suspended Solids	TSS	mg/L	4/29/2024	<1.88	<1.88	6.38	10.9	<1.88	<1.88	<1.88	4.13	3.87	2.38	<1.88	1.75J	5.25	31.5	11.4	590	75	6.38	1.63J	<1.88	17.1	3.13; 2	2.25	1.5J	9.38	1.5J
Toxaphene	8001-35-2	ug/L	4/14/2009	<2		<2	<2	<2	<2	<2																			
Toxaphene	8001-35-2	ug/L	9/2/2009							<2																			
Toxaphene	8001-35-2	ug/L	10/25/2009							<2																			

Table 9A
Analytical Data Summary - Series A HMSP Wells
2025 Annual Water Quality Report
Iowa City Sanitary Landfill
Permit No. 52-SDP-01-72P

Constituent	CAS	Units	Date	MW-17A-00	MW-18AR	MW-23A	MW-24A	MW-25A-00	MW-29A	MW-34A	MW-38A	MW-200A	MW-201A	MW-202A	MW-203A	MW-204A	MW-205A	MW-213A	MW-214A	MW-215A	MW-216A	MW-217A	MW-218A	MW-219A	MW-220A	MW-310A	MW-312A	MW-408	MW-410
Toxaphene	8001-35-2	ug/L	1/2/2010							<2																			
Toxaphene	8001-35-2	ug/L	5/10/2010	<2		<2	<2	<2	<2	<2			<2	<2	<2	<2			<2	<2									
Toxaphene	8001-35-2	ug/L	11/1/2010							<2																			
Toxaphene	8001-35-2	ug/L	4/4/2011							<2		<2					<2	<2											
Toxaphene	8001-35-2	ug/L	10/11/2012								<2																		
Toxaphene	8001-35-2	ug/L	3/30/2013																							<2	<2		
Toxaphene	8001-35-2	ug/L	7/10/2013																		<2.04	<2.02	<2.02	<2.17	<2.17				
Toxaphene	8001-35-2	ug/L	10/5/2015	<2.04		<2.11	<2	<2.04	<2.02				<2.08	<2.02	<2	<2.06			<2.17	<2.02									
Toxaphene	8001-35-2	ug/L	4/4/2016									<2					<2	<2											
Toxaphene	8001-35-2	ug/L	5/1/2018																		<2.08	<2.02							
Toxaphene	8001-35-2	ug/L	5/2/2018																				<2.11	<2.11	<2.08				
Toxaphene	8001-35-2	ug/L	3/30/2020	<2.08		<2.11	<2.08	<2.15	<2.11				<2.11	<2.08	<2.08	<2.08			<2.06	<2.06									
Toxaphene	8001-35-2	ug/L	6/24/2020		<2.11																								
Toxaphene	8001-35-2	ug/L	10/20/2021		<0.2							<0.2					<0.2	<0.2											
Toxaphene	8001-35-2	ug/L	5/1/2023																		<2	<2.33	<2.22	<2	<2				
Toxaphene	8001-35-2	ug/L	4/23/2025	<1.82										<1.79					<1.81										
Toxaphene	8001-35-2	ug/L	4/24/2025													<1.84													
Toxaphene	8001-35-2	ug/L	5/5/2025						<1.79																				
Toxaphene	8001-35-2	ug/L	5/6/2025										<1.81		<1.80														
Toxaphene	8001-35-2	ug/L	5/7/2025				<1.81													<1.81									
Toxaphene	8001-35-2	ug/L	5/8/2025			<1.76		<1.81																					
Trichloroethene	79-01-6	ug/L	2/27/2008	<1		<1	<1	<1	<1	<1																			
Trichloroethene	79-01-6	ug/L	5/12/2008	<1		<1	<1	<1	<1	<1																			
Trichloroethene	79-01-6	ug/L	7/13/2008	<1		<1	<1	<1	<1	<1																			
Trichloroethene	79-01-6	ug/L	9/14/2008	<1		<1	<1	<1	<1	<1																			
Trichloroethene	79-01-6	ug/L	11/17/2008	<1		<1	<1	<1	<1	<1																			
Trichloroethene	79-01-6	ug/L	4/14/2009	<1		<1	<1	<1	<1	<1																			
Trichloroethene	79-01-6	ug/L	7/7/2009							<1			5.11	<1	<1	<1			<1	<1									
Trichloroethene	79-01-6	ug/L	9/2/2009							<1			2.47	<1	<1	<1			<1	<1									
Trichloroethene	79-01-6	ug/L	10/25/2009	<1		<1	<1	<1	<1	<1			<1	<1	<1	<1			<1	<1									
Trichloroethene	79-01-6	ug/L	1/2/2010							<1			<1	<1	<1	<1			<1	<1									
Trichloroethene	79-01-6	ug/L	3/3/2010									<1	2.36	<1	<1	<1	<1	<1	<1	<1									
Trichloroethene	79-01-6	ug/L	5/10/2010	<1		<1	<1	<1	<1	<1		<1	<1	<1	<1	<1	<1	<1	<1	<1									
Trichloroethene	79-01-6	ug/L	7/8/2010							<1		<1					<1	<1											
Trichloroethene	79-01-6	ug/L	9/13/2010							<1		<1					<1	<1											
Trichloroethene	79-01-6	ug/L	11/1/2010	<1		<1		<1	<1	<1			<1	<1	<1	<1													
Trichloroethene	79-01-6	ug/L	1/10/2011							<1		<1					<1	<1											
Trichloroethene	79-01-6	ug/L	4/4/2011							<1		<1					<1	<1											
Trichloroethene	79-01-6	ug/L	8/11/2011																							<1			
Trichloroethene	79-01-6	ug/L	10/13/2011	<1		<1		<1	<1	<1		<1	<1	<1	<1	<1	<1	<1	<1							<1			
Trichloroethene	79-01-6	ug/L	12/5/2011				<1													<1						<1			
Trichloroethene	79-01-6	ug/L	4/11/2012	<1		<1	<1	<1	<1	<1		<1	<1	<1	<1	<1	<1	<1	<1	<1						<1	<1		
Trichloroethene	79-01-6	ug/L	6/25/2012					<1		<1																<1	<1		
Trichloroethene	79-01-6	ug/L	8/1/2012							<1	<1										<1	<1	<1	<1	<1	<1	<1		
Trichloroethene	79-01-6	ug/L	10/11/2012	<1		<1	<1	<1	<1		<1	<1		<1	<1	<1	<1	<1	<1	<1	<1	<1	<1	<1	<1	<1	<1		
Trichloroethene	79-01-6	ug/L	12/13/2012								<1										<1	<1	<1	<1	<1		<1		
Trichloroethene	79-01-6	ug/L	2/4/2013								<1										<1	<1	<1	<1	<1				
Trichloroethene	79-01-6	ug/L	3/30/2013	<1		<1	<1	<1	<1		<1	<1		<1	<1	<1	<1	<1	<1	<1	<1	<1	<1	<1	<1	<1	<1		
Trichloroethene	79-01-6	ug/L	7/10/2013																		<1	<1	<1	<1	<1				
Trichloroethene	79-01-6	ug/L	10/7/2013	<1		<1			<1	<1	<1	<1	1.47	<1	<1	<1	<1	<1	<1		<1	<1	<1	<1	<1		<1		
Trichloroethene	79-01-6	ug/L	6/2/2014	<1		<1	<1	<1	<1	<1	<1	<1	0.828J	<1	<1	<1	<1	<1	<1	<1	<1	<1	<1	<1	<1		<1		
Trichloroethene	79-01-6	ug/L	10/15/2014	<1		<1	<1	<1	<1	<1	<1	<1	<1	<1	<1	<1	<1	<1	<1	<1	<1	<1	<1	<1	<1		<1		
Trichloroethene	79-01-6	ug/L	4/6/2015	<1		<1	<1	<1	<1	<1	<1	<1	<1	<1	<1	<1	<1	<1	<1	<1	<1	<1	<1	<1	<1		<1		
Trichloroethene	79-01-6	ug/L	10/5/2015	<1		<1	<1	<1	<1	<1	<1	<1	0.411J	<1	<1	<1	<1	<1	<1	<1	<1	<1	<1	<1	<1		<1		
Trichloroethene	79-01-6	ug/L	4/4/2016	<1		<1	<1	<1	<1	<1	<1	<1	<1	<1	<1	<1	<1	<1	<1	<1	<1	<1	<1	<1	<1		<1		
Trichloroethene	79-01-6	ug/L	10/17/2016	<1		<1	<1	<1	<1	<1	<1	<1	0.724J	<1	<1	<1	<1	<1	<1	<1	<1	<1	<1	<1	<1		<1		
Trichloroethene	79-01-6	ug/L	4/17/2017	<1		<1	<1	<1	<1	<1	<1	<1	<1	<1	<1	<1	<1	<1	<1	<1	<1	<1	<1	<1	<1		<1		
Trichloroethene	79-01-6	ug/L	10/11/2017	<1		<1	<1	<1	<1	<1	<1	<1	0.301J	<1	<1	<1	<1	<1	<1	<1	<1	<1	<1	<1	<1		<1		
Trichloroethene	79-01-6	ug/L	4/20/2018											<1					<1	<1									
Trichloroethene	79-01-6	ug/L	4/23/2018	<1								<1	<1		<1	<1	<1												
Trichloroethene	79-01-6	ug/L	4/24/2018																								<1		
Trichloroethene	79-01-6	ug/L	4/25/2018						<1																				
Trichloroethene	79-01-6	ug/L	4/30/2018			<1	<1	<1										<1											
Trichloroethene	79-01-6	ug/L	5/1/2018								<1										<1	<1							
Trichloroethene	79-01-6	ug/L	5/2/2018																				<1	<1	<1				
Trichloroethene	79-01-6	ug/L	10/16/2018	<1		<1	<1	<1	<1	<1	<1	<1	<1	<1	<1	<1	<1	<1	<1	<1	<1	<1	<1	<1	<1		<1		
Trichloroethene	79-01-6	ug/L	4/16/2019	<1		<1	<1	<1	<1	<1	<1	<1	<1	<1	<1	<1	<1	<1	<1	<1	<1	<1	<1	<1	<1		<1		
Trichloroethene	79-01-6	ug/L	10/1/2019	<1	5.08	<1	<1	<1	<1	<1	<1	<1	<1	<1	<1	<1	<1	<1	<1	<1	<1	<1	<1	<1	<1		<1		
Trichloroethene	79-01-6	ug/L	3/30/2020	<1	2.41	<1	<1	<1	<1	<1	<1	<1	<1	<1	<1	<1	<1	<1	<1	<1	<1	<1	<1	<1	<1		<1		
Trichloroethene	79-01-6	ug/L	6/24/2020		2.01																								
Trichloroethene	79-01-6	ug/L	10/7/2020	<1	1.83	<1	<1	<1	<1	<1	<1	<1	<1	<1	<1	<1	<1	<1	<1	<1	<1	<1	<1	<1	<1				
Trichloroethene	79-01-6	ug/L	1/21/2021		1.9																								
Trichloroethene	79-01-6	ug/L	4/13/2021	<1	2.2	<1	<1	<1	<1	<1	<1	<1	<1	<1	<1	<1	<1	<1	<1	<1	<1	<1	<1	<1	<1		<1		
Trichloroethene	79-01-6	ug/L	10/20/2021		1.6			<1	<1			0.4J	<1				0.4J	<1			<1	<1	<1	<1	<1	<1	<1	<1	<1
Trichloroethene	79-01-6	ug/L	5/2/2022		1.9			<1	<1	<1	<1	<1	<1								<1	<1	<1	<1	<1	<1	<1	<1	<1
Trichloroethene	79-01-6	ug/L	10/14/2022		1.3			<1	<1			<1	<1								<1	<1	<1	<1	<1	<1	<1	<1	<1
Trichloroethene	79-01-6	ug/L	5/1/2023	<1	1.44	<1	<1	<1	<1	<1	<1	<1	<1	<1	<1			<1	<1	<1	<1	<1	<1	<1	<1	<1	<1	<1	<1
Trichloroethene	79-01-6	ug/L	10/16/2023		1.34			<1	<1			<1	<1								<1	<1	<1	<1	<1	<1	<1	<1	<1
Trichloroethene	79-01-6	ug/L	4/29/2024		1.3			<1	<1	<1	<1	<1	<1								<1	<1	<1	<1	<1	<1	<1	<1	<1
Trichloroethene	79-01-6	ug/L	10/9/2024		1.10								<1.00														<1.00		
Trichloroethene	79-01-6	ug/L	10/10/2024						<1.00			<1.00														<1.00		<1.00	
Trichloroethene	79-01-6	ug/L	10/14/2024																		<1.00	<1.00		<1.00					<1.00
Trichloroethene	79-01-6	ug/L	10/15/2024																				<1.00		<1.00				
Trichloroethene	79-01-6	ug/L	4/23/2025	<1.00										<1.00					<1.00										
Trichloroethene	79-01-6	ug/L	4/24/2025													<1.00													
Trichloroethene	79-01-6	ug/L	4/30/2025		0.807							<1.00														<1.00	<1.00		
Trichloroethene	79-01-6	ug/L	5/5/2025						<1.00																			<1.00	
Trichloroethene	79-01-6	ug/L	5/6/2025										<1.00		<1.00														
Trichloroethene	79-01-6	ug/L	5/7/2025				<1.00													<1.00	<1.00	<1.00	<1.00						
Trichloroethene	79-01-6	ug/L	5/8/2025			<1.00		<1.00																					<1.00
Trichloroethene	79-01-6	ug/L	5/9/2025							<1.00	<1.00													<1.00	<1.00				
Trichloroethene	79-01-6	ug/L	10/21/2025						<1.00																	<1.00	<1.00	<1.00	
Trichloroethene	79-01-6	ug/L	10/22/2025		0.909							<1.00	<1.00																
Trichloroethene	79-01-6	ug/L	10/23/2025					<1.00													<1.00	<1.00	<1.00	<1.00	<1.00				
Trichloroethene	79-01-6	ug/L	10/24/2025																										<1.00
Trichlorofluoromethane	75-69-4	ug/L	2/27/2008	<4		<4	<4	<4	<4	<4																			
Trichlorofluoromethane	75-69-4	ug/L	5/12/2008	<4		<4	<4	<4	<4	<4																			
Trichlorofluoromethane	75-69-4	ug/L	7/13/2008	<4		<4	<4	<4	<4	<4																			
Trichlorofluoromethane	75-69-4	ug/L	9/14/2008	<4		<4	<4	<4	<4	<4																			
Trichlorofluoromethane	75-69-4	ug/L	11/17/2008	<4		<4	<4	<4	<4	<4																			
Trichlorofluoromethane	75-69-4	ug/L	4/14/2009	<4		<4	<4	<4	<4	<4																			
Trichlorofluoromethane	75-69-4	ug/L	7/7/2009							<4			<4	<4	<4	<4			<4	<4									
Trichlorofluoromethane	75-69-4	ug/L	9/2/2009							<4			<4	<4	<4	<4			<4	<4									
Trichlorofluoromethane	75-69-4	ug/L	10/25/2009	<4		<4	<4	<4	<4	<4			<4	<4	<4	<4			<4	<4									
Trichlorofluoromethane	75-69-4	ug/L	1/2/2010							<4			<4	<4	<4	<4			<4	<4									

Table 9A
Analytical Data Summary - Series A HMSP Wells
2025 Annual Water Quality Report
Iowa City Sanitary Landfill
Permit No. 52-SDP-01-72P

Constituent	CAS	Units	Date	MW-17A-00	MW-18AR	MW-23A	MW-24A	MW-25A-00	MW-29A	MW-34A	MW-38A	MW-200A	MW-201A	MW-202A	MW-203A	MW-204A	MW-205A	MW-213A	MW-214A	MW-215A	MW-216A	MW-217A	MW-218A	MW-219A	MW-220A	MW-310A	MW-312A	MW-408	MW-410
Trichlorofluoromethane	75-69-4	ug/L	3/3/2010									<4	<4	<4	<4	<4	<4	<4	<4	<4									
Trichlorofluoromethane	75-69-4	ug/L	5/10/2010	<4		<4	<4	<4	<4	<4		<4	<4	<4	<4	<4	<4	<4	<4	<4									
Trichlorofluoromethane	75-69-4	ug/L	7/8/2010									<4					<4	<4											
Trichlorofluoromethane	75-69-4	ug/L	9/13/2010									<4					<4	<4											
Trichlorofluoromethane	75-69-4	ug/L	11/1/2010	<4		<4		<4	<4	<4			<4	<4	<4	<4													
Trichlorofluoromethane	75-69-4	ug/L	1/10/2011									<4					<4	<4											
Trichlorofluoromethane	75-69-4	ug/L	4/4/2011							<4		<4					<4	<4											
Trichlorofluoromethane	75-69-4	ug/L	8/11/2011																							<4			
Trichlorofluoromethane	75-69-4	ug/L	10/13/2011	<4		<4		<4	<4	<4		<4	<4	<4	<4	<4	<4	<4	<4							<4			
Trichlorofluoromethane	75-69-4	ug/L	12/5/2011				<4													<4						<4			
Trichlorofluoromethane	75-69-4	ug/L	4/11/2012	<4		<4	<4	<4	<4	<4		<4	<4	<4	<4	<4	<4	<4	<4	<4						<4	<4		
Trichlorofluoromethane	75-69-4	ug/L	6/25/2012					<4		<4																<4	<4		
Trichlorofluoromethane	75-69-4	ug/L	8/1/2012							<4	<4										<4	<4	<4	<4	<4	<4	<4		
Trichlorofluoromethane	75-69-4	ug/L	10/11/2012	<4		<4	<4	<4	<4		<4	<4		<4	<4	<4	<4	<4	<4	<4	<4	<4	<4	<4	<4	<4	<4		
Trichlorofluoromethane	75-69-4	ug/L	12/13/2012								<4										<4	<4	<4	<4	<4		<4		
Trichlorofluoromethane	75-69-4	ug/L	2/4/2013								<4										<4	<4	<4	<4	<4				
Trichlorofluoromethane	75-69-4	ug/L	3/30/2013	<4		<4	<4	<4	<4		<4	<4		<4	<4	<4	<4	<4	<4	<4	<4	<4	<4	<4	<4	<4	<4		
Trichlorofluoromethane	75-69-4	ug/L	7/10/2013																		<4	<4	<4	<4	<4				
Trichlorofluoromethane	75-69-4	ug/L	10/7/2013	<4		<4			<4	<4	<4	<4	<4	<4	<4	<4	<4	<4	<4		<4	<4	<4	<4	<4		<4		
Trichlorofluoromethane	75-69-4	ug/L	6/2/2014	0.239J		<4	<4	<4	<4	<4	<4	0.217J	<4	<4	<4	<4	<4	<4	<4	<4	<4	<4	<4	<4	<4				
Trichlorofluoromethane	75-69-4	ug/L	10/15/2014	<4		<4	<4	<4	<4	<4	<4	<4	<4	<4	<4	<4	<4	<4	<4	<4	<4	<4	<4	<4	<4				
Trichlorofluoromethane	75-69-4	ug/L	4/6/2015	0.223J		<4	<4	<4	<4	<4	<4	0.224J	<4	<4	<4	<4	<4	<4	<4	<4	<4	<4	<4	<4	<4				
Trichlorofluoromethane	75-69-4	ug/L	10/5/2015	0.357J		<4	<4	<4	<4	<4	<4	0.184J	<4	<4	<4	<4	<4	<4	<4	<4	<4	<4	<4	<4	<4				
Trichlorofluoromethane	75-69-4	ug/L	4/4/2016	<4		<4	<4	<4	<4	<4	<4	<4	<4	<4	<4	<4	<4	<4	<4	<4	<4	<4	<4	<4	<4				
Trichlorofluoromethane	75-69-4	ug/L	10/17/2016	0.218J		<4	<4	<4	<4	<4	<4	<4	<4	<4	<4	<4	<4	<4	<4	<4	<4	<4	<4	<4	<4				
Trichlorofluoromethane	75-69-4	ug/L	4/17/2017	0.379J		<4	<4	<4	<4	<4	<4	0.212J	<4	<4	<4	<4	<4	<4	<4	<4	<4	<4	<4	<4	<4				
Trichlorofluoromethane	75-69-4	ug/L	10/11/2017	0.398J		<4	<4	<4	<4	<4	<4	<4	<4	<4	<4	<4	<4	<4	<4	<4	<4	<4	<4	<4	<4				
Trichlorofluoromethane	75-69-4	ug/L	4/20/2018											<4					<4	<4									
Trichlorofluoromethane	75-69-4	ug/L	4/23/2018	0.265J								0.228J	<4		<4	<4	<4												
Trichlorofluoromethane	75-69-4	ug/L	4/25/2018						<4																				
Trichlorofluoromethane	75-69-4	ug/L	4/30/2018			<4	<4	<4										<4											
Trichlorofluoromethane	75-69-4	ug/L	5/1/2018								<4										<4	<4							
Trichlorofluoromethane	75-69-4	ug/L	5/2/2018																				<4	<4	<4				
Trichlorofluoromethane	75-69-4	ug/L	10/16/2018	0.414J		<4	<4	<4	<4	<4	<4	<4	<4	<4	<4	<4	<4	<4	<4	<4	<4	<4	<4	<4	<4				
Trichlorofluoromethane	75-69-4	ug/L	4/16/2019	<4		<4	<4	<4	<4	<4	<4	<4	<4	<4	<4	<4	<4	<4	<4	<4	<4	<4	<4	<4	<4				
Trichlorofluoromethane	75-69-4	ug/L	10/1/2019	<4	26.7	<4	<4	<4	<4	<4	<4	<4	<4	<4	<4	<4	<4	<4	<4	<4	<4	<4	<4	<4	<4				
Trichlorofluoromethane	75-69-4	ug/L	3/30/2020	0.396J	8.43	<4	<4	<4	<4	<4	<4	<4	<4	<4	<4	<4	<4	<4	<4	<4	<4	<4	<4	<4	<4				
Trichlorofluoromethane	75-69-4	ug/L	6/24/2020		8.07																								
Trichlorofluoromethane	75-69-4	ug/L	10/7/2020	<4	6.04	<4	<4	<4	<4	<4	<4	<4	<4	<4	<4	<4	<4	<4	<4	<4	<4	<4	<4	<4	<4				
Trichlorofluoromethane	75-69-4	ug/L	1/21/2021		6.5																								
Trichlorofluoromethane	75-69-4	ug/L	4/13/2021	0.4J	8.2	<1	<1	<1	<1	<1	<1	<1	<1	<1	<1	<1	<1	<1	<1	<1	<1	<1	<1	<1	<1				
Trichlorofluoromethane	75-69-4	ug/L	10/20/2021		4.2			<1	<1			<1	<1				<1	<1			<1	<1	<1	<1	<1	<1	<1	<1	<1
Trichlorofluoromethane	75-69-4	ug/L	5/2/2022		4.3			<1	<1	<1	<1	<1	<1								<1	<1	<1	<1	<1	<1	<1	<1	<1
Trichlorofluoromethane	75-69-4	ug/L	10/14/2022		2.3			<1	<1			<1	<1								<1	<1	<1	<1	<1	<1	<1	<1	<1
Trichlorofluoromethane	75-69-4	ug/L	5/1/2023	0.396J	1.83J	<4	<4	<4	<4	<4	<4	<4	<4	<4	<4			<4	<4	<4	<4	<4	<4	<4	<4	<4	<4	<4	<4
Trichlorofluoromethane	75-69-4	ug/L	10/16/2023		1.91J			<4	<4			<4	<4								<4	<4	<4	<4	<4	<4	<4	<4	<4
Trichlorofluoromethane	75-69-4	ug/L	4/29/2024		2.74J			<4	<4	<4	<4	<4	<4								<4	<4	<4	<4	<4	<4	<4	<4	<4
Trichlorofluoromethane	75-69-4	ug/L	10/9/2024		2.14J								<4.00														<4.00		
Trichlorofluoromethane	75-69-4	ug/L	10/10/2024						<4.00			<4.00														<4.00		<4.00	
Trichlorofluoromethane	75-69-4	ug/L	10/14/2024																		<4.00	<4.00		<4.00					<4.00
Trichlorofluoromethane	75-69-4	ug/L	10/15/2024																				<4.00		<4.00				
Trichlorofluoromethane	75-69-4	ug/L	4/23/2025	<4.00										<4.00					<4.00										
Trichlorofluoromethane	75-69-4	ug/L	4/24/2025													<4.00													
Trichlorofluoromethane	75-69-4	ug/L	4/30/2025		1.43							<4.00														<4.00	<4.00		
Trichlorofluoromethane	75-69-4	ug/L	5/5/2025						<4.00																			<4.00	
Trichlorofluoromethane	75-69-4	ug/L	5/6/2025										<4.00		<4.00														
Trichlorofluoromethane	75-69-4	ug/L	5/7/2025				<4.00													<4.00	<4.00	<4.00	<4.00						
Trichlorofluoromethane	75-69-4	ug/L	5/8/2025			<4.00		<4.00																					<4.00
Trichlorofluoromethane	75-69-4	ug/L	5/9/2025							<4.00	<4.00													<4.00	<4.00				
Trichlorofluoromethane	75-69-4	ug/L	10/21/2025						<4.00																	<4.00	<4.00	<4.00	
Trichlorofluoromethane	75-69-4	ug/L	10/22/2025									<4.00	<4.00																
Trichlorofluoromethane	75-69-4	ug/L	10/23/2025					<4.00													<4.00	<4.00	<4.00	<4.00	<4.00				
Trichlorofluoromethane	75-69-4	ug/L	10/24/2025																										<4.00
Vanadium	7440-62-2	mg/L	2/27/2008	<0.05		<0.05	<0.05	<0.05	<0.05	<0.05																			
Vanadium	7440-62-2	mg/L	5/12/2008	<0.05		<0.05	<0.05	<0.05	<0.05	<0.05																			
Vanadium	7440-62-2	mg/L	7/13/2008	<0.05		<0.05	<0.05	<0.05	<0.05	<0.05																			
Vanadium	7440-62-2	mg/L	9/14/2008	<0.05		<0.05	<0.05	<0.05	<0.05	<0.05																			
Vanadium	7440-62-2	mg/L	11/17/2008	<0.05		<0.05	<0.05	<0.05	<0.05	<0.05																			
Vanadium	7440-62-2	mg/L	4/14/2009	<0.05		<0.05	<0.05	<0.05	<0.05	<0.05																			
Vanadium	7440-62-2	mg/L	7/7/2009							<0.05			<0.05	<0.05	<0.05	<0.05			<0.05	<0.05									
Vanadium	7440-62-2	mg/L	9/2/2009							<0.05			<0.05	<0.05	<0.05	<0.05			<0.05	<0.05									
Vanadium	7440-62-2	mg/L	10/25/2009	<0.05		<0.05	<0.05	<0.05	<0.05	<0.05			<0.05	<0.05	<0.05	<0.05			<0.05	<0.05									
Vanadium	7440-62-2	mg/L	1/2/2010							<0.05			<0.05	<0.05	<0.05	<0.05			<0.05	<0.05									
Vanadium	7440-62-2	mg/L	3/3/2010									0.128	<0.05	<0.05	<0.05	<0.05	<0.05	<0.05	<0.05	<0.05									
Vanadium	7440-62-2	mg/L	5/10/2010	<0.05		<0.05	<0.05	<0.05	<0.05	<0.05		<0.05	<0.05	<0.05	<0.05	<0.05	<0.05	<0.05	<0.05	<0.05									
Vanadium	7440-62-2	mg/L	7/8/2010									<0.05					<0.05	<0.05											
Vanadium	7440-62-2	mg/L	9/13/2010									<0.05					<0.05	<0.05											
Vanadium	7440-62-2	mg/L	11/1/2010	<0.05		<0.05		<0.05	<0.05	<0.05			<0.05	<0.05	<0.05	<0.05													
Vanadium	7440-62-2	mg/L	1/10/2011									<0.05					<0.05	<0.05											
Vanadium	7440-62-2	mg/L	4/4/2011							<0.05		<0.05					<0.05	<0.05											
Vanadium	7440-62-2	mg/L	8/11/2011																							<0.05			
Vanadium	7440-62-2	mg/L	10/13/2011	<0.15		<0.05		<0.05	<0.05	<0.05		<0.05	<0.05	<0.05	<0.05	<0.05	<0.05	<0.05	<0.05							<0.05			
Vanadium	7440-62-2	mg/L	12/5/2011				<0.05													<0.05						<0.05			
Vanadium	7440-62-2	mg/L	4/11/2012	<0.05		<0.05	<0.05	<0.05	<0.05	<0.05		<0.05	<0.05	<0.05	<0.05	<0.05	<0.05	<0.05	<0.05	<0.05						<0.05	<0.05		
Vanadium	7440-62-2	mg/L	6/25/2012					<0.05		<0.05																<0.05	<0.05		
Vanadium	7440-62-2	mg/L	8/1/2012							<0.05	<0.05										<0.05	<0.05	<0.05	<0.05	<0.05	<0.05	<0.05		
Vanadium	7440-62-2	mg/L	10/11/2012	<0.05		<0.05	<0.05	<0.05	<0.05		<0.05	<0.05		<0.05	<0.05	<0.05	<0.05	<0.05	<0.05	<0.05	0.0974	<0.05	<0.05	<0.05	<0.05	<0.05	<0.05		
Vanadium	7440-62-2	mg/L	12/13/2012								<0.05										0.0865	0.118	<0.05	<0.05	0.427		<0.05		
Vanadium	7440-62-2	mg/L	2/4/2013								<0.05										0.123	<0.05	<0.05	<0.05	0.12				
Vanadium	7440-62-2	mg/L	3/30/2013	<0.05		<0.05	<0.05	<0.05	<0.05		<0.05	<0.05		<0.05	<0.05	<0.05	<0.05	<0.05	<0.05	<0.05	0.0633	<0.05	<0.05	<0.05	<0.05	<0.05	<0.05		
Vanadium	7440-62-2	mg/L	7/10/2013																		0.113	<0.05	<0.05	<0.05	<0.05				
Vanadium	7440-62-2	mg/L	10/7/2013	<0.05		<0.05	<0.05	<0.05	<0.05	<0.05	<0.05	<0.05	<0.05	<0.05	<0.05	<0.05	<0.05	<0.05	<0.05	<0.05	<0.05	0.154	<0.05	<0.05	<0.05	<0.05	<0.05		
Vanadium	7440-62-2	mg/L	6/2/2014	<0.05		<0.1	<0.05	0.00456J	<0.05	0.00299J	<0.1	<0.05	<0.05	<0.05	<0.1	<0.05	<0.05	<0.05	<0.05	<0.05	<0.05	<0.05	<0.1	<0.1	<0.05				
Vanadium	7440-62-2	mg/L	10/15/2014	<0.05		<0.05	0.00315J	<0.05	<0.05	<0.05	<0.05	<0.05	<0.05	<0.05	<0.05	<0.05	<0.05	<0.05	<0.05	<0.05	<0.05	<0.05	<0.05	<0.05	<0.05				
Vanadium	7440-62-2	mg/L	4/6/2015	0.000902J		0.000592J; 0.0005	0.000625J	0.000681J	<0.005	<0.005	0.00348J	0.00128J	0.000708J	0.000953J	<0.005	<0.005	0.0009J	<0.005	0.00751	0.00049J	0.00204J	0.00101J	0.00122J	0.000935J	0.000728J				
Vanadium	7440-62-2	mg/L	10/5/2015	0.000659J		0.00073J	<0.005	0.000587J	<0.005	<0.005	0.0014J	0.00126J	0.00159J	0.000685J	<0.005	<0.005	0.000922J	<0.005	0.00258J	0.000608J	0.000864J	000915J; 0.00082	0.00131J	0.000788J	0.000878J				
Vanadium	7440-62-2	mg/L	4/4/2016	0.000754J		0.000706J	.00101J; 0.00125	0.000913J	0.000473J	0.000694J	0.00194J	0.00152J	0.000276J	0.000818J	0.000337J	0.000325J	0.000852J	<0.005	0.00204J	0.00155J	0.000987J	0.00104J	0.00145J	0.000952J	0.000854J				
Vanadium	7440-62-2	mg/L	10/17/2016	0.000565J		<0.005	<0.005	<0.005	0.000368J	<0.005	0.000281J	0.00201J	0.0015J	0.000944J	<0.005	<0.005	0.000712J	0.000325J	0.00235J	0.000753J	0.000363J	0.000559J	0.000504J	0.000437J	0.000274J				
Vanadium	7440-62-2	mg/L	4/17/2017	<0.005		0.000885J	<0.005	<0.005	<0.005	<0.005	0.00112J	0.00154J	<0.005	<0.005	<0.005	<0.005	<0.005	0.00152J	0.00721	<0.005	<0.005	<0.005	0.00104J	0.000857J	<0.005				
Vanadium	7440-62-2	mg/L	10/11/2017	<0.005		<0.005	<0.005	0.000862J	<0.005	<0.005	0.00137J	0.00145J	0.00128J	<0.005	<0.005	<0.005	0.0049J	<0.005	<0.005	<0.005	0.000868J	<0.005	0.00111J	<0.005	<0.005				
Vanadium	7440-62-2	mg/L	4/20/2018											0.000991J					0.000608J	0.00151J									
Vanadium	7440-62-2	mg/L	4/23/2018	0.000768J								0.00179J	0.00244J		0.000607J	<0.005	0.000601J												
Vanadium	7440-62-2	mg/L	4/25/2018						<0.005		0.00142J																		
Vanadium	7440-62-2	mg/L	4/30/2018			0.000734J; 0.00078	<0.005	0.000728J										0.000979J											
Vanadium	7440-62-2	mg/L	5/1/2018																		0.000719J	0.000699J							

Table 9A
Analytical Data Summary - Series A HMSP Wells
2025 Annual Water Quality Report
Iowa City Sanitary Landfill
Permit No. 52-SDP-01-72P

Constituent	CAS	Units	Date	MW-17A-00	MW-18AR	MW-23A	MW-24A	MW-25A-00	MW-29A	MW-34A	MW-38A	MW-200A	MW-201A	MW-202A	MW-203A	MW-204A	MW-205A	MW-213A	MW-214A	MW-215A	MW-216A	MW-217A	MW-218A	MW-219A	MW-220A	MW-310A	MW-312A	MW-408	MW-410
Vanadium	7440-62-2	mg/L	5/2/2018																				0.0011J	0.000772J	0.000735J				
Vanadium	7440-62-2	mg/L	10/16/2018	0.00253J		0.00127J	0.000887J	0.00101J	0.00268J	0.00523	0.00554	0.00528	0.00231J	0.00298J	<0.005	<0.005	0.00225J	0.00115J	0.00412J	0.00671	0.00117J	0.000804J	0.00136J	0.00107J	0.00101J; 0.00112J				
Vanadium	7440-62-2	mg/L	4/16/2019	<0.005		<0.005	0.00101J	0.000959J	<0.005	<0.005	0.00168J	0.00209J	<0.005	<0.005	<0.005	<0.005	<0.005	0.00537	<0.005	0.00176J	0.00105J	<0.005	0.00127J	0.00102J	0.000951J				
Vanadium	7440-62-2	mg/L	10/1/2019	<0.005	0.00159J	<0.005	<0.005	<0.005	<0.005	<0.005	0.00125J	0.00151J	<0.005	<0.005	<0.005	<0.005	<0.005	0.00189J	<0.005	0.0032J	0.00127J	0.00106J	0.0015J	0.00114J	<0.005				
Vanadium	7440-62-2	mg/L	3/30/2020	<0.005	0.00101J	<0.005	<0.005	<0.005	<0.005	<0.005	0.00146J	0.00167J	0.00217J	0.00103J	<0.005	0.00114J	<0.005	0.004J	0.000821J	0.00297J	<0.005	<0.005	0.00112J	<0.005	<0.005				
Vanadium	7440-62-2	mg/L	6/24/2020		<0.005																								
Vanadium	7440-62-2	mg/L	10/7/2020	<0.005	<0.005	0.00089J; <0.005	<0.005	<0.005	<0.005	<0.005	0.00131J	0.00139J	0.00151J	0.000865J	<0.005	<0.005	0.0011J	0.00206J	<0.005	0.00297J	0.000877J	0.000867J	0.00119J	<0.005	<0.005				
Vanadium	7440-62-2	mg/L	1/21/2021		<0.02																								
Vanadium	7440-62-2	mg/L	4/13/2021	<0.02	<0.02	<0.02	<0.02	<0.02	<0.02	<0.02	<0.02	<0.02	<0.02	<0.02	<0.02	<0.02	<0.02	<0.02	<0.02	<0.02	<0.02	<0.02	<0.02	<0.02	<0.02				
Vanadium	7440-62-2	mg/L	10/20/2021		<0.02			<0.02				<0.02					<0.02	<0.02			<0.02	<0.02	<0.02	<0.02	<0.02	<0.02	<0.02	<0.02	<0.02
Vanadium	7440-62-2	mg/L	5/2/2022					<0.02		<0.02	<0.02										<0.02	<0.02	<0.02	<0.02	<0.02	<0.02	<0.02	<0.02	<0.02
Vanadium	7440-62-2	mg/L	10/14/2022					<0.02													<0.02	<0.02	<0.02	<0.02	<0.02	<0.02	<0.02	0.0171J	<0.02
Vanadium	7440-62-2	mg/L	5/1/2023					<0.005		<0.005	0.00123J										0.00135J	<0.005	0.0011J	<0.005	<0.005	<0.005	<0.005	0.00333J	<0.005
Vanadium	7440-62-2	mg/L	10/16/2023					0.00226J													0.00257J	0.00442J; 0.0062	0.00325J	0.00332J	0.00356J	<0.005	<0.005	0.0042J	0.00285J
Vanadium	7440-62-2	mg/L	4/29/2024					<0.005		<0.005	0.00135J										<0.005	<0.005	<0.005	<0.005	<0.005	<0.005	<0.005	0.00279J	<0.005
Vanadium	7440-62-2	mg/L	10/9/2024																								<0.00500		
Vanadium	7440-62-2	mg/L	10/10/2024																							<0.00500		0.00449J	
Vanadium	7440-62-2	mg/L	10/14/2024																		<0.00500	<0.00500		<0.00500					<0.00500
Vanadium	7440-62-2	mg/L	10/15/2024																				<0.00500		<0.00500				
Vanadium	7440-62-2	mg/L	4/23/2025	<0.00500										<0.00500					<0.00500										
Vanadium	7440-62-2	mg/L	4/24/2025													<0.00500													
Vanadium	7440-62-2	mg/L	4/30/2025																							<0.00500	<0.00500		
Vanadium	7440-62-2	mg/L	5/5/2025						<0.00500																			0.00239	
Vanadium	7440-62-2	mg/L	5/6/2025										<0.00500		<0.00500														
Vanadium	7440-62-2	mg/L	5/7/2025				<0.00500													0.00262	<0.00500	<0.00500	<0.00500						
Vanadium	7440-62-2	mg/L	5/8/2025			<0.00500		<0.00500																					<0.00500
Vanadium	7440-62-2	mg/L	5/9/2025							<0.00500	<0.00500													<0.00500	<0.00500				
Vanadium	7440-62-2	mg/L	10/21/2025																							<0.00500	<0.00500	0.00511	
Vanadium	7440-62-2	mg/L	10/23/2025					<0.00500													<0.00500	<0.00500	<0.00500	<0.00500	<0.00500				
Vanadium	7440-62-2	mg/L	10/24/2025																										<0.00500
Vinyl Acetate	108-05-4	ug/L	2/27/2008	<2		<2	<2	<2	<2	<2																			
Vinyl Acetate	108-05-4	ug/L	5/12/2008	<2		<2.5	<2.5	<2.5	<2	<2.5																			
Vinyl Acetate	108-05-4	ug/L	7/13/2008	<2		<2	<2	<2	<2	<2																			
Vinyl Acetate	108-05-4	ug/L	9/14/2008	<2		<2	<2	<2	<2	<2																			
Vinyl Acetate	108-05-4	ug/L	11/17/2008	<2		<2	<2	<2	<2	<2																			
Vinyl Acetate	108-05-4	ug/L	4/14/2009	<2		<2	<2	<2	<2	<2																			
Vinyl Acetate	108-05-4	ug/L	7/7/2009										<2	<2	<2	<2			<2	<2									
Vinyl Acetate	108-05-4	ug/L	9/2/2009										<2	<2	<2	<2			<2	<2									
Vinyl Acetate	108-05-4	ug/L	10/25/2009	<2		<2	<2	<2	<2	<2			<2	<2	<2	<2			<2	<2									
Vinyl Acetate	108-05-4	ug/L	1/2/2010										<2	<2	<2	<2			<2	<2									
Vinyl Acetate	108-05-4	ug/L	3/3/2010									<2	<2	<2	<2	<2	<2	<2	<2	<2									
Vinyl Acetate	108-05-4	ug/L	5/10/2010	<2		<2	<2	<2	<2	<2		<2	<2	<2	<2	<2	<2	<2	<2	<2									
Vinyl Acetate	108-05-4	ug/L	7/8/2010									<2					<2	<2											
Vinyl Acetate	108-05-4	ug/L	9/13/2010									<2					<2	<2											
Vinyl Acetate	108-05-4	ug/L	11/1/2010	<2		<2		<2	<2	<5			<2	<2	<2	<2													
Vinyl Acetate	108-05-4	ug/L	1/10/2011									<2					<2	<2											
Vinyl Acetate	108-05-4	ug/L	4/4/2011									<2					<2	<2											
Vinyl Acetate	108-05-4	ug/L	8/11/2011																							<2			
Vinyl Acetate	108-05-4	ug/L	10/13/2011	<10		<2		<50	<2	<10		<2	<2	<2	<10	<2	<2	<50	<50							<2			
Vinyl Acetate	108-05-4	ug/L	12/5/2011				<2													<2						<20			
Vinyl Acetate	108-05-4	ug/L	4/11/2012	<2		<20	<20	<20	<20	<20		<20	<20	<20	<20	<2	<2	<20	<20	<2						<20	<20		
Vinyl Acetate	108-05-4	ug/L	6/25/2012					<2		<2																<2	<2		
Vinyl Acetate	108-05-4	ug/L	8/1/2012							<4	<20										<4	<4	<4	<4	<4	<4	<4		
Vinyl Acetate	108-05-4	ug/L	10/11/2012	<2		<10	<10	<10	<10		<10	<2		<10	<10	<2	<10	<10	<10	<10	<10	<10	<10	<10	<10	<10	<10		
Vinyl Acetate	108-05-4	ug/L	12/13/2012								<2										<2	<2	<2	<2	<2		<2		
Vinyl Acetate	108-05-4	ug/L	2/4/2013								<2										<2	<2	<2	<2	<2				
Vinyl Acetate	108-05-4	ug/L	3/30/2013	<2		<2	<2	<2	<2		<2	<2		<2	<2	<2	<2	<2	<2	<2	<2	<2	<2	<2	<2	<2	<2		
Vinyl Acetate	108-05-4	ug/L	7/10/2013																		<2	<2	<2	<2	<2				
Vinyl Acetate	108-05-4	ug/L	10/7/2013	<2		<2			<2	<2	<2	<2	<2	<2	<2	<2	<2	<2	<2		<2	<2	<2	<2	<2		<2		
Vinyl Acetate	108-05-4	ug/L	6/2/2014	<2		<2	<2	<2	<2	<2	<2	<2	<2	<2	<2	<2	<2	<2	<2	<2	<2	<2	<2	<2	<2				
Vinyl Acetate	108-05-4	ug/L	10/15/2014	<10		<10	<10	<10	<10	<10	<10	<10	<10	<10	<10	<10	<10	<10	<10	<10	<10	<10	<10	<10	<10				
Vinyl Acetate	108-05-4	ug/L	4/6/2015	<10		<10	<10	<10	<10	<10	<10	<10	<10	<10	<10	<10	<10	<10	<10	<10	<10	<10	<10	<10	<10				
Vinyl Acetate	108-05-4	ug/L	10/5/2015	<10		<10	<10	<10	<10	<10	<10	<10	<10	<10	<10	<10	<10	<10	<10	<10	<10	<10	<10	<10	<10				
Vinyl Acetate	108-05-4	ug/L	4/4/2016	<10		<10	<10	<10	<10	<10	<10	<10	<10	<10	<10	<10	<10	<10	<10	<10	<10	<10	<10	<10	<10				
Vinyl Acetate	108-05-4	ug/L	10/17/2016	<10		<10	<10	<10	<10	<10	<10	<10	<10	<10	<10	<10	<10	<10	<10	<10	<10	<10	<10	<10	<10				
Vinyl Acetate	108-05-4	ug/L	4/17/2017	<10		<10	<10	<10	<10	<10	<10	<10	<10	<10	<10	<10	<10	<10	<10	<10	<10	<10	<10	<10	<10				
Vinyl Acetate	108-05-4	ug/L	10/11/2017	<10		<10	<10	<10	<10	<10	<10	<10	<10	<10	<10	<10	<10	<10	<10	<10	<10	<10	<10	<10	<10				
Vinyl Acetate	108-05-4	ug/L	4/20/2018											<10					<10	<10									
Vinyl Acetate	108-05-4	ug/L	4/23/2018	<10								<10	<10		<10	<10	<10												
Vinyl Acetate	108-05-4	ug/L	4/25/2018						<10																				
Vinyl Acetate	108-05-4	ug/L	4/30/2018			<10	<10	<10										<10											
Vinyl Acetate	108-05-4	ug/L	5/1/2018								<10										<10	<10							
Vinyl Acetate	108-05-4	ug/L	5/2/2018																				<10	<10	<10				
Vinyl Acetate	108-05-4	ug/L	10/16/2018	<10		<10	<10	<10	<10	<10	<10	<10	<10	<10	<10	<10	<10	<10	<10	<10	<10	<10	<10	<10	<10				
Vinyl Acetate	108-05-4	ug/L	4/16/2019	<10		<10	<10	<10	<10	<10	<10	<10	<10	<10	<10	<10	<10	<10	<10	<10	<10	<10	<10	<10	<10				
Vinyl Acetate	108-05-4	ug/L	10/1/2019	<10	<10	<10	<10	<10	<10	<10	<10	<10	<10	<10	<10	<10	<10	<10	<10	<10	<10	<10	<10	<10	<10				
Vinyl Acetate	108-05-4	ug/L	3/30/2020	<10	<10	<10	<10	<10	<10	<10	<10	<10	<10	<10	<10	<10	<10	<10	<10	<10	<10	<10	<10	<10	<10				
Vinyl Acetate	108-05-4	ug/L	6/24/2020		<10																								
Vinyl Acetate	108-05-4	ug/L	10/7/2020	<10	<10	<10	<10	<10	<10	<10	<10	<10	<10	<10	<10	<10	<10	<10	<10	<10	<10	<10	<10	<10	<10				
Vinyl Acetate	108-05-4	ug/L	1/21/2021		<5																								
Vinyl Acetate	108-05-4	ug/L	4/13/2021	<5	<5	<5	<5	<5	<5	<5	<5	<5	<5	<5	<5	<5	<5	<5	<5	<5	<5	<5	<5	<5	<5				
Vinyl Acetate	108-05-4	ug/L	10/20/2021		<5			<5	<5			<5	<5				<5	<5			<5	<5	<5	<5	<5	<5	<5	<5	<5
Vinyl Acetate	108-05-4	ug/L	5/2/2022		<5			<5	<5	<5	<5	<5	<5								<5	<5	<5	<5	<5	<5	<5	<5	<5
Vinyl Acetate	108-05-4	ug/L	10/14/2022		<5			<5	<5			<5	<5								<5	<5	<5	<5	<5	<5	<5	<5	<5
Vinyl Acetate	108-05-4	ug/L	5/1/2023	<10	<10	<10	<10	<10	<10	<10	<10	<10	<10	<10	<10			<10	<10	<10	<10	<10	<10	<10	<10	<10	<10	<10	<10
Vinyl Acetate	108-05-4	ug/L	10/16/2023		<10			<10	<10			<10	<10								<10	<10	<10	<10	<10	<10	<10	<10	<10
Vinyl Acetate	108-05-4	ug/L	4/29/2024		<10			<10	<10	<10	<10	<10	<10								<10	<10	<10	<10	<10	<10	<10	<10	<10
Vinyl Chloride	75-01-4	ug/L	2/27/2008	<1		<1	<1	<1	<1	<1																			
Vinyl Chloride	75-01-4	ug/L	5/12/2008	<1		<1	<1	<1	<1	<1																			
Vinyl Chloride	75-01-4	ug/L	7/13/2008	<1		<1	<1	<1	<1	<1																			
Vinyl Chloride	75-01-4	ug/L	9/14/2008	<1		<1	<1	<1	<1	<1																			
Vinyl Chloride	75-01-4	ug/L	11/17/2008	<1		<1	<1	<1	<1	<1																			
Vinyl Chloride	75-01-4	ug/L	4/14/2009	<1		<1	<1	<1	<1	<1																			
Vinyl Chloride	75-01-4	ug/L	7/7/2009							<1			<1	<1	<1	<1			<1	<1									
Vinyl Chloride	75-01-4	ug/L	9/2/2009							<1			<1	<1	<1	<1			<1	<1									
Vinyl Chloride	75-01-4	ug/L	10/25/2009	<1		<1	<1	<1	<1	<1			<1	<1	<1	<1			<1	<1									
Vinyl Chloride	75-01-4	ug/L	1/2/2010							<1			<1	<1	<1	<1			<1	<1									
Vinyl Chloride	75-01-4	ug/L	3/3/2010									<1	<1	<1	<1	<1	<1	<1	<1	<1									
Vinyl Chloride	75-01-4	ug/L	5/10/2010	<1		<1	<1	<1	<1	<1		<1	<1	<1	<1	<1	<1	<1	<1	<1									
Vinyl Chloride	75-01-4	ug/L	7/8/2010							<1		<1					<1	<1											
Vinyl Chloride	75-01-4	ug/L	9/13/2010							<1		<1					<1	<1											
Vinyl Chloride	75-01-4	ug/L	11/1/2010	<1		<1		<1	<1	<1			<1	<1	<1	<1													
Vinyl Chloride	75-01-4	ug/L	1/10/2011							<1		<1					<1	<1											
Vinyl Chloride	75-01-4	ug/L	4/4/2011							<1		<1					<1	<1											
Vinyl Chloride	75-01-4	ug/L	8/11/2011																							<1			

Table 9A
Analytical Data Summary - Series A HMSP Wells
2025 Annual Water Quality Report
Iowa City Sanitary Landfill
Permit No. 52-SDP-01-72P

Constituent	CAS	Units	Date	MW-17A-00	MW-18AR	MW-23A	MW-24A	MW-25A-00	MW-29A	MW-34A	MW-38A	MW-200A	MW-201A	MW-202A	MW-203A	MW-204A	MW-205A	MW-213A	MW-214A	MW-215A	MW-216A	MW-217A	MW-218A	MW-219A	MW-220A	MW-310A	MW-312A	MW-408	MW-410
Vinyl Chloride	75-01-4	ug/L	10/13/2011	<1		<1		<1	<1	<1		<1	<1	<1	<1	<1	<1	<1	<1							<1			
Vinyl Chloride	75-01-4	ug/L	12/5/2011				<1													<1						<1			
Vinyl Chloride	75-01-4	ug/L	4/11/2012	<1		<1	<1	<1	<1	<1		<1	<1	<1	<1	<1	<1	<1	<1	<1						<1	<1		
Vinyl Chloride	75-01-4	ug/L	6/25/2012					<1		<1																<1	<1		
Vinyl Chloride	75-01-4	ug/L	8/1/2012							<1	<1										<1	<1	<1	<1	<1	<1	<1		
Vinyl Chloride	75-01-4	ug/L	10/11/2012	<1		<1	<1	<1	<1		<1	<1		<1	<1	<1	<1	<1	<1	<1	<1	<1	<1	<1	<1	<1	<1		
Vinyl Chloride	75-01-4	ug/L	12/13/2012								<1										<1	<1	<1	<1	<1		<1		
Vinyl Chloride	75-01-4	ug/L	2/4/2013								<1										<1	<1	<1	<1	<1				
Vinyl Chloride	75-01-4	ug/L	3/30/2013	<1		<1	<1	<1	<1		<1	<1		<1	<1	<1	<1	<1	<1	<1	<1	<1	<1	<1	<1	<1	<1		
Vinyl Chloride	75-01-4	ug/L	7/10/2013																		<1	<1	<1	<1	<1				
Vinyl Chloride	75-01-4	ug/L	10/7/2013	<1		<1			<1	<1	<1	<1	<1	<1	<1	<1	<1	<1	<1		<1	<1	<1	<1	<1		<1		
Vinyl Chloride	75-01-4	ug/L	6/2/2014	<1		<1	<1	<1	<1	<1	<1	<1	<1	<1	<1	<1	<1	<1	<1	<1	<1	<1	<1	<1	<1		<1		
Vinyl Chloride	75-01-4	ug/L	10/15/2014	<1		<1	<1	<1	<1	<1	<1	<1	<1	<1	<1	<1	<1	<1	<1	<1	<1	<1	<1	<1	<1		<1		
Vinyl Chloride	75-01-4	ug/L	4/6/2015	<1		<1	<1	<1	<1	<1	<1	<1	<1	<1	<1	<1	<1	<1	<1	<1	<1	<1	<1	<1	<1		<1		
Vinyl Chloride	75-01-4	ug/L	10/5/2015	<1		<1	<1	<1	<1	<1	<1	<1	<1	<1	<1	<1	<1	<1	<1	<1	<1	<1	<1	<1	<1		<1		
Vinyl Chloride	75-01-4	ug/L	4/4/2016	<1		<1	<1	<1	<1	<1	<1	<1	<1	<1	<1	<1	<1	<1	<1	<1	<1	<1	<1	<1	<1		<1		
Vinyl Chloride	75-01-4	ug/L	10/17/2016	<1		<1	<1	<1	<1	<1	<1	<1	<1	<1	<1	<1	<1	<1	<1	<1	<1	<1	<1	<1	<1		<1		
Vinyl Chloride	75-01-4	ug/L	4/17/2017	<1		<1	<1	<1	<1	<1	<1	<1	<1	<1	<1	<1	<1	<1	<1	<1	<1	<1	<1	<1	<1		<1		
Vinyl Chloride	75-01-4	ug/L	10/11/2017	<1		<1	<1	<1	<1	<1	<1	<1	<1	<1	<1	<1	<1	<1	<1	<1	<1	<1	<1	<1	<1		<1		
Vinyl Chloride	75-01-4	ug/L	4/20/2018											<1					<1	<1									
Vinyl Chloride	75-01-4	ug/L	4/23/2018	<1								<1	<1		<1	<1	<1												
Vinyl Chloride	75-01-4	ug/L	4/24/2018																								<1		
Vinyl Chloride	75-01-4	ug/L	4/25/2018						<1																				
Vinyl Chloride	75-01-4	ug/L	4/30/2018			<1	<1	<1										<1											
Vinyl Chloride	75-01-4	ug/L	5/1/2018								<1										<1	<1							
Vinyl Chloride	75-01-4	ug/L	5/2/2018																				<1	<1	<1				
Vinyl Chloride	75-01-4	ug/L	10/16/2018	<1		<1	<1	<1	<1	<1	<1	<1	<1	<1	<1	<1	<1	<1	<1	<1	<1	<1	<1	<1	<1		<1		
Vinyl Chloride	75-01-4	ug/L	4/16/2019	<1		<1	<1	<1	<1	<1	<1	<1	<1	<1	<1	<1	<1	<1	<1	<1	<1	<1	<1	<1	<1		<1		
Vinyl Chloride	75-01-4	ug/L	10/1/2019	<1	<1	<1	<1	<1	<1	<1	<1	<1	<1	<1	<1	<1	<1	<1	<1	<1	<1	<1	<1	<1	<1		<1		
Vinyl Chloride	75-01-4	ug/L	3/30/2020	<1	0.255J	<1	<1	<1	<1	<1	<1	<1	<1	<1	<1	<1	<1	<1	<1	<1	<1	<1	<1	<1	<1		<1		
Vinyl Chloride	75-01-4	ug/L	6/24/2020		0.313J																								
Vinyl Chloride	75-01-4	ug/L	10/7/2020	<1	0.481J	<1	<1	<1	<1	<1	<1	<1	<1	<1	<1	<1	<1	<1	<1	<1	<1	<1	<1	<1	<1				
Vinyl Chloride	75-01-4	ug/L	1/21/2021		<1																								
Vinyl Chloride	75-01-4	ug/L	4/13/2021	<1	0.5J	<1	<1	<1	<1	<1	<1	<1	<1	<1	<1	<1	<1	<1	<1	<1	<1	<1	<1	<1	<1		<1		
Vinyl Chloride	75-01-4	ug/L	10/20/2021		<1			<1	<1			<1	<1				<1	<1			<1	<1	<1	<1	<1	<1	<1	<1	<1
Vinyl Chloride	75-01-4	ug/L	5/2/2022		<1			<1	<1	<1	<1	<1	<1								<1	<1	<1	<1	<1	<1	<1	<1	<1
Vinyl Chloride	75-01-4	ug/L	10/14/2022		<1			<1	<1			<1	<1								<1	<1	<1	<1	<1	<1	<1	<1	<1
Vinyl Chloride	75-01-4	ug/L	5/1/2023	<1	<1	<1	<1	<1	<1	<1	<1	<1	<1	<1	<1			<1	<1	<1	<1	<1	<1	<1	<1	<1	<1	<1	<1
Vinyl Chloride	75-01-4	ug/L	10/16/2023		<1			<1	<1			<1	<1								<1	<1	<1	<1	<1	<1	<1	<1	<1
Vinyl Chloride	75-01-4	ug/L	4/29/2024		<1			<1	<1	<1	<1	<1	<1								<1	<1	<1	<1	<1	<1	<1	<1	<1
Vinyl acetate	108-05-4	ug/L	10/9/2024		<10.0								<10.0														<10.0		
Vinyl acetate	108-05-4	ug/L	10/10/2024						<10.0			<10.0														<10.0		<10.0	
Vinyl acetate	108-05-4	ug/L	10/14/2024																		<10.0	<10.0		<10.0					<10.0
Vinyl acetate	108-05-4	ug/L	10/15/2024																				<10.0		<10.0				
Vinyl acetate	108-05-4	ug/L	4/23/2025	<10.0										<10.0					<10.0										
Vinyl acetate	108-05-4	ug/L	4/24/2025													<10.0													
Vinyl acetate	108-05-4	ug/L	4/30/2025		<10.0							<10.0														<10.0	<10.0		
Vinyl acetate	108-05-4	ug/L	5/5/2025						<10.0																			<10.0	
Vinyl acetate	108-05-4	ug/L	5/6/2025										<10.0		<10.0														
Vinyl acetate	108-05-4	ug/L	5/7/2025				<10.0													<10.0	<10.0	<10.0	<10.0						
Vinyl acetate	108-05-4	ug/L	5/8/2025			<10.0		<10.0																					<10.0
Vinyl acetate	108-05-4	ug/L	5/9/2025							<10.0	<10.0													<10.0	<10.0				
Vinyl acetate	108-05-4	ug/L	10/21/2025						<10.0																	<10.0	<10.0	<10.0	
Vinyl acetate	108-05-4	ug/L	10/22/2025		<10.0							<10.0	<10.0																
Vinyl acetate	108-05-4	ug/L	10/23/2025					<10.0													<10.0	<10.0	<10.0	<10.0	<10.0				
Vinyl acetate	108-05-4	ug/L	10/24/2025																										<10.0
Vinyl chloride	75-01-4	ug/L	10/9/2024		<1.00								<1.00														<1.00		
Vinyl chloride	75-01-4	ug/L	10/10/2024						<1.00			<1.00														<1.00		<1.00	
Vinyl chloride	75-01-4	ug/L	10/14/2024																		<1.00	<1.00		<1.00					<1.00
Vinyl chloride	75-01-4	ug/L	10/15/2024																				<1.00		<1.00				
Vinyl chloride	75-01-4	ug/L	4/23/2025	<1.00										<1.00					<1.00										
Vinyl chloride	75-01-4	ug/L	4/24/2025													<1.00													
Vinyl chloride	75-01-4	ug/L	4/30/2025		<1.00							<1.00														<1.00	<1.00		
Vinyl chloride	75-01-4	ug/L	5/5/2025						<1.00																			<1.00	
Vinyl chloride	75-01-4	ug/L	5/6/2025										<1.00		<1.00														
Vinyl chloride	75-01-4	ug/L	5/7/2025				<1.00													<1.00	<1.00	<1.00	<1.00						
Vinyl chloride	75-01-4	ug/L	5/8/2025			<1.00		<1.00																					<1.00
Vinyl chloride	75-01-4	ug/L	5/9/2025							<1.00	<1.00													<1.00	<1.00				
Vinyl chloride	75-01-4	ug/L	10/21/2025						<1.00																	<1.00	<1.00	<1.00	
Vinyl chloride	75-01-4	ug/L	10/22/2025		<1.00							<1.00	<1.00																
Vinyl chloride	75-01-4	ug/L	10/23/2025					<1.00													<1.00	<1.00	<1.00	<1.00	<1.00				
Vinyl chloride	75-01-4	ug/L	10/24/2025																										<1.00
Xylenes, Total	1330-20-7	ug/L	2/27/2008	<3		<3	<3	<3	<3	<3																			
Xylenes, Total	1330-20-7	ug/L	5/12/2008	<3		<3	<3	<3	<3	<3																			
Xylenes, Total	1330-20-7	ug/L	7/13/2008	<3		<3	<3	<3	<3	<3																			
Xylenes, Total	1330-20-7	ug/L	9/14/2008	<3		<3	<3	<3	<3	<3																			
Xylenes, Total	1330-20-7	ug/L	11/17/2008	<3		<3	<3	<3	<3	<3																			
Xylenes, Total	1330-20-7	ug/L	4/14/2009	<3		<3	<3	<3	<3	<3																			
Xylenes, Total	1330-20-7	ug/L	7/7/2009										<3	<3	<3	5.98			<3	<3									
Xylenes, Total	1330-20-7	ug/L	9/2/2009										<3	<3	<3	<3			<3	<3									
Xylenes, Total	1330-20-7	ug/L	10/25/2009	<6		<3	<6	<6	<4	<3			<6	<6	<6	<4			<4	<4									
Xylenes, Total	1330-20-7	ug/L	1/2/2010										<6	<3	<6	<3			<6	<6									
Xylenes, Total	1330-20-7	ug/L	3/3/2010									<3	<3	<3	<3	<3	<3	<3	<3	<3									
Xylenes, Total	1330-20-7	ug/L	5/10/2010	<12		<12	<12	<12	<12	<12		<12	<12	<12	<12	<12	<12	<12	<12	<12									
Xylenes, Total	1330-20-7	ug/L	7/8/2010									<3					<3	<3											
Xylenes, Total	1330-20-7	ug/L	9/13/2010									<3					<3	<3											
Xylenes, Total	1330-20-7	ug/L	11/1/2010	<3		<3		<3	<3	<3			<3	<3	<3	<3													
Xylenes, Total	1330-20-7	ug/L	1/10/2011									<3					<3	<3											
Xylenes, Total	1330-20-7	ug/L	4/4/2011									<3					<3	<3											
Xylenes, Total	1330-20-7	ug/L	8/11/2011																							<3			
Xylenes, Total	1330-20-7	ug/L	10/13/2011	<3		<3		<3	<3	<3		<3	<3	<3	<3	<3	<3	<3	<3							<3			
Xylenes, Total	1330-20-7	ug/L	12/5/2011				<3													<3						<3			
Xylenes, Total	1330-20-7	ug/L	4/11/2012	<3		<3	<3	<3	<3	<3		<3	<3	<3	<3	<3	<3	<3	<3	<3						<3	<3		
Xylenes, Total	1330-20-7	ug/L	6/25/2012					<3		<3																<3	<3		
Xylenes, Total	1330-20-7	ug/L	8/1/2012							<3	<3										<3	<3	<3	<3	<3	<3	<3		
Xylenes, Total	1330-20-7	ug/L	10/11/2012	<3		<3	<3	<3	<3		<3	<3		<3	<3	<3	<3	<3	<3	<3	<3	<3	<3	<3	<3	<3	<3		
Xylenes, Total	1330-20-7	ug/L	12/13/2012								<3										<3	<3	<3	<3	<3		<3		
Xylenes, Total	1330-20-7	ug/L	2/4/2013								<3										<3	<3	<3	<3	<3				
Xylenes, Total	1330-20-7	ug/L	3/30/2013	<3		<3	<3	<3	<3		<3	<3		<3	<3	<3	<3	<3	<3	<3	<3	<3	<3	<3	<3	<3	<3		
Xylenes, Total	1330-20-7	ug/L	7/10/2013																		<3	<3	<3	<3	<3				
Xylenes, Total	1330-20-7	ug/L	10/7/2013	<3		<3			<3	<3	<3	<3	<3	<3	<3	<3	<3	<3	<3		<3	<3	<3	<3	<3		<3		
Xylenes, Total	1330-20-7	ug/L	6/2/2014	<3		<3	<3	<3	<3	<3	<3	<3	<3	<3	<3	0.172J	<3	<3	<3	<3	<3	<3	<3	<3	<3				
Xylenes, Total	1330-20-7	ug/L	10/15/2014	<3		<3	<3	<3	<3	<3	<3	<3	<3	<3	<3	<3	<3	<3	<3	<3	<3	<3	<3	<3	<3				
Xylenes, Total	1330-20-7	ug/L	4/6/2015	<3		<3	<3	<3	<3	<3	<3	<3	<3	<3	<3	<3	<3	<3	<3	<3	<3	<3	<3	<3	<3				
Xylenes, Total	1330-20-7	ug/L	10/5/2015	<3		<3	<3	<3	<3	<3	<3	<3	<3	<3	<3	0.195J	<3	<3	<3	<3	<3	<3	<3	<3	<3				

Table 9A
Analytical Data Summary - Series A HMSP Wells
2025 Annual Water Quality Report
Iowa City Sanitary Landfill
Permit No. 52-SDP-01-72P

Constituent	CAS	Units	Date	MW-17A-00	MW-18AR	MW-23A	MW-24A	MW-25A-00	MW-29A	MW-34A	MW-38A	MW-200A	MW-201A	MW-202A	MW-203A	MW-204A	MW-205A	MW-213A	MW-214A	MW-215A	MW-216A	MW-217A	MW-218A	MW-219A	MW-220A	MW-310A	MW-312A	MW-408	MW-410
Xylenes, Total	1330-20-7	ug/L	4/4/2016	<3		<3	<3	<3	<3	<3	<3	<3	<3	<3	<3	<3	<3	<3	<3	<3	<3	<3	<3	<3	<3				
Xylenes, Total	1330-20-7	ug/L	10/17/2016	<3		<3	<3	<3	<3	<3	<3	<3	<3	<3	<3	<3	<3	<3	<3	<3	<3	<3	<3	<3	<3				
Xylenes, Total	1330-20-7	ug/L	4/17/2017	<3		<3	<3	<3	<3	<3	<3	<3	<3	<3	<3	<3	<3	<3	<3	<3	<3	<3	<3	<3	<3				
Xylenes, Total	1330-20-7	ug/L	10/11/2017	<3		<3	<3	<3	<3	<3	<3	<3	<3	<3	<3	<3	<3	<3	<3	<3	<3	<3	<3	<3	<3				
Xylenes, Total	1330-20-7	ug/L	4/20/2018											<3					<3	<3									
Xylenes, Total	1330-20-7	ug/L	4/23/2018	<3								<3	<3		<3	<3	<3												
Xylenes, Total	1330-20-7	ug/L	4/25/2018						<3																				
Xylenes, Total	1330-20-7	ug/L	4/30/2018			<3	<3	<3										<3											
Xylenes, Total	1330-20-7	ug/L	5/1/2018								<3										<3	<3							
Xylenes, Total	1330-20-7	ug/L	5/2/2018																				<3	<3	<3				
Xylenes, Total	1330-20-7	ug/L	10/16/2018	<3		<3	<3	<3	<3	<3	<3	<3	<3	<3	<3	<3	<3	<3	<3	<3	<3	<3	<3	<3	<3				
Xylenes, Total	1330-20-7	ug/L	4/16/2019	<3		<3	<3	<3	<3	<3	<3	<3	<3	<3	<3	<3	<3	<3	<3	<3	<3	<3	<3	<3	<3				
Xylenes, Total	1330-20-7	ug/L	10/1/2019	<3	<3	<3	<3	<3	<3	<3	<3	<3	<3	<3	<3	<3	<3	<3	<3	<3	<3	<3	<3	<3	<3				
Xylenes, Total	1330-20-7	ug/L	3/30/2020	<3	<3	<3	<3	<3	<3	<3	<3	<3	<3	<3	<3	<3	<3	<3	<3	<3	<3	<3	<3	<3	<3				
Xylenes, Total	1330-20-7	ug/L	6/24/2020		<3																								
Xylenes, Total	1330-20-7	ug/L	10/7/2020	<3	<3	<3	<3	<3	<3	<3	<3	<3	<3	<3	<3	<3	<3	<3	<3	<3	<3	<3	<3	<3	<3				
Xylenes, Total	1330-20-7	ug/L	1/21/2021		<2																								
Xylenes, Total	1330-20-7	ug/L	4/13/2021	<2	<2	<2	<2	<2	<2	<2	<2	<2	<2	<2	<2	<2	<2	<2	<2	<2	<2	<2	<2	<2	<2				
Xylenes, Total	1330-20-7	ug/L	10/20/2021		<2			<2	<2			<2	<2				<2	<2			<2	<2	<2	<2	<2	<2	<2	<2	<2
Xylenes, Total	1330-20-7	ug/L	5/2/2022		<2			<2	<2	<2	<2	<2	<2								<2	<2	<2	<2	<2	<2	<2	<2	<2
Xylenes, Total	1330-20-7	ug/L	10/14/2022		<2			<2	<2			<2	<2								<2	<2	<2	<2	<2	<2	<2	<2	<2
Xylenes, Total	1330-20-7	ug/L	5/1/2023	<3	<3	<3	<3	<3	<3	<3	<3	<3	<3	<3	<3			<3	<3	<3	<3	<3	<3	<3	<3	<3	<3	<3	<3
Xylenes, Total	1330-20-7	ug/L	10/16/2023		<3			<3	<3			<3	<3								<3	<3	<3	<3	<3	<3	<3	<3	<3
Xylenes, Total	1330-20-7	ug/L	4/29/2024		<3			<3	<3	<3	<3	<3	<3								<3	<3	<3	<3	<3	<3	<3	<3	<3
Xylenes, Total	1330-20-7	ug/L	10/9/2024		<3.00								<3.00														<3.00		
Xylenes, Total	1330-20-7	ug/L	10/10/2024						<3.00			<3.00														<3.00		<3.00	
Xylenes, Total	1330-20-7	ug/L	10/14/2024																		<3.00	<3.00		<3.00					<3.00
Xylenes, Total	1330-20-7	ug/L	10/15/2024																				<3.00		<3.00				
Xylenes, Total	1330-20-7	ug/L	4/23/2025	<3.00										<3.00					<3.00										
Xylenes, Total	1330-20-7	ug/L	4/24/2025													<3.00													
Xylenes, Total	1330-20-7	ug/L	4/30/2025		<3.00							<3.00														<3.00	<3.00		
Xylenes, Total	1330-20-7	ug/L	5/5/2025						<3.00																			<3.00	
Xylenes, Total	1330-20-7	ug/L	5/6/2025										<3.00		<3.00														
Xylenes, Total	1330-20-7	ug/L	5/7/2025				<3.00													<3.00	<3.00	<3.00	<3.00						
Xylenes, Total	1330-20-7	ug/L	5/8/2025			<3.00		<3.00																					<3.00
Xylenes, Total	1330-20-7	ug/L	5/9/2025							<3.00	<3.00													<3.00	<3.00				
Xylenes, Total	1330-20-7	ug/L	10/21/2025						<3.00																	<3.00	<3.00	<3.00	
Xylenes, Total	1330-20-7	ug/L	10/22/2025		<3.00							<3.00	<3.00																
Xylenes, Total	1330-20-7	ug/L	10/23/2025					<3.00													<3.00	<3.00	<3.00	<3.00	<3.00				
Xylenes, Total	1330-20-7	ug/L	10/24/2025																										<3.00
Zinc	7440-66-6	mg/L	2/27/2008	<0.1		<0.1	<0.1	<0.1	<0.1	<0.1																			
Zinc	7440-66-6	mg/L	5/12/2008	<0.1		<0.1	<0.1	<0.1	<0.1	<0.1																			
Zinc	7440-66-6	mg/L	7/13/2008	<0.1		<0.1	<0.1	<0.1	<0.1	<0.1																			
Zinc	7440-66-6	mg/L	9/14/2008	<0.1		<0.1	<0.1	<0.1	<0.1	<0.1																			
Zinc	7440-66-6	mg/L	11/17/2008	0.022		0.0309	0.0204	<0.02	<0.02	0.0599																			
Zinc	7440-66-6	mg/L	4/14/2009	<0.1		<0.1	<0.1	<0.1	<0.1	<0.1																			
Zinc	7440-66-6	mg/L	7/7/2009							<0.1			<0.1	<0.1	<0.1	<0.1			0.203; 0.518	<0.1									
Zinc	7440-66-6	mg/L	9/2/2009							<0.1			<0.1	<0.1	<0.1	<0.1			0.255	<0.1									
Zinc	7440-66-6	mg/L	10/25/2009	<0.1		<0.1	<0.1	<0.1	<0.1	<0.1			0.103	<0.1	<0.1	<0.1			<0.1	<0.1									
Zinc	7440-66-6	mg/L	1/2/2010							<0.1			0.446	<0.1	<0.1	<0.1			<0.1	<0.1									
Zinc	7440-66-6	mg/L	3/3/2010									1.38	0.19	<0.1	<0.1	<0.1	<0.1	<0.1	<0.1	<0.1									
Zinc	7440-66-6	mg/L	5/10/2010	0.0363		0.0654	0.0257	0.0225	<0.02	<0.02		0.0457	0.0377	<0.02	0.028	<0.02	<0.02	0.0283	0.506	0.0256									
Zinc	7440-66-6	mg/L	7/8/2010							<0.1		<0.1	<0.1		<0.1		<0.1	<0.1	<0.1	<0.1									
Zinc	7440-66-6	mg/L	9/13/2010							<0.1		0.11	<0.1		<0.1		<0.1	0.13	<0.1	<0.1									
Zinc	7440-66-6	mg/L	11/1/2010										0.184	<0.1	<0.1	<0.1													
Zinc	7440-66-6	mg/L	1/10/2011							0.0269		0.0507	0.0848		0.0684		0.0278	0.0584											
Zinc	7440-66-6	mg/L	4/4/2011									0.0703	0.133	<0.1	<0.1	<0.1	0.022	<0.02	0.188										
Zinc	7440-66-6	mg/L	7/8/2011							<0.1		<0.1					<0.1	<0.1											
Zinc	7440-66-6	mg/L	8/11/2011							<0.1		<0.1					<0.1	<0.1								<0.1			
Zinc	7440-66-6	mg/L	10/13/2011	<0.06		<0.02		<0.02	<0.02	<0.02		<0.02	<0.02	<0.02	0.0244	<0.02	<0.02	<0.02	0.0326							<0.02			
Zinc	7440-66-6	mg/L	12/5/2011				<0.02			<0.02		<0.02					<0.02	<0.02		<0.02						<0.02			
Zinc	7440-66-6	mg/L	2/6/2012							<0.02																			
Zinc	7440-66-6	mg/L	4/11/2012	<0.02		<0.02	<0.02	<0.02	<0.02	<0.02		0.0228	<0.02	<0.02	<0.02	0.0925	<0.02	<0.02	<0.02	0.0642						<0.02	0.022		
Zinc	7440-66-6	mg/L	6/25/2012					<0.02		<0.02																<0.02	<0.02		
Zinc	7440-66-6	mg/L	8/1/2012							<0.02	0.028										0.0794	<0.02	<0.02	0.0323	0.0395	<0.02	<0.02		
Zinc	7440-66-6	mg/L	10/11/2012	<0.02		<0.02	0.0286	<0.02	<0.02		<0.02	<0.02		<0.02	<0.02	<0.02	<0.02	<0.02	<0.02	<0.02	0.138	<0.02	0.0416	0.0319	0.0332	<0.02	<0.02		
Zinc	7440-66-6	mg/L	12/13/2012								0.0236										0.153	0.154	0.0526	0.0643	0.54		0.0209		
Zinc	7440-66-6	mg/L	2/4/2013								0.0403										0.175	0.0895	0.0489	0.0515	0.17				
Zinc	7440-66-6	mg/L	3/30/2013	0.0396		<0.02	0.0384	0.0252	<0.02		0.0315	0.0297		0.0616	0.0704	0.0327	0.0427	0.0391	0.0357	0.0333	0.148	<0.02	0.0297	0.0547	0.0928	0.0237	0.0259		
Zinc	7440-66-6	mg/L	7/10/2013																		0.212	0.0207	0.0516	<0.02	0.0457				
Zinc	7440-66-6	mg/L	10/7/2013	0.103		0.0924	0.109	0.122	0.0593	0.0921; 0.0447	0.18	0.0697	0.101	0.029	0.119	0.0744	0.222	0.11	0.0907; 0.1	0.1	0.158	0.285	0.0768; 0.0929	0.0827	0.0663	0.0674	0.061		
Zinc	7440-66-6	mg/L	6/2/2014	<0.06		<0.04	<0.02	<0.02	<0.02	<0.02	<0.04	<0.02	<0.06	<0.02	<0.04	<0.02	<0.08	<0.06	<0.06	<0.02	<0.06	<0.02	<0.04	<0.04	<0.06				
Zinc	7440-66-6	mg/L	10/15/2014	<0.02		<0.02	<0.02	<0.02	<0.02	<0.02	<0.02	<0.02	<0.02	<0.02	<0.02	<0.02	<0.02	<0.02	<0.02	<0.02	<0.02	<0.02	<0.02	<0.02	<0.02				
Zinc	7440-66-6	mg/L	4/6/2015	0.00991J		<0.01	<0.01	<0.01	<0.01	<0.01	<0.01	<0.01	<0.01	<0.01	<0.01	<0.01	0.00744J	<0.01	0.0343	<0.01	<0.01	<0.01	0.0234	<0.01	<0.01				
Zinc	7440-66-6	mg/L	10/5/2015	<0.01		<0.01	<0.01	<0.01	<0.01	<0.01	<0.01	<0.01	<0.01	<0.01	<0.01	<0.01	<0.01	<0.01	0.0232	<0.01	0.343	<0.01; 0.00876J	<0.01	<0.01	<0.01				
Zinc	7440-66-6	mg/L	4/4/2016	<0.01		<0.01	<0.01	<0.01	<0.01	<0.01	<0.01	<0.01	<0.01	<0.01	<0.01	<0.01	<0.01	<0.01	0.00824J	<0.01	<0.01	<0.01	<0.01	<0.01	<0.01				
Zinc	7440-66-6	mg/L	10/17/2016	0.00757J		<0.01	<0.01	<0.01	<0.01	<0.01	<0.01	<0.01	<0.01	<0.01	<0.01	<0.01	0.00572J	<0.01	<0.01	<0.01	<0.01	<0.01	<0.01	<0.01	<0.01				
Zinc	7440-66-6	mg/L	4/17/2017	<0.02		<0.02	<0.02	<0.02	<0.02	<0.02	<0.02	<0.02	<0.02	<0.02	<0.02	<0.02	<0.02	<0.02	0.0413	<0.02	<0.02	<0.02	<0.02	<0.02	<0.02				
Zinc	7440-66-6	mg/L	10/11/2017	<0.02		<0.02	<0.02	<0.02	<0.02	<0.02	<0.02	<0.02	<0.02	<0.02	<0.02	<0.02	0.0152J	<0.02	<0.02	<0.02	<0.02	<0.02	<0.02	<0.02	<0.02				
Zinc	7440-66-6	mg/L	4/20/2018											<0.02					<0.02	<0.02									
Zinc	7440-66-6	mg/L	4/23/2018	<0.02								<0.02	<0.02		<0.02	<0.02	<0.02												
Zinc	7440-66-6	mg/L	4/25/2018						<0.02		<0.02																		
Zinc	7440-66-6	mg/L	4/30/2018			<0.02	<0.02	<0.02										<0.02											
Zinc	7440-66-6	mg/L	5/1/2018																		<0.02	<0.02							
Zinc	7440-66-6	mg/L	5/2/2018																				<0.02	<0.02	<0.02				
Zinc	7440-66-6	mg/L	10/16/2018	0.00845J		<0.02	<0.02	<0.02	<0.02	<0.02	<0.02	0.00776J	<0.02	<0.02	<0.02	0.171	<0.02	<0.02	<0.02	<0.02	<0.02	<0.02	<0.02	<0.02	<0.02				
Zinc	7440-66-6	mg/L	4/16/2019	<0.02		<0.02	<0.02	<0.02	<0.02	<0.02	<0.02	<0.02	<0.02	<0.02	<0.02	<0.02	<0.02	<0.02	<0.02	<0.02	<0.02	<0.02	<0.02	<0.02	<0.02				
Zinc	7440-66-6	mg/L	10/1/2019	<0.02	<0.02	<0.02	<0.02	<0.02	<0.02	<0.02	<0.02	<0.02	<0.02	<0.02	<0.02	<0.02	<0.02	<0.02	<0.02	0.0119J	<0.02	<0.02	<0.02	<0.02	<0.02				
Zinc	7440-66-6	mg/L	3/30/2020	<0.02	<0.02	<0.02	<0.02	<0.02	<0.02	<0.02	<0.02	<0.02	<0.02	0.317	<0.02	<0.02	<0.02	<0.02	<0.02	<0.02	<0.02	<0.02	0.0253	<0.02	<0.02				
Zinc	7440-66-6	mg/L	6/24/2020		<0.02																								
Zinc	7440-66-6	mg/L	10/7/2020	<0.02	<0.02	<0.02	<0.02	<0.02	<0.02	<0.02	<0.02	<0.02	<0.02	<0.02	<0.02	<0.02	<0.02	<0.02	<0.02	<0.02	<0.02	<0.02	<0.02	<0.02	<0.02				
Zinc	7440-66-6	mg/L	1/21/2021		<0.02																								
Zinc	7440-66-6	mg/L	4/13/2021	<0.02	<0.02	<0.02	<0.02	<0.02	<0.02	<0.02	<0.02	<0.02	<0.02	<0.02	<0.02	<0.02	<0.02	<0.02	<0.02	<0.02	<0.02	<0.02	<0.02	<0.02	<0.02				
Zinc	7440-66-6	mg/L	10/20/2021		<0.02			<0.02				<0.02					<0.02	<0.02			<0.02	<0.02	<0.02	<0.02	<0.02	<0.02	<0.02	<0.02	<0.02
Zinc	7440-66-6	mg/L	5/2/2022					<0.02		<0.02	<0.02										<0.02	<0.02	<0.02	<0.02	<0.02	<0.02	<0.02	<0.02	<0.02
Zinc	7440-66-6	mg/L	10/14/2022					<0.02													<0.02	<0.02	<0.02	<0.02	<0.02	<0.02	<0.02	<0.02	<0.02
Zinc	7440-66-6	mg/L	5/1/2023					<0.02		<0.02	<0.02										<0.02	<0.02	<0.02	<0.02	<0.02	<0.02	<0.02	<0.02	<0.02
Zinc	7440-66-6	mg/L	10/16/2023					<0.02													<0.02	0.008J; <0.02	0.0139J	<0.02	<0.02	<0.02	<0.02	<0.02	0.00924J
Zinc	7440-66-6	mg/L	4/29/2024					<0.02		<0.02	<0.02										<0.02	<0.02	<0.02	<0.02	<0.02	<0.02	<0.02	<0.02	<0.02
Zinc	7440-66-6	mg/L	10/9/2024																								<0.0200		
Zinc	7440-66-6	mg/L	10/10/2024																							<0.0200		<0.0200	
Zinc	7440-66-6	mg/L	10/14/2024																		<0.0200	<0.0200		<0.0200					<0.0200
Zinc	7440-66-6	mg/L	10/15/2024																				<0.0200		<0.0200				
Zinc	7440-66-6	mg/L	4/23/2025	<0.0200										<0.0200					<0.0200										
Zinc	7440-66-6	mg/L	4/24/2025													<0.0200													

Table 9A
Analytical Data Summary - Series A HMSP Wells
2025 Annual Water Quality Report
Iowa City Sanitary Landfill
Permit No. 52-SDP-01-72P

Constituent	CAS	Units	Date	MW-17A-00	MW-18AR	MW-23A	MW-24A	MW-25A-00	MW-29A	MW-34A	MW-38A	MW-200A	MW-201A	MW-202A	MW-203A	MW-204A	MW-205A	MW-213A	MW-214A	MW-215A	MW-216A	MW-217A	MW-218A	MW-219A	MW-220A	MW-310A	MW-312A	MW-408	MW-410
Zinc	7440-66-6	mg/L	4/30/2025																							<0.0200	<0.0200		
Zinc	7440-66-6	mg/L	5/5/2025						<0.0200																			<0.0200	
Zinc	7440-66-6	mg/L	5/6/2025										<0.0200		<0.0200														
Zinc	7440-66-6	mg/L	5/7/2025				<0.0200													<0.0200	<0.0200	<0.0200	<0.0200						
Zinc	7440-66-6	mg/L	5/8/2025			<0.0200		<0.0200																					<0.0200
Zinc	7440-66-6	mg/L	5/9/2025							<0.0200	<0.0200													<0.0200	<0.0200				
Zinc	7440-66-6	mg/L	10/21/2025																							<0.0200	0.0268	<0.0200	
Zinc	7440-66-6	mg/L	10/23/2025					<0.0200													<0.0200	<0.0200	0.0267	<0.0200	<0.0200				
Zinc	7440-66-6	mg/L	10/24/2025																										<0.0200
alpha-BHC	319-84-6	ug/L	4/23/2025	<0.0909										<0.0895					<0.0904										
alpha-BHC	319-84-6	ug/L	4/24/2025													<0.0921													
alpha-BHC	319-84-6	ug/L	5/5/2025						<0.0895																				
alpha-BHC	319-84-6	ug/L	5/6/2025										<0.0907		<0.0902														
alpha-BHC	319-84-6	ug/L	5/7/2025				<0.0907													<0.0904									
alpha-BHC	319-84-6	ug/L	5/8/2025			<0.0882		<0.0904																					
beta-BHC	319-85-7	ug/L	4/23/2025	<0.0909										<0.0895					<0.0904										
beta-BHC	319-85-7	ug/L	4/24/2025													<0.0921													
beta-BHC	319-85-7	ug/L	5/5/2025						<0.0895																				
beta-BHC	319-85-7	ug/L	5/6/2025										<0.0907		<0.0902														
beta-BHC	319-85-7	ug/L	5/7/2025				<0.0907													<0.0904									
beta-BHC	319-85-7	ug/L	5/8/2025			<0.0882		<0.0904																					
bis (2-chloroisopropyl) ether	108-60-1	ug/L	4/23/2025	<10.4										<10.4					<10.4										
bis (2-chloroisopropyl) ether	108-60-1	ug/L	4/24/2025													<10.4													
bis (2-chloroisopropyl) ether	108-60-1	ug/L	5/5/2025						<10.2																				
bis (2-chloroisopropyl) ether	108-60-1	ug/L	5/6/2025										<10.4		<10.6														
bis (2-chloroisopropyl) ether	108-60-1	ug/L	5/7/2025				<10.2													<10.6									
bis (2-chloroisopropyl) ether	108-60-1	ug/L	5/8/2025			<9.80		<10.6																					
cis-1,2-Dichloroethene	156-59-2	ug/L	2/27/2008	<1		<1	<1	<1	<1	<1																			
cis-1,2-Dichloroethene	156-59-2	ug/L	5/12/2008	<1		<1	<1	<1	<1	<1																			
cis-1,2-Dichloroethene	156-59-2	ug/L	7/13/2008	<1		<1	<1	<1	<1	<1																			
cis-1,2-Dichloroethene	156-59-2	ug/L	9/14/2008	<1		<1	<1	<1	<1	<1																			
cis-1,2-Dichloroethene	156-59-2	ug/L	11/17/2008	<1		<1	<1	<1	<1	<1																			
cis-1,2-Dichloroethene	156-59-2	ug/L	4/14/2009	<1		<1	<1	<1	<1	<1																			
cis-1,2-Dichloroethene	156-59-2	ug/L	7/7/2009							<1			2.65	<1	<1	<1			<1	<1									
cis-1,2-Dichloroethene	156-59-2	ug/L	9/2/2009							<1			1.39	<1	<1	<1			<1	<1									
cis-1,2-Dichloroethene	156-59-2	ug/L	10/25/2009	<1		<1	<1	<1	<1	<1			<1	<1	<1	<1			<1	<1									
cis-1,2-Dichloroethene	156-59-2	ug/L	1/2/2010							<1			<1	<1	<1	<1			<1	<1									
cis-1,2-Dichloroethene	156-59-2	ug/L	3/3/2010									<1	1.04	<1	<1	<1	<1	<1	<1	<1									
cis-1,2-Dichloroethene	156-59-2	ug/L	5/10/2010	<1		<1	<1	<1	<1	<1		<1	<1	<1	<1	<1	<1	<1	<1	<1									
cis-1,2-Dichloroethene	156-59-2	ug/L	7/8/2010							<1		<1					<1	<1											
cis-1,2-Dichloroethene	156-59-2	ug/L	9/13/2010							<1		<1					<1	<1											
cis-1,2-Dichloroethene	156-59-2	ug/L	11/1/2010	<1		<1		<1	<1	<1			<1	<1	<1	<1													
cis-1,2-Dichloroethene	156-59-2	ug/L	1/10/2011							<1		<1					<1	<1											
cis-1,2-Dichloroethene	156-59-2	ug/L	4/4/2011							<1		<1					<1	<1											
cis-1,2-Dichloroethene	156-59-2	ug/L	8/11/2011																							<1			
cis-1,2-Dichloroethene	156-59-2	ug/L	10/13/2011	<1		<1		<1	<1	<1		<1	<1	<1	<1	<1	<1	<1	<1							<1			
cis-1,2-Dichloroethene	156-59-2	ug/L	12/5/2011				<1													<1						<1			
cis-1,2-Dichloroethene	156-59-2	ug/L	4/11/2012	<1		<1	<1	<1	<1	<1		<1	<1	<1	<1	<1	<1	<1	<1	<1						<1	<1		
cis-1,2-Dichloroethene	156-59-2	ug/L	6/25/2012					<1		<1																<1	<1		
cis-1,2-Dichloroethene	156-59-2	ug/L	8/1/2012							<1	<1										<1	<1	<1	<1	<1	<1	<1		
cis-1,2-Dichloroethene	156-59-2	ug/L	10/11/2012	<1		<1	<1	<1	<1		<1	<1		<1	<1	<1	<1	<1	<1	<1	<1	<1	<1	<1	<1	<1	<1		
cis-1,2-Dichloroethene	156-59-2	ug/L	12/13/2012								<1										<1	<1	<1	<1	<1		<1		
cis-1,2-Dichloroethene	156-59-2	ug/L	2/4/2013								<1										<1	<1	<1	<1	<1				
cis-1,2-Dichloroethene	156-59-2	ug/L	3/30/2013	<1		<1	<1	<1	<1		<1	<1		<1	<1	<1	<1	<1	<1	<1	<1	<1	<1	<1	<1	<1	<1		
cis-1,2-Dichloroethene	156-59-2	ug/L	7/10/2013																		<1	<1	<1	<1	<1				
cis-1,2-Dichloroethene	156-59-2	ug/L	10/7/2013	<1		<1			<1	<1	<1	<1	1.02	<1	<1	<1	<1	<1	<1		<1	<1	<1	<1	<1		<1		
cis-1,2-Dichloroethene	156-59-2	ug/L	6/2/2014	0.157J		<1	<1	<1	<1	<1	<1	<1	<1	<1	<1	<1	<1	<1	<1	<1	<1	<1	<1	<1	<1				
cis-1,2-Dichloroethene	156-59-2	ug/L	10/15/2014	<1		<1	<1	<1	<1	<1	<1	<1	<1	<1	<1	<1	<1	<1	<1	<1	<1	<1	<1	<1	<1				
cis-1,2-Dichloroethene	156-59-2	ug/L	4/6/2015	<1		<1	<1	<1	<1	<1	<1	<1	<1	<1	<1	<1	<1	<1	<1	<1	<1	<1	<1	<1	<1				
cis-1,2-Dichloroethene	156-59-2	ug/L	10/5/2015	<1		<1	<1	<1	<1	<1	<1	<1	0.3J	<1	<1	<1	<1	<1	<1	<1	<1	<1	<1	<1	<1				
cis-1,2-Dichloroethene	156-59-2	ug/L	4/4/2016	<1		<1	<1	<1	<1	<1	<1	<1	<1	<1	<1	<1	0.132J	0.211J	<1	<1	<1	<1	<1	<1	<1				
cis-1,2-Dichloroethene	156-59-2	ug/L	10/17/2016	<1		<1	<1	<1	<1	<1	<1	<1	0.591J	<1	<1	<1	<1	<1	<1	<1	<1	<1	<1	<1	<1				
cis-1,2-Dichloroethene	156-59-2	ug/L	4/17/2017	<1		<1	<1	<1	<1	<1	<1	<1	<1	<1	<1	<1	<1	<1	<1	<1	<1	<1	<1	<1	<1				
cis-1,2-Dichloroethene	156-59-2	ug/L	10/11/2017	<1		<1	<1	<1	<1	<1	<1	<1	0.173J	<1	<1	<1	<1	<1	<1	<1	<1	<1	<1	<1	<1				
cis-1,2-Dichloroethene	156-59-2	ug/L	4/20/2018											<1					<1	<1									
cis-1,2-Dichloroethene	156-59-2	ug/L	4/23/2018	<1								<1	<1		<1	<1	<1												
cis-1,2-Dichloroethene	156-59-2	ug/L	4/25/2018						<1																				
cis-1,2-Dichloroethene	156-59-2	ug/L	4/30/2018			<1	<1	<1										<1											
cis-1,2-Dichloroethene	156-59-2	ug/L	5/1/2018								<1										<1	<1							
cis-1,2-Dichloroethene	156-59-2	ug/L	5/2/2018																				<1	<1	<1				
cis-1,2-Dichloroethene	156-59-2	ug/L	10/16/2018	<1		<1	<1	<1	<1	<1	<1	<1	<1	<1	<1	<1	<1	<1	<1	<1	<1	<1	<1	<1	<1				
cis-1,2-Dichloroethene	156-59-2	ug/L	4/16/2019	<1		<1	<1	<1	<1	<1	<1	<1	<1	<1	<1	<1	<1	<1	<1	<1	<1	<1	<1	<1	<1				
cis-1,2-Dichloroethene	156-59-2	ug/L	10/1/2019	<1	9.09	<1	<1	<1	<1	<1	<1	<1	<1	<1	<1	<1	<1	<1	<1	<1	<1	<1	<1	<1	<1				
cis-1,2-Dichloroethene	156-59-2	ug/L	3/30/2020	<1	2.55	<1	<1	<1	<1	<1	<1	<1	<1	<1	<1	<1	<1	<1	<1	<1	<1	<1	<1	<1	<1				
cis-1,2-Dichloroethene	156-59-2	ug/L	6/24/2020		2.19																								
cis-1,2-Dichloroethene	156-59-2	ug/L	10/7/2020	<1	2.4	<1	<1	<1	<1	<1	<1	<1	<1	<1	<1	<1	<1	<1	<1	<1	<1	<1	<1	<1	<1				
cis-1,2-Dichloroethene	156-59-2	ug/L	1/21/2021		2.3																								
cis-1,2-Dichloroethene	156-59-2	ug/L	4/13/2021	<1	3.4	<1	<1	<1	<1	<1	<1	<1	<1	<1	<1	<1	0.8J	<1	<1	<1	<1	<1	<1	<1	<1				
cis-1,2-Dichloroethene	156-59-2	ug/L	10/20/2021		1.6			<1	<1			<1	<1				<1	<1			<1	<1	<1	<1	<1	<1	<1	<1	<1
cis-1,2-Dichloroethene	156-59-2	ug/L	5/2/2022		2.1			<1	<1	<1	<1	<1	<1								<1	<1	<1	<1	<1	<1	<1	<1	<1
cis-1,2-Dichloroethene	156-59-2	ug/L	10/14/2022		1.4			<1	<1			<1	0.6J								<1	<1	<1	<1	<1	<1	<1	<1	<1
cis-1,2-Dichloroethene	156-59-2	ug/L	5/1/2023	<1	1.42	<1	<1	<1	<1	<1	<1	<1	<1	<1	<1			<1	<1	<1	<1	<1	<1	<1	<1	<1	<1	<1	<1
cis-1,2-Dichloroethene	156-59-2	ug/L	10/16/2023		1.4			<1	<1			<1	<1								<1	<1	<1	<1	<1	<1	<1	<1	<1
cis-1,2-Dichloroethene	156-59-2	ug/L	4/29/2024		1.48			<1	<1	<1	<1	<1	<1								<1	<1	<1	<1	<1	<1	<1	<1	<1
cis-1,2-Dichloroethene	156-59-2	ug/L	10/9/2024		1.36								<1.00														<1.00		
cis-1,2-Dichloroethene	156-59-2	ug/L	10/10/2024						<1.00			<1.00														<1.00		<1.00	
cis-1,2-Dichloroethene	156-59-2	ug/L	10/14/2024																		<1.00	<1.00		<1.00					<1.00
cis-1,2-Dichloroethene	156-59-2	ug/L	10/15/2024																				<1.00		<1.00				
cis-1,2-Dichloroethene	156-59-2	ug/L	4/23/2025	<1.00										<1.00					<1.00										
cis-1,2-Dichloroethene	156-59-2	ug/L	4/24/2025													<1.00													
cis-1,2-Dichloroethene	156-59-2	ug/L	4/30/2025		0.304							<1.00														<1.00	<1.00		
cis-1,2-Dichloroethene	156-59-2	ug/L	5/5/2025						<1.00																			<1.00	
cis-1,2-Dichloroethene	156-59-2	ug/L	5/6/2025										<1.00		<1.00														
cis-1,2-Dichloroethene	156-59-2	ug/L	5/7/2025				<1.00													<1.00	<1.00	<1.00	<1.00						
cis-1,2-Dichloroethene	156-59-2	ug/L	5/8/2025			<1.00		<1.00																					<1.00
cis-1,2-Dichloroethene	156-59-2	ug/L	5/9/2025							<1.00	<1.00													<1.00	<1.00				
cis-1,2-Dichloroethene	156-59-2	ug/L	10/21/2025						<1.00																	<1.00	<1.00	<1.00	
cis-1,2-Dichloroethene	156-59-2	ug/L	10/22/2025		0.632							<1.00	<1.00																
cis-1,2-Dichloroethene	156-59-2	ug/L	10/23/2025					<1.00													<1.00	<1.00	<1.00	<1.00	<1.00				
cis-1,2-Dichloroethene	156-59-2	ug/L	10/24/2025																										<1.00
cis-1,3-Dichloropropene	10061-01-5	ug/L	2/27/2008	<5		<5	<5	<5	<5	<5																			
cis-1,3-Dichloropropene	10061-01-5	ug/L	5/12/2008	<5		<5	<5	<5	<5	<5																			
cis-1,3-Dichloropropene	10061-01-5	ug/L	7/13/2008	<5		<5	<5	<5	<5	<5																			
cis-1,3-Dichloropropene	10061-01-5	ug/L	9/14/2008	<5		<5	<5	<5	<5	<5																			
cis-1,3-Dichloropropene	10061-01-5	ug/L	11/17/2008	<5		<5	<5	<5	<5	<5																			

Table 9A
Analytical Data Summary - Series A HMSP Wells
2025 Annual Water Quality Report
Iowa City Sanitary Landfill
Permit No. 52-SDP-01-72P

Constituent	CAS	Units	Date	MW-17A-00	MW-18AR	MW-23A	MW-24A	MW-25A-00	MW-29A	MW-34A	MW-38A	MW-200A	MW-201A	MW-202A	MW-203A	MW-204A	MW-205A	MW-213A	MW-214A	MW-215A	MW-216A	MW-217A	MW-218A	MW-219A	MW-220A	MW-310A	MW-312A	MW-408	MW-410
cis-1,3-Dichloropropene	10061-01-5	ug/L	4/14/2009	<5		<5	<5	<5	<5	<5																			
cis-1,3-Dichloropropene	10061-01-5	ug/L	7/7/2009										<5	<5	<5	<5			<5	<5									
cis-1,3-Dichloropropene	10061-01-5	ug/L	9/2/2009										<5	<5	<5	<5			<5	<5									
cis-1,3-Dichloropropene	10061-01-5	ug/L	10/25/2009	<5		<5	<5	<5	<5	<5			<5	<5	<5	<5			<5	<5									
cis-1,3-Dichloropropene	10061-01-5	ug/L	1/2/2010										<5	<5	<5	<5			<5	<5									
cis-1,3-Dichloropropene	10061-01-5	ug/L	3/3/2010									<5	<5	<5	<5	<5	<5	<5	<5	<5									
cis-1,3-Dichloropropene	10061-01-5	ug/L	5/10/2010	<5		<5	<5	<5	<5	<5		<5	<5	<5	<5	<5	<5	<5	<5	<5									
cis-1,3-Dichloropropene	10061-01-5	ug/L	7/8/2010									<5					<5	<5											
cis-1,3-Dichloropropene	10061-01-5	ug/L	9/13/2010									<10					<10	<10											
cis-1,3-Dichloropropene	10061-01-5	ug/L	11/1/2010	<5		<5		<5	<5	<5			<5	<5	<5	<5													
cis-1,3-Dichloropropene	10061-01-5	ug/L	1/10/2011									<5					<5	<5											
cis-1,3-Dichloropropene	10061-01-5	ug/L	4/4/2011									<5					<5	<5											
cis-1,3-Dichloropropene	10061-01-5	ug/L	8/11/2011																							<5			
cis-1,3-Dichloropropene	10061-01-5	ug/L	10/13/2011	<5		<5		<5	<5	<5		<5	<5	<5	<5	<5	<5	<5	<5							<5			
cis-1,3-Dichloropropene	10061-01-5	ug/L	12/5/2011				<5													<5						<5			
cis-1,3-Dichloropropene	10061-01-5	ug/L	4/11/2012	<5		<5	<5	<5	<5	<5		<5	<5	<5	<5	<5	<5	<5	<5	<5						<5	<5		
cis-1,3-Dichloropropene	10061-01-5	ug/L	6/25/2012					<5		<5																<5	<5		
cis-1,3-Dichloropropene	10061-01-5	ug/L	8/1/2012							<5	<5										<5	<5	<5	<5	<5	<5	<5		
cis-1,3-Dichloropropene	10061-01-5	ug/L	10/11/2012	<5		<5	<5	<5	<5		<5	<5		<5	<5	<5	<5	<5	<5	<5	<5	<5	<5	<5	<5	<5	<5		
cis-1,3-Dichloropropene	10061-01-5	ug/L	12/13/2012								<5										<5	<5	<5	<5	<5		<5		
cis-1,3-Dichloropropene	10061-01-5	ug/L	2/4/2013								<5										<5	<5	<5	<5	<5				
cis-1,3-Dichloropropene	10061-01-5	ug/L	3/30/2013	<5		<5	<5	<5	<5		<5	<5		<5	<5	<5	<5	<5	<5	<5	<5	<5	<5	<5	<5	<5	<5		
cis-1,3-Dichloropropene	10061-01-5	ug/L	7/10/2013																		<5	<5	<5	<5	<5				
cis-1,3-Dichloropropene	10061-01-5	ug/L	10/7/2013	<5		<5			<5	<5	<5	<5	<5	<5	<5	<5	<5	<5	<5		<5	<5	<5	<5	<5		<5		
cis-1,3-Dichloropropene	10061-01-5	ug/L	6/2/2014	<5		<5	<5	<5	<5	<5	<5	<5	<5	<5	<5	<5	<5	<5	<5	<5	<5	<5	<5	<5	<5				
cis-1,3-Dichloropropene	10061-01-5	ug/L	10/15/2014	<5		<5	<5	<5	<5	<5	<5	<5	<5	<5	<5	<5	<5	<5	<5	<5	<5	<5	<5	<5	<5				
cis-1,3-Dichloropropene	10061-01-5	ug/L	4/6/2015	<5		<5	<5	<5	<5	<5	<5	<5	<5	<5	<5	<5	<5	<5	<5	<5	<5	<5	<5	<5	<5				
cis-1,3-Dichloropropene	10061-01-5	ug/L	10/5/2015	<5		<5	<5	<5	<5	<5	<5	<5	<5	<5	<5	<5	<5	<5	<5	<5	<5	<5	<5	<5	<5				
cis-1,3-Dichloropropene	10061-01-5	ug/L	4/4/2016	<5		<5	<5	<5	<5	<5	<5	<5	<5	<5	<5	<5	<5	<5	<5	<5	<5	<5	<5	<5	<5				
cis-1,3-Dichloropropene	10061-01-5	ug/L	10/17/2016	<5		<5	<5	<5	<5	<5	<5	<5	<5	<5	<5	<5	<5	<5	<5	<5	<5	<5	<5	<5	<5				
cis-1,3-Dichloropropene	10061-01-5	ug/L	4/17/2017	<5		<5	<5	<5	<5	<5	<5	<5	<5	<5	<5	<5	<5	<5	<5	<5	<5	<5	<5	<5	<5				
cis-1,3-Dichloropropene	10061-01-5	ug/L	10/11/2017	<5		<5	<5	<5	<5	<5	<5	<5	<5	<5	<5	<5	<5	<5	<5	<5	<5	<5	<5	<5	<5				
cis-1,3-Dichloropropene	10061-01-5	ug/L	4/20/2018											<5					<5	<5									
cis-1,3-Dichloropropene	10061-01-5	ug/L	4/23/2018	<5								<5	<5		<5	<5	<5												
cis-1,3-Dichloropropene	10061-01-5	ug/L	4/25/2018						<5																				
cis-1,3-Dichloropropene	10061-01-5	ug/L	4/30/2018			<5	<5	<5										<5											
cis-1,3-Dichloropropene	10061-01-5	ug/L	5/1/2018								<5										<5	<5							
cis-1,3-Dichloropropene	10061-01-5	ug/L	5/2/2018																				<5	<5	<5				
cis-1,3-Dichloropropene	10061-01-5	ug/L	10/16/2018	<5		<5	<5	<5	<5	<5	<5	<5	<5	<5	<5	<5	<5	<5	<5	<5	<5	<5	<5	<5	<5				
cis-1,3-Dichloropropene	10061-01-5	ug/L	4/16/2019	<5		<5	<5	<5	<5	<5	<5	<5	<5	<5	<5	<5	<5	<5	<5	<5	<5	<5	<5	<5	<5				
cis-1,3-Dichloropropene	10061-01-5	ug/L	10/1/2019	<5	<5	<5	<5	<5	<5	<5	<5	<5	<5	<5	<5	<5	<5	<5	<5	<5	<5	<5	<5	<5	<5				
cis-1,3-Dichloropropene	10061-01-5	ug/L	3/30/2020	<5	<5	<5	<5	<5	<5	<5	<5	<5	<5	<5	<5	<5	<5	<5	<5	<5	<5	<5	<5	<5	<5				
cis-1,3-Dichloropropene	10061-01-5	ug/L	6/24/2020		<5																								
cis-1,3-Dichloropropene	10061-01-5	ug/L	10/7/2020	<5	<5	<5	<5	<5	<5	<5	<5	<5	<5	<5	<5	<5	<5	<5	<5	<5	<5	<5	<5	<5	<5				
cis-1,3-Dichloropropene	10061-01-5	ug/L	1/21/2021		<1																								
cis-1,3-Dichloropropene	10061-01-5	ug/L	4/13/2021	<1	<1	<1	<1	<1	<1	<1	<1	<1	<1	<1	<1	<1	<1	<1	<1	<1	<1	<1	<1	<1	<1				
cis-1,3-Dichloropropene	10061-01-5	ug/L	10/20/2021		<1			<1	<1			<1	<1				<1	<1			<1	<1	<1	<1	<1	<1	<1	<1	<1
cis-1,3-Dichloropropene	10061-01-5	ug/L	5/2/2022		<1			<1	<1	<1	<1	<1	<1								<1	<1	<1	<1	<1	<1	<1	<1	<1
cis-1,3-Dichloropropene	10061-01-5	ug/L	10/14/2022		<1			<1	<1			<1	<1								<1	<1	<1	<1	<1	<1	<1	<1	<1
cis-1,3-Dichloropropene	10061-01-5	ug/L	5/1/2023	<5	<5	<5	<5	<5	<5	<5	<5	<5	<5	<5	<5			<5	<5	<5	<5	<5	<5	<5	<5	<5	<5	<5	<5
cis-1,3-Dichloropropene	10061-01-5	ug/L	10/16/2023		<5			<5	<5			<5	<5								<5	<5	<5	<5	<5	<5	<5	<5	<5
cis-1,3-Dichloropropene	10061-01-5	ug/L	4/29/2024		<5			<5	<5	<5	<5	<5	<5								<5	<5	<5	<5	<5	<5	<5	<5	<5
cis-1,3-Dichloropropene	10061-01-5	ug/L	10/9/2024		<5.00								<5.00														<5.00		
cis-1,3-Dichloropropene	10061-01-5	ug/L	10/10/2024						<5.00			<5.00														<5.00	<5.00		
cis-1,3-Dichloropropene	10061-01-5	ug/L	10/14/2024																		<5.00	<5.00		<5.00					<5.00
cis-1,3-Dichloropropene	10061-01-5	ug/L	10/15/2024																				<5.00		<5.00				
cis-1,3-Dichloropropene	10061-01-5	ug/L	4/23/2025	<5.00										<5.00					<5.00										
cis-1,3-Dichloropropene	10061-01-5	ug/L	4/24/2025													<5.00													
cis-1,3-Dichloropropene	10061-01-5	ug/L	4/30/2025		<5.00							<5.00														<5.00	<5.00		
cis-1,3-Dichloropropene	10061-01-5	ug/L	5/5/2025						<5.00																			<5.00	
cis-1,3-Dichloropropene	10061-01-5	ug/L	5/6/2025										<5.00		<5.00														
cis-1,3-Dichloropropene	10061-01-5	ug/L	5/7/2025				<5.00													<5.00	<5.00	<5.00	<5.00						
cis-1,3-Dichloropropene	10061-01-5	ug/L	5/8/2025			<5.00		<5.00																					<5.00
cis-1,3-Dichloropropene	10061-01-5	ug/L	5/9/2025							<5.00	<5.00													<5.00	<5.00				
cis-1,3-Dichloropropene	10061-01-5	ug/L	10/21/2025						<5.00																	<5.00	<5.00	<5.00	
cis-1,3-Dichloropropene	10061-01-5	ug/L	10/22/2025		<5.00							<5.00	<5.00																
cis-1,3-Dichloropropene	10061-01-5	ug/L	10/23/2025					<5.00													<5.00	<5.00	<5.00	<5.00	<5.00				
cis-1,3-Dichloropropene	10061-01-5	ug/L	10/24/2025																										<5.00
delta-BHC	319-86-8	ug/L	4/23/2025	<0.0909										<0.0895					<0.0904										
delta-BHC	319-86-8	ug/L	4/24/2025													<0.0921													
delta-BHC	319-86-8	ug/L	5/5/2025						<0.0895																				
delta-BHC	319-86-8	ug/L	5/6/2025										<0.0907		<0.0902														
delta-BHC	319-86-8	ug/L	5/7/2025				<0.0907													<0.0904									
delta-BHC	319-86-8	ug/L	5/8/2025			<0.0882		<0.0904																					
gamma-BHC (Lindane)	58-89-9	ug/L	4/23/2025	<0.0909										<0.0895					<0.0904										
gamma-BHC (Lindane)	58-89-9	ug/L	4/24/2025													<0.0921													
gamma-BHC (Lindane)	58-89-9	ug/L	5/5/2025						<0.0895																				
gamma-BHC (Lindane)	58-89-9	ug/L	5/6/2025										<0.0907		<0.0902														
gamma-BHC (Lindane)	58-89-9	ug/L	5/7/2025				<0.0907													<0.0904									
gamma-BHC (Lindane)	58-89-9	ug/L	5/8/2025			<0.0882		<0.0904																					
m/p-Cresol	T-34MP	ug/L	4/14/2009	<10		<10	<10	<10	<10	<10																			
m/p-Cresol	T-34MP	ug/L	5/10/2010	<10		<10	<10	<10	<10	<10			<10	<10	<10	<10			<10	<10									
m/p-Cresol	T-34MP	ug/L	4/4/2011									<10					<10	<10											
m/p-Cresol	T-34MP	ug/L	3/30/2013																							<10	<10		
m/p-Cresol	T-34MP	ug/L	7/10/2013																		<10.2	<10.1	<10.1	2250	<10.3				
m/p-Cresol	T-34MP	ug/L	10/7/2013							<10.2	<10.1													<10.1					
m/p-Cresol	T-34MP	ug/L	6/2/2014																					<10.1					
m/p-Cresol	T-34MP	ug/L	10/15/2014																					<10					
m/p-Cresol	T-34MP	ug/L	10/5/2015	<10.4		<10	<10.5	<10.5	<10.1				<10.8	<10.6	<10.5	<10.3			<11.1	<10.1									
m/p-Cresol	T-34MP	ug/L	4/4/2016									<10					<10	<10											
m/p-Cresol	T-34MP	ug/L	5/1/2018																		<10.4	<10.3							
m/p-Cresol	T-34MP	ug/L	5/2/2018																				<10.4	<10.5	<10.4				
m/p-Cresol	T-34MP	ug/L	3/30/2020	<10.4		<10.8	<10.3	<10.5	<10.3				<10.4	<10.4	<10.5	<10.1			<10.4	<10.4									
m/p-Cresol	T-34MP	ug/L	6/24/2020		<10.4																								
m/p-Cresol	T-34MP	ug/L	10/20/2021		<8							<8					<8	<8											
m/p-Cresol	T-34MP	ug/L	5/1/2023																		<10.6	<10	<9.8	<10.6	<10				
o,o',o"-Triethylphosphorothioate	126-68-1	ug/L	4/23/2025	<10.4										<10.4					<10.4										
o,o',o"-Triethylphosphorothioate	126-68-1	ug/L	4/24/2025													<10.4													
o,o',o"-Triethylphosphorothioate	126-68-1	ug/L	5/5/2025						<10.2																				
o,o',o"-Triethylphosphorothioate	126-68-1	ug/L	5/6/2025										<10.4		<10.6														
o,o',o"-Triethylphosphorothioate	126-68-1	ug/L	5/7/2025				<10.2													<10.6									
o,o',o"-Triethylphosphorothioate	126-68-1	ug/L	5/8/2025			<9.80		<10.6																					
o-Toluidine	95-53-4	ug/L	4/23/2025	<10.4										<10.4					<10.4										
o-Toluidine	95-53-4	ug/L	4/24/2025													<10.4													
o-Toluidine	95-53-4	ug/L	5/5/2025						<10.2																				

Table 9A
Analytical Data Summary - Series A HMSP Wells
2025 Annual Water Quality Report
Iowa City Sanitary Landfill
Permit No. 52-SDP-01-72P

Constituent	CAS	Units	Date	MW-17A-00	MW-18AR	MW-23A	MW-24A	MW-25A-00	MW-29A	MW-34A	MW-38A	MW-200A	MW-201A	MW-202A	MW-203A	MW-204A	MW-205A	MW-213A	MW-214A	MW-215A	MW-216A	MW-217A	MW-218A	MW-219A	MW-220A	MW-310A	MW-312A	MW-408	MW-410
o-Toluidine	95-53-4	ug/L	5/6/2025										<10.4		<10.6														
o-Toluidine	95-53-4	ug/L	5/7/2025				<10.2													<10.6									
o-Toluidine	95-53-4	ug/L	5/8/2025			<9.80		<10.6																					
p-Chloroaniline	106-47-8	ug/L	4/14/2009	<10		<10	<10	<10	<10	<10																			
p-Chloroaniline	106-47-8	ug/L	5/10/2010	<10		<10	<10	<10	<10	<10			<10	<10	<10	<10			<10	<10									
p-Chloroaniline	106-47-8	ug/L	4/4/2011									<10					<10	<10											
p-Chloroaniline	106-47-8	ug/L	3/30/2013																							<10	<10		
p-Chloroaniline	106-47-8	ug/L	7/10/2013																		<10.2	<10.1	<10.1	<106	<10.3				
p-Chloroaniline	106-47-8	ug/L	6/2/2014																					<10.1					
p-Chloroaniline	106-47-8	ug/L	10/15/2014																					<10					
p-Chloroaniline	106-47-8	ug/L	10/5/2015	<10.4		<10	<10.5	<10.5	<10.1				<10.8	<10.6	<10.5	<10.3			<11.1	<10.1									
p-Chloroaniline	106-47-8	ug/L	4/4/2016									<10					<10	<10											
p-Chloroaniline	106-47-8	ug/L	5/1/2018																		<10.4	<10.3							
p-Chloroaniline	106-47-8	ug/L	5/2/2018																				<10.4	<10.5	<10.4				
p-Chloroaniline	106-47-8	ug/L	3/30/2020	<10.4		<10.8	<10.3	<10.5	<10.3				<10.4	<10.4	<10.5	<10.1			<10.4	<10.4									
p-Chloroaniline	106-47-8	ug/L	6/24/2020		<10.4																								
p-Chloroaniline	106-47-8	ug/L	10/20/2021		<8							<8					<8	3J											
p-Chloroaniline	106-47-8	ug/L	5/1/2023																		<10.6	<10	<9.8	<10.6	<10				
p-Dimethylamino azobenzene	60-11-7	ug/L	4/23/2025	<10.4										<10.4					<10.4										
p-Dimethylamino azobenzene	60-11-7	ug/L	4/24/2025													<10.4													
p-Dimethylamino azobenzene	60-11-7	ug/L	5/5/2025						<10.2																				
p-Dimethylamino azobenzene	60-11-7	ug/L	5/6/2025										<10.4		<10.6														
p-Dimethylamino azobenzene	60-11-7	ug/L	5/7/2025				<10.2													<10.6									
p-Dimethylamino azobenzene	60-11-7	ug/L	5/8/2025			<9.80		<10.6																					
trans-1,2-Dichloroethene	156-60-5	ug/L	2/27/2008	<1		<1	<1	<1	<1	<1																			
trans-1,2-Dichloroethene	156-60-5	ug/L	5/12/2008	<1		<1	<1	<1	<1	<1																			
trans-1,2-Dichloroethene	156-60-5	ug/L	7/13/2008	<1		<1	<1	<1	<1	<1																			
trans-1,2-Dichloroethene	156-60-5	ug/L	9/14/2008	<1		<1	<1	<1	<1	<1																			
trans-1,2-Dichloroethene	156-60-5	ug/L	11/17/2008	<1		<1	<1	<1	<1	<1																			
trans-1,2-Dichloroethene	156-60-5	ug/L	4/14/2009	<1		<1	<1	<1	<1	<1																			
trans-1,2-Dichloroethene	156-60-5	ug/L	7/7/2009										<1	<1	<1	<1			<1	<1									
trans-1,2-Dichloroethene	156-60-5	ug/L	9/2/2009										<1	<1	<1	<1			<1	<1									
trans-1,2-Dichloroethene	156-60-5	ug/L	10/25/2009	<1		<1	<1	<1	<1	<1			<1	<1	<1	<1			<1	<1									
trans-1,2-Dichloroethene	156-60-5	ug/L	1/2/2010										<1	<1	<1	<1			<1	<1									
trans-1,2-Dichloroethene	156-60-5	ug/L	3/3/2010									<1	<1	<1	<1	<1	<1	<1	<1	<1									
trans-1,2-Dichloroethene	156-60-5	ug/L	5/10/2010	<1		<1	<1	<1	<1	<1		<1	<1	<1	<1	<1	<1	<1	<1	<1									
trans-1,2-Dichloroethene	156-60-5	ug/L	7/8/2010							<1		<1					<1	<1											
trans-1,2-Dichloroethene	156-60-5	ug/L	9/13/2010							<1		<1					<1	<1											
trans-1,2-Dichloroethene	156-60-5	ug/L	11/1/2010	<1		<1		<1	<1	<1			<1	<1	<1	<1													
trans-1,2-Dichloroethene	156-60-5	ug/L	1/10/2011							<1		<1					<1	<1											
trans-1,2-Dichloroethene	156-60-5	ug/L	4/4/2011							<1		<1					<1	<1											
trans-1,2-Dichloroethene	156-60-5	ug/L	8/11/2011																							<1			
trans-1,2-Dichloroethene	156-60-5	ug/L	10/13/2011	<1		<1		<1	<1	<1		<1	<1	<1	<1	<1	<1	<1	<1							<1			
trans-1,2-Dichloroethene	156-60-5	ug/L	12/5/2011				<1													<1						<1			
trans-1,2-Dichloroethene	156-60-5	ug/L	4/11/2012	<1		<1	<1	<1	<1	<1		<1	<1	<1	<1	<1	<1	<1	<1	<1						<1	<1		
trans-1,2-Dichloroethene	156-60-5	ug/L	6/25/2012					<1		<1																<1	<1		
trans-1,2-Dichloroethene	156-60-5	ug/L	8/1/2012							<1	<1										<1	<1	<1	<1	<1	<1	<1		
trans-1,2-Dichloroethene	156-60-5	ug/L	10/11/2012	<1		<1	<1	<1	<1		<1	<1		<1	<1	<1	<1	<1	<1	<1	<1	<1	<1	<1	<1	<1	<1		
trans-1,2-Dichloroethene	156-60-5	ug/L	12/13/2012								<1										<1	<1	<1	<1	<1		<1		
trans-1,2-Dichloroethene	156-60-5	ug/L	2/4/2013								<1										<1	<1	<1	<1	<1				
trans-1,2-Dichloroethene	156-60-5	ug/L	3/30/2013	<1		<1	<1	<1	<1		<1	<1		<1	<1	<1	<1	<1	<1	<1	<1	<1	<1	<1	<1	<1	<1		
trans-1,2-Dichloroethene	156-60-5	ug/L	7/10/2013																		<1	<1	<1	<1	<1				
trans-1,2-Dichloroethene	156-60-5	ug/L	10/7/2013	<1		<1			<1	<1	<1	<1	<1	<1	<1	<1	<1	<1	<1		<1	<1	<1	<1	<1		<1		
trans-1,2-Dichloroethene	156-60-5	ug/L	6/2/2014	<1		<1	<1	<1	<1	<1	<1	<1	<1	<1	<1	<1	<1	<1	<1	<1	<1	<1	<1	<1	<1				
trans-1,2-Dichloroethene	156-60-5	ug/L	10/15/2014	<1		<1	<1	<1	<1	<1	<1	<1	<1	<1	<1	<1	<1	<1	<1	<1	<1	<1	<1	<1	<1				
trans-1,2-Dichloroethene	156-60-5	ug/L	4/6/2015	<1		<1	<1	<1	<1	<1	<1	<1	<1	<1	<1	<1	<1	<1	<1	<1	<1	<1	<1	<1	<1				
trans-1,2-Dichloroethene	156-60-5	ug/L	10/5/2015	<1		<1	<1	<1	<1	<1	<1	<1	<1	<1	<1	<1	<1	<1	<1	<1	<1	<1	<1	<1	<1				
trans-1,2-Dichloroethene	156-60-5	ug/L	4/4/2016	<1		<1	<1	<1	<1	<1	<1	<1	<1	<1	<1	<1	<1	<1	<1	<1	<1	<1	<1	<1	<1				
trans-1,2-Dichloroethene	156-60-5	ug/L	10/17/2016	<1		<1	<1	<1	<1	<1	<1	<1	<1	<1	<1	<1	<1	<1	<1	<1	<1	<1	<1	<1	<1				
trans-1,2-Dichloroethene	156-60-5	ug/L	4/17/2017	<1		<1	<1	<1	<1	<1	<1	<1	<1	<1	<1	<1	<1	<1	<1	<1	<1	<1	<1	<1	<1				
trans-1,2-Dichloroethene	156-60-5	ug/L	10/11/2017	<1		<1	<1	<1	<1	<1	<1	<1	<1	<1	<1	<1	<1	<1	<1	<1	<1	<1	<1	<1	<1				
trans-1,2-Dichloroethene	156-60-5	ug/L	4/20/2018											<1					<1	<1									
trans-1,2-Dichloroethene	156-60-5	ug/L	4/23/2018	<1								<1	<1		<1	<1	<1												
trans-1,2-Dichloroethene	156-60-5	ug/L	4/25/2018						<1																				
trans-1,2-Dichloroethene	156-60-5	ug/L	4/30/2018			<1	<1	<1										<1											
trans-1,2-Dichloroethene	156-60-5	ug/L	5/1/2018								<1										<1	<1							
trans-1,2-Dichloroethene	156-60-5	ug/L	5/2/2018																				<1	<1	<1				
trans-1,2-Dichloroethene	156-60-5	ug/L	10/16/2018	<1		<1	<1	<1	<1	<1	<1	<1	<1	<1	<1	<1	<1	<1	<1	<1	<1	<1	<1	<1	<1				
trans-1,2-Dichloroethene	156-60-5	ug/L	4/16/2019	<1		<1	<1	<1	<1	<1	<1	<1	<1	<1	<1	<1	<1	<1	<1	<1	<1	<1	<1	<1	<1				
trans-1,2-Dichloroethene	156-60-5	ug/L	10/1/2019	<1	<1	<1	<1	<1	<1	<1	<1	<1	<1	<1	<1	<1	<1	<1	<1	<1	<1	<1	<1	<1	<1				
trans-1,2-Dichloroethene	156-60-5	ug/L	3/30/2020	<1	<1	<1	<1	<1	<1	<1	<1	<1	<1	<1	<1	<1	<1	<1	<1	<1	<1	<1	<1	<1	<1				
trans-1,2-Dichloroethene	156-60-5	ug/L	6/24/2020		<1																								
trans-1,2-Dichloroethene	156-60-5	ug/L	10/7/2020	<1	<1	<1	<1	<1	<1	<1	<1	<1	<1	<1	<1	<1	<1	<1	<1	<1	<1	<1	<1	<1	<1				
trans-1,2-Dichloroethene	156-60-5	ug/L	1/21/2021		<1																								
trans-1,2-Dichloroethene	156-60-5	ug/L	4/13/2021	<1	<1	<1	<1	<1	<1	<1	<1	<1	<1	<1	<1	<1	<1	<1	<1	<1	<1	<1	<1	<1	<1				
trans-1,2-Dichloroethene	156-60-5	ug/L	10/20/2021		<1			<1	<1			<1	<1				<1	<1			<1	<1	<1	<1	<1	<1	<1	<1	<1
trans-1,2-Dichloroethene	156-60-5	ug/L	5/2/2022		<1			<1	<1	<1	<1	<1	<1								<1	<1	<1	<1	<1	<1	<1	<1	<1
trans-1,2-Dichloroethene	156-60-5	ug/L	10/14/2022		<1			<1	<1			<1	<1								<1	<1	<1	<1	<1	<1	<1	<1	<1
trans-1,2-Dichloroethene	156-60-5	ug/L	5/1/2023	<1	<1	<1	<1	<1	<1	<1	<1	<1	<1	<1	<1			<1	<1	<1	<1	<1	<1	<1	<1	<1	<1	<1	<1
trans-1,2-Dichloroethene	156-60-5	ug/L	10/16/2023		<1			<1	<1			<1	<1								<1	<1	<1	<1	<1	<1	<1	<1	<1
trans-1,2-Dichloroethene	156-60-5	ug/L	4/29/2024		<1			<1	<1	<1	<1	<1	<1								<1	<1	<1	<1	<1	<1	<1	<1	<1
trans-1,2-Dichloroethene	156-60-5	ug/L	10/9/2024		<1.00								<1.00														<1.00		
trans-1,2-Dichloroethene	156-60-5	ug/L	10/10/2024						<1.00			<1.00														<1.00	<1.00		
trans-1,2-Dichloroethene	156-60-5	ug/L	10/14/2024																		<1.00	<1.00		<1.00					<1.00
trans-1,2-Dichloroethene	156-60-5	ug/L	10/15/2024																				<1.00		<1.00				
trans-1,2-Dichloroethene	156-60-5	ug/L	4/23/2025	<1.00										<1.00					<1.00										
trans-1,2-Dichloroethene	156-60-5	ug/L	4/24/2025													<1.00													
trans-1,2-Dichloroethene	156-60-5	ug/L	4/30/2025		<1.00							<1.00														<1.00	<1.00		
trans-1,2-Dichloroethene	156-60-5	ug/L	5/5/2025						<1.00																			<1.00	
trans-1,2-Dichloroethene	156-60-5	ug/L	5/6/2025										<1.00		<1.00														
trans-1,2-Dichloroethene	156-60-5	ug/L	5/7/2025				<1.00													<1.00	<1.00	<1.00	<1.00						
trans-1,2-Dichloroethene	156-60-5	ug/L	5/8/2025			<1.00		<1.00																					<1.00
trans-1,2-Dichloroethene	156-60-5	ug/L	5/9/2025							<1.00	<1.00													<1.00	<1.00				
trans-1,2-Dichloroethene	156-60-5	ug/L	10/21/2025						<1.00																	<1.00	<1.00	<1.00	
trans-1,2-Dichloroethene	156-60-5	ug/L	10/22/2025		<1.00							<1.00	<1.00																
trans-1,2-Dichloroethene	156-60-5	ug/L	10/23/2025					<1.00													<1.00	<1.00	<1.00	<1.00	<1.00				
trans-1,2-Dichloroethene	156-60-5	ug/L	10/24/2025																										<1.00
trans-1,3-Dichloropropene	10061-02-6	ug/L	2/27/2008	<5		<5	<5	<5	<5	<5																			
trans-1,3-Dichloropropene	10061-02-6	ug/L	5/12/2008	<5		<5	<5	<5	<5	<5																			
trans-1,3-Dichloropropene	10061-02-6	ug/L	7/13/2008	<5		<5	<5	<5	<5	<5																			
trans-1,3-Dichloropropene	10061-02-6	ug/L	9/14/2008	<5		<5	<5	<5	<5	<5																			
trans-1,3-Dichloropropene	10061-02-6	ug/L	11/17/2008	<5		<5	<5	<5	<5	<5																			
trans-1,3-Dichloropropene	10061-02-6	ug/L	4/14/2009	<5		<5	<5	<5	<5	<5																			
trans-1,3-Dichloropropene	10061-02-6	ug/L	7/7/2009										<5	<5	<5	<5			<5	<5									
trans-1,3-Dichloropropene	10061-02-6	ug/L	9/2/2009										<5	<5	<5	<5			<5	<5									

Table 9A
Analytical Data Summary - Series A HMSP Wells
2025 Annual Water Quality Report
Iowa City Sanitary Landfill
Permit No. 52-SDP-01-72P

Constituent	CAS	Units	Date	MW-17A-00	MW-18AR	MW-23A	MW-24A	MW-25A-00	MW-29A	MW-34A	MW-38A	MW-200A	MW-201A	MW-202A	MW-203A	MW-204A	MW-205A	MW-213A	MW-214A	MW-215A	MW-216A	MW-217A	MW-218A	MW-219A	MW-220A	MW-310A	MW-312A	MW-408	MW-410
trans-1,3-Dichloropropene	10061-02-6	ug/L	10/25/2009	<5		<10	<5	<5	<5	<10			<5	<5	<5	<5			<5	<5									
trans-1,3-Dichloropropene	10061-02-6	ug/L	1/2/2010										<5	<10	<5	<10			<5	<5									
trans-1,3-Dichloropropene	10061-02-6	ug/L	3/3/2010									<5	<5	<5	<5	<5	<5	<5	<5	<5									
trans-1,3-Dichloropropene	10061-02-6	ug/L	5/10/2010	<5		<5	<5	<5	<5	<5		<5	<5	<5	<5	<5	<5	<5	<5	<5									
trans-1,3-Dichloropropene	10061-02-6	ug/L	7/8/2010									<5					<5	<5											
trans-1,3-Dichloropropene	10061-02-6	ug/L	9/13/2010									<10					<10	<10											
trans-1,3-Dichloropropene	10061-02-6	ug/L	11/1/2010	<10		<5		<10	<10	<5			<10	<10	<10	<10													
trans-1,3-Dichloropropene	10061-02-6	ug/L	1/10/2011									<5					<5	<5											
trans-1,3-Dichloropropene	10061-02-6	ug/L	4/4/2011									<5					<5	<5											
trans-1,3-Dichloropropene	10061-02-6	ug/L	8/11/2011																							<5			
trans-1,3-Dichloropropene	10061-02-6	ug/L	10/13/2011	<5		<5		<5	<5	<5		<5	<5	<5	<5	<5	<5	<5	<5							<5			
trans-1,3-Dichloropropene	10061-02-6	ug/L	12/5/2011				<5													<5						<5			
trans-1,3-Dichloropropene	10061-02-6	ug/L	4/11/2012	<5		<5	<5	<5	<5	<5		<5	<5	<5	<5	<5	<5	<5	<5	<5						<5	<5		
trans-1,3-Dichloropropene	10061-02-6	ug/L	6/25/2012					<5		<5																<5	<5		
trans-1,3-Dichloropropene	10061-02-6	ug/L	8/1/2012							<5	<5										<5	<5	<5	<5	<5	<5	<5		
trans-1,3-Dichloropropene	10061-02-6	ug/L	10/11/2012	<5		<5	<5	<5	<5		<5	<5		<5	<5	<5	<5	<5	<5	<5	<5	<5	<5	<5	<5	<5	<5		
trans-1,3-Dichloropropene	10061-02-6	ug/L	12/13/2012								<5										<5	<5	<5	<5	<5		<5		
trans-1,3-Dichloropropene	10061-02-6	ug/L	2/4/2013								<5										<5	<5	<5	<5	<5				
trans-1,3-Dichloropropene	10061-02-6	ug/L	3/30/2013	<5		<5	<5	<5	<5		<5	<5		<5	<5	<5	<5	<5	<5	<5	<5	<5	<5	<5	<5	<5	<5		
trans-1,3-Dichloropropene	10061-02-6	ug/L	7/10/2013																		<5	<5	<5	<5	<5				
trans-1,3-Dichloropropene	10061-02-6	ug/L	10/7/2013	<5		<5			<5	<5	<5	<5	<5	<5	<5	<5	<5	<5	<5		<5	<5	<5	<5	<5		<5		
trans-1,3-Dichloropropene	10061-02-6	ug/L	6/2/2014	<5		<5	<5	<5	<5	<5	<5	<5	<5	<5	<5	<5	<5	<5	<5	<5	<5	<5	<5	<5	<5				
trans-1,3-Dichloropropene	10061-02-6	ug/L	10/15/2014	<5		<5	<5	<5	<5	<5	<5	<5	<5	<5	<5	<5	<5	<5	<5	<5	<5	<5	<5	<5	<5				
trans-1,3-Dichloropropene	10061-02-6	ug/L	4/6/2015	<5		<5	<5	<5	<5	<5	<5	<5	<5	<5	<5	<5	<5	<5	<5	<5	<5	<5	<5	<5	<5				
trans-1,3-Dichloropropene	10061-02-6	ug/L	10/5/2015	<5		<5	<5	<5	<5	<5	<5	<5	<5	<5	<5	<5	<5	<5	<5	<5	<5	<5	<5	<5	<5				
trans-1,3-Dichloropropene	10061-02-6	ug/L	4/4/2016	<5		<5	<5	<5	<5	<5	<5	<5	<5	<5	<5	<5	<5	<5	<5	<5	<5	<5	<5	<5	<5				
trans-1,3-Dichloropropene	10061-02-6	ug/L	10/17/2016	<5		<5	<5	<5	<5	<5	<5	<5	<5	<5	<5	<5	<5	<5	<5	<5	<5	<5	<5	<5	<5				
trans-1,3-Dichloropropene	10061-02-6	ug/L	4/17/2017	<5		<5	<5	<5	<5	<5	<5	<5	<5	<5	<5	<5	<5	<5	<5	<5	<5	<5	<5	<5	<5				
trans-1,3-Dichloropropene	10061-02-6	ug/L	10/11/2017	<5		<5	<5	<5	<5	<5	<5	<5	<5	<5	<5	<5	<5	<5	<5	<5	<5	<5	<5	<5	<5				
trans-1,3-Dichloropropene	10061-02-6	ug/L	4/20/2018											<5					<5	<5									
trans-1,3-Dichloropropene	10061-02-6	ug/L	4/23/2018	<5								<5	<5		<5	<5	<5												
trans-1,3-Dichloropropene	10061-02-6	ug/L	4/25/2018						<5																				
trans-1,3-Dichloropropene	10061-02-6	ug/L	4/30/2018			<5	<5	<5										<5											
trans-1,3-Dichloropropene	10061-02-6	ug/L	5/1/2018								<5										<5	<5							
trans-1,3-Dichloropropene	10061-02-6	ug/L	5/2/2018																				<5	<5	<5				
trans-1,3-Dichloropropene	10061-02-6	ug/L	10/16/2018	<5		<5	<5	<5	<5	<5	<5	<5	<5	<5	<5	<5	<5	<5	<5	<5	<5	<5	<5	<5	<5				
trans-1,3-Dichloropropene	10061-02-6	ug/L	4/16/2019	<5		<5	<5	<5	<5	<5	<5	<5	<5	<5	<5	<5	<5	<5	<5	<5	<5	<5	<5	<5	<5				
trans-1,3-Dichloropropene	10061-02-6	ug/L	10/1/2019	<5	<5	<5	<5	<5	<5	<5	<5	<5	<5	<5	<5	<5	<5	<5	<5	<5	<5	<5	<5	<5	<5				
trans-1,3-Dichloropropene	10061-02-6	ug/L	3/30/2020	<5	<5	<5	<5	<5	<5	<5	<5	<5	<5	<5	<5	<5	<5	<5	<5	<5	<5	<5	<5	<5	<5				
trans-1,3-Dichloropropene	10061-02-6	ug/L	6/24/2020		<5																								
trans-1,3-Dichloropropene	10061-02-6	ug/L	10/7/2020	<5	<5	<5	<5	<5	<5	<5	<5	<5	<5	<5	<5	<5	<5	<5	<5	<5	<5	<5	<5	<5	<5				
trans-1,3-Dichloropropene	10061-02-6	ug/L	1/21/2021		<1																								
trans-1,3-Dichloropropene	10061-02-6	ug/L	4/13/2021	<1	<1	<1	<1	<1	<1	<1	<1	<1	<1	<1	<1	<1	<1	<1	<1	<1	<1	<1	<1	<1	<1				
trans-1,3-Dichloropropene	10061-02-6	ug/L	10/20/2021		<1			<1	<1			<1	<1				<1	<1			<1	<1	<1	0.6J	0.5J	<1	<1	<1	0.5J
trans-1,3-Dichloropropene	10061-02-6	ug/L	5/2/2022		<1			<1	<1	<1	<1	<1	<1								<1	<1	<1	<1	<1	<1	<1	<1	<1
trans-1,3-Dichloropropene	10061-02-6	ug/L	10/14/2022		<1			<1	<1			<1	<1								<1	<1	<1	<1	<1	<1	<1	<1	<1
trans-1,3-Dichloropropene	10061-02-6	ug/L	5/1/2023	<5	<5	<5	<5	<5	<5	<5	<5	<5	<5	<5	<5			<5	<5	<5	<5	<5	<5	<5	<5	<5	<5	<5	<5
trans-1,3-Dichloropropene	10061-02-6	ug/L	10/16/2023		<5			<5	<5			<5	<5								<5	<5	<5	<5	<5	<5	<5	<5	<5
trans-1,3-Dichloropropene	10061-02-6	ug/L	4/29/2024		<5			<5	<5	<5	<5	<5	<5								<5	<5	<5	<5	<5	<5	<5	<5	<5
trans-1,3-Dichloropropene	10061-02-6	ug/L	10/9/2024		<5.00								<5.00														<5.00		
trans-1,3-Dichloropropene	10061-02-6	ug/L	10/10/2024						<5.00			<5.00														<5.00		<5.00	
trans-1,3-Dichloropropene	10061-02-6	ug/L	10/14/2024																		<5.00	<5.00		<5.00					<5.00
trans-1,3-Dichloropropene	10061-02-6	ug/L	10/15/2024																				<5.00		<5.00				
trans-1,3-Dichloropropene	10061-02-6	ug/L	4/23/2025	<5.00										<5.00					<5.00										
trans-1,3-Dichloropropene	10061-02-6	ug/L	4/24/2025													<5.00													
trans-1,3-Dichloropropene	10061-02-6	ug/L	4/30/2025		<5.00							<5.00														<5.00	<5.00		
trans-1,3-Dichloropropene	10061-02-6	ug/L	5/5/2025						<5.00																			<5.00	
trans-1,3-Dichloropropene	10061-02-6	ug/L	5/6/2025										<5.00		<5.00														
trans-1,3-Dichloropropene	10061-02-6	ug/L	5/7/2025				<5.00													<5.00	<5.00	<5.00	<5.00						
trans-1,3-Dichloropropene	10061-02-6	ug/L	5/8/2025			<5.00		<5.00																					<5.00
trans-1,3-Dichloropropene	10061-02-6	ug/L	5/9/2025							<5.00	<5.00													<5.00	<5.00				
trans-1,3-Dichloropropene	10061-02-6	ug/L	10/21/2025						<5.00																	<5.00	<5.00	<5.00	
trans-1,3-Dichloropropene	10061-02-6	ug/L	10/22/2025		<5.00							<5.00	<5.00																
trans-1,3-Dichloropropene	10061-02-6	ug/L	10/23/2025					<5.00													<5.00	<5.00	<5.00	<5.00	<5.00				
trans-1,3-Dichloropropene	10061-02-6	ug/L	10/24/2025																										<5.00
trans-1,4-Dichloro-2-Butene	110-57-6	ug/L	2/27/2008	<10		<10	<10	<10	<10	<10																			
trans-1,4-Dichloro-2-Butene	110-57-6	ug/L	5/12/2008	<10		<10	<10	<10	<10	<10																			
trans-1,4-Dichloro-2-Butene	110-57-6	ug/L	7/13/2008	<10		<10	<10	<10	<10	<10																			
trans-1,4-Dichloro-2-Butene	110-57-6	ug/L	9/14/2008	<10		<10	<10	<10	<10	<10																			
trans-1,4-Dichloro-2-Butene	110-57-6	ug/L	11/17/2008	<10		<10	<10	<10	<10	<10																			
trans-1,4-Dichloro-2-Butene	110-57-6	ug/L	4/14/2009	<10		<10	<10	<10	<10	<10																			
trans-1,4-Dichloro-2-Butene	110-57-6	ug/L	7/7/2009										<10	<10	<10	<10			<10	<10									
trans-1,4-Dichloro-2-Butene	110-57-6	ug/L	9/2/2009										<10	<10	<10	<10			<10	<10									
trans-1,4-Dichloro-2-Butene	110-57-6	ug/L	10/25/2009	<10		<10	<10	<10	<10	<10			<10	<10	<10	<10			<10	<10									
trans-1,4-Dichloro-2-Butene	110-57-6	ug/L	1/2/2010										<10	<10	<10	<10			<10	<10									
trans-1,4-Dichloro-2-Butene	110-57-6	ug/L	3/3/2010									<10	<10	<10	<10	<10	<10	<10	<10	<10									
trans-1,4-Dichloro-2-Butene	110-57-6	ug/L	5/10/2010	<10		<10	<10	<10	<10	<10		<10	<10	<10	<10	<10	<10	<10	<10	<10									
trans-1,4-Dichloro-2-Butene	110-57-6	ug/L	7/8/2010									<10					<10	<10											
trans-1,4-Dichloro-2-Butene	110-57-6	ug/L	9/13/2010									<10					<10	<10											
trans-1,4-Dichloro-2-Butene	110-57-6	ug/L	11/1/2010	<10		<10		<10	<10	<10			<10	<10	<10	<10													
trans-1,4-Dichloro-2-Butene	110-57-6	ug/L	1/10/2011									<10					<10	<10											
trans-1,4-Dichloro-2-Butene	110-57-6	ug/L	4/4/2011									<10					<10	<10											
trans-1,4-Dichloro-2-Butene	110-57-6	ug/L	8/11/2011																							<10			
trans-1,4-Dichloro-2-Butene	110-57-6	ug/L	10/13/2011	<10		<10		<10	<10	<10		<10	<10	<10	<10	<10	<10	<10	<10							<10			
trans-1,4-Dichloro-2-Butene	110-57-6	ug/L	12/5/2011				<10													<10						<10			
trans-1,4-Dichloro-2-Butene	110-57-6	ug/L	4/11/2012	<10		<20	<20	<10	<20	<20		<20	<10	<20	<20	<10	<10	<10	<20	<10						<20	<10		
trans-1,4-Dichloro-2-Butene	110-57-6	ug/L	6/25/2012					<10		<10																<10	<10		
trans-1,4-Dichloro-2-Butene	110-57-6	ug/L	8/1/2012							<10	<10										<10	<10	<10	<10	<10	<10	<10		
trans-1,4-Dichloro-2-Butene	110-57-6	ug/L	10/11/2012	<10		<10	<10	<10	<10		<10	<10		<10	<10	<10	<10	<10	<10	<10	<10	<10	<10	<10	<10	<10	<10		
trans-1,4-Dichloro-2-Butene	110-57-6	ug/L	12/13/2012								<10										<10	<10	<10	<10	<10		<10		
trans-1,4-Dichloro-2-Butene	110-57-6	ug/L	2/4/2013								<10										<10	<10	<10	<10	<10				
trans-1,4-Dichloro-2-Butene	110-57-6	ug/L	3/30/2013	<10		<10	<10	<10	<10		<10	<10		<10	<10	<10	<10	<10	<10	<10	<10	<10	<10	<10	<10	<10	<10		
trans-1,4-Dichloro-2-Butene	110-57-6	ug/L	7/10/2013																		<10	<10	<10	<10	<10				
trans-1,4-Dichloro-2-Butene	110-57-6	ug/L	10/7/2013	<10		<10			<10	<10	<10	<10	<10	<10	<10	<10	<10	<10	<10		<10	<10	<10	<10	<10		<10		
trans-1,4-Dichloro-2-Butene	110-57-6	ug/L	6/2/2014	<10		<10	<10	<10	<10	<10	<10	<10	<10	<10	<10	<10	<10	<10	<10	<10	<10	<10	<10	<10	<10				
trans-1,4-Dichloro-2-Butene	110-57-6	ug/L	10/15/2014	<10		<10	<10	<10	<10	<10	<10	<10	<10	<10	<10	<10	<10	<10	<10	<10	<10	<10	<10	<10	<10				
trans-1,4-Dichloro-2-Butene	110-57-6	ug/L	4/6/2015	<10		<10	<10	<10	<10	<10	<10	<10	<10	<10	<10	<10	<10	<10	<10	<10	<10	<10	<10	<10	<10				
trans-1,4-Dichloro-2-Butene	110-57-6	ug/L	10/5/2015	<10		<10	<10	<10	<10	<10	<10	<10	<10	<10	<10	<10	<10	<10	<10	<10	<10	<10	<10	<10	<10				
trans-1,4-Dichloro-2-Butene	110-57-6	ug/L	4/4/2016	<10		<10	<10	<10	<10	<10	<10	<10	<10	<10	<10	<10	<10	<10	<10	<10	<10	<10	<10	<10	<10				
trans-1,4-Dichloro-2-Butene	110-57-6	ug/L	10/17/2016	<10		<10	<10	<10	<10	<10	<10	<10	<10	<10	<10	<10	<10	<10	<10	<10	<10	<10	<10	<10	<10				
trans-1,4-Dichloro-2-Butene	110-57-6	ug/L	4/17/2017	<10		<10	<10	<10	<10	<10	<10	<10	<10	<10	<10	<10	<10	<10	<10	<10	<10	<10	<10	<10	<10				
trans-1,4-Dichloro-2-Butene	110-57-6	ug/L	10/11/2017	<10		<10	<10	<10	<10	<10	<10	<10	<10	<10	<10	<10	<10	<10	<10	<10	<10	<10	<10	<10	<10				
trans-1,4-Dichloro-2-Butene	110-57-6	ug/L	4/20/2018											<10					<10	<10									
trans-1,4-Dichloro-2-Butene	110-57-6	ug/L	4/23/2018	<10								<10	<10		<10	<10	<10												
trans-1,4-Dichloro-2-Butene	110-57-6	ug/L	4/25/2018						<10																				

Table 9A
Analytical Data Summary - Series A HMSP Wells
2025 Annual Water Quality Report
Iowa City Sanitary Landfill
Permit No. 52-SDP-01-72P

Constituent	CAS	Units	Date	MW-17A-00	MW-18AR	MW-23A	MW-24A	MW-25A-00	MW-29A	MW-34A	MW-38A	MW-200A	MW-201A	MW-202A	MW-203A	MW-204A	MW-205A	MW-213A	MW-214A	MW-215A	MW-216A	MW-217A	MW-218A	MW-219A	MW-220A	MW-310A	MW-312A	MW-408	MW-410
trans-1,4-Dichloro-2-Butene	110-57-6	ug/L	4/30/2018			<10	<10	<10										<10											
trans-1,4-Dichloro-2-Butene	110-57-6	ug/L	5/1/2018								<10										<10	<10							
trans-1,4-Dichloro-2-Butene	110-57-6	ug/L	5/2/2018																				<10	<10	<10				
trans-1,4-Dichloro-2-Butene	110-57-6	ug/L	10/16/2018	<10		<10	<10	<10	<10	<10	<10	<10	<10	<10	<10	<10	<10	<10	<10	<10	<10	<10	<10	<10	<10				
trans-1,4-Dichloro-2-Butene	110-57-6	ug/L	4/16/2019	<10		<10	<10	<10	<10	<10	<10	<10	<10	<10	<10	<10	<10	<10	<10	<10	<10	<10	<10	<10	<10				
trans-1,4-Dichloro-2-Butene	110-57-6	ug/L	10/1/2019	<10	<10	<10	<10	<10	<10	<10	<10	<10	<10	<10	<10	<10	<10	<10	<10	<10	<10	<10	<10	<10	<10				
trans-1,4-Dichloro-2-Butene	110-57-6	ug/L	3/30/2020	<10	<10	<10	<10	<10	<10	<10	<10	<10	<10	<10	<10	<10	<10	<10	<10	<10	<10	<10	<10	<10	<10				
trans-1,4-Dichloro-2-Butene	110-57-6	ug/L	6/24/2020		<10																								
trans-1,4-Dichloro-2-Butene	110-57-6	ug/L	10/7/2020	<10	<10	<10	<10	<10	<10	<10	<10	<10	<10	<10	<10	<10	<10	<10	<10	<10	<10	<10	<10	<10	<10				
trans-1,4-Dichloro-2-Butene	110-57-6	ug/L	1/21/2021		<5																								
trans-1,4-Dichloro-2-Butene	110-57-6	ug/L	4/13/2021	<5	<5	<5	<5	<5	<5	<5	<5	<5	<5	<5	<5	<5	<5	<5	<5	<5	<5	<5	<5	<5	<5				
trans-1,4-Dichloro-2-Butene	110-57-6	ug/L	10/20/2021		<5			<5	<5			<5	<5				<5	<5			<5	<5	<5	<5	<5	<5	<5	<5	<5
trans-1,4-Dichloro-2-Butene	110-57-6	ug/L	5/2/2022		<5			<5	<5	<5	<5	<5	<5								<5	<5	<5	<5	<5	<5	<5	<5	<5
trans-1,4-Dichloro-2-Butene	110-57-6	ug/L	10/14/2022		<5			<5	<5			<5	<5								<5	<5	<5	<5	<5	<5	<5	<5	<5
trans-1,4-Dichloro-2-Butene	110-57-6	ug/L	5/1/2023	<10	<10	<10	<10	<10	<10	<10	<10	<10	<10	<10	<10			<10	<10	<10	<10	<10	<10	<10	<10	<10	<10	<10	<10
trans-1,4-Dichloro-2-Butene	110-57-6	ug/L	10/16/2023		<10			<10	<10			<10	<10								<10	<10	<10	<10	<10	<10	<10	<10	<10
trans-1,4-Dichloro-2-Butene	110-57-6	ug/L	4/29/2024		<10			<10	<10	<10	<10	<10	<10								<10	<10	<10	<10	<10	<10	<10	<10	<10
trans-1,4-Dichloro-2-butene	110-57-6	ug/L	10/9/2024		<10.0								<10.0														<10.0		
trans-1,4-Dichloro-2-butene	110-57-6	ug/L	10/10/2024						<10.0			<10.0														<10.0		<10.0	
trans-1,4-Dichloro-2-butene	110-57-6	ug/L	10/14/2024																		<10.0	<10.0		<10.0					<10.0
trans-1,4-Dichloro-2-butene	110-57-6	ug/L	10/15/2024																				<10.0		<10.0				
trans-1,4-Dichloro-2-butene	110-57-6	ug/L	4/23/2025	<10.0										<10.0					<10.0										
trans-1,4-Dichloro-2-butene	110-57-6	ug/L	4/24/2025													<10.0													
trans-1,4-Dichloro-2-butene	110-57-6	ug/L	4/30/2025		<10.0							<10.0														<10.0	<10.0		
trans-1,4-Dichloro-2-butene	110-57-6	ug/L	5/5/2025						<10.0																			<10.0	
trans-1,4-Dichloro-2-butene	110-57-6	ug/L	5/6/2025										<10.0		<10.0														
trans-1,4-Dichloro-2-butene	110-57-6	ug/L	5/7/2025				<10.0													<10.0	<10.0	<10.0	<10.0						
trans-1,4-Dichloro-2-butene	110-57-6	ug/L	5/8/2025			<10.0		<10.0																					<10.0
trans-1,4-Dichloro-2-butene	110-57-6	ug/L	5/9/2025							<10.0	<10.0													<10.0	<10.0				
trans-1,4-Dichloro-2-butene	110-57-6	ug/L	10/21/2025						<10.0																	<10.0	<10.0	<10.0	
trans-1,4-Dichloro-2-butene	110-57-6	ug/L	10/22/2025		<10.0							<10.0	<10.0																
trans-1,4-Dichloro-2-butene	110-57-6	ug/L	10/23/2025					<10.0													<10.0	<10.0	<10.0	<10.0	<10.0				
trans-1,4-Dichloro-2-butene	110-57-6	ug/L	10/24/2025																										<10.0

This page intentionally left blank.

Table 9A
Analytical Data Summary - Series B HMSP Wells
2025 Annual Water Quality Report
Iowa City Sanitary Landfill
Permit No. 52-SDP-01-72P

Constituent	CAS	Units	Date	MW-1B	MW-5B	MW-7B1	MW-8B	MW-10B	MW-12B	MW-14B	MW-31B	MW-39B	MW-208B	MW-210B	MW-211B
1,1,1,2-Tetrachloroethane	630-20-6	ug/L	2/27/2008	<1	<1	<1	<1	<1	<1	<1	<1				
1,1,1,2-Tetrachloroethane	630-20-6	ug/L	5/12/2008	<1	<1	<1	<1	<1	<1	<1	<1				
1,1,1,2-Tetrachloroethane	630-20-6	ug/L	7/13/2008	<1	<1	<1	<1	<1	<1	<1	<1				
1,1,1,2-Tetrachloroethane	630-20-6	ug/L	9/14/2008	<1	<1	<1	<1	<1	<1	<1	<1				
1,1,1,2-Tetrachloroethane	630-20-6	ug/L	11/17/2008	<1	<1	<1	<1	<1	<1	<1	<1				
1,1,1,2-Tetrachloroethane	630-20-6	ug/L	4/14/2009	<1	<1	<1	<1		<1	<1	<1				
1,1,1,2-Tetrachloroethane	630-20-6	ug/L	7/7/2009										<1	<1	
1,1,1,2-Tetrachloroethane	630-20-6	ug/L	9/2/2009										<1	<1	
1,1,1,2-Tetrachloroethane	630-20-6	ug/L	10/25/2009	<2	<2	<2	<2		<2	<5	<2		<2	<2	
1,1,1,2-Tetrachloroethane	630-20-6	ug/L	1/2/2010										<4	<4	
1,1,1,2-Tetrachloroethane	630-20-6	ug/L	3/3/2010										<2	<2	<2
1,1,1,2-Tetrachloroethane	630-20-6	ug/L	5/10/2010	<4	<4	<4	<4		<4	<4	<4			<4	<4
1,1,1,2-Tetrachloroethane	630-20-6	ug/L	7/8/2010												<1
1,1,1,2-Tetrachloroethane	630-20-6	ug/L	9/13/2010												<5
1,1,1,2-Tetrachloroethane	630-20-6	ug/L	11/1/2010	<1	<1	<1	<1		<1	<1			<1	<1	
1,1,1,2-Tetrachloroethane	630-20-6	ug/L	4/4/2011												<1
1,1,1,2-Tetrachloroethane	630-20-6	ug/L	10/13/2011	<1	<1	<1	<1		<1	<1			<1	<1	<1
1,1,1,2-Tetrachloroethane	630-20-6	ug/L	12/5/2011								<2				
1,1,1,2-Tetrachloroethane	630-20-6	ug/L	4/11/2012	<1	<1	<1	<1		<1	<1	<1		<1	<1	<1
1,1,1,2-Tetrachloroethane	630-20-6	ug/L	6/25/2012								<1				
1,1,1,2-Tetrachloroethane	630-20-6	ug/L	8/1/2012								<1	<1			
1,1,1,2-Tetrachloroethane	630-20-6	ug/L	10/11/2012	<1	<1	<1	<1		<1	<1	<1	<1	<1	<1	<1
1,1,1,2-Tetrachloroethane	630-20-6	ug/L	12/13/2012								<1	<1			
1,1,1,2-Tetrachloroethane	630-20-6	ug/L	2/4/2013								<1	<1			
1,1,1,2-Tetrachloroethane	630-20-6	ug/L	3/30/2013	<1	<1	<1	<1		<1	<1	<1	<1	<1	<1	<1
1,1,1,2-Tetrachloroethane	630-20-6	ug/L	10/7/2013		<1	<1			<1	<1	<1	<1	<1		<1
1,1,1,2-Tetrachloroethane	630-20-6	ug/L	6/2/2014	<1	<1	<1	<1		<1	<1	<1	<1	<1	<1	<1
1,1,1,2-Tetrachloroethane	630-20-6	ug/L	10/15/2014	<1	<1	<1	<1		<1	<1	<1	<1	<1	<1	<1
1,1,1,2-Tetrachloroethane	630-20-6	ug/L	4/6/2015	<1	<1	<1	<1			<1	<1	<1	<1	<1	<1
1,1,1,2-Tetrachloroethane	630-20-6	ug/L	10/5/2015	<1	<1	<1	<1			<1	<1	<1	<1	<1	<1
1,1,1,2-Tetrachloroethane	630-20-6	ug/L	4/4/2016	<1	<1	<1	<1		<1	<1	<1	<1	<1	<1	<1
1,1,1,2-Tetrachloroethane	630-20-6	ug/L	10/17/2016	<1	<1	<1	<1		<1	<1	<1	<1	<1	<1	<1
1,1,1,2-Tetrachloroethane	630-20-6	ug/L	4/17/2017	<1	<1	<1	<1		<1	<1	<1	<1	<1	<1	<1
1,1,1,2-Tetrachloroethane	630-20-6	ug/L	10/11/2017	<1	<1	<1	<1		<1	<1	<1	<1	<1	<1	<1
1,1,1,2-Tetrachloroethane	630-20-6	ug/L	4/20/2018								<1				
1,1,1,2-Tetrachloroethane	630-20-6	ug/L	4/24/2018						<1	<1			<1		
1,1,1,2-Tetrachloroethane	630-20-6	ug/L	4/25/2018	<1	<1	<1	<1					<1		<1	<1
1,1,1,2-Tetrachloroethane	630-20-6	ug/L	10/16/2018	<1	<1	<1	<1		<1	<1	<1	<1	<1	<1	<1
1,1,1,2-Tetrachloroethane	630-20-6	ug/L	4/16/2019	<1	<1	<1	<1		<1	<1	<1	<1	<1	<1	<1
1,1,1,2-Tetrachloroethane	630-20-6	ug/L	10/1/2019	<1	<1	<1	<1		<1	<1	<1	<1	<1	<1	<1
1,1,1,2-Tetrachloroethane	630-20-6	ug/L	3/30/2020	<1	<1	<1	<1		<1	<1	<1	<1	<1	<1	<1
1,1,1,2-Tetrachloroethane	630-20-6	ug/L	10/7/2020	<1	<1	<1	<1		<1	<1	<1	<1	<1	<1	<1
1,1,1,2-Tetrachloroethane	630-20-6	ug/L	4/13/2021	<1	<1	<1	<1		<1	<1	<1	<1	<1	<1	<1
1,1,1,2-Tetrachloroethane	630-20-6	ug/L	10/20/2021	<1				<1			<1				<1
1,1,1,2-Tetrachloroethane	630-20-6	ug/L	5/2/2022	<1				<1	<1		<1	<1			<1
1,1,1,2-Tetrachloroethane	630-20-6	ug/L	10/14/2022	<1				<1			<1				<1
1,1,1,2-Tetrachloroethane	630-20-6	ug/L	5/1/2023	<1				<1	<1		<1	<1		<1	<1
1,1,1,2-Tetrachloroethane	630-20-6	ug/L	10/16/2023	<1				<1			<1				<1
1,1,1,2-Tetrachloroethane	630-20-6	ug/L	4/29/2024	<1				<1			<1	<1			<1
1,1,1,2-Tetrachloroethane	630-20-6	ug/L	10/9/2024					<1.00							
1,1,1,2-Tetrachloroethane	630-20-6	ug/L	10/10/2024	<1.00											<1.00
1,1,1,2-Tetrachloroethane	630-20-6	ug/L	10/11/2024								<1.00				
1,1,1,2-Tetrachloroethane	630-20-6	ug/L	4/23/2025							<1.00					
1,1,1,2-Tetrachloroethane	630-20-6	ug/L	4/25/2025				<1.00	<1.00					<1.00		
1,1,1,2-Tetrachloroethane	630-20-6	ug/L	4/28/2025												<1.00
1,1,1,2-Tetrachloroethane	630-20-6	ug/L	4/30/2025									<1.00			
1,1,1,2-Tetrachloroethane	630-20-6	ug/L	5/5/2025											<1.00	
1,1,1,2-Tetrachloroethane	630-20-6	ug/L	5/6/2025	<1.00	<1.00	<1.00									
1,1,1,2-Tetrachloroethane	630-20-6	ug/L	5/7/2025								<1.00				
1,1,1,2-Tetrachloroethane	630-20-6	ug/L	10/20/2025	<1.00											
1,1,1,2-Tetrachloroethane	630-20-6	ug/L	10/21/2025					<1.00							
1,1,1,2-Tetrachloroethane	630-20-6	ug/L	10/23/2025								<1.00				
1,1,1-Trichloroethane	71-55-6	ug/L	2/27/2008	<1	<1	<1	<1	<1	<1	<1	<1				
1,1,1-Trichloroethane	71-55-6	ug/L	5/12/2008	<1	<1	<1	<1	<1	<1	<1	<1				

Table 9A
Analytical Data Summary - Series B HMSP Wells
2025 Annual Water Quality Report
Iowa City Sanitary Landfill
Permit No. 52-SDP-01-72P

Constituent	CAS	Units	Date	MW-1B	MW-5B	MW-7B1	MW-8B	MW-10B	MW-12B	MW-14B	MW-31B	MW-39B	MW-208B	MW-210B	MW-211B
1,1,1-Trichloroethane	71-55-6	ug/L	7/13/2008	<1	<1	<1	<1	<1	<1	<1	<1				
1,1,1-Trichloroethane	71-55-6	ug/L	9/14/2008	<1	<1	<1	<1	<1	<1	<1	<1				
1,1,1-Trichloroethane	71-55-6	ug/L	11/17/2008	<1	<1	<1	<1	<1	<1	<1	<1				
1,1,1-Trichloroethane	71-55-6	ug/L	4/14/2009	<1	<1	<1	<1		<1	<1	<1				
1,1,1-Trichloroethane	71-55-6	ug/L	7/7/2009										<1	<1	
1,1,1-Trichloroethane	71-55-6	ug/L	9/2/2009										<1	<1	
1,1,1-Trichloroethane	71-55-6	ug/L	10/25/2009	<1	<1	<1	<1		<1	<1	<1		<1	<1	
1,1,1-Trichloroethane	71-55-6	ug/L	1/2/2010										<4	<4	
1,1,1-Trichloroethane	71-55-6	ug/L	3/3/2010										<1	<1	<1
1,1,1-Trichloroethane	71-55-6	ug/L	5/10/2010	<1	<4	<4	<4		<4	<4	<4			<4	<4
1,1,1-Trichloroethane	71-55-6	ug/L	7/8/2010												<1
1,1,1-Trichloroethane	71-55-6	ug/L	9/13/2010												<1
1,1,1-Trichloroethane	71-55-6	ug/L	11/1/2010	<1	<1	<1	<1		<1	<1			<1	<1	
1,1,1-Trichloroethane	71-55-6	ug/L	4/4/2011												<1
1,1,1-Trichloroethane	71-55-6	ug/L	10/13/2011	<1	<1	<1	<1		<1	<1			<1	<1	<1
1,1,1-Trichloroethane	71-55-6	ug/L	12/5/2011								<1				
1,1,1-Trichloroethane	71-55-6	ug/L	4/11/2012	<1	<1	<1	<1		<1	<1	<1		<1	<1	<1
1,1,1-Trichloroethane	71-55-6	ug/L	6/25/2012								<1				
1,1,1-Trichloroethane	71-55-6	ug/L	8/1/2012								<1	<1			
1,1,1-Trichloroethane	71-55-6	ug/L	10/11/2012	<1	<1	<1	<1		<1	<1	<1	<1	<1	<1	<1
1,1,1-Trichloroethane	71-55-6	ug/L	12/13/2012								<1	<1			
1,1,1-Trichloroethane	71-55-6	ug/L	2/4/2013								<1	<1			
1,1,1-Trichloroethane	71-55-6	ug/L	3/30/2013	<1	<1	<1	<1		<1	<1	<1	<1	<1	<1	<1
1,1,1-Trichloroethane	71-55-6	ug/L	10/7/2013		<1	<1			<1	<1	<1	<1	<1		<1
1,1,1-Trichloroethane	71-55-6	ug/L	6/2/2014	<1	<1	<1	<1		<1	<1	<1	<1	<1	<1	<1
1,1,1-Trichloroethane	71-55-6	ug/L	10/15/2014	<1	<1	<1	<1		<1	<1	<1	<1	<1	<1	<1
1,1,1-Trichloroethane	71-55-6	ug/L	4/6/2015	<1	<1	<1	<1			<1	<1	<1	<1	<1	<1
1,1,1-Trichloroethane	71-55-6	ug/L	10/5/2015	<1	<1	<1	<1			<1	<1	<1	<1	<1	<1
1,1,1-Trichloroethane	71-55-6	ug/L	4/4/2016	<1	<1	<1	<1		<1	<1	<1	<1	<1	<1	<1
1,1,1-Trichloroethane	71-55-6	ug/L	10/17/2016	<1	<1	<1	<1		<1	<1	<1	<1	<1	<1	<1
1,1,1-Trichloroethane	71-55-6	ug/L	4/17/2017	<1	<1	<1	<1		<1	<1	<1	<1	<1	<1	<1
1,1,1-Trichloroethane	71-55-6	ug/L	10/11/2017	<1	<1	<1	<1		<1	<1	<1	<1	<1	<1	<1
1,1,1-Trichloroethane	71-55-6	ug/L	4/20/2018								<1				
1,1,1-Trichloroethane	71-55-6	ug/L	4/24/2018						<1	<1			<1		
1,1,1-Trichloroethane	71-55-6	ug/L	4/25/2018	<1	<1	<1	<1					<1		<1	<1
1,1,1-Trichloroethane	71-55-6	ug/L	10/16/2018	<1	<1	<1	<1		<1	<1	<1	<1	<1	<1	<1
1,1,1-Trichloroethane	71-55-6	ug/L	4/16/2019	<1	<1	<1	<1		<1	<1	<1	<1	<1	<1	<1
1,1,1-Trichloroethane	71-55-6	ug/L	10/1/2019	<1	<1	<1	<1		<1	<1	<1	<1	<1	<1	<1
1,1,1-Trichloroethane	71-55-6	ug/L	3/30/2020	<1	<1	<1	<1		<1	<1	<1	<1	<1	<1	<1
1,1,1-Trichloroethane	71-55-6	ug/L	10/7/2020	<1	<1	<1	<1		<1	<1	<1	<1	<1	<1	<1
1,1,1-Trichloroethane	71-55-6	ug/L	4/13/2021	<1	<1	<1	<1		<1	<1	<1	<1	<1	<1	<1
1,1,1-Trichloroethane	71-55-6	ug/L	10/20/2021	<1				<1			<1				<1
1,1,1-Trichloroethane	71-55-6	ug/L	5/2/2022	<1				<1	<1		<1	<1			<1
1,1,1-Trichloroethane	71-55-6	ug/L	10/14/2022	<1				<1			<1				<1
1,1,1-Trichloroethane	71-55-6	ug/L	5/1/2023	<1				<1	<1		<1	<1		<1	<1
1,1,1-Trichloroethane	71-55-6	ug/L	10/16/2023	<1				<1			<1				<1
1,1,1-Trichloroethane	71-55-6	ug/L	4/29/2024	<1				<1			<1	<1			<1
1,1,1-Trichloroethane	71-55-6	ug/L	10/9/2024					<1.00							
1,1,1-Trichloroethane	71-55-6	ug/L	10/10/2024	<1.00											<1.00
1,1,1-Trichloroethane	71-55-6	ug/L	10/11/2024								<1.00				
1,1,1-Trichloroethane	71-55-6	ug/L	4/23/2025							<1.00					
1,1,1-Trichloroethane	71-55-6	ug/L	4/25/2025				<1.00	<1.00					<1.00		
1,1,1-Trichloroethane	71-55-6	ug/L	4/28/2025												<1.00
1,1,1-Trichloroethane	71-55-6	ug/L	4/30/2025									<1.00			
1,1,1-Trichloroethane	71-55-6	ug/L	5/5/2025											<1.00	
1,1,1-Trichloroethane	71-55-6	ug/L	5/6/2025	<1.00	<1.00	<1.00									
1,1,1-Trichloroethane	71-55-6	ug/L	5/7/2025								<1.00				
1,1,1-Trichloroethane	71-55-6	ug/L	10/20/2025	<1.00											
1,1,1-Trichloroethane	71-55-6	ug/L	10/21/2025					<1.00							
1,1,1-Trichloroethane	71-55-6	ug/L	10/23/2025								<1.00				
1,1,2,2-Tetrachloroethane	79-34-5	ug/L	2/27/2008	<1	<1	<1	<1	<1	<1	<1	<1				
1,1,2,2-Tetrachloroethane	79-34-5	ug/L	5/12/2008	<1	<1	<1	<1	<1	<1	<1	<1				
1,1,2,2-Tetrachloroethane	79-34-5	ug/L	7/13/2008	<1	<1	<1	<1	<1	<1	<1	<1				
1,1,2,2-Tetrachloroethane	79-34-5	ug/L	9/14/2008	<1	<1	<1	<1	<1	<1	<1	<1				

Table 9A
Analytical Data Summary - Series B HMSP Wells
2025 Annual Water Quality Report
Iowa City Sanitary Landfill
Permit No. 52-SDP-01-72P

Constituent	CAS	Units	Date	MW-1B	MW-5B	MW-7B1	MW-8B	MW-10B	MW-12B	MW-14B	MW-31B	MW-39B	MW-208B	MW-210B	MW-211B
1,1,2,2-Tetrachloroethane	79-34-5	ug/L	11/17/2008	<1	<1	<1	<1	<1	<1	<1	<1				
1,1,2,2-Tetrachloroethane	79-34-5	ug/L	4/14/2009	<1	<1	<1	<1		<1	<1	<1				
1,1,2,2-Tetrachloroethane	79-34-5	ug/L	7/7/2009										<1	<1	
1,1,2,2-Tetrachloroethane	79-34-5	ug/L	9/2/2009										<1	<1	
1,1,2,2-Tetrachloroethane	79-34-5	ug/L	10/25/2009	<2	<2	<2	<2		<2	<1	<2		<2	<2	
1,1,2,2-Tetrachloroethane	79-34-5	ug/L	1/2/2010										<1	<1	
1,1,2,2-Tetrachloroethane	79-34-5	ug/L	3/3/2010										<2	<2	<2
1,1,2,2-Tetrachloroethane	79-34-5	ug/L	5/10/2010	<4	<1	<1	<1		<1	<1	<1			<1	<1
1,1,2,2-Tetrachloroethane	79-34-5	ug/L	7/8/2010												<1
1,1,2,2-Tetrachloroethane	79-34-5	ug/L	9/13/2010												<1
1,1,2,2-Tetrachloroethane	79-34-5	ug/L	11/1/2010	<1	<1	<1	<1		<1	<1			<1	<1	
1,1,2,2-Tetrachloroethane	79-34-5	ug/L	4/4/2011												<1
1,1,2,2-Tetrachloroethane	79-34-5	ug/L	10/13/2011	<1	<1	<1	<1		<1	<1			<1	<1	<1
1,1,2,2-Tetrachloroethane	79-34-5	ug/L	12/5/2011								<1				
1,1,2,2-Tetrachloroethane	79-34-5	ug/L	4/11/2012	<1	<1	<1	<1		<1	<1	<1		<1	<1	<1
1,1,2,2-Tetrachloroethane	79-34-5	ug/L	6/25/2012								<1				
1,1,2,2-Tetrachloroethane	79-34-5	ug/L	8/1/2012								<1	<1			
1,1,2,2-Tetrachloroethane	79-34-5	ug/L	10/11/2012	<1	<1	<1	<1		<1	<1	<1	<1	<1	<1	<1
1,1,2,2-Tetrachloroethane	79-34-5	ug/L	12/13/2012								<1	<1			
1,1,2,2-Tetrachloroethane	79-34-5	ug/L	2/4/2013								<1	<1			
1,1,2,2-Tetrachloroethane	79-34-5	ug/L	3/30/2013	<1	<1	<1	<1		<1	<1	<1	<1	<1	<1	<1
1,1,2,2-Tetrachloroethane	79-34-5	ug/L	10/7/2013		<1	<1			<1	<1	<1	<1	<1		<1
1,1,2,2-Tetrachloroethane	79-34-5	ug/L	6/2/2014	<1	<1	<1	<1		<1	<1	<1	<1	<1	<1	<1
1,1,2,2-Tetrachloroethane	79-34-5	ug/L	10/15/2014	<1	<1	<1	<1		<1	<1	<1	<1	<1	<1	<1
1,1,2,2-Tetrachloroethane	79-34-5	ug/L	4/6/2015	<1	<1	<1	<1			<1	<1	<1	<1	<1	<1
1,1,2,2-Tetrachloroethane	79-34-5	ug/L	10/5/2015	<1	<1	<1	<1			<1	<1	<1	<1	<1	<1
1,1,2,2-Tetrachloroethane	79-34-5	ug/L	4/4/2016	<1	<1	<1	<1		<1	<1	<1	<1	<1	<1	<1
1,1,2,2-Tetrachloroethane	79-34-5	ug/L	10/17/2016	<1	<1	<1	<1		<1	<1	<1	<1	<1	<1	<1
1,1,2,2-Tetrachloroethane	79-34-5	ug/L	4/17/2017	<1	<1	<1	<1		<1	<1	<1	<1	<1	<1	<1
1,1,2,2-Tetrachloroethane	79-34-5	ug/L	10/11/2017	<1	<1	<1	<1		<1	<1	<1	<1	<1	<1	<1
1,1,2,2-Tetrachloroethane	79-34-5	ug/L	4/20/2018								<1				
1,1,2,2-Tetrachloroethane	79-34-5	ug/L	4/24/2018						<1	<1			<1		
1,1,2,2-Tetrachloroethane	79-34-5	ug/L	4/25/2018	<1	<1	<1	<1					<1		<1	<1
1,1,2,2-Tetrachloroethane	79-34-5	ug/L	10/16/2018	<1	<1	<1	<1		<1	<1	<1	<1	<1	<1	<1
1,1,2,2-Tetrachloroethane	79-34-5	ug/L	4/16/2019	<1	<1	<1	<1		<1	<1	<1	<1	<1	<1	<1
1,1,2,2-Tetrachloroethane	79-34-5	ug/L	10/1/2019	<1	<1	<1	<1		<1	<1	<1	<1	<1	<1	<1
1,1,2,2-Tetrachloroethane	79-34-5	ug/L	3/30/2020	<1	<1	<1	<1		<1	<1	<1	<1	<1	<1	<1
1,1,2,2-Tetrachloroethane	79-34-5	ug/L	10/7/2020	<1	<1	<1	<1		<1	<1	<1	<1	<1	<1	<1
1,1,2,2-Tetrachloroethane	79-34-5	ug/L	4/13/2021	<1	<1	<1	<1		<1	<1	<1	<1	<1	<1	<1
1,1,2,2-Tetrachloroethane	79-34-5	ug/L	10/20/2021	<1				<1			<1				<1
1,1,2,2-Tetrachloroethane	79-34-5	ug/L	5/2/2022	<1				<1	<1		<1	<1			<1
1,1,2,2-Tetrachloroethane	79-34-5	ug/L	10/14/2022	<1				<1			<1				<1
1,1,2,2-Tetrachloroethane	79-34-5	ug/L	5/1/2023	<1				<1	<1		<1	<1		<1	<1
1,1,2,2-Tetrachloroethane	79-34-5	ug/L	10/16/2023	<1				<1			<1				<1
1,1,2,2-Tetrachloroethane	79-34-5	ug/L	4/29/2024	<1				<1			<1	<1			<1
1,1,2,2-Tetrachloroethane	79-34-5	ug/L	10/9/2024					<1.00							
1,1,2,2-Tetrachloroethane	79-34-5	ug/L	10/10/2024	<1.00											<1.00
1,1,2,2-Tetrachloroethane	79-34-5	ug/L	10/11/2024								<1.00				
1,1,2,2-Tetrachloroethane	79-34-5	ug/L	4/23/2025							<1.00					
1,1,2,2-Tetrachloroethane	79-34-5	ug/L	4/25/2025				<1.00	<1.00					<1.00		
1,1,2,2-Tetrachloroethane	79-34-5	ug/L	4/28/2025												<1.00
1,1,2,2-Tetrachloroethane	79-34-5	ug/L	4/30/2025									<1.00			
1,1,2,2-Tetrachloroethane	79-34-5	ug/L	5/5/2025											<1.00	
1,1,2,2-Tetrachloroethane	79-34-5	ug/L	5/6/2025	<1.00	<1.00	<1.00									
1,1,2,2-Tetrachloroethane	79-34-5	ug/L	5/7/2025								<1.00				
1,1,2,2-Tetrachloroethane	79-34-5	ug/L	10/20/2025	<1.00											
1,1,2,2-Tetrachloroethane	79-34-5	ug/L	10/21/2025					<1.00							
1,1,2,2-Tetrachloroethane	79-34-5	ug/L	10/23/2025								<1.00				
1,1,2-Trichloroethane	79-00-5	ug/L	2/27/2008	<1	<1	<1	<1	<1	<1	<1	<1				
1,1,2-Trichloroethane	79-00-5	ug/L	5/12/2008	<1	<1	<1	<1	<1	<1	<1	<1				
1,1,2-Trichloroethane	79-00-5	ug/L	7/13/2008	<1	<1	<1	<1	<1	<1	<1	<1				
1,1,2-Trichloroethane	79-00-5	ug/L	9/14/2008	<1	<1	<1	<1	<1	<1	<1	<1				
1,1,2-Trichloroethane	79-00-5	ug/L	11/17/2008	<1	<1	<1	<1	<1	<1	<1	<1				
1,1,2-Trichloroethane	79-00-5	ug/L	4/14/2009	<1	<1	<1	<1		<1	<1	<1				

Table 9A
Analytical Data Summary - Series B HMSP Wells
2025 Annual Water Quality Report
Iowa City Sanitary Landfill
Permit No. 52-SDP-01-72P

Constituent	CAS	Units	Date	MW-1B	MW-5B	MW-7B1	MW-8B	MW-10B	MW-12B	MW-14B	MW-31B	MW-39B	MW-208B	MW-210B	MW-211B
1,1,2-Trichloroethane	79-00-5	ug/L	7/7/2009										<1	<1	
1,1,2-Trichloroethane	79-00-5	ug/L	9/2/2009										<1	<1	
1,1,2-Trichloroethane	79-00-5	ug/L	10/25/2009	<2	<2	<2	<2		<2	<1	<2		<2	<2	
1,1,2-Trichloroethane	79-00-5	ug/L	1/2/2010										<1	<1	
1,1,2-Trichloroethane	79-00-5	ug/L	3/3/2010										<1	<1	<1
1,1,2-Trichloroethane	79-00-5	ug/L	5/10/2010	<1	<1	<1	<1		<1	<1	<1			<1	<1
1,1,2-Trichloroethane	79-00-5	ug/L	7/8/2010												<1
1,1,2-Trichloroethane	79-00-5	ug/L	9/13/2010												<1
1,1,2-Trichloroethane	79-00-5	ug/L	11/1/2010	<1	<1	<1	<1		<1	<1			<1	<1	
1,1,2-Trichloroethane	79-00-5	ug/L	4/4/2011												<1
1,1,2-Trichloroethane	79-00-5	ug/L	10/13/2011	<1	<1	<1	<1		<1	<1			<1	<1	<1
1,1,2-Trichloroethane	79-00-5	ug/L	12/5/2011								<1				
1,1,2-Trichloroethane	79-00-5	ug/L	4/11/2012	<1	<1	<1	<1		<1	<1	<1		<1	<1	<1
1,1,2-Trichloroethane	79-00-5	ug/L	6/25/2012								<1				
1,1,2-Trichloroethane	79-00-5	ug/L	8/1/2012								<1	<1			
1,1,2-Trichloroethane	79-00-5	ug/L	10/11/2012	<1	<1	<1	<1		<1	<1	<1	<1	<1	<1	<1
1,1,2-Trichloroethane	79-00-5	ug/L	12/13/2012								<1	<1			
1,1,2-Trichloroethane	79-00-5	ug/L	2/4/2013								<1	<1			
1,1,2-Trichloroethane	79-00-5	ug/L	3/30/2013	<1	<1	<1	<1		<1	<1	<1	<1	<1	<1	<1
1,1,2-Trichloroethane	79-00-5	ug/L	10/7/2013		<1	<1			<1	<1	<1	<1	<1		<1
1,1,2-Trichloroethane	79-00-5	ug/L	6/2/2014	<1	<1	<1	<1		<1	<1	<1	<1	<1	<1	<1
1,1,2-Trichloroethane	79-00-5	ug/L	10/15/2014	<1	<1	<1	<1		<1	<1	<1	<1	<1	<1	<1
1,1,2-Trichloroethane	79-00-5	ug/L	4/6/2015	<1	<1	<1	<1			<1	<1	<1	<1	<1	<1
1,1,2-Trichloroethane	79-00-5	ug/L	10/5/2015	<1	<1	<1	<1			<1	<1	<1	<1	<1	<1
1,1,2-Trichloroethane	79-00-5	ug/L	4/4/2016	<1	<1	<1	<1		<1	<1	<1	<1	<1	<1	<1
1,1,2-Trichloroethane	79-00-5	ug/L	10/17/2016	<1	<1	<1	<1		<1	<1	<1	<1	<1	<1	<1
1,1,2-Trichloroethane	79-00-5	ug/L	4/17/2017	<1	<1	<1	<1		<1	<1	<1	<1	<1	<1	<1
1,1,2-Trichloroethane	79-00-5	ug/L	10/11/2017	<1	<1	<1	<1		<1	<1	<1	<1	<1	<1	<1
1,1,2-Trichloroethane	79-00-5	ug/L	4/20/2018								<1				
1,1,2-Trichloroethane	79-00-5	ug/L	4/24/2018						<1	<1			<1		
1,1,2-Trichloroethane	79-00-5	ug/L	4/25/2018	<1	<1	<1	<1					<1		<1	<1
1,1,2-Trichloroethane	79-00-5	ug/L	10/16/2018	<1	<1	<1	<1		<1	<1	<1	<1	<1	<1	<1
1,1,2-Trichloroethane	79-00-5	ug/L	4/16/2019	<1	<1	<1	<1		<1	<1	<1	<1	<1	<1	<1
1,1,2-Trichloroethane	79-00-5	ug/L	10/1/2019	<1	<1	<1	<1		<1	<1	<1	<1	<1	<1	<1
1,1,2-Trichloroethane	79-00-5	ug/L	3/30/2020	<1	<1	<1	<1		<1	<1	<1	<1	<1	<1	<1
1,1,2-Trichloroethane	79-00-5	ug/L	10/7/2020	<1	<1	<1	<1		<1	<1	<1	<1	<1	<1	<1
1,1,2-Trichloroethane	79-00-5	ug/L	4/13/2021	<1	<1	<1	<1		<1	<1	<1	<1	<1	<1	<1
1,1,2-Trichloroethane	79-00-5	ug/L	10/20/2021	<1				<1			<1				<1
1,1,2-Trichloroethane	79-00-5	ug/L	5/2/2022	<1				<1	<1		<1	<1			<1
1,1,2-Trichloroethane	79-00-5	ug/L	10/14/2022	<1				<1			<1				<1
1,1,2-Trichloroethane	79-00-5	ug/L	5/1/2023	<1				<1	<1		<1	<1		<1	<1
1,1,2-Trichloroethane	79-00-5	ug/L	10/16/2023	<1				<1			<1				<1
1,1,2-Trichloroethane	79-00-5	ug/L	4/29/2024	<1				<1			<1	<1			<1
1,1,2-Trichloroethane	79-00-5	ug/L	10/9/2024					<1.00							
1,1,2-Trichloroethane	79-00-5	ug/L	10/10/2024	<1.00											<1.00
1,1,2-Trichloroethane	79-00-5	ug/L	10/11/2024								<1.00				
1,1,2-Trichloroethane	79-00-5	ug/L	4/23/2025							<1.00					
1,1,2-Trichloroethane	79-00-5	ug/L	4/25/2025				<1.00	<1.00					<1.00		
1,1,2-Trichloroethane	79-00-5	ug/L	4/28/2025												<1.00
1,1,2-Trichloroethane	79-00-5	ug/L	4/30/2025									<1.00			
1,1,2-Trichloroethane	79-00-5	ug/L	5/5/2025											<1.00	
1,1,2-Trichloroethane	79-00-5	ug/L	5/6/2025	<1.00	<1.00	<1.00									
1,1,2-Trichloroethane	79-00-5	ug/L	5/7/2025								<1.00				
1,1,2-Trichloroethane	79-00-5	ug/L	10/20/2025	<1.00											
1,1,2-Trichloroethane	79-00-5	ug/L	10/21/2025					<1.00							
1,1,2-Trichloroethane	79-00-5	ug/L	10/23/2025								<1.00				
1,1-Dichloroethane	75-34-3	ug/L	2/27/2008	<1	<1	<1	2.22	<1	2.57	1.02	<1				
1,1-Dichloroethane	75-34-3	ug/L	5/12/2008	<1	<1	<1	1.27	<1	2.87	1.18	<1				
1,1-Dichloroethane	75-34-3	ug/L	7/13/2008	<1	<1	1.15	1.28	<1	3.15	<1	<1				
1,1-Dichloroethane	75-34-3	ug/L	9/14/2008	<1	<1	1.12	2.72	<1	2.95	1.06	<1				
1,1-Dichloroethane	75-34-3	ug/L	11/17/2008	<1	<1	1.32	8.77	<1	3.2	1.33	<1				
1,1-Dichloroethane	75-34-3	ug/L	4/14/2009	<1	<1	<1	5.31		2.26	<1	<1				
1,1-Dichloroethane	75-34-3	ug/L	7/7/2009				4.99		2.34				<1	<1	
1,1-Dichloroethane	75-34-3	ug/L	9/2/2009				6.35		2.35				<1	<1	

Table 9A
Analytical Data Summary - Series B HMSP Wells
2025 Annual Water Quality Report
Iowa City Sanitary Landfill
Permit No. 52-SDP-01-72P

Constituent	CAS	Units	Date	MW-1B	MW-5B	MW-7B1	MW-8B	MW-10B	MW-12B	MW-14B	MW-31B	MW-39B	MW-208B	MW-210B	MW-211B
1,1-Dichloroethane	75-34-3	ug/L	10/25/2009	<1	<1	1.43	7.3		2.57	<1	<1		<1	<1	
1,1-Dichloroethane	75-34-3	ug/L	1/2/2010				3.78		2.03				<1	<1	
1,1-Dichloroethane	75-34-3	ug/L	3/3/2010										<1	<1	<1
1,1-Dichloroethane	75-34-3	ug/L	5/10/2010	<1	<1	1.16	1.5		1.8	<1	<1			<1	<1
1,1-Dichloroethane	75-34-3	ug/L	7/8/2010												<1
1,1-Dichloroethane	75-34-3	ug/L	9/13/2010												<1
1,1-Dichloroethane	75-34-3	ug/L	11/1/2010	<1	<1	1.06	4.74		1.39	<1			<1	<1	
1,1-Dichloroethane	75-34-3	ug/L	4/4/2011				4.92		1.27						<1
1,1-Dichloroethane	75-34-3	ug/L	10/13/2011	<1	<1	1.73	7.32		1.32	<1			<1	<1	<1
1,1-Dichloroethane	75-34-3	ug/L	12/5/2011								<1				
1,1-Dichloroethane	75-34-3	ug/L	4/11/2012	<1	<1	1.59	6.37		1.36	<1	<1		<1	<1	<1
1,1-Dichloroethane	75-34-3	ug/L	6/25/2012								<1				
1,1-Dichloroethane	75-34-3	ug/L	8/1/2012								<1	<1			
1,1-Dichloroethane	75-34-3	ug/L	10/11/2012	<1	<1	1.75	12.6		1.13	<1	<1	<1	<1	<1	<1
1,1-Dichloroethane	75-34-3	ug/L	12/13/2012								<1	<1			
1,1-Dichloroethane	75-34-3	ug/L	2/4/2013								<1	<1			
1,1-Dichloroethane	75-34-3	ug/L	3/30/2013	<1	<1	<1	7.51		<1	<1	<1	<1	<1	<1	<1
1,1-Dichloroethane	75-34-3	ug/L	10/7/2013		<1	1.28			<1	<1	<1	<1	<1		<1
1,1-Dichloroethane	75-34-3	ug/L	6/2/2014	<1	<1	1.05	4.05		<1	<1	<1	<1	<1	<1	<1
1,1-Dichloroethane	75-34-3	ug/L	10/15/2014	<1	<1	<1	4.18		0.583J	0.766J	<1	<1	<1	<1	<1
1,1-Dichloroethane	75-34-3	ug/L	4/6/2015	<1	<1	1.3	1.82			0.634J	<1	<1	<1	<1	<1
1,1-Dichloroethane	75-34-3	ug/L	10/5/2015	<1	<1	1.63	2.84			1.12	<1	<1	<1	<1	<1
1,1-Dichloroethane	75-34-3	ug/L	4/4/2016	<1	<1	1.49	1.7		0.419J	0.804J	<1	<1	<1	<1	<1
1,1-Dichloroethane	75-34-3	ug/L	10/17/2016	<1	<1	1.88	2.23		<1	0.976J; 0.808J	<1	<1	<1	<1	<1
1,1-Dichloroethane	75-34-3	ug/L	4/17/2017	<1	<1	2.17; 1.85	<1		0.383J	1.05	<1	<1	<1	<1	<1
1,1-Dichloroethane	75-34-3	ug/L	10/11/2017	<1	<1	2.09; 2.21	<1		<1	1.31	<1	<1	<1	<1	<1
1,1-Dichloroethane	75-34-3	ug/L	4/20/2018								<1				
1,1-Dichloroethane	75-34-3	ug/L	4/24/2018						0.354J	0.292J			<1		
1,1-Dichloroethane	75-34-3	ug/L	4/25/2018	0.234J	<1	1.91	1.21					<1		<1	<1
1,1-Dichloroethane	75-34-3	ug/L	10/16/2018	<1	<1	1.91; 2.32	0.327J		<1	0.489J	<1	<1	<1	<1	<1
1,1-Dichloroethane	75-34-3	ug/L	4/16/2019	<1	<1	1.95	<1		<1	0.866J	<1	<1	<1	<1	<1
1,1-Dichloroethane	75-34-3	ug/L	10/1/2019	<1	<1	1.97	1.92		0.267J	1.19	<1	<1	<1	<1	<1
1,1-Dichloroethane	75-34-3	ug/L	3/30/2020	<1	<1	2.12	<1		0.326J	0.592J	<1	<1	<1	<1	<1
1,1-Dichloroethane	75-34-3	ug/L	10/7/2020	<1	<1	2.11	0.373J		<1	0.807J	<1	<1	<1	<1	<1
1,1-Dichloroethane	75-34-3	ug/L	4/13/2021	<1	<1	1.9	<1		<1	<1	<1	<1	<1	<1	<1
1,1-Dichloroethane	75-34-3	ug/L	10/20/2021	<1				<1			<1				<1
1,1-Dichloroethane	75-34-3	ug/L	5/2/2022	<1				<1	0.4J		<1	<1			<1
1,1-Dichloroethane	75-34-3	ug/L	10/14/2022	<1				<1			<1				<1
1,1-Dichloroethane	75-34-3	ug/L	5/1/2023	<1				<1	0.3J		<1	<1		<1	<1
1,1-Dichloroethane	75-34-3	ug/L	10/16/2023	<1				<1			<1				<1
1,1-Dichloroethane	75-34-3	ug/L	4/29/2024	<1				<1			<1	0.247J			<1
1,1-Dichloroethane	75-34-3	ug/L	10/9/2024					<1.00							
1,1-Dichloroethane	75-34-3	ug/L	10/10/2024	<1.00											<1.00
1,1-Dichloroethane	75-34-3	ug/L	10/11/2024								<1.00				
1,1-Dichloroethane	75-34-3	ug/L	4/23/2025							0.400					
1,1-Dichloroethane	75-34-3	ug/L	4/25/2025				<1.00	<1.00					<1.00		
1,1-Dichloroethane	75-34-3	ug/L	4/28/2025												<1.00
1,1-Dichloroethane	75-34-3	ug/L	4/30/2025									<1.00			
1,1-Dichloroethane	75-34-3	ug/L	5/5/2025											<1.00	
1,1-Dichloroethane	75-34-3	ug/L	5/6/2025	<1.00	<1.00	0.456									
1,1-Dichloroethane	75-34-3	ug/L	5/7/2025								<1.00				
1,1-Dichloroethane	75-34-3	ug/L	10/20/2025	<1.00											
1,1-Dichloroethane	75-34-3	ug/L	10/21/2025					<1.00							
1,1-Dichloroethane	75-34-3	ug/L	10/23/2025								<1.00				
1,1-Dichloroethene	75-35-4	ug/L	2/27/2008	<2	<2	<2	<2	<2	<2	<2	<2				
1,1-Dichloroethene	75-35-4	ug/L	5/12/2008	<2	<2	<2	<2	<2	<2	<2	<2				
1,1-Dichloroethene	75-35-4	ug/L	7/13/2008	<2	<2	<2	<2	<2	<2	<2	<2				
1,1-Dichloroethene	75-35-4	ug/L	9/14/2008	<2	<2	<2	<2	<2	<2	<2	<2				
1,1-Dichloroethene	75-35-4	ug/L	11/17/2008	<2	<2	<2	<2	<2	<2	<2	<2				
1,1-Dichloroethene	75-35-4	ug/L	4/14/2009	<2	<2	<2	<2		<2	<2	<2				
1,1-Dichloroethene	75-35-4	ug/L	7/7/2009										<2	<2	
1,1-Dichloroethene	75-35-4	ug/L	9/2/2009										<2	<2	
1,1-Dichloroethene	75-35-4	ug/L	10/25/2009	<2	<2	<2	<2		<2	<2	<2		<2	<2	
1,1-Dichloroethene	75-35-4	ug/L	1/2/2010										<2	<2	

Table 9A
Analytical Data Summary - Series B HMSP Wells
2025 Annual Water Quality Report
Iowa City Sanitary Landfill
Permit No. 52-SDP-01-72P

Constituent	CAS	Units	Date	MW-1B	MW-5B	MW-7B1	MW-8B	MW-10B	MW-12B	MW-14B	MW-31B	MW-39B	MW-208B	MW-210B	MW-211B
1,1-Dichloroethene	75-35-4	ug/L	3/3/2010										<2	<2	<2
1,1-Dichloroethene	75-35-4	ug/L	5/10/2010	<10	<2	<2	<2		<2	<2	<2			<2	<2
1,1-Dichloroethene	75-35-4	ug/L	7/8/2010												<2
1,1-Dichloroethene	75-35-4	ug/L	9/13/2010												<2
1,1-Dichloroethene	75-35-4	ug/L	11/1/2010	<2	<2	<2	<2		<2	<2			<2	<2	
1,1-Dichloroethene	75-35-4	ug/L	4/4/2011												<2
1,1-Dichloroethene	75-35-4	ug/L	10/13/2011	<2	<2	<2	<2		<2	<2			<2	<2	<2
1,1-Dichloroethene	75-35-4	ug/L	12/5/2011								<2				
1,1-Dichloroethene	75-35-4	ug/L	4/11/2012	<2	<2	<2	<2		<2	<2	<2		<2	<2	<2
1,1-Dichloroethene	75-35-4	ug/L	6/25/2012								<2				
1,1-Dichloroethene	75-35-4	ug/L	8/1/2012								<2	<2			
1,1-Dichloroethene	75-35-4	ug/L	10/11/2012	<2	<2	<2	<2		<2	<2	<2	<2	<2	<2	<2
1,1-Dichloroethene	75-35-4	ug/L	12/13/2012								<2	<2			
1,1-Dichloroethene	75-35-4	ug/L	2/4/2013								<2	<2			
1,1-Dichloroethene	75-35-4	ug/L	3/30/2013	<2	<2	<2	<2		<2	<2	<2	<2	<2	<2	<2
1,1-Dichloroethene	75-35-4	ug/L	10/7/2013		<2	<2			<2	<2	<2	<2	<2		<2
1,1-Dichloroethene	75-35-4	ug/L	6/2/2014	<2	<2	<2	<2		<2	<2	<2	<2	<2	<2	<2
1,1-Dichloroethene	75-35-4	ug/L	10/15/2014	<2	<2	<2	<2		<2	<2	<2	<2	<2	<2	<2
1,1-Dichloroethene	75-35-4	ug/L	4/6/2015	<2	<2	<2	<2			<2	<2	<2	<2	<2	<2
1,1-Dichloroethene	75-35-4	ug/L	10/5/2015	<2	<2	<2	<2			<2	<2	<2	<2	<2	<2
1,1-Dichloroethene	75-35-4	ug/L	4/4/2016	<2	<2	<2	<2		<2	<2	<2	<2	<2	<2	<2
1,1-Dichloroethene	75-35-4	ug/L	10/17/2016	<2	<2	<2	<2		<2	<2	<2	<2	<2	<2	<2
1,1-Dichloroethene	75-35-4	ug/L	4/17/2017	<2	<2	<2	<2		<2	<2	<2	<2	<2	<2	<2
1,1-Dichloroethene	75-35-4	ug/L	10/11/2017	<2	<2	<2	<2		<2	<2	<2	<2	<2	<2	<2
1,1-Dichloroethene	75-35-4	ug/L	4/20/2018								<2				
1,1-Dichloroethene	75-35-4	ug/L	4/24/2018						<2	<2			<2		
1,1-Dichloroethene	75-35-4	ug/L	4/25/2018	<2	<2	<2	<2					<2		<2	<2
1,1-Dichloroethene	75-35-4	ug/L	10/16/2018	<2	<2	<2	<2		<2	<2	<2	<2	<2	<2	<2
1,1-Dichloroethene	75-35-4	ug/L	4/16/2019	<2	<2	<2	<2		<2	<2	<2	<2	<2	<2	<2
1,1-Dichloroethene	75-35-4	ug/L	10/1/2019	<2	<2	<2	<2		<2	<2	<2	<2	<2	<2	<2
1,1-Dichloroethene	75-35-4	ug/L	3/30/2020	<2	<2	<2	<2		<2	<2	<2	<2	<2	<2	<2
1,1-Dichloroethene	75-35-4	ug/L	10/7/2020	<2	<2	<2	<2		<2	<2	<2	<2	<2	<2	<2
1,1-Dichloroethene	75-35-4	ug/L	4/13/2021	<1	<1	<1	<1		<1	<1	<1	<1	<1	<1	<1
1,1-Dichloroethene	75-35-4	ug/L	10/20/2021	<1				<1			<1				<1
1,1-Dichloroethene	75-35-4	ug/L	5/2/2022	<1				<1	<1		<1	<1			<1
1,1-Dichloroethene	75-35-4	ug/L	10/14/2022	<1				<1			<1				<1
1,1-Dichloroethene	75-35-4	ug/L	5/1/2023	<2				<2	<2		<2	<2		<2	<2
1,1-Dichloroethene	75-35-4	ug/L	10/16/2023	<2				<2			<2				<2
1,1-Dichloroethene	75-35-4	ug/L	4/29/2024	<2				<2			<2	<2			<2
1,1-Dichloroethene	75-35-4	ug/L	10/9/2024					<2.00							
1,1-Dichloroethene	75-35-4	ug/L	10/10/2024	<2.00											<2.00
1,1-Dichloroethene	75-35-4	ug/L	10/11/2024								<2.00				
1,1-Dichloroethene	75-35-4	ug/L	4/23/2025							<2.00					
1,1-Dichloroethene	75-35-4	ug/L	4/25/2025				<2.00	<2.00					<2.00		
1,1-Dichloroethene	75-35-4	ug/L	4/28/2025												<2.00
1,1-Dichloroethene	75-35-4	ug/L	4/30/2025									<2.00			
1,1-Dichloroethene	75-35-4	ug/L	5/5/2025											<2.00	
1,1-Dichloroethene	75-35-4	ug/L	5/6/2025	<2.00	<2.00	<2.00									
1,1-Dichloroethene	75-35-4	ug/L	5/7/2025								<2.00				
1,1-Dichloroethene	75-35-4	ug/L	10/20/2025	<2.00											
1,1-Dichloroethene	75-35-4	ug/L	10/21/2025					<2.00							
1,1-Dichloroethene	75-35-4	ug/L	10/23/2025								<2.00				
1,1-Dichloropropene	563-58-6	ug/L	4/14/2009	<1	<1	<1	<1		<1	<1	<1				
1,1-Dichloropropene	563-58-6	ug/L	9/2/2009										<1		
1,1-Dichloropropene	563-58-6	ug/L	1/2/2010											<1	
1,1-Dichloropropene	563-58-6	ug/L	5/10/2010	<1	<1	<1	<1		<1	<1	<1			<1	
1,1-Dichloropropene	563-58-6	ug/L	4/4/2011												<1
1,1-Dichloropropene	563-58-6	ug/L	10/15/2014										<1		
1,1-Dichloropropene	563-58-6	ug/L	10/5/2015	<1	<1	<1	<1			<1	<1		<1	<1	
1,1-Dichloropropene	563-58-6	ug/L	4/4/2016												<1
1,1-Dichloropropene	563-58-6	ug/L	4/17/2017						<1						
1,1-Dichloropropene	563-58-6	ug/L	3/30/2020	<1	<1	<1	<1			<1	<1		<1	<1	
1,1-Dichloropropene	563-58-6	ug/L	10/20/2021												<1
1,1-Dichloropropene	563-58-6	ug/L	5/2/2022						<1						

Table 9A
Analytical Data Summary - Series B HMSP Wells
2025 Annual Water Quality Report
Iowa City Sanitary Landfill
Permit No. 52-SDP-01-72P

Constituent	CAS	Units	Date	MW-1B	MW-5B	MW-7B1	MW-8B	MW-10B	MW-12B	MW-14B	MW-31B	MW-39B	MW-208B	MW-210B	MW-211B
1,1-Dichloropropene	563-58-6	ug/L	4/23/2025							<1.00					
1,1-Dichloropropene	563-58-6	ug/L	4/25/2025				<1.00	<1.00					<1.00		
1,1-Dichloropropene	563-58-6	ug/L	5/5/2025											<1.00	
1,1-Dichloropropene	563-58-6	ug/L	5/6/2025	<1.00	<1.00	<1.00									
1,1-Dichloropropene	563-58-6	ug/L	5/7/2025								<1.00				
1,1-Dichloropropene	563-58-6	ug/L	10/21/2025					<1.00							
1,2,3-Trichloropropane	96-18-4	ug/L	2/27/2008	<1	<1	<1	<1	<1	<1	<1	<1				
1,2,3-Trichloropropane	96-18-4	ug/L	5/12/2008	<1	<1	<1	<1	<1	<1	<1	<1				
1,2,3-Trichloropropane	96-18-4	ug/L	7/13/2008	<1	<1	<1	<1	<1	<1	<1	<1				
1,2,3-Trichloropropane	96-18-4	ug/L	9/14/2008	<1	<1	<1	<1	<1	<1	<1	<1				
1,2,3-Trichloropropane	96-18-4	ug/L	11/17/2008	<1	<1	<1	<1	<1	<1	<1	<1				
1,2,3-Trichloropropane	96-18-4	ug/L	4/14/2009	<1	<1	<1	<1		<1	<1	<1				
1,2,3-Trichloropropane	96-18-4	ug/L	7/7/2009										<1	<1	
1,2,3-Trichloropropane	96-18-4	ug/L	9/2/2009										<1	<1	
1,2,3-Trichloropropane	96-18-4	ug/L	10/25/2009	<2	<2	<2	<2		<2	<1	<2		<2	<2	
1,2,3-Trichloropropane	96-18-4	ug/L	1/2/2010										<1	<1	
1,2,3-Trichloropropane	96-18-4	ug/L	3/3/2010										<2	<2	<2
1,2,3-Trichloropropane	96-18-4	ug/L	5/10/2010	<1	<1	<1	<1		<1	<1	<1			<1	<1
1,2,3-Trichloropropane	96-18-4	ug/L	7/8/2010												<1
1,2,3-Trichloropropane	96-18-4	ug/L	9/13/2010												<1
1,2,3-Trichloropropane	96-18-4	ug/L	11/1/2010	<1	<1	<1	<1		<1	<1			<1	<1	
1,2,3-Trichloropropane	96-18-4	ug/L	4/4/2011												<1
1,2,3-Trichloropropane	96-18-4	ug/L	10/13/2011	<1	<4	<1	<1		<1	<1			<4	<1	<4
1,2,3-Trichloropropane	96-18-4	ug/L	12/5/2011								<1				
1,2,3-Trichloropropane	96-18-4	ug/L	4/11/2012	<1	<1	<1	<1		<1	<1	<1		<1	<1	<1
1,2,3-Trichloropropane	96-18-4	ug/L	6/25/2012								<1				
1,2,3-Trichloropropane	96-18-4	ug/L	8/1/2012								<1	<1			
1,2,3-Trichloropropane	96-18-4	ug/L	10/11/2012	<1	<1	<1	<1		<1	<1	<1	<1	<1	<1	<1
1,2,3-Trichloropropane	96-18-4	ug/L	12/13/2012								<1	<1			
1,2,3-Trichloropropane	96-18-4	ug/L	2/4/2013								<1	<1			
1,2,3-Trichloropropane	96-18-4	ug/L	3/30/2013	<1	<1	<1	<1		<1	<1	<1	<1	<1	<1	<1
1,2,3-Trichloropropane	96-18-4	ug/L	10/7/2013		<1	<1			<1	<1	<1	<1	<1		<1
1,2,3-Trichloropropane	96-18-4	ug/L	6/2/2014	<1	<1	<1	<1		<1	<1	<1	<1	<1	<1	<1
1,2,3-Trichloropropane	96-18-4	ug/L	10/15/2014	<1	<1	<1	<1		<1	<1	<1	<1	<1	<1	<1
1,2,3-Trichloropropane	96-18-4	ug/L	4/6/2015	<1	<1	<1	<1			<1	<1	<1	<1	<1	<1
1,2,3-Trichloropropane	96-18-4	ug/L	10/5/2015	<1	<1	<1	<1			<1	<1	<1	<1	<1	<1
1,2,3-Trichloropropane	96-18-4	ug/L	4/4/2016	<1	<1	<1	<1		<1	<1	<1	<1	<1	<1	<1
1,2,3-Trichloropropane	96-18-4	ug/L	10/17/2016	<1	<1	<1	<1		<1	<1	<1	<1	<1	<1	<1
1,2,3-Trichloropropane	96-18-4	ug/L	4/17/2017	<1	<1	<1	<1		<1	<1	<1	<1	<1	<1	<1
1,2,3-Trichloropropane	96-18-4	ug/L	10/11/2017	<1	<1	<1	<1		<1	<1	<1	<1	<1	<1	<1
1,2,3-Trichloropropane	96-18-4	ug/L	4/20/2018								<1				
1,2,3-Trichloropropane	96-18-4	ug/L	4/24/2018						<1	<1			<1		
1,2,3-Trichloropropane	96-18-4	ug/L	4/25/2018	<1	<1	<1	<1					<1		<1	<1
1,2,3-Trichloropropane	96-18-4	ug/L	10/16/2018	<1	<1	<1	<1		<1	<1	<1	<1	<1	<1	<1
1,2,3-Trichloropropane	96-18-4	ug/L	4/16/2019	<1	<1	<1	<1		<1	<1	<1	<1	<1	<1	<1
1,2,3-Trichloropropane	96-18-4	ug/L	10/1/2019	<1	<1	<1	<1		<1	<1	<1	<1	<1	<1	<1
1,2,3-Trichloropropane	96-18-4	ug/L	3/30/2020	<1	<1	<1	<1		<1	<1	<1	<1	<1	<1	<1
1,2,3-Trichloropropane	96-18-4	ug/L	10/7/2020	<1	<1	<1	<1		<1	<1	<1	<1	<1	<1	<1
1,2,3-Trichloropropane	96-18-4	ug/L	4/13/2021	<1	<1	<1	<1		<1	<1	<1	<1	<1	<1	<1
1,2,3-Trichloropropane	96-18-4	ug/L	10/20/2021	<1				<1			<1				<1
1,2,3-Trichloropropane	96-18-4	ug/L	5/2/2022	<1				<1	<1		<1	<1			<1
1,2,3-Trichloropropane	96-18-4	ug/L	10/14/2022	<1				<1			<1				<1
1,2,3-Trichloropropane	96-18-4	ug/L	5/1/2023	<1				<1	<1		<1	<1		<1	<1
1,2,3-Trichloropropane	96-18-4	ug/L	10/16/2023	<1				<1			<1				<1
1,2,3-Trichloropropane	96-18-4	ug/L	4/29/2024	<1				<1			<1	<1			<1
1,2,3-Trichloropropane	96-18-4	ug/L	10/9/2024					<1.00							
1,2,3-Trichloropropane	96-18-4	ug/L	10/10/2024	<1.00											<1.00
1,2,3-Trichloropropane	96-18-4	ug/L	10/11/2024								<1.00				
1,2,3-Trichloropropane	96-18-4	ug/L	4/23/2025							<1.00					
1,2,3-Trichloropropane	96-18-4	ug/L	4/25/2025				<1.00	<1.00					<1.00		
1,2,3-Trichloropropane	96-18-4	ug/L	4/28/2025												<1.00
1,2,3-Trichloropropane	96-18-4	ug/L	4/30/2025									<1.00			
1,2,3-Trichloropropane	96-18-4	ug/L	5/5/2025											<1.00	
1,2,3-Trichloropropane	96-18-4	ug/L	5/6/2025	<1.00	<1.00	<1.00									

Table 9A
Analytical Data Summary - Series B HMSP Wells
2025 Annual Water Quality Report
Iowa City Sanitary Landfill
Permit No. 52-SDP-01-72P

Constituent	CAS	Units	Date	MW-1B	MW-5B	MW-7B1	MW-8B	MW-10B	MW-12B	MW-14B	MW-31B	MW-39B	MW-208B	MW-210B	MW-211B
1,2,3-Trichloropropane	96-18-4	ug/L	5/7/2025								<1.00				
1,2,3-Trichloropropane	96-18-4	ug/L	10/20/2025	<1.00											
1,2,3-Trichloropropane	96-18-4	ug/L	10/21/2025					<1.00							
1,2,3-Trichloropropane	96-18-4	ug/L	10/23/2025								<1.00				
1,2,4,5-Tetrachlorobenzene	95-94-3	ug/L	4/14/2009	<10	<10	<10	<10		<10	<20	<10				
1,2,4,5-Tetrachlorobenzene	95-94-3	ug/L	5/10/2010	<10	<10	<10	<10		<10	<10	<10			<10	
1,2,4,5-Tetrachlorobenzene	95-94-3	ug/L	4/4/2011												<10
1,2,4,5-Tetrachlorobenzene	95-94-3	ug/L	10/15/2014										<10		
1,2,4,5-Tetrachlorobenzene	95-94-3	ug/L	10/5/2015	<10	<10.3	<10	<10			<10.3	<10.8		<10.9	<10	
1,2,4,5-Tetrachlorobenzene	95-94-3	ug/L	4/4/2016												<10.3
1,2,4,5-Tetrachlorobenzene	95-94-3	ug/L	4/17/2017						<11						
1,2,4,5-Tetrachlorobenzene	95-94-3	ug/L	3/30/2020	<10.4	<10.4	<10.4	<10.2			<10.2	<10.3		<10.4	<10.4	
1,2,4,5-Tetrachlorobenzene	95-94-3	ug/L	10/20/2021												<8
1,2,4,5-Tetrachlorobenzene	95-94-3	ug/L	5/2/2022						<8						
1,2,4,5-Tetrachlorobenzene	95-94-3	ug/L	4/23/2025							<10.4					
1,2,4,5-Tetrachlorobenzene	95-94-3	ug/L	4/25/2025				<10.4	<10.6					<10.2		
1,2,4,5-Tetrachlorobenzene	95-94-3	ug/L	5/5/2025											<10.0	
1,2,4,5-Tetrachlorobenzene	95-94-3	ug/L	5/6/2025	<10.4	<10.4	<10.4									
1,2,4,5-Tetrachlorobenzene	95-94-3	ug/L	5/7/2025								<10.6				
1,2,4,5-Tetrachlorobenzene	95-94-3	ug/L	10/21/2025					<10.4							
1,2,4-Trichlorobenzene	120-82-1	ug/L	4/14/2009	<5	<5	<5	<5		<5	<5	<5				
1,2,4-Trichlorobenzene	120-82-1	ug/L	5/10/2010	<5	<10	<10	<10		<10	<10	<10			<10	
1,2,4-Trichlorobenzene	120-82-1	ug/L	4/4/2011												<5
1,2,4-Trichlorobenzene	120-82-1	ug/L	10/15/2014										<5		
1,2,4-Trichlorobenzene	120-82-1	ug/L	10/5/2015	<5	<5	<5	<5			<5	<5		<5	<5	
1,2,4-Trichlorobenzene	120-82-1	ug/L	4/4/2016												<5
1,2,4-Trichlorobenzene	120-82-1	ug/L	4/17/2017						<5						
1,2,4-Trichlorobenzene	120-82-1	ug/L	3/30/2020	<5	<5	<5	<5			<5	<5		<5	<5	
1,2,4-Trichlorobenzene	120-82-1	ug/L	10/20/2021												<1
1,2,4-Trichlorobenzene	120-82-1	ug/L	5/2/2022						<1						
1,2,4-Trichlorobenzene	120-82-1	ug/L	4/23/2025							<5.00					
1,2,4-Trichlorobenzene	120-82-1	ug/L	4/25/2025				<5.00	<5.00					<5.00		
1,2,4-Trichlorobenzene	120-82-1	ug/L	5/5/2025											<5.00	
1,2,4-Trichlorobenzene	120-82-1	ug/L	5/6/2025	<5.00	<5.00	<5.00									
1,2,4-Trichlorobenzene	120-82-1	ug/L	5/7/2025								<5.00				
1,2,4-Trichlorobenzene	120-82-1	ug/L	10/21/2025					<5.00							
1,2-Dibromo-3-Chloropropane	96-12-8	ug/L	2/27/2008	<10	<10	<10	<10	<10	<10	<10	<10				
1,2-Dibromo-3-Chloropropane	96-12-8	ug/L	5/12/2008	<10	<10	<10	<10	<10	<10	<10	<10				
1,2-Dibromo-3-Chloropropane	96-12-8	ug/L	7/13/2008	<10	<10	<10	<10	<10	<10	<10	<10				
1,2-Dibromo-3-Chloropropane	96-12-8	ug/L	9/14/2008	<10	<10	<10	<10	<10	<10	<10	<10				
1,2-Dibromo-3-Chloropropane	96-12-8	ug/L	11/17/2008	<10	<10	<10	<10	<10	<10	<10	<10				
1,2-Dibromo-3-Chloropropane	96-12-8	ug/L	4/14/2009	<10	<10	<10	<10		<10	<10	<10				
1,2-Dibromo-3-Chloropropane	96-12-8	ug/L	7/7/2009										<10	<10	
1,2-Dibromo-3-Chloropropane	96-12-8	ug/L	9/2/2009										<10	<10	
1,2-Dibromo-3-Chloropropane	96-12-8	ug/L	10/25/2009	<10	<10	<10	<10		<10	<10	<10		<10	<10	
1,2-Dibromo-3-Chloropropane	96-12-8	ug/L	1/2/2010										<10	<10	
1,2-Dibromo-3-Chloropropane	96-12-8	ug/L	3/3/2010										<10	<10	<10
1,2-Dibromo-3-Chloropropane	96-12-8	ug/L	5/10/2010	<10	<10	<10	<10		<10	<10	<10			<10	<10
1,2-Dibromo-3-Chloropropane	96-12-8	ug/L	7/8/2010												<10
1,2-Dibromo-3-Chloropropane	96-12-8	ug/L	9/13/2010												<10
1,2-Dibromo-3-Chloropropane	96-12-8	ug/L	11/1/2010	<10	<10	<10	<10		<10	<10			<10	<10	
1,2-Dibromo-3-Chloropropane	96-12-8	ug/L	4/4/2011												<10
1,2-Dibromo-3-Chloropropane	96-12-8	ug/L	10/13/2011	<10	<10	<10	<10		<10	<10			<10	<10	<10
1,2-Dibromo-3-Chloropropane	96-12-8	ug/L	12/5/2011								<10				
1,2-Dibromo-3-Chloropropane	96-12-8	ug/L	4/11/2012	<10	<10	<10	<10		<10	<10	<10		<10	<10	<10
1,2-Dibromo-3-Chloropropane	96-12-8	ug/L	6/25/2012								<10				
1,2-Dibromo-3-Chloropropane	96-12-8	ug/L	8/1/2012								<10	<10			
1,2-Dibromo-3-Chloropropane	96-12-8	ug/L	10/11/2012	<10	<10	<10	<10		<10	<10	<10	<10	<10	<10	<10
1,2-Dibromo-3-Chloropropane	96-12-8	ug/L	12/13/2012								<10	<10			
1,2-Dibromo-3-Chloropropane	96-12-8	ug/L	2/4/2013								<10	<10			
1,2-Dibromo-3-Chloropropane	96-12-8	ug/L	3/30/2013	<10	<10	<10	<10		<10	<10	<10	<10	<10	<10	<10
1,2-Dibromo-3-Chloropropane	96-12-8	ug/L	10/7/2013		<10	<10			<10	<10	<10	<10	<10		<10
1,2-Dibromo-3-Chloropropane	96-12-8	ug/L	6/2/2014	<0.12	<0.12	<0.12	<0.12		<0.12	<0.12	<0.12	<0.12	<0.12	<0.12	<0.12
1,2-Dibromo-3-Chloropropane	96-12-8	ug/L	10/15/2014	<0.12	<0.12	<0.12	<0.12		<0.12	<0.12	<0.12	<0.12	<0.12	<0.12	<0.12

Table 9A
Analytical Data Summary - Series B HMSP Wells
2025 Annual Water Quality Report
Iowa City Sanitary Landfill
Permit No. 52-SDP-01-72P

Constituent	CAS	Units	Date	MW-1B	MW-5B	MW-7B1	MW-8B	MW-10B	MW-12B	MW-14B	MW-31B	MW-39B	MW-208B	MW-210B	MW-211B
1,2-Dibromo-3-Chloropropane	96-12-8	ug/L	4/6/2015	<0.5	<0.5	<0.5	<0.5			<0.5	<0.5	<0.5	<0.5	<0.5	<0.5
1,2-Dibromo-3-Chloropropane	96-12-8	ug/L	10/5/2015	<0.5	<0.5	<0.5	<0.5			<0.5	<0.5	<0.5	<0.5	<0.5	<0.5
1,2-Dibromo-3-Chloropropane	96-12-8	ug/L	4/4/2016	<0.5	<0.5	<0.5	<0.5		<0.5	<0.5	<0.5	<0.5	<0.5	<0.5	<0.5
1,2-Dibromo-3-Chloropropane	96-12-8	ug/L	10/17/2016	<0.5	<0.5	<0.5	<0.5		<0.5	<0.5	<0.5	<0.5	<0.5	<0.5	<0.5
1,2-Dibromo-3-Chloropropane	96-12-8	ug/L	4/17/2017	<0.5	<0.5	<0.5	<0.5		<0.5	<0.5	<0.5	<0.5	<0.5	<0.5	<0.5
1,2-Dibromo-3-Chloropropane	96-12-8	ug/L	10/11/2017	<0.5	<0.5	<0.5	<0.5		<0.5	<0.5	<0.5	<0.5	<0.5	<0.5	<0.5
1,2-Dibromo-3-Chloropropane	96-12-8	ug/L	4/20/2018								<0.5				
1,2-Dibromo-3-Chloropropane	96-12-8	ug/L	4/24/2018						<0.5	<0.5			<0.5		
1,2-Dibromo-3-Chloropropane	96-12-8	ug/L	4/25/2018	<0.5	<0.5	<0.5	<0.5					<0.5		<0.5	<0.5
1,2-Dibromo-3-Chloropropane	96-12-8	ug/L	10/16/2018	<1.2	<1.2	<1.2	<1.2		<1.2	<1.2	<1.2	<1.2	<1.2	<1.2	<1.2
1,2-Dibromo-3-Chloropropane	96-12-8	ug/L	4/16/2019	<1.2	<1.2	<1.2	<1.2		<1.2	<1.2	<1.2	<1.2	<1.2	<1.2	<1.2
1,2-Dibromo-3-Chloropropane	96-12-8	ug/L	10/1/2019	<1.2	<1.2	<1.2	<1.2		<1.2	<1.2	<1.2	<1.2	<1.2	<1.2	<1.2
1,2-Dibromo-3-Chloropropane	96-12-8	ug/L	3/30/2020	<1.2	<1.2	<1.2	<1.2		<1.2	<1.2	<1.2	<1.2	<1.2	<1.2	<1.2
1,2-Dibromo-3-Chloropropane	96-12-8	ug/L	10/7/2020	<1.2	<1.2	<1.2	<1.2		<1.2	<1.2	<1.2	<1.2	<1.2	<1.2	<1.2
1,2-Dibromo-3-Chloropropane	96-12-8	ug/L	4/13/2021	<0.02	<0.02	<0.02	<0.02		<0.02	<0.02	<0.02	<0.02	<0.02	<0.02	<0.02
1,2-Dibromo-3-Chloropropane	96-12-8	ug/L	10/20/2021	<0.02				<0.02			<0.02				<1
1,2-Dibromo-3-Chloropropane	96-12-8	ug/L	5/2/2022	<0.02				<0.02	<1		<0.02	<0.02			<0.02
1,2-Dibromo-3-Chloropropane	96-12-8	ug/L	10/14/2022	<0.02				<5; <0.02			<0.02; <5				<0.02; <5
1,2-Dibromo-3-Chloropropane	96-12-8	ug/L	5/1/2023	<1.2				<1.2	<1.2		<1.2	<1.2		<1.2	<1.2
1,2-Dibromo-3-Chloropropane	96-12-8	ug/L	10/16/2023	<1.2				<1.2			<1.2				<1.2
1,2-Dibromo-3-Chloropropane	96-12-8	ug/L	4/29/2024	<1.2				<1.2			<1.2	<1.2			<1.2
1,2-Dibromo-3-Chloropropane	96-12-8	ug/L	10/9/2024					<1.20							
1,2-Dibromo-3-Chloropropane	96-12-8	ug/L	10/10/2024	<1.20											<1.20
1,2-Dibromo-3-Chloropropane	96-12-8	ug/L	10/11/2024								<1.20				
1,2-Dibromo-3-Chloropropane	96-12-8	ug/L	4/23/2025							<1.20					
1,2-Dibromo-3-Chloropropane	96-12-8	ug/L	4/25/2025				<1.20	<1.20					<1.20		
1,2-Dibromo-3-Chloropropane	96-12-8	ug/L	4/28/2025												<1.20
1,2-Dibromo-3-Chloropropane	96-12-8	ug/L	4/30/2025									<1.20			
1,2-Dibromo-3-Chloropropane	96-12-8	ug/L	5/5/2025											<1.20	
1,2-Dibromo-3-Chloropropane	96-12-8	ug/L	5/6/2025	<1.20	<1.20	<1.20									
1,2-Dibromo-3-Chloropropane	96-12-8	ug/L	5/7/2025								<1.20				
1,2-Dibromo-3-Chloropropane	96-12-8	ug/L	10/20/2025	<1.20											
1,2-Dibromo-3-Chloropropane	96-12-8	ug/L	10/21/2025					<1.20							
1,2-Dibromo-3-Chloropropane	96-12-8	ug/L	10/23/2025								<1.20				
1,2-Dibromoethane (EDB)	106-93-4	ug/L	2/27/2008	<10	<10	<10	<10	<10	<10	<10	<10				
1,2-Dibromoethane (EDB)	106-93-4	ug/L	5/12/2008	<10	<10	<10	<10	<10	<10	<10	<10				
1,2-Dibromoethane (EDB)	106-93-4	ug/L	7/13/2008	<10	<10	<10	<10	<10	<10	<10	<10				
1,2-Dibromoethane (EDB)	106-93-4	ug/L	9/14/2008	<10	<10	<10	<10	<10	<10	<10	<10				
1,2-Dibromoethane (EDB)	106-93-4	ug/L	11/17/2008	<10	<10	<10	<10	<10	<10	<10	<10				
1,2-Dibromoethane (EDB)	106-93-4	ug/L	4/14/2009	<10	<10	<10	<10		<10	<10	<10				
1,2-Dibromoethane (EDB)	106-93-4	ug/L	7/7/2009										<10	<10	
1,2-Dibromoethane (EDB)	106-93-4	ug/L	9/2/2009										<10	<10	
1,2-Dibromoethane (EDB)	106-93-4	ug/L	10/25/2009	<10	<10	<10	<10		<10	<10	<10		<10	<10	
1,2-Dibromoethane (EDB)	106-93-4	ug/L	1/2/2010										<10	<10	
1,2-Dibromoethane (EDB)	106-93-4	ug/L	3/3/2010										<10	<10	<10
1,2-Dibromoethane (EDB)	106-93-4	ug/L	5/10/2010	<10	<10	<10	<10		<10	<10	<10			<10	<10
1,2-Dibromoethane (EDB)	106-93-4	ug/L	7/8/2010												<10
1,2-Dibromoethane (EDB)	106-93-4	ug/L	9/13/2010												<10
1,2-Dibromoethane (EDB)	106-93-4	ug/L	11/1/2010	<10	<10	<10	<10		<10	<10			<10	<10	
1,2-Dibromoethane (EDB)	106-93-4	ug/L	4/4/2011												<10
1,2-Dibromoethane (EDB)	106-93-4	ug/L	10/13/2011	<10	<10	<10	<10		<10	<10			<10	<10	<10
1,2-Dibromoethane (EDB)	106-93-4	ug/L	12/5/2011								<10				
1,2-Dibromoethane (EDB)	106-93-4	ug/L	4/11/2012	<10	<10	<10	<10		<10	<10	<10		<10	<10	<10
1,2-Dibromoethane (EDB)	106-93-4	ug/L	6/25/2012								<10				
1,2-Dibromoethane (EDB)	106-93-4	ug/L	8/1/2012								<10	<10			
1,2-Dibromoethane (EDB)	106-93-4	ug/L	10/11/2012	<10	<10	<10	<10		<10	<10	<10	<10	<10	<10	<10
1,2-Dibromoethane (EDB)	106-93-4	ug/L	12/13/2012								<10	<10			
1,2-Dibromoethane (EDB)	106-93-4	ug/L	2/4/2013								<10	<10			
1,2-Dibromoethane (EDB)	106-93-4	ug/L	3/30/2013	<10	<10	<10	<10		<10	<10	<10	<10	<10	<10	<10
1,2-Dibromoethane (EDB)	106-93-4	ug/L	10/7/2013		<10	<10			<10	<10	<10	<10	<10		<10
1,2-Dibromoethane (EDB)	106-93-4	ug/L	6/2/2014	<0.13	<0.13	<0.13	<0.13		<0.13	<0.13	<0.13	<0.13	<0.13	<0.13	<0.13
1,2-Dibromoethane (EDB)	106-93-4	ug/L	10/15/2014	<0.13	<0.13	<0.13	<0.13		<0.13	<0.13	<0.13	<0.13	<0.13	<0.13	<0.13
1,2-Dibromoethane (EDB)	106-93-4	ug/L	4/6/2015	<0.13	<0.13	<0.13	<0.13			<0.13	<0.13	<0.13	<0.13	<0.13	<0.13
1,2-Dibromoethane (EDB)	106-93-4	ug/L	10/5/2015	<0.13	<0.13	<0.13	<0.13			<0.13	<0.13	<0.13	<0.13	<0.13	<0.13

Table 9A
Analytical Data Summary - Series B HMSP Wells
2025 Annual Water Quality Report
Iowa City Sanitary Landfill
Permit No. 52-SDP-01-72P

Constituent	CAS	Units	Date	MW-1B	MW-5B	MW-7B1	MW-8B	MW-10B	MW-12B	MW-14B	MW-31B	MW-39B	MW-208B	MW-210B	MW-211B
1,2-Dibromoethane (EDB)	106-93-4	ug/L	4/4/2016	<0.13	<0.13	<0.13	<0.13		<0.13	<0.13	<0.13	<0.13	<0.13	<0.13	<0.13
1,2-Dibromoethane (EDB)	106-93-4	ug/L	10/17/2016	<0.13	<0.13	<0.13	<0.13		<0.13	<0.13	<0.13	<0.13	<0.13	<0.13	<0.13
1,2-Dibromoethane (EDB)	106-93-4	ug/L	4/17/2017	<0.13	<0.13	<0.13	<0.13		<0.13	<0.13	<0.13	<0.13	<0.13	<0.13	<0.13
1,2-Dibromoethane (EDB)	106-93-4	ug/L	10/11/2017	<0.13	<0.13	<0.13	<0.13		<0.13	<0.13	<0.13	<0.13	<0.13	<0.13	<0.13
1,2-Dibromoethane (EDB)	106-93-4	ug/L	4/20/2018								<0.13				
1,2-Dibromoethane (EDB)	106-93-4	ug/L	4/24/2018						<0.13	<0.13			<0.13		
1,2-Dibromoethane (EDB)	106-93-4	ug/L	4/25/2018	<0.13	<0.13	<0.13	<0.13					<0.13		<0.13	<0.13
1,2-Dibromoethane (EDB)	106-93-4	ug/L	10/16/2018	<0.34	<0.34	<0.34	<0.34		<0.34	<0.34	<0.34	<0.34	<0.34	<0.34	<0.34
1,2-Dibromoethane (EDB)	106-93-4	ug/L	4/16/2019	<0.34	<0.34	<0.34	<0.34		<0.34	<0.34	<0.34	<0.34	<0.34	<0.34	<0.34
1,2-Dibromoethane (EDB)	106-93-4	ug/L	10/1/2019	<0.34	<0.34	<0.34	<0.34		<0.34	<0.34	<0.34	<0.34	<0.34	<0.34	<0.34
1,2-Dibromoethane (EDB)	106-93-4	ug/L	3/30/2020	<0.34	<0.34	<0.34	<0.34		<0.34	<0.34	<0.34	<0.34	<0.34	<0.34	<0.34
1,2-Dibromoethane (EDB)	106-93-4	ug/L	10/7/2020	<0.34	<0.34	<0.34	<0.34		<0.34	<0.34	<0.34	<0.34	<0.34	<0.34	<0.34
1,2-Dibromoethane (EDB)	106-93-4	ug/L	4/13/2021	<0.02	<0.02	<0.02	<0.02		<0.02	<0.02	<0.02	<0.02	<0.02	<0.02	<0.02
1,2-Dibromoethane (EDB)	106-93-4	ug/L	10/20/2021	<0.02				<0.02			<0.02				<1
1,2-Dibromoethane (EDB)	106-93-4	ug/L	5/2/2022	<0.02				<0.02	<1		<0.02	<0.02			<0.02
1,2-Dibromoethane (EDB)	106-93-4	ug/L	10/14/2022	<0.02				<0.02			<0.02				<0.02
1,2-Dibromoethane (EDB)	106-93-4	ug/L	5/1/2023	<0.34				<0.34	<0.34		<0.34	<0.34		<0.34	<0.34
1,2-Dibromoethane (EDB)	106-93-4	ug/L	10/16/2023	<0.34				<0.34			<0.34				<0.34
1,2-Dibromoethane (EDB)	106-93-4	ug/L	4/29/2024	<0.34				<0.34			<0.34	<0.34			<0.34
1,2-Dibromoethane (EDB)	106-93-4	ug/L	10/9/2024					<0.340							
1,2-Dibromoethane (EDB)	106-93-4	ug/L	10/10/2024	<0.340											<0.340
1,2-Dibromoethane (EDB)	106-93-4	ug/L	10/11/2024								<0.340				
1,2-Dibromoethane (EDB)	106-93-4	ug/L	4/23/2025							<0.340					
1,2-Dibromoethane (EDB)	106-93-4	ug/L	4/25/2025				<0.340	<0.340					<0.340		
1,2-Dibromoethane (EDB)	106-93-4	ug/L	4/28/2025												<0.340
1,2-Dibromoethane (EDB)	106-93-4	ug/L	4/30/2025									<0.340			
1,2-Dibromoethane (EDB)	106-93-4	ug/L	5/5/2025											<0.340	
1,2-Dibromoethane (EDB)	106-93-4	ug/L	5/6/2025	<0.340	<0.340	<0.340									
1,2-Dibromoethane (EDB)	106-93-4	ug/L	5/7/2025								<0.340				
1,2-Dibromoethane (EDB)	106-93-4	ug/L	10/20/2025	<0.340											
1,2-Dibromoethane (EDB)	106-93-4	ug/L	10/21/2025					<0.340							
1,2-Dibromoethane (EDB)	106-93-4	ug/L	10/23/2025								<0.340				
1,2-Dichlorobenzene	95-50-1	ug/L	2/27/2008	<1	<1	<1	<1	<1	<1	<1	<1				
1,2-Dichlorobenzene	95-50-1	ug/L	5/12/2008	<1	<1	<1	<1	<1	<1	<1	<1				
1,2-Dichlorobenzene	95-50-1	ug/L	7/13/2008	<1	<1	<1	<1	<1	<1	<1	<1				
1,2-Dichlorobenzene	95-50-1	ug/L	9/14/2008	<1	<1	<1	<1	<1	<1	<1	<1				
1,2-Dichlorobenzene	95-50-1	ug/L	11/17/2008	<1	<1	<1	<1	<1	<1	<1	<1				
1,2-Dichlorobenzene	95-50-1	ug/L	4/14/2009	<1	<1	<1	<1		<1	<1	<1				
1,2-Dichlorobenzene	95-50-1	ug/L	7/7/2009										<1	<1	
1,2-Dichlorobenzene	95-50-1	ug/L	9/2/2009										<1	<1	
1,2-Dichlorobenzene	95-50-1	ug/L	10/25/2009	<2	<2	<2	<2		<2	<1	<2		<2	<2	
1,2-Dichlorobenzene	95-50-1	ug/L	1/2/2010										<1	<1	
1,2-Dichlorobenzene	95-50-1	ug/L	3/3/2010										<1	<1	<1
1,2-Dichlorobenzene	95-50-1	ug/L	5/10/2010	<1	<1	<1	<1		<1	<1	<1			<1	<1
1,2-Dichlorobenzene	95-50-1	ug/L	7/8/2010												<1
1,2-Dichlorobenzene	95-50-1	ug/L	9/13/2010												<1
1,2-Dichlorobenzene	95-50-1	ug/L	11/1/2010	<1	<1	<2	<2		<1	<1			<1	<1	
1,2-Dichlorobenzene	95-50-1	ug/L	4/4/2011												<1
1,2-Dichlorobenzene	95-50-1	ug/L	10/13/2011	<1	<1	<1	<1		<1	<1			<1	<1	<1
1,2-Dichlorobenzene	95-50-1	ug/L	12/5/2011								<1				
1,2-Dichlorobenzene	95-50-1	ug/L	4/11/2012	<1	<1	<1	<1		<1	<1	<1		<1	<1	<1
1,2-Dichlorobenzene	95-50-1	ug/L	6/25/2012								<1				
1,2-Dichlorobenzene	95-50-1	ug/L	8/1/2012								<1	<1			
1,2-Dichlorobenzene	95-50-1	ug/L	10/11/2012	<1	<1	<1	<1		<1	<1	<1	<1	<1	<1	<1
1,2-Dichlorobenzene	95-50-1	ug/L	12/13/2012								<1	<1			
1,2-Dichlorobenzene	95-50-1	ug/L	2/4/2013								<1	<1			
1,2-Dichlorobenzene	95-50-1	ug/L	3/30/2013	<1	<1	<1	<1		<1	<1	<1	<1	<1	<1	<1
1,2-Dichlorobenzene	95-50-1	ug/L	10/7/2013		<1	<1			<1	<1	<1	<1	<1		<1
1,2-Dichlorobenzene	95-50-1	ug/L	6/2/2014	<1	<1	<1	<1		<1	<1	<1	<1	<1	<1	<1
1,2-Dichlorobenzene	95-50-1	ug/L	10/15/2014	<1	<1	<1	<1		<1	<1	<1	<1	<1	<1	<1
1,2-Dichlorobenzene	95-50-1	ug/L	4/6/2015	<1	<1	<1	<1			<1	<1	<1	<1	<1	<1
1,2-Dichlorobenzene	95-50-1	ug/L	10/5/2015	<1	<1	<1	<1			<1	<1	<1	<1	<1	<1
1,2-Dichlorobenzene	95-50-1	ug/L	4/4/2016	<1	<1	<1	<1		<1	<1	<1	<1	<1	<1	<1
1,2-Dichlorobenzene	95-50-1	ug/L	10/17/2016	<1	<1	<1	<1		<1	<1	<1	<1	<1	<1	<1

Table 9A
Analytical Data Summary - Series B HMSP Wells
2025 Annual Water Quality Report
Iowa City Sanitary Landfill
Permit No. 52-SDP-01-72P

Constituent	CAS	Units	Date	MW-1B	MW-5B	MW-7B1	MW-8B	MW-10B	MW-12B	MW-14B	MW-31B	MW-39B	MW-208B	MW-210B	MW-211B
1,2-Dichlorobenzene	95-50-1	ug/L	4/17/2017	<1	<1	<1	<1		<1	<1	<1	<1	<1	<1	<1
1,2-Dichlorobenzene	95-50-1	ug/L	10/11/2017	<1	<1	<1	<1		<1	<1	<1	<1	<1	<1	<1
1,2-Dichlorobenzene	95-50-1	ug/L	4/20/2018								<1				
1,2-Dichlorobenzene	95-50-1	ug/L	4/24/2018						<1	<1			<1		
1,2-Dichlorobenzene	95-50-1	ug/L	4/25/2018	<1	<1	<1	<1					<1		<1	<1
1,2-Dichlorobenzene	95-50-1	ug/L	10/16/2018	<1	<1	<1	<1		<1	<1	<1	<1	<1	<1	<1
1,2-Dichlorobenzene	95-50-1	ug/L	4/16/2019	<1	<1	<1	<1		<1	<1	<1	<1	<1	<1	<1
1,2-Dichlorobenzene	95-50-1	ug/L	10/1/2019	<1	<1	<1	<1		<1	<1	<1	<1	<1	<1	<1
1,2-Dichlorobenzene	95-50-1	ug/L	3/30/2020	<1	<1	<1	<1		<1	<1	<1	<1	<1	<1	<1
1,2-Dichlorobenzene	95-50-1	ug/L	10/7/2020	<1	<1	<1	<1		<1	<1	<1	<1	<1	<1	<1
1,2-Dichlorobenzene	95-50-1	ug/L	4/13/2021	<1	<1	<1	<1		<1	<1	<1	<1	<1	<1	<1
1,2-Dichlorobenzene	95-50-1	ug/L	10/20/2021	<1				<1			<1				<1
1,2-Dichlorobenzene	95-50-1	ug/L	5/2/2022	<1				<1	<1		<1	<1			<1
1,2-Dichlorobenzene	95-50-1	ug/L	10/14/2022	<1				<1			<1				<1
1,2-Dichlorobenzene	95-50-1	ug/L	5/1/2023	<1				<1	<1		<1	<1		<1	<1
1,2-Dichlorobenzene	95-50-1	ug/L	10/16/2023	<1				<1			<1				<1
1,2-Dichlorobenzene	95-50-1	ug/L	4/29/2024	<1				<1			<1	<1			<1
1,2-Dichlorobenzene	95-50-1	ug/L	10/9/2024					<1.00							
1,2-Dichlorobenzene	95-50-1	ug/L	10/10/2024	<1.00											<1.00
1,2-Dichlorobenzene	95-50-1	ug/L	10/11/2024								<1.00				
1,2-Dichlorobenzene	95-50-1	ug/L	4/23/2025							<1.00					
1,2-Dichlorobenzene	95-50-1	ug/L	4/25/2025				<1.00	<1.00					<1.00		
1,2-Dichlorobenzene	95-50-1	ug/L	4/28/2025												<1.00
1,2-Dichlorobenzene	95-50-1	ug/L	4/30/2025									<1.00			
1,2-Dichlorobenzene	95-50-1	ug/L	5/5/2025											<1.00	
1,2-Dichlorobenzene	95-50-1	ug/L	5/6/2025	<1.00	<1.00	<1.00									
1,2-Dichlorobenzene	95-50-1	ug/L	5/7/2025								<1.00				
1,2-Dichlorobenzene	95-50-1	ug/L	10/20/2025	<1.00											
1,2-Dichlorobenzene	95-50-1	ug/L	10/21/2025					<1.00							
1,2-Dichlorobenzene	95-50-1	ug/L	10/23/2025								<1.00				
1,2-Dichloroethane	107-06-2	ug/L	2/27/2008	<1	<1	<1	<1	<1	<1	<1	<1				
1,2-Dichloroethane	107-06-2	ug/L	5/12/2008	<1	<1	<1	<1	<1	<1	<1	<1				
1,2-Dichloroethane	107-06-2	ug/L	7/13/2008	<1	<1	<1	<1	<1	<1	<1	<1				
1,2-Dichloroethane	107-06-2	ug/L	9/14/2008	<1	<1	<1	<1	<1	<1	<1	<1				
1,2-Dichloroethane	107-06-2	ug/L	11/17/2008	<1	<1	<1	<1	<1	<1	<1	<1				
1,2-Dichloroethane	107-06-2	ug/L	4/14/2009	<1	<1	<1	<1		<1	<1	<1				
1,2-Dichloroethane	107-06-2	ug/L	7/7/2009										<1	<1	
1,2-Dichloroethane	107-06-2	ug/L	9/2/2009										<1	<1	
1,2-Dichloroethane	107-06-2	ug/L	10/25/2009	<2	<2	<2	<2		<2	<1	<2		<2	<2	
1,2-Dichloroethane	107-06-2	ug/L	1/2/2010										<1	<1	
1,2-Dichloroethane	107-06-2	ug/L	3/3/2010										<1	<1	<1
1,2-Dichloroethane	107-06-2	ug/L	5/10/2010	<1	<1	<1	<1		<1	<1	<1			<1	<1
1,2-Dichloroethane	107-06-2	ug/L	7/8/2010												<1
1,2-Dichloroethane	107-06-2	ug/L	9/13/2010												<1
1,2-Dichloroethane	107-06-2	ug/L	11/1/2010	<1	<1	<1	<1		<1	<1			<1	<1	
1,2-Dichloroethane	107-06-2	ug/L	4/4/2011												<1
1,2-Dichloroethane	107-06-2	ug/L	10/13/2011	<1	<1	<1	<1		<1	<1			<1	<1	<1
1,2-Dichloroethane	107-06-2	ug/L	12/5/2011								<1				
1,2-Dichloroethane	107-06-2	ug/L	4/11/2012	<1	<1	<1	<1		<1	<1	<1		<1	<1	<1
1,2-Dichloroethane	107-06-2	ug/L	6/25/2012								<1				
1,2-Dichloroethane	107-06-2	ug/L	8/1/2012								<1	<1			
1,2-Dichloroethane	107-06-2	ug/L	10/11/2012	<1	<1	<1	<1		<1	<1	<1	<1	<1	<1	<1
1,2-Dichloroethane	107-06-2	ug/L	12/13/2012								<1	<1			
1,2-Dichloroethane	107-06-2	ug/L	2/4/2013								<1	<1			
1,2-Dichloroethane	107-06-2	ug/L	3/30/2013	<1	<1	<1	<1		<1	<1	<1	<1	<1	<1	<1
1,2-Dichloroethane	107-06-2	ug/L	10/7/2013		<1	<1			<1	<1	<1	<1	<1		<1
1,2-Dichloroethane	107-06-2	ug/L	6/2/2014	<1	<1	<1	<1		<1	<1	<1	<1	<1	<1	<1
1,2-Dichloroethane	107-06-2	ug/L	10/15/2014	<1	<1	<1	<1		<1	<1	<1	<1	<1	<1	<1
1,2-Dichloroethane	107-06-2	ug/L	4/6/2015	<1	<1	<1	0.186J			<1	<1	<1	<1	<1	<1
1,2-Dichloroethane	107-06-2	ug/L	10/5/2015	<1	<1	<1	<1			<1	<1	<1	<1	<1	<1
1,2-Dichloroethane	107-06-2	ug/L	4/4/2016	<1	<1	<1	<1		<1	<1	<1	<1	<1	<1	<1
1,2-Dichloroethane	107-06-2	ug/L	10/17/2016	<1	<1	<1	<1		<1	<1	<1	<1	<1	<1	<1
1,2-Dichloroethane	107-06-2	ug/L	4/17/2017	<1; 0.196J	<1	<1	<1		<1	<1	<1	<1	<1	<1	<1
1,2-Dichloroethane	107-06-2	ug/L	10/11/2017	<1	<1	<1	<1		<1	<1	<1	<1	<1	<1	<1

Table 9A
Analytical Data Summary - Series B HMSP Wells
2025 Annual Water Quality Report
Iowa City Sanitary Landfill
Permit No. 52-SDP-01-72P

Constituent	CAS	Units	Date	MW-1B	MW-5B	MW-7B1	MW-8B	MW-10B	MW-12B	MW-14B	MW-31B	MW-39B	MW-208B	MW-210B	MW-211B
1,2-Dichloroethane	107-06-2	ug/L	4/20/2018								<1				
1,2-Dichloroethane	107-06-2	ug/L	4/24/2018						<1	<1			<1		
1,2-Dichloroethane	107-06-2	ug/L	4/25/2018	<1	<1	<1	0.196J					<1		<1	<1
1,2-Dichloroethane	107-06-2	ug/L	10/16/2018	<1	<1	<1	<1		<1	<1	<1	<1	<1	<1	<1
1,2-Dichloroethane	107-06-2	ug/L	4/16/2019	<1	<1	<1	<1		<1	<1	<1	<1	<1	<1	<1
1,2-Dichloroethane	107-06-2	ug/L	10/1/2019	<1	<1	<1	<1		<1	<1	<1	<1	<1	<1	<1
1,2-Dichloroethane	107-06-2	ug/L	3/30/2020	<1	<1	<1	<1		<1	<1	<1	<1	<1	<1	<1
1,2-Dichloroethane	107-06-2	ug/L	10/7/2020	<1	<1	<1	<1		<1	<1	<1	<1	<1	<1	<1
1,2-Dichloroethane	107-06-2	ug/L	4/13/2021	<1	<1	<1	<1		<1	<1	<1	<1	<1	<1	<1
1,2-Dichloroethane	107-06-2	ug/L	10/20/2021	<1				<1			<1				<1
1,2-Dichloroethane	107-06-2	ug/L	5/2/2022	<1				<1	<1		<1	<1			<1
1,2-Dichloroethane	107-06-2	ug/L	10/14/2022	<1				<1			<1				<1
1,2-Dichloroethane	107-06-2	ug/L	5/1/2023	<1				<1	<1		<1	<1		<1	<1
1,2-Dichloroethane	107-06-2	ug/L	10/16/2023	<1				<1			<1				<1
1,2-Dichloroethane	107-06-2	ug/L	4/29/2024	<1				<1			<1	<1			<1
1,2-Dichloroethane	107-06-2	ug/L	10/9/2024					<1.00							
1,2-Dichloroethane	107-06-2	ug/L	10/10/2024	<1.00											<1.00
1,2-Dichloroethane	107-06-2	ug/L	10/11/2024								<1.00				
1,2-Dichloroethane	107-06-2	ug/L	4/23/2025							<1.00					
1,2-Dichloroethane	107-06-2	ug/L	4/25/2025				<1.00	<1.00					<1.00		
1,2-Dichloroethane	107-06-2	ug/L	4/28/2025												<1.00
1,2-Dichloroethane	107-06-2	ug/L	4/30/2025									<1.00			
1,2-Dichloroethane	107-06-2	ug/L	5/5/2025											<1.00	
1,2-Dichloroethane	107-06-2	ug/L	5/6/2025	<1.00	<1.00	<1.00									
1,2-Dichloroethane	107-06-2	ug/L	5/7/2025								<1.00				
1,2-Dichloroethane	107-06-2	ug/L	10/20/2025	<1.00											
1,2-Dichloroethane	107-06-2	ug/L	10/21/2025					<1.00							
1,2-Dichloroethane	107-06-2	ug/L	10/23/2025								<1.00				
1,2-Dichloropropane	78-87-5	ug/L	2/27/2008	<1	<1	<1	<1	<1	<1	<1	<1				
1,2-Dichloropropane	78-87-5	ug/L	5/12/2008	<1	<1	<1	<1	<1	<1	<1	<1				
1,2-Dichloropropane	78-87-5	ug/L	7/13/2008	<1	<1	<1	<1	<1	<1	<1	<1				
1,2-Dichloropropane	78-87-5	ug/L	9/14/2008	<1	<1	<1	<1	<1	<1	<1	<1				
1,2-Dichloropropane	78-87-5	ug/L	11/17/2008	<1	<1	<1	<1	<1	<1	<1	<1				
1,2-Dichloropropane	78-87-5	ug/L	4/14/2009	<1	<1	<1	<1		<1	<1	<1				
1,2-Dichloropropane	78-87-5	ug/L	7/7/2009										<1	<1	
1,2-Dichloropropane	78-87-5	ug/L	9/2/2009										<1	<1	
1,2-Dichloropropane	78-87-5	ug/L	10/25/2009	<1	<1	<1	<1		<1	<1	<1		<1	<1	
1,2-Dichloropropane	78-87-5	ug/L	1/2/2010										<1	<1	
1,2-Dichloropropane	78-87-5	ug/L	3/3/2010										<1	<1	<1
1,2-Dichloropropane	78-87-5	ug/L	5/10/2010	<1	<1	<1	<1		<1	<1	<1			<1	<1
1,2-Dichloropropane	78-87-5	ug/L	7/8/2010												<1
1,2-Dichloropropane	78-87-5	ug/L	9/13/2010												<1
1,2-Dichloropropane	78-87-5	ug/L	11/1/2010	<1	<1	<1	<1		<1	<1			<1	<1	
1,2-Dichloropropane	78-87-5	ug/L	4/4/2011												<1
1,2-Dichloropropane	78-87-5	ug/L	10/13/2011	<1	<1	<1	<1		<1	<1			<1	<1	<1
1,2-Dichloropropane	78-87-5	ug/L	12/5/2011								<1				
1,2-Dichloropropane	78-87-5	ug/L	4/11/2012	<1	<1	<1	<1		<1	<1	<1		<1	<1	<1
1,2-Dichloropropane	78-87-5	ug/L	6/25/2012								<1				
1,2-Dichloropropane	78-87-5	ug/L	8/1/2012								<1	<1			
1,2-Dichloropropane	78-87-5	ug/L	10/11/2012	<1	<1	<1	<1		<1	<1	<1	<1	<1	<1	<1
1,2-Dichloropropane	78-87-5	ug/L	12/13/2012								<1	<1			
1,2-Dichloropropane	78-87-5	ug/L	2/4/2013								<1	<1			
1,2-Dichloropropane	78-87-5	ug/L	3/30/2013	<1	<1	<1	<1		<1	<1	<1	<1	<1	<1	<1
1,2-Dichloropropane	78-87-5	ug/L	10/7/2013		<1	<1			<1	<1	<1	<1	<1		<1
1,2-Dichloropropane	78-87-5	ug/L	6/2/2014	<1	<1	<1	<1		<1	<1	<1	<1	<1	<1	<1
1,2-Dichloropropane	78-87-5	ug/L	10/15/2014	<1	<1	<1	<1		<1	<1	<1	<1	<1	<1	<1
1,2-Dichloropropane	78-87-5	ug/L	4/6/2015	<1	<1	<1	<1			<1	<1	<1	<1	<1	<1
1,2-Dichloropropane	78-87-5	ug/L	10/5/2015	<1	<1	<1	<1			<1	<1	<1	<1	<1	<1
1,2-Dichloropropane	78-87-5	ug/L	4/4/2016	<1	<1	<1	<1		<1	<1	<1	<1	<1	<1	<1
1,2-Dichloropropane	78-87-5	ug/L	10/17/2016	<1	<1	<1	<1		<1	<1	<1	<1	<1	<1	<1
1,2-Dichloropropane	78-87-5	ug/L	4/17/2017	<1	<1	<1	<1		<1	<1	<1	<1	<1	<1	<1
1,2-Dichloropropane	78-87-5	ug/L	10/11/2017	<1	<1	<1	<1		<1	<1	<1	<1	<1	<1	<1
1,2-Dichloropropane	78-87-5	ug/L	4/20/2018								<1				
1,2-Dichloropropane	78-87-5	ug/L	4/24/2018						<1	<1			<1		

Table 9A
Analytical Data Summary - Series B HMSP Wells
2025 Annual Water Quality Report
Iowa City Sanitary Landfill
Permit No. 52-SDP-01-72P

Constituent	CAS	Units	Date	MW-1B	MW-5B	MW-7B1	MW-8B	MW-10B	MW-12B	MW-14B	MW-31B	MW-39B	MW-208B	MW-210B	MW-211B
1,2-Dichloropropane	78-87-5	ug/L	4/25/2018	<1	<1	<1	<1					<1		<1	<1
1,2-Dichloropropane	78-87-5	ug/L	10/16/2018	<1	<1	<1	<1		<1	<1	<1	<1	<1	<1	<1
1,2-Dichloropropane	78-87-5	ug/L	4/16/2019	<1	<1	<1	<1		<1	<1	<1	<1	<1	<1	<1
1,2-Dichloropropane	78-87-5	ug/L	10/1/2019	<1	<1	<1	<1		<1	<1	<1	<1	<1	<1	<1
1,2-Dichloropropane	78-87-5	ug/L	3/30/2020	<1	<1	<1	<1		<1	<1	<1	<1	<1	<1	<1
1,2-Dichloropropane	78-87-5	ug/L	10/7/2020	<1	<1	<1	<1		<1	<1	<1	<1	<1	<1	<1
1,2-Dichloropropane	78-87-5	ug/L	4/13/2021	<1	<1	<1	<1		<1	<1	<1	<1	<1	<1	<1
1,2-Dichloropropane	78-87-5	ug/L	10/20/2021	<1				<1			<1				<1
1,2-Dichloropropane	78-87-5	ug/L	5/2/2022	<1				<1	<1		<1	<1			<1
1,2-Dichloropropane	78-87-5	ug/L	10/14/2022	<1				<1			<1				<1
1,2-Dichloropropane	78-87-5	ug/L	5/1/2023	<1				<1	<1		<1	<1		<1	<1
1,2-Dichloropropane	78-87-5	ug/L	10/16/2023	<1				<1			<1				<1
1,2-Dichloropropane	78-87-5	ug/L	4/29/2024	<1				<1			<1	<1			<1
1,2-Dichloropropane	78-87-5	ug/L	10/9/2024					<1.00							
1,2-Dichloropropane	78-87-5	ug/L	10/10/2024	<1.00											<1.00
1,2-Dichloropropane	78-87-5	ug/L	10/11/2024								<1.00				
1,2-Dichloropropane	78-87-5	ug/L	4/23/2025							<1.00					
1,2-Dichloropropane	78-87-5	ug/L	4/25/2025				<1.00	<1.00					<1.00		
1,2-Dichloropropane	78-87-5	ug/L	4/28/2025												<1.00
1,2-Dichloropropane	78-87-5	ug/L	4/30/2025									<1.00			
1,2-Dichloropropane	78-87-5	ug/L	5/5/2025											<1.00	
1,2-Dichloropropane	78-87-5	ug/L	5/6/2025	<1.00	<1.00	<1.00									
1,2-Dichloropropane	78-87-5	ug/L	5/7/2025								<1.00				
1,2-Dichloropropane	78-87-5	ug/L	10/20/2025	<1.00											
1,2-Dichloropropane	78-87-5	ug/L	10/21/2025					<1.00							
1,2-Dichloropropane	78-87-5	ug/L	10/23/2025								<1.00				
1,3,5-Trinitrobenzene	99-35-4	ug/L	4/14/2009	<10	<10	<10	<10		<10	<20	<10				
1,3,5-Trinitrobenzene	99-35-4	ug/L	5/10/2010	<10	<10	<10	<10		<10	<10	<10			<10	
1,3,5-Trinitrobenzene	99-35-4	ug/L	4/4/2011												<10
1,3,5-Trinitrobenzene	99-35-4	ug/L	10/15/2014										<10		
1,3,5-Trinitrobenzene	99-35-4	ug/L	10/5/2015	<10	<10.3	<10	<10			<10.3	<10.8		<10.9	<10	
1,3,5-Trinitrobenzene	99-35-4	ug/L	4/4/2016												<10.3
1,3,5-Trinitrobenzene	99-35-4	ug/L	4/17/2017						<11						
1,3,5-Trinitrobenzene	99-35-4	ug/L	3/30/2020	<10.4	<10.4	<10.4	<10.2			<10.2	<10.3		<10.4	<10.4	
1,3,5-Trinitrobenzene	99-35-4	ug/L	10/20/2021												<8
1,3,5-Trinitrobenzene	99-35-4	ug/L	5/2/2022						<8						
1,3,5-Trinitrobenzene	99-35-4	ug/L	4/23/2025							<10.4					
1,3,5-Trinitrobenzene	99-35-4	ug/L	4/25/2025				<10.4	<10.6					<10.2		
1,3,5-Trinitrobenzene	99-35-4	ug/L	5/5/2025											<10.0	
1,3,5-Trinitrobenzene	99-35-4	ug/L	5/6/2025	<10.4	<10.4	<10.4									
1,3,5-Trinitrobenzene	99-35-4	ug/L	5/7/2025								<10.6				
1,3,5-Trinitrobenzene	99-35-4	ug/L	10/21/2025					<10.4							
1,3-Dichlorobenzene	541-73-1	ug/L	4/14/2009	<1	<1	<1	<1		<1	<1	<1				
1,3-Dichlorobenzene	541-73-1	ug/L	5/10/2010	<1	<1	<1	<1		<1	<1	<1			<1	
1,3-Dichlorobenzene	541-73-1	ug/L	4/4/2011												<1
1,3-Dichlorobenzene	541-73-1	ug/L	10/15/2014										<1		
1,3-Dichlorobenzene	541-73-1	ug/L	10/5/2015	<1	<1	<1	<1			<1	<1		<1	<1	
1,3-Dichlorobenzene	541-73-1	ug/L	4/4/2016												<1
1,3-Dichlorobenzene	541-73-1	ug/L	4/17/2017						<1						
1,3-Dichlorobenzene	541-73-1	ug/L	3/30/2020	<1	<1	<1	<1			<1	<1		<1	<1	
1,3-Dichlorobenzene	541-73-1	ug/L	10/20/2021												<1
1,3-Dichlorobenzene	541-73-1	ug/L	5/2/2022						<1						
1,3-Dichlorobenzene	541-73-1	ug/L	4/23/2025							<1.00					
1,3-Dichlorobenzene	541-73-1	ug/L	4/25/2025				<1.00	<1.00					<1.00		
1,3-Dichlorobenzene	541-73-1	ug/L	5/5/2025											<1.00	
1,3-Dichlorobenzene	541-73-1	ug/L	5/6/2025	<1.00	<1.00	<1.00									
1,3-Dichlorobenzene	541-73-1	ug/L	5/7/2025								<1.00				
1,3-Dichlorobenzene	541-73-1	ug/L	10/21/2025					<1.00							
1,3-Dichloropropane	142-28-9	ug/L	4/14/2009	<1	<1	<1	<1		<1	<1	<1				
1,3-Dichloropropane	142-28-9	ug/L	5/10/2010	<1	<1	<1	<1		<1	<1	<1			<1	
1,3-Dichloropropane	142-28-9	ug/L	4/4/2011												<1
1,3-Dichloropropane	142-28-9	ug/L	10/15/2014										<1		
1,3-Dichloropropane	142-28-9	ug/L	10/5/2015	<1	<1	<1	<1			<1	<1		<1	<1	
1,3-Dichloropropane	142-28-9	ug/L	4/4/2016												<1

Table 9A
Analytical Data Summary - Series B HMSP Wells
2025 Annual Water Quality Report
Iowa City Sanitary Landfill
Permit No. 52-SDP-01-72P

Constituent	CAS	Units	Date	MW-1B	MW-5B	MW-7B1	MW-8B	MW-10B	MW-12B	MW-14B	MW-31B	MW-39B	MW-208B	MW-210B	MW-211B
1,3-Dichloropropane	142-28-9	ug/L	4/17/2017						<1						
1,3-Dichloropropane	142-28-9	ug/L	3/30/2020	<1	<1	<1	<1			<1	<1		<1	<1	
1,3-Dichloropropane	142-28-9	ug/L	10/20/2021												<1
1,3-Dichloropropane	142-28-9	ug/L	5/2/2022						<1						
1,3-Dichloropropane	142-28-9	ug/L	4/23/2025							<1.00					
1,3-Dichloropropane	142-28-9	ug/L	4/25/2025				<1.00	<1.00					<1.00		
1,3-Dichloropropane	142-28-9	ug/L	5/5/2025											<1.00	
1,3-Dichloropropane	142-28-9	ug/L	5/6/2025	<1.00	<1.00	<1.00									
1,3-Dichloropropane	142-28-9	ug/L	5/7/2025								<1.00				
1,3-Dichloropropane	142-28-9	ug/L	10/21/2025					<1.00							
1,3-Dinitrobenzene	99-65-0	ug/L	4/14/2009	<10	<10	<10	<10		<10	<20	<10				
1,3-Dinitrobenzene	99-65-0	ug/L	5/10/2010	<10	<10	<10	<10		<10	<10	<10			<10	
1,3-Dinitrobenzene	99-65-0	ug/L	4/4/2011												<10
1,3-Dinitrobenzene	99-65-0	ug/L	10/15/2014										<10		
1,3-Dinitrobenzene	99-65-0	ug/L	10/5/2015	<10	<10.3	<10	<10			<10.3	<10.8		<10.9	<10	
1,3-Dinitrobenzene	99-65-0	ug/L	4/4/2016												<10.3
1,3-Dinitrobenzene	99-65-0	ug/L	4/17/2017						<11						
1,3-Dinitrobenzene	99-65-0	ug/L	3/30/2020	<10.4	<10.4	<10.4	<10.2			<10.2	<10.3		<10.4	<10.4	
1,3-Dinitrobenzene	99-65-0	ug/L	10/20/2021												<8
1,3-Dinitrobenzene	99-65-0	ug/L	5/2/2022						<8						
1,3-Dinitrobenzene	99-65-0	ug/L	4/23/2025							<10.4					
1,3-Dinitrobenzene	99-65-0	ug/L	4/25/2025				<10.4	<10.6					<10.2		
1,3-Dinitrobenzene	99-65-0	ug/L	5/5/2025											<10.0	
1,3-Dinitrobenzene	99-65-0	ug/L	5/6/2025	<10.4	<10.4	<10.4									
1,3-Dinitrobenzene	99-65-0	ug/L	5/7/2025								<10.6				
1,3-Dinitrobenzene	99-65-0	ug/L	10/21/2025					<10.4							
1,4-Dichlorobenzene	106-46-7	ug/L	2/27/2008	<1	<1	<1	<1	<1	<1	<1	<1				
1,4-Dichlorobenzene	106-46-7	ug/L	5/12/2008	<1	<1	<1	<1	<1	<1	<1	<1				
1,4-Dichlorobenzene	106-46-7	ug/L	7/13/2008	<1	<1	<1	<1	<1	<1	<1	<1				
1,4-Dichlorobenzene	106-46-7	ug/L	9/14/2008	<1	<1	<1	<1	<1	<1	<1	<1				
1,4-Dichlorobenzene	106-46-7	ug/L	11/17/2008	<1	<1	<1	<1	<1	<1	<1	<1				
1,4-Dichlorobenzene	106-46-7	ug/L	4/14/2009	<1	<1	<1	<1		<1	<1	<1				
1,4-Dichlorobenzene	106-46-7	ug/L	7/7/2009										<1	<1	
1,4-Dichlorobenzene	106-46-7	ug/L	9/2/2009										<1	<1	
1,4-Dichlorobenzene	106-46-7	ug/L	10/25/2009	<2	<2	<2	<2		<2	<1	<2		<2	<2	
1,4-Dichlorobenzene	106-46-7	ug/L	1/2/2010										<1	<1	
1,4-Dichlorobenzene	106-46-7	ug/L	3/3/2010										<1	<1	<1
1,4-Dichlorobenzene	106-46-7	ug/L	5/10/2010	<2	<1	<1	<1		<1	<1	<1			<1	<1
1,4-Dichlorobenzene	106-46-7	ug/L	7/8/2010												<1
1,4-Dichlorobenzene	106-46-7	ug/L	9/13/2010												<1
1,4-Dichlorobenzene	106-46-7	ug/L	11/1/2010	<2	<2	<1	<1		<2	<2			<1	<2	
1,4-Dichlorobenzene	106-46-7	ug/L	4/4/2011												<1
1,4-Dichlorobenzene	106-46-7	ug/L	10/13/2011	<1	<1	<1	<1		<1	<1			<1	<1	<1
1,4-Dichlorobenzene	106-46-7	ug/L	12/5/2011								<1				
1,4-Dichlorobenzene	106-46-7	ug/L	4/11/2012	<1	<1	<1	<1		<1	<1	<1		<1	<1	<1
1,4-Dichlorobenzene	106-46-7	ug/L	6/25/2012								<1				
1,4-Dichlorobenzene	106-46-7	ug/L	8/1/2012								<1	<1			
1,4-Dichlorobenzene	106-46-7	ug/L	10/11/2012	<1	<1	<1	<1		<1	<1	<1	<1	<1	<1	<1
1,4-Dichlorobenzene	106-46-7	ug/L	12/13/2012								<1	<1			
1,4-Dichlorobenzene	106-46-7	ug/L	2/4/2013								<1	<1			
1,4-Dichlorobenzene	106-46-7	ug/L	3/30/2013	<1	<1	<1	<1		<1	<1	<1	<1	<1	<1	<1
1,4-Dichlorobenzene	106-46-7	ug/L	10/7/2013		<1	<1			<1	<1	<1	<1	<1		<1
1,4-Dichlorobenzene	106-46-7	ug/L	6/2/2014	<1	<1	<1	<1		<1	<1	<1	<1	<1	<1	<1
1,4-Dichlorobenzene	106-46-7	ug/L	10/15/2014	<1	<1	<1	<1		<1	<1	<1	<1	<1	<1	<1
1,4-Dichlorobenzene	106-46-7	ug/L	4/6/2015	<1	<1	<1	<1			<1	<1	<1	<1	<1	<1
1,4-Dichlorobenzene	106-46-7	ug/L	10/5/2015	<1	<1	<1	<1			<1	<1	<1	<1	<1	<1
1,4-Dichlorobenzene	106-46-7	ug/L	4/4/2016	<1	<1	<1	<1		<1	<1	<1	<1	<1	<1	<1
1,4-Dichlorobenzene	106-46-7	ug/L	10/17/2016	<1	<1	<1	<1		<1	<1	<1	<1	<1	<1	<1
1,4-Dichlorobenzene	106-46-7	ug/L	4/17/2017	<1	<1	<1	<1		<1	<1	<1	<1	<1	<1	<1
1,4-Dichlorobenzene	106-46-7	ug/L	10/11/2017	<1	<1	<1	<1		<1	<1	<1	<1	<1	<1	<1
1,4-Dichlorobenzene	106-46-7	ug/L	4/20/2018								<1				
1,4-Dichlorobenzene	106-46-7	ug/L	4/24/2018						<1	<1			<1		
1,4-Dichlorobenzene	106-46-7	ug/L	4/25/2018	<1	<1	<1	<1					<1		<1	<1
1,4-Dichlorobenzene	106-46-7	ug/L	10/16/2018	<1	<1	<1	<1		<1	<1	<1	<1	<1	<1	<1

Table 9A
Analytical Data Summary - Series B HMSP Wells
2025 Annual Water Quality Report
Iowa City Sanitary Landfill
Permit No. 52-SDP-01-72P

Constituent	CAS	Units	Date	MW-1B	MW-5B	MW-7B1	MW-8B	MW-10B	MW-12B	MW-14B	MW-31B	MW-39B	MW-208B	MW-210B	MW-211B
1,4-Dichlorobenzene	106-46-7	ug/L	4/16/2019	<1	<1	<1	<1		<1	<1	<1	<1	<1	<1	<1
1,4-Dichlorobenzene	106-46-7	ug/L	10/1/2019	<1	<1	<1	<1		<1	<1	<1	<1	<1	<1	<1
1,4-Dichlorobenzene	106-46-7	ug/L	3/30/2020	<1	<1	<1	<1		<1	<1	<1	<1	<1	<1	<1
1,4-Dichlorobenzene	106-46-7	ug/L	10/7/2020	<1	<1	<1	<1		<1	<1	<1	<1	<1	<1	<1
1,4-Dichlorobenzene	106-46-7	ug/L	4/13/2021	<1	<1	<1	<1		<1	<1	<1	<1	<1	<1	<1
1,4-Dichlorobenzene	106-46-7	ug/L	10/20/2021	<1				<1			<1				<1
1,4-Dichlorobenzene	106-46-7	ug/L	5/2/2022	<1				<1	<1		<1	<1			<1
1,4-Dichlorobenzene	106-46-7	ug/L	10/14/2022	<1				<1			<1				<1
1,4-Dichlorobenzene	106-46-7	ug/L	5/1/2023	<1				<1	<1		<1	<1		<1	<1
1,4-Dichlorobenzene	106-46-7	ug/L	10/16/2023	<1				<1			<1				<1
1,4-Dichlorobenzene	106-46-7	ug/L	4/29/2024	<1				<1			<1	<1			<1
1,4-Dichlorobenzene	106-46-7	ug/L	10/9/2024					<1.00							
1,4-Dichlorobenzene	106-46-7	ug/L	10/10/2024	<1.00											<1.00
1,4-Dichlorobenzene	106-46-7	ug/L	10/11/2024								<1.00				
1,4-Dichlorobenzene	106-46-7	ug/L	4/23/2025							<1.00					
1,4-Dichlorobenzene	106-46-7	ug/L	4/25/2025				<1.00	<1.00					<1.00		
1,4-Dichlorobenzene	106-46-7	ug/L	4/28/2025												<1.00
1,4-Dichlorobenzene	106-46-7	ug/L	4/30/2025									<1.00			
1,4-Dichlorobenzene	106-46-7	ug/L	5/5/2025											<1.00	
1,4-Dichlorobenzene	106-46-7	ug/L	5/6/2025	<1.00	<1.00	<1.00									
1,4-Dichlorobenzene	106-46-7	ug/L	5/7/2025								<1.00				
1,4-Dichlorobenzene	106-46-7	ug/L	10/20/2025	<1.00											
1,4-Dichlorobenzene	106-46-7	ug/L	10/21/2025					<1.00							
1,4-Dichlorobenzene	106-46-7	ug/L	10/23/2025								<1.00				
1,4-Naphthoquinone	130-15-4	ug/L	4/14/2009	<10	<10	<10	<10		<10	<20	<10				
1,4-Naphthoquinone	130-15-4	ug/L	5/10/2010	<10	<10	<10	<10		<10	<10	<10			<10	
1,4-Naphthoquinone	130-15-4	ug/L	4/4/2011												<10
1,4-Naphthoquinone	130-15-4	ug/L	10/15/2014										<10		
1,4-Naphthoquinone	130-15-4	ug/L	10/5/2015	<10	<10.3	<10	<10			<10.3	<10.8		<10.9	<10	
1,4-Naphthoquinone	130-15-4	ug/L	4/4/2016												<10.3
1,4-Naphthoquinone	130-15-4	ug/L	4/17/2017						<11						
1,4-Naphthoquinone	130-15-4	ug/L	3/30/2020	<10.4	<10.4	<10.4	<10.2			<10.2	<10.3		<10.4	<10.4	
1,4-Naphthoquinone	130-15-4	ug/L	10/20/2021												<8
1,4-Naphthoquinone	130-15-4	ug/L	5/2/2022						<8						
1,4-Naphthoquinone	130-15-4	ug/L	4/23/2025							<10.4					
1,4-Naphthoquinone	130-15-4	ug/L	4/25/2025				<10.4	<10.6					<10.2		
1,4-Naphthoquinone	130-15-4	ug/L	5/5/2025											<10.0	
1,4-Naphthoquinone	130-15-4	ug/L	5/6/2025	<10.4	<10.4	<10.4									
1,4-Naphthoquinone	130-15-4	ug/L	5/7/2025								<10.6				
1,4-Naphthoquinone	130-15-4	ug/L	10/21/2025					<10.4							
1,4-Phenylenediamine	106-50-3	ug/L	4/14/2009	<10	<10	<10	<10		<10	<20	<10				
1,4-Phenylenediamine	106-50-3	ug/L	5/10/2010	<10	<10	<10	<10		<10	<10	<10			<10	
1,4-Phenylenediamine	106-50-3	ug/L	4/4/2011												<10
1,4-Phenylenediamine	106-50-3	ug/L	10/15/2014										<10		
1,4-Phenylenediamine	106-50-3	ug/L	10/5/2015	<10	<10.3	<10	<10			<10.3	<10.8		<10.9	<10	
1,4-Phenylenediamine	106-50-3	ug/L	4/4/2016												<10.3
1,4-Phenylenediamine	106-50-3	ug/L	4/17/2017						<11						
1,4-Phenylenediamine	106-50-3	ug/L	3/30/2020	<10.4	<10.4	<10.4	<10.2			<10.2	<10.3		<10.4	<10.4	
1,4-Phenylenediamine	106-50-3	ug/L	10/20/2021												<8
1,4-Phenylenediamine	106-50-3	ug/L	5/2/2022						<8						
1,4-phenylenediamine	106-50-3	ug/L	4/23/2025							<10.4					
1,4-phenylenediamine	106-50-3	ug/L	4/25/2025				<10.4	<10.6					<10.2		
1,4-phenylenediamine	106-50-3	ug/L	5/5/2025											<10.0	
1,4-phenylenediamine	106-50-3	ug/L	5/6/2025	<10.4	<10.4	<10.4									
1,4-phenylenediamine	106-50-3	ug/L	5/7/2025								<10.6				
1,4-phenylenediamine	106-50-3	ug/L	10/21/2025					<10.4							
1-Naphthylamine	134-32-7	ug/L	4/14/2009	<10	<10	<10	<10		<10	<20	<10				
1-Naphthylamine	134-32-7	ug/L	5/10/2010	<10	<10	<10	<10		<10	<10	<10			<10	
1-Naphthylamine	134-32-7	ug/L	4/4/2011												<10
1-Naphthylamine	134-32-7	ug/L	10/15/2014										<10		
1-Naphthylamine	134-32-7	ug/L	10/5/2015	<10	<10.3	<10	<10			<10.3	<10.8		<10.9	<10	
1-Naphthylamine	134-32-7	ug/L	4/4/2016												<10.3
1-Naphthylamine	134-32-7	ug/L	4/17/2017						<11						
1-Naphthylamine	134-32-7	ug/L	3/30/2020	<10.4	<10.4	<10.4	<10.2			<10.2	<10.3		<10.4	<10.4	

Table 9A
Analytical Data Summary - Series B HMSP Wells
2025 Annual Water Quality Report
Iowa City Sanitary Landfill
Permit No. 52-SDP-01-72P

Constituent	CAS	Units	Date	MW-1B	MW-5B	MW-7B1	MW-8B	MW-10B	MW-12B	MW-14B	MW-31B	MW-39B	MW-208B	MW-210B	MW-211B
1-Naphthylamine	134-32-7	ug/L	10/20/2021												<8
1-Naphthylamine	134-32-7	ug/L	5/2/2022						<8						
1-Naphthylamine	134-32-7	ug/L	4/23/2025							<10.4					
1-Naphthylamine	134-32-7	ug/L	4/25/2025				<10.4	<10.6					<10.2		
1-Naphthylamine	134-32-7	ug/L	5/5/2025											<10.0	
1-Naphthylamine	134-32-7	ug/L	5/6/2025	<10.4	<10.4	<10.4									
1-Naphthylamine	134-32-7	ug/L	5/7/2025								<10.6				
1-Naphthylamine	134-32-7	ug/L	10/21/2025					<10.4							
2,2-Dichloropropane	594-20-7	ug/L	4/14/2009	<4	<4	<4	<4		<4	<4	<4				
2,2-Dichloropropane	594-20-7	ug/L	5/10/2010	<4	<4	<4	<4		<4	<4	<4			<4	
2,2-Dichloropropane	594-20-7	ug/L	4/4/2011												<4
2,2-Dichloropropane	594-20-7	ug/L	10/15/2014										<4		
2,2-Dichloropropane	594-20-7	ug/L	10/5/2015	<4	<4	<4	<4			<4	<4		<4	<4	
2,2-Dichloropropane	594-20-7	ug/L	4/4/2016												<4
2,2-Dichloropropane	594-20-7	ug/L	4/17/2017						<4						
2,2-Dichloropropane	594-20-7	ug/L	3/30/2020	<4	<4	<4	<4			<4	<4		<4	<4	
2,2-Dichloropropane	594-20-7	ug/L	10/20/2021												<1
2,2-Dichloropropane	594-20-7	ug/L	5/2/2022						<1						
2,2-Dichloropropane	594-20-7	ug/L	4/23/2025							<4.00					
2,2-Dichloropropane	594-20-7	ug/L	4/25/2025				<4.00	<4.00					<4.00		
2,2-Dichloropropane	594-20-7	ug/L	5/5/2025											<4.00	
2,2-Dichloropropane	594-20-7	ug/L	5/6/2025	<4.00	<4.00	<4.00									
2,2-Dichloropropane	594-20-7	ug/L	5/7/2025								<4.00				
2,2-Dichloropropane	594-20-7	ug/L	10/21/2025					<4.00							
2,3,4,6-Tetrachlorophenol	58-90-2	ug/L	4/14/2009	<10	<10	<10	<10		<10	<20	<10				
2,3,4,6-Tetrachlorophenol	58-90-2	ug/L	5/10/2010	<10	<10	<10	<10		<10	<10	<10			<10	
2,3,4,6-Tetrachlorophenol	58-90-2	ug/L	4/4/2011												<10
2,3,4,6-Tetrachlorophenol	58-90-2	ug/L	10/15/2014										<10		
2,3,4,6-Tetrachlorophenol	58-90-2	ug/L	10/5/2015	<10	<10.3	<10	<10			<10.3	<10.8		<10.9	<10	
2,3,4,6-Tetrachlorophenol	58-90-2	ug/L	4/4/2016												<10.3
2,3,4,6-Tetrachlorophenol	58-90-2	ug/L	4/17/2017						<11						
2,3,4,6-Tetrachlorophenol	58-90-2	ug/L	3/30/2020	<10.4	<10.4	<10.4	<10.2			<10.2	<10.3		<10.4	<10.4	
2,3,4,6-Tetrachlorophenol	58-90-2	ug/L	10/20/2021												<8
2,3,4,6-Tetrachlorophenol	58-90-2	ug/L	5/2/2022						<8						
2,3,4,6-Tetrachlorophenol	58-90-2	ug/L	4/23/2025							<10.4					
2,3,4,6-Tetrachlorophenol	58-90-2	ug/L	4/25/2025				<10.4	<10.6					<10.2		
2,3,4,6-Tetrachlorophenol	58-90-2	ug/L	5/5/2025											<10.0	
2,3,4,6-Tetrachlorophenol	58-90-2	ug/L	5/6/2025	<10.4	<10.4	<10.4									
2,3,4,6-Tetrachlorophenol	58-90-2	ug/L	5/7/2025								<10.6				
2,3,4,6-Tetrachlorophenol	58-90-2	ug/L	10/21/2025					<10.4							
2,4,5-T	93-76-5	ug/L	4/23/2025							<0.162					
2,4,5-T	93-76-5	ug/L	4/25/2025				<0.171	<0.159					<0.165		
2,4,5-T	93-76-5	ug/L	5/5/2025											<0.150	
2,4,5-T	93-76-5	ug/L	5/6/2025	<0.161	<0.165	<0.168									
2,4,5-T	93-76-5	ug/L	5/7/2025								<0.156				
2,4,5-T	93-76-5	ug/L	10/21/2025					<0.158							
2,4,5-T [2C]	93-76-5	ug/L	4/14/2009	<0.2	<0.2	<0.2	<0.2		<0.2	<0.2	<0.2				
2,4,5-T [2C]	93-76-5	ug/L	5/10/2010	<0.51	<0.5	<0.5	<0.51		<0.47	<0.5	<0.47			<0.47	
2,4,5-T [2C]	93-76-5	ug/L	4/4/2011												<0.5
2,4,5-T [2C]	93-76-5	ug/L	10/15/2014										<1.08		
2,4,5-T [2C]	93-76-5	ug/L	10/5/2015	<1.01	<1.03	<1.01	<1.03			<1.01	<1.06		<10.7	<1.01	
2,4,5-T [2C]	93-76-5	ug/L	4/4/2016												<1.06
2,4,5-T [2C]	93-76-5	ug/L	4/17/2017						<1.08						
2,4,5-T [2C]	93-76-5	ug/L	3/30/2020	<1.04	<1.04	<1.03	<1.04			<1.05	<1.04		<1.04	<1.03	
2,4,5-T [2C]	93-76-5	ug/L	10/20/2021												0.08J
2,4,5-T [2C]	93-76-5	ug/L	5/2/2022						<0.5						
2,4,5-TP [Silvex]	93-72-1	ug/L	4/14/2009	<0.2	<0.2	<0.2	<0.2		<0.2	<0.2	<0.2				
2,4,5-TP [Silvex]	93-72-1	ug/L	5/10/2010	<0.51	<0.5	<0.5	<0.51		<0.47	<0.5	<0.47			<0.47	
2,4,5-TP [Silvex]	93-72-1	ug/L	4/4/2011												<0.5
2,4,5-TP [Silvex]	93-72-1	ug/L	10/15/2014										<1.08		
2,4,5-TP [Silvex]	93-72-1	ug/L	10/5/2015	<1.01	<1.03	<1.01	<1.03			<1.01	<1.06		<10.7	<1.01	
2,4,5-TP [Silvex]	93-72-1	ug/L	4/4/2016												<1.06
2,4,5-TP [Silvex]	93-72-1	ug/L	4/17/2017						<1.08						
2,4,5-TP [Silvex]	93-72-1	ug/L	3/30/2020	<1.04	<1.04	<1.03	<1.04			<1.05	<1.04		<1.04	<1.03	

Table 9A
Analytical Data Summary - Series B HMSP Wells
2025 Annual Water Quality Report
Iowa City Sanitary Landfill
Permit No. 52-SDP-01-72P

Constituent	CAS	Units	Date	MW-1B	MW-5B	MW-7B1	MW-8B	MW-10B	MW-12B	MW-14B	MW-31B	MW-39B	MW-208B	MW-210B	MW-211B
2,4,5-TP [Silvex]	93-72-1	ug/L	10/20/2021												<0.5
2,4,5-TP [Silvex]	93-72-1	ug/L	5/2/2022						0.09J						
2,4,5-Trichlorophenol	95-95-4	ug/L	4/14/2009	<10	<10	<10	<10		<10	<20	<10				
2,4,5-Trichlorophenol	95-95-4	ug/L	5/10/2010	<10	<10	<10	<10		<10	<10	<10			<10	
2,4,5-Trichlorophenol	95-95-4	ug/L	4/4/2011												<10
2,4,5-Trichlorophenol	95-95-4	ug/L	10/15/2014										<10		
2,4,5-Trichlorophenol	95-95-4	ug/L	10/5/2015	<10	<10.3	<10	<10			<10.3	<10.8		<10.9	<10	
2,4,5-Trichlorophenol	95-95-4	ug/L	4/4/2016												<10.3
2,4,5-Trichlorophenol	95-95-4	ug/L	4/17/2017						<11						
2,4,5-Trichlorophenol	95-95-4	ug/L	3/30/2020	<10.4	<10.4	<10.4	<10.2			<10.2	<10.3		<10.4	<10.4	
2,4,5-Trichlorophenol	95-95-4	ug/L	10/20/2021												<8
2,4,5-Trichlorophenol	95-95-4	ug/L	5/2/2022						<8						
2,4,5-Trichlorophenol	95-95-4	ug/L	4/23/2025							<10.4					
2,4,5-Trichlorophenol	95-95-4	ug/L	4/25/2025				<10.4	<10.6					<10.2		
2,4,5-Trichlorophenol	95-95-4	ug/L	5/5/2025											<10.0	
2,4,5-Trichlorophenol	95-95-4	ug/L	5/6/2025	<10.4	<10.4	<10.4									
2,4,5-Trichlorophenol	95-95-4	ug/L	5/7/2025								<10.6				
2,4,5-Trichlorophenol	95-95-4	ug/L	10/21/2025					<10.4							
2,4,6-Trichlorophenol	88-06-2	ug/L	4/14/2009	<10	<10	<10	<10		<10	<20	<10				
2,4,6-Trichlorophenol	88-06-2	ug/L	5/10/2010	<10	<10	<10	<10		<10	<10	<10			<10	
2,4,6-Trichlorophenol	88-06-2	ug/L	4/4/2011												<10
2,4,6-Trichlorophenol	88-06-2	ug/L	10/15/2014										<10		
2,4,6-Trichlorophenol	88-06-2	ug/L	10/5/2015	<10	<10.3	<10	<10			<10.3	<10.8		<10.9	<10	
2,4,6-Trichlorophenol	88-06-2	ug/L	4/4/2016												<10.3
2,4,6-Trichlorophenol	88-06-2	ug/L	4/17/2017						<11						
2,4,6-Trichlorophenol	88-06-2	ug/L	3/30/2020	<10.4	<10.4	<10.4	<10.2			<10.2	<10.3		<10.4	<10.4	
2,4,6-Trichlorophenol	88-06-2	ug/L	10/20/2021												<8
2,4,6-Trichlorophenol	88-06-2	ug/L	5/2/2022						<8						
2,4,6-Trichlorophenol	88-06-2	ug/L	4/23/2025							<10.4					
2,4,6-Trichlorophenol	88-06-2	ug/L	4/25/2025				<10.4	<10.6					<10.2		
2,4,6-Trichlorophenol	88-06-2	ug/L	5/5/2025											<10.0	
2,4,6-Trichlorophenol	88-06-2	ug/L	5/6/2025	<10.4	<10.4	<10.4									
2,4,6-Trichlorophenol	88-06-2	ug/L	5/7/2025								<10.6				
2,4,6-Trichlorophenol	88-06-2	ug/L	10/21/2025					<10.4							
2,4-D	94-75-7	ug/L	4/23/2025							<0.648					
2,4-D	94-75-7	ug/L	4/25/2025				<0.684	<0.635					<0.661		
2,4-D	94-75-7	ug/L	5/5/2025											<0.602	
2,4-D	94-75-7	ug/L	5/6/2025	<0.645	<0.659	<0.672									
2,4-D	94-75-7	ug/L	5/7/2025								<0.623				
2,4-D	94-75-7	ug/L	10/21/2025					<0.631							
2,4-D [2C]	94-75-7	ug/L	4/14/2009	<1	<1	<1	<1		<1	<1	<1				
2,4-D [2C]	94-75-7	ug/L	5/10/2010	<1	<1	<1	<1		<0.93	<1	<0.93			<0.93	
2,4-D [2C]	94-75-7	ug/L	4/4/2011												<1
2,4-D [2C]	94-75-7	ug/L	10/15/2014										<1.08		
2,4-D [2C]	94-75-7	ug/L	10/5/2015	<1.01	<1.03	<1.01	<1.03			<1.01	<1.06		<10.7	<1.01	
2,4-D [2C]	94-75-7	ug/L	4/4/2016												<1.06
2,4-D [2C]	94-75-7	ug/L	4/17/2017						<1.08						
2,4-D [2C]	94-75-7	ug/L	3/30/2020	<1.04	<1.04	<1.03	<1.04			<1.05	<1.04		<1.04	<1.03	
2,4-D [2C]	94-75-7	ug/L	10/20/2021												<2
2,4-D [2C]	94-75-7	ug/L	5/2/2022						<2						
2,4-Dichlorophenol	120-83-2	ug/L	4/14/2009	<10	<10	<10	<10		<10	<20	<10				
2,4-Dichlorophenol	120-83-2	ug/L	5/10/2010	<10	<10	<10	<10		<10	<10	<10			<10	
2,4-Dichlorophenol	120-83-2	ug/L	4/4/2011												<10
2,4-Dichlorophenol	120-83-2	ug/L	10/15/2014										<10		
2,4-Dichlorophenol	120-83-2	ug/L	10/5/2015	<10	<10.3	<10	<10			<10.3	<10.8		<10.9	<10	
2,4-Dichlorophenol	120-83-2	ug/L	4/4/2016												<10.3
2,4-Dichlorophenol	120-83-2	ug/L	4/17/2017						<11						
2,4-Dichlorophenol	120-83-2	ug/L	3/30/2020	<10.4	<10.4	<10.4	<10.2			<10.2	<10.3		<10.4	<10.4	
2,4-Dichlorophenol	120-83-2	ug/L	10/20/2021												<8
2,4-Dichlorophenol	120-83-2	ug/L	5/2/2022						<8						
2,4-Dichlorophenol	120-83-2	ug/L	4/23/2025							<10.4					
2,4-Dichlorophenol	120-83-2	ug/L	4/25/2025				<10.4	<10.6					<10.2		
2,4-Dichlorophenol	120-83-2	ug/L	5/5/2025											<10.0	
2,4-Dichlorophenol	120-83-2	ug/L	5/6/2025	<10.4	<10.4	<10.4									

Table 9A
Analytical Data Summary - Series B HMSP Wells
2025 Annual Water Quality Report
Iowa City Sanitary Landfill
Permit No. 52-SDP-01-72P

Constituent	CAS	Units	Date	MW-1B	MW-5B	MW-7B1	MW-8B	MW-10B	MW-12B	MW-14B	MW-31B	MW-39B	MW-208B	MW-210B	MW-211B
2,4-Dichlorophenol	120-83-2	ug/L	5/7/2025								<10.6				
2,4-Dichlorophenol	120-83-2	ug/L	10/21/2025					<10.4							
2,4-Dimethylphenol	105-67-9	ug/L	4/14/2009	<10	<10	<10	<10		<10	<20	<10				
2,4-Dimethylphenol	105-67-9	ug/L	5/10/2010	<10	<10	<10	<10		<10	<10	<10			<10	
2,4-Dimethylphenol	105-67-9	ug/L	4/4/2011												<10
2,4-Dimethylphenol	105-67-9	ug/L	10/15/2014										<10		
2,4-Dimethylphenol	105-67-9	ug/L	10/5/2015	<10	<10.3	<10	<10			<10.3	<10.8		<10.9	<10	
2,4-Dimethylphenol	105-67-9	ug/L	4/4/2016												<10.3
2,4-Dimethylphenol	105-67-9	ug/L	4/17/2017						<11						
2,4-Dimethylphenol	105-67-9	ug/L	3/30/2020	<10.4	<10.4	<10.4	<10.2			<10.2	<10.3		<10.4	<10.4	
2,4-Dimethylphenol	105-67-9	ug/L	10/20/2021												<8
2,4-Dimethylphenol	105-67-9	ug/L	5/2/2022						<8						
2,4-Dimethylphenol	105-67-9	ug/L	4/23/2025							<10.4					
2,4-Dimethylphenol	105-67-9	ug/L	4/25/2025				<10.4	<10.6					<10.2		
2,4-Dimethylphenol	105-67-9	ug/L	5/5/2025											<10.0	
2,4-Dimethylphenol	105-67-9	ug/L	5/6/2025	<10.4	<10.4	<10.4									
2,4-Dimethylphenol	105-67-9	ug/L	5/7/2025								<10.6				
2,4-Dimethylphenol	105-67-9	ug/L	10/21/2025					<10.4							
2,4-Dinitrophenol	51-28-5	ug/L	4/14/2009	<20	<20	<20	<20		<20	<40	<20				
2,4-Dinitrophenol	51-28-5	ug/L	5/10/2010	<20	<20	<20	<20		<20	<20	<20			<20	
2,4-Dinitrophenol	51-28-5	ug/L	4/4/2011												<20
2,4-Dinitrophenol	51-28-5	ug/L	10/15/2014										<20		
2,4-Dinitrophenol	51-28-5	ug/L	10/5/2015	<20	<20.6	<20	<20			<20.6	<21.5		<21.7	<20	
2,4-Dinitrophenol	51-28-5	ug/L	4/4/2016												<20.6
2,4-Dinitrophenol	51-28-5	ug/L	4/17/2017						<22						
2,4-Dinitrophenol	51-28-5	ug/L	3/30/2020	<20.8	<20.8	<20.8	<20.4			<20.4	<20.6		<20.8	<20.8	
2,4-Dinitrophenol	51-28-5	ug/L	10/20/2021												<8
2,4-Dinitrophenol	51-28-5	ug/L	5/2/2022						<8						
2,4-Dinitrophenol	51-28-5	ug/L	4/23/2025							<20.8					
2,4-Dinitrophenol	51-28-5	ug/L	4/25/2025				<20.8	<21.3					<20.4		
2,4-Dinitrophenol	51-28-5	ug/L	5/5/2025											<20.0	
2,4-Dinitrophenol	51-28-5	ug/L	5/6/2025	<20.8	<20.8	<20.8									
2,4-Dinitrophenol	51-28-5	ug/L	5/7/2025								<21.3				
2,4-Dinitrophenol	51-28-5	ug/L	10/21/2025					<20.8							
2,4-Dinitrotoluene	121-14-2	ug/L	4/14/2009	<10	<10	<10	<10		<10	<20	<10				
2,4-Dinitrotoluene	121-14-2	ug/L	5/10/2010	<10	<10	<10	<10		<10	<10	<10			<10	
2,4-Dinitrotoluene	121-14-2	ug/L	4/4/2011												<10
2,4-Dinitrotoluene	121-14-2	ug/L	10/15/2014										<10		
2,4-Dinitrotoluene	121-14-2	ug/L	10/5/2015	<10	<10.3	<10	<10			<10.3	<10.8		<10.9	<10	
2,4-Dinitrotoluene	121-14-2	ug/L	4/4/2016												<10.3
2,4-Dinitrotoluene	121-14-2	ug/L	4/17/2017						<11						
2,4-Dinitrotoluene	121-14-2	ug/L	3/30/2020	<10.4	<10.4	<10.4	<10.2			<10.2	<10.3		<10.4	<10.4	
2,4-Dinitrotoluene	121-14-2	ug/L	10/20/2021												<8
2,4-Dinitrotoluene	121-14-2	ug/L	5/2/2022						<8						
2,4-Dinitrotoluene	121-14-2	ug/L	4/23/2025							<10.4					
2,4-Dinitrotoluene	121-14-2	ug/L	4/25/2025				<10.4	<10.6					<10.2		
2,4-Dinitrotoluene	121-14-2	ug/L	5/5/2025											<10.0	
2,4-Dinitrotoluene	121-14-2	ug/L	5/6/2025	<10.4	<10.4	<10.4									
2,4-Dinitrotoluene	121-14-2	ug/L	5/7/2025								<10.6				
2,4-Dinitrotoluene	121-14-2	ug/L	10/21/2025					<10.4							
2,6-Dichlorophenol	87-65-0	ug/L	4/14/2009	<10	<10	<10	<10		<10	<20	<10				
2,6-Dichlorophenol	87-65-0	ug/L	5/10/2010	<10	<10	<10	<10		<10	<10	<10			<10	
2,6-Dichlorophenol	87-65-0	ug/L	4/4/2011												<10
2,6-Dichlorophenol	87-65-0	ug/L	10/15/2014										<10		
2,6-Dichlorophenol	87-65-0	ug/L	10/5/2015	<10	<10.3	<10	<10			<10.3	<10.8		<10.9	<10	
2,6-Dichlorophenol	87-65-0	ug/L	4/4/2016												<10.3
2,6-Dichlorophenol	87-65-0	ug/L	4/17/2017						<11						
2,6-Dichlorophenol	87-65-0	ug/L	3/30/2020	<10.4	<10.4	<10.4	<10.2			<10.2	<10.3		<10.4	<10.4	
2,6-Dichlorophenol	87-65-0	ug/L	10/20/2021												<8
2,6-Dichlorophenol	87-65-0	ug/L	5/2/2022						<8						
2,6-Dichlorophenol	87-65-0	ug/L	4/23/2025							<10.4					
2,6-Dichlorophenol	87-65-0	ug/L	4/25/2025				<10.4	<10.6					<10.2		
2,6-Dichlorophenol	87-65-0	ug/L	5/5/2025											<10.0	
2,6-Dichlorophenol	87-65-0	ug/L	5/6/2025	<10.4	<10.4	<10.4									

Table 9A
Analytical Data Summary - Series B HMSP Wells
2025 Annual Water Quality Report
Iowa City Sanitary Landfill
Permit No. 52-SDP-01-72P

Constituent	CAS	Units	Date	MW-1B	MW-5B	MW-7B1	MW-8B	MW-10B	MW-12B	MW-14B	MW-31B	MW-39B	MW-208B	MW-210B	MW-211B
2,6-Dichlorophenol	87-65-0	ug/L	5/7/2025								<10.6				
2,6-Dichlorophenol	87-65-0	ug/L	10/21/2025					<10.4							
2,6-Dinitrotoluene	606-20-2	ug/L	4/14/2009	<10	<10	<10	<10		<10	<20	<10				
2,6-Dinitrotoluene	606-20-2	ug/L	5/10/2010	<10	<10	<10	<10		<10	<10	<10			<10	
2,6-Dinitrotoluene	606-20-2	ug/L	4/4/2011												<10
2,6-Dinitrotoluene	606-20-2	ug/L	10/15/2014										<10		
2,6-Dinitrotoluene	606-20-2	ug/L	10/5/2015	<10	<10.3	<10	<10			<10.3	<10.8		<10.9	<10	
2,6-Dinitrotoluene	606-20-2	ug/L	4/4/2016												<10.3
2,6-Dinitrotoluene	606-20-2	ug/L	4/17/2017						<11						
2,6-Dinitrotoluene	606-20-2	ug/L	3/30/2020	<10.4	<10.4	<10.4	<10.2			<10.2	<10.3		<10.4	<10.4	
2,6-Dinitrotoluene	606-20-2	ug/L	10/20/2021												<8
2,6-Dinitrotoluene	606-20-2	ug/L	5/2/2022						<8						
2,6-Dinitrotoluene	606-20-2	ug/L	4/23/2025							<10.4					
2,6-Dinitrotoluene	606-20-2	ug/L	4/25/2025				<10.4	<10.6					<10.2		
2,6-Dinitrotoluene	606-20-2	ug/L	5/5/2025											<10.0	
2,6-Dinitrotoluene	606-20-2	ug/L	5/6/2025	<10.4	<10.4	<10.4									
2,6-Dinitrotoluene	606-20-2	ug/L	5/7/2025								<10.6				
2,6-Dinitrotoluene	606-20-2	ug/L	10/21/2025					<10.4							
2-Acetylaminofluorene	53-96-3	ug/L	4/14/2009	<10	<10	<10	<10		<10	<20	<10				
2-Acetylaminofluorene	53-96-3	ug/L	5/10/2010	<10	<10	<10	<10		<10	<10	<10			<10	
2-Acetylaminofluorene	53-96-3	ug/L	4/4/2011												<10
2-Acetylaminofluorene	53-96-3	ug/L	10/15/2014										<10		
2-Acetylaminofluorene	53-96-3	ug/L	10/5/2015	<10	<10.3	<10	<10			<10.3	<10.8		<10.9	<10	
2-Acetylaminofluorene	53-96-3	ug/L	4/4/2016												<10.3
2-Acetylaminofluorene	53-96-3	ug/L	4/17/2017						<11						
2-Acetylaminofluorene	53-96-3	ug/L	3/30/2020	<10.4	<10.4	<10.4	<10.2			<10.2	<10.3		<10.4	<10.4	
2-Acetylaminofluorene	53-96-3	ug/L	10/20/2021												<8
2-Acetylaminofluorene	53-96-3	ug/L	5/2/2022						<8						
2-Acetylaminofluorene	53-96-3	ug/L	4/23/2025							<10.4					
2-Acetylaminofluorene	53-96-3	ug/L	4/25/2025				<10.4	<10.6					<10.2		
2-Acetylaminofluorene	53-96-3	ug/L	5/5/2025											<10.0	
2-Acetylaminofluorene	53-96-3	ug/L	5/6/2025	<10.4	<10.4	<10.4									
2-Acetylaminofluorene	53-96-3	ug/L	5/7/2025								<10.6				
2-Acetylaminofluorene	53-96-3	ug/L	10/21/2025					<10.4							
2-Butanone (MEK)	78-93-3	ug/L	2/27/2008	<10	<10	<10	<10	<10	<10	<10	<10				
2-Butanone (MEK)	78-93-3	ug/L	5/12/2008	<10	<10	<10	<10	<10	<10	<10	<10				
2-Butanone (MEK)	78-93-3	ug/L	7/13/2008	<10	<10	<10	<10	<10	<10	<10	<10				
2-Butanone (MEK)	78-93-3	ug/L	9/14/2008	<10	<10	<10	<10	<10	<10	<10	<10				
2-Butanone (MEK)	78-93-3	ug/L	11/17/2008	<10	<10	<10	<10	<10	<10	<10	<10				
2-Butanone (MEK)	78-93-3	ug/L	4/14/2009	<10	<10	<10	<10		<10	<10	<10				
2-Butanone (MEK)	78-93-3	ug/L	7/7/2009										<10	<10	
2-Butanone (MEK)	78-93-3	ug/L	9/2/2009										<10	<10	
2-Butanone (MEK)	78-93-3	ug/L	10/25/2009	<10	<10	<10	<10		<10	<10	<10		<10	<10	
2-Butanone (MEK)	78-93-3	ug/L	1/2/2010										<10	<10	
2-Butanone (MEK)	78-93-3	ug/L	3/3/2010										<10	<10	<10
2-Butanone (MEK)	78-93-3	ug/L	5/10/2010	<10	<10	<10	<10		<10	<10	<10			<10	<10
2-Butanone (MEK)	78-93-3	ug/L	7/8/2010												<10
2-Butanone (MEK)	78-93-3	ug/L	9/13/2010												<10
2-Butanone (MEK)	78-93-3	ug/L	11/1/2010	<10	<10	<10	<10		<10	<10			<10	<10	
2-Butanone (MEK)	78-93-3	ug/L	4/4/2011												<10
2-Butanone (MEK)	78-93-3	ug/L	10/13/2011	<10	<10	<10	<10		<10	<10			<10	<10	<10
2-Butanone (MEK)	78-93-3	ug/L	12/5/2011								<10				
2-Butanone (MEK)	78-93-3	ug/L	4/11/2012	<10	<10	<10	<10		<10	<10	<10		<10	<10	<10
2-Butanone (MEK)	78-93-3	ug/L	6/25/2012								<10				
2-Butanone (MEK)	78-93-3	ug/L	8/1/2012								<10	<10			
2-Butanone (MEK)	78-93-3	ug/L	10/11/2012	<10	<10	<10	<10		<10	<10	<10	<10	<10	<10	<10
2-Butanone (MEK)	78-93-3	ug/L	12/13/2012								<10	<10			
2-Butanone (MEK)	78-93-3	ug/L	2/4/2013								<10	<10			
2-Butanone (MEK)	78-93-3	ug/L	3/30/2013	<10	<10	<10	<10		<10	<10	<10	<10	<10	<10	<10
2-Butanone (MEK)	78-93-3	ug/L	10/7/2013		<10	<10			<10	<10	<10	<10	<10		<10
2-Butanone (MEK)	78-93-3	ug/L	6/2/2014	<10	<10	<10	<10		<10	<10	<10	<10	<10	<10	<10
2-Butanone (MEK)	78-93-3	ug/L	10/15/2014	<10	<10	<10	<10		<10	<10	<10	<10	<10	<10	<10
2-Butanone (MEK)	78-93-3	ug/L	4/6/2015	<10	<10	<10	<10			<10	<10	<10	<10	<10	<10
2-Butanone (MEK)	78-93-3	ug/L	10/5/2015	<10	<10	<10	<10			<10	<10	<10	<10	<10	<10

Table 9A
Analytical Data Summary - Series B HMSP Wells
2025 Annual Water Quality Report
Iowa City Sanitary Landfill
Permit No. 52-SDP-01-72P

Constituent	CAS	Units	Date	MW-1B	MW-5B	MW-7B1	MW-8B	MW-10B	MW-12B	MW-14B	MW-31B	MW-39B	MW-208B	MW-210B	MW-211B
2-Butanone (MEK)	78-93-3	ug/L	4/4/2016	<10	<10	<10	<10		<10	<10	<10	<10	<10	<10	<10
2-Butanone (MEK)	78-93-3	ug/L	10/17/2016	<10	<10	<10	<10		<10	<10	<10	<10	<10	<10	<10
2-Butanone (MEK)	78-93-3	ug/L	4/17/2017	<10	<10	<10	<10		<10	<10	<10	<10	<10	<10	<10
2-Butanone (MEK)	78-93-3	ug/L	10/11/2017	<10	<10	<10	<10		<10	<10	<10	<10	<10	<10	<10
2-Butanone (MEK)	78-93-3	ug/L	4/20/2018								<10				
2-Butanone (MEK)	78-93-3	ug/L	4/24/2018						<10	<10			<10		
2-Butanone (MEK)	78-93-3	ug/L	4/25/2018	<10	<10	<10	<10					<10		<10	<10
2-Butanone (MEK)	78-93-3	ug/L	10/16/2018	<10	<10	<10	<10		<10	<10	<10	<10	<10	<10	<10
2-Butanone (MEK)	78-93-3	ug/L	4/16/2019	<10	<10	<10	<10		<10	<10	<10	<10	<10	<10	<10
2-Butanone (MEK)	78-93-3	ug/L	10/1/2019	<10	<10	<10	<10		<10	<10	<10	<10	<10	<10	<10
2-Butanone (MEK)	78-93-3	ug/L	3/30/2020	<10	<10	<10	<10		<10	<10	<10	<10	<10	<10	<10
2-Butanone (MEK)	78-93-3	ug/L	10/7/2020	<10	<10	<10	<10		<10	<10	<10	<10	<10	<10	<10
2-Butanone (MEK)	78-93-3	ug/L	4/13/2021	<5	<5	<5	<5		<5	<5	<5	<5	<5	<5	<5
2-Butanone (MEK)	78-93-3	ug/L	10/20/2021	<5				<5			<5				<5
2-Butanone (MEK)	78-93-3	ug/L	5/2/2022	<10				<10	<5		<10	<10			<10
2-Butanone (MEK)	78-93-3	ug/L	10/14/2022	<10				<10			<10				<10
2-Butanone (MEK)	78-93-3	ug/L	5/1/2023	<10				<10	<10		<10	<10		<10	<10
2-Butanone (MEK)	78-93-3	ug/L	10/16/2023	<10				<10			<10				<10
2-Butanone (MEK)	78-93-3	ug/L	4/29/2024	<10				<10			<10	<10			<10
2-Butanone (MEK)	78-93-3	ug/L	10/9/2024					<10.0							
2-Butanone (MEK)	78-93-3	ug/L	10/10/2024	<10.0											<10.0
2-Butanone (MEK)	78-93-3	ug/L	10/11/2024								<10.0				
2-Butanone (MEK)	78-93-3	ug/L	4/23/2025							<10.0					
2-Butanone (MEK)	78-93-3	ug/L	4/25/2025				<10.0	<10.0					<10.0		
2-Butanone (MEK)	78-93-3	ug/L	4/28/2025												<10.0
2-Butanone (MEK)	78-93-3	ug/L	4/30/2025									<10.0			
2-Butanone (MEK)	78-93-3	ug/L	5/5/2025											<10.0	
2-Butanone (MEK)	78-93-3	ug/L	5/6/2025	<10.0	<10.0	<10.0									
2-Butanone (MEK)	78-93-3	ug/L	5/7/2025								<10.0				
2-Butanone (MEK)	78-93-3	ug/L	10/20/2025	<10.0											
2-Butanone (MEK)	78-93-3	ug/L	10/21/2025					<10.0							
2-Butanone (MEK)	78-93-3	ug/L	10/23/2025								<10.0				
2-Chloronaphthalene	91-58-7	ug/L	4/14/2009	<10	<10	<10	<10		<10	<20	<10				
2-Chloronaphthalene	91-58-7	ug/L	5/10/2010	<10	<10	<10	<10		<10	<10	<10			<10	
2-Chloronaphthalene	91-58-7	ug/L	4/4/2011												<10
2-Chloronaphthalene	91-58-7	ug/L	10/15/2014										<10		
2-Chloronaphthalene	91-58-7	ug/L	10/5/2015	<10	<10.3	<10	<10			<10.3	<10.8		<10.9	<10	
2-Chloronaphthalene	91-58-7	ug/L	4/4/2016												<10.3
2-Chloronaphthalene	91-58-7	ug/L	4/17/2017						<11						
2-Chloronaphthalene	91-58-7	ug/L	3/30/2020	<10.4	<10.4	<10.4	<10.2			<10.2	<10.3		<10.4	<10.4	
2-Chloronaphthalene	91-58-7	ug/L	10/20/2021												<8
2-Chloronaphthalene	91-58-7	ug/L	5/2/2022						<8						
2-Chloronaphthalene	91-58-7	ug/L	4/23/2025							<10.4					
2-Chloronaphthalene	91-58-7	ug/L	4/25/2025				<10.4	<10.6					<10.2		
2-Chloronaphthalene	91-58-7	ug/L	5/5/2025											<10.0	
2-Chloronaphthalene	91-58-7	ug/L	5/6/2025	<10.4	<10.4	<10.4									
2-Chloronaphthalene	91-58-7	ug/L	5/7/2025								<10.6				
2-Chloronaphthalene	91-58-7	ug/L	10/21/2025					<10.4							
2-Chlorophenol	95-57-8	ug/L	4/14/2009	<10	<10	<10	<10		<10	<20	<10				
2-Chlorophenol	95-57-8	ug/L	5/10/2010	<10	<10	<10	<10		<10	<10	<10			<10	
2-Chlorophenol	95-57-8	ug/L	4/4/2011												<10
2-Chlorophenol	95-57-8	ug/L	10/15/2014										<10		
2-Chlorophenol	95-57-8	ug/L	10/5/2015	<10	<10.3	<10	<10			<10.3	<10.8		<10.9	<10	
2-Chlorophenol	95-57-8	ug/L	4/4/2016												<10.3
2-Chlorophenol	95-57-8	ug/L	4/17/2017						<11						
2-Chlorophenol	95-57-8	ug/L	3/30/2020	<10.4	<10.4	<10.4	<10.2			<10.2	<10.3		<10.4	<10.4	
2-Chlorophenol	95-57-8	ug/L	10/20/2021												<8
2-Chlorophenol	95-57-8	ug/L	5/2/2022						<8						
2-Chlorophenol	95-57-8	ug/L	4/23/2025							<10.4					
2-Chlorophenol	95-57-8	ug/L	4/25/2025				<10.4	<10.6					<10.2		
2-Chlorophenol	95-57-8	ug/L	5/5/2025											<10.0	
2-Chlorophenol	95-57-8	ug/L	5/6/2025	<10.4	<10.4	<10.4									
2-Chlorophenol	95-57-8	ug/L	5/7/2025								<10.6				
2-Chlorophenol	95-57-8	ug/L	10/21/2025					<10.4							

Table 9A
Analytical Data Summary - Series B HMSP Wells
2025 Annual Water Quality Report
Iowa City Sanitary Landfill
Permit No. 52-SDP-01-72P

Constituent	CAS	Units	Date	MW-1B	MW-5B	MW-7B1	MW-8B	MW-10B	MW-12B	MW-14B	MW-31B	MW-39B	MW-208B	MW-210B	MW-211B
2-Hexanone	591-78-6	ug/L	2/27/2008	<10	<10	<10	<10	<10	<10	<10	<10				
2-Hexanone	591-78-6	ug/L	5/12/2008	<10	<10	<10	<10	<10	<10	<10	<10				
2-Hexanone	591-78-6	ug/L	7/13/2008	<10	<10	<10	<10	<10	<10	<10	<10				
2-Hexanone	591-78-6	ug/L	9/14/2008	<10	<10	<10	<10	<10	<10	<10	<10				
2-Hexanone	591-78-6	ug/L	11/17/2008	<10	<10	<10	<10	<10	<10	<10	<10				
2-Hexanone	591-78-6	ug/L	4/14/2009	<10	<10	<10	<10		<10	<10	<10				
2-Hexanone	591-78-6	ug/L	7/7/2009										<10	<10	
2-Hexanone	591-78-6	ug/L	9/2/2009										<10	<10	
2-Hexanone	591-78-6	ug/L	10/25/2009	<10	<10	<10	<10		<10	<10	<10		<10	<10	
2-Hexanone	591-78-6	ug/L	1/2/2010										<10	<10	
2-Hexanone	591-78-6	ug/L	3/3/2010										<10	<10	<10
2-Hexanone	591-78-6	ug/L	5/10/2010	<10	<20	<20	<20		<20	<20	<20			<20	<20
2-Hexanone	591-78-6	ug/L	7/8/2010												<10
2-Hexanone	591-78-6	ug/L	9/13/2010												<10
2-Hexanone	591-78-6	ug/L	11/1/2010	<10	<10	<10	<10		<10	<10			<10	<10	
2-Hexanone	591-78-6	ug/L	4/4/2011												<10
2-Hexanone	591-78-6	ug/L	10/13/2011	<10	<10	<10	<10		<10	<10			<10	<10	<10
2-Hexanone	591-78-6	ug/L	12/5/2011								<10				
2-Hexanone	591-78-6	ug/L	4/11/2012	<10	<10	<10	<10		<10	<10	<10		<10	<10	<10
2-Hexanone	591-78-6	ug/L	6/25/2012								<10				
2-Hexanone	591-78-6	ug/L	8/1/2012								<10	<10			
2-Hexanone	591-78-6	ug/L	10/11/2012	<10	<10	<10	<10		<10	<10	<10	<10	<10	<10	<10
2-Hexanone	591-78-6	ug/L	12/13/2012								<10	<10			
2-Hexanone	591-78-6	ug/L	2/4/2013								<10	<10			
2-Hexanone	591-78-6	ug/L	3/30/2013	<10	<10	<10	<10		<10	<10	<10	<10	<10	<10	<10
2-Hexanone	591-78-6	ug/L	10/7/2013		<10	<10			<10	<10	<10	<10	<10		<10
2-Hexanone	591-78-6	ug/L	6/2/2014	<10	<10	<10	<10		<10	<10	<10	<10	<10	<10	<10
2-Hexanone	591-78-6	ug/L	10/15/2014	<10	<10	<10	<10		<10	<10	<10	<10	<10	<10	<10
2-Hexanone	591-78-6	ug/L	4/6/2015	<10	<10	<10	<10			<10	<10	<10	<10	<10	<10
2-Hexanone	591-78-6	ug/L	10/5/2015	<10	<10	<10	<10			<10	<10	<10	<10	<10	<10
2-Hexanone	591-78-6	ug/L	4/4/2016	<10	<10	<10	<10		<10	<10	<10	<10	<10	<10	<10
2-Hexanone	591-78-6	ug/L	10/17/2016	<10	<10	<10	<10		<10	<10	<10	<10	<10	<10	<10
2-Hexanone	591-78-6	ug/L	4/17/2017	<10	<10	<10	<10		<10	<10	<10	<10	<10	<10	<10
2-Hexanone	591-78-6	ug/L	10/11/2017	<10	<10	<10	<10		<10	<10	<10	<10	<10	<10	<10
2-Hexanone	591-78-6	ug/L	4/20/2018								<10				
2-Hexanone	591-78-6	ug/L	4/24/2018						<10	<10			<10		
2-Hexanone	591-78-6	ug/L	4/25/2018	<10	<10	<10	<10					<10		<10	<10
2-Hexanone	591-78-6	ug/L	10/16/2018	<10	<10	<10	<10		<10	<10	<10	<10	<10	<10	<10
2-Hexanone	591-78-6	ug/L	4/16/2019	<10	<10	<10	<10		<10	<10	<10	<10	<10	<10	<10
2-Hexanone	591-78-6	ug/L	10/1/2019	<10	<10	<10	<10		<10	<10	<10	<10	<10	<10	<10
2-Hexanone	591-78-6	ug/L	3/30/2020	<10	<10	<10	<10		<10	<10	<10	<10	<10	<10	<10
2-Hexanone	591-78-6	ug/L	10/7/2020	<10	<10	<10	<10		<10	<10	<10	<10	<10	<10	<10
2-Hexanone	591-78-6	ug/L	4/13/2021	<5	<5	<5	<5		<5	<5	<5	<5	<5	<5	<5
2-Hexanone	591-78-6	ug/L	10/20/2021	<5				<5			<5				<5
2-Hexanone	591-78-6	ug/L	5/2/2022	<5				<5	<5		<5	<5			<5
2-Hexanone	591-78-6	ug/L	10/14/2022	<5				<5			<5				<5
2-Hexanone	591-78-6	ug/L	5/1/2023	<10				<10	<10		<10	<10		<10	<10
2-Hexanone	591-78-6	ug/L	10/16/2023	<10				<10			<10				<10
2-Hexanone	591-78-6	ug/L	4/29/2024	<10				<10			<10	<10			<10
2-Hexanone	591-78-6	ug/L	10/9/2024					<10.0							
2-Hexanone	591-78-6	ug/L	10/10/2024	<10.0											<10.0
2-Hexanone	591-78-6	ug/L	10/11/2024								<10.0				
2-Hexanone	591-78-6	ug/L	4/23/2025							<10.0					
2-Hexanone	591-78-6	ug/L	4/25/2025				<10.0	<10.0					<10.0		
2-Hexanone	591-78-6	ug/L	4/28/2025												<10.0
2-Hexanone	591-78-6	ug/L	4/30/2025									<10.0			
2-Hexanone	591-78-6	ug/L	5/5/2025											<10.0	
2-Hexanone	591-78-6	ug/L	5/6/2025	<10.0	<10.0	<10.0									
2-Hexanone	591-78-6	ug/L	5/7/2025								<10.0				
2-Hexanone	591-78-6	ug/L	10/20/2025	<10.0											
2-Hexanone	591-78-6	ug/L	10/21/2025					<10.0							
2-Hexanone	591-78-6	ug/L	10/23/2025								<10.0				
2-Methylnaphthalene	91-57-6	ug/L	4/14/2009	<10	<10	<10	<10		<10	<20	<10				
2-Methylnaphthalene	91-57-6	ug/L	5/10/2010	<10	<10	<10	<10		<10	<10	<10			<10	

Table 9A
Analytical Data Summary - Series B HMSP Wells
2025 Annual Water Quality Report
Iowa City Sanitary Landfill
Permit No. 52-SDP-01-72P

Constituent	CAS	Units	Date	MW-1B	MW-5B	MW-7B1	MW-8B	MW-10B	MW-12B	MW-14B	MW-31B	MW-39B	MW-208B	MW-210B	MW-211B
2-Methylnaphthalene	91-57-6	ug/L	4/4/2011												<10
2-Methylnaphthalene	91-57-6	ug/L	10/15/2014										<10		
2-Methylnaphthalene	91-57-6	ug/L	10/5/2015	<10	<10.3	<10	<10			<10.3	<10.8		<10.9	<10	
2-Methylnaphthalene	91-57-6	ug/L	4/4/2016												<10.3
2-Methylnaphthalene	91-57-6	ug/L	4/17/2017						<11						
2-Methylnaphthalene	91-57-6	ug/L	3/30/2020	<10.4	<10.4	<10.4	<10.2			<10.2	<10.3		<10.4	<10.4	
2-Methylnaphthalene	91-57-6	ug/L	10/20/2021												<8
2-Methylnaphthalene	91-57-6	ug/L	5/2/2022						<8						
2-Methylnaphthalene	91-57-6	ug/L	4/23/2025							<10.4					
2-Methylnaphthalene	91-57-6	ug/L	4/25/2025				<10.4	<10.6					<10.2		
2-Methylnaphthalene	91-57-6	ug/L	5/5/2025											<10.0	
2-Methylnaphthalene	91-57-6	ug/L	5/6/2025	<10.4	<10.4	<10.4									
2-Methylnaphthalene	91-57-6	ug/L	5/7/2025								<10.6				
2-Methylnaphthalene	91-57-6	ug/L	10/21/2025					<10.4							
2-Methylphenol	95-48-7	ug/L	4/14/2009	<10	<10	<10	<10		<10	<20	<10				
2-Methylphenol	95-48-7	ug/L	5/10/2010	<10	<10	<10	<10		<10	<10	<10			<10	
2-Methylphenol	95-48-7	ug/L	4/4/2011												<10
2-Methylphenol	95-48-7	ug/L	10/15/2014										<10		
2-Methylphenol	95-48-7	ug/L	10/5/2015	<10	<10.3	<10	<10			<10.3	<10.8		<10.9	<10	
2-Methylphenol	95-48-7	ug/L	4/4/2016												<10.3
2-Methylphenol	95-48-7	ug/L	4/17/2017						<11						
2-Methylphenol	95-48-7	ug/L	3/30/2020	<10.4	<10.4	<10.4	<10.2			<10.2	<10.3		<10.4	<10.4	
2-Methylphenol	95-48-7	ug/L	10/20/2021												<8
2-Methylphenol	95-48-7	ug/L	5/2/2022						<8						
2-Methylphenol	95-48-7	ug/L	4/23/2025							<10.4					
2-Methylphenol	95-48-7	ug/L	4/25/2025				<10.4	<10.6					<10.2		
2-Methylphenol	95-48-7	ug/L	5/5/2025											<10.0	
2-Methylphenol	95-48-7	ug/L	5/6/2025	<10.4	<10.4	<10.4									
2-Methylphenol	95-48-7	ug/L	5/7/2025								<10.6				
2-Methylphenol	95-48-7	ug/L	10/21/2025					<10.4							
2-Naphthylamine	91-59-8	ug/L	4/14/2009	<10	<10	<10	<10		<10	<20	<10				
2-Naphthylamine	91-59-8	ug/L	5/10/2010	<10	<10	<10	<10		<10	<10	<10			<10	
2-Naphthylamine	91-59-8	ug/L	4/4/2011												<10
2-Naphthylamine	91-59-8	ug/L	10/15/2014										<10		
2-Naphthylamine	91-59-8	ug/L	10/5/2015	<10	<10.3	<10	<10			<10.3	<10.8		<10.9	<10	
2-Naphthylamine	91-59-8	ug/L	4/4/2016												<10.3
2-Naphthylamine	91-59-8	ug/L	4/17/2017						<11						
2-Naphthylamine	91-59-8	ug/L	3/30/2020	<10.4	<10.4	<10.4	<10.2			<10.2	<10.3		<10.4	<10.4	
2-Naphthylamine	91-59-8	ug/L	10/20/2021												<8
2-Naphthylamine	91-59-8	ug/L	5/2/2022						<8						
2-Naphthylamine	91-59-8	ug/L	4/23/2025							<10.4					
2-Naphthylamine	91-59-8	ug/L	4/25/2025				<10.4	<10.6					<10.2		
2-Naphthylamine	91-59-8	ug/L	5/5/2025											<10.0	
2-Naphthylamine	91-59-8	ug/L	5/6/2025	<10.4	<10.4	<10.4									
2-Naphthylamine	91-59-8	ug/L	5/7/2025								<10.6				
2-Naphthylamine	91-59-8	ug/L	10/21/2025					<10.4							
2-Nitroaniline	88-74-4	ug/L	4/14/2009	<10	<10	<10	<10		<10	<20	<10				
2-Nitroaniline	88-74-4	ug/L	5/10/2010	<10	<10	<10	<10		<10	<10	<10			<10	
2-Nitroaniline	88-74-4	ug/L	4/4/2011												<10
2-Nitroaniline	88-74-4	ug/L	10/15/2014										<10		
2-Nitroaniline	88-74-4	ug/L	10/5/2015	<10	<10.3	<10	<10			<10.3	<10.8		<10.9	<10	
2-Nitroaniline	88-74-4	ug/L	4/4/2016												<10.3
2-Nitroaniline	88-74-4	ug/L	4/17/2017						<11						
2-Nitroaniline	88-74-4	ug/L	3/30/2020	<10.4	<10.4	<10.4	<10.2			<10.2	<10.3		<10.4	<10.4	
2-Nitroaniline	88-74-4	ug/L	10/20/2021												<8
2-Nitroaniline	88-74-4	ug/L	5/2/2022						<8						
2-Nitroaniline	88-74-4	ug/L	4/23/2025							<10.4					
2-Nitroaniline	88-74-4	ug/L	4/25/2025				<10.4	<10.6					<10.2		
2-Nitroaniline	88-74-4	ug/L	5/5/2025											<10.0	
2-Nitroaniline	88-74-4	ug/L	5/6/2025	<10.4	<10.4	<10.4									
2-Nitroaniline	88-74-4	ug/L	5/7/2025								<10.6				
2-Nitroaniline	88-74-4	ug/L	10/21/2025					<10.4							
2-Nitrophenol	88-75-5	ug/L	4/14/2009	<10	<10	<10	<10		<10	<20	<10				
2-Nitrophenol	88-75-5	ug/L	5/10/2010	<10	<10	<10	<10		<10	<10	<10			<10	

Table 9A
Analytical Data Summary - Series B HMSP Wells
2025 Annual Water Quality Report
Iowa City Sanitary Landfill
Permit No. 52-SDP-01-72P

Constituent	CAS	Units	Date	MW-1B	MW-5B	MW-7B1	MW-8B	MW-10B	MW-12B	MW-14B	MW-31B	MW-39B	MW-208B	MW-210B	MW-211B
2-Nitrophenol	88-75-5	ug/L	4/4/2011												<10
2-Nitrophenol	88-75-5	ug/L	10/15/2014										<10		
2-Nitrophenol	88-75-5	ug/L	10/5/2015	<10	<10.3	<10	<10			<10.3	<10.8		<10.9	<10	
2-Nitrophenol	88-75-5	ug/L	4/4/2016												<10.3
2-Nitrophenol	88-75-5	ug/L	4/17/2017						<11						
2-Nitrophenol	88-75-5	ug/L	3/30/2020	<10.4	<10.4	<10.4	<10.2			<10.2	<10.3		<10.4	<10.4	
2-Nitrophenol	88-75-5	ug/L	10/20/2021												<8
2-Nitrophenol	88-75-5	ug/L	5/2/2022						<8						
2-Nitrophenol	88-75-5	ug/L	4/23/2025							<10.4					
2-Nitrophenol	88-75-5	ug/L	4/25/2025				<10.4	<10.6					<10.2		
2-Nitrophenol	88-75-5	ug/L	5/5/2025											<10.0	
2-Nitrophenol	88-75-5	ug/L	5/6/2025	<10.4	<10.4	<10.4									
2-Nitrophenol	88-75-5	ug/L	5/7/2025								<10.6				
2-Nitrophenol	88-75-5	ug/L	10/21/2025					<10.4							
3,3'-Dichlorobenzidine	91-94-1	ug/L	4/23/2025							<10.4					
3,3'-Dichlorobenzidine	91-94-1	ug/L	4/25/2025				<10.4	<10.6					<10.2		
3,3'-Dichlorobenzidine	91-94-1	ug/L	5/5/2025											<10.0	
3,3'-Dichlorobenzidine	91-94-1	ug/L	5/6/2025	<10.4	<10.4	<10.4									
3,3'-Dichlorobenzidine	91-94-1	ug/L	5/7/2025								<10.6				
3,3'-Dichlorobenzidine	91-94-1	ug/L	10/21/2025					<10.4							
3,3'-Dimethylbenzidine	119-93-7	ug/L	4/23/2025							<10.4					
3,3'-Dimethylbenzidine	119-93-7	ug/L	4/25/2025				<10.4	<10.6					<10.2		
3,3'-Dimethylbenzidine	119-93-7	ug/L	5/5/2025											<10.0	
3,3'-Dimethylbenzidine	119-93-7	ug/L	5/6/2025	<10.4	<10.4	<10.4									
3,3'-Dimethylbenzidine	119-93-7	ug/L	5/7/2025								<10.6				
3,3'-Dimethylbenzidine	119-93-7	ug/L	10/21/2025					<10.4							
3,3-Dichlorobenzidine	91-94-1	ug/L	4/14/2009	<85	<85	<85	<85		<85	<170	<85				
3,3-Dichlorobenzidine	91-94-1	ug/L	5/10/2010	<10	<10	<10	<10		<10	<10	<10			<10	
3,3-Dichlorobenzidine	91-94-1	ug/L	4/4/2011												<10
3,3-Dichlorobenzidine	91-94-1	ug/L	10/15/2014										<50		
3,3-Dichlorobenzidine	91-94-1	ug/L	10/5/2015	<50	<51.5	<50	<50			<51.5	<53.8		<54.3	<50	
3,3-Dichlorobenzidine	91-94-1	ug/L	4/4/2016												<51.5
3,3-Dichlorobenzidine	91-94-1	ug/L	4/17/2017						<54.9						
3,3-Dichlorobenzidine	91-94-1	ug/L	3/30/2020	<10.4	<10.4	<10.4	<10.2			<10.2	<10.3		<10.4	<10.4	
3,3-Dichlorobenzidine	91-94-1	ug/L	10/20/2021												<8
3,3-Dichlorobenzidine	91-94-1	ug/L	5/2/2022						<8						
3,3-Dimethylbenzidine	119-93-7	ug/L	4/14/2009	<20	<20	<20	<20		<20	<40	<20				
3,3-Dimethylbenzidine	119-93-7	ug/L	5/10/2010	<10	<10	<10	<10		<10	<10	<10			<10	
3,3-Dimethylbenzidine	119-93-7	ug/L	4/4/2011												<10
3,3-Dimethylbenzidine	119-93-7	ug/L	10/15/2014										<10		
3,3-Dimethylbenzidine	119-93-7	ug/L	10/5/2015	<10	<10.3	<10	<10			<10.3	<10.8		<10.9	<10	
3,3-Dimethylbenzidine	119-93-7	ug/L	4/4/2016												<10.3
3,3-Dimethylbenzidine	119-93-7	ug/L	4/17/2017						<11						
3,3-Dimethylbenzidine	119-93-7	ug/L	3/30/2020	<10.4	<10.4	<10.4	<10.2			<10.2	<10.3		<10.4	<10.4	
3,3-Dimethylbenzidine	119-93-7	ug/L	10/20/2021												<8
3,3-Dimethylbenzidine	119-93-7	ug/L	5/2/2022						<8						
3-Methylcholanthrene	56-49-5	ug/L	4/14/2009	<10	<10	<10	<10		<10	<20	<10				
3-Methylcholanthrene	56-49-5	ug/L	5/10/2010	<10	<10	<10	<10		<10	<10	<10			<10	
3-Methylcholanthrene	56-49-5	ug/L	4/4/2011												<10
3-Methylcholanthrene	56-49-5	ug/L	10/15/2014										<10		
3-Methylcholanthrene	56-49-5	ug/L	10/5/2015	<10	<10.3	<10	<10			<10.3	<10.8		<10.9	<10	
3-Methylcholanthrene	56-49-5	ug/L	4/4/2016												<10.3
3-Methylcholanthrene	56-49-5	ug/L	4/17/2017						<11						
3-Methylcholanthrene	56-49-5	ug/L	3/30/2020	<10.4	<10.4	<10.4	<10.2			<10.2	<10.3		<10.4	<10.4	
3-Methylcholanthrene	56-49-5	ug/L	10/20/2021												<8
3-Methylcholanthrene	56-49-5	ug/L	5/2/2022						<8						
3-Methylcholanthrene	56-49-5	ug/L	4/23/2025							<10.4					
3-Methylcholanthrene	56-49-5	ug/L	4/25/2025				<10.4	<10.6					<10.2		
3-Methylcholanthrene	56-49-5	ug/L	5/5/2025											<10.0	
3-Methylcholanthrene	56-49-5	ug/L	5/6/2025	<10.4	<10.4	<10.4									
3-Methylcholanthrene	56-49-5	ug/L	5/7/2025								<10.6				
3-Methylcholanthrene	56-49-5	ug/L	10/21/2025					<10.4							
3-Nitroaniline	99-09-2	ug/L	4/14/2009	<10	<10	<10	<10		<10	<20	<10				
3-Nitroaniline	99-09-2	ug/L	5/10/2010	<10	<10	<10	<10		<10	<10	<10			<10	

Table 9A
Analytical Data Summary - Series B HMSP Wells
2025 Annual Water Quality Report
Iowa City Sanitary Landfill
Permit No. 52-SDP-01-72P

Constituent	CAS	Units	Date	MW-1B	MW-5B	MW-7B1	MW-8B	MW-10B	MW-12B	MW-14B	MW-31B	MW-39B	MW-208B	MW-210B	MW-211B
3-Nitroaniline	99-09-2	ug/L	4/4/2011												<10
3-Nitroaniline	99-09-2	ug/L	10/15/2014										<10		
3-Nitroaniline	99-09-2	ug/L	10/5/2015	<10	<10.3	<10	<10			<10.3	<10.8		<10.9	<10	
3-Nitroaniline	99-09-2	ug/L	4/4/2016												<10.3
3-Nitroaniline	99-09-2	ug/L	4/17/2017						<11						
3-Nitroaniline	99-09-2	ug/L	3/30/2020	<10.4	<10.4	<10.4	<10.2			<10.2	<10.3		<10.4	<10.4	
3-Nitroaniline	99-09-2	ug/L	10/20/2021												<8
3-Nitroaniline	99-09-2	ug/L	5/2/2022						<8						
3-Nitroaniline	99-09-2	ug/L	4/23/2025							<10.4					
3-Nitroaniline	99-09-2	ug/L	4/25/2025				<10.4	<10.6					<10.2		
3-Nitroaniline	99-09-2	ug/L	5/5/2025											<10.0	
3-Nitroaniline	99-09-2	ug/L	5/6/2025	<10.4	<10.4	<10.4									
3-Nitroaniline	99-09-2	ug/L	5/7/2025								<10.6				
3-Nitroaniline	99-09-2	ug/L	10/21/2025					<10.4							
4,4'-DDD	72-54-8	ug/L	4/23/2025							<0.0904					
4,4'-DDD	72-54-8	ug/L	4/25/2025				<0.0921	<0.0964					<0.0902		
4,4'-DDD	72-54-8	ug/L	5/5/2025											<0.0904	
4,4'-DDD	72-54-8	ug/L	5/6/2025	<0.0904	<0.0900	<0.0916									
4,4'-DDD	72-54-8	ug/L	5/7/2025								<0.0897				
4,4'-DDD	72-54-8	ug/L	10/21/2025					<0.0900							
4,4'-DDE	72-55-9	ug/L	4/23/2025							<0.0904					
4,4'-DDE	72-55-9	ug/L	4/25/2025				<0.0921	<0.0964					<0.0902		
4,4'-DDE	72-55-9	ug/L	5/5/2025											<0.0904	
4,4'-DDE	72-55-9	ug/L	5/6/2025	<0.0904	<0.0900	<0.0916									
4,4'-DDE	72-55-9	ug/L	5/7/2025								<0.0897				
4,4'-DDE	72-55-9	ug/L	10/21/2025					<0.0900							
4,4'-DDT	50-29-3	ug/L	4/23/2025							<0.0904					
4,4'-DDT	50-29-3	ug/L	4/25/2025				<0.0921	<0.0964					<0.0902		
4,4'-DDT	50-29-3	ug/L	5/5/2025											<0.0904	
4,4'-DDT	50-29-3	ug/L	5/6/2025	<0.0904	<0.0900	<0.0916									
4,4'-DDT	50-29-3	ug/L	5/7/2025								<0.0897				
4,4'-DDT	50-29-3	ug/L	10/21/2025					<0.0900							
4,4`-DDD	72-54-8	ug/L	4/14/2009	<0.032	<0.032	<0.032	<0.032		<0.032	<0.032	<0.032				
4,4`-DDD	72-54-8	ug/L	7/7/2009			<0.032	<0.032								
4,4`-DDD	72-54-8	ug/L	9/2/2009				<0.032								
4,4`-DDD	72-54-8	ug/L	5/10/2010	<0.032	<0.032	<0.032	<0.032		<0.032	<0.032	<0.032			<0.032	
4,4`-DDD	72-54-8	ug/L	4/4/2011												<0.032
4,4`-DDD	72-54-8	ug/L	10/15/2014										0.302		
4,4`-DDD	72-54-8	ug/L	4/6/2015										0.0308J		
4,4`-DDD	72-54-8	ug/L	6/10/2015										0.0337		
4,4`-DDD	72-54-8	ug/L	8/10/2015										<0.032		
4,4`-DDD	72-54-8	ug/L	9/14/2015										0.0263J		
4,4`-DDD	72-54-8	ug/L	10/5/2015	<0.032	<0.033	<0.032	0.0218J			<0.0323	<0.0327		<0.0381	<0.032	
4,4`-DDD	72-54-8	ug/L	4/4/2016										<0.032		0.00903J
4,4`-DDD	72-54-8	ug/L	10/17/2016										<0.032		
4,4`-DDD	72-54-8	ug/L	4/17/2017						<0.0337				<0.0327		
4,4`-DDD	72-54-8	ug/L	10/11/2017										0.0032J		
4,4`-DDD	72-54-8	ug/L	4/24/2018										<0.0333		
4,4`-DDD	72-54-8	ug/L	10/16/2018										<0.0333		
4,4`-DDD	72-54-8	ug/L	4/16/2019										<0.0327		
4,4`-DDD	72-54-8	ug/L	3/30/2020	<0.0333	<0.0337	<0.0333	0.0153J			<0.034	<0.033		<0.0337	<0.0337	
4,4`-DDD	72-54-8	ug/L	10/20/2021												<0.05
4,4`-DDD	72-54-8	ug/L	5/2/2022						<0.05						
4,4`-DDE	72-55-9	ug/L	4/14/2009	<0.032	<0.032	<0.032	<0.032		<0.032	<0.032	<0.032				
4,4`-DDE	72-55-9	ug/L	7/7/2009			<0.032	<0.032								
4,4`-DDE	72-55-9	ug/L	9/2/2009				<0.032								
4,4`-DDE	72-55-9	ug/L	5/10/2010	<0.032	<0.032	<0.032	<0.032		<0.032	<0.032	<0.032			<0.032	
4,4`-DDE	72-55-9	ug/L	4/4/2011												<0.032
4,4`-DDE	72-55-9	ug/L	10/15/2014										0.0135J		
4,4`-DDE	72-55-9	ug/L	10/5/2015	<0.032	<0.033	<0.032	<0.032			<0.0323	<0.0327		<0.0381	<0.032	
4,4`-DDE	72-55-9	ug/L	4/4/2016												<0.0333
4,4`-DDE	72-55-9	ug/L	4/17/2017						<0.0337						
4,4`-DDE	72-55-9	ug/L	3/30/2020	<0.0333	<0.0337	<0.0333	<0.0333			<0.034	<0.033		<0.0337	<0.0337	
4,4`-DDE	72-55-9	ug/L	10/20/2021												<0.05

Table 9A
Analytical Data Summary - Series B HMSP Wells
2025 Annual Water Quality Report
Iowa City Sanitary Landfill
Permit No. 52-SDP-01-72P

Constituent	CAS	Units	Date	MW-1B	MW-5B	MW-7B1	MW-8B	MW-10B	MW-12B	MW-14B	MW-31B	MW-39B	MW-208B	MW-210B	MW-211B
4,4`-DDE	72-55-9	ug/L	5/2/2022						<0.05						
4,4`-DDT	50-29-3	ug/L	4/14/2009	<0.032	<0.032	<0.032	<0.032		<0.032	<0.032	<0.032				
4,4`-DDT	50-29-3	ug/L	7/7/2009			<0.032	<0.032								
4,4`-DDT	50-29-3	ug/L	9/2/2009				<0.032								
4,4`-DDT	50-29-3	ug/L	5/10/2010	<0.032	<0.032	<0.032	<0.032		<0.032	<0.032	<0.032			<0.032	
4,4`-DDT	50-29-3	ug/L	4/4/2011												<0.032
4,4`-DDT	50-29-3	ug/L	10/15/2014										0.0398		
4,4`-DDT	50-29-3	ug/L	4/6/2015										<0.032		
4,4`-DDT	50-29-3	ug/L	6/10/2015										<0.032		
4,4`-DDT	50-29-3	ug/L	8/10/2015										<0.032		
4,4`-DDT	50-29-3	ug/L	9/14/2015										<0.032		
4,4`-DDT	50-29-3	ug/L	10/5/2015	<0.032	<0.033	<0.032	<0.032			<0.0323	<0.0327		<0.0381	<0.032	
4,4`-DDT	50-29-3	ug/L	4/4/2016										0.00895J		<0.0333
4,4`-DDT	50-29-3	ug/L	10/17/2016										<0.032		
4,4`-DDT	50-29-3	ug/L	4/17/2017						<0.0337				<0.0327		
4,4`-DDT	50-29-3	ug/L	10/11/2017										<0.0337		
4,4`-DDT	50-29-3	ug/L	4/24/2018										0.00411J		
4,4`-DDT	50-29-3	ug/L	10/16/2018										<0.0333		
4,4`-DDT	50-29-3	ug/L	10/1/2019										<0.0348		
4,4`-DDT	50-29-3	ug/L	3/30/2020	<0.0333	<0.0337	<0.0333	<0.0333			<0.034	<0.033		<0.0337	<0.0337	
4,4`-DDT	50-29-3	ug/L	10/7/2020										<0.0356		
4,4`-DDT	50-29-3	ug/L	4/13/2021										<0.05		
4,4`-DDT	50-29-3	ug/L	10/20/2021												<0.05
4,4`-DDT	50-29-3	ug/L	5/2/2022						<0.05				<0.05		
4,4`-DDT	50-29-3	ug/L	5/1/2023										<0.0696		
4,4`-DDT	50-29-3	ug/L	4/29/2024										<0.08		
4,6-Dinitro-2-methylphenol	534-52-1	ug/L	4/14/2009	<10	<10	<10	<10		<10	<20	<10				
4,6-Dinitro-2-methylphenol	534-52-1	ug/L	5/10/2010	<10	<10	<10	<10		<10	<10	<10			<10	
4,6-Dinitro-2-methylphenol	534-52-1	ug/L	4/4/2011												<10
4,6-Dinitro-2-methylphenol	534-52-1	ug/L	10/15/2014										<10		
4,6-Dinitro-2-methylphenol	534-52-1	ug/L	10/5/2015	<10	<10.3	<10	<10			<10.3	<10.8		<10.9	<10	
4,6-Dinitro-2-methylphenol	534-52-1	ug/L	4/4/2016												<10.3
4,6-Dinitro-2-methylphenol	534-52-1	ug/L	4/17/2017						<11						
4,6-Dinitro-2-methylphenol	534-52-1	ug/L	3/30/2020	<10.4	<10.4	<10.4	<10.2			<10.2	<10.3		<10.4	<10.4	
4,6-Dinitro-2-methylphenol	534-52-1	ug/L	10/20/2021												<8
4,6-Dinitro-2-methylphenol	534-52-1	ug/L	5/2/2022						<8						
4,6-Dinitro-2-methylphenol	534-52-1	ug/L	4/23/2025							<10.4					
4,6-Dinitro-2-methylphenol	534-52-1	ug/L	4/25/2025				<10.4	<10.6					<10.2		
4,6-Dinitro-2-methylphenol	534-52-1	ug/L	5/5/2025											<10.0	
4,6-Dinitro-2-methylphenol	534-52-1	ug/L	5/6/2025	<10.4	<10.4	<10.4									
4,6-Dinitro-2-methylphenol	534-52-1	ug/L	5/7/2025								<10.6				
4,6-Dinitro-2-methylphenol	534-52-1	ug/L	10/21/2025					<10.4							
4-Aminobiphenyl	92-67-1	ug/L	4/14/2009	<20	<20	<20	<20		<20	<40	<20				
4-Aminobiphenyl	92-67-1	ug/L	5/10/2010	<10	<10	<10	<10		<10	<10	<10			<10	
4-Aminobiphenyl	92-67-1	ug/L	4/4/2011												<10
4-Aminobiphenyl	92-67-1	ug/L	10/15/2014										<10		
4-Aminobiphenyl	92-67-1	ug/L	10/5/2015	<10	<10.3	<10	<10			<10.3	<10.8		<10.9	<10	
4-Aminobiphenyl	92-67-1	ug/L	4/4/2016												<10.3
4-Aminobiphenyl	92-67-1	ug/L	4/17/2017						<11						
4-Aminobiphenyl	92-67-1	ug/L	3/30/2020	<10.4	<10.4	<10.4	<10.2			<10.2	<10.3		<10.4	<10.4	
4-Aminobiphenyl	92-67-1	ug/L	10/20/2021												<8
4-Aminobiphenyl	92-67-1	ug/L	5/2/2022						<8						
4-Aminobiphenyl	92-67-1	ug/L	4/23/2025							<10.4					
4-Aminobiphenyl	92-67-1	ug/L	4/25/2025				<10.4	<10.6					<10.2		
4-Aminobiphenyl	92-67-1	ug/L	5/5/2025											<10.0	
4-Aminobiphenyl	92-67-1	ug/L	5/6/2025	<10.4	<10.4	<10.4									
4-Aminobiphenyl	92-67-1	ug/L	5/7/2025								<10.6				
4-Aminobiphenyl	92-67-1	ug/L	10/21/2025					<10.4							
4-Bromophenyl phenyl ether	101-55-3	ug/L	4/14/2009	<10	<10	<10	<10		<10	<20	<10				
4-Bromophenyl phenyl ether	101-55-3	ug/L	5/10/2010	<10	<10	<10	<10		<10	<10	<10			<10	
4-Bromophenyl phenyl ether	101-55-3	ug/L	4/4/2011												<10
4-Bromophenyl phenyl ether	101-55-3	ug/L	10/15/2014										<10		
4-Bromophenyl phenyl ether	101-55-3	ug/L	10/5/2015	<10	<10.3	<10	<10			<10.3	<10.8		<10.9	<10	
4-Bromophenyl phenyl ether	101-55-3	ug/L	4/4/2016												<10.3

Table 9A
Analytical Data Summary - Series B HMSP Wells
2025 Annual Water Quality Report
Iowa City Sanitary Landfill
Permit No. 52-SDP-01-72P

Constituent	CAS	Units	Date	MW-1B	MW-5B	MW-7B1	MW-8B	MW-10B	MW-12B	MW-14B	MW-31B	MW-39B	MW-208B	MW-210B	MW-211B
4-Bromophenyl phenyl ether	101-55-3	ug/L	4/17/2017						<11						
4-Bromophenyl phenyl ether	101-55-3	ug/L	3/30/2020	<10.4	<10.4	<10.4	<10.2			<10.2	<10.3		<10.4	<10.4	
4-Bromophenyl phenyl ether	101-55-3	ug/L	10/20/2021												<8
4-Bromophenyl phenyl ether	101-55-3	ug/L	5/2/2022						<8						
4-Bromophenyl phenyl ether	101-55-3	ug/L	4/23/2025							<10.4					
4-Bromophenyl phenyl ether	101-55-3	ug/L	4/25/2025				<10.4	<10.6					<10.2		
4-Bromophenyl phenyl ether	101-55-3	ug/L	5/5/2025											<10.0	
4-Bromophenyl phenyl ether	101-55-3	ug/L	5/6/2025	<10.4	<10.4	<10.4									
4-Bromophenyl phenyl ether	101-55-3	ug/L	5/7/2025								<10.6				
4-Bromophenyl phenyl ether	101-55-3	ug/L	10/21/2025					<10.4							
4-Chloro-3-methylphenol	59-50-7	ug/L	4/14/2009	<10	<10	<10	<10		<10	<20	<10				
4-Chloro-3-methylphenol	59-50-7	ug/L	5/10/2010	<10	<10	<10	<10		<10	<10	<10			<10	
4-Chloro-3-methylphenol	59-50-7	ug/L	4/4/2011												<10
4-Chloro-3-methylphenol	59-50-7	ug/L	10/15/2014										<10		
4-Chloro-3-methylphenol	59-50-7	ug/L	10/5/2015	<10	<10.3	<10	<10			<10.3	<10.8		<10.9	<10	
4-Chloro-3-methylphenol	59-50-7	ug/L	4/4/2016												<10.3
4-Chloro-3-methylphenol	59-50-7	ug/L	4/17/2017						<11						
4-Chloro-3-methylphenol	59-50-7	ug/L	3/30/2020	<10.4	<10.4	<10.4	<10.2			<10.2	<10.3		<10.4	<10.4	
4-Chloro-3-methylphenol	59-50-7	ug/L	10/20/2021												<8
4-Chloro-3-methylphenol	59-50-7	ug/L	5/2/2022						<8						
4-Chloro-3-methylphenol	59-50-7	ug/L	4/23/2025							<10.4					
4-Chloro-3-methylphenol	59-50-7	ug/L	4/25/2025				<10.4	<10.6					<10.2		
4-Chloro-3-methylphenol	59-50-7	ug/L	5/5/2025											<10.0	
4-Chloro-3-methylphenol	59-50-7	ug/L	5/6/2025	<10.4	<10.4	<10.4									
4-Chloro-3-methylphenol	59-50-7	ug/L	5/7/2025								<10.6				
4-Chloro-3-methylphenol	59-50-7	ug/L	10/21/2025					<10.4							
4-Chloroaniline	106-47-8	ug/L	4/23/2025							<10.4					
4-Chloroaniline	106-47-8	ug/L	4/25/2025				<10.4	<10.6					<10.2		
4-Chloroaniline	106-47-8	ug/L	5/5/2025											<10.0	
4-Chloroaniline	106-47-8	ug/L	5/6/2025	<10.4	<10.4	<10.4									
4-Chloroaniline	106-47-8	ug/L	5/7/2025								<10.6				
4-Chloroaniline	106-47-8	ug/L	10/21/2025					<10.4							
4-Chlorophenyl phenyl ether	7005-72-3	ug/L	4/14/2009	<10	<10	<10	<10		<10	<20	<10				
4-Chlorophenyl phenyl ether	7005-72-3	ug/L	5/10/2010	<10	<10	<10	<10		<10	<10	<10			<10	
4-Chlorophenyl phenyl ether	7005-72-3	ug/L	4/4/2011												<10
4-Chlorophenyl phenyl ether	7005-72-3	ug/L	10/15/2014										<10		
4-Chlorophenyl phenyl ether	7005-72-3	ug/L	10/5/2015	<10	<10.3	<10	<10			<10.3	<10.8		<10.9	<10	
4-Chlorophenyl phenyl ether	7005-72-3	ug/L	4/4/2016												<10.3
4-Chlorophenyl phenyl ether	7005-72-3	ug/L	4/17/2017						<11						
4-Chlorophenyl phenyl ether	7005-72-3	ug/L	3/30/2020	<10.4	<10.4	<10.4	<10.2			<10.2	<10.3		<10.4	<10.4	
4-Chlorophenyl phenyl ether	7005-72-3	ug/L	10/20/2021												<8
4-Chlorophenyl phenyl ether	7005-72-3	ug/L	5/2/2022						<8						
4-Chlorophenyl phenyl ether	7005-72-3	ug/L	4/23/2025							<10.4					
4-Chlorophenyl phenyl ether	7005-72-3	ug/L	4/25/2025				<10.4	<10.6					<10.2		
4-Chlorophenyl phenyl ether	7005-72-3	ug/L	5/5/2025											<10.0	
4-Chlorophenyl phenyl ether	7005-72-3	ug/L	5/6/2025	<10.4	<10.4	<10.4									
4-Chlorophenyl phenyl ether	7005-72-3	ug/L	5/7/2025								<10.6				
4-Chlorophenyl phenyl ether	7005-72-3	ug/L	10/21/2025					<10.4							
4-Methyl-2-pentanone (MIBK)	108-10-1	ug/L	2/27/2008	<10	<10	<10	<10	<10	<10	<10	<10				
4-Methyl-2-pentanone (MIBK)	108-10-1	ug/L	5/12/2008	<10	<10	<10	<10	<10	<10	<10	<10				
4-Methyl-2-pentanone (MIBK)	108-10-1	ug/L	7/13/2008	<10	<10	<10	<10	<10	<10	<10	<10				
4-Methyl-2-pentanone (MIBK)	108-10-1	ug/L	9/14/2008	<10	<10	<10	<10	<10	<10	<10	<10				
4-Methyl-2-pentanone (MIBK)	108-10-1	ug/L	11/17/2008	<10	<10	<10	<10	<10	<10	<10	<10				
4-Methyl-2-pentanone (MIBK)	108-10-1	ug/L	4/14/2009	<10	<10	<10	<10		<10	<10	<10				
4-Methyl-2-pentanone (MIBK)	108-10-1	ug/L	7/7/2009										<10	<10	
4-Methyl-2-pentanone (MIBK)	108-10-1	ug/L	9/2/2009										<10	<10	
4-Methyl-2-pentanone (MIBK)	108-10-1	ug/L	10/25/2009	<10	<10	<10	<10		<10	<10	<10		<10	<10	
4-Methyl-2-pentanone (MIBK)	108-10-1	ug/L	1/2/2010										<10	<10	
4-Methyl-2-pentanone (MIBK)	108-10-1	ug/L	3/3/2010										<10	<10	<10
4-Methyl-2-pentanone (MIBK)	108-10-1	ug/L	5/10/2010	<10	<10	<10	<10		<10	<10	<10			<10	<10
4-Methyl-2-pentanone (MIBK)	108-10-1	ug/L	7/8/2010												<10
4-Methyl-2-pentanone (MIBK)	108-10-1	ug/L	9/13/2010												<10
4-Methyl-2-pentanone (MIBK)	108-10-1	ug/L	11/1/2010	<10	<10	<10	<10		<10	<10			<10	<10	
4-Methyl-2-pentanone (MIBK)	108-10-1	ug/L	4/4/2011												<10

Table 9A
Analytical Data Summary - Series B HMSP Wells
2025 Annual Water Quality Report
Iowa City Sanitary Landfill
Permit No. 52-SDP-01-72P

Constituent	CAS	Units	Date	MW-1B	MW-5B	MW-7B1	MW-8B	MW-10B	MW-12B	MW-14B	MW-31B	MW-39B	MW-208B	MW-210B	MW-211B
4-Methyl-2-pentanone (MIBK)	108-10-1	ug/L	10/13/2011	<10	<10	<10	<10		<10	<10			<10	<10	<10
4-Methyl-2-pentanone (MIBK)	108-10-1	ug/L	12/5/2011								<10				
4-Methyl-2-pentanone (MIBK)	108-10-1	ug/L	4/11/2012	<10	<10	<10	<10		<10	<10	<10		<10	<10	<10
4-Methyl-2-pentanone (MIBK)	108-10-1	ug/L	6/25/2012								<10				
4-Methyl-2-pentanone (MIBK)	108-10-1	ug/L	8/1/2012								<10	<10			
4-Methyl-2-pentanone (MIBK)	108-10-1	ug/L	10/11/2012	<10	<10	<10	<10		<10	<10	<10	<10	<10	<10	<10
4-Methyl-2-pentanone (MIBK)	108-10-1	ug/L	12/13/2012								<10	<10			
4-Methyl-2-pentanone (MIBK)	108-10-1	ug/L	2/4/2013								<10	<10			
4-Methyl-2-pentanone (MIBK)	108-10-1	ug/L	3/30/2013	<10	<10	<10	<10		<10	<10	<10	<10	<10	<10	<10
4-Methyl-2-pentanone (MIBK)	108-10-1	ug/L	10/7/2013		<10	<10			<10	<10	<10	<10	<10		<10
4-Methyl-2-pentanone (MIBK)	108-10-1	ug/L	6/2/2014	<10	<10	<10	<10		<10	<10	<10	<10	<10	<10	<10
4-Methyl-2-pentanone (MIBK)	108-10-1	ug/L	10/15/2014	<10	<10	<10	<10		<10	<10	<10	<10	<10	<10	<10
4-Methyl-2-pentanone (MIBK)	108-10-1	ug/L	4/6/2015	<10	<10	<10	<10			<10	<10	<10	<10	<10	<10
4-Methyl-2-pentanone (MIBK)	108-10-1	ug/L	10/5/2015	<10	<10	<10	<10			<10	<10	<10	<10	<10	<10
4-Methyl-2-pentanone (MIBK)	108-10-1	ug/L	4/4/2016	<10	<10	<10	<10		<10	<10	<10	<10	<10	<10	<10
4-Methyl-2-pentanone (MIBK)	108-10-1	ug/L	10/17/2016	<10	<10	<10	<10		<10	<10	<10	<10	<10	<10	<10
4-Methyl-2-pentanone (MIBK)	108-10-1	ug/L	4/17/2017	<10	<10	<10	<10		<10	<10	<10	<10	<10	<10	<10
4-Methyl-2-pentanone (MIBK)	108-10-1	ug/L	10/11/2017	<10	<10	<10	<10		<10	<10	<10	<10	<10	<10	<10
4-Methyl-2-pentanone (MIBK)	108-10-1	ug/L	4/20/2018								<10				
4-Methyl-2-pentanone (MIBK)	108-10-1	ug/L	4/24/2018						<10	<10			<10		
4-Methyl-2-pentanone (MIBK)	108-10-1	ug/L	4/25/2018	<10	<10	<10	<10					<10		<10	<10
4-Methyl-2-pentanone (MIBK)	108-10-1	ug/L	10/16/2018	<10	<10	<10	<10		<10	<10	<10	<10	<10	<10	<10
4-Methyl-2-pentanone (MIBK)	108-10-1	ug/L	4/16/2019	<10	<10	<10	<10		<10	<10	<10	<10	<10	<10	<10
4-Methyl-2-pentanone (MIBK)	108-10-1	ug/L	10/1/2019	<10	<10	<10	<10		<10	<10	<10	<10	<10	<10	<10
4-Methyl-2-pentanone (MIBK)	108-10-1	ug/L	3/30/2020	<10	<10	<10	<10		<10	<10	<10	<10	<10	<10	<10
4-Methyl-2-pentanone (MIBK)	108-10-1	ug/L	10/7/2020	<10	<10	<10	<10		<10	<10	<10	<10	<10	<10	<10
4-Methyl-2-pentanone (MIBK)	108-10-1	ug/L	4/13/2021	<5	<5	<5	<5		<5	<5	<5	<5	<5	<5	<5
4-Methyl-2-pentanone (MIBK)	108-10-1	ug/L	10/20/2021	<5				<5			<5				<5
4-Methyl-2-pentanone (MIBK)	108-10-1	ug/L	5/2/2022	<5				<5	<5		<5	<5			<5
4-Methyl-2-pentanone (MIBK)	108-10-1	ug/L	10/14/2022	<5				<5			<5				<5
4-Methyl-2-pentanone (MIBK)	108-10-1	ug/L	5/1/2023	<10				<10	<10		<10	<10		<10	<10
4-Methyl-2-pentanone (MIBK)	108-10-1	ug/L	10/16/2023	<10				<10			<10				<10
4-Methyl-2-pentanone (MIBK)	108-10-1	ug/L	4/29/2024	<10				<10			<10	<10			<10
4-Methyl-2-pentanone (MIBK)	108-10-1	ug/L	10/9/2024					<10.0							
4-Methyl-2-pentanone (MIBK)	108-10-1	ug/L	10/10/2024	<10.0											<10.0
4-Methyl-2-pentanone (MIBK)	108-10-1	ug/L	10/11/2024								<10.0				
4-Methyl-2-pentanone (MIBK)	108-10-1	ug/L	4/23/2025							<10.0					
4-Methyl-2-pentanone (MIBK)	108-10-1	ug/L	4/25/2025				<10.0	<10.0					<10.0		
4-Methyl-2-pentanone (MIBK)	108-10-1	ug/L	4/28/2025												<10.0
4-Methyl-2-pentanone (MIBK)	108-10-1	ug/L	4/30/2025									<10.0			
4-Methyl-2-pentanone (MIBK)	108-10-1	ug/L	5/5/2025											<10.0	
4-Methyl-2-pentanone (MIBK)	108-10-1	ug/L	5/6/2025	<10.0	<10.0	<10.0									
4-Methyl-2-pentanone (MIBK)	108-10-1	ug/L	5/7/2025								<10.0				
4-Methyl-2-pentanone (MIBK)	108-10-1	ug/L	10/20/2025	<10.0											
4-Methyl-2-pentanone (MIBK)	108-10-1	ug/L	10/21/2025					<10.0							
4-Methyl-2-pentanone (MIBK)	108-10-1	ug/L	10/23/2025								<10.0				
4-Nitroaniline	100-01-6	ug/L	4/14/2009	<10	<10	<10	<10		<10	<20	<10				
4-Nitroaniline	100-01-6	ug/L	5/10/2010	<10	<10	<10	<10		<10	<10	<10			<10	
4-Nitroaniline	100-01-6	ug/L	4/4/2011												<10
4-Nitroaniline	100-01-6	ug/L	10/15/2014										<10		
4-Nitroaniline	100-01-6	ug/L	10/5/2015	<10	<10.3	<10	<10			<10.3	<10.8		<10.9	<10	
4-Nitroaniline	100-01-6	ug/L	4/4/2016												<10.3
4-Nitroaniline	100-01-6	ug/L	4/17/2017						<11						
4-Nitroaniline	100-01-6	ug/L	3/30/2020	<10.4	<10.4	<10.4	<10.2			<10.2	<10.3		<10.4	<10.4	
4-Nitroaniline	100-01-6	ug/L	10/20/2021												<8
4-Nitroaniline	100-01-6	ug/L	5/2/2022						<8						
4-Nitroaniline	100-01-6	ug/L	4/23/2025							<10.4					
4-Nitroaniline	100-01-6	ug/L	4/25/2025				<10.4	<10.6					<10.2		
4-Nitroaniline	100-01-6	ug/L	5/5/2025											<10.0	
4-Nitroaniline	100-01-6	ug/L	5/6/2025	<10.4	<10.4	<10.4									
4-Nitroaniline	100-01-6	ug/L	5/7/2025								<10.6				
4-Nitroaniline	100-01-6	ug/L	10/21/2025					<10.4							
4-Nitrophenol	100-02-7	ug/L	4/14/2009	<10	<10	<10	<10		<10	<20	<10				
4-Nitrophenol	100-02-7	ug/L	5/10/2010	<10	<10	<10	<10		<10	<10	<10			<10	

Table 9A
Analytical Data Summary - Series B HMSP Wells
2025 Annual Water Quality Report
Iowa City Sanitary Landfill
Permit No. 52-SDP-01-72P

Constituent	CAS	Units	Date	MW-1B	MW-5B	MW-7B1	MW-8B	MW-10B	MW-12B	MW-14B	MW-31B	MW-39B	MW-208B	MW-210B	MW-211B
4-Nitrophenol	100-02-7	ug/L	4/4/2011												<10
4-Nitrophenol	100-02-7	ug/L	10/15/2014										<10		
4-Nitrophenol	100-02-7	ug/L	10/5/2015	<10	<10.3	<10	<10			<10.3	<10.8		<10.9	<10	
4-Nitrophenol	100-02-7	ug/L	4/4/2016												<10.3
4-Nitrophenol	100-02-7	ug/L	4/17/2017						<11						
4-Nitrophenol	100-02-7	ug/L	3/30/2020	<10.4	<10.4	<10.4	<10.2			<10.2	<10.3		<10.4	<10.4	
4-Nitrophenol	100-02-7	ug/L	10/20/2021												<8
4-Nitrophenol	100-02-7	ug/L	5/2/2022						<8						
4-Nitrophenol	100-02-7	ug/L	4/23/2025							<10.4					
4-Nitrophenol	100-02-7	ug/L	4/25/2025				<10.4	<10.6					<10.2		
4-Nitrophenol	100-02-7	ug/L	5/5/2025											<10.0	
4-Nitrophenol	100-02-7	ug/L	5/6/2025	<10.4	<10.4	<10.4									
4-Nitrophenol	100-02-7	ug/L	5/7/2025								<10.6				
4-Nitrophenol	100-02-7	ug/L	10/21/2025					<10.4							
5-Nitro-o-toluidine	99-55-8	ug/L	4/14/2009	<10	<10	<10	<10		<10	<20	<10				
5-Nitro-o-toluidine	99-55-8	ug/L	5/10/2010	<10	<10	<10	<10		<10	<10	<10			<10	
5-Nitro-o-toluidine	99-55-8	ug/L	4/4/2011												<10
5-Nitro-o-toluidine	99-55-8	ug/L	10/15/2014										<10		
5-Nitro-o-toluidine	99-55-8	ug/L	10/5/2015	<10	<10.3	<10	<10			<10.3	<10.8		<10.9	<10	
5-Nitro-o-toluidine	99-55-8	ug/L	4/4/2016												<10.3
5-Nitro-o-toluidine	99-55-8	ug/L	4/17/2017						<11						
5-Nitro-o-toluidine	99-55-8	ug/L	3/30/2020	<10.4	<10.4	<10.4	<10.2			<10.2	<10.3		<10.4	<10.4	
5-Nitro-o-toluidine	99-55-8	ug/L	10/20/2021												<8
5-Nitro-o-toluidine	99-55-8	ug/L	5/2/2022						<8						
5-Nitro-o-toluidine	99-55-8	ug/L	4/23/2025							<10.4					
5-Nitro-o-toluidine	99-55-8	ug/L	4/25/2025				<10.4	<10.6					<10.2		
5-Nitro-o-toluidine	99-55-8	ug/L	5/5/2025											<10.0	
5-Nitro-o-toluidine	99-55-8	ug/L	5/6/2025	<10.4	<10.4	<10.4									
5-Nitro-o-toluidine	99-55-8	ug/L	5/7/2025								<10.6				
5-Nitro-o-toluidine	99-55-8	ug/L	10/21/2025					<10.4							
7,12-Dimethylbenz(a)anthracene	57-97-6	ug/L	4/23/2025							<10.4					
7,12-Dimethylbenz(a)anthracene	57-97-6	ug/L	4/25/2025				<10.4	<10.6					<10.2		
7,12-Dimethylbenz(a)anthracene	57-97-6	ug/L	5/5/2025											<10.0	
7,12-Dimethylbenz(a)anthracene	57-97-6	ug/L	5/6/2025	<10.4	<10.4	<10.4									
7,12-Dimethylbenz(a)anthracene	57-97-6	ug/L	5/7/2025								<10.6				
7,12-Dimethylbenz(a)anthracene	57-97-6	ug/L	10/21/2025					<10.4							
7,12-Dimethylbenz[a]anthracene	57-97-6	ug/L	4/14/2009	<10	<10	<10	<10		<10	<20	<10				
7,12-Dimethylbenz[a]anthracene	57-97-6	ug/L	5/10/2010	<10	<10	<10	<10		<10	<10	<10			<10	
7,12-Dimethylbenz[a]anthracene	57-97-6	ug/L	4/4/2011												<10
7,12-Dimethylbenz[a]anthracene	57-97-6	ug/L	10/15/2014										<10		
7,12-Dimethylbenz[a]anthracene	57-97-6	ug/L	10/5/2015	<10	<10.3	<10	<10			<10.3	<10.8		<10.9	<10	
7,12-Dimethylbenz[a]anthracene	57-97-6	ug/L	4/4/2016												<10.3
7,12-Dimethylbenz[a]anthracene	57-97-6	ug/L	4/17/2017						<11						
7,12-Dimethylbenz[a]anthracene	57-97-6	ug/L	3/30/2020	<10.4	<10.4	<10.4	<10.2			<10.2	<10.3		<10.4	<10.4	
7,12-Dimethylbenz[a]anthracene	57-97-6	ug/L	10/20/2021												<8
7,12-Dimethylbenz[a]anthracene	57-97-6	ug/L	5/2/2022						<8						
Acenaphthene	83-32-9	ug/L	4/14/2009	<10	<10	<10	<10		<10	<20	<10				
Acenaphthene	83-32-9	ug/L	5/10/2010	<10	<10	<10	<10		<10	<10	<10			<10	
Acenaphthene	83-32-9	ug/L	4/4/2011												<10
Acenaphthene	83-32-9	ug/L	10/15/2014										<10		
Acenaphthene	83-32-9	ug/L	10/5/2015	<10	<10.3	<10	<10			<10.3	<10.8		<10.9	<10	
Acenaphthene	83-32-9	ug/L	4/4/2016												<10.3
Acenaphthene	83-32-9	ug/L	4/17/2017						<11						
Acenaphthene	83-32-9	ug/L	3/30/2020	<10.4	<10.4	<10.4	<10.2			<10.2	<10.3		<10.4	<10.4	
Acenaphthene	83-32-9	ug/L	10/20/2021												<8
Acenaphthene	83-32-9	ug/L	5/2/2022						<8						
Acenaphthene	83-32-9	ug/L	4/23/2025							<10.4					
Acenaphthene	83-32-9	ug/L	4/25/2025				<10.4	<10.6					<10.2		
Acenaphthene	83-32-9	ug/L	5/5/2025											<10.0	
Acenaphthene	83-32-9	ug/L	5/6/2025	<10.4	<10.4	<10.4									
Acenaphthene	83-32-9	ug/L	5/7/2025								<10.6				
Acenaphthene	83-32-9	ug/L	10/21/2025					<10.4							
Acenaphthylene	208-96-8	ug/L	4/14/2009	<10	<10	<10	<10		<10	<20	<10				
Acenaphthylene	208-96-8	ug/L	5/10/2010	<10	<10	<10	<10		<10	<10	<10			<10	

Table 9A
Analytical Data Summary - Series B HMSP Wells
2025 Annual Water Quality Report
Iowa City Sanitary Landfill
Permit No. 52-SDP-01-72P

Constituent	CAS	Units	Date	MW-1B	MW-5B	MW-7B1	MW-8B	MW-10B	MW-12B	MW-14B	MW-31B	MW-39B	MW-208B	MW-210B	MW-211B
Acenaphthylene	208-96-8	ug/L	4/4/2011												<10
Acenaphthylene	208-96-8	ug/L	10/15/2014										<10		
Acenaphthylene	208-96-8	ug/L	10/5/2015	<10	<10.3	<10	<10			<10.3	<10.8		<10.9	<10	
Acenaphthylene	208-96-8	ug/L	4/4/2016												<10.3
Acenaphthylene	208-96-8	ug/L	4/17/2017						<11						
Acenaphthylene	208-96-8	ug/L	3/30/2020	<10.4	<10.4	<10.4	<10.2			<10.2	<10.3		<10.4	<10.4	
Acenaphthylene	208-96-8	ug/L	10/20/2021												<8
Acenaphthylene	208-96-8	ug/L	5/2/2022						<8						
Acenaphthylene	208-96-8	ug/L	4/23/2025							<10.4					
Acenaphthylene	208-96-8	ug/L	4/25/2025				<10.4	<10.6					<10.2		
Acenaphthylene	208-96-8	ug/L	5/5/2025											<10.0	
Acenaphthylene	208-96-8	ug/L	5/6/2025	<10.4	<10.4	<10.4									
Acenaphthylene	208-96-8	ug/L	5/7/2025								<10.6				
Acenaphthylene	208-96-8	ug/L	10/21/2025					<10.4							
Acetone	67-64-1	ug/L	2/27/2008	<10	<10	<10	<10	<10	<10	<10	<10				
Acetone	67-64-1	ug/L	5/12/2008	<10	<10	<10	<10	<10	<10	<10	<10				
Acetone	67-64-1	ug/L	7/13/2008	<10	<10	<10	<10	<10	<10	<10	<10				
Acetone	67-64-1	ug/L	9/14/2008	<10	<10	<10	<10	<10	<10	<10	<10				
Acetone	67-64-1	ug/L	11/17/2008	<10	<10	<10	<10	<10	<10	<10	<10				
Acetone	67-64-1	ug/L	4/14/2009	<10	<10	<10	<10		<10	<10	<10				
Acetone	67-64-1	ug/L	7/7/2009										<10	<10	
Acetone	67-64-1	ug/L	9/2/2009										<10	<10	
Acetone	67-64-1	ug/L	10/25/2009	<10	<10	<10	<10		<10	<10	<10		<10	<10	
Acetone	67-64-1	ug/L	1/2/2010										<10	<10	
Acetone	67-64-1	ug/L	3/3/2010										<10	<10	<10
Acetone	67-64-1	ug/L	5/10/2010	<10	<10	<10	<10		<10	<10	<10			<10	<10
Acetone	67-64-1	ug/L	7/8/2010												<10
Acetone	67-64-1	ug/L	9/13/2010												<10
Acetone	67-64-1	ug/L	11/1/2010	<10	<10	<10	<10		<10	<10			<10	<10	
Acetone	67-64-1	ug/L	4/4/2011												<10
Acetone	67-64-1	ug/L	10/13/2011	<10	<10	<10	<10		<10	<10			<10	<10	<10
Acetone	67-64-1	ug/L	12/5/2011								<10				
Acetone	67-64-1	ug/L	4/11/2012	<10	<10	<10	<10		<10	<10	<10		<10	<10	<10
Acetone	67-64-1	ug/L	6/25/2012								<10				
Acetone	67-64-1	ug/L	8/1/2012								<10	<10			
Acetone	67-64-1	ug/L	10/11/2012	<10	<10	<10	<10		<10	<10	<10	<10	<10	<10	<10
Acetone	67-64-1	ug/L	12/13/2012								<10	<10			
Acetone	67-64-1	ug/L	2/4/2013								<10	<10			
Acetone	67-64-1	ug/L	3/30/2013	<10	<10	<10	<10		<10	<10	<10	<10	<10	<10	<10
Acetone	67-64-1	ug/L	10/7/2013		<10	<10			<10	<10	<10	<10	<10		<10
Acetone	67-64-1	ug/L	6/2/2014	<10	<10	<10	<10		<10	<10	<10	<10	<10	<10	<10
Acetone	67-64-1	ug/L	10/15/2014	<10	<10	<10	<10		<10	<10	<10	<10	<10	<10	<10
Acetone	67-64-1	ug/L	4/6/2015	<10	8.61J	<10	<10			<10	<10	<10	<10	<10	<10
Acetone	67-64-1	ug/L	10/5/2015	<10	<10	<10	<10			<10	<10	<10	<10	<10	<10
Acetone	67-64-1	ug/L	4/4/2016	<10	<10	<10	<10		<10	2.35J	5.1J	1.87J	3.36J	<10; 2.54J	<10
Acetone	67-64-1	ug/L	10/17/2016	<10	2.3J	2.41J	<10		<10	<10	<10	<10	<10	<10	<10
Acetone	67-64-1	ug/L	4/17/2017	<10	2.18J	<10	<10		<10	<10	<10	<10	<10	2.71J	3.02J
Acetone	67-64-1	ug/L	10/11/2017	3.87J	4.04J	2.31J; 4.81J	3.79J		4.53J	2.46J	2.17J	4.24J	2.82J	3.08J	5.74J
Acetone	67-64-1	ug/L	4/20/2018								<10				
Acetone	67-64-1	ug/L	4/24/2018						2.29J	2.35J			2.11J		
Acetone	67-64-1	ug/L	4/25/2018	2.92J	2.52J	<10	30.3					<10		3.18J	2.59J; 3.32J
Acetone	67-64-1	ug/L	10/16/2018	<10	3.16J	<10	3.15J		4J	<10	<10	<10	<10	<10	6.86J
Acetone	67-64-1	ug/L	4/16/2019	<10	<10	<10	4.31J		<10	<10	<10	<10	<10	<10	<10
Acetone	67-64-1	ug/L	10/1/2019	<10	3.32J	4.67J	4.41J		<10	3.22J	<10	<10	3.6J	<10	4.5J
Acetone	67-64-1	ug/L	3/30/2020	<10	<10	<10	<10		<10	<10	<10	<10	<10	<10	<10
Acetone	67-64-1	ug/L	10/7/2020	<10	<10	<10	<10		<10	<10	<10	<10	<10	<10	<10
Acetone	67-64-1	ug/L	4/13/2021	<10	<10	<10	<10		<10	<10	<10	<10	<10	<10	<10
Acetone	67-64-1	ug/L	10/20/2021	<10				<10			<10				<10
Acetone	67-64-1	ug/L	5/2/2022	<10				<10	<10		<10	<10			<10
Acetone	67-64-1	ug/L	10/14/2022	<10				<10			<10				<10
Acetone	67-64-1	ug/L	5/1/2023	<10				<10	<10		<10	<10		<10	<10
Acetone	67-64-1	ug/L	10/16/2023	<10				<10			<10				10.2
Acetone	67-64-1	ug/L	4/29/2024	<10				<10			<10	<10			<10
Acetone	67-64-1	ug/L	10/9/2024					<10.0							

Table 9A
Analytical Data Summary - Series B HMSP Wells
2025 Annual Water Quality Report
Iowa City Sanitary Landfill
Permit No. 52-SDP-01-72P

Constituent	CAS	Units	Date	MW-1B	MW-5B	MW-7B1	MW-8B	MW-10B	MW-12B	MW-14B	MW-31B	MW-39B	MW-208B	MW-210B	MW-211B
Acetone	67-64-1	ug/L	10/10/2024	<10.0											<10.0
Acetone	67-64-1	ug/L	10/11/2024								<10.0				
Acetone	67-64-1	ug/L	4/23/2025							<10.0					
Acetone	67-64-1	ug/L	4/25/2025				<10.0	<10.0					<10.0		
Acetone	67-64-1	ug/L	4/28/2025												<10.0
Acetone	67-64-1	ug/L	4/30/2025									<10.0			
Acetone	67-64-1	ug/L	5/5/2025											<10.0	
Acetone	67-64-1	ug/L	5/6/2025	<10.0	<10.0	<10.0									
Acetone	67-64-1	ug/L	5/7/2025								<10.0				
Acetone	67-64-1	ug/L	10/20/2025	<10.0											
Acetone	67-64-1	ug/L	10/21/2025					<10.0							
Acetone	67-64-1	ug/L	10/23/2025								<10.0				
Acetonitrile	75-05-8	mg/L	4/14/2009	<10	<10	<10	<10		<10	<10	<10				
Acetonitrile	75-05-8	mg/L	5/10/2010	<10	<10	<10	<10		<10	<10	<10			<10	
Acetonitrile	75-05-8	mg/L	4/4/2011												<10
Acetonitrile	75-05-8	mg/L	10/15/2014										<10		
Acetonitrile	75-05-8	mg/L	10/5/2015	<10	<10	<10	<10			<10	<10		<10	<10	
Acetonitrile	75-05-8	mg/L	4/4/2016												<10
Acetonitrile	75-05-8	mg/L	4/17/2017						<10						
Acetonitrile	75-05-8	mg/L	3/30/2020	<10	<10	<10	<10			<10	<10		<10	<10	
Acetonitrile	75-05-8	mg/L	10/20/2021												<0.01
Acetonitrile	75-05-8	mg/L	5/2/2022						<0.01						
Acetonitrile	75-05-8	mg/L	4/23/2025							<10.0					
Acetonitrile	75-05-8	mg/L	4/25/2025				<10.0	<10.0					<10.0		
Acetonitrile	75-05-8	mg/L	5/5/2025											5.45	
Acetonitrile	75-05-8	mg/L	5/6/2025	<10.0	<10.0	<10.0									
Acetonitrile	75-05-8	mg/L	5/7/2025								<10.0				
Acetonitrile	75-05-8	mg/L	10/21/2025					<10.0							
Acetophenone	98-86-2	ug/L	4/14/2009	<10	<10	<10	<10		<10	<20	<10				
Acetophenone	98-86-2	ug/L	5/10/2010	<10	<10	<10	<10		<10	<10	<10			<10	
Acetophenone	98-86-2	ug/L	4/4/2011												<10
Acetophenone	98-86-2	ug/L	10/15/2014										<10		
Acetophenone	98-86-2	ug/L	10/5/2015	<10	<10.3	<10	<10			<10.3	<10.8		<10.9	<10	
Acetophenone	98-86-2	ug/L	4/4/2016												<10.3
Acetophenone	98-86-2	ug/L	4/17/2017						<11						
Acetophenone	98-86-2	ug/L	3/30/2020	<10.4	<10.4	<10.4	<10.2			<10.2	<10.3		<10.4	<10.4	
Acetophenone	98-86-2	ug/L	10/20/2021												<8
Acetophenone	98-86-2	ug/L	5/2/2022						<8						
Acetophenone	98-86-2	ug/L	4/23/2025							<10.4					
Acetophenone	98-86-2	ug/L	4/25/2025				<10.4	<10.6					<10.2		
Acetophenone	98-86-2	ug/L	5/5/2025											<10.0	
Acetophenone	98-86-2	ug/L	5/6/2025	<10.4	<10.4	<10.4									
Acetophenone	98-86-2	ug/L	5/7/2025								<10.6				
Acetophenone	98-86-2	ug/L	10/21/2025					<10.4							
Acrolein	107-02-8	ug/L	4/14/2009	<10	<10	<10	<10		<10	<10	<10				
Acrolein	107-02-8	ug/L	5/10/2010	<10	<10	<10	<10		<10	<10	<10			<10	
Acrolein	107-02-8	ug/L	4/4/2011												<10
Acrolein	107-02-8	ug/L	10/15/2014										<10		
Acrolein	107-02-8	ug/L	10/5/2015	<10	<10	<10	<10			<10	<10		<10	<10	
Acrolein	107-02-8	ug/L	4/4/2016												<10
Acrolein	107-02-8	ug/L	4/17/2017						<10						
Acrolein	107-02-8	ug/L	3/30/2020	<10	<10	<10	<10			<10	<10		<10	<10	
Acrolein	107-02-8	ug/L	10/20/2021												<10
Acrolein	107-02-8	ug/L	5/2/2022						<10						
Acrolein	107-02-8	ug/L	4/23/2025							<10.0					
Acrolein	107-02-8	ug/L	4/25/2025				<10.0	<10.0					<10.0		
Acrolein	107-02-8	ug/L	5/5/2025											<10.0	
Acrolein	107-02-8	ug/L	5/6/2025	<10.0	<10.0	<10.0									
Acrolein	107-02-8	ug/L	5/7/2025								<10.0				
Acrolein	107-02-8	ug/L	10/21/2025					<10.0							
Acrylonitrile	107-13-1	ug/L	2/27/2008	<10	<10	<10	<10	<10	<10	<10	<10				
Acrylonitrile	107-13-1	ug/L	5/12/2008	<10	<10	<10	<10	<10	<10	<10	<10				
Acrylonitrile	107-13-1	ug/L	7/13/2008	<10	<10	<10	<10	<10	<10	<10	<10				
Acrylonitrile	107-13-1	ug/L	9/14/2008	<10	<10	<10	<10	<10	<10	<10	<10				

Table 9A
Analytical Data Summary - Series B HMSP Wells
2025 Annual Water Quality Report
Iowa City Sanitary Landfill
Permit No. 52-SDP-01-72P

Constituent	CAS	Units	Date	MW-1B	MW-5B	MW-7B1	MW-8B	MW-10B	MW-12B	MW-14B	MW-31B	MW-39B	MW-208B	MW-210B	MW-211B
Acrylonitrile	107-13-1	ug/L	11/17/2008	<10	<10	<10	<10	<10	<10	<10	<10				
Acrylonitrile	107-13-1	ug/L	4/14/2009	<10	<10	<10	<10		<10	<10	<10				
Acrylonitrile	107-13-1	ug/L	7/7/2009										<10	<10	
Acrylonitrile	107-13-1	ug/L	9/2/2009										<10	<10	
Acrylonitrile	107-13-1	ug/L	10/25/2009	<10	<10	<10	<10		<10	<10	<10		<10	<10	
Acrylonitrile	107-13-1	ug/L	1/2/2010										<10	<10	
Acrylonitrile	107-13-1	ug/L	3/3/2010										<10	<10	<10
Acrylonitrile	107-13-1	ug/L	5/10/2010	<10	<10	<10	<10		<10	<10	<10			<10	<10
Acrylonitrile	107-13-1	ug/L	7/8/2010												<10
Acrylonitrile	107-13-1	ug/L	9/13/2010												<10
Acrylonitrile	107-13-1	ug/L	11/1/2010	<10	<10	<10	<10		<10	<10			<10	<10	
Acrylonitrile	107-13-1	ug/L	4/4/2011												<10
Acrylonitrile	107-13-1	ug/L	10/13/2011	<10	<10	<10	<10		<10	<10			<10	<10	<10
Acrylonitrile	107-13-1	ug/L	12/5/2011								<10				
Acrylonitrile	107-13-1	ug/L	4/11/2012	<10	<10	<10	<10		<10	<10	<10		<10	<10	<10
Acrylonitrile	107-13-1	ug/L	6/25/2012								<10				
Acrylonitrile	107-13-1	ug/L	8/1/2012								<10	<10			
Acrylonitrile	107-13-1	ug/L	10/11/2012	<10	<10	<10	<10		<10	<10	<10	<10	<10	<10	<10
Acrylonitrile	107-13-1	ug/L	12/13/2012								<10	<10			
Acrylonitrile	107-13-1	ug/L	2/4/2013								<10	<10			
Acrylonitrile	107-13-1	ug/L	3/30/2013	<10	<10	<10	<10		<10	<10	<10	<10	<10	<10	<10
Acrylonitrile	107-13-1	ug/L	10/7/2013		<10	<10			<10	<10	<10	<10	<10		<10
Acrylonitrile	107-13-1	ug/L	6/2/2014	<10	<10	<10	<10		<10	<10	<10	<10	<10	<10	<10
Acrylonitrile	107-13-1	ug/L	10/15/2014	<10	<10	<10	<10		<10	<10	<10	<10	<10	<10	<10
Acrylonitrile	107-13-1	ug/L	4/6/2015	<10	<10	<10	<10			<10	<10	<10	<10	<10	<10
Acrylonitrile	107-13-1	ug/L	10/5/2015	<10	<10	<10	<10			<10	<10	<10	<10	<10	<10
Acrylonitrile	107-13-1	ug/L	4/4/2016	<10	<10	<10	<10		<10	<10	<10	<10	<10	<10	<10
Acrylonitrile	107-13-1	ug/L	10/17/2016	<10	<10	<10	<10		<10	<10	<10	<10	<10	<10	<10
Acrylonitrile	107-13-1	ug/L	4/17/2017	<5	<5	<5	<5		<5	<5	<5	<5	<5	<5	<5
Acrylonitrile	107-13-1	ug/L	10/11/2017	<5	<5	<5	<5		<5	<5	<5	<5	<5	<5	<5
Acrylonitrile	107-13-1	ug/L	4/20/2018								<5				
Acrylonitrile	107-13-1	ug/L	4/24/2018						<5	<5			<5		
Acrylonitrile	107-13-1	ug/L	4/25/2018	<5	<5	<5	<5					<5		<5	<5
Acrylonitrile	107-13-1	ug/L	10/16/2018	<5	<5	<5	<5		<5	<5	<5	<5	<5	<5	<5
Acrylonitrile	107-13-1	ug/L	4/16/2019	<5	<5	<5	<5		<5	<5	<5	<5	<5	<5	<5
Acrylonitrile	107-13-1	ug/L	10/1/2019	<5	<5	<5	<5		<5	<5	<5	<5	<5	<5	<5
Acrylonitrile	107-13-1	ug/L	3/30/2020	<5	<5	<5	<5		<5	<5	<5	<5	<5	<5	<5
Acrylonitrile	107-13-1	ug/L	10/7/2020	<5	<5	<5	<5		<5	<5	<5	<5	<5	<5	<5
Acrylonitrile	107-13-1	ug/L	4/13/2021	<5	<5	<5	<5		<5	<5	<5	<5	<5	<5	<5
Acrylonitrile	107-13-1	ug/L	10/20/2021	<5				<5			<5				<5
Acrylonitrile	107-13-1	ug/L	5/2/2022	<5				<5	<5		<5	<5			<5
Acrylonitrile	107-13-1	ug/L	10/14/2022	<5				<5			<5				<5
Acrylonitrile	107-13-1	ug/L	5/1/2023	<5				<5	<5		<5	<5		<5	<5
Acrylonitrile	107-13-1	ug/L	10/16/2023	<5				<5			<5				<5
Acrylonitrile	107-13-1	ug/L	4/29/2024	<5				<5			<5	<5			<5
Acrylonitrile	107-13-1	ug/L	10/9/2024					<5.00							
Acrylonitrile	107-13-1	ug/L	10/10/2024	<5.00											<5.00
Acrylonitrile	107-13-1	ug/L	10/11/2024								<5.00				
Acrylonitrile	107-13-1	ug/L	4/23/2025							<5.00					
Acrylonitrile	107-13-1	ug/L	4/25/2025				<5.00	<5.00					<5.00		
Acrylonitrile	107-13-1	ug/L	4/28/2025												<5.00
Acrylonitrile	107-13-1	ug/L	4/30/2025									<5.00			
Acrylonitrile	107-13-1	ug/L	5/5/2025											<5.00	
Acrylonitrile	107-13-1	ug/L	5/6/2025	<5.00	<5.00	<5.00									
Acrylonitrile	107-13-1	ug/L	5/7/2025								<5.00				
Acrylonitrile	107-13-1	ug/L	10/20/2025	<5.00											
Acrylonitrile	107-13-1	ug/L	10/21/2025					<5.00							
Acrylonitrile	107-13-1	ug/L	10/23/2025								<5.00				
Aldrin	309-00-2	ug/L	4/14/2009	<0.032	<0.032	<0.032	<0.032		<0.032	<0.032	<0.032				
Aldrin	309-00-2	ug/L	7/7/2009			<0.032	<0.032								
Aldrin	309-00-2	ug/L	9/2/2009				<0.032								
Aldrin	309-00-2	ug/L	5/10/2010	<0.032	<0.032	<0.032	<0.032		<0.032	<0.032	<0.032			<0.032	
Aldrin	309-00-2	ug/L	4/4/2011												<0.032
Aldrin	309-00-2	ug/L	10/15/2014										0.0114J		

Table 9A
Analytical Data Summary - Series B HMSP Wells
2025 Annual Water Quality Report
Iowa City Sanitary Landfill
Permit No. 52-SDP-01-72P

Constituent	CAS	Units	Date	MW-1B	MW-5B	MW-7B1	MW-8B	MW-10B	MW-12B	MW-14B	MW-31B	MW-39B	MW-208B	MW-210B	MW-211B
Aldrin	309-00-2	ug/L	10/5/2015	<0.032	<0.033	<0.032	<0.032			<0.0323	<0.0327		<0.0381	<0.032	
Aldrin	309-00-2	ug/L	4/4/2016												<0.0333
Aldrin	309-00-2	ug/L	4/17/2017						<0.0337						
Aldrin	309-00-2	ug/L	3/30/2020	<0.0333	<0.0337	<0.0333	<0.00469			<0.00479	<0.033		<0.00474	<0.00474	
Aldrin	309-00-2	ug/L	10/20/2021												<0.05
Aldrin	309-00-2	ug/L	5/2/2022						<0.05						
Aldrin	309-00-2	ug/L	4/23/2025							<0.0904					
Aldrin	309-00-2	ug/L	4/25/2025				<0.0921	<0.0964					<0.0902		
Aldrin	309-00-2	ug/L	5/5/2025											<0.0904	
Aldrin	309-00-2	ug/L	5/6/2025	<0.0904	<0.0900	<0.0916									
Aldrin	309-00-2	ug/L	5/7/2025								<0.0897				
Aldrin	309-00-2	ug/L	10/21/2025					<0.0900							
Alkalinity, Phenol [CaCO3]	PALK	mg/L	6/2/2014	<5	<5	<5	<5		<5	<5	<5	<5	<5	<5	<5
Alkalinity, Phenol [CaCO3]	PALK	mg/L	10/15/2014	<5	<5	<5	<5		<5	<5	<5	<5	<5	<5	<5
Alkalinity, Total [CaCO3]	TALK	mg/L	6/2/2014	475	330	480	675		516	480	330	134	826	335	521
Alkalinity, Total [CaCO3]	TALK	mg/L	10/15/2014	526	299	459	774		501	501	341	123	834	294	518
Alkalinity, Total [CaCO3]	TALK	mg/L	3/30/2020										484		
Allyl Chloride	107-05-1	ug/L	4/14/2009	<2	<2	<2	<2		<2	<2	<2				
Allyl Chloride	107-05-1	ug/L	5/10/2010	<2	<2	<2	<2		<2	<2	<2			<2	
Allyl Chloride	107-05-1	ug/L	4/4/2011												<5
Allyl Chloride	107-05-1	ug/L	10/15/2014										<2		
Allyl Chloride	107-05-1	ug/L	10/5/2015	<2	<2	<2	<2			<2	<2		<2	<2	
Allyl Chloride	107-05-1	ug/L	4/4/2016												<2
Allyl Chloride	107-05-1	ug/L	4/17/2017						<2						
Allyl Chloride	107-05-1	ug/L	3/30/2020	<2	<2	<2	<2			<2	<2		<2	<2	
Allyl Chloride	107-05-1	ug/L	10/20/2021												<1
Allyl Chloride	107-05-1	ug/L	5/2/2022						<1						
Allyl chloride	107-05-1	ug/L	4/23/2025							<2.00					
Allyl chloride	107-05-1	ug/L	4/25/2025				<2.00	<2.00					<2.00		
Allyl chloride	107-05-1	ug/L	5/5/2025											<2.00	
Allyl chloride	107-05-1	ug/L	5/6/2025	<2.00	<2.00	<2.00									
Allyl chloride	107-05-1	ug/L	5/7/2025								<2.00				
Allyl chloride	107-05-1	ug/L	10/21/2025					<2.00							
Alpha-BHC	319-84-6	ug/L	4/14/2009	<0.032	<0.032	<0.032	<0.032		<0.032	<0.032	<0.032				
Alpha-BHC	319-84-6	ug/L	7/7/2009			<0.032	<0.032								
Alpha-BHC	319-84-6	ug/L	9/2/2009				<0.032								
Alpha-BHC	319-84-6	ug/L	5/10/2010	<0.032	<0.032	<0.032	<0.032		<0.032	<0.032	<0.032			<0.032	
Alpha-BHC	319-84-6	ug/L	4/4/2011												<0.032
Alpha-BHC	319-84-6	ug/L	10/15/2014										<0.032		
Alpha-BHC	319-84-6	ug/L	10/5/2015	<0.032	<0.033	<0.032	<0.032			<0.0323	<0.0327		<0.0381	<0.032	
Alpha-BHC	319-84-6	ug/L	4/4/2016												<0.0333
Alpha-BHC	319-84-6	ug/L	4/17/2017						<0.0337						
Alpha-BHC	319-84-6	ug/L	3/30/2020	<0.0333	<0.0337	<0.0333	<0.0333			0.00354J	<0.033		<0.0337	<0.0337	
Alpha-BHC	319-84-6	ug/L	10/20/2021												<0.05
Alpha-BHC	319-84-6	ug/L	5/2/2022						<0.05						
Ammonia as N	7664-41-7	mg/L	4/6/2015	0.315	0.125J	0.919	3.75	<0.2	<0.2	0.171J	<0.2	<0.2	1.39	<0.2	<0.2
Ammonia as N	7664-41-7	mg/L	10/5/2015	0.335	0.086J	1.07	5.22	<0.2	<0.2	0.18J	<0.2	<0.2	0.197J	<0.2	<0.2
Ammonia as N	7664-41-7	mg/L	4/4/2016	0.313	<0.2	1.07	3.77	<0.2	<0.2	0.178J	<0.2	<0.2	2.18	<0.2	<0.2
Ammonia as N	7664-41-7	mg/L	10/17/2016	0.404	0.347	1.06	4.35	<0.2	0.112J	0.273	<0.2	<0.2	0.627	<0.2	<0.2
Anthracene	120-12-7	ug/L	4/14/2009	<10	<10	<10	<10		<10	<20	<10				
Anthracene	120-12-7	ug/L	5/10/2010	<10	<10	<10	<10		<10	<10	<10			<10	
Anthracene	120-12-7	ug/L	4/4/2011												<10
Anthracene	120-12-7	ug/L	10/15/2014										<10		
Anthracene	120-12-7	ug/L	10/5/2015	<10	<10.3	<10	<10			<10.3	<10.8		<10.9	<10	
Anthracene	120-12-7	ug/L	4/4/2016												<10.3
Anthracene	120-12-7	ug/L	4/17/2017						<11						
Anthracene	120-12-7	ug/L	3/30/2020	<10.4	<10.4	<10.4	<10.2			<10.2	<10.3		<10.4	<10.4	
Anthracene	120-12-7	ug/L	10/20/2021												<8
Anthracene	120-12-7	ug/L	5/2/2022						<8						
Anthracene	120-12-7	ug/L	4/23/2025							<10.4					
Anthracene	120-12-7	ug/L	4/25/2025				<10.4	<10.6					<10.2		
Anthracene	120-12-7	ug/L	5/5/2025											<10.0	
Anthracene	120-12-7	ug/L	5/6/2025	<10.4	<10.4	<10.4									
Anthracene	120-12-7	ug/L	5/7/2025								<10.6				

Table 9A
Analytical Data Summary - Series B HMSP Wells
2025 Annual Water Quality Report
Iowa City Sanitary Landfill
Permit No. 52-SDP-01-72P

Constituent	CAS	Units	Date	MW-1B	MW-5B	MW-7B1	MW-8B	MW-10B	MW-12B	MW-14B	MW-31B	MW-39B	MW-208B	MW-210B	MW-211B
Anthracene	120-12-7	ug/L	10/21/2025					<10.4							
Antimony	7440-36-0	mg/L	2/27/2008	<0.006	<0.006	<0.006	<0.006	<0.006	<0.006	<0.006	<0.006				
Antimony	7440-36-0	mg/L	5/12/2008	<0.006	<0.006	<0.006	<0.006	<0.006	<0.006	<0.006	<0.006				
Antimony	7440-36-0	mg/L	7/13/2008	<0.006	<0.006	<0.006	<0.006	<0.006	<0.006	<0.006	<0.006				
Antimony	7440-36-0	mg/L	9/14/2008	<0.006	<0.006	<0.006	<0.006	<0.006	<0.006	<0.006	<0.006				
Antimony	7440-36-0	mg/L	11/17/2008	<0.006	<0.006	<0.006	<0.006	<0.006	<0.006	<0.006	<0.006				
Antimony	7440-36-0	mg/L	4/14/2009	<0.006	<0.006	<0.006	<0.006		<0.006	<0.006	<0.006				
Antimony	7440-36-0	mg/L	7/7/2009										<0.006	<0.006	
Antimony	7440-36-0	mg/L	9/2/2009										<0.006	<0.006	
Antimony	7440-36-0	mg/L	10/25/2009	<0.006	<0.006	<0.006	<0.006		<0.006	<0.006	<0.006		<0.006	<0.006	
Antimony	7440-36-0	mg/L	1/2/2010										<0.006	<0.006	
Antimony	7440-36-0	mg/L	3/3/2010										<0.006	<0.006	<0.006
Antimony	7440-36-0	mg/L	5/10/2010	<0.002	<0.002	<0.002	<0.01		<0.002	<0.002	<0.002			<0.002	<0.002
Antimony	7440-36-0	mg/L	7/8/2010												<0.006
Antimony	7440-36-0	mg/L	9/13/2010												<0.006
Antimony	7440-36-0	mg/L	11/1/2010	<0.006	<0.006	<0.006	<0.012		<0.006	<0.006			<0.006	<0.006	
Antimony	7440-36-0	mg/L	4/4/2011		<0.006	<0.006	<0.006		<0.006	<0.006					<0.006
Antimony	7440-36-0	mg/L	10/13/2011		<0.006	<0.006	<0.006		<0.006	<0.006			<0.006	<0.006	<0.006
Antimony	7440-36-0	mg/L	12/5/2011								<0.006				
Antimony	7440-36-0	mg/L	4/11/2012	<0.006	<0.006	<0.006	<0.006		<0.006	<0.006	<0.006		<0.006	<0.006	<0.006
Antimony	7440-36-0	mg/L	6/25/2012								<0.006				
Antimony	7440-36-0	mg/L	8/1/2012								<0.006	<0.006			
Antimony	7440-36-0	mg/L	10/11/2012	<0.006	<0.012	<0.006	<0.012		<0.006	<0.012	<0.006	<0.006	<0.006	<0.012	<0.012
Antimony	7440-36-0	mg/L	12/13/2012								<0.006	<0.006			
Antimony	7440-36-0	mg/L	3/30/2013	<0.006	<0.006	<0.006	<0.006		<0.006	<0.006	<0.006	<0.006	<0.006	<0.006	<0.006
Antimony	7440-36-0	mg/L	10/7/2013	<0.006	<0.006	<0.006	<0.006		<0.006	<0.006	<0.006	<0.006	<0.006	<0.006	<0.006
Antimony	7440-36-0	mg/L	6/2/2014	<0.006	<0.006	<0.006	<0.006		<0.006	<0.006	<0.006	<0.006	<0.006	<0.006	<0.006
Antimony	7440-36-0	mg/L	10/15/2014	<0.006	<0.006	<0.006	<0.006		<0.006	<0.006	<0.006	<0.006	<0.006	<0.006	<0.006
Antimony	7440-36-0	mg/L	4/6/2015	<0.001	<0.001	<0.001	<0.001			<0.001	<0.001	0.000163J	<0.001	<0.001	<0.001
Antimony	7440-36-0	mg/L	10/5/2015	<0.001	0.00023J	<0.001	<0.001			<0.001	<0.001	<0.001	<0.001	0.000173J	<0.001
Antimony	7440-36-0	mg/L	4/4/2016	<0.001	<0.001	<0.001	<0.001		<0.001	<0.001	<0.001	<0.001	<0.001	<0.001	<0.001
Antimony	7440-36-0	mg/L	10/17/2016	<0.001	<0.001	<0.001	<0.001		<0.001	<0.001	<0.001	<0.001	<0.001	<0.001	<0.001
Antimony	7440-36-0	mg/L	4/17/2017	<0.001	0.000201J	<0.001	<0.001		<0.001	<0.001	<0.001	<0.001	<0.001	<0.001	<0.001
Antimony	7440-36-0	mg/L	10/11/2017	<0.001	0.000273J	<0.001	0.000221J		<0.001	<0.001	<0.001	<0.001	0.000239J	<0.001	0.00022J
Antimony	7440-36-0	mg/L	4/20/2018								<0.001				
Antimony	7440-36-0	mg/L	4/24/2018						<0.001	<0.001			<0.001		
Antimony	7440-36-0	mg/L	4/25/2018	<0.001	<0.001	<0.004	<0.001					<0.001		<0.001	<0.001
Antimony	7440-36-0	mg/L	10/16/2018	<0.003	<0.003	<0.003	<0.003		<0.003	<0.003	<0.003	<0.003	<0.003	<0.003	<0.003
Antimony	7440-36-0	mg/L	4/16/2019	<0.001	<0.001	<0.001	<0.001		<0.001	<0.001	<0.001	<0.001	<0.001	<0.001	<0.001
Antimony	7440-36-0	mg/L	10/1/2019	<0.001	<0.001	<0.001	<0.001		<0.001	<0.001	<0.001	<0.001	<0.001	<0.001	<0.001
Antimony	7440-36-0	mg/L	3/30/2020	<0.001	<0.001	<0.001	<0.001		<0.001	<0.001	<0.001	<0.001	<0.001	<0.001	<0.001
Antimony	7440-36-0	mg/L	10/7/2020	0.000586J	<0.001	<0.001	<0.001		<0.001	<0.001	<0.001	<0.001	<0.001	<0.001	<0.001
Antimony	7440-36-0	mg/L	4/13/2021	<0.002	<0.002	<0.002	<0.002		<0.002	<0.002	0.001J	<0.002	<0.002	<0.002	<0.002
Antimony	7440-36-0	mg/L	10/20/2021	<0.002				<0.002			0.0005J; 0.0012J				<0.002
Antimony	7440-36-0	mg/L	5/2/2022	<0.002				<0.002	<0.002		0.0005J	0.0005J			<0.002
Antimony	7440-36-0	mg/L	10/14/2022	<0.002				<0.002			<0.002				<0.002
Antimony	7440-36-0	mg/L	5/1/2023	<0.002				<0.002			<0.002	<0.002			<0.002
Antimony	7440-36-0	mg/L	10/16/2023	<0.002				<0.002			<0.002				<0.002
Antimony	7440-36-0	mg/L	4/29/2024	<0.002				<0.002			<0.002	<0.002			<0.008
Antimony	7440-36-0	mg/L	10/9/2024					<0.00200							
Antimony	7440-36-0	mg/L	10/10/2024	<0.00200											<0.00200
Antimony	7440-36-0	mg/L	10/11/2024								<0.00200				
Antimony	7440-36-0	mg/L	4/23/2025							<0.00200					
Antimony	7440-36-0	mg/L	4/25/2025				<0.00200	<0.00200					<0.00200		
Antimony	7440-36-0	mg/L	4/28/2025												<0.0100
Antimony	7440-36-0	mg/L	4/30/2025									<0.00200			
Antimony	7440-36-0	mg/L	5/5/2025											<0.00200	
Antimony	7440-36-0	mg/L	5/6/2025	<0.00200	<0.00200	<0.00200									
Antimony	7440-36-0	mg/L	5/7/2025								<0.00200				
Antimony	7440-36-0	mg/L	10/20/2025	<0.00200											
Antimony	7440-36-0	mg/L	10/21/2025					<0.00200							
Antimony	7440-36-0	mg/L	10/23/2025								<0.00200				
Arsenic	7440-38-2	mg/L	2/27/2008	<0.001	<0.001	0.005	0.03	<0.001	0.012	0.002	0.012				
Arsenic	7440-38-2	mg/L	5/12/2008	<0.001	<0.001	0.012	0.041	<0.001	0.01	0.002	<0.001				

Table 9A
Analytical Data Summary - Series B HMSP Wells
2025 Annual Water Quality Report
Iowa City Sanitary Landfill
Permit No. 52-SDP-01-72P

Constituent	CAS	Units	Date	MW-1B	MW-5B	MW-7B1	MW-8B	MW-10B	MW-12B	MW-14B	MW-31B	MW-39B	MW-208B	MW-210B	MW-211B
Arsenic	7440-38-2	mg/L	7/13/2008	<0.001	0.002	0.005	0.029	<0.001	0.01	0.002	0.007				
Arsenic	7440-38-2	mg/L	9/14/2008	<0.001	0.001	0.006	0.08	<0.001	0.013	0.002	<0.001				
Arsenic	7440-38-2	mg/L	11/17/2008	<0.001	0.00173	0.00236	0.0498	<0.001	0.0127	0.00204	<0.001				
Arsenic	7440-38-2	mg/L	4/14/2009	<0.001	0.0017	0.0067; 0.0068	0.036		0.0092	0.0025	<0.001				
Arsenic	7440-38-2	mg/L	7/7/2009		0.001	0.0044; 0.0038	0.021		0.0074	0.0024			0.003	0.0024	
Arsenic	7440-38-2	mg/L	9/2/2009		0.0029	0.007; 0.0077	0.033		0.01	0.0037			0.0027	0.0018	
Arsenic	7440-38-2	mg/L	10/25/2009	0.0013	0.0018	0.0072	0.03		0.012	0.003	<0.001		0.0032	0.0024	
Arsenic	7440-38-2	mg/L	1/2/2010		0.0044	0.0051; 0.0048	0.025		0.01	0.0041; 0.0044			0.0055	0.0017	
Arsenic	7440-38-2	mg/L	3/3/2010										0.011	0.0022	0.0056
Arsenic	7440-38-2	mg/L	5/10/2010	0.0029	0.0013	0.004	0.025		0.011	0.0056	<0.001			0.0034	0.0065
Arsenic	7440-38-2	mg/L	7/8/2010										0.011	0.0025	0.006
Arsenic	7440-38-2	mg/L	9/13/2010										0.0067	0.0021	0.0019
Arsenic	7440-38-2	mg/L	11/1/2010										0.0025	0.0012	
Arsenic	7440-38-2	mg/L	1/10/2011										0.00239	<0.001	
Arsenic	7440-38-2	mg/L	4/4/2011										0.0074	<0.001; 0.0019	<0.001
Arsenic	7440-38-2	mg/L	7/8/2011												0.0013
Arsenic	7440-38-2	mg/L	8/11/2011												0.0102
Arsenic	7440-38-2	mg/L	10/13/2011		0.00151	0.00264	0.0361		0.0105	0.00674			0.00617	<0.001	0.00185
Arsenic	7440-38-2	mg/L	12/5/2011								<0.001				<0.002
Arsenic	7440-38-2	mg/L	4/11/2012	<0.002	<0.001	0.00172	0.0195		0.00807	0.00451	<0.001		0.00222	<0.001	<0.001
Arsenic	7440-38-2	mg/L	6/25/2012								<0.001				
Arsenic	7440-38-2	mg/L	8/1/2012								<0.001	0.00229			
Arsenic	7440-38-2	mg/L	10/11/2012	<0.001	<0.001	0.00175	0.14		0.00907	0.00777	<0.001	<0.001	0.00318	<0.001	0.0185
Arsenic	7440-38-2	mg/L	12/13/2012								<0.001	<0.001			
Arsenic	7440-38-2	mg/L	3/30/2013	<0.001	0.00118	0.00163	0.0204		0.00507	0.00266	<0.001	<0.001	0.00137	<0.001	<0.001
Arsenic	7440-38-2	mg/L	10/7/2013	<0.001	<0.001	0.00232	0.0121		0.00593	0.0024	<0.001	<0.001	0.00274	0.00103	<0.001
Arsenic	7440-38-2	mg/L	6/2/2014	<0.001	0.000659J	0.00309	0.0224	0.00028J	0.00692	0.00273	0.00149	0.000446J	0.00228	<0.001	0.00115
Arsenic	7440-38-2	mg/L	10/15/2014	<0.001	<0.001	0.00175	0.027	<0.001	0.00851	0.00493	0.00115	<0.001	<0.001	<0.001	<0.001
Arsenic	7440-38-2	mg/L	4/6/2015	<0.002	0.00115J	0.00241	0.0191	<0.002	0.00613	0.0034	<0.002	<0.002	0.00152J	<0.002	<0.002
Arsenic	7440-38-2	mg/L	10/5/2015	<0.002	0.00156J	0.00257	0.0223	<0.002	0.00664	0.00439	0.00165J	<0.002	0.00127J	0.00249	<0.002
Arsenic	7440-38-2	mg/L	4/4/2016	<0.002	0.000753J	0.002	0.0145	<0.002	0.00528	0.00405	0.000891J	<0.002	0.00119J	<0.002	<0.002
Arsenic	7440-38-2	mg/L	10/17/2016	<0.002	0.00244	0.00241	0.0176	<0.002	0.00587	0.00455; 0.00542	0.00265	<0.002	0.00128J	0.00432	0.00281
Arsenic	7440-38-2	mg/L	4/17/2017	<0.002	0.00108J	0.00712; 0.00314	0.0189	<0.002	0.00156J	0.00266	<0.002	<0.002	<0.002	0.00267	<0.002
Arsenic	7440-38-2	mg/L	10/11/2017	<0.002	0.00322	0.00272; 0.00255	0.0232	<0.002	0.00123J	0.00324	0.00109J	<0.002	0.00373	0.000865J	0.000963J
Arsenic	7440-38-2	mg/L	4/20/2018								0.000968J				
Arsenic	7440-38-2	mg/L	4/24/2018					<0.002	0.00181J	0.00134J			0.00647		
Arsenic	7440-38-2	mg/L	4/25/2018	0.00126J	0.00164J	0.00737J	0.0365					<0.002		0.00152J	000796J; 0.00080
Arsenic	7440-38-2	mg/L	10/16/2018	0.000568J	0.00121	0.00285; 0.00331	0.0174	<0.002	0.00145	0.00723	0.00377	0.00466	0.00917	0.00115	0.00223
Arsenic	7440-38-2	mg/L	4/16/2019	<0.002	0.000766J	0.00856	0.0105	<0.002	<0.002	0.00109J	<0.002	<0.002	0.0119	0.00248	0.00205
Arsenic	7440-38-2	mg/L	10/1/2019	<0.002	0.00132J	0.00375	0.0185	<0.002	0.00085J	0.00241	<0.002	<0.002	0.0151	0.00111J	0.00106J
Arsenic	7440-38-2	mg/L	3/30/2020	<0.002	<0.002	0.00768	0.0149	<0.002	<0.002	0.00183J	<0.002	<0.002	0.0149	0.00382	0.00351; 0.00273
Arsenic	7440-38-2	mg/L	10/7/2020	<0.002	0.00125J	0.00349	0.0164	<0.002	<0.002	0.00237	<0.002	<0.002	0.0178	.00194J; 0.00142	<0.002
Arsenic	7440-38-2	mg/L	4/13/2021	<0.004	<0.004	0.0076	0.0121	<0.004	<0.004	<0.004	<0.004	<0.004	0.0217	0.0202	0.004
Arsenic	7440-38-2	mg/L	10/20/2021	<0.004				<0.004			<0.004; 0.0026J				0.0019J
Arsenic	7440-38-2	mg/L	5/2/2022	<0.004	0.0012J	0.0093	0.0139	0.0009J	0.0014J	0.002J	0.0023J	0.0015J	0.0032J	0.0149	0.0069
Arsenic	7440-38-2	mg/L	10/14/2022	<0.004				0.0012J			0.0035J; 0.0028J				0.0031J
Arsenic	7440-38-2	mg/L	5/1/2023	<0.002	0.000708J	0.00887	0.0196	<0.002	0.000794J	0.00107J	0.000731J	<0.002	0.00141J	0.00439	0.0279
Arsenic	7440-38-2	mg/L	10/16/2023	<0.002				<0.002		0.000596J; 0.000622J					0.00702
Arsenic	7440-38-2	mg/L	4/29/2024	0.00255	<0.002	0.00737	0.0704	<0.002	0.000594J	0.00109J	<0.002	<0.002	0.00165J	0.00252; 0.00243	0.0169
Arsenic	7440-38-2	mg/L	10/9/2024					<0.00200							
Arsenic	7440-38-2	mg/L	10/10/2024	<0.00200											0.0225
Arsenic	7440-38-2	mg/L	10/11/2024								<0.00200				
Arsenic	7440-38-2	mg/L	4/23/2025							0.000963					
Arsenic	7440-38-2	mg/L	4/25/2025				0.0110	<0.00200					0.000921		
Arsenic	7440-38-2	mg/L	4/28/2025												0.139
Arsenic	7440-38-2	mg/L	4/30/2025									<0.00200			
Arsenic	7440-38-2	mg/L	5/5/2025											0.00549	
Arsenic	7440-38-2	mg/L	5/6/2025	0.00148	0.000655	0.00361									
Arsenic	7440-38-2	mg/L	5/7/2025						0.000752		0.00203				
Arsenic	7440-38-2	mg/L	10/20/2025	0.000669											
Arsenic	7440-38-2	mg/L	10/21/2025					0.000547							
Arsenic	7440-38-2	mg/L	10/23/2025								0.000708				
Barium	7440-39-3	mg/L	2/27/2008	0.376	0.212	0.72	0.841	0.138	0.853	0.542	0.377				
Barium	7440-39-3	mg/L	5/12/2008	0.356	0.142	0.732	0.65	0.104	0.721	0.506	0.17				

Table 9A
Analytical Data Summary - Series B HMSP Wells
2025 Annual Water Quality Report
Iowa City Sanitary Landfill
Permit No. 52-SDP-01-72P

Constituent	CAS	Units	Date	MW-1B	MW-5B	MW-7B1	MW-8B	MW-10B	MW-12B	MW-14B	MW-31B	MW-39B	MW-208B	MW-210B	MW-211B
Barium	7440-39-3	mg/L	7/13/2008	0.327	0.175	0.592	0.65	0.0972	0.81	0.506	0.261				
Barium	7440-39-3	mg/L	9/14/2008	0.341	0.174	0.635	0.524	0.114	0.791	0.51	0.193				
Barium	7440-39-3	mg/L	11/17/2008	0.368	0.235	0.683	0.941	0.13	0.815	0.544	0.2				
Barium	7440-39-3	mg/L	4/14/2009	0.363	0.186	0.556	1.01		0.779	0.489	0.183				
Barium	7440-39-3	mg/L	7/7/2009	0.159	0.0824	0.47	0.34		0.757	0.465	0.169		0.53	0.235	
Barium	7440-39-3	mg/L	9/2/2009	0.358	0.169	0.593	0.741		0.736	0.476	0.21		0.61	0.237	
Barium	7440-39-3	mg/L	10/25/2009	0.376	0.146	0.6	0.736		0.804	0.491	0.198		0.633	0.259	
Barium	7440-39-3	mg/L	1/2/2010	0.385	0.153	0.504	0.691		0.799	0.45	0.19		0.663	0.251	
Barium	7440-39-3	mg/L	3/3/2010										0.74	0.282	0.681
Barium	7440-39-3	mg/L	5/10/2010	0.38	0.13	0.472	1.44		0.802	0.403	0.235			0.308	0.68
Barium	7440-39-3	mg/L	7/8/2010										0.75	0.289	0.68
Barium	7440-39-3	mg/L	9/13/2010										0.733	0.292	0.574
Barium	7440-39-3	mg/L	11/1/2010	0.348	0.175	0.451	0.662		0.866	0.419			0.662	0.284	
Barium	7440-39-3	mg/L	1/10/2011										0.694	0.252	
Barium	7440-39-3	mg/L	4/4/2011				0.546						0.626	0.26	0.762
Barium	7440-39-3	mg/L	7/8/2011												0.478
Barium	7440-39-3	mg/L	8/11/2011												0.267
Barium	7440-39-3	mg/L	10/13/2011		0.198	0.48	0.716		0.835	0.423			0.808	0.288	0.364
Barium	7440-39-3	mg/L	12/5/2011								0.253				0.235
Barium	7440-39-3	mg/L	4/11/2012	0.41	0.116	0.47	0.627		0.758	0.368	0.402		0.755	0.281	0.229
Barium	7440-39-3	mg/L	6/25/2012								0.282				
Barium	7440-39-3	mg/L	8/1/2012								0.292	0.31			
Barium	7440-39-3	mg/L	10/11/2012	0.445	0.171	0.445	3.83		0.81	0.408	0.255	0.167	0.819	0.268	0.765
Barium	7440-39-3	mg/L	12/13/2012								0.256	0.149			
Barium	7440-39-3	mg/L	3/30/2013	0.441	0.206	0.47	0.735		0.653	0.368	0.28	0.165	0.631	0.268	0.432
Barium	7440-39-3	mg/L	10/7/2013	0.45; 0.455	0.16	0.465	1.31		0.758	0.456	0.587	0.168	0.777	0.272	0.534
Barium	7440-39-3	mg/L	6/2/2014	0.345; 0.358	0.166	0.436	0.658		0.643	0.357	0.555	0.14	0.598	0.187	0.368
Barium	7440-39-3	mg/L	10/15/2014	0.454	0.169; 0.175	0.468	0.739		0.69	0.429	0.447	0.159	0.751	0.28	0.332
Barium	7440-39-3	mg/L	4/6/2015	0.443	0.228	0.462	0.523			0.457	0.323	0.125	0.695	0.274	0.311
Barium	7440-39-3	mg/L	10/5/2015	0.494	0.223	0.462	0.568			0.501	0.545	0.145	0.695	0.391	0.33
Barium	7440-39-3	mg/L	4/4/2016	0.515	0.145	0.42	0.481		0.512	0.417	0.395	0.142	0.802	0.229; 0.236	0.319
Barium	7440-39-3	mg/L	10/17/2016	0.471	0.19	0.444	0.491		0.504	0.409; 0.417	0.315	0.151	0.758	0.391	0.339
Barium	7440-39-3	mg/L	4/17/2017	0.566; 0.55	0.233	0.632; 0.439	0.583		0.323	0.475	0.345	0.168	0.288	0.359	0.371
Barium	7440-39-3	mg/L	10/11/2017	0.493	0.179	0.446; 0.445	0.671		0.317	0.462	0.563	0.156	0.818	0.271	0.391
Barium	7440-39-3	mg/L	4/20/2018								0.33				
Barium	7440-39-3	mg/L	4/24/2018						0.289	0.381			0.901		
Barium	7440-39-3	mg/L	4/25/2018	0.599	0.256	0.525	0.564					0.163		0.237	0.408; 0.467
Barium	7440-39-3	mg/L	10/16/2018	0.522	0.273	0.495; 0.488	0.513		0.327	0.338	0.367	0.247	0.881	0.245	0.499
Barium	7440-39-3	mg/L	4/16/2019	0.554; 0.681	0.181	0.707	0.377		0.243	0.413	0.355	0.163	0.898	0.336	0.587
Barium	7440-39-3	mg/L	10/1/2019	0.578	0.218	0.539	0.622		0.326	0.516	0.411; 0.4	0.171	0.968	0.302	0.628
Barium	7440-39-3	mg/L	3/30/2020	0.539	0.157	0.697	0.376		0.279	0.351	0.372	0.177	0.668	0.434	0.645; 0.64
Barium	7440-39-3	mg/L	10/7/2020	0.578	0.18	0.488	0.506		0.335	0.498	0.433	0.19	0.442	0.322; 0.301	0.543
Barium	7440-39-3	mg/L	4/13/2021	0.517	0.119	0.558	0.353		0.322	0.379	0.423	0.185	0.53	0.665	0.738
Barium	7440-39-3	mg/L	10/20/2021	0.55				0.131			0.395; 0.83				0.69
Barium	7440-39-3	mg/L	5/2/2022	0.55; 0.572	0.156	0.57	0.344	0.13	0.372	0.425	0.426	0.206	0.121	0.373	0.895
Barium	7440-39-3	mg/L	10/14/2022	0.527				0.164			0.489; 0.474				1.03
Barium	7440-39-3	mg/L	5/1/2023	0.644	0.173	0.682	0.281	0.131; 0.125	0.365	0.361	0.462	0.17	0.071	0.225	0.884
Barium	7440-39-3	mg/L	10/16/2023	0.557				0.138			0.447; 0.451				0.587
Barium	7440-39-3	mg/L	4/29/2024	0.521	0.17	0.645	0.289	0.15	0.346	0.33	0.483	0.18	0.0557	0.115; 0.118	0.687
Barium	7440-39-3	mg/L	10/9/2024					0.148							
Barium	7440-39-3	mg/L	10/10/2024	0.630											0.714
Barium	7440-39-3	mg/L	10/11/2024								0.408				
Barium	7440-39-3	mg/L	4/23/2025							0.361					
Barium	7440-39-3	mg/L	4/25/2025				0.220	0.146					0.0622		
Barium	7440-39-3	mg/L	4/28/2025												2.72
Barium	7440-39-3	mg/L	4/30/2025									0.162			
Barium	7440-39-3	mg/L	5/5/2025											0.113	
Barium	7440-39-3	mg/L	5/6/2025	0.553	0.198	0.444									
Barium	7440-39-3	mg/L	5/7/2025						0.341		0.431				
Barium	7440-39-3	mg/L	10/20/2025	0.530											
Barium	7440-39-3	mg/L	10/21/2025					0.138							
Barium	7440-39-3	mg/L	10/23/2025								0.477				
Benzene	71-43-2	ug/L	2/27/2008	<0.5	<0.5	<0.5	<0.5	<0.5	<0.5	<0.5	<0.5				
Benzene	71-43-2	ug/L	5/12/2008	<0.5	<0.5	<0.5	<0.5	<0.5	<0.5	<0.5	<0.5				

Table 9A
Analytical Data Summary - Series B HMSP Wells
2025 Annual Water Quality Report
Iowa City Sanitary Landfill
Permit No. 52-SDP-01-72P

Constituent	CAS	Units	Date	MW-1B	MW-5B	MW-7B1	MW-8B	MW-10B	MW-12B	MW-14B	MW-31B	MW-39B	MW-208B	MW-210B	MW-211B
Benzene	71-43-2	ug/L	7/13/2008	<0.5	<0.5	<0.5	<0.5	<0.5	<0.5	<0.5	<0.5				
Benzene	71-43-2	ug/L	9/14/2008	<0.5	<0.5	<0.5	<0.5	<0.5	<0.5	<0.5	<0.5				
Benzene	71-43-2	ug/L	11/17/2008	<0.5	<0.5	<0.5	<0.5	<0.5	<0.5	<0.5	<0.5				
Benzene	71-43-2	ug/L	4/14/2009	<0.5	<0.5	<0.5	<0.5		<0.5	<0.5	<0.5				
Benzene	71-43-2	ug/L	7/7/2009										<0.5	<0.5	
Benzene	71-43-2	ug/L	9/2/2009										<0.5	<0.5	
Benzene	71-43-2	ug/L	10/25/2009	<0.5	<0.5	<0.5	<0.5		<0.5	<0.5	<0.5		<0.5	<0.5	
Benzene	71-43-2	ug/L	1/2/2010										<0.5	<0.5	
Benzene	71-43-2	ug/L	3/3/2010										<0.5	<0.5	<0.5
Benzene	71-43-2	ug/L	5/10/2010	<0.5	<0.5	<0.5	<0.5		<0.5	<0.5	<0.5			<0.5	<0.5
Benzene	71-43-2	ug/L	7/8/2010												<0.5
Benzene	71-43-2	ug/L	9/13/2010												<0.5
Benzene	71-43-2	ug/L	11/1/2010	<0.5	<0.5	<0.5	<0.5		<0.5	<0.5			<0.5	<0.5	
Benzene	71-43-2	ug/L	4/4/2011												<0.5
Benzene	71-43-2	ug/L	10/13/2011	<0.5	<0.5	<0.5	<0.5		<0.5	<0.5			<0.5	<0.5	<0.5
Benzene	71-43-2	ug/L	12/5/2011								<0.5				
Benzene	71-43-2	ug/L	4/11/2012	<0.5	<0.5	<0.5	<0.5		<0.5	<0.5	<0.5		<0.5	<0.5	<0.5
Benzene	71-43-2	ug/L	6/25/2012								<0.5				
Benzene	71-43-2	ug/L	8/1/2012								<0.5	<0.5			
Benzene	71-43-2	ug/L	10/11/2012	<0.5	<0.5	<0.5	<0.5		<0.5	<0.5	<0.5	<0.5	<0.5	<0.5	<0.5
Benzene	71-43-2	ug/L	12/13/2012								<0.5	<0.5			
Benzene	71-43-2	ug/L	2/4/2013								<0.5	<0.5			
Benzene	71-43-2	ug/L	3/30/2013	<0.5	<0.5	<0.5	<0.5		<0.5	<0.5	<0.5	<0.5	<0.5	<0.5	<0.5
Benzene	71-43-2	ug/L	10/7/2013		<0.5	<0.5			<0.5	<0.5	<0.5	<0.5	<0.5		<0.5
Benzene	71-43-2	ug/L	6/2/2014	<0.5	<0.5	<0.5	0.194J		<0.5	<0.5	<0.5	<0.5	0.271J	<0.5	<0.5
Benzene	71-43-2	ug/L	10/15/2014	<0.5	<0.5	<0.5	0.275J		<0.5	<0.5	<0.5	<0.5	0.329J	<0.5	<0.5
Benzene	71-43-2	ug/L	4/6/2015	<0.5	<0.5	<0.5	0.248J			<0.5	<0.5	<0.5	0.317J	<0.5	<0.5
Benzene	71-43-2	ug/L	10/5/2015	<0.5	<0.5	<0.5	<0.5			<0.5	<0.5	<0.5	<0.5	<0.5	<0.5
Benzene	71-43-2	ug/L	4/4/2016	<0.5	<0.5	<0.5	0.268J		<0.5	<0.5	<0.5	<0.5	0.265J	<0.5	<0.5
Benzene	71-43-2	ug/L	10/17/2016	<0.5	<0.5	<0.5	0.215J		<0.5	<0.5	<0.5	<0.5	0.371J	<0.5	<0.5
Benzene	71-43-2	ug/L	4/17/2017	<0.5	<0.5	<0.5	0.308J		<0.5	<0.5	<0.5	<0.5	0.143J	<0.5	<0.5
Benzene	71-43-2	ug/L	10/11/2017	<0.5	<0.5	<0.5	0.425J		<0.5	<0.5	<0.5	<0.5	0.436J	<0.5	<0.5
Benzene	71-43-2	ug/L	4/20/2018								<0.5				
Benzene	71-43-2	ug/L	4/24/2018						<0.5	<0.5			0.401J		
Benzene	71-43-2	ug/L	4/25/2018	<0.5	<0.5	<0.5	0.244J					<0.5		<0.5	<0.5
Benzene	71-43-2	ug/L	10/16/2018	<0.5	<0.5	<0.5	0.24J		<0.5	<0.5	<0.5	<0.5	0.407J	<0.5	<0.5
Benzene	71-43-2	ug/L	4/16/2019	<0.5	<0.5	<0.5	<0.5		<0.5	<0.5	<0.5	<0.5	0.379J	<0.5	<0.5
Benzene	71-43-2	ug/L	10/1/2019	<0.5	<0.5	<0.5	0.225J		<0.5	<0.5	<0.5	<0.5	0.477J	<0.5	<0.5
Benzene	71-43-2	ug/L	3/30/2020	<0.5	<0.5	<0.5	<0.5		<0.5	<0.5	<0.5	<0.5	0.338J	<0.5	<0.5
Benzene	71-43-2	ug/L	10/7/2020	<0.5	<0.5	<0.5	0.255J		<0.5	<0.5	<0.5	<0.5	0.439J	<0.5	<0.5
Benzene	71-43-2	ug/L	4/13/2021	<1	<1	<1	<1		<1	<1	<1	<1	0.3J	<1	<1
Benzene	71-43-2	ug/L	10/20/2021	<1				<1			<1				<1
Benzene	71-43-2	ug/L	5/2/2022	<1				<1	<1		<1	<1			<1
Benzene	71-43-2	ug/L	10/14/2022	<1				<1			<1				<1
Benzene	71-43-2	ug/L	5/1/2023	<0.5				<0.5	<0.5		<0.5	0.373J		<0.5	<0.5
Benzene	71-43-2	ug/L	10/16/2023	<0.5				<0.5			<0.5				<0.5
Benzene	71-43-2	ug/L	4/29/2024	<0.5				<0.5			<0.5	<0.5			<0.5
Benzene	71-43-2	ug/L	10/9/2024					<0.500							
Benzene	71-43-2	ug/L	10/10/2024	<0.500											<0.500
Benzene	71-43-2	ug/L	10/11/2024								<0.500				
Benzene	71-43-2	ug/L	4/23/2025							<0.500					
Benzene	71-43-2	ug/L	4/25/2025				<0.500	<0.500					<0.500		
Benzene	71-43-2	ug/L	4/28/2025												<0.500
Benzene	71-43-2	ug/L	4/30/2025									<0.500			
Benzene	71-43-2	ug/L	5/5/2025											<0.500	
Benzene	71-43-2	ug/L	5/6/2025	<0.500	<0.500	<0.500									
Benzene	71-43-2	ug/L	5/7/2025								<0.500				
Benzene	71-43-2	ug/L	10/20/2025	<0.500											
Benzene	71-43-2	ug/L	10/21/2025					<0.500							
Benzene	71-43-2	ug/L	10/23/2025								<0.500				
Benzo [k] fluoranthene	207-08-9	ug/L	4/14/2009	<10	<10	<10	<10		<10	<20	<10				
Benzo [k] fluoranthene	207-08-9	ug/L	5/10/2010	<10	<10	<10	<10		<10	<10	<10			<10	
Benzo [k] fluoranthene	207-08-9	ug/L	4/4/2011												<10
Benzo [k] fluoranthene	207-08-9	ug/L	10/15/2014										<10		

Table 9A
Analytical Data Summary - Series B HMSP Wells
2025 Annual Water Quality Report
Iowa City Sanitary Landfill
Permit No. 52-SDP-01-72P

Constituent	CAS	Units	Date	MW-1B	MW-5B	MW-7B1	MW-8B	MW-10B	MW-12B	MW-14B	MW-31B	MW-39B	MW-208B	MW-210B	MW-211B
Benzo [k] fluoranthene	207-08-9	ug/L	10/5/2015	<10	<10.3	<10	<10			<10.3	<10.8		<10.9	<10	
Benzo [k] fluoranthene	207-08-9	ug/L	4/4/2016												<10.3
Benzo [k] fluoranthene	207-08-9	ug/L	4/17/2017						<11						
Benzo [k] fluoranthene	207-08-9	ug/L	3/30/2020	<10.4	<10.4	<10.4	<10.2			<10.2	<10.3		<10.4	<10.4	
Benzo [k] fluoranthene	207-08-9	ug/L	10/20/2021												<8
Benzo [k] fluoranthene	207-08-9	ug/L	5/2/2022						<8						
Benzo[a]anthracene	56-55-3	ug/L	4/14/2009	<10	<10	<10	<10		<10	<20	<10				
Benzo[a]anthracene	56-55-3	ug/L	5/10/2010	<10	<10	<10	<10		<10	<10	<10			<10	
Benzo[a]anthracene	56-55-3	ug/L	4/4/2011												<10
Benzo[a]anthracene	56-55-3	ug/L	10/15/2014										<10		
Benzo[a]anthracene	56-55-3	ug/L	10/5/2015	<10	<10.3	<10	<10			<10.3	<10.8		<10.9	<10	
Benzo[a]anthracene	56-55-3	ug/L	4/4/2016												<10.3
Benzo[a]anthracene	56-55-3	ug/L	4/17/2017						<11						
Benzo[a]anthracene	56-55-3	ug/L	3/30/2020	<10.4	<10.4	<10.4	<10.2			<10.2	<10.3		<10.4	<10.4	
Benzo[a]anthracene	56-55-3	ug/L	10/20/2021												<8
Benzo[a]anthracene	56-55-3	ug/L	5/2/2022						<8						
Benzo[a]anthracene	56-55-3	ug/L	4/23/2025							<10.4					
Benzo[a]anthracene	56-55-3	ug/L	4/25/2025				<10.4	<10.6					<10.2		
Benzo[a]anthracene	56-55-3	ug/L	5/5/2025											<10.0	
Benzo[a]anthracene	56-55-3	ug/L	5/6/2025	<10.4	<10.4	<10.4									
Benzo[a]anthracene	56-55-3	ug/L	5/7/2025								<10.6				
Benzo[a]anthracene	56-55-3	ug/L	10/21/2025					<10.4							
Benzo[a]pyrene	50-32-8	ug/L	4/14/2009	<10	<10	<10	<10		<10	<20	<10				
Benzo[a]pyrene	50-32-8	ug/L	5/10/2010	<10	<10	<10	<10		<10	<10	<10			<10	
Benzo[a]pyrene	50-32-8	ug/L	4/4/2011												<10
Benzo[a]pyrene	50-32-8	ug/L	10/15/2014										<10		
Benzo[a]pyrene	50-32-8	ug/L	10/5/2015	<10	<10.3	<10	<10			<10.3	<10.8		<10.9	<10	
Benzo[a]pyrene	50-32-8	ug/L	4/4/2016												<10.3
Benzo[a]pyrene	50-32-8	ug/L	4/17/2017						<11						
Benzo[a]pyrene	50-32-8	ug/L	3/30/2020	<10.4	<10.4	<10.4	<10.2			<10.2	<10.3		<10.4	<10.4	
Benzo[a]pyrene	50-32-8	ug/L	10/20/2021												<8
Benzo[a]pyrene	50-32-8	ug/L	5/2/2022						<8						
Benzo[a]pyrene	50-32-8	ug/L	4/23/2025							<10.4					
Benzo[a]pyrene	50-32-8	ug/L	4/25/2025				<10.4	<10.6					<10.2		
Benzo[a]pyrene	50-32-8	ug/L	5/5/2025											<10.0	
Benzo[a]pyrene	50-32-8	ug/L	5/6/2025	<10.4	<10.4	<10.4									
Benzo[a]pyrene	50-32-8	ug/L	5/7/2025								<10.6				
Benzo[a]pyrene	50-32-8	ug/L	10/21/2025					<10.4							
Benzo[b]fluoranthene	205-99-2	ug/L	4/14/2009	<10	<10	<10	<10		<10	<20	<10				
Benzo[b]fluoranthene	205-99-2	ug/L	5/10/2010	<10	<10	<10	<10		<10	<10	<10			<10	
Benzo[b]fluoranthene	205-99-2	ug/L	4/4/2011												<10
Benzo[b]fluoranthene	205-99-2	ug/L	10/15/2014										<10		
Benzo[b]fluoranthene	205-99-2	ug/L	10/5/2015	<10	<10.3	<10	<10			<10.3	<10.8		<10.9	<10	
Benzo[b]fluoranthene	205-99-2	ug/L	4/4/2016												<10.3
Benzo[b]fluoranthene	205-99-2	ug/L	4/17/2017						<11						
Benzo[b]fluoranthene	205-99-2	ug/L	3/30/2020	<10.4	<10.4	<10.4	<10.2			<10.2	<10.3		<10.4	<10.4	
Benzo[b]fluoranthene	205-99-2	ug/L	10/20/2021												<8
Benzo[b]fluoranthene	205-99-2	ug/L	5/2/2022						<8						
Benzo[b]fluoranthene	205-99-2	ug/L	4/23/2025							<10.4					
Benzo[b]fluoranthene	205-99-2	ug/L	4/25/2025				<10.4	<10.6					<10.2		
Benzo[b]fluoranthene	205-99-2	ug/L	5/5/2025											<10.0	
Benzo[b]fluoranthene	205-99-2	ug/L	5/6/2025	<10.4	<10.4	<10.4									
Benzo[b]fluoranthene	205-99-2	ug/L	5/7/2025								<10.6				
Benzo[b]fluoranthene	205-99-2	ug/L	10/21/2025					<10.4							
Benzo[g,h,i]perylene	191-24-2	ug/L	4/14/2009	<10	<10	<10	<10		<10	<20	<10				
Benzo[g,h,i]perylene	191-24-2	ug/L	5/10/2010	<10	<10	<10	<10		<10	<10	<10			<10	
Benzo[g,h,i]perylene	191-24-2	ug/L	4/4/2011												<10
Benzo[g,h,i]perylene	191-24-2	ug/L	10/15/2014										<10		
Benzo[g,h,i]perylene	191-24-2	ug/L	10/5/2015	<10	<10.3	<10	<10			<10.3	<10.8		<10.9	<10	
Benzo[g,h,i]perylene	191-24-2	ug/L	4/4/2016												<10.3
Benzo[g,h,i]perylene	191-24-2	ug/L	4/17/2017						<11						
Benzo[g,h,i]perylene	191-24-2	ug/L	3/30/2020	<10.4	<10.4	<10.4	<10.2			<10.2	<10.3		<10.4	<10.4	
Benzo[g,h,i]perylene	191-24-2	ug/L	10/20/2021												<8
Benzo[g,h,i]perylene	191-24-2	ug/L	5/2/2022						<8						

Table 9A
Analytical Data Summary - Series B HMSP Wells
2025 Annual Water Quality Report
Iowa City Sanitary Landfill
Permit No. 52-SDP-01-72P

Constituent	CAS	Units	Date	MW-1B	MW-5B	MW-7B1	MW-8B	MW-10B	MW-12B	MW-14B	MW-31B	MW-39B	MW-208B	MW-210B	MW-211B
Benzo[g,h,i]perylene	191-24-2	ug/L	4/23/2025							<10.4					
Benzo[g,h,i]perylene	191-24-2	ug/L	4/25/2025				<10.4	<10.6					<10.2		
Benzo[g,h,i]perylene	191-24-2	ug/L	5/5/2025											<10.0	
Benzo[g,h,i]perylene	191-24-2	ug/L	5/6/2025	<10.4	<10.4	<10.4									
Benzo[g,h,i]perylene	191-24-2	ug/L	5/7/2025								<10.6				
Benzo[g,h,i]perylene	191-24-2	ug/L	10/21/2025					<10.4							
Benzo[k]fluoranthene	207-08-9	ug/L	4/23/2025							<10.4					
Benzo[k]fluoranthene	207-08-9	ug/L	4/25/2025				<10.4	<10.6					<10.2		
Benzo[k]fluoranthene	207-08-9	ug/L	5/5/2025											<10.0	
Benzo[k]fluoranthene	207-08-9	ug/L	5/6/2025	<10.4	<10.4	<10.4									
Benzo[k]fluoranthene	207-08-9	ug/L	5/7/2025								<10.6				
Benzo[k]fluoranthene	207-08-9	ug/L	10/21/2025					<10.4							
Benzyl alcohol	100-51-6	ug/L	4/14/2009	<10	<10	<10	<10		<10	<20	<10				
Benzyl alcohol	100-51-6	ug/L	5/10/2010	<10	<10	<10	<10		<10	<10	<10			<10	
Benzyl alcohol	100-51-6	ug/L	4/4/2011												<10
Benzyl alcohol	100-51-6	ug/L	10/15/2014										<10		
Benzyl alcohol	100-51-6	ug/L	10/5/2015	<10	0.188J	<10	<10			<10.3	<10.8		<10.9	<10	
Benzyl alcohol	100-51-6	ug/L	4/4/2016												<10.3
Benzyl alcohol	100-51-6	ug/L	4/17/2017						<11						
Benzyl alcohol	100-51-6	ug/L	3/30/2020	<10.4	<10.4	<10.4	<10.2			<10.2	<10.3		<10.4	<10.4	
Benzyl alcohol	100-51-6	ug/L	10/20/2021												<8
Benzyl alcohol	100-51-6	ug/L	5/2/2022						<8						
Benzyl alcohol	100-51-6	ug/L	4/23/2025							<10.4					
Benzyl alcohol	100-51-6	ug/L	4/25/2025				<10.4	<10.6					<10.2		
Benzyl alcohol	100-51-6	ug/L	5/5/2025											<10.0	
Benzyl alcohol	100-51-6	ug/L	5/6/2025	<10.4	<10.4	<10.4									
Benzyl alcohol	100-51-6	ug/L	5/7/2025								<10.6				
Benzyl alcohol	100-51-6	ug/L	10/21/2025					<10.4							
Beryllium	7440-41-7	mg/L	2/27/2008	<0.001	<0.001	<0.001	<0.001	<0.001	<0.001	<0.001	0.00129				
Beryllium	7440-41-7	mg/L	5/12/2008	<0.001	<0.001	0.00134	<0.001	<0.001	<0.001	<0.001	<0.001				
Beryllium	7440-41-7	mg/L	7/13/2008	<0.001	<0.001	<0.001	<0.001	<0.001	<0.001	<0.001	<0.001				
Beryllium	7440-41-7	mg/L	9/14/2008	<0.001	<0.001	<0.001	<0.001	<0.001	<0.001	<0.001	<0.001				
Beryllium	7440-41-7	mg/L	11/17/2008	<0.001	<0.001	0.00123	<0.001	<0.001	<0.001	<0.001	<0.001				
Beryllium	7440-41-7	mg/L	4/14/2009	<0.001	<0.001	<0.001	0.00143		<0.001	<0.001	<0.001				
Beryllium	7440-41-7	mg/L	7/7/2009				<0.001						<0.001	<0.001	
Beryllium	7440-41-7	mg/L	9/2/2009				<0.001						<0.001	<0.001	
Beryllium	7440-41-7	mg/L	10/25/2009	<0.001	<0.001	<0.001	<0.001		<0.001	<0.001	<0.001		<0.001	<0.001	
Beryllium	7440-41-7	mg/L	1/2/2010				<0.001						<0.001	<0.001	
Beryllium	7440-41-7	mg/L	3/3/2010										<0.001	<0.001	<0.001
Beryllium	7440-41-7	mg/L	5/10/2010	<0.0004	<0.0004	<0.0004	0.0021		<0.0004	<0.0004	<0.0004			<0.0004	<0.0004
Beryllium	7440-41-7	mg/L	7/8/2010												<0.001
Beryllium	7440-41-7	mg/L	9/13/2010												<0.001
Beryllium	7440-41-7	mg/L	11/1/2010	<0.001	<0.001	<0.001	<0.001		<0.001	<0.001			<0.001	<0.001	
Beryllium	7440-41-7	mg/L	4/4/2011												<0.001
Beryllium	7440-41-7	mg/L	10/13/2011		<0.001	<0.001	<0.001		<0.001	<0.001			<0.001	<0.001	<0.001
Beryllium	7440-41-7	mg/L	12/5/2011								<0.001				
Beryllium	7440-41-7	mg/L	4/11/2012	<0.001	<0.001	<0.001	<0.001		<0.001	<0.001	<0.001		<0.001	<0.001	<0.001
Beryllium	7440-41-7	mg/L	6/25/2012								<0.001				
Beryllium	7440-41-7	mg/L	8/1/2012								<0.001	<0.001			
Beryllium	7440-41-7	mg/L	10/11/2012	<0.001	<0.001	<0.001	0.00127		<0.001	<0.001	<0.001	<0.001	<0.001	<0.001	0.00241
Beryllium	7440-41-7	mg/L	12/13/2012								<0.001	<0.001			
Beryllium	7440-41-7	mg/L	3/30/2013	<0.001	<0.001	<0.001	<0.001		<0.001	<0.001	<0.001	<0.001	<0.001	<0.001	<0.001
Beryllium	7440-41-7	mg/L	10/7/2013	<0.001	<0.001	<0.001	0.00237		<0.001	<0.001	<0.001	<0.001	<0.001	<0.001	0.00101
Beryllium	7440-41-7	mg/L	6/2/2014	<0.001	<0.001	<0.001	<0.001		<0.001	<0.001	0.000474J	<0.001	<0.001	<0.001	<0.001
Beryllium	7440-41-7	mg/L	10/15/2014	<0.001	<0.001	<0.001	<0.001		<0.001	<0.001	0.000344J	<0.001	<0.001	<0.001	<0.001
Beryllium	7440-41-7	mg/L	4/6/2015	<0.001	<0.001	<0.001	<0.001			<0.001	<0.001	<0.001	<0.001	<0.001	<0.001
Beryllium	7440-41-7	mg/L	10/5/2015	<0.001	0.000068J	<0.001	0.000085J			<0.001	0.000667J	<0.001	<0.001	0.00022J	<0.001
Beryllium	7440-41-7	mg/L	4/4/2016	<0.001	<0.001	<0.001	<0.001		<0.001	<0.001	<0.001	<0.001	<0.001	<0.001	<0.001
Beryllium	7440-41-7	mg/L	10/17/2016	<0.001	<0.001	<0.001	<0.001		<0.001	<0.001	<0.001	<0.001	<0.001	<0.001	<0.001
Beryllium	7440-41-7	mg/L	4/17/2017	<0.001	<0.001	<0.001	<0.001		<0.001	<0.001	<0.001	<0.001	<0.001	<0.001	<0.001
Beryllium	7440-41-7	mg/L	10/11/2017	<0.001	<0.001	<0.001	0.000126J		<0.001	<0.001	0.000539J	<0.001	<0.001	<0.001	<0.001
Beryllium	7440-41-7	mg/L	4/20/2018								<0.001				
Beryllium	7440-41-7	mg/L	4/24/2018						<0.001	<0.001			<0.001		
Beryllium	7440-41-7	mg/L	4/25/2018	<0.001	<0.001	<0.004	<0.001					<0.001		<0.001	<0.001

Table 9A
Analytical Data Summary - Series B HMSP Wells
2025 Annual Water Quality Report
Iowa City Sanitary Landfill
Permit No. 52-SDP-01-72P

Constituent	CAS	Units	Date	MW-1B	MW-5B	MW-7B1	MW-8B	MW-10B	MW-12B	MW-14B	MW-31B	MW-39B	MW-208B	MW-210B	MW-211B
Beryllium	7440-41-7	mg/L	10/16/2018	<0.001	<0.001	<0.001	<0.001		<0.001	<0.001	<0.001	0.000639	<0.001	<0.001	<0.001
Beryllium	7440-41-7	mg/L	4/16/2019	<0.001	<0.001	<0.001	<0.001		<0.001	<0.001	<0.001	<0.001	<0.001	<0.001	<0.001
Beryllium	7440-41-7	mg/L	10/1/2019	<0.001	<0.001	<0.001	<0.001		<0.001	<0.001	<0.001	<0.001	<0.001	<0.001	<0.001
Beryllium	7440-41-7	mg/L	3/30/2020	<0.001	<0.001	<0.001	<0.001		<0.001	<0.001	<0.001	<0.001	<0.001	<0.001	<0.001
Beryllium	7440-41-7	mg/L	10/7/2020	<0.001	<0.001	<0.001	<0.001		<0.001	<0.001	<0.001	<0.001	<0.001	<0.001	<0.001
Beryllium	7440-41-7	mg/L	4/13/2021	<0.004	<0.004	<0.004	<0.004		<0.004	<0.004	<0.004	<0.004	<0.004	<0.004	<0.004
Beryllium	7440-41-7	mg/L	10/20/2021	0.0001J				<0.004			<0.004				<0.004
Beryllium	7440-41-7	mg/L	5/2/2022	<0.004				<0.004	<0.004		<0.004	<0.004			<0.004
Beryllium	7440-41-7	mg/L	10/14/2022	<0.004				<0.004			0.0001J; <0.004				<0.004
Beryllium	7440-41-7	mg/L	5/1/2023	<0.001				<0.001			<0.001	<0.001			<0.001
Beryllium	7440-41-7	mg/L	10/16/2023	<0.001				<0.001			<0.001				<0.001
Beryllium	7440-41-7	mg/L	4/29/2024	<0.001				<0.001			<0.001	<0.001			<0.001
Beryllium	7440-41-7	mg/L	10/9/2024					<0.00100							
Beryllium	7440-41-7	mg/L	10/10/2024	<0.00100											<0.00100
Beryllium	7440-41-7	mg/L	10/11/2024								<0.00100				
Beryllium	7440-41-7	mg/L	4/23/2025							<0.00100					
Beryllium	7440-41-7	mg/L	4/25/2025				<0.00100	<0.00100					<0.00100		
Beryllium	7440-41-7	mg/L	4/28/2025												<0.00500
Beryllium	7440-41-7	mg/L	4/30/2025									<0.00100			
Beryllium	7440-41-7	mg/L	5/5/2025											<0.00100	
Beryllium	7440-41-7	mg/L	5/6/2025	<0.00100	<0.00100	<0.00100									
Beryllium	7440-41-7	mg/L	5/7/2025								<0.00100				
Beryllium	7440-41-7	mg/L	10/20/2025	<0.00100											
Beryllium	7440-41-7	mg/L	10/21/2025					<0.00100							
Beryllium	7440-41-7	mg/L	10/23/2025								<0.00100				
Beta-BHC	319-85-7	ug/L	4/14/2009	<0.032	<0.032	<0.032	<0.032		<0.032	<0.032	<0.032				
Beta-BHC	319-85-7	ug/L	7/7/2009			<0.032	<0.032								
Beta-BHC	319-85-7	ug/L	9/2/2009				<0.032								
Beta-BHC	319-85-7	ug/L	5/10/2010	<0.032	<0.032	<0.032	<0.032		<0.032	<0.032	<0.032			<0.032	
Beta-BHC	319-85-7	ug/L	4/4/2011												<0.032
Beta-BHC	319-85-7	ug/L	3/30/2013									<0.032			
Beta-BHC	319-85-7	ug/L	10/15/2014										0.00605J		
Beta-BHC	319-85-7	ug/L	10/5/2015	<0.032	<0.033	<0.032	<0.032			<0.0323	<0.0327		0.00655J	<0.032	
Beta-BHC	319-85-7	ug/L	4/4/2016												<0.0333
Beta-BHC	319-85-7	ug/L	4/17/2017						0.00627J						
Beta-BHC	319-85-7	ug/L	3/30/2020	<0.0333	<0.0337	<0.0333	<0.0333			<0.034	<0.033		<0.0337	<0.0337	
Beta-BHC	319-85-7	ug/L	10/20/2021												<0.05
Beta-BHC	319-85-7	ug/L	5/2/2022						<0.05						
Bicarbonate	BICARB	mg/L	6/2/2014	475	330	480	675		516	480	330	134	826	335	521
Bicarbonate	BICARB	mg/L	10/15/2014	526	299	459	774		501	501	341	123	834	294	518
Bicarbonate	BICARB	mg/L	3/30/2020										484		
Bis(2-chloroethoxy)methane	111-91-1	ug/L	4/23/2025							<10.4					
Bis(2-chloroethoxy)methane	111-91-1	ug/L	4/25/2025				<10.4	<10.6					<10.2		
Bis(2-chloroethoxy)methane	111-91-1	ug/L	5/5/2025											<10.0	
Bis(2-chloroethoxy)methane	111-91-1	ug/L	5/6/2025	<10.4	<10.4	<10.4									
Bis(2-chloroethoxy)methane	111-91-1	ug/L	5/7/2025								<10.6				
Bis(2-chloroethoxy)methane	111-91-1	ug/L	10/21/2025					<10.4							
Bis(2-chloroethyl)ether	111-44-4	ug/L	4/23/2025							<10.4					
Bis(2-chloroethyl)ether	111-44-4	ug/L	4/25/2025				<10.4	<10.6					<10.2		
Bis(2-chloroethyl)ether	111-44-4	ug/L	5/5/2025											<10.0	
Bis(2-chloroethyl)ether	111-44-4	ug/L	5/6/2025	<10.4	<10.4	<10.4									
Bis(2-chloroethyl)ether	111-44-4	ug/L	5/7/2025								<10.6				
Bis(2-chloroethyl)ether	111-44-4	ug/L	10/21/2025					<10.4							
Bis(2-ethylhexyl) phthalate	117-81-7	ug/L	4/23/2025							<10.4					
Bis(2-ethylhexyl) phthalate	117-81-7	ug/L	4/25/2025				<10.4	<10.6					<10.2		
Bis(2-ethylhexyl) phthalate	117-81-7	ug/L	5/5/2025											<10.0	
Bis(2-ethylhexyl) phthalate	117-81-7	ug/L	5/6/2025	<10.4	<10.4	<10.4									
Bis(2-ethylhexyl) phthalate	117-81-7	ug/L	5/7/2025						<10.4		<10.6				
Bis(2-ethylhexyl) phthalate	117-81-7	ug/L	10/21/2025					<10.4							
Bis[2-chloroethoxy]methane	111-91-1	ug/L	4/14/2009	<10	<10	<10	<10		<10	<20	<10				
Bis[2-chloroethoxy]methane	111-91-1	ug/L	5/10/2010	<10	<10	<10	<10		<10	<10	<10			<10	
Bis[2-chloroethoxy]methane	111-91-1	ug/L	4/4/2011												<10
Bis[2-chloroethoxy]methane	111-91-1	ug/L	10/15/2014										<10		
Bis[2-chloroethoxy]methane	111-91-1	ug/L	10/5/2015	<10	<10.3	<10	<10			<10.3	<10.8		<10.9	<10	

Table 9A
Analytical Data Summary - Series B HMSP Wells
2025 Annual Water Quality Report
Iowa City Sanitary Landfill
Permit No. 52-SDP-01-72P

Constituent	CAS	Units	Date	MW-1B	MW-5B	MW-7B1	MW-8B	MW-10B	MW-12B	MW-14B	MW-31B	MW-39B	MW-208B	MW-210B	MW-211B
Bis[2-chloroethoxy]methane	111-91-1	ug/L	4/4/2016												<10.3
Bis[2-chloroethoxy]methane	111-91-1	ug/L	4/17/2017						<11						
Bis[2-chloroethoxy]methane	111-91-1	ug/L	3/30/2020	<10.4	<10.4	<10.4	<10.2			<10.2	<10.3		<10.4	<10.4	
Bis[2-chloroethoxy]methane	111-91-1	ug/L	10/20/2021												<8
Bis[2-chloroethoxy]methane	111-91-1	ug/L	5/2/2022						<8						
Bis[2-chloroethyl]ether	111-44-4	ug/L	4/14/2009	<10	<10	<10	<10		<10	<20	<10				
Bis[2-chloroethyl]ether	111-44-4	ug/L	5/10/2010	<10	<10	<10	<10		<10	<10	<10			<10	
Bis[2-chloroethyl]ether	111-44-4	ug/L	4/4/2011												<10
Bis[2-chloroethyl]ether	111-44-4	ug/L	10/15/2014										<10		
Bis[2-chloroethyl]ether	111-44-4	ug/L	10/5/2015	<10	<10.3	<10	<10			<10.3	<10.8		<10.9	<10	
Bis[2-chloroethyl]ether	111-44-4	ug/L	4/4/2016												<10.3
Bis[2-chloroethyl]ether	111-44-4	ug/L	4/17/2017						<11						
Bis[2-chloroethyl]ether	111-44-4	ug/L	3/30/2020	<10.4	<10.4	<10.4	<10.2			<10.2	<10.3		<10.4	<10.4	
Bis[2-chloroethyl]ether	111-44-4	ug/L	10/20/2021												<8
Bis[2-chloroethyl]ether	111-44-4	ug/L	5/2/2022						<8						
Bis[2-chloroisopropyl]ether	108-60-1	ug/L	4/14/2009	<10	<10	<10	<10		<10	<20	<10				
Bis[2-chloroisopropyl]ether	108-60-1	ug/L	5/10/2010	<10	<10	<10	<10		<10	<10	<10			<10	
Bis[2-chloroisopropyl]ether	108-60-1	ug/L	4/4/2011												<10
Bis[2-chloroisopropyl]ether	108-60-1	ug/L	10/15/2014										<10		
Bis[2-chloroisopropyl]ether	108-60-1	ug/L	10/5/2015	<10	<10.3	<10	<10			<10.3	<10.8		<10.9	<10	
Bis[2-chloroisopropyl]ether	108-60-1	ug/L	4/4/2016												<10.3
Bis[2-chloroisopropyl]ether	108-60-1	ug/L	4/17/2017						<11						
Bis[2-chloroisopropyl]ether	108-60-1	ug/L	3/30/2020	<10.4	<10.4	<10.4	<10.2			<10.2	<10.3		<10.4	<10.4	
Bis[2-chloroisopropyl]ether	108-60-1	ug/L	10/20/2021												<8
Bis[2-chloroisopropyl]ether	108-60-1	ug/L	5/2/2022						<8						
Bis[2-ethylhexyl]phthalate	117-81-7	ug/L	4/14/2009	<10	<10	<10	<10		<10	<20	<10				
Bis[2-ethylhexyl]phthalate	117-81-7	ug/L	5/10/2010	<10	<10	<10	<10		<10	<10	<10			<10	
Bis[2-ethylhexyl]phthalate	117-81-7	ug/L	4/4/2011												<10
Bis[2-ethylhexyl]phthalate	117-81-7	ug/L	10/15/2014										<10		
Bis[2-ethylhexyl]phthalate	117-81-7	ug/L	10/5/2015	<10	3.96J	0.681J	0.689J			2.02J	16.5		9.15J	6.86J	
Bis[2-ethylhexyl]phthalate	117-81-7	ug/L	4/4/2016								<10.3				0.837J
Bis[2-ethylhexyl]phthalate	117-81-7	ug/L	10/11/2016								1.11J				
Bis[2-ethylhexyl]phthalate	117-81-7	ug/L	10/17/2016								1.14J				
Bis[2-ethylhexyl]phthalate	117-81-7	ug/L	11/14/2016								1.11J				
Bis[2-ethylhexyl]phthalate	117-81-7	ug/L	4/17/2017						0.856J		1.11J				
Bis[2-ethylhexyl]phthalate	117-81-7	ug/L	10/11/2017								<10.8				
Bis[2-ethylhexyl]phthalate	117-81-7	ug/L	4/20/2018								<10.2				
Bis[2-ethylhexyl]phthalate	117-81-7	ug/L	10/16/2018								<10.2				
Bis[2-ethylhexyl]phthalate	117-81-7	ug/L	4/16/2019								<10.2				
Bis[2-ethylhexyl]phthalate	117-81-7	ug/L	3/30/2020	<10.4	<10.4	<10.4	<10.2			<10.2	<10.3		<10.4	<10.4	
Bis[2-ethylhexyl]phthalate	117-81-7	ug/L	10/20/2021												<6
Bis[2-ethylhexyl]phthalate	117-81-7	ug/L	5/2/2022						13						
Bis[2-ethylhexyl]phthalate	117-81-7	ug/L	5/1/2023						<9.26						
Bis[2-ethylhexyl]phthalate	117-81-7	ug/L	4/29/2024						<10						
Bromochloromethane	74-97-5	ug/L	2/27/2008	<5	<5	<5	<5	<5	<5	<5	<5				
Bromochloromethane	74-97-5	ug/L	5/12/2008	<5	<5	<5	<5	<5	<5	<5	<5				
Bromochloromethane	74-97-5	ug/L	7/13/2008	<5	<5	<5	<5	<5	<5	<5	<5				
Bromochloromethane	74-97-5	ug/L	9/14/2008	<5	<5	<5	<5	<5	<5	<5	<5				
Bromochloromethane	74-97-5	ug/L	11/17/2008	<5	<5	<5	<5	<5	<5	<5	<5				
Bromochloromethane	74-97-5	ug/L	4/14/2009	<5	<5	<5	<5		<5	<5	<5				
Bromochloromethane	74-97-5	ug/L	7/7/2009										<5	<5	
Bromochloromethane	74-97-5	ug/L	9/2/2009										<5	<5	
Bromochloromethane	74-97-5	ug/L	10/25/2009	<5	<5	<5	<5		<5	<5	<5		<5	<5	
Bromochloromethane	74-97-5	ug/L	1/2/2010										<5	<5	
Bromochloromethane	74-97-5	ug/L	3/3/2010										<5	<5	<5
Bromochloromethane	74-97-5	ug/L	5/10/2010	<5	<5	<5	<5		<5	<5	<5			<5	<5
Bromochloromethane	74-97-5	ug/L	7/8/2010												<5
Bromochloromethane	74-97-5	ug/L	9/13/2010												<5
Bromochloromethane	74-97-5	ug/L	11/1/2010	<5	<5	<5	<5		<5	<5			<5	<5	
Bromochloromethane	74-97-5	ug/L	4/4/2011												<5
Bromochloromethane	74-97-5	ug/L	10/13/2011	<5	<5	<5	<5		<5	<5			<5	<5	<5
Bromochloromethane	74-97-5	ug/L	12/5/2011								<5				
Bromochloromethane	74-97-5	ug/L	4/11/2012	<5	<5	<5	<5		<5	<5	<5		<5	<5	<5
Bromochloromethane	74-97-5	ug/L	6/25/2012								<5				

Table 9A
Analytical Data Summary - Series B HMSP Wells
2025 Annual Water Quality Report
Iowa City Sanitary Landfill
Permit No. 52-SDP-01-72P

Constituent	CAS	Units	Date	MW-1B	MW-5B	MW-7B1	MW-8B	MW-10B	MW-12B	MW-14B	MW-31B	MW-39B	MW-208B	MW-210B	MW-211B
Bromochloromethane	74-97-5	ug/L	8/1/2012								<5	<5			
Bromochloromethane	74-97-5	ug/L	10/11/2012	<5	<5	<5	<5		<5	<5	<5	<5	<5	<5	<5
Bromochloromethane	74-97-5	ug/L	12/13/2012								<5	<5			
Bromochloromethane	74-97-5	ug/L	2/4/2013								<5	<5			
Bromochloromethane	74-97-5	ug/L	3/30/2013	<5	<5	<5	<5		<5	<5	<5	<5	<5	<5	<5
Bromochloromethane	74-97-5	ug/L	10/7/2013		<5	<5			<5	<5	<5	<5	<5		<5
Bromochloromethane	74-97-5	ug/L	6/2/2014	<5	<5	<5	<5		<5	<5	<5	<5	<5	<5	<5
Bromochloromethane	74-97-5	ug/L	10/15/2014	<5	<5	<5	<5		<5	<5	<5	<5	<5	<5	<5
Bromochloromethane	74-97-5	ug/L	4/6/2015	<5	<5	<5	<5			<5	<5	<5	<5	<5	<5
Bromochloromethane	74-97-5	ug/L	10/5/2015	<5	<5	<5	<5			<5	<5	<5	<5	<5	<5
Bromochloromethane	74-97-5	ug/L	4/4/2016	<5	<5	<5	<5		<5	<5	<5	<5	<5	<5	<5
Bromochloromethane	74-97-5	ug/L	10/17/2016	<5	<5	<5	<5		<5	<5	<5	<5	<5	<5	<5
Bromochloromethane	74-97-5	ug/L	4/17/2017	<5	<5	<5	<5		<5	<5	<5	<5	<5	<5	<5
Bromochloromethane	74-97-5	ug/L	10/11/2017	<5	<5	<5	<5		<5	<5	<5	<5	<5	<5	<5
Bromochloromethane	74-97-5	ug/L	4/20/2018								<5				
Bromochloromethane	74-97-5	ug/L	4/24/2018						<5	<5			<5		
Bromochloromethane	74-97-5	ug/L	4/25/2018	<5	<5	<5	<5					<5		<5	<5
Bromochloromethane	74-97-5	ug/L	10/16/2018	<5	<5	<5	<5		<5	<5	<5	<5	<5	<5	<5
Bromochloromethane	74-97-5	ug/L	4/16/2019	<5	<5	<5	<5		<5	<5	<5	<5	<5	<5	<5
Bromochloromethane	74-97-5	ug/L	10/1/2019	<5	<5	<5	<5		<5	<5	<5	<5	<5	<5	<5
Bromochloromethane	74-97-5	ug/L	3/30/2020	<5	<5	<5	<5		<5	<5	<5	<5	<5	<5	<5
Bromochloromethane	74-97-5	ug/L	10/7/2020	<5	<5	<5	<5		<5	<5	<5	<5	<5	<5	<5
Bromochloromethane	74-97-5	ug/L	4/13/2021	<1	<1	<1	<1		<1	<1	<1	<1	<1	<1	<1
Bromochloromethane	74-97-5	ug/L	10/20/2021	<1				<1			<1				<1
Bromochloromethane	74-97-5	ug/L	5/2/2022	<1				<1	<1		<1	<1			<1
Bromochloromethane	74-97-5	ug/L	10/14/2022	<1				<1			<1				<1
Bromochloromethane	74-97-5	ug/L	5/1/2023	<5				<5	<5		<5	<5		<5	<5
Bromochloromethane	74-97-5	ug/L	10/16/2023	<5				<5			<5				<5
Bromochloromethane	74-97-5	ug/L	4/29/2024	<5				<5			<5	<5			<5
Bromochloromethane	74-97-5	ug/L	10/9/2024					<5.00							
Bromochloromethane	74-97-5	ug/L	10/10/2024	<5.00											<5.00
Bromochloromethane	74-97-5	ug/L	10/11/2024								<5.00				
Bromochloromethane	74-97-5	ug/L	4/23/2025							<5.00					
Bromochloromethane	74-97-5	ug/L	4/25/2025				<5.00	<5.00					<5.00		
Bromochloromethane	74-97-5	ug/L	4/28/2025												<5.00
Bromochloromethane	74-97-5	ug/L	4/30/2025									<5.00			
Bromochloromethane	74-97-5	ug/L	5/5/2025											<5.00	
Bromochloromethane	74-97-5	ug/L	5/6/2025	<5.00	<5.00	<5.00									
Bromochloromethane	74-97-5	ug/L	5/7/2025								<5.00				
Bromochloromethane	74-97-5	ug/L	10/20/2025	<5.00											
Bromochloromethane	74-97-5	ug/L	10/21/2025					<5.00							
Bromochloromethane	74-97-5	ug/L	10/23/2025								<5.00				
Bromodichloromethane	75-27-4	ug/L	2/27/2008	<1	<1	<1	<1	<1	<1	<1	<1				
Bromodichloromethane	75-27-4	ug/L	5/12/2008	<1	<1	<1	<1	<1	<1	<1	<1				
Bromodichloromethane	75-27-4	ug/L	7/13/2008	<1	<1	<1	<1	<1	<1	<1	<1				
Bromodichloromethane	75-27-4	ug/L	9/14/2008	<1	<1	<1	<1	<1	<1	<1	<1				
Bromodichloromethane	75-27-4	ug/L	11/17/2008	<1	<1	<1	<1	<1	<1	<1	<1				
Bromodichloromethane	75-27-4	ug/L	4/14/2009	<1	<1	<1	<1		<1	<1	<1				
Bromodichloromethane	75-27-4	ug/L	7/7/2009										<1	<1	
Bromodichloromethane	75-27-4	ug/L	9/2/2009										<1	<1	
Bromodichloromethane	75-27-4	ug/L	10/25/2009	<2	<2	<2	<2		<2	<1	<2		<2	<2	
Bromodichloromethane	75-27-4	ug/L	1/2/2010										<10	<10	
Bromodichloromethane	75-27-4	ug/L	3/3/2010										<1	<1	<1
Bromodichloromethane	75-27-4	ug/L	5/10/2010	<1	<4	<4	<4		<4	<4	<4			<4	<4
Bromodichloromethane	75-27-4	ug/L	7/8/2010												<1
Bromodichloromethane	75-27-4	ug/L	9/13/2010												<1
Bromodichloromethane	75-27-4	ug/L	11/1/2010	<1	<1	<1	<1		<1	<1			<1	<1	
Bromodichloromethane	75-27-4	ug/L	4/4/2011												<1
Bromodichloromethane	75-27-4	ug/L	10/13/2011	<1	<1	<1	<1		<1	<1			<1	<1	<1
Bromodichloromethane	75-27-4	ug/L	12/5/2011								<1				
Bromodichloromethane	75-27-4	ug/L	4/11/2012	<1	<1	<1	<1		<1	<1	<1		<1	<1	<1
Bromodichloromethane	75-27-4	ug/L	6/25/2012								<1				
Bromodichloromethane	75-27-4	ug/L	8/1/2012								<1	<1			
Bromodichloromethane	75-27-4	ug/L	10/11/2012	<1	<1	<1	<1		<1	<1	<1	<1	<1	<1	<1

Table 9A
Analytical Data Summary - Series B HMSP Wells
2025 Annual Water Quality Report
Iowa City Sanitary Landfill
Permit No. 52-SDP-01-72P

Constituent	CAS	Units	Date	MW-1B	MW-5B	MW-7B1	MW-8B	MW-10B	MW-12B	MW-14B	MW-31B	MW-39B	MW-208B	MW-210B	MW-211B
Bromodichloromethane	75-27-4	ug/L	12/13/2012								<1	<1			
Bromodichloromethane	75-27-4	ug/L	2/4/2013								<1	<1			
Bromodichloromethane	75-27-4	ug/L	3/30/2013	<1	<1	<1	<1		<1	<1	<1	<1	<1	<1	<1
Bromodichloromethane	75-27-4	ug/L	10/7/2013		<1	<1			<1	<1	<1	<1	<1		<1
Bromodichloromethane	75-27-4	ug/L	6/2/2014	<1	<1	<1	<1		<1	<1	<1	<1	<1	<1	<1
Bromodichloromethane	75-27-4	ug/L	10/15/2014	<1	<1	<1	<1		<1	<1	<1	<1	<1	<1	<1
Bromodichloromethane	75-27-4	ug/L	4/6/2015	<1	<1	<1	<1			<1	<1	<1	<1	<1	<1
Bromodichloromethane	75-27-4	ug/L	10/5/2015	<1	<1	<1	<1			<1	<1	<1	<1	<1	<1
Bromodichloromethane	75-27-4	ug/L	4/4/2016	<1	<1	<1	<1		<1	<1	<1	<1	<1	<1	<1
Bromodichloromethane	75-27-4	ug/L	10/17/2016	<1	<1	<1	<1		<1	<1	<1	<1	<1	<1	<1
Bromodichloromethane	75-27-4	ug/L	4/17/2017	<1	<1	<1	<1		<1	<1	<1	<1	<1	<1	<1
Bromodichloromethane	75-27-4	ug/L	10/11/2017	<1	<1	<1	<1		<1	<1	<1	<1	<1	<1	<1
Bromodichloromethane	75-27-4	ug/L	4/20/2018								<1				
Bromodichloromethane	75-27-4	ug/L	4/24/2018						<1	<1			<1		
Bromodichloromethane	75-27-4	ug/L	4/25/2018	<1	<1	<1	<1					<1		<1	<1
Bromodichloromethane	75-27-4	ug/L	10/16/2018	<1	<1	<1	<1		<1	<1	<1	<1	<1	<1	<1
Bromodichloromethane	75-27-4	ug/L	4/16/2019	<1	<1	<1	<1		<1	<1	<1	<1	<1	<1	<1
Bromodichloromethane	75-27-4	ug/L	10/1/2019	<1	<1	<1	<1		<1	<1	<1	<1	<1	<1	<1
Bromodichloromethane	75-27-4	ug/L	3/30/2020	<1	<1	<1	<1		<1	<1	<1	<1	<1	<1	<1
Bromodichloromethane	75-27-4	ug/L	10/7/2020	<1	<1	<1	<1		<1	<1	<1	<1	<1	<1	<1
Bromodichloromethane	75-27-4	ug/L	4/13/2021	<1	<1	<1	<1		<1	<1	<1	<1	<1	<1	<1
Bromodichloromethane	75-27-4	ug/L	10/20/2021	<1				<1			<1				<1
Bromodichloromethane	75-27-4	ug/L	5/2/2022	<1				<1	<1		<1	<1			<1
Bromodichloromethane	75-27-4	ug/L	10/14/2022	<1				<1			<1				<1
Bromodichloromethane	75-27-4	ug/L	5/1/2023	<1				<1	<1		<1	<1		<1	<1
Bromodichloromethane	75-27-4	ug/L	10/16/2023	<1				<1			<1				<1
Bromodichloromethane	75-27-4	ug/L	4/29/2024	<1				<1			<1	<1			<1
Bromodichloromethane	75-27-4	ug/L	10/9/2024					<1.00							
Bromodichloromethane	75-27-4	ug/L	10/10/2024	<1.00											<1.00
Bromodichloromethane	75-27-4	ug/L	10/11/2024								<1.00				
Bromodichloromethane	75-27-4	ug/L	4/23/2025							<1.00					
Bromodichloromethane	75-27-4	ug/L	4/25/2025				<1.00	<1.00					<1.00		
Bromodichloromethane	75-27-4	ug/L	4/28/2025												<1.00
Bromodichloromethane	75-27-4	ug/L	4/30/2025									<1.00			
Bromodichloromethane	75-27-4	ug/L	5/5/2025											<1.00	
Bromodichloromethane	75-27-4	ug/L	5/6/2025	<1.00	<1.00	<1.00									
Bromodichloromethane	75-27-4	ug/L	5/7/2025								<1.00				
Bromodichloromethane	75-27-4	ug/L	10/20/2025	<1.00											
Bromodichloromethane	75-27-4	ug/L	10/21/2025					<1.00							
Bromodichloromethane	75-27-4	ug/L	10/23/2025								<1.00				
Bromoform	75-25-2	ug/L	2/27/2008	<5	<5	<5	<5	<5	<5	<5	<5				
Bromoform	75-25-2	ug/L	5/12/2008	<5	<5	<5	<5	<5	<5	<5	<5				
Bromoform	75-25-2	ug/L	7/13/2008	<5	<5	<5	<5	<5	<5	<5	<5				
Bromoform	75-25-2	ug/L	9/14/2008	<5	<5	<5	<5	<5	<5	<5	<5				
Bromoform	75-25-2	ug/L	11/17/2008	<5	<5	<5	<5	<5	<5	<5	<5				
Bromoform	75-25-2	ug/L	4/14/2009	<5	<5	<5	<5		<5	<5	<5				
Bromoform	75-25-2	ug/L	7/7/2009										<5	<5	
Bromoform	75-25-2	ug/L	9/2/2009										<5	<5	
Bromoform	75-25-2	ug/L	10/25/2009	<10	<10	<10	<10		<10	<20	<10		<10	<10	
Bromoform	75-25-2	ug/L	1/2/2010										<50	<50	
Bromoform	75-25-2	ug/L	3/3/2010										<5	<5	<5
Bromoform	75-25-2	ug/L	5/10/2010	<20	<20	<20	<20		<20	<20	<20			<20	<20
Bromoform	75-25-2	ug/L	7/8/2010												<5
Bromoform	75-25-2	ug/L	9/13/2010												<5
Bromoform	75-25-2	ug/L	11/1/2010	<10	<10	<5	<5		<10	<10			<5	<10	
Bromoform	75-25-2	ug/L	4/4/2011												<5
Bromoform	75-25-2	ug/L	10/13/2011	<5	<5	<5	<5		<5	<5			<5	<5	<5
Bromoform	75-25-2	ug/L	12/5/2011								<5				
Bromoform	75-25-2	ug/L	4/11/2012	<5	<5	<5	<5		<5	<5	<5		<5	<5	<5
Bromoform	75-25-2	ug/L	6/25/2012								<5				
Bromoform	75-25-2	ug/L	8/1/2012								<5	<5			
Bromoform	75-25-2	ug/L	10/11/2012	<5	<5	<5	<5		<5	<5	<5	<5	<5	<5	<5
Bromoform	75-25-2	ug/L	12/13/2012								<5	<5			
Bromoform	75-25-2	ug/L	2/4/2013								<5	<5			

Table 9A
Analytical Data Summary - Series B HMSP Wells
2025 Annual Water Quality Report
Iowa City Sanitary Landfill
Permit No. 52-SDP-01-72P

Constituent	CAS	Units	Date	MW-1B	MW-5B	MW-7B1	MW-8B	MW-10B	MW-12B	MW-14B	MW-31B	MW-39B	MW-208B	MW-210B	MW-211B
Bromoform	75-25-2	ug/L	3/30/2013	<5	<5	<5	<5		<5	<5	<5	<5	<5	<5	<5
Bromoform	75-25-2	ug/L	10/7/2013		<5	<5			<5	<5	<5	<5	<5		<5
Bromoform	75-25-2	ug/L	6/2/2014	<5	<5	<5	<5		<5	<5	<5	<5	<5	<5	<5
Bromoform	75-25-2	ug/L	10/15/2014	<5	<5	<5	<5		<5	<5	<5	<5	<5	<5	<5
Bromoform	75-25-2	ug/L	4/6/2015	<5	<5	<5	<5			<5	<5	<5	<5	<5	<5
Bromoform	75-25-2	ug/L	10/5/2015	<5	<5	<5	<5			<5	<5	<5	<5	<5	<5
Bromoform	75-25-2	ug/L	4/4/2016	<5	<5	<5	<5		<5	<5	<5	<5	<5	<5	<5
Bromoform	75-25-2	ug/L	10/17/2016	<5	<5	<5	<5		<5	<5	<5	<5	<5	<5	<5
Bromoform	75-25-2	ug/L	4/17/2017	<5	<5	<5	<5		<5	<5	<5	<5	<5	<5	<5
Bromoform	75-25-2	ug/L	10/11/2017	<5	<5	<5	<5		<5	<5	<5	<5	<5	<5	<5
Bromoform	75-25-2	ug/L	4/20/2018								<5				
Bromoform	75-25-2	ug/L	4/24/2018						<5	<5			<5		
Bromoform	75-25-2	ug/L	4/25/2018	<5	<5	<5	<5					<5		<5	<5
Bromoform	75-25-2	ug/L	10/16/2018	<5	<5	<5	<5		<5	<5	<5	<5	<5	<5	<5
Bromoform	75-25-2	ug/L	4/16/2019	<5	<5	<5	<5		<5	<5	<5	<5	<5	<5	<5
Bromoform	75-25-2	ug/L	10/1/2019	<5	<5	<5	<5		<5	<5	<5	<5	<5	<5	<5
Bromoform	75-25-2	ug/L	3/30/2020	<5	<5	<5	<5		<5	<5	<5	<5	<5	<5	<5
Bromoform	75-25-2	ug/L	10/7/2020	<5	<5	<5	<5		<5	<5	<5	<5	<5	<5	<5
Bromoform	75-25-2	ug/L	4/13/2021	<1	<1	<1	<1		<1	<1	<1	<1	<1	<1	<1
Bromoform	75-25-2	ug/L	10/20/2021	<1				<1			<1				<1
Bromoform	75-25-2	ug/L	5/2/2022	<1				<1	<1		<1	<1			<1
Bromoform	75-25-2	ug/L	10/14/2022	<1				<1			<1				<1
Bromoform	75-25-2	ug/L	5/1/2023	<5				<5	<5		<5	<5		<5	<5
Bromoform	75-25-2	ug/L	10/16/2023	<5				<5			<5				<5
Bromoform	75-25-2	ug/L	4/29/2024	<5				<5			<5	<5			<5
Bromoform	75-25-2	ug/L	10/9/2024					<5.00							
Bromoform	75-25-2	ug/L	10/10/2024	<5.00											<5.00
Bromoform	75-25-2	ug/L	10/11/2024								<5.00				
Bromoform	75-25-2	ug/L	4/23/2025							<5.00					
Bromoform	75-25-2	ug/L	4/25/2025				<5.00	<5.00					<5.00		
Bromoform	75-25-2	ug/L	4/28/2025												<5.00
Bromoform	75-25-2	ug/L	4/30/2025									<5.00			
Bromoform	75-25-2	ug/L	5/5/2025											<5.00	
Bromoform	75-25-2	ug/L	5/6/2025	<5.00	<5.00	<5.00									
Bromoform	75-25-2	ug/L	5/7/2025								<5.00				
Bromoform	75-25-2	ug/L	10/20/2025	<5.00											
Bromoform	75-25-2	ug/L	10/21/2025					<5.00							
Bromoform	75-25-2	ug/L	10/23/2025								<5.00				
Bromomethane	74-83-9	ug/L	2/27/2008	<4	<4	<4	<4	<4	<4	<4	<4				
Bromomethane	74-83-9	ug/L	5/12/2008	<4	<4	<4	<4	<4	<4	<4	<4				
Bromomethane	74-83-9	ug/L	7/13/2008	<4	<4	<4	<4	<4	<4	<4	<4				
Bromomethane	74-83-9	ug/L	9/14/2008	<4	<4	<4	<4	<4	<4	<4	<4				
Bromomethane	74-83-9	ug/L	11/17/2008	<4	<4	<4	<4	<4	<4	<4	<4				
Bromomethane	74-83-9	ug/L	4/14/2009	<4	<4	<4	<4		<4	<4	<4				
Bromomethane	74-83-9	ug/L	7/7/2009										<4	<4	
Bromomethane	74-83-9	ug/L	9/2/2009										<4	<4	
Bromomethane	74-83-9	ug/L	10/25/2009	<4	<4	<4	<4		<4	<4	<4		<4	<4	
Bromomethane	74-83-9	ug/L	1/2/2010										<4	<4	
Bromomethane	74-83-9	ug/L	3/3/2010										<4	<4	<4
Bromomethane	74-83-9	ug/L	5/10/2010	<5	<4	<4	<4		<4	<4	<4			<4	<4
Bromomethane	74-83-9	ug/L	7/8/2010												<4
Bromomethane	74-83-9	ug/L	9/13/2010												<4
Bromomethane	74-83-9	ug/L	11/1/2010	<4	<4	<4	<4		<4	<4			<4	<4	
Bromomethane	74-83-9	ug/L	4/4/2011												<4
Bromomethane	74-83-9	ug/L	10/13/2011	<4	<4	<4	<4		<4	<4			<4	<4	<4
Bromomethane	74-83-9	ug/L	12/5/2011								<20				
Bromomethane	74-83-9	ug/L	4/11/2012	<4	<4	<4	<4		<4	<4	<4		<4	<4	<4
Bromomethane	74-83-9	ug/L	6/25/2012								<4				
Bromomethane	74-83-9	ug/L	8/1/2012								<4	<4			
Bromomethane	74-83-9	ug/L	10/11/2012	<4	<4	<4	<4		<4	<4	<4	<4	<4	<4	<4
Bromomethane	74-83-9	ug/L	12/13/2012								<4	<4			
Bromomethane	74-83-9	ug/L	2/4/2013								<4	<4			
Bromomethane	74-83-9	ug/L	3/30/2013	<4	<4	<4	<4		<4	<4	<4	<4	<4	<4	<4
Bromomethane	74-83-9	ug/L	10/7/2013		<4	<4			<4	<4	<4	<4	<4		<4

Table 9A
Analytical Data Summary - Series B HMSP Wells
2025 Annual Water Quality Report
Iowa City Sanitary Landfill
Permit No. 52-SDP-01-72P

Constituent	CAS	Units	Date	MW-1B	MW-5B	MW-7B1	MW-8B	MW-10B	MW-12B	MW-14B	MW-31B	MW-39B	MW-208B	MW-210B	MW-211B
Bromomethane	74-83-9	ug/L	6/2/2014	<4	<4	<4	<4		<4	<4	<4	<4	3.46J	<4	<4
Bromomethane	74-83-9	ug/L	10/15/2014	<4	<4	<4	<4		<4	<4	<4	<4	<4	<4	<4
Bromomethane	74-83-9	ug/L	4/6/2015	<4	<4	<4	<4			<4	<4	0.415J	<4	<4	0.529J
Bromomethane	74-83-9	ug/L	10/5/2015	<4	<4	<4	<4			<4	<4	<4	<4	<4	<4
Bromomethane	74-83-9	ug/L	4/4/2016	<4	0.254J	0.308J	<4		0.27J	<4	<4	0.297J	<4	0.403J; 0.346J	<4
Bromomethane	74-83-9	ug/L	10/17/2016	<4	<4	<4	<4		0.374J	<4	<4	<4	0.374J	0.39J	<4
Bromomethane	74-83-9	ug/L	4/17/2017	0.383J; 0.59J	0.447J	0.41J; <4	0.474J		0.32J	0.314J	0.248J	0.239J	0.511J	<4	0.326J
Bromomethane	74-83-9	ug/L	10/11/2017	<4	<4	<4	<4		<4	<4	<4	<4	<4	<4	<4
Bromomethane	74-83-9	ug/L	4/20/2018								<4				
Bromomethane	74-83-9	ug/L	4/24/2018						<4	<4			<4		
Bromomethane	74-83-9	ug/L	4/25/2018	<4	<4	<4	<4					<4		<4	<4
Bromomethane	74-83-9	ug/L	10/16/2018	<4	<4	<4	<4		<4	<4	<4	<4	<4	<4	<4
Bromomethane	74-83-9	ug/L	4/16/2019	<4	<4	<4	<4		<4	<4	<4	<4	<4	<4	<4
Bromomethane	74-83-9	ug/L	10/1/2019	<4	<4	<4	<4		<4	<4	<4	<4	<4	<4	<4
Bromomethane	74-83-9	ug/L	3/30/2020	<4	<4	<4	<4		<4	<4	<4	<4	<4	<4	<4
Bromomethane	74-83-9	ug/L	10/7/2020	<4	<4	<4	<4		<4	<4	<4	<4	<4	<4	<4
Bromomethane	74-83-9	ug/L	4/13/2021	<1	<1	<1	<1		<1	<1	<1	<1	<1	<1	<1
Bromomethane	74-83-9	ug/L	10/20/2021	<1				<1			<1				<1
Bromomethane	74-83-9	ug/L	5/2/2022	<1				<1	0.6J		<1	<1			<1
Bromomethane	74-83-9	ug/L	10/14/2022	<1				<1			<1				<1
Bromomethane	74-83-9	ug/L	5/1/2023	<4				<4	<4		<4	<4		<4	<4
Bromomethane	74-83-9	ug/L	10/16/2023	<4				<4			<4				<4
Bromomethane	74-83-9	ug/L	4/29/2024	<4				<4			<4	<4			<4
Bromomethane	74-83-9	ug/L	10/9/2024					<4.00							
Bromomethane	74-83-9	ug/L	10/10/2024	<4.00											<4.00
Bromomethane	74-83-9	ug/L	10/11/2024								<4.00				
Bromomethane	74-83-9	ug/L	4/23/2025							<4.00					
Bromomethane	74-83-9	ug/L	4/25/2025				<4.00	<4.00					<4.00		
Bromomethane	74-83-9	ug/L	4/28/2025												<4.00
Bromomethane	74-83-9	ug/L	4/30/2025									<4.00			
Bromomethane	74-83-9	ug/L	5/5/2025											<4.00	
Bromomethane	74-83-9	ug/L	5/6/2025	<4.00	<4.00	<4.00									
Bromomethane	74-83-9	ug/L	5/7/2025								<4.00				
Bromomethane	74-83-9	ug/L	10/20/2025	<4.00											
Bromomethane	74-83-9	ug/L	10/21/2025					<4.00							
Bromomethane	74-83-9	ug/L	10/23/2025								<4.00				
Butyl benzyl phthalate	85-68-7	ug/L	4/14/2009	<10	<10	<10	<10		<10	<20	<10				
Butyl benzyl phthalate	85-68-7	ug/L	5/10/2010	<10	<10	<10	<10		<10	<10	<10			<10	
Butyl benzyl phthalate	85-68-7	ug/L	4/4/2011												<10
Butyl benzyl phthalate	85-68-7	ug/L	10/15/2014										<10		
Butyl benzyl phthalate	85-68-7	ug/L	10/5/2015	<10	<10.3	<10	<10			<10.3	<10.8		<10.9	<10	
Butyl benzyl phthalate	85-68-7	ug/L	4/4/2016												<10.3
Butyl benzyl phthalate	85-68-7	ug/L	4/17/2017						0.469J						
Butyl benzyl phthalate	85-68-7	ug/L	3/30/2020	<10.4	<10.4	<10.4	<10.2			<10.2	<10.3		<10.4	<10.4	
Butyl benzyl phthalate	85-68-7	ug/L	10/20/2021												<8
Butyl benzyl phthalate	85-68-7	ug/L	5/2/2022						<8						
Butyl benzyl phthalate	85-68-7	ug/L	4/23/2025							<10.4					
Butyl benzyl phthalate	85-68-7	ug/L	4/25/2025				<10.4	<10.6					<10.2		
Butyl benzyl phthalate	85-68-7	ug/L	5/5/2025											<10.0	
Butyl benzyl phthalate	85-68-7	ug/L	5/6/2025	<10.4	<10.4	<10.4									
Butyl benzyl phthalate	85-68-7	ug/L	5/7/2025								<10.6				
Butyl benzyl phthalate	85-68-7	ug/L	10/21/2025					<10.4							
Cadmium	7440-43-9	mg/L	2/27/2008	<0.0025	<0.0025	<0.0025	<0.0025	<0.0025	<0.0025	<0.0025	<0.0025				
Cadmium	7440-43-9	mg/L	5/12/2008	<0.0025	<0.0025	<0.0025	<0.0025	<0.0025	<0.0025	<0.0025	<0.0025				
Cadmium	7440-43-9	mg/L	7/13/2008	<0.0025	<0.0025	<0.0025	<0.0025	<0.0025	<0.0025	<0.0025	<0.0025				
Cadmium	7440-43-9	mg/L	9/14/2008	<0.0025	<0.0025	<0.0025	<0.0025	<0.0025	<0.0025	<0.0025	<0.0025				
Cadmium	7440-43-9	mg/L	11/17/2008	<0.0005	<0.0005	<0.0005	<0.0005	<0.0005	<0.0005	<0.0005	<0.0005				
Cadmium	7440-43-9	mg/L	4/14/2009	<0.0025	<0.0025	<0.0025	<0.0025		<0.0025	<0.0025	<0.0025				
Cadmium	7440-43-9	mg/L	7/7/2009										<0.0025	<0.0025	
Cadmium	7440-43-9	mg/L	9/2/2009										<0.0025	<0.0025	
Cadmium	7440-43-9	mg/L	10/25/2009	<0.0025	<0.0025	<0.0025	<0.0025		<0.0025	<0.0025	<0.0025		<0.0025	<0.0025	
Cadmium	7440-43-9	mg/L	1/2/2010										<0.0025	<0.0025	
Cadmium	7440-43-9	mg/L	3/3/2010										<0.0025	<0.0025	<0.0025
Cadmium	7440-43-9	mg/L	5/10/2010	<0.0004	<0.0004	<0.0004	<0.002		<0.0004	<0.0004	<0.0004			0.0011	<0.0004

Table 9A
Analytical Data Summary - Series B HMSP Wells
2025 Annual Water Quality Report
Iowa City Sanitary Landfill
Permit No. 52-SDP-01-72P

Constituent	CAS	Units	Date	MW-1B	MW-5B	MW-7B1	MW-8B	MW-10B	MW-12B	MW-14B	MW-31B	MW-39B	MW-208B	MW-210B	MW-211B
Cadmium	7440-43-9	mg/L	7/8/2010										<0.0025	<0.0025	<0.0025
Cadmium	7440-43-9	mg/L	9/13/2010										<0.0025	<0.0025	<0.0025
Cadmium	7440-43-9	mg/L	11/1/2010										<0.0025	<0.0025	
Cadmium	7440-43-9	mg/L	1/10/2011										<0.0005	0.00097	
Cadmium	7440-43-9	mg/L	4/4/2011										<0.0025	<0.0025	<0.0005
Cadmium	7440-43-9	mg/L	7/8/2011												<0.0025
Cadmium	7440-43-9	mg/L	8/11/2011												<0.0025
Cadmium	7440-43-9	mg/L	10/13/2011		<0.0005	<0.0005	<0.0005		<0.0005	<0.0005			<0.0005	0.00113	0.000964
Cadmium	7440-43-9	mg/L	12/5/2011								<0.0005				
Cadmium	7440-43-9	mg/L	4/11/2012	<0.0005	<0.0005	<0.0005	<0.0005		<0.0005	<0.0005	<0.0005		<0.0005	0.000963	<0.0005
Cadmium	7440-43-9	mg/L	6/25/2012								<0.0005				
Cadmium	7440-43-9	mg/L	8/1/2012								<0.0005	<0.0005			
Cadmium	7440-43-9	mg/L	10/11/2012	<0.0005	<0.0005	<0.0005	0.000863		<0.0005	<0.0005	<0.0005	<0.0005	<0.0005	0.00171	0.00449
Cadmium	7440-43-9	mg/L	12/13/2012								<0.0005	<0.0005			
Cadmium	7440-43-9	mg/L	3/30/2013	<0.0005	<0.0005	<0.0005	<0.0005		<0.0005	<0.0005	<0.0005	<0.0005	<0.0005	0.001	0.00067
Cadmium	7440-43-9	mg/L	10/7/2013	<0.0005	<0.0005	<0.0005	<0.0005		<0.0005	<0.0005	<0.0005	<0.0005	<0.0005	<0.0005	0.00145
Cadmium	7440-43-9	mg/L	6/2/2014	<0.0005	<0.0005	<0.0005	<0.0005		<0.0005	<0.0005	0.000403J	<0.0005	0.000124J	0.000605	0.000483J
Cadmium	7440-43-9	mg/L	10/15/2014	<0.0005	<0.0005	<0.0005	<0.0005		0.0000854J	<0.0005	0.000228J	<0.0005	0.000404J	0.000735	<0.0005
Cadmium	7440-43-9	mg/L	4/6/2015	<0.0005	<0.0005	<0.0005	<0.0005			<0.0005	<0.0005	<0.0005	0.000481J	0.00064	0.00039J
Cadmium	7440-43-9	mg/L	10/5/2015	<0.0005	<0.0005	<0.0005	<0.0005			<0.0005	0.000338J	<0.0005	0.000605	0.000853	000456J; 0.00031
Cadmium	7440-43-9	mg/L	4/4/2016	0.000096J	0.000048J	<0.0005	<0.0005		0.000085J	0.00009J	<0.0005	0.000073J	0.000433J	.000574; 0.00060	0.000296J
Cadmium	7440-43-9	mg/L	10/17/2016	<0.0005	<0.0005	<0.0005	<0.0005		0.00009J	.00005J; 0.000046	<0.0005	0.000085J	0.000378J	0.00172	0.000196J
Cadmium	7440-43-9	mg/L	4/17/2017	<0.0005	0.00005J	<0.0005	<0.0005		0.000095J	0.000106J	<0.0005	0.000085J	0.000095J	0.000746	0.000234J
Cadmium	7440-43-9	mg/L	10/11/2017	<0.0005	<0.0005	<0.0005	0.00005J		0.000118J	0.000046J	0.000388J	0.000275J	0.000129J	0.000555	0.000115J
Cadmium	7440-43-9	mg/L	4/20/2018								<0.0005				
Cadmium	7440-43-9	mg/L	4/24/2018						0.000077J	0.000066J			0.000064J		
Cadmium	7440-43-9	mg/L	4/25/2018	<0.0005	0.000078J	<0.002	<0.0005					0.000073J		0.000439J	<0.0005
Cadmium	7440-43-9	mg/L	10/16/2018	<0.0005	<0.0005	<0.0005	<0.0005		0.000187J	<0.0005	0.000185J	0.000521	<0.0005	0.000449J	<0.0005
Cadmium	7440-43-9	mg/L	4/16/2019	<0.0005	<0.0005	<0.0005	<0.0005		<0.0005	0.000084J	<0.0005	<0.0005	<0.0005	0.000745	<0.0005
Cadmium	7440-43-9	mg/L	10/1/2019	<0.0001	<0.0001	<0.0001	<0.0001		0.000149	0.000063J	<0.0001	0.000199	<0.0001	0.000794	<0.0001
Cadmium	7440-43-9	mg/L	3/30/2020	<0.0001	<0.0001	<0.0001	<0.0001		<0.0001	0.000063J	<0.0001	0.000054J	<0.0001	0.000773	<0.0001
Cadmium	7440-43-9	mg/L	10/7/2020	<0.0001	<0.0001	<0.0001	<0.0001		0.000128	0.000051J	<0.0001	0.000426	0.000055J	.000769; 0.00072	<0.0001
Cadmium	7440-43-9	mg/L	4/13/2021	<0.0008	<0.0008	<0.0008	<0.0008		<0.0008	<0.0008	<0.0008	0.0001J	<0.0008	0.0007J	<0.0008
Cadmium	7440-43-9	mg/L	10/20/2021	0.0001J				0.0001J			<0.0008; 0.0001J				<0.0008
Cadmium	7440-43-9	mg/L	5/2/2022	<0.0008				<0.0008	<0.0008		<0.0008	0.0004J			<0.0008
Cadmium	7440-43-9	mg/L	10/14/2022	<0.0008				<0.0008			<0.0008				<0.0008
Cadmium	7440-43-9	mg/L	5/1/2023	<0.0002				<0.0002			<0.0002	<0.0002			<0.0002
Cadmium	7440-43-9	mg/L	10/16/2023	<0.0002				<0.0002			<0.0002				<0.0002
Cadmium	7440-43-9	mg/L	4/29/2024	<0.0002				0.000334			<0.0002	0.000136J			<0.0008
Cadmium	7440-43-9	mg/L	10/9/2024					0.000166J							
Cadmium	7440-43-9	mg/L	10/10/2024	<0.000200											<0.000200
Cadmium	7440-43-9	mg/L	10/11/2024								<0.000200				
Cadmium	7440-43-9	mg/L	4/23/2025							<0.000200					
Cadmium	7440-43-9	mg/L	4/25/2025				<0.000200	<0.000200					<0.000200		
Cadmium	7440-43-9	mg/L	4/28/2025												<0.00100
Cadmium	7440-43-9	mg/L	4/30/2025									<0.000200			
Cadmium	7440-43-9	mg/L	5/5/2025											<0.000200	
Cadmium	7440-43-9	mg/L	5/6/2025	<0.000200	<0.000200	<0.000200									
Cadmium	7440-43-9	mg/L	5/7/2025								<0.000200				
Cadmium	7440-43-9	mg/L	10/20/2025	<0.000200											
Cadmium	7440-43-9	mg/L	10/21/2025					0.000134							
Cadmium	7440-43-9	mg/L	10/23/2025								<0.000200				
Calcium	7440-70-2	mg/L	6/2/2014	131; 135	91.6	124	193		162	156	133	41.9	190	97.1	133
Calcium	7440-70-2	mg/L	10/15/2014	145	93.1	116	196		166	163	133	37.1	195	126	139
Calcium	7440-70-2	mg/L	3/30/2020										208		
Carbon Disulfide	75-15-0	ug/L	2/27/2008	<1	<1	<1	<1	<1	<1	<1	<1				
Carbon Disulfide	75-15-0	ug/L	5/12/2008	<1	<1	<1	<1	<1	<1	<1	<1				
Carbon Disulfide	75-15-0	ug/L	7/13/2008	<1	<1	<1	<1	<1	<1	<1	<1				
Carbon Disulfide	75-15-0	ug/L	9/14/2008	<1	<1	<1	<1	<1	<1	<1	<1				
Carbon Disulfide	75-15-0	ug/L	11/17/2008	<1	<1	<1	<1	<1	<1	<1	<1				
Carbon Disulfide	75-15-0	ug/L	4/14/2009	<1	<1	<1	<1		<1	<1	<1				
Carbon Disulfide	75-15-0	ug/L	7/7/2009										<1	<1	
Carbon Disulfide	75-15-0	ug/L	9/2/2009										<1	<1	
Carbon Disulfide	75-15-0	ug/L	10/25/2009	<5	<5	<5	<5		<5	<5	<5		<5	<5	

Table 9A
Analytical Data Summary - Series B HMSP Wells
2025 Annual Water Quality Report
Iowa City Sanitary Landfill
Permit No. 52-SDP-01-72P

Constituent	CAS	Units	Date	MW-1B	MW-5B	MW-7B1	MW-8B	MW-10B	MW-12B	MW-14B	MW-31B	MW-39B	MW-208B	MW-210B	MW-211B
Carbon Disulfide	75-15-0	ug/L	1/2/2010										<5	<5	
Carbon Disulfide	75-15-0	ug/L	3/3/2010										<1	<1	<1
Carbon Disulfide	75-15-0	ug/L	5/10/2010	<1	<4	<4	<4		<4	<4	<4			<4	<4
Carbon Disulfide	75-15-0	ug/L	7/8/2010												<5
Carbon Disulfide	75-15-0	ug/L	9/13/2010												<10
Carbon Disulfide	75-15-0	ug/L	11/1/2010	<1	<1	<1	<1		<1	<1			<1	<1	
Carbon Disulfide	75-15-0	ug/L	4/4/2011												<1
Carbon Disulfide	75-15-0	ug/L	10/13/2011	<1	<1	<1	<1		<1	<1			<1	<1	<1
Carbon Disulfide	75-15-0	ug/L	12/5/2011								<1				
Carbon Disulfide	75-15-0	ug/L	4/11/2012	<1	<1	<1	<1		<1	<1	<1		<1	<1	<1
Carbon Disulfide	75-15-0	ug/L	6/25/2012								<1				
Carbon Disulfide	75-15-0	ug/L	8/1/2012								<1	<1			
Carbon Disulfide	75-15-0	ug/L	10/11/2012	<1	<1	<1	<1		<1	<1	<1	<1	<1	<1	<1
Carbon Disulfide	75-15-0	ug/L	12/13/2012								<1	<1			
Carbon Disulfide	75-15-0	ug/L	2/4/2013								<1	<1			
Carbon Disulfide	75-15-0	ug/L	3/30/2013	<1	<1	<1	<1		<1	<1	<1	<1	<1	<1	<1
Carbon Disulfide	75-15-0	ug/L	10/7/2013		<1	<1			<1	<1	<1	<1	<1		<1
Carbon Disulfide	75-15-0	ug/L	6/2/2014	<1	<1	<1	<1		<1	<1	<1	<1	<1	<1	<1
Carbon Disulfide	75-15-0	ug/L	10/15/2014	<1	<1	<1	<1		<1	<1	<1	<1	<1	<1	<1
Carbon Disulfide	75-15-0	ug/L	4/6/2015	<1	<1	<1	<1			<1	<1	<1	<1	<1	<1
Carbon Disulfide	75-15-0	ug/L	10/5/2015	<1	<1	<1	<1			<1	<1	<1	<1	<1	<1
Carbon Disulfide	75-15-0	ug/L	4/4/2016	<1	<1	<1	<1		<1	<1	<1	<1	<1	<1	<1
Carbon Disulfide	75-15-0	ug/L	10/17/2016	<1	<1	<1	<1		<1	<1	<1	<1	<1	<1	<1
Carbon Disulfide	75-15-0	ug/L	4/17/2017	<1	<1	<1	<1		<1	<1	<1	<1	<1	<1	<1
Carbon Disulfide	75-15-0	ug/L	10/11/2017	<1	<1	<1	<1		<1	<1	<1	<1	<1	<1	<1
Carbon Disulfide	75-15-0	ug/L	4/20/2018								<1				
Carbon Disulfide	75-15-0	ug/L	4/24/2018						<1	<1			<1		
Carbon Disulfide	75-15-0	ug/L	4/25/2018	<1	<1	<1	<1					<1		<1	<1
Carbon Disulfide	75-15-0	ug/L	10/16/2018	<1	<1	<1	<1		<1	<1	<1	<1	<1	<1	<1
Carbon Disulfide	75-15-0	ug/L	4/16/2019	<1	<1	<1	<1		<1	<1	<1	<1	<1	<1	<1
Carbon Disulfide	75-15-0	ug/L	10/1/2019	<1	<1	<1	<1		<1	<1	<1	<1	<1	<1	<1
Carbon Disulfide	75-15-0	ug/L	3/30/2020	<1	<1	<1	<1		<1	<1	<1	<1	<1	<1	<1
Carbon Disulfide	75-15-0	ug/L	10/7/2020	<1	<1	<1	<1		<1	<1	<1	<1	<1	<1	<1
Carbon Disulfide	75-15-0	ug/L	4/13/2021	<1	<1	<1	<1		<1	<1	<1	<1	<1	<1	<1
Carbon Disulfide	75-15-0	ug/L	10/20/2021	<1				<1			<1				<1
Carbon Disulfide	75-15-0	ug/L	5/2/2022	<1				<1	<1		<1	<1			<1
Carbon Disulfide	75-15-0	ug/L	10/14/2022	<1				<1			<1				<1
Carbon Disulfide	75-15-0	ug/L	5/1/2023	<1				<1	<1		<1	<1		<1	<1
Carbon Disulfide	75-15-0	ug/L	10/16/2023	<1				<1			<1				<1
Carbon Disulfide	75-15-0	ug/L	4/29/2024	<1				<1			<1	<1			<1
Carbon Tetrachloride	56-23-5	ug/L	2/27/2008	<2	<2	<2	<2	<2	<2	<2	<2				
Carbon Tetrachloride	56-23-5	ug/L	5/12/2008	<2	<2	<2	<2	<2	<2	<2	<2				
Carbon Tetrachloride	56-23-5	ug/L	7/13/2008	<2	<2	<2	<2	<2	<2	<2	<2				
Carbon Tetrachloride	56-23-5	ug/L	9/14/2008	<2	<2	<2	<2	<2	<2	<2	<2				
Carbon Tetrachloride	56-23-5	ug/L	11/17/2008	<2	<2	<2	<2	<2	<2	<2	<2				
Carbon Tetrachloride	56-23-5	ug/L	4/14/2009	<2	<2	<2	<2		<2	<2	<2				
Carbon Tetrachloride	56-23-5	ug/L	7/7/2009										<2	<2	
Carbon Tetrachloride	56-23-5	ug/L	9/2/2009										<2	<2	
Carbon Tetrachloride	56-23-5	ug/L	10/25/2009	<2	<2	<2	<2		<2	<5	<2		<2	<2	
Carbon Tetrachloride	56-23-5	ug/L	1/2/2010										<5	<5	
Carbon Tetrachloride	56-23-5	ug/L	3/3/2010										<2	<2	<2
Carbon Tetrachloride	56-23-5	ug/L	5/10/2010	<4	<4	<4	<4		<4	<4	<4			<4	<4
Carbon Tetrachloride	56-23-5	ug/L	7/8/2010												<5
Carbon Tetrachloride	56-23-5	ug/L	9/13/2010												<5
Carbon Tetrachloride	56-23-5	ug/L	11/1/2010	<5	<5	<2	<2		<5	<5			<2	<5	
Carbon Tetrachloride	56-23-5	ug/L	4/4/2011												<2
Carbon Tetrachloride	56-23-5	ug/L	10/13/2011	<2	<2	<2	<2		<2	<2			<2	<2	<2
Carbon Tetrachloride	56-23-5	ug/L	12/5/2011								<2				
Carbon Tetrachloride	56-23-5	ug/L	4/11/2012	<2	<2	<2	<2		<2	<2	<2		<2	<2	<2
Carbon Tetrachloride	56-23-5	ug/L	6/25/2012								<2				
Carbon Tetrachloride	56-23-5	ug/L	8/1/2012								<2	<2			
Carbon Tetrachloride	56-23-5	ug/L	10/11/2012	<2	<2	<2	<2		<2	<2	<2	<2	<2	<2	<2
Carbon Tetrachloride	56-23-5	ug/L	12/13/2012								<2	<2			
Carbon Tetrachloride	56-23-5	ug/L	2/4/2013								<2	<2			

Table 9A
Analytical Data Summary - Series B HMSP Wells
2025 Annual Water Quality Report
Iowa City Sanitary Landfill
Permit No. 52-SDP-01-72P

Constituent	CAS	Units	Date	MW-1B	MW-5B	MW-7B1	MW-8B	MW-10B	MW-12B	MW-14B	MW-31B	MW-39B	MW-208B	MW-210B	MW-211B
Carbon Tetrachloride	56-23-5	ug/L	3/30/2013	7.84	<2	<2	<2		<2	<2	<2	<2	<2	<2	<2
Carbon Tetrachloride	56-23-5	ug/L	10/7/2013		<2	<2			<2	<2	<2	<2	<2		<2
Carbon Tetrachloride	56-23-5	ug/L	6/2/2014	<2	<2	<2	<2		<2	<2	<2	<2	<2	<2	<2
Carbon Tetrachloride	56-23-5	ug/L	10/15/2014	<2	<2	<2	<2		<2	<2	<2	<2	<2	<2	<2
Carbon Tetrachloride	56-23-5	ug/L	4/6/2015	<2	<2	<2	<2			<2	<2	<2	<2	<2	<2
Carbon Tetrachloride	56-23-5	ug/L	10/5/2015	<2	<2	<2	<2			<2	<2	<2	<2	<2	<2
Carbon Tetrachloride	56-23-5	ug/L	4/4/2016	<2	<2	<2	<2		<2	<2	<2	<2	<2	<2	<2
Carbon Tetrachloride	56-23-5	ug/L	10/17/2016	<2	<2	<2	<2		<2	<2	<2	<2	<2	<2	<2
Carbon Tetrachloride	56-23-5	ug/L	4/17/2017	<2	<2	<2	<2		<2	<2	<2	<2	<2	<2	<2
Carbon Tetrachloride	56-23-5	ug/L	10/11/2017	<2	<2	<2	<2		<2	<2	<2	<2	<2	<2	<2
Carbon Tetrachloride	56-23-5	ug/L	4/20/2018								<2				
Carbon Tetrachloride	56-23-5	ug/L	4/24/2018						<2	<2			<2		
Carbon Tetrachloride	56-23-5	ug/L	4/25/2018	<2	<2	<2	<2					<2		<2	<2
Carbon Tetrachloride	56-23-5	ug/L	10/16/2018	<2	<2	<2	<2		<2	<2	<2	<2	<2	<2	<2
Carbon Tetrachloride	56-23-5	ug/L	4/16/2019	<2	<2	<2	<2		<2	<2	<2	<2	<2	<2	<2
Carbon Tetrachloride	56-23-5	ug/L	10/1/2019	<2	<2	<2	<2		<2	<2	<2	<2	<2	<2	<2
Carbon Tetrachloride	56-23-5	ug/L	3/30/2020	<2	<2	<2	<2		<2	<2	<2	<2	<2	<2	<2
Carbon Tetrachloride	56-23-5	ug/L	10/7/2020	<2	<2	<2	<2		<2	<2	<2	<2	<2	<2	<2
Carbon Tetrachloride	56-23-5	ug/L	4/13/2021	<1	<1	<1	<1		<1	<1	<1	<1	<1	<1	<1
Carbon Tetrachloride	56-23-5	ug/L	10/20/2021	<1				<1			<1				<1
Carbon Tetrachloride	56-23-5	ug/L	5/2/2022	<1				<1	<1		0.5J	<1			<1
Carbon Tetrachloride	56-23-5	ug/L	10/14/2022	0.4J				<1			<1				<1
Carbon Tetrachloride	56-23-5	ug/L	5/1/2023	<2				<2	<2		<2	<2		<2	<2
Carbon Tetrachloride	56-23-5	ug/L	10/16/2023	<2				<2			<2				<2
Carbon Tetrachloride	56-23-5	ug/L	4/29/2024	<2				<2			<2	<2			<2
Carbon disulfide	75-15-0	ug/L	10/9/2024					<1.00							
Carbon disulfide	75-15-0	ug/L	10/10/2024	<1.00											<1.00
Carbon disulfide	75-15-0	ug/L	10/11/2024								<1.00				
Carbon disulfide	75-15-0	ug/L	4/23/2025							<1.00					
Carbon disulfide	75-15-0	ug/L	4/25/2025				<1.00	<1.00					<1.00		
Carbon disulfide	75-15-0	ug/L	4/28/2025												<1.00
Carbon disulfide	75-15-0	ug/L	4/30/2025									<1.00			
Carbon disulfide	75-15-0	ug/L	5/5/2025											<1.00	
Carbon disulfide	75-15-0	ug/L	5/6/2025	<1.00	<1.00	<1.00									
Carbon disulfide	75-15-0	ug/L	5/7/2025								<1.00				
Carbon disulfide	75-15-0	ug/L	10/20/2025	<1.00											
Carbon disulfide	75-15-0	ug/L	10/21/2025					<1.00							
Carbon disulfide	75-15-0	ug/L	10/23/2025								<1.00				
Carbon tetrachloride	56-23-5	ug/L	10/9/2024					<2.00							
Carbon tetrachloride	56-23-5	ug/L	10/10/2024	<2.00											<2.00
Carbon tetrachloride	56-23-5	ug/L	10/11/2024								<2.00				
Carbon tetrachloride	56-23-5	ug/L	4/23/2025							<2.00					
Carbon tetrachloride	56-23-5	ug/L	4/25/2025				<2.00	<2.00					<2.00		
Carbon tetrachloride	56-23-5	ug/L	4/28/2025												<2.00
Carbon tetrachloride	56-23-5	ug/L	4/30/2025									<2.00			
Carbon tetrachloride	56-23-5	ug/L	5/5/2025											<2.00	
Carbon tetrachloride	56-23-5	ug/L	5/6/2025	<2.00	<2.00	<2.00									
Carbon tetrachloride	56-23-5	ug/L	5/7/2025								<2.00				
Carbon tetrachloride	56-23-5	ug/L	10/20/2025	<2.00											
Carbon tetrachloride	56-23-5	ug/L	10/21/2025					<2.00							
Carbon tetrachloride	56-23-5	ug/L	10/23/2025								<2.00				
Carbonate	CARB	mg/L	6/2/2014	<5	<5	<5	<5		<5	<5	<5	<5	<5	<5	<5
Carbonate	CARB	mg/L	10/15/2014	<5	<5	<5	<5		<5	<5	<5	<5	<5	<5	<5
Carbonate	CARB	mg/L	3/30/2020										<5		
Chlordane	57-74-9	ug/L	4/14/2009	<2	<2	<2	<2		<2	<2	<2				
Chlordane	57-74-9	ug/L	7/7/2009			<2	<2								
Chlordane	57-74-9	ug/L	9/2/2009				<2								
Chlordane	57-74-9	ug/L	5/10/2010	<2	<2	<2	<2		<2	<2	<2			<2	
Chlordane	57-74-9	ug/L	4/4/2011												<2
Chlordane	57-74-9	ug/L	10/15/2014										<2		
Chlordane	57-74-9	ug/L	10/5/2015	<2	<2.06	<2	<2			<2.02	<2.04		<2.38	<2	
Chlordane	57-74-9	ug/L	4/4/2016												<2.08
Chlordane	57-74-9	ug/L	4/17/2017						<2.11						
Chlordane	57-74-9	ug/L	3/30/2020	<2.08	<2.11	<2.08	<2.08			<2.13	<2.06		<2.11	<2.11	

Table 9A
Analytical Data Summary - Series B HMSP Wells
2025 Annual Water Quality Report
Iowa City Sanitary Landfill
Permit No. 52-SDP-01-72P

Constituent	CAS	Units	Date	MW-1B	MW-5B	MW-7B1	MW-8B	MW-10B	MW-12B	MW-14B	MW-31B	MW-39B	MW-208B	MW-210B	MW-211B
Chlordane	57-74-9	ug/L	10/20/2021												<0.1
Chlordane	57-74-9	ug/L	5/2/2022						<0.1						
Chlordane (technical)	12789-03-6	ug/L	4/23/2025							<1.81					
Chlordane (technical)	12789-03-6	ug/L	4/25/2025				<1.84	<1.93					<1.80		
Chlordane (technical)	12789-03-6	ug/L	5/5/2025											<1.81	
Chlordane (technical)	12789-03-6	ug/L	5/6/2025	<1.81	<1.80	<1.83									
Chlordane (technical)	12789-03-6	ug/L	5/7/2025								<1.79				
Chlordane (technical)	12789-03-6	ug/L	10/21/2025					<1.80							
Chloride	16887-00-6	mg/L	6/2/2014	10.5	4.23J	32.5	88.8		83	80.2	54.6	3.51J	46.7	93.7	9.79
Chloride	16887-00-6	mg/L	10/15/2014	14.8	6.97	34.3	82.4		79.7	70.4	59.3	2.9J	46.2	78.4	9.59
Chloride	16887-00-6	mg/L	3/30/2020										4.65J		
Chlorobenzene	108-90-7	ug/L	2/27/2008	<1	<1	<1	<1	<1	<1	<1	<1				
Chlorobenzene	108-90-7	ug/L	5/12/2008	<1	<1	<1	<1	<1	<1	<1	<1				
Chlorobenzene	108-90-7	ug/L	7/13/2008	<1	<1	<1	<1	<1	<1	<1	<1				
Chlorobenzene	108-90-7	ug/L	9/14/2008	<1	<1	<1	<1	<1	<1	<1	<1				
Chlorobenzene	108-90-7	ug/L	11/17/2008	<1	<1	<1	<1	<1	<1	<1	<1				
Chlorobenzene	108-90-7	ug/L	4/14/2009	<1	<1	<1	<1		<1	<1	<1				
Chlorobenzene	108-90-7	ug/L	7/7/2009										<1	<1	
Chlorobenzene	108-90-7	ug/L	9/2/2009										<1	<1	
Chlorobenzene	108-90-7	ug/L	10/25/2009	<2	<2	<2	<2		<2	<1	<2		<2	<2	
Chlorobenzene	108-90-7	ug/L	1/2/2010										<1	<1	
Chlorobenzene	108-90-7	ug/L	3/3/2010										<1	<1	<1
Chlorobenzene	108-90-7	ug/L	5/10/2010	<1	<1	<1	<1		<1	<1	<1			<1	<1
Chlorobenzene	108-90-7	ug/L	7/8/2010												<1
Chlorobenzene	108-90-7	ug/L	9/13/2010												<1
Chlorobenzene	108-90-7	ug/L	11/1/2010	<1	<1	<1	<1		<1	<1			<1	<1	
Chlorobenzene	108-90-7	ug/L	4/4/2011												<1
Chlorobenzene	108-90-7	ug/L	10/13/2011	<1	<1	<1	<1		<1	<1			<1	<1	<1
Chlorobenzene	108-90-7	ug/L	12/5/2011								<1				
Chlorobenzene	108-90-7	ug/L	4/11/2012	<1	<1	<1	<1		<1	<1	<1		<1	<1	<1
Chlorobenzene	108-90-7	ug/L	6/25/2012								<1				
Chlorobenzene	108-90-7	ug/L	8/1/2012								<1	<1			
Chlorobenzene	108-90-7	ug/L	10/11/2012	<1	<1	<1	<1		<1	<1	<1	<1	<1	<1	<1
Chlorobenzene	108-90-7	ug/L	12/13/2012								<1	<1			
Chlorobenzene	108-90-7	ug/L	2/4/2013								<1	<1			
Chlorobenzene	108-90-7	ug/L	3/30/2013	<1	<1	<1	<1		<1	<1	<1	<1	<1	<1	<1
Chlorobenzene	108-90-7	ug/L	10/7/2013		<1	<1			<1	<1	<1	<1	<1		<1
Chlorobenzene	108-90-7	ug/L	6/2/2014	<1	<1	<1	<1		<1	<1	<1	<1	<1	<1	<1
Chlorobenzene	108-90-7	ug/L	10/15/2014	<1	<1	<1	<1		<1	<1	<1	<1	<1	<1	<1
Chlorobenzene	108-90-7	ug/L	4/6/2015	<1	<1	<1	<1			<1	<1	<1	<1	<1	<1
Chlorobenzene	108-90-7	ug/L	10/5/2015	<1	<1	<1	<1			<1	<1	<1	<1	<1	<1
Chlorobenzene	108-90-7	ug/L	4/4/2016	<1	<1	<1	<1		<1	<1	<1	<1	<1	<1	<1
Chlorobenzene	108-90-7	ug/L	10/17/2016	<1	<1	<1	<1		<1	<1	<1	<1	<1	<1	<1
Chlorobenzene	108-90-7	ug/L	4/17/2017	<1	<1	<1	<1		<1	<1	<1	<1	<1	<1	<1
Chlorobenzene	108-90-7	ug/L	10/11/2017	<1	<1	<1	<1		<1	<1	<1	<1	<1	<1	<1
Chlorobenzene	108-90-7	ug/L	4/20/2018								<1				
Chlorobenzene	108-90-7	ug/L	4/24/2018						<1	<1			<1		
Chlorobenzene	108-90-7	ug/L	4/25/2018	<1	<1	<1	<1					<1		<1	<1
Chlorobenzene	108-90-7	ug/L	10/16/2018	<1	<1	<1	<1		<1	<1	<1	<1	<1	<1	<1
Chlorobenzene	108-90-7	ug/L	4/16/2019	<1	<1	<1	<1		<1	<1	<1	<1	<1	<1	<1
Chlorobenzene	108-90-7	ug/L	10/1/2019	<1	<1	<1	<1		<1	<1	<1	<1	<1	<1	<1
Chlorobenzene	108-90-7	ug/L	3/30/2020	<1	<1	<1	<1		<1	<1	<1	<1	<1	<1	<1
Chlorobenzene	108-90-7	ug/L	10/7/2020	<1	<1	<1	<1		<1	<1	<1	<1	<1	<1	<1
Chlorobenzene	108-90-7	ug/L	4/13/2021	<1	<1	<1	<1		<1	<1	<1	<1	<1	<1	<1
Chlorobenzene	108-90-7	ug/L	10/20/2021	<1				<1			<1				<1
Chlorobenzene	108-90-7	ug/L	5/2/2022	<1				<1	<1		<1	<1			<1
Chlorobenzene	108-90-7	ug/L	10/14/2022	<1				<1			<1				<1
Chlorobenzene	108-90-7	ug/L	5/1/2023	<1				<1	<1		<1	<1		<1	<1
Chlorobenzene	108-90-7	ug/L	10/16/2023	<1				<1			<1				<1
Chlorobenzene	108-90-7	ug/L	4/29/2024	<1				<1			<1	<1			<1
Chlorobenzene	108-90-7	ug/L	10/9/2024					<1.00							
Chlorobenzene	108-90-7	ug/L	10/10/2024	<1.00											<1.00
Chlorobenzene	108-90-7	ug/L	10/11/2024								<1.00				
Chlorobenzene	108-90-7	ug/L	4/23/2025							<1.00					

Table 9A
Analytical Data Summary - Series B HMSP Wells
2025 Annual Water Quality Report
Iowa City Sanitary Landfill
Permit No. 52-SDP-01-72P

Constituent	CAS	Units	Date	MW-1B	MW-5B	MW-7B1	MW-8B	MW-10B	MW-12B	MW-14B	MW-31B	MW-39B	MW-208B	MW-210B	MW-211B
Chlorobenzene	108-90-7	ug/L	4/25/2025				<1.00	<1.00					<1.00		
Chlorobenzene	108-90-7	ug/L	4/28/2025												<1.00
Chlorobenzene	108-90-7	ug/L	4/30/2025									<1.00			
Chlorobenzene	108-90-7	ug/L	5/5/2025											<1.00	
Chlorobenzene	108-90-7	ug/L	5/6/2025	<1.00	<1.00	<1.00									
Chlorobenzene	108-90-7	ug/L	5/7/2025								<1.00				
Chlorobenzene	108-90-7	ug/L	10/20/2025	<1.00											
Chlorobenzene	108-90-7	ug/L	10/21/2025					<1.00							
Chlorobenzene	108-90-7	ug/L	10/23/2025								<1.00				
Chlorobenzilate	510-15-6	ug/L	4/14/2009	<10	<10	<10	<10		<10	<20	<10				
Chlorobenzilate	510-15-6	ug/L	5/10/2010	<10	<10	<10	<10		<10	<10	<10			<10	
Chlorobenzilate	510-15-6	ug/L	4/4/2011												<10
Chlorobenzilate	510-15-6	ug/L	10/15/2014										<10		
Chlorobenzilate	510-15-6	ug/L	10/5/2015	<10	<10.3	<10	<10			<10.3	<10.8		<10.9	<10	
Chlorobenzilate	510-15-6	ug/L	4/4/2016												<10.3
Chlorobenzilate	510-15-6	ug/L	4/17/2017						<11						
Chlorobenzilate	510-15-6	ug/L	3/30/2020	<10.4	<10.4	<10.4	<10.2			<10.2	<10.3		<10.4	<10.4	
Chlorobenzilate	510-15-6	ug/L	10/20/2021												<8
Chlorobenzilate	510-15-6	ug/L	5/2/2022						<8						
Chlorobenzilate	510-15-6	ug/L	4/23/2025							<10.4					
Chlorobenzilate	510-15-6	ug/L	4/25/2025				<10.4	<10.6					<10.2		
Chlorobenzilate	510-15-6	ug/L	5/5/2025											<10.0	
Chlorobenzilate	510-15-6	ug/L	5/6/2025	<10.4	<10.4	<10.4									
Chlorobenzilate	510-15-6	ug/L	5/7/2025								<10.6				
Chlorobenzilate	510-15-6	ug/L	10/21/2025					<10.4							
Chlorodibromomethane	124-48-1	ug/L	2/27/2008	<5	<5	<5	<5	<5	<5	<5	<5				
Chlorodibromomethane	124-48-1	ug/L	5/12/2008	<5	<5	<5	<5	<5	<5	<5	<5				
Chlorodibromomethane	124-48-1	ug/L	7/13/2008	<5	<5	<5	<5	<5	<5	<5	<5				
Chlorodibromomethane	124-48-1	ug/L	9/14/2008	<5	<5	<5	<5	<5	<5	<5	<5				
Chlorodibromomethane	124-48-1	ug/L	11/17/2008	<5	<5	<5	<5	<5	<5	<5	<5				
Chlorodibromomethane	124-48-1	ug/L	4/14/2009	<5	<5	<5	<5		<5	<5	<5				
Chlorodibromomethane	124-48-1	ug/L	7/7/2009										<5	<5	
Chlorodibromomethane	124-48-1	ug/L	9/2/2009										<5	<5	
Chlorodibromomethane	124-48-1	ug/L	10/25/2009	<5	<5	<5	<5		<5	<10	<5		<5	<5	
Chlorodibromomethane	124-48-1	ug/L	1/2/2010										<50	<50	
Chlorodibromomethane	124-48-1	ug/L	3/3/2010										<5	<5	<5
Chlorodibromomethane	124-48-1	ug/L	5/10/2010	<10	<5	<5	<5		<5	<5	<5			<5	<5
Chlorodibromomethane	124-48-1	ug/L	7/8/2010												<5
Chlorodibromomethane	124-48-1	ug/L	9/13/2010												<5
Chlorodibromomethane	124-48-1	ug/L	11/1/2010	<5	<5	<5	<5		<5	<5			<5	<5	
Chlorodibromomethane	124-48-1	ug/L	4/4/2011												<5
Chlorodibromomethane	124-48-1	ug/L	10/13/2011	<5	<5	<5	<5		<5	<5			<5	<5	<5
Chlorodibromomethane	124-48-1	ug/L	12/5/2011								<5				
Chlorodibromomethane	124-48-1	ug/L	4/11/2012	<5	<5	<5	<5		<5	<5	<5		<5	<5	<5
Chlorodibromomethane	124-48-1	ug/L	6/25/2012								<5				
Chlorodibromomethane	124-48-1	ug/L	8/1/2012								<5	<5			
Chlorodibromomethane	124-48-1	ug/L	10/11/2012	<5	<5	<5	<5		<5	<5	<5	<5	<5	<5	<5
Chlorodibromomethane	124-48-1	ug/L	12/13/2012								<5	<5			
Chlorodibromomethane	124-48-1	ug/L	2/4/2013								<5	<5			
Chlorodibromomethane	124-48-1	ug/L	3/30/2013	<5	<5	<5	<5		<5	<5	<5	<5	<5	<5	<5
Chlorodibromomethane	124-48-1	ug/L	10/7/2013		<5	<5			<5	<5	<5	<5	<5		<5
Chlorodibromomethane	124-48-1	ug/L	6/2/2014	<5	<5	<5	<5		<5	<5	<5	<5	<5	<5	<5
Chlorodibromomethane	124-48-1	ug/L	10/15/2014	<5	<5	<5	<5		<5	<5	<5	<5	<5	<5	<5
Chlorodibromomethane	124-48-1	ug/L	4/6/2015	<5	<5	<5	<5			<5	<5	<5	<5	<5	<5
Chlorodibromomethane	124-48-1	ug/L	10/5/2015	<5	<5	<5	<5			<5	<5	<5	<5	<5	<5
Chlorodibromomethane	124-48-1	ug/L	4/4/2016	<5	<5	<5	<5		<5	<5	<5	<5	<5	<5	<5
Chlorodibromomethane	124-48-1	ug/L	10/17/2016	<5	<5	<5	<5		<5	<5	<5	<5	<5	<5	<5
Chlorodibromomethane	124-48-1	ug/L	4/17/2017	<5	<5	<5	<5		<5	<5	<5	<5	<5	<5	<5
Chlorodibromomethane	124-48-1	ug/L	10/11/2017	<5	<5	<5	<5		<5	<5	<5	<5	<5	<5	<5
Chlorodibromomethane	124-48-1	ug/L	4/20/2018								<5				
Chlorodibromomethane	124-48-1	ug/L	4/24/2018						<5	<5			<5		
Chlorodibromomethane	124-48-1	ug/L	4/25/2018	<5	<5	<5	<5					<5		<5	<5
Chlorodibromomethane	124-48-1	ug/L	10/16/2018	<5	<5	<5	<5		<5	<5	<5	<5	<5	<5	<5
Chlorodibromomethane	124-48-1	ug/L	4/16/2019	<5	<5	<5	<5		<5	<5	<5	<5	<5	<5	<5

Table 9A
Analytical Data Summary - Series B HMSP Wells
2025 Annual Water Quality Report
Iowa City Sanitary Landfill
Permit No. 52-SDP-01-72P

Constituent	CAS	Units	Date	MW-1B	MW-5B	MW-7B1	MW-8B	MW-10B	MW-12B	MW-14B	MW-31B	MW-39B	MW-208B	MW-210B	MW-211B
Chlorodibromomethane	124-48-1	ug/L	10/1/2019	<5	<5	<5	<5		<5	<5	<5	<5	<5	<5	<5
Chlorodibromomethane	124-48-1	ug/L	3/30/2020	<5	<5	<5	<5		<5	<5	<5	<5	<5	<5	<5
Chlorodibromomethane	124-48-1	ug/L	10/7/2020	<5	<5	<5	<5		<5	<5	<5	<5	<5	<5	<5
Chlorodibromomethane	124-48-1	ug/L	4/13/2021	<1	<1	<1	<1		<1	<1	<1	<1	<1	<1	<1
Chlorodibromomethane	124-48-1	ug/L	10/20/2021	<1				<1			<1				<1
Chlorodibromomethane	124-48-1	ug/L	5/2/2022	<1				<1	<1		<1	<1			<1
Chlorodibromomethane	124-48-1	ug/L	10/14/2022	<1				<1			<1				<1
Chlorodibromomethane	124-48-1	ug/L	5/1/2023	<5				<5	<5		<5	<5		<5	<5
Chlorodibromomethane	124-48-1	ug/L	10/16/2023	<5				<5			<5				<5
Chlorodibromomethane	124-48-1	ug/L	4/29/2024	<5				<5			<5	<5			<5
Chlorodibromomethane	124-48-1	ug/L	10/9/2024					<5.00							
Chlorodibromomethane	124-48-1	ug/L	10/10/2024	<5.00											<5.00
Chlorodibromomethane	124-48-1	ug/L	10/11/2024								<5.00				
Chlorodibromomethane	124-48-1	ug/L	4/23/2025							<5.00					
Chlorodibromomethane	124-48-1	ug/L	4/25/2025				<5.00	<5.00					<5.00		
Chlorodibromomethane	124-48-1	ug/L	4/28/2025												<5.00
Chlorodibromomethane	124-48-1	ug/L	4/30/2025									<5.00			
Chlorodibromomethane	124-48-1	ug/L	5/5/2025											<5.00	
Chlorodibromomethane	124-48-1	ug/L	5/6/2025	<5.00	<5.00	<5.00									
Chlorodibromomethane	124-48-1	ug/L	5/7/2025								<5.00				
Chlorodibromomethane	124-48-1	ug/L	10/20/2025	<5.00											
Chlorodibromomethane	124-48-1	ug/L	10/21/2025					<5.00							
Chlorodibromomethane	124-48-1	ug/L	10/23/2025								<5.00				
Chloroethane	75-00-3	ug/L	2/27/2008	<4	<4	<4	<4	<4	<4	<4	<4				
Chloroethane	75-00-3	ug/L	5/12/2008	<4	<4	<4	<4	<4	<4	<4	<4				
Chloroethane	75-00-3	ug/L	7/13/2008	<4	<4	<4	<4	<4	<4	<4	<4				
Chloroethane	75-00-3	ug/L	9/14/2008	<4	<4	<4	<4	<4	<4	<4	<4				
Chloroethane	75-00-3	ug/L	11/17/2008	<4	<4	<4	<4	<4	<4	<4	<4				
Chloroethane	75-00-3	ug/L	4/14/2009	<4	<4	<4	<4		<4	<4	<4				
Chloroethane	75-00-3	ug/L	7/7/2009										<4	<4	
Chloroethane	75-00-3	ug/L	9/2/2009										<4	<4	
Chloroethane	75-00-3	ug/L	10/25/2009	<4	<4	<4	<4		<4	<4	<4		<4	<4	
Chloroethane	75-00-3	ug/L	1/2/2010										<4	<4	
Chloroethane	75-00-3	ug/L	3/3/2010										<4	<4	<4
Chloroethane	75-00-3	ug/L	5/10/2010	<4	<4	<4	<4		<4	<4	<4			<4	<4
Chloroethane	75-00-3	ug/L	7/8/2010												<4
Chloroethane	75-00-3	ug/L	9/13/2010												<4
Chloroethane	75-00-3	ug/L	11/1/2010	<4	<4	<4	<4		<4	<4			<4	<4	
Chloroethane	75-00-3	ug/L	4/4/2011												<4
Chloroethane	75-00-3	ug/L	10/13/2011	<4	<4	<4	<4		<4	<4			<4	<4	<4
Chloroethane	75-00-3	ug/L	12/5/2011								<4				
Chloroethane	75-00-3	ug/L	4/11/2012	<4	<4	<4	<4		<4	<4	<4		<4	<4	<4
Chloroethane	75-00-3	ug/L	6/25/2012								<4				
Chloroethane	75-00-3	ug/L	8/1/2012								<4	<4			
Chloroethane	75-00-3	ug/L	10/11/2012	<4	<4	<4	<4		<4	<4	<4	<4	<4	<4	<4
Chloroethane	75-00-3	ug/L	12/13/2012								<4	<4			
Chloroethane	75-00-3	ug/L	2/4/2013								<4	<4			
Chloroethane	75-00-3	ug/L	3/30/2013	<4	<4	<4	<4		4.12	<4	<4	<4	<4	<4	<4
Chloroethane	75-00-3	ug/L	10/7/2013		<4	<4			<4	<4	<4	<4	<4		<4
Chloroethane	75-00-3	ug/L	6/2/2014	<4	<4	<4	1.14J		0.746J	<4	<4	<4	<4	<4	<4
Chloroethane	75-00-3	ug/L	10/15/2014	<4	<4	<4	<4		<4	<4	<4	<4	<4	<4	<4
Chloroethane	75-00-3	ug/L	4/6/2015	<4	<4	<4	<4			<4	<4	<4	<4	<4	<4
Chloroethane	75-00-3	ug/L	10/5/2015	<4	<4	<4	1.06J			<4	<4	<4	<4	<4	<4
Chloroethane	75-00-3	ug/L	4/4/2016	<4	<4	<4	<4		0.861J	<4	<4	<4	<4	<4	<4
Chloroethane	75-00-3	ug/L	10/17/2016	<4	<4	<4	<4		0.984J	<4	<4	<4	<4	<4	<4
Chloroethane	75-00-3	ug/L	4/17/2017	<4	<4	<4	<4		<4	<4	<4	<4	<4	<4	<4
Chloroethane	75-00-3	ug/L	10/11/2017	<4	<4	<4	<4		<4	<4	<4	<4	<4	<4	<4
Chloroethane	75-00-3	ug/L	4/20/2018								<4				
Chloroethane	75-00-3	ug/L	4/24/2018						<4	<4			<4		
Chloroethane	75-00-3	ug/L	4/25/2018	<4	<4	<4	<4					<4		<4	<4
Chloroethane	75-00-3	ug/L	10/16/2018	<4	<4	<4	<4		<4	<4	<4	<4	<4	<4	<4
Chloroethane	75-00-3	ug/L	4/16/2019	<4	<4	<4	<4		<4	<4	<4	<4	<4	<4	<4
Chloroethane	75-00-3	ug/L	10/1/2019	<4	<4	<4	1.58J		<4	<4	<4	<4	<4	<4	<4
Chloroethane	75-00-3	ug/L	3/30/2020	<4	<4	<4	<4		<4	<4	<4	<4	<4	<4	<4

Table 9A
Analytical Data Summary - Series B HMSP Wells
2025 Annual Water Quality Report
Iowa City Sanitary Landfill
Permit No. 52-SDP-01-72P

Constituent	CAS	Units	Date	MW-1B	MW-5B	MW-7B1	MW-8B	MW-10B	MW-12B	MW-14B	MW-31B	MW-39B	MW-208B	MW-210B	MW-211B
Chloroethane	75-00-3	ug/L	10/7/2020	<4	<4	<4	<4		<4	<4	<4	<4	<4	<4	<4
Chloroethane	75-00-3	ug/L	4/13/2021	<1	<1	<1	<1		<1	<1	<1	<1	<1	<1	<1
Chloroethane	75-00-3	ug/L	10/20/2021	<1				<1			<1				<1
Chloroethane	75-00-3	ug/L	5/2/2022	<1				<1	<1		<1	<1			<1
Chloroethane	75-00-3	ug/L	10/14/2022	<1				<1			<1				<1
Chloroethane	75-00-3	ug/L	5/1/2023	<4				<4	<4		<4	<4		<4	<4
Chloroethane	75-00-3	ug/L	10/16/2023	<4				<4			<4				<4
Chloroethane	75-00-3	ug/L	4/29/2024	<4				<4			<4	<4			<4
Chloroethane	75-00-3	ug/L	10/9/2024					<4.00							
Chloroethane	75-00-3	ug/L	10/10/2024	<4.00											<4.00
Chloroethane	75-00-3	ug/L	10/11/2024								<4.00				
Chloroethane	75-00-3	ug/L	4/23/2025							<4.00					
Chloroethane	75-00-3	ug/L	4/25/2025				<4.00	<4.00					<4.00		
Chloroethane	75-00-3	ug/L	4/28/2025												<4.00
Chloroethane	75-00-3	ug/L	4/30/2025									<4.00			
Chloroethane	75-00-3	ug/L	5/5/2025											<4.00	
Chloroethane	75-00-3	ug/L	5/6/2025	<4.00	<4.00	<4.00									
Chloroethane	75-00-3	ug/L	5/7/2025								<4.00				
Chloroethane	75-00-3	ug/L	10/20/2025	<4.00											
Chloroethane	75-00-3	ug/L	10/21/2025					<4.00							
Chloroethane	75-00-3	ug/L	10/23/2025								<4.00				
Chloroform	67-66-3	ug/L	2/27/2008	<1	<1	<1	<1	<1	<1	<1	<1				
Chloroform	67-66-3	ug/L	5/12/2008	<1	<1	<1	<1	<1	<1	<1	<1				
Chloroform	67-66-3	ug/L	7/13/2008	<1	<1	<1	<1	<1	<1	<1	<1				
Chloroform	67-66-3	ug/L	9/14/2008	<1	<1	<1	<1	<1	<1	<1	<1				
Chloroform	67-66-3	ug/L	11/17/2008	<1	<1	<1	<1	<1	<1	<2.5	<1				
Chloroform	67-66-3	ug/L	4/14/2009	<1	<1	<1	<1		<1	<1	<1				
Chloroform	67-66-3	ug/L	7/7/2009										<1	<1	
Chloroform	67-66-3	ug/L	9/2/2009										<1	<1	
Chloroform	67-66-3	ug/L	10/25/2009	<2	<2	<2	<2		<2	<1	<2		<2	<2	
Chloroform	67-66-3	ug/L	1/2/2010										<1	<1	
Chloroform	67-66-3	ug/L	3/3/2010										<1	<1	<1
Chloroform	67-66-3	ug/L	5/10/2010	<1	<1	<1	<1		<1	<1	<1			<1	<1
Chloroform	67-66-3	ug/L	7/8/2010												<1
Chloroform	67-66-3	ug/L	9/13/2010												<1
Chloroform	67-66-3	ug/L	11/1/2010	<1	<1	<1	<1		<1	<1			<1	<1	
Chloroform	67-66-3	ug/L	4/4/2011												<1
Chloroform	67-66-3	ug/L	10/13/2011	<1	<1	<1	<1		<1	<1			<1	<1	<1
Chloroform	67-66-3	ug/L	12/5/2011								<1				
Chloroform	67-66-3	ug/L	4/11/2012	<1	<1	<1	<1		<1	<1	<1		<1	<1	<1
Chloroform	67-66-3	ug/L	6/25/2012								<1				
Chloroform	67-66-3	ug/L	8/1/2012								<1	<1			
Chloroform	67-66-3	ug/L	10/11/2012	<1	<1	<1	<1		<1	<1	<1	<1	<1	<1	<1
Chloroform	67-66-3	ug/L	12/13/2012								<1	<1			
Chloroform	67-66-3	ug/L	2/4/2013								<1	<1			
Chloroform	67-66-3	ug/L	3/30/2013	<1	<1	<1	<1		<1	<1	<1	<1	<1	<1	<1
Chloroform	67-66-3	ug/L	10/7/2013		<1	<1			<1	<1	<1	<1	<1		<1
Chloroform	67-66-3	ug/L	6/2/2014	<1	<1	<1	<1		<1	<1	<1	<1	<1	<1	<1
Chloroform	67-66-3	ug/L	10/15/2014	<1	<1	<1	<1		<1	<1	<1	<1	<1	<1	<1
Chloroform	67-66-3	ug/L	4/6/2015	<1	<1	<1	<1			<1	<1	<1	<1	<1	<1
Chloroform	67-66-3	ug/L	10/5/2015	<1	<1	<1	<1			<1	<1	<1	<1	<1	<1
Chloroform	67-66-3	ug/L	4/4/2016	<1	<1	<1	<1		<1	<1	<1	<1	<1	<1	<1
Chloroform	67-66-3	ug/L	10/17/2016	<1	<1	<1	<1		<1	<1	<1	<1	<1	<1	<1
Chloroform	67-66-3	ug/L	4/17/2017	<1	<1	<1	<1		<1	<1	<1	<1	<1	<1	<1
Chloroform	67-66-3	ug/L	10/11/2017	<1	<1	<1	<1		<1	<1	<1	<1	<1	<1	<1
Chloroform	67-66-3	ug/L	4/20/2018								<1				
Chloroform	67-66-3	ug/L	4/24/2018						<1	<1			<1		
Chloroform	67-66-3	ug/L	4/25/2018	<1	<1	<1	<1					<1		<1	<1
Chloroform	67-66-3	ug/L	10/16/2018	<3	<3	<3	<3		<3	<3	<3	<3	<3	<3	<3
Chloroform	67-66-3	ug/L	4/16/2019	<3	<3	<3	<3		<3	<3	<3	<3	<3	<3	<3
Chloroform	67-66-3	ug/L	10/1/2019	<3	<3	<3	<3		<3	<3	<3	<3	<3	<3	<3
Chloroform	67-66-3	ug/L	3/30/2020	<3	<3	<3	<3		<3	<3	<3	<3	<3	<3	<3
Chloroform	67-66-3	ug/L	10/7/2020	<3	<3	<3	<3		<3	<3	<3	<3	<3	<3	<3
Chloroform	67-66-3	ug/L	4/13/2021	<1	<1	<1	<1		<1	<1	<1	<1	<1	<1	<1

Table 9A
Analytical Data Summary - Series B HMSP Wells
2025 Annual Water Quality Report
Iowa City Sanitary Landfill
Permit No. 52-SDP-01-72P

Constituent	CAS	Units	Date	MW-1B	MW-5B	MW-7B1	MW-8B	MW-10B	MW-12B	MW-14B	MW-31B	MW-39B	MW-208B	MW-210B	MW-211B
Chloroform	67-66-3	ug/L	10/20/2021	<1				<1			<1				<1
Chloroform	67-66-3	ug/L	5/2/2022	<1				<1	<1		<1	<1			<1
Chloroform	67-66-3	ug/L	10/14/2022	<1				<1			<1				<1
Chloroform	67-66-3	ug/L	5/1/2023	<3				<3	<3		<3	<3		<3	<3
Chloroform	67-66-3	ug/L	10/16/2023	<3				<3			<3				<3
Chloroform	67-66-3	ug/L	4/29/2024	<3				<3			<3	<3			<3
Chloroform	67-66-3	ug/L	10/9/2024					<3.00							
Chloroform	67-66-3	ug/L	10/10/2024	<3.00											<3.00
Chloroform	67-66-3	ug/L	10/11/2024								<3.00				
Chloroform	67-66-3	ug/L	4/23/2025							<3.00					
Chloroform	67-66-3	ug/L	4/25/2025				<3.00	<3.00					<3.00		
Chloroform	67-66-3	ug/L	4/28/2025												<3.00
Chloroform	67-66-3	ug/L	4/30/2025									<3.00			
Chloroform	67-66-3	ug/L	5/5/2025											<3.00	
Chloroform	67-66-3	ug/L	5/6/2025	<3.00	<3.00	<3.00									
Chloroform	67-66-3	ug/L	5/7/2025								<3.00				
Chloroform	67-66-3	ug/L	10/20/2025	<3.00											
Chloroform	67-66-3	ug/L	10/21/2025					<3.00							
Chloroform	67-66-3	ug/L	10/23/2025								<3.00				
Chloromethane	74-87-3	ug/L	2/27/2008	<3	<3	<3	<3	<3	<3	<3	<3				
Chloromethane	74-87-3	ug/L	5/12/2008	<3	<3	<3	<3	<3	<3	<3	<3				
Chloromethane	74-87-3	ug/L	7/13/2008	<3	<3	<3	<3	<3	<3	<3	<3				
Chloromethane	74-87-3	ug/L	9/14/2008	<3	<3	<3	<3	<3	<3	<3	<3				
Chloromethane	74-87-3	ug/L	11/17/2008	<3	<3	<3	<3	<3	<3	<3	<3				
Chloromethane	74-87-3	ug/L	4/14/2009	<3	<3	<3	<3		<3	<3	<3				
Chloromethane	74-87-3	ug/L	7/7/2009										<3	<3	
Chloromethane	74-87-3	ug/L	9/2/2009										<3	<3	
Chloromethane	74-87-3	ug/L	10/25/2009	<3	<3	<3	<3		<3	<3	<3		<3	<3	
Chloromethane	74-87-3	ug/L	1/2/2010										<3	<3	
Chloromethane	74-87-3	ug/L	3/3/2010										<3	<3	<3
Chloromethane	74-87-3	ug/L	5/10/2010	<3	<3	<3	<3		<3	<3	<3			<3	<3
Chloromethane	74-87-3	ug/L	7/8/2010												<3
Chloromethane	74-87-3	ug/L	9/13/2010												<3
Chloromethane	74-87-3	ug/L	11/1/2010	<3	<3	<3	<3		<3	<3			<3	<3	
Chloromethane	74-87-3	ug/L	4/4/2011												<3
Chloromethane	74-87-3	ug/L	10/13/2011	<3	<3	<3	<3		<3	<3			<3	<3	<3
Chloromethane	74-87-3	ug/L	12/5/2011								<3				
Chloromethane	74-87-3	ug/L	4/11/2012	<3	<3	<3	<3		<3	<3	<3		<3	<3	<3
Chloromethane	74-87-3	ug/L	6/25/2012								<3				
Chloromethane	74-87-3	ug/L	8/1/2012								<3	<3			
Chloromethane	74-87-3	ug/L	10/11/2012	<3	<3	<3	<3		<3	<3	<3	<3	<3	<3	<3
Chloromethane	74-87-3	ug/L	12/13/2012								<3	<3			
Chloromethane	74-87-3	ug/L	2/4/2013								<3	<3			
Chloromethane	74-87-3	ug/L	3/30/2013	<3	<3	<3	<3		<3	<3	<3	<3	<3	<3	<3
Chloromethane	74-87-3	ug/L	10/7/2013		<3	<3			<3	<3	<3	<3	<3		<3
Chloromethane	74-87-3	ug/L	6/2/2014	<3	<3	<3	<3		<3	<3	<3	<3	1.89J	<3	<3
Chloromethane	74-87-3	ug/L	10/15/2014	<3	<3	<3	<3		<3	<3	<3	<3	<3	<3	<3
Chloromethane	74-87-3	ug/L	4/6/2015	<3	<3	<3	<3			<3	<3	<3	<3	<3	<3
Chloromethane	74-87-3	ug/L	10/5/2015	<3	<3	<3	<3			<3	<3	<3	<3	<3	<3
Chloromethane	74-87-3	ug/L	4/4/2016	<3	<3	<3	<3		<3	<3	<3	<3	<3	<3	<3
Chloromethane	74-87-3	ug/L	10/17/2016	<3	<3	<3	<3		<3	<3	<3	<3	<3	<3	<3
Chloromethane	74-87-3	ug/L	4/17/2017	<3	<3	<3	0.509J		0.36J	0.441J	0.464J	<3	0.349J	<3	<3
Chloromethane	74-87-3	ug/L	10/11/2017	<3	<3	<3	<3		<3	<3	<3	<3	<3	<3	<3
Chloromethane	74-87-3	ug/L	4/20/2018								<3				
Chloromethane	74-87-3	ug/L	4/24/2018						<3	<3			<3		
Chloromethane	74-87-3	ug/L	4/25/2018	<3	<3	<3	<3					<3		<3	<3
Chloromethane	74-87-3	ug/L	10/16/2018	<3	<3	<3	<3		<3	<3	<3	<3	<3	<3	<3
Chloromethane	74-87-3	ug/L	4/16/2019	<3	<3	<3	<3		<3	<3	<3	<3	<3	<3	<3
Chloromethane	74-87-3	ug/L	10/1/2019	<3	<3	<3	<3		<3	<3	<3	<3	<3	<3	<3
Chloromethane	74-87-3	ug/L	3/30/2020	<3	<3	<3	<3		<3	<3	<3	<3	<3	<3	<3
Chloromethane	74-87-3	ug/L	10/7/2020	<3	<3	<3	<3		<3	<3	<3	<3	<3	<3	<3
Chloromethane	74-87-3	ug/L	4/13/2021	<1	<1	<1	<1		<1	<1	<1	<1	<1	<1	<1
Chloromethane	74-87-3	ug/L	10/20/2021	<1				<1			<1				<1
Chloromethane	74-87-3	ug/L	5/2/2022	<1				<1	<1		<1	<1			<1

Table 9A
Analytical Data Summary - Series B HMSP Wells
2025 Annual Water Quality Report
Iowa City Sanitary Landfill
Permit No. 52-SDP-01-72P

Constituent	CAS	Units	Date	MW-1B	MW-5B	MW-7B1	MW-8B	MW-10B	MW-12B	MW-14B	MW-31B	MW-39B	MW-208B	MW-210B	MW-211B
Chloromethane	74-87-3	ug/L	10/14/2022	<1				<1			<1				<1
Chloromethane	74-87-3	ug/L	5/1/2023	<3				<3	<3		<3	<3		<3	<3
Chloromethane	74-87-3	ug/L	10/16/2023	<3				<3			<3				<3
Chloromethane	74-87-3	ug/L	4/29/2024	<3				<3			<3	<3			<3
Chloromethane	74-87-3	ug/L	10/9/2024					<3.00							
Chloromethane	74-87-3	ug/L	10/10/2024	<3.00											<3.00
Chloromethane	74-87-3	ug/L	10/11/2024								<3.00				
Chloromethane	74-87-3	ug/L	4/23/2025							<3.00					
Chloromethane	74-87-3	ug/L	4/25/2025				<3.00	<3.00					<3.00		
Chloromethane	74-87-3	ug/L	4/28/2025												<3.00
Chloromethane	74-87-3	ug/L	4/30/2025									<3.00			
Chloromethane	74-87-3	ug/L	5/5/2025											<3.00	
Chloromethane	74-87-3	ug/L	5/6/2025	<3.00	<3.00	<3.00									
Chloromethane	74-87-3	ug/L	5/7/2025								<3.00				
Chloromethane	74-87-3	ug/L	10/20/2025	<3.00											
Chloromethane	74-87-3	ug/L	10/21/2025					<3.00							
Chloromethane	74-87-3	ug/L	10/23/2025								<3.00				
Chloroprene	126-99-8	ug/L	4/14/2009	<1	<1	<1	<1		<1	<1	<1				
Chloroprene	126-99-8	ug/L	5/10/2010	<1	<1	<1	<1		<1	<1	<1			<1	
Chloroprene	126-99-8	ug/L	4/4/2011												<1
Chloroprene	126-99-8	ug/L	10/15/2014										<1		
Chloroprene	126-99-8	ug/L	10/5/2015	<1	<1	<1	<1			<1	<1		<1	<1	
Chloroprene	126-99-8	ug/L	4/4/2016												<1
Chloroprene	126-99-8	ug/L	4/17/2017						<1						
Chloroprene	126-99-8	ug/L	3/30/2020	<1	<1	<1	<1			<1	<1		<1	<1	
Chloroprene	126-99-8	ug/L	10/20/2021												<1
Chloroprene	126-99-8	ug/L	5/2/2022						<1						
Chloroprene	126-99-8	ug/L	4/23/2025							<1.00					
Chloroprene	126-99-8	ug/L	4/25/2025				<1.00	<1.00					<1.00		
Chloroprene	126-99-8	ug/L	5/5/2025											<1.00	
Chloroprene	126-99-8	ug/L	5/6/2025	<1.00	<1.00	<1.00									
Chloroprene	126-99-8	ug/L	5/7/2025								<1.00				
Chloroprene	126-99-8	ug/L	10/21/2025					<1.00							
Chromium	7440-47-3	mg/L	2/27/2008	<0.1	<0.1	<0.1	<0.1	<0.1	<0.1	<0.1	<0.1				
Chromium	7440-47-3	mg/L	5/12/2008	<0.1	<0.1	<0.1	<0.1	<0.1	<0.1	<0.1	<0.1				
Chromium	7440-47-3	mg/L	7/13/2008	<0.1	<0.1	<0.1	<0.1	<0.1	<0.1	<0.1	<0.1				
Chromium	7440-47-3	mg/L	9/14/2008	<0.1	<0.1	<0.1	<0.1	<0.1	<0.1	<0.1	<0.1				
Chromium	7440-47-3	mg/L	11/17/2008	<0.02	<0.02	<0.02	<0.02	<0.02	<0.02	<0.02	<0.02				
Chromium	7440-47-3	mg/L	4/14/2009	<0.1	<0.1	<0.1	<0.1		<0.1	<0.1	<0.1				
Chromium	7440-47-3	mg/L	7/7/2009										<0.1	<0.1	
Chromium	7440-47-3	mg/L	9/2/2009										<0.1	<0.1	
Chromium	7440-47-3	mg/L	10/25/2009	<0.1	<0.1	<0.1	<0.1		<0.1	<0.1	<0.1		<0.1	<0.1	
Chromium	7440-47-3	mg/L	1/2/2010										<0.1	<0.1	
Chromium	7440-47-3	mg/L	3/3/2010										<0.1	<0.1	<0.1
Chromium	7440-47-3	mg/L	5/10/2010	<0.02	<0.02	<0.02	<0.02		<0.02	<0.02	<0.02			<0.02	<0.02
Chromium	7440-47-3	mg/L	7/8/2010												<0.1
Chromium	7440-47-3	mg/L	9/13/2010												<0.1
Chromium	7440-47-3	mg/L	11/1/2010										<0.1	<0.1	
Chromium	7440-47-3	mg/L	4/4/2011										<0.1	<0.1	<0.02
Chromium	7440-47-3	mg/L	7/8/2011												<0.1
Chromium	7440-47-3	mg/L	8/11/2011												<0.1
Chromium	7440-47-3	mg/L	10/13/2011		<0.02	<0.02	<0.02		<0.02	<0.02			<0.02	<0.02	<0.02
Chromium	7440-47-3	mg/L	12/5/2011								<0.02				
Chromium	7440-47-3	mg/L	4/11/2012	<0.02	<0.02	<0.02	<0.02		<0.02	<0.02	<0.02		<0.02	<0.02	<0.02
Chromium	7440-47-3	mg/L	6/25/2012								<0.02				
Chromium	7440-47-3	mg/L	8/1/2012								<0.02	<0.02			
Chromium	7440-47-3	mg/L	10/11/2012	<0.02	<0.02	<0.02	<0.02		<0.02	<0.02	<0.02	<0.02	<0.02	<0.02	0.067
Chromium	7440-47-3	mg/L	12/13/2012								<0.02	<0.02			
Chromium	7440-47-3	mg/L	3/30/2013	<0.02	<0.02	<0.02	<0.02		<0.02	<0.02	<0.02	<0.02	<0.02	<0.02	<0.02
Chromium	7440-47-3	mg/L	10/7/2013	<0.02	<0.02	<0.02	<0.02		<0.02	<0.02	<0.02	<0.02	0.0202	<0.02	<0.02
Chromium	7440-47-3	mg/L	6/2/2014	<0.02	<0.02	<0.02	<0.02		<0.02	<0.02	<0.02	<0.02	<0.02	<0.02	<0.02
Chromium	7440-47-3	mg/L	10/15/2014	<0.02	<0.02	<0.02	<0.02		<0.02	<0.02	<0.02	<0.02	<0.02	<0.02	<0.02
Chromium	7440-47-3	mg/L	4/6/2015	<0.005	<0.005	<0.005	<0.005			<0.005	<0.005	<0.005	<0.005	<0.005	<0.005
Chromium	7440-47-3	mg/L	10/5/2015	<0.005	<0.005	<0.005	<0.005			<0.005	0.00341J	<0.005	<0.005	<0.005	<0.005

Table 9A
Analytical Data Summary - Series B HMSP Wells
2025 Annual Water Quality Report
Iowa City Sanitary Landfill
Permit No. 52-SDP-01-72P

Constituent	CAS	Units	Date	MW-1B	MW-5B	MW-7B1	MW-8B	MW-10B	MW-12B	MW-14B	MW-31B	MW-39B	MW-208B	MW-210B	MW-211B
Chromium	7440-47-3	mg/L	4/4/2016	<0.005	<0.005	<0.005	<0.005		<0.005	<0.005	0.000632J	<0.005	<0.005	<0.005	<0.005
Chromium	7440-47-3	mg/L	10/17/2016	<0.005	0.000514J	<0.005	<0.005		<0.005	<0.005	0.000597J	<0.005	<0.005	<0.005	<0.005
Chromium	7440-47-3	mg/L	4/17/2017	<0.005	<0.005	<0.005	<0.005		<0.005	<0.005	<0.005	<0.005	<0.005	<0.005	<0.005
Chromium	7440-47-3	mg/L	10/11/2017	<0.005	<0.005	<0.005	0.000867J		<0.005	<0.005	0.00185J	<0.005	<0.005	<0.005	<0.005
Chromium	7440-47-3	mg/L	4/20/2018								0.00177J				
Chromium	7440-47-3	mg/L	4/24/2018						<0.005	<0.005			<0.005		
Chromium	7440-47-3	mg/L	4/25/2018	<0.005	0.0014J	<0.02	<0.005					<0.005		<0.005	<0.005
Chromium	7440-47-3	mg/L	10/16/2018	<0.005	0.00168J	<0.005	0.00507		0.00364J	0.00332J	0.00988	0.0174	0.00333J	<0.005	<0.005
Chromium	7440-47-3	mg/L	4/16/2019	<0.005	<0.005	<0.005	<0.005		<0.005	<0.005	<0.005	<0.005	<0.005	<0.005	<0.005
Chromium	7440-47-3	mg/L	10/1/2019	<0.005	<0.005	<0.005	<0.005		<0.005	<0.005	<0.005	<0.005	<0.005	<0.005	<0.005
Chromium	7440-47-3	mg/L	3/30/2020	<0.005	<0.005	<0.005	<0.005		<0.005	<0.005	<0.005	<0.005	<0.005	<0.005	<0.005
Chromium	7440-47-3	mg/L	10/7/2020	<0.005	<0.005	<0.005	<0.005		<0.005	<0.005	<0.005	<0.005	<0.005	<0.005	<0.005
Chromium	7440-47-3	mg/L	4/13/2021	<0.008	0.0006J	<0.008	<0.008		<0.008	<0.008	0.0008J	<0.008	<0.008	<0.008	<0.008
Chromium	7440-47-3	mg/L	10/20/2021	<0.008				<0.008			0.001J; 0.003J				<0.008
Chromium	7440-47-3	mg/L	5/2/2022	0.001J; 0.0006J				<0.008	<0.008		0.0029J	0.0034J			<0.008
Chromium	7440-47-3	mg/L	10/14/2022	<0.008				<0.008			0.0048J; 0.0036J				0.0007J
Chromium	7440-47-3	mg/L	5/1/2023	<0.005				<0.005			<0.005	<0.005			<0.005
Chromium	7440-47-3	mg/L	10/16/2023	<0.005				<0.005			<0.005				<0.005
Chromium	7440-47-3	mg/L	4/29/2024	<0.005				<0.005			<0.005	<0.005			<0.02
Chromium	7440-47-3	mg/L	10/9/2024					<0.00500							
Chromium	7440-47-3	mg/L	10/10/2024	<0.00500											<0.00500
Chromium	7440-47-3	mg/L	10/11/2024								<0.00500				
Chromium	7440-47-3	mg/L	4/23/2025							<0.00500					
Chromium	7440-47-3	mg/L	4/25/2025				<0.00500	<0.00500					<0.00500		
Chromium	7440-47-3	mg/L	4/28/2025												<0.0250
Chromium	7440-47-3	mg/L	4/30/2025									<0.00500			
Chromium	7440-47-3	mg/L	5/5/2025											<0.00500	
Chromium	7440-47-3	mg/L	5/6/2025	<0.00500	<0.00500	<0.00500									
Chromium	7440-47-3	mg/L	5/7/2025								0.00419				
Chromium	7440-47-3	mg/L	10/20/2025	<0.00500											
Chromium	7440-47-3	mg/L	10/21/2025					0.00774							
Chromium	7440-47-3	mg/L	10/23/2025								0.00190				
Chrysene	218-01-9	ug/L	4/14/2009	<10	<10	<10	<10		<10	<20	<10				
Chrysene	218-01-9	ug/L	5/10/2010	<10	<10	<10	<10		<10	<10	<10			<10	
Chrysene	218-01-9	ug/L	4/4/2011												<10
Chrysene	218-01-9	ug/L	10/15/2014										<10		
Chrysene	218-01-9	ug/L	10/5/2015	<10	<10.3	<10	<10			<10.3	<10.8		<10.9	<10	
Chrysene	218-01-9	ug/L	4/4/2016												<10.3
Chrysene	218-01-9	ug/L	4/17/2017						<11						
Chrysene	218-01-9	ug/L	3/30/2020	<10.4	<10.4	<10.4	<10.2			<10.2	<10.3		<10.4	<10.4	
Chrysene	218-01-9	ug/L	10/20/2021												<8
Chrysene	218-01-9	ug/L	5/2/2022						<8						
Chrysene	218-01-9	ug/L	4/23/2025							<10.4					
Chrysene	218-01-9	ug/L	4/25/2025				<10.4	<10.6					<10.2		
Chrysene	218-01-9	ug/L	5/5/2025											<10.0	
Chrysene	218-01-9	ug/L	5/6/2025	<10.4	<10.4	<10.4									
Chrysene	218-01-9	ug/L	5/7/2025								<10.6				
Chrysene	218-01-9	ug/L	10/21/2025					<10.4							
Cobalt	7440-48-4	mg/L	2/27/2008	<0.02	<0.02	<0.02	<0.02	<0.02	<0.02	<0.02	<0.02				
Cobalt	7440-48-4	mg/L	5/12/2008	<0.02	<0.02	<0.02	<0.02	<0.02	<0.02	<0.02	<0.02				
Cobalt	7440-48-4	mg/L	7/13/2008	<0.02	<0.02	<0.02	<0.02	<0.02	<0.02	<0.02	<0.02				
Cobalt	7440-48-4	mg/L	9/14/2008	<0.02	<0.02	<0.02	<0.02	<0.02	<0.02	<0.02	<0.02				
Cobalt	7440-48-4	mg/L	11/17/2008	<0.02	<0.02	<0.02	<0.02	<0.02	<0.02	<0.02	<0.02				
Cobalt	7440-48-4	mg/L	4/14/2009	<0.02	<0.02	<0.02	<0.02		<0.02	<0.02	<0.02				
Cobalt	7440-48-4	mg/L	7/7/2009										<0.02	<0.02	
Cobalt	7440-48-4	mg/L	9/2/2009										<0.02	<0.02	
Cobalt	7440-48-4	mg/L	10/25/2009	<0.02	<0.02	<0.02	<0.02		<0.02	<0.02	<0.02		<0.02	<0.02	
Cobalt	7440-48-4	mg/L	1/2/2010										<0.02	<0.02	
Cobalt	7440-48-4	mg/L	3/3/2010										<0.02	<0.02	0.0389
Cobalt	7440-48-4	mg/L	5/10/2010	<0.02	<0.02	0.0025	0.0151		0.01	0.00803	<0.02			0.00689	0.0336
Cobalt	7440-48-4	mg/L	7/8/2010										0.0182	0.00539	0.0298
Cobalt	7440-48-4	mg/L	9/13/2010										0.018	0.00649	0.0219
Cobalt	7440-48-4	mg/L	11/1/2010	<0.02	0.00272	0.00298	0.00332		0.00942	0.00592			0.0117	0.00558	
Cobalt	7440-48-4	mg/L	1/10/2011										0.015	0.00344	

Table 9A
Analytical Data Summary - Series B HMSP Wells
2025 Annual Water Quality Report
Iowa City Sanitary Landfill
Permit No. 52-SDP-01-72P

Constituent	CAS	Units	Date	MW-1B	MW-5B	MW-7B1	MW-8B	MW-10B	MW-12B	MW-14B	MW-31B	MW-39B	MW-208B	MW-210B	MW-211B
Cobalt	7440-48-4	mg/L	4/4/2011			0.0034	0.00422						0.0143	0.00454	0.0313
Cobalt	7440-48-4	mg/L	7/8/2011												0.0141
Cobalt	7440-48-4	mg/L	8/11/2011												0.0162
Cobalt	7440-48-4	mg/L	10/13/2011		0.00272	0.00258	0.00237		0.00909	0.00778			0.017	0.00575	0.0214
Cobalt	7440-48-4	mg/L	12/5/2011								0.0017				0.00757
Cobalt	7440-48-4	mg/L	4/11/2012	<0.02	<0.02	0.00631	0.00178		0.00981	0.00826	0.00761		0.0178	0.00571	0.00631
Cobalt	7440-48-4	mg/L	6/25/2012								<0.02				
Cobalt	7440-48-4	mg/L	8/1/2012								<0.02	0.00445			
Cobalt	7440-48-4	mg/L	10/11/2012	0.00417	0.00325	<0.02	0.0109		0.00833	0.00703	<0.02	0.00249	0.0158	0.00635	0.0559
Cobalt	7440-48-4	mg/L	12/13/2012								<0.00155	0.00202			
Cobalt	7440-48-4	mg/L	3/30/2013	0.00223	0.00502	0.00289	0.00404		0.0103	0.00709	<0.00132	<0.00132	0.0158	0.00687	0.0228
Cobalt	7440-48-4	mg/L	10/7/2013	<0.007	<0.007	<0.007	0.013		0.00983	0.00757	<0.007	<0.007	0.0176	<0.007	0.0263
Cobalt	7440-48-4	mg/L	6/2/2014	<0.00241	<0.00241	<0.00241	<0.00241		0.0081	0.00643	0.0107	<0.00241	0.0131	0.00372	0.00484
Cobalt	7440-48-4	mg/L	10/15/2014	<0.00241	<0.00241	<0.00241	<0.00241		0.00881	0.00615	0.00342	<0.00241	0.0141	0.00533	0.00652
Cobalt	7440-48-4	mg/L	4/6/2015	0.000117J	0.00215	0.000894	0.00135			0.00668	0.000275J	0.000335J	0.0159	0.00682	0.00689
Cobalt	7440-48-4	mg/L	10/5/2015	0.000104J	0.00122	0.00051	0.00103			0.007	0.0075	0.000614	0.0138	0.00645	0.00978; 0.0112
Cobalt	7440-48-4	mg/L	4/4/2016	0.000115J	0.000525	0.000459J	0.000749		0.00803	0.00638	0.000504	0.000386J	0.0337	0.00572; 0.0059	0.00975
Cobalt	7440-48-4	mg/L	10/17/2016	0.000082J	0.00103	0.000431J	0.00091		0.00798	0.00742; 0.00756	0.000582	0.000424J	0.0193	0.00604	0.0132
Cobalt	7440-48-4	mg/L	4/17/2017	000073J; 0.00006	0.00037J	000147J; 0.00022	0.00114		0.00199	0.00654	0.000234J	0.000501	0.00558	0.00647	0.00906
Cobalt	7440-48-4	mg/L	10/11/2017	0.00006J	0.00403	.00014J; 0.000159	0.00212		0.00195	0.00539	0.00732	0.000905	0.0159	0.0057	0.0147
Cobalt	7440-48-4	mg/L	4/20/2018								0.000726				
Cobalt	7440-48-4	mg/L	4/24/2018						0.00269	0.00438			0.0181		
Cobalt	7440-48-4	mg/L	4/25/2018	0.0002J	0.000796	<0.002	0.00106					0.000904		0.00508	0.017; 0.019
Cobalt	7440-48-4	mg/L	10/16/2018	<0.001	0.00053J	<0.001	0.000973J		0.00152	0.00855	0.00198	0.00817	0.0172	0.00552	0.0483
Cobalt	7440-48-4	mg/L	4/16/2019	<0.0005; 0.000106	0.000111J	0.000115J	0.000886		0.000696	0.00185	0.000267J	0.000728	0.02	0.00614	0.0528
Cobalt	7440-48-4	mg/L	10/1/2019	<0.0005	0.00548	0.000106J	0.00158		0.00049J	0.00677	000334J; 0.00026	0.000948	0.0182	0.00627	0.0476
Cobalt	7440-48-4	mg/L	3/30/2020	<0.0005	0.000255J	0.000169J	0.000963		0.000962	0.00705	0.000314J	0.000204J	0.0134	0.00646	0.0577; 0.06
Cobalt	7440-48-4	mg/L	10/7/2020	<0.0005	0.00451	0.000119J	0.000931		0.000657	0.00617	0.000232J	0.00207	0.00831	0.00609; 0.00619	0.0487
Cobalt	7440-48-4	mg/L	4/13/2021	<0.0004	0.0003J	0.0003J	0.0006		0.0005	0.0028	0.0003J	0.0007	0.0067	0.006	0.0825
Cobalt	7440-48-4	mg/L	10/20/2021	0.0001J				<0.0004			0.0009; 0.0016				0.102
Cobalt	7440-48-4	mg/L	5/2/2022	<0.0004; 0.0004	0.0003J	0.0003J	0.0031	<0.0004	0.0014	0.0071	0.0018	0.009	0.0016	0.0093	0.0843
Cobalt	7440-48-4	mg/L	10/14/2022	<0.0004				0.0016J			0.0044; 0.0024				0.081
Cobalt	7440-48-4	mg/L	5/1/2023	0.000216J	0.000276J	0.000257J	0.00163	<0.0005	0.000527	0.00374	0.00162	0.00123	0.000456J	0.00419	0.0411
Cobalt	7440-48-4	mg/L	10/16/2023	<0.0005				<0.0005			0.000727; 0.000701				0.0358
Cobalt	7440-48-4	mg/L	4/29/2024	0.000348J	<0.0005	<0.0005	0.00941	0.000299J	0.000328J	0.00118	0.000195J	0.00095	0.000297J	0.00427; 0.00432	0.0641
Cobalt	7440-48-4	mg/L	10/9/2024					<0.000500							
Cobalt	7440-48-4	mg/L	10/10/2024	<0.000500											0.0509
Cobalt	7440-48-4	mg/L	10/11/2024								0.000243J				
Cobalt	7440-48-4	mg/L	4/23/2025							0.00144					
Cobalt	7440-48-4	mg/L	4/25/2025				0.000832	<0.000500					0.000268		
Cobalt	7440-48-4	mg/L	4/28/2025												0.223
Cobalt	7440-48-4	mg/L	4/30/2025									0.000379			
Cobalt	7440-48-4	mg/L	5/5/2025											0.00290	
Cobalt	7440-48-4	mg/L	5/6/2025	0.000353	0.00120	0.000186									
Cobalt	7440-48-4	mg/L	5/7/2025						0.000659		0.00115				
Cobalt	7440-48-4	mg/L	10/20/2025	<0.000500											
Cobalt	7440-48-4	mg/L	10/21/2025					<0.000500							
Cobalt	7440-48-4	mg/L	10/23/2025								0.00146				
Copper	7440-50-8	mg/L	2/27/2008	0.028	0.032	0.031	0.049	0.029	0.027	<0.025	0.053				
Copper	7440-50-8	mg/L	5/12/2008	<0.025	<0.025	0.095	0.039	0.037	<0.025	<0.025	<0.025				
Copper	7440-50-8	mg/L	7/13/2008	<0.025	<0.025	0.03	<0.025	<0.025	<0.025	<0.025	0.03				
Copper	7440-50-8	mg/L	9/14/2008	<0.025	<0.025	<0.025	0.027	<0.025	<0.025	<0.025	<0.025				
Copper	7440-50-8	mg/L	11/17/2008	<0.02	<0.02	<0.02	<0.02	<0.02	<0.02	<0.02	<0.02				
Copper	7440-50-8	mg/L	4/14/2009	<0.025	<0.025	<0.025; 0.026	0.048		<0.025	<0.025	<0.025				
Copper	7440-50-8	mg/L	7/7/2009			<0.025	<0.025						<0.025	<0.025	
Copper	7440-50-8	mg/L	9/2/2009			0.034; 0.038	<0.025						<0.025	<0.025	
Copper	7440-50-8	mg/L	10/25/2009	<0.025	<0.025	0.043	<0.025		<0.025	<0.025	<0.025		<0.025	<0.025	
Copper	7440-50-8	mg/L	1/2/2010			<0.025	<0.025						<0.025	<0.025	
Copper	7440-50-8	mg/L	3/3/2010										<0.025	<0.025	<0.025
Copper	7440-50-8	mg/L	5/10/2010	<0.02	<0.02	<0.02	<0.02		<0.02	<0.02	<0.02			<0.02	<0.02
Copper	7440-50-8	mg/L	7/8/2010												<0.025
Copper	7440-50-8	mg/L	9/13/2010												<0.025
Copper	7440-50-8	mg/L	11/1/2010										<0.025	<0.025	
Copper	7440-50-8	mg/L	4/4/2011										<0.025	<0.025	<0.02

Table 9A
Analytical Data Summary - Series B HMSP Wells
2025 Annual Water Quality Report
Iowa City Sanitary Landfill
Permit No. 52-SDP-01-72P

Constituent	CAS	Units	Date	MW-1B	MW-5B	MW-7B1	MW-8B	MW-10B	MW-12B	MW-14B	MW-31B	MW-39B	MW-208B	MW-210B	MW-211B
Copper	7440-50-8	mg/L	7/8/2011												<0.025
Copper	7440-50-8	mg/L	8/11/2011												<0.025
Copper	7440-50-8	mg/L	10/13/2011		<0.02	<0.02	<0.02		<0.02	<0.02			<0.02	<0.02	0.0305
Copper	7440-50-8	mg/L	12/5/2011								<0.02				
Copper	7440-50-8	mg/L	4/11/2012	<0.02	<0.02	<0.02	<0.02		<0.02	<0.02	0.0327		<0.02	<0.02	<0.02
Copper	7440-50-8	mg/L	6/25/2012								<0.02				
Copper	7440-50-8	mg/L	8/1/2012								<0.02	<0.02			
Copper	7440-50-8	mg/L	10/11/2012	<0.02	<0.02	<0.02	<0.02		<0.02	<0.02	<0.02	<0.02	<0.02	<0.02	0.0888
Copper	7440-50-8	mg/L	12/13/2012								<0.02	<0.02			
Copper	7440-50-8	mg/L	3/30/2013	<0.02	<0.02	<0.02	<0.02		<0.02	<0.02	<0.02	<0.02	<0.02	<0.02	<0.02
Copper	7440-50-8	mg/L	10/7/2013	<0.02	<0.02	<0.02	<0.02		<0.02	<0.02	0.128	<0.02	<0.02	<0.02	0.0324
Copper	7440-50-8	mg/L	6/2/2014	<0.02	<0.02	<0.02	<0.02		<0.02	<0.02	0.111	<0.02	<0.02	<0.02	<0.02
Copper	7440-50-8	mg/L	10/15/2014	<0.02	<0.02	<0.02	<0.02		<0.02	<0.02	0.0361	0.00376J	0.00488J	0.00427J	0.005J
Copper	7440-50-8	mg/L	4/6/2015	<0.002	0.00129J	<0.002	<0.002			0.000491J	0.000937J	<0.002	0.00145J	0.00176J	0.0013J
Copper	7440-50-8	mg/L	10/5/2015	<0.002	0.00215	0.000636J	<0.002			<0.002	0.0191	<0.002	0.0023	0.00526	000676J; 0.00085
Copper	7440-50-8	mg/L	4/4/2016	<0.005	0.00248J	<0.005	<0.005		<0.005	<0.005	0.00154J	<0.005	0.00124J	.00237J; 0.00253	<0.005
Copper	7440-50-8	mg/L	10/17/2016	<0.005	<0.005	<0.005	<0.005		<0.005	<0.005	0.00177J	<0.005	0.00122J	0.00636	<0.005
Copper	7440-50-8	mg/L	4/17/2017	<0.005	0.00292J	<0.005	<0.005		<0.005	<0.005	<0.005	<0.005	<0.005	<0.005	0.00265J
Copper	7440-50-8	mg/L	10/11/2017	<0.005	<0.005	<0.005	<0.005		0.022	<0.005	0.0193	<0.005	<0.005	0.00319J	<0.005
Copper	7440-50-8	mg/L	4/20/2018								0.00176J				
Copper	7440-50-8	mg/L	4/24/2018						<0.005	<0.005			<0.005		
Copper	7440-50-8	mg/L	4/25/2018	<0.005	0.0052	<0.02	<0.005					<0.005		<0.005	<0.005
Copper	7440-50-8	mg/L	10/16/2018	0.000772J	0.0031	.00072J; 0.000589	0.00154J		0.00189J	0.00142J	0.00588	0.0129	0.00184J	0.00292	0.00367
Copper	7440-50-8	mg/L	4/16/2019	<0.005	<0.005	<0.005	<0.005		<0.005	<0.005	0.00266J	<0.005	<0.005	<0.005	<0.005
Copper	7440-50-8	mg/L	10/1/2019	<0.005	<0.005	<0.005	<0.005		<0.005	<0.005	<0.005	<0.005	<0.005	0.00222J	<0.005
Copper	7440-50-8	mg/L	3/30/2020	<0.005	<0.005	<0.005	<0.005		<0.005	<0.005	<0.005	<0.005	<0.005	0.00368J	<0.005
Copper	7440-50-8	mg/L	10/7/2020	<0.005	<0.005	<0.005	<0.005		<0.005	<0.005	<0.005	0.00151J	<0.005	.00422J; 0.00356	<0.005
Copper	7440-50-8	mg/L	4/13/2021	<0.004	0.0028J	<0.004	<0.004		0.0013J	0.002J	0.0015J	0.0011J	<0.004	0.0101	<0.004
Copper	7440-50-8	mg/L	10/20/2021	<0.004				<0.004			0.0016J; 0.0043				0.0017J
Copper	7440-50-8	mg/L	5/2/2022	<0.004	0.0022J	<0.004	0.0011J	0.0012J	0.001J	0.0016J	0.0053	0.0034J	<0.004	0.002J	<0.004
Copper	7440-50-8	mg/L	10/14/2022	<0.004				<0.004			0.0066				0.0015J
Copper	7440-50-8	mg/L	5/1/2023	<0.005	0.00356J	0.0032J	<0.005	0.00222J; <0.005	0.00281J	0.00547	0.0126	0.00194J	0.00304J	<0.005	<0.005
Copper	7440-50-8	mg/L	10/16/2023	<0.005				<0.005			<0.005				<0.005
Copper	7440-50-8	mg/L	4/29/2024	<0.005	0.00188J	<0.005	0.00206J	<0.005	<0.005	<0.005	<0.005	<0.005	0.00324J	<0.005	0.0025J
Copper	7440-50-8	mg/L	10/9/2024					<0.00500							
Copper	7440-50-8	mg/L	10/10/2024	<0.00500											<0.00500
Copper	7440-50-8	mg/L	10/11/2024								<0.00500				
Copper	7440-50-8	mg/L	4/23/2025							<0.00500					
Copper	7440-50-8	mg/L	4/25/2025				<0.00500	<0.00500					<0.00500		
Copper	7440-50-8	mg/L	4/28/2025												<0.0250
Copper	7440-50-8	mg/L	4/30/2025									<0.00500			
Copper	7440-50-8	mg/L	5/5/2025											<0.00500	
Copper	7440-50-8	mg/L	5/6/2025	0.00357	<0.00500	<0.00500									
Copper	7440-50-8	mg/L	5/7/2025						<0.00500		<0.00500				
Copper	7440-50-8	mg/L	10/20/2025	<0.00500											
Copper	7440-50-8	mg/L	10/21/2025					<0.00500							
Copper	7440-50-8	mg/L	10/23/2025								<0.00500				
Cyanide	57-12-5	mg/L	4/14/2009	<0.01	<0.01	<0.01	<0.01		<0.01	<0.01	<0.01				
Cyanide	57-12-5	mg/L	5/10/2010	<0.01	<0.01	<0.01	<0.01		<0.01	<0.01	<0.01			<0.01	
Cyanide	57-12-5	mg/L	4/4/2011												<0.01
Cyanide	57-12-5	mg/L	10/15/2014										<0.01		
Cyanide	57-12-5	mg/L	10/5/2015	<0.01	<0.01	<0.01	<0.01			<0.01	<0.01		<0.01	<0.01	
Cyanide	57-12-5	mg/L	4/4/2016												<0.01
Cyanide	57-12-5	mg/L	4/17/2017						<0.01						
Cyanide	57-12-5	mg/L	3/30/2020	<0.01	<0.01	<0.01	<0.01			<0.01	<0.01		<0.01	<0.01	
Cyanide	57-12-5	mg/L	10/20/2021												<0.005
Cyanide	57-12-5	mg/L	5/2/2022						<0.005						
Cyanide, Total	57-12-5	mg/L	4/23/2025							<0.0100					
Cyanide, Total	57-12-5	mg/L	4/25/2025				<0.0100	<0.0100					<0.0100		
Cyanide, Total	57-12-5	mg/L	5/5/2025											<0.0100	
Cyanide, Total	57-12-5	mg/L	5/6/2025	<0.0100	<0.0100	<0.0100									
Cyanide, Total	57-12-5	mg/L	5/7/2025								<0.0100				
Cyanide, Total	57-12-5	mg/L	10/21/2025					<0.0100							
DCAA	19719-28-9	ug/L	4/23/2025							1.34; 1.41					

Table 9A
Analytical Data Summary - Series B HMSP Wells
2025 Annual Water Quality Report
Iowa City Sanitary Landfill
Permit No. 52-SDP-01-72P

Constituent	CAS	Units	Date	MW-1B	MW-5B	MW-7B1	MW-8B	MW-10B	MW-12B	MW-14B	MW-31B	MW-39B	MW-208B	MW-210B	MW-211B
DCAA	19719-28-9	ug/L	4/25/2025				1.36; 1.46	1.26; 1.16					1.24; 1.36		
DCAA	19719-28-9	ug/L	5/5/2025											0.926; 0.975	
DCAA	19719-28-9	ug/L	5/6/2025	2.16; 1.82	1.97; 1.88	2.06; 1.95									
DCAA	19719-28-9	ug/L	5/7/2025								1.26; 1.18				
DCAA	19719-28-9	ug/L	10/21/2025					1.33; 1.23							
Delta-BHC	319-86-8	ug/L	4/14/2009	<0.032	<0.032	<0.032	<0.032		<0.032	<0.032	<0.032				
Delta-BHC	319-86-8	ug/L	7/7/2009			<0.032	<0.032								
Delta-BHC	319-86-8	ug/L	9/2/2009				<0.032								
Delta-BHC	319-86-8	ug/L	5/10/2010	<0.032	<0.032	<0.032	<0.032		<0.032	<0.032	<0.032			<0.032	
Delta-BHC	319-86-8	ug/L	4/4/2011												<0.032
Delta-BHC	319-86-8	ug/L	10/15/2014										0.00772J		
Delta-BHC	319-86-8	ug/L	10/5/2015	<0.032	<0.033	<0.032	<0.032			<0.0323	<0.0327		0.00601J	<0.032	
Delta-BHC	319-86-8	ug/L	4/4/2016												<0.0333
Delta-BHC	319-86-8	ug/L	4/17/2017						<0.0337						
Delta-BHC	319-86-8	ug/L	3/30/2020	0.0028J	<0.0337	<0.0333	<0.0333			<0.034	0.00288J		<0.0337	<0.0337	
Delta-BHC	319-86-8	ug/L	10/20/2021												<0.05
Delta-BHC	319-86-8	ug/L	5/2/2022						<0.05						
Di-n-butyl phthalate	84-74-2	ug/L	4/14/2009	<10	<10	<10	<10		<10	<20	<10				
Di-n-butyl phthalate	84-74-2	ug/L	5/10/2010	<10	<10	<10	<10		<10	<10	<10			<10	
Di-n-butyl phthalate	84-74-2	ug/L	4/4/2011												<10
Di-n-butyl phthalate	84-74-2	ug/L	10/15/2014										<10		
Di-n-butyl phthalate	84-74-2	ug/L	10/5/2015	1.53J	<10.3	1.77J	1.31J			<10.3	<10.8		<10.9	<10	
Di-n-butyl phthalate	84-74-2	ug/L	4/4/2016												<10.3
Di-n-butyl phthalate	84-74-2	ug/L	4/17/2017						<11						
Di-n-butyl phthalate	84-74-2	ug/L	3/30/2020	<10.4	<10.4	<10.4	<10.2			<10.2	<10.3		<10.4	<10.4	
Di-n-butyl phthalate	84-74-2	ug/L	10/20/2021												<8
Di-n-butyl phthalate	84-74-2	ug/L	5/2/2022						<8						
Di-n-butyl phthalate	84-74-2	ug/L	4/23/2025							<10.4					
Di-n-butyl phthalate	84-74-2	ug/L	4/25/2025				<10.4	<10.6					<10.2		
Di-n-butyl phthalate	84-74-2	ug/L	5/5/2025											<10.0	
Di-n-butyl phthalate	84-74-2	ug/L	5/6/2025	<10.4	<10.4	<10.4									
Di-n-butyl phthalate	84-74-2	ug/L	5/7/2025								<10.6				
Di-n-butyl phthalate	84-74-2	ug/L	10/21/2025					<10.4							
Di-n-octyl phthalate	117-84-0	ug/L	4/14/2009	<10	<10	<10	<10		<10	<20	<10				
Di-n-octyl phthalate	117-84-0	ug/L	5/10/2010	<10	<10	<10	<10		<10	<10	<10			<10	
Di-n-octyl phthalate	117-84-0	ug/L	4/4/2011												<10
Di-n-octyl phthalate	117-84-0	ug/L	10/15/2014										<20		
Di-n-octyl phthalate	117-84-0	ug/L	10/5/2015	<20	<20.6	<20	<20			<20.6	<21.5		<21.7	<20	
Di-n-octyl phthalate	117-84-0	ug/L	4/4/2016												<20.6
Di-n-octyl phthalate	117-84-0	ug/L	4/17/2017						<22						
Di-n-octyl phthalate	117-84-0	ug/L	3/30/2020	<20.8	<20.8	<20.8	<20.4			<20.4	<20.6		<20.8	<20.8	
Di-n-octyl phthalate	117-84-0	ug/L	10/20/2021												<8
Di-n-octyl phthalate	117-84-0	ug/L	5/2/2022						<8						
Di-n-octyl phthalate	117-84-0	ug/L	4/23/2025							<20.8					
Di-n-octyl phthalate	117-84-0	ug/L	4/25/2025				<20.8	<21.3					<20.4		
Di-n-octyl phthalate	117-84-0	ug/L	5/5/2025											<20.0	
Di-n-octyl phthalate	117-84-0	ug/L	5/6/2025	<20.8	<20.8	<20.8									
Di-n-octyl phthalate	117-84-0	ug/L	5/7/2025								<21.3				
Di-n-octyl phthalate	117-84-0	ug/L	10/21/2025					<20.8							
Diallate	2303-16-4	ug/L	4/14/2009	<10	<10	<10	<10		<10	<20	<10				
Diallate	2303-16-4	ug/L	5/10/2010	<10	<10	<10	<10		<10	<10	<10			<10	
Diallate	2303-16-4	ug/L	4/4/2011												<10
Diallate	2303-16-4	ug/L	10/15/2014										<10		
Diallate	2303-16-4	ug/L	10/5/2015	<10	<10.3	<10	<10			<10.3	<10.8		<10.9	<10	
Diallate	2303-16-4	ug/L	4/4/2016												<10.3
Diallate	2303-16-4	ug/L	4/17/2017						<11						
Diallate	2303-16-4	ug/L	3/30/2020	<10.4	<10.4	<10.4	<10.2			<10.2	<10.3		<10.4	<10.4	
Diallate	2303-16-4	ug/L	10/20/2021												<8
Diallate	2303-16-4	ug/L	5/2/2022						<8						
Diallate	2303-16-4	ug/L	4/23/2025							<10.4					
Diallate	2303-16-4	ug/L	4/25/2025				<10.4	<10.6					<10.2		
Diallate	2303-16-4	ug/L	5/5/2025											<10.0	
Diallate	2303-16-4	ug/L	5/6/2025	<10.4	<10.4	<10.4									
Diallate	2303-16-4	ug/L	5/7/2025								<10.6				

Table 9A
Analytical Data Summary - Series B HMSP Wells
2025 Annual Water Quality Report
Iowa City Sanitary Landfill
Permit No. 52-SDP-01-72P

Constituent	CAS	Units	Date	MW-1B	MW-5B	MW-7B1	MW-8B	MW-10B	MW-12B	MW-14B	MW-31B	MW-39B	MW-208B	MW-210B	MW-211B
Diallate	2303-16-4	ug/L	10/21/2025					<10.4							
Dibenz [a,h] anthracene	53-70-3	ug/L	4/14/2009	<10	<10	<10	<10		<10	<20	<10				
Dibenz [a,h] anthracene	53-70-3	ug/L	5/10/2010	<10	<10	<10	<10		<10	<10	<10			<10	
Dibenz [a,h] anthracene	53-70-3	ug/L	4/4/2011												<10
Dibenz [a,h] anthracene	53-70-3	ug/L	10/15/2014										<10		
Dibenz [a,h] anthracene	53-70-3	ug/L	10/5/2015	<10	<10.3	<10	<10			<10.3	<10.8		<10.9	<10	
Dibenz [a,h] anthracene	53-70-3	ug/L	4/4/2016												<10.3
Dibenz [a,h] anthracene	53-70-3	ug/L	4/17/2017						<11						
Dibenz [a,h] anthracene	53-70-3	ug/L	3/30/2020	<10.4	<10.4	<10.4	<10.2			<10.2	<10.3		<10.4	<10.4	
Dibenz [a,h] anthracene	53-70-3	ug/L	10/20/2021												<8
Dibenz [a,h] anthracene	53-70-3	ug/L	5/2/2022						<8						
Dibenzo(a,h)anthracene	53-70-3	ug/L	4/23/2025							<10.4					
Dibenzo(a,h)anthracene	53-70-3	ug/L	4/25/2025				<10.4	<10.6					<10.2		
Dibenzo(a,h)anthracene	53-70-3	ug/L	5/5/2025											<10.0	
Dibenzo(a,h)anthracene	53-70-3	ug/L	5/6/2025	<10.4	<10.4	<10.4									
Dibenzo(a,h)anthracene	53-70-3	ug/L	5/7/2025								<10.6				
Dibenzo(a,h)anthracene	53-70-3	ug/L	10/21/2025					<10.4							
Dibenzofuran	132-64-9	ug/L	4/14/2009	<10	<10	<10	<10		<10	<20	<10				
Dibenzofuran	132-64-9	ug/L	5/10/2010	<10	<10	<10	<10		<10	<10	<10			<10	
Dibenzofuran	132-64-9	ug/L	4/4/2011												<10
Dibenzofuran	132-64-9	ug/L	10/15/2014										<10		
Dibenzofuran	132-64-9	ug/L	10/5/2015	<10	<10.3	<10	<10			<10.3	<10.8		<10.9	<10	
Dibenzofuran	132-64-9	ug/L	4/4/2016												<10.3
Dibenzofuran	132-64-9	ug/L	4/17/2017						<11						
Dibenzofuran	132-64-9	ug/L	3/30/2020	<10.4	<10.4	<10.4	<10.2			<10.2	<10.3		<10.4	<10.4	
Dibenzofuran	132-64-9	ug/L	10/20/2021												<8
Dibenzofuran	132-64-9	ug/L	5/2/2022						<8						
Dibenzofuran	132-64-9	ug/L	4/23/2025							<10.4					
Dibenzofuran	132-64-9	ug/L	4/25/2025				<10.4	<10.6					<10.2		
Dibenzofuran	132-64-9	ug/L	5/5/2025											<10.0	
Dibenzofuran	132-64-9	ug/L	5/6/2025	<10.4	<10.4	<10.4									
Dibenzofuran	132-64-9	ug/L	5/7/2025								<10.6				
Dibenzofuran	132-64-9	ug/L	10/21/2025					<10.4							
Dibromomethane	74-95-3	ug/L	2/27/2008	<1	<1	<1	<1	<1	<1	<1	<1				
Dibromomethane	74-95-3	ug/L	5/12/2008	<1	<1	<1	<1	<1	<1	<1	<1				
Dibromomethane	74-95-3	ug/L	7/13/2008	<1	<1	<1	<1	<1	<1	<1	<1				
Dibromomethane	74-95-3	ug/L	9/14/2008	<1	<1	<1	<1	<1	<1	<1	<1				
Dibromomethane	74-95-3	ug/L	11/17/2008	<1	<1	<1	<1	<1	<1	<1	<1				
Dibromomethane	74-95-3	ug/L	4/14/2009	<1	<1	<1	<1		<1	<1	<1				
Dibromomethane	74-95-3	ug/L	7/7/2009										<1	<1	
Dibromomethane	74-95-3	ug/L	9/2/2009										<1	<1	
Dibromomethane	74-95-3	ug/L	10/25/2009	<2	<2	<2	<2		<2	<1	<2		<2	<2	
Dibromomethane	74-95-3	ug/L	1/2/2010										<1	<1	
Dibromomethane	74-95-3	ug/L	3/3/2010										<1	<1	<1
Dibromomethane	74-95-3	ug/L	5/10/2010	<1	<1	<1	<1		<1	<1	<1			<1	<1
Dibromomethane	74-95-3	ug/L	7/8/2010												<1
Dibromomethane	74-95-3	ug/L	9/13/2010												<1
Dibromomethane	74-95-3	ug/L	11/1/2010	<1	<1	<1	<1		<1	<1			<1	<1	
Dibromomethane	74-95-3	ug/L	4/4/2011												<1
Dibromomethane	74-95-3	ug/L	10/13/2011	<1	<1	<1	<1		<1	<1			<1	<1	<1
Dibromomethane	74-95-3	ug/L	12/5/2011								<1				
Dibromomethane	74-95-3	ug/L	4/11/2012	<1	<1	<1	<1		<1	<1	<1		<1	<1	<1
Dibromomethane	74-95-3	ug/L	6/25/2012								<1				
Dibromomethane	74-95-3	ug/L	8/1/2012								<1	<1			
Dibromomethane	74-95-3	ug/L	10/11/2012	<1	<1	<1	<1		<1	<1	<1	<1	<1	<1	<1
Dibromomethane	74-95-3	ug/L	12/13/2012								<1	<1			
Dibromomethane	74-95-3	ug/L	2/4/2013								<1	<1			
Dibromomethane	74-95-3	ug/L	3/30/2013	<1	<1	<1	<1		<1	<1	<1	<1	<1	<1	<1
Dibromomethane	74-95-3	ug/L	10/7/2013		<1	<1			<1	<1	<1	<1	<1		<1
Dibromomethane	74-95-3	ug/L	6/2/2014	<1	<1	<1	<1		<1	<1	<1	<1	<1	<1	<1
Dibromomethane	74-95-3	ug/L	10/15/2014	<1	<1	<1	<1		<1	<1	<1	<1	<1	<1	<1
Dibromomethane	74-95-3	ug/L	4/6/2015	<1	<1	<1	<1			<1	<1	<1	<1	<1	<1
Dibromomethane	74-95-3	ug/L	10/5/2015	<1	<1	<1	<1			<1	<1	<1	<1	<1	<1
Dibromomethane	74-95-3	ug/L	4/4/2016	<1	<1	<1	<1		<1	<1	<1	<1	<1	<1	<1

Table 9A
Analytical Data Summary - Series B HMSP Wells
2025 Annual Water Quality Report
Iowa City Sanitary Landfill
Permit No. 52-SDP-01-72P

Constituent	CAS	Units	Date	MW-1B	MW-5B	MW-7B1	MW-8B	MW-10B	MW-12B	MW-14B	MW-31B	MW-39B	MW-208B	MW-210B	MW-211B
Dibromomethane	74-95-3	ug/L	10/17/2016	<1	<1	<1	<1		<1	<1	<1	<1	<1	<1	<1
Dibromomethane	74-95-3	ug/L	4/17/2017	<1	<1	<1	<1		<1	<1	<1	<1	<1	<1	<1
Dibromomethane	74-95-3	ug/L	10/11/2017	<1	<1	<1	<1		<1	<1	<1	<1	<1	<1	<1
Dibromomethane	74-95-3	ug/L	4/20/2018								<1				
Dibromomethane	74-95-3	ug/L	4/24/2018						<1	<1			<1		
Dibromomethane	74-95-3	ug/L	4/25/2018	<1	<1	<1	<1					<1		<1	<1
Dibromomethane	74-95-3	ug/L	10/16/2018	<1	<1	<1	<1		<1	<1	<1	<1	<1	<1	<1
Dibromomethane	74-95-3	ug/L	4/16/2019	<1	<1	<1	<1		<1	<1	<1	<1	<1	<1	<1
Dibromomethane	74-95-3	ug/L	10/1/2019	<1	<1	<1	<1		<1	<1	<1	<1	<1	<1	<1
Dibromomethane	74-95-3	ug/L	3/30/2020	<1	<1	<1	<1		<1	<1	<1	<1	<1	<1	<1
Dibromomethane	74-95-3	ug/L	10/7/2020	<1	<1	<1	<1		<1	<1	<1	<1	<1	<1	<1
Dibromomethane	74-95-3	ug/L	4/13/2021	<1	<1	<1	<1		<1	<1	<1	<1	<1	<1	<1
Dibromomethane	74-95-3	ug/L	10/20/2021	<1				<1			<1				<1
Dibromomethane	74-95-3	ug/L	5/2/2022	<1				<1	<1		<1	<1			<1
Dibromomethane	74-95-3	ug/L	10/14/2022	<1				<1			<1				<1
Dibromomethane	74-95-3	ug/L	5/1/2023	<1				<1	<1		<1	<1		<1	<1
Dibromomethane	74-95-3	ug/L	10/16/2023	<1				<1			<1				<1
Dibromomethane	74-95-3	ug/L	4/29/2024	<1				<1			<1	<1			<1
Dibromomethane	74-95-3	ug/L	10/9/2024					<1.00							
Dibromomethane	74-95-3	ug/L	10/10/2024	<1.00											<1.00
Dibromomethane	74-95-3	ug/L	10/11/2024								<1.00				
Dibromomethane	74-95-3	ug/L	4/23/2025							<1.00					
Dibromomethane	74-95-3	ug/L	4/25/2025				<1.00	<1.00					<1.00		
Dibromomethane	74-95-3	ug/L	4/28/2025												<1.00
Dibromomethane	74-95-3	ug/L	4/30/2025									<1.00			
Dibromomethane	74-95-3	ug/L	5/5/2025											<1.00	
Dibromomethane	74-95-3	ug/L	5/6/2025	<1.00	<1.00	<1.00									
Dibromomethane	74-95-3	ug/L	5/7/2025								<1.00				
Dibromomethane	74-95-3	ug/L	10/20/2025	<1.00											
Dibromomethane	74-95-3	ug/L	10/21/2025					<1.00							
Dibromomethane	74-95-3	ug/L	10/23/2025								<1.00				
Dichlorodifluoromethane	75-71-8	ug/L	4/14/2009	<3	<3	<3	<3		<3	<3	<3				
Dichlorodifluoromethane	75-71-8	ug/L	5/10/2010	<4	<3	<3	<3		<3	<3	<3			<3	
Dichlorodifluoromethane	75-71-8	ug/L	4/4/2011												<3
Dichlorodifluoromethane	75-71-8	ug/L	10/15/2014										<3		
Dichlorodifluoromethane	75-71-8	ug/L	10/5/2015	<3	<3	<3	0.438J			<3	<3		0.965J	<3	
Dichlorodifluoromethane	75-71-8	ug/L	4/4/2016												<3
Dichlorodifluoromethane	75-71-8	ug/L	4/17/2017						<3						
Dichlorodifluoromethane	75-71-8	ug/L	3/30/2020	<3	<3	<3	<3			<3	<3		<3	<3	
Dichlorodifluoromethane	75-71-8	ug/L	10/20/2021												<1
Dichlorodifluoromethane	75-71-8	ug/L	5/2/2022						<1						
Dichlorodifluoromethane	75-71-8	ug/L	4/23/2025							<3.00					
Dichlorodifluoromethane	75-71-8	ug/L	4/25/2025				<3.00	<3.00					<3.00		
Dichlorodifluoromethane	75-71-8	ug/L	5/5/2025											<3.00	
Dichlorodifluoromethane	75-71-8	ug/L	5/6/2025	<3.00	<3.00	<3.00									
Dichlorodifluoromethane	75-71-8	ug/L	5/7/2025								<3.00				
Dichlorodifluoromethane	75-71-8	ug/L	10/21/2025					<3.00							
Dieldrin	60-57-1	ug/L	4/14/2009	<0.032	<0.032	<0.032	<0.032		<0.032	<0.032	<0.032				
Dieldrin	60-57-1	ug/L	7/7/2009			<0.032	<0.032								
Dieldrin	60-57-1	ug/L	9/2/2009				<0.032								
Dieldrin	60-57-1	ug/L	5/10/2010	<0.032	<0.032	<0.032	<0.032		<0.032	<0.032	<0.032			<0.032	
Dieldrin	60-57-1	ug/L	4/4/2011												<0.032
Dieldrin	60-57-1	ug/L	10/15/2014										0.0128J		
Dieldrin	60-57-1	ug/L	10/5/2015	<0.032	<0.033	<0.032	<0.032			<0.0323	<0.0327		0.00766J	<0.032	
Dieldrin	60-57-1	ug/L	4/4/2016												0.00228J
Dieldrin	60-57-1	ug/L	4/17/2017						<0.0337						
Dieldrin	60-57-1	ug/L	3/30/2020	<0.0333	<0.0337	0.00309J	<0.0333			<0.034	<0.033		<0.0337	0.00433J	
Dieldrin	60-57-1	ug/L	10/20/2021												<0.05
Dieldrin	60-57-1	ug/L	5/2/2022						<0.05						
Dieldrin	60-57-1	ug/L	4/23/2025							<0.0904					
Dieldrin	60-57-1	ug/L	4/25/2025				<0.0921	<0.0964					<0.0902		
Dieldrin	60-57-1	ug/L	5/5/2025											<0.0904	
Dieldrin	60-57-1	ug/L	5/6/2025	<0.0904	<0.0900	<0.0916									
Dieldrin	60-57-1	ug/L	5/7/2025								<0.0897				

Table 9A
Analytical Data Summary - Series B HMSP Wells
2025 Annual Water Quality Report
Iowa City Sanitary Landfill
Permit No. 52-SDP-01-72P

Constituent	CAS	Units	Date	MW-1B	MW-5B	MW-7B1	MW-8B	MW-10B	MW-12B	MW-14B	MW-31B	MW-39B	MW-208B	MW-210B	MW-211B
Dieldrin	60-57-1	ug/L	10/21/2025					<0.0900							
Diethyl phthalate	84-66-2	ug/L	4/14/2009	<10	<10	<10	<10		<10	<20	<10				
Diethyl phthalate	84-66-2	ug/L	5/10/2010	<10	<10	<10	<10		<10	<10	<10			<10	
Diethyl phthalate	84-66-2	ug/L	4/4/2011												<10
Diethyl phthalate	84-66-2	ug/L	10/15/2014										<10		
Diethyl phthalate	84-66-2	ug/L	10/5/2015	<10	<10.3	<10	<10			<10.3	<10.8		<10.9	<10	
Diethyl phthalate	84-66-2	ug/L	4/4/2016												<10.3
Diethyl phthalate	84-66-2	ug/L	4/17/2017						<11						
Diethyl phthalate	84-66-2	ug/L	3/30/2020	<10.4	<10.4	<10.4	<10.2			<10.2	<10.3		<10.4	<10.4	
Diethyl phthalate	84-66-2	ug/L	10/20/2021												<8
Diethyl phthalate	84-66-2	ug/L	5/2/2022						<8						
Diethyl phthalate	84-66-2	ug/L	4/23/2025							<10.4					
Diethyl phthalate	84-66-2	ug/L	4/25/2025				<10.4	<10.6					<10.2		
Diethyl phthalate	84-66-2	ug/L	5/5/2025											<10.0	
Diethyl phthalate	84-66-2	ug/L	5/6/2025	<10.4	<10.4	<10.4									
Diethyl phthalate	84-66-2	ug/L	5/7/2025								<10.6				
Diethyl phthalate	84-66-2	ug/L	10/21/2025					<10.4							
Dimethoate	60-51-5	ug/L	4/14/2009	<10	<10	<10	<10		<10	<20	<10				
Dimethoate	60-51-5	ug/L	5/10/2010	<10	<10	<10	<10		<10	<10	<10			<10	
Dimethoate	60-51-5	ug/L	4/4/2011												<10
Dimethoate	60-51-5	ug/L	10/15/2014										<10		
Dimethoate	60-51-5	ug/L	10/5/2015	<10	<10.3	<10	<10			<10.3	<10.8		<10.9	<10	
Dimethoate	60-51-5	ug/L	4/4/2016												<10.3
Dimethoate	60-51-5	ug/L	4/17/2017						<11						
Dimethoate	60-51-5	ug/L	3/30/2020	<10.4	<10.4	<10.4	<10.2			<10.2	<10.3		<10.4	<10.4	
Dimethoate	60-51-5	ug/L	10/20/2021												<0.4
Dimethoate	60-51-5	ug/L	5/2/2022						<0.4						
Dimethoate	60-51-5	ug/L	4/23/2025							<10.4					
Dimethoate	60-51-5	ug/L	4/25/2025				<10.4	<10.6					<10.2		
Dimethoate	60-51-5	ug/L	5/5/2025											<10.0	
Dimethoate	60-51-5	ug/L	5/6/2025	<10.4	<10.4	<10.4									
Dimethoate	60-51-5	ug/L	5/7/2025								<10.6				
Dimethoate	60-51-5	ug/L	10/21/2025					<10.4							
Dimethyl phthalate	131-11-3	ug/L	4/14/2009	<10	<10	<10	<10		<10	<20	<10				
Dimethyl phthalate	131-11-3	ug/L	5/10/2010	<10	<10	<10	<10		<10	<10	<10			<10	
Dimethyl phthalate	131-11-3	ug/L	4/4/2011												<10
Dimethyl phthalate	131-11-3	ug/L	10/15/2014										<10		
Dimethyl phthalate	131-11-3	ug/L	10/5/2015	<10	<10.3	<10	<10			<10.3	<10.8		<10.9	<10	
Dimethyl phthalate	131-11-3	ug/L	4/4/2016												<10.3
Dimethyl phthalate	131-11-3	ug/L	4/17/2017						<11						
Dimethyl phthalate	131-11-3	ug/L	3/30/2020	<10.4	<10.4	<10.4	<10.2			<10.2	<10.3		<10.4	<10.4	
Dimethyl phthalate	131-11-3	ug/L	10/20/2021												<8
Dimethyl phthalate	131-11-3	ug/L	5/2/2022						<8						
Dimethyl phthalate	131-11-3	ug/L	4/23/2025							<10.4					
Dimethyl phthalate	131-11-3	ug/L	4/25/2025				<10.4	<10.6					<10.2		
Dimethyl phthalate	131-11-3	ug/L	5/5/2025											<10.0	
Dimethyl phthalate	131-11-3	ug/L	5/6/2025	<10.4	<10.4	<10.4									
Dimethyl phthalate	131-11-3	ug/L	5/7/2025								<10.6				
Dimethyl phthalate	131-11-3	ug/L	10/21/2025					<10.4							
Dimethylaminoazobenzene	60-11-7	ug/L	4/14/2009	<10	<10	<10	<10		<10	<20	<10				
Dimethylaminoazobenzene	60-11-7	ug/L	5/10/2010	<10	<10	<10	<10		<10	<10	<10			<10	
Dimethylaminoazobenzene	60-11-7	ug/L	4/4/2011												<10
Dimethylaminoazobenzene	60-11-7	ug/L	10/15/2014										<10		
Dimethylaminoazobenzene	60-11-7	ug/L	10/5/2015	<10	<10.3	<10	<10			<10.3	<10.8		<10.9	<10	
Dimethylaminoazobenzene	60-11-7	ug/L	4/4/2016												<10.3
Dimethylaminoazobenzene	60-11-7	ug/L	4/17/2017						<11						
Dimethylaminoazobenzene	60-11-7	ug/L	3/30/2020	<10.4	<10.4	<10.4	<10.2			<10.2	<10.3		<10.4	<10.4	
Dimethylaminoazobenzene	60-11-7	ug/L	10/20/2021												<8
Dimethylaminoazobenzene	60-11-7	ug/L	5/2/2022						<8						
Dinoseb	88-85-7	ug/L	4/14/2009	<10	<10	<10	<10		<10	<20	<10				
Dinoseb	88-85-7	ug/L	5/10/2010	<10	<10	<10	<10		<10	<10	<10			<10	
Dinoseb	88-85-7	ug/L	4/4/2011												<10
Dinoseb	88-85-7	ug/L	10/15/2014										<10		
Dinoseb	88-85-7	ug/L	10/5/2015	<10	<10.3	<10	<10			<10.3	<10.8		<10.9	<10	

Table 9A
Analytical Data Summary - Series B HMSP Wells
2025 Annual Water Quality Report
Iowa City Sanitary Landfill
Permit No. 52-SDP-01-72P

Constituent	CAS	Units	Date	MW-1B	MW-5B	MW-7B1	MW-8B	MW-10B	MW-12B	MW-14B	MW-31B	MW-39B	MW-208B	MW-210B	MW-211B
Dinoseb	88-85-7	ug/L	4/4/2016												<10.3
Dinoseb	88-85-7	ug/L	4/17/2017						<11						
Dinoseb	88-85-7	ug/L	3/30/2020	<10.4	<10.4	<10.4	<10.2			<10.2	<10.3		<10.4	<10.4	
Dinoseb	88-85-7	ug/L	10/20/2021												<0.5
Dinoseb	88-85-7	ug/L	5/2/2022						<0.5						
Dinoseb	88-85-7	ug/L	4/23/2025							<10.4					
Dinoseb	88-85-7	ug/L	4/25/2025				<10.4	<10.6					<10.2		
Dinoseb	88-85-7	ug/L	5/5/2025											<10.0	
Dinoseb	88-85-7	ug/L	5/6/2025	<10.4	<10.4	<10.4									
Dinoseb	88-85-7	ug/L	5/7/2025								<10.6				
Dinoseb	88-85-7	ug/L	10/21/2025					<10.4							
Diphenylamine	122-39-4	ug/L	4/14/2009	<10	<10	<10	<10		<10	<20	<10				
Diphenylamine	122-39-4	ug/L	5/10/2010	<10	<10	<10	<10		<10	<10	<10			<10	
Diphenylamine	122-39-4	ug/L	4/4/2011												<10
Diphenylamine	122-39-4	ug/L	10/15/2014										<10		
Diphenylamine	122-39-4	ug/L	10/5/2015	<10	<10.3	<10	<10			<10.3	<10.8		<10.9	<10	
Diphenylamine	122-39-4	ug/L	4/4/2016												<10.3
Diphenylamine	122-39-4	ug/L	4/17/2017						<11						
Diphenylamine	122-39-4	ug/L	3/30/2020	<10.4	<10.4	<10.4	<10.2			<10.2	<10.3		<10.4	<10.4	
Diphenylamine	122-39-4	ug/L	10/20/2021												<8
Diphenylamine	122-39-4	ug/L	5/2/2022						<8						
Diphenylamine	122-39-4	ug/L	4/23/2025							<10.4					
Diphenylamine	122-39-4	ug/L	4/25/2025				<10.4	<10.6					<10.2		
Diphenylamine	122-39-4	ug/L	5/5/2025											<10.0	
Diphenylamine	122-39-4	ug/L	5/6/2025	<10.4	<10.4	<10.4									
Diphenylamine	122-39-4	ug/L	5/7/2025								<10.6				
Diphenylamine	122-39-4	ug/L	10/21/2025					<10.4							
Disulfoton	298-04-4	ug/L	4/14/2009	<70	<70	<70	<70		<70	<140	<70				
Disulfoton	298-04-4	ug/L	5/10/2010	<10	<10	<10	<10		<10	<10	<10			<10	
Disulfoton	298-04-4	ug/L	4/4/2011												<10
Disulfoton	298-04-4	ug/L	10/15/2014										<10		
Disulfoton	298-04-4	ug/L	10/5/2015	<10	<10.3	<10	<10			<10.3	<10.8		<10.9	<10	
Disulfoton	298-04-4	ug/L	4/4/2016												<10.3
Disulfoton	298-04-4	ug/L	4/17/2017						<11						
Disulfoton	298-04-4	ug/L	3/30/2020	<10.4	<10.4	<10.4	<10.2			<10.2	<10.3		<10.4	<10.4	
Disulfoton	298-04-4	ug/L	10/20/2021												<0.4
Disulfoton	298-04-4	ug/L	5/2/2022						<0.4						
Disulfoton	298-04-4	ug/L	4/23/2025							<10.4					
Disulfoton	298-04-4	ug/L	4/25/2025				<10.4	<10.6					<10.2		
Disulfoton	298-04-4	ug/L	5/5/2025											<10.0	
Disulfoton	298-04-4	ug/L	5/6/2025	<10.4	<10.4	<10.4									
Disulfoton	298-04-4	ug/L	5/7/2025								<10.6				
Disulfoton	298-04-4	ug/L	10/21/2025					<10.4							
Endosulfan I	959-98-8	ug/L	4/14/2009	<0.032	<0.032	<0.032	<0.032		<0.032	<0.032	<0.032				
Endosulfan I	959-98-8	ug/L	7/7/2009			<0.032	<0.032								
Endosulfan I	959-98-8	ug/L	9/2/2009				<0.032								
Endosulfan I	959-98-8	ug/L	5/10/2010	<0.032	<0.032	<0.032	<0.032		<0.032	<0.032	<0.032			<0.032	
Endosulfan I	959-98-8	ug/L	4/4/2011												<0.032
Endosulfan I	959-98-8	ug/L	10/15/2014										0.00865J		
Endosulfan I	959-98-8	ug/L	10/5/2015	<0.032	<0.033	0.00225J	<0.032			<0.0323	<0.0327		0.00373J	<0.032	
Endosulfan I	959-98-8	ug/L	4/4/2016												<0.0333
Endosulfan I	959-98-8	ug/L	4/17/2017						<0.0337						
Endosulfan I	959-98-8	ug/L	3/30/2020	<0.0333	<0.0337	0.00368J	<0.0333			<0.034	<0.033		<0.0337	<0.0337	
Endosulfan I	959-98-8	ug/L	10/20/2021												<0.05
Endosulfan I	959-98-8	ug/L	5/2/2022						<0.05						
Endosulfan I	959-98-8	ug/L	4/23/2025							<0.0904					
Endosulfan I	959-98-8	ug/L	4/25/2025				<0.0921	<0.0964					<0.0902		
Endosulfan I	959-98-8	ug/L	5/5/2025											<0.0904	
Endosulfan I	959-98-8	ug/L	5/6/2025	<0.0904	<0.0900	<0.0916									
Endosulfan I	959-98-8	ug/L	5/7/2025								<0.0897				
Endosulfan I	959-98-8	ug/L	10/21/2025					<0.0900							
Endosulfan II	33213-65-9	ug/L	4/14/2009	<0.032	<0.032	<0.032	<0.032		<0.032	<0.032	<0.032				
Endosulfan II	33213-65-9	ug/L	7/7/2009			<0.032	<0.032								
Endosulfan II	33213-65-9	ug/L	9/2/2009				<0.032								

Table 9A
Analytical Data Summary - Series B HMSP Wells
2025 Annual Water Quality Report
Iowa City Sanitary Landfill
Permit No. 52-SDP-01-72P

Constituent	CAS	Units	Date	MW-1B	MW-5B	MW-7B1	MW-8B	MW-10B	MW-12B	MW-14B	MW-31B	MW-39B	MW-208B	MW-210B	MW-211B
Endosulfan II	33213-65-9	ug/L	5/10/2010	<0.032	<0.032	<0.032	<0.032		<0.032	<0.032	<0.032			<0.032	
Endosulfan II	33213-65-9	ug/L	4/4/2011												<0.032
Endosulfan II	33213-65-9	ug/L	10/15/2014										0.0276J		
Endosulfan II	33213-65-9	ug/L	10/5/2015	<0.032	<0.033	<0.032	<0.032			<0.0323	<0.0327		<0.0381	<0.032	
Endosulfan II	33213-65-9	ug/L	4/4/2016												<0.0333
Endosulfan II	33213-65-9	ug/L	4/17/2017						<0.0337						
Endosulfan II	33213-65-9	ug/L	3/30/2020	<0.0333	<0.0337	<0.0333	<0.0333			0.00216J	<0.033		<0.0337	<0.0337	
Endosulfan II	33213-65-9	ug/L	10/20/2021												<0.05
Endosulfan II	33213-65-9	ug/L	5/2/2022						0.01J						
Endosulfan II	33213-65-9	ug/L	4/23/2025							<0.0904					
Endosulfan II	33213-65-9	ug/L	4/25/2025				<0.0921	<0.0964					<0.0902		
Endosulfan II	33213-65-9	ug/L	5/5/2025											<0.0904	
Endosulfan II	33213-65-9	ug/L	5/6/2025	<0.0904	<0.0900	<0.0916									
Endosulfan II	33213-65-9	ug/L	5/7/2025								<0.0897				
Endosulfan II	33213-65-9	ug/L	10/21/2025					<0.0900							
Endosulfan sulfate	1031-07-8	ug/L	4/14/2009	<0.032	<0.032	<0.032	<0.032		<0.032	<0.032	<0.032				
Endosulfan sulfate	1031-07-8	ug/L	7/7/2009			<0.032	<0.032								
Endosulfan sulfate	1031-07-8	ug/L	9/2/2009				<0.032								
Endosulfan sulfate	1031-07-8	ug/L	5/10/2010	<0.032	<0.032	<0.032	<0.032		<0.032	<0.032	<0.032			<0.032	
Endosulfan sulfate	1031-07-8	ug/L	4/4/2011												<0.032
Endosulfan sulfate	1031-07-8	ug/L	10/15/2014										0.0028J		
Endosulfan sulfate	1031-07-8	ug/L	10/5/2015	<0.032	<0.033	<0.032	0.0193J			<0.0323	<0.0327		0.00358J	<0.032	
Endosulfan sulfate	1031-07-8	ug/L	4/4/2016												<0.0333
Endosulfan sulfate	1031-07-8	ug/L	4/17/2017						<0.0337						
Endosulfan sulfate	1031-07-8	ug/L	3/30/2020	<0.0333	<0.0337	<0.0333	0.0308J			<0.034	<0.033		<0.0337	0.00377J	
Endosulfan sulfate	1031-07-8	ug/L	10/20/2021												<0.05
Endosulfan sulfate	1031-07-8	ug/L	5/2/2022						<0.05						
Endosulfan sulfate	1031-07-8	ug/L	4/23/2025							<0.0904					
Endosulfan sulfate	1031-07-8	ug/L	4/25/2025				<0.0921	<0.0964					<0.0902		
Endosulfan sulfate	1031-07-8	ug/L	5/5/2025											<0.0904	
Endosulfan sulfate	1031-07-8	ug/L	5/6/2025	<0.0904	<0.0900	<0.0916									
Endosulfan sulfate	1031-07-8	ug/L	5/7/2025								<0.0897				
Endosulfan sulfate	1031-07-8	ug/L	10/21/2025					<0.0900							
Endrin	72-20-8	ug/L	4/14/2009	<0.032	<0.032	<0.032	<0.032		<0.032	<0.032	<0.032				
Endrin	72-20-8	ug/L	7/7/2009			<0.032	<0.032								
Endrin	72-20-8	ug/L	9/2/2009				<0.032								
Endrin	72-20-8	ug/L	5/10/2010	<0.032	<0.032	<0.032	<0.032		<0.032	<0.032	<0.032			<0.032	
Endrin	72-20-8	ug/L	4/4/2011												<0.032
Endrin	72-20-8	ug/L	10/15/2014										0.56		
Endrin	72-20-8	ug/L	4/6/2015										0.0888		
Endrin	72-20-8	ug/L	6/10/2015										0.0457		
Endrin	72-20-8	ug/L	8/10/2015										0.119		
Endrin	72-20-8	ug/L	9/14/2015										<0.032		
Endrin	72-20-8	ug/L	10/5/2015	<0.032	<0.033	<0.032	<0.032			0.00529J	<0.0327		0.032J	<0.032	
Endrin	72-20-8	ug/L	4/4/2016										0.122		0.0162J
Endrin	72-20-8	ug/L	10/17/2016										<0.032		
Endrin	72-20-8	ug/L	4/17/2017						<0.0337				0.0638		
Endrin	72-20-8	ug/L	10/11/2017										0.00482J		
Endrin	72-20-8	ug/L	4/24/2018										<0.0333		
Endrin	72-20-8	ug/L	10/16/2018										0.00438J		
Endrin	72-20-8	ug/L	4/16/2019										<0.0327		
Endrin	72-20-8	ug/L	10/1/2019										0.00443J		
Endrin	72-20-8	ug/L	3/30/2020	<0.0333	<0.0337	<0.0333	<0.0333			<0.034	<0.033		0.00763J	<0.0337	
Endrin	72-20-8	ug/L	10/7/2020										<0.0356		
Endrin	72-20-8	ug/L	4/13/2021										<0.05		
Endrin	72-20-8	ug/L	10/20/2021												<0.05
Endrin	72-20-8	ug/L	5/2/2022						<0.05				<0.05		
Endrin	72-20-8	ug/L	5/1/2023										<0.0696		
Endrin	72-20-8	ug/L	4/29/2024										<0.08		
Endrin	72-20-8	ug/L	4/23/2025							<0.0904					
Endrin	72-20-8	ug/L	4/25/2025				<0.0921	<0.0964					<0.0902		
Endrin	72-20-8	ug/L	5/5/2025											<0.0904	
Endrin	72-20-8	ug/L	5/6/2025	<0.0904	<0.0900	<0.0916									
Endrin	72-20-8	ug/L	5/7/2025								<0.0897				

Table 9A
Analytical Data Summary - Series B HMSP Wells
2025 Annual Water Quality Report
Iowa City Sanitary Landfill
Permit No. 52-SDP-01-72P

Constituent	CAS	Units	Date	MW-1B	MW-5B	MW-7B1	MW-8B	MW-10B	MW-12B	MW-14B	MW-31B	MW-39B	MW-208B	MW-210B	MW-211B
Endrin	72-20-8	ug/L	10/21/2025					<0.0900							
Endrin aldehyde	7421-93-4	ug/L	4/14/2009	<0.032	<0.032	<0.032	<0.032		<0.032	<0.032	<0.032				
Endrin aldehyde	7421-93-4	ug/L	7/7/2009			<0.032	<0.032								
Endrin aldehyde	7421-93-4	ug/L	9/2/2009				<0.032								
Endrin aldehyde	7421-93-4	ug/L	5/10/2010	<0.032	<0.032	<0.032	<0.032		<0.032	<0.032	<0.032			<0.032	
Endrin aldehyde	7421-93-4	ug/L	4/4/2011												<0.032
Endrin aldehyde	7421-93-4	ug/L	12/13/2012									<0.05			
Endrin aldehyde	7421-93-4	ug/L	10/15/2014										0.011J		
Endrin aldehyde	7421-93-4	ug/L	10/5/2015	<0.032	<0.033	<0.032	0.0106J			<0.0323	<0.0327		<0.0381	<0.032	
Endrin aldehyde	7421-93-4	ug/L	4/4/2016												0.00992J
Endrin aldehyde	7421-93-4	ug/L	4/17/2017						<0.0337						
Endrin aldehyde	7421-93-4	ug/L	3/30/2020	<0.0333	<0.0337	<0.0333	<0.0333			<0.034	<0.033		<0.0337	<0.0337	
Endrin aldehyde	7421-93-4	ug/L	10/20/2021												<0.05
Endrin aldehyde	7421-93-4	ug/L	5/2/2022						0.01J						
Endrin aldehyde	7421-93-4	ug/L	4/23/2025							<0.0904					
Endrin aldehyde	7421-93-4	ug/L	4/25/2025				<0.0921	<0.0964					<0.0902		
Endrin aldehyde	7421-93-4	ug/L	5/5/2025											<0.0904	
Endrin aldehyde	7421-93-4	ug/L	5/6/2025	<0.0904	<0.0900	<0.0916									
Endrin aldehyde	7421-93-4	ug/L	5/7/2025								<0.0897				
Endrin aldehyde	7421-93-4	ug/L	10/21/2025					<0.0900							
Ethyl Methacrylate	97-63-2	ug/L	4/14/2009	<2	<2	<2	<2		<2	<2	<2				
Ethyl Methacrylate	97-63-2	ug/L	5/10/2010	<4	<20	<20	<20		<20	<20	<20			<20	
Ethyl Methacrylate	97-63-2	ug/L	4/4/2011												<2
Ethyl Methacrylate	97-63-2	ug/L	10/15/2014										<2		
Ethyl Methacrylate	97-63-2	ug/L	10/5/2015	<2	<2	<2	<2			<2	<2		<2	<2	
Ethyl Methacrylate	97-63-2	ug/L	4/4/2016												<2
Ethyl Methacrylate	97-63-2	ug/L	4/17/2017						<2						
Ethyl Methacrylate	97-63-2	ug/L	3/30/2020	<2	<2	<2	<2			<2	<2		<2	<2	
Ethyl Methacrylate	97-63-2	ug/L	10/20/2021												<10
Ethyl Methacrylate	97-63-2	ug/L	5/2/2022						<10						
Ethyl Methanesulfonate	62-50-0	ug/L	4/14/2009	<10	<10	<10	<10		<10	<20	<10				
Ethyl Methanesulfonate	62-50-0	ug/L	5/10/2010	<10	<10	<10	<10		<10	<10	<10			<10	
Ethyl Methanesulfonate	62-50-0	ug/L	4/4/2011												<10
Ethyl Methanesulfonate	62-50-0	ug/L	10/15/2014										<10		
Ethyl Methanesulfonate	62-50-0	ug/L	10/5/2015	<10	<10.3	<10	<10			<10.3	<10.8		<10.9	<10	
Ethyl Methanesulfonate	62-50-0	ug/L	4/4/2016												<10.3
Ethyl Methanesulfonate	62-50-0	ug/L	4/17/2017						<11						
Ethyl Methanesulfonate	62-50-0	ug/L	3/30/2020	<10.4	<10.4	<10.4	<10.2			<10.2	<10.3		<10.4	<10.4	
Ethyl Methanesulfonate	62-50-0	ug/L	10/20/2021												<8
Ethyl Methanesulfonate	62-50-0	ug/L	5/2/2022						<8						
Ethyl Parathion	56-38-2	ug/L	4/23/2025							<10.4					
Ethyl Parathion	56-38-2	ug/L	4/25/2025				<10.4	<10.6					<10.2		
Ethyl Parathion	56-38-2	ug/L	5/5/2025											<10.0	
Ethyl Parathion	56-38-2	ug/L	5/6/2025	<10.4	<10.4	<10.4									
Ethyl Parathion	56-38-2	ug/L	5/7/2025								<10.6				
Ethyl Parathion	56-38-2	ug/L	10/21/2025					<10.4							
Ethyl methacrylate	97-63-2	ug/L	4/23/2025							<2.00					
Ethyl methacrylate	97-63-2	ug/L	4/25/2025				<2.00	<2.00					<2.00		
Ethyl methacrylate	97-63-2	ug/L	5/5/2025											<2.00	
Ethyl methacrylate	97-63-2	ug/L	5/6/2025	<2.00	<2.00	<2.00									
Ethyl methacrylate	97-63-2	ug/L	5/7/2025								<2.00				
Ethyl methacrylate	97-63-2	ug/L	10/21/2025					<2.00							
Ethyl methanesulfonate	62-50-0	ug/L	4/23/2025							<10.4					
Ethyl methanesulfonate	62-50-0	ug/L	4/25/2025				<10.4	<10.6					<10.2		
Ethyl methanesulfonate	62-50-0	ug/L	5/5/2025											<10.0	
Ethyl methanesulfonate	62-50-0	ug/L	5/6/2025	<10.4	<10.4	<10.4									
Ethyl methanesulfonate	62-50-0	ug/L	5/7/2025								<10.6				
Ethyl methanesulfonate	62-50-0	ug/L	10/21/2025					<10.4							
Ethylbenzene	100-41-4	ug/L	2/27/2008	<1	<1	<1	<1	<1	<1	<1	<1				
Ethylbenzene	100-41-4	ug/L	5/12/2008	<1	<1	<1	<1	<1	<1	<1	<1				
Ethylbenzene	100-41-4	ug/L	7/13/2008	<1	<1	<1	<1	<1	<1	<1	<1				
Ethylbenzene	100-41-4	ug/L	9/14/2008	<1	<1	<1	<1	<1	<1	<1	<1				
Ethylbenzene	100-41-4	ug/L	11/17/2008	<1	<1	<1	<1	<1	<1	<1	<1				
Ethylbenzene	100-41-4	ug/L	4/14/2009	<1	<1	<1	<1		<1	<1	<1				

Table 9A
Analytical Data Summary - Series B HMSP Wells
2025 Annual Water Quality Report
Iowa City Sanitary Landfill
Permit No. 52-SDP-01-72P

Constituent	CAS	Units	Date	MW-1B	MW-5B	MW-7B1	MW-8B	MW-10B	MW-12B	MW-14B	MW-31B	MW-39B	MW-208B	MW-210B	MW-211B
Ethylbenzene	100-41-4	ug/L	7/7/2009										<1	<1	
Ethylbenzene	100-41-4	ug/L	9/2/2009										<1	<1	
Ethylbenzene	100-41-4	ug/L	10/25/2009	<2	<2	<2	<2		<2	<1	<2		<2	<2	
Ethylbenzene	100-41-4	ug/L	1/2/2010										<1	<1	
Ethylbenzene	100-41-4	ug/L	3/3/2010										<1	<1	<1
Ethylbenzene	100-41-4	ug/L	5/10/2010	<2	<1	<1	<1		<1	<1	<1			<1	<1
Ethylbenzene	100-41-4	ug/L	7/8/2010												<1
Ethylbenzene	100-41-4	ug/L	9/13/2010												<1
Ethylbenzene	100-41-4	ug/L	11/1/2010	<1	<1	<1	<1		<1	<1			<1	<1	
Ethylbenzene	100-41-4	ug/L	4/4/2011												<1
Ethylbenzene	100-41-4	ug/L	10/13/2011	<1	<1	<1	<1		<1	<1			<1	<1	<1
Ethylbenzene	100-41-4	ug/L	12/5/2011								<1				
Ethylbenzene	100-41-4	ug/L	4/11/2012	<1	<1	<1	<1		<1	<1	<1		<1	<1	<1
Ethylbenzene	100-41-4	ug/L	6/25/2012								<1				
Ethylbenzene	100-41-4	ug/L	8/1/2012								<1	<1			
Ethylbenzene	100-41-4	ug/L	10/11/2012	<1	<1	<1	<1		<1	<1	<1	<1	<1	<1	<1
Ethylbenzene	100-41-4	ug/L	12/13/2012								<1	<1			
Ethylbenzene	100-41-4	ug/L	2/4/2013								<1	<1			
Ethylbenzene	100-41-4	ug/L	3/30/2013	<1	<1	<1	<1		<1	<1	<1	<1	<1	<1	<1
Ethylbenzene	100-41-4	ug/L	10/7/2013		<1	<1			<1	<1	<1	<1	<1		<1
Ethylbenzene	100-41-4	ug/L	6/2/2014	<1	<1	<1	<1		<1	<1	<1	<1	<1	<1	<1
Ethylbenzene	100-41-4	ug/L	10/15/2014	<1	<1	<1	<1		<1	<1	<1	<1	<1	<1	<1
Ethylbenzene	100-41-4	ug/L	4/6/2015	<1	<1	<1	<1			<1	<1	<1	<1	<1	<1
Ethylbenzene	100-41-4	ug/L	10/5/2015	<1	<1	<1	<1			<1	<1	<1	<1	<1	<1
Ethylbenzene	100-41-4	ug/L	4/4/2016	<1	<1	<1	<1		<1	<1	<1	<1	<1	<1	<1
Ethylbenzene	100-41-4	ug/L	10/17/2016	<1	<1	<1	<1		<1	<1	<1	<1	<1	<1	<1
Ethylbenzene	100-41-4	ug/L	4/17/2017	<1	<1	<1	<1		<1	<1	<1	<1	<1	<1	<1
Ethylbenzene	100-41-4	ug/L	10/11/2017	<1	<1	<1	<1		<1	<1	<1	<1	<1	<1	<1
Ethylbenzene	100-41-4	ug/L	4/20/2018								<1				
Ethylbenzene	100-41-4	ug/L	4/24/2018						<1	<1			<1		
Ethylbenzene	100-41-4	ug/L	4/25/2018	<1	<1	<1	<1					<1		<1	<1
Ethylbenzene	100-41-4	ug/L	10/16/2018	<1	<1	<1	<1		<1	<1	<1	<1	<1	<1	<1
Ethylbenzene	100-41-4	ug/L	4/16/2019	<1	<1	<1	<1		<1	<1	<1	<1	<1	<1	<1
Ethylbenzene	100-41-4	ug/L	10/1/2019	<1	<1	<1	<1		<1	<1	<1	<1	<1	<1	<1
Ethylbenzene	100-41-4	ug/L	3/30/2020	<1	<1	<1	<1		<1	<1	<1	<1	<1	<1	<1
Ethylbenzene	100-41-4	ug/L	10/7/2020	<1	<1	<1	<1		<1	<1	<1	<1	<1	<1	<1
Ethylbenzene	100-41-4	ug/L	4/13/2021	<1	<1	<1	<1		<1	<1	<1	<1	<1	<1	<1
Ethylbenzene	100-41-4	ug/L	10/20/2021	<1				<1			<1				<1
Ethylbenzene	100-41-4	ug/L	5/2/2022	<1				<1	<1		<1	<1			<1
Ethylbenzene	100-41-4	ug/L	10/14/2022	<1				<1			<1				<1
Ethylbenzene	100-41-4	ug/L	5/1/2023	<1				<1	<1		<1	<1		<1	<1
Ethylbenzene	100-41-4	ug/L	10/16/2023	<1				<1			<1				<1
Ethylbenzene	100-41-4	ug/L	4/29/2024	<1				<1			<1	<1			<1
Ethylbenzene	100-41-4	ug/L	10/9/2024					<1.00							
Ethylbenzene	100-41-4	ug/L	10/10/2024	<1.00											<1.00
Ethylbenzene	100-41-4	ug/L	10/11/2024								<1.00				
Ethylbenzene	100-41-4	ug/L	4/23/2025							<1.00					
Ethylbenzene	100-41-4	ug/L	4/25/2025				<1.00	<1.00					<1.00		
Ethylbenzene	100-41-4	ug/L	4/28/2025												<1.00
Ethylbenzene	100-41-4	ug/L	4/30/2025									<1.00			
Ethylbenzene	100-41-4	ug/L	5/5/2025											<1.00	
Ethylbenzene	100-41-4	ug/L	5/6/2025	<1.00	<1.00	<1.00									
Ethylbenzene	100-41-4	ug/L	5/7/2025								<1.00				
Ethylbenzene	100-41-4	ug/L	10/20/2025	<1.00											
Ethylbenzene	100-41-4	ug/L	10/21/2025					<1.00							
Ethylbenzene	100-41-4	ug/L	10/23/2025								<1.00				
Famphur	52-85-7	ug/L	4/14/2009	<20	<20	<20	<20		<20	<40	<20				
Famphur	52-85-7	ug/L	5/10/2010	<20	<20	<20	<20		<20	<20	<20			<20	
Famphur	52-85-7	ug/L	4/4/2011												<20
Famphur	52-85-7	ug/L	10/15/2014										<20		
Famphur	52-85-7	ug/L	10/5/2015	<20	<20.6	<20	<20			<20.6	<21.5		<21.7	<20	
Famphur	52-85-7	ug/L	4/4/2016												<20.6
Famphur	52-85-7	ug/L	4/17/2017						<22						
Famphur	52-85-7	ug/L	3/30/2020	<10.4	<10.4	<10.4	<10.2			<10.2	<10.3		<10.4	<10.4	

Table 9A
Analytical Data Summary - Series B HMSP Wells
2025 Annual Water Quality Report
Iowa City Sanitary Landfill
Permit No. 52-SDP-01-72P

Constituent	CAS	Units	Date	MW-1B	MW-5B	MW-7B1	MW-8B	MW-10B	MW-12B	MW-14B	MW-31B	MW-39B	MW-208B	MW-210B	MW-211B
Famphur	52-85-7	ug/L	10/20/2021												<0.4
Famphur	52-85-7	ug/L	5/2/2022						<0.4						
Famphur	52-85-7	ug/L	4/23/2025							<10.4					
Famphur	52-85-7	ug/L	4/25/2025				<10.4	<10.6					<10.2		
Famphur	52-85-7	ug/L	5/5/2025											<10.0	
Famphur	52-85-7	ug/L	5/6/2025	<10.4	<10.4	<10.4									
Famphur	52-85-7	ug/L	5/7/2025								<10.6				
Famphur	52-85-7	ug/L	10/21/2025					<10.4							
Fluoranthene	206-44-0	ug/L	4/14/2009	<10	<10	<10	<10		<10	<20	<10				
Fluoranthene	206-44-0	ug/L	5/10/2010	<10	<10	<10	<10		<10	<10	<10			<10	
Fluoranthene	206-44-0	ug/L	4/4/2011												<10
Fluoranthene	206-44-0	ug/L	10/15/2014										<10		
Fluoranthene	206-44-0	ug/L	10/5/2015	<10	<10.3	<10	<10			<10.3	<10.8		<10.9	<10	
Fluoranthene	206-44-0	ug/L	4/4/2016												<10.3
Fluoranthene	206-44-0	ug/L	4/17/2017						<11						
Fluoranthene	206-44-0	ug/L	3/30/2020	<10.4	<10.4	<10.4	<10.2			<10.2	<10.3		<10.4	<10.4	
Fluoranthene	206-44-0	ug/L	10/20/2021												<8
Fluoranthene	206-44-0	ug/L	5/2/2022						<8						
Fluoranthene	206-44-0	ug/L	4/23/2025							<10.4					
Fluoranthene	206-44-0	ug/L	4/25/2025				<10.4	<10.6					<10.2		
Fluoranthene	206-44-0	ug/L	5/5/2025											<10.0	
Fluoranthene	206-44-0	ug/L	5/6/2025	<10.4	<10.4	<10.4									
Fluoranthene	206-44-0	ug/L	5/7/2025								<10.6				
Fluoranthene	206-44-0	ug/L	10/21/2025					<10.4							
Fluorene	86-73-7	ug/L	4/14/2009	<10	<10	<10	<10		<10	<20	<10				
Fluorene	86-73-7	ug/L	5/10/2010	<10	<10	<10	<10		<10	<10	<10			<10	
Fluorene	86-73-7	ug/L	4/4/2011												<10
Fluorene	86-73-7	ug/L	10/15/2014										<10		
Fluorene	86-73-7	ug/L	10/5/2015	<10	<10.3	<10	<10			<10.3	<10.8		<10.9	<10	
Fluorene	86-73-7	ug/L	4/4/2016												<10.3
Fluorene	86-73-7	ug/L	4/17/2017						<11						
Fluorene	86-73-7	ug/L	3/30/2020	<10.4	<10.4	<10.4	<10.2			<10.2	<10.3		<10.4	<10.4	
Fluorene	86-73-7	ug/L	10/20/2021												<8
Fluorene	86-73-7	ug/L	5/2/2022						<8						
Fluorene	86-73-7	ug/L	4/23/2025							<10.4					
Fluorene	86-73-7	ug/L	4/25/2025				<10.4	<10.6					<10.2		
Fluorene	86-73-7	ug/L	5/5/2025											<10.0	
Fluorene	86-73-7	ug/L	5/6/2025	<10.4	<10.4	<10.4									
Fluorene	86-73-7	ug/L	5/7/2025								<10.6				
Fluorene	86-73-7	ug/L	10/21/2025					<10.4							
Gamma-BHC [Lindane]	58-89-9	ug/L	4/14/2009	<0.032	<0.032	<0.032	<0.032		<0.032	<0.032	<0.032				
Gamma-BHC [Lindane]	58-89-9	ug/L	7/7/2009			<0.032	<0.032								
Gamma-BHC [Lindane]	58-89-9	ug/L	9/2/2009				<0.032								
Gamma-BHC [Lindane]	58-89-9	ug/L	5/10/2010	<0.032	<0.032	<0.032	<0.032		<0.032	<0.032	<0.032			<0.032	
Gamma-BHC [Lindane]	58-89-9	ug/L	4/4/2011												<0.032
Gamma-BHC [Lindane]	58-89-9	ug/L	10/15/2014										<0.032		
Gamma-BHC [Lindane]	58-89-9	ug/L	10/5/2015	<0.032	<0.033	<0.032	<0.032			<0.0323	<0.0327		<0.0381	<0.032	
Gamma-BHC [Lindane]	58-89-9	ug/L	4/4/2016												<0.0333
Gamma-BHC [Lindane]	58-89-9	ug/L	4/17/2017						<0.0337						
Gamma-BHC [Lindane]	58-89-9	ug/L	3/30/2020	<0.0333	<0.0337	<0.0333	0.00302J			0.0037J	<0.033		<0.0337	<0.0337	
Gamma-BHC [Lindane]	58-89-9	ug/L	10/20/2021												<0.05
Gamma-BHC [Lindane]	58-89-9	ug/L	5/2/2022						<0.05						
Heptachlor	76-44-8	ug/L	4/14/2009	<0.032	<0.032	<0.032	<0.032		<0.032	<0.032	<0.032				
Heptachlor	76-44-8	ug/L	7/7/2009			<0.032	<0.032								
Heptachlor	76-44-8	ug/L	9/2/2009				<0.032								
Heptachlor	76-44-8	ug/L	5/10/2010	<0.032	<0.032	<0.032	<0.032		<0.032	<0.032	<0.032			<0.032	
Heptachlor	76-44-8	ug/L	7/8/2010										<0.032		
Heptachlor	76-44-8	ug/L	9/13/2010										<0.032		
Heptachlor	76-44-8	ug/L	11/1/2010										<0.032		
Heptachlor	76-44-8	ug/L	1/10/2011										<0.032		
Heptachlor	76-44-8	ug/L	4/4/2011										<0.032		<0.032
Heptachlor	76-44-8	ug/L	4/11/2012										<0.032		
Heptachlor	76-44-8	ug/L	10/11/2012										<0.032		
Heptachlor	76-44-8	ug/L	12/13/2012									<0.05			

Table 9A
Analytical Data Summary - Series B HMSP Wells
2025 Annual Water Quality Report
Iowa City Sanitary Landfill
Permit No. 52-SDP-01-72P

Constituent	CAS	Units	Date	MW-1B	MW-5B	MW-7B1	MW-8B	MW-10B	MW-12B	MW-14B	MW-31B	MW-39B	MW-208B	MW-210B	MW-211B
Heptachlor	76-44-8	ug/L	10/15/2014										<0.032		
Heptachlor	76-44-8	ug/L	10/5/2015	<0.032	0.00368J	<0.032	<0.032			0.0046J	<0.0327		0.0373J	<0.032	
Heptachlor	76-44-8	ug/L	4/4/2016												<0.0333
Heptachlor	76-44-8	ug/L	4/17/2017						<0.0337						
Heptachlor	76-44-8	ug/L	3/30/2020	<0.0333	<0.0337	<0.0333	<0.0333			<0.034	<0.033		0.00999J	<0.0337	
Heptachlor	76-44-8	ug/L	10/20/2021												<0.05
Heptachlor	76-44-8	ug/L	5/2/2022						<0.05						
Heptachlor	76-44-8	ug/L	4/23/2025							<0.0904					
Heptachlor	76-44-8	ug/L	4/25/2025				<0.0921	<0.0964					<0.0902		
Heptachlor	76-44-8	ug/L	5/5/2025											<0.0904	
Heptachlor	76-44-8	ug/L	5/6/2025	<0.0904	<0.0900	<0.0916									
Heptachlor	76-44-8	ug/L	5/7/2025								<0.0897				
Heptachlor	76-44-8	ug/L	10/21/2025					<0.0900							
Heptachlor Epoxide	1024-57-3	ug/L	4/14/2009	<0.032	<0.032	<0.032	<0.032		<0.032	<0.032	<0.032				
Heptachlor Epoxide	1024-57-3	ug/L	7/7/2009			<0.032	<0.032								
Heptachlor Epoxide	1024-57-3	ug/L	9/2/2009				<0.032								
Heptachlor Epoxide	1024-57-3	ug/L	5/10/2010	<0.032	<0.032	<0.032	<0.032		<0.032	<0.032	<0.032			<0.032	
Heptachlor Epoxide	1024-57-3	ug/L	4/4/2011												<0.032
Heptachlor Epoxide	1024-57-3	ug/L	10/15/2014										0.00711J		
Heptachlor Epoxide	1024-57-3	ug/L	10/5/2015	<0.032	<0.033	<0.032	<0.032			<0.0323	<0.0327		<0.0381	<0.032	
Heptachlor Epoxide	1024-57-3	ug/L	4/4/2016												<0.0333
Heptachlor Epoxide	1024-57-3	ug/L	4/17/2017						<0.0337						
Heptachlor Epoxide	1024-57-3	ug/L	3/30/2020	<0.0333	<0.0337	<0.0333	<0.0333			<0.034	<0.033		<0.0337	<0.0337	
Heptachlor Epoxide	1024-57-3	ug/L	10/20/2021												<0.05
Heptachlor Epoxide	1024-57-3	ug/L	5/2/2022						<0.05						
Heptachlor epoxide	1024-57-3	ug/L	4/23/2025							<0.0904					
Heptachlor epoxide	1024-57-3	ug/L	4/25/2025				<0.0921	<0.0964					<0.0902		
Heptachlor epoxide	1024-57-3	ug/L	5/5/2025											<0.0904	
Heptachlor epoxide	1024-57-3	ug/L	5/6/2025	<0.0904	<0.0900	<0.0916									
Heptachlor epoxide	1024-57-3	ug/L	5/7/2025								<0.0897				
Heptachlor epoxide	1024-57-3	ug/L	10/21/2025					<0.0900							
Hexachlorobenzene	118-74-1	ug/L	4/14/2009	<10	<10	<10	<10		<10	<20	<10				
Hexachlorobenzene	118-74-1	ug/L	5/10/2010	<10	<10	<10	<10		<10	<10	<10			<10	
Hexachlorobenzene	118-74-1	ug/L	4/4/2011												<10
Hexachlorobenzene	118-74-1	ug/L	10/15/2014										<10		
Hexachlorobenzene	118-74-1	ug/L	10/5/2015	<10	<10.3	<10	<10			<10.3	<10.8		<10.9	<10	
Hexachlorobenzene	118-74-1	ug/L	4/4/2016												<10.3
Hexachlorobenzene	118-74-1	ug/L	4/17/2017						<11						
Hexachlorobenzene	118-74-1	ug/L	3/30/2020	<10.4	<10.4	<10.4	<10.2			<10.2	<10.3		<10.4	<10.4	
Hexachlorobenzene	118-74-1	ug/L	10/20/2021												<0.05
Hexachlorobenzene	118-74-1	ug/L	5/2/2022						<0.05						
Hexachlorobenzene	118-74-1	ug/L	4/23/2025							<10.4					
Hexachlorobenzene	118-74-1	ug/L	4/25/2025				<10.4	<10.6					<10.2		
Hexachlorobenzene	118-74-1	ug/L	5/5/2025											<10.0	
Hexachlorobenzene	118-74-1	ug/L	5/6/2025	<10.4	<10.4	<10.4									
Hexachlorobenzene	118-74-1	ug/L	5/7/2025								<10.6				
Hexachlorobenzene	118-74-1	ug/L	10/21/2025					<10.4							
Hexachlorobutadiene	87-68-3	ug/L	4/14/2009	<10	<10	<10	<10		<10	<20	<10				
Hexachlorobutadiene	87-68-3	ug/L	5/10/2010	<10	<10	<10	<10		<10	<10	<10			<10	
Hexachlorobutadiene	87-68-3	ug/L	4/4/2011												<10
Hexachlorobutadiene	87-68-3	ug/L	10/15/2014										<10		
Hexachlorobutadiene	87-68-3	ug/L	10/5/2015	<10	<10.3	<10	<10			<10.3	<10.8		<10.9	<10	
Hexachlorobutadiene	87-68-3	ug/L	4/4/2016												<10.3
Hexachlorobutadiene	87-68-3	ug/L	4/17/2017						<11						
Hexachlorobutadiene	87-68-3	ug/L	3/30/2020	<10.4	<10.4	<10.4	<10.2			<10.2	<10.3		<10.4	<10.4	
Hexachlorobutadiene	87-68-3	ug/L	10/20/2021												<8
Hexachlorobutadiene	87-68-3	ug/L	5/2/2022						<8						
Hexachlorobutadiene	87-68-3	ug/L	4/23/2025							<10.4					
Hexachlorobutadiene	87-68-3	ug/L	4/25/2025				<10.4	<10.6					<10.2		
Hexachlorobutadiene	87-68-3	ug/L	5/5/2025											<10.0	
Hexachlorobutadiene	87-68-3	ug/L	5/6/2025	<10.4	<10.4	<10.4									
Hexachlorobutadiene	87-68-3	ug/L	5/7/2025								<10.6				
Hexachlorobutadiene	87-68-3	ug/L	10/21/2025					<10.4							
Hexachlorocyclopentadiene	77-47-4	ug/L	4/14/2009	<10	<10	<10	<10		<10	<20	<10				

Table 9A
Analytical Data Summary - Series B HMSP Wells
2025 Annual Water Quality Report
Iowa City Sanitary Landfill
Permit No. 52-SDP-01-72P

Constituent	CAS	Units	Date	MW-1B	MW-5B	MW-7B1	MW-8B	MW-10B	MW-12B	MW-14B	MW-31B	MW-39B	MW-208B	MW-210B	MW-211B
Hexachlorocyclopentadiene	77-47-4	ug/L	5/10/2010	<10	<10	<10	<10		<10	<10	<10			<10	
Hexachlorocyclopentadiene	77-47-4	ug/L	4/4/2011												<10
Hexachlorocyclopentadiene	77-47-4	ug/L	10/15/2014										<20		
Hexachlorocyclopentadiene	77-47-4	ug/L	10/5/2015	<20	<20.6	<20	<20			<20.6	<21.5		<21.7	<20	
Hexachlorocyclopentadiene	77-47-4	ug/L	4/4/2016												<20.6
Hexachlorocyclopentadiene	77-47-4	ug/L	4/17/2017						<22						
Hexachlorocyclopentadiene	77-47-4	ug/L	3/30/2020	<10.4	<10.4	<10.4	<10.2			<10.2	<10.3		<10.4	<10.4	
Hexachlorocyclopentadiene	77-47-4	ug/L	10/20/2021												<8
Hexachlorocyclopentadiene	77-47-4	ug/L	5/2/2022						<8						
Hexachlorocyclopentadiene	77-47-4	ug/L	4/23/2025							<10.4					
Hexachlorocyclopentadiene	77-47-4	ug/L	4/25/2025				<10.4	<10.6					<10.2		
Hexachlorocyclopentadiene	77-47-4	ug/L	5/5/2025											<10.0	
Hexachlorocyclopentadiene	77-47-4	ug/L	5/6/2025	<10.4	<10.4	<10.4									
Hexachlorocyclopentadiene	77-47-4	ug/L	5/7/2025								<10.6				
Hexachlorocyclopentadiene	77-47-4	ug/L	10/21/2025					<10.4							
Hexachloroethane	67-72-1	ug/L	4/14/2009	<10	<10	<10	<10		<10	<20	<10				
Hexachloroethane	67-72-1	ug/L	5/10/2010	<10	<10	<10	<10		<10	<10	<10			<10	
Hexachloroethane	67-72-1	ug/L	4/4/2011												<10
Hexachloroethane	67-72-1	ug/L	10/15/2014										<10		
Hexachloroethane	67-72-1	ug/L	10/5/2015	<10	<10.3	<10	<10			<10.3	<10.8		<10.9	<10	
Hexachloroethane	67-72-1	ug/L	4/4/2016												<10.3
Hexachloroethane	67-72-1	ug/L	4/17/2017						<11						
Hexachloroethane	67-72-1	ug/L	3/30/2020	<10.4	<10.4	<10.4	<10.2			<10.2	<10.3		<10.4	<10.4	
Hexachloroethane	67-72-1	ug/L	10/20/2021												<8
Hexachloroethane	67-72-1	ug/L	5/2/2022						<8						
Hexachloroethane	67-72-1	ug/L	4/23/2025							<10.4					
Hexachloroethane	67-72-1	ug/L	4/25/2025				<10.4	<10.6					<10.2		
Hexachloroethane	67-72-1	ug/L	5/5/2025											<10.0	
Hexachloroethane	67-72-1	ug/L	5/6/2025	<10.4	<10.4	<10.4									
Hexachloroethane	67-72-1	ug/L	5/7/2025								<10.6				
Hexachloroethane	67-72-1	ug/L	10/21/2025					<10.4							
Hexachloropropene	1888-71-7	ug/L	4/14/2009	<10	<10	<10	<10		<10	<20	<10				
Hexachloropropene	1888-71-7	ug/L	5/10/2010	<10	<10	<10	<10		<10	<10	<10			<10	
Hexachloropropene	1888-71-7	ug/L	4/4/2011												<10
Hexachloropropene	1888-71-7	ug/L	10/15/2014										<10		
Hexachloropropene	1888-71-7	ug/L	10/5/2015	<10	<10.3	<10	<10			<10.3	<10.8		<10.9	<10	
Hexachloropropene	1888-71-7	ug/L	4/4/2016												<10.3
Hexachloropropene	1888-71-7	ug/L	4/17/2017						<11						
Hexachloropropene	1888-71-7	ug/L	3/30/2020	<10.4	<10.4	<10.4	<10.2			<10.2	<10.3		<10.4	<10.4	
Hexachloropropene	1888-71-7	ug/L	10/20/2021												<8
Hexachloropropene	1888-71-7	ug/L	5/2/2022						<8						
Hexachloropropene	1888-71-7	ug/L	4/23/2025							<10.4					
Hexachloropropene	1888-71-7	ug/L	4/25/2025				<10.4	<10.6					<10.2		
Hexachloropropene	1888-71-7	ug/L	5/5/2025											<10.0	
Hexachloropropene	1888-71-7	ug/L	5/6/2025	<10.4	<10.4	<10.4									
Hexachloropropene	1888-71-7	ug/L	5/7/2025								<10.6				
Hexachloropropene	1888-71-7	ug/L	10/21/2025					<10.4							
Indeno [1,2,3-cd] pyrene	193-39-5	ug/L	4/14/2009	<10	<10	<10	<10		<10	<20	<10				
Indeno [1,2,3-cd] pyrene	193-39-5	ug/L	5/10/2010	<10	<10	<10	<10		<10	<10	<10			<10	
Indeno [1,2,3-cd] pyrene	193-39-5	ug/L	4/4/2011												<10
Indeno [1,2,3-cd] pyrene	193-39-5	ug/L	10/15/2014										<10		
Indeno [1,2,3-cd] pyrene	193-39-5	ug/L	10/5/2015	<10	<10.3	<10	<10			<10.3	<10.8		<10.9	<10	
Indeno [1,2,3-cd] pyrene	193-39-5	ug/L	4/4/2016												<10.3
Indeno [1,2,3-cd] pyrene	193-39-5	ug/L	4/17/2017						<11						
Indeno [1,2,3-cd] pyrene	193-39-5	ug/L	3/30/2020	<10.4	<10.4	<10.4	<10.2			<10.2	<10.3		<10.4	<10.4	
Indeno [1,2,3-cd] pyrene	193-39-5	ug/L	10/20/2021												<8
Indeno [1,2,3-cd] pyrene	193-39-5	ug/L	5/2/2022						<8						
Indeno[1,2,3-cd]pyrene	193-39-5	ug/L	4/23/2025							<10.4					
Indeno[1,2,3-cd]pyrene	193-39-5	ug/L	4/25/2025				<10.4	<10.6					<10.2		
Indeno[1,2,3-cd]pyrene	193-39-5	ug/L	5/5/2025											<10.0	
Indeno[1,2,3-cd]pyrene	193-39-5	ug/L	5/6/2025	<10.4	<10.4	<10.4									
Indeno[1,2,3-cd]pyrene	193-39-5	ug/L	5/7/2025								<10.6				
Indeno[1,2,3-cd]pyrene	193-39-5	ug/L	10/21/2025					<10.4							
Iodomethane	74-88-4	ug/L	2/27/2008	<10	<10	<10	<10	<10	<10	<10	<10				

Table 9A
Analytical Data Summary - Series B HMSP Wells
2025 Annual Water Quality Report
Iowa City Sanitary Landfill
Permit No. 52-SDP-01-72P

Constituent	CAS	Units	Date	MW-1B	MW-5B	MW-7B1	MW-8B	MW-10B	MW-12B	MW-14B	MW-31B	MW-39B	MW-208B	MW-210B	MW-211B
Iodomethane	74-88-4	ug/L	5/12/2008	<10	<10	<10	<10	<10	<10	<10	<10				
Iodomethane	74-88-4	ug/L	7/13/2008	<10	<10	<10	<10	<10	<10	<10	<10				
Iodomethane	74-88-4	ug/L	9/14/2008	<10	<10	<10	<10	<10	<10	<10	<10				
Iodomethane	74-88-4	ug/L	11/17/2008	<10	<10	<10	<10	<10	<10	<10	<10				
Iodomethane	74-88-4	ug/L	4/14/2009	<10	<10	<10	<10		<10	<10	<10				
Iodomethane	74-88-4	ug/L	7/7/2009										<20	<20	
Iodomethane	74-88-4	ug/L	9/2/2009										<10	<10	
Iodomethane	74-88-4	ug/L	10/25/2009	<10	<10	<10	<10		<10	<50	<10		<10	<10	
Iodomethane	74-88-4	ug/L	1/2/2010										<10	<10	
Iodomethane	74-88-4	ug/L	3/3/2010										<10	<10	<10
Iodomethane	74-88-4	ug/L	5/10/2010	<10	<10	<10	<10		<10	<10	<10			<10	<10
Iodomethane	74-88-4	ug/L	7/8/2010												<10
Iodomethane	74-88-4	ug/L	9/13/2010												<20
Iodomethane	74-88-4	ug/L	11/1/2010	<10	<10	<10	<10		<10	<10			<10	<10	
Iodomethane	74-88-4	ug/L	4/4/2011												<10
Iodomethane	74-88-4	ug/L	10/13/2011	<10	<10	<10	<10		<10	<10			<10	<10	<10
Iodomethane	74-88-4	ug/L	12/5/2011								<20				
Iodomethane	74-88-4	ug/L	4/11/2012	<10	<10	<10	<10		<10	<10	<10		<10	<10	<10
Iodomethane	74-88-4	ug/L	6/25/2012								<10				
Iodomethane	74-88-4	ug/L	8/1/2012								<10	<10			
Iodomethane	74-88-4	ug/L	10/11/2012	<10	<10	<10	<10		<10	<10	<10	<10	<10	<10	<10
Iodomethane	74-88-4	ug/L	12/13/2012								<10	<10			
Iodomethane	74-88-4	ug/L	2/4/2013								<10	<10			
Iodomethane	74-88-4	ug/L	3/30/2013	<10	<10	<10	<10		<10	<10	<10	<10	<10	<10	<10
Iodomethane	74-88-4	ug/L	10/7/2013		<10	<10			<10	<10	<10	<10	<10		<10
Iodomethane	74-88-4	ug/L	6/2/2014	<10	<10	<10	<10		<10	<10	<10	<10	<10	<10	<10
Iodomethane	74-88-4	ug/L	10/15/2014	<10	<10	<10	<10		<10	<10	<10	<10	<10	<10	<10
Iodomethane	74-88-4	ug/L	4/6/2015	<10	<10	<10	<10			<10	<10	<10	<10	<10	<10
Iodomethane	74-88-4	ug/L	10/5/2015	<10	<10	<10	<10			<10	<10	<10	<10	<10	<10
Iodomethane	74-88-4	ug/L	4/4/2016	<10	<10	<10	<10		<10	<10	<10	<10	<10	<10	<10
Iodomethane	74-88-4	ug/L	10/17/2016	<10	<10	<10	<10		<10	<10	<10	<10	<10	<10	<10
Iodomethane	74-88-4	ug/L	4/17/2017	<10	<10	<10	<10		<10	<10	<10	<10	<10	<10	<10
Iodomethane	74-88-4	ug/L	10/11/2017	<10	<10	<10	<10		<10	<10	<10	<10	<10	<10	<10
Iodomethane	74-88-4	ug/L	4/20/2018								<10				
Iodomethane	74-88-4	ug/L	4/24/2018						<10	<10			<10		
Iodomethane	74-88-4	ug/L	4/25/2018	<10	<10	<10	<10					<10		<10	<10
Iodomethane	74-88-4	ug/L	10/16/2018	<10	<10	<10	<10		<10	<10	<10	<10	<10	<10	<10
Iodomethane	74-88-4	ug/L	4/16/2019	<10	<10	<10	<10		<10	<10	<10	<10	<10	<10	<10
Iodomethane	74-88-4	ug/L	10/1/2019	<10	<10	<10	<10		<10	<10	<10	<10	<10	<10	<10
Iodomethane	74-88-4	ug/L	3/30/2020	<10	<10	<10	<10		<10	<10	<10	<10	<10	<10	<10
Iodomethane	74-88-4	ug/L	10/7/2020	<10	<10	<10	<10		<10	<10	<10	<10	<10	<10	<10
Iodomethane	74-88-4	ug/L	4/13/2021	<1	<1	<1	<1		<1	<1	<1	<1	<1	<1	<1
Iodomethane	74-88-4	ug/L	10/20/2021	<1				<1			<1				<2
Iodomethane	74-88-4	ug/L	5/2/2022	<1				<1	<2		<1	<1			<1
Iodomethane	74-88-4	ug/L	10/14/2022	<1											
Iodomethane	74-88-4	ug/L	5/1/2023	<10				<10	<10		<10	<10		<10	<10
Iodomethane	74-88-4	ug/L	10/16/2023	<10				<10			<10				<10
Iodomethane	74-88-4	ug/L	4/29/2024	<10				<10			<10	<10			<10
Iodomethane	74-88-4	ug/L	10/9/2024					<10.0							
Iodomethane	74-88-4	ug/L	10/10/2024	<10.0											<10.0
Iodomethane	74-88-4	ug/L	10/11/2024								<10.0				
Iodomethane	74-88-4	ug/L	4/23/2025							<10.0					
Iodomethane	74-88-4	ug/L	4/25/2025				<10.0	<10.0					<10.0		
Iodomethane	74-88-4	ug/L	4/28/2025												<10.0
Iodomethane	74-88-4	ug/L	4/30/2025									<10.0			
Iodomethane	74-88-4	ug/L	5/5/2025											<10.0	
Iodomethane	74-88-4	ug/L	5/6/2025	<10.0	<10.0	<10.0									
Iodomethane	74-88-4	ug/L	5/7/2025								<10.0				
Iodomethane	74-88-4	ug/L	10/20/2025	<10.0											
Iodomethane	74-88-4	ug/L	10/21/2025					<10.0							
Iodomethane	74-88-4	ug/L	10/23/2025								<10.0				
Iron	7439-89-6	mg/L	4/28/2025												207
Iron, Total	7439-89-6	mg/L	4/6/2015	15.4	0.526	18.3	36.2	<0.1	3.8	3.32	0.481	<0.1	5.08	0.754	0.125
Iron, Total	7439-89-6	mg/L	10/5/2015	15.6	0.362	16.8	44.4	<0.1	3.9	2.45	2.61	<0.1	0.855	3.31	0.0703J

Table 9A
Analytical Data Summary - Series B HMSP Wells
2025 Annual Water Quality Report
Iowa City Sanitary Landfill
Permit No. 52-SDP-01-72P

Constituent	CAS	Units	Date	MW-1B	MW-5B	MW-7B1	MW-8B	MW-10B	MW-12B	MW-14B	MW-31B	MW-39B	MW-208B	MW-210B	MW-211B
Iron, Total	7439-89-6	mg/L	4/4/2016	15.1	0.326	13.2	25	<0.1	3.52	3.07	1.07	0.852	6.49	0.355	<0.1
Iron, Total	7439-89-6	mg/L	10/17/2016	15.5	1.02	14.5	28.3	<0.1	3.68	2.38	0.343	<0.1	5.34	6.3	0.12
Iron, Total	7439-89-6	mg/L	5/2/2022												22.1
Iron, Total	7439-89-6	mg/L	5/1/2023												70.8
Iron, Total	7439-89-6	mg/L	4/29/2024												36.3
Isobutanol	78-83-1	mg/L	4/14/2009	<10	<10	<10	<10		<10	<10	<10				
Isobutanol	78-83-1	mg/L	5/10/2010	<10	<10	<10	<10		<10	<10	<10			<10	
Isobutanol	78-83-1	mg/L	4/4/2011												<10
Isobutanol	78-83-1	mg/L	10/15/2014										<10		
Isobutanol	78-83-1	mg/L	10/5/2015	<10	<10	<10	<10			<10	<10		<10	<10	
Isobutanol	78-83-1	mg/L	4/4/2016												<10
Isobutanol	78-83-1	mg/L	4/17/2017						<10						
Isobutanol	78-83-1	mg/L	3/30/2020	<10	<10	<10	<10			<10	<10		<10	<10	
Isobutanol	78-83-1	mg/L	10/20/2021												<1
Isobutanol	78-83-1	mg/L	5/2/2022						<1						
Isobutanol	78-83-1	mg/L	4/23/2025							<10.0					
Isobutanol	78-83-1	mg/L	4/25/2025				<10.0	<10.0					<10.0		
Isobutanol	78-83-1	mg/L	5/5/2025											<10.0	
Isobutanol	78-83-1	mg/L	5/6/2025	<10.0	<10.0	<10.0									
Isobutanol	78-83-1	mg/L	5/7/2025								<10.0				
Isobutanol	78-83-1	mg/L	10/21/2025					<10.0							
Isodrin	465-73-6	ug/L	4/14/2009	<10	<10	<10	<10		<10	<20	<10				
Isodrin	465-73-6	ug/L	5/10/2010	<10	<10	<10	<10		<10	<10	<10			<10	
Isodrin	465-73-6	ug/L	4/4/2011												<10
Isodrin	465-73-6	ug/L	10/15/2014										<10		
Isodrin	465-73-6	ug/L	10/5/2015	<10	<10.3	<10	<10			<10.3	<10.8		<10.9	<10	
Isodrin	465-73-6	ug/L	4/4/2016												<10.3
Isodrin	465-73-6	ug/L	4/17/2017						<11						
Isodrin	465-73-6	ug/L	3/30/2020	<10.4	<10.4	<10.4	<10.2			<10.2	<10.3		<10.4	<10.4	
Isodrin	465-73-6	ug/L	10/20/2021												<8
Isodrin	465-73-6	ug/L	5/2/2022						<8						
Isodrin	465-73-6	ug/L	4/23/2025							<10.4					
Isodrin	465-73-6	ug/L	4/25/2025				<10.4	<10.6					<10.2		
Isodrin	465-73-6	ug/L	5/5/2025											<10.0	
Isodrin	465-73-6	ug/L	5/6/2025	<10.4	<10.4	<10.4									
Isodrin	465-73-6	ug/L	5/7/2025								<10.6				
Isodrin	465-73-6	ug/L	10/21/2025					<10.4							
Isophorone	78-59-1	ug/L	4/14/2009	<10	<10	<10	<10		<10	<20	<10				
Isophorone	78-59-1	ug/L	5/10/2010	<10	<10	<10	<10		<10	<10	<10			<10	
Isophorone	78-59-1	ug/L	4/4/2011												<10
Isophorone	78-59-1	ug/L	10/15/2014										<10		
Isophorone	78-59-1	ug/L	10/5/2015	<10	<10.3	<10	<10			<10.3	<10.8		<10.9	<10	
Isophorone	78-59-1	ug/L	4/4/2016												<10.3
Isophorone	78-59-1	ug/L	4/17/2017						<11						
Isophorone	78-59-1	ug/L	3/30/2020	<10.4	<10.4	<10.4	<10.2			<10.2	<10.3		<10.4	<10.4	
Isophorone	78-59-1	ug/L	10/20/2021												<8
Isophorone	78-59-1	ug/L	5/2/2022						<8						
Isophorone	78-59-1	ug/L	4/23/2025							<10.4					
Isophorone	78-59-1	ug/L	4/25/2025				<10.4	<10.6					<10.2		
Isophorone	78-59-1	ug/L	5/5/2025											<10.0	
Isophorone	78-59-1	ug/L	5/6/2025	<10.4	<10.4	<10.4									
Isophorone	78-59-1	ug/L	5/7/2025								<10.6				
Isophorone	78-59-1	ug/L	10/21/2025					<10.4							
Isosafrole	120-58-1	ug/L	4/14/2009	<10	<10	<10	<10		<10	<20	<10				
Isosafrole	120-58-1	ug/L	5/10/2010	<10	<10	<10	<10		<10	<10	<10			<10	
Isosafrole	120-58-1	ug/L	4/4/2011												<10
Isosafrole	120-58-1	ug/L	10/15/2014										<10		
Isosafrole	120-58-1	ug/L	10/5/2015	<10	<10.3	<10	<10			<10.3	<10.8		<10.9	<10	
Isosafrole	120-58-1	ug/L	4/4/2016												<10.3
Isosafrole	120-58-1	ug/L	4/17/2017						<11						
Isosafrole	120-58-1	ug/L	3/30/2020	<10.4	<10.4	<10.4	<10.2			<10.2	<10.3		<10.4	<10.4	
Isosafrole	120-58-1	ug/L	10/20/2021												<8
Isosafrole	120-58-1	ug/L	5/2/2022						<8						
Isosafrole	120-58-1	ug/L	4/23/2025							<10.4					

Table 9A
Analytical Data Summary - Series B HMSP Wells
2025 Annual Water Quality Report
Iowa City Sanitary Landfill
Permit No. 52-SDP-01-72P

Constituent	CAS	Units	Date	MW-1B	MW-5B	MW-7B1	MW-8B	MW-10B	MW-12B	MW-14B	MW-31B	MW-39B	MW-208B	MW-210B	MW-211B
Isosafrole	120-58-1	ug/L	4/25/2025				<10.4	<10.6					<10.2		
Isosafrole	120-58-1	ug/L	5/5/2025											<10.0	
Isosafrole	120-58-1	ug/L	5/6/2025	<10.4	<10.4	<10.4									
Isosafrole	120-58-1	ug/L	5/7/2025								<10.6				
Isosafrole	120-58-1	ug/L	10/21/2025					<10.4							
Kepone	143-50-0	ug/L	4/14/2009	<10	<10	<10	<10		<10	<20	<10				
Kepone	143-50-0	ug/L	5/10/2010	<10	<10	<10	<10		<10	<10	<10			<10	
Kepone	143-50-0	ug/L	4/4/2011												<10
Kepone	143-50-0	ug/L	10/15/2014										<10		
Kepone	143-50-0	ug/L	10/5/2015	<10	<10.3	<10	<10			<10.3	<10.8		<10.9	<10	
Kepone	143-50-0	ug/L	4/4/2016												<10.3
Kepone	143-50-0	ug/L	4/17/2017						<11						
Kepone	143-50-0	ug/L	3/30/2020	<10.4	<10.4	<10.4	<10.2			<10.2	<10.3		<10.4	<10.4	
Kepone	143-50-0	ug/L	10/20/2021												<8
Kepone	143-50-0	ug/L	5/2/2022						<8						
Kepone	143-50-0	ug/L	4/23/2025							<10.4					
Kepone	143-50-0	ug/L	4/25/2025				<10.4	<10.6					<10.2		
Kepone	143-50-0	ug/L	5/5/2025											<10.0	
Kepone	143-50-0	ug/L	5/6/2025	<10.4	<10.4	<10.4									
Kepone	143-50-0	ug/L	5/7/2025								<10.6				
Kepone	143-50-0	ug/L	10/21/2025					<10.4							
Lead	7439-92-1	mg/L	2/27/2008	<0.005	<0.005	0.011	0.018	<0.005	<0.005	<0.005	0.018				
Lead	7439-92-1	mg/L	5/12/2008	<0.005	<0.005	0.041	0.013	<0.005	<0.005	<0.005	<0.005				
Lead	7439-92-1	mg/L	7/13/2008	<0.005	0.007	0.017	0.014	<0.005	<0.005	<0.005	0.011				
Lead	7439-92-1	mg/L	9/14/2008	<0.005	<0.005	0.018	0.039	<0.005	<0.005	<0.005	<0.005				
Lead	7439-92-1	mg/L	11/17/2008	<0.004	0.00892	0.0146	0.0131	<0.004	<0.004	<0.004	<0.004				
Lead	7439-92-1	mg/L	4/14/2009	<0.005	<0.005	0.014; 0.015	0.03		<0.005	<0.005	<0.005				
Lead	7439-92-1	mg/L	7/7/2009			0.014	<0.005						<0.005	<0.005	
Lead	7439-92-1	mg/L	9/2/2009			0.021	0.0067						<0.005; <0.004	<0.005	
Lead	7439-92-1	mg/L	10/25/2009	<0.005	<0.005	0.023	<0.005		<0.005	<0.005	<0.005		<0.005	<0.005	
Lead	7439-92-1	mg/L	1/2/2010			0.0057; <0.005	<0.005						<0.005	<0.005	
Lead	7439-92-1	mg/L	3/3/2010										<0.005	<0.005	<0.005
Lead	7439-92-1	mg/L	5/10/2010	<0.002	<0.002	0.0036	0.063		<0.002	<0.002	<0.002			0.0023	<0.002
Lead	7439-92-1	mg/L	7/8/2010										<0.005	<0.005	<0.005
Lead	7439-92-1	mg/L	9/13/2010										<0.005	<0.005	<0.005
Lead	7439-92-1	mg/L	11/1/2010										<0.005	<0.005	
Lead	7439-92-1	mg/L	1/10/2011										<0.004	<0.004	
Lead	7439-92-1	mg/L	4/4/2011										<0.005	<0.005	<0.004
Lead	7439-92-1	mg/L	7/8/2011												<0.005
Lead	7439-92-1	mg/L	8/11/2011												<0.005
Lead	7439-92-1	mg/L	10/13/2011		<0.004	<0.004	<0.004		<0.004	<0.004			<0.004	0.00912	0.00926
Lead	7439-92-1	mg/L	12/5/2011								<0.004				
Lead	7439-92-1	mg/L	4/11/2012	<0.004	<0.004	0.00567	<0.004		<0.004	<0.004	0.00574		<0.004	<0.004	<0.004
Lead	7439-92-1	mg/L	6/25/2012								<0.004				
Lead	7439-92-1	mg/L	8/1/2012								<0.004	0.0128			
Lead	7439-92-1	mg/L	10/11/2012	<0.004	<0.004	<0.004	0.0132		<0.004	<0.004	<0.004	<0.004	<0.004	0.00622	0.04
Lead	7439-92-1	mg/L	12/13/2012								<0.004	<0.004			
Lead	7439-92-1	mg/L	3/30/2013	<0.004	<0.004	<0.004	<0.004		<0.004	<0.004	<0.004	<0.004	<0.004	<0.004	<0.004
Lead	7439-92-1	mg/L	10/7/2013	<0.004	<0.004	<0.004	<0.004		<0.004	<0.004	<0.004	<0.004	0.00544	<0.004	0.0112
Lead	7439-92-1	mg/L	6/2/2014	<0.004; 0.0044	0.00219J	<0.004	<0.004		<0.004	<0.004	0.00692	<0.004	0.00141J	<0.004	<0.004
Lead	7439-92-1	mg/L	10/15/2014	<0.004	<0.004	0.00152J	<0.004		<0.004	<0.004	0.00273J	<0.004	<0.004	<0.004	<0.004
Lead	7439-92-1	mg/L	4/6/2015	<0.0005	0.000202J	<0.0005	<0.0005			<0.0005	0.000457J	<0.0005	<0.0005	<0.0005	<0.0005
Lead	7439-92-1	mg/L	10/5/2015	0.000167J	0.000371J	<0.0005	<0.0005			<0.0005	0.00677	<0.0005	<0.0005	0.00141	<0.0005
Lead	7439-92-1	mg/L	4/4/2016	<0.0005	<0.0005	<0.0005	<0.0005		<0.0005	<0.0005	0.00045J	<0.0005	<0.0005	<0.0005	<0.0005
Lead	7439-92-1	mg/L	10/17/2016	<0.0005	0.000707	<0.0005	<0.0005		<0.0005	<0.0005	0.000622	<0.0005	<0.0005	0.00181	<0.0005
Lead	7439-92-1	mg/L	4/17/2017	<0.0005	0.000497J	<0.0005	<0.0005		<0.0005	<0.0005	<0.0005	<0.0005	<0.0005	0.000766	<0.0005
Lead	7439-92-1	mg/L	10/11/2017	<0.0005	<0.0005	<0.0005	0.00114		<0.0005	<0.0005	0.00528	<0.0005	<0.0005	<0.0005	<0.0005
Lead	7439-92-1	mg/L	4/20/2018								0.000829				
Lead	7439-92-1	mg/L	4/24/2018						0.00135	<0.0005			<0.0005		
Lead	7439-92-1	mg/L	4/25/2018	<0.0005	0.00176	<0.002	0.000418J					<0.0005		<0.0005	<0.0005
Lead	7439-92-1	mg/L	10/16/2018	<0.0005	0.000968	000279J; 0.00032	0.000209J		<0.0005	<0.0005	0.00255	0.00833	<0.0005	0.000331J	0.000375J
Lead	7439-92-1	mg/L	4/16/2019	<0.0005	<0.0005	<0.0005	<0.0005		<0.0005	<0.0005	0.000728	0.000334J	<0.0005	0.000842	<0.0005
Lead	7439-92-1	mg/L	10/1/2019	<0.0005	<0.0005	<0.0005	<0.0005		<0.0005	<0.0005	.000704; 0.00059	<0.0005	0.000275J	0.000282J	<0.0005
Lead	7439-92-1	mg/L	3/30/2020	<0.0005	<0.0005	<0.0005	<0.0005		<0.0005	<0.0005	0.000547	<0.0005	<0.0005	0.00243	<0.0005

Table 9A
Analytical Data Summary - Series B HMSP Wells
2025 Annual Water Quality Report
Iowa City Sanitary Landfill
Permit No. 52-SDP-01-72P

Constituent	CAS	Units	Date	MW-1B	MW-5B	MW-7B1	MW-8B	MW-10B	MW-12B	MW-14B	MW-31B	MW-39B	MW-208B	MW-210B	MW-211B
Lead	7439-92-1	mg/L	10/7/2020	<0.0005	0.000347J	<0.0005	<0.0005		<0.0005	<0.0005	0.000388J	0.000517	<0.0005	.000817; 0.000437	<0.0005
Lead	7439-92-1	mg/L	4/13/2021	<0.004	0.0007J	<0.004	<0.004		<0.004	<0.004	<0.004	<0.004	<0.004	0.0019J	<0.004
Lead	7439-92-1	mg/L	10/20/2021	<0.004				<0.004			0.0007J; 0.0018J				<0.004
Lead	7439-92-1	mg/L	5/2/2022	0.0011J; <0.004	<0.004	<0.004	0.0016J	<0.004	<0.004	<0.004	0.002J	0.0016J	<0.004	0.0008J	<0.004
Lead	7439-92-1	mg/L	10/14/2022	<0.004				<0.004			0.0031J; 0.0019J				<0.004
Lead	7439-92-1	mg/L	5/1/2023	<0.0005	0.000261J	<0.0005	0.000315J	<0.0005	<0.0005	<0.0005	0.000902	0.000999	<0.0005	0.000371J	<0.0005
Lead	7439-92-1	mg/L	10/16/2023	<0.0005				<0.0005			<0.0005; 0.00028J				<0.0005
Lead	7439-92-1	mg/L	4/29/2024	<0.0005	<0.0005	<0.0005	0.00101	<0.0005	<0.0005	<0.0005	0.000441J	<0.0005	<0.0005	<0.0005	0.000295J
Lead	7439-92-1	mg/L	10/9/2024					<0.000500							
Lead	7439-92-1	mg/L	10/10/2024	<0.000500											<0.000500
Lead	7439-92-1	mg/L	10/11/2024								0.000439J				
Lead	7439-92-1	mg/L	4/23/2025							<0.000500					
Lead	7439-92-1	mg/L	4/25/2025				<0.000500	<0.000500					<0.000500		
Lead	7439-92-1	mg/L	4/28/2025												<0.00250
Lead	7439-92-1	mg/L	4/30/2025									<0.000500			
Lead	7439-92-1	mg/L	5/5/2025											0.000333	
Lead	7439-92-1	mg/L	5/6/2025	<0.000500	<0.000500	<0.000500									
Lead	7439-92-1	mg/L	5/7/2025						<0.000500		0.00163				
Lead	7439-92-1	mg/L	10/20/2025	<0.000500											
Lead	7439-92-1	mg/L	10/21/2025					<0.000500							
Lead	7439-92-1	mg/L	10/23/2025								0.00231				
Magnesium	7439-95-4	mg/L	6/2/2014	39.8; 38.9	19.2	42.4	67		64.7	56.7	33.9	9.47	70.8	38.1	44.1
Magnesium	7439-95-4	mg/L	10/15/2014	45.3	15.7	41.7	78.6		67	66.4	38.3	9.37	81.9	51.8	44.8
Magnesium	7439-95-4	mg/L	3/30/2020										76.6		
Manganese	7439-96-5	mg/L	4/6/2015	0.904	1.44	1.35	3.32	<0.01	3.82	1.15	0.022	0.0174	5.5	0.964	2.05
Manganese	7439-96-5	mg/L	10/5/2015	0.912	0.446	1.28	3.21	0.0768	3.85	1.41	0.511	0.112	2.81	0.939	2.8
Manganese	7439-96-5	mg/L	4/4/2016	0.927	0.134	1.13	2.87	0.0184	3.22	1.22	0.0764	0.0319	11.5	0.799	3.33
Manganese	7439-96-5	mg/L	10/17/2016	0.969	0.389	1.18	2.44	0.0745	3.98	1.47	0.0481	0.0604	4.81	0.754	3.55
Manganese	7439-96-5	mg/L	5/2/2022												13.1
Manganese	7439-96-5	mg/L	5/1/2023												11.8
Manganese	7439-96-5	mg/L	4/29/2024												10.2
Manganese	7439-96-5	mg/L	4/28/2025												43.4
Mercury	7439-97-6	mg/L	4/14/2009	<0.0002	<0.0002	<0.0002	<0.0002		<0.0002	<0.0002	<0.0002				
Mercury	7439-97-6	mg/L	5/10/2010	<0.0002	<0.0002	<0.0002	<0.0002		<0.0002	<0.0002	<0.0002			<0.0002	
Mercury	7439-97-6	mg/L	4/4/2011												<0.0002
Mercury	7439-97-6	mg/L	10/15/2014										<0.0002		
Mercury	7439-97-6	mg/L	10/5/2015	<0.0002	<0.0002	<0.0002	<0.0002			<0.0002	<0.0002		<0.0002	<0.0002	
Mercury	7439-97-6	mg/L	4/4/2016												<0.0002
Mercury	7439-97-6	mg/L	4/17/2017						<0.0002						
Mercury	7439-97-6	mg/L	3/30/2020	<0.0002	<0.0002	<0.0002	<0.0002			<0.0002	<0.0002		<0.0002	<0.0002	
Mercury	7439-97-6	mg/L	10/20/2021												<0.0005
Mercury	7439-97-6	mg/L	5/2/2022						<0.0005						
Mercury	7439-97-6	mg/L	4/23/2025							<0.000200					
Mercury	7439-97-6	mg/L	4/25/2025				<0.000200	<0.000200					<0.000200		
Mercury	7439-97-6	mg/L	5/5/2025											<0.000200	
Mercury	7439-97-6	mg/L	5/6/2025	<0.000200	<0.000200	<0.000200									
Mercury	7439-97-6	mg/L	5/7/2025								<0.000200				
Mercury	7439-97-6	mg/L	10/21/2025					<0.000200							
Methacrylonitrile	126-98-7	ug/L	4/14/2009	<1	<1	<1	<1		<1	<1	<1				
Methacrylonitrile	126-98-7	ug/L	5/10/2010	<1	<1	<1	<1		<1	<1	<1			<1	
Methacrylonitrile	126-98-7	ug/L	4/4/2011												<1
Methacrylonitrile	126-98-7	ug/L	10/15/2014										<10		
Methacrylonitrile	126-98-7	ug/L	10/5/2015	<10	<10	<10	<10			<10	<10		<10	<10	
Methacrylonitrile	126-98-7	ug/L	4/4/2016												<10
Methacrylonitrile	126-98-7	ug/L	4/17/2017						<10						
Methacrylonitrile	126-98-7	ug/L	3/30/2020	<10	<10	<10	<10			<10	<10		<10	<10	
Methacrylonitrile	126-98-7	ug/L	10/20/2021												<1
Methacrylonitrile	126-98-7	ug/L	5/2/2022						<1						
Methacrylonitrile	126-98-7	ug/L	4/23/2025							<10.0					
Methacrylonitrile	126-98-7	ug/L	4/25/2025				<10.0	<10.0					<10.0		
Methacrylonitrile	126-98-7	ug/L	5/5/2025											<10.0	
Methacrylonitrile	126-98-7	ug/L	5/6/2025	<10.0	<10.0	<10.0									
Methacrylonitrile	126-98-7	ug/L	5/7/2025								<10.0				
Methacrylonitrile	126-98-7	ug/L	10/21/2025					<10.0							

Table 9A
Analytical Data Summary - Series B HMSP Wells
2025 Annual Water Quality Report
Iowa City Sanitary Landfill
Permit No. 52-SDP-01-72P

Constituent	CAS	Units	Date	MW-1B	MW-5B	MW-7B1	MW-8B	MW-10B	MW-12B	MW-14B	MW-31B	MW-39B	MW-208B	MW-210B	MW-211B
Methane, Dissolved	74-82-8	mg/L	4/6/2015	0.186	0.0091	1.71	33.7	<0.005	0.0339	0.0188	0.00746	0.00338J	0.593	0.0074	0.00769
Methane, Dissolved	74-82-8	mg/L	10/5/2015	0.249	0.0304	1.7	1.82	0.0221	0.0395	0.0328	0.00931	0.00554	0.00209	0.00568	0.00603
Methane, Dissolved	74-82-8	mg/L	4/4/2016	0.00837	0.00188	1.86	4.61	<0.00058	0.0344	0.00599	0.00722	<0.00058	1.74	0.00635	0.0094
Methane, Dissolved	74-82-8	mg/L	10/17/2016	0.299	0.0642	0.000414J	1.82	0.00124	0.0235	0.0146	0.0031	<0.00058	0.167	0.00504	0.00315
Methapyrilene	91-80-5	ug/L	4/14/2009	<10	<10	<10	<10		<10	<20	<10				
Methapyrilene	91-80-5	ug/L	5/10/2010	<10	<10	<10	<10		<10	<10	<10			<10	
Methapyrilene	91-80-5	ug/L	4/4/2011												<10
Methapyrilene	91-80-5	ug/L	10/15/2014										<10		
Methapyrilene	91-80-5	ug/L	10/5/2015	<10	<10.3	<10	<10			<10.3	<10.8		<10.9	<10	
Methapyrilene	91-80-5	ug/L	4/4/2016												<10.3
Methapyrilene	91-80-5	ug/L	4/17/2017						<11						
Methapyrilene	91-80-5	ug/L	3/30/2020	<10.4	<10.4	<10.4	<10.2			<10.2	<10.3		<10.4	<10.4	
Methapyrilene	91-80-5	ug/L	10/20/2021												<8
Methapyrilene	91-80-5	ug/L	5/2/2022						<8						
Methapyrilene	91-80-5	ug/L	4/23/2025							<10.4					
Methapyrilene	91-80-5	ug/L	4/25/2025				<10.4	<10.6					<10.2		
Methapyrilene	91-80-5	ug/L	5/5/2025											<10.0	
Methapyrilene	91-80-5	ug/L	5/6/2025	<10.4	<10.4	<10.4									
Methapyrilene	91-80-5	ug/L	5/7/2025								<10.6				
Methapyrilene	91-80-5	ug/L	10/21/2025					<10.4							
Methoxychlor	72-43-5	ug/L	4/14/2009	<0.032	<0.032	<0.032	<0.032		<0.032	<0.032	<0.032				
Methoxychlor	72-43-5	ug/L	7/7/2009			<0.032	<0.032								
Methoxychlor	72-43-5	ug/L	9/2/2009				<0.032								
Methoxychlor	72-43-5	ug/L	5/10/2010	<0.032	<0.032	<0.032	<0.032		<0.032	<0.032	<0.032			<0.032	
Methoxychlor	72-43-5	ug/L	4/4/2011												<0.032
Methoxychlor	72-43-5	ug/L	10/15/2014										0.0238J		
Methoxychlor	72-43-5	ug/L	10/5/2015	<0.032	<0.033	<0.032	<0.032			<0.0323	<0.0327		<0.0381	<0.032	
Methoxychlor	72-43-5	ug/L	4/4/2016												0.00295J
Methoxychlor	72-43-5	ug/L	4/17/2017						<0.0337						
Methoxychlor	72-43-5	ug/L	3/30/2020	<0.0333	<0.0337	<0.0333	<0.0333			<0.034	<0.033		<0.0337	<0.0337	
Methoxychlor	72-43-5	ug/L	10/20/2021												<0.05
Methoxychlor	72-43-5	ug/L	5/2/2022						<0.05						
Methoxychlor	72-43-5	ug/L	4/23/2025							<0.0904					
Methoxychlor	72-43-5	ug/L	4/25/2025				<0.0921	<0.0964					<0.0902		
Methoxychlor	72-43-5	ug/L	5/5/2025											<0.0904	
Methoxychlor	72-43-5	ug/L	5/6/2025	<0.0904	<0.0900	<0.0916									
Methoxychlor	72-43-5	ug/L	5/7/2025								<0.0897				
Methoxychlor	72-43-5	ug/L	10/21/2025					<0.0900							
Methyl Methacrylate	80-62-6	ug/L	4/14/2009	<2	<2	<2	<2		<2	<2	<2				
Methyl Methacrylate	80-62-6	ug/L	5/10/2010	<2	<5	<5	<5		<5	<5	<5			<5	
Methyl Methacrylate	80-62-6	ug/L	4/4/2011												<2
Methyl Methacrylate	80-62-6	ug/L	10/15/2014										<2		
Methyl Methacrylate	80-62-6	ug/L	10/5/2015	<2	<2	<2	<2			<2	<2		<2	<2	
Methyl Methacrylate	80-62-6	ug/L	4/4/2016												<2
Methyl Methacrylate	80-62-6	ug/L	4/17/2017						<2						
Methyl Methacrylate	80-62-6	ug/L	3/30/2020	<2	<2	<2	<2			<2	<2		<2	<2	
Methyl Methacrylate	80-62-6	ug/L	10/20/2021												<1
Methyl Methacrylate	80-62-6	ug/L	5/2/2022						<1						
Methyl Methanesulfonate	66-27-3	ug/L	4/14/2009	<10	<10	<10	<10		<10	<20	<10				
Methyl Methanesulfonate	66-27-3	ug/L	5/10/2010	<10	<10	<10	<10		<10	<10	<10			<10	
Methyl Methanesulfonate	66-27-3	ug/L	4/4/2011												<10
Methyl Methanesulfonate	66-27-3	ug/L	10/15/2014										<10		
Methyl Methanesulfonate	66-27-3	ug/L	10/5/2015	<10	<10.3	<10	<10			<10.3	<10.8		<10.9	<10	
Methyl Methanesulfonate	66-27-3	ug/L	4/4/2016												<10.3
Methyl Methanesulfonate	66-27-3	ug/L	4/17/2017						<11						
Methyl Methanesulfonate	66-27-3	ug/L	3/30/2020	<10.4	<10.4	<10.4	<10.2			<10.2	<10.3		<10.4	<10.4	
Methyl Methanesulfonate	66-27-3	ug/L	10/20/2021												<8
Methyl Methanesulfonate	66-27-3	ug/L	5/2/2022						<8						
Methyl methacrylate	80-62-6	ug/L	4/23/2025							<2.00					
Methyl methacrylate	80-62-6	ug/L	4/25/2025				<2.00	<2.00					<2.00		
Methyl methacrylate	80-62-6	ug/L	5/5/2025											<2.00	
Methyl methacrylate	80-62-6	ug/L	5/6/2025	<2.00	<2.00	<2.00									
Methyl methacrylate	80-62-6	ug/L	5/7/2025								<2.00				
Methyl methacrylate	80-62-6	ug/L	10/21/2025					<2.00							

Table 9A
Analytical Data Summary - Series B HMSP Wells
2025 Annual Water Quality Report
Iowa City Sanitary Landfill
Permit No. 52-SDP-01-72P

Constituent	CAS	Units	Date	MW-1B	MW-5B	MW-7B1	MW-8B	MW-10B	MW-12B	MW-14B	MW-31B	MW-39B	MW-208B	MW-210B	MW-211B
Methyl methanesulfonate	66-27-3	ug/L	4/23/2025							<10.4					
Methyl methanesulfonate	66-27-3	ug/L	4/25/2025				<10.4	<10.6					<10.2		
Methyl methanesulfonate	66-27-3	ug/L	5/5/2025											<10.0	
Methyl methanesulfonate	66-27-3	ug/L	5/6/2025	<10.4	<10.4	<10.4									
Methyl methanesulfonate	66-27-3	ug/L	5/7/2025								<10.6				
Methyl methanesulfonate	66-27-3	ug/L	10/21/2025					<10.4							
Methyl parathion	298-00-0	ug/L	4/23/2025							<10.4					
Methyl parathion	298-00-0	ug/L	4/25/2025				<10.4	<10.6					<10.2		
Methyl parathion	298-00-0	ug/L	5/5/2025											<10.0	
Methyl parathion	298-00-0	ug/L	5/6/2025	<10.4	<10.4	<10.4									
Methyl parathion	298-00-0	ug/L	5/7/2025								<10.6				
Methyl parathion	298-00-0	ug/L	10/21/2025					<10.4							
Methylene Chloride	75-09-2	ug/L	2/27/2008	<5	<5	<5	<5	<5	<5	<5	<5				
Methylene Chloride	75-09-2	ug/L	5/12/2008	<5	<5	<5	<5	<5	<5	<5	<5				
Methylene Chloride	75-09-2	ug/L	7/13/2008	<5	<5	<5	<5	<5	<5	<5	<5				
Methylene Chloride	75-09-2	ug/L	9/14/2008	<5	<5	<5	<5	<5	<5	<5	<5				
Methylene Chloride	75-09-2	ug/L	11/17/2008	<5	<5	<5	<5	<5	<5	<5	<5				
Methylene Chloride	75-09-2	ug/L	4/14/2009	<5	<5	<5	<5		<5	<5	<5				
Methylene Chloride	75-09-2	ug/L	7/7/2009										<5	<5	
Methylene Chloride	75-09-2	ug/L	9/2/2009										<5	<5	
Methylene Chloride	75-09-2	ug/L	10/25/2009	<5	<5	<5	<5		<5	<5	<5		<5	<5	
Methylene Chloride	75-09-2	ug/L	1/2/2010										<5	<5	
Methylene Chloride	75-09-2	ug/L	3/3/2010										<5	<5	<5
Methylene Chloride	75-09-2	ug/L	5/10/2010	<5	<5	<5	<5		<5	<5	<5			<5	<5
Methylene Chloride	75-09-2	ug/L	7/8/2010												<5
Methylene Chloride	75-09-2	ug/L	9/13/2010												<5
Methylene Chloride	75-09-2	ug/L	11/1/2010	<5	<5	<5	<5		<5	<5			<5	<5	
Methylene Chloride	75-09-2	ug/L	4/4/2011												<5
Methylene Chloride	75-09-2	ug/L	10/13/2011	<5	<5	<5	<5		<5	<5			<5	<5	<5
Methylene Chloride	75-09-2	ug/L	12/5/2011								<5				
Methylene Chloride	75-09-2	ug/L	4/11/2012	<5	<5	<5	<5		<5	<5	<5		<5	<5	<5
Methylene Chloride	75-09-2	ug/L	6/25/2012								<5				
Methylene Chloride	75-09-2	ug/L	8/1/2012								<5	<5			
Methylene Chloride	75-09-2	ug/L	10/11/2012	<5	<5	<5	<5		<5	<5	<5	<5	<5	<5	<5
Methylene Chloride	75-09-2	ug/L	12/13/2012								<5	<5			
Methylene Chloride	75-09-2	ug/L	2/4/2013								<5	<5			
Methylene Chloride	75-09-2	ug/L	3/30/2013	<5	<5	<5	<5		<5	<5	<5	<5	<5	<5	<5
Methylene Chloride	75-09-2	ug/L	10/7/2013		<5	<5			<5	<5	<5	<5	<5		<5
Methylene Chloride	75-09-2	ug/L	6/2/2014	<5	<5	<5	<5		<5	<5	<5	<5	<5	<5	<5
Methylene Chloride	75-09-2	ug/L	10/15/2014	<5	<5	<5	<5		<5	<5	<5	<5	<5	<5	<5
Methylene Chloride	75-09-2	ug/L	4/6/2015	<5	<5	<5	<5			<5	<5	<5	<5	<5	<5
Methylene Chloride	75-09-2	ug/L	10/5/2015	0.721J	0.713J	0.664J	0.725J			0.564J	0.356J	<5	<5	0.599J	<5
Methylene Chloride	75-09-2	ug/L	4/4/2016	<5	<5	<5	<5		<5	<5	<5	0.183J	<5	<5; 0.277J	<5
Methylene Chloride	75-09-2	ug/L	10/17/2016	0.313J	0.34J	0.73J	0.402J		0.602J	0.403J; 0.587J	0.369J	0.6J	0.21J	0.473J	0.582J
Methylene Chloride	75-09-2	ug/L	4/17/2017	0.326J; 0.295J	0.25J	0.323J; 0.345J	0.446J		0.525J	0.59J	0.567J	0.26J	0.43J	<5	<5
Methylene Chloride	75-09-2	ug/L	10/11/2017	0.209J	<5	<5; 0.181J	<5		<5	<5	<5	<5	<5	<5	<5
Methylene Chloride	75-09-2	ug/L	4/20/2018								0.489J				
Methylene Chloride	75-09-2	ug/L	4/24/2018						0.365J	0.584J			0.39J		
Methylene Chloride	75-09-2	ug/L	4/25/2018	0.419J	0.455J	0.5J	0.287J					0.395J		0.46J	0.238J; 0.301J
Methylene Chloride	75-09-2	ug/L	10/16/2018	<5	<5	<5	<5		<5	<5	<5	<5	<5	<5	<5
Methylene Chloride	75-09-2	ug/L	4/16/2019	<5	<5	<5	<5		<5	<5	<5	<5	<5	<5	<5
Methylene Chloride	75-09-2	ug/L	10/1/2019	<5	<5	<5	<5		<5	<5	<5	<5	<5	<5	<5
Methylene Chloride	75-09-2	ug/L	3/30/2020	<5	<5	<5	<5		<5	<5	<5	<5	<5	<5	<5
Methylene Chloride	75-09-2	ug/L	10/7/2020	<5	<5	<5	<5		<5	<5	<5	<5	<5	<5	<5
Methylene Chloride	75-09-2	ug/L	4/13/2021	<5	<5	<5	<5		<5	<5	<5	<5	<5	<5	<5
Methylene Chloride	75-09-2	ug/L	10/20/2021	<5				<5			<5				<5
Methylene Chloride	75-09-2	ug/L	5/2/2022	<5				<5	<5		<5	<5			<5
Methylene Chloride	75-09-2	ug/L	10/14/2022	<5				<5			<5				<5
Methylene Chloride	75-09-2	ug/L	5/1/2023	<5				<5	<5		<5	<5		<5	<5
Methylene Chloride	75-09-2	ug/L	10/16/2023	<5				<5			<5				<5
Methylene Chloride	75-09-2	ug/L	4/29/2024	<5				<5			<5	<5			<5
Methylene Chloride	75-09-2	ug/L	10/9/2024					<5.00							
Methylene Chloride	75-09-2	ug/L	10/10/2024	<5.00											<5.00
Methylene Chloride	75-09-2	ug/L	10/11/2024								<5.00				

Table 9A
Analytical Data Summary - Series B HMSP Wells
2025 Annual Water Quality Report
Iowa City Sanitary Landfill
Permit No. 52-SDP-01-72P

Constituent	CAS	Units	Date	MW-1B	MW-5B	MW-7B1	MW-8B	MW-10B	MW-12B	MW-14B	MW-31B	MW-39B	MW-208B	MW-210B	MW-211B
Methylene Chloride	75-09-2	ug/L	4/23/2025							<5.00					
Methylene Chloride	75-09-2	ug/L	4/25/2025				<5.00	<5.00					<5.00		
Methylene Chloride	75-09-2	ug/L	4/28/2025												<5.00
Methylene Chloride	75-09-2	ug/L	4/30/2025									<5.00			
Methylene Chloride	75-09-2	ug/L	5/5/2025											<5.00	
Methylene Chloride	75-09-2	ug/L	5/6/2025	<5.00	<5.00	<5.00									
Methylene Chloride	75-09-2	ug/L	5/7/2025								<5.00				
Methylene Chloride	75-09-2	ug/L	10/20/2025	<5.00											
Methylene Chloride	75-09-2	ug/L	10/21/2025					<5.00							
Methylene Chloride	75-09-2	ug/L	10/23/2025								<5.00				
Methylphenol, 3 & 4	106-44-5	ug/L	4/23/2025							<10.4					
Methylphenol, 3 & 4	106-44-5	ug/L	4/25/2025				<10.4	<10.6					<10.2		
Methylphenol, 3 & 4	106-44-5	ug/L	5/5/2025											<10.0	
Methylphenol, 3 & 4	106-44-5	ug/L	5/6/2025	<10.4	<10.4	<10.4									
Methylphenol, 3 & 4	106-44-5	ug/L	5/7/2025								<10.6				
Methylphenol, 3 & 4	106-44-5	ug/L	10/21/2025					<10.4							
N-Nitrosodi-n-butylamine	924-16-3	ug/L	4/14/2009	<10	<10	<10	<10		<10	<20	<10				
N-Nitrosodi-n-butylamine	924-16-3	ug/L	5/10/2010	<10	<10	<10	<10		<10	<10	<10			<10	
N-Nitrosodi-n-butylamine	924-16-3	ug/L	4/4/2011												<10
N-Nitrosodi-n-butylamine	924-16-3	ug/L	10/15/2014										<10		
N-Nitrosodi-n-butylamine	924-16-3	ug/L	10/5/2015	<10	<10.3	<10	<10			<10.3	<10.8		<10.9	<10	
N-Nitrosodi-n-butylamine	924-16-3	ug/L	4/4/2016												<10.3
N-Nitrosodi-n-butylamine	924-16-3	ug/L	4/17/2017						<11						
N-Nitrosodi-n-butylamine	924-16-3	ug/L	3/30/2020	<10.4	<10.4	<10.4	<10.2			<10.2	<10.3		<10.4	<10.4	
N-Nitrosodi-n-butylamine	924-16-3	ug/L	10/20/2021												<8
N-Nitrosodi-n-butylamine	924-16-3	ug/L	5/2/2022						<8						
N-Nitrosodi-n-butylamine	924-16-3	ug/L	4/23/2025							<10.4					
N-Nitrosodi-n-butylamine	924-16-3	ug/L	4/25/2025				<10.4	<10.6					<10.2		
N-Nitrosodi-n-butylamine	924-16-3	ug/L	5/5/2025											<10.0	
N-Nitrosodi-n-butylamine	924-16-3	ug/L	5/6/2025	<10.4	<10.4	<10.4									
N-Nitrosodi-n-butylamine	924-16-3	ug/L	5/7/2025								<10.6				
N-Nitrosodi-n-butylamine	924-16-3	ug/L	10/21/2025					<10.4							
N-Nitrosodi-n-propylamine	621-64-7	ug/L	4/14/2009	<10	<10	<10	<10		<10	<20	<10				
N-Nitrosodi-n-propylamine	621-64-7	ug/L	5/10/2010	<10	<10	<10	<10		<10	<10	<10			<10	
N-Nitrosodi-n-propylamine	621-64-7	ug/L	4/4/2011												<10
N-Nitrosodi-n-propylamine	621-64-7	ug/L	10/15/2014										<10		
N-Nitrosodi-n-propylamine	621-64-7	ug/L	10/5/2015	<10	7.78J	<10	<10			<10.3	<10.8		<10.9	<10	
N-Nitrosodi-n-propylamine	621-64-7	ug/L	4/4/2016												<10.3
N-Nitrosodi-n-propylamine	621-64-7	ug/L	4/17/2017						<11						
N-Nitrosodi-n-propylamine	621-64-7	ug/L	3/30/2020	<10.4	<10.4	<10.4	<10.2			<10.2	<10.3		<10.4	<10.4	
N-Nitrosodi-n-propylamine	621-64-7	ug/L	10/20/2021												<8
N-Nitrosodi-n-propylamine	621-64-7	ug/L	5/2/2022						<8						
N-Nitrosodi-n-propylamine	621-64-7	ug/L	4/23/2025							<10.4					
N-Nitrosodi-n-propylamine	621-64-7	ug/L	4/25/2025				<10.4	<10.6					<10.2		
N-Nitrosodi-n-propylamine	621-64-7	ug/L	5/5/2025											<10.0	
N-Nitrosodi-n-propylamine	621-64-7	ug/L	5/6/2025	<10.4	<10.4	<10.4									
N-Nitrosodi-n-propylamine	621-64-7	ug/L	5/7/2025								<10.6				
N-Nitrosodi-n-propylamine	621-64-7	ug/L	10/21/2025					<10.4							
N-Nitrosodiethylamine	55-18-5	ug/L	4/14/2009	<10	<10	<10	<10		<10	<20	<10				
N-Nitrosodiethylamine	55-18-5	ug/L	5/10/2010	<10	<10	<10	<10		<10	<10	<10			<10	
N-Nitrosodiethylamine	55-18-5	ug/L	4/4/2011												<10
N-Nitrosodiethylamine	55-18-5	ug/L	10/15/2014										<10		
N-Nitrosodiethylamine	55-18-5	ug/L	10/5/2015	<10	<10.3	<10	<10			<10.3	<10.8		<10.9	<10	
N-Nitrosodiethylamine	55-18-5	ug/L	4/4/2016												<10.3
N-Nitrosodiethylamine	55-18-5	ug/L	4/17/2017						<11						
N-Nitrosodiethylamine	55-18-5	ug/L	3/30/2020	<10.4	<10.4	<10.4	<10.2			<10.2	<10.3		<10.4	<10.4	
N-Nitrosodiethylamine	55-18-5	ug/L	10/20/2021												<8
N-Nitrosodiethylamine	55-18-5	ug/L	5/2/2022						<8						
N-Nitrosodiethylamine	55-18-5	ug/L	4/23/2025							<10.4					
N-Nitrosodiethylamine	55-18-5	ug/L	4/25/2025				<10.4	<10.6					<10.2		
N-Nitrosodiethylamine	55-18-5	ug/L	5/5/2025											<10.0	
N-Nitrosodiethylamine	55-18-5	ug/L	5/6/2025	<10.4	<10.4	<10.4									
N-Nitrosodiethylamine	55-18-5	ug/L	5/7/2025								<10.6				
N-Nitrosodiethylamine	55-18-5	ug/L	10/21/2025					<10.4							

Table 9A
Analytical Data Summary - Series B HMSP Wells
2025 Annual Water Quality Report
Iowa City Sanitary Landfill
Permit No. 52-SDP-01-72P

Constituent	CAS	Units	Date	MW-1B	MW-5B	MW-7B1	MW-8B	MW-10B	MW-12B	MW-14B	MW-31B	MW-39B	MW-208B	MW-210B	MW-211B
N-Nitrosodimethylamine	62-75-9	ug/L	4/14/2009	<10	<10	<10	<10		<10	<20	<10				
N-Nitrosodimethylamine	62-75-9	ug/L	5/10/2010	<10	<10	<10	<10		<10	<10	<10			<10	
N-Nitrosodimethylamine	62-75-9	ug/L	4/4/2011												<10
N-Nitrosodimethylamine	62-75-9	ug/L	10/15/2014										<10		
N-Nitrosodimethylamine	62-75-9	ug/L	10/5/2015	<10	<10.3	<10	<10			<10.3	<10.8		<10.9	<10	
N-Nitrosodimethylamine	62-75-9	ug/L	4/4/2016												<10.3
N-Nitrosodimethylamine	62-75-9	ug/L	4/17/2017						<11						
N-Nitrosodimethylamine	62-75-9	ug/L	3/30/2020	<10.4	<10.4	<10.4	<10.2			<10.2	<10.3		<10.4	<10.4	
N-Nitrosodimethylamine	62-75-9	ug/L	10/20/2021												<8
N-Nitrosodimethylamine	62-75-9	ug/L	5/2/2022						<8						
N-Nitrosodimethylamine	62-75-9	ug/L	4/23/2025							<10.4					
N-Nitrosodimethylamine	62-75-9	ug/L	4/25/2025				<10.4	<10.6					<10.2		
N-Nitrosodimethylamine	62-75-9	ug/L	5/5/2025											<10.0	
N-Nitrosodimethylamine	62-75-9	ug/L	5/6/2025	<10.4	<10.4	<10.4									
N-Nitrosodimethylamine	62-75-9	ug/L	5/7/2025								<10.6				
N-Nitrosodimethylamine	62-75-9	ug/L	10/21/2025					<10.4							
N-Nitrosodiphenylamine	86-30-6	ug/L	4/14/2009	<10	<10	<10	<10		<10	<20	<10				
N-Nitrosodiphenylamine	86-30-6	ug/L	5/10/2010	<10	<10	<10	<10		<10	<10	<10			<10	
N-Nitrosodiphenylamine	86-30-6	ug/L	4/4/2011												<10
N-Nitrosodiphenylamine	86-30-6	ug/L	10/15/2014										<10		
N-Nitrosodiphenylamine	86-30-6	ug/L	10/5/2015	<10	<10.3	<10	<10			<10.3	<10.8		<10.9	<10	
N-Nitrosodiphenylamine	86-30-6	ug/L	4/4/2016												<10.3
N-Nitrosodiphenylamine	86-30-6	ug/L	4/17/2017						<11						
N-Nitrosodiphenylamine	86-30-6	ug/L	3/30/2020	<10.4	<10.4	<10.4	<10.2			<10.2	<10.3		<10.4	<10.4	
N-Nitrosodiphenylamine	86-30-6	ug/L	10/20/2021												<8
N-Nitrosodiphenylamine	86-30-6	ug/L	5/2/2022						<8						
N-Nitrosodiphenylamine	86-30-6	ug/L	4/23/2025							<10.4					
N-Nitrosodiphenylamine	86-30-6	ug/L	4/25/2025				<10.4	<10.6					<10.2		
N-Nitrosodiphenylamine	86-30-6	ug/L	5/5/2025											<10.0	
N-Nitrosodiphenylamine	86-30-6	ug/L	5/6/2025	<10.4	<10.4	<10.4									
N-Nitrosodiphenylamine	86-30-6	ug/L	5/7/2025								<10.6				
N-Nitrosodiphenylamine	86-30-6	ug/L	10/21/2025					<10.4							
N-Nitrosomethylethalamine	10595-95-6	ug/L	4/14/2009	<10	<10	<10	<10		<10	<20	<10				
N-Nitrosomethylethalamine	10595-95-6	ug/L	5/10/2010	<10	<10	<10	<10		<10	<10	<10			<10	
N-Nitrosomethylethalamine	10595-95-6	ug/L	4/4/2011												<10
N-Nitrosomethylethalamine	10595-95-6	ug/L	10/15/2014										<10		
N-Nitrosomethylethalamine	10595-95-6	ug/L	10/5/2015	<10	<10.3	<10	<10			<10.3	<10.8		<10.9	<10	
N-Nitrosomethylethalamine	10595-95-6	ug/L	4/4/2016												<10.3
N-Nitrosomethylethalamine	10595-95-6	ug/L	4/17/2017						<11						
N-Nitrosomethylethalamine	10595-95-6	ug/L	3/30/2020	<10.4	<10.4	<10.4	<10.2			<10.2	<10.3		<10.4	<10.4	
N-Nitrosomethylethalamine	10595-95-6	ug/L	10/20/2021												<8
N-Nitrosomethylethalamine	10595-95-6	ug/L	5/2/2022						<8						
N-Nitrosomethylethylamine	10595-95-6	ug/L	4/23/2025							<10.4					
N-Nitrosomethylethylamine	10595-95-6	ug/L	4/25/2025				<10.4	<10.6					<10.2		
N-Nitrosomethylethylamine	10595-95-6	ug/L	5/5/2025											<10.0	
N-Nitrosomethylethylamine	10595-95-6	ug/L	5/6/2025	<10.4	<10.4	<10.4									
N-Nitrosomethylethylamine	10595-95-6	ug/L	5/7/2025								<10.6				
N-Nitrosomethylethylamine	10595-95-6	ug/L	10/21/2025					<10.4							
N-Nitrosopiperidine	100-75-4	ug/L	4/14/2009	<10	<10	<10	<10		<10	<20	<10				
N-Nitrosopiperidine	100-75-4	ug/L	5/10/2010	<10	<10	<10	<10		<10	<10	<10			<10	
N-Nitrosopiperidine	100-75-4	ug/L	4/4/2011												<10
N-Nitrosopiperidine	100-75-4	ug/L	10/15/2014										<10		
N-Nitrosopiperidine	100-75-4	ug/L	10/5/2015	<10	<10.3	<10	<10			<10.3	<10.8		<10.9	<10	
N-Nitrosopiperidine	100-75-4	ug/L	4/4/2016												<10.3
N-Nitrosopiperidine	100-75-4	ug/L	4/17/2017						<11						
N-Nitrosopiperidine	100-75-4	ug/L	3/30/2020	<10.4	<10.4	<10.4	<10.2			<10.2	<10.3		<10.4	<10.4	
N-Nitrosopiperidine	100-75-4	ug/L	10/20/2021												<8
N-Nitrosopiperidine	100-75-4	ug/L	5/2/2022						<8						
N-Nitrosopiperidine	100-75-4	ug/L	4/23/2025							<10.4					
N-Nitrosopiperidine	100-75-4	ug/L	4/25/2025				<10.4	<10.6					<10.2		
N-Nitrosopiperidine	100-75-4	ug/L	5/5/2025											<10.0	
N-Nitrosopiperidine	100-75-4	ug/L	5/6/2025	<10.4	<10.4	<10.4									
N-Nitrosopiperidine	100-75-4	ug/L	5/7/2025								<10.6				
N-Nitrosopiperidine	100-75-4	ug/L	10/21/2025					<10.4							

Table 9A
Analytical Data Summary - Series B HMSP Wells
2025 Annual Water Quality Report
Iowa City Sanitary Landfill
Permit No. 52-SDP-01-72P

Constituent	CAS	Units	Date	MW-1B	MW-5B	MW-7B1	MW-8B	MW-10B	MW-12B	MW-14B	MW-31B	MW-39B	MW-208B	MW-210B	MW-211B
N-Nitrosopyrrolidine	930-55-2	ug/L	4/14/2009	<10	<10	<10	<10		<10	<20	<10				
N-Nitrosopyrrolidine	930-55-2	ug/L	5/10/2010	<10	<10	<10	<10		<10	<10	<10			<10	
N-Nitrosopyrrolidine	930-55-2	ug/L	4/4/2011												<10
N-Nitrosopyrrolidine	930-55-2	ug/L	10/15/2014										<10		
N-Nitrosopyrrolidine	930-55-2	ug/L	10/5/2015	<10	<10.3	<10	<10			<10.3	<10.8		<10.9	<10	
N-Nitrosopyrrolidine	930-55-2	ug/L	4/4/2016												<10.3
N-Nitrosopyrrolidine	930-55-2	ug/L	4/17/2017						<11						
N-Nitrosopyrrolidine	930-55-2	ug/L	3/30/2020	<10.4	<10.4	<10.4	<10.2			<10.2	<10.3		<10.4	<10.4	
N-Nitrosopyrrolidine	930-55-2	ug/L	10/20/2021												<8
N-Nitrosopyrrolidine	930-55-2	ug/L	5/2/2022						<8						
N-Nitrosopyrrolidine	930-55-2	ug/L	4/23/2025							<10.4					
N-Nitrosopyrrolidine	930-55-2	ug/L	4/25/2025				<10.4	<10.6					<10.2		
N-Nitrosopyrrolidine	930-55-2	ug/L	5/5/2025											<10.0	
N-Nitrosopyrrolidine	930-55-2	ug/L	5/6/2025	<10.4	<10.4	<10.4									
N-Nitrosopyrrolidine	930-55-2	ug/L	5/7/2025								<10.6				
N-Nitrosopyrrolidine	930-55-2	ug/L	10/21/2025					<10.4							
Naphthalene	91-20-3	ug/L	4/14/2009	<5	<5	<5	<5		<5	<5	<5				
Naphthalene	91-20-3	ug/L	5/10/2010	<5	<5	<5	<5		<5	<5	<5			<5	
Naphthalene	91-20-3	ug/L	4/4/2011												<5
Naphthalene	91-20-3	ug/L	10/15/2014										<5		
Naphthalene	91-20-3	ug/L	10/5/2015	<5	<5	<5	<5			<5	<5		<5	<5	
Naphthalene	91-20-3	ug/L	4/4/2016												<5
Naphthalene	91-20-3	ug/L	4/17/2017						<5						
Naphthalene	91-20-3	ug/L	3/30/2020	<5	<5	<5	<5			<5	<5		<5	<5	
Naphthalene	91-20-3	ug/L	10/20/2021												<8
Naphthalene	91-20-3	ug/L	5/2/2022						<8						
Naphthalene	91-20-3	ug/L	4/23/2025							<5.00					
Naphthalene	91-20-3	ug/L	4/25/2025				<5.00	<5.00					<5.00		
Naphthalene	91-20-3	ug/L	5/5/2025											<5.00	
Naphthalene	91-20-3	ug/L	5/6/2025	<5.00	<5.00	<5.00									
Naphthalene	91-20-3	ug/L	5/7/2025								<5.00				
Naphthalene	91-20-3	ug/L	10/21/2025					<5.00							
Nickel	7440-02-0	mg/L	2/27/2008	<0.01	<0.01	0.019	0.027	<0.01	0.015	<0.01	0.038				
Nickel	7440-02-0	mg/L	5/12/2008	<0.01	<0.01	0.058	0.027	<0.01	0.014	0.011	<0.01				
Nickel	7440-02-0	mg/L	7/13/2008	<0.01	<0.01	0.025	0.022	<0.01	0.012	<0.01	0.023				
Nickel	7440-02-0	mg/L	9/14/2008	<0.01	<0.01	0.029	0.046	0.055	0.012	<0.01	<0.01				
Nickel	7440-02-0	mg/L	11/17/2008	<0.05	<0.05	<0.05	<0.05	<0.05	<0.05	<0.05	<0.05				
Nickel	7440-02-0	mg/L	4/14/2009	<0.01	<0.01	0.024; 0.023	0.046		0.013	0.042	<0.01				
Nickel	7440-02-0	mg/L	7/7/2009			0.018; 0.02	0.01		0.012	<0.01			0.02	0.021	
Nickel	7440-02-0	mg/L	9/2/2009			0.032; 0.033	0.018		0.016	0.012			0.022	0.02	
Nickel	7440-02-0	mg/L	10/25/2009	<0.01	<0.01	0.034	0.013		0.013	0.011	<0.01		0.019	0.023	
Nickel	7440-02-0	mg/L	1/2/2010			<0.01; 0.011	<0.01		0.014	0.011; 0.013			0.024	0.019	
Nickel	7440-02-0	mg/L	3/3/2010										0.024	0.019	0.045
Nickel	7440-02-0	mg/L	5/10/2010	<0.05	<0.05	<0.05	<0.05		<0.05	<0.05	<0.05			<0.05	<0.05
Nickel	7440-02-0	mg/L	7/8/2010												0.045
Nickel	7440-02-0	mg/L	9/13/2010												0.037
Nickel	7440-02-0	mg/L	11/1/2010										0.013	0.016	
Nickel	7440-02-0	mg/L	4/4/2011										<0.01	<0.01	0.0522
Nickel	7440-02-0	mg/L	7/8/2011												0.035
Nickel	7440-02-0	mg/L	8/11/2011												0.067
Nickel	7440-02-0	mg/L	10/13/2011		<0.05	<0.05	<0.05		<0.05	<0.05			<0.05	<0.05	<0.05
Nickel	7440-02-0	mg/L	12/5/2011								<0.05				<0.05
Nickel	7440-02-0	mg/L	4/11/2012	<0.05	<0.05	<0.05	<0.05		<0.05	<0.05	<0.05		<0.05	<0.05	<0.05
Nickel	7440-02-0	mg/L	6/25/2012								<0.05				
Nickel	7440-02-0	mg/L	8/1/2012								<0.05	<0.05			
Nickel	7440-02-0	mg/L	10/11/2012	<0.05	<0.05	<0.05	<0.05		<0.05	<0.05	<0.05	<0.05	<0.05	<0.05	0.136
Nickel	7440-02-0	mg/L	12/13/2012								<0.05	<0.05			
Nickel	7440-02-0	mg/L	3/30/2013	<0.05	<0.05	<0.05	<0.05		<0.05	<0.05	<0.05	<0.05	<0.05	<0.05	<0.05
Nickel	7440-02-0	mg/L	10/7/2013	<0.05	<0.05	<0.05	<0.05		<0.05	<0.05	<0.05	<0.05	<0.05	<0.05	0.0648
Nickel	7440-02-0	mg/L	6/2/2014	<0.05	<0.05	<0.05	0.0106J		0.0162J	<0.05	0.0199J	<0.05	0.0207J	0.0112J	0.028J
Nickel	7440-02-0	mg/L	10/15/2014	0.0103J	<0.05	0.0138J	0.024J		0.0218J	0.0192J	0.0222J	0.0079J	0.037J	0.026J	0.0386J
Nickel	7440-02-0	mg/L	4/6/2015	0.000999J	0.006	0.0018J	0.00928			0.0105	0.00108J	0.00195J	0.0238	0.0173	0.0282
Nickel	7440-02-0	mg/L	10/5/2015	<0.005	0.00764	0.00174J	0.00885			0.00884	0.0148	0.00343J	0.0243	0.0178	0.0317; 0.0319
Nickel	7440-02-0	mg/L	4/4/2016	<0.005	0.00261J	0.00191J	0.00445J		0.00926	0.0085	<0.005	0.00234J	0.03	0.017; 0.0178	0.0329

Table 9A
Analytical Data Summary - Series B HMSP Wells
2025 Annual Water Quality Report
Iowa City Sanitary Landfill
Permit No. 52-SDP-01-72P

Constituent	CAS	Units	Date	MW-1B	MW-5B	MW-7B1	MW-8B	MW-10B	MW-12B	MW-14B	MW-31B	MW-39B	MW-208B	MW-210B	MW-211B
Nickel	7440-02-0	mg/L	10/17/2016	<0.005	0.00454J	0.00227J	0.00398J		0.00986	0.00712; 0.00688	0.00159J	0.00301J	0.0234	0.0166	0.0345
Nickel	7440-02-0	mg/L	4/17/2017	<0.005	0.002J	<0.005; 0.00125J	0.00298J		0.0109	0.0106	<0.005	0.00309J	0.00813	0.0198	0.0328
Nickel	7440-02-0	mg/L	10/11/2017	<0.005	0.00366J	0.00136J; 0.00163	0.00535		0.0126	0.00725	0.0126	0.00457J	0.0222	0.0148	0.04
Nickel	7440-02-0	mg/L	4/20/2018								0.00164J				
Nickel	7440-02-0	mg/L	4/24/2018						0.00966	0.00587			0.0262		
Nickel	7440-02-0	mg/L	4/25/2018	<0.005	0.00277J	<0.02	0.00432J					0.00269J		0.0135	0.0397; 0.0446
Nickel	7440-02-0	mg/L	10/16/2018	<0.002	0.00211	0.00243; 0.00225	0.00336		0.0142	0.00693	0.00482	0.0165	0.0256	0.0146	0.059
Nickel	7440-02-0	mg/L	4/16/2019	<0.005	<0.005	<0.005	0.00198J		0.0059	0.01	<0.005	0.00269J	0.0273	0.0169	0.0706
Nickel	7440-02-0	mg/L	10/1/2019	<0.005	0.00259J	<0.005	0.00354J		0.0139	0.00885	<0.005	0.00493J	0.0236	0.0193	0.0735
Nickel	7440-02-0	mg/L	3/30/2020	<0.005	<0.005	<0.005	<0.005		0.005	0.00726	<0.005	0.00498J	0.0215	0.022	0.0632; 0.0691
Nickel	7440-02-0	mg/L	10/7/2020	<0.005	0.00301J	<0.005	0.00192J		0.0138	0.00764	<0.005	0.0106	0.00916	0.0182	0.0642
Nickel	7440-02-0	mg/L	4/13/2021	<0.004	0.0011J	0.0008J	0.0012J		0.0053	0.0096	0.0015J	0.0032J	0.0086	0.0156	0.0735
Nickel	7440-02-0	mg/L	10/20/2021	<0.004				<0.004			0.0025J; 0.0055				0.0847
Nickel	7440-02-0	mg/L	5/2/2022	<0.004	0.0013J	<0.004	0.0054	<0.004	0.0075	0.0083	0.0036J	0.0161	0.0021J	0.016	0.0661
Nickel	7440-02-0	mg/L	10/14/2022	<0.004				0.0016J			0.0077; 0.0048				0.0839
Nickel	7440-02-0	mg/L	5/1/2023	<0.005	<0.005	<0.005	0.00211J	<0.005	0.00614	0.00665	0.00309J	0.00304J	<0.005	0.0142	0.0353
Nickel	7440-02-0	mg/L	10/16/2023	<0.005				<0.005			0.00233J; 0.00212J				0.0492
Nickel	7440-02-0	mg/L	4/29/2024	<0.005	<0.005	<0.005	0.0106	<0.005	0.00299J	0.00346J	<0.005	0.00239J	<0.005	0.00938; 0.00964	0.0674
Nickel	7440-02-0	mg/L	10/9/2024					<0.00500							
Nickel	7440-02-0	mg/L	10/10/2024	<0.00500											0.0470
Nickel	7440-02-0	mg/L	10/11/2024								<0.00500				
Nickel	7440-02-0	mg/L	4/23/2025							0.00546					
Nickel	7440-02-0	mg/L	4/25/2025				<0.00500	<0.00500					<0.00500		
Nickel	7440-02-0	mg/L	4/28/2025												0.195
Nickel	7440-02-0	mg/L	4/30/2025									<0.00500			
Nickel	7440-02-0	mg/L	5/5/2025											0.0115	
Nickel	7440-02-0	mg/L	5/6/2025	<0.00500	0.00615	<0.00500									
Nickel	7440-02-0	mg/L	5/7/2025						0.00461		0.00338				
Nickel	7440-02-0	mg/L	10/20/2025	<0.00500											
Nickel	7440-02-0	mg/L	10/21/2025					0.00480							
Nickel	7440-02-0	mg/L	10/23/2025								0.00313				
Nitrate (NO3)	14797-55-8	mg/L	4/6/2015	<0.1	0.0863J	<0.1	<0.1	7.42	<0.1	<0.1	<0.1	0.192	<0.1	<0.1	<0.1
Nitrate (NO3)	14797-55-8	mg/L	10/5/2015	<0.1	0.0984J	<0.1	<0.1	7.68	<0.1	<0.1	<0.1	<0.1	<0.1	<0.1	<0.1
Nitrate (NO3)	14797-55-8	mg/L	4/4/2016	<0.1	<0.1	<0.1	1.2	6.26	<0.1	<0.1	<0.1	0.299	1.51	<0.1	0.0969J
Nitrate (NO3)	14797-55-8	mg/L	10/17/2016	0.719	<0.1	0.453	0.11	4.88	0.307	<0.1	<0.1	0.367	<0.1	<0.1	<0.1
Nitrate (NO3)	14797-55-8	mg/L	5/2/2022												0.4
Nitrate (NO3)	14797-55-8	mg/L	5/1/2023												<0.2
Nitrate (NO3)	14797-55-8	mg/L	4/29/2024												<0.2
Nitrate as N	14797-55-8	mg/L	4/28/2025												<0.200
Nitrobenzene	98-95-3	ug/L	4/14/2009	<10	<10	<10	<10		<10	<20	<10				
Nitrobenzene	98-95-3	ug/L	5/10/2010	<10	<10	<10	<10		<10	<10	<10			<10	
Nitrobenzene	98-95-3	ug/L	4/4/2011												<10
Nitrobenzene	98-95-3	ug/L	10/15/2014										<10		
Nitrobenzene	98-95-3	ug/L	10/5/2015	<10	<10.3	<10	<10			<10.3	<10.8		<10.9	<10	
Nitrobenzene	98-95-3	ug/L	4/4/2016												<10.3
Nitrobenzene	98-95-3	ug/L	4/17/2017						<11						
Nitrobenzene	98-95-3	ug/L	3/30/2020	<10.4	<10.4	<10.4	<10.2			<10.2	<10.3		<10.4	<10.4	
Nitrobenzene	98-95-3	ug/L	10/20/2021												<8
Nitrobenzene	98-95-3	ug/L	5/2/2022						<8						
Nitrobenzene	98-95-3	ug/L	4/23/2025							<10.4					
Nitrobenzene	98-95-3	ug/L	4/25/2025				<10.4	<10.6					<10.2		
Nitrobenzene	98-95-3	ug/L	5/5/2025											<10.0	
Nitrobenzene	98-95-3	ug/L	5/6/2025	<10.4	<10.4	<10.4									
Nitrobenzene	98-95-3	ug/L	5/7/2025								<10.6				
Nitrobenzene	98-95-3	ug/L	10/21/2025					<10.4							
O,O,O-Triethyl Phosphorothioate	126-68-1	ug/L	4/14/2009	<30	<30	<30	<30		<30	<60	<30				
O,O,O-Triethyl Phosphorothioate	126-68-1	ug/L	5/10/2010	<10	<10	<10	<10		<10	<10	<10			<10	
O,O,O-Triethyl Phosphorothioate	126-68-1	ug/L	4/4/2011												<10
O,O,O-Triethyl Phosphorothioate	126-68-1	ug/L	10/15/2014										<10		
O,O,O-Triethyl Phosphorothioate	126-68-1	ug/L	10/5/2015	<10	<10.3	<10	<10			<10.3	<10.8		<10.9	<10	
O,O,O-Triethyl Phosphorothioate	126-68-1	ug/L	4/4/2016												<10.3
O,O,O-Triethyl Phosphorothioate	126-68-1	ug/L	4/17/2017						<11						
O,O,O-Triethyl Phosphorothioate	126-68-1	ug/L	3/30/2020	<10.4	<10.4	<10.4	<10.2			<10.2	<10.3		<10.4	<10.4	
O,O,O-Triethyl Phosphorothioate	126-68-1	ug/L	10/20/2021												<0.4

Table 9A
Analytical Data Summary - Series B HMSP Wells
2025 Annual Water Quality Report
Iowa City Sanitary Landfill
Permit No. 52-SDP-01-72P

Constituent	CAS	Units	Date	MW-1B	MW-5B	MW-7B1	MW-8B	MW-10B	MW-12B	MW-14B	MW-31B	MW-39B	MW-208B	MW-210B	MW-211B
O,O,O-Triethyl Phosphorothioate	126-68-1	ug/L	5/2/2022						<0.4						
O-Toluidine	95-53-4	ug/L	4/14/2009	<10	<10	<10	<10		<10	<20	<10				
O-Toluidine	95-53-4	ug/L	5/10/2010	<10	<10	<10	<10		<10	<10	<10			<10	
O-Toluidine	95-53-4	ug/L	4/4/2011												<10
O-Toluidine	95-53-4	ug/L	10/15/2014										<10		
O-Toluidine	95-53-4	ug/L	10/5/2015	<10	<10.3	<10	<10			<10.3	<10.8		<10.9	<10	
O-Toluidine	95-53-4	ug/L	4/4/2016												<10.3
O-Toluidine	95-53-4	ug/L	4/17/2017						<11						
O-Toluidine	95-53-4	ug/L	3/30/2020	<10.4	<10.4	<10.4	<10.2			<10.2	<10.3		<10.4	<10.4	
O-Toluidine	95-53-4	ug/L	10/20/2021												<8
O-Toluidine	95-53-4	ug/L	5/2/2022						<8						
PCB-1016	12674-11-2	ug/L	4/14/2009	<0.8	<0.92	<0.8	<0.8		<0.8	<0.8	<0.8				
PCB-1016	12674-11-2	ug/L	5/10/2010	<0.8	<0.8	<0.8	<0.8		<0.8	<0.8	<0.8			<0.8	
PCB-1016	12674-11-2	ug/L	4/4/2011												<0.8
PCB-1016	12674-11-2	ug/L	10/15/2014										<0.8		
PCB-1016	12674-11-2	ug/L	10/5/2015	<0.8	<0.808	<0.8	<0.8			<0.808	<0.8			<0.8	
PCB-1016	12674-11-2	ug/L	4/4/2016										<0.8		<0.825
PCB-1016	12674-11-2	ug/L	4/17/2017						<0.851						
PCB-1016	12674-11-2	ug/L	3/30/2020	<0.833	<0.842	<0.833	<0.833			<0.851	<0.825		<0.842	<0.842	
PCB-1016	12674-11-2	ug/L	10/20/2021												<0.1
PCB-1016	12674-11-2	ug/L	5/2/2022						<0.1						
PCB-1016	12674-11-2	ug/L	4/23/2025							<1.81					
PCB-1016	12674-11-2	ug/L	4/25/2025				<1.84	<1.93					<1.80		
PCB-1016	12674-11-2	ug/L	5/5/2025											<1.81	
PCB-1016	12674-11-2	ug/L	5/6/2025	<1.81	<1.80	<1.83									
PCB-1016	12674-11-2	ug/L	5/7/2025								<1.79				
PCB-1016	12674-11-2	ug/L	10/21/2025					<1.80							
PCB-1221	11104-28-2	ug/L	4/14/2009	<0.8	<0.92	<0.8	<0.8		<0.8	<0.8	<0.8				
PCB-1221	11104-28-2	ug/L	5/10/2010	<0.8	<0.8	<0.8	<0.8		<0.8	<0.8	<0.8			<0.8	
PCB-1221	11104-28-2	ug/L	4/4/2011												<0.8
PCB-1221	11104-28-2	ug/L	10/15/2014										<0.8		
PCB-1221	11104-28-2	ug/L	10/5/2015	<0.8	<0.808	<0.8	<0.8			<0.808	<0.8			<0.8	
PCB-1221	11104-28-2	ug/L	4/4/2016										<0.8		<0.825
PCB-1221	11104-28-2	ug/L	4/17/2017						<0.851						
PCB-1221	11104-28-2	ug/L	3/30/2020	<0.833	<0.842	<0.833	<0.833			<0.851	<0.825		<0.842	<0.842	
PCB-1221	11104-28-2	ug/L	10/20/2021												<0.2
PCB-1221	11104-28-2	ug/L	5/2/2022						<0.2						
PCB-1221	11104-28-2	ug/L	4/23/2025							<1.81					
PCB-1221	11104-28-2	ug/L	4/25/2025				<1.84	<1.93					<1.80		
PCB-1221	11104-28-2	ug/L	5/5/2025											<1.81	
PCB-1221	11104-28-2	ug/L	5/6/2025	<1.81	<1.80	<1.83									
PCB-1221	11104-28-2	ug/L	5/7/2025								<1.79				
PCB-1221	11104-28-2	ug/L	10/21/2025					<1.80							
PCB-1232	11141-16-5	ug/L	4/14/2009	<0.8	<0.92	<0.8	<0.8		<0.8	<0.8	<0.8				
PCB-1232	11141-16-5	ug/L	5/10/2010	<0.8	<0.8	<0.8	<0.8		<0.8	<0.8	<0.8			<0.8	
PCB-1232	11141-16-5	ug/L	4/4/2011												<0.8
PCB-1232	11141-16-5	ug/L	10/15/2014										<0.8		
PCB-1232	11141-16-5	ug/L	10/5/2015	<0.8	<0.808	<0.8	<0.8			<0.808	<0.8			<0.8	
PCB-1232	11141-16-5	ug/L	4/4/2016										<0.8		<0.825
PCB-1232	11141-16-5	ug/L	4/17/2017						<0.851						
PCB-1232	11141-16-5	ug/L	3/30/2020	<0.833	<0.842	<0.833	<0.833			<0.851	<0.825		<0.842	<0.842	
PCB-1232	11141-16-5	ug/L	10/20/2021												<0.2
PCB-1232	11141-16-5	ug/L	5/2/2022						<0.2						
PCB-1232	11141-16-5	ug/L	4/23/2025							<1.81					
PCB-1232	11141-16-5	ug/L	4/25/2025				<1.84	<1.93					<1.80		
PCB-1232	11141-16-5	ug/L	5/5/2025											<1.81	
PCB-1232	11141-16-5	ug/L	5/6/2025	<1.81	<1.80	<1.83									
PCB-1232	11141-16-5	ug/L	5/7/2025								<1.79				
PCB-1232	11141-16-5	ug/L	10/21/2025					<1.80							
PCB-1242	53469-21-9	ug/L	4/14/2009	<0.8	<0.92	<0.8	<0.8		<0.8	<0.8	<0.8				
PCB-1242	53469-21-9	ug/L	5/10/2010	<0.8	<0.8	<0.8	<0.8		<0.8	<0.8	<0.8			<0.8	
PCB-1242	53469-21-9	ug/L	4/4/2011												<0.8
PCB-1242	53469-21-9	ug/L	10/15/2014										<0.8		
PCB-1242	53469-21-9	ug/L	10/5/2015	<0.8	<0.808	<0.8	<0.8			<0.808	<0.8			<0.8	

Table 9A
Analytical Data Summary - Series B HMSP Wells
2025 Annual Water Quality Report
Iowa City Sanitary Landfill
Permit No. 52-SDP-01-72P

Constituent	CAS	Units	Date	MW-1B	MW-5B	MW-7B1	MW-8B	MW-10B	MW-12B	MW-14B	MW-31B	MW-39B	MW-208B	MW-210B	MW-211B
PCB-1242	53469-21-9	ug/L	4/4/2016										<0.8		<0.825
PCB-1242	53469-21-9	ug/L	4/17/2017						<0.851						
PCB-1242	53469-21-9	ug/L	3/30/2020	<0.833	<0.842	<0.833	<0.833			<0.851	<0.825		<0.842	<0.842	
PCB-1242	53469-21-9	ug/L	10/20/2021												<0.2
PCB-1242	53469-21-9	ug/L	5/2/2022						<0.2						
PCB-1242	53469-21-9	ug/L	4/23/2025							<1.81					
PCB-1242	53469-21-9	ug/L	4/25/2025				<1.84	<1.93					<1.80		
PCB-1242	53469-21-9	ug/L	5/5/2025											<1.81	
PCB-1242	53469-21-9	ug/L	5/6/2025	<1.81	<1.80	<1.83									
PCB-1242	53469-21-9	ug/L	5/7/2025								<1.79				
PCB-1242	53469-21-9	ug/L	10/21/2025					<1.80							
PCB-1248	12672-29-6	ug/L	4/14/2009	<0.8	<0.92	<0.8	<0.8		<0.8	<0.8	<0.8				
PCB-1248	12672-29-6	ug/L	5/10/2010	<0.8	<0.8	<0.8	<0.8		<0.8	<0.8	<0.8			<0.8	
PCB-1248	12672-29-6	ug/L	4/4/2011												<0.8
PCB-1248	12672-29-6	ug/L	10/15/2014										<0.8		
PCB-1248	12672-29-6	ug/L	10/5/2015	<0.8	<0.808	<0.8	<0.8			<0.808	<0.8			<0.8	
PCB-1248	12672-29-6	ug/L	4/4/2016										<0.8		<0.825
PCB-1248	12672-29-6	ug/L	4/17/2017						<0.851						
PCB-1248	12672-29-6	ug/L	3/30/2020	<0.833	<0.842	<0.833	<0.833			<0.851	<0.825		<0.842	<0.842	
PCB-1248	12672-29-6	ug/L	10/20/2021												<0.2
PCB-1248	12672-29-6	ug/L	5/2/2022						<0.2						
PCB-1248	12672-29-6	ug/L	4/23/2025							<1.81					
PCB-1248	12672-29-6	ug/L	4/25/2025				<1.84	<1.93					<1.80		
PCB-1248	12672-29-6	ug/L	5/5/2025											<1.81	
PCB-1248	12672-29-6	ug/L	5/6/2025	<1.81	<1.80	<1.83									
PCB-1248	12672-29-6	ug/L	5/7/2025								<1.79				
PCB-1248	12672-29-6	ug/L	10/21/2025					<1.80							
PCB-1254	11097-69-1	ug/L	4/14/2009	<0.8	<0.92	<0.8	<0.8		<0.8	<0.8	<0.8				
PCB-1254	11097-69-1	ug/L	5/10/2010	<0.8	<0.8	<0.8	<0.8		<0.8	<0.8	<0.8			<0.8	
PCB-1254	11097-69-1	ug/L	4/4/2011												<0.8
PCB-1254	11097-69-1	ug/L	10/15/2014										<0.8		
PCB-1254	11097-69-1	ug/L	10/5/2015	<0.8	<0.808	<0.8	<0.8			<0.808	<0.8			<0.8	
PCB-1254	11097-69-1	ug/L	4/4/2016										<0.8		<0.825
PCB-1254	11097-69-1	ug/L	4/17/2017						<0.851						
PCB-1254	11097-69-1	ug/L	3/30/2020	<0.833	<0.842	<0.833	<0.833			<0.851	<0.825		<0.842	<0.842	
PCB-1254	11097-69-1	ug/L	10/20/2021												<0.1
PCB-1254	11097-69-1	ug/L	5/2/2022						<0.1						
PCB-1254	11097-69-1	ug/L	4/23/2025							<1.81					
PCB-1254	11097-69-1	ug/L	4/25/2025				<1.84	<1.93					<1.80		
PCB-1254	11097-69-1	ug/L	5/5/2025											<1.81	
PCB-1254	11097-69-1	ug/L	5/6/2025	<1.81	<1.80	<1.83									
PCB-1254	11097-69-1	ug/L	5/7/2025								<1.79				
PCB-1254	11097-69-1	ug/L	10/21/2025					<1.80							
PCB-1260	11096-82-5	ug/L	4/14/2009	<0.8	<0.92	<0.8	<0.8		<0.8	<0.8	<0.8				
PCB-1260	11096-82-5	ug/L	5/10/2010	<0.8	<0.8	<0.8	<0.8		<0.8	<0.8	<0.8			<0.8	
PCB-1260	11096-82-5	ug/L	4/4/2011												<0.8
PCB-1260	11096-82-5	ug/L	10/15/2014										<0.8		
PCB-1260	11096-82-5	ug/L	10/5/2015	<0.8	<0.808	<0.8	<0.8			<0.808	<0.8			<0.8	
PCB-1260	11096-82-5	ug/L	4/4/2016										<0.8		<0.825
PCB-1260	11096-82-5	ug/L	4/17/2017						<0.851						
PCB-1260	11096-82-5	ug/L	3/30/2020	<0.833	<0.842	<0.833	<0.833			<0.851	<0.825		<0.842	<0.842	
PCB-1260	11096-82-5	ug/L	10/20/2021												<0.1
PCB-1260	11096-82-5	ug/L	5/2/2022						<0.1						
PCB-1260	11096-82-5	ug/L	4/23/2025							<1.81					
PCB-1260	11096-82-5	ug/L	4/25/2025				<1.84	<1.93					<1.80		
PCB-1260	11096-82-5	ug/L	5/5/2025											<1.81	
PCB-1260	11096-82-5	ug/L	5/6/2025	<1.81	<1.80	<1.83									
PCB-1260	11096-82-5	ug/L	5/7/2025								<1.79				
PCB-1260	11096-82-5	ug/L	10/21/2025					<1.80							
Parathion-Ethyl	56-38-2	ug/L	4/14/2009	<10	<10	<10	<10		<10	<20	<10				
Parathion-Ethyl	56-38-2	ug/L	5/10/2010	<10	<10	<10	<10		<10	<10	<10			<10	
Parathion-Ethyl	56-38-2	ug/L	4/4/2011												<10
Parathion-Ethyl	56-38-2	ug/L	10/15/2014										<10		
Parathion-Ethyl	56-38-2	ug/L	10/5/2015	<10	<10.3	<10	<10			<10.3	<10.8		<10.9	<10	

Table 9A
Analytical Data Summary - Series B HMSP Wells
2025 Annual Water Quality Report
Iowa City Sanitary Landfill
Permit No. 52-SDP-01-72P

Constituent	CAS	Units	Date	MW-1B	MW-5B	MW-7B1	MW-8B	MW-10B	MW-12B	MW-14B	MW-31B	MW-39B	MW-208B	MW-210B	MW-211B
Parathion-Ethyl	56-38-2	ug/L	4/4/2016												<10.3
Parathion-Ethyl	56-38-2	ug/L	4/17/2017						<11						
Parathion-Ethyl	56-38-2	ug/L	3/30/2020	<10.4	<10.4	<10.4	<10.2			<10.2	<10.3		<10.4	<10.4	
Parathion-Ethyl	56-38-2	ug/L	10/20/2021												<0.4
Parathion-Ethyl	56-38-2	ug/L	5/2/2022						<0.4						
Parathion-Methyl	298-00-0	ug/L	4/14/2009	<10	<10	<10	<10		<10	<20	<10				
Parathion-Methyl	298-00-0	ug/L	5/10/2010	<10	<10	<10	<10		<10	<10	<10			<10	
Parathion-Methyl	298-00-0	ug/L	4/4/2011												<10
Parathion-Methyl	298-00-0	ug/L	10/15/2014										<10		
Parathion-Methyl	298-00-0	ug/L	10/5/2015	<10	<10.3	<10	<10			<10.3	<10.8		<10.9	<10	
Parathion-Methyl	298-00-0	ug/L	4/4/2016												<10.3
Parathion-Methyl	298-00-0	ug/L	4/17/2017						<11						
Parathion-Methyl	298-00-0	ug/L	3/30/2020	<10.4	<10.4	<10.4	<10.2			<10.2	<10.3		<10.4	<10.4	
Parathion-Methyl	298-00-0	ug/L	10/20/2021												<0.4
Parathion-Methyl	298-00-0	ug/L	5/2/2022						<0.4						
Pentachlorobenzene	608-93-5	ug/L	4/14/2009	<10	<10	<10	<10		<10	<20	<10				
Pentachlorobenzene	608-93-5	ug/L	5/10/2010	<10	<10	<10	<10		<10	<10	<10			<10	
Pentachlorobenzene	608-93-5	ug/L	4/4/2011												<10
Pentachlorobenzene	608-93-5	ug/L	10/15/2014										<10		
Pentachlorobenzene	608-93-5	ug/L	10/5/2015	<10	<10.3	<10	<10			<10.3	<10.8		<10.9	<10	
Pentachlorobenzene	608-93-5	ug/L	4/4/2016												<10.3
Pentachlorobenzene	608-93-5	ug/L	4/17/2017						<11						
Pentachlorobenzene	608-93-5	ug/L	3/30/2020	<10.4	<10.4	<10.4	<10.2			<10.2	<10.3		<10.4	<10.4	
Pentachlorobenzene	608-93-5	ug/L	10/20/2021												<8
Pentachlorobenzene	608-93-5	ug/L	5/2/2022						<8						
Pentachlorobenzene	608-93-5	ug/L	4/23/2025							<10.4					
Pentachlorobenzene	608-93-5	ug/L	4/25/2025				<10.4	<10.6					<10.2		
Pentachlorobenzene	608-93-5	ug/L	5/5/2025											<10.0	
Pentachlorobenzene	608-93-5	ug/L	5/6/2025	<10.4	<10.4	<10.4									
Pentachlorobenzene	608-93-5	ug/L	5/7/2025								<10.6				
Pentachlorobenzene	608-93-5	ug/L	10/21/2025					<10.4							
Pentachloronitrobenzene	82-68-8	ug/L	4/14/2009	<10	<10	<10	<10		<10	<20	<10				
Pentachloronitrobenzene	82-68-8	ug/L	5/10/2010	<10	<10	<10	<10		<10	<10	<10			<10	
Pentachloronitrobenzene	82-68-8	ug/L	4/4/2011												<10
Pentachloronitrobenzene	82-68-8	ug/L	10/15/2014										<10		
Pentachloronitrobenzene	82-68-8	ug/L	10/5/2015	<10	<10.3	<10	<10			<10.3	<10.8		<10.9	<10	
Pentachloronitrobenzene	82-68-8	ug/L	4/4/2016												<10.3
Pentachloronitrobenzene	82-68-8	ug/L	4/17/2017						<11						
Pentachloronitrobenzene	82-68-8	ug/L	3/30/2020	<10.4	<10.4	<10.4	<10.2			<10.2	<10.3		<10.4	<10.4	
Pentachloronitrobenzene	82-68-8	ug/L	10/20/2021												<8
Pentachloronitrobenzene	82-68-8	ug/L	5/2/2022						<8						
Pentachloronitrobenzene	82-68-8	ug/L	4/23/2025							<10.4					
Pentachloronitrobenzene	82-68-8	ug/L	4/25/2025				<10.4	<10.6					<10.2		
Pentachloronitrobenzene	82-68-8	ug/L	5/5/2025											<10.0	
Pentachloronitrobenzene	82-68-8	ug/L	5/6/2025	<10.4	<10.4	<10.4									
Pentachloronitrobenzene	82-68-8	ug/L	5/7/2025								<10.6				
Pentachloronitrobenzene	82-68-8	ug/L	10/21/2025					<10.4							
Pentachlorophenol	87-86-5	ug/L	4/23/2025							<10.4					
Pentachlorophenol	87-86-5	ug/L	4/25/2025				<10.4	<10.6					<10.2		
Pentachlorophenol	87-86-5	ug/L	5/5/2025											<10.0	
Pentachlorophenol	87-86-5	ug/L	5/6/2025	<10.4	<10.4	<10.4									
Pentachlorophenol	87-86-5	ug/L	5/7/2025								<10.6				
Pentachlorophenol	87-86-5	ug/L	10/21/2025					<10.4							
Pentachlorophenol [2C]	87-86-5	ug/L	4/14/2009	<10	<10	<10	<10		<10	<20	<10				
Pentachlorophenol [2C]	87-86-5	ug/L	5/10/2010	<10	<10	<10	<10		<10	<10	<10			<10	
Pentachlorophenol [2C]	87-86-5	ug/L	4/4/2011												<10
Pentachlorophenol [2C]	87-86-5	ug/L	10/15/2014										<10		
Pentachlorophenol [2C]	87-86-5	ug/L	10/5/2015	<10	<10.3	<10	<10			<10.3	<10.8		<10.9	<10	
Pentachlorophenol [2C]	87-86-5	ug/L	4/4/2016												<10.3
Pentachlorophenol [2C]	87-86-5	ug/L	4/17/2017						<11						
Pentachlorophenol [2C]	87-86-5	ug/L	3/30/2020	<10.4	<10.4	<10.4	<10.2			<10.2	<10.3		<10.4	<10.4	
Pentachlorophenol [2C]	87-86-5	ug/L	10/20/2021												<8
Pentachlorophenol [2C]	87-86-5	ug/L	5/2/2022						<8						
Phenacetin	62-44-2	ug/L	4/14/2009	<10	<10	<10	<10		<10	<20	<10				

Table 9A
Analytical Data Summary - Series B HMSP Wells
2025 Annual Water Quality Report
Iowa City Sanitary Landfill
Permit No. 52-SDP-01-72P

Constituent	CAS	Units	Date	MW-1B	MW-5B	MW-7B1	MW-8B	MW-10B	MW-12B	MW-14B	MW-31B	MW-39B	MW-208B	MW-210B	MW-211B
Phenacetin	62-44-2	ug/L	5/10/2010	<10	<10	<10	<10		<10	<10	<10			<10	
Phenacetin	62-44-2	ug/L	4/4/2011												<10
Phenacetin	62-44-2	ug/L	10/15/2014										<10		
Phenacetin	62-44-2	ug/L	10/5/2015	<10	<10.3	<10	<10			<10.3	<10.8		<10.9	<10	
Phenacetin	62-44-2	ug/L	4/4/2016												<10.3
Phenacetin	62-44-2	ug/L	4/17/2017						<11						
Phenacetin	62-44-2	ug/L	3/30/2020	<10.4	<10.4	<10.4	<10.2			<10.2	<10.3		<10.4	<10.4	
Phenacetin	62-44-2	ug/L	10/20/2021												<8
Phenacetin	62-44-2	ug/L	5/2/2022						<8						
Phenacetin	62-44-2	ug/L	4/23/2025							<10.4					
Phenacetin	62-44-2	ug/L	4/25/2025				<10.4	<10.6					<10.2		
Phenacetin	62-44-2	ug/L	5/5/2025											<10.0	
Phenacetin	62-44-2	ug/L	5/6/2025	<10.4	<10.4	<10.4									
Phenacetin	62-44-2	ug/L	5/7/2025								<10.6				
Phenacetin	62-44-2	ug/L	10/21/2025					<10.4							
Phenanthrene	85-01-8	ug/L	4/14/2009	<10	<10	<10	<10		<10	<20	<10				
Phenanthrene	85-01-8	ug/L	5/10/2010	<10	<10	<10	<10		<10	<10	<10			<10	
Phenanthrene	85-01-8	ug/L	4/4/2011												<10
Phenanthrene	85-01-8	ug/L	10/15/2014										<10		
Phenanthrene	85-01-8	ug/L	10/5/2015	<10	<10.3	<10	<10			<10.3	<10.8		<10.9	<10	
Phenanthrene	85-01-8	ug/L	4/4/2016												<10.3
Phenanthrene	85-01-8	ug/L	4/17/2017						<11						
Phenanthrene	85-01-8	ug/L	3/30/2020	<10.4	<10.4	<10.4	<10.2			<10.2	<10.3		<10.4	<10.4	
Phenanthrene	85-01-8	ug/L	10/20/2021												<8
Phenanthrene	85-01-8	ug/L	5/2/2022						<8						
Phenanthrene	85-01-8	ug/L	4/23/2025							<10.4					
Phenanthrene	85-01-8	ug/L	4/25/2025				<10.4	<10.6					<10.2		
Phenanthrene	85-01-8	ug/L	5/5/2025											<10.0	
Phenanthrene	85-01-8	ug/L	5/6/2025	<10.4	<10.4	<10.4									
Phenanthrene	85-01-8	ug/L	5/7/2025								<10.6				
Phenanthrene	85-01-8	ug/L	10/21/2025					<10.4							
Phenol	108-95-2	ug/L	4/14/2009	<20	<20	<20	<20		<20	<40	<20				
Phenol	108-95-2	ug/L	5/10/2010	<10	<10	<10	<10		<10	<10	<10			<10	
Phenol	108-95-2	ug/L	4/4/2011												<10
Phenol	108-95-2	ug/L	10/15/2014										<10		
Phenol	108-95-2	ug/L	10/5/2015	<10	<10.3	<10	<10			<10.3	<10.8		<10.9	<10	
Phenol	108-95-2	ug/L	4/4/2016												<10.3
Phenol	108-95-2	ug/L	4/17/2017						<11						
Phenol	108-95-2	ug/L	3/30/2020	<10.4	<10.4	<10.4	<10.2			<10.2	<10.3		<10.4	<10.4	
Phenol	108-95-2	ug/L	10/20/2021												<8
Phenol	108-95-2	ug/L	5/2/2022						<8						
Phenol	108-95-2	ug/L	4/23/2025							<10.4					
Phenol	108-95-2	ug/L	4/25/2025				<10.4	<10.6					<10.2		
Phenol	108-95-2	ug/L	5/5/2025											<10.0	
Phenol	108-95-2	ug/L	5/6/2025	<10.4	<10.4	<10.4									
Phenol	108-95-2	ug/L	5/7/2025								<10.6				
Phenol	108-95-2	ug/L	10/21/2025					<10.4							
Phorate	298-02-2	ug/L	4/14/2009	<60	<60	<60	<60		<60	<120	<60				
Phorate	298-02-2	ug/L	5/10/2010	<10	<10	<10	<10		<10	<10	<10			<10	
Phorate	298-02-2	ug/L	4/4/2011												<10
Phorate	298-02-2	ug/L	10/15/2014										<10		
Phorate	298-02-2	ug/L	10/5/2015	<10	<10.3	<10	<10			<10.3	<10.8		<10.9	<10	
Phorate	298-02-2	ug/L	4/4/2016												<10.3
Phorate	298-02-2	ug/L	4/17/2017						<11						
Phorate	298-02-2	ug/L	3/30/2020	<10.4	<10.4	<10.4	<10.2			<10.2	<10.3		<10.4	<10.4	
Phorate	298-02-2	ug/L	10/20/2021												<0.4
Phorate	298-02-2	ug/L	5/2/2022						<0.4						
Phorate	298-02-2	ug/L	4/23/2025							<10.4					
Phorate	298-02-2	ug/L	4/25/2025				<10.4	<10.6					<10.2		
Phorate	298-02-2	ug/L	5/5/2025											<10.0	
Phorate	298-02-2	ug/L	5/6/2025	<10.4	<10.4	<10.4									
Phorate	298-02-2	ug/L	5/7/2025								<10.6				
Phorate	298-02-2	ug/L	10/21/2025					<10.4							
Potassium	7440-09-7	mg/L	6/2/2014	0.835J; 0.862J	6.14	1.56	2.92		1.22	1.8	<1	<1	1.09	1.29	1.01

Table 9A
Analytical Data Summary - Series B HMSP Wells
2025 Annual Water Quality Report
Iowa City Sanitary Landfill
Permit No. 52-SDP-01-72P

Constituent	CAS	Units	Date	MW-1B	MW-5B	MW-7B1	MW-8B	MW-10B	MW-12B	MW-14B	MW-31B	MW-39B	MW-208B	MW-210B	MW-211B
Potassium	7440-09-7	mg/L	10/15/2014	0.919J	7.86	1.58	3.39		1.34	2.29	1.02	<1	1.15	1.6	0.907J
Potassium	7440-09-7	mg/L	3/30/2020										0.782		
Pronamide	23950-58-5	ug/L	4/14/2009	<10	<10	<10	<10		<10	<20	<10				
Pronamide	23950-58-5	ug/L	5/10/2010	<10	<10	<10	<10		<10	<10	<10			<10	
Pronamide	23950-58-5	ug/L	4/4/2011												<10
Pronamide	23950-58-5	ug/L	10/15/2014										<10		
Pronamide	23950-58-5	ug/L	10/5/2015	<10	<10.3	<10	<10			<10.3	<10.8		<10.9	<10	
Pronamide	23950-58-5	ug/L	4/4/2016												<10.3
Pronamide	23950-58-5	ug/L	4/17/2017						<11						
Pronamide	23950-58-5	ug/L	3/30/2020	<10.4	<10.4	<10.4	<10.2			<10.2	<10.3		<10.4	<10.4	
Pronamide	23950-58-5	ug/L	10/20/2021												<8
Pronamide	23950-58-5	ug/L	5/2/2022						<8						
Pronamide	23950-58-5	ug/L	4/23/2025							<10.4					
Pronamide	23950-58-5	ug/L	4/25/2025				<10.4	<10.6					<10.2		
Pronamide	23950-58-5	ug/L	5/5/2025											<10.0	
Pronamide	23950-58-5	ug/L	5/6/2025	<10.4	<10.4	<10.4									
Pronamide	23950-58-5	ug/L	5/7/2025								<10.6				
Pronamide	23950-58-5	ug/L	10/21/2025					<10.4							
Propionitrile	107-12-0	ug/L	4/14/2009	<10	<10	<10	<10		<10	<10	<10				
Propionitrile	107-12-0	ug/L	5/10/2010	<10	<10	<10	<10		<10	<10	<10			<10	
Propionitrile	107-12-0	ug/L	4/4/2011												<10
Propionitrile	107-12-0	ug/L	10/15/2014										<10		
Propionitrile	107-12-0	ug/L	10/5/2015	<10	<10	<10	<10			<10	<10		<10	<10	
Propionitrile	107-12-0	ug/L	4/4/2016												<10
Propionitrile	107-12-0	ug/L	4/17/2017						<10						
Propionitrile	107-12-0	ug/L	3/30/2020	<10	<10	<10	<10			<10	<10		<10	<10	
Propionitrile	107-12-0	ug/L	10/20/2021												<10
Propionitrile	107-12-0	ug/L	5/2/2022						<10						
Propionitrile	107-12-0	ug/L	4/23/2025							<10.0					
Propionitrile	107-12-0	ug/L	4/25/2025				<10.0	<10.0					<10.0		
Propionitrile	107-12-0	ug/L	5/5/2025											<10.0	
Propionitrile	107-12-0	ug/L	5/6/2025	<10.0	<10.0	<10.0									
Propionitrile	107-12-0	ug/L	5/7/2025								<10.0				
Propionitrile	107-12-0	ug/L	10/21/2025					<10.0							
Pyrene	129-00-0	ug/L	4/14/2009	<10	<10	<10	<10		<10	<20	<10				
Pyrene	129-00-0	ug/L	5/10/2010	<10	<10	<10	<10		<10	<10	<10			<10	
Pyrene	129-00-0	ug/L	4/4/2011												<10
Pyrene	129-00-0	ug/L	10/15/2014										<10		
Pyrene	129-00-0	ug/L	10/5/2015	<10	<10.3	<10	<10			<10.3	<10.8		<10.9	<10	
Pyrene	129-00-0	ug/L	4/4/2016												<10.3
Pyrene	129-00-0	ug/L	4/17/2017						<11						
Pyrene	129-00-0	ug/L	3/30/2020	<10.4	<10.4	<10.4	<10.2			<10.2	<10.3		<10.4	<10.4	
Pyrene	129-00-0	ug/L	10/20/2021												<8
Pyrene	129-00-0	ug/L	5/2/2022						<8						
Pyrene	129-00-0	ug/L	4/23/2025							<10.4					
Pyrene	129-00-0	ug/L	4/25/2025				<10.4	<10.6					<10.2		
Pyrene	129-00-0	ug/L	5/5/2025											<10.0	
Pyrene	129-00-0	ug/L	5/6/2025	<10.4	<10.4	<10.4									
Pyrene	129-00-0	ug/L	5/7/2025								<10.6				
Pyrene	129-00-0	ug/L	10/21/2025					<10.4							
Safrole	94-59-7	ug/L	4/14/2009	<10	<10	<10	<10		<10	<20	<10				
Safrole	94-59-7	ug/L	5/10/2010	<10	<10	<10	<10		<10	<10	<10			<10	
Safrole	94-59-7	ug/L	4/4/2011												<10
Safrole	94-59-7	ug/L	10/15/2014										<10		
Safrole	94-59-7	ug/L	10/5/2015	<10	<10.3	<10	<10			<10.3	<10.8		<10.9	<10	
Safrole	94-59-7	ug/L	4/4/2016												<10.3
Safrole	94-59-7	ug/L	4/17/2017						<11						
Safrole	94-59-7	ug/L	3/30/2020	<10.4	<10.4	<10.4	<10.2			<10.2	<10.3		<10.4	<10.4	
Safrole	94-59-7	ug/L	10/20/2021												<8
Safrole	94-59-7	ug/L	5/2/2022						<8						
Safrole	94-59-7	ug/L	4/23/2025							<10.4					
Safrole	94-59-7	ug/L	4/25/2025				<10.4	<10.6					<10.2		
Safrole	94-59-7	ug/L	5/5/2025											<10.0	
Safrole	94-59-7	ug/L	5/6/2025	<10.4	<10.4	<10.4									

Table 9A
Analytical Data Summary - Series B HMSP Wells
2025 Annual Water Quality Report
Iowa City Sanitary Landfill
Permit No. 52-SDP-01-72P

Constituent	CAS	Units	Date	MW-1B	MW-5B	MW-7B1	MW-8B	MW-10B	MW-12B	MW-14B	MW-31B	MW-39B	MW-208B	MW-210B	MW-211B
Safrole	94-59-7	ug/L	5/7/2025								<10.6				
Safrole	94-59-7	ug/L	10/21/2025					<10.4							
Selenium	7782-49-2	mg/L	2/27/2008	<0.01	<0.01	<0.01	<0.01	<0.01	<0.01	<0.01	<0.01				
Selenium	7782-49-2	mg/L	5/12/2008	<0.01	<0.01	<0.01	<0.01	<0.01	<0.01	<0.01	<0.01				
Selenium	7782-49-2	mg/L	7/13/2008	<0.01	<0.01	<0.01	<0.01	<0.01	<0.01	<0.01	<0.01				
Selenium	7782-49-2	mg/L	9/14/2008	<0.01	<0.01	<0.01	<0.01	<0.01	<0.01	<0.01	<0.01				
Selenium	7782-49-2	mg/L	11/17/2008	<0.005	<0.005	<0.005	<0.005	<0.005	<0.005	<0.005	<0.005				
Selenium	7782-49-2	mg/L	4/14/2009	<0.01	<0.01	<0.01	<0.01		<0.01	<0.01	<0.01				
Selenium	7782-49-2	mg/L	7/7/2009										<0.01	<0.01	
Selenium	7782-49-2	mg/L	9/2/2009										<0.01	<0.01	
Selenium	7782-49-2	mg/L	10/25/2009	<0.01	<0.01	<0.01	<0.01		<0.01	<0.01	<0.01		<0.01	<0.01	
Selenium	7782-49-2	mg/L	1/2/2010										<0.01	<0.01	
Selenium	7782-49-2	mg/L	3/3/2010										<0.01	<0.01	<0.01
Selenium	7782-49-2	mg/L	5/10/2010	0.0055	<0.002	0.0031	0.0025		0.004	0.0028	<0.002			0.0047	0.0023
Selenium	7782-49-2	mg/L	7/8/2010										<0.01	<0.01	<0.01
Selenium	7782-49-2	mg/L	9/13/2010										<0.01	<0.01	<0.01
Selenium	7782-49-2	mg/L	11/1/2010										<0.01	<0.01	
Selenium	7782-49-2	mg/L	1/10/2011										<0.005	<0.005	
Selenium	7782-49-2	mg/L	4/4/2011										<0.01	<0.01	<0.005
Selenium	7782-49-2	mg/L	7/8/2011												<0.01
Selenium	7782-49-2	mg/L	8/11/2011												<0.01
Selenium	7782-49-2	mg/L	10/13/2011		<0.005	<0.005	<0.005		<0.005	<0.005			<0.005	<0.005	<0.005
Selenium	7782-49-2	mg/L	12/5/2011								<0.005				<0.005
Selenium	7782-49-2	mg/L	4/11/2012	<0.005	<0.005	<0.005	<0.005		<0.005	<0.005	<0.005		<0.005	<0.005	<0.005
Selenium	7782-49-2	mg/L	6/25/2012								<0.005				
Selenium	7782-49-2	mg/L	8/1/2012								<0.005	<0.005			
Selenium	7782-49-2	mg/L	10/11/2012	<0.005	<0.005	<0.005	<0.005		<0.005	<0.005	<0.005	<0.005	<0.005	<0.005	<0.005
Selenium	7782-49-2	mg/L	12/13/2012								<0.005	<0.005			
Selenium	7782-49-2	mg/L	3/30/2013	<0.005	<0.005	<0.005	<0.005		<0.005	<0.005	<0.005	<0.005	<0.005	<0.005	<0.005
Selenium	7782-49-2	mg/L	10/7/2013	<0.005	<0.005	<0.005	<0.005		<0.005	<0.005	<0.005	<0.005	<0.005	<0.005	<0.005
Selenium	7782-49-2	mg/L	6/2/2014	<0.005	0.000709J	<0.005	<0.005		0.00105J	<0.005	<0.005	<0.005	<0.005	<0.005	0.00132J
Selenium	7782-49-2	mg/L	10/15/2014	<0.005	<0.005	<0.005	<0.005		<0.005	<0.005	<0.005	<0.005	<0.005	<0.005	<0.005
Selenium	7782-49-2	mg/L	4/6/2015	<0.005	<0.005	<0.005	<0.005			<0.005	<0.005	<0.005	<0.005	<0.005	<0.005
Selenium	7782-49-2	mg/L	10/5/2015	<0.005	<0.005	<0.005	<0.005			<0.005	<0.005	<0.005	<0.005	<0.005	<0.005
Selenium	7782-49-2	mg/L	4/4/2016	<0.005	<0.005	<0.005	<0.005		<0.005	<0.005	<0.005	0.00122J	<0.005	<0.005	<0.005
Selenium	7782-49-2	mg/L	10/17/2016	<0.005	0.00113J	<0.005	<0.005		<0.005	<0.005	<0.005	<0.005	<0.005	0.000711J	<0.005
Selenium	7782-49-2	mg/L	4/17/2017	<0.005	<0.005	<0.005	<0.005		<0.005	<0.005	<0.005	<0.005	<0.005	<0.005	<0.005
Selenium	7782-49-2	mg/L	10/11/2017	<0.005	<0.005	<0.005	<0.005		<0.005	<0.005	<0.005	<0.005	<0.005	<0.005	<0.005
Selenium	7782-49-2	mg/L	4/20/2018								<0.005				
Selenium	7782-49-2	mg/L	4/24/2018						<0.005	<0.005			<0.005		
Selenium	7782-49-2	mg/L	4/25/2018	<0.005	<0.005	<0.02	<0.005					<0.005		<0.005	<0.005
Selenium	7782-49-2	mg/L	10/16/2018	<0.0025	<0.0025	<0.0025	<0.0025		<0.0025	<0.0025	<0.0025	<0.0025	<0.0025	<0.0025	<0.0025
Selenium	7782-49-2	mg/L	4/16/2019	<0.005	<0.005	<0.005	<0.005		<0.005	<0.005	<0.005	<0.005	<0.005	<0.005	<0.005
Selenium	7782-49-2	mg/L	10/1/2019	<0.005	<0.005	<0.005	<0.005		<0.005	<0.005	<0.005	0.00409J	<0.005	<0.005	<0.005
Selenium	7782-49-2	mg/L	3/30/2020	<0.005	<0.005	<0.005	<0.005		<0.005	<0.005	<0.005	0.00321J	<0.005	<0.005	<0.005
Selenium	7782-49-2	mg/L	10/7/2020	<0.005	<0.005	<0.005	<0.005		<0.005	<0.005	<0.005	0.00146J	<0.005	<0.005	<0.005
Selenium	7782-49-2	mg/L	4/13/2021	<0.004	<0.004	<0.004	<0.004		<0.004	<0.004	<0.004	0.0034J	<0.004	<0.004	<0.004
Selenium	7782-49-2	mg/L	10/20/2021	<0.004				0.0029J			<0.004; 0.0044				<0.004
Selenium	7782-49-2	mg/L	5/2/2022	<0.004				0.0028J	<0.004		<0.004	0.0027J			0.0017J
Selenium	7782-49-2	mg/L	10/14/2022	<0.004				0.0031J			<0.004				0.002J
Selenium	7782-49-2	mg/L	5/1/2023	<0.005				0.00286J; 0.00284J			<0.005	<0.005			<0.005
Selenium	7782-49-2	mg/L	10/16/2023	<0.005				0.00389J			<0.005				<0.005
Selenium	7782-49-2	mg/L	4/29/2024	<0.005				0.00375J			<0.005	<0.005			<0.005
Selenium	7782-49-2	mg/L	10/9/2024					0.00519							
Selenium	7782-49-2	mg/L	10/10/2024	<0.00500											<0.00500
Selenium	7782-49-2	mg/L	10/11/2024								<0.00500				
Selenium	7782-49-2	mg/L	2/25/2025					0.0278							
Selenium	7782-49-2	mg/L	4/23/2025							<0.00500					
Selenium	7782-49-2	mg/L	4/25/2025				<0.00500	0.00170					<0.00500		
Selenium	7782-49-2	mg/L	4/28/2025												<0.0250
Selenium	7782-49-2	mg/L	4/30/2025									<0.00500			
Selenium	7782-49-2	mg/L	5/5/2025											<0.00500	
Selenium	7782-49-2	mg/L	5/6/2025	<0.00500	<0.00500	<0.00500									
Selenium	7782-49-2	mg/L	5/7/2025								<0.00500				

Table 9A
Analytical Data Summary - Series B HMSP Wells
2025 Annual Water Quality Report
Iowa City Sanitary Landfill
Permit No. 52-SDP-01-72P

Constituent	CAS	Units	Date	MW-1B	MW-5B	MW-7B1	MW-8B	MW-10B	MW-12B	MW-14B	MW-31B	MW-39B	MW-208B	MW-210B	MW-211B
Selenium	7782-49-2	mg/L	10/20/2025	<0.00500											
Selenium	7782-49-2	mg/L	10/21/2025					0.00369							
Selenium	7782-49-2	mg/L	10/23/2025								<0.00500				
Silver	7440-22-4	mg/L	2/27/2008	<0.01	<0.01	<0.01	<0.01	<0.01	<0.01	<0.01	<0.01				
Silver	7440-22-4	mg/L	5/12/2008	<0.01	<0.01	<0.01	<0.01	<0.01	<0.01	<0.01	<0.01				
Silver	7440-22-4	mg/L	7/13/2008	<0.01	<0.01	<0.01	<0.01	<0.01	<0.01	<0.01	<0.01				
Silver	7440-22-4	mg/L	9/14/2008	<0.01	<0.01	<0.01	<0.01	<0.01	<0.01	<0.01	<0.01				
Silver	7440-22-4	mg/L	11/17/2008	<0.02	<0.02	<0.02	<0.02	<0.02	<0.02	<0.02	<0.02				
Silver	7440-22-4	mg/L	4/14/2009	<0.01	<0.01	<0.01	<0.01		<0.01	<0.01	<0.01				
Silver	7440-22-4	mg/L	7/7/2009										<0.01	<0.01	
Silver	7440-22-4	mg/L	9/2/2009										0.018	<0.01	
Silver	7440-22-4	mg/L	10/25/2009	<0.025	<0.025	<0.025	<0.025		<0.025	<0.025	<0.025		<0.025	<0.025	
Silver	7440-22-4	mg/L	1/2/2010										<0.025	<0.025	
Silver	7440-22-4	mg/L	3/3/2010										<0.025	<0.025	<0.025
Silver	7440-22-4	mg/L	5/10/2010	<0.02	<0.02	<0.02	<0.02		<0.02	<0.02	<0.02			<0.02	<0.02
Silver	7440-22-4	mg/L	7/8/2010												<0.025
Silver	7440-22-4	mg/L	9/13/2010												<0.025
Silver	7440-22-4	mg/L	11/1/2010										<0.025	<0.025	
Silver	7440-22-4	mg/L	4/4/2011										<0.025	<0.025	<0.02
Silver	7440-22-4	mg/L	7/8/2011												<0.025
Silver	7440-22-4	mg/L	8/11/2011												<0.025
Silver	7440-22-4	mg/L	10/13/2011		<0.02	<0.02	<0.02		<0.02	<0.02			<0.02	<0.02	<0.02
Silver	7440-22-4	mg/L	12/5/2011								<0.02				
Silver	7440-22-4	mg/L	4/11/2012	<0.02	<0.02	<0.02	<0.02		<0.02	<0.02	<0.02		<0.02	<0.02	<0.02
Silver	7440-22-4	mg/L	6/25/2012								<0.02				
Silver	7440-22-4	mg/L	8/1/2012								<0.02	<0.02			
Silver	7440-22-4	mg/L	10/11/2012	<0.02	<0.02	<0.02	0.0308		<0.02	<0.02	<0.02	<0.02	<0.02	<0.02	<0.02
Silver	7440-22-4	mg/L	12/13/2012								<0.02	<0.02			
Silver	7440-22-4	mg/L	3/30/2013	<0.02	<0.02	<0.02	<0.02		<0.02	<0.02	<0.02	<0.02	<0.02	<0.02	<0.02
Silver	7440-22-4	mg/L	10/7/2013	<0.02	<0.02	<0.02	<0.02		<0.02	<0.02	<0.02	<0.02	<0.02	<0.02	<0.02
Silver	7440-22-4	mg/L	6/2/2014	<0.02	<0.02	<0.02	<0.02		<0.02	<0.02	<0.02	<0.02	<0.02	<0.02	<0.02
Silver	7440-22-4	mg/L	10/15/2014	<0.02	<0.02	<0.02	<0.02		<0.02	<0.02	<0.02	<0.02	<0.02	<0.02	<0.02
Silver	7440-22-4	mg/L	4/6/2015	<0.001	<0.001	<0.001	<0.001			<0.001	<0.001	<0.001	<0.001	<0.001	0.000063J
Silver	7440-22-4	mg/L	10/5/2015	<0.001	<0.001	<0.001	<0.001			<0.001	0.000075J	<0.001	0.0001J	<0.001	<0.001
Silver	7440-22-4	mg/L	4/4/2016	<0.001	<0.001	<0.001	0.000174J		<0.001	<0.001	<0.001	<0.001	<0.001	<0.001	<0.001
Silver	7440-22-4	mg/L	10/17/2016	<0.001	<0.001	<0.001	<0.001		<0.001	<0.001	<0.001	<0.001	<0.001	<0.001	<0.001
Silver	7440-22-4	mg/L	4/17/2017	<0.001	<0.001	<0.001	<0.001		<0.001	<0.001	<0.001	<0.001	<0.001	0.000186J	<0.001
Silver	7440-22-4	mg/L	10/11/2017	<0.001	<0.001	<0.001	<0.001		<0.001	<0.001	<0.001	<0.001	<0.001	<0.001	<0.001
Silver	7440-22-4	mg/L	4/20/2018								<0.001				
Silver	7440-22-4	mg/L	4/24/2018						<0.001	<0.001			<0.001		
Silver	7440-22-4	mg/L	4/25/2018	<0.001	<0.001	<0.004	<0.001					<0.001		<0.001	<0.001; 0.000321J
Silver	7440-22-4	mg/L	10/16/2018	<0.0005	<0.0005	<0.0005	<0.0005		<0.0005	<0.0005	<0.0005	<0.0005	<0.0005	<0.0005	<0.0005
Silver	7440-22-4	mg/L	4/16/2019	<0.001	<0.001	<0.001	<0.001		<0.001	<0.001	<0.001	<0.001	<0.001	<0.001	<0.001
Silver	7440-22-4	mg/L	10/1/2019	<0.001	<0.001	<0.001	<0.001		<0.001	<0.001	<0.001	<0.001	<0.001	<0.001	<0.001
Silver	7440-22-4	mg/L	3/30/2020	<0.001	<0.001	<0.001	<0.001		<0.001	<0.001	<0.001	<0.001	<0.001	<0.001	<0.001
Silver	7440-22-4	mg/L	10/7/2020	<0.001	<0.001	<0.001	<0.001		<0.001	<0.001	<0.001	<0.001	<0.001	<0.001	<0.001
Silver	7440-22-4	mg/L	4/13/2021	<0.004	<0.004	<0.004	<0.004		<0.004	<0.004	<0.004	<0.004	<0.004	<0.004	<0.004
Silver	7440-22-4	mg/L	10/20/2021	<0.004				<0.004			<0.004				<0.004
Silver	7440-22-4	mg/L	5/2/2022	<0.004				<0.004	<0.004		<0.004	<0.004			<0.004
Silver	7440-22-4	mg/L	10/14/2022	<0.004				<0.004			<0.004				<0.004
Silver	7440-22-4	mg/L	5/1/2023	<0.001				<0.001			<0.001	<0.001			<0.001
Silver	7440-22-4	mg/L	10/16/2023	<0.001				<0.001			<0.001				<0.001
Silver	7440-22-4	mg/L	4/29/2024	<0.001				<0.001			<0.001	<0.001			<0.001
Silver	7440-22-4	mg/L	10/9/2024					<0.00100							
Silver	7440-22-4	mg/L	10/10/2024	<0.00100											<0.00100
Silver	7440-22-4	mg/L	10/11/2024								<0.00100				
Silver	7440-22-4	mg/L	4/23/2025							<0.00100					
Silver	7440-22-4	mg/L	4/25/2025				<0.00100	<0.00100					<0.00100		
Silver	7440-22-4	mg/L	4/28/2025												<0.00500
Silver	7440-22-4	mg/L	4/30/2025									<0.00100			
Silver	7440-22-4	mg/L	5/5/2025											<0.00100	
Silver	7440-22-4	mg/L	5/6/2025	<0.00100	<0.00100	<0.00100									
Silver	7440-22-4	mg/L	5/7/2025								<0.00100				
Silver	7440-22-4	mg/L	10/20/2025	<0.00100											

Table 9A
Analytical Data Summary - Series B HMSP Wells
2025 Annual Water Quality Report
Iowa City Sanitary Landfill
Permit No. 52-SDP-01-72P

Constituent	CAS	Units	Date	MW-1B	MW-5B	MW-7B1	MW-8B	MW-10B	MW-12B	MW-14B	MW-31B	MW-39B	MW-208B	MW-210B	MW-211B
Silver	7440-22-4	mg/L	10/21/2025					<0.00100							
Silver	7440-22-4	mg/L	10/23/2025								<0.00100				
Silvex (2,4,5-TP)	93-72-1	ug/L	4/23/2025							<0.0540					
Silvex (2,4,5-TP)	93-72-1	ug/L	4/25/2025				<0.0570	<0.0529					<0.0551		
Silvex (2,4,5-TP)	93-72-1	ug/L	5/5/2025											<0.0501	
Silvex (2,4,5-TP)	93-72-1	ug/L	5/6/2025	<0.0537	<0.0549	<0.0560									
Silvex (2,4,5-TP)	93-72-1	ug/L	5/7/2025								<0.0519				
Silvex (2,4,5-TP)	93-72-1	ug/L	10/21/2025					<0.0526							
Sodium	7440-23-5	mg/L	6/2/2014	12.4; 12.2	4.14	19.3	30.9		23.2	28.1	10	5.68	20.9	14.2	10.9
Sodium	7440-23-5	mg/L	10/15/2014	12.2	4.05	18.7	31.1		26.1	30.6	10.5	4.93	21.6	23.3	10.3
Sodium	7440-23-5	mg/L	3/30/2020										85.4		
Styrene	100-42-5	ug/L	2/27/2008	<1	<1	<1	<1	<1	<1	<1	<1				
Styrene	100-42-5	ug/L	5/12/2008	<1	<1	<1	<1	<1	<1	<1	<1				
Styrene	100-42-5	ug/L	7/13/2008	<1	<1	<1	<1	<1	<1	<1	<1				
Styrene	100-42-5	ug/L	9/14/2008	<1	<1	<1	<1	<1	<1	<1	<1				
Styrene	100-42-5	ug/L	11/17/2008	<1	<1	<1	<1	<1	<1	<1	<1				
Styrene	100-42-5	ug/L	4/14/2009	<1	<1	<1	<1		<1	<1	<1				
Styrene	100-42-5	ug/L	7/7/2009										<1	<1	
Styrene	100-42-5	ug/L	9/2/2009										<1	<1	
Styrene	100-42-5	ug/L	10/25/2009	<2	<2	<2	<2		<2	<2	<2		<2	<2	
Styrene	100-42-5	ug/L	1/2/2010										<4	<4	
Styrene	100-42-5	ug/L	3/3/2010										<2	<2	<2
Styrene	100-42-5	ug/L	5/10/2010	<4	<4	<4	<4		<4	<4	<4			<4	<4
Styrene	100-42-5	ug/L	7/8/2010												<4
Styrene	100-42-5	ug/L	9/13/2010												<1
Styrene	100-42-5	ug/L	11/1/2010	<1	<1	<1	<1		<1	<1			<1	<1	
Styrene	100-42-5	ug/L	4/4/2011												<1
Styrene	100-42-5	ug/L	10/13/2011	<1	<1	<1	<1		<1	<1			<1	<1	<1
Styrene	100-42-5	ug/L	12/5/2011								<1				
Styrene	100-42-5	ug/L	4/11/2012	<1	<1	<1	<1		<1	<1	<1		<1	<1	<1
Styrene	100-42-5	ug/L	6/25/2012								<1				
Styrene	100-42-5	ug/L	8/1/2012								<1	<1			
Styrene	100-42-5	ug/L	10/11/2012	<1	<1	<1	<1		<1	<1	<1	<1	<1	<1	<1
Styrene	100-42-5	ug/L	12/13/2012								<1	<1			
Styrene	100-42-5	ug/L	2/4/2013								<1	<1			
Styrene	100-42-5	ug/L	3/30/2013	<1	<1	<1	<1		<1	<1	<1	<1	<1	<1	<1
Styrene	100-42-5	ug/L	10/7/2013		<1	<1			<1	<1	<1	<1	<1		<1
Styrene	100-42-5	ug/L	6/2/2014	<1	<1	<1	<1		<1	<1	<1	<1	<1	<1	<1
Styrene	100-42-5	ug/L	10/15/2014	<1	<1	<1	<1		<1	<1	<1	<1	<1	<1	<1
Styrene	100-42-5	ug/L	4/6/2015	<1	<1	<1	<1			<1	<1	<1	<1	<1	<1
Styrene	100-42-5	ug/L	10/5/2015	<1	<1	<1	<1			<1	<1	<1	<1	<1	<1
Styrene	100-42-5	ug/L	4/4/2016	<1	<1	<1	<1		<1	<1	<1	<1	<1	<1	<1
Styrene	100-42-5	ug/L	10/17/2016	<1	<1	<1	<1		<1	<1	<1	<1	<1	<1	<1
Styrene	100-42-5	ug/L	4/17/2017	<1	<1	<1	<1		<1	<1	<1	<1	<1	<1	<1
Styrene	100-42-5	ug/L	10/11/2017	<1	<1	<1	<1		<1	<1	<1	<1	<1	<1	<1
Styrene	100-42-5	ug/L	4/20/2018								<1				
Styrene	100-42-5	ug/L	4/24/2018						<1	<1			<1		
Styrene	100-42-5	ug/L	4/25/2018	<1	<1	<1	<1					<1		<1	<1
Styrene	100-42-5	ug/L	10/16/2018	<1	<1	<1	<1		<1	<1	<1	<1	<1	<1	<1
Styrene	100-42-5	ug/L	4/16/2019	<1	<1	<1	<1		<1	<1	<1	<1	<1	<1	<1
Styrene	100-42-5	ug/L	10/1/2019	<1	<1	<1	<1		<1	<1	<1	<1	<1	<1	<1
Styrene	100-42-5	ug/L	3/30/2020	<1	<1	<1	<1		<1	<1	<1	<1	<1	<1	<1
Styrene	100-42-5	ug/L	10/7/2020	<1	<1	<1	<1		<1	<1	<1	<1	<1	<1	<1
Styrene	100-42-5	ug/L	4/13/2021	<1	<1	<1	<1		<1	<1	<1	<1	<1	<1	<1
Styrene	100-42-5	ug/L	10/20/2021	<1				<1			<1				<1
Styrene	100-42-5	ug/L	5/2/2022	<1				<1	<1		<1	<1			<1
Styrene	100-42-5	ug/L	10/14/2022	<1				<1			<1				<1
Styrene	100-42-5	ug/L	5/1/2023	<1				<1	<1		<1	<1		<1	<1
Styrene	100-42-5	ug/L	10/16/2023	<1				<1			<1				<1
Styrene	100-42-5	ug/L	4/29/2024	<1				<1			<1	<1			<1
Styrene	100-42-5	ug/L	10/9/2024					<1.00							
Styrene	100-42-5	ug/L	10/10/2024	<1.00											<1.00
Styrene	100-42-5	ug/L	10/11/2024								<1.00				
Styrene	100-42-5	ug/L	4/23/2025							<1.00					

Table 9A
Analytical Data Summary - Series B HMSP Wells
2025 Annual Water Quality Report
Iowa City Sanitary Landfill
Permit No. 52-SDP-01-72P

Constituent	CAS	Units	Date	MW-1B	MW-5B	MW-7B1	MW-8B	MW-10B	MW-12B	MW-14B	MW-31B	MW-39B	MW-208B	MW-210B	MW-211B
Styrene	100-42-5	ug/L	4/25/2025				<1.00	<1.00					<1.00		
Styrene	100-42-5	ug/L	4/28/2025												<1.00
Styrene	100-42-5	ug/L	4/30/2025									<1.00			
Styrene	100-42-5	ug/L	5/5/2025											<1.00	
Styrene	100-42-5	ug/L	5/6/2025	<1.00	<1.00	<1.00									
Styrene	100-42-5	ug/L	5/7/2025								<1.00				
Styrene	100-42-5	ug/L	10/20/2025	<1.00											
Styrene	100-42-5	ug/L	10/21/2025					<1.00							
Styrene	100-42-5	ug/L	10/23/2025								<1.00				
Sulfate	14808-79-8	mg/L	6/2/2014	45.2	16.7	<5	58.1		133	162	28.3	13.7	2.51J	109	30.7
Sulfate	14808-79-8	mg/L	10/15/2014	38.4	9.96	<5	31.6		136	147	29.4	13.9	2.89J	102	33.9
Sulfate	14808-79-8	mg/L	4/6/2015	32.6	18.6	<1	54.6	13.1	144	171	27.7	10.4	1.78	107	33.5
Sulfate	14808-79-8	mg/L	10/5/2015	35.2	10.7	1.99J	9.2	12.8	135	128	28.4	11.5	4.15J	113	29.6
Sulfate	14808-79-8	mg/L	4/4/2016	34.1	44.2	0.466J	35.3	11.7	137	121	30.5	10.6	48.2	81.2	31.7
Sulfate	14808-79-8	mg/L	10/17/2016	25.4	13.3	<1	6.09	8.03	136	110	31.1	9.66	18.7	74.7	28.5
Sulfate	14808-79-8	mg/L	3/30/2020										235		
Sulfate	14808-79-8	mg/L	5/2/2022												21.5
Sulfate	14808-79-8	mg/L	5/1/2023												4.44
Sulfate	14808-79-8	mg/L	4/29/2024												18.5
Sulfate	14808-79-8	mg/L	4/28/2025												22.2
Sulfide	18496-25-8	mg/L	4/14/2009	<1	<1	<1	<1		<1	<1	<1				
Sulfide	18496-25-8	mg/L	5/10/2010	<1	<1	<1	3.6		<1	<1	<1			<1	
Sulfide	18496-25-8	mg/L	7/8/2010				0.62								
Sulfide	18496-25-8	mg/L	9/13/2010				<1								
Sulfide	18496-25-8	mg/L	1/10/2011				<1								
Sulfide	18496-25-8	mg/L	4/4/2011												<1
Sulfide	18496-25-8	mg/L	6/2/2014				<1					<1			
Sulfide	18496-25-8	mg/L	10/15/2014				<1					<1	<1		
Sulfide	18496-25-8	mg/L	4/6/2015				<1					<1			
Sulfide	18496-25-8	mg/L	10/5/2015	<1	<1	<1	<1			<1	<1	<1	<1	<1	
Sulfide	18496-25-8	mg/L	4/4/2016				<1								<1
Sulfide	18496-25-8	mg/L	10/17/2016				<1								
Sulfide	18496-25-8	mg/L	4/17/2017				1.25		<1						
Sulfide	18496-25-8	mg/L	10/11/2017				4.39								
Sulfide	18496-25-8	mg/L	4/25/2018				15.7								
Sulfide	18496-25-8	mg/L	10/16/2018				0.912J								
Sulfide	18496-25-8	mg/L	4/16/2019				<1								
Sulfide	18496-25-8	mg/L	10/1/2019				4.37								
Sulfide	18496-25-8	mg/L	3/30/2020	<1	0.723J	<1	3.6			<1	<1		<1	<1	
Sulfide	18496-25-8	mg/L	10/7/2020				<10								
Sulfide	18496-25-8	mg/L	4/13/2021				<0.1								
Sulfide	18496-25-8	mg/L	10/20/2021												<0.1
Sulfide	18496-25-8	mg/L	5/2/2022						<0.1						
Sulfide	18496-25-8	mg/L	4/23/2025							<1.00					
Sulfide	18496-25-8	mg/L	4/25/2025				<1.00	<1.00					<1.00		
Sulfide	18496-25-8	mg/L	5/5/2025											<1.00	
Sulfide	18496-25-8	mg/L	5/6/2025	<1.00	<1.00	<1.00									
Sulfide	18496-25-8	mg/L	5/7/2025								<1.00				
Sulfide	18496-25-8	mg/L	10/21/2025					<1.00							
Tetrachloro-m-xylene	877-09-8	ug/L	4/23/2025							10.5; 11.5					
Tetrachloro-m-xylene	877-09-8	ug/L	4/25/2025				5.56; 5.56	7.16; 7.16					7.31; 7.31		
Tetrachloro-m-xylene	877-09-8	ug/L	5/5/2025											8.88; 8.88	
Tetrachloro-m-xylene	877-09-8	ug/L	5/6/2025	8.54; 8.54	10.4; 10.4	9.26; 9.26									
Tetrachloro-m-xylene	877-09-8	ug/L	5/7/2025								9.38; 9.38				
Tetrachloro-m-xylene	877-09-8	ug/L	10/21/2025					15.6; 15.6							
Tetrachloroethene	127-18-4	ug/L	2/27/2008	<1	<1	<1	<1	<1	<1	<1	<1				
Tetrachloroethene	127-18-4	ug/L	5/12/2008	<1	<1	<1	<1	<1	<1	<1	<1				
Tetrachloroethene	127-18-4	ug/L	7/13/2008	<1	<1	<1	<1	<1	<1	<1	<1				
Tetrachloroethene	127-18-4	ug/L	9/14/2008	<1	<1	<1	<1	<1	<1	<1	<1				
Tetrachloroethene	127-18-4	ug/L	11/17/2008	<1	<1	<1	<1	<1	<1	<1	<1				
Tetrachloroethene	127-18-4	ug/L	4/14/2009	<1	<1	<1	<1		<1	<1	<1				
Tetrachloroethene	127-18-4	ug/L	7/7/2009										<1	<1	
Tetrachloroethene	127-18-4	ug/L	9/2/2009										<1	<1	
Tetrachloroethene	127-18-4	ug/L	10/25/2009	<1	<1	<1	<1		<1	<1	<1		<1	<1	

Table 9A
Analytical Data Summary - Series B HMSP Wells
2025 Annual Water Quality Report
Iowa City Sanitary Landfill
Permit No. 52-SDP-01-72P

Constituent	CAS	Units	Date	MW-1B	MW-5B	MW-7B1	MW-8B	MW-10B	MW-12B	MW-14B	MW-31B	MW-39B	MW-208B	MW-210B	MW-211B
Tetrachloroethene	127-18-4	ug/L	1/2/2010										<1	<1	
Tetrachloroethene	127-18-4	ug/L	3/3/2010										<2	<2	<2
Tetrachloroethene	127-18-4	ug/L	5/10/2010	<1	<1	<1	<1		<1	<1	<1			<1	<1
Tetrachloroethene	127-18-4	ug/L	7/8/2010												<1
Tetrachloroethene	127-18-4	ug/L	9/13/2010												<1
Tetrachloroethene	127-18-4	ug/L	11/1/2010	<1	<1	<1	<1		<1	<1			<1	<1	
Tetrachloroethene	127-18-4	ug/L	4/4/2011												<1
Tetrachloroethene	127-18-4	ug/L	10/13/2011	<1	<1	<1	<1		<1	<1			<1	<1	<1
Tetrachloroethene	127-18-4	ug/L	12/5/2011								<1				
Tetrachloroethene	127-18-4	ug/L	4/11/2012	<1	<1	<1	<1		<1	<1	<1		<1	<1	<1
Tetrachloroethene	127-18-4	ug/L	6/25/2012								<1				
Tetrachloroethene	127-18-4	ug/L	8/1/2012								<1	<1			
Tetrachloroethene	127-18-4	ug/L	10/11/2012	<1	<1	<1	<1		<1	<1	<1	<1	<1	<1	<1
Tetrachloroethene	127-18-4	ug/L	12/13/2012								<1	<1			
Tetrachloroethene	127-18-4	ug/L	2/4/2013								<1	<1			
Tetrachloroethene	127-18-4	ug/L	3/30/2013	<1	<1	<1	<1		<1	<1	<1	<1	<1	<1	<1
Tetrachloroethene	127-18-4	ug/L	10/7/2013		<1	<1			<1	<1	<1	<1	<1		<1
Tetrachloroethene	127-18-4	ug/L	6/2/2014	<1	<1	<1	<1		<1	<1	<1	<1	<1	<1	<1
Tetrachloroethene	127-18-4	ug/L	10/15/2014	<1	<1	<1	<1		<1	<1	<1	<1	<1	<1	<1
Tetrachloroethene	127-18-4	ug/L	4/6/2015	<1	<1	<1	<1			<1	<1	<1	<1	<1	<1
Tetrachloroethene	127-18-4	ug/L	10/5/2015	<1	<1	<1	<1			<1	<1	<1	<1	<1	<1
Tetrachloroethene	127-18-4	ug/L	4/4/2016	<1	<1	<1	<1		<1	<1	<1	<1	<1	<1	<1
Tetrachloroethene	127-18-4	ug/L	10/17/2016	<1	<1	<1	<1		<1	<1	<1	<1	<1	<1	<1
Tetrachloroethene	127-18-4	ug/L	4/17/2017	<1	<1	<1	<1		<1	<1	<1	<1	<1	<1	<1
Tetrachloroethene	127-18-4	ug/L	10/11/2017	<1	<1	<1	<1		<1	<1	<1	<1	<1	<1	<1
Tetrachloroethene	127-18-4	ug/L	4/20/2018								<1				
Tetrachloroethene	127-18-4	ug/L	4/24/2018						<1	<1			<1		
Tetrachloroethene	127-18-4	ug/L	4/25/2018	<1	<1	<1	<1					<1		<1	<1
Tetrachloroethene	127-18-4	ug/L	10/16/2018	<1	<1	<1	<1		<1	<1	<1	<1	<1	<1	<1
Tetrachloroethene	127-18-4	ug/L	4/16/2019	<1	<1	<1	<1		<1	<1	<1	<1	<1	<1	<1
Tetrachloroethene	127-18-4	ug/L	10/1/2019	<1	<1	<1	<1		<1	<1	<1	<1	<1	<1	<1
Tetrachloroethene	127-18-4	ug/L	3/30/2020	<1	<1	<1	<1		<1	<1	<1	<1	<1	<1	<1
Tetrachloroethene	127-18-4	ug/L	10/7/2020	<1	<1	<1	<1		<1	<1	<1	<1	<1	<1	<1
Tetrachloroethene	127-18-4	ug/L	4/13/2021	<1	<1	<1	<1		<1	<1	<1	<1	<1	<1	<1
Tetrachloroethene	127-18-4	ug/L	10/20/2021	<1				<1			<1				<1
Tetrachloroethene	127-18-4	ug/L	5/2/2022	<1				<1	<1		<1	<1			<1
Tetrachloroethene	127-18-4	ug/L	10/14/2022	<1				<1			<1				<1
Tetrachloroethene	127-18-4	ug/L	5/1/2023	<1				<1	<1		<1	<1		<1	<1
Tetrachloroethene	127-18-4	ug/L	10/16/2023	<1				<1			<1				<1
Tetrachloroethene	127-18-4	ug/L	4/29/2024	<1				<1			<1	<1			<1
Tetrachloroethene	127-18-4	ug/L	10/9/2024					<1.00							
Tetrachloroethene	127-18-4	ug/L	10/10/2024	<1.00											<1.00
Tetrachloroethene	127-18-4	ug/L	10/11/2024								<1.00				
Tetrachloroethene	127-18-4	ug/L	4/23/2025							<1.00					
Tetrachloroethene	127-18-4	ug/L	4/25/2025				<1.00	<1.00					<1.00		
Tetrachloroethene	127-18-4	ug/L	4/28/2025												<1.00
Tetrachloroethene	127-18-4	ug/L	4/30/2025									<1.00			
Tetrachloroethene	127-18-4	ug/L	5/5/2025											<1.00	
Tetrachloroethene	127-18-4	ug/L	5/6/2025	<1.00	<1.00	<1.00									
Tetrachloroethene	127-18-4	ug/L	5/7/2025								<1.00				
Tetrachloroethene	127-18-4	ug/L	10/20/2025	<1.00											
Tetrachloroethene	127-18-4	ug/L	10/21/2025					<1.00							
Tetrachloroethene	127-18-4	ug/L	10/23/2025								<1.00				
Thallium	7440-28-0	mg/L	2/27/2008	<0.002	<0.002	<0.002	<0.002	<0.002	<0.002	<0.002	<0.002				
Thallium	7440-28-0	mg/L	5/12/2008	<0.002	<0.002	<0.002	<0.002	<0.002	<0.002	<0.002	<0.002				
Thallium	7440-28-0	mg/L	7/13/2008	<0.002	<0.002	<0.002	<0.002	<0.002	<0.002	<0.002	<0.002				
Thallium	7440-28-0	mg/L	9/14/2008	<0.002	<0.002	<0.002	<0.002	<0.002	<0.002	<0.002	<0.002				
Thallium	7440-28-0	mg/L	11/17/2008	<0.002	<0.002	<0.002	<0.002	<0.002	<0.002	<0.002	<0.002				
Thallium	7440-28-0	mg/L	4/14/2009	<0.002	<0.002	<0.002	<0.002		<0.002	<0.002	<0.002				
Thallium	7440-28-0	mg/L	7/7/2009										<0.002	<0.002	
Thallium	7440-28-0	mg/L	9/2/2009										<0.002	<0.002	
Thallium	7440-28-0	mg/L	10/25/2009	<0.002	<0.002	<0.002	<0.002		<0.002	<0.002	<0.002		<0.002	<0.002	
Thallium	7440-28-0	mg/L	1/2/2010										<0.002	<0.002	
Thallium	7440-28-0	mg/L	3/3/2010										<0.002	<0.002	<0.002

Table 9A
Analytical Data Summary - Series B HMSP Wells
2025 Annual Water Quality Report
Iowa City Sanitary Landfill
Permit No. 52-SDP-01-72P

Constituent	CAS	Units	Date	MW-1B	MW-5B	MW-7B1	MW-8B	MW-10B	MW-12B	MW-14B	MW-31B	MW-39B	MW-208B	MW-210B	MW-211B
Thallium	7440-28-0	mg/L	5/10/2010	<0.0004	<0.0004	<0.0004	0.00059		<0.0004	<0.0004	<0.0004			<0.0004	<0.0004
Thallium	7440-28-0	mg/L	7/8/2010												<0.002
Thallium	7440-28-0	mg/L	9/13/2010												<0.002
Thallium	7440-28-0	mg/L	11/1/2010	<0.002	<0.002	<0.002	<0.002		<0.002	<0.002			<0.002	<0.002	
Thallium	7440-28-0	mg/L	4/4/2011				<0.002								<0.002
Thallium	7440-28-0	mg/L	10/13/2011		<0.002	<0.002	<0.002		<0.002	<0.002			<0.002	<0.002	<0.002
Thallium	7440-28-0	mg/L	12/5/2011								<0.002				
Thallium	7440-28-0	mg/L	4/11/2012	<0.002	<0.002	<0.002	<0.002		<0.002	<0.002	<0.002		<0.002	<0.002	<0.002
Thallium	7440-28-0	mg/L	6/25/2012								<0.002				
Thallium	7440-28-0	mg/L	8/1/2012								<0.002	<0.002			
Thallium	7440-28-0	mg/L	10/11/2012	<0.002	<0.002	<0.002	<0.002		<0.002	<0.002	<0.002	<0.002	<0.002	<0.002	<0.002
Thallium	7440-28-0	mg/L	12/13/2012								<0.002	<0.002			
Thallium	7440-28-0	mg/L	3/30/2013	<0.002	<0.002	<0.002	<0.002		<0.002	<0.002	<0.002	<0.002	<0.002	<0.002	<0.002
Thallium	7440-28-0	mg/L	10/7/2013	<0.002	<0.002	<0.002	<0.002		<0.002	<0.002	<0.002	<0.002	<0.002	<0.002	<0.002
Thallium	7440-28-0	mg/L	6/2/2014	0.0007J; <0.002	<0.002	<0.002	<0.002		<0.002	<0.002	0.00253	<0.002	0.000652J	<0.002	<0.002
Thallium	7440-28-0	mg/L	10/15/2014	<0.002	<0.002	<0.002	<0.002		<0.002	<0.002	<0.002	<0.002	<0.002	<0.002	<0.002
Thallium	7440-28-0	mg/L	4/6/2015	<0.001	<0.001	<0.001	<0.001			<0.001	0.000135J	<0.001	<0.001	<0.001	0.000044J
Thallium	7440-28-0	mg/L	10/5/2015	<0.001	<0.001	<0.001	<0.001			<0.001	0.000344J	<0.001	0.000036J	<0.001	000054J; 0.00006
Thallium	7440-28-0	mg/L	4/4/2016	<0.001	<0.001	<0.001	<0.001		0.000026J	0.00006J	0.000131J	<0.001	0.000034J	<0.001	0.000036J
Thallium	7440-28-0	mg/L	10/17/2016	<0.001	<0.001	<0.001	<0.001		0.000032J	000034J; 0.00003	0.000122J	<0.001	<0.001	0.000026J	0.000036J
Thallium	7440-28-0	mg/L	4/17/2017	<0.001	<0.001	<0.001	<0.001		<0.001	<0.001	0.000103J	<0.001	<0.001	<0.001	<0.001
Thallium	7440-28-0	mg/L	10/11/2017	<0.001	0.000224J	<0.001	<0.001		<0.001	<0.001	0.00084J	<0.001	<0.001	<0.001	<0.001
Thallium	7440-28-0	mg/L	4/20/2018								<0.001				
Thallium	7440-28-0	mg/L	4/24/2018						<0.001	<0.001			<0.001		
Thallium	7440-28-0	mg/L	4/25/2018	<0.001	<0.001	<0.004	<0.001					<0.001		<0.001	<0.001
Thallium	7440-28-0	mg/L	10/16/2018	<0.002	<0.002	<0.002	<0.002		<0.002	<0.002	<0.002	<0.002	<0.002	<0.002	<0.002
Thallium	7440-28-0	mg/L	4/16/2019	<0.001	<0.001	<0.001	<0.001		<0.001	<0.001	<0.001	<0.001	<0.001	<0.001	<0.001
Thallium	7440-28-0	mg/L	10/1/2019	<0.001	<0.001	<0.001	<0.001		<0.001	<0.001	<0.001	<0.001	<0.001	<0.001	<0.001
Thallium	7440-28-0	mg/L	3/30/2020	<0.001	<0.001	<0.001	<0.001		<0.001	<0.001	<0.001	<0.001	<0.001	<0.001	<0.001
Thallium	7440-28-0	mg/L	10/7/2020	<0.001	<0.001	<0.001	<0.001		<0.001	<0.001	<0.001	<0.001	<0.001	<0.001	<0.001
Thallium	7440-28-0	mg/L	4/13/2021	<0.002	<0.002	<0.002	<0.002		<0.002	<0.002	0.0002J	<0.002	<0.002	<0.002	<0.002
Thallium	7440-28-0	mg/L	10/20/2021	0.0003J				<0.002			<0.002; 0.0002J				<0.002
Thallium	7440-28-0	mg/L	5/2/2022	<0.002				<0.002	<0.002		0.0002J	<0.002			<0.002
Thallium	7440-28-0	mg/L	10/14/2022	<0.002				<0.002			0.0003J; 0.0002J				<0.002
Thallium	7440-28-0	mg/L	5/1/2023	<0.001				<0.001			<0.001	<0.001			<0.001
Thallium	7440-28-0	mg/L	10/16/2023	<0.001				<0.001			<0.001				<0.001
Thallium	7440-28-0	mg/L	4/29/2024	<0.001				<0.001			<0.001	<0.001			<0.001
Thallium	7440-28-0	mg/L	10/9/2024					<0.00100							
Thallium	7440-28-0	mg/L	10/10/2024	<0.00100											<0.00100
Thallium	7440-28-0	mg/L	10/11/2024								<0.00100				
Thallium	7440-28-0	mg/L	4/23/2025							<0.00100					
Thallium	7440-28-0	mg/L	4/25/2025				<0.00100	<0.00100					<0.00100		
Thallium	7440-28-0	mg/L	4/28/2025												<0.00500
Thallium	7440-28-0	mg/L	4/30/2025									<0.00100			
Thallium	7440-28-0	mg/L	5/5/2025											<0.00100	
Thallium	7440-28-0	mg/L	5/6/2025	<0.00100	<0.00100	<0.00100									
Thallium	7440-28-0	mg/L	5/7/2025								<0.00100				
Thallium	7440-28-0	mg/L	10/20/2025	<0.00100											
Thallium	7440-28-0	mg/L	10/21/2025					<0.00100							
Thallium	7440-28-0	mg/L	10/23/2025								<0.00100				
Thionazin	297-97-2	ug/L	4/14/2009	<10	<10	<10	<10		<10	<20	<10				
Thionazin	297-97-2	ug/L	5/10/2010	<10	<10	<10	<10		<10	<10	<10			<10	
Thionazin	297-97-2	ug/L	4/4/2011												<10
Thionazin	297-97-2	ug/L	10/15/2014										<10		
Thionazin	297-97-2	ug/L	10/5/2015	<10	<10.3	<10	<10			<10.3	<10.8		<10.9	<10	
Thionazin	297-97-2	ug/L	4/4/2016												<10.3
Thionazin	297-97-2	ug/L	4/17/2017						<11						
Thionazin	297-97-2	ug/L	3/30/2020	<10.4	<10.4	<10.4	<10.2			<10.2	<10.3		<10.4	<10.4	
Thionazin	297-97-2	ug/L	10/20/2021												<0.4
Thionazin	297-97-2	ug/L	5/2/2022						<0.4						
Thionazin	297-97-2	ug/L	4/23/2025							<10.4					
Thionazin	297-97-2	ug/L	4/25/2025				<10.4	<10.6					<10.2		
Thionazin	297-97-2	ug/L	5/5/2025											<10.0	
Thionazin	297-97-2	ug/L	5/6/2025	<10.4	<10.4	<10.4									

Table 9A
Analytical Data Summary - Series B HMSP Wells
2025 Annual Water Quality Report
Iowa City Sanitary Landfill
Permit No. 52-SDP-01-72P

Constituent	CAS	Units	Date	MW-1B	MW-5B	MW-7B1	MW-8B	MW-10B	MW-12B	MW-14B	MW-31B	MW-39B	MW-208B	MW-210B	MW-211B
Thionazin	297-97-2	ug/L	5/7/2025								<10.6				
Thionazin	297-97-2	ug/L	10/21/2025					<10.4							
Tin	7440-31-5	mg/L	4/14/2009	<0.1	<0.1	<0.1	<0.1		0.106	<0.1	<0.1				
Tin	7440-31-5	mg/L	7/7/2009						<0.1						
Tin	7440-31-5	mg/L	9/2/2009						0.103						
Tin	7440-31-5	mg/L	10/25/2009						<0.1						
Tin	7440-31-5	mg/L	1/2/2010						<0.1						
Tin	7440-31-5	mg/L	5/10/2010	<0.1	<0.1	<0.1	<0.1		<0.1	<0.1	<0.1			<0.1	
Tin	7440-31-5	mg/L	4/4/2011												<0.1
Tin	7440-31-5	mg/L	10/13/2011						<0.1	<0.1					
Tin	7440-31-5	mg/L	4/11/2012						<0.1						
Tin	7440-31-5	mg/L	10/11/2012						<0.1			<0.1			
Tin	7440-31-5	mg/L	3/30/2013						<0.1			<0.1			
Tin	7440-31-5	mg/L	10/7/2013						0.587			0.136			
Tin	7440-31-5	mg/L	6/2/2014						<0.1						
Tin	7440-31-5	mg/L	10/15/2014						0.106				0.128		
Tin	7440-31-5	mg/L	4/6/2015									<0.005	<0.1		
Tin	7440-31-5	mg/L	6/10/2015										0.0489J		
Tin	7440-31-5	mg/L	8/10/2015										<0.005		
Tin	7440-31-5	mg/L	9/14/2015										<0.005		
Tin	7440-31-5	mg/L	10/5/2015	<0.005	<0.005	<0.005	<0.005			<0.005	<0.005		<0.005	<0.005	
Tin	7440-31-5	mg/L	4/4/2016										<0.005		<0.005
Tin	7440-31-5	mg/L	10/17/2016										<0.005		
Tin	7440-31-5	mg/L	4/17/2017						<0.005				<0.005		
Tin	7440-31-5	mg/L	10/11/2017						<0.005				<0.005		
Tin	7440-31-5	mg/L	4/24/2018						<0.005				<0.005		
Tin	7440-31-5	mg/L	10/16/2018						<0.005				<0.005		
Tin	7440-31-5	mg/L	4/16/2019						<0.005				<0.005		
Tin	7440-31-5	mg/L	10/1/2019						<0.005						
Tin	7440-31-5	mg/L	3/30/2020	<0.005	<0.005	<0.005	<0.005		0.0038J	<0.005	<0.005		<0.005	<0.005	
Tin	7440-31-5	mg/L	10/7/2020						<0.005						
Tin	7440-31-5	mg/L	4/13/2021						<0.02						
Tin	7440-31-5	mg/L	10/20/2021												<0.02
Tin	7440-31-5	mg/L	5/2/2022						<0.02						
Tin	7440-31-5	mg/L	4/23/2025							<0.00500					
Tin	7440-31-5	mg/L	4/25/2025				<0.00500	<0.00500					<0.00500		
Tin	7440-31-5	mg/L	5/5/2025											<0.00500	
Tin	7440-31-5	mg/L	5/6/2025	<0.00500	<0.00500	<0.00500									
Tin	7440-31-5	mg/L	5/7/2025								<0.00500				
Tin	7440-31-5	mg/L	10/21/2025					<0.00500							
Toluene	108-88-3	ug/L	2/27/2008	<1	<1	<1	<1	<1	<1	<1	<1				
Toluene	108-88-3	ug/L	5/12/2008	<1	<1	<1	<1	<1	<1	<1	<1				
Toluene	108-88-3	ug/L	7/13/2008	<1	<1	<1	<1	<1	<1	<1	<1				
Toluene	108-88-3	ug/L	9/14/2008	<1	<1	<1	<1	<1	<1	<1	<1				
Toluene	108-88-3	ug/L	11/17/2008	<1	<1	<1	<1	<1	<1	<1	<1				
Toluene	108-88-3	ug/L	4/14/2009	<1	<1	<1	<1		<1	<1	<1				
Toluene	108-88-3	ug/L	7/7/2009										<1	<1	
Toluene	108-88-3	ug/L	9/2/2009										<1	<1	
Toluene	108-88-3	ug/L	10/25/2009	<1	<1	<1	<1		<1	<1	<1		<1	<1	
Toluene	108-88-3	ug/L	1/2/2010										<1	<1	
Toluene	108-88-3	ug/L	3/3/2010										<1	<1	<1
Toluene	108-88-3	ug/L	5/10/2010	<1	<1	<1	<1		<1	<1	<1			<1	<1
Toluene	108-88-3	ug/L	7/8/2010												<1
Toluene	108-88-3	ug/L	9/13/2010												<1
Toluene	108-88-3	ug/L	11/1/2010	<1	<1	<1	<1		<1	<1			<1	<1	
Toluene	108-88-3	ug/L	4/4/2011												<1
Toluene	108-88-3	ug/L	10/13/2011	<1	<1	<1	<1		<1	<1			<1	<1	<1
Toluene	108-88-3	ug/L	12/5/2011								<1				
Toluene	108-88-3	ug/L	4/11/2012	<1	<1	<1	<1		<1	<1	<1		<1	<1	<1
Toluene	108-88-3	ug/L	6/25/2012								<1				
Toluene	108-88-3	ug/L	8/1/2012								<1	<1			
Toluene	108-88-3	ug/L	10/11/2012	<1	<1	<1	<1		<1	<1	<1	<1	<1	<1	<1
Toluene	108-88-3	ug/L	12/13/2012								<1	<1			
Toluene	108-88-3	ug/L	2/4/2013								<1	<1			

Table 9A
Analytical Data Summary - Series B HMSP Wells
2025 Annual Water Quality Report
Iowa City Sanitary Landfill
Permit No. 52-SDP-01-72P

Constituent	CAS	Units	Date	MW-1B	MW-5B	MW-7B1	MW-8B	MW-10B	MW-12B	MW-14B	MW-31B	MW-39B	MW-208B	MW-210B	MW-211B
Toluene	108-88-3	ug/L	3/30/2013	<1	<1	<1	<1		<1	<1	<1	<1	<1	<1	<1
Toluene	108-88-3	ug/L	10/7/2013		<1	<1			<1	<1	<1	<1	<1		<1
Toluene	108-88-3	ug/L	6/2/2014	<1	<1	<1	<1		<1	<1	<1	<1	<1	<1	<1
Toluene	108-88-3	ug/L	10/15/2014	<1	<1; 0.168J	<1	<1		<1	<1	<1	<1	<1	<1	<1
Toluene	108-88-3	ug/L	4/6/2015	<1	<1	<1	<1			<1	<1	<1	<1	<1	<1
Toluene	108-88-3	ug/L	10/5/2015	<1	<1	<1	<1			<1	<1	<1	<1	<1	<1
Toluene	108-88-3	ug/L	4/4/2016	<1	<1	<1	0.2J		<1	<1	<1	<1	<1	0.261J; <1	0.182J
Toluene	108-88-3	ug/L	10/17/2016	<1	<1	<1	<1		<1	<1	<1	<1	<1	<1	<1
Toluene	108-88-3	ug/L	4/17/2017	<1	<1	<1	<1		<1	<1	<1	<1	<1	<1	<1
Toluene	108-88-3	ug/L	10/11/2017	<1	0.424J	<1	<1		<1	<1	<1	<1	<1	<1	<1
Toluene	108-88-3	ug/L	4/20/2018								<1				
Toluene	108-88-3	ug/L	4/24/2018						<1	<1			<1		
Toluene	108-88-3	ug/L	4/25/2018	<1	<1	<1	<1					<1		<1	<1
Toluene	108-88-3	ug/L	10/16/2018	<1	1.82	<1	<1		<1	<1	<1	<1	<1	<1	<1
Toluene	108-88-3	ug/L	4/16/2019	<1	<1	<1	<1		<1	<1	<1	<1	<1	<1	<1
Toluene	108-88-3	ug/L	10/1/2019	<1	0.735J	<1	<1		<1	<1	<1	<1	<1	<1	<1
Toluene	108-88-3	ug/L	3/30/2020	<1	<1	<1	<1		<1	<1	<1	<1	<1	<1	<1
Toluene	108-88-3	ug/L	10/7/2020	4.07	<1	<1	<1		<1	<1	<1	<1	<1	<1	<1
Toluene	108-88-3	ug/L	4/13/2021	<1	<1	<1	<1		<1	<1	<1	<1	<1	<1	<1
Toluene	108-88-3	ug/L	10/20/2021	<1				<1			<1				<1
Toluene	108-88-3	ug/L	5/2/2022	<1				<1	<1		<1	<1			<1
Toluene	108-88-3	ug/L	10/14/2022	<1				<1			<1				<1
Toluene	108-88-3	ug/L	5/1/2023	<1				<1	<1		<1	<1		<1	<1
Toluene	108-88-3	ug/L	10/16/2023	<1				<1			<1				<1
Toluene	108-88-3	ug/L	4/29/2024	<1				<1			<1	<1			<1
Toluene	108-88-3	ug/L	10/9/2024					2.31							
Toluene	108-88-3	ug/L	10/10/2024	<1.00											<1.00
Toluene	108-88-3	ug/L	10/11/2024								<1.00				
Toluene	108-88-3	ug/L	2/25/2025					<1.00							
Toluene	108-88-3	ug/L	4/23/2025							<1.00					
Toluene	108-88-3	ug/L	4/25/2025				<1.00	<1.00					<1.00		
Toluene	108-88-3	ug/L	4/28/2025												<1.00
Toluene	108-88-3	ug/L	4/30/2025									<1.00			
Toluene	108-88-3	ug/L	5/5/2025											<1.00	
Toluene	108-88-3	ug/L	5/6/2025	<1.00	<1.00	<1.00									
Toluene	108-88-3	ug/L	5/7/2025								<1.00				
Toluene	108-88-3	ug/L	10/20/2025	<1.00											
Toluene	108-88-3	ug/L	10/21/2025					<1.00							
Toluene	108-88-3	ug/L	10/23/2025								<1.00				
Total Organic Carbon	7440-44-0	mg/L	4/28/2025												7.34
Total Organic Carbon	TOC	mg/L	4/6/2015	1.22	7.9	2.26	6.87	0.774J	5.4	5.78	0.7J	0.94J	8.2	5.8	2.66
Total Organic Carbon	TOC	mg/L	10/5/2015	1.32	11.8	2.08	8.45	0.582J	5.83	6.14	0.64J	0.96J	6.17	6.12	2.22
Total Organic Carbon	TOC	mg/L	4/4/2016	1.17	6.94	2.01	7.64	0.633J	5.47	6.01	0.599J	0.819J	7.47	8.37	2.16
Total Organic Carbon	TOC	mg/L	10/17/2016	1.59	12.6	1.7	6.47	0.75J	3.21	4.45	0.71J	0.834J	8.61	8.45	2.72
Total Organic Carbon	TOC	mg/L	5/2/2022												9.97
Total Organic Carbon	TOC	mg/L	5/1/2023												20.8
Total Organic Carbon	TOC	mg/L	4/29/2024												8.86
Total Suspended Solids	STL00161	mg/L	10/9/2024					1.88							
Total Suspended Solids	STL00161	mg/L	10/10/2024	42.0											49.0
Total Suspended Solids	STL00161	mg/L	10/11/2024								36.7				
Total Suspended Solids	STL00161	mg/L	2/25/2025					<1.88							
Total Suspended Solids	STL00161	mg/L	4/23/2025							3.13					
Total Suspended Solids	STL00161	mg/L	4/25/2025				30.0	<1.88					2.88		
Total Suspended Solids	STL00161	mg/L	4/28/2025												60.0
Total Suspended Solids	STL00161	mg/L	4/30/2025									3.63			
Total Suspended Solids	STL00161	mg/L	5/5/2025											37.0	
Total Suspended Solids	STL00161	mg/L	5/6/2025	53.0	4.25	43.0									
Total Suspended Solids	STL00161	mg/L	5/7/2025						7.38		332				
Total Suspended Solids	STL00161	mg/L	10/20/2025	40.0											
Total Suspended Solids	STL00161	mg/L	10/21/2025					<1.88							
Total Suspended Solids	STL00161	mg/L	10/23/2025								254				
Total Suspended Solids	TSS	mg/L	6/2/2014	26.4	16	30	59	79.2	6.33	5.33	704	<5	6.67	<5	4.33J
Total Suspended Solids	TSS	mg/L	10/15/2014	45.3	1.5J; 2.38	213	45.5	9.12	9.4	8.33	642	5.88	2.75	<1.88	<1.88
Total Suspended Solids	TSS	mg/L	4/6/2015	17.7	4	30.5	41.3	<4.35	3	1.83J	26.6	<2.5	2J	<2.5	5.67

Table 9A
Analytical Data Summary - Series B HMSP Wells
2025 Annual Water Quality Report
Iowa City Sanitary Landfill
Permit No. 52-SDP-01-72P

Constituent	CAS	Units	Date	MW-1B	MW-5B	MW-7B1	MW-8B	MW-10B	MW-12B	MW-14B	MW-31B	MW-39B	MW-208B	MW-210B	MW-211B
Total Suspended Solids	TSS	mg/L	8/10/2015										2		
Total Suspended Solids	TSS	mg/L	9/14/2015										<1.88		
Total Suspended Solids	TSS	mg/L	10/5/2015	28.6	4.38	34.8	60.4	2.13	3.38	4.25	2160	3.25	4.13	121	1.25J; <1.88
Total Suspended Solids	TSS	mg/L	4/4/2016	30.4	1.38J	24.5	38.7	<1.88	2.63	5.88	25.8	<1.88	8.5	0.75J; <1.88	1.13J
Total Suspended Solids	TSS	mg/L	10/11/2016								1730				
Total Suspended Solids	TSS	mg/L	10/17/2016	29	15.4	35	71.3	0.625J	6.25	5; 10	168	1.25J	4.13	1J	0.625J
Total Suspended Solids	TSS	mg/L	11/14/2016								289				
Total Suspended Solids	TSS	mg/L	4/17/2017	35; 35.4	10	66; 30.8	103	0.875J	13.8	9.38	41.5	3.75	11.9	6	2
Total Suspended Solids	TSS	mg/L	10/11/2017	29.6	5.75	28; 28.9	355	0.875J	3.13	6.63	2730	7.88	39.6	5.37	1.63J
Total Suspended Solids	TSS	mg/L	4/20/2018								28.5				
Total Suspended Solids	TSS	mg/L	4/24/2018					1.38J	4.75	4.38			21.9		
Total Suspended Solids	TSS	mg/L	4/25/2018	50.9	5.63	38.9	103					6.38		7	1.75J; 1.63J
Total Suspended Solids	TSS	mg/L	10/16/2018	33	12.5	36.3; 40.8	69.7	5.25	1.13J	16.2	71.3	197	39.5	1240	11.2
Total Suspended Solids	TSS	mg/L	4/16/2019	71; 62	7.88	41.3	58.9	0.75J	1.63J	2.5	53	26	65.1	375	19
Total Suspended Solids	TSS	mg/L	10/1/2019	23.9	13	27.5	70	2.13	2.38	5.25	40.7; 32.1	4.5	50	10.9	11
Total Suspended Solids	TSS	mg/L	3/30/2020	25.9	6	36	62	0.875J	2.75J	2.13	26	2.63	26J	10.5	19; 20
Total Suspended Solids	TSS	mg/L	10/7/2020	4	31.6	25	60	<1.88	1.63J	4.62	14.3	13	52	60.5; 22	1.38J
Total Suspended Solids	TSS	mg/L	4/13/2021	32	51	39	56	5	<2	2	15	3	59	244	21
Total Suspended Solids	TSS	mg/L	10/20/2021	38				3			53; 36				5
Total Suspended Solids	TSS	mg/L	5/2/2022	36; 40	<2	132	90	<2	5	6	136	61	59	23	33
Total Suspended Solids	TSS	mg/L	10/14/2022	41				2			221; 93				20
Total Suspended Solids	TSS	mg/L	5/1/2023	42	3.13	90	64	4.88; 1.25J	2.5	5.88	80	10	8.5	5.5	96
Total Suspended Solids	TSS	mg/L	10/16/2023	42				2.38			17.4; 12.9				60
Total Suspended Solids	TSS	mg/L	4/29/2024	34.5	2.75	53	52	48.4	4.13	5.37	63.5	61.3	2.25	7.13; 4.88	42.3
Toxaphene	8001-35-2	ug/L	4/14/2009	<2	<2	2.35	12.3		<2	<2	<2				
Toxaphene	8001-35-2	ug/L	7/7/2009			<2	<2								
Toxaphene	8001-35-2	ug/L	9/2/2009			<2	4.34								
Toxaphene	8001-35-2	ug/L	10/25/2009			<2	4.36								
Toxaphene	8001-35-2	ug/L	1/2/2010			<2	4.52								
Toxaphene	8001-35-2	ug/L	5/10/2010	<2	<2	<2	<2		<2	<2	<2			<2	
Toxaphene	8001-35-2	ug/L	11/1/2010			<2	<2								
Toxaphene	8001-35-2	ug/L	4/4/2011			<2	<2								<2
Toxaphene	8001-35-2	ug/L	10/13/2011				<2								
Toxaphene	8001-35-2	ug/L	4/11/2012			<2	<2								
Toxaphene	8001-35-2	ug/L	10/11/2012			<2	<2								
Toxaphene	8001-35-2	ug/L	3/30/2013			<2	<2					<2			
Toxaphene	8001-35-2	ug/L	10/7/2013									<2.02			
Toxaphene	8001-35-2	ug/L	6/2/2014			<2.08	<2								
Toxaphene	8001-35-2	ug/L	10/15/2014			<2	<2						<2		
Toxaphene	8001-35-2	ug/L	4/6/2015			<2	<2								
Toxaphene	8001-35-2	ug/L	10/5/2015	<2	<2.06	<2	<2			<2.02	<2.04		<2.38	<2	
Toxaphene	8001-35-2	ug/L	4/4/2016			<2	<2								<2.08
Toxaphene	8001-35-2	ug/L	10/17/2016			<2	<2.02								
Toxaphene	8001-35-2	ug/L	4/17/2017						<2.11						
Toxaphene	8001-35-2	ug/L	3/30/2020	<2.08	<2.11	<2.08	<2.08			<2.13	<2.06		<2.11	<2.11	
Toxaphene	8001-35-2	ug/L	10/20/2021												<0.2
Toxaphene	8001-35-2	ug/L	5/2/2022						<0.2						
Toxaphene	8001-35-2	ug/L	4/23/2025							<1.81					
Toxaphene	8001-35-2	ug/L	4/25/2025				<1.84	<1.93					<1.80		
Toxaphene	8001-35-2	ug/L	5/5/2025											<1.81	
Toxaphene	8001-35-2	ug/L	5/6/2025	<1.81	<1.80	<1.83									
Toxaphene	8001-35-2	ug/L	5/7/2025								<1.79				
Toxaphene	8001-35-2	ug/L	10/21/2025					<1.80							
Trichloroethene	79-01-6	ug/L	2/27/2008	<1	<1	<1	<1	<1	<1	<1	<1				
Trichloroethene	79-01-6	ug/L	5/12/2008	<1	<1	<1	<1	<1	<1	<1	<1				
Trichloroethene	79-01-6	ug/L	7/13/2008	<1	<1	<1	<1	<1	<1	<1	<1				
Trichloroethene	79-01-6	ug/L	9/14/2008	<1	<1	<1	<1	<1	<1	<1	<1				
Trichloroethene	79-01-6	ug/L	11/17/2008	<1	<1	<1	<1	<1	<1	<1	<1				
Trichloroethene	79-01-6	ug/L	4/14/2009	<1	<1	<1	<1		<1	<1	<1				
Trichloroethene	79-01-6	ug/L	7/7/2009										<1	<1	
Trichloroethene	79-01-6	ug/L	9/2/2009										<1	<1	
Trichloroethene	79-01-6	ug/L	10/25/2009	<1	<1	<1	<1		<1	<1	<1		<1	<1	
Trichloroethene	79-01-6	ug/L	1/2/2010										<1	<1	
Trichloroethene	79-01-6	ug/L	3/3/2010										<1	<1	<1

Table 9A
Analytical Data Summary - Series B HMSP Wells
2025 Annual Water Quality Report
Iowa City Sanitary Landfill
Permit No. 52-SDP-01-72P

Constituent	CAS	Units	Date	MW-1B	MW-5B	MW-7B1	MW-8B	MW-10B	MW-12B	MW-14B	MW-31B	MW-39B	MW-208B	MW-210B	MW-211B
Trichloroethene	79-01-6	ug/L	5/10/2010	<1	<1	<1	<1		<1	<1	<1			<1	<1
Trichloroethene	79-01-6	ug/L	7/8/2010												<1
Trichloroethene	79-01-6	ug/L	9/13/2010												<1
Trichloroethene	79-01-6	ug/L	11/1/2010	<1	<1	<1	<1		<1	<1			<1	<1	
Trichloroethene	79-01-6	ug/L	4/4/2011												<1
Trichloroethene	79-01-6	ug/L	10/13/2011	<1	<1	<1	<1		<1	<1			<1	<1	<1
Trichloroethene	79-01-6	ug/L	12/5/2011								<1				
Trichloroethene	79-01-6	ug/L	4/11/2012	<1	<1	<1	<1		<1	<1	<1		<1	<1	<1
Trichloroethene	79-01-6	ug/L	6/25/2012								<1				
Trichloroethene	79-01-6	ug/L	8/1/2012								<1	<1			
Trichloroethene	79-01-6	ug/L	10/11/2012	<1	<1	<1	<1		<1	<1	<1	<1	<1	<1	<1
Trichloroethene	79-01-6	ug/L	12/13/2012								<1	<1			
Trichloroethene	79-01-6	ug/L	2/4/2013								<1	<1			
Trichloroethene	79-01-6	ug/L	3/30/2013	<1	<1	<1	<1		<1	<1	<1	<1	<1	<1	<1
Trichloroethene	79-01-6	ug/L	10/7/2013		<1	<1			<1	<1	<1	<1	<1		<1
Trichloroethene	79-01-6	ug/L	6/2/2014	<1	<1	<1	<1		<1	<1	<1	<1	<1	<1	<1
Trichloroethene	79-01-6	ug/L	10/15/2014	<1	<1	<1	<1		<1	<1	<1	<1	<1	<1	<1
Trichloroethene	79-01-6	ug/L	4/6/2015	<1	<1	<1	<1			<1	<1	<1	<1	<1	<1
Trichloroethene	79-01-6	ug/L	10/5/2015	<1	<1	<1	<1			<1	<1	<1	<1	<1	<1
Trichloroethene	79-01-6	ug/L	4/4/2016	<1	<1	<1	<1		<1	<1	<1	<1	<1	<1	<1
Trichloroethene	79-01-6	ug/L	10/17/2016	<1	<1	<1	<1		<1	<1	<1	<1	<1	<1	<1
Trichloroethene	79-01-6	ug/L	4/17/2017	<1	<1	<1	<1		<1	<1	<1	<1	<1	<1	<1
Trichloroethene	79-01-6	ug/L	10/11/2017	<1	<1	<1	<1		<1	<1	<1	<1	<1	<1	<1
Trichloroethene	79-01-6	ug/L	4/20/2018								<1				
Trichloroethene	79-01-6	ug/L	4/24/2018						<1	<1			<1		
Trichloroethene	79-01-6	ug/L	4/25/2018	<1	<1	<1	<1					<1		<1	<1
Trichloroethene	79-01-6	ug/L	10/16/2018	<1	<1	<1	<1		<1	<1	<1	<1	<1	<1	<1
Trichloroethene	79-01-6	ug/L	4/16/2019	<1	<1	<1	<1		<1	<1	<1	<1	<1	<1	<1
Trichloroethene	79-01-6	ug/L	10/1/2019	<1	<1	<1	<1		<1	<1	<1	<1	<1	<1	<1
Trichloroethene	79-01-6	ug/L	3/30/2020	<1	<1	<1	<1		<1	<1	<1	<1	<1	<1	<1
Trichloroethene	79-01-6	ug/L	10/7/2020	<1	<1	<1	<1		<1	<1	<1	<1	<1	<1	<1
Trichloroethene	79-01-6	ug/L	4/13/2021	<1	<1	<1	<1		<1	<1	<1	<1	<1	<1	<1
Trichloroethene	79-01-6	ug/L	10/20/2021	<1				<1			<1				0.4J
Trichloroethene	79-01-6	ug/L	5/2/2022	<1				<1	<1		<1	<1			<1
Trichloroethene	79-01-6	ug/L	10/14/2022	<1				<1			<1				<1
Trichloroethene	79-01-6	ug/L	5/1/2023	<1				<1	<1		<1	<1		<1	<1
Trichloroethene	79-01-6	ug/L	10/16/2023	<1				<1			<1				<1
Trichloroethene	79-01-6	ug/L	4/29/2024	<1				<1			<1	<1			<1
Trichloroethene	79-01-6	ug/L	10/9/2024					<1.00							
Trichloroethene	79-01-6	ug/L	10/10/2024	<1.00											<1.00
Trichloroethene	79-01-6	ug/L	10/11/2024								<1.00				
Trichloroethene	79-01-6	ug/L	4/23/2025							<1.00					
Trichloroethene	79-01-6	ug/L	4/25/2025				<1.00	<1.00					<1.00		
Trichloroethene	79-01-6	ug/L	4/28/2025												<1.00
Trichloroethene	79-01-6	ug/L	4/30/2025									<1.00			
Trichloroethene	79-01-6	ug/L	5/5/2025											<1.00	
Trichloroethene	79-01-6	ug/L	5/6/2025	<1.00	<1.00	<1.00									
Trichloroethene	79-01-6	ug/L	5/7/2025								<1.00				
Trichloroethene	79-01-6	ug/L	10/20/2025	<1.00											
Trichloroethene	79-01-6	ug/L	10/21/2025					<1.00							
Trichloroethene	79-01-6	ug/L	10/23/2025								<1.00				
Trichlorofluoromethane	75-69-4	ug/L	2/27/2008	<4	<4	<4	<4	<4	<4	<4	<4				
Trichlorofluoromethane	75-69-4	ug/L	5/12/2008	<4	<4	<4	<4	<4	<4	<4	<4				
Trichlorofluoromethane	75-69-4	ug/L	7/13/2008	<4	<4	<4	<4	<4	<4	<4	<4				
Trichlorofluoromethane	75-69-4	ug/L	9/14/2008	<4	<4	<4	<4	<4	<4	<4	<4				
Trichlorofluoromethane	75-69-4	ug/L	11/17/2008	<4	<4	<4	<4	<4	<4	<4	<4				
Trichlorofluoromethane	75-69-4	ug/L	4/14/2009	<4	<4	<4	<4		<4	<4	<4				
Trichlorofluoromethane	75-69-4	ug/L	7/7/2009										<4	<4	
Trichlorofluoromethane	75-69-4	ug/L	9/2/2009										<4	<4	
Trichlorofluoromethane	75-69-4	ug/L	10/25/2009	<4	<4	<4	<4		<4	<4	<4		<4	<4	
Trichlorofluoromethane	75-69-4	ug/L	1/2/2010										<4	<4	
Trichlorofluoromethane	75-69-4	ug/L	3/3/2010										<4	<4	<4
Trichlorofluoromethane	75-69-4	ug/L	5/10/2010	<4	<4	<4	<4		<4	<4	<4			<4	<4
Trichlorofluoromethane	75-69-4	ug/L	7/8/2010												<4

Table 9A
Analytical Data Summary - Series B HMSP Wells
2025 Annual Water Quality Report
Iowa City Sanitary Landfill
Permit No. 52-SDP-01-72P

Constituent	CAS	Units	Date	MW-1B	MW-5B	MW-7B1	MW-8B	MW-10B	MW-12B	MW-14B	MW-31B	MW-39B	MW-208B	MW-210B	MW-211B
Trichlorofluoromethane	75-69-4	ug/L	9/13/2010												<4
Trichlorofluoromethane	75-69-4	ug/L	11/1/2010	<4	<4	<4	<4		<4	<4			<4	<4	
Trichlorofluoromethane	75-69-4	ug/L	4/4/2011												<4
Trichlorofluoromethane	75-69-4	ug/L	10/13/2011	<4	<4	<4	<4		<4	<4			<4	<4	<4
Trichlorofluoromethane	75-69-4	ug/L	12/5/2011								<4				
Trichlorofluoromethane	75-69-4	ug/L	4/11/2012	<4	<4	<4	<4		<4	<4	<4		<4	<4	<4
Trichlorofluoromethane	75-69-4	ug/L	6/25/2012								<4				
Trichlorofluoromethane	75-69-4	ug/L	8/1/2012								<4	<4			
Trichlorofluoromethane	75-69-4	ug/L	10/11/2012	<4	<4	<4	<4		<4	<4	<4	<4	<4	<4	<4
Trichlorofluoromethane	75-69-4	ug/L	12/13/2012								<4	<4			
Trichlorofluoromethane	75-69-4	ug/L	2/4/2013								<4	<4			
Trichlorofluoromethane	75-69-4	ug/L	3/30/2013	<4	<4	<4	<4		<4	<4	<4	<4	<4	<4	<4
Trichlorofluoromethane	75-69-4	ug/L	10/7/2013		<4	<4			<4	<4	<4	<4	<4		<4
Trichlorofluoromethane	75-69-4	ug/L	6/2/2014	<4	<4	<4	<4		<4	<4	<4	<4	<4	<4	<4
Trichlorofluoromethane	75-69-4	ug/L	10/15/2014	<4	<4	<4	<4		<4	<4	<4	<4	<4	<4	<4
Trichlorofluoromethane	75-69-4	ug/L	4/6/2015	<4	<4	<4	<4			<4	<4	<4	<4	<4	<4
Trichlorofluoromethane	75-69-4	ug/L	10/5/2015	<4	<4	<4	<4			<4	<4	<4	<4	<4	<4
Trichlorofluoromethane	75-69-4	ug/L	4/4/2016	<4	<4	<4	<4		<4	<4	<4	<4	<4	<4	<4
Trichlorofluoromethane	75-69-4	ug/L	10/17/2016	<4	<4	<4	<4		<4	<4	<4	<4	<4	<4	<4
Trichlorofluoromethane	75-69-4	ug/L	4/17/2017	<4	<4	<4	<4		<4	<4	<4	<4	<4	<4	<4
Trichlorofluoromethane	75-69-4	ug/L	10/11/2017	<4	<4	<4	<4		<4	<4	<4	<4	<4	<4	<4
Trichlorofluoromethane	75-69-4	ug/L	4/20/2018								<4				
Trichlorofluoromethane	75-69-4	ug/L	4/24/2018						<4	<4			<4		
Trichlorofluoromethane	75-69-4	ug/L	4/25/2018	<4	<4	<4	<4					<4		<4	<4
Trichlorofluoromethane	75-69-4	ug/L	10/16/2018	<4	<4	<4	<4		<4	<4	<4	<4	<4	<4	<4
Trichlorofluoromethane	75-69-4	ug/L	4/16/2019	<4	<4	<4	<4		<4	<4	<4	<4	<4	<4	<4
Trichlorofluoromethane	75-69-4	ug/L	10/1/2019	<4	<4	<4	<4		<4	<4	<4	<4	<4	<4	<4
Trichlorofluoromethane	75-69-4	ug/L	3/30/2020	<4	<4	<4	<4		<4	<4	<4	<4	<4	<4	<4
Trichlorofluoromethane	75-69-4	ug/L	10/7/2020	<4	<4	<4	<4		<4	<4	<4	<4	<4	<4	<4
Trichlorofluoromethane	75-69-4	ug/L	4/13/2021	<1	<1	<1	<1		<1	<1	<1	<1	<1	<1	<1
Trichlorofluoromethane	75-69-4	ug/L	10/20/2021	<1				<1			<1				<1
Trichlorofluoromethane	75-69-4	ug/L	5/2/2022	<1				<1	<1		<1	<1			<1
Trichlorofluoromethane	75-69-4	ug/L	10/14/2022	<1				<1			<1				<1
Trichlorofluoromethane	75-69-4	ug/L	5/1/2023	<4				<4	<4		<4	<4		<4	<4
Trichlorofluoromethane	75-69-4	ug/L	10/16/2023	<4				<4			<4				<4
Trichlorofluoromethane	75-69-4	ug/L	4/29/2024	<4				<4			<4	<4			<4
Trichlorofluoromethane	75-69-4	ug/L	10/9/2024					<4.00							
Trichlorofluoromethane	75-69-4	ug/L	10/10/2024	<4.00											<4.00
Trichlorofluoromethane	75-69-4	ug/L	10/11/2024								<4.00				
Trichlorofluoromethane	75-69-4	ug/L	4/23/2025							<4.00					
Trichlorofluoromethane	75-69-4	ug/L	4/25/2025				<4.00	<4.00					<4.00		
Trichlorofluoromethane	75-69-4	ug/L	4/28/2025												<4.00
Trichlorofluoromethane	75-69-4	ug/L	4/30/2025									<4.00			
Trichlorofluoromethane	75-69-4	ug/L	5/5/2025											<4.00	
Trichlorofluoromethane	75-69-4	ug/L	5/6/2025	<4.00	<4.00	<4.00									
Trichlorofluoromethane	75-69-4	ug/L	5/7/2025								<4.00				
Trichlorofluoromethane	75-69-4	ug/L	10/20/2025	<4.00											
Trichlorofluoromethane	75-69-4	ug/L	10/21/2025					<4.00							
Trichlorofluoromethane	75-69-4	ug/L	10/23/2025								<4.00				
Vanadium	7440-62-2	mg/L	2/27/2008	<0.05	<0.05	<0.05	<0.05	<0.05	<0.05	<0.05	0.0642				
Vanadium	7440-62-2	mg/L	5/12/2008	<0.05	<0.05	<0.05	<0.05	<0.05	<0.05	<0.05	<0.05				
Vanadium	7440-62-2	mg/L	7/13/2008	<0.05	<0.05	<0.05	<0.05	<0.05	<0.05	<0.05	<0.05				
Vanadium	7440-62-2	mg/L	9/14/2008	<0.05	<0.05	<0.05	<0.05	<0.05	<0.05	<0.05	<0.05				
Vanadium	7440-62-2	mg/L	11/17/2008	<0.05	<0.05	<0.05	<0.05	<0.05	<0.05	<0.05	<0.05				
Vanadium	7440-62-2	mg/L	4/14/2009	<0.05	<0.05	<0.05	0.0624		<0.05	<0.05	<0.05				
Vanadium	7440-62-2	mg/L	7/7/2009				<0.05						<0.05	<0.05	
Vanadium	7440-62-2	mg/L	9/2/2009				<0.05						<0.05	<0.05	
Vanadium	7440-62-2	mg/L	10/25/2009	<0.05	<0.05	<0.05	<0.05		<0.05	<0.05	<0.05		<0.05	<0.05	
Vanadium	7440-62-2	mg/L	1/2/2010				<0.05						<0.05	<0.05	
Vanadium	7440-62-2	mg/L	3/3/2010										<0.05	<0.05	<0.05
Vanadium	7440-62-2	mg/L	5/10/2010	<0.05	<0.05	<0.05	<0.05		<0.05	<0.05	<0.05			<0.05	<0.05
Vanadium	7440-62-2	mg/L	7/8/2010												<0.05
Vanadium	7440-62-2	mg/L	9/13/2010												<0.05
Vanadium	7440-62-2	mg/L	11/1/2010	<0.05	<0.05	<0.05	<0.05		<0.05	<0.05			<0.05	<0.05	

Table 9A
Analytical Data Summary - Series B HMSP Wells
2025 Annual Water Quality Report
Iowa City Sanitary Landfill
Permit No. 52-SDP-01-72P

Constituent	CAS	Units	Date	MW-1B	MW-5B	MW-7B1	MW-8B	MW-10B	MW-12B	MW-14B	MW-31B	MW-39B	MW-208B	MW-210B	MW-211B
Vanadium	7440-62-2	mg/L	4/4/2011				<0.05								<0.05
Vanadium	7440-62-2	mg/L	10/13/2011		<0.05	<0.05	<0.05		<0.05	<0.05			<0.05	<0.05	<0.05
Vanadium	7440-62-2	mg/L	12/5/2011								<0.05				
Vanadium	7440-62-2	mg/L	4/11/2012	<0.05	<0.05	<0.05	<0.05		<0.05	<0.05	<0.05		<0.05	<0.05	<0.05
Vanadium	7440-62-2	mg/L	6/25/2012								<0.05				
Vanadium	7440-62-2	mg/L	8/1/2012								<0.05	<0.05			
Vanadium	7440-62-2	mg/L	10/11/2012	<0.05	<0.05	<0.05	<0.05		<0.05	<0.05	<0.05	<0.05	<0.05	<0.05	0.129
Vanadium	7440-62-2	mg/L	12/13/2012								<0.05	<0.05			
Vanadium	7440-62-2	mg/L	3/30/2013	<0.05	<0.05	<0.05	<0.05		<0.05	<0.05	<0.05	<0.05	<0.05	<0.05	<0.05
Vanadium	7440-62-2	mg/L	10/7/2013	<0.05	<0.05	<0.05	<0.05		<0.05	<0.05	<0.05	<0.05	<0.05	<0.05	<0.05
Vanadium	7440-62-2	mg/L	6/2/2014	<0.05	<0.05	<0.05	<0.05		<0.05	<0.05	0.00343J	<0.05	<0.05	<0.05	<0.05
Vanadium	7440-62-2	mg/L	10/15/2014	<0.05	0.00362J; 0.00379	0.00376J	<0.05		<0.05	<0.05	0.00855J	0.00308J	<0.05	<0.05	<0.05
Vanadium	7440-62-2	mg/L	4/6/2015	<0.005	0.00174J	0.000472J	0.00101J			<0.005	0.000898J	0.00111J	<0.005	0.000584J	0.000489J
Vanadium	7440-62-2	mg/L	10/5/2015	<0.005	0.00355J	<0.005	0.00109J			<0.005	0.00623	0.00128J	<0.005	0.00232J	<0.005
Vanadium	7440-62-2	mg/L	4/4/2016	<0.005	0.000599J	<0.005	0.000947J		<0.005	<0.005	0.000663J	0.00109J	<0.005	000753J; 0.00079	0.000373J
Vanadium	7440-62-2	mg/L	10/17/2016	<0.005	0.00299J	0.000277J	0.0011J		<0.005	<0.005; 0.000261	0.000763J	0.00146J	0.000362J	0.00216J	<0.005
Vanadium	7440-62-2	mg/L	4/17/2017	<0.005	0.000949J	0.00085J; <0.005	0.0014J		<0.005	<0.005	<0.005	0.00131J	<0.005	0.00149J	<0.005
Vanadium	7440-62-2	mg/L	10/11/2017	<0.005	<0.005	<0.005	0.00729		<0.005	<0.005	0.00504	0.00169J	<0.005	0.001J	<0.005
Vanadium	7440-62-2	mg/L	4/20/2018								0.003J				
Vanadium	7440-62-2	mg/L	4/24/2018						<0.005	<0.005			<0.005		
Vanadium	7440-62-2	mg/L	4/25/2018	<0.005	0.00234J	<0.02	0.00247J					0.00149J		0.000698J	<0.005
Vanadium	7440-62-2	mg/L	10/16/2018	<0.005	0.00518	0.00303J; 0.00311	0.00504		0.00354J	0.00398J	0.0117	0.0302	0.00348J	0.00421J	<0.005
Vanadium	7440-62-2	mg/L	4/16/2019	<0.005	<0.005	<0.005	0.00115J		<0.005	<0.005	<0.005	0.00179J	<0.005	0.00174J	<0.005
Vanadium	7440-62-2	mg/L	10/1/2019	<0.005	0.00125J	<0.005	0.00178J		<0.005	<0.005	0.00101J; 0.00087	0.00183J	<0.005	0.00161J	<0.005
Vanadium	7440-62-2	mg/L	3/30/2020	<0.005	0.00119J	<0.005	0.00177J		<0.005	<0.005	0.00118J	0.00157J	<0.005	0.00203J	<0.005
Vanadium	7440-62-2	mg/L	10/7/2020	<0.005	<0.005	<0.005	0.00306J		<0.005	<0.005	<0.005	0.00275J	<0.005	0.00184J; 0.00183	<0.005
Vanadium	7440-62-2	mg/L	4/13/2021	<0.02	<0.02	<0.02	<0.02		<0.02	<0.02	<0.02	<0.02	<0.02	<0.02	<0.02
Vanadium	7440-62-2	mg/L	10/20/2021	<0.02				<0.02			<0.02				<0.02
Vanadium	7440-62-2	mg/L	5/2/2022	<0.02				<0.02	<0.02		<0.02	<0.02			<0.02
Vanadium	7440-62-2	mg/L	10/14/2022	<0.02				<0.02			<0.02				<0.02
Vanadium	7440-62-2	mg/L	5/1/2023	<0.005				<0.005			<0.005	0.00271J			0.00176J
Vanadium	7440-62-2	mg/L	10/16/2023	<0.005				0.00124J			<0.005				<0.005
Vanadium	7440-62-2	mg/L	4/29/2024	<0.005				0.00176J			<0.005	0.00144J			<0.005
Vanadium	7440-62-2	mg/L	10/9/2024					0.00169J							
Vanadium	7440-62-2	mg/L	10/10/2024	<0.00500											<0.00500
Vanadium	7440-62-2	mg/L	10/11/2024								<0.00500				
Vanadium	7440-62-2	mg/L	4/23/2025							<0.00500					
Vanadium	7440-62-2	mg/L	4/25/2025				<0.00500	<0.00500					<0.00500		
Vanadium	7440-62-2	mg/L	4/28/2025												<0.0250
Vanadium	7440-62-2	mg/L	4/30/2025									<0.00500			
Vanadium	7440-62-2	mg/L	5/5/2025											<0.00500	
Vanadium	7440-62-2	mg/L	5/6/2025	<0.00500	<0.00500	<0.00500									
Vanadium	7440-62-2	mg/L	5/7/2025								0.00545				
Vanadium	7440-62-2	mg/L	10/20/2025	<0.00500											
Vanadium	7440-62-2	mg/L	10/21/2025					<0.00500							
Vanadium	7440-62-2	mg/L	10/23/2025								0.00214				
Vinyl Acetate	108-05-4	ug/L	2/27/2008	<2	<2	<2	<2	<2	<2	<2	<2				
Vinyl Acetate	108-05-4	ug/L	5/12/2008	<2.5	<2.5	<2	<2.5	<2.5	<2	<2.5	<2.5				
Vinyl Acetate	108-05-4	ug/L	7/13/2008	<2	<2	<2	<2	<2	<2	<2	<2				
Vinyl Acetate	108-05-4	ug/L	9/14/2008	<2	<2	<2	<2	<2	<2	<2	<2				
Vinyl Acetate	108-05-4	ug/L	11/17/2008	<2	<2	<2	<2	<2	<2	<2	<2				
Vinyl Acetate	108-05-4	ug/L	4/14/2009	<2	<2	<2	<2		<2	<2	<2				
Vinyl Acetate	108-05-4	ug/L	7/7/2009										<2	<2	
Vinyl Acetate	108-05-4	ug/L	9/2/2009										<2	<2	
Vinyl Acetate	108-05-4	ug/L	10/25/2009	<2	<2	<2	<2		<2	<2	<2		<2	<2	
Vinyl Acetate	108-05-4	ug/L	1/2/2010										<2	<2	
Vinyl Acetate	108-05-4	ug/L	3/3/2010										<2	<2	<2
Vinyl Acetate	108-05-4	ug/L	5/10/2010	<2	<2	<2	<2		<2	<2	<2			<2	<2
Vinyl Acetate	108-05-4	ug/L	7/8/2010												<2
Vinyl Acetate	108-05-4	ug/L	9/13/2010												<2
Vinyl Acetate	108-05-4	ug/L	11/1/2010	<2	<2	<5	<5		<2	<2			<2	<2	
Vinyl Acetate	108-05-4	ug/L	4/4/2011												<2
Vinyl Acetate	108-05-4	ug/L	10/13/2011	<2	<50	<2	<10		<10	<10			<50	<10	<50
Vinyl Acetate	108-05-4	ug/L	12/5/2011								<2				

Table 9A
Analytical Data Summary - Series B HMSP Wells
2025 Annual Water Quality Report
Iowa City Sanitary Landfill
Permit No. 52-SDP-01-72P

Constituent	CAS	Units	Date	MW-1B	MW-5B	MW-7B1	MW-8B	MW-10B	MW-12B	MW-14B	MW-31B	MW-39B	MW-208B	MW-210B	MW-211B
Vinyl Acetate	108-05-4	ug/L	4/11/2012	<20	<20	<20	<20		<20	<2	<20		<20	<20	<2
Vinyl Acetate	108-05-4	ug/L	6/25/2012								<2				
Vinyl Acetate	108-05-4	ug/L	8/1/2012								<4	<20			
Vinyl Acetate	108-05-4	ug/L	10/11/2012	<10	<10	<10	<10		<10	<10	<10	<10	<10	<10	<2
Vinyl Acetate	108-05-4	ug/L	12/13/2012								<2	<2			
Vinyl Acetate	108-05-4	ug/L	2/4/2013								<2	<2			
Vinyl Acetate	108-05-4	ug/L	3/30/2013	<2	<2	<2	<2		<2	<2	<2	<2	<2	<2	<2
Vinyl Acetate	108-05-4	ug/L	10/7/2013		<2	<2			<2	<2	<2	<2	<2		<2
Vinyl Acetate	108-05-4	ug/L	6/2/2014	<2	<2	<2	<2		<2	<2	<2	<2	<2	<2	<2
Vinyl Acetate	108-05-4	ug/L	10/15/2014	<10	<10	<10	<10		<10	<10	<10	<10	<10	<10	<10
Vinyl Acetate	108-05-4	ug/L	4/6/2015	<10	<10	<10	<10			<10	<10	<10	<10	<10	<10
Vinyl Acetate	108-05-4	ug/L	10/5/2015	<10	<10	<10	<10			<10	<10	<10	<10	<10	<10
Vinyl Acetate	108-05-4	ug/L	4/4/2016	<10	<10	<10	<10		<10	<10	<10	<10	<10	<10	<10
Vinyl Acetate	108-05-4	ug/L	10/17/2016	<10	<10	<10	<10		<10	<10	<10	<10	<10	<10	<10
Vinyl Acetate	108-05-4	ug/L	4/17/2017	<10	<10	<10	<10		<10	<10	<10	<10	<10	<10	<10
Vinyl Acetate	108-05-4	ug/L	10/11/2017	<10	<10	<10	<10		<10	<10	<10	<10	<10	<10	<10
Vinyl Acetate	108-05-4	ug/L	4/20/2018								<10				
Vinyl Acetate	108-05-4	ug/L	4/24/2018						<10	<10			<10		
Vinyl Acetate	108-05-4	ug/L	4/25/2018	<10	<10	<10	<10					<10		<10	<10
Vinyl Acetate	108-05-4	ug/L	10/16/2018	<10	<10	<10	<10		<10	<10	<10	<10	<10	<10	<10
Vinyl Acetate	108-05-4	ug/L	4/16/2019	<10	<10	<10	<10		<10	<10	<10	<10	<10	<10	<10
Vinyl Acetate	108-05-4	ug/L	10/1/2019	<10	<10	<10	<10		<10	<10	<10	<10	<10	<10	<10
Vinyl Acetate	108-05-4	ug/L	3/30/2020	<10	<10	<10	<10		<10	<10	<10	<10	<10	<10	<10
Vinyl Acetate	108-05-4	ug/L	10/7/2020	<10	<10	<10	<10		<10	<10	<10	<10	<10	<10	<10
Vinyl Acetate	108-05-4	ug/L	4/13/2021	<5	<5	<5	<5		<5	<5	<5	<5	<5	<5	<5
Vinyl Acetate	108-05-4	ug/L	10/20/2021	<5				<5			<5				<5
Vinyl Acetate	108-05-4	ug/L	5/2/2022	<5				<5	<5		<5	<5			<5
Vinyl Acetate	108-05-4	ug/L	10/14/2022	<5				<5			<5				<5
Vinyl Acetate	108-05-4	ug/L	5/1/2023	<10				<10	<10		<10	<10		<10	<10
Vinyl Acetate	108-05-4	ug/L	10/16/2023	<10				<10			<10				<10
Vinyl Acetate	108-05-4	ug/L	4/29/2024	<10				<10			<10	<10			<10
Vinyl Chloride	75-01-4	ug/L	2/27/2008	<1	<1	<1	<1	<1	<1	<1	<1				
Vinyl Chloride	75-01-4	ug/L	5/12/2008	<1	<1	<1	<1	<1	<1	<1	<1				
Vinyl Chloride	75-01-4	ug/L	7/13/2008	<1	<1	<1	<1	<1	<1	<1	<1				
Vinyl Chloride	75-01-4	ug/L	9/14/2008	<1	<1	<1	<1	<1	<1	<1	<1				
Vinyl Chloride	75-01-4	ug/L	11/17/2008	<1	<1	<1	<1	<1	<1	<1	<1				
Vinyl Chloride	75-01-4	ug/L	4/14/2009	<1	<1	<1	<1		<1	<1	<1				
Vinyl Chloride	75-01-4	ug/L	7/7/2009										<1	<1	
Vinyl Chloride	75-01-4	ug/L	9/2/2009										<1	<1	
Vinyl Chloride	75-01-4	ug/L	10/25/2009	<1	<1	<1	<1		<1	<1	<1		<1	<1	
Vinyl Chloride	75-01-4	ug/L	1/2/2010										<1	<1	
Vinyl Chloride	75-01-4	ug/L	3/3/2010										<1	<1	<1
Vinyl Chloride	75-01-4	ug/L	5/10/2010	<1	<1	<1	<1		<1	<1	<1			<1	<1
Vinyl Chloride	75-01-4	ug/L	7/8/2010												<1
Vinyl Chloride	75-01-4	ug/L	9/13/2010												<1
Vinyl Chloride	75-01-4	ug/L	11/1/2010	<1	<1	<1	<1		<1	<1			<1	<1	
Vinyl Chloride	75-01-4	ug/L	4/4/2011												<1
Vinyl Chloride	75-01-4	ug/L	10/13/2011	<1	<1	<1	<1		<1	<1			<1	<1	<1
Vinyl Chloride	75-01-4	ug/L	12/5/2011								<1				
Vinyl Chloride	75-01-4	ug/L	4/11/2012	<1	<1	<1	<1		<1	<1	<1		<1	<1	<1
Vinyl Chloride	75-01-4	ug/L	6/25/2012								<1				
Vinyl Chloride	75-01-4	ug/L	8/1/2012								<1	<1			
Vinyl Chloride	75-01-4	ug/L	10/11/2012	<1	<1	<1	<1		<1	<1	<1	<1	<1	<1	<1
Vinyl Chloride	75-01-4	ug/L	12/13/2012								<1	<1			
Vinyl Chloride	75-01-4	ug/L	2/4/2013								<1	<1			
Vinyl Chloride	75-01-4	ug/L	3/30/2013	<1	<1	<1	<1		<1	<1	<1	<1	<1	<1	<1
Vinyl Chloride	75-01-4	ug/L	10/7/2013		<1	<1			<1	<1	<1	<1	<1		<1
Vinyl Chloride	75-01-4	ug/L	6/2/2014	<1	<1	<1	<1		<1	<1	<1	<1	<1	<1	<1
Vinyl Chloride	75-01-4	ug/L	10/15/2014	<1	<1	<1	<1		<1	<1	<1	<1	<1	<1	<1
Vinyl Chloride	75-01-4	ug/L	4/6/2015	<1	<1	<1	0.202J			<1	<1	<1	<1	<1	<1
Vinyl Chloride	75-01-4	ug/L	10/5/2015	<1	<1	<1	<1			<1	<1	<1	0.102J	<1	<1
Vinyl Chloride	75-01-4	ug/L	4/4/2016	<1	<1	0.2J	<1		<1	<1	<1	<1	<1	<1	<1
Vinyl Chloride	75-01-4	ug/L	10/17/2016	<1	<1	0.12J	<1		<1	<1	<1	<1	<1	<1	<1
Vinyl Chloride	75-01-4	ug/L	4/17/2017	<1	<1	0.422J; 0.371J	<1		<1	<1	<1	<1	<1	<1	<1

Table 9A
Analytical Data Summary - Series B HMSP Wells
2025 Annual Water Quality Report
Iowa City Sanitary Landfill
Permit No. 52-SDP-01-72P

Constituent	CAS	Units	Date	MW-1B	MW-5B	MW-7B1	MW-8B	MW-10B	MW-12B	MW-14B	MW-31B	MW-39B	MW-208B	MW-210B	MW-211B
Vinyl Chloride	75-01-4	ug/L	10/11/2017	<1	<1	0.433J; 0.485J	<1		<1	<1	<1	<1	<1	<1	<1
Vinyl Chloride	75-01-4	ug/L	4/20/2018								<1				
Vinyl Chloride	75-01-4	ug/L	4/24/2018						<1	<1			<1		
Vinyl Chloride	75-01-4	ug/L	4/25/2018	<1	<1	0.317J	<1					<1		<1	<1
Vinyl Chloride	75-01-4	ug/L	10/16/2018	<1	<1	<1	<1		<1	<1	<1	<1	<1	<1	<1
Vinyl Chloride	75-01-4	ug/L	4/16/2019	<1	<1	<1	<1		<1	<1	<1	<1	<1	<1	<1
Vinyl Chloride	75-01-4	ug/L	10/1/2019	<1	<1	0.448J	<1		<1	<1	<1	<1	<1	<1	<1
Vinyl Chloride	75-01-4	ug/L	3/30/2020	<1	<1	0.385J	<1		<1	<1	<1	<1	<1	<1	<1
Vinyl Chloride	75-01-4	ug/L	10/7/2020	<1	<1	<1	<1		<1	<1	<1	<1	<1	<1	<1
Vinyl Chloride	75-01-4	ug/L	4/13/2021	<1	<1	<1	<1		<1	<1	<1	<1	<1	<1	<1
Vinyl Chloride	75-01-4	ug/L	10/20/2021	<1				<1			<1				<1
Vinyl Chloride	75-01-4	ug/L	5/2/2022	<1				<1	<1		<1	<1			<1
Vinyl Chloride	75-01-4	ug/L	10/14/2022	<1				<1			<1				<1
Vinyl Chloride	75-01-4	ug/L	5/1/2023	<1				<1	<1		<1	<1		<1	<1
Vinyl Chloride	75-01-4	ug/L	10/16/2023	<1				<1			<1				<1
Vinyl Chloride	75-01-4	ug/L	4/29/2024	<1				<1			<1	<1			<1
Vinyl acetate	108-05-4	ug/L	10/9/2024					<10.0							
Vinyl acetate	108-05-4	ug/L	10/10/2024	<10.0											<10.0
Vinyl acetate	108-05-4	ug/L	10/11/2024								<10.0				
Vinyl acetate	108-05-4	ug/L	4/23/2025							<10.0					
Vinyl acetate	108-05-4	ug/L	4/25/2025				<10.0	<10.0					<10.0		
Vinyl acetate	108-05-4	ug/L	4/28/2025												<10.0
Vinyl acetate	108-05-4	ug/L	4/30/2025									<10.0			
Vinyl acetate	108-05-4	ug/L	5/5/2025											<10.0	
Vinyl acetate	108-05-4	ug/L	5/6/2025	<10.0	<10.0	<10.0									
Vinyl acetate	108-05-4	ug/L	5/7/2025								<10.0				
Vinyl acetate	108-05-4	ug/L	10/20/2025	<10.0											
Vinyl acetate	108-05-4	ug/L	10/21/2025					<10.0							
Vinyl acetate	108-05-4	ug/L	10/23/2025								<10.0				
Vinyl chloride	75-01-4	ug/L	10/9/2024					<1.00							
Vinyl chloride	75-01-4	ug/L	10/10/2024	<1.00											<1.00
Vinyl chloride	75-01-4	ug/L	10/11/2024								<1.00				
Vinyl chloride	75-01-4	ug/L	4/23/2025							<1.00					
Vinyl chloride	75-01-4	ug/L	4/25/2025				<1.00	<1.00					<1.00		
Vinyl chloride	75-01-4	ug/L	4/28/2025												<1.00
Vinyl chloride	75-01-4	ug/L	4/30/2025									<1.00			
Vinyl chloride	75-01-4	ug/L	5/5/2025											<1.00	
Vinyl chloride	75-01-4	ug/L	5/6/2025	<1.00	<1.00	0.217									
Vinyl chloride	75-01-4	ug/L	5/7/2025								<1.00				
Vinyl chloride	75-01-4	ug/L	10/20/2025	<1.00											
Vinyl chloride	75-01-4	ug/L	10/21/2025					<1.00							
Vinyl chloride	75-01-4	ug/L	10/23/2025								<1.00				
Xylenes, Total	1330-20-7	ug/L	2/27/2008	<3	<3	<3	<3	<3	<3	<3	<3				
Xylenes, Total	1330-20-7	ug/L	5/12/2008	<3	<3	<3	<3	<3	<3	<3	<3				
Xylenes, Total	1330-20-7	ug/L	7/13/2008	<3	<3	<3	<3	<3	<3	<3	<3				
Xylenes, Total	1330-20-7	ug/L	9/14/2008	<3	<3	<3	<3	<3	<3	<3	<3				
Xylenes, Total	1330-20-7	ug/L	11/17/2008	<3	<3	<3	<3	<3	<3	<3	<3				
Xylenes, Total	1330-20-7	ug/L	4/14/2009	<3	<3	<3	<3		<3	<3	<3				
Xylenes, Total	1330-20-7	ug/L	7/7/2009										<3	<3	
Xylenes, Total	1330-20-7	ug/L	9/2/2009										<3	<3	
Xylenes, Total	1330-20-7	ug/L	10/25/2009	<6	<6	<6	<6		<6	<3	<6		<6	<6	
Xylenes, Total	1330-20-7	ug/L	1/2/2010										<3	<3	
Xylenes, Total	1330-20-7	ug/L	3/3/2010										<3	<3	<3
Xylenes, Total	1330-20-7	ug/L	5/10/2010	<6	<12	<12	<12		<12	<12	<12			<12	<12
Xylenes, Total	1330-20-7	ug/L	7/8/2010												<3
Xylenes, Total	1330-20-7	ug/L	9/13/2010												<3
Xylenes, Total	1330-20-7	ug/L	11/1/2010	<3	<3	<3	<3		<3	<3			<3	<3	
Xylenes, Total	1330-20-7	ug/L	4/4/2011												<3
Xylenes, Total	1330-20-7	ug/L	10/13/2011	<3	<3	<3	<3		<3	<3			<3	<3	<3
Xylenes, Total	1330-20-7	ug/L	12/5/2011								<3				
Xylenes, Total	1330-20-7	ug/L	4/11/2012	<3	<3	<3	<3		<3	<3	<3		<3	<3	<3
Xylenes, Total	1330-20-7	ug/L	6/25/2012								<3				
Xylenes, Total	1330-20-7	ug/L	8/1/2012								<3	<3			
Xylenes, Total	1330-20-7	ug/L	10/11/2012	<3	<3	<3	<3		<3	<3	<3	<3	<3	<3	<3

Table 9A
Analytical Data Summary - Series B HMSP Wells
2025 Annual Water Quality Report
Iowa City Sanitary Landfill
Permit No. 52-SDP-01-72P

Constituent	CAS	Units	Date	MW-1B	MW-5B	MW-7B1	MW-8B	MW-10B	MW-12B	MW-14B	MW-31B	MW-39B	MW-208B	MW-210B	MW-211B
Xylenes, Total	1330-20-7	ug/L	12/13/2012								<3	<3			
Xylenes, Total	1330-20-7	ug/L	2/4/2013								<3	<3			
Xylenes, Total	1330-20-7	ug/L	3/30/2013	<3	<3	<3	<3		<3	<3	<3	<3	<3	<3	<3
Xylenes, Total	1330-20-7	ug/L	10/7/2013		<3	<3			<3	<3	<3	<3	<3		<3
Xylenes, Total	1330-20-7	ug/L	6/2/2014	<3	<3	<3	<3		<3	<3	<3	<3	<3	<3	<3
Xylenes, Total	1330-20-7	ug/L	10/15/2014	<3	<3	<3	<3		<3	<3	<3	<3	<3	<3	<3
Xylenes, Total	1330-20-7	ug/L	4/6/2015	<3	<3	<3	<3			<3	<3	<3	<3	<3	<3
Xylenes, Total	1330-20-7	ug/L	10/5/2015	<3	<3	<3	<3			<3	<3	<3	<3	<3	<3
Xylenes, Total	1330-20-7	ug/L	4/4/2016	<3	<3	<3	<3		<3	<3	<3	<3	<3	<3	<3
Xylenes, Total	1330-20-7	ug/L	10/17/2016	<3	<3	<3	<3		<3	<3	<3	<3	<3	<3	<3
Xylenes, Total	1330-20-7	ug/L	4/17/2017	<3	<3	<3	<3		<3	<3	<3	<3	<3	<3	<3
Xylenes, Total	1330-20-7	ug/L	10/11/2017	<3	<3	<3	<3		<3	<3	<3	<3	<3	<3	<3
Xylenes, Total	1330-20-7	ug/L	4/20/2018								<3				
Xylenes, Total	1330-20-7	ug/L	4/24/2018						<3	<3			<3		
Xylenes, Total	1330-20-7	ug/L	4/25/2018	<3	<3	<3	<3					<3		<3	<3
Xylenes, Total	1330-20-7	ug/L	10/16/2018	<3	<3	<3	<3		<3	<3	<3	<3	<3	<3	<3
Xylenes, Total	1330-20-7	ug/L	4/16/2019	<3	<3	<3	<3		<3	<3	<3	<3	<3	<3	<3
Xylenes, Total	1330-20-7	ug/L	10/1/2019	<3	<3	<3	<3		<3	<3	<3	<3	<3	<3	<3
Xylenes, Total	1330-20-7	ug/L	3/30/2020	<3	<3	<3	<3		<3	<3	<3	<3	<3	<3	<3
Xylenes, Total	1330-20-7	ug/L	10/7/2020	<3	<3	<3	<3		<3	<3	<3	<3	<3	<3	<3
Xylenes, Total	1330-20-7	ug/L	4/13/2021	<2	<2	<2	<2		<2	<2	<2	<2	<2	<2	<2
Xylenes, Total	1330-20-7	ug/L	10/20/2021	<2				<2			<2				<2
Xylenes, Total	1330-20-7	ug/L	5/2/2022	<2				<2	<2		<2	<2			<2
Xylenes, Total	1330-20-7	ug/L	10/14/2022	<2				<2			<2				<2
Xylenes, Total	1330-20-7	ug/L	5/1/2023	<3				<3	<3		<3	<3		<3	<3
Xylenes, Total	1330-20-7	ug/L	10/16/2023	<3				<3			<3				<3
Xylenes, Total	1330-20-7	ug/L	4/29/2024	<3				<3			<3	<3			<3
Xylenes, Total	1330-20-7	ug/L	10/9/2024					<3.00							
Xylenes, Total	1330-20-7	ug/L	10/10/2024	<3.00											<3.00
Xylenes, Total	1330-20-7	ug/L	10/11/2024								<3.00				
Xylenes, Total	1330-20-7	ug/L	4/23/2025							<3.00					
Xylenes, Total	1330-20-7	ug/L	4/25/2025				<3.00	<3.00					<3.00		
Xylenes, Total	1330-20-7	ug/L	4/28/2025												<3.00
Xylenes, Total	1330-20-7	ug/L	4/30/2025									<3.00			
Xylenes, Total	1330-20-7	ug/L	5/5/2025											<3.00	
Xylenes, Total	1330-20-7	ug/L	5/6/2025	<3.00	<3.00	<3.00									
Xylenes, Total	1330-20-7	ug/L	5/7/2025								<3.00				
Xylenes, Total	1330-20-7	ug/L	10/20/2025	<3.00											
Xylenes, Total	1330-20-7	ug/L	10/21/2025					<3.00							
Xylenes, Total	1330-20-7	ug/L	10/23/2025								<3.00				
Zinc	7440-66-6	mg/L	2/27/2008	<0.1	<0.1	<0.1	<0.1	<0.1	<0.1	<0.1	0.101				
Zinc	7440-66-6	mg/L	5/12/2008	<0.1	<0.1	0.167	<0.1	<0.1	<0.1	<0.1	<0.1				
Zinc	7440-66-6	mg/L	7/13/2008	<0.1	0.164	<0.1	<0.1	<0.1	<0.1	<0.1	<0.1				
Zinc	7440-66-6	mg/L	9/14/2008	<0.1	<0.1	0.116	0.126	<0.1	<0.1	<0.1	<0.1				
Zinc	7440-66-6	mg/L	11/17/2008	<0.02	0.131	0.0671	0.0316	<0.02	0.0225	0.0289	<0.02				
Zinc	7440-66-6	mg/L	4/14/2009	<0.1	<0.1	<0.1	0.146		<0.1	<0.1	<0.1				
Zinc	7440-66-6	mg/L	7/7/2009				<0.1						<0.1	<0.1	
Zinc	7440-66-6	mg/L	9/2/2009				<0.1						<0.1	<0.1	
Zinc	7440-66-6	mg/L	10/25/2009	<0.1	<0.1	<0.1	<0.1		<0.1	<0.1	<0.1		<0.1	<0.1	
Zinc	7440-66-6	mg/L	1/2/2010				<0.1						<0.1	<0.1	
Zinc	7440-66-6	mg/L	3/3/2010										<0.1	<0.1	0.12
Zinc	7440-66-6	mg/L	5/10/2010	<0.02	0.0765	0.0224	0.0745		<0.02	0.0273	<0.02			<0.02	0.0306
Zinc	7440-66-6	mg/L	7/8/2010										<0.1		<0.1
Zinc	7440-66-6	mg/L	9/13/2010										<0.1		<0.1
Zinc	7440-66-6	mg/L	11/1/2010										<0.1	<0.1	
Zinc	7440-66-6	mg/L	1/10/2011										0.0708		
Zinc	7440-66-6	mg/L	4/4/2011										<0.1	<0.1	0.0819
Zinc	7440-66-6	mg/L	7/8/2011												<0.1
Zinc	7440-66-6	mg/L	8/11/2011												<0.1
Zinc	7440-66-6	mg/L	10/13/2011		0.0488	<0.02	<0.02		<0.02	<0.02			0.0262	<0.02	0.027
Zinc	7440-66-6	mg/L	12/5/2011								<0.02				<0.02
Zinc	7440-66-6	mg/L	4/11/2012	<0.02	0.041	0.0233	<0.02		<0.02	<0.02	0.0373		<0.02	<0.02	<0.02
Zinc	7440-66-6	mg/L	6/25/2012								<0.02				
Zinc	7440-66-6	mg/L	8/1/2012								<0.02	<0.02			

Table 9A
Analytical Data Summary - Series B HMSP Wells
2025 Annual Water Quality Report
Iowa City Sanitary Landfill
Permit No. 52-SDP-01-72P

Constituent	CAS	Units	Date	MW-1B	MW-5B	MW-7B1	MW-8B	MW-10B	MW-12B	MW-14B	MW-31B	MW-39B	MW-208B	MW-210B	MW-211B
Zinc	7440-66-6	mg/L	10/11/2012	<0.02	0.0409	<0.02	0.0539		<0.02	<0.02	<0.02	<0.02	<0.02	<0.02	0.196
Zinc	7440-66-6	mg/L	12/13/2012								0.0407	0.0208			
Zinc	7440-66-6	mg/L	3/30/2013	0.0458	0.111	0.0499	0.0505		0.0571	0.0391	0.032	<0.02	0.065	0.0328	0.0818
Zinc	7440-66-6	mg/L	10/7/2013	0.126; 0.124	0.0945	0.0968	0.258		0.129	0.134	0.161	0.0269	0.135	0.152	0.193
Zinc	7440-66-6	mg/L	6/2/2014	<0.02	<0.02	<0.04	<0.02		<0.02	<0.02	<0.02	<0.02	<0.02	<0.02	<0.02
Zinc	7440-66-6	mg/L	10/15/2014	<0.02	<0.02	<0.02	<0.02		<0.02	<0.02	0.0326	<0.02	<0.02	<0.02	<0.02
Zinc	7440-66-6	mg/L	4/6/2015	<0.01	0.0138	<0.01	<0.01			<0.01	<0.01	<0.01	<0.01	<0.01	<0.01
Zinc	7440-66-6	mg/L	10/5/2015	<0.01	0.0114	<0.01	<0.01			0.0085J	0.0335	<0.01	<0.01	<0.01	<0.01
Zinc	7440-66-6	mg/L	4/4/2016	<0.01	0.03	<0.01	<0.01		<0.01	<0.01	<0.01	<0.01	<0.01	0.00755J; <0.01	0.0348
Zinc	7440-66-6	mg/L	10/17/2016	<0.01	0.0117	<0.01	<0.01		<0.01	<0.01	<0.01	<0.01	0.00594J	0.0171	<0.01
Zinc	7440-66-6	mg/L	4/17/2017	<0.02	0.0301	<0.02	<0.02		<0.02	<0.02	<0.02	<0.02	<0.02	<0.02	<0.02
Zinc	7440-66-6	mg/L	10/11/2017	<0.02	<0.02	<0.02	<0.02		0.0144J	<0.02	0.022	<0.02	<0.02	<0.02	<0.02
Zinc	7440-66-6	mg/L	4/20/2018								<0.02				
Zinc	7440-66-6	mg/L	4/24/2018						<0.02	<0.02			<0.02		
Zinc	7440-66-6	mg/L	4/25/2018	<0.02	0.039	<0.08	<0.02					<0.02		<0.02	<0.02
Zinc	7440-66-6	mg/L	10/16/2018	<0.02	0.0408	<0.02	<0.02		<0.02	<0.02	0.0159J	0.0324	0.00825J	<0.02	<0.02
Zinc	7440-66-6	mg/L	4/16/2019	<0.02	0.0327	<0.02	<0.02		<0.02	<0.02	<0.02	<0.02	<0.02	<0.02	<0.02
Zinc	7440-66-6	mg/L	10/1/2019	<0.02	<0.02	<0.02	<0.02		<0.02	<0.02	<0.02	<0.02	<0.02	<0.02	<0.02
Zinc	7440-66-6	mg/L	3/30/2020	<0.02	0.0191J	<0.02	<0.02		<0.02	<0.02	<0.02	<0.02	<0.02	<0.02	<0.02
Zinc	7440-66-6	mg/L	10/7/2020	<0.02	0.0128J	<0.02	<0.02		<0.02	<0.02	<0.02	<0.02	<0.02	<0.02	<0.02
Zinc	7440-66-6	mg/L	4/13/2021	<0.02	<0.02	<0.02	<0.02		<0.02	<0.02	<0.02	<0.02	<0.02	<0.02	<0.02
Zinc	7440-66-6	mg/L	10/20/2021	<0.02				<0.02			<0.02				<0.02
Zinc	7440-66-6	mg/L	5/2/2022	<0.02				<0.02	<0.02		<0.02	<0.02			<0.02
Zinc	7440-66-6	mg/L	10/14/2022	<0.02				<0.02			<0.02				<0.02
Zinc	7440-66-6	mg/L	5/1/2023	<0.02				<0.02			<0.02	<0.02			<0.02
Zinc	7440-66-6	mg/L	10/16/2023	0.0102J				0.00681J			<0.02				0.0151J
Zinc	7440-66-6	mg/L	4/29/2024	<0.02				<0.02			<0.02	<0.02			<0.02
Zinc	7440-66-6	mg/L	10/9/2024					<0.0200							
Zinc	7440-66-6	mg/L	10/10/2024	<0.0200											<0.0200
Zinc	7440-66-6	mg/L	10/11/2024								<0.0200				
Zinc	7440-66-6	mg/L	4/23/2025							<0.0200					
Zinc	7440-66-6	mg/L	4/25/2025				<0.0200	<0.0200					<0.0200		
Zinc	7440-66-6	mg/L	4/28/2025												<0.100
Zinc	7440-66-6	mg/L	4/30/2025									<0.0200			
Zinc	7440-66-6	mg/L	5/5/2025											<0.0200	
Zinc	7440-66-6	mg/L	5/6/2025	<0.0200	0.0153	<0.0200									
Zinc	7440-66-6	mg/L	5/7/2025								<0.0200				
Zinc	7440-66-6	mg/L	10/20/2025	<0.0200											
Zinc	7440-66-6	mg/L	10/21/2025					<0.0200							
Zinc	7440-66-6	mg/L	10/23/2025								<0.0200				
alpha-BHC	319-84-6	ug/L	4/23/2025							<0.0904					
alpha-BHC	319-84-6	ug/L	4/25/2025				<0.0921	<0.0964					<0.0902		
alpha-BHC	319-84-6	ug/L	5/5/2025											<0.0904	
alpha-BHC	319-84-6	ug/L	5/6/2025	<0.0904	<0.0900	<0.0916									
alpha-BHC	319-84-6	ug/L	5/7/2025								<0.0897				
alpha-BHC	319-84-6	ug/L	10/21/2025					<0.0900							
beta-BHC	319-85-7	ug/L	4/23/2025							<0.0904					
beta-BHC	319-85-7	ug/L	4/25/2025				<0.0921	<0.0964					<0.0902		
beta-BHC	319-85-7	ug/L	5/5/2025											<0.0904	
beta-BHC	319-85-7	ug/L	5/6/2025	<0.0904	<0.0900	<0.0916									
beta-BHC	319-85-7	ug/L	5/7/2025								<0.0897				
beta-BHC	319-85-7	ug/L	10/21/2025					<0.0900							
bis (2-chloroisopropyl) ether	108-60-1	ug/L	4/23/2025							<10.4					
bis (2-chloroisopropyl) ether	108-60-1	ug/L	4/25/2025				<10.4	<10.6					<10.2		
bis (2-chloroisopropyl) ether	108-60-1	ug/L	5/5/2025											<10.0	
bis (2-chloroisopropyl) ether	108-60-1	ug/L	5/6/2025	<10.4	<10.4	<10.4									
bis (2-chloroisopropyl) ether	108-60-1	ug/L	5/7/2025								<10.6				
bis (2-chloroisopropyl) ether	108-60-1	ug/L	10/21/2025					<10.4							
cis-1,2-Dichloroethene	156-59-2	ug/L	2/27/2008	<1	<1	<1	<1	<1	<1	<1	<1				
cis-1,2-Dichloroethene	156-59-2	ug/L	5/12/2008	<1	<1	<1	<1	<1	<1	<1	<1				
cis-1,2-Dichloroethene	156-59-2	ug/L	7/13/2008	<1	<1	<1	<1	<1	<1	<1	<1				
cis-1,2-Dichloroethene	156-59-2	ug/L	9/14/2008	<1	<1	<1	<1	<1	<1	<1	<1				
cis-1,2-Dichloroethene	156-59-2	ug/L	11/17/2008	<1	<1	<1	<1	<1	<1	<1	<1				
cis-1,2-Dichloroethene	156-59-2	ug/L	4/14/2009	<1	<1	<1	<1		<1	<1	<1				

Table 9A
Analytical Data Summary - Series B HMSP Wells
2025 Annual Water Quality Report
Iowa City Sanitary Landfill
Permit No. 52-SDP-01-72P

Constituent	CAS	Units	Date	MW-1B	MW-5B	MW-7B1	MW-8B	MW-10B	MW-12B	MW-14B	MW-31B	MW-39B	MW-208B	MW-210B	MW-211B
cis-1,2-Dichloroethene	156-59-2	ug/L	7/7/2009										<1	<1	
cis-1,2-Dichloroethene	156-59-2	ug/L	9/2/2009										<1	<1	
cis-1,2-Dichloroethene	156-59-2	ug/L	10/25/2009	<1	<1	<1	<1		<1	<1	<1		<1	<1	
cis-1,2-Dichloroethene	156-59-2	ug/L	1/2/2010										<1	<1	
cis-1,2-Dichloroethene	156-59-2	ug/L	3/3/2010										<1	<1	<1
cis-1,2-Dichloroethene	156-59-2	ug/L	5/10/2010	<1	<1	<1	<1		<1	<1	<1			<1	<1
cis-1,2-Dichloroethene	156-59-2	ug/L	7/8/2010												<1
cis-1,2-Dichloroethene	156-59-2	ug/L	9/13/2010												<1
cis-1,2-Dichloroethene	156-59-2	ug/L	11/1/2010	<1	<1	<1	<1		<1	<1			<1	<1	
cis-1,2-Dichloroethene	156-59-2	ug/L	4/4/2011												<1
cis-1,2-Dichloroethene	156-59-2	ug/L	10/13/2011	<1	<1	<1	<1		<1	<1			<1	<1	<1
cis-1,2-Dichloroethene	156-59-2	ug/L	12/5/2011								<1				
cis-1,2-Dichloroethene	156-59-2	ug/L	4/11/2012	<1	<1	<1	<1		<1	<1	<1		<1	<1	<1
cis-1,2-Dichloroethene	156-59-2	ug/L	6/25/2012								<1				
cis-1,2-Dichloroethene	156-59-2	ug/L	8/1/2012								<1	<1			
cis-1,2-Dichloroethene	156-59-2	ug/L	10/11/2012	<1	<1	<1	<1		<1	<1	<1	<1	<1	<1	<1
cis-1,2-Dichloroethene	156-59-2	ug/L	12/13/2012								<1	<1			
cis-1,2-Dichloroethene	156-59-2	ug/L	2/4/2013								<1	<1			
cis-1,2-Dichloroethene	156-59-2	ug/L	3/30/2013	<1	<1	<1	<1		<1	<1	<1	<1	<1	<1	<1
cis-1,2-Dichloroethene	156-59-2	ug/L	10/7/2013		<1	<1			<1	<1	<1	<1	<1		<1
cis-1,2-Dichloroethene	156-59-2	ug/L	6/2/2014	<1	<1	<1	0.344J		<1	<1	<1	<1	0.381J	<1	<1
cis-1,2-Dichloroethene	156-59-2	ug/L	10/15/2014	<1	<1	<1	<1		<1	<1	<1	<1	<1	<1	<1
cis-1,2-Dichloroethene	156-59-2	ug/L	4/6/2015	<1	<1	<1	<1			<1	<1	<1	<1	<1	<1
cis-1,2-Dichloroethene	156-59-2	ug/L	10/5/2015	<1	<1	<1	0.203J			0.18J	<1	<1	0.712J	<1	<1
cis-1,2-Dichloroethene	156-59-2	ug/L	4/4/2016	<1	<1	<1	<1		<1	<1	<1	<1	0.177J	<1	<1
cis-1,2-Dichloroethene	156-59-2	ug/L	10/17/2016	<1	<1	0.34J	<1		<1	<1	<1	<1	0.341J	<1	<1
cis-1,2-Dichloroethene	156-59-2	ug/L	4/17/2017	<1	<1	<1	<1		<1	<1	<1	<1	<1	<1	<1
cis-1,2-Dichloroethene	156-59-2	ug/L	10/11/2017	<1	<1	0.243J; <1	<1		<1	<1	<1	<1	0.224J	<1	<1
cis-1,2-Dichloroethene	156-59-2	ug/L	4/20/2018								<1				
cis-1,2-Dichloroethene	156-59-2	ug/L	4/24/2018						<1	<1			0.292J		
cis-1,2-Dichloroethene	156-59-2	ug/L	4/25/2018	<1	<1	<1	<1					<1		<1	<1
cis-1,2-Dichloroethene	156-59-2	ug/L	10/16/2018	<1	<1	<1	<1		<1	<1	<1	<1	<1	<1	<1
cis-1,2-Dichloroethene	156-59-2	ug/L	4/16/2019	<1	<1	<1	<1		<1	<1	<1	<1	<1	<1	<1
cis-1,2-Dichloroethene	156-59-2	ug/L	10/1/2019	<1	<1	<1	<1		<1	<1	<1	<1	<1	<1	<1
cis-1,2-Dichloroethene	156-59-2	ug/L	3/30/2020	<1	<1	<1	<1		<1	<1	<1	<1	<1	<1	<1
cis-1,2-Dichloroethene	156-59-2	ug/L	10/7/2020	<1	<1	<1	<1		<1	<1	<1	<1	<1	<1	<1
cis-1,2-Dichloroethene	156-59-2	ug/L	4/13/2021	<1	<1	<1	<1		<1	<1	<1	<1	<1	<1	<1
cis-1,2-Dichloroethene	156-59-2	ug/L	10/20/2021	<1				<1			<1				<1
cis-1,2-Dichloroethene	156-59-2	ug/L	5/2/2022	<1; 0.6J				<1	<1		<1	<1			<1
cis-1,2-Dichloroethene	156-59-2	ug/L	10/14/2022	<1				<1			<1				<1
cis-1,2-Dichloroethene	156-59-2	ug/L	5/1/2023	<1				<1	<1		<1	<1		<1	<1
cis-1,2-Dichloroethene	156-59-2	ug/L	10/16/2023	<1				<1			<1				<1
cis-1,2-Dichloroethene	156-59-2	ug/L	4/29/2024	<1				<1			<1	<1			<1
cis-1,2-Dichloroethene	156-59-2	ug/L	10/9/2024					<1.00							
cis-1,2-Dichloroethene	156-59-2	ug/L	10/10/2024	<1.00											<1.00
cis-1,2-Dichloroethene	156-59-2	ug/L	10/11/2024								<1.00				
cis-1,2-Dichloroethene	156-59-2	ug/L	4/23/2025							<1.00					
cis-1,2-Dichloroethene	156-59-2	ug/L	4/25/2025				<1.00	<1.00					<1.00		
cis-1,2-Dichloroethene	156-59-2	ug/L	4/28/2025												<1.00
cis-1,2-Dichloroethene	156-59-2	ug/L	4/30/2025									<1.00			
cis-1,2-Dichloroethene	156-59-2	ug/L	5/5/2025											<1.00	
cis-1,2-Dichloroethene	156-59-2	ug/L	5/6/2025	<1.00	<1.00	<1.00									
cis-1,2-Dichloroethene	156-59-2	ug/L	5/7/2025								<1.00				
cis-1,2-Dichloroethene	156-59-2	ug/L	10/20/2025	<1.00											
cis-1,2-Dichloroethene	156-59-2	ug/L	10/21/2025					<1.00							
cis-1,2-Dichloroethene	156-59-2	ug/L	10/23/2025								<1.00				
cis-1,3-Dichloropropene	10061-01-5	ug/L	2/27/2008	<5	<5	<5	<5	<5	<5	<5	<5				
cis-1,3-Dichloropropene	10061-01-5	ug/L	5/12/2008	<5	<5	<5	<5	<5	<5	<5	<5				
cis-1,3-Dichloropropene	10061-01-5	ug/L	7/13/2008	<5	<5	<5	<5	<5	<5	<5	<5				
cis-1,3-Dichloropropene	10061-01-5	ug/L	9/14/2008	<5	<5	<5	<5	<5	<5	<5	<5				
cis-1,3-Dichloropropene	10061-01-5	ug/L	11/17/2008	<5	<5	<5	<5	<5	<5	<5	<5				
cis-1,3-Dichloropropene	10061-01-5	ug/L	4/14/2009	<5	<5	<5	<5		<5	<5	<5				
cis-1,3-Dichloropropene	10061-01-5	ug/L	7/7/2009										<5	<5	
cis-1,3-Dichloropropene	10061-01-5	ug/L	9/2/2009										<5	<5	

Table 9A
Analytical Data Summary - Series B HMSP Wells
2025 Annual Water Quality Report
Iowa City Sanitary Landfill
Permit No. 52-SDP-01-72P

Constituent	CAS	Units	Date	MW-1B	MW-5B	MW-7B1	MW-8B	MW-10B	MW-12B	MW-14B	MW-31B	MW-39B	MW-208B	MW-210B	MW-211B
cis-1,3-Dichloropropene	10061-01-5	ug/L	10/25/2009	<5	<5	<5	<5		<5	<5	<5		<5	<5	
cis-1,3-Dichloropropene	10061-01-5	ug/L	1/2/2010										<5	<5	
cis-1,3-Dichloropropene	10061-01-5	ug/L	3/3/2010										<5	<5	<5
cis-1,3-Dichloropropene	10061-01-5	ug/L	5/10/2010	<5	<5	<5	<5		<5	<5	<5			<5	<5
cis-1,3-Dichloropropene	10061-01-5	ug/L	7/8/2010												<5
cis-1,3-Dichloropropene	10061-01-5	ug/L	9/13/2010												<10
cis-1,3-Dichloropropene	10061-01-5	ug/L	11/1/2010	<5	<5	<5	<5		<5	<5			<5	<5	
cis-1,3-Dichloropropene	10061-01-5	ug/L	4/4/2011												<5
cis-1,3-Dichloropropene	10061-01-5	ug/L	10/13/2011	<5	<5	<5	<5		<5	<5			<5	<5	<5
cis-1,3-Dichloropropene	10061-01-5	ug/L	12/5/2011								<5				
cis-1,3-Dichloropropene	10061-01-5	ug/L	4/11/2012	<5	<5	<5	<5		<5	<5	<5		<5	<5	<5
cis-1,3-Dichloropropene	10061-01-5	ug/L	6/25/2012								<5				
cis-1,3-Dichloropropene	10061-01-5	ug/L	8/1/2012								<5	<5			
cis-1,3-Dichloropropene	10061-01-5	ug/L	10/11/2012	<5	<5	<5	<5		<5	<5	<5	<5	<5	<5	<5
cis-1,3-Dichloropropene	10061-01-5	ug/L	12/13/2012								<5	<5			
cis-1,3-Dichloropropene	10061-01-5	ug/L	2/4/2013								<5	<5			
cis-1,3-Dichloropropene	10061-01-5	ug/L	3/30/2013	<5	<5	<5	<5		<5	<5	<5	<5	<5	<5	<5
cis-1,3-Dichloropropene	10061-01-5	ug/L	10/7/2013		<5	<5			<5	<5	<5	<5	<5		<5
cis-1,3-Dichloropropene	10061-01-5	ug/L	6/2/2014	<5	<5	<5	<5		<5	<5	<5	<5	<5	<5	<5
cis-1,3-Dichloropropene	10061-01-5	ug/L	10/15/2014	<5	<5	<5	<5		<5	<5	<5	<5	<5	<5	<5
cis-1,3-Dichloropropene	10061-01-5	ug/L	4/6/2015	<5	<5	<5	<5			<5	<5	<5	<5	<5	<5
cis-1,3-Dichloropropene	10061-01-5	ug/L	10/5/2015	<5	<5	<5	<5			<5	<5	<5	<5	<5	<5
cis-1,3-Dichloropropene	10061-01-5	ug/L	4/4/2016	<5	<5	<5	<5		<5	<5	<5	<5	<5	<5	<5
cis-1,3-Dichloropropene	10061-01-5	ug/L	10/17/2016	<5	<5	<5	<5		<5	<5	<5	<5	<5	<5	<5
cis-1,3-Dichloropropene	10061-01-5	ug/L	4/17/2017	<5	<5	<5	<5		<5	<5	<5	<5	<5	<5	<5
cis-1,3-Dichloropropene	10061-01-5	ug/L	10/11/2017	<5	<5	<5	<5		<5	<5	<5	<5	<5	<5	<5
cis-1,3-Dichloropropene	10061-01-5	ug/L	4/20/2018								<5				
cis-1,3-Dichloropropene	10061-01-5	ug/L	4/24/2018						<5	<5			<5		
cis-1,3-Dichloropropene	10061-01-5	ug/L	4/25/2018	<5	<5	<5	<5					<5		<5	<5
cis-1,3-Dichloropropene	10061-01-5	ug/L	10/16/2018	<5	<5	<5	<5		<5	<5	<5	<5	<5	<5	<5
cis-1,3-Dichloropropene	10061-01-5	ug/L	4/16/2019	<5	<5	<5	<5		<5	<5	<5	<5	<5	<5	<5
cis-1,3-Dichloropropene	10061-01-5	ug/L	10/1/2019	<5	<5	<5	<5		<5	<5	<5	<5	<5	<5	<5
cis-1,3-Dichloropropene	10061-01-5	ug/L	3/30/2020	<5	<5	<5	<5		<5	<5	<5	<5	<5	<5	<5
cis-1,3-Dichloropropene	10061-01-5	ug/L	10/7/2020	<5	<5	<5	<5		<5	<5	<5	<5	<5	<5	<5
cis-1,3-Dichloropropene	10061-01-5	ug/L	4/13/2021	<1	<1	<1	<1		<1	<1	<1	<1	<1	<1	<1
cis-1,3-Dichloropropene	10061-01-5	ug/L	10/20/2021	<1				<1			<1				<1
cis-1,3-Dichloropropene	10061-01-5	ug/L	5/2/2022	<1				<1	<1		<1	<1			<1
cis-1,3-Dichloropropene	10061-01-5	ug/L	10/14/2022	<1				<1			<1				<1
cis-1,3-Dichloropropene	10061-01-5	ug/L	5/1/2023	<5				<5	<5		<5	<5		<5	<5
cis-1,3-Dichloropropene	10061-01-5	ug/L	10/16/2023	<5				<5			<5				<5
cis-1,3-Dichloropropene	10061-01-5	ug/L	4/29/2024	<5				<5			<5	<5			<5
cis-1,3-Dichloropropene	10061-01-5	ug/L	10/9/2024					<5.00							
cis-1,3-Dichloropropene	10061-01-5	ug/L	10/10/2024	<5.00											<5.00
cis-1,3-Dichloropropene	10061-01-5	ug/L	10/11/2024								<5.00				
cis-1,3-Dichloropropene	10061-01-5	ug/L	4/23/2025							<5.00					
cis-1,3-Dichloropropene	10061-01-5	ug/L	4/25/2025				<5.00	<5.00					<5.00		
cis-1,3-Dichloropropene	10061-01-5	ug/L	4/28/2025												<5.00
cis-1,3-Dichloropropene	10061-01-5	ug/L	4/30/2025									<5.00			
cis-1,3-Dichloropropene	10061-01-5	ug/L	5/5/2025											<5.00	
cis-1,3-Dichloropropene	10061-01-5	ug/L	5/6/2025	<5.00	<5.00	<5.00									
cis-1,3-Dichloropropene	10061-01-5	ug/L	5/7/2025								<5.00				
cis-1,3-Dichloropropene	10061-01-5	ug/L	10/20/2025	<5.00											
cis-1,3-Dichloropropene	10061-01-5	ug/L	10/21/2025					<5.00							
cis-1,3-Dichloropropene	10061-01-5	ug/L	10/23/2025								<5.00				
delta-BHC	319-86-8	ug/L	4/23/2025							<0.0904					
delta-BHC	319-86-8	ug/L	4/25/2025				<0.0921	<0.0964					<0.0902		
delta-BHC	319-86-8	ug/L	5/5/2025											<0.0904	
delta-BHC	319-86-8	ug/L	5/6/2025	<0.0904	<0.0900	<0.0916									
delta-BHC	319-86-8	ug/L	5/7/2025								<0.0897				
delta-BHC	319-86-8	ug/L	10/21/2025					<0.0900							
gamma-BHC (Lindane)	58-89-9	ug/L	4/23/2025							<0.0904					
gamma-BHC (Lindane)	58-89-9	ug/L	4/25/2025				<0.0921	<0.0964					<0.0902		
gamma-BHC (Lindane)	58-89-9	ug/L	5/5/2025											<0.0904	
gamma-BHC (Lindane)	58-89-9	ug/L	5/6/2025	<0.0904	<0.0900	<0.0916									

Table 9A
Analytical Data Summary - Series B HMSP Wells
2025 Annual Water Quality Report
Iowa City Sanitary Landfill
Permit No. 52-SDP-01-72P

Constituent	CAS	Units	Date	MW-1B	MW-5B	MW-7B1	MW-8B	MW-10B	MW-12B	MW-14B	MW-31B	MW-39B	MW-208B	MW-210B	MW-211B
gamma-BHC (Lindane)	58-89-9	ug/L	5/7/2025								<0.0897				
gamma-BHC (Lindane)	58-89-9	ug/L	10/21/2025					<0.0900							
m/p-Cresol	T-34MP	ug/L	4/14/2009	<10	<10	<10	<10		<10	<20	<10				
m/p-Cresol	T-34MP	ug/L	5/10/2010	<10	<10	<10	<10		<10	<10	<10			<10	
m/p-Cresol	T-34MP	ug/L	4/4/2011												<10
m/p-Cresol	T-34MP	ug/L	10/15/2014										<10		
m/p-Cresol	T-34MP	ug/L	10/5/2015	<10	<10.3	<10	<10			<10.3	<10.8		<10.9	<10	
m/p-Cresol	T-34MP	ug/L	4/4/2016												<10.3
m/p-Cresol	T-34MP	ug/L	4/17/2017						<11						
m/p-Cresol	T-34MP	ug/L	3/30/2020	<10.4	<10.4	<10.4	<10.2			<10.2	<10.3		<10.4	<10.4	
m/p-Cresol	T-34MP	ug/L	10/20/2021												<8
m/p-Cresol	T-34MP	ug/L	5/2/2022						<8						
o,o',o''-Triethylphosphorothioate	126-68-1	ug/L	4/23/2025							<10.4					
o,o',o''-Triethylphosphorothioate	126-68-1	ug/L	4/25/2025				<10.4	<10.6					<10.2		
o,o',o''-Triethylphosphorothioate	126-68-1	ug/L	5/5/2025											<10.0	
o,o',o''-Triethylphosphorothioate	126-68-1	ug/L	5/6/2025	<10.4	<10.4	<10.4									
o,o',o''-Triethylphosphorothioate	126-68-1	ug/L	5/7/2025								<10.6				
o,o',o''-Triethylphosphorothioate	126-68-1	ug/L	10/21/2025					<10.4							
o-Toluidine	95-53-4	ug/L	4/23/2025							<10.4					
o-Toluidine	95-53-4	ug/L	4/25/2025				<10.4	<10.6					<10.2		
o-Toluidine	95-53-4	ug/L	5/5/2025											<10.0	
o-Toluidine	95-53-4	ug/L	5/6/2025	<10.4	<10.4	<10.4									
o-Toluidine	95-53-4	ug/L	5/7/2025								<10.6				
o-Toluidine	95-53-4	ug/L	10/21/2025					<10.4							
p-Chloroaniline	106-47-8	ug/L	4/14/2009	<10	<10	<10	<10		<10	<20	<10				
p-Chloroaniline	106-47-8	ug/L	5/10/2010	<10	<10	<10	<10		<10	<10	<10			<10	
p-Chloroaniline	106-47-8	ug/L	4/4/2011												<10
p-Chloroaniline	106-47-8	ug/L	10/15/2014										<10		
p-Chloroaniline	106-47-8	ug/L	10/5/2015	<10	<10.3	<10	<10			<10.3	<10.8		<10.9	<10	
p-Chloroaniline	106-47-8	ug/L	4/4/2016												<10.3
p-Chloroaniline	106-47-8	ug/L	4/17/2017						<11						
p-Chloroaniline	106-47-8	ug/L	3/30/2020	<10.4	<10.4	<10.4	<10.2			<10.2	<10.3		<10.4	<10.4	
p-Chloroaniline	106-47-8	ug/L	10/20/2021												<8
p-Chloroaniline	106-47-8	ug/L	5/2/2022						<8						
p-Dimethylamino azobenzene	60-11-7	ug/L	4/23/2025							<10.4					
p-Dimethylamino azobenzene	60-11-7	ug/L	4/25/2025				<10.4	<10.6					<10.2		
p-Dimethylamino azobenzene	60-11-7	ug/L	5/5/2025											<10.0	
p-Dimethylamino azobenzene	60-11-7	ug/L	5/6/2025	<10.4	<10.4	<10.4									
p-Dimethylamino azobenzene	60-11-7	ug/L	5/7/2025								<10.6				
p-Dimethylamino azobenzene	60-11-7	ug/L	10/21/2025					<10.4							
trans-1,2-Dichloroethene	156-60-5	ug/L	2/27/2008	<1	<1	<1	<1	<1	<1	<1	<1				
trans-1,2-Dichloroethene	156-60-5	ug/L	5/12/2008	<1	<1	<1	<1	<1	<1	<1	<1				
trans-1,2-Dichloroethene	156-60-5	ug/L	7/13/2008	<1	<1	<1	<1	<1	<1	<1	<1				
trans-1,2-Dichloroethene	156-60-5	ug/L	9/14/2008	<1	<1	<1	<1	<1	<1	<1	<1				
trans-1,2-Dichloroethene	156-60-5	ug/L	11/17/2008	<1	<1	<1	<1	<1	<1	<1	<1				
trans-1,2-Dichloroethene	156-60-5	ug/L	4/14/2009	<1	<1	<1	<1		<1	<1	<1				
trans-1,2-Dichloroethene	156-60-5	ug/L	7/7/2009										<1	<1	
trans-1,2-Dichloroethene	156-60-5	ug/L	9/2/2009										<1	<1	
trans-1,2-Dichloroethene	156-60-5	ug/L	10/25/2009	<1	<1	<1	<1		<1	<1	<1		<1	<1	
trans-1,2-Dichloroethene	156-60-5	ug/L	1/2/2010										<1	<1	
trans-1,2-Dichloroethene	156-60-5	ug/L	3/3/2010										<1	<1	<1
trans-1,2-Dichloroethene	156-60-5	ug/L	5/10/2010	<1	<1	<1	<1		<1	<1	<1			<1	<1
trans-1,2-Dichloroethene	156-60-5	ug/L	7/8/2010												<1
trans-1,2-Dichloroethene	156-60-5	ug/L	9/13/2010												<1
trans-1,2-Dichloroethene	156-60-5	ug/L	11/1/2010	<1	<1	<1	<1		<1	<1			<1	<1	
trans-1,2-Dichloroethene	156-60-5	ug/L	4/4/2011												<1
trans-1,2-Dichloroethene	156-60-5	ug/L	10/13/2011	<1	<1	<1	<1		<1	<1			<1	<1	<1
trans-1,2-Dichloroethene	156-60-5	ug/L	12/5/2011								<1				
trans-1,2-Dichloroethene	156-60-5	ug/L	4/11/2012	<1	<1	<1	<1		<1	<1	<1		<1	<1	<1
trans-1,2-Dichloroethene	156-60-5	ug/L	6/25/2012								<1				
trans-1,2-Dichloroethene	156-60-5	ug/L	8/1/2012								<1	<1			
trans-1,2-Dichloroethene	156-60-5	ug/L	10/11/2012	<1	<1	<1	<1		<1	<1	<1	<1	<1	<1	<1
trans-1,2-Dichloroethene	156-60-5	ug/L	12/13/2012								<1	<1			
trans-1,2-Dichloroethene	156-60-5	ug/L	2/4/2013								<1	<1			

Table 9A
Analytical Data Summary - Series B HMSP Wells
2025 Annual Water Quality Report
Iowa City Sanitary Landfill
Permit No. 52-SDP-01-72P

Constituent	CAS	Units	Date	MW-1B	MW-5B	MW-7B1	MW-8B	MW-10B	MW-12B	MW-14B	MW-31B	MW-39B	MW-208B	MW-210B	MW-211B
trans-1,2-Dichloroethene	156-60-5	ug/L	3/30/2013	<1	<1	<1	<1		<1	<1	<1	<1	<1	<1	<1
trans-1,2-Dichloroethene	156-60-5	ug/L	10/7/2013		<1	<1			<1	<1	<1	<1	<1		<1
trans-1,2-Dichloroethene	156-60-5	ug/L	6/2/2014	<1	<1	<1	<1		<1	<1	<1	<1	<1	<1	<1
trans-1,2-Dichloroethene	156-60-5	ug/L	10/15/2014	<1	<1	<1	<1		<1	<1	<1	<1	<1	<1	<1
trans-1,2-Dichloroethene	156-60-5	ug/L	4/6/2015	<1	<1	<1	<1			<1	<1	<1	<1	<1	<1
trans-1,2-Dichloroethene	156-60-5	ug/L	10/5/2015	<1	<1	<1	<1			<1	<1	<1	<1	<1	<1
trans-1,2-Dichloroethene	156-60-5	ug/L	4/4/2016	<1	<1	<1	<1		<1	<1	<1	<1	<1	<1	<1
trans-1,2-Dichloroethene	156-60-5	ug/L	10/17/2016	<1	<1	<1	<1		<1	<1	<1	<1	<1	<1	<1
trans-1,2-Dichloroethene	156-60-5	ug/L	4/17/2017	<1	<1	<1	<1		<1	<1	<1	<1	<1	<1	<1
trans-1,2-Dichloroethene	156-60-5	ug/L	10/11/2017	<1	<1	<1	<1		<1	<1	<1	<1	<1	<1	<1
trans-1,2-Dichloroethene	156-60-5	ug/L	4/20/2018								<1				
trans-1,2-Dichloroethene	156-60-5	ug/L	4/24/2018						<1	<1			<1		
trans-1,2-Dichloroethene	156-60-5	ug/L	4/25/2018	<1	<1	<1	<1					<1		<1	<1
trans-1,2-Dichloroethene	156-60-5	ug/L	10/16/2018	<1	<1	<1	<1		<1	<1	<1	<1	<1	<1	<1
trans-1,2-Dichloroethene	156-60-5	ug/L	4/16/2019	<1	<1	<1	<1		<1	<1	<1	<1	<1	<1	<1
trans-1,2-Dichloroethene	156-60-5	ug/L	10/1/2019	<1	<1	<1	<1		<1	<1	<1	<1	<1	<1	<1
trans-1,2-Dichloroethene	156-60-5	ug/L	3/30/2020	<1	<1	<1	<1		<1	<1	<1	<1	<1	<1	<1
trans-1,2-Dichloroethene	156-60-5	ug/L	10/7/2020	<1	<1	<1	<1		<1	<1	<1	<1	<1	<1	<1
trans-1,2-Dichloroethene	156-60-5	ug/L	4/13/2021	<1	<1	<1	<1		<1	<1	<1	<1	<1	<1	<1
trans-1,2-Dichloroethene	156-60-5	ug/L	10/20/2021	<1				<1			<1				<1
trans-1,2-Dichloroethene	156-60-5	ug/L	5/2/2022	<1				<1	<1		<1	<1			<1
trans-1,2-Dichloroethene	156-60-5	ug/L	10/14/2022	<1				<1			<1				<1
trans-1,2-Dichloroethene	156-60-5	ug/L	5/1/2023	<1				<1	<1		<1	<1		<1	<1
trans-1,2-Dichloroethene	156-60-5	ug/L	10/16/2023	<1				<1			<1				<1
trans-1,2-Dichloroethene	156-60-5	ug/L	4/29/2024	<1				<1			<1	<1			<1
trans-1,2-Dichloroethene	156-60-5	ug/L	10/9/2024					<1.00							
trans-1,2-Dichloroethene	156-60-5	ug/L	10/10/2024	<1.00											<1.00
trans-1,2-Dichloroethene	156-60-5	ug/L	10/11/2024								<1.00				
trans-1,2-Dichloroethene	156-60-5	ug/L	4/23/2025							<1.00					
trans-1,2-Dichloroethene	156-60-5	ug/L	4/25/2025				<1.00	<1.00					<1.00		
trans-1,2-Dichloroethene	156-60-5	ug/L	4/28/2025												<1.00
trans-1,2-Dichloroethene	156-60-5	ug/L	4/30/2025									<1.00			
trans-1,2-Dichloroethene	156-60-5	ug/L	5/5/2025											<1.00	
trans-1,2-Dichloroethene	156-60-5	ug/L	5/6/2025	<1.00	<1.00	<1.00									
trans-1,2-Dichloroethene	156-60-5	ug/L	5/7/2025								<1.00				
trans-1,2-Dichloroethene	156-60-5	ug/L	10/20/2025	<1.00											
trans-1,2-Dichloroethene	156-60-5	ug/L	10/21/2025					<1.00							
trans-1,2-Dichloroethene	156-60-5	ug/L	10/23/2025								<1.00				
trans-1,3-Dichloropropene	10061-02-6	ug/L	2/27/2008	<5	<5	<5	<5	<5	<5	<5	<5				
trans-1,3-Dichloropropene	10061-02-6	ug/L	5/12/2008	<5	<5	<5	<5	<5	<5	<5	<5				
trans-1,3-Dichloropropene	10061-02-6	ug/L	7/13/2008	<5	<5	<5	<5	<5	<5	<5	<5				
trans-1,3-Dichloropropene	10061-02-6	ug/L	9/14/2008	<5	<5	<5	<5	<5	<5	<5	<5				
trans-1,3-Dichloropropene	10061-02-6	ug/L	11/17/2008	<5	<5	<5	<5	<5	<5	<5	<5				
trans-1,3-Dichloropropene	10061-02-6	ug/L	4/14/2009	<5	<5	<5	<5		<5	<5	<5				
trans-1,3-Dichloropropene	10061-02-6	ug/L	7/7/2009										<5	<5	
trans-1,3-Dichloropropene	10061-02-6	ug/L	9/2/2009										<5	<5	
trans-1,3-Dichloropropene	10061-02-6	ug/L	10/25/2009	<5	<5	<5	<5		<5	<10	<5		<5	<5	
trans-1,3-Dichloropropene	10061-02-6	ug/L	1/2/2010										<10	<10	
trans-1,3-Dichloropropene	10061-02-6	ug/L	3/3/2010										<5	<5	<5
trans-1,3-Dichloropropene	10061-02-6	ug/L	5/10/2010	<5	<5	<5	<5		<5	<5	<5			<5	<5
trans-1,3-Dichloropropene	10061-02-6	ug/L	7/8/2010												<5
trans-1,3-Dichloropropene	10061-02-6	ug/L	9/13/2010												<10
trans-1,3-Dichloropropene	10061-02-6	ug/L	11/1/2010	<10	<10	<5	<5		<10	<10			<5	<10	
trans-1,3-Dichloropropene	10061-02-6	ug/L	4/4/2011												<5
trans-1,3-Dichloropropene	10061-02-6	ug/L	10/13/2011	<5	<5	<5	<5		<5	<5			<5	<5	<5
trans-1,3-Dichloropropene	10061-02-6	ug/L	12/5/2011								<5				
trans-1,3-Dichloropropene	10061-02-6	ug/L	4/11/2012	<5	<5	<5	<5		<5	<5	<5		<5	<5	<5
trans-1,3-Dichloropropene	10061-02-6	ug/L	6/25/2012								<5				
trans-1,3-Dichloropropene	10061-02-6	ug/L	8/1/2012								<5	<5			
trans-1,3-Dichloropropene	10061-02-6	ug/L	10/11/2012	<5	<5	<5	<5		<5	<5	<5	<5	<5	<5	<5
trans-1,3-Dichloropropene	10061-02-6	ug/L	12/13/2012								<5	<5			
trans-1,3-Dichloropropene	10061-02-6	ug/L	2/4/2013								<5	<5			
trans-1,3-Dichloropropene	10061-02-6	ug/L	3/30/2013	<5	<5	<5	<5		<5	<5	<5	<5	<5	<5	<5
trans-1,3-Dichloropropene	10061-02-6	ug/L	10/7/2013		<5	<5			<5	<5	<5	<5	<5		<5

Table 9A
Analytical Data Summary - Series B HMSP Wells
2025 Annual Water Quality Report
Iowa City Sanitary Landfill
Permit No. 52-SDP-01-72P

Constituent	CAS	Units	Date	MW-1B	MW-5B	MW-7B1	MW-8B	MW-10B	MW-12B	MW-14B	MW-31B	MW-39B	MW-208B	MW-210B	MW-211B
trans-1,3-Dichloropropene	10061-02-6	ug/L	6/2/2014	<5	<5	<5	<5		<5	<5	<5	<5	<5	<5	<5
trans-1,3-Dichloropropene	10061-02-6	ug/L	10/15/2014	<5	<5	<5	<5		<5	<5	<5	<5	<5	<5	<5
trans-1,3-Dichloropropene	10061-02-6	ug/L	4/6/2015	<5	<5	<5	<5			<5	<5	<5	<5	<5	<5
trans-1,3-Dichloropropene	10061-02-6	ug/L	10/5/2015	<5	<5	<5	<5			<5	<5	<5	<5	<5	<5
trans-1,3-Dichloropropene	10061-02-6	ug/L	4/4/2016	<5	<5	<5	<5		<5	<5	<5	<5	<5	<5	<5
trans-1,3-Dichloropropene	10061-02-6	ug/L	10/17/2016	<5	<5	<5	<5		<5	<5	<5	<5	<5	<5	<5
trans-1,3-Dichloropropene	10061-02-6	ug/L	4/17/2017	<5	<5	<5	<5		<5	<5	<5	<5	<5	<5	<5
trans-1,3-Dichloropropene	10061-02-6	ug/L	10/11/2017	<5	<5	<5	<5		<5	<5	<5	<5	<5	<5	<5
trans-1,3-Dichloropropene	10061-02-6	ug/L	4/20/2018								<5				
trans-1,3-Dichloropropene	10061-02-6	ug/L	4/24/2018						<5	<5			<5		
trans-1,3-Dichloropropene	10061-02-6	ug/L	4/25/2018	<5	<5	<5	<5					<5		<5	<5
trans-1,3-Dichloropropene	10061-02-6	ug/L	10/16/2018	<5	<5	<5	<5		<5	<5	<5	<5	<5	<5	<5
trans-1,3-Dichloropropene	10061-02-6	ug/L	4/16/2019	<5	<5	<5	<5		<5	<5	<5	<5	<5	<5	<5
trans-1,3-Dichloropropene	10061-02-6	ug/L	10/1/2019	<5	<5	<5	<5		<5	<5	<5	<5	<5	<5	<5
trans-1,3-Dichloropropene	10061-02-6	ug/L	3/30/2020	<5	<5	<5	<5		<5	<5	<5	<5	<5	<5	<5
trans-1,3-Dichloropropene	10061-02-6	ug/L	10/7/2020	<5	<5	<5	<5		<5	<5	<5	<5	<5	<5	<5
trans-1,3-Dichloropropene	10061-02-6	ug/L	4/13/2021	<1	<1	<1	<1		<1	<1	<1	<1	<1	<1	<1
trans-1,3-Dichloropropene	10061-02-6	ug/L	10/20/2021	<1				<1			<1				<1
trans-1,3-Dichloropropene	10061-02-6	ug/L	5/2/2022	<1				<1	0.4J		<1	<1			<1
trans-1,3-Dichloropropene	10061-02-6	ug/L	10/14/2022	<1				<1			<1				<1
trans-1,3-Dichloropropene	10061-02-6	ug/L	5/1/2023	<5				<5	<5		<5	<5		<5	<5
trans-1,3-Dichloropropene	10061-02-6	ug/L	10/16/2023	<5				<5			<5				<5
trans-1,3-Dichloropropene	10061-02-6	ug/L	4/29/2024	<5				<5			<5	<5			<5
trans-1,3-Dichloropropene	10061-02-6	ug/L	10/9/2024					<5.00							
trans-1,3-Dichloropropene	10061-02-6	ug/L	10/10/2024	<5.00											<5.00
trans-1,3-Dichloropropene	10061-02-6	ug/L	10/11/2024								<5.00				
trans-1,3-Dichloropropene	10061-02-6	ug/L	4/23/2025							<5.00					
trans-1,3-Dichloropropene	10061-02-6	ug/L	4/25/2025				<5.00	<5.00					<5.00		
trans-1,3-Dichloropropene	10061-02-6	ug/L	4/28/2025												<5.00
trans-1,3-Dichloropropene	10061-02-6	ug/L	4/30/2025									<5.00			
trans-1,3-Dichloropropene	10061-02-6	ug/L	5/5/2025											<5.00	
trans-1,3-Dichloropropene	10061-02-6	ug/L	5/6/2025	<5.00	<5.00	<5.00									
trans-1,3-Dichloropropene	10061-02-6	ug/L	5/7/2025								<5.00				
trans-1,3-Dichloropropene	10061-02-6	ug/L	10/20/2025	<5.00											
trans-1,3-Dichloropropene	10061-02-6	ug/L	10/21/2025					<5.00							
trans-1,3-Dichloropropene	10061-02-6	ug/L	10/23/2025								<5.00				
trans-1,4-Dichloro-2-Butene	110-57-6	ug/L	2/27/2008	<10	<10	<10	<10	<10	<10	<10	<10				
trans-1,4-Dichloro-2-Butene	110-57-6	ug/L	5/12/2008	<10	<10	<10	<10	<10	<10	<10	<10				
trans-1,4-Dichloro-2-Butene	110-57-6	ug/L	7/13/2008	<10	<10	<10	<10	<10	<10	<10	<10				
trans-1,4-Dichloro-2-Butene	110-57-6	ug/L	9/14/2008	<10	<10	<10	<10	<10	<10	<10	<10				
trans-1,4-Dichloro-2-Butene	110-57-6	ug/L	11/17/2008	<10	<10	<10	<10	<10	<10	<10	<10				
trans-1,4-Dichloro-2-Butene	110-57-6	ug/L	4/14/2009	<10	<10	<10	<10		<10	<10	<10				
trans-1,4-Dichloro-2-Butene	110-57-6	ug/L	7/7/2009										<10	<10	
trans-1,4-Dichloro-2-Butene	110-57-6	ug/L	9/2/2009										<10	<10	
trans-1,4-Dichloro-2-Butene	110-57-6	ug/L	10/25/2009	<10	<10	<10	<10		<10	<10	<10		<10	<10	
trans-1,4-Dichloro-2-Butene	110-57-6	ug/L	1/2/2010										<10	<10	
trans-1,4-Dichloro-2-Butene	110-57-6	ug/L	3/3/2010										<10	<10	<10
trans-1,4-Dichloro-2-Butene	110-57-6	ug/L	5/10/2010	<10	<10	<10	<10		<10	<10	<10			<10	<10
trans-1,4-Dichloro-2-Butene	110-57-6	ug/L	7/8/2010												<10
trans-1,4-Dichloro-2-Butene	110-57-6	ug/L	9/13/2010												<10
trans-1,4-Dichloro-2-Butene	110-57-6	ug/L	11/1/2010	<10	<10	<10	<10		<10	<10			<10	<10	
trans-1,4-Dichloro-2-Butene	110-57-6	ug/L	4/4/2011												<10
trans-1,4-Dichloro-2-Butene	110-57-6	ug/L	10/13/2011	<10	<10	<10	<10		<10	<10			<10	<10	<10
trans-1,4-Dichloro-2-Butene	110-57-6	ug/L	12/5/2011								<10				
trans-1,4-Dichloro-2-Butene	110-57-6	ug/L	4/11/2012	<20	<20	<20	<20		<20	<10	<10		<20	<20	<10
trans-1,4-Dichloro-2-Butene	110-57-6	ug/L	6/25/2012								<10				
trans-1,4-Dichloro-2-Butene	110-57-6	ug/L	8/1/2012								<10	<10			
trans-1,4-Dichloro-2-Butene	110-57-6	ug/L	10/11/2012	<10	<10	<10	<10		<10	<10	<10	<10	<10	<10	<10
trans-1,4-Dichloro-2-Butene	110-57-6	ug/L	12/13/2012								<10	<10			
trans-1,4-Dichloro-2-Butene	110-57-6	ug/L	2/4/2013								<10	<10			
trans-1,4-Dichloro-2-Butene	110-57-6	ug/L	3/30/2013	<10	<10	<10	<10		<10	<10	<10	<10	<10	<10	<10
trans-1,4-Dichloro-2-Butene	110-57-6	ug/L	10/7/2013		<10	<10			<10	<10	<10	<10	<10		<10
trans-1,4-Dichloro-2-Butene	110-57-6	ug/L	6/2/2014	<10	<10	<10	<10		<10	<10	<10	<10	<10	<10	<10
trans-1,4-Dichloro-2-Butene	110-57-6	ug/L	10/15/2014	<10	<10	<10	<10		<10	<10	<10	<10	<10	<10	<10

Table 9A
Analytical Data Summary - Series B HMSP Wells
2025 Annual Water Quality Report
Iowa City Sanitary Landfill
Permit No. 52-SDP-01-72P

Constituent	CAS	Units	Date	MW-1B	MW-5B	MW-7B1	MW-8B	MW-10B	MW-12B	MW-14B	MW-31B	MW-39B	MW-208B	MW-210B	MW-211B
trans-1,4-Dichloro-2-Butene	110-57-6	ug/L	4/6/2015	<10	<10	<10	<10			<10	<10	<10	<10	<10	<10
trans-1,4-Dichloro-2-Butene	110-57-6	ug/L	10/5/2015	<10	<10	<10	<10			<10	<10	<10	<10	<10	<10
trans-1,4-Dichloro-2-Butene	110-57-6	ug/L	4/4/2016	<10	<10	<10	<10		<10	<10	<10	<10	<10	<10	<10
trans-1,4-Dichloro-2-Butene	110-57-6	ug/L	10/17/2016	<10	<10	<10	<10		<10	<10	<10	<10	<10	<10	<10
trans-1,4-Dichloro-2-Butene	110-57-6	ug/L	4/17/2017	<10	<10	<10	<10		<10	<10	<10	<10	<10	<10	<10
trans-1,4-Dichloro-2-Butene	110-57-6	ug/L	10/11/2017	<10	<10	<10	<10		<10	<10	<10	<10	<10	<10	<10
trans-1,4-Dichloro-2-Butene	110-57-6	ug/L	4/20/2018								<10				
trans-1,4-Dichloro-2-Butene	110-57-6	ug/L	4/24/2018						<10	<10			<10		
trans-1,4-Dichloro-2-Butene	110-57-6	ug/L	4/25/2018	<10	<10	<10	<10					<10		<10	<10
trans-1,4-Dichloro-2-Butene	110-57-6	ug/L	10/16/2018	<10	<10	<10	<10		<10	<10	<10	<10	<10	<10	<10
trans-1,4-Dichloro-2-Butene	110-57-6	ug/L	4/16/2019	<10	<10	<10	<10		<10	<10	<10	<10	<10	<10	<10
trans-1,4-Dichloro-2-Butene	110-57-6	ug/L	10/1/2019	<10	<10	<10	<10		<10	<10	<10	<10	<10	<10	<10
trans-1,4-Dichloro-2-Butene	110-57-6	ug/L	3/30/2020	<10	<10	<10	<10		<10	<10	<10	<10	<10	<10	<10
trans-1,4-Dichloro-2-Butene	110-57-6	ug/L	10/7/2020	<10	<10	<10	<10		<10	<10	<10	<10	<10	<10	<10
trans-1,4-Dichloro-2-Butene	110-57-6	ug/L	4/13/2021	<5	<5	<5	<5		<5	<5	<5	<5	<5	<5	<5
trans-1,4-Dichloro-2-Butene	110-57-6	ug/L	10/20/2021	<5				<5			<5				<5
trans-1,4-Dichloro-2-Butene	110-57-6	ug/L	5/2/2022	<5				<5	<5		<5	<5			<5
trans-1,4-Dichloro-2-Butene	110-57-6	ug/L	10/14/2022	<5				<5			<5				<5
trans-1,4-Dichloro-2-Butene	110-57-6	ug/L	5/1/2023	<10				<10	<10		<10	<10		<10	<10
trans-1,4-Dichloro-2-Butene	110-57-6	ug/L	10/16/2023	<10				<10			<10				<10
trans-1,4-Dichloro-2-Butene	110-57-6	ug/L	4/29/2024	<10				<10			<10	<10			<10
trans-1,4-Dichloro-2-butene	110-57-6	ug/L	10/9/2024					<10.0							
trans-1,4-Dichloro-2-butene	110-57-6	ug/L	10/10/2024	<10.0											<10.0
trans-1,4-Dichloro-2-butene	110-57-6	ug/L	10/11/2024								<10.0				
trans-1,4-Dichloro-2-butene	110-57-6	ug/L	4/23/2025							<10.0					
trans-1,4-Dichloro-2-butene	110-57-6	ug/L	4/25/2025				<10.0	<10.0					<10.0		
trans-1,4-Dichloro-2-butene	110-57-6	ug/L	4/28/2025												<10.0
trans-1,4-Dichloro-2-butene	110-57-6	ug/L	4/30/2025									<10.0			
trans-1,4-Dichloro-2-butene	110-57-6	ug/L	5/5/2025											<10.0	
trans-1,4-Dichloro-2-butene	110-57-6	ug/L	5/6/2025	<10.0	<10.0	<10.0									
trans-1,4-Dichloro-2-butene	110-57-6	ug/L	5/7/2025								<10.0				
trans-1,4-Dichloro-2-butene	110-57-6	ug/L	10/20/2025	<10.0											
trans-1,4-Dichloro-2-butene	110-57-6	ug/L	10/21/2025					<10.0							
trans-1,4-Dichloro-2-butene	110-57-6	ug/L	10/23/2025								<10.0				

Table 9B
Analytical Data Summary - Groundwater Underdrains
2025 Annual Water Quality Report
Iowa City Sanitary Landfill
Permit No. 52-SDP-01-72P

Constituent	CAS	Units	Date	ST-1	WT-1	WT-2	WT-3	WT-4	WT-OF
1,1,1,2-Tetrachloroethane	630-20-6	ug/L	4/14/2009	<1	<1	<1			
1,1,1,2-Tetrachloroethane	630-20-6	ug/L	7/7/2009		<1	<1			
1,1,1,2-Tetrachloroethane	630-20-6	ug/L	9/2/2009		<1	<1			
1,1,1,2-Tetrachloroethane	630-20-6	ug/L	10/25/2009	<2	<2	<2			
1,1,1,2-Tetrachloroethane	630-20-6	ug/L	3/3/2010	<2	<2	<2			
1,1,1,2-Tetrachloroethane	630-20-6	ug/L	5/10/2010	<4	<4	<4			
1,1,1,2-Tetrachloroethane	630-20-6	ug/L	7/8/2011		<1	<1			
1,1,1,2-Tetrachloroethane	630-20-6	ug/L	8/11/2011		<1	<1			
1,1,1,2-Tetrachloroethane	630-20-6	ug/L	10/13/2011		<1	<1			
1,1,1,2-Tetrachloroethane	630-20-6	ug/L	4/11/2012		<1	<1	<1	<1	
1,1,1,2-Tetrachloroethane	630-20-6	ug/L	8/1/2012		<1	<1			
1,1,1,2-Tetrachloroethane	630-20-6	ug/L	10/11/2012			<1			
1,1,1,2-Tetrachloroethane	630-20-6	ug/L	12/13/2012				<25		
1,1,1,2-Tetrachloroethane	630-20-6	ug/L	3/30/2013	<1			<1		
1,1,1,2-Tetrachloroethane	630-20-6	ug/L	10/5/2015			<10			
1,1,1,2-Tetrachloroethane	630-20-6	ug/L	4/4/2016			<1			
1,1,1,2-Tetrachloroethane	630-20-6	ug/L	10/17/2016		<1				
1,1,1,2-Tetrachloroethane	630-20-6	ug/L	4/17/2017					<1	
1,1,1,2-Tetrachloroethane	630-20-6	ug/L	10/11/2017		<1	<1	<1	<1	
1,1,1,2-Tetrachloroethane	630-20-6	ug/L	3/15/2018		<1	<1	<1	<1	
1,1,1,2-Tetrachloroethane	630-20-6	ug/L	4/26/2018		<1	<1	<1	<1	
1,1,1,2-Tetrachloroethane	630-20-6	ug/L	10/16/2018		<1	<1	<1	<1	
1,1,1,2-Tetrachloroethane	630-20-6	ug/L	4/16/2019		<1	<1	<1	<1	
1,1,1,2-Tetrachloroethane	630-20-6	ug/L	10/1/2019		<1	<1	<1	<1	
1,1,1,2-Tetrachloroethane	630-20-6	ug/L	3/30/2020		<1	<1	<1	<1	
1,1,1,2-Tetrachloroethane	630-20-6	ug/L	10/7/2020		<1	<1	<1	<1	
1,1,1,2-Tetrachloroethane	630-20-6	ug/L	4/13/2021		<1	<1	<1	<1	
1,1,1,2-Tetrachloroethane	630-20-6	ug/L	10/20/2021		<1	<1	<1	<1	
1,1,1,2-Tetrachloroethane	630-20-6	ug/L	5/2/2022		<1	<1	<1	<1	
1,1,1,2-Tetrachloroethane	630-20-6	ug/L	5/1/2023		<1	<1	<1	<1	
1,1,1,2-Tetrachloroethane	630-20-6	ug/L	8/1/2023			<1	<1	<1	<1
1,1,1,2-Tetrachloroethane	630-20-6	ug/L	10/16/2023		<1	<1	<1	<1	<1
1,1,1,2-Tetrachloroethane	630-20-6	ug/L	12/20/2023						<1
1,1,1,2-Tetrachloroethane	630-20-6	ug/L	3/20/2024						<1
1,1,1,2-Tetrachloroethane	630-20-6	ug/L	4/29/2024		<1	<1	<1	<1	<1
1,1,1,2-Tetrachloroethane	630-20-6	ug/L	10/11/2024		<1.00	<1.00	<1.00	<1.00	<1.00
1,1,1,2-Tetrachloroethane	630-20-6	ug/L	2/25/2025						<1.00
1,1,1,2-Tetrachloroethane	630-20-6	ug/L	4/30/2025		<1.00	<1.00	<1.00	<1.00	<1.00
1,1,1,2-Tetrachloroethane	630-20-6	ug/L	10/22/2025		<1.00	<1.00	<1.00	<1.00	<1.00
1,1,1-Trichloroethane	71-55-6	ug/L	4/14/2009	<1	<1	<1			
1,1,1-Trichloroethane	71-55-6	ug/L	7/7/2009		<1	<1			
1,1,1-Trichloroethane	71-55-6	ug/L	9/2/2009		<1	<1			
1,1,1-Trichloroethane	71-55-6	ug/L	10/25/2009	<1	<1	<1			
1,1,1-Trichloroethane	71-55-6	ug/L	3/3/2010	<1	<1	<1			
1,1,1-Trichloroethane	71-55-6	ug/L	5/10/2010	<4	<4	<4			
1,1,1-Trichloroethane	71-55-6	ug/L	7/8/2011		<1	<1			
1,1,1-Trichloroethane	71-55-6	ug/L	8/11/2011		<1	<1			
1,1,1-Trichloroethane	71-55-6	ug/L	10/13/2011		<1	<1			
1,1,1-Trichloroethane	71-55-6	ug/L	4/11/2012		<1	<1	<1	<1	
1,1,1-Trichloroethane	71-55-6	ug/L	8/1/2012		<1	<1			
1,1,1-Trichloroethane	71-55-6	ug/L	10/11/2012			<1			
1,1,1-Trichloroethane	71-55-6	ug/L	12/13/2012				<25		
1,1,1-Trichloroethane	71-55-6	ug/L	3/30/2013	<1			<1		
1,1,1-Trichloroethane	71-55-6	ug/L	10/5/2015			<10			
1,1,1-Trichloroethane	71-55-6	ug/L	4/4/2016			<1			
1,1,1-Trichloroethane	71-55-6	ug/L	10/17/2016		<1				
1,1,1-Trichloroethane	71-55-6	ug/L	4/17/2017					<1	
1,1,1-Trichloroethane	71-55-6	ug/L	10/11/2017		<1	<1	<1	<1	
1,1,1-Trichloroethane	71-55-6	ug/L	3/15/2018		<1	<1	<1	<1	
1,1,1-Trichloroethane	71-55-6	ug/L	4/26/2018		<1	<1	<1	<1	
1,1,1-Trichloroethane	71-55-6	ug/L	10/16/2018		<1	<1	<1	<1	
1,1,1-Trichloroethane	71-55-6	ug/L	4/16/2019		<1	<1	<1	<1	
1,1,1-Trichloroethane	71-55-6	ug/L	10/1/2019		<1	<1	<1	<1	
1,1,1-Trichloroethane	71-55-6	ug/L	3/30/2020		<1	<1	<1	<1	
1,1,1-Trichloroethane	71-55-6	ug/L	10/7/2020		<1	<1	<1	<1	
1,1,1-Trichloroethane	71-55-6	ug/L	4/13/2021		<1	<1	<1	<1	
1,1,1-Trichloroethane	71-55-6	ug/L	10/20/2021		<1	<1	<1	<1	
1,1,1-Trichloroethane	71-55-6	ug/L	5/2/2022		<1	<1	<1	<1	
1,1,1-Trichloroethane	71-55-6	ug/L	5/1/2023		<1	<1	<1	<1	
1,1,1-Trichloroethane	71-55-6	ug/L	8/1/2023			<1	<1	<1	<1
1,1,1-Trichloroethane	71-55-6	ug/L	10/16/2023		<1	<1	<1	<1	<1
1,1,1-Trichloroethane	71-55-6	ug/L	12/20/2023						<1
1,1,1-Trichloroethane	71-55-6	ug/L	3/20/2024						<1
1,1,1-Trichloroethane	71-55-6	ug/L	4/29/2024		<1	<1	<1	<1	<1
1,1,1-Trichloroethane	71-55-6	ug/L	10/11/2024		<1.00	<1.00	<1.00	<1.00	<1.00
1,1,1-Trichloroethane	71-55-6	ug/L	2/25/2025						<1.00
1,1,1-Trichloroethane	71-55-6	ug/L	4/30/2025		<1.00	<1.00	<1.00	<1.00	<1.00
1,1,1-Trichloroethane	71-55-6	ug/L	10/22/2025		<1.00	<1.00	<1.00	<1.00	<1.00
1,1,2,2-Tetrachloroethane	79-34-5	ug/L	4/14/2009	<1	<1	<1			

Table 9B
Analytical Data Summary - Groundwater Underdrains
2025 Annual Water Quality Report
Iowa City Sanitary Landfill
Permit No. 52-SDP-01-72P

Constituent	CAS	Units	Date	ST-1	WT-1	WT-2	WT-3	WT-4	WT-OF
1,1,2,2-Tetrachloroethane	79-34-5	ug/L	7/7/2009		<1	<1			
1,1,2,2-Tetrachloroethane	79-34-5	ug/L	9/2/2009		<1	<1			
1,1,2,2-Tetrachloroethane	79-34-5	ug/L	10/25/2009	<2	<2	<2			
1,1,2,2-Tetrachloroethane	79-34-5	ug/L	3/3/2010	<2	<2	<2			
1,1,2,2-Tetrachloroethane	79-34-5	ug/L	5/10/2010	<1	<1	<1			
1,1,2,2-Tetrachloroethane	79-34-5	ug/L	7/8/2011		<1	<1			
1,1,2,2-Tetrachloroethane	79-34-5	ug/L	8/11/2011		<1	<1			
1,1,2,2-Tetrachloroethane	79-34-5	ug/L	10/13/2011		<1	<1			
1,1,2,2-Tetrachloroethane	79-34-5	ug/L	4/11/2012		<1	<1	<1	<1	
1,1,2,2-Tetrachloroethane	79-34-5	ug/L	8/1/2012		<1	<1			
1,1,2,2-Tetrachloroethane	79-34-5	ug/L	10/11/2012			<1			
1,1,2,2-Tetrachloroethane	79-34-5	ug/L	12/13/2012				<25		
1,1,2,2-Tetrachloroethane	79-34-5	ug/L	3/30/2013	<1			<1		
1,1,2,2-Tetrachloroethane	79-34-5	ug/L	10/5/2015			<10			
1,1,2,2-Tetrachloroethane	79-34-5	ug/L	4/4/2016			<1			
1,1,2,2-Tetrachloroethane	79-34-5	ug/L	10/17/2016		<1				
1,1,2,2-Tetrachloroethane	79-34-5	ug/L	4/17/2017					<1	
1,1,2,2-Tetrachloroethane	79-34-5	ug/L	10/11/2017		<1	<1	<1	<1	
1,1,2,2-Tetrachloroethane	79-34-5	ug/L	3/15/2018		<1	<1	<1	<1	
1,1,2,2-Tetrachloroethane	79-34-5	ug/L	4/26/2018		<1	<1	<1	<1	
1,1,2,2-Tetrachloroethane	79-34-5	ug/L	10/16/2018		<1	<1	<1	<1	
1,1,2,2-Tetrachloroethane	79-34-5	ug/L	4/16/2019		<1	<1	<1	<1	
1,1,2,2-Tetrachloroethane	79-34-5	ug/L	10/1/2019		<1	<1	<1	<1	
1,1,2,2-Tetrachloroethane	79-34-5	ug/L	3/30/2020		<1	<1	<1	<1	
1,1,2,2-Tetrachloroethane	79-34-5	ug/L	10/7/2020		<1	<1	<1	<1	
1,1,2,2-Tetrachloroethane	79-34-5	ug/L	4/13/2021		<1	<1	<1	<1	
1,1,2,2-Tetrachloroethane	79-34-5	ug/L	10/20/2021		<1	<1	<1	<1	
1,1,2,2-Tetrachloroethane	79-34-5	ug/L	5/2/2022		<1	<1	<1	<1	
1,1,2,2-Tetrachloroethane	79-34-5	ug/L	5/1/2023		<1	<1	<1	<1	
1,1,2,2-Tetrachloroethane	79-34-5	ug/L	8/1/2023			<1	<1	<1	<1
1,1,2,2-Tetrachloroethane	79-34-5	ug/L	10/16/2023		<1	<1	<1	<1	<1
1,1,2,2-Tetrachloroethane	79-34-5	ug/L	12/20/2023						<1
1,1,2,2-Tetrachloroethane	79-34-5	ug/L	3/20/2024						<1
1,1,2,2-Tetrachloroethane	79-34-5	ug/L	4/29/2024		<1	<1	<1	<1	<1
1,1,2,2-Tetrachloroethane	79-34-5	ug/L	10/11/2024		<1.00	<1.00	<1.00	<1.00	<1.00
1,1,2,2-Tetrachloroethane	79-34-5	ug/L	2/25/2025						<1.00
1,1,2,2-Tetrachloroethane	79-34-5	ug/L	4/30/2025		<1.00	<1.00	<1.00	<1.00	<1.00
1,1,2,2-Tetrachloroethane	79-34-5	ug/L	10/22/2025		<1.00	<1.00	<1.00	<1.00	<1.00
1,1,2-Trichloroethane	79-00-5	ug/L	4/14/2009	<1	<1	<1			
1,1,2-Trichloroethane	79-00-5	ug/L	7/7/2009		<1	<1			
1,1,2-Trichloroethane	79-00-5	ug/L	9/2/2009		<1	<1			
1,1,2-Trichloroethane	79-00-5	ug/L	10/25/2009	<2	<2	<2			
1,1,2-Trichloroethane	79-00-5	ug/L	3/3/2010	<1	<1	<1			
1,1,2-Trichloroethane	79-00-5	ug/L	5/10/2010	<1	<1	<1			
1,1,2-Trichloroethane	79-00-5	ug/L	7/8/2011		<1	<1			
1,1,2-Trichloroethane	79-00-5	ug/L	8/11/2011		<1	<1			
1,1,2-Trichloroethane	79-00-5	ug/L	10/13/2011		<1	<1			
1,1,2-Trichloroethane	79-00-5	ug/L	4/11/2012		<1	<1	<1	<1	
1,1,2-Trichloroethane	79-00-5	ug/L	8/1/2012		<1	<1			
1,1,2-Trichloroethane	79-00-5	ug/L	10/11/2012			<1			
1,1,2-Trichloroethane	79-00-5	ug/L	12/13/2012				<25		
1,1,2-Trichloroethane	79-00-5	ug/L	3/30/2013	<1			<1		
1,1,2-Trichloroethane	79-00-5	ug/L	10/5/2015			<10			
1,1,2-Trichloroethane	79-00-5	ug/L	4/4/2016			<1			
1,1,2-Trichloroethane	79-00-5	ug/L	10/17/2016		<1				
1,1,2-Trichloroethane	79-00-5	ug/L	4/17/2017					<1	
1,1,2-Trichloroethane	79-00-5	ug/L	10/11/2017		<1	<1	<1	<1	
1,1,2-Trichloroethane	79-00-5	ug/L	3/15/2018		<1	<1	<1	<1	
1,1,2-Trichloroethane	79-00-5	ug/L	4/26/2018		<1	<1	<1	<1	
1,1,2-Trichloroethane	79-00-5	ug/L	10/16/2018		<1	<1	<1	<1	
1,1,2-Trichloroethane	79-00-5	ug/L	4/16/2019		<1	<1	<1	<1	
1,1,2-Trichloroethane	79-00-5	ug/L	10/1/2019		<1	<1	<1	<1	
1,1,2-Trichloroethane	79-00-5	ug/L	3/30/2020		<1	<1	<1	<1	
1,1,2-Trichloroethane	79-00-5	ug/L	10/7/2020		<1	<1	<1	<1	
1,1,2-Trichloroethane	79-00-5	ug/L	4/13/2021		<1	<1	<1	<1	
1,1,2-Trichloroethane	79-00-5	ug/L	10/20/2021		<1	0.5J	<1	<1	
1,1,2-Trichloroethane	79-00-5	ug/L	5/2/2022		<1	<1	<1	<1	
1,1,2-Trichloroethane	79-00-5	ug/L	5/1/2023		<1	<1	<1	<1	
1,1,2-Trichloroethane	79-00-5	ug/L	8/1/2023			<1	<1	<1	<1
1,1,2-Trichloroethane	79-00-5	ug/L	10/16/2023		<1	<1	<1	<1	<1
1,1,2-Trichloroethane	79-00-5	ug/L	12/20/2023						<1
1,1,2-Trichloroethane	79-00-5	ug/L	3/20/2024						<1
1,1,2-Trichloroethane	79-00-5	ug/L	4/29/2024		<1	<1	<1	<1	<1
1,1,2-Trichloroethane	79-00-5	ug/L	10/11/2024		<1.00	<1.00	<1.00	<1.00	<1.00
1,1,2-Trichloroethane	79-00-5	ug/L	2/25/2025						<1.00
1,1,2-Trichloroethane	79-00-5	ug/L	4/30/2025		<1.00	<1.00	<1.00	<1.00	<1.00
1,1,2-Trichloroethane	79-00-5	ug/L	10/22/2025		<1.00	<1.00	<1.00	<1.00	<1.00
1,1-Dichloroethane	75-34-3	ug/L	4/14/2009	<1	<1	<1			
1,1-Dichloroethane	75-34-3	ug/L	7/7/2009		<1	<1			

Table 9B
Analytical Data Summary - Groundwater Underdrains
2025 Annual Water Quality Report
Iowa City Sanitary Landfill
Permit No. 52-SDP-01-72P

Constituent	CAS	Units	Date	ST-1	WT-1	WT-2	WT-3	WT-4	WT-OF
1,1-Dichloroethane	75-34-3	ug/L	9/2/2009		<1	<1			
1,1-Dichloroethane	75-34-3	ug/L	10/25/2009	<1	<1	<1			
1,1-Dichloroethane	75-34-3	ug/L	3/3/2010	<1	<1	<1			
1,1-Dichloroethane	75-34-3	ug/L	5/10/2010	<1	<1	<1			
1,1-Dichloroethane	75-34-3	ug/L	7/8/2011		<1	<1			
1,1-Dichloroethane	75-34-3	ug/L	8/11/2011		<1	<1			
1,1-Dichloroethane	75-34-3	ug/L	10/13/2011		<1	<1			
1,1-Dichloroethane	75-34-3	ug/L	4/11/2012		<1	<1	<1	<1	
1,1-Dichloroethane	75-34-3	ug/L	8/1/2012		<1	<1			
1,1-Dichloroethane	75-34-3	ug/L	10/11/2012			<1			
1,1-Dichloroethane	75-34-3	ug/L	12/13/2012				<25		
1,1-Dichloroethane	75-34-3	ug/L	3/30/2013	<1			<1		
1,1-Dichloroethane	75-34-3	ug/L	10/5/2015			<10			
1,1-Dichloroethane	75-34-3	ug/L	4/4/2016			<1			
1,1-Dichloroethane	75-34-3	ug/L	10/17/2016		<1				
1,1-Dichloroethane	75-34-3	ug/L	4/17/2017					<1	
1,1-Dichloroethane	75-34-3	ug/L	10/11/2017		<1	0.337J	<1	<1	
1,1-Dichloroethane	75-34-3	ug/L	3/15/2018		<1	0.405J	<1	<1	
1,1-Dichloroethane	75-34-3	ug/L	4/26/2018		<1	<1	<1	<1	
1,1-Dichloroethane	75-34-3	ug/L	10/16/2018		<1	<1	<1	<1	
1,1-Dichloroethane	75-34-3	ug/L	4/16/2019		<1	0.43J	<1	<1	
1,1-Dichloroethane	75-34-3	ug/L	10/1/2019		<1	0.508J	<1	<1	
1,1-Dichloroethane	75-34-3	ug/L	3/30/2020		<1	0.483J	<1	<1	
1,1-Dichloroethane	75-34-3	ug/L	10/7/2020		<1	<1	<1	<1	
1,1-Dichloroethane	75-34-3	ug/L	4/13/2021		<1	<1	<1	<1	
1,1-Dichloroethane	75-34-3	ug/L	10/20/2021		<1	<1	<1	<1	
1,1-Dichloroethane	75-34-3	ug/L	5/2/2022		<1	<1	<1	<1	
1,1-Dichloroethane	75-34-3	ug/L	5/1/2023		<1	0.3J	<1	<1	
1,1-Dichloroethane	75-34-3	ug/L	8/1/2023			<1	<1	<1	<1
1,1-Dichloroethane	75-34-3	ug/L	10/16/2023		<1	<1	<1	<1	<1
1,1-Dichloroethane	75-34-3	ug/L	12/20/2023						<1
1,1-Dichloroethane	75-34-3	ug/L	3/20/2024						<1
1,1-Dichloroethane	75-34-3	ug/L	4/29/2024		<1	<1	<1	<1	<1
1,1-Dichloroethane	75-34-3	ug/L	10/11/2024		<1.00	<1.00	<1.00	<1.00	<1.00
1,1-Dichloroethane	75-34-3	ug/L	2/25/2025						<1.00
1,1-Dichloroethane	75-34-3	ug/L	4/30/2025		<1.00	<1.00	<1.00	<1.00	<1.00
1,1-Dichloroethane	75-34-3	ug/L	10/22/2025		<1.00	<1.00	<1.00	<1.00	<1.00
1,1-Dichloroethene	75-35-4	ug/L	4/14/2009	<2	<2	<2			
1,1-Dichloroethene	75-35-4	ug/L	7/7/2009		<2	<2			
1,1-Dichloroethene	75-35-4	ug/L	9/2/2009		<2	<2			
1,1-Dichloroethene	75-35-4	ug/L	10/25/2009	<2	<2	<2			
1,1-Dichloroethene	75-35-4	ug/L	3/3/2010	<2	<2	<2			
1,1-Dichloroethene	75-35-4	ug/L	5/10/2010	<2	<2	<2			
1,1-Dichloroethene	75-35-4	ug/L	7/8/2011		<2	<2			
1,1-Dichloroethene	75-35-4	ug/L	8/11/2011		<2	<2			
1,1-Dichloroethene	75-35-4	ug/L	10/13/2011		<2	<2			
1,1-Dichloroethene	75-35-4	ug/L	4/11/2012		<2	<2	<2	<2	
1,1-Dichloroethene	75-35-4	ug/L	8/1/2012		<2	<2			
1,1-Dichloroethene	75-35-4	ug/L	10/11/2012			<2			
1,1-Dichloroethene	75-35-4	ug/L	12/13/2012				<50		
1,1-Dichloroethene	75-35-4	ug/L	3/30/2013	<2			<2		
1,1-Dichloroethene	75-35-4	ug/L	10/5/2015			<20			
1,1-Dichloroethene	75-35-4	ug/L	4/4/2016			<2			
1,1-Dichloroethene	75-35-4	ug/L	10/17/2016		<2				
1,1-Dichloroethene	75-35-4	ug/L	4/17/2017					<2	
1,1-Dichloroethene	75-35-4	ug/L	10/11/2017		<2	<2	<2	<2	
1,1-Dichloroethene	75-35-4	ug/L	3/15/2018		<2	<2	<2	<2	
1,1-Dichloroethene	75-35-4	ug/L	4/26/2018		<2	<2	<2	<2	
1,1-Dichloroethene	75-35-4	ug/L	10/16/2018		<2	<2	<2	<2	
1,1-Dichloroethene	75-35-4	ug/L	4/16/2019		<2	<2	<2	<2	
1,1-Dichloroethene	75-35-4	ug/L	10/1/2019		<2	<2	<2	<2	
1,1-Dichloroethene	75-35-4	ug/L	3/30/2020		<2	<2	<2	<2	
1,1-Dichloroethene	75-35-4	ug/L	10/7/2020		<2	<2	<2	<2	
1,1-Dichloroethene	75-35-4	ug/L	4/13/2021		<1	<1	<1	<1	
1,1-Dichloroethene	75-35-4	ug/L	10/20/2021		<1	<1	<1	<1	
1,1-Dichloroethene	75-35-4	ug/L	5/2/2022		<1	<1	<1	<1	
1,1-Dichloroethene	75-35-4	ug/L	5/1/2023		<2	<2	<2	<2	
1,1-Dichloroethene	75-35-4	ug/L	8/1/2023			<2	<2	<2	<2
1,1-Dichloroethene	75-35-4	ug/L	10/16/2023		<2	<2	<2	<2	<2
1,1-Dichloroethene	75-35-4	ug/L	12/20/2023						<2
1,1-Dichloroethene	75-35-4	ug/L	3/20/2024						<2
1,1-Dichloroethene	75-35-4	ug/L	4/29/2024		<2	<2	<2	<2	<2
1,1-Dichloroethene	75-35-4	ug/L	10/11/2024		<2.00	<2.00	<2.00	<2.00	<2.00
1,1-Dichloroethene	75-35-4	ug/L	2/25/2025						<2.00
1,1-Dichloroethene	75-35-4	ug/L	4/30/2025		<2.00	<2.00	<2.00	<2.00	<2.00
1,1-Dichloroethene	75-35-4	ug/L	10/22/2025		<2.00	<2.00	<2.00	<2.00	<2.00
1,1-Dichloropropene	563-58-6	ug/L	5/10/2010	<1	<1	<1			
1,2,3-Trichloropropane	96-18-4	ug/L	4/14/2009	<1	<1	<1			
1,2,3-Trichloropropane	96-18-4	ug/L	7/7/2009		<1	<1			

Table 9B
Analytical Data Summary - Groundwater Underdrains
2025 Annual Water Quality Report
Iowa City Sanitary Landfill
Permit No. 52-SDP-01-72P

Constituent	CAS	Units	Date	ST-1	WT-1	WT-2	WT-3	WT-4	WT-OF
1,2,3-Trichloropropane	96-18-4	ug/L	9/2/2009		<1	<1			
1,2,3-Trichloropropane	96-18-4	ug/L	10/25/2009	<2	<2	<2			
1,2,3-Trichloropropane	96-18-4	ug/L	3/3/2010	<2	<2	<2			
1,2,3-Trichloropropane	96-18-4	ug/L	5/10/2010	<1	<1	<1			
1,2,3-Trichloropropane	96-18-4	ug/L	7/8/2011		<2	<2			
1,2,3-Trichloropropane	96-18-4	ug/L	8/11/2011		<1	<1			
1,2,3-Trichloropropane	96-18-4	ug/L	10/13/2011		<1	<1			
1,2,3-Trichloropropane	96-18-4	ug/L	4/11/2012		<1	<1	<1	<1	
1,2,3-Trichloropropane	96-18-4	ug/L	8/1/2012		<1	<1			
1,2,3-Trichloropropane	96-18-4	ug/L	10/11/2012			<1			
1,2,3-Trichloropropane	96-18-4	ug/L	12/13/2012				<25		
1,2,3-Trichloropropane	96-18-4	ug/L	3/30/2013	<1			<1		
1,2,3-Trichloropropane	96-18-4	ug/L	10/5/2015			<10			
1,2,3-Trichloropropane	96-18-4	ug/L	4/4/2016			<1			
1,2,3-Trichloropropane	96-18-4	ug/L	10/17/2016		<1				
1,2,3-Trichloropropane	96-18-4	ug/L	4/17/2017					<1	
1,2,3-Trichloropropane	96-18-4	ug/L	10/11/2017		<1	<1	<1	<1	
1,2,3-Trichloropropane	96-18-4	ug/L	3/15/2018		<1	<1	<1	<1	
1,2,3-Trichloropropane	96-18-4	ug/L	4/26/2018		<1	<1	<1	<1	
1,2,3-Trichloropropane	96-18-4	ug/L	10/16/2018		<1	<1	<1	<1	
1,2,3-Trichloropropane	96-18-4	ug/L	4/16/2019		<1	<1	<1	<1	
1,2,3-Trichloropropane	96-18-4	ug/L	10/1/2019		<1	<1	<1	<1	
1,2,3-Trichloropropane	96-18-4	ug/L	3/30/2020		<1	<1	<1	<1	
1,2,3-Trichloropropane	96-18-4	ug/L	10/7/2020		<1	<1	<1	<1	
1,2,3-Trichloropropane	96-18-4	ug/L	4/13/2021		<1	<1	<1	<1	
1,2,3-Trichloropropane	96-18-4	ug/L	10/20/2021		<1	<1	<1	<1	
1,2,3-Trichloropropane	96-18-4	ug/L	5/2/2022		<1	<1	<1	<1	
1,2,3-Trichloropropane	96-18-4	ug/L	5/1/2023		<1	<1	<1	<1	
1,2,3-Trichloropropane	96-18-4	ug/L	8/1/2023			<1	<1	<1	<1
1,2,3-Trichloropropane	96-18-4	ug/L	10/16/2023		<1	<1	<1	<1	<1
1,2,3-Trichloropropane	96-18-4	ug/L	12/20/2023						<1
1,2,3-Trichloropropane	96-18-4	ug/L	3/20/2024						<1
1,2,3-Trichloropropane	96-18-4	ug/L	4/29/2024		<1	<1	<1	<1	<1
1,2,3-Trichloropropane	96-18-4	ug/L	10/11/2024		<1.00	<1.00	<1.00	<1.00	<1.00
1,2,3-Trichloropropane	96-18-4	ug/L	2/25/2025						<1.00
1,2,3-Trichloropropane	96-18-4	ug/L	4/30/2025		<1.00	<1.00	<1.00	<1.00	<1.00
1,2,3-Trichloropropane	96-18-4	ug/L	10/22/2025		<1.00	<1.00	<1.00	<1.00	<1.00
1,2,4,5-Tetrachlorobenzene	95-94-3	ug/L	5/10/2010	<10	<10	<10			
1,2,4-Trichlorobenzene	120-82-1	ug/L	5/10/2010	<10	<10	<10			
1,2-Dibromo-3-Chloropropane	96-12-8	ug/L	4/14/2009	<10	<10	<10			
1,2-Dibromo-3-Chloropropane	96-12-8	ug/L	7/7/2009		<10	<10			
1,2-Dibromo-3-Chloropropane	96-12-8	ug/L	9/2/2009		<10	<10			
1,2-Dibromo-3-Chloropropane	96-12-8	ug/L	10/25/2009	<10	<10	<10			
1,2-Dibromo-3-Chloropropane	96-12-8	ug/L	3/3/2010	<10	<10	<10			
1,2-Dibromo-3-Chloropropane	96-12-8	ug/L	5/10/2010	<10	<10	<10			
1,2-Dibromo-3-Chloropropane	96-12-8	ug/L	7/8/2011		<10	<10			
1,2-Dibromo-3-Chloropropane	96-12-8	ug/L	8/11/2011		<10	<10			
1,2-Dibromo-3-Chloropropane	96-12-8	ug/L	10/13/2011		<10	<10			
1,2-Dibromo-3-Chloropropane	96-12-8	ug/L	4/11/2012		<10	<10	<10	<10	
1,2-Dibromo-3-Chloropropane	96-12-8	ug/L	8/1/2012		<10	<10			
1,2-Dibromo-3-Chloropropane	96-12-8	ug/L	10/11/2012			<10			
1,2-Dibromo-3-Chloropropane	96-12-8	ug/L	12/13/2012				<250		
1,2-Dibromo-3-Chloropropane	96-12-8	ug/L	3/30/2013	<10			<10		
1,2-Dibromo-3-Chloropropane	96-12-8	ug/L	10/5/2015			<5			
1,2-Dibromo-3-Chloropropane	96-12-8	ug/L	4/4/2016			<0.5			
1,2-Dibromo-3-Chloropropane	96-12-8	ug/L	10/17/2016		<0.5				
1,2-Dibromo-3-Chloropropane	96-12-8	ug/L	4/17/2017					<0.5	
1,2-Dibromo-3-Chloropropane	96-12-8	ug/L	10/11/2017		<0.5	<0.5	<0.5	<0.5	
1,2-Dibromo-3-Chloropropane	96-12-8	ug/L	3/15/2018		<0.5	<0.5	<0.5	<0.5	
1,2-Dibromo-3-Chloropropane	96-12-8	ug/L	4/26/2018		<0.5	<0.5	<0.5	<0.5	
1,2-Dibromo-3-Chloropropane	96-12-8	ug/L	10/16/2018		<1.2	<1.2	<1.2	<1.2	
1,2-Dibromo-3-Chloropropane	96-12-8	ug/L	4/16/2019		<1.2	<1.2	<1.2	<1.2	
1,2-Dibromo-3-Chloropropane	96-12-8	ug/L	10/1/2019		<1.2	<1.2	<1.2	<1.2	
1,2-Dibromo-3-Chloropropane	96-12-8	ug/L	3/30/2020		<1.2	<1.2	<1.2	<1.2	
1,2-Dibromo-3-Chloropropane	96-12-8	ug/L	10/7/2020		<1.2	<1.2	<1.2	<1.2	
1,2-Dibromo-3-Chloropropane	96-12-8	ug/L	4/13/2021		<0.02	<0.02	<0.02	<0.02	
1,2-Dibromo-3-Chloropropane	96-12-8	ug/L	10/20/2021		<0.02	<0.02	<0.02	<0.02	
1,2-Dibromo-3-Chloropropane	96-12-8	ug/L	5/2/2022		<0.02	<0.02	<0.02	<0.02	
1,2-Dibromo-3-Chloropropane	96-12-8	ug/L	5/1/2023		<1.2	<1.2	<1.2	<1.2	
1,2-Dibromo-3-Chloropropane	96-12-8	ug/L	8/1/2023			<1.2	<1.2	<1.2	<1.2
1,2-Dibromo-3-Chloropropane	96-12-8	ug/L	10/16/2023		<1.2	<1.2	<1.2	<1.2	<1.2
1,2-Dibromo-3-Chloropropane	96-12-8	ug/L	12/20/2023						<1.2
1,2-Dibromo-3-Chloropropane	96-12-8	ug/L	3/20/2024						<1.2
1,2-Dibromo-3-Chloropropane	96-12-8	ug/L	4/29/2024		<1.2	<1.2	<1.2	<1.2	<1.2
1,2-Dibromo-3-Chloropropane	96-12-8	ug/L	10/11/2024		<1.20	<1.20	<1.20	<1.20	<1.20
1,2-Dibromo-3-Chloropropane	96-12-8	ug/L	2/25/2025						<1.20
1,2-Dibromo-3-Chloropropane	96-12-8	ug/L	4/30/2025		<1.20	<1.20	<1.20	<1.20	<1.20
1,2-Dibromo-3-Chloropropane	96-12-8	ug/L	10/22/2025		<1.20	<1.20	<1.20	<1.20	<1.20
1,2-Dibromoethane (EDB)	106-93-4	ug/L	10/11/2024		<0.340	<0.340	<0.340	<0.340	<0.340

Table 9B
Analytical Data Summary - Groundwater Underdrains
2025 Annual Water Quality Report
Iowa City Sanitary Landfill
Permit No. 52-SDP-01-72P

Constituent	CAS	Units	Date	ST-1	WT-1	WT-2	WT-3	WT-4	WT-OF
1,2-Dibromoethane (EDB)	106-93-4	ug/L	2/25/2025						<0.340
1,2-Dibromoethane (EDB)	106-93-4	ug/L	4/30/2025		<0.340	<0.340	<0.340	<0.340	<0.340
1,2-Dibromoethane (EDB)	106-93-4	ug/L	10/22/2025		<0.340	<0.340	<0.340	<0.340	<0.340
1,2-Dibromoethane [EDB]	106-93-4	ug/L	4/14/2009	<10	<10	<10			
1,2-Dibromoethane [EDB]	106-93-4	ug/L	7/7/2009		<10	<10			
1,2-Dibromoethane [EDB]	106-93-4	ug/L	9/2/2009		<10	<10			
1,2-Dibromoethane [EDB]	106-93-4	ug/L	10/25/2009	<10	<10	<10			
1,2-Dibromoethane [EDB]	106-93-4	ug/L	3/3/2010	<10	<10	<10			
1,2-Dibromoethane [EDB]	106-93-4	ug/L	5/10/2010	<10	<10	<10			
1,2-Dibromoethane [EDB]	106-93-4	ug/L	7/8/2011		<10	<10			
1,2-Dibromoethane [EDB]	106-93-4	ug/L	8/11/2011		<10	<10			
1,2-Dibromoethane [EDB]	106-93-4	ug/L	10/13/2011		<10	<10			
1,2-Dibromoethane [EDB]	106-93-4	ug/L	4/11/2012		<10	<10	<10	<10	
1,2-Dibromoethane [EDB]	106-93-4	ug/L	8/1/2012		<10	<10			
1,2-Dibromoethane [EDB]	106-93-4	ug/L	10/11/2012			<10			
1,2-Dibromoethane [EDB]	106-93-4	ug/L	12/13/2012				<250		
1,2-Dibromoethane [EDB]	106-93-4	ug/L	3/30/2013	<10			<10		
1,2-Dibromoethane [EDB]	106-93-4	ug/L	10/5/2015			<1.3			
1,2-Dibromoethane [EDB]	106-93-4	ug/L	4/4/2016			<0.13			
1,2-Dibromoethane [EDB]	106-93-4	ug/L	10/17/2016		<0.13				
1,2-Dibromoethane [EDB]	106-93-4	ug/L	4/17/2017					<0.13	
1,2-Dibromoethane [EDB]	106-93-4	ug/L	10/11/2017		<0.13	<0.13	<0.13	<0.13	
1,2-Dibromoethane [EDB]	106-93-4	ug/L	3/15/2018		<0.13	<0.13	<0.13	<0.13	
1,2-Dibromoethane [EDB]	106-93-4	ug/L	4/26/2018		<0.13	<0.13	<0.13	<0.13	
1,2-Dibromoethane [EDB]	106-93-4	ug/L	10/16/2018		<0.34	<0.34	<0.34	<0.34	
1,2-Dibromoethane [EDB]	106-93-4	ug/L	4/16/2019		<0.34	<0.34	<0.34	<0.34	
1,2-Dibromoethane [EDB]	106-93-4	ug/L	10/1/2019		<0.34	<0.34	<0.34	<0.34	
1,2-Dibromoethane [EDB]	106-93-4	ug/L	3/30/2020		<0.34	<0.34	<0.34	<0.34	
1,2-Dibromoethane [EDB]	106-93-4	ug/L	10/7/2020		<0.34	<0.34	<0.34	<0.34	
1,2-Dibromoethane [EDB]	106-93-4	ug/L	4/13/2021		<0.02	<0.02	<0.02	<0.02	
1,2-Dibromoethane [EDB]	106-93-4	ug/L	10/20/2021		<0.02	<0.02	<0.02	<0.02	
1,2-Dibromoethane [EDB]	106-93-4	ug/L	5/2/2022		<0.02	<0.02	<0.02	<0.02	
1,2-Dibromoethane [EDB]	106-93-4	ug/L	5/1/2023		<0.34	<0.34	<0.34	<0.34	
1,2-Dibromoethane [EDB]	106-93-4	ug/L	8/1/2023			<0.34	<0.34	<0.34	<0.34
1,2-Dibromoethane [EDB]	106-93-4	ug/L	10/16/2023		<0.34	<0.34	<0.34	<0.34	<0.34
1,2-Dibromoethane [EDB]	106-93-4	ug/L	12/20/2023						<0.34
1,2-Dibromoethane [EDB]	106-93-4	ug/L	3/20/2024						<0.34
1,2-Dibromoethane [EDB]	106-93-4	ug/L	4/29/2024		<0.34	<0.34	<0.34	<0.34	<0.34
1,2-Dichlorobenzene	95-50-1	ug/L	4/14/2009	<1	<1	<1			
1,2-Dichlorobenzene	95-50-1	ug/L	7/7/2009		<1	<1			
1,2-Dichlorobenzene	95-50-1	ug/L	9/2/2009		<1	<1			
1,2-Dichlorobenzene	95-50-1	ug/L	10/25/2009	<2	<2	<2			
1,2-Dichlorobenzene	95-50-1	ug/L	3/3/2010	<1	<1	<1			
1,2-Dichlorobenzene	95-50-1	ug/L	5/10/2010	<1	<1	<1			
1,2-Dichlorobenzene	95-50-1	ug/L	7/8/2011		<1	<1			
1,2-Dichlorobenzene	95-50-1	ug/L	8/11/2011		<1	<1			
1,2-Dichlorobenzene	95-50-1	ug/L	10/13/2011		<1	<1			
1,2-Dichlorobenzene	95-50-1	ug/L	4/11/2012		<1	<1	<1	<1	
1,2-Dichlorobenzene	95-50-1	ug/L	8/1/2012		<1	<1			
1,2-Dichlorobenzene	95-50-1	ug/L	10/11/2012			<1			
1,2-Dichlorobenzene	95-50-1	ug/L	12/13/2012				<25		
1,2-Dichlorobenzene	95-50-1	ug/L	3/30/2013	<1			<1		
1,2-Dichlorobenzene	95-50-1	ug/L	10/5/2015			<10			
1,2-Dichlorobenzene	95-50-1	ug/L	4/4/2016			<1			
1,2-Dichlorobenzene	95-50-1	ug/L	10/17/2016		<1				
1,2-Dichlorobenzene	95-50-1	ug/L	4/17/2017					<1	
1,2-Dichlorobenzene	95-50-1	ug/L	10/11/2017		<1	<1	<1	<1	
1,2-Dichlorobenzene	95-50-1	ug/L	3/15/2018		<1	<1	<1	<1	
1,2-Dichlorobenzene	95-50-1	ug/L	4/26/2018		<1	<1	<1	<1	
1,2-Dichlorobenzene	95-50-1	ug/L	10/16/2018		<1	<1	<1	<1	
1,2-Dichlorobenzene	95-50-1	ug/L	4/16/2019		<1	<1	<1	<1	
1,2-Dichlorobenzene	95-50-1	ug/L	10/1/2019		<1	<1	<1	<1	
1,2-Dichlorobenzene	95-50-1	ug/L	3/30/2020		<1	<1	<1	<1	
1,2-Dichlorobenzene	95-50-1	ug/L	10/7/2020		<1	<1	<1	<1	
1,2-Dichlorobenzene	95-50-1	ug/L	4/13/2021		<1	<1	<1	<1	
1,2-Dichlorobenzene	95-50-1	ug/L	10/20/2021		<1	<1	<1	<1	
1,2-Dichlorobenzene	95-50-1	ug/L	5/2/2022		<1	<1	<1	<1	
1,2-Dichlorobenzene	95-50-1	ug/L	5/1/2023		<1	<1	<1	<1	
1,2-Dichlorobenzene	95-50-1	ug/L	8/1/2023			<1	<1	<1	<1
1,2-Dichlorobenzene	95-50-1	ug/L	10/16/2023		<1	<1	<1	<1	<1
1,2-Dichlorobenzene	95-50-1	ug/L	12/20/2023						<1
1,2-Dichlorobenzene	95-50-1	ug/L	3/20/2024						<1
1,2-Dichlorobenzene	95-50-1	ug/L	4/29/2024		<1	<1	<1	<1	<1
1,2-Dichlorobenzene	95-50-1	ug/L	10/11/2024		<1.00	<1.00	<1.00	<1.00	<1.00
1,2-Dichlorobenzene	95-50-1	ug/L	2/25/2025						<1.00
1,2-Dichlorobenzene	95-50-1	ug/L	4/30/2025		<1.00	<1.00	<1.00	<1.00	<1.00
1,2-Dichlorobenzene	95-50-1	ug/L	10/22/2025		<1.00	<1.00	<1.00	<1.00	<1.00
1,2-Dichloroethane	107-06-2	ug/L	4/14/2009	<1	<1	<1			
1,2-Dichloroethane	107-06-2	ug/L	7/7/2009		<1	<1			

Table 9B
Analytical Data Summary - Groundwater Underdrains
2025 Annual Water Quality Report
Iowa City Sanitary Landfill
Permit No. 52-SDP-01-72P

Constituent	CAS	Units	Date	ST-1	WT-1	WT-2	WT-3	WT-4	WT-OF
1,2-Dichloroethane	107-06-2	ug/L	9/2/2009		<1	<1			
1,2-Dichloroethane	107-06-2	ug/L	10/25/2009	<2	<2	<2			
1,2-Dichloroethane	107-06-2	ug/L	3/3/2010	<1	<1	<1			
1,2-Dichloroethane	107-06-2	ug/L	5/10/2010	<1	<1	<1			
1,2-Dichloroethane	107-06-2	ug/L	7/8/2011		<1	<1			
1,2-Dichloroethane	107-06-2	ug/L	8/11/2011		<1	<1			
1,2-Dichloroethane	107-06-2	ug/L	10/13/2011		<1	<1			
1,2-Dichloroethane	107-06-2	ug/L	4/11/2012		<1	<1	<1	<1	
1,2-Dichloroethane	107-06-2	ug/L	8/1/2012		<1	<1			
1,2-Dichloroethane	107-06-2	ug/L	10/11/2012			<1			
1,2-Dichloroethane	107-06-2	ug/L	12/13/2012				<25		
1,2-Dichloroethane	107-06-2	ug/L	3/30/2013	<1			<1		
1,2-Dichloroethane	107-06-2	ug/L	10/5/2015			<10			
1,2-Dichloroethane	107-06-2	ug/L	4/4/2016			<1			
1,2-Dichloroethane	107-06-2	ug/L	10/17/2016		<1				
1,2-Dichloroethane	107-06-2	ug/L	4/17/2017					<1	
1,2-Dichloroethane	107-06-2	ug/L	10/11/2017		<1	<1	<1	<1	
1,2-Dichloroethane	107-06-2	ug/L	3/15/2018		<1	<1	<1	<1	
1,2-Dichloroethane	107-06-2	ug/L	4/26/2018		<1	<1	<1	<1	
1,2-Dichloroethane	107-06-2	ug/L	10/16/2018		<1	<1	<1	<1	
1,2-Dichloroethane	107-06-2	ug/L	4/16/2019		<1	<1	<1	<1	
1,2-Dichloroethane	107-06-2	ug/L	10/1/2019		<1	<1	<1	<1	
1,2-Dichloroethane	107-06-2	ug/L	3/30/2020		<1	<1	<1	<1	
1,2-Dichloroethane	107-06-2	ug/L	10/7/2020		<1	<1	<1	<1	
1,2-Dichloroethane	107-06-2	ug/L	4/13/2021		<1	<1	<1	<1	
1,2-Dichloroethane	107-06-2	ug/L	10/20/2021		<1	<1	<1	<1	
1,2-Dichloroethane	107-06-2	ug/L	5/2/2022		<1	<1	<1	<1	
1,2-Dichloroethane	107-06-2	ug/L	5/1/2023		<1	<1	<1	<1	
1,2-Dichloroethane	107-06-2	ug/L	8/1/2023			<1	<1	<1	<1
1,2-Dichloroethane	107-06-2	ug/L	10/16/2023		<1	<1	<1	<1	<1
1,2-Dichloroethane	107-06-2	ug/L	12/20/2023						<1
1,2-Dichloroethane	107-06-2	ug/L	3/20/2024						<1
1,2-Dichloroethane	107-06-2	ug/L	4/29/2024		<1	<1	<1	<1	<1
1,2-Dichloroethane	107-06-2	ug/L	10/11/2024		<1.00	<1.00	<1.00	<1.00	<1.00
1,2-Dichloroethane	107-06-2	ug/L	2/25/2025						<1.00
1,2-Dichloroethane	107-06-2	ug/L	4/30/2025		<1.00	<1.00	<1.00	<1.00	<1.00
1,2-Dichloroethane	107-06-2	ug/L	10/22/2025		<1.00	<1.00	<1.00	<1.00	<1.00
1,2-Dichloropropane	78-87-5	ug/L	4/14/2009	<1	<1	<1			
1,2-Dichloropropane	78-87-5	ug/L	7/7/2009		<1	<1			
1,2-Dichloropropane	78-87-5	ug/L	9/2/2009		<1	<1			
1,2-Dichloropropane	78-87-5	ug/L	10/25/2009	<1	<1	<1			
1,2-Dichloropropane	78-87-5	ug/L	3/3/2010	<1	<1	<1			
1,2-Dichloropropane	78-87-5	ug/L	5/10/2010	<1	<1	<1			
1,2-Dichloropropane	78-87-5	ug/L	7/8/2011		<1	<1			
1,2-Dichloropropane	78-87-5	ug/L	8/11/2011		<1	<1			
1,2-Dichloropropane	78-87-5	ug/L	10/13/2011		<1	<1			
1,2-Dichloropropane	78-87-5	ug/L	4/11/2012		<1	<1	<1	<1	
1,2-Dichloropropane	78-87-5	ug/L	8/1/2012		<1	<1			
1,2-Dichloropropane	78-87-5	ug/L	10/11/2012			<1			
1,2-Dichloropropane	78-87-5	ug/L	12/13/2012				<25		
1,2-Dichloropropane	78-87-5	ug/L	3/30/2013	<1			<1		
1,2-Dichloropropane	78-87-5	ug/L	10/5/2015			<10			
1,2-Dichloropropane	78-87-5	ug/L	4/4/2016			<1			
1,2-Dichloropropane	78-87-5	ug/L	10/17/2016		<1				
1,2-Dichloropropane	78-87-5	ug/L	4/17/2017					<1	
1,2-Dichloropropane	78-87-5	ug/L	10/11/2017		<1	<1	<1	<1	
1,2-Dichloropropane	78-87-5	ug/L	3/15/2018		<1	<1	<1	<1	
1,2-Dichloropropane	78-87-5	ug/L	4/26/2018		<1	<1	<1	<1	
1,2-Dichloropropane	78-87-5	ug/L	10/16/2018		<1	<1	<1	<1	
1,2-Dichloropropane	78-87-5	ug/L	4/16/2019		<1	<1	<1	<1	
1,2-Dichloropropane	78-87-5	ug/L	10/1/2019		<1	<1	<1	<1	
1,2-Dichloropropane	78-87-5	ug/L	3/30/2020		<1	<1	<1	<1	
1,2-Dichloropropane	78-87-5	ug/L	10/7/2020		<1	<1	<1	<1	
1,2-Dichloropropane	78-87-5	ug/L	4/13/2021		<1	<1	<1	<1	
1,2-Dichloropropane	78-87-5	ug/L	10/20/2021		<1	<1	<1	<1	
1,2-Dichloropropane	78-87-5	ug/L	5/2/2022		<1	<1	<1	<1	
1,2-Dichloropropane	78-87-5	ug/L	5/1/2023		<1	<1	<1	<1	
1,2-Dichloropropane	78-87-5	ug/L	8/1/2023			<1	<1	<1	<1
1,2-Dichloropropane	78-87-5	ug/L	10/16/2023		<1	<1	<1	<1	<1
1,2-Dichloropropane	78-87-5	ug/L	12/20/2023						<1
1,2-Dichloropropane	78-87-5	ug/L	3/20/2024						<1
1,2-Dichloropropane	78-87-5	ug/L	4/29/2024		<1	<1	<1	<1	<1
1,2-Dichloropropane	78-87-5	ug/L	10/11/2024		<1.00	<1.00	<1.00	<1.00	<1.00
1,2-Dichloropropane	78-87-5	ug/L	2/25/2025						<1.00
1,2-Dichloropropane	78-87-5	ug/L	4/30/2025		<1.00	<1.00	<1.00	<1.00	<1.00
1,2-Dichloropropane	78-87-5	ug/L	10/22/2025		<1.00	<1.00	<1.00	<1.00	<1.00
1,3,5-Trinitrobenzene	99-35-4	ug/L	5/10/2010	<10	<10	<10			
1,3-Dichlorobenzene	541-73-1	ug/L	5/10/2010	<1	<1	<1			
1,3-Dichloropropane	142-28-9	ug/L	5/10/2010	<1	<1	<1			

Table 9B
Analytical Data Summary - Groundwater Underdrains
2025 Annual Water Quality Report
Iowa City Sanitary Landfill
Permit No. 52-SDP-01-72P

Constituent	CAS	Units	Date	ST-1	WT-1	WT-2	WT-3	WT-4	WT-OF
1,3-Dinitrobenzene	99-65-0	ug/L	5/10/2010	<10	<10	<10			
1,4-Dichlorobenzene	106-46-7	ug/L	4/14/2009	<1	<1	<1			
1,4-Dichlorobenzene	106-46-7	ug/L	7/7/2009		<1	<1			
1,4-Dichlorobenzene	106-46-7	ug/L	9/2/2009		<1	<1			
1,4-Dichlorobenzene	106-46-7	ug/L	10/25/2009	<2	<2	<2			
1,4-Dichlorobenzene	106-46-7	ug/L	3/3/2010	<1	<1	<1			
1,4-Dichlorobenzene	106-46-7	ug/L	5/10/2010	<1	<1	<1			
1,4-Dichlorobenzene	106-46-7	ug/L	7/8/2011		<1	<1			
1,4-Dichlorobenzene	106-46-7	ug/L	8/11/2011		<1	<1			
1,4-Dichlorobenzene	106-46-7	ug/L	10/13/2011		<1	<1			
1,4-Dichlorobenzene	106-46-7	ug/L	4/11/2012		<1	<1	<1	<1	
1,4-Dichlorobenzene	106-46-7	ug/L	8/1/2012		<1	<1			
1,4-Dichlorobenzene	106-46-7	ug/L	10/11/2012			<1			
1,4-Dichlorobenzene	106-46-7	ug/L	12/13/2012				<25		
1,4-Dichlorobenzene	106-46-7	ug/L	3/30/2013	<1			<1		
1,4-Dichlorobenzene	106-46-7	ug/L	10/5/2015			<10			
1,4-Dichlorobenzene	106-46-7	ug/L	4/4/2016			<1			
1,4-Dichlorobenzene	106-46-7	ug/L	10/17/2016		<1				
1,4-Dichlorobenzene	106-46-7	ug/L	4/17/2017					<1	
1,4-Dichlorobenzene	106-46-7	ug/L	10/11/2017		<1	<1	<1	<1	
1,4-Dichlorobenzene	106-46-7	ug/L	3/15/2018		<1	<1	<1	<1	
1,4-Dichlorobenzene	106-46-7	ug/L	4/26/2018		<1	<1	<1	<1	
1,4-Dichlorobenzene	106-46-7	ug/L	10/16/2018		<1	<1	<1	<1	
1,4-Dichlorobenzene	106-46-7	ug/L	4/16/2019		<1	<1	<1	<1	
1,4-Dichlorobenzene	106-46-7	ug/L	10/1/2019		<1	<1	<1	<1	
1,4-Dichlorobenzene	106-46-7	ug/L	3/30/2020		<1	<1	<1	<1	
1,4-Dichlorobenzene	106-46-7	ug/L	10/7/2020		<1	<1	<1	<1	
1,4-Dichlorobenzene	106-46-7	ug/L	4/13/2021		<1	<1	<1	<1	
1,4-Dichlorobenzene	106-46-7	ug/L	10/20/2021		<1	<1	<1	<1	
1,4-Dichlorobenzene	106-46-7	ug/L	5/2/2022		<1	<1	<1	<1	
1,4-Dichlorobenzene	106-46-7	ug/L	5/1/2023		<1	<1	<1	<1	
1,4-Dichlorobenzene	106-46-7	ug/L	8/1/2023			<1	<1	<1	<1
1,4-Dichlorobenzene	106-46-7	ug/L	10/16/2023		<1	<1	<1	<1	<1
1,4-Dichlorobenzene	106-46-7	ug/L	12/20/2023						<1
1,4-Dichlorobenzene	106-46-7	ug/L	3/20/2024						<1
1,4-Dichlorobenzene	106-46-7	ug/L	4/29/2024		<1	<1	<1	<1	<1
1,4-Dichlorobenzene	106-46-7	ug/L	10/11/2024		<1.00	<1.00	<1.00	<1.00	<1.00
1,4-Dichlorobenzene	106-46-7	ug/L	2/25/2025						<1.00
1,4-Dichlorobenzene	106-46-7	ug/L	4/30/2025		<1.00	<1.00	<1.00	<1.00	<1.00
1,4-Dichlorobenzene	106-46-7	ug/L	10/22/2025		<1.00	<1.00	<1.00	<1.00	<1.00
1,4-Naphthoquinone	130-15-4	ug/L	5/10/2010	<10	<10	<10			
1,4-Phenylenediamine	106-50-3	ug/L	5/10/2010	<10	<10	<10			
1-Naphthylamine	134-32-7	ug/L	5/10/2010	<10	<10	<10			
2,2-Dichloropropane	594-20-7	ug/L	5/10/2010	<4	<4	<4			
2,3,4,6-Tetrachlorophenol	58-90-2	ug/L	5/10/2010	<10	<10	<10			
2,4,5-T [2C]	93-76-5	ug/L	5/10/2010	<0.51	<0.5	<0.5			
2,4,5-TP [Silvex]	93-72-1	ug/L	5/10/2010	<0.51	<0.5	<0.5			
2,4,5-Trichlorophenol	95-95-4	ug/L	5/10/2010	<10	<10	<10			
2,4,6-Trichlorophenol	88-06-2	ug/L	5/10/2010	<10	<10	<10			
2,4-D [2C]	94-75-7	ug/L	5/10/2010	<1	<1	<1			
2,4-Dichlorophenol	120-83-2	ug/L	5/10/2010	<10	<10	<10			
2,4-Dimethylphenol	105-67-9	ug/L	5/10/2010	<10	<10	<10			
2,4-Dinitrophenol	51-28-5	ug/L	5/10/2010	<20	<20	<20			
2,4-Dinitrotoluene	121-14-2	ug/L	5/10/2010	<10	<10	<10			
2,6-Dichlorophenol	87-65-0	ug/L	5/10/2010	<10	<10	<10			
2,6-Dinitrotoluene	606-20-2	ug/L	5/10/2010	<10	<10	<10			
2-Acetylaminofluorene	53-96-3	ug/L	5/10/2010	<10	<10	<10			
2-Butanone	78-93-3	ug/L	4/14/2009	<10	<10	<10			
2-Butanone	78-93-3	ug/L	7/7/2009		<10	<10			
2-Butanone	78-93-3	ug/L	9/2/2009		<10	<10			
2-Butanone	78-93-3	ug/L	10/25/2009	<10	<10	<10			
2-Butanone	78-93-3	ug/L	3/3/2010	<10	<10	<10			
2-Butanone	78-93-3	ug/L	5/10/2010	<10	<10	<10			
2-Butanone	78-93-3	ug/L	7/8/2011		<10	<10			
2-Butanone	78-93-3	ug/L	8/11/2011		<10	<10			
2-Butanone	78-93-3	ug/L	10/13/2011		<10	<10			
2-Butanone	78-93-3	ug/L	4/11/2012		<10	<10	<10	<10	
2-Butanone	78-93-3	ug/L	8/1/2012		<10	10.4			
2-Butanone	78-93-3	ug/L	10/11/2012			<10			
2-Butanone	78-93-3	ug/L	12/13/2012				<250		
2-Butanone	78-93-3	ug/L	3/30/2013	<10			<10		
2-Butanone	78-93-3	ug/L	10/5/2015			<100			
2-Butanone	78-93-3	ug/L	4/4/2016			<10			
2-Butanone	78-93-3	ug/L	10/17/2016		<10				
2-Butanone	78-93-3	ug/L	4/17/2017					<10	
2-Butanone	78-93-3	ug/L	10/11/2017		<10	<10	<10	<10	
2-Butanone	78-93-3	ug/L	3/15/2018		<10	<10	<10	<10	
2-Butanone	78-93-3	ug/L	4/26/2018		<10	<10	<10	<10	
2-Butanone	78-93-3	ug/L	10/16/2018		<10	<10	<10	<10	

Table 9B
Analytical Data Summary - Groundwater Underdrains
2025 Annual Water Quality Report
Iowa City Sanitary Landfill
Permit No. 52-SDP-01-72P

Constituent	CAS	Units	Date	ST-1	WT-1	WT-2	WT-3	WT-4	WT-OF
2-Butanone	78-93-3	ug/L	4/16/2019		<10	<10	<10	<10	
2-Butanone	78-93-3	ug/L	10/1/2019		<10	<10	<10	<10	
2-Butanone	78-93-3	ug/L	3/30/2020		<10	<10	<10	<10	
2-Butanone	78-93-3	ug/L	10/7/2020		<10	<10	<10	<10	
2-Butanone	78-93-3	ug/L	4/13/2021		<5	<5	<5	<5	
2-Butanone	78-93-3	ug/L	10/20/2021		<5	<5	<5	<5	
2-Butanone	78-93-3	ug/L	5/2/2022		<10	<10	<10	<10	
2-Butanone	78-93-3	ug/L	5/1/2023		<10	<10	<10	<10	
2-Butanone	78-93-3	ug/L	8/1/2023			<10	<10	<10	<10
2-Butanone	78-93-3	ug/L	10/16/2023		<10	<10	<10	<10	<10
2-Butanone	78-93-3	ug/L	12/20/2023						<10
2-Butanone	78-93-3	ug/L	3/20/2024						<10
2-Butanone	78-93-3	ug/L	4/29/2024		32.7	<10	<10	<10	8.99J
2-Butanone (MEK)	78-93-3	ug/L	10/11/2024		<10.0	<10.0	<10.0	<10.0	<10.0
2-Butanone (MEK)	78-93-3	ug/L	2/25/2025						<10.0
2-Butanone (MEK)	78-93-3	ug/L	4/30/2025		<10.0	<10.0	<10.0	<10.0	<10.0
2-Butanone (MEK)	78-93-3	ug/L	10/22/2025		<10.0	<10.0	<10.0	<10.0	<10.0
2-Chloronaphthalene	91-58-7	ug/L	5/10/2010	<10	<10	<10			
2-Chlorophenol	95-57-8	ug/L	5/10/2010	<10	<10	<10			
2-Hexanone	591-78-6	ug/L	4/14/2009	<10	<10	<10			
2-Hexanone	591-78-6	ug/L	7/7/2009		<10	<10			
2-Hexanone	591-78-6	ug/L	9/2/2009		<10	<10			
2-Hexanone	591-78-6	ug/L	10/25/2009	<10	<10	<10			
2-Hexanone	591-78-6	ug/L	3/3/2010	<10	<10	<10			
2-Hexanone	591-78-6	ug/L	5/10/2010	<20	<20	<20			
2-Hexanone	591-78-6	ug/L	7/8/2011		<10	<10			
2-Hexanone	591-78-6	ug/L	8/11/2011		<10	<10			
2-Hexanone	591-78-6	ug/L	10/13/2011		<10	<10			
2-Hexanone	591-78-6	ug/L	4/11/2012		<10	<10	<10	<10	
2-Hexanone	591-78-6	ug/L	8/1/2012		<10	<10			
2-Hexanone	591-78-6	ug/L	10/11/2012			<10			
2-Hexanone	591-78-6	ug/L	12/13/2012				<250		
2-Hexanone	591-78-6	ug/L	3/30/2013	<10			<10		
2-Hexanone	591-78-6	ug/L	10/5/2015			<100			
2-Hexanone	591-78-6	ug/L	4/4/2016			<10			
2-Hexanone	591-78-6	ug/L	10/17/2016		<10				
2-Hexanone	591-78-6	ug/L	4/17/2017					<10	
2-Hexanone	591-78-6	ug/L	10/11/2017		<10	<10	<10	<10	
2-Hexanone	591-78-6	ug/L	3/15/2018		<10	<10	<10	<10	
2-Hexanone	591-78-6	ug/L	4/26/2018		<10	<10	<10	<10	
2-Hexanone	591-78-6	ug/L	10/16/2018		<10	<10	<10	<10	
2-Hexanone	591-78-6	ug/L	4/16/2019		<10	<10	<10	<10	
2-Hexanone	591-78-6	ug/L	10/1/2019		<10	<10	<10	<10	
2-Hexanone	591-78-6	ug/L	3/30/2020		<10	<10	<10	<10	
2-Hexanone	591-78-6	ug/L	10/7/2020		<10	<10	<10	<10	
2-Hexanone	591-78-6	ug/L	4/13/2021		<5	<5	<5	<5	
2-Hexanone	591-78-6	ug/L	10/20/2021		<5	<5	<5	<5	
2-Hexanone	591-78-6	ug/L	5/2/2022		<5	<5	<5	<5	
2-Hexanone	591-78-6	ug/L	5/1/2023		<10	<10	<10	<10	
2-Hexanone	591-78-6	ug/L	8/1/2023			<10	<10	<10	<10
2-Hexanone	591-78-6	ug/L	10/16/2023		<10	<10	<10	<10	<10
2-Hexanone	591-78-6	ug/L	12/20/2023						<10
2-Hexanone	591-78-6	ug/L	3/20/2024						<10
2-Hexanone	591-78-6	ug/L	4/29/2024		<10	<10	<10	<10	<10
2-Hexanone	591-78-6	ug/L	10/11/2024		<10.0	<10.0	<10.0	<10.0	<10.0
2-Hexanone	591-78-6	ug/L	2/25/2025						<10.0
2-Hexanone	591-78-6	ug/L	4/30/2025		<10.0	<10.0	<10.0	<10.0	<10.0
2-Hexanone	591-78-6	ug/L	10/22/2025		<10.0	<10.0	<10.0	<10.0	<10.0
2-Methylnaphthalene	91-57-6	ug/L	5/10/2010	<10	<10	<10			
2-Methylphenol	95-48-7	ug/L	5/10/2010	<10	<10	<10			
2-Naphthylamine	91-59-8	ug/L	5/10/2010	<10	<10	<10			
2-Nitroaniline	88-74-4	ug/L	5/10/2010	<10	<10	<10			
2-Nitrophenol	88-75-5	ug/L	5/10/2010	<10	<10	<10			
3,3-Dichlorobenzidine	91-94-1	ug/L	5/10/2010	<10	<10	<10			
3,3-Dimethylbenzidine	119-93-7	ug/L	5/10/2010	<10	<10	<10			
3-Methylcholanthrene	56-49-5	ug/L	5/10/2010	<10	<10	<10			
3-Nitroaniline	99-09-2	ug/L	5/10/2010	<10	<10	<10			
4,4`-DDD	72-54-8	ug/L	5/10/2010	<0.032	<0.032	<0.032			
4,4`-DDE	72-55-9	ug/L	5/10/2010	<0.032	<0.032	<0.032			
4,4`-DDT	50-29-3	ug/L	5/10/2010	<0.032	<0.032	<0.032			
4,6-Dinitro-2-methylphenol	534-52-1	ug/L	5/10/2010	<10	<10	<10			
4-Aminobiphenyl	92-67-1	ug/L	5/10/2010	<10	<10	<10			
4-Bromophenyl phenyl ether	101-55-3	ug/L	5/10/2010	<10	<10	<10			
4-Chloro-3-methylphenol	59-50-7	ug/L	5/10/2010	<10	<10	<10			
4-Chlorophenyl phenyl ether	7005-72-3	ug/L	5/10/2010	<10	<10	<10			
4-Methyl-2-Pentanone	108-10-1	ug/L	4/14/2009	<10	<10	<10			
4-Methyl-2-Pentanone	108-10-1	ug/L	7/7/2009		<10	<10			
4-Methyl-2-Pentanone	108-10-1	ug/L	9/2/2009		<10	<10			
4-Methyl-2-Pentanone	108-10-1	ug/L	10/25/2009	<10	<10	<10			

Table 9B
Analytical Data Summary - Groundwater Underdrains
2025 Annual Water Quality Report
Iowa City Sanitary Landfill
Permit No. 52-SDP-01-72P

Constituent	CAS	Units	Date	ST-1	WT-1	WT-2	WT-3	WT-4	WT-OF
4-Methyl-2-Pentanone	108-10-1	ug/L	3/3/2010	<10	<10	<10			
4-Methyl-2-Pentanone	108-10-1	ug/L	5/10/2010	<10	<10	<10			
4-Methyl-2-Pentanone	108-10-1	ug/L	7/8/2011		<10	<10			
4-Methyl-2-Pentanone	108-10-1	ug/L	8/11/2011		<10	<10			
4-Methyl-2-Pentanone	108-10-1	ug/L	10/13/2011		<10	<10			
4-Methyl-2-Pentanone	108-10-1	ug/L	4/11/2012		<10	<10	<10	<10	
4-Methyl-2-Pentanone	108-10-1	ug/L	8/1/2012		<10	71.5			
4-Methyl-2-Pentanone	108-10-1	ug/L	10/11/2012			<10			
4-Methyl-2-Pentanone	108-10-1	ug/L	12/13/2012				<250		
4-Methyl-2-Pentanone	108-10-1	ug/L	3/30/2013	<10			22.7		
4-Methyl-2-Pentanone	108-10-1	ug/L	10/5/2015			<100			
4-Methyl-2-Pentanone	108-10-1	ug/L	4/4/2016			<10			
4-Methyl-2-Pentanone	108-10-1	ug/L	10/17/2016		<10				
4-Methyl-2-Pentanone	108-10-1	ug/L	4/17/2017					<10	
4-Methyl-2-Pentanone	108-10-1	ug/L	10/11/2017		<10	1.09J	<10	<10	
4-Methyl-2-Pentanone	108-10-1	ug/L	3/15/2018		<10	<10	<10	<10	
4-Methyl-2-Pentanone	108-10-1	ug/L	4/26/2018		<10	<10	<10	<10	
4-Methyl-2-Pentanone	108-10-1	ug/L	10/16/2018		<10	<10	<10	<10	
4-Methyl-2-Pentanone	108-10-1	ug/L	4/16/2019		<10	<10	<10	<10	
4-Methyl-2-Pentanone	108-10-1	ug/L	10/1/2019		<10	<10	<10	<10	
4-Methyl-2-Pentanone	108-10-1	ug/L	3/30/2020		<10	<10	<10	<10	
4-Methyl-2-Pentanone	108-10-1	ug/L	10/7/2020		<10	<10	<10	<10	
4-Methyl-2-Pentanone	108-10-1	ug/L	4/13/2021		<5	<5	<5	<5	
4-Methyl-2-Pentanone	108-10-1	ug/L	10/20/2021		<5	<5	<5	<5	
4-Methyl-2-Pentanone	108-10-1	ug/L	5/2/2022		1.5J	<5	1.4J	1.1J	
4-Methyl-2-Pentanone	108-10-1	ug/L	5/1/2023		<10	<10	<10	<10	
4-Methyl-2-Pentanone	108-10-1	ug/L	8/1/2023			<10	<10	<10	<10
4-Methyl-2-Pentanone	108-10-1	ug/L	10/16/2023		<10	<10	<10	<10	<10
4-Methyl-2-Pentanone	108-10-1	ug/L	12/20/2023						<10
4-Methyl-2-Pentanone	108-10-1	ug/L	3/20/2024						<10
4-Methyl-2-Pentanone	108-10-1	ug/L	4/29/2024		3.9J	<10	<10	<10	<10
4-Methyl-2-pentanone (MIBK)	108-10-1	ug/L	10/11/2024		<10.0	<10.0	<10.0	<10.0	<10.0
4-Methyl-2-pentanone (MIBK)	108-10-1	ug/L	2/25/2025						<10.0
4-Methyl-2-pentanone (MIBK)	108-10-1	ug/L	4/30/2025		<10.0	<10.0	<10.0	<10.0	<10.0
4-Methyl-2-pentanone (MIBK)	108-10-1	ug/L	10/22/2025		<10.0	<10.0	<10.0	<10.0	<10.0
4-Nitroaniline	100-01-6	ug/L	5/10/2010	<10	<10	<10			
4-Nitrophenol	100-02-7	ug/L	5/10/2010	<10	<10	<10			
5-Nitro-o-toluidine	99-55-8	ug/L	5/10/2010	<10	<10	<10			
7,12-Dimethylbenz[a]anthracene	57-97-6	ug/L	5/10/2010	<10	<10	<10			
Acenaphthene	83-32-9	ug/L	5/10/2010	<10	<10	<10			
Acenaphthylene	208-96-8	ug/L	5/10/2010	<10	<10	<10			
Acetone	67-64-1	ug/L	4/14/2009	<10	<10	<10			
Acetone	67-64-1	ug/L	7/7/2009		<10	<10			
Acetone	67-64-1	ug/L	9/2/2009		<10	<10			
Acetone	67-64-1	ug/L	10/25/2009	<10	<10	<10			
Acetone	67-64-1	ug/L	3/3/2010	<10	86.2	23.7			
Acetone	67-64-1	ug/L	5/10/2010	<10	<10	<10			
Acetone	67-64-1	ug/L	7/8/2011		<10	<10			
Acetone	67-64-1	ug/L	8/11/2011		<10	<10			
Acetone	67-64-1	ug/L	10/13/2011		<10	<10			
Acetone	67-64-1	ug/L	4/11/2012		<10	<10	<10	<10	
Acetone	67-64-1	ug/L	8/1/2012		<10	45			
Acetone	67-64-1	ug/L	10/11/2012			<10			
Acetone	67-64-1	ug/L	12/13/2012				<250		
Acetone	67-64-1	ug/L	3/30/2013	<10			<10		
Acetone	67-64-1	ug/L	10/5/2015			<100			
Acetone	67-64-1	ug/L	4/4/2016			<10			
Acetone	67-64-1	ug/L	10/17/2016		<10				
Acetone	67-64-1	ug/L	4/17/2017					1.97J	
Acetone	67-64-1	ug/L	10/11/2017		2.15J	<10	2.02J	<10	
Acetone	67-64-1	ug/L	3/15/2018		2.12J	6.11J	4.62J	4.9J	
Acetone	67-64-1	ug/L	4/26/2018		2.4J	10.3	2.94J	<10	
Acetone	67-64-1	ug/L	10/16/2018		3.63J	3.6J	<10	<10	
Acetone	67-64-1	ug/L	4/16/2019		3.21J	<10	<10	<10	
Acetone	67-64-1	ug/L	10/1/2019		<10	<10	<10	<10	
Acetone	67-64-1	ug/L	3/30/2020		<10	<10	<10	<10	
Acetone	67-64-1	ug/L	10/7/2020		<10	<10	<10	<10	
Acetone	67-64-1	ug/L	4/13/2021		<10	<10	<10	<10	
Acetone	67-64-1	ug/L	10/20/2021		<10	<10	<10	<10	
Acetone	67-64-1	ug/L	5/2/2022		<10	<10	<10	<10	
Acetone	67-64-1	ug/L	5/1/2023		<10	<10	9.3J	<10	
Acetone	67-64-1	ug/L	8/1/2023			<10	3.28J	<10	<10
Acetone	67-64-1	ug/L	10/16/2023		<10	<10	<10	<10	<10
Acetone	67-64-1	ug/L	12/20/2023						<10
Acetone	67-64-1	ug/L	3/20/2024						<10
Acetone	67-64-1	ug/L	4/29/2024		43.7	<10	3.51J	<10	13.6
Acetone	67-64-1	ug/L	6/17/2024						<10
Acetone	67-64-1	ug/L	10/11/2024		<10.0	<10.0	<10.0	<10.0	<10.0
Acetone	67-64-1	ug/L	2/25/2025						<10.0

Table 9B
Analytical Data Summary - Groundwater Underdrains
2025 Annual Water Quality Report
Iowa City Sanitary Landfill
Permit No. 52-SDP-01-72P

Constituent	CAS	Units	Date	ST-1	WT-1	WT-2	WT-3	WT-4	WT-OF
Acetone	67-64-1	ug/L	4/30/2025		<10.0	<10.0	<10.0	<10.0	<10.0
Acetone	67-64-1	ug/L	10/22/2025		<10.0	<10.0	<10.0	<10.0	<10.0
Acetonitrile	75-05-8	mg/L	5/10/2010	<10	<10	<10			
Acetophenone	98-86-2	ug/L	5/10/2010	<10	<10	<10			
Acrolein	107-02-8	ug/L	5/10/2010	<10	<10	<10			
Acrylonitrile	107-13-1	ug/L	4/14/2009	<10	<10	<10			
Acrylonitrile	107-13-1	ug/L	7/7/2009		<10	<10			
Acrylonitrile	107-13-1	ug/L	9/2/2009		<10	<10			
Acrylonitrile	107-13-1	ug/L	10/25/2009	<10	<10	<10			
Acrylonitrile	107-13-1	ug/L	3/3/2010	<10	<10	<10			
Acrylonitrile	107-13-1	ug/L	5/10/2010	<10	<10	<10			
Acrylonitrile	107-13-1	ug/L	7/8/2011		<10	<10			
Acrylonitrile	107-13-1	ug/L	8/11/2011		<10	<10			
Acrylonitrile	107-13-1	ug/L	10/13/2011		<10	<10			
Acrylonitrile	107-13-1	ug/L	4/11/2012		<10	<10	<10	<10	
Acrylonitrile	107-13-1	ug/L	8/1/2012		<10	<10			
Acrylonitrile	107-13-1	ug/L	10/11/2012			<10			
Acrylonitrile	107-13-1	ug/L	12/13/2012				<250		
Acrylonitrile	107-13-1	ug/L	3/30/2013	<10			<10		
Acrylonitrile	107-13-1	ug/L	10/5/2015			<100			
Acrylonitrile	107-13-1	ug/L	4/4/2016			<10			
Acrylonitrile	107-13-1	ug/L	10/17/2016		<10				
Acrylonitrile	107-13-1	ug/L	4/17/2017					<5	
Acrylonitrile	107-13-1	ug/L	10/11/2017		<5	<5	<5	<5	
Acrylonitrile	107-13-1	ug/L	3/15/2018		<5	<5	<5	<5	
Acrylonitrile	107-13-1	ug/L	4/26/2018		<5	<5	<5	<5	
Acrylonitrile	107-13-1	ug/L	10/16/2018		<5	<5	<5	<5	
Acrylonitrile	107-13-1	ug/L	4/16/2019		<5	<5	<5	<5	
Acrylonitrile	107-13-1	ug/L	10/1/2019		<5	<5	<5	<5	
Acrylonitrile	107-13-1	ug/L	3/30/2020		<5	<5	<5	<5	
Acrylonitrile	107-13-1	ug/L	10/7/2020		<5	<5	<5	<5	
Acrylonitrile	107-13-1	ug/L	4/13/2021		<5	<5	<5	<5	
Acrylonitrile	107-13-1	ug/L	10/20/2021		<5	<5	<5	<5	
Acrylonitrile	107-13-1	ug/L	5/2/2022		<5	<5	<5	<5	
Acrylonitrile	107-13-1	ug/L	5/1/2023		<5	<5	<5	<5	
Acrylonitrile	107-13-1	ug/L	8/1/2023			<5	<5	<5	<5
Acrylonitrile	107-13-1	ug/L	10/16/2023		<5	<5	<5	<5	<5
Acrylonitrile	107-13-1	ug/L	12/20/2023						<5
Acrylonitrile	107-13-1	ug/L	3/20/2024						<5
Acrylonitrile	107-13-1	ug/L	4/29/2024		<5	<5	<5	<5	<5
Acrylonitrile	107-13-1	ug/L	10/11/2024		<5.00	<5.00	<5.00	<5.00	<5.00
Acrylonitrile	107-13-1	ug/L	2/25/2025						<5.00
Acrylonitrile	107-13-1	ug/L	4/30/2025		<5.00	<5.00	<5.00	<5.00	<5.00
Acrylonitrile	107-13-1	ug/L	10/22/2025		<5.00	<5.00	<5.00	<5.00	<5.00
Aldrin	309-00-2	ug/L	5/10/2010	<0.032	<0.032	<0.032			
Allyl Chloride	107-05-1	ug/L	5/10/2010	<2	<2	<2			
Alpha-BHC	319-84-6	ug/L	5/10/2010	<0.032	<0.032	<0.032			
Alpha-Chlordane	5103-71-9	ug/L	5/10/2010	<0.032	<0.032	<0.032			
Anthracene	120-12-7	ug/L	5/10/2010	<10	<10	<10			
Antimony	7440-36-0	mg/L	4/14/2009	<0.006	<0.006	<0.006			
Antimony	7440-36-0	mg/L	7/7/2009		<0.006	<0.006			
Antimony	7440-36-0	mg/L	9/2/2009		<0.006	<0.006			
Antimony	7440-36-0	mg/L	10/25/2009	<0.006	<0.006	<0.006			
Antimony	7440-36-0	mg/L	3/3/2010	<0.006	<0.006	<0.006			
Antimony	7440-36-0	mg/L	5/10/2010	<0.002	<0.002	<0.002			
Antimony	7440-36-0	mg/L	7/8/2011		<0.006	<0.006			
Antimony	7440-36-0	mg/L	8/11/2011		<0.006	<0.006			
Antimony	7440-36-0	mg/L	10/13/2011		<0.006	<0.006			
Antimony	7440-36-0	mg/L	4/11/2012		<0.006	<0.006	<0.006	<0.006	
Antimony	7440-36-0	mg/L	8/1/2012		<0.006	<0.012			
Antimony	7440-36-0	mg/L	10/11/2012			<0.018			
Antimony	7440-36-0	mg/L	12/13/2012				<0.006		
Antimony	7440-36-0	mg/L	3/30/2013	<0.006			<0.006		
Antimony	7440-36-0	mg/L	10/5/2015			<0.001			
Antimony	7440-36-0	mg/L	4/4/2016			<0.001			
Antimony	7440-36-0	mg/L	10/17/2016		<0.001				
Antimony	7440-36-0	mg/L	4/17/2017					<0.001	
Antimony	7440-36-0	mg/L	10/11/2017		<0.001	0.000403J	0.000233J	0.000267J	
Antimony	7440-36-0	mg/L	3/15/2018		0.000239J	<0.001	<0.001	<0.001	
Antimony	7440-36-0	mg/L	4/26/2018		<0.001	<0.001	<0.001	<0.001	
Antimony	7440-36-0	mg/L	10/16/2018		<0.003	<0.003	<0.003	<0.003	
Antimony	7440-36-0	mg/L	4/16/2019		<0.001	<0.001	<0.001	<0.001	
Antimony	7440-36-0	mg/L	10/1/2019		<0.001	<0.001	<0.001	<0.001	
Antimony	7440-36-0	mg/L	3/30/2020		<0.001	<0.001	<0.001	<0.001	
Antimony	7440-36-0	mg/L	10/7/2020		<0.001	<0.001	<0.02	<0.001	
Antimony	7440-36-0	mg/L	4/13/2021		<0.002	<0.002	<0.002	<0.002	
Antimony	7440-36-0	mg/L	10/20/2021		<0.002	<0.002	<0.002	<0.002	
Antimony	7440-36-0	mg/L	5/2/2022		<0.002	<0.002	<0.002	<0.002	
Antimony	7440-36-0	mg/L	5/1/2023		<0.002	<0.002	<0.002	<0.002	

Table 9B
Analytical Data Summary - Groundwater Underdrains
2025 Annual Water Quality Report
Iowa City Sanitary Landfill
Permit No. 52-SDP-01-72P

Constituent	CAS	Units	Date	ST-1	WT-1	WT-2	WT-3	WT-4	WT-OF
Antimony	7440-36-0	mg/L	10/16/2023		<0.002	<0.002	<0.002	<0.002	<0.002
Antimony	7440-36-0	mg/L	12/20/2023						<0.002
Antimony	7440-36-0	mg/L	3/20/2024						<0.002
Antimony	7440-36-0	mg/L	4/29/2024		<0.002	<0.002	<0.002	<0.002	<0.002
Antimony	7440-36-0	mg/L	10/11/2024		<0.00200	<0.00200	<0.00200	<0.00200	<0.00200
Antimony	7440-36-0	mg/L	2/25/2025						<0.00200
Antimony	7440-36-0	mg/L	4/30/2025		<0.00200	<0.00200	<0.00200	<0.00200	<0.00200
Antimony	7440-36-0	mg/L	10/22/2025		<0.00200	<0.00200	<0.00200	<0.00200	<0.00200
Arsenic	7440-38-2	mg/L	4/14/2009	<0.001	0.0076	0.0016			
Arsenic	7440-38-2	mg/L	7/7/2009		0.0058	<0.001			
Arsenic	7440-38-2	mg/L	9/2/2009			0.0019			
Arsenic	7440-38-2	mg/L	10/25/2009	<0.001	0.0062	0.0017			
Arsenic	7440-38-2	mg/L	3/3/2010	<0.001	0.002	0.0014			
Arsenic	7440-38-2	mg/L	5/10/2010	0.0026	0.007	0.0044			
Arsenic	7440-38-2	mg/L	7/8/2010	0.0015		0.0025			
Arsenic	7440-38-2	mg/L	7/8/2011			0.0031			
Arsenic	7440-38-2	mg/L	8/11/2011		<0.001	0.0028			
Arsenic	7440-38-2	mg/L	10/13/2011		<0.001	0.00649			
Arsenic	7440-38-2	mg/L	4/11/2012		<0.001	0.00685	<0.001	<0.001	
Arsenic	7440-38-2	mg/L	8/1/2012		0.0102	0.0292			
Arsenic	7440-38-2	mg/L	10/11/2012			0.0122			
Arsenic	7440-38-2	mg/L	12/13/2012				0.0122		
Arsenic	7440-38-2	mg/L	3/30/2013	<0.001			0.00869		
Arsenic	7440-38-2	mg/L	10/5/2015			0.0768			
Arsenic	7440-38-2	mg/L	4/4/2016			<0.002			
Arsenic	7440-38-2	mg/L	10/17/2016		0.00312				
Arsenic	7440-38-2	mg/L	4/17/2017					0.00267	
Arsenic	7440-38-2	mg/L	10/11/2017		0.00619	0.0114	0.00241	0.00184J	
Arsenic	7440-38-2	mg/L	3/15/2018		0.00136J	0.00933	0.0135	0.00107J	
Arsenic	7440-38-2	mg/L	4/26/2018		0.000853J	0.00982	0.00772	<0.002	
Arsenic	7440-38-2	mg/L	10/16/2018		0.00302	0.0105	0.00939	0.00266	
Arsenic	7440-38-2	mg/L	4/16/2019		0.00107J	0.00363	0.0208	<0.002	
Arsenic	7440-38-2	mg/L	10/1/2019		<0.002	0.00462	0.0167	<0.002	
Arsenic	7440-38-2	mg/L	3/30/2020		0.00133J	0.0092	0.0128	<0.002	
Arsenic	7440-38-2	mg/L	10/7/2020		0.00351	0.0515	13.9	0.00168J	
Arsenic	7440-38-2	mg/L	4/13/2021		<0.004	0.0095	0.0097	<0.004	
Arsenic	7440-38-2	mg/L	10/20/2021		<0.004	<0.004	0.0164	<0.004	
Arsenic	7440-38-2	mg/L	5/2/2022		0.001J	0.0087	0.0205	0.0011J	
Arsenic	7440-38-2	mg/L	5/1/2023		<0.002	0.00123J	0.000614J	0.000658J	
Arsenic	7440-38-2	mg/L	10/16/2023		0.00109J	0.00563	0.00387	0.00168J	0.000702J
Arsenic	7440-38-2	mg/L	12/20/2023						0.00149J
Arsenic	7440-38-2	mg/L	3/20/2024						0.000918J
Arsenic	7440-38-2	mg/L	4/29/2024		0.00404	0.00396	0.015	<0.002	0.00362
Arsenic	7440-38-2	mg/L	10/11/2024		0.00668	0.0126	0.0349	0.00208	<0.00200
Arsenic	7440-38-2	mg/L	2/25/2025						0.000998J
Arsenic	7440-38-2	mg/L	4/30/2025		0.00426	0.00960	0.0120	<0.00200	0.000797
Arsenic	7440-38-2	mg/L	10/22/2025		<0.00200	0.00107	0.000651	<0.00200	<0.00200
Barium	7440-39-3	mg/L	4/14/2009	0.137	0.31	0.16			
Barium	7440-39-3	mg/L	7/7/2009			0.157			
Barium	7440-39-3	mg/L	9/2/2009		0.294	0.172			
Barium	7440-39-3	mg/L	10/25/2009	0.133	0.247	0.159			
Barium	7440-39-3	mg/L	3/3/2010	0.126	0.1	0.114			
Barium	7440-39-3	mg/L	5/10/2010	0.171	0.234	0.159			
Barium	7440-39-3	mg/L	7/8/2010	0.177	0.244	0.153			
Barium	7440-39-3	mg/L	7/8/2011		0.285	0.129			
Barium	7440-39-3	mg/L	8/11/2011		0.309	0.147			
Barium	7440-39-3	mg/L	10/13/2011		0.277	0.133			
Barium	7440-39-3	mg/L	4/11/2012		0.303	0.168	0.0859	0.0421	
Barium	7440-39-3	mg/L	8/1/2012		0.662	2.65			
Barium	7440-39-3	mg/L	10/11/2012			0.148			
Barium	7440-39-3	mg/L	12/13/2012				0.472		
Barium	7440-39-3	mg/L	3/30/2013	0.103			0.226		
Barium	7440-39-3	mg/L	10/5/2015			1.22			
Barium	7440-39-3	mg/L	4/4/2016			0.162			
Barium	7440-39-3	mg/L	10/17/2016		0.212				
Barium	7440-39-3	mg/L	4/17/2017					0.194	
Barium	7440-39-3	mg/L	10/11/2017		0.23	0.198	0.0558	0.0391	
Barium	7440-39-3	mg/L	3/15/2018		0.147	0.131	0.0617	0.0229	
Barium	7440-39-3	mg/L	4/26/2018		0.193	0.155	0.0667	0.0234	
Barium	7440-39-3	mg/L	10/16/2018		0.271	0.204	0.117	0.0669	
Barium	7440-39-3	mg/L	4/16/2019		0.235	0.177	0.113	0.0286	
Barium	7440-39-3	mg/L	10/1/2019		0.151	0.127	0.0999	0.0252	
Barium	7440-39-3	mg/L	3/30/2020		0.276	0.166	0.0959	0.0286	
Barium	7440-39-3	mg/L	10/7/2020		1.67	0.24	35.3	0.0273	
Barium	7440-39-3	mg/L	4/13/2021		0.204	0.154	0.15	0.0296	
Barium	7440-39-3	mg/L	10/20/2021		0.0584	0.0286	0.163	0.0232	
Barium	7440-39-3	mg/L	5/2/2022		0.15	0.111	0.17	0.0208	
Barium	7440-39-3	mg/L	5/1/2023		0.27	0.173	0.0374	0.0379	
Barium	7440-39-3	mg/L	10/16/2023		0.189	0.145	0.261	0.0942	0.0868

Table 9B
Analytical Data Summary - Groundwater Underdrains
2025 Annual Water Quality Report
Iowa City Sanitary Landfill
Permit No. 52-SDP-01-72P

Constituent	CAS	Units	Date	ST-1	WT-1	WT-2	WT-3	WT-4	WT-OF
Barium	7440-39-3	mg/L	12/20/2023						0.0901
Barium	7440-39-3	mg/L	3/20/2024						0.0966
Barium	7440-39-3	mg/L	4/29/2024		0.195	0.163	0.344	0.0821	0.163
Barium	7440-39-3	mg/L	10/11/2024		0.480	0.205	0.544	0.132	0.113
Barium	7440-39-3	mg/L	2/25/2025						0.123
Barium	7440-39-3	mg/L	4/30/2025		0.331	0.282	0.341	0.0782	0.119
Barium	7440-39-3	mg/L	10/22/2025		0.545	0.180	0.214	0.0918	0.109
Benzene	71-43-2	ug/L	4/14/2009	<0.5	<0.5	<0.5			
Benzene	71-43-2	ug/L	7/7/2009		<0.5	<0.5			
Benzene	71-43-2	ug/L	9/2/2009		0.64	0.71			
Benzene	71-43-2	ug/L	10/25/2009	<0.5	<0.5	<0.5			
Benzene	71-43-2	ug/L	3/3/2010	<0.5	<0.5	<0.5			
Benzene	71-43-2	ug/L	5/10/2010	<0.5	<0.5	<0.5			
Benzene	71-43-2	ug/L	7/8/2011		<0.5	<0.5			
Benzene	71-43-2	ug/L	8/11/2011		<0.5	<0.5			
Benzene	71-43-2	ug/L	10/13/2011		<0.5	<0.5			
Benzene	71-43-2	ug/L	4/11/2012		<0.5	<0.5	<0.5	<0.5	
Benzene	71-43-2	ug/L	8/1/2012		<0.5	1.94			
Benzene	71-43-2	ug/L	10/11/2012			0.6			
Benzene	71-43-2	ug/L	12/13/2012				53.5		
Benzene	71-43-2	ug/L	3/30/2013	<0.5			14.1		
Benzene	71-43-2	ug/L	10/5/2015			1.53J			
Benzene	71-43-2	ug/L	4/4/2016			<0.5			
Benzene	71-43-2	ug/L	10/17/2016		<0.5				
Benzene	71-43-2	ug/L	4/17/2017					0.143J	
Benzene	71-43-2	ug/L	10/11/2017		<0.5	0.138J	0.209J	<0.5	
Benzene	71-43-2	ug/L	3/15/2018		<0.5	0.141J	0.306J	<0.5	
Benzene	71-43-2	ug/L	4/26/2018		<0.5	<0.5	0.191J	<0.5	
Benzene	71-43-2	ug/L	10/16/2018		<0.5	<0.5	<0.5	<0.5	
Benzene	71-43-2	ug/L	4/16/2019		<0.5	<0.5	<0.5	<0.5	
Benzene	71-43-2	ug/L	10/1/2019		<0.5	<0.5	<0.5	<0.5	
Benzene	71-43-2	ug/L	3/30/2020		<0.5	0.245J	<0.5	<0.5	
Benzene	71-43-2	ug/L	10/7/2020		<0.5	1.18	<0.5	<0.5	
Benzene	71-43-2	ug/L	4/13/2021		<1	2.4	<1	<1	
Benzene	71-43-2	ug/L	10/20/2021		<1	<1	<1	<1	
Benzene	71-43-2	ug/L	5/2/2022		<1	<1	<1	<1	
Benzene	71-43-2	ug/L	5/1/2023		<0.5	0.785	<0.5	<0.5	
Benzene	71-43-2	ug/L	8/1/2023			<0.5	0.564	<0.5	<0.5
Benzene	71-43-2	ug/L	10/16/2023		<0.5	<0.5	0.701	<0.5	<0.5
Benzene	71-43-2	ug/L	12/20/2023						<0.5
Benzene	71-43-2	ug/L	3/20/2024						<0.5
Benzene	71-43-2	ug/L	4/29/2024		0.231J	<0.5	0.297J	<0.5	<0.5
Benzene	71-43-2	ug/L	10/11/2024		<0.500	<0.500	<0.500	<0.500	<0.500
Benzene	71-43-2	ug/L	2/25/2025						<0.500
Benzene	71-43-2	ug/L	4/30/2025		<0.500	<0.500	<0.500	<0.500	<0.500
Benzene	71-43-2	ug/L	10/22/2025		<0.500	<0.500	<0.500	<0.500	<0.500
Benzo [k] fluoranthene	207-08-9	ug/L	5/10/2010	<10	<10	<10			
Benzo[a]anthracene	56-55-3	ug/L	5/10/2010	<10	<10	<10			
Benzo[a]pyrene	50-32-8	ug/L	5/10/2010	<10	<10	<10			
Benzo[b]fluoranthene	205-99-2	ug/L	5/10/2010	<10	<10	<10			
Benzo[g,h,i]perylene	191-24-2	ug/L	5/10/2010	<10	<10	<10			
Benzyl alcohol	100-51-6	ug/L	5/10/2010	<10	<10	<10			
Beryllium	7440-41-7	mg/L	4/14/2009	<0.001	<0.001	<0.001			
Beryllium	7440-41-7	mg/L	7/7/2009		<0.001	<0.001			
Beryllium	7440-41-7	mg/L	9/2/2009		<0.001	<0.001			
Beryllium	7440-41-7	mg/L	10/25/2009	<0.001	<0.001	<0.001			
Beryllium	7440-41-7	mg/L	3/3/2010	<0.001	<0.001	<0.001			
Beryllium	7440-41-7	mg/L	5/10/2010	<0.0004	<0.0004	<0.0004			
Beryllium	7440-41-7	mg/L	7/8/2011		<0.001	<0.001			
Beryllium	7440-41-7	mg/L	8/11/2011		<0.001	<0.001			
Beryllium	7440-41-7	mg/L	10/13/2011		<0.001	<0.001			
Beryllium	7440-41-7	mg/L	4/11/2012		<0.001	<0.001	<0.001	<0.001	
Beryllium	7440-41-7	mg/L	8/1/2012		<0.001	<0.001			
Beryllium	7440-41-7	mg/L	10/11/2012			<0.001			
Beryllium	7440-41-7	mg/L	12/13/2012				<0.001		
Beryllium	7440-41-7	mg/L	3/30/2013	<0.001			0.00131		
Beryllium	7440-41-7	mg/L	10/5/2015			0.000552J			
Beryllium	7440-41-7	mg/L	4/4/2016			<0.001			
Beryllium	7440-41-7	mg/L	10/17/2016		<0.001				
Beryllium	7440-41-7	mg/L	4/17/2017					<0.001	
Beryllium	7440-41-7	mg/L	10/11/2017		<0.001	<0.001	<0.001	<0.001	
Beryllium	7440-41-7	mg/L	3/15/2018		<0.001	<0.001	<0.001	<0.001	
Beryllium	7440-41-7	mg/L	4/26/2018		<0.001	<0.001	<0.001	<0.004	
Beryllium	7440-41-7	mg/L	10/16/2018		<0.001	0.000538J	<0.001	<0.001	
Beryllium	7440-41-7	mg/L	4/16/2019		<0.001	<0.001	<0.001	<0.001	
Beryllium	7440-41-7	mg/L	10/1/2019		<0.001	<0.001	<0.001	<0.001	
Beryllium	7440-41-7	mg/L	3/30/2020		<0.001	<0.001	<0.001	<0.001	
Beryllium	7440-41-7	mg/L	10/7/2020		<0.001	<0.001	0.00806	<0.001	
Beryllium	7440-41-7	mg/L	4/13/2021		<0.004	<0.004	<0.004	<0.004	

Table 9B
Analytical Data Summary - Groundwater Underdrains
2025 Annual Water Quality Report
Iowa City Sanitary Landfill
Permit No. 52-SDP-01-72P

Constituent	CAS	Units	Date	ST-1	WT-1	WT-2	WT-3	WT-4	WT-OF
Beryllium	7440-41-7	mg/L	10/20/2021		<0.004	<0.004	<0.004	<0.004	
Beryllium	7440-41-7	mg/L	5/2/2022		<0.004	<0.004	<0.004	<0.004	
Beryllium	7440-41-7	mg/L	5/1/2023		<0.001	<0.001	<0.001	<0.001	
Beryllium	7440-41-7	mg/L	10/16/2023		<0.001	<0.001	<0.001	<0.001	<0.001
Beryllium	7440-41-7	mg/L	12/20/2023						<0.001
Beryllium	7440-41-7	mg/L	3/20/2024						<0.001
Beryllium	7440-41-7	mg/L	4/29/2024		<0.001	<0.001	<0.001	<0.001	<0.001
Beryllium	7440-41-7	mg/L	10/11/2024		<0.00100	<0.00100	<0.00100	<0.00100	<0.00100
Beryllium	7440-41-7	mg/L	2/25/2025						<0.00100
Beryllium	7440-41-7	mg/L	4/30/2025		0.000692	0.000930	<0.00100	<0.00100	<0.00100
Beryllium	7440-41-7	mg/L	10/22/2025		<0.00100	<0.00100	<0.00100	<0.00100	<0.00100
Beta-BHC	319-85-7	ug/L	5/10/2010	<0.032	<0.032	<0.032			
Bicarbonate	BICARB	mg/L	3/15/2018		545	525	648	485	
Bis[2-chloroethoxy]methane	111-91-1	ug/L	5/10/2010	<10	<10	<10			
Bis[2-chloroethyl]ether	111-44-4	ug/L	5/10/2010	<10	<10	<10			
Bis[2-chloroisopropyl]ether	108-60-1	ug/L	5/10/2010	<10	<10	<10			
Bis[2-ethylhexyl]phthalate	117-81-7	ug/L	5/10/2010	<10	<10	<10			
Bromochloromethane	74-97-5	ug/L	4/14/2009	<5	<5	<5			
Bromochloromethane	74-97-5	ug/L	7/7/2009		<5	<5			
Bromochloromethane	74-97-5	ug/L	9/2/2009		<5	<5			
Bromochloromethane	74-97-5	ug/L	10/25/2009	<5	<5	<5			
Bromochloromethane	74-97-5	ug/L	3/3/2010	<5	<5	<5			
Bromochloromethane	74-97-5	ug/L	5/10/2010	<5	<5	<5			
Bromochloromethane	74-97-5	ug/L	7/8/2011		<5	<5			
Bromochloromethane	74-97-5	ug/L	8/11/2011		<5	<5			
Bromochloromethane	74-97-5	ug/L	10/13/2011		<5	<5			
Bromochloromethane	74-97-5	ug/L	4/11/2012		<5	<5	<5	<5	
Bromochloromethane	74-97-5	ug/L	8/1/2012		<5	<5			
Bromochloromethane	74-97-5	ug/L	10/11/2012			<5			
Bromochloromethane	74-97-5	ug/L	12/13/2012				<125		
Bromochloromethane	74-97-5	ug/L	3/30/2013	<5			<5		
Bromochloromethane	74-97-5	ug/L	10/5/2015			<50			
Bromochloromethane	74-97-5	ug/L	4/4/2016			<5			
Bromochloromethane	74-97-5	ug/L	10/17/2016		<5				
Bromochloromethane	74-97-5	ug/L	4/17/2017					<5	
Bromochloromethane	74-97-5	ug/L	10/11/2017		<5	<5	<5	<5	
Bromochloromethane	74-97-5	ug/L	3/15/2018		<5	<5	<5	<5	
Bromochloromethane	74-97-5	ug/L	4/26/2018		<5	<5	<5	<5	
Bromochloromethane	74-97-5	ug/L	10/16/2018		<5	<5	<5	<5	
Bromochloromethane	74-97-5	ug/L	4/16/2019		<5	<5	<5	<5	
Bromochloromethane	74-97-5	ug/L	10/1/2019		<5	<5	<5	<5	
Bromochloromethane	74-97-5	ug/L	3/30/2020		<5	<5	<5	<5	
Bromochloromethane	74-97-5	ug/L	10/7/2020		<5	<5	<5	<5	
Bromochloromethane	74-97-5	ug/L	4/13/2021		<1	<1	<1	<1	
Bromochloromethane	74-97-5	ug/L	10/20/2021		<1	<1	<1	<1	
Bromochloromethane	74-97-5	ug/L	5/2/2022		<1	<1	<1	<1	
Bromochloromethane	74-97-5	ug/L	5/1/2023		<5	<5	<5	<5	
Bromochloromethane	74-97-5	ug/L	8/1/2023			<5	<5	<5	<5
Bromochloromethane	74-97-5	ug/L	10/16/2023		<5	<5	<5	<5	<5
Bromochloromethane	74-97-5	ug/L	12/20/2023						<5
Bromochloromethane	74-97-5	ug/L	3/20/2024						<5
Bromochloromethane	74-97-5	ug/L	4/29/2024		<5	<5	<5	<5	<5
Bromochloromethane	74-97-5	ug/L	10/11/2024		<5.00	<5.00	<5.00	<5.00	<5.00
Bromochloromethane	74-97-5	ug/L	2/25/2025						<5.00
Bromochloromethane	74-97-5	ug/L	4/30/2025		<5.00	<5.00	<5.00	<5.00	<5.00
Bromochloromethane	74-97-5	ug/L	10/22/2025		<5.00	<5.00	<5.00	<5.00	<5.00
Bromodichloromethane	75-27-4	ug/L	4/14/2009	<1	<1	<1			
Bromodichloromethane	75-27-4	ug/L	7/7/2009		<1	<1			
Bromodichloromethane	75-27-4	ug/L	9/2/2009		<1	<1			
Bromodichloromethane	75-27-4	ug/L	10/25/2009	<2	<2	<2			
Bromodichloromethane	75-27-4	ug/L	3/3/2010	<1	<1	<1			
Bromodichloromethane	75-27-4	ug/L	5/10/2010	<4	<4	<4			
Bromodichloromethane	75-27-4	ug/L	7/8/2011		<1	<1			
Bromodichloromethane	75-27-4	ug/L	8/11/2011		<1	<1			
Bromodichloromethane	75-27-4	ug/L	10/13/2011		<1	<1			
Bromodichloromethane	75-27-4	ug/L	4/11/2012		<1	<1	<1	<1	
Bromodichloromethane	75-27-4	ug/L	8/1/2012		<1	<1			
Bromodichloromethane	75-27-4	ug/L	10/11/2012			<1			
Bromodichloromethane	75-27-4	ug/L	12/13/2012				<25		
Bromodichloromethane	75-27-4	ug/L	3/30/2013	<1			<1		
Bromodichloromethane	75-27-4	ug/L	10/5/2015			<10			
Bromodichloromethane	75-27-4	ug/L	4/4/2016			<1			
Bromodichloromethane	75-27-4	ug/L	10/17/2016		<1				
Bromodichloromethane	75-27-4	ug/L	4/17/2017					<1	
Bromodichloromethane	75-27-4	ug/L	10/11/2017		<1	<1	<1	<1	
Bromodichloromethane	75-27-4	ug/L	3/15/2018		<1	<1	<1	<1	
Bromodichloromethane	75-27-4	ug/L	4/26/2018		<1	<1	<1	<1	
Bromodichloromethane	75-27-4	ug/L	10/16/2018		<1	<1	<1	<1	
Bromodichloromethane	75-27-4	ug/L	4/16/2019		<1	<1	<1	<1	

Table 9B
Analytical Data Summary - Groundwater Underdrains
2025 Annual Water Quality Report
Iowa City Sanitary Landfill
Permit No. 52-SDP-01-72P

Constituent	CAS	Units	Date	ST-1	WT-1	WT-2	WT-3	WT-4	WT-OF
Bromodichloromethane	75-27-4	ug/L	10/1/2019		<1	<1	<1	<1	
Bromodichloromethane	75-27-4	ug/L	3/30/2020		<1	<1	<1	<1	
Bromodichloromethane	75-27-4	ug/L	10/7/2020		<1	<1	<1	<1	
Bromodichloromethane	75-27-4	ug/L	4/13/2021		<1	<1	<1	<1	
Bromodichloromethane	75-27-4	ug/L	10/20/2021		<1	<1	<1	<1	
Bromodichloromethane	75-27-4	ug/L	5/2/2022		<1	<1	<1	<1	
Bromodichloromethane	75-27-4	ug/L	5/1/2023		<1	<1	1.96	2.02	
Bromodichloromethane	75-27-4	ug/L	8/1/2023			<1	<1	<1	<1
Bromodichloromethane	75-27-4	ug/L	10/16/2023		<1	<1	<1	<1	<1
Bromodichloromethane	75-27-4	ug/L	12/20/2023						<1
Bromodichloromethane	75-27-4	ug/L	3/20/2024						<1
Bromodichloromethane	75-27-4	ug/L	4/29/2024		<1	<1	<1	<1	<1
Bromodichloromethane	75-27-4	ug/L	10/11/2024		<1.00	<1.00	<1.00	<1.00	<1.00
Bromodichloromethane	75-27-4	ug/L	2/25/2025						<1.00
Bromodichloromethane	75-27-4	ug/L	4/30/2025		<1.00	<1.00	<1.00	<1.00	<1.00
Bromodichloromethane	75-27-4	ug/L	10/22/2025		<1.00	<1.00	1.92	<1.00	<1.00
Bromoform	75-25-2	ug/L	4/14/2009	<5	<5	<5			
Bromoform	75-25-2	ug/L	7/7/2009		<5	<5			
Bromoform	75-25-2	ug/L	9/2/2009		<5	<5			
Bromoform	75-25-2	ug/L	10/25/2009	<10	<10	<10			
Bromoform	75-25-2	ug/L	3/3/2010	<5	<5	<5			
Bromoform	75-25-2	ug/L	5/10/2010	<20	<20	<20			
Bromoform	75-25-2	ug/L	7/8/2011		<5	<5			
Bromoform	75-25-2	ug/L	8/11/2011		<5	<5			
Bromoform	75-25-2	ug/L	10/13/2011		<5	<5			
Bromoform	75-25-2	ug/L	4/11/2012		<5	<5	<5	<5	
Bromoform	75-25-2	ug/L	8/1/2012		<5	<5			
Bromoform	75-25-2	ug/L	10/11/2012			<5			
Bromoform	75-25-2	ug/L	12/13/2012				<125		
Bromoform	75-25-2	ug/L	3/30/2013	<5			<5		
Bromoform	75-25-2	ug/L	10/5/2015			<50			
Bromoform	75-25-2	ug/L	4/4/2016			<5			
Bromoform	75-25-2	ug/L	10/17/2016		<5				
Bromoform	75-25-2	ug/L	4/17/2017					<5	
Bromoform	75-25-2	ug/L	10/11/2017		<5	<5	<5	<5	
Bromoform	75-25-2	ug/L	3/15/2018		<5	<5	<5	<5	
Bromoform	75-25-2	ug/L	4/26/2018		<5	<5	<5	<5	
Bromoform	75-25-2	ug/L	10/16/2018		<5	<5	<5	<5	
Bromoform	75-25-2	ug/L	4/16/2019		<5	<5	<5	<5	
Bromoform	75-25-2	ug/L	10/1/2019		<5	<5	<5	<5	
Bromoform	75-25-2	ug/L	3/30/2020		<5	<5	<5	<5	
Bromoform	75-25-2	ug/L	10/7/2020		<5	<5	<5	<5	
Bromoform	75-25-2	ug/L	4/13/2021		<1	<1	<1	<1	
Bromoform	75-25-2	ug/L	10/20/2021		<1	<1	<1	<1	
Bromoform	75-25-2	ug/L	5/2/2022		<1	<1	<1	<1	
Bromoform	75-25-2	ug/L	5/1/2023		<5	<5	<5	<5	
Bromoform	75-25-2	ug/L	8/1/2023			<5	<5	<5	<5
Bromoform	75-25-2	ug/L	10/16/2023		<5	<5	<5	<5	<5
Bromoform	75-25-2	ug/L	12/20/2023						<5
Bromoform	75-25-2	ug/L	3/20/2024						<5
Bromoform	75-25-2	ug/L	4/29/2024		<5	<5	<5	<5	<5
Bromoform	75-25-2	ug/L	10/11/2024		<5.00	<5.00	<5.00	<5.00	<5.00
Bromoform	75-25-2	ug/L	2/25/2025						<5.00
Bromoform	75-25-2	ug/L	4/30/2025		<5.00	<5.00	<5.00	<5.00	<5.00
Bromoform	75-25-2	ug/L	10/22/2025		<5.00	<5.00	<5.00	<5.00	<5.00
Bromomethane	74-83-9	ug/L	4/14/2009	<4	<4	<4			
Bromomethane	74-83-9	ug/L	7/7/2009		<4	<4			
Bromomethane	74-83-9	ug/L	9/2/2009		<4	<4			
Bromomethane	74-83-9	ug/L	10/25/2009	<4	<4	<4			
Bromomethane	74-83-9	ug/L	3/3/2010	<4	<4	<4			
Bromomethane	74-83-9	ug/L	5/10/2010	<4	<4	<4			
Bromomethane	74-83-9	ug/L	7/8/2011		<4	<4			
Bromomethane	74-83-9	ug/L	8/11/2011		<4	<4			
Bromomethane	74-83-9	ug/L	10/13/2011		<20	<20			
Bromomethane	74-83-9	ug/L	4/11/2012		<4	<4	<4	<4	
Bromomethane	74-83-9	ug/L	8/1/2012		<4	<4			
Bromomethane	74-83-9	ug/L	10/11/2012			<4			
Bromomethane	74-83-9	ug/L	12/13/2012				<100		
Bromomethane	74-83-9	ug/L	3/30/2013	<4			<4		
Bromomethane	74-83-9	ug/L	10/5/2015			<40			
Bromomethane	74-83-9	ug/L	4/4/2016			<4			
Bromomethane	74-83-9	ug/L	10/17/2016		<4				
Bromomethane	74-83-9	ug/L	4/17/2017					<4	
Bromomethane	74-83-9	ug/L	10/11/2017		<4	<4	<4	<4	
Bromomethane	74-83-9	ug/L	3/15/2018		<4	0.331J	0.308J	0.29J	
Bromomethane	74-83-9	ug/L	4/26/2018		<4	<4	<4	<4	
Bromomethane	74-83-9	ug/L	10/16/2018		<4	<4	<4	<4	
Bromomethane	74-83-9	ug/L	4/16/2019		<4	<4	<4	<4	
Bromomethane	74-83-9	ug/L	10/1/2019		<4	<4	<4	<4	

Table 9B
Analytical Data Summary - Groundwater Underdrains
2025 Annual Water Quality Report
Iowa City Sanitary Landfill
Permit No. 52-SDP-01-72P

Constituent	CAS	Units	Date	ST-1	WT-1	WT-2	WT-3	WT-4	WT-OF
Bromomethane	74-83-9	ug/L	3/30/2020		<4	<4	<4	<4	
Bromomethane	74-83-9	ug/L	10/7/2020		<4	<4	<4	<4	
Bromomethane	74-83-9	ug/L	4/13/2021		<1	<1	<1	<1	
Bromomethane	74-83-9	ug/L	10/20/2021		<1	<1	<1	<1	
Bromomethane	74-83-9	ug/L	5/2/2022		<1	<1	<1	<1	
Bromomethane	74-83-9	ug/L	5/1/2023		<4	<4	<4	<4	
Bromomethane	74-83-9	ug/L	8/1/2023			<4	<4	<4	<4
Bromomethane	74-83-9	ug/L	10/16/2023		<4	<4	<4	<4	<4
Bromomethane	74-83-9	ug/L	12/20/2023						<4
Bromomethane	74-83-9	ug/L	3/20/2024						<4
Bromomethane	74-83-9	ug/L	4/29/2024		<4	<4	<4	<4	<4
Bromomethane	74-83-9	ug/L	10/11/2024		<4.00	<4.00	<4.00	<4.00	<4.00
Bromomethane	74-83-9	ug/L	2/25/2025						<4.00
Bromomethane	74-83-9	ug/L	4/30/2025		<4.00	<4.00	<4.00	<4.00	<4.00
Bromomethane	74-83-9	ug/L	10/22/2025		<4.00	<4.00	<4.00	<4.00	<4.00
Butyl benzyl phthalate	85-68-7	ug/L	5/10/2010	<10	<10	<10			
Cadmium	7440-43-9	mg/L	4/14/2009	<0.0025	<0.0025	<0.0025			
Cadmium	7440-43-9	mg/L	7/7/2009		<0.0025	<0.0025			
Cadmium	7440-43-9	mg/L	9/2/2009		<0.0025	<0.0025			
Cadmium	7440-43-9	mg/L	10/25/2009	<0.0025	<0.0025	<0.0025			
Cadmium	7440-43-9	mg/L	3/3/2010	<0.0025	<0.0025	<0.0025			
Cadmium	7440-43-9	mg/L	5/10/2010	<0.0004	<0.0004	<0.0004			
Cadmium	7440-43-9	mg/L	7/8/2011		<0.0025	<0.0025			
Cadmium	7440-43-9	mg/L	8/11/2011		<0.0025	<0.0025			
Cadmium	7440-43-9	mg/L	10/13/2011		<0.0005	<0.0005			
Cadmium	7440-43-9	mg/L	4/11/2012		<0.0005	<0.0005	<0.0005	<0.0005	
Cadmium	7440-43-9	mg/L	8/1/2012		<0.0005	<0.0005			
Cadmium	7440-43-9	mg/L	10/11/2012			<0.0005			
Cadmium	7440-43-9	mg/L	12/13/2012				<0.0005		
Cadmium	7440-43-9	mg/L	3/30/2013	<0.0005			0.00101		
Cadmium	7440-43-9	mg/L	10/5/2015			0.000276J			
Cadmium	7440-43-9	mg/L	4/4/2016			<0.0005			
Cadmium	7440-43-9	mg/L	10/17/2016		0.00005J				
Cadmium	7440-43-9	mg/L	4/17/2017					<0.0005	
Cadmium	7440-43-9	mg/L	10/11/2017		<0.0005	<0.0005	<0.0005	0.00022J	
Cadmium	7440-43-9	mg/L	3/15/2018		<0.0005	<0.0005	<0.0005	0.000106J	
Cadmium	7440-43-9	mg/L	4/26/2018		<0.0005	<0.0005	<0.0005	<0.0005	
Cadmium	7440-43-9	mg/L	10/16/2018		<0.0005	<0.0005	<0.0005	<0.0005	
Cadmium	7440-43-9	mg/L	4/16/2019		<0.0005	<0.0005	<0.0005	<0.0005	
Cadmium	7440-43-9	mg/L	10/1/2019		<0.0001	<0.0001	<0.0001	<0.0001	
Cadmium	7440-43-9	mg/L	3/30/2020		<0.0001	<0.0001	<0.0001	<0.0001	
Cadmium	7440-43-9	mg/L	10/7/2020		<0.0001	<0.0001	0.00138	<0.0001	
Cadmium	7440-43-9	mg/L	4/13/2021		<0.0008	<0.0008	<0.0008	0.0002J	
Cadmium	7440-43-9	mg/L	10/20/2021		<0.0008	0.0001J	<0.0008	<0.0008	
Cadmium	7440-43-9	mg/L	5/2/2022		<0.0008	<0.0008	<0.0008	<0.0008	
Cadmium	7440-43-9	mg/L	5/1/2023		<0.0002	0.000288	<0.0002	<0.0002	
Cadmium	7440-43-9	mg/L	10/16/2023		<0.0002	<0.0002	<0.0002	<0.0002	<0.0002
Cadmium	7440-43-9	mg/L	12/20/2023						<0.0002
Cadmium	7440-43-9	mg/L	3/20/2024						<0.0002
Cadmium	7440-43-9	mg/L	4/29/2024		<0.0002	<0.0002	<0.0002	<0.0002	<0.0002
Cadmium	7440-43-9	mg/L	10/11/2024		0.000134	<0.000200	<0.000200	0.000203	0.000100
Cadmium	7440-43-9	mg/L	2/25/2025						0.000269
Cadmium	7440-43-9	mg/L	4/30/2025		0.000178	0.000356	<0.000200	<0.000200	<0.000200
Cadmium	7440-43-9	mg/L	10/22/2025		<0.000200	<0.000200	<0.000200	0.000120	0.000113
Calcium	7440-70-2	mg/L	3/15/2018		195	243	255	381	
Carbon Disulfide	75-15-0	ug/L	4/14/2009	<1	<1	<1			
Carbon Disulfide	75-15-0	ug/L	7/7/2009		<1	<1			
Carbon Disulfide	75-15-0	ug/L	9/2/2009		<1	<1			
Carbon Disulfide	75-15-0	ug/L	10/25/2009	<5	<5	<5			
Carbon Disulfide	75-15-0	ug/L	3/3/2010	<1	<1	<1			
Carbon Disulfide	75-15-0	ug/L	5/10/2010	<4	<4	<4			
Carbon Disulfide	75-15-0	ug/L	7/8/2011		<1	<1			
Carbon Disulfide	75-15-0	ug/L	8/11/2011		<1	<1			
Carbon Disulfide	75-15-0	ug/L	10/13/2011		<1	<1			
Carbon Disulfide	75-15-0	ug/L	4/11/2012		<1	<1	<1	<1	
Carbon Disulfide	75-15-0	ug/L	8/1/2012		<1	<1			
Carbon Disulfide	75-15-0	ug/L	10/11/2012			<1			
Carbon Disulfide	75-15-0	ug/L	12/13/2012				<25		
Carbon Disulfide	75-15-0	ug/L	3/30/2013	<1			6.23		
Carbon Disulfide	75-15-0	ug/L	10/5/2015			<10			
Carbon Disulfide	75-15-0	ug/L	4/4/2016			<1			
Carbon Disulfide	75-15-0	ug/L	10/17/2016		<1				
Carbon Disulfide	75-15-0	ug/L	4/17/2017					<1	
Carbon Disulfide	75-15-0	ug/L	10/11/2017		<1	<1	<1	<1	
Carbon Disulfide	75-15-0	ug/L	3/15/2018		<1	<1	<1	<1	
Carbon Disulfide	75-15-0	ug/L	4/26/2018		<1	<1	<1	<1	
Carbon Disulfide	75-15-0	ug/L	10/16/2018		<1	<1	<1	<1	
Carbon Disulfide	75-15-0	ug/L	4/16/2019		<1	<1	<1	<1	
Carbon Disulfide	75-15-0	ug/L	10/1/2019		<1	<1	<1	<1	

Table 9B
Analytical Data Summary - Groundwater Underdrains
2025 Annual Water Quality Report
Iowa City Sanitary Landfill
Permit No. 52-SDP-01-72P

Constituent	CAS	Units	Date	ST-1	WT-1	WT-2	WT-3	WT-4	WT-OF
Carbon Disulfide	75-15-0	ug/L	3/30/2020		<1	<1	<1	<1	
Carbon Disulfide	75-15-0	ug/L	10/7/2020		<1	<1	<1	<1	
Carbon Disulfide	75-15-0	ug/L	4/13/2021		<1	<1	<1	<1	
Carbon Disulfide	75-15-0	ug/L	10/20/2021		<1	<1	<1	<1	
Carbon Disulfide	75-15-0	ug/L	5/2/2022		<1	<1	<1	<1	
Carbon Disulfide	75-15-0	ug/L	5/1/2023		<1	<1	<1	<1	
Carbon Disulfide	75-15-0	ug/L	8/1/2023			<1	<1	<1	<1
Carbon Disulfide	75-15-0	ug/L	10/16/2023		<1	<1	<1	<1	<1
Carbon Disulfide	75-15-0	ug/L	12/20/2023						<1
Carbon Disulfide	75-15-0	ug/L	3/20/2024						<1
Carbon Disulfide	75-15-0	ug/L	4/29/2024		<1	<1	<1	<1	<1
Carbon Tetrachloride	56-23-5	ug/L	4/14/2009	<2	<2	<2			
Carbon Tetrachloride	56-23-5	ug/L	7/7/2009		<2	<2			
Carbon Tetrachloride	56-23-5	ug/L	9/2/2009		<2	<2			
Carbon Tetrachloride	56-23-5	ug/L	10/25/2009	<2	<2	<2			
Carbon Tetrachloride	56-23-5	ug/L	3/3/2010	<2	<2	<2			
Carbon Tetrachloride	56-23-5	ug/L	5/10/2010	<4	<4	<4			
Carbon Tetrachloride	56-23-5	ug/L	7/8/2011		<2	<2			
Carbon Tetrachloride	56-23-5	ug/L	8/11/2011		<2	<2			
Carbon Tetrachloride	56-23-5	ug/L	10/13/2011		<2	<2			
Carbon Tetrachloride	56-23-5	ug/L	4/11/2012		<2	<2	<2	<2	
Carbon Tetrachloride	56-23-5	ug/L	8/1/2012		<2	<2			
Carbon Tetrachloride	56-23-5	ug/L	10/11/2012			<2			
Carbon Tetrachloride	56-23-5	ug/L	12/13/2012				<50		
Carbon Tetrachloride	56-23-5	ug/L	3/30/2013	<2			8.39		
Carbon Tetrachloride	56-23-5	ug/L	10/5/2015			<20			
Carbon Tetrachloride	56-23-5	ug/L	4/4/2016			<2			
Carbon Tetrachloride	56-23-5	ug/L	10/17/2016		<2				
Carbon Tetrachloride	56-23-5	ug/L	4/17/2017					<2	
Carbon Tetrachloride	56-23-5	ug/L	10/11/2017		<2	<2	<2	<2	
Carbon Tetrachloride	56-23-5	ug/L	3/15/2018		<2	<2	<2	<2	
Carbon Tetrachloride	56-23-5	ug/L	4/26/2018		<2	<2	<2	<2	
Carbon Tetrachloride	56-23-5	ug/L	10/16/2018		<2	<2	<2	<2	
Carbon Tetrachloride	56-23-5	ug/L	4/16/2019		<2	<2	<2	<2	
Carbon Tetrachloride	56-23-5	ug/L	10/1/2019		<2	<2	<2	<2	
Carbon Tetrachloride	56-23-5	ug/L	3/30/2020		<2	<2	<2	<2	
Carbon Tetrachloride	56-23-5	ug/L	10/7/2020		<2	<2	<2	<2	
Carbon Tetrachloride	56-23-5	ug/L	4/13/2021		<1	<1	<1	<1	
Carbon Tetrachloride	56-23-5	ug/L	10/20/2021		<1	<1	<1	<1	
Carbon Tetrachloride	56-23-5	ug/L	5/2/2022		<1	<1	<1	<1	
Carbon Tetrachloride	56-23-5	ug/L	5/1/2023		<2	<2	<2	<2	
Carbon Tetrachloride	56-23-5	ug/L	8/1/2023			<2	<2	<2	<2
Carbon Tetrachloride	56-23-5	ug/L	10/16/2023		<2	<2	<2	<2	<2
Carbon Tetrachloride	56-23-5	ug/L	12/20/2023						<2
Carbon Tetrachloride	56-23-5	ug/L	3/20/2024						<2
Carbon Tetrachloride	56-23-5	ug/L	4/29/2024		<2	<2	<2	<2	<2
Carbon disulfide	75-15-0	ug/L	10/11/2024		<1.00	<1.00	<1.00	<1.00	<1.00
Carbon disulfide	75-15-0	ug/L	2/25/2025						<1.00
Carbon disulfide	75-15-0	ug/L	4/30/2025		<1.00	<1.00	<1.00	<1.00	<1.00
Carbon disulfide	75-15-0	ug/L	10/22/2025		<1.00	<1.00	<1.00	<1.00	<1.00
Carbon tetrachloride	56-23-5	ug/L	10/11/2024		<2.00	<2.00	<2.00	<2.00	<2.00
Carbon tetrachloride	56-23-5	ug/L	2/25/2025						<2.00
Carbon tetrachloride	56-23-5	ug/L	4/30/2025		<2.00	<2.00	<2.00	<2.00	<2.00
Carbon tetrachloride	56-23-5	ug/L	10/22/2025		<2.00	<2.00	<2.00	<2.00	<2.00
Carbonate	CARB	mg/L	3/15/2018		<5	<5	<5	<5	
Chlordane	57-74-9	ug/L	5/10/2010	<2	<2	<2			
Chloride	16887-00-6	mg/L	3/15/2018		12.6	22.9	16.7	14.8	
Chlorobenzene	108-90-7	ug/L	4/14/2009	<1	<1	<1			
Chlorobenzene	108-90-7	ug/L	7/7/2009		<1	<1			
Chlorobenzene	108-90-7	ug/L	9/2/2009		<1	<1			
Chlorobenzene	108-90-7	ug/L	10/25/2009	<2	<2	<2			
Chlorobenzene	108-90-7	ug/L	3/3/2010	<1	<1	<1			
Chlorobenzene	108-90-7	ug/L	5/10/2010	<1	<1	<1			
Chlorobenzene	108-90-7	ug/L	7/8/2011		<1	<1			
Chlorobenzene	108-90-7	ug/L	8/11/2011		<1	<1			
Chlorobenzene	108-90-7	ug/L	10/13/2011		<1	<1			
Chlorobenzene	108-90-7	ug/L	4/11/2012		<1	<1	<1	<1	
Chlorobenzene	108-90-7	ug/L	8/1/2012		<1	<1			
Chlorobenzene	108-90-7	ug/L	10/11/2012			<1			
Chlorobenzene	108-90-7	ug/L	12/13/2012				<25		
Chlorobenzene	108-90-7	ug/L	3/30/2013	<1			<1		
Chlorobenzene	108-90-7	ug/L	10/5/2015			<10			
Chlorobenzene	108-90-7	ug/L	4/4/2016			<1			
Chlorobenzene	108-90-7	ug/L	10/17/2016		<1				
Chlorobenzene	108-90-7	ug/L	4/17/2017					<1	
Chlorobenzene	108-90-7	ug/L	10/11/2017		<1	<1	<1	<1	
Chlorobenzene	108-90-7	ug/L	3/15/2018		<1	<1	<1	<1	
Chlorobenzene	108-90-7	ug/L	4/26/2018		<1	<1	<1	<1	
Chlorobenzene	108-90-7	ug/L	10/16/2018		<1	<1	<1	<1	

Table 9B
Analytical Data Summary - Groundwater Underdrains
2025 Annual Water Quality Report
Iowa City Sanitary Landfill
Permit No. 52-SDP-01-72P

Constituent	CAS	Units	Date	ST-1	WT-1	WT-2	WT-3	WT-4	WT-OF
Chlorobenzene	108-90-7	ug/L	4/16/2019		<1	<1	<1	<1	
Chlorobenzene	108-90-7	ug/L	10/1/2019		<1	<1	<1	<1	
Chlorobenzene	108-90-7	ug/L	3/30/2020		<1	<1	<1	<1	
Chlorobenzene	108-90-7	ug/L	10/7/2020		<1	<1	<1	<1	
Chlorobenzene	108-90-7	ug/L	4/13/2021		<1	<1	<1	<1	
Chlorobenzene	108-90-7	ug/L	10/20/2021		<1	<1	<1	<1	
Chlorobenzene	108-90-7	ug/L	5/2/2022		<1	<1	<1	<1	
Chlorobenzene	108-90-7	ug/L	5/1/2023		<1	<1	<1	<1	
Chlorobenzene	108-90-7	ug/L	8/1/2023			<1	<1	<1	<1
Chlorobenzene	108-90-7	ug/L	10/16/2023		<1	<1	<1	<1	<1
Chlorobenzene	108-90-7	ug/L	12/20/2023						<1
Chlorobenzene	108-90-7	ug/L	3/20/2024						<1
Chlorobenzene	108-90-7	ug/L	4/29/2024		<1	<1	<1	<1	<1
Chlorobenzene	108-90-7	ug/L	10/11/2024		<1.00	<1.00	<1.00	<1.00	<1.00
Chlorobenzene	108-90-7	ug/L	2/25/2025						<1.00
Chlorobenzene	108-90-7	ug/L	4/30/2025		<1.00	<1.00	<1.00	<1.00	<1.00
Chlorobenzene	108-90-7	ug/L	10/22/2025		<1.00	<1.00	<1.00	<1.00	<1.00
Chlorobenzilate	510-15-6	ug/L	5/10/2010	<10	<10	<10			
Chlorodibromomethane	124-48-1	ug/L	4/14/2009	<5	<5	<5			
Chlorodibromomethane	124-48-1	ug/L	7/7/2009		<5	<5			
Chlorodibromomethane	124-48-1	ug/L	9/2/2009		<5	<5			
Chlorodibromomethane	124-48-1	ug/L	10/25/2009	<5	<5	<5			
Chlorodibromomethane	124-48-1	ug/L	3/3/2010	<5	<5	<5			
Chlorodibromomethane	124-48-1	ug/L	5/10/2010	<5	<5	<5			
Chlorodibromomethane	124-48-1	ug/L	7/8/2011		<5	<5			
Chlorodibromomethane	124-48-1	ug/L	8/11/2011		<5	<5			
Chlorodibromomethane	124-48-1	ug/L	10/13/2011		<5	<5			
Chlorodibromomethane	124-48-1	ug/L	4/11/2012		<5	<5	<5	<5	
Chlorodibromomethane	124-48-1	ug/L	8/1/2012		<5	<5			
Chlorodibromomethane	124-48-1	ug/L	10/11/2012			<5			
Chlorodibromomethane	124-48-1	ug/L	12/13/2012				<125		
Chlorodibromomethane	124-48-1	ug/L	3/30/2013	<5			<5		
Chlorodibromomethane	124-48-1	ug/L	10/5/2015			<50			
Chlorodibromomethane	124-48-1	ug/L	4/4/2016			<5			
Chlorodibromomethane	124-48-1	ug/L	10/17/2016		<5				
Chlorodibromomethane	124-48-1	ug/L	4/17/2017					<5	
Chlorodibromomethane	124-48-1	ug/L	10/11/2017		<5	<5	<5	<5	
Chlorodibromomethane	124-48-1	ug/L	3/15/2018		<5	<5	<5	<5	
Chlorodibromomethane	124-48-1	ug/L	4/26/2018		<5	<5	<5	<5	
Chlorodibromomethane	124-48-1	ug/L	10/16/2018		<5	<5	<5	<5	
Chlorodibromomethane	124-48-1	ug/L	4/16/2019		<5	<5	<5	<5	
Chlorodibromomethane	124-48-1	ug/L	10/1/2019		<5	<5	<5	<5	
Chlorodibromomethane	124-48-1	ug/L	3/30/2020		<5	<5	<5	<5	
Chlorodibromomethane	124-48-1	ug/L	10/7/2020		<5	<5	<5	<5	
Chlorodibromomethane	124-48-1	ug/L	4/13/2021		<1	<1	<1	<1	
Chlorodibromomethane	124-48-1	ug/L	10/20/2021		<1	<1	<1	<1	
Chlorodibromomethane	124-48-1	ug/L	5/2/2022		<1	<1	<1	<1	
Chlorodibromomethane	124-48-1	ug/L	5/1/2023		<5	<5	1.38J	<5	
Chlorodibromomethane	124-48-1	ug/L	8/1/2023			<5	<5	<5	<5
Chlorodibromomethane	124-48-1	ug/L	10/16/2023		<5	<5	<5	<5	<5
Chlorodibromomethane	124-48-1	ug/L	12/20/2023						<5
Chlorodibromomethane	124-48-1	ug/L	3/20/2024						<5
Chlorodibromomethane	124-48-1	ug/L	4/29/2024		<5	<5	<5	<5	<5
Chlorodibromomethane	124-48-1	ug/L	10/11/2024		<5.00	<5.00	<5.00	<5.00	<5.00
Chlorodibromomethane	124-48-1	ug/L	2/25/2025						<5.00
Chlorodibromomethane	124-48-1	ug/L	4/30/2025		<5.00	<5.00	<5.00	<5.00	<5.00
Chlorodibromomethane	124-48-1	ug/L	10/22/2025		<5.00	<5.00	1.04	<5.00	<5.00
Chloroethane	75-00-3	ug/L	4/14/2009	<4	<4	<4			
Chloroethane	75-00-3	ug/L	7/7/2009		<4	<4			
Chloroethane	75-00-3	ug/L	9/2/2009		<4	<4			
Chloroethane	75-00-3	ug/L	10/25/2009	<4	<4	<4			
Chloroethane	75-00-3	ug/L	3/3/2010	<4	<4	<4			
Chloroethane	75-00-3	ug/L	5/10/2010	<4	<4	<4			
Chloroethane	75-00-3	ug/L	7/8/2011		<4	<4			
Chloroethane	75-00-3	ug/L	8/11/2011		<4	<4			
Chloroethane	75-00-3	ug/L	10/13/2011		<4	<4			
Chloroethane	75-00-3	ug/L	4/11/2012		<4	<4	<4	<4	
Chloroethane	75-00-3	ug/L	8/1/2012		<4	<4			
Chloroethane	75-00-3	ug/L	10/11/2012			<4			
Chloroethane	75-00-3	ug/L	12/13/2012				<100		
Chloroethane	75-00-3	ug/L	3/30/2013	<4			<4		
Chloroethane	75-00-3	ug/L	10/5/2015			<40			
Chloroethane	75-00-3	ug/L	4/4/2016			<4			
Chloroethane	75-00-3	ug/L	10/17/2016		<4				
Chloroethane	75-00-3	ug/L	4/17/2017					<4	
Chloroethane	75-00-3	ug/L	10/11/2017		<4	<4	<4	<4	
Chloroethane	75-00-3	ug/L	3/15/2018		<4	<4	<4	<4	
Chloroethane	75-00-3	ug/L	4/26/2018		<4	<4	<4	<4	
Chloroethane	75-00-3	ug/L	10/16/2018		<4	<4	<4	<4	

Table 9B
Analytical Data Summary - Groundwater Underdrains
2025 Annual Water Quality Report
Iowa City Sanitary Landfill
Permit No. 52-SDP-01-72P

Constituent	CAS	Units	Date	ST-1	WT-1	WT-2	WT-3	WT-4	WT-OF
Chloroethane	75-00-3	ug/L	4/16/2019		<4	<4	<4	<4	
Chloroethane	75-00-3	ug/L	10/1/2019		<4	<4	<4	<4	
Chloroethane	75-00-3	ug/L	3/30/2020		<4	<4	<4	<4	
Chloroethane	75-00-3	ug/L	10/7/2020		<4	<4	<4	<4	
Chloroethane	75-00-3	ug/L	4/13/2021		<1	<1	<1	<1	
Chloroethane	75-00-3	ug/L	10/20/2021		<1	<1	<1	<1	
Chloroethane	75-00-3	ug/L	5/2/2022		<1	<1	<1	<1	
Chloroethane	75-00-3	ug/L	5/1/2023		<4	<4	<4	<4	
Chloroethane	75-00-3	ug/L	8/1/2023			<4	<4	<4	<4
Chloroethane	75-00-3	ug/L	10/16/2023		<4	<4	<4	<4	<4
Chloroethane	75-00-3	ug/L	12/20/2023						<4
Chloroethane	75-00-3	ug/L	3/20/2024						<4
Chloroethane	75-00-3	ug/L	4/29/2024		<4	<4	<4	<4	<4
Chloroethane	75-00-3	ug/L	10/11/2024		<4.00	<4.00	<4.00	<4.00	<4.00
Chloroethane	75-00-3	ug/L	2/25/2025						<4.00
Chloroethane	75-00-3	ug/L	4/30/2025		<4.00	<4.00	<4.00	<4.00	<4.00
Chloroethane	75-00-3	ug/L	10/22/2025		<4.00	<4.00	<4.00	<4.00	<4.00
Chloroform	67-66-3	ug/L	4/14/2009	<1	<1	<1			
Chloroform	67-66-3	ug/L	7/7/2009		<1	<1			
Chloroform	67-66-3	ug/L	9/2/2009		<1	<1			
Chloroform	67-66-3	ug/L	10/25/2009	<2	<2	<2			
Chloroform	67-66-3	ug/L	3/3/2010	<1	<1	<1			
Chloroform	67-66-3	ug/L	5/10/2010	<1	<1	<1			
Chloroform	67-66-3	ug/L	7/8/2011		<1	<1			
Chloroform	67-66-3	ug/L	8/11/2011		<1	<1			
Chloroform	67-66-3	ug/L	10/13/2011		<1	<1			
Chloroform	67-66-3	ug/L	4/11/2012		<1	<1	<1	<1	
Chloroform	67-66-3	ug/L	8/1/2012		<1	<1			
Chloroform	67-66-3	ug/L	10/11/2012			<1			
Chloroform	67-66-3	ug/L	12/13/2012				<25		
Chloroform	67-66-3	ug/L	3/30/2013	<1			<1		
Chloroform	67-66-3	ug/L	10/5/2015			6.38J			
Chloroform	67-66-3	ug/L	4/4/2016			<1			
Chloroform	67-66-3	ug/L	10/17/2016		<1				
Chloroform	67-66-3	ug/L	4/17/2017					<1	
Chloroform	67-66-3	ug/L	10/11/2017		<1	<1	<1	<1	
Chloroform	67-66-3	ug/L	3/15/2018		<1	<1	<1	<1	
Chloroform	67-66-3	ug/L	4/26/2018		<1	<1	<1	<1	
Chloroform	67-66-3	ug/L	10/16/2018		<3	<3	<3	<3	
Chloroform	67-66-3	ug/L	4/16/2019		<3	<3	<3	<3	
Chloroform	67-66-3	ug/L	10/1/2019		<3	<3	<3	<3	
Chloroform	67-66-3	ug/L	3/30/2020		<3	<3	<3	<3	
Chloroform	67-66-3	ug/L	10/7/2020		<3	<3	<3	<3	
Chloroform	67-66-3	ug/L	4/13/2021		<1	<1	<1	<1	
Chloroform	67-66-3	ug/L	10/20/2021		<1	<1	<1	<1	
Chloroform	67-66-3	ug/L	5/2/2022		<1	<1	<1	<1	
Chloroform	67-66-3	ug/L	5/1/2023		<3	<3	6.75	8.17	
Chloroform	67-66-3	ug/L	8/1/2023			<3	<3	<3	<3
Chloroform	67-66-3	ug/L	10/16/2023		<3	<3	<3	<3	<3
Chloroform	67-66-3	ug/L	12/20/2023						<3
Chloroform	67-66-3	ug/L	3/20/2024						<3
Chloroform	67-66-3	ug/L	4/29/2024		<3	<3	<3	<3	<3
Chloroform	67-66-3	ug/L	10/11/2024		<3.00	<3.00	<3.00	<3.00	<3.00
Chloroform	67-66-3	ug/L	2/25/2025						<3.00
Chloroform	67-66-3	ug/L	4/30/2025		<3.00	<3.00	<3.00	<3.00	<3.00
Chloroform	67-66-3	ug/L	10/22/2025		<3.00	2.79	5.89	<3.00	<3.00
Chloromethane	74-87-3	ug/L	4/14/2009	<3	<3	<3			
Chloromethane	74-87-3	ug/L	7/7/2009		<3	<3			
Chloromethane	74-87-3	ug/L	9/2/2009		<3	<3			
Chloromethane	74-87-3	ug/L	10/25/2009	<3	<3	<3			
Chloromethane	74-87-3	ug/L	3/3/2010	<3	<3	<3			
Chloromethane	74-87-3	ug/L	5/10/2010	<3	<3	<3			
Chloromethane	74-87-3	ug/L	7/8/2011		<3	<3			
Chloromethane	74-87-3	ug/L	8/11/2011		<3	<3			
Chloromethane	74-87-3	ug/L	10/13/2011		<3	<3			
Chloromethane	74-87-3	ug/L	4/11/2012		<3	<3	<3	<3	
Chloromethane	74-87-3	ug/L	8/1/2012		<3	<3			
Chloromethane	74-87-3	ug/L	10/11/2012			<3			
Chloromethane	74-87-3	ug/L	12/13/2012				<75		
Chloromethane	74-87-3	ug/L	3/30/2013	<3			<3		
Chloromethane	74-87-3	ug/L	10/5/2015			<30			
Chloromethane	74-87-3	ug/L	4/4/2016			<3			
Chloromethane	74-87-3	ug/L	10/17/2016		<3				
Chloromethane	74-87-3	ug/L	4/17/2017					<3	
Chloromethane	74-87-3	ug/L	10/11/2017		<3	0.677J	<3	<3	
Chloromethane	74-87-3	ug/L	3/15/2018		<3	<3	<3	<3	
Chloromethane	74-87-3	ug/L	4/26/2018		<3	<3	<3	<3	
Chloromethane	74-87-3	ug/L	10/16/2018		<3	<3	<3	<3	
Chloromethane	74-87-3	ug/L	4/16/2019		<3	<3	<3	<3	

Table 9B
Analytical Data Summary - Groundwater Underdrains
2025 Annual Water Quality Report
Iowa City Sanitary Landfill
Permit No. 52-SDP-01-72P

Constituent	CAS	Units	Date	ST-1	WT-1	WT-2	WT-3	WT-4	WT-OF
Chloromethane	74-87-3	ug/L	10/1/2019		<3	<3	<3	<3	
Chloromethane	74-87-3	ug/L	3/30/2020		<3	<3	<3	<3	
Chloromethane	74-87-3	ug/L	10/7/2020		<3	<3	<3	<3	
Chloromethane	74-87-3	ug/L	4/13/2021		<1	<1	<1	<1	
Chloromethane	74-87-3	ug/L	10/20/2021		<1	<1	<1	<1	
Chloromethane	74-87-3	ug/L	5/2/2022		<1	<1	<1	<1	
Chloromethane	74-87-3	ug/L	5/1/2023		<3	<3	<3	<3	
Chloromethane	74-87-3	ug/L	8/1/2023			<3	<3	<3	<3
Chloromethane	74-87-3	ug/L	10/16/2023		<3	<3	<3	<3	<3
Chloromethane	74-87-3	ug/L	12/20/2023						<3
Chloromethane	74-87-3	ug/L	3/20/2024						<3
Chloromethane	74-87-3	ug/L	4/29/2024		<3	<3	<3	<3	<3
Chloromethane	74-87-3	ug/L	10/11/2024		<3.00	<3.00	<3.00	<3.00	<3.00
Chloromethane	74-87-3	ug/L	2/25/2025						<3.00
Chloromethane	74-87-3	ug/L	4/30/2025		<3.00	<3.00	<3.00	<3.00	<3.00
Chloromethane	74-87-3	ug/L	10/22/2025		<3.00	<3.00	<3.00	<3.00	<3.00
Chloroprene	126-99-8	ug/L	5/10/2010	<1	<1	<1			
Chromium	7440-47-3	mg/L	4/14/2009	<0.1	<0.1	<0.1			
Chromium	7440-47-3	mg/L	7/7/2009		<0.1	<0.1			
Chromium	7440-47-3	mg/L	9/2/2009		<0.1	<0.1			
Chromium	7440-47-3	mg/L	10/25/2009	<0.1	<0.1	<0.1			
Chromium	7440-47-3	mg/L	3/3/2010	<0.1	<0.1	<0.1			
Chromium	7440-47-3	mg/L	5/10/2010	<0.02	<0.02	<0.02			
Chromium	7440-47-3	mg/L	7/8/2011		<0.1	<0.1			
Chromium	7440-47-3	mg/L	8/11/2011		<0.1	<0.1			
Chromium	7440-47-3	mg/L	10/13/2011		<0.02	<0.02			
Chromium	7440-47-3	mg/L	4/11/2012		<0.02	<0.02	<0.02	<0.02	
Chromium	7440-47-3	mg/L	8/1/2012		<0.02	<0.02			
Chromium	7440-47-3	mg/L	10/11/2012			<0.02			
Chromium	7440-47-3	mg/L	12/13/2012				<0.02		
Chromium	7440-47-3	mg/L	3/30/2013	<0.02			<0.02		
Chromium	7440-47-3	mg/L	10/5/2015			<0.005			
Chromium	7440-47-3	mg/L	4/4/2016			<0.005			
Chromium	7440-47-3	mg/L	10/17/2016		<0.005				
Chromium	7440-47-3	mg/L	4/17/2017					<0.005	
Chromium	7440-47-3	mg/L	10/11/2017		<0.005	<0.005	<0.005	<0.005	
Chromium	7440-47-3	mg/L	3/15/2018		<0.005	<0.005	<0.005	<0.005	
Chromium	7440-47-3	mg/L	4/26/2018		0.0012J	<0.005	<0.005	<0.02	
Chromium	7440-47-3	mg/L	10/16/2018		0.0136	0.0162	0.00757	0.0066	
Chromium	7440-47-3	mg/L	4/16/2019		<0.005	<0.005	<0.005	<0.005	
Chromium	7440-47-3	mg/L	10/1/2019		<0.005	<0.005	<0.005	<0.005	
Chromium	7440-47-3	mg/L	3/30/2020		<0.005	<0.005	<0.005	<0.005	
Chromium	7440-47-3	mg/L	10/7/2020		<0.005	<0.005	0.0448	<0.005	
Chromium	7440-47-3	mg/L	4/13/2021		<0.008	<0.008	<0.008	<0.008	
Chromium	7440-47-3	mg/L	10/20/2021		<0.008	<0.008	<0.008	<0.008	
Chromium	7440-47-3	mg/L	5/2/2022		<0.008	<0.008	<0.008	<0.008	
Chromium	7440-47-3	mg/L	5/1/2023		<0.005	<0.005	<0.005	<0.005	
Chromium	7440-47-3	mg/L	10/16/2023		0.00364J	<0.005	<0.005	0.0055	<0.005
Chromium	7440-47-3	mg/L	12/20/2023						<0.005
Chromium	7440-47-3	mg/L	3/20/2024						<0.005
Chromium	7440-47-3	mg/L	4/29/2024		<0.005	<0.005	<0.005	<0.005	<0.005
Chromium	7440-47-3	mg/L	10/11/2024		0.0126	<0.00500	0.00361	0.00469	<0.00500
Chromium	7440-47-3	mg/L	2/25/2025						0.00286J
Chromium	7440-47-3	mg/L	4/30/2025		0.0134	0.0148	<0.00500	<0.00500	<0.00500
Chromium	7440-47-3	mg/L	10/22/2025		<0.00500	<0.00500	<0.00500	<0.00500	<0.00500
Chrysene	218-01-9	ug/L	5/10/2010	<10	<10	<10			
Cobalt	7440-48-4	mg/L	4/14/2009	<0.02	<0.02	<0.02			
Cobalt	7440-48-4	mg/L	7/7/2009		<0.02	<0.02			
Cobalt	7440-48-4	mg/L	9/2/2009		<0.02	<0.02			
Cobalt	7440-48-4	mg/L	10/25/2009	<0.02	<0.02	<0.02			
Cobalt	7440-48-4	mg/L	3/3/2010	<0.02	<0.02	<0.02			
Cobalt	7440-48-4	mg/L	5/10/2010	0.00326	0.00693	0.00242			
Cobalt	7440-48-4	mg/L	7/8/2010	0.00351	0.00589	0.00159			
Cobalt	7440-48-4	mg/L	7/8/2011		0.0125	0.00419			
Cobalt	7440-48-4	mg/L	8/11/2011		0.00875	0.00489			
Cobalt	7440-48-4	mg/L	10/13/2011		0.00506	0.00351			
Cobalt	7440-48-4	mg/L	4/11/2012		0.00529	0.00451	0.00811	<0.02	
Cobalt	7440-48-4	mg/L	8/1/2012		0.00719	0.0309			
Cobalt	7440-48-4	mg/L	10/11/2012			0.00331			
Cobalt	7440-48-4	mg/L	12/13/2012				0.0394		
Cobalt	7440-48-4	mg/L	3/30/2013	0.00139			0.015		
Cobalt	7440-48-4	mg/L	10/5/2015			0.0528			
Cobalt	7440-48-4	mg/L	4/4/2016			0.00121			
Cobalt	7440-48-4	mg/L	10/17/2016		0.000907				
Cobalt	7440-48-4	mg/L	4/17/2017					0.00146	
Cobalt	7440-48-4	mg/L	10/11/2017		0.00393	0.00467	0.00741	0.00146	
Cobalt	7440-48-4	mg/L	3/15/2018		0.00129	0.00461	0.0032	0.000474J	
Cobalt	7440-48-4	mg/L	4/26/2018		0.000781	0.00424	0.00324	<0.002	
Cobalt	7440-48-4	mg/L	10/16/2018		0.00655	0.0076	0.00835	0.00208	

Table 9B
Analytical Data Summary - Groundwater Underdrains
2025 Annual Water Quality Report
Iowa City Sanitary Landfill
Permit No. 52-SDP-01-72P

Constituent	CAS	Units	Date	ST-1	WT-1	WT-2	WT-3	WT-4	WT-OF
Cobalt	7440-48-4	mg/L	4/16/2019		0.00243	0.00219	0.00123	0.000931	
Cobalt	7440-48-4	mg/L	10/1/2019		0.00469	0.00121	0.000816	0.000101J	
Cobalt	7440-48-4	mg/L	3/30/2020		0.00457	0.00305	0.000829	0.000123J	
Cobalt	7440-48-4	mg/L	10/7/2020		0.0182	0.00534	0.07	0.000139J	
Cobalt	7440-48-4	mg/L	4/13/2021		0.0015	0.0036	0.0007	0.0006	
Cobalt	7440-48-4	mg/L	10/20/2021		0.0033	0.0003J	0.0006	<0.0004	
Cobalt	7440-48-4	mg/L	5/2/2022		0.0006	0.0017	0.0011	0.0004	
Cobalt	7440-48-4	mg/L	5/1/2023		0.000625	0.00209	0.00069	0.000733	
Cobalt	7440-48-4	mg/L	10/16/2023		0.0012	0.00335	0.0106	0.00237	0.0012
Cobalt	7440-48-4	mg/L	12/20/2023						0.000658
Cobalt	7440-48-4	mg/L	3/20/2024						0.000881
Cobalt	7440-48-4	mg/L	4/29/2024		0.207	0.00239	0.00152	<0.0005	0.0633
Cobalt	7440-48-4	mg/L	10/11/2024		0.0179	0.00192	0.00456	0.00511	0.000769
Cobalt	7440-48-4	mg/L	2/25/2025						0.000711
Cobalt	7440-48-4	mg/L	4/30/2025		0.00990	0.0133	0.00104	0.000990	0.000324
Cobalt	7440-48-4	mg/L	10/22/2025		0.000281	0.00249	0.00107	0.00398	0.00372
Copper	7440-50-8	mg/L	4/14/2009	<0.025	<0.025	<0.025			
Copper	7440-50-8	mg/L	7/7/2009		<0.025	<0.025			
Copper	7440-50-8	mg/L	9/2/2009		<0.025	<0.025			
Copper	7440-50-8	mg/L	10/25/2009	<0.025	<0.025	<0.025			
Copper	7440-50-8	mg/L	3/3/2010	<0.025	<0.025	<0.025			
Copper	7440-50-8	mg/L	5/10/2010	<0.02	<0.02	<0.02			
Copper	7440-50-8	mg/L	7/8/2011		<0.025	<0.025			
Copper	7440-50-8	mg/L	8/11/2011		<0.025	<0.025			
Copper	7440-50-8	mg/L	10/13/2011		<0.02	<0.02			
Copper	7440-50-8	mg/L	4/11/2012		<0.02	<0.02	<0.02	<0.02	
Copper	7440-50-8	mg/L	8/1/2012		<0.02	<0.02			
Copper	7440-50-8	mg/L	10/11/2012			<0.02			
Copper	7440-50-8	mg/L	12/13/2012				<0.02		
Copper	7440-50-8	mg/L	3/30/2013	<0.02			<0.02		
Copper	7440-50-8	mg/L	10/5/2015			<0.002			
Copper	7440-50-8	mg/L	4/4/2016			<0.005			
Copper	7440-50-8	mg/L	10/17/2016		<0.005				
Copper	7440-50-8	mg/L	4/17/2017					<0.005	
Copper	7440-50-8	mg/L	10/11/2017		<0.005	<0.005	<0.005	<0.005	
Copper	7440-50-8	mg/L	3/15/2018		<0.005	<0.005	<0.005	<0.005	
Copper	7440-50-8	mg/L	4/26/2018		0.00171J	<0.005	<0.005	<0.02	
Copper	7440-50-8	mg/L	10/16/2018		0.00896	0.0112	0.00505	0.00498	
Copper	7440-50-8	mg/L	4/16/2019		<0.005	<0.005	<0.005	<0.005	
Copper	7440-50-8	mg/L	10/1/2019		<0.005	<0.005	<0.005	<0.005	
Copper	7440-50-8	mg/L	3/30/2020		<0.005	<0.005	<0.005	<0.005	
Copper	7440-50-8	mg/L	10/7/2020		<0.005	<0.005	0.053	<0.005	
Copper	7440-50-8	mg/L	4/13/2021		<0.004	<0.004	<0.004	<0.004	
Copper	7440-50-8	mg/L	10/20/2021		<0.004	<0.004	0.0052	<0.004	
Copper	7440-50-8	mg/L	5/2/2022		<0.004	<0.004	<0.004	<0.004	
Copper	7440-50-8	mg/L	5/1/2023		<0.005	<0.005	<0.005	<0.005	
Copper	7440-50-8	mg/L	10/16/2023		0.00299J	<0.005	<0.005	0.00395J	<0.005
Copper	7440-50-8	mg/L	12/20/2023						<0.005
Copper	7440-50-8	mg/L	3/20/2024						<0.005
Copper	7440-50-8	mg/L	4/29/2024		<0.005	<0.005	<0.005	<0.005	<0.005
Copper	7440-50-8	mg/L	10/11/2024		0.00956	<0.00500	0.00320	0.00458	<0.00500
Copper	7440-50-8	mg/L	2/25/2025						0.00980
Copper	7440-50-8	mg/L	4/30/2025		0.0114	0.0179	<0.00500	<0.00500	<0.00500
Copper	7440-50-8	mg/L	10/22/2025		<0.00500	<0.00500	<0.00500	<0.00500	<0.00500
Cyanide	57-12-5	mg/L	5/10/2010	<0.01	<0.01	<0.01			
Delta-BHC	319-86-8	ug/L	5/10/2010	<0.032	<0.032	<0.032			
Di-n-butyl phthalate	84-74-2	ug/L	5/10/2010	<10	<10	<10			
Di-n-octyl phthalate	117-84-0	ug/L	5/10/2010	<10	<10	<10			
Diallate	2303-16-4	ug/L	5/10/2010	<10	<10	<10			
Dibenz [a,h] anthracene	53-70-3	ug/L	5/10/2010	<10	<10	<10			
Dibenzofuran	132-64-9	ug/L	5/10/2010	<10	<10	<10			
Dibromomethane	74-95-3	ug/L	10/11/2024		<1.00	<1.00	<1.00	<1.00	<1.00
Dibromomethane	74-95-3	ug/L	2/25/2025						<1.00
Dibromomethane	74-95-3	ug/L	4/30/2025		<1.00	<1.00	<1.00	<1.00	<1.00
Dibromomethane	74-95-3	ug/L	10/22/2025		<1.00	<1.00	<1.00	<1.00	<1.00
Dichlorodifluoromethane	75-71-8	ug/L	5/10/2010	<3	<3	<3			
Dichlorodifluoromethane	75-71-8	ug/L	2/25/2025						<3.00
Dieldrin	60-57-1	ug/L	5/10/2010	<0.032	<0.032	<0.032			
Diethyl phthalate	84-66-2	ug/L	5/10/2010	<10	<10	<10			
Dimethoate	60-51-5	ug/L	5/10/2010	<10	<10	<10			
Dimethyl phthalate	131-11-3	ug/L	5/10/2010	<10	<10	<10			
Dimethylaminoazobenzene	60-11-7	ug/L	5/10/2010	<10	<10	<10			
Dinoseb	88-85-7	ug/L	5/10/2010	<10	<10	<10			
Diphenylamine	122-39-4	ug/L	5/10/2010	<10	<10	<10			
Disulfoton	298-04-4	ug/L	5/10/2010	<10	<10	<10			
Endosulfan I	959-98-8	ug/L	5/10/2010	<0.032	<0.032	<0.032			
Endosulfan II	33213-65-9	ug/L	5/10/2010	<0.032	<0.032	<0.032			
Endosulfan sulfate	1031-07-8	ug/L	5/10/2010	<0.032	<0.032	<0.032			
Endrin	72-20-8	ug/L	5/10/2010	<0.032	<0.032	<0.032			

Table 9B
Analytical Data Summary - Groundwater Underdrains
2025 Annual Water Quality Report
Iowa City Sanitary Landfill
Permit No. 52-SDP-01-72P

Constituent	CAS	Units	Date	ST-1	WT-1	WT-2	WT-3	WT-4	WT-OF
Endrin aldehyde	7421-93-4	ug/L	5/10/2010	<0.032	<0.032	<0.032			
Ethyl Methacrylate	97-63-2	ug/L	5/10/2010	<20	<20	<20			
Ethyl Methanesulfonate	62-50-0	ug/L	5/10/2010	<10	<10	<10			
Ethylbenzene	100-41-4	ug/L	4/14/2009	<1	<1	<1			
Ethylbenzene	100-41-4	ug/L	7/7/2009		<1	<1			
Ethylbenzene	100-41-4	ug/L	9/2/2009		<1	<1			
Ethylbenzene	100-41-4	ug/L	10/25/2009	<2	<2	<2			
Ethylbenzene	100-41-4	ug/L	3/3/2010	<1	<1	<1			
Ethylbenzene	100-41-4	ug/L	5/10/2010	<1	<1	<1			
Ethylbenzene	100-41-4	ug/L	7/8/2011		<1	<1			
Ethylbenzene	100-41-4	ug/L	8/11/2011		<1	<1			
Ethylbenzene	100-41-4	ug/L	10/13/2011		<1	<1			
Ethylbenzene	100-41-4	ug/L	4/11/2012		<1	<1	<1	<1	
Ethylbenzene	100-41-4	ug/L	8/1/2012		<1	<1			
Ethylbenzene	100-41-4	ug/L	10/11/2012			<1			
Ethylbenzene	100-41-4	ug/L	12/13/2012				136		
Ethylbenzene	100-41-4	ug/L	3/30/2013	<1			34.8		
Ethylbenzene	100-41-4	ug/L	10/5/2015			15.7			
Ethylbenzene	100-41-4	ug/L	4/4/2016			<1			
Ethylbenzene	100-41-4	ug/L	10/17/2016		<1				
Ethylbenzene	100-41-4	ug/L	4/17/2017					<1	
Ethylbenzene	100-41-4	ug/L	10/11/2017		<1	<1	<1	<1	
Ethylbenzene	100-41-4	ug/L	3/15/2018		<1	<1	<1	<1	
Ethylbenzene	100-41-4	ug/L	4/26/2018		<1	<1	<1	<1	
Ethylbenzene	100-41-4	ug/L	10/16/2018		<1	<1	<1	<1	
Ethylbenzene	100-41-4	ug/L	4/16/2019		<1	<1	<1	<1	
Ethylbenzene	100-41-4	ug/L	10/1/2019		<1	<1	<1	<1	
Ethylbenzene	100-41-4	ug/L	3/30/2020		<1	<1	<1	<1	
Ethylbenzene	100-41-4	ug/L	10/7/2020		<1	<1	<1	<1	
Ethylbenzene	100-41-4	ug/L	4/13/2021		<1	<1	<1	<1	
Ethylbenzene	100-41-4	ug/L	10/20/2021		<1	<1	<1	<1	
Ethylbenzene	100-41-4	ug/L	5/2/2022		<1	<1	<1	<1	
Ethylbenzene	100-41-4	ug/L	5/1/2023		<1	<1	<1	<1	
Ethylbenzene	100-41-4	ug/L	8/1/2023			<1	<1	<1	<1
Ethylbenzene	100-41-4	ug/L	10/16/2023		<1	<1	<1	<1	<1
Ethylbenzene	100-41-4	ug/L	12/20/2023						<1
Ethylbenzene	100-41-4	ug/L	3/20/2024						<1
Ethylbenzene	100-41-4	ug/L	4/29/2024		<1	<1	<1	<1	<1
Ethylbenzene	100-41-4	ug/L	10/11/2024		<1.00	<1.00	<1.00	<1.00	<1.00
Ethylbenzene	100-41-4	ug/L	2/25/2025						<1.00
Ethylbenzene	100-41-4	ug/L	4/30/2025		<1.00	<1.00	<1.00	<1.00	<1.00
Ethylbenzene	100-41-4	ug/L	10/22/2025		<1.00	<1.00	<1.00	<1.00	<1.00
Famphur	52-85-7	ug/L	5/10/2010	<20	<20	<20			
Fluoranthene	206-44-0	ug/L	5/10/2010	<10	<10	<10			
Fluorene	86-73-7	ug/L	5/10/2010	<10	<10	<10			
Gamma-BHC [Lindane]	58-89-9	ug/L	5/10/2010	<0.032	<0.032	<0.032			
Gamma-Chlordane	5566-34-7	ug/L	5/10/2010	<0.032	<0.032	<0.032			
Heptachlor	76-44-8	ug/L	5/10/2010	<0.032	<0.032	<0.032			
Heptachlor Epoxide	1024-57-3	ug/L	5/10/2010	<0.032	<0.032	<0.032			
Hexachlorobenzene	118-74-1	ug/L	5/10/2010	<10	<10	<10			
Hexachlorobutadiene	87-68-3	ug/L	5/10/2010	<10	<10	<10			
Hexachlorocyclopentadiene	77-47-4	ug/L	5/10/2010	<10	<10	<10			
Hexachloroethane	67-72-1	ug/L	5/10/2010	<10	<10	<10			
Hexachloropropene	1888-71-7	ug/L	5/10/2010	<10	<10	<10			
Indeno [1,2,3-cd] pyrene	193-39-5	ug/L	5/10/2010	<10	<10	<10			
Iodomethane	74-88-4	ug/L	4/14/2009	<10	<10	<10			
Iodomethane	74-88-4	ug/L	7/7/2009		<20	<10			
Iodomethane	74-88-4	ug/L	9/2/2009		<20	<20			
Iodomethane	74-88-4	ug/L	10/25/2009	<10	<10	<10			
Iodomethane	74-88-4	ug/L	3/3/2010	<10	<10	<10			
Iodomethane	74-88-4	ug/L	5/10/2010	<10	<10	<10			
Iodomethane	74-88-4	ug/L	7/8/2011		<10	<10			
Iodomethane	74-88-4	ug/L	8/11/2011		<10	<10			
Iodomethane	74-88-4	ug/L	10/13/2011		<20	<20			
Iodomethane	74-88-4	ug/L	4/11/2012		<10	<10	<10	<10	
Iodomethane	74-88-4	ug/L	8/1/2012		<10	<10			
Iodomethane	74-88-4	ug/L	10/11/2012			<10			
Iodomethane	74-88-4	ug/L	12/13/2012				<250		
Iodomethane	74-88-4	ug/L	3/30/2013	<10			<10		
Iodomethane	74-88-4	ug/L	10/5/2015			<100			
Iodomethane	74-88-4	ug/L	4/4/2016			<10			
Iodomethane	74-88-4	ug/L	10/17/2016		<10				
Iodomethane	74-88-4	ug/L	4/17/2017					<10	
Iodomethane	74-88-4	ug/L	10/11/2017		<10	<10	<10	<10	
Iodomethane	74-88-4	ug/L	3/15/2018		<10	<10	<10	<10	
Iodomethane	74-88-4	ug/L	4/26/2018		<10	<10	<10	<10	
Iodomethane	74-88-4	ug/L	10/16/2018		<10	<10	<10	<10	
Iodomethane	74-88-4	ug/L	4/16/2019		<10	<10	<10	<10	
Iodomethane	74-88-4	ug/L	10/1/2019		<10	<10	<10	<10	

Table 9B
Analytical Data Summary - Groundwater Underdrains
2025 Annual Water Quality Report
Iowa City Sanitary Landfill
Permit No. 52-SDP-01-72P

Constituent	CAS	Units	Date	ST-1	WT-1	WT-2	WT-3	WT-4	WT-OF
Iodomethane	74-88-4	ug/L	3/30/2020		<10	<10	<10	<10	
Iodomethane	74-88-4	ug/L	10/7/2020		<10	<10	<10	<10	
Iodomethane	74-88-4	ug/L	4/13/2021		<1	<1	<1	<1	
Iodomethane	74-88-4	ug/L	10/20/2021		<1	<1	<1	<1	
Iodomethane	74-88-4	ug/L	5/2/2022		<1	<1	<1	<1	
Iodomethane	74-88-4	ug/L	5/1/2023		<10	<10	<10	<10	
Iodomethane	74-88-4	ug/L	8/1/2023			<10	<10	<10	<10
Iodomethane	74-88-4	ug/L	10/16/2023		<10	<10	<10	<10	<10
Iodomethane	74-88-4	ug/L	12/20/2023						<10
Iodomethane	74-88-4	ug/L	3/20/2024						<10
Iodomethane	74-88-4	ug/L	4/29/2024		<10	<10	<10	<10	<10
Iodomethane	74-88-4	ug/L	10/11/2024		<10.0	<10.0	<10.0	<10.0	<10.0
Iodomethane	74-88-4	ug/L	2/25/2025						<10.0
Iodomethane	74-88-4	ug/L	4/30/2025		<10.0	<10.0	<10.0	<10.0	<10.0
Iodomethane	74-88-4	ug/L	10/22/2025		<10.0	<10.0	<10.0	<10.0	<10.0
Isobutanol	78-83-1	mg/L	5/10/2010	<10	<10	<10			
Isodrin	465-73-6	ug/L	5/10/2010	<10	<10	<10			
Isophorone	78-59-1	ug/L	5/10/2010	<10	<10	<10			
Isosafrole	120-58-1	ug/L	5/10/2010	<10	<10	<10			
Kepone	143-50-0	ug/L	5/10/2010	<10	<10	<10			
Lead	7439-92-1	mg/L	4/14/2009	<0.005	<0.005	<0.005			
Lead	7439-92-1	mg/L	7/7/2009		<0.005	<0.005			
Lead	7439-92-1	mg/L	9/2/2009		<0.005	<0.005			
Lead	7439-92-1	mg/L	10/25/2009	<0.005	<0.005	<0.005			
Lead	7439-92-1	mg/L	3/3/2010	<0.005	<0.005	<0.005			
Lead	7439-92-1	mg/L	5/10/2010	0.0036	<0.002	<0.002			
Lead	7439-92-1	mg/L	7/8/2010	<0.005					
Lead	7439-92-1	mg/L	7/8/2011		<0.005	<0.005			
Lead	7439-92-1	mg/L	8/11/2011		<0.005	<0.005			
Lead	7439-92-1	mg/L	10/13/2011		<0.004	<0.004			
Lead	7439-92-1	mg/L	4/11/2012		<0.004	<0.004	<0.004	<0.004	
Lead	7439-92-1	mg/L	8/1/2012		<0.004	<0.004			
Lead	7439-92-1	mg/L	10/11/2012			<0.004			
Lead	7439-92-1	mg/L	12/13/2012				<0.004		
Lead	7439-92-1	mg/L	3/30/2013	<0.004			0.0181		
Lead	7439-92-1	mg/L	10/5/2015			0.000398J			
Lead	7439-92-1	mg/L	4/4/2016			<0.0005			
Lead	7439-92-1	mg/L	10/17/2016		<0.0005				
Lead	7439-92-1	mg/L	4/17/2017					<0.0005	
Lead	7439-92-1	mg/L	10/11/2017		0.000698	<0.0005	<0.0005	0.000645	
Lead	7439-92-1	mg/L	3/15/2018		0.00065	<0.0005	<0.0005	0.000411J	
Lead	7439-92-1	mg/L	4/26/2018		0.000529	<0.0005	<0.0005	<0.0005	
Lead	7439-92-1	mg/L	10/16/2018		0.00725	0.00754	0.00354	0.00281	
Lead	7439-92-1	mg/L	4/16/2019		0.000421J	<0.0005	<0.0005	<0.0005	
Lead	7439-92-1	mg/L	10/1/2019		<0.0005	0.000344J	<0.0005	<0.0005	
Lead	7439-92-1	mg/L	3/30/2020		<0.0005	<0.0005	<0.0005	<0.0005	
Lead	7439-92-1	mg/L	10/7/2020		0.000522	0.000575	0.0321	0.000206J	
Lead	7439-92-1	mg/L	4/13/2021		<0.004	<0.004	<0.004	<0.004	
Lead	7439-92-1	mg/L	10/20/2021		<0.004	<0.004	<0.004	<0.004	
Lead	7439-92-1	mg/L	5/2/2022		<0.004	<0.004	<0.004	<0.004	
Lead	7439-92-1	mg/L	5/1/2023		<0.0005	<0.0005	<0.0005	<0.0005	
Lead	7439-92-1	mg/L	10/16/2023		0.00122	<0.0005	<0.0005	0.00174	<0.0005
Lead	7439-92-1	mg/L	12/20/2023						<0.0005
Lead	7439-92-1	mg/L	3/20/2024						<0.0005
Lead	7439-92-1	mg/L	4/29/2024		0.000584	<0.0005	<0.0005	<0.0005	<0.0005
Lead	7439-92-1	mg/L	10/11/2024		0.00597	0.000334	0.00162	0.00269	<0.000500
Lead	7439-92-1	mg/L	2/25/2025						0.00148
Lead	7439-92-1	mg/L	4/30/2025		0.00711	0.0114	<0.000500	<0.000500	<0.000500
Lead	7439-92-1	mg/L	10/22/2025		<0.000500	<0.000500	<0.000500	<0.000500	<0.000500
Magnesium	7439-95-4	mg/L	3/15/2018		76.7	84.6	86.2	119	
Mercury	7439-97-6	mg/L	5/10/2010	<0.0002	<0.0002	<0.0002			
Methacrylonitrile	126-98-7	ug/L	5/10/2010	<1	<1	<1			
Methapyrilene	91-80-5	ug/L	5/10/2010	<10	<10	<10			
Methoxychlor	72-43-5	ug/L	5/10/2010	<0.032	<0.032	<0.032			
Methyl Methacrylate	80-62-6	ug/L	5/10/2010	<5	<5	<5			
Methyl Methanesulfonate	66-27-3	ug/L	5/10/2010	<10	<10	<10			
Methylene Bromide	74-95-3	ug/L	4/14/2009	<1	<1	<1			
Methylene Bromide	74-95-3	ug/L	7/7/2009		<1	<1			
Methylene Bromide	74-95-3	ug/L	9/2/2009		<1	<1			
Methylene Bromide	74-95-3	ug/L	10/25/2009	<2	<2	<2			
Methylene Bromide	74-95-3	ug/L	3/3/2010	<1	<1	<1			
Methylene Bromide	74-95-3	ug/L	5/10/2010	<1	<1	<1			
Methylene Bromide	74-95-3	ug/L	7/8/2011		<1	<1			
Methylene Bromide	74-95-3	ug/L	8/11/2011		<1	<1			
Methylene Bromide	74-95-3	ug/L	10/13/2011		<1	<1			
Methylene Bromide	74-95-3	ug/L	4/11/2012		<1	<1	<1	<1	
Methylene Bromide	74-95-3	ug/L	8/1/2012		<1	<1			
Methylene Bromide	74-95-3	ug/L	10/11/2012			<1			
Methylene Bromide	74-95-3	ug/L	12/13/2012				<25		

Table 9B
Analytical Data Summary - Groundwater Underdrains
2025 Annual Water Quality Report
Iowa City Sanitary Landfill
Permit No. 52-SDP-01-72P

Constituent	CAS	Units	Date	ST-1	WT-1	WT-2	WT-3	WT-4	WT-OF
Methylene Bromide	74-95-3	ug/L	3/30/2013	<1			<1		
Methylene Bromide	74-95-3	ug/L	10/5/2015			<10			
Methylene Bromide	74-95-3	ug/L	4/4/2016			<1			
Methylene Bromide	74-95-3	ug/L	10/17/2016		<1				
Methylene Bromide	74-95-3	ug/L	4/17/2017					<1	
Methylene Bromide	74-95-3	ug/L	10/11/2017		<1	<1	<1	<1	
Methylene Bromide	74-95-3	ug/L	3/15/2018		<1	<1	<1	<1	
Methylene Bromide	74-95-3	ug/L	4/26/2018		<1	<1	<1	<1	
Methylene Bromide	74-95-3	ug/L	10/16/2018		<1	<1	<1	<1	
Methylene Bromide	74-95-3	ug/L	4/16/2019		<1	<1	<1	<1	
Methylene Bromide	74-95-3	ug/L	10/1/2019		<1	<1	<1	<1	
Methylene Bromide	74-95-3	ug/L	3/30/2020		<1	<1	<1	<1	
Methylene Bromide	74-95-3	ug/L	10/7/2020		<1	<1	<1	<1	
Methylene Bromide	74-95-3	ug/L	4/13/2021		<1	<1	<1	<1	
Methylene Bromide	74-95-3	ug/L	10/20/2021		<1	<1	<1	<1	
Methylene Bromide	74-95-3	ug/L	5/2/2022		<1	<1	<1	<1	
Methylene Bromide	74-95-3	ug/L	5/1/2023		<1	<1	<1	<1	
Methylene Bromide	74-95-3	ug/L	8/1/2023			<1	<1	<1	<1
Methylene Bromide	74-95-3	ug/L	10/16/2023		<1	<1	<1	<1	<1
Methylene Bromide	74-95-3	ug/L	12/20/2023						<1
Methylene Bromide	74-95-3	ug/L	3/20/2024						<1
Methylene Bromide	74-95-3	ug/L	4/29/2024		<1	<1	<1	<1	<1
Methylene Chloride	75-09-2	ug/L	4/14/2009	<5	<5	<5			
Methylene Chloride	75-09-2	ug/L	7/7/2009		<5	<5			
Methylene Chloride	75-09-2	ug/L	9/2/2009		<5	<5			
Methylene Chloride	75-09-2	ug/L	10/25/2009	<5	<5	<5			
Methylene Chloride	75-09-2	ug/L	3/3/2010	<5	<5	<5			
Methylene Chloride	75-09-2	ug/L	5/10/2010	<5	<5	<5			
Methylene Chloride	75-09-2	ug/L	7/8/2011		<5	<5			
Methylene Chloride	75-09-2	ug/L	8/11/2011		<5	<5			
Methylene Chloride	75-09-2	ug/L	10/13/2011		<5	<5			
Methylene Chloride	75-09-2	ug/L	4/11/2012		<5	<5	<5	<5	
Methylene Chloride	75-09-2	ug/L	8/1/2012		<5	<5			
Methylene Chloride	75-09-2	ug/L	10/11/2012			<5			
Methylene Chloride	75-09-2	ug/L	12/13/2012				<125		
Methylene Chloride	75-09-2	ug/L	3/30/2013	<5			<5		
Methylene Chloride	75-09-2	ug/L	10/5/2015			25.5J			
Methylene Chloride	75-09-2	ug/L	4/4/2016			<5			
Methylene Chloride	75-09-2	ug/L	10/17/2016		0.462J				
Methylene Chloride	75-09-2	ug/L	4/17/2017					<5	
Methylene Chloride	75-09-2	ug/L	10/11/2017		0.247J	<5	0.241J	0.267J	
Methylene Chloride	75-09-2	ug/L	3/15/2018		<5	<5	<5	<5	
Methylene Chloride	75-09-2	ug/L	4/26/2018		0.327J	<5	<5	<5	
Methylene Chloride	75-09-2	ug/L	10/16/2018		<5	<5	<5	<5	
Methylene Chloride	75-09-2	ug/L	4/16/2019		<5	<5	<5	<5	
Methylene Chloride	75-09-2	ug/L	10/1/2019		<5	<5	<5	<5	
Methylene Chloride	75-09-2	ug/L	3/30/2020		<5	<5	<5	<5	
Methylene Chloride	75-09-2	ug/L	10/7/2020		<5	<5	<5	<5	
Methylene Chloride	75-09-2	ug/L	4/13/2021		<5	<5	<5	<5	
Methylene Chloride	75-09-2	ug/L	10/20/2021		<5	<5	<5	<5	
Methylene Chloride	75-09-2	ug/L	5/2/2022		<5	<5	<5	<5	
Methylene Chloride	75-09-2	ug/L	5/1/2023		<5	<5	<5	<5	
Methylene Chloride	75-09-2	ug/L	8/1/2023			<5	<5	<5	<5
Methylene Chloride	75-09-2	ug/L	10/16/2023		<5	<5	<5	<5	<5
Methylene Chloride	75-09-2	ug/L	12/20/2023						<5
Methylene Chloride	75-09-2	ug/L	3/20/2024						<5
Methylene Chloride	75-09-2	ug/L	4/29/2024		<5	<5	<5	<5	<5
Methylene Chloride	75-09-2	ug/L	10/11/2024		<5.00	<5.00	<5.00	<5.00	<5.00
Methylene Chloride	75-09-2	ug/L	2/25/2025						<5.00
Methylene Chloride	75-09-2	ug/L	4/30/2025		<5.00	<5.00	<5.00	<5.00	<5.00
Methylene Chloride	75-09-2	ug/L	10/22/2025		<5.00	<5.00	<5.00	<5.00	<5.00
N-Nitrosodi-n-butylamine	924-16-3	ug/L	5/10/2010	<10	<10	<10			
N-Nitrosodi-n-propylamine	621-64-7	ug/L	5/10/2010	<10	<10	<10			
N-Nitrosodiethylamine	55-18-5	ug/L	5/10/2010	<10	<10	<10			
N-Nitrosodimethylamine	62-75-9	ug/L	5/10/2010	<10	<10	<10			
N-Nitrosodiphenylamine	86-30-6	ug/L	5/10/2010	<10	<10	<10			
N-Nitrosomethylethalamine	10595-95-6	ug/L	5/10/2010	<10	<10	<10			
N-Nitrosopiperidine	100-75-4	ug/L	5/10/2010	<10	<10	<10			
N-Nitrosopyrrolidine	930-55-2	ug/L	5/10/2010	<10	<10	<10			
Naphthalene	91-20-3	ug/L	5/10/2010	<5	<5	<5			
Nickel	7440-02-0	mg/L	4/14/2009	0.01	0.011	<0.01			
Nickel	7440-02-0	mg/L	7/7/2009		0.011	<0.01			
Nickel	7440-02-0	mg/L	9/2/2009		0.014	<0.01			
Nickel	7440-02-0	mg/L	10/25/2009	<0.01	0.012	<0.01			
Nickel	7440-02-0	mg/L	3/3/2010	<0.01	<0.01	<0.01			
Nickel	7440-02-0	mg/L	5/10/2010	<0.05	<0.05	<0.05			
Nickel	7440-02-0	mg/L	7/8/2011		0.011	0.012			
Nickel	7440-02-0	mg/L	8/11/2011		<0.01	0.013			
Nickel	7440-02-0	mg/L	10/13/2011		<0.05	<0.05			

Table 9B
Analytical Data Summary - Groundwater Underdrains
2025 Annual Water Quality Report
Iowa City Sanitary Landfill
Permit No. 52-SDP-01-72P

Constituent	CAS	Units	Date	ST-1	WT-1	WT-2	WT-3	WT-4	WT-OF
Nickel	7440-02-0	mg/L	4/11/2012		<0.05	<0.05	<0.05	<0.05	
Nickel	7440-02-0	mg/L	8/1/2012		<0.05	0.0676			
Nickel	7440-02-0	mg/L	10/11/2012			<0.05			
Nickel	7440-02-0	mg/L	12/13/2012				0.183		
Nickel	7440-02-0	mg/L	3/30/2013	<0.05			<0.05		
Nickel	7440-02-0	mg/L	10/5/2015			0.094			
Nickel	7440-02-0	mg/L	4/4/2016			0.00319J			
Nickel	7440-02-0	mg/L	10/17/2016		0.00449J				
Nickel	7440-02-0	mg/L	4/17/2017					0.00483J	
Nickel	7440-02-0	mg/L	10/11/2017		0.00831	0.00944	0.00825	0.0275	
Nickel	7440-02-0	mg/L	3/15/2018		0.00436J	0.00904	0.00506	0.0114	
Nickel	7440-02-0	mg/L	4/26/2018		0.00489J	0.00679	0.00494J	<0.02	
Nickel	7440-02-0	mg/L	10/16/2018		0.0159	0.0196	0.0152	0.00913	
Nickel	7440-02-0	mg/L	4/16/2019		0.00631	0.00731	0.00257J	0.0134	
Nickel	7440-02-0	mg/L	10/1/2019		0.0256	0.0037J	0.00176J	0.00241J	
Nickel	7440-02-0	mg/L	3/30/2020		0.00402J	0.00861	0.00218J	0.00404J	
Nickel	7440-02-0	mg/L	10/7/2020		0.00682	0.00837	0.134	0.00403J	
Nickel	7440-02-0	mg/L	4/13/2021		0.002J	0.0066	0.0009J	0.014	
Nickel	7440-02-0	mg/L	10/20/2021		<0.004	0.0015J	0.0038J	0.0033J	
Nickel	7440-02-0	mg/L	5/2/2022		0.0029J	0.0042	0.002J	0.0023J	
Nickel	7440-02-0	mg/L	5/1/2023		<0.005	0.00893	0.00519	0.00545	
Nickel	7440-02-0	mg/L	10/16/2023		0.00405J	0.00438J	0.00871	0.0192	0.0136
Nickel	7440-02-0	mg/L	12/20/2023						0.00879
Nickel	7440-02-0	mg/L	3/20/2024						0.00488J
Nickel	7440-02-0	mg/L	4/29/2024		0.129	0.00269J	0.00511	0.0111	0.0483
Nickel	7440-02-0	mg/L	10/11/2024		0.0143	0.00250	0.00710	0.0336	0.0194
Nickel	7440-02-0	mg/L	2/25/2025						0.00421J
Nickel	7440-02-0	mg/L	4/30/2025		0.0140	0.0209	<0.00500	0.00475	0.00304
Nickel	7440-02-0	mg/L	10/22/2025		<0.00500	0.00371	0.00449	0.0247	0.0232
Nitrobenzene	98-95-3	ug/L	5/10/2010	<10	<10	<10			
O,O,O-Triethyl Phosphorothioate	126-68-1	ug/L	5/10/2010	<10	<10	<10			
O-Toluidine	95-53-4	ug/L	5/10/2010	<10	<10	<10			
PCB-1016	12674-11-2	ug/L	5/10/2010	<0.8	<0.8	<0.8			
PCB-1221	11104-28-2	ug/L	5/10/2010	<0.8	<0.8	<0.8			
PCB-1232	11141-16-5	ug/L	5/10/2010	<0.8	<0.8	<0.8			
PCB-1242	53469-21-9	ug/L	5/10/2010	<0.8	<0.8	<0.8			
PCB-1248	12672-29-6	ug/L	5/10/2010	<0.8	<0.8	<0.8			
PCB-1254	11097-69-1	ug/L	5/10/2010	<0.8	<0.8	<0.8			
PCB-1260	11096-82-5	ug/L	5/10/2010	<0.8	<0.8	<0.8			
Parathion-Ethyl	56-38-2	ug/L	5/10/2010	<10	<10	<10			
Parathion-Methyl	298-00-0	ug/L	5/10/2010	<10	<10	<10			
Pentachlorobenzene	608-93-5	ug/L	5/10/2010	<10	<10	<10			
Pentachloronitrobenzene	82-68-8	ug/L	5/10/2010	<10	<10	<10			
Pentachlorophenol [2C]	87-86-5	ug/L	5/10/2010	<10	<10	<10			
Phenacetin	62-44-2	ug/L	5/10/2010	<10	<10	<10			
Phenanthrene	85-01-8	ug/L	5/10/2010	<10	<10	<10			
Phenol	108-95-2	ug/L	5/10/2010	<10	<10	<10			
Phorate	298-02-2	ug/L	5/10/2010	<10	<10	<10			
Potassium	7440-09-7	mg/L	3/15/2018		2.84	2	3.18	4.15	
Pronamide	23950-58-5	ug/L	5/10/2010	<10	<10	<10			
Propionitrile	107-12-0	ug/L	5/10/2010	<10	<10	<10			
Pyrene	129-00-0	ug/L	5/10/2010	<10	<10	<10			
Safrole	94-59-7	ug/L	5/10/2010	<10	<10	<10			
Selenium	7782-49-2	mg/L	4/14/2009	<0.01	<0.01	<0.01			
Selenium	7782-49-2	mg/L	7/7/2009		<0.01	<0.01			
Selenium	7782-49-2	mg/L	9/2/2009		<0.01	<0.01			
Selenium	7782-49-2	mg/L	10/25/2009	<0.01	<0.01	<0.01			
Selenium	7782-49-2	mg/L	3/3/2010	<0.01	<0.01	<0.01			
Selenium	7782-49-2	mg/L	5/10/2010	0.0029	0.0029	0.002			
Selenium	7782-49-2	mg/L	7/8/2010	<0.01	<0.01	<0.01			
Selenium	7782-49-2	mg/L	7/8/2011		<0.01	<0.01			
Selenium	7782-49-2	mg/L	8/11/2011		<0.01	<0.01			
Selenium	7782-49-2	mg/L	10/13/2011		<0.005	<0.005			
Selenium	7782-49-2	mg/L	4/11/2012		<0.005	<0.005	<0.005	<0.005	
Selenium	7782-49-2	mg/L	8/1/2012		<0.005	<0.005			
Selenium	7782-49-2	mg/L	10/11/2012			<0.005			
Selenium	7782-49-2	mg/L	12/13/2012				<0.005		
Selenium	7782-49-2	mg/L	3/30/2013	<0.005			<0.005		
Selenium	7782-49-2	mg/L	10/5/2015			<0.005			
Selenium	7782-49-2	mg/L	4/4/2016			<0.005			
Selenium	7782-49-2	mg/L	10/17/2016		0.00103J				
Selenium	7782-49-2	mg/L	4/17/2017					<0.005	
Selenium	7782-49-2	mg/L	10/11/2017		<0.005	<0.005	<0.005	<0.005	
Selenium	7782-49-2	mg/L	3/15/2018		<0.005	<0.005	<0.005	<0.005	
Selenium	7782-49-2	mg/L	4/26/2018		0.00233J	<0.005	<0.005	0.00457J	
Selenium	7782-49-2	mg/L	10/16/2018		<0.0025	<0.0025	<0.0025	<0.0025	
Selenium	7782-49-2	mg/L	4/16/2019		<0.005	<0.005	<0.005	<0.005	
Selenium	7782-49-2	mg/L	10/1/2019		<0.005	<0.005	<0.005	<0.005	
Selenium	7782-49-2	mg/L	3/30/2020		<0.005	<0.005	<0.005	<0.005	

Table 9B
Analytical Data Summary - Groundwater Underdrains
2025 Annual Water Quality Report
Iowa City Sanitary Landfill
Permit No. 52-SDP-01-72P

Constituent	CAS	Units	Date	ST-1	WT-1	WT-2	WT-3	WT-4	WT-OF
Selenium	7782-49-2	mg/L	10/7/2020		0.00221	0.00178	0.0311	0.00148J	
Selenium	7782-49-2	mg/L	4/13/2021		<0.004	<0.004	<0.004	<0.004	
Selenium	7782-49-2	mg/L	10/20/2021		<0.004	<0.004	<0.004	<0.004	
Selenium	7782-49-2	mg/L	5/2/2022		<0.004	<0.004	<0.004	<0.004	
Selenium	7782-49-2	mg/L	5/1/2023		<0.005	<0.005	0.00154J	<0.005	
Selenium	7782-49-2	mg/L	10/16/2023		<0.005	<0.005	<0.005	0.00148J	<0.005
Selenium	7782-49-2	mg/L	12/20/2023						0.0017J
Selenium	7782-49-2	mg/L	3/20/2024						<0.005
Selenium	7782-49-2	mg/L	4/29/2024		<0.005	<0.005	<0.005	<0.005	<0.005
Selenium	7782-49-2	mg/L	10/11/2024		<0.00500	<0.00500	<0.00500	<0.00500	<0.00500
Selenium	7782-49-2	mg/L	2/25/2025						0.0171
Selenium	7782-49-2	mg/L	4/30/2025		<0.00500	0.00205	<0.00500	<0.00500	<0.00500
Selenium	7782-49-2	mg/L	10/22/2025		<0.00500	<0.00500	<0.00500	<0.00500	<0.00500
Silver	7440-22-4	mg/L	4/14/2009	<0.01	<0.01	<0.01			
Silver	7440-22-4	mg/L	7/7/2009		<0.01	<0.01			
Silver	7440-22-4	mg/L	9/2/2009		<0.01	<0.01			
Silver	7440-22-4	mg/L	10/25/2009	<0.025	<0.025	<0.025			
Silver	7440-22-4	mg/L	3/3/2010	<0.025	<0.025	<0.025			
Silver	7440-22-4	mg/L	5/10/2010	<0.02	<0.02	<0.02			
Silver	7440-22-4	mg/L	7/8/2011		<0.025	<0.025			
Silver	7440-22-4	mg/L	8/11/2011		<0.025	<0.025			
Silver	7440-22-4	mg/L	10/13/2011		<0.02	<0.02			
Silver	7440-22-4	mg/L	4/11/2012		<0.02	<0.02	<0.02	<0.02	
Silver	7440-22-4	mg/L	8/1/2012		<0.02	<0.02			
Silver	7440-22-4	mg/L	10/11/2012			<0.02			
Silver	7440-22-4	mg/L	12/13/2012				<0.02		
Silver	7440-22-4	mg/L	3/30/2013	<0.02			<0.02		
Silver	7440-22-4	mg/L	10/5/2015			<0.001			
Silver	7440-22-4	mg/L	4/4/2016			<0.001			
Silver	7440-22-4	mg/L	10/17/2016		<0.001				
Silver	7440-22-4	mg/L	4/17/2017					<0.001	
Silver	7440-22-4	mg/L	10/11/2017		<0.001	<0.001	<0.001	<0.001	
Silver	7440-22-4	mg/L	3/15/2018		<0.001	<0.001	<0.001	<0.001	
Silver	7440-22-4	mg/L	4/26/2018		0.00059J	<0.001	<0.001	<0.001	
Silver	7440-22-4	mg/L	10/16/2018		<0.0005	<0.0005	<0.0005	<0.0005	
Silver	7440-22-4	mg/L	4/16/2019		<0.001	<0.001	<0.001	<0.001	
Silver	7440-22-4	mg/L	10/1/2019		<0.001	<0.001	<0.001	<0.001	
Silver	7440-22-4	mg/L	3/30/2020		<0.001	<0.001	<0.001	<0.001	
Silver	7440-22-4	mg/L	10/7/2020		<0.001	<0.001	<0.02	<0.001	
Silver	7440-22-4	mg/L	4/13/2021		<0.004	<0.004	<0.004	<0.004	
Silver	7440-22-4	mg/L	10/20/2021		<0.004	<0.004	<0.004	<0.004	
Silver	7440-22-4	mg/L	5/2/2022		<0.004	<0.004	<0.004	<0.004	
Silver	7440-22-4	mg/L	5/1/2023		<0.001	<0.001	<0.001	<0.001	
Silver	7440-22-4	mg/L	10/16/2023		<0.001	<0.001	<0.001	<0.001	<0.001
Silver	7440-22-4	mg/L	12/20/2023						<0.001
Silver	7440-22-4	mg/L	3/20/2024						<0.001
Silver	7440-22-4	mg/L	4/29/2024		<0.001	<0.001	<0.001	<0.001	<0.001
Silver	7440-22-4	mg/L	10/11/2024		<0.00100	<0.00100	<0.00100	<0.00100	<0.00100
Silver	7440-22-4	mg/L	2/25/2025						<0.00100
Silver	7440-22-4	mg/L	4/30/2025		<0.00100	<0.00100	<0.00100	<0.00100	<0.00100
Silver	7440-22-4	mg/L	10/22/2025		<0.00100	<0.00100	<0.00100	<0.00100	<0.00100
Sodium	7440-23-5	mg/L	3/15/2018		29.5	22	23.9	29.9	
Styrene	100-42-5	ug/L	4/14/2009	<1	<1	<1			
Styrene	100-42-5	ug/L	7/7/2009		<1	<1			
Styrene	100-42-5	ug/L	9/2/2009		<1	<1			
Styrene	100-42-5	ug/L	10/25/2009	<2	<2	<2			
Styrene	100-42-5	ug/L	3/3/2010	<2	<2	<2			
Styrene	100-42-5	ug/L	5/10/2010	<4	<4	<4			
Styrene	100-42-5	ug/L	7/8/2011		<1	<1			
Styrene	100-42-5	ug/L	8/11/2011		<1	<1			
Styrene	100-42-5	ug/L	10/13/2011		<1	<1			
Styrene	100-42-5	ug/L	4/11/2012		<1	<1	<1	<1	
Styrene	100-42-5	ug/L	8/1/2012		<1	<1			
Styrene	100-42-5	ug/L	10/11/2012			<1			
Styrene	100-42-5	ug/L	12/13/2012				35		
Styrene	100-42-5	ug/L	3/30/2013	<1			5.54		
Styrene	100-42-5	ug/L	10/5/2015			<10			
Styrene	100-42-5	ug/L	4/4/2016			<1			
Styrene	100-42-5	ug/L	10/17/2016		<1				
Styrene	100-42-5	ug/L	4/17/2017					<1	
Styrene	100-42-5	ug/L	10/11/2017		<1	<1	<1	<1	
Styrene	100-42-5	ug/L	3/15/2018		<1	<1	<1	<1	
Styrene	100-42-5	ug/L	4/26/2018		<1	<1	<1	<1	
Styrene	100-42-5	ug/L	10/16/2018		<1	<1	<1	<1	
Styrene	100-42-5	ug/L	4/16/2019		<1	<1	<1	<1	
Styrene	100-42-5	ug/L	10/1/2019		<1	<1	<1	<1	
Styrene	100-42-5	ug/L	3/30/2020		<1	<1	<1	<1	
Styrene	100-42-5	ug/L	10/7/2020		<1	<1	<1	<1	
Styrene	100-42-5	ug/L	4/13/2021		<1	<1	<1	<1	

Table 9B
Analytical Data Summary - Groundwater Underdrains
2025 Annual Water Quality Report
Iowa City Sanitary Landfill
Permit No. 52-SDP-01-72P

Constituent	CAS	Units	Date	ST-1	WT-1	WT-2	WT-3	WT-4	WT-OF
Styrene	100-42-5	ug/L	10/20/2021		<1	<1	<1	<1	
Styrene	100-42-5	ug/L	5/2/2022		<1	<1	<1	<1	
Styrene	100-42-5	ug/L	5/1/2023		<1	<1	<1	<1	
Styrene	100-42-5	ug/L	8/1/2023			<1	<1	<1	<1
Styrene	100-42-5	ug/L	10/16/2023		<1	<1	<1	<1	<1
Styrene	100-42-5	ug/L	12/20/2023						<1
Styrene	100-42-5	ug/L	3/20/2024						<1
Styrene	100-42-5	ug/L	4/29/2024		<1	<1	<1	<1	<1
Styrene	100-42-5	ug/L	10/11/2024		<1.00	<1.00	<1.00	<1.00	<1.00
Styrene	100-42-5	ug/L	2/25/2025						<1.00
Styrene	100-42-5	ug/L	4/30/2025		<1.00	<1.00	<1.00	<1.00	<1.00
Styrene	100-42-5	ug/L	10/22/2025		<1.00	<1.00	<1.00	<1.00	<1.00
Sulfate	14808-79-8	mg/L	3/15/2018		183	418	336	889	
Sulfide	18496-25-8	mg/L	5/10/2010	<1	<1	<1			
Tetrachloroethene	127-18-4	ug/L	4/14/2009	<1	<1	<1			
Tetrachloroethene	127-18-4	ug/L	7/7/2009		<1	<1			
Tetrachloroethene	127-18-4	ug/L	9/2/2009		<1	<1			
Tetrachloroethene	127-18-4	ug/L	10/25/2009	<1	<1	<1			
Tetrachloroethene	127-18-4	ug/L	3/3/2010	<2	<2	<2			
Tetrachloroethene	127-18-4	ug/L	5/10/2010	<1	<1	<1			
Tetrachloroethene	127-18-4	ug/L	7/8/2011		<1	<1			
Tetrachloroethene	127-18-4	ug/L	8/11/2011		<1	<1			
Tetrachloroethene	127-18-4	ug/L	10/13/2011		<1	<1			
Tetrachloroethene	127-18-4	ug/L	4/11/2012		<1	<1	<1	<1	
Tetrachloroethene	127-18-4	ug/L	8/1/2012		<1	<1			
Tetrachloroethene	127-18-4	ug/L	10/11/2012			<1			
Tetrachloroethene	127-18-4	ug/L	12/13/2012				<25		
Tetrachloroethene	127-18-4	ug/L	3/30/2013	<1			<1		
Tetrachloroethene	127-18-4	ug/L	10/5/2015			<10			
Tetrachloroethene	127-18-4	ug/L	4/4/2016			<1			
Tetrachloroethene	127-18-4	ug/L	10/17/2016		<1				
Tetrachloroethene	127-18-4	ug/L	4/17/2017					<1	
Tetrachloroethene	127-18-4	ug/L	10/11/2017		<1	<1	<1	<1	
Tetrachloroethene	127-18-4	ug/L	3/15/2018		<1	<1	<1	<1	
Tetrachloroethene	127-18-4	ug/L	4/26/2018		<1	<1	<1	<1	
Tetrachloroethene	127-18-4	ug/L	10/16/2018		<1	<1	<1	<1	
Tetrachloroethene	127-18-4	ug/L	4/16/2019		<1	<1	<1	<1	
Tetrachloroethene	127-18-4	ug/L	10/1/2019		<1	<1	<1	<1	
Tetrachloroethene	127-18-4	ug/L	3/30/2020		<1	<1	<1	<1	
Tetrachloroethene	127-18-4	ug/L	10/7/2020		<1	<1	<1	<1	
Tetrachloroethene	127-18-4	ug/L	4/13/2021		<1	<1	<1	<1	
Tetrachloroethene	127-18-4	ug/L	10/20/2021		<1	<1	<1	<1	
Tetrachloroethene	127-18-4	ug/L	5/2/2022		<1	<1	<1	<1	
Tetrachloroethene	127-18-4	ug/L	5/1/2023		<1	<1	<1	<1	
Tetrachloroethene	127-18-4	ug/L	8/1/2023			<1	<1	<1	<1
Tetrachloroethene	127-18-4	ug/L	10/16/2023		<1	<1	<1	<1	<1
Tetrachloroethene	127-18-4	ug/L	12/20/2023						<1
Tetrachloroethene	127-18-4	ug/L	3/20/2024						<1
Tetrachloroethene	127-18-4	ug/L	4/29/2024		<1	<1	<1	<1	<1
Tetrachloroethene	127-18-4	ug/L	10/11/2024		<1.00	<1.00	<1.00	<1.00	<1.00
Tetrachloroethene	127-18-4	ug/L	2/25/2025						<1.00
Tetrachloroethene	127-18-4	ug/L	4/30/2025		<1.00	<1.00	<1.00	<1.00	<1.00
Tetrachloroethene	127-18-4	ug/L	10/22/2025		<1.00	<1.00	<1.00	<1.00	<1.00
Thallium	7440-28-0	mg/L	4/14/2009	<0.002	<0.002	<0.002			
Thallium	7440-28-0	mg/L	7/7/2009		<0.002	<0.002			
Thallium	7440-28-0	mg/L	9/2/2009		<0.002	<0.002			
Thallium	7440-28-0	mg/L	10/25/2009	<0.002	<0.002	<0.002			
Thallium	7440-28-0	mg/L	3/3/2010	<0.002	<0.002	<0.002			
Thallium	7440-28-0	mg/L	5/10/2010	<0.0004	<0.0004	<0.0004			
Thallium	7440-28-0	mg/L	7/8/2011		<0.002	<0.002			
Thallium	7440-28-0	mg/L	8/11/2011		<0.002	<0.002			
Thallium	7440-28-0	mg/L	10/13/2011		<0.002	<0.002			
Thallium	7440-28-0	mg/L	4/11/2012		<0.002	<0.002	<0.002	<0.002	
Thallium	7440-28-0	mg/L	8/1/2012		<0.002	0.00251			
Thallium	7440-28-0	mg/L	10/11/2012			<0.002			
Thallium	7440-28-0	mg/L	12/13/2012				<0.002		
Thallium	7440-28-0	mg/L	3/30/2013	<0.002			<0.002		
Thallium	7440-28-0	mg/L	10/5/2015			0.000044J			
Thallium	7440-28-0	mg/L	4/4/2016			<0.001			
Thallium	7440-28-0	mg/L	10/17/2016		<0.001				
Thallium	7440-28-0	mg/L	4/17/2017					<0.001	
Thallium	7440-28-0	mg/L	10/11/2017		<0.001	<0.001	<0.001	<0.001	
Thallium	7440-28-0	mg/L	3/15/2018		<0.001	<0.001	<0.001	<0.001	
Thallium	7440-28-0	mg/L	4/26/2018		<0.001	<0.001	<0.001	<0.001	
Thallium	7440-28-0	mg/L	10/16/2018		<0.002	<0.002	<0.002	<0.002	
Thallium	7440-28-0	mg/L	4/16/2019		<0.001	<0.001	<0.001	<0.001	
Thallium	7440-28-0	mg/L	10/1/2019		<0.001	<0.001	<0.001	<0.001	
Thallium	7440-28-0	mg/L	3/30/2020		<0.001	<0.001	<0.001	<0.001	
Thallium	7440-28-0	mg/L	10/7/2020		<0.001	<0.001	<0.02	<0.001	

Table 9B
Analytical Data Summary - Groundwater Underdrains
2025 Annual Water Quality Report
Iowa City Sanitary Landfill
Permit No. 52-SDP-01-72P

Constituent	CAS	Units	Date	ST-1	WT-1	WT-2	WT-3	WT-4	WT-OF
Thallium	7440-28-0	mg/L	4/13/2021		<0.002	<0.002	<0.002	<0.002	
Thallium	7440-28-0	mg/L	10/20/2021		0.0002J	0.0002J	<0.002	<0.002	
Thallium	7440-28-0	mg/L	5/2/2022		<0.002	<0.002	<0.002	<0.002	
Thallium	7440-28-0	mg/L	5/1/2023		<0.001	0.00052J	<0.001	<0.001	
Thallium	7440-28-0	mg/L	10/16/2023		<0.001	<0.001	<0.001	<0.001	<0.001
Thallium	7440-28-0	mg/L	12/20/2023						<0.001
Thallium	7440-28-0	mg/L	3/20/2024						<0.001
Thallium	7440-28-0	mg/L	4/29/2024		<0.001	<0.001	<0.001	<0.001	<0.001
Thallium	7440-28-0	mg/L	10/11/2024		<0.00100	<0.00100	<0.00100	<0.00100	<0.00100
Thallium	7440-28-0	mg/L	2/25/2025						<0.00100
Thallium	7440-28-0	mg/L	4/30/2025		<0.00100	<0.00100	<0.00100	<0.00100	<0.00100
Thallium	7440-28-0	mg/L	10/22/2025		<0.00100	<0.00100	<0.00100	<0.00100	<0.00100
Thionazin	297-97-2	ug/L	5/10/2010	<10	<10	<10			
Tin	7440-31-5	mg/L	5/10/2010	<0.1	<0.1	<0.1			
Toluene	108-88-3	ug/L	4/14/2009	<1	<1	<1			
Toluene	108-88-3	ug/L	7/7/2009		<1	<1			
Toluene	108-88-3	ug/L	9/2/2009		<1	<1			
Toluene	108-88-3	ug/L	10/25/2009	<1	<1	<1			
Toluene	108-88-3	ug/L	3/3/2010	<1	<1	<1			
Toluene	108-88-3	ug/L	5/10/2010	<1	<1	<1			
Toluene	108-88-3	ug/L	7/8/2011		5.98	1.47			
Toluene	108-88-3	ug/L	8/11/2011		6.84	<1			
Toluene	108-88-3	ug/L	10/13/2011		1.12	<1			
Toluene	108-88-3	ug/L	4/11/2012		<1	<1	<1	<1	
Toluene	108-88-3	ug/L	8/1/2012		12.7	1.21			
Toluene	108-88-3	ug/L	10/11/2012			<1			
Toluene	108-88-3	ug/L	12/13/2012				236		
Toluene	108-88-3	ug/L	3/30/2013	<1			65.5		
Toluene	108-88-3	ug/L	10/5/2015			21.7			
Toluene	108-88-3	ug/L	4/4/2016			<1			
Toluene	108-88-3	ug/L	10/17/2016		<1				
Toluene	108-88-3	ug/L	4/17/2017					<1	
Toluene	108-88-3	ug/L	10/11/2017		<1	<1	<1	<1	
Toluene	108-88-3	ug/L	3/15/2018		<1	<1	<1	<1	
Toluene	108-88-3	ug/L	4/26/2018		<1	<1	<1	<1	
Toluene	108-88-3	ug/L	10/16/2018		<1	<1	<1	<1	
Toluene	108-88-3	ug/L	4/16/2019		<1	<1	<1	<1	
Toluene	108-88-3	ug/L	10/1/2019		<1	<1	<1	<1	
Toluene	108-88-3	ug/L	3/30/2020		<1	<1	<1	<1	
Toluene	108-88-3	ug/L	10/7/2020		<1	<1	<1	<1	
Toluene	108-88-3	ug/L	4/13/2021		<1	<1	<1	<1	
Toluene	108-88-3	ug/L	10/20/2021		<1	<1	<1	<1	
Toluene	108-88-3	ug/L	5/2/2022		<1	<1	<1	<1	
Toluene	108-88-3	ug/L	5/1/2023		<1	<1	<1	<1	
Toluene	108-88-3	ug/L	8/1/2023			<1	<1	<1	<1
Toluene	108-88-3	ug/L	10/16/2023		<1	<1	<1	<1	<1
Toluene	108-88-3	ug/L	12/20/2023						<1
Toluene	108-88-3	ug/L	3/20/2024						<1
Toluene	108-88-3	ug/L	4/29/2024		<1	<1	<1	<1	<1
Toluene	108-88-3	ug/L	10/11/2024		<1.00	<1.00	<1.00	<1.00	<1.00
Toluene	108-88-3	ug/L	2/25/2025						<1.00
Toluene	108-88-3	ug/L	4/30/2025		<1.00	<1.00	<1.00	<1.00	<1.00
Toluene	108-88-3	ug/L	10/22/2025		<1.00	<1.00	<1.00	<1.00	<1.00
Total Suspended Solids	STL00161	mg/L	10/11/2024		4570	83.0	158	566	<1.88
Total Suspended Solids	STL00161	mg/L	2/25/2025						<1.88
Total Suspended Solids	STL00161	mg/L	4/30/2025		2110	1170	70.0	3.25	2.13
Total Suspended Solids	STL00161	mg/L	10/22/2025		4.38	4.62	<1.88	<1.88	<1.88
Total Suspended Solids	TSS	mg/L	10/5/2015			180000			
Total Suspended Solids	TSS	mg/L	4/4/2016			1.25J			
Total Suspended Solids	TSS	mg/L	10/17/2016		0.75J				
Total Suspended Solids	TSS	mg/L	4/17/2017					7.67	
Total Suspended Solids	TSS	mg/L	10/11/2017		53.3	23.9	31.1	39.8	
Total Suspended Solids	TSS	mg/L	3/15/2018		60.8	31	42.3	15.8	
Total Suspended Solids	TSS	mg/L	4/26/2018		28.3	31.3	211	2.38	
Total Suspended Solids	TSS	mg/L	10/16/2018		208	342	175	122	
Total Suspended Solids	TSS	mg/L	4/16/2019		7	4.33J	25	0.875J	
Total Suspended Solids	TSS	mg/L	10/1/2019		0.875J	7	21.5	0.75J	
Total Suspended Solids	TSS	mg/L	3/30/2020		4.25	13J	21	<1.88	
Total Suspended Solids	TSS	mg/L	10/7/2020		104	80	160	1.13J	
Total Suspended Solids	TSS	mg/L	4/13/2021		<2	25	29	5	
Total Suspended Solids	TSS	mg/L	10/20/2021		4	4	65	<1	
Total Suspended Solids	TSS	mg/L	5/2/2022		75	50	57	<2	
Total Suspended Solids	TSS	mg/L	5/1/2023		24.6	1.38J	11	4.62	
Total Suspended Solids	TSS	mg/L	10/16/2023		16	29	43	12.5	3.75
Total Suspended Solids	TSS	mg/L	12/20/2023						4.33J
Total Suspended Solids	TSS	mg/L	3/20/2024						4
Total Suspended Solids	TSS	mg/L	4/29/2024		31.3	12.9	58	<1.88	18.5
Toxaphene	8001-35-2	ug/L	5/10/2010	<2	<2	<2			
Trichloroethene	79-01-6	ug/L	4/14/2009	<1	<1	<1			

Table 9B
Analytical Data Summary - Groundwater Underdrains
2025 Annual Water Quality Report
Iowa City Sanitary Landfill
Permit No. 52-SDP-01-72P

Constituent	CAS	Units	Date	ST-1	WT-1	WT-2	WT-3	WT-4	WT-OF
Trichloroethene	79-01-6	ug/L	7/7/2009		<1	<1			
Trichloroethene	79-01-6	ug/L	9/2/2009		<1	<1			
Trichloroethene	79-01-6	ug/L	10/25/2009	<1	<1	<1			
Trichloroethene	79-01-6	ug/L	3/3/2010	<1	<1	<1			
Trichloroethene	79-01-6	ug/L	5/10/2010	<1	<1	<1			
Trichloroethene	79-01-6	ug/L	7/8/2011		<1	<1			
Trichloroethene	79-01-6	ug/L	8/11/2011		<1	<1			
Trichloroethene	79-01-6	ug/L	10/13/2011		<1	<1			
Trichloroethene	79-01-6	ug/L	4/11/2012		<1	<1	<1	<1	
Trichloroethene	79-01-6	ug/L	8/1/2012		<1	<1			
Trichloroethene	79-01-6	ug/L	10/11/2012			<1			
Trichloroethene	79-01-6	ug/L	12/13/2012				<25		
Trichloroethene	79-01-6	ug/L	3/30/2013	<1			<1		
Trichloroethene	79-01-6	ug/L	10/5/2015			<10			
Trichloroethene	79-01-6	ug/L	4/4/2016			<1			
Trichloroethene	79-01-6	ug/L	10/17/2016		<1				
Trichloroethene	79-01-6	ug/L	4/17/2017					<1	
Trichloroethene	79-01-6	ug/L	10/11/2017		<1	<1	<1	<1	
Trichloroethene	79-01-6	ug/L	3/15/2018		<1	<1	<1	<1	
Trichloroethene	79-01-6	ug/L	4/26/2018		<1	<1	<1	<1	
Trichloroethene	79-01-6	ug/L	10/16/2018		<1	<1	<1	<1	
Trichloroethene	79-01-6	ug/L	4/16/2019		<1	<1	<1	<1	
Trichloroethene	79-01-6	ug/L	10/1/2019		0.443J	<1	<1	<1	
Trichloroethene	79-01-6	ug/L	3/30/2020		<1	<1	<1	<1	
Trichloroethene	79-01-6	ug/L	10/7/2020		<1	<1	<1	<1	
Trichloroethene	79-01-6	ug/L	4/13/2021		<1	<1	<1	<1	
Trichloroethene	79-01-6	ug/L	10/20/2021		<1	<1	<1	<1	
Trichloroethene	79-01-6	ug/L	5/2/2022		<1	<1	<1	<1	
Trichloroethene	79-01-6	ug/L	5/1/2023		<1	<1	<1	<1	
Trichloroethene	79-01-6	ug/L	8/1/2023			<1	<1	<1	<1
Trichloroethene	79-01-6	ug/L	10/16/2023		<1	<1	<1	<1	<1
Trichloroethene	79-01-6	ug/L	12/20/2023						<1
Trichloroethene	79-01-6	ug/L	3/20/2024						<1
Trichloroethene	79-01-6	ug/L	4/29/2024		<1	<1	<1	<1	<1
Trichloroethene	79-01-6	ug/L	10/11/2024		<1.00	<1.00	<1.00	<1.00	<1.00
Trichloroethene	79-01-6	ug/L	2/25/2025						<1.00
Trichloroethene	79-01-6	ug/L	4/30/2025		<1.00	<1.00	<1.00	<1.00	<1.00
Trichloroethene	79-01-6	ug/L	10/22/2025		<1.00	<1.00	<1.00	<1.00	<1.00
Trichlorofluoromethane	75-69-4	ug/L	4/14/2009	<4	<4	<4			
Trichlorofluoromethane	75-69-4	ug/L	7/7/2009		<4	<4			
Trichlorofluoromethane	75-69-4	ug/L	9/2/2009		<4	<4			
Trichlorofluoromethane	75-69-4	ug/L	10/25/2009	<4	<4	<4			
Trichlorofluoromethane	75-69-4	ug/L	3/3/2010	<4	<4	<4			
Trichlorofluoromethane	75-69-4	ug/L	5/10/2010	<4	<4	<4			
Trichlorofluoromethane	75-69-4	ug/L	7/8/2011		<4	<4			
Trichlorofluoromethane	75-69-4	ug/L	8/11/2011		<4	<4			
Trichlorofluoromethane	75-69-4	ug/L	10/13/2011		<4	<4			
Trichlorofluoromethane	75-69-4	ug/L	4/11/2012		<4	<4	<4	<4	
Trichlorofluoromethane	75-69-4	ug/L	8/1/2012		<4	<4			
Trichlorofluoromethane	75-69-4	ug/L	10/11/2012			<4			
Trichlorofluoromethane	75-69-4	ug/L	12/13/2012				<100		
Trichlorofluoromethane	75-69-4	ug/L	3/30/2013	<4			<4		
Trichlorofluoromethane	75-69-4	ug/L	10/5/2015			<40			
Trichlorofluoromethane	75-69-4	ug/L	4/4/2016			<4			
Trichlorofluoromethane	75-69-4	ug/L	10/17/2016		<4				
Trichlorofluoromethane	75-69-4	ug/L	4/17/2017					<4	
Trichlorofluoromethane	75-69-4	ug/L	10/11/2017		<4	<4	<4	<4	
Trichlorofluoromethane	75-69-4	ug/L	3/15/2018		<4	<4	<4	<4	
Trichlorofluoromethane	75-69-4	ug/L	4/26/2018		<4	<4	<4	<4	
Trichlorofluoromethane	75-69-4	ug/L	10/16/2018		<4	<4	<4	<4	
Trichlorofluoromethane	75-69-4	ug/L	4/16/2019		<4	<4	<4	<4	
Trichlorofluoromethane	75-69-4	ug/L	10/1/2019		<4	<4	<4	<4	
Trichlorofluoromethane	75-69-4	ug/L	3/30/2020		<4	<4	<4	<4	
Trichlorofluoromethane	75-69-4	ug/L	10/7/2020		<4	<4	<4	<4	
Trichlorofluoromethane	75-69-4	ug/L	4/13/2021		<1	<1	<1	<1	
Trichlorofluoromethane	75-69-4	ug/L	10/20/2021		<1	<1	<1	<1	
Trichlorofluoromethane	75-69-4	ug/L	5/2/2022		<1	<1	<1	<1	
Trichlorofluoromethane	75-69-4	ug/L	5/1/2023		<4	<4	<4	<4	
Trichlorofluoromethane	75-69-4	ug/L	8/1/2023			<4	<4	<4	<4
Trichlorofluoromethane	75-69-4	ug/L	10/16/2023		<4	<4	<4	<4	<4
Trichlorofluoromethane	75-69-4	ug/L	12/20/2023						<4
Trichlorofluoromethane	75-69-4	ug/L	3/20/2024						<4
Trichlorofluoromethane	75-69-4	ug/L	4/29/2024		<4	<4	<4	<4	<4
Trichlorofluoromethane	75-69-4	ug/L	10/11/2024		<4.00	<4.00	<4.00	<4.00	<4.00
Trichlorofluoromethane	75-69-4	ug/L	2/25/2025						<4.00
Trichlorofluoromethane	75-69-4	ug/L	4/30/2025		<4.00	<4.00	<4.00	<4.00	<4.00
Trichlorofluoromethane	75-69-4	ug/L	10/22/2025		<4.00	<4.00	<4.00	<4.00	<4.00
Vanadium	7440-62-2	mg/L	4/14/2009	<0.05	<0.05	<0.05			
Vanadium	7440-62-2	mg/L	7/7/2009		<0.05	<0.05			

Table 9B
Analytical Data Summary - Groundwater Underdrains
2025 Annual Water Quality Report
Iowa City Sanitary Landfill
Permit No. 52-SDP-01-72P

Constituent	CAS	Units	Date	ST-1	WT-1	WT-2	WT-3	WT-4	WT-OF
Vanadium	7440-62-2	mg/L	9/2/2009		<0.05	<0.05			
Vanadium	7440-62-2	mg/L	10/25/2009	<0.05	<0.05	<0.05			
Vanadium	7440-62-2	mg/L	3/3/2010	<0.05	<0.05	<0.05			
Vanadium	7440-62-2	mg/L	5/10/2010	<0.05	<0.05	<0.05			
Vanadium	7440-62-2	mg/L	7/8/2011		<0.05	<0.05			
Vanadium	7440-62-2	mg/L	8/11/2011		<0.05	<0.05			
Vanadium	7440-62-2	mg/L	10/13/2011		<0.05	<0.05			
Vanadium	7440-62-2	mg/L	4/11/2012		<0.05	<0.05	<0.05	<0.05	
Vanadium	7440-62-2	mg/L	8/1/2012		<0.05	<0.05			
Vanadium	7440-62-2	mg/L	10/11/2012			<0.05			
Vanadium	7440-62-2	mg/L	12/13/2012				<0.05		
Vanadium	7440-62-2	mg/L	3/30/2013	<0.05			<0.05		
Vanadium	7440-62-2	mg/L	10/5/2015			0.000598J			
Vanadium	7440-62-2	mg/L	4/4/2016			<0.005			
Vanadium	7440-62-2	mg/L	10/17/2016		<0.005				
Vanadium	7440-62-2	mg/L	4/17/2017					<0.005	
Vanadium	7440-62-2	mg/L	10/11/2017		0.00114J	<0.005	<0.005	0.00142J	
Vanadium	7440-62-2	mg/L	3/15/2018		0.0015J	<0.005	<0.005	<0.005	
Vanadium	7440-62-2	mg/L	4/26/2018		0.00195J	<0.005	<0.005	<0.02	
Vanadium	7440-62-2	mg/L	10/16/2018		0.0213	0.0244	0.0128	0.0144	
Vanadium	7440-62-2	mg/L	4/16/2019		<0.005	<0.005	<0.005	<0.005	
Vanadium	7440-62-2	mg/L	10/1/2019		<0.005	<0.005	<0.005	<0.005	
Vanadium	7440-62-2	mg/L	3/30/2020		<0.005	<0.005	<0.005	<0.005	
Vanadium	7440-62-2	mg/L	10/7/2020		<0.005	0.00129	0.128	<0.005	
Vanadium	7440-62-2	mg/L	4/13/2021		<0.02	<0.02	<0.02	<0.02	
Vanadium	7440-62-2	mg/L	10/20/2021		<0.02	<0.02	<0.02	<0.02	
Vanadium	7440-62-2	mg/L	5/2/2022		<0.02	<0.02	<0.02	<0.02	
Vanadium	7440-62-2	mg/L	5/1/2023		<0.005	<0.005	<0.005	<0.005	
Vanadium	7440-62-2	mg/L	10/16/2023		0.00595	<0.005	<0.005	0.00899	<0.005
Vanadium	7440-62-2	mg/L	12/20/2023						<0.005
Vanadium	7440-62-2	mg/L	3/20/2024						<0.005
Vanadium	7440-62-2	mg/L	4/29/2024		<0.005	<0.005	<0.005	<0.005	<0.005
Vanadium	7440-62-2	mg/L	10/11/2024		0.0210	0.00121	0.00703	0.00827	<0.00500
Vanadium	7440-62-2	mg/L	2/25/2025						0.00339J
Vanadium	7440-62-2	mg/L	4/30/2025		0.0220	0.0258	<0.00500	<0.00500	<0.00500
Vanadium	7440-62-2	mg/L	10/22/2025		<0.00500	<0.00500	<0.00500	<0.00500	<0.00500
Vinyl Acetate	108-05-4	ug/L	4/14/2009	<2	<2	<2			
Vinyl Acetate	108-05-4	ug/L	7/7/2009		<2	<2			
Vinyl Acetate	108-05-4	ug/L	9/2/2009		<2	<2			
Vinyl Acetate	108-05-4	ug/L	10/25/2009	<2	<2	<2			
Vinyl Acetate	108-05-4	ug/L	3/3/2010	<2	<2	<2			
Vinyl Acetate	108-05-4	ug/L	5/10/2010	<2	<2	<2			
Vinyl Acetate	108-05-4	ug/L	7/8/2011		<2	<2			
Vinyl Acetate	108-05-4	ug/L	8/11/2011		<2	<2			
Vinyl Acetate	108-05-4	ug/L	10/13/2011		<2	<2			
Vinyl Acetate	108-05-4	ug/L	4/11/2012		<20	<20	<20	<20	
Vinyl Acetate	108-05-4	ug/L	8/1/2012		<4	<4			
Vinyl Acetate	108-05-4	ug/L	10/11/2012			<10			
Vinyl Acetate	108-05-4	ug/L	12/13/2012				<50		
Vinyl Acetate	108-05-4	ug/L	3/30/2013	<2			<2		
Vinyl Acetate	108-05-4	ug/L	10/5/2015			<100			
Vinyl Acetate	108-05-4	ug/L	4/4/2016			<10			
Vinyl Acetate	108-05-4	ug/L	10/17/2016		<10				
Vinyl Acetate	108-05-4	ug/L	4/17/2017					<10	
Vinyl Acetate	108-05-4	ug/L	10/11/2017		<10	<10	<10	<10	
Vinyl Acetate	108-05-4	ug/L	3/15/2018		<10	<10	<10	<10	
Vinyl Acetate	108-05-4	ug/L	4/26/2018		<10	<10	<10	<10	
Vinyl Acetate	108-05-4	ug/L	10/16/2018		<10	<10	<10	<10	
Vinyl Acetate	108-05-4	ug/L	4/16/2019		<10	<10	<10	<10	
Vinyl Acetate	108-05-4	ug/L	10/1/2019		<10	<10	<10	<10	
Vinyl Acetate	108-05-4	ug/L	3/30/2020		<10	<10	<10	<10	
Vinyl Acetate	108-05-4	ug/L	10/7/2020		<10	<10	<10	<10	
Vinyl Acetate	108-05-4	ug/L	4/13/2021		<5	<5	<5	<5	
Vinyl Acetate	108-05-4	ug/L	10/20/2021		<5	<5	<5	<5	
Vinyl Acetate	108-05-4	ug/L	5/2/2022		<5	<5	<5	<5	
Vinyl Acetate	108-05-4	ug/L	5/1/2023		<10	<10	<10	<10	
Vinyl Acetate	108-05-4	ug/L	8/1/2023			<10	<10	<10	<10
Vinyl Acetate	108-05-4	ug/L	10/16/2023		<10	<10	<10	<10	<10
Vinyl Acetate	108-05-4	ug/L	12/20/2023						<10
Vinyl Acetate	108-05-4	ug/L	3/20/2024						<10
Vinyl Acetate	108-05-4	ug/L	4/29/2024		<10	<10	<10	<10	<10
Vinyl Chloride	75-01-4	ug/L	4/14/2009	<1	<1	<1			
Vinyl Chloride	75-01-4	ug/L	7/7/2009		<1	<1			
Vinyl Chloride	75-01-4	ug/L	9/2/2009		<1	<1			
Vinyl Chloride	75-01-4	ug/L	10/25/2009	<1	<1	<1			
Vinyl Chloride	75-01-4	ug/L	3/3/2010	<1	<1	<1			
Vinyl Chloride	75-01-4	ug/L	5/10/2010	<1	<1	<1			
Vinyl Chloride	75-01-4	ug/L	7/8/2011		<1	<1			
Vinyl Chloride	75-01-4	ug/L	8/11/2011		<1	<1			

Table 9B
Analytical Data Summary - Groundwater Underdrains
2025 Annual Water Quality Report
Iowa City Sanitary Landfill
Permit No. 52-SDP-01-72P

Constituent	CAS	Units	Date	ST-1	WT-1	WT-2	WT-3	WT-4	WT-OF
Vinyl Chloride	75-01-4	ug/L	10/13/2011		<1	<1			
Vinyl Chloride	75-01-4	ug/L	4/11/2012		<1	<1	<1	<1	
Vinyl Chloride	75-01-4	ug/L	8/1/2012		<1	<1			
Vinyl Chloride	75-01-4	ug/L	10/11/2012			<1			
Vinyl Chloride	75-01-4	ug/L	12/13/2012				<25		
Vinyl Chloride	75-01-4	ug/L	3/30/2013	<1			<1		
Vinyl Chloride	75-01-4	ug/L	10/5/2015			<10			
Vinyl Chloride	75-01-4	ug/L	4/4/2016			<1			
Vinyl Chloride	75-01-4	ug/L	10/17/2016		<1				
Vinyl Chloride	75-01-4	ug/L	4/17/2017					<1	
Vinyl Chloride	75-01-4	ug/L	10/11/2017		<1	<1	<1	<1	
Vinyl Chloride	75-01-4	ug/L	3/15/2018		<1	<1	0.185J	<1	
Vinyl Chloride	75-01-4	ug/L	4/26/2018		<1	<1	<1	<1	
Vinyl Chloride	75-01-4	ug/L	10/16/2018		<1	<1	<1	<1	
Vinyl Chloride	75-01-4	ug/L	4/16/2019		<1	<1	<1	<1	
Vinyl Chloride	75-01-4	ug/L	10/1/2019		<1	<1	<1	<1	
Vinyl Chloride	75-01-4	ug/L	3/30/2020		<1	<1	<1	<1	
Vinyl Chloride	75-01-4	ug/L	10/7/2020		<1	0.233	<1	<1	
Vinyl Chloride	75-01-4	ug/L	4/13/2021		<1	<1	<1	<1	
Vinyl Chloride	75-01-4	ug/L	10/20/2021		<1	<1	<1	<1	
Vinyl Chloride	75-01-4	ug/L	5/2/2022		<1	<1	<1	<1	
Vinyl Chloride	75-01-4	ug/L	5/1/2023		<1	<1	<1	<1	
Vinyl Chloride	75-01-4	ug/L	8/1/2023			<1	<1	<1	<1
Vinyl Chloride	75-01-4	ug/L	10/16/2023		<1	<1	<1	<1	<1
Vinyl Chloride	75-01-4	ug/L	12/20/2023						<1
Vinyl Chloride	75-01-4	ug/L	3/20/2024						<1
Vinyl Chloride	75-01-4	ug/L	4/29/2024		<1	<1	<1	<1	<1
Vinyl acetate	108-05-4	ug/L	10/11/2024		<10.0	<10.0	<10.0	<10.0	<10.0
Vinyl acetate	108-05-4	ug/L	2/25/2025						<10.0
Vinyl acetate	108-05-4	ug/L	4/30/2025		<10.0	<10.0	<10.0	<10.0	<10.0
Vinyl acetate	108-05-4	ug/L	10/22/2025		<10.0	<10.0	<10.0	<10.0	<10.0
Vinyl chloride	75-01-4	ug/L	10/11/2024		<1.00	<1.00	<1.00	<1.00	<1.00
Vinyl chloride	75-01-4	ug/L	2/25/2025						<1.00
Vinyl chloride	75-01-4	ug/L	4/30/2025		<1.00	<1.00	<1.00	<1.00	<1.00
Vinyl chloride	75-01-4	ug/L	10/22/2025		<1.00	<1.00	<1.00	<1.00	<1.00
Xylenes	1330-20-7	ug/L	4/14/2009	<3	<3	<3			
Xylenes	1330-20-7	ug/L	7/7/2009		<3	<3			
Xylenes	1330-20-7	ug/L	9/2/2009		<3	<3			
Xylenes	1330-20-7	ug/L	10/25/2009	<6	<6	<6			
Xylenes	1330-20-7	ug/L	3/3/2010	<3	<3	<3			
Xylenes	1330-20-7	ug/L	5/10/2010	<12	<12	<12			
Xylenes	1330-20-7	ug/L	7/8/2011		<3	<3			
Xylenes	1330-20-7	ug/L	8/11/2011		<3	<3			
Xylenes	1330-20-7	ug/L	10/13/2011		<3	<3			
Xylenes	1330-20-7	ug/L	4/11/2012		<3	<3	<3	<3	
Xylenes	1330-20-7	ug/L	8/1/2012		<3	5.57			
Xylenes	1330-20-7	ug/L	10/11/2012			<3			
Xylenes	1330-20-7	ug/L	12/13/2012				350		
Xylenes	1330-20-7	ug/L	3/30/2013	<3			67.1		
Xylenes	1330-20-7	ug/L	10/5/2015			34.5			
Xylenes	1330-20-7	ug/L	4/4/2016			<3			
Xylenes	1330-20-7	ug/L	10/17/2016		<3				
Xylenes	1330-20-7	ug/L	4/17/2017					<3	
Xylenes	1330-20-7	ug/L	10/11/2017		<3	<3	<3	<3	
Xylenes	1330-20-7	ug/L	3/15/2018		<3	<3	<3	<3	
Xylenes	1330-20-7	ug/L	4/26/2018		<3	<3	<3	<3	
Xylenes	1330-20-7	ug/L	10/16/2018		<3	<3	<3	<3	
Xylenes	1330-20-7	ug/L	4/16/2019		<3	<3	<3	<3	
Xylenes	1330-20-7	ug/L	10/1/2019		<3	<3	<3	<3	
Xylenes	1330-20-7	ug/L	3/30/2020		<3	<3	<3	<3	
Xylenes	1330-20-7	ug/L	10/7/2020		<3	<3	0.555	0.484J	
Xylenes	1330-20-7	ug/L	4/13/2021		<2	<2	<2	<2	
Xylenes	1330-20-7	ug/L	10/20/2021		<2	<2	<2	<2	
Xylenes	1330-20-7	ug/L	5/2/2022		<2	<2	<2	<2	
Xylenes	1330-20-7	ug/L	5/1/2023		<3	<3	<3	<3	
Xylenes	1330-20-7	ug/L	8/1/2023			<3	<3	<3	<3
Xylenes	1330-20-7	ug/L	10/16/2023		<3	<3	<3	<3	<3
Xylenes	1330-20-7	ug/L	12/20/2023						<3
Xylenes	1330-20-7	ug/L	3/20/2024						<3
Xylenes	1330-20-7	ug/L	4/29/2024		<3	<3	<3	<3	<3
Xylenes, Total	1330-20-7	ug/L	10/11/2024		<3.00	<3.00	<3.00	<3.00	<3.00
Xylenes, Total	1330-20-7	ug/L	2/25/2025						<3.00
Xylenes, Total	1330-20-7	ug/L	4/30/2025		<3.00	<3.00	<3.00	<3.00	<3.00
Xylenes, Total	1330-20-7	ug/L	10/22/2025		<3.00	<3.00	<3.00	<3.00	<3.00
Zinc	7440-66-6	mg/L	4/14/2009	<0.1	<0.1	<0.1			
Zinc	7440-66-6	mg/L	7/7/2009		<0.1	<0.1			
Zinc	7440-66-6	mg/L	9/2/2009		<0.1	<0.1			
Zinc	7440-66-6	mg/L	10/25/2009	<0.1	<0.1	<0.1			
Zinc	7440-66-6	mg/L	3/3/2010	<0.1	<0.1	<0.1			

Table 9B
Analytical Data Summary - Groundwater Underdrains
2025 Annual Water Quality Report
Iowa City Sanitary Landfill
Permit No. 52-SDP-01-72P

Constituent	CAS	Units	Date	ST-1	WT-1	WT-2	WT-3	WT-4	WT-OF
Zinc	7440-66-6	mg/L	5/10/2010	0.0287	0.0253	0.022			
Zinc	7440-66-6	mg/L	7/8/2010	<0.1	<0.1	<0.1			
Zinc	7440-66-6	mg/L	7/8/2011		<0.1	<0.1			
Zinc	7440-66-6	mg/L	8/11/2011		<0.1				
Zinc	7440-66-6	mg/L	10/13/2011		<0.02	<0.02			
Zinc	7440-66-6	mg/L	4/11/2012		<0.02	<0.02	<0.02	<0.02	
Zinc	7440-66-6	mg/L	8/1/2012		0.0335	<0.02			
Zinc	7440-66-6	mg/L	10/11/2012			<0.02			
Zinc	7440-66-6	mg/L	12/13/2012				0.258		
Zinc	7440-66-6	mg/L	3/30/2013	0.0567			0.861		
Zinc	7440-66-6	mg/L	10/5/2015			0.0822			
Zinc	7440-66-6	mg/L	4/4/2016			<0.01			
Zinc	7440-66-6	mg/L	10/17/2016		<0.01				
Zinc	7440-66-6	mg/L	4/17/2017					<0.02	
Zinc	7440-66-6	mg/L	10/11/2017		<0.02	<0.02	<0.02	0.0128J	
Zinc	7440-66-6	mg/L	3/15/2018		<0.02	<0.02	<0.02	<0.02	
Zinc	7440-66-6	mg/L	4/26/2018		<0.02	<0.02	<0.02	<0.08	
Zinc	7440-66-6	mg/L	10/16/2018		0.0315	0.0307	0.0174J	0.0131J	
Zinc	7440-66-6	mg/L	4/16/2019		<0.02	<0.02	<0.02	<0.02	
Zinc	7440-66-6	mg/L	10/1/2019		<0.02	<0.02	<0.02	<0.02	
Zinc	7440-66-6	mg/L	3/30/2020		<0.02	<0.02	<0.02	<0.02	
Zinc	7440-66-6	mg/L	10/7/2020		<0.02	<0.02	0.419	<0.02	
Zinc	7440-66-6	mg/L	4/13/2021		<0.02	<0.02	<0.02	<0.02	
Zinc	7440-66-6	mg/L	10/20/2021		<0.02	<0.02	<0.02	<0.02	
Zinc	7440-66-6	mg/L	5/2/2022		<0.02	<0.02	<0.02	<0.02	
Zinc	7440-66-6	mg/L	5/1/2023		<0.02	0.0104J	<0.02	<0.02	
Zinc	7440-66-6	mg/L	10/16/2023		0.00788J	0.00794J	<0.02	0.014J	<0.02
Zinc	7440-66-6	mg/L	12/20/2023						<0.02
Zinc	7440-66-6	mg/L	3/20/2024						<0.02
Zinc	7440-66-6	mg/L	4/29/2024		<0.02	<0.02	<0.02	<0.02	<0.02
Zinc	7440-66-6	mg/L	10/11/2024		0.0291	<0.0200	0.0115J	0.0172J	<0.0200
Zinc	7440-66-6	mg/L	2/25/2025						0.0186J
Zinc	7440-66-6	mg/L	4/30/2025		0.0304	0.0413	<0.0200	<0.0200	<0.0200
Zinc	7440-66-6	mg/L	10/22/2025		<0.0200	<0.0200	<0.0200	<0.0200	<0.0200
cis-1,2-Dichloroethene	156-59-2	ug/L	4/14/2009	<1	<1	<1			
cis-1,2-Dichloroethene	156-59-2	ug/L	7/7/2009		<1	<1			
cis-1,2-Dichloroethene	156-59-2	ug/L	9/2/2009		<1	<1			
cis-1,2-Dichloroethene	156-59-2	ug/L	10/25/2009	<1	<1	<1			
cis-1,2-Dichloroethene	156-59-2	ug/L	3/3/2010	<1	<1	<1			
cis-1,2-Dichloroethene	156-59-2	ug/L	5/10/2010	<1	<1	<1			
cis-1,2-Dichloroethene	156-59-2	ug/L	7/8/2011		<1	<1			
cis-1,2-Dichloroethene	156-59-2	ug/L	8/11/2011		<1	<1			
cis-1,2-Dichloroethene	156-59-2	ug/L	10/13/2011		<1	<1			
cis-1,2-Dichloroethene	156-59-2	ug/L	4/11/2012		<1	<1	<1	<1	
cis-1,2-Dichloroethene	156-59-2	ug/L	8/1/2012		<1	<1			
cis-1,2-Dichloroethene	156-59-2	ug/L	10/11/2012			<1			
cis-1,2-Dichloroethene	156-59-2	ug/L	12/13/2012				<25		
cis-1,2-Dichloroethene	156-59-2	ug/L	3/30/2013	<1			<1		
cis-1,2-Dichloroethene	156-59-2	ug/L	10/5/2015			<10			
cis-1,2-Dichloroethene	156-59-2	ug/L	4/4/2016			<1			
cis-1,2-Dichloroethene	156-59-2	ug/L	10/17/2016		<1				
cis-1,2-Dichloroethene	156-59-2	ug/L	4/17/2017					<1	
cis-1,2-Dichloroethene	156-59-2	ug/L	10/11/2017		<1	<1	0.142J	<1	
cis-1,2-Dichloroethene	156-59-2	ug/L	3/15/2018		<1	<1	0.229J	<1	
cis-1,2-Dichloroethene	156-59-2	ug/L	4/26/2018		<1	<1	<1	<1	
cis-1,2-Dichloroethene	156-59-2	ug/L	10/16/2018		<1	<1	<1	<1	
cis-1,2-Dichloroethene	156-59-2	ug/L	4/16/2019		<1	<1	<1	<1	
cis-1,2-Dichloroethene	156-59-2	ug/L	10/1/2019		<1	<1	<1	<1	
cis-1,2-Dichloroethene	156-59-2	ug/L	3/30/2020		<1	<1	<1	<1	
cis-1,2-Dichloroethene	156-59-2	ug/L	10/7/2020		<1	<1	<1	<1	
cis-1,2-Dichloroethene	156-59-2	ug/L	4/13/2021		<1	<1	<1	<1	
cis-1,2-Dichloroethene	156-59-2	ug/L	10/20/2021		<1	<1	<1	<1	
cis-1,2-Dichloroethene	156-59-2	ug/L	5/2/2022		<1	<1	<1	<1	
cis-1,2-Dichloroethene	156-59-2	ug/L	5/1/2023		<1	<1	<1	<1	
cis-1,2-Dichloroethene	156-59-2	ug/L	8/1/2023			<1	<1	<1	<1
cis-1,2-Dichloroethene	156-59-2	ug/L	10/16/2023		<1	<1	<1	<1	<1
cis-1,2-Dichloroethene	156-59-2	ug/L	12/20/2023						<1
cis-1,2-Dichloroethene	156-59-2	ug/L	3/20/2024						<1
cis-1,2-Dichloroethene	156-59-2	ug/L	4/29/2024		<1	<1	<1	<1	<1
cis-1,2-Dichloroethene	156-59-2	ug/L	10/11/2024		<1.00	<1.00	<1.00	<1.00	<1.00
cis-1,2-Dichloroethene	156-59-2	ug/L	2/25/2025						<1.00
cis-1,2-Dichloroethene	156-59-2	ug/L	4/30/2025		<1.00	<1.00	<1.00	<1.00	<1.00
cis-1,2-Dichloroethene	156-59-2	ug/L	10/22/2025		<1.00	<1.00	<1.00	<1.00	<1.00
cis-1,3-Dichloropropene	10061-01-5	ug/L	4/14/2009	<5	<5	<5			
cis-1,3-Dichloropropene	10061-01-5	ug/L	7/7/2009		<5	<5			
cis-1,3-Dichloropropene	10061-01-5	ug/L	9/2/2009		<5	<5			
cis-1,3-Dichloropropene	10061-01-5	ug/L	10/25/2009	<5	<5	<5			
cis-1,3-Dichloropropene	10061-01-5	ug/L	3/3/2010	<5	<5	<5			
cis-1,3-Dichloropropene	10061-01-5	ug/L	5/10/2010	<5	<5	<5			

Table 9B
Analytical Data Summary - Groundwater Underdrains
2025 Annual Water Quality Report
Iowa City Sanitary Landfill
Permit No. 52-SDP-01-72P

Constituent	CAS	Units	Date	ST-1	WT-1	WT-2	WT-3	WT-4	WT-OF
cis-1,3-Dichloropropene	10061-01-5	ug/L	7/8/2011		<5	<5			
cis-1,3-Dichloropropene	10061-01-5	ug/L	8/11/2011		<5	<5			
cis-1,3-Dichloropropene	10061-01-5	ug/L	10/13/2011		<5	<5			
cis-1,3-Dichloropropene	10061-01-5	ug/L	4/11/2012		<5	<5	<5	<5	
cis-1,3-Dichloropropene	10061-01-5	ug/L	8/1/2012		<5	<5			
cis-1,3-Dichloropropene	10061-01-5	ug/L	10/11/2012			<5			
cis-1,3-Dichloropropene	10061-01-5	ug/L	12/13/2012				<125		
cis-1,3-Dichloropropene	10061-01-5	ug/L	3/30/2013	<5			<5		
cis-1,3-Dichloropropene	10061-01-5	ug/L	10/5/2015			<50			
cis-1,3-Dichloropropene	10061-01-5	ug/L	4/4/2016			<5			
cis-1,3-Dichloropropene	10061-01-5	ug/L	10/17/2016		<5				
cis-1,3-Dichloropropene	10061-01-5	ug/L	4/17/2017					<5	
cis-1,3-Dichloropropene	10061-01-5	ug/L	10/11/2017		<5	<5	<5	<5	
cis-1,3-Dichloropropene	10061-01-5	ug/L	3/15/2018		<5	<5	<5	<5	
cis-1,3-Dichloropropene	10061-01-5	ug/L	4/26/2018		<5	<5	<5	<5	
cis-1,3-Dichloropropene	10061-01-5	ug/L	10/16/2018		<5	<5	<5	<5	
cis-1,3-Dichloropropene	10061-01-5	ug/L	4/16/2019		<5	<5	<5	<5	
cis-1,3-Dichloropropene	10061-01-5	ug/L	10/1/2019		<5	<5	<5	<5	
cis-1,3-Dichloropropene	10061-01-5	ug/L	3/30/2020		<5	<5	<5	<5	
cis-1,3-Dichloropropene	10061-01-5	ug/L	10/7/2020		<5	<5	<5	<5	
cis-1,3-Dichloropropene	10061-01-5	ug/L	4/13/2021		<1	<1	<1	<1	
cis-1,3-Dichloropropene	10061-01-5	ug/L	10/20/2021		<1	<1	<1	<1	
cis-1,3-Dichloropropene	10061-01-5	ug/L	5/2/2022		<1	<1	<1	<1	
cis-1,3-Dichloropropene	10061-01-5	ug/L	5/1/2023		<5	<5	<5	<5	
cis-1,3-Dichloropropene	10061-01-5	ug/L	8/1/2023			<5	<5	<5	<5
cis-1,3-Dichloropropene	10061-01-5	ug/L	10/16/2023		<5	<5	<5	<5	<5
cis-1,3-Dichloropropene	10061-01-5	ug/L	12/20/2023						<5
cis-1,3-Dichloropropene	10061-01-5	ug/L	3/20/2024						<5
cis-1,3-Dichloropropene	10061-01-5	ug/L	4/29/2024		<5	<5	<5	<5	<5
cis-1,3-Dichloropropene	10061-01-5	ug/L	10/11/2024		<5.00	<5.00	<5.00	<5.00	<5.00
cis-1,3-Dichloropropene	10061-01-5	ug/L	2/25/2025						<5.00
cis-1,3-Dichloropropene	10061-01-5	ug/L	4/30/2025		<5.00	<5.00	<5.00	<5.00	<5.00
cis-1,3-Dichloropropene	10061-01-5	ug/L	10/22/2025		<5.00	<5.00	<5.00	<5.00	<5.00
m/p-Cresol	T-34MP	ug/L	5/10/2010	<10	<10	<10			
p-Chloroaniline	106-47-8	ug/L	5/10/2010	<10	<10	<10			
trans-1,2-Dichloroethene	156-60-5	ug/L	4/14/2009	<1	<1	<1			
trans-1,2-Dichloroethene	156-60-5	ug/L	7/7/2009		<1	<1			
trans-1,2-Dichloroethene	156-60-5	ug/L	9/2/2009		<1	<1			
trans-1,2-Dichloroethene	156-60-5	ug/L	10/25/2009	<1	<1	<1			
trans-1,2-Dichloroethene	156-60-5	ug/L	3/3/2010	<1	<1	<1			
trans-1,2-Dichloroethene	156-60-5	ug/L	5/10/2010	<1	<1	<1			
trans-1,2-Dichloroethene	156-60-5	ug/L	7/8/2011		<1	<1			
trans-1,2-Dichloroethene	156-60-5	ug/L	8/11/2011		<1	<1			
trans-1,2-Dichloroethene	156-60-5	ug/L	10/13/2011		<1	<1			
trans-1,2-Dichloroethene	156-60-5	ug/L	4/11/2012		<1	<1	<1	<1	
trans-1,2-Dichloroethene	156-60-5	ug/L	8/1/2012		<1	<1			
trans-1,2-Dichloroethene	156-60-5	ug/L	10/11/2012			<1			
trans-1,2-Dichloroethene	156-60-5	ug/L	12/13/2012				<25		
trans-1,2-Dichloroethene	156-60-5	ug/L	3/30/2013	<1			<1		
trans-1,2-Dichloroethene	156-60-5	ug/L	10/5/2015			<10			
trans-1,2-Dichloroethene	156-60-5	ug/L	4/4/2016			<1			
trans-1,2-Dichloroethene	156-60-5	ug/L	10/17/2016		<1				
trans-1,2-Dichloroethene	156-60-5	ug/L	4/17/2017					<1	
trans-1,2-Dichloroethene	156-60-5	ug/L	10/11/2017		<1	<1	<1	<1	
trans-1,2-Dichloroethene	156-60-5	ug/L	3/15/2018		<1	<1	<1	<1	
trans-1,2-Dichloroethene	156-60-5	ug/L	4/26/2018		<1	<1	<1	<1	
trans-1,2-Dichloroethene	156-60-5	ug/L	10/16/2018		<1	<1	<1	<1	
trans-1,2-Dichloroethene	156-60-5	ug/L	4/16/2019		<1	<1	<1	<1	
trans-1,2-Dichloroethene	156-60-5	ug/L	10/1/2019		<1	<1	<1	<1	
trans-1,2-Dichloroethene	156-60-5	ug/L	3/30/2020		<1	<1	<1	<1	
trans-1,2-Dichloroethene	156-60-5	ug/L	10/7/2020		<1	<1	<1	<1	
trans-1,2-Dichloroethene	156-60-5	ug/L	4/13/2021		<1	<1	<1	<1	
trans-1,2-Dichloroethene	156-60-5	ug/L	10/20/2021		<1	<1	<1	<1	
trans-1,2-Dichloroethene	156-60-5	ug/L	5/2/2022		<1	<1	<1	<1	
trans-1,2-Dichloroethene	156-60-5	ug/L	5/1/2023		<1	<1	<1	<1	
trans-1,2-Dichloroethene	156-60-5	ug/L	8/1/2023			<1	<1	<1	<1
trans-1,2-Dichloroethene	156-60-5	ug/L	10/16/2023		<1	<1	<1	<1	<1
trans-1,2-Dichloroethene	156-60-5	ug/L	12/20/2023						<1
trans-1,2-Dichloroethene	156-60-5	ug/L	3/20/2024						<1
trans-1,2-Dichloroethene	156-60-5	ug/L	4/29/2024		<1	<1	<1	<1	<1
trans-1,2-Dichloroethene	156-60-5	ug/L	10/11/2024		<1.00	<1.00	<1.00	<1.00	<1.00
trans-1,2-Dichloroethene	156-60-5	ug/L	2/25/2025						<1.00
trans-1,2-Dichloroethene	156-60-5	ug/L	4/30/2025		<1.00	<1.00	<1.00	<1.00	<1.00
trans-1,2-Dichloroethene	156-60-5	ug/L	10/22/2025		<1.00	<1.00	<1.00	<1.00	<1.00
trans-1,3-Dichloropropene	10061-02-6	ug/L	4/14/2009	<5	<5	<5			
trans-1,3-Dichloropropene	10061-02-6	ug/L	7/7/2009		<5	<5			
trans-1,3-Dichloropropene	10061-02-6	ug/L	9/2/2009		<5	<5			
trans-1,3-Dichloropropene	10061-02-6	ug/L	10/25/2009	<5	<5	<5			
trans-1,3-Dichloropropene	10061-02-6	ug/L	3/3/2010	<5	<5	<5			

Table 9B
Analytical Data Summary - Groundwater Underdrains
2025 Annual Water Quality Report
Iowa City Sanitary Landfill
Permit No. 52-SDP-01-72P

Constituent	CAS	Units	Date	ST-1	WT-1	WT-2	WT-3	WT-4	WT-OF
trans-1,3-Dichloropropene	10061-02-6	ug/L	5/10/2010	<5	<5	<5			
trans-1,3-Dichloropropene	10061-02-6	ug/L	7/8/2011		<10	<10			
trans-1,3-Dichloropropene	10061-02-6	ug/L	8/11/2011		<5	<5			
trans-1,3-Dichloropropene	10061-02-6	ug/L	10/13/2011		<5	<5			
trans-1,3-Dichloropropene	10061-02-6	ug/L	4/11/2012		<5	<5	<5	<5	
trans-1,3-Dichloropropene	10061-02-6	ug/L	8/1/2012		<5	<5			
trans-1,3-Dichloropropene	10061-02-6	ug/L	10/11/2012			<5			
trans-1,3-Dichloropropene	10061-02-6	ug/L	12/13/2012				<125		
trans-1,3-Dichloropropene	10061-02-6	ug/L	3/30/2013	<5			<5		
trans-1,3-Dichloropropene	10061-02-6	ug/L	10/5/2015			<50			
trans-1,3-Dichloropropene	10061-02-6	ug/L	4/4/2016			<5			
trans-1,3-Dichloropropene	10061-02-6	ug/L	10/17/2016		<5				
trans-1,3-Dichloropropene	10061-02-6	ug/L	4/17/2017					<5	
trans-1,3-Dichloropropene	10061-02-6	ug/L	10/11/2017		<5	<5	<5	<5	
trans-1,3-Dichloropropene	10061-02-6	ug/L	3/15/2018		<5	<5	<5	<5	
trans-1,3-Dichloropropene	10061-02-6	ug/L	4/26/2018		<5	<5	<5	<5	
trans-1,3-Dichloropropene	10061-02-6	ug/L	10/16/2018		<5	<5	<5	<5	
trans-1,3-Dichloropropene	10061-02-6	ug/L	4/16/2019		<5	<5	<5	<5	
trans-1,3-Dichloropropene	10061-02-6	ug/L	10/1/2019		<5	<5	<5	<5	
trans-1,3-Dichloropropene	10061-02-6	ug/L	3/30/2020		<5	<5	<5	<5	
trans-1,3-Dichloropropene	10061-02-6	ug/L	10/7/2020		<5	<5	<5	<5	
trans-1,3-Dichloropropene	10061-02-6	ug/L	4/13/2021		<1	<1	<1	<1	
trans-1,3-Dichloropropene	10061-02-6	ug/L	10/20/2021		0.4J	<1	<1	<1	
trans-1,3-Dichloropropene	10061-02-6	ug/L	5/2/2022		<1	<1	<1	<1	
trans-1,3-Dichloropropene	10061-02-6	ug/L	5/1/2023		<5	<5	<5	<5	
trans-1,3-Dichloropropene	10061-02-6	ug/L	8/1/2023			<5	<5	<5	<5
trans-1,3-Dichloropropene	10061-02-6	ug/L	10/16/2023		<5	<5	<5	<5	<5
trans-1,3-Dichloropropene	10061-02-6	ug/L	12/20/2023						<5
trans-1,3-Dichloropropene	10061-02-6	ug/L	3/20/2024						<5
trans-1,3-Dichloropropene	10061-02-6	ug/L	4/29/2024		<5	<5	<5	<5	<5
trans-1,3-Dichloropropene	10061-02-6	ug/L	10/11/2024		<5.00	<5.00	<5.00	<5.00	<5.00
trans-1,3-Dichloropropene	10061-02-6	ug/L	2/25/2025						<5.00
trans-1,3-Dichloropropene	10061-02-6	ug/L	4/30/2025		<5.00	<5.00	<5.00	<5.00	<5.00
trans-1,3-Dichloropropene	10061-02-6	ug/L	10/22/2025		<5.00	<5.00	<5.00	<5.00	<5.00
trans-1,4-Dichloro-2-Butene	110-57-6	ug/L	4/14/2009	<10	<10	<10			
trans-1,4-Dichloro-2-Butene	110-57-6	ug/L	7/7/2009		<10	<10			
trans-1,4-Dichloro-2-Butene	110-57-6	ug/L	9/2/2009		<10	<10			
trans-1,4-Dichloro-2-Butene	110-57-6	ug/L	10/25/2009	<10	<10	<10			
trans-1,4-Dichloro-2-Butene	110-57-6	ug/L	3/3/2010	<10	<10	<10			
trans-1,4-Dichloro-2-Butene	110-57-6	ug/L	5/10/2010	<10	<10	<10			
trans-1,4-Dichloro-2-Butene	110-57-6	ug/L	7/8/2011		<10	<10			
trans-1,4-Dichloro-2-Butene	110-57-6	ug/L	8/11/2011		<10	<10			
trans-1,4-Dichloro-2-Butene	110-57-6	ug/L	10/13/2011		<10	<10			
trans-1,4-Dichloro-2-Butene	110-57-6	ug/L	4/11/2012		<20	<20	<20	<20	
trans-1,4-Dichloro-2-Butene	110-57-6	ug/L	8/1/2012		<10	<10			
trans-1,4-Dichloro-2-Butene	110-57-6	ug/L	10/11/2012			<10			
trans-1,4-Dichloro-2-Butene	110-57-6	ug/L	12/13/2012				<250		
trans-1,4-Dichloro-2-Butene	110-57-6	ug/L	3/30/2013	<10			<10		
trans-1,4-Dichloro-2-Butene	110-57-6	ug/L	10/5/2015			<100			
trans-1,4-Dichloro-2-Butene	110-57-6	ug/L	4/4/2016			<10			
trans-1,4-Dichloro-2-Butene	110-57-6	ug/L	10/17/2016		<10				
trans-1,4-Dichloro-2-Butene	110-57-6	ug/L	4/17/2017					<10	
trans-1,4-Dichloro-2-Butene	110-57-6	ug/L	10/11/2017		<10	<10	<10	<10	
trans-1,4-Dichloro-2-Butene	110-57-6	ug/L	3/15/2018		<10	<10	<10	<10	
trans-1,4-Dichloro-2-Butene	110-57-6	ug/L	4/26/2018		<10	<10	<10	<10	
trans-1,4-Dichloro-2-Butene	110-57-6	ug/L	10/16/2018		<10	<10	<10	<10	
trans-1,4-Dichloro-2-Butene	110-57-6	ug/L	4/16/2019		<10	<10	<10	<10	
trans-1,4-Dichloro-2-Butene	110-57-6	ug/L	10/1/2019		<10	<10	<10	<10	
trans-1,4-Dichloro-2-Butene	110-57-6	ug/L	3/30/2020		<10	<10	<10	<10	
trans-1,4-Dichloro-2-Butene	110-57-6	ug/L	10/7/2020		<10	<10	<10	<10	
trans-1,4-Dichloro-2-Butene	110-57-6	ug/L	4/13/2021		<5	<5	<5	<5	
trans-1,4-Dichloro-2-Butene	110-57-6	ug/L	10/20/2021		<5	<5	<5	<5	
trans-1,4-Dichloro-2-Butene	110-57-6	ug/L	5/2/2022		<5	<5	<5	<5	
trans-1,4-Dichloro-2-Butene	110-57-6	ug/L	5/1/2023		<10	<10	<10	<10	
trans-1,4-Dichloro-2-Butene	110-57-6	ug/L	8/1/2023			<10	<10	<10	<10
trans-1,4-Dichloro-2-Butene	110-57-6	ug/L	10/16/2023		<10	<10	<10	<10	<10
trans-1,4-Dichloro-2-Butene	110-57-6	ug/L	12/20/2023						<10
trans-1,4-Dichloro-2-Butene	110-57-6	ug/L	3/20/2024						<10
trans-1,4-Dichloro-2-Butene	110-57-6	ug/L	4/29/2024		<10	<10	<10	<10	<10
trans-1,4-Dichloro-2-butene	110-57-6	ug/L	10/11/2024		<10.0	<10.0	<10.0	<10.0	<10.0
trans-1,4-Dichloro-2-butene	110-57-6	ug/L	2/25/2025						<10.0
trans-1,4-Dichloro-2-butene	110-57-6	ug/L	4/30/2025		<10.0	<10.0	<10.0	<10.0	<10.0
trans-1,4-Dichloro-2-butene	110-57-6	ug/L	10/22/2025		<10.0	<10.0	<10.0	<10.0	<10.0

This page intentionally left blank.

Appendix F

2025 Leachate Control System Performance Evaluation Report

This page intentionally left blank.

2025 Leachate Control System Performance Evaluation Report

Iowa City Landfill and Recycling Center
Permit No. 52-SDP-01-72P

City of Iowa City, Iowa
Submittal Date: February 27, 2026

CITY OF IOWA CITY
UNESCO CITY OF LITERATURE

This page intentionally left blank.

Table of Contents

1 Introduction 1
1.1 Site Location 1
1.2 Description of Leachate Collection System 1
1.1.1 Northern and Eastern Unlined/Clay-Lined Areas 1
1.1.2 Western Lined Area 2
2 Leachate System Performance 3
2.1 Northern and Eastern Unlined/Clay-Lined Areas 3
2.2 Western Lined Area 3
2.3 Volume of Leachate Collected and Treated Off-Site 3
3 Leachate System Recommendations 4

List of Attachments

Figures

Figure 1: Leachate Collection System

Appendices

Appendix A Leachate Management Summary
Appendix B Historical Leachate Level Data and Graphs

1 Introduction

The purpose of this Leachate Control System Performance Evaluation Report (LCSPER) is to summarize the performance of the City of Iowa City Sanitary Landfill (Landfill or Site) leachate control system in accordance with the requirements of the Iowa Administrative Code (IAC) 567-113.7(5)"b"(14) and additional Iowa Department of Natural Resources (IDNR) requirements specified in the Sanitary Disposal Project operating permit for the Landfill (Permit No. 52-SDP-01-72P). The reporting period for this report is from January through December 2025.

1.1 Site Location

The City of Iowa City Landfill and Recycling Center is located at 3900 Hebl Avenue Southwest, Iowa City, Iowa 52246. The Municipal Solid Waste Landfill (MSWLF) area is legally described as being located in the SE ¼; most of the E ½ and NW ¼ of the SW ¼; most of the SW ¼ of the NE ¼; the S ½ of the SE ¼ of the NE ¼; and 80 rod by 6 rod parcel off the S side of the SE ¼ of the NW ¼; each in Section 14, Township 79 North, Range 7 West, Johnson County, Iowa. A site map depicting the characteristics of the MSWLF and surrounding vicinity is provided on the attached **Figure 1**.

1.2 Description of Leachate Collection System

1.1.1 Northern and Eastern Unlined/Clay-Lined Areas

The northern and eastern portions of the Landfill include unlined Cells FY72, FY73, FY74, FY75, FY77, and FY78, clay-lined (2-foot compacted clay) Cells FY81, FY83, FY86, and FY89, and clay-lined (4-foot compacted clay) Cell FY91

The leachate control system in the unlined/clay-lined areas consists of a leachate toe drain that extends from the west, north, and east sides of Cells FY72 and FY73, then along the north and east sides of Cells FY74 through FY91. The 2016 Landfill Gas Expansion project included the installation of an 8 by 12-inch dual-walled leachate line to remove gas condensate and other previously connected leachate/condensate-related liquid that was drained through the toe drain system. Additionally, several of the manholes associated with the toe drain were connected to the landfill gas collection and control system (GCCS) to control odors and emissions. Details on the construction of the dual-walled leachate line and connection of the manholes to the GCCS were included in Appendix A of the Construction Observation Report, 2016 Landfill Gas Collection System Expansion Project, dated June 8, 2017 (**IDNR Doc #89668**). As noted, the dual-walled leachate line is connected to existing leachate and condensate collection pipes, which were previously connected to the toe drain. The dual-walled leachate line gravity drains to manhole MH-11 which is hydraulically connected to the lift station located at the southeast corner of the Landfill. Leachate is pumped from this location to the City of Iowa City publicly-owned treatment works (POTW).

In accordance with X. Special Provision 2.c. of the Landfill operating permit, leachate levels in this area are measured at 11 monitoring points, which are gas collection wells GW-103, GW-108, GW-110, GW-112, GW-118, GW-120, GW-121, GW-125, GW-133, GW-136, and

GW-137. The location of these leachate monitoring points, the existing toe drain, the dual-walled leachate line on the east side of the Landfill, and the other leachate infrastructure, including the lift station, are depicted in **Figure 1**.

Construction of a leachate extraction system was also completed in this area in November 2018.The project included the installation of an air compressor, 13 pneumatic extraction pumps, air lines, and leachate discharge lines. The extraction system operates continuously and is anticipated to achieve lower leachate head in this area. The 13 pneumatic pumps were installed in the following gas extraction wells and are identified in **Figure 1** as dual extraction wells:

- **GW-108**
- **GW-122**
- **GW-123**
- **GW-125**
- **GW-128**
- **GW-130**
- **GW-133**
- **GW-137**
- **GW-305**
- **GW-306**
- **GW-312**
- **GW-315**
- **GW-318**

In addition to the pneumatic pumps, a leachate lift station was installed in a central Landfill location, in the vicinity of gas well GW-121, to pump leachate extracted from Cells FY96, FY98, and FY02. This lift station was sized to accommodate future expansion of the extraction system. More detail regarding the extraction system is included in the Dual Extraction System Construction Observation Report dated April 7, 2019 (**IDNR Doc #94574**).

Gas wells GW-116 and GW-117 were connected to the dual extraction system in accordance with the 2023 Dual Extraction System Expansion Construction Documentation Report, submitted to the IDNR on January 3, 2024 (**IDNR Doc #108564**). This allowed pumping of additional leachate from the landfill to the facility's leachate collection system. The additional leachate extraction from these wells was brought online on December 8, 2023.

The Landfill also operates four solar-powered leachate extraction pumps. Extracted leachate is conveyed to the dual-walled leachate line on the east side of the Landfill. Gas extraction wells GW-106, GW-107, and GW-109 and leachate extraction well LEW-1, located in the eastern portion of Cell FY72, are connected to the solar pumps.

1.1.2 Western Lined Area

The western lined area of the Landfill includes Cells FY95, FY96, FY98, FY02, FY06, FY09, FY18, and FY23. Leachate collection pipes within Cells FY95, FY96, FY98, FY02, and FY06, were connected to lateral (east to west) leachate collection pipes within Cell FY09, which convey leachate to the main leachate header pipe aligned along the west portion of Cell FY09. From there, the leachate is conveyed to a manhole (MH-18) located on the southwest corner of the Landfill from which leachate flows south of the Landfill property and ultimately connects to a leachate lift station at the southeast corner of the Landfill (MH-11). Leachate laterals in Cells FY18 and FY23 convey leachate to the main leachate header pipe on the west edge of these cells which convey it south to manhole MH-18 and eventually to manhole MH-11. Leachate is pumped via a lift station, which is hydraulically connected to manhole MH-11, to the City of Iowa City POTW.

For the 2025 monitoring period, leachate level monitoring in the lined areas of the site included monitoring points LP-1, LP-2, LP-3, LP-4, and LP-5. Monitoring points LP-4 and LP-5 are located in two leachate cleanouts that were installed as part of the FY23 cell construction. Monitoring points LP-4 and LP-5 were justified as replacement monitoring locations for monitoring point LPZ-06R2 which was previously located on the west edge of Cell FY06. Monitoring point LPZ-06R2 was decommissioned in January 2025. Historical leachate level monitoring points in the lined areas of the site have been detailed in previous LCSPERs.

2 Leachate System Performance

A Leachate Management Summary table, included in **Appendix A**, summarizes monthly leachate column thickness measurements in Non-Subtitle D (Northern and Eastern Unlined/Clay-Lined) areas and head on liner measurements in Subtitle D (Western Lined Area) areas of the Landfill during the 2025 reporting period. The table also summarizes monthly leachate volumes discharged to the City of Iowa City's POTW

2.1 Northern and Eastern Unlined/Clay-Lined Areas

The requirement for leachate head over unlined areas is not specified in the most recent version of 567 IAC 113, however, the requirement in the 2002 version of 567 IAC 113 required the lowest possible leachate levels above the liner and a method of measuring the leachate head. Leachate levels measured by Landfill staff during this reporting period are included in **Appendix A**.

Historical leachate column thickness measurements for the period from 2013 through the present are in the Leachate Column Thicknesses and Levels table and depicted on graphs which are included in **Appendix B**. Leachate levels in the leachate piezometers generally remained within or less than historical ranges during this 2025 reporting period.

2.2 Western Lined Area

The Subtitle D-compliant portion of the Landfill, which includes Cells FY95, FY96, FY98, FY02, FY06, FY09, FY18 and FY23, is monitored by leachate monitoring locations LP-1, LP-2, LP-3, LP-4, and LP-5. Pursuant to IAC 567-113.7(5)"b"(3), the "*MSWLF unit shall have a leachate collection system that maintains less than a 30-centimeter (i.e., 12-inch) depth of leachate over the liner.*" Leachate levels in the LP-1, LP-2, LP-3, LP-4, and LP-5 monitoring locations remained below the 12-inch head on liner limit during this reporting period. Leachate levels measured by Landfill staff during this reporting period are included in **Appendix A**. Historical head on liner measurements for the period from 2014 through the present are in the Leachate Column Thicknesses and Levels table and depicted on graphs which are included in **Appendix B**.

2.3 Volume of Leachate Collected and Treated Off-Site

As noted in **Section 1.2**, leachate is discharged via a forcemain to the City of Iowa City POTW for treatment. Leachate is not recirculated nor treated on-site. The Landfill has a treatment agreement with the City of Iowa City POTW for disposal of leachate. The volume of leachate discharged monthly to the City of Iowa City POTW is summarized on the table included in

Appendix A. For this reporting period, total annual leachate discharged to the POTW was 17,471,317 gallons.

Annual raw leachate sample analysis is not required by the City of Iowa City POTW. Therefore, testing data of raw leachate is not included in this report.

3 Leachate System Recommendations

It is recommended that the Landfill continue to conduct the following items to maintain the effectiveness of the leachate control and monitoring system:

- Continue monitoring liquid levels on a monthly basis in accordance with the IDNR approved operating permit for the Non-Subtitle D (Northern and Eastern Unlined/Clay-Lined) areas.
- Continue monitoring liquid levels on a monthly basis in accordance with IAC 567-113.7(5)”b”(3) at monitoring locations LP-1, LP-2, LP-3, LP-4, and LP-5 in the Subtitle D (Western Lined Area). If levels indicate an exceedance of the 12-inch allowable thickness, the following steps will be recorded and reported in the LCSPER in accordance with the Landfill’s operating permit:
    - Date of original and any verification measurement,
    - If a 12-inch or greater leachate column is verified, specific action taken by the certified operator to lower leachate thickness, or an explanation why specific actions were not necessary,
    - Date and results of follow-up measurement,
    - Repeat steps 2 and 3 as necessary until a compliant measurement is collected.
- Maintain good vegetation over the final cover and intermediate cover over the inactive areas.
- Continue operation and maintenance of the leachate control system in accordance with the IDNR approved Leachate Control System Plan.
- Continue recording the volume of leachate conveyed to and treated at the City of Iowa City POTW.
- Continue cleaning the leachate collection system once every three years or more frequently if leachate head or the volume of leachate indicates cleaning is necessary. The leachate collection lines were last cleaned during the 2023 reporting period. The next cleaning event is tentatively scheduled for 2026.
- Continue efforts to extract leachate from gas wells using the pneumatic and solar powered pumps.

This page intentionally left blank.

Figures

This page intentionally left blank.

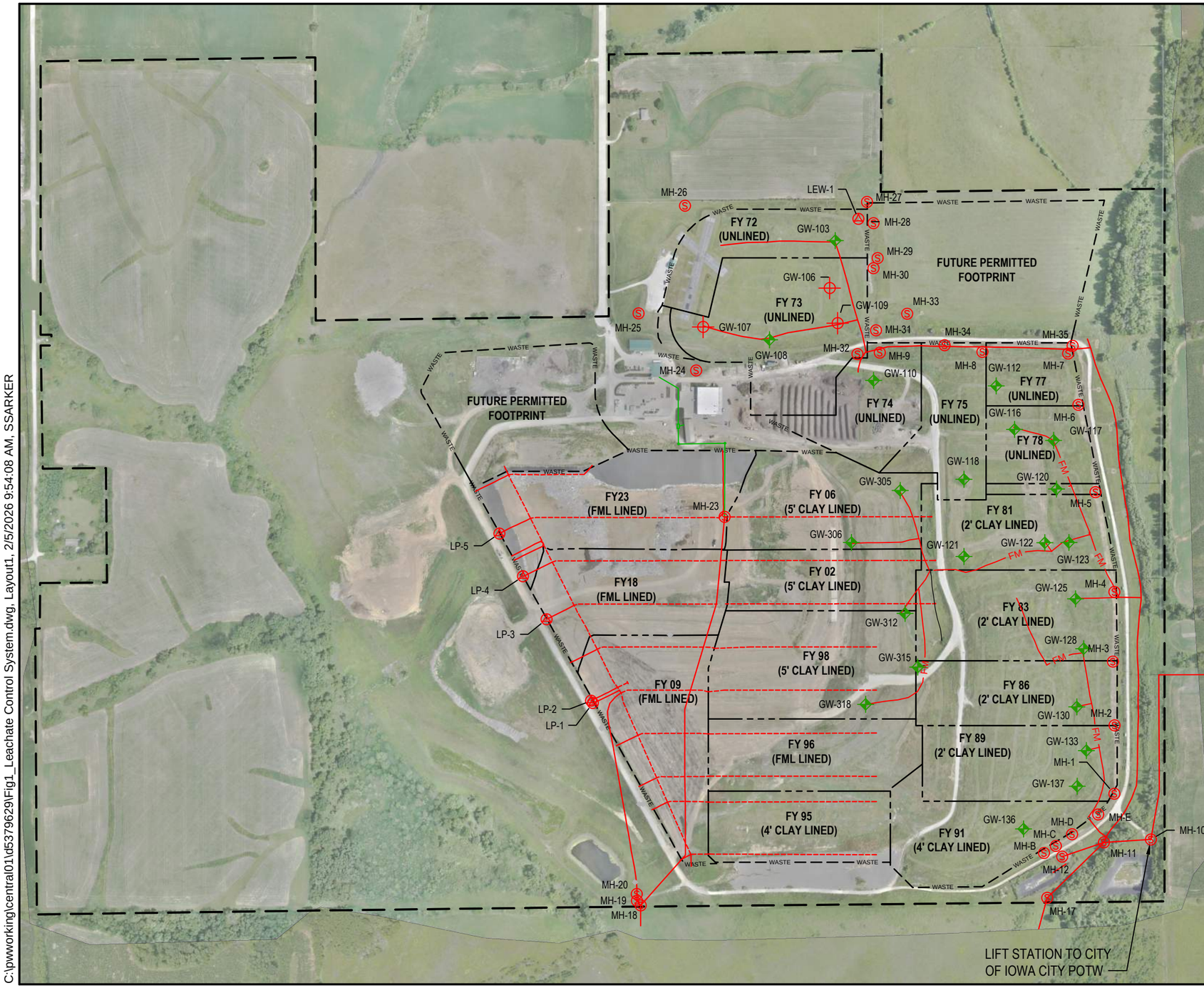

N

500 0 500 1000

SCALE IN FEET

LEGEND

- PROPERTY BOUNDARY
- WASTE — PERMITTED EDGE OF WASTE
- CELL BOUNDARY
- LEACHATE LINE - PERFORATED
- LEACHATE LINE - SOLID
- LEACHATE PIEZOMETER
- MANHOLE
- DUAL-EXTRACTION GAS WELL
- LANDFILL GAS WELL

NOTES:

1. AERIAL IMAGERY IS CURRENT AS OF JUNE 30, 2025 AND WAS TAKEN BY HDR ENGINEERING INC.

C:\pwworking\central01\d5379629\Fig1_Leachate Control System.dwg, Layout1, 2/5/2026 9:54:08 AM, SSARKER

CITY OF IOWA CITY
UNESCO CITY OF LITERATURE

HDR

CITY OF IOWA CITY
LANDFILL AND RECYCLING CENTER

LEACHATE COLLECTION SYSTEM
2025 ANNUAL WATER QUALITY REPORT

DATE
JAN 2026

FIGURE
1

This page intentionally left blank.

Appendix A

Leachate Management Summary

This page intentionally left blank.

Leachate Management Summary
2025 Leachate Control System Performance Evaluation Report
City of Iowa City Sanitary Landfill
Permit No. 52-SDP-01-72P

Month	Leachate Column Thickness[1] (FT.)											Maximum Head on Liner[1] (FT.)					Leachate Collected Total[2] (GAL.)	Monthly Precipitation[3] (IN.)
	Non-Subtitle D Area											Subtitle D Area						
	GW-103	GW-108	GW-110	GW-112	GW-118	GW-120	GW-121	GW-125	GW-133	GW-136	GW-137	LP-1	LP-2	LP-3	LP-4	LP-5		
January 2025	2.77	8.87	2.67	16.82	7.19	5.56	14.77	3.67	6.49	8.58	7.52	0.00	0.07	0.10	0.05	0.08	887,065	0.65
February 2025	2.74	4.09	2.48	16.78	7.28	5.65	14.97	3.99	6.34	8.85	7.57	0.00	0.07	0.10	0.07	0.35	659,288	0.50
March 2025	2.96	4.12	2.20	18.00	7.08	6.04	14.22	4.25	7.24	8.69	8.27	0.00	0.05	0.30	0.27	0.02	1,929,840	2.54
April 2025	3.33	6.10	2.81	17.94	7.63	6.41	14.97	4.93	6.82	8.37	8.58	0.00	0.07	0.16	0.24	0.03	2,520,000	3.22
May 2025	3.22	7.12	2.51	17.44	7.40	6.64	14.53	3.96	8.42	8.99	8.29	0.00	0.07	0.10	0.18	0.02	1,778,744	2.96
June 2025	3.08	4.19	1.79	16.52	7.40	6.45	14.77	3.80	9.07	8.69	7.64	0.00	0.10	0.18	0.21	0.07	872,400	2.15
July 2025	3.15	4.01	2.54	17.50	7.38	6.50	14.46	4.20	8.82	8.96	7.57	0.00	0.07	0.14	0.03	0.14	4,315,169	7.84
August 2025	3.13	3.85	2.91	17.45	6.83	6.50	14.77	4.53	8.22	9.19	7.81	0.00	0.08	0.12	0.00	0.07	1,504,976	1.64
September 2025	3.21	7.46	2.08	17.52	7.38	6.04	14.82	3.50	7.80	8.69	7.76	0.00	0.07	0.12	0.03	0.07	1,056,176	1.16
October 2025	3.08	7.52	2.27	17.38	7.72	5.73	14.94	4.11	7.34	8.57	7.48	0.00	0.07	0.14	0.00	0.00	563,859	1.24
November 2025	3.22	3.39	2.09	15.18	7.43	5.49	14.83	3.70	6.39	8.98	6.87	0.00	0.07	0.14	0.00	0.00	535,568	1.51
December 2025	3.22	3.39	2.09	15.18	7.43	5.49	14.83	3.70	6.39	8.98	6.87	0.00	0.07	0.10	0.00	0.00	848,232	1.20
																Annual Totals:	17,471,317	26.61

NOTES:

[1] Monthly leachate level measurement data provided by Landfill staff.

[3] Monthly leachate volume data provided by Landfill staff. All leachate collected at the Landfill is discharged to the City of Iowa City Publicly-Owned Treatment Works via a forcemain.

[4] Monthly precipitation data obtained from the Iowa State University Iowa Environmental Mesonet for Iowa City (https://mesonet.agron.iastate.edu/ASOS/reports/mon_prec.php?year=2025).

FT. - Feet

GAL. - Gallons

IN. - Inches

This page intentionally left blank.

Appendix B

Historical Leachate Level Data and Graphs

This page intentionally left blank.

Leachate Column Thicknesses and Levels
2025 Leachate Control System Performance Evaluation Report
City of Iowa City Sanitary Landfill
Permit No. 52-SDP-01-72P

Month	Leachate Column Thickness[1] (FT.)											Maximum Head on Liner[1] (FT.)				
	Non-Subtitle D Area											Subtitle D Area				
	GW-103	GW-108	GW-110	GW-112	GW-118	GW-120	GW-121	GW-125	GW-133	GW-136	GW-137	LP-1	LP-2	LP-3	LP-4	LP-5
Jan-13	3.46	9.34	NM	14.89	NM	3.31	9.92	27.14	21.63	9.97	27.14	Destroyed	Destroyed	NI	NI	NI
Feb-13	3.41	9.90	0.97	15.11	10.84	3.57	10.03	27.19	21.60	10.03	27.12	Destroyed	Destroyed	NI	NI	NI
Mar-13	3.56	9.87	0.90	15.24	10.75	3.32	9.97	26.67	22.45	9.86	26.86	Destroyed	Destroyed	NI	NI	NI
Apr-13	3.82	9.77	1.12	16.21	10.87	4.56	9.99	28.12	25.53	9.98	27.27	Destroyed	Destroyed	NI	NI	NI
May-13	4.81	6.29	1.87	20.90	10.85	5.55	9.94	31.34	27.48	9.96	27.80	Destroyed	Destroyed	NI	NI	NI
Jun-13	4.81	11.35	2.08	20.92	10.86	5.37	10.21	31.56	27.43	10.00	27.88	Destroyed	Destroyed	NI	NI	NI
Jul-13	4.82	10.93	2.10	20.93	10.85	5.50	10.16	31.58	27.45	9.99	27.89	Destroyed	Destroyed	NI	NI	NI
Aug-13	4.67	10.71	2.03	19.45	11.25	4.75	9.94	31.49	26.06	10.27	27.75	Destroyed	Destroyed	NI	NI	NI
Sep-13	4.48	10.32	1.53	18.50	10.76	4.52	9.91	31.24	24.91	10.30	27.42	Destroyed	Destroyed	NI	NI	NI
Oct-13	4.33	10.11	1.43	17.68	10.79	4.35	9.86	31.02	24.08	10.09	27.28	Destroyed	Destroyed	NI	NI	NI
Nov-13	4.17	9.86	1.58	16.88	10.87	4.42	9.99	31.02	23.80	10.30	27.39	Destroyed	Destroyed	NI	NI	NI
Dec-13	4.08	9.88	1.30	16.35	10.90	4.40	10.08	30.58	23.67	10.10	27.35	NM	NM	NI	NI	NI
Jan-14	3.83	9.61	1.07	15.46	10.73	4.18	9.87	29.76	22.37	9.89	27.20	NM	NM	NI	NI	NI
Feb-14	3.61	9.23	0.74	15.13	10.72	4.01	9.95	29.85	21.26	10.08	26.12	NM	NM	NI	NI	NI
Mar-14	3.50	9.08	0.98	15.27	10.97	3.75	10.10	28.80	22.09	10.09	21.87	TM	0.02	NI	NI	NI
Apr-14	3.33	8.83	0.90	17.75	10.90	3.64	10.11	28.00	21.83	10.00	23.85	TM	0.02	NI	NI	NI
May-14	3.53	10.60	2.15	17.25	11.84	4.51	10.05	28.25	22.99	9.95	25.00	TM	0.02	NI	NI	NI
Jun-14	3.79	10.01	1.05	17.87	10.82	4.84	10.14	29.05	25.63	9.93	26.68	TM	0.02	NI	NI	NI
Jul-14	4.55	10.41	1.58	19.18	10.74	5.44	10.09	29.30	27.20	10.05	27.96	TM	0.02	NI	NI	NI
Aug-14	4.56	10.18	1.20	19.55	10.78	5.05	9.70	30.17	27.57	10.11	28.03	TM	0.02	NI	NI	NI
Sep-14	4.67	10.38	1.30	20.65	10.82	5.70	10.26	30.54	28.56	10.59	29.10	TM	0.02	NI	NI	NI
Oct-14	4.73	10.08	1.24	19.96	10.86	5.37	10.26	30.62	27.53	10.46	29.06	TM	0.02	NI	NI	NI
Nov-14	4.57	10.04	1.23	20.02	10.86	5.40	9.96	30.74	27.36	10.38	28.02	TM	0.02	NI	NI	NI
Dec-14	4.32	9.73	1.12	19.11	10.85	5.20	10.26	29.74	25.88	10.48	27.60	TM	0.02	NI	NI	NI
Jan-15	4.02	9.58	1.32	18.04	10.90	5.41	10.35	29.43	24.99	10.50	28.90	TM	0.02	NI	NI	NI
Feb-15	3.88	9.59	1.20	18.01	10.97	5.41	10.28	29.39	25.02	10.56	28.76	TM	0.02	NI	NI	NI
Mar-15	4.00	9.55	1.20	18.34	10.80	4.40	9.31	28.50	25.24	9.82	28.25	TM	0.02	NI	NI	NI
Apr-15	3.72	9.50	0.97	20.14	10.99	4.69	10.35	28.67	25.49	10.32	29.49	TM	0.02	NI	NI	NI
May-15	4.29	10.08	2.00	21.98	10.98	5.67	10.36	28.49	25.92	10.57	29.84	TM	0.02	NI	NI	NI
Jun-15	4.38	10.06	2.02	21.60	10.94	5.37	10.36	28.36	26.40	10.69	29.90	TM	0.02	NI	NI	NI
Jul-15	4.48	10.03	1.86	21.91	10.98	5.52	10.34	29.50	26.58	10.74	30.05	TM	0.02	NI	NI	NI
Aug-15	4.37	9.82	1.86	20.61	10.92	5.13	10.17	29.45	25.56	10.58	30.45	TM	0.02	NI	NI	NI
Sep-15	4.41	9.76	1.83	21.25	10.98	5.28	10.25	30.21	25.99	10.42	30.45	TM	0.02	NI	NI	NI
Oct-15	4.34	9.68	1.49	20.05	10.96	5.07	10.34	30.22	25.60	10.56	28.86	TM	0.02	NI	NI	NI
Nov-15	4.64	10.60	1.84	21.94	11.05	5.31	10.38	30.47	27.59	10.65	28.28	TM	0.02	NI	NI	NI
Dec-15	4.91	11.05	1.89	22.73	11.01	6.07	10.39	31.06	28.44	10.62	28.19	TM	0.02	NI	NI	NI
Jan-16	4.83	10.78	2.12	22.55	10.95	5.85	10.28	32.02	28.98	10.58	28.46	TM	0.02	NI	NI	NI
Feb-16	4.94	11.04	2.21	22.24	11.07	5.66	10.36	32.14	28.95	10.54	28.48	TM	0.02	NI	NI	NI
Mar-16	4.58	10.39	2.19	21.96	11.23	5.87	10.36	31.64	26.68	10.55	28.15	0.00	0.00	NI	NI	NI
Apr-16	4.43	10.14	1.33	19.56	11.10	6.92	9.82	31.44	25.79	9.15	27.11	0.03	0.00	NI	NI	NI
May-16	3.95	9.41	1.49	20.07	11.04	4.83	10.41	30.61	25.43	9.50	27.83	0.05	0.00	NI	NI	NI
Jun-16	4.04	9.47	1.50	20.11	11.14	5.02	10.38	31.06	25.55	9.55	28.67	0.14	0.00	NI	NI	NI
Jul-16	4.09	9.56	1.49	21.33	11.17	5.41	10.40	31.27	26.13	9.60	28.65	0.05	0.00	NI	NI	NI

Leachate Column Thicknesses and Levels
2025 Leachate Control System Performance Evaluation Report
City of Iowa City Sanitary Landfill
Permit No. 52-SDP-01-72P

Month	Leachate Column Thickness[1] (FT.)											Maximum Head on Liner[1] (FT.)				
	Non-Subtitle D Area											Subtitle D Area				
	GW-103	GW-108	GW-110	GW-112	GW-118	GW-120	GW-121	GW-125	GW-133	GW-136	GW-137	LP-1	LP-2	LP-3	LP-4	LP-5
Aug-16	4.15	9.54	1.50	20.79	11.07	5.23	10.50	31.71	26.26	9.56	28.90	0.07	0.20	NI	NI	NI
Sep-16	4.08	9.44	1.42	20.10	10.95	5.01	10.26	32.11	26.92	9.55	28.39	0.08	NM	NI	NI	NI
Oct-16	3.80	9.13	1.38	18.78	10.91	4.70	10.31	31.81	26.09	9.53	27.88	0.07	NM	NI	NI	NI
Nov-16	4.82	NM	1.74	17.68	10.98	4.59	10.38	31.44	26.18	9.85	24.54	0.07	NM	NI	NI	NI
Dec-16	4.49	NM	1.59	15.06	10.70	4.21	10.53	30.58	24.69	9.63	24.11	0.07	NM	NI	NI	NI
Jan-17	4.34	NM	1.62	16.41	10.79	4.24	10.55	30.13	25.22	9.70	24.14	0.08	NM	NI	NI	NI
Feb-17	4.20	NM	1.52	16.41	10.81	4.19	10.64	29.82	25.41	9.66	23.72	0.08	NM	NI	NI	NI
Mar-17	4.26	NM	1.68	18.05	10.92	4.91	10.64	29.95	26.34	9.59	24.75	0.08	NM	NI	NI	NI
Apr-17	4.91	NM	1.75	19.46	10.80	5.33	10.65	30.65	27.22	9.55	25.07	0.10	NM	NI	NI	NI
May-17	5.05	NM	1.80	19.53	10.90	5.42	10.72	30.96	27.75	9.64	25.17	0.10	NM	NI	NI	NI
Jun-17	5.10	12.13	1.77	18.77	10.94	5.20	10.76	31.16	27.41	9.90	25.18	0.10	0.02	NI	NI	NI
Jul-17	5.03	12.07	1.77	17.53	10.90	4.86	10.56	30.97	26.95	9.85	24.84	0.08	TM	NI	NI	NI
Aug-17	4.76	12.07	1.73	17.72	10.90	4.82	10.63	30.98	26.83	9.96	25.01	0.10	TM	NI	NI	NI
Sep-17	4.69	11.65	1.57	16.72	10.99	4.77	10.73	30.97	26.38	9.97	25.41	0.08	TM	NI	NI	NI
Oct-17	4.46	11.99	1.78	16.18	11.03	4.68	10.76	30.87	25.99	9.97	25.11	0.12	TM	NI	NI	NI
Nov-17	4.32	9.35	1.70	14.96	10.87	4.54	10.78	30.42	25.61	9.89	24.75	0.10	TM	NI	NI	NI
Dec-17	4.10	9.44	1.65	14.28	10.91	4.45	10.80	29.84	24.73	9.82	24.54	0.10	TM	NI	NI	NI
Jan-18	4.01	8.89	1.39	14.26	11.12	4.55	10.67	29.50	24.37	9.60	24.89	0.08	TM	NI	NI	NI
Feb-18	3.87	7.98	1.23	13.42	11.11	4.26	10.75	29.06	24.04	9.56	23.83	0.08	TM	NI	NI	NI
Mar-18	3.83	4.13	1.74	12.91	10.90	4.26	10.83	28.47	24.08	9.50	24.00	TM	TM	NI	NI	NI
Apr-18	3.94	8.18	1.83	16.02	11.07	5.12	10.86	29.22	26.22	9.63	24.79	TM	0.02	NI	NI	NI
May-18	3.96	6.49	1.86	15.64	11.02	5.02	10.83	29.75	26.53	9.55	25.28	0.21	0.03	NI	NI	NI
Jun-18	3.95	4.11	1.85	15.18	11.05	4.83	10.88	30.09	26.32	9.80	25.02	0.21	0.05	NI	NI	NI
Jul-18	3.90	4.10	1.85	15.18	11.02	4.46	10.86	30.12	26.02	9.88	25.02	0.21	0.05	NI	NI	NI
Aug-18	3.83	6.75	1.85	14.84	11.04	4.46	10.84	30.10	24.82	9.89	25.06	TM	0.08	NI	NI	NI
Sep-18	5.35	6.73	1.72	17.11	11.09	5.16	10.85	31.23	27.13	9.96	25.46	TM	0.08	NI	NI	NI
Oct-18	5.50	10.01	1.96	17.95	11.08	5.68	10.99	29.79	24.54	9.93	10.72	0.08	0.08	NI	NI	NI
Nov-18	5.02	7.44	2.49	18.30	11.14	5.74	10.94	Dry(P)	4.41	9.96	Dry(P)	0.14	0.08	0.02	NI	NI
Dec-18	4.20	7.33	2.32	18.68	10.94	5.54	10.97	5.97	4.48	9.82	3.13	0.16	0.08	0.02	NI	NI
Jan-19	3.66	7.84	1.81	17.21	9.69	4.21	9.69	24.25	16.25	6.41	9.41	0.16	0.10	0.03	NI	NI
Feb-19	3.51	4.53	1.71	16.91	5.47	4.29	9.85	13.39	11.55	6.32	9.44	0.14	0.10	0.03	NI	NI
Mar-19	3.45	5.44	2.21	17.09	5.66	4.45	10.07	3.98	6.24	6.46	8.30	0.13	0.13	0.03	NI	NI
Apr-19	3.28	3.59	2.44	17.39	5.84	4.87	10.07	15.73	6.91	6.56	8.12	0.10	0.14	0.03	NI	NI
May-19	4.35	4.17	3.21	19.62	5.80	6.15	11.19	27.49	6.20	6.67	8.35	0.10	0.10	0.05	NI	NI
Jun-19	4.07	3.70	4.01	18.62	5.87	4.87	10.25	4.27	6.92	6.68	8.31	0.12	0.10	0.07	NI	NI
Jul-19	3.53	3.20	3.51	18.32	5.80	4.34	10.47	4.60	6.66	6.19	8.45	0.07	0.13	0.07	NI	NI
Aug-19	2.41	3.57	3.89	16.93	5.97	4.34	10.37	4.65	6.77	6.71	8.07	0.07	0.13	0.05	NI	NI
Sep-19	2.14	3.54	3.91	16.62	5.93	4.27	10.41	3.91	6.64	6.67	8.11	0.07	0.13	0.07	NI	NI
Oct-19	3.29	3.56	4.45	18.00	5.85	5.15	10.26	4.43	6.88	6.73	7.86	0.05	0.13	0.07	NI	NI
Nov-19	3.27	5.56	4.41	18.08	6.06	5.17	11.06	21.53	0.42	7.21	7.59	0.05	0.14	0.08	NI	NI
Dec-19	2.45	3.94	4.01	18.38	5.83	5.17	10.41	3.87	8.30	6.61	8.11	0.05	0.14	0.08	NI	NI
Jan-20	3.35	3.68	3.99	18.15	5.97	5.66	10.37	21.73	6.22	6.48	7.56	0.03	0.14	0.08	NI	NI
Feb-20	2.92	3.70	4.37	18.53	5.98	5.75	10.55	15.86	6.66	6.59	7.92	0.03	0.16	0.07	NI	NI

Leachate Column Thicknesses and Levels
2025 Leachate Control System Performance Evaluation Report
City of Iowa City Sanitary Landfill
Permit No. 52-SDP-01-72P

Month	Leachate Column Thickness[1] (FT.)											Maximum Head on Liner[1] (FT.)				
	Non-Subtitle D Area											Subtitle D Area				
	GW-103	GW-108	GW-110	GW-112	GW-118	GW-120	GW-121	GW-125	GW-133	GW-136	GW-137	LP-1	LP-2	LP-3	LP-4	LP-5
Mar-20	4.08	4.12	4.57	18.68	6.02	6.52	10.63	25.27	6.44	6.59	8.15	0.02	0.16	0.08	NI	NI
Apr-20	2.65	5.60	4.79	18.92	6.10	6.34	10.79	28.50	6.91	6.74	8.07	0.02	0.16	0.10	NI	NI
May-20	2.45	4.98	4.93	18.05	6.18	5.75	11.15	4.49	6.78	6.85	8.07	0.03	0.16	0.14	NI	NI
Jun-20	2.55	4.74	4.80	18.62	6.10	6.20	11.27	4.55	6.62	6.54	8.09	0.02	0.14	0.07	NI	NI
Jul-20	3.25	4.69	4.51	17.70	5.87	5.25	11.50	4.05	7.34	6.44	8.59	0.02	0.14	0.08	NI	NI
Aug-20	2.82	3.42	4.14	17.40	6.18	4.95	11.75	4.29	6.77	7.29	8.22	0.02	0.16	0.03	NI	NI
Sep-20	2.95	4.80	5.01	17.79	6.19	5.05	12.07	8.65	8.78	7.39	9.43	0.02	0.14	0.00	NI	NI
Oct-20	3.01	5.58	5.49	17.15	5.68	5.37	12.99	21.93	6.45	8.19	9.63	0.00	0.14	0.07	NI	NI
Nov-20	2.97	3.68	5.29	16.88	6.33	5.00	12.57	4.16	6.47	7.47	8.55	0.02	0.16	0.07	NI	NI
Dec-20	3.18	3.85	4.91	17.50	6.36	5.90	12.80	3.83	9.24	7.47	7.89	0.00	0.14	0.07	NI	NI
Jan-21	3.32	3.24	5.51	17.32	9.24	5.27	12.59	15.93	8.08	7.37	8.09	0.02	0.14	0.07	NI	NI
Feb-21	3.07	3.79	5.89	17.68	6.47	5.75	12.27	17.82	8.99	7.03	8.03	0.02	0.16	0.10	NI	NI
Mar-21	3.66	3.57	7.17	19.00	6.37	6.94	12.88	16.00	6.16	7.29	8.06	0.00	0.14	0.13	NI	NI
Apr-21	3.92	3.79	7.90	19.02	6.42	6.45	13.08	16.30	6.47	7.58	8.40	0.00	0.14	0.13	NI	NI
May-21	3.45	3.92	6.98	17.91	6.13	5.43	12.49	5.74	6.44	7.61	8.12	0.00	0.14	0.10	NI	NI
Jun-21	3.25	3.35	5.48	17.48	6.28	5.15	13.05	3.75	7.00	8.07	8.75	0.00	0.16	0.14	NI	NI
Jul-21	3.23	3.38	5.83	17.64	6.53	4.73	13.57	2.93	6.92	7.69	9.57	0.00	0.13	0.13	NI	NI
Aug-21	3.33	5.82	6.08	17.69	6.36	4.77	13.26	21.65	15.80	5.87	13.67	0.00	0.13	0.21	NI	NI
Sep-21	3.13	3.38	4.83	16.98	6.34	4.47	13.35	2.65	6.44	7.98	6.89	0.00	0.13	0.17	NI	NI
Oct-21	3.24	3.50	4.71	17.52	6.42	4.65	13.69	3.68	6.61	7.97	9.12	0.00	0.13	0.13	NI	NI
Nov-21	3.18	4.44	5.81	18.48	6.36	4.85	13.76	4.10	6.24	8.11	8.58	0.00	0.13	0.13	NI	NI
Dec-21	3.11	3.20	5.71	16.80	6.56	4.65	13.70	9.00	6.51	7.96	8.57	0.00	0.10	0.10	NI	NI
Jan-22	2.60	5.18	5.31	14.00	6.08	3.97	12.88	6.75	10.37	7.52	9.55	0.00	0.13	0.13	NI	NI
Feb-22	2.64	4.64	4.59	14.75	6.18	4.09	13.17	23.10	6.51	7.61	8.29	0.00	0.13	0.14	NI	NI
Mar-22	2.89	3.59	5.21	17.19	6.51	4.83	14.22	25.17	6.74	7.79	8.38	0.00	0.11	0.13	NI	NI
Apr-22	3.42	3.19	8.15	18.40	6.23	6.45	13.59	5.05	6.68	7.59	8.07	0.00	0.10	0.13	NI	NI
May-22	3.42	6.22	8.09	18.60	5.88	6.08	14.05	4.20	6.53	7.92	7.79	0.00	0.10	0.10	NI	NI
Jun-22	3.31	3.70	6.94	17.44	6.40	5.07	13.85	3.99	6.44	7.93	8.09	0.00	0.10	0.10	NI	NI
Jul-22	3.15	3.79	6.37	16.95	6.58	5.09	14.17	4.07	6.41	8.11	7.96	0.04	0.08	0.08	NI	NI
Aug-22	3.44	3.92	5.89	16.92	5.78	4.73	14.75	4.30	6.41	7.39	8.69	0.04	0.10	0.08	NI	NI
Sep-22	3.48	3.65	4.51	16.15	6.48	4.41	14.95	3.65	6.60	8.08	8.77	0.00	0.08	0.08	NI	NI
Oct-22	2.72	3.29	4.89	15.48	6.76	4.66	14.52	3.90	6.42	8.11	9.67	0.00	0.08	0.10	NI	NI
Nov-22	2.82	3.60	5.55	14.32	6.80	4.53	14.42	3.67	6.04	8.03	8.19	0.02	0.08	0.03	NI	NI
Dec-22	2.54	5.35	4.31	12.75	6.48	3.93	14.16	4.57	9.51	7.62	8.77	0.00	0.08	0.10	NI	NI
Jan-23	2.34	3.78	4.08	13.85	6.62	4.15	14.23	4.10	6.42	7.80	8.39	0.00	0.07	0.10	NI	NI
Feb-23	2.54	6.05	3.59	15.74	6.68	4.62	14.36	8.99	6.63	7.91	8.35	0.00	0.08	0.10	NI	NI
Mar-23	3.25	7.32	5.48	18.22	6.68	6.60	13.92	9.15	7.17	8.14	8.21	0.00	0.08	0.10	NI	NI
Apr-23	3.33	3.78	5.82	18.69	6.96	6.61	14.16	4.59	6.83	6.34	6.87	0.00	0.08	0.10	NI	NI
May-23	3.33	3.70	5.66	19.40	6.78	6.93	14.47	5.30	6.42	6.29	7.42	0.00	0.08	0.10	NI	NI
Jun-23	3.24	3.69	4.81	18.08	6.90	6.75	13.97	3.75	7.04	8.73	8.18	0.00	0.08	0.08	NI	NI
Jul-23	3.04	3.79	3.48	16.26	6.94	6.49	14.32	3.12	6.87	8.87	8.11	0.00	0.08	0.08	NI	NI
Aug-23	2.93	3.53	3.12	16.21	6.98	5.07	14.41	3.75	6.74	8.80	9.47	0.00	0.07	0.08	NI	NI
Sep-23	2.72	3.78	2.80	16.19	6.98	4.94	14.42	3.77	6.94	8.74	6.67	0.00	0.08	0.10	NI	NI

Leachate Column Thicknesses and Levels
2025 Leachate Control System Performance Evaluation Report
City of Iowa City Sanitary Landfill
Permit No. 52-SDP-01-72P

Month	Leachate Column Thickness[1] (FT.)											Maximum Head on Liner[1] (FT.)				
	Non-Subtitle D Area											Subtitle D Area				
	GW-103	GW-108	GW-110	GW-112	GW-118	GW-120	GW-121	GW-125	GW-133	GW-136	GW-137	LP-1	LP-2	LP-3	LP-4	LP-5
Oct-23	2.54	3.87	2.79	15.58	7.39	2.75	14.29	2.50	6.82	8.59	8.21	0.00	0.08	0.12	NI	NI
Nov-23	2.55	3.70	2.68	14.80	6.86	3.81	14.37	2.70	7.42	8.31	8.37	0.00	0.08	0.10	NI	NI
Dec-23	2.45	5.45	2.69	16.29	6.90	4.57	14.27	18.75	14.80	7.99	13.67	0.00	0.08	0.10	NI	NI
Jan-24	2.33	3.94	2.98	13.83	6.88	4.45	14.31	17.65	15.34	7.89	12.57	0.00	0.08	0.08	0.02	0.01
Feb-24	2.05	4.08	2.59	15.29	6.93	5.42	14.07	17.05	9.51	8.24	13.19	0.00	0.08	0.10	0.08	0.02
Mar-24	2.03	4.02	2.73	15.69	7.10	5.42	14.81	16.75	6.51	8.49	12.87	0.00	0.08	0.10	0.10	0.05
Apr-24	2.55	4.08	2.84	16.00	7.58	5.20	15.17	3.65	6.02	8.41	12.22	0.00	0.08	0.10	0.12	0.07
May-24	3.15	10.11	4.44	17.45	2.06	6.63	14.32	21.15	17.92	8.37	11.26	0.00	0.08	0.10	0.07	0.10
Jun-24	3.23	4.38	3.30	16.69	7.16	5.97	14.20	11.93	0.45	8.44	8.27	0.00	0.08	0.10	0.02	0.18
Jul-24	3.19	7.10	3.70	16.78	7.23	5.75	14.99	11.47	0.17	8.09	8.27	0.00	0.08	0.10	0.21	0.18
Aug-24	3.20	4.22	3.29	16.54	7.18	5.85	14.48	7.71	5.42	8.76	8.19	0.00	0.08	0.12	0.18	0.18
Sep-24	3.63	5.40	3.79	16.06	7.18	5.97	13.91	8.15	5.40	8.49	9.98	0.00	0.07	0.10	0.33	0.00
Oct-24	3.23	7.00	2.54	15.38	7.08	5.47	14.72	7.53	5.82	8.17	9.77	0.00	0.08	0.10	0.38	0.03
Nov-24	3.03	8.03	2.74	15.32	7.29	5.39	14.78	3.95	6.14	8.78	8.37	0.00	0.08	0.12	0.32	0.03
Dec-24	2.85	8.47	2.45	14.60	7.35	5.34	14.78	3.38	5.97	8.70	8.31	0.00	0.07	0.10	0.05	0.08
Jan-25	2.77	8.87	2.67	16.82	7.19	5.56	14.77	3.67	6.49	8.58	7.52	0.00	0.07	0.10	0.05	0.08
Feb-25	2.74	4.09	2.48	16.78	7.28	5.65	14.97	3.99	6.34	8.85	7.57	0.00	0.07	0.10	0.07	0.35
Mar-25	2.96	4.12	2.20	18.00	7.08	6.04	14.22	4.25	7.24	8.69	8.27	0.00	0.05	0.30	0.27	0.02
Apr-25	3.33	6.10	2.81	17.94	7.63	6.41	14.97	4.93	6.82	8.37	8.58	0.00	0.07	0.16	0.24	0.03
May-25	3.22	7.12	2.51	17.44	7.40	6.64	14.53	3.96	8.42	8.99	8.29	0.00	0.07	0.10	0.18	0.02
Jun-25	3.08	4.19	1.79	16.52	7.40	6.45	14.77	3.80	9.07	8.69	7.64	0.00	0.10	0.18	0.21	0.07
Jul-25	3.15	4.01	2.54	17.50	7.38	6.50	14.46	4.20	8.82	8.96	7.57	0.00	0.07	0.14	0.03	0.14
Aug-25	3.13	3.85	2.91	17.45	6.83	6.50	14.77	4.53	8.22	9.19	7.81	0.00	0.08	0.12	0.00	0.07
Sep-25	3.21	7.46	2.08	17.52	7.38	6.04	14.82	3.50	7.80	8.69	7.76	0.00	0.07	0.12	0.03	0.07
Oct-25	3.08	7.52	2.27	17.38	7.72	5.73	14.94	4.11	7.34	8.57	7.48	0.00	0.07	0.14	0.00	0.00
Nov-25	3.22	3.39	2.09	15.18	7.43	5.49	14.83	3.70	6.39	8.98	6.87	0.00	0.07	0.14	0.00	0.00
Dec-25	3.22	3.39	2.09	15.18	7.43	5.49	14.83	3.70	6.39	8.98	6.87	0.00	0.07	0.10	0.00	0.00

NOTES:

[1] Monthly leachate level measurement data provided by Landfill staff.

FT. - Feet

GAL. - Gallons

IN. - Inches

NM - Not Measured

NI - Not Installed

TM - Transducer Malfunction

DRY(P) - Indicates the well was dry above pump which is placed approximately 5 feet from bottom of the well.

LP-1 measures the FY09 Sump.

LP-2 measures the FY09 Liner.

LP-3 measures the FY18 Liner.

LP-4 measures the FY18 Liner.

LP-5 measures the FY23 Liner.

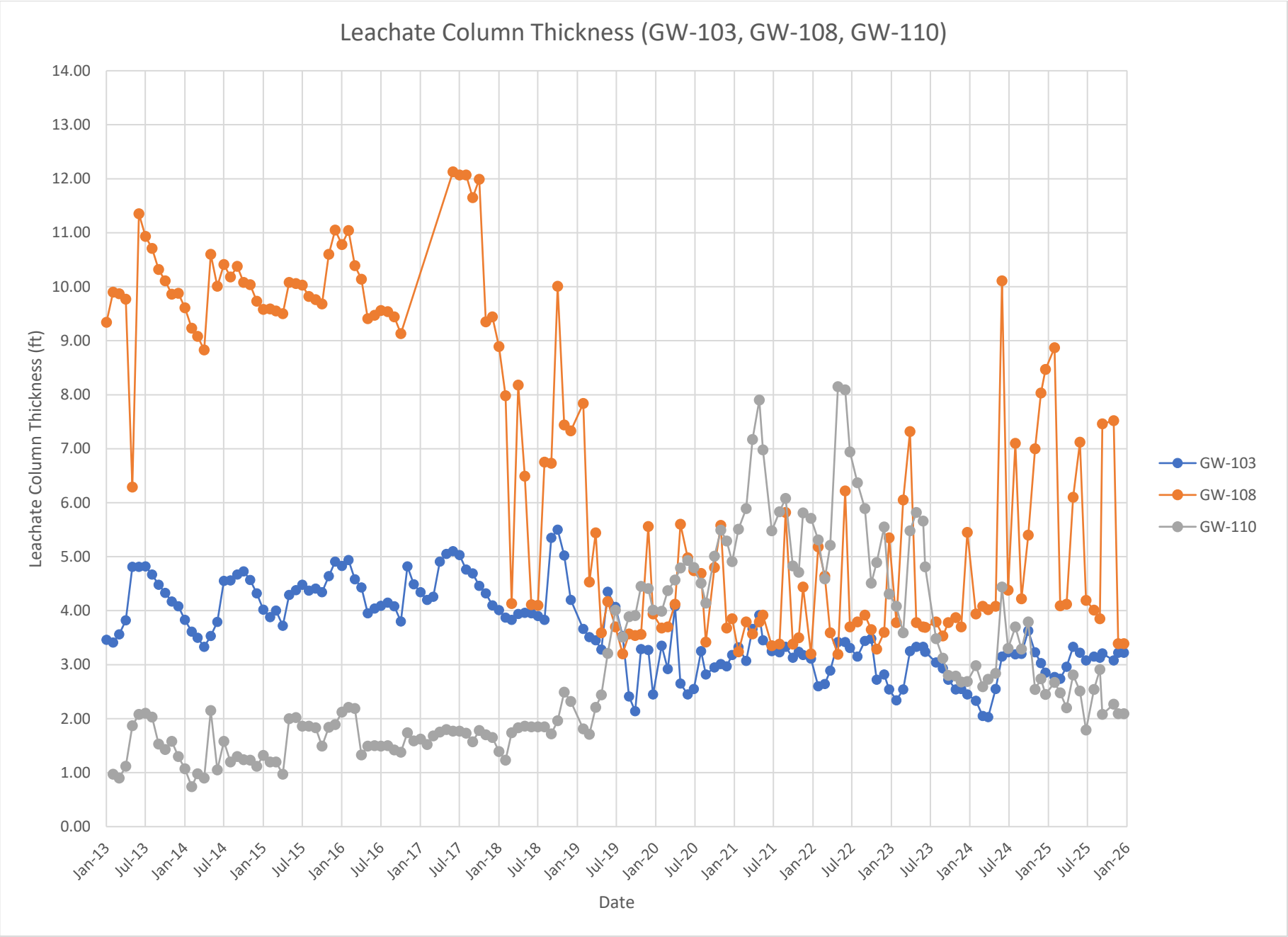
Leachate Column Thickness (GW-103, GW-108, GW-110)
Leachate Column Thickness (ft)
14.00
13.00
12.00
11.00
10.00
9.00
8.00
7.00
6.00
5.00
4.00
3.00
2.00
1.00
0.00
Jan-13
Jul-13
Jan-14
Jul-14
Jan-15
Jul-15
Jan-16
Jul-16
Jan-17
Jul-17
Jan-18
Jul-18
Jan-19
Jul-19
Jan-20
Jul-20
Jan-21
Jul-21
Jan-22
Jul-22
Jan-23
Jul-23
Jan-24
Jul-24
Jan-25
Jul-25
Jan-26
Date
GW-103
GW-108
GW-110

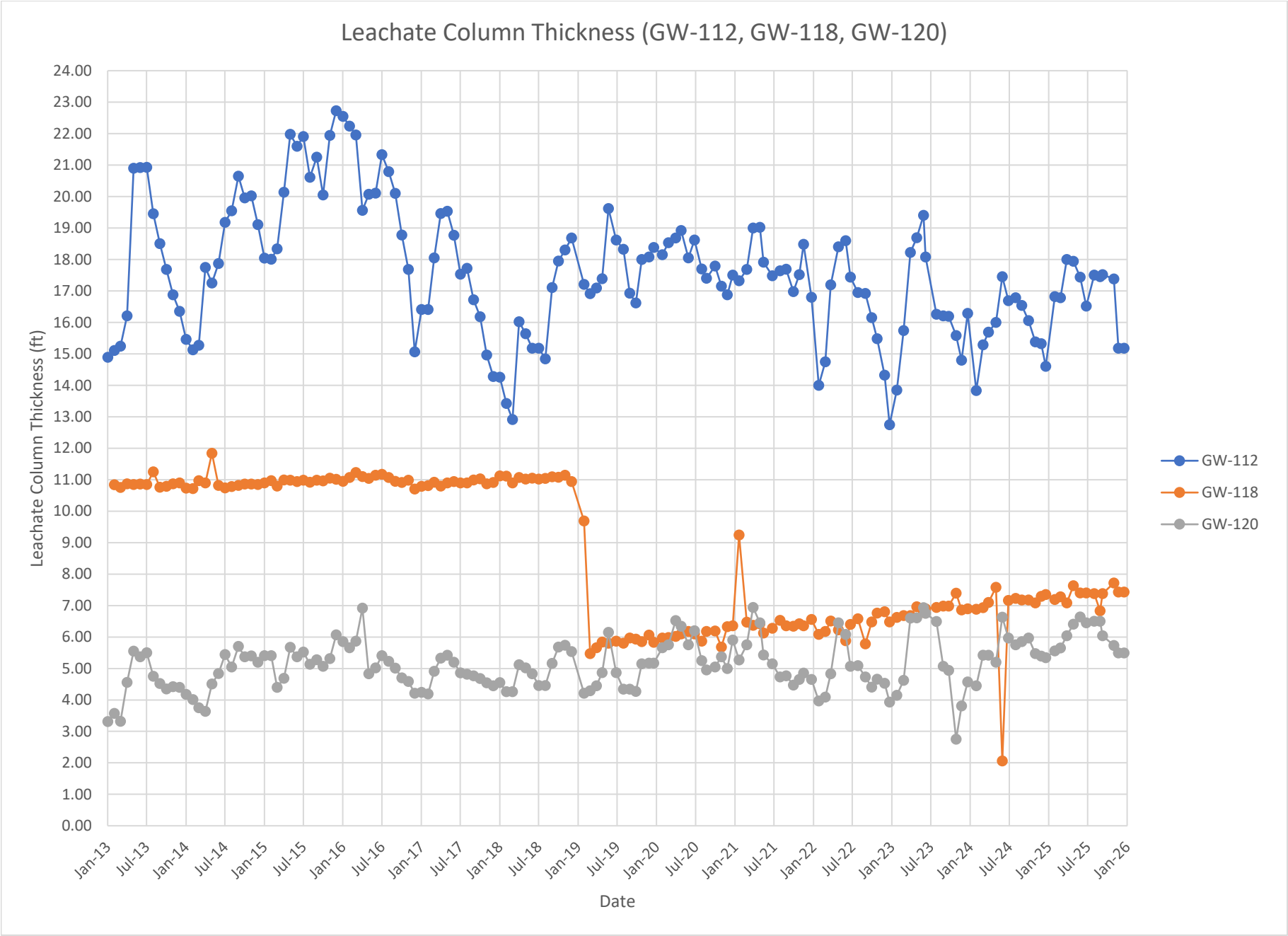
Leachate Column Thickness (GW-112, GW-118, GW-120)
Leachate Column Thickness (ft)
24.00
23.00
22.00
21.00
20.00
19.00
18.00
17.00
16.00
15.00
14.00
13.00
12.00
11.00
10.00
9.00
8.00
7.00
6.00
5.00
4.00
3.00
2.00
1.00
0.00
Jan-13
Jul-13
Jan-14
Jul-14
Jan-15
Jul-15
Jan-16
Jul-16
Jan-17
Jul-17
Jan-18
Jul-18
Jan-19
Jul-19
Jan-20
Jul-20
Jan-21
Jul-21
Jan-22
Jul-22
Jan-23
Jul-23
Jan-24
Jul-24
Jan-25
Jul-25
Jan-26
Date
GW-112
GW-118
GW-120

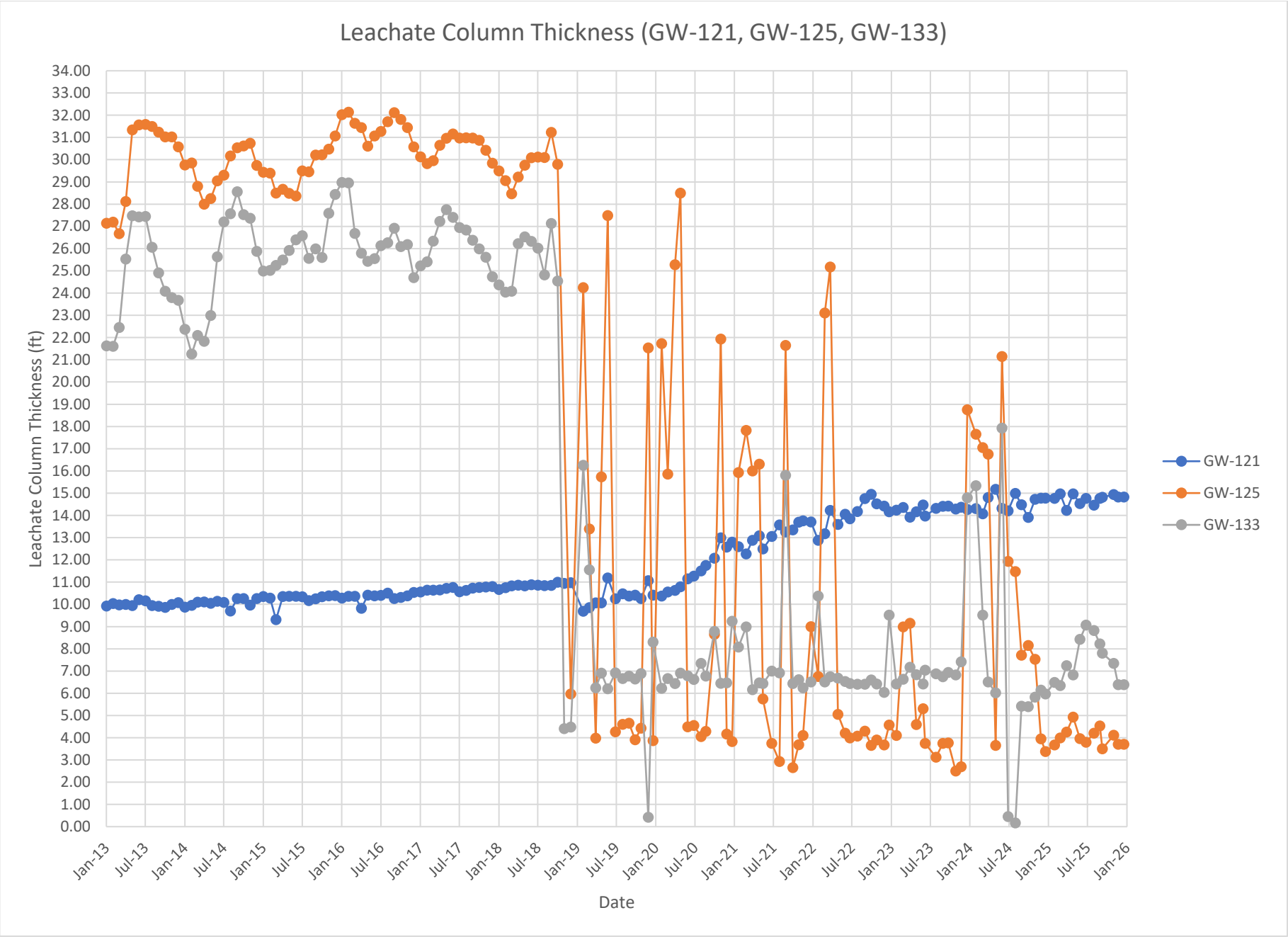
Leachate Column Thickness (GW-121, GW-125, GW-133)
Leachate Column Thickness (ft)
34.00
33.00
32.00
31.00
30.00
29.00
28.00
27.00
26.00
25.00
24.00
23.00
22.00
21.00
20.00
19.00
18.00
17.00
16.00
15.00
14.00
13.00
12.00
11.00
10.00
9.00
8.00
7.00
6.00
5.00
4.00
3.00
2.00
1.00
0.00
Jan-13
Jul-13
Jan-14
Jul-14
Jan-15
Jul-15
Jan-16
Jul-16
Jan-17
Jul-17
Jan-18
Jul-18
Jan-19
Jul-19
Jan-20
Jul-20
Jan-21
Jul-21
Jan-22
Jul-22
Jan-23
Jul-23
Jan-24
Jul-24
Jan-25
Jul-25
Jan-26
Date
GW-121
GW-125
GW-133

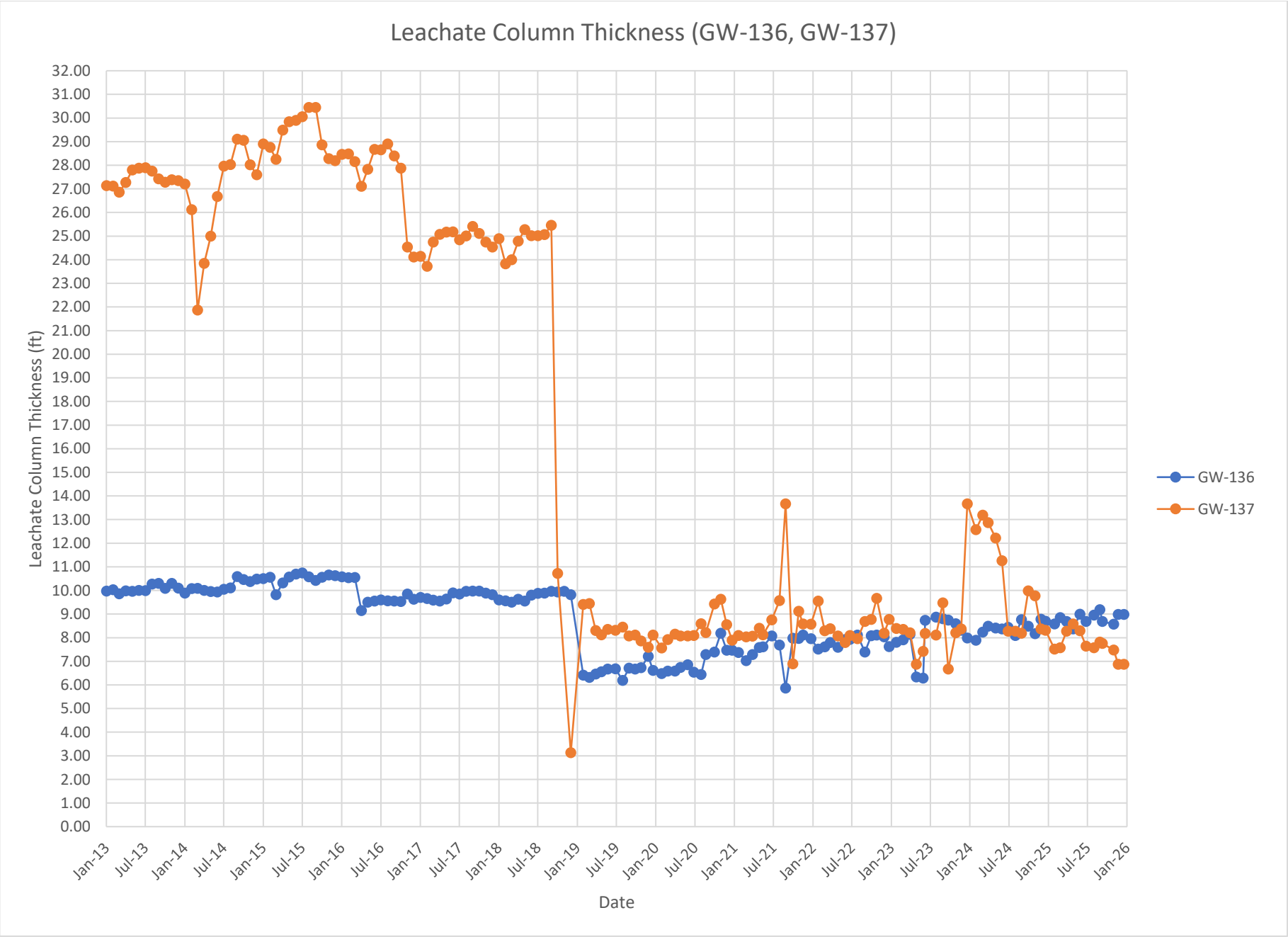
Leachate Column Thickness (GW-136, GW-137)
Leachate Column Thickness (ft)
32.00
31.00
30.00
29.00
28.00
27.00
26.00
25.00
24.00
23.00
22.00
21.00
20.00
19.00
18.00
17.00
16.00
15.00
14.00
13.00
12.00
11.00
10.00
9.00
8.00
7.00
6.00
5.00
4.00
3.00
2.00
1.00
0.00
Jan-13
Jul-13
Jan-14
Jul-14
Jan-15
Jul-15
Jan-16
Jul-16
Jan-17
Jul-17
Jan-18
Jul-18
Jan-19
Jul-19
Jan-20
Jul-20
Jan-21
Jul-21
Jan-22
Jul-22
Jan-23
Jul-23
Jan-24
Jul-24
Jan-25
Jul-25
Jan-26
Date
GW-136
GW-137

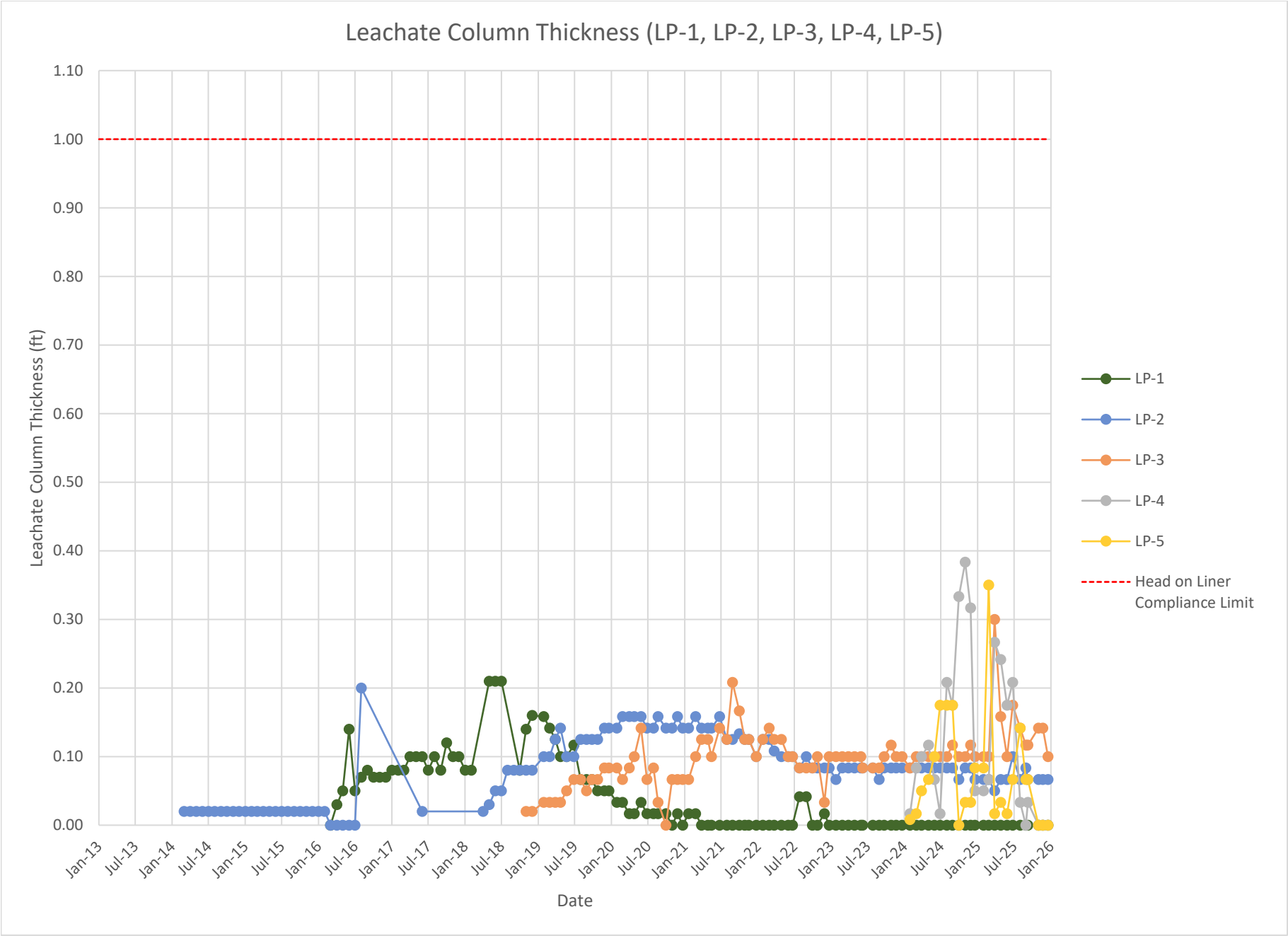
Leachate Column Thickness (LP-1, LP-2, LP-3, LP-4, LP-5)
Leachate Column Thickness (ft)
1.10
1.00
0.90
0.80
0.70
0.60
0.50
0.40
0.30
0.20
0.10
0.00
Jan-13
Jul-13
Jan-14
Jul-14
Jan-15
Jul-15
Jan-16
Jul-16
Jan-17
Jul-17
Jan-18
Jul-18
Jan-19
Jul-19
Jan-20
Jul-20
Jan-21
Jul-21
Jan-22
Jul-22
Jan-23
Jul-23
Jan-24
Jul-24
Jan-25
Jul-25
Jan-26
Date
LP-1
LP-2
LP-3
LP-4
LP-5
Head on Liner Compliance Limit

This page intentionally left blank.

Appendix G

2025 Methane Migration Monitoring Report

This page intentionally left blank.

City of Iowa City
Landfill & Recycling Center

2025 Methane Migration Monitoring Report

City of Iowa City, Iowa
February 27, 2026

This page intentionally left blank.

Introduction and Purpose

The City of Iowa City Landfill & Recycling Center (Landfill or Site) is located approximately one mile west of Iowa City, within Section 14, Township 79 North, Range 7 West, in Johnson County, Iowa. The Site currently operates under a solid waste disposal permit (No. 52-SDP-01-72P and subsequent amendments) issued by the Iowa Department of Natural Resources (IDNR). Waste disposal at the Site began in 1972. The Site contains Resource Conservation and Recovery Act (RCRA) Subtitle D lined and unlined cells. Currently, waste placement has occurred in cells FY72 through FY23, and cells FY72 through FY91 have been closed with a certified clay cap.

Pursuant to Iowa Administrative Code (IAC) 567-113, the concentration of methane gas at facility property boundaries and within facility structures must be monitored quarterly for levels exceeding the lower explosive limit (LEL) for methane. Results from each quarterly event are to be documented, along with any exceedances, and corrective action taken to mitigate them.

This annual monitoring report summarizes the results from the four quarterly methane monitoring events conducted during the 2025 calendar year which meets the reporting requirements of IAC 567-113.9(2)(d).

Regulatory Requirements

Pursuant to **IAC 567-113.9(2)(a)**, the concentration of methane gas was measured at the facility's property boundaries and within all facility structures. Monitoring was conducted by Landfill staff on a quarterly basis in accordance with **IAC 567-113.9(2)(b)** and the Methane Migration Monitoring Plan. Annual reporting requirements from the Methane Migration Monitoring Plan are stated below:

- Details of the methane monitoring sampling locations and monitoring results,
- Actions taken in response to monitored exceedances,
- Results of steps taken to address exceedances of the methane gas limits specified at **§113.9(2)(a)**,
- A site map that delineates: (1) structures; (2) perimeter boundary monitoring locations; (3) other monitoring points where gas readings were taken; and (4) areas of landfill gas migration, if any, outside the municipal solid waste landfill units; and
- A narrative explaining and interpreting the data collected during the previous year.

Data Collection and Measurement Results

Per **IAC 567-113.9(2)(d),** the following summarizes the gas monitoring results, any action taken (if necessary), and the results of steps taken to address gas levels exceeding the threshold

limits (if any were reported within the reporting period). A full summary of the 2025 quarterly monitoring data is included in **Table 1**. The subsurface landfill gas monitoring points are depicted on the attached **Figure 1**. During each quarterly monitoring event, percent methane was measured at the monitoring locations with an RKI Instruments GX-2009 (1st and 2nd quarterly monitoring events) or GX-3R (3rd and 4th quarterly monitoring events) portable gas analyzer. Monitoring results indicated no exceedances of 25 percent of the LEL in facility structures and no exceedances of 100 percent of the LEL at the property boundary during each quarterly monitoring event.

Table 1. Summary of Methane Monitoring Results

		1st Quarter 2/11/2025		2nd Quarter 5/28/2025		3rd Quarter 8/27/2025		4th Quarter 11/20/2025	
Monitoring Point	**Location**	**%CH_4**	**%LEL**	**%CH_4**	**%LEL**	**%CH_4**	**%LEL**	**%CH_4**	**%LEL**
GMW-1	Gas Well, North Property Boundary	0	0	0	0	0	0	0	0
GMP-N	At Surface, North Property Boundary	0	0	0	0	0	0	0	0
GMP-S	At Surface, South Property Boundary	0	0	0	0	0	0	0	0
GMP-W	At Surface, West of Landfill (Near Creek)	0	0	0	0	0	0	0	0
GMP-E	At Surface, East Property Boundary	0	0	0	0	0	0	0	0
BLDG-1	Scalehouse	0	0	0	0	0	0	0	0
BLDG-2	Airport Building	0	0	0	0	0	0	0	0
BLDG-3	Storm Shelter Building	0	0	0	0	0	0	0	0
BLDG-4	Shop	0	0	0	0	0	0	0	0
BLDG-5	Shop/Breakroom	0	0	0	0	0	0	0	0
BLDG-6	Salvage Barn	0	0	0	0	0	0	0	0
ST-1	Groundwater Underdrain (SE Corner)	0	0	0	0	0	0	0	0
WT-1	Groundwater Underdrain (SW Corner)	0	0	0	0	0	0	0	0
WT-2	Groundwater Underdrain (SW Corner)	0	0	0	0	0	0	0	0
WT-3	Groundwater Underdrain (SW Corner)	0	0	0	0	0	0	0	0
WT-4	Groundwater Underdrain (SW Corner)	0	0	0	0	0	0	0	0
WT-5	Groundwater Underdrain (SW Corner)	0	0	0	0	0	0	0	0

NOTES:
Bolded and underlined readings indicate an exceedance of the regulatory limit.
%CH_4 – Percent methane by volume of gas.
%LEL - % lower explosive limit (5% by gas volume for methane).

Conclusion

During the 2025 calendar year monitoring period, a methane concentration, reported as percent by volume of gas, was not detected with the portable gas analyzer during the quarterly monitoring events. Monitoring results indicated no exceedances of 25 percent of the LEL in facility structures and no exceedances of 100 percent of the LEL at the property boundary. There is no evidence that methane was migrating offsite during the 2025 monitoring period. Methane monitoring at the Site will continue on a quarterly basis in 2026.

Figures

This page intentionally left blank.

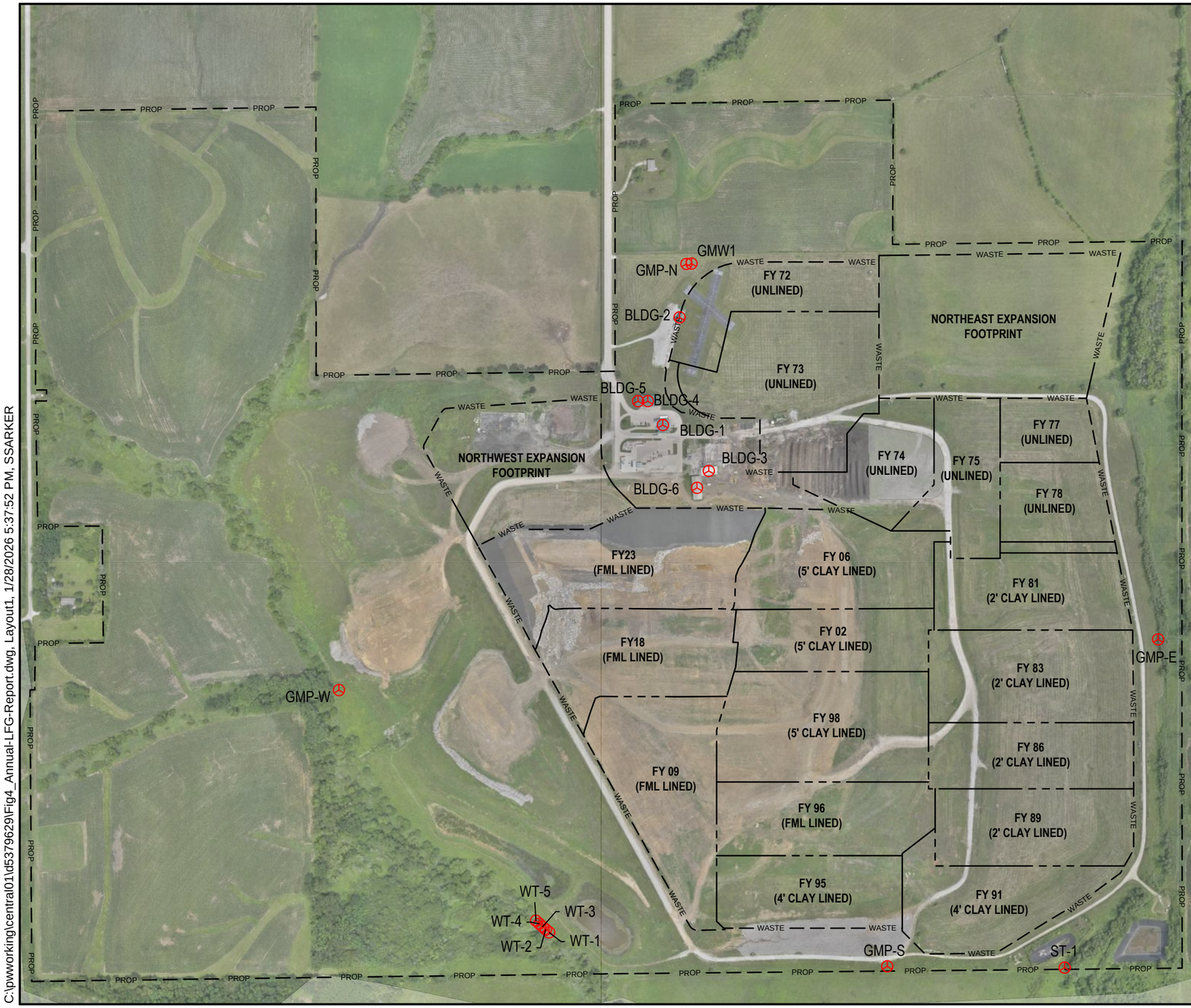

N

500 0 500 1000

SCALE IN FEET

LEGEND

PROP	PROPERTY BOUNDARY
WASTE	PERMITTED EDGE OF WASTE
	PHASE AND CELL BOUNDARIES
GMP-X	METHANE MONITORING LOCATION

NOTES:

1. AERIAL IMAGERY IS CURRENT AS OF JUNE 30, 2025 AND WAS TAKEN BY HDR ENGINEERING, INC.

C:\pwworking\central01\d5379629\Fig4_Annual-LFG-Report.dwg, Layout1, 1/28/2026 5:37:52 PM, SSARKER

CITY OF IOWA CITY
UNESCO CITY OF LITERATURE

CITY OF IOWA CITY
LANDFILL AND RECYCLING CENTER

METHANE MONITORING NETWORK
2025 ANNUAL WATER QUALITY REPORT

DATE
JAN 2026

FIGURE
1

This page intentionally left blank.