October 27, 2025
File No. 27225033.00

Mr. Brad Davison
Iowa Department of Natural Resources
Land Quality Bureau
6200 Park Avenue
Suite 200
Des Moines, Iowa 50321

Subject: 2025 Annual Water Quality Report, Leachate Control System Performance Evaluation Report, & Landfill Gas Annual Report
ADM-Clinton Landfill
Permit No. 23-SDP-05-88C

Dear Brad:

SCS Engineers has completed the monitoring and evaluation for the ADM-Clinton Landfill for reporting year 2025. Our services were performed in general accordance with the requirements of the 1989 Iowa Administrative Code (IAC) 567-103 and the closure permit and subsequent amendment requirements for implementation of the Hydrologic Monitoring System Plan (HMSP). Please find enclosed a copy of the 2025 Annual Water Quality Report, Leachate Control System Performance Evaluation Report, and Landfill Gas Monitoring Report.

If you have any questions about these reports, please contact us as noted below.

Sincerely,

Semir Omerovic
Associate Professional
SCS Engineers
somerovic@scsengineers.com
515-988-3237

Kevin Jensen
Project Manager
SCS Engineers
kjensen@scsengineers.com
515-368-3155

SO/KAJ/TCB

Copies: Bobby Peropat, ADM Clinton

2025 Annual Water Quality Report, Leachate Control System Performance Evaluation Report, and Landfill Gas Annual Report

ADM-Clinton Landfill
Solid Waste Permit No. 23-SDP-05-88C

Prepared for:

Archer-Daniels-Midland Company

SCS ENGINEERS

27225033.00 | October 2025

1690 All-State Court, Suite 100
West Des Moines, Iowa 50265
515-631-6160

[This page left blank intentionally]

CERTIFICATION

Prepared by: _____ Date: 10/27/2025

Typed: Semir Omerovic

Reviewed by: _____ Date: 10/27/2025

Typed: Kevin Jensen

LICENSED PROFESSIONAL ENGINEER Timothy C. Buelow 14445 IOWA	I hereby certify that this engineering document was prepared by me or under my direct personal supervision and that I am a duly licensed Professional Engineer under the laws of the State of Iowa. _____ Date: 10/27/2025 Timothy C. Buelow, P.E. License No. 14445 My license renewal date is December 31, 2025. Pages or sheets covered by this seal: All except Appendix B-1.

EXECUTIVE SUMMARY

ES.1 PERIOD OF REPORT COVERAGE

SCS Engineers (SCS), on behalf of Archer-Daniels-Midland (ADM), has completed the required groundwater sampling for the ADM-Clinton Landfill (Landfill) for the calendar year 2025 reporting period. The purpose of this Annual Water Quality Report (AWQR) is to document and statistically evaluate the groundwater sampling results since the 2024 AWQR up to and including the spring and fall 2025 semi-annual sampling events. This AWQR was prepared in accordance with the requirements of the 1989 Iowa Administrative Code (IAC) 567-103, the site closure permit, and subsequent correspondence and amendment requirements for implementation of the Hydrologic Monitoring System Plan (HMSP).

ES.2 REPORT PRIORITY

The following summarizes report priorities associated with groundwater compliance at the Landfill:

- Department review urgency: None.
- Department review impact on rules schedule: None.
- Actions or activities on hold pending Department review or comment: None.
- Actions and/or permit amendments needed: None.

ES.3 SITE STATUS AND APPLICABLE RULES

- Landfill Status: Closed, Closure Permit.
- Types of waste accepted: Industrial.
- Applicable IAC rules: 1989 IAC 567-103.

ES.4 COMMENTS

The following summarizes points of special emphasis:

- Groundwater analytical results during this reporting period were similar to the previous reporting period. Based on the monitoring results, the Landfill appears to have limited impact on groundwater quality downgradient of the site. However, because of the limited extent and nature of the impact, the stability of the concentrations in groundwater, the industrial nature of the surrounding area, and the local hydrogeologic conditions, it appears that no additional sampling or site assessment is warranted at this time.

Table of Contents

Section Page

Certification i
Executive Summary ii
ES.1 Period of Report Coverage ii
ES.2 Report Priority ii
ES.3 Site Status and Applicable Rules ii
ES.4 Comments ii
1.0 Acronyms/Abbreviations 1
2.0 Site Background 2
2.1 Site Location 2
2.2 Facility 2
2.3 Geology and Hydrogeology of the Site 2
2.4 Hydrology of the Site 2
3.0 Figures Discussion 6
3.1 Figure 1 – Approved Monitoring Network 6
3.2 Figure 2 – Unconsolidated Aquifer Groundwater Contours 6
3.3 Figure 3 – Bedrock Aquifer Groundwater Contours 6
4.0 QA/QC Summary 7
4.1 April 10, 2024 (2024 Spring Sampling Event) 7
4.2 July 17, 2024 (2024 Fall Sampling Event) 7
5.0 Data Evaluation 8
5.1 Data Evaluation 8
5.2 Trending in Monitoring Wells 8
6.0 Recommendations 12
6.1 Site Impact on Groundwater 12
6.2 Proposed Monitoring 12
6.3 Proposed Monitoring Well Changes 12

Tables

Table 1	Monitoring Program Summary
Table 2	Monitoring Program Implementation Schedule
Table 3	Monitoring Well Maintenance and Performance Re-Evaluation Schedule
Table 4	Monitoring Well Performance and Maintenance Summary
Table 5	Background and GWPS Summary
Table 6	Summary of Well/Detected Constituent Pairs with No Immediately Preceding Control Limit Exceedances
Table 7	Summary Table of Ongoing and Newly Identified Control Limit Exceedances
Table 8	Summary of Groundwater Chemistry
Table 9	Historical Control and Action Level Exceedances
Table 10	Groundwater Quality Assessment Plan Trend Analysis

Figures

Figure 1	Approved Monitoring Network
Figure 2	Unconsolidated Aquifer Groundwater Contours
Figure 3	Bedrock Aquifer Groundwater Contours

Appendices

Appendix A	Field Sampling Forms
Appendix B-1	Laboratory Analytical Data Sheets
Appendix B-2	Data Validation
Appendix C	Summary of Groundwater Chemistry
Appendix D	Statistical Report
Appendix E	Mann-Kendall Trend Table
Appendix F	2025 Leachate Control System Performance Evaluation Report
Appendix G	2025 Landfill Gas Annual Report

1.0 ACRONYMS/ABBREVIATIONS

AL = Action Level
CCV = Continuing Calibration Verification
CL = Control Limit - Mean plus Two Standard Deviations
DNR = Iowa Department of Natural Resources
DO = Dissolved Oxygen
GWPS = Groundwater Protection Standard
GWQAP = Groundwater Quality Assessment Plan
LEL = Lower Explosive Limit
LCL = Lower Confidence Limit
LCS = Laboratory Control Sample
LN = Lognormal
M+/-2SD = Mean Plus/Minus Two Standard Deviations
MCL = EPA Maximum Contaminant Level
MDL = Method Detection Limit
N = Normal
NC = No Change
NM = Not Measured
ORP = Oxidation-Reduction Potential
PL = Prediction Limit
QA = Quality Assurance
QC = Quality Control
RL = Reporting Limit
SWS = DNR Statewide Standard for a Protected Groundwater Source
SSI = Statistically Significant Increase Above Background
SSL = Statistically Significant Level Above Groundwater Protection Standard
SSS = Site-Specific Standard (Site-Specific GWPS)
TSS = Total Suspended Solids
UCL = Upper Confidence Limit
VOC = Volatile Organic Compound

2.0 SITE BACKGROUND

2.1 SITE LOCATION

The ADM-Clinton Landfill (Landfill) is located on the south side of Highway 30 between Beaver Channel Parkway and the Mississippi River. The Landfill is situated in the north half of Section 23, T81N, R6E, in Clinton County, Iowa.

2.2 FACILITY

The Landfill was operated by ADM from approximately 1982 to 1989. Before ADM, Clinton Corn performed filling activities at the Landfill site for an undetermined period. Fill materials placed in the Landfill have reportedly consisted of coal combustion residue, construction rubble, and river clarification solids generated during river water treatment for wet corn mill processing at the ADM plant.

Historically, fill material was placed at the Landfill site and on the properties adjoining to the northeast, northwest, and southwest. Fill material placed in these areas was of an unknown source and was not associated with ADM's landfilling activities.

2.3 GEOLOGY AND HYDROGEOLOGY OF THE SITE

In the document titled ADM – Clinton Plant Existing Fly Ash Landfill Revised Hydrogeologic Investigation Report and Hydrologic Monitoring System Plan, dated November 20, 1992 by Terracon Environmental, Inc., hereafter referred to as the 1992 Revised HIR, the following geological description was provided:

> *The site is situated in the valley of the Mississippi River and comprises an area considered floodplain prior to dike construction and landfill activities. Beaver Slough, an active meander arm of the Mississippi River, forms the eastern boundary of the site from northeast to the southwest. The site is located in the extreme eastern arm of a physiographic province known as the Iowa Erosional Surface (or the Iowan Surface). The Iowa Erosional Surface extends across most of northeast Iowa and is characterized by a maturely dissected pre-Illinoisan glacial till plain. Typically overlying the glacial till is a Wisconsinian Age loess cover of approximately sixteen (16) feet. Topography of the region is generally undulating with low relief.*
>
> *Where the site is not filled it is generally overlain with a thin layer of till. This till is encountered beneath the fill (both landfilled waste and levee fill). This layer ranges from approximately two (2) inches to ten (10) feet. The till overlies a thin spotty layer of brown sand observed in a number of borings. The thickness of this unit ranges from one (1) foot to fifteen (15) feet. Sand was observed in borings MW-1, MW-4, MW-6, MW-7, MW-10, and MW-16. Below the fill and sand unit, a weathered dolomitic limestone was encountered. The thickness of this layer was not determined as it extended beyond the deepest borings of fifty-five (55) feet.*

2.4 HYDROLOGY OF THE SITE

According to the 1992 Revised HIR, the following hydrologic information was provided for the perched water table flow and potential leachate migration:

The perched water table flow inside the landfill as interpolated from monitoring well data obtained on August 16, 1991, is depicted on Figure 12, Appendix A and is radially outward from the landfill. Temporal data provided in Table 3; Appendix B indicated that this radially outward flow pattern was present during the period that water elevations were recorded. Seasonal fluctuations in the perched water elevations are most likely due to varying amounts of rainfall, surface flow infiltration and the moisture content of landfilled materials.

The largest contributor of the perched liquid during the period that the landfill was being used was most likely the river mud that remained after river water had been clarified for plant use. This river mud generally contained approximately eighty percent (80%) moisture when it was deposited in the landfill as reported in the pending CPCP for the landfill. Final moisture content of the river mud is on the order of twenty-five percent (25%). Rain and groundwater infiltration, and surface runoff into the landfill also contributed to the liquid content of the landfill during the operational life of the landfill.

The perched liquid in the landfill can generally be characterized by definition as leachate although no current chemical laboratory analytical data is available to characterize its potential impact to groundwater quality beneath the landfill. Leachate, by definition, is generated by liquid that has entered the landfill as it moves down through the landfill.

Based on the observed anisotropy (Kh/Kv) of the clay beneath the landfill, movement of the liquid through the landfill should be primarily horizontal rather than vertical. Using results of the laboratory and field hydraulic conductivity measurements of samples taken from MW-7A, the anisotropy in the clay was estimated to be on the order of 11,800/1. Based on this anisotropy and current groundwater movement at the landfill, the major potential pathway that liquid in the landfill would follow would be through the fill toward Beaver Slough. Other pathways include leachate seeps from the side slopes of the landfill. Leachate seeps have been noted at the landfill after heavy rainstorms.

The minimum five (5) foot separation as required in IAC 103.2(1)m(2) does not appear to exist at the site. Should leachate migration occur into the deeper bedrock aquifer and an impact to the groundwater beneath the landfill occurs, these occurrences should be detected in the perimeter monitoring wells during the routine post closure monitoring outlined in the Hydrologic Monitoring System Plan (HMSP), Appendix H. If problems are detected, remedial measures can be implemented by ADM.

According to the 1992 Revised HIR, the following hydrologic information was provided for the shallow clay and sand units and bedrock aquifer:

Temporal groundwater fluctuations in the shallow sand unit and in the uppermost bedrock aquifer generally vary with the Mississippi River stage with seasonal fluctuations in monitoring wells MW-11 and MW-12 due to surface runoff.

Groundwater potentiometric contour maps as interpolated from August 16, 1991, data for the shallow sand unit and the bedrock aquifer are included as Figure 13 and Figure 14, Appendix A, respectively. General horizontal groundwater flow patterns in the shallow units and the deeper bedrock beneath the landfill appear to be

southeasterly across the landfill during much of the study period (3/22/91 - 8/16/91) toward Beaver Slough.

A slight northerly horizontal component of flow was noted during the April 12, 1991, and the August 16, 1991 water level measurement sampling events at the northern tip of the landfill. The flow reversal during the April 12, 1991 event was most likely due to increased surface runoff causing the water level in MW-1 to rise faster than the water level in MW-11. The flow reversal during the August 16, 1991 event was most likely due to the water level in MW-11 falling as a result of relatively low rainfall infiltration while MW-1 continued to be influenced by up-flowing recharge from the underlying bedrock unit. Figure 13, Appendix A shows this northerly flow component at the extreme northern tip of the landfill for the August 16, 1991 data. Horizontal flow reversal to the north will tend to increase leachate migration in that direction during and following prolonged periods of heavy precipitation.

Vertical movement in the units beneath the landfill along the northwestern boundary at the site appears to be generally dependent on the same factors described as influencing horizontal flow in this area (i.e. seasonal variations in rainfall and/or surface drainage through the drainage ditch). Vertical movement along the northwestern boundary appears to be generally upward along this border during most of the water level measurement events as noted in well clusters MW-11/14 and MW-12/15. This upward flow path appears to be related to a gaining reach in the drainage channel that runs northward along the perimeter of the landfill in this area.

Vertical flow reversal has been noted during the March 25, 1991, water level measurement event in well cluster MW-11/14 and during the March water level measurement events in well cluster MW-12/15. This is believed to be due to excessive rainfall or large surface drainage events such as snowmelt runoff accumulating in the drainage ditch along the northwestern boundary of the landfill and causing a downward vertical movement as evidenced by the water level in the shallow wells (MW-11 and MW-12) apparently increasing faster than the water levels in the deeper wells.

Upward vertical flow along the northwestern boundary of the landfill in the bedrock should cause a groundwater barrier along this boundary. This groundwater barrier should impede leachate migration from the landfill horizontally along much of this barrier. Leachate migration should be detected within the proposed monitoring system should detectable leachate migration occur.

Stage fluctuation in Beaver Slough is expected to influence the piezometric levels in the bedrock and overlying units on the basis of increasing hydraulic delay effect as distance from the slough increases. During high water periods, the magnitude of the downward gradient over most of the landfill should diminish and perhaps temporarily reverse given a prolonged flood event. In the northern tip of the landfill the normal upward gradient could be exaggerated. The horizontal flow path could also temporarily reverse 180 degrees with generalized flow going to the northwest across the entire site.

When the slough potentiometric level is lower than the adjoining aquifer, most of the landfill would experience vertical downward gradients, but, because of the high anisotropy, the three-dimensional flow would remain primarily horizontal toward the slough. During these periods, the northern tip of the landfill could experience a

reversal to a downward vertical gradient and horizontal flow in this area could also reverse toward the southeast, back beneath the landfill toward the slough. Both of these phenomena depend almost entirely on the stage of Beaver Slough and the adjoining Mississippi River.

Notes:

1. The referenced figures and appendices contained in the above citations are not included in this report.
2. Referenced well clusters in the above citations have been renamed. Refer to Figure 4 of the 1992 ADM-Clinton Plant Existing Fly Ash Landfill Revised Hydrogeologic Investigation Report and Hydrologic Monitoring System Plan for the location of these monitoring well clusters.

3.0 FIGURES DISCUSSION

The following figures are attached.

3.1 FIGURE 1 – APPROVED MONITORING NETWORK

The Landfill property and hydrologic monitoring system plan (HMSP) network is depicted in **Figure 1**. **Figure 1** indicates the locations of each monitoring well and its respective monitoring program as of the beginning of this reporting period.

3.2 FIGURE 2 – UNCONSOLIDATED AQUIFER GROUNDWATER CONTOURS

A groundwater contour map based on water levels measured in the unconsolidated aquifer and the Landfill piezometers during the July 2025 groundwater sampling event is included in **Figure 2**. When considering only the groundwater monitoring well water levels, **Figure 2** indicates a generally southeasterly flow direction toward the Mississippi River; however, incorporation of leachate levels into the contour development as shown in **Figure 2** indicates potential mounding at multiple locations, namely PZ-8 and PZ-12, creating the appearance of localized areas of radial outward gradients within the fill area footprint. It should be noted that when considering the leachate elevations in the contour development, it is not known if the leachate elevations measured in the piezometers are the result of the intersection of perched leachate zones within the waste mass, a fully saturated waste mass in the vicinity of the monitoring points, or whether the leachate is in hydraulic communication with the groundwater.

3.3 FIGURE 3 – BEDROCK AQUIFER GROUNDWATER CONTOURS

A groundwater contour map based on water levels measured in the bedrock aquifer during the July 2025 groundwater sampling event is included in **Figure 3**. **Figure 3** indicates a generally northerly flow direction away from the Mississippi River.

4.0 QA/QC SUMMARY

Date indicates the date(s) of sampling.

4.1 APRIL 29, 2025 (2025 SPRING SAMPLING EVENT)

Based on the QA review, no samples were rejected as unusable due to QC failures. In general, the quality of the analytical data for this sampling event does not appear to have been compromised by analytical irregularities (with the exception of the typical preservation issues that appear to be related to the basic nature of the samples) and results affected by QC anomalies are qualified with the appropriate data flags, which are listed in the laboratory report in Appendix B-1. Data validation documentation can be found in Appendix B-2.

4.2 JULY 1, 2025 (2025 FALL SAMPLING EVENT)

Based on the QA review, no samples were rejected as unusable due to QC failures. In general, the quality of the analytical data for this sampling event does not appear to have been compromised by analytical irregularities (with the exception of the typical preservation issues that appear to be related to the basic nature of the samples) and results affected by QC anomalies are qualified with the appropriate data flags, which are listed in the laboratory report in Appendix B-1. Data validation documentation can be found in Appendix B-2.

5.0 DATA EVALUATION

Statistical evaluation in accordance with requirements of the 1989 IAC 567-103.2(8)"d" was conducted for the groundwater analytical data collected during the 2025 semi-annual sampling events. The statistical evaluation for samples collected during the 2025 semi-annual sampling events is located in **Appendix D** of this report.

5.1 DATA EVALUATION

Groundwater monitoring for the Landfill consists of sampling from two aquifers. The unconsolidated aquifer contains two background monitoring wells located on the north and northeast sides of the Landfill and eight compliance monitoring wells; one located on the southeast side, two located along the south side, two located on the southwest side, one located on the west side, and two located on the northwest side of the Landfill. The bedrock aquifer contains two background monitoring wells located on the north and northeast sides of the Landfill and six compliance monitoring wells; one located on the southeast side, two located along the south side, two located on the southwest side, and one located on the northwest side of the Landfill.

A total of 94 control limit exceedances were detected based on spring and fall 2025 sampling results as listed in **Table 1** compared to 96 control limit exceedances detected based on spring and fall 2024 sampling results reported in the 2024 AWQR, not counting total suspended solids or PAHs. Most of the control limit exceedances detected based on 2025 sampling results were associated with the unconsolidated aquifer.

Exceedances of action or advisory levels were largely associated with arsenic, boron, cobalt, manganese, and nitrogen-ammonia as listed in **Table 9**. It should be noted that, in addition to the action or advisory level exceedances shown in **Table 9**, the action or advisory level for cobalt was exceeded in background monitoring well MW-18 and the action or advisory level for manganese was exceeded in background monitoring wells MW-2, MW-17, and MW-18 based on a review of concentrations listed in the Summary of Groundwater Chemistry in **Appendix C**.

5.2 TRENDING IN MONITORING WELLS

Statistically significant decreasing trends at a 99% confidence level (α=0.01) were identified in four monitoring well/constituent pairs by Mann-Kendall analysis during this reporting period. The trend analysis is included in **Attachment A** of **Appendix D** of this report. The statistically significant trends were as follows:

Monitoring Point	Constituent	Trend
MW-4	Boron	Decreasing
MW-4	Sulfate	Decreasing
MW-9	Total Phenols	Decreasing
MW-12	Chloride	Decreasing

Although not necessarily statistically significant, the Mann-Kendall statistics can provide an indication of general trending in the data. Trend indications for wells in the monitoring program are shown in the table below. The statistics used to develop the general trending differ from the Mann-Kendall statistics used in the diagnostics section of the statistical evaluation in that a much lower trend threshold is applied for the general trending information (α=0.20 versus α=0.01). Trends classified as decreasing or increasing exhibited a statistically significant trend with 80% confidence

using the most recent eight data points. Trends classified as stable did not exhibit a statistically significant trend with 80% confidence using the eight most recent data points. A summary of Mann-Kendall statistics by constituent in each monitoring point is included in **Appendix E** of this report.

Trending in Compliance Monitoring Wells					
Aquifer	**Monitoring Well**	**Decreasing Trends**	**Stable Trends**	**Increasing Trends**	**Number of Constituents Evaluated**
Unconsolidated Aquifer	MW-2 (bg)	27.27%	63.64%	9.09%	11
	MW-18 (bg)	0.00%	66.67%	33.33%	12
	MW-3	0.00%	91.67%	8.33%	12
	MW-5	0.00%	41.67%	58.33%	12
	MW-7	25.00%	75.00%	0.00%	12
	MW-9	11.76%	82.35%	5.88%	17
	MW-11	18.75%	81.25%	0.00%	16
	MW-13	25.00%	66.67%	8.33%	12
	MW-14	0.00%	75.00%	25.00%	12
	MW-16	16.67%	50.00%	33.33%	6
Bedrock Aquifer	MW-1 (bg)	0.00%	100.00%	0.00%	7
	MW-17 (bg)	0.00%	92.31%	7.69%	13
	MW-4	28.57%	71.43%	0.00%	7
	MW-6	0.00%	92.31%	7.69%	13
	MW-8	12.50%	87.50%	0.00%	8
	MW-10	27.27%	45.45%	27.27%	11
	MW-12	41.67%	58.33%	0.00%	12
	MW-15	0.00%	81.82%	18.18%	11
Combined	**Site Wide**	**12.75%**	**74.02%**	**13.24%**	**204**

(bg) indicates an background monitoring point.

Review of the Mann-Kendall statistics indicated that approximately 87% of the Mann-Kendall statistics were considered stable or decreasing following the 2025 annual statistical evaluation. There were 27 monitoring well/constituent pairs with generally increasing trends. The monitoring well/constituent pairs with increasing trends and with decreasing pH trends are discussed in the following table.

Aquifer	Monitoring Well	Constituent Name	Comments
Unconsolidated Aquifer	MW-2 (u)	COD	Based on six actual detections and two non-detections. Highest concentration of 10.5 mg/L measured in fall 2024.
	MW-18 (u)	Boron	Based on eight actual detections. Highest concentration of 0.651 mg/L measured in spring 2025.

Aquifer	Monitoring Well	Constituent Name	Comments
Unconsolidated Aquifer	MW-18 (u)	Chloride	Based on eight actual detections. Highest concentration of 45.1 mg/L measured in spring 2025.
	MW-18 (u)	Magnesium	Based on eight actual detections. Highest concentration of 37 mg/L measured in fall 2025. These detections are below the historical maximum of 39.2 mg/L measured in fall 2015.
	MW-18 (u)	Specific Conductance	Based on eight actual detections. Highest concentration of 967 µS/cm measured in spring 2024.
	MW-3	Magnesium	Based on eight actual detections. Highest concentration of 101 mg/L measured in fall 2025.
	MW-5	Arsenic	Based on eight actual detections. Highest concentration of 0.051 mg/L measured in fall 2024.
	MW-5	Boron	Based on eight actual detections. Highest concentration of 22.4 mg/L measured in fall 2024.
	MW-5	COD	Based on seven actual detections and one non-detection. Highest concentration of 217 mg/L detected in fall 2024.
	MW-5	Chloride	Based on eight actual detections. Highest concentration of 192 mg/L measured in fall 2024.
	MW-5	Cobalt	Based on eight actual detections. Highest concentration of 0.013 mg/L measured in fall 2024.
	MW-5	Iron	Based on seven actual detections. Highest concentration of 41.5 mg/L measured in fall 2025.
	MW-5	Magnesium	Based on eight actual detections. Highest concentration of 514 mg/L measured in fall 2024.
	MW-6	Iron	Based on eight actual detections. Highest concentration of 14.3 mg/L measured in spring 2024.
	MW-9	Toluene	Based on eight actual detections. Highest concentration of 13.2 ug/L measured in fall 2025. These concentrations are below the historical maximum of 14 ug/L measured in fall 2016.
	MW-13	Chloride	Based on eight actual detections. Highest concentration of 97.1 mg/L measured in spring 2024.
	MW-14	Boron	Based on eight actual detections. Highest concentration of 2.02 mg/L measured in spring 2025.

Aquifer	Monitoring Well	Constituent Name	Comments
Unconsolidated Aquifer	MW-14	COD	Based on seven actual detections and one non-detection. Highest concentration of 23.1 mg/L measured in spring 2025.
	MW-14	Specific Conductance	Based on eight actual detections. Highest concentration of 2376.7 µS/cm measured in fall 2023.
	MW-16	Chloride	Based on eight actual detections. Highest concentration of 360 mg/L measured in spring 2024.
	MW-16	Sulfate	Based on eight actual detections. Highest concentration of 436 mg/L measured in spring 2024.
Bedrock Aquifer	MW-17 (u)	Chloride	Based on eight actual detections. Highest concentration of 71.6 mg/L measured in fall 2024.
	MW-10	Boron	Based on eight actual detections. Highest concentration of 1.67 mg/L measured in fall 2024.
	MW-10	Chloride	Based on seven actual detections and one non-detection. Highest concentration of 76.3 mg/L measured in fall 2024.
	MW-10	Specific Conductance	Based on eight actual detections. Highest concentration of 1405.1 µS/cm measured in fall 2024.
	MW-15	COD	Based on five actual detections and three non-detections. Highest concentration of 130 mg/L measured in spring 2025.
	MW-15	Chloride	Based on eight actual detections. Highest concentration of 242 mg/L measured in spring 2025.

A total of 27 increasing constituent trends and zero decreasing pH trends were measured at an 80% confidence level in 2025 compared to 28 increasing constituent trends and one decreasing pH trends measured at an 80% confidence level in 2024, not including TSS. It should be noted that six of the increasing trends measured at 80% confidence level in 2025 were found in background monitoring wells.

6.0 RECOMMENDATIONS

6.1 SITE IMPACT ON GROUNDWATER

Groundwater analytical results during this reporting period were similar to the previous reporting period. Based on the monitoring results, the Landfill appears to have a limited impact on groundwater quality downgradient of the site. However, because of the limited extent and nature of the impact, the stability of the concentrations in groundwater, the industrial nature of the surrounding area, and the local hydrogeologic conditions, it appears that no additional sampling or site assessment is warranted at this time.

6.2 PROPOSED MONITORING

The groundwater monitoring program is summarized in Table 1. No changes to the HMSP monitoring program are recommended at this time. It is recommended that sampling continue for calendar year 2026 as summarized in Table 2.

6.3 PROPOSED MONITORING WELL CHANGES

Monitoring well performance is summarized in Table 4. No changes to the monitoring wells are recommended at this time. It is recommended to repair or replace monitoring well MW-16 that was damaged by machinery.

Tables

1 Monitoring Program Summary
2 Monitoring Program Implementation Schedule
3 Monitoring Well Maintenance and Performance Re-Evaluation Schedule
4 Monitoring Well Performance and Maintenance Summary
5 Background and GWPS Summary
6 Summary of Well/Detected Constituent Pairs with No Immediately Preceding Control Limit Exceedances
7 Summary Table of Ongoing and Newly Identified Control Limit Exceedances
8 Summary of Groundwater Chemistry
9 Historical Control and Action Level Exceedances
10 Groundwater Quality Assessment Plan Trend Analysis

Table 1
Monitoring Program Summary
2025 Annual Water Quality Report
ADM-Clinton Landfill
Permit No. 23-SDP-05-88C

Monitoring Well	Formation	Current Monitoring Program	Change for Next Sampling Event	Control Limit Exceedances	Total Number of Samples in Each Monitoring Program Since January 1, 2018		
					Routine	Supplemental	Remedial Action
Unconsolidated Aquifer							
MW-2	Formation Info Not Found	Background	None	N/A	16	-	-
MW-18	Formation Info Not Found	Background	None	N/A	16	-	-
MW-3	Formation Info Not Found	Detection	None	Boron, Chloride, Iron, Magnesium, Manganese, Specific Conductance	15	-	-
MW-5	Formation Info Not Found	Detection	None	Arsenic, Boron, COD, Chloride, Cobalt, Iron, Magnesium, Manganese, Nitrogen-Ammonia, Specific Conductance, Sulfate	15	-	-
MW-7	Formation Info Not Found	Detection	None	Arsenic, Boron, COD, Chloride, Cobalt, Magnesium, Nitrogen-Ammonia, Specific Conductance	15	-	-
MW-9	Formation Info Not Found	Detection	None	Arsenic, Boron, COD, Magnesium, Manganese, Nitrogen-Ammonia, Specific Conductance, Sulfate	15	-	-
MW-11	Formation Info Not Found	Detection	None	Arsenic, Boron, COD, Chloride, Cobalt, Iron, Magnesium, Manganese, Nitrogen-Ammonia, Specific Conductance, Sulfate	16	-	-
MW-13	Formation Info Not Found	Detection	None	Arsenic, Boron, COD, Chloride, Iron, Magnesium, Manganese, Nitrogen-Ammonia, Specific Conductance	16	-	-
MW-14	Formation Info Not Found	Detection	None	Arsenic, Boron, Chloride, Iron, Magnesium, Nitrogen-Ammonia, Specific Conductance, Sulfate	16	-	-
MW-16	Formation Info Not Found	Detection	None	Chloride	15	-	-
Bedrock Aquifer							
MW-1	Dolomitic Limestone	Background	None	N/A	15	-	-
MW-17	Dolomitic Limestone	Background	None	N/A	15	-	-
MW-4	Dolomitic Limestone	Detection	None	None	15	-	-
MW-6	Dolomitic Limestone	Detection	None	Arsenic, Boron, COD, Chloride, Cobalt, Iron, Magnesium, Nickel, Nitrogen-Ammonia, Specific Conductance, Sulfate	15	-	-
MW-8	Dolomitic Limestone	Detection	None	None	15	-	-
MW-10	Dolomitic Limestone	Detection	None	Sulfate	15	-	-
MW-12	Dolomitic Limestone	Detection	None	Arsenic, Boron, COD, Chloride, Cobalt, Iron, Magnesium, Manganese, Nitrogen-Ammonia, Specific Conductance, Sulfate	15	-	-
MW-15	Dolomitic Limestone	Detection	None	Arsenic, Boron, COD, Cobalt, Chloride, Iron, Magnesium, Nitrogen-Ammonia, Sulfate	15	-	-

Notes: Control limit exceedances listed are based on at least one exceedance during the reporting period.

Table 2
Monitoring Program Implementation Schedule
2025 Annual Water Quality Report
ADM-Clinton Landfill
Permit No. 23-SDP-05-88C

Regime	Monitoring Well	Recent Sampling Dates and Constituents		Upcoming Sampling Dates and Constituents	
		4/29-30/2025	7/1-2/2025	2026 Spring Event	2026 Fall Event
Unconsolidated Aquifer	MW-2 (bg)	Ammonia-Nitrogen, COD, Chloride, Total Inorganics(Fe, As, B, Co, Mg, Mn, SO4), ORP, DO, TSS	Ammonia-Nitrogen, COD, Chloride, Total Inorganics(Fe, As, B, Co, Mg, Mn, SO4), ORP, DO, TSS, Total Phenols	Ammonia-Nitrogen, COD, Chloride, Total Inorganics(Fe, As, B, Co, Mg, Mn, SO4), ORP, DO, TSS	Ammonia-Nitrogen, COD, Chloride, Total Inorganics(Fe, As, B, Co, Mg, Mn, SO4), ORP, DO, TSS, Total Phenols
	MW-18 (bg)	Ammonia-Nitrogen, COD, Chloride, Total Inorganics(Fe, As, B, Co, Mg, Mn, SO4), ORP, DO, TSS	Ammonia-Nitrogen, COD, Chloride, Total Inorganics(Fe, As, B, Co, Mg, Mn, SO4), ORP, DO, TSS, Total Phenols	Ammonia-Nitrogen, COD, Chloride, Total Inorganics(Fe, As, B, Co, Mg, Mn, SO4), ORP, DO, TSS	Ammonia-Nitrogen, COD, Chloride, Total Inorganics(Fe, As, B, Co, Mg, Mn, SO4), ORP, DO, TSS, Total Phenols
	MW-3	Ammonia-Nitrogen, COD, Chloride, Total Inorganics(Fe, As, B, Co, Mg, Mn, SO4), ORP, DO, TSS	Ammonia-Nitrogen, COD, Chloride, Total Inorganics(Fe, As, B, Co, Mg, Mn, SO4), ORP, DO, TSS	Ammonia-Nitrogen, COD, Chloride, Total Inorganics(Fe, As, B, Co, Mg, Mn, SO4), ORP, DO, TSS	Ammonia-Nitrogen, COD, Chloride, Total Inorganics(Fe, As, B, Co, Mg, Mn, SO4), ORP, DO, TSS
	MW-5	Ammonia-Nitrogen, COD, Chloride, Total Inorganics(Fe, As, B, Co, Mg, Mn, SO4), ORP, DO, TSS	Ammonia-Nitrogen, COD, Chloride, Total Inorganics(Fe, As, B, Co, Mg, Mn, SO4), ORP, DO, TSS	Ammonia-Nitrogen, COD, Chloride, Total Inorganics(Fe, As, B, Co, Mg, Mn, SO4), ORP, DO, TSS	Ammonia-Nitrogen, COD, Chloride, Total Inorganics(Fe, As, B, Co, Mg, Mn, SO4), ORP, DO, TSS
	MW-7	Ammonia-Nitrogen, COD, Chloride, Total Inorganics(Fe, As, B, Co, Mg, Mn, SO4), ORP, DO, TSS	Ammonia-Nitrogen, COD, Chloride, Total Inorganics(Fe, As, B, Co, Mg, Mn, SO4), ORP, DO, TSS, Total phenols, bis[2-ethylhexyl]phthalate	Ammonia-Nitrogen, COD, Chloride, Total Inorganics(Fe, As, B, Co, Mg, Mn, SO4), ORP, DO, TSS	Ammonia-Nitrogen, COD, Chloride, Total Inorganics(Fe, As, B, Co, Mg, Mn, SO4), ORP, DO, TSS, Total phenols, bis[2-ethylhexyl]phthalate
	MW-9	Ammonia-Nitrogen, COD, Chloride, Total Inorganics(Fe, As, B, Co, Mg, Mn, SO4), ORP, DO, TSS	Ammonia-Nitrogen, COD, Chloride, Total Inorganics(Fe, As, B, Co, Mg, Mn, SO4), ORP, DO, TSS, Total phenols, bis[2-ethylhexyl]phthalate, EPA 8260 (VOCs)	Ammonia-Nitrogen, COD, Chloride, Total Inorganics(Fe, As, B, Co, Mg, Mn, SO4), ORP, DO, TSS	Ammonia-Nitrogen, COD, Chloride, Total Inorganics(Fe, As, B, Co, Mg, Mn, SO4), ORP, DO, TSS, Total phenols, bis[2-ethylhexyl]phthalate, EPA 8260 (VOCs)
	MW-11	Ammonia-Nitrogen, COD, Chloride, Total Inorganics(Fe, As, B, Co, Mg, Mn, SO4), ORP, DO, TSS	Ammonia-Nitrogen, COD, Chloride, Total Inorganics(Fe, As, B, Co, Mg, Mn, SO4), ORP, DO, TSS, EPA 8260 (VOCs)	Ammonia-Nitrogen, COD, Chloride, Total Inorganics(Fe, As, B, Co, Mg, Mn, SO4), ORP, DO, TSS	Ammonia-Nitrogen, COD, Chloride, Total Inorganics(Fe, As, B, Co, Mg, Mn, SO4), ORP, DO, TSS, EPA 8260 (VOCs)
	MW-13	Ammonia-Nitrogen, COD, Chloride, Total Inorganics(Fe, As, B, Co, Mg, Mn, SO4), ORP, DO, TSS	Ammonia-Nitrogen, COD, Chloride, Total Inorganics(Fe, As, B, Co, Mg, Mn, SO4), ORP, DO, TSS	Ammonia-Nitrogen, COD, Chloride, Total Inorganics(Fe, As, B, Co, Mg, Mn, SO4), ORP, DO, TSS	Ammonia-Nitrogen, COD, Chloride, Total Inorganics(Fe, As, B, Co, Mg, Mn, SO4), ORP, DO, TSS
	MW-14	Ammonia-Nitrogen, COD, Chloride, Total Inorganics(Fe, As, B, Co, Mg, Mn, SO4), ORP, DO, TSS	Ammonia-Nitrogen, COD, Chloride, Total Inorganics(Fe, As, B, Co, Mg, Mn, SO4), ORP, DO, TSS	Ammonia-Nitrogen, COD, Chloride, Total Inorganics(Fe, As, B, Co, Mg, Mn, SO4), ORP, DO, TSS	Ammonia-Nitrogen, COD, Chloride, Total Inorganics(Fe, As, B, Co, Mg, Mn, SO4), ORP, DO, TSS
	MW-16	Ammonia-Nitrogen, COD, Chloride, Total Inorganics(Fe, As, B, Co, SO4), ORP, DO, TSS	Ammonia-Nitrogen, COD, Chloride, Total Inorganics(Fe, As, B, Co, SO4), ORP, DO, TSS	Ammonia-Nitrogen, COD, Chloride, Total Inorganics(Fe, As, B, Co, SO4), ORP, DO, TSS	Ammonia-Nitrogen, COD, Chloride, Total Inorganics(Fe, As, B, Co, SO4), ORP, DO, TSS

Table 2 - continued
Monitoring Program Implementation Schedule
2025 Annual Water Quality Report
ADM-Clinton Landfill
Permit No.23-SDP-05-88C

Regime	Monitoring Well	Recent Sampling Dates and Constituents		Upcoming Sampling Dates and Constituents	
		4/29-30/2025	7/1-2/2025	2026 Spring Event	2026 Fall Event
Bedrock Aquifer	MW-1 (bg)	Ammonia-Nitrogen, COD, Chloride, Total Inorganics(Fe, As, B, Co, Mg, Mn, Ni, SO4), ORP, DO, TSS	Ammonia-Nitrogen, COD, Chloride, Total Inorganics(Fe, As, B, Co, Mg, Mn, Ni, SO4), ORP, DO, TSS	Ammonia-Nitrogen, COD, Chloride, Total Inorganics(Fe, As, B, Co, Mg, Mn, Ni, SO4), ORP, DO, TSS	Ammonia-Nitrogen, COD, Chloride, Total Inorganics(Fe, As, B, Co, Mg, Mn, Ni, SO4), ORP, DO, TSS
	MW-17 (bg)	Ammonia-Nitrogen, COD, Chloride, Total Inorganics(Fe, As, B, Co, Mg, Mn, Ni, SO4), ORP, DO, TSS	Ammonia-Nitrogen, COD, Chloride, Total Inorganics(Fe, As, B, Co, Mg, Mn, Ni, SO4), ORP, DO, TSS	Ammonia-Nitrogen, COD, Chloride, Total Inorganics(Fe, As, B, Co, Mg, Mn, Ni, SO4), ORP, DO, TSS	Ammonia-Nitrogen, COD, Chloride, Total Inorganics(Fe, As, B, Co, Mg, Mn, Ni, SO4), ORP, DO, TSS
	MW-4	Ammonia-Nitrogen, COD, Chloride, Total Inorganics(Fe, As, B, Co, SO4), ORP, DO, TSS	Ammonia-Nitrogen, COD, Chloride, Total Inorganics(Fe, As, B, Co, SO4), ORP, DO, TSS	Ammonia-Nitrogen, COD, Chloride, Total Inorganics(Fe, As, B, Co, SO4), ORP, DO, TSS	Ammonia-Nitrogen, COD, Chloride, Total Inorganics(Fe, As, B, Co, SO4), ORP, DO, TSS
	MW-6	Ammonia-Nitrogen, COD, Chloride, Total Inorganics(Fe, As, B, Co, Mg, Mn, Ni, SO4), ORP, DO, TSS	Ammonia-Nitrogen, COD, Chloride, Total Inorganics(Fe, As, B, Co, Mg, Mn, Ni, SO4), ORP, DO, TSS	Ammonia-Nitrogen, COD, Chloride, Total Inorganics(Fe, As, B, Co, Mg, Mn, Ni, SO4), ORP, DO, TSS	Ammonia-Nitrogen, COD, Chloride, Total Inorganics(Fe, As, B, Co, Mg, Mn, Ni, SO4), ORP, DO, TSS
	MW-8	Ammonia-Nitrogen, COD, Chloride, Total Inorganics(Fe, As, B, Co, SO4), ORP, DO, TSS	Ammonia-Nitrogen, COD, Chloride, Total Inorganics(Fe, As, B, Co, SO4), ORP, DO, TSS	Ammonia-Nitrogen, COD, Chloride, Total Inorganics(Fe, As, B, Co, SO4), ORP, DO, TSS	Ammonia-Nitrogen, COD, Chloride, Total Inorganics(Fe, As, B, Co, SO4), ORP, DO, TSS
	MW-10	Ammonia-Nitrogen, COD, Chloride, Total Inorganics(Fe, As, B, Co, Mg, Mn, SO4), ORP, DO, TSS	Ammonia-Nitrogen, COD, Chloride, Total Inorganics(Fe, As, B, Co, Mg, Mn, SO4), ORP, DO, TSS	Ammonia-Nitrogen, COD, Chloride, Total Inorganics(Fe, As, B, Co, Mg, Mn, SO4), ORP, DO, TSS	Ammonia-Nitrogen, COD, Chloride, Total Inorganics(Fe, As, B, Co, Mg, Mn, SO4), ORP, DO, TSS
	MW-12	Ammonia-Nitrogen, COD, Chloride, Total Inorganics(Fe, As, B, Co, Mg, Mn, SO4), ORP, DO, TSS	Ammonia-Nitrogen, COD, Chloride, Total Inorganics(Fe, As, B, Co, Mg, Mn, SO4), ORP, DO, TSS, EPA 8260 (VOCs)	Ammonia-Nitrogen, COD, Chloride, Total Inorganics(Fe, As, B, Co, Mg, Mn, SO4), ORP, DO, TSS	Ammonia-Nitrogen, COD, Chloride, Total Inorganics(Fe, As, B, Co, Mg, Mn, SO4), ORP, DO, TSS, EPA 8260 (VOCs)
	MW-15	Ammonia-Nitrogen, COD, Chloride, Total Inorganics(Fe, As, B, Co, Mg, SO4), ORP, DO, TSS	Ammonia-Nitrogen, COD, Chloride, Total Inorganics(Fe, As, B, Co, Mg, SO4), ORP, DO, TSS	Ammonia-Nitrogen, COD, Chloride, Total Inorganics(Fe, As, B, Co, Mg, SO4), ORP, DO, TSS	Ammonia-Nitrogen, COD, Chloride, Total Inorganics(Fe, As, B, Co, Mg, SO4), ORP, DO, TSS
Leachate	Wet Well	None	None	Ammonia, Kjeldahl Nitrogen, Total Phenols, TSS, TS, CBOD, Nitrate, Chloride, Sulfate, Total Cyanide, EPA 8270D (SVOC's), EPA 8260C (VOC's), Total Inorganics (Al, AR, Bo, Cd, Co, Cu, Fe, Pb, Mg, Mn, Ni, K, Zn)	None

Notes: Wet well sampled once every two years.
COD - Chemical Oxygen Demand
DO - Dissolved Oxygen
ORP - Oxidation-Reduction Potential
TSS - Total Suspended Solids

Table 3
Monitoring Well Maintenance and Performance Re-Evaluation Schedule
2025 Annual Water Quality Report
ADM-Clinton Landfill
Permit No. 23-SDP-05-88C

Compliance with:	**2023**	**2024**	**2025**	**2026**
567 IAC 110.9(2)"a" high and low water levels (annually)	Completed	Completed	Included	Scheduled
567 IAC 110.9(2)"b" changes in the hydrologic setting and flow paths	Completed	Completed	Included	Scheduled
567 IAC 110.9(2)"c" well depths	Completed	Completed	Included	Scheduled
567 IAC 110.9(2)"d" well recharge rates [1]	Completed		Included	

Notes:
[1] In-situ permeability testing was replaced with biennial well recharge rate evaluation in DNR correspondence dated January 17, 2018 (Doc# 91298).

Table 4
Monitoring Well Performance and Maintenance Summary
2025 Annual Water Quality Report
ADM-Clinton Landfill
Permit No. 23-SDP-05-88C

Regime	Well	Top of Casing	Top of Screen	Total Depth		Date of Measurements 7/1-2/2025	Maximum Depth Discrepancy (ft)
Unconsolidated Aquifer	MW-2	584.49	580.83	14.5	Groundwater Level (ft)	5.61	1.3
					Groundwater Elevation (Ft MSL)	578.88	
					Measured Well Depth (ft)	13.2	
					Submerged screen	N	
	MW-18	584.44	577.69	17.5	Groundwater Level (ft)	2.65	-0.2
					Groundwater Elevation (Ft MSL)	581.79	
					Measured Well Depth (ft)	17.7	
					Submerged screen	Y	
	MW-3	595.05	575.75	29.3	Groundwater Level (ft)	18.68	3.1
					Groundwater Elevation (Ft MSL)	576.37	
					Measured Well Depth (ft)	26.2	
					Submerged screen	Y	
	MW-5	596.17	579.56	27.5	Groundwater Level (ft)	19.91	-0.3
					Groundwater Elevation (Ft MSL)	576.26	
					Measured Well Depth (ft)	27.8	
					Submerged screen	N	
	MW-7	595.15	575.77	30.0	Groundwater Level (ft)	18.73	-1.0
					Groundwater Elevation (Ft MSL)	576.42	
					Measured Well Depth (ft)	31.0	
					Submerged screen	Y	
	MW-9	594.20	574.44	30.8	Groundwater Level (ft)	17.72	0.0
					Groundwater Elevation (Ft MSL)	576.48	
					Measured Well Depth (ft)	30.8	
					Submerged screen	Y	
	MW-11	589.82	579.82	20.0	Groundwater Level (ft)	12.89	0.0
					Groundwater Elevation (Ft MSL)	576.93	
					Measured Well Depth (ft)	20.0	
					Submerged screen	N	
	MW-13	589.93	577.53	23.2	Groundwater Level (ft)	14.09	-0.2
					Groundwater Elevation (Ft MSL)	575.84	
					Measured Well Depth (ft)	23.4	
					Submerged screen	N	
	MW-14	587.06	580.06	17.0	Groundwater Level (ft)	9.58	-0.3
					Groundwater Elevation (Ft MSL)	577.48	
					Measured Well Depth (ft)	17.3	
					Submerged screen	N	
	MW-16	585.06	579.00	17.0	Groundwater Level (ft)	NM	NA
					Groundwater Elevation (Ft MSL)	NA	
					Measured Well Depth (ft)	NM	
					Submerged screen	NA	

Table 4 - continued
Monitoring Well Performance and Maintenance Summary
2025 Annual Water Quality Report
ADM-Clinton Landfill
Permit No. 23-SDP-05-88C

Regime	Well	Top of Casing	Top of Screen	Total Depth		Date of Measurements 7/1-2/2025	Maximum Depth Discrepancy (ft)
Bedrock Aquifer	MW-1	585.49	558.57	37.8	Groundwater Level (ft)	6.51	0.2
					Groundwater Elevation (Ft MSL)	578.98	
					Measured Well Depth (ft)	37.6	
					Submerged screen	Y	
	MW-17	582.57	557.31	37.6	Groundwater Level (ft)	1.99	3.5
					Groundwater Elevation (Ft MSL)	580.58	
					Measured Well Depth (ft)	34.1	
					Submerged screen	Y	
	MW-4	595.30	521.02	85.1	Groundwater Level (ft)	18.89	9.5
					Groundwater Elevation (Ft MSL)	576.41	
					Measured Well Depth (ft)	75.6	
					Submerged screen	Y	
	MW-6	596.22	553.98	53.0	Groundwater Level (ft)	19.71	-0.7
					Groundwater Elevation (Ft MSL)	576.51	
					Measured Well Depth (ft)	53.7	
					Submerged screen	Y	
	MW-8	595.19	535.36	70.5	Groundwater Level (ft)	18.61	0.0
					Groundwater Elevation (Ft MSL)	576.58	
					Measured Well Depth (ft)	70.5	
					Submerged screen	Y	
	MW-10	594.01	556.63	48.2	Groundwater Level (ft)	17.92	-0.1
					Groundwater Elevation (Ft MSL)	576.09	
					Measured Well Depth (ft)	48.3	
					Submerged screen	Y	
	MW-12	589.71	562.21	37.5	Groundwater Level (ft)	13.00	0.1
					Groundwater Elevation (Ft MSL)	576.71	
					Measured Well Depth (ft)	37.4	
					Submerged screen	Y	
	MW-15	586.43	557.93	38.5	Groundwater Level (ft)	9.75	-0.7
					Groundwater Elevation (Ft MSL)	576.68	
					Measured Well Depth (ft)	39.2	
					Submerged screen	Y	

Comments:

1) Measured well depths were less than 1.0 foot shallower than the installed depths where measured with the following exceptions:

   MW-2, MW-3, MW-4, MW-8, and **MW-17:** These monitoring wells have consistenly measured shallower than the installed depth; however, since the monitoring wells produce sufficient groundwater for sampling it is likely that the wells are functioning properly.

2) NM - Not Measured

Table 5
Background and GWPS Summary
2025 Annual Water Quality Report
ADM-Clinton Landfill
Permit No. 23-SDP-05-88C

Interwell Background/GWPS (Unconsolidated Aquifer: MW-2, MW-18)

Constituent	Units	Samples	Detections	Background Level	Statistical Test	Action Level	Source
Arsenic	mg/L	40	20	0.02868	M+2SD	0.01 mg/L	MCL/SWS
Boron	mg/L	40	40	0.4891	M+2SD	6 mg/L	HAL
Chemical Oxygen Demand	mg/L	134	118	49.46	M+2SD		
Chloride	mg/L	134	134	73.07	M+2SD		
Cobalt	mg/L	40	36	0.00425	M+2SD	0.0021 mg/L	SWS
Iron	mg/L	16	10	1.911	M+2SD		
Magnesium	mg/L	40	40	38.29	M+2SD		
Manganese	mg/L	40	40	1.112	M+2SD	0.3 mg/L	MCL/SWS
Nitrogen, Ammonia	mg/L	134	111	5.363	M+2SD	30.0 mg/L	HAL
pH	S.U.	134	134	7.863 - 6.221	M+/-2SD		
Specific Conductance	µS/cm	134	134	1410	M+2SD		
Sulfate	mg/L	34	34	76.36	M+2SD		

Interwell Background/GWPS (Bedrock Aquifer: MW-1, MW-17)

Constituent	Units	Samples	Detections	Background Level	Statistical Test	Action Level	Source
Arsenic	mg/L	41	6	0.00143	M+2SD	0.01 mg/L	MCL/SWS
Boron	mg/L	41	39	1.0990	M+2SD	6 mg/L	HAL
Chemical Oxygen Demand	mg/L	105	49	19.20	M+2SD		
Chloride	mg/L	104	103	226.8	M+2SD		
Cobalt	mg/L	41	19	0.000611	M+2SD	0.0021 mg/L	SWS
Iron	mg/L	16	1	0.251	M+2SD		
Magnesium	mg/L	40	40	57.58	M+2SD		
Manganese	mg/L	40	20	1.083	M+2SD	0.3 mg/L	MCL/SWS
Nickel	mg/L	38	11	0.00695	M+2SD	0.1 mg/L	SWS
Nitrogen, Ammonia	mg/L	105	16	1.282	M+2SD	30.0 mg/L	HAL
pH	S.U.	105	105	7.756 - 6.244	M+/-2SD		
Specific Conductance	µS/cm	106	106	1599	M+2SD		
Sulfate	mg/L	33	32	70.50	M+2SD		

Notes:
1) Background levels based on calculated control limits or reporting limit, as applicable.

Acronyms/Abbreviations:
RL = Reporting Limit
GWPS = Groundwater Protection Standard
SSS = Site-Specific GWPS
SWS = Statewide Standard
SD = Standard Deviation
MCL = EPA Maximum Contaminant Level
PL = Prediction Limits
HAL = Health Advisory Level
DWA = Drinking Water Advisory

Comments:
1) **Water quality results and effectiveness of the statistical data evaluation criteria**: Statistical evaluations consist of control limits which consist of the standard deviation plus two standard deviations (plus and minus two standard deviations for pH).

2) **Changes to the previous statistical method during reporting period:** None.

Table 6

Summary of Well/Detected Constituent Pairs With No Immediately Preceding Control Limit Exceedances

2025 Annual Water Quality Report

ADM-Clinton Landfill

Permit No. 23-SDP-05-88C

Spring 2025 Sampling Event

Well	Constituent	Units	Result	Background Standard
Unconsolidated Aquifer				
MW-11	Sulfate	mg/L	143	77.81
MW-14	Arsenic	mg/L	0.0612	0.0294
	Iron	mg/L	25.2	1.83
Bedrock Aquifer				
MW-12	Sulfate	mg/L	85.9	71.27
MW-15	Chloride	mg/L	242	226.5

Fall 2025 Sampling Event

Well	Constituent	Units	Result	Background Standard
Bedrock Aquifer				
MW-12	Magnesium	mg/L	75.7	57.58

Note: Tables include control limit exceedances identified during the 2025 sampling events that were not identified as control limit exceedances in the previous year.

Comments:

1) **Problems with the current HMSP network:** None.
2) **Schedule to implement remedies:** Not applicable.
3) **Alternative constituent or sample frequency changes:** None.
4) **Significant changes to prediction limits:** None.

Table 7
Summary Table of Ongoing and Newly Identified Control Limit Exceedances
2025 Annual Water Quality Report
ADM-Clinton Landfill
Permit No. 23-SDP-05-88C

Key

	Denotes ongoing control limit exceedances that were identified as control limit exceedances during this reporting period and the previous reporting period at least once during each reporting period.
	Denotes newly identified control limit exceedances in the 2025 reporting period. Newly identified is defined as occuring at least once in the current reporting period but not in the immediately preceeding reporting period.

Unconsolidated Aquifer

Well	Constituent	Units	Most Recent Result	Fall 2025 Background Standard	Action Level/ Statewide Standard
MW-3	Boron	mg/L	4.3	0.4891	6
	Chloride	mg/L	262	73.07	-
	Iron	mg/L	33.5	1.911	-
	Magnesium	mg/L	101	38.29	-
	Manganese	mg/L	6.76	1.112	0.3
	Specific Conductance	µS/cm	2,394	1,410	-
MW-5	Arsenic	mg/L	0.0505	0.02868	0.01
	Boron	mg/L	19.8	0.4891	6
	COD	mg/L	168	49.46	-
	Chloride	mg/L	173	73.07	-
	Cobalt	mg/L	0.0103	0.00425	0.0021
	Iron	mg/L	41.5	1.911	-
	Magnesium	mg/L	483	38.29	-
	Manganese	mg/L	2.36	1.112	0.3
	Nitrogen-Ammonia	mg/L	95.7	5.363	30
	Specific Conductance	µS/cm	5,592	1,410	-
	Sulfate	mg/L	819	76.36	-
MW-7	Arsenic	mg/L	0.031	0.02868	0.01
	Boron	mg/L	35.9	0.4891	6
	COD	mg/L	376	49.46	-
	Chloride	mg/L	164	73.07	-
	Cobalt	mg/L	0.0058	0.00425	0.0021
	Magnesium	mg/L	310	38.29	-
	Nitrogen-Ammonia	mg/L	920	5.363	30
	Specific Conductance	µS/cm	9,691	1,410	-
MW-9	Arsenic	mg/L	0.0688	0.02868	0.01
	Boron	mg/L	12.1	0.4891	6
	COD	mg/L	485	49.46	-
	Magnesium	mg/L	287	38.29	-
	Manganese	mg/L	1.38	1.112	0.3
	Nitrogen-Ammonia	mg/L	329	5.363	30
	Specific Conductance	µS/cm	6,458	1,410	-
	Sulfate	mg/L	769	76.36	-

Table 7 - continued
Summary Table of Ongoing and Newly Identified Control Limit Exceedances
2025 Annual Water Quality Report
ADM-Clinton Landfill
Permit No. 23-SDP-05-88C

Unconsolidated Aquifer - continued

Well	Constituent	Units	Most Recent Result	Fall 2025 Background Standard	Action Level/ Statewide Standard
MW-11	Arsenic	mg/L	0.0523	0.02868	0.01
	Boron	mg/L	0.758	0.4891	6
	COD	mg/L	206	49.46	-
	Chloride	mg/L	99	73.07	-
	Cobalt	mg/L	0.0208	0.00425	0.0021
	Iron	mg/L	55.2	1.911	-
	Magnesium	mg/L	96.9	38.29	-
	Manganese	mg/L	1.11	1.112	0.3
	Nitrogen-Ammonia	mg/L	26.4	5.363	30
	Specific Conductance	µS/cm	2129	1410	-
	Sulfate	mg/L	<5	76	-
MW-13	Arsenic	mg/L	0.0907	0.02868	0.01
	Boron	mg/L	8.79	0.4891	6
	COD	mg/L	116	49.46	-
	Chloride	mg/L	73.5	73.07	-
	Iron	mg/L	21	1.911	-
	Magnesium	mg/L	276	38.29	-
	Manganese	mg/L	1.83	1.112	0.3
	Nitrogen-Ammonia	mg/L	58.1	5.363	30
	Specific Conductance	µS/cm	3,554	1,410	-
MW-14	Arsenic	mg/L	0.000905	0.02868	0.01
	Boron	mg/L	1.5	0.4891	6
	Chloride	mg/L	287	73.07	-
	Iron	mg/L	0.212	1.91	-
	Magnesium	mg/L	94.9	38.29	-
	Nitrogen-Ammonia	mg/L	0.567	5.363	30
	Specific Conductance	µS/cm	1,992	1,410	-
	Sulfate	mg/L	181	76.36	-
MW-16	Chloride	mg/L	84.9	73.07	-

Table 7 - continued
Summary Table of Ongoing and Newly Identified Control Limit Exceedances
2025 Annual Water Quality Report
ADM-Clinton Landfill
Permit No. 23-SDP-05-88C

Bedrock Aquifer

Well	Constituent	Units	Most Recent Result	Fall 2025 Background Standard	Action Level/ Statewide Standard
MW-6	Arsenic	mg/L	0.0326	0.001428	0.01
	Boron	mg/L	17.2	1.099	6
	COD	mg/L	101	19.20	-
	Chloride	mg/L	300	226.8	-
	Cobalt	mg/L	0.00301	0.000611	0.0021
	Iron	mg/L	11	0.2508	-
	Magnesium	mg/L	345	57.58	-
	Nickel	mg/L	0.0545	0.006945	-
	Nitrogen-Ammonia	mg/L	209	1.282	30
	Specific Conductance	µS/cm	4,723	1,599	-
	Sulfate	mg/L	487	70.50	-
MW-10	Sulfate	mg/L	108	70.50	-
MW-12	Arsenic	mg/L	0.0815	0.001428	0.01
	Boron	mg/L	1.99	1.099	6
	COD	mg/L	41.1	19.20	-
	Chloride	mg/L	284	226.8	-
	Iron	mg/L	30.7	0.2508	-
	Magnesium	mg/L	75.7	57.58	-
	Manganese	mg/L	1.13	1.08	0.3
	Nitrogen-Ammonia	mg/L	16.2	1.282	30
	Specific Conductance	µS/cm	2,022	1,599	-
	Sulfate	mg/L	8.89	71	-
MW-15	Arsenic	mg/L	< 0.002	0.001428	0.01
	Boron	mg/L	0.293	1.099	6
	COD	mg/L	5.92	19.20	-
	Chloride	mg/L	99.5	226.8	-
	Cobalt	mg/L	< 0.0005	0.000611	0.0021
	Iron	mg/L	< 0.1	0.2508	-
	Magnesium	mg/L	51	57.58	-
	Nitrogen-Ammonia	mg/L	< 0.2	1.282	30
	Sulfate	mg/L	81.1	70.50	-

Comments:

1) **Problems with the current HMSP network:** None.
2) **Proposed remedies:** None.
3) **Alternative constituent or sample frequency changes:** None.
4) **Plume delineation strategies:** Not Applicable.
5) **Property owner notifications:** Not applicable.

Table 8
Summary of Groundwater Chemistry
2025 Annual Water Quality Report
ADM-Clinton Landfill
Permit No. 23-SDP-05-88C

The Summary of Groundwater Chemistry is located in Appendix C.

Table 9
Historical Control Limit & Action Level Exceedances
2025 Annual Water Quality Report
ADM-Clinton Landfill
Permit No. 23-SDP-05-88C

Key

	Control Limit Exceedance
X	Action Level Exceedance

Unconsolidated Aquifer

Well	Constituent	2022	2023	2024	2025
MW-3	Arsenic	X	X	X	X
	Boron				
	Chloride				
	Cobalt	X		X	
	Iron				
	Magnesium				
	Manganese	X	X	X	X
	Specific Conductance				
MW-5	Arsenic	X	X	X	X
	Boron	X	X	X	X
	COD				
	Chloride				
	Cobalt	X	X	X	X
	Iron				
	Magnesium				
	Manganese	X	X	X	X
	Nitrogen-Ammonia	X	X	X	X
	Specific Conductance				
	Sulfate				
MW-7	Arsenic	X	X	X	X
	Boron	X	X	X	X
	COD				
	Chloride				
	Cobalt	X	X	X	X
	Iron				
	Magnesium				
	Manganese	X	X	X	X
	Nitrogen-Ammonia	X	X	X	X
	Specific Conductance				
MW-9	Arsenic	X	X	X	X
	Benzene	X	NS	X	X
	Boron	X	X	X	X
	COD				
	Cobalt	X	X	X	X
	Iron				
	Magnesium				
	Manganese	X	X	X	X
	Nitrogen-Ammonia	X		X	X
	Specific Conductance				
	Sulfate				
	Total Phenols		NS		

NS: Not Sampled

Table 9 - continued
Historical Control Limit & Action Level Exceedances
2025 Annual Water Quality Report
ADM-Clinton Landfill
Permit No.23-SDP-05-88C

Unconsolidated Aquifer - continued

Well	Constituent	2022	2023	2024	2025
MW-11	Arsenic	X	X	X	X
	Boron				
	COD				
	Chloride				
	Cobalt	X		X	X
	Iron				
	Magnesium				
	Manganese	X	X	X	X
	Nitrogen-Ammonia	X	X	X	
	Specific Conductance				
	Sulfate				
MW-13	Arsenic	X	X	X	X
	Boron	X	X	X	X
	COD				
	Chloride				
	Cobalt	X	X	X	X
	Iron				
	Magnesium				
	Manganese	X	X	X	X
	Nitrogen-Ammonia	X	X	X	X
	Specific Conductance				
	Sulfate				
MW-14	Arsenic				X
	Boron				
	Chloride				
	Cobalt	X			
	Iron				
	Magnesium				
	Manganese	X	X	X	X
	Nitrogen-Ammonia				
	Specific Conductance				
	Sulfate				
MW-16	Chloride				
	Sulfate				

Table 9 - continued
Historical Control Limit & Action Level Exceedances
2025 Annual Water Quality Report
ADM-Clinton Landfill
Permit No.23-SDP-05-88C

Bedrock Aquifer

Well	Constituent	2022	2023	2024	2025
MW-6	Arsenic	X	X	X	X
	Boron	X	X	X	X
	COD				
	Chloride				
	Cobalt	X	X	X	X
	Iron				
	Magnesium				
	Nickel				
	Nitrogen-Ammonia	X	X	X	X
	Specific Conductance				
	Sulfate				
MW-8	COD				
	Iron				
	Nitrogen-Ammonia				
MW-10	Boron				
	Cobalt				
	Iron				
	Magnesium				
	Manganese	X			
	Nitrogen-Ammonia				
	Sulfate				
MW-12	Arsenic	X	X	X	X
	Boron				
	COD				
	Chloride				
	Cobalt	X			
	Iron				
	Magnesium				
	Manganese	X	X	X	X
	Nitrogen-Ammonia				
	Specific Conductance				
	Sulfate				
MW-15	Arsenic			X	X
	Boron			X	
	COD				
	Chloride				
	Cobalt				
	Iron				
	Magnesium				
	Nitrogen-Ammonia			X	
	Sulfate				

Comments: None.

Table 10
Groundwater Quality Assessment Plan Trend Analysis
2025 Annual Water Quality Report
ADM-Clinton Landfill
Permit No. 23-SDP-05-88C

See Appendix E for Mann-Kendall Trend Analysis.

Figures

1 Approved Monitoring Network
2 Unconsolidated Aquifer Groundwater Contours
3 Bedrock Aquifer Groundwater Contours

SCS ENGINEERS
environmental consultants and contractors

Approved Monitoring Network

Legend

- HMSP Monitoring Well Location
- Approximate Monitoring Well Location
- Approximate Location of Extraction Well
- Approximate Location of Leachate Piezometer
- Approximate Waste Boundary
- Approximate Property Boundary

ADM Clinton Landfill
Clinton, Iowa
Project No: 27225033.00
Drawing Date:
October 2025

Figure 1

N
W E
S

0 120 240 480 720 Feet

Esri, TomTom, Garmin, FAO, METI/NASA, USGS, Esri, CGIAR, USGS, USDA NAIP, Iowa State University GIS Facility

Path: C:\Users\bmadison\OneDrive - SCS Engineers\Desktop\GIS\Maps\Iowa Office\Site Maps\ADM\CO\2024 AWOR\ADM-2024-AWOR.aprx
User: bmadison
Date Saved: 9/5/2024 8:56 AM

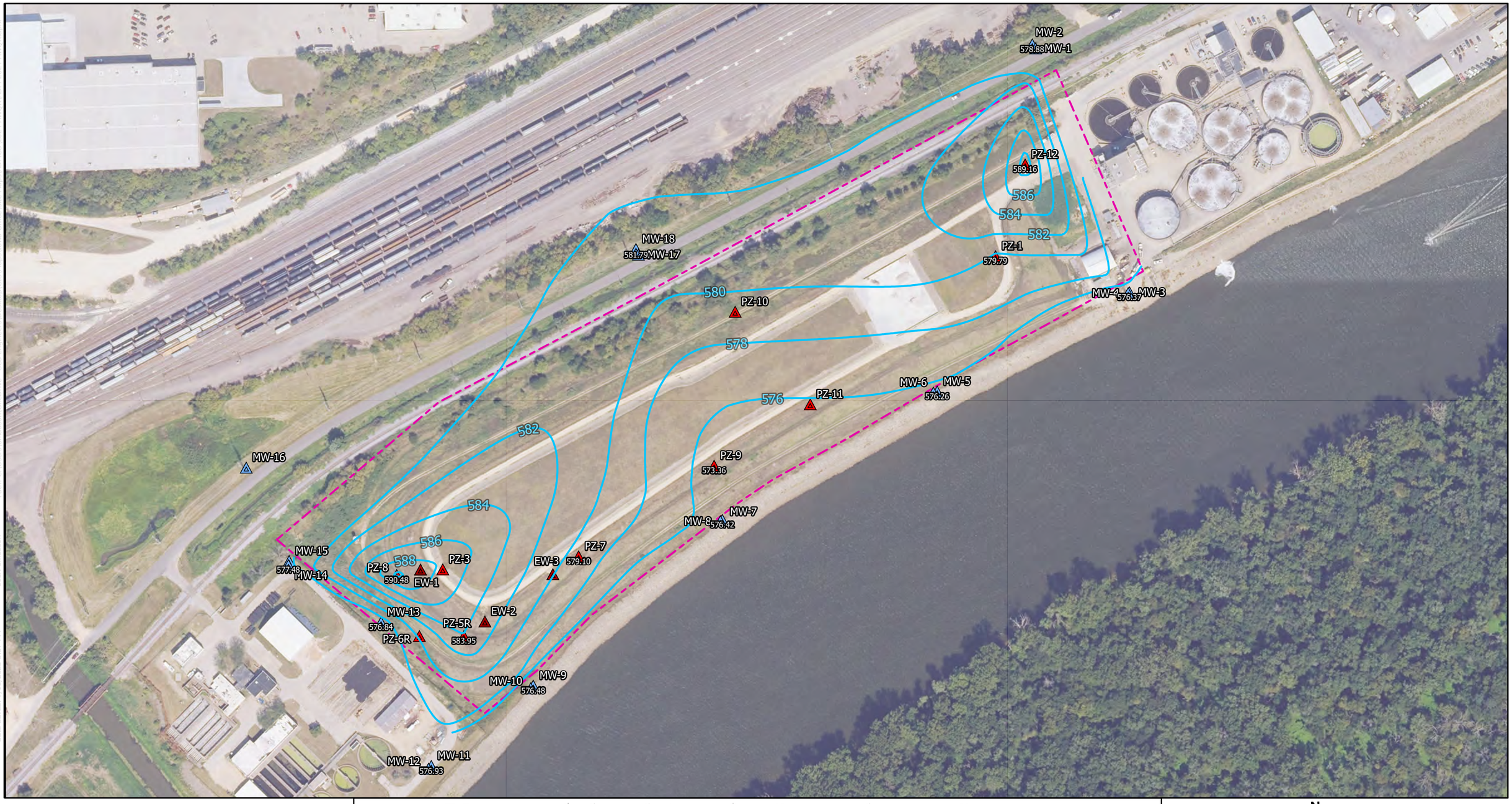

Unconsolidated Aquifer Groundwater Contours

Figure 2

Legend

- Approximate Unconsolidated Groundwater Contours Based on Field Measurments Taken on July 1 & 2, 2025
- Approximate Monitoring Well Location
- Approximate Location of Extraction Well
- Approximate Location of Leachate Piezometer
- Approximate Waste Boundary
- Approximate Property Boundary

ADM Clinton Landfill
Clinton, Iowa
Project No: 27225033.00
Drawing Date:
October 2025

N
W E
S

0 120 240 480 720 Feet

SCS ENGINEERS
environmental consultants and contractors

Esri, TomTom, Garmin, FAO, METI/NASA, USGS, Esri, CGIAR, USGS, USDA NAIP, Iowa State University GIS Facility

Path: C:\Users\bmadson\OneDrive - SCS Engineers\Desktop\GIS\Maps\Iowa Office\Site Maps\ADM\CO\2024 AWOR\ADM-2024-AWOR.aprx
User: bmadson
Date Saved: 7/16/2025 3:37 PM

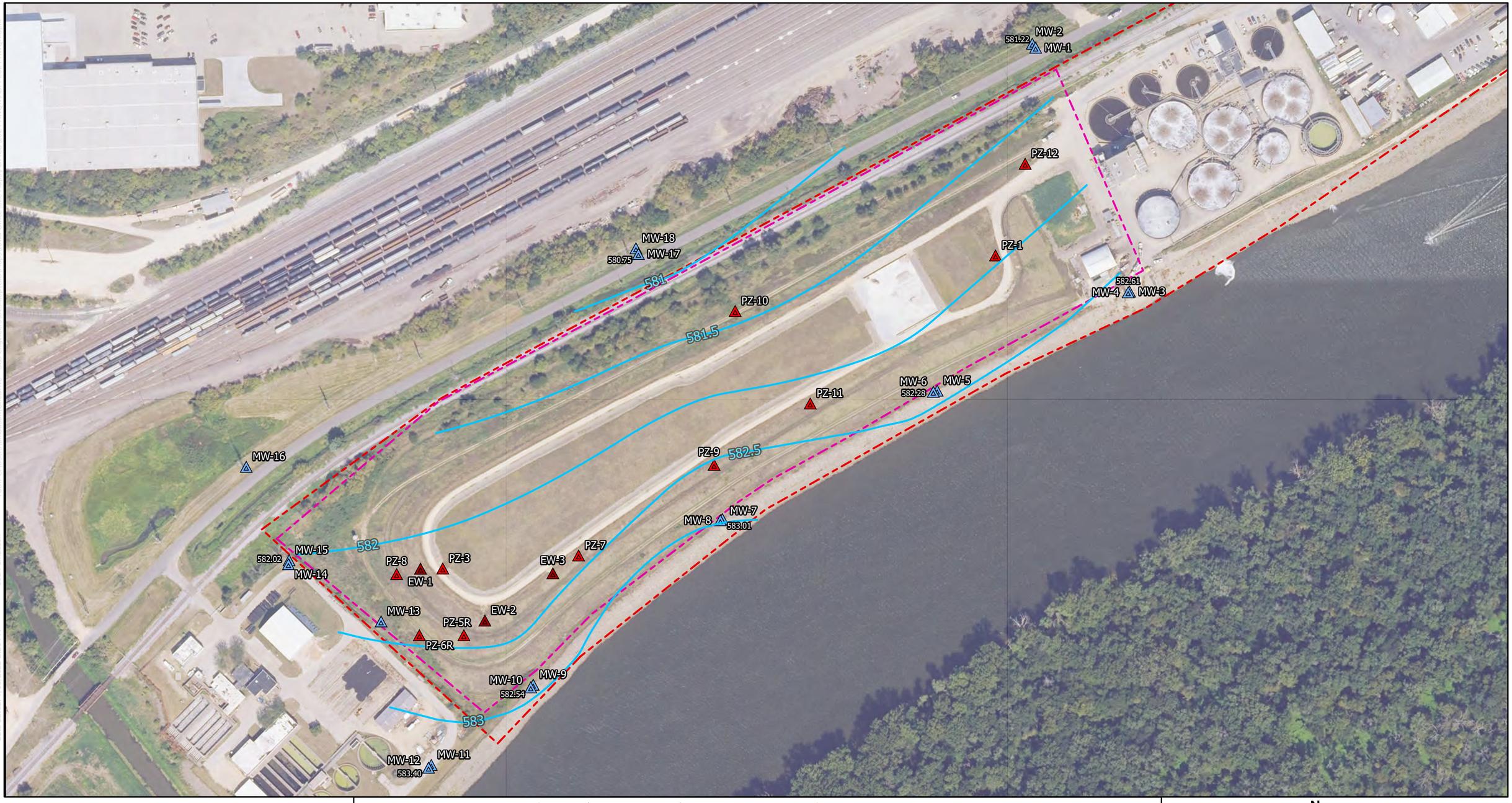

Bedrock Aquifer Groundwater Contours

Figure 3

Legend

- Approximate Bedrock Groundwater Contours Based on Field Measurments Taken on July 1 & 2, 2025
- Approximate Monitoring Well Location
- Approximate Location of Extraction Well
- Approximate Location of Leachate Piezometer
- Approximate Waste Boundary
- Approximate Property Boundary

ADM Clinton Landfill
Clinton, Iowa
Project No: 27225033.00
Drawing Date:
October 2025

N
W E
S

0 120 240 480 720 Feet

SCS ENGINEERS
environmental consultants and contractors

Esri, TomTom, Garmin, FAO, METI/NASA, USGS, Esri, CGIAR, USGS, USDA NAIP, Iowa State University GIS Facility

Path: C:\Users\bmadison\OneDrive - SCS Engineers\Desktop\GIS\Maps\Iowa Office\Site Maps\ADM\CO\2024 AWOR\ADM-2024-AWOR.aprx
User: bmadison
Date Saved: 7/16/2025 2:21 PM

Appendix A

Field Sampling Forms

FORM FOR GROUNDWATER SAMPLING

Project:	**ADMCO**		
Monitoring Well/Piezometer ID:	**MW-1**	Date:	**4/30/2025**
Gradient: Up		Sampler:	Garrett Horak

A. MW/PIEZOMETER CONDITIONS	
Well/Piezometer Capped? Yes	
Litter/Standing Water? No	

B. GROUNDWATER ELEVATION MEASUREMENT (+/- 0.01 foot, MSL)	
Measured Well Total Depth (feet):	37.6
Initial Static Water Level (feet):	6.32
Initial Groundwater Elevation (ft-amsl):	579.17
Equipment Used:	Dedicated Tubing – Peristaltic Pump

C. WELL PURGING

FIELD PARAMETERS [stabilization criteria] RECORD EVERY 3 MINUTES

Time	Temperature (°C) 10%	Dissolved Oxygen (mg/L)	Specific Conductivity (µS/cm) +/- 10%	pH (S.U.) +/- 0.1	ORP (mV)	Turbidity (NTU)	
1:03 PM	Purging start time.						
1:06 PM	14.2	3.9	1400.5	6.84	75.8	4.0	
1:09 PM	14.1	4.6	1431.6	6.83	89.1	4.0	
1:12 PM	14.2	4.7	1432.9	6.84	100.4	3.9	
1:15 PM	14.2	4.7	1434.0	6.84	110.0	4.3	
	Parameters stabilized, sample collected.						

Quantity of Water Removed from Well (liters):	1.8
Was well pumped/bailed dry?	No
Total Amount of Time Purged (minutes:seconds):	12:00
Average Purge Rate (mL/min):	150.00

D. WELL MAINTENANCE	
Does the well require any future maintenance?	No
If yes, explain:	

Additional Comments:	Color: Clear Odor:None

FORM FOR GROUNDWATER SAMPLING

Project:	**ADMCO**		
Monitoring Well/Piezometer ID:	**MW-2**	Date:	**4/30/2025**
Gradient: Up		Sampler:	Garrett Horak

A. MW/PIEZOMETER CONDITIONS		
Well/Piezometer Capped?	Yes	
Litter/Standing Water?	No	

B. GROUNDWATER ELEVATION MEASUREMENT (+/- 0.01 foot, MSL)	
Measured Well Total Depth (feet):	13.1
Initial Static Water Level (feet):	5.49
Initial Groundwater Elevation (ft-amsl):	579.00
Equipment Used:	Dedicated Tubing – Peristaltic Pump

C. WELL PURGING

FIELD PARAMETERS [stabilization criteria] RECORD EVERY 3 MINUTES

Time	Temperature (°C) 10%	Dissolved Oxygen (mg/L)	Specific Conductivity (µS/cm) +/- 10%	pH (S.U.) +/- 0.1	ORP (mV)	Turbidity (NTU)	
12:19 PM	Purging start time.						
12:22 PM	13.0	2.3	936.6	6.98	59.3	5.7	
12:25 PM	12.8	0.6	909.2	6.93	56.8	4.8	
12:28 PM	12.7	0.4	906.1	6.91	54.4	5.1	
12:31 PM	12.8	0.3	905.4	6.90	52.2	5.4	
	Parameters stabilized, sample collected.						

Quantity of Water Removed from Well (liters):	1.8
Was well pumped/bailed dry?	No
Total Amount of Time Purged (minutes:seconds):	12:00
Average Purge Rate (mL/min):	150.00

D. WELL MAINTENANCE		
Does the well require any future maintenance?	No	
If yes, explain:		

Additional Comments:	Color: Clear Odor: Dusty/decaying organic

FORM FOR GROUNDWATER SAMPLING

Project:	**ADMCO**		
Monitoring Well/Piezometer ID:	**MW-3**	Date:	**4/30/2025**
Gradient: Down		Sampler:	Garrett Horak

A. MW/PIEZOMETER CONDITIONS		
Well/Piezometer Capped?	Yes	
Litter/Standing Water?	No	

B. GROUNDWATER ELEVATION MEASUREMENT (+/- 0.01 foot, MSL)	
Measured Well Total Depth (feet):	26.2
Initial Static Water Level (feet):	17.62
Initial Groundwater Elevation (ft-amsl):	577.73
Equipment Used:	Dedicated Tubing – Peristaltic Pump

C. WELL PURGING

FIELD PARAMETERS [stabilization criteria] RECORD EVERY 3 MINUTES

Time	Temperature (°C) 10%	Dissolved Oxygen (mg/L)	Specific Conductivity (µS/cm) +/- 10%	pH (S.U.) +/- 0.1	ORP (mV)	Turbidity (NTU)	
9:59 AM	Purging start time.						
10:02 AM	14.8	0.9	5856.2	7.08	-113.1	15.3	
10:05 AM	14.8	0.4	3928.4	6.98	-126.2	11.9	
10:08 AM	14.9	0.3	3172.0	6.88	-127.8	8.9	
10:11 AM	14.9	0.2	2858.2	6.84	-127.4	8.1	
10:14 AM	14.9	0.2	2731.4	6.82	-127.9	7.3	
10:17 AM	14.9	0.1	2707.0	6.82	-129.0	8.0	
	Parameters stabilized, sample collected.						

Quantity of Water Removed from Well (liters):	2.4
Was well pumped/bailed dry?	No
Total Amount of Time Purged (minutes:seconds):	18:00
Average Purge Rate (mL/min):	133.33

D. WELL MAINTENANCE		
Does the well require any future maintenance?	No	
If yes, explain:		

Additional Comments:	Color: Clear, having black particles and white flakes. Odor: None

FORM FOR GROUNDWATER SAMPLING

Project:	**ADMCO**		
Monitoring Well/Piezometer ID:	**MW-4**	Date:	**4/29/2025**
Gradient: Down		Sampler:	Garrett Horak

A. MW/PIEZOMETER CONDITIONS		
Well/Piezometer Capped?	Yes	
Litter/Standing Water?	No	

B. GROUNDWATER ELEVATION MEASUREMENT (+/- 0.01 foot, MSL)	
Measured Well Total Depth (feet):	75.9
Initial Static Water Level (feet):	17.91
Initial Groundwater Elevation (ft-amsl):	577.39
Equipment Used:	Dedicated Tubing – Peristaltic Pump

C. WELL PURGING

FIELD PARAMETERS [stabilization criteria] RECORD EVERY 3 MINUTES

Time	Temperature (°C) 10%	Dissolved Oxygen (mg/L)	Specific Conductivity (µS/cm) +/- 10%	pH (S.U.) +/- 0.1	ORP (mV)	Turbidity (NTU)	
10:56 AM	Purging start time.						
10:59 AM	15.8	2.2	1834.3	6.97	-89.3	15.4	
11:02 AM	15.7	1.8	1606.8	6.98	-83.0	6.4	
11:05 AM	15.7	1.7	1452.2	6.97	-75.0	5.3	
11:08 AM	15.7	1.6	1408.9	6.96	-67.5	4.4	
11:11 AM	15.7	1.6	1403.0	6.95	-60.1	4.2	
	Parameters stabilized, sample collected.						

Quantity of Water Removed from Well (liters):	2.3
Was well pumped/bailed dry?	No
Total Amount of Time Purged (minutes:seconds):	15:00
Average Purge Rate (mL/min):	153.33

D. WELL MAINTENANCE		
Does the well require any future maintenance?	No	
If yes, explain:		

Additional Comments:	Color: Clear, brownish tint Odor: None Duplicate sample collected

FORM FOR GROUNDWATER SAMPLING

Project:	**ADMCO**		
Monitoring Well/Piezometer ID:	**MW-5**	Date:	**4/29/2025**
Gradient: Down		Sampler:	Garrett Horak

A. MW/PIEZOMETER CONDITIONS	
Well/Piezometer Capped? Yes	
Litter/Standing Water? No	

B. GROUNDWATER ELEVATION MEASUREMENT (+/- 0.01 foot, MSL)	
Measured Well Total Depth (feet):	27.8
Initial Static Water Level (feet):	19.23
Initial Groundwater Elevation (ft-amsl):	576.94
Equipment Used:	Dedicated Tubing – Peristaltic Pump

C. WELL PURGING

FIELD PARAMETERS [stabilization criteria] RECORD EVERY 3 MINUTES

Time	Temperature (°C) 10%	Dissolved Oxygen (mg/L)	Specific Conductivity (µS/cm) +/- 10%	pH (S.U.) +/- 0.1	ORP (mV)	Turbidity (NTU)	
7:07 PM	Purging start time.						
7:10 PM	13.7	0.3	6357.4	6.59	-79.1	48.5	
7:13 PM	13.6	0.1	6399.5	6.60	-94.8	12.2	
7:16 PM	13.5	0.1	6412.7	6.61	-101.1	8.4	
7:19 PM	13.6	0.1	6425.8	6.61	-104.4	5.8	
	Parameters stabilized, sample collected.						

Quantity of Water Removed from Well (liters):	1.9
Was well pumped/bailed dry?	No
Total Amount of Time Purged (minutes:seconds):	12:00
Average Purge Rate (mL/min):	158.33

D. WELL MAINTENANCE	
Does the well require any future maintenance?	No
If yes, explain:	

Additional Comments:	Color: Clear, brownish, cloudy Odor: None

FORM FOR GROUNDWATER SAMPLING

Project:	**ADMCO**		
Monitoring Well/Piezometer ID:	**MW-6**	Date:	**4/29/2025**
Gradient: Down		Sampler:	Garrett Horak

A. MW/PIEZOMETER CONDITIONS		
Well/Piezometer Capped?	Yes	
Litter/Standing Water?	No	

B. GROUNDWATER ELEVATION MEASUREMENT (+/- 0.01 foot, MSL)	
Measured Well Total Depth (feet):	53.9
Initial Static Water Level (feet):	18.80
Initial Groundwater Elevation (ft-amsl):	577.42
Equipment Used:	Dedicated Tubing – Peristaltic Pump

C. WELL PURGING

FIELD PARAMETERS [stabilization criteria] RECORD EVERY 3 MINUTES

Time	Temperature (°C) 10%	Dissolved Oxygen (mg/L)	Specific Conductivity (µS/cm) +/- 10%	pH (S.U.) +/- 0.1	ORP (mV)	Turbidity (NTU)	
6:14 PM	Purging start time.						
6:17 PM	15.4	0.9	4557.5	6.65	43.6	270.0	
6:20 PM	15.2	0.4	4825.0	6.63	-30.3	104.4	
6:23 PM	15.0	0.3	4874.4	6.65	-50.2	95.4	
6:26 PM	15.1	0.2	4899.8	6.67	-59.5	81.2	
6:29 PM	14.9	0.2	4908.9	6.67	-65.0	53.4	
	Parameters stabilized, sample collected.						

Quantity of Water Removed from Well (liters):	1.8
Was well pumped/bailed dry?	No
Total Amount of Time Purged (minutes:seconds):	15:00
Average Purge Rate (mL/min):	120.00

D. WELL MAINTENANCE		
Does the well require any future maintenance?	No	
If yes, explain:		

Additional Comments:	Color: Gray, cloudy Odor: None

FORM FOR GROUNDWATER SAMPLING

Project:	**ADMCO**		
Monitoring Well/Piezometer ID:	**MW-7**	Date:	**4/30/2025**
Gradient: Down		Sampler:	Garrett Horak

A. MW/PIEZOMETER CONDITIONS		
Well/Piezometer Capped?	Yes	
Litter/Standing Water?	No	

B. GROUNDWATER ELEVATION MEASUREMENT (+/- 0.01 foot, MSL)	
Measured Well Total Depth (feet):	31.0
Initial Static Water Level (feet):	17.72
Initial Groundwater Elevation (ft-amsl):	577.43
Equipment Used:	Dedicated Tubing – Peristaltic Pump

C. WELL PURGING

FIELD PARAMETERS [stabilization criteria] RECORD EVERY 3 MINUTES

Time	Temperature (°C) 10%	Dissolved Oxygen (mg/L)	Specific Conductivity (µS/cm) +/- 10%	pH (S.U.) +/- 0.1	ORP (mV)	Turbidity (NTU)	
9:06 AM	Purging start time.						
9:09 AM	13.0	0.6	11338.2	7.17	22.7	8.7	
9:12 AM	13.1	0.3	11412.3	7.15	-12.0	9.1	
9:15 AM	13.1	0.2	11440.8	7.14	-35.3	9.9	
9:18 AM	13.1	0.2	11436.7	7.13	-52.6	10.3	
	Parameters stabilized, sample collected.						

Quantity of Water Removed from Well (liters):	1.9
Was well pumped/bailed dry?	No
Total Amount of Time Purged (minutes:seconds):	12:00
Average Purge Rate (mL/min):	158.33

D. WELL MAINTENANCE

Does the well require any future maintenance?	No	
If yes, explain:		

Additional Comments:	Color: Clear, yellow tint Odor: Sulfur

FORM FOR GROUNDWATER SAMPLING

Project:	**ADMCO**		
Monitoring Well/Piezometer ID:	**MW-8**	Date:	**4/30/2025**
Gradient: Down		Sampler:	Garrett Horak

A. MW/PIEZOMETER CONDITIONS	
Well/Piezometer Capped? Yes	
Litter/Standing Water? No	

B. GROUNDWATER ELEVATION MEASUREMENT (+/- 0.01 foot, MSL)	
Measured Well Total Depth (feet):	64.7
Initial Static Water Level (feet):	17.41
Initial Groundwater Elevation (ft-amsl):	577.78
Equipment Used:	Dedicated Tubing – Peristaltic Pump

C. WELL PURGING

FIELD PARAMETERS [stabilization criteria] RECORD EVERY 3 MINUTES

Time	Temperature (°C) 10%	Dissolved Oxygen (mg/L)	Specific Conductivity (µS/cm) +/- 10%	pH (S.U.) +/- 0.1	ORP (mV)	Turbidity (NTU)	
2:00 PM	Purging start time.						
2:03 PM	14.2	4.5	1246.4	7.08	183.6	4.1	
2:06 PM	14.3	3.1	1210.9	7.02	183.8	4.6	
2:09 PM	14.3	2.9	1204.8	7.00	184.0	5.1	
2:12 PM	14.3	2.8	1203.8	6.99	184.3	5.3	
	Parameters stabilized, sample collected.						

Quantity of Water Removed from Well (liters):	1.8
Was well pumped/bailed dry?	No
Total Amount of Time Purged (minutes:seconds):	12:00
Average Purge Rate (mL/min):	150.00

D. WELL MAINTENANCE	
Does the well require any future maintenance?	No
If yes, explain:	

Additional Comments:	Color: Clear Odor: None

FORM FOR GROUNDWATER SAMPLING

Project:	**ADMCO**		
Monitoring Well/Piezometer ID:	**MW-9**	Date:	**4/30/2025**
Gradient: Down		Sampler:	Garrett Horak

A. MW/PIEZOMETER CONDITIONS

Well/Piezometer Capped?	Yes	
Litter/Standing Water?	No	

B. GROUNDWATER ELEVATION MEASUREMENT (+/- 0.01 foot, MSL)

Measured Well Total Depth (feet):	31.0
Initial Static Water Level (feet):	17.05
Initial Groundwater Elevation (ft-amsl):	577.15
Equipment Used:	Dedicated Tubing – Peristaltic Pump

C. WELL PURGING

FIELD PARAMETERS [stabilization criteria] RECORD EVERY 3 MINUTES

Time	Temperature (°C) 10%	Dissolved Oxygen (mg/L)	Specific Conductivity (µS/cm) +/- 10%	pH (S.U.) +/- 0.1	ORP (mV)	Turbidity (NTU)	
3:06 PM	Purging start time.						
3:09 PM	15.6	0.4	7258.1	6.85	-316.5	169.5	
3:12 PM	15.1	0.3	7483.0	6.74	-351.2	42.3	
3:15 PM	14.8	0.3	7540.8	6.74	-371.9	26.1	
3:18 PM	14.9	0.3	7548.2	6.75	-378.6	17.1	
	Parameters stabilized, sample collected.						

Quantity of Water Removed from Well (liters):	1.9
Was well pumped/bailed dry?	No
Total Amount of Time Purged (minutes:seconds):	12:00
Average Purge Rate (mL/min):	158.33

D. WELL MAINTENANCE

Does the well require any future maintenance?	No	
If yes, explain:		

Additional Comments:	Color: Clear, became dark, then clear again, oily. Odor: Heavy sulfur

FORM FOR GROUNDWATER SAMPLING

Project:	**ADMCO**		
Monitoring Well/Piezometer ID:	**MW-10**	Date:	**4/30/2025**
Gradient: Down		Sampler:	Garrett Horak

A. MW/PIEZOMETER CONDITIONS

Well/Piezometer Capped?	Yes	
Litter/Standing Water?	No	

B. GROUNDWATER ELEVATION MEASUREMENT (+/- 0.01 foot, MSL)

Measured Well Total Depth (feet):	48.3
Initial Static Water Level (feet):	16.40
Initial Groundwater Elevation (ft-amsl):	577.61
Equipment Used:	Dedicated Tubing – Peristaltic Pump

C. WELL PURGING

FIELD PARAMETERS [stabilization criteria] RECORD EVERY 3 MINUTES

Time	Temperature (°C) 10%	Dissolved Oxygen (mg/L)	Specific Conductivity (µS/cm) +/- 10%	pH (S.U.) +/- 0.1	ORP (mV)	Turbidity (NTU)	
4:21 PM	Purging start time.						
4:24 PM	13.4	0.2	1287.0	6.84	-115.2	46.6	
4:27 PM	13.5	0.2	1283.2	6.83	-112.6	28.7	
4:30 PM	13.4	0.1	1285.2	6.83	-109.9	15.4	
4:33 PM	13.4	0.1	1286.5	6.83	-108.2	8.2	
	Parameters stabilized, sample collected.						

Quantity of Water Removed from Well (liters):	2.1
Was well pumped/bailed dry?	No
Total Amount of Time Purged (minutes:seconds):	12:00
Average Purge Rate (mL/min):	175.00

D. WELL MAINTENANCE

Does the well require any future maintenance?	No	
If yes, explain:		

Additional Comments:	Color: Slight grey, black bits Odor: none

FORM FOR GROUNDWATER SAMPLING

Project:	**ADMCO**		
Monitoring Well/Piezometer ID:	**MW-11**	Date:	**5/1/2025**
Gradient: Down		Sampler:	Garrett Horak

A. MW/PIEZOMETER CONDITIONS	
Well/Piezometer Capped? Yes	
Litter/Standing Water? No	

B. GROUNDWATER ELEVATION MEASUREMENT (+/- 0.01 foot, MSL)	
Measured Well Total Depth (feet):	20.0
Initial Static Water Level (feet):	11.65
Initial Groundwater Elevation (ft-amsl):	578.17
Equipment Used:	Dedicated Tubing – Peristaltic Pump

C. WELL PURGING

FIELD PARAMETERS [stabilization criteria] RECORD EVERY 3 MINUTES

Time	Temperature (°C) 10%	Dissolved Oxygen (mg/L)	Specific Conductivity (µS/cm) +/- 10%	pH (S.U.) +/- 0.1	ORP (mV)	Turbidity (NTU)	
9:26 AM	Purging start time.						
9:27 AM	11.7	6.4	2414.3	6.60	-14.9	54.5	
9:30 AM	11.2	0.7	2440.3	6.51	-48.5	9.5	
9:33 AM	11.3	0.4	2446.7	6.51	-57.2	5.9	
9:36 AM	11.3	0.3	2453.1	6.51	-62.5	5.9	
9:39 AM	11.3	0.2	2457.2	6.51	-66.6	5.4	
	Parameters stabilized, sample collected.						

Quantity of Water Removed from Well (liters):	1.7
Was well pumped/bailed dry?	No
Total Amount of Time Purged (minutes:seconds):	12:00
Average Purge Rate (mL/min):	141.67

D. WELL MAINTENANCE

Does the well require any future maintenance?	No
If yes, explain:	

Additional Comments:	Color: Clear, slight brown tint Odor: None

FORM FOR GROUNDWATER SAMPLING

Project:	**ADMCO**		
Monitoring Well/Piezometer ID:	**MW-12**	Date:	**5/1/2025**
Gradient: Down		Sampler:	Garrett Horak

A. MW/PIEZOMETER CONDITIONS	
Well/Piezometer Capped? Yes	
Litter/Standing Water? No	

B. GROUNDWATER ELEVATION MEASUREMENT (+/- 0.01 foot, MSL)	
Measured Well Total Depth (feet):	37.5
Initial Static Water Level (feet):	11.73
Initial Groundwater Elevation (ft-amsl):	577.98
Equipment Used:	Dedicated Tubing – Peristaltic Pump

C. WELL PURGING

FIELD PARAMETERS [stabilization criteria] RECORD EVERY 3 MINUTES

Time	Temperature (°C) 10%	Dissolved Oxygen (mg/L)	Specific Conductivity (µS/cm) +/- 10%	pH (S.U.) +/- 0.1	ORP (mV)	Turbidity (NTU)	
8:51 AM	Purging start time.						
8:54 AM	12.2	0.8	2190.5	6.61	-53.9	60.0	
8:57 AM	12.3	0.4	2202.3	6.61	-60.4	40.9	
9:00 AM	12.3	0.3	2209.6	6.61	-65.8	33.7	
9:03 AM	12.3	0.2	2216.2	6.62	-71.1	24.0	
	Parameters stabilized, sample collected.						

Quantity of Water Removed from Well (liters):	2.0
Was well pumped/bailed dry?	No
Total Amount of Time Purged (minutes:seconds):	12:00
Average Purge Rate (mL/min):	166.67

D. WELL MAINTENANCE	
Does the well require any future maintenance? No	
If yes, explain:	

Additional Comments:	Color: Clear, with black flakes Odor: None

FORM FOR GROUNDWATER SAMPLING

Project:	**ADMCO**		
Monitoring Well/Piezometer ID:	**MW-13**	Date:	**5/1/2025**
Gradient: Down		Sampler:	Garrett Horak

A. MW/PIEZOMETER CONDITIONS	
Well/Piezometer Capped? Yes	
Litter/Standing Water? No	

B. GROUNDWATER ELEVATION MEASUREMENT (+/- 0.01 foot, MSL)	
Measured Well Total Depth (feet):	23.4
Initial Static Water Level (feet):	13.36
Initial Groundwater Elevation (ft-amsl):	576.57
Equipment Used:	Dedicated Tubing – Peristaltic Pump

C. WELL PURGING

FIELD PARAMETERS [stabilization criteria] RECORD EVERY 3 MINUTES

Time	Temperature (°C) 10%	Dissolved Oxygen (mg/L)	Specific Conductivity (µS/cm) +/- 10%	pH (S.U.) +/- 0.1	ORP (mV)	Turbidity (NTU)	
5:10 PM	Purging start time.						
5:13 PM	13.3	0.8	3845.2	6.68	-93.2	6.8	
5:16 PM	13.3	0.4	3878.9	6.70	-108.7	2.4	
5:19 PM	13.3	0.3	3884.8	6.71	-117.6	1.1	
5:22 PM	13.2	0.2	3886.4	6.72	-123.3	1.2	
	Parameters stabilized, sample collected.						

Quantity of Water Removed from Well (liters):	1.9
Was well pumped/bailed dry?	No
Total Amount of Time Purged (minutes:seconds):	12:00
Average Purge Rate (mL/min):	158.33

D. WELL MAINTENANCE	
Does the well require any future maintenance?	No
If yes, explain:	

Additional Comments:	Color: Yellow, oily Odor: none

FORM FOR GROUNDWATER SAMPLING

Project:	**ADMCO**		
Monitoring Well/Piezometer ID:	**MW-14**	Date:	**5/1/2025**
Gradient: Down		Sampler:	Andrew Phillips

A. MW/PIEZOMETER CONDITIONS	
Well/Piezometer Capped? Yes	
Litter/Standing Water? No	

B. GROUNDWATER ELEVATION MEASUREMENT (+/- 0.01 foot, MSL)	
Measured Well Total Depth (feet):	17.3
Initial Static Water Level (feet):	9.98
Initial Groundwater Elevation (ft-amsl):	577.08
Equipment Used:	Dedicated Tubing – Peristaltic Pump

C. WELL PURGING

FIELD PARAMETERS [stabilization criteria] RECORD EVERY 3 MINUTES

Time	Temperature (°C) 10%	Dissolved Oxygen (mg/L)	Specific Conductivity (µS/cm) +/- 10%	pH (S.U.) +/- 0.1	ORP (mV)	Turbidity (NTU)	
6:02 PM	Purging start time.						
6:05 PM	11.7	0.7	2272.4	6.84	-57.4	27.8	
6:08 PM	11.5	0.4	2112.0	6.80	-42.3	8.4	
6:11 PM	11.4	0.2	2072.6	6.78	-32.2	2.5	
6:14 PM	11.6	0.2	2074.9	6.77	-26.8	0.7	
	Parameters stabilized, sample collected.						

Quantity of Water Removed from Well (liters):	1.8
Was well pumped/bailed dry?	Yes
Total Amount of Time Purged (minutes:seconds):	12:00
Average Purge Rate (mL/min):	150.00

D. WELL MAINTENANCE	
Does the well require any future maintenance? No	
If yes, explain:	

Additional Comments:	Color: Clear Odor: None

FORM FOR GROUNDWATER SAMPLING

Project:	**ADMCO**		
Monitoring Well/Piezometer ID:	**MW-15**	Date:	**4/30/2025**
Gradient: Down		Sampler:	Garrett Horak

A. MW/PIEZOMETER CONDITIONS	
Well/Piezometer Capped? Yes	
Litter/Standing Water? No	

B. GROUNDWATER ELEVATION MEASUREMENT (+/- 0.01 foot, MSL)	
Measured Well Total Depth (feet):	39.2
Initial Static Water Level (feet):	8.76
Initial Groundwater Elevation (ft-amsl):	577.67
Equipment Used:	Dedicated Tubing – Peristaltic Pump

C. WELL PURGING

FIELD PARAMETERS [stabilization criteria] RECORD EVERY 3 MINUTES

Time	Temperature (°C) 10%	Dissolved Oxygen (mg/L)	Specific Conductivity (µS/cm) +/- 10%	pH (S.U.) +/- 0.1	ORP (mV)	Turbidity (NTU)	
6:45 PM	Purging start time.						
6:48 PM	11.7	4.2	1338.1	6.95	-1.9	-1.5	
6:51 PM	11.7	4.3	1278.3	6.94	4.6	0.6	
6:54 PM	11.7	4.3	1263.0	6.92	10.9	1.3	
6:57 PM	11.7	4.3	1260.9	6.91	15.9	2.2	
	Parameters stabilized, sample collected.						

Quantity of Water Removed from Well (liters):	1.8
Was well pumped/bailed dry?	No
Total Amount of Time Purged (minutes:seconds):	12:00
Average Purge Rate (mL/min):	150.00

D. WELL MAINTENANCE	
Does the well require any future maintenance?	No
If yes, explain:	

Additional Comments:	Color: Clear Odor: None

FORM FOR GROUNDWATER SAMPLING

Project:	**ADMCO**		
Monitoring Well/Piezometer ID:	**MW-16**	Date:	**5/1/2025**
Gradient: Down		Sampler:	Garrett Horak

A. MW/PIEZOMETER CONDITIONS	
Well/Piezometer Capped? Yes	
Litter/Standing Water? No	

B. GROUNDWATER ELEVATION MEASUREMENT (+/- 0.01 foot, MSL)	
Measured Well Total Depth (feet):	18.0
Initial Static Water Level (feet):	7.25
Initial Groundwater Elevation (ft-amsl):	577.81
Equipment Used:	Dedicated Tubing – Peristaltic Pump

C. WELL PURGING

FIELD PARAMETERS [stabilization criteria] RECORD EVERY 3 MINUTES

Time	Temperature (°C) 10%	Dissolved Oxygen (mg/L)	Specific Conductivity (µS/cm) +/- 10%	pH (S.U.) +/- 0.1	ORP (mV)	Turbidity (NTU)	
11:46 AM	Purging start time.						
11:49 AM	11.9	1.4	1066.7	6.97	45.0	7.4	
11:52 AM	11.8	1.0	1072.7	6.93	47.7	9.4	
11:55 AM	11.8	0.9	1073.0	6.93	50.1	11.8	
11:58 AM	11.8	0.8	1073.7	6.93	52.0	19.2	
	Parameters stabilized, sample collected.						

Quantity of Water Removed from Well (liters):	1.8
Was well pumped/bailed dry?	No
Total Amount of Time Purged (minutes:seconds):	12:00
Average Purge Rate (mL/min):	150.00

D. WELL MAINTENANCE	
Does the well require any future maintenance?	No
If yes, explain:	

Additional Comments:	Color: Clear Odor: None

FORM FOR GROUNDWATER SAMPLING

Project:	**ADMCO**		
Monitoring Well/Piezometer ID:	**MW-17**	Date:	**5/1/2025**
Gradient: Up		Sampler:	Garrett Horak

A. MW/PIEZOMETER CONDITIONS

Well/Piezometer Capped?	Yes	
Litter/Standing Water?	No	

B. GROUNDWATER ELEVATION MEASUREMENT (+/- 0.01 foot, MSL)

Measured Well Total Depth (feet):	34.1
Initial Static Water Level (feet):	5.05
Initial Groundwater Elevation (ft-amsl):	577.69
Equipment Used:	Dedicated Tubing – Peristaltic Pump

C. WELL PURGING

FIELD PARAMETERS [stabilization criteria] RECORD EVERY 3 MINUTES

Time	Temperature (°C) 10%	Dissolved Oxygen (mg/L)	Specific Conductivity (µS/cm) +/- 10%	pH (S.U.) +/- 0.1	ORP (mV)	Turbidity (NTU)	
10:17 AM	Purging start time.						
10:20 AM	12.7	0.8	1067.5	6.85	-72.6	6.9	
10:23 AM	12.7	0.4	907.5	7.02	-72.5	3.2	
10:26 AM	12.7	0.2	865.8	7.06	-68.9	2.0	
10:29 AM	12.7	0.2	857.2	7.08	-63.5	6.8	
	Parameters stabilized, sample collected.						

Quantity of Water Removed from Well (liters):	2.1
Was well pumped/bailed dry?	No
Total Amount of Time Purged (minutes:seconds):	12:00
Average Purge Rate (mL/min):	175.00

D. WELL MAINTENANCE

Does the well require any future maintenance?	No	
If yes, explain:		

Additional Comments:	Color: Clear, with black flakes Odor: None

FORM FOR GROUNDWATER SAMPLING

Project:	**ADMCO**		
Monitoring Well/Piezometer ID:	**MW-18**	Date:	**5/1/2025**
Gradient: Up		Sampler:	Garrett Horak

A. MW/PIEZOMETER CONDITIONS		
Well/Piezometer Capped?	Yes	
Litter/Standing Water?	No	

B. GROUNDWATER ELEVATION MEASUREMENT (+/- 0.01 foot, MSL)	
Measured Well Total Depth (feet):	17.7
Initial Static Water Level (feet):	4.97
Initial Groundwater Elevation (ft-amsl):	579.47
Equipment Used:	Dedicated Tubing – Peristaltic Pump

C. WELL PURGING

FIELD PARAMETERS [stabilization criteria] RECORD EVERY 3 MINUTES

Time	Temperature (°C) 10%	Dissolved Oxygen (mg/L)	Specific Conductivity (µS/cm) +/- 10%	pH (S.U.) +/- 0.1	ORP (mV)	Turbidity (NTU)	
11:00 AM	Purging start time.						
11:03 AM	12.6	1.1	910.1	7.11	32.2	12.5	
11:06 AM	12.6	0.5	912.7	7.08	28.7	8.3	
11:09 AM	12.6	0.3	912.3	7.08	27.2	8.2	
11:12 AM	12.7	0.3	912.4	7.08	26.5	5.8	
	Parameters stabilized, sample collected.						

Quantity of Water Removed from Well (liters):	2.0
Was well pumped/bailed dry?	No
Total Amount of Time Purged (minutes:seconds):	12:00
Average Purge Rate (mL/min):	166.67

D. WELL MAINTENANCE		
Does the well require any future maintenance?	No	
If yes, explain:		

Additional Comments:	Color: Clear Odor: none

FORM FOR GROUNDWATER SAMPLING

Project:	**ADMCO**		
Monitoring Well/Piezometer ID:	**MW-1**	Date:	**7/2/2025**
Gradient: Up		Sampler:	Garrett Horak

A. MW/PIEZOMETER CONDITIONS	
Well/Piezometer Capped? Yes	
Litter/Standing Water? No	

B. GROUNDWATER ELEVATION MEASUREMENT (+/- 0.01 foot, MSL)	
Measured Well Total Depth (feet):	37.6
Initial Static Water Level (feet):	6.51
Initial Groundwater Elevation (ft-amsl):	578.98
Equipment Used:	Dedicated Tubing – Peristaltic Pump

C. WELL PURGING

FIELD PARAMETERS [stabilization criteria] RECORD EVERY 3 MINUTES

Time	Temperature (°C) 10%	Dissolved Oxygen (mg/L)	Specific Conductivity (µS/cm) +/- 10%	pH (S.U.) +/- 0.1	ORP (mV)	Turbidity (NTU)	
9:56 AM	Purging start time.						
9:59 AM	18.8	4.8	1287.7	6.90	203.1	4.3	
10:00 AM	19.2	4.7	1283.8	6.87	211.3	4.3	
10:03 AM	19.3	4.6	1285.5	6.87	218.1	5.2	
10:06 AM	19.2	4.6	1288.7	6.87	223.9	5.2	
	Parameters stabilized, sample collected.						

Quantity of Water Removed from Well (liters):	1.9
Was well pumped/bailed dry?	No
Total Amount of Time Purged (minutes:seconds):	12:00
Average Purge Rate (mL/min):	158.33

D. WELL MAINTENANCE	
Does the well require any future maintenance?	No
If yes, explain:	

Additional Comments:	Color: Clear Odor: None

FORM FOR GROUNDWATER SAMPLING

Project:	**ADMCO**		
Monitoring Well/Piezometer ID:	**MW-2**	Date:	**7/2/2025**
Gradient: Up		Sampler:	Garrett Horak

A. MW/PIEZOMETER CONDITIONS	
Well/Piezometer Capped? Yes	
Litter/Standing Water? No	

B. GROUNDWATER ELEVATION MEASUREMENT (+/- 0.01 foot, MSL)	
Measured Well Total Depth (feet):	13.2
Initial Static Water Level (feet):	5.61
Initial Groundwater Elevation (ft-amsl):	578.88
Equipment Used:	Dedicated Tubing – Peristaltic Pump

C. WELL PURGING

FIELD PARAMETERS [stabilization criteria] RECORD EVERY 3 MINUTES

Time	Temperature (°C) 10%	Dissolved Oxygen (mg/L)	Specific Conductivity (µS/cm) +/- 10%	pH (S.U.) +/- 0.1	ORP (mV)	Turbidity (NTU)	
9:15 AM	Purging start time.						
9:18 AM	17.7	0.5	805.9	6.94	189.0	6.5	
9:21 AM	17.8	0.3	803.9	6.92	133.1	5.3	
9:24 AM	17.9	0.2	797.3	6.92	82.9	5.2	
9:27 AM	17.8	0.2	783.1	6.89	50.0	5.4	
	Parameters stabilized, sample collected.						

Quantity of Water Removed from Well (liters):	2.2
Was well pumped/bailed dry?	No
Total Amount of Time Purged (minutes:seconds):	12:00
Average Purge Rate (mL/min):	183.33

D. WELL MAINTENANCE	
Does the well require any future maintenance?	No
If yes, explain:	

Additional Comments:	Color: Clear Odor: Sulfur

FORM FOR GROUNDWATER SAMPLING

Project:	**ADMCO**		
Monitoring Well/Piezometer ID:	**MW-3**	Date:	**7/2/2025**
Gradient: Down		Sampler:	Garrett Horak

A. MW/PIEZOMETER CONDITIONS	
Well/Piezometer Capped? Yes	
Litter/Standing Water? No	

B. GROUNDWATER ELEVATION MEASUREMENT (+/- 0.01 foot, MSL)	
Measured Well Total Depth (feet):	26.2
Initial Static Water Level (feet):	18.68
Initial Groundwater Elevation (ft-amsl):	576.67
Equipment Used:	Dedicated Tubing – Peristaltic Pump

C. WELL PURGING

FIELD PARAMETERS [stabilization criteria] RECORD EVERY 3 MINUTES

Time	Temperature (°C) 10%	Dissolved Oxygen (mg/L)	Specific Conductivity (µS/cm) +/- 10%	pH (S.U.) +/- 0.1	ORP (mV)	Turbidity (NTU)	
10:40 AM	Purging start time.						
10:43 AM	20.9	1.3	2368.3	6.77	-37.8	10.9	
10:46 AM	20.3	0.4	2398.5	6.81	-90.9	12.4	
10:49 AM	20.3	0.3	2390.8	6.82	-107.2	9.5	
10:52 AM	20.6	0.2	2394.1	6.83	-117.5	9.9	
	Parameters stabilized, sample collected.						

Quantity of Water Removed from Well (liters):	1.8
Was well pumped/bailed dry?	No
Total Amount of Time Purged (minutes:seconds):	12:00
Average Purge Rate (mL/min):	150.00

D. WELL MAINTENANCE	
Does the well require any future maintenance?	No
If yes, explain:	

Additional Comments:	Color: Clear Odor: None

FORM FOR GROUNDWATER SAMPLING

Project:	**ADMCO**		
Monitoring Well/Piezometer ID:	**MW-4**	Date:	**7/2/2025**
Gradient: Down		Sampler:	Garrett Horak

A. MW/PIEZOMETER CONDITIONS	
Well/Piezometer Capped? Yes	
Litter/Standing Water? No	

B. GROUNDWATER ELEVATION MEASUREMENT (+/- 0.01 foot, MSL)	
Measured Well Total Depth (feet):	75.6
Initial Static Water Level (feet):	18.89
Initial Groundwater Elevation (ft-amsl):	576.41
Equipment Used:	Dedicated Tubing – Peristaltic Pump

C. WELL PURGING

FIELD PARAMETERS [stabilization criteria] RECORD EVERY 3 MINUTES

Time	Temperature (°C) 10%	Dissolved Oxygen (mg/L)	Specific Conductivity (µS/cm) +/- 10%	pH (S.U.) +/- 0.1	ORP (mV)	Turbidity (NTU)	
11:16 AM	Purging start time.						
11:19 AM	21.2	3.8	1444.3	7.06	-103.5	4.7	
11:22 AM	20.3	2.9	1303.0	7.12	-86.3	4.5	
11:25 AM	20.1	2.5	1253.9	7.10	-72.5	4.7	
11:28 AM	20.2	2.1	1237.7	7.07	-60.8	4.8	
	Parameters stabilized, sample collected.						

Quantity of Water Removed from Well (liters):	1.7
Was well pumped/bailed dry?	No
Total Amount of Time Purged (minutes:seconds):	12:00
Average Purge Rate (mL/min):	141.67

D. WELL MAINTENANCE	
Does the well require any future maintenance?	No
If yes, explain:	

Additional Comments:	Color: Clear Odor: None

FORM FOR GROUNDWATER SAMPLING

Project:	**ADMCO**		
Monitoring Well/Piezometer ID:	**MW-5**	Date:	**7/2/2025**
Gradient: Down		Sampler:	Garrett Horak

A. MW/PIEZOMETER CONDITIONS	
Well/Piezometer Capped? Yes	
Litter/Standing Water? No	

B. GROUNDWATER ELEVATION MEASUREMENT (+/- 0.01 foot, MSL)	
Measured Well Total Depth (feet):	27.8
Initial Static Water Level (feet):	19.91
Initial Groundwater Elevation (ft-amsl):	576.26
Equipment Used:	Dedicated Tubing – Peristaltic Pump

C. WELL PURGING

FIELD PARAMETERS [stabilization criteria] RECORD EVERY 3 MINUTES

Time	Temperature (°C) 10%	Dissolved Oxygen (mg/L)	Specific Conductivity (µS/cm) +/- 10%	pH (S.U.) +/- 0.1	ORP (mV)	Turbidity (NTU)	
12:11 PM	Purging start time.						
12:14 PM	19.7	0.5	5551.5	6.59	-24.4	4.5	
12:17 PM	18.2	0.2	5618.3	6.64	-66.9	3.9	
12:20 PM	18.0	0.2	5595.2	6.67	-82.4	3.7	
12:23 PM	18.3	0.1	5592.3	6.68	-91.1	3.7	
	Parameters stabilized, sample collected.						

Quantity of Water Removed from Well (liters):	1.7
Was well pumped/bailed dry?	No
Total Amount of Time Purged (minutes:seconds):	12:00
Average Purge Rate (mL/min):	141.67

D. WELL MAINTENANCE	
Does the well require any future maintenance?	No
If yes, explain:	

Additional Comments:	Color: Orange tint Odor: Sulfur

FORM FOR GROUNDWATER SAMPLING

Project:	**ADMCO**		
Monitoring Well/Piezometer ID:	**MW-6**	Date:	**7/2/2025**
Gradient: Down		Sampler:	Garrett Horak

A. MW/PIEZOMETER CONDITIONS

Well/Piezometer Capped?	Yes	
Litter/Standing Water?	No	

B. GROUNDWATER ELEVATION MEASUREMENT (+/- 0.01 foot, MSL)

Measured Well Total Depth (feet):	53.7
Initial Static Water Level (feet):	19.71
Initial Groundwater Elevation (ft-amsl):	576.51
Equipment Used:	Dedicated Tubing – Peristaltic Pump

C. WELL PURGING

FIELD PARAMETERS [stabilization criteria] RECORD EVERY 3 MINUTES

Time	Temperature (°C) 10%	Dissolved Oxygen (mg/L)	Specific Conductivity (µS/cm) +/- 10%	pH (S.U.) +/- 0.1	ORP (mV)	Turbidity (NTU)	
12:55 PM	Purging start time.						
12:58 PM	18.3	0.5	4634.0	6.75	-3.4	302.0	
1:01 PM	18.6	0.3	4708.2	6.75	-29.4	161.3	
1:04 PM	18.6	0.2	4724.0	6.75	-40.6	168.5	
1:07 PM	18.8	0.1	4723.4	6.75	-47.7	182.2	
	Parameters stabilized, sample collected.						

Quantity of Water Removed from Well (liters):	2.0
Was well pumped/bailed dry?	No
Total Amount of Time Purged (minutes:seconds):	12:00
Average Purge Rate (mL/min):	166.67

D. WELL MAINTENANCE

Does the well require any future maintenance?	No
If yes, explain:	

Additional Comments:	Color: Gray Odor: Sulfur

FORM FOR GROUNDWATER SAMPLING

Project:	**ADMCO**		
Monitoring Well/Piezometer ID:	**MW-7**	Date:	**7/2/2025**
Gradient: Down		Sampler:	Garrett Horak

A. MW/PIEZOMETER CONDITIONS		
Well/Piezometer Capped?	Yes	
Litter/Standing Water?	No	

B. GROUNDWATER ELEVATION MEASUREMENT (+/- 0.01 foot, MSL)	
Measured Well Total Depth (feet):	31.0
Initial Static Water Level (feet):	18.73
Initial Groundwater Elevation (ft-amsl):	576.42
Equipment Used:	Dedicated Tubing – Peristaltic Pump

C. WELL PURGING

FIELD PARAMETERS [stabilization criteria] RECORD EVERY 3 MINUTES

Time	Temperature (°C) 10%	Dissolved Oxygen (mg/L)	Specific Conductivity (µS/cm) +/- 10%	pH (S.U.) +/- 0.1	ORP (mV)	Turbidity (NTU)	
1:39 PM	Purging start time.						
1:42 PM	19.7	0.4	9406.5	7.12	1.3	40.3	
1:45 PM	19.5	0.2	9602.4	7.13	-46.5	12.7	
1:48 PM	19.8	0.1	9568.4	7.13	-64.5	9.5	
1:51 PM	18.8	0.1	9690.8	7.13	-74.9	7.8	
	Parameters stabilized, sample collected.						

Quantity of Water Removed from Well (liters):	1.8
Was well pumped/bailed dry?	No
Total Amount of Time Purged (minutes:seconds):	12:00
Average Purge Rate (mL/min):	150.00

D. WELL MAINTENANCE		
Does the well require any future maintenance?	No	
If yes, explain:		

Additional Comments:	Color: Dark orange Odor: Sulfur

FORM FOR GROUNDWATER SAMPLING

Project:	**ADMCO**		
Monitoring Well/Piezometer ID:	**MW-8**	Date:	**7/1/2025**
Gradient: Down		Sampler:	Garrett Horak

A. MW/PIEZOMETER CONDITIONS		
Well/Piezometer Capped?	Yes	
Litter/Standing Water?	No	

B. GROUNDWATER ELEVATION MEASUREMENT (+/- 0.01 foot, MSL)	
Measured Well Total Depth (feet):	70.5
Initial Static Water Level (feet):	18.61
Initial Groundwater Elevation (ft-amsl):	576.58
Equipment Used:	Dedicated Tubing – Peristaltic Pump

C. WELL PURGING

FIELD PARAMETERS [stabilization criteria] RECORD EVERY 3 MINUTES

Time	Temperature (°C) 10%	Dissolved Oxygen (mg/L)	Specific Conductivity (µS/cm) +/- 10%	pH (S.U.) +/- 0.1	ORP (mV)	Turbidity (NTU)	
7:01 PM	Purging start time.						
7:04 PM	16.6	5.8	1069.7	7.22	111.5	14.4	
7:07 PM	16.7	6.1	1056.4	7.27	125.4	7.3	
7:10 PM	16.6	4.4	1058.1	7.18	133.0	5.1	
7:13 PM	16.6	3.5	1057.9	7.10	135.9	5.3	
7:16 PM	16.4	3.2	1058.0	7.06	138.8	5.7	
	Parameters stabilized, sample collected.						

Quantity of Water Removed from Well (liters):	2.0
Was well pumped/bailed dry?	No
Total Amount of Time Purged (minutes:seconds):	12:00
Average Purge Rate (mL/min):	166.67

D. WELL MAINTENANCE		
Does the well require any future maintenance?	No	
If yes, explain:		

Additional Comments:	Color: Clear Odor: None Duplicate

FORM FOR GROUNDWATER SAMPLING

Project:	**ADMCO**		
Monitoring Well/Piezometer ID:	**MW-9**	Date:	**7/2/2025**
Gradient: Down		Sampler:	Garrett Horak

A. MW/PIEZOMETER CONDITIONS	
Well/Piezometer Capped? Yes	
Litter/Standing Water? No	

B. GROUNDWATER ELEVATION MEASUREMENT (+/- 0.01 foot, MSL)	
Measured Well Total Depth (feet):	30.8
Initial Static Water Level (feet):	17.72
Initial Groundwater Elevation (ft-amsl):	576.48
Equipment Used:	Dedicated Tubing – Peristaltic Pump

C. WELL PURGING

FIELD PARAMETERS [stabilization criteria] RECORD EVERY 3 MINUTES

Time	Temperature (°C) 10%	Dissolved Oxygen (mg/L)	Specific Conductivity (µS/cm) +/- 10%	pH (S.U.) +/- 0.1	ORP (mV)	Turbidity (NTU)	
3:08 PM	Purging start time.						
3:11 PM	24.3	0.2	7310.2	6.86	-326.3	12.6	
3:14 PM	22.1	0.2	6700.4	6.81	-338.7	8.0	
3:17 PM	21.2	0.3	6506.2	6.80	-345.8	7.1	
3:20 PM	20.9	0.3	6458.4	6.80	-351.5	5.2	
	Parameters stabilized, sample collected.						

Quantity of Water Removed from Well (liters):	19.3
Was well pumped/bailed dry?	No
Total Amount of Time Purged (minutes:seconds):	12:00
Average Purge Rate (mL/min):	1611.67

D. WELL MAINTENANCE	
Does the well require any future maintenance?	No
If yes, explain:	

Additional Comments:	Color: Black Odor: Sulfur

FORM FOR GROUNDWATER SAMPLING

Project:	**ADMCO**		
Monitoring Well/Piezometer ID:	**MW-10**	Date:	**7/1/2025**
Gradient: Down		Sampler:	Garrett Horak

A. MW/PIEZOMETER CONDITIONS	
Well/Piezometer Capped? Yes	
Litter/Standing Water? No	

B. GROUNDWATER ELEVATION MEASUREMENT (+/- 0.01 foot, MSL)	
Measured Well Total Depth (feet):	48.3
Initial Static Water Level (feet):	17.92
Initial Groundwater Elevation (ft-amsl):	576.09
Equipment Used:	Dedicated Tubing – Peristaltic Pump

C. WELL PURGING

FIELD PARAMETERS [stabilization criteria] RECORD EVERY 3 MINUTES

Time	Temperature (°C) 10%	Dissolved Oxygen (mg/L)	Specific Conductivity (µS/cm) +/- 10%	pH (S.U.) +/- 0.1	ORP (mV)	Turbidity (NTU)	
6:22 PM	Purging start time.						
6:25 PM	17.3	0.8	1183.6	6.89	-29.3	813.4	
6:28 PM	17.3	0.3	1145.6	6.84	-34.5	266.7	
6:31 PM	16.7	0.2	1139.0	6.81	-30.5	86.2	
6:34 PM	16.6	0.2	1135.3	6.79	-25.6	40.1	
	Parameters stabilized, sample collected.						

Quantity of Water Removed from Well (liters):	2.0
Was well pumped/bailed dry?	No
Total Amount of Time Purged (minutes:seconds):	12:00
Average Purge Rate (mL/min):	166.67

D. WELL MAINTENANCE	
Does the well require any future maintenance?	No
If yes, explain:	

Additional Comments:	Color: Gray Odor: None

FORM FOR GROUNDWATER SAMPLING

Project:	**ADMCO**		
Monitoring Well/Piezometer ID:	**MW-11**	Date:	**7/1/2025**
Gradient: Down		Sampler:	Garrett Horak

A. MW/PIEZOMETER CONDITIONS	
Well/Piezometer Capped? Yes	
Litter/Standing Water? No	

B. GROUNDWATER ELEVATION MEASUREMENT (+/- 0.01 foot, MSL)	
Measured Well Total Depth (feet):	20.0
Initial Static Water Level (feet):	12.89
Initial Groundwater Elevation (ft-amsl):	576.93
Equipment Used:	Dedicated Tubing – Peristaltic Pump

C. WELL PURGING

FIELD PARAMETERS [stabilization criteria] RECORD EVERY 3 MINUTES

Time	Temperature (°C) 10%	Dissolved Oxygen (mg/L)	Specific Conductivity (µS/cm) +/- 10%	pH (S.U.) +/- 0.1	ORP (mV)	Turbidity (NTU)	
5:41 PM	Purging start time.						
5:44 PM	16.1	0.4	2132.4	6.48	-66.0	9.3	
5:47 PM	15.9	0.2	2131.9	6.47	-73.0	12.2	
5:50 PM	16.0	0.2	2129.7	6.47	-79.6	15.4	
5:53 PM	16.3	0.1	2129.3	6.47	-85.0	14.4	
	Parameters stabilized, sample collected.						

Quantity of Water Removed from Well (liters):	2.2
Was well pumped/bailed dry?	No
Total Amount of Time Purged (minutes:seconds):	12:00
Average Purge Rate (mL/min):	183.33

D. WELL MAINTENANCE	
Does the well require any future maintenance?	No
If yes, explain:	

Additional Comments:	Color: Orange tint Odor: Sulfur

FORM FOR GROUNDWATER SAMPLING

Project:	**ADMCO**		
Monitoring Well/Piezometer ID:	**MW-12**	Date:	**7/1/2025**
Gradient: Down		Sampler:	Garrett Horak

A. MW/PIEZOMETER CONDITIONS	
Well/Piezometer Capped? Yes	
Litter/Standing Water? No	

B. GROUNDWATER ELEVATION MEASUREMENT (+/- 0.01 foot, MSL)	
Measured Well Total Depth (feet):	37.4
Initial Static Water Level (feet):	13.00
Initial Groundwater Elevation (ft-amsl):	576.71
Equipment Used:	Dedicated Tubing – Peristaltic Pump

C. WELL PURGING

FIELD PARAMETERS [stabilization criteria] RECORD EVERY 3 MINUTES

Time	Temperature (°C) 10%	Dissolved Oxygen (mg/L)	Specific Conductivity (µS/cm) +/- 10%	pH (S.U.) +/- 0.1	ORP (mV)	Turbidity (NTU)	
5:04 PM	Purging start time.						
5:07 PM	17.3	0.5	2068.3	6.74	-55.6	46.3	
5:10 PM	17.4	0.3	2036.1	6.70	-75.4	20.0	
5:13 PM	17.3	0.2	2024.3	6.69	-85.0	14.9	
5:16 PM	17.4	0.2	2021.5	6.68	-91.0	13.3	
	Parameters stabilized, sample collected.						

Quantity of Water Removed from Well (liters):	2.1
Was well pumped/bailed dry?	No
Total Amount of Time Purged (minutes:seconds):	12:00
Average Purge Rate (mL/min):	175.00

D. WELL MAINTENANCE	
Does the well require any future maintenance?	No
If yes, explain:	

Additional Comments:	Color: Orange tint Odor: Sulfur

FORM FOR GROUNDWATER SAMPLING

Project:	**ADMCO**		
Monitoring Well/Piezometer ID:	**MW-13**	Date:	**7/1/2025**
Gradient: Down		Sampler:	Garrett Horak

A. MW/PIEZOMETER CONDITIONS	
Well/Piezometer Capped? Yes	
Litter/Standing Water? No	

B. GROUNDWATER ELEVATION MEASUREMENT (+/- 0.01 foot, MSL)	
Measured Well Total Depth (feet):	23.4
Initial Static Water Level (feet):	14.09
Initial Groundwater Elevation (ft-amsl):	575.84
Equipment Used:	Dedicated Tubing – Peristaltic Pump

C. WELL PURGING

FIELD PARAMETERS [stabilization criteria] RECORD EVERY 3 MINUTES

Time	Temperature (°C) 10%	Dissolved Oxygen (mg/L)	Specific Conductivity (µS/cm) +/- 10%	pH (S.U.) +/- 0.1	ORP (mV)	Turbidity (NTU)	
4:12 PM	Purging start time.						
4:15 PM	17.2	0.6	3553.5	6.75	-75.1	3.0	
4:18 PM	17.1	0.3	3557.4	6.79	-108.1	3.2	
4:21 PM	16.7	0.2	3565.7	6.82	-120.5	3.0	
4:24 PM	17.0	0.2	3553.6	6.84	-127.5	3.2	
	Parameters stabilized, sample collected.						

Quantity of Water Removed from Well (liters):	1.9
Was well pumped/bailed dry?	No
Total Amount of Time Purged (minutes:seconds):	12:00
Average Purge Rate (mL/min):	158.33

D. WELL MAINTENANCE	
Does the well require any future maintenance?	No
If yes, explain:	

Additional Comments:	Color: Clear Odor: None

FORM FOR GROUNDWATER SAMPLING

Project:	**ADMCO**		
Monitoring Well/Piezometer ID:	**MW-14**	Date:	**7/1/2025**
Gradient: Down		Sampler:	Garrett Horak

A. MW/PIEZOMETER CONDITIONS	
Well/Piezometer Capped? Yes	
Litter/Standing Water? No	

B. GROUNDWATER ELEVATION MEASUREMENT (+/- 0.01 foot, MSL)	
Measured Well Total Depth (feet):	17.3
Initial Static Water Level (feet):	9.58
Initial Groundwater Elevation (ft-amsl):	577.48
Equipment Used:	Dedicated Tubing – Peristaltic Pump

C. WELL PURGING

FIELD PARAMETERS [stabilization criteria] RECORD EVERY 3 MINUTES

Time	Temperature (°C) 10%	Dissolved Oxygen (mg/L)	Specific Conductivity (µS/cm) +/- 10%	pH (S.U.) +/- 0.1	ORP (mV)	Turbidity (NTU)	
2:52 PM	Purging start time.						
2:55 PM	18.7	1.0	2019.5	6.58	239.2	7.0	
2:58 PM	18.1	0.4	2014.9	6.59	240.8	7.8	
3:01 PM	18.0	0.3	1997.0	6.61	240.5	10.9	
3:04 PM	17.5	0.2	1992.4	6.62	239.9	12.9	
	Parameters stabilized, sample collected.						

Quantity of Water Removed from Well (liters):	1.9
Was well pumped/bailed dry?	No
Total Amount of Time Purged (minutes:seconds):	12:00
Average Purge Rate (mL/min):	158.33

D. WELL MAINTENANCE	
Does the well require any future maintenance?	No
If yes, explain:	

Additional Comments:	Color: Clear Odor: None

FORM FOR GROUNDWATER SAMPLING

Project:	**ADMCO**		
Monitoring Well/Piezometer ID:	**MW-15**	Date:	**7/1/2025**
Gradient: Down		Sampler:	Garrett Horak

A. MW/PIEZOMETER CONDITIONS		
Well/Piezometer Capped?	Yes	
Litter/Standing Water?	No	

B. GROUNDWATER ELEVATION MEASUREMENT (+/- 0.01 foot, MSL)	
Measured Well Total Depth (feet):	39.2
Initial Static Water Level (feet):	9.75
Initial Groundwater Elevation (ft-amsl):	576.68
Equipment Used:	Dedicated Tubing – Peristaltic Pump

C. WELL PURGING

FIELD PARAMETERS [stabilization criteria] RECORD EVERY 3 MINUTES

Time	Temperature (°C) 10%	Dissolved Oxygen (mg/L)	Specific Conductivity (µS/cm) +/- 10%	pH (S.U.) +/- 0.1	ORP (mV)	Turbidity (NTU)	
3:33 PM	Purging start time.						
3:36 PM	18.2	4.1	1188.5	6.93	156.6	3.9	
3:39 PM	18.3	4.1	1126.7	6.93	183.8	5.2	
3:42 PM	18.4	4.0	1123.2	6.92	201.8	8.1	
3:45 PM	18.2	4.0	1123.7	6.92	215.1	5.7	
	Parameters stabilized, sample collected.						

Quantity of Water Removed from Well (liters):	1.8
Was well pumped/bailed dry?	No
Total Amount of Time Purged (minutes:seconds):	12:00
Average Purge Rate (mL/min):	150.00

D. WELL MAINTENANCE		
Does the well require any future maintenance?	No	
If yes, explain:		

Additional Comments:	Color: Clear Odor: None

FORM FOR GROUNDWATER SAMPLING

Project:	**ADMCO**		
Monitoring Well/Piezometer ID:	**MW-16**	Date:	**7/1/2025**
Gradient: Down		Sampler:	Garrett Horak

A. MW/PIEZOMETER CONDITIONS	
Well/Piezometer Capped? Yes	
Litter/Standing Water? No	

B. GROUNDWATER ELEVATION MEASUREMENT (+/- 0.01 foot, MSL)	
Measured Well Total Depth (feet):	NM - Destroyed
Initial Static Water Level (feet):	NM - Destroyed
Initial Groundwater Elevation (ft-amsl):	NM - Destroyed
Equipment Used:	Dedicated Tubing – Peristaltic Pump

C. WELL PURGING

FIELD PARAMETERS [stabilization criteria] RECORD EVERY 3 MINUTES

Time	**Temperature (°C) 10%**	**Dissolved Oxygen (mg/L)**	**Specific Conductivity (µS/cm) +/- 10%**	**pH (S.U.) +/- 0.1**	**ORP (mV)**	**Turbidity (NTU)**	
	Purging start time.						
	Parameters stabilized, sample collected.						

Quantity of Water Removed from Well (liters):	
Was well pumped/bailed dry?	
Total Amount of Time Purged (minutes:seconds):	
Average Purge Rate (mL/min):	

D. WELL MAINTENANCE		
Does the well require any future maintenance?	Yes	
If yes, explain:	Well and case were destroyed by machinery. Well repair required	

Additional Comments:	No sample collected.

FORM FOR GROUNDWATER SAMPLING

Project:	**ADMCO**		
Monitoring Well/Piezometer ID:	**MW-17**	Date:	**7/1/2025**
Gradient: Up		Sampler:	Garrett Horak

A. MW/PIEZOMETER CONDITIONS	
Well/Piezometer Capped? Yes	
Litter/Standing Water? No	

B. GROUNDWATER ELEVATION MEASUREMENT (+/- 0.01 foot, MSL)	
Measured Well Total Depth (feet):	34.0
Initial Static Water Level (feet):	5.94
Initial Groundwater Elevation (ft-amsl):	576.80
Equipment Used:	Dedicated Tubing – Peristaltic Pump

C. WELL PURGING

FIELD PARAMETERS [stabilization criteria] RECORD EVERY 3 MINUTES

Time	Temperature (°C) 10%	Dissolved Oxygen (mg/L)	Specific Conductivity (µS/cm) +/- 10%	pH (S.U.) +/- 0.1	ORP (mV)	Turbidity (NTU)	
1:36 PM	Purging start time.						
1:39 PM	20.2	0.7	784.4	7.13	138.3	5.1	
1:42 PM	19.7	0.4	774.5	7.11	127.8	4.3	
1:45 PM	18.8	0.3	770.5	7.11	121.9	4.3	
1:48 PM	18.7	0.3	772.0	7.10	117.5	4.7	
	Parameters stabilized, sample collected.						

Quantity of Water Removed from Well (liters):	1.8
Was well pumped/bailed dry?	No
Total Amount of Time Purged (minutes:seconds):	12:00
Average Purge Rate (mL/min):	150.00

D. WELL MAINTENANCE

Does the well require any future maintenance? Yes	
If yes, explain:	Case head need to be filed down. Lid will not fully close.

Additional Comments:	Color: Clear Odor: None

FORM FOR GROUNDWATER SAMPLING

Project:	**ADMCO**		
Monitoring Well/Piezometer ID:	**MW-18**	Date:	**7/1/2025**
Gradient: Up		Sampler:	Garrett Horak

A. MW/PIEZOMETER CONDITIONS	
Well/Piezometer Capped? Yes	
Litter/Standing Water? No	

B. GROUNDWATER ELEVATION MEASUREMENT (+/- 0.01 foot, MSL)	
Measured Well Total Depth (feet):	17.8
Initial Static Water Level (feet):	5.87
Initial Groundwater Elevation (ft-amsl):	578.57
Equipment Used:	Dedicated Tubing – Peristaltic Pump

C. WELL PURGING

FIELD PARAMETERS [stabilization criteria] RECORD EVERY 3 MINUTES

Time	Temperature (°C) 10%	Dissolved Oxygen (mg/L)	Specific Conductivity (µS/cm) +/- 10%	pH (S.U.) +/- 0.1	ORP (mV)	Turbidity (NTU)	
12:50 PM	Purging start time.						
12:53 PM	18.9	0.9	978.1	6.91	-13.8	22.0	
12:56 PM	18.8	0.4	966.6	6.91	-46.9	20.3	
12:59 PM	18.7	0.3	964.9	6.90	-51.7	24.2	
1:02 PM	18.7	0.2	961.7	6.91	-53.5	20.2	
	Parameters stabilized, sample collected.						

Quantity of Water Removed from Well (liters):	2.0
Was well pumped/bailed dry?	No
Total Amount of Time Purged (minutes:seconds):	12:00
Average Purge Rate (mL/min):	166.67

D. WELL MAINTENANCE

Does the well require any future maintenance?	No
If yes, explain:	

Additional Comments:	Color: Clear Odor: None

Appendix B-1

Laboratory Analytical Data Sheets

eurofins | Environment Testing

ANALYTICAL REPORT

PREPARED FOR

Attn: Kevin Jensen
SCS Engineers
1690 All State Court
Suite 100
West Des Moines, Iowa 50265

Generated 5/15/2025 1:25:52 PM

JOB DESCRIPTION

ADM Landfill Sampling Spring 2025

JOB NUMBER

310-305641-1

Eurofins Cedar Falls
3019 Venture Way
Cedar Falls IA 50613

See page two for job notes and contact information.

my EOL

Eurofins Cedar Falls

Job Notes

This report may not be reproduced except in full, and with written approval from the laboratory. The results relate only to the samples tested. For questions please contact the Project Manager at the e-mail address or telephone number listed on this page.

The test results in this report relate only to the samples as received by the laboratory and will meet all requirements of the methodology, with any exceptions noted. This report shall not be reproduced except in full, without the express written approval of the laboratory. All questions should be directed to the Eurofins Environment Testing North Central, LLC Project Manager.

Authorization

Generated
5/15/2025 1:25:52 PM

Authorized for release by
Samuel Miller, Project Management Assistant I
Samuel.Miller@et.eurofinsus.com
(319)595-2008

Table of Contents

Cover Page 1
Table of Contents 3
Case Narrative 4
Sample Summary 5
Detection Summary 6
Client Sample Results 11
Definitions 30
QC Sample Results 31
QC Association 38
Chronicle 43
Certification Summary 49
Method Summary 50
Chain of Custody 51
Receipt Checklists 57

Job Narrative
310-305641-1

Analytical test results meet all requirements of the associated regulatory program listed on the Accreditation/Certification Summary Page unless otherwise noted under the individual analysis. Data qualifiers and/or narrative comments are included to explain any exceptions, if applicable.

- Matrix QC may not be reported if insufficient sample is provided or site-specific QC samples were not submitted. In these situations, to demonstrate precision and accuracy at a batch level, a LCS/LCSD may be performed, unless otherwise specified in the method.
- Surrogate and/or isotope dilution analyte recoveries (if applicable) which are outside of the QC window are confirmed unless attributed to a dilution or otherwise noted in the narrative.

Regulated compliance samples (e.g. SDWA, NPDES) must comply with the associated agency requirements/permits.

Receipt
The samples were received on 5/2/2025 4:40 PM. Unless otherwise noted below, the samples arrived in good condition, and, where required, properly preserved and on ice. The temperatures of the 3 coolers at receipt time were 0.2°C, 0.9°C and 1.3°C.

HPLC/IC
Method 9056A_ORGFM_28D: The following sample was diluted due to the nature of the sample matrix: MW-3 (310-305641-3). Elevated reporting limits (RLs) are provided.

Method 9056A_ORGFM_28D: The following samples were diluted due to the nature of the sample matrix: MW-13 (310-305641-13) and MW-15 (310-305641-15). Elevated reporting limits (RLs) are provided.

No additional analytical or quality issues were noted, other than those described above or in the Definitions/ Glossary page.

Metals
Method 6020B: The reference method requires samples to be preserved to a pH of <2. The following samples were received with insufficient preservation at a pH of >2: MW-3 (310-305641-3), MW-5 (310-305641-5), MW-6 (310-305641-6), MW-9 (310-305641-9), MW-13 (310-305641-13) and MW-15 (310-305641-15). The sample(s) was preserved to the appropriate pH in the laboratory.

Method 6020B: The following sample was received with insufficient preservation: MW-7 (310-305641-7). The maximum amount of preservative was added by the laboratory, but the sample remained strongly basic. No further attempt was made to acidify the sample, as it would have diluted the sample. This does not meet regulatory requirements. Due to the difficult nature of the matrix 10 ml was used for digestion.

No additional analytical or quality issues were noted, other than those described above or in the Definitions/ Glossary page.

General Chemistry
Method 5220D_LL: The reference method requires samples to be preserved to a pH of <2. The following sample was received with insufficient preservation at a pH of >2: MW-7 (310-305641-7). The sample(s) was preserved to the appropriate pH in the laboratory.

No additional analytical or quality issues were noted, other than those described above or in the Definitions/ Glossary page.

Sample Summary

Client: SCS Engineers
Project/Site: ADM Landfill Sampling Spring 2025

Job ID: 310-305641-1

Lab Sample ID	Client Sample ID	Matrix	Collected	Received
310-305641-1	MW-1	Water	04/30/25 12:30	05/02/25 16:40
310-305641-2	MW-2	Water	04/30/25 12:19	05/02/25 16:40
310-305641-3	MW-3	Water	04/30/25 10:36	05/02/25 16:40
310-305641-4	MW-4	Water	04/29/25 11:49	05/02/25 16:40
310-305641-5	MW-5	Water	04/29/25 20:45	05/02/25 16:40
310-305641-6	MW-6	Water	04/29/25 18:45	05/02/25 16:40
310-305641-7	MW-7	Water	04/30/25 09:40	05/02/25 16:40
310-305641-8	MW-8	Water	04/30/25 14:34	05/02/25 16:40
310-305641-9	MW-9	Water	04/30/25 15:52	05/02/25 16:40
310-305641-10	MW-10	Water	04/30/25 16:48	05/02/25 16:40
310-305641-11	MW-11	Water	05/01/25 09:57	05/02/25 16:40
310-305641-12	MW-12	Water	05/01/25 09:17	05/02/25 16:40
310-305641-13	MW-13	Water	04/30/25 17:45	05/02/25 16:40
310-305641-14	MW-14	Water	04/30/25 18:36	05/02/25 16:40
310-305641-15	MW-15	Water	04/30/25 19:15	05/02/25 16:40
310-305641-16	MW-16	Water	05/01/25 12:12	05/02/25 16:40
310-305641-17	MW-17	Water	05/01/25 10:48	05/02/25 16:40
310-305641-18	MW-18	Water	05/01/25 11:33	05/02/25 16:40
310-305641-19	MW-D	Water	04/29/25 11:59	05/02/25 16:40

Detection Summary

Client: SCS Engineers
Project/Site: ADM Landfill Sampling Spring 2025

Job ID: 310-305641-1

Client Sample ID: MW-1 — Lab Sample ID: 310-305641-1

Analyte	Result	Qualifier	RL	MDL	Unit	Dil Fac	D	Method	Prep Type
Chloride	174		10.0	4.50	mg/L	10		9056A	Total/NA
Sulfate	37.6		10.0	4.20	mg/L	10		9056A	Total/NA
Boron	0.155		0.100	0.0820	mg/L	1		6020B	Total/NA
Magnesium	46.8		0.500	0.150	mg/L	1		6020B	Total/NA

Client Sample ID: MW-2 — Lab Sample ID: 310-305641-2

Analyte	Result	Qualifier	RL	MDL	Unit	Dil Fac	D	Method	Prep Type
Chloride	32.1		10.0	4.50	mg/L	10		9056A	Total/NA
Sulfate	23.8		10.0	4.20	mg/L	10		9056A	Total/NA
Boron	0.201		0.100	0.0820	mg/L	1		6020B	Total/NA
Cobalt	0.000194	J	0.000500	0.000170	mg/L	1		6020B	Total/NA
Magnesium	28.5		0.500	0.150	mg/L	1		6020B	Total/NA
Manganese	0.202		0.0100	0.00360	mg/L	1		6020B	Total/NA
Ammonia	2.15		0.200	0.110	mg/L	1		350.1	Total/NA
Chemical Oxygen Demand	9.79		5.00	4.60	mg/L	1		5220D LL	Total/NA

Client Sample ID: MW-3 — Lab Sample ID: 310-305641-3

Analyte	Result	Qualifier	RL	MDL	Unit	Dil Fac	D	Method	Prep Type
Chloride	277		10.0	4.50	mg/L	10		9056A	Total/NA
Arsenic	0.0158		0.00200	0.000530	mg/L	1		6020B	Total/NA
Boron	4.35		0.400	0.328	mg/L	4		6020B	Total/NA
Cobalt	0.00157		0.000500	0.000170	mg/L	1		6020B	Total/NA
Iron	30.5		0.100	0.0500	mg/L	1		6020B	Total/NA
Magnesium	95.5		2.00	0.600	mg/L	4		6020B	Total/NA
Manganese	6.11		0.0100	0.00360	mg/L	1		6020B	Total/NA
Ammonia	2.91		0.200	0.110	mg/L	1		350.1	Total/NA
Chemical Oxygen Demand	34.8		5.00	4.60	mg/L	1		5220D LL	Total/NA
Total Suspended Solids	84.0		30.0	21.0	mg/L	1		I-3765-85	Total/NA

Client Sample ID: MW-4 — Lab Sample ID: 310-305641-4

Analyte	Result	Qualifier	RL	MDL	Unit	Dil Fac	D	Method	Prep Type
Chloride	183		10.0	4.50	mg/L	10		9056A	Total/NA
Sulfate	48.9		10.0	4.20	mg/L	10		9056A	Total/NA
Boron	0.306		0.100	0.0820	mg/L	1		6020B	Total/NA

Client Sample ID: MW-5 — Lab Sample ID: 310-305641-5

Analyte	Result	Qualifier	RL	MDL	Unit	Dil Fac	D	Method	Prep Type
Chloride	186		10.0	4.50	mg/L	10		9056A	Total/NA
Sulfate	825		10.0	4.20	mg/L	10		9056A	Total/NA
Arsenic	0.0497		0.00200	0.000530	mg/L	1		6020B	Total/NA
Boron	20.5		0.700	0.574	mg/L	7		6020B	Total/NA
Cobalt	0.0118		0.000500	0.000170	mg/L	1		6020B	Total/NA
Iron	38.8		0.100	0.0500	mg/L	1		6020B	Total/NA
Magnesium	476		3.50	1.05	mg/L	7		6020B	Total/NA
Manganese	2.19		0.0100	0.00360	mg/L	1		6020B	Total/NA
Ammonia	60.9		1.88	1.03	mg/L	9.38		350.1	Total/NA
Chemical Oxygen Demand	169		50.0	46.0	mg/L	10		5220D LL	Total/NA
Total Suspended Solids	109		15.0	10.5	mg/L	1		I-3765-85	Total/NA

This Detection Summary does not include radiochemical test results.

Detection Summary

Client: SCS Engineers
Project/Site: ADM Landfill Sampling Spring 2025

Job ID: 310-305641-1

Client Sample ID: MW-6 — Lab Sample ID: 310-305641-6

Analyte	Result	Qualifier	RL	MDL	Unit	Dil Fac	D	Method	Prep Type
Chloride	317		5.00	2.25	mg/L	5		9056A	Total/NA
Sulfate	436		5.00	2.10	mg/L	5		9056A	Total/NA
Arsenic	0.0282		0.00200	0.000530	mg/L	1		6020B	Total/NA
Boron	14.5		0.400	0.328	mg/L	4		6020B	Total/NA
Cobalt	0.00308		0.000500	0.000170	mg/L	1		6020B	Total/NA
Iron	9.62		0.100	0.0500	mg/L	1		6020B	Total/NA
Magnesium	251		2.00	0.600	mg/L	4		6020B	Total/NA
Manganese	0.186		0.0100	0.00360	mg/L	1		6020B	Total/NA
Nickel	0.0342		0.0200	0.00920	mg/L	4		6020B	Total/NA
Ammonia	208		200	110	mg/L	1000		350.1	Total/NA
Chemical Oxygen Demand	95.9		5.00	4.60	mg/L	1		5220D LL	Total/NA
Total Suspended Solids	137		15.0	10.5	mg/L	1		I-3765-85	Total/NA

Client Sample ID: MW-7 — Lab Sample ID: 310-305641-7

Analyte	Result	Qualifier	RL	MDL	Unit	Dil Fac	D	Method	Prep Type
Chloride	179		5.00	2.25	mg/L	5		9056A	Total/NA
Sulfate	2.11	J	5.00	2.10	mg/L	5		9056A	Total/NA
Arsenic	0.0324		0.0100	0.00265	mg/L	1		6020B	Total/NA
Boron	30.4		2.00	1.64	mg/L	4		6020B	Total/NA
Cobalt	0.00497		0.00250	0.000850	mg/L	1		6020B	Total/NA
Iron	0.843		0.500	0.250	mg/L	1		6020B	Total/NA
Magnesium	259		2.50	0.750	mg/L	1		6020B	Total/NA
Manganese	0.407		0.0500	0.0180	mg/L	1		6020B	Total/NA
Ammonia	916		200	110	mg/L	1000		350.1	Total/NA
Chemical Oxygen Demand	387		50.0	46.0	mg/L	10		5220D LL	Total/NA

Client Sample ID: MW-8 — Lab Sample ID: 310-305641-8

Analyte	Result	Qualifier	RL	MDL	Unit	Dil Fac	D	Method	Prep Type
Chloride	121		5.00	2.25	mg/L	5		9056A	Total/NA
Sulfate	47.6		5.00	2.10	mg/L	5		9056A	Total/NA
Boron	0.303	F1	0.100	0.0820	mg/L	1		6020B	Total/NA
Ammonia	0.126	J	0.200	0.110	mg/L	1		350.1	Total/NA
Chemical Oxygen Demand	6.58		5.00	4.60	mg/L	1		5220D LL	Total/NA

Client Sample ID: MW-9 — Lab Sample ID: 310-305641-9

Analyte	Result	Qualifier	RL	MDL	Unit	Dil Fac	D	Method	Prep Type
Chloride	33.4		5.00	2.25	mg/L	5		9056A	Total/NA
Sulfate	862		50.0	21.0	mg/L	50		9056A	Total/NA
Arsenic	0.0782		0.00800	0.00212	mg/L	4		6020B	Total/NA
Boron	12.5		0.400	0.328	mg/L	4		6020B	Total/NA
Cobalt	0.00363		0.00200	0.000680	mg/L	4		6020B	Total/NA
Iron	1.08		0.100	0.0500	mg/L	1		6020B	Total/NA
Magnesium	327		2.00	0.600	mg/L	4		6020B	Total/NA
Manganese	1.45		0.0100	0.00360	mg/L	1		6020B	Total/NA
Ammonia	349		200	110	mg/L	1000		350.1	Total/NA
Chemical Oxygen Demand	208		50.0	46.0	mg/L	10		5220D LL	Total/NA
Total Suspended Solids	47.0		15.0	10.5	mg/L	1		I-3765-85	Total/NA

This Detection Summary does not include radiochemical test results.

Detection Summary

Client: SCS Engineers
Project/Site: ADM Landfill Sampling Spring 2025

Job ID: 310-305641-1

Client Sample ID: MW-10 — Lab Sample ID: 310-305641-10

Analyte	Result	Qualifier	RL	MDL	Unit	Dil Fac	D	Method	Prep Type
Chloride	73.3		5.00	2.25	mg/L	5		9056A	Total/NA
Sulfate	107		5.00	2.10	mg/L	5		9056A	Total/NA
Boron	0.333		0.100	0.0820	mg/L	1		6020B	Total/NA
Iron	0.177		0.100	0.0500	mg/L	1		6020B	Total/NA
Magnesium	49.7		0.500	0.150	mg/L	1		6020B	Total/NA
Manganese	0.0586		0.0100	0.00360	mg/L	1		6020B	Total/NA
Ammonia	0.426		0.200	0.110	mg/L	1		350.1	Total/NA
Total Suspended Solids	11.8		1.88	1.31	mg/L	1		I-3765-85	Total/NA

Client Sample ID: MW-11 — Lab Sample ID: 310-305641-11

Analyte	Result	Qualifier	RL	MDL	Unit	Dil Fac	D	Method	Prep Type
Chloride	250		5.00	2.25	mg/L	5		9056A	Total/NA
Sulfate	143		5.00	2.10	mg/L	5		9056A	Total/NA
Arsenic	0.000997	J	0.00200	0.000530	mg/L	1		6020B	Total/NA
Boron	0.990		0.100	0.0820	mg/L	1		6020B	Total/NA
Cobalt	0.00424		0.000500	0.000170	mg/L	1		6020B	Total/NA
Iron	0.183		0.100	0.0500	mg/L	1		6020B	Total/NA
Magnesium	86.8		0.500	0.150	mg/L	1		6020B	Total/NA
Manganese	1.87		0.0100	0.00360	mg/L	1		6020B	Total/NA
Ammonia	5.72		0.200	0.110	mg/L	1		350.1	Total/NA
Chemical Oxygen Demand	12.9		5.00	4.60	mg/L	1		5220D LL	Total/NA

Client Sample ID: MW-12 — Lab Sample ID: 310-305641-12

Analyte	Result	Qualifier	RL	MDL	Unit	Dil Fac	D	Method	Prep Type
Chloride	105		5.00	2.25	mg/L	5		9056A	Total/NA
Sulfate	85.9		5.00	2.10	mg/L	5		9056A	Total/NA
Boron	0.242		0.100	0.0820	mg/L	1		6020B	Total/NA
Magnesium	50.8		0.500	0.150	mg/L	1		6020B	Total/NA

Client Sample ID: MW-13 — Lab Sample ID: 310-305641-13

Analyte	Result	Qualifier	RL	MDL	Unit	Dil Fac	D	Method	Prep Type
Chloride	71.5		5.00	2.25	mg/L	5		9056A	Total/NA
Arsenic	0.0944		0.00200	0.000530	mg/L	1		6020B	Total/NA
Boron	9.18		0.400	0.328	mg/L	4		6020B	Total/NA
Cobalt	0.00225		0.000500	0.000170	mg/L	1		6020B	Total/NA
Iron	27.5		0.100	0.0500	mg/L	1		6020B	Total/NA
Magnesium	253		2.00	0.600	mg/L	4		6020B	Total/NA
Manganese	1.77		0.0100	0.00360	mg/L	1		6020B	Total/NA
Ammonia	29.7		1.88	1.03	mg/L	9.38		350.1	Total/NA
Chemical Oxygen Demand	109		5.00	4.60	mg/L	1		5220D LL	Total/NA
Total Suspended Solids	78.0		15.0	10.5	mg/L	1		I-3765-85	Total/NA

Client Sample ID: MW-14 — Lab Sample ID: 310-305641-14

Analyte	Result	Qualifier	RL	MDL	Unit	Dil Fac	D	Method	Prep Type
Chloride	298		5.00	2.25	mg/L	5		9056A	Total/NA
Sulfate	13.6		5.00	2.10	mg/L	5		9056A	Total/NA
Arsenic	0.0612		0.00200	0.000530	mg/L	1		6020B	Total/NA
Boron	2.02		0.100	0.0820	mg/L	1		6020B	Total/NA
Cobalt	0.00129		0.000500	0.000170	mg/L	1		6020B	Total/NA

This Detection Summary does not include radiochemical test results.

Client Sample ID: MW-14 (Continued) — Lab Sample ID: 310-305641-14

Analyte	Result	Qualifier	RL	MDL	Unit	Dil Fac	D	Method	Prep Type
Iron	25.2		0.100	0.0500	mg/L	1		6020B	Total/NA
Magnesium	73.2		0.500	0.150	mg/L	1		6020B	Total/NA
Manganese	1.03		0.0100	0.00360	mg/L	1		6020B	Total/NA
Ammonia	18.8		1.88	1.03	mg/L	9.38		350.1	Total/NA
Chemical Oxygen Demand	23.1		10.0	9.20	mg/L	2		5220D LL	Total/NA
Total Suspended Solids	57.0		15.0	10.5	mg/L	1		I-3765-85	Total/NA

Client Sample ID: MW-15 — Lab Sample ID: 310-305641-15

Analyte	Result	Qualifier	RL	MDL	Unit	Dil Fac	D	Method	Prep Type
Chloride	242		5.00	2.25	mg/L	5		9056A	Total/NA
Arsenic	0.0536		0.00200	0.000530	mg/L	1		6020B	Total/NA
Boron	1.40		0.400	0.328	mg/L	4		6020B	Total/NA
Cobalt	0.0124		0.000500	0.000170	mg/L	1		6020B	Total/NA
Iron	50.9		0.100	0.0500	mg/L	1		6020B	Total/NA
Magnesium	89.4		0.500	0.150	mg/L	1		6020B	Total/NA
Ammonia	24.1		1.88	1.03	mg/L	9.38		350.1	Total/NA
Chemical Oxygen Demand	130		10.0	9.20	mg/L	2		5220D LL	Total/NA
Total Suspended Solids	100		30.0	21.0	mg/L	1		I-3765-85	Total/NA

Client Sample ID: MW-16 — Lab Sample ID: 310-305641-16

Analyte	Result	Qualifier	RL	MDL	Unit	Dil Fac	D	Method	Prep Type
Chloride	84.9		5.00	2.25	mg/L	5		9056A	Total/NA
Sulfate	55.1		5.00	2.10	mg/L	5		9056A	Total/NA
Arsenic	0.000692	J	0.00200	0.000530	mg/L	1		6020B	Total/NA
Boron	0.308		0.100	0.0820	mg/L	1		6020B	Total/NA
Iron	0.0540	J	0.100	0.0500	mg/L	1		6020B	Total/NA
Chemical Oxygen Demand	10.7		10.0	9.20	mg/L	2		5220D LL	Total/NA
Total Suspended Solids	5.50		1.88	1.31	mg/L	1		I-3765-85	Total/NA

Client Sample ID: MW-17 — Lab Sample ID: 310-305641-17

Analyte	Result	Qualifier	RL	MDL	Unit	Dil Fac	D	Method	Prep Type
Chloride	42.5		5.00	2.25	mg/L	5		9056A	Total/NA
Sulfate	66.9		5.00	2.10	mg/L	5		9056A	Total/NA
Arsenic	0.00218		0.00200	0.000530	mg/L	1		6020B	Total/NA
Boron	0.311		0.100	0.0820	mg/L	1		6020B	Total/NA
Cobalt	0.000839		0.000500	0.000170	mg/L	1		6020B	Total/NA
Iron	0.407		0.100	0.0500	mg/L	1		6020B	Total/NA
Magnesium	30.9		0.500	0.150	mg/L	1		6020B	Total/NA
Manganese	0.264		0.0100	0.00360	mg/L	1		6020B	Total/NA
Nickel	0.0129		0.00500	0.00230	mg/L	1		6020B	Total/NA
Ammonia	0.828		0.200	0.110	mg/L	1		350.1	Total/NA
Chemical Oxygen Demand	15.5		5.00	4.60	mg/L	1		5220D LL	Total/NA
Total Suspended Solids	2.63		1.88	1.31	mg/L	1		I-3765-85	Total/NA

Client Sample ID: MW-18 — Lab Sample ID: 310-305641-18

Analyte	Result	Qualifier	RL	MDL	Unit	Dil Fac	D	Method	Prep Type
Chloride	45.1		5.00	2.25	mg/L	5		9056A	Total/NA
Sulfate	50.2		5.00	2.10	mg/L	5		9056A	Total/NA
Boron	0.651		0.100	0.0820	mg/L	1		6020B	Total/NA

This Detection Summary does not include radiochemical test results.

Client Sample ID: MW-18 (Continued) — Lab Sample ID: 310-305641-18

Analyte	Result	Qualifier	RL	MDL	Unit	Dil Fac	D	Method	Prep Type
Cobalt	0.000230	J	0.000500	0.000170	mg/L	1		6020B	Total/NA
Magnesium	29.8		0.500	0.150	mg/L	1		6020B	Total/NA
Manganese	0.267		0.0100	0.00360	mg/L	1		6020B	Total/NA

Client Sample ID: MW-D — Lab Sample ID: 310-305641-19

Analyte	Result	Qualifier	RL	MDL	Unit	Dil Fac	D	Method	Prep Type
Chloride	191		5.00	2.25	mg/L	5		9056A	Total/NA
Sulfate	49.4		5.00	2.10	mg/L	5		9056A	Total/NA
Boron	0.330		0.100	0.0820	mg/L	1		6020B	Total/NA

This Detection Summary does not include radiochemical test results.

Client Sample Results

Client: SCS Engineers
Project/Site: ADM Landfill Sampling Spring 2025

Job ID: 310-305641-1

Client Sample ID: MW-1

Lab Sample ID: 310-305641-1

Date Collected: 04/30/25 12:30
Date Received: 05/02/25 16:40

Matrix: Water

Method: SW846 9056A - Anions, Ion Chromatography

Analyte	Result	Qualifier	RL	MDL	Unit	D	Prepared	Analyzed	Dil Fac
Chloride	**174**		10.0	4.50	mg/L			05/09/25 19:25	10
Sulfate	**37.6**		10.0	4.20	mg/L			05/09/25 19:25	10

Method: SW846 6020B - Metals (ICP/MS)

Analyte	Result	Qualifier	RL	MDL	Unit	D	Prepared	Analyzed	Dil Fac
Arsenic	<0.00200		0.00200	0.000530	mg/L		05/08/25 09:30	05/09/25 19:56	1
Boron	**0.155**		0.100	0.0820	mg/L		05/08/25 09:30	05/10/25 20:07	1
Cobalt	<0.000500		0.000500	0.000170	mg/L		05/08/25 09:30	05/09/25 19:56	1
Iron	<0.100		0.100	0.0500	mg/L		05/08/25 09:30	05/09/25 19:56	1
Magnesium	**46.8**		0.500	0.150	mg/L		05/08/25 09:30	05/09/25 19:56	1
Manganese	<0.0100		0.0100	0.00360	mg/L		05/08/25 09:30	05/09/25 19:56	1
Nickel	<0.00500		0.00500	0.00230	mg/L		05/08/25 09:30	05/10/25 20:07	1

General Chemistry

Analyte	Result	Qualifier	RL	MDL	Unit	D	Prepared	Analyzed	Dil Fac
Ammonia (EPA 350.1)	<0.200		0.200	0.110	mg/L			05/05/25 18:41	1
Chemical Oxygen Demand (SM 5220D LL)	<5.00		5.00	4.60	mg/L			05/08/25 11:21	1
Total Suspended Solids (USGS I-3765-85)	<1.88		1.88	1.31	mg/L			05/05/25 14:37	1

Client Sample Results

Client: SCS Engineers
Project/Site: ADM Landfill Sampling Spring 2025

Job ID: 310-305641-1

Client Sample ID: MW-2

Date Collected: 04/30/25 12:19
Date Received: 05/02/25 16:40

Lab Sample ID: 310-305641-2

Matrix: Water

Method: SW846 9056A - Anions, Ion Chromatography

Analyte	Result	Qualifier	RL	MDL	Unit	D	Prepared	Analyzed	Dil Fac
Chloride	**32.1**		10.0	4.50	mg/L			05/09/25 20:04	10
Sulfate	**23.8**		10.0	4.20	mg/L			05/09/25 20:04	10

Method: SW846 6020B - Metals (ICP/MS)

Analyte	Result	Qualifier	RL	MDL	Unit	D	Prepared	Analyzed	Dil Fac
Arsenic	<0.00200		0.00200	0.000530	mg/L		05/08/25 09:30	05/11/25 20:35	1
Boron	**0.201**		0.100	0.0820	mg/L		05/08/25 09:30	05/11/25 20:35	1
Cobalt	**0.000194**	**J**	0.000500	0.000170	mg/L		05/08/25 09:30	05/11/25 20:35	1
Iron	<0.100		0.100	0.0500	mg/L		05/08/25 09:30	05/11/25 20:35	1
Magnesium	**28.5**		0.500	0.150	mg/L		05/08/25 09:30	05/11/25 20:35	1
Manganese	**0.202**		0.0100	0.00360	mg/L		05/08/25 09:30	05/11/25 20:35	1

General Chemistry

Analyte	Result	Qualifier	RL	MDL	Unit	D	Prepared	Analyzed	Dil Fac
Ammonia (EPA 350.1)	**2.15**		0.200	0.110	mg/L			05/05/25 18:41	1
Chemical Oxygen Demand (SM 5220D LL)	**9.79**		5.00	4.60	mg/L			05/08/25 11:21	1
Total Suspended Solids (USGS I-3765-85)	<1.88		1.88	1.31	mg/L			05/05/25 14:37	1

Client Sample Results

Client: SCS Engineers
Project/Site: ADM Landfill Sampling Spring 2025

Job ID: 310-305641-1

Client Sample ID: MW-3

Lab Sample ID: 310-305641-3

Date Collected: 04/30/25 10:36
Date Received: 05/02/25 16:40

Matrix: Water

Method: SW846 9056A - Anions, Ion Chromatography

Analyte	Result	Qualifier	RL	MDL	Unit	D	Prepared	Analyzed	Dil Fac
Chloride	277		10.0	4.50	mg/L			05/09/25 20:17	10
Sulfate	<5.00		5.00	2.10	mg/L			05/12/25 11:11	5

Method: SW846 6020B - Metals (ICP/MS)

Analyte	Result	Qualifier	RL	MDL	Unit	D	Prepared	Analyzed	Dil Fac
Arsenic	0.0158		0.00200	0.000530	mg/L		05/08/25 09:30	05/09/25 19:29	1
Boron	4.35		0.400	0.328	mg/L		05/08/25 09:30	05/10/25 19:35	4
Cobalt	0.00157		0.000500	0.000170	mg/L		05/08/25 09:30	05/09/25 19:29	1
Iron	30.5		0.100	0.0500	mg/L		05/08/25 09:30	05/09/25 19:29	1
Magnesium	95.5		2.00	0.600	mg/L		05/08/25 09:30	05/10/25 19:35	4
Manganese	6.11		0.0100	0.00360	mg/L		05/08/25 09:30	05/09/25 19:29	1

General Chemistry

Analyte	Result	Qualifier	RL	MDL	Unit	D	Prepared	Analyzed	Dil Fac
Ammonia (EPA 350.1)	2.91		0.200	0.110	mg/L			05/05/25 18:43	1
Chemical Oxygen Demand (SM 5220D LL)	34.8		5.00	4.60	mg/L			05/08/25 11:21	1
Total Suspended Solids (USGS I-3765-85)	84.0		30.0	21.0	mg/L			05/05/25 14:37	1

Client Sample Results

Client: SCS Engineers
Project/Site: ADM Landfill Sampling Spring 2025

Job ID: 310-305641-1

Client Sample ID: MW-4

Date Collected: 04/29/25 11:49
Date Received: 05/02/25 16:40

Lab Sample ID: 310-305641-4

Matrix: Water

Method: SW846 9056A - Anions, Ion Chromatography

Analyte	Result	Qualifier	RL	MDL	Unit	D	Prepared	Analyzed	Dil Fac
Chloride	**183**		10.0	4.50	mg/L			05/09/25 20:30	10
Sulfate	**48.9**		10.0	4.20	mg/L			05/09/25 20:30	10

Method: SW846 6020B - Metals (ICP/MS)

Analyte	Result	Qualifier	RL	MDL	Unit	D	Prepared	Analyzed	Dil Fac
Arsenic	<0.00200		0.00200	0.000530	mg/L		05/08/25 09:30	05/09/25 19:17	1
Boron	**0.306**		0.100	0.0820	mg/L		05/08/25 09:30	05/10/25 19:21	1
Cobalt	<0.000500		0.000500	0.000170	mg/L		05/08/25 09:30	05/09/25 19:17	1
Iron	<0.100		0.100	0.0500	mg/L		05/08/25 09:30	05/09/25 19:17	1

General Chemistry

Analyte	Result	Qualifier	RL	MDL	Unit	D	Prepared	Analyzed	Dil Fac
Ammonia (EPA 350.1)	<0.200		0.200	0.110	mg/L			05/05/25 18:43	1
Chemical Oxygen Demand (SM 5220D LL)	<5.00		5.00	4.60	mg/L			05/08/25 11:21	1
Total Suspended Solids (USGS I-3765-85)	<1.88		1.88	1.31	mg/L			05/05/25 14:37	1

Client Sample Results

Client: SCS Engineers
Project/Site: ADM Landfill Sampling Spring 2025

Job ID: 310-305641-1

Client Sample ID: MW-5

Lab Sample ID: 310-305641-5

Date Collected: 04/29/25 20:45
Date Received: 05/02/25 16:40

Matrix: Water

Method: SW846 9056A - Anions, Ion Chromatography

Analyte	Result	Qualifier	RL	MDL	Unit	D	Prepared	Analyzed	Dil Fac
Chloride	186		10.0	4.50	mg/L			05/09/25 20:43	10
Sulfate	825		10.0	4.20	mg/L			05/09/25 20:43	10

Method: SW846 6020B - Metals (ICP/MS)

Analyte	Result	Qualifier	RL	MDL	Unit	D	Prepared	Analyzed	Dil Fac
Arsenic	0.0497		0.00200	0.000530	mg/L		05/08/25 09:30	05/09/25 19:25	1
Boron	20.5		0.700	0.574	mg/L		05/08/25 09:30	05/10/25 19:29	7
Cobalt	0.0118		0.000500	0.000170	mg/L		05/08/25 09:30	05/09/25 19:25	1
Iron	38.8		0.100	0.0500	mg/L		05/08/25 09:30	05/09/25 19:25	1
Magnesium	476		3.50	1.05	mg/L		05/08/25 09:30	05/10/25 19:29	7
Manganese	2.19		0.0100	0.00360	mg/L		05/08/25 09:30	05/09/25 19:25	1

General Chemistry

Analyte	Result	Qualifier	RL	MDL	Unit	D	Prepared	Analyzed	Dil Fac
Ammonia (EPA 350.1)	60.9		1.88	1.03	mg/L			05/05/25 19:28	9.38
Chemical Oxygen Demand (SM 5220D LL)	169		50.0	46.0	mg/L			05/08/25 11:21	10
Total Suspended Solids (USGS I-3765-85)	109		15.0	10.5	mg/L			05/05/25 14:37	1

Client Sample Results

Client: SCS Engineers
Project/Site: ADM Landfill Sampling Spring 2025

Job ID: 310-305641-1

Client Sample ID: MW-6

Lab Sample ID: 310-305641-6

Date Collected: 04/29/25 18:45
Matrix: Water
Date Received: 05/02/25 16:40

Method: SW846 9056A - Anions, Ion Chromatography

Analyte	Result	Qualifier	RL	MDL	Unit	D	Prepared	Analyzed	Dil Fac
Chloride	317		5.00	2.25	mg/L			05/14/25 13:55	5
Sulfate	436		5.00	2.10	mg/L			05/14/25 13:55	5

Method: SW846 6020B - Metals (ICP/MS)

Analyte	Result	Qualifier	RL	MDL	Unit	D	Prepared	Analyzed	Dil Fac
Arsenic	0.0282		0.00200	0.000530	mg/L		05/08/25 09:30	05/09/25 19:41	1
Boron	14.5		0.400	0.328	mg/L		05/08/25 09:30	05/10/25 19:44	4
Cobalt	0.00308		0.000500	0.000170	mg/L		05/08/25 09:30	05/09/25 19:41	1
Iron	9.62		0.100	0.0500	mg/L		05/08/25 09:30	05/09/25 19:41	1
Magnesium	251		2.00	0.600	mg/L		05/08/25 09:30	05/10/25 19:44	4
Manganese	0.186		0.0100	0.00360	mg/L		05/08/25 09:30	05/09/25 19:41	1
Nickel	0.0342		0.0200	0.00920	mg/L		05/08/25 09:30	05/10/25 19:44	4

General Chemistry

Analyte	Result	Qualifier	RL	MDL	Unit	D	Prepared	Analyzed	Dil Fac
Ammonia (EPA 350.1)	208		200	110	mg/L			05/05/25 20:01	1000
Chemical Oxygen Demand (SM 5220D LL)	95.9		5.00	4.60	mg/L			05/08/25 11:21	1
Total Suspended Solids (USGS I-3765-85)	137		15.0	10.5	mg/L			05/05/25 14:37	1

Client Sample Results

Client: SCS Engineers
Project/Site: ADM Landfill Sampling Spring 2025

Job ID: 310-305641-1

Client Sample ID: MW-7

Lab Sample ID: 310-305641-7

Date Collected: 04/30/25 09:40
Date Received: 05/02/25 16:40

Matrix: Water

Method: SW846 9056A - Anions, Ion Chromatography

Analyte	Result	Qualifier	RL	MDL	Unit	D	Prepared	Analyzed	Dil Fac
Chloride	179		5.00	2.25	mg/L			05/14/25 14:10	5
Sulfate	2.11	J	5.00	2.10	mg/L			05/14/25 14:10	5

Method: SW846 6020B - Metals (ICP/MS)

Analyte	Result	Qualifier	RL	MDL	Unit	D	Prepared	Analyzed	Dil Fac
Arsenic	0.0324		0.0100	0.00265	mg/L		05/08/25 09:30	05/09/25 19:39	1
Boron	30.4		2.00	1.64	mg/L		05/08/25 09:30	05/10/25 19:41	4
Cobalt	0.00497		0.00250	0.000850	mg/L		05/08/25 09:30	05/09/25 19:39	1
Iron	0.843		0.500	0.250	mg/L		05/08/25 09:30	05/09/25 19:39	1
Magnesium	259		2.50	0.750	mg/L		05/08/25 09:30	05/09/25 19:39	1
Manganese	0.407		0.0500	0.0180	mg/L		05/08/25 09:30	05/09/25 19:39	1

General Chemistry

Analyte	Result	Qualifier	RL	MDL	Unit	D	Prepared	Analyzed	Dil Fac
Ammonia (EPA 350.1)	916		200	110	mg/L			05/05/25 20:01	1000
Chemical Oxygen Demand (SM 5220D LL)	387		50.0	46.0	mg/L			05/08/25 11:21	10
Total Suspended Solids (USGS I-3765-85)	<5.00		5.00	3.50	mg/L			05/05/25 14:37	1

Client Sample Results

Client: SCS Engineers
Project/Site: ADM Landfill Sampling Spring 2025

Job ID: 310-305641-1

Client Sample ID: MW-8

Date Collected: 04/30/25 14:34
Date Received: 05/02/25 16:40

Lab Sample ID: 310-305641-8

Matrix: Water

Method: SW846 9056A - Anions, Ion Chromatography

Analyte	Result	Qualifier	RL	MDL	Unit	D	Prepared	Analyzed	Dil Fac
Chloride	**121**		5.00	2.25	mg/L			05/14/25 14:26	5
Sulfate	**47.6**		5.00	2.10	mg/L			05/14/25 14:26	5

Method: SW846 6020B - Metals (ICP/MS)

Analyte	Result	Qualifier	RL	MDL	Unit	D	Prepared	Analyzed	Dil Fac
Arsenic	<0.00200	F1 F2	0.00200	0.000530	mg/L		05/08/25 09:30	05/09/25 19:08	1
Boron	**0.303**	**F1**	0.100	0.0820	mg/L		05/08/25 09:30	05/10/25 19:06	1
Cobalt	<0.000500	F2	0.000500	0.000170	mg/L		05/08/25 09:30	05/09/25 19:08	1
Iron	<0.100	F1 F2	0.100	0.0500	mg/L		05/08/25 09:30	05/09/25 19:08	1

General Chemistry

Analyte	Result	Qualifier	RL	MDL	Unit	D	Prepared	Analyzed	Dil Fac
Ammonia (EPA 350.1)	**0.126**	**J**	0.200	0.110	mg/L			05/05/25 18:48	1
Chemical Oxygen Demand (SM 5220D LL)	**6.58**		5.00	4.60	mg/L			05/08/25 11:21	1
Total Suspended Solids (USGS I-3765-85)	<1.88		1.88	1.31	mg/L			05/06/25 14:17	1

Client Sample Results

Client: SCS Engineers
Project/Site: ADM Landfill Sampling Spring 2025

Job ID: 310-305641-1

Client Sample ID: MW-9

Lab Sample ID: 310-305641-9

Date Collected: 04/30/25 15:52
Date Received: 05/02/25 16:40

Matrix: Water

Method: SW846 9056A - Anions, Ion Chromatography

Analyte	Result	Qualifier	RL	MDL	Unit	D	Prepared	Analyzed	Dil Fac
Chloride	33.4		5.00	2.25	mg/L			05/14/25 14:42	5
Sulfate	862		50.0	21.0	mg/L			05/15/25 09:26	50

Method: SW846 6020B - Metals (ICP/MS)

Analyte	Result	Qualifier	RL	MDL	Unit	D	Prepared	Analyzed	Dil Fac
Arsenic	0.0782		0.00800	0.00212	mg/L		05/08/25 09:30	05/10/25 19:26	4
Boron	12.5		0.400	0.328	mg/L		05/08/25 09:30	05/10/25 19:26	4
Cobalt	0.00363		0.00200	0.000680	mg/L		05/08/25 09:30	05/10/25 19:26	4
Iron	1.08		0.100	0.0500	mg/L		05/08/25 09:30	05/09/25 19:22	1
Magnesium	327		2.00	0.600	mg/L		05/08/25 09:30	05/11/25 18:12	4
Manganese	1.45		0.0100	0.00360	mg/L		05/08/25 09:30	05/09/25 19:22	1

General Chemistry

Analyte	Result	Qualifier	RL	MDL	Unit	D	Prepared	Analyzed	Dil Fac
Ammonia (EPA 350.1)	349		200	110	mg/L			05/05/25 20:03	1000
Chemical Oxygen Demand (SM 5220D LL)	208		50.0	46.0	mg/L			05/12/25 10:56	10
Total Suspended Solids (USGS I-3765-85)	47.0		15.0	10.5	mg/L			05/06/25 14:17	1

Client Sample Results

Client: SCS Engineers
Project/Site: ADM Landfill Sampling Spring 2025

Job ID: 310-305641-1

Client Sample ID: MW-10

Date Collected: 04/30/25 16:48
Date Received: 05/02/25 16:40

Lab Sample ID: 310-305641-10

Matrix: Water

Method: SW846 9056A - Anions, Ion Chromatography

Analyte	Result	Qualifier	RL	MDL	Unit	D	Prepared	Analyzed	Dil Fac
Chloride	**73.3**		5.00	2.25	mg/L			05/14/25 14:57	5
Sulfate	**107**		5.00	2.10	mg/L			05/14/25 14:57	5

Method: SW846 6020B - Metals (ICP/MS)

Analyte	Result	Qualifier	RL	MDL	Unit	D	Prepared	Analyzed	Dil Fac
Arsenic	<0.00200		0.00200	0.000530	mg/L		05/08/25 09:30	05/11/25 20:41	1
Boron	**0.333**		0.100	0.0820	mg/L		05/08/25 09:30	05/11/25 20:41	1
Cobalt	<0.000500		0.000500	0.000170	mg/L		05/08/25 09:30	05/11/25 20:41	1
Iron	**0.177**		0.100	0.0500	mg/L		05/08/25 09:30	05/11/25 20:41	1
Magnesium	**49.7**		0.500	0.150	mg/L		05/08/25 09:30	05/11/25 20:41	1
Manganese	**0.0586**		0.0100	0.00360	mg/L		05/08/25 09:30	05/11/25 20:41	1

General Chemistry

Analyte	Result	Qualifier	RL	MDL	Unit	D	Prepared	Analyzed	Dil Fac
Ammonia (EPA 350.1)	**0.426**		0.200	0.110	mg/L			05/05/25 18:50	1
Chemical Oxygen Demand (SM 5220D LL)	<5.00		5.00	4.60	mg/L			05/12/25 10:56	1
Total Suspended Solids (USGS I-3765-85)	**11.8**		1.88	1.31	mg/L			05/05/25 14:37	1

Client Sample Results

Client: SCS Engineers
Project/Site: ADM Landfill Sampling Spring 2025

Job ID: 310-305641-1

Client Sample ID: MW-11

Lab Sample ID: 310-305641-11

Date Collected: 05/01/25 09:57
Date Received: 05/02/25 16:40

Matrix: Water

Method: SW846 9056A - Anions, Ion Chromatography

Analyte	Result	Qualifier	RL	MDL	Unit	D	Prepared	Analyzed	Dil Fac
Chloride	250		5.00	2.25	mg/L			05/14/25 15:12	5
Sulfate	143		5.00	2.10	mg/L			05/14/25 15:12	5

Method: SW846 6020B - Metals (ICP/MS)

Analyte	Result	Qualifier	RL	MDL	Unit	D	Prepared	Analyzed	Dil Fac
Arsenic	0.000997	J	0.00200	0.000530	mg/L		05/08/25 09:30	05/09/25 19:20	1
Boron	0.990		0.100	0.0820	mg/L		05/08/25 09:30	05/10/25 19:24	1
Cobalt	0.00424		0.000500	0.000170	mg/L		05/08/25 09:30	05/09/25 19:20	1
Iron	0.183		0.100	0.0500	mg/L		05/08/25 09:30	05/09/25 19:20	1
Magnesium	86.8		0.500	0.150	mg/L		05/08/25 09:30	05/09/25 19:20	1
Manganese	1.87		0.0100	0.00360	mg/L		05/08/25 09:30	05/09/25 19:20	1

General Chemistry

Analyte	Result	Qualifier	RL	MDL	Unit	D	Prepared	Analyzed	Dil Fac
Ammonia (EPA 350.1)	5.72		0.200	0.110	mg/L			05/05/25 18:50	1
Chemical Oxygen Demand (SM 5220D LL)	12.9		5.00	4.60	mg/L			05/12/25 10:56	1
Total Suspended Solids (USGS I-3765-85)	<1.88		1.88	1.31	mg/L			05/06/25 14:17	1

Client Sample Results

Client: SCS Engineers
Project/Site: ADM Landfill Sampling Spring 2025

Job ID: 310-305641-1

Client Sample ID: MW-12

Date Collected: 05/01/25 09:17
Date Received: 05/02/25 16:40

Lab Sample ID: 310-305641-12

Matrix: Water

Method: SW846 9056A - Anions, Ion Chromatography

Analyte	Result	Qualifier	RL	MDL	Unit	D	Prepared	Analyzed	Dil Fac
Chloride	**105**		5.00	2.25	mg/L			05/14/25 15:28	5
Sulfate	**85.9**		5.00	2.10	mg/L			05/14/25 15:28	5

Method: SW846 6020B - Metals (ICP/MS)

Analyte	Result	Qualifier	RL	MDL	Unit	D	Prepared	Analyzed	Dil Fac
Arsenic	<0.00200		0.00200	0.000530	mg/L		05/08/25 09:30	05/09/25 19:51	1
Boron	**0.242**		0.100	0.0820	mg/L		05/08/25 09:30	05/10/25 20:02	1
Cobalt	<0.000500		0.000500	0.000170	mg/L		05/08/25 09:30	05/09/25 19:51	1
Iron	<0.100		0.100	0.0500	mg/L		05/08/25 09:30	05/09/25 19:51	1
Magnesium	**50.8**		0.500	0.150	mg/L		05/08/25 09:30	05/09/25 19:51	1
Manganese	<0.0100		0.0100	0.00360	mg/L		05/08/25 09:30	05/09/25 19:51	1

General Chemistry

Analyte	Result	Qualifier	RL	MDL	Unit	D	Prepared	Analyzed	Dil Fac
Ammonia (EPA 350.1)	<0.200		0.200	0.110	mg/L			05/05/25 18:51	1
Chemical Oxygen Demand (SM 5220D LL)	<5.00		5.00	4.60	mg/L			05/12/25 10:56	1
Total Suspended Solids (USGS I-3765-85)	<1.88		1.88	1.31	mg/L			05/07/25 15:33	1

Client Sample Results

Client: SCS Engineers
Project/Site: ADM Landfill Sampling Spring 2025

Job ID: 310-305641-1

Client Sample ID: MW-13

Lab Sample ID: 310-305641-13

Date Collected: 04/30/25 17:45
Matrix: Water
Date Received: 05/02/25 16:40

Method: SW846 9056A - Anions, Ion Chromatography

Analyte	Result	Qualifier	RL	MDL	Unit	D	Prepared	Analyzed	Dil Fac
Chloride	71.5		5.00	2.25	mg/L			05/14/25 15:44	5
Sulfate	<5.00		5.00	2.10	mg/L			05/14/25 15:44	5

Method: SW846 6020B - Metals (ICP/MS)

Analyte	Result	Qualifier	RL	MDL	Unit	D	Prepared	Analyzed	Dil Fac
Arsenic	0.0944		0.00200	0.000530	mg/L		05/08/25 09:30	05/09/25 19:37	1
Boron	9.18		0.400	0.328	mg/L		05/08/25 09:30	05/10/25 19:38	4
Cobalt	0.00225		0.000500	0.000170	mg/L		05/08/25 09:30	05/09/25 19:37	1
Iron	27.5		0.100	0.0500	mg/L		05/08/25 09:30	05/09/25 19:37	1
Magnesium	253		2.00	0.600	mg/L		05/08/25 09:30	05/10/25 19:38	4
Manganese	1.77		0.0100	0.00360	mg/L		05/08/25 09:30	05/09/25 19:37	1

General Chemistry

Analyte	Result	Qualifier	RL	MDL	Unit	D	Prepared	Analyzed	Dil Fac
Ammonia (EPA 350.1)	29.7		1.88	1.03	mg/L			05/05/25 19:31	9.38
Chemical Oxygen Demand (SM 5220D LL)	109		5.00	4.60	mg/L			05/12/25 10:56	1
Total Suspended Solids (USGS I-3765-85)	78.0		15.0	10.5	mg/L			05/05/25 14:37	1

Client Sample Results

Client: SCS Engineers
Project/Site: ADM Landfill Sampling Spring 2025

Job ID: 310-305641-1

Client Sample ID: MW-14

Lab Sample ID: 310-305641-14

Date Collected: 04/30/25 18:36
Date Received: 05/02/25 16:40

Matrix: Water

Method: SW846 9056A - Anions, Ion Chromatography

Analyte	Result	Qualifier	RL	MDL	Unit	D	Prepared	Analyzed	Dil Fac
Chloride	298		5.00	2.25	mg/L			05/14/25 15:59	5
Sulfate	13.6		5.00	2.10	mg/L			05/14/25 15:59	5

Method: SW846 6020B - Metals (ICP/MS)

Analyte	Result	Qualifier	RL	MDL	Unit	D	Prepared	Analyzed	Dil Fac
Arsenic	0.0612		0.00200	0.000530	mg/L		05/08/25 09:30	05/09/25 20:05	1
Boron	2.02		0.100	0.0820	mg/L		05/08/25 09:30	05/10/25 20:13	1
Cobalt	0.00129		0.000500	0.000170	mg/L		05/08/25 09:30	05/09/25 20:05	1
Iron	25.2		0.100	0.0500	mg/L		05/08/25 09:30	05/09/25 20:05	1
Magnesium	73.2		0.500	0.150	mg/L		05/08/25 09:30	05/09/25 20:05	1
Manganese	1.03		0.0100	0.00360	mg/L		05/08/25 09:30	05/09/25 20:05	1

General Chemistry

Analyte	Result	Qualifier	RL	MDL	Unit	D	Prepared	Analyzed	Dil Fac
Ammonia (EPA 350.1)	18.8		1.88	1.03	mg/L			05/05/25 19:33	9.38
Chemical Oxygen Demand (SM 5220D LL)	23.1		10.0	9.20	mg/L			05/12/25 10:56	2
Total Suspended Solids (USGS I-3765-85)	57.0		15.0	10.5	mg/L			05/05/25 14:37	1

Client Sample Results

Client: SCS Engineers
Project/Site: ADM Landfill Sampling Spring 2025

Job ID: 310-305641-1

Client Sample ID: MW-15

Lab Sample ID: 310-305641-15

Date Collected: 04/30/25 19:15
Date Received: 05/02/25 16:40

Matrix: Water

Method: SW846 9056A - Anions, Ion Chromatography

Analyte	Result	Qualifier	RL	MDL	Unit	D	Prepared	Analyzed	Dil Fac
Chloride	242		5.00	2.25	mg/L			05/14/25 16:15	5
Sulfate	<5.00		5.00	2.10	mg/L			05/14/25 16:15	5

Method: SW846 6020B - Metals (ICP/MS)

Analyte	Result	Qualifier	RL	MDL	Unit	D	Prepared	Analyzed	Dil Fac
Arsenic	0.0536		0.00200	0.000530	mg/L		05/08/25 09:30	05/09/25 19:27	1
Boron	1.40		0.400	0.328	mg/L		05/08/25 09:30	05/10/25 19:32	4
Cobalt	0.0124		0.000500	0.000170	mg/L		05/08/25 09:30	05/09/25 19:27	1
Iron	50.9		0.100	0.0500	mg/L		05/08/25 09:30	05/09/25 19:27	1
Magnesium	89.4		0.500	0.150	mg/L		05/08/25 09:30	05/09/25 19:27	1

General Chemistry

Analyte	Result	Qualifier	RL	MDL	Unit	D	Prepared	Analyzed	Dil Fac
Ammonia (EPA 350.1)	24.1		1.88	1.03	mg/L			05/05/25 19:33	9.38
Chemical Oxygen Demand (SM 5220D LL)	130		10.0	9.20	mg/L			05/12/25 10:56	2
Total Suspended Solids (USGS I-3765-85)	100		30.0	21.0	mg/L			05/05/25 14:37	1

Client Sample Results

Client: SCS Engineers
Project/Site: ADM Landfill Sampling Spring 2025

Job ID: 310-305641-1

Client Sample ID: MW-16

Date Collected: 05/01/25 12:12
Date Received: 05/02/25 16:40

Lab Sample ID: 310-305641-16

Matrix: Water

Method: SW846 9056A - Anions, Ion Chromatography

Analyte	Result	Qualifier	RL	MDL	Unit	D	Prepared	Analyzed	Dil Fac
Chloride	84.9		5.00	2.25	mg/L			05/14/25 17:02	5
Sulfate	55.1		5.00	2.10	mg/L			05/14/25 17:02	5

Method: SW846 6020B - Metals (ICP/MS)

Analyte	Result	Qualifier	RL	MDL	Unit	D	Prepared	Analyzed	Dil Fac
Arsenic	0.000692	J	0.00200	0.000530	mg/L		05/08/25 09:30	05/09/25 20:08	1
Boron	0.308		0.100	0.0820	mg/L		05/08/25 09:30	05/10/25 20:16	1
Cobalt	<0.000500		0.000500	0.000170	mg/L		05/08/25 09:30	05/09/25 20:08	1
Iron	0.0540	J	0.100	0.0500	mg/L		05/08/25 09:30	05/09/25 20:08	1

General Chemistry

Analyte	Result	Qualifier	RL	MDL	Unit	D	Prepared	Analyzed	Dil Fac
Ammonia (EPA 350.1)	<0.200		0.200	0.110	mg/L			05/05/25 18:55	1
Chemical Oxygen Demand (SM 5220D LL)	10.7		10.0	9.20	mg/L			05/12/25 10:56	2
Total Suspended Solids (USGS I-3765-85)	5.50		1.88	1.31	mg/L			05/07/25 15:33	1

Client Sample Results

Client: SCS Engineers
Project/Site: ADM Landfill Sampling Spring 2025

Job ID: 310-305641-1

Client Sample ID: MW-17

Date Collected: 05/01/25 10:48
Date Received: 05/02/25 16:40

Lab Sample ID: 310-305641-17

Matrix: Water

Method: SW846 9056A - Anions, Ion Chromatography

Analyte	Result	Qualifier	RL	MDL	Unit	D	Prepared	Analyzed	Dil Fac
Chloride	42.5		5.00	2.25	mg/L			05/14/25 17:17	5
Sulfate	66.9		5.00	2.10	mg/L			05/14/25 17:17	5

Method: SW846 6020B - Metals (ICP/MS)

Analyte	Result	Qualifier	RL	MDL	Unit	D	Prepared	Analyzed	Dil Fac
Arsenic	0.00218		0.00200	0.000530	mg/L		05/08/25 09:30	05/09/25 19:49	1
Boron	0.311		0.100	0.0820	mg/L		05/08/25 09:30	05/10/25 19:59	1
Cobalt	0.000839		0.000500	0.000170	mg/L		05/08/25 09:30	05/09/25 19:49	1
Iron	0.407		0.100	0.0500	mg/L		05/08/25 09:30	05/09/25 19:49	1
Magnesium	30.9		0.500	0.150	mg/L		05/08/25 09:30	05/09/25 19:49	1
Manganese	0.264		0.0100	0.00360	mg/L		05/08/25 09:30	05/09/25 19:49	1
Nickel	0.0129		0.00500	0.00230	mg/L		05/08/25 09:30	05/10/25 19:59	1

General Chemistry

Analyte	Result	Qualifier	RL	MDL	Unit	D	Prepared	Analyzed	Dil Fac
Ammonia (EPA 350.1)	0.828		0.200	0.110	mg/L			05/05/25 18:57	1
Chemical Oxygen Demand (SM 5220D LL)	15.5		5.00	4.60	mg/L			05/12/25 10:56	1
Total Suspended Solids (USGS I-3765-85)	2.63		1.88	1.31	mg/L			05/07/25 15:33	1

Client Sample Results

Client: SCS Engineers
Project/Site: ADM Landfill Sampling Spring 2025

Job ID: 310-305641-1

Client Sample ID: MW-18

Date Collected: 05/01/25 11:33
Date Received: 05/02/25 16:40

Lab Sample ID: 310-305641-18

Matrix: Water

Method: SW846 9056A - Anions, Ion Chromatography

Analyte	Result	Qualifier	RL	MDL	Unit	D	Prepared	Analyzed	Dil Fac
Chloride	**45.1**		5.00	2.25	mg/L			05/14/25 17:33	5
Sulfate	**50.2**		5.00	2.10	mg/L			05/14/25 17:33	5

Method: SW846 6020B - Metals (ICP/MS)

Analyte	Result	Qualifier	RL	MDL	Unit	D	Prepared	Analyzed	Dil Fac
Arsenic	<0.00200		0.00200	0.000530	mg/L		05/08/25 09:30	05/09/25 19:44	1
Boron	**0.651**		0.100	0.0820	mg/L		05/08/25 09:30	05/10/25 19:47	1
Cobalt	**0.000230**	**J**	0.000500	0.000170	mg/L		05/08/25 09:30	05/09/25 19:44	1
Iron	<0.100		0.100	0.0500	mg/L		05/08/25 09:30	05/09/25 19:44	1
Magnesium	**29.8**		0.500	0.150	mg/L		05/08/25 09:30	05/09/25 19:44	1
Manganese	**0.267**		0.0100	0.00360	mg/L		05/08/25 09:30	05/09/25 19:44	1

General Chemistry

Analyte	Result	Qualifier	RL	MDL	Unit	D	Prepared	Analyzed	Dil Fac
Ammonia (EPA 350.1)	<0.200		0.200	0.110	mg/L			05/05/25 18:57	1
Chemical Oxygen Demand (SM 5220D LL)	<5.00		5.00	4.60	mg/L			05/12/25 10:56	1
Total Suspended Solids (USGS I-3765-85)	<1.88		1.88	1.31	mg/L			05/07/25 15:33	1

Client Sample Results

Client: SCS Engineers
Project/Site: ADM Landfill Sampling Spring 2025

Job ID: 310-305641-1

Client Sample ID: MW-D

Lab Sample ID: 310-305641-19

Date Collected: 04/29/25 11:59
Date Received: 05/02/25 16:40

Matrix: Water

Method: SW846 9056A - Anions, Ion Chromatography

Analyte	Result	Qualifier	RL	MDL	Unit	D	Prepared	Analyzed	Dil Fac
Chloride	**191**		5.00	2.25	mg/L			05/14/25 17:48	5
Sulfate	**49.4**		5.00	2.10	mg/L			05/14/25 17:48	5

Method: SW846 6020B - Metals (ICP/MS)

Analyte	Result	Qualifier	RL	MDL	Unit	D	Prepared	Analyzed	Dil Fac
Arsenic	<0.00200		0.00200	0.000530	mg/L		05/08/25 09:30	05/09/25 19:58	1
Boron	**0.330**		0.100	0.0820	mg/L		05/08/25 09:30	05/10/25 20:10	1
Cobalt	<0.000500		0.000500	0.000170	mg/L		05/08/25 09:30	05/09/25 19:58	1
Iron	<0.100		0.100	0.0500	mg/L		05/08/25 09:30	05/09/25 19:58	1

General Chemistry

Analyte	Result	Qualifier	RL	MDL	Unit	D	Prepared	Analyzed	Dil Fac
Ammonia (EPA 350.1)	<0.200		0.200	0.110	mg/L			05/05/25 19:00	1
Chemical Oxygen Demand (SM 5220D LL)	<5.00		5.00	4.60	mg/L			05/12/25 10:56	1
Total Suspended Solids (USGS I-3765-85)	<1.88		1.88	1.31	mg/L			05/05/25 14:37	1

Qualifiers

HPLC/IC

Qualifier	Qualifier Description
J	Result is less than the RL but greater than or equal to the MDL and the concentration is an approximate value.

Metals

Qualifier	Qualifier Description
4	MS, MSD: The analyte present in the original sample is greater than 4 times the matrix spike concentration; therefore, control limits are not applicable.
F1	MS and/or MSD recovery exceeds control limits.
F2	MS/MSD RPD exceeds control limits
J	Result is less than the RL but greater than or equal to the MDL and the concentration is an approximate value.

General Chemistry

Qualifier	Qualifier Description
J	Result is less than the RL but greater than or equal to the MDL and the concentration is an approximate value.

Glossary

Abbreviation	These commonly used abbreviations may or may not be present in this report.
☼	Listed under the "D" column to designate that the result is reported on a dry weight basis
%R	Percent Recovery
CFL	Contains Free Liquid
CFU	Colony Forming Unit
CNF	Contains No Free Liquid
DER	Duplicate Error Ratio (normalized absolute difference)
Dil Fac	Dilution Factor
DL	Detection Limit (DoD/DOE)
DL, RA, RE, IN	Indicates a Dilution, Re-analysis, Re-extraction, or additional Initial metals/anion analysis of the sample
DLC	Decision Level Concentration (Radiochemistry)
EDL	Estimated Detection Limit (Dioxin)
LOD	Limit of Detection (DoD/DOE)
LOQ	Limit of Quantitation (DoD/DOE)
MCL	EPA recommended "Maximum Contaminant Level"
MDA	Minimum Detectable Activity (Radiochemistry)
MDC	Minimum Detectable Concentration (Radiochemistry)
MDL	Method Detection Limit
ML	Minimum Level (Dioxin)
MPN	Most Probable Number
MQL	Method Quantitation Limit
NC	Not Calculated
ND	Not Detected at the reporting limit (or MDL or EDL if shown)
NEG	Negative / Absent
POS	Positive / Present
PQL	Practical Quantitation Limit
PRES	Presumptive
QC	Quality Control
RER	Relative Error Ratio (Radiochemistry)
RL	Reporting Limit or Requested Limit (Radiochemistry)
RPD	Relative Percent Difference, a measure of the relative difference between two points
TEF	Toxicity Equivalent Factor (Dioxin)
TEQ	Toxicity Equivalent Quotient (Dioxin)
TNTC	Too Numerous To Count

Method: 9056A - Anions, Ion Chromatography

Lab Sample ID: MB 310-454447/3 — **Client Sample ID: Method Blank**
Matrix: Water — **Prep Type: Total/NA**
Analysis Batch: 454447

Analyte	MB Result	MB Qualifier	RL	MDL	Unit	D	Prepared	Analyzed	Dil Fac
Chloride	<1.00		1.00	0.450	mg/L			05/09/25 14:50	1
Sulfate	<1.00		1.00	0.420	mg/L			05/09/25 14:50	1

Lab Sample ID: LCS 310-454447/4 — **Client Sample ID: Lab Control Sample**
Matrix: Water — **Prep Type: Total/NA**
Analysis Batch: 454447

Analyte	Spike Added	LCS Result	LCS Qualifier	Unit	D	%Rec	%Rec Limits
Chloride	10.0	9.785		mg/L		98	90 - 110
Sulfate	10.0	9.969		mg/L		100	90 - 110

Lab Sample ID: MB 310-454815/3 — **Client Sample ID: Method Blank**
Matrix: Water — **Prep Type: Total/NA**
Analysis Batch: 454815

Analyte	MB Result	MB Qualifier	RL	MDL	Unit	D	Prepared	Analyzed	Dil Fac
Chloride	<1.00		1.00	0.450	mg/L			05/14/25 09:34	1
Sulfate	<1.00		1.00	0.420	mg/L			05/14/25 09:34	1

Lab Sample ID: LCS 310-454815/4 — **Client Sample ID: Lab Control Sample**
Matrix: Water — **Prep Type: Total/NA**
Analysis Batch: 454815

Analyte	Spike Added	LCS Result	LCS Qualifier	Unit	D	%Rec	%Rec Limits
Chloride	10.0	9.846		mg/L		98	90 - 110
Sulfate	10.0	10.07		mg/L		101	90 - 110

Method: 6020B - Metals (ICP/MS)

Lab Sample ID: MB 310-453978/1-A — **Client Sample ID: Method Blank**
Matrix: Water — **Prep Type: Total/NA**
Analysis Batch: 454379 — **Prep Batch: 453978**

Analyte	MB Result	MB Qualifier	RL	MDL	Unit	D	Prepared	Analyzed	Dil Fac
Arsenic	<0.00200		0.00200	0.000530	mg/L		05/08/25 09:30	05/11/25 19:55	1
Boron	<0.100		0.100	0.0820	mg/L		05/08/25 09:30	05/11/25 19:55	1
Cobalt	<0.000500		0.000500	0.000170	mg/L		05/08/25 09:30	05/11/25 19:55	1
Iron	<0.100		0.100	0.0500	mg/L		05/08/25 09:30	05/11/25 19:55	1
Magnesium	<0.500		0.500	0.150	mg/L		05/08/25 09:30	05/11/25 19:55	1
Manganese	<0.0100		0.0100	0.00360	mg/L		05/08/25 09:30	05/11/25 19:55	1

Lab Sample ID: LCS 310-453978/2-A — **Client Sample ID: Lab Control Sample**
Matrix: Water — **Prep Type: Total/NA**
Analysis Batch: 454379 — **Prep Batch: 453978**

Analyte	Spike Added	LCS Result	LCS Qualifier	Unit	D	%Rec	%Rec Limits
Arsenic	0.200	0.2014		mg/L		101	80 - 120
Boron	0.200	0.2051		mg/L		103	80 - 120
Cobalt	0.100	0.1022		mg/L		102	80 - 120
Iron	0.200	0.2084		mg/L		104	80 - 120

Method: 6020B - Metals (ICP/MS) (Continued)

Lab Sample ID: LCS 310-453978/2-A — **Client Sample ID: Lab Control Sample**
Matrix: Water — **Prep Type: Total/NA**
Analysis Batch: 454379 — **Prep Batch: 453978**

Analyte	Spike Added	LCS Result	LCS Qualifier	Unit	D	%Rec	%Rec Limits
Magnesium	2.00	2.027		mg/L		101	80 - 120
Manganese	0.100	0.09785		mg/L		98	80 - 120

Lab Sample ID: MB 310-453981/1-A — **Client Sample ID: Method Blank**
Matrix: Water — **Prep Type: Total/NA**
Analysis Batch: 454358 — **Prep Batch: 453981**

Analyte	MB Result	MB Qualifier	RL	MDL	Unit	D	Prepared	Analyzed	Dil Fac
Arsenic	<0.00200		0.00200	0.000530	mg/L		05/08/25 09:30	05/09/25 18:58	1
Boron	<0.100		0.100	0.0820	mg/L		05/08/25 09:30	05/09/25 18:58	1
Cobalt	<0.000500		0.000500	0.000170	mg/L		05/08/25 09:30	05/09/25 18:58	1
Iron	<0.100		0.100	0.0500	mg/L		05/08/25 09:30	05/09/25 18:58	1
Magnesium	<0.500		0.500	0.150	mg/L		05/08/25 09:30	05/09/25 18:58	1
Manganese	<0.0100		0.0100	0.00360	mg/L		05/08/25 09:30	05/09/25 18:58	1

Lab Sample ID: MB 310-453981/1-A — **Client Sample ID: Method Blank**
Matrix: Water — **Prep Type: Total/NA**
Analysis Batch: 454361 — **Prep Batch: 453981**

Analyte	MB Result	MB Qualifier	RL	MDL	Unit	D	Prepared	Analyzed	Dil Fac
Nickel	<0.00500		0.00500	0.00230	mg/L		05/08/25 09:30	05/10/25 19:00	1

Lab Sample ID: LCS 310-453981/2-A — **Client Sample ID: Lab Control Sample**
Matrix: Water — **Prep Type: Total/NA**
Analysis Batch: 454358 — **Prep Batch: 453981**

Analyte	Spike Added	LCS Result	LCS Qualifier	Unit	D	%Rec	%Rec Limits
Arsenic	0.200	0.1956		mg/L		98	80 - 120
Boron	0.200	0.2304		mg/L		115	80 - 120
Cobalt	0.100	0.1005		mg/L		101	80 - 120
Iron	0.200	0.2057		mg/L		103	80 - 120
Magnesium	2.00	1.956		mg/L		98	80 - 120
Manganese	0.100	0.09540		mg/L		95	80 - 120

Lab Sample ID: LCS 310-453981/2-A — **Client Sample ID: Lab Control Sample**
Matrix: Water — **Prep Type: Total/NA**
Analysis Batch: 454361 — **Prep Batch: 453981**

Analyte	Spike Added	LCS Result	LCS Qualifier	Unit	D	%Rec	%Rec Limits
Nickel	0.200	0.1934		mg/L		97	80 - 120

Lab Sample ID: 310-305641-8 MS — **Client Sample ID: MW-8**
Matrix: Water — **Prep Type: Total/NA**
Analysis Batch: 454358 — **Prep Batch: 453981**

Analyte	Sample Result	Sample Qualifier	Spike Added	MS Result	MS Qualifier	Unit	D	%Rec	%Rec Limits
Arsenic	<0.00200	F1 F2	0.200	0.2035		mg/L		102	75 - 125
Cobalt	<0.000500	F2	0.100	0.09821		mg/L		98	75 - 125
Iron	<0.100	F1 F2	0.200	0.2069		mg/L		103	75 - 125
Magnesium	34.6		2.00	37.01	4	mg/L		119	75 - 125

Method: 6020B - Metals (ICP/MS) (Continued)

Lab Sample ID: 310-305641-8 MS — **Client Sample ID: MW-8**
Matrix: Water — **Prep Type: Total/NA**
Analysis Batch: 454358 — **Prep Batch: 453981**

Analyte	Sample Result	Sample Qualifier	Spike Added	MS Result	MS Qualifier	Unit	D	%Rec	%Rec Limits
Manganese	<0.0100	F2	0.100	0.09782		mg/L		98	75 - 125

Lab Sample ID: 310-305641-8 MS — **Client Sample ID: MW-8**
Matrix: Water — **Prep Type: Total/NA**
Analysis Batch: 454361 — **Prep Batch: 453981**

Analyte	Sample Result	Sample Qualifier	Spike Added	MS Result	MS Qualifier	Unit	D	%Rec	%Rec Limits
Boron	0.303	F1	0.200	0.5299		mg/L		113	75 - 125
Nickel	<0.00500	F2	0.200	0.1938		mg/L		97	75 - 125

Lab Sample ID: 310-305641-8 MSD — **Client Sample ID: MW-8**
Matrix: Water — **Prep Type: Total/NA**
Analysis Batch: 454358 — **Prep Batch: 453981**

Analyte	Sample Result	Sample Qualifier	Spike Added	MSD Result	MSD Qualifier	Unit	D	%Rec	%Rec Limits	RPD	RPD Limit
Arsenic	<0.00200	F1 F2	0.200	0.2579	F1 F2	mg/L		129	75 - 125	24	20
Cobalt	<0.000500	F2	0.100	0.1237	F2	mg/L		124	75 - 125	23	20
Iron	<0.100	F1 F2	0.200	0.2621	F1 F2	mg/L		131	75 - 125	24	20
Magnesium	34.6		2.00	37.74	4	mg/L		156	75 - 125	2	20
Manganese	<0.0100	F2	0.100	0.1242	F2	mg/L		124	75 - 125	24	20

Lab Sample ID: 310-305641-8 MSD — **Client Sample ID: MW-8**
Matrix: Water — **Prep Type: Total/NA**
Analysis Batch: 454361 — **Prep Batch: 453981**

Analyte	Sample Result	Sample Qualifier	Spike Added	MSD Result	MSD Qualifier	Unit	D	%Rec	%Rec Limits	RPD	RPD Limit
Boron	0.303	F1	0.200	0.5686	F1	mg/L		133	75 - 125	7	20
Nickel	<0.00500	F2	0.200	0.2392	F2	mg/L		120	75 - 125	21	20

Lab Sample ID: 310-305641-18 DU — **Client Sample ID: MW-18**
Matrix: Water — **Prep Type: Total/NA**
Analysis Batch: 454358 — **Prep Batch: 453981**

Analyte	Sample Result	Sample Qualifier	DU Result	DU Qualifier	Unit	D	RPD	RPD Limit
Arsenic	<0.00200		<0.00200		mg/L		NC	20
Cobalt	0.000230	J	0.0002150	J	mg/L		7	20
Iron	<0.100		<0.100		mg/L		NC	20
Magnesium	29.8		29.93		mg/L		0.4	20
Manganese	0.267		0.2470		mg/L		8	20

Lab Sample ID: 310-305641-18 DU — **Client Sample ID: MW-18**
Matrix: Water — **Prep Type: Total/NA**
Analysis Batch: 454361 — **Prep Batch: 453981**

Analyte	Sample Result	Sample Qualifier	DU Result	DU Qualifier	Unit	D	RPD	RPD Limit
Boron	0.651		0.6067		mg/L		7	20
Nickel	<0.00500		<0.00500		mg/L		NC	20

Method: 350.1 - Nitrogen, Ammonia

Lab Sample ID: MB 310-453770/116 — **Client Sample ID: Method Blank**
Matrix: Water — **Prep Type: Total/NA**
Analysis Batch: 453770

Analyte	MB Result	MB Qualifier	RL	MDL	Unit	D	Prepared	Analyzed	Dil Fac
Ammonia	<0.200		0.200	0.110	mg/L			05/05/25 18:58	1

Lab Sample ID: MB 310-453770/121 — **Client Sample ID: Method Blank**
Matrix: Water — **Prep Type: Total/NA**
Analysis Batch: 453770

Analyte	MB Result	MB Qualifier	RL	MDL	Unit	D	Prepared	Analyzed	Dil Fac
Ammonia	<0.200		0.200	0.110	mg/L			05/05/25 19:02	1

Lab Sample ID: MB 310-453770/89 — **Client Sample ID: Method Blank**
Matrix: Water — **Prep Type: Total/NA**
Analysis Batch: 453770

Analyte	MB Result	MB Qualifier	RL	MDL	Unit	D	Prepared	Analyzed	Dil Fac
Ammonia	<0.200		0.200	0.110	mg/L			05/05/25 18:36	1

Lab Sample ID: LCS 310-453770/117 — **Client Sample ID: Lab Control Sample**
Matrix: Water — **Prep Type: Total/NA**
Analysis Batch: 453770

Analyte	Spike Added	LCS Result	LCS Qualifier	Unit	D	%Rec	%Rec Limits
Ammonia	8.55	8.701		mg/L		102	90 - 110

Lab Sample ID: LCS 310-453770/124 — **Client Sample ID: Lab Control Sample**
Matrix: Water — **Prep Type: Total/NA**
Analysis Batch: 453770

Analyte	Spike Added	LCS Result	LCS Qualifier	Unit	D	%Rec	%Rec Limits
Ammonia	8.55	8.636		mg/L		101	90 - 110

Lab Sample ID: LCS 310-453770/88 — **Client Sample ID: Lab Control Sample**
Matrix: Water — **Prep Type: Total/NA**
Analysis Batch: 453770

Analyte	Spike Added	LCS Result	LCS Qualifier	Unit	D	%Rec	%Rec Limits
Ammonia	8.55	8.729		mg/L		102	90 - 110

Lab Sample ID: 310-305641-19 MS — **Client Sample ID: MW-D**
Matrix: Water — **Prep Type: Total/NA**
Analysis Batch: 453770

Analyte	Sample Result	Sample Qualifier	Spike Added	MS Result	MS Qualifier	Unit	D	%Rec	%Rec Limits
Ammonia	<0.200		1.00	0.9400		mg/L		94	90 - 110

Lab Sample ID: 310-305641-19 MSD — **Client Sample ID: MW-D**
Matrix: Water — **Prep Type: Total/NA**
Analysis Batch: 453770

Analyte	Sample Result	Sample Qualifier	Spike Added	MSD Result	MSD Qualifier	Unit	D	%Rec	%Rec Limits	RPD	RPD Limit
Ammonia	<0.200		1.00	0.9201		mg/L		92	90 - 110	2	13

Method: 5220D LL - COD

Lab Sample ID: MB 310-454122/60 — **Client Sample ID: Method Blank**
Matrix: Water — **Prep Type: Total/NA**
Analysis Batch: 454122

Analyte	MB Result	MB Qualifier	RL	MDL	Unit	D	Prepared	Analyzed	Dil Fac
Chemical Oxygen Demand	<5.00		5.00	4.60	mg/L			05/08/25 11:21	1

Lab Sample ID: LCS 310-454122/63 — **Client Sample ID: Lab Control Sample**
Matrix: Water — **Prep Type: Total/NA**
Analysis Batch: 454122

Analyte	Spike Added	LCS Result	LCS Qualifier	Unit	D	%Rec	%Rec Limits
Chemical Oxygen Demand	125	119.0		mg/L		95	85 - 110

Lab Sample ID: MB 310-454410/32 — **Client Sample ID: Method Blank**
Matrix: Water — **Prep Type: Total/NA**
Analysis Batch: 454410

Analyte	MB Result	MB Qualifier	RL	MDL	Unit	D	Prepared	Analyzed	Dil Fac
Chemical Oxygen Demand	<5.00		5.00	4.60	mg/L			05/12/25 10:56	1

Lab Sample ID: MB 310-454410/60 — **Client Sample ID: Method Blank**
Matrix: Water — **Prep Type: Total/NA**
Analysis Batch: 454410

Analyte	MB Result	MB Qualifier	RL	MDL	Unit	D	Prepared	Analyzed	Dil Fac
Chemical Oxygen Demand	<5.00		5.00	4.60	mg/L			05/12/25 10:56	1

Lab Sample ID: LCS 310-454410/33 — **Client Sample ID: Lab Control Sample**
Matrix: Water — **Prep Type: Total/NA**
Analysis Batch: 454410

Analyte	Spike Added	LCS Result	LCS Qualifier	Unit	D	%Rec	%Rec Limits
Chemical Oxygen Demand	125	122.2		mg/L		97	85 - 110

Lab Sample ID: LCS 310-454410/63 — **Client Sample ID: Lab Control Sample**
Matrix: Water — **Prep Type: Total/NA**
Analysis Batch: 454410

Analyte	Spike Added	LCS Result	LCS Qualifier	Unit	D	%Rec	%Rec Limits
Chemical Oxygen Demand	125	122.2		mg/L		97	85 - 110

Lab Sample ID: 310-305641-14 MS — **Client Sample ID: MW-14**
Matrix: Water — **Prep Type: Total/NA**
Analysis Batch: 454410

Analyte	Sample Result	Sample Qualifier	Spike Added	MS Result	MS Qualifier	Unit	D	%Rec	%Rec Limits
Chemical Oxygen Demand	23.1		100	140.0		mg/L		117	83 - 146

Lab Sample ID: 310-305641-14 MSD — **Client Sample ID: MW-14**
Matrix: Water — **Prep Type: Total/NA**
Analysis Batch: 454410

Analyte	Sample Result	Sample Qualifier	Spike Added	MSD Result	MSD Qualifier	Unit	D	%Rec	%Rec Limits	RPD	RPD Limit
Chemical Oxygen Demand	23.1		100	146.6		mg/L		123	83 - 146	5	18

Method: I-3765-85 - Residue, Non-filterable (TSS)

Lab Sample ID: MB 310-453755/1 — **Client Sample ID: Method Blank**
Matrix: Water — **Prep Type: Total/NA**
Analysis Batch: 453755

Analyte	MB Result	MB Qualifier	RL	MDL	Unit	D	Prepared	Analyzed	Dil Fac
Total Suspended Solids	<5.00		5.00	3.50	mg/L			05/05/25 14:37	1

Lab Sample ID: LCS 310-453755/2 — **Client Sample ID: Lab Control Sample**
Matrix: Water — **Prep Type: Total/NA**
Analysis Batch: 453755

Analyte	Spike Added	LCS Result	LCS Qualifier	Unit	D	%Rec	%Rec Limits
Total Suspended Solids	100	111.0		mg/L		111	81 - 116

Lab Sample ID: 310-305641-7 DU — **Client Sample ID: MW-7**
Matrix: Water — **Prep Type: Total/NA**
Analysis Batch: 453755

Analyte	Sample Result	Sample Qualifier	DU Result	DU Qualifier	Unit	D	RPD	RPD Limit
Total Suspended Solids	<5.00		<5.00		mg/L		NC	35

Lab Sample ID: 310-305641-15 DU — **Client Sample ID: MW-15**
Matrix: Water — **Prep Type: Total/NA**
Analysis Batch: 453755

Analyte	Sample Result	Sample Qualifier	DU Result	DU Qualifier	Unit	D	RPD	RPD Limit
Total Suspended Solids	100		104.0		mg/L		4	35

Lab Sample ID: MB 310-453888/1 — **Client Sample ID: Method Blank**
Matrix: Water — **Prep Type: Total/NA**
Analysis Batch: 453888

Analyte	MB Result	MB Qualifier	RL	MDL	Unit	D	Prepared	Analyzed	Dil Fac
Total Suspended Solids	<5.00		5.00	3.50	mg/L			05/06/25 14:17	1

Lab Sample ID: LCS 310-453888/2 — **Client Sample ID: Lab Control Sample**
Matrix: Water — **Prep Type: Total/NA**
Analysis Batch: 453888

Analyte	Spike Added	LCS Result	LCS Qualifier	Unit	D	%Rec	%Rec Limits
Total Suspended Solids	100	115.0		mg/L		115	81 - 116

Lab Sample ID: 310-305641-9 DU — **Client Sample ID: MW-9**
Matrix: Water — **Prep Type: Total/NA**
Analysis Batch: 453888

Analyte	Sample Result	Sample Qualifier	DU Result	DU Qualifier	Unit	D	RPD	RPD Limit
Total Suspended Solids	47.0		48.00		mg/L		2	35

Lab Sample ID: MB 310-454045/1 — **Client Sample ID: Method Blank**
Matrix: Water — **Prep Type: Total/NA**
Analysis Batch: 454045

Analyte	MB Result	MB Qualifier	RL	MDL	Unit	D	Prepared	Analyzed	Dil Fac
Total Suspended Solids	<5.00		5.00	3.50	mg/L			05/07/25 15:33	1

Method: I-3765-85 - Residue, Non-filterable (TSS)

Lab Sample ID: LCS 310-454045/2
Matrix: Water
Analysis Batch: 454045

Client Sample ID: Lab Control Sample
Prep Type: Total/NA

Analyte			Spike Added	LCS Result	LCS Qualifier	Unit	D	%Rec	%Rec Limits		
Total Suspended Solids			100	105.0		mg/L		105	81 - 116		

QC Association Summary

Client: SCS Engineers
Project/Site: ADM Landfill Sampling Spring 2025

Job ID: 310-305641-1

HPLC/IC

Analysis Batch: 454447

Lab Sample ID	Client Sample ID	Prep Type	Matrix	Method	Prep Batch
310-305641-1	MW-1	Total/NA	Water	9056A	
310-305641-2	MW-2	Total/NA	Water	9056A	
310-305641-3	MW-3	Total/NA	Water	9056A	
310-305641-3	MW-3	Total/NA	Water	9056A	
310-305641-4	MW-4	Total/NA	Water	9056A	
310-305641-5	MW-5	Total/NA	Water	9056A	
MB 310-454447/3	Method Blank	Total/NA	Water	9056A	
LCS 310-454447/4	Lab Control Sample	Total/NA	Water	9056A	

Analysis Batch: 454815

Lab Sample ID	Client Sample ID	Prep Type	Matrix	Method	Prep Batch
310-305641-6	MW-6	Total/NA	Water	9056A	
310-305641-7	MW-7	Total/NA	Water	9056A	
310-305641-8	MW-8	Total/NA	Water	9056A	
310-305641-9	MW-9	Total/NA	Water	9056A	
310-305641-9	MW-9	Total/NA	Water	9056A	
310-305641-10	MW-10	Total/NA	Water	9056A	
310-305641-11	MW-11	Total/NA	Water	9056A	
310-305641-12	MW-12	Total/NA	Water	9056A	
310-305641-13	MW-13	Total/NA	Water	9056A	
310-305641-14	MW-14	Total/NA	Water	9056A	
310-305641-15	MW-15	Total/NA	Water	9056A	
310-305641-16	MW-16	Total/NA	Water	9056A	
310-305641-17	MW-17	Total/NA	Water	9056A	
310-305641-18	MW-18	Total/NA	Water	9056A	
310-305641-19	MW-D	Total/NA	Water	9056A	
MB 310-454815/3	Method Blank	Total/NA	Water	9056A	
LCS 310-454815/4	Lab Control Sample	Total/NA	Water	9056A	

Metals

Prep Batch: 453978

Lab Sample ID	Client Sample ID	Prep Type	Matrix	Method	Prep Batch
310-305641-2	MW-2	Total/NA	Water	3005A	
310-305641-10	MW-10	Total/NA	Water	3005A	
MB 310-453978/1-A	Method Blank	Total/NA	Water	3005A	
LCS 310-453978/2-A	Lab Control Sample	Total/NA	Water	3005A	

Prep Batch: 453981

Lab Sample ID	Client Sample ID	Prep Type	Matrix	Method	Prep Batch
310-305641-1	MW-1	Total/NA	Water	3005A	
310-305641-3	MW-3	Total/NA	Water	3005A	
310-305641-4	MW-4	Total/NA	Water	3005A	
310-305641-5	MW-5	Total/NA	Water	3005A	
310-305641-6	MW-6	Total/NA	Water	3005A	
310-305641-7	MW-7	Total/NA	Water	3005A	
310-305641-8	MW-8	Total/NA	Water	3005A	
310-305641-9	MW-9	Total/NA	Water	3005A	
310-305641-11	MW-11	Total/NA	Water	3005A	
310-305641-12	MW-12	Total/NA	Water	3005A	
310-305641-13	MW-13	Total/NA	Water	3005A	

Metals (Continued)

Prep Batch: 453981 (Continued)

Lab Sample ID	Client Sample ID	Prep Type	Matrix	Method	Prep Batch
310-305641-14	MW-14	Total/NA	Water	3005A	
310-305641-15	MW-15	Total/NA	Water	3005A	
310-305641-16	MW-16	Total/NA	Water	3005A	
310-305641-17	MW-17	Total/NA	Water	3005A	
310-305641-18	MW-18	Total/NA	Water	3005A	
310-305641-19	MW-D	Total/NA	Water	3005A	
MB 310-453981/1-A	Method Blank	Total/NA	Water	3005A	
LCS 310-453981/2-A	Lab Control Sample	Total/NA	Water	3005A	
310-305641-8 MS	MW-8	Total/NA	Water	3005A	
310-305641-8 MSD	MW-8	Total/NA	Water	3005A	
310-305641-18 DU	MW-18	Total/NA	Water	3005A	

Analysis Batch: 454358

Lab Sample ID	Client Sample ID	Prep Type	Matrix	Method	Prep Batch
310-305641-1	MW-1	Total/NA	Water	6020B	453981
310-305641-3	MW-3	Total/NA	Water	6020B	453981
310-305641-4	MW-4	Total/NA	Water	6020B	453981
310-305641-5	MW-5	Total/NA	Water	6020B	453981
310-305641-6	MW-6	Total/NA	Water	6020B	453981
310-305641-7	MW-7	Total/NA	Water	6020B	453981
310-305641-8	MW-8	Total/NA	Water	6020B	453981
310-305641-9	MW-9	Total/NA	Water	6020B	453981
310-305641-11	MW-11	Total/NA	Water	6020B	453981
310-305641-12	MW-12	Total/NA	Water	6020B	453981
310-305641-13	MW-13	Total/NA	Water	6020B	453981
310-305641-14	MW-14	Total/NA	Water	6020B	453981
310-305641-15	MW-15	Total/NA	Water	6020B	453981
310-305641-16	MW-16	Total/NA	Water	6020B	453981
310-305641-17	MW-17	Total/NA	Water	6020B	453981
310-305641-18	MW-18	Total/NA	Water	6020B	453981
310-305641-19	MW-D	Total/NA	Water	6020B	453981
MB 310-453981/1-A	Method Blank	Total/NA	Water	6020B	453981
LCS 310-453981/2-A	Lab Control Sample	Total/NA	Water	6020B	453981
310-305641-8 MS	MW-8	Total/NA	Water	6020B	453981
310-305641-8 MSD	MW-8	Total/NA	Water	6020B	453981
310-305641-18 DU	MW-18	Total/NA	Water	6020B	453981

Analysis Batch: 454361

Lab Sample ID	Client Sample ID	Prep Type	Matrix	Method	Prep Batch
310-305641-1	MW-1	Total/NA	Water	6020B	453981
310-305641-3	MW-3	Total/NA	Water	6020B	453981
310-305641-4	MW-4	Total/NA	Water	6020B	453981
310-305641-5	MW-5	Total/NA	Water	6020B	453981
310-305641-6	MW-6	Total/NA	Water	6020B	453981
310-305641-7	MW-7	Total/NA	Water	6020B	453981
310-305641-8	MW-8	Total/NA	Water	6020B	453981
310-305641-9	MW-9	Total/NA	Water	6020B	453981
310-305641-11	MW-11	Total/NA	Water	6020B	453981
310-305641-12	MW-12	Total/NA	Water	6020B	453981
310-305641-13	MW-13	Total/NA	Water	6020B	453981
310-305641-14	MW-14	Total/NA	Water	6020B	453981

Metals (Continued)

Analysis Batch: 454361 (Continued)

Lab Sample ID	Client Sample ID	Prep Type	Matrix	Method	Prep Batch
310-305641-15	MW-15	Total/NA	Water	6020B	453981
310-305641-16	MW-16	Total/NA	Water	6020B	453981
310-305641-17	MW-17	Total/NA	Water	6020B	453981
310-305641-18	MW-18	Total/NA	Water	6020B	453981
310-305641-19	MW-D	Total/NA	Water	6020B	453981
MB 310-453981/1-A	Method Blank	Total/NA	Water	6020B	453981
LCS 310-453981/2-A	Lab Control Sample	Total/NA	Water	6020B	453981
310-305641-8 MS	MW-8	Total/NA	Water	6020B	453981
310-305641-8 MSD	MW-8	Total/NA	Water	6020B	453981
310-305641-18 DU	MW-18	Total/NA	Water	6020B	453981

Analysis Batch: 454379

Lab Sample ID	Client Sample ID	Prep Type	Matrix	Method	Prep Batch
310-305641-2	MW-2	Total/NA	Water	6020B	453978
310-305641-9	MW-9	Total/NA	Water	6020B	453981
310-305641-10	MW-10	Total/NA	Water	6020B	453978
MB 310-453978/1-A	Method Blank	Total/NA	Water	6020B	453978
LCS 310-453978/2-A	Lab Control Sample	Total/NA	Water	6020B	453978

General Chemistry

Analysis Batch: 453755

Lab Sample ID	Client Sample ID	Prep Type	Matrix	Method	Prep Batch
310-305641-1	MW-1	Total/NA	Water	I-3765-85	
310-305641-2	MW-2	Total/NA	Water	I-3765-85	
310-305641-3	MW-3	Total/NA	Water	I-3765-85	
310-305641-4	MW-4	Total/NA	Water	I-3765-85	
310-305641-5	MW-5	Total/NA	Water	I-3765-85	
310-305641-6	MW-6	Total/NA	Water	I-3765-85	
310-305641-7	MW-7	Total/NA	Water	I-3765-85	
310-305641-10	MW-10	Total/NA	Water	I-3765-85	
310-305641-13	MW-13	Total/NA	Water	I-3765-85	
310-305641-14	MW-14	Total/NA	Water	I-3765-85	
310-305641-15	MW-15	Total/NA	Water	I-3765-85	
310-305641-19	MW-D	Total/NA	Water	I-3765-85	
MB 310-453755/1	Method Blank	Total/NA	Water	I-3765-85	
LCS 310-453755/2	Lab Control Sample	Total/NA	Water	I-3765-85	
310-305641-7 DU	MW-7	Total/NA	Water	I-3765-85	
310-305641-15 DU	MW-15	Total/NA	Water	I-3765-85	

Analysis Batch: 453770

Lab Sample ID	Client Sample ID	Prep Type	Matrix	Method	Prep Batch
310-305641-1	MW-1	Total/NA	Water	350.1	
310-305641-2	MW-2	Total/NA	Water	350.1	
310-305641-3	MW-3	Total/NA	Water	350.1	
310-305641-4	MW-4	Total/NA	Water	350.1	
310-305641-5	MW-5	Total/NA	Water	350.1	
310-305641-6	MW-6	Total/NA	Water	350.1	
310-305641-7	MW-7	Total/NA	Water	350.1	
310-305641-8	MW-8	Total/NA	Water	350.1	
310-305641-9	MW-9	Total/NA	Water	350.1	

General Chemistry (Continued)

Analysis Batch: 453770 (Continued)

Lab Sample ID	Client Sample ID	Prep Type	Matrix	Method	Prep Batch
310-305641-10	MW-10	Total/NA	Water	350.1	
310-305641-11	MW-11	Total/NA	Water	350.1	
310-305641-12	MW-12	Total/NA	Water	350.1	
310-305641-13	MW-13	Total/NA	Water	350.1	
310-305641-14	MW-14	Total/NA	Water	350.1	
310-305641-15	MW-15	Total/NA	Water	350.1	
310-305641-16	MW-16	Total/NA	Water	350.1	
310-305641-17	MW-17	Total/NA	Water	350.1	
310-305641-18	MW-18	Total/NA	Water	350.1	
310-305641-19	MW-D	Total/NA	Water	350.1	
MB 310-453770/116	Method Blank	Total/NA	Water	350.1	
MB 310-453770/121	Method Blank	Total/NA	Water	350.1	
MB 310-453770/89	Method Blank	Total/NA	Water	350.1	
LCS 310-453770/117	Lab Control Sample	Total/NA	Water	350.1	
LCS 310-453770/124	Lab Control Sample	Total/NA	Water	350.1	
LCS 310-453770/88	Lab Control Sample	Total/NA	Water	350.1	
310-305641-19 MS	MW-D	Total/NA	Water	350.1	
310-305641-19 MSD	MW-D	Total/NA	Water	350.1	

Analysis Batch: 453888

Lab Sample ID	Client Sample ID	Prep Type	Matrix	Method	Prep Batch
310-305641-8	MW-8	Total/NA	Water	I-3765-85	
310-305641-9	MW-9	Total/NA	Water	I-3765-85	
310-305641-11	MW-11	Total/NA	Water	I-3765-85	
MB 310-453888/1	Method Blank	Total/NA	Water	I-3765-85	
LCS 310-453888/2	Lab Control Sample	Total/NA	Water	I-3765-85	
310-305641-9 DU	MW-9	Total/NA	Water	I-3765-85	

Analysis Batch: 454045

Lab Sample ID	Client Sample ID	Prep Type	Matrix	Method	Prep Batch
310-305641-12	MW-12	Total/NA	Water	I-3765-85	
310-305641-16	MW-16	Total/NA	Water	I-3765-85	
310-305641-17	MW-17	Total/NA	Water	I-3765-85	
310-305641-18	MW-18	Total/NA	Water	I-3765-85	
MB 310-454045/1	Method Blank	Total/NA	Water	I-3765-85	
LCS 310-454045/2	Lab Control Sample	Total/NA	Water	I-3765-85	

Analysis Batch: 454122

Lab Sample ID	Client Sample ID	Prep Type	Matrix	Method	Prep Batch
310-305641-1	MW-1	Total/NA	Water	5220D LL	
310-305641-2	MW-2	Total/NA	Water	5220D LL	
310-305641-3	MW-3	Total/NA	Water	5220D LL	
310-305641-4	MW-4	Total/NA	Water	5220D LL	
310-305641-5	MW-5	Total/NA	Water	5220D LL	
310-305641-6	MW-6	Total/NA	Water	5220D LL	
310-305641-7	MW-7	Total/NA	Water	5220D LL	
310-305641-8	MW-8	Total/NA	Water	5220D LL	
MB 310-454122/60	Method Blank	Total/NA	Water	5220D LL	
LCS 310-454122/63	Lab Control Sample	Total/NA	Water	5220D LL	

QC Association Summary

Client: SCS Engineers
Project/Site: ADM Landfill Sampling Spring 2025

Job ID: 310-305641-1

General Chemistry

Analysis Batch: 454410

Lab Sample ID	Client Sample ID	Prep Type	Matrix	Method	Prep Batch
310-305641-9	MW-9	Total/NA	Water	5220D LL	
310-305641-10	MW-10	Total/NA	Water	5220D LL	
310-305641-11	MW-11	Total/NA	Water	5220D LL	
310-305641-12	MW-12	Total/NA	Water	5220D LL	
310-305641-13	MW-13	Total/NA	Water	5220D LL	
310-305641-14	MW-14	Total/NA	Water	5220D LL	
310-305641-15	MW-15	Total/NA	Water	5220D LL	
310-305641-16	MW-16	Total/NA	Water	5220D LL	
310-305641-17	MW-17	Total/NA	Water	5220D LL	
310-305641-18	MW-18	Total/NA	Water	5220D LL	
310-305641-19	MW-D	Total/NA	Water	5220D LL	
MB 310-454410/32	Method Blank	Total/NA	Water	5220D LL	
MB 310-454410/60	Method Blank	Total/NA	Water	5220D LL	
LCS 310-454410/33	Lab Control Sample	Total/NA	Water	5220D LL	
LCS 310-454410/63	Lab Control Sample	Total/NA	Water	5220D LL	
310-305641-14 MS	MW-14	Total/NA	Water	5220D LL	
310-305641-14 MSD	MW-14	Total/NA	Water	5220D LL	

Lab Chronicle

Client: SCS Engineers
Project/Site: ADM Landfill Sampling Spring 2025

Job ID: 310-305641-1

Client Sample ID: MW-1

Lab Sample ID: 310-305641-1

Date Collected: 04/30/25 12:30
Matrix: Water
Date Received: 05/02/25 16:40

Prep Type	Batch Type	Batch Method	Run	Dilution Factor	Batch Number	Analyst	Lab	Prepared or Analyzed
Total/NA	Analysis	9056A		10	454447	QTZ5	EET CF	05/09/25 19:25
Total/NA	Prep	3005A			453981	QTZ5	EET CF	05/08/25 09:30
Total/NA	Analysis	6020B		1	454358	ZRI4	EET CF	05/09/25 19:56
Total/NA	Prep	3005A			453981	QTZ5	EET CF	05/08/25 09:30
Total/NA	Analysis	6020B		1	454361	ZRI4	EET CF	05/10/25 20:07
Total/NA	Analysis	350.1		1	453770	ZJX4	EET CF	05/05/25 18:41
Total/NA	Analysis	5220D LL		1	454122	ENB7	EET CF	05/08/25 11:21
Total/NA	Analysis	I-3765-85		1	453755	HE7K	EET CF	05/05/25 14:37

Client Sample ID: MW-2

Lab Sample ID: 310-305641-2

Date Collected: 04/30/25 12:19
Matrix: Water
Date Received: 05/02/25 16:40

Prep Type	Batch Type	Batch Method	Run	Dilution Factor	Batch Number	Analyst	Lab	Prepared or Analyzed
Total/NA	Analysis	9056A		10	454447	QTZ5	EET CF	05/09/25 20:04
Total/NA	Prep	3005A			453978	QTZ5	EET CF	05/08/25 09:30
Total/NA	Analysis	6020B		1	454379	NFT2	EET CF	05/11/25 20:35
Total/NA	Analysis	350.1		1	453770	ZJX4	EET CF	05/05/25 18:41
Total/NA	Analysis	5220D LL		1	454122	ENB7	EET CF	05/08/25 11:21
Total/NA	Analysis	I-3765-85		1	453755	HE7K	EET CF	05/05/25 14:37

Client Sample ID: MW-3

Lab Sample ID: 310-305641-3

Date Collected: 04/30/25 10:36
Matrix: Water
Date Received: 05/02/25 16:40

Prep Type	Batch Type	Batch Method	Run	Dilution Factor	Batch Number	Analyst	Lab	Prepared or Analyzed
Total/NA	Analysis	9056A		10	454447	QTZ5	EET CF	05/09/25 20:17
Total/NA	Analysis	9056A		5	454447	QTZ5	EET CF	05/12/25 11:11
Total/NA	Prep	3005A			453981	QTZ5	EET CF	05/08/25 09:30
Total/NA	Analysis	6020B		1	454358	ZRI4	EET CF	05/09/25 19:29
Total/NA	Prep	3005A			453981	QTZ5	EET CF	05/08/25 09:30
Total/NA	Analysis	6020B		4	454361	ZRI4	EET CF	05/10/25 19:35
Total/NA	Analysis	350.1		1	453770	ZJX4	EET CF	05/05/25 18:43
Total/NA	Analysis	5220D LL		1	454122	ENB7	EET CF	05/08/25 11:21
Total/NA	Analysis	I-3765-85		1	453755	HE7K	EET CF	05/05/25 14:37

Client Sample ID: MW-4

Lab Sample ID: 310-305641-4

Date Collected: 04/29/25 11:49
Matrix: Water
Date Received: 05/02/25 16:40

Prep Type	Batch Type	Batch Method	Run	Dilution Factor	Batch Number	Analyst	Lab	Prepared or Analyzed
Total/NA	Analysis	9056A		10	454447	QTZ5	EET CF	05/09/25 20:30
Total/NA	Prep	3005A			453981	QTZ5	EET CF	05/08/25 09:30
Total/NA	Analysis	6020B		1	454358	ZRI4	EET CF	05/09/25 19:17

Lab Chronicle

Client: SCS Engineers
Project/Site: ADM Landfill Sampling Spring 2025

Job ID: 310-305641-1

Client Sample ID: MW-4

Lab Sample ID: 310-305641-4

Date Collected: 04/29/25 11:49
Matrix: Water
Date Received: 05/02/25 16:40

Prep Type	Batch Type	Batch Method	Run	Dilution Factor	Batch Number	Analyst	Lab	Prepared or Analyzed
Total/NA	Prep	3005A			453981	QTZ5	EET CF	05/08/25 09:30
Total/NA	Analysis	6020B		1	454361	ZRI4	EET CF	05/10/25 19:21
Total/NA	Analysis	350.1		1	453770	ZJX4	EET CF	05/05/25 18:43
Total/NA	Analysis	5220D LL		1	454122	ENB7	EET CF	05/08/25 11:21
Total/NA	Analysis	I-3765-85		1	453755	HE7K	EET CF	05/05/25 14:37

Client Sample ID: MW-5

Lab Sample ID: 310-305641-5

Date Collected: 04/29/25 20:45
Matrix: Water
Date Received: 05/02/25 16:40

Prep Type	Batch Type	Batch Method	Run	Dilution Factor	Batch Number	Analyst	Lab	Prepared or Analyzed
Total/NA	Analysis	9056A		10	454447	QTZ5	EET CF	05/09/25 20:43
Total/NA	Prep	3005A			453981	QTZ5	EET CF	05/08/25 09:30
Total/NA	Analysis	6020B		1	454358	ZRI4	EET CF	05/09/25 19:25
Total/NA	Prep	3005A			453981	QTZ5	EET CF	05/08/25 09:30
Total/NA	Analysis	6020B		7	454361	ZRI4	EET CF	05/10/25 19:29
Total/NA	Analysis	350.1		9.38	453770	ZJX4	EET CF	05/05/25 19:28
Total/NA	Analysis	5220D LL		10	454122	ENB7	EET CF	05/08/25 11:21
Total/NA	Analysis	I-3765-85		1	453755	HE7K	EET CF	05/05/25 14:37

Client Sample ID: MW-6

Lab Sample ID: 310-305641-6

Date Collected: 04/29/25 18:45
Matrix: Water
Date Received: 05/02/25 16:40

Prep Type	Batch Type	Batch Method	Run	Dilution Factor	Batch Number	Analyst	Lab	Prepared or Analyzed
Total/NA	Analysis	9056A		5	454815	QTZ5	EET CF	05/14/25 13:55
Total/NA	Prep	3005A			453981	QTZ5	EET CF	05/08/25 09:30
Total/NA	Analysis	6020B		1	454358	ZRI4	EET CF	05/09/25 19:41
Total/NA	Prep	3005A			453981	QTZ5	EET CF	05/08/25 09:30
Total/NA	Analysis	6020B		4	454361	ZRI4	EET CF	05/10/25 19:44
Total/NA	Analysis	350.1		1000	453770	ZJX4	EET CF	05/05/25 20:01
Total/NA	Analysis	5220D LL		1	454122	ENB7	EET CF	05/08/25 11:21
Total/NA	Analysis	I-3765-85		1	453755	HE7K	EET CF	05/05/25 14:37

Client Sample ID: MW-7

Lab Sample ID: 310-305641-7

Date Collected: 04/30/25 09:40
Matrix: Water
Date Received: 05/02/25 16:40

Prep Type	Batch Type	Batch Method	Run	Dilution Factor	Batch Number	Analyst	Lab	Prepared or Analyzed
Total/NA	Analysis	9056A		5	454815	QTZ5	EET CF	05/14/25 14:10
Total/NA	Prep	3005A			453981	QTZ5	EET CF	05/08/25 09:30
Total/NA	Analysis	6020B		1	454358	ZRI4	EET CF	05/09/25 19:39
Total/NA	Prep	3005A			453981	QTZ5	EET CF	05/08/25 09:30
Total/NA	Analysis	6020B		4	454361	ZRI4	EET CF	05/10/25 19:41

Lab Chronicle

Client: SCS Engineers
Project/Site: ADM Landfill Sampling Spring 2025

Job ID: 310-305641-1

Client Sample ID: MW-7

Lab Sample ID: 310-305641-7
Date Collected: 04/30/25 09:40
Matrix: Water
Date Received: 05/02/25 16:40

Prep Type	Batch Type	Batch Method	Run	Dilution Factor	Batch Number	Analyst	Lab	Prepared or Analyzed
Total/NA	Analysis	350.1		1000	453770	ZJX4	EET CF	05/05/25 20:01
Total/NA	Analysis	5220D LL		10	454122	ENB7	EET CF	05/08/25 11:21
Total/NA	Analysis	I-3765-85		1	453755	HE7K	EET CF	05/05/25 14:37

Client Sample ID: MW-8

Lab Sample ID: 310-305641-8
Date Collected: 04/30/25 14:34
Matrix: Water
Date Received: 05/02/25 16:40

Prep Type	Batch Type	Batch Method	Run	Dilution Factor	Batch Number	Analyst	Lab	Prepared or Analyzed
Total/NA	Analysis	9056A		5	454815	QTZ5	EET CF	05/14/25 14:26
Total/NA	Prep	3005A			453981	QTZ5	EET CF	05/08/25 09:30
Total/NA	Analysis	6020B		1	454358	ZRI4	EET CF	05/09/25 19:08
Total/NA	Prep	3005A			453981	QTZ5	EET CF	05/08/25 09:30
Total/NA	Analysis	6020B		1	454361	ZRI4	EET CF	05/10/25 19:06
Total/NA	Analysis	350.1		1	453770	ZJX4	EET CF	05/05/25 18:48
Total/NA	Analysis	5220D LL		1	454122	ENB7	EET CF	05/08/25 11:21
Total/NA	Analysis	I-3765-85		1	453888	XJ7V	EET CF	05/06/25 14:17

Client Sample ID: MW-9

Lab Sample ID: 310-305641-9
Date Collected: 04/30/25 15:52
Matrix: Water
Date Received: 05/02/25 16:40

Prep Type	Batch Type	Batch Method	Run	Dilution Factor	Batch Number	Analyst	Lab	Prepared or Analyzed
Total/NA	Analysis	9056A		5	454815	QTZ5	EET CF	05/14/25 14:42
Total/NA	Analysis	9056A		50	454815	QTZ5	EET CF	05/15/25 09:26
Total/NA	Prep	3005A			453981	QTZ5	EET CF	05/08/25 09:30
Total/NA	Analysis	6020B		1	454358	ZRI4	EET CF	05/09/25 19:22
Total/NA	Prep	3005A			453981	QTZ5	EET CF	05/08/25 09:30
Total/NA	Analysis	6020B		4	454361	ZRI4	EET CF	05/10/25 19:26
Total/NA	Prep	3005A			453981	QTZ5	EET CF	05/08/25 09:30
Total/NA	Analysis	6020B		4	454379	NFT2	EET CF	05/11/25 18:12
Total/NA	Analysis	350.1		1000	453770	ZJX4	EET CF	05/05/25 20:03
Total/NA	Analysis	5220D LL		10	454410	ENB7	EET CF	05/12/25 10:56
Total/NA	Analysis	I-3765-85		1	453888	XJ7V	EET CF	05/06/25 14:17

Client Sample ID: MW-10

Lab Sample ID: 310-305641-10
Date Collected: 04/30/25 16:48
Matrix: Water
Date Received: 05/02/25 16:40

Prep Type	Batch Type	Batch Method	Run	Dilution Factor	Batch Number	Analyst	Lab	Prepared or Analyzed
Total/NA	Analysis	9056A		5	454815	QTZ5	EET CF	05/14/25 14:57
Total/NA	Prep	3005A			453978	QTZ5	EET CF	05/08/25 09:30
Total/NA	Analysis	6020B		1	454379	NFT2	EET CF	05/11/25 20:41
Total/NA	Analysis	350.1		1	453770	ZJX4	EET CF	05/05/25 18:50

Lab Chronicle

Client: SCS Engineers
Project/Site: ADM Landfill Sampling Spring 2025

Job ID: 310-305641-1

Client Sample ID: MW-10

Lab Sample ID: 310-305641-10

Date Collected: 04/30/25 16:48
Matrix: Water
Date Received: 05/02/25 16:40

Prep Type	Batch Type	Batch Method	Run	Dilution Factor	Batch Number	Analyst	Lab	Prepared or Analyzed
Total/NA	Analysis	5220D LL		1	454410	ENB7	EET CF	05/12/25 10:56
Total/NA	Analysis	I-3765-85		1	453755	HE7K	EET CF	05/05/25 14:37

Client Sample ID: MW-11

Lab Sample ID: 310-305641-11

Date Collected: 05/01/25 09:57
Matrix: Water
Date Received: 05/02/25 16:40

Prep Type	Batch Type	Batch Method	Run	Dilution Factor	Batch Number	Analyst	Lab	Prepared or Analyzed
Total/NA	Analysis	9056A		5	454815	QTZ5	EET CF	05/14/25 15:12
Total/NA	Prep	3005A			453981	QTZ5	EET CF	05/08/25 09:30
Total/NA	Analysis	6020B		1	454358	ZRI4	EET CF	05/09/25 19:20
Total/NA	Prep	3005A			453981	QTZ5	EET CF	05/08/25 09:30
Total/NA	Analysis	6020B		1	454361	ZRI4	EET CF	05/10/25 19:24
Total/NA	Analysis	350.1		1	453770	ZJX4	EET CF	05/05/25 18:50
Total/NA	Analysis	5220D LL		1	454410	ENB7	EET CF	05/12/25 10:56
Total/NA	Analysis	I-3765-85		1	453888	XJ7V	EET CF	05/06/25 14:17

Client Sample ID: MW-12

Lab Sample ID: 310-305641-12

Date Collected: 05/01/25 09:17
Matrix: Water
Date Received: 05/02/25 16:40

Prep Type	Batch Type	Batch Method	Run	Dilution Factor	Batch Number	Analyst	Lab	Prepared or Analyzed
Total/NA	Analysis	9056A		5	454815	QTZ5	EET CF	05/14/25 15:28
Total/NA	Prep	3005A			453981	QTZ5	EET CF	05/08/25 09:30
Total/NA	Analysis	6020B		1	454358	ZRI4	EET CF	05/09/25 19:51
Total/NA	Prep	3005A			453981	QTZ5	EET CF	05/08/25 09:30
Total/NA	Analysis	6020B		1	454361	ZRI4	EET CF	05/10/25 20:02
Total/NA	Analysis	350.1		1	453770	ZJX4	EET CF	05/05/25 18:51
Total/NA	Analysis	5220D LL		1	454410	ENB7	EET CF	05/12/25 10:56
Total/NA	Analysis	I-3765-85		1	454045	MDU9	EET CF	05/07/25 15:33

Client Sample ID: MW-13

Lab Sample ID: 310-305641-13

Date Collected: 04/30/25 17:45
Matrix: Water
Date Received: 05/02/25 16:40

Prep Type	Batch Type	Batch Method	Run	Dilution Factor	Batch Number	Analyst	Lab	Prepared or Analyzed
Total/NA	Analysis	9056A		5	454815	QTZ5	EET CF	05/14/25 15:44
Total/NA	Prep	3005A			453981	QTZ5	EET CF	05/08/25 09:30
Total/NA	Analysis	6020B		1	454358	ZRI4	EET CF	05/09/25 19:37
Total/NA	Prep	3005A			453981	QTZ5	EET CF	05/08/25 09:30
Total/NA	Analysis	6020B		4	454361	ZRI4	EET CF	05/10/25 19:38
Total/NA	Analysis	350.1		9.38	453770	ZJX4	EET CF	05/05/25 19:31
Total/NA	Analysis	5220D LL		1	454410	ENB7	EET CF	05/12/25 10:56
Total/NA	Analysis	I-3765-85		1	453755	HE7K	EET CF	05/05/25 14:37

Lab Chronicle

Client: SCS Engineers
Project/Site: ADM Landfill Sampling Spring 2025

Job ID: 310-305641-1

Client Sample ID: MW-14

Lab Sample ID: 310-305641-14

Date Collected: 04/30/25 18:36
Matrix: Water
Date Received: 05/02/25 16:40

Prep Type	Batch Type	Batch Method	Run	Dilution Factor	Batch Number	Analyst	Lab	Prepared or Analyzed
Total/NA	Analysis	9056A		5	454815	QTZ5	EET CF	05/14/25 15:59
Total/NA	Prep	3005A			453981	QTZ5	EET CF	05/08/25 09:30
Total/NA	Analysis	6020B		1	454358	ZRI4	EET CF	05/09/25 20:05
Total/NA	Prep	3005A			453981	QTZ5	EET CF	05/08/25 09:30
Total/NA	Analysis	6020B		1	454361	ZRI4	EET CF	05/10/25 20:13
Total/NA	Analysis	350.1		9.38	453770	ZJX4	EET CF	05/05/25 19:33
Total/NA	Analysis	5220D LL		2	454410	ENB7	EET CF	05/12/25 10:56
Total/NA	Analysis	I-3765-85		1	453755	HE7K	EET CF	05/05/25 14:37

Client Sample ID: MW-15

Lab Sample ID: 310-305641-15

Date Collected: 04/30/25 19:15
Matrix: Water
Date Received: 05/02/25 16:40

Prep Type	Batch Type	Batch Method	Run	Dilution Factor	Batch Number	Analyst	Lab	Prepared or Analyzed
Total/NA	Analysis	9056A		5	454815	QTZ5	EET CF	05/14/25 16:15
Total/NA	Prep	3005A			453981	QTZ5	EET CF	05/08/25 09:30
Total/NA	Analysis	6020B		1	454358	ZRI4	EET CF	05/09/25 19:27
Total/NA	Prep	3005A			453981	QTZ5	EET CF	05/08/25 09:30
Total/NA	Analysis	6020B		4	454361	ZRI4	EET CF	05/10/25 19:32
Total/NA	Analysis	350.1		9.38	453770	ZJX4	EET CF	05/05/25 19:33
Total/NA	Analysis	5220D LL		2	454410	ENB7	EET CF	05/12/25 10:56
Total/NA	Analysis	I-3765-85		1	453755	HE7K	EET CF	05/05/25 14:37

Client Sample ID: MW-16

Lab Sample ID: 310-305641-16

Date Collected: 05/01/25 12:12
Matrix: Water
Date Received: 05/02/25 16:40

Prep Type	Batch Type	Batch Method	Run	Dilution Factor	Batch Number	Analyst	Lab	Prepared or Analyzed
Total/NA	Analysis	9056A		5	454815	QTZ5	EET CF	05/14/25 17:02
Total/NA	Prep	3005A			453981	QTZ5	EET CF	05/08/25 09:30
Total/NA	Analysis	6020B		1	454358	ZRI4	EET CF	05/09/25 20:08
Total/NA	Prep	3005A			453981	QTZ5	EET CF	05/08/25 09:30
Total/NA	Analysis	6020B		1	454361	ZRI4	EET CF	05/10/25 20:16
Total/NA	Analysis	350.1		1	453770	ZJX4	EET CF	05/05/25 18:55
Total/NA	Analysis	5220D LL		2	454410	ENB7	EET CF	05/12/25 10:56
Total/NA	Analysis	I-3765-85		1	454045	MDU9	EET CF	05/07/25 15:33

Client Sample ID: MW-17

Lab Sample ID: 310-305641-17

Date Collected: 05/01/25 10:48
Matrix: Water
Date Received: 05/02/25 16:40

Prep Type	Batch Type	Batch Method	Run	Dilution Factor	Batch Number	Analyst	Lab	Prepared or Analyzed
Total/NA	Analysis	9056A		5	454815	QTZ5	EET CF	05/14/25 17:17

Lab Chronicle

Client: SCS Engineers
Project/Site: ADM Landfill Sampling Spring 2025

Job ID: 310-305641-1

Client Sample ID: MW-17

Lab Sample ID: 310-305641-17

Date Collected: 05/01/25 10:48
Date Received: 05/02/25 16:40

Matrix: Water

Prep Type	Batch Type	Batch Method	Run	Dilution Factor	Batch Number	Analyst	Lab	Prepared or Analyzed
Total/NA	Prep	3005A			453981	QTZ5	EET CF	05/08/25 09:30
Total/NA	Analysis	6020B		1	454358	ZRI4	EET CF	05/09/25 19:49
Total/NA	Prep	3005A			453981	QTZ5	EET CF	05/08/25 09:30
Total/NA	Analysis	6020B		1	454361	ZRI4	EET CF	05/10/25 19:59
Total/NA	Analysis	350.1		1	453770	ZJX4	EET CF	05/05/25 18:57
Total/NA	Analysis	5220D LL		1	454410	ENB7	EET CF	05/12/25 10:56
Total/NA	Analysis	I-3765-85		1	454045	MDU9	EET CF	05/07/25 15:33

Client Sample ID: MW-18

Lab Sample ID: 310-305641-18

Date Collected: 05/01/25 11:33
Date Received: 05/02/25 16:40

Matrix: Water

Prep Type	Batch Type	Batch Method	Run	Dilution Factor	Batch Number	Analyst	Lab	Prepared or Analyzed
Total/NA	Analysis	9056A		5	454815	QTZ5	EET CF	05/14/25 17:33
Total/NA	Prep	3005A			453981	QTZ5	EET CF	05/08/25 09:30
Total/NA	Analysis	6020B		1	454358	ZRI4	EET CF	05/09/25 19:44
Total/NA	Prep	3005A			453981	QTZ5	EET CF	05/08/25 09:30
Total/NA	Analysis	6020B		1	454361	ZRI4	EET CF	05/10/25 19:47
Total/NA	Analysis	350.1		1	453770	ZJX4	EET CF	05/05/25 18:57
Total/NA	Analysis	5220D LL		1	454410	ENB7	EET CF	05/12/25 10:56
Total/NA	Analysis	I-3765-85		1	454045	MDU9	EET CF	05/07/25 15:33

Client Sample ID: MW-D

Lab Sample ID: 310-305641-19

Date Collected: 04/29/25 11:59
Date Received: 05/02/25 16:40

Matrix: Water

Prep Type	Batch Type	Batch Method	Run	Dilution Factor	Batch Number	Analyst	Lab	Prepared or Analyzed
Total/NA	Analysis	9056A		5	454815	QTZ5	EET CF	05/14/25 17:48
Total/NA	Prep	3005A			453981	QTZ5	EET CF	05/08/25 09:30
Total/NA	Analysis	6020B		1	454358	ZRI4	EET CF	05/09/25 19:58
Total/NA	Prep	3005A			453981	QTZ5	EET CF	05/08/25 09:30
Total/NA	Analysis	6020B		1	454361	ZRI4	EET CF	05/10/25 20:10
Total/NA	Analysis	350.1		1	453770	ZJX4	EET CF	05/05/25 19:00
Total/NA	Analysis	5220D LL		1	454410	ENB7	EET CF	05/12/25 10:56
Total/NA	Analysis	I-3765-85		1	453755	HE7K	EET CF	05/05/25 14:37

Laboratory References:

EET CF = Eurofins Cedar Falls, 3019 Venture Way, Cedar Falls, IA 50613, TEL (319)277-2401

Accreditation/Certification Summary

Client: SCS Engineers
Job ID: 310-305641-1
Project/Site: ADM Landfill Sampling Spring 2025

Laboratory: Eurofins Cedar Falls

The accreditations/certifications listed below are applicable to this report.

Authority	Program	Identification Number	Expiration Date
Iowa	State	007	12-01-25

Method Summary

Client: SCS Engineers
Project/Site: ADM Landfill Sampling Spring 2025

Job ID: 310-305641-1

Method	Method Description	Protocol	Laboratory
9056A	Anions, Ion Chromatography	SW846	EET CF
6020B	Metals (ICP/MS)	SW846	EET CF
350.1	Nitrogen, Ammonia	EPA	EET CF
5220D LL	COD	SM	EET CF
I-3765-85	Residue, Non-filterable (TSS)	USGS	EET CF
3005A	Preparation, Total Metals	SW846	EET CF

Protocol References:

EPA = US Environmental Protection Agency

SM = "Standard Methods For The Examination Of Water And Wastewater"

SW846 = "Test Methods For Evaluating Solid Waste, Physical/Chemical Methods", Third Edition, November 1986 And Its Updates.

USGS = "Methods For Analysis Of Water And Fluvial Sediments", USGS, 1989

Laboratory References:

EET CF = Eurofins Cedar Falls, 3019 Venture Way, Cedar Falls, IA 50613, TEL (319)277-2401

eurofins | Environment Testing America

310-305641 Chain of Custody

Cooler/Sample Receipt and Temperature Log Form

Client Information

Client: SCS

City/State: CITY Des Moines STATE IA | Project:

Receipt Information

Date/Time Received: DATE 5/2/25 TIME 1640 | Received By: XB

Delivery Type: ☐ UPS ☐ FedEx ☐ FedEx Ground ☐ US Mail ☐ Spee-Dee ☒ Lab Courier ☐ Lab Field Services ☐ Client Drop-off ☐ Other:_____

Condition of Cooler/Containers

Sample(s) received in Cooler? ☒ Yes ☐ No *If yes:* Cooler ID:

Multiple Coolers? ☒ Yes ☐ No *If yes:* Cooler # 1 of 3

Cooler Custody Seals Present? ☐ Yes ☒ No *If yes:* Cooler custody seals intact? ☐ Yes ☐ No

Sample Custody Seals Present? ☐ Yes ☒ No *If yes:* Sample custody seals intact? ☐ Yes ☐ No

Trip Blank Present? ☐ Yes ☒ No *If yes:* Which VOA samples are in cooler? ↓

Temperature Record

Coolant: ☒ Wet ice ☐ Blue ice ☐ Dry ice ☐ Other:_____ ☐ NONE

Thermometer ID: 2 | Correction Factor (°C): 0

• **Temp Blank Temperature** – If no temp blank, or temp blank temperature above criteria, proceed to Sample Container Temperature

Uncorrected Temp (°C): 0.2 | Corrected Temp (°C). 0.2

• **Sample Container Temperature**

	CONTAINER 1	CONTAINER 2
Container(s) used:		
Uncorrected Temp (°C):		
Corrected Temp (°C):		

Exceptions Noted

1) If temperature exceeds criteria, was sample(s) received same day of sampling? ☐ Yes ☐ No
   a) *If yes:* Is there evidence that the chilling process began? ☐ Yes ☐ No

2) If temperature is <0°C, are there obvious signs that the integrity of sample containers is compromised? (e.g , bulging septa, broken/cracked bottles, frozen solid?) ☐ Yes ☐ No

NOTE: If yes, contact PM before proceeding. If no, proceed with login

Additional Comments

3 notes received w/ samples
- MW-15 Bottles used for MW-11
- MW-12 Bottles used for MW-15
- MW-14 Bottles used for MW12

eurofins | Environment Testing America

Place COC scanning label here

Cooler/Sample Receipt and Temperature Log Form

Client Information

Client: SCS

City/State: CITY Des Moines | STATE IA | Project.

Receipt Information

Date/Time Received: DATE 5/2/25 | TIME 1640 | Received By: XB

Delivery Type: ☐ UPS ☐ FedEx ☐ FedEx Ground ☐ US Mail ☐ Spee-Dee ☒ Lab Courier ☐ Lab Field Services ☐ Client Drop-off ☐ Other:_____

Condition of Cooler/Containers

Sample(s) received in Cooler? ☒ Yes ☐ No *If yes:* Cooler ID:

Multiple Coolers? ☒ Yes ☐ No *If yes:* Cooler # 2 of 3

Cooler Custody Seals Present? ☐ Yes ☒ No *If yes:* Cooler custody seals intact? ☐ Yes ☐ No

Sample Custody Seals Present? ☐ Yes ☒ No *If yes:* Sample custody seals intact? ☐ Yes ☐ No

Trip Blank Present? ☐ Yes ☒ No *If yes:* Which VOA samples are in cooler? ↓

Temperature Record

Coolant: ☒ Wet ice ☐ Blue ice ☐ Dry ice ☐ Other:_____ ☐ NONE

Thermometer ID: 2 | Correction Factor (°C): 0

• **Temp Blank Temperature** – If no temp blank, or temp blank temperature above criteria, proceed to Sample Container Temperature

Uncorrected Temp (°C): 0.9 | Corrected Temp (°C): 0.9

• **Sample Container Temperature**

Container(s) used:	CONTAINER 1	CONTAINER 2
Uncorrected Temp (°C):		
Corrected Temp (°C):		

Exceptions Noted

1) If temperature exceeds criteria, was sample(s) received same day of sampling? ☐ Yes ☐ No
   a) *If yes:* Is there evidence that the chilling process began? ☐ Yes ☐ No

2) If temperature is <0°C, are there obvious signs that the integrity of sample containers is compromised? (e.g., bulging septa, broken/cracked bottles, frozen solid?) ☐ Yes ☐ No

NOTE. If yes, contact PM before proceeding. If no, proceed with login

Additional Comments

eurofins | Environment Testing America

Place COC scanning label here

Cooler/Sample Receipt and Temperature Log Form

Client Information

Client: SCS

City/State: CITY Des Moines | STATE IA | Project:

Receipt Information

Date/Time Received: DATE 5/2/25 | TIME 1640 | Received By: XB

Delivery Type: ☐ UPS ☐ FedEx ☐ FedEx Ground ☐ US Mail ☐ Spee-Dee ☒ Lab Courier ☐ Lab Field Services ☐ Client Drop-off ☐ Other _____

Condition of Cooler/Containers

Sample(s) received in Cooler?	☒ Yes	☐ No	*If yes:* Cooler ID.
Multiple Coolers?	☒ Yes	☐ No	*If yes:* Cooler # 3 of 3
Cooler Custody Seals Present?	☐ Yes	☒ No	*If yes:* Cooler custody seals intact? ☐ Yes ☐ No
Sample Custody Seals Present?	☐ Yes	☒ No	*If yes.* Sample custody seals intact? ☐ Yes ☐ No
Trip Blank Present?	☐ Yes	☒ No	*If yes:* Which VOA samples are in cooler? ↓

Temperature Record

Coolant: ☒ Wet ice ☐ Blue ice ☐ Dry ice ☐ Other._____ ☐ NONE

Thermometer ID: 2 | Correction Factor (°C): 0

• **Temp Blank Temperature** – If no temp blank, or temp blank temperature above criteria, proceed to Sample Container Temperature

Uncorrected Temp (°C): 1.3 | Corrected Temp (°C): 1.3

• **Sample Container Temperature**

	CONTAINER 1	CONTAINER 2
Container(s) used:		
Uncorrected Temp (°C):		
Corrected Temp (°C):		

Exceptions Noted

1) If temperature exceeds criteria, was sample(s) received same day of sampling? ☐ Yes ☐ No
   a) *If yes:* Is there evidence that the chilling process began? ☐ Yes ☐ No

2) If temperature is <0°C, are there obvious signs that the integrity of sample containers is compromised? (e.g , bulging septa, broken/cracked bottles, frozen solid?) ☐ Yes ☐ No

NOTE If yes, contact PM before proceeding If no, proceed with login

Additional Comments

Eurofins TestAmerica, Cedar Falls
3019 Venture Way

Cedar Falls, IA 50613-6907
phone 319.277.2401 fax 319.277.2425

Chain of Custody Record

eurofins

Regulatory Program ☐ DW ☐ NPDES ☐ RCRA ☐ Other: **Groundwater**

TestAmerica Laboratories, Inc. d/b/a Eurofins TestAmerica

Client Contact	Project Manager:	Site Contact:	Date:	COC No
Kevin Jensen - SCS Engineers	Email:	Lab Contact:	Carrier:	1 of 1 COCs
1690 All-State Court, Suite 100	Cell:			Sampler:
West Des Moines, Iowa 50265	Analysis Turnaround Time: ☐ CALENDAR DAYS ☐ WORKING DAYS			For Lab Use Only: Walk-in Client:
515-631-6154	Other: ☐ 2 weeks			Lab Sampling:
kjensen@scsengineers.com	☐ 1 week			
Project Name: ADM Landfill Sampling Spring 2025	☐ 2 days			Job / SDG No
Site: ADM Landfill	☐ 1 day			
P O #				

Sample Identification	Sample Date	Sample Time	Sample Type (C=Comp, G=Grab)	Matrix	# of Cont.	Filtered Sample (Y / N)	Perform MS / MSD (Y / N)	Total Arsenic	Total Boron	Total Cobalt	Total Magnesium	Total Manganese	Total Nickel	Sulfate	Total Suspended Solids	Total Iron	Chloride	Ammonia-Nitrogen	Chemical Oxygen Demand	Sample Specific Notes:
MW-1	4-30	15.03	G	GW	4			X	X	X	X	X	X	X	X	X	X	X	X	
MW-2	4-30	12.19	G	GW	4			X	X	X	X	X		X	X	X	X	X	X	
MW-3	4-30	10.30	G	GW	4			X	X	X	X	X		X	X	X	X	X	X	
MW-4	4-29	11.49	G	GW	4			X	X	X				X	X	X	X	X	X	
MW-5	4-29	20.45	G	GW	4			X	X	X	X	X		X	X	X	X	X	X	
MW-6	4-29	18.45	G	GW	4			X	X	X	X	X	X	X	X	X	X	X	X	
MW-7	4-30	9.40	G	GW	4			X	X	X	X	X		X	X	X	X	X	X	
MW-8	4-30	14.34	G	GW	4			X	X	X				X	X	X	X	X	X	
MW-9	4-30	15.52	G	GW	4			X	X	X	X	X		X	X	X	X	X	X	Surface Bottle Burst Pressure
MW-10	4-30	16.48	G	GW	4			X	X	X	X	X		X	X	X	X	X	X	
MW 11	5-1	9.57	G	GW	4			X	X	X	X	X		X	X	X	X	X	X	
MW 12	5-1	9.17	G	GW	4			X	X	X	X	X		X	X	X	X	X	X	
MW-13	4-30	17.45	G	GW	4			X	X	X	X	X		X	X	X	X	X	X	
MW-14	4-30	18.30	G	GW	4			X	X	X	X	X		X	X	X	X	X	X	
MW-15	4-30	19.15	G	GW	4			X	X	X	X			X	X	X	X	X	X	
MW-16	5-1	12.12	G	GW	4			X	X	X				X	X	X	X	X	X	
MW 17	5-1	10.48	G	GW	4			X	X	X	X	X	X	X	X	X	X	X	X	
MW 18	5-1	11.33	G		4			X	X	X	X	X		X	X	X	X	X	X	
MW-D	4-29	11.59	G	GW	4			X	X	X				X	X	X	X	X	X	

Preservation Used: 1= Ice, 2= HCl; 3= H2SO4; 4=HNO3; 5=NaOH; 6= Other

Possible Hazard Identification
Are any samples from a listed EPA Hazardous Waste? Please List any EPA Waste Codes for the sample in the Comments Section if the lab is to dispose of the sample.
☐ Non-Hazard ☐ Flammable ☐ Skin Irritant ☐ Poison B ☐ Unknown

Sample Disposal (A fee may be assessed if samples are retained longer than 1 month)
☐ Return to Client ☐ Disposal by Lab ☐ Archive for Months

Special Instructions/QC Requirements & Comments.

Custody Seals Intact: ☐ Yes ☐ No | Custody Seal No. | Cooler Temp (°C) Obs'd: Corr'd. Therm ID No.

Relinquished by	Company	Date/Time	Received by	Company	Date/Time
Garrett Horak	SCS	5-2 10 22			
Relinquished by	Company	Date/Time	Received by	Company	Date/Time
Relinquished by	Company	Date/Time	Received in Laboratory by	Company	Date/Time 5/2/25 1640

Form No. CA-C-WI-002, Rev. 4.23, dated 4/16/2019

Eurofins Cedar Falls
3019 Venture Way
Cedar Falls, IA 50613
Phone 319-277-2401 Fax: 319-277-2425

Chain of Custody Record

TestAmerica Des Moines SC

eurofins

Client Information	Sampler	Lab PM: Miller, Samuel	Carrier Tracking No(s):	COC No: 310-104419-27803 1
Client Contact: Kevin Jensen	Phone:	E-Mail: Samuel.Miller@et.eurofinsus.com	State of Origin:	Page: Page 1 of 2
Company: SCS Engineers	PWSID:			Job #:
Address: 1690 All State Court Suite 100	Due Date Requested:			
City: West Des Moines	TAT Requested (days):			
State Zip: IA, 50265	Compliance Project: Δ Yes Δ No			
Phone: 515-368-3155(Tel)	PO #: Purchase Order not required			
Email: kjensen@scsengineers.com	WO #:			
Project Name: ADM Landfill Sampling Spring 2025	Project #: 31007255			
Site:	SSOW#:			

Analysis Requested

Preservation Codes:
D - HNO3
N - None
S - H2SO4

Other:

Sample Identification	Sample Date	Sample Time	Sample Type (C=comp, G=grab)	Matrix (W=water, S=solid, O=waste/oil, BT=Tissue, A=Air)	Field Filtered Sample (Yes or No)	Perform MS/MSD (Yes or No)	6020B - 7 metals (As, Bo, Co, Mg, Mn, Ni, Fe)	I_3765_B5 - Residue, Non-filterable (TSS)	350.1, 5220D_LL	9056A_ORGFM_28D - Chloride and Sulfate	6020B - 6 metals (As, Bo, Co, Mg, Mn, Fe)	6020B - 4 metals (As, Bo, Co, Fe)	6020B - 5 metals (As, Bo, Co, Mg, Fe)	Total Number of containers	Special Instructions/Note:
			Preservation Code:				D	N	S	N	N	N	N		
MW-1				Water											
MW-6				Water											
MW-17				Water											
MW-2				Water											
MW-3				Water											
MW-5				Water											
MW-7				Water											
MW-9				Water											
MW-10				Water											
MW-11				Water											
MW-12				Water											

Possible Hazard Identification
☐ *Non-Hazard* ☐ *Flammable* ☐ *Skin Irritant* ☐ *Poison B* ☐ *Unknown* ☐ *Radiological*

Sample Disposal (A fee may be assessed if samples are retained longer than 1 month)
☐ *Return To Client* ☐ *Disposal By Lab* ☐ *Archive For* _____ *Months*

Deliverable Requested I, II, III, IV, Other (specify)

Special Instructions/QC Requirements.

Empty Kit Relinquished by:	Date.	Time.	Method of Shipment:

Relinquished by	Date/Time:	Company	Received by	Date/Time:	Company
Relinquished by	Date/Time:	Company	Received by	Date/Time:	Company
Relinquished by	Date/Time:	Company	Received by	Date/Time:	Company

Custody Seals Intact: Δ Yes Δ No	Custody Seal No	Cooler Temperature(s) °C and Other Remarks:

Ver 10/10/2024

Eurofins Cedar Falls
3019 Venture Way
Cedar Falls, IA 50613
Phone. 319-277-2401 Fax: 319-277-2425

Chain of Custody Record

Tesame ca Des o nes SC eurofins
2

Client Information	Sampler	Lab PM: Miller, Samuel	Carrier Tracking No(s).	COC No: 310-104419-27803 2
Client Contact: Kevin Jensen	Phone:	E-Mail: Samuel Miller@et.eurofinsus.com	State of Origin:	Page: Page 2 of 2
Company: SCS Engineers	PWSID:			Job #:
Address: 1690 All State Court Suite 100	Due Date Requested:			
City: West Des Moines	TAT Requested (days).			
State, Zip: IA, 50265	Compliance Project: Δ Yes Δ No			
Phone: 515-368-3155(Tel)	PO #: Purchase Order not required			
Email: kjensen@scsengineers.com	WO #:			
Project Name: ADM Landfill Sampling Spring 2025	Project #: 31007255			
Site:	SSOW#:			

Analysis Requested

Preservation Codes.
D - HNO3
N - None
S - H2SO4

Other:

Sample Identification	Sample Date	Sample Time	Sample Type (C=comp, G=grab)	Matrix (W=water S=solid, O=waste/oil, BT=Tissue, A=Air)	Field Filtered Sample (Yes or No)	Perform MS/MSD (Yes or No)	6020B - 7 metals (As, Bo, Co, Mg, Mn, Ni, Fe)	I_3765_85 - Residue, Non-filterable (TSS)	350.1, 6220D_LL	9056A_ORGFM_28D - Chloride and Sulfate	6020B - 6 metals (As, Bo, Co, Mg, Mn, Fe)	6020B - 4 metals (As, Bo, Co, Fe)	6020B - 5 metals (As, Bo, Co, Mg, Fe)	Total Number of containers	Special Instructions/Note:
			Preservation Code:				D	N	S	N	N	N	N		
MW-13				Water											
MW-14				Water											
MW-18				Water											
MW-4				Water											
MW-8				Water											
MW-16				Water											
MW-D				Water											
MW-15				Water											

Possible Hazard Identification
☐ *Non-Hazard* ☐ *Flammable* ☐ *Skin Irritant* ☐ *Poison B* ☐ *Unknown* ☐ *Radiological*

Sample Disposal (A fee may be assessed if samples are retained longer than 1 month)
☐ *Return To Client* ☐ *Disposal By Lab* ☐ *Archive For* _____ *Months*

Deliverable Requested I II, III, IV, Other (specify)

Special Instructions/QC Requirements:

Empty Kit Relinquished by:	Date.	Time:	Method of Shipment:

Relinquished by:	Date/Time:	Company	Received by:	Date/Time:	Company
Relinquished by:	Date/Time:	Company	Received by:	Date/Time:	Company
Relinquished by:	Date/Time:	Company	Received by:	Date/Time:	Company

Custody Seals Intact: Δ Yes Δ No	Custody Seal No	Cooler Temperature(s) °C and Other Remarks:

Ver: 10/10/2024

Login Sample Receipt Checklist

Client: SCS Engineers

Job Number: 310-305641-1
SDG Number:

Login Number: 305641
List Number: 1
Creator: Homolar, Dana J

List Source: Eurofins Cedar Falls

Question	Answer	Comment
Radioactivity wasn't checked or is </= background as measured by a survey meter.	N/A	
The cooler's custody seal, if present, is intact.	N/A	
Sample custody seals, if present, are intact.	N/A	
The cooler or samples do not appear to have been compromised or tampered with.	True	
Samples were received on ice.	True	
Cooler Temperature is acceptable.	True	
Cooler Temperature is recorded.	True	
COC is present.	True	
COC is filled out in ink and legible.	True	
COC is filled out with all pertinent information.	True	
Is the Field Sampler's name present on COC?	True	
There are no discrepancies between the containers received and the COC.	True	
Samples are received within Holding Time (excluding tests with immediate HTs)	True	
Sample containers have legible labels.	True	
Containers are not broken or leaking.	True	
Sample collection date/times are provided.	True	
Appropriate sample containers are used.	True	
Sample bottles are completely filled.	True	
Sample Preservation Verified.	True	
There is sufficient vol. for all requested analyses, incl. any requested MS/MSDs	True	
Containers requiring zero headspace have no headspace or bubble is <6mm (1/4").	True	
Multiphasic samples are not present.	True	
Samples do not require splitting or compositing.	True	
Residual Chlorine Checked.	N/A	

eurofins | Environment Testing

ANALYTICAL REPORT

PREPARED FOR

Attn: Kevin Jensen
SCS Engineers
1690 All State Court
Suite 100
West Des Moines, Iowa 50265

Generated 7/16/2025 11:59:17 PM

JOB DESCRIPTION

Archer Daniels Midland Landfill Fall 2025

JOB NUMBER

310-310229-1

Eurofins Cedar Falls
3019 Venture Way
Cedar Falls IA 50613

See page two for job notes and contact information.

my EOL

Eurofins Cedar Falls

Job Notes

This report may not be reproduced except in full, and with written approval from the laboratory. The results relate only to the samples tested. For questions please contact the Project Manager at the e-mail address or telephone number listed on this page.

The test results in this report relate only to the samples as received by the laboratory and will meet all requirements of the methodology, with any exceptions noted. This report shall not be reproduced except in full, without the express written approval of the laboratory. All questions should be directed to the Eurofins Environment Testing North Central, LLC Project Manager.

Authorization

Generated
7/16/2025 11:59:17 PM

Authorized for release by
Samuel Miller, Project Management Assistant I
Samuel.Miller@et.eurofinsus.com
(319)595-2008

Table of Contents

Cover Page 1
Table of Contents 3
Case Narrative 4
Sample Summary 6
Detection Summary 7
Client Sample Results 12
Definitions 44
Surrogate Summary 46
QC Sample Results 48
QC Association 71
Chronicle 77
Certification Summary 85
Method Summary 86
Chain of Custody 87
Receipt Checklists 92

Job Narrative
310-310229-1

Analytical test results meet all requirements of the associated regulatory program listed on the Accreditation/Certification Summary Page unless otherwise noted under the individual analysis. Data qualifiers and/or narrative comments are included to explain any exceptions, if applicable.

- Matrix QC may not be reported if insufficient sample is provided or site-specific QC samples were not submitted. In these situations, to demonstrate precision and accuracy at a batch level, a LCS/LCSD may be performed, unless otherwise specified in the method.
- Surrogate and/or isotope dilution analyte recoveries (if applicable) which are outside of the QC window are confirmed unless attributed to a dilution or otherwise noted in the narrative.

Regulated compliance samples (e.g. SDWA, NPDES) must comply with the associated agency requirements/permits.

Receipt
The samples were received on 7/3/2025 4:05 PM. Unless otherwise noted below, the samples arrived in good condition, and, where required, properly preserved and on ice. The temperatures of the 3 coolers at receipt time were 1.2°C, 1.8°C and 2.1°C.

GC/MS VOA
Method 8260D: The continuing calibration verification (CCV) associated with batch 310-459794 recovered above the upper control limit for 1,2,3-Trichlorobenzene (25.4%D), 2,2-Dichloropropane (24.3%D), and Hexachlorobutadiene (21.3%D). The samples associated with this CCV were non-detects for the affected analytes; therefore, the data have been reported. The associated sample is:(CCV 310-459794/3).

Method 8260D: The continuing calibration verification (CCV) associated with batch 310-459794 recovered above the upper control limit for Dichlorodifluoromethane (22.0%D). The samples associated with this CCV were non-detects for the affected analyte; therefore, the data have been reported. The associated sample is:(CCV 310-459794/4).

Method 8260D: The following sample was collected in a properly preserved vial; however, the pH was outside the required criteria when verified by the laboratory. The sample was analyzed within the 7-day holding time specified for unpreserved samples: MW-11 (310-310229-22).

Method 8260D: The following sample was collected in a properly preserved vial; however, the pH was outside the required criteria when verified by the laboratory. The sample was analyzed within the 7-day holding time specified for unpreserved samples: MW-9 (310-310229-21).

Method 8260D: The method requirement for no headspace was not met. The following volatile sample was analyzed with headspace in the sample container: MW-9 (310-310229-21).

Method 8260D: The continuing calibration verification (CCV) associated with batch 310-460227 recovered outside of the control limits for Bromomethane (-34.7%D) and Chloroethane (-21.1%D). A CCV standard at or below the reporting limit (RL) was analyzed with the affected samples and found to be acceptable. The samples associated with this CCV were non-detects for the affected analytes; therefore, the data have been reported. The associated sample is impacted: (CCV 310-460227/4).

Method 8260D: The following sample was collected in a properly preserved vial; however, the pH was outside the required criteria when verified by the laboratory. The sample was analyzed outside the 7-day holding time specified for unpreserved samples but within the 14-day holding time specified for preserved samples: MW-9 (310-310229-21).

Method 8260D: The method requirement for no headspace was not met. The following volatile sample was analyzed with headspace in the sample container: MW-9 (310-310229-21).

No additional analytical or quality issues were noted, other than those described above or in the Definitions/ Glossary page.

GC/MS Semi VOA
Method 8270E: Insufficient sample volume was available to perform a matrix spike/matrix spike duplicate (MS/MSD) associated with preparation batch 310-459758. The laboratory control sample (LCS) was performed in duplicate (LCSD) to provide precision data for this batch.

Method 8270E: The continuing calibration verification (CCV) associated with batch 310-459803 recovered above the upper control

limit for Hexachlorocyclopentadiene(20.2%D). The samples associated with this CCV were non-detects for the affected analytes; therefore, the data have been reported. The associated sample is:(CCV 310-459803/2).

Method 8270E: The initial calibration verification (ICV) result for batch 310-459803 was above the upper control limit. The affected analytes are: Benzidine(158%D). Sample results were non-detects, and have been reported as qualified data.

Method 8270E_QQQ: The continuing calibration verification (CCV) associated with batch 310-459653 recovered above the upper control limit for benzo[b]fluoranthene (22.4%D). The samples associated with this CCV were non-detects for the affected analytes; therefore, the data have been reported. The associated sample is:(CCV 310-459653/4).

Method 8270E_QQQ: Internal standard (ISTD) response for the following sample was outside of acceptance limits: MW-9 (310-310229-21). The sample(s) was not re-analyzed as the ISTD was biased low and there were no analytes detected.

No additional analytical or quality issues were noted, other than those described above or in the Definitions/ Glossary page.

HPLC/IC
Method 9056A_ORGFM_28D: The following samples were diluted due to the nature of the sample matrix: MW-11 (310-310229-11) and MW-13 (310-310229-13). Elevated reporting limits (RLs) are provided.

No additional analytical or quality issues were noted, other than those described above or in the Definitions/ Glossary page.

Metals
Method 6020B: The reference method requires samples to be preserved to a pH of <2. The following sample(s) was received with insufficient preservation at a pH of >2. The sample(s) was preserved to the appropriate pH in the laboratory.

No additional analytical or quality issues were noted, other than those described above or in the Definitions/ Glossary page.

General Chemistry
Method 9066: The reference method requires samples to be preserved to a pH of <2. The following sample was received with insufficient preservation at a pH of >2: MW-7 (310-310229-20). The sample(s) was preserved to the appropriate pH in the laboratory.

No additional analytical or quality issues were noted, other than those described above or in the Definitions/ Glossary page.

Sample Summary

Client: SCS Engineers
Project/Site: Archer Daniels Midland Landfill Fall 2025

Job ID: 310-310229-1

Lab Sample ID	Client Sample ID	Matrix	Collected	Received
310-310229-1	MW-1	Water	07/02/25 10:28	07/03/25 16:05
310-310229-2	MW-2	Water	07/02/25 09:46	07/03/25 16:05
310-310229-3	MW-3	Water	07/02/25 11:08	07/03/25 16:05
310-310229-4	MW-4	Water	07/02/25 11:49	07/03/25 16:05
310-310229-5	MW-5	Water	07/02/25 12:45	07/03/25 16:05
310-310229-6	MW-6	Water	07/02/25 13:27	07/03/25 16:05
310-310229-7	MW-7	Water	07/02/25 14:50	07/03/25 16:05
310-310229-8	MW-D	Water	07/01/25 19:50	07/03/25 16:05
310-310229-9	MW-9	Water	07/02/25 16:03	07/03/25 16:05
310-310229-10	MW-10	Water	07/01/25 18:51	07/03/25 16:05
310-310229-11	MW-11	Water	07/01/25 18:15	07/03/25 16:05
310-310229-12	MW-12	Water	07/01/25 17:38	07/03/25 16:05
310-310229-13	MW-13	Water	07/01/25 16:37	07/03/25 16:05
310-310229-14	MW-14	Water	07/01/25 15:26	07/03/25 16:05
310-310229-15	MW-15	Water	07/01/25 16:02	07/03/25 16:05
310-310229-16	MW-17	Water	07/01/25 14:03	07/03/25 16:05
310-310229-17	MW-18	Water	07/01/25 13:26	07/03/25 16:05
310-310229-18	MW-8	Water	07/01/25 16:03	07/03/25 16:05
310-310229-19	MW-2	Water	07/02/25 09:46	07/03/25 16:05
310-310229-20	MW-7	Water	07/02/25 14:30	07/03/25 16:05
310-310229-21	MW-9	Water	07/02/25 16:03	07/03/25 16:05
310-310229-22	MW-11	Water	07/01/25 18:15	07/03/25 16:05
310-310229-23	MW-12	Water	07/01/25 17:38	07/03/25 16:05
310-310229-24	MW-18	Water	07/01/25 13:26	07/03/25 16:05
310-310229-25	Trip Blank	Water	07/01/25 00:00	07/03/25 16:05

Detection Summary

Client: SCS Engineers
Project/Site: Archer Daniels Midland Landfill Fall 2025

Job ID: 310-310229-1

Client Sample ID: MW-1 — Lab Sample ID: 310-310229-1

Analyte	Result	Qualifier	RL	MDL	Unit	Dil Fac	D	Method	Prep Type
Chloride	174	F1	10.0	4.50	mg/L	10		9056A	Total/NA
Sulfate	37.6		10.0	4.20	mg/L	10		9056A	Total/NA
Boron	0.171		0.100	0.0820	mg/L	1		6020B	Total/NA
Magnesium	45.6		0.500	0.150	mg/L	1		6020B	Total/NA
Chemical Oxygen Demand	11.3		10.0	9.20	mg/L	2		5220D LL	Total/NA

Client Sample ID: MW-2 — Lab Sample ID: 310-310229-2

Analyte	Result	Qualifier	RL	MDL	Unit	Dil Fac	D	Method	Prep Type
Chloride	28.4		10.0	4.50	mg/L	10		9056A	Total/NA
Sulfate	19.0		10.0	4.20	mg/L	10		9056A	Total/NA
Boron	0.227		0.100	0.0820	mg/L	1		6020B	Total/NA
Cobalt	0.000243	J	0.000500	0.000170	mg/L	1		6020B	Total/NA
Iron	0.149		0.100	0.0500	mg/L	1		6020B	Total/NA
Magnesium	22.9		0.500	0.150	mg/L	1		6020B	Total/NA
Manganese	0.870		0.0100	0.00360	mg/L	1		6020B	Total/NA
Ammonia	2.56		0.200	0.110	mg/L	1		350.1	Total/NA
Chemical Oxygen Demand	24.0		10.0	9.20	mg/L	2		5220D LL	Total/NA

Client Sample ID: MW-3 — Lab Sample ID: 310-310229-3

Analyte	Result	Qualifier	RL	MDL	Unit	Dil Fac	D	Method	Prep Type
Chloride	262		10.0	4.50	mg/L	10		9056A	Total/NA
Sulfate	2.68	J	5.00	2.10	mg/L	5		9056A	Total/NA
Arsenic	0.0170		0.00200	0.000530	mg/L	1		6020B	Total/NA
Boron	4.30		0.400	0.328	mg/L	4		6020B	Total/NA
Cobalt	0.00174		0.000500	0.000170	mg/L	1		6020B	Total/NA
Iron	33.5		0.100	0.0500	mg/L	1		6020B	Total/NA
Magnesium	101		2.00	0.600	mg/L	4		6020B	Total/NA
Manganese	6.76		0.0100	0.00360	mg/L	1		6020B	Total/NA
Ammonia	2.72		0.200	0.110	mg/L	1		350.1	Total/NA
Chemical Oxygen Demand	39.3		10.0	9.20	mg/L	2		5220D LL	Total/NA
Total Suspended Solids	80.0		30.0	21.0	mg/L	1		I-3765-85	Total/NA

Client Sample ID: MW-4 — Lab Sample ID: 310-310229-4

Analyte	Result	Qualifier	RL	MDL	Unit	Dil Fac	D	Method	Prep Type
Chloride	180		10.0	4.50	mg/L	10		9056A	Total/NA
Sulfate	48.1		10.0	4.20	mg/L	10		9056A	Total/NA
Boron	0.288		0.100	0.0820	mg/L	1		6020B	Total/NA
Chemical Oxygen Demand	5.96		5.00	4.60	mg/L	1		5220D LL	Total/NA

Client Sample ID: MW-5 — Lab Sample ID: 310-310229-5

Analyte	Result	Qualifier	RL	MDL	Unit	Dil Fac	D	Method	Prep Type
Chloride	173		10.0	4.50	mg/L	10		9056A	Total/NA
Sulfate	819		10.0	4.20	mg/L	10		9056A	Total/NA
Arsenic	0.0505		0.00200	0.000530	mg/L	1		6020B	Total/NA
Boron	19.8		0.700	0.574	mg/L	7		6020B	Total/NA
Cobalt	0.0103		0.000500	0.000170	mg/L	1		6020B	Total/NA
Iron	41.5		0.100	0.0500	mg/L	1		6020B	Total/NA
Magnesium	483		3.50	1.05	mg/L	7		6020B	Total/NA
Manganese	2.36		0.0100	0.00360	mg/L	1		6020B	Total/NA

This Detection Summary does not include radiochemical test results.

Detection Summary

Client: SCS Engineers
Project/Site: Archer Daniels Midland Landfill Fall 2025

Job ID: 310-310229-1

Client Sample ID: MW-5 (Continued) — Lab Sample ID: 310-310229-5

Analyte	Result	Qualifier	RL	MDL	Unit	Dil Fac	D	Method	Prep Type
Ammonia	95.7		20.0	11.0	mg/L	100		350.1	Total/NA
Chemical Oxygen Demand	168		25.0	23.0	mg/L	5		5220D LL	Total/NA
Total Suspended Solids	90.0		30.0	21.0	mg/L	1		I-3765-85	Total/NA

Client Sample ID: MW-6 — Lab Sample ID: 310-310229-6

Analyte	Result	Qualifier	RL	MDL	Unit	Dil Fac	D	Method	Prep Type
Chloride	300		10.0	4.50	mg/L	10		9056A	Total/NA
Sulfate	487		10.0	4.20	mg/L	10		9056A	Total/NA
Arsenic	0.0326		0.00200	0.000530	mg/L	1		6020B	Total/NA
Boron	17.2		0.400	0.328	mg/L	4		6020B	Total/NA
Cobalt	0.00301		0.000500	0.000170	mg/L	1		6020B	Total/NA
Iron	11.0		0.100	0.0500	mg/L	1		6020B	Total/NA
Magnesium	345		2.00	0.600	mg/L	4		6020B	Total/NA
Manganese	0.279		0.0100	0.00360	mg/L	1		6020B	Total/NA
Nickel	0.0545		0.0200	0.00920	mg/L	4		6020B	Total/NA
Ammonia	209		20.0	11.0	mg/L	100		350.1	Total/NA
Chemical Oxygen Demand	101		10.0	9.20	mg/L	2		5220D LL	Total/NA
Total Suspended Solids	106		15.0	10.5	mg/L	1		I-3765-85	Total/NA

Client Sample ID: MW-7 — Lab Sample ID: 310-310229-7

Analyte	Result	Qualifier	RL	MDL	Unit	Dil Fac	D	Method	Prep Type
Chloride	164		10.0	4.50	mg/L	10		9056A	Total/NA
Sulfate	2.87	J	5.00	2.10	mg/L	5		9056A	Total/NA
Arsenic	0.0310		0.00800	0.00212	mg/L	4		6020B	Total/NA
Boron	35.9		1.00	0.820	mg/L	10		6020B	Total/NA
Cobalt	0.00580		0.00200	0.000680	mg/L	4		6020B	Total/NA
Iron	1.91		0.100	0.0500	mg/L	1		6020B	Total/NA
Magnesium	310		2.00	0.600	mg/L	4		6020B	Total/NA
Manganese	0.577		0.0100	0.00360	mg/L	1		6020B	Total/NA
Ammonia	920		20.0	11.0	mg/L	100		350.1	Total/NA
Chemical Oxygen Demand	376		25.0	23.0	mg/L	5		5220D LL	Total/NA
Total Suspended Solids	4.40	J	6.00	4.20	mg/L	1		I-3765-85	Total/NA

Client Sample ID: MW-D — Lab Sample ID: 310-310229-8

Analyte	Result	Qualifier	RL	MDL	Unit	Dil Fac	D	Method	Prep Type
Chloride	111		10.0	4.50	mg/L	10		9056A	Total/NA
Sulfate	44.9		10.0	4.20	mg/L	10		9056A	Total/NA
Boron	0.533		0.100	0.0820	mg/L	1		6020B	Total/NA

Client Sample ID: MW-9 — Lab Sample ID: 310-310229-9

Analyte	Result	Qualifier	RL	MDL	Unit	Dil Fac	D	Method	Prep Type
Chloride	28.2		10.0	4.50	mg/L	10		9056A	Total/NA
Sulfate	769		10.0	4.20	mg/L	10		9056A	Total/NA
Arsenic	0.0688		0.0140	0.00371	mg/L	7		6020B	Total/NA
Boron	12.1		0.400	0.328	mg/L	4		6020B	Total/NA
Cobalt	0.00304		0.00200	0.000680	mg/L	4		6020B	Total/NA
Iron	0.492		0.100	0.0500	mg/L	1		6020B	Total/NA
Magnesium	287		2.00	0.600	mg/L	4		6020B	Total/NA
Manganese	1.38		0.0100	0.00360	mg/L	1		6020B	Total/NA

This Detection Summary does not include radiochemical test results.

Client Sample ID: MW-9 (Continued) — Lab Sample ID: 310-310229-9

Analyte	Result	Qualifier	RL	MDL	Unit	Dil Fac	D	Method	Prep Type
Ammonia	329		200	110	mg/L	1000		350.1	Total/NA
Chemical Oxygen Demand	485		50.0	46.0	mg/L	10		5220D LL	Total/NA
Total Suspended Solids	9.50		7.50	5.25	mg/L	1		I-3765-85	Total/NA

Client Sample ID: MW-10 — Lab Sample ID: 310-310229-10

Analyte	Result	Qualifier	RL	MDL	Unit	Dil Fac	D	Method	Prep Type
Chloride	57.1		10.0	4.50	mg/L	10		9056A	Total/NA
Sulfate	108		10.0	4.20	mg/L	10		9056A	Total/NA
Boron	0.409		0.100	0.0820	mg/L	1		6020B	Total/NA
Cobalt	0.000190	J	0.000500	0.000170	mg/L	1		6020B	Total/NA
Iron	0.218		0.100	0.0500	mg/L	1		6020B	Total/NA
Magnesium	49.0		0.500	0.150	mg/L	1		6020B	Total/NA
Manganese	0.137		0.0100	0.00360	mg/L	1		6020B	Total/NA
Total Suspended Solids	29.1		1.88	1.31	mg/L	1		I-3765-85	Total/NA

Client Sample ID: MW-11 — Lab Sample ID: 310-310229-11

Analyte	Result	Qualifier	RL	MDL	Unit	Dil Fac	D	Method	Prep Type
Chloride	99.0		10.0	4.50	mg/L	10		9056A	Total/NA
Arsenic	0.0523		0.00200	0.000530	mg/L	1		6020B	Total/NA
Boron	0.758		0.400	0.328	mg/L	4		6020B	Total/NA
Cobalt	0.0208		0.000500	0.000170	mg/L	1		6020B	Total/NA
Iron	55.2		0.100	0.0500	mg/L	1		6020B	Total/NA
Magnesium	96.9		2.00	0.600	mg/L	4		6020B	Total/NA
Manganese	1.11		0.0100	0.00360	mg/L	1		6020B	Total/NA
Ammonia	26.4		20.0	11.0	mg/L	100		350.1	Total/NA
Chemical Oxygen Demand	206		50.0	46.0	mg/L	10		5220D LL	Total/NA
Total Suspended Solids	128		30.0	21.0	mg/L	1		I-3765-85	Total/NA

Client Sample ID: MW-12 — Lab Sample ID: 310-310229-12

Analyte	Result	Qualifier	RL	MDL	Unit	Dil Fac	D	Method	Prep Type
Chloride	284		10.0	4.50	mg/L	10		9056A	Total/NA
Sulfate	8.89		5.00	2.10	mg/L	5		9056A	Total/NA
Arsenic	0.0815		0.00200	0.000530	mg/L	1		6020B	Total/NA
Boron	1.99		0.100	0.0820	mg/L	1		6020B	Total/NA
Cobalt	0.00129		0.000500	0.000170	mg/L	1		6020B	Total/NA
Iron	30.7		0.100	0.0500	mg/L	1		6020B	Total/NA
Magnesium	75.7		0.500	0.150	mg/L	1		6020B	Total/NA
Manganese	1.13		0.0100	0.00360	mg/L	1		6020B	Total/NA
Ammonia	16.2		1.88	1.03	mg/L	9.38		350.1	Total/NA
Chemical Oxygen Demand	41.1		10.0	9.20	mg/L	2		5220D LL	Total/NA
Total Suspended Solids	60.0		30.0	21.0	mg/L	1		I-3765-85	Total/NA

Client Sample ID: MW-13 — Lab Sample ID: 310-310229-13

Analyte	Result	Qualifier	RL	MDL	Unit	Dil Fac	D	Method	Prep Type
Chloride	73.5		10.0	4.50	mg/L	10		9056A	Total/NA
Arsenic	0.0907		0.00200	0.000530	mg/L	1		6020B	Total/NA
Boron	8.79		0.400	0.328	mg/L	4		6020B	Total/NA
Cobalt	0.00209		0.000500	0.000170	mg/L	1		6020B	Total/NA
Iron	21.0		0.100	0.0500	mg/L	1		6020B	Total/NA

This Detection Summary does not include radiochemical test results.

Client Sample ID: MW-13 (Continued) — Lab Sample ID: 310-310229-13

Analyte	Result	Qualifier	RL	MDL	Unit	Dil Fac	D	Method	Prep Type
Magnesium	276		2.00	0.600	mg/L	4		6020B	Total/NA
Manganese	1.83		0.0100	0.00360	mg/L	1		6020B	Total/NA
Ammonia	58.1		20.0	11.0	mg/L	100		350.1	Total/NA
Chemical Oxygen Demand	116		5.00	4.60	mg/L	1		5220D LL	Total/NA
Total Suspended Solids	86.0		30.0	21.0	mg/L	1		I-3765-85	Total/NA

Client Sample ID: MW-14 — Lab Sample ID: 310-310229-14

Analyte	Result	Qualifier	RL	MDL	Unit	Dil Fac	D	Method	Prep Type
Chloride	287		10.0	4.50	mg/L	10		9056A	Total/NA
Sulfate	181		10.0	4.20	mg/L	10		9056A	Total/NA
Arsenic	0.000905	J	0.00200	0.000530	mg/L	1		6020B	Total/NA
Boron	1.50		0.400	0.328	mg/L	4		6020B	Total/NA
Cobalt	0.00144		0.000500	0.000170	mg/L	1		6020B	Total/NA
Iron	0.212		0.100	0.0500	mg/L	1		6020B	Total/NA
Magnesium	94.9		2.00	0.600	mg/L	4		6020B	Total/NA
Manganese	0.509		0.0100	0.00360	mg/L	1		6020B	Total/NA
Ammonia	0.567		0.200	0.110	mg/L	1		350.1	Total/NA
Chemical Oxygen Demand	13.9		5.00	4.60	mg/L	1		5220D LL	Total/NA
Total Suspended Solids	2.00		1.88	1.31	mg/L	1		I-3765-85	Total/NA

Client Sample ID: MW-15 — Lab Sample ID: 310-310229-15

Analyte	Result	Qualifier	RL	MDL	Unit	Dil Fac	D	Method	Prep Type
Chloride	99.5		10.0	4.50	mg/L	10		9056A	Total/NA
Sulfate	81.1		10.0	4.20	mg/L	10		9056A	Total/NA
Boron	0.293		0.100	0.0820	mg/L	1		6020B	Total/NA
Magnesium	51.0		0.500	0.150	mg/L	1		6020B	Total/NA
Chemical Oxygen Demand	5.92		5.00	4.60	mg/L	1		5220D LL	Total/NA

Client Sample ID: MW-17 — Lab Sample ID: 310-310229-16

Analyte	Result	Qualifier	RL	MDL	Unit	Dil Fac	D	Method	Prep Type
Chloride	45.5		10.0	4.50	mg/L	10		9056A	Total/NA
Sulfate	48.5		10.0	4.20	mg/L	10		9056A	Total/NA
Boron	0.697		0.100	0.0820	mg/L	1		6020B	Total/NA
Magnesium	29.5		0.500	0.150	mg/L	1		6020B	Total/NA
Manganese	0.265		0.0100	0.00360	mg/L	1		6020B	Total/NA
Chemical Oxygen Demand	5.59		5.00	4.60	mg/L	1		5220D LL	Total/NA

Client Sample ID: MW-18 — Lab Sample ID: 310-310229-17

Analyte	Result	Qualifier	RL	MDL	Unit	Dil Fac	D	Method	Prep Type
Chloride	42.3		10.0	4.50	mg/L	10		9056A	Total/NA
Sulfate	28.1		10.0	4.20	mg/L	10		9056A	Total/NA
Arsenic	0.00515		0.00200	0.000530	mg/L	1		6020B	Total/NA
Boron	0.399		0.100	0.0820	mg/L	1		6020B	Total/NA
Cobalt	0.00259		0.000500	0.000170	mg/L	1		6020B	Total/NA
Iron	1.57		0.100	0.0500	mg/L	1		6020B	Total/NA
Magnesium	37.0		0.500	0.150	mg/L	1		6020B	Total/NA
Manganese	0.351		0.0100	0.00360	mg/L	1		6020B	Total/NA
Ammonia	4.18		0.200	0.110	mg/L	1		350.1	Total/NA
Chemical Oxygen Demand	29.9		5.00	4.60	mg/L	1		5220D LL	Total/NA

This Detection Summary does not include radiochemical test results.

Client Sample ID: MW-18 (Continued) — Lab Sample ID: 310-310229-17

Analyte	Result	Qualifier	RL	MDL	Unit	Dil Fac	D	Method	Prep Type
Total Suspended Solids	12.5		3.75	2.63	mg/L	1		I-3765-85	Total/NA

Client Sample ID: MW-8 — Lab Sample ID: 310-310229-18

Analyte	Result	Qualifier	RL	MDL	Unit	Dil Fac	D	Method	Prep Type
Chloride	112		10.0	4.50	mg/L	10		9056A	Total/NA
Sulfate	45.2		10.0	4.20	mg/L	10		9056A	Total/NA
Boron	0.354		0.100	0.0820	mg/L	1		6020B	Total/NA

Client Sample ID: MW-2 — Lab Sample ID: 310-310229-19

No Detections.

Client Sample ID: MW-7 — Lab Sample ID: 310-310229-20

Analyte	Result	Qualifier	RL	MDL	Unit	Dil Fac	D	Method	Prep Type
Phenols, Total	0.0182	J	0.0200	0.0100	mg/L	1		9066	Total/NA

Client Sample ID: MW-9 — Lab Sample ID: 310-310229-21

Analyte	Result	Qualifier	RL	MDL	Unit	Dil Fac	D	Method	Prep Type
2-Butanone (MEK)	6.23	J	10.0	2.10	ug/L	1		8260D	Total/NA
Acetone	4.03	J	10.0	3.10	ug/L	1		8260D	Total/NA
Benzene	13.1		0.500	0.220	ug/L	1		8260D	Total/NA
Carbon disulfide	1.19		1.00	0.450	ug/L	1		8260D	Total/NA
Ethylbenzene	0.382	J	1.00	0.310	ug/L	1		8260D	Total/NA
Toluene	13.2		1.00	0.430	ug/L	1		8260D	Total/NA
Phenols, Total	0.0261		0.0196	0.00980	mg/L	1		9066	Total/NA

Client Sample ID: MW-11 — Lab Sample ID: 310-310229-22

Analyte	Result	Qualifier	RL	MDL	Unit	Dil Fac	D	Method	Prep Type
Acetone	9.31	J	10.0	3.10	ug/L	1		8260D	Total/NA
Acenaphthene	0.582		0.0997	0.0319	ug/L	1		8270E	Total/NA
Anthracene	0.0440	J	0.0997	0.0369	ug/L	1		8270E	Total/NA
Fluorene	0.380		0.0997	0.0429	ug/L	1		8270E	Total/NA
Phenanthrene	0.143		0.0997	0.0479	ug/L	1		8270E	Total/NA
2-Methylnaphthalene	0.435		0.0997	0.0469	ug/L	1		8270E	Total/NA

Client Sample ID: MW-12 — Lab Sample ID: 310-310229-23

No Detections.

Client Sample ID: MW-18 — Lab Sample ID: 310-310229-24

No Detections.

Client Sample ID: Trip Blank — Lab Sample ID: 310-310229-25

No Detections.

This Detection Summary does not include radiochemical test results.

Client Sample Results

Client: SCS Engineers
Project/Site: Archer Daniels Midland Landfill Fall 2025

Job ID: 310-310229-1

Client Sample ID: MW-1

Date Collected: 07/02/25 10:28
Date Received: 07/03/25 16:05

Lab Sample ID: 310-310229-1

Matrix: Water

Method: SW846 9056A - Anions, Ion Chromatography

Analyte	Result	Qualifier	RL	MDL	Unit	D	Prepared	Analyzed	Dil Fac
Chloride	**174**	**F1**	10.0	4.50	mg/L			07/07/25 15:14	10
Sulfate	**37.6**		10.0	4.20	mg/L			07/07/25 15:14	10

Method: SW846 6020B - Metals (ICP/MS)

Analyte	Result	Qualifier	RL	MDL	Unit	D	Prepared	Analyzed	Dil Fac
Arsenic	<0.00200		0.00200	0.000530	mg/L		07/09/25 08:40	07/09/25 20:41	1
Boron	**0.171**		0.100	0.0820	mg/L		07/09/25 08:40	07/15/25 15:03	1
Cobalt	<0.000500		0.000500	0.000170	mg/L		07/09/25 08:40	07/09/25 20:41	1
Iron	<0.100		0.100	0.0500	mg/L		07/09/25 08:40	07/09/25 20:41	1
Magnesium	**45.6**		0.500	0.150	mg/L		07/09/25 08:40	07/09/25 20:41	1
Manganese	<0.0100		0.0100	0.00360	mg/L		07/09/25 08:40	07/09/25 20:41	1
Nickel	<0.00500		0.00500	0.00230	mg/L		07/09/25 08:40	07/09/25 20:41	1

General Chemistry

Analyte	Result	Qualifier	RL	MDL	Unit	D	Prepared	Analyzed	Dil Fac
Ammonia (EPA 350.1)	<0.200	F1	0.200	0.110	mg/L			07/10/25 22:00	1
Chemical Oxygen Demand (SM 5220D LL)	**11.3**		10.0	9.20	mg/L			07/07/25 13:50	2
Total Suspended Solids (USGS I-3765-85)	<1.88		1.88	1.31	mg/L			07/03/25 17:02	1

Client Sample Results

Client: SCS Engineers
Project/Site: Archer Daniels Midland Landfill Fall 2025

Job ID: 310-310229-1

Client Sample ID: MW-2

Date Collected: 07/02/25 09:46
Date Received: 07/03/25 16:05

Lab Sample ID: 310-310229-2

Matrix: Water

Method: SW846 9056A - Anions, Ion Chromatography

Analyte	Result	Qualifier	RL	MDL	Unit	D	Prepared	Analyzed	Dil Fac
Chloride	**28.4**		10.0	4.50	mg/L			07/07/25 15:50	10
Sulfate	**19.0**		10.0	4.20	mg/L			07/07/25 15:50	10

Method: SW846 6020B - Metals (ICP/MS)

Analyte	Result	Qualifier	RL	MDL	Unit	D	Prepared	Analyzed	Dil Fac
Arsenic	<0.00200		0.00200	0.000530	mg/L		07/09/25 08:40	07/09/25 20:44	1
Boron	**0.227**		0.100	0.0820	mg/L		07/09/25 08:40	07/15/25 15:05	1
Cobalt	**0.000243**	**J**	0.000500	0.000170	mg/L		07/09/25 08:40	07/09/25 20:44	1
Iron	**0.149**		0.100	0.0500	mg/L		07/09/25 08:40	07/09/25 20:44	1
Magnesium	**22.9**		0.500	0.150	mg/L		07/09/25 08:40	07/09/25 20:44	1
Manganese	**0.870**		0.0100	0.00360	mg/L		07/09/25 08:40	07/09/25 20:44	1

General Chemistry

Analyte	Result	Qualifier	RL	MDL	Unit	D	Prepared	Analyzed	Dil Fac
Ammonia (EPA 350.1)	**2.56**		0.200	0.110	mg/L			07/10/25 22:02	1
Chemical Oxygen Demand (SM 5220D LL)	**24.0**		10.0	9.20	mg/L			07/07/25 13:50	2
Total Suspended Solids (USGS I-3765-85)	<1.88		1.88	1.31	mg/L			07/03/25 17:02	1

Client Sample Results

Client: SCS Engineers
Project/Site: Archer Daniels Midland Landfill Fall 2025

Job ID: 310-310229-1

Client Sample ID: MW-3

Date Collected: 07/02/25 11:08
Date Received: 07/03/25 16:05

Lab Sample ID: 310-310229-3

Matrix: Water

Method: SW846 9056A - Anions, Ion Chromatography

Analyte	Result	Qualifier	RL	MDL	Unit	D	Prepared	Analyzed	Dil Fac
Chloride	262		10.0	4.50	mg/L			07/07/25 16:02	10
Sulfate	2.68	J	5.00	2.10	mg/L			07/08/25 09:01	5

Method: SW846 6020B - Metals (ICP/MS)

Analyte	Result	Qualifier	RL	MDL	Unit	D	Prepared	Analyzed	Dil Fac
Arsenic	0.0170		0.00200	0.000530	mg/L		07/10/25 08:40	07/10/25 18:40	1
Boron	4.30		0.400	0.328	mg/L		07/10/25 08:40	07/14/25 13:21	4
Cobalt	0.00174		0.000500	0.000170	mg/L		07/10/25 08:40	07/10/25 18:40	1
Iron	33.5		0.100	0.0500	mg/L		07/10/25 08:40	07/10/25 18:40	1
Magnesium	101		2.00	0.600	mg/L		07/10/25 08:40	07/14/25 13:21	4
Manganese	6.76		0.0100	0.00360	mg/L		07/10/25 08:40	07/10/25 18:40	1

General Chemistry

Analyte	Result	Qualifier	RL	MDL	Unit	D	Prepared	Analyzed	Dil Fac
Ammonia (EPA 350.1)	2.72		0.200	0.110	mg/L			07/10/25 22:03	1
Chemical Oxygen Demand (SM 5220D LL)	39.3		10.0	9.20	mg/L			07/07/25 13:50	2
Total Suspended Solids (USGS I-3765-85)	80.0		30.0	21.0	mg/L			07/03/25 17:02	1

Client Sample Results

Client: SCS Engineers
Project/Site: Archer Daniels Midland Landfill Fall 2025

Job ID: 310-310229-1

Client Sample ID: MW-4

Date Collected: 07/02/25 11:49
Date Received: 07/03/25 16:05

Lab Sample ID: 310-310229-4

Matrix: Water

Method: SW846 9056A - Anions, Ion Chromatography

Analyte	Result	Qualifier	RL	MDL	Unit	D	Prepared	Analyzed	Dil Fac
Chloride	**180**		10.0	4.50	mg/L			07/07/25 16:14	10
Sulfate	**48.1**		10.0	4.20	mg/L			07/07/25 16:14	10

Method: SW846 6020B - Metals (ICP/MS)

Analyte	Result	Qualifier	RL	MDL	Unit	D	Prepared	Analyzed	Dil Fac
Arsenic	<0.00200		0.00200	0.000530	mg/L		07/10/25 08:40	07/10/25 18:43	1
Boron	**0.288**		0.100	0.0820	mg/L		07/10/25 08:40	07/14/25 13:24	1
Cobalt	<0.000500		0.000500	0.000170	mg/L		07/10/25 08:40	07/10/25 18:43	1
Iron	<0.100		0.100	0.0500	mg/L		07/10/25 08:40	07/10/25 18:43	1

General Chemistry

Analyte	Result	Qualifier	RL	MDL	Unit	D	Prepared	Analyzed	Dil Fac
Ammonia (EPA 350.1)	<0.200		0.200	0.110	mg/L			07/10/25 22:03	1
Chemical Oxygen Demand (SM 5220D LL)	**5.96**		5.00	4.60	mg/L			07/07/25 13:50	1
Total Suspended Solids (USGS I-3765-85)	<1.88		1.88	1.31	mg/L			07/03/25 17:02	1

Client Sample Results

Client: SCS Engineers
Project/Site: Archer Daniels Midland Landfill Fall 2025

Job ID: 310-310229-1

Client Sample ID: MW-5

Date Collected: 07/02/25 12:45
Date Received: 07/03/25 16:05

Lab Sample ID: 310-310229-5

Matrix: Water

Method: SW846 9056A - Anions, Ion Chromatography

Analyte	Result	Qualifier	RL	MDL	Unit	D	Prepared	Analyzed	Dil Fac
Chloride	173		10.0	4.50	mg/L			07/07/25 16:26	10
Sulfate	819		10.0	4.20	mg/L			07/07/25 16:26	10

Method: SW846 6020B - Metals (ICP/MS)

Analyte	Result	Qualifier	RL	MDL	Unit	D	Prepared	Analyzed	Dil Fac
Arsenic	0.0505		0.00200	0.000530	mg/L		07/10/25 08:40	07/10/25 18:45	1
Boron	19.8		0.700	0.574	mg/L		07/10/25 08:40	07/14/25 13:26	7
Cobalt	0.0103		0.000500	0.000170	mg/L		07/10/25 08:40	07/10/25 18:45	1
Iron	41.5		0.100	0.0500	mg/L		07/10/25 08:40	07/10/25 18:45	1
Magnesium	483		3.50	1.05	mg/L		07/10/25 08:40	07/14/25 13:26	7
Manganese	2.36		0.0100	0.00360	mg/L		07/10/25 08:40	07/10/25 18:45	1

General Chemistry

Analyte	Result	Qualifier	RL	MDL	Unit	D	Prepared	Analyzed	Dil Fac
Ammonia (EPA 350.1)	95.7		20.0	11.0	mg/L			07/10/25 22:05	100
Chemical Oxygen Demand (SM 5220D LL)	168		25.0	23.0	mg/L			07/08/25 13:02	5
Total Suspended Solids (USGS I-3765-85)	90.0		30.0	21.0	mg/L			07/03/25 17:02	1

Client Sample Results

Client: SCS Engineers
Project/Site: Archer Daniels Midland Landfill Fall 2025

Job ID: 310-310229-1

Client Sample ID: MW-6

Date Collected: 07/02/25 13:27
Date Received: 07/03/25 16:05

Lab Sample ID: 310-310229-6

Matrix: Water

Method: SW846 9056A - Anions, Ion Chromatography

Analyte	Result	Qualifier	RL	MDL	Unit	D	Prepared	Analyzed	Dil Fac
Chloride	300		10.0	4.50	mg/L			07/07/25 16:38	10
Sulfate	487		10.0	4.20	mg/L			07/07/25 16:38	10

Method: SW846 6020B - Metals (ICP/MS)

Analyte	Result	Qualifier	RL	MDL	Unit	D	Prepared	Analyzed	Dil Fac
Arsenic	0.0326		0.00200	0.000530	mg/L		07/10/25 08:40	07/10/25 18:48	1
Boron	17.2		0.400	0.328	mg/L		07/10/25 08:40	07/14/25 13:29	4
Cobalt	0.00301		0.000500	0.000170	mg/L		07/10/25 08:40	07/10/25 18:48	1
Iron	11.0		0.100	0.0500	mg/L		07/10/25 08:40	07/10/25 18:48	1
Magnesium	345		2.00	0.600	mg/L		07/10/25 08:40	07/14/25 13:29	4
Manganese	0.279		0.0100	0.00360	mg/L		07/10/25 08:40	07/10/25 18:48	1
Nickel	0.0545		0.0200	0.00920	mg/L		07/10/25 08:40	07/14/25 13:29	4

General Chemistry

Analyte	Result	Qualifier	RL	MDL	Unit	D	Prepared	Analyzed	Dil Fac
Ammonia (EPA 350.1)	209		20.0	11.0	mg/L			07/10/25 22:05	100
Chemical Oxygen Demand (SM 5220D LL)	101		10.0	9.20	mg/L			07/07/25 13:50	2
Total Suspended Solids (USGS I-3765-85)	106		15.0	10.5	mg/L			07/03/25 17:02	1

Client Sample Results

Client: SCS Engineers
Project/Site: Archer Daniels Midland Landfill Fall 2025

Job ID: 310-310229-1

Client Sample ID: MW-7

Date Collected: 07/02/25 14:50
Date Received: 07/03/25 16:05

Lab Sample ID: 310-310229-7

Matrix: Water

Method: SW846 9056A - Anions, Ion Chromatography

Analyte	Result	Qualifier	RL	MDL	Unit	D	Prepared	Analyzed	Dil Fac
Chloride	164		10.0	4.50	mg/L			07/07/25 17:15	10
Sulfate	2.87	J	5.00	2.10	mg/L			07/08/25 09:13	5

Method: SW846 6020B - Metals (ICP/MS)

Analyte	Result	Qualifier	RL	MDL	Unit	D	Prepared	Analyzed	Dil Fac
Arsenic	0.0310		0.00800	0.00212	mg/L		07/10/25 08:40	07/14/25 13:31	4
Boron	35.9		1.00	0.820	mg/L		07/10/25 08:40	07/15/25 21:12	10
Cobalt	0.00580		0.00200	0.000680	mg/L		07/10/25 08:40	07/14/25 13:31	4
Iron	1.91		0.100	0.0500	mg/L		07/10/25 08:40	07/10/25 18:50	1
Magnesium	310		2.00	0.600	mg/L		07/10/25 08:40	07/14/25 13:31	4
Manganese	0.577		0.0100	0.00360	mg/L		07/10/25 08:40	07/10/25 18:50	1

General Chemistry

Analyte	Result	Qualifier	RL	MDL	Unit	D	Prepared	Analyzed	Dil Fac
Ammonia (EPA 350.1)	920		20.0	11.0	mg/L			07/10/25 22:07	100
Chemical Oxygen Demand (SM 5220D LL)	376		25.0	23.0	mg/L			07/10/25 12:44	5
Total Suspended Solids (USGS I-3765-85)	4.40	J	6.00	4.20	mg/L			07/03/25 17:02	1

Client Sample Results

Client: SCS Engineers
Project/Site: Archer Daniels Midland Landfill Fall 2025

Job ID: 310-310229-1

Client Sample ID: MW-D

Date Collected: 07/01/25 19:50
Date Received: 07/03/25 16:05

Lab Sample ID: 310-310229-8

Matrix: Water

Method: SW846 9056A - Anions, Ion Chromatography

Analyte	Result	Qualifier	RL	MDL	Unit	D	Prepared	Analyzed	Dil Fac
Chloride	**111**		10.0	4.50	mg/L			07/07/25 17:27	10
Sulfate	**44.9**		10.0	4.20	mg/L			07/07/25 17:27	10

Method: SW846 6020B - Metals (ICP/MS)

Analyte	Result	Qualifier	RL	MDL	Unit	D	Prepared	Analyzed	Dil Fac
Arsenic	<0.00200		0.00200	0.000530	mg/L		07/10/25 08:40	07/10/25 18:53	1
Boron	**0.533**		0.100	0.0820	mg/L		07/10/25 08:40	07/14/25 13:34	1
Cobalt	<0.000500		0.000500	0.000170	mg/L		07/10/25 08:40	07/10/25 18:53	1
Iron	<0.100		0.100	0.0500	mg/L		07/10/25 08:40	07/10/25 18:53	1

General Chemistry

Analyte	Result	Qualifier	RL	MDL	Unit	D	Prepared	Analyzed	Dil Fac
Ammonia (EPA 350.1)	<0.200		0.200	0.110	mg/L			07/10/25 22:08	1
Chemical Oxygen Demand (SM 5220D LL)	<5.00		5.00	4.60	mg/L			07/10/25 12:44	1
Total Suspended Solids (USGS I-3765-85)	<1.88		1.88	1.31	mg/L			07/03/25 17:02	1

Client Sample Results

Client: SCS Engineers
Project/Site: Archer Daniels Midland Landfill Fall 2025

Job ID: 310-310229-1

Client Sample ID: MW-9

Date Collected: 07/02/25 16:03
Date Received: 07/03/25 16:05

Lab Sample ID: 310-310229-9

Matrix: Water

Method: SW846 9056A - Anions, Ion Chromatography

Analyte	Result	Qualifier	RL	MDL	Unit	D	Prepared	Analyzed	Dil Fac
Chloride	28.2		10.0	4.50	mg/L			07/07/25 17:39	10
Sulfate	769		10.0	4.20	mg/L			07/07/25 17:39	10

Method: SW846 6020B - Metals (ICP/MS)

Analyte	Result	Qualifier	RL	MDL	Unit	D	Prepared	Analyzed	Dil Fac
Arsenic	0.0688		0.0140	0.00371	mg/L		07/10/25 08:40	07/16/25 13:23	7
Boron	12.1		0.400	0.328	mg/L		07/10/25 08:40	07/14/25 13:37	4
Cobalt	0.00304		0.00200	0.000680	mg/L		07/10/25 08:40	07/14/25 13:37	4
Iron	0.492		0.100	0.0500	mg/L		07/10/25 08:40	07/10/25 19:03	1
Magnesium	287		2.00	0.600	mg/L		07/10/25 08:40	07/14/25 13:37	4
Manganese	1.38		0.0100	0.00360	mg/L		07/10/25 08:40	07/10/25 19:03	1

General Chemistry

Analyte	Result	Qualifier	RL	MDL	Unit	D	Prepared	Analyzed	Dil Fac
Ammonia (EPA 350.1)	329		200	110	mg/L			07/10/25 22:09	1000
Chemical Oxygen Demand (SM 5220D LL)	485		50.0	46.0	mg/L			07/10/25 12:44	10
Total Suspended Solids (USGS I-3765-85)	9.50		7.50	5.25	mg/L			07/03/25 17:02	1

Client Sample Results

Client: SCS Engineers
Project/Site: Archer Daniels Midland Landfill Fall 2025

Job ID: 310-310229-1

Client Sample ID: MW-10

Date Collected: 07/01/25 18:51
Date Received: 07/03/25 16:05

Lab Sample ID: 310-310229-10

Matrix: Water

Method: SW846 9056A - Anions, Ion Chromatography

Analyte	Result	Qualifier	RL	MDL	Unit	D	Prepared	Analyzed	Dil Fac
Chloride	**57.1**		10.0	4.50	mg/L			07/07/25 17:51	10
Sulfate	**108**		10.0	4.20	mg/L			07/07/25 17:51	10

Method: SW846 6020B - Metals (ICP/MS)

Analyte	Result	Qualifier	RL	MDL	Unit	D	Prepared	Analyzed	Dil Fac
Arsenic	<0.00200		0.00200	0.000530	mg/L		07/10/25 08:40	07/10/25 19:06	1
Boron	**0.409**		0.100	0.0820	mg/L		07/10/25 08:40	07/14/25 13:39	1
Cobalt	**0.000190**	**J**	0.000500	0.000170	mg/L		07/10/25 08:40	07/10/25 19:06	1
Iron	**0.218**		0.100	0.0500	mg/L		07/10/25 08:40	07/10/25 19:06	1
Magnesium	**49.0**		0.500	0.150	mg/L		07/10/25 08:40	07/10/25 19:06	1
Manganese	**0.137**		0.0100	0.00360	mg/L		07/10/25 08:40	07/10/25 19:06	1

General Chemistry

Analyte	Result	Qualifier	RL	MDL	Unit	D	Prepared	Analyzed	Dil Fac
Ammonia (EPA 350.1)	<0.200		0.200	0.110	mg/L			07/10/25 22:10	1
Chemical Oxygen Demand (SM 5220D LL)	<5.00		5.00	4.60	mg/L			07/10/25 12:44	1
Total Suspended Solids (USGS I-3765-85)	**29.1**		1.88	1.31	mg/L			07/03/25 17:02	1

Client Sample Results

Client: SCS Engineers
Project/Site: Archer Daniels Midland Landfill Fall 2025

Job ID: 310-310229-1

Client Sample ID: MW-11

Date Collected: 07/01/25 18:15
Date Received: 07/03/25 16:05

Lab Sample ID: 310-310229-11

Matrix: Water

Method: SW846 9056A - Anions, Ion Chromatography

Analyte	Result	Qualifier	RL	MDL	Unit	D	Prepared	Analyzed	Dil Fac
Chloride	99.0		10.0	4.50	mg/L			07/07/25 18:03	10
Sulfate	<5.00		5.00	2.10	mg/L			07/08/25 09:25	5

Method: SW846 6020B - Metals (ICP/MS)

Analyte	Result	Qualifier	RL	MDL	Unit	D	Prepared	Analyzed	Dil Fac
Arsenic	0.0523		0.00200	0.000530	mg/L		07/10/25 08:40	07/10/25 19:08	1
Boron	0.758		0.400	0.328	mg/L		07/10/25 08:40	07/14/25 13:42	4
Cobalt	0.0208		0.000500	0.000170	mg/L		07/10/25 08:40	07/10/25 19:08	1
Iron	55.2		0.100	0.0500	mg/L		07/10/25 08:40	07/10/25 19:08	1
Magnesium	96.9		2.00	0.600	mg/L		07/10/25 08:40	07/14/25 13:42	4
Manganese	1.11		0.0100	0.00360	mg/L		07/10/25 08:40	07/10/25 19:08	1

General Chemistry

Analyte	Result	Qualifier	RL	MDL	Unit	D	Prepared	Analyzed	Dil Fac
Ammonia (EPA 350.1)	26.4		20.0	11.0	mg/L			07/10/25 22:10	100
Chemical Oxygen Demand (SM 5220D LL)	206		50.0	46.0	mg/L			07/10/25 12:44	10
Total Suspended Solids (USGS I-3765-85)	128		30.0	21.0	mg/L			07/03/25 17:02	1

Client Sample Results

Client: SCS Engineers
Project/Site: Archer Daniels Midland Landfill Fall 2025

Job ID: 310-310229-1

Client Sample ID: MW-12

Date Collected: 07/01/25 17:38
Date Received: 07/03/25 16:05

Lab Sample ID: 310-310229-12

Matrix: Water

Method: SW846 9056A - Anions, Ion Chromatography

Analyte	Result	Qualifier	RL	MDL	Unit	D	Prepared	Analyzed	Dil Fac
Chloride	284		10.0	4.50	mg/L			07/07/25 18:15	10
Sulfate	8.89		5.00	2.10	mg/L			07/08/25 09:37	5

Method: SW846 6020B - Metals (ICP/MS)

Analyte	Result	Qualifier	RL	MDL	Unit	D	Prepared	Analyzed	Dil Fac
Arsenic	0.0815		0.00200	0.000530	mg/L		07/10/25 08:40	07/10/25 19:11	1
Boron	1.99		0.100	0.0820	mg/L		07/10/25 08:40	07/14/25 13:49	1
Cobalt	0.00129		0.000500	0.000170	mg/L		07/10/25 08:40	07/10/25 19:11	1
Iron	30.7		0.100	0.0500	mg/L		07/10/25 08:40	07/10/25 19:11	1
Magnesium	75.7		0.500	0.150	mg/L		07/10/25 08:40	07/10/25 19:11	1
Manganese	1.13		0.0100	0.00360	mg/L		07/10/25 08:40	07/10/25 19:11	1

General Chemistry

Analyte	Result	Qualifier	RL	MDL	Unit	D	Prepared	Analyzed	Dil Fac
Ammonia (EPA 350.1)	16.2		1.88	1.03	mg/L			07/10/25 22:36	9.38
Chemical Oxygen Demand (SM 5220D LL)	41.1		10.0	9.20	mg/L			07/10/25 12:44	2
Total Suspended Solids (USGS I-3765-85)	60.0		30.0	21.0	mg/L			07/03/25 17:02	1

Client Sample Results

Client: SCS Engineers
Project/Site: Archer Daniels Midland Landfill Fall 2025

Job ID: 310-310229-1

Client Sample ID: MW-13

Date Collected: 07/01/25 16:37
Date Received: 07/03/25 16:05

Lab Sample ID: 310-310229-13

Matrix: Water

Method: SW846 9056A - Anions, Ion Chromatography

Analyte	Result	Qualifier	RL	MDL	Unit	D	Prepared	Analyzed	Dil Fac
Chloride	73.5		10.0	4.50	mg/L			07/07/25 18:27	10
Sulfate	<5.00		5.00	2.10	mg/L			07/08/25 09:49	5

Method: SW846 6020B - Metals (ICP/MS)

Analyte	Result	Qualifier	RL	MDL	Unit	D	Prepared	Analyzed	Dil Fac
Arsenic	0.0907		0.00200	0.000530	mg/L		07/10/25 08:40	07/10/25 19:16	1
Boron	8.79		0.400	0.328	mg/L		07/10/25 08:40	07/14/25 13:55	4
Cobalt	0.00209		0.000500	0.000170	mg/L		07/10/25 08:40	07/10/25 19:16	1
Iron	21.0		0.100	0.0500	mg/L		07/10/25 08:40	07/10/25 19:16	1
Magnesium	276		2.00	0.600	mg/L		07/10/25 08:40	07/14/25 13:55	4
Manganese	1.83		0.0100	0.00360	mg/L		07/10/25 08:40	07/10/25 19:16	1

General Chemistry

Analyte	Result	Qualifier	RL	MDL	Unit	D	Prepared	Analyzed	Dil Fac
Ammonia (EPA 350.1)	58.1		20.0	11.0	mg/L			07/10/25 22:12	100
Chemical Oxygen Demand (SM 5220D LL)	116		5.00	4.60	mg/L			07/10/25 12:44	1
Total Suspended Solids (USGS I-3765-85)	86.0		30.0	21.0	mg/L			07/03/25 17:02	1

Client Sample Results

Client: SCS Engineers
Project/Site: Archer Daniels Midland Landfill Fall 2025

Job ID: 310-310229-1

Client Sample ID: MW-14

Date Collected: 07/01/25 15:26
Date Received: 07/03/25 16:05

Lab Sample ID: 310-310229-14

Matrix: Water

Method: SW846 9056A - Anions, Ion Chromatography

Analyte	Result	Qualifier	RL	MDL	Unit	D	Prepared	Analyzed	Dil Fac
Chloride	287		10.0	4.50	mg/L			07/07/25 18:39	10
Sulfate	181		10.0	4.20	mg/L			07/07/25 18:39	10

Method: SW846 6020B - Metals (ICP/MS)

Analyte	Result	Qualifier	RL	MDL	Unit	D	Prepared	Analyzed	Dil Fac
Arsenic	0.000905	J	0.00200	0.000530	mg/L		07/10/25 08:40	07/10/25 19:19	1
Boron	1.50		0.400	0.328	mg/L		07/10/25 08:40	07/14/25 13:57	4
Cobalt	0.00144		0.000500	0.000170	mg/L		07/10/25 08:40	07/10/25 19:19	1
Iron	0.212		0.100	0.0500	mg/L		07/10/25 08:40	07/10/25 19:19	1
Magnesium	94.9		2.00	0.600	mg/L		07/10/25 08:40	07/14/25 13:57	4
Manganese	0.509		0.0100	0.00360	mg/L		07/10/25 08:40	07/10/25 19:19	1

General Chemistry

Analyte	Result	Qualifier	RL	MDL	Unit	D	Prepared	Analyzed	Dil Fac
Ammonia (EPA 350.1)	0.567		0.200	0.110	mg/L			07/10/25 22:13	1
Chemical Oxygen Demand (SM 5220D LL)	13.9		5.00	4.60	mg/L			07/10/25 12:44	1
Total Suspended Solids (USGS I-3765-85)	2.00		1.88	1.31	mg/L			07/03/25 17:02	1

Client Sample Results

Client: SCS Engineers
Project/Site: Archer Daniels Midland Landfill Fall 2025

Job ID: 310-310229-1

Client Sample ID: MW-15

Date Collected: 07/01/25 16:02
Date Received: 07/03/25 16:05

Lab Sample ID: 310-310229-15

Matrix: Water

Method: SW846 9056A - Anions, Ion Chromatography

Analyte	Result	Qualifier	RL	MDL	Unit	D	Prepared	Analyzed	Dil Fac
Chloride	**99.5**		10.0	4.50	mg/L			07/07/25 18:51	10
Sulfate	**81.1**		10.0	4.20	mg/L			07/07/25 18:51	10

Method: SW846 6020B - Metals (ICP/MS)

Analyte	Result	Qualifier	RL	MDL	Unit	D	Prepared	Analyzed	Dil Fac
Arsenic	<0.00200		0.00200	0.000530	mg/L		07/10/25 08:40	07/10/25 19:21	1
Boron	**0.293**		0.100	0.0820	mg/L		07/10/25 08:40	07/14/25 14:00	1
Cobalt	<0.000500		0.000500	0.000170	mg/L		07/10/25 08:40	07/10/25 19:21	1
Iron	<0.100		0.100	0.0500	mg/L		07/10/25 08:40	07/10/25 19:21	1
Magnesium	**51.0**		0.500	0.150	mg/L		07/10/25 08:40	07/10/25 19:21	1

General Chemistry

Analyte	Result	Qualifier	RL	MDL	Unit	D	Prepared	Analyzed	Dil Fac
Ammonia (EPA 350.1)	<0.200		0.200	0.110	mg/L			07/10/25 22:14	1
Chemical Oxygen Demand (SM 5220D LL)	**5.92**		5.00	4.60	mg/L			07/10/25 12:44	1
Total Suspended Solids (USGS I-3765-85)	<1.88		1.88	1.31	mg/L			07/03/25 17:02	1

Client Sample Results

Client: SCS Engineers
Project/Site: Archer Daniels Midland Landfill Fall 2025

Job ID: 310-310229-1

Client Sample ID: MW-17

Date Collected: 07/01/25 14:03
Date Received: 07/03/25 16:05

Lab Sample ID: 310-310229-16

Matrix: Water

Method: SW846 9056A - Anions, Ion Chromatography

Analyte	Result	Qualifier	RL	MDL	Unit	D	Prepared	Analyzed	Dil Fac
Chloride	**45.5**		10.0	4.50	mg/L			07/07/25 19:04	10
Sulfate	**48.5**		10.0	4.20	mg/L			07/07/25 19:04	10

Method: SW846 6020B - Metals (ICP/MS)

Analyte	Result	Qualifier	RL	MDL	Unit	D	Prepared	Analyzed	Dil Fac
Arsenic	<0.00200		0.00200	0.000530	mg/L		07/10/25 08:40	07/10/25 19:24	1
Boron	**0.697**		0.100	0.0820	mg/L		07/10/25 08:40	07/14/25 14:02	1
Cobalt	<0.000500		0.000500	0.000170	mg/L		07/10/25 08:40	07/10/25 19:24	1
Iron	<0.100		0.100	0.0500	mg/L		07/10/25 08:40	07/10/25 19:24	1
Magnesium	**29.5**		0.500	0.150	mg/L		07/10/25 08:40	07/10/25 19:24	1
Manganese	**0.265**		0.0100	0.00360	mg/L		07/10/25 08:40	07/10/25 19:24	1
Nickel	<0.00500		0.00500	0.00230	mg/L		07/10/25 08:40	07/14/25 14:02	1

General Chemistry

Analyte	Result	Qualifier	RL	MDL	Unit	D	Prepared	Analyzed	Dil Fac
Ammonia (EPA 350.1)	<0.200		0.200	0.110	mg/L			07/10/25 22:15	1
Chemical Oxygen Demand (SM 5220D LL)	**5.59**		5.00	4.60	mg/L			07/10/25 12:44	1
Total Suspended Solids (USGS I-3765-85)	<1.88		1.88	1.31	mg/L			07/03/25 17:02	1

Client Sample Results

Client: SCS Engineers
Project/Site: Archer Daniels Midland Landfill Fall 2025

Job ID: 310-310229-1

Client Sample ID: MW-18

Date Collected: 07/01/25 13:26
Date Received: 07/03/25 16:05

Lab Sample ID: 310-310229-17

Matrix: Water

Method: SW846 9056A - Anions, Ion Chromatography

Analyte	Result	Qualifier	RL	MDL	Unit	D	Prepared	Analyzed	Dil Fac
Chloride	42.3		10.0	4.50	mg/L			07/07/25 19:40	10
Sulfate	28.1		10.0	4.20	mg/L			07/07/25 19:40	10

Method: SW846 6020B - Metals (ICP/MS)

Analyte	Result	Qualifier	RL	MDL	Unit	D	Prepared	Analyzed	Dil Fac
Arsenic	0.00515		0.00200	0.000530	mg/L		07/10/25 08:40	07/10/25 19:26	1
Boron	0.399		0.100	0.0820	mg/L		07/10/25 08:40	07/14/25 14:05	1
Cobalt	0.00259		0.000500	0.000170	mg/L		07/10/25 08:40	07/10/25 19:26	1
Iron	1.57		0.100	0.0500	mg/L		07/10/25 08:40	07/10/25 19:26	1
Magnesium	37.0		0.500	0.150	mg/L		07/10/25 08:40	07/10/25 19:26	1
Manganese	0.351		0.0100	0.00360	mg/L		07/10/25 08:40	07/10/25 19:26	1

General Chemistry

Analyte	Result	Qualifier	RL	MDL	Unit	D	Prepared	Analyzed	Dil Fac
Ammonia (EPA 350.1)	4.18		0.200	0.110	mg/L			07/10/25 22:17	1
Chemical Oxygen Demand (SM 5220D LL)	29.9		5.00	4.60	mg/L			07/10/25 12:44	1
Total Suspended Solids (USGS I-3765-85)	12.5		3.75	2.63	mg/L			07/03/25 17:02	1

Client Sample Results

Client: SCS Engineers
Project/Site: Archer Daniels Midland Landfill Fall 2025

Job ID: 310-310229-1

Client Sample ID: MW-8

Lab Sample ID: 310-310229-18

Date Collected: 07/01/25 16:03
Date Received: 07/03/25 16:05

Matrix: Water

Method: SW846 9056A - Anions, Ion Chromatography

Analyte	Result	Qualifier	RL	MDL	Unit	D	Prepared	Analyzed	Dil Fac
Chloride	**112**		10.0	4.50	mg/L			07/07/25 19:53	10
Sulfate	**45.2**		10.0	4.20	mg/L			07/07/25 19:53	10

Method: SW846 6020B - Metals (ICP/MS)

Analyte	Result	Qualifier	RL	MDL	Unit	D	Prepared	Analyzed	Dil Fac
Arsenic	<0.00200		0.00200	0.000530	mg/L		07/10/25 08:40	07/10/25 19:37	1
Boron	**0.354**		0.100	0.0820	mg/L		07/10/25 08:40	07/14/25 14:07	1
Cobalt	<0.000500		0.000500	0.000170	mg/L		07/10/25 08:40	07/10/25 19:37	1
Iron	<0.100		0.100	0.0500	mg/L		07/10/25 08:40	07/10/25 19:37	1

General Chemistry

Analyte	Result	Qualifier	RL	MDL	Unit	D	Prepared	Analyzed	Dil Fac
Ammonia (EPA 350.1)	<0.200		0.200	0.110	mg/L			07/10/25 22:17	1
Chemical Oxygen Demand (SM 5220D LL)	<5.00		5.00	4.60	mg/L			07/10/25 12:44	1
Total Suspended Solids (USGS I-3765-85)	<1.88		1.88	1.31	mg/L			07/03/25 17:02	1

Client Sample Results

Client: SCS Engineers
Project/Site: Archer Daniels Midland Landfill Fall 2025

Job ID: 310-310229-1

Client Sample ID: MW-2

Lab Sample ID: 310-310229-19

Date Collected: 07/02/25 09:46
Date Received: 07/03/25 16:05

Matrix: Water

General Chemistry

Analyte	Result	Qualifier	RL	MDL	Unit	D	Prepared	Analyzed	Dil Fac
Phenols, Total (SW846 9066)	<0.0200		0.0200	0.0100	mg/L		07/15/25 07:34	07/15/25 20:18	1

Client Sample Results

Client: SCS Engineers
Job ID: 310-310229-1
Project/Site: Archer Daniels Midland Landfill Fall 2025

Client Sample ID: MW-7
Lab Sample ID: 310-310229-20

Date Collected: 07/02/25 14:30
Matrix: Water
Date Received: 07/03/25 16:05

Method: SW846 8270E - Semivolatile Organic Compounds (GC/MS)

Analyte	Result	Qualifier	RL	MDL	Unit	D	Prepared	Analyzed	Dil Fac
1,2,4-Trichlorobenzene	<10.2		10.2	0.571	ug/L		07/08/25 07:33	07/08/25 15:18	1
1,2-Dichlorobenzene	<10.2		10.2	0.633	ug/L		07/08/25 07:33	07/08/25 15:18	1
1,3-Dichlorobenzene	<10.2		10.2	0.653	ug/L		07/08/25 07:33	07/08/25 15:18	1
1,4-Dichlorobenzene	<10.2		10.2	0.653	ug/L		07/08/25 07:33	07/08/25 15:18	1
2,4-Dinitrotoluene	<10.2		10.2	6.53	ug/L		07/08/25 07:33	07/08/25 15:18	1
2,6-Dinitrotoluene	<10.2		10.2	0.531	ug/L		07/08/25 07:33	07/08/25 15:18	1
2-Chloronaphthalene	<10.2		10.2	0.653	ug/L		07/08/25 07:33	07/08/25 15:18	1
2-Methylnaphthalene	<10.2		10.2	0.602	ug/L		07/08/25 07:33	07/08/25 15:18	1
2-Nitroaniline	<10.2		10.2	6.02	ug/L		07/08/25 07:33	07/08/25 15:18	1
3,3'-Dichlorobenzidine	<10.2		10.2	1.43	ug/L		07/08/25 07:33	07/08/25 15:18	1
3-Nitroaniline	<10.2		10.2	2.76	ug/L		07/08/25 07:33	07/08/25 15:18	1
4-Bromophenyl phenyl ether	<10.2		10.2	0.714	ug/L		07/08/25 07:33	07/08/25 15:18	1
4-Chloroaniline	<10.2		10.2	0.633	ug/L		07/08/25 07:33	07/08/25 15:18	1
4-Chlorophenyl phenyl ether	<10.2		10.2	0.704	ug/L		07/08/25 07:33	07/08/25 15:18	1
4-Nitroaniline	<10.2		10.2	1.33	ug/L		07/08/25 07:33	07/08/25 15:18	1
Acenaphthene	<10.2		10.2	0.653	ug/L		07/08/25 07:33	07/08/25 15:18	1
Acenaphthylene	<10.2		10.2	0.735	ug/L		07/08/25 07:33	07/08/25 15:18	1
Anthracene	<10.2		10.2	0.888	ug/L		07/08/25 07:33	07/08/25 15:18	1
Benzidine	<20.4		20.4	1.12	ug/L		07/08/25 07:33	07/08/25 15:18	1
Benzo(a)anthracene	<10.2		10.2	0.867	ug/L		07/08/25 07:33	07/08/25 15:18	1
Benzo(a)pyrene	<10.2		10.2	8.27	ug/L		07/08/25 07:33	07/08/25 15:18	1
Benzo(b)fluoranthene	<10.2		10.2	5.00	ug/L		07/08/25 07:33	07/08/25 15:18	1
Benzo(g,h,i)perylene	<10.2		10.2	6.43	ug/L		07/08/25 07:33	07/08/25 15:18	1
Benzo(k)fluoranthene	<10.2		10.2	2.24	ug/L		07/08/25 07:33	07/08/25 15:18	1
Benzyl alcohol	<10.2		10.2	1.33	ug/L		07/08/25 07:33	07/08/25 15:18	1
Bis(2-chloroethoxy)methane	<10.2		10.2	0.776	ug/L		07/08/25 07:33	07/08/25 15:18	1
Bis(2-chloroethyl)ether	<10.2		10.2	0.837	ug/L		07/08/25 07:33	07/08/25 15:18	1
bis(2-chloroisopropyl) ether	<10.2		10.2	0.551	ug/L		07/08/25 07:33	07/08/25 15:18	1
Bis(2-ethylhexyl) phthalate	<10.2		10.2	5.61	ug/L		07/08/25 07:33	07/08/25 15:18	1
Butyl benzyl phthalate	<10.2		10.2	5.51	ug/L		07/08/25 07:33	07/08/25 15:18	1
Carbazole	<10.2		10.2	1.02	ug/L		07/08/25 07:33	07/08/25 15:18	1
Chrysene	<10.2		10.2	0.888	ug/L		07/08/25 07:33	07/08/25 15:18	1
Dibenz(a,h)anthracene	<10.2		10.2	3.98	ug/L		07/08/25 07:33	07/08/25 15:18	1
Dibenzofuran	<10.2		10.2	0.755	ug/L		07/08/25 07:33	07/08/25 15:18	1
Diethyl phthalate	<10.2		10.2	1.73	ug/L		07/08/25 07:33	07/08/25 15:18	1
Dimethyl phthalate	<10.2		10.2	1.02	ug/L		07/08/25 07:33	07/08/25 15:18	1
Di-n-butyl phthalate	<10.2		10.2	5.71	ug/L		07/08/25 07:33	07/08/25 15:18	1
Di-n-octyl phthalate	<20.4		20.4	7.14	ug/L		07/08/25 07:33	07/08/25 15:18	1
Fluoranthene	<10.2		10.2	1.73	ug/L		07/08/25 07:33	07/08/25 15:18	1
Fluorene	<10.2		10.2	0.806	ug/L		07/08/25 07:33	07/08/25 15:18	1
Hexachlorobenzene	<10.2		10.2	0.714	ug/L		07/08/25 07:33	07/08/25 15:18	1
Hexachlorobutadiene	<10.2		10.2	0.878	ug/L		07/08/25 07:33	07/08/25 15:18	1
Hexachlorocyclopentadiene	<10.2		10.2	5.20	ug/L		07/08/25 07:33	07/08/25 15:18	1
Hexachloroethane	<10.2		10.2	0.990	ug/L		07/08/25 07:33	07/08/25 15:18	1
Indeno(1,2,3-cd)pyrene	<10.2		10.2	4.29	ug/L		07/08/25 07:33	07/08/25 15:18	1
Isophorone	<10.2		10.2	0.949	ug/L		07/08/25 07:33	07/08/25 15:18	1
Naphthalene	<10.2		10.2	6.22	ug/L		07/08/25 07:33	07/08/25 15:18	1
Nitrobenzene	<10.2		10.2	0.816	ug/L		07/08/25 07:33	07/08/25 15:18	1
N-Nitrosodimethylamine	<10.2		10.2	0.735	ug/L		07/08/25 07:33	07/08/25 15:18	1

Client Sample ID: MW-7
Lab Sample ID: 310-310229-20

Date Collected: 07/02/25 14:30
Matrix: Water
Date Received: 07/03/25 16:05

Method: SW846 8270E - Semivolatile Organic Compounds (GC/MS) (Continued)

Analyte	Result	Qualifier	RL	MDL	Unit	D	Prepared	Analyzed	Dil Fac
N-Nitrosodi-n-propylamine	<10.2		10.2	0.939	ug/L		07/08/25 07:33	07/08/25 15:18	1
N-Nitrosodiphenylamine	<10.2		10.2	0.765	ug/L		07/08/25 07:33	07/08/25 15:18	1
Phenanthrene	<10.2		10.2	0.806	ug/L		07/08/25 07:33	07/08/25 15:18	1
Pyrene	<10.2		10.2	0.806	ug/L		07/08/25 07:33	07/08/25 15:18	1
Pyridine	<10.2		10.2	1.63	ug/L		07/08/25 07:33	07/08/25 15:18	1

Surrogate	*%Recovery*	*Qualifier*	*Limits*	*Prepared*	*Analyzed*	*Dil Fac*
Nitrobenzene-d5 (Surr)	*83*		*39 - 140*	*07/08/25 07:33*	*07/08/25 15:18*	*1*
2-Fluorobiphenyl (Surr)	*71*		*33 - 126*	*07/08/25 07:33*	*07/08/25 15:18*	*1*
Terphenyl-d14 (Surr)	*83*		*13 - 150*	*07/08/25 07:33*	*07/08/25 15:18*	*1*

General Chemistry

Analyte	Result	Qualifier	RL	MDL	Unit	D	Prepared	Analyzed	Dil Fac
Phenols, Total (SW846 9066)	**0.0182**	**J**	0.0200	0.0100	mg/L		07/15/25 07:34	07/15/25 20:19	1

Client Sample ID: MW-9
Lab Sample ID: 310-310229-21

Date Collected: 07/02/25 16:03
Matrix: Water
Date Received: 07/03/25 16:05

Method: SW846 8260D - Volatile Organic Compounds by GC/MS

Analyte	Result	Qualifier	RL	MDL	Unit	D	Prepared	Analyzed	Dil Fac
1,1,1,2-Tetrachloroethane	<1.00		1.00	0.380	ug/L			07/11/25 17:58	1
1,1,1-Trichloroethane	<1.00		1.00	0.190	ug/L			07/11/25 17:58	1
1,1,2,2-Tetrachloroethane	<1.00		1.00	0.470	ug/L			07/11/25 17:58	1
1,1,2-Trichloroethane	<1.00		1.00	0.450	ug/L			07/11/25 17:58	1
1,1-Dichloroethane	<1.00		1.00	0.220	ug/L			07/11/25 17:58	1
1,1-Dichloroethene	<2.00		2.00	0.560	ug/L			07/11/25 17:58	1
1,1-Dichloropropene	<1.00		1.00	0.430	ug/L			07/11/25 17:58	1
1,2,3-Trichlorobenzene	<5.00		5.00	0.900	ug/L			07/11/25 17:58	1
1,2,3-Trichloropropane	<1.00		1.00	0.590	ug/L			07/11/25 17:58	1
1,2,4-Trichlorobenzene	<5.00		5.00	0.750	ug/L			07/11/25 17:58	1
1,2,4-Trimethylbenzene	<1.00		1.00	0.420	ug/L			07/11/25 17:58	1
1,2-Dibromo-3-chloropropane	<5.00		5.00	1.20	ug/L			07/11/25 17:58	1
1,2-Dibromoethane (EDB)	<1.00		1.00	0.340	ug/L			07/11/25 17:58	1
1,2-Dichlorobenzene	<1.00		1.00	0.370	ug/L			07/11/25 17:58	1
1,2-Dichloroethane	<1.00		1.00	0.390	ug/L			07/11/25 17:58	1
1,2-Dichloropropane	<1.00		1.00	0.270	ug/L			07/11/25 17:58	1
1,3,5-Trimethylbenzene	<1.00		1.00	0.370	ug/L			07/11/25 17:58	1
1,3-Dichlorobenzene	<1.00		1.00	0.300	ug/L			07/11/25 17:58	1
1,3-Dichloropropane	<1.00		1.00	0.400	ug/L			07/11/25 17:58	1
1,4-Dichlorobenzene	<1.00		1.00	0.230	ug/L			07/11/25 17:58	1
2,2-Dichloropropane	<4.00		4.00	0.690	ug/L			07/11/25 17:58	1
2-Butanone (MEK)	**6.23**	**J**	10.0	2.10	ug/L			07/11/25 17:58	1
2-Chlorotoluene	<1.00		1.00	0.280	ug/L			07/11/25 17:58	1
4-Chlorotoluene	<1.00		1.00	0.290	ug/L			07/11/25 17:58	1
Acetone	**4.03**	**J**	10.0	3.10	ug/L			07/11/25 17:58	1
Benzene	**13.1**		0.500	0.220	ug/L			07/11/25 17:58	1
Bromobenzene	<1.00		1.00	0.340	ug/L			07/11/25 17:58	1
Bromochloromethane	<5.00		5.00	0.540	ug/L			07/11/25 17:58	1
Bromodichloromethane	<1.00		1.00	0.390	ug/L			07/11/25 17:58	1
Bromoform	<5.00		5.00	0.780	ug/L			07/11/25 17:58	1
Bromomethane	<4.00		4.00	1.10	ug/L			07/11/25 17:58	1
Carbon disulfide	**1.19**		1.00	0.450	ug/L			07/11/25 17:58	1
Carbon tetrachloride	<2.00		2.00	0.650	ug/L			07/11/25 17:58	1
Chlorobenzene	<1.00		1.00	0.400	ug/L			07/11/25 17:58	1
Chlorodibromomethane	<5.00		5.00	0.750	ug/L			07/11/25 17:58	1
Chloroethane	<4.00		4.00	0.790	ug/L			07/11/25 17:58	1
Chloroform	<3.00		3.00	1.30	ug/L			07/11/25 17:58	1
Chloromethane	<3.00		3.00	0.610	ug/L			07/11/25 17:58	1
cis-1,2-Dichloroethene	<1.00		1.00	0.210	ug/L			07/11/25 17:58	1
cis-1,3-Dichloropropene	<5.00		5.00	0.250	ug/L			07/11/25 17:58	1
Dibromomethane	<1.00		1.00	0.330	ug/L			07/11/25 17:58	1
Dichlorodifluoromethane	<3.00		3.00	0.250	ug/L			07/11/25 17:58	1
Ethylbenzene	**0.382**	**J**	1.00	0.310	ug/L			07/11/25 17:58	1
Hexachlorobutadiene	<5.00		5.00	1.40	ug/L			07/11/25 17:58	1
Hexane	<1.00		1.00	0.780	ug/L			07/11/25 17:58	1
Isopropylbenzene	<1.00		1.00	0.350	ug/L			07/11/25 17:58	1
Methyl tert-butyl ether	<1.00		1.00	0.490	ug/L			07/11/25 17:58	1
Methylene chloride	<5.00		5.00	1.70	ug/L			07/11/25 17:58	1
Naphthalene	<5.00		5.00	3.00	ug/L			07/11/25 17:58	1

Client Sample ID: MW-9

Date Collected: 07/02/25 16:03
Date Received: 07/03/25 16:05

Lab Sample ID: 310-310229-21

Matrix: Water

Method: SW846 8260D - Volatile Organic Compounds by GC/MS (Continued)

Analyte	Result	Qualifier	RL	MDL	Unit	D	Prepared	Analyzed	Dil Fac
n-Butylbenzene	<1.00		1.00	0.440	ug/L			07/11/25 17:58	1
n-Propylbenzene	<1.00		1.00	0.390	ug/L			07/11/25 17:58	1
p-Isopropyltoluene	<1.00		1.00	0.330	ug/L			07/11/25 17:58	1
sec-Butylbenzene	<1.00		1.00	0.440	ug/L			07/11/25 17:58	1
Styrene	<1.00		1.00	0.370	ug/L			07/11/25 17:58	1
tert-Butylbenzene	<1.00		1.00	0.390	ug/L			07/11/25 17:58	1
Tetrachloroethene	<1.00		1.00	0.480	ug/L			07/11/25 17:58	1
Toluene	**13.2**		1.00	0.430	ug/L			07/11/25 17:58	1
trans-1,2-Dichloroethene	<1.00		1.00	0.270	ug/L			07/11/25 17:58	1
trans-1,3-Dichloropropene	<5.00		5.00	0.560	ug/L			07/11/25 17:58	1
Trichloroethene	<1.00		1.00	0.430	ug/L			07/11/25 17:58	1
Trichlorofluoromethane	<4.00		4.00	0.380	ug/L			07/11/25 17:58	1
Vinyl chloride	<1.00		1.00	0.180	ug/L			07/11/25 17:58	1
Xylenes, Total	<3.00		3.00	0.400	ug/L			07/11/25 17:58	1

Surrogate	*%Recovery*	*Qualifier*	*Limits*	*Prepared*	*Analyzed*	*Dil Fac*
Dibromofluoromethane (Surr)	*104*		*76 - 130*		*07/11/25 17:58*	*1*
Toluene-d8 (Surr)	*98*		*80 - 120*		*07/11/25 17:58*	*1*
4-Bromofluorobenzene (Surr)	*105*		*80 - 120*		*07/11/25 17:58*	*1*

Method: SW846 8270E - Semivolatile Organic Compounds (GC/MS)

Analyte	Result	Qualifier	RL	MDL	Unit	D	Prepared	Analyzed	Dil Fac
1,2,4-Trichlorobenzene	<10.2		10.2	0.571	ug/L		07/08/25 07:33	07/08/25 15:49	1
1,2-Dichlorobenzene	<10.2		10.2	0.633	ug/L		07/08/25 07:33	07/08/25 15:49	1
1,3-Dichlorobenzene	<10.2		10.2	0.653	ug/L		07/08/25 07:33	07/08/25 15:49	1
1,4-Dichlorobenzene	<10.2		10.2	0.653	ug/L		07/08/25 07:33	07/08/25 15:49	1
2,4-Dinitrotoluene	<10.2		10.2	6.53	ug/L		07/08/25 07:33	07/08/25 15:49	1
2,6-Dinitrotoluene	<10.2		10.2	0.531	ug/L		07/08/25 07:33	07/08/25 15:49	1
2-Chloronaphthalene	<10.2		10.2	0.653	ug/L		07/08/25 07:33	07/08/25 15:49	1
2-Methylnaphthalene	<10.2		10.2	0.602	ug/L		07/08/25 07:33	07/08/25 15:49	1
2-Nitroaniline	<10.2		10.2	6.02	ug/L		07/08/25 07:33	07/08/25 15:49	1
3,3'-Dichlorobenzidine	<10.2		10.2	1.43	ug/L		07/08/25 07:33	07/08/25 15:49	1
3-Nitroaniline	<10.2		10.2	2.76	ug/L		07/08/25 07:33	07/08/25 15:49	1
4-Bromophenyl phenyl ether	<10.2		10.2	0.714	ug/L		07/08/25 07:33	07/08/25 15:49	1
4-Chloroaniline	<10.2		10.2	0.633	ug/L		07/08/25 07:33	07/08/25 15:49	1
4-Chlorophenyl phenyl ether	<10.2		10.2	0.704	ug/L		07/08/25 07:33	07/08/25 15:49	1
4-Nitroaniline	<10.2		10.2	1.33	ug/L		07/08/25 07:33	07/08/25 15:49	1
Acenaphthene	<10.2		10.2	0.653	ug/L		07/08/25 07:33	07/08/25 15:49	1
Acenaphthylene	<10.2		10.2	0.735	ug/L		07/08/25 07:33	07/08/25 15:49	1
Anthracene	<10.2		10.2	0.888	ug/L		07/08/25 07:33	07/08/25 15:49	1
Benzidine	<20.4		20.4	1.12	ug/L		07/08/25 07:33	07/08/25 15:49	1
Benzo(a)anthracene	<10.2		10.2	0.867	ug/L		07/08/25 07:33	07/08/25 15:49	1
Benzo(a)pyrene	<10.2		10.2	8.27	ug/L		07/08/25 07:33	07/08/25 15:49	1
Benzo(b)fluoranthene	<10.2		10.2	5.00	ug/L		07/08/25 07:33	07/08/25 15:49	1
Benzo(g,h,i)perylene	<10.2		10.2	6.43	ug/L		07/08/25 07:33	07/08/25 15:49	1
Benzo(k)fluoranthene	<10.2		10.2	2.24	ug/L		07/08/25 07:33	07/08/25 15:49	1
Benzyl alcohol	<10.2		10.2	1.33	ug/L		07/08/25 07:33	07/08/25 15:49	1
Bis(2-chloroethoxy)methane	<10.2		10.2	0.776	ug/L		07/08/25 07:33	07/08/25 15:49	1
Bis(2-chloroethyl)ether	<10.2		10.2	0.837	ug/L		07/08/25 07:33	07/08/25 15:49	1
bis(2-chloroisopropyl) ether	<10.2		10.2	0.551	ug/L		07/08/25 07:33	07/08/25 15:49	1

Client Sample ID: MW-9
Lab Sample ID: 310-310229-21

Date Collected: 07/02/25 16:03
Matrix: Water
Date Received: 07/03/25 16:05

Method: SW846 8270E - Semivolatile Organic Compounds (GC/MS) (Continued)

Analyte	Result	Qualifier	RL	MDL	Unit	D	Prepared	Analyzed	Dil Fac
Bis(2-ethylhexyl) phthalate	<10.2		10.2	5.61	ug/L		07/08/25 07:33	07/08/25 15:49	1
Butyl benzyl phthalate	<10.2		10.2	5.51	ug/L		07/08/25 07:33	07/08/25 15:49	1
Carbazole	<10.2		10.2	1.02	ug/L		07/08/25 07:33	07/08/25 15:49	1
Chrysene	<10.2		10.2	0.888	ug/L		07/08/25 07:33	07/08/25 15:49	1
Dibenz(a,h)anthracene	<10.2		10.2	3.98	ug/L		07/08/25 07:33	07/08/25 15:49	1
Dibenzofuran	<10.2		10.2	0.755	ug/L		07/08/25 07:33	07/08/25 15:49	1
Diethyl phthalate	<10.2		10.2	1.73	ug/L		07/08/25 07:33	07/08/25 15:49	1
Dimethyl phthalate	<10.2		10.2	1.02	ug/L		07/08/25 07:33	07/08/25 15:49	1
Di-n-butyl phthalate	<10.2		10.2	5.71	ug/L		07/08/25 07:33	07/08/25 15:49	1
Di-n-octyl phthalate	<20.4		20.4	7.14	ug/L		07/08/25 07:33	07/08/25 15:49	1
Fluoranthene	<10.2		10.2	1.73	ug/L		07/08/25 07:33	07/08/25 15:49	1
Fluorene	<10.2		10.2	0.806	ug/L		07/08/25 07:33	07/08/25 15:49	1
Hexachlorobenzene	<10.2		10.2	0.714	ug/L		07/08/25 07:33	07/08/25 15:49	1
Hexachlorobutadiene	<10.2		10.2	0.878	ug/L		07/08/25 07:33	07/08/25 15:49	1
Hexachlorocyclopentadiene	<10.2		10.2	5.20	ug/L		07/08/25 07:33	07/08/25 15:49	1
Hexachloroethane	<10.2		10.2	0.990	ug/L		07/08/25 07:33	07/08/25 15:49	1
Indeno(1,2,3-cd)pyrene	<10.2		10.2	4.29	ug/L		07/08/25 07:33	07/08/25 15:49	1
Isophorone	<10.2		10.2	0.949	ug/L		07/08/25 07:33	07/08/25 15:49	1
Naphthalene	<10.2		10.2	6.22	ug/L		07/08/25 07:33	07/08/25 15:49	1
Nitrobenzene	<10.2		10.2	0.816	ug/L		07/08/25 07:33	07/08/25 15:49	1
N-Nitrosodimethylamine	<10.2		10.2	0.735	ug/L		07/08/25 07:33	07/08/25 15:49	1
N-Nitrosodi-n-propylamine	<10.2		10.2	0.939	ug/L		07/08/25 07:33	07/08/25 15:49	1
N-Nitrosodiphenylamine	<10.2		10.2	0.765	ug/L		07/08/25 07:33	07/08/25 15:49	1
Phenanthrene	<10.2		10.2	0.806	ug/L		07/08/25 07:33	07/08/25 15:49	1
Pyrene	<10.2		10.2	0.806	ug/L		07/08/25 07:33	07/08/25 15:49	1
Pyridine	<10.2		10.2	1.63	ug/L		07/08/25 07:33	07/08/25 15:49	1

Surrogate	*%Recovery*	*Qualifier*	*Limits*	*Prepared*	*Analyzed*	*Dil Fac*
Nitrobenzene-d5 (Surr)	*72*		*39 - 140*	*07/08/25 07:33*	*07/08/25 15:49*	*1*
2-Fluorobiphenyl (Surr)	*66*		*33 - 126*	*07/08/25 07:33*	*07/08/25 15:49*	*1*
Terphenyl-d14 (Surr)	*80*		*13 - 150*	*07/08/25 07:33*	*07/08/25 15:49*	*1*

Method: SW846 8270E - Semivolatile Organic Compounds (GC-MS/MS)

Analyte	Result	Qualifier	RL	MDL	Unit	D	Prepared	Analyzed	Dil Fac
Acenaphthene	<0.0978		0.0978	0.0313	ug/L		07/07/25 11:03	07/08/25 02:21	1
Acenaphthylene	<0.0978		0.0978	0.0362	ug/L		07/07/25 11:03	07/08/25 02:21	1
Anthracene	<0.0978		0.0978	0.0362	ug/L		07/07/25 11:03	07/08/25 02:21	1
Benzo[a]anthracene	<0.0978		0.0978	0.0557	ug/L		07/07/25 11:03	07/08/25 02:21	1
Benzo[a]pyrene	<0.0978		0.0978	0.0352	ug/L		07/07/25 11:03	07/08/25 02:21	1
Benzo[b]fluoranthene	<0.0978		0.0978	0.0606	ug/L		07/07/25 11:03	07/08/25 02:21	1
Benzo[g,h,i]perylene	<0.0978	*3	0.0978	0.0469	ug/L		07/07/25 11:03	07/08/25 02:21	1
Benzo[k]fluoranthene	<0.0978		0.0978	0.0528	ug/L		07/07/25 11:03	07/08/25 02:21	1
Chrysene	<0.0978		0.0978	0.0499	ug/L		07/07/25 11:03	07/08/25 02:21	1
Dibenz(a,h)anthracene	<0.0978	*3	0.0978	0.0508	ug/L		07/07/25 11:03	07/08/25 02:21	1
Fluoranthene	<0.0978		0.0978	0.0430	ug/L		07/07/25 11:03	07/08/25 02:21	1
Fluorene	<0.0978		0.0978	0.0420	ug/L		07/07/25 11:03	07/08/25 02:21	1
Indeno[1,2,3-cd]pyrene	<0.0978	*3	0.0978	0.0567	ug/L		07/07/25 11:03	07/08/25 02:21	1
Naphthalene	<0.0978		0.0978	0.0401	ug/L		07/07/25 11:03	07/08/25 02:21	1
Phenanthrene	<0.0978		0.0978	0.0469	ug/L		07/07/25 11:03	07/08/25 02:21	1
Pyrene	<0.0978		0.0978	0.0440	ug/L		07/07/25 11:03	07/08/25 02:21	1

Client Sample Results

Client: SCS Engineers
Project/Site: Archer Daniels Midland Landfill Fall 2025

Job ID: 310-310229-1

Client Sample ID: MW-9

Lab Sample ID: 310-310229-21

Date Collected: 07/02/25 16:03
Matrix: Water
Date Received: 07/03/25 16:05

Method: SW846 8270E - Semivolatile Organic Compounds (GC-MS/MS) (Continued)

Analyte	Result	Qualifier	RL	MDL	Unit	D	Prepared	Analyzed	Dil Fac
2-Methylnaphthalene	<0.0978		0.0978	0.0459	ug/L		07/07/25 11:03	07/08/25 02:21	1

Surrogate	*%Recovery*	*Qualifier*	*Limits*	*Prepared*	*Analyzed*	*Dil Fac*
Nitrobenzene-d5 (Surr)	*113*		*22 - 150*	*07/07/25 11:03*	*07/08/25 02:21*	*1*
2-Fluorobiphenyl (Surr)	*105*		*13 - 150*	*07/07/25 11:03*	*07/08/25 02:21*	*1*
Terphenyl-d14 (Surr)	*70*		*10 - 150*	*07/07/25 11:03*	*07/08/25 02:21*	*1*

General Chemistry

Analyte	Result	Qualifier	RL	MDL	Unit	D	Prepared	Analyzed	Dil Fac
Phenols, Total (SW846 9066)	**0.0261**		0.0196	0.00980	mg/L		07/15/25 07:34	07/15/25 20:20	1

Client: SCS Engineers
Job ID: 310-310229-1
Project/Site: Archer Daniels Midland Landfill Fall 2025

Client Sample ID: MW-11
Lab Sample ID: 310-310229-22

Date Collected: 07/01/25 18:15
Matrix: Water
Date Received: 07/03/25 16:05

Method: SW846 8260D - Volatile Organic Compounds by GC/MS

Analyte	Result	Qualifier	RL	MDL	Unit	D	Prepared	Analyzed	Dil Fac
1,1,1,2-Tetrachloroethane	<1.00		1.00	0.380	ug/L			07/08/25 19:36	1
1,1,1-Trichloroethane	<1.00		1.00	0.190	ug/L			07/08/25 19:36	1
1,1,2,2-Tetrachloroethane	<1.00		1.00	0.470	ug/L			07/08/25 19:36	1
1,1,2-Trichloroethane	<1.00		1.00	0.450	ug/L			07/08/25 19:36	1
1,1-Dichloroethane	<1.00		1.00	0.220	ug/L			07/08/25 19:36	1
1,1-Dichloroethene	<2.00		2.00	0.560	ug/L			07/08/25 19:36	1
1,1-Dichloropropene	<1.00		1.00	0.430	ug/L			07/08/25 19:36	1
1,2,3-Trichlorobenzene	<5.00		5.00	0.900	ug/L			07/08/25 19:36	1
1,2,3-Trichloropropane	<1.00		1.00	0.590	ug/L			07/08/25 19:36	1
1,2,4-Trichlorobenzene	<5.00		5.00	0.750	ug/L			07/08/25 19:36	1
1,2,4-Trimethylbenzene	<1.00		1.00	0.420	ug/L			07/08/25 19:36	1
1,2-Dibromo-3-chloropropane	<5.00		5.00	1.20	ug/L			07/08/25 19:36	1
1,2-Dibromoethane (EDB)	<1.00		1.00	0.340	ug/L			07/08/25 19:36	1
1,2-Dichlorobenzene	<1.00		1.00	0.370	ug/L			07/08/25 19:36	1
1,2-Dichloroethane	<1.00		1.00	0.390	ug/L			07/08/25 19:36	1
1,2-Dichloropropane	<1.00		1.00	0.270	ug/L			07/08/25 19:36	1
1,3,5-Trimethylbenzene	<1.00		1.00	0.370	ug/L			07/08/25 19:36	1
1,3-Dichlorobenzene	<1.00		1.00	0.300	ug/L			07/08/25 19:36	1
1,3-Dichloropropane	<1.00		1.00	0.400	ug/L			07/08/25 19:36	1
1,4-Dichlorobenzene	<1.00		1.00	0.230	ug/L			07/08/25 19:36	1
2,2-Dichloropropane	<4.00		4.00	0.690	ug/L			07/08/25 19:36	1
2-Butanone (MEK)	<10.0		10.0	2.10	ug/L			07/08/25 19:36	1
2-Chlorotoluene	<1.00		1.00	0.280	ug/L			07/08/25 19:36	1
4-Chlorotoluene	<1.00		1.00	0.290	ug/L			07/08/25 19:36	1
Acetone	**9.31**	**J**	10.0	3.10	ug/L			07/08/25 19:36	1
Benzene	<0.500		0.500	0.220	ug/L			07/08/25 19:36	1
Bromobenzene	<1.00		1.00	0.340	ug/L			07/08/25 19:36	1
Bromochloromethane	<5.00		5.00	0.540	ug/L			07/08/25 19:36	1
Bromodichloromethane	<1.00		1.00	0.390	ug/L			07/08/25 19:36	1
Bromoform	<5.00		5.00	0.780	ug/L			07/08/25 19:36	1
Bromomethane	<4.00		4.00	1.10	ug/L			07/08/25 19:36	1
Carbon disulfide	<1.00		1.00	0.450	ug/L			07/08/25 19:36	1
Carbon tetrachloride	<2.00		2.00	0.650	ug/L			07/08/25 19:36	1
Chlorobenzene	<1.00		1.00	0.400	ug/L			07/08/25 19:36	1
Chlorodibromomethane	<5.00		5.00	0.750	ug/L			07/08/25 19:36	1
Chloroethane	<4.00		4.00	0.790	ug/L			07/08/25 19:36	1
Chloroform	<3.00		3.00	1.30	ug/L			07/08/25 19:36	1
Chloromethane	<3.00		3.00	0.610	ug/L			07/08/25 19:36	1
cis-1,2-Dichloroethene	<1.00		1.00	0.210	ug/L			07/08/25 19:36	1
cis-1,3-Dichloropropene	<5.00		5.00	0.250	ug/L			07/08/25 19:36	1
Dibromomethane	<1.00		1.00	0.330	ug/L			07/08/25 19:36	1
Dichlorodifluoromethane	<3.00		3.00	0.250	ug/L			07/08/25 19:36	1
Ethylbenzene	<1.00		1.00	0.310	ug/L			07/08/25 19:36	1
Hexachlorobutadiene	<5.00		5.00	1.40	ug/L			07/08/25 19:36	1
Hexane	<1.00		1.00	0.780	ug/L			07/08/25 19:36	1
Isopropylbenzene	<1.00		1.00	0.350	ug/L			07/08/25 19:36	1
Methyl tert-butyl ether	<1.00		1.00	0.490	ug/L			07/08/25 19:36	1
Methylene chloride	<5.00		5.00	1.70	ug/L			07/08/25 19:36	1
Naphthalene	<5.00		5.00	3.00	ug/L			07/08/25 19:36	1

Client Sample ID: MW-11
Lab Sample ID: 310-310229-22

Date Collected: 07/01/25 18:15
Matrix: Water
Date Received: 07/03/25 16:05

Method: SW846 8260D - Volatile Organic Compounds by GC/MS (Continued)

Analyte	Result	Qualifier	RL	MDL	Unit	D	Prepared	Analyzed	Dil Fac
n-Butylbenzene	<1.00		1.00	0.440	ug/L			07/08/25 19:36	1
n-Propylbenzene	<1.00		1.00	0.390	ug/L			07/08/25 19:36	1
p-Isopropyltoluene	<1.00		1.00	0.330	ug/L			07/08/25 19:36	1
sec-Butylbenzene	<1.00		1.00	0.440	ug/L			07/08/25 19:36	1
Styrene	<1.00		1.00	0.370	ug/L			07/08/25 19:36	1
tert-Butylbenzene	<1.00		1.00	0.390	ug/L			07/08/25 19:36	1
Tetrachloroethene	<1.00		1.00	0.480	ug/L			07/08/25 19:36	1
Toluene	<1.00		1.00	0.430	ug/L			07/08/25 19:36	1
trans-1,2-Dichloroethene	<1.00		1.00	0.270	ug/L			07/08/25 19:36	1
trans-1,3-Dichloropropene	<5.00		5.00	0.560	ug/L			07/08/25 19:36	1
Trichloroethene	<1.00		1.00	0.430	ug/L			07/08/25 19:36	1
Trichlorofluoromethane	<4.00		4.00	0.380	ug/L			07/08/25 19:36	1
Vinyl chloride	<1.00		1.00	0.180	ug/L			07/08/25 19:36	1
Xylenes, Total	<3.00		3.00	0.400	ug/L			07/08/25 19:36	1

Surrogate	*%Recovery*	*Qualifier*	*Limits*	*Prepared*	*Analyzed*	*Dil Fac*
Dibromofluoromethane (Surr)	*102*		*76 - 130*		*07/08/25 19:36*	*1*
Toluene-d8 (Surr)	*99*		*80 - 120*		*07/08/25 19:36*	*1*
4-Bromofluorobenzene (Surr)	*101*		*80 - 120*		*07/08/25 19:36*	*1*

Method: SW846 8270E - Semivolatile Organic Compounds (GC-MS/MS)

Analyte	Result	Qualifier	RL	MDL	Unit	D	Prepared	Analyzed	Dil Fac
Acenaphthene	**0.582**		0.0997	0.0319	ug/L		07/07/25 11:03	07/08/25 02:56	1
Acenaphthylene	<0.0997		0.0997	0.0369	ug/L		07/07/25 11:03	07/08/25 02:56	1
Anthracene	**0.0440**	**J**	0.0997	0.0369	ug/L		07/07/25 11:03	07/08/25 02:56	1
Benzo[a]anthracene	<0.0997		0.0997	0.0568	ug/L		07/07/25 11:03	07/08/25 02:56	1
Benzo[a]pyrene	<0.0997		0.0997	0.0359	ug/L		07/07/25 11:03	07/08/25 02:56	1
Benzo[b]fluoranthene	<0.0997		0.0997	0.0618	ug/L		07/07/25 11:03	07/08/25 02:56	1
Benzo[g,h,i]perylene	<0.0997		0.0997	0.0479	ug/L		07/07/25 11:03	07/08/25 02:56	1
Benzo[k]fluoranthene	<0.0997		0.0997	0.0538	ug/L		07/07/25 11:03	07/08/25 02:56	1
Chrysene	<0.0997		0.0997	0.0509	ug/L		07/07/25 11:03	07/08/25 02:56	1
Dibenz(a,h)anthracene	<0.0997		0.0997	0.0519	ug/L		07/07/25 11:03	07/08/25 02:56	1
Fluoranthene	<0.0997		0.0997	0.0439	ug/L		07/07/25 11:03	07/08/25 02:56	1
Fluorene	**0.380**		0.0997	0.0429	ug/L		07/07/25 11:03	07/08/25 02:56	1
Indeno[1,2,3-cd]pyrene	<0.0997		0.0997	0.0578	ug/L		07/07/25 11:03	07/08/25 02:56	1
Naphthalene	<0.0997		0.0997	0.0409	ug/L		07/07/25 11:03	07/08/25 02:56	1
Phenanthrene	**0.143**		0.0997	0.0479	ug/L		07/07/25 11:03	07/08/25 02:56	1
Pyrene	<0.0997		0.0997	0.0449	ug/L		07/07/25 11:03	07/08/25 02:56	1
2-Methylnaphthalene	**0.435**		0.0997	0.0469	ug/L		07/07/25 11:03	07/08/25 02:56	1

Surrogate	*%Recovery*	*Qualifier*	*Limits*	*Prepared*	*Analyzed*	*Dil Fac*
Nitrobenzene-d5 (Surr)	*111*		*22 - 150*	*07/07/25 11:03*	*07/08/25 02:56*	*1*
2-Fluorobiphenyl (Surr)	*116*		*13 - 150*	*07/07/25 11:03*	*07/08/25 02:56*	*1*
Terphenyl-d14 (Surr)	*70*		*10 - 150*	*07/07/25 11:03*	*07/08/25 02:56*	*1*

Client Sample Results

Client: SCS Engineers
Project/Site: Archer Daniels Midland Landfill Fall 2025

Job ID: 310-310229-1

Client Sample ID: MW-12

Date Collected: 07/01/25 17:38
Date Received: 07/03/25 16:05

Lab Sample ID: 310-310229-23

Matrix: Water

Method: SW846 8260D - Volatile Organic Compounds by GC/MS

Analyte	Result	Qualifier	RL	MDL	Unit	D	Prepared	Analyzed	Dil Fac
1,1,1,2-Tetrachloroethane	<1.00		1.00	0.380	ug/L			07/08/25 19:14	1
1,1,1-Trichloroethane	<1.00		1.00	0.190	ug/L			07/08/25 19:14	1
1,1,2,2-Tetrachloroethane	<1.00		1.00	0.470	ug/L			07/08/25 19:14	1
1,1,2-Trichloroethane	<1.00		1.00	0.450	ug/L			07/08/25 19:14	1
1,1-Dichloroethane	<1.00		1.00	0.220	ug/L			07/08/25 19:14	1
1,1-Dichloroethene	<2.00		2.00	0.560	ug/L			07/08/25 19:14	1
1,1-Dichloropropene	<1.00		1.00	0.430	ug/L			07/08/25 19:14	1
1,2,3-Trichlorobenzene	<5.00		5.00	0.900	ug/L			07/08/25 19:14	1
1,2,3-Trichloropropane	<1.00		1.00	0.590	ug/L			07/08/25 19:14	1
1,2,4-Trichlorobenzene	<5.00		5.00	0.750	ug/L			07/08/25 19:14	1
1,2,4-Trimethylbenzene	<1.00		1.00	0.420	ug/L			07/08/25 19:14	1
1,2-Dibromo-3-chloropropane	<5.00		5.00	1.20	ug/L			07/08/25 19:14	1
1,2-Dibromoethane (EDB)	<1.00		1.00	0.340	ug/L			07/08/25 19:14	1
1,2-Dichlorobenzene	<1.00		1.00	0.370	ug/L			07/08/25 19:14	1
1,2-Dichloroethane	<1.00		1.00	0.390	ug/L			07/08/25 19:14	1
1,2-Dichloropropane	<1.00		1.00	0.270	ug/L			07/08/25 19:14	1
1,3,5-Trimethylbenzene	<1.00		1.00	0.370	ug/L			07/08/25 19:14	1
1,3-Dichlorobenzene	<1.00		1.00	0.300	ug/L			07/08/25 19:14	1
1,3-Dichloropropane	<1.00		1.00	0.400	ug/L			07/08/25 19:14	1
1,4-Dichlorobenzene	<1.00		1.00	0.230	ug/L			07/08/25 19:14	1
2,2-Dichloropropane	<4.00		4.00	0.690	ug/L			07/08/25 19:14	1
2-Butanone (MEK)	<10.0		10.0	2.10	ug/L			07/08/25 19:14	1
2-Chlorotoluene	<1.00		1.00	0.280	ug/L			07/08/25 19:14	1
4-Chlorotoluene	<1.00		1.00	0.290	ug/L			07/08/25 19:14	1
Acetone	<10.0		10.0	3.10	ug/L			07/08/25 19:14	1
Benzene	<0.500		0.500	0.220	ug/L			07/08/25 19:14	1
Bromobenzene	<1.00		1.00	0.340	ug/L			07/08/25 19:14	1
Bromochloromethane	<5.00		5.00	0.540	ug/L			07/08/25 19:14	1
Bromodichloromethane	<1.00		1.00	0.390	ug/L			07/08/25 19:14	1
Bromoform	<5.00		5.00	0.780	ug/L			07/08/25 19:14	1
Bromomethane	<4.00		4.00	1.10	ug/L			07/08/25 19:14	1
Carbon disulfide	<1.00		1.00	0.450	ug/L			07/08/25 19:14	1
Carbon tetrachloride	<2.00		2.00	0.650	ug/L			07/08/25 19:14	1
Chlorobenzene	<1.00		1.00	0.400	ug/L			07/08/25 19:14	1
Chlorodibromomethane	<5.00		5.00	0.750	ug/L			07/08/25 19:14	1
Chloroethane	<4.00		4.00	0.790	ug/L			07/08/25 19:14	1
Chloroform	<3.00		3.00	1.30	ug/L			07/08/25 19:14	1
Chloromethane	<3.00		3.00	0.610	ug/L			07/08/25 19:14	1
cis-1,2-Dichloroethene	<1.00		1.00	0.210	ug/L			07/08/25 19:14	1
cis-1,3-Dichloropropene	<5.00		5.00	0.250	ug/L			07/08/25 19:14	1
Dibromomethane	<1.00		1.00	0.330	ug/L			07/08/25 19:14	1
Dichlorodifluoromethane	<3.00		3.00	0.250	ug/L			07/08/25 19:14	1
Ethylbenzene	<1.00		1.00	0.310	ug/L			07/08/25 19:14	1
Hexachlorobutadiene	<5.00		5.00	1.40	ug/L			07/08/25 19:14	1
Hexane	<1.00		1.00	0.780	ug/L			07/08/25 19:14	1
Isopropylbenzene	<1.00		1.00	0.350	ug/L			07/08/25 19:14	1
Methyl tert-butyl ether	<1.00		1.00	0.490	ug/L			07/08/25 19:14	1
Methylene chloride	<5.00		5.00	1.70	ug/L			07/08/25 19:14	1
Naphthalene	<5.00		5.00	3.00	ug/L			07/08/25 19:14	1

Client: SCS Engineers
Job ID: 310-310229-1
Project/Site: Archer Daniels Midland Landfill Fall 2025

Client Sample ID: MW-12
Lab Sample ID: 310-310229-23
Date Collected: 07/01/25 17:38
Matrix: Water
Date Received: 07/03/25 16:05

Method: SW846 8260D - Volatile Organic Compounds by GC/MS (Continued)

Analyte	Result	Qualifier	RL	MDL	Unit	D	Prepared	Analyzed	Dil Fac
n-Butylbenzene	<1.00		1.00	0.440	ug/L			07/08/25 19:14	1
n-Propylbenzene	<1.00		1.00	0.390	ug/L			07/08/25 19:14	1
p-Isopropyltoluene	<1.00		1.00	0.330	ug/L			07/08/25 19:14	1
sec-Butylbenzene	<1.00		1.00	0.440	ug/L			07/08/25 19:14	1
Styrene	<1.00		1.00	0.370	ug/L			07/08/25 19:14	1
tert-Butylbenzene	<1.00		1.00	0.390	ug/L			07/08/25 19:14	1
Tetrachloroethene	<1.00		1.00	0.480	ug/L			07/08/25 19:14	1
Toluene	<1.00		1.00	0.430	ug/L			07/08/25 19:14	1
trans-1,2-Dichloroethene	<1.00		1.00	0.270	ug/L			07/08/25 19:14	1
trans-1,3-Dichloropropene	<5.00		5.00	0.560	ug/L			07/08/25 19:14	1
Trichloroethene	<1.00		1.00	0.430	ug/L			07/08/25 19:14	1
Trichlorofluoromethane	<4.00		4.00	0.380	ug/L			07/08/25 19:14	1
Vinyl chloride	<1.00		1.00	0.180	ug/L			07/08/25 19:14	1
Xylenes, Total	<3.00		3.00	0.400	ug/L			07/08/25 19:14	1

Surrogate	*%Recovery*	*Qualifier*	*Limits*	*Prepared*	*Analyzed*	*Dil Fac*
Dibromofluoromethane (Surr)	*101*		*76 - 130*		*07/08/25 19:14*	*1*
Toluene-d8 (Surr)	*99*		*80 - 120*		*07/08/25 19:14*	*1*
4-Bromofluorobenzene (Surr)	*99*		*80 - 120*		*07/08/25 19:14*	*1*

Client Sample Results

Client: SCS Engineers
Project/Site: Archer Daniels Midland Landfill Fall 2025

Job ID: 310-310229-1

Client Sample ID: MW-18

Date Collected: 07/01/25 13:26
Date Received: 07/03/25 16:05

Lab Sample ID: 310-310229-24

Matrix: Water

General Chemistry

Analyte	Result	Qualifier	RL	MDL	Unit	D	Prepared	Analyzed	Dil Fac
Phenols, Total (SW846 9066)	<0.0196		0.0196	0.00980	mg/L		07/15/25 07:34	07/15/25 20:20	1

Client Sample ID: Trip Blank
Lab Sample ID: 310-310229-25

Date Collected: 07/01/25 00:00
Matrix: Water
Date Received: 07/03/25 16:05

Method: SW846 8260D - Volatile Organic Compounds by GC/MS

Analyte	Result	Qualifier	RL	MDL	Unit	D	Prepared	Analyzed	Dil Fac
1,1,1,2-Tetrachloroethane	<1.00		1.00	0.380	ug/L			07/08/25 13:19	1
1,1,1-Trichloroethane	<1.00		1.00	0.190	ug/L			07/08/25 13:19	1
1,1,2,2-Tetrachloroethane	<1.00		1.00	0.470	ug/L			07/08/25 13:19	1
1,1,2-Trichloroethane	<1.00		1.00	0.450	ug/L			07/08/25 13:19	1
1,1-Dichloroethane	<1.00		1.00	0.220	ug/L			07/08/25 13:19	1
1,1-Dichloroethene	<2.00		2.00	0.560	ug/L			07/08/25 13:19	1
1,1-Dichloropropene	<1.00		1.00	0.430	ug/L			07/08/25 13:19	1
1,2,3-Trichlorobenzene	<5.00		5.00	0.900	ug/L			07/08/25 13:19	1
1,2,3-Trichloropropane	<1.00		1.00	0.590	ug/L			07/08/25 13:19	1
1,2,4-Trichlorobenzene	<5.00		5.00	0.750	ug/L			07/08/25 13:19	1
1,2,4-Trimethylbenzene	<1.00		1.00	0.420	ug/L			07/08/25 13:19	1
1,2-Dibromo-3-chloropropane	<5.00		5.00	1.20	ug/L			07/08/25 13:19	1
1,2-Dibromoethane (EDB)	<1.00		1.00	0.340	ug/L			07/08/25 13:19	1
1,2-Dichlorobenzene	<1.00		1.00	0.370	ug/L			07/08/25 13:19	1
1,2-Dichloroethane	<1.00		1.00	0.390	ug/L			07/08/25 13:19	1
1,2-Dichloropropane	<1.00		1.00	0.270	ug/L			07/08/25 13:19	1
1,3,5-Trimethylbenzene	<1.00		1.00	0.370	ug/L			07/08/25 13:19	1
1,3-Dichlorobenzene	<1.00		1.00	0.300	ug/L			07/08/25 13:19	1
1,3-Dichloropropane	<1.00		1.00	0.400	ug/L			07/08/25 13:19	1
1,4-Dichlorobenzene	<1.00		1.00	0.230	ug/L			07/08/25 13:19	1
2,2-Dichloropropane	<4.00		4.00	0.690	ug/L			07/08/25 13:19	1
2-Butanone (MEK)	<10.0		10.0	2.10	ug/L			07/08/25 13:19	1
2-Chlorotoluene	<1.00		1.00	0.280	ug/L			07/08/25 13:19	1
4-Chlorotoluene	<1.00		1.00	0.290	ug/L			07/08/25 13:19	1
Acetone	<10.0		10.0	3.10	ug/L			07/08/25 13:19	1
Benzene	<0.500		0.500	0.220	ug/L			07/08/25 13:19	1
Bromobenzene	<1.00		1.00	0.340	ug/L			07/08/25 13:19	1
Bromochloromethane	<5.00		5.00	0.540	ug/L			07/08/25 13:19	1
Bromodichloromethane	<1.00		1.00	0.390	ug/L			07/08/25 13:19	1
Bromoform	<5.00		5.00	0.780	ug/L			07/08/25 13:19	1
Bromomethane	<4.00		4.00	1.10	ug/L			07/08/25 13:19	1
Carbon disulfide	<1.00		1.00	0.450	ug/L			07/08/25 13:19	1
Carbon tetrachloride	<2.00		2.00	0.650	ug/L			07/08/25 13:19	1
Chlorobenzene	<1.00		1.00	0.400	ug/L			07/08/25 13:19	1
Chlorodibromomethane	<5.00		5.00	0.750	ug/L			07/08/25 13:19	1
Chloroethane	<4.00		4.00	0.790	ug/L			07/08/25 13:19	1
Chloroform	<3.00		3.00	1.30	ug/L			07/08/25 13:19	1
Chloromethane	<3.00		3.00	0.610	ug/L			07/08/25 13:19	1
cis-1,2-Dichloroethene	<1.00		1.00	0.210	ug/L			07/08/25 13:19	1
cis-1,3-Dichloropropene	<5.00		5.00	0.250	ug/L			07/08/25 13:19	1
Dibromomethane	<1.00		1.00	0.330	ug/L			07/08/25 13:19	1
Dichlorodifluoromethane	<3.00		3.00	0.250	ug/L			07/08/25 13:19	1
Ethylbenzene	<1.00		1.00	0.310	ug/L			07/08/25 13:19	1
Hexachlorobutadiene	<5.00		5.00	1.40	ug/L			07/08/25 13:19	1
Hexane	<1.00		1.00	0.780	ug/L			07/08/25 13:19	1
Isopropylbenzene	<1.00		1.00	0.350	ug/L			07/08/25 13:19	1
Methyl tert-butyl ether	<1.00		1.00	0.490	ug/L			07/08/25 13:19	1
Methylene chloride	<5.00		5.00	1.70	ug/L			07/08/25 13:19	1
Naphthalene	<5.00		5.00	3.00	ug/L			07/08/25 13:19	1

Client Sample ID: Trip Blank
Lab Sample ID: 310-310229-25

Date Collected: 07/01/25 00:00
Matrix: Water
Date Received: 07/03/25 16:05

Method: SW846 8260D - Volatile Organic Compounds by GC/MS (Continued)

Analyte	Result	Qualifier	RL	MDL	Unit	D	Prepared	Analyzed	Dil Fac
n-Butylbenzene	<1.00		1.00	0.440	ug/L			07/08/25 13:19	1
n-Propylbenzene	<1.00		1.00	0.390	ug/L			07/08/25 13:19	1
p-Isopropyltoluene	<1.00		1.00	0.330	ug/L			07/08/25 13:19	1
sec-Butylbenzene	<1.00		1.00	0.440	ug/L			07/08/25 13:19	1
Styrene	<1.00		1.00	0.370	ug/L			07/08/25 13:19	1
tert-Butylbenzene	<1.00		1.00	0.390	ug/L			07/08/25 13:19	1
Tetrachloroethene	<1.00		1.00	0.480	ug/L			07/08/25 13:19	1
Toluene	<1.00		1.00	0.430	ug/L			07/08/25 13:19	1
trans-1,2-Dichloroethene	<1.00		1.00	0.270	ug/L			07/08/25 13:19	1
trans-1,3-Dichloropropene	<5.00		5.00	0.560	ug/L			07/08/25 13:19	1
Trichloroethene	<1.00		1.00	0.430	ug/L			07/08/25 13:19	1
Trichlorofluoromethane	<4.00		4.00	0.380	ug/L			07/08/25 13:19	1
Vinyl chloride	<1.00		1.00	0.180	ug/L			07/08/25 13:19	1
Xylenes, Total	<3.00		3.00	0.400	ug/L			07/08/25 13:19	1

Surrogate	*%Recovery*	*Qualifier*	*Limits*	*Prepared*	*Analyzed*	*Dil Fac*
Dibromofluoromethane (Surr)	*101*		*76 - 130*		*07/08/25 13:19*	*1*
Toluene-d8 (Surr)	*94*		*80 - 120*		*07/08/25 13:19*	*1*
4-Bromofluorobenzene (Surr)	*104*		*80 - 120*		*07/08/25 13:19*	*1*

Qualifiers

GC/MS VOA

Qualifier	Qualifier Description
F1	MS and/or MSD recovery exceeds control limits.
J	Result is less than the RL but greater than or equal to the MDL and the concentration is an approximate value.

GC/MS Semi VOA

Qualifier	Qualifier Description
*3	ISTD response or retention time outside acceptable limits.
J	Result is less than the RL but greater than or equal to the MDL and the concentration is an approximate value.

HPLC/IC

Qualifier	Qualifier Description
F1	MS and/or MSD recovery exceeds control limits.
J	Result is less than the RL but greater than or equal to the MDL and the concentration is an approximate value.

Metals

Qualifier	Qualifier Description
J	Result is less than the RL but greater than or equal to the MDL and the concentration is an approximate value.

General Chemistry

Qualifier	Qualifier Description
F1	MS and/or MSD recovery exceeds control limits.
J	Result is less than the RL but greater than or equal to the MDL and the concentration is an approximate value.

Glossary

Abbreviation	These commonly used abbreviations may or may not be present in this report.
☼	Listed under the "D" column to designate that the result is reported on a dry weight basis
%R	Percent Recovery
CFL	Contains Free Liquid
CFU	Colony Forming Unit
CNF	Contains No Free Liquid
DER	Duplicate Error Ratio (normalized absolute difference)
Dil Fac	Dilution Factor
DL	Detection Limit (DoD/DOE)
DL, RA, RE, IN	Indicates a Dilution, Re-analysis, Re-extraction, or additional Initial metals/anion analysis of the sample
DLC	Decision Level Concentration (Radiochemistry)
EDL	Estimated Detection Limit (Dioxin)
LOD	Limit of Detection (DoD/DOE)
LOQ	Limit of Quantitation (DoD/DOE)
MCL	EPA recommended "Maximum Contaminant Level"
MDA	Minimum Detectable Activity (Radiochemistry)
MDC	Minimum Detectable Concentration (Radiochemistry)
MDL	Method Detection Limit
ML	Minimum Level (Dioxin)
MPN	Most Probable Number
MQL	Method Quantitation Limit
NC	Not Calculated
ND	Not Detected at the reporting limit (or MDL or EDL if shown)
NEG	Negative / Absent
POS	Positive / Present
PQL	Practical Quantitation Limit
PRES	Presumptive
QC	Quality Control
RER	Relative Error Ratio (Radiochemistry)
RL	Reporting Limit or Requested Limit (Radiochemistry)
RPD	Relative Percent Difference, a measure of the relative difference between two points
TEF	Toxicity Equivalent Factor (Dioxin)

Glossary (Continued)

Abbreviation	These commonly used abbreviations may or may not be present in this report.
TEQ	Toxicity Equivalent Quotient (Dioxin)
TNTC	Too Numerous To Count

Surrogate Summary

Client: SCS Engineers
Project/Site: Archer Daniels Midland Landfill Fall 2025

Job ID: 310-310229-1

Method: 8260D - Volatile Organic Compounds by GC/MS

Matrix: Water **Prep Type: Total/NA**

		Percent Surrogate Recovery (Acceptance Limits)		
		DBFM	TOL	BFB
Lab Sample ID	Client Sample ID	(76-130)	(80-120)	(80-120)
310-310229-21	MW-9	104	98	105
310-310229-21 MS	MW-9	100	103	98
310-310229-21 MSD	MW-9	100	101	101
310-310229-22	MW-11	102	99	101
310-310229-23	MW-12	101	99	99
310-310229-25	Trip Blank	101	94	104
LCS 310-459794/6	Lab Control Sample	100	100	98
LCS 310-459794/7	Lab Control Sample	104	97	102
LCS 310-459801/6	Lab Control Sample	98	100	98
LCS 310-459801/7	Lab Control Sample	99	96	105
LCS 310-460227/7	Lab Control Sample	99	100	101
LCS 310-460227/8	Lab Control Sample	110	96	104
MB 310-459794/5	Method Blank	103	97	102
MB 310-459801/5	Method Blank	98	97	104
MB 310-460227/6	Method Blank	106	95	103

Surrogate Legend

DBFM = Dibromofluoromethane (Surr)
TOL = Toluene-d8 (Surr)
BFB = 4-Bromofluorobenzene (Surr)

Method: 8270E - Semivolatile Organic Compounds (GC/MS)

Matrix: Water **Prep Type: Total/NA**

		Percent Surrogate Recovery (Acceptance Limits)		
		NBZ	FBP	TPHL
Lab Sample ID	Client Sample ID	(39-140)	(33-126)	(13-150)
310-310229-20	MW-7	83	71	83
310-310229-21	MW-9	72	66	80
LCS 310-459758/2-A	Lab Control Sample	78	64	81
LCSD 310-459758/3-A	Lab Control Sample Dup	63	55	74
MB 310-459758/1-A	Method Blank	83	70	91

Surrogate Legend

NBZ = Nitrobenzene-d5 (Surr)
FBP = 2-Fluorobiphenyl (Surr)
TPHL = Terphenyl-d14 (Surr)

Method: 8270E - Semivolatile Organic Compounds (GC-MS/MS)

Matrix: Water **Prep Type: Total/NA**

		Percent Surrogate Recovery (Acceptance Limits)		
		NBZ	FBP	TPHL
Lab Sample ID	Client Sample ID	(22-150)	(13-150)	(10-150)
310-310229-21	MW-9	113	105	70
310-310229-22	MW-11	111	116	70
LCS 310-459691/19-A	Lab Control Sample	112	115	89
MB 310-459691/1-A	Method Blank	111	107	73

Surrogate Legend

NBZ = Nitrobenzene-d5 (Surr)
FBP = 2-Fluorobiphenyl (Surr)

Surrogate Summary

Client: SCS Engineers

Job ID: 310-310229-1

Project/Site: Archer Daniels Midland Landfill Fall 2025

TPHL = Terphenyl-d14 (Surr)

Method: 8260D - Volatile Organic Compounds by GC/MS

Lab Sample ID: MB 310-459794/5
Client Sample ID: Method Blank
Matrix: Water
Prep Type: Total/NA
Analysis Batch: 459794

Analyte	MB Result	MB Qualifier	RL	MDL	Unit	D	Prepared	Analyzed	Dil Fac
1,1,1,2-Tetrachloroethane	<1.00		1.00	0.380	ug/L			07/08/25 12:12	1
1,1,1-Trichloroethane	<1.00		1.00	0.190	ug/L			07/08/25 12:12	1
1,1,2,2-Tetrachloroethane	<1.00		1.00	0.470	ug/L			07/08/25 12:12	1
1,1,2-Trichloroethane	<1.00		1.00	0.450	ug/L			07/08/25 12:12	1
1,1-Dichloroethane	<1.00		1.00	0.220	ug/L			07/08/25 12:12	1
1,1-Dichloroethene	<2.00		2.00	0.560	ug/L			07/08/25 12:12	1
1,1-Dichloropropene	<1.00		1.00	0.430	ug/L			07/08/25 12:12	1
1,2,3-Trichlorobenzene	<5.00		5.00	0.900	ug/L			07/08/25 12:12	1
1,2,3-Trichloropropane	<1.00		1.00	0.590	ug/L			07/08/25 12:12	1
1,2,4-Trichlorobenzene	<5.00		5.00	0.750	ug/L			07/08/25 12:12	1
1,2,4-Trimethylbenzene	<1.00		1.00	0.420	ug/L			07/08/25 12:12	1
1,2-Dibromo-3-chloropropane	<5.00		5.00	1.20	ug/L			07/08/25 12:12	1
1,2-Dibromoethane (EDB)	<1.00		1.00	0.340	ug/L			07/08/25 12:12	1
1,2-Dichlorobenzene	<1.00		1.00	0.370	ug/L			07/08/25 12:12	1
1,2-Dichloroethane	<1.00		1.00	0.390	ug/L			07/08/25 12:12	1
1,2-Dichloropropane	<1.00		1.00	0.270	ug/L			07/08/25 12:12	1
1,3,5-Trimethylbenzene	<1.00		1.00	0.370	ug/L			07/08/25 12:12	1
1,3-Dichlorobenzene	<1.00		1.00	0.300	ug/L			07/08/25 12:12	1
1,3-Dichloropropane	<1.00		1.00	0.400	ug/L			07/08/25 12:12	1
1,4-Dichlorobenzene	<1.00		1.00	0.230	ug/L			07/08/25 12:12	1
2,2-Dichloropropane	<4.00		4.00	0.690	ug/L			07/08/25 12:12	1
2-Butanone (MEK)	<10.0		10.0	2.10	ug/L			07/08/25 12:12	1
2-Chlorotoluene	<1.00		1.00	0.280	ug/L			07/08/25 12:12	1
4-Chlorotoluene	<1.00		1.00	0.290	ug/L			07/08/25 12:12	1
Acetone	<10.0		10.0	3.10	ug/L			07/08/25 12:12	1
Benzene	<0.500		0.500	0.220	ug/L			07/08/25 12:12	1
Bromobenzene	<1.00		1.00	0.340	ug/L			07/08/25 12:12	1
Bromochloromethane	<5.00		5.00	0.540	ug/L			07/08/25 12:12	1
Bromodichloromethane	<1.00		1.00	0.390	ug/L			07/08/25 12:12	1
Bromoform	<5.00		5.00	0.780	ug/L			07/08/25 12:12	1
Bromomethane	<4.00		4.00	1.10	ug/L			07/08/25 12:12	1
Carbon disulfide	<1.00		1.00	0.450	ug/L			07/08/25 12:12	1
Carbon tetrachloride	<2.00		2.00	0.650	ug/L			07/08/25 12:12	1
Chlorobenzene	<1.00		1.00	0.400	ug/L			07/08/25 12:12	1
Chlorodibromomethane	<5.00		5.00	0.750	ug/L			07/08/25 12:12	1
Chloroethane	<4.00		4.00	0.790	ug/L			07/08/25 12:12	1
Chloroform	<3.00		3.00	1.30	ug/L			07/08/25 12:12	1
Chloromethane	<3.00		3.00	0.610	ug/L			07/08/25 12:12	1
cis-1,2-Dichloroethene	<1.00		1.00	0.210	ug/L			07/08/25 12:12	1
cis-1,3-Dichloropropene	<5.00		5.00	0.250	ug/L			07/08/25 12:12	1
Dibromomethane	<1.00		1.00	0.330	ug/L			07/08/25 12:12	1
Dichlorodifluoromethane	<3.00		3.00	0.250	ug/L			07/08/25 12:12	1
Ethylbenzene	<1.00		1.00	0.310	ug/L			07/08/25 12:12	1
Hexachlorobutadiene	<5.00		5.00	1.40	ug/L			07/08/25 12:12	1
Hexane	<1.00		1.00	0.780	ug/L			07/08/25 12:12	1
Isopropylbenzene	<1.00		1.00	0.350	ug/L			07/08/25 12:12	1
Methyl tert-butyl ether	<1.00		1.00	0.490	ug/L			07/08/25 12:12	1
Methylene chloride	<5.00		5.00	1.70	ug/L			07/08/25 12:12	1

Method: 8260D - Volatile Organic Compounds by GC/MS (Continued)

Lab Sample ID: MB 310-459794/5
Client Sample ID: Method Blank
Matrix: Water
Prep Type: Total/NA
Analysis Batch: 459794

Analyte	MB Result	MB Qualifier	RL	MDL	Unit	D	Prepared	Analyzed	Dil Fac
Naphthalene	<5.00		5.00	3.00	ug/L			07/08/25 12:12	1
n-Butylbenzene	<1.00		1.00	0.440	ug/L			07/08/25 12:12	1
n-Propylbenzene	<1.00		1.00	0.390	ug/L			07/08/25 12:12	1
p-Isopropyltoluene	<1.00		1.00	0.330	ug/L			07/08/25 12:12	1
sec-Butylbenzene	<1.00		1.00	0.440	ug/L			07/08/25 12:12	1
Styrene	<1.00		1.00	0.370	ug/L			07/08/25 12:12	1
tert-Butylbenzene	<1.00		1.00	0.390	ug/L			07/08/25 12:12	1
Tetrachloroethene	<1.00		1.00	0.480	ug/L			07/08/25 12:12	1
Toluene	<1.00		1.00	0.430	ug/L			07/08/25 12:12	1
trans-1,2-Dichloroethene	<1.00		1.00	0.270	ug/L			07/08/25 12:12	1
trans-1,3-Dichloropropene	<5.00		5.00	0.560	ug/L			07/08/25 12:12	1
Trichloroethene	<1.00		1.00	0.430	ug/L			07/08/25 12:12	1
Trichlorofluoromethane	<4.00		4.00	0.380	ug/L			07/08/25 12:12	1
Vinyl chloride	<1.00		1.00	0.180	ug/L			07/08/25 12:12	1
Xylenes, Total	<3.00		3.00	0.400	ug/L			07/08/25 12:12	1

Surrogate	*MB %Recovery*	*MB Qualifier*	*Limits*	*Prepared*	*Analyzed*	*Dil Fac*
Dibromofluoromethane (Surr)	*103*		*76 - 130*		*07/08/25 12:12*	*1*
Toluene-d8 (Surr)	*97*		*80 - 120*		*07/08/25 12:12*	*1*
4-Bromofluorobenzene (Surr)	*102*		*80 - 120*		*07/08/25 12:12*	*1*

Lab Sample ID: LCS 310-459794/6
Client Sample ID: Lab Control Sample
Matrix: Water
Prep Type: Total/NA
Analysis Batch: 459794

Analyte	Spike Added	LCS Result	LCS Qualifier	Unit	D	%Rec	%Rec Limits
1,1,1,2-Tetrachloroethane	20.0	20.80		ug/L		104	70 - 121
1,1,1-Trichloroethane	20.0	21.02		ug/L		105	69 - 130
1,1,2,2-Tetrachloroethane	20.0	19.75		ug/L		99	70 - 122
1,1,2-Trichloroethane	20.0	20.64		ug/L		103	75 - 121
1,1-Dichloroethane	20.0	20.22		ug/L		101	69 - 127
1,1-Dichloroethene	20.0	20.34		ug/L		102	64 - 134
1,1-Dichloropropene	20.0	20.26		ug/L		101	70 - 133
1,2,3-Trichlorobenzene	20.0	20.17		ug/L		101	69 - 124
1,2,3-Trichloropropane	20.0	21.85		ug/L		109	70 - 122
1,2,4-Trichlorobenzene	20.0	18.15		ug/L		91	69 - 125
1,2,4-Trimethylbenzene	20.0	20.09		ug/L		100	71 - 125
1,2-Dibromo-3-chloropropane	20.0	21.02		ug/L		105	62 - 132
1,2-Dibromoethane (EDB)	20.0	20.33		ug/L		102	74 - 122
1,2-Dichlorobenzene	20.0	18.23		ug/L		91	74 - 120
1,2-Dichloroethane	20.0	20.23		ug/L		101	68 - 125
1,2-Dichloropropane	20.0	19.34		ug/L		97	72 - 128
1,3,5-Trimethylbenzene	20.0	20.88		ug/L		104	72 - 124
1,3-Dichlorobenzene	20.0	18.56		ug/L		93	71 - 120
1,3-Dichloropropane	20.0	20.07		ug/L		100	72 - 125
1,4-Dichlorobenzene	20.0	18.37		ug/L		92	72 - 120
2,2-Dichloropropane	20.0	23.41		ug/L		117	51 - 146
2-Butanone (MEK)	40.0	37.59		ug/L		94	60 - 134

Method: 8260D - Volatile Organic Compounds by GC/MS (Continued)

Lab Sample ID: LCS 310-459794/6
Matrix: Water
Analysis Batch: 459794

Client Sample ID: Lab Control Sample
Prep Type: Total/NA

Analyte	Spike Added	LCS Result	LCS Qualifier	Unit	D	%Rec	%Rec Limits
2-Chlorotoluene	20.0	19.41		ug/L		97	73 - 121
4-Chlorotoluene	20.0	19.89		ug/L		99	72 - 121
Acetone	40.0	41.70		ug/L		104	59 - 136
Benzene	20.0	19.93		ug/L		100	71 - 125
Bromobenzene	20.0	19.90		ug/L		100	71 - 120
Bromochloromethane	20.0	23.39		ug/L		117	69 - 131
Bromodichloromethane	20.0	20.37		ug/L		102	70 - 122
Bromoform	20.0	21.26		ug/L		106	62 - 122
Carbon disulfide	20.0	18.18		ug/L		91	58 - 137
Carbon tetrachloride	20.0	21.35		ug/L		107	63 - 136
Chlorobenzene	20.0	19.77		ug/L		99	74 - 120
Chlorodibromomethane	20.0	21.26		ug/L		106	69 - 121
Chloroform	20.0	20.73		ug/L		104	72 - 122
cis-1,2-Dichloroethene	20.0	19.14		ug/L		96	72 - 123
cis-1,3-Dichloropropene	20.0	20.95		ug/L		105	72 - 123
Dibromomethane	20.0	20.38		ug/L		102	72 - 122
Ethylbenzene	20.0	19.49		ug/L		97	75 - 120
Hexachlorobutadiene	20.0	19.53		ug/L		98	67 - 127
Hexane	20.0	16.68		ug/L		83	49 - 150
Isopropylbenzene	20.0	20.19		ug/L		101	74 - 122
Methyl tert-butyl ether	20.0	20.67		ug/L		103	66 - 130
Methylene chloride	20.0	19.84		ug/L		99	72 - 128
Naphthalene	20.0	19.95		ug/L		100	69 - 126
n-Butylbenzene	20.0	18.73		ug/L		94	70 - 130
n-Propylbenzene	20.0	20.02		ug/L		100	73 - 125
p-Isopropyltoluene	20.0	19.63		ug/L		98	72 - 127
sec-Butylbenzene	20.0	18.89		ug/L		94	72 - 127
Styrene	20.0	21.38		ug/L		107	74 - 122
tert-Butylbenzene	20.0	19.50		ug/L		98	72 - 125
Tetrachloroethene	20.0	20.44		ug/L		102	70 - 128
Toluene	20.0	19.95		ug/L		100	74 - 120
trans-1,2-Dichloroethene	20.0	21.33		ug/L		107	67 - 127
trans-1,3-Dichloropropene	20.0	21.30		ug/L		106	67 - 123
Trichloroethene	20.0	21.22		ug/L		106	70 - 128
Xylenes, Total	40.0	40.75		ug/L		102	74 - 121

Surrogate	*LCS %Recovery*	*LCS Qualifier*	*Limits*
Dibromofluoromethane (Surr)	*100*		*76 - 130*
Toluene-d8 (Surr)	*100*		*80 - 120*
4-Bromofluorobenzene (Surr)	*98*		*80 - 120*

Lab Sample ID: LCS 310-459794/7
Matrix: Water
Analysis Batch: 459794

Client Sample ID: Lab Control Sample
Prep Type: Total/NA

Analyte	Spike Added	LCS Result	LCS Qualifier	Unit	D	%Rec	%Rec Limits
Bromomethane	20.0	21.28		ug/L		106	33 - 138
Chloroethane	20.0	21.12		ug/L		106	59 - 139

Method: 8260D - Volatile Organic Compounds by GC/MS (Continued)

Lab Sample ID: LCS 310-459794/7
Client Sample ID: Lab Control Sample
Matrix: Water
Prep Type: Total/NA
Analysis Batch: 459794

Analyte	Spike Added	LCS Result	LCS Qualifier	Unit	D	%Rec	%Rec Limits
Chloromethane	20.0	20.78		ug/L		104	52 - 146
Dichlorodifluoromethane	20.0	23.64		ug/L		118	45 - 150
Trichlorofluoromethane	20.0	23.35		ug/L		117	55 - 150
Vinyl chloride	20.0	21.44		ug/L		107	60 - 142

Surrogate	*LCS %Recovery*	*LCS Qualifier*	*Limits*
Dibromofluoromethane (Surr)	*104*		*76 - 130*
Toluene-d8 (Surr)	*97*		*80 - 120*
4-Bromofluorobenzene (Surr)	*102*		*80 - 120*

Lab Sample ID: MB 310-459801/5
Client Sample ID: Method Blank
Matrix: Water
Prep Type: Total/NA
Analysis Batch: 459801

Analyte	MB Result	MB Qualifier	RL	MDL	Unit	D	Prepared	Analyzed	Dil Fac
1,1,1,2-Tetrachloroethane	<1.00		1.00	0.380	ug/L			07/08/25 22:55	1
1,1,1-Trichloroethane	<1.00		1.00	0.190	ug/L			07/08/25 22:55	1
1,1,2,2-Tetrachloroethane	<1.00		1.00	0.470	ug/L			07/08/25 22:55	1
1,1,2-Trichloroethane	<1.00		1.00	0.450	ug/L			07/08/25 22:55	1
1,1-Dichloroethane	<1.00		1.00	0.220	ug/L			07/08/25 22:55	1
1,1-Dichloroethene	<2.00		2.00	0.560	ug/L			07/08/25 22:55	1
1,1-Dichloropropene	<1.00		1.00	0.430	ug/L			07/08/25 22:55	1
1,2,3-Trichlorobenzene	<5.00		5.00	0.900	ug/L			07/08/25 22:55	1
1,2,3-Trichloropropane	<1.00		1.00	0.590	ug/L			07/08/25 22:55	1
1,2,4-Trichlorobenzene	<5.00		5.00	0.750	ug/L			07/08/25 22:55	1
1,2,4-Trimethylbenzene	<1.00		1.00	0.420	ug/L			07/08/25 22:55	1
1,2-Dibromo-3-chloropropane	<5.00		5.00	1.20	ug/L			07/08/25 22:55	1
1,2-Dibromoethane (EDB)	<1.00		1.00	0.340	ug/L			07/08/25 22:55	1
1,2-Dichlorobenzene	<1.00		1.00	0.370	ug/L			07/08/25 22:55	1
1,2-Dichloroethane	<1.00		1.00	0.390	ug/L			07/08/25 22:55	1
1,2-Dichloropropane	<1.00		1.00	0.270	ug/L			07/08/25 22:55	1
1,3,5-Trimethylbenzene	<1.00		1.00	0.370	ug/L			07/08/25 22:55	1
1,3-Dichlorobenzene	<1.00		1.00	0.300	ug/L			07/08/25 22:55	1
1,3-Dichloropropane	<1.00		1.00	0.400	ug/L			07/08/25 22:55	1
1,4-Dichlorobenzene	<1.00		1.00	0.230	ug/L			07/08/25 22:55	1
2,2-Dichloropropane	<4.00		4.00	0.690	ug/L			07/08/25 22:55	1
2-Butanone (MEK)	<10.0		10.0	2.10	ug/L			07/08/25 22:55	1
2-Chlorotoluene	<1.00		1.00	0.280	ug/L			07/08/25 22:55	1
4-Chlorotoluene	<1.00		1.00	0.290	ug/L			07/08/25 22:55	1
Acetone	<10.0		10.0	3.10	ug/L			07/08/25 22:55	1
Benzene	<0.500		0.500	0.220	ug/L			07/08/25 22:55	1
Bromobenzene	<1.00		1.00	0.340	ug/L			07/08/25 22:55	1
Bromochloromethane	<5.00		5.00	0.540	ug/L			07/08/25 22:55	1
Bromodichloromethane	<1.00		1.00	0.390	ug/L			07/08/25 22:55	1
Bromoform	<5.00		5.00	0.780	ug/L			07/08/25 22:55	1
Bromomethane	<4.00		4.00	1.10	ug/L			07/08/25 22:55	1
Carbon disulfide	<1.00		1.00	0.450	ug/L			07/08/25 22:55	1
Carbon tetrachloride	<2.00		2.00	0.650	ug/L			07/08/25 22:55	1

Method: 8260D - Volatile Organic Compounds by GC/MS (Continued)

Lab Sample ID: MB 310-459801/5
Matrix: Water
Analysis Batch: 459801

Client Sample ID: Method Blank
Prep Type: Total/NA

Analyte	MB Result	MB Qualifier	RL	MDL	Unit	D	Prepared	Analyzed	Dil Fac
Chlorobenzene	<1.00		1.00	0.400	ug/L			07/08/25 22:55	1
Chlorodibromomethane	<5.00		5.00	0.750	ug/L			07/08/25 22:55	1
Chloroethane	<4.00		4.00	0.790	ug/L			07/08/25 22:55	1
Chloroform	<3.00		3.00	1.30	ug/L			07/08/25 22:55	1
Chloromethane	<3.00		3.00	0.610	ug/L			07/08/25 22:55	1
cis-1,2-Dichloroethene	<1.00		1.00	0.210	ug/L			07/08/25 22:55	1
cis-1,3-Dichloropropene	<5.00		5.00	0.250	ug/L			07/08/25 22:55	1
Dibromomethane	<1.00		1.00	0.330	ug/L			07/08/25 22:55	1
Dichlorodifluoromethane	<3.00		3.00	0.250	ug/L			07/08/25 22:55	1
Ethylbenzene	<1.00		1.00	0.310	ug/L			07/08/25 22:55	1
Hexachlorobutadiene	<5.00		5.00	1.40	ug/L			07/08/25 22:55	1
Hexane	<1.00		1.00	0.780	ug/L			07/08/25 22:55	1
Isopropylbenzene	<1.00		1.00	0.350	ug/L			07/08/25 22:55	1
Methyl tert-butyl ether	<1.00		1.00	0.490	ug/L			07/08/25 22:55	1
Methylene chloride	<5.00		5.00	1.70	ug/L			07/08/25 22:55	1
Naphthalene	<5.00		5.00	3.00	ug/L			07/08/25 22:55	1
n-Butylbenzene	<1.00		1.00	0.440	ug/L			07/08/25 22:55	1
n-Propylbenzene	<1.00		1.00	0.390	ug/L			07/08/25 22:55	1
p-Isopropyltoluene	<1.00		1.00	0.330	ug/L			07/08/25 22:55	1
sec-Butylbenzene	<1.00		1.00	0.440	ug/L			07/08/25 22:55	1
Styrene	<1.00		1.00	0.370	ug/L			07/08/25 22:55	1
tert-Butylbenzene	<1.00		1.00	0.390	ug/L			07/08/25 22:55	1
Tetrachloroethene	<1.00		1.00	0.480	ug/L			07/08/25 22:55	1
Toluene	<1.00		1.00	0.430	ug/L			07/08/25 22:55	1
trans-1,2-Dichloroethene	<1.00		1.00	0.270	ug/L			07/08/25 22:55	1
trans-1,3-Dichloropropene	<5.00		5.00	0.560	ug/L			07/08/25 22:55	1
Trichloroethene	<1.00		1.00	0.430	ug/L			07/08/25 22:55	1
Trichlorofluoromethane	<4.00		4.00	0.380	ug/L			07/08/25 22:55	1
Vinyl chloride	<1.00		1.00	0.180	ug/L			07/08/25 22:55	1
Xylenes, Total	<3.00		3.00	0.400	ug/L			07/08/25 22:55	1

Surrogate	*MB %Recovery*	*MB Qualifier*	*Limits*	*Prepared*	*Analyzed*	*Dil Fac*
Dibromofluoromethane (Surr)	*98*		*76 - 130*		*07/08/25 22:55*	*1*
Toluene-d8 (Surr)	*97*		*80 - 120*		*07/08/25 22:55*	*1*
4-Bromofluorobenzene (Surr)	*104*		*80 - 120*		*07/08/25 22:55*	*1*

Lab Sample ID: LCS 310-459801/6
Matrix: Water
Analysis Batch: 459801

Client Sample ID: Lab Control Sample
Prep Type: Total/NA

Analyte	Spike Added	LCS Result	LCS Qualifier	Unit	D	%Rec	%Rec Limits
1,1,1,2-Tetrachloroethane	20.0	19.88		ug/L		99	70 - 121
1,1,1-Trichloroethane	20.0	21.35		ug/L		107	69 - 130
1,1,2,2-Tetrachloroethane	20.0	18.56		ug/L		93	70 - 122
1,1,2-Trichloroethane	20.0	20.13		ug/L		101	75 - 121
1,1-Dichloroethane	20.0	18.92		ug/L		95	69 - 127
1,1-Dichloroethene	20.0	19.20		ug/L		96	64 - 134
1,1-Dichloropropene	20.0	20.22		ug/L		101	70 - 133

Method: 8260D - Volatile Organic Compounds by GC/MS (Continued)

Lab Sample ID: LCS 310-459801/6
Client Sample ID: Lab Control Sample
Matrix: Water
Prep Type: Total/NA
Analysis Batch: 459801

Analyte	Spike Added	LCS Result	LCS Qualifier	Unit	D	%Rec	%Rec Limits
1,2,3-Trichlorobenzene	20.0	19.44		ug/L		97	69 - 124
1,2,3-Trichloropropane	20.0	19.91		ug/L		100	70 - 122
1,2,4-Trichlorobenzene	20.0	16.46		ug/L		82	69 - 125
1,2,4-Trimethylbenzene	20.0	18.49		ug/L		92	71 - 125
1,2-Dibromo-3-chloropropane	20.0	19.72		ug/L		99	62 - 132
1,2-Dibromoethane (EDB)	20.0	19.52		ug/L		98	74 - 122
1,2-Dichlorobenzene	20.0	17.55		ug/L		88	74 - 120
1,2-Dichloroethane	20.0	19.47		ug/L		97	68 - 125
1,2-Dichloropropane	20.0	18.18		ug/L		91	72 - 128
1,3,5-Trimethylbenzene	20.0	19.92		ug/L		100	72 - 124
1,3-Dichlorobenzene	20.0	17.31		ug/L		87	71 - 120
1,3-Dichloropropane	20.0	18.99		ug/L		95	72 - 125
1,4-Dichlorobenzene	20.0	17.46		ug/L		87	72 - 120
2,2-Dichloropropane	20.0	19.26		ug/L		96	51 - 146
2-Butanone (MEK)	40.0	35.71		ug/L		89	60 - 134
2-Chlorotoluene	20.0	18.36		ug/L		92	73 - 121
4-Chlorotoluene	20.0	18.73		ug/L		94	72 - 121
Acetone	40.0	37.34		ug/L		93	59 - 136
Benzene	20.0	19.35		ug/L		97	71 - 125
Bromobenzene	20.0	19.67		ug/L		98	71 - 120
Bromochloromethane	20.0	20.72		ug/L		104	69 - 131
Bromodichloromethane	20.0	18.80		ug/L		94	70 - 122
Bromoform	20.0	20.83		ug/L		104	62 - 122
Carbon disulfide	20.0	16.34		ug/L		82	58 - 137
Carbon tetrachloride	20.0	19.63		ug/L		98	63 - 136
Chlorobenzene	20.0	19.04		ug/L		95	74 - 120
Chlorodibromomethane	20.0	21.16		ug/L		106	69 - 121
Chloroform	20.0	19.89		ug/L		99	72 - 122
cis-1,2-Dichloroethene	20.0	19.18		ug/L		96	72 - 123
cis-1,3-Dichloropropene	20.0	20.49		ug/L		102	72 - 123
Dibromomethane	20.0	19.75		ug/L		99	72 - 122
Ethylbenzene	20.0	18.61		ug/L		93	75 - 120
Hexachlorobutadiene	20.0	17.89		ug/L		89	67 - 127
Hexane	20.0	14.77		ug/L		74	49 - 150
Isopropylbenzene	20.0	18.90		ug/L		94	74 - 122
Methyl tert-butyl ether	20.0	20.89		ug/L		104	66 - 130
Methylene chloride	20.0	19.04		ug/L		95	72 - 128
Naphthalene	20.0	18.30		ug/L		92	69 - 126
n-Butylbenzene	20.0	17.36		ug/L		87	70 - 130
n-Propylbenzene	20.0	18.33		ug/L		92	73 - 125
p-Isopropyltoluene	20.0	18.28		ug/L		91	72 - 127
sec-Butylbenzene	20.0	17.42		ug/L		87	72 - 127
Styrene	20.0	20.36		ug/L		102	74 - 122
tert-Butylbenzene	20.0	18.42		ug/L		92	72 - 125
Tetrachloroethene	20.0	19.70		ug/L		98	70 - 128
Toluene	20.0	18.90		ug/L		94	74 - 120
trans-1,2-Dichloroethene	20.0	20.04		ug/L		100	67 - 127
trans-1,3-Dichloropropene	20.0	20.01		ug/L		100	67 - 123
Trichloroethene	20.0	20.29		ug/L		101	70 - 128

Method: 8260D - Volatile Organic Compounds by GC/MS (Continued)

Lab Sample ID: LCS 310-459801/6
Matrix: Water
Analysis Batch: 459801

Client Sample ID: Lab Control Sample
Prep Type: Total/NA

Analyte	Spike Added	LCS Result	LCS Qualifier	Unit	D	%Rec	%Rec Limits
Xylenes, Total	40.0	38.24		ug/L		96	74 - 121

Surrogate	*LCS %Recovery*	*LCS Qualifier*	*Limits*
Dibromofluoromethane (Surr)	*98*		*76 - 130*
Toluene-d8 (Surr)	*100*		*80 - 120*
4-Bromofluorobenzene (Surr)	*98*		*80 - 120*

Lab Sample ID: LCS 310-459801/7
Matrix: Water
Analysis Batch: 459801

Client Sample ID: Lab Control Sample
Prep Type: Total/NA

Analyte	Spike Added	LCS Result	LCS Qualifier	Unit	D	%Rec	%Rec Limits
Bromomethane	20.0	19.82		ug/L		99	33 - 138
Chloroethane	20.0	17.31		ug/L		87	59 - 139
Chloromethane	20.0	18.19		ug/L		91	52 - 146
Dichlorodifluoromethane	20.0	19.71		ug/L		99	45 - 150
Trichlorofluoromethane	20.0	20.47		ug/L		102	55 - 150
Vinyl chloride	20.0	18.48		ug/L		92	60 - 142

Surrogate	*LCS %Recovery*	*LCS Qualifier*	*Limits*
Dibromofluoromethane (Surr)	*99*		*76 - 130*
Toluene-d8 (Surr)	*96*		*80 - 120*
4-Bromofluorobenzene (Surr)	*105*		*80 - 120*

Lab Sample ID: 310-310229-21 MS
Matrix: Water
Analysis Batch: 459801

Client Sample ID: MW-9
Prep Type: Total/NA

Analyte	Sample Result	Sample Qualifier	Spike Added	MS Result	MS Qualifier	Unit	D	%Rec	%Rec Limits
1,1,1,2-Tetrachloroethane	<10.0		200	213.8		ug/L		107	55 - 121
1,1,1-Trichloroethane	<10.0		200	227.8		ug/L		114	53 - 130
1,1,2,2-Tetrachloroethane	<10.0		200	201.5		ug/L		101	55 - 123
1,1,2-Trichloroethane	<10.0		200	218.7		ug/L		109	60 - 121
1,1-Dichloroethane	<10.0		200	204.7		ug/L		102	53 - 127
1,1-Dichloroethene	<20.0		200	190.2		ug/L		95	51 - 134
1,1-Dichloropropene	<10.0		200	202.4		ug/L		101	55 - 133
1,2,3-Trichlorobenzene	<50.0		200	251.3		ug/L		126	54 - 127
1,2,3-Trichloropropane	<10.0		200	211.7		ug/L		106	56 - 122
1,2,4-Trichlorobenzene	<50.0		200	226.7		ug/L		113	55 - 126
1,2,4-Trimethylbenzene	<10.0		200	220.2		ug/L		110	51 - 125
1,2-Dibromo-3-chloropropane	<50.0		200	202.5		ug/L		101	44 - 138
1,2-Dibromoethane (EDB)	<10.0		200	212.8		ug/L		106	60 - 122
1,2-Dichlorobenzene	<10.0		200	194.8		ug/L		97	60 - 120
1,2-Dichloroethane	<10.0		200	212.4		ug/L		106	48 - 128
1,2-Dichloropropane	<10.0		200	192.0		ug/L		96	59 - 128
1,3,5-Trimethylbenzene	<10.0	F1	200	233.5		ug/L		117	53 - 124
1,3-Dichlorobenzene	<10.0		200	199.8		ug/L		100	58 - 120
1,3-Dichloropropane	<10.0		200	205.1		ug/L		103	58 - 125

Method: 8260D - Volatile Organic Compounds by GC/MS (Continued)

Lab Sample ID: 310-310229-21 MS
Matrix: Water
Analysis Batch: 459801

Client Sample ID: MW-9
Prep Type: Total/NA

Analyte	Sample Result	Sample Qualifier	Spike Added	MS Result	MS Qualifier	Unit	D	%Rec	%Rec Limits
1,4-Dichlorobenzene	<10.0		200	195.5		ug/L		98	58 - 120
2,2-Dichloropropane	<40.0		200	189.5		ug/L		95	34 - 146
2-Butanone (MEK)	61.2	J	400	440.6		ug/L		95	46 - 134
2-Chlorotoluene	<10.0		200	206.3		ug/L		103	54 - 121
4-Chlorotoluene	<10.0		200	207.0		ug/L		104	52 - 122
Acetone	31.4	J	400	440.4		ug/L		102	39 - 141
Benzene	12.8		200	221.0		ug/L		104	48 - 125
Bromobenzene	<10.0		200	202.7		ug/L		101	57 - 120
Bromochloromethane	<50.0		200	228.6		ug/L		114	55 - 131
Bromodichloromethane	<10.0		200	200.9		ug/L		100	53 - 122
Bromoform	<50.0		200	208.6		ug/L		104	47 - 122
Carbon disulfide	5.58	J	200	240.4		ug/L		117	45 - 137
Carbon tetrachloride	<20.0		200	242.5		ug/L		121	45 - 136
Chlorobenzene	<10.0		200	198.6		ug/L		99	59 - 120
Chlorodibromomethane	<50.0		200	221.7		ug/L		111	53 - 121
Chloroform	<30.0		200	214.4		ug/L		107	52 - 122
cis-1,2-Dichloroethene	<10.0		200	207.2		ug/L		104	51 - 123
cis-1,3-Dichloropropene	<50.0	F1	200	78.54	F1	ug/L		39	55 - 123
Dibromomethane	<10.0		200	205.0		ug/L		102	57 - 122
Ethylbenzene	<10.0		200	210.3		ug/L		105	53 - 120
Hexachlorobutadiene	<50.0	F1	200	258.7	F1	ug/L		129	36 - 127
Hexane	<10.0		200	214.4		ug/L		107	30 - 150
Isopropylbenzene	<10.0		200	217.5		ug/L		109	51 - 122
Methyl tert-butyl ether	<10.0		200	207.5		ug/L		104	50 - 130
Methylene chloride	<50.0		200	204.0		ug/L		102	59 - 128
Naphthalene	<50.0		200	222.4		ug/L		111	45 - 144
n-Butylbenzene	<10.0		200	225.6		ug/L		113	46 - 130
n-Propylbenzene	<10.0		200	213.5		ug/L		107	50 - 125
p-Isopropyltoluene	<10.0		200	218.2		ug/L		109	55 - 127
sec-Butylbenzene	<10.0		200	217.2		ug/L		109	53 - 127
Styrene	<10.0		200	161.0		ug/L		81	50 - 125
tert-Butylbenzene	<10.0		200	213.1		ug/L		107	57 - 125
Tetrachloroethene	<10.0		200	227.9		ug/L		114	51 - 128
Toluene	11.7		200	223.8		ug/L		106	52 - 120
trans-1,2-Dichloroethene	<10.0		200	220.9		ug/L		110	53 - 127
trans-1,3-Dichloropropene	<50.0		200	147.8		ug/L		74	50 - 123
Trichloroethene	<10.0		200	219.6		ug/L		110	50 - 128
Xylenes, Total	<30.0		400	425.1		ug/L		106	50 - 122

Surrogate	*MS %Recovery*	*MS Qualifier*	*Limits*
Dibromofluoromethane (Surr)	*100*		*76 - 130*
Toluene-d8 (Surr)	*103*		*80 - 120*
4-Bromofluorobenzene (Surr)	*98*		*80 - 120*

Method: 8260D - Volatile Organic Compounds by GC/MS (Continued)

Lab Sample ID: 310-310229-21 MSD
Client Sample ID: MW-9
Matrix: Water
Prep Type: Total/NA
Analysis Batch: 459801

Analyte	Sample Result	Sample Qualifier	Spike Added	MSD Result	MSD Qualifier	Unit	D	%Rec	%Rec Limits	RPD	RPD Limit
1,1,1,2-Tetrachloroethane	<10.0		200	234.0		ug/L		117	55 - 121	9	20
1,1,1-Trichloroethane	<10.0		200	235.3		ug/L		118	53 - 130	3	20
1,1,2,2-Tetrachloroethane	<10.0		200	205.9		ug/L		103	55 - 123	2	20
1,1,2-Trichloroethane	<10.0		200	216.6		ug/L		108	60 - 121	1	20
1,1-Dichloroethane	<10.0		200	205.6		ug/L		103	53 - 127	0	20
1,1-Dichloroethene	<20.0		200	185.9		ug/L		93	51 - 134	2	20
1,1-Dichloropropene	<10.0		200	210.7		ug/L		105	55 - 133	4	20
1,2,3-Trichlorobenzene	<50.0		200	246.6		ug/L		123	54 - 127	2	24
1,2,3-Trichloropropane	<10.0		200	210.0		ug/L		105	56 - 122	1	21
1,2,4-Trichlorobenzene	<50.0		200	234.0		ug/L		117	55 - 126	3	20
1,2,4-Trimethylbenzene	<10.0		200	237.6		ug/L		119	51 - 125	8	20
1,2-Dibromo-3-chloropropane	<50.0		200	220.2		ug/L		110	44 - 138	8	24
1,2-Dibromoethane (EDB)	<10.0		200	218.1		ug/L		109	60 - 122	2	20
1,2-Dichlorobenzene	<10.0		200	208.4		ug/L		104	60 - 120	7	20
1,2-Dichloroethane	<10.0		200	207.7		ug/L		104	48 - 128	2	20
1,2-Dichloropropane	<10.0		200	190.8		ug/L		95	59 - 128	1	20
1,3,5-Trimethylbenzene	<10.0	F1	200	250.3	F1	ug/L		125	53 - 124	7	20
1,3-Dichlorobenzene	<10.0		200	217.7		ug/L		109	58 - 120	9	20
1,3-Dichloropropane	<10.0		200	214.4		ug/L		107	58 - 125	4	20
1,4-Dichlorobenzene	<10.0		200	217.1		ug/L		109	58 - 120	11	20
2,2-Dichloropropane	<40.0		200	188.1		ug/L		94	34 - 146	1	20
2-Butanone (MEK)	61.2	J	400	413.3		ug/L		88	46 - 134	6	23
2-Chlorotoluene	<10.0		200	234.8		ug/L		117	54 - 121	13	23
4-Chlorotoluene	<10.0		200	225.8		ug/L		113	52 - 122	9	20
Acetone	31.4	J	400	405.4		ug/L		94	39 - 141	8	23
Benzene	12.8		200	222.0		ug/L		105	48 - 125	0	20
Bromobenzene	<10.0		200	217.3		ug/L		109	57 - 120	7	20
Bromochloromethane	<50.0		200	237.7		ug/L		119	55 - 131	4	21
Bromodichloromethane	<10.0		200	210.6		ug/L		105	53 - 122	5	20
Bromoform	<50.0		200	222.8		ug/L		111	47 - 122	7	20
Carbon disulfide	5.58	J	200	219.1		ug/L		107	45 - 137	9	24
Carbon tetrachloride	<20.0		200	239.1		ug/L		120	45 - 136	1	20
Chlorobenzene	<10.0		200	218.7		ug/L		109	59 - 120	10	20
Chlorodibromomethane	<50.0		200	225.5		ug/L		113	53 - 121	2	20
Chloroform	<30.0		200	212.6		ug/L		106	52 - 122	1	20
cis-1,2-Dichloroethene	<10.0		200	202.9		ug/L		101	51 - 123	2	20
cis-1,3-Dichloropropene	<50.0	F1	200	84.32	F1	ug/L		42	55 - 123	7	20
Dibromomethane	<10.0		200	205.8		ug/L		103	57 - 122	0	20
Ethylbenzene	<10.0		200	222.0		ug/L		111	53 - 120	5	20
Hexachlorobutadiene	<50.0	F1	200	230.1		ug/L		115	36 - 127	12	30
Hexane	<10.0		200	209.8		ug/L		105	30 - 150	2	20
Isopropylbenzene	<10.0		200	236.8		ug/L		118	51 - 122	8	20
Methyl tert-butyl ether	<10.0		200	223.7		ug/L		112	50 - 130	8	20
Methylene chloride	<50.0		200	201.2		ug/L		101	59 - 128	1	20
Naphthalene	<50.0		200	248.6		ug/L		124	45 - 144	11	32
n-Butylbenzene	<10.0		200	222.3		ug/L		111	46 - 130	1	27
n-Propylbenzene	<10.0		200	229.1		ug/L		115	50 - 125	7	20
p-Isopropyltoluene	<10.0		200	224.2		ug/L		112	55 - 127	3	20

Method: 8260D - Volatile Organic Compounds by GC/MS (Continued)

Lab Sample ID: 310-310229-21 MSD
Client Sample ID: MW-9
Matrix: Water
Prep Type: Total/NA
Analysis Batch: 459801

Analyte	Sample Result	Sample Qualifier	Spike Added	MSD Result	MSD Qualifier	Unit	D	%Rec	%Rec Limits	RPD	RPD Limit
sec-Butylbenzene	<10.0		200	221.7		ug/L		111	53 - 127	2	20
Styrene	<10.0		200	166.5		ug/L		83	50 - 125	3	20
tert-Butylbenzene	<10.0		200	228.0		ug/L		114	57 - 125	7	20
Tetrachloroethene	<10.0		200	239.8		ug/L		120	51 - 128	5	20
Toluene	11.7		200	239.1		ug/L		114	52 - 120	7	20
trans-1,2-Dichloroethene	<10.0		200	206.4		ug/L		103	53 - 127	7	20
trans-1,3-Dichloropropene	<50.0		200	151.1		ug/L		76	50 - 123	2	20
Trichloroethene	<10.0		200	216.4		ug/L		108	50 - 128	1	20
Xylenes, Total	<30.0		400	465.6		ug/L		116	50 - 122	9	20

Surrogate	*MSD %Recovery*	*MSD Qualifier*	*Limits*
Dibromofluoromethane (Surr)	*100*		*76 - 130*
Toluene-d8 (Surr)	*101*		*80 - 120*
4-Bromofluorobenzene (Surr)	*101*		*80 - 120*

Lab Sample ID: MB 310-460227/6
Client Sample ID: Method Blank
Matrix: Water
Prep Type: Total/NA
Analysis Batch: 460227

Analyte	MB Result	MB Qualifier	RL	MDL	Unit	D	Prepared	Analyzed	Dil Fac
1,1,1,2-Tetrachloroethane	<1.00		1.00	0.380	ug/L			07/11/25 15:21	1
1,1,1-Trichloroethane	<1.00		1.00	0.190	ug/L			07/11/25 15:21	1
1,1,2,2-Tetrachloroethane	<1.00		1.00	0.470	ug/L			07/11/25 15:21	1
1,1,2-Trichloroethane	<1.00		1.00	0.450	ug/L			07/11/25 15:21	1
1,1-Dichloroethane	<1.00		1.00	0.220	ug/L			07/11/25 15:21	1
1,1-Dichloroethene	<2.00		2.00	0.560	ug/L			07/11/25 15:21	1
1,1-Dichloropropene	<1.00		1.00	0.430	ug/L			07/11/25 15:21	1
1,2,3-Trichlorobenzene	<5.00		5.00	0.900	ug/L			07/11/25 15:21	1
1,2,3-Trichloropropane	<1.00		1.00	0.590	ug/L			07/11/25 15:21	1
1,2,4-Trichlorobenzene	<5.00		5.00	0.750	ug/L			07/11/25 15:21	1
1,2,4-Trimethylbenzene	<1.00		1.00	0.420	ug/L			07/11/25 15:21	1
1,2-Dibromo-3-chloropropane	<5.00		5.00	1.20	ug/L			07/11/25 15:21	1
1,2-Dibromoethane (EDB)	<1.00		1.00	0.340	ug/L			07/11/25 15:21	1
1,2-Dichlorobenzene	<1.00		1.00	0.370	ug/L			07/11/25 15:21	1
1,2-Dichloroethane	<1.00		1.00	0.390	ug/L			07/11/25 15:21	1
1,2-Dichloropropane	<1.00		1.00	0.270	ug/L			07/11/25 15:21	1
1,3,5-Trimethylbenzene	<1.00		1.00	0.370	ug/L			07/11/25 15:21	1
1,3-Dichlorobenzene	<1.00		1.00	0.300	ug/L			07/11/25 15:21	1
1,3-Dichloropropane	<1.00		1.00	0.400	ug/L			07/11/25 15:21	1
1,4-Dichlorobenzene	<1.00		1.00	0.230	ug/L			07/11/25 15:21	1
2,2-Dichloropropane	<4.00		4.00	0.690	ug/L			07/11/25 15:21	1
2-Butanone (MEK)	<10.0		10.0	2.10	ug/L			07/11/25 15:21	1
2-Chlorotoluene	<1.00		1.00	0.280	ug/L			07/11/25 15:21	1
4-Chlorotoluene	<1.00		1.00	0.290	ug/L			07/11/25 15:21	1
Acetone	<10.0		10.0	3.10	ug/L			07/11/25 15:21	1
Benzene	<0.500		0.500	0.220	ug/L			07/11/25 15:21	1
Bromobenzene	<1.00		1.00	0.340	ug/L			07/11/25 15:21	1
Bromochloromethane	<5.00		5.00	0.540	ug/L			07/11/25 15:21	1

Method: 8260D - Volatile Organic Compounds by GC/MS (Continued)

Lab Sample ID: MB 310-460227/6
Matrix: Water
Analysis Batch: 460227

Client Sample ID: Method Blank
Prep Type: Total/NA

Analyte	MB Result	MB Qualifier	RL	MDL	Unit	D	Prepared	Analyzed	Dil Fac
Bromodichloromethane	<1.00		1.00	0.390	ug/L			07/11/25 15:21	1
Bromoform	<5.00		5.00	0.780	ug/L			07/11/25 15:21	1
Bromomethane	<4.00		4.00	1.10	ug/L			07/11/25 15:21	1
Carbon disulfide	<1.00		1.00	0.450	ug/L			07/11/25 15:21	1
Carbon tetrachloride	<2.00		2.00	0.650	ug/L			07/11/25 15:21	1
Chlorobenzene	<1.00		1.00	0.400	ug/L			07/11/25 15:21	1
Chlorodibromomethane	<5.00		5.00	0.750	ug/L			07/11/25 15:21	1
Chloroethane	<4.00		4.00	0.790	ug/L			07/11/25 15:21	1
Chloroform	<3.00		3.00	1.30	ug/L			07/11/25 15:21	1
Chloromethane	<3.00		3.00	0.610	ug/L			07/11/25 15:21	1
cis-1,2-Dichloroethene	<1.00		1.00	0.210	ug/L			07/11/25 15:21	1
cis-1,3-Dichloropropene	<5.00		5.00	0.250	ug/L			07/11/25 15:21	1
Dibromomethane	<1.00		1.00	0.330	ug/L			07/11/25 15:21	1
Dichlorodifluoromethane	<3.00		3.00	0.250	ug/L			07/11/25 15:21	1
Ethylbenzene	<1.00		1.00	0.310	ug/L			07/11/25 15:21	1
Hexachlorobutadiene	<5.00		5.00	1.40	ug/L			07/11/25 15:21	1
Hexane	<1.00		1.00	0.780	ug/L			07/11/25 15:21	1
Isopropylbenzene	<1.00		1.00	0.350	ug/L			07/11/25 15:21	1
Methyl tert-butyl ether	<1.00		1.00	0.490	ug/L			07/11/25 15:21	1
Methylene chloride	<5.00		5.00	1.70	ug/L			07/11/25 15:21	1
Naphthalene	<5.00		5.00	3.00	ug/L			07/11/25 15:21	1
n-Butylbenzene	<1.00		1.00	0.440	ug/L			07/11/25 15:21	1
n-Propylbenzene	<1.00		1.00	0.390	ug/L			07/11/25 15:21	1
p-Isopropyltoluene	<1.00		1.00	0.330	ug/L			07/11/25 15:21	1
sec-Butylbenzene	<1.00		1.00	0.440	ug/L			07/11/25 15:21	1
Styrene	<1.00		1.00	0.370	ug/L			07/11/25 15:21	1
tert-Butylbenzene	<1.00		1.00	0.390	ug/L			07/11/25 15:21	1
Tetrachloroethene	<1.00		1.00	0.480	ug/L			07/11/25 15:21	1
Toluene	<1.00		1.00	0.430	ug/L			07/11/25 15:21	1
trans-1,2-Dichloroethene	<1.00		1.00	0.270	ug/L			07/11/25 15:21	1
trans-1,3-Dichloropropene	<5.00		5.00	0.560	ug/L			07/11/25 15:21	1
Trichloroethene	<1.00		1.00	0.430	ug/L			07/11/25 15:21	1
Trichlorofluoromethane	<4.00		4.00	0.380	ug/L			07/11/25 15:21	1
Vinyl chloride	<1.00		1.00	0.180	ug/L			07/11/25 15:21	1
Xylenes, Total	<3.00		3.00	0.400	ug/L			07/11/25 15:21	1

Surrogate	*MB %Recovery*	*MB Qualifier*	*Limits*	*Prepared*	*Analyzed*	*Dil Fac*
Dibromofluoromethane (Surr)	*106*		*76 - 130*		*07/11/25 15:21*	*1*
Toluene-d8 (Surr)	*95*		*80 - 120*		*07/11/25 15:21*	*1*
4-Bromofluorobenzene (Surr)	*103*		*80 - 120*		*07/11/25 15:21*	*1*

Lab Sample ID: LCS 310-460227/7
Matrix: Water
Analysis Batch: 460227

Client Sample ID: Lab Control Sample
Prep Type: Total/NA

Analyte	Spike Added	LCS Result	LCS Qualifier	Unit	D	%Rec	%Rec Limits
1,1,1,2-Tetrachloroethane	20.0	18.38		ug/L		92	70 - 121
1,1,1-Trichloroethane	20.0	20.46		ug/L		102	69 - 130

Method: 8260D - Volatile Organic Compounds by GC/MS (Continued)

Lab Sample ID: LCS 310-460227/7
Client Sample ID: Lab Control Sample
Matrix: Water
Prep Type: Total/NA
Analysis Batch: 460227

Analyte	Spike Added	LCS Result	LCS Qualifier	Unit	D	%Rec	%Rec Limits
1,1,2,2-Tetrachloroethane	20.0	18.92		ug/L		95	70 - 122
1,1,2-Trichloroethane	20.0	17.39		ug/L		87	75 - 121
1,1-Dichloroethane	20.0	19.07		ug/L		95	69 - 127
1,1-Dichloroethene	20.0	20.21		ug/L		101	64 - 134
1,1-Dichloropropene	20.0	18.82		ug/L		94	70 - 133
1,2,3-Trichlorobenzene	20.0	18.80		ug/L		94	69 - 124
1,2,3-Trichloropropane	20.0	18.65		ug/L		93	70 - 122
1,2,4-Trichlorobenzene	20.0	18.58		ug/L		93	69 - 125
1,2,4-Trimethylbenzene	20.0	18.65		ug/L		93	71 - 125
1,2-Dibromo-3-chloropropane	20.0	21.18		ug/L		106	62 - 132
1,2-Dibromoethane (EDB)	20.0	17.35		ug/L		87	74 - 122
1,2-Dichlorobenzene	20.0	18.97		ug/L		95	74 - 120
1,2-Dichloroethane	20.0	19.17		ug/L		96	68 - 125
1,2-Dichloropropane	20.0	18.81		ug/L		94	72 - 128
1,3,5-Trimethylbenzene	20.0	18.24		ug/L		91	72 - 124
1,3-Dichlorobenzene	20.0	18.93		ug/L		95	71 - 120
1,3-Dichloropropane	20.0	17.42		ug/L		87	72 - 125
1,4-Dichlorobenzene	20.0	18.70		ug/L		94	72 - 120
2,2-Dichloropropane	20.0	20.90		ug/L		105	51 - 146
2-Butanone (MEK)	40.0	39.48		ug/L		99	60 - 134
2-Chlorotoluene	20.0	18.50		ug/L		93	73 - 121
4-Chlorotoluene	20.0	18.16		ug/L		91	72 - 121
Acetone	40.0	40.87		ug/L		102	59 - 136
Benzene	20.0	18.72		ug/L		94	71 - 125
Bromobenzene	20.0	18.98		ug/L		95	71 - 120
Bromochloromethane	20.0	20.57		ug/L		103	69 - 131
Bromodichloromethane	20.0	17.71		ug/L		89	70 - 122
Bromoform	20.0	17.47		ug/L		87	62 - 122
Carbon disulfide	20.0	19.56		ug/L		98	58 - 137
Carbon tetrachloride	20.0	20.67		ug/L		103	63 - 136
Chlorobenzene	20.0	17.48		ug/L		87	74 - 120
Chlorodibromomethane	20.0	16.47		ug/L		82	69 - 121
Chloroform	20.0	19.15		ug/L		96	72 - 122
cis-1,2-Dichloroethene	20.0	19.11		ug/L		96	72 - 123
cis-1,3-Dichloropropene	20.0	17.15		ug/L		86	72 - 123
Dibromomethane	20.0	19.13		ug/L		96	72 - 122
Ethylbenzene	20.0	18.28		ug/L		91	75 - 120
Hexachlorobutadiene	20.0	19.63		ug/L		98	67 - 127
Hexane	20.0	19.85		ug/L		99	49 - 150
Isopropylbenzene	20.0	18.76		ug/L		94	74 - 122
Methyl tert-butyl ether	20.0	18.67		ug/L		93	66 - 130
Methylene chloride	20.0	18.44		ug/L		92	72 - 128
Naphthalene	20.0	18.59		ug/L		93	69 - 126
n-Butylbenzene	20.0	19.35		ug/L		97	70 - 130
n-Propylbenzene	20.0	18.76		ug/L		94	73 - 125
p-Isopropyltoluene	20.0	19.04		ug/L		95	72 - 127
sec-Butylbenzene	20.0	19.43		ug/L		97	72 - 127
Styrene	20.0	18.48		ug/L		92	74 - 122
tert-Butylbenzene	20.0	19.32		ug/L		97	72 - 125

Method: 8260D - Volatile Organic Compounds by GC/MS (Continued)

Lab Sample ID: LCS 310-460227/7
Matrix: Water
Analysis Batch: 460227

Client Sample ID: Lab Control Sample
Prep Type: Total/NA

Analyte	Spike Added	LCS Result	LCS Qualifier	Unit	D	%Rec	%Rec Limits
Tetrachloroethene	20.0	18.64		ug/L		93	70 - 128
Toluene	20.0	17.81		ug/L		89	74 - 120
trans-1,2-Dichloroethene	20.0	19.03		ug/L		95	67 - 127
trans-1,3-Dichloropropene	20.0	16.46		ug/L		82	67 - 123
Trichloroethene	20.0	18.23		ug/L		91	70 - 128
Xylenes, Total	40.0	36.98		ug/L		92	74 - 121

Surrogate	*LCS %Recovery*	*LCS Qualifier*	*Limits*
Dibromofluoromethane (Surr)	*99*		*76 - 130*
Toluene-d8 (Surr)	*100*		*80 - 120*
4-Bromofluorobenzene (Surr)	*101*		*80 - 120*

Lab Sample ID: LCS 310-460227/8
Matrix: Water
Analysis Batch: 460227

Client Sample ID: Lab Control Sample
Prep Type: Total/NA

Analyte	Spike Added	LCS Result	LCS Qualifier	Unit	D	%Rec	%Rec Limits
Bromomethane	20.0	13.64		ug/L		68	33 - 138
Chloroethane	20.0	16.81		ug/L		84	59 - 139
Chloromethane	20.0	18.26		ug/L		91	52 - 146
Dichlorodifluoromethane	20.0	19.78		ug/L		99	45 - 150
Trichlorofluoromethane	20.0	19.33		ug/L		97	55 - 150
Vinyl chloride	20.0	17.58		ug/L		88	60 - 142

Surrogate	*LCS %Recovery*	*LCS Qualifier*	*Limits*
Dibromofluoromethane (Surr)	*110*		*76 - 130*
Toluene-d8 (Surr)	*96*		*80 - 120*
4-Bromofluorobenzene (Surr)	*104*		*80 - 120*

Method: 8270E - Semivolatile Organic Compounds (GC/MS)

Lab Sample ID: MB 310-459758/1-A
Matrix: Water
Analysis Batch: 459803

Client Sample ID: Method Blank
Prep Type: Total/NA
Prep Batch: 459758

Analyte	MB Result	MB Qualifier	RL	MDL	Unit	D	Prepared	Analyzed	Dil Fac
1,2,4-Trichlorobenzene	<10.0		10.0	0.560	ug/L		07/08/25 07:33	07/08/25 11:44	1
1,2-Dichlorobenzene	<10.0		10.0	0.620	ug/L		07/08/25 07:33	07/08/25 11:44	1
1,3-Dichlorobenzene	<10.0		10.0	0.640	ug/L		07/08/25 07:33	07/08/25 11:44	1
1,4-Dichlorobenzene	<10.0		10.0	0.640	ug/L		07/08/25 07:33	07/08/25 11:44	1
2,4-Dinitrotoluene	<10.0		10.0	6.40	ug/L		07/08/25 07:33	07/08/25 11:44	1
2,6-Dinitrotoluene	<10.0		10.0	0.520	ug/L		07/08/25 07:33	07/08/25 11:44	1
2-Chloronaphthalene	<10.0		10.0	0.640	ug/L		07/08/25 07:33	07/08/25 11:44	1
2-Methylnaphthalene	<10.0		10.0	0.590	ug/L		07/08/25 07:33	07/08/25 11:44	1
2-Nitroaniline	<10.0		10.0	5.90	ug/L		07/08/25 07:33	07/08/25 11:44	1
3,3'-Dichlorobenzidine	<10.0		10.0	1.40	ug/L		07/08/25 07:33	07/08/25 11:44	1
3-Nitroaniline	<10.0		10.0	2.70	ug/L		07/08/25 07:33	07/08/25 11:44	1
4-Bromophenyl phenyl ether	<10.0		10.0	0.700	ug/L		07/08/25 07:33	07/08/25 11:44	1

Method: 8270E - Semivolatile Organic Compounds (GC/MS) (Continued)

Lab Sample ID: MB 310-459758/1-A
Matrix: Water
Analysis Batch: 459803

Client Sample ID: Method Blank
Prep Type: Total/NA
Prep Batch: 459758

Analyte	MB Result	MB Qualifier	RL	MDL	Unit	D	Prepared	Analyzed	Dil Fac
4-Chloroaniline	<10.0		10.0	0.620	ug/L		07/08/25 07:33	07/08/25 11:44	1
4-Chlorophenyl phenyl ether	<10.0		10.0	0.690	ug/L		07/08/25 07:33	07/08/25 11:44	1
4-Nitroaniline	<10.0		10.0	1.30	ug/L		07/08/25 07:33	07/08/25 11:44	1
Acenaphthene	<10.0		10.0	0.640	ug/L		07/08/25 07:33	07/08/25 11:44	1
Acenaphthylene	<10.0		10.0	0.720	ug/L		07/08/25 07:33	07/08/25 11:44	1
Anthracene	<10.0		10.0	0.870	ug/L		07/08/25 07:33	07/08/25 11:44	1
Benzidine	<20.0		20.0	1.10	ug/L		07/08/25 07:33	07/08/25 11:44	1
Benzo(a)anthracene	<10.0		10.0	0.850	ug/L		07/08/25 07:33	07/08/25 11:44	1
Benzo(a)pyrene	<10.0		10.0	8.10	ug/L		07/08/25 07:33	07/08/25 11:44	1
Benzo(b)fluoranthene	<10.0		10.0	4.90	ug/L		07/08/25 07:33	07/08/25 11:44	1
Benzo(g,h,i)perylene	<10.0		10.0	6.30	ug/L		07/08/25 07:33	07/08/25 11:44	1
Benzo(k)fluoranthene	<10.0		10.0	2.20	ug/L		07/08/25 07:33	07/08/25 11:44	1
Benzyl alcohol	<10.0		10.0	1.30	ug/L		07/08/25 07:33	07/08/25 11:44	1
Bis(2-chloroethoxy)methane	<10.0		10.0	0.760	ug/L		07/08/25 07:33	07/08/25 11:44	1
Bis(2-chloroethyl)ether	<10.0		10.0	0.820	ug/L		07/08/25 07:33	07/08/25 11:44	1
bis(2-chloroisopropyl) ether	<10.0		10.0	0.540	ug/L		07/08/25 07:33	07/08/25 11:44	1
Bis(2-ethylhexyl) phthalate	<10.0		10.0	5.50	ug/L		07/08/25 07:33	07/08/25 11:44	1
Butyl benzyl phthalate	<10.0		10.0	5.40	ug/L		07/08/25 07:33	07/08/25 11:44	1
Carbazole	<10.0		10.0	1.00	ug/L		07/08/25 07:33	07/08/25 11:44	1
Chrysene	<10.0		10.0	0.870	ug/L		07/08/25 07:33	07/08/25 11:44	1
Dibenz(a,h)anthracene	<10.0		10.0	3.90	ug/L		07/08/25 07:33	07/08/25 11:44	1
Dibenzofuran	<10.0		10.0	0.740	ug/L		07/08/25 07:33	07/08/25 11:44	1
Diethyl phthalate	<10.0		10.0	1.70	ug/L		07/08/25 07:33	07/08/25 11:44	1
Dimethyl phthalate	<10.0		10.0	1.00	ug/L		07/08/25 07:33	07/08/25 11:44	1
Di-n-butyl phthalate	<10.0		10.0	5.60	ug/L		07/08/25 07:33	07/08/25 11:44	1
Di-n-octyl phthalate	<20.0		20.0	7.00	ug/L		07/08/25 07:33	07/08/25 11:44	1
Fluoranthene	<10.0		10.0	1.70	ug/L		07/08/25 07:33	07/08/25 11:44	1
Fluorene	<10.0		10.0	0.790	ug/L		07/08/25 07:33	07/08/25 11:44	1
Hexachlorobenzene	<10.0		10.0	0.700	ug/L		07/08/25 07:33	07/08/25 11:44	1
Hexachlorobutadiene	<10.0		10.0	0.860	ug/L		07/08/25 07:33	07/08/25 11:44	1
Hexachlorocyclopentadiene	<10.0		10.0	5.10	ug/L		07/08/25 07:33	07/08/25 11:44	1
Hexachloroethane	<10.0		10.0	0.970	ug/L		07/08/25 07:33	07/08/25 11:44	1
Indeno(1,2,3-cd)pyrene	<10.0		10.0	4.20	ug/L		07/08/25 07:33	07/08/25 11:44	1
Isophorone	<10.0		10.0	0.930	ug/L		07/08/25 07:33	07/08/25 11:44	1
Naphthalene	<10.0		10.0	6.10	ug/L		07/08/25 07:33	07/08/25 11:44	1
Nitrobenzene	<10.0		10.0	0.800	ug/L		07/08/25 07:33	07/08/25 11:44	1
N-Nitrosodimethylamine	<10.0		10.0	0.720	ug/L		07/08/25 07:33	07/08/25 11:44	1
N-Nitrosodi-n-propylamine	<10.0		10.0	0.920	ug/L		07/08/25 07:33	07/08/25 11:44	1
N-Nitrosodiphenylamine	<10.0		10.0	0.750	ug/L		07/08/25 07:33	07/08/25 11:44	1
Phenanthrene	<10.0		10.0	0.790	ug/L		07/08/25 07:33	07/08/25 11:44	1
Pyrene	<10.0		10.0	0.790	ug/L		07/08/25 07:33	07/08/25 11:44	1
Pyridine	<10.0		10.0	1.60	ug/L		07/08/25 07:33	07/08/25 11:44	1

Surrogate	*MB %Recovery*	*MB Qualifier*	*Limits*	*Prepared*	*Analyzed*	*Dil Fac*
Nitrobenzene-d5 (Surr)	*83*		*39 - 140*	*07/08/25 07:33*	*07/08/25 11:44*	*1*
2-Fluorobiphenyl (Surr)	*70*		*33 - 126*	*07/08/25 07:33*	*07/08/25 11:44*	*1*
Terphenyl-d14 (Surr)	*91*		*13 - 150*	*07/08/25 07:33*	*07/08/25 11:44*	*1*

Method: 8270E - Semivolatile Organic Compounds (GC/MS) (Continued)

Lab Sample ID: LCS 310-459758/2-A
Client Sample ID: Lab Control Sample
Matrix: Water
Prep Type: Total/NA
Analysis Batch: 459803
Prep Batch: 459758

Analyte	Spike Added	LCS Result	LCS Qualifier	Unit	D	%Rec	%Rec Limits
1,2,4-Trichlorobenzene	100	48.36		ug/L		48	31 - 110
1,2-Dichlorobenzene	100	44.07		ug/L		44	31 - 110
1,3-Dichlorobenzene	100	42.79		ug/L		43	29 - 110
1,4-Dichlorobenzene	100	42.70		ug/L		43	29 - 110
2,4-Dinitrotoluene	100	67.25		ug/L		67	48 - 136
2,6-Dinitrotoluene	100	71.37		ug/L		71	49 - 135
2-Chloronaphthalene	100	52.18		ug/L		52	33 - 112
2-Methylnaphthalene	100	54.42		ug/L		54	35 - 110
2-Nitroaniline	100	66.62		ug/L		67	48 - 135
3-Nitroaniline	100	71.04		ug/L		71	38 - 142
4-Bromophenyl phenyl ether	100	62.69		ug/L		63	41 - 131
4-Chloroaniline	100	65.41		ug/L		65	13 - 143
4-Chlorophenyl phenyl ether	100	58.41		ug/L		58	44 - 118
4-Nitroaniline	100	70.28		ug/L		70	33 - 141
Acenaphthene	100	58.49		ug/L		58	38 - 118
Acenaphthylene	100	56.54		ug/L		57	39 - 115
Anthracene	100	69.37		ug/L		69	49 - 127
Benzo(a)anthracene	100	65.73		ug/L		66	49 - 126
Benzo(a)pyrene	100	68.10		ug/L		68	44 - 133
Benzo(b)fluoranthene	100	73.13		ug/L		73	44 - 136
Benzo(g,h,i)perylene	100	60.63		ug/L		61	42 - 135
Benzo(k)fluoranthene	100	67.99		ug/L		68	49 - 134
Benzyl alcohol	100	64.72		ug/L		65	46 - 123
Bis(2-chloroethoxy)methane	100	67.26		ug/L		67	44 - 126
Bis(2-chloroethyl)ether	100	57.68		ug/L		58	41 - 116
bis(2-chloroisopropyl) ether	100	53.18		ug/L		53	36 - 115
Bis(2-ethylhexyl) phthalate	100	73.58		ug/L		74	46 - 138
Butyl benzyl phthalate	100	70.98		ug/L		71	47 - 133
Carbazole	100	71.70		ug/L		72	50 - 130
Chrysene	100	66.73		ug/L		67	50 - 128
Dibenz(a,h)anthracene	100	68.83		ug/L		69	36 - 146
Dibenzofuran	100	58.41		ug/L		58	44 - 114
Diethyl phthalate	100	68.23		ug/L		68	43 - 135
Dimethyl phthalate	100	68.41		ug/L		68	46 - 129
Di-n-butyl phthalate	100	72.50		ug/L		72	49 - 138
Di-n-octyl phthalate	100	70.22		ug/L		70	33 - 148
Fluoranthene	100	70.18		ug/L		70	49 - 132
Fluorene	100	60.53		ug/L		61	46 - 118
Hexachlorobenzene	100	63.44		ug/L		63	42 - 134
Hexachlorobutadiene	100	47.79		ug/L		48	29 - 110
Hexachlorocyclopentadiene	100	39.90		ug/L		40	10 - 110
Hexachloroethane	100	40.89		ug/L		41	25 - 110
Indeno(1,2,3-cd)pyrene	100	72.83		ug/L		73	36 - 149
Isophorone	100	67.58		ug/L		68	46 - 126
Naphthalene	100	54.01		ug/L		54	34 - 110
Nitrobenzene	100	65.82		ug/L		66	42 - 123
N-Nitrosodimethylamine	100	50.28		ug/L		50	37 - 110
N-Nitrosodi-n-propylamine	100	64.51		ug/L		65	44 - 124

Method: 8270E - Semivolatile Organic Compounds (GC/MS) (Continued)

Lab Sample ID: LCS 310-459758/2-A — **Client Sample ID: Lab Control Sample**
Matrix: Water — **Prep Type: Total/NA**
Analysis Batch: 459803 — **Prep Batch: 459758**

Analyte	Spike Added	LCS Result	LCS Qualifier	Unit	D	%Rec	%Rec Limits
N-Nitrosodiphenylamine	100	71.48		ug/L		71	43 - 132
Phenanthrene	100	67.50		ug/L		67	48 - 126
Pyrene	100	65.67		ug/L		66	45 - 134
Pyridine	200	29.97		ug/L		15	10 - 110

Surrogate	*LCS %Recovery*	*LCS Qualifier*	*Limits*
Nitrobenzene-d5 (Surr)	*78*		*39 - 140*
2-Fluorobiphenyl (Surr)	*64*		*33 - 126*
Terphenyl-d14 (Surr)	*81*		*13 - 150*

Lab Sample ID: LCSD 310-459758/3-A — **Client Sample ID: Lab Control Sample Dup**
Matrix: Water — **Prep Type: Total/NA**
Analysis Batch: 459803 — **Prep Batch: 459758**

Analyte	Spike Added	LCSD Result	LCSD Qualifier	Unit	D	%Rec	%Rec Limits	RPD	RPD Limit
1,2,4-Trichlorobenzene	100	44.06		ug/L		44	31 - 110	9	35
1,2-Dichlorobenzene	100	38.62		ug/L		39	31 - 110	13	35
1,3-Dichlorobenzene	100	38.74		ug/L		39	29 - 110	10	35
1,4-Dichlorobenzene	100	39.17		ug/L		39	29 - 110	9	35
2,4-Dinitrotoluene	100	63.49		ug/L		63	48 - 136	6	35
2,6-Dinitrotoluene	100	65.69		ug/L		66	49 - 135	8	35
2-Chloronaphthalene	100	49.16		ug/L		49	33 - 112	6	35
2-Methylnaphthalene	100	48.95		ug/L		49	35 - 110	11	35
2-Nitroaniline	100	61.04		ug/L		61	48 - 135	9	35
3-Nitroaniline	100	65.10		ug/L		65	38 - 142	9	35
4-Bromophenyl phenyl ether	100	56.59		ug/L		57	41 - 131	10	35
4-Chloroaniline	100	57.20		ug/L		57	13 - 143	13	35
4-Chlorophenyl phenyl ether	100	53.50		ug/L		53	44 - 118	9	35
4-Nitroaniline	100	63.25		ug/L		63	33 - 141	11	35
Acenaphthene	100	53.91		ug/L		54	38 - 118	8	35
Acenaphthylene	100	52.60		ug/L		53	39 - 115	7	35
Anthracene	100	64.34		ug/L		64	49 - 127	8	35
Benzo(a)anthracene	100	63.01		ug/L		63	49 - 126	4	35
Benzo(a)pyrene	100	65.46		ug/L		65	44 - 133	4	35
Benzo(b)fluoranthene	100	65.37		ug/L		65	44 - 136	11	35
Benzo(g,h,i)perylene	100	55.57		ug/L		56	42 - 135	9	35
Benzo(k)fluoranthene	100	64.28		ug/L		64	49 - 134	6	35
Benzyl alcohol	100	57.55		ug/L		58	46 - 123	12	35
Bis(2-chloroethoxy)methane	100	60.27		ug/L		60	44 - 126	11	35
Bis(2-chloroethyl)ether	100	51.48		ug/L		51	41 - 116	11	35
bis(2-chloroisopropyl) ether	100	48.61		ug/L		49	36 - 115	9	35
Bis(2-ethylhexyl) phthalate	100	68.04		ug/L		68	46 - 138	8	35
Butyl benzyl phthalate	100	66.23		ug/L		66	47 - 133	7	35
Carbazole	100	64.89		ug/L		65	50 - 130	10	35
Chrysene	100	62.52		ug/L		63	50 - 128	7	35
Dibenz(a,h)anthracene	100	61.78		ug/L		62	36 - 146	11	35
Dibenzofuran	100	53.68		ug/L		54	44 - 114	8	35
Diethyl phthalate	100	63.08		ug/L		63	43 - 135	8	35

Method: 8270E - Semivolatile Organic Compounds (GC/MS) (Continued)

Lab Sample ID: LCSD 310-459758/3-A — **Client Sample ID: Lab Control Sample Dup**
Matrix: Water — **Prep Type: Total/NA**
Analysis Batch: 459803 — **Prep Batch: 459758**

Analyte	Spike Added	LCSD Result	LCSD Qualifier	Unit	D	%Rec	%Rec Limits	RPD	RPD Limit
Dimethyl phthalate	100	62.40		ug/L		62	46 - 129	9	35
Di-n-butyl phthalate	100	68.03		ug/L		68	49 - 138	6	35
Di-n-octyl phthalate	100	63.34		ug/L		63	33 - 148	10	35
Fluoranthene	100	65.02		ug/L		65	49 - 132	8	35
Fluorene	100	55.16		ug/L		55	46 - 118	9	35
Hexachlorobenzene	100	57.86		ug/L		58	42 - 134	9	35
Hexachlorobutadiene	100	43.05		ug/L		43	29 - 110	10	35
Hexachlorocyclopentadiene	100	37.08		ug/L		37	10 - 110	7	35
Hexachloroethane	100	36.77		ug/L		37	25 - 110	11	35
Indeno(1,2,3-cd)pyrene	100	66.63		ug/L		67	36 - 149	9	35
Isophorone	100	61.12		ug/L		61	46 - 126	10	35
Naphthalene	100	48.73		ug/L		49	34 - 110	10	35
Nitrobenzene	100	59.25		ug/L		59	42 - 123	11	35
N-Nitrosodimethylamine	100	47.00		ug/L		47	37 - 110	7	35
N-Nitrosodi-n-propylamine	100	58.41		ug/L		58	44 - 124	10	35
N-Nitrosodiphenylamine	100	65.18		ug/L		65	43 - 132	9	35
Phenanthrene	100	61.75		ug/L		62	48 - 126	9	35
Pyrene	100	63.38		ug/L		63	45 - 134	4	35
Pyridine	200	26.28		ug/L		13	10 - 110	13	35

Surrogate	*LCSD %Recovery*	*LCSD Qualifier*	*Limits*
Nitrobenzene-d5 (Surr)	*63*		*39 - 140*
2-Fluorobiphenyl (Surr)	*55*		*33 - 126*
Terphenyl-d14 (Surr)	*74*		*13 - 150*

Method: 8270E - Semivolatile Organic Compounds (GC-MS/MS)

Lab Sample ID: MB 310-459691/1-A — **Client Sample ID: Method Blank**
Matrix: Water — **Prep Type: Total/NA**
Analysis Batch: 459653 — **Prep Batch: 459691**

Analyte	MB Result	MB Qualifier	RL	MDL	Unit	D	Prepared	Analyzed	Dil Fac
Acenaphthene	<0.0980		0.0980	0.0314	ug/L		07/07/25 11:03	07/07/25 13:04	1
Acenaphthylene	<0.0980		0.0980	0.0363	ug/L		07/07/25 11:03	07/07/25 13:04	1
Anthracene	<0.0980		0.0980	0.0363	ug/L		07/07/25 11:03	07/07/25 13:04	1
Benzo[a]anthracene	<0.0980		0.0980	0.0559	ug/L		07/07/25 11:03	07/07/25 13:04	1
Benzo[a]pyrene	<0.0980		0.0980	0.0353	ug/L		07/07/25 11:03	07/07/25 13:04	1
Benzo[b]fluoranthene	<0.0980		0.0980	0.0608	ug/L		07/07/25 11:03	07/07/25 13:04	1
Benzo[g,h,i]perylene	<0.0980		0.0980	0.0471	ug/L		07/07/25 11:03	07/07/25 13:04	1
Benzo[k]fluoranthene	<0.0980		0.0980	0.0529	ug/L		07/07/25 11:03	07/07/25 13:04	1
Chrysene	<0.0980		0.0980	0.0500	ug/L		07/07/25 11:03	07/07/25 13:04	1
Dibenz(a,h)anthracene	<0.0980		0.0980	0.0510	ug/L		07/07/25 11:03	07/07/25 13:04	1
Fluoranthene	<0.0980		0.0980	0.0431	ug/L		07/07/25 11:03	07/07/25 13:04	1
Fluorene	<0.0980		0.0980	0.0422	ug/L		07/07/25 11:03	07/07/25 13:04	1
Indeno[1,2,3-cd]pyrene	<0.0980		0.0980	0.0569	ug/L		07/07/25 11:03	07/07/25 13:04	1
Naphthalene	<0.0980		0.0980	0.0402	ug/L		07/07/25 11:03	07/07/25 13:04	1
Phenanthrene	<0.0980		0.0980	0.0471	ug/L		07/07/25 11:03	07/07/25 13:04	1
Pyrene	<0.0980		0.0980	0.0441	ug/L		07/07/25 11:03	07/07/25 13:04	1
2-Methylnaphthalene	<0.0980		0.0980	0.0461	ug/L		07/07/25 11:03	07/07/25 13:04	1

Method: 8270E - Semivolatile Organic Compounds (GC-MS/MS) (Continued)

Surrogate	MB %Recovery	MB Qualifier	Limits	Prepared	Analyzed	Dil Fac
Nitrobenzene-d5 (Surr)	111		22 - 150	07/07/25 11:03	07/07/25 13:04	1
2-Fluorobiphenyl (Surr)	107		13 - 150	07/07/25 11:03	07/07/25 13:04	1
Terphenyl-d14 (Surr)	73		10 - 150	07/07/25 11:03	07/07/25 13:04	1

Lab Sample ID: LCS 310-459691/19-A — **Client Sample ID: Lab Control Sample**
Matrix: Water — **Prep Type: Total/NA**
Analysis Batch: 459653 — **Prep Batch: 459691**

Analyte	Spike Added	LCS Result	LCS Qualifier	Unit	D	%Rec	%Rec Limits
Acenaphthene	2.76	3.044		ug/L		110	36 - 150
Acenaphthylene	2.76	2.918		ug/L		106	35 - 150
Anthracene	2.76	2.964		ug/L		107	36 - 150
Benzo[a]anthracene	2.76	3.265		ug/L		118	13 - 150
Benzo[a]pyrene	2.76	3.267		ug/L		118	10 - 150
Benzo[b]fluoranthene	2.76	3.486		ug/L		126	10 - 150
Benzo[g,h,i]perylene	2.76	3.044		ug/L		110	10 - 150
Benzo[k]fluoranthene	2.76	3.210		ug/L		116	10 - 150
Chrysene	2.76	2.859		ug/L		104	10 - 150
Dibenz(a,h)anthracene	2.76	3.019		ug/L		109	10 - 150
Fluoranthene	2.76	3.177		ug/L		115	30 - 150
Fluorene	2.76	3.016		ug/L		109	40 - 150
Indeno[1,2,3-cd]pyrene	2.76	2.994		ug/L		108	11 - 150
Naphthalene	2.76	2.920		ug/L		106	30 - 150
Phenanthrene	2.76	3.097		ug/L		112	35 - 150
Pyrene	2.76	3.180		ug/L		115	30 - 150
2-Methylnaphthalene	2.76	2.799		ug/L		101	26 - 150

Surrogate	LCS %Recovery	LCS Qualifier	Limits
Nitrobenzene-d5 (Surr)	112		22 - 150
2-Fluorobiphenyl (Surr)	115		13 - 150
Terphenyl-d14 (Surr)	89		10 - 150

Method: 9056A - Anions, Ion Chromatography

Lab Sample ID: MB 310-459805/3 — **Client Sample ID: Method Blank**
Matrix: Water — **Prep Type: Total/NA**
Analysis Batch: 459805

Analyte	MB Result	MB Qualifier	RL	MDL	Unit	D	Prepared	Analyzed	Dil Fac
Chloride	<1.00		1.00	0.450	mg/L			07/07/25 14:49	1
Sulfate	<1.00		1.00	0.420	mg/L			07/07/25 14:49	1

Lab Sample ID: LCS 310-459805/4 — **Client Sample ID: Lab Control Sample**
Matrix: Water — **Prep Type: Total/NA**
Analysis Batch: 459805

Analyte	Spike Added	LCS Result	LCS Qualifier	Unit	D	%Rec	%Rec Limits
Chloride	10.0	9.553		mg/L		96	90 - 110
Sulfate	10.0	9.671		mg/L		97	90 - 110

Method: 9056A - Anions, Ion Chromatography (Continued)

Lab Sample ID: 310-310229-1 MS — **Client Sample ID: MW-1**
Matrix: Water — **Prep Type: Total/NA**
Analysis Batch: 459805

Analyte	Sample Result	Sample Qualifier	Spike Added	MS Result	MS Qualifier	Unit	D	%Rec	%Rec Limits
Chloride	174	F1	50.0	215.7		mg/L		84	80 - 120
Sulfate	37.6		50.0	85.05		mg/L		95	80 - 120

Lab Sample ID: 310-310229-1 MSD — **Client Sample ID: MW-1**
Matrix: Water — **Prep Type: Total/NA**
Analysis Batch: 459805

Analyte	Sample Result	Sample Qualifier	Spike Added	MSD Result	MSD Qualifier	Unit	D	%Rec	%Rec Limits	RPD	RPD Limit
Chloride	174	F1	50.0	213.4	F1	mg/L		79	80 - 120	1	15
Sulfate	37.6		50.0	84.55		mg/L		94	80 - 120	1	15

Method: 6020B - Metals (ICP/MS)

Lab Sample ID: MB 310-459861/1-A — **Client Sample ID: Method Blank**
Matrix: Water — **Prep Type: Total/NA**
Analysis Batch: 460047 — **Prep Batch: 459861**

Analyte	MB Result	MB Qualifier	RL	MDL	Unit	D	Prepared	Analyzed	Dil Fac
Arsenic	<0.00200		0.00200	0.000530	mg/L		07/09/25 08:40	07/09/25 19:32	1
Cobalt	<0.000500		0.000500	0.000170	mg/L		07/09/25 08:40	07/09/25 19:32	1
Iron	<0.100		0.100	0.0500	mg/L		07/09/25 08:40	07/09/25 19:32	1
Magnesium	<0.500		0.500	0.150	mg/L		07/09/25 08:40	07/09/25 19:32	1
Manganese	<0.0100		0.0100	0.00360	mg/L		07/09/25 08:40	07/09/25 19:32	1
Nickel	<0.00500		0.00500	0.00230	mg/L		07/09/25 08:40	07/09/25 19:32	1

Lab Sample ID: MB 310-459861/1-A — **Client Sample ID: Method Blank**
Matrix: Water — **Prep Type: Total/NA**
Analysis Batch: 460580 — **Prep Batch: 459861**

Analyte	MB Result	MB Qualifier	RL	MDL	Unit	D	Prepared	Analyzed	Dil Fac
Boron	<0.100		0.100	0.0820	mg/L		07/09/25 08:40	07/15/25 13:41	1

Lab Sample ID: LCS 310-459861/2-A — **Client Sample ID: Lab Control Sample**
Matrix: Water — **Prep Type: Total/NA**
Analysis Batch: 460047 — **Prep Batch: 459861**

Analyte	Spike Added	LCS Result	LCS Qualifier	Unit	D	%Rec	%Rec Limits
Arsenic	0.200	0.1847		mg/L		92	80 - 120
Cobalt	0.100	0.08983		mg/L		90	80 - 120
Iron	0.200	0.1889		mg/L		94	80 - 120
Magnesium	2.00	1.797		mg/L		90	80 - 120
Manganese	0.100	0.09081		mg/L		91	80 - 120
Nickel	0.200	0.1818		mg/L		91	80 - 120

Lab Sample ID: LCS 310-459861/2-A — **Client Sample ID: Lab Control Sample**
Matrix: Water — **Prep Type: Total/NA**
Analysis Batch: 460580 — **Prep Batch: 459861**

Analyte	Spike Added	LCS Result	LCS Qualifier	Unit	D	%Rec	%Rec Limits
Boron	0.200	0.2289		mg/L		114	80 - 120

Method: 6020B - Metals (ICP/MS)

Lab Sample ID: MB 310-460012/1-A — **Client Sample ID: Method Blank**
Matrix: Water — **Prep Type: Total/NA**
Analysis Batch: 460204 — **Prep Batch: 460012**

Analyte	MB Result	MB Qualifier	RL	MDL	Unit	D	Prepared	Analyzed	Dil Fac
Arsenic	<0.00200		0.00200	0.000530	mg/L		07/10/25 08:40	07/10/25 18:17	1
Cobalt	<0.000500		0.000500	0.000170	mg/L		07/10/25 08:40	07/10/25 18:17	1
Iron	<0.100		0.100	0.0500	mg/L		07/10/25 08:40	07/10/25 18:17	1
Magnesium	<0.500		0.500	0.150	mg/L		07/10/25 08:40	07/10/25 18:17	1
Manganese	<0.0100		0.0100	0.00360	mg/L		07/10/25 08:40	07/10/25 18:17	1

Lab Sample ID: MB 310-460012/1-A — **Client Sample ID: Method Blank**
Matrix: Water — **Prep Type: Total/NA**
Analysis Batch: 460413 — **Prep Batch: 460012**

Analyte	MB Result	MB Qualifier	RL	MDL	Unit	D	Prepared	Analyzed	Dil Fac
Boron	<0.100		0.100	0.0820	mg/L		07/10/25 08:40	07/14/25 12:58	1
Nickel	<0.00500		0.00500	0.00230	mg/L		07/10/25 08:40	07/14/25 12:58	1

Lab Sample ID: LCS 310-460012/2-A — **Client Sample ID: Lab Control Sample**
Matrix: Water — **Prep Type: Total/NA**
Analysis Batch: 460204 — **Prep Batch: 460012**

Analyte	Spike Added	LCS Result	LCS Qualifier	Unit	D	%Rec	%Rec Limits
Arsenic	0.200	0.1982		mg/L		99	80 - 120
Cobalt	0.100	0.09681		mg/L		97	80 - 120
Iron	0.200	0.2181		mg/L		109	80 - 120
Magnesium	2.00	2.044		mg/L		102	80 - 120
Manganese	0.100	0.1006		mg/L		101	80 - 120

Lab Sample ID: LCS 310-460012/2-A — **Client Sample ID: Lab Control Sample**
Matrix: Water — **Prep Type: Total/NA**
Analysis Batch: 460413 — **Prep Batch: 460012**

Analyte	Spike Added	LCS Result	LCS Qualifier	Unit	D	%Rec	%Rec Limits
Boron	0.200	0.1860		mg/L		93	80 - 120
Nickel	0.200	0.2058		mg/L		103	80 - 120

Lab Sample ID: 310-310229-12 DU — **Client Sample ID: MW-12**
Matrix: Water — **Prep Type: Total/NA**
Analysis Batch: 460204 — **Prep Batch: 460012**

Analyte	Sample Result	Sample Qualifier	DU Result	DU Qualifier	Unit	D	RPD	RPD Limit
Arsenic	0.0815		0.08087		mg/L		0.8	20
Cobalt	0.00129		0.001273		mg/L		1	20
Iron	30.7		29.90		mg/L		3	20
Magnesium	75.7		73.03		mg/L		4	20
Manganese	1.13		1.110		mg/L		2	20

Lab Sample ID: 310-310229-12 DU — **Client Sample ID: MW-12**
Matrix: Water — **Prep Type: Total/NA**
Analysis Batch: 460413 — **Prep Batch: 460012**

Analyte	Sample Result	Sample Qualifier	DU Result	DU Qualifier	Unit	D	RPD	RPD Limit
Boron	1.99		2.016		mg/L		1	20

Method: 6020B - Metals (ICP/MS) (Continued)

Lab Sample ID: 310-310229-12 DU — **Client Sample ID: MW-12**
Matrix: Water — **Prep Type: Total/NA**
Analysis Batch: 460413 — **Prep Batch: 460012**

Analyte	Sample Result	Sample Qualifier		DU Result	DU Qualifier	Unit	D			RPD	RPD Limit
Nickel	<0.00500			<0.00500		mg/L				NC	20

Method: 350.1 - Nitrogen, Ammonia

Lab Sample ID: MB 310-460155/17 — **Client Sample ID: Method Blank**
Matrix: Water — **Prep Type: Total/NA**
Analysis Batch: 460155

Analyte	MB Result	MB Qualifier	RL	MDL	Unit	D	Prepared	Analyzed	Dil Fac
Ammonia	<0.200		0.200	0.110	mg/L			07/10/25 21:58	1

Lab Sample ID: LCS 310-460155/18 — **Client Sample ID: Lab Control Sample**
Matrix: Water — **Prep Type: Total/NA**
Analysis Batch: 460155

Analyte			Spike Added	LCS Result	LCS Qualifier	Unit	D	%Rec	%Rec Limits		
Ammonia			5.65	5.565		mg/L		98	90 - 110		

Lab Sample ID: 310-310229-1 MS — **Client Sample ID: MW-1**
Matrix: Water — **Prep Type: Total/NA**
Analysis Batch: 460155

Analyte	Sample Result	Sample Qualifier	Spike Added	MS Result	MS Qualifier	Unit	D	%Rec	%Rec Limits		
Ammonia	<0.200	F1	1.00	0.7076	F1	mg/L		71	90 - 110		

Lab Sample ID: 310-310229-1 MSD — **Client Sample ID: MW-1**
Matrix: Water — **Prep Type: Total/NA**
Analysis Batch: 460155

Analyte	Sample Result	Sample Qualifier	Spike Added	MSD Result	MSD Qualifier	Unit	D	%Rec	%Rec Limits	RPD	RPD Limit
Ammonia	<0.200	F1	1.00	0.8343	F1	mg/L		83	90 - 110	16	23

Method: 5220D LL - COD

Lab Sample ID: MB 310-459667/32 — **Client Sample ID: Method Blank**
Matrix: Water — **Prep Type: Total/NA**
Analysis Batch: 459667

Analyte	MB Result	MB Qualifier	RL	MDL	Unit	D	Prepared	Analyzed	Dil Fac
Chemical Oxygen Demand	<5.00		5.00	4.60	mg/L			07/07/25 10:02	1

Lab Sample ID: LCS 310-459667/33 — **Client Sample ID: Lab Control Sample**
Matrix: Water — **Prep Type: Total/NA**
Analysis Batch: 459667

Analyte			Spike Added	LCS Result	LCS Qualifier	Unit	D	%Rec	%Rec Limits		
Chemical Oxygen Demand			125	118.5		mg/L		94	85 - 115		

Method: 5220D LL - COD (Continued)

Lab Sample ID: MB 310-460110/32 — **Client Sample ID: Method Blank**
Matrix: Water — **Prep Type: Total/NA**
Analysis Batch: 460110

Analyte	MB Result	MB Qualifier	RL	MDL	Unit	D	Prepared	Analyzed	Dil Fac
Chemical Oxygen Demand	<5.00		5.00	4.60	mg/L			07/10/25 12:44	1

Lab Sample ID: MB 310-460110/5 — **Client Sample ID: Method Blank**
Matrix: Water — **Prep Type: Total/NA**
Analysis Batch: 460110

Analyte	MB Result	MB Qualifier	RL	MDL	Unit	D	Prepared	Analyzed	Dil Fac
Chemical Oxygen Demand	<5.00		5.00	4.60	mg/L			07/10/25 12:44	1

Lab Sample ID: LCS 310-460110/3 — **Client Sample ID: Lab Control Sample**
Matrix: Water — **Prep Type: Total/NA**
Analysis Batch: 460110

Analyte	Spike Added	LCS Result	LCS Qualifier	Unit	D	%Rec	%Rec Limits
Chemical Oxygen Demand	125	123.4		mg/L		98	85 - 115

Lab Sample ID: LCS 310-460110/33 — **Client Sample ID: Lab Control Sample**
Matrix: Water — **Prep Type: Total/NA**
Analysis Batch: 460110

Analyte	Spike Added	LCS Result	LCS Qualifier	Unit	D	%Rec	%Rec Limits
Chemical Oxygen Demand	125	124.0		mg/L		99	85 - 115

Method: 9066 - Phenolics, Total Recoverable

Lab Sample ID: MB 310-460455/1-A — **Client Sample ID: Method Blank**
Matrix: Water — **Prep Type: Total/NA**
Analysis Batch: 460590 — **Prep Batch: 460455**

Analyte	MB Result	MB Qualifier	RL	MDL	Unit	D	Prepared	Analyzed	Dil Fac
Phenols, Total	<0.0200		0.0200	0.0100	mg/L		07/15/25 07:34	07/15/25 20:16	1

Lab Sample ID: LCS 310-460455/2-A — **Client Sample ID: Lab Control Sample**
Matrix: Water — **Prep Type: Total/NA**
Analysis Batch: 460590 — **Prep Batch: 460455**

Analyte	Spike Added	LCS Result	LCS Qualifier	Unit	D	%Rec	%Rec Limits
Phenols, Total	0.100	0.09315		mg/L		93	90 - 110

Method: I-3765-85 - Residue, Non-filterable (TSS)

Lab Sample ID: MB 310-459623/1 — **Client Sample ID: Method Blank**
Matrix: Water — **Prep Type: Total/NA**
Analysis Batch: 459623

Analyte	MB Result	MB Qualifier	RL	MDL	Unit	D	Prepared	Analyzed	Dil Fac
Total Suspended Solids	<5.00		5.00	3.50	mg/L			07/03/25 17:02	1

Method: I-3765-85 - Residue, Non-filterable (TSS) (Continued)

Lab Sample ID: LCS 310-459623/2 — **Client Sample ID: Lab Control Sample**
Matrix: Water — **Prep Type: Total/NA**
Analysis Batch: 459623

Analyte			Spike Added	LCS Result	LCS Qualifier	Unit	D	%Rec	%Rec Limits		
Total Suspended Solids			100	100.0		mg/L		100	82 - 117		

Lab Sample ID: 310-310229-3 DU — **Client Sample ID: MW-3**
Matrix: Water — **Prep Type: Total/NA**
Analysis Batch: 459623

Analyte	Sample Result	Sample Qualifier		DU Result	DU Qualifier	Unit	D			RPD	RPD Limit
Total Suspended Solids	80.0			80.00		mg/L				0	35

Lab Sample ID: 310-310229-11 DU — **Client Sample ID: MW-11**
Matrix: Water — **Prep Type: Total/NA**
Analysis Batch: 459623

Analyte	Sample Result	Sample Qualifier		DU Result	DU Qualifier	Unit	D			RPD	RPD Limit
Total Suspended Solids	128			122.0		mg/L				5	35

QC Association Summary

Client: SCS Engineers
Project/Site: Archer Daniels Midland Landfill Fall 2025

Job ID: 310-310229-1

GC/MS VOA

Analysis Batch: 459794

Lab Sample ID	Client Sample ID	Prep Type	Matrix	Method	Prep Batch
310-310229-22	MW-11	Total/NA	Water	8260D	
310-310229-23	MW-12	Total/NA	Water	8260D	
310-310229-25	Trip Blank	Total/NA	Water	8260D	
MB 310-459794/5	Method Blank	Total/NA	Water	8260D	
LCS 310-459794/6	Lab Control Sample	Total/NA	Water	8260D	
LCS 310-459794/7	Lab Control Sample	Total/NA	Water	8260D	

Analysis Batch: 459801

Lab Sample ID	Client Sample ID	Prep Type	Matrix	Method	Prep Batch
MB 310-459801/5	Method Blank	Total/NA	Water	8260D	
LCS 310-459801/6	Lab Control Sample	Total/NA	Water	8260D	
LCS 310-459801/7	Lab Control Sample	Total/NA	Water	8260D	
310-310229-21 MS	MW-9	Total/NA	Water	8260D	
310-310229-21 MSD	MW-9	Total/NA	Water	8260D	

Analysis Batch: 460227

Lab Sample ID	Client Sample ID	Prep Type	Matrix	Method	Prep Batch
310-310229-21	MW-9	Total/NA	Water	8260D	
MB 310-460227/6	Method Blank	Total/NA	Water	8260D	
LCS 310-460227/7	Lab Control Sample	Total/NA	Water	8260D	
LCS 310-460227/8	Lab Control Sample	Total/NA	Water	8260D	

GC/MS Semi VOA

Analysis Batch: 459653

Lab Sample ID	Client Sample ID	Prep Type	Matrix	Method	Prep Batch
MB 310-459691/1-A	Method Blank	Total/NA	Water	8270E	459691
LCS 310-459691/19-A	Lab Control Sample	Total/NA	Water	8270E	459691

Prep Batch: 459691

Lab Sample ID	Client Sample ID	Prep Type	Matrix	Method	Prep Batch
310-310229-21	MW-9	Total/NA	Water	3511	
310-310229-22	MW-11	Total/NA	Water	3511	
MB 310-459691/1-A	Method Blank	Total/NA	Water	3511	
LCS 310-459691/19-A	Lab Control Sample	Total/NA	Water	3511	

Analysis Batch: 459704

Lab Sample ID	Client Sample ID	Prep Type	Matrix	Method	Prep Batch
310-310229-21	MW-9	Total/NA	Water	8270E	459691
310-310229-22	MW-11	Total/NA	Water	8270E	459691

Prep Batch: 459758

Lab Sample ID	Client Sample ID	Prep Type	Matrix	Method	Prep Batch
310-310229-20	MW-7	Total/NA	Water	3510C	
310-310229-21	MW-9	Total/NA	Water	3510C	
MB 310-459758/1-A	Method Blank	Total/NA	Water	3510C	
LCS 310-459758/2-A	Lab Control Sample	Total/NA	Water	3510C	
LCSD 310-459758/3-A	Lab Control Sample Dup	Total/NA	Water	3510C	

GC/MS Semi VOA

Analysis Batch: 459803

Lab Sample ID	Client Sample ID	Prep Type	Matrix	Method	Prep Batch
310-310229-20	MW-7	Total/NA	Water	8270E	459758
310-310229-21	MW-9	Total/NA	Water	8270E	459758
MB 310-459758/1-A	Method Blank	Total/NA	Water	8270E	459758
LCS 310-459758/2-A	Lab Control Sample	Total/NA	Water	8270E	459758
LCSD 310-459758/3-A	Lab Control Sample Dup	Total/NA	Water	8270E	459758

HPLC/IC

Analysis Batch: 459805

Lab Sample ID	Client Sample ID	Prep Type	Matrix	Method	Prep Batch
310-310229-1	MW-1	Total/NA	Water	9056A	
310-310229-2	MW-2	Total/NA	Water	9056A	
310-310229-3	MW-3	Total/NA	Water	9056A	
310-310229-3	MW-3	Total/NA	Water	9056A	
310-310229-4	MW-4	Total/NA	Water	9056A	
310-310229-5	MW-5	Total/NA	Water	9056A	
310-310229-6	MW-6	Total/NA	Water	9056A	
310-310229-7	MW-7	Total/NA	Water	9056A	
310-310229-7	MW-7	Total/NA	Water	9056A	
310-310229-8	MW-D	Total/NA	Water	9056A	
310-310229-9	MW-9	Total/NA	Water	9056A	
310-310229-10	MW-10	Total/NA	Water	9056A	
310-310229-11	MW-11	Total/NA	Water	9056A	
310-310229-11	MW-11	Total/NA	Water	9056A	
310-310229-12	MW-12	Total/NA	Water	9056A	
310-310229-12	MW-12	Total/NA	Water	9056A	
310-310229-13	MW-13	Total/NA	Water	9056A	
310-310229-13	MW-13	Total/NA	Water	9056A	
310-310229-14	MW-14	Total/NA	Water	9056A	
310-310229-15	MW-15	Total/NA	Water	9056A	
310-310229-16	MW-17	Total/NA	Water	9056A	
310-310229-17	MW-18	Total/NA	Water	9056A	
310-310229-18	MW-8	Total/NA	Water	9056A	
MB 310-459805/3	Method Blank	Total/NA	Water	9056A	
LCS 310-459805/4	Lab Control Sample	Total/NA	Water	9056A	
310-310229-1 MS	MW-1	Total/NA	Water	9056A	
310-310229-1 MSD	MW-1	Total/NA	Water	9056A	

Metals

Prep Batch: 459861

Lab Sample ID	Client Sample ID	Prep Type	Matrix	Method	Prep Batch
310-310229-1	MW-1	Total/NA	Water	3005A	
310-310229-2	MW-2	Total/NA	Water	3005A	
MB 310-459861/1-A	Method Blank	Total/NA	Water	3005A	
LCS 310-459861/2-A	Lab Control Sample	Total/NA	Water	3005A	

Prep Batch: 460012

Lab Sample ID	Client Sample ID	Prep Type	Matrix	Method	Prep Batch
310-310229-3	MW-3	Total/NA	Water	3005A	
310-310229-4	MW-4	Total/NA	Water	3005A	
310-310229-5	MW-5	Total/NA	Water	3005A	

Metals (Continued)

Prep Batch: 460012 (Continued)

Lab Sample ID	Client Sample ID	Prep Type	Matrix	Method	Prep Batch
310-310229-6	MW-6	Total/NA	Water	3005A	
310-310229-7	MW-7	Total/NA	Water	3005A	
310-310229-8	MW-D	Total/NA	Water	3005A	
310-310229-9	MW-9	Total/NA	Water	3005A	
310-310229-10	MW-10	Total/NA	Water	3005A	
310-310229-11	MW-11	Total/NA	Water	3005A	
310-310229-12	MW-12	Total/NA	Water	3005A	
310-310229-13	MW-13	Total/NA	Water	3005A	
310-310229-14	MW-14	Total/NA	Water	3005A	
310-310229-15	MW-15	Total/NA	Water	3005A	
310-310229-16	MW-17	Total/NA	Water	3005A	
310-310229-17	MW-18	Total/NA	Water	3005A	
310-310229-18	MW-8	Total/NA	Water	3005A	
MB 310-460012/1-A	Method Blank	Total/NA	Water	3005A	
LCS 310-460012/2-A	Lab Control Sample	Total/NA	Water	3005A	
310-310229-12 DU	MW-12	Total/NA	Water	3005A	

Analysis Batch: 460047

Lab Sample ID	Client Sample ID	Prep Type	Matrix	Method	Prep Batch
310-310229-1	MW-1	Total/NA	Water	6020B	459861
310-310229-2	MW-2	Total/NA	Water	6020B	459861
MB 310-459861/1-A	Method Blank	Total/NA	Water	6020B	459861
LCS 310-459861/2-A	Lab Control Sample	Total/NA	Water	6020B	459861

Analysis Batch: 460204

Lab Sample ID	Client Sample ID	Prep Type	Matrix	Method	Prep Batch
310-310229-3	MW-3	Total/NA	Water	6020B	460012
310-310229-4	MW-4	Total/NA	Water	6020B	460012
310-310229-5	MW-5	Total/NA	Water	6020B	460012
310-310229-6	MW-6	Total/NA	Water	6020B	460012
310-310229-7	MW-7	Total/NA	Water	6020B	460012
310-310229-8	MW-D	Total/NA	Water	6020B	460012
310-310229-9	MW-9	Total/NA	Water	6020B	460012
310-310229-10	MW-10	Total/NA	Water	6020B	460012
310-310229-11	MW-11	Total/NA	Water	6020B	460012
310-310229-12	MW-12	Total/NA	Water	6020B	460012
310-310229-13	MW-13	Total/NA	Water	6020B	460012
310-310229-14	MW-14	Total/NA	Water	6020B	460012
310-310229-15	MW-15	Total/NA	Water	6020B	460012
310-310229-16	MW-17	Total/NA	Water	6020B	460012
310-310229-17	MW-18	Total/NA	Water	6020B	460012
310-310229-18	MW-8	Total/NA	Water	6020B	460012
MB 310-460012/1-A	Method Blank	Total/NA	Water	6020B	460012
LCS 310-460012/2-A	Lab Control Sample	Total/NA	Water	6020B	460012
310-310229-12 DU	MW-12	Total/NA	Water	6020B	460012

Analysis Batch: 460413

Lab Sample ID	Client Sample ID	Prep Type	Matrix	Method	Prep Batch
310-310229-3	MW-3	Total/NA	Water	6020B	460012
310-310229-4	MW-4	Total/NA	Water	6020B	460012
310-310229-5	MW-5	Total/NA	Water	6020B	460012

Metals (Continued)

Analysis Batch: 460413 (Continued)

Lab Sample ID	Client Sample ID	Prep Type	Matrix	Method	Prep Batch
310-310229-6	MW-6	Total/NA	Water	6020B	460012
310-310229-7	MW-7	Total/NA	Water	6020B	460012
310-310229-8	MW-D	Total/NA	Water	6020B	460012
310-310229-9	MW-9	Total/NA	Water	6020B	460012
310-310229-10	MW-10	Total/NA	Water	6020B	460012
310-310229-11	MW-11	Total/NA	Water	6020B	460012
310-310229-12	MW-12	Total/NA	Water	6020B	460012
310-310229-13	MW-13	Total/NA	Water	6020B	460012
310-310229-14	MW-14	Total/NA	Water	6020B	460012
310-310229-15	MW-15	Total/NA	Water	6020B	460012
310-310229-16	MW-17	Total/NA	Water	6020B	460012
310-310229-17	MW-18	Total/NA	Water	6020B	460012
310-310229-18	MW-8	Total/NA	Water	6020B	460012
MB 310-460012/1-A	Method Blank	Total/NA	Water	6020B	460012
LCS 310-460012/2-A	Lab Control Sample	Total/NA	Water	6020B	460012
310-310229-12 DU	MW-12	Total/NA	Water	6020B	460012

Analysis Batch: 460580

Lab Sample ID	Client Sample ID	Prep Type	Matrix	Method	Prep Batch
310-310229-1	MW-1	Total/NA	Water	6020B	459861
310-310229-2	MW-2	Total/NA	Water	6020B	459861
MB 310-459861/1-A	Method Blank	Total/NA	Water	6020B	459861
LCS 310-459861/2-A	Lab Control Sample	Total/NA	Water	6020B	459861

Analysis Batch: 460614

Lab Sample ID	Client Sample ID	Prep Type	Matrix	Method	Prep Batch
310-310229-7	MW-7	Total/NA	Water	6020B	460012

Analysis Batch: 460717

Lab Sample ID	Client Sample ID	Prep Type	Matrix	Method	Prep Batch
310-310229-9	MW-9	Total/NA	Water	6020B	460012

General Chemistry

Analysis Batch: 459623

Lab Sample ID	Client Sample ID	Prep Type	Matrix	Method	Prep Batch
310-310229-1	MW-1	Total/NA	Water	I-3765-85	
310-310229-2	MW-2	Total/NA	Water	I-3765-85	
310-310229-3	MW-3	Total/NA	Water	I-3765-85	
310-310229-4	MW-4	Total/NA	Water	I-3765-85	
310-310229-5	MW-5	Total/NA	Water	I-3765-85	
310-310229-6	MW-6	Total/NA	Water	I-3765-85	
310-310229-7	MW-7	Total/NA	Water	I-3765-85	
310-310229-8	MW-D	Total/NA	Water	I-3765-85	
310-310229-9	MW-9	Total/NA	Water	I-3765-85	
310-310229-10	MW-10	Total/NA	Water	I-3765-85	
310-310229-11	MW-11	Total/NA	Water	I-3765-85	
310-310229-12	MW-12	Total/NA	Water	I-3765-85	
310-310229-13	MW-13	Total/NA	Water	I-3765-85	
310-310229-14	MW-14	Total/NA	Water	I-3765-85	
310-310229-15	MW-15	Total/NA	Water	I-3765-85	

General Chemistry (Continued)

Analysis Batch: 459623 (Continued)

Lab Sample ID	Client Sample ID	Prep Type	Matrix	Method	Prep Batch
310-310229-16	MW-17	Total/NA	Water	I-3765-85	
310-310229-17	MW-18	Total/NA	Water	I-3765-85	
310-310229-18	MW-8	Total/NA	Water	I-3765-85	
MB 310-459623/1	Method Blank	Total/NA	Water	I-3765-85	
LCS 310-459623/2	Lab Control Sample	Total/NA	Water	I-3765-85	
310-310229-3 DU	MW-3	Total/NA	Water	I-3765-85	
310-310229-11 DU	MW-11	Total/NA	Water	I-3765-85	

Analysis Batch: 459667

Lab Sample ID	Client Sample ID	Prep Type	Matrix	Method	Prep Batch
310-310229-1	MW-1	Total/NA	Water	5220D LL	
310-310229-2	MW-2	Total/NA	Water	5220D LL	
310-310229-3	MW-3	Total/NA	Water	5220D LL	
310-310229-4	MW-4	Total/NA	Water	5220D LL	
310-310229-5	MW-5	Total/NA	Water	5220D LL	
310-310229-6	MW-6	Total/NA	Water	5220D LL	
MB 310-459667/32	Method Blank	Total/NA	Water	5220D LL	
LCS 310-459667/33	Lab Control Sample	Total/NA	Water	5220D LL	

Analysis Batch: 460110

Lab Sample ID	Client Sample ID	Prep Type	Matrix	Method	Prep Batch
310-310229-7	MW-7	Total/NA	Water	5220D LL	
310-310229-8	MW-D	Total/NA	Water	5220D LL	
310-310229-9	MW-9	Total/NA	Water	5220D LL	
310-310229-10	MW-10	Total/NA	Water	5220D LL	
310-310229-11	MW-11	Total/NA	Water	5220D LL	
310-310229-12	MW-12	Total/NA	Water	5220D LL	
310-310229-13	MW-13	Total/NA	Water	5220D LL	
310-310229-14	MW-14	Total/NA	Water	5220D LL	
310-310229-15	MW-15	Total/NA	Water	5220D LL	
310-310229-16	MW-17	Total/NA	Water	5220D LL	
310-310229-17	MW-18	Total/NA	Water	5220D LL	
310-310229-18	MW-8	Total/NA	Water	5220D LL	
MB 310-460110/32	Method Blank	Total/NA	Water	5220D LL	
MB 310-460110/5	Method Blank	Total/NA	Water	5220D LL	
LCS 310-460110/3	Lab Control Sample	Total/NA	Water	5220D LL	
LCS 310-460110/33	Lab Control Sample	Total/NA	Water	5220D LL	

Analysis Batch: 460155

Lab Sample ID	Client Sample ID	Prep Type	Matrix	Method	Prep Batch
310-310229-1	MW-1	Total/NA	Water	350.1	
310-310229-2	MW-2	Total/NA	Water	350.1	
310-310229-3	MW-3	Total/NA	Water	350.1	
310-310229-4	MW-4	Total/NA	Water	350.1	
310-310229-5	MW-5	Total/NA	Water	350.1	
310-310229-6	MW-6	Total/NA	Water	350.1	
310-310229-7	MW-7	Total/NA	Water	350.1	
310-310229-8	MW-D	Total/NA	Water	350.1	
310-310229-9	MW-9	Total/NA	Water	350.1	
310-310229-10	MW-10	Total/NA	Water	350.1	
310-310229-11	MW-11	Total/NA	Water	350.1	

General Chemistry (Continued)

Analysis Batch: 460155 (Continued)

Lab Sample ID	Client Sample ID	Prep Type	Matrix	Method	Prep Batch
310-310229-12	MW-12	Total/NA	Water	350.1	
310-310229-13	MW-13	Total/NA	Water	350.1	
310-310229-14	MW-14	Total/NA	Water	350.1	
310-310229-15	MW-15	Total/NA	Water	350.1	
310-310229-16	MW-17	Total/NA	Water	350.1	
310-310229-17	MW-18	Total/NA	Water	350.1	
310-310229-18	MW-8	Total/NA	Water	350.1	
MB 310-460155/17	Method Blank	Total/NA	Water	350.1	
LCS 310-460155/18	Lab Control Sample	Total/NA	Water	350.1	
310-310229-1 MS	MW-1	Total/NA	Water	350.1	
310-310229-1 MSD	MW-1	Total/NA	Water	350.1	

Prep Batch: 460455

Lab Sample ID	Client Sample ID	Prep Type	Matrix	Method	Prep Batch
310-310229-19	MW-2	Total/NA	Water	Distill/Phenol	
310-310229-20	MW-7	Total/NA	Water	Distill/Phenol	
310-310229-21	MW-9	Total/NA	Water	Distill/Phenol	
310-310229-24	MW-18	Total/NA	Water	Distill/Phenol	
MB 310-460455/1-A	Method Blank	Total/NA	Water	Distill/Phenol	
LCS 310-460455/2-A	Lab Control Sample	Total/NA	Water	Distill/Phenol	

Analysis Batch: 460590

Lab Sample ID	Client Sample ID	Prep Type	Matrix	Method	Prep Batch
310-310229-19	MW-2	Total/NA	Water	9066	460455
310-310229-20	MW-7	Total/NA	Water	9066	460455
310-310229-21	MW-9	Total/NA	Water	9066	460455
310-310229-24	MW-18	Total/NA	Water	9066	460455
MB 310-460455/1-A	Method Blank	Total/NA	Water	9066	460455
LCS 310-460455/2-A	Lab Control Sample	Total/NA	Water	9066	460455

Lab Chronicle

Client: SCS Engineers
Project/Site: Archer Daniels Midland Landfill Fall 2025

Job ID: 310-310229-1

Client Sample ID: MW-1

Lab Sample ID: 310-310229-1
Date Collected: 07/02/25 10:28
Matrix: Water
Date Received: 07/03/25 16:05

Prep Type	Batch Type	Batch Method	Run	Dilution Factor	Batch Number	Analyst	Lab	Prepared or Analyzed
Total/NA	Analysis	9056A		10	459805	QTZ5	EET CF	07/07/25 15:14
Total/NA	Prep	3005A			459861	WK2X	EET CF	07/09/25 08:40
Total/NA	Analysis	6020B		1	460047	NFT2	EET CF	07/09/25 20:41
Total/NA	Prep	3005A			459861	WK2X	EET CF	07/09/25 08:40
Total/NA	Analysis	6020B		1	460580	NFT2	EET CF	07/15/25 15:03
Total/NA	Analysis	350.1		1	460155	ZJX4	EET CF	07/10/25 22:00
Total/NA	Analysis	5220D LL		2	459667	ENB7	EET CF	07/07/25 13:50
Total/NA	Analysis	I-3765-85		1	459623	E6KR	EET CF	07/03/25 17:02

Client Sample ID: MW-2

Lab Sample ID: 310-310229-2
Date Collected: 07/02/25 09:46
Matrix: Water
Date Received: 07/03/25 16:05

Prep Type	Batch Type	Batch Method	Run	Dilution Factor	Batch Number	Analyst	Lab	Prepared or Analyzed
Total/NA	Analysis	9056A		10	459805	QTZ5	EET CF	07/07/25 15:50
Total/NA	Prep	3005A			459861	WK2X	EET CF	07/09/25 08:40
Total/NA	Analysis	6020B		1	460047	NFT2	EET CF	07/09/25 20:44
Total/NA	Prep	3005A			459861	WK2X	EET CF	07/09/25 08:40
Total/NA	Analysis	6020B		1	460580	NFT2	EET CF	07/15/25 15:05
Total/NA	Analysis	350.1		1	460155	ZJX4	EET CF	07/10/25 22:02
Total/NA	Analysis	5220D LL		2	459667	ENB7	EET CF	07/07/25 13:50
Total/NA	Analysis	I-3765-85		1	459623	E6KR	EET CF	07/03/25 17:02

Client Sample ID: MW-3

Lab Sample ID: 310-310229-3
Date Collected: 07/02/25 11:08
Matrix: Water
Date Received: 07/03/25 16:05

Prep Type	Batch Type	Batch Method	Run	Dilution Factor	Batch Number	Analyst	Lab	Prepared or Analyzed
Total/NA	Analysis	9056A		10	459805	QTZ5	EET CF	07/07/25 16:02
Total/NA	Analysis	9056A		5	459805	QTZ5	EET CF	07/08/25 09:01
Total/NA	Prep	3005A			460012	WK2X	EET CF	07/10/25 08:40
Total/NA	Analysis	6020B		1	460204	ZRI4	EET CF	07/10/25 18:40
Total/NA	Prep	3005A			460012	WK2X	EET CF	07/10/25 08:40
Total/NA	Analysis	6020B		4	460413	NFT2	EET CF	07/14/25 13:21
Total/NA	Analysis	350.1		1	460155	ZJX4	EET CF	07/10/25 22:03
Total/NA	Analysis	5220D LL		2	459667	ENB7	EET CF	07/07/25 13:50
Total/NA	Analysis	I-3765-85		1	459623	E6KR	EET CF	07/03/25 17:02

Client Sample ID: MW-4

Lab Sample ID: 310-310229-4
Date Collected: 07/02/25 11:49
Matrix: Water
Date Received: 07/03/25 16:05

Prep Type	Batch Type	Batch Method	Run	Dilution Factor	Batch Number	Analyst	Lab	Prepared or Analyzed
Total/NA	Analysis	9056A		10	459805	QTZ5	EET CF	07/07/25 16:14

Lab Chronicle

Client: SCS Engineers
Project/Site: Archer Daniels Midland Landfill Fall 2025

Job ID: 310-310229-1

Client Sample ID: MW-4

Lab Sample ID: 310-310229-4
Date Collected: 07/02/25 11:49
Matrix: Water
Date Received: 07/03/25 16:05

Prep Type	Batch Type	Batch Method	Run	Dilution Factor	Batch Number	Analyst	Lab	Prepared or Analyzed
Total/NA	Prep	3005A			460012	WK2X	EET CF	07/10/25 08:40
Total/NA	Analysis	6020B		1	460204	ZRI4	EET CF	07/10/25 18:43
Total/NA	Prep	3005A			460012	WK2X	EET CF	07/10/25 08:40
Total/NA	Analysis	6020B		1	460413	NFT2	EET CF	07/14/25 13:24
Total/NA	Analysis	350.1		1	460155	ZJX4	EET CF	07/10/25 22:03
Total/NA	Analysis	5220D LL		1	459667	ENB7	EET CF	07/07/25 13:50
Total/NA	Analysis	I-3765-85		1	459623	E6KR	EET CF	07/03/25 17:02

Client Sample ID: MW-5

Lab Sample ID: 310-310229-5
Date Collected: 07/02/25 12:45
Matrix: Water
Date Received: 07/03/25 16:05

Prep Type	Batch Type	Batch Method	Run	Dilution Factor	Batch Number	Analyst	Lab	Prepared or Analyzed
Total/NA	Analysis	9056A		10	459805	QTZ5	EET CF	07/07/25 16:26
Total/NA	Prep	3005A			460012	WK2X	EET CF	07/10/25 08:40
Total/NA	Analysis	6020B		1	460204	ZRI4	EET CF	07/10/25 18:45
Total/NA	Prep	3005A			460012	WK2X	EET CF	07/10/25 08:40
Total/NA	Analysis	6020B		7	460413	NFT2	EET CF	07/14/25 13:26
Total/NA	Analysis	350.1		100	460155	ZJX4	EET CF	07/10/25 22:05
Total/NA	Analysis	5220D LL		5	459667	ENB7	EET CF	07/08/25 13:02
Total/NA	Analysis	I-3765-85		1	459623	E6KR	EET CF	07/03/25 17:02

Client Sample ID: MW-6

Lab Sample ID: 310-310229-6
Date Collected: 07/02/25 13:27
Matrix: Water
Date Received: 07/03/25 16:05

Prep Type	Batch Type	Batch Method	Run	Dilution Factor	Batch Number	Analyst	Lab	Prepared or Analyzed
Total/NA	Analysis	9056A		10	459805	QTZ5	EET CF	07/07/25 16:38
Total/NA	Prep	3005A			460012	WK2X	EET CF	07/10/25 08:40
Total/NA	Analysis	6020B		1	460204	ZRI4	EET CF	07/10/25 18:48
Total/NA	Prep	3005A			460012	WK2X	EET CF	07/10/25 08:40
Total/NA	Analysis	6020B		4	460413	NFT2	EET CF	07/14/25 13:29
Total/NA	Analysis	350.1		100	460155	ZJX4	EET CF	07/10/25 22:05
Total/NA	Analysis	5220D LL		2	459667	ENB7	EET CF	07/07/25 13:50
Total/NA	Analysis	I-3765-85		1	459623	E6KR	EET CF	07/03/25 17:02

Client Sample ID: MW-7

Lab Sample ID: 310-310229-7
Date Collected: 07/02/25 14:50
Matrix: Water
Date Received: 07/03/25 16:05

Prep Type	Batch Type	Batch Method	Run	Dilution Factor	Batch Number	Analyst	Lab	Prepared or Analyzed
Total/NA	Analysis	9056A		10	459805	QTZ5	EET CF	07/07/25 17:15
Total/NA	Analysis	9056A		5	459805	QTZ5	EET CF	07/08/25 09:13

Lab Chronicle

Client: SCS Engineers
Project/Site: Archer Daniels Midland Landfill Fall 2025

Job ID: 310-310229-1

Client Sample ID: MW-7

Lab Sample ID: 310-310229-7
Date Collected: 07/02/25 14:50
Matrix: Water
Date Received: 07/03/25 16:05

Prep Type	Batch Type	Batch Method	Run	Dilution Factor	Batch Number	Analyst	Lab	Prepared or Analyzed
Total/NA	Prep	3005A			460012	WK2X	EET CF	07/10/25 08:40
Total/NA	Analysis	6020B		1	460204	ZRI4	EET CF	07/10/25 18:50
Total/NA	Prep	3005A			460012	WK2X	EET CF	07/10/25 08:40
Total/NA	Analysis	6020B		4	460413	NFT2	EET CF	07/14/25 13:31
Total/NA	Prep	3005A			460012	WK2X	EET CF	07/10/25 08:40
Total/NA	Analysis	6020B		10	460614	NFT2	EET CF	07/15/25 21:12
Total/NA	Analysis	350.1		100	460155	ZJX4	EET CF	07/10/25 22:07
Total/NA	Analysis	5220D LL		5	460110	ENB7	EET CF	07/10/25 12:44
Total/NA	Analysis	I-3765-85		1	459623	E6KR	EET CF	07/03/25 17:02

Client Sample ID: MW-D

Lab Sample ID: 310-310229-8
Date Collected: 07/01/25 19:50
Matrix: Water
Date Received: 07/03/25 16:05

Prep Type	Batch Type	Batch Method	Run	Dilution Factor	Batch Number	Analyst	Lab	Prepared or Analyzed
Total/NA	Analysis	9056A		10	459805	QTZ5	EET CF	07/07/25 17:27
Total/NA	Prep	3005A			460012	WK2X	EET CF	07/10/25 08:40
Total/NA	Analysis	6020B		1	460204	ZRI4	EET CF	07/10/25 18:53
Total/NA	Prep	3005A			460012	WK2X	EET CF	07/10/25 08:40
Total/NA	Analysis	6020B		1	460413	NFT2	EET CF	07/14/25 13:34
Total/NA	Analysis	350.1		1	460155	ZJX4	EET CF	07/10/25 22:08
Total/NA	Analysis	5220D LL		1	460110	ENB7	EET CF	07/10/25 12:44
Total/NA	Analysis	I-3765-85		1	459623	E6KR	EET CF	07/03/25 17:02

Client Sample ID: MW-9

Lab Sample ID: 310-310229-9
Date Collected: 07/02/25 16:03
Matrix: Water
Date Received: 07/03/25 16:05

Prep Type	Batch Type	Batch Method	Run	Dilution Factor	Batch Number	Analyst	Lab	Prepared or Analyzed
Total/NA	Analysis	9056A		10	459805	QTZ5	EET CF	07/07/25 17:39
Total/NA	Prep	3005A			460012	WK2X	EET CF	07/10/25 08:40
Total/NA	Analysis	6020B		1	460204	ZRI4	EET CF	07/10/25 19:03
Total/NA	Prep	3005A			460012	WK2X	EET CF	07/10/25 08:40
Total/NA	Analysis	6020B		4	460413	NFT2	EET CF	07/14/25 13:37
Total/NA	Prep	3005A			460012	WK2X	EET CF	07/10/25 08:40
Total/NA	Analysis	6020B		7	460717	NFT2	EET CF	07/16/25 13:23
Total/NA	Analysis	350.1		1000	460155	ZJX4	EET CF	07/10/25 22:09
Total/NA	Analysis	5220D LL		10	460110	ENB7	EET CF	07/10/25 12:44
Total/NA	Analysis	I-3765-85		1	459623	E6KR	EET CF	07/03/25 17:02

Lab Chronicle

Client: SCS Engineers
Project/Site: Archer Daniels Midland Landfill Fall 2025

Job ID: 310-310229-1

Client Sample ID: MW-10

Lab Sample ID: 310-310229-10

Date Collected: 07/01/25 18:51
Matrix: Water
Date Received: 07/03/25 16:05

Prep Type	Batch Type	Batch Method	Run	Dilution Factor	Batch Number	Analyst	Lab	Prepared or Analyzed
Total/NA	Analysis	9056A		10	459805	QTZ5	EET CF	07/07/25 17:51
Total/NA	Prep	3005A			460012	WK2X	EET CF	07/10/25 08:40
Total/NA	Analysis	6020B		1	460204	ZRI4	EET CF	07/10/25 19:06
Total/NA	Prep	3005A			460012	WK2X	EET CF	07/10/25 08:40
Total/NA	Analysis	6020B		1	460413	NFT2	EET CF	07/14/25 13:39
Total/NA	Analysis	350.1		1	460155	ZJX4	EET CF	07/10/25 22:10
Total/NA	Analysis	5220D LL		1	460110	ENB7	EET CF	07/10/25 12:44
Total/NA	Analysis	I-3765-85		1	459623	E6KR	EET CF	07/03/25 17:02

Client Sample ID: MW-11

Lab Sample ID: 310-310229-11

Date Collected: 07/01/25 18:15
Matrix: Water
Date Received: 07/03/25 16:05

Prep Type	Batch Type	Batch Method	Run	Dilution Factor	Batch Number	Analyst	Lab	Prepared or Analyzed
Total/NA	Analysis	9056A		10	459805	QTZ5	EET CF	07/07/25 18:03
Total/NA	Analysis	9056A		5	459805	QTZ5	EET CF	07/08/25 09:25
Total/NA	Prep	3005A			460012	WK2X	EET CF	07/10/25 08:40
Total/NA	Analysis	6020B		1	460204	ZRI4	EET CF	07/10/25 19:08
Total/NA	Prep	3005A			460012	WK2X	EET CF	07/10/25 08:40
Total/NA	Analysis	6020B		4	460413	NFT2	EET CF	07/14/25 13:42
Total/NA	Analysis	350.1		100	460155	ZJX4	EET CF	07/10/25 22:10
Total/NA	Analysis	5220D LL		10	460110	ENB7	EET CF	07/10/25 12:44
Total/NA	Analysis	I-3765-85		1	459623	E6KR	EET CF	07/03/25 17:02

Client Sample ID: MW-12

Lab Sample ID: 310-310229-12

Date Collected: 07/01/25 17:38
Matrix: Water
Date Received: 07/03/25 16:05

Prep Type	Batch Type	Batch Method	Run	Dilution Factor	Batch Number	Analyst	Lab	Prepared or Analyzed
Total/NA	Analysis	9056A		10	459805	QTZ5	EET CF	07/07/25 18:15
Total/NA	Analysis	9056A		5	459805	QTZ5	EET CF	07/08/25 09:37
Total/NA	Prep	3005A			460012	WK2X	EET CF	07/10/25 08:40
Total/NA	Analysis	6020B		1	460204	ZRI4	EET CF	07/10/25 19:11
Total/NA	Prep	3005A			460012	WK2X	EET CF	07/10/25 08:40
Total/NA	Analysis	6020B		1	460413	NFT2	EET CF	07/14/25 13:49
Total/NA	Analysis	350.1		9.38	460155	ZJX4	EET CF	07/10/25 22:36
Total/NA	Analysis	5220D LL		2	460110	ENB7	EET CF	07/10/25 12:44
Total/NA	Analysis	I-3765-85		1	459623	E6KR	EET CF	07/03/25 17:02

Lab Chronicle

Client: SCS Engineers
Project/Site: Archer Daniels Midland Landfill Fall 2025

Job ID: 310-310229-1

Client Sample ID: MW-13

Lab Sample ID: 310-310229-13

Date Collected: 07/01/25 16:37
Matrix: Water
Date Received: 07/03/25 16:05

Prep Type	Batch Type	Batch Method	Run	Dilution Factor	Batch Number	Analyst	Lab	Prepared or Analyzed
Total/NA	Analysis	9056A		10	459805	QTZ5	EET CF	07/07/25 18:27
Total/NA	Analysis	9056A		5	459805	QTZ5	EET CF	07/08/25 09:49
Total/NA	Prep	3005A			460012	WK2X	EET CF	07/10/25 08:40
Total/NA	Analysis	6020B		1	460204	ZRI4	EET CF	07/10/25 19:16
Total/NA	Prep	3005A			460012	WK2X	EET CF	07/10/25 08:40
Total/NA	Analysis	6020B		4	460413	NFT2	EET CF	07/14/25 13:55
Total/NA	Analysis	350.1		100	460155	ZJX4	EET CF	07/10/25 22:12
Total/NA	Analysis	5220D LL		1	460110	ENB7	EET CF	07/10/25 12:44
Total/NA	Analysis	I-3765-85		1	459623	E6KR	EET CF	07/03/25 17:02

Client Sample ID: MW-14

Lab Sample ID: 310-310229-14

Date Collected: 07/01/25 15:26
Matrix: Water
Date Received: 07/03/25 16:05

Prep Type	Batch Type	Batch Method	Run	Dilution Factor	Batch Number	Analyst	Lab	Prepared or Analyzed
Total/NA	Analysis	9056A		10	459805	QTZ5	EET CF	07/07/25 18:39
Total/NA	Prep	3005A			460012	WK2X	EET CF	07/10/25 08:40
Total/NA	Analysis	6020B		1	460204	ZRI4	EET CF	07/10/25 19:19
Total/NA	Prep	3005A			460012	WK2X	EET CF	07/10/25 08:40
Total/NA	Analysis	6020B		4	460413	NFT2	EET CF	07/14/25 13:57
Total/NA	Analysis	350.1		1	460155	ZJX4	EET CF	07/10/25 22:13
Total/NA	Analysis	5220D LL		1	460110	ENB7	EET CF	07/10/25 12:44
Total/NA	Analysis	I-3765-85		1	459623	E6KR	EET CF	07/03/25 17:02

Client Sample ID: MW-15

Lab Sample ID: 310-310229-15

Date Collected: 07/01/25 16:02
Matrix: Water
Date Received: 07/03/25 16:05

Prep Type	Batch Type	Batch Method	Run	Dilution Factor	Batch Number	Analyst	Lab	Prepared or Analyzed
Total/NA	Analysis	9056A		10	459805	QTZ5	EET CF	07/07/25 18:51
Total/NA	Prep	3005A			460012	WK2X	EET CF	07/10/25 08:40
Total/NA	Analysis	6020B		1	460204	ZRI4	EET CF	07/10/25 19:21
Total/NA	Prep	3005A			460012	WK2X	EET CF	07/10/25 08:40
Total/NA	Analysis	6020B		1	460413	NFT2	EET CF	07/14/25 14:00
Total/NA	Analysis	350.1		1	460155	ZJX4	EET CF	07/10/25 22:14
Total/NA	Analysis	5220D LL		1	460110	ENB7	EET CF	07/10/25 12:44
Total/NA	Analysis	I-3765-85		1	459623	E6KR	EET CF	07/03/25 17:02

Client Sample ID: MW-17

Lab Sample ID: 310-310229-16

Date Collected: 07/01/25 14:03
Matrix: Water
Date Received: 07/03/25 16:05

Prep Type	Batch Type	Batch Method	Run	Dilution Factor	Batch Number	Analyst	Lab	Prepared or Analyzed
Total/NA	Analysis	9056A		10	459805	QTZ5	EET CF	07/07/25 19:04

Lab Chronicle

Client: SCS Engineers
Project/Site: Archer Daniels Midland Landfill Fall 2025

Job ID: 310-310229-1

Client Sample ID: MW-17

Lab Sample ID: 310-310229-16

Date Collected: 07/01/25 14:03
Matrix: Water
Date Received: 07/03/25 16:05

Prep Type	Batch Type	Batch Method	Run	Dilution Factor	Batch Number	Analyst	Lab	Prepared or Analyzed
Total/NA	Prep	3005A			460012	WK2X	EET CF	07/10/25 08:40
Total/NA	Analysis	6020B		1	460204	ZRI4	EET CF	07/10/25 19:24
Total/NA	Prep	3005A			460012	WK2X	EET CF	07/10/25 08:40
Total/NA	Analysis	6020B		1	460413	NFT2	EET CF	07/14/25 14:02
Total/NA	Analysis	350.1		1	460155	ZJX4	EET CF	07/10/25 22:15
Total/NA	Analysis	5220D LL		1	460110	ENB7	EET CF	07/10/25 12:44
Total/NA	Analysis	I-3765-85		1	459623	E6KR	EET CF	07/03/25 17:02

Client Sample ID: MW-18

Lab Sample ID: 310-310229-17

Date Collected: 07/01/25 13:26
Matrix: Water
Date Received: 07/03/25 16:05

Prep Type	Batch Type	Batch Method	Run	Dilution Factor	Batch Number	Analyst	Lab	Prepared or Analyzed
Total/NA	Analysis	9056A		10	459805	QTZ5	EET CF	07/07/25 19:40
Total/NA	Prep	3005A			460012	WK2X	EET CF	07/10/25 08:40
Total/NA	Analysis	6020B		1	460204	ZRI4	EET CF	07/10/25 19:26
Total/NA	Prep	3005A			460012	WK2X	EET CF	07/10/25 08:40
Total/NA	Analysis	6020B		1	460413	NFT2	EET CF	07/14/25 14:05
Total/NA	Analysis	350.1		1	460155	ZJX4	EET CF	07/10/25 22:17
Total/NA	Analysis	5220D LL		1	460110	ENB7	EET CF	07/10/25 12:44
Total/NA	Analysis	I-3765-85		1	459623	E6KR	EET CF	07/03/25 17:02

Client Sample ID: MW-8

Lab Sample ID: 310-310229-18

Date Collected: 07/01/25 16:03
Matrix: Water
Date Received: 07/03/25 16:05

Prep Type	Batch Type	Batch Method	Run	Dilution Factor	Batch Number	Analyst	Lab	Prepared or Analyzed
Total/NA	Analysis	9056A		10	459805	QTZ5	EET CF	07/07/25 19:53
Total/NA	Prep	3005A			460012	WK2X	EET CF	07/10/25 08:40
Total/NA	Analysis	6020B		1	460204	ZRI4	EET CF	07/10/25 19:37
Total/NA	Prep	3005A			460012	WK2X	EET CF	07/10/25 08:40
Total/NA	Analysis	6020B		1	460413	NFT2	EET CF	07/14/25 14:07
Total/NA	Analysis	350.1		1	460155	ZJX4	EET CF	07/10/25 22:17
Total/NA	Analysis	5220D LL		1	460110	ENB7	EET CF	07/10/25 12:44
Total/NA	Analysis	I-3765-85		1	459623	E6KR	EET CF	07/03/25 17:02

Client Sample ID: MW-2

Lab Sample ID: 310-310229-19

Date Collected: 07/02/25 09:46
Matrix: Water
Date Received: 07/03/25 16:05

Prep Type	Batch Type	Batch Method	Run	Dilution Factor	Batch Number	Analyst	Lab	Prepared or Analyzed
Total/NA	Prep	Distill/Phenol			460455	E6KR	EET CF	07/15/25 07:34
Total/NA	Analysis	9066		1	460590	ZJX4	EET CF	07/15/25 20:18

Lab Chronicle

Client: SCS Engineers
Project/Site: Archer Daniels Midland Landfill Fall 2025

Job ID: 310-310229-1

Client Sample ID: MW-7

Lab Sample ID: 310-310229-20
Date Collected: 07/02/25 14:30
Matrix: Water
Date Received: 07/03/25 16:05

Prep Type	Batch Type	Batch Method	Run	Dilution Factor	Batch Number	Analyst	Lab	Prepared or Analyzed
Total/NA	Prep	3510C			459758	J5BR	EET CF	07/08/25 07:33
Total/NA	Analysis	8270E		1	459803	V7YZ	EET CF	07/08/25 15:18
Total/NA	Prep	Distill/Phenol			460455	E6KR	EET CF	07/15/25 07:34
Total/NA	Analysis	9066		1	460590	ZJX4	EET CF	07/15/25 20:19

Client Sample ID: MW-9

Lab Sample ID: 310-310229-21
Date Collected: 07/02/25 16:03
Matrix: Water
Date Received: 07/03/25 16:05

Prep Type	Batch Type	Batch Method	Run	Dilution Factor	Batch Number	Analyst	Lab	Prepared or Analyzed
Total/NA	Analysis	8260D		1	460227	WSE8	EET CF	07/11/25 17:58
Total/NA	Prep	3511			459691	P5ZC	EET CF	07/07/25 11:03
Total/NA	Analysis	8270E		1	459704	P5ZC	EET CF	07/08/25 02:21
Total/NA	Prep	3510C			459758	J5BR	EET CF	07/08/25 07:33
Total/NA	Analysis	8270E		1	459803	V7YZ	EET CF	07/08/25 15:49
Total/NA	Prep	Distill/Phenol			460455	E6KR	EET CF	07/15/25 07:34
Total/NA	Analysis	9066		1	460590	ZJX4	EET CF	07/15/25 20:20

Client Sample ID: MW-11

Lab Sample ID: 310-310229-22
Date Collected: 07/01/25 18:15
Matrix: Water
Date Received: 07/03/25 16:05

Prep Type	Batch Type	Batch Method	Run	Dilution Factor	Batch Number	Analyst	Lab	Prepared or Analyzed
Total/NA	Analysis	8260D		1	459794	WSE8	EET CF	07/08/25 19:36
Total/NA	Prep	3511			459691	P5ZC	EET CF	07/07/25 11:03
Total/NA	Analysis	8270E		1	459704	P5ZC	EET CF	07/08/25 02:56

Client Sample ID: MW-12

Lab Sample ID: 310-310229-23
Date Collected: 07/01/25 17:38
Matrix: Water
Date Received: 07/03/25 16:05

Prep Type	Batch Type	Batch Method	Run	Dilution Factor	Batch Number	Analyst	Lab	Prepared or Analyzed
Total/NA	Analysis	8260D		1	459794	WSE8	EET CF	07/08/25 19:14

Client Sample ID: MW-18

Lab Sample ID: 310-310229-24
Date Collected: 07/01/25 13:26
Matrix: Water
Date Received: 07/03/25 16:05

Prep Type	Batch Type	Batch Method	Run	Dilution Factor	Batch Number	Analyst	Lab	Prepared or Analyzed
Total/NA	Prep	Distill/Phenol			460455	E6KR	EET CF	07/15/25 07:34
Total/NA	Analysis	9066		1	460590	ZJX4	EET CF	07/15/25 20:20

Lab Chronicle

Client: SCS Engineers
Project/Site: Archer Daniels Midland Landfill Fall 2025

Job ID: 310-310229-1

Client Sample ID: Trip Blank

Lab Sample ID: 310-310229-25

Date Collected: 07/01/25 00:00
Matrix: Water
Date Received: 07/03/25 16:05

Prep Type	Batch Type	Batch Method	Run	Dilution Factor	Batch Number	Analyst	Lab	Prepared or Analyzed
Total/NA	Analysis	8260D		1	459794	WSE8	EET CF	07/08/25 13:19

Laboratory References:

EET CF = Eurofins Cedar Falls, 3019 Venture Way, Cedar Falls, IA 50613, TEL (319)277-2401

Accreditation/Certification Summary

Client: SCS Engineers
Job ID: 310-310229-1
Project/Site: Archer Daniels Midland Landfill Fall 2025

Laboratory: Eurofins Cedar Falls

Unless otherwise noted, all analytes for this laboratory were covered under each accreditation/certification below.

Authority	Program	Identification Number	Expiration Date
Iowa	State	007	12-01-25

The following analytes are included in this report, but the laboratory is not certified by the governing authority. This list may include analytes for which the agency does not offer certification.

Analysis Method	Prep Method	Matrix	Analyte
8260D		Water	1,2,3-Trichlorobenzene
8260D		Water	1,2,4-Trichlorobenzene
8260D		Water	Bromobenzene
8260D		Water	Hexane
8260D		Water	p-Isopropyltoluene
8260D		Water	sec-Butylbenzene
8260D		Water	tert-Butylbenzene
8270E	3510C	Water	Pyridine

Method Summary

Client: SCS Engineers
Project/Site: Archer Daniels Midland Landfill Fall 2025

Job ID: 310-310229-1

Method	Method Description	Protocol	Laboratory
8260D	Volatile Organic Compounds by GC/MS	SW846	EET CF
8270E	Semivolatile Organic Compounds (GC-MS/MS)	SW846	EET CF
8270E	Semivolatile Organic Compounds (GC/MS)	SW846	EET CF
9056A	Anions, Ion Chromatography	SW846	EET CF
6020B	Metals (ICP/MS)	SW846	EET CF
350.1	Nitrogen, Ammonia	EPA	EET CF
5220D LL	COD	SM	EET CF
9066	Phenolics, Total Recoverable	SW846	EET CF
I-3765-85	Residue, Non-filterable (TSS)	USGS	EET CF
3005A	Preparation, Total Metals	SW846	EET CF
3510C	Liquid-Liquid Extraction (Separatory Funnel)	SW846	EET CF
3511	Microextraction of Organic Compounds	SW846	EET CF
5030B	Purge and Trap	SW846	EET CF
Distill/Phenol	Distillation, Phenolics	None	EET CF

Protocol References:

EPA = US Environmental Protection Agency

None = None

SM = "Standard Methods For The Examination Of Water And Wastewater"

SW846 = "Test Methods For Evaluating Solid Waste, Physical/Chemical Methods", Third Edition, November 1986 And Its Updates.

USGS = "Methods For Analysis Of Water And Fluvial Sediments", USGS, 1989

Laboratory References:

EET CF = Eurofins Cedar Falls, 3019 Venture Way, Cedar Falls, IA 50613, TEL (319)277-2401

eurofins | Environment Testing America

310-310229 Chain of Custody

Cooler/Sample Receipt and Temperature Log Form

Client Information

Client: SCS

City/State: CITY | STATE | Project

Receipt Information

Date/Time Received: DATE 7-3-25 | TIME 1605 | Received By: CC

Delivery Type: ☐ UPS ☐ FedEx ☐ FedEx Ground ☐ US Mail ☐ Spee-Dee ☒ Lab Courier ☐ Lab Field Services ☐ Client Drop-off ☐ Other _____

Condition of Cooler/Containers

Sample(s) received in Cooler?	☒ Yes	☐ No	*If yes* Cooler ID
Multiple Coolers?	☒ Yes	☐ No	*If yes.* Cooler # 1 of 3
Cooler Custody Seals Present?	☐ Yes	☒ No	*If yes* Cooler custody seals intact? ☐ Yes ☐ No
Sample Custody Seals Present?	☐ Yes	☒ No	*If yes* Sample custody seals intact? ☐ Yes ☐ No
Trip Blank Present?	☐ Yes	☒ No	*If yes:* Which VOA samples are in cooler? ↓

Temperature Record

Coolant: ☒ Wet ice ☐ Blue ice ☐ Dry ice ☐ Other._____ ☐ NONE

Thermometer ID: 2 | Correction Factor (°C): 0.0

• **Temp Blank Temperature** – If no temp blank, or temp blank temperature above criteria, proceed to Sample Container Temperature

Uncorrected Temp (°C): 1.2 | Corrected Temp (°C): 1.2

• **Sample Container Temperature**

	CONTAINER 1	CONTAINER 2
Container(s) used:		
Uncorrected Temp (°C):		
Corrected Temp (°C)		

Exceptions Noted

1) If temperature exceeds criteria, was sample(s) received same day of sampling? ☐ Yes ☐ No
   a) *If yes:* Is there evidence that the chilling process began? ☐ Yes ☐ No

2) If temperature is <0°C, are there obvious signs that the integrity of sample containers is compromised? (e g , bulging septa, broken/cracked bottles, frozen solid?) ☐ Yes ☐ No

NOTE If yes, contact PM before proceeding If no, proceed with login

Additional Comments

Document CED-P-SAM-FRM45521
Revision 26
Date 27 Jan 2022

Eurofins Cedar Falls

General temperature criteria is 0 to 6°C
Bacteria temperature criteria is 0 to 10°C

eurofins | Environment Testing America

Place COC scanning label here

Cooler/Sample Receipt and Temperature Log Form

Client Information

Client: SCS

City/State: CITY | STATE | Project:

Receipt Information

Date/Time Received: DATE 7-3-25 | TIME 1605 | Received By: CC

Delivery Type: ☐ UPS ☐ FedEx ☐ FedEx Ground ☐ US Mail ☐ Spee-Dee ☒ Lab Courier ☐ Lab Field Services ☐ Client Drop-off ☐ Other _____

Condition of Cooler/Containers

Sample(s) received in Cooler? ☒ Yes ☐ No *If yes.* Cooler ID

Multiple Coolers? ☒ Yes ☐ No *If yes.* Cooler # 2 of 3

Cooler Custody Seals Present? ☐ Yes ☒ No *If yes* Cooler custody seals intact? ☐ Yes ☐ No

Sample Custody Seals Present? ☐ Yes ☒ No *If yes* Sample custody seals intact? ☐ Yes ☐ No

Trip Blank Present? ☒ Yes ☒ No *If yes:* Which VOA samples are in cooler? ↓ CC 7-3-25

MW-12, MW-11, MW-9

Temperature Record

Coolant: ☒ Wet ice ☐ Blue ice ☐ Dry ice ☐ Other._____ ☐ NONE

Thermometer ID: Z | Correction Factor (°C): 0.0

• **Temp Blank Temperature** – If no temp blank, or temp blank temperature above criteria, proceed to Sample Container Temperature

Uncorrected Temp (°C): 1.8 | Corrected Temp (°C): 1.8

• **Sample Container Temperature**

	CONTAINER 1	CONTAINER 2
Container(s) used:		
Uncorrected Temp (°C):		
Corrected Temp (°C):		

Exceptions Noted

1) If temperature exceeds criteria, was sample(s) received same day of sampling? ☐ Yes ☐ No
   a) *If yes:* Is there evidence that the chilling process began? ☐ Yes ☐ No

2) If temperature is <0°C, are there obvious signs that the integrity of sample containers is compromised? (e.g., bulging septa, broken/cracked bottles, frozen solid?) ☐ Yes ☐ No

NOTE If yes, contact PM before proceeding. If no, proceed with login

Additional Comments

MW-D = Duplicate

Document CED-P-SAM-FRM45521
Revision 26
Date 27 Jan 2022

Eurofins Cedar Falls

General temperature criteria is 0 to 6°C
Bacteria temperature criteria is 0 to 10°C

eurofins | Environment Testing America

Place COC scanning label here

Cooler/Sample Receipt and Temperature Log Form

Client Information

Client: SCS

City/State: CITY | STATE | Project

Receipt Information

Date/Time Received: DATE 7-3-25 | TIME 1605 | Received By: CC

Delivery Type: ☐ UPS ☐ FedEx ☐ FedEx Ground ☐ US Mail ☐ Spee-Dee ☒ Lab Courier ☐ Lab Field Services ☐ Client Drop-off ☐ Other _____

Condition of Cooler/Containers

Sample(s) received in Cooler? ☒ Yes ☐ No *If yes* Cooler ID

Multiple Coolers? ☒ Yes ☐ No *If yes.* Cooler # 3 of 3

Cooler Custody Seals Present? ☐ Yes ☒ No *If yes* Cooler custody seals intact? ☐ Yes ☐ No

Sample Custody Seals Present? ☐ Yes ☒ No *If yes* Sample custody seals intact? ☐ Yes ☐ No

Trip Blank Present? ☐ Yes ☒ No *If yes.* Which VOA samples are in cooler? ↓

Temperature Record

Coolant: ☒ Wet ice ☐ Blue ice ☐ Dry ice ☐ Other _____ ☐ NONE

Thermometer ID. Z | Correction Factor (°C) 0.0

• **Temp Blank Temperature** – If no temp blank, or temp blank temperature above criteria, proceed to Sample Container Temperature

Uncorrected Temp (°C): 2.1 | Corrected Temp (°C) 2.1

• **Sample Container Temperature**

Container(s) used:	CONTAINER 1	CONTAINER 2
Uncorrected Temp (°C)		
Corrected Temp (°C)		

Exceptions Noted

1) If temperature exceeds criteria, was sample(s) received same day of sampling? ☐ Yes ☐ No
   a) *If yes* Is there evidence that the chilling process began? ☐ Yes ☐ No

2) If temperature is <0°C, are there obvious signs that the integrity of sample containers is compromised? (e g , bulging septa, broken/cracked bottles, frozen solid?) ☐ Yes ☐ No

NOTE If yes, contact PM before proceeding If no, proceed with login

Additional Comments

Document CED-P-SAM-FRM45521
Revision 26
Date 27 Jan 2022

Eurofins Cedar Falls

General temperature criteria is 0 to 6°C
Bacteria temperature criteria is 0 to 10°C

Eurofins TestAmerica, Cedar Falls
3019 Venture Way

Cedar Falls, IA 50613-6907
phone 319.277.2401 fax 319.277.2425

Chain of Custody Record

eurofins

Regulatory Program ☐ DW ☐ NPDES ☐ RCRA ☐ Other: **Groundwater**

TestAmerica Laboratories, Inc. d/b/a Eurofins TestAmerica

Client Contact	**Project Manager:**	**Site Contact:**	**Date:**	COC No
Kevin Jensen - SCS Engineers	Email:	**Lab Contact:**	**Carrier:**	1 of 2 COCs
1690 All-State Court, Suite 100	Cell:			Sampler:
West Des Moines, Iowa 50265	**Analysis Turnaround Time**			**For Lab Use Only:**
515-631-6154	☐ CALENDAR DAYS ☐ WORKING DAYS			Walk-in Client:
kjensen@scseng.neers.com	Other:			Lab Sampling:
Project Name: ADM Landfill Sampling Fall 2025	☐ 2 weeks			
Site: ADM Landfill	☐ 1 week			Job / SDG No
P O #	☐ 2 days			
	☐ 1 day			

Sample Identification	Sample Date	Sample Time	Sample Type (C=Comp, G=Grab)	Matrix	# of Cont.	Filtered Sample (Y / N)	Perform MS / MSD (Y / N)	Total Arsenic	Total Boron	Total Cobalt	Total Magnesium	Total Manganese	Total Nickel	Sulfate	Total Suspended Solids	Total Iron	Chloride	Ammonia-Nitrogen	Chemical Oxygen Demand	Sample Specific Notes:
MW-1	7-2	10 28	G					X	X	X	X	X	X	X	X	X	X	X	X	
MW-2	7-2	9 46	G					X	X	X	X	X		X	X	X	X	X	X	
MW-3	7-2	11.08	G					X	X	X	X	X		X	X	X	X	X	X	
MW-4	7-2	11.44	G					X	X	X				X	X	X	X	X	X	
MW-5	7-2	12 45	G					X	X	X	X	X		X	X	X	X	X	X	
MW-6	7-2	13.27	G					X	X	X	X	X	X	X	X	X	X	X	X	
MW-7	7-2	14 50	G					X	X	X	X	X		X	X	X	X	X	X	
MW-8 Duplicate	7-1	14.50	G					X	X	X				X	X	X	X	X	X	
MW-9	7 2	16 03	G					X	X	X	X	X		X	X	X	X	X	X	
MW 10	7-1	18.51	G					X	X	X	X	X		X	X	X	X	X	X	
MW-11	7-1	18.15	G					X	X	X	X	X		X	X	X	X	X	X	
MW 12	7-1	17.38	G					X	X	X	X	X		X	X	X	X	X	X	
MW 13	7-1	16 37	G					X	X	X	X	X		X	X	X	X	X	X	
MW-14	7 1	15.26	G					X	X	X	X	X		X	X	X	X	X	X	
MW-15	7-1	16.02	G					X	X	X	X			X	X	X	X	X	X	
MW 16 NO Sample	~~7-1~~	~~15.20~~	G					X	X	X				X	X	X	X	X	X	NO Sample
MW 17	7-1	14 03	G					X	X	X	X	X	X	X	X	X	X	X	X	
MW 18	7-1	13.26	G					X	X	X	X	X		X	X	X	X	X	X	
MW-D MW-8	7-1	16 03	G					X	X	X				X	X	X	X	X	X	

Preservation Used: 1= Ice, 2= HCl; 3= H2SO4; 4=HNO3, 5=NaOH; 6= Other

Possible Hazard Identification
Are any samples from a listed EPA Hazardous Waste? Please List any EPA Waste Codes for the sample in the Comments Section if the lab is to dispose of the sample.
☐ Non-Hazard ☐ Flammable ☐ Skin Irritant ☐ Poison B ☐ Unknown

Sample Disposal (A fee may be assessed if samples are retained longer than 1 month)
☐ Return to Client ☐ Disposal by Lab ☐ Archive for Months

Special Instructions/QC Requirements & Comments

Custody Seals Intact: ☐ Yes ☐ No	Custody Seal No.		Cooler Temp (°C) Obs'd. Corr'd. Therm ID No.		
Relinquished by: Garrett Horals	Company: SCS	Date/Time: 7-3 10 42	Received by:	Company:	Date/Time:
Relinquished by:	Company:	Date/Time	Received by:	Company:	Date/Time
Relinquished by:	Company:	Date/Time	Received in Laboratory by: CC 7-3-25 1605	Company:	Date/Time:

Form No. CA-C-WI-002, Rev 4.23, dated 4/16/2019

* Some Sulfuric Bottles have Built up pressure. *

Eurofins TestAmerica, Cedar Falls
3019 Venture Way

Cedar Falls, IA 50613-6907
phone 319.277.2401 fax 319.277.2425

Chain of Custody Record

eurofins

Regulatory Program ☐ DW ☐ NPDES ☐ RCRA ☐ Other: **Groundwater**

TestAmerica Laboratories, Inc. d/b/a Eurofins TestAmerica

Client Contact	**Project Manager:**	**Site Contact:**	**Date**	COC No
Kevin Jensen - SCS Engineers	Email:	**Lab Contact:**	**Carrier:**	2 of 2 COCs
1690 All-State Court, Suite 100	Cell:			Sampler:
West Des Moines, Iowa 50265	**Analysis Turnaround Time**			**For Lab Use Only:**
515-631-6154	☐ CALENDAR DAYS ☐ WORKING DAYS			Walk-in Client:
kjensen@scsengineers.com	Other:			Lab Sampling
Project Name ADM Landfill Sampling Fall 2025	☐ 2 weeks			
Site. ADM Landfill	☐ 1 week			Job / SDG No
P O #	☐ 2 days			
	☐ 1 day			

Sample Identification	Sample Date	Sample Time	Sample Type (C=Comp, G=Grab)	Matrix	# of Cont.	Filtered Sample (Y / N)	Perform MS / MSD (Y / N)	Total Phenols	bis (2-ethylhexyl)phthalate	EPA 8260 VOCs	EPA 8310 PAHs	Sample Specific Notes.
MW-2			G					X				
MW-7			G					X	X			
MW-9			G					X	X	X	X	
MW 11			G							X	X	
MW 12			G							X		
MW 18			G					X				
Trip Blank			G					X	X	X	X	

Preservation Used: 1= Ice, 2= HCl; 3= H2SO4; 4=HNO3; 5=NaOH; 6= Other

Possible Hazard Identification
Are any samples from a listed EPA Hazardous Waste? Please List any EPA Waste Codes for the sample in the Comments Section if the lab is to dispose of the sample.

☐ Non-Hazard ☐ Flammable ☐ Skin Irritant ☐ Poison B ☐ Unknown

Sample Disposal (A fee may be assessed if samples are retained longer than 1 month)

☐ Return to Client ☐ Disposal by Lab ☐ Archive for Months

Special Instructions/QC Requirements & Comments.

Custody Seals Intact: ☐ Yes ☐ No | Custody Seal No. | Cooler Temp (°C) Obs'd._____ Corr'd:_____ Therm ID No.:_____

Relinquished by:	Company:	Date/Time	Received by:	Company:	Date/Time:
Relinquished by:	Company:	Date/Time.	Received by:	Company:	Date/Time:
Relinquished by:	Company:	Date/Time	Received in Laboratory by: CC 7-3-25 1605	Company:	Date/Time

Form No. CA-C-WI-002, Rev. 4.23, dated 4/16/2019

Login Sample Receipt Checklist

Client: SCS Engineers

Job Number: 310-310229-1
SDG Number:

Login Number: 310229
List Number: 1
Creator: Homolar, Dana J

List Source: Eurofins Cedar Falls

Question	Answer	Comment
Radioactivity wasn't checked or is </= background as measured by a survey meter.	N/A	
The cooler's custody seal, if present, is intact.	True	
Sample custody seals, if present, are intact.	N/A	
The cooler or samples do not appear to have been compromised or tampered with.	True	
Samples were received on ice.	True	
Cooler Temperature is acceptable.	True	
Cooler Temperature is recorded.	True	
COC is present.	True	
COC is filled out in ink and legible.	True	
COC is filled out with all pertinent information.	True	
Is the Field Sampler's name present on COC?	True	
There are no discrepancies between the containers received and the COC.	True	
Samples are received within Holding Time (excluding tests with immediate HTs)	True	
Sample containers have legible labels.	True	
Containers are not broken or leaking.	True	
Sample collection date/times are provided.	False	No date or time on COC or sample containers
Appropriate sample containers are used.	True	continue.....need to confirm 19-25 dates/times used 7/2/25
Sample bottles are completely filled.	True	
Sample Preservation Verified.	True	
There is sufficient vol. for all requested analyses, incl. any requested MS/MSDs	True	
Containers requiring zero headspace have no headspace or bubble is <6mm (1/4").	True	
Multiphasic samples are not present.	True	
Samples do not require splitting or compositing.	True	
Residual Chlorine Checked.	N/A	

Appendix B-2

Data Validation

Completed by: Semir Omerovic
Lab Report Date: 5/15/2025
Site Name: ADM-Clinton Landfill
Lab Report Number: 310-305641-1

	OK	NO	N/A	NOTES
Sample Collection and Sample Handling				
Chain of Custody	X			
Temperature	X			
Preservation		X		Method 6020B: The following samples were recieved with insufficient preservation: MW-7. The maximum amount of preservation was added by the laboratory, but the sample remained strongly basic. No further attempt was made to acidify the sample, as it would have diluted the sample. This did not meet regulatory requirements. Method 6020B: The reference method requires samples to be preserved to a pH of <2. The following samples were received with insufficient preservation at a pH of >2: MW-3, MW-5, MW-6, MW-9, MW-13 and MW-15. The samples were preserved to the appropriate pH in the laboratory. Method 5220D_LL: The reference method requires samples to be preserved to a pH of <2. The following sample was received with insufficient preservation at a pH of >2: MW-7 (310-305641-7). The sample was preserved to the appropriate pH in the laboratory.
Condition	X			
Reporting Limits		X		Method 9056A: The following sample were diluted due to the nature of the sample matrix: MW-3, MW-13, and MW-15. Elevated reporting limits are provided.
Case Narrative	X			
Holding Times	X			
Analytical Sensitivty and Blanks				
Method Blank Detections			X	
Trip Blank Detections	X			

Completed by: Semir Omerovic
Lab Report Date: 5/15/2025
Site Name: ADM-Clinton Landfill
Lab Report Number: 310-305641-1

	OK	NO	N/A	NOTES
Accuracy				
ICV/CCV	X			
LCS/LCSD	X			
MS/MSD		X		MS & MSD results were outside recovery limit for arsenic, cobalt, iron, magnesium, and manganese associated with analysis batch 454358. MS & MSD results were outside recovery limits for boron and nickel assoiciated with analysis batch 454361.
Surrogates (organics only)	X			
Precision				
QA/QC Sample RPDs	X			
Field Duplicates	X			The duplicate was collected from MW-4 during the spring 2025 event. All parameters had <50% relative difference. Constituents with J flag concentrations were not considered for the duplicate sample comparisons.

Completed by: Semir Omerovic
Lab Report Date: 7/16/2025
Site Name: ADM-Clinton Landfill
Lab Report Number: 310-310229-1

	OK	NO	N/A	NOTES
Sample Collection and Sample Handling				
Chain of Custody	X			
Temperature	X			
Preservation		X		Method 8260D: The following samples were collected in a properly preserved vial; however, the pH was outside the required criteria when verified by the laboratory. The sample was analyzed within the 7-day holding time specified for unpreserved samples: MW-9 (310-310229-21), MW-11 (310-310229-22). Method 8260D: The following sample was collected in a properly preserved vial; however, the pH was outside the required criteria when verified by the laboratory. The sample was analyzed outside the 7-day holding time specified for unpreserved samples but within the 14-day holding time specified for preserved samples: MW-9 (310-310229-21). Method 9066: The reference method requires samples to be preserved to a pH of <2. The following sample was received with insufficient preservation at a pH of >2: MW-7 (310-310229-20). The sample was preserved to the appropriate pH in the laboratory.
Condition		X		Method 8260D: The method requirement for no headspace was not met. The following volatile sample was analyzed with headspace in the sample container: MW-9 (310-310229-21). Method 8270E: Insufficient sample volume was available to perform a matrix spike/matrix spike duplicate (MS/MSD) associated with preparation batch 310-459758. The laboratory control sample (LCS) was performed in duplicate (LCSD) to provide precision data for this batch.
Reporting Limits		X		Method 9056A_ORGFM_28D: The following samples were diluted due to the nature of the sample matrix: MW-11 (310-310229-11) and MW-13 (310-310229-13). Elevated reporting limits (RLs) were provided.
Case Narrative		X		Method 8270E_QQQ: Internal standard (ISTD) response for the following sample was outside of acceptance limits: MW-9 (310-310229-21). The sample was not re-analyzed as the ISTD was biased low and there were no analytes detected.
Holding Times	X			

Completed by: Semir Omerovic
Lab Report Date: 7/16/2025
Site Name: ADM-Clinton Landfill
Lab Report Number: 310-310229-1

	OK	NO	N/A	NOTES
Analytical Sensitivty and Blanks				
Method Blank Detections			X	
Trip Blank Detections	X			
Accuracy				
ICV/CCV		X		Method 8260D: The continuing calibration verification (CCV) associated with batch 310-459794 recovered above the upper control limit for 1,2,3-Trichlorobenzene (25.4%D), 2,2-Dichloropropane (24.3%D), Hexachlorobutadiene (21.3%D), and Dichlorodifluoromethane (22.0%D). The samples associated with this CCV were non-detects for the affected analytes; therefore, the data have been reported. The associated samples were:(CCV 310-459794/3), and (CCV 310-459794/4). Method 8260D: The continuing calibration verification (CCV) associated with batch 310-460227 recovered outside of the control limits for Bromomethane (-34.7%D) and Chloroethane (-21.1%D). A CCV standard at or below the reporting limit (RL) was analyzed with the affected samples and found to be acceptable. The samples associated with this CCV were non-detects for the affected analytes; therefore, the data have been reported. The associated sample is impacted: (CCV 310-460227/4). Method 8270E: The continuing calibration verification (CCV) associated with batch 310-459803 recovered above the upper control limit for Hexachlorocyclopentadiene(20.2%D). The samples associated with this CCV were non-detects for the affected analytes; therefore, the data have been reported. The associated sample is:(CCV 310-459803/2).
ICV/CCV		X		Method 8270E: The initial calibration verification (ICV) result for batch 310-459803 was above the upper control limit. The affected analytes were: Benzidine(158%D). Sample results were non-detects, and have been reported as qualified data. Method 8270E_QQQ: The continuing calibration verification (CCV) associated with batch 310-459653 recovered above the upper control limit for benzo[b]fluoranthene (22.4%D). The samples associated with this CCV were non-detects for the affected analytes; therefore, the data have been reported. The associated sample is:(CCV 310-459653/4).

Completed by: Semir Omerovic
Lab Report Date: 7/16/2025
Site Name: ADM-Clinton Landfill
Lab Report Number: 310-310229-1

	OK	NO	N/A	NOTES
LCS/LCSD	X			
MS/MSD	X			
Surrogates (organics only)	X			
Precision				
QA/QC Sample RPDs	X			
Field Duplicates	X			The duplicate was collected from MW-4 during the fall 2025 event. All parameters had <50% relative difference. Constituents with J flag concentrations were not considered for the duplicate sample comparisons.

Appendix C

Summary of Groundwater Chemistry

SCS ENGINEERS

Summary of Groundwater Chemistry

Archer Daniels Midland Landfill (Closed) - 23-SDP-05-88C

Total Metals Constituents	Sample Date	MW-1 UPG	MW-2 UPG	MW-17 UPG	MW-18 UPG	MW-3 DNG	MW-4 DNG	MW-5 DNG	MW-6 DNG	MW-7 DNG	MW-8 DNG	MW-9 DNG	MW-10 DNG	MW-11 DNG	MW-12 DNG	MW-13 DNG	MW-14 DNG	MW-15 DNG	MW-16 DNG	WET_WELL DNG
Arsenic, mg/L (CAS NO - 7440-38-2)	10/23/2012	N/A	N/A	N/A	N/A	N/A	N/A	N/A	N/A	N/A	N/A	N/A	N/A	N/A	N/A	N/A	N/A	N/A	N/A	1.2
	4/2/2013	N/A	N/A	N/A	N/A	N/A	N/A	N/A	N/A	N/A	N/A	N/A	N/A	N/A	N/A	N/A	N/A	N/A	N/A	0.925
	10/2/2013	N/A	N/A	N/A	N/A	N/A	N/A	N/A	N/A	N/A	N/A	N/A	N/A	N/A	N/A	N/A	N/A	N/A	N/A	0.139
	10/1/2014	< 0.002	< 0.002	< 0.002	< 0.00288	0.0249	N/A	0.0328	0.0387	0.098	N/A	0.106	N/A	0.0723	0.108	0.122	N/A	N/A	N/A	N/A
	10/1/2015	< 0.002	< 0.002	< 0.002	0.00243	0.0212	N/A	0.0339	0.041	0.064	N/A	0.0742	N/A	0.0759	0.117	0.123	N/A	N/A	N/A	N/A
	10/12/2016	0.000889*	< 0.002	< 0.002	0.00989	0.0161	N/A	0.00674	0.00513	0.0237	N/A	0.0662	N/A	0.07	0.155	0.0988	N/A	N/A	N/A	0.109
	10/5/2017	0.000605*	< 0.002	< 0.002	0.0113	0.0106	0.000541*	0.0411	0.00499	0.0185	< 0.002	0.0467	< 0.002	0.0629	0.103	0.129	0.00146*	< 0.002	0.000698*	N/A
	5/9/2018	0.000934	0.000934*	< 0.002	0.00177*	0.0263	< 0.002	0.0484	0.0244	0.00824	< 0.002	0.0564	< 0.002	0.0524	0.122	0.116	0.00135*	< 0.002	0.000744*	N/A
	9/10/2018	0.000574*	< 0.002	< 0.002	0.0115	0.017	< 0.002	0.0423	0.0135	0.0352	< 0.002	0.0736	< 0.002	0.0626	0.098	0.117	0.00103*	< 0.002	0.000716*	0.0792
	3/27/2019	< 0.002	< 0.002	< 0.002	0.00273	0.0233	< 0.002	0.0364	0.0267	0.0223	< 0.002	0.0715	< 0.002	0.064	0.124	0.099	< 0.002	< 0.002	< 0.002	N/A
	9/10/2019	< 0.002	< 0.002	< 0.002	0.0432	0.00883	0.000767*	0.0355	0.0386	0.0312	< 0.002	0.0361	< 0.002	0.068	0.113	0.115	0.00167*	< 0.002	0.00128*	N/A
	3/2/2020	< 0.002	< 0.002	< 0.002	0.0206	0.00602	< 0.002	0.043	0.0174	0.0293	< 0.002	0.0275	< 0.002	0.0606	0.127	0.146	0.00398	< 0.002	< 0.002	N/A
	8/26/2020	< 0.002	< 0.002	< 0.002	0.0416	0.00386	< 0.002	0.0485	0.0303	0.0444	< 0.002	0.0259	< 0.002	0.0575	0.102	0.133	0.00187*	< 0.002	< 0.002	0.0679
	5/4/2021	< 0.002	< 0.002	< 0.002	0.0389	0.00786	< 0.002	0.00856	0.0184	0.0873	< 0.002	0.0716	< 0.002	0.0499	0.0999	0.0484	< 0.002	< 0.002	< 0.002	N/A
	5/4/2021	< 0.002	N/A	N/A	N/A	N/A	N/A	N/A	N/A	N/A	N/A	N/A	N/A	N/A	N/A	N/A	N/A	N/A	N/A	N/A
	8/17/2021	< 0.002	< 0.002	< 0.002	0.0209	0.0108	< 0.002	0.00972	0.0207	0.13	< 0.002	0.0811	0.000891*	0.0554	0.0641	0.0308	< 0.002	< 0.002	< 0.002	N/A
	8/17/2021	N/A	N/A	N/A	N/A	0.0123	N/A	N/A	N/A	N/A	N/A	N/A	N/A	N/A	N/A	N/A	N/A	N/A	N/A	N/A
	3/15/2022	< 0.002	< 0.002	< 0.002	0.00217	0.0173	< 0.002	0.0496	0.0319	0.165	< 0.002	0.0286	< 0.002	0.0551	0.0872	0.149	< 0.002	< 0.002	< 0.002	0.0664
	3/15/2022	N/A	N/A	N/A	N/A	N/A	N/A	N/A	N/A	N/A	N/A	N/A	N/A	N/A	N/A	N/A	N/A	N/A	< 0.002	N/A
	8/9/2022	< 0.002	< 0.002	< 0.002	0.00319	0.0146	< 0.002	0.0132	0.0424	0.0903	< 0.002	0.086	< 0.002	0.0564	0.0876	0.0245	0.00081*	< 0.002	0.000865*	N/A
	8/9/2022	N/A	N/A	N/A	N/A	N/A	< 0.002	N/A	N/A	N/A	N/A	N/A	N/A	N/A	N/A	N/A	N/A	N/A	N/A	N/A
	2/14/2023	< 0.002	< 0.002	< 0.002	0.00257	0.0108	< 0.002	0.0473	0.00957	0.0914	< 0.002	0.0816	< 0.002	0.0512	0.0651	0.13	< 0.002	< 0.002	0.000918*	N/A
	2/14/2023	N/A	N/A	N/A	N/A	N/A	N/A	N/A	N/A	N/A	N/A	N/A	N/A	N/A	N/A	N/A	N/A	N/A	0.000818*	N/A
	7/19/2023	< 0.002	< 0.002	< 0.002	0.00523	N/A	< 0.002	N/A	0.0272	N/A	< 0.002	N/A	< 0.002	0.0849	0.0895	0.113	< 0.008	< 0.002	0.000714*	N/A
	7/19/2023	N/A	N/A	N/A	N/A	N/A	< 0.002	N/A	N/A	N/A	N/A	N/A	N/A	N/A	N/A	N/A	N/A	N/A	N/A	N/A
	4/9/2024	0.000786*	0.000605*	< 0.002	0.00232	0.0164	< 0.002	0.0509	0.0295	0.0446	< 0.002	0.0907	< 0.002	0.0762	0.0895	< 0.002	0.000738*	0.102	0.000893*	0.0927
	4/9/2024	N/A	N/A	N/A	N/A	N/A	N/A	N/A	N/A	N/A	N/A	N/A	N/A	N/A	N/A	N/A	N/A	N/A	0.000982*	N/A
	7/16/2024	< 0.002	< 0.002	< 0.002	0.00503	0.0272	< 0.002	0.051	0.0238	0.0297	< 0.002	0.0485	0.000736*	0.0575	0.0704	0.0952	0.000948*	< 0.002	0.00067*	N/A
	7/16/2024	N/A	N/A	N/A	N/A	N/A	< 0.002	N/A	N/A	N/A	N/A	N/A	N/A	N/A	N/A	N/A	N/A	N/A	N/A	N/A
	4/29/2025	< 0.002	< 0.002	0.00218	< 0.002	0.0158	< 0.002	0.0497	0.0282	0.0324	< 0.002	0.0782	< 0.002	0.000997*	< 0.002	0.0944	0.0612	0.0536	0.000692*	N/A
	4/29/2025	N/A	N/A	N/A	N/A	N/A	< 0.002	N/A	N/A	N/A	N/A	N/A	N/A	N/A	N/A	N/A	N/A	N/A	N/A	N/A
	7/1/2025	< 0.002	< 0.002	< 0.002	0.00515	0.017	< 0.002	0.0505	0.0326	0.031	< 0.002	0.0688	< 0.002	0.0523	0.0815	0.0907	0.000905*	< 0.002	N/A	N/A
	7/1/2025	N/A	N/A	N/A	N/A	N/A	N/A	N/A	N/A	N/A	< 0.002	N/A	N/A	N/A	N/A	N/A	N/A	N/A	N/A	N/A
Beryllium, mg/L (CAS NO - 7440-41-7)	10/2/2013	N/A	N/A	N/A	N/A	N/A	N/A	N/A	N/A	N/A	N/A	N/A	N/A	N/A	N/A	N/A	N/A	N/A	N/A	< 0.001
Cadmium, mg/L (CAS NO - 7440-43-9)	10/23/2012	N/A	N/A	N/A	N/A	N/A	N/A	N/A	N/A	N/A	N/A	N/A	N/A	N/A	N/A	N/A	N/A	N/A	N/A	< 0.02
	4/2/2013	N/A	N/A	N/A	N/A	N/A	N/A	N/A	N/A	N/A	N/A	N/A	N/A	N/A	N/A	N/A	N/A	N/A	N/A	< 0.00175
	10/12/2016	N/A	N/A	N/A	N/A	N/A	N/A	N/A	N/A	N/A	N/A	N/A	N/A	N/A	N/A	N/A	N/A	N/A	N/A	< 0.0025
	9/10/2018	N/A	N/A	N/A	N/A	N/A	N/A	N/A	N/A	N/A	N/A	N/A	N/A	N/A	N/A	N/A	N/A	N/A	N/A	0.0069
	8/26/2020	N/A	N/A	N/A	N/A	N/A	N/A	N/A	N/A	N/A	N/A	N/A	N/A	N/A	N/A	N/A	N/A	N/A	N/A	< 0.0004
	3/15/2022	N/A	N/A	N/A	N/A	N/A	N/A	N/A	N/A	N/A	N/A	N/A	N/A	N/A	N/A	N/A	N/A	N/A	N/A	< 0.0007
	4/9/2024	N/A	N/A	N/A	N/A	N/A	N/A	N/A	N/A	N/A	N/A	N/A	N/A	N/A	N/A	N/A	N/A	N/A	N/A	0.000884
Cobalt, mg/L (CAS NO - 7440-48-4)	10/2/2013	N/A	N/A	N/A	N/A	N/A	N/A	N/A	N/A	N/A	N/A	N/A	N/A	N/A	N/A	N/A	N/A	N/A	N/A	< 0.021
	10/1/2014	< 0.0005	< 0.000533	0.000751	0.00179	< 0.0005	< 0.0005	0.0114	0.0144	0.00975	< 0.0005	0.00349	< 0.0005	0.0262	0.00265	0.00307	0.000767	< 0.0005	< 0.0005	N/A
	10/1/2015	< 0.0005	< 0.0005	0.000808	0.00113	< 0.0005	< 0.0005	0.0106	0.0118	0.00534	< 0.0005	0.00304	< 0.0005	0.0204	0.00299	0.00228	0.00328	< 0.0005	< 0.0005	N/A
	10/12/2016	< 0.0005	0.000229*	0.00033*	0.00348	0.00064	0.00007*	0.00491	0.000077*	0.00561	0.000052*	0.00229	0.00102	0.0256	0.00781	0.00185	0.00189	0.000075*	0.000117*	0.00773
	10/5/2017	< 0.0005	0.000297*	0.00041*	0.00418	0.000436*	< 0.0005	0.00457*	0.000089*	0.00494*	< 0.0005	0.00252*	0.000097*	0.0248	0.00228*	0.00216*	0.00154	< 0.0005	0.000316*	N/A
	5/9/2018	0.000243*	0.000243	0.000263*	0.0013	0.000376*	0.000064*	0.00874	0.00814	0.00131	< 0.0005	0.00366	0.000215*	0.0172	0.00258	0.00291	0.00461	< 0.0005	0.00013*	N/A
	9/10/2018	< 0.0005	0.000196*	0.000306*	0.00417	0.000516	< 0.0005	0.00762	0.00797	0.00658	< 0.0005	0.00307	0.000475*	0.00828	0.00209	0.00239	0.00108	< 0.0005	0.000201*	0.00511
	3/27/2019	< 0.0005	0.000223*	0.00017*	0.00177	0.000489*	< 0.0005	0.0101	0.0118	0.00595	< 0.0005	0.00305	0.000256*	0.0107	0.00245	0.00229*	0.000654	< 0.0005	0.000136*	N/A
	9/10/2019	< 0.0005	0.000381*	0.000128*	0.00391	0.00104	< 0.0005	0.0058	0.00322	0.0059	0.000109*	0.00202	0.000733	0.0272	0.00263	0.0025	0.0115	< 0.0005	0.000162*	N/A
	3/2/2020	< 0.0005	0.000266*	0.000143*	0.00283	0.00643	< 0.0005	0.00523	0.00435	0.0044	< 0.0005	0.00196	0.000275*	0.035	0.00296	0.00235	0.0128	< 0.0005	0.000168*	N/A
	8/26/2020	< 0.0005	0.000413*	0.000139*	0.00349	0.0191	< 0.0005	0.00543	0.00753	0.0061	< 0.0005	0.00234	0.000228*	0.028	0.00234	0.00256	0.00864	< 0.0005	< 0.0005	0.00453
	5/4/2021	< 0.0005	0.0004*	0.000173*	0.00485	0.0026	< 0.0005	0.00494	0.00487	0.00539	0.00013*	0.00256	0.000576	0.0296	0.00227	0.00248	0.000819	< 0.0005	0.000117*	N/A
	5/4/2021	< 0.0005	N/A	N/A	N/A	N/A	N/A	N/A	N/A	N/A	N/A	N/A	N/A	N/A	N/A	N/A	N/A	N/A	N/A	N/A
	8/17/2021	< 0.0005	0.000345*	0.000218*	0.0025	0.00111	< 0.0005	0.00526	0.00546	0.00687	0.000166*	0.00308*	0.00282	0.0262	0.0021	0.00202	0.00362	< 0.0005	0.000209*	N/A
	8/17/2021	N/A	N/A	N/A	N/A	0.000817	N/A	N/A	N/A	N/A	N/A	N/A	N/A	N/A	N/A	N/A	N/A	N/A	N/A	N/A
	3/15/2022	< 0.0005	< 0.0005	0.000307*	0.000515	0.00081	< 0.0005	0.00495	0.00474	0.00617	0.000277*	0.00276*	0.00132	0.0174	0.00191	0.00261	0.00227	< 0.0005	< 0.0005	0.00591
	3/15/2022	N/A	N/A	N/A	N/A	N/A	N/A	N/A	N/A	N/A	N/A	N/A	N/A	N/A	N/A	N/A	N/A	N/A	< 0.0005	N/A
	8/9/2022	< 0.0005	0.000461*	0.000271*	0.00304	0.00233	< 0.0005	0.00705	0.00478	0.00593	0.000203*	0.00307*	0.00104	0.0162	0.00226	0.00253	0.000968	< 0.0005	< 0.0005	N/A
	8/9/2022	N/A	N/A	N/A	N/A	N/A	< 0.0005	N/A	N/A	N/A	N/A	N/A	N/A	N/A	N/A	N/A	N/A	N/A	N/A	N/A
	2/14/2023	< 0.0005	< 0.0005	0.000312*	0.000473*	0.000925	< 0.0005	0.00558	0.00236	0.0075*	0.000295*	0.00547	0.000238*	0.0221	0.00186	0.00238	0.000822	< 0.0005	< 0.0005	N/A
	2/14/2023	N/A	N/A	N/A	N/A	N/A	N/A	N/A	N/A	N/A	N/A	N/A	N/A	N/A	N/A	N/A	N/A	N/A	< 0.0005	N/A
	7/19/2023	< 0.0005	0.00152	0.000207*	0.00265	N/A	< 0.0005	N/A	0.00275	N/A	0.000234*	N/A	0.000463*	0.0016	0.00169	0.00275	0.00119*	< 0.0005	< 0.0005	N/A
	7/19/2023	N/A	N/A	N/A	N/A	N/A	< 0.0005	N/A	N/A	N/A	N/A	N/A	N/A	N/A	N/A	N/A	N/A	N/A	N/A	N/A
	4/9/2024	< 0.0005	0.000264*	0.000478*	0.000587	0.00454	< 0.0005	0.00805	0.00386	0.00571	0.000382*	0.00286	< 0.0005	0.0194	0.00158	< 0.0005	0.000196*	0.00183	< 0.0005	0.00771
	4/9/2024	N/A	N/A	N/A	N/A	N/A	N/A	N/A	N/A	N/A	N/A	N/A	N/A	N/A	N/A	N/A	N/A	N/A	< 0.0005	N/A
	7/16/2024	< 0.0005	0.000434*	< 0.0005	0.00267	0.000835	< 0.0005	0.013	0.00143	0.0042	0.000225*	0.00349*	0.00104	0.01	0.00175	0.00239	0.00107	< 0.0005	< 0.0005	N/A
	7/16/2024	N/A	N/A	N/A	N/A	N/A	< 0.0005	N/A	N/A	N/A	N/A	N/A	N/A	N/A	N/A	N/A	N/A	N/A	N/A	N/A
	4/29/2025	< 0.0005	0.000194*	0.000839	0.00023*	0.00157	< 0.0005	0.0118	0.00308	0.00497	< 0.0005	0.00363	< 0.0005	0.00424	< 0.0005	0.00225	0.00129	0.0124	< 0.0005	N/A
	4/29/2025	N/A	N/A	N/A	N/A	N/A	< 0.0005	N/A	N/A	N/A	N/A	N/A	N/A	N/A	N/A	N/A	N/A	N/A	N/A	N/A
	7/1/2025	< 0.0005	0.000243*	< 0.0005	0.00259	0.00174	< 0.0005	0.0103	0.00301	0.0058	< 0.0005	0.00304	0.00019*	0.0208	0.00129	0.00209	0.00144	< 0.0005	N/A	N/A
	7/1/2025	N/A	N/A	N/A	N/A	N/A	N/A	N/A	N/A	N/A	< 0.0005	N/A	N/A	N/A	N/A	N/A	N/A	N/A	N/A	N/A

SCS ENGINEERS

Summary of Groundwater Chemistry

Archer Daniels Midland Landfill (Closed) - 23-SDP-05-88C

Total Metals Constituents	Sample Date	MW-1 UPG	MW-2 UPG	MW-17 UPG	MW-18 UPG	MW-3 DNG	MW-4 DNG	MW-5 DNG	MW-6 DNG	MW-7 DNG	MW-8 DNG	MW-9 DNG	MW-10 DNG	MW-11 DNG	MW-12 DNG	MW-13 DNG	MW-14 DNG	MW-15 DNG	MW-16 DNG	WET_WELL DNG
Copper, mg/L (CAS NO - 7440-50-8)	10/23/2012	N/A	N/A	N/A	N/A	N/A	N/A	N/A	N/A	N/A	N/A	N/A	N/A	N/A	N/A	N/A	N/A	N/A	N/A	0.275
	4/2/2013	N/A	N/A	N/A	N/A	N/A	N/A	N/A	N/A	N/A	N/A	N/A	N/A	N/A	N/A	N/A	N/A	N/A	N/A	0.257
	10/2/2013	N/A	N/A	N/A	N/A	N/A	N/A	N/A	N/A	N/A	N/A	N/A	N/A	N/A	N/A	N/A	N/A	N/A	N/A	0.187
	10/12/2016	N/A	N/A	N/A	N/A	N/A	N/A	N/A	N/A	N/A	N/A	N/A	N/A	N/A	N/A	N/A	N/A	N/A	N/A	0.0851
	9/10/2018	N/A	N/A	N/A	N/A	N/A	N/A	N/A	N/A	N/A	N/A	N/A	N/A	N/A	N/A	N/A	N/A	N/A	N/A	0.00856
	8/26/2020	N/A	N/A	N/A	N/A	N/A	N/A	N/A	N/A	N/A	N/A	N/A	N/A	N/A	N/A	N/A	N/A	N/A	N/A	0.0167*
	3/15/2022	N/A	N/A	N/A	N/A	N/A	N/A	N/A	N/A	N/A	N/A	N/A	N/A	N/A	N/A	N/A	N/A	N/A	N/A	< 0.035
	4/9/2024	N/A	N/A	N/A	N/A	N/A	N/A	N/A	N/A	N/A	N/A	N/A	N/A	N/A	N/A	N/A	N/A	N/A	N/A	0.139
Lead, mg/L (CAS NO - 7439-92-1)	10/23/2012	N/A	N/A	N/A	N/A	N/A	N/A	N/A	N/A	N/A	N/A	N/A	N/A	N/A	N/A	N/A	N/A	N/A	N/A	< 1
	4/2/2013	N/A	N/A	N/A	N/A	N/A	N/A	N/A	N/A	N/A	N/A	N/A	N/A	N/A	N/A	N/A	N/A	N/A	N/A	< 0.0185
	10/12/2016	N/A	N/A	N/A	N/A	N/A	N/A	N/A	N/A	N/A	N/A	N/A	N/A	N/A	N/A	N/A	N/A	N/A	N/A	< 0.005
	9/10/2018	N/A	N/A	N/A	N/A	N/A	N/A	N/A	N/A	N/A	N/A	N/A	N/A	N/A	N/A	N/A	N/A	N/A	N/A	0.000646
	8/26/2020	N/A	N/A	N/A	N/A	N/A	N/A	N/A	N/A	N/A	N/A	N/A	N/A	N/A	N/A	N/A	N/A	N/A	N/A	0.00058*
	3/15/2022	N/A	N/A	N/A	N/A	N/A	N/A	N/A	N/A	N/A	N/A	N/A	N/A	N/A	N/A	N/A	N/A	N/A	N/A	< 0.0035
	4/9/2024	N/A	N/A	N/A	N/A	N/A	N/A	N/A	N/A	N/A	N/A	N/A	N/A	N/A	N/A	N/A	N/A	N/A	N/A	0.002*
Mercury, mg/L (CAS NO - 7439-97-6)	10/23/2012	N/A	N/A	N/A	N/A	N/A	N/A	N/A	N/A	N/A	N/A	N/A	N/A	N/A	N/A	N/A	N/A	N/A	N/A	< 0.0002
	4/2/2013	N/A	N/A	N/A	N/A	N/A	N/A	N/A	N/A	N/A	N/A	N/A	N/A	N/A	N/A	N/A	N/A	N/A	N/A	< 0.000025
Nickel, mg/L (CAS NO - 7440-02-0)	10/23/2012	N/A	N/A	N/A	N/A	N/A	N/A	N/A	N/A	N/A	N/A	N/A	N/A	N/A	N/A	N/A	N/A	N/A	N/A	1.06
	4/2/2013	N/A	N/A	N/A	N/A	N/A	N/A	N/A	N/A	N/A	N/A	N/A	N/A	N/A	N/A	N/A	N/A	N/A	N/A	1.01
	10/2/2013	N/A	N/A	N/A	N/A	N/A	N/A	N/A	N/A	N/A	N/A	N/A	N/A	N/A	N/A	N/A	N/A	N/A	N/A	0.459
	10/1/2014	< 0.005	N/A	< 0.01	N/A	N/A	N/A	N/A	0.172	N/A	N/A	N/A	N/A	N/A	N/A	N/A	N/A	N/A	N/A	N/A
	10/1/2015	< 0.005	N/A	< 0.005	N/A	N/A	N/A	N/A	0.162	N/A	N/A	N/A	N/A	N/A	N/A	N/A	N/A	N/A	N/A	N/A
	10/12/2016	< 0.005	N/A	0.00219*	N/A	N/A	N/A	N/A	< 0.005	N/A	N/A	N/A	N/A	N/A	N/A	N/A	N/A	N/A	N/A	0.0492
	10/5/2017	N/A	0.00479*	0.00467*	N/A	N/A	N/A	N/A	0.0033*	N/A	N/A	N/A	N/A	N/A	N/A	N/A	N/A	N/A	N/A	N/A
	5/9/2018	N/A	0.00493*	0.00303*	N/A	N/A	N/A	N/A	0.077	N/A	N/A	N/A	N/A	N/A	N/A	N/A	N/A	N/A	N/A	N/A
	9/10/2018	< 0.002	N/A	0.00248	N/A	N/A	N/A	N/A	0.065	N/A	N/A	N/A	N/A	N/A	N/A	N/A	N/A	N/A	N/A	0.0373
	3/27/2019	< 0.005	N/A	0.00183*	N/A	N/A	N/A	N/A	0.143	N/A	N/A	N/A	N/A	N/A	N/A	N/A	N/A	N/A	N/A	N/A
	9/10/2019	< 0.005	N/A	< 0.005	N/A	N/A	N/A	N/A	0.0405	N/A	N/A	N/A	N/A	0.0148	0.00874	N/A	0.0272	< 0.005	N/A	N/A
	3/2/2020	< 0.005	N/A	< 0.005	N/A	N/A	N/A	N/A	0.0572	N/A	N/A	N/A	N/A	N/A	N/A	N/A	N/A	N/A	N/A	N/A
	8/26/2020	< 0.005	N/A	< 0.005	N/A	N/A	N/A	N/A	0.105	N/A	N/A	N/A	N/A	N/A	N/A	N/A	N/A	N/A	N/A	0.0294
	5/4/2021	< 0.005	N/A	< 0.005	N/A	N/A	N/A	N/A	0.065	N/A	N/A	N/A	N/A	N/A	N/A	N/A	N/A	N/A	N/A	N/A
	8/17/2021	< 0.005	N/A	0.00432*	N/A	N/A	N/A	N/A	0.07	N/A	N/A	N/A	N/A	N/A	N/A	N/A	N/A	N/A	N/A	N/A
	3/15/2022	< 0.005	N/A	0.00494*	N/A	N/A	N/A	N/A	0.0623	N/A	N/A	N/A	N/A	N/A	N/A	N/A	N/A	N/A	N/A	0.0337*
	8/9/2022	< 0.005	N/A	0.00308*	N/A	N/A	N/A	N/A	0.0633	N/A	N/A	N/A	N/A	N/A	N/A	N/A	N/A	N/A	N/A	N/A
	2/14/2023	< 0.005	N/A	0.00489*	N/A	N/A	N/A	N/A	0.0453	N/A	N/A	N/A	N/A	N/A	N/A	N/A	N/A	N/A	N/A	N/A
	7/19/2023	< 0.005	N/A	< 0.005	N/A	N/A	N/A	N/A	0.0346	N/A	N/A	N/A	N/A	N/A	N/A	N/A	N/A	N/A	N/A	N/A
	4/9/2024	< 0.005	N/A	0.006	N/A	N/A	N/A	N/A	0.0458	N/A	N/A	N/A	N/A	N/A	N/A	N/A	N/A	N/A	N/A	0.0559
	7/16/2024	< 0.005	N/A	< 0.005	N/A	N/A	N/A	N/A	0.018*	N/A	N/A	N/A	N/A	N/A	N/A	N/A	N/A	N/A	N/A	N/A
	4/29/2025	< 0.005	N/A	0.0129	N/A	N/A	N/A	N/A	0.0342	N/A	N/A	N/A	N/A	N/A	N/A	N/A	N/A	N/A	N/A	N/A
	7/1/2025	< 0.005	N/A	< 0.005	N/A	N/A	N/A	N/A	0.0545	N/A	N/A	N/A	N/A	N/A	N/A	N/A	N/A	N/A	N/A	N/A
Selenium, mg/L (CAS NO - 7782-49-2)	10/23/2012	N/A	N/A	N/A	N/A	N/A	N/A	N/A	N/A	N/A	N/A	N/A	N/A	N/A	N/A	N/A	N/A	N/A	N/A	< 0.05
	4/2/2013	N/A	N/A	N/A	N/A	N/A	N/A	N/A	N/A	N/A	N/A	N/A	N/A	N/A	N/A	N/A	N/A	N/A	N/A	< 0.00366
Zinc, mg/L (CAS NO - 7440-66-6)	10/23/2012	N/A	N/A	N/A	N/A	N/A	N/A	N/A	N/A	N/A	N/A	N/A	N/A	N/A	N/A	N/A	N/A	N/A	N/A	0.633
	4/2/2013	N/A	N/A	N/A	N/A	N/A	N/A	N/A	N/A	N/A	N/A	N/A	N/A	N/A	N/A	N/A	N/A	N/A	N/A	0.604
	10/2/2013	N/A	N/A	N/A	N/A	N/A	N/A	N/A	N/A	N/A	N/A	N/A	N/A	N/A	N/A	N/A	N/A	N/A	N/A	0.29
	10/1/2014	< 0.01	< 0.01	< 0.01	< 0.01	< 0.01	< 0.01	< 0.01	< 0.01	0.0134	< 0.01	< 0.02	< 0.01	< 0.01	< 0.01	< 0.01	0.0534	< 0.01	< 0.01	N/A
	10/1/2015	< 0.01	< 0.01	< 0.01	< 0.01	< 0.01	< 0.01	0.0124	< 0.01	< 0.01	< 0.01	< 0.01	< 0.01	< 0.01	0.0236	< 0.01	0.0192	< 0.01	< 0.01	N/A
	10/12/2016	N/A	N/A	N/A	N/A	N/A	N/A	N/A	N/A	N/A	N/A	N/A	N/A	N/A	N/A	N/A	N/A	N/A	N/A	< 0.05
	9/10/2018	N/A	N/A	N/A	N/A	N/A	N/A	N/A	N/A	N/A	N/A	N/A	N/A	N/A	N/A	N/A	N/A	N/A	N/A	0.0212
	8/26/2020	N/A	N/A	N/A	N/A	N/A	N/A	N/A	N/A	N/A	N/A	N/A	N/A	N/A	N/A	N/A	N/A	N/A	N/A	< 0.08
	3/15/2022	N/A	N/A	N/A	N/A	N/A	N/A	N/A	N/A	N/A	N/A	N/A	N/A	N/A	N/A	N/A	N/A	N/A	N/A	< 0.14
	4/9/2024	N/A	N/A	N/A	N/A	N/A	N/A	N/A	N/A	N/A	N/A	N/A	N/A	N/A	N/A	N/A	N/A	N/A	N/A	0.0706
Total Suspended Solids, mg/L (CAS NO - TSS)	10/23/2012	N/A	N/A	N/A	N/A	N/A	N/A	N/A	N/A	N/A	N/A	N/A	N/A	N/A	N/A	N/A	N/A	N/A	N/A	4130
	4/2/2013	N/A	N/A	N/A	N/A	N/A	N/A	N/A	N/A	N/A	N/A	N/A	N/A	N/A	N/A	N/A	N/A	N/A	N/A	168
	10/2/2013	N/A	N/A	N/A	N/A	N/A	N/A	N/A	N/A	N/A	N/A	N/A	N/A	N/A	N/A	N/A	N/A	N/A	N/A	2530
	10/12/2016	N/A	N/A	N/A	N/A	N/A	N/A	N/A	N/A	N/A	N/A	N/A	N/A	N/A	N/A	N/A	N/A	N/A	N/A	35
	10/5/2017	0.75*	2.13	0.75*	37.5	76.5	< 1.88	98.9	< 1.88	1.38*	< 1.88	3.5	26	132	102	108	3	< 1.88	144	N/A
	5/9/2018	1*	1	1.5*	4.62	84	< 1.88	96	11.5	1.75*	< 1.88	3*	45.5	154	31	70	< 1.88	< 1.88	3.38	N/A
	9/10/2018	< 1.88	1.5*	< 1.88	15.2	68	< 1.88	60.7	7.17	1.5*	< 1.88	4.33*	3.13	55.7	45.7	95.7	< 1.88	< 1.88	< 1.88	35
	3/27/2019	0.75*	< 1.88	< 1.88	9.87	81	0.875*	93	473	14	< 1.88	7.2	27.4	167	101	91.8	< 1.88	1.38*	1.5*	N/A
	9/10/2019	< 1.88	3.38	< 1.88	19.1	52.8	< 1.88	87.9	146	0.75*	< 1.88	1.63*	19	122	94	103	3.25	< 1.88	< 1.88	N/A
	3/2/2020	< 1.88	1.25*	< 1.88	16.5	31	0.75*	112	1290	< 3	0.75*	2.67*	27.5	97	73.7	96	20.1	1*	22.5	N/A
	8/26/2020	< 1.88	1*	< 1.88	4.88	33.1	< 1.88	108	549	1*	1.75*	103	52.5	132	91.5	90.5	6.75	6.87	2.63	29.3
	5/4/2021	< 1.88	1*	4.62	25.7	50.8	0.75*	94	185	< 1.88	0.875*	4.8	92.1	136	85.2	88.3	< 1.88	< 1.88	2	N/A
	5/4/2021	< 1.88	N/A	N/A	N/A	N/A	N/A	N/A	N/A	N/A	N/A	N/A	N/A	N/A	N/A	N/A	N/A	N/A	N/A	N/A
	8/17/2021	< 1.88	< 1.88	1.63*	5.67	52	< 1.88	108	110	< 1.88	< 1.88	3	96.7	124	68	96	< 1.88	< 1.88	27.3	N/A
	8/17/2021	N/A	N/A	N/A	N/A	52	N/A	N/A	N/A	N/A	N/A	N/A	N/A	N/A	N/A	N/A	N/A	N/A	N/A	N/A
	3/15/2022	< 1.88	< 1.88	< 1.88	2.88	74	< 1.88	106	314	1.13*	< 1.88	5.5*	496	137	73	96.7	1.13*	< 1.88	4.5	21
	3/15/2022	N/A	N/A	N/A	N/A	N/A	N/A	N/A	N/A	N/A	N/A	N/A	N/A	N/A	N/A	N/A	N/A	N/A	6.5	N/A
	8/9/2022	< 1.88	1.38*	< 1.88	13	74	0.75*	104	1160	5.67	< 1.88	3*	88	140	76	99	< 1.88	< 1.88	3.5	N/A
	8/9/2022	N/A	N/A	N/A	N/A	N/A	3.75	N/A	N/A	N/A	N/A	N/A	N/A	N/A	N/A	N/A	N/A	N/A	N/A	N/A
	2/14/2023	< 1.88	< 1.88	< 1.88	3	45	3.13	131	2240	6.87	3.5	280	606	44	42	109	< 1.88	6.25	8.63	N/A
	2/14/2023	N/A	N/A	N/A	N/A	N/A	N/A	N/A	N/A	N/A	N/A	N/A	N/A	N/A	N/A	N/A	N/A	N/A	13.9	N/A
	7/19/2023	< 1.88	1.13*	< 1.88	7.38	N/A	< 1.88	N/A	314	N/A	3.5	N/A	107	140	64	97	< 1.88	< 1.88	10.9	N/A
	7/19/2023	N/A	N/A	N/A	N/A	N/A	< 1.88	N/A	N/A	N/A	N/A	N/A	N/A	N/A	N/A	N/A	N/A	N/A	N/A	N/A
	4/9/2024	1.5*	5.37	32.5	21.1	122	1.75*	108	1850	< 1.88	< 1.88	4.33*	31	138	67.3	10.9	5.5	73.3	21.1	574
	4/9/2024	N/A	N/A	N/A	N/A	N/A	N/A	N/A	N/A	N/A	N/A	N/A	N/A	N/A	N/A	N/A	N/A	N/A	24.8	N/A

SCS ENGINEERS

Summary of Groundwater Chemistry

Archer Daniels Midland Landfill (Closed) - 23-SDP-05-88C

Total Metals Constituents	Sample Date	MW-1 UPG	MW-2 UPG	MW-17 UPG	MW-18 UPG	MW-3 DNG	MW-4 DNG	MW-5 DNG	MW-6 DNG	MW-7 DNG	MW-8 DNG	MW-9 DNG	MW-10 DNG	MW-11 DNG	MW-12 DNG	MW-13 DNG	MW-14 DNG	MW-15 DNG	MW-16 DNG	WET_WELL DNG
Total Suspended Solids, mg/L (CAS NO - TSS)	7/16/2024	< 1.88	< 1.88	**1.88**	**10.3**	**87.3**	< 1.88	**104**	**210**	**45.3**	< 1.88	< 1.88	**715**	**138**	**52.5**	**79.3**	**15**	< 1.88	< 1.88	N/A
	7/16/2024	N/A	N/A	N/A	N/A	N/A	< 1.88	N/A	N/A	N/A	N/A	N/A	N/A	N/A	N/A	N/A	N/A	N/A	N/A	N/A
	4/29/2025	< 1.88	< 1.88	**2.63**	< 1.88	**84**	< 1.88	**109**	**137**	< 5	< 1.88	**47**	**11.8**	< 1.88	< 1.88	**78**	**57**	**100**	**5.5**	N/A
	4/29/2025	N/A	N/A	N/A	N/A	N/A	< 1.88	N/A	N/A	N/A	N/A	N/A	N/A	N/A	N/A	N/A	N/A	N/A	N/A	N/A
	7/1/2025	< 1.88	< 1.88	< 1.88	**12.5**	**80**	< 1.88	**90**	**106**	**4.4***	< 1.88	**9.5**	**29.1**	**128**	**60**	**86**	**2**	< 1.88	N/A	N/A
	7/1/2025	N/A	N/A	N/A	N/A	N/A	N/A	N/A	N/A	N/A	< 1.88	N/A	N/A	N/A	N/A	N/A	N/A	N/A	N/A	N/A

Note: * indicates 'J flag'. Detection is below the reporting limit, but greater than the MDL (Method Detection Limit). The concentration is estimated.

Denotes Detection.
Denotes Confirmed Outlier. Statistically Excluded.

Sampling performed over multiple dates is recorded on the first date sampled. Refer to field forms for exact sample date.

SCS ENGINEERS

Summary of Groundwater Chemistry

Archer Daniels Midland Landfill (Closed) - 23-SDP-05-88C

Appendix I VOC Constituents	Sample Date	MW-1 UPG	MW-2 UPG	MW-17 UPG	MW-18 UPG	MW-3 DNG	MW-4 DNG	MW-5 DNG	MW-6 DNG	MW-7 DNG	MW-8 DNG	MW-9 DNG	MW-10 DNG	MW-11 DNG	MW-12 DNG	MW-13 DNG	MW-14 DNG	MW-15 DNG	MW-16 DNG	WET_WELL DNG
1,1,1,2-Tetrachloroethane, ug/L (CAS NO - 630-20-6)	10/2/2013	< 0.21	< 0.21	< 0.21	< 0.21	< 0.21	< 0.21	< 0.21	< 0.21	< 0.21	< 0.21	< 0.21	< 0.21	< 0.21	< 0.21	< 0.21	< 0.21	< 0.21	< 0.21	N/A
	10/12/2016	N/A	N/A	N/A	N/A	N/A	N/A	N/A	N/A	N/A	N/A	N/A	N/A	N/A	N/A	N/A	N/A	N/A	N/A	< 10
	10/5/2017	N/A	N/A	N/A	N/A	N/A	N/A	N/A	N/A	N/A	N/A	< 1	N/A	< 1	< 1	N/A	N/A	N/A	N/A	N/A
	9/10/2018	N/A	N/A	N/A	N/A	N/A	N/A	N/A	N/A	N/A	N/A	< 1	N/A	< 1	< 1	N/A	N/A	N/A	N/A	< 10
	9/10/2019	N/A	N/A	N/A	N/A	N/A	N/A	N/A	N/A	N/A	N/A	< 1	N/A	< 10	< 1	N/A	N/A	N/A	N/A	N/A
	8/26/2020	N/A	N/A	N/A	N/A	N/A	N/A	N/A	N/A	N/A	N/A	< 10	N/A	< 10	N/A	N/A	N/A	N/A	N/A	< 10
	8/17/2021	N/A	N/A	N/A	N/A	N/A	N/A	N/A	N/A	N/A	N/A	< 10	N/A	< 10	< 10	N/A	N/A	N/A	N/A	N/A
	3/15/2022	N/A	N/A	N/A	N/A	N/A	N/A	N/A	N/A	N/A	N/A	N/A	N/A	N/A	N/A	N/A	N/A	N/A	N/A	< 10
	8/9/2022	N/A	N/A	N/A	N/A	N/A	N/A	N/A	N/A	N/A	N/A	< 1	N/A	< 1	< 1	N/A	N/A	N/A	N/A	N/A
	7/19/2023	N/A	N/A	N/A	N/A	N/A	N/A	N/A	N/A	N/A	N/A	N/A	N/A	< 10	< 1	N/A	N/A	N/A	N/A	N/A
	4/9/2024	N/A	N/A	N/A	N/A	N/A	N/A	N/A	N/A	N/A	N/A	N/A	N/A	N/A	N/A	N/A	N/A	N/A	N/A	< 1
	7/16/2024	N/A	N/A	N/A	N/A	N/A	N/A	N/A	N/A	N/A	N/A	< 1	N/A	< 1	< 1	N/A	N/A	N/A	N/A	N/A
	7/1/2025	N/A	N/A	N/A	N/A	N/A	N/A	N/A	N/A	N/A	N/A	< 1	N/A	< 1	< 1	N/A	N/A	N/A	N/A	N/A
1,1,1-Trichloroethane, ug/L (CAS NO - 71-55-6)	10/23/2012	N/A	N/A	N/A	N/A	N/A	N/A	N/A	N/A	N/A	N/A	N/A	N/A	N/A	N/A	N/A	N/A	N/A	N/A	< 100
	4/2/2013	N/A	N/A	N/A	N/A	N/A	N/A	N/A	N/A	N/A	N/A	N/A	N/A	N/A	N/A	N/A	N/A	N/A	N/A	< 0.12
	10/2/2013	< 0.12	< 0.12	< 0.12	< 0.12	< 0.12	< 0.12	< 0.12	< 0.12	< 0.12	< 0.12	< 0.12	< 0.12	< 0.12	< 0.12	< 0.12	< 0.12	< 0.12	< 0.12	< 1.2
	10/12/2016	N/A	N/A	N/A	N/A	N/A	N/A	N/A	N/A	N/A	N/A	N/A	N/A	N/A	N/A	N/A	N/A	N/A	N/A	< 10
	10/5/2017	N/A	N/A	N/A	N/A	N/A	N/A	N/A	N/A	N/A	N/A	< 1	N/A	< 1	< 1	N/A	N/A	N/A	N/A	N/A
	9/10/2018	N/A	N/A	N/A	N/A	N/A	N/A	N/A	N/A	N/A	N/A	< 1	N/A	< 1	< 1	N/A	N/A	N/A	N/A	< 10
	9/10/2019	N/A	N/A	N/A	N/A	N/A	N/A	N/A	N/A	N/A	N/A	< 1	N/A	< 10	< 1	N/A	N/A	N/A	N/A	N/A
	8/26/2020	N/A	N/A	N/A	N/A	N/A	N/A	N/A	N/A	N/A	N/A	< 10	N/A	< 10	N/A	N/A	N/A	N/A	N/A	< 10
	8/17/2021	N/A	N/A	N/A	N/A	N/A	N/A	N/A	N/A	N/A	N/A	< 10	N/A	< 10	< 10	N/A	N/A	N/A	N/A	N/A
	3/15/2022	N/A	N/A	N/A	N/A	N/A	N/A	N/A	N/A	N/A	N/A	N/A	N/A	N/A	N/A	N/A	N/A	N/A	N/A	< 10
	8/9/2022	N/A	N/A	N/A	N/A	N/A	N/A	N/A	N/A	N/A	N/A	< 1	N/A	< 1	< 1	N/A	N/A	N/A	N/A	N/A
	7/19/2023	N/A	N/A	N/A	N/A	N/A	N/A	N/A	N/A	N/A	N/A	N/A	N/A	< 10	< 1	N/A	N/A	N/A	N/A	N/A
	4/9/2024	N/A	N/A	N/A	N/A	N/A	N/A	N/A	N/A	N/A	N/A	N/A	N/A	N/A	N/A	N/A	N/A	N/A	N/A	< 1
	7/16/2024	N/A	N/A	N/A	N/A	N/A	N/A	N/A	N/A	N/A	N/A	< 1	N/A	< 1	< 1	N/A	N/A	N/A	N/A	N/A
	7/1/2025	N/A	N/A	N/A	N/A	N/A	N/A	N/A	N/A	N/A	N/A	< 1	N/A	< 1	< 1	N/A	N/A	N/A	N/A	N/A
1,1,2,2-Tetrachloroethane, ug/L (CAS NO - 79-34-5)	10/23/2012	N/A	N/A	N/A	N/A	N/A	N/A	N/A	N/A	N/A	N/A	N/A	N/A	N/A	N/A	N/A	N/A	N/A	N/A	< 100
	4/2/2013	N/A	N/A	N/A	N/A	N/A	N/A	N/A	N/A	N/A	N/A	N/A	N/A	N/A	N/A	N/A	N/A	N/A	N/A	< 0.1
	10/2/2013	< 0.1	< 0.1	< 0.1	< 0.1	< 0.1	< 0.1	< 0.1	< 0.1	< 0.1	< 0.1	< 0.1	< 0.1	< 0.1	< 0.1	< 0.1	< 0.1	< 0.1	< 0.1	< 1
	10/12/2016	N/A	N/A	N/A	N/A	N/A	N/A	N/A	N/A	N/A	N/A	N/A	N/A	N/A	N/A	N/A	N/A	N/A	N/A	< 10
	10/5/2017	N/A	N/A	N/A	N/A	N/A	N/A	N/A	N/A	N/A	N/A	< 1	N/A	< 1	< 1	N/A	N/A	N/A	N/A	N/A
	9/10/2018	N/A	N/A	N/A	N/A	N/A	N/A	N/A	N/A	N/A	N/A	< 1	N/A	< 1	< 1	N/A	N/A	N/A	N/A	< 10
	9/10/2019	N/A	N/A	N/A	N/A	N/A	N/A	N/A	N/A	N/A	N/A	< 1	N/A	< 10	< 1	N/A	N/A	N/A	N/A	N/A
	8/26/2020	N/A	N/A	N/A	N/A	N/A	N/A	N/A	N/A	N/A	N/A	< 10	N/A	< 10	N/A	N/A	N/A	N/A	N/A	< 10
	8/17/2021	N/A	N/A	N/A	N/A	N/A	N/A	N/A	N/A	N/A	N/A	< 10	N/A	< 10	< 10	N/A	N/A	N/A	N/A	N/A
	3/15/2022	N/A	N/A	N/A	N/A	N/A	N/A	N/A	N/A	N/A	N/A	N/A	N/A	N/A	N/A	N/A	N/A	N/A	N/A	< 10
	8/9/2022	N/A	N/A	N/A	N/A	N/A	N/A	N/A	N/A	N/A	N/A	< 1	N/A	< 1	< 1	N/A	N/A	N/A	N/A	N/A
	7/19/2023	N/A	N/A	N/A	N/A	N/A	N/A	N/A	N/A	N/A	N/A	N/A	N/A	< 10	< 1	N/A	N/A	N/A	N/A	N/A
	4/9/2024	N/A	N/A	N/A	N/A	N/A	N/A	N/A	N/A	N/A	N/A	N/A	N/A	N/A	N/A	N/A	N/A	N/A	N/A	< 1
	7/16/2024	N/A	N/A	N/A	N/A	N/A	N/A	N/A	N/A	N/A	N/A	< 1	N/A	< 1	< 1	N/A	N/A	N/A	N/A	N/A
	7/1/2025	N/A	N/A	N/A	N/A	N/A	N/A	N/A	N/A	N/A	N/A	< 1	N/A	< 1	< 1	N/A	N/A	N/A	N/A	N/A
1,1,2-Trichloroethane, ug/L (CAS NO - 79-00-5)	10/23/2012	N/A	N/A	N/A	N/A	N/A	N/A	N/A	N/A	N/A	N/A	N/A	N/A	N/A	N/A	N/A	N/A	N/A	N/A	< 200
	4/2/2013	N/A	N/A	N/A	N/A	N/A	N/A	N/A	N/A	N/A	N/A	N/A	N/A	N/A	N/A	N/A	N/A	N/A	N/A	< 0.12
	10/2/2013	< 0.12	< 0.12	< 0.12	< 0.12	< 0.12	< 0.12	< 0.12	< 0.12	< 0.12	< 0.12	< 0.12	< 0.12	< 0.12	< 0.12	< 0.12	< 0.12	< 0.12	< 0.12	< 1.2
	10/12/2016	N/A	N/A	N/A	N/A	N/A	N/A	N/A	N/A	N/A	N/A	N/A	N/A	N/A	N/A	N/A	N/A	N/A	N/A	< 10
	10/5/2017	N/A	N/A	N/A	N/A	N/A	N/A	N/A	N/A	N/A	N/A	< 1	N/A	< 1	< 1	N/A	N/A	N/A	N/A	N/A
	9/10/2018	N/A	N/A	N/A	N/A	N/A	N/A	N/A	N/A	N/A	N/A	< 1	N/A	< 1	< 1	N/A	N/A	N/A	N/A	< 10
	9/10/2019	N/A	N/A	N/A	N/A	N/A	N/A	N/A	N/A	N/A	N/A	< 1	N/A	< 10	< 1	N/A	N/A	N/A	N/A	N/A
	8/26/2020	N/A	N/A	N/A	N/A	N/A	N/A	N/A	N/A	N/A	N/A	< 10	N/A	< 10	N/A	N/A	N/A	N/A	N/A	< 10
	8/17/2021	N/A	N/A	N/A	N/A	N/A	N/A	N/A	N/A	N/A	N/A	< 10	N/A	< 10	< 10	N/A	N/A	N/A	N/A	N/A
	3/15/2022	N/A	N/A	N/A	N/A	N/A	N/A	N/A	N/A	N/A	N/A	N/A	N/A	N/A	N/A	N/A	N/A	N/A	N/A	< 10
	8/9/2022	N/A	N/A	N/A	N/A	N/A	N/A	N/A	N/A	N/A	N/A	< 1	N/A	< 1	< 1	N/A	N/A	N/A	N/A	N/A
	7/19/2023	N/A	N/A	N/A	N/A	N/A	N/A	N/A	N/A	N/A	N/A	N/A	N/A	< 10	< 1	N/A	N/A	N/A	N/A	N/A
	4/9/2024	N/A	N/A	N/A	N/A	N/A	N/A	N/A	N/A	N/A	N/A	N/A	N/A	N/A	N/A	N/A	N/A	N/A	N/A	< 1
	7/16/2024	N/A	N/A	N/A	N/A	N/A	N/A	N/A	N/A	N/A	N/A	< 1	N/A	< 1	< 1	N/A	N/A	N/A	N/A	N/A
	7/1/2025	N/A	N/A	N/A	N/A	N/A	N/A	N/A	N/A	N/A	N/A	< 1	N/A	< 1	< 1	N/A	N/A	N/A	N/A	N/A
1,1-Dichloroethane, ug/L (CAS NO - 75-34-3)	10/23/2012	N/A	N/A	N/A	N/A	N/A	N/A	N/A	N/A	N/A	N/A	N/A	N/A	N/A	N/A	N/A	N/A	N/A	N/A	< 100
	4/2/2013	N/A	N/A	N/A	N/A	N/A	N/A	N/A	N/A	N/A	N/A	N/A	N/A	N/A	N/A	N/A	N/A	N/A	N/A	< 0.21
	10/2/2013	< 0.21	< 0.21	< 0.21	< 0.21	< 0.21	< 0.21	< 0.21	< 0.21	< 0.21	< 0.21	< 0.21	< 0.21	< 0.21	< 0.21	< 0.21	< 0.21	< 0.21	< 0.21	< 2.1
	10/12/2016	N/A	N/A	N/A	N/A	N/A	N/A	N/A	N/A	N/A	N/A	N/A	N/A	N/A	N/A	N/A	N/A	N/A	N/A	< 10
	10/5/2017	N/A	N/A	N/A	N/A	N/A	N/A	N/A	N/A	N/A	N/A	< 1	N/A	< 1	< 1	N/A	N/A	N/A	N/A	N/A
	9/10/2018	N/A	N/A	N/A	N/A	N/A	N/A	N/A	N/A	N/A	N/A	0.572*	N/A	< 1	< 1	N/A	N/A	N/A	N/A	< 10
	9/10/2019	N/A	N/A	N/A	N/A	N/A	N/A	N/A	N/A	N/A	N/A	< 1	N/A	< 10	< 1	N/A	N/A	N/A	N/A	N/A
	8/26/2020	N/A	N/A	N/A	N/A	N/A	N/A	N/A	N/A	N/A	N/A	< 10	N/A	< 10	N/A	N/A	N/A	N/A	N/A	< 10
	8/17/2021	N/A	N/A	N/A	N/A	N/A	N/A	N/A	N/A	N/A	N/A	< 10	N/A	< 10	< 10	N/A	N/A	N/A	N/A	N/A
	3/15/2022	N/A	N/A	N/A	N/A	N/A	N/A	N/A	N/A	N/A	N/A	N/A	N/A	N/A	N/A	N/A	N/A	N/A	N/A	< 10
	8/9/2022	N/A	N/A	N/A	N/A	N/A	N/A	N/A	N/A	N/A	N/A	0.383*	N/A	< 1	< 1	N/A	N/A	N/A	N/A	N/A
	7/19/2023	N/A	N/A	N/A	N/A	N/A	N/A	N/A	N/A	N/A	N/A	N/A	N/A	< 10	< 1	N/A	N/A	N/A	N/A	N/A
	4/9/2024	N/A	N/A	N/A	N/A	N/A	N/A	N/A	N/A	N/A	N/A	N/A	N/A	N/A	N/A	N/A	N/A	N/A	N/A	< 1
	7/16/2024	N/A	N/A	N/A	N/A	N/A	N/A	N/A	N/A	N/A	N/A	< 1	N/A	< 1	< 1	N/A	N/A	N/A	N/A	N/A
	7/1/2025	N/A	N/A	N/A	N/A	N/A	N/A	N/A	N/A	N/A	N/A	< 1	N/A	< 1	< 1	N/A	N/A	N/A	N/A	N/A

SCS ENGINEERS

Summary of Groundwater Chemistry

Archer Daniels Midland Landfill (Closed) - 23-SDP-05-88C

Appendix I VOC Constituents	Sample Date	MW-1 UPG	MW-2 UPG	MW-17 UPG	MW-18 UPG	MW-3 DNG	MW-4 DNG	MW-5 DNG	MW-6 DNG	MW-7 DNG	MW-8 DNG	MW-9 DNG	MW-10 DNG	MW-11 DNG	MW-12 DNG	MW-13 DNG	MW-14 DNG	MW-15 DNG	MW-16 DNG	WET_WELL DNG
1,1-Dichloroethene, ug/L (CAS NO - 75-35-4)	10/23/2012	N/A	N/A	N/A	N/A	N/A	N/A	N/A	N/A	N/A	N/A	N/A	N/A	N/A	N/A	N/A	N/A	N/A	N/A	< 100
	4/2/2013	N/A	N/A	N/A	N/A	N/A	N/A	N/A	N/A	N/A	N/A	N/A	N/A	N/A	N/A	N/A	N/A	N/A	N/A	< 0.15
	10/2/2013	< 0.15	< 0.15	< 0.15	< 0.15	< 0.15	< 0.15	< 0.15	< 0.15	< 0.15	< 0.15	< 0.15	< 0.15	< 0.15	< 0.15	< 0.15	< 0.15	< 0.15	< 0.15	< 1.5
	10/12/2016	N/A	N/A	N/A	N/A	N/A	N/A	N/A	N/A	N/A	N/A	N/A	N/A	N/A	N/A	N/A	N/A	N/A	N/A	< 20
	10/5/2017	N/A	N/A	N/A	N/A	N/A	N/A	N/A	N/A	N/A	N/A	< 2	N/A	< 2	< 2	N/A	N/A	N/A	N/A	N/A
	9/10/2018	N/A	N/A	N/A	N/A	N/A	N/A	N/A	N/A	N/A	N/A	< 2	N/A	< 2	< 2	N/A	N/A	N/A	N/A	< 20
	9/10/2019	N/A	N/A	N/A	N/A	N/A	N/A	N/A	N/A	N/A	N/A	< 2	N/A	< 20	< 2	N/A	N/A	N/A	N/A	N/A
	8/26/2020	N/A	N/A	N/A	N/A	N/A	N/A	N/A	N/A	N/A	N/A	< 20	N/A	< 20	N/A	N/A	N/A	N/A	N/A	< 20
	8/17/2021	N/A	N/A	N/A	N/A	N/A	N/A	N/A	N/A	N/A	N/A	< 20	N/A	< 20	< 20	N/A	N/A	N/A	N/A	N/A
	3/15/2022	N/A	N/A	N/A	N/A	N/A	N/A	N/A	N/A	N/A	N/A	N/A	N/A	N/A	N/A	N/A	N/A	N/A	N/A	< 20
	8/9/2022	N/A	N/A	N/A	N/A	N/A	N/A	N/A	N/A	N/A	N/A	< 2	N/A	< 2	< 2	N/A	N/A	N/A	N/A	N/A
	7/19/2023	N/A	N/A	N/A	N/A	N/A	N/A	N/A	N/A	N/A	N/A	N/A	N/A	< 20	< 2	N/A	N/A	N/A	N/A	N/A
	4/9/2024	N/A	N/A	N/A	N/A	N/A	N/A	N/A	N/A	N/A	N/A	N/A	N/A	N/A	N/A	N/A	N/A	N/A	N/A	< 2
	7/16/2024	N/A	N/A	N/A	N/A	N/A	N/A	N/A	N/A	N/A	N/A	< 2	N/A	< 2	< 2	N/A	N/A	N/A	N/A	N/A
	7/1/2025	N/A	N/A	N/A	N/A	N/A	N/A	N/A	N/A	N/A	N/A	< 2	N/A	< 2	< 2	N/A	N/A	N/A	N/A	N/A
1,2,3-Trichloropropane, ug/L (CAS NO - 96-18-4)	10/2/2013	< 0.19	< 0.19	< 0.19	< 0.19	< 0.19	< 0.19	< 0.19	< 0.19	< 0.19	< 0.19	< 0.19	< 0.19	< 0.19	< 0.19	< 0.19	< 0.19	< 0.19	< 0.19	N/A
	10/12/2016	N/A	N/A	N/A	N/A	N/A	N/A	N/A	N/A	N/A	N/A	N/A	N/A	N/A	N/A	N/A	N/A	N/A	N/A	< 10
	10/5/2017	N/A	N/A	N/A	N/A	N/A	N/A	N/A	N/A	N/A	N/A	< 1	N/A	< 1	< 1	N/A	N/A	N/A	N/A	N/A
	9/10/2018	N/A	N/A	N/A	N/A	N/A	N/A	N/A	N/A	N/A	N/A	< 1	N/A	< 1	< 1	N/A	N/A	N/A	N/A	< 10
	9/10/2019	N/A	N/A	N/A	N/A	N/A	N/A	N/A	N/A	N/A	N/A	< 1	N/A	< 10	< 1	N/A	N/A	N/A	N/A	N/A
	8/26/2020	N/A	N/A	N/A	N/A	N/A	N/A	N/A	N/A	N/A	N/A	< 10	N/A	< 10	N/A	N/A	N/A	N/A	N/A	< 10
	8/17/2021	N/A	N/A	N/A	N/A	N/A	N/A	N/A	N/A	N/A	N/A	< 10	N/A	< 10	< 10	N/A	N/A	N/A	N/A	N/A
	3/15/2022	N/A	N/A	N/A	N/A	N/A	N/A	N/A	N/A	N/A	N/A	N/A	N/A	N/A	N/A	N/A	N/A	N/A	N/A	< 10
	8/9/2022	N/A	N/A	N/A	N/A	N/A	N/A	N/A	N/A	N/A	N/A	< 1	N/A	< 1	< 1	N/A	N/A	N/A	N/A	N/A
	7/19/2023	N/A	N/A	N/A	N/A	N/A	N/A	N/A	N/A	N/A	N/A	N/A	N/A	< 10	< 1	N/A	N/A	N/A	N/A	N/A
	4/9/2024	N/A	N/A	N/A	N/A	N/A	N/A	N/A	N/A	N/A	N/A	N/A	N/A	N/A	N/A	N/A	N/A	N/A	N/A	< 5
	7/16/2024	N/A	N/A	N/A	N/A	N/A	N/A	N/A	N/A	N/A	N/A	< 1	N/A	< 1	< 1	N/A	N/A	N/A	N/A	N/A
	7/1/2025	N/A	N/A	N/A	N/A	N/A	N/A	N/A	N/A	N/A	N/A	< 1	N/A	< 1	< 1	N/A	N/A	N/A	N/A	N/A
1,2-Dibromo-3-Chloropropane, ug/L (CAS NO - 96-12-8)	10/2/2013	< 0.12	< 0.12	< 0.12	< 0.12	< 0.12	< 0.12	< 0.12	< 0.12	< 0.12	< 0.12	< 0.12	< 0.12	< 0.12	< 0.12	< 0.12	< 0.12	< 0.12	< 0.12	N/A
	10/12/2016	N/A	N/A	N/A	N/A	N/A	N/A	N/A	N/A	N/A	N/A	N/A	N/A	N/A	N/A	N/A	N/A	N/A	N/A	< 50
	10/5/2017	N/A	N/A	N/A	N/A	N/A	N/A	N/A	N/A	N/A	N/A	< 5	N/A	< 5	< 5	N/A	N/A	N/A	N/A	N/A
	9/10/2018	N/A	N/A	N/A	N/A	N/A	N/A	N/A	N/A	N/A	N/A	< 5	N/A	< 5	< 5	N/A	N/A	N/A	N/A	< 50
	9/10/2019	N/A	N/A	N/A	N/A	N/A	N/A	N/A	N/A	N/A	N/A	< 5	N/A	< 50	< 5	N/A	N/A	N/A	N/A	N/A
	8/26/2020	N/A	N/A	N/A	N/A	N/A	N/A	N/A	N/A	N/A	N/A	< 50	N/A	< 50	N/A	N/A	N/A	N/A	N/A	< 50
	8/17/2021	N/A	N/A	N/A	N/A	N/A	N/A	N/A	N/A	N/A	N/A	< 50	N/A	< 50	< 50	N/A	N/A	N/A	N/A	N/A
	3/15/2022	N/A	N/A	N/A	N/A	N/A	N/A	N/A	N/A	N/A	N/A	N/A	N/A	N/A	N/A	N/A	N/A	N/A	N/A	< 50
	8/9/2022	N/A	N/A	N/A	N/A	N/A	N/A	N/A	N/A	N/A	N/A	< 5	N/A	< 5	< 5	N/A	N/A	N/A	N/A	N/A
	7/19/2023	N/A	N/A	N/A	N/A	N/A	N/A	N/A	N/A	N/A	N/A	N/A	N/A	< 50	< 5	N/A	N/A	N/A	N/A	N/A
	4/9/2024	N/A	N/A	N/A	N/A	N/A	N/A	N/A	N/A	N/A	N/A	N/A	N/A	N/A	N/A	N/A	N/A	N/A	N/A	< 5
	7/16/2024	N/A	N/A	N/A	N/A	N/A	N/A	N/A	N/A	N/A	N/A	< 5	N/A	< 5	< 5	N/A	N/A	N/A	N/A	N/A
	7/1/2025	N/A	N/A	N/A	N/A	N/A	N/A	N/A	N/A	N/A	N/A	< 5	N/A	< 5	< 5	N/A	N/A	N/A	N/A	N/A
1,2-Dibromoethane [EDB], ug/L (CAS NO - 106-93-4)	10/2/2013	< 0.13	< 0.13	< 0.13	< 0.13	< 0.13	< 0.13	< 0.13	< 0.13	< 0.13	< 0.13	< 0.13	< 0.13	< 0.13	< 0.13	< 0.13	< 0.13	< 0.13	< 0.13	N/A
	10/12/2016	N/A	N/A	N/A	N/A	N/A	N/A	N/A	N/A	N/A	N/A	N/A	N/A	N/A	N/A	N/A	N/A	N/A	N/A	< 10
	10/5/2017	N/A	N/A	N/A	N/A	N/A	N/A	N/A	N/A	N/A	N/A	< 1	N/A	< 1	< 1	N/A	N/A	N/A	N/A	N/A
	9/10/2018	N/A	N/A	N/A	N/A	N/A	N/A	N/A	N/A	N/A	N/A	< 1	N/A	< 1	< 1	N/A	N/A	N/A	N/A	< 10
	9/10/2019	N/A	N/A	N/A	N/A	N/A	N/A	N/A	N/A	N/A	N/A	< 1	N/A	< 10	< 1	N/A	N/A	N/A	N/A	N/A
	8/26/2020	N/A	N/A	N/A	N/A	N/A	N/A	N/A	N/A	N/A	N/A	< 10	N/A	< 10	N/A	N/A	N/A	N/A	N/A	< 10
	8/17/2021	N/A	N/A	N/A	N/A	N/A	N/A	N/A	N/A	N/A	N/A	< 10	N/A	< 10	< 10	N/A	N/A	N/A	N/A	N/A
	3/15/2022	N/A	N/A	N/A	N/A	N/A	N/A	N/A	N/A	N/A	N/A	N/A	N/A	N/A	N/A	N/A	N/A	N/A	N/A	< 10
	8/9/2022	N/A	N/A	N/A	N/A	N/A	N/A	N/A	N/A	N/A	N/A	< 1	N/A	< 1	< 1	N/A	N/A	N/A	N/A	N/A
	7/19/2023	N/A	N/A	N/A	N/A	N/A	N/A	N/A	N/A	N/A	N/A	N/A	N/A	< 10	< 1	N/A	N/A	N/A	N/A	N/A
	4/9/2024	N/A	N/A	N/A	N/A	N/A	N/A	N/A	N/A	N/A	N/A	N/A	N/A	N/A	N/A	N/A	N/A	N/A	N/A	< 1
	7/16/2024	N/A	N/A	N/A	N/A	N/A	N/A	N/A	N/A	N/A	N/A	< 1	N/A	< 1	< 1	N/A	N/A	N/A	N/A	N/A
	7/1/2025	N/A	N/A	N/A	N/A	N/A	N/A	N/A	N/A	N/A	N/A	< 1	N/A	< 1	< 1	N/A	N/A	N/A	N/A	N/A
1,2-Dichlorobenzene, ug/L (CAS NO - 95-50-1)	10/23/2012	N/A	N/A	N/A	N/A	N/A	N/A	N/A	N/A	N/A	N/A	N/A	N/A	N/A	N/A	N/A	N/A	N/A	N/A	< 1600
	4/2/2013	N/A	N/A	N/A	N/A	N/A	N/A	N/A	N/A	N/A	N/A	N/A	N/A	N/A	N/A	N/A	N/A	N/A	N/A	< 2.35
	10/2/2013	< 0.14	< 0.14	< 0.14	< 0.232	< 0.14	< 0.14	< 0.14	< 0.14	< 0.14	< 0.14	< 0.14	< 0.14	< 0.14	< 0.14	< 0.14	< 0.14	< 0.14	< 0.14	< 23
	10/12/2016	N/A	N/A	N/A	N/A	N/A	N/A	N/A	N/A	N/A	N/A	N/A	N/A	N/A	N/A	N/A	N/A	N/A	N/A	< 10
	10/5/2017	N/A	N/A	N/A	N/A	N/A	N/A	N/A	N/A	N/A	N/A	< 1	N/A	< 1	< 1	N/A	N/A	N/A	N/A	N/A
	9/10/2018	N/A	N/A	N/A	N/A	N/A	N/A	N/A	N/A	N/A	N/A	< 1	N/A	< 1	< 1	N/A	N/A	N/A	N/A	< 101
	9/10/2018	N/A	N/A	N/A	N/A	N/A	N/A	N/A	N/A	N/A	N/A	N/A	N/A	N/A	N/A	N/A	N/A	N/A	N/A	< 10
	9/10/2019	N/A	N/A	N/A	N/A	N/A	N/A	N/A	N/A	N/A	N/A	< 1	N/A	< 10	< 1	N/A	N/A	N/A	N/A	N/A
	8/26/2020	N/A	N/A	N/A	N/A	N/A	N/A	N/A	N/A	N/A	N/A	< 10	N/A	< 10	N/A	N/A	N/A	N/A	N/A	< 10
	8/26/2020	N/A	N/A	N/A	N/A	N/A	N/A	N/A	N/A	N/A	N/A	N/A	N/A	N/A	N/A	N/A	N/A	N/A	N/A	< 123
	8/17/2021	N/A	N/A	N/A	N/A	N/A	N/A	N/A	N/A	N/A	N/A	< 10	N/A	< 10	< 10	N/A	N/A	N/A	N/A	N/A
	3/15/2022	N/A	N/A	N/A	N/A	N/A	N/A	N/A	N/A	N/A	N/A	N/A	N/A	N/A	N/A	N/A	N/A	N/A	N/A	< 10
	3/15/2022	N/A	N/A	N/A	N/A	N/A	N/A	N/A	N/A	N/A	N/A	N/A	N/A	N/A	N/A	N/A	N/A	N/A	N/A	< 10
	8/9/2022	N/A	N/A	N/A	N/A	N/A	N/A	N/A	N/A	N/A	N/A	< 1	N/A	< 1	< 1	N/A	N/A	N/A	N/A	N/A
	7/19/2023	N/A	N/A	N/A	N/A	N/A	N/A	N/A	N/A	N/A	N/A	N/A	N/A	< 10	< 1	N/A	N/A	N/A	N/A	N/A
	4/9/2024	N/A	N/A	N/A	N/A	N/A	N/A	N/A	N/A	N/A	N/A	N/A	N/A	N/A	N/A	N/A	N/A	N/A	N/A	< 9.26
	4/9/2024	N/A	N/A	N/A	N/A	N/A	N/A	N/A	N/A	N/A	N/A	N/A	N/A	N/A	N/A	N/A	N/A	N/A	N/A	< 1
	7/16/2024	N/A	N/A	N/A	N/A	N/A	N/A	N/A	N/A	N/A	N/A	< 1	N/A	< 1	< 1	N/A	N/A	N/A	N/A	N/A
	7/1/2025	N/A	N/A	N/A	N/A	N/A	N/A	N/A	N/A	< 10.2	N/A	< 1	N/A	< 1	< 1	N/A	N/A	N/A	N/A	N/A

SCS ENGINEERS

Summary of Groundwater Chemistry

Archer Daniels Midland Landfill (Closed) - 23-SDP-05-88C

Appendix I VOC Constituents	Sample Date	MW-1 UPG	MW-2 UPG	MW-17 UPG	MW-18 UPG	MW-3 DNG	MW-4 DNG	MW-5 DNG	MW-6 DNG	MW-7 DNG	MW-8 DNG	MW-9 DNG	MW-10 DNG	MW-11 DNG	MW-12 DNG	MW-13 DNG	MW-14 DNG	MW-15 DNG	MW-16 DNG	WET_WELL DNG
1,2-Dichloroethane, ug/L (CAS NO - 107-06-2)	10/23/2012	N/A	N/A	N/A	N/A	N/A	N/A	N/A	N/A	N/A	N/A	N/A	N/A	N/A	N/A	N/A	N/A	N/A	N/A	< 100
	4/2/2013	N/A	N/A	N/A	N/A	N/A	N/A	N/A	N/A	N/A	N/A	N/A	N/A	N/A	N/A	N/A	N/A	N/A	N/A	< 0.18
	10/2/2013	< 0.18	< 0.18	< 0.18	< 0.18	< 0.18	< 0.18	< 0.18	< 0.18	< 0.18	< 0.18	< 0.18	< 0.18	< 0.18	< 0.18	< 0.18	< 0.18	< 0.18	< 0.18	< 1.8
	10/12/2016	N/A	N/A	N/A	N/A	N/A	N/A	N/A	N/A	N/A	N/A	N/A	N/A	N/A	N/A	N/A	N/A	N/A	N/A	< 10
	10/5/2017	N/A	N/A	N/A	N/A	N/A	N/A	N/A	N/A	N/A	N/A	< 1	N/A	< 1	< 1	N/A	N/A	N/A	N/A	N/A
	9/10/2018	N/A	N/A	N/A	N/A	N/A	N/A	N/A	N/A	N/A	N/A	0.672*	N/A	< 1	< 1	N/A	N/A	N/A	N/A	< 10
	9/10/2019	N/A	N/A	N/A	N/A	N/A	N/A	N/A	N/A	N/A	N/A	< 1	N/A	< 10	< 1	N/A	N/A	N/A	N/A	N/A
	8/26/2020	N/A	N/A	N/A	N/A	N/A	N/A	N/A	N/A	N/A	N/A	< 10	N/A	< 10	N/A	N/A	N/A	N/A	N/A	< 10
	8/17/2021	N/A	N/A	N/A	N/A	N/A	N/A	N/A	N/A	N/A	N/A	< 10	N/A	< 10	< 10	N/A	N/A	N/A	N/A	N/A
	3/15/2022	N/A	N/A	N/A	N/A	N/A	N/A	N/A	N/A	N/A	N/A	N/A	N/A	N/A	N/A	N/A	N/A	N/A	N/A	< 10
	8/9/2022	N/A	N/A	N/A	N/A	N/A	N/A	N/A	N/A	N/A	N/A	< 1	N/A	< 1	< 1	N/A	N/A	N/A	N/A	N/A
	7/19/2023	N/A	N/A	N/A	N/A	N/A	N/A	N/A	N/A	N/A	N/A	N/A	N/A	< 10	< 1	N/A	N/A	N/A	N/A	N/A
	4/9/2024	N/A	N/A	N/A	N/A	N/A	N/A	N/A	N/A	N/A	N/A	N/A	N/A	N/A	N/A	N/A	N/A	N/A	N/A	< 1
	7/16/2024	N/A	N/A	N/A	N/A	N/A	N/A	N/A	N/A	N/A	N/A	< 1	N/A	< 1	< 1	N/A	N/A	N/A	N/A	N/A
	7/1/2025	N/A	N/A	N/A	N/A	N/A	N/A	N/A	N/A	N/A	N/A	< 1	N/A	< 1	< 1	N/A	N/A	N/A	N/A	N/A
1,2-Dichloropropane, ug/L (CAS NO - 78-87-5)	10/23/2012	N/A	N/A	N/A	N/A	N/A	N/A	N/A	N/A	N/A	N/A	N/A	N/A	N/A	N/A	N/A	N/A	N/A	N/A	< 100
	4/2/2013	N/A	N/A	N/A	N/A	N/A	N/A	N/A	N/A	N/A	N/A	N/A	N/A	N/A	N/A	N/A	N/A	N/A	N/A	< 0.87
	10/2/2013	< 0.87	< 0.87	< 0.87	< 0.87	< 0.87	< 0.87	< 0.87	< 0.87	< 0.87	< 0.87	< 0.87	< 0.87	< 0.87	< 0.87	< 0.87	< 0.87	< 0.87	< 0.87	< 8.7
	10/12/2016	N/A	N/A	N/A	N/A	N/A	N/A	N/A	N/A	N/A	N/A	N/A	N/A	N/A	N/A	N/A	N/A	N/A	N/A	< 10
	10/5/2017	N/A	N/A	N/A	N/A	N/A	N/A	N/A	N/A	N/A	N/A	< 1	N/A	< 1	< 1	N/A	N/A	N/A	N/A	N/A
	9/10/2018	N/A	N/A	N/A	N/A	N/A	N/A	N/A	N/A	N/A	N/A	< 1	N/A	< 1	< 1	N/A	N/A	N/A	N/A	< 10
	9/10/2019	N/A	N/A	N/A	N/A	N/A	N/A	N/A	N/A	N/A	N/A	< 1	N/A	< 10	< 1	N/A	N/A	N/A	N/A	N/A
	8/26/2020	N/A	N/A	N/A	N/A	N/A	N/A	N/A	N/A	N/A	N/A	< 10	N/A	< 10	N/A	N/A	N/A	N/A	N/A	< 10
	8/17/2021	N/A	N/A	N/A	N/A	N/A	N/A	N/A	N/A	N/A	N/A	< 10	N/A	< 10	< 10	N/A	N/A	N/A	N/A	N/A
	3/15/2022	N/A	N/A	N/A	N/A	N/A	N/A	N/A	N/A	N/A	N/A	N/A	N/A	N/A	N/A	N/A	N/A	N/A	N/A	< 10
	8/9/2022	N/A	N/A	N/A	N/A	N/A	N/A	N/A	N/A	N/A	N/A	< 1	N/A	< 1	< 1	N/A	N/A	N/A	N/A	N/A
	7/19/2023	N/A	N/A	N/A	N/A	N/A	N/A	N/A	N/A	N/A	N/A	N/A	N/A	< 10	< 1	N/A	N/A	N/A	N/A	N/A
	4/9/2024	N/A	N/A	N/A	N/A	N/A	N/A	N/A	N/A	N/A	N/A	N/A	N/A	N/A	N/A	N/A	N/A	N/A	N/A	< 1
	7/16/2024	N/A	N/A	N/A	N/A	N/A	N/A	N/A	N/A	N/A	N/A	< 1	N/A	< 1	< 1	N/A	N/A	N/A	N/A	N/A
	7/1/2025	N/A	N/A	N/A	N/A	N/A	N/A	N/A	N/A	N/A	N/A	< 1	N/A	< 1	< 1	N/A	N/A	N/A	N/A	N/A
1,4-Dichlorobenzene, ug/L (CAS NO - 106-46-7)	10/23/2012	N/A	N/A	N/A	N/A	N/A	N/A	N/A	N/A	N/A	N/A	N/A	N/A	N/A	N/A	N/A	N/A	N/A	N/A	< 1600
	4/2/2013	N/A	N/A	N/A	N/A	N/A	N/A	N/A	N/A	N/A	N/A	N/A	N/A	N/A	N/A	N/A	N/A	N/A	N/A	< 1.53
	10/2/2013	< 0.2	< 0.2	< 0.2	< 0.2	< 0.2	< 0.2	< 0.2	< 0.2	< 0.2	< 0.2	< 0.2	< 0.2	< 0.2	< 0.2	< 0.2	< 0.2	< 0.2	< 0.2	< 15
	10/12/2016	N/A	N/A	N/A	N/A	N/A	N/A	N/A	N/A	N/A	N/A	N/A	N/A	N/A	N/A	N/A	N/A	N/A	N/A	< 10
	10/5/2017	N/A	N/A	N/A	N/A	N/A	N/A	N/A	N/A	N/A	N/A	< 1	N/A	< 1	< 1	N/A	N/A	N/A	N/A	N/A
	9/10/2018	N/A	N/A	N/A	N/A	N/A	N/A	N/A	N/A	N/A	N/A	< 1	N/A	< 1	< 1	N/A	N/A	N/A	N/A	< 10
	9/10/2018	N/A	N/A	N/A	N/A	N/A	N/A	N/A	N/A	N/A	N/A	N/A	N/A	N/A	N/A	N/A	N/A	N/A	N/A	< 101
	9/10/2019	N/A	N/A	N/A	N/A	N/A	N/A	N/A	N/A	N/A	N/A	< 1	N/A	< 10	< 1	N/A	N/A	N/A	N/A	N/A
	8/26/2020	N/A	N/A	N/A	N/A	N/A	N/A	N/A	N/A	N/A	N/A	< 10	N/A	< 10	N/A	N/A	N/A	N/A	N/A	< 10
	8/26/2020	N/A	N/A	N/A	N/A	N/A	N/A	N/A	N/A	N/A	N/A	N/A	N/A	N/A	N/A	N/A	N/A	N/A	N/A	< 123
	8/17/2021	N/A	N/A	N/A	N/A	N/A	N/A	N/A	N/A	N/A	N/A	< 10	N/A	< 10	< 10	N/A	N/A	N/A	N/A	N/A
	3/15/2022	N/A	N/A	N/A	N/A	N/A	N/A	N/A	N/A	N/A	N/A	N/A	N/A	N/A	N/A	N/A	N/A	N/A	N/A	< 10
	3/15/2022	N/A	N/A	N/A	N/A	N/A	N/A	N/A	N/A	N/A	N/A	N/A	N/A	N/A	N/A	N/A	N/A	N/A	N/A	< 10
	8/9/2022	N/A	N/A	N/A	N/A	N/A	N/A	N/A	N/A	N/A	N/A	< 1	N/A	< 1	< 1	N/A	N/A	N/A	N/A	N/A
	7/19/2023	N/A	N/A	N/A	N/A	N/A	N/A	N/A	N/A	N/A	N/A	N/A	N/A	< 10	< 1	N/A	N/A	N/A	N/A	N/A
	4/9/2024	N/A	N/A	N/A	N/A	N/A	N/A	N/A	N/A	N/A	N/A	N/A	N/A	N/A	N/A	N/A	N/A	N/A	N/A	< 9.26
	4/9/2024	N/A	N/A	N/A	N/A	N/A	N/A	N/A	N/A	N/A	N/A	N/A	N/A	N/A	N/A	N/A	N/A	N/A	N/A	< 1
	7/16/2024	N/A	N/A	N/A	N/A	N/A	N/A	N/A	N/A	N/A	N/A	< 1	N/A	< 1	< 1	N/A	N/A	N/A	N/A	N/A
	7/1/2025	N/A	N/A	N/A	N/A	N/A	N/A	N/A	N/A	< 10.2	N/A	< 1	N/A	< 1	< 1	N/A	N/A	N/A	N/A	N/A
2-Butanone, ug/L (CAS NO - 78-93-3)	10/23/2012	N/A	N/A	N/A	N/A	N/A	N/A	N/A	N/A	N/A	N/A	N/A	N/A	N/A	N/A	N/A	N/A	N/A	N/A	**2300**
	4/2/2013	N/A	N/A	N/A	N/A	N/A	N/A	N/A	N/A	N/A	N/A	N/A	N/A	N/A	N/A	N/A	N/A	N/A	N/A	**764**
	10/2/2013	< 0.47	< 0.47	< 0.47	< 0.47	< 0.47	< 0.47	< 0.47	< 0.47	< 0.47	1.06*	8.76*	< 0.47	< 0.47	< 0.47	< 0.47	< 0.47	< 0.47	< 0.47	**369**
	10/12/2016	N/A	N/A	N/A	N/A	N/A	N/A	N/A	N/A	N/A	N/A	N/A	N/A	N/A	N/A	N/A	N/A	N/A	N/A	20.7*
	10/5/2017	N/A	N/A	N/A	N/A	N/A	N/A	N/A	N/A	N/A	N/A	3.18*	N/A	< 10	< 10	N/A	N/A	N/A	N/A	N/A
	9/10/2018	N/A	N/A	N/A	N/A	N/A	N/A	N/A	N/A	N/A	N/A	< 10	N/A	2.34*	< 10	N/A	N/A	N/A	N/A	< 100
	9/10/2019	N/A	N/A	N/A	N/A	N/A	N/A	N/A	N/A	N/A	N/A	< 10	N/A	< 100	< 10	N/A	N/A	N/A	N/A	N/A
	8/26/2020	N/A	N/A	N/A	N/A	N/A	N/A	N/A	N/A	N/A	N/A	< 100	N/A	< 100	N/A	N/A	N/A	N/A	N/A	< 100
	8/17/2021	N/A	N/A	N/A	N/A	N/A	N/A	N/A	N/A	N/A	N/A	< 100	N/A	< 100	< 100	N/A	N/A	N/A	N/A	N/A
	3/15/2022	N/A	N/A	N/A	N/A	N/A	N/A	N/A	N/A	N/A	N/A	N/A	N/A	N/A	N/A	N/A	N/A	N/A	N/A	< 100
	8/9/2022	N/A	N/A	N/A	N/A	N/A	N/A	N/A	N/A	N/A	N/A	9.14*	N/A	2.51*	< 10	N/A	N/A	N/A	N/A	N/A
	7/19/2023	N/A	N/A	N/A	N/A	N/A	N/A	N/A	N/A	N/A	N/A	N/A	N/A	< 100	< 10	N/A	N/A	N/A	N/A	N/A
	4/9/2024	N/A	N/A	N/A	N/A	N/A	N/A	N/A	N/A	N/A	N/A	N/A	N/A	N/A	N/A	N/A	N/A	N/A	N/A	< 10
	7/16/2024	N/A	N/A	N/A	N/A	N/A	N/A	N/A	N/A	N/A	N/A	< 10	N/A	< 10	< 10	N/A	N/A	N/A	N/A	N/A
	7/1/2025	N/A	N/A	N/A	N/A	N/A	N/A	N/A	N/A	N/A	N/A	6.23*	N/A	< 10	< 10	N/A	N/A	N/A	N/A	N/A
2-Hexanone, ug/L (CAS NO - 591-78-6)	10/23/2012	N/A	N/A	N/A	N/A	N/A	N/A	N/A	N/A	N/A	N/A	N/A	N/A	N/A	N/A	N/A	N/A	N/A	N/A	< 1000
	4/2/2013	N/A	N/A	N/A	N/A	N/A	N/A	N/A	N/A	N/A	N/A	N/A	N/A	N/A	N/A	N/A	N/A	N/A	N/A	2.53*
	10/2/2013	N/A	N/A	N/A	N/A	N/A	N/A	N/A	N/A	N/A	N/A	N/A	N/A	N/A	N/A	N/A	N/A	N/A	N/A	< 2
4-Methyl-2-Pentanone, ug/L (CAS NO - 108-10-1)	4/2/2013	N/A	N/A	N/A	N/A	N/A	N/A	N/A	N/A	N/A	N/A	N/A	N/A	N/A	N/A	N/A	N/A	N/A	N/A	6.42*
	10/2/2013	N/A	N/A	N/A	N/A	N/A	N/A	N/A	N/A	N/A	N/A	N/A	N/A	N/A	N/A	N/A	N/A	N/A	N/A	< 2.2

SCS ENGINEERS

Summary of Groundwater Chemistry

Archer Daniels Midland Landfill (Closed) - 23-SDP-05-88C

Appendix I VOC Constituents	Sample Date	MW-1 UPG	MW-2 UPG	MW-17 UPG	MW-18 UPG	MW-3 DNG	MW-4 DNG	MW-5 DNG	MW-6 DNG	MW-7 DNG	MW-8 DNG	MW-9 DNG	MW-10 DNG	MW-11 DNG	MW-12 DNG	MW-13 DNG	MW-14 DNG	MW-15 DNG	MW-16 DNG	WET_WELL DNG
Acetone, ug/L (CAS NO - 67-64-1)	10/23/2012	N/A	N/A	N/A	N/A	N/A	N/A	N/A	N/A	N/A	N/A	N/A	N/A	N/A	N/A	N/A	N/A	N/A	N/A	1640
	4/2/2013	N/A	N/A	N/A	N/A	N/A	N/A	N/A	N/A	N/A	N/A	N/A	N/A	N/A	N/A	N/A	N/A	N/A	N/A	329
	10/2/2013	< 1.79	< 1.79	< 1.79	< 1.79	< 1.79	< 1.79	< 1.79	< 1.79	9.29*	< 1.79	3.52*	< 1.79	6.08*	2.5*	< 1.79	< 1.79	< 1.79	< 1.79	284
	10/12/2016	N/A	N/A	N/A	N/A	N/A	N/A	N/A	N/A	N/A	N/A	N/A	N/A	N/A	N/A	N/A	N/A	N/A	N/A	< 100
	10/5/2017	N/A	N/A	N/A	N/A	N/A	N/A	N/A	N/A	N/A	N/A	< 10	N/A	< 10	< 10	N/A	N/A	N/A	N/A	N/A
	9/10/2018	N/A	N/A	N/A	N/A	N/A	N/A	N/A	N/A	N/A	N/A	4.27*	N/A	13	4.82*	N/A	N/A	N/A	N/A	< 100
	9/10/2019	N/A	N/A	N/A	N/A	N/A	N/A	N/A	N/A	N/A	N/A	7.03*	N/A	< 100	< 10	N/A	N/A	N/A	N/A	N/A
	8/26/2020	N/A	N/A	N/A	N/A	N/A	N/A	N/A	N/A	N/A	N/A	< 100	N/A	< 100	N/A	N/A	N/A	N/A	N/A	41.3*
	8/17/2021	N/A	N/A	N/A	N/A	N/A	N/A	N/A	N/A	N/A	N/A	< 100	N/A	< 100	< 100	N/A	N/A	N/A	N/A	N/A
	3/15/2022	N/A	N/A	N/A	N/A	N/A	N/A	N/A	N/A	N/A	N/A	N/A	N/A	N/A	N/A	N/A	N/A	N/A	N/A	< 100
	8/9/2022	N/A	N/A	N/A	N/A	N/A	N/A	N/A	N/A	N/A	N/A	7.15*	N/A	17.6	5.31*	N/A	N/A	N/A	N/A	N/A
	7/19/2023	N/A	N/A	N/A	N/A	N/A	N/A	N/A	N/A	N/A	N/A	N/A	N/A	< 100	< 10	N/A	N/A	N/A	N/A	N/A
	4/9/2024	N/A	N/A	N/A	N/A	N/A	N/A	N/A	N/A	N/A	N/A	N/A	N/A	N/A	N/A	N/A	N/A	N/A	N/A	7.1*
	7/16/2024	N/A	N/A	N/A	N/A	N/A	N/A	N/A	N/A	N/A	N/A	< 10	N/A	4.5*	< 10	N/A	N/A	N/A	N/A	N/A
	7/1/2025	N/A	N/A	N/A	N/A	N/A	N/A	N/A	N/A	N/A	N/A	4.03*	N/A	9.31*	< 10	N/A	N/A	N/A	N/A	N/A
Acrylonitrile, ug/L (CAS NO - 107-13-1)	10/23/2012	N/A	N/A	N/A	N/A	N/A	N/A	N/A	N/A	N/A	N/A	N/A	N/A	N/A	N/A	N/A	N/A	N/A	N/A	< 1000
	4/2/2013	N/A	N/A	N/A	N/A	N/A	N/A	N/A	N/A	N/A	N/A	N/A	N/A	N/A	N/A	N/A	N/A	N/A	N/A	< 0.53
	10/2/2013	N/A	N/A	N/A	N/A	N/A	N/A	N/A	N/A	N/A	N/A	N/A	N/A	N/A	N/A	N/A	N/A	N/A	N/A	< 5.3
Benzene, ug/L (CAS NO - 71-43-2)	6/7/1993	< 1	< 1	< 1	< 1	< 1	< 1	< 1	< 1	< 5	< 1	< 5	< 1	< 1	< 1	< 1	< 1	< 1	< 1	N/A
	9/14/1993	< 1	< 1	< 1	< 1	< 1	< 1	< 1	< 5	< 5	< 1	6	< 1	< 5	< 2	< 5	< 2	< 1	< 1	N/A
	12/8/1993	< 1	< 1	< 1	< 1	< 1	< 1	< 1	< 1	< 1	< 1	< 1	< 1	< 0.5	< 2	< 5	< 2	< 2	< 1	N/A
	3/22/1994	< 1	< 1	< 1	< 1	< 1	< 1	< 1	< 2.5	< 2.5	< 1	< 2.5	< 1	< 5	< 5	< 5	< 1	< 1	< 1	N/A
	9/30/1994	N/A	N/A	N/A	< 1	N/A	N/A	N/A	N/A	N/A	N/A	21	N/A	N/A	N/A	N/A	N/A	N/A	N/A	N/A
	3/16/1995	N/A	N/A	N/A	< 2	N/A	N/A	N/A	N/A	N/A	N/A	25	N/A	N/A	N/A	N/A	N/A	N/A	N/A	N/A
	9/26/1995	N/A	N/A	N/A	< 1	N/A	N/A	N/A	N/A	N/A	N/A	14.4	N/A	N/A	N/A	N/A	N/A	N/A	N/A	N/A
	5/13/1996	N/A	N/A	N/A	< 1	N/A	N/A	N/A	N/A	N/A	N/A	11.4	N/A	N/A	N/A	N/A	N/A	N/A	N/A	N/A
	10/10/1996	N/A	N/A	N/A	< 1	N/A	N/A	N/A	N/A	N/A	N/A	12.8	N/A	N/A	N/A	N/A	N/A	N/A	N/A	N/A
	6/19/1997	N/A	N/A	N/A	< 1	N/A	N/A	N/A	N/A	N/A	N/A	< 0.5	N/A	N/A	N/A	N/A	N/A	N/A	N/A	N/A
	10/10/1997	N/A	N/A	N/A	< 0.5	N/A	N/A	N/A	N/A	N/A	N/A	14.4	N/A	N/A	N/A	N/A	N/A	N/A	N/A	N/A
	5/19/1998	N/A	N/A	N/A	< 0.5	N/A	N/A	N/A	N/A	N/A	N/A	16.1	N/A	N/A	N/A	N/A	N/A	N/A	N/A	N/A
	10/19/1998	N/A	N/A	N/A	< 0.5	N/A	N/A	N/A	N/A	N/A	N/A	14.6	N/A	N/A	N/A	N/A	N/A	N/A	N/A	N/A
	10/18/1999	N/A	N/A	N/A	< 0.5	N/A	N/A	N/A	N/A	N/A	N/A	< 25	N/A	N/A	N/A	N/A	N/A	N/A	N/A	N/A
	6/27/2000	N/A	N/A	N/A	N/A	< 1	N/A	< 1	N/A	< 1	N/A	19	N/A	< 1	< 1	< 1	N/A	N/A	N/A	N/A
	10/10/2000	< 1	< 1	< 1	< 1	< 1	< 1	< 1	< 1	< 1	< 1	13	< 1	< 1	< 1	< 1	< 1	< 1	< 1	N/A
	10/17/2001	N/A	N/A	N/A	N/A	N/A	N/A	N/A	N/A	N/A	N/A	15	N/A	N/A	N/A	N/A	N/A	N/A	N/A	N/A
	10/1/2002	N/A	N/A	N/A	N/A	N/A	N/A	N/A	N/A	N/A	N/A	15	N/A	N/A	N/A	N/A	N/A	N/A	N/A	N/A
	9/24/2003	N/A	N/A	N/A	N/A	N/A	N/A	N/A	N/A	N/A	N/A	14.6	N/A	N/A	N/A	N/A	N/A	N/A	N/A	N/A
	10/19/2004	N/A	N/A	N/A	N/A	N/A	N/A	N/A	N/A	N/A	N/A	13.4	N/A	N/A	N/A	N/A	N/A	N/A	N/A	N/A
	4/5/2005	N/A	N/A	N/A	N/A	N/A	N/A	N/A	N/A	N/A	N/A	12.4	N/A	N/A	N/A	N/A	N/A	N/A	N/A	N/A
	10/20/2005	N/A	N/A	N/A	N/A	N/A	N/A	N/A	N/A	N/A	N/A	13.8	N/A	N/A	N/A	N/A	N/A	N/A	N/A	N/A
	4/17/2006	N/A	N/A	N/A	N/A	N/A	N/A	N/A	N/A	N/A	N/A	15.6	N/A	N/A	N/A	N/A	N/A	N/A	N/A	N/A
	10/17/2006	N/A	N/A	N/A	N/A	N/A	N/A	N/A	N/A	N/A	N/A	11.4	N/A	N/A	N/A	N/A	N/A	N/A	N/A	N/A
	4/23/2007	N/A	N/A	N/A	N/A	N/A	N/A	N/A	N/A	N/A	N/A	< 50	N/A	N/A	N/A	N/A	N/A	N/A	N/A	N/A
	10/9/2007	N/A	N/A	N/A	N/A	N/A	N/A	N/A	N/A	N/A	N/A	11.5	N/A	N/A	N/A	N/A	N/A	N/A	N/A	N/A
	4/14/2008	N/A	N/A	N/A	N/A	N/A	N/A	N/A	N/A	N/A	N/A	20.9	N/A	N/A	N/A	N/A	N/A	N/A	N/A	N/A
	10/23/2008	N/A	N/A	N/A	N/A	N/A	N/A	N/A	N/A	N/A	N/A	11.2	N/A	N/A	N/A	N/A	N/A	N/A	N/A	N/A
	4/14/2009	N/A	N/A	N/A	N/A	N/A	N/A	N/A	N/A	N/A	N/A	21.7	N/A	N/A	N/A	N/A	N/A	N/A	N/A	N/A
	10/9/2009	N/A	N/A	N/A	N/A	N/A	N/A	N/A	N/A	N/A	N/A	13.3	N/A	N/A	N/A	N/A	N/A	N/A	N/A	N/A
	4/7/2010	N/A	N/A	N/A	N/A	N/A	N/A	N/A	N/A	N/A	N/A	17.9	N/A	N/A	N/A	N/A	N/A	N/A	N/A	N/A
	10/26/2010	N/A	N/A	N/A	N/A	N/A	N/A	N/A	N/A	N/A	N/A	13.6	N/A	N/A	N/A	N/A	N/A	N/A	N/A	N/A
	4/13/2011	N/A	N/A	N/A	N/A	N/A	N/A	N/A	N/A	N/A	N/A	14.7	N/A	N/A	N/A	N/A	N/A	N/A	N/A	N/A
	10/27/2011	N/A	N/A	N/A	N/A	N/A	N/A	N/A	N/A	N/A	N/A	10.9	N/A	N/A	N/A	N/A	N/A	N/A	N/A	N/A
	4/24/2012	N/A	N/A	N/A	N/A	N/A	N/A	N/A	N/A	N/A	N/A	15.4	N/A	N/A	N/A	N/A	N/A	N/A	N/A	N/A
	10/23/2012	N/A	N/A	N/A	N/A	N/A	N/A	N/A	N/A	N/A	N/A	13.3	N/A	N/A	N/A	N/A	N/A	N/A	N/A	< 50
	4/2/2013	N/A	N/A	N/A	N/A	N/A	N/A	N/A	N/A	N/A	N/A	17.8	N/A	N/A	N/A	N/A	N/A	N/A	N/A	< 0.11
	10/2/2013	< 0.11	< 0.11	< 0.11	< 0.11	< 0.11	< 0.11	< 0.11	< 0.11	< 0.11	< 0.11	7.66	< 0.11	< 0.11	< 0.11	< 0.11	< 0.11	< 0.11	< 0.11	< 1.1
	10/1/2014	N/A	N/A	N/A	N/A	N/A	N/A	N/A	N/A	N/A	N/A	12.2	N/A	N/A	N/A	N/A	N/A	N/A	N/A	N/A
	10/1/2015	N/A	N/A	N/A	N/A	N/A	N/A	N/A	N/A	N/A	N/A	25.5*	N/A	N/A	N/A	N/A	N/A	N/A	N/A	N/A
	10/12/2016	N/A	N/A	N/A	N/A	N/A	N/A	N/A	N/A	N/A	N/A	13.5	N/A	N/A	N/A	N/A	N/A	N/A	N/A	< 5
	10/5/2017	N/A	N/A	N/A	N/A	N/A	N/A	N/A	N/A	N/A	N/A	9	N/A	< 0.5	< 0.5	N/A	N/A	N/A	N/A	N/A
	5/9/2018	N/A	N/A	N/A	N/A	N/A	N/A	N/A	N/A	N/A	N/A	N/A	N/A	< 2	< 2	N/A	N/A	N/A	N/A	N/A
	9/10/2018	N/A	N/A	N/A	N/A	N/A	N/A	N/A	N/A	N/A	N/A	13	N/A	< 0.5	< 0.5	N/A	N/A	N/A	N/A	< 5
	9/10/2019	N/A	N/A	N/A	N/A	N/A	N/A	N/A	N/A	N/A	N/A	12	N/A	< 5	< 0.5	N/A	N/A	N/A	N/A	N/A
	8/26/2020	N/A	N/A	N/A	N/A	N/A	N/A	N/A	N/A	N/A	N/A	11.3	N/A	< 5	N/A	N/A	N/A	N/A	N/A	< 5
	8/17/2021	N/A	N/A	N/A	N/A	N/A	N/A	N/A	N/A	N/A	N/A	11.6	N/A	< 5	< 5	N/A	N/A	N/A	N/A	N/A
	3/15/2022	N/A	N/A	N/A	N/A	N/A	N/A	N/A	N/A	N/A	N/A	N/A	N/A	N/A	N/A	N/A	N/A	N/A	N/A	< 5
	8/9/2022	N/A	N/A	N/A	N/A	N/A	N/A	N/A	N/A	N/A	N/A	12.8	N/A	< 0.5	< 0.5	N/A	N/A	N/A	N/A	N/A
	7/19/2023	N/A	N/A	N/A	N/A	N/A	N/A	N/A	N/A	N/A	N/A	N/A	N/A	< 5	< 0.5	N/A	N/A	N/A	N/A	N/A
	4/9/2024	N/A	N/A	N/A	N/A	N/A	N/A	N/A	N/A	N/A	N/A	N/A	N/A	N/A	N/A	N/A	N/A	N/A	N/A	< 0.5
	7/16/2024	N/A	N/A	N/A	N/A	N/A	N/A	N/A	N/A	N/A	N/A	9.95	N/A	< 0.5	< 0.5	N/A	N/A	N/A	N/A	N/A
	7/1/2025	N/A	N/A	N/A	N/A	N/A	N/A	N/A	N/A	N/A	N/A	13.1	N/A	< 0.5	< 0.5	N/A	N/A	N/A	N/A	N/A

SCS ENGINEERS

Summary of Groundwater Chemistry

Archer Daniels Midland Landfill (Closed) - 23-SDP-05-88C

Appendix I VOC Constituents	Sample Date	MW-1 UPG	MW-2 UPG	MW-17 UPG	MW-18 UPG	MW-3 DNG	MW-4 DNG	MW-5 DNG	MW-6 DNG	MW-7 DNG	MW-8 DNG	MW-9 DNG	MW-10 DNG	MW-11 DNG	MW-12 DNG	MW-13 DNG	MW-14 DNG	MW-15 DNG	MW-16 DNG	WET_WELL DNG
Bromochloromethane, ug/L (CAS NO - 74-97-5)	10/2/2013	< 0.12	< 0.12	< 0.12	< 0.12	< 0.12	< 0.12	< 0.12	< 0.12	< 0.12	< 0.12	< 0.12	< 0.12	< 0.12	< 0.12	< 0.12	< 0.12	< 0.12	< 0.12	N/A
	10/12/2016	N/A	N/A	N/A	N/A	N/A	N/A	N/A	N/A	N/A	N/A	N/A	N/A	N/A	N/A	N/A	N/A	N/A	N/A	< 50
	10/5/2017	N/A	N/A	N/A	N/A	N/A	N/A	N/A	N/A	N/A	N/A	< 5	N/A	< 5	< 5	N/A	N/A	N/A	N/A	N/A
	9/10/2018	N/A	N/A	N/A	N/A	N/A	N/A	N/A	N/A	N/A	N/A	< 5	N/A	< 5	< 5	N/A	N/A	N/A	N/A	< 50
	9/10/2019	N/A	N/A	N/A	N/A	N/A	N/A	N/A	N/A	N/A	N/A	< 5	N/A	< 50	< 5	N/A	N/A	N/A	N/A	N/A
	8/26/2020	N/A	N/A	N/A	N/A	N/A	N/A	N/A	N/A	N/A	N/A	< 50	N/A	< 50	N/A	N/A	N/A	N/A	N/A	< 50
	8/17/2021	N/A	N/A	N/A	N/A	N/A	N/A	N/A	N/A	N/A	N/A	< 50	N/A	< 50	< 50	N/A	N/A	N/A	N/A	N/A
	3/15/2022	N/A	N/A	N/A	N/A	N/A	N/A	N/A	N/A	N/A	N/A	N/A	N/A	N/A	N/A	N/A	N/A	N/A	N/A	< 50
	8/9/2022	N/A	N/A	N/A	N/A	N/A	N/A	N/A	N/A	N/A	N/A	< 5	N/A	< 5	< 5	N/A	N/A	N/A	N/A	N/A
	7/19/2023	N/A	N/A	N/A	N/A	N/A	N/A	N/A	N/A	N/A	N/A	N/A	N/A	< 50	< 5	N/A	N/A	N/A	N/A	N/A
	4/9/2024	N/A	N/A	N/A	N/A	N/A	N/A	N/A	N/A	N/A	N/A	N/A	N/A	N/A	N/A	N/A	N/A	N/A	N/A	< 5
	7/16/2024	N/A	N/A	N/A	N/A	N/A	N/A	N/A	N/A	N/A	N/A	< 5	N/A	< 5	< 5	N/A	N/A	N/A	N/A	N/A
	7/1/2025	N/A	N/A	N/A	N/A	N/A	N/A	N/A	N/A	N/A	N/A	< 5	N/A	< 5	< 5	N/A	N/A	N/A	N/A	N/A
Bromodichloromethane, ug/L (CAS NO - 75-27-4)	10/23/2012	N/A	N/A	N/A	N/A	N/A	N/A	N/A	N/A	N/A	N/A	N/A	N/A	N/A	N/A	N/A	N/A	N/A	N/A	< 200
	4/2/2013	N/A	N/A	N/A	N/A	N/A	N/A	N/A	N/A	N/A	N/A	N/A	N/A	N/A	N/A	N/A	N/A	N/A	N/A	< 0.12
	10/2/2013	< 0.12	< 0.12	< 0.12	< 0.12	< 0.12	< 0.12	< 0.12	< 0.12	< 0.12	< 0.12	< 0.12	< 0.12	< 0.12	< 0.12	< 0.12	< 0.12	< 0.12	< 0.12	< 1.2
	10/12/2016	N/A	N/A	N/A	N/A	N/A	N/A	N/A	N/A	N/A	N/A	N/A	N/A	N/A	N/A	N/A	N/A	N/A	N/A	< 10
	10/5/2017	N/A	N/A	N/A	N/A	N/A	N/A	N/A	N/A	N/A	N/A	< 1	N/A	< 1	< 1	N/A	N/A	N/A	N/A	N/A
	9/10/2018	N/A	N/A	N/A	N/A	N/A	N/A	N/A	N/A	N/A	N/A	< 1	N/A	< 1	< 1	N/A	N/A	N/A	N/A	< 10
	9/10/2019	N/A	N/A	N/A	N/A	N/A	N/A	N/A	N/A	N/A	N/A	< 1	N/A	< 10	< 1	N/A	N/A	N/A	N/A	N/A
	8/26/2020	N/A	N/A	N/A	N/A	N/A	N/A	N/A	N/A	N/A	N/A	< 10	N/A	< 10	N/A	N/A	N/A	N/A	N/A	< 10
	8/17/2021	N/A	N/A	N/A	N/A	N/A	N/A	N/A	N/A	N/A	N/A	< 10	N/A	< 10	< 10	N/A	N/A	N/A	N/A	N/A
	3/15/2022	N/A	N/A	N/A	N/A	N/A	N/A	N/A	N/A	N/A	N/A	N/A	N/A	N/A	N/A	N/A	N/A	N/A	N/A	< 10
	8/9/2022	N/A	N/A	N/A	N/A	N/A	N/A	N/A	N/A	N/A	N/A	< 1	N/A	< 1	< 1	N/A	N/A	N/A	N/A	N/A
	7/19/2023	N/A	N/A	N/A	N/A	N/A	N/A	N/A	N/A	N/A	N/A	N/A	N/A	< 10	< 1	N/A	N/A	N/A	N/A	N/A
	4/9/2024	N/A	N/A	N/A	N/A	N/A	N/A	N/A	N/A	N/A	N/A	N/A	N/A	N/A	N/A	N/A	N/A	N/A	N/A	< 1
	7/16/2024	N/A	N/A	N/A	N/A	N/A	N/A	N/A	N/A	N/A	N/A	< 1	N/A	< 1	< 1	N/A	N/A	N/A	N/A	N/A
	7/1/2025	N/A	N/A	N/A	N/A	N/A	N/A	N/A	N/A	N/A	N/A	< 1	N/A	< 1	< 1	N/A	N/A	N/A	N/A	N/A
Bromoform, ug/L (CAS NO - 75-25-2)	4/2/2013	N/A	N/A	N/A	N/A	N/A	N/A	N/A	N/A	N/A	N/A	N/A	N/A	N/A	N/A	N/A	N/A	N/A	N/A	< 0.14
	10/2/2013	< 0.14	< 0.14	< 0.14	0.196*	< 0.14	< 0.14	0.165*	0.278*	< 0.14	0.177*	0.219*	< 0.14	< 0.14	< 0.14	0.15*	< 0.14	< 0.14	< 0.14	< 1.4
	10/12/2016	N/A	N/A	N/A	N/A	N/A	N/A	N/A	N/A	N/A	N/A	N/A	N/A	N/A	N/A	N/A	N/A	N/A	N/A	< 50
	10/5/2017	N/A	N/A	N/A	N/A	N/A	N/A	N/A	N/A	N/A	N/A	< 5	N/A	< 5	< 5	N/A	N/A	N/A	N/A	N/A
	9/10/2018	N/A	N/A	N/A	N/A	N/A	N/A	N/A	N/A	N/A	N/A	< 5	N/A	< 5	< 5	N/A	N/A	N/A	N/A	< 50
	9/10/2019	N/A	N/A	N/A	N/A	N/A	N/A	N/A	N/A	N/A	N/A	< 5	N/A	< 50	< 5	N/A	N/A	N/A	N/A	N/A
	8/26/2020	N/A	N/A	N/A	N/A	N/A	N/A	N/A	N/A	N/A	N/A	< 50	N/A	< 50	N/A	N/A	N/A	N/A	N/A	< 50
	8/17/2021	N/A	N/A	N/A	N/A	N/A	N/A	N/A	N/A	N/A	N/A	< 50	N/A	< 50	< 50	N/A	N/A	N/A	N/A	N/A
	3/15/2022	N/A	N/A	N/A	N/A	N/A	N/A	N/A	N/A	N/A	N/A	N/A	N/A	N/A	N/A	N/A	N/A	N/A	N/A	< 50
	8/9/2022	N/A	N/A	N/A	N/A	N/A	N/A	N/A	N/A	N/A	N/A	< 5	N/A	< 5	< 5	N/A	N/A	N/A	N/A	N/A
	7/19/2023	N/A	N/A	N/A	N/A	N/A	N/A	N/A	N/A	N/A	N/A	N/A	N/A	< 50	< 5	N/A	N/A	N/A	N/A	N/A
	4/9/2024	N/A	N/A	N/A	N/A	N/A	N/A	N/A	N/A	N/A	N/A	N/A	N/A	N/A	N/A	N/A	N/A	N/A	N/A	< 5
	7/16/2024	N/A	N/A	N/A	N/A	N/A	N/A	N/A	N/A	N/A	N/A	< 5	N/A	< 5	< 5	N/A	N/A	N/A	N/A	N/A
	7/1/2025	N/A	N/A	N/A	N/A	N/A	N/A	N/A	N/A	N/A	N/A	< 5	N/A	< 5	< 5	N/A	N/A	N/A	N/A	N/A
Bromomethane, ug/L (CAS NO - 74-83-9)	10/23/2012	N/A	N/A	N/A	N/A	N/A	N/A	N/A	N/A	N/A	N/A	N/A	N/A	N/A	N/A	N/A	N/A	N/A	N/A	< 500
	4/2/2013	N/A	N/A	N/A	N/A	N/A	N/A	N/A	N/A	N/A	N/A	N/A	N/A	N/A	N/A	N/A	N/A	N/A	N/A	< 0.22
	10/2/2013	< 0.22	< 0.22	< 0.22	< 0.22	< 0.22	< 0.22	< 0.22	< 0.22	< 0.22	**4.22**	< 0.22	< 0.22	< 0.22	< 0.22	< 0.22	< 0.22	< 0.22	< 0.22	< 2.2
	10/12/2016	N/A	N/A	N/A	N/A	N/A	N/A	N/A	N/A	N/A	N/A	N/A	N/A	N/A	N/A	N/A	N/A	N/A	N/A	< 40
	10/5/2017	N/A	N/A	N/A	N/A	N/A	N/A	N/A	N/A	N/A	N/A	0.391*	N/A	0.327*	< 4	N/A	N/A	N/A	N/A	N/A
	9/10/2018	N/A	N/A	N/A	N/A	N/A	N/A	N/A	N/A	N/A	N/A	< 4	N/A	< 4	< 4	N/A	N/A	N/A	N/A	< 40
	9/10/2019	N/A	N/A	N/A	N/A	N/A	N/A	N/A	N/A	N/A	N/A	< 4	N/A	< 40	< 4	N/A	N/A	N/A	N/A	N/A
	8/26/2020	N/A	N/A	N/A	N/A	N/A	N/A	N/A	N/A	N/A	N/A	< 40	N/A	< 40	N/A	N/A	N/A	N/A	N/A	< 40
	8/17/2021	N/A	N/A	N/A	N/A	N/A	N/A	N/A	N/A	N/A	N/A	< 40	N/A	< 40	< 40	N/A	N/A	N/A	N/A	N/A
	3/15/2022	N/A	N/A	N/A	N/A	N/A	N/A	N/A	N/A	N/A	N/A	N/A	N/A	N/A	N/A	N/A	N/A	N/A	N/A	< 40
	8/9/2022	N/A	N/A	N/A	N/A	N/A	N/A	N/A	N/A	N/A	N/A	< 4	N/A	< 4	< 4	N/A	N/A	N/A	N/A	N/A
	7/19/2023	N/A	N/A	N/A	N/A	N/A	N/A	N/A	N/A	N/A	N/A	N/A	N/A	< 40	< 4	N/A	N/A	N/A	N/A	N/A
	4/9/2024	N/A	N/A	N/A	N/A	N/A	N/A	N/A	N/A	N/A	N/A	N/A	N/A	N/A	N/A	N/A	N/A	N/A	N/A	< 4
	7/16/2024	N/A	N/A	N/A	N/A	N/A	N/A	N/A	N/A	N/A	N/A	< 4	N/A	< 4	< 4	N/A	N/A	N/A	N/A	N/A
	7/1/2025	N/A	N/A	N/A	N/A	N/A	N/A	N/A	N/A	N/A	N/A	< 4	N/A	< 4	< 4	N/A	N/A	N/A	N/A	N/A
Carbon Disulfide, ug/L (CAS NO - 75-15-0)	10/2/2013	< 0.15	< 0.15	< 0.15	< 0.15	< 0.15	< 0.15	< 0.15	< 0.15	0.244*	0.45*	< 0.15	0.592*	0.581*	< 0.15	< 0.15	< 0.15	< 0.15	< 0.15	N/A
	10/12/2016	N/A	N/A	N/A	N/A	N/A	N/A	N/A	N/A	N/A	N/A	N/A	N/A	N/A	N/A	N/A	N/A	N/A	N/A	6.25*
	10/5/2017	N/A	N/A	N/A	N/A	N/A	N/A	N/A	N/A	N/A	N/A	**10.5**	N/A	**1.03**	0.568*	N/A	N/A	N/A	N/A	N/A
	9/10/2018	N/A	N/A	N/A	N/A	N/A	N/A	N/A	N/A	N/A	N/A	0.549*	N/A	< 1	< 1	N/A	N/A	N/A	N/A	< 10
	9/10/2019	N/A	N/A	N/A	N/A	N/A	N/A	N/A	N/A	N/A	N/A	**2.97**	N/A	< 10	< 1	N/A	N/A	N/A	N/A	N/A
	8/26/2020	N/A	N/A	N/A	N/A	N/A	N/A	N/A	N/A	N/A	N/A	**13.5**	N/A	5.71*	N/A	N/A	N/A	N/A	N/A	5.21*
	8/17/2021	N/A	N/A	N/A	N/A	N/A	N/A	N/A	N/A	N/A	N/A	< 10	N/A	< 10	< 10	N/A	N/A	N/A	N/A	N/A
	3/15/2022	N/A	N/A	N/A	N/A	N/A	N/A	N/A	N/A	N/A	N/A	N/A	N/A	N/A	N/A	N/A	N/A	N/A	N/A	< 10
	8/9/2022	N/A	N/A	N/A	N/A	N/A	N/A	N/A	N/A	N/A	N/A	0.457*	N/A	0.489*	< 1	N/A	N/A	N/A	N/A	N/A
	7/19/2023	N/A	N/A	N/A	N/A	N/A	N/A	N/A	N/A	N/A	N/A	N/A	N/A	< 10	< 1	N/A	N/A	N/A	N/A	N/A
	4/9/2024	N/A	N/A	N/A	N/A	N/A	N/A	N/A	N/A	N/A	N/A	N/A	N/A	N/A	N/A	N/A	N/A	N/A	N/A	0.56*
	7/16/2024	N/A	N/A	N/A	N/A	N/A	N/A	N/A	N/A	N/A	N/A	**1.1**	N/A	< 1	< 1	N/A	N/A	N/A	N/A	N/A
	7/1/2025	N/A	N/A	N/A	N/A	N/A	N/A	N/A	N/A	N/A	N/A	**1.19**	N/A	< 1	< 1	N/A	N/A	N/A	N/A	N/A

SCS ENGINEERS

Summary of Groundwater Chemistry

Archer Daniels Midland Landfill (Closed) - 23-SDP-05-88C

Appendix I VOC Constituents	Sample Date	MW-1 UPG	MW-2 UPG	MW-17 UPG	MW-18 UPG	MW-3 DNG	MW-4 DNG	MW-5 DNG	MW-6 DNG	MW-7 DNG	MW-8 DNG	MW-9 DNG	MW-10 DNG	MW-11 DNG	MW-12 DNG	MW-13 DNG	MW-14 DNG	MW-15 DNG	MW-16 DNG	WET_WELL DNG
Carbon Tetrachloride, ug/L (CAS NO - 56-23-5)	10/23/2012	N/A	N/A	N/A	N/A	N/A	N/A	N/A	N/A	N/A	N/A	N/A	N/A	N/A	N/A	N/A	N/A	N/A	N/A	< 200
	4/2/2013	N/A	N/A	N/A	N/A	N/A	N/A	N/A	N/A	N/A	N/A	N/A	N/A	N/A	N/A	N/A	N/A	N/A	N/A	< 0.24
	10/2/2013	< 0.24	< 0.24	< 0.24	< 0.24	< 0.24	< 0.24	< 0.24	< 0.24	< 0.24	< 0.24	< 0.24	< 0.24	< 0.24	< 0.24	< 0.24	< 0.24	< 0.24	< 0.24	< 2.4
	10/12/2016	N/A	N/A	N/A	N/A	N/A	N/A	N/A	N/A	N/A	N/A	N/A	N/A	N/A	N/A	N/A	N/A	N/A	N/A	< 20
	10/5/2017	N/A	N/A	N/A	N/A	N/A	N/A	N/A	N/A	N/A	N/A	< 2	N/A	< 2	< 2	N/A	N/A	N/A	N/A	N/A
	9/10/2018	N/A	N/A	N/A	N/A	N/A	N/A	N/A	N/A	N/A	N/A	< 2	N/A	< 2	< 2	N/A	N/A	N/A	N/A	< 20
	9/10/2019	N/A	N/A	N/A	N/A	N/A	N/A	N/A	N/A	N/A	N/A	< 2	N/A	< 20	< 2	N/A	N/A	N/A	N/A	N/A
	8/26/2020	N/A	N/A	N/A	N/A	N/A	N/A	N/A	N/A	N/A	N/A	< 20	N/A	< 20	N/A	N/A	N/A	N/A	N/A	< 20
	8/17/2021	N/A	N/A	N/A	N/A	N/A	N/A	N/A	N/A	N/A	N/A	< 20	N/A	< 20	< 20	N/A	N/A	N/A	N/A	N/A
	3/15/2022	N/A	N/A	N/A	N/A	N/A	N/A	N/A	N/A	N/A	N/A	N/A	N/A	N/A	N/A	N/A	N/A	N/A	N/A	< 20
	8/9/2022	N/A	N/A	N/A	N/A	N/A	N/A	N/A	N/A	N/A	N/A	< 2	N/A	< 2	< 2	N/A	N/A	N/A	N/A	N/A
	7/19/2023	N/A	N/A	N/A	N/A	N/A	N/A	N/A	N/A	N/A	N/A	N/A	N/A	< 20	< 2	N/A	N/A	N/A	N/A	N/A
	4/9/2024	N/A	N/A	N/A	N/A	N/A	N/A	N/A	N/A	N/A	N/A	N/A	N/A	N/A	N/A	N/A	N/A	N/A	N/A	< 2
	7/16/2024	N/A	N/A	N/A	N/A	N/A	N/A	N/A	N/A	N/A	N/A	< 2	N/A	< 2	< 2	N/A	N/A	N/A	N/A	N/A
	7/1/2025	N/A	N/A	N/A	N/A	N/A	N/A	N/A	N/A	N/A	N/A	< 2	N/A	< 2	< 2	N/A	N/A	N/A	N/A	N/A
Chlorobenzene, ug/L (CAS NO - 108-90-7)	10/23/2012	N/A	N/A	N/A	N/A	N/A	N/A	N/A	N/A	N/A	N/A	N/A	N/A	N/A	N/A	N/A	N/A	N/A	N/A	< 100
	4/2/2013	N/A	N/A	N/A	N/A	N/A	N/A	N/A	N/A	N/A	N/A	N/A	N/A	N/A	N/A	N/A	N/A	N/A	N/A	< 0.19
	10/2/2013	< 0.19	< 0.19	< 0.19	< 0.19	< 0.19	< 0.19	< 0.19	< 0.19	< 0.19	< 0.19	< 0.19	< 0.19	< 0.19	< 0.19	< 0.19	< 0.19	< 0.19	< 0.19	< 1.9
	10/12/2016	N/A	N/A	N/A	N/A	N/A	N/A	N/A	N/A	N/A	N/A	N/A	N/A	N/A	N/A	N/A	N/A	N/A	N/A	< 10
	10/5/2017	N/A	N/A	N/A	N/A	N/A	N/A	N/A	N/A	N/A	N/A	< 1	N/A	< 1	< 1	N/A	N/A	N/A	N/A	N/A
	9/10/2018	N/A	N/A	N/A	N/A	N/A	N/A	N/A	N/A	N/A	N/A	< 1	N/A	< 1	< 1	N/A	N/A	N/A	N/A	< 10
	9/10/2019	N/A	N/A	N/A	N/A	N/A	N/A	N/A	N/A	N/A	N/A	< 1	N/A	< 10	< 1	N/A	N/A	N/A	N/A	N/A
	8/26/2020	N/A	N/A	N/A	N/A	N/A	N/A	N/A	N/A	N/A	N/A	< 10	N/A	< 10	N/A	N/A	N/A	N/A	N/A	< 10
	8/17/2021	N/A	N/A	N/A	N/A	N/A	N/A	N/A	N/A	N/A	N/A	< 10	N/A	< 10	< 10	N/A	N/A	N/A	N/A	N/A
	3/15/2022	N/A	N/A	N/A	N/A	N/A	N/A	N/A	N/A	N/A	N/A	N/A	N/A	N/A	N/A	N/A	N/A	N/A	N/A	< 10
	8/9/2022	N/A	N/A	N/A	N/A	N/A	N/A	N/A	N/A	N/A	N/A	< 1	N/A	< 1	< 1	N/A	N/A	N/A	N/A	N/A
	7/19/2023	N/A	N/A	N/A	N/A	N/A	N/A	N/A	N/A	N/A	N/A	N/A	N/A	< 10	< 1	N/A	N/A	N/A	N/A	N/A
	4/9/2024	N/A	N/A	N/A	N/A	N/A	N/A	N/A	N/A	N/A	N/A	N/A	N/A	N/A	N/A	N/A	N/A	N/A	N/A	< 1
	7/16/2024	N/A	N/A	N/A	N/A	N/A	N/A	N/A	N/A	N/A	N/A	< 1	N/A	< 1	< 1	N/A	N/A	N/A	N/A	N/A
	7/1/2025	N/A	N/A	N/A	N/A	N/A	N/A	N/A	N/A	N/A	N/A	< 1	N/A	< 1	< 1	N/A	N/A	N/A	N/A	N/A
Chlorodibromomethane, ug/L (CAS NO - 124-48-1)	10/23/2012	N/A	N/A	N/A	N/A	N/A	N/A	N/A	N/A	N/A	N/A	N/A	N/A	N/A	N/A	N/A	N/A	N/A	N/A	< 200
	4/2/2013	N/A	N/A	N/A	N/A	N/A	N/A	N/A	N/A	N/A	N/A	N/A	N/A	N/A	N/A	N/A	N/A	N/A	N/A	< 0.2
	10/2/2013	< 0.2	< 0.2	< 0.2	< 0.2	< 0.2	< 0.2	< 0.2	< 0.2	< 0.2	< 0.2	< 0.2	< 0.2	< 0.2	< 0.2	< 0.2	< 0.2	< 0.2	< 0.2	< 2
	10/12/2016	N/A	N/A	N/A	N/A	N/A	N/A	N/A	N/A	N/A	N/A	N/A	N/A	N/A	N/A	N/A	N/A	N/A	N/A	< 50
	10/5/2017	N/A	N/A	N/A	N/A	N/A	N/A	N/A	N/A	N/A	N/A	< 5	N/A	< 5	< 5	N/A	N/A	N/A	N/A	N/A
	9/10/2018	N/A	N/A	N/A	N/A	N/A	N/A	N/A	N/A	N/A	N/A	< 5	N/A	< 5	< 5	N/A	N/A	N/A	N/A	< 50
	9/10/2019	N/A	N/A	N/A	N/A	N/A	N/A	N/A	N/A	N/A	N/A	< 5	N/A	< 50	< 5	N/A	N/A	N/A	N/A	N/A
	8/26/2020	N/A	N/A	N/A	N/A	N/A	N/A	N/A	N/A	N/A	N/A	< 50	N/A	< 50	N/A	N/A	N/A	N/A	N/A	< 50
	8/17/2021	N/A	N/A	N/A	N/A	N/A	N/A	N/A	N/A	N/A	N/A	< 50	N/A	< 50	< 50	N/A	N/A	N/A	N/A	N/A
	3/15/2022	N/A	N/A	N/A	N/A	N/A	N/A	N/A	N/A	N/A	N/A	N/A	N/A	N/A	N/A	N/A	N/A	N/A	N/A	< 50
	8/9/2022	N/A	N/A	N/A	N/A	N/A	N/A	N/A	N/A	N/A	N/A	< 5	N/A	< 5	< 5	N/A	N/A	N/A	N/A	N/A
	7/19/2023	N/A	N/A	N/A	N/A	N/A	N/A	N/A	N/A	N/A	N/A	N/A	N/A	< 50	< 5	N/A	N/A	N/A	N/A	N/A
	4/9/2024	N/A	N/A	N/A	N/A	N/A	N/A	N/A	N/A	N/A	N/A	N/A	N/A	N/A	N/A	N/A	N/A	N/A	N/A	< 5
	7/16/2024	N/A	N/A	N/A	N/A	N/A	N/A	N/A	N/A	N/A	N/A	< 5	N/A	< 5	< 5	N/A	N/A	N/A	N/A	N/A
	7/1/2025	N/A	N/A	N/A	N/A	N/A	N/A	N/A	N/A	N/A	N/A	< 5	N/A	< 5	< 5	N/A	N/A	N/A	N/A	N/A
Chloroethane, ug/L (CAS NO - 75-00-3)	10/23/2012	N/A	N/A	N/A	N/A	N/A	N/A	N/A	N/A	N/A	N/A	N/A	N/A	N/A	N/A	N/A	N/A	N/A	N/A	< 400
	4/2/2013	N/A	N/A	N/A	N/A	N/A	N/A	N/A	N/A	N/A	N/A	N/A	N/A	N/A	N/A	N/A	N/A	N/A	N/A	< 0.15
	10/2/2013	< 0.15	< 0.15	< 0.15	< 0.15	< 0.15	< 0.15	< 0.15	< 0.15	< 0.15	< 0.15	< 0.15	< 0.15	< 0.15	< 0.15	< 0.15	< 0.15	< 0.15	< 0.15	< 1.5
	10/12/2016	N/A	N/A	N/A	N/A	N/A	N/A	N/A	N/A	N/A	N/A	N/A	N/A	N/A	N/A	N/A	N/A	N/A	N/A	< 40
	10/5/2017	N/A	N/A	N/A	N/A	N/A	N/A	N/A	N/A	N/A	N/A	< 4	N/A	< 4	< 4	N/A	N/A	N/A	N/A	N/A
	9/10/2018	N/A	N/A	N/A	N/A	N/A	N/A	N/A	N/A	N/A	N/A	< 4	N/A	< 4	< 4	N/A	N/A	N/A	N/A	< 40
	9/10/2019	N/A	N/A	N/A	N/A	N/A	N/A	N/A	N/A	N/A	N/A	< 4	N/A	< 40	< 4	N/A	N/A	N/A	N/A	N/A
	8/26/2020	N/A	N/A	N/A	N/A	N/A	N/A	N/A	N/A	N/A	N/A	< 40	N/A	< 40	N/A	N/A	N/A	N/A	N/A	< 40
	8/17/2021	N/A	N/A	N/A	N/A	N/A	N/A	N/A	N/A	N/A	N/A	< 40	N/A	< 40	< 40	N/A	N/A	N/A	N/A	N/A
	3/15/2022	N/A	N/A	N/A	N/A	N/A	N/A	N/A	N/A	N/A	N/A	N/A	N/A	N/A	N/A	N/A	N/A	N/A	N/A	< 40
	8/9/2022	N/A	N/A	N/A	N/A	N/A	N/A	N/A	N/A	N/A	N/A	< 4	N/A	< 4	< 4	N/A	N/A	N/A	N/A	N/A
	7/19/2023	N/A	N/A	N/A	N/A	N/A	N/A	N/A	N/A	N/A	N/A	N/A	N/A	< 40	< 4	N/A	N/A	N/A	N/A	N/A
	4/9/2024	N/A	N/A	N/A	N/A	N/A	N/A	N/A	N/A	N/A	N/A	N/A	N/A	N/A	N/A	N/A	N/A	N/A	N/A	< 4
	7/16/2024	N/A	N/A	N/A	N/A	N/A	N/A	N/A	N/A	N/A	N/A	< 4	N/A	< 4	< 4	N/A	N/A	N/A	N/A	N/A
	7/1/2025	N/A	N/A	N/A	N/A	N/A	N/A	N/A	N/A	N/A	N/A	< 4	N/A	< 4	< 4	N/A	N/A	N/A	N/A	N/A
Chloroform, ug/L (CAS NO - 67-66-3)	10/23/2012	N/A	N/A	N/A	N/A	N/A	N/A	N/A	N/A	N/A	N/A	N/A	N/A	N/A	N/A	N/A	N/A	N/A	N/A	< 200
	4/2/2013	N/A	N/A	N/A	N/A	N/A	N/A	N/A	N/A	N/A	N/A	N/A	N/A	N/A	N/A	N/A	N/A	N/A	N/A	< 0.28
	10/2/2013	< 0.28	< 0.28	< 0.28	< 0.28	< 0.28	< 0.28	< 0.28	< 0.28	< 0.28	< 0.28	< 0.28	< 0.28	< 0.28	< 0.28	< 0.28	< 0.28	< 0.28	< 0.28	< 2.8
	10/12/2016	N/A	N/A	N/A	N/A	N/A	N/A	N/A	N/A	N/A	N/A	N/A	N/A	N/A	N/A	N/A	N/A	N/A	N/A	9.07*
	10/5/2017	N/A	N/A	N/A	N/A	N/A	N/A	N/A	N/A	N/A	N/A	< 1	N/A	< 1	< 1	N/A	N/A	N/A	N/A	N/A
	9/10/2018	N/A	N/A	N/A	N/A	N/A	N/A	N/A	N/A	N/A	N/A	< 3	N/A	< 3	< 3	N/A	N/A	N/A	N/A	< 30
	9/10/2019	N/A	N/A	N/A	N/A	N/A	N/A	N/A	N/A	N/A	N/A	< 3	N/A	< 30	< 3	N/A	N/A	N/A	N/A	N/A
	8/26/2020	N/A	N/A	N/A	N/A	N/A	N/A	N/A	N/A	N/A	N/A	< 30	N/A	< 30	N/A	N/A	N/A	N/A	N/A	< 30
	8/17/2021	N/A	N/A	N/A	N/A	N/A	N/A	N/A	N/A	N/A	N/A	< 30	N/A	< 30	< 30	N/A	N/A	N/A	N/A	N/A
	3/15/2022	N/A	N/A	N/A	N/A	N/A	N/A	N/A	N/A	N/A	N/A	N/A	N/A	N/A	N/A	N/A	N/A	N/A	N/A	< 30
	8/9/2022	N/A	N/A	N/A	N/A	N/A	N/A	N/A	N/A	N/A	N/A	< 3	N/A	< 3	< 3	N/A	N/A	N/A	N/A	N/A
	7/19/2023	N/A	N/A	N/A	N/A	N/A	N/A	N/A	N/A	N/A	N/A	N/A	N/A	< 30	< 3	N/A	N/A	N/A	N/A	N/A
	4/9/2024	N/A	N/A	N/A	N/A	N/A	N/A	N/A	N/A	N/A	N/A	N/A	N/A	N/A	N/A	N/A	N/A	N/A	N/A	< 3
	7/16/2024	N/A	N/A	N/A	N/A	N/A	N/A	N/A	N/A	N/A	N/A	< 3	N/A	< 3	< 3	N/A	N/A	N/A	N/A	N/A
	7/1/2025	N/A	N/A	N/A	N/A	N/A	N/A	N/A	N/A	N/A	N/A	< 3	N/A	< 3	< 3	N/A	N/A	N/A	N/A	N/A

SCS ENGINEERS

Summary of Groundwater Chemistry

Archer Daniels Midland Landfill (Closed) - 23-SDP-05-88C

Appendix I VOC Constituents	Sample Date	MW-1 UPG	MW-2 UPG	MW-17 UPG	MW-18 UPG	MW-3 DNG	MW-4 DNG	MW-5 DNG	MW-6 DNG	MW-7 DNG	MW-8 DNG	MW-9 DNG	MW-10 DNG	MW-11 DNG	MW-12 DNG	MW-13 DNG	MW-14 DNG	MW-15 DNG	MW-16 DNG	WET_WELL DNG
Chloromethane, ug/L (CAS NO - 74-87-3)	10/23/2012	N/A	N/A	N/A	N/A	N/A	N/A	N/A	N/A	N/A	N/A	N/A	N/A	N/A	N/A	N/A	N/A	N/A	N/A	< 300
	4/2/2013	N/A	N/A	N/A	N/A	N/A	N/A	N/A	N/A	N/A	N/A	N/A	N/A	N/A	N/A	N/A	N/A	N/A	N/A	< 0.31
	10/2/2013	< 0.31	< 0.31	< 0.31	< 0.31	< 0.31	< 0.31	< 0.31	< 0.31	< 0.31	< 0.31	< 0.31	< 0.31	< 0.31	< 0.31	< 0.31	< 0.31	< 0.31	< 0.31	< 3.1
	10/12/2016	N/A	N/A	N/A	N/A	N/A	N/A	N/A	N/A	N/A	N/A	N/A	N/A	N/A	N/A	N/A	N/A	N/A	N/A	< 30
	10/5/2017	N/A	N/A	N/A	N/A	N/A	N/A	N/A	N/A	N/A	N/A	< 3	N/A	< 3	< 3	N/A	N/A	N/A	N/A	N/A
	9/10/2018	N/A	N/A	N/A	N/A	N/A	N/A	N/A	N/A	N/A	N/A	< 3	N/A	< 3	< 3	N/A	N/A	N/A	N/A	< 30
	9/10/2019	N/A	N/A	N/A	N/A	N/A	N/A	N/A	N/A	N/A	N/A	< 3	N/A	< 30	< 3	N/A	N/A	N/A	N/A	N/A
	8/26/2020	N/A	N/A	N/A	N/A	N/A	N/A	N/A	N/A	N/A	N/A	< 30	N/A	< 30	N/A	N/A	N/A	N/A	N/A	< 30
	8/17/2021	N/A	N/A	N/A	N/A	N/A	N/A	N/A	N/A	N/A	N/A	< 30	N/A	< 30	< 30	N/A	N/A	N/A	N/A	N/A
	3/15/2022	N/A	N/A	N/A	N/A	N/A	N/A	N/A	N/A	N/A	N/A	N/A	N/A	N/A	N/A	N/A	N/A	N/A	N/A	< 30
	8/9/2022	N/A	N/A	N/A	N/A	N/A	N/A	N/A	N/A	N/A	N/A	< 3	N/A	< 3	< 3	N/A	N/A	N/A	N/A	N/A
	7/19/2023	N/A	N/A	N/A	N/A	N/A	N/A	N/A	N/A	N/A	N/A	N/A	N/A	< 30	< 3	N/A	N/A	N/A	N/A	N/A
	4/9/2024	N/A	N/A	N/A	N/A	N/A	N/A	N/A	N/A	N/A	N/A	N/A	N/A	N/A	N/A	N/A	N/A	N/A	N/A	< 3
	7/16/2024	N/A	N/A	N/A	N/A	N/A	N/A	N/A	N/A	N/A	N/A	< 3	N/A	< 3	< 3	N/A	N/A	N/A	N/A	N/A
	7/1/2025	N/A	N/A	N/A	N/A	N/A	N/A	N/A	N/A	N/A	N/A	< 3	N/A	< 3	< 3	N/A	N/A	N/A	N/A	N/A
cis-1,2-Dichloroethene, ug/L (CAS NO - 156-59-2)	10/23/2012	N/A	N/A	N/A	N/A	N/A	N/A	N/A	N/A	N/A	N/A	N/A	N/A	N/A	N/A	N/A	N/A	N/A	N/A	< 100
	4/2/2013	N/A	N/A	N/A	N/A	N/A	N/A	N/A	N/A	N/A	N/A	N/A	N/A	N/A	N/A	N/A	N/A	N/A	N/A	< 0.13
	10/2/2013	< 0.13	< 0.13	< 0.13	< 0.13	< 0.13	< 0.13	< 0.13	< 0.13	< 0.13	< 0.13	< 0.13	< 0.13	< 0.13	< 0.13	< 0.13	< 0.13	< 0.13	< 0.13	< 1.3
	10/12/2016	N/A	N/A	N/A	N/A	N/A	N/A	N/A	N/A	N/A	N/A	N/A	N/A	N/A	N/A	N/A	N/A	N/A	N/A	< 10
	10/5/2017	N/A	N/A	N/A	N/A	N/A	N/A	N/A	N/A	N/A	N/A	< 1	N/A	< 1	< 1	N/A	N/A	N/A	N/A	N/A
	9/10/2018	N/A	N/A	N/A	N/A	N/A	N/A	N/A	N/A	N/A	N/A	< 1	N/A	< 1	< 1	N/A	N/A	N/A	N/A	< 10
	9/10/2019	N/A	N/A	N/A	N/A	N/A	N/A	N/A	N/A	N/A	N/A	< 1	N/A	< 10	< 1	N/A	N/A	N/A	N/A	N/A
	8/26/2020	N/A	N/A	N/A	N/A	N/A	N/A	N/A	N/A	N/A	N/A	< 10	N/A	< 10	N/A	N/A	N/A	N/A	N/A	< 10
	8/17/2021	N/A	N/A	N/A	N/A	N/A	N/A	N/A	N/A	N/A	N/A	< 10	N/A	< 10	< 10	N/A	N/A	N/A	N/A	N/A
	3/15/2022	N/A	N/A	N/A	N/A	N/A	N/A	N/A	N/A	N/A	N/A	N/A	N/A	N/A	N/A	N/A	N/A	N/A	N/A	< 10
	8/9/2022	N/A	N/A	N/A	N/A	N/A	N/A	N/A	N/A	N/A	N/A	< 1	N/A	< 1	< 1	N/A	N/A	N/A	N/A	N/A
	7/19/2023	N/A	N/A	N/A	N/A	N/A	N/A	N/A	N/A	N/A	N/A	N/A	N/A	< 10	< 1	N/A	N/A	N/A	N/A	N/A
	4/9/2024	N/A	N/A	N/A	N/A	N/A	N/A	N/A	N/A	N/A	N/A	N/A	N/A	N/A	N/A	N/A	N/A	N/A	N/A	< 1
	7/16/2024	N/A	N/A	N/A	N/A	N/A	N/A	N/A	N/A	N/A	N/A	< 1	N/A	< 1	< 1	N/A	N/A	N/A	N/A	N/A
	7/1/2025	N/A	N/A	N/A	N/A	N/A	N/A	N/A	N/A	N/A	N/A	< 1	N/A	< 1	< 1	N/A	N/A	N/A	N/A	N/A
cis-1,3-Dichloropropene, ug/L (CAS NO - 10061-01-5)	10/2/2013	< 0.15	< 0.15	< 0.15	< 0.15	< 0.15	< 0.15	< 0.15	< 0.15	< 0.15	< 0.15	< 0.15	< 0.15	< 0.15	< 0.15	< 0.15	< 0.15	< 0.15	< 0.15	N/A
	10/12/2016	N/A	N/A	N/A	N/A	N/A	N/A	N/A	N/A	N/A	N/A	N/A	N/A	N/A	N/A	N/A	N/A	N/A	N/A	< 50
	10/5/2017	N/A	N/A	N/A	N/A	N/A	N/A	N/A	N/A	N/A	N/A	< 5	N/A	< 5	< 5	N/A	N/A	N/A	N/A	N/A
	9/10/2018	N/A	N/A	N/A	N/A	N/A	N/A	N/A	N/A	N/A	N/A	< 5	N/A	< 5	< 5	N/A	N/A	N/A	N/A	< 50
	9/10/2019	N/A	N/A	N/A	N/A	N/A	N/A	N/A	N/A	N/A	N/A	< 5	N/A	< 50	< 5	N/A	N/A	N/A	N/A	N/A
	8/26/2020	N/A	N/A	N/A	N/A	N/A	N/A	N/A	N/A	N/A	N/A	< 50	N/A	< 50	N/A	N/A	N/A	N/A	N/A	< 50
	8/17/2021	N/A	N/A	N/A	N/A	N/A	N/A	N/A	N/A	N/A	N/A	< 50	N/A	< 50	< 50	N/A	N/A	N/A	N/A	N/A
	3/15/2022	N/A	N/A	N/A	N/A	N/A	N/A	N/A	N/A	N/A	N/A	N/A	N/A	N/A	N/A	N/A	N/A	N/A	N/A	< 50
	8/9/2022	N/A	N/A	N/A	N/A	N/A	N/A	N/A	N/A	N/A	N/A	< 5	N/A	< 5	< 5	N/A	N/A	N/A	N/A	N/A
	7/19/2023	N/A	N/A	N/A	N/A	N/A	N/A	N/A	N/A	N/A	N/A	N/A	N/A	< 50	< 5	N/A	N/A	N/A	N/A	N/A
	4/9/2024	N/A	N/A	N/A	N/A	N/A	N/A	N/A	N/A	N/A	N/A	N/A	N/A	N/A	N/A	N/A	N/A	N/A	N/A	< 5
	7/16/2024	N/A	N/A	N/A	N/A	N/A	N/A	N/A	N/A	N/A	N/A	< 5	N/A	< 5	< 5	N/A	N/A	N/A	N/A	N/A
	7/1/2025	N/A	N/A	N/A	N/A	N/A	N/A	N/A	N/A	N/A	N/A	< 5	N/A	< 5	< 5	N/A	N/A	N/A	N/A	N/A
Ethylbenzene, ug/L (CAS NO - 100-41-4)	10/23/2012	N/A	N/A	N/A	N/A	N/A	N/A	N/A	N/A	N/A	N/A	N/A	N/A	N/A	N/A	N/A	N/A	N/A	N/A	< 100
	4/2/2013	N/A	N/A	N/A	N/A	N/A	N/A	N/A	N/A	N/A	N/A	N/A	N/A	N/A	N/A	N/A	N/A	N/A	N/A	< 0.21
	10/2/2013	< 0.21	< 0.21	< 0.21	< 0.21	< 0.21	< 0.21	< 0.21	< 0.21	< 0.21	< 0.21	0.356*	< 0.21	< 0.21	< 0.21	< 0.21	< 0.21	< 0.21	< 0.21	< 2.1
	10/1/2014	N/A	N/A	N/A	N/A	N/A	N/A	N/A	N/A	N/A	N/A	< 1	N/A	N/A	N/A	N/A	N/A	N/A	N/A	N/A
	10/1/2015	N/A	N/A	N/A	N/A	N/A	N/A	N/A	N/A	N/A	N/A	< 21	N/A	N/A	N/A	N/A	N/A	N/A	N/A	N/A
	10/12/2016	N/A	N/A	N/A	N/A	N/A	N/A	N/A	N/A	N/A	N/A	0.465*	N/A	N/A	N/A	N/A	N/A	N/A	N/A	< 10
	10/5/2017	N/A	N/A	N/A	N/A	N/A	N/A	N/A	N/A	N/A	N/A	0.325*	N/A	< 1	< 1	N/A	N/A	N/A	N/A	N/A
	5/9/2018	N/A	N/A	N/A	N/A	N/A	N/A	N/A	N/A	N/A	N/A	N/A	N/A	< 2	< 2	N/A	N/A	N/A	N/A	N/A
	9/10/2018	N/A	N/A	N/A	N/A	N/A	N/A	N/A	N/A	N/A	N/A	0.404*	N/A	< 1	< 1	N/A	N/A	N/A	N/A	< 10
	9/10/2019	N/A	N/A	N/A	N/A	N/A	N/A	N/A	N/A	N/A	N/A	0.381*	N/A	< 10	< 1	N/A	N/A	N/A	N/A	N/A
	8/26/2020	N/A	N/A	N/A	N/A	N/A	N/A	N/A	N/A	N/A	N/A	< 10	N/A	< 10	N/A	N/A	N/A	N/A	N/A	< 10
	8/17/2021	N/A	N/A	N/A	N/A	N/A	N/A	N/A	N/A	N/A	N/A	< 10	N/A	< 10	< 10	N/A	N/A	N/A	N/A	N/A
	3/15/2022	N/A	N/A	N/A	N/A	N/A	N/A	N/A	N/A	N/A	N/A	N/A	N/A	N/A	N/A	N/A	N/A	N/A	N/A	< 10
	8/9/2022	N/A	N/A	N/A	N/A	N/A	N/A	N/A	N/A	N/A	N/A	0.427*	N/A	< 1	< 1	N/A	N/A	N/A	N/A	N/A
	7/19/2023	N/A	N/A	N/A	N/A	N/A	N/A	N/A	N/A	N/A	N/A	N/A	N/A	< 10	< 1	N/A	N/A	N/A	N/A	N/A
	4/9/2024	N/A	N/A	N/A	N/A	N/A	N/A	N/A	N/A	N/A	N/A	N/A	N/A	N/A	N/A	N/A	N/A	N/A	N/A	< 1
	7/16/2024	N/A	N/A	N/A	N/A	N/A	N/A	N/A	N/A	N/A	N/A	< 1	N/A	< 1	< 1	N/A	N/A	N/A	N/A	N/A
	7/1/2025	N/A	N/A	N/A	N/A	N/A	N/A	N/A	N/A	N/A	N/A	0.382*	N/A	< 1	< 1	N/A	N/A	N/A	N/A	N/A
Methylene Bromide, ug/L (CAS NO - 74-95-3)	10/2/2013	< 0.18	< 0.18	< 0.18	< 0.18	< 0.18	< 0.18	< 0.18	< 0.18	< 0.18	< 0.18	< 0.18	< 0.18	< 0.18	< 0.18	< 0.18	< 0.18	< 0.18	< 0.18	N/A
	10/12/2016	N/A	N/A	N/A	N/A	N/A	N/A	N/A	N/A	N/A	N/A	N/A	N/A	N/A	N/A	N/A	N/A	N/A	N/A	< 10
	10/5/2017	N/A	N/A	N/A	N/A	N/A	N/A	N/A	N/A	N/A	N/A	< 1	N/A	< 1	< 1	N/A	N/A	N/A	N/A	N/A
	9/10/2018	N/A	N/A	N/A	N/A	N/A	N/A	N/A	N/A	N/A	N/A	< 1	N/A	< 1	< 1	N/A	N/A	N/A	N/A	< 10
	9/10/2019	N/A	N/A	N/A	N/A	N/A	N/A	N/A	N/A	N/A	N/A	< 1	N/A	< 10	< 1	N/A	N/A	N/A	N/A	N/A
	8/26/2020	N/A	N/A	N/A	N/A	N/A	N/A	N/A	N/A	N/A	N/A	< 10	N/A	< 10	N/A	N/A	N/A	N/A	N/A	< 10
	8/17/2021	N/A	N/A	N/A	N/A	N/A	N/A	N/A	N/A	N/A	N/A	< 10	N/A	< 10	< 10	N/A	N/A	N/A	N/A	N/A
	3/15/2022	N/A	N/A	N/A	N/A	N/A	N/A	N/A	N/A	N/A	N/A	N/A	N/A	N/A	N/A	N/A	N/A	N/A	N/A	< 10
	8/9/2022	N/A	N/A	N/A	N/A	N/A	N/A	N/A	N/A	N/A	N/A	< 1	N/A	< 1	< 1	N/A	N/A	N/A	N/A	N/A
	7/19/2023	N/A	N/A	N/A	N/A	N/A	N/A	N/A	N/A	N/A	N/A	N/A	N/A	< 10	< 1	N/A	N/A	N/A	N/A	N/A
	4/9/2024	N/A	N/A	N/A	N/A	N/A	N/A	N/A	N/A	N/A	N/A	N/A	N/A	N/A	N/A	N/A	N/A	N/A	N/A	< 1
	7/16/2024	N/A	N/A	N/A	N/A	N/A	N/A	N/A	N/A	N/A	N/A	< 1	N/A	< 1	< 1	N/A	N/A	N/A	N/A	N/A
	7/1/2025	N/A	N/A	N/A	N/A	N/A	N/A	N/A	N/A	N/A	N/A	< 1	N/A	< 1	< 1	N/A	N/A	N/A	N/A	N/A

SCS ENGINEERS

Summary of Groundwater Chemistry

Archer Daniels Midland Landfill (Closed) - 23-SDP-05-88C

Appendix I VOC Constituents	Sample Date	MW-1 UPG	MW-2 UPG	MW-17 UPG	MW-18 UPG	MW-3 DNG	MW-4 DNG	MW-5 DNG	MW-6 DNG	MW-7 DNG	MW-8 DNG	MW-9 DNG	MW-10 DNG	MW-11 DNG	MW-12 DNG	MW-13 DNG	MW-14 DNG	MW-15 DNG	MW-16 DNG	WET_WELL DNG
Methylene Chloride, ug/L (CAS NO - 75-09-2)	10/23/2012	N/A	N/A	N/A	N/A	N/A	N/A	N/A	N/A	N/A	N/A	N/A	N/A	N/A	N/A	N/A	N/A	N/A	N/A	< 500
	4/2/2013	N/A	N/A	N/A	N/A	N/A	N/A	N/A	N/A	N/A	N/A	N/A	N/A	N/A	N/A	N/A	N/A	N/A	N/A	< 0.17
	10/2/2013	< 0.17	< 0.17	< 0.17	< 0.17	0.27*	< 0.17	< 0.17	< 0.17	< 0.17	< 0.17	< 0.17	< 0.17	0.549*	0.558*	< 0.17	< 0.17	< 0.17	< 0.17	< 1.7
	10/12/2016	N/A	N/A	N/A	N/A	N/A	N/A	N/A	N/A	N/A	N/A	N/A	N/A	N/A	N/A	N/A	N/A	N/A	N/A	3.1*
	10/5/2017	N/A	N/A	N/A	N/A	N/A	N/A	N/A	N/A	N/A	N/A	< 5	N/A	< 5	< 5	N/A	N/A	N/A	N/A	N/A
	9/10/2018	N/A	N/A	N/A	N/A	N/A	N/A	N/A	N/A	N/A	N/A	< 5	N/A	< 5	< 5	N/A	N/A	N/A	N/A	< 50
	9/10/2019	N/A	N/A	N/A	N/A	N/A	N/A	N/A	N/A	N/A	N/A	< 5	N/A	< 50	< 5	N/A	N/A	N/A	N/A	N/A
	8/26/2020	N/A	N/A	N/A	N/A	N/A	N/A	N/A	N/A	N/A	N/A	< 50	N/A	< 50	N/A	N/A	N/A	N/A	N/A	< 50
	8/17/2021	N/A	N/A	N/A	N/A	N/A	N/A	N/A	N/A	N/A	N/A	< 50	N/A	< 50	< 50	N/A	N/A	N/A	N/A	N/A
	3/15/2022	N/A	N/A	N/A	N/A	N/A	N/A	N/A	N/A	N/A	N/A	N/A	N/A	N/A	N/A	N/A	N/A	N/A	N/A	< 50
	8/9/2022	N/A	N/A	N/A	N/A	N/A	N/A	N/A	N/A	N/A	N/A	< 5	N/A	< 5	< 5	N/A	N/A	N/A	N/A	N/A
	7/19/2023	N/A	N/A	N/A	N/A	N/A	N/A	N/A	N/A	N/A	N/A	N/A	N/A	< 50	< 5	N/A	N/A	N/A	N/A	N/A
	4/9/2024	N/A	N/A	N/A	N/A	N/A	N/A	N/A	N/A	N/A	N/A	N/A	N/A	N/A	N/A	N/A	N/A	N/A	N/A	< 5
	7/16/2024	N/A	N/A	N/A	N/A	N/A	N/A	N/A	N/A	N/A	N/A	< 5	N/A	< 5	< 5	N/A	N/A	N/A	N/A	N/A
	7/1/2025	N/A	N/A	N/A	N/A	N/A	N/A	N/A	N/A	N/A	N/A	< 5	N/A	< 5	< 5	N/A	N/A	N/A	N/A	N/A
Styrene, ug/L (CAS NO - 100-42-5)	10/2/2013	< 0.1	< 0.1	< 0.1	< 0.1	< 0.1	< 0.1	< 0.1	< 0.1	< 0.1	< 0.1	< 0.1	< 0.1	< 0.1	< 0.1	< 0.1	< 0.1	< 0.1	< 0.1	N/A
	10/12/2016	N/A	N/A	N/A	N/A	N/A	N/A	N/A	N/A	N/A	N/A	N/A	N/A	N/A	N/A	N/A	N/A	N/A	N/A	< 10
	10/5/2017	N/A	N/A	N/A	N/A	N/A	N/A	N/A	N/A	N/A	N/A	< 1	N/A	< 1	< 1	N/A	N/A	N/A	N/A	N/A
	9/10/2018	N/A	N/A	N/A	N/A	N/A	N/A	N/A	N/A	N/A	N/A	< 1	N/A	< 1	< 1	N/A	N/A	N/A	N/A	< 10
	9/10/2019	N/A	N/A	N/A	N/A	N/A	N/A	N/A	N/A	N/A	N/A	< 1	N/A	< 10	< 1	N/A	N/A	N/A	N/A	N/A
	8/26/2020	N/A	N/A	N/A	N/A	N/A	N/A	N/A	N/A	N/A	N/A	< 10	N/A	< 10	N/A	N/A	N/A	N/A	N/A	< 10
	8/17/2021	N/A	N/A	N/A	N/A	N/A	N/A	N/A	N/A	N/A	N/A	< 10	N/A	< 10	< 10	N/A	N/A	N/A	N/A	N/A
	3/15/2022	N/A	N/A	N/A	N/A	N/A	N/A	N/A	N/A	N/A	N/A	N/A	N/A	N/A	N/A	N/A	N/A	N/A	N/A	< 10
	8/9/2022	N/A	N/A	N/A	N/A	N/A	N/A	N/A	N/A	N/A	N/A	< 1	N/A	< 1	< 1	N/A	N/A	N/A	N/A	N/A
	7/19/2023	N/A	N/A	N/A	N/A	N/A	N/A	N/A	N/A	N/A	N/A	N/A	N/A	< 10	< 1	N/A	N/A	N/A	N/A	N/A
	4/9/2024	N/A	N/A	N/A	N/A	N/A	N/A	N/A	N/A	N/A	N/A	N/A	N/A	N/A	N/A	N/A	N/A	N/A	N/A	< 1
	7/16/2024	N/A	N/A	N/A	N/A	N/A	N/A	N/A	N/A	N/A	N/A	< 1	N/A	< 1	< 1	N/A	N/A	N/A	N/A	N/A
	7/1/2025	N/A	N/A	N/A	N/A	N/A	N/A	N/A	N/A	N/A	N/A	< 1	N/A	< 1	< 1	N/A	N/A	N/A	N/A	N/A
Tetrachloroethene, ug/L (CAS NO - 127-18-4)	10/23/2012	N/A	N/A	N/A	N/A	N/A	N/A	N/A	N/A	N/A	N/A	N/A	N/A	N/A	N/A	N/A	N/A	N/A	N/A	< 100
	4/2/2013	N/A	N/A	N/A	N/A	N/A	N/A	N/A	N/A	N/A	N/A	N/A	N/A	N/A	N/A	N/A	N/A	N/A	N/A	0.182*
	10/2/2013	< 0.18	< 0.18	< 0.18	< 0.18	< 0.18	< 0.18	< 0.18	< 0.18	< 0.18	< 0.18	< 0.18	< 0.18	< 0.18	< 0.18	< 0.18	< 0.18	< 0.18	< 0.18	< 1.8
	10/12/2016	N/A	N/A	N/A	N/A	N/A	N/A	N/A	N/A	N/A	N/A	N/A	N/A	N/A	N/A	N/A	N/A	N/A	N/A	< 10
	10/5/2017	N/A	N/A	N/A	N/A	N/A	N/A	N/A	N/A	N/A	N/A	< 1	N/A	< 1	< 1	N/A	N/A	N/A	N/A	N/A
	9/10/2018	N/A	N/A	N/A	N/A	N/A	N/A	N/A	N/A	N/A	N/A	< 1	N/A	< 1	< 1	N/A	N/A	N/A	N/A	< 10
	9/10/2019	N/A	N/A	N/A	N/A	N/A	N/A	N/A	N/A	N/A	N/A	< 1	N/A	< 10	< 1	N/A	N/A	N/A	N/A	N/A
	8/26/2020	N/A	N/A	N/A	N/A	N/A	N/A	N/A	N/A	N/A	N/A	< 10	N/A	< 10	N/A	N/A	N/A	N/A	N/A	< 10
	8/17/2021	N/A	N/A	N/A	N/A	N/A	N/A	N/A	N/A	N/A	N/A	< 10	N/A	< 10	< 10	N/A	N/A	N/A	N/A	N/A
	3/15/2022	N/A	N/A	N/A	N/A	N/A	N/A	N/A	N/A	N/A	N/A	N/A	N/A	N/A	N/A	N/A	N/A	N/A	N/A	< 10
	8/9/2022	N/A	N/A	N/A	N/A	N/A	N/A	N/A	N/A	N/A	N/A	< 1	N/A	< 1	< 1	N/A	N/A	N/A	N/A	N/A
	7/19/2023	N/A	N/A	N/A	N/A	N/A	N/A	N/A	N/A	N/A	N/A	N/A	N/A	< 10	< 1	N/A	N/A	N/A	N/A	N/A
	4/9/2024	N/A	N/A	N/A	N/A	N/A	N/A	N/A	N/A	N/A	N/A	N/A	N/A	N/A	N/A	N/A	N/A	N/A	N/A	< 1
	7/16/2024	N/A	N/A	N/A	N/A	N/A	N/A	N/A	N/A	N/A	N/A	< 1	N/A	< 1	< 1	N/A	N/A	N/A	N/A	N/A
	7/1/2025	N/A	N/A	N/A	N/A	N/A	N/A	N/A	N/A	N/A	N/A	< 1	N/A	< 1	< 1	N/A	N/A	N/A	N/A	N/A
Toluene, ug/L (CAS NO - 108-88-3)	10/23/2012	N/A	N/A	N/A	N/A	N/A	N/A	N/A	N/A	N/A	N/A	N/A	N/A	N/A	N/A	N/A	N/A	N/A	N/A	< 100
	4/2/2013	N/A	N/A	N/A	N/A	N/A	N/A	N/A	N/A	N/A	N/A	N/A	N/A	N/A	N/A	N/A	N/A	N/A	N/A	0.408*
	10/2/2013	< 0.15	< 0.15	< 0.15	< 0.15	< 0.15	< 0.15	< 0.15	< 0.15	< 0.15	< 0.15	**7.98**	< 0.15	< 0.15	< 0.15	< 0.15	< 0.15	< 0.15	< 0.15	< 1.5
	10/1/2014	N/A	N/A	N/A	N/A	N/A	N/A	N/A	N/A	N/A	N/A	**14.4**	N/A	N/A	N/A	N/A	N/A	N/A	N/A	N/A
	10/1/2015	N/A	N/A	N/A	N/A	N/A	N/A	N/A	N/A	N/A	N/A	< 15	N/A	N/A	N/A	N/A	N/A	N/A	N/A	N/A
	10/12/2016	N/A	N/A	N/A	N/A	N/A	N/A	N/A	N/A	N/A	N/A	**14**	N/A	N/A	N/A	N/A	N/A	N/A	N/A	< 10
	10/5/2017	N/A	N/A	N/A	N/A	N/A	N/A	N/A	N/A	N/A	N/A	**3.37**	N/A	< 1	< 1	N/A	N/A	N/A	N/A	N/A
	5/9/2018	N/A	N/A	N/A	N/A	N/A	N/A	N/A	N/A	N/A	N/A	N/A	N/A	< 2	< 2	N/A	N/A	N/A	N/A	N/A
	9/10/2018	N/A	N/A	N/A	N/A	N/A	N/A	N/A	N/A	N/A	N/A	**5.49**	N/A	< 1	< 1	N/A	N/A	N/A	N/A	< 10
	9/10/2019	N/A	N/A	N/A	N/A	N/A	N/A	N/A	N/A	N/A	N/A	**8.22**	N/A	< 10	< 1	N/A	N/A	N/A	N/A	N/A
	8/26/2020	N/A	N/A	N/A	N/A	N/A	N/A	N/A	N/A	N/A	N/A	< 10	N/A	< 10	N/A	N/A	N/A	N/A	N/A	< 10
	8/17/2021	N/A	N/A	N/A	N/A	N/A	N/A	N/A	N/A	N/A	N/A	9.45*	N/A	< 10	< 10	N/A	N/A	N/A	N/A	N/A
	3/15/2022	N/A	N/A	N/A	N/A	N/A	N/A	N/A	N/A	N/A	N/A	N/A	N/A	N/A	N/A	N/A	N/A	N/A	N/A	< 10
	8/9/2022	N/A	N/A	N/A	N/A	N/A	N/A	N/A	N/A	N/A	N/A	**10.8**	N/A	< 1	< 1	N/A	N/A	N/A	N/A	N/A
	7/19/2023	N/A	N/A	N/A	N/A	N/A	N/A	N/A	N/A	N/A	N/A	N/A	N/A	< 10	< 1	N/A	N/A	N/A	N/A	N/A
	4/9/2024	N/A	N/A	N/A	N/A	N/A	N/A	N/A	N/A	N/A	N/A	N/A	N/A	N/A	N/A	N/A	N/A	N/A	N/A	< 1
	7/16/2024	N/A	N/A	N/A	N/A	N/A	N/A	N/A	N/A	N/A	N/A	**6.36**	N/A	< 1	< 1	N/A	N/A	N/A	N/A	N/A
	7/1/2025	N/A	N/A	N/A	N/A	N/A	N/A	N/A	N/A	N/A	N/A	**13.2**	N/A	< 1	< 1	N/A	N/A	N/A	N/A	N/A
trans-1,2-Dichloroethene, ug/L (CAS NO - 156-60-5)	4/2/2013	N/A	N/A	N/A	N/A	N/A	N/A	N/A	N/A	N/A	N/A	N/A	N/A	N/A	N/A	N/A	N/A	N/A	N/A	< 0.21
	10/2/2013	< 0.21	< 0.21	< 0.21	< 0.21	< 0.21	< 0.21	< 0.21	< 0.21	< 0.21	< 0.21	< 0.21	< 0.21	< 0.21	< 0.21	< 0.21	< 0.21	< 0.21	< 0.21	< 2.1
	10/12/2016	N/A	N/A	N/A	N/A	N/A	N/A	N/A	N/A	N/A	N/A	N/A	N/A	N/A	N/A	N/A	N/A	N/A	N/A	< 10
	10/5/2017	N/A	N/A	N/A	N/A	N/A	N/A	N/A	N/A	N/A	N/A	< 1	N/A	< 1	< 1	N/A	N/A	N/A	N/A	N/A
	9/10/2018	N/A	N/A	N/A	N/A	N/A	N/A	N/A	N/A	N/A	N/A	< 1	N/A	< 1	< 1	N/A	N/A	N/A	N/A	< 10
	9/10/2019	N/A	N/A	N/A	N/A	N/A	N/A	N/A	N/A	N/A	N/A	< 1	N/A	< 10	< 1	N/A	N/A	N/A	N/A	N/A
	8/26/2020	N/A	N/A	N/A	N/A	N/A	N/A	N/A	N/A	N/A	N/A	< 10	N/A	< 10	N/A	N/A	N/A	N/A	N/A	< 10
	8/17/2021	N/A	N/A	N/A	N/A	N/A	N/A	N/A	N/A	N/A	N/A	< 10	N/A	< 10	< 10	N/A	N/A	N/A	N/A	N/A
	3/15/2022	N/A	N/A	N/A	N/A	N/A	N/A	N/A	N/A	N/A	N/A	N/A	N/A	N/A	N/A	N/A	N/A	N/A	N/A	< 10
	8/9/2022	N/A	N/A	N/A	N/A	N/A	N/A	N/A	N/A	N/A	N/A	< 1	N/A	< 1	< 1	N/A	N/A	N/A	N/A	N/A
	7/19/2023	N/A	N/A	N/A	N/A	N/A	N/A	N/A	N/A	N/A	N/A	N/A	N/A	< 10	< 1	N/A	N/A	N/A	N/A	N/A
	4/9/2024	N/A	N/A	N/A	N/A	N/A	N/A	N/A	N/A	N/A	N/A	N/A	N/A	N/A	N/A	N/A	N/A	N/A	N/A	< 1
	7/16/2024	N/A	N/A	N/A	N/A	N/A	N/A	N/A	N/A	N/A	N/A	< 1	N/A	< 1	< 1	N/A	N/A	N/A	N/A	N/A
	7/1/2025	N/A	N/A	N/A	N/A	N/A	N/A	N/A	N/A	N/A	N/A	< 1	N/A	< 1	< 1	N/A	N/A	N/A	N/A	N/A

SCS ENGINEERS

Summary of Groundwater Chemistry

Archer Daniels Midland Landfill (Closed) - 23-SDP-05-88C

Appendix I VOC Constituents	Sample Date	MW-1 UPG	MW-2 UPG	MW-17 UPG	MW-18 UPG	MW-3 DNG	MW-4 DNG	MW-5 DNG	MW-6 DNG	MW-7 DNG	MW-8 DNG	MW-9 DNG	MW-10 DNG	MW-11 DNG	MW-12 DNG	MW-13 DNG	MW-14 DNG	MW-15 DNG	MW-16 DNG	WET_WELL DNG
trans-1,3-Dichloropropene, ug/L (CAS NO - 10061-02-6)	10/2/2013	< 0.22	< 0.22	< 0.22	< 0.22	< 0.22	< 0.22	< 0.22	< 0.22	< 0.22	< 0.22	< 0.22	< 0.22	< 0.22	< 0.22	< 0.22	< 0.22	< 0.22	< 0.22	N/A
	10/12/2016	N/A	N/A	N/A	N/A	N/A	N/A	N/A	N/A	N/A	N/A	N/A	N/A	N/A	N/A	N/A	N/A	N/A	N/A	< 50
	10/5/2017	N/A	N/A	N/A	N/A	N/A	N/A	N/A	N/A	N/A	N/A	< 5	N/A	< 5	< 5	N/A	N/A	N/A	N/A	N/A
	9/10/2018	N/A	N/A	N/A	N/A	N/A	N/A	N/A	N/A	N/A	N/A	< 5	N/A	< 5	< 5	N/A	N/A	N/A	N/A	< 50
	9/10/2019	N/A	N/A	N/A	N/A	N/A	N/A	N/A	N/A	N/A	N/A	< 5	N/A	< 50	< 5	N/A	N/A	N/A	N/A	N/A
	8/26/2020	N/A	N/A	N/A	N/A	N/A	N/A	N/A	N/A	N/A	N/A	< 50	N/A	< 50	N/A	N/A	N/A	N/A	N/A	< 50
	8/17/2021	N/A	N/A	N/A	N/A	N/A	N/A	N/A	N/A	N/A	N/A	< 50	N/A	< 50	< 50	N/A	N/A	N/A	N/A	N/A
	3/15/2022	N/A	N/A	N/A	N/A	N/A	N/A	N/A	N/A	N/A	N/A	N/A	N/A	N/A	N/A	N/A	N/A	N/A	N/A	< 50
	8/9/2022	N/A	N/A	N/A	N/A	N/A	N/A	N/A	N/A	N/A	N/A	< 5	N/A	< 5	< 5	N/A	N/A	N/A	N/A	N/A
	7/19/2023	N/A	N/A	N/A	N/A	N/A	N/A	N/A	N/A	N/A	N/A	N/A	N/A	< 50	< 5	N/A	N/A	N/A	N/A	N/A
	4/9/2024	N/A	N/A	N/A	N/A	N/A	N/A	N/A	N/A	N/A	N/A	N/A	N/A	N/A	N/A	N/A	N/A	N/A	N/A	< 5
	7/16/2024	N/A	N/A	N/A	N/A	N/A	N/A	N/A	N/A	N/A	N/A	< 5	N/A	< 5	< 5	N/A	N/A	N/A	N/A	N/A
	7/1/2025	N/A	N/A	N/A	N/A	N/A	N/A	N/A	N/A	N/A	N/A	< 5	N/A	< 5	< 5	N/A	N/A	N/A	N/A	N/A
Trichloroethene, ug/L (CAS NO - 79-01-6)	10/23/2012	N/A	N/A	N/A	N/A	N/A	N/A	N/A	N/A	N/A	N/A	N/A	N/A	N/A	N/A	N/A	N/A	N/A	N/A	< 100
	4/2/2013	N/A	N/A	N/A	N/A	N/A	N/A	N/A	N/A	N/A	N/A	N/A	N/A	N/A	N/A	N/A	N/A	N/A	N/A	< 0.19
	10/2/2013	< 0.19	< 0.19	< 0.19	< 0.19	< 0.19	< 0.19	< 0.19	< 0.19	< 0.19	< 0.19	< 0.19	< 0.19	< 0.19	< 0.19	< 0.19	< 0.19	< 0.19	< 0.19	< 1.9
	10/12/2016	N/A	N/A	N/A	N/A	N/A	N/A	N/A	N/A	N/A	N/A	N/A	N/A	N/A	N/A	N/A	N/A	N/A	N/A	< 10
	10/5/2017	N/A	N/A	N/A	N/A	N/A	N/A	N/A	N/A	N/A	N/A	< 1	N/A	< 1	< 1	N/A	N/A	N/A	N/A	N/A
	9/10/2018	N/A	N/A	N/A	N/A	N/A	N/A	N/A	N/A	N/A	N/A	< 1	N/A	< 1	< 1	N/A	N/A	N/A	N/A	< 10
	9/10/2019	N/A	N/A	N/A	N/A	N/A	N/A	N/A	N/A	N/A	N/A	< 1	N/A	< 10	< 1	N/A	N/A	N/A	N/A	N/A
	8/26/2020	N/A	N/A	N/A	N/A	N/A	N/A	N/A	N/A	N/A	N/A	< 10	N/A	< 10	N/A	N/A	N/A	N/A	N/A	< 10
	8/17/2021	N/A	N/A	N/A	N/A	N/A	N/A	N/A	N/A	N/A	N/A	< 10	N/A	< 10	< 10	N/A	N/A	N/A	N/A	N/A
	3/15/2022	N/A	N/A	N/A	N/A	N/A	N/A	N/A	N/A	N/A	N/A	N/A	N/A	N/A	N/A	N/A	N/A	N/A	N/A	< 10
	8/9/2022	N/A	N/A	N/A	N/A	N/A	N/A	N/A	N/A	N/A	N/A	< 1	N/A	< 1	< 1	N/A	N/A	N/A	N/A	N/A
	7/19/2023	N/A	N/A	N/A	N/A	N/A	N/A	N/A	N/A	N/A	N/A	N/A	N/A	< 10	< 1	N/A	N/A	N/A	N/A	N/A
	4/9/2024	N/A	N/A	N/A	N/A	N/A	N/A	N/A	N/A	N/A	N/A	N/A	N/A	N/A	N/A	N/A	N/A	N/A	N/A	< 1
	7/16/2024	N/A	N/A	N/A	N/A	N/A	N/A	N/A	N/A	N/A	N/A	< 1	N/A	< 1	< 1	N/A	N/A	N/A	N/A	N/A
	7/1/2025	N/A	N/A	N/A	N/A	N/A	N/A	N/A	N/A	N/A	N/A	< 1	N/A	< 1	< 1	N/A	N/A	N/A	N/A	N/A
Trichlorofluoromethane, ug/L (CAS NO - 75-69-4)	10/23/2012	N/A	N/A	N/A	N/A	N/A	N/A	N/A	N/A	N/A	N/A	N/A	N/A	N/A	N/A	N/A	N/A	N/A	N/A	< 400
	4/2/2013	N/A	N/A	N/A	N/A	N/A	N/A	N/A	N/A	N/A	N/A	N/A	N/A	N/A	N/A	N/A	N/A	N/A	N/A	< 0.17
	10/2/2013	< 0.17	< 0.17	< 0.17	< 0.17	< 0.17	< 0.17	< 0.17	< 0.17	< 0.17	0.374*	< 0.17	< 0.17	< 0.17	< 0.17	< 0.17	< 0.17	< 0.17	< 0.17	< 1.7
	10/12/2016	N/A	N/A	N/A	N/A	N/A	N/A	N/A	N/A	N/A	N/A	N/A	N/A	N/A	N/A	N/A	N/A	N/A	N/A	< 40
	10/5/2017	N/A	N/A	N/A	N/A	N/A	N/A	N/A	N/A	N/A	N/A	< 4	N/A	< 4	< 4	N/A	N/A	N/A	N/A	N/A
	9/10/2018	N/A	N/A	N/A	N/A	N/A	N/A	N/A	N/A	N/A	N/A	< 4	N/A	< 4	< 4	N/A	N/A	N/A	N/A	< 40
	9/10/2019	N/A	N/A	N/A	N/A	N/A	N/A	N/A	N/A	N/A	N/A	< 4	N/A	< 40	< 4	N/A	N/A	N/A	N/A	N/A
	8/26/2020	N/A	N/A	N/A	N/A	N/A	N/A	N/A	N/A	N/A	N/A	< 40	N/A	< 40	N/A	N/A	N/A	N/A	N/A	< 40
	8/17/2021	N/A	N/A	N/A	N/A	N/A	N/A	N/A	N/A	N/A	N/A	< 40	N/A	< 40	< 40	N/A	N/A	N/A	N/A	N/A
	3/15/2022	N/A	N/A	N/A	N/A	N/A	N/A	N/A	N/A	N/A	N/A	N/A	N/A	N/A	N/A	N/A	N/A	N/A	N/A	< 40
	8/9/2022	N/A	N/A	N/A	N/A	N/A	N/A	N/A	N/A	N/A	N/A	< 4	N/A	< 4	< 4	N/A	N/A	N/A	N/A	N/A
	7/19/2023	N/A	N/A	N/A	N/A	N/A	N/A	N/A	N/A	N/A	N/A	N/A	N/A	< 40	< 4	N/A	N/A	N/A	N/A	N/A
	4/9/2024	N/A	N/A	N/A	N/A	N/A	N/A	N/A	N/A	N/A	N/A	N/A	N/A	N/A	N/A	N/A	N/A	N/A	N/A	< 4
	7/16/2024	N/A	N/A	N/A	N/A	N/A	N/A	N/A	N/A	N/A	N/A	< 4	N/A	< 4	< 4	N/A	N/A	N/A	N/A	N/A
	7/1/2025	N/A	N/A	N/A	N/A	N/A	N/A	N/A	N/A	N/A	N/A	< 4	N/A	< 4	< 4	N/A	N/A	N/A	N/A	N/A
Vinyl Chloride, ug/L (CAS NO - 75-01-4)	10/23/2012	N/A	N/A	N/A	N/A	N/A	N/A	N/A	N/A	N/A	N/A	N/A	N/A	N/A	N/A	N/A	N/A	N/A	N/A	< 100
	4/2/2013	N/A	N/A	N/A	N/A	N/A	N/A	N/A	N/A	N/A	N/A	N/A	N/A	N/A	N/A	N/A	N/A	N/A	N/A	< 0.1
	10/2/2013	< 0.1	< 0.1	< 0.1	< 0.1	< 0.1	< 0.1	< 0.1	< 0.1	< 0.1	< 0.1	< 0.1	< 0.1	< 0.1	< 0.1	< 0.1	< 0.1	< 0.1	< 0.1	< 1
	10/12/2016	N/A	N/A	N/A	N/A	N/A	N/A	N/A	N/A	N/A	N/A	N/A	N/A	N/A	N/A	N/A	N/A	N/A	N/A	< 10
	10/5/2017	N/A	N/A	N/A	N/A	N/A	N/A	N/A	N/A	N/A	N/A	< 1	N/A	< 1	< 1	N/A	N/A	N/A	N/A	N/A
	9/10/2018	N/A	N/A	N/A	N/A	N/A	N/A	N/A	N/A	N/A	N/A	< 1	N/A	< 1	< 1	N/A	N/A	N/A	N/A	< 10
	9/10/2019	N/A	N/A	N/A	N/A	N/A	N/A	N/A	N/A	N/A	N/A	< 1	N/A	< 10	< 1	N/A	N/A	N/A	N/A	N/A
	8/26/2020	N/A	N/A	N/A	N/A	N/A	N/A	N/A	N/A	N/A	N/A	< 10	N/A	< 10	N/A	N/A	N/A	N/A	N/A	< 10
	8/17/2021	N/A	N/A	N/A	N/A	N/A	N/A	N/A	N/A	N/A	N/A	< 10	N/A	< 10	< 10	N/A	N/A	N/A	N/A	N/A
	3/15/2022	N/A	N/A	N/A	N/A	N/A	N/A	N/A	N/A	N/A	N/A	N/A	N/A	N/A	N/A	N/A	N/A	N/A	N/A	< 10
	8/9/2022	N/A	N/A	N/A	N/A	N/A	N/A	N/A	N/A	N/A	N/A	< 1	N/A	< 1	< 1	N/A	N/A	N/A	N/A	N/A
	7/19/2023	N/A	N/A	N/A	N/A	N/A	N/A	N/A	N/A	N/A	N/A	N/A	N/A	< 10	< 1	N/A	N/A	N/A	N/A	N/A
	4/9/2024	N/A	N/A	N/A	N/A	N/A	N/A	N/A	N/A	N/A	N/A	N/A	N/A	N/A	N/A	N/A	N/A	N/A	N/A	< 1
	7/16/2024	N/A	N/A	N/A	N/A	N/A	N/A	N/A	N/A	N/A	N/A	< 1	N/A	< 1	< 1	N/A	N/A	N/A	N/A	N/A
	7/1/2025	N/A	N/A	N/A	N/A	N/A	N/A	N/A	N/A	N/A	N/A	< 1	N/A	< 1	< 1	N/A	N/A	N/A	N/A	N/A
Xylenes, total, ug/L (CAS NO - 1330-20-7)	10/23/2012	N/A	N/A	N/A	N/A	N/A	N/A	N/A	N/A	N/A	N/A	N/A	N/A	N/A	N/A	N/A	N/A	N/A	N/A	< 300
	4/2/2013	N/A	N/A	N/A	N/A	N/A	N/A	N/A	N/A	N/A	N/A	N/A	N/A	N/A	N/A	N/A	N/A	N/A	N/A	< 0.13
	10/2/2013	< 0.13	< 0.13	< 0.13	< 0.13	< 0.13	0.15*	< 0.13	< 0.13	< 0.13	0.227*	0.398*	< 0.13	< 0.13	< 0.13	< 0.13	< 0.13	< 0.13	< 0.13	< 1.3
	10/1/2014	N/A	N/A	N/A	N/A	N/A	N/A	N/A	N/A	N/A	N/A	< 3	N/A	N/A	N/A	N/A	N/A	N/A	N/A	N/A
	10/1/2015	N/A	N/A	N/A	N/A	N/A	N/A	N/A	N/A	N/A	N/A	< 13	N/A	N/A	N/A	N/A	N/A	N/A	N/A	N/A
	10/12/2016	N/A	N/A	N/A	N/A	N/A	N/A	N/A	N/A	N/A	N/A	2.26*	N/A	N/A	N/A	N/A	N/A	N/A	N/A	< 30
	10/5/2017	N/A	N/A	N/A	N/A	N/A	N/A	N/A	N/A	N/A	N/A	0.311*	N/A	< 3	< 3	N/A	N/A	N/A	N/A	N/A
	5/9/2018	N/A	N/A	N/A	N/A	N/A	N/A	N/A	N/A	N/A	N/A	N/A	N/A	< 6	< 6	N/A	N/A	N/A	N/A	N/A
	9/10/2018	N/A	N/A	N/A	N/A	N/A	N/A	N/A	N/A	N/A	N/A	< 3	N/A	< 3	< 3	N/A	N/A	N/A	N/A	< 30
	9/10/2019	N/A	N/A	N/A	N/A	N/A	N/A	N/A	N/A	N/A	N/A	< 3	N/A	< 30	< 3	N/A	N/A	N/A	N/A	N/A
	8/26/2020	N/A	N/A	N/A	N/A	N/A	N/A	N/A	N/A	N/A	N/A	< 30	N/A	< 30	N/A	N/A	N/A	N/A	N/A	< 30
	8/17/2021	N/A	N/A	N/A	N/A	N/A	N/A	N/A	N/A	N/A	N/A	< 30	N/A	< 30	< 30	N/A	N/A	N/A	N/A	N/A
	3/15/2022	N/A	N/A	N/A	N/A	N/A	N/A	N/A	N/A	N/A	N/A	N/A	N/A	N/A	N/A	N/A	N/A	N/A	N/A	< 30
	8/9/2022	N/A	N/A	N/A	N/A	N/A	N/A	N/A	N/A	N/A	N/A	< 3	N/A	< 3	< 3	N/A	N/A	N/A	N/A	N/A
	7/19/2023	N/A	N/A	N/A	N/A	N/A	N/A	N/A	N/A	N/A	N/A	N/A	N/A	< 30	< 3	N/A	N/A	N/A	N/A	N/A
	4/9/2024	N/A	N/A	N/A	N/A	N/A	N/A	N/A	N/A	N/A	N/A	N/A	N/A	N/A	N/A	N/A	N/A	N/A	N/A	< 3

SCS ENGINEERS

Summary of Groundwater Chemistry

Archer Daniels Midland Landfill (Closed) - 23-SDP-05-88C

Appendix I VOC Constituents	Sample Date	MW-1 UPG	MW-2 UPG	MW-17 UPG	MW-18 UPG	MW-3 DNG	MW-4 DNG	MW-5 DNG	MW-6 DNG	MW-7 DNG	MW-8 DNG	MW-9 DNG	MW-10 DNG	MW-11 DNG	MW-12 DNG	MW-13 DNG	MW-14 DNG	MW-15 DNG	MW-16 DNG	WET_WELL DNG
Xylenes, total, ug/L (CAS NO - 1330-20-7)	7/16/2024	N/A	N/A	N/A	N/A	N/A	N/A	N/A	N/A	N/A	N/A	< 3	N/A	< 3	< 3	N/A	N/A	N/A	N/A	N/A
	7/1/2025	N/A	N/A	N/A	N/A	N/A	N/A	N/A	N/A	N/A	N/A	< 3	N/A	< 3	< 3	N/A	N/A	N/A	N/A	N/A

Note: * indicates 'J flag'. Detection is below the reporting limit, but greater than the MDL (Method Detection Limit). The concentration is estimated.

Denotes Detection.
Denotes Confirmed Outlier. Statistically Excluded.

Sampling performed over multiple dates is recorded on the first date sampled. Refer to field forms for exact sample date.

SCS ENGINEERS

Summary of Groundwater Chemistry

Archer Daniels Midland Landfill (Closed) - 23-SDP-05-88C

Other Constituents	Sample Date	MW-1 UPG	MW-2 UPG	MW-17 UPG	MW-18 UPG	MW-3 DNG	MW-4 DNG	MW-5 DNG	MW-6 DNG	MW-7 DNG	MW-8 DNG	MW-9 DNG	MW-10 DNG	MW-11 DNG	MW-12 DNG	MW-13 DNG	MW-14 DNG	MW-15 DNG	MW-16 DNG	WET_WELL DNG
1,1-Dichloropropene, ug/L (CAS NO - 563-58-6)	10/2/2013	< 0.15	< 0.15	< 0.15	< 0.15	< 0.15	< 0.15	< 0.15	< 0.15	< 0.15	< 0.15	< 0.15	< 0.15	< 0.15	< 0.15	< 0.15	< 0.15	< 0.15	< 0.15	N/A
	10/12/2016	N/A	N/A	N/A	N/A	N/A	N/A	N/A	N/A	N/A	N/A	N/A	N/A	N/A	N/A	N/A	N/A	N/A	N/A	< 10
	10/5/2017	N/A	N/A	N/A	N/A	N/A	N/A	N/A	N/A	N/A	N/A	< 1	N/A	< 1	< 1	N/A	N/A	N/A	N/A	N/A
	9/10/2018	N/A	N/A	N/A	N/A	N/A	N/A	N/A	N/A	N/A	N/A	< 1	N/A	< 1	< 1	N/A	N/A	N/A	N/A	< 10
	9/10/2019	N/A	N/A	N/A	N/A	N/A	N/A	N/A	N/A	N/A	N/A	< 1	N/A	< 10	< 1	N/A	N/A	N/A	N/A	N/A
	8/26/2020	N/A	N/A	N/A	N/A	N/A	N/A	N/A	N/A	N/A	N/A	< 10	N/A	< 10	N/A	N/A	N/A	N/A	N/A	< 10
	8/17/2021	N/A	N/A	N/A	N/A	N/A	N/A	N/A	N/A	N/A	N/A	< 10	N/A	< 10	< 10	N/A	N/A	N/A	N/A	N/A
	3/15/2022	N/A	N/A	N/A	N/A	N/A	N/A	N/A	N/A	N/A	N/A	N/A	N/A	N/A	N/A	N/A	N/A	N/A	N/A	< 10
	8/9/2022	N/A	N/A	N/A	N/A	N/A	N/A	N/A	N/A	N/A	N/A	< 1	N/A	< 1	< 1	N/A	N/A	N/A	N/A	N/A
	7/19/2023	N/A	N/A	N/A	N/A	N/A	N/A	N/A	N/A	N/A	N/A	N/A	N/A	< 10	< 1	N/A	N/A	N/A	N/A	N/A
	4/9/2024	N/A	N/A	N/A	N/A	N/A	N/A	N/A	N/A	N/A	N/A	N/A	N/A	N/A	N/A	N/A	N/A	N/A	N/A	< 1
	7/16/2024	N/A	N/A	N/A	N/A	N/A	N/A	N/A	N/A	N/A	N/A	< 1	N/A	< 1	< 1	N/A	N/A	N/A	N/A	N/A
	7/1/2025	N/A	N/A	N/A	N/A	N/A	N/A	N/A	N/A	N/A	N/A	< 1	N/A	< 1	< 1	N/A	N/A	N/A	N/A	N/A
1,2,4-Trichlorobenzene, ug/L (CAS NO - 120-82-1)	10/23/2012	N/A	N/A	N/A	N/A	N/A	N/A	N/A	N/A	N/A	N/A	N/A	N/A	N/A	N/A	N/A	N/A	N/A	N/A	< 1600
	4/2/2013	N/A	N/A	N/A	N/A	N/A	N/A	N/A	N/A	N/A	N/A	N/A	N/A	N/A	N/A	N/A	N/A	N/A	N/A	< 1.22
	10/2/2013	< 0.16	< 0.16	< 0.16	< 0.16	< 0.16	< 0.16	< 0.16	< 0.16	< 0.16	< 0.16	< 0.16	< 0.16	< 0.16	< 0.16	< 0.16	< 0.16	< 0.16	< 0.16	< 12
	10/12/2016	N/A	N/A	N/A	N/A	N/A	N/A	N/A	N/A	N/A	N/A	N/A	N/A	N/A	N/A	N/A	N/A	N/A	N/A	< 50
	10/5/2017	N/A	N/A	N/A	N/A	N/A	N/A	N/A	N/A	N/A	N/A	< 5	N/A	< 5	< 5	N/A	N/A	N/A	N/A	N/A
	9/10/2018	N/A	N/A	N/A	N/A	N/A	N/A	N/A	N/A	N/A	N/A	< 5	N/A	< 5	< 5	N/A	N/A	N/A	N/A	< 101
	9/10/2018	N/A	N/A	N/A	N/A	N/A	N/A	N/A	N/A	N/A	N/A	N/A	N/A	N/A	N/A	N/A	N/A	N/A	N/A	< 50
	9/10/2019	N/A	N/A	N/A	N/A	N/A	N/A	N/A	N/A	N/A	N/A	< 5	N/A	< 50	< 5	N/A	N/A	N/A	N/A	N/A
	8/26/2020	N/A	N/A	N/A	N/A	N/A	N/A	N/A	N/A	N/A	N/A	< 50	N/A	< 50	N/A	N/A	N/A	N/A	N/A	< 123
	8/26/2020	N/A	N/A	N/A	N/A	N/A	N/A	N/A	N/A	N/A	N/A	N/A	N/A	N/A	N/A	N/A	N/A	N/A	N/A	< 50
	8/17/2021	N/A	N/A	N/A	N/A	N/A	N/A	N/A	N/A	N/A	N/A	< 50	N/A	< 50	< 50	N/A	N/A	N/A	N/A	N/A
	3/15/2022	N/A	N/A	N/A	N/A	N/A	N/A	N/A	N/A	N/A	N/A	N/A	N/A	N/A	N/A	N/A	N/A	N/A	N/A	< 10
	3/15/2022	N/A	N/A	N/A	N/A	N/A	N/A	N/A	N/A	N/A	N/A	N/A	N/A	N/A	N/A	N/A	N/A	N/A	N/A	< 50
	8/9/2022	N/A	N/A	N/A	N/A	N/A	N/A	N/A	N/A	N/A	N/A	< 5	N/A	< 5	< 5	N/A	N/A	N/A	N/A	N/A
	7/19/2023	N/A	N/A	N/A	N/A	N/A	N/A	N/A	N/A	N/A	N/A	N/A	N/A	< 50	< 5	N/A	N/A	N/A	N/A	N/A
	4/9/2024	N/A	N/A	N/A	N/A	N/A	N/A	N/A	N/A	N/A	N/A	N/A	N/A	N/A	N/A	N/A	N/A	N/A	N/A	< 9.26
	4/9/2024	N/A	N/A	N/A	N/A	N/A	N/A	N/A	N/A	N/A	N/A	N/A	N/A	N/A	N/A	N/A	N/A	N/A	N/A	< 5
	7/16/2024	N/A	N/A	N/A	N/A	N/A	N/A	N/A	N/A	N/A	N/A	< 5	N/A	< 5	< 5	N/A	N/A	N/A	N/A	N/A
	7/1/2025	N/A	N/A	N/A	N/A	N/A	N/A	N/A	N/A	< 10.2	N/A	< 5	N/A	< 5	< 5	N/A	N/A	N/A	N/A	N/A
1,3-Dichlorobenzene, ug/L (CAS NO - 541-73-1)	10/23/2012	N/A	N/A	N/A	N/A	N/A	N/A	N/A	N/A	N/A	N/A	N/A	N/A	N/A	N/A	N/A	N/A	N/A	N/A	< 1600
	4/2/2013	N/A	N/A	N/A	N/A	N/A	N/A	N/A	N/A	N/A	N/A	N/A	N/A	N/A	N/A	N/A	N/A	N/A	N/A	< 1.43
	10/2/2013	< 0.17	< 0.17	< 0.17	< 0.17	< 0.17	< 0.17	< 0.17	< 0.17	< 0.17	< 0.17	< 0.17	< 0.17	< 0.17	< 0.17	< 0.17	< 0.17	< 0.17	< 0.17	< 14
	10/12/2016	N/A	N/A	N/A	N/A	N/A	N/A	N/A	N/A	N/A	N/A	N/A	N/A	N/A	N/A	N/A	N/A	N/A	N/A	< 10
	10/5/2017	N/A	N/A	N/A	N/A	N/A	N/A	N/A	N/A	N/A	N/A	< 1	N/A	< 1	< 1	N/A	N/A	N/A	N/A	N/A
	9/10/2018	N/A	N/A	N/A	N/A	N/A	N/A	N/A	N/A	N/A	N/A	< 1	N/A	< 1	< 1	N/A	N/A	N/A	N/A	< 10
	9/10/2018	N/A	N/A	N/A	N/A	N/A	N/A	N/A	N/A	N/A	N/A	N/A	N/A	N/A	N/A	N/A	N/A	N/A	N/A	< 101
	9/10/2019	N/A	N/A	N/A	N/A	N/A	N/A	N/A	N/A	N/A	N/A	< 1	N/A	< 10	< 1	N/A	N/A	N/A	N/A	N/A
	8/26/2020	N/A	N/A	N/A	N/A	N/A	N/A	N/A	N/A	N/A	N/A	< 10	N/A	< 10	N/A	N/A	N/A	N/A	N/A	< 10
	8/26/2020	N/A	N/A	N/A	N/A	N/A	N/A	N/A	N/A	N/A	N/A	N/A	N/A	N/A	N/A	N/A	N/A	N/A	N/A	< 123
	8/17/2021	N/A	N/A	N/A	N/A	N/A	N/A	N/A	N/A	N/A	N/A	< 10	N/A	< 10	< 10	N/A	N/A	N/A	N/A	N/A
	3/15/2022	N/A	N/A	N/A	N/A	N/A	N/A	N/A	N/A	N/A	N/A	N/A	N/A	N/A	N/A	N/A	N/A	N/A	N/A	< 10
	3/15/2022	N/A	N/A	N/A	N/A	N/A	N/A	N/A	N/A	N/A	N/A	N/A	N/A	N/A	N/A	N/A	N/A	N/A	N/A	< 10
	8/9/2022	N/A	N/A	N/A	N/A	N/A	N/A	N/A	N/A	N/A	N/A	< 1	N/A	< 1	< 1	N/A	N/A	N/A	N/A	N/A
	7/19/2023	N/A	N/A	N/A	N/A	N/A	N/A	N/A	N/A	N/A	N/A	N/A	N/A	< 10	< 1	N/A	N/A	N/A	N/A	N/A
	4/9/2024	N/A	N/A	N/A	N/A	N/A	N/A	N/A	N/A	N/A	N/A	N/A	N/A	N/A	N/A	N/A	N/A	N/A	N/A	< 9.26
	4/9/2024	N/A	N/A	N/A	N/A	N/A	N/A	N/A	N/A	N/A	N/A	N/A	N/A	N/A	N/A	N/A	N/A	N/A	N/A	< 1
	7/16/2024	N/A	N/A	N/A	N/A	N/A	N/A	N/A	N/A	N/A	N/A	< 1	N/A	< 1	< 1	N/A	N/A	N/A	N/A	N/A
	7/1/2025	N/A	N/A	N/A	N/A	N/A	N/A	N/A	N/A	< 10.2	N/A	< 1	N/A	< 1	< 1	N/A	N/A	N/A	N/A	N/A
1,3-Dichloropropane, ug/L (CAS NO - 142-28-9)	10/2/2013	< 0.16	< 0.16	< 0.16	< 0.16	< 0.16	< 0.16	< 0.16	< 0.16	< 0.16	< 0.16	< 0.16	< 0.16	< 0.16	< 0.16	< 0.16	< 0.16	< 0.16	< 0.16	N/A
	10/12/2016	N/A	N/A	N/A	N/A	N/A	N/A	N/A	N/A	N/A	N/A	N/A	N/A	N/A	N/A	N/A	N/A	N/A	N/A	< 10
	10/5/2017	N/A	N/A	N/A	N/A	N/A	N/A	N/A	N/A	N/A	N/A	< 1	N/A	< 1	< 1	N/A	N/A	N/A	N/A	N/A
	9/10/2018	N/A	N/A	N/A	N/A	N/A	N/A	N/A	N/A	N/A	N/A	< 1	N/A	< 1	< 1	N/A	N/A	N/A	N/A	< 10
	9/10/2019	N/A	N/A	N/A	N/A	N/A	N/A	N/A	N/A	N/A	N/A	< 1	N/A	< 10	< 1	N/A	N/A	N/A	N/A	N/A
	8/26/2020	N/A	N/A	N/A	N/A	N/A	N/A	N/A	N/A	N/A	N/A	< 10	N/A	< 10	N/A	N/A	N/A	N/A	N/A	< 10
	8/17/2021	N/A	N/A	N/A	N/A	N/A	N/A	N/A	N/A	N/A	N/A	< 10	N/A	< 10	< 10	N/A	N/A	N/A	N/A	N/A
	3/15/2022	N/A	N/A	N/A	N/A	N/A	N/A	N/A	N/A	N/A	N/A	N/A	N/A	N/A	N/A	N/A	N/A	N/A	N/A	< 10
	8/9/2022	N/A	N/A	N/A	N/A	N/A	N/A	N/A	N/A	N/A	N/A	< 1	N/A	< 1	< 1	N/A	N/A	N/A	N/A	N/A
	7/19/2023	N/A	N/A	N/A	N/A	N/A	N/A	N/A	N/A	N/A	N/A	N/A	N/A	< 10	< 1	N/A	N/A	N/A	N/A	N/A
	4/9/2024	N/A	N/A	N/A	N/A	N/A	N/A	N/A	N/A	N/A	N/A	N/A	N/A	N/A	N/A	N/A	N/A	N/A	N/A	< 1
	7/16/2024	N/A	N/A	N/A	N/A	N/A	N/A	N/A	N/A	N/A	N/A	< 1	N/A	< 1	< 1	N/A	N/A	N/A	N/A	N/A
	7/1/2025	N/A	N/A	N/A	N/A	N/A	N/A	N/A	N/A	N/A	N/A	< 1	N/A	< 1	< 1	N/A	N/A	N/A	N/A	N/A
2,2-Dichloropropane, ug/L (CAS NO - 594-20-7)	10/2/2013	< 0.18	< 0.18	< 0.18	< 0.18	< 0.18	< 0.18	< 0.18	< 0.18	< 0.18	< 0.18	< 0.18	< 0.18	< 0.18	< 0.18	< 0.18	< 0.18	< 0.18	< 0.18	N/A
	10/12/2016	N/A	N/A	N/A	N/A	N/A	N/A	N/A	N/A	N/A	N/A	N/A	N/A	N/A	N/A	N/A	N/A	N/A	N/A	< 40
	10/5/2017	N/A	N/A	N/A	N/A	N/A	N/A	N/A	N/A	N/A	N/A	< 4	N/A	< 4	< 4	N/A	N/A	N/A	N/A	N/A
	9/10/2018	N/A	N/A	N/A	N/A	N/A	N/A	N/A	N/A	N/A	N/A	< 4	N/A	< 4	< 4	N/A	N/A	N/A	N/A	< 40
	9/10/2019	N/A	N/A	N/A	N/A	N/A	N/A	N/A	N/A	N/A	N/A	< 4	N/A	< 40	< 4	N/A	N/A	N/A	N/A	N/A
	8/26/2020	N/A	N/A	N/A	N/A	N/A	N/A	N/A	N/A	N/A	N/A	< 40	N/A	< 40	N/A	N/A	N/A	N/A	N/A	< 40
	8/17/2021	N/A	N/A	N/A	N/A	N/A	N/A	N/A	N/A	N/A	N/A	< 40	N/A	< 40	< 40	N/A	N/A	N/A	N/A	N/A
	3/15/2022	N/A	N/A	N/A	N/A	N/A	N/A	N/A	N/A	N/A	N/A	N/A	N/A	N/A	N/A	N/A	N/A	N/A	N/A	< 40
	8/9/2022	N/A	N/A	N/A	N/A	N/A	N/A	N/A	N/A	N/A	N/A	< 4	N/A	< 4	< 4	N/A	N/A	N/A	N/A	N/A
	7/19/2023	N/A	N/A	N/A	N/A	N/A	N/A	N/A	N/A	N/A	N/A	N/A	N/A	< 40	< 4	N/A	N/A	N/A	N/A	N/A
	4/9/2024	N/A	N/A	N/A	N/A	N/A	N/A	N/A	N/A	N/A	N/A	N/A	N/A	N/A	N/A	N/A	N/A	N/A	N/A	< 4
	7/16/2024	N/A	N/A	N/A	N/A	N/A	N/A	N/A	N/A	N/A	N/A	< 4	N/A	< 4	< 4	N/A	N/A	N/A	N/A	N/A
	7/1/2025	N/A	N/A	N/A	N/A	N/A	N/A	N/A	N/A	N/A	N/A	< 4	N/A	< 4	< 4	N/A	N/A	N/A	N/A	N/A

SCS ENGINEERS

Summary of Groundwater Chemistry

Archer Daniels Midland Landfill (Closed) - 23-SDP-05-88C

Other Constituents	Sample Date	MW-1 UPG	MW-2 UPG	MW-17 UPG	MW-18 UPG	MW-3 DNG	MW-4 DNG	MW-5 DNG	MW-6 DNG	MW-7 DNG	MW-8 DNG	MW-9 DNG	MW-10 DNG	MW-11 DNG	MW-12 DNG	MW-13 DNG	MW-14 DNG	MW-15 DNG	MW-16 DNG	WET_WELL DNG
2,4,5-Trichlorophenol, ug/L (CAS NO - 95-95-4)	10/23/2012	N/A	N/A	N/A	N/A	N/A	N/A	N/A	N/A	N/A	N/A	N/A	N/A	N/A	N/A	N/A	N/A	N/A	N/A	< 1600
	4/2/2013	N/A	N/A	N/A	N/A	N/A	N/A	N/A	N/A	N/A	N/A	N/A	N/A	N/A	N/A	N/A	N/A	N/A	N/A	< 3.27
	10/2/2013	< 0.323	< 0.323	< 0.327	< 0.323	< 0.348	< 0.323	< 0.327	< 0.323	< 0.323	< 0.32	< 0.323	< 0.323	< 0.344	< 0.32	< 0.33	< 0.337	< 0.323	< 0.327	< 32
	10/12/2016	N/A	N/A	N/A	N/A	N/A	N/A	N/A	N/A	N/A	N/A	N/A	N/A	N/A	N/A	N/A	N/A	N/A	N/A	< 10
	9/10/2018	N/A	N/A	N/A	N/A	N/A	N/A	N/A	N/A	N/A	N/A	N/A	N/A	N/A	N/A	N/A	N/A	N/A	N/A	< 101
	8/26/2020	N/A	N/A	N/A	N/A	N/A	N/A	N/A	N/A	N/A	N/A	N/A	N/A	N/A	N/A	N/A	N/A	N/A	N/A	< 123
	3/15/2022	N/A	N/A	N/A	N/A	N/A	N/A	N/A	N/A	N/A	N/A	N/A	N/A	N/A	N/A	N/A	N/A	N/A	N/A	< 10
	4/9/2024	N/A	N/A	N/A	N/A	N/A	N/A	N/A	N/A	N/A	N/A	N/A	N/A	N/A	N/A	N/A	N/A	N/A	N/A	< 9.26
2,4,6-Trichlorophenol, ug/L (CAS NO - 88-06-2)	10/23/2012	N/A	N/A	N/A	N/A	N/A	N/A	N/A	N/A	N/A	N/A	N/A	N/A	N/A	N/A	N/A	N/A	N/A	N/A	< 1600
	4/2/2013	N/A	N/A	N/A	N/A	N/A	N/A	N/A	N/A	N/A	N/A	N/A	N/A	N/A	N/A	N/A	N/A	N/A	N/A	< 2.24
	10/2/2013	< 0.222	< 0.222	< 0.224	< 0.222	< 0.239	< 0.222	< 0.224	< 0.222	< 0.222	< 0.22	< 0.222	< 0.222	< 0.237	< 0.22	< 0.227	< 0.232	< 0.222	< 0.224	< 22
	10/12/2016	N/A	N/A	N/A	N/A	N/A	N/A	N/A	N/A	N/A	N/A	N/A	N/A	N/A	N/A	N/A	N/A	N/A	N/A	< 10
	9/10/2018	N/A	N/A	N/A	N/A	N/A	N/A	N/A	N/A	N/A	N/A	N/A	N/A	N/A	N/A	N/A	N/A	N/A	N/A	< 101
	8/26/2020	N/A	N/A	N/A	N/A	N/A	N/A	N/A	N/A	N/A	N/A	N/A	N/A	N/A	N/A	N/A	N/A	N/A	N/A	< 123
	3/15/2022	N/A	N/A	N/A	N/A	N/A	N/A	N/A	N/A	N/A	N/A	N/A	N/A	N/A	N/A	N/A	N/A	N/A	N/A	< 10
	4/9/2024	N/A	N/A	N/A	N/A	N/A	N/A	N/A	N/A	N/A	N/A	N/A	N/A	N/A	N/A	N/A	N/A	N/A	N/A	< 9.26
2,4-Dichlorophenol, ug/L (CAS NO - 120-83-2)	10/23/2012	N/A	N/A	N/A	N/A	N/A	N/A	N/A	N/A	N/A	N/A	N/A	N/A	N/A	N/A	N/A	N/A	N/A	N/A	< 1600
	4/2/2013	N/A	N/A	N/A	N/A	N/A	N/A	N/A	N/A	N/A	N/A	N/A	N/A	N/A	N/A	N/A	N/A	N/A	N/A	< 1.53
	10/2/2013	< 0.152	< 0.152	< 0.153	< 0.152	< 0.163	< 0.152	< 0.153	< 0.152	< 0.152	< 0.15	< 0.152	< 0.152	< 0.161	< 0.15	< 0.155	< 0.158	< 0.152	< 0.153	< 15
	10/12/2016	N/A	N/A	N/A	N/A	N/A	N/A	N/A	N/A	N/A	N/A	N/A	N/A	N/A	N/A	N/A	N/A	N/A	N/A	< 10
	9/10/2018	N/A	N/A	N/A	N/A	N/A	N/A	N/A	N/A	N/A	N/A	N/A	N/A	N/A	N/A	N/A	N/A	N/A	N/A	< 101
	8/26/2020	N/A	N/A	N/A	N/A	N/A	N/A	N/A	N/A	N/A	N/A	N/A	N/A	N/A	N/A	N/A	N/A	N/A	N/A	< 123
	3/15/2022	N/A	N/A	N/A	N/A	N/A	N/A	N/A	N/A	N/A	N/A	N/A	N/A	N/A	N/A	N/A	N/A	N/A	N/A	< 10
	4/9/2024	N/A	N/A	N/A	N/A	N/A	N/A	N/A	N/A	N/A	N/A	N/A	N/A	N/A	N/A	N/A	N/A	N/A	N/A	< 9.26
2,4-Dimethylphenol, ug/L (CAS NO - 105-67-9)	10/23/2012	N/A	N/A	N/A	N/A	N/A	N/A	N/A	N/A	N/A	N/A	N/A	N/A	N/A	N/A	N/A	N/A	N/A	N/A	< 1600
	4/2/2013	N/A	N/A	N/A	N/A	N/A	N/A	N/A	N/A	N/A	N/A	N/A	N/A	N/A	N/A	N/A	N/A	N/A	N/A	< 2.14
	10/2/2013	< 0.212	< 0.212	< 0.214	< 0.212	< 0.228	< 0.212	< 0.214	< 0.212	< 0.212	< 0.21	4.31*	< 0.212	< 0.226	< 0.21	< 0.216	< 0.221	< 0.212	< 0.214	< 21
	10/12/2016	N/A	N/A	N/A	N/A	N/A	N/A	N/A	N/A	N/A	N/A	N/A	N/A	N/A	N/A	N/A	N/A	N/A	N/A	< 10
	9/10/2018	N/A	N/A	N/A	N/A	N/A	N/A	N/A	N/A	N/A	N/A	N/A	N/A	N/A	N/A	N/A	N/A	N/A	N/A	< 101
	8/26/2020	N/A	N/A	N/A	N/A	N/A	N/A	N/A	N/A	N/A	N/A	N/A	N/A	N/A	N/A	N/A	N/A	N/A	N/A	< 123
	3/15/2022	N/A	N/A	N/A	N/A	N/A	N/A	N/A	N/A	N/A	N/A	N/A	N/A	N/A	N/A	N/A	N/A	N/A	N/A	< 10
	4/9/2024	N/A	N/A	N/A	N/A	N/A	N/A	N/A	N/A	N/A	N/A	N/A	N/A	N/A	N/A	N/A	N/A	N/A	N/A	< 9.26
2,4-Dinitrophenol, ug/L (CAS NO - 51-28-5)	10/23/2012	N/A	N/A	N/A	N/A	N/A	N/A	N/A	N/A	N/A	N/A	N/A	N/A	N/A	N/A	N/A	N/A	N/A	N/A	< 3190
	4/2/2013	N/A	N/A	N/A	N/A	N/A	N/A	N/A	N/A	N/A	N/A	N/A	N/A	N/A	N/A	N/A	N/A	N/A	N/A	< 13.7
	10/2/2013	< 1.35	< 1.35	< 1.37	< 1.35	< 1.46	< 1.35	< 1.37	< 1.35	< 1.35	< 1.34	< 1.35	< 1.35	< 1.44	< 1.34	< 1.38	< 1.41	< 1.35	< 1.37	< 134
	10/12/2016	N/A	N/A	N/A	N/A	N/A	N/A	N/A	N/A	N/A	N/A	N/A	N/A	N/A	N/A	N/A	N/A	N/A	N/A	< 20
	9/10/2018	N/A	N/A	N/A	N/A	N/A	N/A	N/A	N/A	N/A	N/A	N/A	N/A	N/A	N/A	N/A	N/A	N/A	N/A	< 202
	8/26/2020	N/A	N/A	N/A	N/A	N/A	N/A	N/A	N/A	N/A	N/A	N/A	N/A	N/A	N/A	N/A	N/A	N/A	N/A	< 247
	3/15/2022	N/A	N/A	N/A	N/A	N/A	N/A	N/A	N/A	N/A	N/A	N/A	N/A	N/A	N/A	N/A	N/A	N/A	N/A	< 20
	4/9/2024	N/A	N/A	N/A	N/A	N/A	N/A	N/A	N/A	N/A	N/A	N/A	N/A	N/A	N/A	N/A	N/A	N/A	N/A	< 18.5
2,4-Dinitrotoluene, ug/L (CAS NO - 121-14-2)	10/23/2012	N/A	N/A	N/A	N/A	N/A	N/A	N/A	N/A	N/A	N/A	N/A	N/A	N/A	N/A	N/A	N/A	N/A	N/A	< 1600
	4/2/2013	N/A	N/A	N/A	N/A	N/A	N/A	N/A	N/A	N/A	N/A	N/A	N/A	N/A	N/A	N/A	N/A	N/A	N/A	< 1.94
	10/2/2013	< 0.192	< 0.192	< 0.194	< 0.192	< 0.207	< 0.192	< 0.194	< 0.192	< 0.192	< 0.19	< 0.192	< 0.192	< 0.204	< 0.19	< 0.196	< 0.2	< 0.192	< 0.194	< 19
	10/12/2016	N/A	N/A	N/A	N/A	N/A	N/A	N/A	N/A	N/A	N/A	N/A	N/A	N/A	N/A	N/A	N/A	N/A	N/A	< 10
	9/10/2018	N/A	N/A	N/A	N/A	N/A	N/A	N/A	N/A	N/A	N/A	N/A	N/A	N/A	N/A	N/A	N/A	N/A	N/A	< 101
	8/26/2020	N/A	N/A	N/A	N/A	N/A	N/A	N/A	N/A	N/A	N/A	N/A	N/A	N/A	N/A	N/A	N/A	N/A	N/A	< 123
	3/15/2022	N/A	N/A	N/A	N/A	N/A	N/A	N/A	N/A	N/A	N/A	N/A	N/A	N/A	N/A	N/A	N/A	N/A	N/A	< 10
	4/9/2024	N/A	N/A	N/A	N/A	N/A	N/A	N/A	N/A	N/A	N/A	N/A	N/A	N/A	N/A	N/A	N/A	N/A	N/A	< 9.26
	7/1/2025	N/A	N/A	N/A	N/A	N/A	N/A	N/A	N/A	< 10.2	N/A	< 10.2	N/A	N/A	N/A	N/A	N/A	N/A	N/A	N/A
2,6-Dinitrotoluene, ug/L (CAS NO - 606-20-2)	10/23/2012	N/A	N/A	N/A	N/A	N/A	N/A	N/A	N/A	N/A	N/A	N/A	N/A	N/A	N/A	N/A	N/A	N/A	N/A	< 1600
	4/2/2013	N/A	N/A	N/A	N/A	N/A	N/A	N/A	N/A	N/A	N/A	N/A	N/A	N/A	N/A	N/A	N/A	N/A	N/A	< 2.45
	10/2/2013	< 0.242	< 0.242	< 0.245	< 0.242	< 0.261	< 0.242	< 0.245	< 0.242	< 0.242	< 0.24	< 0.242	< 0.242	< 0.258	< 0.24	< 0.247	< 0.253	< 0.242	< 0.245	209*
	10/15/2014	N/A	N/A	N/A	N/A	N/A	N/A	N/A	N/A	N/A	N/A	N/A	N/A	N/A	N/A	N/A	N/A	N/A	N/A	< 245
	10/12/2016	N/A	N/A	N/A	N/A	N/A	N/A	N/A	N/A	N/A	N/A	N/A	N/A	N/A	N/A	N/A	N/A	N/A	N/A	< 10
	9/10/2018	N/A	N/A	N/A	N/A	N/A	N/A	N/A	N/A	N/A	N/A	N/A	N/A	N/A	N/A	N/A	N/A	N/A	N/A	< 101
	8/26/2020	N/A	N/A	N/A	N/A	N/A	N/A	N/A	N/A	N/A	N/A	N/A	N/A	N/A	N/A	N/A	N/A	N/A	N/A	< 123
	3/15/2022	N/A	N/A	N/A	N/A	N/A	N/A	N/A	N/A	N/A	N/A	N/A	N/A	N/A	N/A	N/A	N/A	N/A	N/A	< 10
	4/9/2024	N/A	N/A	N/A	N/A	N/A	N/A	N/A	N/A	N/A	N/A	N/A	N/A	N/A	N/A	N/A	N/A	N/A	N/A	< 9.26
	7/1/2025	N/A	N/A	N/A	N/A	N/A	N/A	N/A	N/A	< 10.2	N/A	< 10.2	N/A	N/A	N/A	N/A	N/A	N/A	N/A	N/A
2-Chloronaphthalene, ug/L (CAS NO - 91-58-7)	10/23/2012	N/A	N/A	N/A	N/A	N/A	N/A	N/A	N/A	N/A	N/A	N/A	N/A	N/A	N/A	N/A	N/A	N/A	N/A	< 1600
	4/2/2013	N/A	N/A	N/A	N/A	N/A	N/A	N/A	N/A	N/A	N/A	N/A	N/A	N/A	N/A	N/A	N/A	N/A	N/A	< 2.35
	10/2/2013	< 0.232	< 0.232	< 0.235	< 0.232	< 0.25	< 0.232	< 0.235	< 0.232	< 0.232	< 0.23	< 0.232	< 0.232	< 0.247	< 0.23	< 0.237	< 0.242	< 0.232	< 0.235	< 23
	10/12/2016	N/A	N/A	N/A	N/A	N/A	N/A	N/A	N/A	N/A	N/A	N/A	N/A	N/A	N/A	N/A	N/A	N/A	N/A	< 10
	9/10/2018	N/A	N/A	N/A	N/A	N/A	N/A	N/A	N/A	N/A	N/A	N/A	N/A	N/A	N/A	N/A	N/A	N/A	N/A	< 101
	8/26/2020	N/A	N/A	N/A	N/A	N/A	N/A	N/A	N/A	N/A	N/A	N/A	N/A	N/A	N/A	N/A	N/A	N/A	N/A	< 123
	3/15/2022	N/A	N/A	N/A	N/A	N/A	N/A	N/A	N/A	N/A	N/A	N/A	N/A	N/A	N/A	N/A	N/A	N/A	N/A	< 10
	4/9/2024	N/A	N/A	N/A	N/A	N/A	N/A	N/A	N/A	N/A	N/A	N/A	N/A	N/A	N/A	N/A	N/A	N/A	N/A	< 9.26
	7/1/2025	N/A	N/A	N/A	N/A	N/A	N/A	N/A	N/A	< 10.2	N/A	< 10.2	N/A	N/A	N/A	N/A	N/A	N/A	N/A	N/A
2-Chlorophenol, ug/L (CAS NO - 95-57-8)	10/23/2012	N/A	N/A	N/A	N/A	N/A	N/A	N/A	N/A	N/A	N/A	N/A	N/A	N/A	N/A	N/A	N/A	N/A	N/A	< 1600
	4/2/2013	N/A	N/A	N/A	N/A	N/A	N/A	N/A	N/A	N/A	N/A	N/A	N/A	N/A	N/A	N/A	N/A	N/A	N/A	< 1.53
	10/2/2013	< 0.152	< 0.152	< 0.153	< 0.152	< 0.163	< 0.152	< 0.153	< 0.152	< 0.152	< 0.15	< 0.152	< 0.152	< 0.161	< 0.15	< 0.155	< 0.158	< 0.152	< 0.153	< 15
	10/12/2016	N/A	N/A	N/A	N/A	N/A	N/A	N/A	N/A	N/A	N/A	N/A	N/A	N/A	N/A	N/A	N/A	N/A	N/A	< 10
	9/10/2018	N/A	N/A	N/A	N/A	N/A	N/A	N/A	N/A	N/A	N/A	N/A	N/A	N/A	N/A	N/A	N/A	N/A	N/A	< 101
	8/26/2020	N/A	N/A	N/A	N/A	N/A	N/A	N/A	N/A	N/A	N/A	N/A	N/A	N/A	N/A	N/A	N/A	N/A	N/A	< 123
	3/15/2022	N/A	N/A	N/A	N/A	N/A	N/A	N/A	N/A	N/A	N/A	N/A	N/A	N/A	N/A	N/A	N/A	N/A	N/A	< 10
	4/9/2024	N/A	N/A	N/A	N/A	N/A	N/A	N/A	N/A	N/A	N/A	N/A	N/A	N/A	N/A	N/A	N/A	N/A	N/A	< 9.26

SCS ENGINEERS

Summary of Groundwater Chemistry

Archer Daniels Midland Landfill (Closed) - 23-SDP-05-88C

Other Constituents	Sample Date	MW-1 UPG	MW-2 UPG	MW-17 UPG	MW-18 UPG	MW-3 DNG	MW-4 DNG	MW-5 DNG	MW-6 DNG	MW-7 DNG	MW-8 DNG	MW-9 DNG	MW-10 DNG	MW-11 DNG	MW-12 DNG	MW-13 DNG	MW-14 DNG	MW-15 DNG	MW-16 DNG	WET_WELL DNG
2-Methylnaphthalene, ug/L (CAS NO - 91-57-6)	10/12/2016	N/A	N/A	N/A	N/A	N/A	N/A	N/A	N/A	N/A	N/A	N/A	N/A	N/A	N/A	N/A	N/A	N/A	N/A	< 10
	9/10/2018	N/A	N/A	N/A	N/A	N/A	N/A	N/A	N/A	N/A	N/A	N/A	N/A	N/A	N/A	N/A	N/A	N/A	N/A	< 101
	8/26/2020	N/A	N/A	N/A	N/A	N/A	N/A	N/A	N/A	N/A	N/A	N/A	N/A	N/A	N/A	N/A	N/A	N/A	N/A	< 123
	3/15/2022	N/A	N/A	N/A	N/A	N/A	N/A	N/A	N/A	N/A	N/A	N/A	N/A	N/A	N/A	N/A	N/A	N/A	N/A	< 10
	4/9/2024	N/A	N/A	N/A	N/A	N/A	N/A	N/A	N/A	N/A	N/A	N/A	N/A	N/A	N/A	N/A	N/A	N/A	N/A	< 9.26
	7/1/2025	N/A	N/A	N/A	N/A	N/A	N/A	N/A	N/A	< 10.2	N/A	< 0.0978	N/A	**0.435**	N/A	N/A	N/A	N/A	N/A	N/A
2-Methylphenol, ug/L (CAS NO - 95-48-7)	10/12/2016	N/A	N/A	N/A	N/A	N/A	N/A	N/A	N/A	N/A	N/A	< 105	N/A	N/A	N/A	N/A	N/A	N/A	N/A	0.363*
	9/10/2018	N/A	N/A	N/A	N/A	N/A	N/A	N/A	N/A	N/A	N/A	N/A	N/A	N/A	N/A	N/A	N/A	N/A	N/A	3.32*
	8/26/2020	N/A	N/A	N/A	N/A	N/A	N/A	N/A	N/A	N/A	N/A	N/A	N/A	N/A	N/A	N/A	N/A	N/A	N/A	< 123
	3/15/2022	N/A	N/A	N/A	N/A	N/A	N/A	N/A	N/A	N/A	N/A	N/A	N/A	N/A	N/A	N/A	N/A	N/A	N/A	< 10
	4/9/2024	N/A	N/A	N/A	N/A	N/A	N/A	N/A	N/A	N/A	N/A	N/A	N/A	N/A	N/A	N/A	N/A	N/A	N/A	< 9.26
2-Nitroaniline, ug/L (CAS NO - 88-74-4)	10/12/2016	N/A	N/A	N/A	N/A	N/A	N/A	N/A	N/A	N/A	N/A	N/A	N/A	N/A	N/A	N/A	N/A	N/A	N/A	< 10
	9/10/2018	N/A	N/A	N/A	N/A	N/A	N/A	N/A	N/A	N/A	N/A	N/A	N/A	N/A	N/A	N/A	N/A	N/A	N/A	< 101
	8/26/2020	N/A	N/A	N/A	N/A	N/A	N/A	N/A	N/A	N/A	N/A	N/A	N/A	N/A	N/A	N/A	N/A	N/A	N/A	< 123
	3/15/2022	N/A	N/A	N/A	N/A	N/A	N/A	N/A	N/A	N/A	N/A	N/A	N/A	N/A	N/A	N/A	N/A	N/A	N/A	< 10
	4/9/2024	N/A	N/A	N/A	N/A	N/A	N/A	N/A	N/A	N/A	N/A	N/A	N/A	N/A	N/A	N/A	N/A	N/A	N/A	< 9.26
	7/1/2025	N/A	N/A	N/A	N/A	N/A	N/A	N/A	N/A	< 10.2	N/A	< 10.2	N/A	N/A	N/A	N/A	N/A	N/A	N/A	N/A
2-Nitrophenol, ug/L (CAS NO - 88-75-5)	10/23/2012	N/A	N/A	N/A	N/A	N/A	N/A	N/A	N/A	N/A	N/A	N/A	N/A	N/A	N/A	N/A	N/A	N/A	N/A	< 1600
	4/2/2013	N/A	N/A	N/A	N/A	N/A	N/A	N/A	N/A	N/A	N/A	N/A	N/A	N/A	N/A	N/A	N/A	N/A	N/A	< 1.63
	10/2/2013	< 0.162	< 0.162	< 0.163	< 0.162	< 0.174	< 0.162	< 0.163	< 0.162	< 0.162	< 0.16	< 0.162	< 0.162	< 0.172	< 0.16	< 0.165	< 0.168	< 0.162	< 0.163	< 16
	10/12/2016	N/A	N/A	N/A	N/A	N/A	N/A	N/A	N/A	N/A	N/A	N/A	N/A	N/A	N/A	N/A	N/A	N/A	N/A	< 10
	9/10/2018	N/A	N/A	N/A	N/A	N/A	N/A	N/A	N/A	N/A	N/A	N/A	N/A	N/A	N/A	N/A	N/A	N/A	N/A	< 101
	8/26/2020	N/A	N/A	N/A	N/A	N/A	N/A	N/A	N/A	N/A	N/A	N/A	N/A	N/A	N/A	N/A	N/A	N/A	N/A	< 123
	3/15/2022	N/A	N/A	N/A	N/A	N/A	N/A	N/A	N/A	N/A	N/A	N/A	N/A	N/A	N/A	N/A	N/A	N/A	N/A	< 10
	4/9/2024	N/A	N/A	N/A	N/A	N/A	N/A	N/A	N/A	N/A	N/A	N/A	N/A	N/A	N/A	N/A	N/A	N/A	N/A	< 9.26
3,3-Dichlorobenzidine, ug/L (CAS NO - 91-94-1)	10/23/2012	N/A	N/A	N/A	N/A	N/A	N/A	N/A	N/A	N/A	N/A	N/A	N/A	N/A	N/A	N/A	N/A	N/A	N/A	< 1600
	4/2/2013	N/A	N/A	N/A	N/A	N/A	N/A	N/A	N/A	N/A	N/A	N/A	N/A	N/A	N/A	N/A	N/A	N/A	N/A	< 4.69
	10/2/2013	< 0.465	< 0.465	< 0.469	< 0.465	< 0.5	< 0.465	< 0.469	< 0.465	< 0.465	< 0.46	< 0.465	< 0.465	< 0.495	< 0.46	< 0.474	< 0.484	< 0.465	< 0.469	< 46
	10/12/2016	N/A	N/A	N/A	N/A	N/A	N/A	N/A	N/A	N/A	N/A	N/A	N/A	N/A	N/A	N/A	N/A	N/A	N/A	< 50
	9/10/2018	N/A	N/A	N/A	N/A	N/A	N/A	N/A	N/A	N/A	N/A	N/A	N/A	N/A	N/A	N/A	N/A	N/A	N/A	< 101
	8/26/2020	N/A	N/A	N/A	N/A	N/A	N/A	N/A	N/A	N/A	N/A	N/A	N/A	N/A	N/A	N/A	N/A	N/A	N/A	< 123
	3/15/2022	N/A	N/A	N/A	N/A	N/A	N/A	N/A	N/A	N/A	N/A	N/A	N/A	N/A	N/A	N/A	N/A	N/A	N/A	< 10
	4/9/2024	N/A	N/A	N/A	N/A	N/A	N/A	N/A	N/A	N/A	N/A	N/A	N/A	N/A	N/A	N/A	N/A	N/A	N/A	1.84*
	7/1/2025	N/A	N/A	N/A	N/A	N/A	N/A	N/A	N/A	< 10.2	N/A	< 10.2	N/A	N/A	N/A	N/A	N/A	N/A	N/A	N/A
3/4-Methylphenol, ug/L (CAS NO - T-34MP)	10/12/2016	N/A	N/A	N/A	N/A	N/A	N/A	N/A	N/A	N/A	N/A	< 105	N/A	N/A	N/A	N/A	N/A	N/A	N/A	**103**
	9/10/2018	N/A	N/A	N/A	N/A	N/A	N/A	N/A	N/A	N/A	N/A	N/A	N/A	N/A	N/A	N/A	N/A	N/A	N/A	20.7*
	8/26/2020	N/A	N/A	N/A	N/A	N/A	N/A	N/A	N/A	N/A	N/A	N/A	N/A	N/A	N/A	N/A	N/A	N/A	N/A	< 123
	3/15/2022	N/A	N/A	N/A	N/A	N/A	N/A	N/A	N/A	N/A	N/A	N/A	N/A	N/A	N/A	N/A	N/A	N/A	N/A	< 10
	4/9/2024	N/A	N/A	N/A	N/A	N/A	N/A	N/A	N/A	N/A	N/A	N/A	N/A	N/A	N/A	N/A	N/A	N/A	N/A	< 9.26
3-Nitroaniline, ug/L (CAS NO - 99-09-2)	10/12/2016	N/A	N/A	N/A	N/A	N/A	N/A	N/A	N/A	N/A	N/A	N/A	N/A	N/A	N/A	N/A	N/A	N/A	N/A	< 10
	9/10/2018	N/A	N/A	N/A	N/A	N/A	N/A	N/A	N/A	N/A	N/A	N/A	N/A	N/A	N/A	N/A	N/A	N/A	N/A	< 101
	8/26/2020	N/A	N/A	N/A	N/A	N/A	N/A	N/A	N/A	N/A	N/A	N/A	N/A	N/A	N/A	N/A	N/A	N/A	N/A	< 123
	3/15/2022	N/A	N/A	N/A	N/A	N/A	N/A	N/A	N/A	N/A	N/A	N/A	N/A	N/A	N/A	N/A	N/A	N/A	N/A	< 10
	4/9/2024	N/A	N/A	N/A	N/A	N/A	N/A	N/A	N/A	N/A	N/A	N/A	N/A	N/A	N/A	N/A	N/A	N/A	N/A	< 9.26
	7/1/2025	N/A	N/A	N/A	N/A	N/A	N/A	N/A	N/A	< 10.2	N/A	< 10.2	N/A	N/A	N/A	N/A	N/A	N/A	N/A	N/A
4,6-Dinitro-2-methylphenol, ug/L (CAS NO - 534-52-1)	10/23/2012	N/A	N/A	N/A	N/A	N/A	N/A	N/A	N/A	N/A	N/A	N/A	N/A	N/A	N/A	N/A	N/A	N/A	N/A	< 1600
	4/2/2013	N/A	N/A	N/A	N/A	N/A	N/A	N/A	N/A	N/A	N/A	N/A	N/A	N/A	N/A	N/A	N/A	N/A	N/A	< 22.7
	10/2/2013	< 2.24	< 2.24	< 2.27	< 2.24	< 2.41	< 2.24	< 2.27	< 2.24	< 2.24	< 2.22	< 2.24	< 2.24	< 2.39	< 2.22	< 2.29	< 2.34	< 2.24	< 2.27	< 222
	10/12/2016	N/A	N/A	N/A	N/A	N/A	N/A	N/A	N/A	N/A	N/A	N/A	N/A	N/A	N/A	N/A	N/A	N/A	N/A	< 10
	9/10/2018	N/A	N/A	N/A	N/A	N/A	N/A	N/A	N/A	N/A	N/A	N/A	N/A	N/A	N/A	N/A	N/A	N/A	N/A	< 101
	8/26/2020	N/A	N/A	N/A	N/A	N/A	N/A	N/A	N/A	N/A	N/A	N/A	N/A	N/A	N/A	N/A	N/A	N/A	N/A	< 123
	3/15/2022	N/A	N/A	N/A	N/A	N/A	N/A	N/A	N/A	N/A	N/A	N/A	N/A	N/A	N/A	N/A	N/A	N/A	N/A	< 10
	4/9/2024	N/A	N/A	N/A	N/A	N/A	N/A	N/A	N/A	N/A	N/A	N/A	N/A	N/A	N/A	N/A	N/A	N/A	N/A	< 9.26
4-Bromophenyl phenyl ether, ug/L (CAS NO - 101-55-3)	10/23/2012	N/A	N/A	N/A	N/A	N/A	N/A	N/A	N/A	N/A	N/A	N/A	N/A	N/A	N/A	N/A	N/A	N/A	N/A	< 1600
	4/2/2013	N/A	N/A	N/A	N/A	N/A	N/A	N/A	N/A	N/A	N/A	N/A	N/A	N/A	N/A	N/A	N/A	N/A	N/A	< 2.96
	10/2/2013	< 0.293	< 0.293	< 0.296	< 0.293	< 0.315	< 0.293	< 0.296	< 0.293	< 0.293	< 0.29	< 0.293	< 0.293	< 0.312	< 0.29	< 0.299	< 0.305	< 0.293	< 0.296	< 29
	10/12/2016	N/A	N/A	N/A	N/A	N/A	N/A	N/A	N/A	N/A	N/A	N/A	N/A	N/A	N/A	N/A	N/A	N/A	N/A	< 10
	9/10/2018	N/A	N/A	N/A	N/A	N/A	N/A	N/A	N/A	N/A	N/A	N/A	N/A	N/A	N/A	N/A	N/A	N/A	N/A	< 101
	8/26/2020	N/A	N/A	N/A	N/A	N/A	N/A	N/A	N/A	N/A	N/A	N/A	N/A	N/A	N/A	N/A	N/A	N/A	N/A	< 123
	3/15/2022	N/A	N/A	N/A	N/A	N/A	N/A	N/A	N/A	N/A	N/A	N/A	N/A	N/A	N/A	N/A	N/A	N/A	N/A	< 10
	4/9/2024	N/A	N/A	N/A	N/A	N/A	N/A	N/A	N/A	N/A	N/A	N/A	N/A	N/A	N/A	N/A	N/A	N/A	N/A	< 9.26
	7/1/2025	N/A	N/A	N/A	N/A	N/A	N/A	N/A	N/A	< 10.2	N/A	< 10.2	N/A	N/A	N/A	N/A	N/A	N/A	N/A	N/A
4-Chloro-3-methylphenol, ug/L (CAS NO - 59-50-7)	10/23/2012	N/A	N/A	N/A	N/A	N/A	N/A	N/A	N/A	N/A	N/A	N/A	N/A	N/A	N/A	N/A	N/A	N/A	N/A	< 1600
	4/2/2013	N/A	N/A	N/A	N/A	N/A	N/A	N/A	N/A	N/A	N/A	N/A	N/A	N/A	N/A	N/A	N/A	N/A	N/A	< 1.94
	10/2/2013	< 0.192	< 0.192	< 0.194	< 0.192	< 0.207	< 0.192	< 0.194	< 0.192	< 0.192	< 0.19	< 0.192	< 0.192	< 0.204	< 0.19	< 0.196	< 0.2	< 0.192	< 0.194	< 19
	10/12/2016	N/A	N/A	N/A	N/A	N/A	N/A	N/A	N/A	N/A	N/A	N/A	N/A	N/A	N/A	N/A	N/A	N/A	N/A	< 10
	9/10/2018	N/A	N/A	N/A	N/A	N/A	N/A	N/A	N/A	N/A	N/A	N/A	N/A	N/A	N/A	N/A	N/A	N/A	N/A	< 101
	8/26/2020	N/A	N/A	N/A	N/A	N/A	N/A	N/A	N/A	N/A	N/A	N/A	N/A	N/A	N/A	N/A	N/A	N/A	N/A	< 123
	3/15/2022	N/A	N/A	N/A	N/A	N/A	N/A	N/A	N/A	N/A	N/A	N/A	N/A	N/A	N/A	N/A	N/A	N/A	N/A	< 10
	4/9/2024	N/A	N/A	N/A	N/A	N/A	N/A	N/A	N/A	N/A	N/A	N/A	N/A	N/A	N/A	N/A	N/A	N/A	N/A	< 9.26

SCS ENGINEERS

Summary of Groundwater Chemistry

Archer Daniels Midland Landfill (Closed) - 23-SDP-05-88C

Other Constituents	Sample Date	MW-1 UPG	MW-2 UPG	MW-17 UPG	MW-18 UPG	MW-3 DNG	MW-4 DNG	MW-5 DNG	MW-6 DNG	MW-7 DNG	MW-8 DNG	MW-9 DNG	MW-10 DNG	MW-11 DNG	MW-12 DNG	MW-13 DNG	MW-14 DNG	MW-15 DNG	MW-16 DNG	WET_WELL DNG
4-Chloroaniline, ug/L (CAS NO - 106-47-8)	10/23/2012	N/A	N/A	N/A	N/A	N/A	N/A	N/A	N/A	N/A	N/A	N/A	N/A	N/A	N/A	N/A	N/A	N/A	N/A	< 1600
	4/2/2013	N/A	N/A	N/A	N/A	N/A	N/A	N/A	N/A	N/A	N/A	N/A	N/A	N/A	N/A	N/A	N/A	N/A	N/A	< 1.43
	10/2/2013	< 0.141	< 0.141	< 0.143	< 0.141	< 0.152	< 0.141	< 0.143	< 0.141	< 0.141	< 0.14	< 0.141	< 0.141	< 0.151	< 0.14	< 0.144	< 0.147	< 0.141	< 0.143	< 14
	10/12/2016	N/A	N/A	N/A	N/A	N/A	N/A	N/A	N/A	N/A	N/A	N/A	N/A	N/A	N/A	N/A	N/A	N/A	N/A	< 10
	9/10/2018	N/A	N/A	N/A	N/A	N/A	N/A	N/A	N/A	N/A	N/A	N/A	N/A	N/A	N/A	N/A	N/A	N/A	N/A	< 101
	8/26/2020	N/A	N/A	N/A	N/A	N/A	N/A	N/A	N/A	N/A	N/A	N/A	N/A	N/A	N/A	N/A	N/A	N/A	N/A	< 123
	3/15/2022	N/A	N/A	N/A	N/A	N/A	N/A	N/A	N/A	N/A	N/A	N/A	N/A	N/A	N/A	N/A	N/A	N/A	N/A	< 10
	4/9/2024	N/A	N/A	N/A	N/A	N/A	N/A	N/A	N/A	N/A	N/A	N/A	N/A	N/A	N/A	N/A	N/A	N/A	N/A	< 9.26
	7/1/2025	N/A	N/A	N/A	N/A	N/A	N/A	N/A	N/A	< 10.2	N/A	< 10.2	N/A	N/A	N/A	N/A	N/A	N/A	N/A	N/A
4-Chlorophenyl phenyl ether, ug/L (CAS NO - 7005-72-3)	10/23/2012	N/A	N/A	N/A	N/A	N/A	N/A	N/A	N/A	N/A	N/A	N/A	N/A	N/A	N/A	N/A	N/A	N/A	N/A	< 1600
	4/2/2013	N/A	N/A	N/A	N/A	N/A	N/A	N/A	N/A	N/A	N/A	N/A	N/A	N/A	N/A	N/A	N/A	N/A	N/A	< 2.55
	10/2/2013	< 0.253	< 0.253	< 0.255	< 0.253	< 0.272	< 0.253	< 0.255	< 0.253	< 0.253	< 0.25	< 0.253	< 0.253	< 0.269	< 0.25	< 0.258	< 0.263	< 0.253	< 0.255	< 25
	10/12/2016	N/A	N/A	N/A	N/A	N/A	N/A	N/A	N/A	N/A	N/A	N/A	N/A	N/A	N/A	N/A	N/A	N/A	N/A	< 10
	9/10/2018	N/A	N/A	N/A	N/A	N/A	N/A	N/A	N/A	N/A	N/A	N/A	N/A	N/A	N/A	N/A	N/A	N/A	N/A	< 101
	8/26/2020	N/A	N/A	N/A	N/A	N/A	N/A	N/A	N/A	N/A	N/A	N/A	N/A	N/A	N/A	N/A	N/A	N/A	N/A	< 123
	3/15/2022	N/A	N/A	N/A	N/A	N/A	N/A	N/A	N/A	N/A	N/A	N/A	N/A	N/A	N/A	N/A	N/A	N/A	N/A	< 10
	4/9/2024	N/A	N/A	N/A	N/A	N/A	N/A	N/A	N/A	N/A	N/A	N/A	N/A	N/A	N/A	N/A	N/A	N/A	N/A	< 9.26
	7/1/2025	N/A	N/A	N/A	N/A	N/A	N/A	N/A	N/A	< 10.2	N/A	< 10.2	N/A	N/A	N/A	N/A	N/A	N/A	N/A	N/A
4-Nitroaniline, ug/L (CAS NO - 100-01-6)	10/12/2016	N/A	N/A	N/A	N/A	N/A	N/A	N/A	N/A	N/A	N/A	N/A	N/A	N/A	N/A	N/A	N/A	N/A	N/A	< 10
	9/10/2018	N/A	N/A	N/A	N/A	N/A	N/A	N/A	N/A	N/A	N/A	N/A	N/A	N/A	N/A	N/A	N/A	N/A	N/A	< 101
	8/26/2020	N/A	N/A	N/A	N/A	N/A	N/A	N/A	N/A	N/A	N/A	N/A	N/A	N/A	N/A	N/A	N/A	N/A	N/A	< 123
	3/15/2022	N/A	N/A	N/A	N/A	N/A	N/A	N/A	N/A	N/A	N/A	N/A	N/A	N/A	N/A	N/A	N/A	N/A	N/A	< 10
	4/9/2024	N/A	N/A	N/A	N/A	N/A	N/A	N/A	N/A	N/A	N/A	N/A	N/A	N/A	N/A	N/A	N/A	N/A	N/A	< 9.26
	7/1/2025	N/A	N/A	N/A	N/A	N/A	N/A	N/A	N/A	< 10.2	N/A	< 10.2	N/A	N/A	N/A	N/A	N/A	N/A	N/A	N/A
4-Nitrophenol, ug/L (CAS NO - 100-02-7)	10/23/2012	N/A	N/A	N/A	N/A	N/A	N/A	N/A	N/A	N/A	N/A	N/A	N/A	N/A	N/A	N/A	N/A	N/A	N/A	< 1600
	4/2/2013	N/A	N/A	N/A	N/A	N/A	N/A	N/A	N/A	N/A	N/A	N/A	N/A	N/A	N/A	N/A	N/A	N/A	N/A	< 1.22
	10/2/2013	< 0.121	< 0.121	< 0.122	< 0.121	< 0.13	< 0.121	< 0.122	< 0.121	< 0.121	< 0.12	< 0.121	< 0.121	< 0.129	< 0.12	< 0.124	< 0.126	< 0.121	< 0.122	< 12
	10/12/2016	N/A	N/A	N/A	N/A	N/A	N/A	N/A	N/A	N/A	N/A	N/A	N/A	N/A	N/A	N/A	N/A	N/A	N/A	< 10
	9/10/2018	N/A	N/A	N/A	N/A	N/A	N/A	N/A	N/A	N/A	N/A	N/A	N/A	N/A	N/A	N/A	N/A	N/A	N/A	< 101
	8/26/2020	N/A	N/A	N/A	N/A	N/A	N/A	N/A	N/A	N/A	N/A	N/A	N/A	N/A	N/A	N/A	N/A	N/A	N/A	< 123
	3/15/2022	N/A	N/A	N/A	N/A	N/A	N/A	N/A	N/A	N/A	N/A	N/A	N/A	N/A	N/A	N/A	N/A	N/A	N/A	< 10
	4/9/2024	N/A	N/A	N/A	N/A	N/A	N/A	N/A	N/A	N/A	N/A	N/A	N/A	N/A	N/A	N/A	N/A	N/A	N/A	< 9.26
Acenaphthene, ug/L (CAS NO - 83-32-9)	10/23/2012	N/A	N/A	N/A	N/A	N/A	N/A	N/A	N/A	N/A	N/A	N/A	N/A	N/A	N/A	N/A	N/A	N/A	N/A	< 1600
	4/2/2013	N/A	N/A	N/A	N/A	N/A	N/A	N/A	N/A	N/A	N/A	N/A	N/A	N/A	N/A	N/A	N/A	N/A	N/A	< 0.0224
	10/2/2013	< 0.0222	< 0.0222	< 0.0222	< 0.0222	< 0.0222	< 0.0222	< 0.0224	< 0.0222	< 0.0222	< 0.0227	< 0.022	< 0.0224	< 0.0222	< 0.0222	< 0.0224	< 0.022	< 0.0222	< 0.0224	< 0.22
	4/25/2016	N/A	N/A	N/A	N/A	N/A	N/A	N/A	N/A	N/A	N/A	**104**	N/A	< 0.98	< 0.98	N/A	N/A	N/A	N/A	N/A
	10/12/2016	N/A	N/A	N/A	N/A	N/A	N/A	N/A	N/A	N/A	N/A	N/A	N/A	N/A	N/A	N/A	N/A	N/A	N/A	< 10
	10/5/2017	N/A	N/A	N/A	N/A	N/A	N/A	N/A	N/A	N/A	N/A	< 1.03	N/A	< 1	N/A	N/A	N/A	N/A	N/A	N/A
	9/10/2018	N/A	N/A	N/A	N/A	N/A	N/A	N/A	N/A	N/A	N/A	< 1.01	N/A	< 1.14	N/A	N/A	N/A	N/A	N/A	< 101
	9/10/2019	N/A	N/A	N/A	N/A	N/A	N/A	N/A	N/A	N/A	N/A	< 1.08	N/A	< 1.08	N/A	N/A	N/A	N/A	N/A	N/A
	8/26/2020	N/A	N/A	N/A	N/A	N/A	N/A	N/A	N/A	N/A	N/A	< 0.108	N/A	**0.358**	N/A	N/A	N/A	N/A	N/A	< 123
	8/17/2021	N/A	N/A	N/A	N/A	N/A	N/A	N/A	N/A	N/A	N/A	< 0.105	N/A	**0.157**	N/A	N/A	N/A	N/A	N/A	N/A
	3/15/2022	N/A	N/A	N/A	N/A	N/A	N/A	N/A	N/A	N/A	N/A	N/A	N/A	N/A	N/A	N/A	N/A	N/A	N/A	< 10
	8/9/2022	N/A	N/A	N/A	N/A	N/A	N/A	N/A	N/A	N/A	N/A	< 0.204	N/A	**0.483**	N/A	N/A	N/A	N/A	N/A	N/A
	7/19/2023	N/A	N/A	N/A	N/A	N/A	N/A	N/A	N/A	N/A	N/A	N/A	N/A	**0.258**	N/A	N/A	N/A	N/A	N/A	N/A
	4/9/2024	N/A	N/A	N/A	N/A	N/A	N/A	N/A	N/A	N/A	N/A	N/A	N/A	N/A	N/A	N/A	N/A	N/A	N/A	< 9.26
	7/16/2024	N/A	N/A	N/A	N/A	N/A	N/A	N/A	N/A	N/A	N/A	< 0.208	N/A	0.149*	N/A	N/A	N/A	N/A	N/A	N/A
	7/1/2025	N/A	N/A	N/A	N/A	N/A	N/A	N/A	N/A	< 10.2	N/A	< 0.0978	N/A	**0.582**	N/A	N/A	N/A	N/A	N/A	N/A
Acenaphthylene, ug/L (CAS NO - 208-96-8)	10/23/2012	N/A	N/A	N/A	N/A	N/A	N/A	N/A	N/A	N/A	N/A	N/A	N/A	N/A	N/A	N/A	N/A	N/A	N/A	< 1600
	4/2/2013	N/A	N/A	N/A	N/A	N/A	N/A	N/A	N/A	N/A	N/A	N/A	N/A	N/A	N/A	N/A	N/A	N/A	N/A	< 0.0888
	10/2/2013	< 0.0879	< 0.0879	< 0.0879	< 0.0879	< 0.0879	< 0.0879	< 0.0888	< 0.0879	< 0.0879	< 0.0897	< 0.087	< 0.0888	< 0.0879	< 0.0879	< 0.0888	< 0.087	< 0.0879	< 0.0888	< 0.87
	4/25/2016	N/A	N/A	N/A	N/A	N/A	N/A	N/A	N/A	N/A	N/A	0.498*	N/A	< 0.98	< 0.98	N/A	N/A	N/A	N/A	N/A
	10/12/2016	N/A	N/A	N/A	N/A	N/A	N/A	N/A	N/A	N/A	N/A	N/A	N/A	N/A	N/A	N/A	N/A	N/A	N/A	< 10
	10/5/2017	N/A	N/A	N/A	N/A	N/A	N/A	N/A	N/A	N/A	N/A	**1.31**	N/A	**2.75**	N/A	N/A	N/A	N/A	N/A	N/A
	9/10/2018	N/A	N/A	N/A	N/A	N/A	N/A	N/A	N/A	N/A	N/A	0.446*	N/A	0.904*	N/A	N/A	N/A	N/A	N/A	< 101
	9/10/2019	N/A	N/A	N/A	N/A	N/A	N/A	N/A	N/A	N/A	N/A	0.312*	N/A	< 1.08	N/A	N/A	N/A	N/A	N/A	N/A
	8/26/2020	N/A	N/A	N/A	N/A	N/A	N/A	N/A	N/A	N/A	N/A	< 0.108	N/A	< 0.106	N/A	N/A	N/A	N/A	N/A	< 123
	8/17/2021	N/A	N/A	N/A	N/A	N/A	N/A	N/A	N/A	N/A	N/A	< 0.105	N/A	< 0.106	N/A	N/A	N/A	N/A	N/A	N/A
	3/15/2022	N/A	N/A	N/A	N/A	N/A	N/A	N/A	N/A	N/A	N/A	N/A	N/A	N/A	N/A	N/A	N/A	N/A	N/A	< 10
	8/9/2022	N/A	N/A	N/A	N/A	N/A	N/A	N/A	N/A	N/A	N/A	< 0.204	N/A	< 0.185	N/A	N/A	N/A	N/A	N/A	N/A
	7/19/2023	N/A	N/A	N/A	N/A	N/A	N/A	N/A	N/A	N/A	N/A	N/A	N/A	< 0.189	N/A	N/A	N/A	N/A	N/A	N/A
	4/9/2024	N/A	N/A	N/A	N/A	N/A	N/A	N/A	N/A	N/A	N/A	N/A	N/A	N/A	N/A	N/A	N/A	N/A	N/A	< 9.26
	7/16/2024	N/A	N/A	N/A	N/A	N/A	N/A	N/A	N/A	N/A	N/A	< 0.208	N/A	< 0.2	N/A	N/A	N/A	N/A	N/A	N/A
	7/1/2025	N/A	N/A	N/A	N/A	N/A	N/A	N/A	N/A	< 10.2	N/A	< 0.0978	N/A	< 0.0997	N/A	N/A	N/A	N/A	N/A	N/A
Acrolein, ug/L (CAS NO - 107-02-8)	10/23/2012	N/A	N/A	N/A	N/A	N/A	N/A	N/A	N/A	N/A	N/A	N/A	N/A	N/A	N/A	N/A	N/A	N/A	N/A	< 1000
	4/2/2013	N/A	N/A	N/A	N/A	N/A	N/A	N/A	N/A	N/A	N/A	N/A	N/A	N/A	N/A	N/A	N/A	N/A	N/A	< 1.5
	10/2/2013	N/A	N/A	N/A	N/A	N/A	N/A	N/A	N/A	N/A	N/A	N/A	N/A	N/A	N/A	N/A	N/A	N/A	N/A	< 15

SCS ENGINEERS

Summary of Groundwater Chemistry

Archer Daniels Midland Landfill (Closed) - 23-SDP-05-88C

Other Constituents	Sample Date	MW-1 UPG	MW-2 UPG	MW-17 UPG	MW-18 UPG	MW-3 DNG	MW-4 DNG	MW-5 DNG	MW-6 DNG	MW-7 DNG	MW-8 DNG	MW-9 DNG	MW-10 DNG	MW-11 DNG	MW-12 DNG	MW-13 DNG	MW-14 DNG	MW-15 DNG	MW-16 DNG	WET_WELL DNG
Anthracene, ug/L (CAS NO - 120-12-7)	10/23/2012	N/A	N/A	N/A	N/A	N/A	N/A	N/A	N/A	N/A	N/A	N/A	N/A	N/A	N/A	N/A	N/A	N/A	N/A	< 1600
	4/2/2013	N/A	N/A	N/A	N/A	N/A	N/A	N/A	N/A	N/A	N/A	N/A	N/A	N/A	N/A	N/A	N/A	N/A	N/A	< 0.0102
	10/2/2013	< 0.0101	< 0.0101	< 0.0101	< 0.0101	< 0.0101	< 0.0101	< 0.0102	< 0.0101	< 0.0101	< 0.0103	< 0.01	< 0.0102	< 0.0101	< 0.0101	< 0.0102	< 0.01	< 0.0101	< 0.0102	< 0.1
	4/25/2016	N/A	N/A	N/A	N/A	N/A	N/A	N/A	N/A	N/A	N/A	< 0.98	N/A	< 0.98	< 0.98	N/A	N/A	N/A	N/A	N/A
	10/12/2016	N/A	N/A	N/A	N/A	N/A	N/A	N/A	N/A	N/A	N/A	N/A	N/A	N/A	N/A	N/A	N/A	N/A	N/A	< 10
	10/5/2017	N/A	N/A	N/A	N/A	N/A	N/A	N/A	N/A	N/A	N/A	< 1.03	N/A	< 1	N/A	N/A	N/A	N/A	N/A	N/A
	9/10/2018	N/A	N/A	N/A	N/A	N/A	N/A	N/A	N/A	N/A	N/A	< 1.01	N/A	< 1.14	N/A	N/A	N/A	N/A	N/A	< 101
	9/10/2019	N/A	N/A	N/A	N/A	N/A	N/A	N/A	N/A	N/A	N/A	< 0.323	N/A	< 0.323	N/A	N/A	N/A	N/A	N/A	N/A
	8/26/2020	N/A	N/A	N/A	N/A	N/A	N/A	N/A	N/A	N/A	N/A	< 0.108	N/A	< 0.106	N/A	N/A	N/A	N/A	N/A	< 123
	8/17/2021	N/A	N/A	N/A	N/A	N/A	N/A	N/A	N/A	N/A	N/A	< 0.105	N/A	< 0.106	N/A	N/A	N/A	N/A	N/A	N/A
	3/15/2022	N/A	N/A	N/A	N/A	N/A	N/A	N/A	N/A	N/A	N/A	N/A	N/A	N/A	N/A	N/A	N/A	N/A	N/A	< 10
	8/9/2022	N/A	N/A	N/A	N/A	N/A	N/A	N/A	N/A	N/A	N/A	< 0.204	N/A	0.113*	N/A	N/A	N/A	N/A	N/A	N/A
	7/19/2023	N/A	N/A	N/A	N/A	N/A	N/A	N/A	N/A	N/A	N/A	N/A	N/A	< 0.189	N/A	N/A	N/A	N/A	N/A	N/A
	4/9/2024	N/A	N/A	N/A	N/A	N/A	N/A	N/A	N/A	N/A	N/A	N/A	N/A	N/A	N/A	N/A	N/A	N/A	N/A	< 9.26
	7/16/2024	N/A	N/A	N/A	N/A	N/A	N/A	N/A	N/A	N/A	N/A	< 0.208	N/A	< 0.2	N/A	N/A	N/A	N/A	N/A	N/A
	7/1/2025	N/A	N/A	N/A	N/A	N/A	N/A	N/A	N/A	< 10.2	N/A	< 0.0978	N/A	0.044*	N/A	N/A	N/A	N/A	N/A	N/A
Benzo [a] anthracene, ug/L (CAS NO - 56-55-3)	10/23/2012	N/A	N/A	N/A	N/A	N/A	N/A	N/A	N/A	N/A	N/A	N/A	N/A	N/A	N/A	N/A	N/A	N/A	N/A	< 1600
	4/2/2013	N/A	N/A	N/A	N/A	N/A	N/A	N/A	N/A	N/A	N/A	N/A	N/A	N/A	N/A	N/A	N/A	N/A	N/A	< 0.0204
	10/2/2013	< 0.0202	< 0.0202	< 0.0202	< 0.0202	< 0.0202	< 0.0202	< 0.0204	< 0.0202	< 0.0202	< 0.0206	< 0.02	< 0.0204	< 0.0202	< 0.0202	< 0.0204	< 0.02	< 0.0202	< 0.0204	< 0.2
	4/25/2016	N/A	N/A	N/A	N/A	N/A	N/A	N/A	N/A	N/A	N/A	< 0.196	N/A	< 0.196	< 0.196	N/A	N/A	N/A	N/A	N/A
	10/12/2016	N/A	N/A	N/A	N/A	N/A	N/A	N/A	N/A	N/A	N/A	N/A	N/A	N/A	N/A	N/A	N/A	N/A	N/A	< 10
	10/5/2017	N/A	N/A	N/A	N/A	N/A	N/A	N/A	N/A	N/A	N/A	< 0.205	N/A	< 0.2	N/A	N/A	N/A	N/A	N/A	N/A
	9/10/2018	N/A	N/A	N/A	N/A	N/A	N/A	N/A	N/A	N/A	N/A	< 0.203	N/A	< 0.227	N/A	N/A	N/A	N/A	N/A	< 101
	9/10/2019	N/A	N/A	N/A	N/A	N/A	N/A	N/A	N/A	N/A	N/A	< 0.215	N/A	< 0.215	N/A	N/A	N/A	N/A	N/A	N/A
	8/26/2020	N/A	N/A	N/A	N/A	N/A	N/A	N/A	N/A	N/A	N/A	< 0.108	N/A	< 0.106	N/A	N/A	N/A	N/A	N/A	< 123
	8/17/2021	N/A	N/A	N/A	N/A	N/A	N/A	N/A	N/A	N/A	N/A	< 0.105	N/A	< 0.106	N/A	N/A	N/A	N/A	N/A	N/A
	3/15/2022	N/A	N/A	N/A	N/A	N/A	N/A	N/A	N/A	N/A	N/A	N/A	N/A	N/A	N/A	N/A	N/A	N/A	N/A	< 10
	8/9/2022	N/A	N/A	N/A	N/A	N/A	N/A	N/A	N/A	N/A	N/A	< 0.204	N/A	< 0.185	N/A	N/A	N/A	N/A	N/A	N/A
	7/19/2023	N/A	N/A	N/A	N/A	N/A	N/A	N/A	N/A	N/A	N/A	N/A	N/A	< 0.189	N/A	N/A	N/A	N/A	N/A	N/A
	4/9/2024	N/A	N/A	N/A	N/A	N/A	N/A	N/A	N/A	N/A	N/A	N/A	N/A	N/A	N/A	N/A	N/A	N/A	N/A	< 9.26
	7/16/2024	N/A	N/A	N/A	N/A	N/A	N/A	N/A	N/A	N/A	N/A	< 0.208	N/A	< 0.2	N/A	N/A	N/A	N/A	N/A	N/A
	7/1/2025	N/A	N/A	N/A	N/A	N/A	N/A	N/A	N/A	< 10.2	N/A	< 0.0978	N/A	< 0.0997	N/A	N/A	N/A	N/A	N/A	N/A
Benzo [a] pyrene, ug/L (CAS NO - 50-32-8)	10/23/2012	N/A	N/A	N/A	N/A	N/A	N/A	N/A	N/A	N/A	N/A	N/A	N/A	N/A	N/A	N/A	N/A	N/A	N/A	< 1600
	4/2/2013	N/A	N/A	N/A	N/A	N/A	N/A	N/A	N/A	N/A	N/A	N/A	N/A	N/A	N/A	N/A	N/A	N/A	N/A	< 0.00816
	10/2/2013	< 0.00808	< 0.00808	< 0.00808	< 0.00808	< 0.00808	< 0.00808	< 0.00816	< 0.00808	< 0.00808	< 0.00825	< 0.008	< 0.00816	< 0.00808	< 0.00808	< 0.00816	< 0.008	< 0.00808	< 0.00816	< 0.08
	4/25/2016	N/A	N/A	N/A	N/A	N/A	N/A	N/A	N/A	N/A	N/A	< 0.098	N/A	< 0.098	< 0.098	N/A	N/A	N/A	N/A	N/A
	10/12/2016	N/A	N/A	N/A	N/A	N/A	N/A	N/A	N/A	N/A	N/A	N/A	N/A	N/A	N/A	N/A	N/A	N/A	N/A	< 10
	10/5/2017	N/A	N/A	N/A	N/A	N/A	N/A	N/A	N/A	N/A	N/A	< 0.103	N/A	< 0.1	N/A	N/A	N/A	N/A	N/A	N/A
	9/10/2018	N/A	N/A	N/A	N/A	N/A	N/A	N/A	N/A	N/A	N/A	< 0.101	N/A	< 0.114	N/A	N/A	N/A	N/A	N/A	< 101
	9/10/2019	N/A	N/A	N/A	N/A	N/A	N/A	N/A	N/A	N/A	N/A	< 0.215	N/A	< 0.215	N/A	N/A	N/A	N/A	N/A	N/A
	8/26/2020	N/A	N/A	N/A	N/A	N/A	N/A	N/A	N/A	N/A	N/A	< 0.108	N/A	< 0.106	N/A	N/A	N/A	N/A	N/A	< 123
	8/17/2021	N/A	N/A	N/A	N/A	N/A	N/A	N/A	N/A	N/A	N/A	< 0.105	N/A	< 0.106	N/A	N/A	N/A	N/A	N/A	N/A
	3/15/2022	N/A	N/A	N/A	N/A	N/A	N/A	N/A	N/A	N/A	N/A	N/A	N/A	N/A	N/A	N/A	N/A	N/A	N/A	< 10
	8/9/2022	N/A	N/A	N/A	N/A	N/A	N/A	N/A	N/A	N/A	N/A	< 0.204	N/A	< 0.185	N/A	N/A	N/A	N/A	N/A	N/A
	7/19/2023	N/A	N/A	N/A	N/A	N/A	N/A	N/A	N/A	N/A	N/A	N/A	N/A	< 0.189	N/A	N/A	N/A	N/A	N/A	N/A
	4/9/2024	N/A	N/A	N/A	N/A	N/A	N/A	N/A	N/A	N/A	N/A	N/A	N/A	N/A	N/A	N/A	N/A	N/A	N/A	< 9.26
	7/16/2024	N/A	N/A	N/A	N/A	N/A	N/A	N/A	N/A	N/A	N/A	< 0.208	N/A	< 0.2	N/A	N/A	N/A	N/A	N/A	N/A
	7/1/2025	N/A	N/A	N/A	N/A	N/A	N/A	N/A	N/A	< 10.2	N/A	< 0.0978	N/A	< 0.0997	N/A	N/A	N/A	N/A	N/A	N/A
Benzo [b] fluoranthene, ug/L (CAS NO - 205-99-2)	10/23/2012	N/A	N/A	N/A	N/A	N/A	N/A	N/A	N/A	N/A	N/A	N/A	N/A	N/A	N/A	N/A	N/A	N/A	N/A	< 1600
	4/2/2013	N/A	N/A	N/A	N/A	N/A	N/A	N/A	N/A	N/A	N/A	N/A	N/A	N/A	N/A	N/A	N/A	N/A	N/A	< 0.0286
	10/2/2013	< 0.0283	< 0.0283	< 0.0283	< 0.0283	< 0.0283	< 0.0283	< 0.0286	< 0.0283	< 0.0283	< 0.0289	< 0.028	< 0.0286	< 0.0283	< 0.0283	< 0.0286	< 0.028	< 0.0283	< 0.0286	< 0.28
	4/25/2016	N/A	N/A	N/A	N/A	N/A	N/A	N/A	N/A	N/A	N/A	< 0.098	N/A	< 0.098	< 0.098	N/A	N/A	N/A	N/A	N/A
	10/12/2016	N/A	N/A	N/A	N/A	N/A	N/A	N/A	N/A	N/A	N/A	N/A	N/A	N/A	N/A	N/A	N/A	N/A	N/A	< 10
	10/5/2017	N/A	N/A	N/A	N/A	N/A	N/A	N/A	N/A	N/A	N/A	< 0.103	N/A	< 0.1	N/A	N/A	N/A	N/A	N/A	N/A
	9/10/2018	N/A	N/A	N/A	N/A	N/A	N/A	N/A	N/A	N/A	N/A	< 0.101	N/A	< 0.114	N/A	N/A	N/A	N/A	N/A	< 101
	9/10/2019	N/A	N/A	N/A	N/A	N/A	N/A	N/A	N/A	N/A	N/A	< 0.215	N/A	< 0.215	N/A	N/A	N/A	N/A	N/A	N/A
	8/26/2020	N/A	N/A	N/A	N/A	N/A	N/A	N/A	N/A	N/A	N/A	< 0.108	N/A	< 0.106	N/A	N/A	N/A	N/A	N/A	< 123
	8/17/2021	N/A	N/A	N/A	N/A	N/A	N/A	N/A	N/A	N/A	N/A	< 0.105	N/A	< 0.106	N/A	N/A	N/A	N/A	N/A	N/A
	3/15/2022	N/A	N/A	N/A	N/A	N/A	N/A	N/A	N/A	N/A	N/A	N/A	N/A	N/A	N/A	N/A	N/A	N/A	N/A	< 10
	8/9/2022	N/A	N/A	N/A	N/A	N/A	N/A	N/A	N/A	N/A	N/A	< 0.204	N/A	< 0.185	N/A	N/A	N/A	N/A	N/A	N/A
	7/19/2023	N/A	N/A	N/A	N/A	N/A	N/A	N/A	N/A	N/A	N/A	N/A	N/A	< 0.189	N/A	N/A	N/A	N/A	N/A	N/A
	4/9/2024	N/A	N/A	N/A	N/A	N/A	N/A	N/A	N/A	N/A	N/A	N/A	N/A	N/A	N/A	N/A	N/A	N/A	N/A	< 9.26
	7/16/2024	N/A	N/A	N/A	N/A	N/A	N/A	N/A	N/A	N/A	N/A	< 0.208	N/A	< 0.2	N/A	N/A	N/A	N/A	N/A	N/A
	7/1/2025	N/A	N/A	N/A	N/A	N/A	N/A	N/A	N/A	< 10.2	N/A	< 0.0978	N/A	< 0.0997	N/A	N/A	N/A	N/A	N/A	N/A

SCS ENGINEERS

Summary of Groundwater Chemistry

Archer Daniels Midland Landfill (Closed) - 23-SDP-05-88C

Other Constituents	Sample Date	MW-1 UPG	MW-2 UPG	MW-17 UPG	MW-18 UPG	MW-3 DNG	MW-4 DNG	MW-5 DNG	MW-6 DNG	MW-7 DNG	MW-8 DNG	MW-9 DNG	MW-10 DNG	MW-11 DNG	MW-12 DNG	MW-13 DNG	MW-14 DNG	MW-15 DNG	MW-16 DNG	WET_WELL DNG
Benzo [g,h,i] perylene, ug/L (CAS NO - 191-24-2)	10/23/2012	N/A	N/A	N/A	N/A	N/A	N/A	N/A	N/A	N/A	N/A	N/A	N/A	N/A	N/A	N/A	N/A	N/A	N/A	< 1600
	4/2/2013	N/A	N/A	N/A	N/A	N/A	N/A	N/A	N/A	N/A	N/A	N/A	N/A	N/A	N/A	N/A	N/A	N/A	N/A	< 0.00816
	10/2/2013	< 0.00808	< 0.00808	< 0.00808	< 0.00808	< 0.00808	< 0.00808	< 0.00816	< 0.00808	< 0.00808	< 0.00825	< 0.008	< 0.00816	< 0.00808	< 0.00808	< 0.00816	< 0.008	< 0.00808	< 0.00816	< 0.08
	4/25/2016	N/A	N/A	N/A	N/A	N/A	N/A	N/A	N/A	N/A	N/A	< 0.196	N/A	< 0.196	< 0.196	N/A	N/A	N/A	N/A	N/A
	10/12/2016	N/A	N/A	N/A	N/A	N/A	N/A	N/A	N/A	N/A	N/A	N/A	N/A	N/A	N/A	N/A	N/A	N/A	N/A	< 10
	10/5/2017	N/A	N/A	N/A	N/A	N/A	N/A	N/A	N/A	N/A	N/A	< 0.205	N/A	< 0.2	N/A	N/A	N/A	N/A	N/A	N/A
	9/10/2018	N/A	N/A	N/A	N/A	N/A	N/A	N/A	N/A	N/A	N/A	< 0.203	N/A	< 0.227	N/A	N/A	N/A	N/A	N/A	< 101
	9/10/2019	N/A	N/A	N/A	N/A	N/A	N/A	N/A	N/A	N/A	N/A	< 0.215	N/A	< 0.215	N/A	N/A	N/A	N/A	N/A	N/A
	8/26/2020	N/A	N/A	N/A	N/A	N/A	N/A	N/A	N/A	N/A	N/A	< 0.108	N/A	< 0.106	N/A	N/A	N/A	N/A	N/A	< 123
	8/17/2021	N/A	N/A	N/A	N/A	N/A	N/A	N/A	N/A	N/A	N/A	< 0.105	N/A	< 0.106	N/A	N/A	N/A	N/A	N/A	N/A
	3/15/2022	N/A	N/A	N/A	N/A	N/A	N/A	N/A	N/A	N/A	N/A	N/A	N/A	N/A	N/A	N/A	N/A	N/A	N/A	< 10
	8/9/2022	N/A	N/A	N/A	N/A	N/A	N/A	N/A	N/A	N/A	N/A	< 0.204	N/A	< 0.185	N/A	N/A	N/A	N/A	N/A	N/A
	7/19/2023	N/A	N/A	N/A	N/A	N/A	N/A	N/A	N/A	N/A	N/A	N/A	N/A	< 0.189	N/A	N/A	N/A	N/A	N/A	N/A
	4/9/2024	N/A	N/A	N/A	N/A	N/A	N/A	N/A	N/A	N/A	N/A	N/A	N/A	N/A	N/A	N/A	N/A	N/A	N/A	< 9.26
	7/16/2024	N/A	N/A	N/A	N/A	N/A	N/A	N/A	N/A	N/A	N/A	< 0.208	N/A	< 0.2	N/A	N/A	N/A	N/A	N/A	N/A
	7/1/2025	N/A	N/A	N/A	N/A	N/A	N/A	N/A	N/A	< 10.2	N/A	< 0.0978	N/A	< 0.0997	N/A	N/A	N/A	N/A	N/A	N/A
Benzo [k] fluoranthene, ug/L (CAS NO - 207-08-9)	4/2/2013	N/A	N/A	N/A	N/A	N/A	N/A	N/A	N/A	N/A	N/A	N/A	N/A	N/A	N/A	N/A	N/A	N/A	N/A	< 0.00714
	10/2/2013	< 0.00707	< 0.00707	< 0.00707	< 0.00707	< 0.00707	< 0.00707	< 0.00714	< 0.00707	< 0.00707	< 0.00722	< 0.007	< 0.00714	< 0.00707	< 0.00707	< 0.00714	< 0.007	< 0.00707	< 0.00714	< 0.07
	4/25/2016	N/A	N/A	N/A	N/A	N/A	N/A	N/A	N/A	N/A	N/A	< 0.137	N/A	< 0.137	< 0.137	N/A	N/A	N/A	N/A	N/A
	10/12/2016	N/A	N/A	N/A	N/A	N/A	N/A	N/A	N/A	N/A	N/A	N/A	N/A	N/A	N/A	N/A	N/A	N/A	N/A	< 10
	10/5/2017	N/A	N/A	N/A	N/A	N/A	N/A	N/A	N/A	N/A	N/A	< 0.144	N/A	< 0.14	N/A	N/A	N/A	N/A	N/A	N/A
	9/10/2018	N/A	N/A	N/A	N/A	N/A	N/A	N/A	N/A	N/A	N/A	< 0.142	N/A	< 0.159	N/A	N/A	N/A	N/A	N/A	< 101
	9/10/2019	N/A	N/A	N/A	N/A	N/A	N/A	N/A	N/A	N/A	N/A	< 0.215	N/A	< 0.215	N/A	N/A	N/A	N/A	N/A	N/A
	8/26/2020	N/A	N/A	N/A	N/A	N/A	N/A	N/A	N/A	N/A	N/A	< 0.108	N/A	< 0.106	N/A	N/A	N/A	N/A	N/A	< 123
	8/17/2021	N/A	N/A	N/A	N/A	N/A	N/A	N/A	N/A	N/A	N/A	< 0.105	N/A	< 0.106	N/A	N/A	N/A	N/A	N/A	N/A
	3/15/2022	N/A	N/A	N/A	N/A	N/A	N/A	N/A	N/A	N/A	N/A	N/A	N/A	N/A	N/A	N/A	N/A	N/A	N/A	< 10
	8/9/2022	N/A	N/A	N/A	N/A	N/A	N/A	N/A	N/A	N/A	N/A	< 0.204	N/A	< 0.185	N/A	N/A	N/A	N/A	N/A	N/A
	7/19/2023	N/A	N/A	N/A	N/A	N/A	N/A	N/A	N/A	N/A	N/A	N/A	N/A	< 0.189	N/A	N/A	N/A	N/A	N/A	N/A
	4/9/2024	N/A	N/A	N/A	N/A	N/A	N/A	N/A	N/A	N/A	N/A	N/A	N/A	N/A	N/A	N/A	N/A	N/A	N/A	< 9.26
	7/16/2024	N/A	N/A	N/A	N/A	N/A	N/A	N/A	N/A	N/A	N/A	< 0.208	N/A	< 0.2	N/A	N/A	N/A	N/A	N/A	N/A
	7/1/2025	N/A	N/A	N/A	N/A	N/A	N/A	N/A	N/A	< 10.2	N/A	< 0.0978	N/A	< 0.0997	N/A	N/A	N/A	N/A	N/A	N/A
Benzyl alcohol, ug/L (CAS NO - 100-51-6)	10/12/2016	N/A	N/A	N/A	N/A	N/A	N/A	N/A	N/A	N/A	N/A	N/A	N/A	N/A	N/A	N/A	N/A	N/A	N/A	< 10
	9/10/2018	N/A	N/A	N/A	N/A	N/A	N/A	N/A	N/A	N/A	N/A	N/A	N/A	N/A	N/A	N/A	N/A	N/A	N/A	< 101
	8/26/2020	N/A	N/A	N/A	N/A	N/A	N/A	N/A	N/A	N/A	N/A	N/A	N/A	N/A	N/A	N/A	N/A	N/A	N/A	< 123
	3/15/2022	N/A	N/A	N/A	N/A	N/A	N/A	N/A	N/A	N/A	N/A	N/A	N/A	N/A	N/A	N/A	N/A	N/A	N/A	< 10
	4/9/2024	N/A	N/A	N/A	N/A	N/A	N/A	N/A	N/A	N/A	N/A	N/A	N/A	N/A	N/A	N/A	N/A	N/A	N/A	< 9.26
	7/1/2025	N/A	N/A	N/A	N/A	N/A	N/A	N/A	N/A	< 10.2	N/A	< 10.2	N/A	N/A	N/A	N/A	N/A	N/A	N/A	N/A
Bis[2-chloroethoxy]methane, ug/L (CAS NO - 111-91-1)	10/23/2012	N/A	N/A	N/A	N/A	N/A	N/A	N/A	N/A	N/A	N/A	N/A	N/A	N/A	N/A	N/A	N/A	N/A	N/A	< 1600
	4/2/2013	N/A	N/A	N/A	N/A	N/A	N/A	N/A	N/A	N/A	N/A	N/A	N/A	N/A	N/A	N/A	N/A	N/A	N/A	< 2.65
	10/2/2013	< 0.263	< 0.263	< 0.265	< 0.263	< 0.283	< 0.263	< 0.265	< 0.263	< 0.263	< 0.26	< 0.263	< 0.263	< 0.28	< 0.26	< 0.268	< 0.274	< 0.263	< 0.265	< 26
	10/12/2016	N/A	N/A	N/A	N/A	N/A	N/A	N/A	N/A	N/A	N/A	N/A	N/A	N/A	N/A	N/A	N/A	N/A	N/A	< 10
	9/10/2018	N/A	N/A	N/A	N/A	N/A	N/A	N/A	N/A	N/A	N/A	N/A	N/A	N/A	N/A	N/A	N/A	N/A	N/A	< 101
	8/26/2020	N/A	N/A	N/A	N/A	N/A	N/A	N/A	N/A	N/A	N/A	N/A	N/A	N/A	N/A	N/A	N/A	N/A	N/A	< 123
	3/15/2022	N/A	N/A	N/A	N/A	N/A	N/A	N/A	N/A	N/A	N/A	N/A	N/A	N/A	N/A	N/A	N/A	N/A	N/A	< 10
	4/9/2024	N/A	N/A	N/A	N/A	N/A	N/A	N/A	N/A	N/A	N/A	N/A	N/A	N/A	N/A	N/A	N/A	N/A	N/A	< 9.26
	7/1/2025	N/A	N/A	N/A	N/A	N/A	N/A	N/A	N/A	< 10.2	N/A	< 10.2	N/A	N/A	N/A	N/A	N/A	N/A	N/A	N/A
Bis[2-chloroethyl]ether, ug/L (CAS NO - 111-44-4)	10/23/2012	N/A	N/A	N/A	N/A	N/A	N/A	N/A	N/A	N/A	N/A	N/A	N/A	N/A	N/A	N/A	N/A	N/A	N/A	< 1600
	4/2/2013	N/A	N/A	N/A	N/A	N/A	N/A	N/A	N/A	N/A	N/A	N/A	N/A	N/A	N/A	N/A	N/A	N/A	N/A	93.3*
	10/2/2013	< 0.182	< 0.182	< 0.184	< 0.182	< 0.196	< 0.182	< 0.184	< 0.182	< 0.182	< 0.18	< 0.182	< 0.182	< 0.194	< 0.18	< 0.186	< 0.189	< 0.182	< 0.184	< 18
	10/12/2016	N/A	N/A	N/A	N/A	N/A	N/A	N/A	N/A	N/A	N/A	N/A	N/A	N/A	N/A	N/A	N/A	N/A	N/A	< 10
	9/10/2018	N/A	N/A	N/A	N/A	N/A	N/A	N/A	N/A	N/A	N/A	N/A	N/A	N/A	N/A	N/A	N/A	N/A	N/A	< 101
	8/26/2020	N/A	N/A	N/A	N/A	N/A	N/A	N/A	N/A	N/A	N/A	N/A	N/A	N/A	N/A	N/A	N/A	N/A	N/A	< 123
	3/15/2022	N/A	N/A	N/A	N/A	N/A	N/A	N/A	N/A	N/A	N/A	N/A	N/A	N/A	N/A	N/A	N/A	N/A	N/A	< 10
	4/9/2024	N/A	N/A	N/A	N/A	N/A	N/A	N/A	N/A	N/A	N/A	N/A	N/A	N/A	N/A	N/A	N/A	N/A	N/A	< 9.26
	7/1/2025	N/A	N/A	N/A	N/A	N/A	N/A	N/A	N/A	< 10.2	N/A	< 10.2	N/A	N/A	N/A	N/A	N/A	N/A	N/A	N/A
Bis[2-chloroisopropyl]ether, ug/L (CAS NO - 108-60-1)	4/2/2013	N/A	N/A	N/A	N/A	N/A	N/A	N/A	N/A	N/A	N/A	N/A	N/A	N/A	N/A	N/A	N/A	N/A	N/A	< 1.84
	10/2/2013	< 0.182	< 0.182	< 0.184	< 0.182	< 0.196	< 0.182	< 0.184	< 0.182	< 0.182	< 0.18	< 0.182	< 0.182	< 0.194	< 0.18	< 0.186	< 0.189	< 0.182	< 0.184	< 18
	10/12/2016	N/A	N/A	N/A	N/A	N/A	N/A	N/A	N/A	N/A	N/A	N/A	N/A	N/A	N/A	N/A	N/A	N/A	N/A	< 10
	9/10/2018	N/A	N/A	N/A	N/A	N/A	N/A	N/A	N/A	N/A	N/A	N/A	N/A	N/A	N/A	N/A	N/A	N/A	N/A	< 101
	8/26/2020	N/A	N/A	N/A	N/A	N/A	N/A	N/A	N/A	N/A	N/A	N/A	N/A	N/A	N/A	N/A	N/A	N/A	N/A	< 123
	3/15/2022	N/A	N/A	N/A	N/A	N/A	N/A	N/A	N/A	N/A	N/A	N/A	N/A	N/A	N/A	N/A	N/A	N/A	N/A	< 10
	4/9/2024	N/A	N/A	N/A	N/A	N/A	N/A	N/A	N/A	N/A	N/A	N/A	N/A	N/A	N/A	N/A	N/A	N/A	N/A	< 9.26
	7/1/2025	N/A	N/A	N/A	N/A	N/A	N/A	N/A	N/A	< 10.2	N/A	< 10.2	N/A	N/A	N/A	N/A	N/A	N/A	N/A	N/A

SCS ENGINEERS

Summary of Groundwater Chemistry

Archer Daniels Midland Landfill (Closed) - 23-SDP-05-88C

Other Constituents	Sample Date	MW-1 UPG	MW-2 UPG	MW-17 UPG	MW-18 UPG	MW-3 DNG	MW-4 DNG	MW-5 DNG	MW-6 DNG	MW-7 DNG	MW-8 DNG	MW-9 DNG	MW-10 DNG	MW-11 DNG	MW-12 DNG	MW-13 DNG	MW-14 DNG	MW-15 DNG	MW-16 DNG	WET_WELL DNG
Bis[2-ethylhexyl]phthalate, ug/L (CAS NO - 117-81-7)	10/23/2012	N/A	N/A	N/A	N/A	N/A	N/A	N/A	N/A	N/A	N/A	N/A	N/A	N/A	N/A	N/A	N/A	N/A	N/A	< 1600
	4/2/2013	N/A	N/A	N/A	N/A	N/A	N/A	N/A	N/A	N/A	N/A	N/A	N/A	N/A	N/A	N/A	N/A	N/A	N/A	< 3.98
	10/2/2013	1.28*	2.91*	4.25*	0.502*	0.431*	13.5	19	11.9	17.5	10.9	11.9	10.9	1.12*	0.575*	12.4	0.433*	4.74*	0.851*	< 39
	10/1/2014	< 0.39	< 0.39	< 0.39	< 0.39	N/A	< 0.39	< 0.39	< 0.39	< 0.406	N/A	< 0.402	< 0.39	N/A	N/A	< 0.39	N/A	N/A	N/A	N/A
	10/1/2015	1.97*	2.42*	3.42*	2.43*	N/A	0.887*	6.55*	< 0.394	14.2	N/A	1.45*	< 0.398	N/A	N/A	1.32*	N/A	N/A	N/A	N/A
	10/12/2016	0.885*	0.831*	0.86*	0.853*	N/A	0.873*	0.93*	0.843*	< 104	N/A	< 105	0.891*	N/A	N/A	0.908*	N/A	N/A	N/A	1.26*
	10/5/2017	N/A	N/A	N/A	N/A	N/A	N/A	N/A	N/A	0.91*	N/A	0.892*	N/A	N/A	N/A	N/A	N/A	N/A	N/A	N/A
	9/10/2018	N/A	N/A	N/A	N/A	N/A	N/A	N/A	N/A	< 52.6	N/A	< 10	N/A	N/A	N/A	N/A	N/A	N/A	N/A	< 101
	9/10/2019	N/A	N/A	N/A	N/A	N/A	N/A	N/A	N/A	< 10.5	N/A	2.44*	N/A	N/A	N/A	N/A	N/A	N/A	N/A	N/A
	8/26/2020	N/A	N/A	N/A	N/A	N/A	N/A	N/A	N/A	< 12.3	N/A	< 12.3	N/A	N/A	N/A	N/A	N/A	N/A	N/A	< 123
	8/17/2021	N/A	N/A	N/A	N/A	N/A	N/A	N/A	N/A	< 10.8	N/A	< 10.6	N/A	N/A	N/A	N/A	N/A	N/A	N/A	N/A
	3/15/2022	N/A	N/A	N/A	N/A	N/A	N/A	N/A	N/A	N/A	N/A	N/A	N/A	N/A	N/A	N/A	N/A	N/A	N/A	< 10
	8/9/2022	N/A	N/A	N/A	N/A	N/A	N/A	N/A	N/A	< 10	N/A	< 10	N/A	N/A	N/A	N/A	N/A	N/A	N/A	N/A
	4/9/2024	N/A	N/A	N/A	N/A	N/A	N/A	N/A	N/A	N/A	N/A	N/A	N/A	N/A	N/A	N/A	N/A	N/A	N/A	17.8
	7/16/2024	N/A	N/A	N/A	N/A	N/A	N/A	N/A	N/A	< 10.4	N/A	< 10.4	N/A	N/A	N/A	N/A	N/A	N/A	N/A	N/A
	7/1/2025	N/A	N/A	N/A	N/A	N/A	N/A	N/A	N/A	< 10.2	N/A	< 10.2	N/A	N/A	N/A	N/A	N/A	N/A	N/A	N/A
Butyl benzyl phthalate, ug/L (CAS NO - 85-68-7)	10/23/2012	N/A	N/A	N/A	N/A	N/A	N/A	N/A	N/A	N/A	N/A	N/A	N/A	N/A	N/A	N/A	N/A	N/A	N/A	< 1600
	4/2/2013	N/A	N/A	N/A	N/A	N/A	N/A	N/A	N/A	N/A	N/A	N/A	N/A	N/A	N/A	N/A	N/A	N/A	N/A	< 3.47
	10/2/2013	< 0.343	< 0.343	< 0.347	< 0.343	< 0.37	< 0.343	< 0.347	< 0.343	< 0.343	< 0.34	< 0.343	< 0.343	< 0.366	< 0.34	< 0.351	< 0.358	< 0.343	< 0.347	< 34
	10/12/2016	N/A	N/A	N/A	N/A	N/A	N/A	N/A	N/A	N/A	N/A	N/A	N/A	N/A	N/A	N/A	N/A	N/A	N/A	0.676*
	9/10/2018	N/A	N/A	N/A	N/A	N/A	N/A	N/A	N/A	N/A	N/A	N/A	N/A	N/A	N/A	N/A	N/A	N/A	N/A	< 101
	8/26/2020	N/A	N/A	N/A	N/A	N/A	N/A	N/A	N/A	N/A	N/A	N/A	N/A	N/A	N/A	N/A	N/A	N/A	N/A	< 123
	3/15/2022	N/A	N/A	N/A	N/A	N/A	N/A	N/A	N/A	N/A	N/A	N/A	N/A	N/A	N/A	N/A	N/A	N/A	N/A	< 10
	4/9/2024	N/A	N/A	N/A	N/A	N/A	N/A	N/A	N/A	N/A	N/A	N/A	N/A	N/A	N/A	N/A	N/A	N/A	N/A	< 9.26
	7/1/2025	N/A	N/A	N/A	N/A	N/A	N/A	N/A	N/A	< 10.2	N/A	< 10.2	N/A	N/A	N/A	N/A	N/A	N/A	N/A	N/A
Chrysene, ug/L (CAS NO - 218-01-9)	10/23/2012	N/A	N/A	N/A	N/A	N/A	N/A	N/A	N/A	N/A	N/A	N/A	N/A	N/A	N/A	N/A	N/A	N/A	N/A	< 1600
	4/2/2013	N/A	N/A	N/A	N/A	N/A	N/A	N/A	N/A	N/A	N/A	N/A	N/A	N/A	N/A	N/A	N/A	N/A	N/A	< 0.00816
	10/2/2013	< 0.00808	< 0.00808	< 0.00808	< 0.00808	< 0.00808	< 0.00808	< 0.00816	< 0.00808	< 0.00808	< 0.00825	< 0.008	< 0.00816	< 0.00808	< 0.00808	< 0.00816	< 0.008	< 0.00808	< 0.00816	< 0.08
	4/25/2016	N/A	N/A	N/A	N/A	N/A	N/A	N/A	N/A	N/A	N/A	< 0.098	N/A	< 0.098	< 0.098	N/A	N/A	N/A	N/A	N/A
	10/12/2016	N/A	N/A	N/A	N/A	N/A	N/A	N/A	N/A	N/A	N/A	N/A	N/A	N/A	N/A	N/A	N/A	N/A	N/A	< 10
	10/5/2017	N/A	N/A	N/A	N/A	N/A	N/A	N/A	N/A	N/A	N/A	< 0.103	N/A	< 0.1	N/A	N/A	N/A	N/A	N/A	N/A
	9/10/2018	N/A	N/A	N/A	N/A	N/A	N/A	N/A	N/A	N/A	N/A	< 0.101	N/A	< 0.114	N/A	N/A	N/A	N/A	N/A	< 101
	9/10/2019	N/A	N/A	N/A	N/A	N/A	N/A	N/A	N/A	N/A	N/A	< 0.215	N/A	< 0.215	N/A	N/A	N/A	N/A	N/A	N/A
	8/26/2020	N/A	N/A	N/A	N/A	N/A	N/A	N/A	N/A	N/A	N/A	< 0.108	N/A	< 0.106	N/A	N/A	N/A	N/A	N/A	< 123
	8/17/2021	N/A	N/A	N/A	N/A	N/A	N/A	N/A	N/A	N/A	N/A	< 0.105	N/A	< 0.106	N/A	N/A	N/A	N/A	N/A	N/A
	3/15/2022	N/A	N/A	N/A	N/A	N/A	N/A	N/A	N/A	N/A	N/A	N/A	N/A	N/A	N/A	N/A	N/A	N/A	N/A	< 10
	8/9/2022	N/A	N/A	N/A	N/A	N/A	N/A	N/A	N/A	N/A	N/A	< 0.204	N/A	< 0.185	N/A	N/A	N/A	N/A	N/A	N/A
	7/19/2023	N/A	N/A	N/A	N/A	N/A	N/A	N/A	N/A	N/A	N/A	N/A	N/A	< 0.189	N/A	N/A	N/A	N/A	N/A	N/A
	4/9/2024	N/A	N/A	N/A	N/A	N/A	N/A	N/A	N/A	N/A	N/A	N/A	N/A	N/A	N/A	N/A	N/A	N/A	N/A	< 9.26
	7/16/2024	N/A	N/A	N/A	N/A	N/A	N/A	N/A	N/A	N/A	N/A	< 0.208	N/A	< 0.2	N/A	N/A	N/A	N/A	N/A	N/A
	7/1/2025	N/A	N/A	N/A	N/A	N/A	N/A	N/A	N/A	< 10.2	N/A	< 0.0978	N/A	< 0.0997	N/A	N/A	N/A	N/A	N/A	N/A
Cyanide, mg/L (CAS NO - 57-12-5)	10/23/2012	N/A	N/A	N/A	N/A	N/A	N/A	N/A	N/A	N/A	N/A	N/A	N/A	N/A	N/A	N/A	N/A	N/A	N/A	0.0113
	4/2/2013	N/A	N/A	N/A	N/A	N/A	N/A	N/A	N/A	N/A	N/A	N/A	N/A	N/A	N/A	N/A	N/A	N/A	N/A	0.0117
	10/2/2013	N/A	N/A	N/A	N/A	N/A	N/A	N/A	N/A	N/A	N/A	N/A	N/A	N/A	N/A	N/A	N/A	N/A	N/A	0.0151
	10/12/2016	N/A	N/A	N/A	N/A	N/A	N/A	N/A	N/A	N/A	N/A	N/A	N/A	N/A	N/A	N/A	N/A	N/A	N/A	0.03
	9/10/2018	N/A	N/A	N/A	N/A	N/A	N/A	N/A	N/A	N/A	N/A	N/A	N/A	N/A	N/A	N/A	N/A	N/A	N/A	0.0211
	8/26/2020	N/A	N/A	N/A	N/A	N/A	N/A	N/A	N/A	N/A	N/A	N/A	N/A	N/A	N/A	N/A	N/A	N/A	N/A	0.0235
	3/15/2022	N/A	N/A	N/A	N/A	N/A	N/A	N/A	N/A	N/A	N/A	N/A	N/A	N/A	N/A	N/A	N/A	N/A	N/A	0.0122
	4/9/2024	N/A	N/A	N/A	N/A	N/A	N/A	N/A	N/A	N/A	N/A	N/A	N/A	N/A	N/A	N/A	N/A	N/A	N/A	0.033
Dibenz [a,h] anthracene, ug/L (CAS NO - 53-70-3)	10/23/2012	N/A	N/A	N/A	N/A	N/A	N/A	N/A	N/A	N/A	N/A	N/A	N/A	N/A	N/A	N/A	N/A	N/A	N/A	< 1600
	4/2/2013	N/A	N/A	N/A	N/A	N/A	N/A	N/A	N/A	N/A	N/A	N/A	N/A	N/A	N/A	N/A	N/A	N/A	N/A	< 0.0102
	10/2/2013	< 0.0101	< 0.0101	< 0.0101	< 0.0101	< 0.0101	< 0.0101	< 0.0102	< 0.0101	< 0.0101	< 0.0103	< 0.01	< 0.0102	< 0.0101	< 0.0101	< 0.0102	< 0.01	< 0.0101	< 0.0102	< 0.1
	4/25/2016	N/A	N/A	N/A	N/A	N/A	N/A	N/A	N/A	N/A	N/A	< 0.196	N/A	< 0.196	< 0.196	N/A	N/A	N/A	N/A	N/A
	10/12/2016	N/A	N/A	N/A	N/A	N/A	N/A	N/A	N/A	N/A	N/A	N/A	N/A	N/A	N/A	N/A	N/A	N/A	N/A	< 10
	10/5/2017	N/A	N/A	N/A	N/A	N/A	N/A	N/A	N/A	N/A	N/A	< 0.205	N/A	< 0.2	N/A	N/A	N/A	N/A	N/A	N/A
	9/10/2018	N/A	N/A	N/A	N/A	N/A	N/A	N/A	N/A	N/A	N/A	< 0.203	N/A	< 0.227	N/A	N/A	N/A	N/A	N/A	< 101
	9/10/2019	N/A	N/A	N/A	N/A	N/A	N/A	N/A	N/A	N/A	N/A	< 0.323	N/A	< 0.323	N/A	N/A	N/A	N/A	N/A	N/A
	8/26/2020	N/A	N/A	N/A	N/A	N/A	N/A	N/A	N/A	N/A	N/A	< 0.108	N/A	< 0.106	N/A	N/A	N/A	N/A	N/A	< 123
	8/17/2021	N/A	N/A	N/A	N/A	N/A	N/A	N/A	N/A	N/A	N/A	< 0.105	N/A	< 0.106	N/A	N/A	N/A	N/A	N/A	N/A
	3/15/2022	N/A	N/A	N/A	N/A	N/A	N/A	N/A	N/A	N/A	N/A	N/A	N/A	N/A	N/A	N/A	N/A	N/A	N/A	< 10
	8/9/2022	N/A	N/A	N/A	N/A	N/A	N/A	N/A	N/A	N/A	N/A	< 0.204	N/A	< 0.185	N/A	N/A	N/A	N/A	N/A	N/A
	7/19/2023	N/A	N/A	N/A	N/A	N/A	N/A	N/A	N/A	N/A	N/A	N/A	N/A	< 0.189	N/A	N/A	N/A	N/A	N/A	N/A
	4/9/2024	N/A	N/A	N/A	N/A	N/A	N/A	N/A	N/A	N/A	N/A	N/A	N/A	N/A	N/A	N/A	N/A	N/A	N/A	< 9.26
	7/16/2024	N/A	N/A	N/A	N/A	N/A	N/A	N/A	N/A	N/A	N/A	< 0.208	N/A	< 0.2	N/A	N/A	N/A	N/A	N/A	N/A
	7/1/2025	N/A	N/A	N/A	N/A	N/A	N/A	N/A	N/A	< 10.2	N/A	< 0.0978	N/A	< 0.0997	N/A	N/A	N/A	N/A	N/A	N/A
Dibenzofuran, ug/L (CAS NO - 132-64-9)	10/23/2012	N/A	N/A	N/A	N/A	N/A	N/A	N/A	N/A	N/A	N/A	N/A	N/A	N/A	N/A	N/A	N/A	N/A	N/A	< 1600
	4/2/2013	N/A	N/A	N/A	N/A	N/A	N/A	N/A	N/A	N/A	N/A	N/A	N/A	N/A	N/A	N/A	N/A	N/A	N/A	< 2.45
	10/2/2013	< 0.242	< 0.242	< 0.245	< 0.242	< 0.261	< 0.242	< 0.245	< 0.242	< 0.242	< 0.24	< 0.242	< 0.242	< 0.258	< 0.24	< 0.247	< 0.253	< 0.242	< 0.245	< 24
	10/12/2016	N/A	N/A	N/A	N/A	N/A	N/A	N/A	N/A	N/A	N/A	N/A	N/A	N/A	N/A	N/A	N/A	N/A	N/A	< 10
	9/10/2018	N/A	N/A	N/A	N/A	N/A	N/A	N/A	N/A	N/A	N/A	N/A	N/A	N/A	N/A	N/A	N/A	N/A	N/A	< 101
	8/26/2020	N/A	N/A	N/A	N/A	N/A	N/A	N/A	N/A	N/A	N/A	N/A	N/A	N/A	N/A	N/A	N/A	N/A	N/A	< 123
	3/15/2022	N/A	N/A	N/A	N/A	N/A	N/A	N/A	N/A	N/A	N/A	N/A	N/A	N/A	N/A	N/A	N/A	N/A	N/A	< 10
	4/9/2024	N/A	N/A	N/A	N/A	N/A	N/A	N/A	N/A	N/A	N/A	N/A	N/A	N/A	N/A	N/A	N/A	N/A	N/A	< 9.26
	7/1/2025	N/A	N/A	N/A	N/A	N/A	N/A	N/A	N/A	< 10.2	N/A	< 10.2	N/A	N/A	N/A	N/A	N/A	N/A	N/A	N/A

SCS ENGINEERS

Summary of Groundwater Chemistry

Archer Daniels Midland Landfill (Closed) - 23-SDP-05-88C

Other Constituents	Sample Date	MW-1 UPG	MW-2 UPG	MW-17 UPG	MW-18 UPG	MW-3 DNG	MW-4 DNG	MW-5 DNG	MW-6 DNG	MW-7 DNG	MW-8 DNG	MW-9 DNG	MW-10 DNG	MW-11 DNG	MW-12 DNG	MW-13 DNG	MW-14 DNG	MW-15 DNG	MW-16 DNG	WET_WELL DNG
Dichlorodifluoromethane, ug/L (CAS NO - 75-71-8)	10/2/2013	< 0.2	< 0.2	< 0.2	< 0.2	< 0.2	< 0.2	< 0.2	< 0.2	< 0.2	< 0.2	< 0.2	< 0.2	< 0.2	< 0.2	< 0.2	< 0.2	< 0.2	< 0.2	N/A
	10/12/2016	N/A	N/A	N/A	N/A	N/A	N/A	N/A	N/A	N/A	N/A	N/A	N/A	N/A	N/A	N/A	N/A	N/A	N/A	< 30
	10/5/2017	N/A	N/A	N/A	N/A	N/A	N/A	N/A	N/A	N/A	N/A	< 3	N/A	< 3	< 3	N/A	N/A	N/A	N/A	N/A
	9/10/2018	N/A	N/A	N/A	N/A	N/A	N/A	N/A	N/A	N/A	N/A	< 3	N/A	< 3	< 3	N/A	N/A	N/A	N/A	< 30
	9/10/2019	N/A	N/A	N/A	N/A	N/A	N/A	N/A	N/A	N/A	N/A	< 3	N/A	< 30	< 3	N/A	N/A	N/A	N/A	N/A
	8/26/2020	N/A	N/A	N/A	N/A	N/A	N/A	N/A	N/A	N/A	N/A	< 30	N/A	< 30	N/A	N/A	N/A	N/A	N/A	< 30
	8/17/2021	N/A	N/A	N/A	N/A	N/A	N/A	N/A	N/A	N/A	N/A	< 30	N/A	< 30	< 30	N/A	N/A	N/A	N/A	N/A
	3/15/2022	N/A	N/A	N/A	N/A	N/A	N/A	N/A	N/A	N/A	N/A	N/A	N/A	N/A	N/A	N/A	N/A	N/A	N/A	< 30
	8/9/2022	N/A	N/A	N/A	N/A	N/A	N/A	N/A	N/A	N/A	N/A	< 3	N/A	< 3	< 3	N/A	N/A	N/A	N/A	N/A
	7/19/2023	N/A	N/A	N/A	N/A	N/A	N/A	N/A	N/A	N/A	N/A	N/A	N/A	< 30	< 3	N/A	N/A	N/A	N/A	N/A
	4/9/2024	N/A	N/A	N/A	N/A	N/A	N/A	N/A	N/A	N/A	N/A	N/A	N/A	N/A	N/A	N/A	N/A	N/A	N/A	< 3
	7/16/2024	N/A	N/A	N/A	N/A	N/A	N/A	N/A	N/A	N/A	N/A	< 3	N/A	< 3	< 3	N/A	N/A	N/A	N/A	N/A
	7/1/2025	N/A	N/A	N/A	N/A	N/A	N/A	N/A	N/A	N/A	N/A	< 3	N/A	< 3	< 3	N/A	N/A	N/A	N/A	N/A
Diethyl phthalate, ug/L (CAS NO - 84-66-2)	10/23/2012	N/A	N/A	N/A	N/A	N/A	N/A	N/A	N/A	N/A	N/A	N/A	N/A	N/A	N/A	N/A	N/A	N/A	N/A	< 1600
	4/2/2013	N/A	N/A	N/A	N/A	N/A	N/A	N/A	N/A	N/A	N/A	N/A	N/A	N/A	N/A	N/A	N/A	N/A	N/A	< 2.65
	10/2/2013	< 0.263	< 0.263	< 0.265	< 0.263	< 0.283	< 0.263	< 0.265	< 0.263	< 0.263	< 0.26	< 0.263	< 0.263	< 0.28	0.323*	< 0.268	< 0.274	< 0.263	< 0.265	< 26
	10/12/2016	N/A	N/A	N/A	N/A	N/A	N/A	N/A	N/A	N/A	N/A	N/A	N/A	N/A	N/A	N/A	N/A	N/A	N/A	< 10
	9/10/2018	N/A	N/A	N/A	N/A	N/A	N/A	N/A	N/A	N/A	N/A	N/A	N/A	N/A	N/A	N/A	N/A	N/A	N/A	< 101
	8/26/2020	N/A	N/A	N/A	N/A	N/A	N/A	N/A	N/A	N/A	N/A	N/A	N/A	N/A	N/A	N/A	N/A	N/A	N/A	< 123
	3/15/2022	N/A	N/A	N/A	N/A	N/A	N/A	N/A	N/A	N/A	N/A	N/A	N/A	N/A	N/A	N/A	N/A	N/A	N/A	< 10
	4/9/2024	N/A	N/A	N/A	N/A	N/A	N/A	N/A	N/A	N/A	N/A	N/A	N/A	N/A	N/A	N/A	N/A	N/A	N/A	< 9.26
	7/1/2025	N/A	N/A	N/A	N/A	N/A	N/A	N/A	N/A	< 10.2	N/A	< 10.2	N/A	N/A	N/A	N/A	N/A	N/A	N/A	N/A
Dimethyl phthalate, ug/L (CAS NO - 131-11-3)	10/23/2012	N/A	N/A	N/A	N/A	N/A	N/A	N/A	N/A	N/A	N/A	N/A	N/A	N/A	N/A	N/A	N/A	N/A	N/A	< 1600
	4/2/2013	N/A	N/A	N/A	N/A	N/A	N/A	N/A	N/A	N/A	N/A	N/A	N/A	N/A	N/A	N/A	N/A	N/A	N/A	< 2.35
	10/2/2013	< 0.232	< 0.232	< 0.235	< 0.232	< 0.25	< 0.232	< 0.235	< 0.232	< 0.232	< 0.23	< 0.232	< 0.232	< 0.247	< 0.23	< 0.237	< 0.242	< 0.232	< 0.235	< 23
	10/12/2016	N/A	N/A	N/A	N/A	N/A	N/A	N/A	N/A	N/A	N/A	N/A	N/A	N/A	N/A	N/A	N/A	N/A	N/A	< 10
	9/10/2018	N/A	N/A	N/A	N/A	N/A	N/A	N/A	N/A	N/A	N/A	N/A	N/A	N/A	N/A	N/A	N/A	N/A	N/A	< 101
	8/26/2020	N/A	N/A	N/A	N/A	N/A	N/A	N/A	N/A	N/A	N/A	N/A	N/A	N/A	N/A	N/A	N/A	N/A	N/A	< 123
	3/15/2022	N/A	N/A	N/A	N/A	N/A	N/A	N/A	N/A	N/A	N/A	N/A	N/A	N/A	N/A	N/A	N/A	N/A	N/A	< 10
	4/9/2024	N/A	N/A	N/A	N/A	N/A	N/A	N/A	N/A	N/A	N/A	N/A	N/A	N/A	N/A	N/A	N/A	N/A	N/A	< 9.26
	7/1/2025	N/A	N/A	N/A	N/A	N/A	N/A	N/A	N/A	< 10.2	N/A	< 10.2	N/A	N/A	N/A	N/A	N/A	N/A	N/A	N/A
Di-n-butyl phthalate, ug/L (CAS NO - 84-74-2)	4/2/2013	N/A	N/A	N/A	N/A	N/A	N/A	N/A	N/A	N/A	N/A	N/A	N/A	N/A	N/A	N/A	N/A	N/A	N/A	< 5.2
	10/2/2013	< 0.515	< 0.515	< 0.52	< 0.515	< 0.554	< 0.515	< 0.52	< 0.515	< 0.515	< 0.51	< 0.515	< 0.515	< 0.548	< 0.51	< 0.526	< 0.537	< 0.515	< 0.52	< 51
	10/12/2016	N/A	N/A	N/A	N/A	N/A	N/A	N/A	N/A	N/A	N/A	N/A	N/A	N/A	N/A	N/A	N/A	N/A	N/A	< 10
	9/10/2018	N/A	N/A	N/A	N/A	N/A	N/A	N/A	N/A	N/A	N/A	N/A	N/A	N/A	N/A	N/A	N/A	N/A	N/A	< 101
	8/26/2020	N/A	N/A	N/A	N/A	N/A	N/A	N/A	N/A	N/A	N/A	N/A	N/A	N/A	N/A	N/A	N/A	N/A	N/A	< 123
	3/15/2022	N/A	N/A	N/A	N/A	N/A	N/A	N/A	N/A	N/A	N/A	N/A	N/A	N/A	N/A	N/A	N/A	N/A	N/A	< 10
	4/9/2024	N/A	N/A	N/A	N/A	N/A	N/A	N/A	N/A	N/A	N/A	N/A	N/A	N/A	N/A	N/A	N/A	N/A	N/A	< 9.26
	7/1/2025	N/A	N/A	N/A	N/A	N/A	N/A	N/A	N/A	< 10.2	N/A	< 10.2	N/A	N/A	N/A	N/A	N/A	N/A	N/A	N/A
Di-n-octyl phthalate, ug/L (CAS NO - 117-84-0)	10/23/2012	N/A	N/A	N/A	N/A	N/A	N/A	N/A	N/A	N/A	N/A	N/A	N/A	N/A	N/A	N/A	N/A	N/A	N/A	< 3190
	4/2/2013	N/A	N/A	N/A	N/A	N/A	N/A	N/A	N/A	N/A	N/A	N/A	N/A	N/A	N/A	N/A	N/A	N/A	N/A	< 2.35
	10/2/2013	< 0.232	< 0.232	< 0.235	< 0.232	< 0.25	< 0.232	0.497*	< 0.232	0.814*	< 0.23	< 0.232	< 0.232	< 0.247	0.423*	< 0.237	< 0.242	< 0.232	< 0.235	< 23
	10/12/2016	N/A	N/A	N/A	N/A	N/A	N/A	N/A	N/A	N/A	N/A	N/A	N/A	N/A	N/A	N/A	N/A	N/A	N/A	1.77*
	9/10/2018	N/A	N/A	N/A	N/A	N/A	N/A	N/A	N/A	N/A	N/A	N/A	N/A	N/A	N/A	N/A	N/A	N/A	N/A	< 202
	8/26/2020	N/A	N/A	N/A	N/A	N/A	N/A	N/A	N/A	N/A	N/A	N/A	N/A	N/A	N/A	N/A	N/A	N/A	N/A	< 247
	3/15/2022	N/A	N/A	N/A	N/A	N/A	N/A	N/A	N/A	N/A	N/A	N/A	N/A	N/A	N/A	N/A	N/A	N/A	N/A	< 20
	4/9/2024	N/A	N/A	N/A	N/A	N/A	N/A	N/A	N/A	N/A	N/A	N/A	N/A	N/A	N/A	N/A	N/A	N/A	N/A	10.3*
	7/1/2025	N/A	N/A	N/A	N/A	N/A	N/A	N/A	N/A	< 20.4	N/A	< 20.4	N/A	N/A	N/A	N/A	N/A	N/A	N/A	N/A
Fluoranthene, ug/L (CAS NO - 206-44-0)	10/23/2012	N/A	N/A	N/A	N/A	N/A	N/A	N/A	N/A	N/A	N/A	N/A	N/A	N/A	N/A	N/A	N/A	N/A	N/A	< 1600
	4/2/2013	N/A	N/A	N/A	N/A	N/A	N/A	N/A	N/A	N/A	N/A	N/A	N/A	N/A	N/A	N/A	N/A	N/A	N/A	< 0.0102
	10/2/2013	< 0.0101	< 0.0101	< 0.0101	< 0.0101	< 0.0101	< 0.0101	< 0.0102	< 0.0101	< 0.0101	< 0.0103	< 0.01	< 0.0102	< 0.0101	< 0.0101	< 0.0102	< 0.01	< 0.0101	< 0.0102	< 0.1
	4/25/2016	N/A	N/A	N/A	N/A	N/A	N/A	N/A	N/A	N/A	N/A	< 0.196	N/A	0.235	< 0.196	N/A	N/A	N/A	N/A	N/A
	10/12/2016	N/A	N/A	N/A	N/A	N/A	N/A	N/A	N/A	N/A	N/A	N/A	N/A	N/A	N/A	N/A	N/A	N/A	N/A	< 10
	10/5/2017	N/A	N/A	N/A	N/A	N/A	N/A	N/A	N/A	N/A	N/A	< 0.205	N/A	< 0.2	N/A	N/A	N/A	N/A	N/A	N/A
	9/10/2018	N/A	N/A	N/A	N/A	N/A	N/A	N/A	N/A	N/A	N/A	< 0.203	N/A	0.203*	N/A	N/A	N/A	N/A	N/A	< 101
	9/10/2019	N/A	N/A	N/A	N/A	N/A	N/A	N/A	N/A	N/A	N/A	< 0.431	N/A	< 0.431	N/A	N/A	N/A	N/A	N/A	N/A
	8/26/2020	N/A	N/A	N/A	N/A	N/A	N/A	N/A	N/A	N/A	N/A	< 0.108	N/A	< 0.106	N/A	N/A	N/A	N/A	N/A	< 123
	8/17/2021	N/A	N/A	N/A	N/A	N/A	N/A	N/A	N/A	N/A	N/A	< 0.105	N/A	< 0.106	N/A	N/A	N/A	N/A	N/A	N/A
	3/15/2022	N/A	N/A	N/A	N/A	N/A	N/A	N/A	N/A	N/A	N/A	N/A	N/A	N/A	N/A	N/A	N/A	N/A	N/A	< 10
	8/9/2022	N/A	N/A	N/A	N/A	N/A	N/A	N/A	N/A	N/A	N/A	< 0.204	N/A	< 0.185	N/A	N/A	N/A	N/A	N/A	N/A
	7/19/2023	N/A	N/A	N/A	N/A	N/A	N/A	N/A	N/A	N/A	N/A	N/A	N/A	< 0.189	N/A	N/A	N/A	N/A	N/A	N/A
	4/9/2024	N/A	N/A	N/A	N/A	N/A	N/A	N/A	N/A	N/A	N/A	N/A	N/A	N/A	N/A	N/A	N/A	N/A	N/A	< 9.26
	7/16/2024	N/A	N/A	N/A	N/A	N/A	N/A	N/A	N/A	N/A	N/A	< 0.208	N/A	< 0.2	N/A	N/A	N/A	N/A	N/A	N/A
	7/1/2025	N/A	N/A	N/A	N/A	N/A	N/A	N/A	N/A	< 10.2	N/A	< 0.0978	N/A	< 0.0997	N/A	N/A	N/A	N/A	N/A	N/A

SCS ENGINEERS

Summary of Groundwater Chemistry

Archer Daniels Midland Landfill (Closed) - 23-SDP-05-88C

Other Constituents	Sample Date	MW-1 UPG	MW-2 UPG	MW-17 UPG	MW-18 UPG	MW-3 DNG	MW-4 DNG	MW-5 DNG	MW-6 DNG	MW-7 DNG	MW-8 DNG	MW-9 DNG	MW-10 DNG	MW-11 DNG	MW-12 DNG	MW-13 DNG	MW-14 DNG	MW-15 DNG	MW-16 DNG	WET_WELL DNG
Fluorene, ug/L (CAS NO - 86-73-7)	10/23/2012	N/A	N/A	N/A	N/A	N/A	N/A	N/A	N/A	N/A	N/A	N/A	N/A	N/A	N/A	N/A	N/A	N/A	N/A	< 1600
	4/2/2013	N/A	N/A	N/A	N/A	N/A	N/A	N/A	N/A	N/A	N/A	N/A	N/A	N/A	N/A	N/A	N/A	N/A	N/A	< 0.0163
	10/2/2013	< 0.0162	< 0.0162	< 0.0162	< 0.0162	< 0.0162	< 0.0162	< 0.0163	< 0.0162	< 0.0162	< 0.0165	< 0.016	< 0.0163	0.352	< 0.0162	< 0.0163	< 0.016	< 0.0162	< 0.0163	< 0.16
	4/25/2016	N/A	N/A	N/A	N/A	N/A	N/A	N/A	N/A	N/A	N/A	0.736	N/A	0.318*	< 0.49	N/A	N/A	N/A	N/A	N/A
	10/12/2016	N/A	N/A	N/A	N/A	N/A	N/A	N/A	N/A	N/A	N/A	N/A	N/A	N/A	N/A	N/A	N/A	N/A	N/A	< 10
	10/5/2017	N/A	N/A	N/A	N/A	N/A	N/A	N/A	N/A	N/A	N/A	< 0.513	N/A	0.293*	N/A	N/A	N/A	N/A	N/A	N/A
	9/10/2018	N/A	N/A	N/A	N/A	N/A	N/A	N/A	N/A	N/A	N/A	< 0.507	N/A	0.0605*	N/A	N/A	N/A	N/A	N/A	< 101
	9/10/2019	N/A	N/A	N/A	N/A	N/A	N/A	N/A	N/A	N/A	N/A	< 0.323	N/A	0.435	N/A	N/A	N/A	N/A	N/A	N/A
	8/26/2020	N/A	N/A	N/A	N/A	N/A	N/A	N/A	N/A	N/A	N/A	< 0.108	N/A	0.221	N/A	N/A	N/A	N/A	N/A	< 123
	8/17/2021	N/A	N/A	N/A	N/A	N/A	N/A	N/A	N/A	N/A	N/A	< 0.105	N/A	< 0.106	N/A	N/A	N/A	N/A	N/A	N/A
	3/15/2022	N/A	N/A	N/A	N/A	N/A	N/A	N/A	N/A	N/A	N/A	N/A	N/A	N/A	N/A	N/A	N/A	N/A	N/A	< 10
	8/9/2022	N/A	N/A	N/A	N/A	N/A	N/A	N/A	N/A	N/A	N/A	< 0.204	N/A	0.386	N/A	N/A	N/A	N/A	N/A	N/A
	7/19/2023	N/A	N/A	N/A	N/A	N/A	N/A	N/A	N/A	N/A	N/A	N/A	N/A	0.168*	N/A	N/A	N/A	N/A	N/A	N/A
	4/9/2024	N/A	N/A	N/A	N/A	N/A	N/A	N/A	N/A	N/A	N/A	N/A	N/A	N/A	N/A	N/A	N/A	N/A	N/A	< 9.26
	7/16/2024	N/A	N/A	N/A	N/A	N/A	N/A	N/A	N/A	N/A	N/A	< 0.208	N/A	0.0781*	N/A	N/A	N/A	N/A	N/A	N/A
	7/1/2025	N/A	N/A	N/A	N/A	N/A	N/A	N/A	N/A	< 10.2	N/A	< 0.0978	N/A	0.38	N/A	N/A	N/A	N/A	N/A	N/A
Hexachlorobenzene, ug/L (CAS NO - 118-74-1)	10/23/2012	N/A	N/A	N/A	N/A	N/A	N/A	N/A	N/A	N/A	N/A	N/A	N/A	N/A	N/A	N/A	N/A	N/A	N/A	< 1600
	4/2/2013	N/A	N/A	N/A	N/A	N/A	N/A	N/A	N/A	N/A	N/A	N/A	N/A	N/A	N/A	N/A	N/A	N/A	N/A	< 2.76
	10/2/2013	< 0.273	< 0.273	< 0.276	< 0.273	< 0.293	< 0.273	< 0.276	< 0.273	< 0.273	< 0.27	< 0.273	< 0.273	< 0.29	< 0.27	< 0.278	< 0.284	< 0.273	< 0.276	< 27
	10/12/2016	N/A	N/A	N/A	N/A	N/A	N/A	N/A	N/A	N/A	N/A	N/A	N/A	N/A	N/A	N/A	N/A	N/A	N/A	< 10
	9/10/2018	N/A	N/A	N/A	N/A	N/A	N/A	N/A	N/A	N/A	N/A	N/A	N/A	N/A	N/A	N/A	N/A	N/A	N/A	< 101
	8/26/2020	N/A	N/A	N/A	N/A	N/A	N/A	N/A	N/A	N/A	N/A	N/A	N/A	N/A	N/A	N/A	N/A	N/A	N/A	< 123
	3/15/2022	N/A	N/A	N/A	N/A	N/A	N/A	N/A	N/A	N/A	N/A	N/A	N/A	N/A	N/A	N/A	N/A	N/A	N/A	< 10
	4/9/2024	N/A	N/A	N/A	N/A	N/A	N/A	N/A	N/A	N/A	N/A	N/A	N/A	N/A	N/A	N/A	N/A	N/A	N/A	< 9.26
	7/1/2025	N/A	N/A	N/A	N/A	N/A	N/A	N/A	N/A	< 10.2	N/A	< 10.2	N/A	N/A	N/A	N/A	N/A	N/A	N/A	N/A
Hexachlorobutadiene, ug/L (CAS NO - 87-68-3)	4/2/2013	N/A	N/A	N/A	N/A	N/A	N/A	N/A	N/A	N/A	N/A	N/A	N/A	N/A	N/A	N/A	N/A	N/A	N/A	< 1.33
	10/2/2013	< 0.2	< 0.2	< 0.2	< 0.2	< 0.2	< 0.2	< 0.2	< 0.2	< 0.2	< 0.2	< 0.2	< 0.2	< 0.2	< 0.2	< 0.2	< 0.2	< 0.2	< 0.2	< 13
	10/12/2016	N/A	N/A	N/A	N/A	N/A	N/A	N/A	N/A	N/A	N/A	N/A	N/A	N/A	N/A	N/A	N/A	N/A	N/A	< 50
	10/5/2017	N/A	N/A	N/A	N/A	N/A	N/A	N/A	N/A	N/A	N/A	< 5	N/A	< 5	< 5	N/A	N/A	N/A	N/A	N/A
	9/10/2018	N/A	N/A	N/A	N/A	N/A	N/A	N/A	N/A	N/A	N/A	< 5	N/A	< 5	< 5	N/A	N/A	N/A	N/A	< 50
	9/10/2018	N/A	N/A	N/A	N/A	N/A	N/A	N/A	N/A	N/A	N/A	N/A	N/A	N/A	N/A	N/A	N/A	N/A	N/A	< 101
	9/10/2019	N/A	N/A	N/A	N/A	N/A	N/A	N/A	N/A	N/A	N/A	< 5	N/A	< 50	< 5	N/A	N/A	N/A	N/A	N/A
	8/26/2020	N/A	N/A	N/A	N/A	N/A	N/A	N/A	N/A	N/A	N/A	< 50	N/A	< 50	N/A	N/A	N/A	N/A	N/A	< 50
	8/26/2020	N/A	N/A	N/A	N/A	N/A	N/A	N/A	N/A	N/A	N/A	N/A	N/A	N/A	N/A	N/A	N/A	N/A	N/A	< 123
	8/17/2021	N/A	N/A	N/A	N/A	N/A	N/A	N/A	N/A	N/A	N/A	< 50	N/A	< 50	< 50	N/A	N/A	N/A	N/A	N/A
	3/15/2022	N/A	N/A	N/A	N/A	N/A	N/A	N/A	N/A	N/A	N/A	N/A	N/A	N/A	N/A	N/A	N/A	N/A	N/A	< 10
	3/15/2022	N/A	N/A	N/A	N/A	N/A	N/A	N/A	N/A	N/A	N/A	N/A	N/A	N/A	N/A	N/A	N/A	N/A	N/A	< 50
	8/9/2022	N/A	N/A	N/A	N/A	N/A	N/A	N/A	N/A	N/A	N/A	< 5	N/A	< 5	< 5	N/A	N/A	N/A	N/A	N/A
	7/19/2023	N/A	N/A	N/A	N/A	N/A	N/A	N/A	N/A	N/A	N/A	N/A	N/A	< 50	< 5	N/A	N/A	N/A	N/A	N/A
	4/9/2024	N/A	N/A	N/A	N/A	N/A	N/A	N/A	N/A	N/A	N/A	N/A	N/A	N/A	N/A	N/A	N/A	N/A	N/A	< 9.26
	4/9/2024	N/A	N/A	N/A	N/A	N/A	N/A	N/A	N/A	N/A	N/A	N/A	N/A	N/A	N/A	N/A	N/A	N/A	N/A	< 5
	7/16/2024	N/A	N/A	N/A	N/A	N/A	N/A	N/A	N/A	N/A	N/A	< 5	N/A	< 5	< 5	N/A	N/A	N/A	N/A	N/A
	7/1/2025	N/A	N/A	N/A	N/A	N/A	N/A	N/A	N/A	< 10.2	N/A	< 5	N/A	< 5	< 5	N/A	N/A	N/A	N/A	N/A
Hexachlorocyclopentadiene, ug/L (CAS NO - 77-47-4)	10/23/2012	N/A	N/A	N/A	N/A	N/A	N/A	N/A	N/A	N/A	N/A	N/A	N/A	N/A	N/A	N/A	N/A	N/A	N/A	< 1600
	4/2/2013	N/A	N/A	N/A	N/A	N/A	N/A	N/A	N/A	N/A	N/A	N/A	N/A	N/A	N/A	N/A	N/A	N/A	N/A	< 19.3
	10/2/2013	< 1.91	< 1.91	< 1.93	< 1.91	< 2.05	< 1.91	< 1.93	< 1.91	< 1.91	< 1.89	< 1.91	< 1.91	< 2.03	< 1.89	< 1.95	< 1.99	< 1.91	< 1.93	< 189
	10/12/2016	N/A	N/A	N/A	N/A	N/A	N/A	N/A	N/A	N/A	N/A	N/A	N/A	N/A	N/A	N/A	N/A	N/A	N/A	< 20
	9/10/2018	N/A	N/A	N/A	N/A	N/A	N/A	N/A	N/A	N/A	N/A	N/A	N/A	N/A	N/A	N/A	N/A	N/A	N/A	< 101
	8/26/2020	N/A	N/A	N/A	N/A	N/A	N/A	N/A	N/A	N/A	N/A	N/A	N/A	N/A	N/A	N/A	N/A	N/A	N/A	< 123
	3/15/2022	N/A	N/A	N/A	N/A	N/A	N/A	N/A	N/A	N/A	N/A	N/A	N/A	N/A	N/A	N/A	N/A	N/A	N/A	< 10
	4/9/2024	N/A	N/A	N/A	N/A	N/A	N/A	N/A	N/A	N/A	N/A	N/A	N/A	N/A	N/A	N/A	N/A	N/A	N/A	< 9.26
	7/1/2025	N/A	N/A	N/A	N/A	N/A	N/A	N/A	N/A	< 10.2	N/A	< 10.2	N/A	N/A	N/A	N/A	N/A	N/A	N/A	N/A
Hexachloroethane, ug/L (CAS NO - 67-72-1)	10/23/2012	N/A	N/A	N/A	N/A	N/A	N/A	N/A	N/A	N/A	N/A	N/A	N/A	N/A	N/A	N/A	N/A	N/A	N/A	< 1600
	4/2/2013	N/A	N/A	N/A	N/A	N/A	N/A	N/A	N/A	N/A	N/A	N/A	N/A	N/A	N/A	N/A	N/A	N/A	N/A	< 1.33
	10/2/2013	< 0.131	< 0.131	< 0.133	< 0.131	< 0.141	< 0.131	< 0.133	< 0.131	< 0.131	< 0.13	< 0.131	< 0.131	< 0.14	< 0.13	< 0.134	< 0.137	< 0.131	< 0.133	< 13
	10/12/2016	N/A	N/A	N/A	N/A	N/A	N/A	N/A	N/A	N/A	N/A	N/A	N/A	N/A	N/A	N/A	N/A	N/A	N/A	< 10
	9/10/2018	N/A	N/A	N/A	N/A	N/A	N/A	N/A	N/A	N/A	N/A	N/A	N/A	N/A	N/A	N/A	N/A	N/A	N/A	< 101
	8/26/2020	N/A	N/A	N/A	N/A	N/A	N/A	N/A	N/A	N/A	N/A	N/A	N/A	N/A	N/A	N/A	N/A	N/A	N/A	< 123
	3/15/2022	N/A	N/A	N/A	N/A	N/A	N/A	N/A	N/A	N/A	N/A	N/A	N/A	N/A	N/A	N/A	N/A	N/A	N/A	< 10
	4/9/2024	N/A	N/A	N/A	N/A	N/A	N/A	N/A	N/A	N/A	N/A	N/A	N/A	N/A	N/A	N/A	N/A	N/A	N/A	< 9.26
	7/1/2025	N/A	N/A	N/A	N/A	N/A	N/A	N/A	N/A	< 10.2	N/A	< 10.2	N/A	N/A	N/A	N/A	N/A	N/A	N/A	N/A
Indeno [1,2,3-cd] pyrene, ug/L (CAS NO - 193-39-5)	10/23/2012	N/A	N/A	N/A	N/A	N/A	N/A	N/A	N/A	N/A	N/A	N/A	N/A	N/A	N/A	N/A	N/A	N/A	N/A	< 1600
	4/2/2013	N/A	N/A	N/A	N/A	N/A	N/A	N/A	N/A	N/A	N/A	N/A	N/A	N/A	N/A	N/A	N/A	N/A	N/A	< 0.00612
	10/2/2013	< 0.00606	< 0.00606	< 0.00606	< 0.00606	< 0.00606	< 0.00606	< 0.00612	< 0.00606	< 0.00606	< 0.00619	< 0.006	< 0.00612	< 0.00606	< 0.00606	< 0.00612	< 0.006	< 0.00606	< 0.00612	< 0.06
	4/25/2016	N/A	N/A	N/A	N/A	N/A	N/A	N/A	N/A	N/A	N/A	< 0.196	N/A	< 0.196	< 0.196	N/A	N/A	N/A	N/A	N/A
	10/12/2016	N/A	N/A	N/A	N/A	N/A	N/A	N/A	N/A	N/A	N/A	N/A	N/A	N/A	N/A	N/A	N/A	N/A	N/A	< 10
	10/5/2017	N/A	N/A	N/A	N/A	N/A	N/A	N/A	N/A	N/A	N/A	< 0.205	N/A	< 0.2	N/A	N/A	N/A	N/A	N/A	N/A
	9/10/2018	N/A	N/A	N/A	N/A	N/A	N/A	N/A	N/A	N/A	N/A	< 0.203	N/A	< 0.227	N/A	N/A	N/A	N/A	N/A	< 101
	9/10/2019	N/A	N/A	N/A	N/A	N/A	N/A	N/A	N/A	N/A	N/A	< 0.215	N/A	< 0.215	N/A	N/A	N/A	N/A	N/A	N/A
	8/26/2020	N/A	N/A	N/A	N/A	N/A	N/A	N/A	N/A	N/A	N/A	< 0.108	N/A	< 0.106	N/A	N/A	N/A	N/A	N/A	< 123
	8/17/2021	N/A	N/A	N/A	N/A	N/A	N/A	N/A	N/A	N/A	N/A	< 0.105	N/A	< 0.106	N/A	N/A	N/A	N/A	N/A	N/A
	3/15/2022	N/A	N/A	N/A	N/A	N/A	N/A	N/A	N/A	N/A	N/A	N/A	N/A	N/A	N/A	N/A	N/A	N/A	N/A	< 10
	8/9/2022	N/A	N/A	N/A	N/A	N/A	N/A	N/A	N/A	N/A	N/A	< 0.204	N/A	< 0.185	N/A	N/A	N/A	N/A	N/A	N/A
	7/19/2023	N/A	N/A	N/A	N/A	N/A	N/A	N/A	N/A	N/A	N/A	N/A	N/A	< 0.189	N/A	N/A	N/A	N/A	N/A	N/A
	4/9/2024	N/A	N/A	N/A	N/A	N/A	N/A	N/A	N/A	N/A	N/A	N/A	N/A	N/A	N/A	N/A	N/A	N/A	N/A	< 9.26
	7/16/2024	N/A	N/A	N/A	N/A	N/A	N/A	N/A	N/A	N/A	N/A	< 0.208	N/A	< 0.2	N/A	N/A	N/A	N/A	N/A	N/A
	7/1/2025	N/A	N/A	N/A	N/A	N/A	N/A	N/A	N/A	< 10.2	N/A	< 0.0978	N/A	< 0.0997	N/A	N/A	N/A	N/A	N/A	N/A

SCS ENGINEERS

Summary of Groundwater Chemistry

Archer Daniels Midland Landfill (Closed) - 23-SDP-05-88C

Other Constituents	Sample Date	MW-1 UPG	MW-2 UPG	MW-17 UPG	MW-18 UPG	MW-3 DNG	MW-4 DNG	MW-5 DNG	MW-6 DNG	MW-7 DNG	MW-8 DNG	MW-9 DNG	MW-10 DNG	MW-11 DNG	MW-12 DNG	MW-13 DNG	MW-14 DNG	MW-15 DNG	MW-16 DNG	WET_WELL DNG
Isophorone, ug/L (CAS NO - 78-59-1)	10/23/2012	N/A	N/A	N/A	N/A	N/A	N/A	N/A	N/A	N/A	N/A	N/A	N/A	N/A	N/A	N/A	N/A	N/A	N/A	< 1600
	4/2/2013	N/A	N/A	N/A	N/A	N/A	N/A	N/A	N/A	N/A	N/A	N/A	N/A	N/A	N/A	N/A	N/A	N/A	N/A	< 2.24
	10/2/2013	< 0.222	< 0.222	< 0.224	< 0.222	< 0.239	< 0.222	< 0.224	< 0.222	< 0.222	< 0.22	< 0.222	< 0.222	< 0.237	< 0.22	< 0.227	< 0.232	< 0.222	< 0.224	< 22
	10/12/2016	N/A	N/A	N/A	N/A	N/A	N/A	N/A	N/A	N/A	N/A	N/A	N/A	N/A	N/A	N/A	N/A	N/A	N/A	< 10
	9/10/2018	N/A	N/A	N/A	N/A	N/A	N/A	N/A	N/A	N/A	N/A	N/A	N/A	N/A	N/A	N/A	N/A	N/A	N/A	< 101
	8/26/2020	N/A	N/A	N/A	N/A	N/A	N/A	N/A	N/A	N/A	N/A	N/A	N/A	N/A	N/A	N/A	N/A	N/A	N/A	< 123
	3/15/2022	N/A	N/A	N/A	N/A	N/A	N/A	N/A	N/A	N/A	N/A	N/A	N/A	N/A	N/A	N/A	N/A	N/A	N/A	< 10
	4/9/2024	N/A	N/A	N/A	N/A	N/A	N/A	N/A	N/A	N/A	N/A	N/A	N/A	N/A	N/A	N/A	N/A	N/A	N/A	< 9.26
	7/1/2025	N/A	N/A	N/A	N/A	N/A	N/A	N/A	N/A	< 10.2	N/A	< 10.2	N/A	N/A	N/A	N/A	N/A	N/A	N/A	N/A
Naphthalene, ug/L (CAS NO - 91-20-3)	10/23/2012	N/A	N/A	N/A	N/A	N/A	N/A	N/A	N/A	N/A	N/A	N/A	N/A	N/A	N/A	N/A	N/A	N/A	N/A	< 1600
	4/2/2013	N/A	N/A	N/A	N/A	N/A	N/A	N/A	N/A	N/A	N/A	N/A	N/A	N/A	N/A	N/A	N/A	N/A	N/A	< 0.0469
	10/2/2013	< 0.37	< 0.37	< 0.37	< 0.37	< 0.37	< 0.37	< 0.37	< 0.37	< 0.37	0.483*	< 0.37	< 0.37	< 0.37	< 0.37	< 0.37	< 0.37	< 0.37	< 0.37	< 0.46
	4/25/2016	N/A	N/A	N/A	N/A	N/A	N/A	N/A	N/A	N/A	N/A	< 0.98	N/A	< 0.98	< 0.98	N/A	N/A	N/A	N/A	N/A
	10/12/2016	N/A	N/A	N/A	N/A	N/A	N/A	N/A	N/A	N/A	N/A	N/A	N/A	N/A	N/A	N/A	N/A	N/A	N/A	< 50
	10/5/2017	N/A	N/A	N/A	N/A	N/A	N/A	N/A	N/A	N/A	N/A	< 5	N/A	< 5	0.535*	N/A	N/A	N/A	N/A	N/A
	9/10/2018	N/A	N/A	N/A	N/A	N/A	N/A	N/A	N/A	N/A	N/A	< 5	N/A	< 5	< 5	N/A	N/A	N/A	N/A	< 101
	9/10/2018	N/A	N/A	N/A	N/A	N/A	N/A	N/A	N/A	N/A	N/A	N/A	N/A	N/A	N/A	N/A	N/A	N/A	N/A	< 50
	9/10/2019	N/A	N/A	N/A	N/A	N/A	N/A	N/A	N/A	N/A	N/A	0.349*	N/A	< 1.08	< 5	N/A	N/A	N/A	N/A	N/A
	9/10/2019	N/A	N/A	N/A	N/A	N/A	N/A	N/A	N/A	N/A	N/A	< 5	N/A	< 50	N/A	N/A	N/A	N/A	N/A	N/A
	8/26/2020	N/A	N/A	N/A	N/A	N/A	N/A	N/A	N/A	N/A	N/A	< 0.538	N/A	< 0.532	N/A	N/A	N/A	N/A	N/A	< 123
	8/26/2020	N/A	N/A	N/A	N/A	N/A	N/A	N/A	N/A	N/A	N/A	< 50	N/A	< 50	N/A	N/A	N/A	N/A	N/A	< 50
	8/17/2021	N/A	N/A	N/A	N/A	N/A	N/A	N/A	N/A	N/A	N/A	< 50	N/A	< 50	< 50	N/A	N/A	N/A	N/A	N/A
	8/17/2021	N/A	N/A	N/A	N/A	N/A	N/A	N/A	N/A	N/A	N/A	< 0.526	N/A	< 0.532	N/A	N/A	N/A	N/A	N/A	N/A
	3/15/2022	N/A	N/A	N/A	N/A	N/A	N/A	N/A	N/A	N/A	N/A	N/A	N/A	N/A	N/A	N/A	N/A	N/A	N/A	< 10
	3/15/2022	N/A	N/A	N/A	N/A	N/A	N/A	N/A	N/A	N/A	N/A	N/A	N/A	N/A	N/A	N/A	N/A	N/A	N/A	< 50
	8/9/2022	N/A	N/A	N/A	N/A	N/A	N/A	N/A	N/A	N/A	N/A	< 5	N/A	< 0.463	< 5	N/A	N/A	N/A	N/A	N/A
	8/9/2022	N/A	N/A	N/A	N/A	N/A	N/A	N/A	N/A	N/A	N/A	< 0.51	N/A	< 5	N/A	N/A	N/A	N/A	N/A	N/A
	7/19/2023	N/A	N/A	N/A	N/A	N/A	N/A	N/A	N/A	N/A	N/A	N/A	N/A	< 50	< 5	N/A	N/A	N/A	N/A	N/A
	7/19/2023	N/A	N/A	N/A	N/A	N/A	N/A	N/A	N/A	N/A	N/A	N/A	N/A	< 0.472	N/A	N/A	N/A	N/A	N/A	N/A
	4/9/2024	N/A	N/A	N/A	N/A	N/A	N/A	N/A	N/A	N/A	N/A	N/A	N/A	N/A	N/A	N/A	N/A	N/A	N/A	< 9.26
	4/9/2024	N/A	N/A	N/A	N/A	N/A	N/A	N/A	N/A	N/A	N/A	N/A	N/A	N/A	N/A	N/A	N/A	N/A	N/A	< 5
	7/16/2024	N/A	N/A	N/A	N/A	N/A	N/A	N/A	N/A	N/A	N/A	< 0.521	N/A	< 0.5	< 5	N/A	N/A	N/A	N/A	N/A
	7/16/2024	N/A	N/A	N/A	N/A	N/A	N/A	N/A	N/A	N/A	N/A	< 5	N/A	< 5	N/A	N/A	N/A	N/A	N/A	N/A
	7/1/2025	N/A	N/A	N/A	N/A	N/A	N/A	N/A	N/A	< 10.2	N/A	< 5	N/A	< 0.0997	< 5	N/A	N/A	N/A	N/A	N/A
	7/1/2025	N/A	N/A	N/A	N/A	N/A	N/A	N/A	N/A	N/A	N/A	< 0.0978	N/A	< 5	N/A	N/A	N/A	N/A	N/A	N/A
Nitrobenzene, ug/L (CAS NO - 98-95-3)	10/23/2012	N/A	N/A	N/A	N/A	N/A	N/A	N/A	N/A	N/A	N/A	N/A	N/A	N/A	N/A	N/A	N/A	N/A	N/A	< 1600
	4/2/2013	N/A	N/A	N/A	N/A	N/A	N/A	N/A	N/A	N/A	N/A	N/A	N/A	N/A	N/A	N/A	N/A	N/A	N/A	< 2.24
	10/2/2013	< 0.222	< 0.222	< 0.224	< 0.222	< 0.239	< 0.222	< 0.224	< 0.222	< 0.222	< 0.22	< 0.222	< 0.222	< 0.237	< 0.22	< 0.227	< 0.232	< 0.222	< 0.224	< 22
	10/12/2016	N/A	N/A	N/A	N/A	N/A	N/A	N/A	N/A	N/A	N/A	N/A	N/A	N/A	N/A	N/A	N/A	N/A	N/A	< 10
	9/10/2018	N/A	N/A	N/A	N/A	N/A	N/A	N/A	N/A	N/A	N/A	N/A	N/A	N/A	N/A	N/A	N/A	N/A	N/A	< 101
	8/26/2020	N/A	N/A	N/A	N/A	N/A	N/A	N/A	N/A	N/A	N/A	N/A	N/A	N/A	N/A	N/A	N/A	N/A	N/A	< 123
	3/15/2022	N/A	N/A	N/A	N/A	N/A	N/A	N/A	N/A	N/A	N/A	N/A	N/A	N/A	N/A	N/A	N/A	N/A	N/A	< 10
	4/9/2024	N/A	N/A	N/A	N/A	N/A	N/A	N/A	N/A	N/A	N/A	N/A	N/A	N/A	N/A	N/A	N/A	N/A	N/A	< 9.26
	7/1/2025	N/A	N/A	N/A	N/A	N/A	N/A	N/A	N/A	< 10.2	N/A	< 10.2	N/A	N/A	N/A	N/A	N/A	N/A	N/A	N/A
N-Nitrosodimethylamine, ug/L (CAS NO - 62-75-9)	4/2/2013	N/A	N/A	N/A	N/A	N/A	N/A	N/A	N/A	N/A	N/A	N/A	N/A	N/A	N/A	N/A	N/A	N/A	N/A	< 1.43
	10/2/2013	< 0.141	< 0.141	< 0.143	1.43*	< 0.152	< 0.141	< 0.143	< 0.141	< 0.141	< 0.14	< 0.141	< 0.141	< 0.151	< 0.14	< 0.144	< 0.147	< 0.141	< 0.143	< 14
	10/12/2016	N/A	N/A	N/A	N/A	N/A	N/A	N/A	N/A	N/A	N/A	N/A	N/A	N/A	N/A	N/A	N/A	N/A	N/A	< 10
	9/10/2018	N/A	N/A	N/A	N/A	N/A	N/A	N/A	N/A	N/A	N/A	N/A	N/A	N/A	N/A	N/A	N/A	N/A	N/A	< 101
	8/26/2020	N/A	N/A	N/A	N/A	N/A	N/A	N/A	N/A	N/A	N/A	N/A	N/A	N/A	N/A	N/A	N/A	N/A	N/A	< 123
	3/15/2022	N/A	N/A	N/A	N/A	N/A	N/A	N/A	N/A	N/A	N/A	N/A	N/A	N/A	N/A	N/A	N/A	N/A	N/A	< 10
	4/9/2024	N/A	N/A	N/A	N/A	N/A	N/A	N/A	N/A	N/A	N/A	N/A	N/A	N/A	N/A	N/A	N/A	N/A	N/A	< 9.26
	7/1/2025	N/A	N/A	N/A	N/A	N/A	N/A	N/A	N/A	< 10.2	N/A	< 10.2	N/A	N/A	N/A	N/A	N/A	N/A	N/A	N/A
N-Nitrosodi-n-propylamine, ug/L (CAS NO - 621-64-7)	10/23/2012	N/A	N/A	N/A	N/A	N/A	N/A	N/A	N/A	N/A	N/A	N/A	N/A	N/A	N/A	N/A	N/A	N/A	N/A	< 1600
	4/2/2013	N/A	N/A	N/A	N/A	N/A	N/A	N/A	N/A	N/A	N/A	N/A	N/A	N/A	N/A	N/A	N/A	N/A	N/A	< 2.65
	10/2/2013	< 0.263	< 0.263	< 0.265	< 0.263	< 0.283	< 0.263	< 0.265	< 0.263	< 0.263	< 0.26	< 0.263	< 0.263	< 0.28	< 0.26	< 0.268	< 0.274	< 0.263	< 0.265	< 26
	10/12/2016	N/A	N/A	N/A	N/A	N/A	N/A	N/A	N/A	N/A	N/A	N/A	N/A	N/A	N/A	N/A	N/A	N/A	N/A	< 10
	9/10/2018	N/A	N/A	N/A	N/A	N/A	N/A	N/A	N/A	N/A	N/A	N/A	N/A	N/A	N/A	N/A	N/A	N/A	N/A	< 101
	8/26/2020	N/A	N/A	N/A	N/A	N/A	N/A	N/A	N/A	N/A	N/A	N/A	N/A	N/A	N/A	N/A	N/A	N/A	N/A	< 123
	3/15/2022	N/A	N/A	N/A	N/A	N/A	N/A	N/A	N/A	N/A	N/A	N/A	N/A	N/A	N/A	N/A	N/A	N/A	N/A	< 10
	4/9/2024	N/A	N/A	N/A	N/A	N/A	N/A	N/A	N/A	N/A	N/A	N/A	N/A	N/A	N/A	N/A	N/A	N/A	N/A	< 9.26
	7/1/2025	N/A	N/A	N/A	N/A	N/A	N/A	N/A	N/A	< 10.2	N/A	< 10.2	N/A	N/A	N/A	N/A	N/A	N/A	N/A	N/A
N-Nitrosodiphenylamine, ug/L (CAS NO - 86-30-6)	10/23/2012	N/A	N/A	N/A	N/A	N/A	N/A	N/A	N/A	N/A	N/A	N/A	N/A	N/A	N/A	N/A	N/A	N/A	N/A	< 1600
	4/2/2013	N/A	N/A	N/A	N/A	N/A	N/A	N/A	N/A	N/A	N/A	N/A	N/A	N/A	N/A	N/A	N/A	N/A	N/A	< 6.73
	10/2/2013	< 0.667	< 0.667	< 0.673	< 0.667	< 0.717	< 0.667	< 0.673	< 0.667	< 0.667	< 0.66	< 0.667	< 0.667	< 0.71	< 0.66	< 0.68	< 0.695	< 0.667	< 0.673	< 66
	10/12/2016	N/A	N/A	N/A	N/A	N/A	N/A	N/A	N/A	N/A	N/A	N/A	N/A	N/A	N/A	N/A	N/A	N/A	N/A	< 10
	9/10/2018	N/A	N/A	N/A	N/A	N/A	N/A	N/A	N/A	N/A	N/A	N/A	N/A	N/A	N/A	N/A	N/A	N/A	N/A	< 101
	8/26/2020	N/A	N/A	N/A	N/A	N/A	N/A	N/A	N/A	N/A	N/A	N/A	N/A	N/A	N/A	N/A	N/A	N/A	N/A	< 123
	3/15/2022	N/A	N/A	N/A	N/A	N/A	N/A	N/A	N/A	N/A	N/A	N/A	N/A	N/A	N/A	N/A	N/A	N/A	N/A	< 10
	4/9/2024	N/A	N/A	N/A	N/A	N/A	N/A	N/A	N/A	N/A	N/A	N/A	N/A	N/A	N/A	N/A	N/A	N/A	N/A	< 9.26
	7/1/2025	N/A	N/A	N/A	N/A	N/A	N/A	N/A	N/A	< 10.2	N/A	< 10.2	N/A	N/A	N/A	N/A	N/A	N/A	N/A	N/A
Pentachlorophenol [2C], ug/L (CAS NO - 87-86-5)	10/23/2012	N/A	N/A	N/A	N/A	N/A	N/A	N/A	N/A	N/A	N/A	N/A	N/A	N/A	N/A	N/A	N/A	N/A	N/A	< 1600
	4/2/2013	N/A	N/A	N/A	N/A	N/A	N/A	N/A	N/A	N/A	N/A	N/A	N/A	N/A	N/A	N/A	N/A	N/A	N/A	< 2.45
	10/2/2013	< 0.242	< 0.242	< 0.245	< 0.242	< 0.261	< 0.242	< 0.245	< 0.242	< 0.242	< 0.24	< 0.242	< 0.242	< 0.258	< 0.24	< 0.247	< 0.253	< 0.242	< 0.245	< 24
	10/12/2016	N/A	N/A	N/A	N/A	N/A	N/A	N/A	N/A	N/A	N/A	N/A	N/A	N/A	N/A	N/A	N/A	N/A	N/A	< 10
	9/10/2018	N/A	N/A	N/A	N/A	N/A	N/A	N/A	N/A	N/A	N/A	N/A	N/A	N/A	N/A	N/A	N/A	N/A	N/A	< 101
	8/26/2020	N/A	N/A	N/A	N/A	N/A	N/A	N/A	N/A	N/A	N/A	N/A	N/A	N/A	N/A	N/A	N/A	N/A	N/A	< 123
	3/15/2022	N/A	N/A	N/A	N/A	N/A	N/A	N/A	N/A	N/A	N/A	N/A	N/A	N/A	N/A	N/A	N/A	N/A	N/A	< 10
	4/9/2024	N/A	N/A	N/A	N/A	N/A	N/A	N/A	N/A	N/A	N/A	N/A	N/A	N/A	N/A	N/A	N/A	N/A	N/A	< 9.26

SCS ENGINEERS

Summary of Groundwater Chemistry

Archer Daniels Midland Landfill (Closed) - 23-SDP-05-88C

Other Constituents	Sample Date	MW-1 UPG	MW-2 UPG	MW-17 UPG	MW-18 UPG	MW-3 DNG	MW-4 DNG	MW-5 DNG	MW-6 DNG	MW-7 DNG	MW-8 DNG	MW-9 DNG	MW-10 DNG	MW-11 DNG	MW-12 DNG	MW-13 DNG	MW-14 DNG	MW-15 DNG	MW-16 DNG	WET_WELL DNG
Phenanthrene, ug/L (CAS NO - 85-01-8)	10/23/2012	N/A	N/A	N/A	N/A	N/A	N/A	N/A	N/A	N/A	N/A	N/A	N/A	N/A	N/A	N/A	N/A	N/A	N/A	< 1600
	4/2/2013	N/A	N/A	N/A	N/A	N/A	N/A	N/A	N/A	N/A	N/A	N/A	N/A	N/A	N/A	N/A	N/A	N/A	N/A	< 0.0051
	10/2/2013	< 0.00505	< 0.00505	< 0.00505	< 0.00505	< 0.00505	< 0.00505	0.0351*	0.0309*	0.0554*	0.0388*	< 0.005	0.0296*	**0.309**	< 0.00505	0.0155*	< 0.005	< 0.00505	< 0.0051	< 0.05
	4/25/2016	N/A	N/A	N/A	N/A	N/A	N/A	N/A	N/A	N/A	N/A	< 0.49	N/A	**2.7**	< 0.49	N/A	N/A	N/A	N/A	N/A
	10/12/2016	N/A	N/A	N/A	N/A	N/A	N/A	N/A	N/A	N/A	N/A	N/A	N/A	N/A	N/A	N/A	N/A	N/A	N/A	< 10
	10/5/2017	N/A	N/A	N/A	N/A	N/A	N/A	N/A	N/A	N/A	N/A	< 0.513	N/A	**0.842**	N/A	N/A	N/A	N/A	N/A	N/A
	9/10/2018	N/A	N/A	N/A	N/A	N/A	N/A	N/A	N/A	N/A	N/A	< 0.507	N/A	< 0.569	N/A	N/A	N/A	N/A	N/A	< 101
	9/10/2019	N/A	N/A	N/A	N/A	N/A	N/A	N/A	N/A	N/A	N/A	< 0.323	N/A	< 0.323	N/A	N/A	N/A	N/A	N/A	N/A
	8/26/2020	N/A	N/A	N/A	N/A	N/A	N/A	N/A	N/A	N/A	N/A	< 0.108	N/A	**0.224**	N/A	N/A	N/A	N/A	N/A	< 123
	8/17/2021	N/A	N/A	N/A	N/A	N/A	N/A	N/A	N/A	N/A	N/A	< 0.105	N/A	< 0.106	N/A	N/A	N/A	N/A	N/A	N/A
	3/15/2022	N/A	N/A	N/A	N/A	N/A	N/A	N/A	N/A	N/A	N/A	N/A	N/A	N/A	N/A	N/A	N/A	N/A	N/A	< 10
	8/9/2022	N/A	N/A	N/A	N/A	N/A	N/A	N/A	N/A	N/A	N/A	< 0.204	N/A	**0.496**	N/A	N/A	N/A	N/A	N/A	N/A
	7/19/2023	N/A	N/A	N/A	N/A	N/A	N/A	N/A	N/A	N/A	N/A	N/A	N/A	0.175*	N/A	N/A	N/A	N/A	N/A	N/A
	4/9/2024	N/A	N/A	N/A	N/A	N/A	N/A	N/A	N/A	N/A	N/A	N/A	N/A	N/A	N/A	N/A	N/A	N/A	N/A	< 9.26
	7/16/2024	N/A	N/A	N/A	N/A	N/A	N/A	N/A	N/A	N/A	N/A	< 0.208	N/A	< 0.2	N/A	N/A	N/A	N/A	N/A	N/A
	7/1/2025	N/A	N/A	N/A	N/A	N/A	N/A	N/A	N/A	< 10.2	N/A	< 0.0978	N/A	**0.143**	N/A	N/A	N/A	N/A	N/A	N/A
Pyrene, ug/L (CAS NO - 129-00-0)	10/23/2012	N/A	N/A	N/A	N/A	N/A	N/A	N/A	N/A	N/A	N/A	N/A	N/A	N/A	N/A	N/A	N/A	N/A	N/A	< 1600
	4/2/2013	N/A	N/A	N/A	N/A	N/A	N/A	N/A	N/A	N/A	N/A	N/A	N/A	N/A	N/A	N/A	N/A	N/A	N/A	< 0.0173
	10/2/2013	< 0.0172	< 0.0172	< 0.0172	< 0.0172	< 0.0172	< 0.0172	< 0.0173	< 0.0172	< 0.0172	< 0.0175	< 0.017	< 0.0173	< 0.0172	< 0.0172	< 0.0173	< 0.017	< 0.0172	< 0.0173	< 0.17
	4/25/2016	N/A	N/A	N/A	N/A	N/A	N/A	N/A	N/A	N/A	N/A	< 0.196	N/A	0.174*	< 0.196	N/A	N/A	N/A	N/A	N/A
	10/12/2016	N/A	N/A	N/A	N/A	N/A	N/A	N/A	N/A	N/A	N/A	N/A	N/A	N/A	N/A	N/A	N/A	N/A	N/A	< 10
	10/5/2017	N/A	N/A	N/A	N/A	N/A	N/A	N/A	N/A	N/A	N/A	< 0.205	N/A	0.0897*	N/A	N/A	N/A	N/A	N/A	N/A
	9/10/2018	N/A	N/A	N/A	N/A	N/A	N/A	N/A	N/A	N/A	N/A	< 0.203	N/A	0.0523*	N/A	N/A	N/A	N/A	N/A	< 101
	9/10/2019	N/A	N/A	N/A	N/A	N/A	N/A	N/A	N/A	N/A	N/A	< 0.215	N/A	< 0.215	N/A	N/A	N/A	N/A	N/A	N/A
	8/26/2020	N/A	N/A	N/A	N/A	N/A	N/A	N/A	N/A	N/A	N/A	< 0.108	N/A	< 0.106	N/A	N/A	N/A	N/A	N/A	< 123
	8/17/2021	N/A	N/A	N/A	N/A	N/A	N/A	N/A	N/A	N/A	N/A	< 0.105	N/A	< 0.106	N/A	N/A	N/A	N/A	N/A	N/A
	3/15/2022	N/A	N/A	N/A	N/A	N/A	N/A	N/A	N/A	N/A	N/A	N/A	N/A	N/A	N/A	N/A	N/A	N/A	N/A	< 10
	8/9/2022	N/A	N/A	N/A	N/A	N/A	N/A	N/A	N/A	N/A	N/A	< 0.204	N/A	< 0.185	N/A	N/A	N/A	N/A	N/A	N/A
	7/19/2023	N/A	N/A	N/A	N/A	N/A	N/A	N/A	N/A	N/A	N/A	N/A	N/A	< 0.189	N/A	N/A	N/A	N/A	N/A	N/A
	4/9/2024	N/A	N/A	N/A	N/A	N/A	N/A	N/A	N/A	N/A	N/A	N/A	N/A	N/A	N/A	N/A	N/A	N/A	N/A	< 9.26
	7/16/2024	N/A	N/A	N/A	N/A	N/A	N/A	N/A	N/A	N/A	N/A	< 0.208	N/A	< 0.2	N/A	N/A	N/A	N/A	N/A	N/A
	7/1/2025	N/A	N/A	N/A	N/A	N/A	N/A	N/A	N/A	< 10.2	N/A	< 0.0978	N/A	< 0.0997	N/A	N/A	N/A	N/A	N/A	N/A
Benzidine, ug/L (CAS NO - 92-87-5)	10/23/2012	N/A	N/A	N/A	N/A	N/A	N/A	N/A	N/A	N/A	N/A	N/A	N/A	N/A	N/A	N/A	N/A	N/A	N/A	< 1600
	4/2/2013	N/A	N/A	N/A	N/A	N/A	N/A	N/A	N/A	N/A	N/A	N/A	N/A	N/A	N/A	N/A	N/A	N/A	N/A	< 4.8
	10/2/2013	< 0.475	< 0.475	< 0.48	< 0.475	< 0.511	< 0.475	< 0.48	< 0.475	< 0.475	< 0.47	< 0.475	< 0.475	< 0.505	< 0.47	< 0.485	< 0.495	< 0.475	< 0.48	< 47
	10/12/2016	N/A	N/A	N/A	N/A	N/A	N/A	N/A	N/A	N/A	N/A	N/A	N/A	N/A	N/A	N/A	N/A	N/A	N/A	< 100
	9/10/2018	N/A	N/A	N/A	N/A	N/A	N/A	N/A	N/A	N/A	N/A	N/A	N/A	N/A	N/A	N/A	N/A	N/A	N/A	< 202
	8/26/2020	N/A	N/A	N/A	N/A	N/A	N/A	N/A	N/A	N/A	N/A	N/A	N/A	N/A	N/A	N/A	N/A	N/A	N/A	< 247
	3/15/2022	N/A	N/A	N/A	N/A	N/A	N/A	N/A	N/A	N/A	N/A	N/A	N/A	N/A	N/A	N/A	N/A	N/A	N/A	< 20
	4/9/2024	N/A	N/A	N/A	N/A	N/A	N/A	N/A	N/A	N/A	N/A	N/A	N/A	N/A	N/A	N/A	N/A	N/A	N/A	< 18.5
	7/1/2025	N/A	N/A	N/A	N/A	N/A	N/A	N/A	N/A	< 20.4	N/A	< 20.4	N/A	N/A	N/A	N/A	N/A	N/A	N/A	N/A
Methyl Tert-Butyl Ether, ug/L (CAS NO - 1634-04-4)	4/2/2013	N/A	N/A	N/A	N/A	N/A	N/A	N/A	N/A	N/A	N/A	N/A	N/A	N/A	N/A	N/A	N/A	N/A	N/A	< 0.16
	10/2/2013	< 0.16	< 0.16	< 0.16	< 0.16	< 0.16	< 0.16	< 0.16	< 0.16	< 0.16	< 0.16	< 0.16	< 0.16	< 0.16	< 0.16	< 0.16	< 0.16	< 0.16	< 0.16	< 1.6
	10/12/2016	N/A	N/A	N/A	N/A	N/A	N/A	N/A	N/A	N/A	N/A	< 1	N/A	N/A	N/A	N/A	N/A	N/A	N/A	< 10
	10/5/2017	N/A	N/A	N/A	N/A	N/A	N/A	N/A	N/A	N/A	N/A	< 1	N/A	< 1	< 1	N/A	N/A	N/A	N/A	N/A
	9/10/2018	N/A	N/A	N/A	N/A	N/A	N/A	N/A	N/A	N/A	N/A	< 1	N/A	< 1	< 1	N/A	N/A	N/A	N/A	< 10
	9/10/2019	N/A	N/A	N/A	N/A	N/A	N/A	N/A	N/A	N/A	N/A	< 1	N/A	< 10	< 1	N/A	N/A	N/A	N/A	N/A
	8/26/2020	N/A	N/A	N/A	N/A	N/A	N/A	N/A	N/A	N/A	N/A	< 10	N/A	< 10	N/A	N/A	N/A	N/A	N/A	< 10
	8/17/2021	N/A	N/A	N/A	N/A	N/A	N/A	N/A	N/A	N/A	N/A	< 10	N/A	< 10	< 10	N/A	N/A	N/A	N/A	N/A
	3/15/2022	N/A	N/A	N/A	N/A	N/A	N/A	N/A	N/A	N/A	N/A	N/A	N/A	N/A	N/A	N/A	N/A	N/A	N/A	< 10
	8/9/2022	N/A	N/A	N/A	N/A	N/A	N/A	N/A	N/A	N/A	N/A	< 1	N/A	< 1	< 1	N/A	N/A	N/A	N/A	N/A
	7/19/2023	N/A	N/A	N/A	N/A	N/A	N/A	N/A	N/A	N/A	N/A	N/A	N/A	< 10	< 1	N/A	N/A	N/A	N/A	N/A
	4/9/2024	N/A	N/A	N/A	N/A	N/A	N/A	N/A	N/A	N/A	N/A	N/A	N/A	N/A	N/A	N/A	N/A	N/A	N/A	< 1
	7/16/2024	N/A	N/A	N/A	N/A	N/A	N/A	N/A	N/A	N/A	N/A	< 1	N/A	< 1	< 1	N/A	N/A	N/A	N/A	N/A
	7/1/2025	N/A	N/A	N/A	N/A	N/A	N/A	N/A	N/A	N/A	N/A	< 1	N/A	< 1	< 1	N/A	N/A	N/A	N/A	N/A
1,2,3-Trichlorobenzene, ug/L (CAS NO - 87-61-6)	10/2/2013	< 0.16	< 0.16	< 0.16	< 0.16	< 0.16	< 0.16	< 0.16	< 0.16	< 0.16	< 0.16	< 0.16	< 0.16	< 0.16	< 0.16	< 0.16	< 0.16	< 0.16	< 0.16	N/A
	10/12/2016	N/A	N/A	N/A	N/A	N/A	N/A	N/A	N/A	N/A	N/A	N/A	N/A	N/A	N/A	N/A	N/A	N/A	N/A	< 50
	10/5/2017	N/A	N/A	N/A	N/A	N/A	N/A	N/A	N/A	N/A	N/A	< 5	N/A	< 5	< 5	N/A	N/A	N/A	N/A	N/A
	9/10/2018	N/A	N/A	N/A	N/A	N/A	N/A	N/A	N/A	N/A	N/A	< 5	N/A	< 5	< 5	N/A	N/A	N/A	N/A	< 50
	9/10/2019	N/A	N/A	N/A	N/A	N/A	N/A	N/A	N/A	N/A	N/A	< 5	N/A	< 50	< 5	N/A	N/A	N/A	N/A	N/A
	8/26/2020	N/A	N/A	N/A	N/A	N/A	N/A	N/A	N/A	N/A	N/A	< 50	N/A	< 50	N/A	N/A	N/A	N/A	N/A	< 50
	8/17/2021	N/A	N/A	N/A	N/A	N/A	N/A	N/A	N/A	N/A	N/A	< 50	N/A	< 50	< 50	N/A	N/A	N/A	N/A	N/A
	3/15/2022	N/A	N/A	N/A	N/A	N/A	N/A	N/A	N/A	N/A	N/A	N/A	N/A	N/A	N/A	N/A	N/A	N/A	N/A	< 50
	8/9/2022	N/A	N/A	N/A	N/A	N/A	N/A	N/A	N/A	N/A	N/A	< 5	N/A	< 5	< 5	N/A	N/A	N/A	N/A	N/A
	7/19/2023	N/A	N/A	N/A	N/A	N/A	N/A	N/A	N/A	N/A	N/A	N/A	N/A	< 50	< 5	N/A	N/A	N/A	N/A	N/A
	4/9/2024	N/A	N/A	N/A	N/A	N/A	N/A	N/A	N/A	N/A	N/A	N/A	N/A	N/A	N/A	N/A	N/A	N/A	N/A	< 5
	7/16/2024	N/A	N/A	N/A	N/A	N/A	N/A	N/A	N/A	N/A	N/A	< 5	N/A	< 5	< 5	N/A	N/A	N/A	N/A	N/A
	7/1/2025	N/A	N/A	N/A	N/A	N/A	N/A	N/A	N/A	N/A	N/A	< 5	N/A	< 5	< 5	N/A	N/A	N/A	N/A	N/A

SCS ENGINEERS

Summary of Groundwater Chemistry

Archer Daniels Midland Landfill (Closed) - 23-SDP-05-88C

Other Constituents	Sample Date	MW-1 UPG	MW-2 UPG	MW-17 UPG	MW-18 UPG	MW-3 DNG	MW-4 DNG	MW-5 DNG	MW-6 DNG	MW-7 DNG	MW-8 DNG	MW-9 DNG	MW-10 DNG	MW-11 DNG	MW-12 DNG	MW-13 DNG	MW-14 DNG	MW-15 DNG	MW-16 DNG	WET_WELL DNG
1,2,4-Trimethylbenzene, ug/L (CAS NO - 95-63-6)	10/2/2013	< 0.2	< 0.2	< 0.2	< 0.2	< 0.2	< 0.2	< 0.2	< 0.2	< 0.2	< 0.2	< 0.2	< 0.2	< 0.2	< 0.2	< 0.2	< 0.2	< 0.2	< 0.2	N/A
	10/12/2016	N/A	N/A	N/A	N/A	N/A	N/A	N/A	N/A	N/A	N/A	N/A	N/A	N/A	N/A	N/A	N/A	N/A	N/A	< 10
	10/5/2017	N/A	N/A	N/A	N/A	N/A	N/A	N/A	N/A	N/A	N/A	< 1	N/A	< 1	< 1	N/A	N/A	N/A	N/A	N/A
	9/10/2018	N/A	N/A	N/A	N/A	N/A	N/A	N/A	N/A	N/A	N/A	< 1	N/A	< 1	< 1	N/A	N/A	N/A	N/A	< 10
	9/10/2019	N/A	N/A	N/A	N/A	N/A	N/A	N/A	N/A	N/A	N/A	< 1	N/A	< 10	< 1	N/A	N/A	N/A	N/A	N/A
	8/26/2020	N/A	N/A	N/A	N/A	N/A	N/A	N/A	N/A	N/A	N/A	< 10	N/A	< 10	N/A	N/A	N/A	N/A	N/A	< 10
	8/17/2021	N/A	N/A	N/A	N/A	N/A	N/A	N/A	N/A	N/A	N/A	< 10	N/A	< 10	< 10	N/A	N/A	N/A	N/A	N/A
	3/15/2022	N/A	N/A	N/A	N/A	N/A	N/A	N/A	N/A	N/A	N/A	N/A	N/A	N/A	N/A	N/A	N/A	N/A	N/A	< 10
	8/9/2022	N/A	N/A	N/A	N/A	N/A	N/A	N/A	N/A	N/A	N/A	< 1	N/A	< 1	< 1	N/A	N/A	N/A	N/A	N/A
	7/19/2023	N/A	N/A	N/A	N/A	N/A	N/A	N/A	N/A	N/A	N/A	N/A	N/A	< 10	< 1	N/A	N/A	N/A	N/A	N/A
	4/9/2024	N/A	N/A	N/A	N/A	N/A	N/A	N/A	N/A	N/A	N/A	N/A	N/A	N/A	N/A	N/A	N/A	N/A	N/A	< 1
	7/16/2024	N/A	N/A	N/A	N/A	N/A	N/A	N/A	N/A	N/A	N/A	< 1	N/A	< 1	< 1	N/A	N/A	N/A	N/A	N/A
	7/1/2025	N/A	N/A	N/A	N/A	N/A	N/A	N/A	N/A	N/A	N/A	< 1	N/A	< 1	< 1	N/A	N/A	N/A	N/A	N/A
1,3,5-Trimethylbenzene, ug/L (CAS NO - 108-67-8)	10/2/2013	< 0.2	< 0.2	< 0.2	< 0.2	< 0.2	< 0.2	< 0.2	< 0.2	< 0.2	< 0.2	< 0.2	< 0.2	< 0.2	< 0.2	< 0.2	< 0.2	< 0.2	< 0.2	N/A
	10/12/2016	N/A	N/A	N/A	N/A	N/A	N/A	N/A	N/A	N/A	N/A	N/A	N/A	N/A	N/A	N/A	N/A	N/A	N/A	< 10
	10/5/2017	N/A	N/A	N/A	N/A	N/A	N/A	N/A	N/A	N/A	N/A	< 1	N/A	< 1	< 1	N/A	N/A	N/A	N/A	N/A
	9/10/2018	N/A	N/A	N/A	N/A	N/A	N/A	N/A	N/A	N/A	N/A	< 1	N/A	< 1	< 1	N/A	N/A	N/A	N/A	< 10
	9/10/2019	N/A	N/A	N/A	N/A	N/A	N/A	N/A	N/A	N/A	N/A	< 1	N/A	< 10	< 1	N/A	N/A	N/A	N/A	N/A
	8/26/2020	N/A	N/A	N/A	N/A	N/A	N/A	N/A	N/A	N/A	N/A	< 10	N/A	< 10	N/A	N/A	N/A	N/A	N/A	< 10
	8/17/2021	N/A	N/A	N/A	N/A	N/A	N/A	N/A	N/A	N/A	N/A	< 10	N/A	< 10	< 10	N/A	N/A	N/A	N/A	N/A
	3/15/2022	N/A	N/A	N/A	N/A	N/A	N/A	N/A	N/A	N/A	N/A	N/A	N/A	N/A	N/A	N/A	N/A	N/A	N/A	< 10
	8/9/2022	N/A	N/A	N/A	N/A	N/A	N/A	N/A	N/A	N/A	N/A	< 1	N/A	< 1	< 1	N/A	N/A	N/A	N/A	N/A
	7/19/2023	N/A	N/A	N/A	N/A	N/A	N/A	N/A	N/A	N/A	N/A	N/A	N/A	< 10	< 1	N/A	N/A	N/A	N/A	N/A
	4/9/2024	N/A	N/A	N/A	N/A	N/A	N/A	N/A	N/A	N/A	N/A	N/A	N/A	N/A	N/A	N/A	N/A	N/A	N/A	< 1
	7/16/2024	N/A	N/A	N/A	N/A	N/A	N/A	N/A	N/A	N/A	N/A	< 1	N/A	< 1	< 1	N/A	N/A	N/A	N/A	N/A
	7/1/2025	N/A	N/A	N/A	N/A	N/A	N/A	N/A	N/A	N/A	N/A	< 1	N/A	< 1	< 1	N/A	N/A	N/A	N/A	N/A
2-Chlorotoluene, ug/L (CAS NO - 95-49-8)	10/2/2013	< 0.12	< 0.12	< 0.12	< 0.12	< 0.12	< 0.12	< 0.12	< 0.12	< 0.12	< 0.12	< 0.12	< 0.12	< 0.12	< 0.12	< 0.12	< 0.12	< 0.12	< 0.12	N/A
	10/12/2016	N/A	N/A	N/A	N/A	N/A	N/A	N/A	N/A	N/A	N/A	N/A	N/A	N/A	N/A	N/A	N/A	N/A	N/A	< 10
	10/5/2017	N/A	N/A	N/A	N/A	N/A	N/A	N/A	N/A	N/A	N/A	< 1	N/A	< 1	< 1	N/A	N/A	N/A	N/A	N/A
	9/10/2018	N/A	N/A	N/A	N/A	N/A	N/A	N/A	N/A	N/A	N/A	< 1	N/A	< 1	< 1	N/A	N/A	N/A	N/A	< 10
	9/10/2019	N/A	N/A	N/A	N/A	N/A	N/A	N/A	N/A	N/A	N/A	< 1	N/A	< 10	< 1	N/A	N/A	N/A	N/A	N/A
	8/26/2020	N/A	N/A	N/A	N/A	N/A	N/A	N/A	N/A	N/A	N/A	< 10	N/A	< 10	N/A	N/A	N/A	N/A	N/A	< 10
	8/17/2021	N/A	N/A	N/A	N/A	N/A	N/A	N/A	N/A	N/A	N/A	< 10	N/A	< 10	< 10	N/A	N/A	N/A	N/A	N/A
	3/15/2022	N/A	N/A	N/A	N/A	N/A	N/A	N/A	N/A	N/A	N/A	N/A	N/A	N/A	N/A	N/A	N/A	N/A	N/A	< 10
	8/9/2022	N/A	N/A	N/A	N/A	N/A	N/A	N/A	N/A	N/A	N/A	< 1	N/A	< 1	< 1	N/A	N/A	N/A	N/A	N/A
	7/19/2023	N/A	N/A	N/A	N/A	N/A	N/A	N/A	N/A	N/A	N/A	N/A	N/A	< 10	< 1	N/A	N/A	N/A	N/A	N/A
	4/9/2024	N/A	N/A	N/A	N/A	N/A	N/A	N/A	N/A	N/A	N/A	N/A	N/A	N/A	N/A	N/A	N/A	N/A	N/A	< 1
	7/16/2024	N/A	N/A	N/A	N/A	N/A	N/A	N/A	N/A	N/A	N/A	< 1	N/A	< 1	< 1	N/A	N/A	N/A	N/A	N/A
	7/1/2025	N/A	N/A	N/A	N/A	N/A	N/A	N/A	N/A	N/A	N/A	< 1	N/A	< 1	< 1	N/A	N/A	N/A	N/A	N/A
4-Chlorotoluene, ug/L (CAS NO - 106-43-4)	10/2/2013	< 0.13	< 0.13	< 0.13	< 0.13	< 0.13	< 0.13	< 0.13	< 0.13	< 0.13	< 0.13	< 0.13	< 0.13	< 0.13	< 0.13	< 0.13	< 0.13	< 0.13	< 0.13	N/A
	10/12/2016	N/A	N/A	N/A	N/A	N/A	N/A	N/A	N/A	N/A	N/A	N/A	N/A	N/A	N/A	N/A	N/A	N/A	N/A	< 10
	10/5/2017	N/A	N/A	N/A	N/A	N/A	N/A	N/A	N/A	N/A	N/A	< 1	N/A	< 1	< 1	N/A	N/A	N/A	N/A	N/A
	9/10/2018	N/A	N/A	N/A	N/A	N/A	N/A	N/A	N/A	N/A	N/A	< 1	N/A	< 1	< 1	N/A	N/A	N/A	N/A	< 10
	9/10/2019	N/A	N/A	N/A	N/A	N/A	N/A	N/A	N/A	N/A	N/A	< 1	N/A	< 10	< 1	N/A	N/A	N/A	N/A	N/A
	8/26/2020	N/A	N/A	N/A	N/A	N/A	N/A	N/A	N/A	N/A	N/A	< 10	N/A	< 10	N/A	N/A	N/A	N/A	N/A	< 10
	8/17/2021	N/A	N/A	N/A	N/A	N/A	N/A	N/A	N/A	N/A	N/A	< 10	N/A	< 10	< 10	N/A	N/A	N/A	N/A	N/A
	3/15/2022	N/A	N/A	N/A	N/A	N/A	N/A	N/A	N/A	N/A	N/A	N/A	N/A	N/A	N/A	N/A	N/A	N/A	N/A	< 10
	8/9/2022	N/A	N/A	N/A	N/A	N/A	N/A	N/A	N/A	N/A	N/A	< 1	N/A	< 1	< 1	N/A	N/A	N/A	N/A	N/A
	7/19/2023	N/A	N/A	N/A	N/A	N/A	N/A	N/A	N/A	N/A	N/A	N/A	N/A	< 10	< 1	N/A	N/A	N/A	N/A	N/A
	4/9/2024	N/A	N/A	N/A	N/A	N/A	N/A	N/A	N/A	N/A	N/A	N/A	N/A	N/A	N/A	N/A	N/A	N/A	N/A	< 1
	7/16/2024	N/A	N/A	N/A	N/A	N/A	N/A	N/A	N/A	N/A	N/A	< 1	N/A	< 1	< 1	N/A	N/A	N/A	N/A	N/A
	7/1/2025	N/A	N/A	N/A	N/A	N/A	N/A	N/A	N/A	N/A	N/A	< 1	N/A	< 1	< 1	N/A	N/A	N/A	N/A	N/A
Bromobenzene, ug/L (CAS NO - 108-86-1)	10/2/2013	< 0.21	< 0.21	< 0.21	< 0.21	< 0.21	< 0.21	< 0.21	< 0.21	< 0.21	< 0.21	< 0.21	< 0.21	< 0.21	< 0.21	< 0.21	< 0.21	< 0.21	< 0.21	N/A
	10/12/2016	N/A	N/A	N/A	N/A	N/A	N/A	N/A	N/A	N/A	N/A	N/A	N/A	N/A	N/A	N/A	N/A	N/A	N/A	< 10
	10/5/2017	N/A	N/A	N/A	N/A	N/A	N/A	N/A	N/A	N/A	N/A	< 1	N/A	< 1	< 1	N/A	N/A	N/A	N/A	N/A
	9/10/2018	N/A	N/A	N/A	N/A	N/A	N/A	N/A	N/A	N/A	N/A	< 1	N/A	< 1	< 1	N/A	N/A	N/A	N/A	< 10
	9/10/2019	N/A	N/A	N/A	N/A	N/A	N/A	N/A	N/A	N/A	N/A	< 1	N/A	< 10	< 1	N/A	N/A	N/A	N/A	N/A
	8/26/2020	N/A	N/A	N/A	N/A	N/A	N/A	N/A	N/A	N/A	N/A	< 10	N/A	< 10	N/A	N/A	N/A	N/A	N/A	< 10
	8/17/2021	N/A	N/A	N/A	N/A	N/A	N/A	N/A	N/A	N/A	N/A	< 10	N/A	< 10	< 10	N/A	N/A	N/A	N/A	N/A
	3/15/2022	N/A	N/A	N/A	N/A	N/A	N/A	N/A	N/A	N/A	N/A	N/A	N/A	N/A	N/A	N/A	N/A	N/A	N/A	< 10
	8/9/2022	N/A	N/A	N/A	N/A	N/A	N/A	N/A	N/A	N/A	N/A	< 1	N/A	< 1	< 1	N/A	N/A	N/A	N/A	N/A
	7/19/2023	N/A	N/A	N/A	N/A	N/A	N/A	N/A	N/A	N/A	N/A	N/A	N/A	< 10	< 1	N/A	N/A	N/A	N/A	N/A
	4/9/2024	N/A	N/A	N/A	N/A	N/A	N/A	N/A	N/A	N/A	N/A	N/A	N/A	N/A	N/A	N/A	N/A	N/A	N/A	< 1
	7/16/2024	N/A	N/A	N/A	N/A	N/A	N/A	N/A	N/A	N/A	N/A	< 1	N/A	< 1	< 1	N/A	N/A	N/A	N/A	N/A
	7/1/2025	N/A	N/A	N/A	N/A	N/A	N/A	N/A	N/A	N/A	N/A	< 1	N/A	< 1	< 1	N/A	N/A	N/A	N/A	N/A
Hexane, ug/L (CAS NO - 110-54-3)	10/2/2013	< 0.2	< 0.2	< 0.2	< 0.2	< 0.2	< 0.2	< 0.2	< 0.2	< 0.2	< 0.2	< 0.2	< 0.2	< 0.2	< 0.2	< 0.2	< 0.2	< 0.2	< 0.2	N/A
	10/12/2016	N/A	N/A	N/A	N/A	N/A	N/A	N/A	N/A	N/A	N/A	N/A	N/A	N/A	N/A	N/A	N/A	N/A	N/A	< 10
	10/5/2017	N/A	N/A	N/A	N/A	N/A	N/A	N/A	N/A	N/A	N/A	< 1	N/A	< 1	< 1	N/A	N/A	N/A	N/A	N/A
	9/10/2018	N/A	N/A	N/A	N/A	N/A	N/A	N/A	N/A	N/A	N/A	< 1	N/A	< 1	< 1	N/A	N/A	N/A	N/A	< 10
	9/10/2019	N/A	N/A	N/A	N/A	N/A	N/A	N/A	N/A	N/A	N/A	< 1	N/A	< 10	< 1	N/A	N/A	N/A	N/A	N/A
	8/26/2020	N/A	N/A	N/A	N/A	N/A	N/A	N/A	N/A	N/A	N/A	< 10	N/A	< 10	N/A	N/A	N/A	N/A	N/A	< 10
	8/17/2021	N/A	N/A	N/A	N/A	N/A	N/A	N/A	N/A	N/A	N/A	< 10	N/A	< 10	< 10	N/A	N/A	N/A	N/A	N/A
	3/15/2022	N/A	N/A	N/A	N/A	N/A	N/A	N/A	N/A	N/A	N/A	N/A	N/A	N/A	N/A	N/A	N/A	N/A	N/A	< 10
	8/9/2022	N/A	N/A	N/A	N/A	N/A	N/A	N/A	N/A	N/A	N/A	< 1	N/A	< 1	< 1	N/A	N/A	N/A	N/A	N/A
	7/19/2023	N/A	N/A	N/A	N/A	N/A	N/A	N/A	N/A	N/A	N/A	N/A	N/A	< 10	< 1	N/A	N/A	N/A	N/A	N/A
	4/9/2024	N/A	N/A	N/A	N/A	N/A	N/A	N/A	N/A	N/A	N/A	N/A	N/A	N/A	N/A	N/A	N/A	N/A	N/A	< 1
	7/16/2024	N/A	N/A	N/A	N/A	N/A	N/A	N/A	N/A	N/A	N/A	< 1	N/A	< 1	< 1	N/A	N/A	N/A	N/A	N/A
	7/1/2025	N/A	N/A	N/A	N/A	N/A	N/A	N/A	N/A	N/A	N/A	< 1	N/A	< 1	< 1	N/A	N/A	N/A	N/A	N/A

SCS ENGINEERS

Summary of Groundwater Chemistry

Archer Daniels Midland Landfill (Closed) - 23-SDP-05-88C

Other Constituents	Sample Date	MW-1 UPG	MW-2 UPG	MW-17 UPG	MW-18 UPG	MW-3 DNG	MW-4 DNG	MW-5 DNG	MW-6 DNG	MW-7 DNG	MW-8 DNG	MW-9 DNG	MW-10 DNG	MW-11 DNG	MW-12 DNG	MW-13 DNG	MW-14 DNG	MW-15 DNG	MW-16 DNG	WET_WELL DNG
Isopropylbenzene, ug/L (CAS NO - 98-82-8)	10/2/2013	< 0.19	< 0.19	< 0.19	< 0.19	< 0.19	< 0.19	< 0.19	< 0.19	< 0.19	< 0.19	< 0.19	< 0.19	< 0.19	< 0.19	< 0.19	< 0.19	< 0.19	< 0.19	N/A
	10/12/2016	N/A	N/A	N/A	N/A	N/A	N/A	N/A	N/A	N/A	N/A	N/A	N/A	N/A	N/A	N/A	N/A	N/A	N/A	< 10
	10/5/2017	N/A	N/A	N/A	N/A	N/A	N/A	N/A	N/A	N/A	N/A	< 1	N/A	< 1	< 1	N/A	N/A	N/A	N/A	N/A
	9/10/2018	N/A	N/A	N/A	N/A	N/A	N/A	N/A	N/A	N/A	N/A	< 1	N/A	< 1	< 1	N/A	N/A	N/A	N/A	< 10
	9/10/2019	N/A	N/A	N/A	N/A	N/A	N/A	N/A	N/A	N/A	N/A	< 1	N/A	< 10	< 1	N/A	N/A	N/A	N/A	N/A
	8/26/2020	N/A	N/A	N/A	N/A	N/A	N/A	N/A	N/A	N/A	N/A	< 10	N/A	< 10	N/A	N/A	N/A	N/A	N/A	< 10
	8/17/2021	N/A	N/A	N/A	N/A	N/A	N/A	N/A	N/A	N/A	N/A	< 10	N/A	< 10	< 10	N/A	N/A	N/A	N/A	N/A
	3/15/2022	N/A	N/A	N/A	N/A	N/A	N/A	N/A	N/A	N/A	N/A	N/A	N/A	N/A	N/A	N/A	N/A	N/A	N/A	< 10
	8/9/2022	N/A	N/A	N/A	N/A	N/A	N/A	N/A	N/A	N/A	N/A	< 1	N/A	< 1	< 1	N/A	N/A	N/A	N/A	N/A
	7/19/2023	N/A	N/A	N/A	N/A	N/A	N/A	N/A	N/A	N/A	N/A	N/A	N/A	< 10	< 1	N/A	N/A	N/A	N/A	N/A
	4/9/2024	N/A	N/A	N/A	N/A	N/A	N/A	N/A	N/A	N/A	N/A	N/A	N/A	N/A	N/A	N/A	N/A	N/A	N/A	< 1
	7/16/2024	N/A	N/A	N/A	N/A	N/A	N/A	N/A	N/A	N/A	N/A	< 1	N/A	< 1	< 1	N/A	N/A	N/A	N/A	N/A
	7/1/2025	N/A	N/A	N/A	N/A	N/A	N/A	N/A	N/A	N/A	N/A	< 1	N/A	< 1	< 1	N/A	N/A	N/A	N/A	N/A
N-Butylbenzene, ug/L (CAS NO - 104-51-8)	10/2/2013	< 0.37	< 0.37	< 0.37	< 0.37	< 0.37	< 0.37	< 0.37	< 0.37	< 0.37	< 0.37	< 0.37	< 0.37	< 0.37	< 0.37	< 0.37	< 0.37	< 0.37	< 0.37	N/A
	10/12/2016	N/A	N/A	N/A	N/A	N/A	N/A	N/A	N/A	N/A	N/A	N/A	N/A	N/A	N/A	N/A	N/A	N/A	N/A	< 10
	10/5/2017	N/A	N/A	N/A	N/A	N/A	N/A	N/A	N/A	N/A	N/A	< 1	N/A	< 1	< 1	N/A	N/A	N/A	N/A	N/A
	9/10/2018	N/A	N/A	N/A	N/A	N/A	N/A	N/A	N/A	N/A	N/A	< 1	N/A	< 1	< 1	N/A	N/A	N/A	N/A	< 10
	9/10/2019	N/A	N/A	N/A	N/A	N/A	N/A	N/A	N/A	N/A	N/A	< 1	N/A	< 10	< 1	N/A	N/A	N/A	N/A	N/A
	8/26/2020	N/A	N/A	N/A	N/A	N/A	N/A	N/A	N/A	N/A	N/A	< 10	N/A	< 10	N/A	N/A	N/A	N/A	N/A	< 10
	8/17/2021	N/A	N/A	N/A	N/A	N/A	N/A	N/A	N/A	N/A	N/A	< 10	N/A	< 10	< 10	N/A	N/A	N/A	N/A	N/A
	3/15/2022	N/A	N/A	N/A	N/A	N/A	N/A	N/A	N/A	N/A	N/A	N/A	N/A	N/A	N/A	N/A	N/A	N/A	N/A	< 10
	8/9/2022	N/A	N/A	N/A	N/A	N/A	N/A	N/A	N/A	N/A	N/A	< 1	N/A	< 1	< 1	N/A	N/A	N/A	N/A	N/A
	7/19/2023	N/A	N/A	N/A	N/A	N/A	N/A	N/A	N/A	N/A	N/A	N/A	N/A	< 10	< 1	N/A	N/A	N/A	N/A	N/A
	4/9/2024	N/A	N/A	N/A	N/A	N/A	N/A	N/A	N/A	N/A	N/A	N/A	N/A	N/A	N/A	N/A	N/A	N/A	N/A	< 1
	7/16/2024	N/A	N/A	N/A	N/A	N/A	N/A	N/A	N/A	N/A	N/A	< 1	N/A	< 1	< 1	N/A	N/A	N/A	N/A	N/A
	7/1/2025	N/A	N/A	N/A	N/A	N/A	N/A	N/A	N/A	N/A	N/A	< 1	N/A	< 1	< 1	N/A	N/A	N/A	N/A	N/A
N-Propylbenzene, ug/L (CAS NO - 103-65-1)	10/2/2013	< 0.1	< 0.1	< 0.1	< 0.1	< 0.1	< 0.1	< 0.1	< 0.1	< 0.1	< 0.1	< 0.1	< 0.1	< 0.1	< 0.1	< 0.1	< 0.1	< 0.1	< 0.1	N/A
	10/12/2016	N/A	N/A	N/A	N/A	N/A	N/A	N/A	N/A	N/A	N/A	N/A	N/A	N/A	N/A	N/A	N/A	N/A	N/A	< 10
	10/5/2017	N/A	N/A	N/A	N/A	N/A	N/A	N/A	N/A	N/A	N/A	< 1	N/A	< 1	< 1	N/A	N/A	N/A	N/A	N/A
	9/10/2018	N/A	N/A	N/A	N/A	N/A	N/A	N/A	N/A	N/A	N/A	< 1	N/A	< 1	< 1	N/A	N/A	N/A	N/A	< 10
	9/10/2019	N/A	N/A	N/A	N/A	N/A	N/A	N/A	N/A	N/A	N/A	< 1	N/A	< 10	< 1	N/A	N/A	N/A	N/A	N/A
	8/26/2020	N/A	N/A	N/A	N/A	N/A	N/A	N/A	N/A	N/A	N/A	< 10	N/A	< 10	N/A	N/A	N/A	N/A	N/A	< 10
	8/17/2021	N/A	N/A	N/A	N/A	N/A	N/A	N/A	N/A	N/A	N/A	< 10	N/A	< 10	< 10	N/A	N/A	N/A	N/A	N/A
	3/15/2022	N/A	N/A	N/A	N/A	N/A	N/A	N/A	N/A	N/A	N/A	N/A	N/A	N/A	N/A	N/A	N/A	N/A	N/A	< 10
	8/9/2022	N/A	N/A	N/A	N/A	N/A	N/A	N/A	N/A	N/A	N/A	< 1	N/A	< 1	< 1	N/A	N/A	N/A	N/A	N/A
	7/19/2023	N/A	N/A	N/A	N/A	N/A	N/A	N/A	N/A	N/A	N/A	N/A	N/A	< 10	< 1	N/A	N/A	N/A	N/A	N/A
	4/9/2024	N/A	N/A	N/A	N/A	N/A	N/A	N/A	N/A	N/A	N/A	N/A	N/A	N/A	N/A	N/A	N/A	N/A	N/A	< 1
	7/16/2024	N/A	N/A	N/A	N/A	N/A	N/A	N/A	N/A	N/A	N/A	< 1	N/A	< 1	< 1	N/A	N/A	N/A	N/A	N/A
	7/1/2025	N/A	N/A	N/A	N/A	N/A	N/A	N/A	N/A	N/A	N/A	< 1	N/A	< 1	< 1	N/A	N/A	N/A	N/A	N/A
P-Isopropyltoluene, ug/L (CAS NO - 99-87-6)	10/2/2013	< 0.14	< 0.14	< 0.14	< 0.14	< 0.14	< 0.14	< 0.14	< 0.14	< 0.14	< 0.14	< 0.14	< 0.14	< 0.14	< 0.14	< 0.14	< 0.14	< 0.14	< 0.14	N/A
	10/12/2016	N/A	N/A	N/A	N/A	N/A	N/A	N/A	N/A	N/A	N/A	N/A	N/A	N/A	N/A	N/A	N/A	N/A	N/A	< 10
	10/5/2017	N/A	N/A	N/A	N/A	N/A	N/A	N/A	N/A	N/A	N/A	< 1	N/A	< 1	< 1	N/A	N/A	N/A	N/A	N/A
	9/10/2018	N/A	N/A	N/A	N/A	N/A	N/A	N/A	N/A	N/A	N/A	< 1	N/A	< 1	< 1	N/A	N/A	N/A	N/A	< 10
	9/10/2019	N/A	N/A	N/A	N/A	N/A	N/A	N/A	N/A	N/A	N/A	< 1	N/A	< 10	< 1	N/A	N/A	N/A	N/A	N/A
	8/26/2020	N/A	N/A	N/A	N/A	N/A	N/A	N/A	N/A	N/A	N/A	< 10	N/A	< 10	N/A	N/A	N/A	N/A	N/A	3.38*
	8/17/2021	N/A	N/A	N/A	N/A	N/A	N/A	N/A	N/A	N/A	N/A	< 10	N/A	< 10	< 10	N/A	N/A	N/A	N/A	N/A
	3/15/2022	N/A	N/A	N/A	N/A	N/A	N/A	N/A	N/A	N/A	N/A	N/A	N/A	N/A	N/A	N/A	N/A	N/A	N/A	< 10
	8/9/2022	N/A	N/A	N/A	N/A	N/A	N/A	N/A	N/A	N/A	N/A	< 1	N/A	< 1	< 1	N/A	N/A	N/A	N/A	N/A
	7/19/2023	N/A	N/A	N/A	N/A	N/A	N/A	N/A	N/A	N/A	N/A	N/A	N/A	< 10	< 1	N/A	N/A	N/A	N/A	N/A
	4/9/2024	N/A	N/A	N/A	N/A	N/A	N/A	N/A	N/A	N/A	N/A	N/A	N/A	N/A	N/A	N/A	N/A	N/A	N/A	< 1
	7/16/2024	N/A	N/A	N/A	N/A	N/A	N/A	N/A	N/A	N/A	N/A	< 1	N/A	< 1	< 1	N/A	N/A	N/A	N/A	N/A
	7/1/2025	N/A	N/A	N/A	N/A	N/A	N/A	N/A	N/A	N/A	N/A	< 1	N/A	< 1	< 1	N/A	N/A	N/A	N/A	N/A
Sec-Butylbenzene, ug/L (CAS NO - 135-98-8)	10/2/2013	< 0.2	< 0.2	< 0.2	< 0.2	< 0.2	< 0.2	< 0.2	< 0.2	< 0.2	< 0.2	< 0.2	< 0.2	< 0.2	< 0.2	< 0.2	< 0.2	< 0.2	< 0.2	N/A
	10/12/2016	N/A	N/A	N/A	N/A	N/A	N/A	N/A	N/A	N/A	N/A	N/A	N/A	N/A	N/A	N/A	N/A	N/A	N/A	< 10
	10/5/2017	N/A	N/A	N/A	N/A	N/A	N/A	N/A	N/A	N/A	N/A	< 1	N/A	< 1	< 1	N/A	N/A	N/A	N/A	N/A
	9/10/2018	N/A	N/A	N/A	N/A	N/A	N/A	N/A	N/A	N/A	N/A	< 1	N/A	< 1	< 1	N/A	N/A	N/A	N/A	< 10
	9/10/2019	N/A	N/A	N/A	N/A	N/A	N/A	N/A	N/A	N/A	N/A	< 1	N/A	< 10	< 1	N/A	N/A	N/A	N/A	N/A
	8/26/2020	N/A	N/A	N/A	N/A	N/A	N/A	N/A	N/A	N/A	N/A	< 10	N/A	< 10	N/A	N/A	N/A	N/A	N/A	< 10
	8/17/2021	N/A	N/A	N/A	N/A	N/A	N/A	N/A	N/A	N/A	N/A	< 10	N/A	< 10	< 10	N/A	N/A	N/A	N/A	N/A
	3/15/2022	N/A	N/A	N/A	N/A	N/A	N/A	N/A	N/A	N/A	N/A	N/A	N/A	N/A	N/A	N/A	N/A	N/A	N/A	< 10
	8/9/2022	N/A	N/A	N/A	N/A	N/A	N/A	N/A	N/A	N/A	N/A	< 1	N/A	< 1	< 1	N/A	N/A	N/A	N/A	N/A
	7/19/2023	N/A	N/A	N/A	N/A	N/A	N/A	N/A	N/A	N/A	N/A	N/A	N/A	< 10	< 1	N/A	N/A	N/A	N/A	N/A
	4/9/2024	N/A	N/A	N/A	N/A	N/A	N/A	N/A	N/A	N/A	N/A	N/A	N/A	N/A	N/A	N/A	N/A	N/A	N/A	< 1
	7/16/2024	N/A	N/A	N/A	N/A	N/A	N/A	N/A	N/A	N/A	N/A	< 1	N/A	< 1	< 1	N/A	N/A	N/A	N/A	N/A
	7/1/2025	N/A	N/A	N/A	N/A	N/A	N/A	N/A	N/A	N/A	N/A	< 1	N/A	< 1	< 1	N/A	N/A	N/A	N/A	N/A
Tert-Butylbenzene, ug/L (CAS NO - 98-06-06)	10/2/2013	< 0.12	< 0.12	< 0.12	< 0.12	< 0.12	< 0.12	< 0.12	< 0.12	< 0.12	< 0.12	< 0.12	< 0.12	< 0.12	< 0.12	< 0.12	< 0.12	< 0.12	< 0.12	N/A
	10/12/2016	N/A	N/A	N/A	N/A	N/A	N/A	N/A	N/A	N/A	N/A	N/A	N/A	N/A	N/A	N/A	N/A	N/A	N/A	< 10
	10/5/2017	N/A	N/A	N/A	N/A	N/A	N/A	N/A	N/A	N/A	N/A	< 1	N/A	< 1	< 1	N/A	N/A	N/A	N/A	N/A
	9/10/2018	N/A	N/A	N/A	N/A	N/A	N/A	N/A	N/A	N/A	N/A	< 1	N/A	< 1	< 1	N/A	N/A	N/A	N/A	< 10
	9/10/2019	N/A	N/A	N/A	N/A	N/A	N/A	N/A	N/A	N/A	N/A	< 1	N/A	< 10	< 1	N/A	N/A	N/A	N/A	N/A
	8/26/2020	N/A	N/A	N/A	N/A	N/A	N/A	N/A	N/A	N/A	N/A	< 10	N/A	< 10	N/A	N/A	N/A	N/A	N/A	< 10
	8/17/2021	N/A	N/A	N/A	N/A	N/A	N/A	N/A	N/A	N/A	N/A	< 10	N/A	< 10	< 10	N/A	N/A	N/A	N/A	N/A
	3/15/2022	N/A	N/A	N/A	N/A	N/A	N/A	N/A	N/A	N/A	N/A	N/A	N/A	N/A	N/A	N/A	N/A	N/A	N/A	< 10
	8/9/2022	N/A	N/A	N/A	N/A	N/A	N/A	N/A	N/A	N/A	N/A	< 1	N/A	< 1	< 1	N/A	N/A	N/A	N/A	N/A
	7/19/2023	N/A	N/A	N/A	N/A	N/A	N/A	N/A	N/A	N/A	N/A	N/A	N/A	< 10	< 1	N/A	N/A	N/A	N/A	N/A
	4/9/2024	N/A	N/A	N/A	N/A	N/A	N/A	N/A	N/A	N/A	N/A	N/A	N/A	N/A	N/A	N/A	N/A	N/A	N/A	< 1
	7/16/2024	N/A	N/A	N/A	N/A	N/A	N/A	N/A	N/A	N/A	N/A	< 1	N/A	< 1	< 1	N/A	N/A	N/A	N/A	N/A
	7/1/2025	N/A	N/A	N/A	N/A	N/A	N/A	N/A	N/A	N/A	N/A	< 1	N/A	< 1	< 1	N/A	N/A	N/A	N/A	N/A

SCS ENGINEERS

Summary of Groundwater Chemistry

Archer Daniels Midland Landfill (Closed) - 23-SDP-05-88C

Other Constituents	Sample Date	MW-1 UPG	MW-2 UPG	MW-17 UPG	MW-18 UPG	MW-3 DNG	MW-4 DNG	MW-5 DNG	MW-6 DNG	MW-7 DNG	MW-8 DNG	MW-9 DNG	MW-10 DNG	MW-11 DNG	MW-12 DNG	MW-13 DNG	MW-14 DNG	MW-15 DNG	MW-16 DNG	WET_WELL DNG
Carbazole, ug/L (CAS NO - 86-74-8)	10/12/2016	N/A	N/A	N/A	N/A	N/A	N/A	N/A	N/A	N/A	N/A	N/A	N/A	N/A	N/A	N/A	N/A	N/A	N/A	< 10
	9/10/2018	N/A	N/A	N/A	N/A	N/A	N/A	N/A	N/A	N/A	N/A	N/A	N/A	N/A	N/A	N/A	N/A	N/A	N/A	< 101
	8/26/2020	N/A	N/A	N/A	N/A	N/A	N/A	N/A	N/A	N/A	N/A	N/A	N/A	N/A	N/A	N/A	N/A	N/A	N/A	< 123
	3/15/2022	N/A	N/A	N/A	N/A	N/A	N/A	N/A	N/A	N/A	N/A	N/A	N/A	N/A	N/A	N/A	N/A	N/A	N/A	< 10
	4/9/2024	N/A	N/A	N/A	N/A	N/A	N/A	N/A	N/A	N/A	N/A	N/A	N/A	N/A	N/A	N/A	N/A	N/A	N/A	< 9.26
	7/1/2025	N/A	N/A	N/A	N/A	N/A	N/A	N/A	N/A	< 10.2	N/A	< 10.2	N/A	N/A	N/A	N/A	N/A	N/A	N/A	N/A
Pyridine, ug/L (CAS NO - 110-86-1)	10/12/2016	N/A	N/A	N/A	N/A	N/A	N/A	N/A	N/A	N/A	N/A	N/A	N/A	N/A	N/A	N/A	N/A	N/A	N/A	< 10
	9/10/2018	N/A	N/A	N/A	N/A	N/A	N/A	N/A	N/A	N/A	N/A	N/A	N/A	N/A	N/A	N/A	N/A	N/A	N/A	< 101
	8/26/2020	N/A	N/A	N/A	N/A	N/A	N/A	N/A	N/A	N/A	N/A	N/A	N/A	N/A	N/A	N/A	N/A	N/A	N/A	< 123
	3/15/2022	N/A	N/A	N/A	N/A	N/A	N/A	N/A	N/A	N/A	N/A	N/A	N/A	N/A	N/A	N/A	N/A	N/A	N/A	< 10
	4/9/2024	N/A	N/A	N/A	N/A	N/A	N/A	N/A	N/A	N/A	N/A	N/A	N/A	N/A	N/A	N/A	N/A	N/A	N/A	< 9.26
	7/1/2025	N/A	N/A	N/A	N/A	N/A	N/A	N/A	N/A	< 10.2	N/A	< 10.2	N/A	N/A	N/A	N/A	N/A	N/A	N/A	N/A

Note: * indicates 'J flag'. Detection is below the reporting limit, but greater than the MDL (Method Detection Limit). The concentration is estimated.

Denotes Detection.

Denotes Confirmed Outlier. Statistically Excluded.

Sampling performed over multiple dates is recorded on the first date sampled. Refer to field forms for exact sample date.

SCS ENGINEERS

Summary of Groundwater Chemistry

Archer Daniels Midland Landfill (Closed) - 23-SDP-05-88C

Total Natural_Attenuations Constituents	Sample Date	MW-1 UPG	MW-2 UPG	MW-17 UPG	MW-18 UPG	MW-3 DNG	MW-4 DNG	MW-5 DNG	MW-6 DNG	MW-7 DNG	MW-8 DNG	MW-9 DNG	MW-10 DNG	MW-11 DNG	MW-12 DNG	MW-13 DNG	MW-14 DNG	MW-15 DNG	MW-16 DNG	WET_WELL DNG
Ammonia as N, mg/L (CAS NO - 7664-41-7)	6/7/1993	0.24	3.1	0.51	0.94	6.5	< 0.2	69	4.2	560	0.24	870	4.3	24	0.74	160	0.83	11	< 0.2	N/A
	9/14/1993	< 0.2	2.8	< 0.2	2.2	7.5	< 0.2	74	140	1000	< 0.2	240	3	24	1.4	240	1.5	17	< 0.2	N/A
	12/8/1993	< 0.2	3.6	0.45	5.9	8.2	< 0.2	67	150	970	0.78	8.8	2.7	23	1.9	76	2.1	79	< 0.2	N/A
	3/22/1994	2.41	2.2	0.2	1.6	7.8	< 0.2	61	120	700	< 0.2	310	2.3	26	1.8	100	0.95	150	< 0.2	N/A
	9/30/1994	< 0.2	3.3	1.5	3.1	5.8	< 0.2	70	92	840	< 0.2	670	2.1	18	1.1	19	0.75	65	< 0.2	N/A
	3/16/1995	< 2	1.1	0.6	1.5	3.4	< 0.2	97	160	1000	< 0.2	850	1.3	30	3.5	40	0.6	240	< 0.2	N/A
	9/26/1995	1.8	< 0.2	3	3.4	5.2	< 0.2	84	150	940	< 0.2	480	1.5	38	3.7	20	1	400	< 0.2	N/A
	5/13/1996	< 0.2	1.1	2.4	1.7	3.3	< 0.2	100	310	610	< 0.2	540	6.6	11	2.4	190	< 0.2	200	< 0.2	N/A
	10/10/1996	< 0.2	4.3	1.5	4.5	4.4	< 0.2	71	170	870	1.5	610	0.82	32	73	30	5	200	0.94	N/A
	6/19/1997	< 0.2	3.9	< 0.2	3.9	2.7	< 0.2	16	150	890	< 0.2	520	3.8	19	18	20	0.86	120	< 0.2	N/A
	10/10/1997	1	5.3	< 0.2	5.5	4.6	< 0.2	61	190	890	< 0.2	5.5	0.61	78	54	23	2.6	120	< 0.2	N/A
	5/19/1998	< 0.2	3.1	< 0.2	4.9	2.3	< 0.2	49	150	750	< 0.2	460	< 0.2	26	87	28	< 0.2	84	< 0.2	N/A
	10/19/1998	< 0.2	0.23	< 0.2	0.54	4.1	< 0.2	31	220	1200	< 0.2	520	< 0.2	21	39	9	2.3	230	< 0.2	N/A
	4/20/1999	< 0.2	1.9	< 0.2	0.84	4.4	< 0.2	77	120	560	< 0.2	480	0.25	27	57	75	3.3	78	0.48	N/A
	10/18/1999	< 0.2	3.6	< 0.2	4	3.9	< 0.2	74	190	800	< 0.2	430	< 0.2	31	82	20	9.2	91	< 0.2	N/A
	4/18/2000	N/A	1.57	N/A	3.21	4.17	N/A	64.3	N/A	712	N/A	552	N/A	27.2	N/A	18.8	3.46	N/A	< 0.2	N/A
	10/10/2000	N/A	0.111	N/A	0.639	< 0.1	N/A	12.2	N/A	443	N/A	213	N/A	16.7	N/A	16.9	1	N/A	0.432	N/A
	4/25/2001	N/A	< 0.1	N/A	< 0.1	1.41	N/A	34.9	N/A	162	N/A	390	N/A	9.7	N/A	30.4	0.16	N/A	< 0.1	N/A
	10/17/2001	< 0.1	1.29	N/A	3.17	6.21	< 0.1	57.8	133	565	3.54	330	1.48	25.9	52.3	36.7	8.86	88.3	1.92	N/A
	4/1/2002	N/A	0.23	N/A	0.49	4	N/A	100	N/A	770	N/A	480	N/A	34	N/A	3.1	2.8	N/A	< 0.2	N/A
	10/1/2002	< 0.1	1.5	N/A	3.7	2.2	< 0.1	71	220	930	< 0.1	380	< 0.1	20	59	35	8.7	1.4	< 0.1	N/A
	4/21/2003	N/A	< 0.2	N/A	1.1	3.16	N/A	76.3	N/A	980	N/A	439	N/A	26.4	N/A	18.2	7.85	N/A	0.22	N/A
	9/24/2003	< 0.2	0.79	< 0.2	< 0.2	3.47	< 0.2	74.8	242	875	1.22	486	< 0.2	31.3	54.8	11.7	3.12	128	< 0.2	N/A
	4/9/2004	N/A	0.52	N/A	< 0.2	2.82	N/A	133	N/A	598	N/A	651	N/A	26.3	N/A	31.1	< 0.2	N/A	< 0.2	N/A
	10/19/2004	< 0.2	1.12	< 0.2	1.32	3.3	< 0.2	67.5	261	757	1.04	438	< 0.2	29.7	47.1	11.5	1.24	95.1	< 0.2	N/A
	4/5/2005	N/A	< 0.2	N/A	< 0.2	3.27	N/A	95.3	N/A	594	N/A	559	N/A	31.1	N/A	17.2	1.28	N/A	< 0.2	N/A
	10/20/2005	< 0.2	0.28	1.05	< 0.2	3.19	< 0.2	91.6	199	549	1.76	535	< 0.2	15.8	41.7	53	1.2	26.2	< 0.2	N/A
	4/17/2006	N/A	< 0.2	N/A	< 0.2	2.53	N/A	143	N/A	468	N/A	476	N/A	16.4	N/A	41.1	0.95	N/A	< 0.2	N/A
	10/17/2006	< 0.2	0.937	< 0.2	0.593	3.34	< 0.2	149	248	368	1.95	573	< 0.2	15.4	44.8	9.94	0.967	74.2	< 0.2	N/A
	4/23/2007	N/A	0.387	N/A	0.397	2.78	N/A	124	N/A	433	N/A	481	N/A	27.5	N/A	16.8	< 0.2	N/A	< 0.2	N/A
	10/9/2007	< 0.2	0.827	< 0.2	2.01	2.56	< 0.2	125	209	595	1.72	477	0.761	29.6	30.1	17.8	0.752	12.2	< 0.2	N/A
	4/14/2008	N/A	< 0.2	N/A	< 0.2	3.14	N/A	186	N/A	460	N/A	500	N/A	24.9	N/A	36.6	< 0.2	N/A	< 0.2	N/A
	10/23/2008	< 0.2	0.366	< 0.2	2.54	3.47	< 0.2	90.2	273	722	< 0.2	527	< 0.2	28.1	36.8	16.4	7.26	34.4	< 0.2	N/A
	4/14/2009	N/A	< 0.2	N/A	0.915	3.01	N/A	114	N/A	808	N/A	522	N/A	31.6	N/A	47	< 0.2	N/A	< 0.2	N/A
	10/9/2009	< 0.2	0.828	< 0.2	2.97	3.37	< 0.2	66.7	319	824	< 0.2	479	< 0.2	29.4	25.6	55.4	1.23	54.3	< 0.2	N/A
	4/7/2010	N/A	< 0.2	N/A	0.948	3.26	N/A	113	N/A	615	N/A	479	N/A	26.3	N/A	51.8	0.423	N/A	< 0.2	N/A
	10/26/2010	< 0.2	0.682	< 0.2	4.68	2.13	< 0.2	81	< 0.2	711	< 0.2	434	< 0.2	35.9	26.8	59	0.622	< 0.2	< 0.2	N/A
	4/13/2011	N/A	1.03	N/A	3.49	3.56	N/A	78.9	N/A	527	N/A	435	N/A	23.2	N/A	66.6	0.71	N/A	< 0.2	N/A
	10/27/2011	< 0.2	1.65	< 0.2	5.34	2.6	< 0.2	87.7	63.8	882	0.256	370	28.6	34.3	27.5	69.2	0.605	0.23	< 0.2	N/A
	4/24/2012	N/A	1.37	N/A	2.29	3.36	N/A	70.7	N/A	1020	N/A	435	N/A	33.8	N/A	74.2	0.219	N/A	< 0.2	N/A
	10/23/2012	< 0.2	< 0.2	< 0.2	2.71	3.17	3.2	72.8	< 0.2	1020	< 0.2	426	5.77	37.7	14.8	91.6	0.541	0.489	< 0.2	4190
	4/2/2013	< 0.2	0.46	< 0.2	< 0.2	3.68	< 0.2	72.9	< 0.2	1180	< 0.2	489	2.68	25.8	43.8	68.8	0.118*	9.77	< 0.2	4280
	10/2/2013	< 0.2	0.663	< 0.2	2.09	3.02	< 0.2	96.7	200	777	< 0.2	386	4.19	33.8	38.7	67.1	1.48	17.9	< 0.2	3690
	4/1/2014	< 0.2	< 0.2	< 0.2	< 0.2	3.35	< 0.2	128	310	1090	< 0.2	358	3.3	24.6	48.3	49.7	0.875	49.3	< 0.2	N/A
	10/1/2014	< 0.2	1.85	< 0.2	2.86	3.43	< 0.2	83.1	306	947	< 0.2	408	10	35.7	48.3	56.7	5.35	17.4	< 0.2	N/A
	4/29/2015	< 0.2	< 0.2	< 0.2	0.26	3.18	< 0.2	105	300	942	< 0.2	412	3.43	33.2	56	55.9	1.9	37.2	< 0.2	N/A
	10/1/2015	< 0.2	1.59	< 0.2	1.07	3.22	< 0.2	82.1	304	756	< 0.2	417	1.81	34.8	54.1	60.2	1.62	26.1	< 0.2	N/A
	4/25/2016	< 0.2	1.91	< 0.2	1.06	1.89	< 0.2	72.2	< 0.2	888	< 0.2	388	2.61	32.1	54.8	69.7	< 0.2	1.37	< 0.2	N/A
	10/12/2016	< 0.2	1.89	< 0.2	5.63	2.85	< 0.2	< 0.2	< 0.2	738	< 0.2	< 0.2	0.908	33.6	< 0.2	0.853	0.159*	< 0.2	< 0.2	876
	4/12/2017	< 0.2	1.92	< 0.2	1.21	2.22	< 0.2	46.7	N/A	967	< 0.2	373	0.602	31.6	47.2	75.4	0.275	< 0.2	< 0.2	N/A
	10/5/2017	< 0.2	2.16	< 0.2	3.39	2.07	< 0.2	67.3	< 0.2	808	< 0.2	331	0.136*	31.7	35.1	62.1	5.46	< 0.2	< 0.2	N/A
	5/9/2018	< 0.2	2.2	< 0.2	3.14	3.48	< 0.2	80.1	153	722	< 0.2	374	1.56	27.4	34.5	56.4	1.7	0.559	< 0.2	N/A
	9/10/2018	< 0.2	2.53	< 0.2	5.42	3.17	< 0.2	82.4	130	947	< 0.2	363	0.328	24.4	37.4	71.7	0.64	< 0.2	< 0.2	824
	3/27/2019	< 0.2	2.25	< 0.2	2.8	3.46	< 0.2	79.1	202	647	< 0.2	335	1.17	23.1	29.1	62.9	0.485	0.309	< 0.2	N/A
	9/10/2019	< 0.2	3	< 0.2	5.4	2.09	< 0.2	81.5	269	987	< 0.2	347	5.64	37.1	32.9	69.3	5.25	0.148*	< 0.2	N/A
	3/2/2020	< 0.2	2.9	< 0.2	2.48	1.44	< 0.2	75	244	1090	0.347	296	4.68	32.1	29	68.2	6.89	< 0.2	< 0.2	N/A
	8/26/2020	< 0.2	3.66	< 0.2	7.19	1.22	< 0.2	73.3	262	1070	< 0.2	320	5.69	36.3	27	65.1	6.57	< 0.2	< 0.2	798
	5/4/2021	< 0.2	3.36	< 0.2	3.85	2.29	< 0.2	70.2	222	1030	< 0.2	311	0.294	32.2	24	61.4	4.62	< 0.2	< 0.2	N/A
	5/4/2021	< 0.2	N/A	N/A	N/A	N/A	N/A	N/A	N/A	N/A	N/A	N/A	N/A	N/A	N/A	N/A	N/A	N/A	N/A	N/A
	8/17/2021	< 0.2	3.65	< 0.2	6.9	2.87	< 0.2	71.2	243	1020	< 0.2	332	0.234	37	23.4	66.6	4.56	< 0.2	< 0.2	N/A
	8/17/2021	N/A	N/A	N/A	N/A	2.95	N/A	N/A	N/A	N/A	N/A	N/A	N/A	N/A	N/A	N/A	N/A	N/A	N/A	N/A
	3/15/2022	< 0.2	< 0.2	< 0.2	< 0.2	3.05	0.263	65.1	246	1150	1.43	351	< 0.2	32.7	19.6	64.7	2.41	< 0.2	< 0.2	787
	3/15/2022	N/A	N/A	N/A	N/A	N/A	N/A	N/A	N/A	N/A	N/A	N/A	N/A	N/A	N/A	N/A	N/A	N/A	< 0.2	N/A
	8/9/2022	< 0.2	3.13	< 0.2	2.24	2.42	< 0.2	71.2	236	1040	0.685	295	0.192*	35.5	17	62.9	1.77	< 0.2	< 0.2	N/A
	8/9/2022	N/A	N/A	N/A	N/A	N/A	< 0.2	N/A	N/A	N/A	N/A	N/A	N/A	N/A	N/A	N/A	N/A	N/A	N/A	N/A
	2/14/2023	0.141*	0.246	0.151*	0.37	1.6	0.223	70.9	90.6	1300	0.112*	17.7	0.217	33.6	20.6	12.5	0.871	0.15*	0.159*	N/A
	2/14/2023	N/A	N/A	N/A	N/A	N/A	N/A	N/A	N/A	N/A	N/A	N/A	N/A	N/A	N/A	N/A	N/A	N/A	< 0.2	N/A
	7/19/2023	< 0.2	3.2	< 0.2	4.52	N/A	< 0.2	N/A	231	N/A	< 0.2	N/A	3.34	38.9	17.7	71.1	4.69	< 0.2	< 0.2	N/A
	7/19/2023	N/A	N/A	N/A	N/A	N/A	< 0.2	N/A	N/A	N/A	N/A	N/A	N/A	N/A	N/A	N/A	N/A	N/A	N/A	N/A
	4/9/2024	< 0.2	2.05	< 0.2	0.244	2.22	< 0.2	71.4	128	104	< 0.2	326	0.195*	32.1	16.1	< 0.2	< 0.2	68.5	< 0.2	776
	4/9/2024	N/A	N/A	N/A	N/A	N/A	N/A	N/A	N/A	N/A	N/A	N/A	N/A	N/A	N/A	N/A	N/A	N/A	< 0.2	N/A
	7/16/2024	< 0.2	1.95	< 0.2	2.63	3.08	< 0.2	125	167	572	< 0.2	389	9.38	26.1	17.7	59.3	11.5	< 0.2	< 0.2	N/A
	7/16/2024	N/A	N/A	N/A	N/A	N/A	< 0.2	N/A	N/A	N/A	N/A	N/A	N/A	N/A	N/A	N/A	N/A	N/A	N/A	N/A
	4/29/2025	< 0.2	2.15	0.828	< 0.2	2.91	< 0.2	60.9	208	916	0.126*	349	0.426	5.72	< 0.2	29.7	18.8	24.1	< 0.2	N/A
	4/29/2025	N/A	N/A	N/A	N/A	N/A	< 0.2	N/A	N/A	N/A	N/A	N/A	N/A	N/A	N/A	N/A	N/A	N/A	N/A	N/A

SCS ENGINEERS

Summary of Groundwater Chemistry

Archer Daniels Midland Landfill (Closed) - 23-SDP-05-88C

Total Natural_Attenuations Constituents	Sample Date	MW-1 UPG	MW-2 UPG	MW-17 UPG	MW-18 UPG	MW-3 DNG	MW-4 DNG	MW-5 DNG	MW-6 DNG	MW-7 DNG	MW-8 DNG	MW-9 DNG	MW-10 DNG	MW-11 DNG	MW-12 DNG	MW-13 DNG	MW-14 DNG	MW-15 DNG	MW-16 DNG	WET_WELL DNG
Ammonia as N, mg/L (CAS NO - 7664-41-7)	7/1/2025	< 0.2	2.56	< 0.2	4.18	2.72	< 0.2	95.7	209	920	< 0.2	329	< 0.2	26.4	16.2	58.1	0.567	< 0.2	N/A	N/A
	7/1/2025	N/A	N/A	N/A	N/A	N/A	N/A	N/A	N/A	N/A	< 0.2	N/A	N/A	N/A	N/A	N/A	N/A	N/A	N/A	N/A
Iron, Total, mg/L (CAS NO - 7439-89-6)	10/2/2013	N/A	N/A	N/A	N/A	N/A	N/A	N/A	N/A	N/A	N/A	N/A	N/A	N/A	N/A	N/A	N/A	N/A	N/A	20.5
	10/1/2014	< 0.1	< 0.1	< 0.1	0.887	34.6	< 0.1	29.1	4.16	3.26	< 0.1	< 0.2	< 0.1	69.5	34.3	39.4	0.21	0.163	< 0.1	N/A
	10/1/2015	< 0.1	< 0.1	< 0.1	0.677	33.8	< 0.1	33.3	5.18	3.01	0.123	< 0.252	< 0.1	75.2	49.2	41.7	2.08	< 0.1	< 0.1	N/A
	10/12/2016	N/A	N/A	N/A	N/A	N/A	N/A	N/A	N/A	N/A	N/A	N/A	N/A	N/A	N/A	N/A	N/A	N/A	N/A	1.53
	9/10/2018	N/A	N/A	N/A	N/A	N/A	N/A	N/A	N/A	N/A	N/A	N/A	N/A	N/A	N/A	N/A	N/A	N/A	N/A	0.392
	8/26/2020	N/A	N/A	N/A	N/A	N/A	N/A	N/A	N/A	N/A	N/A	N/A	N/A	N/A	N/A	N/A	N/A	N/A	N/A	0.35*
	3/15/2022	N/A	N/A	N/A	N/A	N/A	N/A	N/A	N/A	N/A	N/A	N/A	N/A	N/A	N/A	N/A	N/A	N/A	N/A	< 0.7
	2/14/2023	< 0.1	< 0.1	< 0.1	0.325	11.7	< 0.1	41.3	2.44	0.499	< 0.1	7.56	0.209	56.3	27.7	28.9	0.0385*	< 0.1	0.0638*	N/A
	2/14/2023	N/A	N/A	N/A	N/A	N/A	N/A	N/A	N/A	N/A	N/A	N/A	N/A	N/A	N/A	N/A	N/A	N/A	0.0568*	N/A
	7/19/2023	< 0.1	0.165	< 0.1	1.88	N/A	< 0.1	N/A	8.76	N/A	< 0.1	N/A	0.462	27.4	29.4	27.3	< 0.4	< 0.1	< 0.1	N/A
	7/19/2023	N/A	N/A	N/A	N/A	N/A	< 0.1	N/A	N/A	N/A	N/A	N/A	N/A	N/A	N/A	N/A	N/A	N/A	N/A	N/A
	4/9/2024	< 0.1	< 0.1	< 0.1	0.313	31.2	0.0535*	38.9	14.3	0.583*	< 0.1	< 0.4	0.206	69.4	26.8	0.0563*	< 0.1	19.6	0.0667*	4.38
	4/9/2024	N/A	N/A	N/A	N/A	N/A	N/A	N/A	N/A	N/A	N/A	N/A	N/A	N/A	N/A	N/A	N/A	N/A	0.0582*	N/A
	7/16/2024	< 0.1	0.0789*	< 0.1	2.02	42.7	< 0.1	39.9	11.3	11.1	< 0.1	0.0497*	1.4	63.6	25	29.2	< 0.1	< 0.1	< 0.1	N/A
	7/16/2024	N/A	N/A	N/A	N/A	N/A	< 0.1	N/A	N/A	N/A	N/A	N/A	N/A	N/A	N/A	N/A	N/A	N/A	N/A	N/A
	4/29/2025	< 0.1	< 0.1	0.407	< 0.1	30.5	< 0.1	38.8	9.62	0.843	< 0.1	1.08	0.177	0.183	< 0.1	27.5	25.2	50.9	0.054*	N/A
	4/29/2025	N/A	N/A	N/A	N/A	N/A	< 0.1	N/A	N/A	N/A	N/A	N/A	N/A	N/A	N/A	N/A	N/A	N/A	N/A	N/A
	7/1/2025	< 0.1	0.149	< 0.1	1.57	33.5	< 0.1	41.5	11	1.91	< 0.1	0.492	0.218	55.2	30.7	21	0.212	< 0.1	N/A	N/A
	7/1/2025	N/A	N/A	N/A	N/A	N/A	N/A	N/A	N/A	N/A	< 0.1	N/A	N/A	N/A	N/A	N/A	N/A	N/A	N/A	N/A
Manganese, mg/L (CAS NO - 7439-96-5)	10/2/2013	N/A	N/A	N/A	N/A	N/A	N/A	N/A	N/A	N/A	N/A	N/A	N/A	N/A	N/A	N/A	N/A	N/A	N/A	0.122
	10/1/2014	< 0.01	0.286	1.73	0.482	6.35	N/A	2.76	0.331	0.665	N/A	1.43	0.0514	1.67	0.468	4.02	3.07	N/A	N/A	N/A
	10/1/2015	< 0.01	0.0854	1.47	0.379	5.99	N/A	2.79	0.256	0.598	N/A	1.27	< 0.01	1.34	0.861	2.98	2.95	N/A	N/A	N/A
	10/12/2016	< 0.01	0.387	0.815	0.285	5.25	N/A	1.33	< 0.01	0.619	N/A	1.19	0.561	0.859	3.46	1.39	2.08	N/A	N/A	0.226
	10/5/2017	< 0.01	0.572	0.765	0.363	5.13	N/A	2.2	< 0.01	0.368	N/A	1.1	0.0868	0.816	0.968	2.11	1.96	N/A	N/A	N/A
	5/9/2018	< 0.01	0.672	0.545	0.402	6.69	N/A	2.81	0.233	0.106	N/A	1.19	0.106	1.66	0.903	2.17	2.74	N/A	N/A	N/A
	9/10/2018	0.00474*	0.406	0.695	0.276	7.53	N/A	2.61	0.337	0.529	N/A	1.32	0.306	2.13	0.723	2.18	0.696	N/A	N/A	0.0153
	3/27/2019	< 0.01	0.929	0.344	0.375	6.74	N/A	2.19	0.449	0.523	N/A	1.3	0.173	2.09	1.46	2.11	0.418	N/A	N/A	N/A
	9/10/2019	< 0.01	0.852	0.00696*	0.255	5.65	N/A	2.67	0.67	0.448	N/A	1.18	0.209	0.921	1.04	2.41	3.12	< 0.01	N/A	N/A
	3/2/2020	< 0.01	0.701	0.0314	0.207	3.81	N/A	2.49	0.389	0.375	N/A	1.18	0.159	0.622	1.18	2.09	3.01	N/A	N/A	N/A
	8/26/2020	< 0.01	0.936	< 0.01	0.166	3.8	N/A	2.98	0.349	0.571	N/A	1.38	0.136	0.772	1.12	2.41	2.86	N/A	N/A	0.376
	5/4/2021	< 0.01	0.977	0.244	0.663	4.85	N/A	2.86	0.22	0.509	N/A	1.59	0.392	0.811	1.19	2.21	0.371	N/A	N/A	N/A
	8/17/2021	< 0.01	0.765	0.214	0.275	5.79	N/A	2.31	0.188	0.598	N/A	1.54	1.74	0.728	0.876	1.8	1.19	N/A	N/A	N/A
	3/15/2022	< 0.01	0.0175	0.181	0.0661	6.63	N/A	2.21	0.198	0.418	N/A	1.45	0.568	1.13	0.873	2.02	0.974	N/A	N/A	0.347
	8/9/2022	< 0.01	0.879	0.179	0.613	6.42	N/A	2.7	0.25	0.554	N/A	1.57	0.574	0.893	0.815	2.17	1.4	N/A	N/A	N/A
	2/14/2023	< 0.01	0.0204	0.281	0.109	2.58	N/A	2.64	0.145	0.595	N/A	1.85	0.258	0.984	0.763	2.14	0.476	N/A	N/A	N/A
	7/19/2023	< 0.01	1.2	0.00942*	0.438	N/A	N/A	N/A	0.162	N/A	N/A	N/A	0.283	1.1	1.15	2.34	2.71	N/A	N/A	N/A
	4/9/2024	< 0.01	0.0823	1.23	0.146	5.68	N/A	2.43	0.319	0.463	N/A	1.48	0.209	1.04	0.942	< 0.01	0.0805	N/A	N/A	0.0959
	7/16/2024	< 0.01	1.2	0.109	0.274	5.69	N/A	2.2	0.244	0.709	N/A	1.13	0.279	1.3	0.93	1.71	1.14	N/A	N/A	N/A
	4/29/2025	< 0.01	0.202	0.264	0.267	6.11	N/A	2.19	0.186	0.407	N/A	1.45	0.0586	1.87	< 0.01	1.77	1.03	N/A	N/A	N/A
	7/1/2025	< 0.01	0.87	0.265	0.351	6.76	N/A	2.36	0.279	0.577	N/A	1.38	0.137	1.11	1.13	1.83	0.509	N/A	N/A	N/A
Nitrate (NO3), mg/L (CAS NO - 14797-55-8)	10/23/2012	N/A	N/A	N/A	N/A	N/A	N/A	N/A	N/A	N/A	N/A	N/A	N/A	N/A	N/A	N/A	N/A	N/A	N/A	74
	4/2/2013	N/A	N/A	N/A	N/A	N/A	N/A	N/A	N/A	N/A	N/A	N/A	N/A	N/A	N/A	N/A	N/A	N/A	N/A	12.2
	10/2/2013	N/A	N/A	N/A	N/A	N/A	N/A	N/A	N/A	N/A	N/A	N/A	N/A	N/A	N/A	N/A	N/A	N/A	N/A	< 2.5
	10/12/2016	N/A	N/A	N/A	N/A	N/A	N/A	N/A	N/A	N/A	N/A	N/A	N/A	N/A	N/A	N/A	N/A	N/A	N/A	0.974
	9/10/2018	N/A	N/A	N/A	N/A	N/A	N/A	N/A	N/A	N/A	N/A	N/A	N/A	N/A	N/A	N/A	N/A	N/A	N/A	< 1
	8/26/2020	N/A	N/A	N/A	N/A	N/A	N/A	N/A	N/A	N/A	N/A	N/A	N/A	N/A	N/A	N/A	N/A	N/A	N/A	< 0.1
	3/15/2022	N/A	N/A	N/A	N/A	N/A	N/A	N/A	N/A	N/A	N/A	N/A	N/A	N/A	N/A	N/A	N/A	N/A	N/A	0.47
	4/9/2024	N/A	N/A	N/A	N/A	N/A	N/A	N/A	N/A	N/A	N/A	N/A	N/A	N/A	N/A	N/A	N/A	N/A	N/A	0.38
Sulfate, mg/L (CAS NO - 14808-79-8)	10/2/2013	44.9	34.7	69.1	55.5	< 5	70.3	833	340	7.87	62.2	632	120	< 5	10.6	< 5	151	134	53.3	< 100
	10/12/2016	N/A	N/A	N/A	N/A	N/A	N/A	N/A	N/A	N/A	N/A	N/A	N/A	N/A	N/A	N/A	N/A	N/A	N/A	147
	10/5/2017	35.8	19.8	54.4	30.5	6.07	53.1	605	10.6	151	55	411	126	< 5	4*	< 5	47.4	100	47.7	1330
	5/9/2018	29.8	19.2	61.8	39.3	< 5	16.6	678	388	43.4	57.6	430	127	< 5	13.7	< 5	95.3	109	40.7	268
	9/10/2018	22.3	24.4	61.8	28.5	< 5	68.3	752	304	37.5	50.8	507	122	< 5	6.5	< 5	40	88	41.4	532
	3/27/2019	32.3	46.4	59.8	31.5	< 5	59.8	721	415	12.3	55.1	592	116	2.07*	14.9	< 5	71.7	107	47.2	N/A
	9/10/2019	N/A	23.2	< 5	116	46.6	52.9	683	628	45.8	53.5	541	29.2	N/A	N/A	57	N/A	N/A	44	N/A
	3/2/2020	33.2	31.2	55.7	23.4	17.1	51.6	757	525	< 5	52.1	528	117	4.98*	< 5	< 5	41	92.6	45	N/A
	8/26/2020	30.7	36.1	53	19.4	33.5	50.5	759	543	< 5	52.5	467	111	< 5	< 5	< 5	18.2	83.7	41	73
	8/17/2021	37	40.4	50.7	25	3.3*	55.8	891	555	4.21*	49	565	120	< 5	6.14	3.29*	46.7	89.9	43.8	N/A
	8/17/2021	N/A	N/A	N/A	N/A	2.94*	N/A	N/A	N/A	N/A	N/A	N/A	N/A	N/A	N/A	N/A	N/A	N/A	N/A	N/A
	3/15/2022	34.8	34.7	44.9	25.6	< 5	58.7	885	624	3.18*	48.6	633	129	< 5	7.5	< 5	35	86.5	43.2	276
	3/15/2022	N/A	N/A	N/A	N/A	N/A	N/A	N/A	N/A	N/A	N/A	N/A	N/A	N/A	N/A	N/A	N/A	N/A	43.2	N/A
	8/9/2022	35.2	32.3	46.7	27.8	< 5	57.8	967	581	< 5	49.7	552	112	< 5	9.91	< 5	23.5	82.6	36.5	N/A
	8/9/2022	N/A	N/A	N/A	N/A	N/A	56.1	N/A	N/A	N/A	N/A	N/A	N/A	N/A	N/A	N/A	N/A	N/A	N/A	N/A
	2/14/2023	34.8	26.5	46.1	48.1	21	54.5	279	219	< 5	49.6	710	134	< 5	11.2	< 5	35.9	91.4	40.8	N/A
	2/14/2023	N/A	N/A	N/A	N/A	N/A	N/A	N/A	N/A	N/A	N/A	N/A	N/A	N/A	N/A	N/A	N/A	N/A	41.3	N/A
	7/19/2023	41.2	27.4	51.3	57.6	N/A	58.8	N/A	573	N/A	49.9	N/A	117	< 5	10.7	< 5	45.9	89.3	45.8	N/A
	7/19/2023	N/A	N/A	N/A	N/A	N/A	57.3	N/A	N/A	N/A	N/A	N/A	N/A	N/A	N/A	N/A	N/A	N/A	N/A	N/A

SCS ENGINEERS

Summary of Groundwater Chemistry

Archer Daniels Midland Landfill (Closed) - 23-SDP-05-88C

Total Natural_Attenuations Constituents	Sample Date	MW-1 UPG	MW-2 UPG	MW-17 UPG	MW-18 UPG	MW-3 DNG	MW-4 DNG	MW-5 DNG	MW-6 DNG	MW-7 DNG	MW-8 DNG	MW-9 DNG	MW-10 DNG	MW-11 DNG	MW-12 DNG	MW-13 DNG	MW-14 DNG	MW-15 DNG	MW-16 DNG	WET_WELL DNG
Sulfate, mg/L (CAS NO - 14808-79-8)	4/9/2024	35.8	28.9	43.7	82.6	2.88*	50.6	965	412	< 5	50.2	717	121	< 5	6.43	82.8	185	17.2	39.5	655
	4/9/2024	N/A	N/A	N/A	N/A	N/A	N/A	N/A	N/A	N/A	N/A	N/A	N/A	N/A	N/A	N/A	N/A	N/A	436	N/A
	7/16/2024	33	22.9	51	60.7	< 5	48	840	293	< 5	47.5	354	94	< 5	23.2	< 5	206	86.1	49.5	N/A
	7/16/2024	N/A	N/A	N/A	N/A	N/A	49.6	N/A	N/A	N/A	N/A	N/A	N/A	N/A	N/A	N/A	N/A	N/A	N/A	N/A
	4/29/2025	37.6	23.8	66.9	50.2	< 5	48.9	825	436	2.11*	47.6	862	107	143	85.9	< 5	13.6	< 5	55.1	N/A
	4/29/2025	N/A	N/A	N/A	N/A	N/A	49.4	N/A	N/A	N/A	N/A	N/A	N/A	N/A	N/A	N/A	N/A	N/A	N/A	N/A
	7/1/2025	37.6	19	48.5	28.1	2.68*	48.1	819	487	2.87*	44.9	769	108	< 5	8.89	< 5	181	81.1	N/A	N/A
	7/1/2025	N/A	N/A	N/A	N/A	N/A	N/A	N/A	N/A	N/A	45.2	N/A	N/A	N/A	N/A	N/A	N/A	N/A	N/A	N/A
Total Organic Halogens, mg/L (CAS NO - TOH)	9/30/1994	< 0.01	0.014	< 0.01	0.012	0.026	< 0.01	0.02	0.046	0.189	< 0.01	0.037	0.01	0.046	< 0.01	0.049	0.022	0.015	0.02	N/A
	9/26/1995	< 0.01	< 0.01	< 0.01	< 0.01	< 0.01	< 0.01	< 0.01	0.049	< 0.01	0.013	0.021	< 0.01	0.016	0.001	< 0.01	< 0.01	< 0.01	< 0.01	N/A
	10/10/1996	< 0.01	0.019	N/A	0.048	0.047	< 0.01	0.046	0.155	0.307	< 0.01	0.049	< 0.01	0.067	0.032	0.053	0.013	0.071	0.018	N/A
	10/10/1997	< 0.01	0.02	< 0.01	0.017	0.027	< 0.01	0.021	0.064	0.079	< 0.01	0.017	< 0.01	0.092	0.056	0.07	0.02	0.04	0.016	N/A
	10/19/1998	N/A	N/A	N/A	0.024	N/A	N/A	N/A	N/A	N/A	N/A	0.059	N/A	N/A	N/A	N/A	N/A	N/A	N/A	N/A
	10/18/1999	N/A	N/A	N/A	0.014	N/A	N/A	N/A	N/A	N/A	N/A	0.068	N/A	N/A	N/A	N/A	N/A	N/A	N/A	N/A
Total Phenols, mg/L (CAS NO - TP)	9/30/1994	< 0.02	< 0.02	< 0.02	< 0.02	< 0.02	< 0.02	< 0.02	< 0.02	< 0.02	< 0.02	< 0.02	< 0.02	< 0.02	< 0.02	< 0.02	< 0.02	< 0.02	< 0.02	N/A
	9/26/1995	< 0.02	< 0.02	< 0.02	< 0.02	< 0.02	< 0.02	< 0.02	< 0.02	< 0.02	< 0.02	< 0.02	< 0.02	< 0.02	< 0.02	< 0.02	< 0.02	< 0.02	< 0.02	N/A
	10/10/1996	< 0.02	< 0.02	< 0.02	< 0.02	< 0.02	< 0.02	< 0.02	< 0.02	< 0.02	< 0.02	0.031	< 0.02	< 0.02	< 0.02	< 0.02	< 0.02	< 0.02	< 0.02	N/A
	10/10/1997	< 0.02	< 0.02	< 0.02	< 0.02	< 0.02	< 0.02	< 0.02	< 0.02	0.021	< 0.02	< 0.02	< 0.02	0.024	< 0.02	0.111	< 0.02	0.467	< 0.02	N/A
	10/19/1998	N/A	N/A	N/A	< 0.02	N/A	N/A	N/A	N/A	N/A	N/A	0.146	N/A	N/A	N/A	N/A	N/A	N/A	N/A	N/A
	10/18/1999	N/A	N/A	N/A	< 0.02	N/A	N/A	N/A	N/A	N/A	N/A	0.0897	N/A	N/A	N/A	N/A	N/A	N/A	N/A	N/A
	10/23/2012	N/A	N/A	N/A	N/A	N/A	N/A	N/A	N/A	N/A	N/A	N/A	N/A	N/A	N/A	N/A	N/A	N/A	N/A	0.401
	4/2/2013	N/A	N/A	N/A	N/A	N/A	N/A	N/A	N/A	N/A	N/A	N/A	N/A	N/A	N/A	N/A	N/A	N/A	N/A	0.3
	10/2/2013	< 0.02	< 0.0196	< 0.0204	< 0.0204	< 0.02	< 0.02	< 0.0196	< 0.0212	0.0744	< 0.0188	0.0929	< 0.018	< 0.0172	< 0.0188	< 0.0188	< 0.02	< 0.0188	< 0.0192	0.326*
	10/1/2014	< 0.0196	< 0.02	0.032	< 0.0184	N/A	N/A	N/A	N/A	< 0.0392	N/A	< 0.1	N/A	N/A	N/A	N/A	N/A	N/A	N/A	N/A
	10/1/2015	< 0.018	< 0.02	< 0.0184	< 0.0184	N/A	N/A	N/A	N/A	< 0.018	N/A	0.0348	N/A	N/A	N/A	N/A	N/A	N/A	N/A	N/A
	10/12/2016	< 0.0192	< 0.0184	< 0.018	< 0.0184	N/A	N/A	N/A	N/A	0.00718*	N/A	0.186	N/A	N/A	N/A	N/A	N/A	N/A	N/A	0.436
	10/5/2017	< 0.0196	N/A	N/A	< 0.0192	N/A	N/A	N/A	N/A	0.0314	N/A	0.0554	N/A	N/A	N/A	N/A	N/A	N/A	N/A	N/A
	9/10/2018	N/A	< 0.0204	N/A	< 0.0204	N/A	N/A	N/A	N/A	0.0158*	N/A	0.171	N/A	N/A	N/A	N/A	N/A	N/A	N/A	< 0.0384
	9/10/2019	N/A	< 0.0204	N/A	< 0.02	N/A	N/A	N/A	N/A	< 0.02	N/A	0.0553	N/A	N/A	N/A	N/A	N/A	N/A	N/A	N/A
	8/26/2020	N/A	< 0.0192	N/A	< 0.0188	N/A	N/A	N/A	N/A	< 0.0184	N/A	0.0467	N/A	N/A	N/A	N/A	N/A	N/A	N/A	0.0153*
	8/17/2021	N/A	< 0.0184	N/A	< 0.0188	N/A	N/A	N/A	N/A	< 0.0192	N/A	0.0283	N/A	N/A	N/A	N/A	N/A	N/A	N/A	N/A
	3/15/2022	N/A	N/A	N/A	N/A	N/A	N/A	N/A	N/A	N/A	N/A	N/A	N/A	N/A	N/A	N/A	N/A	N/A	N/A	0.0787
	8/9/2022	N/A	< 0.02	N/A	< 0.02	N/A	N/A	N/A	N/A	< 0.02	N/A	0.0301	N/A	N/A	N/A	N/A	N/A	N/A	N/A	N/A
	7/19/2023	N/A	< 0.0204	N/A	< 0.02	N/A	N/A	N/A	N/A	N/A	N/A	N/A	N/A	N/A	N/A	N/A	N/A	N/A	N/A	N/A
	4/9/2024	N/A	N/A	N/A	N/A	N/A	N/A	N/A	N/A	N/A	N/A	N/A	N/A	N/A	N/A	N/A	N/A	N/A	N/A	< 0.00926
	4/9/2024	N/A	N/A	N/A	N/A	N/A	N/A	N/A	N/A	N/A	N/A	N/A	N/A	N/A	N/A	N/A	N/A	N/A	N/A	0.0391
	7/16/2024	N/A	< 0.02	N/A	< 0.0192	N/A	N/A	N/A	N/A	< 0.02	N/A	< 0.0208	N/A	N/A	N/A	N/A	N/A	N/A	N/A	N/A
	7/1/2025	N/A	< 0.02	N/A	< 0.0196	N/A	N/A	N/A	N/A	0.0182*	N/A	0.0261	N/A	N/A	N/A	N/A	N/A	N/A	N/A	N/A

Note: * indicates 'J flag'. Detection is below the reporting limit, but greater than the MDL (Method Detection Limit). The concentration is estimated.

Denotes Detection.

Denotes Confirmed Outlier. Statistically Excluded.

Sampling performed over multiple dates is recorded on the first date sampled. Refer to field forms for exact sample date.

SCS ENGINEERS

Summary of Groundwater Chemistry

Archer Daniels Midland Landfill (Closed) - 23-SDP-05-88C

Appendix I Supplemental Constituents	Sample Date	MW-1 UPG	MW-2 UPG	MW-17 UPG	MW-18 UPG	MW-3 DNG	MW-4 DNG	MW-5 DNG	MW-6 DNG	MW-7 DNG	MW-8 DNG	MW-9 DNG	MW-10 DNG	MW-11 DNG	MW-12 DNG	MW-13 DNG	MW-14 DNG	MW-15 DNG	MW-16 DNG	WET_WELL DNG
Aluminum, mg/L (CAS NO - 7429-90-5)	10/2/2013	N/A	N/A	N/A	N/A	N/A	N/A	N/A	N/A	N/A	N/A	N/A	N/A	N/A	N/A	N/A	N/A	N/A	N/A	0.807
	10/12/2016	N/A	N/A	N/A	N/A	N/A	N/A	N/A	N/A	N/A	N/A	N/A	N/A	N/A	N/A	N/A	N/A	N/A	N/A	0.227*
	9/10/2018	N/A	N/A	N/A	N/A	N/A	N/A	N/A	N/A	N/A	N/A	N/A	N/A	N/A	N/A	N/A	N/A	N/A	N/A	0.117
	8/26/2020	N/A	N/A	N/A	N/A	N/A	N/A	N/A	N/A	N/A	N/A	N/A	N/A	N/A	N/A	N/A	N/A	N/A	N/A	0.0894*
	3/15/2022	N/A	N/A	N/A	N/A	N/A	N/A	N/A	N/A	N/A	N/A	N/A	N/A	N/A	N/A	N/A	N/A	N/A	N/A	< 0.35
	4/9/2024	N/A	N/A	N/A	N/A	N/A	N/A	N/A	N/A	N/A	N/A	N/A	N/A	N/A	N/A	N/A	N/A	N/A	N/A	0.274*
Boron, mg/L (CAS NO - 7440-42-8)	10/2/2013	N/A	N/A	N/A	N/A	N/A	N/A	N/A	N/A	N/A	N/A	N/A	N/A	N/A	N/A	N/A	N/A	N/A	N/A	3.45
	10/1/2014	0.127	0.256	0.658	0.363	3.4	0.464	26	24.2	31.9	0.831	19	1.38	1.1	8.08	14.4	1.3	1.08	0.424	N/A
	10/1/2015	0.12	0.255	0.645	0.375	3.35	0.464	23.4	20.7	26.4	0.486	19.4	0.435	2.13	6.62	19	1.12	1.19	0.353	N/A
	10/12/2016	0.141*	0.289	0.65	0.394	3.48	0.443	16.4	0.4	34.8	0.639	16.6	0.517	0.38*	6.17	9.13	1.77*	0.284	0.467	24.6
	10/5/2017	0.131*	0.193*	0.553	0.382	3.87	0.395	14.4	0.393	25.8	0.502	12.3	0.298	0.448	4.23	9.45	1.86	0.307	0.552	N/A
	5/9/2018	0.125	0.125*	0.586	0.339	3.1	0.447	19.4	13.5	6.81	0.623	15.3	0.713	1.93	4.24	13.8	1.19	0.383	0.304	N/A
	9/10/2018	0.102*	0.229	0.626	0.396	3.33	0.444	25	16.3	55	0.7	17.6	0.453	3.52	4.23	13.6	1.09	0.306	0.42	23.3
	3/27/2019	0.169*	0.331	1.04	0.371	3.83	0.431	20.6	16.8	32.5	0.575	12.4	0.44	2.13	2.76	12.4	0.709	0.356	0.405	N/A
	9/10/2019	< 0.2	0.273	0.734	0.402	3.6	0.424	14.3	17.7	32	0.5	10.8	0.776	0.46	3.9	9.5	1.09	0.277	0.451	N/A
	3/2/2020	0.138*	0.261	0.818	0.411	4.81	0.423	14.6	17.1	30.4	0.546	11.3	0.686	< 0.8	3.57	9.96	1.34	0.213	0.425	N/A
	8/26/2020	0.1	0.311	0.878	0.416	4.6	0.432	14.3	19.5	32.5	0.634	10.7	0.717	0.319	3.36	10.5	1.27	0.251	0.497	22.9
	5/4/2021	0.0884*	0.27	0.864	0.285*	4.1	0.395	14.1	18.6	35.2	0.566	11.2	0.344	0.263*	2.86	9.83	1.11	< 0.4	0.375*	N/A
	5/4/2021	< 0.4	N/A	N/A	N/A	N/A	N/A	N/A	N/A	N/A	N/A	N/A	N/A	N/A	N/A	N/A	N/A	N/A	N/A	N/A
	8/17/2021	0.0895*	0.249	0.507	0.314	3.67	0.356	14.3	19.2	32	0.645	13.3	0.284	0.403	2.66	10.3	1.09	0.274	0.462	N/A
	8/17/2021	N/A	N/A	N/A	N/A	3.61	N/A	N/A	N/A	N/A	N/A	N/A	N/A	N/A	N/A	N/A	N/A	N/A	N/A	N/A
	3/15/2022	0.167	0.219	0.49	0.238	4.19	0.368	15	16.6	35.8	0.333	10.1	0.241	0.876	2.41	8.53	0.815	0.21	0.392	21.8
	3/15/2022	N/A	N/A	N/A	N/A	N/A	N/A	N/A	N/A	N/A	N/A	N/A	N/A	N/A	N/A	N/A	N/A	N/A	0.359	N/A
	8/9/2022	0.153	0.274	0.593	0.258	4.18	0.411	14.5	18.5	37.7	0.49	11.1	0.285	< 0.7	1.95	8.9	0.455	0.177	0.393	N/A
	8/9/2022	N/A	N/A	N/A	N/A	N/A	0.444	N/A	N/A	N/A	N/A	N/A	N/A	N/A	N/A	N/A	N/A	N/A	N/A	N/A
	2/14/2023	0.125	0.219	0.508	0.204	2.29	0.441	16.8	6.95	51.2	0.448	11.6	0.328	0.359	2.15	8.39	0.513	0.275	0.44	N/A
	2/14/2023	N/A	N/A	N/A	N/A	N/A	N/A	N/A	N/A	N/A	N/A	N/A	N/A	N/A	N/A	N/A	N/A	N/A	0.428	N/A
	7/19/2023	0.144	0.23	0.752	0.364	N/A	0.353	N/A	16.1	N/A	0.502	N/A	0.457	1.56	1.7	9.88	0.966	0.222	0.368	N/A
	7/19/2023	N/A	N/A	N/A	N/A	N/A	0.336	N/A	N/A	N/A	N/A	N/A	N/A	N/A	N/A	N/A	N/A	N/A	N/A	N/A
	4/9/2024	0.112	0.224	0.586	0.306	4.03	0.332	20.1	14.1	34.6	0.772	11.4	0.519	1.12	1.87	0.288	0.774	7.68	0.349	20.6
	4/9/2024	N/A	N/A	N/A	N/A	N/A	N/A	N/A	N/A	N/A	N/A	N/A	N/A	N/A	N/A	N/A	N/A	N/A	0.338	N/A
	7/16/2024	0.0859*	0.251	1.55	0.383	3.81	0.342	22.4	10	31.6	0.358	12.9	1.67	1.74	2.41	9.79	1.54	0.215	0.264	N/A
	7/16/2024	N/A	N/A	N/A	N/A	N/A	0.32	N/A	N/A	N/A	N/A	N/A	N/A	N/A	N/A	N/A	N/A	N/A	N/A	N/A
	4/29/2025	0.155	0.201	0.311	0.651	4.35	0.306	20.5	14.5	30.4	0.303	12.5	0.333	0.99	0.242	9.18	2.02	1.4	0.308	N/A
	4/29/2025	N/A	N/A	N/A	N/A	N/A	0.33	N/A	N/A	N/A	N/A	N/A	N/A	N/A	N/A	N/A	N/A	N/A	N/A	N/A
	7/1/2025	0.171	0.227	0.697	0.399	4.3	0.288	19.8	17.2	35.9	0.533	12.1	0.409	0.758	1.99	8.79	1.5	0.293	N/A	N/A
	7/1/2025	N/A	N/A	N/A	N/A	N/A	N/A	N/A	N/A	N/A	0.354	N/A	N/A	N/A	N/A	N/A	N/A	N/A	N/A	N/A
Carbonaceous Biochemical Oxygen Demand, mg/L (CAS NO - CBOD	10/23/2012	N/A	N/A	N/A	N/A	N/A	N/A	N/A	N/A	N/A	N/A	N/A	N/A	N/A	N/A	N/A	N/A	N/A	N/A	15500
	4/2/2013	N/A	N/A	N/A	N/A	N/A	N/A	N/A	N/A	N/A	N/A	N/A	N/A	N/A	N/A	N/A	N/A	N/A	N/A	11000
	10/2/2013	N/A	N/A	N/A	N/A	N/A	N/A	N/A	N/A	N/A	N/A	N/A	N/A	N/A	N/A	N/A	N/A	N/A	N/A	11400
	10/12/2016	N/A	N/A	N/A	N/A	N/A	N/A	N/A	N/A	N/A	N/A	N/A	N/A	N/A	N/A	N/A	N/A	N/A	N/A	80.3
	9/10/2018	N/A	N/A	N/A	N/A	N/A	N/A	N/A	N/A	N/A	N/A	N/A	N/A	N/A	N/A	N/A	N/A	N/A	N/A	17
	8/26/2020	N/A	N/A	N/A	N/A	N/A	N/A	N/A	N/A	N/A	N/A	N/A	N/A	N/A	N/A	N/A	N/A	N/A	N/A	19.2
	3/15/2022	N/A	N/A	N/A	N/A	N/A	N/A	N/A	N/A	N/A	N/A	N/A	N/A	N/A	N/A	N/A	N/A	N/A	N/A	19.3
	4/9/2024	N/A	N/A	N/A	N/A	N/A	N/A	N/A	N/A	N/A	N/A	N/A	N/A	N/A	N/A	N/A	N/A	N/A	N/A	42.3
Chemical Oxygen Demand, mg/L (CAS NO - COD)	6/7/1993	< 5	24	< 5	32	24	< 5	59	100	460	13	1400	5.3	130	59	150	33	16	23	N/A
	9/14/1993	< 5	18	< 5	23	45	< 5	40	93	550	< 5	450	< 5	320	36	250	140	17	5.5	N/A
	12/8/1993	23	21	21	54	54	7.8	65	110	1000	7.8	1000	13	190	62	250	47	54	31	N/A
	3/22/1994	< 5	17	14	21	37	< 5	48	91	370	< 5	690	< 5	110	34	240	28	59	14	N/A
	9/30/1994	< 5	22	8.3	31	39	< 5	48	59	450	< 5	680	< 5	120	31	160	23	28	14	N/A
	3/16/1995	< 5	15	11	26	35	< 5	55	82	470	< 5	990	< 5	200	39	290	23	130	11	N/A
	9/26/1995	< 5	18	7	47	33	< 5	54	100	420	< 5	420	< 5	230	44	270	19	98	13	N/A
	5/13/1996	< 5	14	< 5	26	23	< 5	39	45	240	< 5	260	< 5	73	23	210	20	82	12	N/A
	10/10/1996	< 5	16.8	8.5	44	38	< 5	44	120	430	23	520	< 5	270	110	270	23	140	< 5	N/A
	6/19/1997	< 5	5.2	< 5	41	20	< 5	43	110	360	< 5	280	< 5	240	67	220	12	58	< 5	N/A
	10/10/1997	< 5	8	< 5	46	26	14	49	130	540	< 5	46	< 5	240	91	330	15	58	6.3	N/A
	5/19/1998	7.3	23	12	39	32	< 5	51	120	460	< 5	590	< 5	340	160	370	20	60	24	N/A
	10/19/1998	< 5	11	7.6	23	27	< 5	50	110	340	< 5	400	< 5	240	140	260	18	140	12	N/A
	4/20/1999	< 5	6.4	< 5	14	22	< 5	40	120	290	< 5	220	< 5	150	78	120	11	41	< 5	N/A
	10/18/1999	< 5	8.3	< 5	27	11	< 5	37	140	290	< 5	310	< 5	150	140	180	12	49	< 5	N/A
	4/18/2000	N/A	14	N/A	36	29	N/A	44	N/A	450	N/A	570	N/A	230	N/A	250	14	N/A	6.9	N/A
	10/10/2000	N/A	117	N/A	62.9	186	N/A	380	N/A	546	N/A	363	N/A	234	N/A	429	103	N/A	74.3	N/A
	4/25/2001	N/A	< 20	N/A	< 20	48	N/A	54.2	N/A	228	N/A	258	N/A	135	N/A	204	28	N/A	28	N/A
	10/17/2001	< 20	< 20	N/A	< 20	< 20	< 20	< 20	< 20	3.23	< 20	1.24	< 20	< 20	< 20	< 20	< 20	< 20	< 20	N/A
	4/1/2002	N/A	11	N/A	20	29	N/A	93	N/A	430	N/A	270	N/A	260	N/A	250	13	N/A	11	N/A
	10/1/2002	< 20	< 20	N/A	30	30	< 20	72	200	510	< 20	500	< 20	280	100	200	< 20	< 20	< 20	N/A
	4/21/2003	N/A	11	N/A	23	39	N/A	72	N/A	520	N/A	440	N/A	200	N/A	190	19	N/A	12	N/A
	9/24/2003	< 5	12	16	24	28	6.3	75	140	470	14	430	7	250	139	240	17	91	9.4	N/A
	4/9/2004	N/A	12	N/A	25	36	N/A	230	N/A	380	N/A	1160	N/A	210	N/A	200	23	N/A	14	N/A
	10/19/2004	< 5	8.7	8.1	23	26	< 5	66	170	400	< 5	310	< 5	180	95	210	18	60	11	N/A
	4/5/2005	N/A	8.5	N/A	< 5	28	N/A	100	N/A	280	N/A	460	N/A	260	N/A	180	19	N/A	8.7	N/A
	10/20/2005	< 5	12	25	10	28	< 5	149	105	385	5.9	367	5.6	210	78	180	17	12	10	N/A
	4/17/2006	N/A	13.4	N/A	19.2	27.3	N/A	165	N/A	216	N/A	440	N/A	165	N/A	162	22.7	N/A	13.9	N/A
	10/17/2006	< 5	12.7	10.3	16	29.4	< 5	102	160	434	< 5	388	< 5	174	93	192	25.2	42.6	14.2	N/A
	4/23/2007	N/A	16.1	N/A	29.1	36.5	N/A	122	N/A	260	N/A	1140	N/A	184	N/A	214	25.5	N/A	22.5	N/A

SCS ENGINEERS

Summary of Groundwater Chemistry

Archer Daniels Midland Landfill (Closed) - 23-SDP-05-88C

Appendix I Supplemental Constituents	Sample Date	MW-1 UPG	MW-2 UPG	MW-17 UPG	MW-18 UPG	MW-3 DNG	MW-4 DNG	MW-5 DNG	MW-6 DNG	MW-7 DNG	MW-8 DNG	MW-9 DNG	MW-10 DNG	MW-11 DNG	MW-12 DNG	MW-13 DNG	MW-14 DNG	MW-15 DNG	MW-16 DNG	WET_WELL DNG
Chemical Oxygen Demand, mg/L (CAS NO - COD)	10/9/2007	9.1	15.9	9.5	26.1	32.7	< 5	133	108	349	6.5	445	6.7	218	76.2	200	24.1	10	13.2	N/A
	4/14/2008	N/A	22	N/A	8.3	41.2	N/A	266	N/A	39.5	N/A	601	N/A	184	N/A	271	< 5	N/A	< 5	N/A
	10/23/2008	9.2	19.8	13.3	30	12.3	< 5	81	179	470	5.8	374	8.1	148	80	221	29.2	24.1	22.9	N/A
	4/14/2009	N/A	15.7	N/A	26.6	32.2	N/A	94.8	N/A	416	N/A	694	N/A	100	N/A	144	30.9	N/A	19.1	N/A
	10/9/2009	< 5	16.3	6.4	24.9	25.7	< 5	49	140	356	< 5	322	< 5	142	67.7	108	19.7	32.9	12	N/A
	4/7/2010	N/A	13.3	N/A	12.2	27.6	N/A	88.8	N/A	201	N/A	908	N/A	64.4	N/A	167	< 5	N/A	10.5	N/A
	10/26/2010	< 5	< 25	< 5	38.1	7.5	< 5	38.9	< 5	314	< 5	480	< 5	270	60.4	138	22	9.6	12.3	N/A
	4/13/2011	N/A	9.5	N/A	38.2	33.6	N/A	53.3	N/A	250	N/A	504	N/A	150	N/A	175	12.5	N/A	6.9	N/A
	10/27/2011	9.7	13.6	6.8	46.9	24.4	7.8	64.8	32.2	384	< 5	394	17.9	279	55.4	171	20.2	7.8	11.7	N/A
	4/24/2012	N/A	< 5	N/A	15.2	21.5	N/A	44.7	N/A	362	N/A	614	N/A	264	N/A	68.8	< 5	N/A	< 5	N/A
	10/23/2012	11.6	9.3	10.9	< 5	15.8	26.4	50.5	< 5	506	5.1	415	< 5	248	39.6	91.7	14.8	< 5	6.1	N/A
	4/2/2013	< 5	5.1	8.8	17.8	29.9	< 5	43.2	< 5	1330	< 5	511	< 5	178	79	181	7.8	< 5	15.1	N/A
	10/2/2013	< 5	< 5	< 5	33.1	30.1	< 5	82.1	102	416	13.9	546	< 5	190	75	147	< 5	< 5	6.4	N/A
	4/1/2014	< 5	< 6.7	6.1	14.8	31	< 5	95.5	145	492	< 5	501	7.8	144	76	164	27.2	12.5	8.8	N/A
	10/1/2014	5.3	14.4	< 5	27.7	29.9	6.6	76.6	184	441	< 5	460	6.3	288	78.8	190	14.7	9.9	11.1	N/A
	4/29/2015	< 5	13.1	11.4	15.9	30.4	< 0.5	99.6	79.3	459	7.75	470	< 5	262	90.3	150	< 5	16.9	7.99	N/A
	10/1/2015	5.05	9.18	10.2	22.3	30.9	< 5	83.1	161	355	5.4	493	< 5	186	28.7	142	7.12	16.8	12.3	N/A
	4/25/2016	< 5	13	6.13	21.8	29.1	4.98*	78.5	7.27	534	4.6*	524	< 5	262	103	153	26.8	13	6.13	N/A
	10/12/2016	< 5	4.65*	< 5	31.1	23.9	< 5	60.5	< 5	268	< 5	496	< 5	240	80	108	18.4	< 5	8.24	N/A
	4/12/2017	7.77	20.5	13.8	35.9	74.1	11.8	113	N/A	506	13.5	481	9.45	292	116	126	24.2	50.6	18.2	N/A
	10/5/2017	28.6	30.3	9.79	31.6	12.2	6.39	63.6	< 5	452	< 5	408	6.18	251	76.2	145	16.3	4.68*	10.1	N/A
	5/9/2018	9.99	11.6	< 5	15.6	35.9	< 5	85.8	74.7	284	< 5	333	< 5	192	50.4	123	9.33	< 5	< 5	N/A
	9/10/2018	< 5	7.42	< 5	27.1	25.5	< 5	67.1	52.1	387	< 5	382	< 5	119	57.1	125	14.1	< 5	8.42	N/A
	3/27/2019	8.88	15.9	5.36	21.2	38.2	< 5	81.9	85	323	< 5	656	< 5	135	64.3	151	10.7	< 5	13.1	N/A
	9/10/2019	< 5	10.3	< 5	36.9	22.6	< 5	79.7	144	521	< 5	343	7.87	256	63.2	129	18.8	6.39	10.7	N/A
	3/2/2020	< 5	6.24	< 5	33.2	11.3	< 5	78.8	129	481	< 5	433	< 5	238	55	123	17	< 5	7.59	N/A
	8/26/2020	40.2	12.5	11.1	47.5	45.3	26.9	110	322	935	22.7	604	20	405	84.4	118	30.6	18.4	13.4	N/A
	5/4/2021	5.18	< 5	< 5	33.1	25.5	< 5	93.9	135	623	5.96	571	< 5	423	61.4	117	11.6	< 5	9.51	N/A
	5/4/2021	5.74	N/A	N/A	N/A	N/A	N/A	N/A	N/A	N/A	N/A	N/A	N/A	N/A	N/A	N/A	N/A	N/A	N/A	N/A
	8/17/2021	11.9	8.58	11.5	42.1	29.9	9.23	90	130	839	20.4	463	7.26	251	32.8	120	13.1	< 5	13.2	N/A
	8/17/2021	N/A	N/A	N/A	N/A	36.2	N/A	N/A	N/A	N/A	N/A	N/A	N/A	N/A	N/A	N/A	N/A	N/A	N/A	N/A
	3/15/2022	< 5	< 5	< 5	< 5	31	< 5	81.7	136	399	< 5	392	< 5	145	26.8	122	< 5	< 5	< 5	N/A
	3/15/2022	N/A	N/A	N/A	N/A	N/A	N/A	N/A	N/A	N/A	N/A	N/A	N/A	N/A	N/A	N/A	N/A	N/A	< 5	N/A
	8/9/2022	< 5	8.51	6.91	22	24	6.58	< 5	90	130	412	478	6.58	256	37.7	120	12.7	< 5	7.87	N/A
	8/9/2022	N/A	N/A	N/A	N/A	N/A	< 5	N/A	N/A	N/A	N/A	N/A	N/A	N/A	N/A	N/A	N/A	N/A	N/A	N/A
	2/14/2023	< 5	< 5	< 5	9.91	25.6	5.06	94.9	62.8	428	5.06	525	8.36	159	26	126	5.13	< 5	12.3	N/A
	2/14/2023	N/A	N/A	N/A	N/A	N/A	N/A	N/A	N/A	N/A	N/A	N/A	N/A	N/A	N/A	N/A	N/A	N/A	9.35	N/A
	7/19/2023	5.41	7.85	11.4	28.9	N/A	< 5	N/A	135	N/A	6.11	N/A	7.07	236	30.5	116	15.7	6.41	11.7	N/A
	7/19/2023	N/A	N/A	N/A	N/A	N/A	< 5	N/A	N/A	N/A	N/A	N/A	N/A	N/A	N/A	N/A	N/A	N/A	N/A	N/A
	4/9/2024	< 5	8.72	< 5	17.1	40.4	< 5	141	85.8	429	< 5	511	5.36	156	25.2	< 5	12.4	102	5.02	N/A
	4/9/2024	N/A	N/A	N/A	N/A	N/A	N/A	N/A	N/A	N/A	N/A	N/A	N/A	N/A	N/A	N/A	N/A	N/A	5.36	N/A
	7/16/2024	< 5	10.5	8.06	29.1	43.8	8.41	217	46.9	305	6.31	280	18.2	122	28.7	114	22.8	11.6	12.6	N/A
	7/16/2024	N/A	N/A	N/A	N/A	N/A	< 5	N/A	N/A	N/A	N/A	N/A	N/A	N/A	N/A	N/A	N/A	N/A	N/A	N/A
	4/29/2025	< 5	9.79	15.5	< 5	34.8	< 5	169	95.9	387	6.58	208	< 5	12.9	< 5	109	23.1	130	10.7	N/A
	4/29/2025	N/A	N/A	N/A	N/A	N/A	< 5	N/A	N/A	N/A	N/A	N/A	N/A	N/A	N/A	N/A	N/A	N/A	N/A	N/A
	7/1/2025	11.3	24	5.59	29.9	39.3	5.96	168	101	376	< 5	485	< 5	206	41.1	116	13.9	5.92	N/A	N/A
	7/1/2025	N/A	N/A	N/A	N/A	N/A	N/A	N/A	N/A	N/A	< 5	N/A	N/A	N/A	N/A	N/A	N/A	N/A	N/A	N/A
Dissolved Oxygen, mg/L (CAS NO - DO)	4/25/2016	4.71	0.4	0.68	0.54	0.56	0.74	0.86	9.63	0.32	0.79	0.46	0.3	0.38	0.59	0.43	0.76	1.04	3.4	N/A
	10/12/2016	4.7	0.57	0.61	0.66	0.77	0.62	1.14	0.41	0.53	1.44	0.49	0.16	0.23	0.72	1.21	0.72	1.5	0.72	N/A
	4/12/2017	4.54	0.73	0.67	0.85	0.9	0.99	1.17	9.01	N/A	2.68	0.45	0.71	0.75	0.71	1.34	1.17	4.64	6.82	N/A
	10/5/2017	0.36	1.01	1.1	1.15	1.32	1.07	0.75	2.64	1.32	1.95	0.38	1.59	0.46	1.67	1.55	1.77	0.97	0.85	N/A
	5/9/2018	0.84	0.78	0.79	0.26	0.39	0.88	0.64	0.61	0.78	0.82	0.72	0.62	0.49	0.47	0.89	0.56	2.05	0.81	N/A
	9/10/2018	0.39	0.51	0.78	0.48	0.64	0.37	0.47	0.77	0.58	0.52	0.73	0.72	0.82	0.47	0.54	0.32	0.64	0.43	N/A
Iron, Dissolved, mg/L (CAS NO - D7439-89-6)	6/7/1993	< 0.1	< 0.1	< 0.1	< 0.1	0.5	< 0.1	0.1	< 0.1	3.4	< 0.1	0.26	< 0.1	0.25	2.8	1.4	3	< 0.1	< 0.1	N/A
	9/14/1993	< 0.1	< 0.1	< 0.1	< 0.1	< 0.1	11	2.6	< 0.1	0.59	0.2	0.2	< 0.1	40	5	4.4	8.8	< 0.1	< 0.1	N/A
	12/8/1993	< 0.1	< 0.1	< 0.1	< 0.1	15	< 0.1	7.3	< 0.1	4.5	0.11	0.19	< 0.1	61	7.9	30	6.9	< 0.1	< 0.1	N/A
	3/22/1994	< 0.1	< 0.1	< 0.1	< 0.1	0.16	< 0.1	0.64	< 0.1	2.6	< 0.1	2.3	0.14	36	< 0.1	< 0.1	< 0.1	< 0.1	< 0.1	N/A
	9/30/1994	< 0.1	< 0.1	< 0.1	< 0.1	< 0.1	< 0.1	0.12	< 0.1	2.1	< 0.1	0.11	< 0.1	3.4	< 0.1	< 0.1	1.6	< 0.1	< 0.1	N/A
	3/16/1995	< 0.1	< 0.1	< 0.1	< 0.1	0.85	< 0.1	0.39	< 0.1	1.1	< 0.1	0.12	< 0.1	3.4	12	0.35	5.4	7.7	< 0.1	N/A
	9/26/1995	< 0.1	< 0.1	< 0.1	< 0.1	1.3	< 0.1	0.11	0.1	1.3	< 0.1	0.23	< 0.1	58	11	0.22	1.3	< 0.1	< 0.1	N/A
	5/13/1996	< 0.1	< 0.1	N/A	< 0.1	20	< 0.1	20	< 0.1	26	< 0.1	0.13	< 0.1	51	5.8	5.6	< 0.1	0.29	< 0.1	N/A
	10/10/1996	0.13	0.1	< 0.1	0.1	26	< 0.1	35	0.38	0.71	< 0.1	0.49	< 0.1	57	14	36	2.2	1.5	< 0.1	N/A
	6/19/1997	< 0.1	< 0.1	< 0.1	< 0.1	14	< 0.1	16	0.1	2.6	< 0.1	< 0.1	< 0.1	56	12	34	< 0.1	< 0.1	< 0.1	N/A
	10/10/1997	< 0.1	< 0.1	< 0.1	0.26	23	< 0.1	17	0.65	1.2	< 0.1	0.19	< 0.1	0.92	16	35	1	0.22	< 0.1	N/A
	5/19/1998	0.32	< 0.1	< 0.1	0.2	21	< 0.1	19	0.23	2	< 0.1	0.15	< 0.1	58	19	42	0.13	0.1	0.28	N/A
	10/19/1998	< 0.1	< 0.1	< 0.1	< 0.1	23	< 0.1	19	0.57	1.6	< 0.1	0.26	< 0.1	58	21	41	3.1	0.82	< 0.1	N/A
	4/20/1999	< 0.1	< 0.1	< 0.1	< 0.1	34	< 0.1	22	0.33	4.8	< 0.1	0.23	< 0.1	58	18	28	2.2	0.44	< 0.1	N/A
	10/18/1999	0.58	0.13	< 0.1	0.27	21	< 0.1	19	1.3	1.8	< 0.1	0.18	< 0.1	70	23	40	0.39	0.15	< 0.1	N/A
	4/18/2000	N/A	< 0.1	N/A	< 0.1	25	N/A	30	N/A	3	N/A	0.14	N/A	55	N/A	41	< 0.1	N/A	< 0.1	N/A
	10/10/2000	N/A	0.329	N/A	0.222	26.4	0.245	18.5	1.52	2.18	0.247	1.18	0.294	62.8	22.7	10.7	0.596	0.703	0.285	N/A
	4/25/2001	N/A	0.198	N/A	0.208	24.2	N/A	14.8	N/A	1.87	N/A	0.988	N/A	74.1	N/A	26.5	0.287	N/A	0.17	N/A
	10/17/2001	0.098	0.157	N/A	0.105	19.7	0.089	0.529	0.405	3.68	0.132	0.537	0.15	37.4	0.535	2.16	0.264	0.152	0.12	N/A
	4/1/2002	N/A	< 0.1	N/A	< 0.1	28	N/A	14	N/A	2.3	N/A	0.19	N/A	62	N/A	34	0.12	N/A	< 0.1	N/A
	10/1/2002	0.035	0.032	N/A	0.22	22	0.032	20	1.9	2.3	0.022	0.2	0.027	54	28	42	0.83	0.073	0.066	N/A
	4/21/2003	N/A	< 0.1	N/A	< 0.1	21	N/A	20	N/A	0.89	N/A	0.3	N/A	75	N/A	33	0.29	N/A	< 0.1	N/A

SCS ENGINEERS

Summary of Groundwater Chemistry

Archer Daniels Midland Landfill (Closed) - 23-SDP-05-88C

Appendix I Supplemental Constituents	Sample Date	MW-1 UPG	MW-2 UPG	MW-17 UPG	MW-18 UPG	MW-3 DNG	MW-4 DNG	MW-5 DNG	MW-6 DNG	MW-7 DNG	MW-8 DNG	MW-9 DNG	MW-10 DNG	MW-11 DNG	MW-12 DNG	MW-13 DNG	MW-14 DNG	MW-15 DNG	MW-16 DNG	WET_WELL DNG
Iron, Dissolved, mg/L (CAS NO - D7439-89-6)	9/24/2003	< 0.1	< 0.1	< 0.1	< 0.1	25	< 0.1	19	2.1	1.9	< 0.1	0.17	< 0.1	65	28	43	< 0.1	0.22	< 0.1	N/A
	4/9/2004	N/A	< 0.1	N/A	< 0.1	26	N/A	21	N/A	4.7	N/A	0.15	N/A	87	N/A	48	< 0.1	N/A	< 0.1	N/A
	10/19/2004	< 0.1	< 0.1	< 0.1	< 0.1	26.3	< 0.1	20	2.2	2.6	< 0.1	0.3	< 0.1	79	32	48	0.15	0.37	< 0.1	N/A
	4/5/2005	N/A	< 0.1	N/A	< 0.1	26	N/A	20	N/A	2.9	N/A	0.19	N/A	63	N/A	28	0.54	N/A	< 0.1	N/A
	10/20/2005	< 0.1	< 0.1	< 0.1	< 0.1	27	< 0.1	19.6	1.88	2.37	< 0.1	0.101	< 0.1	56	32	31	0.2	< 0.1	< 0.1	N/A
	4/17/2006	N/A	< 0.1	N/A	< 0.1	28.1	N/A	20.7	N/A	3.13	N/A	< 0.1	N/A	73.3	N/A	22.2	0.14	N/A	< 0.1	N/A
	10/17/2006	< 0.1	< 0.1	< 0.1	< 0.1	27.9	< 0.1	19.6	2.45	1.55	< 0.1	0.34	< 0.1	70.8	31.5	38.3	< 0.1	0.291	< 0.1	N/A
	4/23/2007	N/A	< 0.1	N/A	< 0.1	25	N/A	25.4	N/A	2.1	N/A	0.217	N/A	74.5	N/A	30.3	< 0.1	N/A	< 0.1	N/A
	10/9/2007	< 0.1	< 0.1	< 0.1	0.181	25.3	< 0.1	17.3	1.85	1.2	< 0.1	0.436	< 0.1	48.1	32.7	36.1	< 0.1	< 0.1	< 0.1	N/A
	4/14/2008	N/A	< 0.1	N/A	< 0.1	28	N/A	22.9	N/A	3.96	N/A	0.127	N/A	74.5	N/A	1.78	< 0.1	N/A	< 0.1	N/A
	10/23/2008	< 0.1	< 0.1	< 0.1	0.117	25.8	< 0.1	15.5	2.65	1.59	< 0.1	0.38	< 0.1	76.8	32.4	41.2	0.178	< 0.1	< 0.1	N/A
	4/14/2009	N/A	< 0.1	N/A	< 0.1	23.5	N/A	23.5	N/A	1.06	N/A	0.248	N/A	69.5	N/A	43.8	< 0.1	N/A	< 0.1	N/A
	10/9/2009	< 0.1	< 0.1	< 0.1	0.806	23.7	< 0.1	21.1	3.09	2.11	< 0.1	0.311	< 0.1	63.7	39.2	35.2	< 0.1	0.131	< 0.1	N/A
	4/7/2010	N/A	< 0.1	N/A	< 0.1	24	N/A	25	N/A	2.35	N/A	0.144	N/A	63.3	N/A	32.1	< 0.1	N/A	< 0.1	N/A
	10/26/2010	< 0.1	< 0.1	< 0.1	0.952	20.7	< 0.1	25.6	< 0.1	2.41	< 0.1	< 0.1	< 0.1	41	33.8	28	0.337	< 0.1	0.35	N/A
	4/13/2011	N/A	< 0.1	N/A	7.19	30.2	N/A	22.7	N/A	2.96	N/A	< 0.1	N/A	85.1	N/A	34.6	1.66	N/A	0.96	N/A
	10/27/2011	< 0.1	< 0.1	< 0.1	1.18	22.4	< 0.1	19.6	3.52	1.53	< 0.1	< 0.1	< 0.1	5.29	31.9	24.2	0.764	< 0.1	< 0.1	N/A
	4/24/2012	N/A	< 0.1	N/A	< 0.1	19.2	N/A	19.1	N/A	1.18	N/A	< 0.1	N/A	49.5	N/A	14.1	0.363	N/A	< 0.1	N/A
	10/23/2012	< 0.1	< 0.1	< 0.1	0.334	22.3	0.028	20.5	< 0.1	0.78	< 0.1	< 0.1	< 0.1	58.3	0.384	24.1	0.557	0.763	< 0.1	N/A
	4/2/2013	< 0.1	< 0.1	< 0.1	< 0.1	34.1	< 0.1	23	< 0.1	1.58	< 0.1	0.429	< 0.1	79.7	31.4	23.3	< 0.1	< 0.1	< 0.1	N/A
	10/2/2013	< 0.1	< 0.1	< 0.1	0.309	37.7	< 0.1	25.3	4.11	1.74	0.101	< 0.1	0.121	62.7	33.5	39.5	0.394	< 0.1	< 0.1	N/A
	4/1/2014	< 0.301	< 0.301	< 0.301	< 0.301	28.8	< 0.301	27	3.81	0.839	< 0.301	< 0.301	< 0.301	79.8	37.5	39.2	< 0.602	< 0.301	< 0.301	N/A
	10/1/2014	< 0.1	< 0.1	< 0.1	0.756	34.6	< 0.1	29.5	3.82	1.9	< 0.1	< 0.1	< 0.1	45.8	34.9	37.4	2.23	< 0.1	< 0.1	N/A
	4/29/2015	< 0.1	< 0.1	< 0.1	< 0.1	35	< 0.1	27.5	4.79	10.7	< 0.1	< 0.1	< 0.1	71.4	38.9	40.9	0.72	< 0.1	< 0.1	N/A
	10/1/2015	< 0.1	< 0.1	< 0.1	0.349	38.4	< 0.1	26.7	5.35	2.05	< 0.1	< 0.1	< 0.1	69.8	45.3	18.3	1.88	0.536	< 0.1	N/A
	4/25/2016	< 0.1	0.068*	< 0.1	< 0.1	15.4	< 0.1	12.3	< 0.1	1.5	< 0.1	< 0.1	< 0.1	53.9	39.8	30.2	< 0.1	< 0.1	< 0.1	N/A
	10/12/2016	< 0.1	< 0.1	< 0.1	3.96	27.7	< 0.1	36.6	< 0.1	1.91	< 0.1	< 0.1	0.0697*	47.6	42.3	29.9	0.729	< 0.1	< 0.1	N/A
	4/12/2017	< 0.1	< 0.1	< 0.1	0.0951*	19.2	< 0.1	1.71	N/A	0.857	< 0.1	< 0.1	0.136	52.8	37	28.7	< 0.1	< 0.1	< 0.1	N/A
	10/5/2017	< 0.1	< 0.1	< 0.1	5.36	26.5	0.05*	28.2	< 0.1	0.688	< 0.1	0.0772*	0.0822*	50.5	39.1	31	0.938	0.0978*	< 0.1	N/A
	5/9/2018	< 0.1	< 0.1	< 0.1	< 0.1	36.2	1.94	35.2	4.41	1.57	< 0.1	< 0.5	0.0699*	76.9	38.1	32.4	0.938	0.11	< 0.1	N/A
	9/10/2018	< 0.5	< 0.5	N/A	3.57	32.6	< 0.5	32.8	4.32	0.883	< 0.5	< 0.5	1.82	85.8	46.9	29.4	< 0.5	< 0.5	3.22	N/A
	3/27/2019	< 0.1	0.134	< 0.1	0.222	32.8	< 0.1	30.4	1.46	2.01	< 0.1	< 0.1	0.228	85.9	49.4	30.6	< 0.1	< 0.1	< 0.1	N/A
	9/10/2019	< 0.1	0.299	< 0.1	9.03	22.2	< 0.1	25	1.32	0.513	< 0.1	< 0.1	< 0.1	53.6	43.1	31.9	1.49	< 0.1	< 0.1	N/A
	3/2/2020	< 0.1	< 0.1	< 0.1	0.282	11.8	< 0.1	31.8	10.2	0.419	< 0.1	< 0.1	< 0.1	49.9	36.4	32.6	2.48	< 0.1	< 0.1	N/A
	8/26/2020	< 0.1	< 0.1	< 0.1	7.14	14.5	< 0.1	35	11.7	0.652	< 0.1	< 0.1	< 0.1	47.4	42.1	29.7	2.18	< 0.1	< 0.1	N/A
	5/4/2021	< 0.1	< 0.1	< 0.1	9.03	19.3	< 0.1	2.22	6.77	0.532	< 0.1	< 0.1	0.052*	43.7	41.9	2.12	< 0.1	< 0.1	< 0.1	N/A
	5/4/2021	< 0.1	N/A	N/A	N/A	N/A	N/A	N/A	N/A	N/A	N/A	N/A	N/A	N/A	N/A	N/A	N/A	N/A	N/A	N/A
	8/17/2021	< 0.1	< 0.1	< 0.1	5.9	29	< 0.1	1.03	3.21	0.351	< 0.1	< 0.1	0.0912*	48	27.7	14.4	0.17	< 0.1	< 0.1	N/A
	8/17/2021	N/A	N/A	N/A	N/A	29.5	N/A	N/A	N/A	N/A	N/A	N/A	N/A	N/A	N/A	N/A	N/A	N/A	N/A	N/A
	3/15/2022	0.82	< 0.1	< 0.1	0.185	29.2	0.844	35.6	12	0.542	1.02	< 0.1	0.18	57.4	31.3	27.4	0.972	0.259	< 0.1	N/A
	3/15/2022	N/A	N/A	N/A	N/A	N/A	N/A	N/A	N/A	N/A	N/A	N/A	N/A	N/A	N/A	N/A	N/A	N/A	< 0.1	N/A
	8/9/2022	< 0.1	0.0462*	< 0.1	0.168	26.3	< 0.1	10.9	18.6	0.554	< 0.1	< 0.1	0.135	47.7	29.1	0.358	< 0.1	< 0.1	< 0.1	N/A
	8/9/2022	N/A	N/A	N/A	N/A	N/A	< 0.1	N/A	N/A	N/A	N/A	N/A	N/A	N/A	N/A	N/A	N/A	N/A	N/A	N/A
Nitrogen, Total Kjeldahl, mg/L (CAS NO - TKN)	10/23/2012	N/A	N/A	N/A	N/A	N/A	N/A	N/A	N/A	N/A	N/A	N/A	N/A	N/A	N/A	N/A	N/A	N/A	N/A	5980
	4/2/2013	N/A	N/A	N/A	N/A	N/A	N/A	N/A	N/A	N/A	N/A	N/A	N/A	N/A	N/A	N/A	N/A	N/A	N/A	5060
	10/2/2013	N/A	N/A	N/A	N/A	N/A	N/A	N/A	N/A	N/A	N/A	N/A	N/A	N/A	N/A	N/A	N/A	N/A	N/A	8000
	10/12/2016	N/A	N/A	N/A	N/A	N/A	N/A	N/A	N/A	N/A	N/A	N/A	N/A	N/A	N/A	N/A	N/A	N/A	N/A	973
	9/10/2018	N/A	N/A	N/A	N/A	N/A	N/A	N/A	N/A	N/A	N/A	N/A	N/A	N/A	N/A	N/A	N/A	N/A	N/A	870
	8/26/2020	N/A	N/A	N/A	N/A	N/A	N/A	N/A	N/A	N/A	N/A	N/A	N/A	N/A	N/A	N/A	N/A	N/A	N/A	813
	3/15/2022	N/A	N/A	N/A	N/A	N/A	N/A	N/A	N/A	N/A	N/A	N/A	N/A	N/A	N/A	N/A	N/A	N/A	N/A	777
	4/9/2024	N/A	N/A	N/A	N/A	N/A	N/A	N/A	N/A	N/A	N/A	N/A	N/A	N/A	N/A	N/A	N/A	N/A	N/A	754
Oxidation-Reduction Potential, mV (CAS NO - ORP)	4/25/2016	112.9	28.9	101.9	64.4	-145.5	14.8	-103.6	-17.1	-111.3	11.7	-380	-164.3	-123.8	-109.6	-148.6	-6.2	23.2	37.5	N/A
	10/12/2016	57.8	17.1	57.2	-111.2	-131.3	-27	23.6	27.7	-120.3	-29.6	370.8	-221.4	-126.8	-142	-148.1	-15.3	194.2	54.2	N/A
	4/12/2017	79.4	57.7	75	38	-144.5	18.9	-43.1	-13.1	N/A	-79.1	-380.9	-35.5	-109.6	-118.1	-142.6	116	121.9	122.5	N/A
	10/5/2017	156.2	-26.2	61.4	-120.9	-152.1	16.5	-124.6	N/A	148.5	63.1	-366.5	-82.1	-125.9	-87	167.2	-8.8	128.3	84.2	N/A
	5/9/2018	65.7	88.4	57.2	70.9	-121	-92	-74.5	-41.7	-98.9	-34.4	84.9	100.1	-77.8	-59.8	90.6	24.8	27.6	62.4	N/A
	9/10/2018	-94.2	30.5	-99.2	-117.6	-113.8	-59.9	-85.2	-39.6	-141	-86	101.2	90.9	-131.4	-103	-168.4	27.8	-44.7	-81	N/A
pH, S.U. (CAS NO - PH)	6/7/1993	6.8	6.9	6.8	6.4	7.4	6.5	7.5	6.5	7.3	6.7	7.3	6.8	7.4	7.4	7.6	7.4	7.4	7.4	N/A
	9/14/1993	7.5	7.3	6.8	7.7	6.6	7.6	6.9	6.9	7.6	7.9	6.7	8.7	7.4	7.2	7.9	7.6	7.9	7.7	N/A
	12/8/1993	7.4	6.9	6.7	7	6.9	7.3	7.1	6.8	7.5	7.9	6.9	6.6	6.6	7.8	7.8	7.7	8.1	7.8	N/A
	3/22/1994	7.3	7	N/A	7.2	6.7	7.2	N/A	N/A	N/A	N/A	N/A	N/A	5.3	6.1	5.4	6.7	N/A	N/A	N/A
	9/30/1994	7.5	7.1	7.3	7.3	7.6	7.9	7.5	6.7	7.5	7.3	7.3	7	6.6	6.9	7	7.9	7.2	6.9	N/A
	3/16/1995	7.3	6.8	6.5	6.7	6.4	6.4	7.2	6.7	7.5	7.1	7.4	7.2	6.4	6.6	7.2	7.2	7	7.1	N/A
	9/26/1995	6.75	7	6.75	7.25	7.25	7.5	7	6.75	7.5	6.75	7.25	6.75	6.75	6.75	7	6.75	7.25	6.75	N/A
	5/13/1996	6.6	6.8	6.5	6.7	6.7	6.8	7	6.5	6.5	6.8	7.1	6.6	6.5	6.5	6.6	6.9	6.6	6.5	N/A
	10/10/1996	7.2	7	6	7	6.7	7.4	7.9	7.7	7.5	7.1	7.3	6.7	6.6	6.8	6.9	6.2	7.4	6.7	N/A
	6/19/1997	6.75	6.5	6.5	6.75	7	6.75	6.75	6.5	7	6.75	7	6.5	6.5	6.75	7	6.5	7	6.75	N/A
	10/10/1997	6.8	6.9	6.7	7	6.9	7	6.9	6.6	7.2	7.2	6.9	7.1	6.6	6.9	6.75	6.8	7.1	8	N/A
	5/19/1998	6.6	6.5	6.9	6.7	6.5	6.8	6.8	6.3	7.5	6.8	6.2	6.8	6.5	6.3	6.5	6.5	7	6.9	N/A
	10/19/1998	7	6.9	6.5	6.4	7.1	7.2	7	6.8	7.5	7.5	7.1	7.3	6.2	6.9	7	6.8	7	7.1	N/A
	4/20/1999	7.09	6.98	7.06	7.05	6.63	7.41	6.63	6.53	7.11	7.05	7.07	6.91	6.6	6.7	6.71	6.8	7.15	6.89	N/A
	10/18/1999	7.2	6.8	6.3	7.2	7	6.5	7	7	7	7	6.5	7	6.5	7	6.5	6.5	7	7	N/A
	4/18/2000	N/A	6.8	N/A	7.1	6.8	N/A	8.7	N/A	7.3	N/A	6.8	N/A	4.1	N/A	6.2	5.5	N/A	6.3	N/A
	6/27/2000	N/A	N/A	N/A	N/A	6.6	N/A	6.43	N/A	6.95	N/A	6.8	N/A	6.22	6.5	N/A	N/A	N/A	N/A	N/A
	10/10/2000	7	6.5	6.8	7	N/A	6.5	7	6.3	7.5	7	7	7	6.5	6.8	6.5	6.5	7	7	N/A

SCS ENGINEERS

Summary of Groundwater Chemistry

Archer Daniels Midland Landfill (Closed) - 23-SDP-05-88C

Appendix I Supplemental Constituents	Sample Date	MW-1 UPG	MW-2 UPG	MW-17 UPG	MW-18 UPG	MW-3 DNG	MW-4 DNG	MW-5 DNG	MW-6 DNG	MW-7 DNG	MW-8 DNG	MW-9 DNG	MW-10 DNG	MW-11 DNG	MW-12 DNG	MW-13 DNG	MW-14 DNG	MW-15 DNG	MW-16 DNG	WET_WELL DNG
pH, S.U. (CAS NO - PH)	4/25/2001	N/A	6.7	N/A	6.8	7	N/A	4	N/A	3.9	N/A	7	N/A	3.7	N/A	7	6.3	N/A	6.8	N/A
	10/17/2001	6.4	7.3	N/A	6.6	7	6.4	7.1	6.5	7.4	6.9	7.1	7.6	6.4	6.5	6.6	6.5	6.9	6.8	N/A
	4/1/2002	N/A	6.8	N/A	6.84	6.41	N/A	6.2	N/A	6.8	N/A	6.52	N/A	5.45	N/A	6.35	5.9	N/A	6.41	N/A
	10/1/2002	6.75	6.5	N/A	6.5	6.5	6.5	6.25	7	7.5	7	6.5	7.5	6.25	6.5	6.5	6.25	6.5	6.5	N/A
	4/21/2003	N/A	7.5	N/A	7	6.5	N/A	7	N/A	7.5	N/A	8	N/A	7	N/A	7.5	6.5	N/A	6.5	N/A
	9/24/2003	7.06	6.67	6.95	6.44	6.61	6.85	7.76	7	6.96	7	7.5	6.5	6.5	7.5	7	6.5	7	7.5	N/A
	4/9/2004	N/A	6.59	N/A	7.59	6.59	N/A	6.52	N/A	7.09	N/A	6.73	N/A	6.37	N/A	6.6	6.53	N/A	6.82	N/A
	10/19/2004	7.04	6.62	6.74	7.02	6.63	6.72	6.5	6.46	6.98	6.69	6.8	6.68	6.29	6.43	6.48	6.49	6.86	6.73	N/A
	4/5/2005	N/A	7.01	N/A	7.22	6.99	N/A	6.69	N/A	7.11	N/A	6.91	N/A	6.34	N/A	6.78	6.69	N/A	7.12	N/A
	10/20/2005	6.46	6.3	6.29	6.15	6.34	6.37	6.56	6.47	7.11	6.7	6.71	6.49	6.18	6.54	6.73	6.42	6.79	6.43	N/A
	4/17/2006	N/A	6.5	N/A	6.72	6.6	N/A	6.57	N/A	7.11	N/A	6.92	N/A	6.25	N/A	6.7	6.44	N/A	6.48	N/A
	10/17/2006	6.7	6.46	6.71	6.64	6.78	6.92	6.84	6.75	6.96	6.61	6.71	6.85	6.58	6.75	6.61	6.86	7.09	6.73	N/A
	4/23/2007	N/A	6.42	N/A	6.64	6.85	N/A	6.69	N/A	7.07	N/A	6.79	N/A	6.54	N/A	6.65	6.81	N/A	6.86	N/A
	10/9/2007	6.04	6.73	6.65	6.92	6.92	7	6.94	6.89	6.97	6.79	6.84	6.9	6.39	6.95	6.89	6.81	6.91	6.73	N/A
	4/14/2008	N/A	7.03	N/A	8.03	6.88	N/A	6.88	N/A	7.2	N/A	6.64	N/A	7.23	N/A	6.87	7.65	N/A	7.86	N/A
	10/23/2008	7.46	7.18	7.49	7.68	7.22	7.42	7.18	7.08	7.61	7.52	7.24	7.3	6.99	7.08	7.22	7.12	7.39	7.39	N/A
	4/14/2009	N/A	6.88	N/A	7.05	6.97	N/A	6.81	N/A	7.29	N/A	6.23	N/A	6.76	N/A	6.78	6.99	N/A	6.96	N/A
	10/9/2009	7.15	6.94	7.03	7.25	6.88	7.04	6.81	6.94	7.37	7.17	6.99	6.85	6.56	6.83	6.87	6.92	7.01	6.96	N/A
	4/7/2010	N/A	6.98	N/A	6.67	6.7	N/A	6.54	N/A	7.01	N/A	7.1	N/A	6.53	N/A	6.91	6.67	N/A	6.6	N/A
	10/26/2010	7.09	7.01	7.11	7.2	6.79	7.05	6.92	7.03	7.25	7.11	7.01	6.81	6.61	6.82	6.83	6.97	6.98	7.01	N/A
	4/13/2011	N/A	7.66	N/A	7.51	7.36	N/A	7.31	N/A	7.41	N/A	7.24	N/A	7.81	N/A	7.34	6.86	N/A	7.88	N/A
	10/27/2011	7.57	8.64	8.44	8.38	6.08	7.48	7.28	7.45	7.76	6.91	7.31	6.9	7.73	7.61	8.18	7.34	7	7.3	N/A
	4/24/2012	N/A	7.43	N/A	7.42	7.29	N/A	7.34	N/A	7.48	N/A	7.16	N/A	7.71	N/A	7.42	7.01	N/A	7.63	N/A
	10/23/2012	7.63	8.41	7.43	8.36	6.17	7.36	7.29	7.39	7.22	7.49	7.01	7.24	7.13	7.46	7.59	7.52	8.09	7.71	8.5
	4/2/2013	6.71	6.56	7.03	7.27	6.85	7.24	7.05	7.84	7.04	7.27	6.19	6.67	6.37	6.54	6.68	6.1	7.22	7.41	8.63
	10/2/2013	7.06	6.96	7.08	7.37	7.02	7.1	6.85	6.91	7.34	7.16	7.03	7	6.67	6.84	6.96	6.86	7.03	6.91	8.57
	4/1/2014	6.86	6.93	6.83	7.25	6.86	6.84	6.62	6.68	7.26	6.97	6.83	6.91	6.53	6.6	6.71	6.71	6.76	6.93	N/A
	10/1/2014	7.97	7.43	7.86	7.81	7.26	7.69	7.53	9.52	10.97	10.49	8.74	9.2	7.13	7.27	7.53	6.75	8.01	8.14	N/A
	4/29/2015	6.89	7.33	6.94	7.35	6.79	6.82	6.75	6.83	7.38	6.91	6.98	6.76	6.78	6.61	6.85	6.87	6.81	7.22	N/A
	10/1/2015	6.98	7.3	7.08	7.7	7.31	7	6.73	7.14	7.98	7.02	7.28	6.87	6.84	6.73	7.1	6.98	6.93	7.26	N/A
	4/25/2016	7.26	7.09	7.62	7.41	7.07	7.25	6.78	8.34	7.08	8.11	7.02	7.78	6.84	6.58	6.78	7.29	7.15	7.45	N/A
	10/12/2016	6.98	6.86	7.16	7.02	6.83	7.16	6.69	7.51	7.16	7.13	6.77	7.01	6.4	6.69	6.92	6.72	7.01	6.94	N/A
	4/12/2017	7.14	7.08	7.32	7.27	7.13	7.25	6.9	7.98	7.3	7.29	6.93	7.04	6.61	6.72	6.97	7.17	7.17	7.29	N/A
	10/5/2017	6.98	6.88	7.06	7.08	6.89	7.6	6.71	7.64	7.08	7.49	6.8	6.88	6.51	6.64	6.86	6.79	6.95	6.86	N/A
	5/9/2018	7.93	7.19	7.46	7.35	6.93	7.25	6.61	6.86	7.18	7.31	7.3	7.37	6.63	6.69	7.1	7.29	6.99	7.41	N/A
	9/10/2018	7.37	7.7	7.39	7.22	6.79	7.37	7.01	7.32	7.29	7.81	7.4	7.41	7.54	7.51	7.35	8.09	8.79	7.82	N/A
	3/27/2019	7	6.92	7.11	7.26	6.84	7	6.62	6.73	7.05	7.01	6.79	7.11	6.54	6.6	6.77	7.11	6.95	7.05	N/A
	9/10/2019	7.03	7.06	7.23	7.16	7.06	7.83	6.82	6.99	7.29	7.63	7.43	7.16	6.69	6.69	6.93	7	7.17	6.99	N/A
	3/2/2020	6.84	6.88	7.08	7.24	6.85	7.1	6.63	6.71	7.08	7.27	6.67	6.97	6.39	6.48	6.75	6.81	7.27	6.97	N/A
	8/26/2020	6.71	6.76	6.79	6.92	6.94	7.56	6.68	6.75	7.22	7.74	6.81	6.7	6.48	6.57	6.79	6.76	6.79	6.99	N/A
	5/4/2021	6.8	6.89	7.05	7.2	6.9	7.42	6.62	6.68	7.11	6.98	6.66	6.66	6.43	6.52	6.8	6.81	6.87	6.9	N/A
	8/17/2021	6.79	6.87	6.95	7.07	6.79	7.33	6.62	6.67	7.1	6.98	6.75	6.74	6.4	6.58	6.77	6.81	6.88	6.8	N/A
	3/15/2022	7.07	7.13	7.21	7.3	6.74	7.26	6.63	6.72	7.21	7.06	6.9	6.86	6.53	6.62	6.78	6.84	7.38	7.09	N/A
	8/9/2022	6.72	6.85	6.88	6.9	6.72	6.94	6.59	6.78	7.08	6.89	6.96	6.71	6.31	6.5	6.71	6.59	6.82	6.56	N/A
	2/14/2023	6.83	7	7.13	7.16	7.06	7.05	6.68	6.87	7.25	7.01	6.88	6.83	6.47	6.66	6.87	6.69	6.97	6.98	N/A
	7/19/2023	6.85	6.85	7.06	7.03	N/A	7.73	N/A	6.56	N/A	7.62	N/A	6.76	6.36	6.61	6.74	6.5	6.87	6.87	N/A
	4/9/2024	6.87	6.87	7.07	7.07	6.79	6.92	6.58	6.62	7.09	6.98	6.72	6.72	6.48	6.62	6.86	6.76	6.88	7.01	N/A
	7/16/2024	6.89	6.92	7.11	7.07	6.72	6.92	6.72	6.74	7.1	7.1	6.9	6.93	6.51	6.65	6.81	6.72	6.96	7.07	N/A
	4/29/2025	6.84	6.9	7.08	7.08	6.82	6.95	6.61	6.67	7.13	6.99	6.75	6.83	6.51	6.62	6.72	6.77	6.91	6.93	N/A
	7/1/2025	6.87	6.89	7.1	6.91	6.83	7.07	6.68	6.75	7.13	7.06	6.8	6.79	6.47	6.68	6.84	6.62	6.92	N/A	N/A
Specific Conductance, umhos/cm (CAS NO - SPECCON)	6/7/1993	2120	2750	1470	1320	4260	1980	5420	5870	6210	5400	6800	5600	4200	3950	5500	4550	3950	3690	N/A
	9/14/1993	888	1222	1120	906	3910	946	4580	4890	11470	1000	4690	1370	840	880	2320	1080	630	730	N/A
	12/8/1993	913	1243	1240	885	3590	1130	4900	5340	11190	1030	6930	1990	1660	1660	4630	2370	2490	1660	N/A
	3/22/1994	1000	980	1030	670	2740	800	3710	3500	8160	910	6130	1180	1700	1460	4390	1870	2450	1300	N/A
	9/30/1994	919	1079	931	862	3080	1020	4820	3180	7650	860	5980	1130	1930	1380	1280	1670	1490	1090	N/A
	3/16/1995	1154	1200	1105	937	3650	1000	4640	4830	10460	1310	6660	2550	2090	1610	4560	4560	3300	1270	N/A
	9/26/1995	940	1150	970	890	2720	960	4270	5220	10100	1000	6330	1190	1960	1360	4270	1480	2730	1190	N/A
	5/13/1996	1160	1371	1291	1377	3420	1386	6430	5440	8430	1794	9480	1855	1703	1953	6160	1362	3410	1496	N/A
	10/10/1996	995	1132	1060	896	2560	750	3760	4114	8600	755	5120	951	2111	430	3760	460	640	460	N/A
	6/19/1997	990	1030	1000	890	2430	870	4600	5090	8150	980	5900	1280	2040	1710	4350	1630	2180	1060	N/A
	10/10/1997	1045	1017	895	739	2020	893	4400	5250	9200	861	6200	785	1900	1900	380	1450	1800	990	N/A
	5/19/1998	980	1000	960	810	2400	940	4600	5100	9260	980	5850	1120	2100	2950	4080	1330	2000	1260	N/A
	10/19/1998	960	800	815	940	2130	950	4490	5040	9460	915	6490	1210	2010	2900	4550	1550	3140	1100	N/A
	4/20/1999	927	962	997	844	2280	477	4380	4410	7760	934	7250	1225	2000	2044	4160	1583	1864	1030	N/A
	10/18/1999	1061	1055	1197	906	2290	985	4280	5430	10050	998	6840	1434	2340	3150	4710	1512	1944	1731	N/A
	4/18/2000	N/A	1109	N/A	823	2450	N/A	4200	N/A	11590	N/A	6810	N/A	1709	N/A	3780	1369	N/A	968	N/A
	6/27/2000	N/A	N/A	N/A	N/A	2150	N/A	4460	N/A	7940	N/A	7200	N/A	1930	2360	N/A	N/A	N/A	N/A	N/A
	10/10/2000	800	960	920	710	2350	950	4170	5270	9760	990	5000	1100	1900	2390	3900	1280	1620	1100	N/A
	4/25/2001	N/A	808	N/A	798	2270	N/A	5070	N/A	599	N/A	6290	N/A	1882	N/A	3690	1292	N/A	952	N/A
	10/17/2001	1800	1990	N/A	1480	4020	1570	8000	9200	17200	1730	11320	2150	3790	4830	7740	2880	3750	1890	N/A
	4/1/2002	N/A	659	N/A	698	1433	N/A	695	N/A	1425	N/A	1111	N/A	1861	N/A	695	963	N/A	826	N/A
	10/1/2002	1100	1140	N/A	930	3270	1040	6950	8450	15500	1670	N/A	1750	N/A	N/A	6420	N/A	N/A	N/A	N/A
	4/21/2003	N/A	894	N/A	785	2090	N/A	4890	N/A	9240	N/A	9130	N/A	3250	N/A	5450	2000	N/A	976	N/A
	9/24/2003	1109	1030	1052	753	2050	1039	4780	5430	10190	1127	7470	1211	2300	2590	6400	1639	2400	1214	N/A
	4/9/2004	N/A	459	N/A	541	1177	N/A	4410	N/A	6280	N/A	5710	N/A	1000	N/A	3620	810	N/A	594	N/A

SCS ENGINEERS

Summary of Groundwater Chemistry

Archer Daniels Midland Landfill (Closed) - 23-SDP-05-88C

Appendix I Supplemental Constituents	Sample Date	MW-1 UPG	MW-2 UPG	MW-17 UPG	MW-18 UPG	MW-3 DNG	MW-4 DNG	MW-5 DNG	MW-6 DNG	MW-7 DNG	MW-8 DNG	MW-9 DNG	MW-10 DNG	MW-11 DNG	MW-12 DNG	MW-13 DNG	MW-14 DNG	MW-15 DNG	MW-16 DNG	WET_WELL DNG
Specific Conductance, umhos/cm (CAS NO - SPECCON)	10/19/2004	1097	1012	1022	869	2100	1046	4570	5230	8590	1185	6520	1109	2200	2690	4570	1489	1974	1088	N/A
	4/5/2005	N/A	840	N/A	783	1817	N/A	4330	N/A	5980	N/A	6370	N/A	1873	N/A	3800	1369	N/A	976	N/A
	10/20/2005	1159	981	1027	854	1990	1034	3880	4420	9310	1152	7080	1132	2010	2220	4030	1592	1170	1090	N/A
	4/17/2006	N/A	985	N/A	900	1990	N/A	5460	N/A	6750	N/A	7390	N/A	2180	N/A	4100	1462	N/A	1032	N/A
	10/17/2006	1169	1028	1002	647	2030	1022	5090	5590	9070	1175	7160	1136	2330	2470	4660	1556	1657	1069	N/A
	4/23/2007	N/A	982	N/A	800	2106	N/A	5710	N/A	5941	N/A	7983	N/A	2343	N/A	4958	1508	N/A	1105	N/A
	10/9/2007	1303	1048	1033	1017	1985	1027	5070	4450	8310	1357	6590	1117	2010	2240	4740	1700	1179	1176	N/A
	4/14/2008	N/A	880	N/A	940	2050	N/A	5920	N/A	6160	N/A	7950	N/A	2300	N/A	4880	1790	N/A	1084	N/A
	10/23/2008	1292	909	955	851	1936	1012	4710	5100	8610	1228	6280	1036	2300	2280	4720	2080	1288	1079	N/A
	4/14/2009	N/A	809	N/A	804	1922	N/A	4910	N/A	9080	N/A	7810	N/A	2100	N/A	4640	1900	N/A	1026	N/A
	10/9/2009	1406	939	929	858	2070	1155	4580	5710	9410	1337	7760	1078	2300	2240	4370	1583	1737	1055	N/A
	4/7/2010	N/A	939	N/A	838	2080	N/A	5100	N/A	7560	N/A	6990	N/A	2350	N/A	4300	1934	N/A	947	N/A
	10/26/2010	1386	951	939	862	2100	1175	4486	5692	9372	1296	7785	1118	2185	2260	4415	1526	1752	1087	N/A
	4/13/2011	N/A	898	N/A	815	5140	N/A	4630	N/A	6390	N/A	6890	N/A	2020	N/A	4130	1686	N/A	495	N/A
	10/27/2011	1579	1018	1039	1153	2249	1248	591	3999	1304	3999	1390	2450	2170	1734	1210	1183	3779	1086	N/A
	4/24/2012	N/A	915	N/A	837	3163	N/A	4217	N/A	6147	N/A	6799	N/A	1987	N/A	4207	1831	N/A	563	N/A
	10/23/2012	1624	1132	1201	1136	2175	1322	4201	576	3879	1409	4101	1407	2654	2278	3842	1698	1216	1248	N/A
	4/2/2013	1073	721	679	644	1024	208	3783	432	9135	890	5519	959	1784	1969	3703	1886	926	737	N/A
	10/2/2013	904	864	762	818	1852	1117	4627	4768	8083	1027	5823	1008	2004	2246	3827	1825	1038	865	N/A
	4/1/2014	838.6	968.8	762.8	835.5	2171.8	1333.8	6054.4	5631.1	11519.6	1121.4	7432.8	1249.7	2389.3	2798.9	4712.6	2309.4	2000.5	991	N/A
	10/1/2014	1348	931	875	833	2078	1286	5360	5669	9909	1133	6953	1277	2216	2725	4681	1761	1311	921	N/A
	4/29/2015	1395	968	1025	848	1695	1146	5640	5650	10820	910	7690	1011	2110	3280	4260	2330	1924	919	N/A
	10/1/2015	1395	960	835	869	2350	1350	6270	6270	8800	969	7010	1200	2170	4780	4440	1816	1470	936	N/A
	4/25/2016	1505	957	873	460	2211	1362	5332	569	1182	1051	7605	1306	2075	3676	4208	1725	1457	1089	N/A
	10/12/2016	1135	803	736	863	1805	1081	3945	416	8519	881	5556	1010	1980	3233	3630	1712	1042	826	N/A
	4/12/2017	1160	737	755	823	1859	1094	4360	454	10556	1010	6424	1134	2030	3261	3998	1067	988	649	N/A
	10/5/2017	1178	902	894	944	2082	1284	1553	544	10370	1039	5500	1278	2856	3299	4104	1390	1127	947	N/A
	5/9/2018	1354	1008	921	935	2511	1553	4948	3201	9674	2647	11832	11201	2596	2780	10392	1534	1219	868	N/A
	9/10/2018	1209	959	1026	1022	2390	1576	5389	4203	10991	2360	11822	11906	3337	3450	4850	1113	1573	1095	N/A
	3/27/2019	1222	838	884	808	2243	1169	5432	3609	8274	1064	6247	1194	2982	3010	4066	997	1140	845	N/A
	9/10/2019	1182.2	757.5	766.3	828.9	1812.7	1051.9	4168.6	4571.8	9439.6	1117.9	9859	1188.8	1971.3	2351.6	2800.4	1199.4	962.7	803.7	N/A
	3/2/2020	1356	794	823	907	2137	1176	5659	4863	11603	1058	6014	1225	2272	3007	4124	1603	1106	883	N/A
	8/26/2020	1385.5	804.8	826.5	899.8	2121.4	1182.9	5547.8	5047.2	10835.5	1069.8	5875.8	1207.5	2078.53	2771.22	3931	1223.99	1062.13	895.5	N/A
	5/4/2021	1473	809.3	812.2	913.8	2115.7	1160.2	5520.3	4892.9	11039.3	1095.4	6590.8	6584	2230.7	2816	3746.5	973.6	1118.7	773.7	N/A
	8/17/2021	1485.1	820.6	773.7	894.2	2213.1	1187.5	5638.4	5265.2	11174.1	1138	6362.4	1195.7	2251.9	2736.8	3886.9	1056	1150.1	844	N/A
	3/15/2022	1051.1	799.8	698.5	661.3	2037.5	1092.4	4787.9	4857.2	10643	1052	5962.3	1084.6	2139.8	2306.2	3584.7	939.9	1012	767.4	N/A
	8/9/2022	1460.8	774.9	734.7	687.5	2134.3	1197.8	5163.5	4675.7	10409.4	1103.5	6137.3	1130.3	2052.7	2310.7	3533	1253	1072.7	722.6	N/A
	2/14/2023	1310.9	811.3	799.3	747.9	1746.6	1415.1	5780	2008.5	11915.3	1222.1	7145.6	1248.1	2302	2399.2	4014.2	1575.7	1214.7	814.4	N/A
	7/19/2023	1315.7	792.7	767.6	883.9	N/A	1172.4	N/A	4819.6	N/A	1117.6	N/A	1250.7	2130.1	1996.2	638.2	2376.7	1112.9	809	N/A
	4/9/2024	1478	928.7	861.7	967	3382.2	1464.3	6432.2	4851.5	12080.8	1466.8	7381.1	1341.6	2540.9	2337.1	3830.7	1940.1	1316.2	805	N/A
	7/16/2024	1375.1	806.8	859.7	921	2366.9	1290.2	6040	3587.7	7001.5	1215	6096.7	1405.1	2445.6	2072.2	3480.1	2324.3	1128.6	938.5	N/A
	4/29/2025	1434	905.4	857.2	912.4	2707	1403	6425.8	4908.9	11436.7	1203.8	7548.2	1286.5	2457.2	2216.2	3886.4	2074.9	1260.9	1073.7	N/A
	7/1/2025	1288.7	783.1	772	961.7	2394.1	1237.7	5592.3	4723.4	9690.8	1058	6458.4	1135.3	2129.3	2021.5	3553.6	1992.4	1123.7	N/A	N/A
Total Solids, mg/L (CAS NO - TS)	10/23/2012	N/A	N/A	N/A	N/A	N/A	N/A	N/A	N/A	N/A	N/A	N/A	N/A	N/A	N/A	N/A	N/A	N/A	N/A	37000
	4/2/2013	N/A	N/A	N/A	N/A	N/A	N/A	N/A	N/A	N/A	N/A	N/A	N/A	N/A	N/A	N/A	N/A	N/A	N/A	22800
	10/2/2013	N/A	N/A	N/A	N/A	N/A	N/A	N/A	N/A	N/A	N/A	N/A	N/A	N/A	N/A	N/A	N/A	N/A	N/A	26300
	10/12/2016	N/A	N/A	N/A	N/A	N/A	N/A	N/A	N/A	N/A	N/A	N/A	N/A	N/A	N/A	N/A	N/A	N/A	N/A	5550
	9/10/2018	N/A	N/A	N/A	N/A	N/A	N/A	N/A	N/A	N/A	N/A	N/A	N/A	N/A	N/A	N/A	N/A	N/A	N/A	3840
	8/26/2020	N/A	N/A	N/A	N/A	N/A	N/A	N/A	N/A	N/A	N/A	N/A	N/A	N/A	N/A	N/A	N/A	N/A	N/A	4620
	3/15/2022	N/A	N/A	N/A	N/A	N/A	N/A	N/A	N/A	N/A	N/A	N/A	N/A	N/A	N/A	N/A	N/A	N/A	N/A	3950
	4/9/2024	N/A	N/A	N/A	N/A	N/A	N/A	N/A	N/A	N/A	N/A	N/A	N/A	N/A	N/A	N/A	N/A	N/A	N/A	5900
Benzoic acid, ug/L (CAS NO - 65-85-0)	10/23/2012	N/A	N/A	N/A	N/A	N/A	N/A	N/A	N/A	N/A	N/A	N/A	N/A	N/A	N/A	N/A	N/A	N/A	N/A	< 16000
	4/2/2013	N/A	N/A	N/A	N/A	N/A	N/A	N/A	N/A	N/A	N/A	N/A	N/A	N/A	N/A	N/A	N/A	N/A	N/A	34.4*
	10/2/2013	< 1.02	< 1.02	< 1.03	3.95*	< 1.1	< 1.02	4.01*	4.24*	4.65*	< 1.01	< 1.02	< 1.02	4.81*	4.21*	4.06*	4.1*	< 1.02	< 1.03	17100*
	10/12/2016	N/A	N/A	N/A	N/A	N/A	N/A	N/A	N/A	N/A	N/A	N/A	N/A	N/A	N/A	N/A	N/A	N/A	N/A	< 100
	9/10/2018	N/A	N/A	N/A	N/A	N/A	N/A	N/A	N/A	N/A	N/A	N/A	N/A	N/A	N/A	N/A	N/A	N/A	N/A	< 1010
	8/26/2020	N/A	N/A	N/A	N/A	N/A	N/A	N/A	N/A	N/A	N/A	N/A	N/A	N/A	N/A	N/A	N/A	N/A	N/A	< 1230
	3/15/2022	N/A	N/A	N/A	N/A	N/A	N/A	N/A	N/A	N/A	N/A	N/A	N/A	N/A	N/A	N/A	N/A	N/A	N/A	< 100
	4/9/2024	N/A	N/A	N/A	N/A	N/A	N/A	N/A	N/A	N/A	N/A	N/A	N/A	N/A	N/A	N/A	N/A	N/A	N/A	< 92.6
Methylphenols, total, ug/L (CAS NO - 1319-77-3)	6/7/1993	< 21	< 21	< 23	< 25	< 22	< 14	< 29	< 23	< 26	< 21	1100	< 21	< 24	< 25	< 21	< 23	< 26	< 22	N/A
	9/14/1993	< 10	< 10	< 10	< 10	< 10	< 10	< 10	< 10	< 10	< 10	542	< 10	< 10	< 10	< 14	< 10	< 10	< 10	N/A
	12/8/1993	< 10	< 10	< 10	< 10	< 10	< 10	< 10	< 10	< 10	< 10	492	< 10	< 14	< 10	< 10	< 15	< 10	< 10	N/A
	3/22/1994	< 10	< 10	< 10	< 10	< 10	< 10	< 10	< 10	< 10	< 10	87.2	< 10	< 10	< 10	< 10	< 13	< 10	< 10	N/A
	9/30/1994	N/A	N/A	N/A	< 10	N/A	N/A	N/A	N/A	N/A	N/A	40.6	N/A	N/A	N/A	N/A	N/A	N/A	N/A	N/A
	3/16/1995	N/A	N/A	N/A	< 10	N/A	N/A	N/A	N/A	< 14	N/A	34.2	N/A	N/A	N/A	N/A	N/A	N/A	N/A	N/A
	5/13/1996	N/A	N/A	N/A	< 10	N/A	N/A	N/A	N/A	< 14	N/A	< 10	N/A	N/A	N/A	N/A	N/A	N/A	N/A	N/A
	10/10/1996	N/A	N/A	N/A	< 10	N/A	N/A	N/A	N/A	< 10	N/A	< 5	N/A	N/A	N/A	N/A	N/A	N/A	N/A	N/A
	6/19/1997	N/A	N/A	N/A	< 10	N/A	N/A	N/A	N/A	N/A	N/A	65.4	N/A	N/A	N/A	N/A	N/A	N/A	N/A	N/A
	10/10/1997	N/A	N/A	N/A	< 10	N/A	N/A	N/A	N/A	N/A	N/A	10.5	N/A	N/A	N/A	N/A	N/A	N/A	N/A	N/A
	5/19/1998	N/A	N/A	N/A	< 10	N/A	N/A	N/A	N/A	N/A	N/A	153	N/A	N/A	N/A	N/A	N/A	N/A	N/A	N/A
	10/19/1998	N/A	N/A	N/A	< 10	N/A	N/A	N/A	N/A	N/A	N/A	< 10	N/A	N/A	N/A	N/A	N/A	N/A	N/A	N/A
	10/10/2000	N/A	N/A	N/A	N/A	N/A	N/A	N/A	N/A	N/A	N/A	< 10	N/A	N/A	N/A	N/A	N/A	N/A	N/A	N/A
	10/1/2002	N/A	N/A	N/A	N/A	N/A	N/A	N/A	N/A	N/A	N/A	< 300	N/A	N/A	N/A	N/A	N/A	N/A	N/A	N/A
	9/24/2003	N/A	N/A	N/A	N/A	N/A	N/A	N/A	N/A	N/A	N/A	< 14	N/A	N/A	N/A	N/A	N/A	N/A	N/A	N/A
	10/19/2004	N/A	N/A	N/A	N/A	N/A	N/A	N/A	N/A	N/A	N/A	< 50	N/A	N/A	N/A	N/A	N/A	N/A	N/A	N/A

SCS ENGINEERS

Summary of Groundwater Chemistry

Archer Daniels Midland Landfill (Closed) - 23-SDP-05-88C

Appendix I Supplemental Constituents	Sample Date	MW-1 UPG	MW-2 UPG	MW-17 UPG	MW-18 UPG	MW-3 DNG	MW-4 DNG	MW-5 DNG	MW-6 DNG	MW-7 DNG	MW-8 DNG	MW-9 DNG	MW-10 DNG	MW-11 DNG	MW-12 DNG	MW-13 DNG	MW-14 DNG	MW-15 DNG	MW-16 DNG	WET_WELL DNG
Methylphenols, total, ug/L (CAS NO - 1319-77-3)	4/5/2005	N/A	N/A	N/A	N/A	N/A	N/A	N/A	N/A	N/A	N/A	< 10	N/A	N/A	N/A	N/A	N/A	N/A	N/A	N/A
	10/20/2005	N/A	N/A	N/A	N/A	N/A	N/A	N/A	N/A	N/A	N/A	< 10	N/A	N/A	N/A	N/A	N/A	N/A	N/A	N/A
	4/17/2006	N/A	N/A	N/A	N/A	N/A	N/A	N/A	N/A	N/A	N/A	< 10	N/A	N/A	N/A	N/A	N/A	N/A	N/A	N/A
	10/17/2006	N/A	N/A	N/A	N/A	N/A	N/A	N/A	N/A	N/A	N/A	**10.6**	N/A	N/A	N/A	N/A	N/A	N/A	N/A	N/A
	4/23/2007	N/A	N/A	N/A	N/A	N/A	N/A	N/A	N/A	N/A	N/A	**32.8**	N/A	N/A	N/A	N/A	N/A	N/A	N/A	N/A
	10/9/2007	N/A	N/A	N/A	N/A	N/A	N/A	N/A	N/A	N/A	N/A	< 20	N/A	N/A	N/A	N/A	N/A	N/A	N/A	N/A
	4/14/2008	N/A	N/A	N/A	N/A	N/A	N/A	N/A	N/A	N/A	N/A	< 10	N/A	N/A	N/A	N/A	N/A	N/A	N/A	N/A
	10/23/2008	N/A	N/A	N/A	N/A	N/A	N/A	N/A	N/A	N/A	N/A	< 10	N/A	N/A	N/A	N/A	N/A	N/A	N/A	N/A
	4/14/2009	N/A	N/A	N/A	N/A	N/A	N/A	N/A	N/A	N/A	N/A	**27.6**	N/A	N/A	N/A	N/A	N/A	N/A	N/A	N/A
	10/9/2009	N/A	N/A	N/A	N/A	N/A	N/A	N/A	N/A	N/A	N/A	< 619	N/A	N/A	N/A	N/A	N/A	N/A	N/A	N/A
	4/7/2010	N/A	N/A	N/A	N/A	N/A	N/A	N/A	N/A	N/A	N/A	< 10	N/A	N/A	N/A	N/A	N/A	N/A	N/A	N/A
	10/26/2010	N/A	N/A	N/A	N/A	N/A	N/A	N/A	N/A	N/A	N/A	< 10	N/A	N/A	N/A	N/A	N/A	N/A	N/A	N/A
	4/13/2011	N/A	N/A	N/A	N/A	N/A	N/A	N/A	N/A	N/A	N/A	< 10	N/A	N/A	N/A	N/A	N/A	N/A	N/A	N/A
	10/27/2011	N/A	N/A	N/A	N/A	N/A	N/A	N/A	N/A	N/A	N/A	< 20	N/A	N/A	N/A	N/A	N/A	N/A	N/A	N/A
	4/24/2012	N/A	N/A	N/A	N/A	N/A	N/A	N/A	N/A	N/A	N/A	< 10	N/A	N/A	N/A	N/A	N/A	N/A	N/A	N/A
	10/23/2012	N/A	N/A	N/A	N/A	N/A	N/A	N/A	N/A	N/A	N/A	< 10	N/A	N/A	N/A	N/A	N/A	N/A	N/A	**5080**
	4/2/2013	N/A	N/A	N/A	N/A	N/A	N/A	N/A	N/A	N/A	N/A	< 10	N/A	N/A	N/A	N/A	N/A	N/A	N/A	**650**
	10/2/2013	< 0.182	< 0.182	< 0.184	< 0.182	< 0.196	< 0.182	< 0.184	< 0.182	< 0.182	< 0.182	10*	< 0.182	< 0.194	< 0.182	< 0.186	< 0.189	< 0.182	< 0.184	**4920**
	10/1/2014	N/A	N/A	N/A	N/A	N/A	N/A	N/A	N/A	N/A	N/A	2.9*	N/A	N/A	N/A	N/A	N/A	N/A	N/A	N/A
	10/1/2015	N/A	N/A	N/A	N/A	N/A	N/A	N/A	N/A	N/A	N/A	0.36*	N/A	N/A	N/A	N/A	N/A	N/A	N/A	N/A
	10/12/2016	N/A	N/A	N/A	N/A	N/A	N/A	N/A	N/A	N/A	N/A	< 105	N/A	N/A	N/A	N/A	N/A	N/A	N/A	**103**
	9/10/2018	N/A	N/A	N/A	N/A	N/A	N/A	N/A	N/A	N/A	N/A	N/A	N/A	N/A	N/A	N/A	N/A	N/A	N/A	24*
	8/26/2020	N/A	N/A	N/A	N/A	N/A	N/A	N/A	N/A	N/A	N/A	N/A	N/A	N/A	N/A	N/A	N/A	N/A	N/A	< 123
	3/15/2022	N/A	N/A	N/A	N/A	N/A	N/A	N/A	N/A	N/A	N/A	N/A	N/A	N/A	N/A	N/A	N/A	N/A	N/A	< 10
	4/9/2024	N/A	N/A	N/A	N/A	N/A	N/A	N/A	N/A	N/A	N/A	N/A	N/A	N/A	N/A	N/A	N/A	N/A	N/A	< 9.26

Note: * indicates 'J flag'. Detection is below the reporting limit, but greater than the MDL (Method Detection Limit). The concentration is estimated.

Denotes Detection.

Denotes Confirmed Outlier. Statistically Excluded.

Sampling performed over multiple dates is recorded on the first date sampled. Refer to field forms for exact sample date.

SCS ENGINEERS

Summary of Groundwater Chemistry

Archer Daniels Midland Landfill (Closed) - 23-SDP-05-88C

Geochemistry Constituents	Sample Date	MW-1 UPG	MW-2 UPG	MW-17 UPG	MW-18 UPG	MW-3 DNG	MW-4 DNG	MW-5 DNG	MW-6 DNG	MW-7 DNG	MW-8 DNG	MW-9 DNG	MW-10 DNG	MW-11 DNG	MW-12 DNG	MW-13 DNG	MW-14 DNG	MW-15 DNG	MW-16 DNG	WET_WELL DNG
Bicarbonate, mg/L (CAS NO - BICARB)	10/5/2017	361	412	361	412	850	350	2660	268	5480	355	3500	500	1150	1060	2890	716	386	438	2120
	5/9/2018	427	371	330	407	810	389	3010	1560	5320	410	3890	524	1050	968	2670	700	381	232	4510
Calcium, mg/L (CAS NO - 7440-70-2)	10/5/2017	91.8	99.8	93.9	103	86.6	102	486	66.6	165	87	497	132	201	207	372	107	115	131	49.1
	5/9/2018	112	105	100	100	116	108	510	123	166	107	650	153	260	196	391	135	134	68.5	131
Carbonate, mg/L (CAS NO - CARB)	10/5/2017	< 5	< 5	< 5	< 5	< 5	< 5	< 20	< 5	< 20	< 5	< 20	< 5	< 5	< 5	< 10	< 5	< 5	< 5	< 20
	5/9/2018	< 5	< 5	< 5	< 5	< 25	< 5	< 10	< 10	< 25	< 5	< 25	< 5	< 10	< 10	< 25	< 5	< 5	< 5	< 25
Chloride, mg/L (CAS NO - 16887-00-6)	6/7/1993	68	23	20	19	220	52	330	440	440	49	1100	24	47	82	120	57	140	18	N/A
	9/14/1993	77	24	22	20	< 5	55	< 5	< 5	360	40	210	48	21	10	< 5	58	29	21	N/A
	12/8/1993	68	200	23	23	< 5	53	< 5	12	340	34	810	47	41	< 5	< 5	58	41	26	N/A
	3/22/1994	76	24	23	26	260	62	< 5	5.1	42	42	630	52	51	74	200	69	29	29	N/A
	9/30/1994	110	23	22	54	310	62	240	440	340	40	490	51	51	66	200	60	40	37	N/A
	3/16/1995	94	22	20	47	300	62	220	420	300	38	790	48	44	68	200	60	64	33	N/A
	9/26/1995	81	22	23	34	280	61	210	390	310	45	260	48	45	< 5	210	30	60	32	N/A
	5/13/1996	71	23	32	27	260	63	250	400	300	59	110	55	37	59	200	19	65	25	N/A
	10/10/1996	94	26	25	34	260	57	230	370	55	48	340	49	53	84	280	30	77	36	N/A
	6/19/1997	93	180	28	33	25	57	190	390	280	46	300	52	48	59	220	32	52	37	N/A
	10/10/1997	120	27	26	34	200	57	190	380	280	43	220	52	51	70	220	40	50	46	N/A
	5/19/1998	96.4	22.4	27.7	30.2	175	71.9	167	340	243	59.6	210	50.4	47.3	99.1	199	31	55.8	50.7	N/A
	10/19/1998	100	16	25	11	180	58	150	380	260	53	180	47	50	110	200	34	75	52	N/A
	4/20/1999	74	24	30	12	200	59	150	370	260	49	310	47	54	93	180	38	50	35	N/A
	10/18/1999	97	22	29	24	150	61	120	370	280	47	260	47	55	120	210	30	51	37	N/A
	4/18/2000	N/A	18	N/A	22.8	163	N/A	118	N/A	231	N/A	671	N/A	44.6	N/A	187	36.8	N/A	34	N/A
	10/10/2000	N/A	15.9	N/A	21.7	136	70.1	78.7	366	300	55.8	173	51.9	28.8	96.6	175	23.6	44.8	34.5	N/A
	4/25/2001	N/A	52.5	N/A	14.8	275	N/A	315	N/A	304	N/A	123	N/A	63.2	N/A	188	40.8	N/A	30.8	N/A
	10/17/2001	N/A	13.5	N/A	14.5	195	N/A	146	N/A	355	N/A	98.8	N/A	47.9	N/A	187	63.4	N/A	34.5	N/A
	4/1/2002	N/A	14.2	N/A	10.9	183	N/A	208	N/A	268	N/A	366	N/A	54.6	N/A	185	57.5	N/A	38.2	N/A
	10/1/2002	110	20	N/A	16	150	77	< 2	< 4	< 5	100	< 1	44	52	110	< 2	86	34	36	N/A
	4/21/2003	N/A	17.7	N/A	22.6	201	N/A	206	N/A	300	N/A	469	N/A	76.6	N/A	183	75	N/A	41.9	N/A
	9/24/2003	134	22.6	31.8	17.4	186	86.1	175	421	311	95.8	263	45.8	93.4	121	188	82.7	65.3	45.2	N/A
	4/9/2004	N/A	22.3	N/A	14.7	224	N/A	254	N/A	293	N/A	1000	N/A	129	N/A	194	85.5	N/A	53	N/A
	10/19/2004	132	20.6	34.1	15.4	189	98.5	172	400	270	153	364	49.4	92.4	126	187	57.5	62.2	63.1	N/A
	4/5/2005	N/A	12.4	N/A	11.5	210	N/A	181	N/A	263	N/A	272	N/A	63	N/A	154	56.2	N/A	63.1	N/A
	10/20/2005	159	16.7	14.9	38.1	205	96	233	381	263	126	213	47	59.6	103	150	52.3	48	59.3	N/A
	4/17/2006	N/A	16.2	N/A	9.8	221	N/A	647	N/A	295	N/A	499	N/A	101	N/A	144	61.9	N/A	43.9	N/A
	10/17/2006	143	27.3	34.3	9.24	197	95.1	191	236	247	137	265	47.2	82.3	106	149	61.3	57	58.5	N/A
	4/23/2007	N/A	19	N/A	11.7	206	N/A	242	N/A	214	N/A	1190	N/A	83.6	N/A	160	60.4	N/A	61.3	N/A
	10/9/2007	149	22.4	33.3	17.9	199	97.2	216	354	238	206	40.2	49.9	61.9	100	134	77.4	50.4	63.6	N/A
	4/14/2008	N/A	54.4	N/A	14.9	203	N/A	245	N/A	224	N/A	1020	N/A	94.8	N/A	121	118	N/A	42.9	N/A
	10/23/2008	185	18.9	32.4	17.6	140	95.5	146	330	228	181	171	49	99.8	107	117	124	57.9	75.6	N/A
	4/14/2009	N/A	13.8	N/A	13.7	201	N/A	180	N/A	242	N/A	430	N/A	79.6	N/A	105	85.1	N/A	71.2	N/A
	10/9/2009	208	24	35.8	19.2	156	97.9	136	325	321	255	28.8	49.4	90.9	108	126	90.1	62.2	66.2	N/A
	4/7/2010	N/A	24.5	N/A	11.2	201	N/A	190	N/A	223	N/A	548	N/A	105	N/A	88.9	184	N/A	18.5	N/A
	10/26/2010	193	23.6	45.2	21.9	163	94.8	152	< 5	206	116	458	49.7	74.1	115	104	170	52	23.1	N/A
	4/13/2011	N/A	31	N/A	23.5	212	N/A	140	N/A	210	N/A	213	N/A	102	N/A	75.1	176	N/A	27	N/A
	10/27/2011	201	25.6	42.3	27	134	133	164	76.8	214	108	416	73.3	70.9	112	78.1	71.7	59.3	38.3	N/A
	4/24/2012	N/A	24.3	N/A	13.3	168	N/A	127	N/A	200	N/A	40.4	N/A	57.6	N/A	16.4	186	N/A	24.6	N/A
	10/23/2012	153	64.5	42.3	19.2	148	160	140	< 5	220	62.2	46.5	48.8	61.1	90.3	38.5	154	171	36.7	N/A
	4/2/2013	190	27.1	30.4	11.9	188	3.64*	132	3.29*	221	53	49.2	46.8	91.1	141	52.3	371	46.9	29.9	N/A
	10/2/2013	105	47.2	40.7	18.2	167	142	171	126	159	136	50.2	47.2	78.6	206	54.9	233	52	43.9	690
	4/1/2014	92.7	38.6	31.1	15.6	200	139	189	229	203	76.3	52.8	46.4	101	218	59.1	296	44.1	39.2	N/A
	10/1/2014	178	39.4	42.5	17.3	180	151	173	230	202	100	64.5	52.1	71.2	194	63.8	146	53.9	50.2	N/A
	4/29/2015	124	33.7	35.3	14.9	196	157	179	225	213	72.7	57	48.9	66.2	343	58.7	361	52.2	45.6	N/A
	10/1/2015	206	41.4	35.5	13	176	158	162	235	166	83.2	83.4	54.4	103	557	51.9	193	49.4	45.1	N/A
	4/25/2016	203	25.8	37.3	13.4	175	164	167	5.55	226	79.3	654	48.3	75.4	581	46.9	30.9	57.2	30.7	N/A
	10/12/2016	171	24.2	39.1	25.6	206	153	162	4.27*	228	78.2	720	47.5	75.3	508	51.1	47.4	66.4	21.1	312
	4/12/2017	183	22.3	46.9	12.8	169	152	169	N/A	228	85.9	738	49	91.7	529	43.5	34.2	71.5	20.1	N/A
	10/5/2017	131	23.2	33.7	19.2	160	124	151	2.25*	185	68.3	37	45.8	84.7	490	39.7	36.4	69.6	24.3	238
	5/9/2018	159	20.3	39.2	16.1	270	34.3	649	373	203	67.8	52.7	51.6	264	435	92	38	65	24.3	484
	9/10/2018	158	19.2	40	15.3	212	128	145	412	178	64.9	42.1	44.9	456	445	36.4	8.11	68.6	28.3	257
	3/27/2019	164	15.8	44.6	15.8	234	129	149	187	216	84.5	29.8	54.7	409	494	61.9	10	65	28.6	N/A
	9/10/2019	198	15.3	34.5	45.7	193	113	127	158	174	74.9	23.3	17.8	95.1	444	33	33.4	73.9	26.5	N/A
	3/2/2020	202	16.7	30.5	18.3	186	137	136	139	170	77.2	21.6	45.3	70.8	460	29.7	20.4	80.1	29.7	N/A
	8/26/2020	203	18.3	35.1	21.7	191	140	140	155	178	84	27.4	47.9	71.3	430	31.2	37.2	83.9	30.1	191
	5/4/2021	233	40.5	48	53.6	220	149	152	218	180	110	33.1	53.3	77.6	479	30.9	13.4	93	27	N/A
	5/4/2021	240	N/A	N/A	N/A	N/A	N/A	N/A	N/A	N/A	N/A	N/A	N/A	N/A	N/A	N/A	N/A	N/A	N/A	N/A
	8/17/2021	227	35.5	29.4	27.1	215	143	145	235	157	104	30.4	46.7	67.7	433	26.7	12.1	85	28.6	N/A
	8/17/2021	N/A	N/A	N/A	N/A	214	N/A	N/A	N/A	N/A	N/A	N/A	N/A	N/A	N/A	N/A	N/A	N/A	N/A	N/A
	3/15/2022	153	53.7	30.2	28.4	236	155	139	195	169	136	29.4	48.5	177	407	31.2	18.2	81.3	34.5	199
	3/15/2022	N/A	N/A	N/A	N/A	N/A	N/A	N/A	N/A	N/A	N/A	N/A	N/A	N/A	N/A	N/A	N/A	N/A	31.8	N/A
	8/9/2022	250	37.2	36.1	27.7	218	161	146	200	158	111	38.1	< 5	69.7	373	27.3	137	84.7	24.2	N/A
	8/9/2022	N/A	N/A	N/A	N/A	N/A	174	N/A	N/A	N/A	N/A	N/A	N/A	N/A	N/A	N/A	N/A	N/A	N/A	N/A
	2/14/2023	168	28.4	36.9	29.3	223	189	136	66.2	173	142	37.3	47.7	108	379	32.7	220	91.4	32.5	N/A
	2/14/2023	N/A	N/A	N/A	N/A	N/A	N/A	N/A	N/A	N/A	N/A	N/A	N/A	N/A	N/A	N/A	N/A	N/A	35.3	N/A
	7/19/2023	204	33	45.5	39.7	N/A	183	N/A	176	N/A	117	N/A	51.5	74.6	305	47.3	493	88.1	41.7	N/A
	7/19/2023	N/A	N/A	N/A	N/A	N/A	197	N/A	N/A	N/A	N/A	N/A	N/A	N/A	N/A	N/A	N/A	N/A	N/A	N/A

SCS ENGINEERS

Summary of Groundwater Chemistry

Archer Daniels Midland Landfill (Closed) - 23-SDP-05-88C

Geochemistry Constituents	Sample Date	MW-1 UPG	MW-2 UPG	MW-17 UPG	MW-18 UPG	MW-3 DNG	MW-4 DNG	MW-5 DNG	MW-6 DNG	MW-7 DNG	MW-8 DNG	MW-9 DNG	MW-10 DNG	MW-11 DNG	MW-12 DNG	MW-13 DNG	MW-14 DNG	MW-15 DNG	MW-16 DNG	WET_WELL DNG
Chloride, mg/L (CAS NO - 16887-00-6)	4/9/2024	179	31.8	36.4	41.3	420	186	166	317	168	176	27.3	49.3	129	302	97.1	195	78.7	28.2	239
	4/9/2024	N/A	N/A	N/A	N/A	N/A	N/A	N/A	N/A	N/A	N/A	N/A	N/A	N/A	N/A	N/A	N/A	N/A	360	N/A
	7/16/2024	183	30.1	71.6	39.2	298	177	192	385	195	146	38.9	76.3	293	298	64.6	357	90.1	68.3	N/A
	7/16/2024	N/A	N/A	N/A	N/A	N/A	180	N/A	N/A	N/A	N/A	N/A	N/A	N/A	N/A	N/A	N/A	N/A	N/A	N/A
	4/29/2025	174	32.1	42.5	45.1	277	191	186	317	179	121	33.4	73.3	250	105	71.5	298	242	84.9	N/A
	4/29/2025	N/A	N/A	N/A	N/A	N/A	183	N/A	N/A	N/A	N/A	N/A	N/A	N/A	N/A	N/A	N/A	N/A	N/A	N/A
	7/1/2025	174	28.4	45.5	42.3	262	180	173	300	164	111	28.2	57.1	99	284	73.5	287	99.5	N/A	N/A
	7/1/2025	N/A	N/A	N/A	N/A	N/A	N/A	N/A	N/A	N/A	112	N/A	N/A	N/A	N/A	N/A	N/A	N/A	N/A	N/A
Magnesium, mg/L (CAS NO - 7439-95-4)	10/2/2013	N/A	N/A	N/A	N/A	N/A	N/A	N/A	N/A	N/A	N/A	N/A	N/A	N/A	N/A	N/A	N/A	N/A	N/A	28.8
	10/1/2014	53.7	34.9	37.8	39.1	84.5	N/A	394	334	340	N/A	252	59.6	110	143	288	86.3	73.1	N/A	N/A
	10/1/2015	56.3	35.6	38.3	39.2	75.9	N/A	441	339	257	N/A	264	42.6	135	208	659	91.2	112	N/A	N/A
	10/12/2016	42.9	28.7	30.4	34.2	73.7	N/A	289	20.6	281	N/A	229	67.5	90.9	236	325	109	47.7	N/A	469
	10/5/2017	43.4	26.4	33.3	33.7	75.7	35.5	297	22.7	247	35.9	224	50.2	94.1	118	280	86.7	50	61.2	364
	5/9/2018	43.5	28.9	32.3	31.7	78.1	39.2	401	183	57.3	39.2	226	50.5	106	115	294	79.7	49.9	22.9	369
	9/10/2018	38.8	27.8	31.7	36.2	77.4	N/A	523	242	494	N/A	339	50.3	150	142	474	54.4	48.1	N/A	275
	3/27/2019	36.1	29.7	30.6	28.2	80.7	N/A	404	280	276	N/A	223	50.1	107	112	279	71.5	50.2	N/A	N/A
	9/10/2019	43	26.6	32.7	35.4	82.5	N/A	336	294	312	N/A	225	55.9	102	112	312	68.3	52.6	N/A	N/A
	3/2/2020	43.1	24.1	29.9	32.6	86	N/A	343	378	244	N/A	236	48.4	96.2	111	328	128	55.2	N/A	N/A
	8/26/2020	46.1	26.8	30.3	30.6	86.2	N/A	338	356	241	N/A	237	51.7	101	112	312	71	47.4	N/A	594
	5/4/2021	54.1	27	31.6	30.8	86.3	N/A	334	293	290	N/A	247	57.1	102	102	299	67.9	53.6	N/A	N/A
	8/17/2021	45.9	23.9	27.4	28.2	78.9	N/A	364	324	444	N/A	315	66.9	114	101	328	69.5	49.1	N/A	N/A
	3/15/2022	38.8	30.6	31.3	28.1	81.6	N/A	374	338	337	N/A	278	61.9	99.1	92.7	273	73.7	50.8	N/A	504
	8/9/2022	64	28.2	33.4	28.3	95.2	N/A	508	400	436	N/A	322	70.9	105	86.5	298	62.6	65.9	N/A	N/A
	2/14/2023	45.8	30.2	30.2	27.5	71	N/A	423	149	487	N/A	326	54.7	98.8	81.2	274	73.1	60.6	N/A	N/A
	7/19/2023	50.8	26.3	29.4	32	N/A	N/A	N/A	316	N/A	N/A	N/A	55.3	70.2	72.7	343	113	53.6	N/A	N/A
	4/9/2024	47.2	28.2	29.1	32.2	96.3	N/A	463	324	321	N/A	265	51.4	97.8	69.9	53.1	84	278	N/A	448
	7/16/2024	50.1	27.2	29	33.9	84.9	N/A	514	159	240	N/A	251	67.6	95.4	77.8	263	102	51.7	N/A	N/A
	4/29/2025	46.8	28.5	30.9	29.8	95.5	N/A	476	251	259	N/A	327	49.7	86.8	50.8	253	73.2	89.4	N/A	N/A
	7/1/2025	45.6	22.9	29.5	37	101	N/A	483	345	310	N/A	287	49	96.9	75.7	276	94.9	51	N/A	N/A
Potassium, mg/L (CAS NO - 7440-09-7)	10/23/2012	N/A	N/A	N/A	N/A	N/A	N/A	N/A	N/A	N/A	N/A	N/A	N/A	N/A	N/A	N/A	N/A	N/A	N/A	1510
	4/2/2013	N/A	N/A	N/A	N/A	N/A	N/A	N/A	N/A	N/A	N/A	N/A	N/A	N/A	N/A	N/A	N/A	N/A	N/A	1490
	10/12/2016	N/A	N/A	N/A	N/A	N/A	N/A	N/A	N/A	N/A	N/A	N/A	N/A	N/A	N/A	N/A	N/A	N/A	N/A	286
	10/5/2017	5.44	11.7	11.1	24.6	158	4.88	37.2	6.01	228	8.2	60.8	16.8	7.77	9.03	14.4	8.06	7.64	4.93	219
	5/9/2018	11.1	7.66	10.4	27.3	132	4.46	40.6	49.4	233	7.44	70.4	20.1	6.08	9.47	17.3	5.31	11.2	7.54	220
	9/10/2018	N/A	N/A	N/A	N/A	N/A	N/A	N/A	N/A	N/A	N/A	N/A	N/A	N/A	N/A	N/A	N/A	N/A	N/A	310
	8/26/2020	N/A	N/A	N/A	N/A	N/A	N/A	N/A	N/A	N/A	N/A	N/A	N/A	N/A	N/A	N/A	N/A	N/A	N/A	235
	3/15/2022	N/A	N/A	N/A	N/A	N/A	N/A	N/A	N/A	N/A	N/A	N/A	N/A	N/A	N/A	N/A	N/A	N/A	N/A	245
	4/9/2024	N/A	N/A	N/A	N/A	N/A	N/A	N/A	N/A	N/A	N/A	N/A	N/A	N/A	N/A	N/A	N/A	N/A	N/A	263
Sodium, mg/L (CAS NO - 7440-23-5)	10/5/2017	56.4	20.9	23.8	18.1	107	60	210	4.76	445	41.2	63.5	27.4	46.1	214	95.5	37.4	30.1	30.6	271
	5/9/2018	21.8	70.7	30.6	18.4	166	67.7	224	303	392	41.9	86.4	36.4	102	190	142	69.1	37.1	16.8	596

Note: * indicates 'J flag'. Detection is below the reporting limit, but greater than the MDL (Method Detection Limit). The concentration is estimated.

Denotes Detection.
Denotes Confirmed Outlier. Statistically Excluded.

Sampling performed over multiple dates is recorded on the first date sampled. Refer to field forms for exact sample date.

Appendix D

Statistical Report

Attachment A

Trend Test (α=0.01)

Trend Tests

Archer Daniels Midland Landfill Client: SCS Engineers Data: ADMCO_2025_AWQR-AM Printed 8/26/2025, 2:44 PM

Constituent	Well	Slope	Calc.	Critical	Sig.	N	%NDs	Alpha	Method
Acenaphthene (ug/L)	MW-11	-0.03227	-8	-21	No	8	25	0.01	NP
Acenaphthylene (ug/L)	MW-9	-0.06524	-18	-21	No	8	62.5	0.01	NP
Acetone (ug/L)	MW-11	-0.9971	-8	-21	No	8	50	0.01	NP
Arsenic (mg/L)	MW-3	0.001114	8	21	No	8	0	0.01	NP
Arsenic (mg/L)	MW-5	0.002868	16	21	No	8	0	0.01	NP
Arsenic (mg/L)	MW-6	-0.0004733	0	21	No	8	0	0.01	NP
Arsenic (mg/L)	MW-7	-0.02707	-20	-21	No	8	0	0.01	NP
Arsenic (mg/L)	MW-9	-0.001163	-2	-21	No	8	0	0.01	NP
Arsenic (mg/L)	MW-11	-0.002826	-4	-21	No	8	0	0.01	NP
Arsenic (mg/L)	MW-12	-0.003101	-5	-21	No	8	12.5	0.01	NP
Arsenic (mg/L)	MW-13	-0.01633	-12	-21	No	8	12.5	0.01	NP
Arsenic (mg/L)	MW-14	0.0000164	1	21	No	8	37.5	0.01	NP
Arsenic (mg/L)	MW-15	0	5	21	No	8	75	0.01	NP
Arsenic (mg/L)	MW-17 (bg)	0	5	21	No	8	87.5	0.01	NP
Arsenic (mg/L)	MW-18 (bg)	0.0002798	4	21	No	8	12.5	0.01	NP
Benzene (ug/L)	MW-9	0.1647	6	21	No	8	0	0.01	NP
Boron (mg/L)	MW-1 (bg)	-0.006694	-2	-21	No	8	0	0.01	NP
Boron (mg/L)	MW-2 (bg)	-0.0007679	-1	-21	No	8	0	0.01	NP
Boron (mg/L)	MW-3	0.06037	8	21	No	8	0	0.01	NP
Boron (mg/L)	**MW-4**	**-0.02659**	**-22**	**-21**	**Yes**	**8**	**0**	**0.01**	**NP**
Boron (mg/L)	MW-5	1.719	18	21	No	8	0	0.01	NP
Boron (mg/L)	MW-6	-0.4103	-2	-21	No	8	0	0.01	NP
Boron (mg/L)	MW-7	-0.5058	-4	-21	No	8	0	0.01	NP
Boron (mg/L)	MW-8	-0.005745	-2	-21	No	8	0	0.01	NP
Boron (mg/L)	MW-9	0.3767	6	21	No	8	0	0.01	NP
Boron (mg/L)	MW-10	0.08995	16	21	No	8	0	0.01	NP
Boron (mg/L)	MW-11	0.1293	6	21	No	8	12.5	0.01	NP
Boron (mg/L)	MW-12	-0.1853	-7	-21	No	8	0	0.01	NP
Boron (mg/L)	MW-13	0.09082	2	21	No	8	0	0.01	NP
Boron (mg/L)	MW-14	0.3732	16	21	No	8	0	0.01	NP
Boron (mg/L)	MW-15	0.0382	12	21	No	8	0	0.01	NP
Boron (mg/L)	MW-17 (bg)	0.05455	6	21	No	8	0	0.01	NP
Boron (mg/L)	MW-18 (bg)	0.07015	20	21	No	8	0	0.01	NP
Boron (mg/L)	MW-16	-0.03768	-20	-21	No	8	0	0.01	NP
Carbon Disulfide (ug/L)	MW-9	-0.6237	-6	-21	No	8	12.5	0.01	NP
Chemical Oxygen Demand (mg/L)	MW-1 (bg)	0	7	21	No	8	75	0.01	NP
Chemical Oxygen Demand (mg/L)	MW-2 (bg)	3.362	21	21	No	8	25	0.01	NP
Chemical Oxygen Demand (mg/L)	MW-3	2.934	10	21	No	8	0	0.01	NP
Chemical Oxygen Demand (mg/L)	MW-4	0.3284	8	21	No	8	50	0.01	NP
Chemical Oxygen Demand (mg/L)	MW-5	27.24	16	21	No	8	12.5	0.01	NP
Chemical Oxygen Demand (mg/L)	MW-6	-6.564	-4	-21	No	8	0	0.01	NP
Chemical Oxygen Demand (mg/L)	MW-7	-30.84	-8	-21	No	8	0	0.01	NP
Chemical Oxygen Demand (mg/L)	MW-8	0	1	21	No	8	37.5	0.01	NP
Chemical Oxygen Demand (mg/L)	MW-9	-14.49	-2	-21	No	8	0	0.01	NP
Chemical Oxygen Demand (mg/L)	MW-10	-0.3656	-3	-21	No	8	37.5	0.01	NP
Chemical Oxygen Demand (mg/L)	MW-11	-19.24	-8	-21	No	8	0	0.01	NP
Chemical Oxygen Demand (mg/L)	MW-12	-0.7339	-2	-21	No	8	12.5	0.01	NP
Chemical Oxygen Demand (mg/L)	MW-13	-3.985	-13	-21	No	8	12.5	0.01	NP
Chemical Oxygen Demand (mg/L)	MW-14	3.987	16	21	No	8	12.5	0.01	NP
Chemical Oxygen Demand (mg/L)	MW-15	4.423	15	21	No	8	37.5	0.01	NP

Trend Tests

Archer Daniels Midland Landfill Client: SCS Engineers Data: ADMCO_2025_AWQR-AM Printed 8/26/2025, 2:44 PM

Constituent	Well	Slope	Calc.	Critical	Sig.	N	%NDs	Alpha	Method
Chemical Oxygen Demand (mg/L)	MW-17 (bg)	1.801	9	21	No	8	37.5	0.01	NP
Chemical Oxygen Demand (mg/L)	MW-18 (bg)	4.957	11	21	No	8	25	0.01	NP
Chemical Oxygen Demand (mg/L)	MW-16	0.9721	2	21	No	8	12.5	0.01	NP
Chloride (mg/L)	MW-1 (bg)	-2.037	-1	-21	No	8	0	0.01	NP
Chloride (mg/L)	MW-2 (bg)	-2.977	-15	-21	No	8	0	0.01	NP
Chloride (mg/L)	MW-3	14.15	12	21	No	8	0	0.01	NP
Chloride (mg/L)	MW-4	3.336	6	21	No	8	0	0.01	NP
Chloride (mg/L)	MW-5	11.53	14	21	No	8	0	0.01	NP
Chloride (mg/L)	MW-6	50.93	11	21	No	8	0	0.01	NP
Chloride (mg/L)	MW-7	3.678	10	21	No	8	0	0.01	NP
Chloride (mg/L)	MW-8	-1.321	0	21	No	8	0	0.01	NP
Chloride (mg/L)	MW-9	-0.4658	-2	-21	No	8	0	0.01	NP
Chloride (mg/L)	MW-10	8.441	16	21	No	8	12.5	0.01	NP
Chloride (mg/L)	MW-11	15.37	6	21	No	8	0	0.01	NP
Chloride (mg/L)	**MW-12**	**-44.57**	**-24**	**-21**	**Yes**	**8**	**0**	**0.01**	**NP**
Chloride (mg/L)	MW-13	13.93	20	21	No	8	0	0.01	NP
Chloride (mg/L)	MW-14	78.22	12	21	No	8	0	0.01	NP
Chloride (mg/L)	MW-15	5.314	14	21	No	8	0	0.01	NP
Chloride (mg/L)	MW-17 (bg)	4.286	17	21	No	8	0	0.01	NP
Chloride (mg/L)	MW-18 (bg)	4.829	20	21	No	8	0	0.01	NP
Chloride (mg/L)	MW-16	18.47	20	21	No	8	0	0.01	NP
Cobalt (mg/L)	MW-2 (bg)	-0.00001552	-7	-21	No	8	25	0.01	NP
Cobalt (mg/L)	MW-3	0.0001821	6	21	No	8	0	0.01	NP
Cobalt (mg/L)	MW-5	0.001756	18	21	No	8	0	0.01	NP
Cobalt (mg/L)	MW-6	-0.0005412	-8	-21	No	8	0	0.01	NP
Cobalt (mg/L)	MW-7	-0.0004111	-14	-21	No	8	0	0.01	NP
Cobalt (mg/L)	MW-9	0.0001128	4	21	No	8	0	0.01	NP
Cobalt (mg/L)	MW-10	-0.0002917	-14	-21	No	8	25	0.01	NP
Cobalt (mg/L)	MW-11	-0.001447	-2	-21	No	8	0	0.01	NP
Cobalt (mg/L)	MW-12	-0.0002415	-20	-21	No	8	12.5	0.01	NP
Cobalt (mg/L)	MW-13	-0.0001548	-14	-21	No	8	12.5	0.01	NP
Cobalt (mg/L)	MW-14	0.0000872	4	21	No	8	0	0.01	NP
Cobalt (mg/L)	MW-15	0	7	21	No	8	75	0.01	NP
Cobalt (mg/L)	MW-17 (bg)	0.000002716	1	21	No	8	25	0.01	NP
Cobalt (mg/L)	MW-18 (bg)	-0.00003817	-2	-21	No	8	0	0.01	NP
Fluorene (ug/L)	MW-11	0.0004678	0	21	No	8	12.5	0.01	NP
Iron (mg/L)	MW-2 (bg)	0	8	21	No	8	62.5	0.01	NP
Iron (mg/L)	MW-3	-0.1023	-3	-18	No	7	0	0.01	NP
Iron (mg/L)	MW-5	0.9165	11	18	No	7	0	0.01	NP
Iron (mg/L)	MW-6	0.6658	14	21	No	8	0	0.01	NP
Iron (mg/L)	MW-7	-0.1127	-1	-18	No	7	0	0.01	NP
Iron (mg/L)	MW-8	0	-5	-21	No	8	87.5	0.01	NP
Iron (mg/L)	MW-9	0.026	5	18	No	7	42.86	0.01	NP
Iron (mg/L)	MW-10	0.016	11	21	No	8	25	0.01	NP
Iron (mg/L)	MW-11	-1.813	-14	-21	No	8	0	0.01	NP
Iron (mg/L)	MW-12	-1.899	-14	-21	No	8	12.5	0.01	NP
Iron (mg/L)	MW-13	-1.596	-14	-21	No	8	0	0.01	NP
Iron (mg/L)	MW-14	0.003164	3	21	No	8	37.5	0.01	NP
Iron (mg/L)	MW-15	0	2	21	No	8	62.5	0.01	NP
Iron (mg/L)	MW-17 (bg)	0	5	21	No	8	87.5	0.01	NP

Trend Tests

Archer Daniels Midland Landfill Client: SCS Engineers Data: ADMCO_2025_AWQR-AM Printed 8/26/2025, 2:44 PM

Constituent	Well	Slope	Calc.	Critical	Sig.	N	%NDs	Alpha	Method
Iron (mg/L)	MW-18 (bg)	-0.02655	-2	-21	No	8	12.5	0.01	NP
Magnesium (mg/L)	MW-1 (bg)	-0.5415	-4	-21	No	8	0	0.01	NP
Magnesium (mg/L)	MW-2 (bg)	-1.596	-13	-21	No	8	0	0.01	NP
Magnesium (mg/L)	MW-3	4.589	16	21	No	8	0	0.01	NP
Magnesium (mg/L)	MW-5	31.67	16	21	No	8	0	0.01	NP
Magnesium (mg/L)	MW-6	-11.56	-2	-21	No	8	0	0.01	NP
Magnesium (mg/L)	MW-7	-42.48	-14	-21	No	8	0	0.01	NP
Magnesium (mg/L)	MW-9	-2.912	0	21	No	8	0	0.01	NP
Magnesium (mg/L)	MW-10	-3.564	-16	-21	No	8	0	0.01	NP
Magnesium (mg/L)	MW-11	-1.989	-14	-21	No	8	0	0.01	NP
Magnesium (mg/L)	MW-12	-9.885	-18	-21	No	8	0	0.01	NP
Magnesium (mg/L)	MW-13	-6.997	-4	-21	No	8	0	0.01	NP
Magnesium (mg/L)	MW-14	7.654	8	21	No	8	0	0.01	NP
Magnesium (mg/L)	MW-15	-0.3347	0	21	No	8	0	0.01	NP
Magnesium (mg/L)	MW-17 (bg)	-0.6956	-12	-21	No	8	0	0.01	NP
Magnesium (mg/L)	MW-18 (bg)	2.519	18	21	No	8	0	0.01	NP
Manganese (mg/L)	MW-2 (bg)	0.07068	9	21	No	8	0	0.01	NP
Manganese (mg/L)	MW-3	0.06293	4	21	No	8	0	0.01	NP
Manganese (mg/L)	MW-5	-0.03508	-8	-21	No	8	0	0.01	NP
Manganese (mg/L)	MW-6	0.01913	6	21	No	8	0	0.01	NP
Manganese (mg/L)	MW-7	-0.002762	-2	-21	No	8	0	0.01	NP
Manganese (mg/L)	MW-9	-0.04268	-11	-21	No	8	0	0.01	NP
Manganese (mg/L)	MW-10	-0.1283	-18	-21	No	8	0	0.01	NP
Manganese (mg/L)	MW-11	0.08152	12	21	No	8	0	0.01	NP
Manganese (mg/L)	MW-12	0.02884	2	21	No	8	12.5	0.01	NP
Manganese (mg/L)	MW-13	-0.09869	-6	-21	No	8	12.5	0.01	NP
Manganese (mg/L)	MW-14	-0.1379	-4	-21	No	8	0	0.01	NP
Manganese (mg/L)	MW-17 (bg)	0.02601	4	21	No	8	0	0.01	NP
Manganese (mg/L)	MW-18 (bg)	0.05543	6	21	No	8	0	0.01	NP
Nickel (mg/L)	MW-6	-0.008478	-10	-21	No	8	0	0.01	NP
Nickel (mg/L)	MW-17 (bg)	-0.00002716	-3	-21	No	8	37.5	0.01	NP
Nitrogen, Ammonia (mg/L)	MW-2 (bg)	0.3349	8	21	No	8	12.5	0.01	NP
Nitrogen, Ammonia (mg/L)	MW-3	-0.02239	-1	-21	No	8	0	0.01	NP
Nitrogen, Ammonia (mg/L)	MW-4	0	-11	-21	No	8	75	0.01	NP
Nitrogen, Ammonia (mg/L)	MW-5	1.738	7	21	No	8	0	0.01	NP
Nitrogen, Ammonia (mg/L)	MW-6	-10.72	-6	-21	No	8	0	0.01	NP
Nitrogen, Ammonia (mg/L)	MW-7	-43.49	-6	-21	No	8	0	0.01	NP
Nitrogen, Ammonia (mg/L)	MW-8	-0.08945	-14	-21	No	8	50	0.01	NP
Nitrogen, Ammonia (mg/L)	MW-9	3.519	2	21	No	8	0	0.01	NP
Nitrogen, Ammonia (mg/L)	MW-10	0.0671	7	21	No	8	25	0.01	NP
Nitrogen, Ammonia (mg/L)	MW-11	-3.406	-14	-21	No	8	0	0.01	NP
Nitrogen, Ammonia (mg/L)	MW-12	-1.488	-13	-21	No	8	12.5	0.01	NP
Nitrogen, Ammonia (mg/L)	MW-13	-2.154	-8	-21	No	8	12.5	0.01	NP
Nitrogen, Ammonia (mg/L)	MW-14	1.038	2	21	No	8	12.5	0.01	NP
Nitrogen, Ammonia (mg/L)	MW-15	0	4	21	No	8	62.5	0.01	NP
Nitrogen, Ammonia (mg/L)	MW-17 (bg)	0	3	21	No	8	75	0.01	NP
Nitrogen, Ammonia (mg/L)	MW-18 (bg)	0.2473	5	21	No	8	25	0.01	NP
pH (S.U.)	MW-1 (bg)	0.01353	5	21	No	8	0	0.01	NP
pH (S.U.)	MW-2 (bg)	-0.02836	-3	-21	No	8	0	0.01	NP
pH (S.U.)	MW-3	0.01723	6	21	No	8	0	0.01	NP

Trend Tests

Archer Daniels Midland Landfill Client: SCS Engineers Data: ADMCO_2025_AWQR-AM Printed 8/26/2025, 2:44 PM

Constituent	Well	Slope	Calc.	Critical	Sig.	N	%NDs	Alpha	Method
pH (S.U.)	MW-4	-0.01116	-3	-21	No	8	0	0.01	NP
pH (S.U.)	MW-5	0.01532	5	21	No	8	0	0.01	NP
pH (S.U.)	MW-6	-0.0009057	0	21	No	8	0	0.01	NP
pH (S.U.)	MW-7	0.006869	4	21	No	8	0	0.01	NP
pH (S.U.)	MW-8	0.01329	3	21	No	8	0	0.01	NP
pH (S.U.)	MW-9	-0.01653	-4	-21	No	8	0	0.01	NP
pH (S.U.)	MW-10	0.002997	1	21	No	8	0	0.01	NP
pH (S.U.)	MW-11	0.01341	4	21	No	8	0	0.01	NP
pH (S.U.)	MW-12	0.01598	11	21	No	8	0	0.01	NP
pH (S.U.)	MW-13	0.008247	2	21	No	8	0	0.01	NP
pH (S.U.)	MW-14	-0.006456	0	21	No	8	0	0.01	NP
pH (S.U.)	MW-15	0.003364	0	21	No	8	0	0.01	NP
pH (S.U.)	MW-17 (bg)	-0.000474	0	21	No	8	0	0.01	NP
pH (S.U.)	MW-18 (bg)	-0.06242	-5	-21	No	8	0	0.01	NP
pH (S.U.)	MW-16	0.03579	6	21	No	8	0	0.01	NP
Phenanthrene (ug/L)	MW-11	-0.01681	-8	-21	No	8	50	0.01	NP
Specific Conductance (umhos/cm)	MW-1 (bg)	28.27	4	21	No	8	0	0.01	NP
Specific Conductance (umhos/cm)	MW-2 (bg)	7.742	4	21	No	8	0	0.01	NP
Specific Conductance (umhos/cm)	MW-3	114.1	10	21	No	8	0	0.01	NP
Specific Conductance (umhos/cm)	MW-4	45.88	8	21	No	8	0	0.01	NP
Specific Conductance (umhos/cm)	MW-5	228.3	10	21	No	8	0	0.01	NP
Specific Conductance (umhos/cm)	MW-6	16.51	2	21	No	8	0	0.01	NP
Specific Conductance (umhos/cm)	MW-7	-268.4	-4	-21	No	8	0	0.01	NP
Specific Conductance (umhos/cm)	MW-8	25.9	4	21	No	8	0	0.01	NP
Specific Conductance (umhos/cm)	MW-9	170.5	10	21	No	8	0	0.01	NP
Specific Conductance (umhos/cm)	MW-10	72.89	14	21	No	8	0	0.01	NP
Specific Conductance (umhos/cm)	MW-11	76.25	6	21	No	8	0	0.01	NP
Specific Conductance (umhos/cm)	MW-12	-68.47	-8	-21	No	8	0	0.01	NP
Specific Conductance (umhos/cm)	MW-13	-1.157	0	21	No	8	0	0.01	NP
Specific Conductance (umhos/cm)	MW-14	317.9	14	21	No	8	0	0.01	NP
Specific Conductance (umhos/cm)	MW-15	38.26	12	21	No	8	0	0.01	NP
Specific Conductance (umhos/cm)	MW-17 (bg)	43.77	12	21	No	8	0	0.01	NP
Specific Conductance (umhos/cm)	MW-18 (bg)	92.57	20	21	No	8	0	0.01	NP
Specific Conductance (umhos/cm)	MW-16	56.56	10	21	No	8	0	0.01	NP
Sulfate (mg/L)	MW-1 (bg)	0.8388	8	21	No	8	0	0.01	NP
Sulfate (mg/L)	MW-2 (bg)	-4.412	-20	-21	No	8	0	0.01	NP
Sulfate (mg/L)	MW-3	0	-4	-21	No	8	50	0.01	NP
Sulfate (mg/L)	**MW-4**	**-3.598**	**-22**	**-21**	**Yes**	**8**	**0**	**0.01**	**NP**
Sulfate (mg/L)	MW-5	-19.14	-12	-21	No	8	0	0.01	NP
Sulfate (mg/L)	MW-6	-42.78	-8	-21	No	8	0	0.01	NP
Sulfate (mg/L)	MW-8	-0.839	-8	-21	No	8	0	0.01	NP
Sulfate (mg/L)	MW-9	55.05	12	21	No	8	0	0.01	NP
Sulfate (mg/L)	MW-10	-6.702	-12	-21	No	8	0	0.01	NP
Sulfate (mg/L)	MW-11	0	5	21	No	8	87.5	0.01	NP
Sulfate (mg/L)	MW-12	2.435	8	21	No	8	0	0.01	NP
Sulfate (mg/L)	MW-13	0	1	21	No	8	87.5	0.01	NP
Sulfate (mg/L)	MW-14	34.1	10	21	No	8	0	0.01	NP
Sulfate (mg/L)	MW-15	-4.264	-12	-21	No	8	12.5	0.01	NP
Sulfate (mg/L)	MW-17 (bg)	2.414	10	21	No	8	0	0.01	NP
Sulfate (mg/L)	MW-18 (bg)	6.666	10	21	No	8	0	0.01	NP

Trend Tests

Archer Daniels Midland Landfill Client: SCS Engineers Data: ADMCO_2025_AWQR-AM Printed 8/26/2025, 2:44 PM

Constituent	Well	Slope	Calc.	Critical	Sig.	N	%NDs	Alpha	Method
Sulfate (mg/L)	MW-16	4.515	14	21	No	8	0	0.01	NP
Toluene (ug/L)	MW-9	1.05	18	21	No	8	12.5	0.01	NP
Total Phenols (mg/L)	MW-7	-0.0001033	-3	-21	No	8	62.5	0.01	NP
Total Phenols (mg/L)	**MW-9**	**-0.007752**	**-22**	**-21**	**Yes**	**8**	**12.5**	**0.01**	**NP**

Sanitas™ v.10.0.27 Software licensed to SCS Engineers. UG
Hollow symbols indicate censored values.

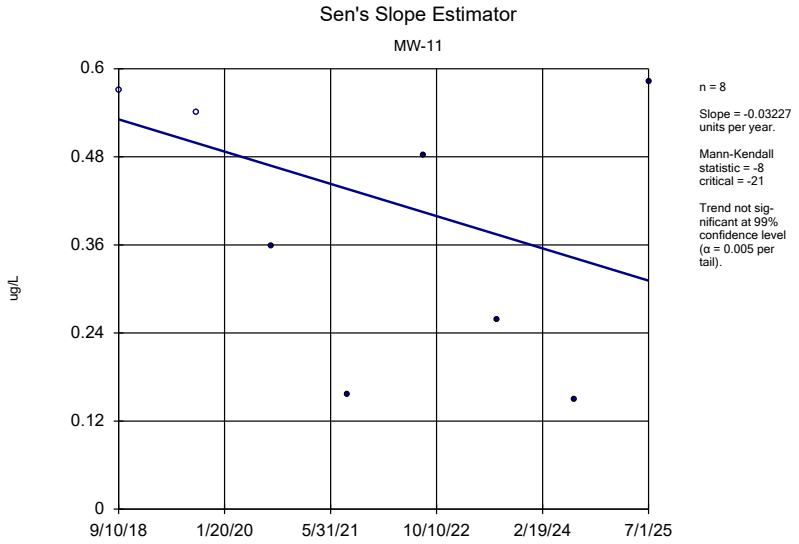

Constituent: Acenaphthene Analysis Run 8/26/2025 2:27 PM View: 2025AWQR - Mann Kendall
Archer Daniels Midland Landfill Client: SCS Engineers Data: ADMCO_2025_AWQR-AM

Sanitas™ v.10.0.27 Software licensed to SCS Engineers. UG
Hollow symbols indicate censored values.

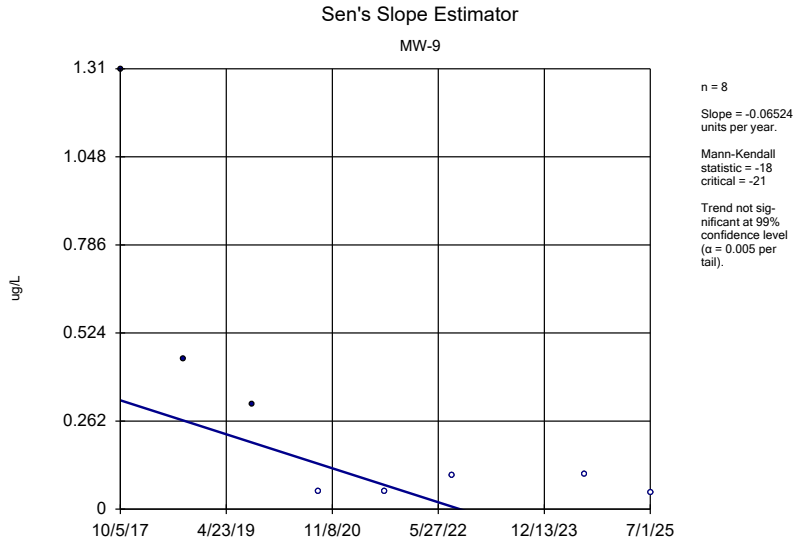

Constituent: Acenaphthylene Analysis Run 8/26/2025 2:27 PM View: 2025AWQR - Mann Kendall
Archer Daniels Midland Landfill Client: SCS Engineers Data: ADMCO_2025_AWQR-AM

Sanitas™ v.10.0.27 Software licensed to SCS Engineers. UG
Hollow symbols indicate censored values.

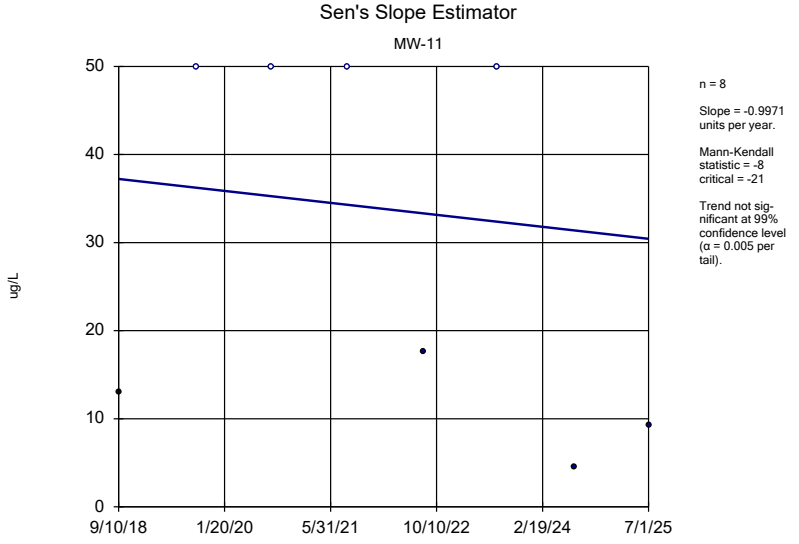

Constituent: Acetone Analysis Run 8/26/2025 2:27 PM View: 2025AWQR - Mann Kendall
Archer Daniels Midland Landfill Client: SCS Engineers Data: ADMCO_2025_AWQR-AM

Sanitas™ v.10.0.27 Software licensed to SCS Engineers. UG

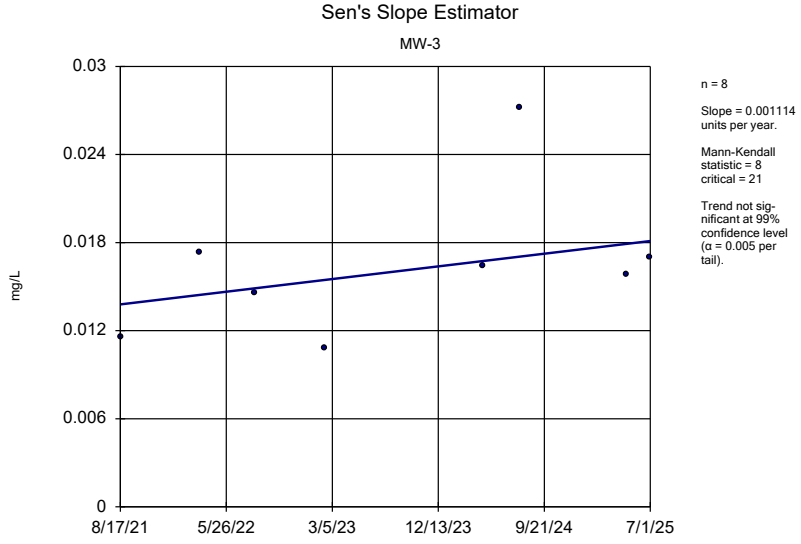

Constituent: Arsenic Analysis Run 8/26/2025 2:27 PM View: 2025AWQR - Mann Kendall
Archer Daniels Midland Landfill Client: SCS Engineers Data: ADMCO_2025_AWQR-AM

Sanitas™ v.10.0.27 Software licensed to SCS Engineers. UG

Sen's Slope Estimator

MW-5

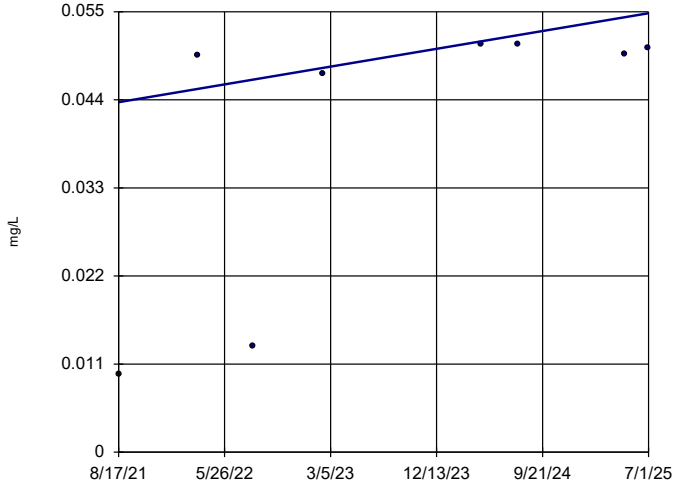

n = 8

Slope = 0.002868 units per year.

Mann-Kendall statistic = 16 critical = 21

Trend not significant at 99% confidence level (α = 0.005 per tail).

Constituent: Arsenic Analysis Run 8/26/2025 2:27 PM View: 2025AWQR - Mann Kendall

Archer Daniels Midland Landfill Client: SCS Engineers Data: ADMCO_2025_AWQR-AM

Sanitas™ v.10.0.27 Software licensed to SCS Engineers. UG

Sen's Slope Estimator

MW-6

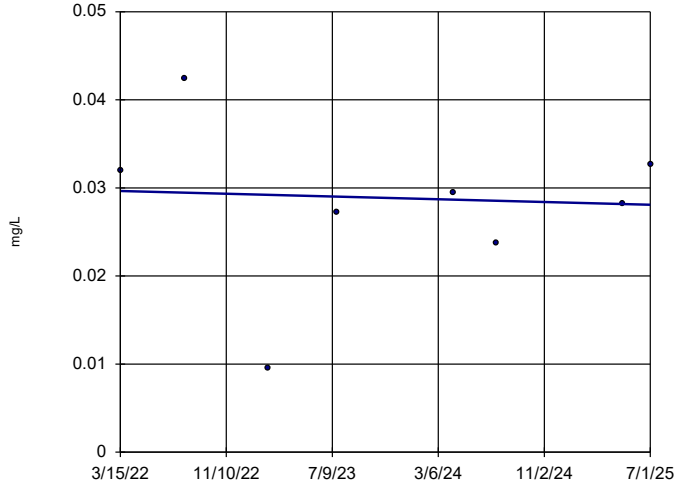

n = 8

Slope = -0.0004733 units per year.

Mann-Kendall statistic = 0 critical = 21

Trend not significant at 99% confidence level (α = 0.005 per tail).

Constituent: Arsenic Analysis Run 8/26/2025 2:27 PM View: 2025AWQR - Mann Kendall

Archer Daniels Midland Landfill Client: SCS Engineers Data: ADMCO_2025_AWQR-AM

Sanitas™ v.10.0.27 Software licensed to SCS Engineers. UG

Sen's Slope Estimator

MW-7

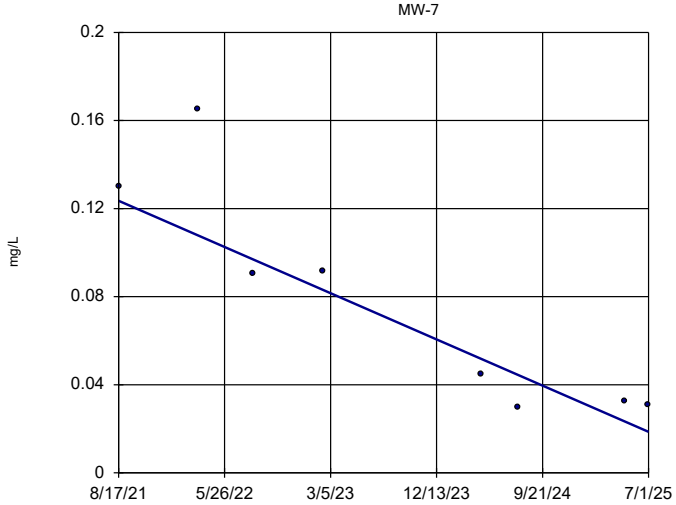

n = 8

Slope = -0.02707 units per year.

Mann-Kendall statistic = -20 critical = -21

Trend not significant at 99% confidence level (α = 0.005 per tail).

Constituent: Arsenic Analysis Run 8/26/2025 2:27 PM View: 2025AWQR - Mann Kendall

Archer Daniels Midland Landfill Client: SCS Engineers Data: ADMCO_2025_AWQR-AM

Sanitas™ v.10.0.27 Software licensed to SCS Engineers. UG

Sen's Slope Estimator

MW-9

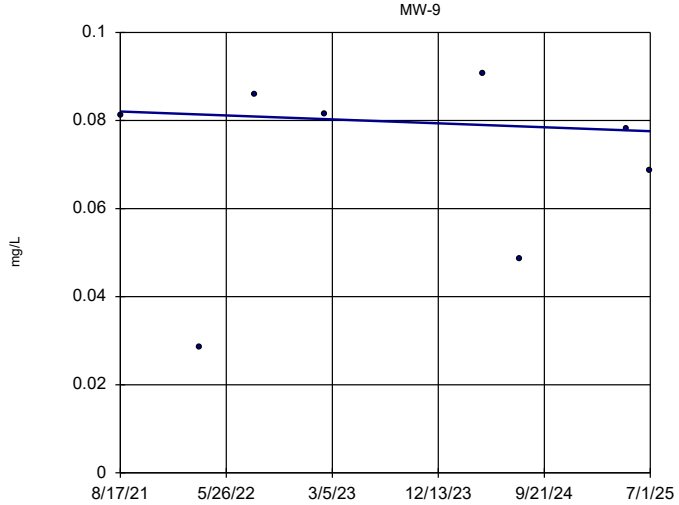

n = 8

Slope = -0.001163 units per year.

Mann-Kendall statistic = -2 critical = -21

Trend not significant at 99% confidence level (α = 0.005 per tail).

Constituent: Arsenic Analysis Run 8/26/2025 2:27 PM View: 2025AWQR - Mann Kendall

Archer Daniels Midland Landfill Client: SCS Engineers Data: ADMCO_2025_AWQR-AM

Sanitas™ v.10.0.27 Software licensed to SCS Engineers. UG

Sen's Slope Estimator

MW-11

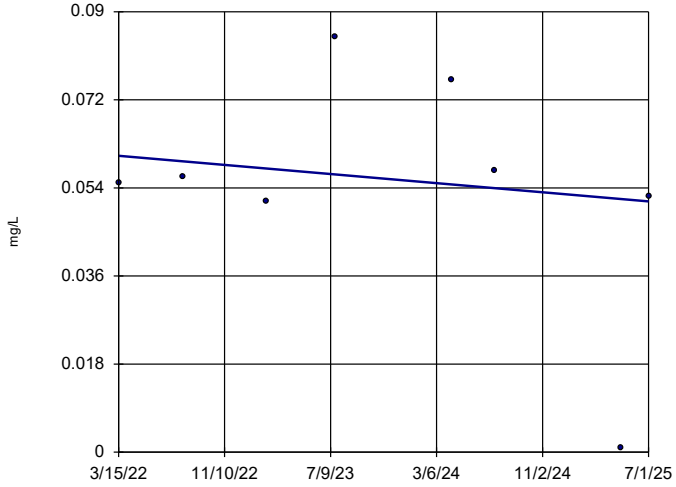

n = 8

Slope = -0.002826 units per year.

Mann-Kendall statistic = -4 critical = -21

Trend not significant at 99% confidence level (α = 0.005 per tail).

Constituent: Arsenic Analysis Run 8/26/2025 2:27 PM View: 2025AWQR - Mann Kendall

Archer Daniels Midland Landfill Client: SCS Engineers Data: ADMCO_2025_AWQR-AM

Sanitas™ v.10.0.27 Software licensed to SCS Engineers. UG

Hollow symbols indicate censored values.

Sen's Slope Estimator

MW-12

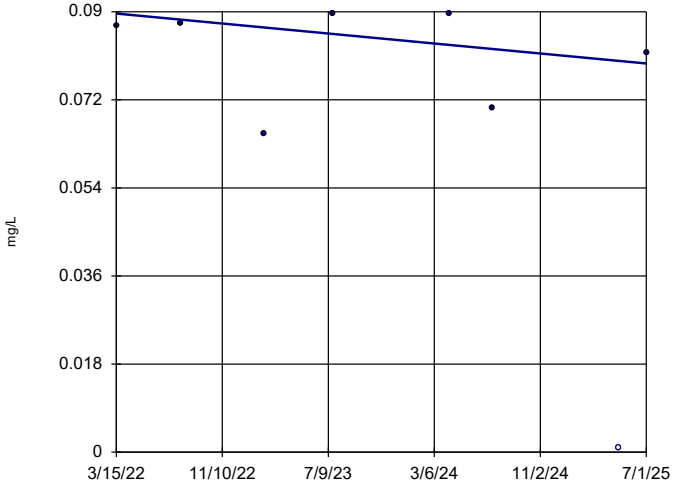

n = 8

Slope = -0.003101 units per year.

Mann-Kendall statistic = -5 critical = -21

Trend not significant at 99% confidence level (α = 0.005 per tail).

Constituent: Arsenic Analysis Run 8/26/2025 2:27 PM View: 2025AWQR - Mann Kendall

Archer Daniels Midland Landfill Client: SCS Engineers Data: ADMCO_2025_AWQR-AM

Sanitas™ v.10.0.27 Software licensed to SCS Engineers. UG

Hollow symbols indicate censored values.

Sen's Slope Estimator

MW-13

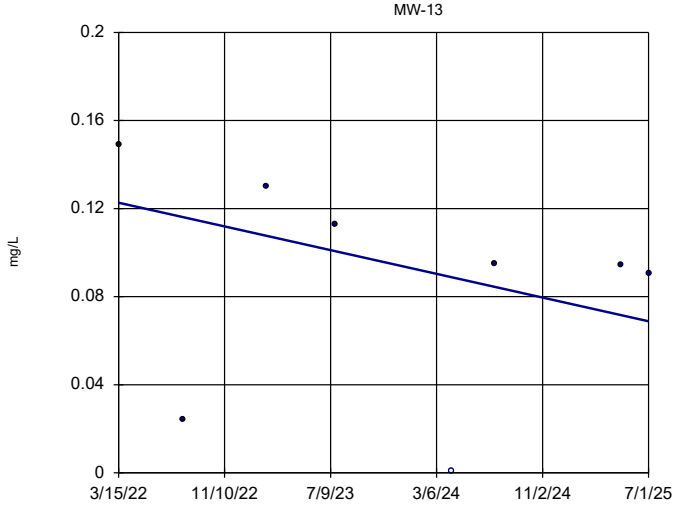

n = 8

Slope = -0.01633 units per year.

Mann-Kendall statistic = -12 critical = -21

Trend not significant at 99% confidence level (α = 0.005 per tail).

Constituent: Arsenic Analysis Run 8/26/2025 2:27 PM View: 2025AWQR - Mann Kendall

Archer Daniels Midland Landfill Client: SCS Engineers Data: ADMCO_2025_AWQR-AM

Sanitas™ v.10.0.27 Software licensed to SCS Engineers. UG

Hollow symbols indicate censored values.

Sen's Slope Estimator

MW-14

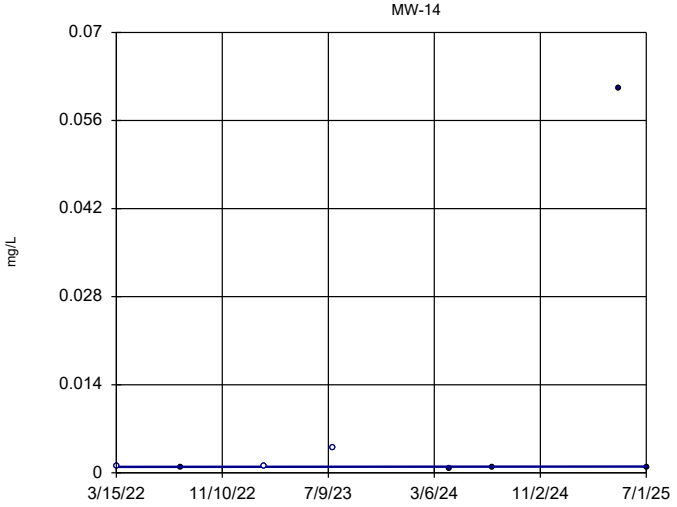

n = 8

Slope = 0.0000164 units per year.

Mann-Kendall statistic = 1 critical = 21

Trend not significant at 99% confidence level (α = 0.005 per tail).

Constituent: Arsenic Analysis Run 8/26/2025 2:27 PM View: 2025AWQR - Mann Kendall

Archer Daniels Midland Landfill Client: SCS Engineers Data: ADMCO_2025_AWQR-AM

Sanitas™ v.10.0.27 Software licensed to SCS Engineers. UG
Hollow symbols indicate censored values.

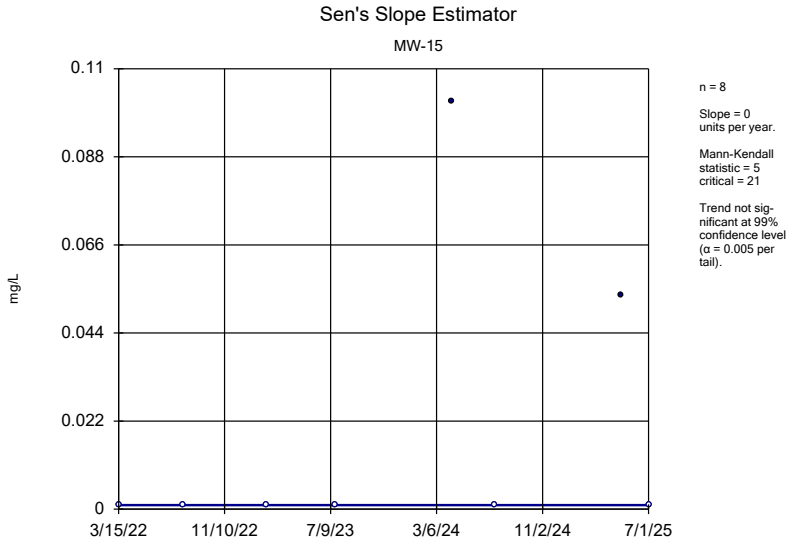

Constituent: Arsenic Analysis Run 8/26/2025 2:27 PM View: 2025AWQR - Mann Kendall
Archer Daniels Midland Landfill Client: SCS Engineers Data: ADMCO_2025_AWQR-AM

Sanitas™ v.10.0.27 Software licensed to SCS Engineers. UG
Hollow symbols indicate censored values.

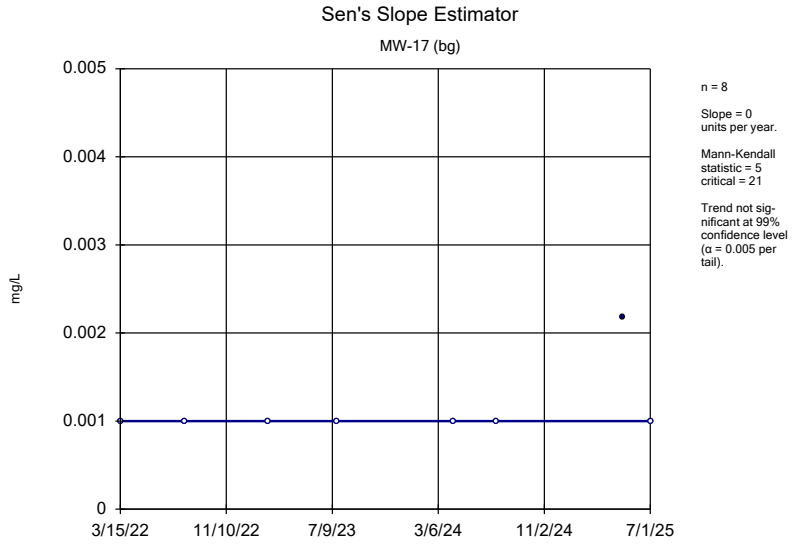

Constituent: Arsenic Analysis Run 8/26/2025 2:27 PM View: 2025AWQR - Mann Kendall
Archer Daniels Midland Landfill Client: SCS Engineers Data: ADMCO_2025_AWQR-AM

Sanitas™ v.10.0.27 Software licensed to SCS Engineers. UG
Hollow symbols indicate censored values.

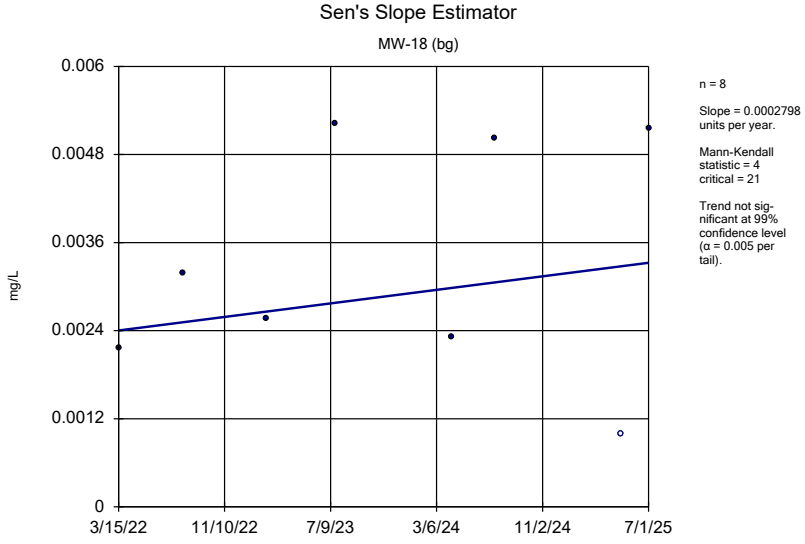

Constituent: Arsenic Analysis Run 8/26/2025 2:27 PM View: 2025AWQR - Mann Kendall
Archer Daniels Midland Landfill Client: SCS Engineers Data: ADMCO_2025_AWQR-AM

Sanitas™ v.10.0.27 Software licensed to SCS Engineers. UG

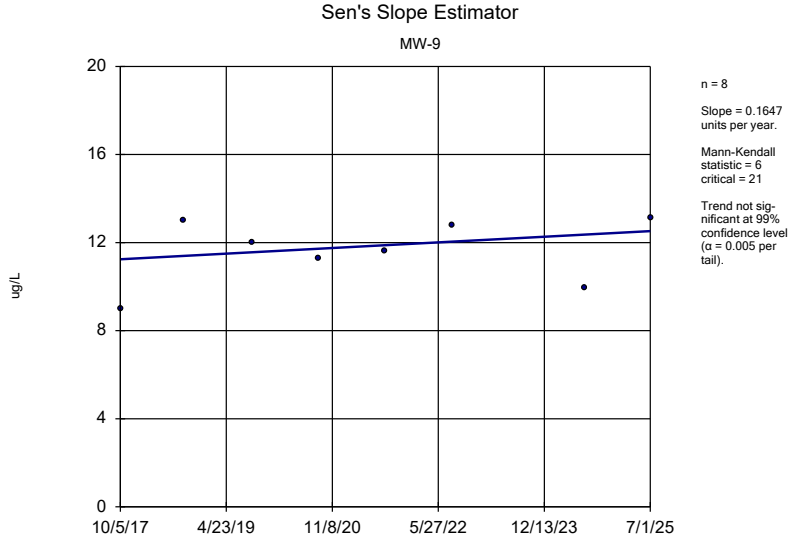

Constituent: Benzene Analysis Run 8/26/2025 2:27 PM View: 2025AWQR - Mann Kendall
Archer Daniels Midland Landfill Client: SCS Engineers Data: ADMCO_2025_AWQR-AM

Sanitas™ v.10.0.27 Software licensed to SCS Engineers. UG

Sen's Slope Estimator

MW-1 (bg)

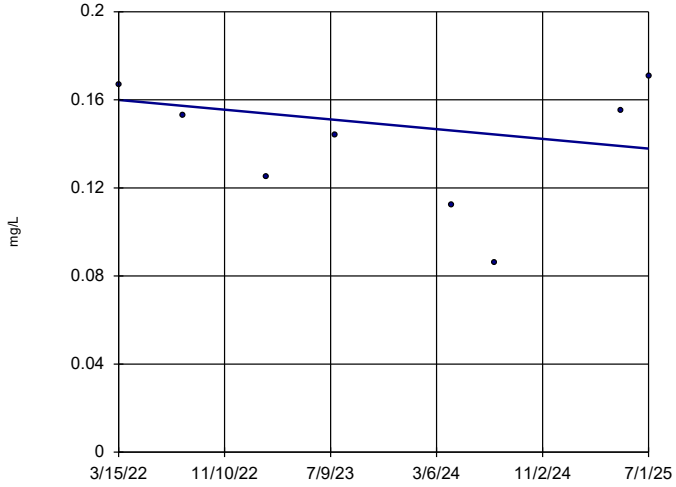

n = 8

Slope = -0.006694 units per year.

Mann-Kendall statistic = -2 critical = -21

Trend not significant at 99% confidence level (α = 0.005 per tail).

Constituent: Boron Analysis Run 8/26/2025 2:27 PM View: 2025AWQR - Mann Kendall

Archer Daniels Midland Landfill Client: SCS Engineers Data: ADMCO_2025_AWQR-AM

Sanitas™ v.10.0.27 Software licensed to SCS Engineers. UG

Sen's Slope Estimator

MW-2 (bg)

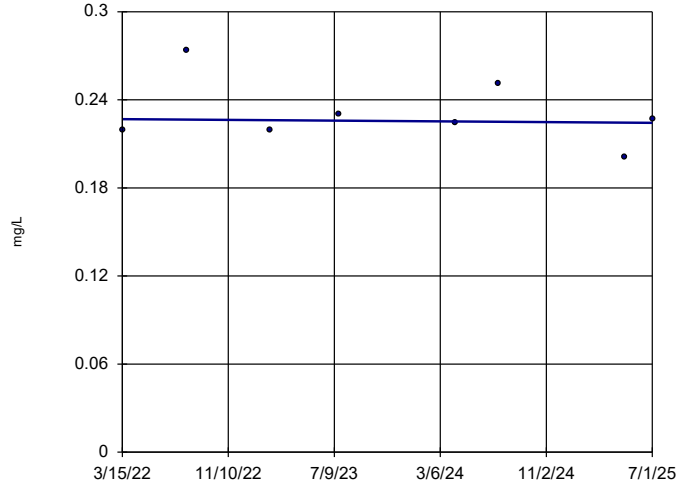

n = 8

Slope = -0.0007679 units per year.

Mann-Kendall statistic = -1 critical = -21

Trend not significant at 99% confidence level (α = 0.005 per tail).

Constituent: Boron Analysis Run 8/26/2025 2:27 PM View: 2025AWQR - Mann Kendall

Archer Daniels Midland Landfill Client: SCS Engineers Data: ADMCO_2025_AWQR-AM

Sanitas™ v.10.0.27 Software licensed to SCS Engineers. UG

Sen's Slope Estimator

MW-3

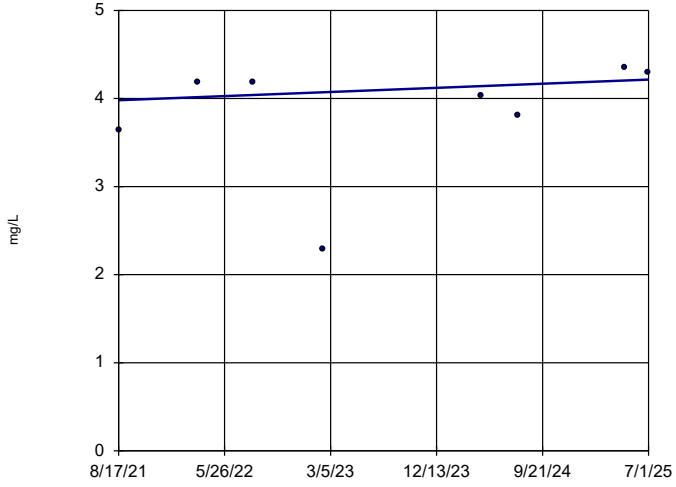

n = 8

Slope = 0.06037 units per year.

Mann-Kendall statistic = 8 critical = 21

Trend not significant at 99% confidence level (α = 0.005 per tail).

Constituent: Boron Analysis Run 8/26/2025 2:27 PM View: 2025AWQR - Mann Kendall

Archer Daniels Midland Landfill Client: SCS Engineers Data: ADMCO_2025_AWQR-AM

Sanitas™ v.10.0.27 Software licensed to SCS Engineers. UG

Sen's Slope Estimator

MW-4

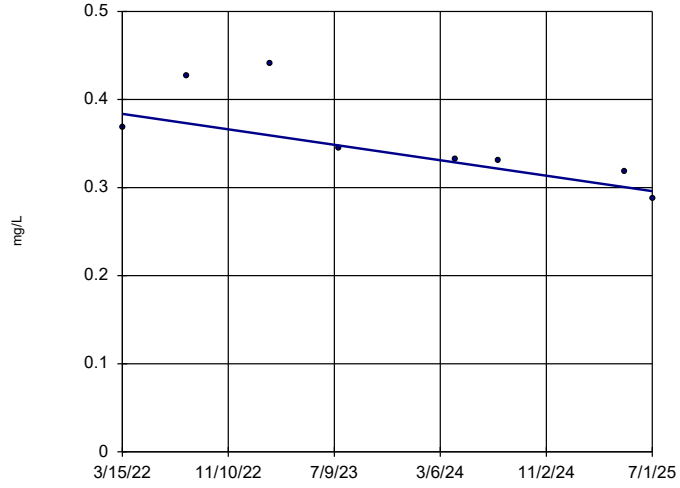

n = 8

Slope = -0.02659 units per year.

Mann-Kendall statistic = -22 critical = -21

Decreasing trend significant at 99% confidence level (α = 0.005 per tail).

Constituent: Boron Analysis Run 8/26/2025 2:27 PM View: 2025AWQR - Mann Kendall

Archer Daniels Midland Landfill Client: SCS Engineers Data: ADMCO_2025_AWQR-AM

Sanitas™ v.10.0.27 Software licensed to SCS Engineers. UG

Sen's Slope Estimator

MW-5

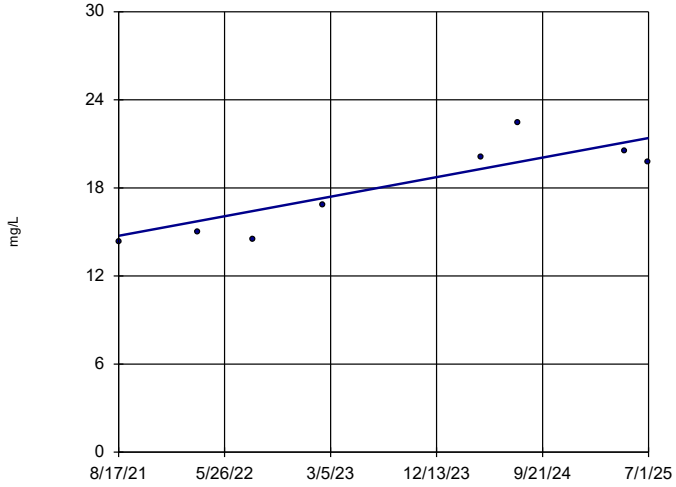

n = 8

Slope = 1.719 units per year.

Mann-Kendall statistic = 18 critical = 21

Trend not significant at 99% confidence level (α = 0.005 per tail).

Constituent: Boron Analysis Run 8/26/2025 2:27 PM View: 2025AWQR - Mann Kendall

Archer Daniels Midland Landfill Client: SCS Engineers Data: ADMCO_2025_AWQR-AM

Sanitas™ v.10.0.27 Software licensed to SCS Engineers. UG

Sen's Slope Estimator

MW-6

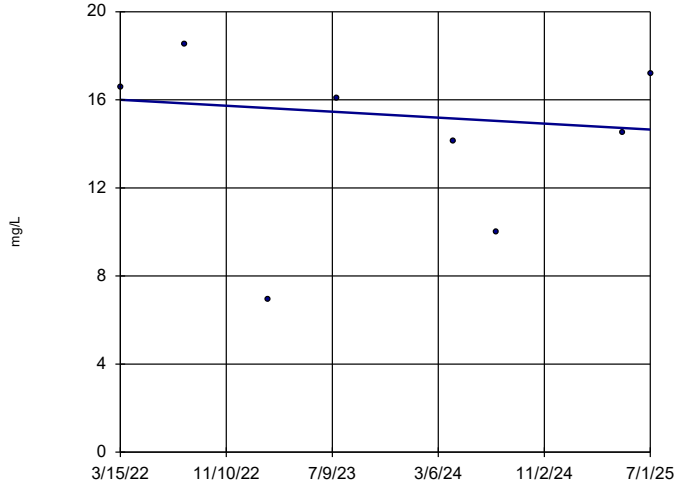

n = 8

Slope = -0.4103 units per year.

Mann-Kendall statistic = -2 critical = -21

Trend not significant at 99% confidence level (α = 0.005 per tail).

Constituent: Boron Analysis Run 8/26/2025 2:27 PM View: 2025AWQR - Mann Kendall

Archer Daniels Midland Landfill Client: SCS Engineers Data: ADMCO_2025_AWQR-AM

Sanitas™ v.10.0.27 Software licensed to SCS Engineers. UG

Sen's Slope Estimator

MW-7

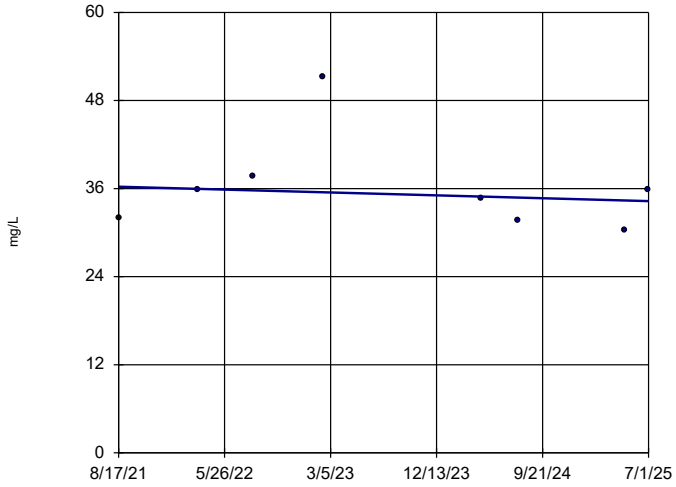

n = 8

Slope = -0.5058 units per year.

Mann-Kendall statistic = -4 critical = -21

Trend not significant at 99% confidence level (α = 0.005 per tail).

Constituent: Boron Analysis Run 8/26/2025 2:27 PM View: 2025AWQR - Mann Kendall

Archer Daniels Midland Landfill Client: SCS Engineers Data: ADMCO_2025_AWQR-AM

Sanitas™ v.10.0.27 Software licensed to SCS Engineers. UG

Sen's Slope Estimator

MW-8

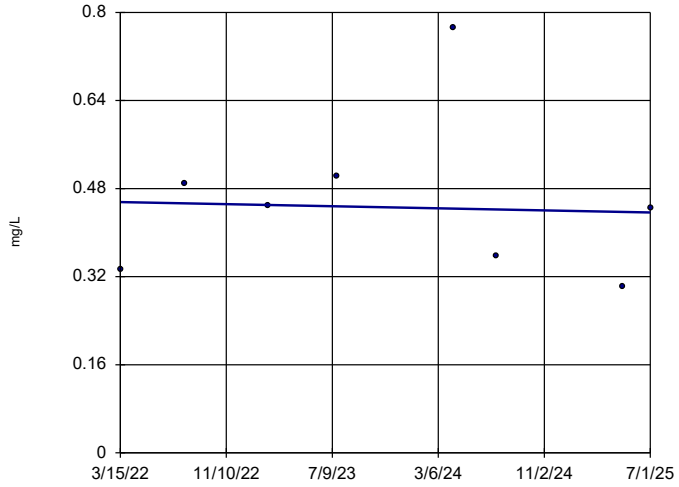

n = 8

Slope = -0.005745 units per year.

Mann-Kendall statistic = -2 critical = -21

Trend not significant at 99% confidence level (α = 0.005 per tail).

Constituent: Boron Analysis Run 8/26/2025 2:27 PM View: 2025AWQR - Mann Kendall

Archer Daniels Midland Landfill Client: SCS Engineers Data: ADMCO_2025_AWQR-AM

Sanitas™ v.10.0.27 Software licensed to SCS Engineers. UG

Sen's Slope Estimator

MW-9

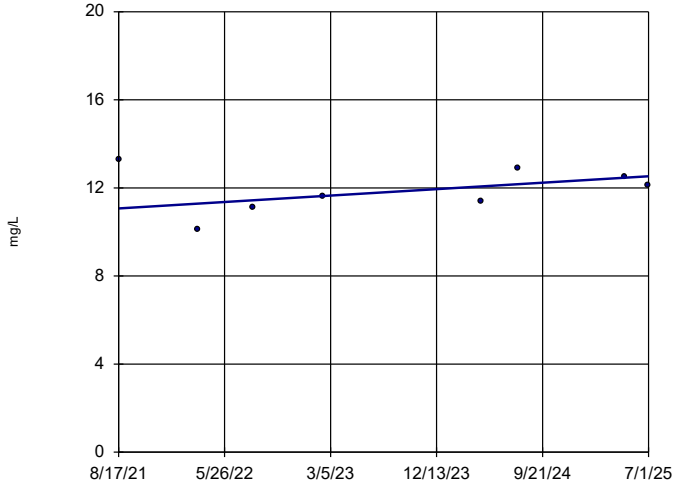

n = 8

Slope = 0.3767 units per year.

Mann-Kendall statistic = 6 critical = 21

Trend not significant at 99% confidence level (α = 0.005 per tail).

Constituent: Boron Analysis Run 8/26/2025 2:27 PM View: 2025AWQR - Mann Kendall

Archer Daniels Midland Landfill Client: SCS Engineers Data: ADMCO_2025_AWQR-AM

Sanitas™ v.10.0.27 Software licensed to SCS Engineers. UG

Sen's Slope Estimator

MW-10

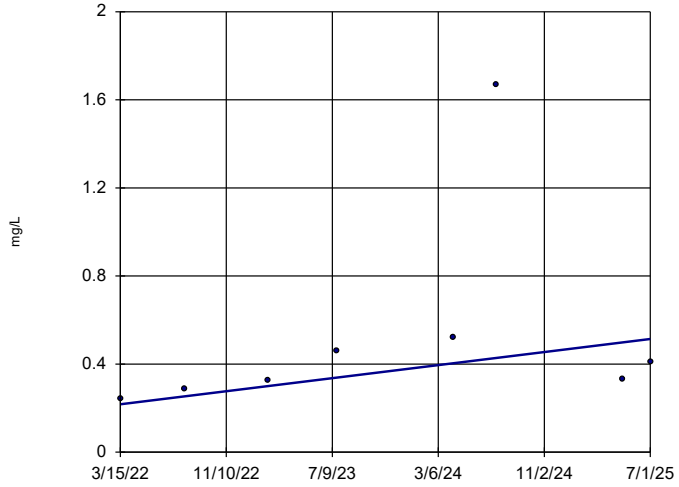

n = 8

Slope = 0.08995 units per year.

Mann-Kendall statistic = 16 critical = 21

Trend not significant at 99% confidence level (α = 0.005 per tail).

Constituent: Boron Analysis Run 8/26/2025 2:27 PM View: 2025AWQR - Mann Kendall

Archer Daniels Midland Landfill Client: SCS Engineers Data: ADMCO_2025_AWQR-AM

Sanitas™ v.10.0.27 Software licensed to SCS Engineers. UG

Hollow symbols indicate censored values.

Sen's Slope Estimator

MW-11

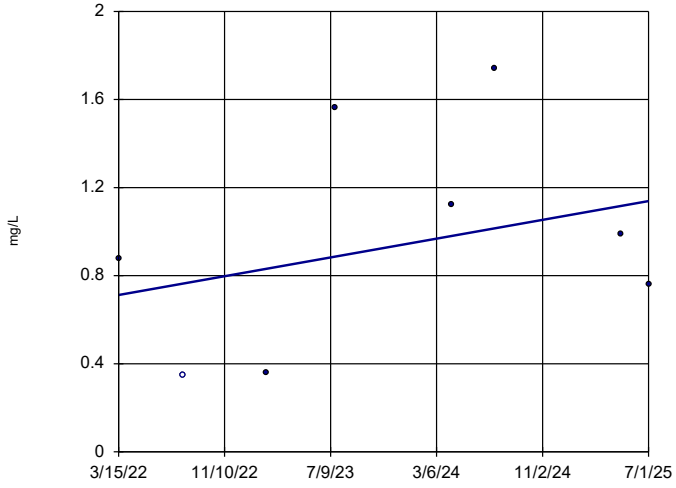

n = 8

Slope = 0.1293 units per year.

Mann-Kendall statistic = 6 critical = 21

Trend not significant at 99% confidence level (α = 0.005 per tail).

Constituent: Boron Analysis Run 8/26/2025 2:27 PM View: 2025AWQR - Mann Kendall

Archer Daniels Midland Landfill Client: SCS Engineers Data: ADMCO_2025_AWQR-AM

Sanitas™ v.10.0.27 Software licensed to SCS Engineers. UG

Sen's Slope Estimator

MW-12

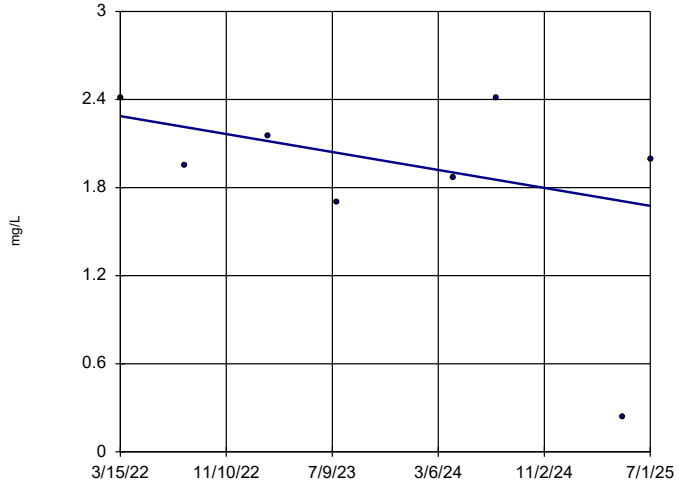

n = 8

Slope = -0.1853 units per year.

Mann-Kendall statistic = -7 critical = -21

Trend not significant at 99% confidence level (α = 0.005 per tail).

Constituent: Boron Analysis Run 8/26/2025 2:27 PM View: 2025AWQR - Mann Kendall

Archer Daniels Midland Landfill Client: SCS Engineers Data: ADMCO_2025_AWQR-AM

Sanitas™ v.10.0.27 Software licensed to SCS Engineers. UG

Sen's Slope Estimator

MW-13

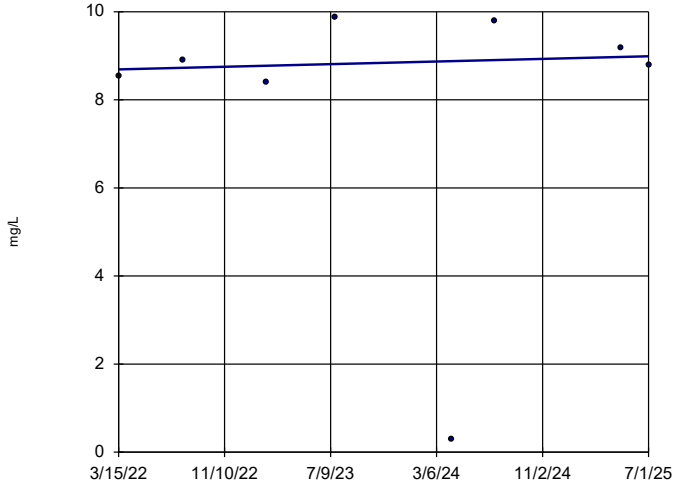

n = 8

Slope = 0.09082 units per year.

Mann-Kendall statistic = 2 critical = 21

Trend not significant at 99% confidence level (α = 0.005 per tail).

Constituent: Boron Analysis Run 8/26/2025 2:27 PM View: 2025AWQR - Mann Kendall

Archer Daniels Midland Landfill Client: SCS Engineers Data: ADMCO_2025_AWQR-AM

Sanitas™ v.10.0.27 Software licensed to SCS Engineers. UG

Sen's Slope Estimator

MW-14

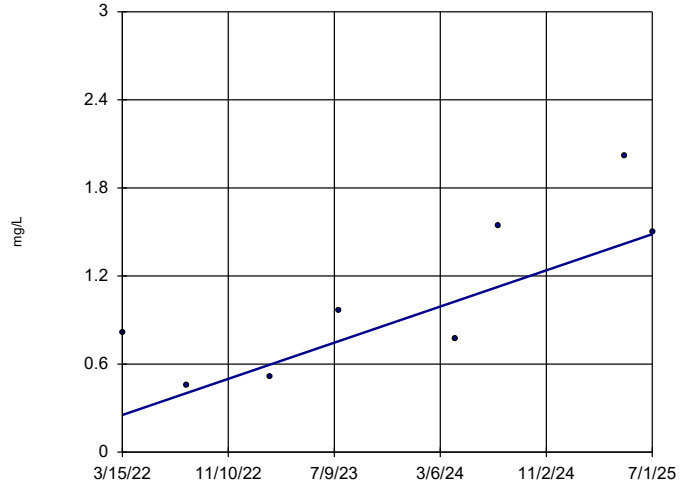

n = 8

Slope = 0.3732 units per year.

Mann-Kendall statistic = 16 critical = 21

Trend not significant at 99% confidence level (α = 0.005 per tail).

Constituent: Boron Analysis Run 8/26/2025 2:27 PM View: 2025AWQR - Mann Kendall

Archer Daniels Midland Landfill Client: SCS Engineers Data: ADMCO_2025_AWQR-AM

Sanitas™ v.10.0.27 Software licensed to SCS Engineers. UG

Sen's Slope Estimator

MW-15

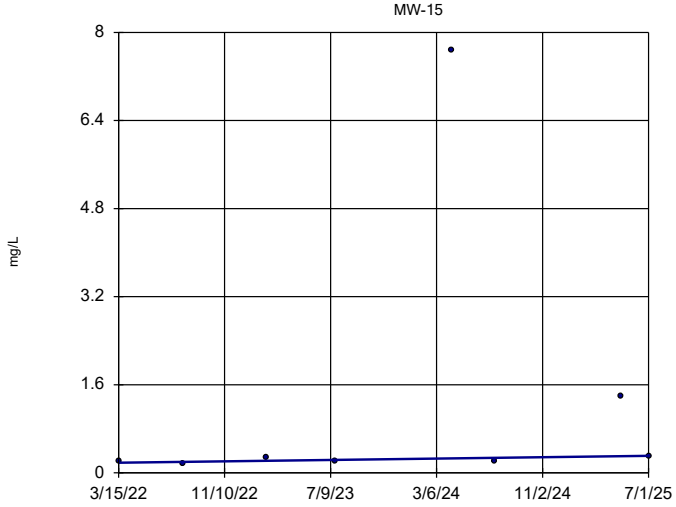

n = 8

Slope = 0.0382 units per year.

Mann-Kendall statistic = 12 critical = 21

Trend not significant at 99% confidence level (α = 0.005 per tail).

Constituent: Boron Analysis Run 8/26/2025 2:27 PM View: 2025AWQR - Mann Kendall

Archer Daniels Midland Landfill Client: SCS Engineers Data: ADMCO_2025_AWQR-AM

Sanitas™ v.10.0.27 Software licensed to SCS Engineers. UG

Sen's Slope Estimator

MW-17 (bg)

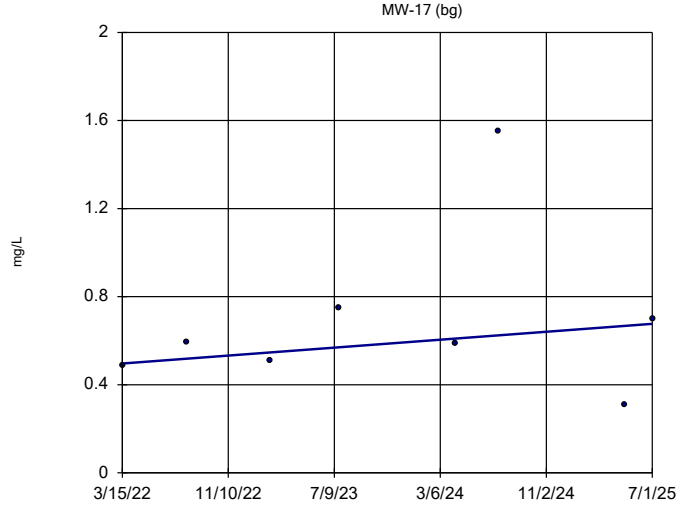

n = 8

Slope = 0.05455 units per year.

Mann-Kendall statistic = 6 critical = 21

Trend not significant at 99% confidence level (α = 0.005 per tail).

Constituent: Boron Analysis Run 8/26/2025 2:27 PM View: 2025AWQR - Mann Kendall

Archer Daniels Midland Landfill Client: SCS Engineers Data: ADMCO_2025_AWQR-AM

Sanitas™ v.10.0.27 Software licensed to SCS Engineers. UG

Sen's Slope Estimator

MW-18 (bg)

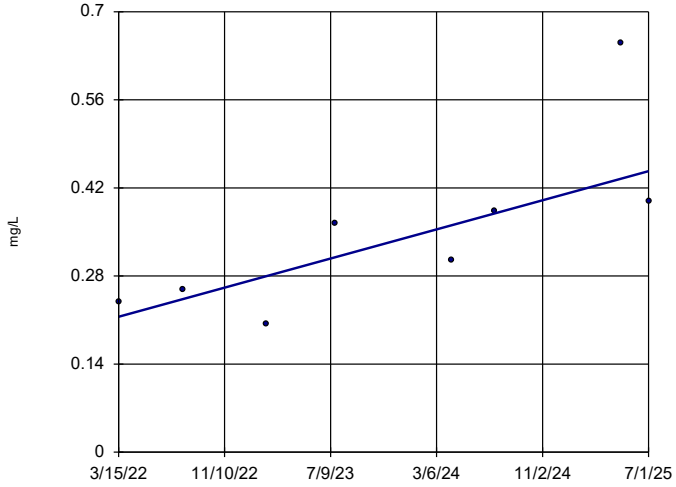

n = 8

Slope = 0.07015 units per year.

Mann-Kendall statistic = 20 critical = 21

Trend not significant at 99% confidence level (α = 0.005 per tail).

Constituent: Boron Analysis Run 8/26/2025 2:27 PM View: 2025AWQR - Mann Kendall

Archer Daniels Midland Landfill Client: SCS Engineers Data: ADMCO_2025_AWQR-AM

Sanitas™ v.10.0.27 Software licensed to SCS Engineers. UG

Sen's Slope Estimator

MW-16

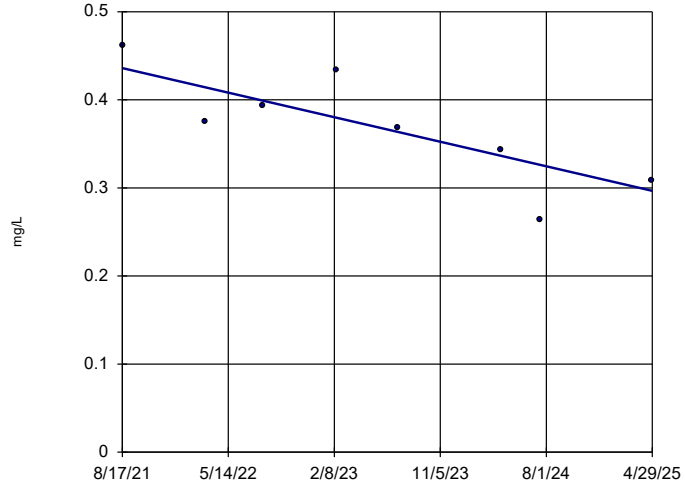

n = 8

Slope = -0.03768 units per year.

Mann-Kendall statistic = -20 critical = -21

Trend not significant at 99% confidence level (α = 0.005 per tail).

Constituent: Boron Analysis Run 8/26/2025 2:27 PM View: 2025AWQR - Mann Kendall

Archer Daniels Midland Landfill Client: SCS Engineers Data: ADMCO_2025_AWQR-AM

Sanitas™ v.10.0.27 Software licensed to SCS Engineers. UG

Hollow symbols indicate censored values.

Sen's Slope Estimator

MW-9

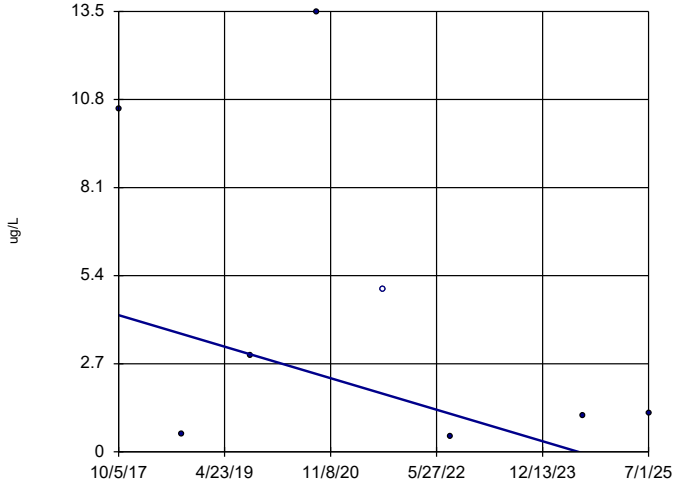

n = 8

Slope = -0.6237 units per year.

Mann-Kendall statistic = -6 critical = -21

Trend not significant at 99% confidence level (α = 0.005 per tail).

Constituent: Carbon Disulfide Analysis Run 8/26/2025 2:27 PM View: 2025AWQR - Mann Kendall

Archer Daniels Midland Landfill Client: SCS Engineers Data: ADMCO_2025_AWQR-AM

Sanitas™ v.10.0.27 Software licensed to SCS Engineers. UG

Hollow symbols indicate censored values.

Sen's Slope Estimator

MW-1 (bg)

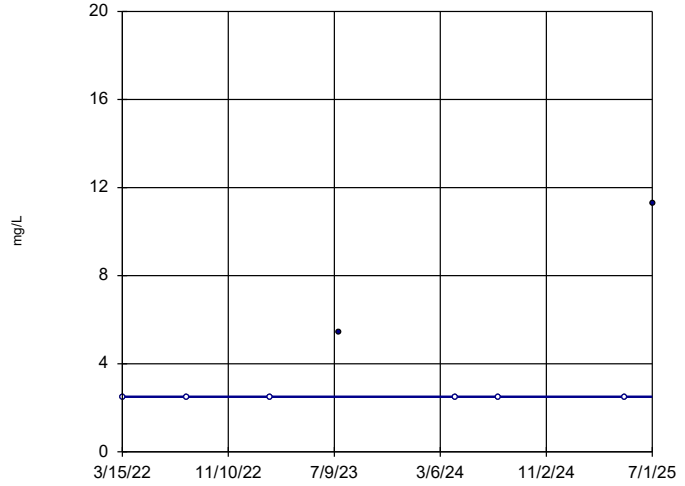

n = 8

Slope = 0 units per year.

Mann-Kendall statistic = 7 critical = 21

Trend not significant at 99% confidence level (α = 0.005 per tail).

Constituent: Chemical Oxygen Demand Analysis Run 8/26/2025 2:28 PM View: 2025AWQR - Mann Kend

Archer Daniels Midland Landfill Client: SCS Engineers Data: ADMCO_2025_AWQR-AM

Sanitas™ v.10.0.27 Software licensed to SCS Engineers. UG
Hollow symbols indicate censored values.

Sen's Slope Estimator

MW-2 (bg)

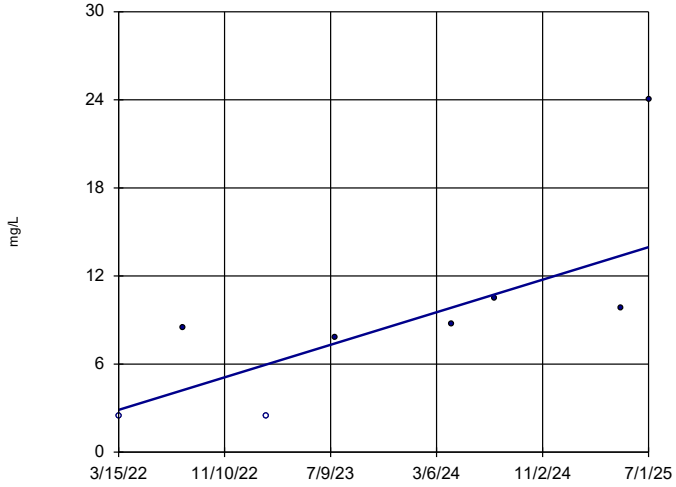

n = 8

Slope = 3.362 units per year.

Mann-Kendall statistic = 21 critical = 21

Trend not significant at 99% confidence level (α = 0.005 per tail).

Constituent: Chemical Oxygen Demand Analysis Run 8/26/2025 2:28 PM View: 2025AWQR - Mann Kend
Archer Daniels Midland Landfill Client: SCS Engineers Data: ADMCO_2025_AWQR-AM

Sanitas™ v.10.0.27 Software licensed to SCS Engineers. UG

Sen's Slope Estimator

MW-3

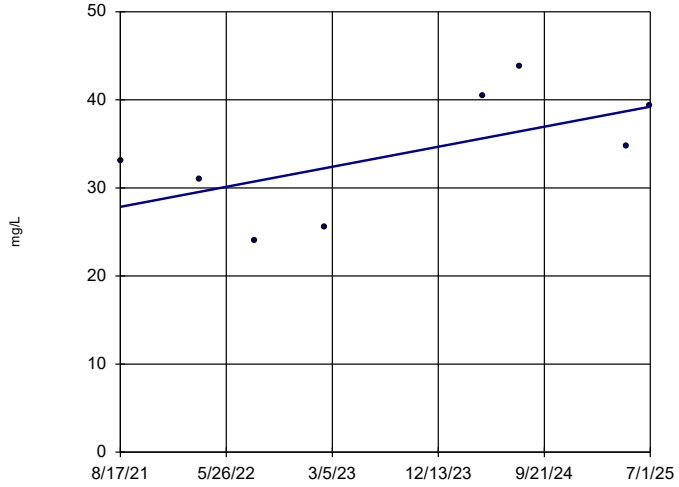

n = 8

Slope = 2.934 units per year.

Mann-Kendall statistic = 10 critical = 21

Trend not significant at 99% confidence level (α = 0.005 per tail).

Constituent: Chemical Oxygen Demand Analysis Run 8/26/2025 2:28 PM View: 2025AWQR - Mann Kend
Archer Daniels Midland Landfill Client: SCS Engineers Data: ADMCO_2025_AWQR-AM

Sanitas™ v.10.0.27 Software licensed to SCS Engineers. UG
Hollow symbols indicate censored values.

Sen's Slope Estimator

MW-4

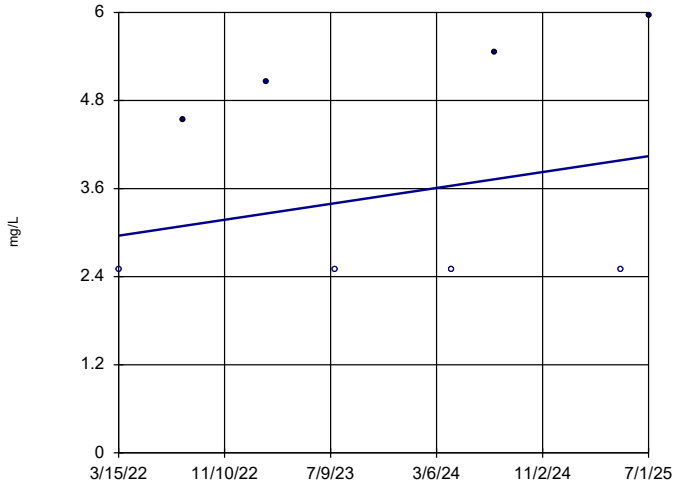

n = 8

Slope = 0.3284 units per year.

Mann-Kendall statistic = 8 critical = 21

Trend not significant at 99% confidence level (α = 0.005 per tail).

Constituent: Chemical Oxygen Demand Analysis Run 8/26/2025 2:28 PM View: 2025AWQR - Mann Kend
Archer Daniels Midland Landfill Client: SCS Engineers Data: ADMCO_2025_AWQR-AM

Sanitas™ v.10.0.27 Software licensed to SCS Engineers. UG
Hollow symbols indicate censored values.

Sen's Slope Estimator

MW-5

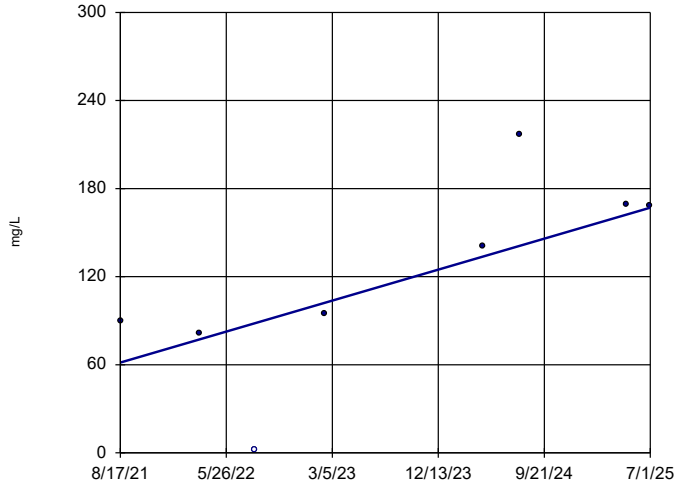

n = 8

Slope = 27.24 units per year.

Mann-Kendall statistic = 16 critical = 21

Trend not significant at 99% confidence level (α = 0.005 per tail).

Constituent: Chemical Oxygen Demand Analysis Run 8/26/2025 2:28 PM View: 2025AWQR - Mann Kend
Archer Daniels Midland Landfill Client: SCS Engineers Data: ADMCO_2025_AWQR-AM

Sanitas™ v.10.0.27 Software licensed to SCS Engineers. UG

Sen's Slope Estimator

MW-6

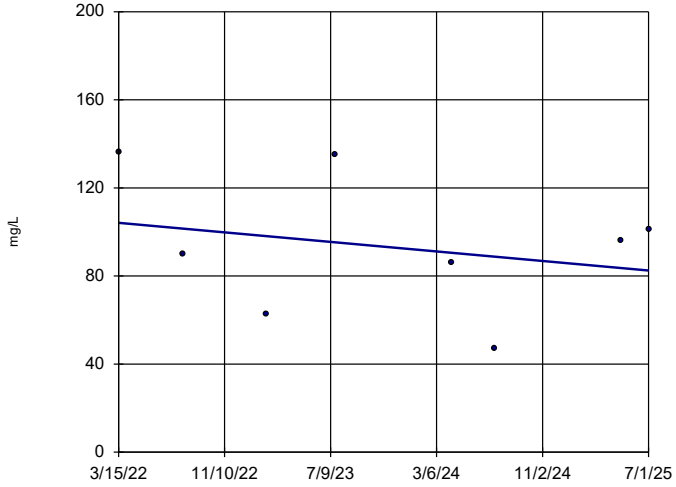

n = 8

Slope = -6.564 units per year.

Mann-Kendall statistic = -4 critical = -21

Trend not significant at 99% confidence level (α = 0.005 per tail).

Constituent: Chemical Oxygen Demand Analysis Run 8/26/2025 2:28 PM View: 2025AWQR - Mann Kend

Archer Daniels Midland Landfill Client: SCS Engineers Data: ADMCO_2025_AWQR-AM

Sanitas™ v.10.0.27 Software licensed to SCS Engineers. UG

Sen's Slope Estimator

MW-7

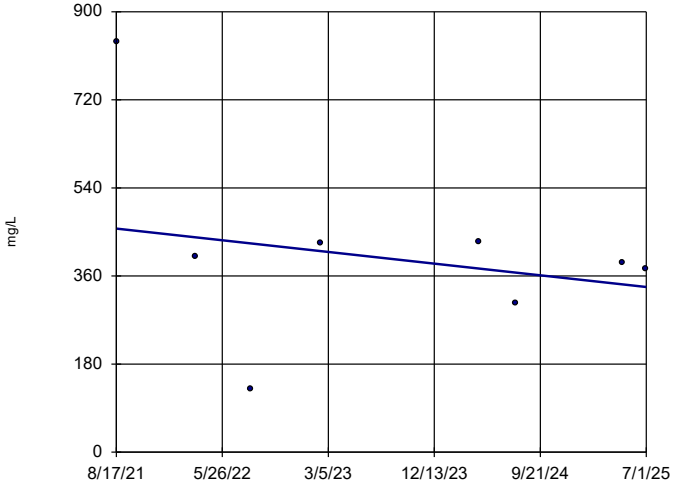

n = 8

Slope = -30.84 units per year.

Mann-Kendall statistic = -8 critical = -21

Trend not significant at 99% confidence level (α = 0.005 per tail).

Constituent: Chemical Oxygen Demand Analysis Run 8/26/2025 2:28 PM View: 2025AWQR - Mann Kend

Archer Daniels Midland Landfill Client: SCS Engineers Data: ADMCO_2025_AWQR-AM

Sanitas™ v.10.0.27 Software licensed to SCS Engineers. UG

Hollow symbols indicate censored values.

Sen's Slope Estimator

MW-8

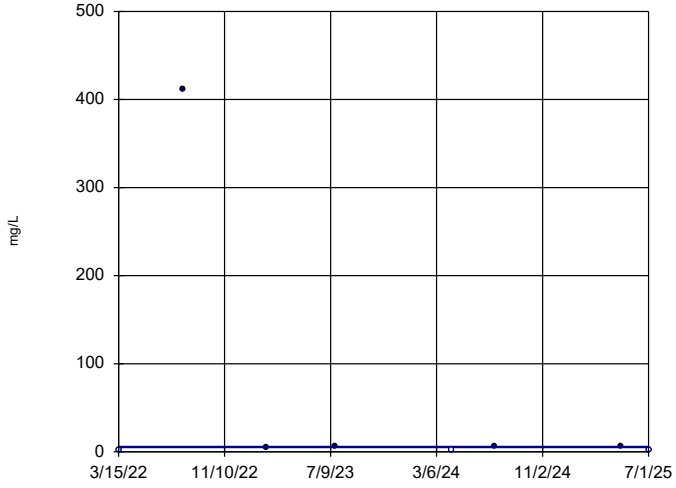

n = 8

Slope = 0 units per year.

Mann-Kendall statistic = 1 critical = 21

Trend not significant at 99% confidence level (α = 0.005 per tail).

Constituent: Chemical Oxygen Demand Analysis Run 8/26/2025 2:28 PM View: 2025AWQR - Mann Kend

Archer Daniels Midland Landfill Client: SCS Engineers Data: ADMCO_2025_AWQR-AM

Sanitas™ v.10.0.27 Software licensed to SCS Engineers. UG

Sen's Slope Estimator

MW-9

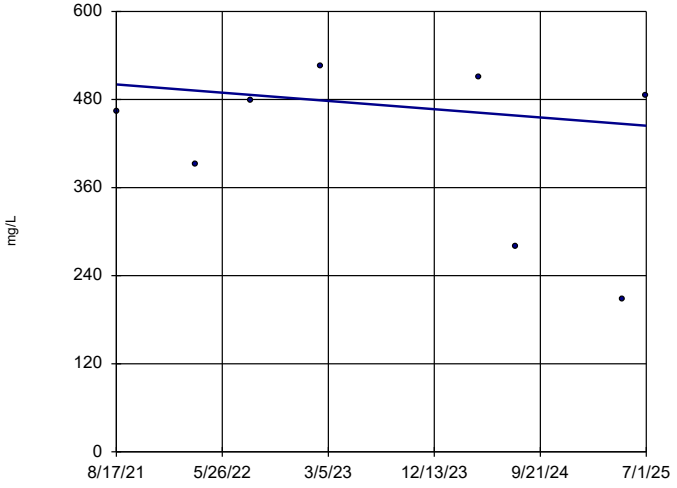

n = 8

Slope = -14.49 units per year.

Mann-Kendall statistic = -2 critical = -21

Trend not significant at 99% confidence level (α = 0.005 per tail).

Constituent: Chemical Oxygen Demand Analysis Run 8/26/2025 2:28 PM View: 2025AWQR - Mann Kend

Archer Daniels Midland Landfill Client: SCS Engineers Data: ADMCO_2025_AWQR-AM

Sanitas™ v.10.0.27 Software licensed to SCS Engineers. UG
Hollow symbols indicate censored values.

Sen's Slope Estimator

MW-10

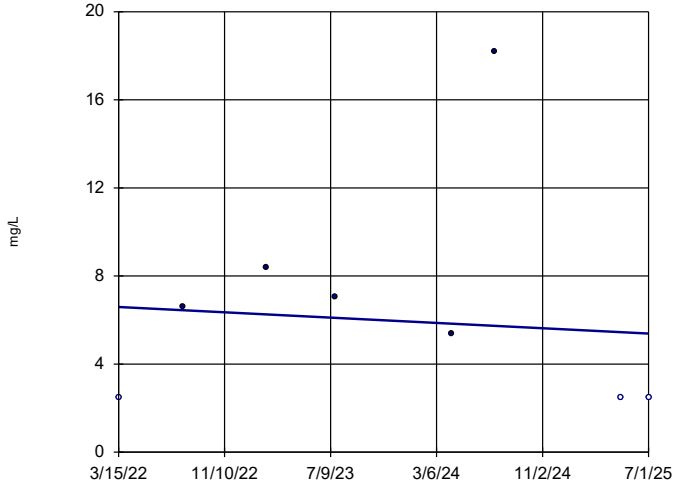

n = 8

Slope = -0.3656 units per year.

Mann-Kendall statistic = -3 critical = -21

Trend not significant at 99% confidence level (α = 0.005 per tail).

Constituent: Chemical Oxygen Demand Analysis Run 8/26/2025 2:28 PM View: 2025AWQR - Mann Kend
Archer Daniels Midland Landfill Client: SCS Engineers Data: ADMCO_2025_AWQR-AM

Sanitas™ v.10.0.27 Software licensed to SCS Engineers. UG

Sen's Slope Estimator

MW-11

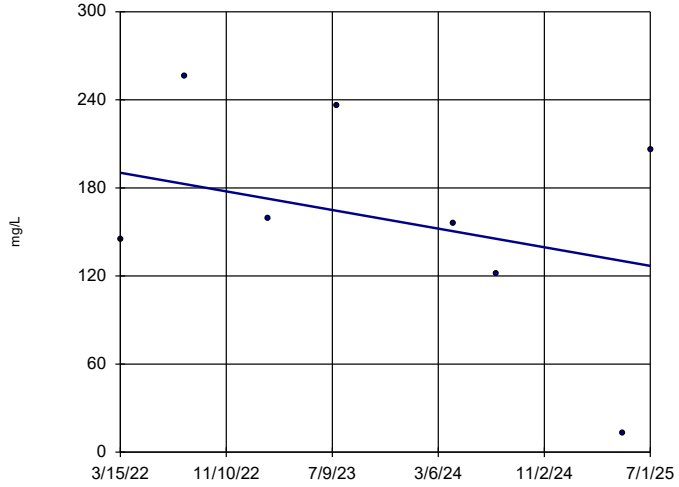

n = 8

Slope = -19.24 units per year.

Mann-Kendall statistic = -8 critical = -21

Trend not significant at 99% confidence level (α = 0.005 per tail).

Constituent: Chemical Oxygen Demand Analysis Run 8/26/2025 2:28 PM View: 2025AWQR - Mann Kend
Archer Daniels Midland Landfill Client: SCS Engineers Data: ADMCO_2025_AWQR-AM

Sanitas™ v.10.0.27 Software licensed to SCS Engineers. UG
Hollow symbols indicate censored values.

Sen's Slope Estimator

MW-12

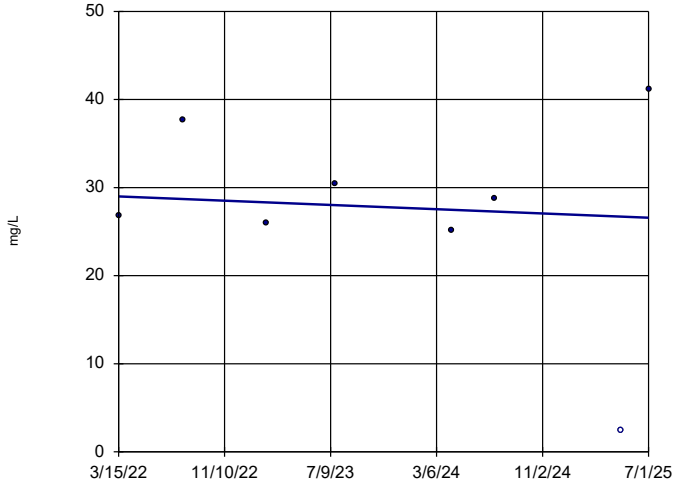

n = 8

Slope = -0.7339 units per year.

Mann-Kendall statistic = -2 critical = -21

Trend not significant at 99% confidence level (α = 0.005 per tail).

Constituent: Chemical Oxygen Demand Analysis Run 8/26/2025 2:28 PM View: 2025AWQR - Mann Kend
Archer Daniels Midland Landfill Client: SCS Engineers Data: ADMCO_2025_AWQR-AM

Sanitas™ v.10.0.27 Software licensed to SCS Engineers. UG
Hollow symbols indicate censored values.

Sen's Slope Estimator

MW-13

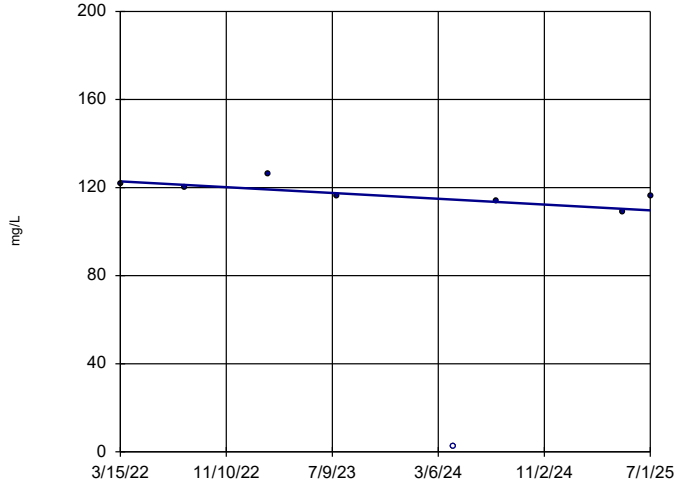

n = 8

Slope = -3.985 units per year.

Mann-Kendall statistic = -13 critical = -21

Trend not significant at 99% confidence level (α = 0.005 per tail).

Constituent: Chemical Oxygen Demand Analysis Run 8/26/2025 2:28 PM View: 2025AWQR - Mann Kend
Archer Daniels Midland Landfill Client: SCS Engineers Data: ADMCO_2025_AWQR-AM

Sanitas™ v.10.0.27 Software licensed to SCS Engineers. UG
Hollow symbols indicate censored values.

Sen's Slope Estimator

MW-14

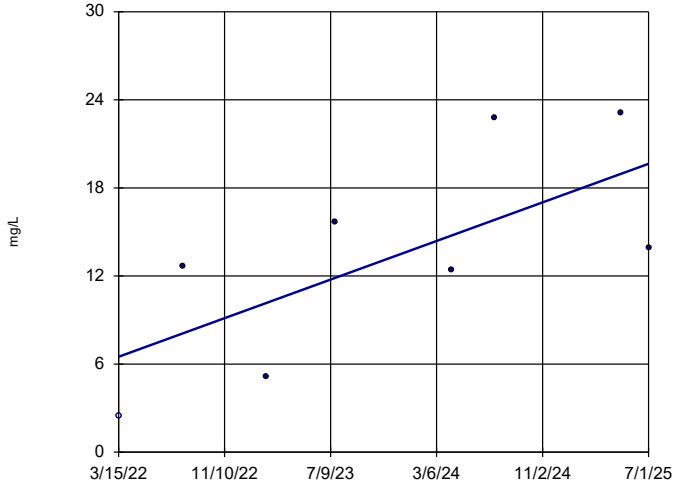

n = 8

Slope = 3.987 units per year.

Mann-Kendall statistic = 16 critical = 21

Trend not significant at 99% confidence level (α = 0.005 per tail).

Constituent: Chemical Oxygen Demand Analysis Run 8/26/2025 2:28 PM View: 2025AWQR - Mann Kend
Archer Daniels Midland Landfill Client: SCS Engineers Data: ADMCO_2025_AWQR-AM

Sanitas™ v.10.0.27 Software licensed to SCS Engineers. UG
Hollow symbols indicate censored values.

Sen's Slope Estimator

MW-15

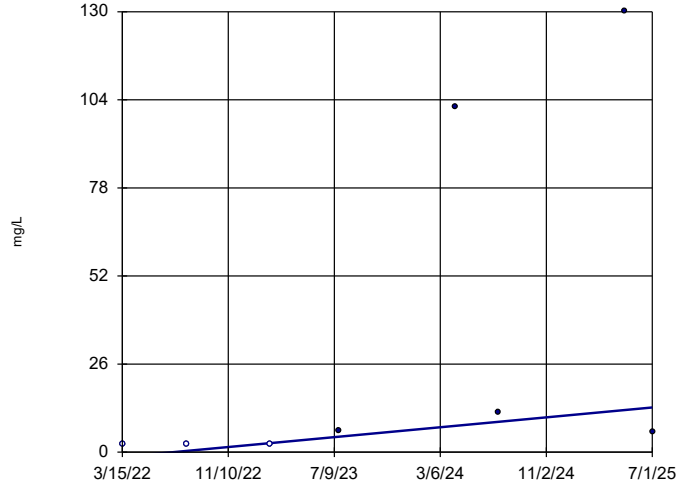

n = 8

Slope = 4.423 units per year.

Mann-Kendall statistic = 15 critical = 21

Trend not significant at 99% confidence level (α = 0.005 per tail).

Constituent: Chemical Oxygen Demand Analysis Run 8/26/2025 2:28 PM View: 2025AWQR - Mann Kend
Archer Daniels Midland Landfill Client: SCS Engineers Data: ADMCO_2025_AWQR-AM

Sanitas™ v.10.0.27 Software licensed to SCS Engineers. UG
Hollow symbols indicate censored values.

Sen's Slope Estimator

MW-17 (bg)

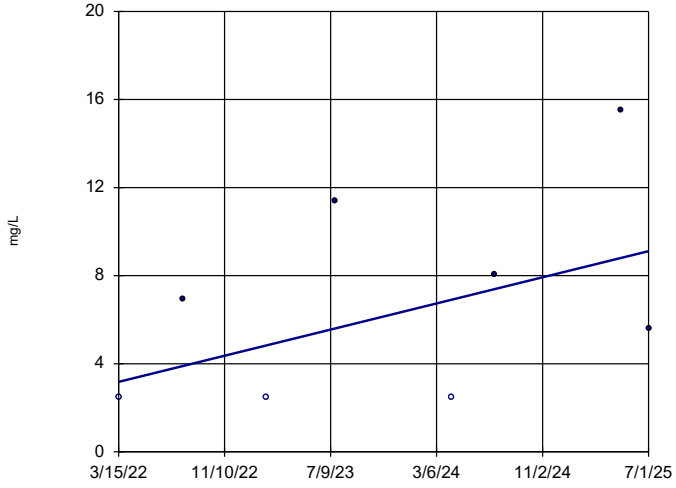

n = 8

Slope = 1.801 units per year.

Mann-Kendall statistic = 9 critical = 21

Trend not significant at 99% confidence level (α = 0.005 per tail).

Constituent: Chemical Oxygen Demand Analysis Run 8/26/2025 2:28 PM View: 2025AWQR - Mann Kend
Archer Daniels Midland Landfill Client: SCS Engineers Data: ADMCO_2025_AWQR-AM

Sanitas™ v.10.0.27 Software licensed to SCS Engineers. UG
Hollow symbols indicate censored values.

Sen's Slope Estimator

MW-18 (bg)

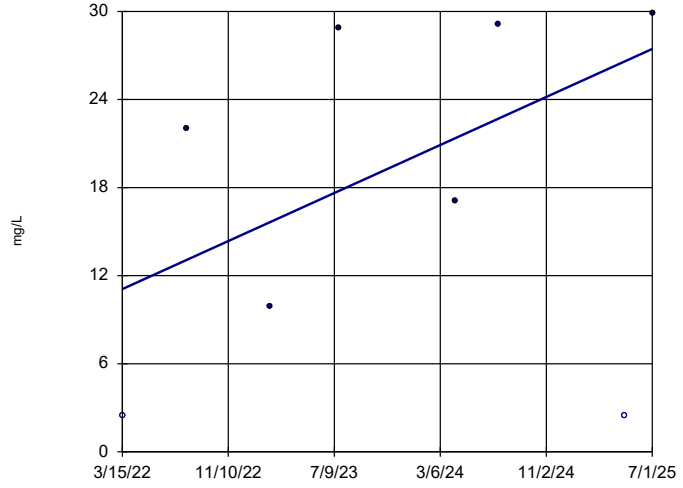

n = 8

Slope = 4.957 units per year.

Mann-Kendall statistic = 11 critical = 21

Trend not significant at 99% confidence level (α = 0.005 per tail).

Constituent: Chemical Oxygen Demand Analysis Run 8/26/2025 2:28 PM View: 2025AWQR - Mann Kend
Archer Daniels Midland Landfill Client: SCS Engineers Data: ADMCO_2025_AWQR-AM

Sanitas™ v.10.0.27 Software licensed to SCS Engineers. UG

Hollow symbols indicate censored values.

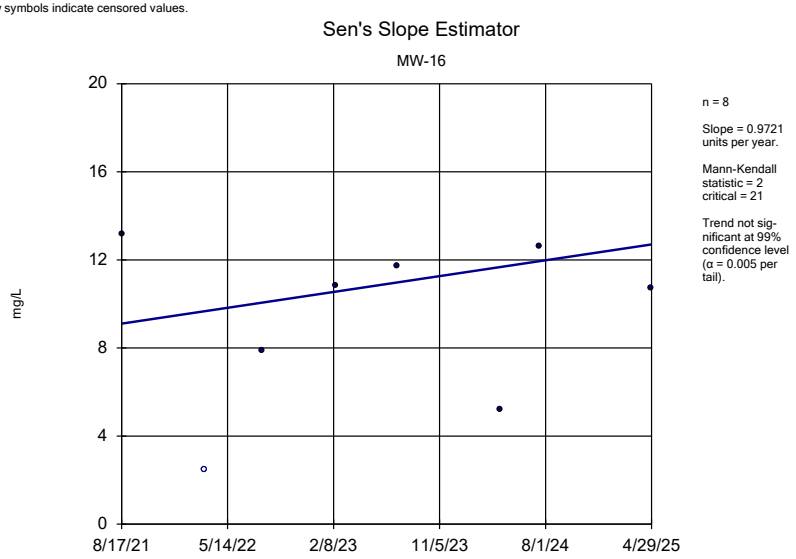

Constituent: Chemical Oxygen Demand Analysis Run 8/26/2025 2:28 PM View: 2025AWQR - Mann Kend

Archer Daniels Midland Landfill Client: SCS Engineers Data: ADMCO_2025_AWQR-AM

Sanitas™ v.10.0.27 Software licensed to SCS Engineers. UG

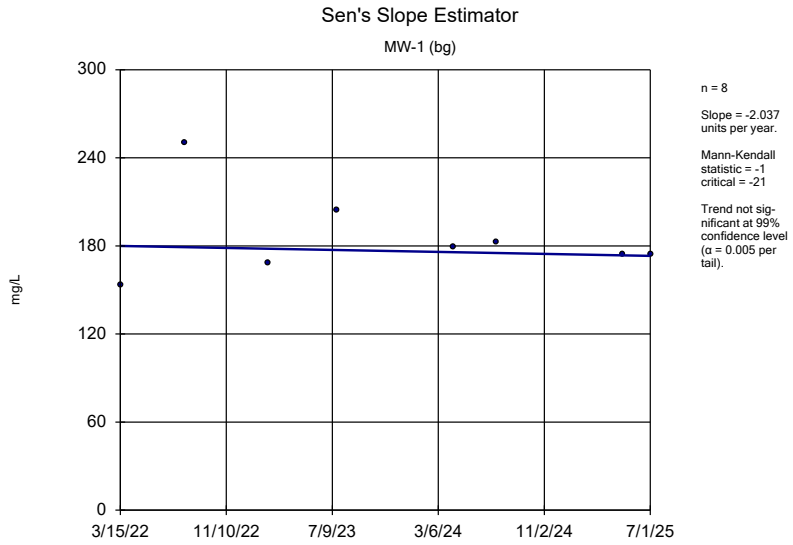

Constituent: Chloride Analysis Run 8/26/2025 2:28 PM View: 2025AWQR - Mann Kendall

Archer Daniels Midland Landfill Client: SCS Engineers Data: ADMCO_2025_AWQR-AM

Sanitas™ v.10.0.27 Software licensed to SCS Engineers. UG

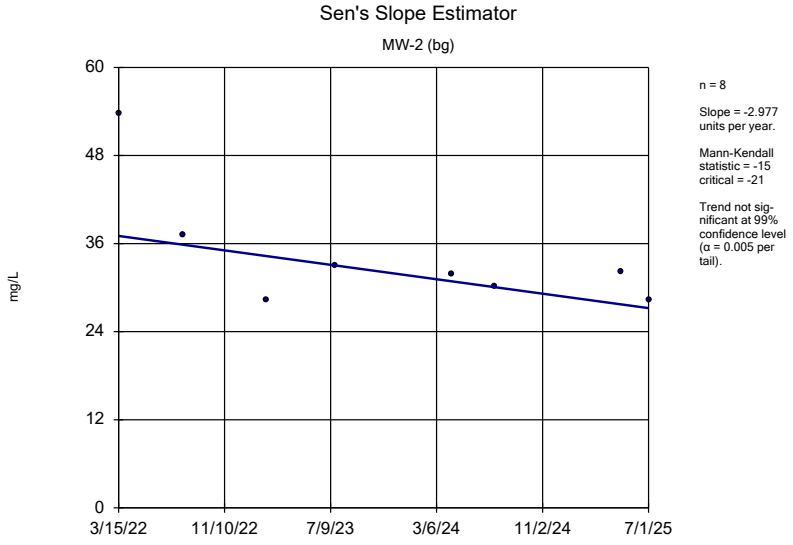

Constituent: Chloride Analysis Run 8/26/2025 2:28 PM View: 2025AWQR - Mann Kendall

Archer Daniels Midland Landfill Client: SCS Engineers Data: ADMCO_2025_AWQR-AM

Sanitas™ v.10.0.27 Software licensed to SCS Engineers. UG

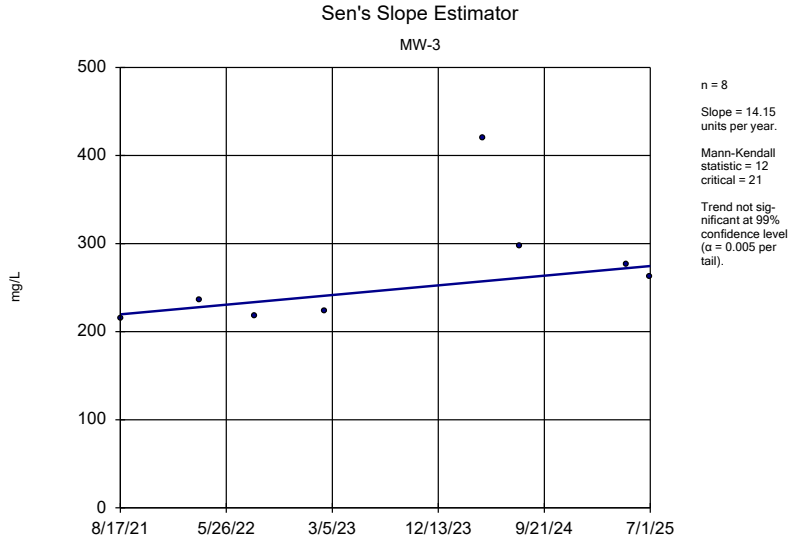

Constituent: Chloride Analysis Run 8/26/2025 2:28 PM View: 2025AWQR - Mann Kendall

Archer Daniels Midland Landfill Client: SCS Engineers Data: ADMCO_2025_AWQR-AM

Sanitas™ v.10.0.27 Software licensed to SCS Engineers. UG

Sen's Slope Estimator

MW-4

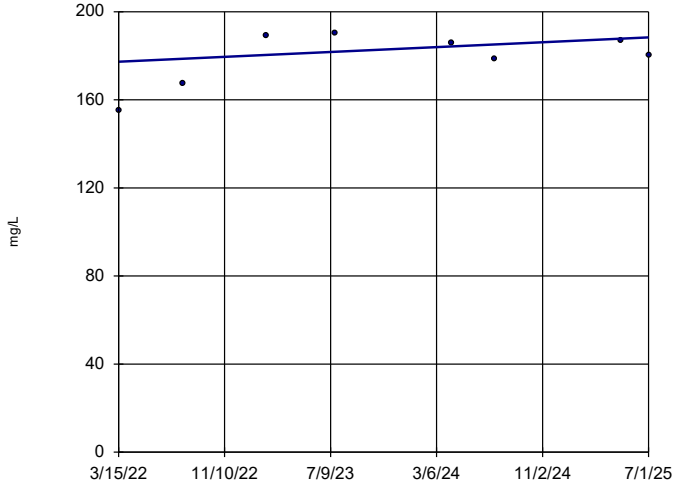

n = 8

Slope = 3.336 units per year.

Mann-Kendall statistic = 6 critical = 21

Trend not significant at 99% confidence level (α = 0.005 per tail).

Constituent: Chloride Analysis Run 8/26/2025 2:28 PM View: 2025AWQR - Mann Kendall

Archer Daniels Midland Landfill Client: SCS Engineers Data: ADMCO_2025_AWQR-AM

Sanitas™ v.10.0.27 Software licensed to SCS Engineers. UG

Sen's Slope Estimator

MW-5

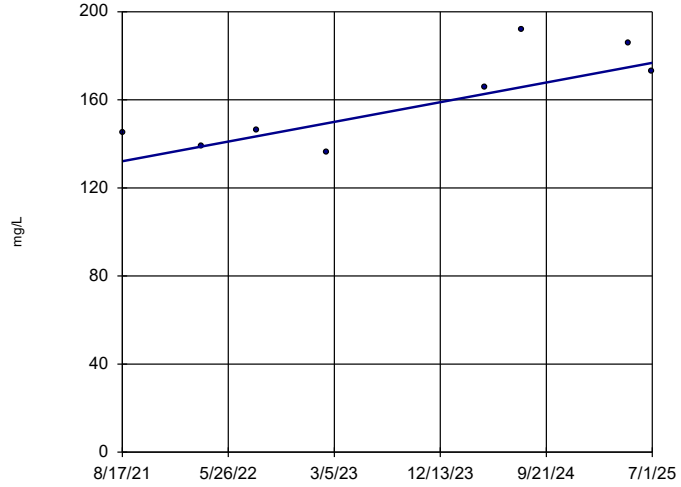

n = 8

Slope = 11.53 units per year.

Mann-Kendall statistic = 14 critical = 21

Trend not significant at 99% confidence level (α = 0.005 per tail).

Constituent: Chloride Analysis Run 8/26/2025 2:28 PM View: 2025AWQR - Mann Kendall

Archer Daniels Midland Landfill Client: SCS Engineers Data: ADMCO_2025_AWQR-AM

Sanitas™ v.10.0.27 Software licensed to SCS Engineers. UG

Sen's Slope Estimator

MW-6

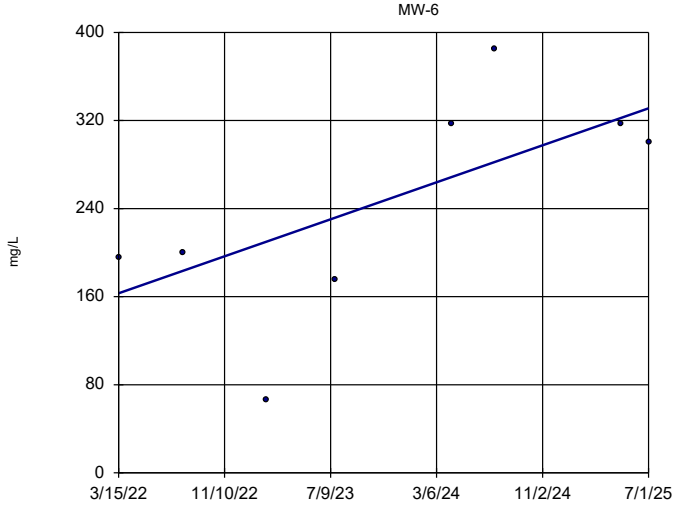

n = 8

Slope = 50.93 units per year.

Mann-Kendall statistic = 11 critical = 21

Trend not significant at 99% confidence level (α = 0.005 per tail).

Constituent: Chloride Analysis Run 8/26/2025 2:28 PM View: 2025AWQR - Mann Kendall

Archer Daniels Midland Landfill Client: SCS Engineers Data: ADMCO_2025_AWQR-AM

Sanitas™ v.10.0.27 Software licensed to SCS Engineers. UG

Sen's Slope Estimator

MW-7

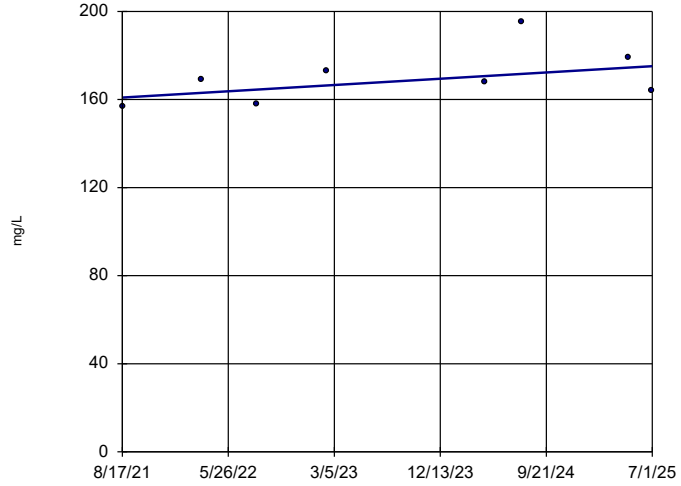

n = 8

Slope = 3.678 units per year.

Mann-Kendall statistic = 10 critical = 21

Trend not significant at 99% confidence level (α = 0.005 per tail).

Constituent: Chloride Analysis Run 8/26/2025 2:28 PM View: 2025AWQR - Mann Kendall

Archer Daniels Midland Landfill Client: SCS Engineers Data: ADMCO_2025_AWQR-AM

Sanitas™ v.10.0.27 Software licensed to SCS Engineers. UG

Sen's Slope Estimator

MW-8

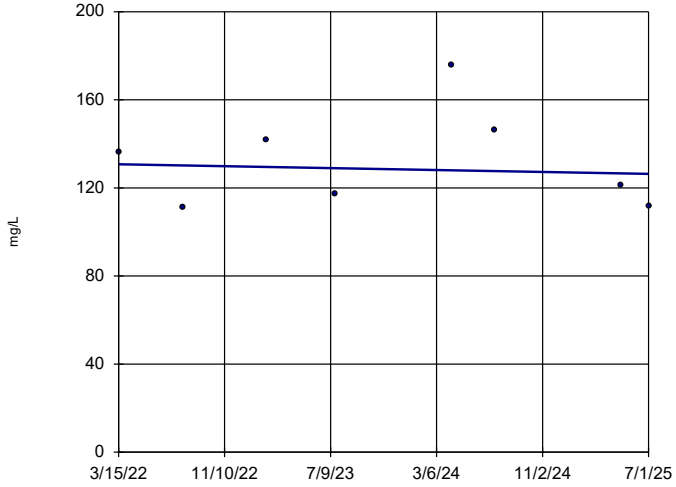

n = 8

Slope = -1.321 units per year.

Mann-Kendall statistic = 0 critical = 21

Trend not significant at 99% confidence level (α = 0.005 per tail).

Constituent: Chloride Analysis Run 8/26/2025 2:28 PM View: 2025AWQR - Mann Kendall

Archer Daniels Midland Landfill Client: SCS Engineers Data: ADMCO_2025_AWQR-AM

Sanitas™ v.10.0.27 Software licensed to SCS Engineers. UG

Sen's Slope Estimator

MW-9

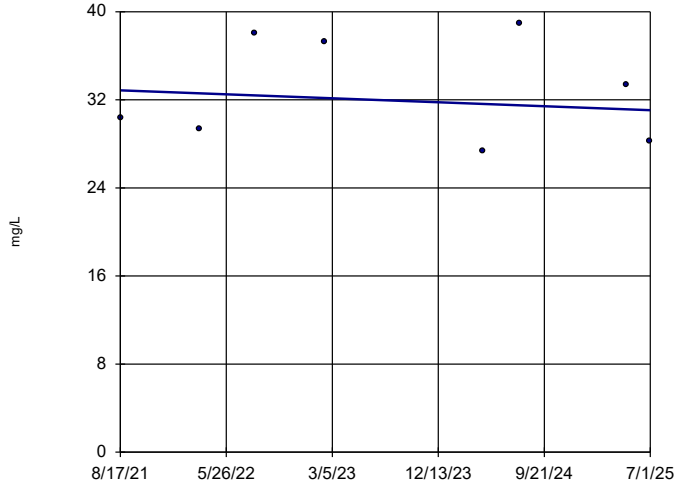

n = 8

Slope = -0.4658 units per year.

Mann-Kendall statistic = -2 critical = -21

Trend not significant at 99% confidence level (α = 0.005 per tail).

Constituent: Chloride Analysis Run 8/26/2025 2:28 PM View: 2025AWQR - Mann Kendall

Archer Daniels Midland Landfill Client: SCS Engineers Data: ADMCO_2025_AWQR-AM

Sanitas™ v.10.0.27 Software licensed to SCS Engineers. UG

Hollow symbols indicate censored values.

Sen's Slope Estimator

MW-10

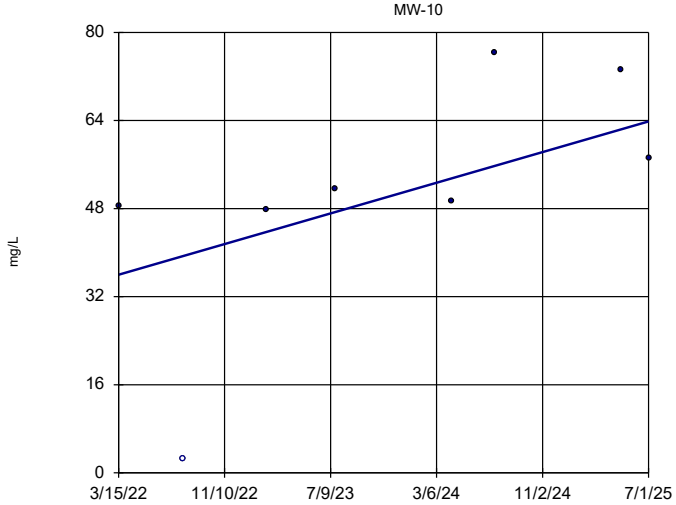

n = 8

Slope = 8.441 units per year.

Mann-Kendall statistic = 16 critical = 21

Trend not significant at 99% confidence level (α = 0.005 per tail).

Constituent: Chloride Analysis Run 8/26/2025 2:28 PM View: 2025AWQR - Mann Kendall

Archer Daniels Midland Landfill Client: SCS Engineers Data: ADMCO_2025_AWQR-AM

Sanitas™ v.10.0.27 Software licensed to SCS Engineers. UG

Sen's Slope Estimator

MW-11

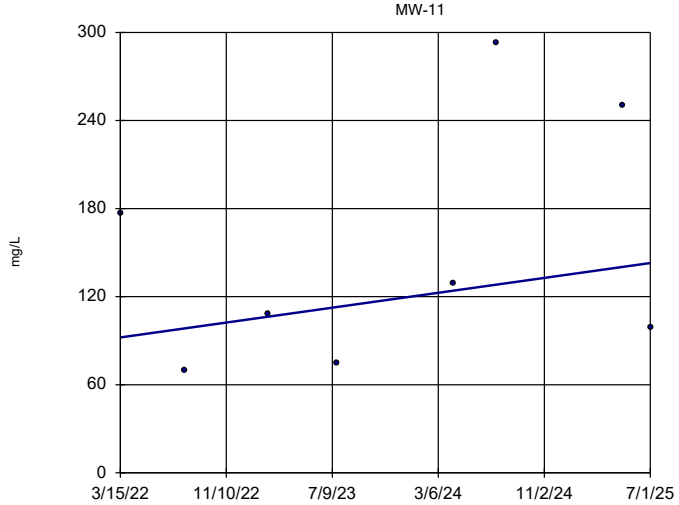

n = 8

Slope = 15.37 units per year.

Mann-Kendall statistic = 6 critical = 21

Trend not significant at 99% confidence level (α = 0.005 per tail).

Constituent: Chloride Analysis Run 8/26/2025 2:28 PM View: 2025AWQR - Mann Kendall

Archer Daniels Midland Landfill Client: SCS Engineers Data: ADMCO_2025_AWQR-AM

Sanitas™ v.10.0.27 Software licensed to SCS Engineers. UG

Sen's Slope Estimator

MW-12

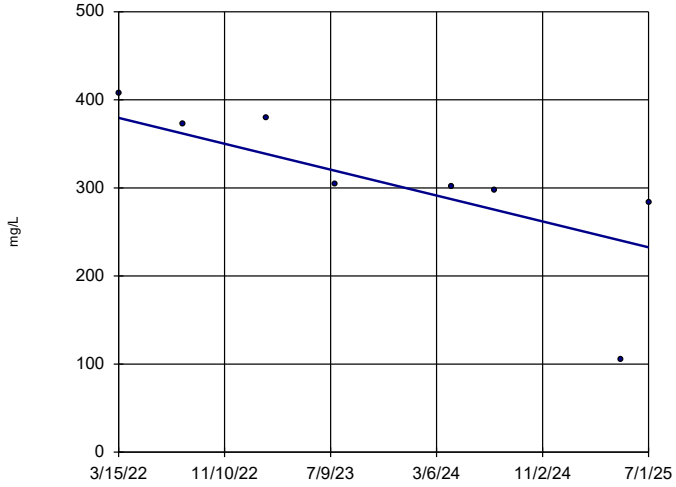

n = 8

Slope = -44.57 units per year.

Mann-Kendall statistic = -24 critical = -21

Decreasing trend significant at 99% confidence level (α = 0.005 per tail).

Constituent: Chloride Analysis Run 8/26/2025 2:28 PM View: 2025AWQR - Mann Kendall

Archer Daniels Midland Landfill Client: SCS Engineers Data: ADMCO_2025_AWQR-AM

Sanitas™ v.10.0.27 Software licensed to SCS Engineers. UG

Sen's Slope Estimator

MW-13

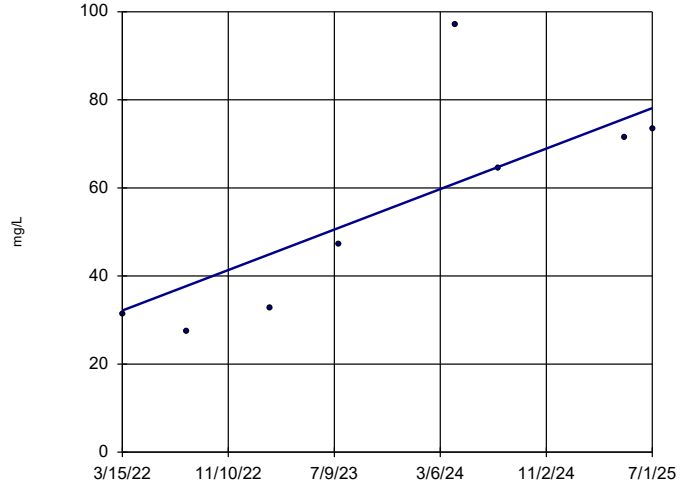

n = 8

Slope = 13.93 units per year.

Mann-Kendall statistic = 20 critical = 21

Trend not significant at 99% confidence level (α = 0.005 per tail).

Constituent: Chloride Analysis Run 8/26/2025 2:28 PM View: 2025AWQR - Mann Kendall

Archer Daniels Midland Landfill Client: SCS Engineers Data: ADMCO_2025_AWQR-AM

Sanitas™ v.10.0.27 Software licensed to SCS Engineers. UG

Sen's Slope Estimator

MW-14

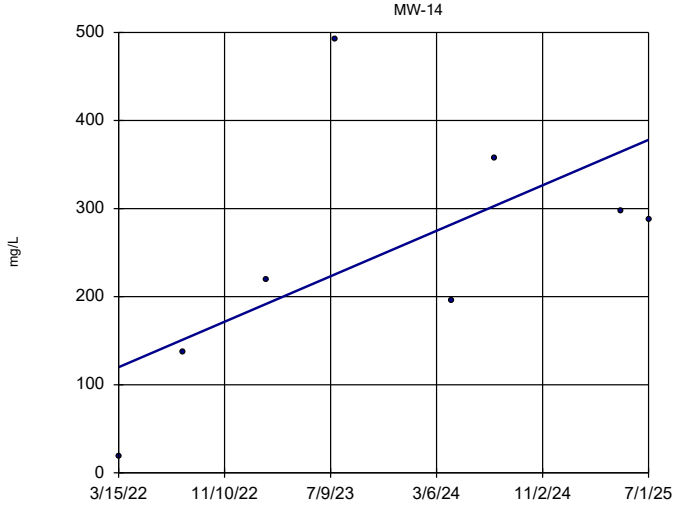

n = 8

Slope = 78.22 units per year.

Mann-Kendall statistic = 12 critical = 21

Trend not significant at 99% confidence level (α = 0.005 per tail).

Constituent: Chloride Analysis Run 8/26/2025 2:28 PM View: 2025AWQR - Mann Kendall

Archer Daniels Midland Landfill Client: SCS Engineers Data: ADMCO_2025_AWQR-AM

Sanitas™ v.10.0.27 Software licensed to SCS Engineers. UG

Sen's Slope Estimator

MW-15

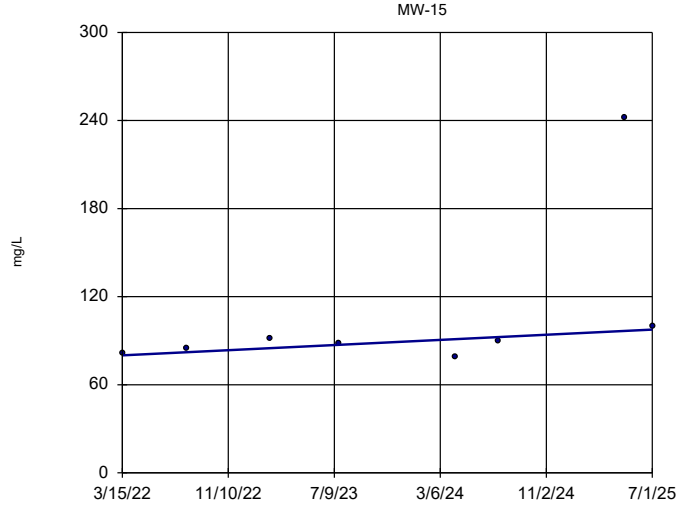

n = 8

Slope = 5.314 units per year.

Mann-Kendall statistic = 14 critical = 21

Trend not significant at 99% confidence level (α = 0.005 per tail).

Constituent: Chloride Analysis Run 8/26/2025 2:28 PM View: 2025AWQR - Mann Kendall

Archer Daniels Midland Landfill Client: SCS Engineers Data: ADMCO_2025_AWQR-AM

Sanitas™ v.10.0.27 Software licensed to SCS Engineers. UG

Sen's Slope Estimator

MW-17 (bg)

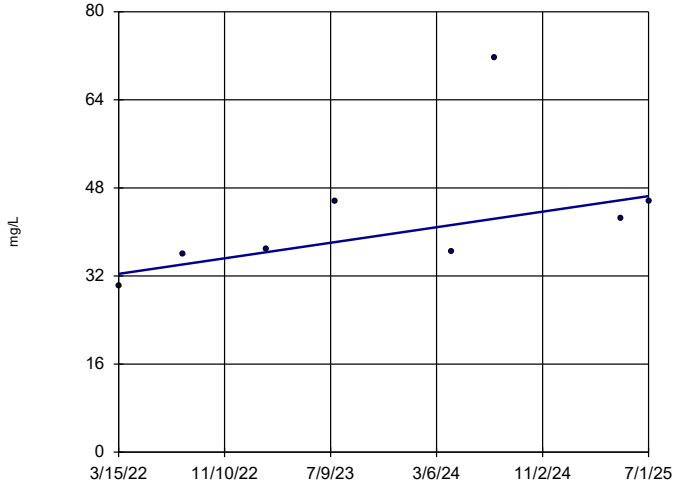

n = 8

Slope = 4.286 units per year.

Mann-Kendall statistic = 17 critical = 21

Trend not significant at 99% confidence level (α = 0.005 per tail).

Constituent: Chloride Analysis Run 8/26/2025 2:28 PM View: 2025AWQR - Mann Kendall

Archer Daniels Midland Landfill Client: SCS Engineers Data: ADMCO_2025_AWQR-AM

Sanitas™ v.10.0.27 Software licensed to SCS Engineers. UG

Sen's Slope Estimator

MW-18 (bg)

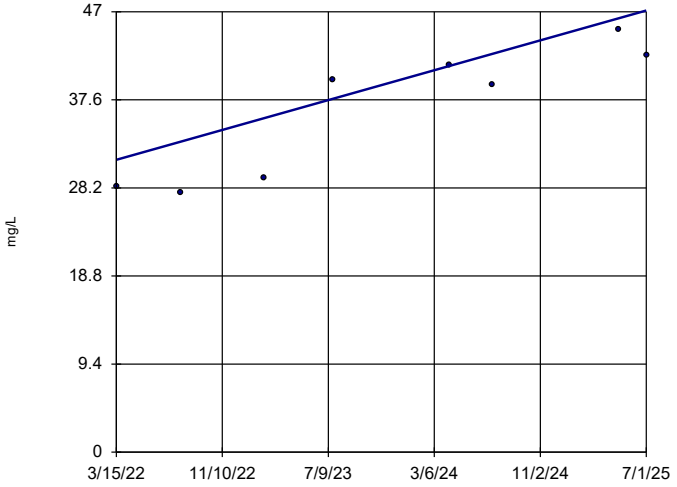

n = 8

Slope = 4.829 units per year.

Mann-Kendall statistic = 20 critical = 21

Trend not significant at 99% confidence level (α = 0.005 per tail).

Constituent: Chloride Analysis Run 8/26/2025 2:28 PM View: 2025AWQR - Mann Kendall

Archer Daniels Midland Landfill Client: SCS Engineers Data: ADMCO_2025_AWQR-AM

Sanitas™ v.10.0.27 Software licensed to SCS Engineers. UG

Sen's Slope Estimator

MW-16

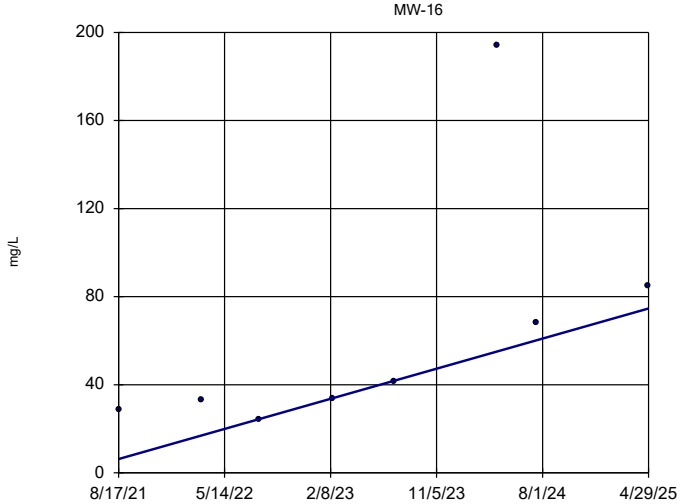

n = 8

Slope = 18.47 units per year.

Mann-Kendall statistic = 20 critical = 21

Trend not significant at 99% confidence level (α = 0.005 per tail).

Constituent: Chloride Analysis Run 8/26/2025 2:28 PM View: 2025AWQR - Mann Kendall

Archer Daniels Midland Landfill Client: SCS Engineers Data: ADMCO_2025_AWQR-AM

Sanitas™ v.10.0.27 Software licensed to SCS Engineers. UG

Hollow symbols indicate censored values.

Sen's Slope Estimator

MW-2 (bg)

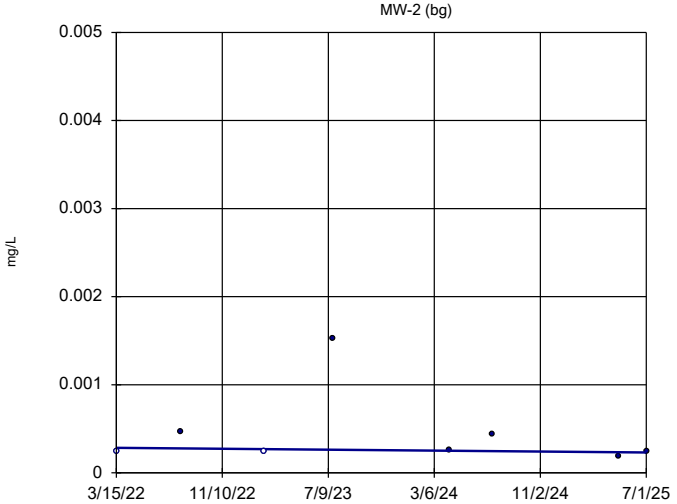

n = 8

Slope = -0.00001552 units per year.

Mann-Kendall statistic = -7 critical = -21

Trend not significant at 99% confidence level (α = 0.005 per tail).

Constituent: Cobalt Analysis Run 8/26/2025 2:28 PM View: 2025AWQR - Mann Kendall

Archer Daniels Midland Landfill Client: SCS Engineers Data: ADMCO_2025_AWQR-AM

Sanitas™ v.10.0.27 Software licensed to SCS Engineers. UG

Sen's Slope Estimator

MW-3

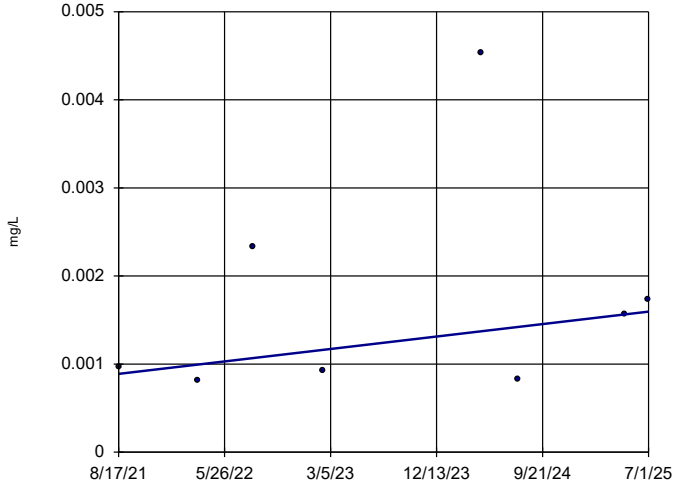

n = 8

Slope = 0.0001821 units per year.

Mann-Kendall statistic = 6 critical = 21

Trend not significant at 99% confidence level (α = 0.005 per tail).

Constituent: Cobalt Analysis Run 8/26/2025 2:28 PM View: 2025AWQR - Mann Kendall

Archer Daniels Midland Landfill Client: SCS Engineers Data: ADMCO_2025_AWQR-AM

Sanitas™ v.10.0.27 Software licensed to SCS Engineers. UG

Sen's Slope Estimator

MW-5

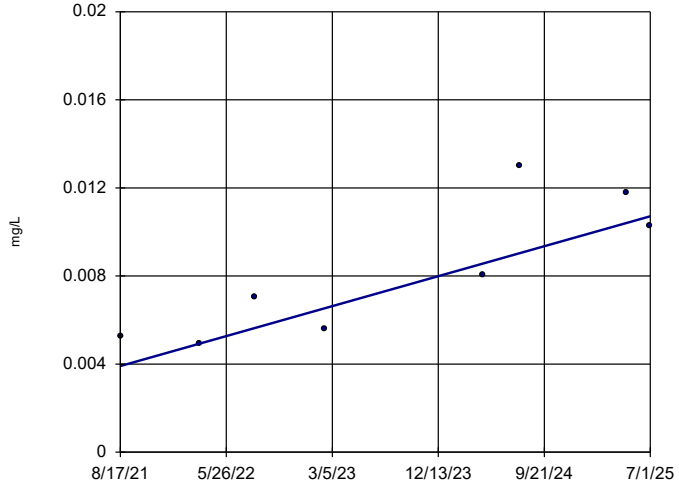

n = 8

Slope = 0.001756 units per year.

Mann-Kendall statistic = 18 critical = 21

Trend not significant at 99% confidence level (α = 0.005 per tail).

Constituent: Cobalt Analysis Run 8/26/2025 2:28 PM View: 2025AWQR - Mann Kendall

Archer Daniels Midland Landfill Client: SCS Engineers Data: ADMCO_2025_AWQR-AM

Sanitas™ v.10.0.27 Software licensed to SCS Engineers. UG

Sen's Slope Estimator

MW-6

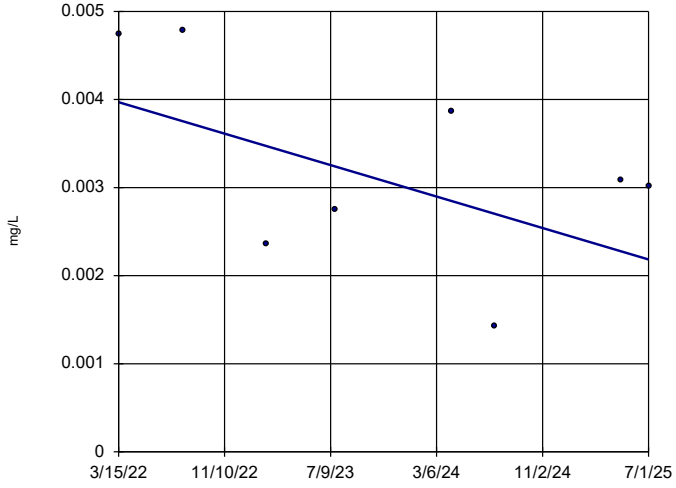

n = 8

Slope = -0.0005412 units per year.

Mann-Kendall statistic = -8 critical = -21

Trend not significant at 99% confidence level (α = 0.005 per tail).

Constituent: Cobalt Analysis Run 8/26/2025 2:28 PM View: 2025AWQR - Mann Kendall

Archer Daniels Midland Landfill Client: SCS Engineers Data: ADMCO_2025_AWQR-AM

Sanitas™ v.10.0.27 Software licensed to SCS Engineers. UG

Sen's Slope Estimator

MW-7

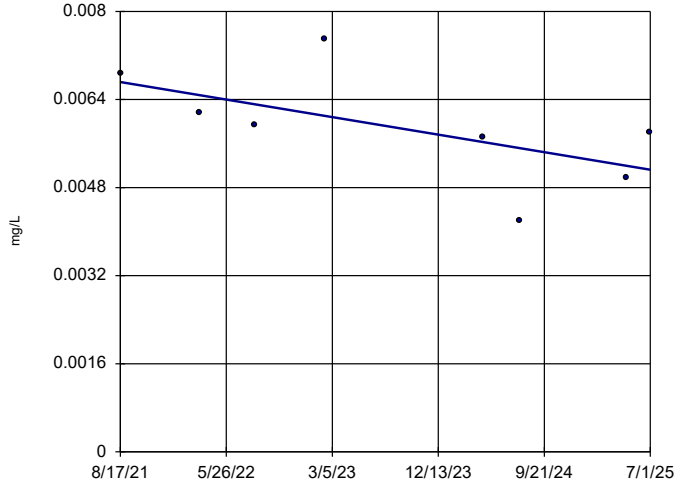

n = 8

Slope = -0.0004111 units per year.

Mann-Kendall statistic = -14 critical = -21

Trend not significant at 99% confidence level (α = 0.005 per tail).

Constituent: Cobalt Analysis Run 8/26/2025 2:28 PM View: 2025AWQR - Mann Kendall

Archer Daniels Midland Landfill Client: SCS Engineers Data: ADMCO_2025_AWQR-AM

Sanitas™ v.10.0.27 Software licensed to SCS Engineers. UG

Sen's Slope Estimator

MW-9

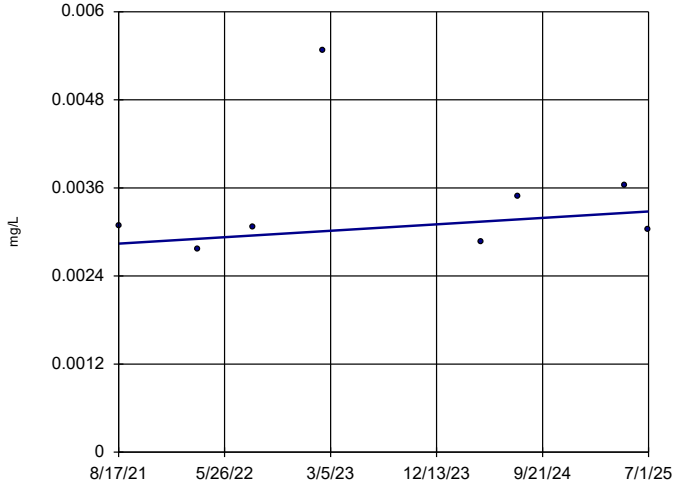

n = 8

Slope = 0.0001128 units per year.

Mann-Kendall statistic = 4 critical = 21

Trend not significant at 99% confidence level (α = 0.005 per tail).

Constituent: Cobalt Analysis Run 8/26/2025 2:28 PM View: 2025AWQR - Mann Kendall

Archer Daniels Midland Landfill Client: SCS Engineers Data: ADMCO_2025_AWQR-AM

Sanitas™ v.10.0.27 Software licensed to SCS Engineers. UG

Hollow symbols indicate censored values.

Sen's Slope Estimator

MW-10

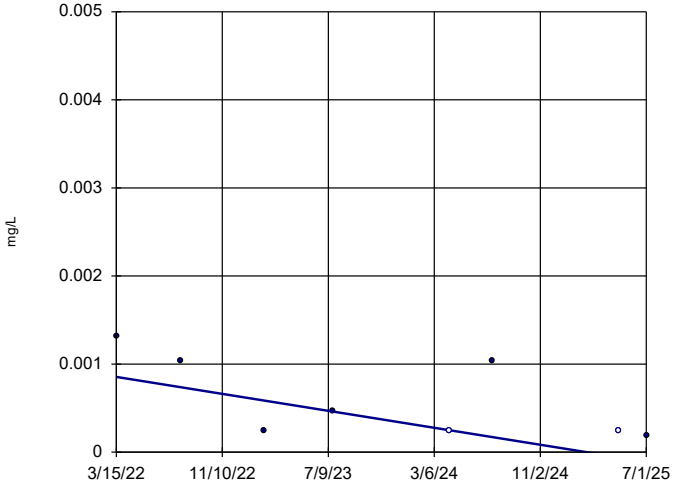

n = 8

Slope = -0.0002917 units per year.

Mann-Kendall statistic = -14 critical = -21

Trend not significant at 99% confidence level (α = 0.005 per tail).

Constituent: Cobalt Analysis Run 8/26/2025 2:28 PM View: 2025AWQR - Mann Kendall

Archer Daniels Midland Landfill Client: SCS Engineers Data: ADMCO_2025_AWQR-AM

Sanitas™ v.10.0.27 Software licensed to SCS Engineers. UG

Sen's Slope Estimator

MW-11

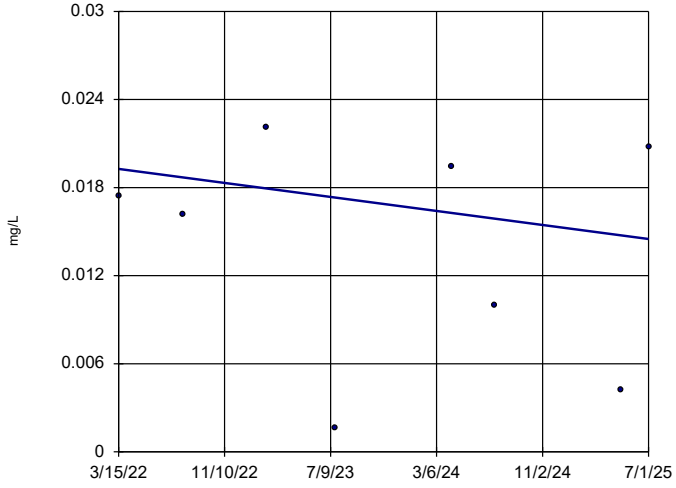

n = 8

Slope = -0.001447 units per year.

Mann-Kendall statistic = -2 critical = -21

Trend not significant at 99% confidence level (α = 0.005 per tail).

Constituent: Cobalt Analysis Run 8/26/2025 2:28 PM View: 2025AWQR - Mann Kendall

Archer Daniels Midland Landfill Client: SCS Engineers Data: ADMCO_2025_AWQR-AM

Sanitas™ v.10.0.27 Software licensed to SCS Engineers. UG

Hollow symbols indicate censored values.

Sen's Slope Estimator

MW-12

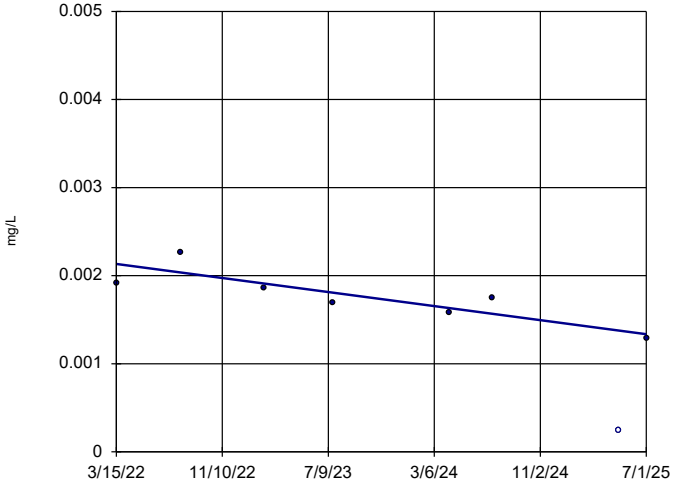

n = 8

Slope = -0.0002415 units per year.

Mann-Kendall statistic = -20 critical = -21

Trend not significant at 99% confidence level (α = 0.005 per tail).

Constituent: Cobalt Analysis Run 8/26/2025 2:28 PM View: 2025AWQR - Mann Kendall

Archer Daniels Midland Landfill Client: SCS Engineers Data: ADMCO_2025_AWQR-AM

Sanitas™ v.10.0.27 Software licensed to SCS Engineers. UG
Hollow symbols indicate censored values.

Sen's Slope Estimator

MW-13

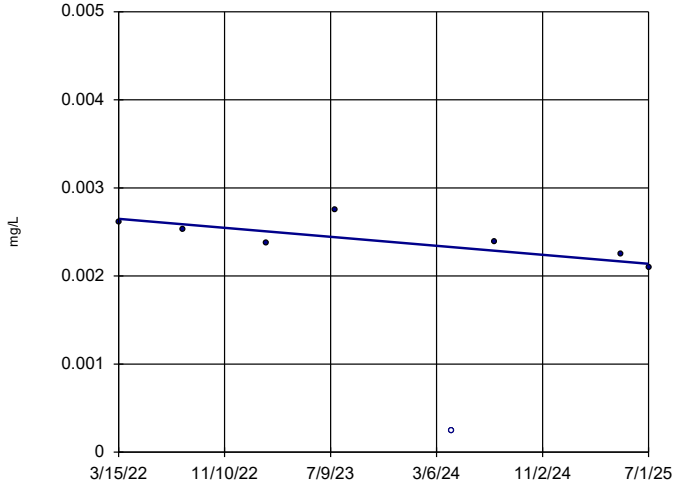

n = 8

Slope = -0.0001548 units per year.

Mann-Kendall statistic = -14 critical = -21

Trend not significant at 99% confidence level (α = 0.005 per tail).

Constituent: Cobalt Analysis Run 8/26/2025 2:28 PM View: 2025AWQR - Mann Kendall
Archer Daniels Midland Landfill Client: SCS Engineers Data: ADMCO_2025_AWQR-AM

Sanitas™ v.10.0.27 Software licensed to SCS Engineers. UG

Sen's Slope Estimator

MW-14

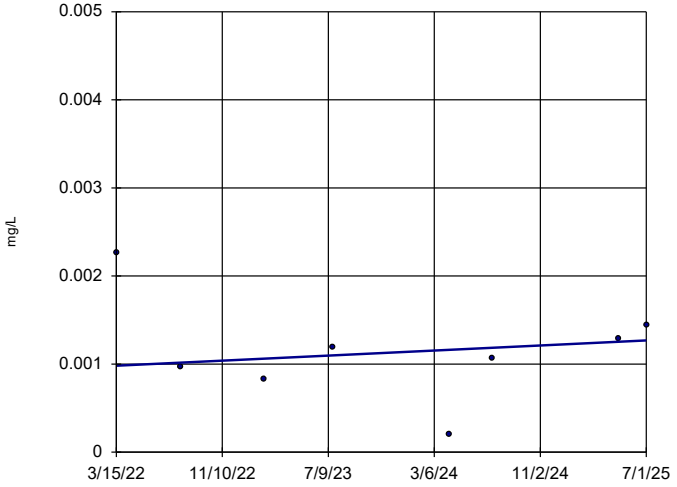

n = 8

Slope = 0.0000872 units per year.

Mann-Kendall statistic = 4 critical = 21

Trend not significant at 99% confidence level (α = 0.005 per tail).

Constituent: Cobalt Analysis Run 8/26/2025 2:28 PM View: 2025AWQR - Mann Kendall
Archer Daniels Midland Landfill Client: SCS Engineers Data: ADMCO_2025_AWQR-AM

Sanitas™ v.10.0.27 Software licensed to SCS Engineers. UG
Hollow symbols indicate censored values.

Sen's Slope Estimator

MW-15

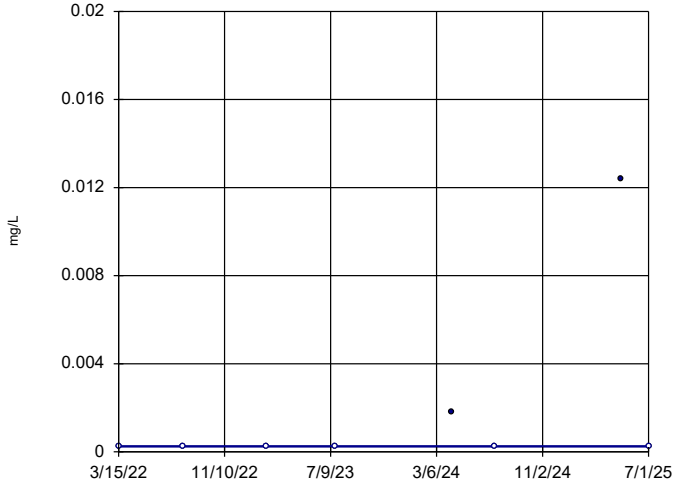

n = 8

Slope = 0 units per year.

Mann-Kendall statistic = 7 critical = 21

Trend not significant at 99% confidence level (α = 0.005 per tail).

Constituent: Cobalt Analysis Run 8/26/2025 2:28 PM View: 2025AWQR - Mann Kendall
Archer Daniels Midland Landfill Client: SCS Engineers Data: ADMCO_2025_AWQR-AM

Sanitas™ v.10.0.27 Software licensed to SCS Engineers. UG
Hollow symbols indicate censored values.

Sen's Slope Estimator

MW-17 (bg)

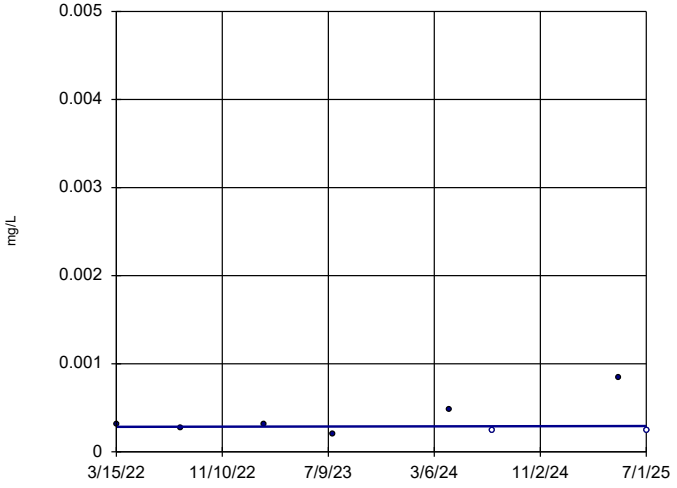

n = 8

Slope = 0.000002716 units per year.

Mann-Kendall statistic = 1 critical = 21

Trend not significant at 99% confidence level (α = 0.005 per tail).

Constituent: Cobalt Analysis Run 8/26/2025 2:28 PM View: 2025AWQR - Mann Kendall
Archer Daniels Midland Landfill Client: SCS Engineers Data: ADMCO_2025_AWQR-AM

Sanitas™ v.10.0.27 Software licensed to SCS Engineers. UG

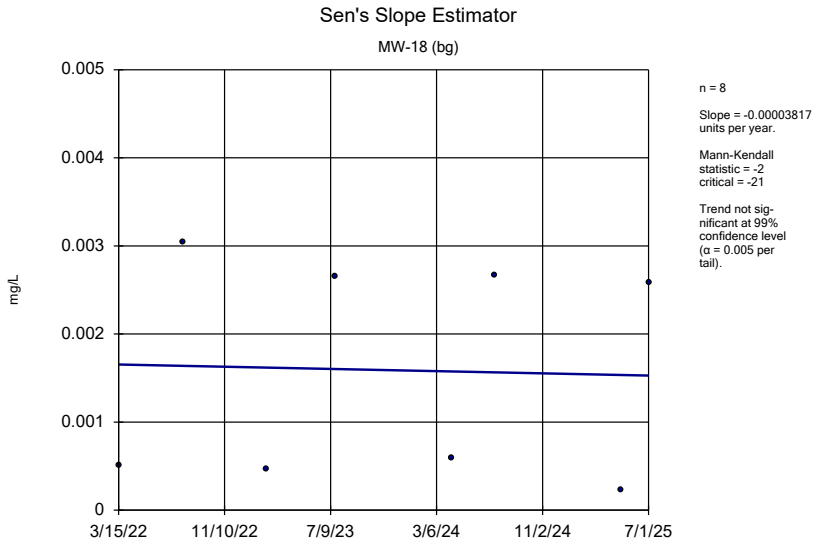

Constituent: Cobalt Analysis Run 8/26/2025 2:28 PM View: 2025AWQR - Mann Kendall
Archer Daniels Midland Landfill Client: SCS Engineers Data: ADMCO_2025_AWQR-AM

Sanitas™ v.10.0.27 Software licensed to SCS Engineers. UG
Hollow symbols indicate censored values.

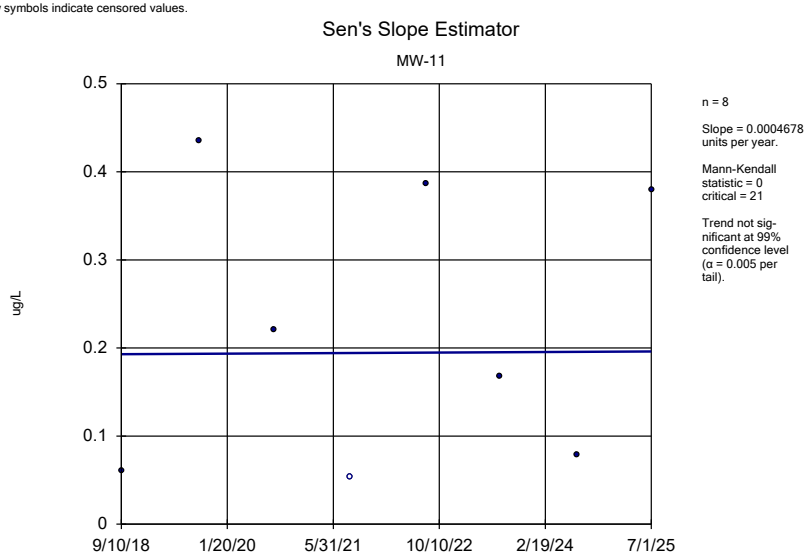

Constituent: Fluorene Analysis Run 8/26/2025 2:28 PM View: 2025AWQR - Mann Kendall
Archer Daniels Midland Landfill Client: SCS Engineers Data: ADMCO_2025_AWQR-AM

Sanitas™ v.10.0.27 Software licensed to SCS Engineers. UG
Hollow symbols indicate censored values.

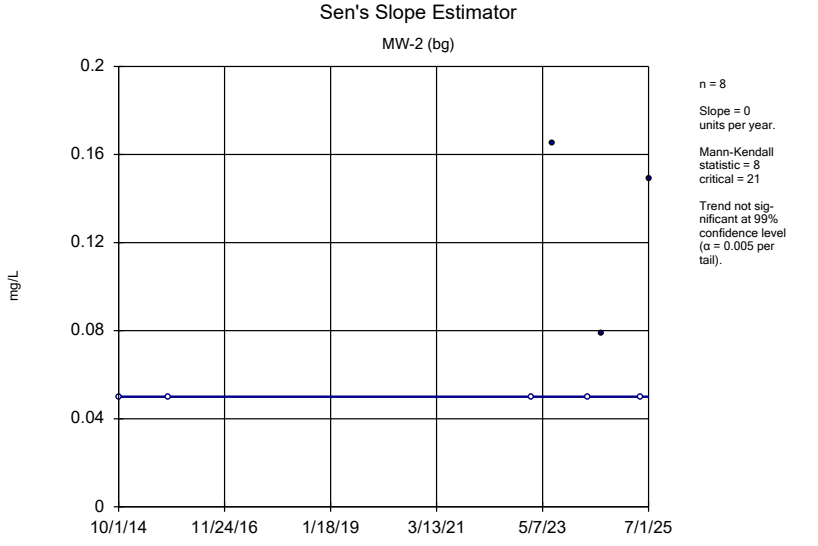

Constituent: Iron Analysis Run 8/26/2025 2:28 PM View: 2025AWQR - Mann Kendall
Archer Daniels Midland Landfill Client: SCS Engineers Data: ADMCO_2025_AWQR-AM

Sanitas™ v.10.0.27 Software licensed to SCS Engineers. UG

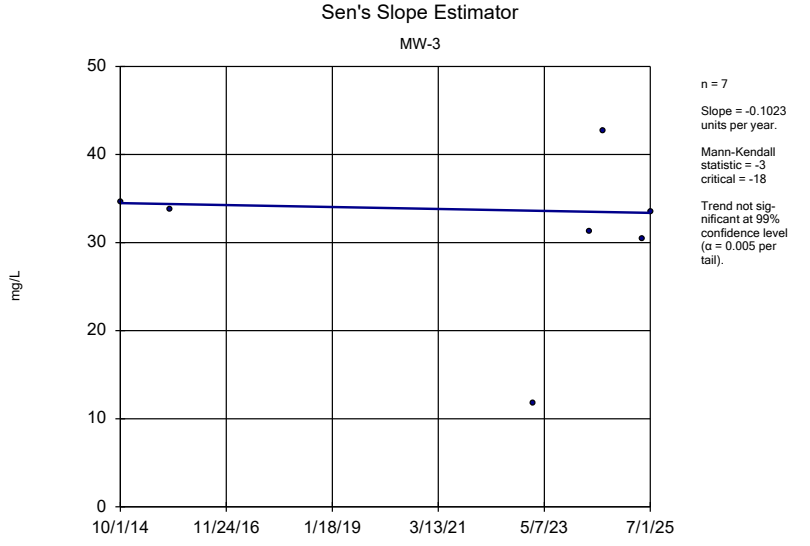

Constituent: Iron Analysis Run 8/26/2025 2:28 PM View: 2025AWQR - Mann Kendall
Archer Daniels Midland Landfill Client: SCS Engineers Data: ADMCO_2025_AWQR-AM

Sanitas™ v.10.0.27 Software licensed to SCS Engineers. UG

Sen's Slope Estimator

MW-5

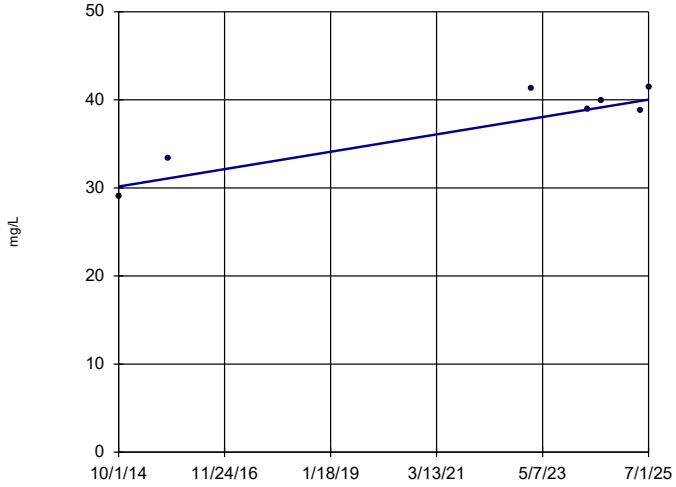

n = 7

Slope = 0.9165 units per year.

Mann-Kendall statistic = 11 critical = 18

Trend not significant at 99% confidence level (α = 0.005 per tail).

Constituent: Iron Analysis Run 8/26/2025 2:28 PM View: 2025AWQR - Mann Kendall

Archer Daniels Midland Landfill Client: SCS Engineers Data: ADMCO_2025_AWQR-AM

Sanitas™ v.10.0.27 Software licensed to SCS Engineers. UG

Sen's Slope Estimator

MW-6

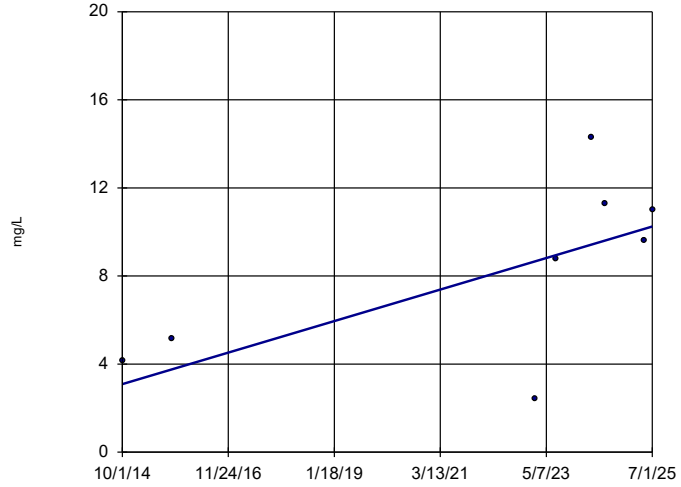

n = 8

Slope = 0.6658 units per year.

Mann-Kendall statistic = 14 critical = 21

Trend not significant at 99% confidence level (α = 0.005 per tail).

Constituent: Iron Analysis Run 8/26/2025 2:28 PM View: 2025AWQR - Mann Kendall

Archer Daniels Midland Landfill Client: SCS Engineers Data: ADMCO_2025_AWQR-AM

Sanitas™ v.10.0.27 Software licensed to SCS Engineers. UG

Sen's Slope Estimator

MW-7

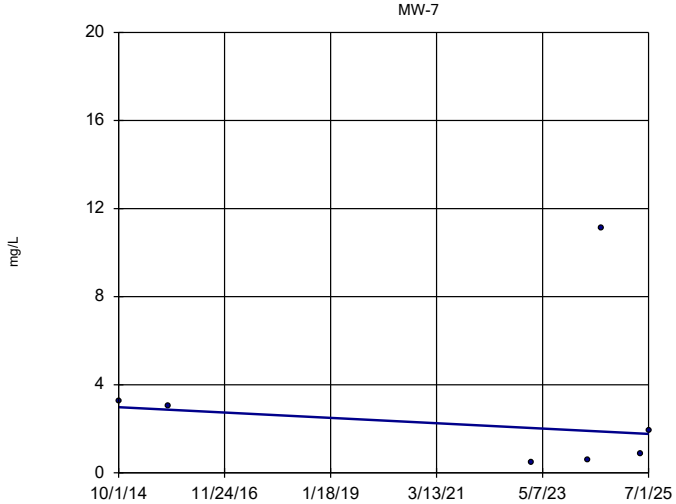

n = 7

Slope = -0.1127 units per year.

Mann-Kendall statistic = -1 critical = -18

Trend not significant at 99% confidence level (α = 0.005 per tail).

Constituent: Iron Analysis Run 8/26/2025 2:28 PM View: 2025AWQR - Mann Kendall

Archer Daniels Midland Landfill Client: SCS Engineers Data: ADMCO_2025_AWQR-AM

Sanitas™ v.10.0.27 Software licensed to SCS Engineers. UG

Hollow symbols indicate censored values.

Sen's Slope Estimator

MW-8

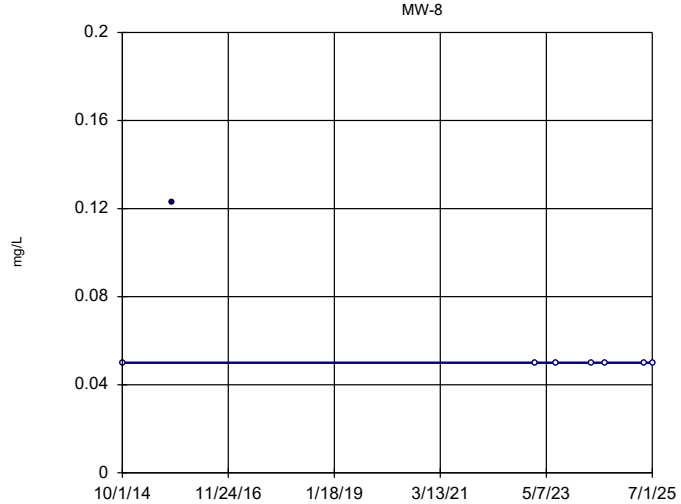

n = 8

Slope = 0 units per year.

Mann-Kendall statistic = -5 critical = -21

Trend not significant at 99% confidence level (α = 0.005 per tail).

Constituent: Iron Analysis Run 8/26/2025 2:28 PM View: 2025AWQR - Mann Kendall

Archer Daniels Midland Landfill Client: SCS Engineers Data: ADMCO_2025_AWQR-AM

Sanitas™ v.10.0.27 Software licensed to SCS Engineers. UG
Hollow symbols indicate censored values.

Sen's Slope Estimator

MW-9

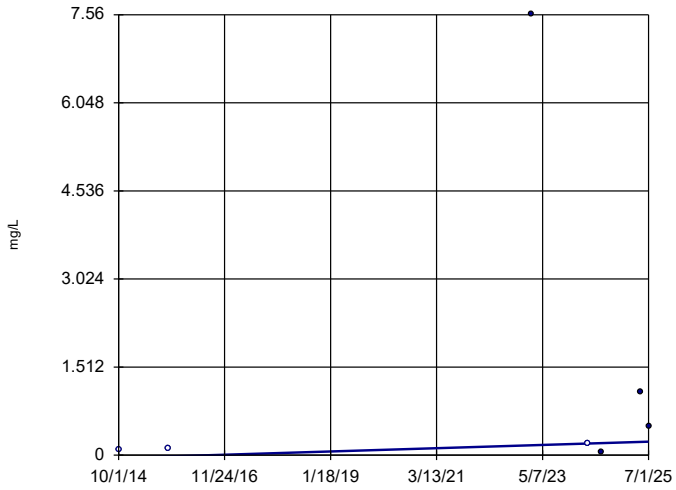

n = 7

Slope = 0.026 units per year.

Mann-Kendall statistic = 5 critical = 18

Trend not significant at 99% confidence level (α = 0.005 per tail).

Constituent: Iron Analysis Run 8/26/2025 2:29 PM View: 2025AWQR - Mann Kendall
Archer Daniels Midland Landfill Client: SCS Engineers Data: ADMCO_2025_AWQR-AM

Sanitas™ v.10.0.27 Software licensed to SCS Engineers. UG
Hollow symbols indicate censored values.

Sen's Slope Estimator

MW-10

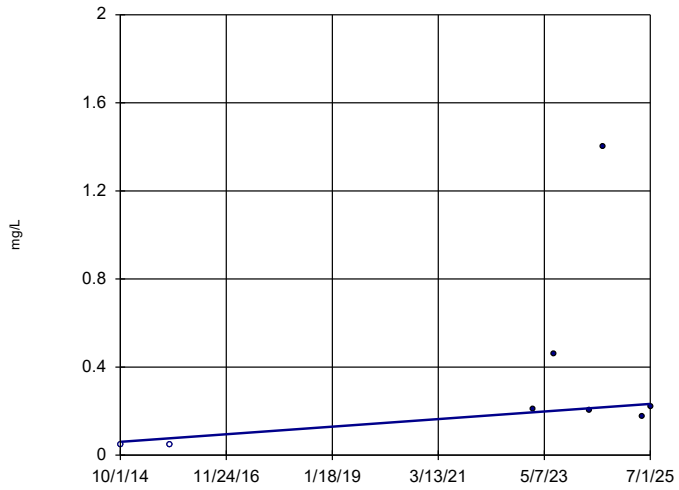

n = 8

Slope = 0.016 units per year.

Mann-Kendall statistic = 11 critical = 21

Trend not significant at 99% confidence level (α = 0.005 per tail).

Constituent: Iron Analysis Run 8/26/2025 2:29 PM View: 2025AWQR - Mann Kendall
Archer Daniels Midland Landfill Client: SCS Engineers Data: ADMCO_2025_AWQR-AM

Sanitas™ v.10.0.27 Software licensed to SCS Engineers. UG

Sen's Slope Estimator

MW-11

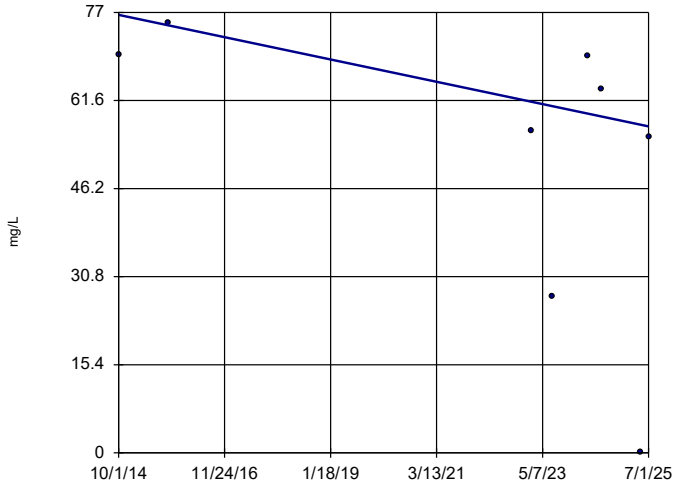

n = 8

Slope = -1.813 units per year.

Mann-Kendall statistic = -14 critical = -21

Trend not significant at 99% confidence level (α = 0.005 per tail).

Constituent: Iron Analysis Run 8/26/2025 2:29 PM View: 2025AWQR - Mann Kendall
Archer Daniels Midland Landfill Client: SCS Engineers Data: ADMCO_2025_AWQR-AM

Sanitas™ v.10.0.27 Software licensed to SCS Engineers. UG
Hollow symbols indicate censored values.

Sen's Slope Estimator

MW-12

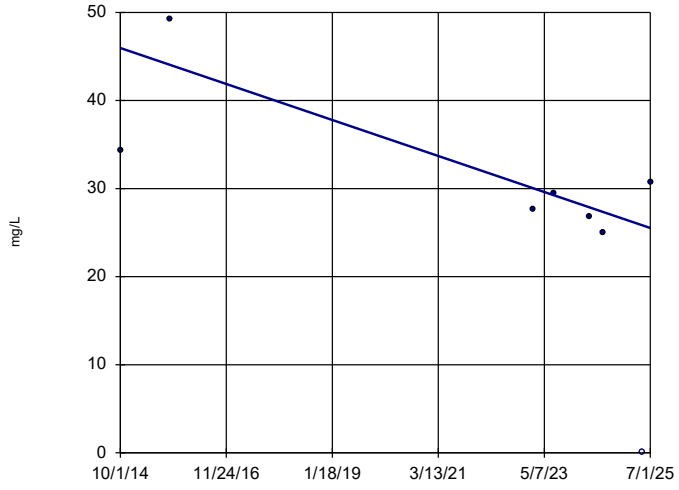

n = 8

Slope = -1.899 units per year.

Mann-Kendall statistic = -14 critical = -21

Trend not significant at 99% confidence level (α = 0.005 per tail).

Constituent: Iron Analysis Run 8/26/2025 2:29 PM View: 2025AWQR - Mann Kendall
Archer Daniels Midland Landfill Client: SCS Engineers Data: ADMCO_2025_AWQR-AM

Sanitas™ v.10.0.27 Software licensed to SCS Engineers. UG

Sen's Slope Estimator

MW-13

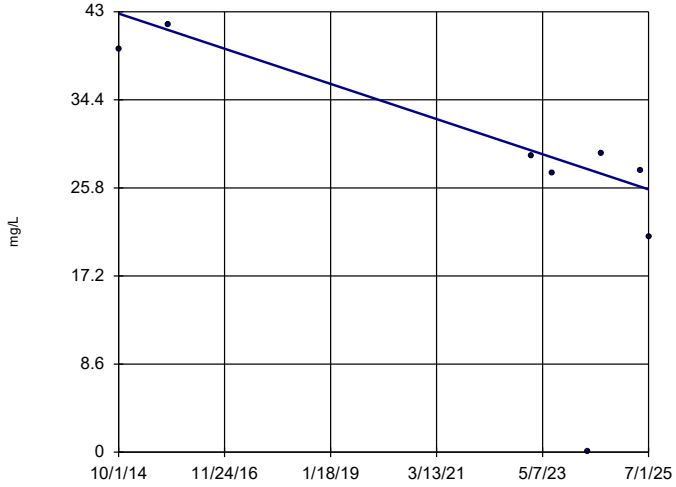

n = 8

Slope = -1.596 units per year.

Mann-Kendall statistic = -14 critical = -21

Trend not significant at 99% confidence level (α = 0.005 per tail).

Constituent: Iron Analysis Run 8/26/2025 2:29 PM View: 2025AWQR - Mann Kendall

Archer Daniels Midland Landfill Client: SCS Engineers Data: ADMCO_2025_AWQR-AM

Sanitas™ v.10.0.27 Software licensed to SCS Engineers. UG

Hollow symbols indicate censored values.

Sen's Slope Estimator

MW-14

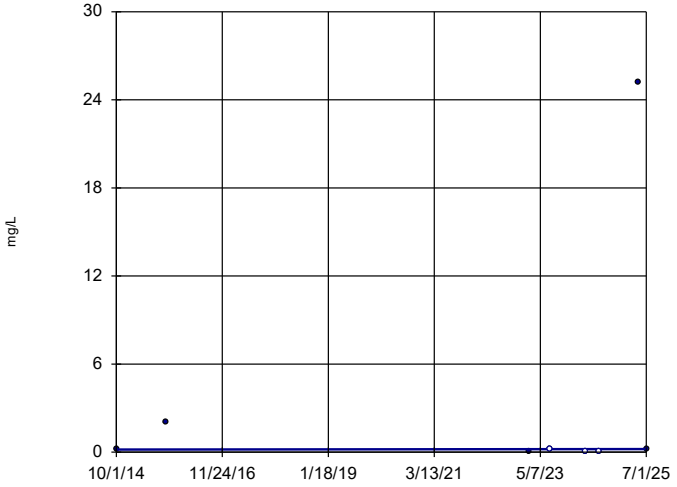

n = 8

Slope = 0.003164 units per year.

Mann-Kendall statistic = 3 critical = 21

Trend not significant at 99% confidence level (α = 0.005 per tail).

Constituent: Iron Analysis Run 8/26/2025 2:29 PM View: 2025AWQR - Mann Kendall

Archer Daniels Midland Landfill Client: SCS Engineers Data: ADMCO_2025_AWQR-AM

Sanitas™ v.10.0.27 Software licensed to SCS Engineers. UG

Hollow symbols indicate censored values.

Sen's Slope Estimator

MW-15

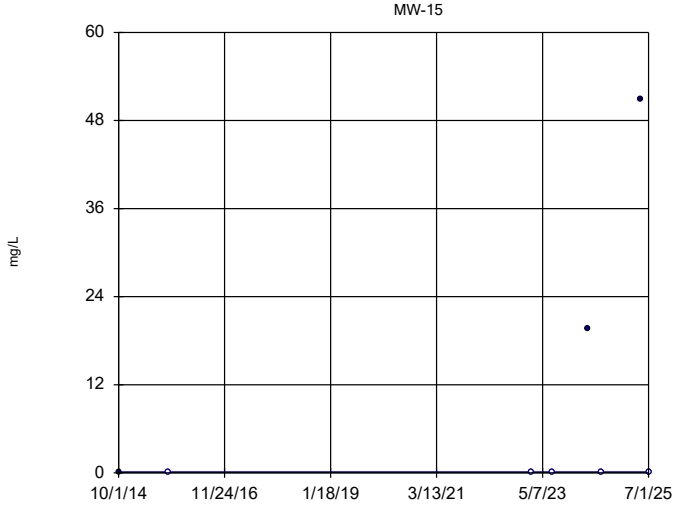

n = 8

Slope = 0 units per year.

Mann-Kendall statistic = 2 critical = 21

Trend not significant at 99% confidence level (α = 0.005 per tail).

Constituent: Iron Analysis Run 8/26/2025 2:29 PM View: 2025AWQR - Mann Kendall

Archer Daniels Midland Landfill Client: SCS Engineers Data: ADMCO_2025_AWQR-AM

Sanitas™ v.10.0.27 Software licensed to SCS Engineers. UG

Hollow symbols indicate censored values.

Sen's Slope Estimator

MW-17 (bg)

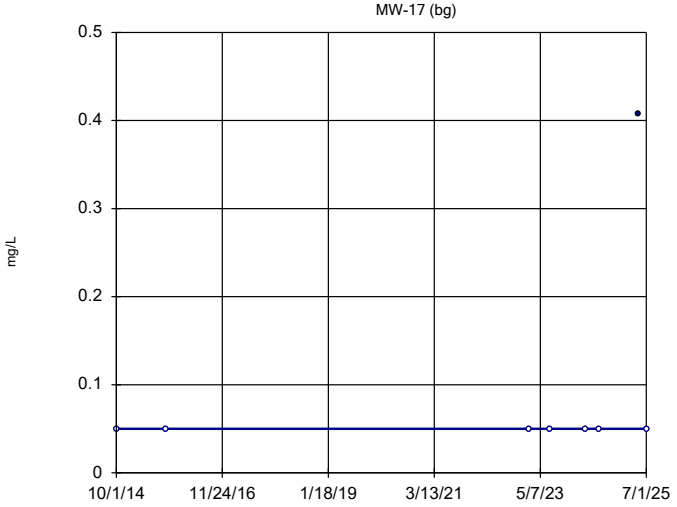

n = 8

Slope = 0 units per year.

Mann-Kendall statistic = 5 critical = 21

Trend not significant at 99% confidence level (α = 0.005 per tail).

Constituent: Iron Analysis Run 8/26/2025 2:29 PM View: 2025AWQR - Mann Kendall

Archer Daniels Midland Landfill Client: SCS Engineers Data: ADMCO_2025_AWQR-AM

Sanitas™ v.10.0.27 Software licensed to SCS Engineers. UG
Hollow symbols indicate censored values.

Sen's Slope Estimator

MW-18 (bg)

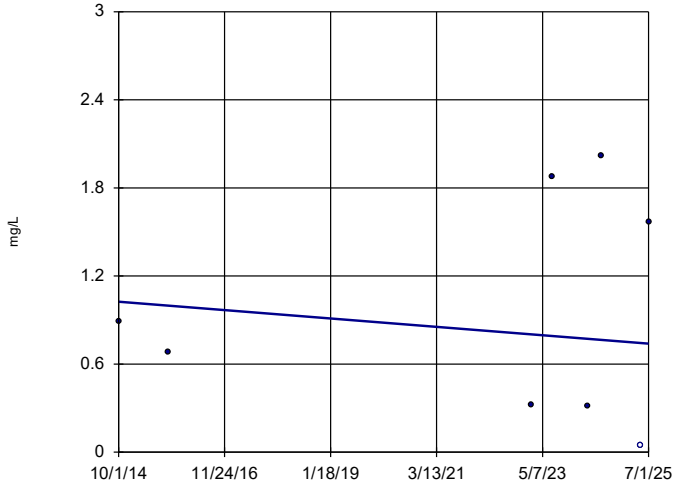

n = 8

Slope = -0.02655 units per year.

Mann-Kendall statistic = -2 critical = -21

Trend not significant at 99% confidence level (α = 0.005 per tail).

Constituent: Iron Analysis Run 8/26/2025 2:29 PM View: 2025AWQR - Mann Kendall
Archer Daniels Midland Landfill Client: SCS Engineers Data: ADMCO_2025_AWQR-AM

Sanitas™ v.10.0.27 Software licensed to SCS Engineers. UG

Sen's Slope Estimator

MW-1 (bg)

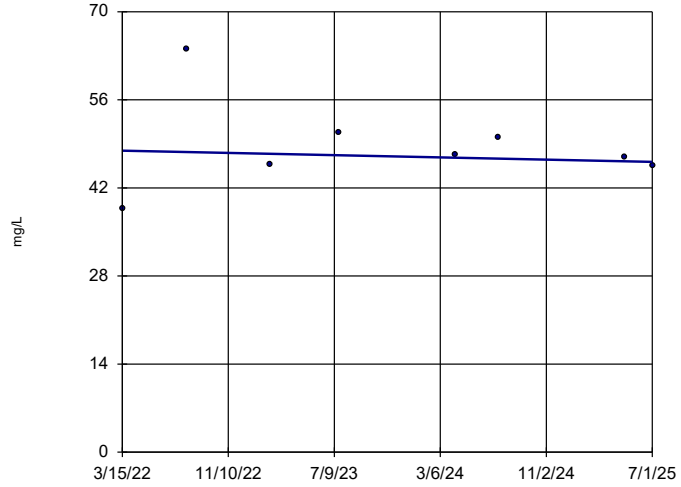

n = 8

Slope = -0.5415 units per year.

Mann-Kendall statistic = -4 critical = -21

Trend not significant at 99% confidence level (α = 0.005 per tail).

Constituent: Magnesium Analysis Run 8/26/2025 2:29 PM View: 2025AWQR - Mann Kendall
Archer Daniels Midland Landfill Client: SCS Engineers Data: ADMCO_2025_AWQR-AM

Sanitas™ v.10.0.27 Software licensed to SCS Engineers. UG

Sen's Slope Estimator

MW-2 (bg)

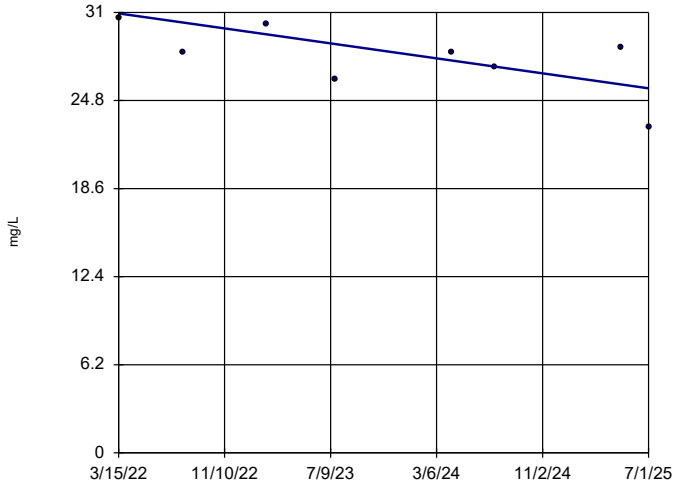

n = 8

Slope = -1.596 units per year.

Mann-Kendall statistic = -13 critical = -21

Trend not significant at 99% confidence level (α = 0.005 per tail).

Constituent: Magnesium Analysis Run 8/26/2025 2:29 PM View: 2025AWQR - Mann Kendall
Archer Daniels Midland Landfill Client: SCS Engineers Data: ADMCO_2025_AWQR-AM

Sanitas™ v.10.0.27 Software licensed to SCS Engineers. UG

Sen's Slope Estimator

MW-3

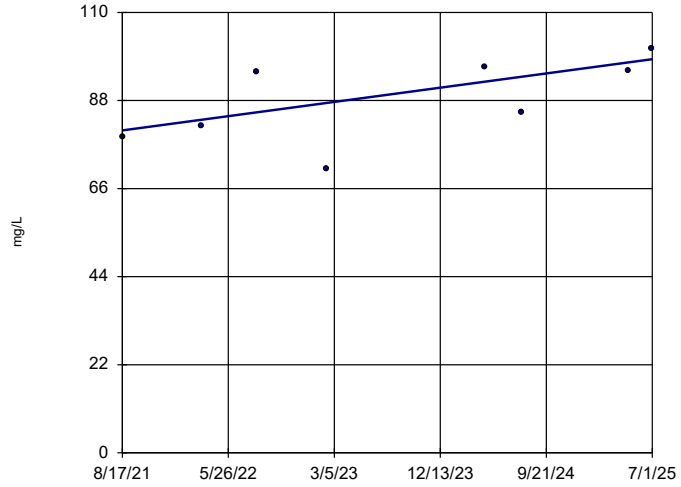

n = 8

Slope = 4.589 units per year.

Mann-Kendall statistic = 16 critical = 21

Trend not significant at 99% confidence level (α = 0.005 per tail).

Constituent: Magnesium Analysis Run 8/26/2025 2:29 PM View: 2025AWQR - Mann Kendall
Archer Daniels Midland Landfill Client: SCS Engineers Data: ADMCO_2025_AWQR-AM

Sanitas™ v.10.0.27 Software licensed to SCS Engineers. UG

Sen's Slope Estimator

MW-5

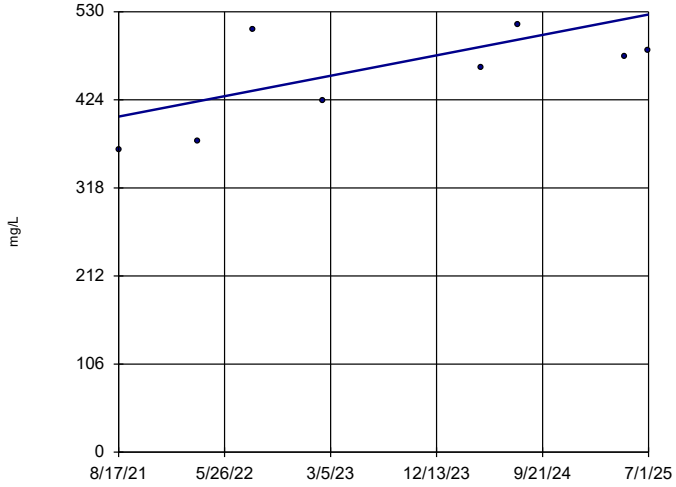

n = 8

Slope = 31.67 units per year.

Mann-Kendall statistic = 16 critical = 21

Trend not significant at 99% confidence level (α = 0.005 per tail).

Constituent: Magnesium Analysis Run 8/26/2025 2:29 PM View: 2025AWQR - Mann Kendall

Archer Daniels Midland Landfill Client: SCS Engineers Data: ADMCO_2025_AWQR-AM

Sanitas™ v.10.0.27 Software licensed to SCS Engineers. UG

Sen's Slope Estimator

MW-6

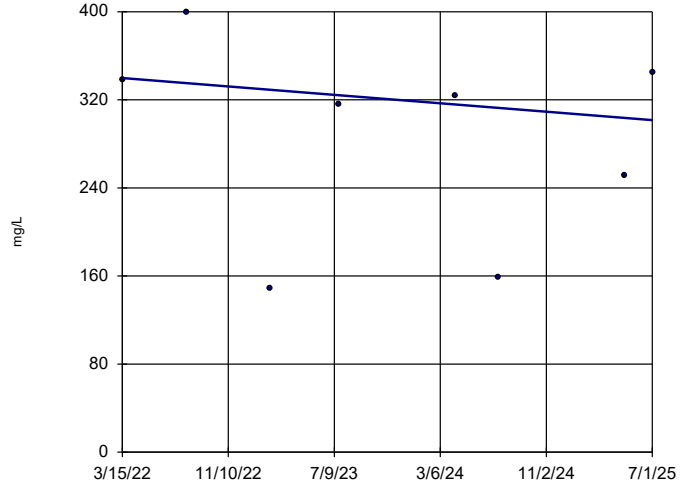

n = 8

Slope = -11.56 units per year.

Mann-Kendall statistic = -2 critical = -21

Trend not significant at 99% confidence level (α = 0.005 per tail).

Constituent: Magnesium Analysis Run 8/26/2025 2:29 PM View: 2025AWQR - Mann Kendall

Archer Daniels Midland Landfill Client: SCS Engineers Data: ADMCO_2025_AWQR-AM

Sanitas™ v.10.0.27 Software licensed to SCS Engineers. UG

Sen's Slope Estimator

MW-7

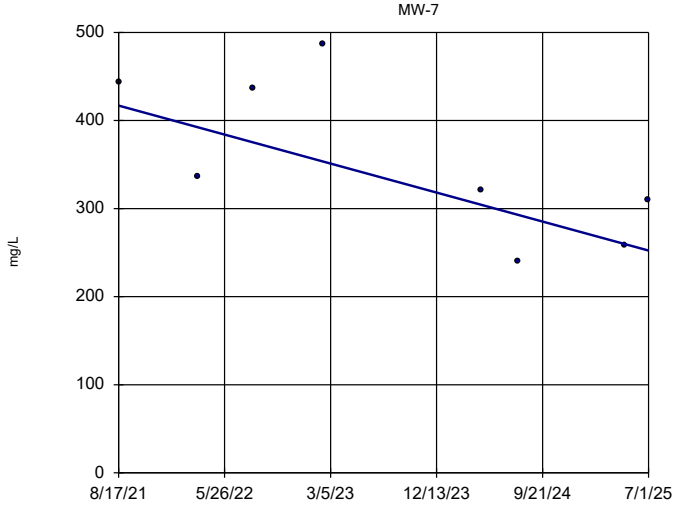

n = 8

Slope = -42.48 units per year.

Mann-Kendall statistic = -14 critical = -21

Trend not significant at 99% confidence level (α = 0.005 per tail).

Constituent: Magnesium Analysis Run 8/26/2025 2:29 PM View: 2025AWQR - Mann Kendall

Archer Daniels Midland Landfill Client: SCS Engineers Data: ADMCO_2025_AWQR-AM

Sanitas™ v.10.0.27 Software licensed to SCS Engineers. UG

Sen's Slope Estimator

MW-9

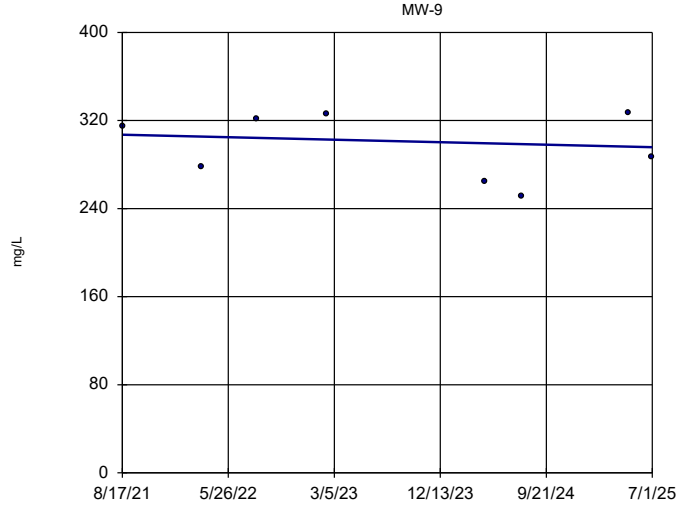

n = 8

Slope = -2.912 units per year.

Mann-Kendall statistic = 0 critical = 21

Trend not significant at 99% confidence level (α = 0.005 per tail).

Constituent: Magnesium Analysis Run 8/26/2025 2:29 PM View: 2025AWQR - Mann Kendall

Archer Daniels Midland Landfill Client: SCS Engineers Data: ADMCO_2025_AWQR-AM

Sanitas™ v.10.0.27 Software licensed to SCS Engineers. UG

Sen's Slope Estimator

MW-10

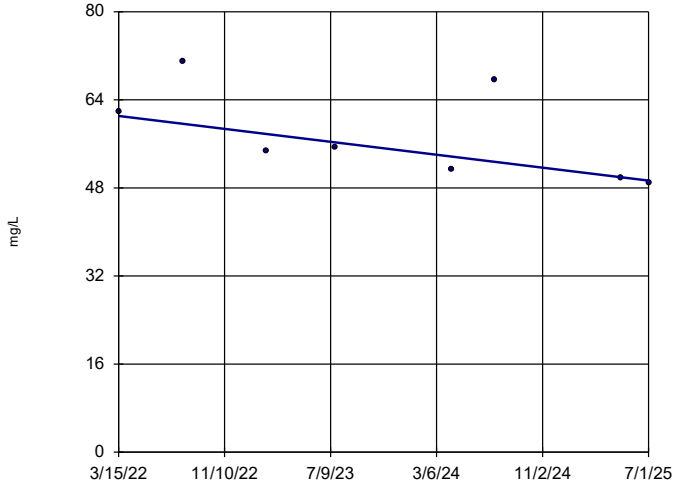

n = 8

Slope = -3.564 units per year.

Mann-Kendall statistic = -16 critical = -21

Trend not significant at 99% confidence level (α = 0.005 per tail).

Constituent: Magnesium Analysis Run 8/26/2025 2:29 PM View: 2025AWQR - Mann Kendall

Archer Daniels Midland Landfill Client: SCS Engineers Data: ADMCO_2025_AWQR-AM

Sanitas™ v.10.0.27 Software licensed to SCS Engineers. UG

Sen's Slope Estimator

MW-11

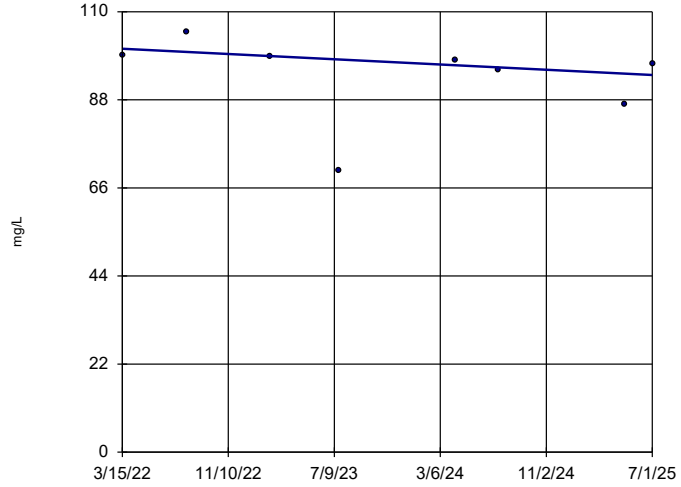

n = 8

Slope = -1.989 units per year.

Mann-Kendall statistic = -14 critical = -21

Trend not significant at 99% confidence level (α = 0.005 per tail).

Constituent: Magnesium Analysis Run 8/26/2025 2:29 PM View: 2025AWQR - Mann Kendall

Archer Daniels Midland Landfill Client: SCS Engineers Data: ADMCO_2025_AWQR-AM

Sanitas™ v.10.0.27 Software licensed to SCS Engineers. UG

Sen's Slope Estimator

MW-12

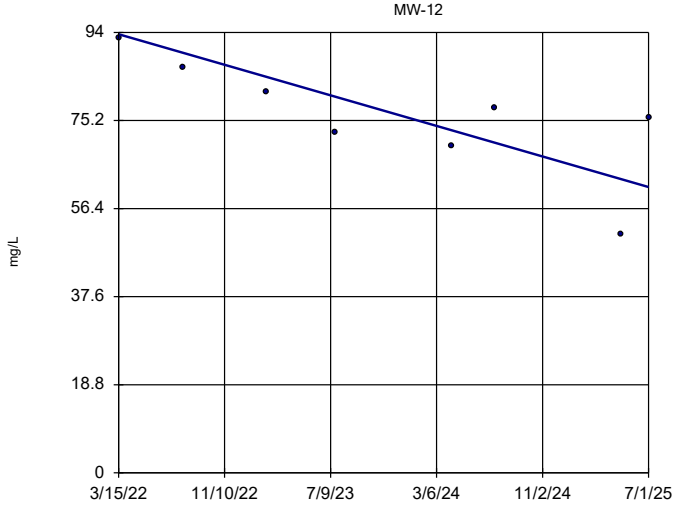

n = 8

Slope = -9.885 units per year.

Mann-Kendall statistic = -18 critical = -21

Trend not significant at 99% confidence level (α = 0.005 per tail).

Constituent: Magnesium Analysis Run 8/26/2025 2:29 PM View: 2025AWQR - Mann Kendall

Archer Daniels Midland Landfill Client: SCS Engineers Data: ADMCO_2025_AWQR-AM

Sanitas™ v.10.0.27 Software licensed to SCS Engineers. UG

Sen's Slope Estimator

MW-13

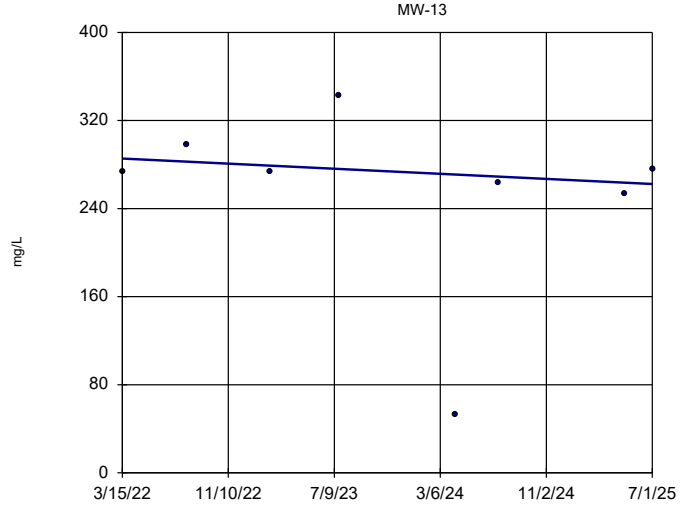

n = 8

Slope = -6.997 units per year.

Mann-Kendall statistic = -4 critical = -21

Trend not significant at 99% confidence level (α = 0.005 per tail).

Constituent: Magnesium Analysis Run 8/26/2025 2:29 PM View: 2025AWQR - Mann Kendall

Archer Daniels Midland Landfill Client: SCS Engineers Data: ADMCO_2025_AWQR-AM

Sanitas™ v.10.0.27 Software licensed to SCS Engineers. UG

Sen's Slope Estimator

MW-14

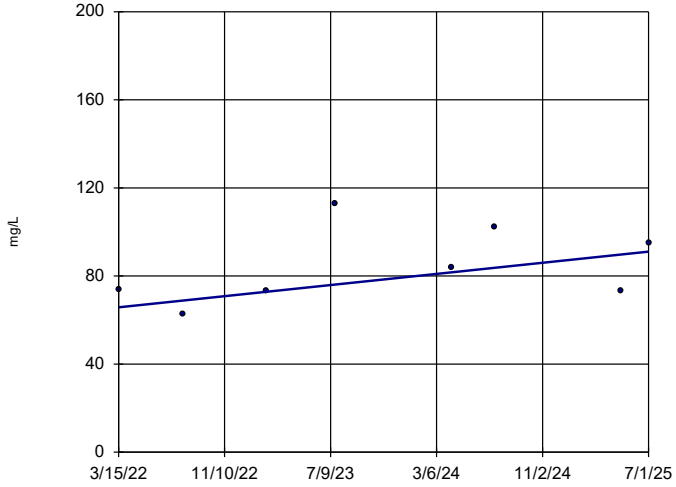

n = 8

Slope = 7.654 units per year.

Mann-Kendall statistic = 8 critical = 21

Trend not significant at 99% confidence level (α = 0.005 per tail).

Constituent: Magnesium Analysis Run 8/26/2025 2:29 PM View: 2025AWQR - Mann Kendall

Archer Daniels Midland Landfill Client: SCS Engineers Data: ADMCO_2025_AWQR-AM

Sanitas™ v.10.0.27 Software licensed to SCS Engineers. UG

Sen's Slope Estimator

MW-15

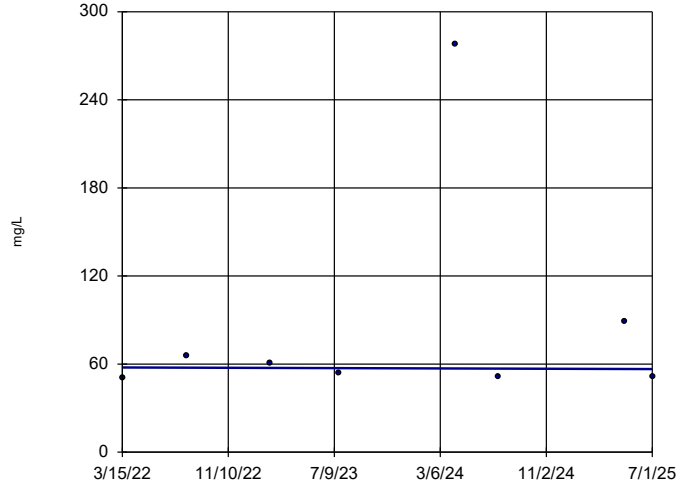

n = 8

Slope = -0.3347 units per year.

Mann-Kendall statistic = 0 critical = 21

Trend not significant at 99% confidence level (α = 0.005 per tail).

Constituent: Magnesium Analysis Run 8/26/2025 2:29 PM View: 2025AWQR - Mann Kendall

Archer Daniels Midland Landfill Client: SCS Engineers Data: ADMCO_2025_AWQR-AM

Sanitas™ v.10.0.27 Software licensed to SCS Engineers. UG

Sen's Slope Estimator

MW-17 (bg)

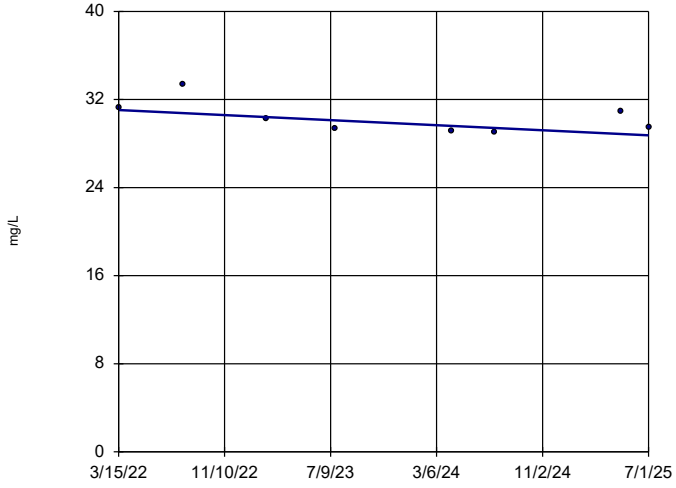

n = 8

Slope = -0.6956 units per year.

Mann-Kendall statistic = -12 critical = -21

Trend not significant at 99% confidence level (α = 0.005 per tail).

Constituent: Magnesium Analysis Run 8/26/2025 2:29 PM View: 2025AWQR - Mann Kendall

Archer Daniels Midland Landfill Client: SCS Engineers Data: ADMCO_2025_AWQR-AM

Sanitas™ v.10.0.27 Software licensed to SCS Engineers. UG

Sen's Slope Estimator

MW-18 (bg)

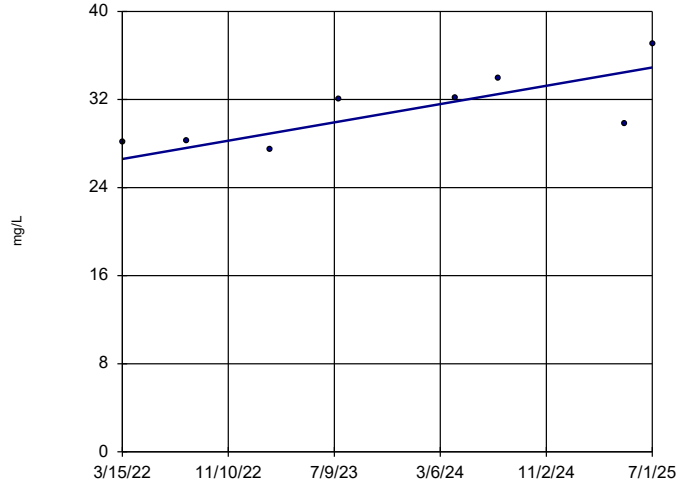

n = 8

Slope = 2.519 units per year.

Mann-Kendall statistic = 18 critical = 21

Trend not significant at 99% confidence level (α = 0.005 per tail).

Constituent: Magnesium Analysis Run 8/26/2025 2:29 PM View: 2025AWQR - Mann Kendall

Archer Daniels Midland Landfill Client: SCS Engineers Data: ADMCO_2025_AWQR-AM

Sanitas™ v.10.0.27 Software licensed to SCS Engineers. UG

Sen's Slope Estimator

MW-2 (bg)

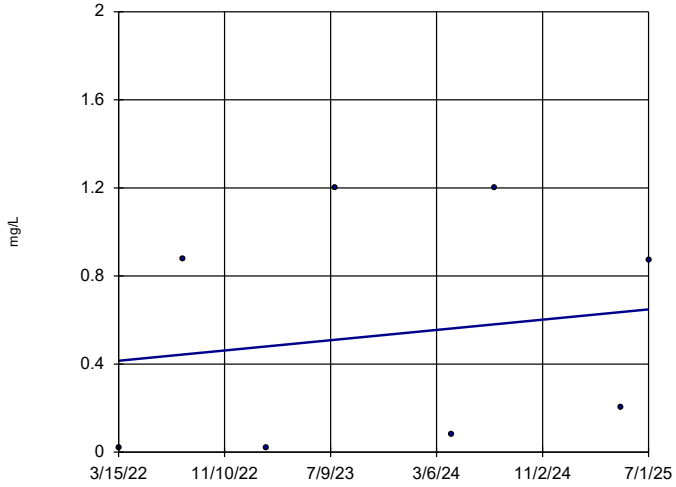

n = 8

Slope = 0.07068 units per year.

Mann-Kendall statistic = 9 critical = 21

Trend not significant at 99% confidence level (α = 0.005 per tail).

Constituent: Manganese Analysis Run 8/26/2025 2:29 PM View: 2025AWQR - Mann Kendall

Archer Daniels Midland Landfill Client: SCS Engineers Data: ADMCO_2025_AWQR-AM

Sanitas™ v.10.0.27 Software licensed to SCS Engineers. UG

Sen's Slope Estimator

MW-3

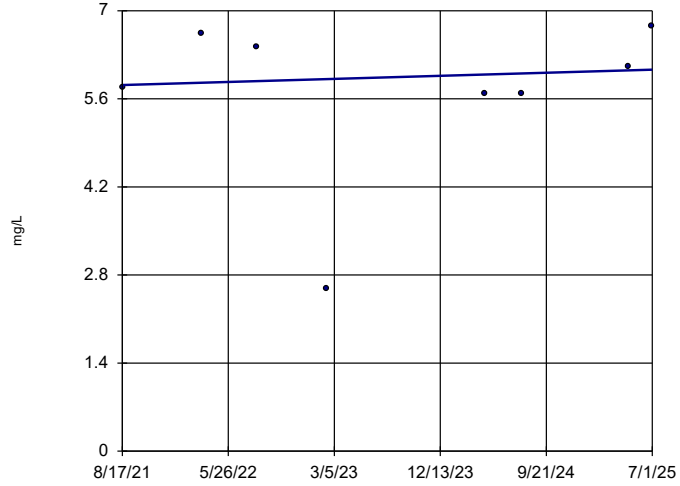

n = 8

Slope = 0.06293 units per year.

Mann-Kendall statistic = 4 critical = 21

Trend not significant at 99% confidence level (α = 0.005 per tail).

Constituent: Manganese Analysis Run 8/26/2025 2:29 PM View: 2025AWQR - Mann Kendall

Archer Daniels Midland Landfill Client: SCS Engineers Data: ADMCO_2025_AWQR-AM

Sanitas™ v.10.0.27 Software licensed to SCS Engineers. UG

Sen's Slope Estimator

MW-5

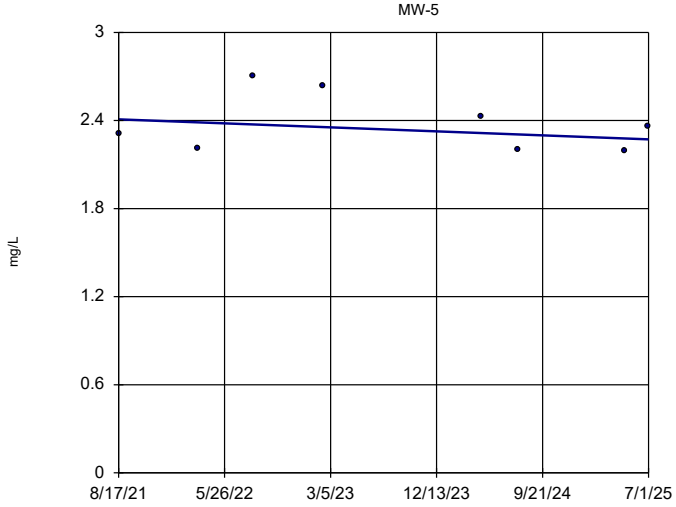

n = 8

Slope = -0.03508 units per year.

Mann-Kendall statistic = -8 critical = -21

Trend not significant at 99% confidence level (α = 0.005 per tail).

Constituent: Manganese Analysis Run 8/26/2025 2:29 PM View: 2025AWQR - Mann Kendall

Archer Daniels Midland Landfill Client: SCS Engineers Data: ADMCO_2025_AWQR-AM

Sanitas™ v.10.0.27 Software licensed to SCS Engineers. UG

Sen's Slope Estimator

MW-6

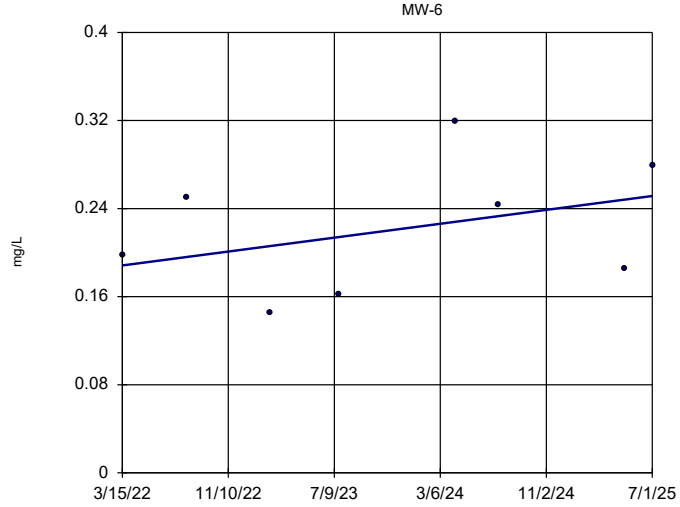

n = 8

Slope = 0.01913 units per year.

Mann-Kendall statistic = 6 critical = 21

Trend not significant at 99% confidence level (α = 0.005 per tail).

Constituent: Manganese Analysis Run 8/26/2025 2:29 PM View: 2025AWQR - Mann Kendall

Archer Daniels Midland Landfill Client: SCS Engineers Data: ADMCO_2025_AWQR-AM

Sanitas™ v.10.0.27 Software licensed to SCS Engineers. UG

Sen's Slope Estimator

MW-7

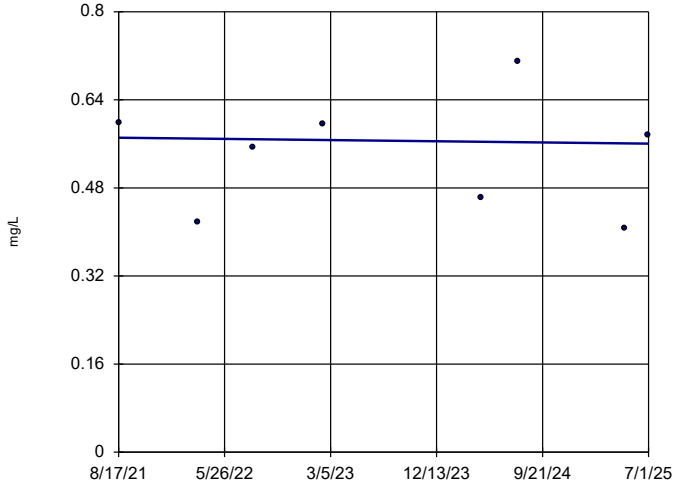

n = 8

Slope = -0.002762 units per year.

Mann-Kendall statistic = -2 critical = -21

Trend not significant at 99% confidence level (α = 0.005 per tail).

Constituent: Manganese Analysis Run 8/26/2025 2:29 PM View: 2025AWQR - Mann Kendall

Archer Daniels Midland Landfill Client: SCS Engineers Data: ADMCO_2025_AWQR-AM

Sanitas™ v.10.0.27 Software licensed to SCS Engineers. UG

Sen's Slope Estimator

MW-9

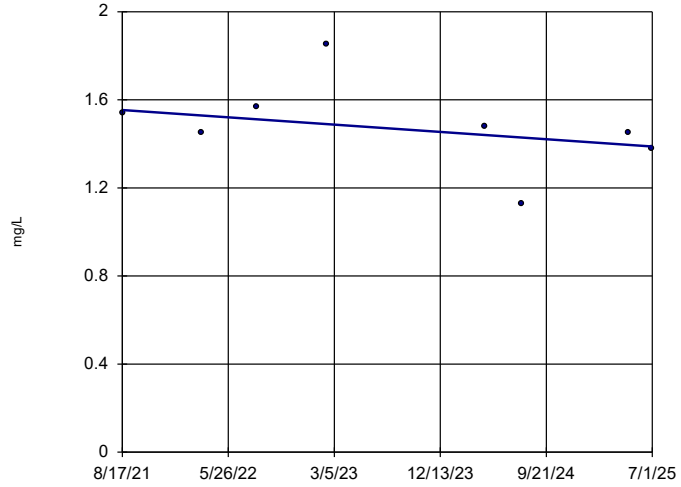

n = 8

Slope = -0.04268 units per year.

Mann-Kendall statistic = -11 critical = -21

Trend not significant at 99% confidence level (α = 0.005 per tail).

Constituent: Manganese Analysis Run 8/26/2025 2:29 PM View: 2025AWQR - Mann Kendall

Archer Daniels Midland Landfill Client: SCS Engineers Data: ADMCO_2025_AWQR-AM

Sanitas™ v.10.0.27 Software licensed to SCS Engineers. UG

Sen's Slope Estimator

MW-10

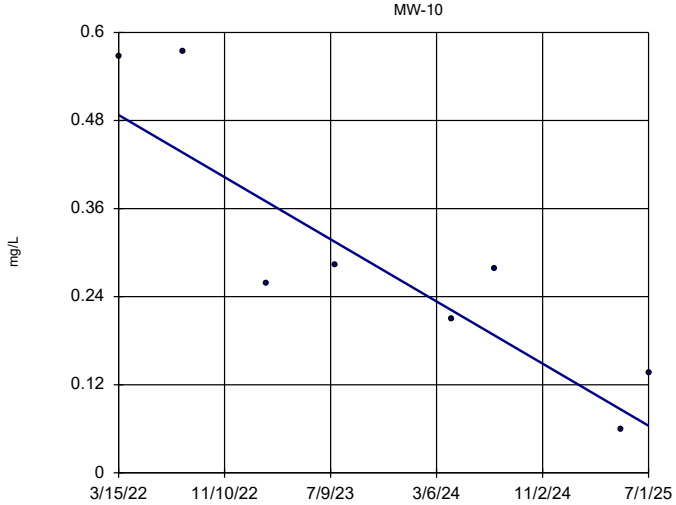

n = 8

Slope = -0.1283 units per year.

Mann-Kendall statistic = -18 critical = -21

Trend not significant at 99% confidence level (α = 0.005 per tail).

Constituent: Manganese Analysis Run 8/26/2025 2:29 PM View: 2025AWQR - Mann Kendall

Archer Daniels Midland Landfill Client: SCS Engineers Data: ADMCO_2025_AWQR-AM

Sanitas™ v.10.0.27 Software licensed to SCS Engineers. UG

Sen's Slope Estimator

MW-11

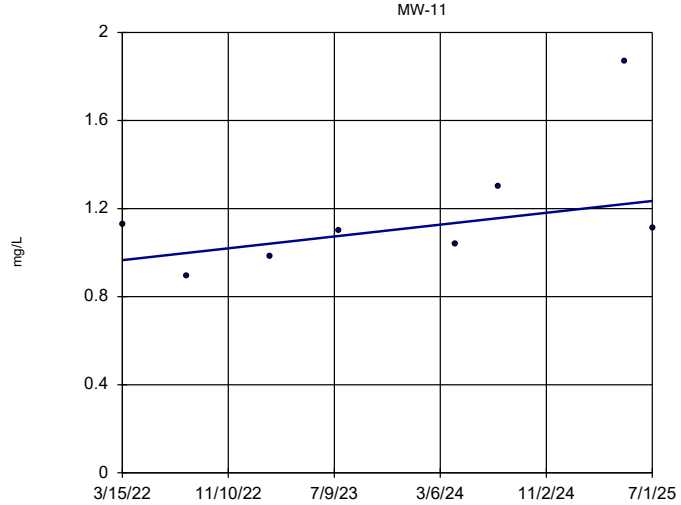

n = 8

Slope = 0.08152 units per year.

Mann-Kendall statistic = 12 critical = 21

Trend not significant at 99% confidence level (α = 0.005 per tail).

Constituent: Manganese Analysis Run 8/26/2025 2:29 PM View: 2025AWQR - Mann Kendall

Archer Daniels Midland Landfill Client: SCS Engineers Data: ADMCO_2025_AWQR-AM

Sanitas™ v.10.0.27 Software licensed to SCS Engineers. UG
Hollow symbols indicate censored values.

Sen's Slope Estimator

MW-12

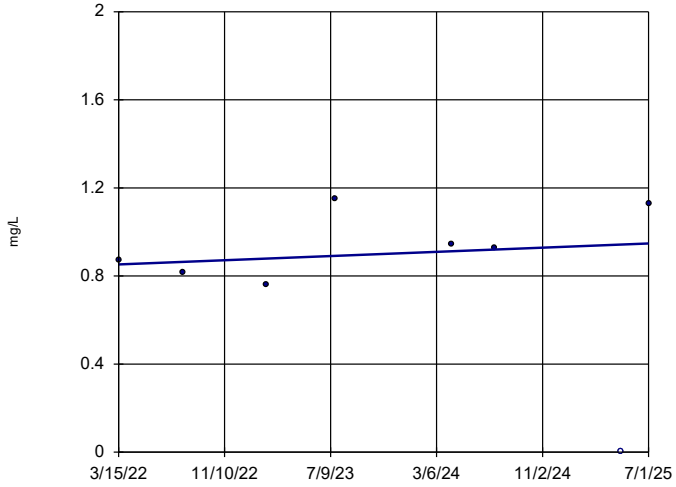

n = 8

Slope = 0.02884 units per year.

Mann-Kendall statistic = 2 critical = 21

Trend not significant at 99% confidence level (α = 0.005 per tail).

Constituent: Manganese Analysis Run 8/26/2025 2:29 PM View: 2025AWQR - Mann Kendall
Archer Daniels Midland Landfill Client: SCS Engineers Data: ADMCO_2025_AWQR-AM

Sanitas™ v.10.0.27 Software licensed to SCS Engineers. UG
Hollow symbols indicate censored values.

Sen's Slope Estimator

MW-13

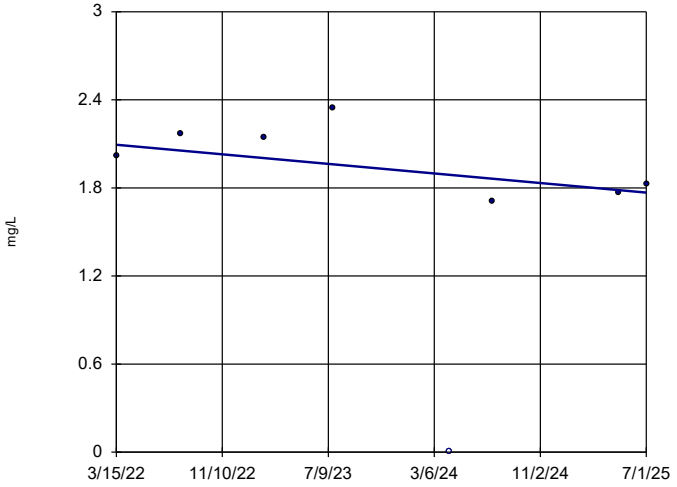

n = 8

Slope = -0.09869 units per year.

Mann-Kendall statistic = -6 critical = -21

Trend not significant at 99% confidence level (α = 0.005 per tail).

Constituent: Manganese Analysis Run 8/26/2025 2:29 PM View: 2025AWQR - Mann Kendall
Archer Daniels Midland Landfill Client: SCS Engineers Data: ADMCO_2025_AWQR-AM

Sanitas™ v.10.0.27 Software licensed to SCS Engineers. UG

Sen's Slope Estimator

MW-14

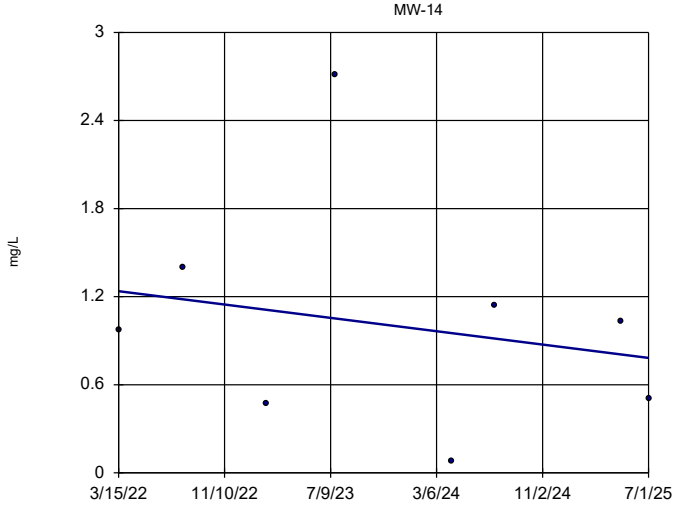

n = 8

Slope = -0.1379 units per year.

Mann-Kendall statistic = -4 critical = -21

Trend not significant at 99% confidence level (α = 0.005 per tail).

Constituent: Manganese Analysis Run 8/26/2025 2:29 PM View: 2025AWQR - Mann Kendall
Archer Daniels Midland Landfill Client: SCS Engineers Data: ADMCO_2025_AWQR-AM

Sanitas™ v.10.0.27 Software licensed to SCS Engineers. UG

Sen's Slope Estimator

MW-17 (bg)

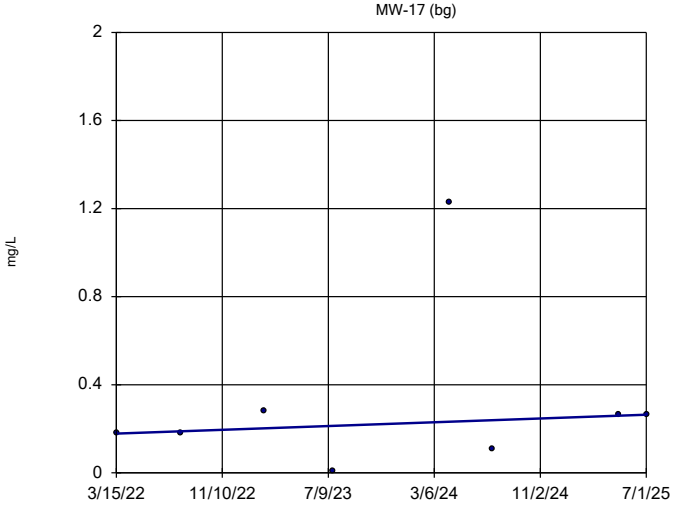

n = 8

Slope = 0.02601 units per year.

Mann-Kendall statistic = 4 critical = 21

Trend not significant at 99% confidence level (α = 0.005 per tail).

Constituent: Manganese Analysis Run 8/26/2025 2:29 PM View: 2025AWQR - Mann Kendall
Archer Daniels Midland Landfill Client: SCS Engineers Data: ADMCO_2025_AWQR-AM

Sanitas™ v.10.0.27 Software licensed to SCS Engineers. UG

Sen's Slope Estimator

MW-18 (bg)

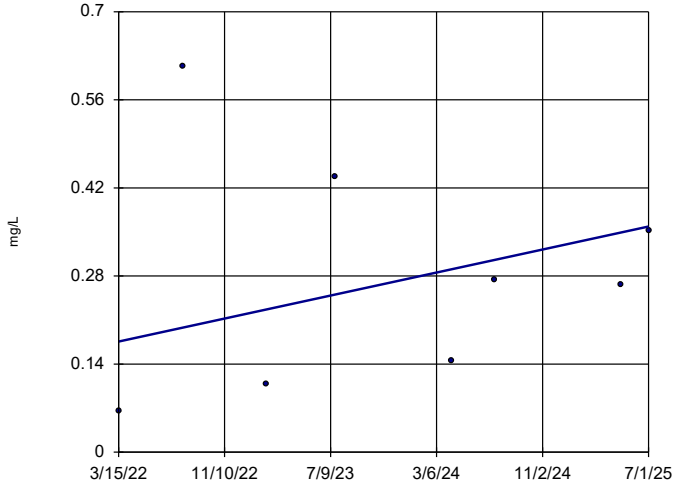

n = 8

Slope = 0.05543 units per year.

Mann-Kendall statistic = 6 critical = 21

Trend not significant at 99% confidence level (α = 0.005 per tail).

Constituent: Manganese Analysis Run 8/26/2025 2:29 PM View: 2025AWQR - Mann Kendall

Archer Daniels Midland Landfill Client: SCS Engineers Data: ADMCO_2025_AWQR-AM

Sanitas™ v.10.0.27 Software licensed to SCS Engineers. UG

Sen's Slope Estimator

MW-6

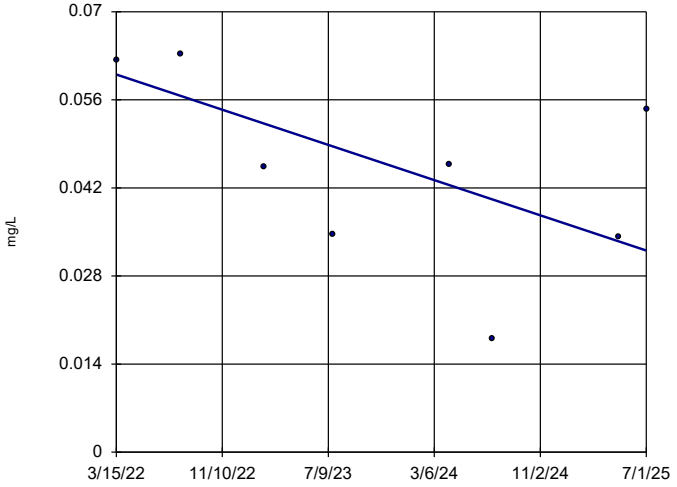

n = 8

Slope = -0.008478 units per year.

Mann-Kendall statistic = -10 critical = -21

Trend not significant at 99% confidence level (α = 0.005 per tail).

Constituent: Nickel Analysis Run 8/26/2025 2:29 PM View: 2025AWQR - Mann Kendall

Archer Daniels Midland Landfill Client: SCS Engineers Data: ADMCO_2025_AWQR-AM

Sanitas™ v.10.0.27 Software licensed to SCS Engineers. UG

Hollow symbols indicate censored values.

Sen's Slope Estimator

MW-17 (bg)

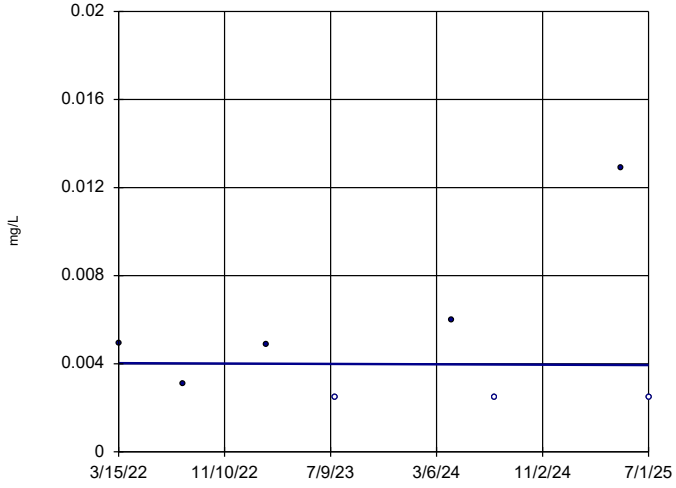

n = 8

Slope = -0.00002716 units per year.

Mann-Kendall statistic = -3 critical = -21

Trend not significant at 99% confidence level (α = 0.005 per tail).

Constituent: Nickel Analysis Run 8/26/2025 2:29 PM View: 2025AWQR - Mann Kendall

Archer Daniels Midland Landfill Client: SCS Engineers Data: ADMCO_2025_AWQR-AM

Sanitas™ v.10.0.27 Software licensed to SCS Engineers. UG

Hollow symbols indicate censored values.

Sen's Slope Estimator

MW-2 (bg)

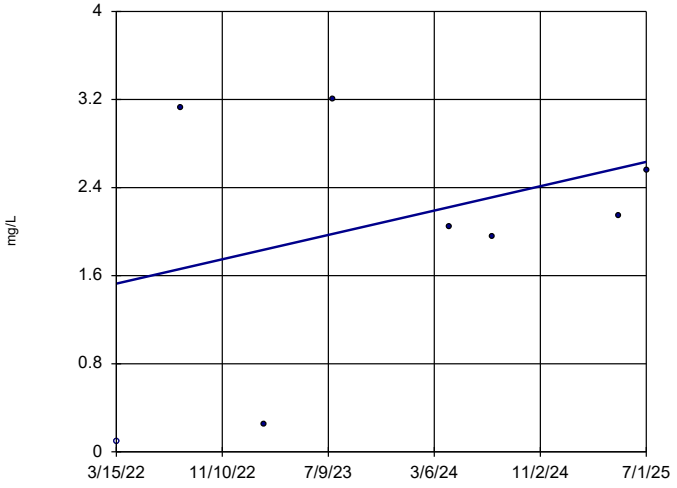

n = 8

Slope = 0.3349 units per year.

Mann-Kendall statistic = 8 critical = 21

Trend not significant at 99% confidence level (α = 0.005 per tail).

Constituent: Nitrogen, Ammonia Analysis Run 8/26/2025 2:29 PM View: 2025AWQR - Mann Kendall

Archer Daniels Midland Landfill Client: SCS Engineers Data: ADMCO_2025_AWQR-AM

Sanitas™ v.10.0.27 Software licensed to SCS Engineers. UG

Sen's Slope Estimator

MW-3

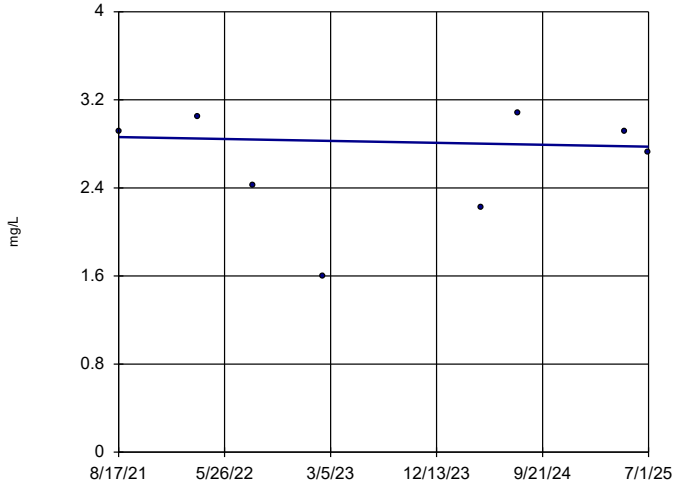

n = 8

Slope = -0.02239 units per year.

Mann-Kendall statistic = -1 critical = -21

Trend not significant at 99% confidence level (α = 0.005 per tail).

Constituent: Nitrogen, Ammonia Analysis Run 8/26/2025 2:29 PM View: 2025AWQR - Mann Kendall

Archer Daniels Midland Landfill Client: SCS Engineers Data: ADMCO_2025_AWQR-AM

Sanitas™ v.10.0.27 Software licensed to SCS Engineers. UG

Hollow symbols indicate censored values.

Sen's Slope Estimator

MW-4

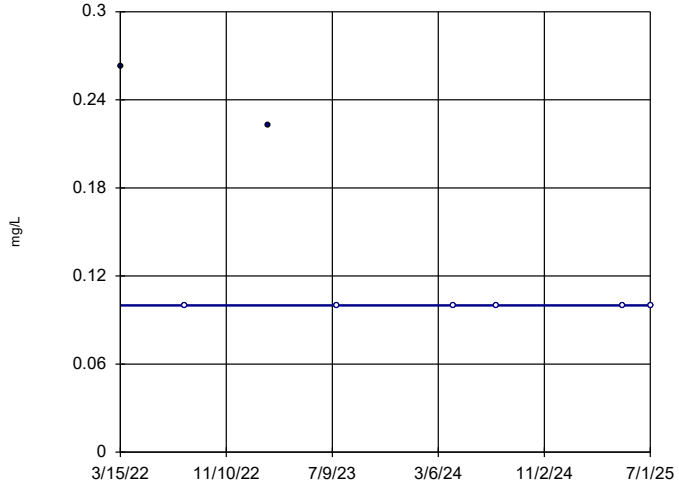

n = 8

Slope = 0 units per year.

Mann-Kendall statistic = -11 critical = -21

Trend not significant at 99% confidence level (α = 0.005 per tail).

Constituent: Nitrogen, Ammonia Analysis Run 8/26/2025 2:29 PM View: 2025AWQR - Mann Kendall

Archer Daniels Midland Landfill Client: SCS Engineers Data: ADMCO_2025_AWQR-AM

Sanitas™ v.10.0.27 Software licensed to SCS Engineers. UG

Sen's Slope Estimator

MW-5

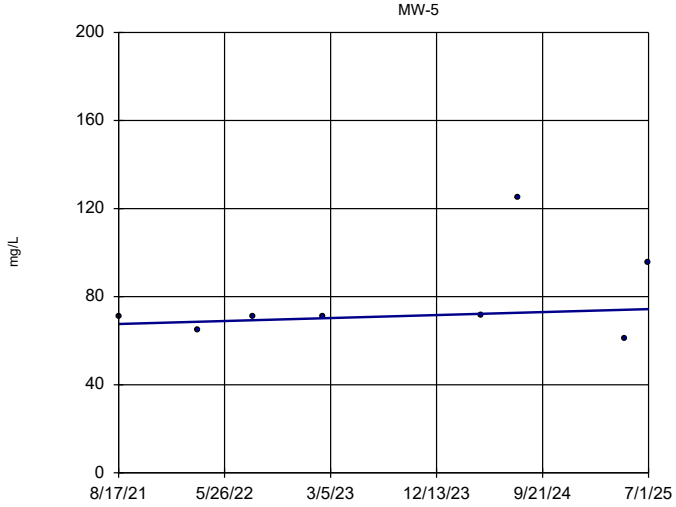

n = 8

Slope = 1.738 units per year.

Mann-Kendall statistic = 7 critical = 21

Trend not significant at 99% confidence level (α = 0.005 per tail).

Constituent: Nitrogen, Ammonia Analysis Run 8/26/2025 2:29 PM View: 2025AWQR - Mann Kendall

Archer Daniels Midland Landfill Client: SCS Engineers Data: ADMCO_2025_AWQR-AM

Sanitas™ v.10.0.27 Software licensed to SCS Engineers. UG

Sen's Slope Estimator

MW-6

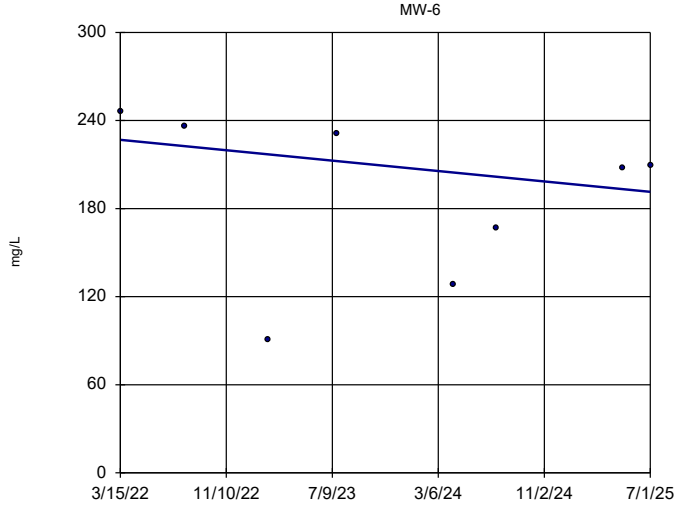

n = 8

Slope = -10.72 units per year.

Mann-Kendall statistic = -6 critical = -21

Trend not significant at 99% confidence level (α = 0.005 per tail).

Constituent: Nitrogen, Ammonia Analysis Run 8/26/2025 2:29 PM View: 2025AWQR - Mann Kendall

Archer Daniels Midland Landfill Client: SCS Engineers Data: ADMCO_2025_AWQR-AM

Sanitas™ v.10.0.27 Software licensed to SCS Engineers. UG

Sen's Slope Estimator

MW-7

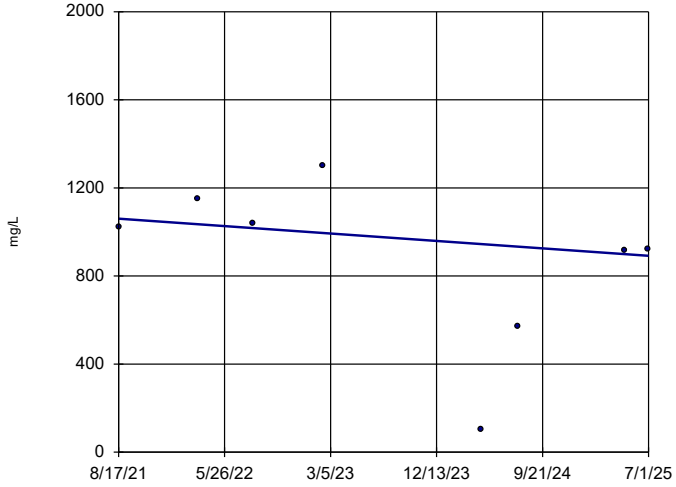

n = 8

Slope = -43.49 units per year.

Mann-Kendall statistic = -6 critical = -21

Trend not significant at 99% confidence level (α = 0.005 per tail).

Constituent: Nitrogen, Ammonia Analysis Run 8/26/2025 2:29 PM View: 2025AWQR - Mann Kendall

Archer Daniels Midland Landfill Client: SCS Engineers Data: ADMCO_2025_AWQR-AM

Sanitas™ v.10.0.27 Software licensed to SCS Engineers. UG

Hollow symbols indicate censored values.

Sen's Slope Estimator

MW-8

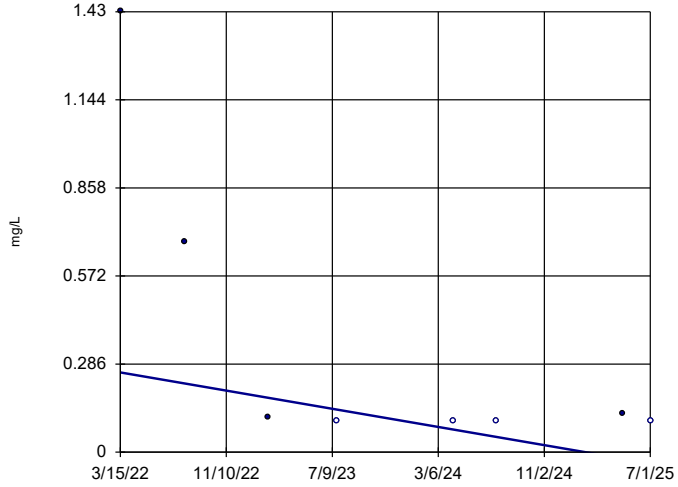

n = 8

Slope = -0.08945 units per year.

Mann-Kendall statistic = -14 critical = -21

Trend not significant at 99% confidence level (α = 0.005 per tail).

Constituent: Nitrogen, Ammonia Analysis Run 8/26/2025 2:29 PM View: 2025AWQR - Mann Kendall

Archer Daniels Midland Landfill Client: SCS Engineers Data: ADMCO_2025_AWQR-AM

Sanitas™ v.10.0.27 Software licensed to SCS Engineers. UG

Sen's Slope Estimator

MW-9

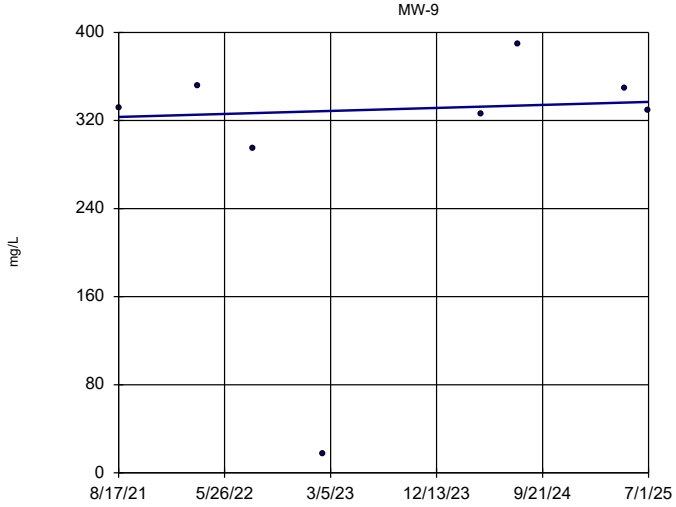

n = 8

Slope = 3.519 units per year.

Mann-Kendall statistic = 2 critical = 21

Trend not significant at 99% confidence level (α = 0.005 per tail).

Constituent: Nitrogen, Ammonia Analysis Run 8/26/2025 2:29 PM View: 2025AWQR - Mann Kendall

Archer Daniels Midland Landfill Client: SCS Engineers Data: ADMCO_2025_AWQR-AM

Sanitas™ v.10.0.27 Software licensed to SCS Engineers. UG

Hollow symbols indicate censored values.

Sen's Slope Estimator

MW-10

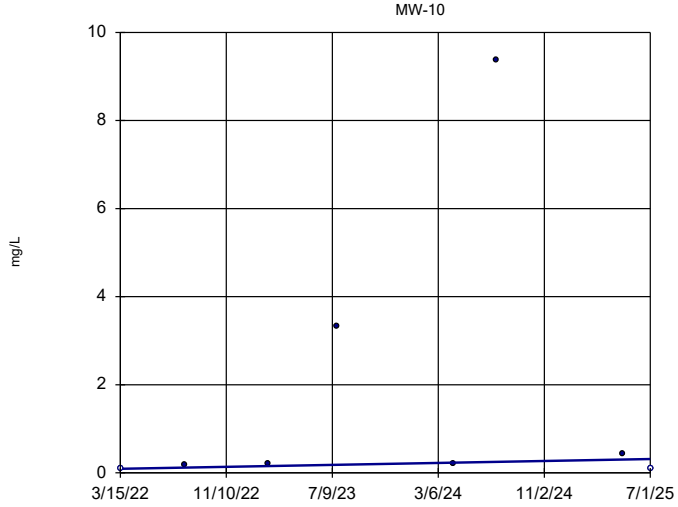

n = 8

Slope = 0.0671 units per year.

Mann-Kendall statistic = 7 critical = 21

Trend not significant at 99% confidence level (α = 0.005 per tail).

Constituent: Nitrogen, Ammonia Analysis Run 8/26/2025 2:29 PM View: 2025AWQR - Mann Kendall

Archer Daniels Midland Landfill Client: SCS Engineers Data: ADMCO_2025_AWQR-AM

Sanitas™ v.10.0.27 Software licensed to SCS Engineers. UG

Sen's Slope Estimator

MW-11

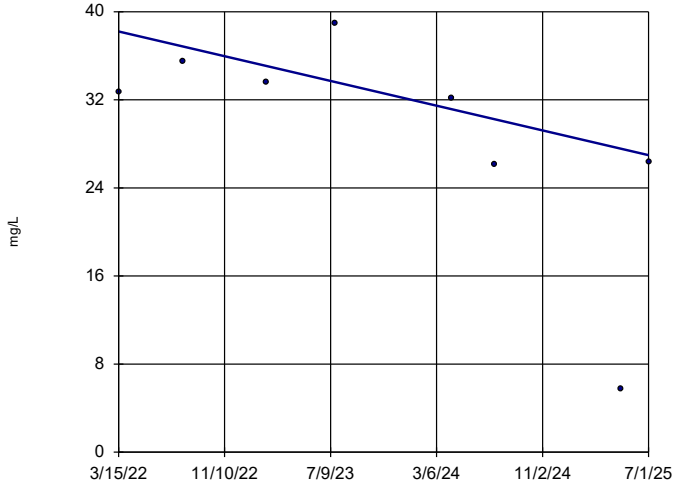

n = 8

Slope = -3.406 units per year.

Mann-Kendall statistic = -14 critical = -21

Trend not significant at 99% confidence level (α = 0.005 per tail).

Constituent: Nitrogen, Ammonia Analysis Run 8/26/2025 2:29 PM View: 2025AWQR - Mann Kendall

Archer Daniels Midland Landfill Client: SCS Engineers Data: ADMCO_2025_AWQR-AM

Sanitas™ v.10.0.27 Software licensed to SCS Engineers. UG

Hollow symbols indicate censored values.

Sen's Slope Estimator

MW-12

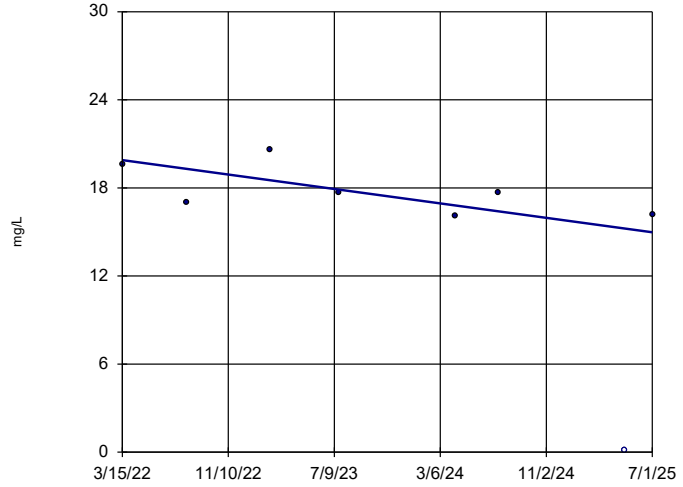

n = 8

Slope = -1.488 units per year.

Mann-Kendall statistic = -13 critical = -21

Trend not significant at 99% confidence level (α = 0.005 per tail).

Constituent: Nitrogen, Ammonia Analysis Run 8/26/2025 2:29 PM View: 2025AWQR - Mann Kendall

Archer Daniels Midland Landfill Client: SCS Engineers Data: ADMCO_2025_AWQR-AM

Sanitas™ v.10.0.27 Software licensed to SCS Engineers. UG

Hollow symbols indicate censored values.

Sen's Slope Estimator

MW-13

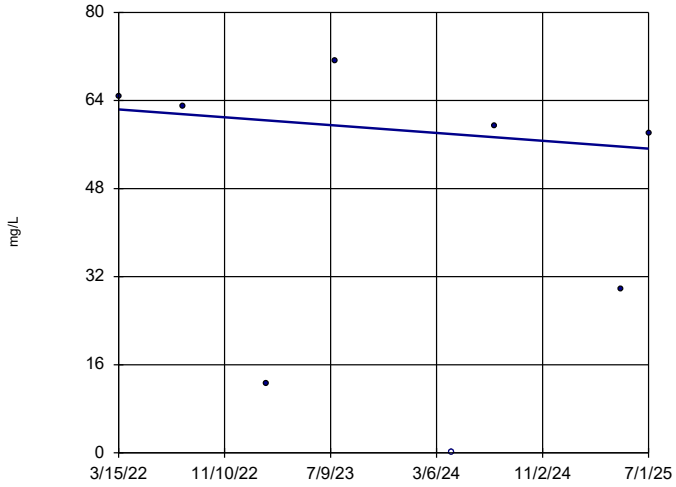

n = 8

Slope = -2.154 units per year.

Mann-Kendall statistic = -8 critical = -21

Trend not significant at 99% confidence level (α = 0.005 per tail).

Constituent: Nitrogen, Ammonia Analysis Run 8/26/2025 2:29 PM View: 2025AWQR - Mann Kendall

Archer Daniels Midland Landfill Client: SCS Engineers Data: ADMCO_2025_AWQR-AM

Sanitas™ v.10.0.27 Software licensed to SCS Engineers. UG

Hollow symbols indicate censored values.

Sen's Slope Estimator

MW-14

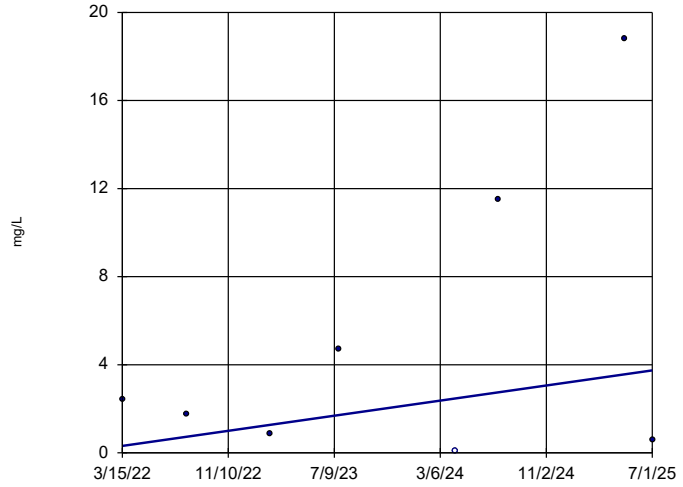

n = 8

Slope = 1.038 units per year.

Mann-Kendall statistic = 2 critical = 21

Trend not significant at 99% confidence level (α = 0.005 per tail).

Constituent: Nitrogen, Ammonia Analysis Run 8/26/2025 2:29 PM View: 2025AWQR - Mann Kendall

Archer Daniels Midland Landfill Client: SCS Engineers Data: ADMCO_2025_AWQR-AM

Sanitas™ v.10.0.27 Software licensed to SCS Engineers. UG
Hollow symbols indicate censored values.

Sen's Slope Estimator

MW-15

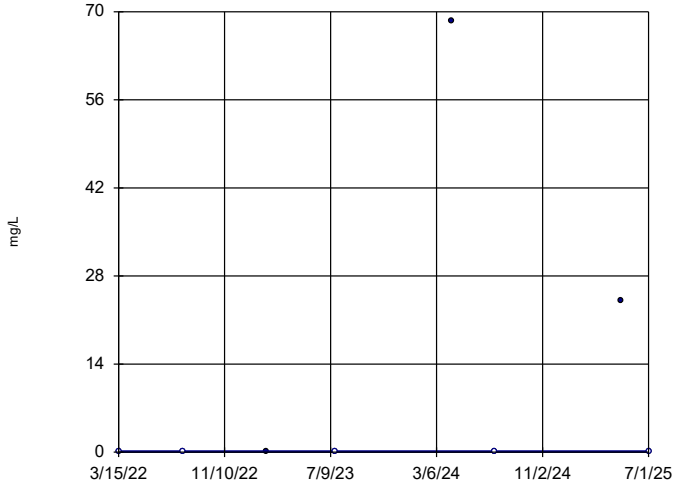

n = 8

Slope = 0
units per year.

Mann-Kendall
statistic = 4
critical = 21

Trend not sig-
nificant at 99%
confidence level
(α = 0.005 per
tail).

Constituent: Nitrogen, Ammonia Analysis Run 8/26/2025 2:29 PM View: 2025AWQR - Mann Kendall
Archer Daniels Midland Landfill Client: SCS Engineers Data: ADMCO_2025_AWQR-AM

Sanitas™ v.10.0.27 Software licensed to SCS Engineers. UG
Hollow symbols indicate censored values.

Sen's Slope Estimator

MW-17 (bg)

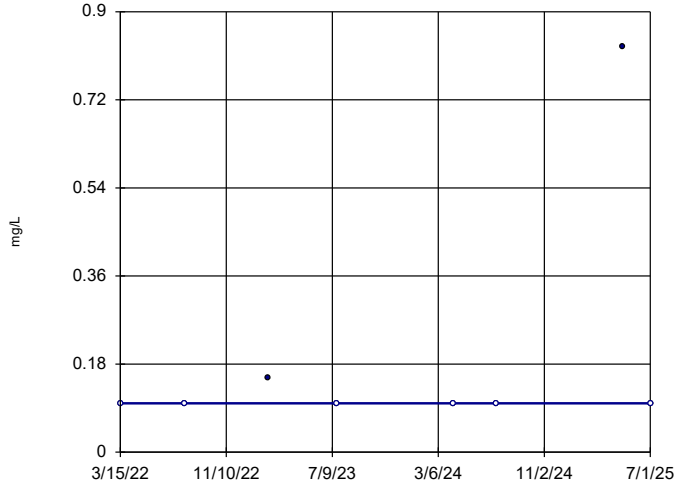

n = 8

Slope = 0
units per year.

Mann-Kendall
statistic = 3
critical = 21

Trend not sig-
nificant at 99%
confidence level
(α = 0.005 per
tail).

Constituent: Nitrogen, Ammonia Analysis Run 8/26/2025 2:29 PM View: 2025AWQR - Mann Kendall
Archer Daniels Midland Landfill Client: SCS Engineers Data: ADMCO_2025_AWQR-AM

Sanitas™ v.10.0.27 Software licensed to SCS Engineers. UG
Hollow symbols indicate censored values.

Sen's Slope Estimator

MW-18 (bg)

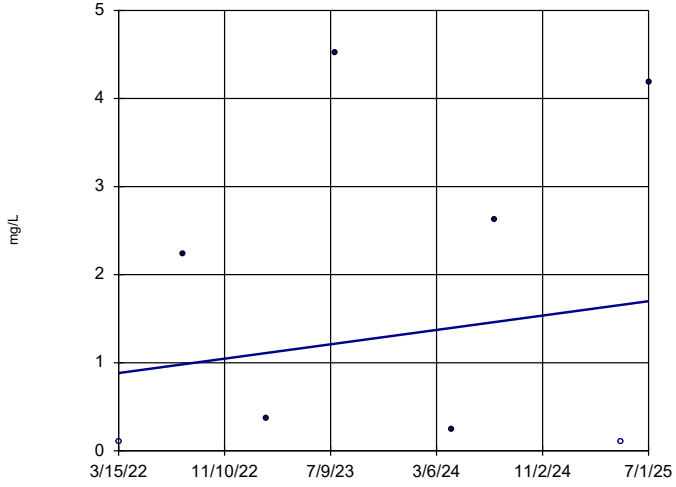

n = 8

Slope = 0.2473
units per year.

Mann-Kendall
statistic = 5
critical = 21

Trend not sig-
nificant at 99%
confidence level
(α = 0.005 per
tail).

Constituent: Nitrogen, Ammonia Analysis Run 8/26/2025 2:30 PM View: 2025AWQR - Mann Kendall
Archer Daniels Midland Landfill Client: SCS Engineers Data: ADMCO_2025_AWQR-AM

Sanitas™ v.10.0.27 Software licensed to SCS Engineers. UG

Sen's Slope Estimator

MW-1 (bg)

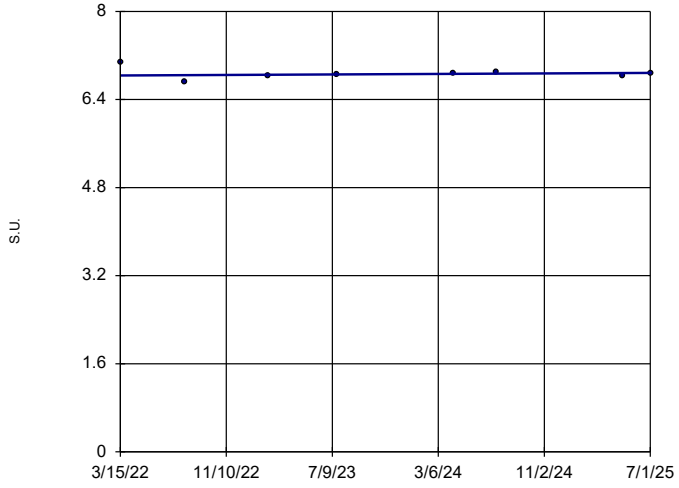

n = 8

Slope = 0.01353
units per year.

Mann-Kendall
statistic = 5
critical = 21

Trend not sig-
nificant at 99%
confidence level
(α = 0.005 per
tail).

Constituent: pH Analysis Run 8/26/2025 2:30 PM View: 2025AWQR - Mann Kendall
Archer Daniels Midland Landfill Client: SCS Engineers Data: ADMCO_2025_AWQR-AM

Sanitas™ v.10.0.27 Software licensed to SCS Engineers. UG

Sen's Slope Estimator

MW-2 (bg)

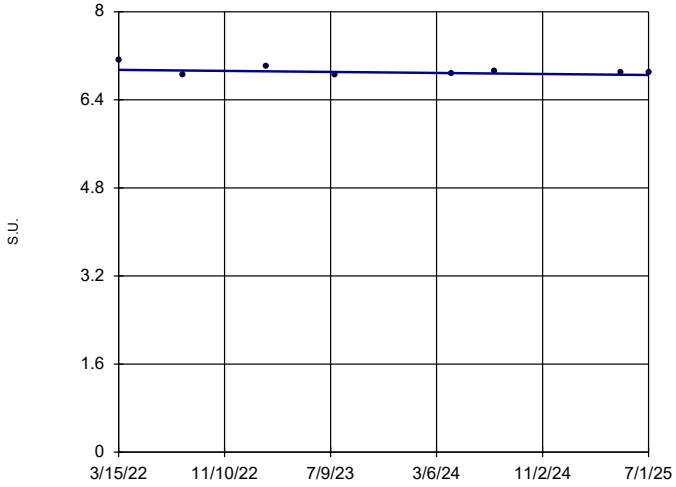

n = 8

Slope = -0.02836 units per year.

Mann-Kendall statistic = -3 critical = -21

Trend not significant at 99% confidence level (α = 0.005 per tail).

Constituent: pH Analysis Run 8/26/2025 2:30 PM View: 2025AWQR - Mann Kendall

Archer Daniels Midland Landfill Client: SCS Engineers Data: ADMCO_2025_AWQR-AM

Sanitas™ v.10.0.27 Software licensed to SCS Engineers. UG

Sen's Slope Estimator

MW-3

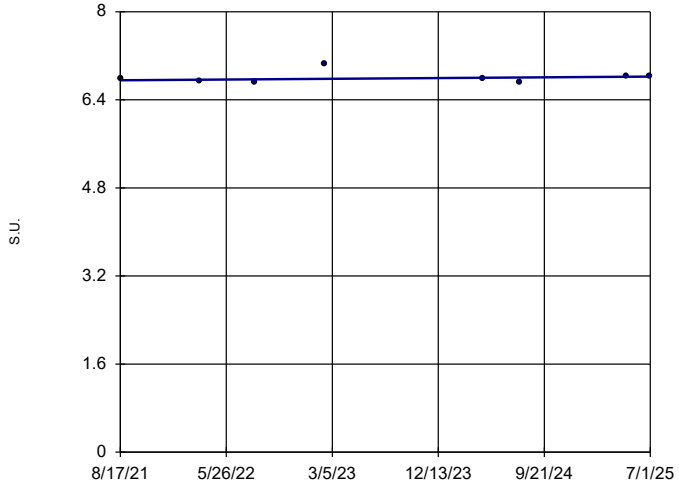

n = 8

Slope = 0.01723 units per year.

Mann-Kendall statistic = 6 critical = 21

Trend not significant at 99% confidence level (α = 0.005 per tail).

Constituent: pH Analysis Run 8/26/2025 2:30 PM View: 2025AWQR - Mann Kendall

Archer Daniels Midland Landfill Client: SCS Engineers Data: ADMCO_2025_AWQR-AM

Sanitas™ v.10.0.27 Software licensed to SCS Engineers. UG

Sen's Slope Estimator

MW-4

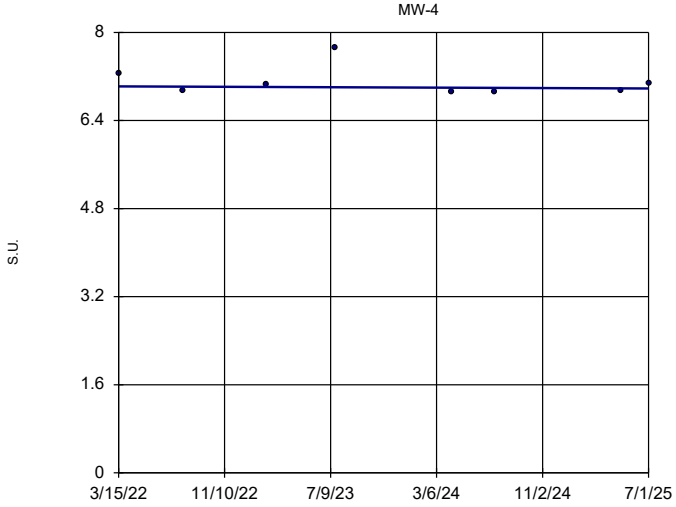

n = 8

Slope = -0.01116 units per year.

Mann-Kendall statistic = -3 critical = -21

Trend not significant at 99% confidence level (α = 0.005 per tail).

Constituent: pH Analysis Run 8/26/2025 2:30 PM View: 2025AWQR - Mann Kendall

Archer Daniels Midland Landfill Client: SCS Engineers Data: ADMCO_2025_AWQR-AM

Sanitas™ v.10.0.27 Software licensed to SCS Engineers. UG

Sen's Slope Estimator

MW-5

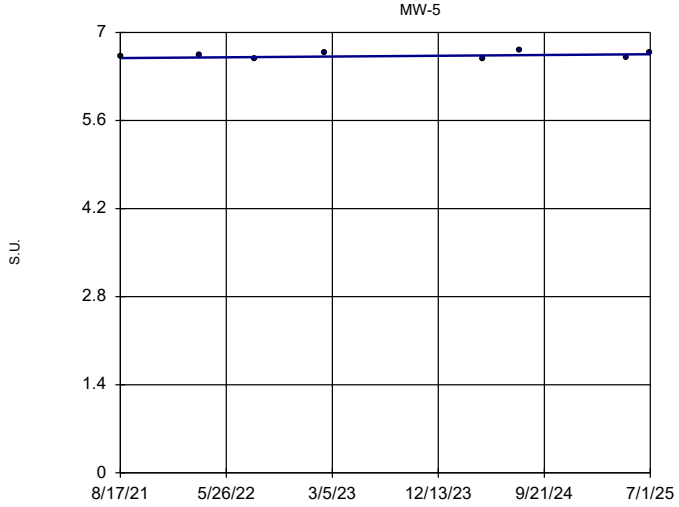

n = 8

Slope = 0.01532 units per year.

Mann-Kendall statistic = 5 critical = 21

Trend not significant at 99% confidence level (α = 0.005 per tail).

Constituent: pH Analysis Run 8/26/2025 2:30 PM View: 2025AWQR - Mann Kendall

Archer Daniels Midland Landfill Client: SCS Engineers Data: ADMCO_2025_AWQR-AM

Sanitas™ v.10.0.27 Software licensed to SCS Engineers. UG

Sen's Slope Estimator

MW-6

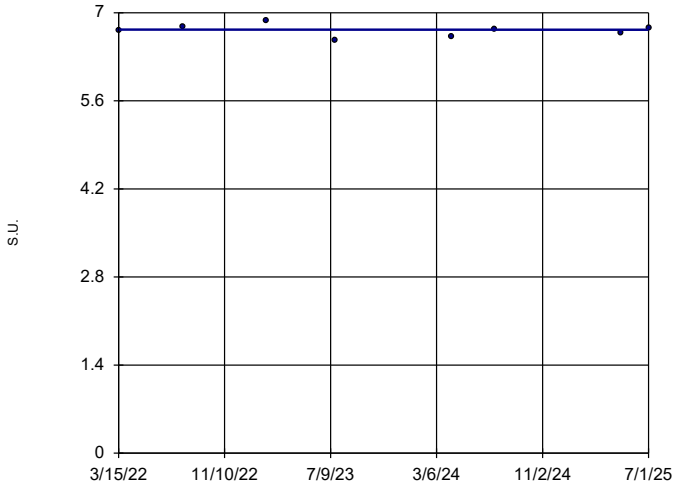

n = 8

Slope = -0.0009057 units per year.

Mann-Kendall statistic = 0 critical = 21

Trend not significant at 99% confidence level (α = 0.005 per tail).

Constituent: pH Analysis Run 8/26/2025 2:30 PM View: 2025AWQR - Mann Kendall

Archer Daniels Midland Landfill Client: SCS Engineers Data: ADMCO_2025_AWQR-AM

Sanitas™ v.10.0.27 Software licensed to SCS Engineers. UG

Sen's Slope Estimator

MW-7

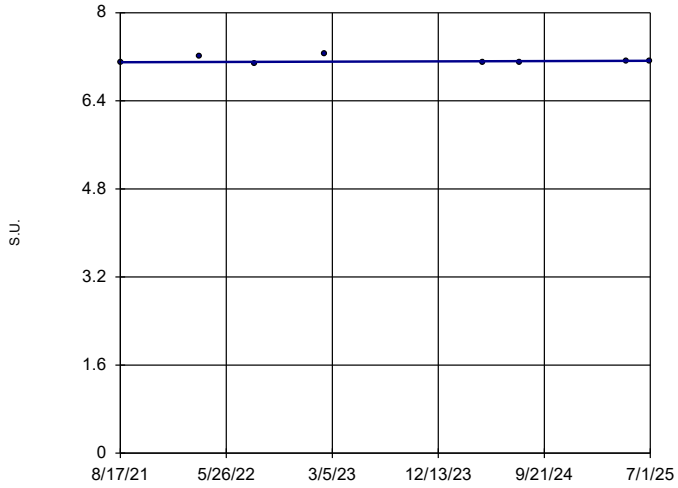

n = 8

Slope = 0.006869 units per year.

Mann-Kendall statistic = 4 critical = 21

Trend not significant at 99% confidence level (α = 0.005 per tail).

Constituent: pH Analysis Run 8/26/2025 2:30 PM View: 2025AWQR - Mann Kendall

Archer Daniels Midland Landfill Client: SCS Engineers Data: ADMCO_2025_AWQR-AM

Sanitas™ v.10.0.27 Software licensed to SCS Engineers. UG

Sen's Slope Estimator

MW-8

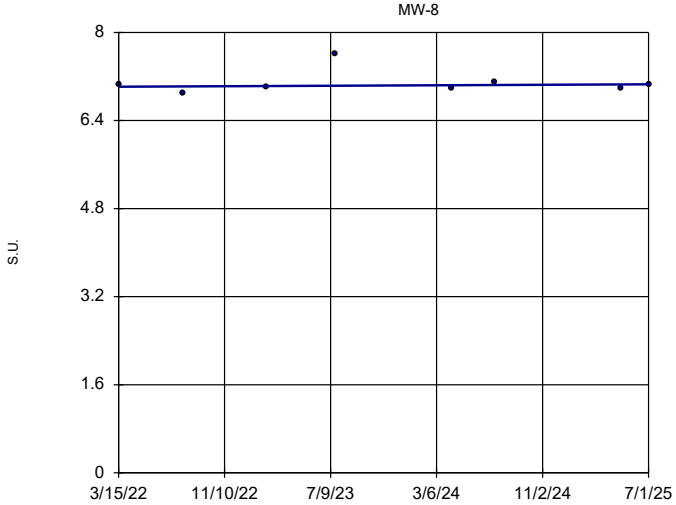

n = 8

Slope = 0.01329 units per year.

Mann-Kendall statistic = 3 critical = 21

Trend not significant at 99% confidence level (α = 0.005 per tail).

Constituent: pH Analysis Run 8/26/2025 2:30 PM View: 2025AWQR - Mann Kendall

Archer Daniels Midland Landfill Client: SCS Engineers Data: ADMCO_2025_AWQR-AM

Sanitas™ v.10.0.27 Software licensed to SCS Engineers. UG

Sen's Slope Estimator

MW-9

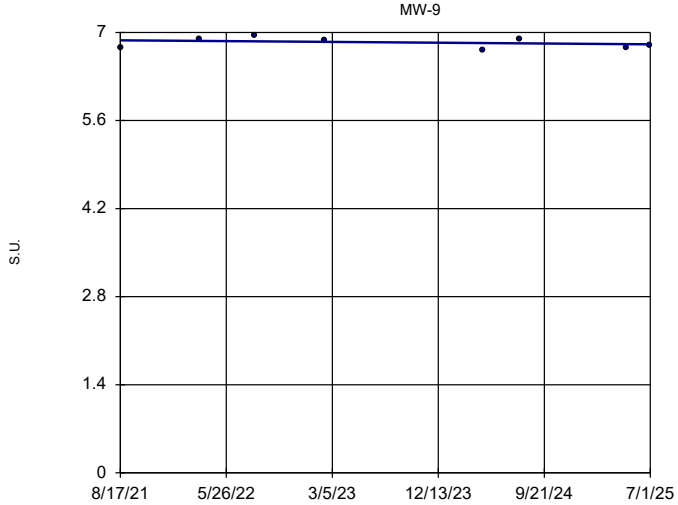

n = 8

Slope = -0.01653 units per year.

Mann-Kendall statistic = -4 critical = -21

Trend not significant at 99% confidence level (α = 0.005 per tail).

Constituent: pH Analysis Run 8/26/2025 2:30 PM View: 2025AWQR - Mann Kendall

Archer Daniels Midland Landfill Client: SCS Engineers Data: ADMCO_2025_AWQR-AM

Sanitas™ v.10.0.27 Software licensed to SCS Engineers. UG

Sen's Slope Estimator

MW-10

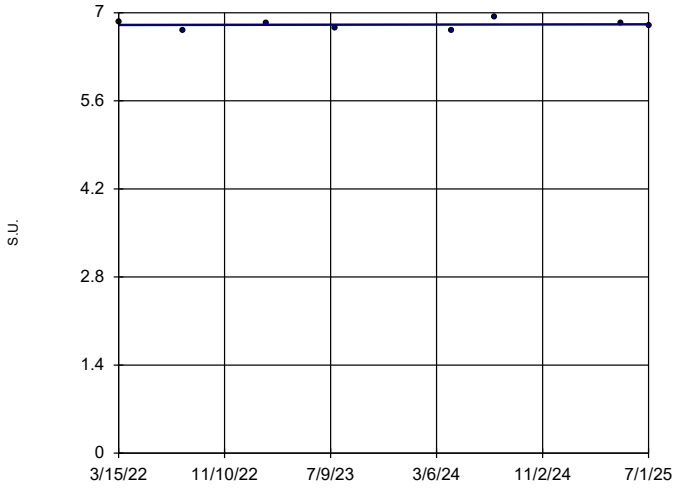

n = 8

Slope = 0.002997 units per year.

Mann-Kendall statistic = 1 critical = 21

Trend not significant at 99% confidence level (α = 0.005 per tail).

Constituent: pH Analysis Run 8/26/2025 2:30 PM View: 2025AWQR - Mann Kendall

Archer Daniels Midland Landfill Client: SCS Engineers Data: ADMCO_2025_AWQR-AM

Sanitas™ v.10.0.27 Software licensed to SCS Engineers. UG

Sen's Slope Estimator

MW-11

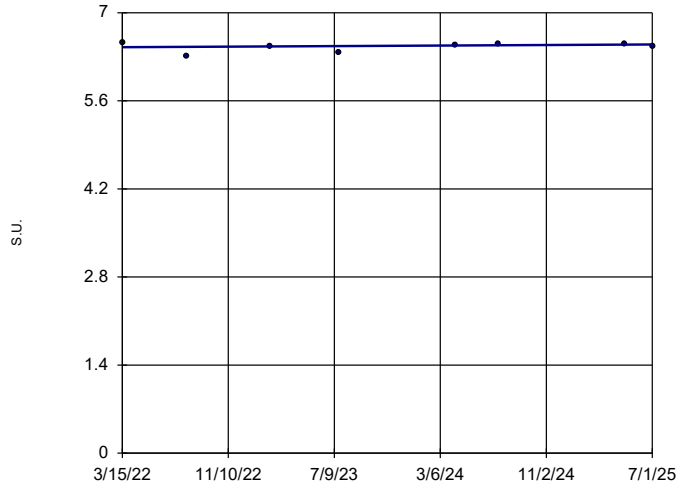

n = 8

Slope = 0.01341 units per year.

Mann-Kendall statistic = 4 critical = 21

Trend not significant at 99% confidence level (α = 0.005 per tail).

Constituent: pH Analysis Run 8/26/2025 2:30 PM View: 2025AWQR - Mann Kendall

Archer Daniels Midland Landfill Client: SCS Engineers Data: ADMCO_2025_AWQR-AM

Sanitas™ v.10.0.27 Software licensed to SCS Engineers. UG

Sen's Slope Estimator

MW-12

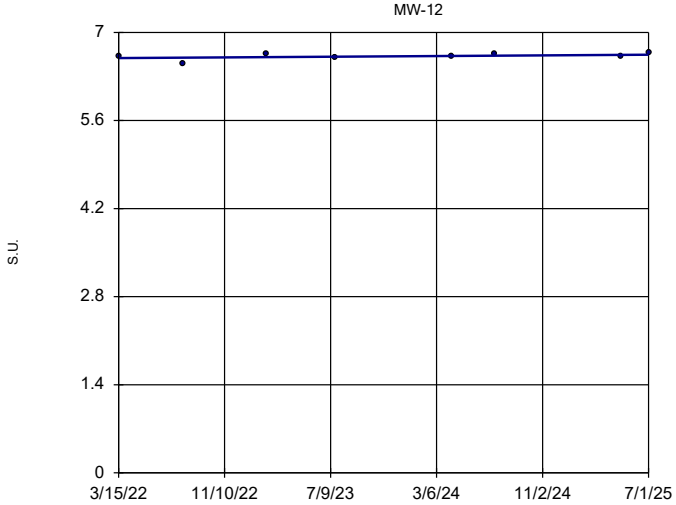

n = 8

Slope = 0.01598 units per year.

Mann-Kendall statistic = 11 critical = 21

Trend not significant at 99% confidence level (α = 0.005 per tail).

Constituent: pH Analysis Run 8/26/2025 2:30 PM View: 2025AWQR - Mann Kendall

Archer Daniels Midland Landfill Client: SCS Engineers Data: ADMCO_2025_AWQR-AM

Sanitas™ v.10.0.27 Software licensed to SCS Engineers. UG

Sen's Slope Estimator

MW-13

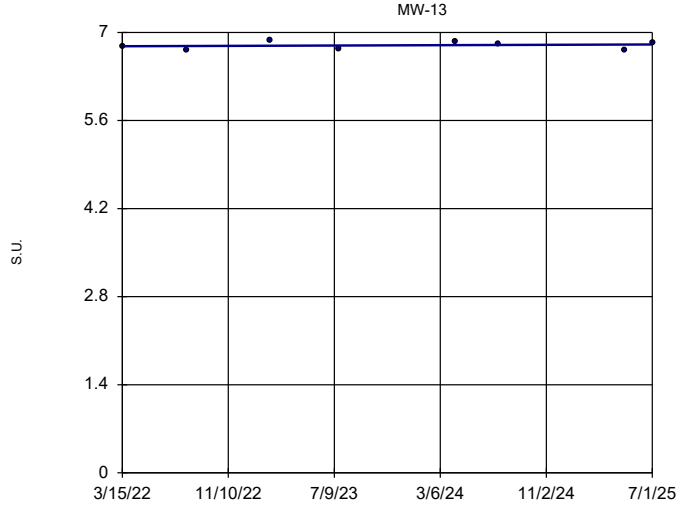

n = 8

Slope = 0.008247 units per year.

Mann-Kendall statistic = 2 critical = 21

Trend not significant at 99% confidence level (α = 0.005 per tail).

Constituent: pH Analysis Run 8/26/2025 2:30 PM View: 2025AWQR - Mann Kendall

Archer Daniels Midland Landfill Client: SCS Engineers Data: ADMCO_2025_AWQR-AM

Sanitas™ v.10.0.27 Software licensed to SCS Engineers. UG

Sen's Slope Estimator

MW-14

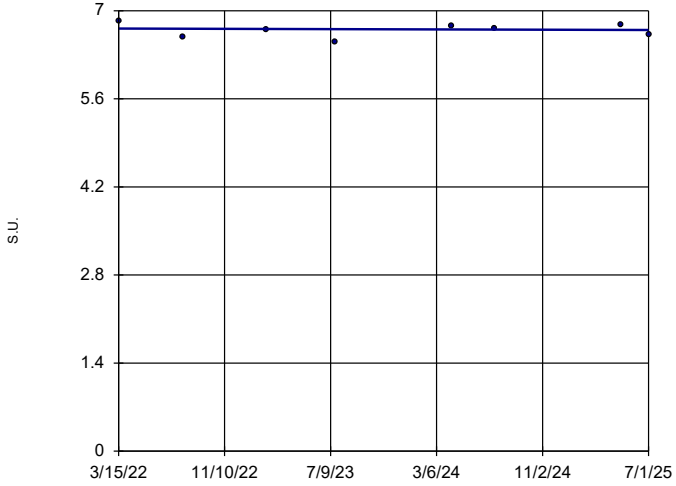

n = 8

Slope = -0.006456 units per year.

Mann-Kendall statistic = 0 critical = 21

Trend not significant at 99% confidence level (α = 0.005 per tail).

Constituent: pH Analysis Run 8/26/2025 2:30 PM View: 2025AWQR - Mann Kendall

Archer Daniels Midland Landfill Client: SCS Engineers Data: ADMCO_2025_AWQR-AM

Sanitas™ v.10.0.27 Software licensed to SCS Engineers. UG

Sen's Slope Estimator

MW-15

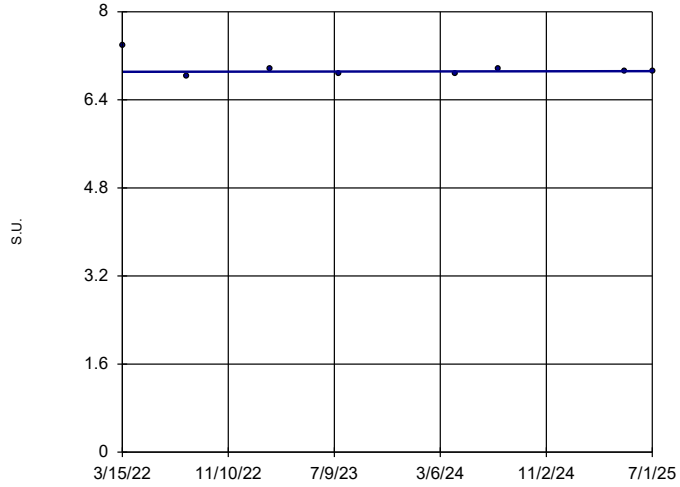

n = 8

Slope = 0.003364 units per year.

Mann-Kendall statistic = 0 critical = 21

Trend not significant at 99% confidence level (α = 0.005 per tail).

Constituent: pH Analysis Run 8/26/2025 2:30 PM View: 2025AWQR - Mann Kendall

Archer Daniels Midland Landfill Client: SCS Engineers Data: ADMCO_2025_AWQR-AM

Sanitas™ v.10.0.27 Software licensed to SCS Engineers. UG

Sen's Slope Estimator

MW-17 (bg)

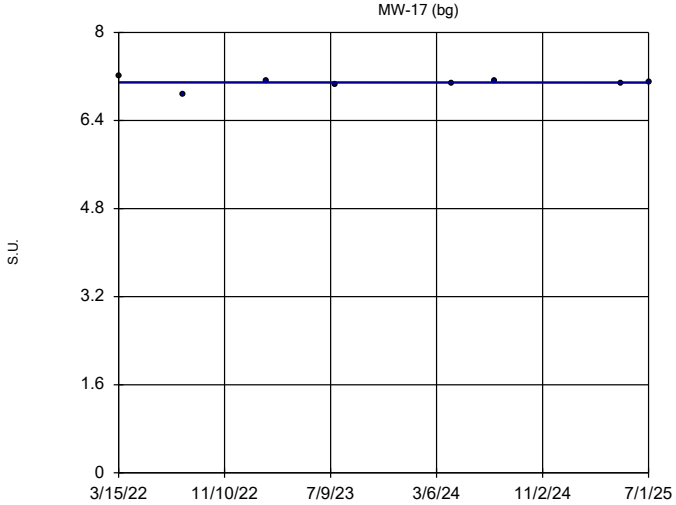

n = 8

Slope = -0.000474 units per year.

Mann-Kendall statistic = 0 critical = 21

Trend not significant at 99% confidence level (α = 0.005 per tail).

Constituent: pH Analysis Run 8/26/2025 2:30 PM View: 2025AWQR - Mann Kendall

Archer Daniels Midland Landfill Client: SCS Engineers Data: ADMCO_2025_AWQR-AM

Sanitas™ v.10.0.27 Software licensed to SCS Engineers. UG

Sen's Slope Estimator

MW-18 (bg)

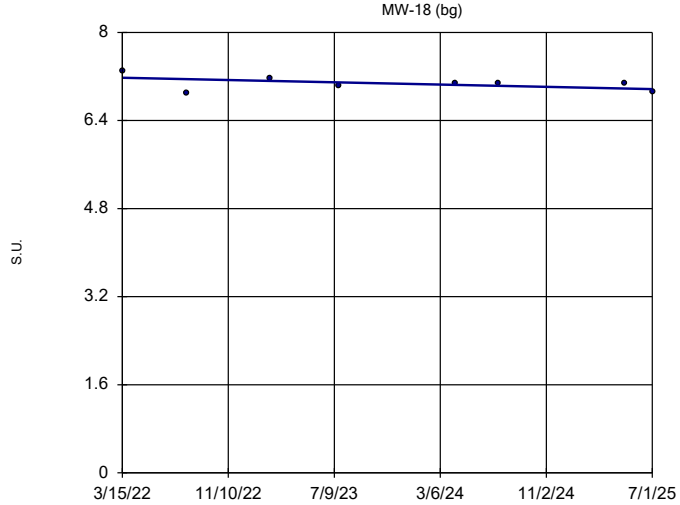

n = 8

Slope = -0.06242 units per year.

Mann-Kendall statistic = -5 critical = -21

Trend not significant at 99% confidence level (α = 0.005 per tail).

Constituent: pH Analysis Run 8/26/2025 2:30 PM View: 2025AWQR - Mann Kendall

Archer Daniels Midland Landfill Client: SCS Engineers Data: ADMCO_2025_AWQR-AM

Sanitas™ v.10.0.27 Software licensed to SCS Engineers. UG

Sen's Slope Estimator

MW-16

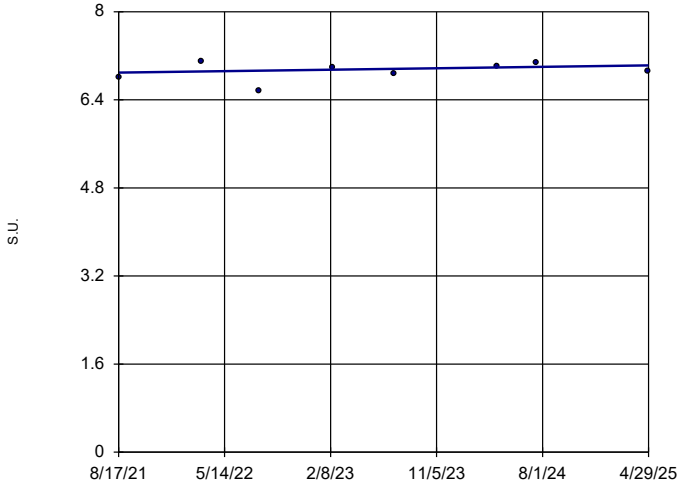

n = 8

Slope = 0.03579 units per year.

Mann-Kendall statistic = 6 critical = 21

Trend not significant at 99% confidence level (α = 0.005 per tail).

Constituent: pH Analysis Run 8/26/2025 2:30 PM View: 2025AWQR - Mann Kendall

Archer Daniels Midland Landfill Client: SCS Engineers Data: ADMCO_2025_AWQR-AM

Sanitas™ v.10.0.27 Software licensed to SCS Engineers. UG

Hollow symbols indicate censored values.

Sen's Slope Estimator

MW-11

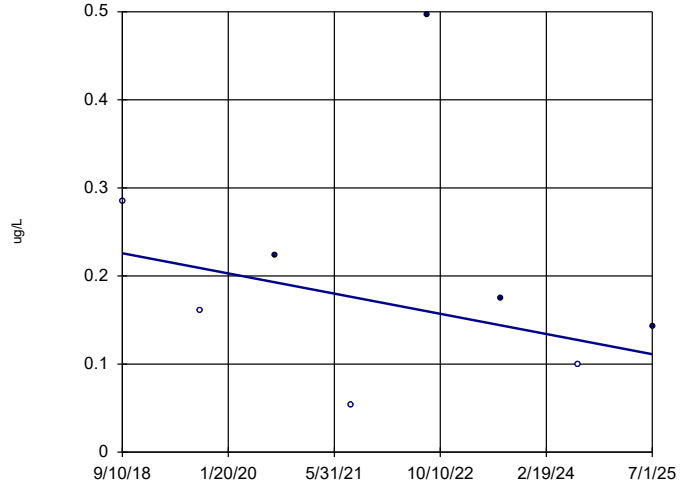

n = 8

Slope = -0.01681 units per year.

Mann-Kendall statistic = -8 critical = -21

Trend not significant at 99% confidence level (α = 0.005 per tail).

Constituent: Phenanthrene Analysis Run 8/26/2025 2:30 PM View: 2025AWQR - Mann Kendall

Archer Daniels Midland Landfill Client: SCS Engineers Data: ADMCO_2025_AWQR-AM

Sanitas™ v.10.0.27 Software licensed to SCS Engineers. UG

Sen's Slope Estimator

MW-1 (bg)

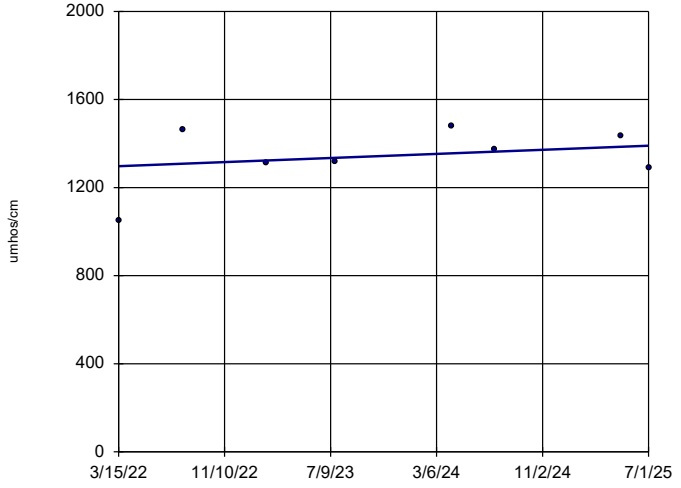

n = 8

Slope = 28.27 units per year.

Mann-Kendall statistic = 4 critical = 21

Trend not significant at 99% confidence level (α = 0.005 per tail).

Constituent: Specific Conductance Analysis Run 8/26/2025 2:30 PM View: 2025AWQR - Mann Kendall

Archer Daniels Midland Landfill Client: SCS Engineers Data: ADMCO_2025_AWQR-AM

Sanitas™ v.10.0.27 Software licensed to SCS Engineers. UG

Sen's Slope Estimator

MW-2 (bg)

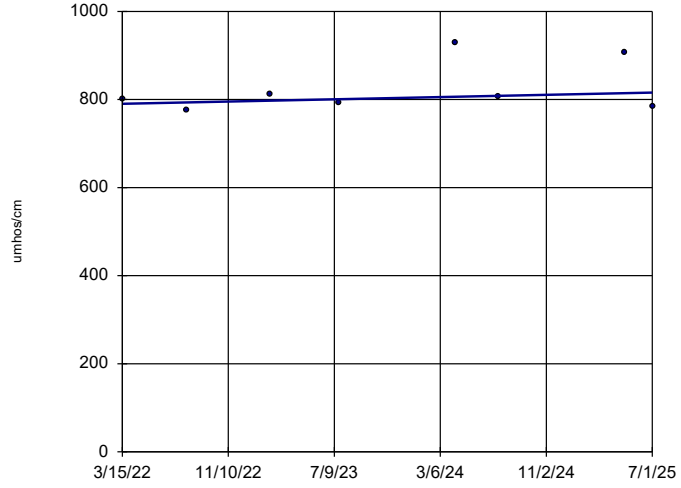

n = 8

Slope = 7.742 units per year.

Mann-Kendall statistic = 4 critical = 21

Trend not significant at 99% confidence level (α = 0.005 per tail).

Constituent: Specific Conductance Analysis Run 8/26/2025 2:30 PM View: 2025AWQR - Mann Kendall

Archer Daniels Midland Landfill Client: SCS Engineers Data: ADMCO_2025_AWQR-AM

Sanitas™ v.10.0.27 Software licensed to SCS Engineers. UG

Sen's Slope Estimator

MW-3

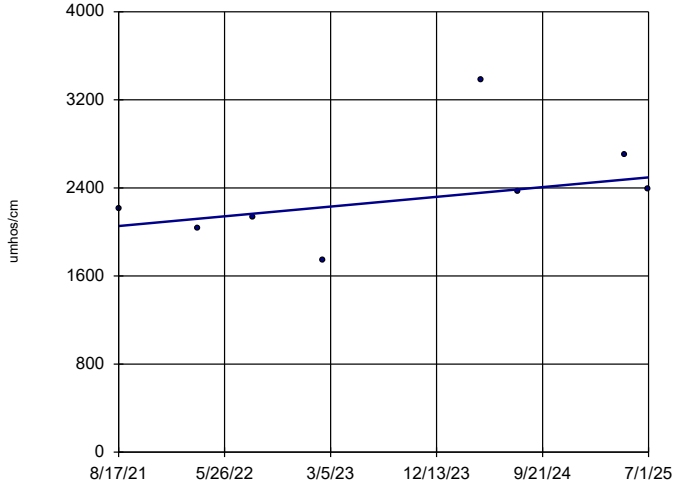

n = 8

Slope = 114.1 units per year.

Mann-Kendall statistic = 10 critical = 21

Trend not significant at 99% confidence level (α = 0.005 per tail).

Constituent: Specific Conductance Analysis Run 8/26/2025 2:30 PM View: 2025AWQR - Mann Kendall

Archer Daniels Midland Landfill Client: SCS Engineers Data: ADMCO_2025_AWQR-AM

Sanitas™ v.10.0.27 Software licensed to SCS Engineers. UG

Sen's Slope Estimator

MW-4

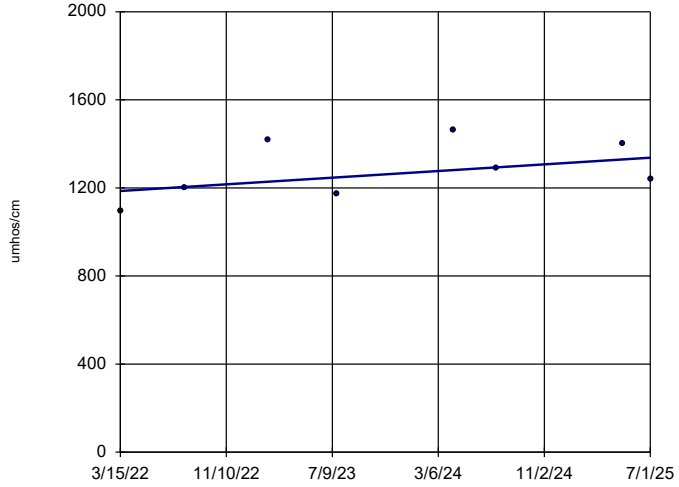

n = 8

Slope = 45.88 units per year.

Mann-Kendall statistic = 8 critical = 21

Trend not significant at 99% confidence level (α = 0.005 per tail).

Constituent: Specific Conductance Analysis Run 8/26/2025 2:30 PM View: 2025AWQR - Mann Kendall

Archer Daniels Midland Landfill Client: SCS Engineers Data: ADMCO_2025_AWQR-AM

Sanitas™ v.10.0.27 Software licensed to SCS Engineers. UG

Sen's Slope Estimator

MW-5

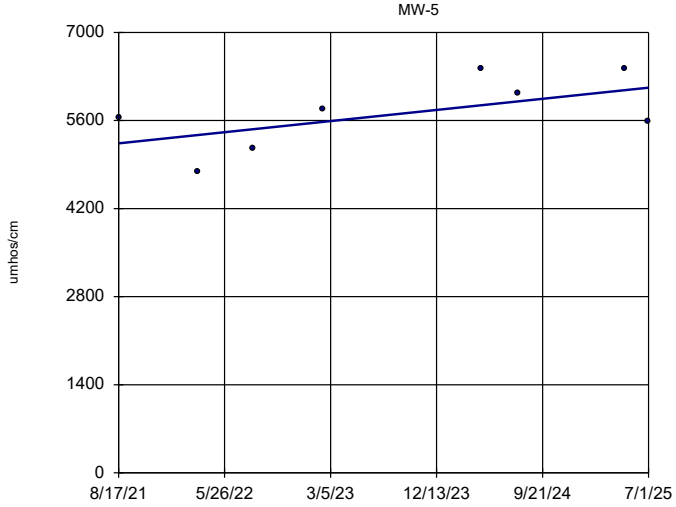

n = 8

Slope = 228.3 units per year.

Mann-Kendall statistic = 10 critical = 21

Trend not significant at 99% confidence level (α = 0.005 per tail).

Constituent: Specific Conductance Analysis Run 8/26/2025 2:30 PM View: 2025AWQR - Mann Kendall

Archer Daniels Midland Landfill Client: SCS Engineers Data: ADMCO_2025_AWQR-AM

Sanitas™ v.10.0.27 Software licensed to SCS Engineers. UG

Sen's Slope Estimator

MW-6

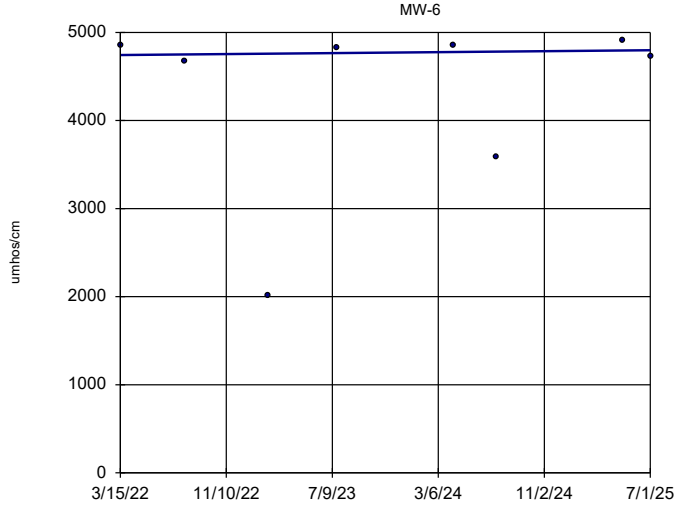

n = 8

Slope = 16.51 units per year.

Mann-Kendall statistic = 2 critical = 21

Trend not significant at 99% confidence level (α = 0.005 per tail).

Constituent: Specific Conductance Analysis Run 8/26/2025 2:30 PM View: 2025AWQR - Mann Kendall

Archer Daniels Midland Landfill Client: SCS Engineers Data: ADMCO_2025_AWQR-AM

Sanitas™ v.10.0.27 Software licensed to SCS Engineers. UG

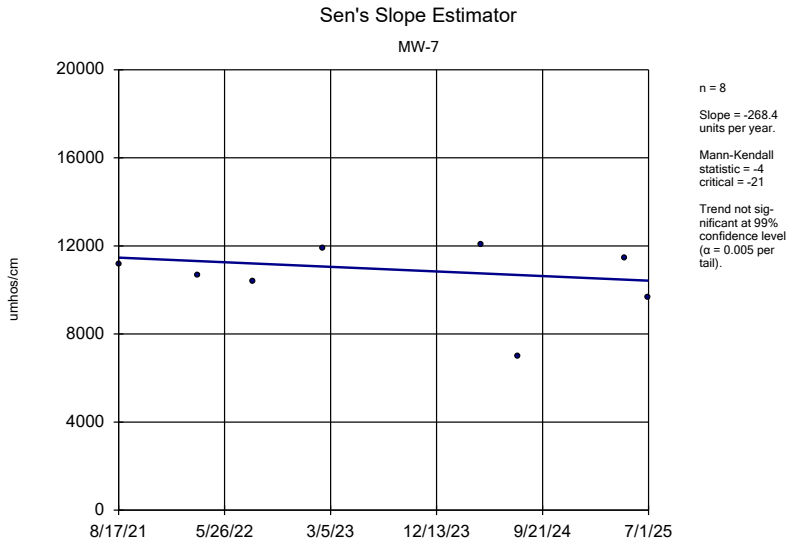

Constituent: Specific Conductance Analysis Run 8/26/2025 2:30 PM View: 2025AWQR - Mann Kendall
Archer Daniels Midland Landfill Client: SCS Engineers Data: ADMCO_2025_AWQR-AM

Sanitas™ v.10.0.27 Software licensed to SCS Engineers. UG

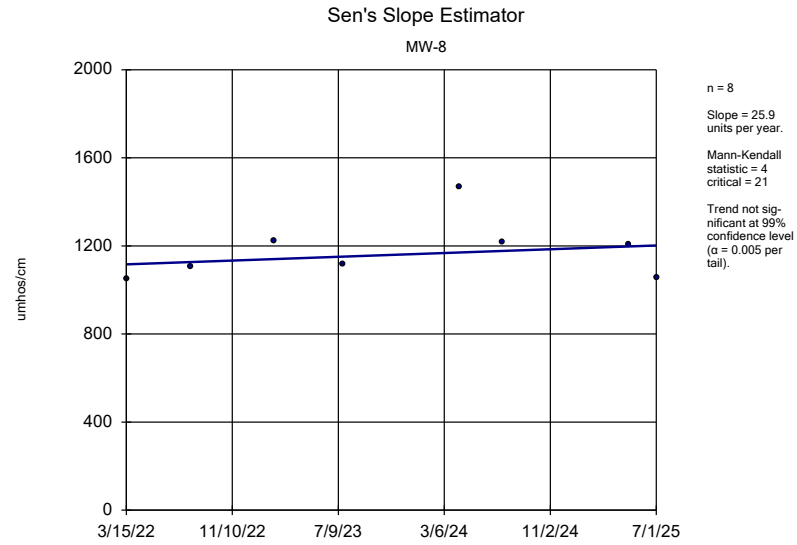

Constituent: Specific Conductance Analysis Run 8/26/2025 2:30 PM View: 2025AWQR - Mann Kendall
Archer Daniels Midland Landfill Client: SCS Engineers Data: ADMCO_2025_AWQR-AM

Sanitas™ v.10.0.27 Software licensed to SCS Engineers. UG

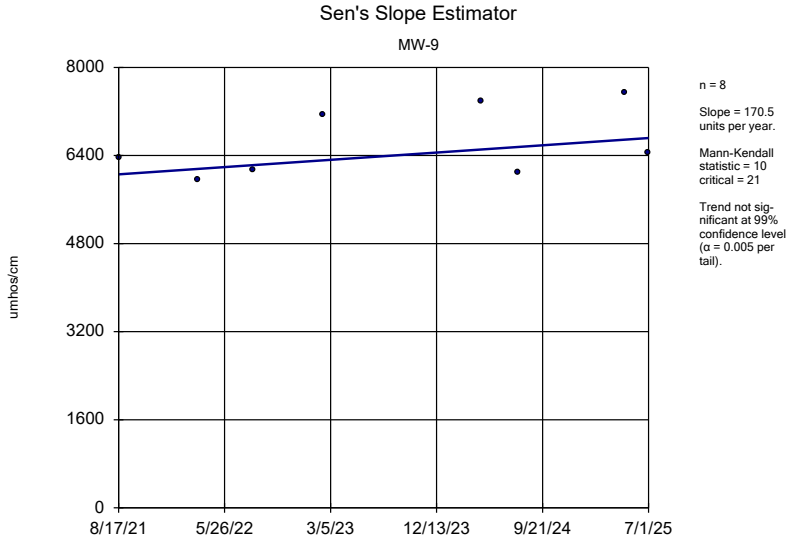

Constituent: Specific Conductance Analysis Run 8/26/2025 2:30 PM View: 2025AWQR - Mann Kendall
Archer Daniels Midland Landfill Client: SCS Engineers Data: ADMCO_2025_AWQR-AM

Sanitas™ v.10.0.27 Software licensed to SCS Engineers. UG

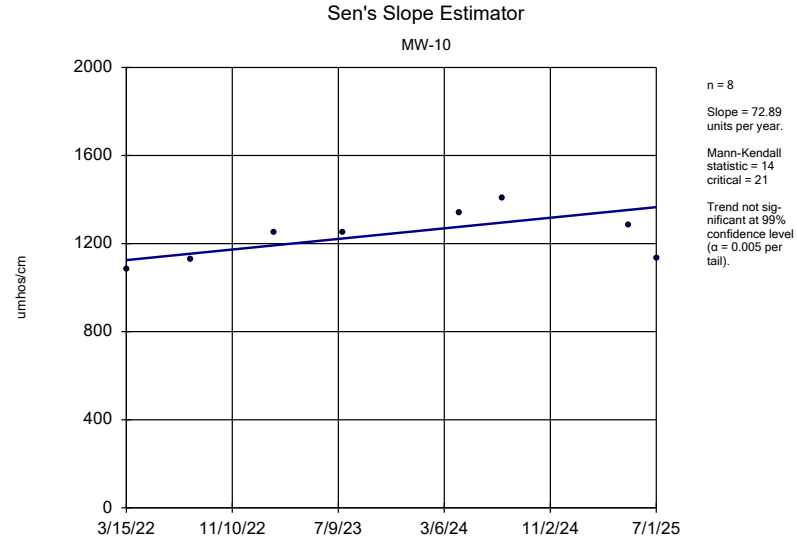

Constituent: Specific Conductance Analysis Run 8/26/2025 2:30 PM View: 2025AWQR - Mann Kendall
Archer Daniels Midland Landfill Client: SCS Engineers Data: ADMCO_2025_AWQR-AM

Sanitas™ v.10.0.27 Software licensed to SCS Engineers. UG

Sen's Slope Estimator

MW-11

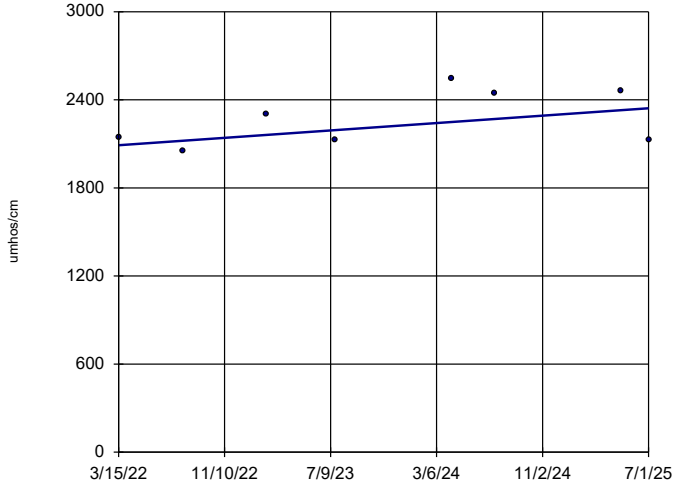

n = 8

Slope = 76.25 units per year.

Mann-Kendall statistic = 6 critical = 21

Trend not significant at 99% confidence level (α = 0.005 per tail).

Constituent: Specific Conductance Analysis Run 8/26/2025 2:30 PM View: 2025AWQR - Mann Kendall

Archer Daniels Midland Landfill Client: SCS Engineers Data: ADMCO_2025_AWQR-AM

Sanitas™ v.10.0.27 Software licensed to SCS Engineers. UG

Sen's Slope Estimator

MW-12

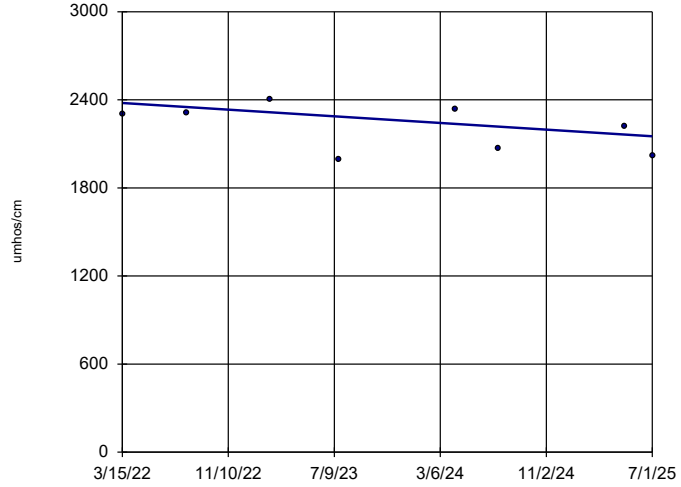

n = 8

Slope = -68.47 units per year.

Mann-Kendall statistic = -8 critical = -21

Trend not significant at 99% confidence level (α = 0.005 per tail).

Constituent: Specific Conductance Analysis Run 8/26/2025 2:30 PM View: 2025AWQR - Mann Kendall

Archer Daniels Midland Landfill Client: SCS Engineers Data: ADMCO_2025_AWQR-AM

Sanitas™ v.10.0.27 Software licensed to SCS Engineers. UG

Sen's Slope Estimator

MW-13

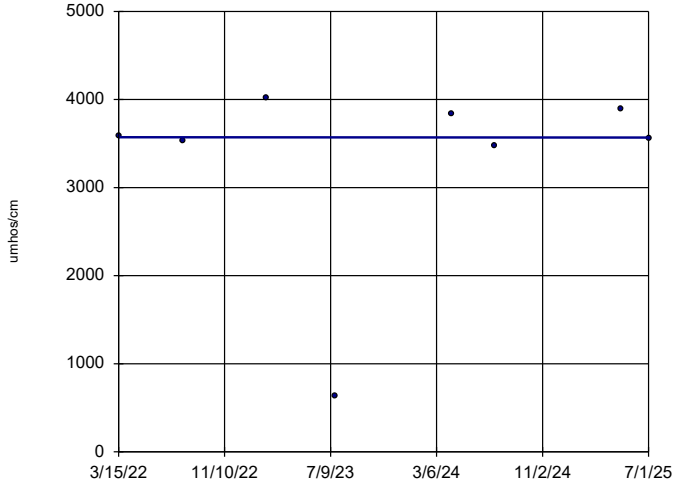

n = 8

Slope = -1.157 units per year.

Mann-Kendall statistic = 0 critical = 21

Trend not significant at 99% confidence level (α = 0.005 per tail).

Constituent: Specific Conductance Analysis Run 8/26/2025 2:30 PM View: 2025AWQR - Mann Kendall

Archer Daniels Midland Landfill Client: SCS Engineers Data: ADMCO_2025_AWQR-AM

Sanitas™ v.10.0.27 Software licensed to SCS Engineers. UG

Sen's Slope Estimator

MW-14

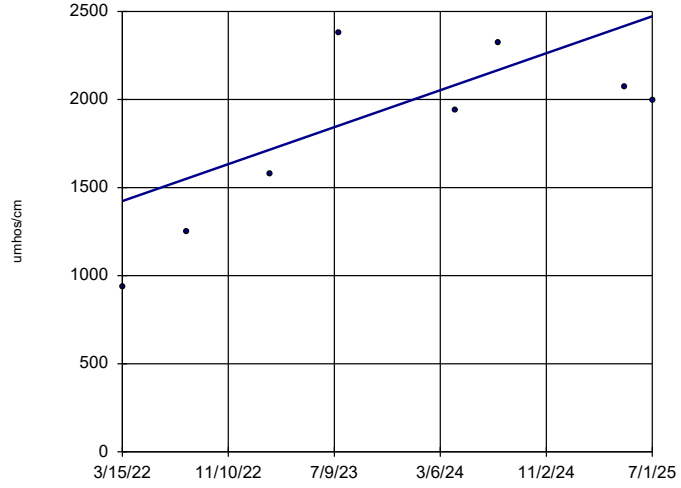

n = 8

Slope = 317.9 units per year.

Mann-Kendall statistic = 14 critical = 21

Trend not significant at 99% confidence level (α = 0.005 per tail).

Constituent: Specific Conductance Analysis Run 8/26/2025 2:30 PM View: 2025AWQR - Mann Kendall

Archer Daniels Midland Landfill Client: SCS Engineers Data: ADMCO_2025_AWQR-AM

Sanitas™ v.10.0.27 Software licensed to SCS Engineers. UG

Sen's Slope Estimator

MW-15

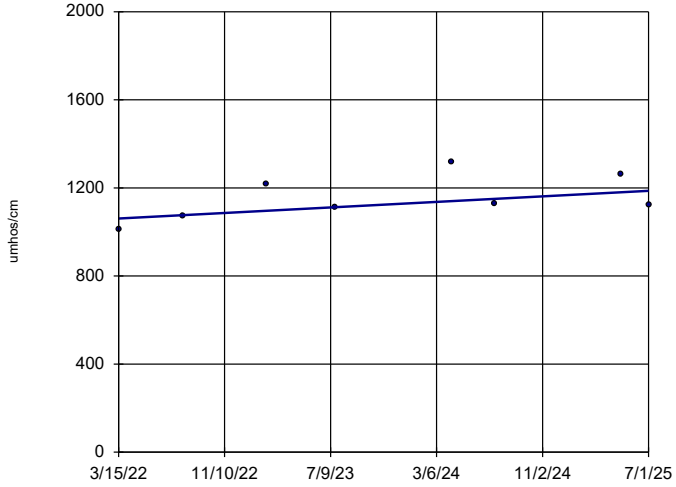

n = 8

Slope = 38.26 units per year.

Mann-Kendall statistic = 12 critical = 21

Trend not significant at 99% confidence level (α = 0.005 per tail).

Constituent: Specific Conductance Analysis Run 8/26/2025 2:30 PM View: 2025AWQR - Mann Kendall

Archer Daniels Midland Landfill Client: SCS Engineers Data: ADMCO_2025_AWQR-AM

Sanitas™ v.10.0.27 Software licensed to SCS Engineers. UG

Sen's Slope Estimator

MW-17 (bg)

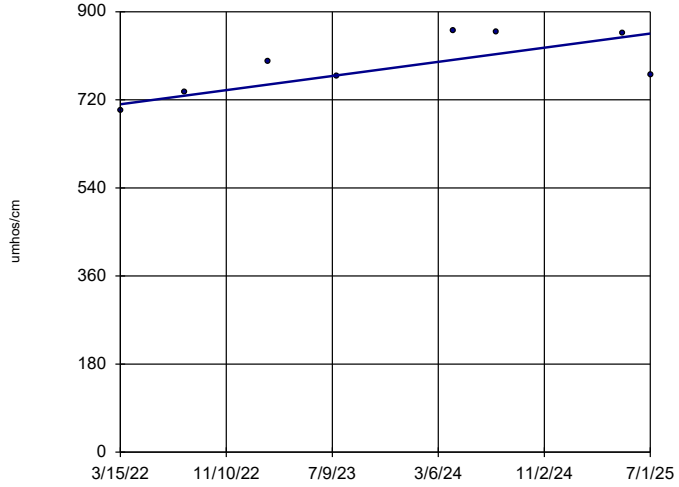

n = 8

Slope = 43.77 units per year.

Mann-Kendall statistic = 12 critical = 21

Trend not significant at 99% confidence level (α = 0.005 per tail).

Constituent: Specific Conductance Analysis Run 8/26/2025 2:30 PM View: 2025AWQR - Mann Kendall

Archer Daniels Midland Landfill Client: SCS Engineers Data: ADMCO_2025_AWQR-AM

Sanitas™ v.10.0.27 Software licensed to SCS Engineers. UG

Sen's Slope Estimator

MW-18 (bg)

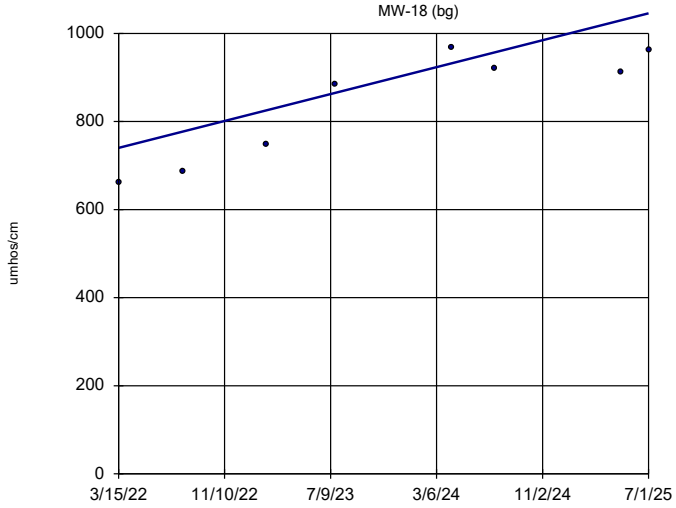

n = 8

Slope = 92.57 units per year.

Mann-Kendall statistic = 20 critical = 21

Trend not significant at 99% confidence level (α = 0.005 per tail).

Constituent: Specific Conductance Analysis Run 8/26/2025 2:30 PM View: 2025AWQR - Mann Kendall

Archer Daniels Midland Landfill Client: SCS Engineers Data: ADMCO_2025_AWQR-AM

Sanitas™ v.10.0.27 Software licensed to SCS Engineers. UG

Sen's Slope Estimator

MW-16

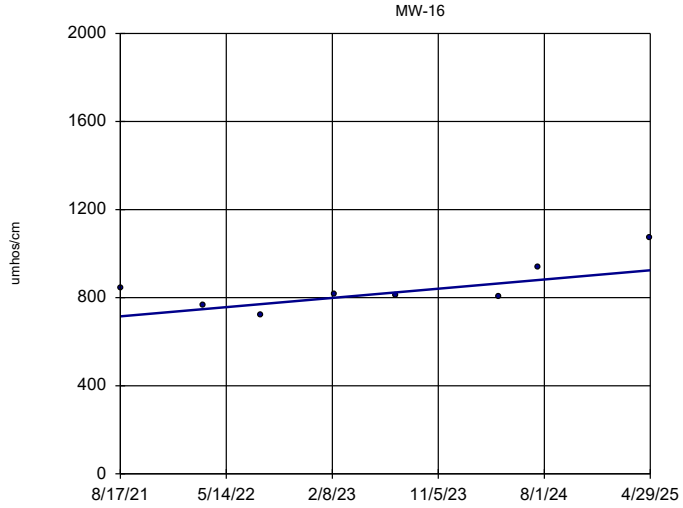

n = 8

Slope = 56.56 units per year.

Mann-Kendall statistic = 10 critical = 21

Trend not significant at 99% confidence level (α = 0.005 per tail).

Constituent: Specific Conductance Analysis Run 8/26/2025 2:30 PM View: 2025AWQR - Mann Kendall

Archer Daniels Midland Landfill Client: SCS Engineers Data: ADMCO_2025_AWQR-AM

Sanitas™ v.10.0.27 Software licensed to SCS Engineers. UG

Sen's Slope Estimator

MW-1 (bg)

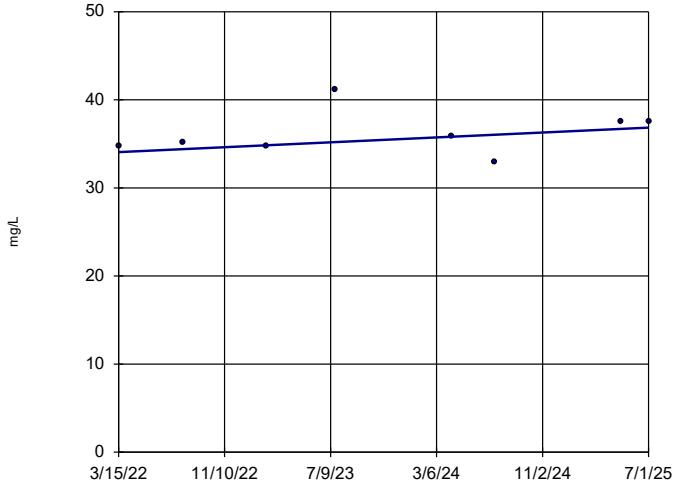

n = 8

Slope = 0.8388 units per year.

Mann-Kendall statistic = 8 critical = 21

Trend not significant at 99% confidence level (α = 0.005 per tail).

Constituent: Sulfate Analysis Run 8/26/2025 2:30 PM View: 2025AWQR - Mann Kendall

Archer Daniels Midland Landfill Client: SCS Engineers Data: ADMCO_2025_AWQR-AM

Sanitas™ v.10.0.27 Software licensed to SCS Engineers. UG

Sen's Slope Estimator

MW-2 (bg)

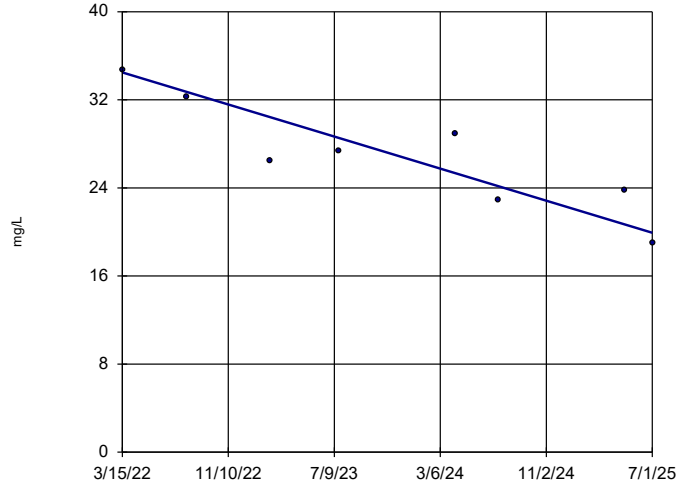

n = 8

Slope = -4.412 units per year.

Mann-Kendall statistic = -20 critical = -21

Trend not significant at 99% confidence level (α = 0.005 per tail).

Constituent: Sulfate Analysis Run 8/26/2025 2:30 PM View: 2025AWQR - Mann Kendall

Archer Daniels Midland Landfill Client: SCS Engineers Data: ADMCO_2025_AWQR-AM

Sanitas™ v.10.0.27 Software licensed to SCS Engineers. UG

Hollow symbols indicate censored values.

Sen's Slope Estimator

MW-3

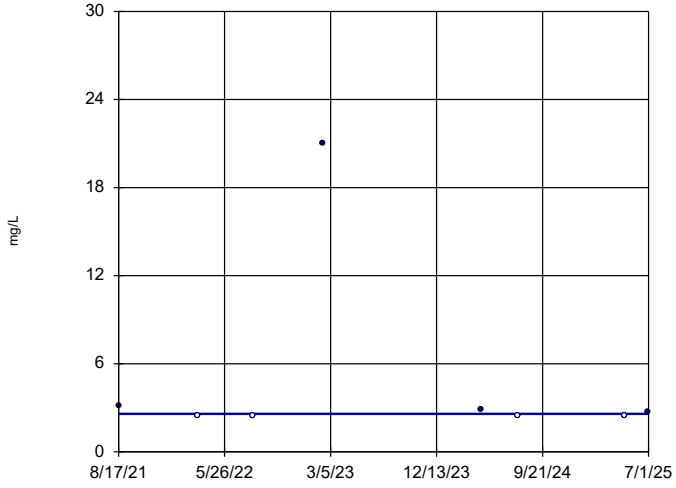

n = 8

Slope = 0 units per year.

Mann-Kendall statistic = -4 critical = -21

Trend not significant at 99% confidence level (α = 0.005 per tail).

Constituent: Sulfate Analysis Run 8/26/2025 2:30 PM View: 2025AWQR - Mann Kendall

Archer Daniels Midland Landfill Client: SCS Engineers Data: ADMCO_2025_AWQR-AM

Sanitas™ v.10.0.27 Software licensed to SCS Engineers. UG

Sen's Slope Estimator

MW-4

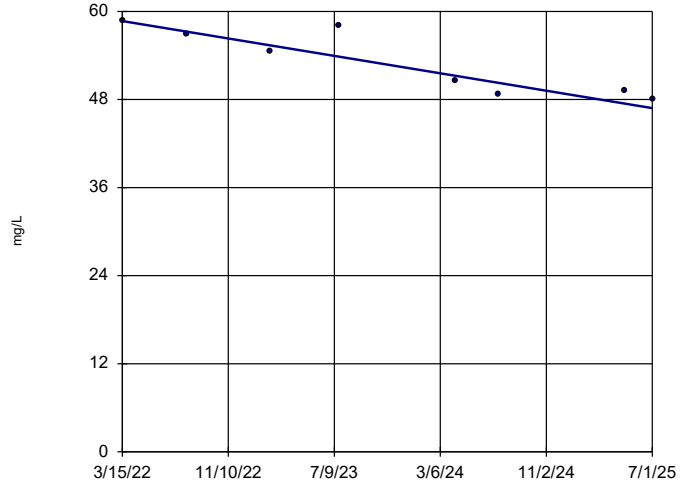

n = 8

Slope = -3.598 units per year.

Mann-Kendall statistic = -22 critical = -21

Decreasing trend significant at 99% confidence level (α = 0.005 per tail).

Constituent: Sulfate Analysis Run 8/26/2025 2:30 PM View: 2025AWQR - Mann Kendall

Archer Daniels Midland Landfill Client: SCS Engineers Data: ADMCO_2025_AWQR-AM

Sanitas™ v.10.0.27 Software licensed to SCS Engineers. UG

Sen's Slope Estimator

MW-5

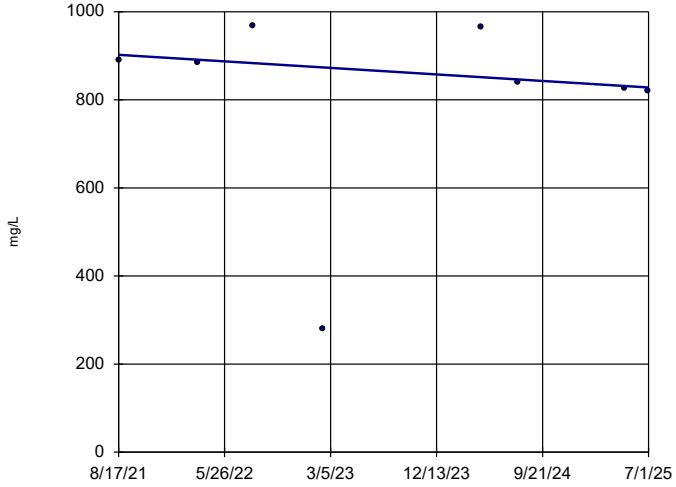

n = 8

Slope = -19.14 units per year.

Mann-Kendall statistic = -12 critical = -21

Trend not significant at 99% confidence level (α = 0.005 per tail).

Constituent: Sulfate Analysis Run 8/26/2025 2:30 PM View: 2025AWQR - Mann Kendall

Archer Daniels Midland Landfill Client: SCS Engineers Data: ADMCO_2025_AWQR-AM

Sanitas™ v.10.0.27 Software licensed to SCS Engineers. UG

Sen's Slope Estimator

MW-6

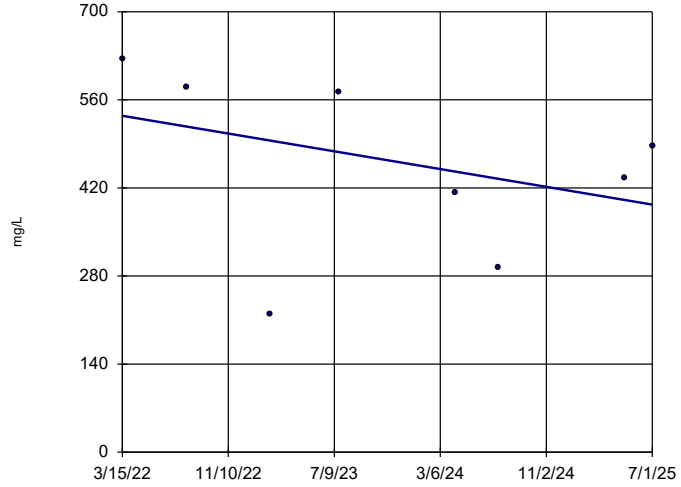

n = 8

Slope = -42.78 units per year.

Mann-Kendall statistic = -8 critical = -21

Trend not significant at 99% confidence level (α = 0.005 per tail).

Constituent: Sulfate Analysis Run 8/26/2025 2:30 PM View: 2025AWQR - Mann Kendall

Archer Daniels Midland Landfill Client: SCS Engineers Data: ADMCO_2025_AWQR-AM

Sanitas™ v.10.0.27 Software licensed to SCS Engineers. UG

Sen's Slope Estimator

MW-8

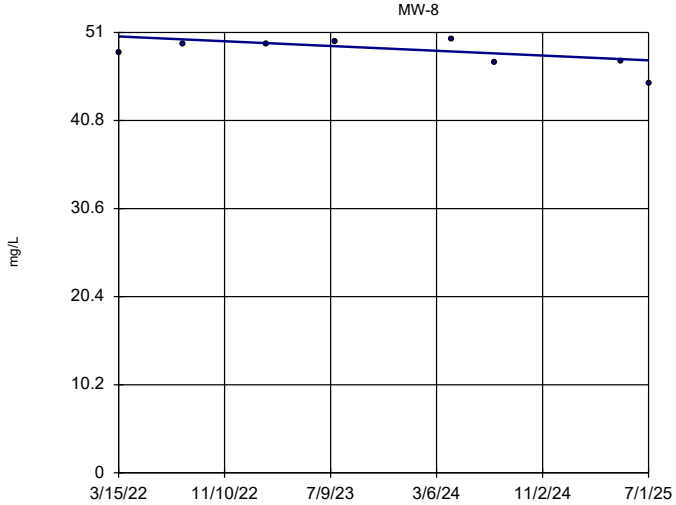

n = 8

Slope = -0.839 units per year.

Mann-Kendall statistic = -8 critical = -21

Trend not significant at 99% confidence level (α = 0.005 per tail).

Constituent: Sulfate Analysis Run 8/26/2025 2:30 PM View: 2025AWQR - Mann Kendall

Archer Daniels Midland Landfill Client: SCS Engineers Data: ADMCO_2025_AWQR-AM

Sanitas™ v.10.0.27 Software licensed to SCS Engineers. UG

Sen's Slope Estimator

MW-9

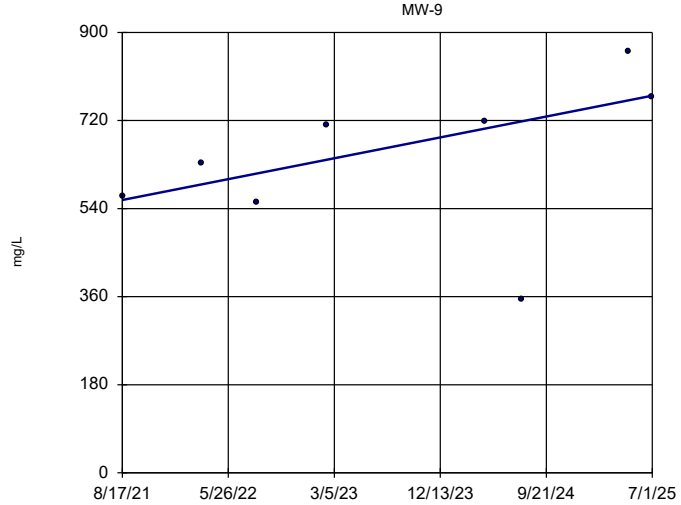

n = 8

Slope = 55.05 units per year.

Mann-Kendall statistic = 12 critical = 21

Trend not significant at 99% confidence level (α = 0.005 per tail).

Constituent: Sulfate Analysis Run 8/26/2025 2:30 PM View: 2025AWQR - Mann Kendall

Archer Daniels Midland Landfill Client: SCS Engineers Data: ADMCO_2025_AWQR-AM

Sanitas™ v.10.0.27 Software licensed to SCS Engineers. UG

Sen's Slope Estimator

MW-10

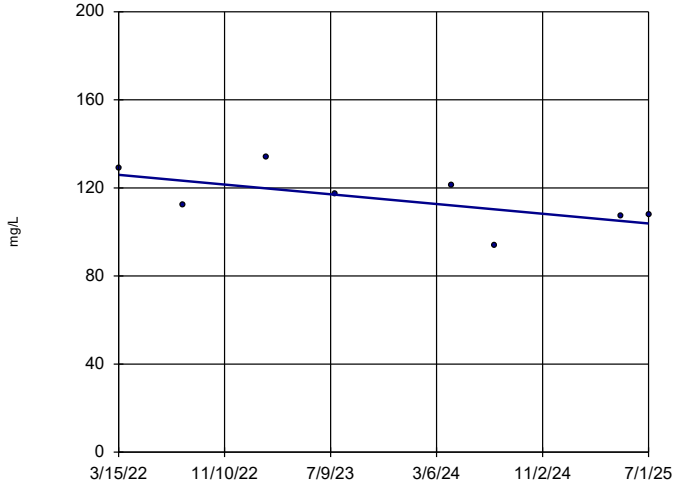

n = 8

Slope = -6.702 units per year.

Mann-Kendall statistic = -12 critical = -21

Trend not significant at 99% confidence level (α = 0.005 per tail).

Constituent: Sulfate Analysis Run 8/26/2025 2:30 PM View: 2025AWQR - Mann Kendall

Archer Daniels Midland Landfill Client: SCS Engineers Data: ADMCO_2025_AWQR-AM

Sanitas™ v.10.0.27 Software licensed to SCS Engineers. UG

Hollow symbols indicate censored values.

Sen's Slope Estimator

MW-11

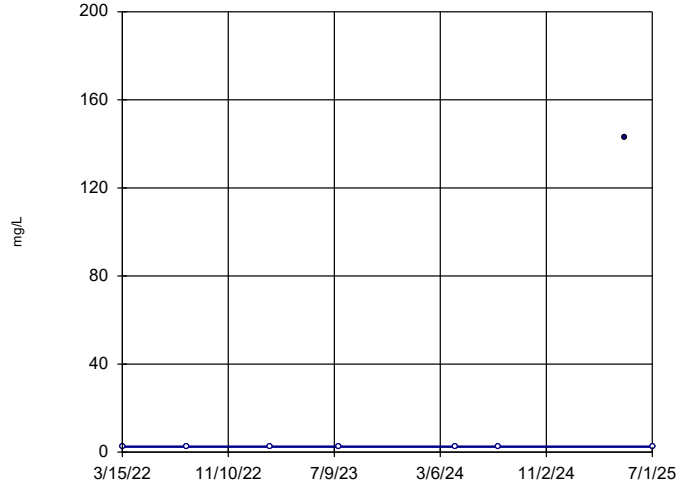

n = 8

Slope = 0 units per year.

Mann-Kendall statistic = 5 critical = 21

Trend not significant at 99% confidence level (α = 0.005 per tail).

Constituent: Sulfate Analysis Run 8/26/2025 2:30 PM View: 2025AWQR - Mann Kendall

Archer Daniels Midland Landfill Client: SCS Engineers Data: ADMCO_2025_AWQR-AM

Sanitas™ v.10.0.27 Software licensed to SCS Engineers. UG

Sen's Slope Estimator

MW-12

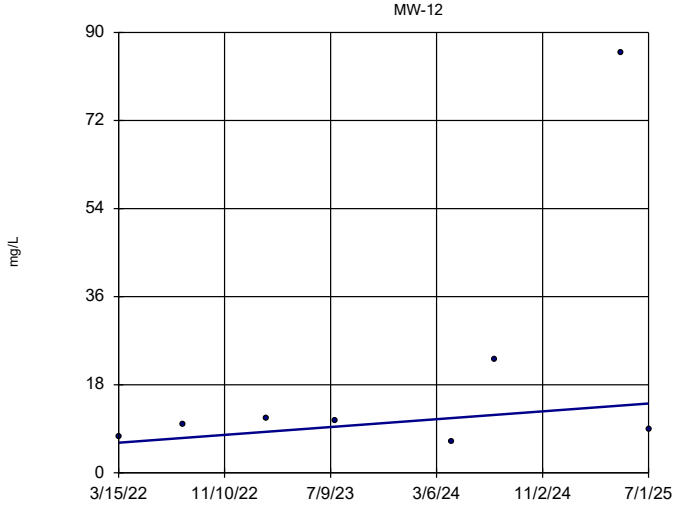

n = 8

Slope = 2.435 units per year.

Mann-Kendall statistic = 8 critical = 21

Trend not significant at 99% confidence level (α = 0.005 per tail).

Constituent: Sulfate Analysis Run 8/26/2025 2:30 PM View: 2025AWQR - Mann Kendall

Archer Daniels Midland Landfill Client: SCS Engineers Data: ADMCO_2025_AWQR-AM

Sanitas™ v.10.0.27 Software licensed to SCS Engineers. UG

Hollow symbols indicate censored values.

Sen's Slope Estimator

MW-13

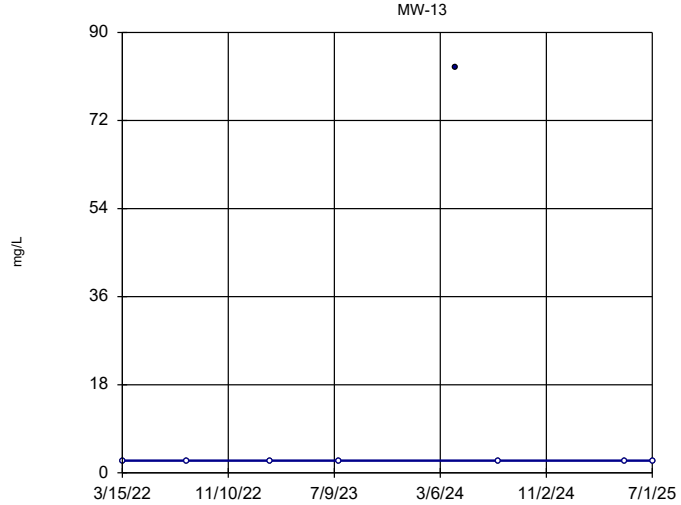

n = 8

Slope = 0 units per year.

Mann-Kendall statistic = 1 critical = 21

Trend not significant at 99% confidence level (α = 0.005 per tail).

Constituent: Sulfate Analysis Run 8/26/2025 2:30 PM View: 2025AWQR - Mann Kendall

Archer Daniels Midland Landfill Client: SCS Engineers Data: ADMCO_2025_AWQR-AM

Sanitas™ v.10.0.27 Software licensed to SCS Engineers. UG

Sen's Slope Estimator

MW-14

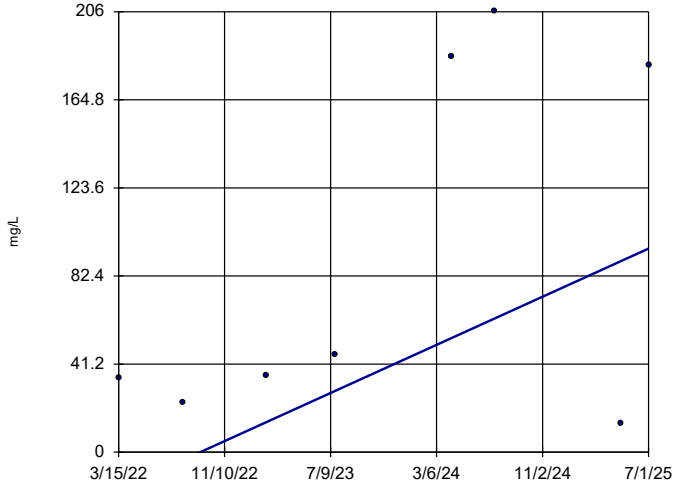

n = 8

Slope = 34.1 units per year.

Mann-Kendall statistic = 10 critical = 21

Trend not significant at 99% confidence level (α = 0.005 per tail).

Constituent: Sulfate Analysis Run 8/26/2025 2:30 PM View: 2025AWQR - Mann Kendall

Archer Daniels Midland Landfill Client: SCS Engineers Data: ADMCO_2025_AWQR-AM

Sanitas™ v.10.0.27 Software licensed to SCS Engineers. UG

Hollow symbols indicate censored values.

Sen's Slope Estimator

MW-15

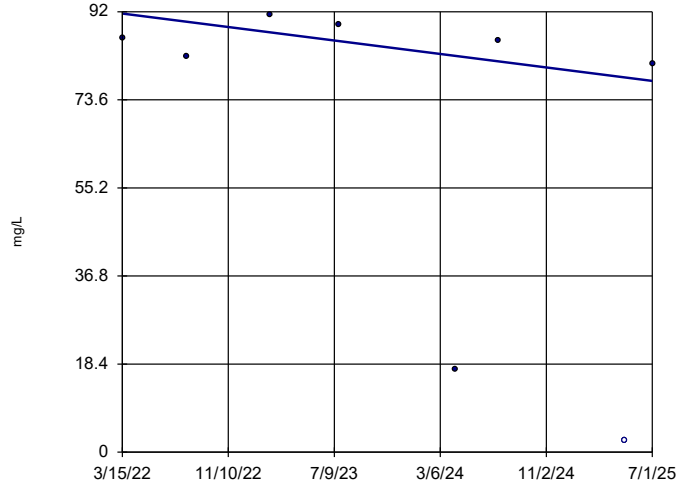

n = 8

Slope = -4.264 units per year.

Mann-Kendall statistic = -12 critical = -21

Trend not significant at 99% confidence level (α = 0.005 per tail).

Constituent: Sulfate Analysis Run 8/26/2025 2:30 PM View: 2025AWQR - Mann Kendall

Archer Daniels Midland Landfill Client: SCS Engineers Data: ADMCO_2025_AWQR-AM

Sanitas™ v.10.0.27 Software licensed to SCS Engineers. UG

Sen's Slope Estimator

MW-17 (bg)

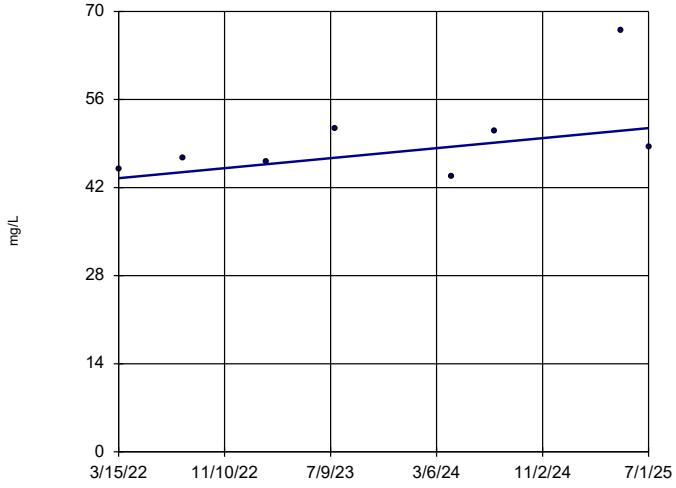

n = 8

Slope = 2.414 units per year.

Mann-Kendall statistic = 10 critical = 21

Trend not significant at 99% confidence level (α = 0.005 per tail).

Constituent: Sulfate Analysis Run 8/26/2025 2:30 PM View: 2025AWQR - Mann Kendall

Archer Daniels Midland Landfill Client: SCS Engineers Data: ADMCO_2025_AWQR-AM

Sanitas™ v.10.0.27 Software licensed to SCS Engineers. UG

Sen's Slope Estimator

MW-18 (bg)

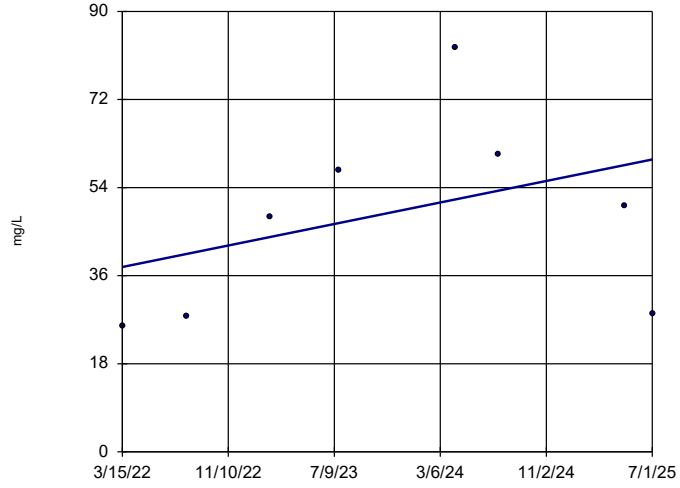

n = 8

Slope = 6.666 units per year.

Mann-Kendall statistic = 10 critical = 21

Trend not significant at 99% confidence level (α = 0.005 per tail).

Constituent: Sulfate Analysis Run 8/26/2025 2:30 PM View: 2025AWQR - Mann Kendall

Archer Daniels Midland Landfill Client: SCS Engineers Data: ADMCO_2025_AWQR-AM

Sanitas™ v.10.0.27 Software licensed to SCS Engineers. UG

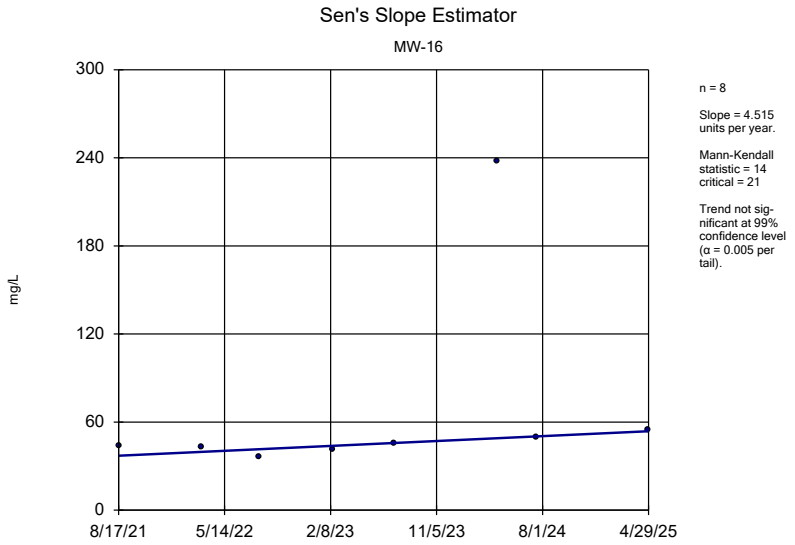

Constituent: Sulfate Analysis Run 8/26/2025 2:31 PM View: 2025AWQR - Mann Kendall
Archer Daniels Midland Landfill Client: SCS Engineers Data: ADMCO_2025_AWQR-AM

Sanitas™ v.10.0.27 Software licensed to SCS Engineers. UG
Hollow symbols indicate censored values.

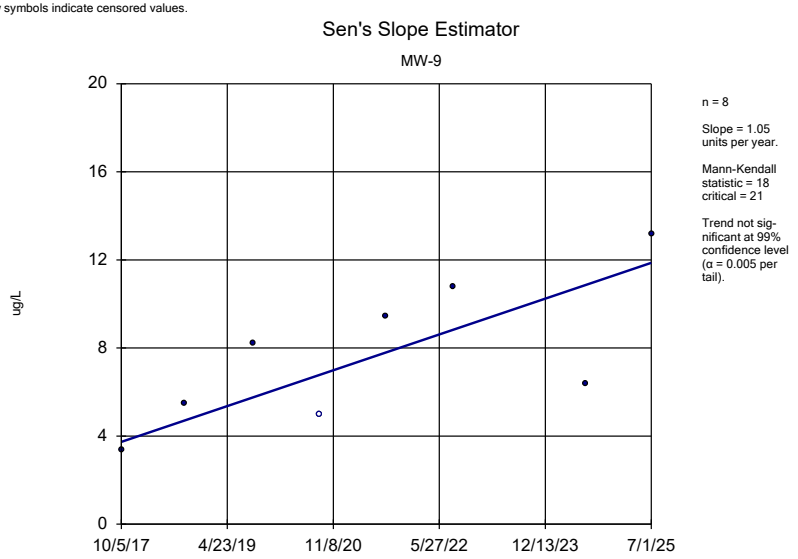

Constituent: Toluene Analysis Run 8/26/2025 2:31 PM View: 2025AWQR - Mann Kendall
Archer Daniels Midland Landfill Client: SCS Engineers Data: ADMCO_2025_AWQR-AM

Sanitas™ v.10.0.27 Software licensed to SCS Engineers. UG
Hollow symbols indicate censored values.

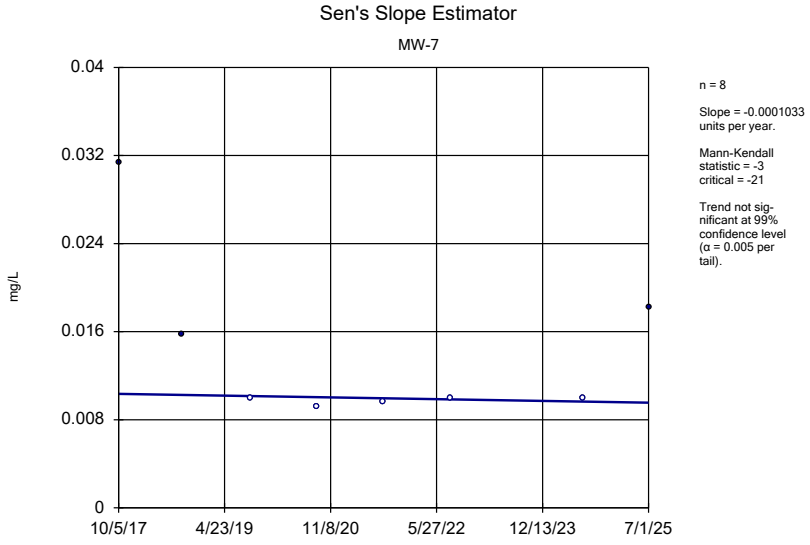

Constituent: Total Phenols Analysis Run 8/26/2025 2:31 PM View: 2025AWQR - Mann Kendall
Archer Daniels Midland Landfill Client: SCS Engineers Data: ADMCO_2025_AWQR-AM

Sanitas™ v.10.0.27 Software licensed to SCS Engineers. UG
Hollow symbols indicate censored values.

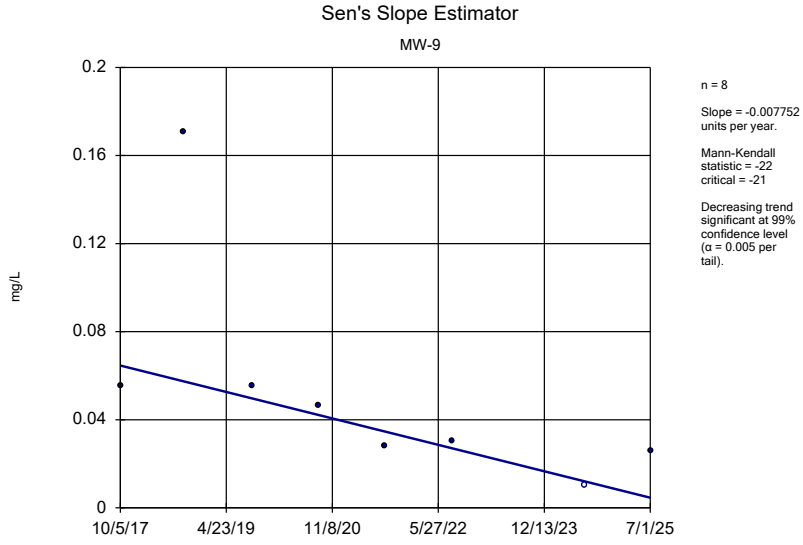

Constituent: Total Phenols Analysis Run 8/26/2025 2:31 PM View: 2025AWQR - Mann Kendall
Archer Daniels Midland Landfill Client: SCS Engineers Data: ADMCO_2025_AWQR-AM

Attachment B

Control Limits

Unconsol Control Limit Spring 2025

Archer Daniels Midland Landfill Client: SCS Engineers Data: ADMCO HMSP Sanitas Printed 8/25/2025, 12:39 PM

Constituent	Well	Upper Lim.	Lower Lim.	Date	Observ.	Sig.	Bg N	Bg Wells	Bg Mean	Std. Dev.	%NDs	ND Adj.	Transform
Arsenic (mg/L)	MW-11	0.02938	n/a	4/29/2025	0.000997J	No	38	MW-18,MW-2	0.006482	0.01145	50	None	No
Arsenic (mg/L)	**MW-13**	**0.02938**	**n/a**	**4/29/2025**	**0.0944**	**Yes**	**38**	**MW-18,MW-2**	**0.006482**	**0.01145**	**50**	**None**	**No**
Arsenic (mg/L)	**MW-14**	**0.02938**	**n/a**	**4/29/2025**	**0.0612**	**Yes**	**38**	**MW-18,MW-2**	**0.006482**	**0.01145**	**50**	**None**	**No**
Arsenic (mg/L)	MW-16	0.02938	n/a	4/29/2025	0.000692J	No	38	MW-18,MW-2	0.006482	0.01145	50	None	No
Arsenic (mg/L)	MW-3	0.02938	n/a	4/29/2025	0.0158	No	38	MW-18,MW-2	0.006482	0.01145	50	None	No
Arsenic (mg/L)	**MW-5**	**0.02938**	**n/a**	**4/29/2025**	**0.0497**	**Yes**	**38**	**MW-18,MW-2**	**0.006482**	**0.01145**	**50**	**None**	**No**
Arsenic (mg/L)	**MW-7**	**0.02938**	**n/a**	**4/29/2025**	**0.0324**	**Yes**	**38**	**MW-18,MW-2**	**0.006482**	**0.01145**	**50**	**None**	**No**
Arsenic (mg/L)	**MW-9**	**0.02938**	**n/a**	**4/29/2025**	**0.0782**	**Yes**	**38**	**MW-18,MW-2**	**0.006482**	**0.01145**	**50**	**None**	**No**
Boron (mg/L)	**MW-11**	**0.4892**	**n/a**	**4/29/2025**	**0.99**	**Yes**	**38**	**MW-18,MW-2**	**0.3029**	**0.09314**	**0**	**None**	**No**
Boron (mg/L)	**MW-13**	**0.4892**	**n/a**	**4/29/2025**	**9.18**	**Yes**	**38**	**MW-18,MW-2**	**0.3029**	**0.09314**	**0**	**None**	**No**
Boron (mg/L)	**MW-14**	**0.4892**	**n/a**	**4/29/2025**	**2.02**	**Yes**	**38**	**MW-18,MW-2**	**0.3029**	**0.09314**	**0**	**None**	**No**
Boron (mg/L)	MW-16	0.4892	n/a	4/29/2025	0.308	No	38	MW-18,MW-2	0.3029	0.09314	0	None	No
Boron (mg/L)	**MW-3**	**0.4892**	**n/a**	**4/29/2025**	**4.35**	**Yes**	**38**	**MW-18,MW-2**	**0.3029**	**0.09314**	**0**	**None**	**No**
Boron (mg/L)	**MW-5**	**0.4892**	**n/a**	**4/29/2025**	**20.5**	**Yes**	**38**	**MW-18,MW-2**	**0.3029**	**0.09314**	**0**	**None**	**No**
Boron (mg/L)	**MW-7**	**0.4892**	**n/a**	**4/29/2025**	**30.4**	**Yes**	**38**	**MW-18,MW-2**	**0.3029**	**0.09314**	**0**	**None**	**No**
Boron (mg/L)	**MW-9**	**0.4892**	**n/a**	**4/29/2025**	**12.5**	**Yes**	**38**	**MW-18,MW-2**	**0.3029**	**0.09314**	**0**	**None**	**No**
Chemical Oxygen Demand (mg/L)	MW-11	49.52	n/a	4/29/2025	12.9	No	132	MW-18,MW-2	19.87	14.83	12.12	None	No
Chemical Oxygen Demand (mg/L)	**MW-13**	**49.52**	**n/a**	**4/29/2025**	**109**	**Yes**	**132**	**MW-18,MW-2**	**19.87**	**14.83**	**12.12**	**None**	**No**
Chemical Oxygen Demand (mg/L)	MW-14	49.52	n/a	4/29/2025	23.1	No	132	MW-18,MW-2	19.87	14.83	12.12	None	No
Chemical Oxygen Demand (mg/L)	MW-16	49.52	n/a	4/29/2025	10.7	No	132	MW-18,MW-2	19.87	14.83	12.12	None	No
Chemical Oxygen Demand (mg/L)	MW-3	49.52	n/a	4/29/2025	34.8	No	132	MW-18,MW-2	19.87	14.83	12.12	None	No
Chemical Oxygen Demand (mg/L)	**MW-5**	**49.52**	**n/a**	**4/29/2025**	**169**	**Yes**	**132**	**MW-18,MW-2**	**19.87**	**14.83**	**12.12**	**None**	**No**
Chemical Oxygen Demand (mg/L)	**MW-7**	**49.52**	**n/a**	**4/29/2025**	**387**	**Yes**	**132**	**MW-18,MW-2**	**19.87**	**14.83**	**12.12**	**None**	**No**
Chemical Oxygen Demand (mg/L)	**MW-9**	**49.52**	**n/a**	**4/29/2025**	**208**	**Yes**	**132**	**MW-18,MW-2**	**19.87**	**14.83**	**12.12**	**None**	**No**
Chloride (mg/L)	**MW-11**	**73.22**	**n/a**	**4/29/2025**	**250**	**Yes**	**132**	**MW-18,MW-2**	**27.05**	**23.09**	**0**	**None**	**No**
Chloride (mg/L)	MW-13	73.22	n/a	4/29/2025	71.5	No	132	MW-18,MW-2	27.05	23.09	0	None	No
Chloride (mg/L)	**MW-14**	**73.22**	**n/a**	**4/29/2025**	**298**	**Yes**	**132**	**MW-18,MW-2**	**27.05**	**23.09**	**0**	**None**	**No**
Chloride (mg/L)	**MW-16**	**73.22**	**n/a**	**4/29/2025**	**84.9**	**Yes**	**132**	**MW-18,MW-2**	**27.05**	**23.09**	**0**	**None**	**No**
Chloride (mg/L)	**MW-3**	**73.22**	**n/a**	**4/29/2025**	**277**	**Yes**	**132**	**MW-18,MW-2**	**27.05**	**23.09**	**0**	**None**	**No**
Chloride (mg/L)	**MW-5**	**73.22**	**n/a**	**4/29/2025**	**186**	**Yes**	**132**	**MW-18,MW-2**	**27.05**	**23.09**	**0**	**None**	**No**
Chloride (mg/L)	**MW-7**	**73.22**	**n/a**	**4/29/2025**	**179**	**Yes**	**132**	**MW-18,MW-2**	**27.05**	**23.09**	**0**	**None**	**No**
Chloride (mg/L)	MW-9	73.22	n/a	4/29/2025	33.4	No	132	MW-18,MW-2	27.05	23.09	0	None	No
Cobalt (mg/L)	MW-11	0.004274	n/a	4/29/2025	0.00424	No	38	MW-18,MW-2	0.00138	0.001447	10.53	None	No
Cobalt (mg/L)	MW-13	0.004274	n/a	4/29/2025	0.00225	No	38	MW-18,MW-2	0.00138	0.001447	10.53	None	No
Cobalt (mg/L)	MW-14	0.004274	n/a	4/29/2025	0.00129	No	38	MW-18,MW-2	0.00138	0.001447	10.53	None	No
Cobalt (mg/L)	MW-3	0.004274	n/a	4/29/2025	0.00157	No	38	MW-18,MW-2	0.00138	0.001447	10.53	None	No
Cobalt (mg/L)	**MW-5**	**0.004274**	**n/a**	**4/29/2025**	**0.0118**	**Yes**	**38**	**MW-18,MW-2**	**0.00138**	**0.001447**	**10.53**	**None**	**No**
Cobalt (mg/L)	**MW-7**	**0.004274**	**n/a**	**4/29/2025**	**0.00497**	**Yes**	**38**	**MW-18,MW-2**	**0.00138**	**0.001447**	**10.53**	**None**	**No**
Cobalt (mg/L)	MW-9	0.004274	n/a	4/29/2025	0.00363	No	38	MW-18,MW-2	0.00138	0.001447	10.53	None	No
Iron (mg/L)	MW-11	1.829	n/a	4/29/2025	0.183	No	14	MW-18,MW-2	0.4747	0.6769	42.86	None	No
Iron (mg/L)	**MW-13**	**1.829**	**n/a**	**4/29/2025**	**27.5**	**Yes**	**14**	**MW-18,MW-2**	**0.4747**	**0.6769**	**42.86**	**None**	**No**
Iron (mg/L)	**MW-14**	**1.829**	**n/a**	**4/29/2025**	**25.2**	**Yes**	**14**	**MW-18,MW-2**	**0.4747**	**0.6769**	**42.86**	**None**	**No**
Iron (mg/L)	MW-16	1.829	n/a	4/29/2025	0.054J	No	14	MW-18,MW-2	0.4747	0.6769	42.86	None	No
Iron (mg/L)	**MW-3**	**1.829**	**n/a**	**4/29/2025**	**30.5**	**Yes**	**14**	**MW-18,MW-2**	**0.4747**	**0.6769**	**42.86**	**None**	**No**
Iron (mg/L)	**MW-5**	**1.829**	**n/a**	**4/29/2025**	**38.8**	**Yes**	**14**	**MW-18,MW-2**	**0.4747**	**0.6769**	**42.86**	**None**	**No**
Iron (mg/L)	MW-7	1.829	n/a	4/29/2025	0.843	No	14	MW-18,MW-2	0.4747	0.6769	42.86	None	No
Iron (mg/L)	MW-9	1.829	n/a	4/29/2025	1.08	No	14	MW-18,MW-2	0.4747	0.6769	42.86	None	No
Magnesium (mg/L)	**MW-11**	**37.84**	**n/a**	**4/29/2025**	**86.8**	**Yes**	**38**	**MW-18,MW-2**	**30.3**	**3.773**	**0**	**None**	**No**
Magnesium (mg/L)	**MW-13**	**37.84**	**n/a**	**4/29/2025**	**253**	**Yes**	**38**	**MW-18,MW-2**	**30.3**	**3.773**	**0**	**None**	**No**
Magnesium (mg/L)	**MW-14**	**37.84**	**n/a**	**4/29/2025**	**73.2**	**Yes**	**38**	**MW-18,MW-2**	**30.3**	**3.773**	**0**	**None**	**No**

Unconsol Control Limit Spring 2025

Archer Daniels Midland Landfill Client: SCS Engineers Data: ADMCO HMSP Sanitas Printed 8/25/2025, 12:39 PM

Constituent	Well	Upper Lim.	Lower Lim.	Date	Observ.	Sig.	Bg N	Bg Wells	Bg Mean	Std. Dev.	%NDs	ND Adj.	Transform
Magnesium (mg/L)	**MW-3**	**37.84**	**n/a**	**4/29/2025**	**95.5**	**Yes**	**38**	**MW-18,MW-2**	**30.3**	**3.773**	**0**	**None**	**No**
Magnesium (mg/L)	**MW-5**	**37.84**	**n/a**	**4/29/2025**	**476**	**Yes**	**38**	**MW-18,MW-2**	**30.3**	**3.773**	**0**	**None**	**No**
Magnesium (mg/L)	**MW-7**	**37.84**	**n/a**	**4/29/2025**	**259**	**Yes**	**38**	**MW-18,MW-2**	**30.3**	**3.773**	**0**	**None**	**No**
Magnesium (mg/L)	**MW-9**	**37.84**	**n/a**	**4/29/2025**	**327**	**Yes**	**38**	**MW-18,MW-2**	**30.3**	**3.773**	**0**	**None**	**No**
Manganese (mg/L)	**MW-11**	**1.107**	**n/a**	**4/29/2025**	**1.87**	**Yes**	**38**	**MW-18,MW-2**	**0.4529**	**0.3269**	**0**	**None**	**No**
Manganese (mg/L)	**MW-13**	**1.107**	**n/a**	**4/29/2025**	**1.77**	**Yes**	**38**	**MW-18,MW-2**	**0.4529**	**0.3269**	**0**	**None**	**No**
Manganese (mg/L)	MW-14	1.107	n/a	4/29/2025	1.03	No	38	MW-18,MW-2	0.4529	0.3269	0	None	No
Manganese (mg/L)	**MW-3**	**1.107**	**n/a**	**4/29/2025**	**6.11**	**Yes**	**38**	**MW-18,MW-2**	**0.4529**	**0.3269**	**0**	**None**	**No**
Manganese (mg/L)	**MW-5**	**1.107**	**n/a**	**4/29/2025**	**2.19**	**Yes**	**38**	**MW-18,MW-2**	**0.4529**	**0.3269**	**0**	**None**	**No**
Manganese (mg/L)	MW-7	1.107	n/a	4/29/2025	0.407	No	38	MW-18,MW-2	0.4529	0.3269	0	None	No
Manganese (mg/L)	**MW-9**	**1.107**	**n/a**	**4/29/2025**	**1.45**	**Yes**	**38**	**MW-18,MW-2**	**0.4529**	**0.3269**	**0**	**None**	**No**
Nitrogen, Ammonia (mg/L)	**MW-11**	**5.344**	**n/a**	**4/29/2025**	**5.72**	**Yes**	**132**	**MW-18,MW-2**	**1.952**	**1.696**	**17.42**	**None**	**No**
Nitrogen, Ammonia (mg/L)	**MW-13**	**5.344**	**n/a**	**4/29/2025**	**29.7**	**Yes**	**132**	**MW-18,MW-2**	**1.952**	**1.696**	**17.42**	**None**	**No**
Nitrogen, Ammonia (mg/L)	**MW-14**	**5.344**	**n/a**	**4/29/2025**	**18.8**	**Yes**	**132**	**MW-18,MW-2**	**1.952**	**1.696**	**17.42**	**None**	**No**
Nitrogen, Ammonia (mg/L)	MW-3	5.344	n/a	4/29/2025	2.91	No	132	MW-18,MW-2	1.952	1.696	17.42	None	No
Nitrogen, Ammonia (mg/L)	**MW-5**	**5.344**	**n/a**	**4/29/2025**	**60.9**	**Yes**	**132**	**MW-18,MW-2**	**1.952**	**1.696**	**17.42**	**None**	**No**
Nitrogen, Ammonia (mg/L)	**MW-7**	**5.344**	**n/a**	**4/29/2025**	**916**	**Yes**	**132**	**MW-18,MW-2**	**1.952**	**1.696**	**17.42**	**None**	**No**
Nitrogen, Ammonia (mg/L)	**MW-9**	**5.344**	**n/a**	**4/29/2025**	**349**	**Yes**	**132**	**MW-18,MW-2**	**1.952**	**1.696**	**17.42**	**None**	**No**
pH (S.U.)	MW-11	7.87	6.217	4/29/2025	6.51	No	132	MW-18,MW-2	7.044	0.4132	0	None	No
pH (S.U.)	MW-13	7.87	6.217	4/29/2025	6.72	No	132	MW-18,MW-2	7.044	0.4132	0	None	No
pH (S.U.)	MW-14	7.87	6.217	4/29/2025	6.77	No	132	MW-18,MW-2	7.044	0.4132	0	None	No
pH (S.U.)	MW-16	7.87	6.217	4/29/2025	6.93	No	132	MW-18,MW-2	7.044	0.4132	0	None	No
pH (S.U.)	MW-3	7.87	6.217	4/29/2025	6.82	No	132	MW-18,MW-2	7.044	0.4132	0	None	No
pH (S.U.)	MW-5	7.87	6.217	4/29/2025	6.61	No	132	MW-18,MW-2	7.044	0.4132	0	None	No
pH (S.U.)	MW-7	7.87	6.217	4/29/2025	7.13	No	132	MW-18,MW-2	7.044	0.4132	0	None	No
pH (S.U.)	MW-9	7.87	6.217	4/29/2025	6.75	No	132	MW-18,MW-2	7.044	0.4132	0	None	No
Specific Conductance (umhos/cm)	**MW-11**	**1414**	**n/a**	**4/29/2025**	**2457**	**Yes**	**132**	**MW-18,MW-2**	**924.3**	**244.8**	**0**	**None**	**No**
Specific Conductance (umhos/cm)	**MW-13**	**1414**	**n/a**	**4/29/2025**	**3886**	**Yes**	**132**	**MW-18,MW-2**	**924.3**	**244.8**	**0**	**None**	**No**
Specific Conductance (umhos/cm)	**MW-14**	**1414**	**n/a**	**4/29/2025**	**2075**	**Yes**	**132**	**MW-18,MW-2**	**924.3**	**244.8**	**0**	**None**	**No**
Specific Conductance (umhos/cm)	MW-16	1414	n/a	4/29/2025	1074	No	132	MW-18,MW-2	924.3	244.8	0	None	No
Specific Conductance (umhos/cm)	**MW-3**	**1414**	**n/a**	**4/29/2025**	**2707**	**Yes**	**132**	**MW-18,MW-2**	**924.3**	**244.8**	**0**	**None**	**No**
Specific Conductance (umhos/cm)	**MW-5**	**1414**	**n/a**	**4/29/2025**	**6426**	**Yes**	**132**	**MW-18,MW-2**	**924.3**	**244.8**	**0**	**None**	**No**
Specific Conductance (umhos/cm)	**MW-7**	**1414**	**n/a**	**4/29/2025**	**11437**	**Yes**	**132**	**MW-18,MW-2**	**924.3**	**244.8**	**0**	**None**	**No**
Specific Conductance (umhos/cm)	**MW-9**	**1414**	**n/a**	**4/29/2025**	**7548**	**Yes**	**132**	**MW-18,MW-2**	**924.3**	**244.8**	**0**	**None**	**No**
Sulfate (mg/L)	**MW-11**	**77.81**	**n/a**	**4/29/2025**	**143**	**Yes**	**32**	**MW-18,MW-2**	**37.3**	**20.25**	**0**	**None**	**No**
Sulfate (mg/L)	MW-14	77.81	n/a	4/29/2025	13.6	No	32	MW-18,MW-2	37.3	20.25	0	None	No
Sulfate (mg/L)	MW-16	77.81	n/a	4/29/2025	55.1	No	32	MW-18,MW-2	37.3	20.25	0	None	No
Sulfate (mg/L)	**MW-5**	**77.81**	**n/a**	**4/29/2025**	**825**	**Yes**	**32**	**MW-18,MW-2**	**37.3**	**20.25**	**0**	**None**	**No**
Sulfate (mg/L)	MW-7	77.81	n/a	4/29/2025	2.11J	No	32	MW-18,MW-2	37.3	20.25	0	None	No
Sulfate (mg/L)	**MW-9**	**77.81**	**n/a**	**4/29/2025**	**862**	**Yes**	**32**	**MW-18,MW-2**	**37.3**	**20.25**	**0**	**None**	**No**

Sanitas™ v.10.0.27 Software licensed to SCS Engineers. UG
Hollow symbols indicate censored values.

Exceeds Limit: MW-13, MW-14, MW-5, MW-7, MW-9

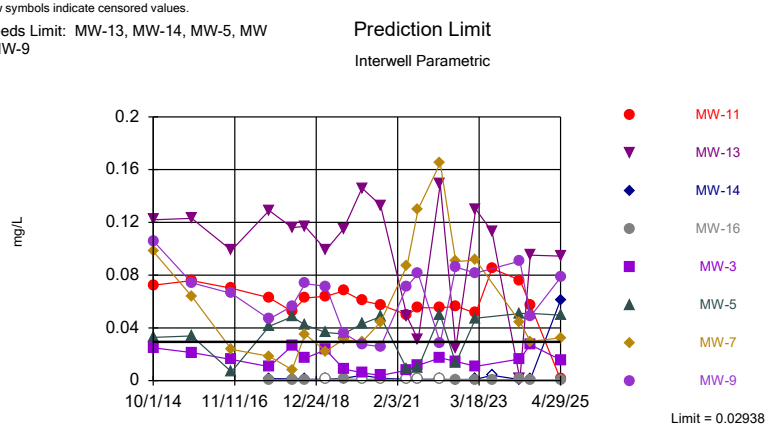

Background Data Summary: Mean=0.006482, Std. Dev.=0.01145, n=38, 50% NDs. Insufficient data to test for seasonality; not deseasonalized. Normality test was disabled. Comparing 8 points to limit. Assumes 5 future values. Kappa overridden to 2.

Constituent: Arsenic Analysis Run 8/25/2025 12:37 PM View: 2025AWQR-Control Limit-Unconsol-Spring
Archer Daniels Midland Landfill Client: SCS Engineers Data: ADMCO HMSP Sanitas

Sanitas™ v.10.0.27 Software licensed to SCS Engineers. UG
Hollow symbols indicate censored values.

Exceeds Limit: MW-11, MW-13, MW-14, MW-3, MW-5, MW-7, MW-9

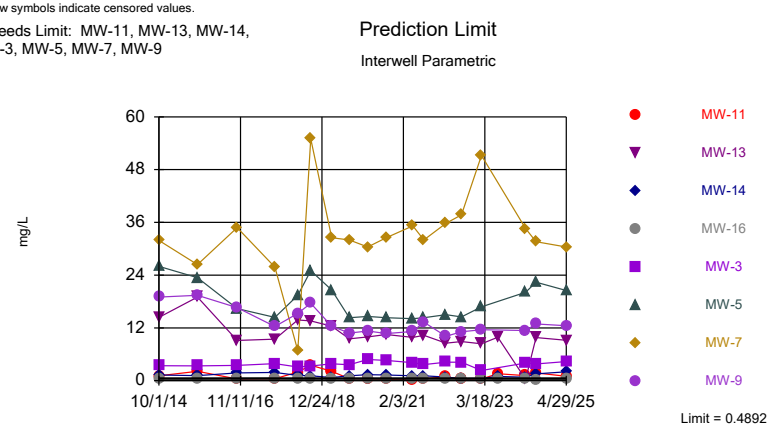

Background Data Summary: Mean=0.3029, Std. Dev.=0.09314, n=38. Insufficient data to test for seasonality; not deseasonalized. Normality test was disabled. Comparing 8 points to limit. Assumes 5 future values. Kappa overridden to 2.

Constituent: Boron Analysis Run 8/25/2025 12:37 PM View: 2025AWQR-Control Limit-Unconsol-Spring
Archer Daniels Midland Landfill Client: SCS Engineers Data: ADMCO HMSP Sanitas

Sanitas™ v.10.0.27 Software licensed to SCS Engineers. UG
Hollow symbols indicate censored values.

Exceeds Limit: MW-13, MW-5, MW-7, MW-9

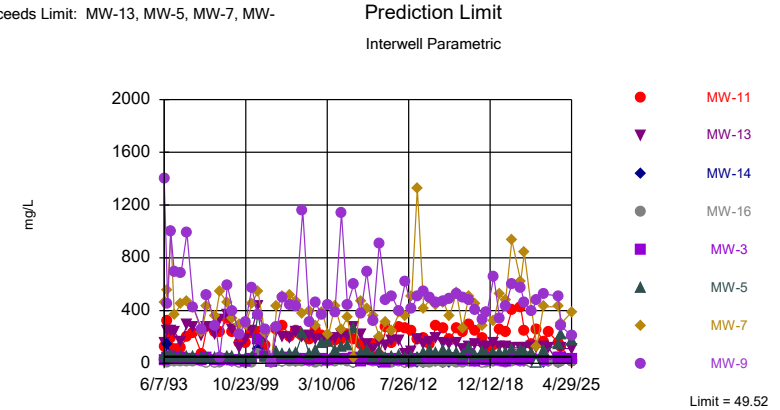

Background Data Summary: Mean=19.87, Std. Dev.=14.83, n=132, 12.12% NDs. Insufficient data to test for seasonality; not deseasonalized. Normality test was disabled. Comparing 8 points to limit. Assumes 5 future values. Kappa overridden to 2.

Constituent: Chemical Oxygen Demand Analysis Run 8/25/2025 12:37 PM View: 2025AWQR-Control Limi
Archer Daniels Midland Landfill Client: SCS Engineers Data: ADMCO HMSP Sanitas

Sanitas™ v.10.0.27 Software licensed to SCS Engineers. UG
Hollow symbols indicate censored values.

Exceeds Limit: MW-11, MW-14, MW-16, MW-3, MW-5, MW-7

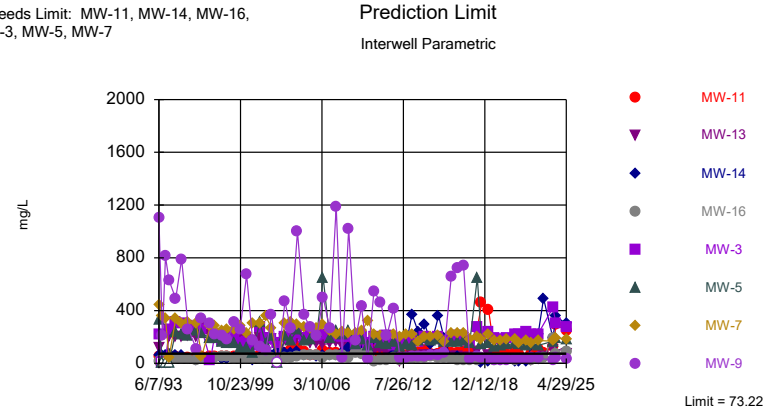

Background Data Summary: Mean=27.05, Std. Dev.=23.09, n=132. Insufficient data to test for seasonality; not deseasonalized. Normality test was disabled. Comparing 8 points to limit. Assumes 5 future values. Kappa overridden to 2.

Constituent: Chloride Analysis Run 8/25/2025 12:37 PM View: 2025AWQR-Control Limit-Unconsol-Spring
Archer Daniels Midland Landfill Client: SCS Engineers Data: ADMCO HMSP Sanitas

Sanitas™ v.10.0.27 Software licensed to SCS Engineers. UG
Hollow symbols indicate censored values.

Exceeds Limit: MW-5, MW-7

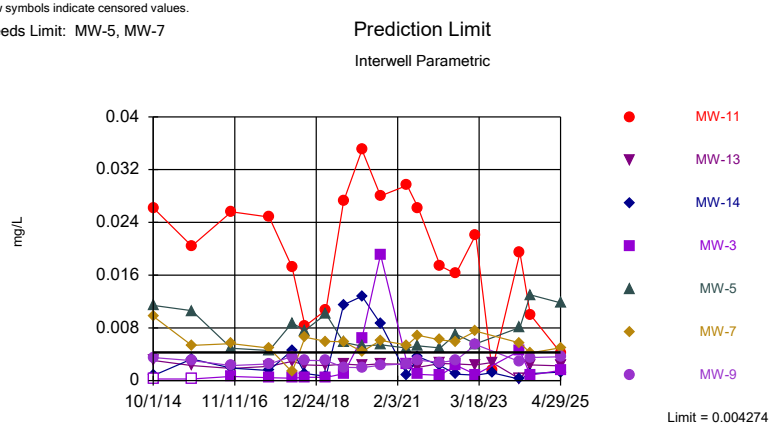

Background Data Summary: Mean=0.00138, Std. Dev.=0.001447, n=38, 10.53% NDs. Insufficient data to test for seasonality; not deseasonalized. Normality test was disabled. Comparing 7 points to limit. Assumes 6 future values. Kappa overridden to 2.

Constituent: Cobalt Analysis Run 8/25/2025 12:37 PM View: 2025AWQR-Control Limit-Unconsol-Spring
Archer Daniels Midland Landfill Client: SCS Engineers Data: ADMCO HMSP Sanitas

Sanitas™ v.10.0.27 Software licensed to SCS Engineers. UG
Hollow symbols indicate censored values.

Exceeds Limit: MW-13, MW-14, MW-3, MW-5

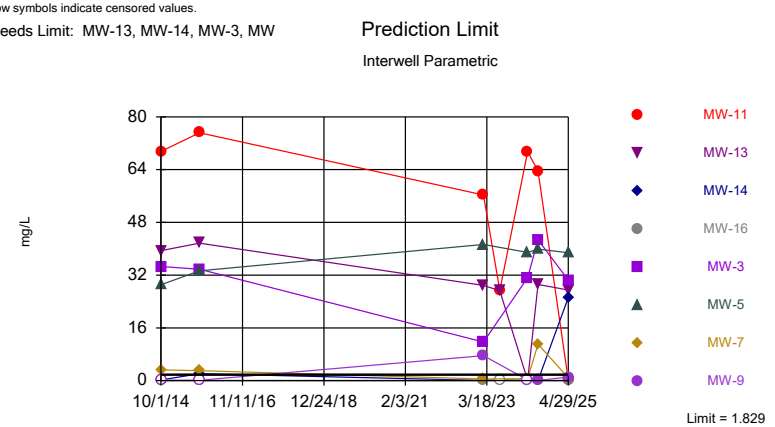

Background Data Summary: Mean=0.4747, Std. Dev.=0.6769, n=14, 42.86% NDs. Insufficient data to test for seasonality; not deseasonalized. Normality test was disabled. Comparing 8 points to limit. Assumes 5 future values. Kappa overridden to 2.

Constituent: Iron Analysis Run 8/25/2025 12:37 PM View: 2025AWQR-Control Limit-Unconsol-Spring
Archer Daniels Midland Landfill Client: SCS Engineers Data: ADMCO HMSP Sanitas

Sanitas™ v.10.0.27 Software licensed to SCS Engineers. UG

Exceeds Limit: MW-11, MW-13, MW-14, MW-3, MW-5, MW-7, MW-9

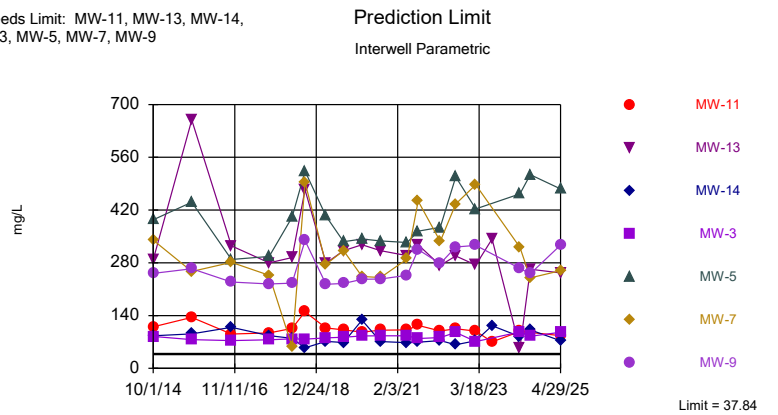

Background Data Summary: Mean=30.3, Std. Dev.=3.773, n=38. Insufficient data to test for seasonality; not deseasonalized. Normality test was disabled. Comparing 7 points to limit. Assumes 6 future values. Kappa overridden to 2.

Constituent: Magnesium Analysis Run 8/25/2025 12:38 PM View: 2025AWQR-Control Limit-Unconsol-Spr
Archer Daniels Midland Landfill Client: SCS Engineers Data: ADMCO HMSP Sanitas

Sanitas™ v.10.0.27 Software licensed to SCS Engineers. UG
Hollow symbols indicate censored values.

Exceeds Limit: MW-11, MW-13, MW-3, MW-5, MW-9

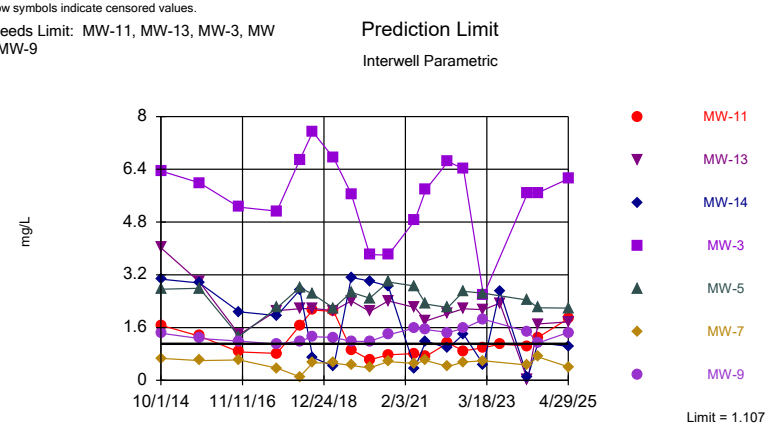

Background Data Summary: Mean=0.4529, Std. Dev.=0.3269, n=38. Insufficient data to test for seasonality; not deseasonalized. Normality test was disabled. Comparing 7 points to limit. Assumes 6 future values. Kappa overridden to 2.

Constituent: Manganese Analysis Run 8/25/2025 12:38 PM View: 2025AWQR-Control Limit-Unconsol-Spr
Archer Daniels Midland Landfill Client: SCS Engineers Data: ADMCO HMSP Sanitas

Sanitas™ v.10.0.27 Software licensed to SCS Engineers. UG
Hollow symbols indicate censored values.

Exceeds Limit: MW-11, MW-13, MW-14, MW-5, MW-7, MW-9

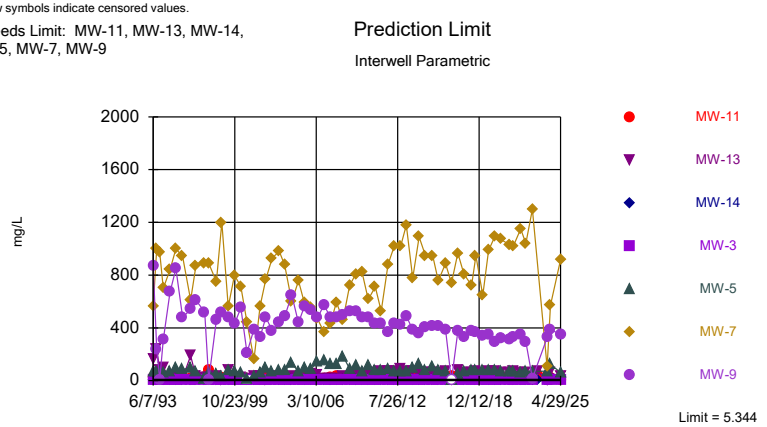

Background Data Summary: Mean=1.952, Std. Dev.=1.696, n=132, 17.42% NDs. Insufficient data to test for seasonality; not deseasonalized. Normality test was disabled. Comparing 7 points to limit. Assumes 6 future values. Kappa overridden to 2.

Constituent: Nitrogen, Ammonia Analysis Run 8/25/2025 12:38 PM View: 2025AWQR-Control Limit-Unco
Archer Daniels Midland Landfill Client: SCS Engineers Data: ADMCO HMSP Sanitas

Sanitas™ v.10.0.27 Software licensed to SCS Engineers. UG

Within Limits

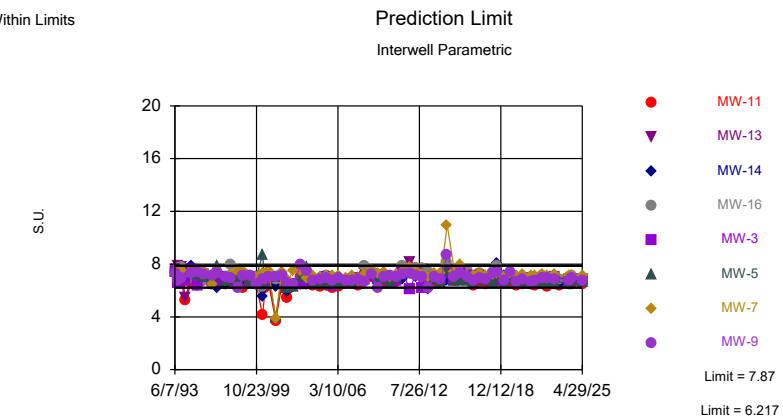

Background Data Summary: Mean=7.044, Std. Dev.=0.4132, n=132. Insufficient data to test for seasonality; not deseasonalized. Normality test was disabled. Comparing 8 points to limit. Assumes 5 future values. Kappa overridden to 2.

Constituent: pH Analysis Run 8/25/2025 12:38 PM View: 2025AWQR-Control Limit-Unconsol-Spring
Archer Daniels Midland Landfill Client: SCS Engineers Data: ADMCO HMSP Sanitas

Sanitas™ v.10.0.27 Software licensed to SCS Engineers. UG

Exceeds Limit: MW-11, MW-13, MW-14, MW-3, MW-5, MW-7, MW-9

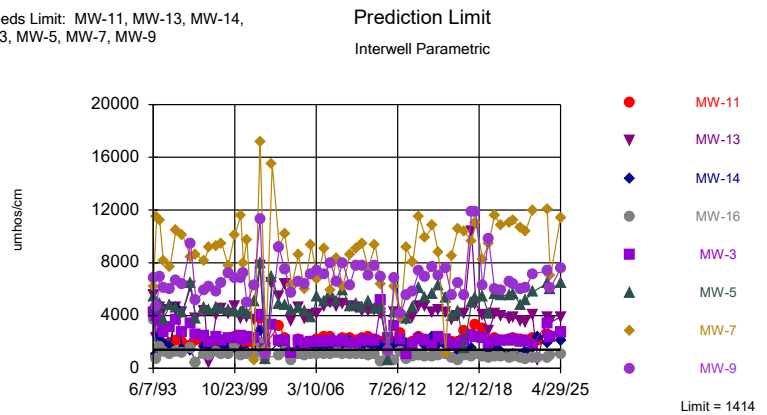

Background Data Summary: Mean=924.3, Std. Dev.=244.8, n=132. Insufficient data to test for seasonality; not deseasonalized. Normality test was disabled. Comparing 8 points to limit. Assumes 5 future values. Kappa overridden to 2.

Constituent: Specific Conductance Analysis Run 8/25/2025 12:38 PM View: 2025AWQR-Control Limit-Un
Archer Daniels Midland Landfill Client: SCS Engineers Data: ADMCO HMSP Sanitas

Sanitas™ v.10.0.27 Software licensed to SCS Engineers. UG
Hollow symbols indicate censored values.

Exceeds Limit: MW-11, MW-5, MW-9

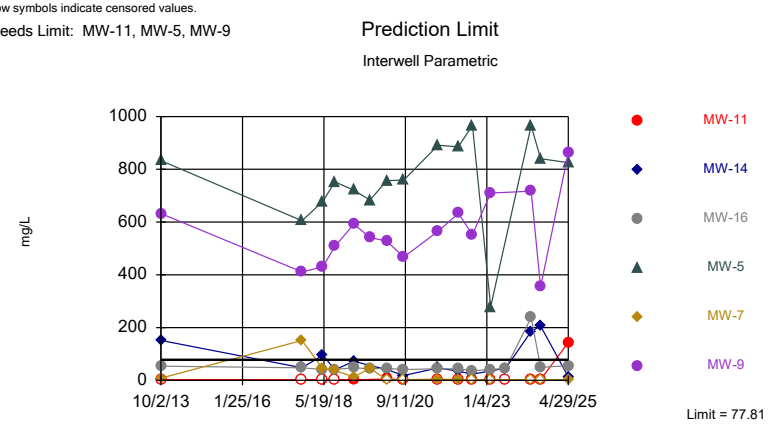

Background Data Summary: Mean=37.3, Std. Dev.=20.25, n=32. Insufficient data to test for seasonality; not deseasonalized. Normality test was disabled. Comparing 6 points to limit. Assumes 7 future values. Kappa overridden to 2.

Constituent: Sulfate Analysis Run 8/25/2025 12:38 PM View: 2025AWQR-Control Limit-Unconsol-Spring
Archer Daniels Midland Landfill Client: SCS Engineers Data: ADMCO HMSP Sanitas

Bedrock Control Limit Spring 2025

Archer Daniels Midland Landfill Client: SCS Engineers Data: ADMCO HMSP Sanitas Printed 8/25/2025, 10:49 AM

Constituent	Well	Upper Lim.	Lower Lim.	Date	Observ.	Sig.	Bg N	Bg Wells	Bg Mean	Std. Dev.	%NDs	ND Adj.	Transform
Arsenic (mg/L)	**MW-15**	**0.001439**	**n/a**	**4/29/2025**	**0.0536**	**Yes**	**38**	**MW-1,MW-17**	**0.0009992**	**0.0002201**	**84.21**	**None**	**No**
Arsenic (mg/L)	**MW-6**	**0.001439**	**n/a**	**4/29/2025**	**0.0282**	**Yes**	**38**	**MW-1,MW-17**	**0.0009992**	**0.0002201**	**84.21**	**None**	**No**
Boron (mg/L)	MW-10	1.105	n/a	4/29/2025	0.333	No	38	MW-1,MW-17	0.4152	0.345	2.632	None	No
Boron (mg/L)	MW-12	1.105	n/a	4/29/2025	0.242	No	38	MW-1,MW-17	0.4152	0.345	2.632	None	No
Boron (mg/L)	**MW-15**	**1.105**	**n/a**	**4/29/2025**	**1.4**	**Yes**	**38**	**MW-1,MW-17**	**0.4152**	**0.345**	**2.632**	**None**	**No**
Boron (mg/L)	MW-4	1.105	n/a	4/29/2025	0.318	No	38	MW-1,MW-17	0.4152	0.345	2.632	None	No
Boron (mg/L)	**MW-6**	**1.105**	**n/a**	**4/29/2025**	**14.5**	**Yes**	**38**	**MW-1,MW-17**	**0.4152**	**0.345**	**2.632**	**None**	**No**
Boron (mg/L)	MW-8	1.105	n/a	4/29/2025	0.303	No	38	MW-1,MW-17	0.4152	0.345	2.632	None	No
Chemical Oxygen Demand (mg/L)	**MW-15**	**19.25**	**n/a**	**4/29/2025**	**130**	**Yes**	**102**	**MW-1,MW-17**	**6.693**	**6.28**	**53.92**	**None**	**No**
Chemical Oxygen Demand (mg/L)	**MW-6**	**19.25**	**n/a**	**4/29/2025**	**95.9**	**Yes**	**102**	**MW-1,MW-17**	**6.693**	**6.28**	**53.92**	**None**	**No**
Chemical Oxygen Demand (mg/L)	MW-8	19.25	n/a	4/29/2025	6.58	No	102	MW-1,MW-17	6.693	6.28	53.92	None	No
Chloride (mg/L)	MW-10	226.5	n/a	4/29/2025	73.3	No	101	MW-1,MW-17	91.32	67.58	0	None	No
Chloride (mg/L)	MW-12	226.5	n/a	4/29/2025	105	No	101	MW-1,MW-17	91.32	67.58	0	None	No
Chloride (mg/L)	**MW-15**	**226.5**	**n/a**	**4/29/2025**	**242**	**Yes**	**101**	**MW-1,MW-17**	**91.32**	**67.58**	**0**	**None**	**No**
Chloride (mg/L)	MW-4	226.5	n/a	4/29/2025	187	No	101	MW-1,MW-17	91.32	67.58	0	None	No
Chloride (mg/L)	**MW-6**	**226.5**	**n/a**	**4/29/2025**	**317**	**Yes**	**101**	**MW-1,MW-17**	**91.32**	**67.58**	**0**	**None**	**No**
Chloride (mg/L)	MW-8	226.5	n/a	4/29/2025	121	No	101	MW-1,MW-17	91.32	67.58	0	None	No
Cobalt (mg/L)	**MW-15**	**0.0006211**	**n/a**	**4/29/2025**	**0.0124**	**Yes**	**38**	**MW-1,MW-17**	**0.0002959**	**0.0001626**	**50**	**None**	**No**
Cobalt (mg/L)	**MW-6**	**0.0006211**	**n/a**	**4/29/2025**	**0.00308**	**Yes**	**38**	**MW-1,MW-17**	**0.0002959**	**0.0001626**	**50**	**None**	**No**
Iron (mg/L)	MW-10	0.2663	n/a	4/29/2025	0.177	No	14	MW-1,MW-17	0.0755	0.09541	92.86	None	No
Iron (mg/L)	**MW-15**	**0.2663**	**n/a**	**4/29/2025**	**50.9**	**Yes**	**14**	**MW-1,MW-17**	**0.0755**	**0.09541**	**92.86**	**None**	**No**
Iron (mg/L)	**MW-6**	**0.2663**	**n/a**	**4/29/2025**	**9.62**	**Yes**	**14**	**MW-1,MW-17**	**0.0755**	**0.09541**	**92.86**	**None**	**No**
Magnesium (mg/L)	MW-10	57.77	n/a	4/29/2025	49.7	No	38	MW-1,MW-17	39.21	9.28	0	None	No
Magnesium (mg/L)	MW-12	57.77	n/a	4/29/2025	50.8	No	38	MW-1,MW-17	39.21	9.28	0	None	No
Magnesium (mg/L)	**MW-15**	**57.77**	**n/a**	**4/29/2025**	**89.4**	**Yes**	**38**	**MW-1,MW-17**	**39.21**	**9.28**	**0**	**None**	**No**
Magnesium (mg/L)	**MW-6**	**57.77**	**n/a**	**4/29/2025**	**251**	**Yes**	**38**	**MW-1,MW-17**	**39.21**	**9.28**	**0**	**None**	**No**
Manganese (mg/L)	MW-10	1.107	n/a	4/29/2025	0.0586	No	38	MW-1,MW-17	0.2425	0.4322	50	None	No
Manganese (mg/L)	MW-6	1.107	n/a	4/29/2025	0.186	No	38	MW-1,MW-17	0.2425	0.4322	50	None	No
Nickel (mg/L)	**MW-6**	**0.007075**	**n/a**	**4/29/2025**	**0.0342**	**Yes**	**36**	**MW-1,MW-17**	**0.003162**	**0.001957**	**69.44**	**None**	**No**
Nitrogen, Ammonia (mg/L)	MW-10	1.294	n/a	4/29/2025	0.426	No	102	MW-1,MW-17	0.2665	0.5137	84.31	None	No
Nitrogen, Ammonia (mg/L)	**MW-15**	**1.294**	**n/a**	**4/29/2025**	**24.1**	**Yes**	**102**	**MW-1,MW-17**	**0.2665**	**0.5137**	**84.31**	**None**	**No**
Nitrogen, Ammonia (mg/L)	**MW-6**	**1.294**	**n/a**	**4/29/2025**	**208**	**Yes**	**102**	**MW-1,MW-17**	**0.2665**	**0.5137**	**84.31**	**None**	**No**
Nitrogen, Ammonia (mg/L)	MW-8	1.294	n/a	4/29/2025	0.126J	No	102	MW-1,MW-17	0.2665	0.5137	84.31	None	No
pH (S.U.)	MW-10	7.763	6.238	4/29/2025	6.83	No	103	MW-1,MW-17	7	0.3812	0	None	No
pH (S.U.)	MW-12	7.763	6.238	4/29/2025	6.62	No	103	MW-1,MW-17	7	0.3812	0	None	No
pH (S.U.)	MW-15	7.763	6.238	4/29/2025	6.91	No	103	MW-1,MW-17	7	0.3812	0	None	No
pH (S.U.)	MW-4	7.763	6.238	4/29/2025	6.95	No	103	MW-1,MW-17	7	0.3812	0	None	No
pH (S.U.)	MW-6	7.763	6.238	4/29/2025	6.67	No	103	MW-1,MW-17	7	0.3812	0	None	No
pH (S.U.)	MW-8	7.763	6.238	4/29/2025	6.99	No	103	MW-1,MW-17	7	0.3812	0	None	No
Specific Conductance (umhos/cm)	MW-10	1600	n/a	4/29/2025	1287	No	104	MW-1,MW-17	1084	258.1	0	None	No
Specific Conductance (umhos/cm)	**MW-12**	**1600**	**n/a**	**4/29/2025**	**2216**	**Yes**	**104**	**MW-1,MW-17**	**1084**	**258.1**	**0**	**None**	**No**
Specific Conductance (umhos/cm)	MW-15	1600	n/a	4/29/2025	1261	No	104	MW-1,MW-17	1084	258.1	0	None	No
Specific Conductance (umhos/cm)	MW-4	1600	n/a	4/29/2025	1403	No	104	MW-1,MW-17	1084	258.1	0	None	No
Specific Conductance (umhos/cm)	**MW-6**	**1600**	**n/a**	**4/29/2025**	**4909**	**Yes**	**104**	**MW-1,MW-17**	**1084**	**258.1**	**0**	**None**	**No**
Specific Conductance (umhos/cm)	MW-8	1600	n/a	4/29/2025	1204	No	104	MW-1,MW-17	1084	258.1	0	None	No
Sulfate (mg/L)	**MW-10**	**71.27**	**n/a**	**4/29/2025**	**107**	**Yes**	**31**	**MW-1,MW-17**	**43.15**	**14.06**	**3.226**	**None**	**No**
Sulfate (mg/L)	**MW-12**	**71.27**	**n/a**	**4/29/2025**	**85.9**	**Yes**	**31**	**MW-1,MW-17**	**43.15**	**14.06**	**3.226**	**None**	**No**
Sulfate (mg/L)	MW-4	71.27	n/a	4/29/2025	49.15	No	31	MW-1,MW-17	43.15	14.06	3.226	None	No
Sulfate (mg/L)	**MW-6**	**71.27**	**n/a**	**4/29/2025**	**436**	**Yes**	**31**	**MW-1,MW-17**	**43.15**	**14.06**	**3.226**	**None**	**No**
Sulfate (mg/L)	MW-8	71.27	n/a	4/29/2025	47.6	No	31	MW-1,MW-17	43.15	14.06	3.226	None	No

Sanitas™ v.10.0.27 Software licensed to SCS Engineers. UG
Hollow symbols indicate censored values.
Exceeds Limit: MW-15, MW-6

Prediction Limit

Interwell Parametric

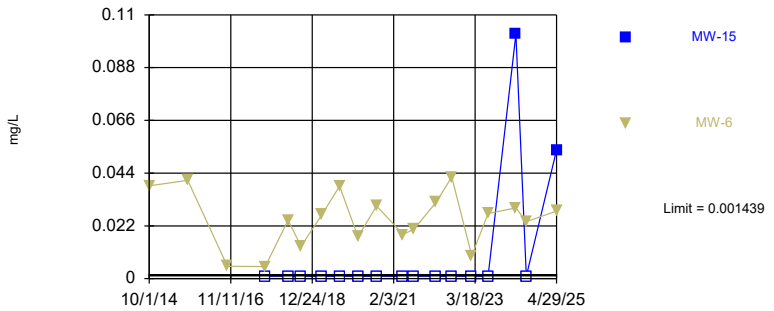

Background Data Summary: Mean=0.0009992, Std. Dev.=0.0002201, n=38, 84.21% NDs (user selected parametric test despite non-detects). Insufficient data to test for seasonality; not deseasonalized. Normality test was disabled. Comparing 2 points to limit. Assumes 11 future values. Kappa overridden to 2.

Constituent: Arsenic Analysis Run 8/25/2025 10:19 AM View: 2025AWQR-Control Limit-Bedrock-Spring
Archer Daniels Midland Landfill Client: SCS Engineers Data: ADMCO HMSP Sanitas

Sanitas™ v.10.0.27 Software licensed to SCS Engineers. UG
Hollow symbols indicate censored values.
Exceeds Limit: MW-15, MW-6

Prediction Limit

Interwell Parametric

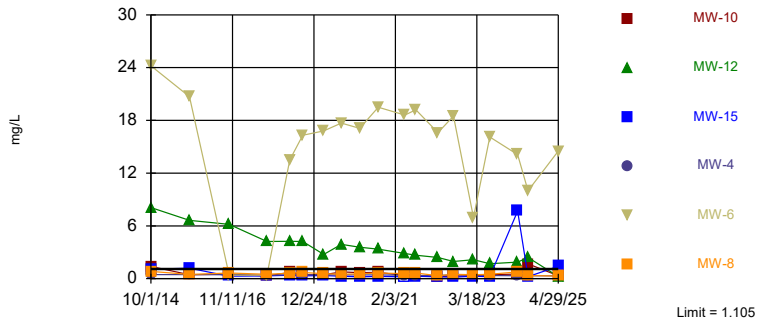

Background Data Summary: Mean=0.4152, Std. Dev.=0.345, n=38, 2.632% NDs. Insufficient data to test for seasonality; not deseasonalized. Normality test was disabled. Comparing 6 points to limit. Assumes 7 future values. Kappa overridden to 2.

Constituent: Boron Analysis Run 8/25/2025 10:19 AM View: 2025AWQR-Control Limit-Bedrock-Spring
Archer Daniels Midland Landfill Client: SCS Engineers Data: ADMCO HMSP Sanitas

Sanitas™ v.10.0.27 Software licensed to SCS Engineers. UG
Hollow symbols indicate censored values.
Exceeds Limit: MW-15, MW-6

Prediction Limit

Interwell Parametric

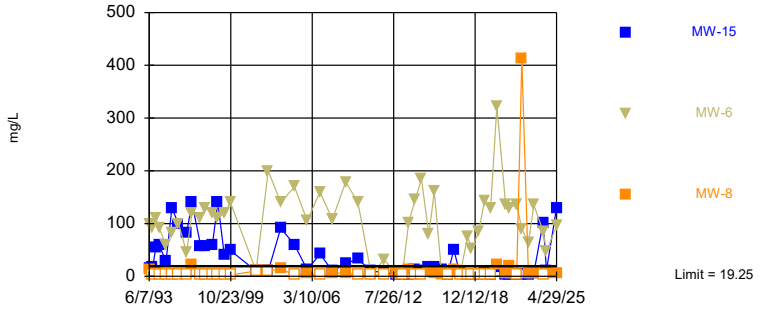

Background Data Summary: Mean=6.693, Std. Dev.=6.28, n=102, 53.92% NDs (user selected parametric test despite non-detects). Insufficient data to test for seasonality; not deseasonalized. Normality test was disabled. Comparing 3 points to limit. Assumes 10 future values. Kappa overridden to 2.

Constituent: Chemical Oxygen Demand Analysis Run 8/25/2025 10:19 AM View: 2025AWQR-Control Limi
Archer Daniels Midland Landfill Client: SCS Engineers Data: ADMCO HMSP Sanitas

Sanitas™ v.10.0.27 Software licensed to SCS Engineers. UG
Hollow symbols indicate censored values.
Exceeds Limit: MW-15, MW-6

Prediction Limit

Interwell Parametric

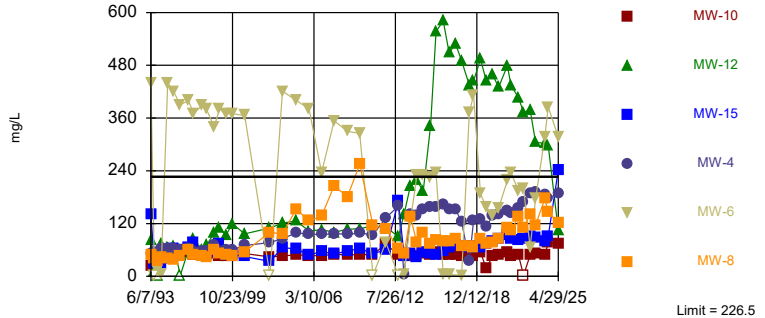

Background Data Summary: Mean=91.32, Std. Dev.=67.58, n=101. Insufficient data to test for seasonality; not deseasonalized. Normality test was disabled. Comparing 6 points to limit. Assumes 7 future values. Kappa overridden to 2.

Constituent: Chloride Analysis Run 8/25/2025 10:19 AM View: 2025AWQR-Control Limit-Bedrock-Spring
Archer Daniels Midland Landfill Client: SCS Engineers Data: ADMCO HMSP Sanitas

Sanitas™ v.10.0.27 Software licensed to SCS Engineers. UG
Hollow symbols indicate censored values.
Exceeds Limit: MW-15, MW-6

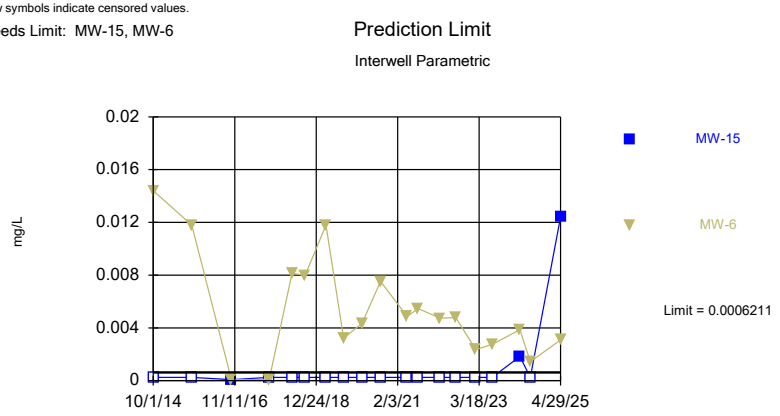

Background Data Summary: Mean=0.0002959, Std. Dev.=0.0001626, n=38, 50% NDs. Insufficient data to test for seasonality; not deseasonalized. Normality test was disabled. Comparing 2 points to limit. Assumes 11 future values. Kappa overridden to 2.

Constituent: Cobalt Analysis Run 8/25/2025 10:19 AM View: 2025AWQR-Control Limit-Bedrock-Spring
Archer Daniels Midland Landfill Client: SCS Engineers Data: ADMCO HMSP Sanitas

Sanitas™ v.10.0.27 Software licensed to SCS Engineers. UG
Hollow symbols indicate censored values.
Exceeds Limit: MW-15, MW-6

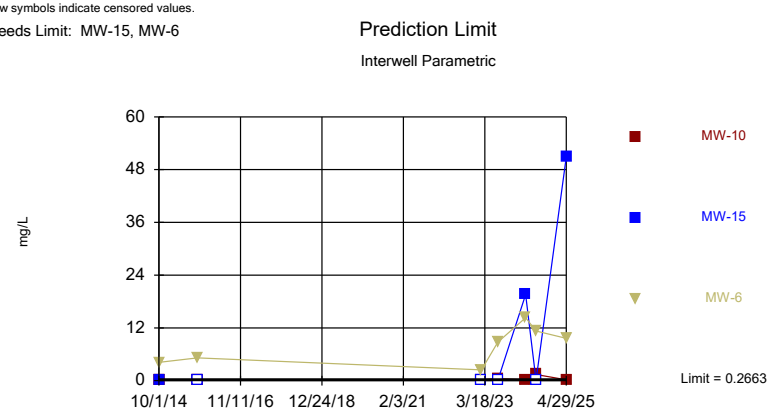

Background Data Summary: Mean=0.0755, Std. Dev.=0.09541, n=14, 92.86% NDs (user selected parametric test despite non-detects). Insufficient data to test for seasonality; not deseasonalized. Normality test was disabled. Comparing 3 points to limit. Assumes 10 future values. Kappa overridden to 2.

Constituent: Iron Analysis Run 8/25/2025 10:19 AM View: 2025AWQR-Control Limit-Bedrock-Spring
Archer Daniels Midland Landfill Client: SCS Engineers Data: ADMCO HMSP Sanitas

Sanitas™ v.10.0.27 Software licensed to SCS Engineers. UG
Exceeds Limit: MW-15, MW-6

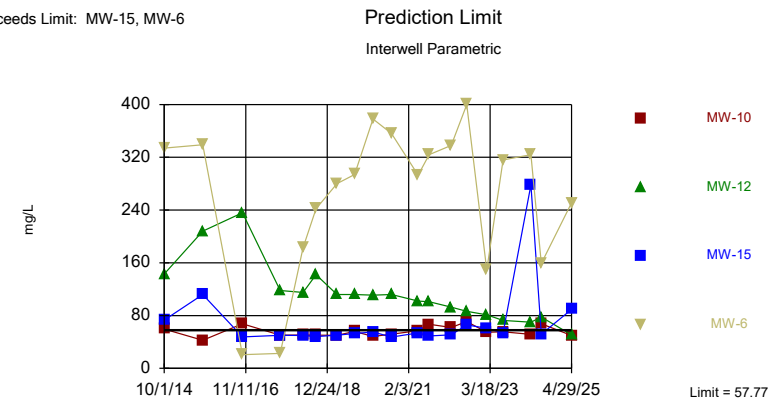

Background Data Summary: Mean=39.21, Std. Dev.=9.28, n=38. Insufficient data to test for seasonality; not deseasonalized. Normality test was disabled. Comparing 4 points to limit. Assumes 9 future values. Kappa overridden to 2.

Constituent: Magnesium Analysis Run 8/25/2025 10:19 AM View: 2025AWQR-Control Limit-Bedrock-Spri
Archer Daniels Midland Landfill Client: SCS Engineers Data: ADMCO HMSP Sanitas

Sanitas™ v.10.0.27 Software licensed to SCS Engineers. UG
Hollow symbols indicate censored values.
Within Limit

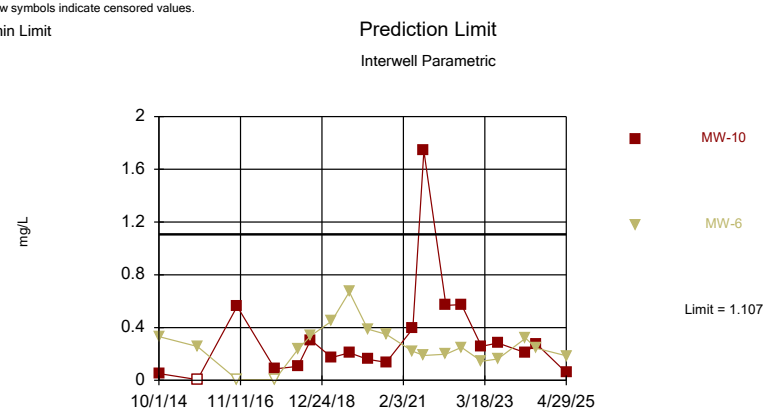

Background Data Summary: Mean=0.2425, Std. Dev.=0.4322, n=38, 50% NDs. Insufficient data to test for seasonality; not deseasonalized. Normality test was disabled. Comparing 2 points to limit. Assumes 11 future values. Kappa overridden to 2.

Constituent: Manganese Analysis Run 8/25/2025 10:19 AM View: 2025AWQR-Control Limit-Bedrock-Spri
Archer Daniels Midland Landfill Client: SCS Engineers Data: ADMCO HMSP Sanitas

Sanitas™ v.10.0.27 Software licensed to SCS Engineers. UG
Hollow symbols indicate censored values.

Exceeds Limit: MW-6

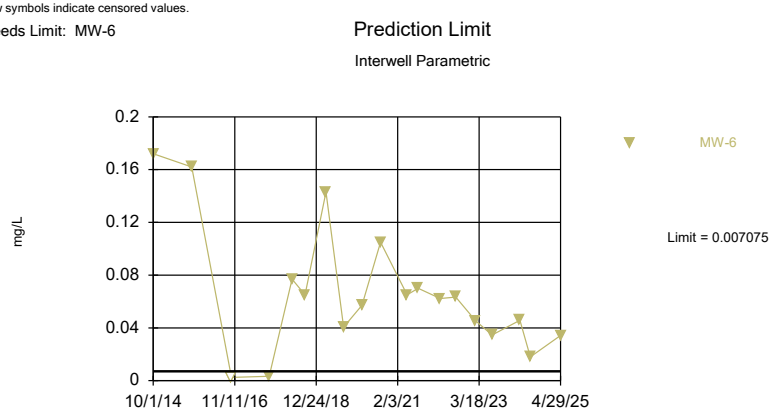

Background Data Summary: Mean=0.003162, Std. Dev.=0.001957, n=36, 69.44% NDs (user selected parametric test despite non-detects). Insufficient data to test for seasonality; not deseasonalized. Normality test was disabled. Assumes 12 future values. Kappa overridden to 2.

Constituent: Nickel Analysis Run 8/25/2025 10:19 AM View: 2025AWQR-Control Limit-Bedrock-Spring
Archer Daniels Midland Landfill Client: SCS Engineers Data: ADMCO HMSP Sanitas

Sanitas™ v.10.0.27 Software licensed to SCS Engineers. UG
Hollow symbols indicate censored values.

Exceeds Limit: MW-15, MW-6

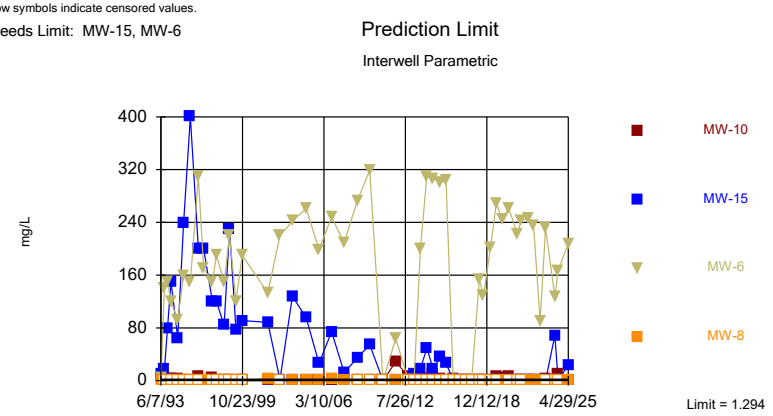

Background Data Summary: Mean=0.2665, Std. Dev.=0.5137, n=102, 84.31% NDs (user selected parametric test despite non-detects). Insufficient data to test for seasonality; not deseasonalized. Normality test was disabled. Comparing 4 points to limit. Assumes 9 future values. Kappa overridden to 2.

Constituent: Nitrogen, Ammonia Analysis Run 8/25/2025 10:19 AM View: 2025AWQR-Control Limit-Bedro
Archer Daniels Midland Landfill Client: SCS Engineers Data: ADMCO HMSP Sanitas

Sanitas™ v.10.0.27 Software licensed to SCS Engineers. UG

Within Limits

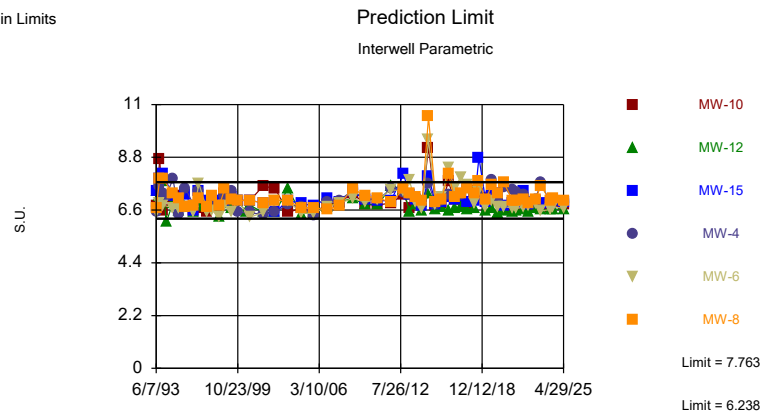

Background Data Summary: Mean=7, Std. Dev.=0.3812, n=103. Insufficient data to test for seasonality; not deseasonalized. Normality test was disabled. Comparing 6 points to limit. Assumes 7 future values. Kappa overridden to 2.

Constituent: pH Analysis Run 8/25/2025 10:19 AM View: 2025AWQR-Control Limit-Bedrock-Spring
Archer Daniels Midland Landfill Client: SCS Engineers Data: ADMCO HMSP Sanitas

Sanitas™ v.10.0.27 Software licensed to SCS Engineers. UG

Exceeds Limit: MW-12, MW-6

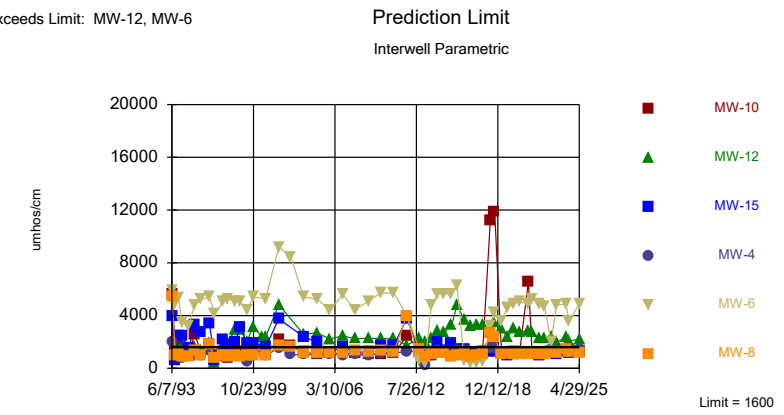

Background Data Summary: Mean=1084, Std. Dev.=258.1, n=104. Insufficient data to test for seasonality; not deseasonalized. Normality test was disabled. Comparing 6 points to limit. Assumes 7 future values. Kappa overridden to 2.

Constituent: Specific Conductance Analysis Run 8/25/2025 10:19 AM View: 2025AWQR-Control Limit-Be
Archer Daniels Midland Landfill Client: SCS Engineers Data: ADMCO HMSP Sanitas

Sanitas™ v.10.0.27 Software licensed to SCS Engineers. UG
Hollow symbols indicate censored values.

Exceeds Limit: MW-10, MW-12, MW-6

Prediction Limit

Interwell Parametric

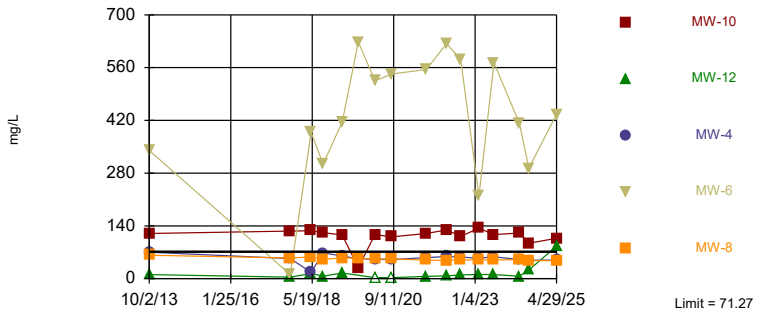

Background Data Summary: Mean=43.15, Std. Dev.=14.06, n=31, 3.226% NDs. Insufficient data to test for seasonality; not deseasonalized. Normality test was disabled. Comparing 5 points to limit. Assumes 8 future values. Kappa overridden to 2.

Constituent: Sulfate Analysis Run 8/25/2025 10:19 AM View: 2025AWQR-Control Limit-Bedrock-Spring

Archer Daniels Midland Landfill Client: SCS Engineers Data: ADMCO HMSP Sanitas

Unconsol Control Limit Fall 2025

Archer Daniels Midland Landfill Client: SCS Engineers Data: ADMCO HMSP Sanitas Printed 8/25/2025, 12:47 PM

Constituent	Well	Upper Lim.	Lower Lim.	Date	Observ.	Sig.	Bg N	Bg Wells	Bg Mean	Std. Dev.	%NDs	ND Adj.	Transform
Arsenic (mg/L)	**MW-11**	**0.02868**	**n/a**	**7/1/2025**	**0.0523**	**Yes**	**40**	**MW-18,MW-2**	**0.006311**	**0.01119**	**50**	**None**	**No**
Arsenic (mg/L)	**MW-13**	**0.02868**	**n/a**	**7/1/2025**	**0.0907**	**Yes**	**40**	**MW-18,MW-2**	**0.006311**	**0.01119**	**50**	**None**	**No**
Arsenic (mg/L)	MW-14	0.02868	n/a	7/1/2025	0.000905J	No	40	MW-18,MW-2	0.006311	0.01119	50	None	No
Arsenic (mg/L)	MW-3	0.02868	n/a	7/1/2025	0.017	No	40	MW-18,MW-2	0.006311	0.01119	50	None	No
Arsenic (mg/L)	**MW-5**	**0.02868**	**n/a**	**7/1/2025**	**0.0505**	**Yes**	**40**	**MW-18,MW-2**	**0.006311**	**0.01119**	**50**	**None**	**No**
Arsenic (mg/L)	**MW-7**	**0.02868**	**n/a**	**7/1/2025**	**0.031**	**Yes**	**40**	**MW-18,MW-2**	**0.006311**	**0.01119**	**50**	**None**	**No**
Arsenic (mg/L)	**MW-9**	**0.02868**	**n/a**	**7/1/2025**	**0.0688**	**Yes**	**40**	**MW-18,MW-2**	**0.006311**	**0.01119**	**50**	**None**	**No**
Boron (mg/L)	**MW-11**	**0.4891**	**n/a**	**7/1/2025**	**0.758**	**Yes**	**40**	**MW-18,MW-2**	**0.3035**	**0.09281**	**0**	**None**	**No**
Boron (mg/L)	**MW-13**	**0.4891**	**n/a**	**7/1/2025**	**8.79**	**Yes**	**40**	**MW-18,MW-2**	**0.3035**	**0.09281**	**0**	**None**	**No**
Boron (mg/L)	**MW-14**	**0.4891**	**n/a**	**7/1/2025**	**1.5**	**Yes**	**40**	**MW-18,MW-2**	**0.3035**	**0.09281**	**0**	**None**	**No**
Boron (mg/L)	**MW-3**	**0.4891**	**n/a**	**7/1/2025**	**4.3**	**Yes**	**40**	**MW-18,MW-2**	**0.3035**	**0.09281**	**0**	**None**	**No**
Boron (mg/L)	**MW-5**	**0.4891**	**n/a**	**7/1/2025**	**19.8**	**Yes**	**40**	**MW-18,MW-2**	**0.3035**	**0.09281**	**0**	**None**	**No**
Boron (mg/L)	**MW-7**	**0.4891**	**n/a**	**7/1/2025**	**35.9**	**Yes**	**40**	**MW-18,MW-2**	**0.3035**	**0.09281**	**0**	**None**	**No**
Boron (mg/L)	**MW-9**	**0.4891**	**n/a**	**7/1/2025**	**12.1**	**Yes**	**40**	**MW-18,MW-2**	**0.3035**	**0.09281**	**0**	**None**	**No**
Chemical Oxygen Demand (mg/L)	**MW-11**	**49.46**	**n/a**	**7/1/2025**	**206**	**Yes**	**134**	**MW-18,MW-2**	**19.97**	**14.74**	**11.94**	**None**	**No**
Chemical Oxygen Demand (mg/L)	**MW-13**	**49.46**	**n/a**	**7/1/2025**	**116**	**Yes**	**134**	**MW-18,MW-2**	**19.97**	**14.74**	**11.94**	**None**	**No**
Chemical Oxygen Demand (mg/L)	MW-14	49.46	n/a	7/1/2025	13.9	No	134	MW-18,MW-2	19.97	14.74	11.94	None	No
Chemical Oxygen Demand (mg/L)	MW-3	49.46	n/a	7/1/2025	39.3	No	134	MW-18,MW-2	19.97	14.74	11.94	None	No
Chemical Oxygen Demand (mg/L)	**MW-5**	**49.46**	**n/a**	**7/1/2025**	**168**	**Yes**	**134**	**MW-18,MW-2**	**19.97**	**14.74**	**11.94**	**None**	**No**
Chemical Oxygen Demand (mg/L)	**MW-7**	**49.46**	**n/a**	**7/1/2025**	**376**	**Yes**	**134**	**MW-18,MW-2**	**19.97**	**14.74**	**11.94**	**None**	**No**
Chemical Oxygen Demand (mg/L)	**MW-9**	**49.46**	**n/a**	**7/1/2025**	**485**	**Yes**	**134**	**MW-18,MW-2**	**19.97**	**14.74**	**11.94**	**None**	**No**
Chloride (mg/L)	**MW-11**	**73.07**	**n/a**	**7/1/2025**	**99**	**Yes**	**134**	**MW-18,MW-2**	**27.17**	**22.95**	**0**	**None**	**No**
Chloride (mg/L)	**MW-13**	**73.07**	**n/a**	**7/1/2025**	**73.5**	**Yes**	**134**	**MW-18,MW-2**	**27.17**	**22.95**	**0**	**None**	**No**
Chloride (mg/L)	**MW-14**	**73.07**	**n/a**	**7/1/2025**	**287**	**Yes**	**134**	**MW-18,MW-2**	**27.17**	**22.95**	**0**	**None**	**No**
Chloride (mg/L)	**MW-3**	**73.07**	**n/a**	**7/1/2025**	**262**	**Yes**	**134**	**MW-18,MW-2**	**27.17**	**22.95**	**0**	**None**	**No**
Chloride (mg/L)	**MW-5**	**73.07**	**n/a**	**7/1/2025**	**173**	**Yes**	**134**	**MW-18,MW-2**	**27.17**	**22.95**	**0**	**None**	**No**
Chloride (mg/L)	**MW-7**	**73.07**	**n/a**	**7/1/2025**	**164**	**Yes**	**134**	**MW-18,MW-2**	**27.17**	**22.95**	**0**	**None**	**No**
Chloride (mg/L)	MW-9	73.07	n/a	7/1/2025	28.2	No	134	MW-18,MW-2	27.17	22.95	0	None	No
Cobalt (mg/L)	**MW-11**	**0.00425**	**n/a**	**7/1/2025**	**0.0208**	**Yes**	**40**	**MW-18,MW-2**	**0.001382**	**0.001434**	**10**	**None**	**No**
Cobalt (mg/L)	MW-13	0.00425	n/a	7/1/2025	0.00209	No	40	MW-18,MW-2	0.001382	0.001434	10	None	No
Cobalt (mg/L)	MW-14	0.00425	n/a	7/1/2025	0.00144	No	40	MW-18,MW-2	0.001382	0.001434	10	None	No
Cobalt (mg/L)	MW-3	0.00425	n/a	7/1/2025	0.00174	No	40	MW-18,MW-2	0.001382	0.001434	10	None	No
Cobalt (mg/L)	**MW-5**	**0.00425**	**n/a**	**7/1/2025**	**0.0103**	**Yes**	**40**	**MW-18,MW-2**	**0.001382**	**0.001434**	**10**	**None**	**No**
Cobalt (mg/L)	**MW-7**	**0.00425**	**n/a**	**7/1/2025**	**0.0058**	**Yes**	**40**	**MW-18,MW-2**	**0.001382**	**0.001434**	**10**	**None**	**No**
Cobalt (mg/L)	MW-9	0.00425	n/a	7/1/2025	0.00304	No	40	MW-18,MW-2	0.001382	0.001434	10	None	No
Iron (mg/L)	**MW-11**	**1.911**	**n/a**	**7/1/2025**	**55.2**	**Yes**	**16**	**MW-18,MW-2**	**0.5228**	**0.6941**	**37.5**	**None**	**No**
Iron (mg/L)	**MW-13**	**1.911**	**n/a**	**7/1/2025**	**21**	**Yes**	**16**	**MW-18,MW-2**	**0.5228**	**0.6941**	**37.5**	**None**	**No**
Iron (mg/L)	MW-14	1.911	n/a	7/1/2025	0.212	No	16	MW-18,MW-2	0.5228	0.6941	37.5	None	No
Iron (mg/L)	**MW-3**	**1.911**	**n/a**	**7/1/2025**	**33.5**	**Yes**	**16**	**MW-18,MW-2**	**0.5228**	**0.6941**	**37.5**	**None**	**No**
Iron (mg/L)	**MW-5**	**1.911**	**n/a**	**7/1/2025**	**41.5**	**Yes**	**16**	**MW-18,MW-2**	**0.5228**	**0.6941**	**37.5**	**None**	**No**
Iron (mg/L)	MW-7	1.911	n/a	7/1/2025	1.91	No	16	MW-18,MW-2	0.5228	0.6941	37.5	None	No
Iron (mg/L)	MW-9	1.911	n/a	7/1/2025	0.492	No	16	MW-18,MW-2	0.5228	0.6941	37.5	None	No
Magnesium (mg/L)	**MW-11**	**38.29**	**n/a**	**7/1/2025**	**96.9**	**Yes**	**40**	**MW-18,MW-2**	**30.28**	**4.007**	**0**	**None**	**No**
Magnesium (mg/L)	**MW-13**	**38.29**	**n/a**	**7/1/2025**	**276**	**Yes**	**40**	**MW-18,MW-2**	**30.28**	**4.007**	**0**	**None**	**No**
Magnesium (mg/L)	**MW-14**	**38.29**	**n/a**	**7/1/2025**	**94.9**	**Yes**	**40**	**MW-18,MW-2**	**30.28**	**4.007**	**0**	**None**	**No**
Magnesium (mg/L)	**MW-3**	**38.29**	**n/a**	**7/1/2025**	**101**	**Yes**	**40**	**MW-18,MW-2**	**30.28**	**4.007**	**0**	**None**	**No**
Magnesium (mg/L)	**MW-5**	**38.29**	**n/a**	**7/1/2025**	**483**	**Yes**	**40**	**MW-18,MW-2**	**30.28**	**4.007**	**0**	**None**	**No**
Magnesium (mg/L)	**MW-7**	**38.29**	**n/a**	**7/1/2025**	**310**	**Yes**	**40**	**MW-18,MW-2**	**30.28**	**4.007**	**0**	**None**	**No**
Magnesium (mg/L)	**MW-9**	**38.29**	**n/a**	**7/1/2025**	**287**	**Yes**	**40**	**MW-18,MW-2**	**30.28**	**4.007**	**0**	**None**	**No**
Manganese (mg/L)	MW-11	1.112	n/a	7/1/2025	1.11	No	40	MW-18,MW-2	0.4608	0.3257	0	None	No

Unconsol Control Limit Fall 2025

Archer Daniels Midland Landfill Client: SCS Engineers Data: ADMCO HMSP Sanitas Printed 8/25/2025, 12:47 PM

Constituent	Well	Upper Lim.	Lower Lim.	Date	Observ.	Sig.	Bg N	Bg Wells	Bg Mean	Std. Dev.	%NDs	ND Adj.	Transform
Manganese (mg/L)	**MW-13**	**1.112**	**n/a**	**7/1/2025**	**1.83**	**Yes**	**40**	**MW-18,MW-2**	**0.4608**	**0.3257**	**0**	**None**	**No**
Manganese (mg/L)	MW-14	1.112	n/a	7/1/2025	0.509	No	40	MW-18,MW-2	0.4608	0.3257	0	None	No
Manganese (mg/L)	**MW-3**	**1.112**	**n/a**	**7/1/2025**	**6.76**	**Yes**	**40**	**MW-18,MW-2**	**0.4608**	**0.3257**	**0**	**None**	**No**
Manganese (mg/L)	**MW-5**	**1.112**	**n/a**	**7/1/2025**	**2.36**	**Yes**	**40**	**MW-18,MW-2**	**0.4608**	**0.3257**	**0**	**None**	**No**
Manganese (mg/L)	MW-7	1.112	n/a	7/1/2025	0.577	No	40	MW-18,MW-2	0.4608	0.3257	0	None	No
Manganese (mg/L)	**MW-9**	**1.112**	**n/a**	**7/1/2025**	**1.38**	**Yes**	**40**	**MW-18,MW-2**	**0.4608**	**0.3257**	**0**	**None**	**No**
Nitrogen, Ammonia (mg/L)	**MW-11**	**5.363**	**n/a**	**7/1/2025**	**26.4**	**Yes**	**134**	**MW-18,MW-2**	**1.974**	**1.695**	**17.16**	**None**	**No**
Nitrogen, Ammonia (mg/L)	**MW-13**	**5.363**	**n/a**	**7/1/2025**	**58.1**	**Yes**	**134**	**MW-18,MW-2**	**1.974**	**1.695**	**17.16**	**None**	**No**
Nitrogen, Ammonia (mg/L)	MW-14	5.363	n/a	7/1/2025	0.567	No	134	MW-18,MW-2	1.974	1.695	17.16	None	No
Nitrogen, Ammonia (mg/L)	MW-3	5.363	n/a	7/1/2025	2.72	No	134	MW-18,MW-2	1.974	1.695	17.16	None	No
Nitrogen, Ammonia (mg/L)	**MW-5**	**5.363**	**n/a**	**7/1/2025**	**95.7**	**Yes**	**134**	**MW-18,MW-2**	**1.974**	**1.695**	**17.16**	**None**	**No**
Nitrogen, Ammonia (mg/L)	**MW-7**	**5.363**	**n/a**	**7/1/2025**	**920**	**Yes**	**134**	**MW-18,MW-2**	**1.974**	**1.695**	**17.16**	**None**	**No**
Nitrogen, Ammonia (mg/L)	**MW-9**	**5.363**	**n/a**	**7/1/2025**	**329**	**Yes**	**134**	**MW-18,MW-2**	**1.974**	**1.695**	**17.16**	**None**	**No**
pH (S.U.)	MW-11	7.863	6.221	7/1/2025	6.47	No	134	MW-18,MW-2	7.042	0.4105	0	None	No
pH (S.U.)	MW-13	7.863	6.221	7/1/2025	6.84	No	134	MW-18,MW-2	7.042	0.4105	0	None	No
pH (S.U.)	MW-14	7.863	6.221	7/1/2025	6.62	No	134	MW-18,MW-2	7.042	0.4105	0	None	No
pH (S.U.)	MW-3	7.863	6.221	7/1/2025	6.83	No	134	MW-18,MW-2	7.042	0.4105	0	None	No
pH (S.U.)	MW-5	7.863	6.221	7/1/2025	6.68	No	134	MW-18,MW-2	7.042	0.4105	0	None	No
pH (S.U.)	MW-7	7.863	6.221	7/1/2025	7.13	No	134	MW-18,MW-2	7.042	0.4105	0	None	No
pH (S.U.)	MW-9	7.863	6.221	7/1/2025	6.8	No	134	MW-18,MW-2	7.042	0.4105	0	None	No
Specific Conductance (umhos/cm)	**MW-11**	**1410**	**n/a**	**7/1/2025**	**2129**	**Yes**	**134**	**MW-18,MW-2**	**923.5**	**243.3**	**0**	**None**	**No**
Specific Conductance (umhos/cm)	**MW-13**	**1410**	**n/a**	**7/1/2025**	**3554**	**Yes**	**134**	**MW-18,MW-2**	**923.5**	**243.3**	**0**	**None**	**No**
Specific Conductance (umhos/cm)	**MW-14**	**1410**	**n/a**	**7/1/2025**	**1992**	**Yes**	**134**	**MW-18,MW-2**	**923.5**	**243.3**	**0**	**None**	**No**
Specific Conductance (umhos/cm)	**MW-3**	**1410**	**n/a**	**7/1/2025**	**2394**	**Yes**	**134**	**MW-18,MW-2**	**923.5**	**243.3**	**0**	**None**	**No**
Specific Conductance (umhos/cm)	**MW-5**	**1410**	**n/a**	**7/1/2025**	**5592**	**Yes**	**134**	**MW-18,MW-2**	**923.5**	**243.3**	**0**	**None**	**No**
Specific Conductance (umhos/cm)	**MW-7**	**1410**	**n/a**	**7/1/2025**	**9691**	**Yes**	**134**	**MW-18,MW-2**	**923.5**	**243.3**	**0**	**None**	**No**
Specific Conductance (umhos/cm)	**MW-9**	**1410**	**n/a**	**7/1/2025**	**6458**	**Yes**	**134**	**MW-18,MW-2**	**923.5**	**243.3**	**0**	**None**	**No**
Sulfate (mg/L)	**MW-14**	**76.36**	**n/a**	**7/1/2025**	**181**	**Yes**	**34**	**MW-18,MW-2**	**36.49**	**19.93**	**0**	**None**	**No**
Sulfate (mg/L)	MW-3	76.36	n/a	7/1/2025	2.68J	No	34	MW-18,MW-2	36.49	19.93	0	None	No
Sulfate (mg/L)	**MW-5**	**76.36**	**n/a**	**7/1/2025**	**819**	**Yes**	**34**	**MW-18,MW-2**	**36.49**	**19.93**	**0**	**None**	**No**
Sulfate (mg/L)	MW-7	76.36	n/a	7/1/2025	2.87J	No	34	MW-18,MW-2	36.49	19.93	0	None	No
Sulfate (mg/L)	**MW-9**	**76.36**	**n/a**	**7/1/2025**	**769**	**Yes**	**34**	**MW-18,MW-2**	**36.49**	**19.93**	**0**	**None**	**No**

Sanitas™ v.10.0.27 Software licensed to SCS Engineers. UG
Hollow symbols indicate censored values.

Exceeds Limit: MW-11, MW-13, MW-5, MW -7, MW-9

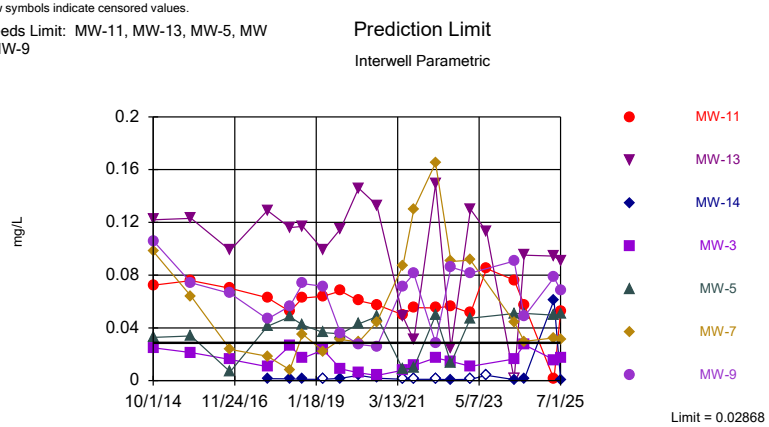

Background Data Summary: Mean=0.006311, Std. Dev.=0.01119, n=40, 50% NDs. Insufficient data to test for seasonality; not deseasonalized. Normality test was disabled. Comparing 7 points to limit. Assumes 6 future values. Kappa overridden to 2.

Constituent: Arsenic Analysis Run 8/25/2025 12:43 PM View: 2025AWQR-Control Limit-Unconsol-Fall
Archer Daniels Midland Landfill Client: SCS Engineers Data: ADMCO HMSP Sanitas

Sanitas™ v.10.0.27 Software licensed to SCS Engineers. UG
Hollow symbols indicate censored values.

Exceeds Limit: MW-11, MW-13, MW-14, MW-3, MW-5, MW-7, MW-9

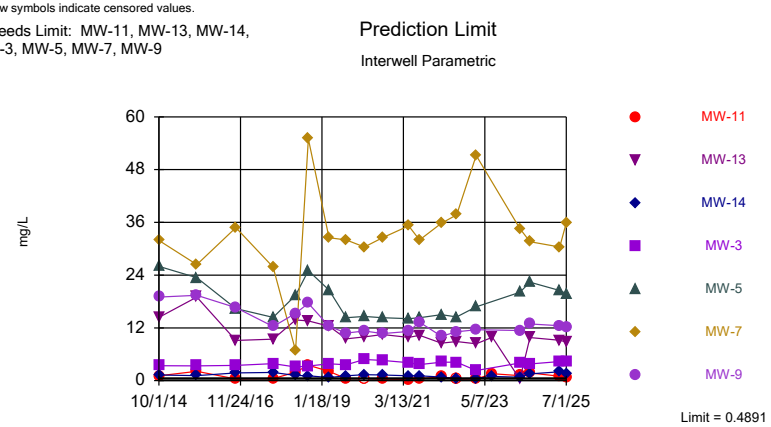

Background Data Summary: Mean=0.3035, Std. Dev.=0.09281, n=40. Insufficient data to test for seasonality; not deseasonalized. Normality test was disabled. Comparing 7 points to limit. Assumes 6 future values. Kappa overridden to 2.

Constituent: Boron Analysis Run 8/25/2025 12:43 PM View: 2025AWQR-Control Limit-Unconsol-Fall
Archer Daniels Midland Landfill Client: SCS Engineers Data: ADMCO HMSP Sanitas

Sanitas™ v.10.0.27 Software licensed to SCS Engineers. UG
Hollow symbols indicate censored values.

Exceeds Limit: MW-11, MW-13, MW-5, MW -7, MW-9

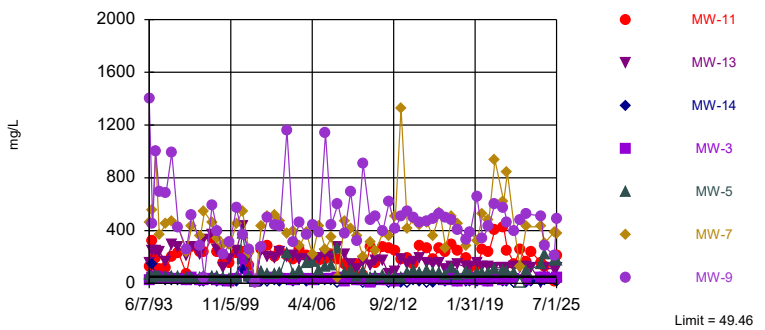

Background Data Summary: Mean=19.97, Std. Dev.=14.74, n=134, 11.94% NDs. Insufficient data to test for seasonality; not deseasonalized. Normality test was disabled. Comparing 7 points to limit. Assumes 6 future values. Kappa overridden to 2.

Constituent: Chemical Oxygen Demand Analysis Run 8/25/2025 12:43 PM View: 2025AWQR-Control Limi
Archer Daniels Midland Landfill Client: SCS Engineers Data: ADMCO HMSP Sanitas

Sanitas™ v.10.0.27 Software licensed to SCS Engineers. UG
Hollow symbols indicate censored values.

Exceeds Limit: MW-11, MW-13, MW-14, MW-3, MW-5, MW-7

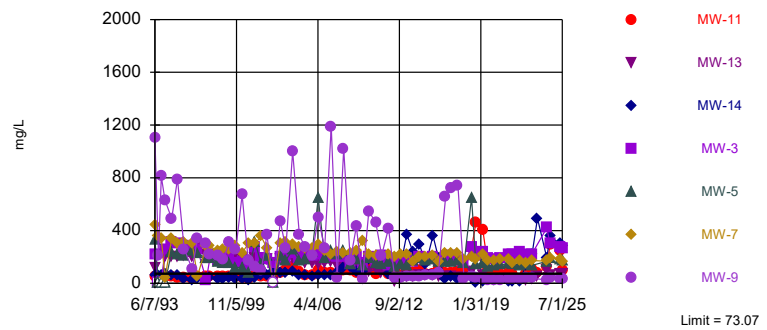

Background Data Summary: Mean=27.17, Std. Dev.=22.95, n=134. Insufficient data to test for seasonality; not deseasonalized. Normality test was disabled. Comparing 7 points to limit. Assumes 6 future values. Kappa overridden to 2.

Constituent: Chloride Analysis Run 8/25/2025 12:43 PM View: 2025AWQR-Control Limit-Unconsol-Fall
Archer Daniels Midland Landfill Client: SCS Engineers Data: ADMCO HMSP Sanitas

Sanitas™ v.10.0.27 Software licensed to SCS Engineers. UG
Hollow symbols indicate censored values.

Exceeds Limit: MW-11, MW-5, MW-7

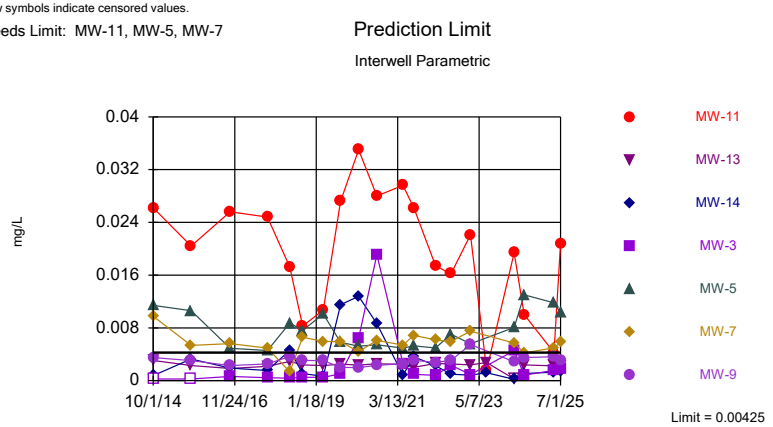

Background Data Summary: Mean=0.001382, Std. Dev.=0.001434, n=40, 10% NDs. Insufficient data to test for seasonality; not deseasonalized. Normality test was disabled. Comparing 7 points to limit. Assumes 6 future values. Kappa overridden to 2.

Constituent: Cobalt Analysis Run 8/25/2025 12:43 PM View: 2025AWQR-Control Limit-Unconsol-Fall
Archer Daniels Midland Landfill Client: SCS Engineers Data: ADMCO HMSP Sanitas

Sanitas™ v.10.0.27 Software licensed to SCS Engineers. UG
Hollow symbols indicate censored values.

Exceeds Limit: MW-11, MW-13, MW-3, MW-5

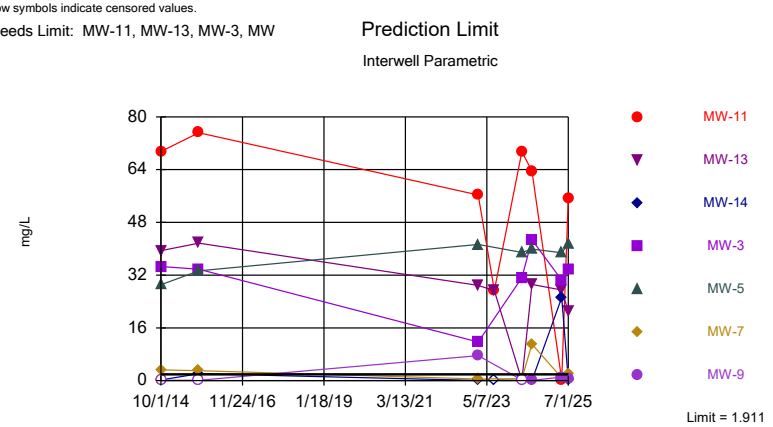

Background Data Summary: Mean=0.5228, Std. Dev.=0.6941, n=16, 37.5% NDs. Insufficient data to test for seasonality; not deseasonalized. Normality test was disabled. Comparing 7 points to limit. Assumes 6 future values. Kappa overridden to 2.

Constituent: Iron Analysis Run 8/25/2025 12:43 PM View: 2025AWQR-Control Limit-Unconsol-Fall
Archer Daniels Midland Landfill Client: SCS Engineers Data: ADMCO HMSP Sanitas

Sanitas™ v.10.0.27 Software licensed to SCS Engineers. UG

Exceeds Limit: MW-11, MW-13, MW-14, MW-3, MW-5, MW-7, MW-9

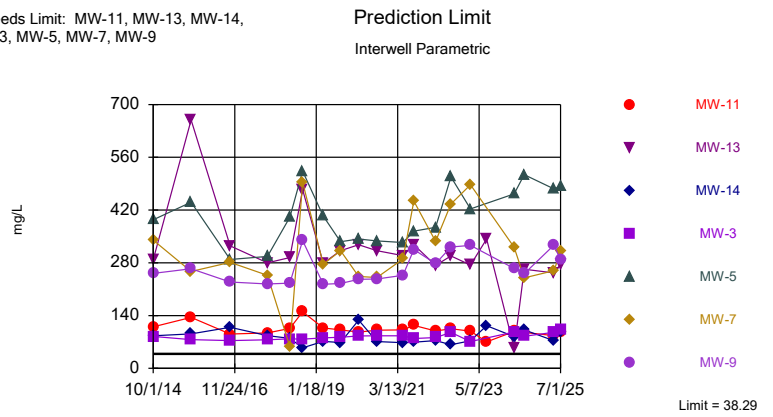

Background Data Summary: Mean=30.28, Std. Dev.=4.007, n=40. Insufficient data to test for seasonality; not deseasonalized. Normality test was disabled. Comparing 7 points to limit. Assumes 6 future values. Kappa overridden to 2.

Constituent: Magnesium Analysis Run 8/25/2025 12:43 PM View: 2025AWQR-Control Limit-Unconsol-Fall
Archer Daniels Midland Landfill Client: SCS Engineers Data: ADMCO HMSP Sanitas

Sanitas™ v.10.0.27 Software licensed to SCS Engineers. UG
Hollow symbols indicate censored values.

Exceeds Limit: MW-13, MW-3, MW-5, MW-9

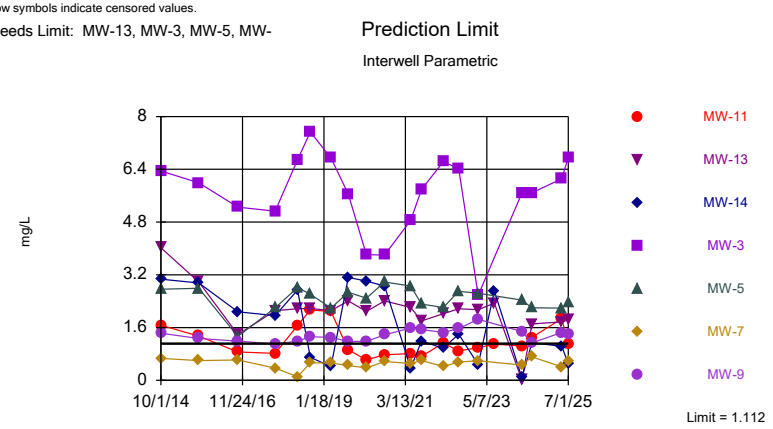

Background Data Summary: Mean=0.4608, Std. Dev.=0.3257, n=40. Insufficient data to test for seasonality; not deseasonalized. Normality test was disabled. Comparing 7 points to limit. Assumes 6 future values. Kappa overridden to 2.

Constituent: Manganese Analysis Run 8/25/2025 12:43 PM View: 2025AWQR-Control Limit-Unconsol-Fall
Archer Daniels Midland Landfill Client: SCS Engineers Data: ADMCO HMSP Sanitas

Sanitas™ v.10.0.27 Software licensed to SCS Engineers. UG
Hollow symbols indicate censored values.

Exceeds Limit: MW-11, MW-13, MW-5, MW -7, MW-9

Prediction Limit

Interwell Parametric

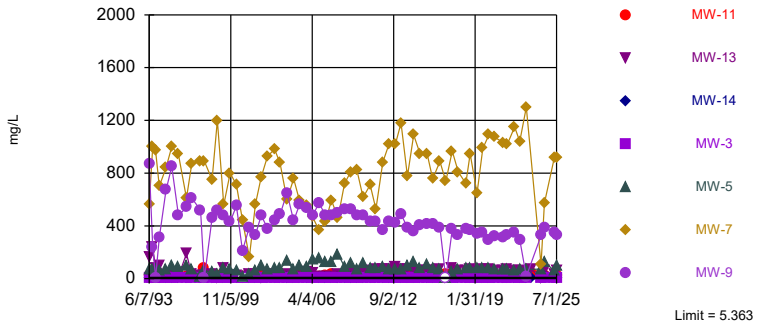

Background Data Summary: Mean=1.974, Std. Dev.=1.695, n=134, 17.16% NDs. Insufficient data to test for seasonality; not deseasonalized. Normality test was disabled. Comparing 7 points to limit. Assumes 6 future values. Kappa overridden to 2.

Constituent: Nitrogen, Ammonia Analysis Run 8/25/2025 12:43 PM View: 2025AWQR-Control Limit-Unco

Archer Daniels Midland Landfill Client: SCS Engineers Data: ADMCO HMSP Sanitas

Sanitas™ v.10.0.27 Software licensed to SCS Engineers. UG

Within Limits

Prediction Limit

Interwell Parametric

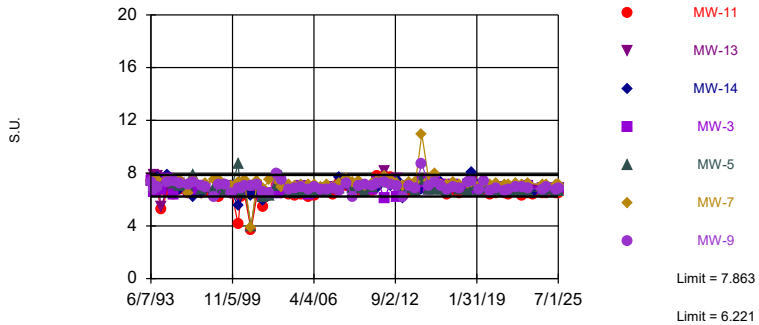

Background Data Summary: Mean=7.042, Std. Dev.=0.4105, n=134. Insufficient data to test for seasonality; not deseasonalized. Normality test was disabled. Comparing 7 points to limit. Assumes 6 future values. Kappa overridden to 2.

Constituent: pH Analysis Run 8/25/2025 12:43 PM View: 2025AWQR-Control Limit-Unconsol-Fall

Archer Daniels Midland Landfill Client: SCS Engineers Data: ADMCO HMSP Sanitas

Sanitas™ v.10.0.27 Software licensed to SCS Engineers. UG

Exceeds Limit: MW-11, MW-13, MW-14, MW-3, MW-5, MW-7, MW-9

Prediction Limit

Interwell Parametric

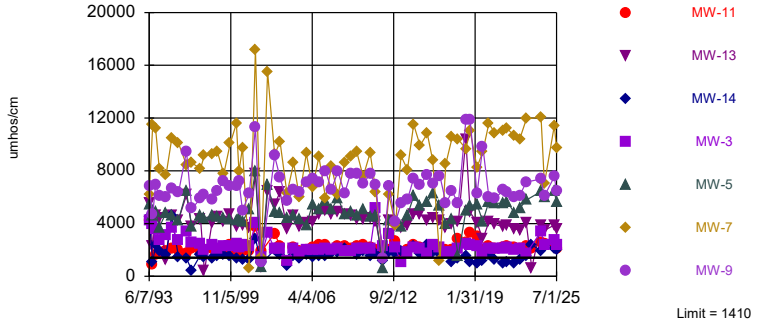

Background Data Summary: Mean=923.5, Std. Dev.=243.3, n=134. Insufficient data to test for seasonality; not deseasonalized. Normality test was disabled. Comparing 7 points to limit. Assumes 6 future values. Kappa overridden to 2.

Constituent: Specific Conductance Analysis Run 8/25/2025 12:43 PM View: 2025AWQR-Control Limit-Un

Archer Daniels Midland Landfill Client: SCS Engineers Data: ADMCO HMSP Sanitas

Sanitas™ v.10.0.27 Software licensed to SCS Engineers. UG
Hollow symbols indicate censored values.

Exceeds Limit: MW-14, MW-5, MW-9

Prediction Limit

Interwell Parametric

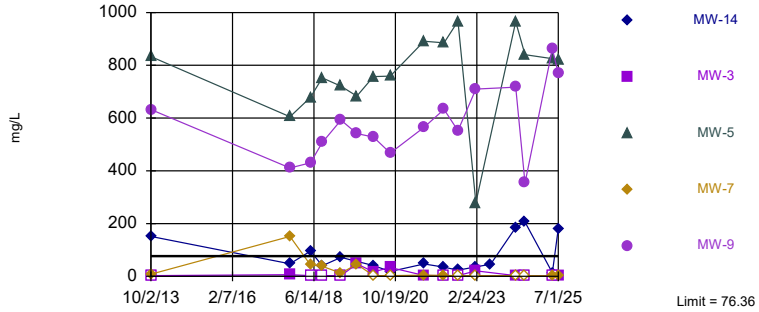

Background Data Summary: Mean=36.49, Std. Dev.=19.93, n=34. Insufficient data to test for seasonality; not deseasonalized. Normality test was disabled. Comparing 5 points to limit. Assumes 8 future values. Kappa overridden to 2.

Constituent: Sulfate Analysis Run 8/25/2025 12:43 PM View: 2025AWQR-Control Limit-Unconsol-Fall

Archer Daniels Midland Landfill Client: SCS Engineers Data: ADMCO HMSP Sanitas

Bedrock Control Limit Fall 2025

Archer Daniels Midland Landfill Client: SCS Engineers Data: ADMCO HMSP Sanitas Printed 8/25/2025, 10:59 AM

Constituent	Well	Upper Lim.	Lower Lim.	Date	Observ.	Sig.	Bg N	Bg Wells	Bg Mean	Std. Dev.	%NDs	ND Adj.	Transform
Arsenic (mg/L)	**MW-12**	**0.001428**	**n/a**	**7/1/2025**	**0.0815**	**Yes**	**40**	**MW-1,MW-17**	**0.0009992**	**0.0002144**	**85**	**None**	**No**
Arsenic (mg/L)	**MW-6**	**0.001428**	**n/a**	**7/1/2025**	**0.0326**	**Yes**	**40**	**MW-1,MW-17**	**0.0009992**	**0.0002144**	**85**	**None**	**No**
Boron (mg/L)	MW-10	1.099	n/a	7/1/2025	0.409	No	40	MW-1,MW-17	0.4161	0.3413	2.5	None	No
Boron (mg/L)	**MW-12**	**1.099**	**n/a**	**7/1/2025**	**1.99**	**Yes**	**40**	**MW-1,MW-17**	**0.4161**	**0.3413**	**2.5**	**None**	**No**
Boron (mg/L)	MW-15	1.099	n/a	7/1/2025	0.293	No	40	MW-1,MW-17	0.4161	0.3413	2.5	None	No
Boron (mg/L)	MW-4	1.099	n/a	7/1/2025	0.288	No	40	MW-1,MW-17	0.4161	0.3413	2.5	None	No
Boron (mg/L)	**MW-6**	**1.099**	**n/a**	**7/1/2025**	**17.2**	**Yes**	**40**	**MW-1,MW-17**	**0.4161**	**0.3413**	**2.5**	**None**	**No**
Boron (mg/L)	MW-8	1.099	n/a	7/1/2025	0.4435	No	40	MW-1,MW-17	0.4161	0.3413	2.5	None	No
Chemical Oxygen Demand (mg/L)	**MW-12**	**19.2**	**n/a**	**7/1/2025**	**41.1**	**Yes**	**104**	**MW-1,MW-17**	**6.727**	**6.236**	**52.88**	**None**	**No**
Chemical Oxygen Demand (mg/L)	MW-15	19.2	n/a	7/1/2025	5.92	No	104	MW-1,MW-17	6.727	6.236	52.88	None	No
Chemical Oxygen Demand (mg/L)	MW-4	19.2	n/a	7/1/2025	5.96	No	104	MW-1,MW-17	6.727	6.236	52.88	None	No
Chemical Oxygen Demand (mg/L)	**MW-6**	**19.2**	**n/a**	**7/1/2025**	**101**	**Yes**	**104**	**MW-1,MW-17**	**6.727**	**6.236**	**52.88**	**None**	**No**
Chloride (mg/L)	MW-10	226.8	n/a	7/1/2025	57.1	No	103	MW-1,MW-17	91.68	67.57	0	None	No
Chloride (mg/L)	**MW-12**	**226.8**	**n/a**	**7/1/2025**	**284**	**Yes**	**103**	**MW-1,MW-17**	**91.68**	**67.57**	**0**	**None**	**No**
Chloride (mg/L)	MW-15	226.8	n/a	7/1/2025	99.5	No	103	MW-1,MW-17	91.68	67.57	0	None	No
Chloride (mg/L)	MW-4	226.8	n/a	7/1/2025	180	No	103	MW-1,MW-17	91.68	67.57	0	None	No
Chloride (mg/L)	**MW-6**	**226.8**	**n/a**	**7/1/2025**	**300**	**Yes**	**103**	**MW-1,MW-17**	**91.68**	**67.57**	**0**	**None**	**No**
Chloride (mg/L)	MW-8	226.8	n/a	7/1/2025	111.5	No	103	MW-1,MW-17	91.68	67.57	0	None	No
Cobalt (mg/L)	MW-10	0.000611	n/a	7/1/2025	0.00019J	No	40	MW-1,MW-17	0.0002937	0.0001587	52.5	None	No
Cobalt (mg/L)	**MW-12**	**0.000611**	**n/a**	**7/1/2025**	**0.00129**	**Yes**	**40**	**MW-1,MW-17**	**0.0002937**	**0.0001587**	**52.5**	**None**	**No**
Cobalt (mg/L)	**MW-6**	**0.000611**	**n/a**	**7/1/2025**	**0.00301**	**Yes**	**40**	**MW-1,MW-17**	**0.0002937**	**0.0001587**	**52.5**	**None**	**No**
Iron (mg/L)	MW-10	0.2508	n/a	7/1/2025	0.218	No	16	MW-1,MW-17	0.07231	0.08925	93.75	None	No
Iron (mg/L)	**MW-12**	**0.2508**	**n/a**	**7/1/2025**	**30.7**	**Yes**	**16**	**MW-1,MW-17**	**0.07231**	**0.08925**	**93.75**	**None**	**No**
Iron (mg/L)	**MW-6**	**0.2508**	**n/a**	**7/1/2025**	**11**	**Yes**	**16**	**MW-1,MW-17**	**0.07231**	**0.08925**	**93.75**	**None**	**No**
Magnesium (mg/L)	MW-10	57.58	n/a	7/1/2025	49	No	40	MW-1,MW-17	39.13	9.228	0	None	No
Magnesium (mg/L)	**MW-12**	**57.58**	**n/a**	**7/1/2025**	**75.7**	**Yes**	**40**	**MW-1,MW-17**	**39.13**	**9.228**	**0**	**None**	**No**
Magnesium (mg/L)	MW-15	57.58	n/a	7/1/2025	51	No	40	MW-1,MW-17	39.13	9.228	0	None	No
Magnesium (mg/L)	**MW-6**	**57.58**	**n/a**	**7/1/2025**	**345**	**Yes**	**40**	**MW-1,MW-17**	**39.13**	**9.228**	**0**	**None**	**No**
Manganese (mg/L)	MW-10	1.083	n/a	7/1/2025	0.137	No	40	MW-1,MW-17	0.2371	0.4227	50	None	No
Manganese (mg/L)	**MW-12**	**1.083**	**n/a**	**7/1/2025**	**1.13**	**Yes**	**40**	**MW-1,MW-17**	**0.2371**	**0.4227**	**50**	**None**	**No**
Manganese (mg/L)	MW-6	1.083	n/a	7/1/2025	0.279	No	40	MW-1,MW-17	0.2371	0.4227	50	None	No
Nickel (mg/L)	**MW-6**	**0.006945**	**n/a**	**7/1/2025**	**0.0545**	**Yes**	**38**	**MW-1,MW-17**	**0.003127**	**0.001909**	**71.05**	**None**	**No**
Nitrogen, Ammonia (mg/L)	**MW-12**	**1.282**	**n/a**	**7/1/2025**	**16.2**	**Yes**	**104**	**MW-1,MW-17**	**0.2633**	**0.5092**	**84.62**	**None**	**No**
Nitrogen, Ammonia (mg/L)	**MW-6**	**1.282**	**n/a**	**7/1/2025**	**209**	**Yes**	**104**	**MW-1,MW-17**	**0.2633**	**0.5092**	**84.62**	**None**	**No**
pH (S.U.)	MW-10	7.756	6.244	7/1/2025	6.79	No	105	MW-1,MW-17	7	0.3778	0	None	No
pH (S.U.)	MW-12	7.756	6.244	7/1/2025	6.68	No	105	MW-1,MW-17	7	0.3778	0	None	No
pH (S.U.)	MW-15	7.756	6.244	7/1/2025	6.92	No	105	MW-1,MW-17	7	0.3778	0	None	No
pH (S.U.)	MW-4	7.756	6.244	7/1/2025	7.07	No	105	MW-1,MW-17	7	0.3778	0	None	No
pH (S.U.)	MW-6	7.756	6.244	7/1/2025	6.75	No	105	MW-1,MW-17	7	0.3778	0	None	No
pH (S.U.)	MW-8	7.756	6.244	7/1/2025	7.06	No	105	MW-1,MW-17	7	0.3778	0	None	No
Specific Conductance (umhos/cm)	MW-10	1599	n/a	7/1/2025	1135	No	106	MW-1,MW-17	1083	258.2	0	None	No
Specific Conductance (umhos/cm)	**MW-12**	**1599**	**n/a**	**7/1/2025**	**2022**	**Yes**	**106**	**MW-1,MW-17**	**1083**	**258.2**	**0**	**None**	**No**
Specific Conductance (umhos/cm)	MW-15	1599	n/a	7/1/2025	1124	No	106	MW-1,MW-17	1083	258.2	0	None	No
Specific Conductance (umhos/cm)	MW-4	1599	n/a	7/1/2025	1238	No	106	MW-1,MW-17	1083	258.2	0	None	No
Specific Conductance (umhos/cm)	**MW-6**	**1599**	**n/a**	**7/1/2025**	**4723**	**Yes**	**106**	**MW-1,MW-17**	**1083**	**258.2**	**0**	**None**	**No**
Specific Conductance (umhos/cm)	MW-8	1599	n/a	7/1/2025	1058	No	106	MW-1,MW-17	1083	258.2	0	None	No
Sulfate (mg/L)	**MW-10**	**70.5**	**n/a**	**7/1/2025**	**108**	**Yes**	**33**	**MW-1,MW-17**	**43.15**	**13.68**	**3.03**	**None**	**No**
Sulfate (mg/L)	MW-12	70.5	n/a	7/1/2025	8.89	No	33	MW-1,MW-17	43.15	13.68	3.03	None	No
Sulfate (mg/L)	**MW-15**	**70.5**	**n/a**	**7/1/2025**	**81.1**	**Yes**	**33**	**MW-1,MW-17**	**43.15**	**13.68**	**3.03**	**None**	**No**
Sulfate (mg/L)	MW-4	70.5	n/a	7/1/2025	48.1	No	33	MW-1,MW-17	43.15	13.68	3.03	None	No

Bedrock Control Limit Fall 2025

Archer Daniels Midland Landfill Client: SCS Engineers Data: ADMCO HMSP Sanitas Printed 8/25/2025, 10:59 AM

Constituent	Well	Upper Lim.	Lower Lim.	Date	Observ.	Sig.	Bg N	Bg Wells	Bg Mean	Std. Dev.	%NDs	ND Adj.	Transform
Sulfate (mg/L)	**MW-6**	**70.5**	**n/a**	**7/1/2025**	**487**	**Yes**	**33**	**MW-1,MW-17**	**43.15**	**13.68**	**3.03**	**None**	**No**
Sulfate (mg/L)	MW-8	70.5	n/a	7/1/2025	45.05	No	33	MW-1,MW-17	43.15	13.68	3.03	None	No

Sanitas™ v.10.0.27 Software licensed to SCS Engineers. UG
Hollow symbols indicate censored values.
Exceeds Limit: MW-12, MW-6

Prediction Limit

Interwell Parametric

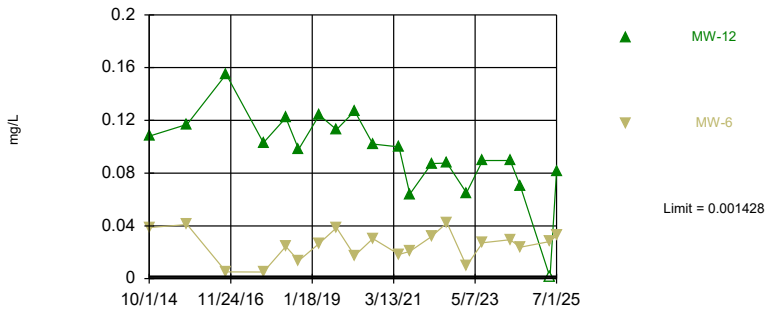

Background Data Summary: Mean=0.0009992, Std. Dev.=0.0002144, n=40, 85% NDs (user selected parametric test despite non-detects). Insufficient data to test for seasonality; not deseasonalized. Normality test was disabled. Comparing 2 points to limit. Assumes 11 future values. Kappa overridden to 2.

Constituent: Arsenic Analysis Run 8/25/2025 10:58 AM View: 2025AWQR-Control Limit-Bedrock-Fall
Archer Daniels Midland Landfill Client: SCS Engineers Data: ADMCO HMSP Sanitas

Sanitas™ v.10.0.27 Software licensed to SCS Engineers. UG
Hollow symbols indicate censored values.
Exceeds Limit: MW-12, MW-6

Prediction Limit

Interwell Parametric

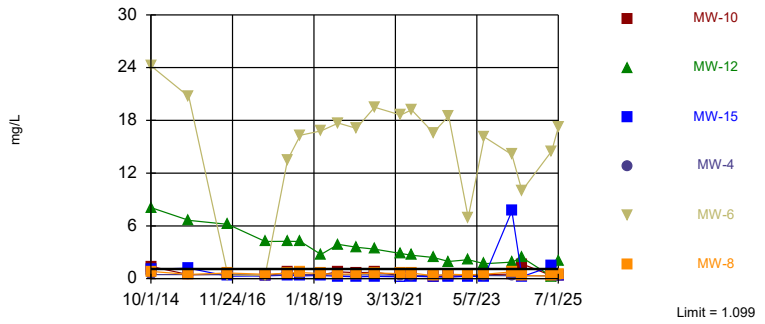

Background Data Summary: Mean=0.4161, Std. Dev.=0.3413, n=40, 2.5% NDs. Insufficient data to test for seasonality; not deseasonalized. Normality test was disabled. Comparing 6 points to limit. Assumes 7 future values. Kappa overridden to 2.

Constituent: Boron Analysis Run 8/25/2025 10:58 AM View: 2025AWQR-Control Limit-Bedrock-Fall
Archer Daniels Midland Landfill Client: SCS Engineers Data: ADMCO HMSP Sanitas

Sanitas™ v.10.0.27 Software licensed to SCS Engineers. UG
Hollow symbols indicate censored values.
Exceeds Limit: MW-12, MW-6

Prediction Limit

Interwell Parametric

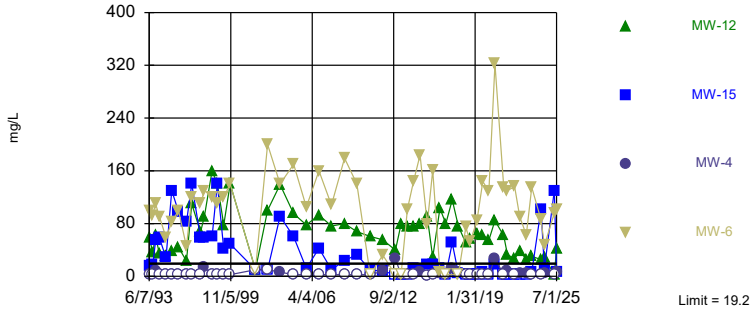

Background Data Summary: Mean=6.727, Std. Dev.=6.236, n=104, 52.88% NDs (user selected parametric test despite non-detects). Insufficient data to test for seasonality; not deseasonalized. Normality test was disabled. Comparing 4 points to limit. Assumes 9 future values. Kappa overridden to 2.

Constituent: Chemical Oxygen Demand Analysis Run 8/25/2025 10:58 AM View: 2025AWQR-Control Limi
Archer Daniels Midland Landfill Client: SCS Engineers Data: ADMCO HMSP Sanitas

Sanitas™ v.10.0.27 Software licensed to SCS Engineers. UG
Hollow symbols indicate censored values.
Exceeds Limit: MW-12, MW-6

Prediction Limit

Interwell Parametric

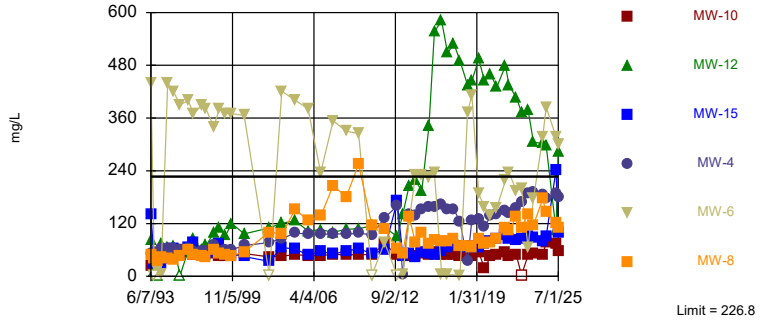

Background Data Summary: Mean=91.68, Std. Dev.=67.57, n=103. Insufficient data to test for seasonality; not deseasonalized. Normality test was disabled. Comparing 6 points to limit. Assumes 7 future values. Kappa overridden to 2.

Constituent: Chloride Analysis Run 8/25/2025 10:58 AM View: 2025AWQR-Control Limit-Bedrock-Fall
Archer Daniels Midland Landfill Client: SCS Engineers Data: ADMCO HMSP Sanitas

Sanitas™ v.10.0.27 Software licensed to SCS Engineers. UG
Hollow symbols indicate censored values.
Exceeds Limit: MW-12, MW-6

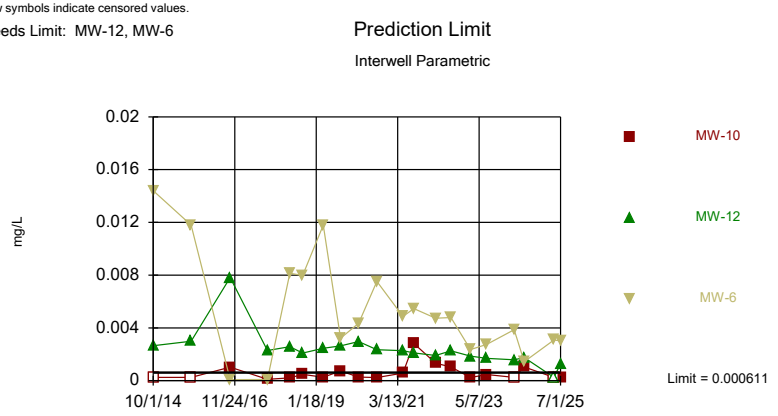

Background Data Summary: Mean=0.0002937, Std. Dev.=0.0001587, n=40, 52.5% NDs (user selected parametric test despite non-detects). Insufficient data to test for seasonality; not deseasonalized. Normality test was disabled. Comparing 3 points to limit. Assumes 10 future values. Kappa overridden to 2.

Constituent: Cobalt Analysis Run 8/25/2025 10:58 AM View: 2025AWQR-Control Limit-Bedrock-Fall
Archer Daniels Midland Landfill Client: SCS Engineers Data: ADMCO HMSP Sanitas

Sanitas™ v.10.0.27 Software licensed to SCS Engineers. UG
Hollow symbols indicate censored values.
Exceeds Limit: MW-12, MW-6

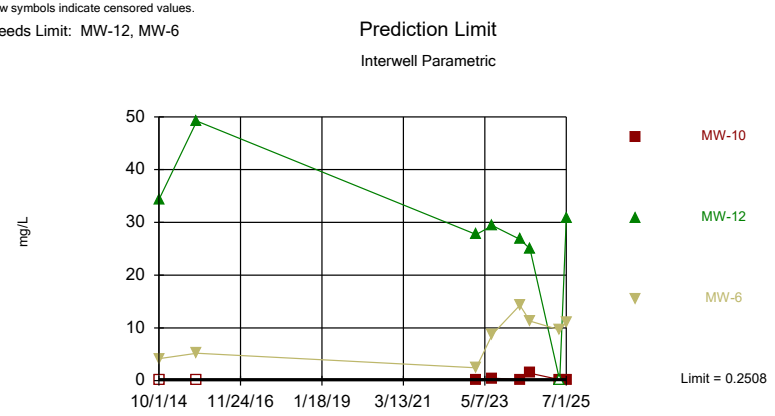

Background Data Summary: Mean=0.07231, Std. Dev.=0.08925, n=16, 93.75% NDs (user selected parametric test despite non-detects). Insufficient data to test for seasonality; not deseasonalized. Normality test was disabled. Comparing 3 points to limit. Assumes 10 future values. Kappa overridden to 2.

Constituent: Iron Analysis Run 8/25/2025 10:58 AM View: 2025AWQR-Control Limit-Bedrock-Fall
Archer Daniels Midland Landfill Client: SCS Engineers Data: ADMCO HMSP Sanitas

Sanitas™ v.10.0.27 Software licensed to SCS Engineers. UG
Exceeds Limit: MW-12, MW-6

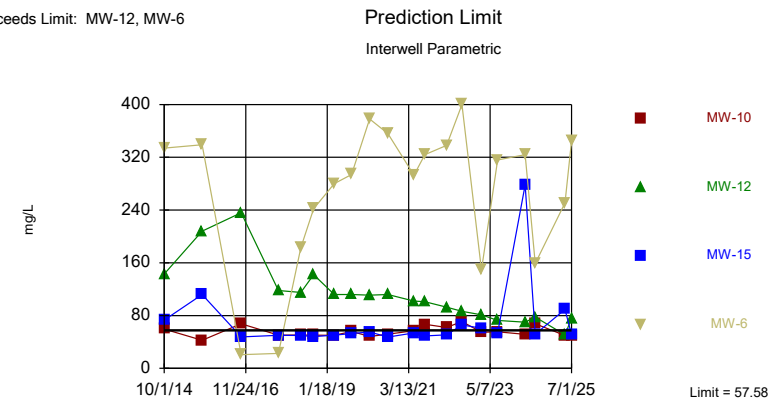

Background Data Summary: Mean=39.13, Std. Dev.=9.228, n=40. Insufficient data to test for seasonality; not deseasonalized. Normality test was disabled. Comparing 4 points to limit. Assumes 9 future values. Kappa overridden to 2.

Constituent: Magnesium Analysis Run 8/25/2025 10:58 AM View: 2025AWQR-Control Limit-Bedrock-Fall
Archer Daniels Midland Landfill Client: SCS Engineers Data: ADMCO HMSP Sanitas

Sanitas™ v.10.0.27 Software licensed to SCS Engineers. UG
Hollow symbols indicate censored values.
Exceeds Limit: MW-12

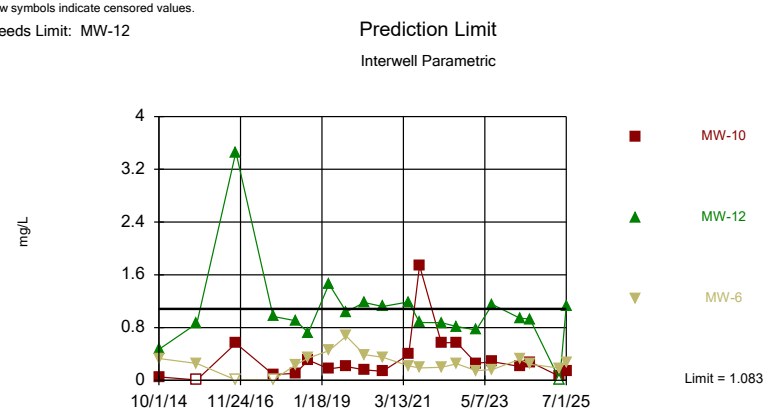

Background Data Summary: Mean=0.2371, Std. Dev.=0.4227, n=40, 50% NDs. Insufficient data to test for seasonality; not deseasonalized. Normality test was disabled. Comparing 3 points to limit. Assumes 10 future values. Kappa overridden to 2.

Constituent: Manganese Analysis Run 8/25/2025 10:58 AM View: 2025AWQR-Control Limit-Bedrock-Fall
Archer Daniels Midland Landfill Client: SCS Engineers Data: ADMCO HMSP Sanitas

Sanitas™ v.10.0.27 Software licensed to SCS Engineers. UG
Hollow symbols indicate censored values.
Exceeds Limit: MW-6

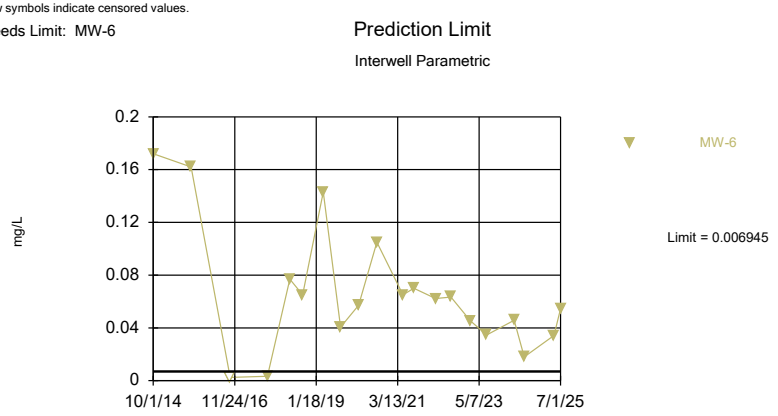

Background Data Summary: Mean=0.003127, Std. Dev.=0.001909, n=38, 71.05% NDs (user selected parametric test despite non-detects). Insufficient data to test for seasonality; not deseasonalized. Normality test was disabled. Assumes 12 future values. Kappa overridden to 2.

Constituent: Nickel Analysis Run 8/25/2025 10:58 AM View: 2025AWQR-Control Limit-Bedrock-Fall
Archer Daniels Midland Landfill Client: SCS Engineers Data: ADMCO HMSP Sanitas

Sanitas™ v.10.0.27 Software licensed to SCS Engineers. UG
Hollow symbols indicate censored values.
Exceeds Limit: MW-12, MW-6

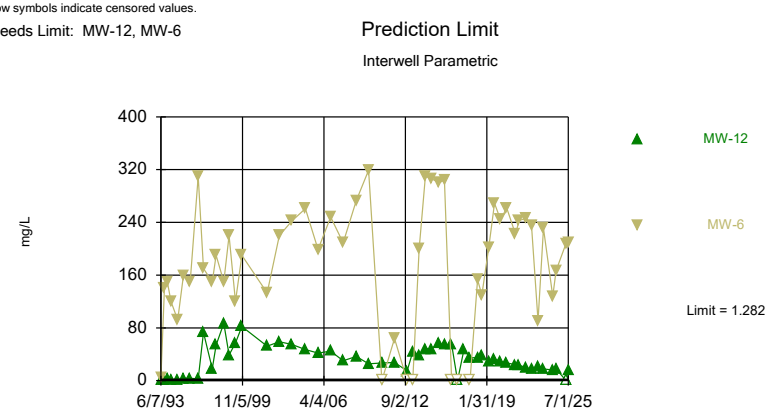

Background Data Summary: Mean=0.2633, Std. Dev.=0.5092, n=104, 84.62% NDs (user selected parametric test despite non-detects). Insufficient data to test for seasonality; not deseasonalized. Normality test was disabled. Comparing 2 points to limit. Assumes 11 future values. Kappa overridden to 2.

Constituent: Nitrogen, Ammonia Analysis Run 8/25/2025 10:58 AM View: 2025AWQR-Control Limit-Bedro
Archer Daniels Midland Landfill Client: SCS Engineers Data: ADMCO HMSP Sanitas

Sanitas™ v.10.0.27 Software licensed to SCS Engineers. UG
Within Limits

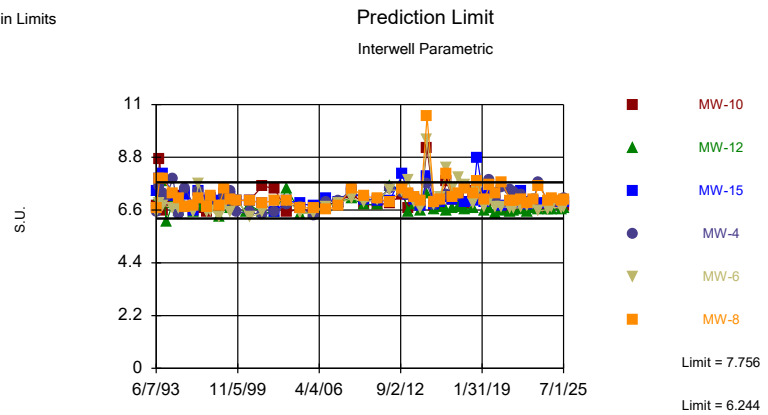

Background Data Summary: Mean=7, Std. Dev.=0.3778, n=105. Insufficient data to test for seasonality; not deseasonalized. Normality test was disabled. Comparing 6 points to limit. Assumes 7 future values. Kappa overridden to 2.

Constituent: pH Analysis Run 8/25/2025 10:58 AM View: 2025AWQR-Control Limit-Bedrock-Fall
Archer Daniels Midland Landfill Client: SCS Engineers Data: ADMCO HMSP Sanitas

Sanitas™ v.10.0.27 Software licensed to SCS Engineers. UG
Exceeds Limit: MW-12, MW-6

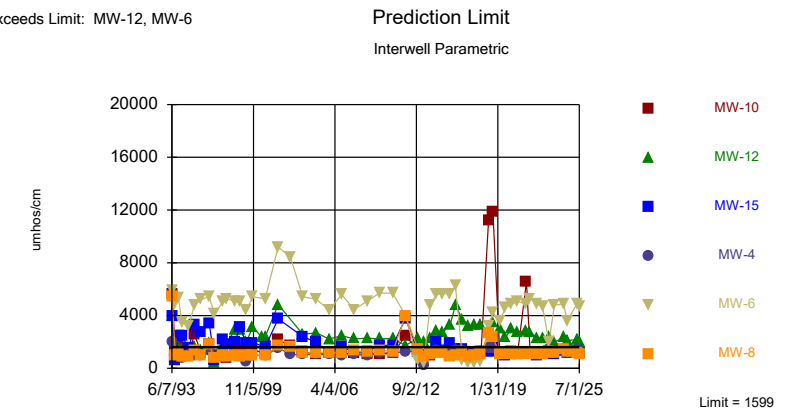

Background Data Summary: Mean=1083, Std. Dev.=258.2, n=106. Insufficient data to test for seasonality; not deseasonalized. Normality test was disabled. Comparing 6 points to limit. Assumes 7 future values. Kappa overridden to 2.

Constituent: Specific Conductance Analysis Run 8/25/2025 10:58 AM View: 2025AWQR-Control Limit-Be
Archer Daniels Midland Landfill Client: SCS Engineers Data: ADMCO HMSP Sanitas

Sanitas™ v.10.0.27 Software licensed to SCS Engineers. UG
Hollow symbols indicate censored values.

Exceeds Limit: MW-10, MW-15, MW-6

Prediction Limit

Interwell Parametric

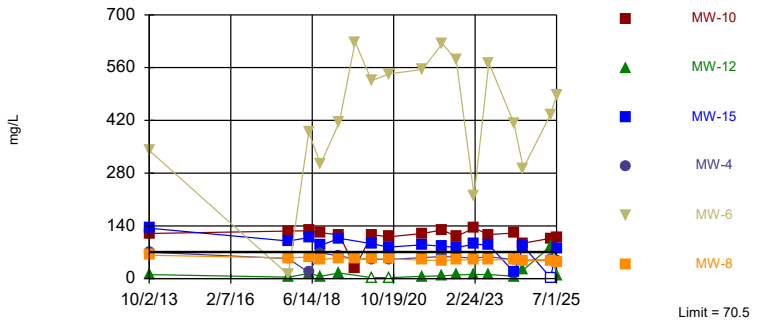

Background Data Summary: Mean=43.15, Std. Dev.=13.68, n=33, 3.03% NDs. Insufficient data to test for seasonality; not deseasonalized. Normality test was disabled. Comparing 6 points to limit. Assumes 7 future values. Kappa overridden to 2.

Constituent: Sulfate Analysis Run 8/25/2025 10:58 AM View: 2025AWQR-Control Limit-Bedrock-Fall

Archer Daniels Midland Landfill Client: SCS Engineers Data: ADMCO HMSP Sanitas

Attachment C

Time Series Graphs

Sanitas™ v.10.0.27 Software licensed to SCS Engineers. UG
Hollow symbols indicate censored values.

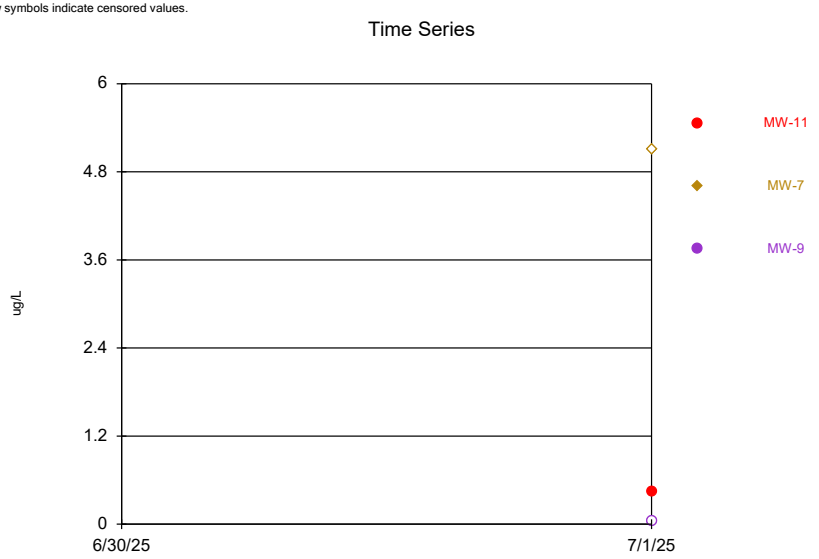

Constituent: 2-Methylnaphthalene Analysis Run 8/22/2025 6:05 PM View: 2025AWQR-TimeSeries
Archer Daniels Midland Landfill Client: SCS Engineers Data: ADMCO HMSP Sanitas

Sanitas™ v.10.0.27 Software licensed to SCS Engineers. UG
Hollow symbols indicate censored values.

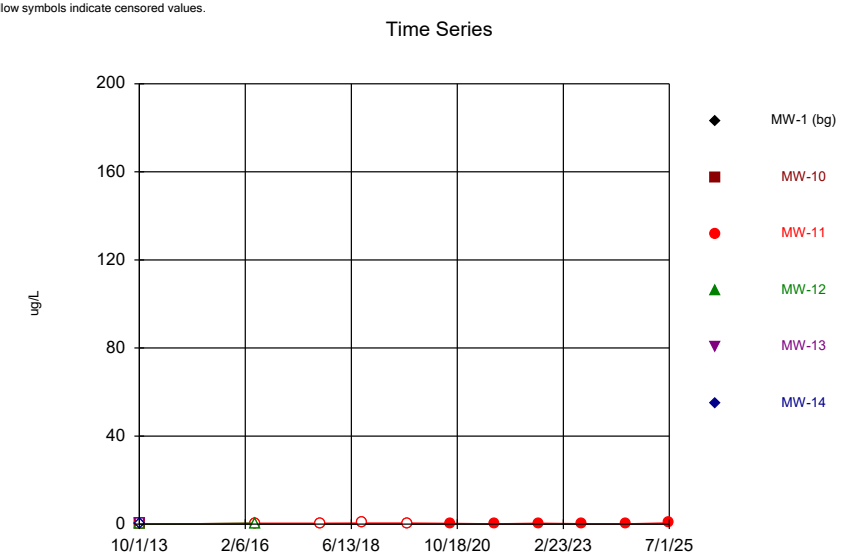

Constituent: Acenaphthene Analysis Run 8/22/2025 6:05 PM View: 2025AWQR-TimeSeries
Archer Daniels Midland Landfill Client: SCS Engineers Data: ADMCO HMSP Sanitas

Sanitas™ v.10.0.27 Software licensed to SCS Engineers. UG
Hollow symbols indicate censored values.

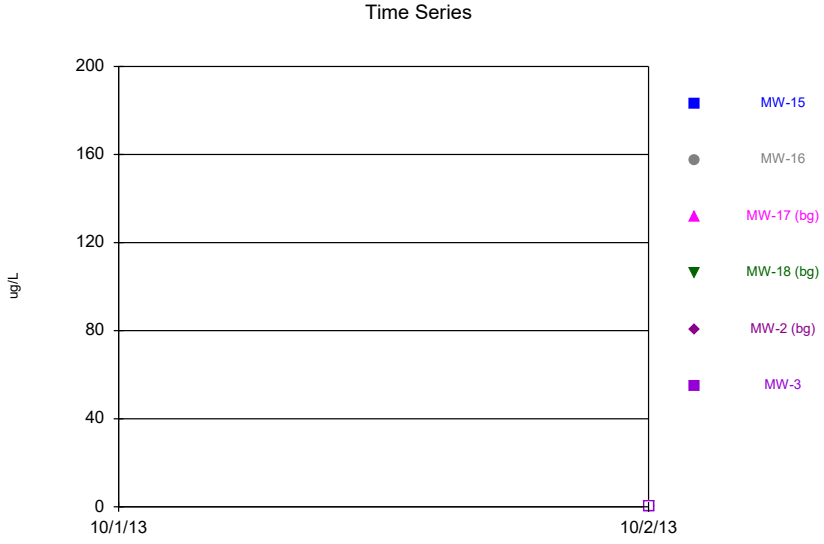

Constituent: Acenaphthene Analysis Run 8/22/2025 6:05 PM View: 2025AWQR-TimeSeries
Archer Daniels Midland Landfill Client: SCS Engineers Data: ADMCO HMSP Sanitas

Sanitas™ v.10.0.27 Software licensed to SCS Engineers. UG
Hollow symbols indicate censored values.

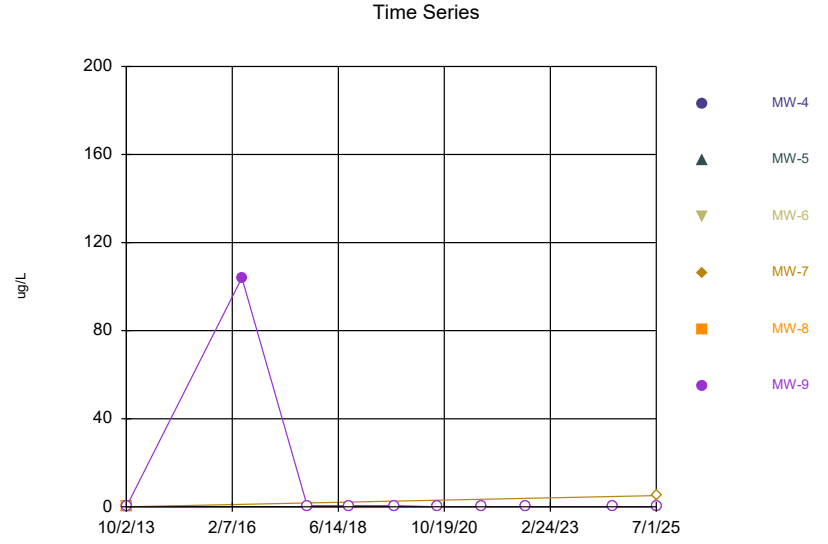

Constituent: Acenaphthene Analysis Run 8/22/2025 6:05 PM View: 2025AWQR-TimeSeries
Archer Daniels Midland Landfill Client: SCS Engineers Data: ADMCO HMSP Sanitas

Sanitas™ v.10.0.27 Software licensed to SCS Engineers. UG
Hollow symbols indicate censored values.

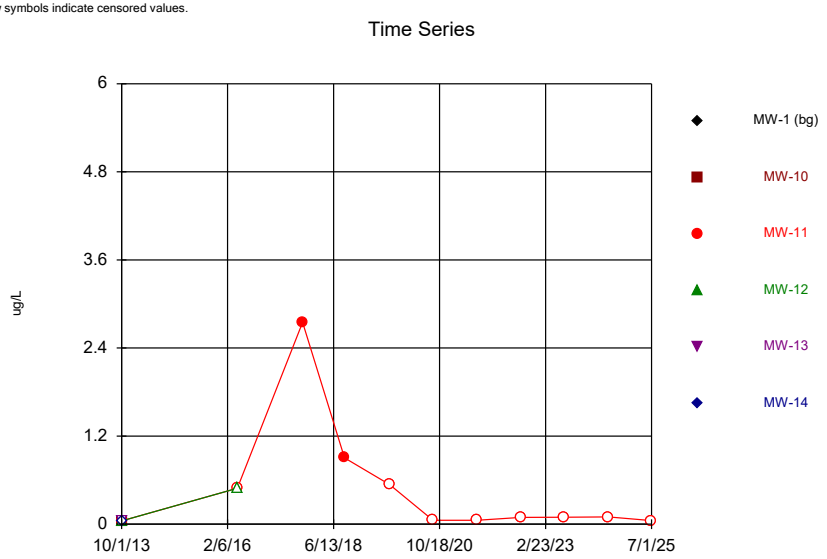

Constituent: Acenaphthylene Analysis Run 8/22/2025 6:05 PM View: 2025AWQR-TimeSeries
Archer Daniels Midland Landfill Client: SCS Engineers Data: ADMCO HMSP Sanitas

Sanitas™ v.10.0.27 Software licensed to SCS Engineers. UG
Hollow symbols indicate censored values.

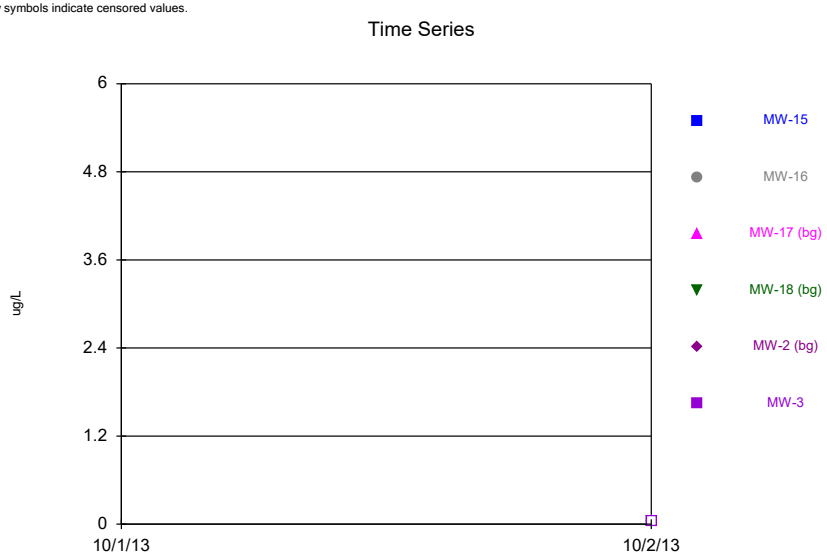

Constituent: Acenaphthylene Analysis Run 8/22/2025 6:05 PM View: 2025AWQR-TimeSeries
Archer Daniels Midland Landfill Client: SCS Engineers Data: ADMCO HMSP Sanitas

Sanitas™ v.10.0.27 Software licensed to SCS Engineers. UG
Hollow symbols indicate censored values.

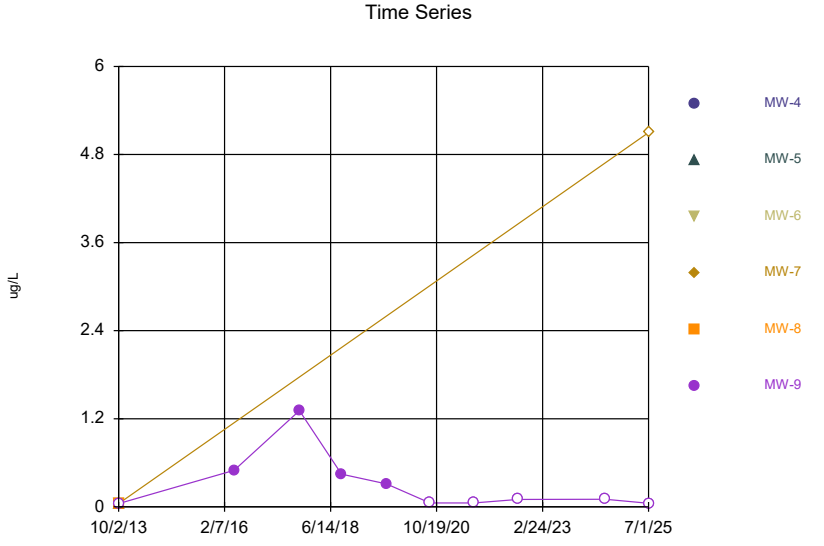

Constituent: Acenaphthylene Analysis Run 8/22/2025 6:05 PM View: 2025AWQR-TimeSeries
Archer Daniels Midland Landfill Client: SCS Engineers Data: ADMCO HMSP Sanitas

Sanitas™ v.10.0.27 Software licensed to SCS Engineers. UG
Hollow symbols indicate censored values.

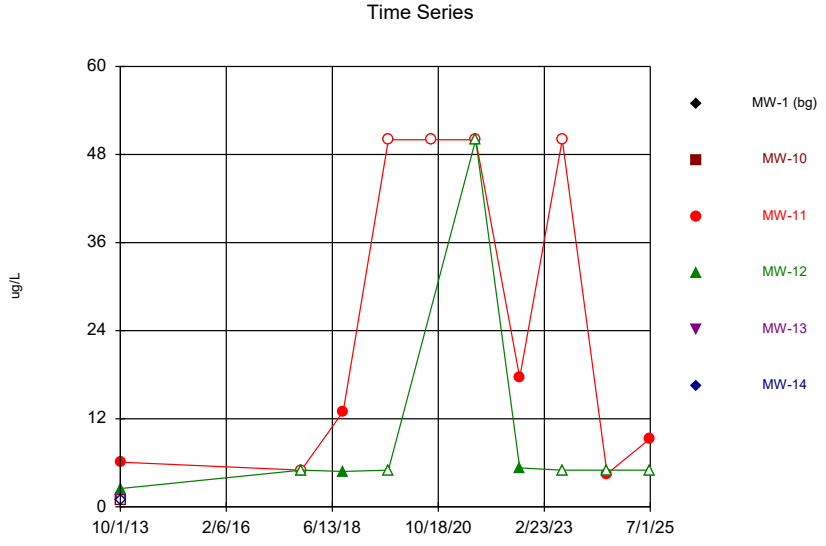

Constituent: Acetone Analysis Run 8/22/2025 6:05 PM View: 2025AWQR-TimeSeries
Archer Daniels Midland Landfill Client: SCS Engineers Data: ADMCO HMSP Sanitas

Sanitas™ v.10.0.27 Software licensed to SCS Engineers. UG
Hollow symbols indicate censored values.

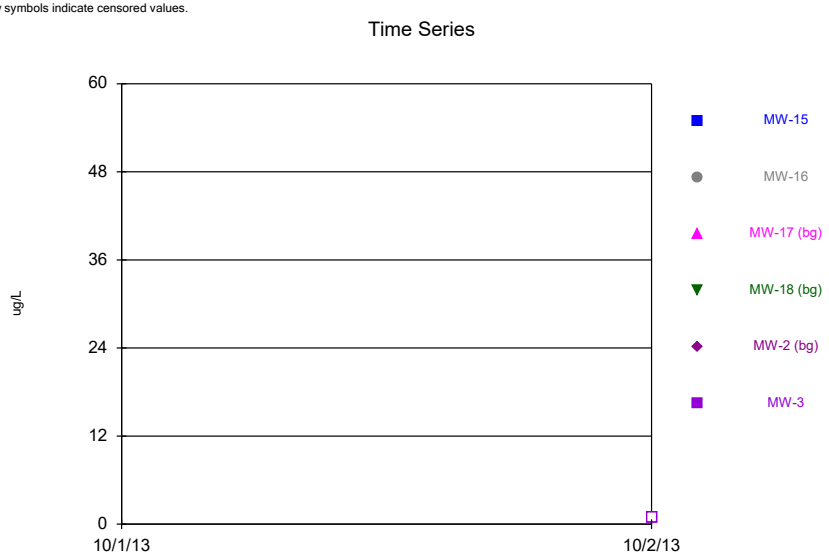

Constituent: Acetone Analysis Run 8/22/2025 6:05 PM View: 2025AWQR-TimeSeries
Archer Daniels Midland Landfill Client: SCS Engineers Data: ADMCO HMSP Sanitas

Sanitas™ v.10.0.27 Software licensed to SCS Engineers. UG
Hollow symbols indicate censored values.

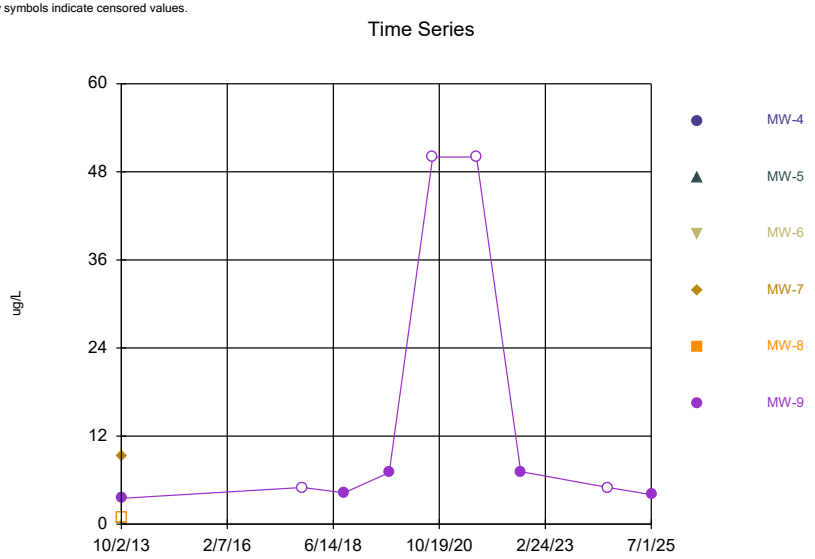

Constituent: Acetone Analysis Run 8/22/2025 6:05 PM View: 2025AWQR-TimeSeries
Archer Daniels Midland Landfill Client: SCS Engineers Data: ADMCO HMSP Sanitas

Sanitas™ v.10.0.27 Software licensed to SCS Engineers. UG
Hollow symbols indicate censored values.

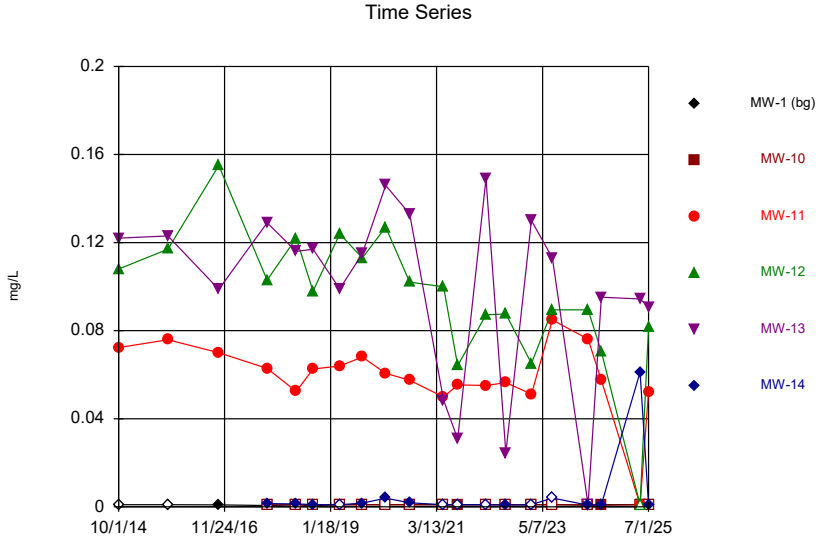

Constituent: Arsenic Analysis Run 8/22/2025 6:05 PM View: 2025AWQR-TimeSeries
Archer Daniels Midland Landfill Client: SCS Engineers Data: ADMCO HMSP Sanitas

Sanitas™ v.10.0.27 Software licensed to SCS Engineers. UG
Hollow symbols indicate censored values.

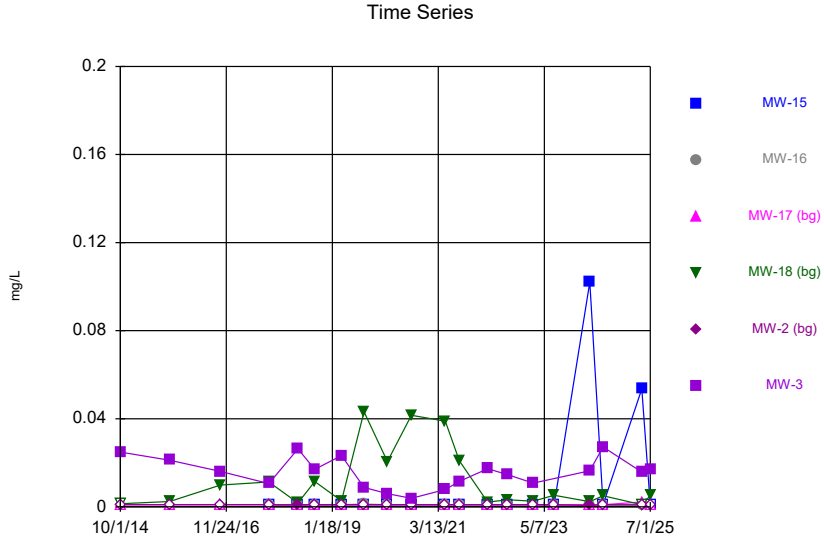

Constituent: Arsenic Analysis Run 8/22/2025 6:05 PM View: 2025AWQR-TimeSeries
Archer Daniels Midland Landfill Client: SCS Engineers Data: ADMCO HMSP Sanitas

Sanitas™ v.10.0.27 Software licensed to SCS Engineers. UG
Hollow symbols indicate censored values.

Time Series

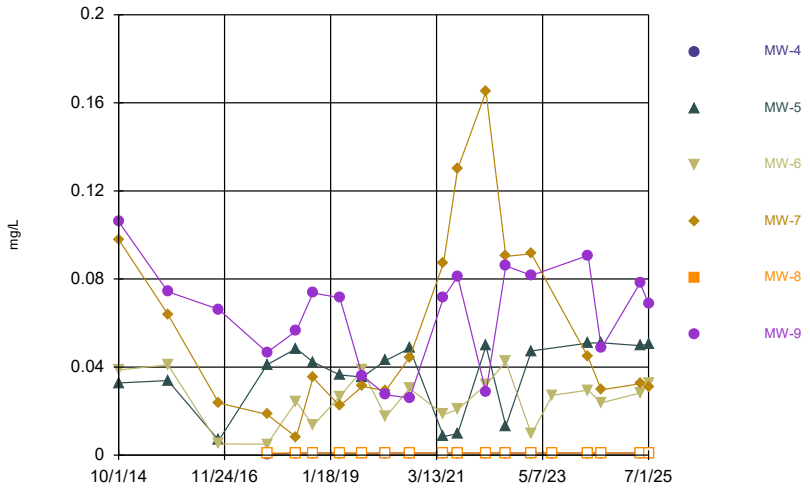

Constituent: Arsenic Analysis Run 8/22/2025 6:05 PM View: 2025AWQR-TimeSeries
Archer Daniels Midland Landfill Client: SCS Engineers Data: ADMCO HMSP Sanitas

Sanitas™ v.10.0.27 Software licensed to SCS Engineers. UG
Hollow symbols indicate censored values.

Time Series

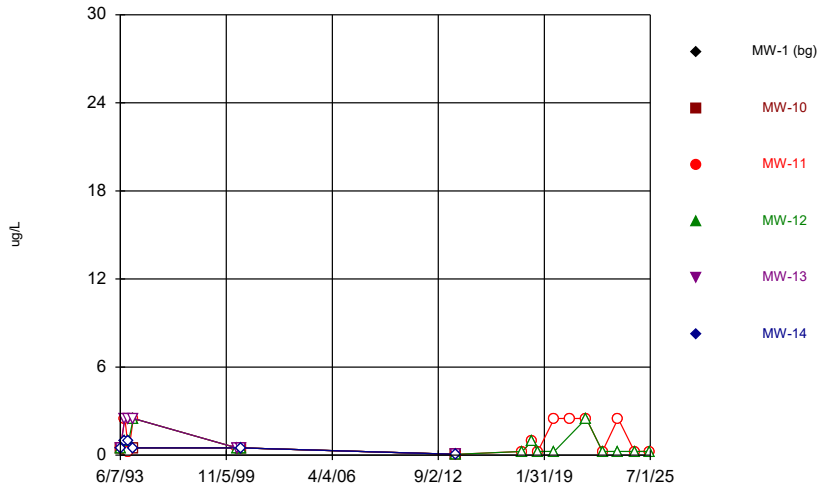

Constituent: Benzene Analysis Run 8/22/2025 6:05 PM View: 2025AWQR-TimeSeries
Archer Daniels Midland Landfill Client: SCS Engineers Data: ADMCO HMSP Sanitas

Sanitas™ v.10.0.27 Software licensed to SCS Engineers. UG
Hollow symbols indicate censored values.

Time Series

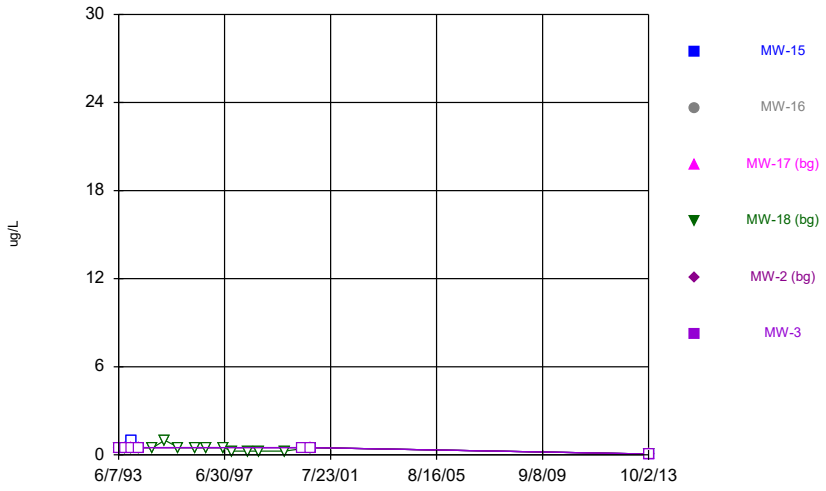

Constituent: Benzene Analysis Run 8/22/2025 6:05 PM View: 2025AWQR-TimeSeries
Archer Daniels Midland Landfill Client: SCS Engineers Data: ADMCO HMSP Sanitas

Sanitas™ v.10.0.27 Software licensed to SCS Engineers. UG
Hollow symbols indicate censored values.

Time Series

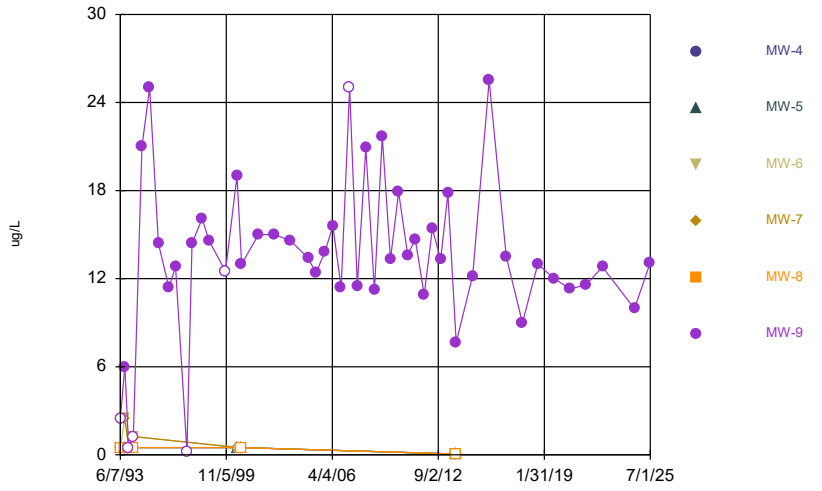

Constituent: Benzene Analysis Run 8/22/2025 6:05 PM View: 2025AWQR-TimeSeries
Archer Daniels Midland Landfill Client: SCS Engineers Data: ADMCO HMSP Sanitas

Sanitas™ v.10.0.27 Software licensed to SCS Engineers. UG
Hollow symbols indicate censored values.

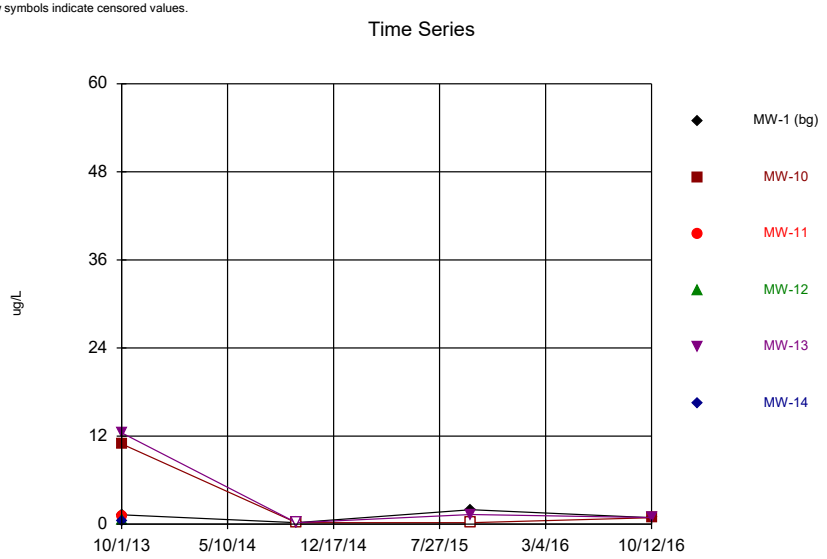

Constituent: Bis[2-ethylhexyl]phthalate Analysis Run 8/22/2025 6:05 PM View: 2025AWQR-TimeSeries
Archer Daniels Midland Landfill Client: SCS Engineers Data: ADMCO HMSP Sanitas

Sanitas™ v.10.0.27 Software licensed to SCS Engineers. UG
Hollow symbols indicate censored values.

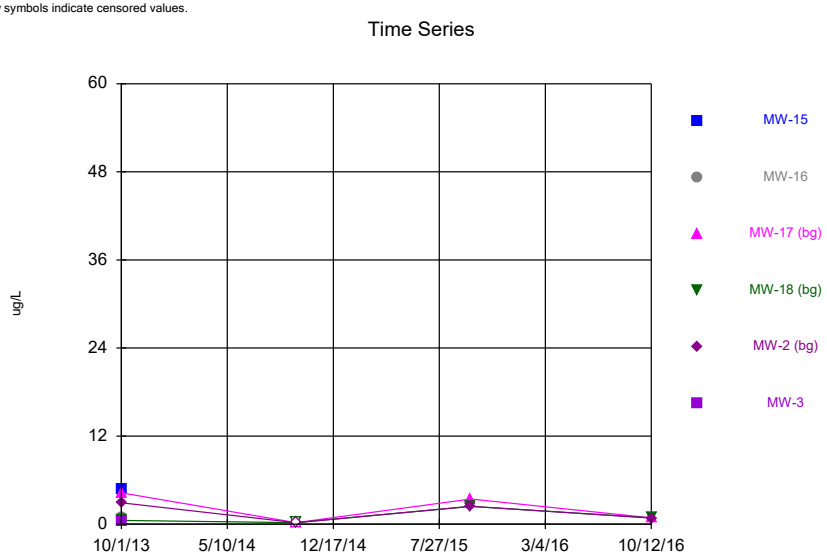

Constituent: Bis[2-ethylhexyl]phthalate Analysis Run 8/22/2025 6:05 PM View: 2025AWQR-TimeSeries
Archer Daniels Midland Landfill Client: SCS Engineers Data: ADMCO HMSP Sanitas

Sanitas™ v.10.0.27 Software licensed to SCS Engineers. UG
Hollow symbols indicate censored values.

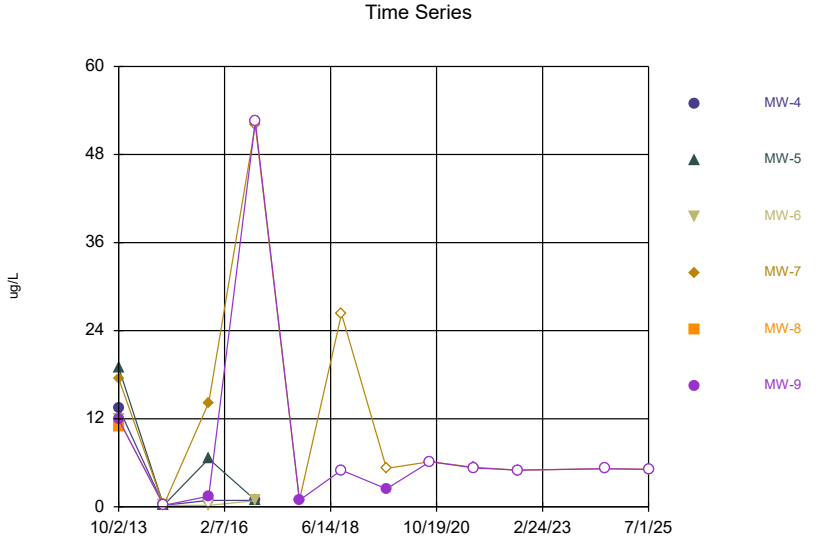

Constituent: Bis[2-ethylhexyl]phthalate Analysis Run 8/22/2025 6:05 PM View: 2025AWQR-TimeSeries
Archer Daniels Midland Landfill Client: SCS Engineers Data: ADMCO HMSP Sanitas

Sanitas™ v.10.0.27 Software licensed to SCS Engineers. UG
Hollow symbols indicate censored values.

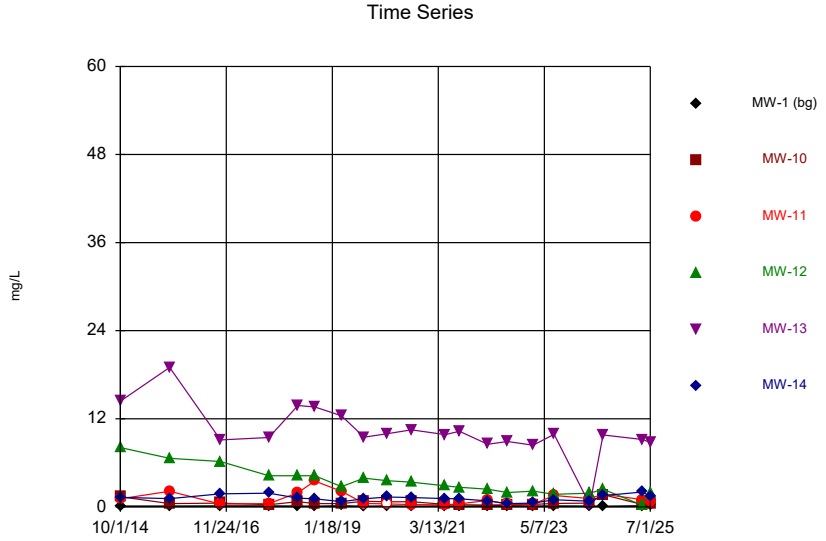

Constituent: Boron Analysis Run 8/22/2025 6:05 PM View: 2025AWQR-TimeSeries
Archer Daniels Midland Landfill Client: SCS Engineers Data: ADMCO HMSP Sanitas

Sanitas™ v.10.0.27 Software licensed to SCS Engineers. UG
Hollow symbols indicate censored values.

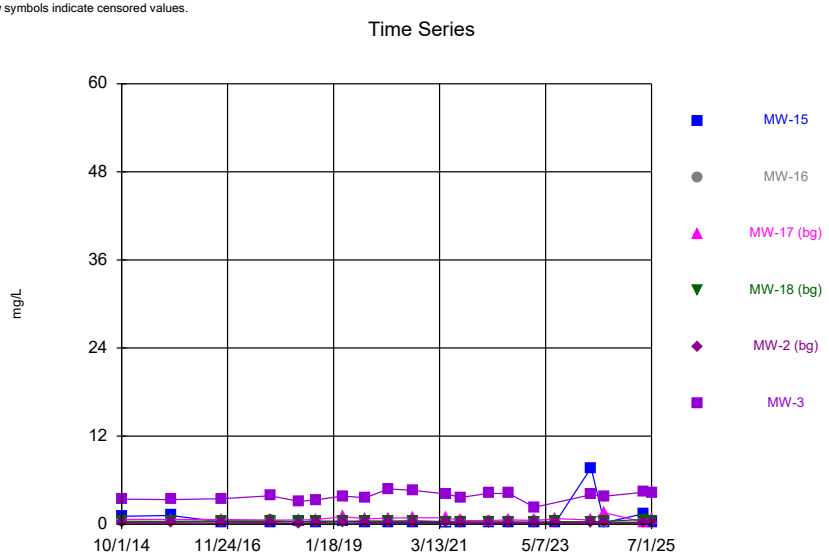

Constituent: Boron Analysis Run 8/22/2025 6:05 PM View: 2025AWQR-TimeSeries
Archer Daniels Midland Landfill Client: SCS Engineers Data: ADMCO HMSP Sanitas

Sanitas™ v.10.0.27 Software licensed to SCS Engineers. UG

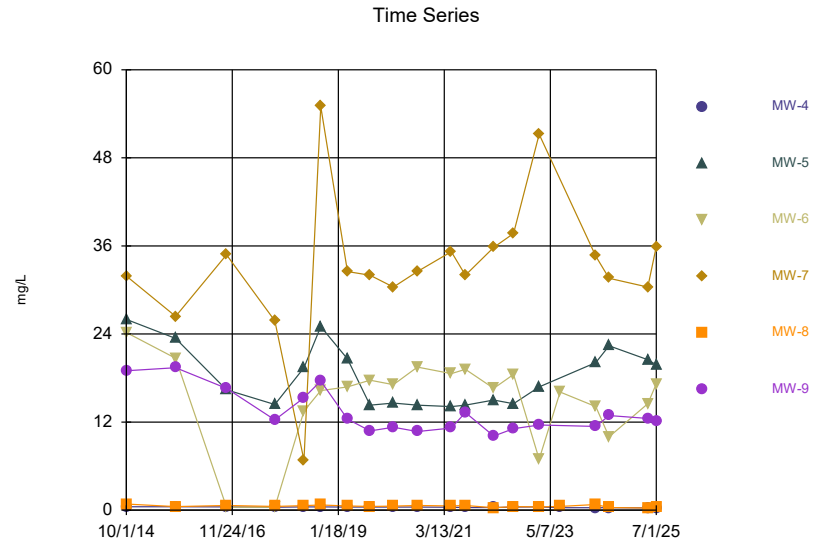

Constituent: Boron Analysis Run 8/22/2025 6:05 PM View: 2025AWQR-TimeSeries
Archer Daniels Midland Landfill Client: SCS Engineers Data: ADMCO HMSP Sanitas

Sanitas™ v.10.0.27 Software licensed to SCS Engineers. UG
Hollow symbols indicate censored values.

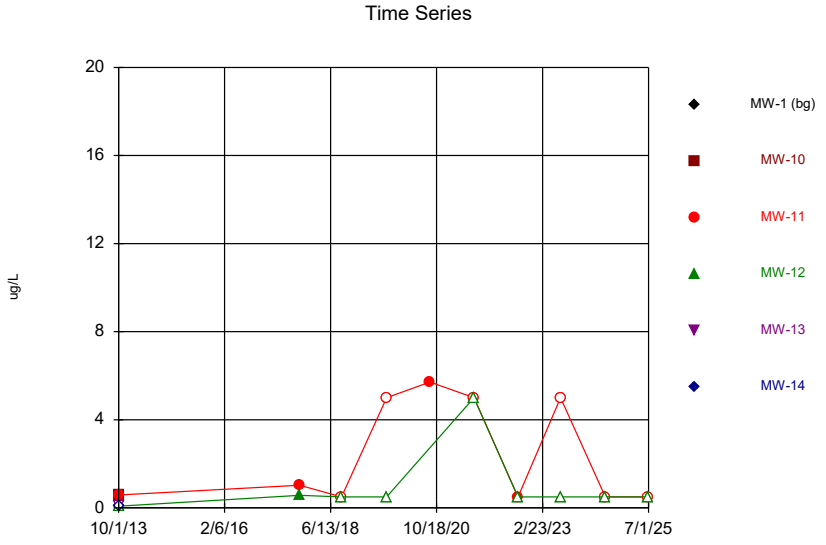

Constituent: Carbon Disulfide Analysis Run 8/22/2025 6:05 PM View: 2025AWQR-TimeSeries
Archer Daniels Midland Landfill Client: SCS Engineers Data: ADMCO HMSP Sanitas

Sanitas™ v.10.0.27 Software licensed to SCS Engineers. UG
Hollow symbols indicate censored values.

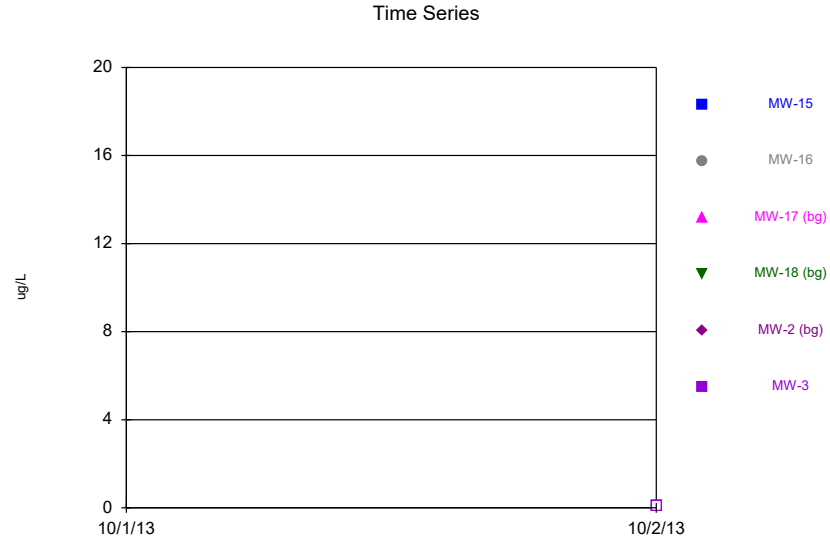

Constituent: Carbon Disulfide Analysis Run 8/22/2025 6:05 PM View: 2025AWQR-TimeSeries
Archer Daniels Midland Landfill Client: SCS Engineers Data: ADMCO HMSP Sanitas

Sanitas™ v.10.0.27 Software licensed to SCS Engineers. UG
Hollow symbols indicate censored values.

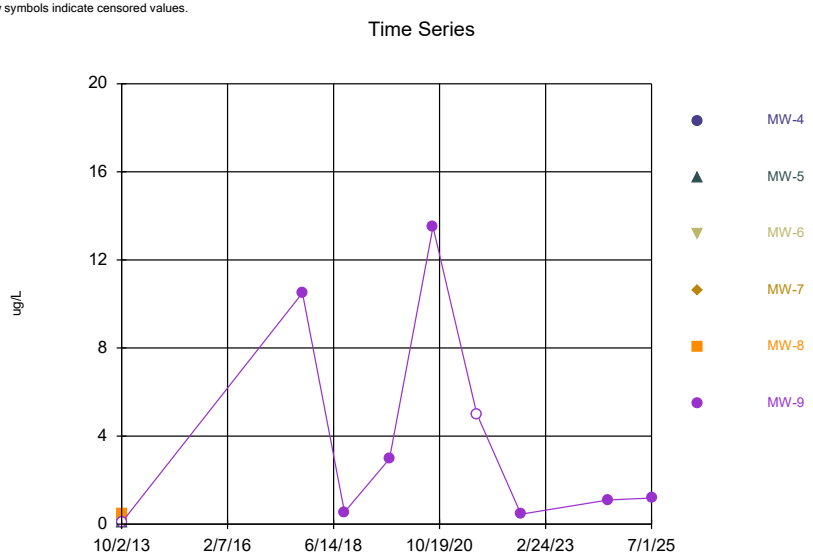

Constituent: Carbon Disulfide Analysis Run 8/22/2025 6:05 PM View: 2025AWQR-TimeSeries
Archer Daniels Midland Landfill Client: SCS Engineers Data: ADMCO HMSP Sanitas

Sanitas™ v.10.0.27 Software licensed to SCS Engineers. UG
Hollow symbols indicate censored values.

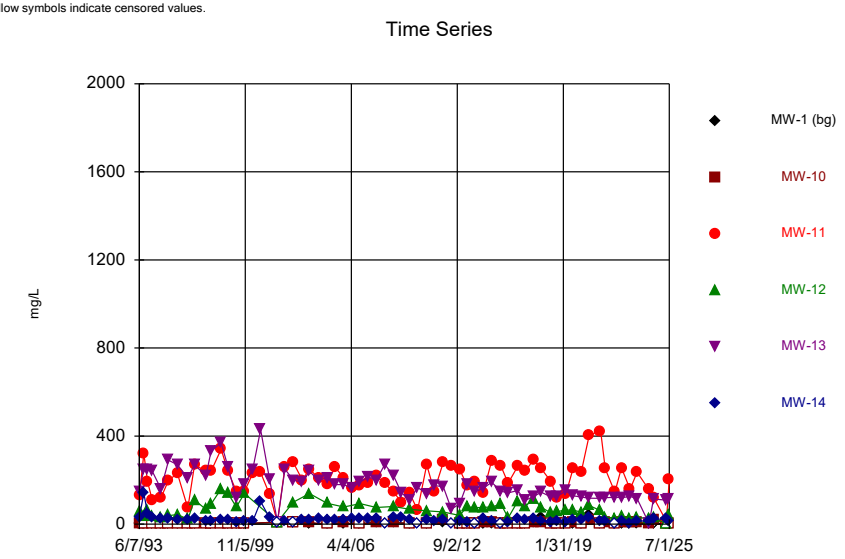

Constituent: Chemical Oxygen Demand Analysis Run 8/22/2025 6:05 PM View: 2025AWQR-TimeSeries
Archer Daniels Midland Landfill Client: SCS Engineers Data: ADMCO HMSP Sanitas

Sanitas™ v.10.0.27 Software licensed to SCS Engineers. UG
Hollow symbols indicate censored values.

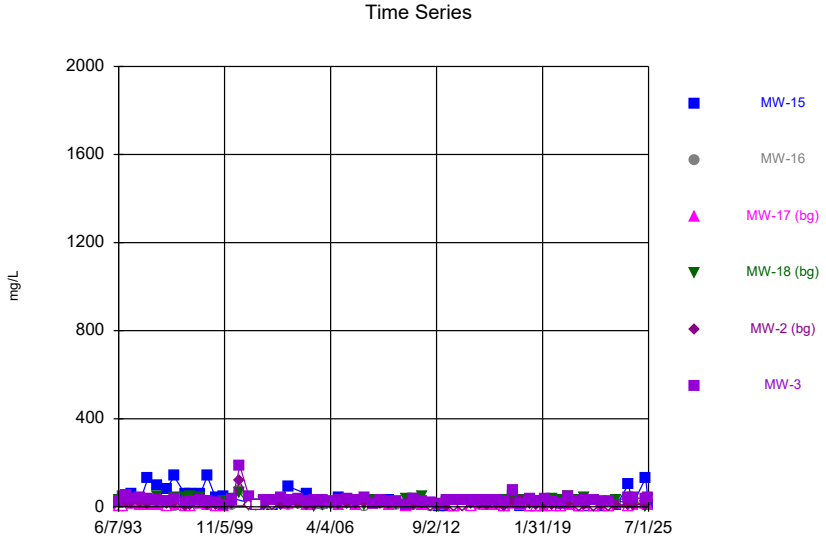

Constituent: Chemical Oxygen Demand Analysis Run 8/22/2025 6:05 PM View: 2025AWQR-TimeSeries
Archer Daniels Midland Landfill Client: SCS Engineers Data: ADMCO HMSP Sanitas

Sanitas™ v.10.0.27 Software licensed to SCS Engineers. UG
Hollow symbols indicate censored values.

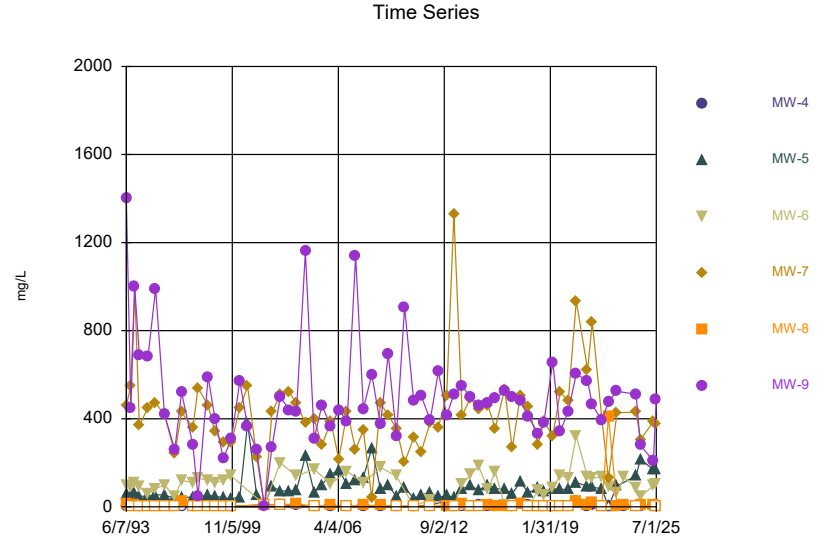

Constituent: Chemical Oxygen Demand Analysis Run 8/22/2025 6:05 PM View: 2025AWQR-TimeSeries
Archer Daniels Midland Landfill Client: SCS Engineers Data: ADMCO HMSP Sanitas

Sanitas™ v.10.0.27 Software licensed to SCS Engineers. UG
Hollow symbols indicate censored values.

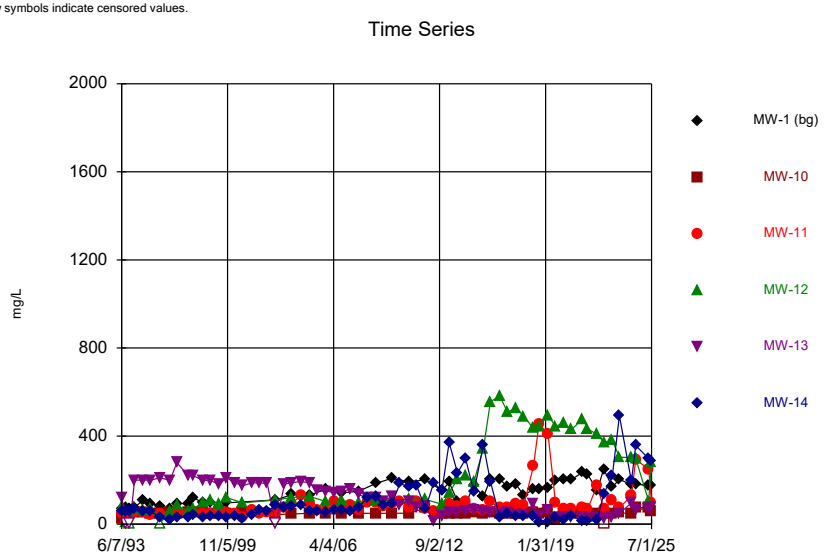

Constituent: Chloride Analysis Run 8/22/2025 6:05 PM View: 2025AWQR-TimeSeries
Archer Daniels Midland Landfill Client: SCS Engineers Data: ADMCO HMSP Sanitas

Sanitas™ v.10.0.27 Software licensed to SCS Engineers. UG
Hollow symbols indicate censored values.

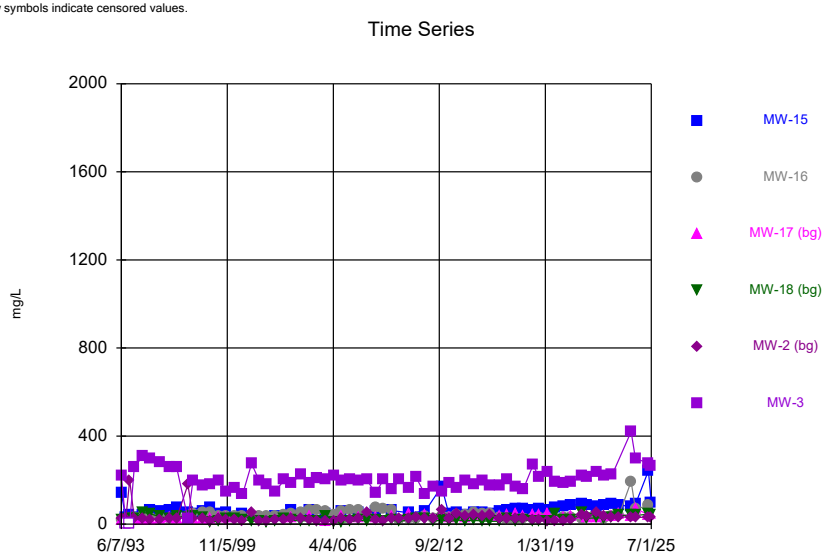

Constituent: Chloride Analysis Run 8/22/2025 6:05 PM View: 2025AWQR-TimeSeries
Archer Daniels Midland Landfill Client: SCS Engineers Data: ADMCO HMSP Sanitas

Sanitas™ v.10.0.27 Software licensed to SCS Engineers. UG
Hollow symbols indicate censored values.

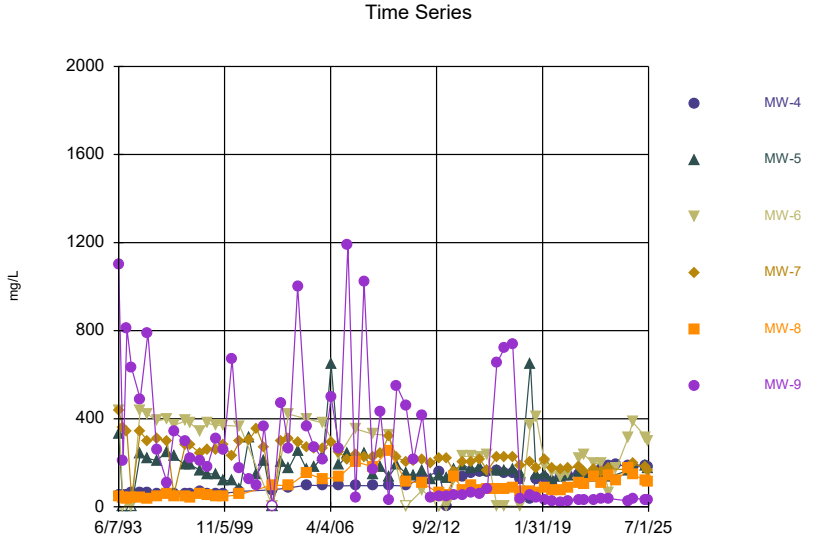

Constituent: Chloride Analysis Run 8/22/2025 6:05 PM View: 2025AWQR-TimeSeries
Archer Daniels Midland Landfill Client: SCS Engineers Data: ADMCO HMSP Sanitas

Sanitas™ v.10.0.27 Software licensed to SCS Engineers. UG
Hollow symbols indicate censored values.

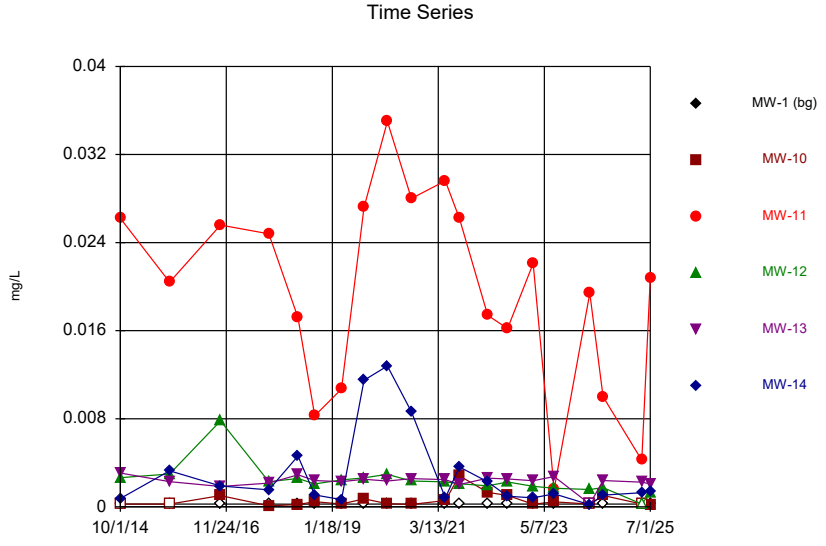

Constituent: Cobalt Analysis Run 8/22/2025 6:05 PM View: 2025AWQR-TimeSeries
Archer Daniels Midland Landfill Client: SCS Engineers Data: ADMCO HMSP Sanitas

Sanitas™ v.10.0.27 Software licensed to SCS Engineers. UG
Hollow symbols indicate censored values.

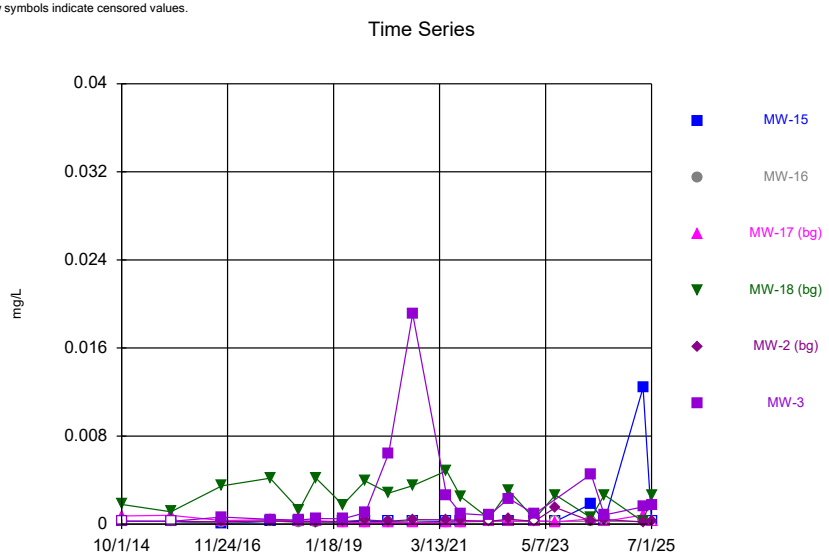

Constituent: Cobalt Analysis Run 8/22/2025 6:05 PM View: 2025AWQR-TimeSeries
Archer Daniels Midland Landfill Client: SCS Engineers Data: ADMCO HMSP Sanitas

Sanitas™ v.10.0.27 Software licensed to SCS Engineers. UG
Hollow symbols indicate censored values.

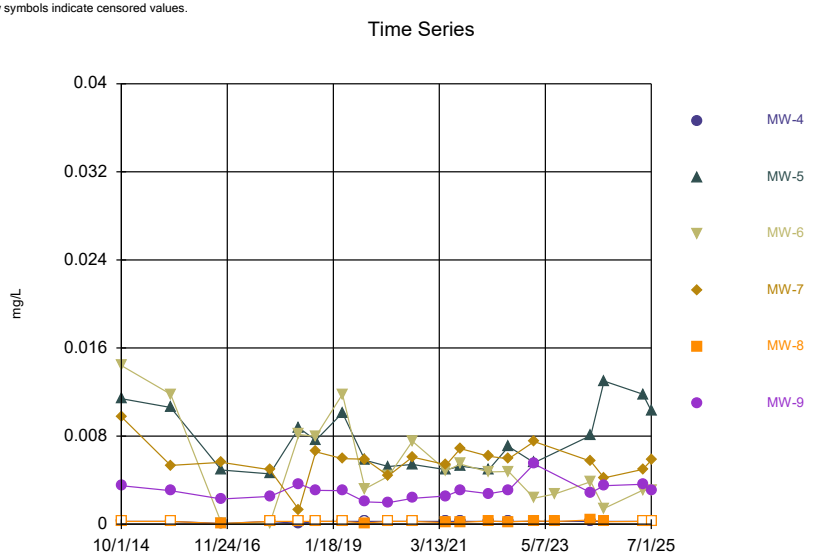

Constituent: Cobalt Analysis Run 8/22/2025 6:05 PM View: 2025AWQR-TimeSeries
Archer Daniels Midland Landfill Client: SCS Engineers Data: ADMCO HMSP Sanitas

Sanitas™ v.10.0.27 Software licensed to SCS Engineers. UG
Hollow symbols indicate censored values.

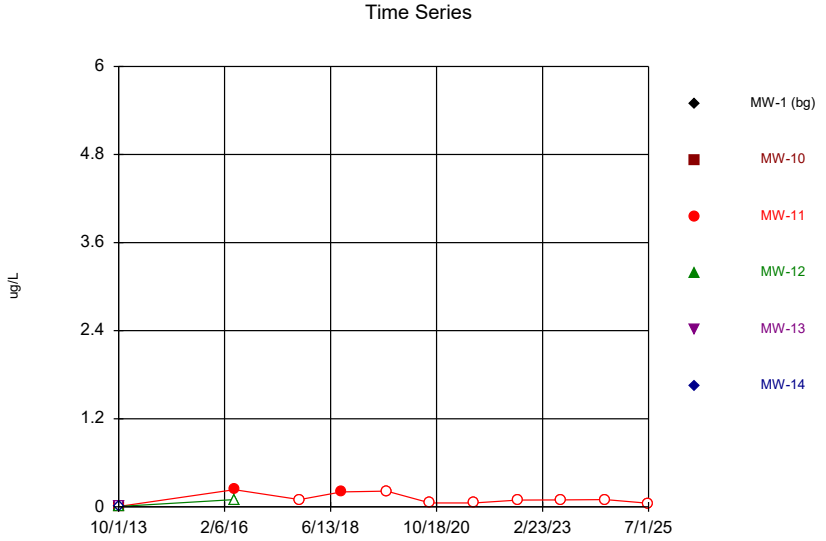

Constituent: Fluoranthene Analysis Run 8/22/2025 6:05 PM View: 2025AWQR-TimeSeries
Archer Daniels Midland Landfill Client: SCS Engineers Data: ADMCO HMSP Sanitas

Sanitas™ v.10.0.27 Software licensed to SCS Engineers. UG
Hollow symbols indicate censored values.

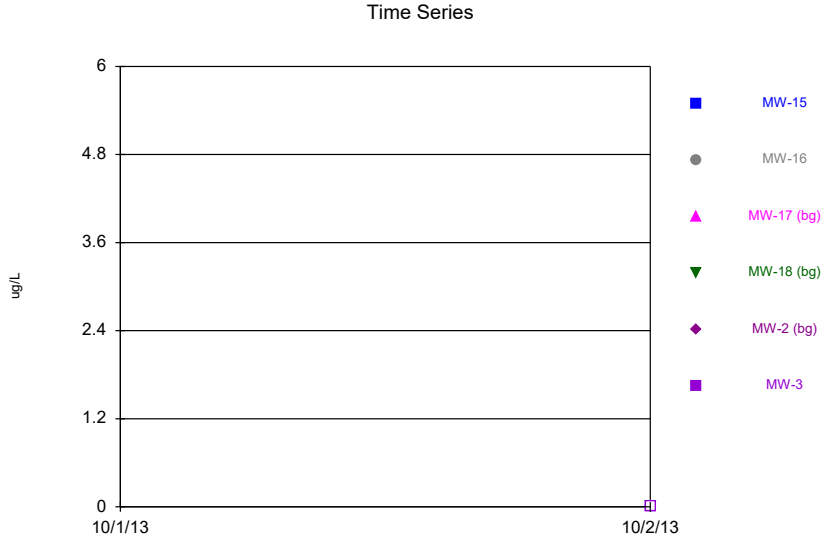

Constituent: Fluoranthene Analysis Run 8/22/2025 6:05 PM View: 2025AWQR-TimeSeries
Archer Daniels Midland Landfill Client: SCS Engineers Data: ADMCO HMSP Sanitas

Sanitas™ v.10.0.27 Software licensed to SCS Engineers. UG
Hollow symbols indicate censored values.

Time Series

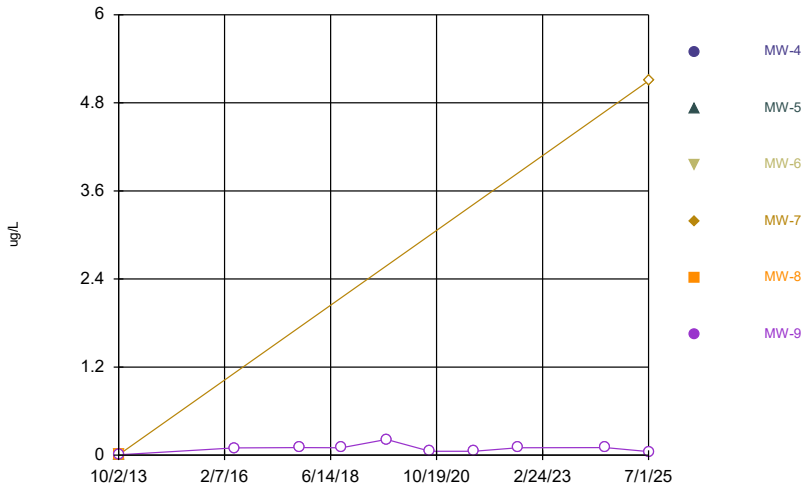

Constituent: Fluoranthene Analysis Run 8/22/2025 6:06 PM View: 2025AWQR-TimeSeries
Archer Daniels Midland Landfill Client: SCS Engineers Data: ADMCO HMSP Sanitas

Sanitas™ v.10.0.27 Software licensed to SCS Engineers. UG
Hollow symbols indicate censored values.

Time Series

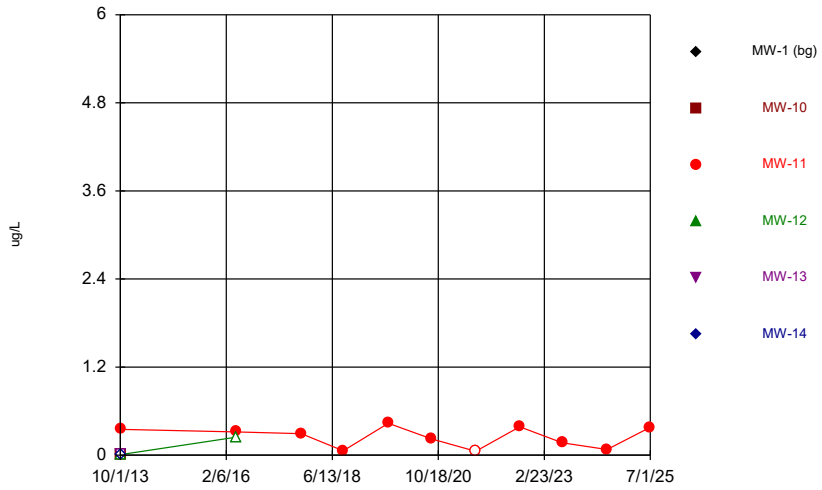

Constituent: Fluorene Analysis Run 8/22/2025 6:06 PM View: 2025AWQR-TimeSeries
Archer Daniels Midland Landfill Client: SCS Engineers Data: ADMCO HMSP Sanitas

Sanitas™ v.10.0.27 Software licensed to SCS Engineers. UG
Hollow symbols indicate censored values.

Time Series



Constituent: Fluorene Analysis Run 8/22/2025 6:06 PM View: 2025AWQR-TimeSeries
Archer Daniels Midland Landfill Client: SCS Engineers Data: ADMCO HMSP Sanitas

Sanitas™ v.10.0.27 Software licensed to SCS Engineers. UG
Hollow symbols indicate censored values.

Time Series

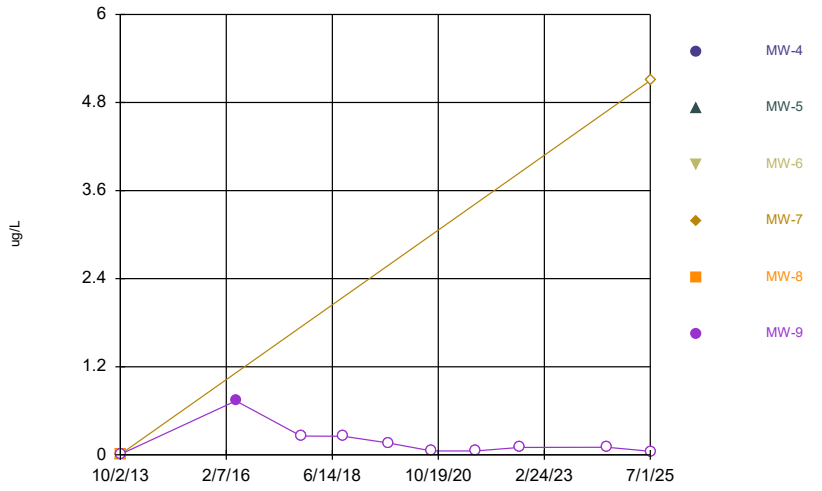

Constituent: Fluorene Analysis Run 8/22/2025 6:06 PM View: 2025AWQR-TimeSeries
Archer Daniels Midland Landfill Client: SCS Engineers Data: ADMCO HMSP Sanitas

Sanitas™ v.10.0.27 Software licensed to SCS Engineers. UG
Hollow symbols indicate censored values.

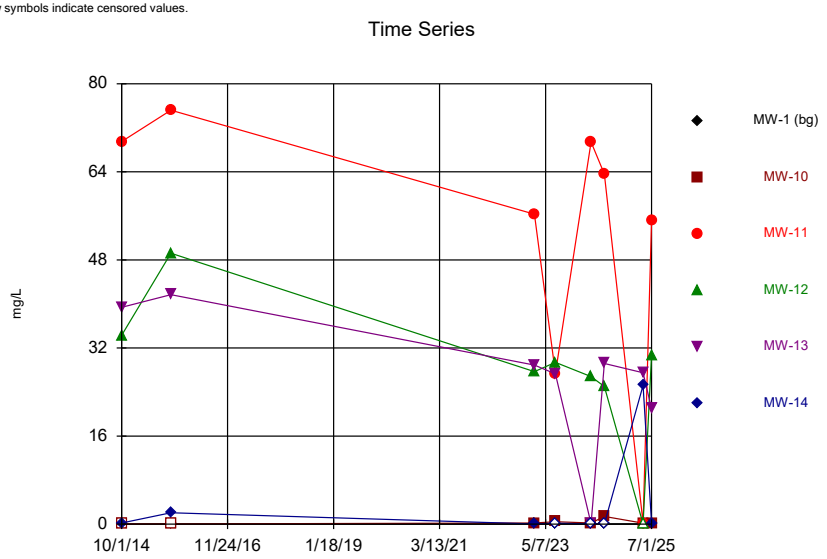

Constituent: Iron Analysis Run 8/22/2025 6:06 PM View: 2025AWQR-TimeSeries
Archer Daniels Midland Landfill Client: SCS Engineers Data: ADMCO HMSP Sanitas

Sanitas™ v.10.0.27 Software licensed to SCS Engineers. UG
Hollow symbols indicate censored values.

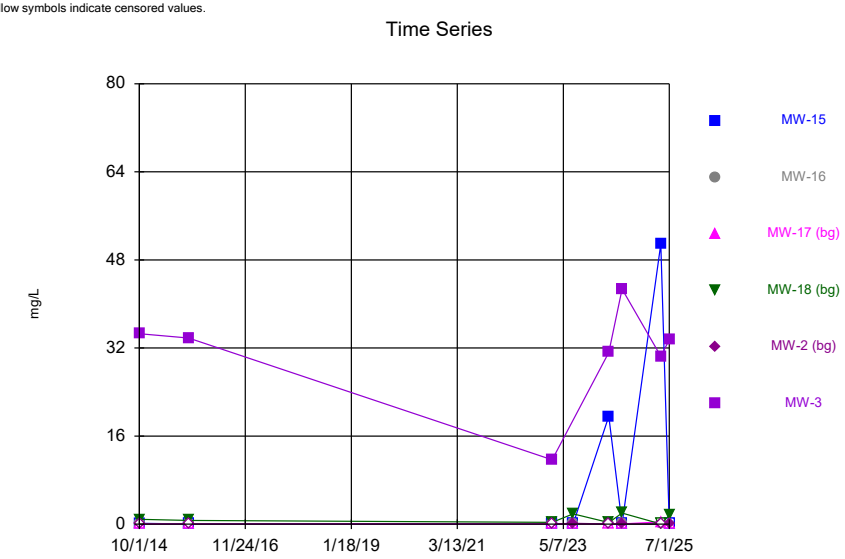

Constituent: Iron Analysis Run 8/22/2025 6:06 PM View: 2025AWQR-TimeSeries
Archer Daniels Midland Landfill Client: SCS Engineers Data: ADMCO HMSP Sanitas

Sanitas™ v.10.0.27 Software licensed to SCS Engineers. UG
Hollow symbols indicate censored values.

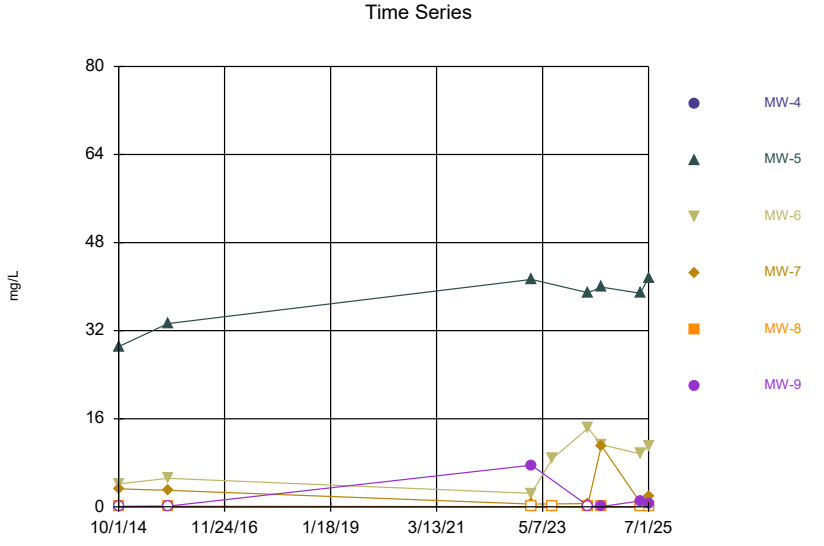

Constituent: Iron Analysis Run 8/22/2025 6:06 PM View: 2025AWQR-TimeSeries
Archer Daniels Midland Landfill Client: SCS Engineers Data: ADMCO HMSP Sanitas

Sanitas™ v.10.0.27 Software licensed to SCS Engineers. UG

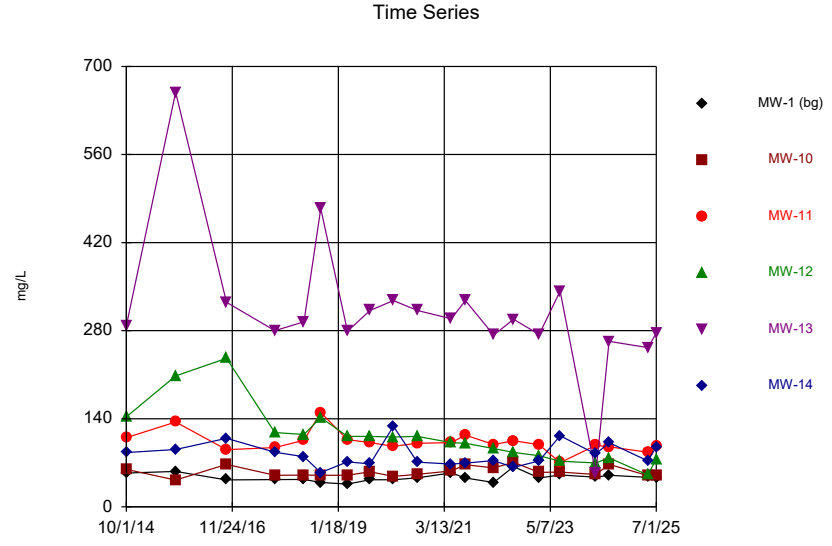

Constituent: Magnesium Analysis Run 8/22/2025 6:06 PM View: 2025AWQR-TimeSeries
Archer Daniels Midland Landfill Client: SCS Engineers Data: ADMCO HMSP Sanitas

Sanitas™ v.10.0.27 Software licensed to SCS Engineers. UG

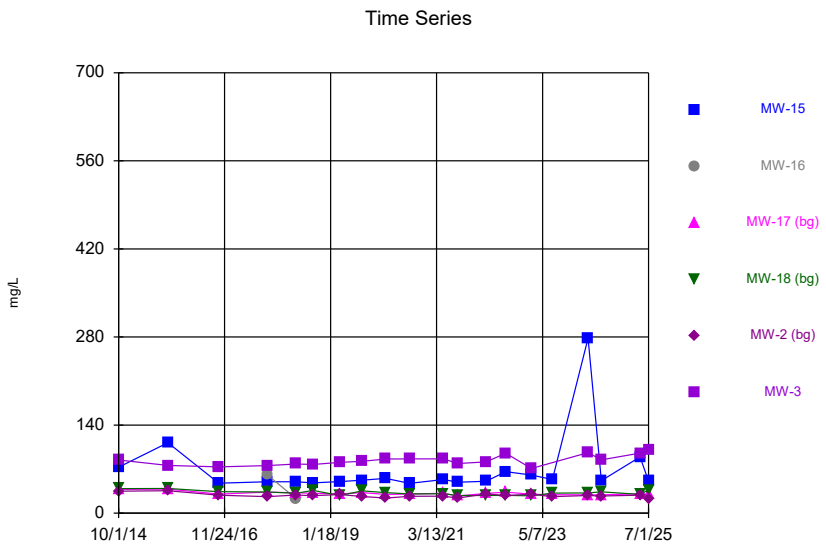

Constituent: Magnesium Analysis Run 8/22/2025 6:06 PM View: 2025AWQR-TimeSeries
Archer Daniels Midland Landfill Client: SCS Engineers Data: ADMCO HMSP Sanitas

Sanitas™ v.10.0.27 Software licensed to SCS Engineers. UG

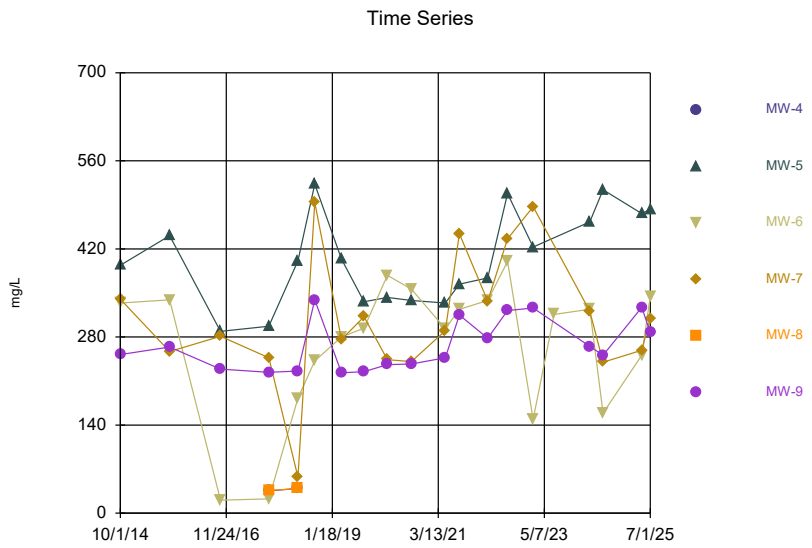

Constituent: Magnesium Analysis Run 8/22/2025 6:06 PM View: 2025AWQR-TimeSeries
Archer Daniels Midland Landfill Client: SCS Engineers Data: ADMCO HMSP Sanitas

Sanitas™ v.10.0.27 Software licensed to SCS Engineers. UG
Hollow symbols indicate censored values.

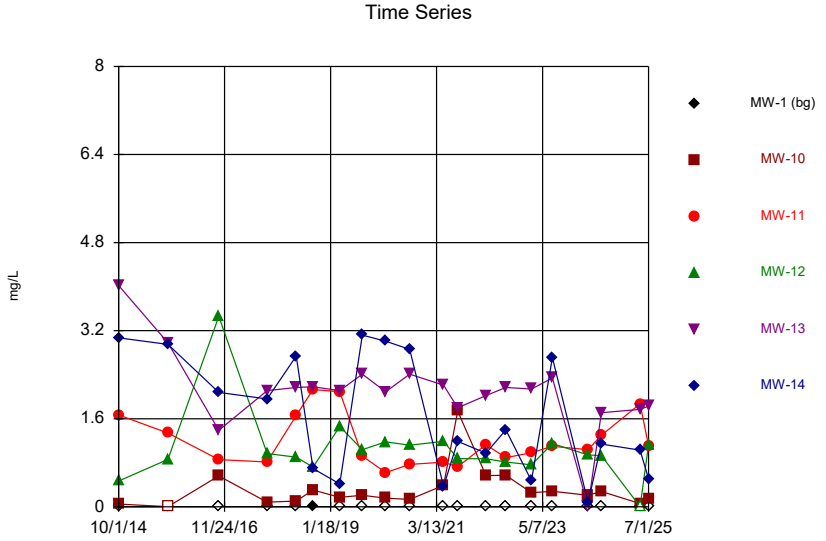

Constituent: Manganese Analysis Run 8/22/2025 6:06 PM View: 2025AWQR-TimeSeries
Archer Daniels Midland Landfill Client: SCS Engineers Data: ADMCO HMSP Sanitas

Sanitas™ v.10.0.27 Software licensed to SCS Engineers. UG
Hollow symbols indicate censored values.

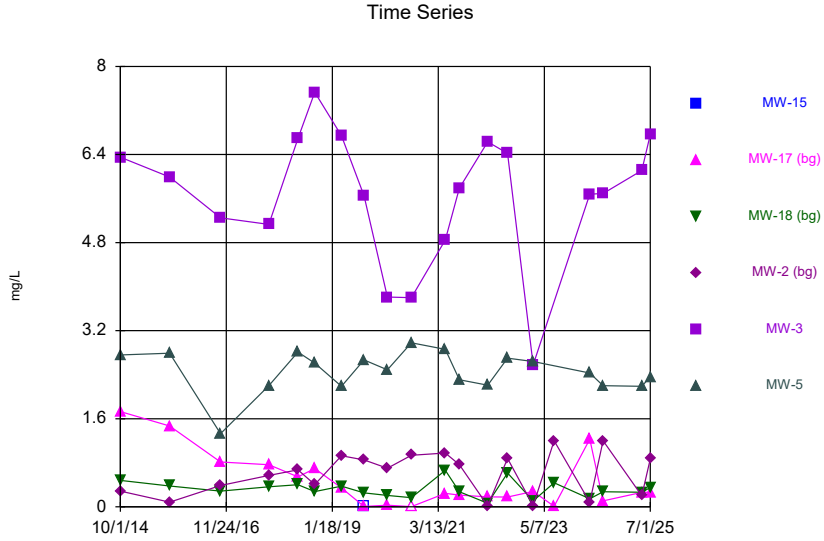

Constituent: Manganese Analysis Run 8/22/2025 6:06 PM View: 2025AWQR-TimeSeries
Archer Daniels Midland Landfill Client: SCS Engineers Data: ADMCO HMSP Sanitas

Sanitas™ v.10.0.27 Software licensed to SCS Engineers. UG
Hollow symbols indicate censored values.

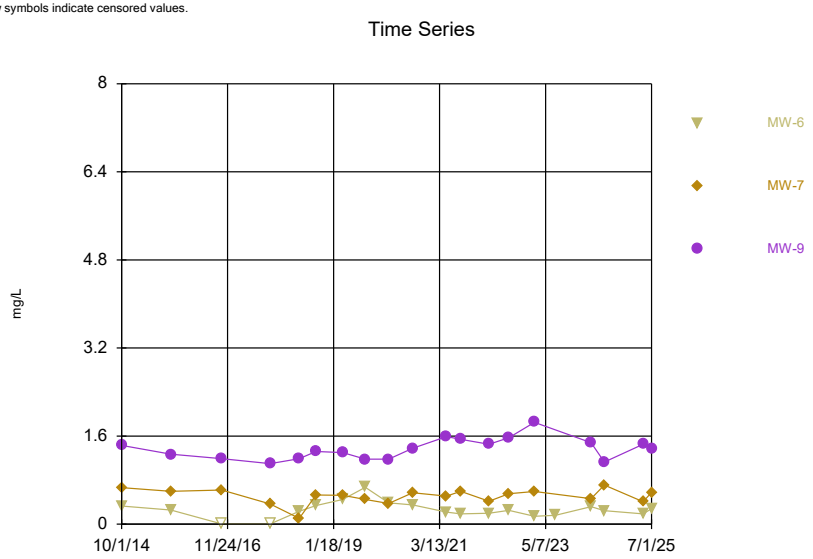

Constituent: Manganese Analysis Run 8/22/2025 6:06 PM View: 2025AWQR-TimeSeries
Archer Daniels Midland Landfill Client: SCS Engineers Data: ADMCO HMSP Sanitas

Sanitas™ v.10.0.27 Software licensed to SCS Engineers. UG
Hollow symbols indicate censored values.

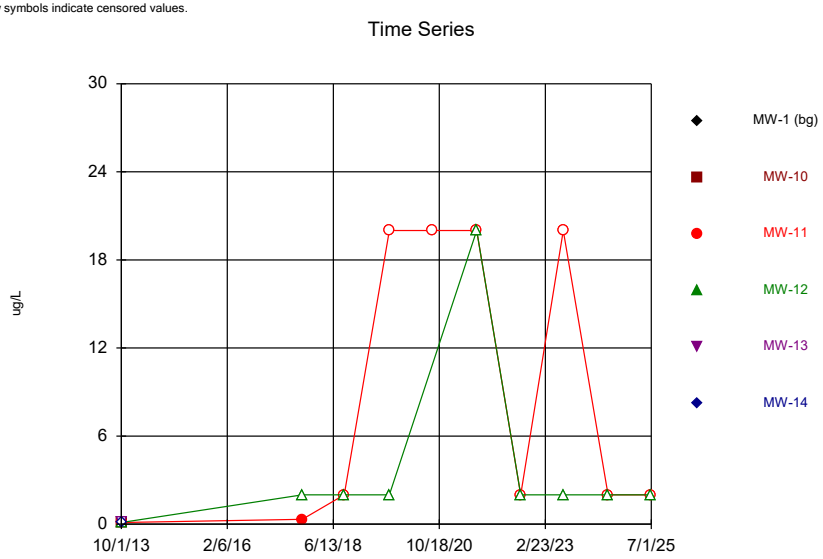

Constituent: Methyl bromide Analysis Run 8/22/2025 6:06 PM View: 2025AWQR-TimeSeries
Archer Daniels Midland Landfill Client: SCS Engineers Data: ADMCO HMSP Sanitas

Sanitas™ v.10.0.27 Software licensed to SCS Engineers. UG
Hollow symbols indicate censored values.

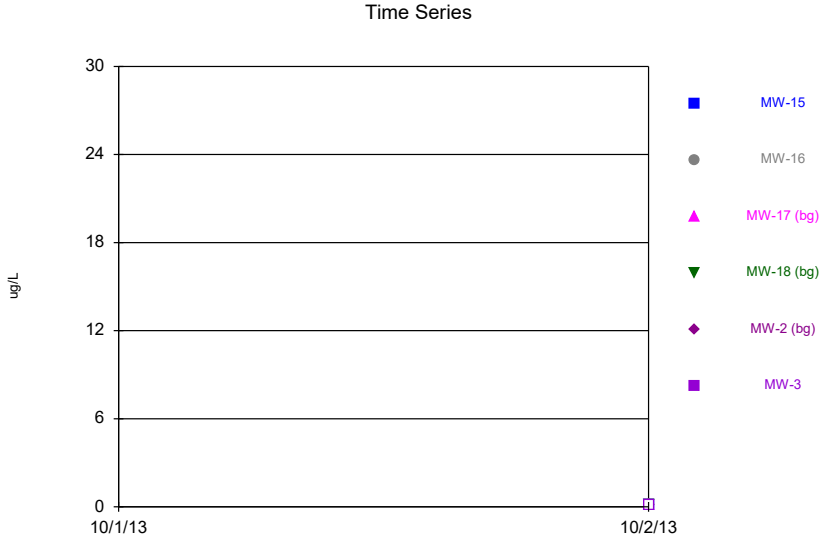

Constituent: Methyl bromide Analysis Run 8/22/2025 6:06 PM View: 2025AWQR-TimeSeries
Archer Daniels Midland Landfill Client: SCS Engineers Data: ADMCO HMSP Sanitas

Sanitas™ v.10.0.27 Software licensed to SCS Engineers. UG
Hollow symbols indicate censored values.

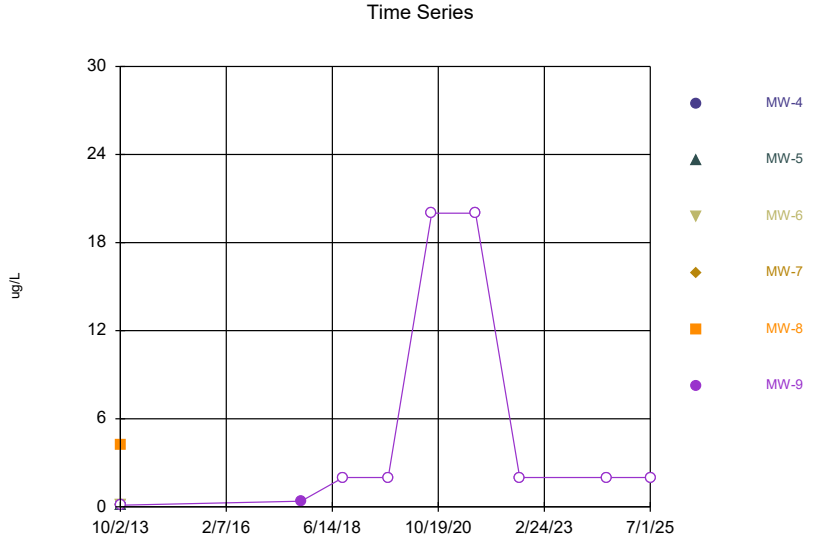

Constituent: Methyl bromide Analysis Run 8/22/2025 6:06 PM View: 2025AWQR-TimeSeries
Archer Daniels Midland Landfill Client: SCS Engineers Data: ADMCO HMSP Sanitas

Sanitas™ v.10.0.27 Software licensed to SCS Engineers. UG
Hollow symbols indicate censored values.

Time Series

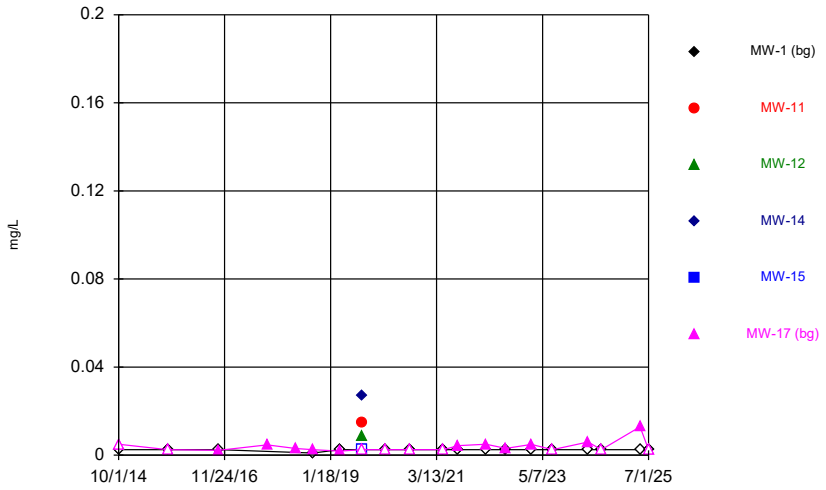

Constituent: Nickel Analysis Run 8/22/2025 6:06 PM View: 2025AWQR-TimeSeries
Archer Daniels Midland Landfill Client: SCS Engineers Data: ADMCO HMSP Sanitas

Sanitas™ v.10.0.27 Software licensed to SCS Engineers. UG
Hollow symbols indicate censored values.

Time Series

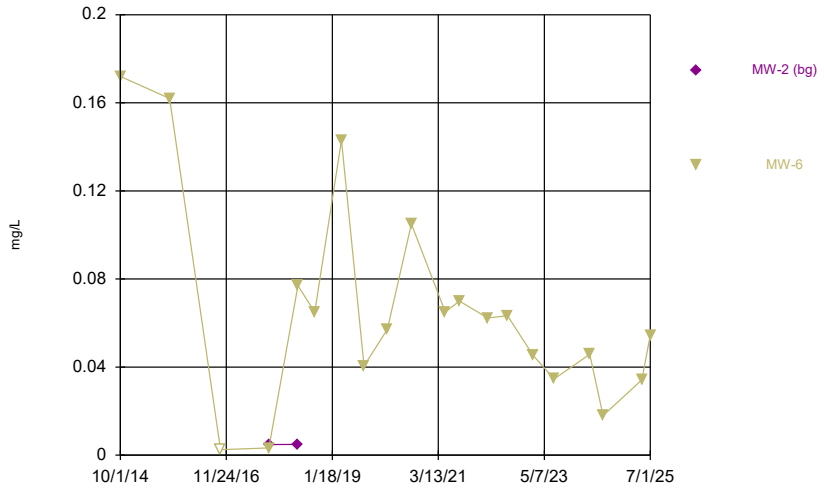

Constituent: Nickel Analysis Run 8/22/2025 6:06 PM View: 2025AWQR-TimeSeries
Archer Daniels Midland Landfill Client: SCS Engineers Data: ADMCO HMSP Sanitas

Sanitas™ v.10.0.27 Software licensed to SCS Engineers. UG
Hollow symbols indicate censored values.

Time Series

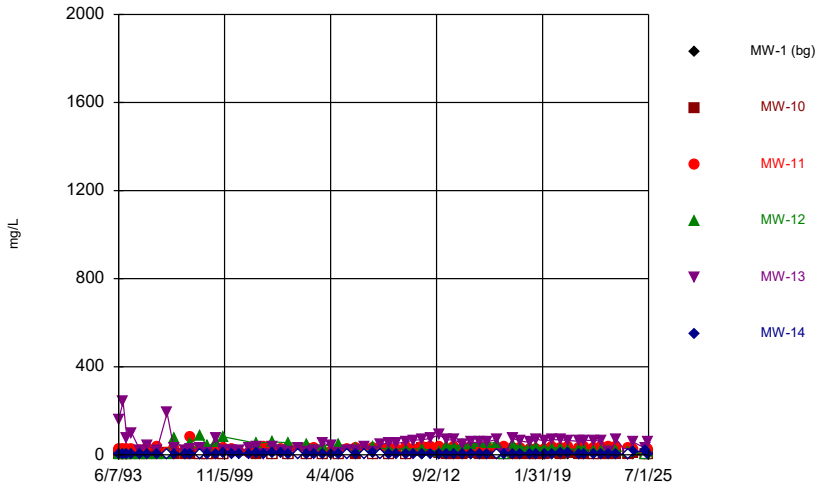

Constituent: Nitrogen, Ammonia Analysis Run 8/22/2025 6:06 PM View: 2025AWQR-TimeSeries
Archer Daniels Midland Landfill Client: SCS Engineers Data: ADMCO HMSP Sanitas

Sanitas™ v.10.0.27 Software licensed to SCS Engineers. UG
Hollow symbols indicate censored values.

Time Series

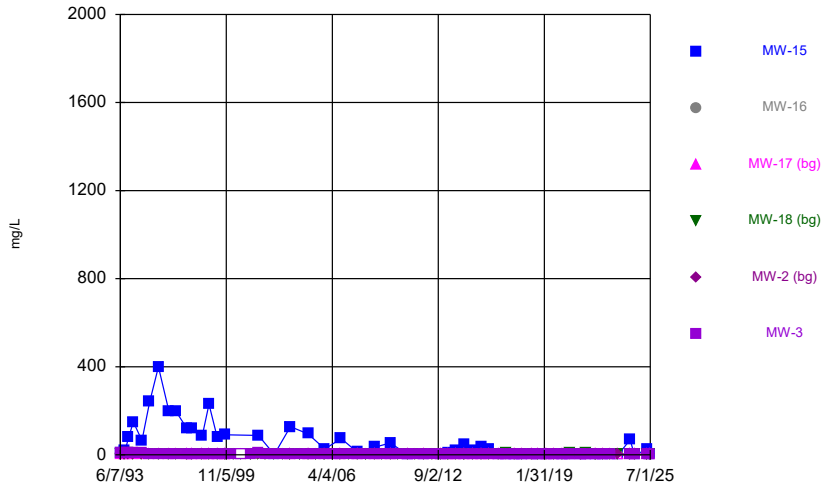

Constituent: Nitrogen, Ammonia Analysis Run 8/22/2025 6:06 PM View: 2025AWQR-TimeSeries
Archer Daniels Midland Landfill Client: SCS Engineers Data: ADMCO HMSP Sanitas

Sanitas™ v.10.0.27 Software licensed to SCS Engineers. UG
Hollow symbols indicate censored values.

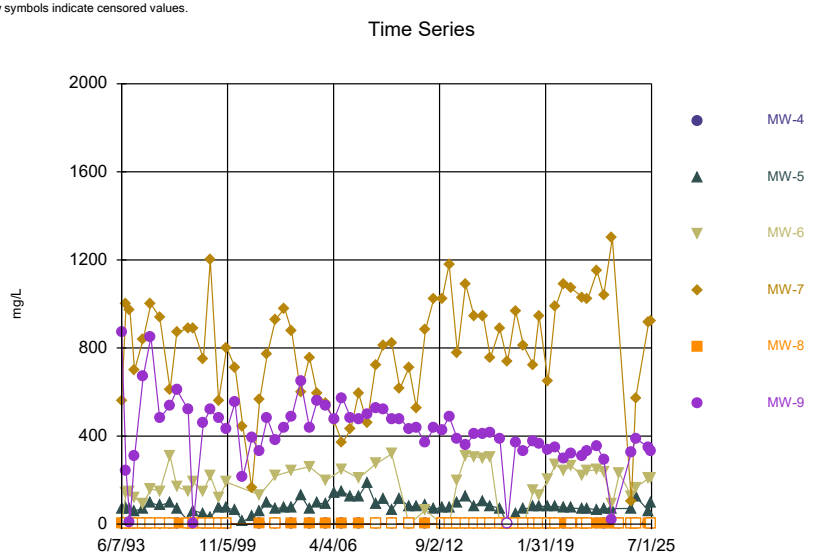

Constituent: Nitrogen, Ammonia Analysis Run 8/22/2025 6:06 PM View: 2025AWQR-TimeSeries
Archer Daniels Midland Landfill Client: SCS Engineers Data: ADMCO HMSP Sanitas

Sanitas™ v.10.0.27 Software licensed to SCS Engineers. UG

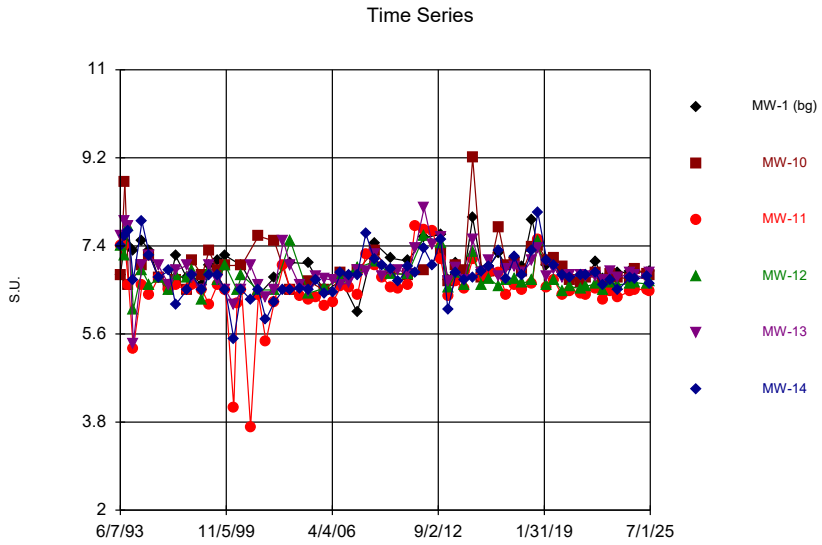

Constituent: pH Analysis Run 8/22/2025 6:06 PM View: 2025AWQR-TimeSeries
Archer Daniels Midland Landfill Client: SCS Engineers Data: ADMCO HMSP Sanitas

Sanitas™ v.10.0.27 Software licensed to SCS Engineers. UG

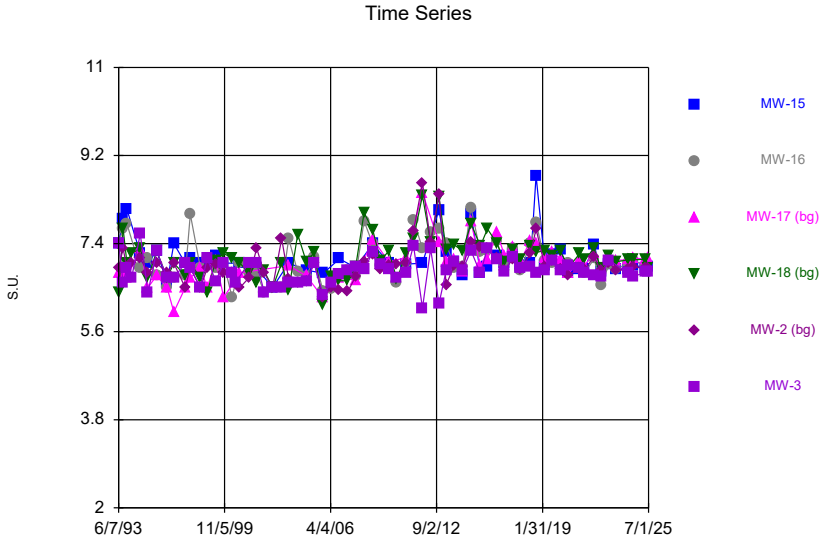

Constituent: pH Analysis Run 8/22/2025 6:06 PM View: 2025AWQR-TimeSeries
Archer Daniels Midland Landfill Client: SCS Engineers Data: ADMCO HMSP Sanitas

Sanitas™ v.10.0.27 Software licensed to SCS Engineers. UG

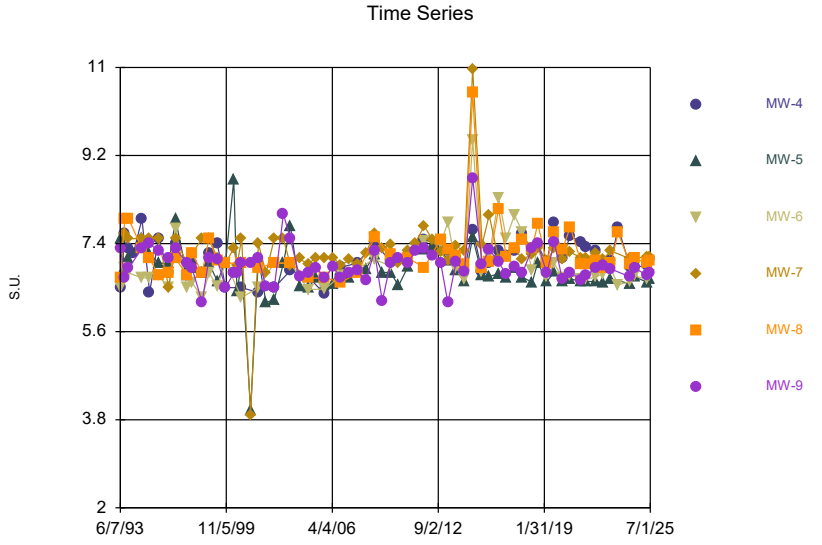

Constituent: pH Analysis Run 8/22/2025 6:06 PM View: 2025AWQR-TimeSeries
Archer Daniels Midland Landfill Client: SCS Engineers Data: ADMCO HMSP Sanitas

Sanitas™ v.10.0.27 Software licensed to SCS Engineers. UG
Hollow symbols indicate censored values.

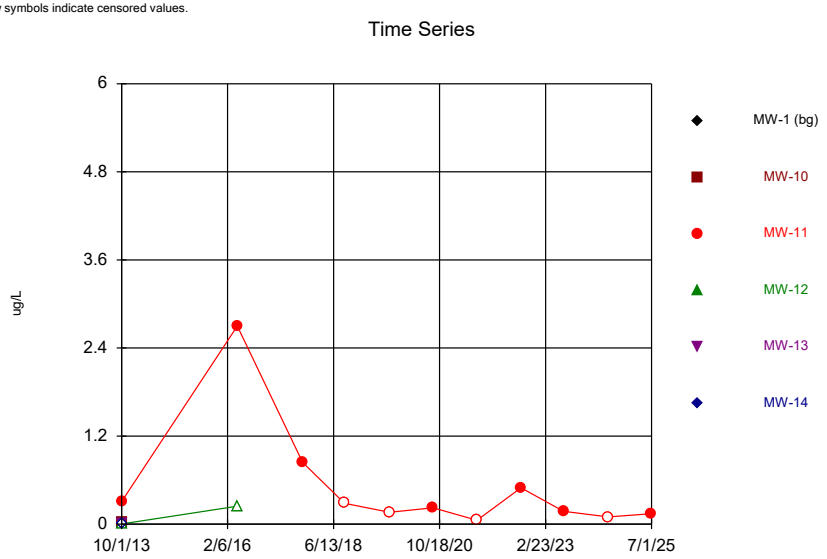

Constituent: Phenanthrene Analysis Run 8/22/2025 6:06 PM View: 2025AWQR-TimeSeries
Archer Daniels Midland Landfill Client: SCS Engineers Data: ADMCO HMSP Sanitas

Sanitas™ v.10.0.27 Software licensed to SCS Engineers. UG
Hollow symbols indicate censored values.

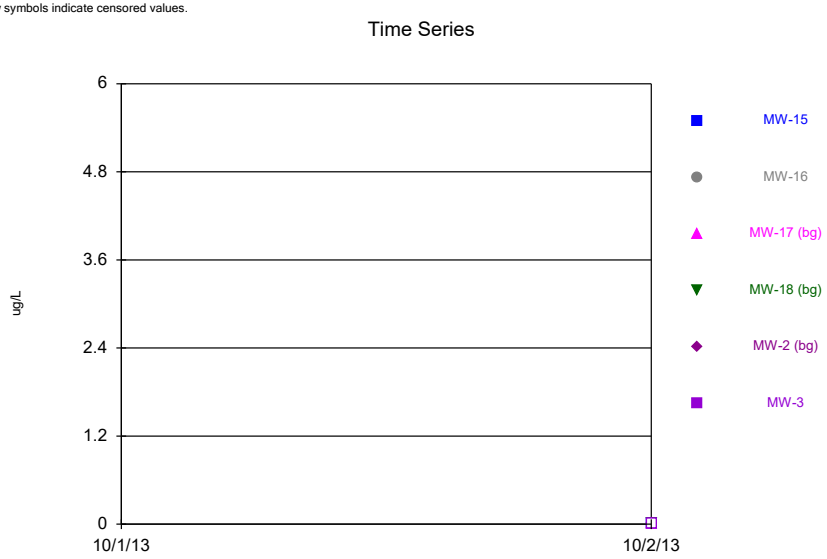

Constituent: Phenanthrene Analysis Run 8/22/2025 6:06 PM View: 2025AWQR-TimeSeries
Archer Daniels Midland Landfill Client: SCS Engineers Data: ADMCO HMSP Sanitas

Sanitas™ v.10.0.27 Software licensed to SCS Engineers. UG
Hollow symbols indicate censored values.

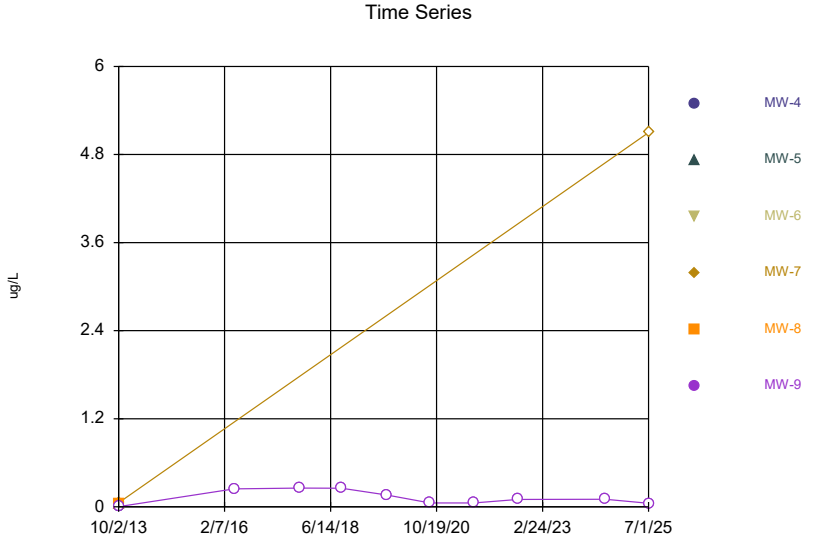

Constituent: Phenanthrene Analysis Run 8/22/2025 6:06 PM View: 2025AWQR-TimeSeries
Archer Daniels Midland Landfill Client: SCS Engineers Data: ADMCO HMSP Sanitas

Sanitas™ v.10.0.27 Software licensed to SCS Engineers. UG

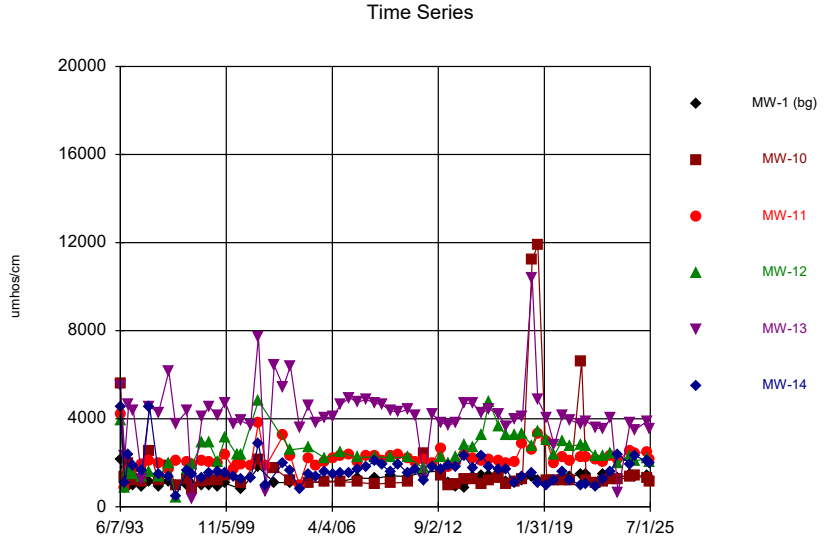

Constituent: Specific Conductance Analysis Run 8/22/2025 6:06 PM View: 2025AWQR-TimeSeries
Archer Daniels Midland Landfill Client: SCS Engineers Data: ADMCO HMSP Sanitas

Sanitas™ v.10.0.27 Software licensed to SCS Engineers. UG

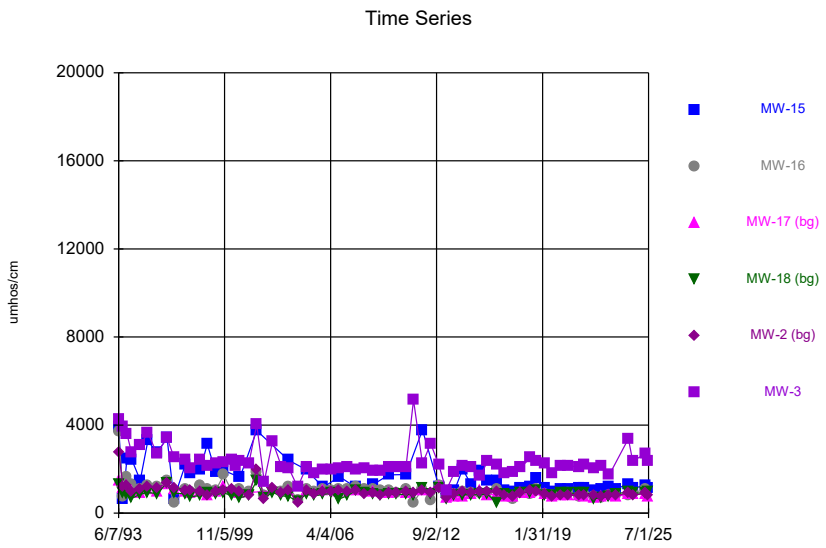

Constituent: Specific Conductance Analysis Run 8/22/2025 6:06 PM View: 2025AWQR-TimeSeries
Archer Daniels Midland Landfill Client: SCS Engineers Data: ADMCO HMSP Sanitas

Sanitas™ v.10.0.27 Software licensed to SCS Engineers. UG

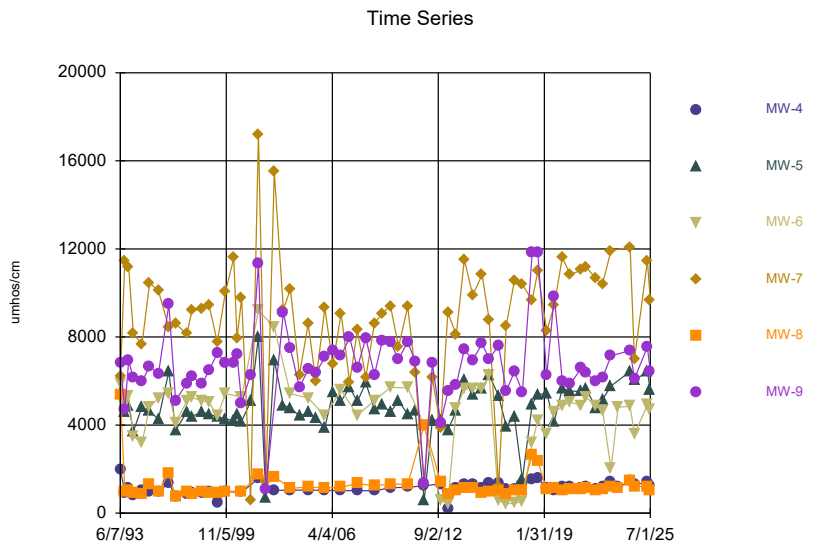

Constituent: Specific Conductance Analysis Run 8/22/2025 6:06 PM View: 2025AWQR-TimeSeries
Archer Daniels Midland Landfill Client: SCS Engineers Data: ADMCO HMSP Sanitas

Sanitas™ v.10.0.27 Software licensed to SCS Engineers. UG
Hollow symbols indicate censored values.

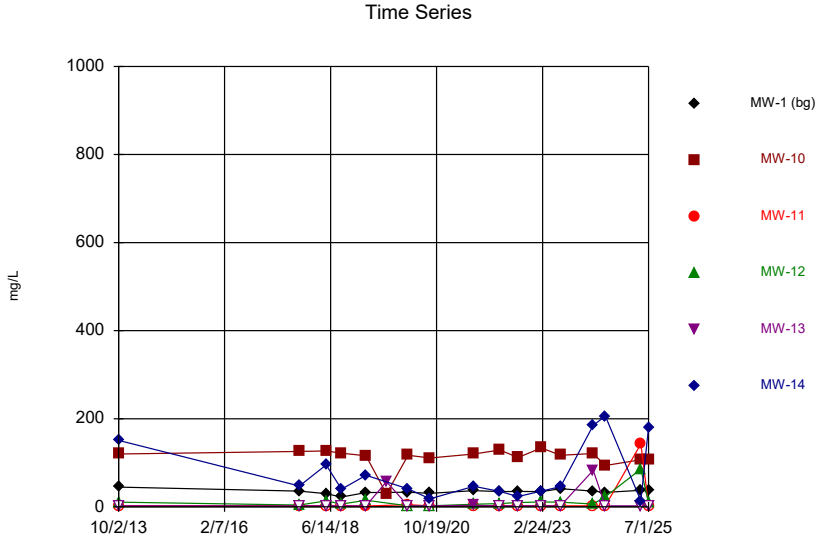

Constituent: Sulfate Analysis Run 8/22/2025 6:06 PM View: 2025AWQR-TimeSeries
Archer Daniels Midland Landfill Client: SCS Engineers Data: ADMCO HMSP Sanitas

Sanitas™ v.10.0.27 Software licensed to SCS Engineers. UG
Hollow symbols indicate censored values.

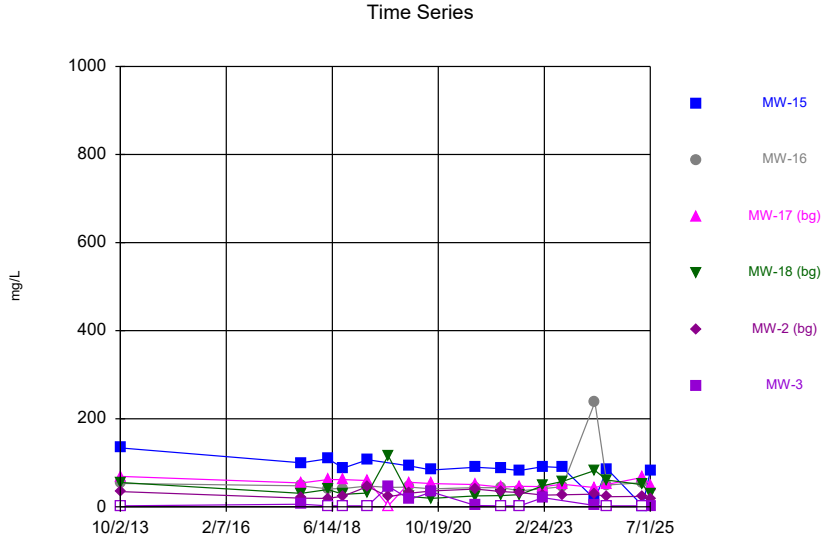

Constituent: Sulfate Analysis Run 8/22/2025 6:06 PM View: 2025AWQR-TimeSeries
Archer Daniels Midland Landfill Client: SCS Engineers Data: ADMCO HMSP Sanitas

Sanitas™ v.10.0.27 Software licensed to SCS Engineers. UG
Hollow symbols indicate censored values.

Time Series

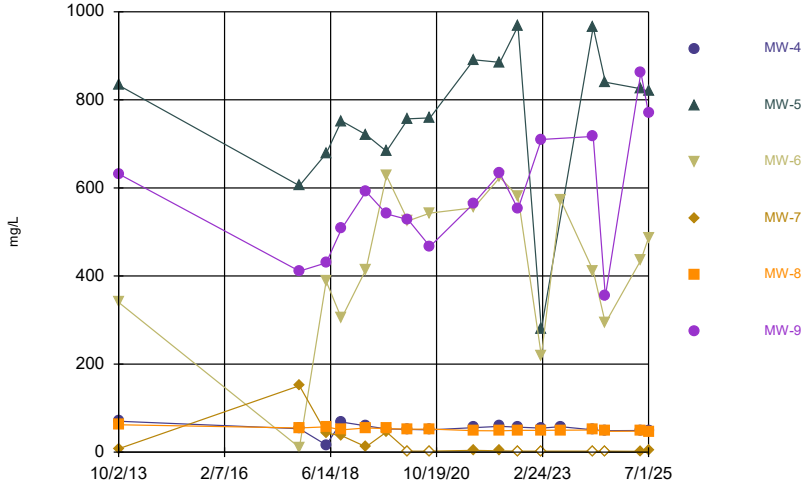

Constituent: Sulfate Analysis Run 8/22/2025 6:06 PM View: 2025AWQR-TimeSeries
Archer Daniels Midland Landfill Client: SCS Engineers Data: ADMCO HMSP Sanitas

Sanitas™ v.10.0.27 Software licensed to SCS Engineers. UG
Hollow symbols indicate censored values.

Time Series

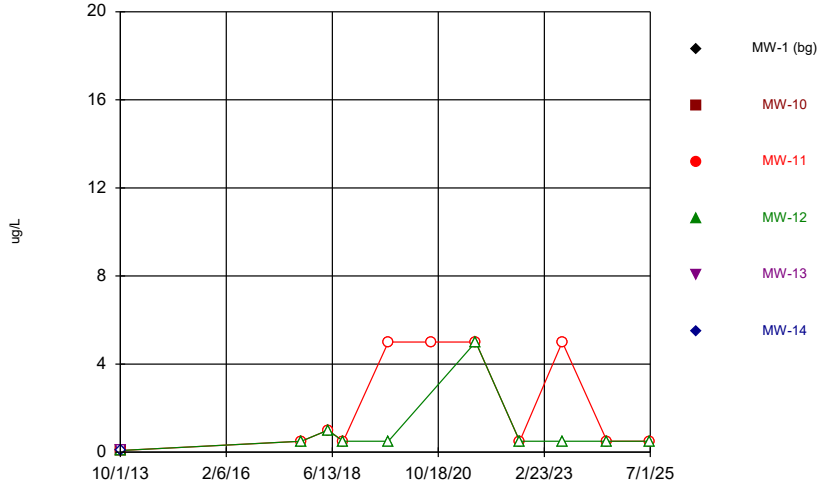

Constituent: Toluene Analysis Run 8/22/2025 6:06 PM View: 2025AWQR-TimeSeries
Archer Daniels Midland Landfill Client: SCS Engineers Data: ADMCO HMSP Sanitas

Sanitas™ v.10.0.27 Software licensed to SCS Engineers. UG
Hollow symbols indicate censored values.

Time Series

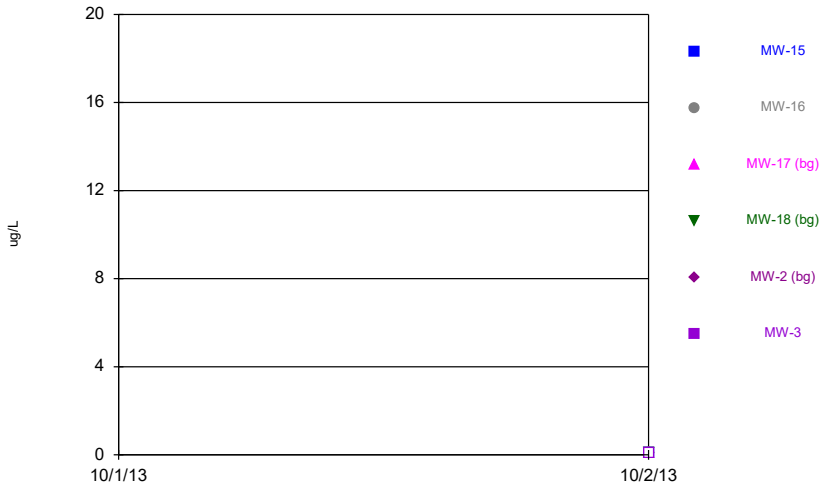

Constituent: Toluene Analysis Run 8/22/2025 6:06 PM View: 2025AWQR-TimeSeries
Archer Daniels Midland Landfill Client: SCS Engineers Data: ADMCO HMSP Sanitas

Sanitas™ v.10.0.27 Software licensed to SCS Engineers. UG
Hollow symbols indicate censored values.

Time Series

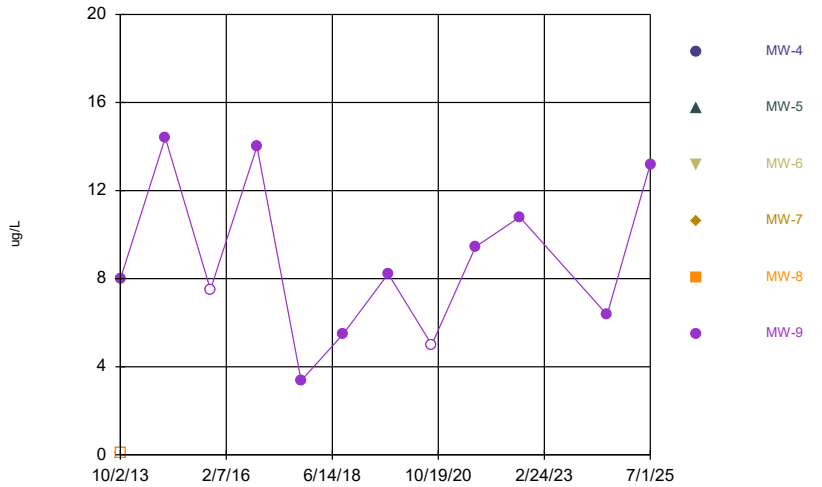

Constituent: Toluene Analysis Run 8/22/2025 6:06 PM View: 2025AWQR-TimeSeries
Archer Daniels Midland Landfill Client: SCS Engineers Data: ADMCO HMSP Sanitas

Sanitas™ v.10.0.27 Software licensed to SCS Engineers. UG
Hollow symbols indicate censored values.

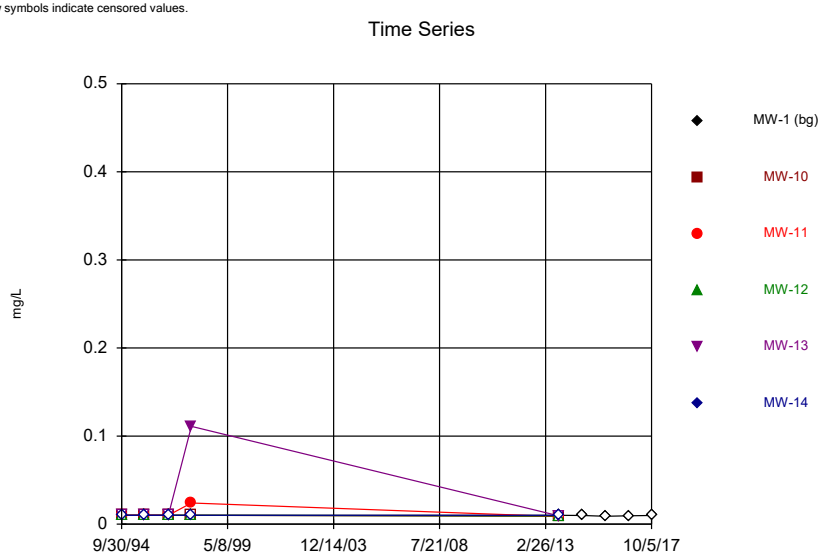

Constituent: Total Phenols Analysis Run 8/22/2025 6:06 PM View: 2025AWQR-TimeSeries
Archer Daniels Midland Landfill Client: SCS Engineers Data: ADMCO HMSP Sanitas

Sanitas™ v.10.0.27 Software licensed to SCS Engineers. UG
Hollow symbols indicate censored values.

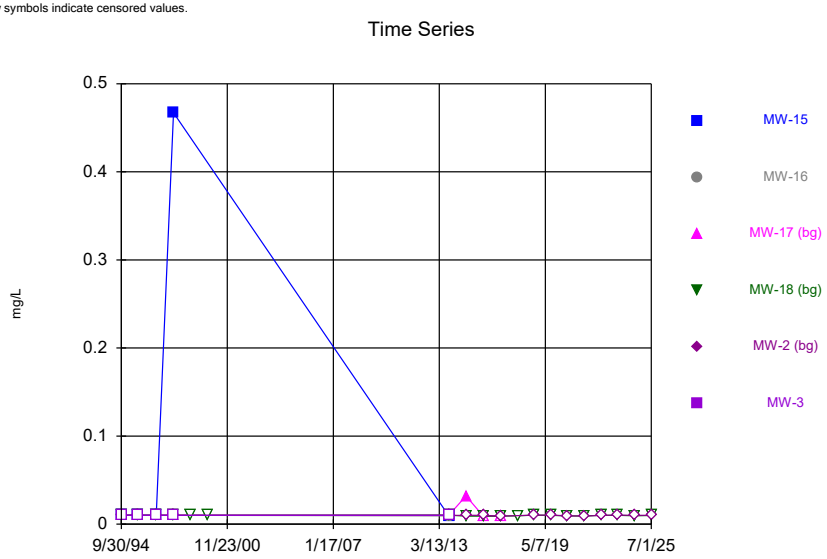

Constituent: Total Phenols Analysis Run 8/22/2025 6:06 PM View: 2025AWQR-TimeSeries
Archer Daniels Midland Landfill Client: SCS Engineers Data: ADMCO HMSP Sanitas

Sanitas™ v.10.0.27 Software licensed to SCS Engineers. UG
Hollow symbols indicate censored values.

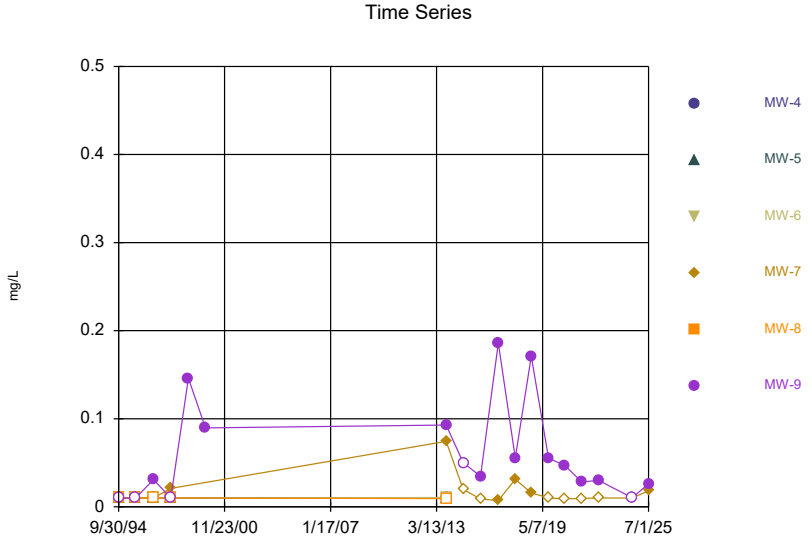

Constituent: Total Phenols Analysis Run 8/22/2025 6:06 PM View: 2025AWQR-TimeSeries
Archer Daniels Midland Landfill Client: SCS Engineers Data: ADMCO HMSP Sanitas

Appendix E

Mann-Kendall Trend Table

Monitoring Well	Constituent Name	Calculated Statistic		
		Decreasing Trend	Stable Trend	Increasing Trend
MW-1	Boron		-2	
	Chemical Oxygen Demand		7	
	Chloride		-1	
	Magnesium		-4	
	pH		5	
	Specific Conductance		4	
	Sulfate		8	
MW-2	Boron		-1	
	Chemical Oxygen Demand			21
	Chloride	-15		
	Cobalt		-7	
	Iron		8	
	Magnesium	-13		
	Manganese		9	
	Nitrogen, Ammonia		8	
	pH		-3	
	Specific Conductance		4	
	Sulfate	-20		
MW-3	Arsenic		8	
	Boron		8	
	Chemical Oxygen Demand		10	
	Chloride		12	
	Cobalt		6	
	Iron		-3	
	Magnesium			16
	Manganese		4	
	Nitrogen, Ammonia		-1	
	pH		6	
	Specific Conductance		10	
	Sulfate		-4	
MW-4	Boron	-22		
	Chemical Oxygen Demand		8	
	Chloride		6	
	Nitrogen, Ammonia		-11	
	pH		-3	
	Specific Conductance		8	
	Sulfate	-22		
MW-5	Arsenic			16
	Boron			18
	Chemical Oxygen Demand			16
	Chloride			14
	Cobalt			18
	Iron			11
	Magnesium			16
	Manganese		-8	
	Nitrogen, Ammonia		7	
	pH		5	
	Specific Conductance		10	
	Sulfate		-12	

Monitoring Well	Constituent Name	Calculated Statistic		
		Decreasing Trend	Stable Trend	Increasing Trend
MW-6	Arsenic		0	
	Boron		-2	
	Chemical Oxygen Demand		-4	
	Chloride		11	
	Cobalt		-8	
	Iron			14
	Magnesium		-2	
	Manganese		6	
	Nickel		-10	
	Nitrogen, Ammonia		-6	
	pH		0	
	Specific Conductance		2	
	Sulfate		-8	
MW-7	Arsenic	-20		
	Boron		-4	
	Chemical Oxygen Demand		-8	
	Chloride		10	
	Cobalt	-14		
	Iron		-1	
	Magnesium	-14		
	Manganese		-2	
	Nitrogen, Ammonia		-6	
	pH		4	
	Specific Conductance		-4	
	Total Phenols		-3	
MW-8	Boron		-2	
	Chemical Oxygen Demand		1	
	Chloride		0	
	Iron		-5	
	Nitrogen, Ammonia	-14		
	pH		3	
	Specific Conductance		4	
	Sulfate		-8	
MW-9	Acenaphthylene	-18		
	Arsenic		-2	
	Benzene		6	
	Boron		6	
	Carbon Disulfide		-6	
	Chemical Oxygen Demand		-2	
	Chloride		-2	
	Cobalt		4	
	Iron		5	
	Magnesium		0	
	Manganese		-11	
	Nitrogen, Ammonia		2	
	pH		-4	
	Specific Conductance		10	
	Sulfate		12	
	Toluene			18
	Total Phenols	-22		

Monitoring Well	Constituent Name	Calculated Statistic		
		Decreasing Trend	Stable Trend	Increasing Trend
MW-10	Boron			16
	Chemical Oxygen Demand		-3	
	Chloride			16
	Cobalt	-14		
	Iron		11	
	Magnesium	-16		
	Manganese	-18		
	Nitrogen, Ammonia		7	
	pH		1	
	Specific Conductance			14
	Sulfate		-12	
MW-11	Acenaphthene		-8	
	Acetone		-8	
	Arsenic		-4	
	Boron		6	
	Chemical Oxygen Demand		-8	
	Chloride		6	
	Cobalt		-2	
	Fluorene		0	
	Iron	-14		
	Magnesium	-14		
	Manganese		12	
	Nitrogen, Ammonia	-14		
	pH		4	
	Phenanthrene		-8	
	Specific Conductance		6	
	Sulfate		5	
MW-12	Arsenic		-5	
	Boron		-7	
	Chemical Oxygen Demand		-2	
	Chloride	-24		
	Cobalt	-20		
	Iron	-14		
	Magnesium	-18		
	Manganese		2	
	Nitrogen, Ammonia	-13		
	pH		11	
	Specific Conductance		-8	
	Sulfate		8	
MW-13	Arsenic		-12	
	Boron		2	
	Chemical Oxygen Demand	-13		
	Chloride			20
	Cobalt	-14		
	Iron	-14		
	Magnesium		-4	
	Manganese		-6	
	Nitrogen, Ammonia		-8	
	pH		2	
	Specific Conductance		0	
	Sulfate		1	

Monitoring Well	Constituent Name	Calculated Statistic		
		Decreasing Trend	Stable Trend	Increasing Trend
MW-14	Arsenic		1	
	Boron			16
	Chemical Oxygen Demand			16
	Chloride		12	
	Cobalt		4	
	Iron		3	
	Magnesium		8	
	Manganese		-4	
	Nitrogen, Ammonia		2	
	pH		0	
	Specific Conductance			14
	Sulfate		10	
MW-15	Arsenic		5	
	Boron		12	
	Chemical Oxygen Demand			15
	Chloride			14
	Cobalt		7	
	Iron		2	
	Magnesium		0	
	Nitrogen, Ammonia		4	
	pH		0	
	Specific Conductance		12	
	Sulfate		-12	
MW-17	Arsenic		5	
	Boron		6	
	Chemical Oxygen Demand		9	
	Chloride			17
	Cobalt		1	
	Iron		5	
	Magnesium		-12	
	Manganese		4	
	Nickel		-3	
	Nitrogen, Ammonia		3	
	pH		0	
	Specific Conductance		12	
	Sulfate		10	
MW-18	Arsenic		4	
	Boron			20
	Chemical Oxygen Demand		11	
	Chloride			20
	Cobalt		-2	
	Iron		-2	
	Magnesium			18
	Manganese		6	
	Nitrogen, Ammonia		5	
	pH		-5	
	Specific Conductance			20
	Sulfate		10	

Appendix F

2025 Leachate Control System Performance Evaluation Report

Table F1
Leachate Management Summary
2025 Leachate Control System Performance Evaluation Report
ADM-Clinton Landfill
Permit No. 23-SDP-05-88C

Date of Measurement	Column in Piezometer (ft)										Discharge to Sanitary Sewer Line (gal)	Precipitation (in)
	PZ-1	PZ-3	PZ-5R	PZ-6R	PZ-7	PZ-8	PZ-9	PZ-10	PZ-11	PZ-12		
10/16/2024	8.43	22.88	1.88	0.39	2.70	16.98	7.15	10.08	4.01	10.31	-	1.19
11/13/2024	7.61	23.18	1.89	0.26	5.06	16.58	6.35	9.92	4.00	9.83	-	2.70
12/9/2024	6.91	23.48	2.38	0.19	4.99	17.02	6.13	10.99	4.00	9.71	-	1.25
1/28/2025	7.10	23.42	2.02	0.06	4.77	16.91	5.82	10.28	3.96	10.04	-	0.65
2/17/2025	5.99	24.19	1.98	0.03	4.67	16.88	5.62	9.96	4.01	10.05	-	0.87
3/13/2025	5.41	21.53	2.01	Dry	4.58	17.03	5.59	9.83	4.01	9.72	-	2.53
4/29/2025	6.45	*	1.79	Dry	4.43	16.12	6.09	9.58	4.01	13.68	-	2.79
5/15/2025	Dry	23.38	1.89	Dry	4.61	16.32	6.37	10.16	4.01	10.86	5,000	3.00
6/5/2025	5.95	*	1.50	Dry	8.97	15.77	6.07	9.00	4.16	10.58	-	3.84
7/2/2025	5.91	*	1.79	Dry	4.53	15.88	6.36	NM	3.71	10.36	-	8.62
8/5/2025	5.71	*	1.60	Dry	2.93	15.39	5.27	7.63	4.01	10.66	5,000	2.32
9/8/2025	Dry	25.16	Dry	Dry	NA	16.28	Dry	*	2.36	10.17	-	0.04
Reporting Period Total											10,000	29.80

Notes:

1) Leachate column thicknesses for the reporting period generally remained consistent with historical measurements.
2) Historical leachate levels and graphs are provided in Attachment A.
3) Precipitation data for October 2024 - September 2025 obtained from weather.gov.
4) * Leachate measurement device was unable to reach the bottom of the piezometer or static water level. Potential kink or obstruction in piezometer.
5) NA - Not Available.
6) NM - Not Measured.

Comments:

Reporting Period: October 2024 - September 2025.
Approved Changes to Leachate Collection System: None.
Proposed Changes to Leachate Collection System: None.
Maintenance Performed on Leachate Collection System: Extraction wells were flushed and verified for proper operation on 10/4/2024, 4/28/2025, & 8/28/2025.
Last Date of Cleaning and Inspection: 8/28/2025
Date of Next Cleaning and Inspection: Anticipated semi-annually in RY2026.
Volume of Leachate Treated Off-Site: 10,000 gallons were released to the City of Clinton POTW.
Leachate Quality Testing Results: Leachate quality testing results from the Wet Well are provided in Appendix C.

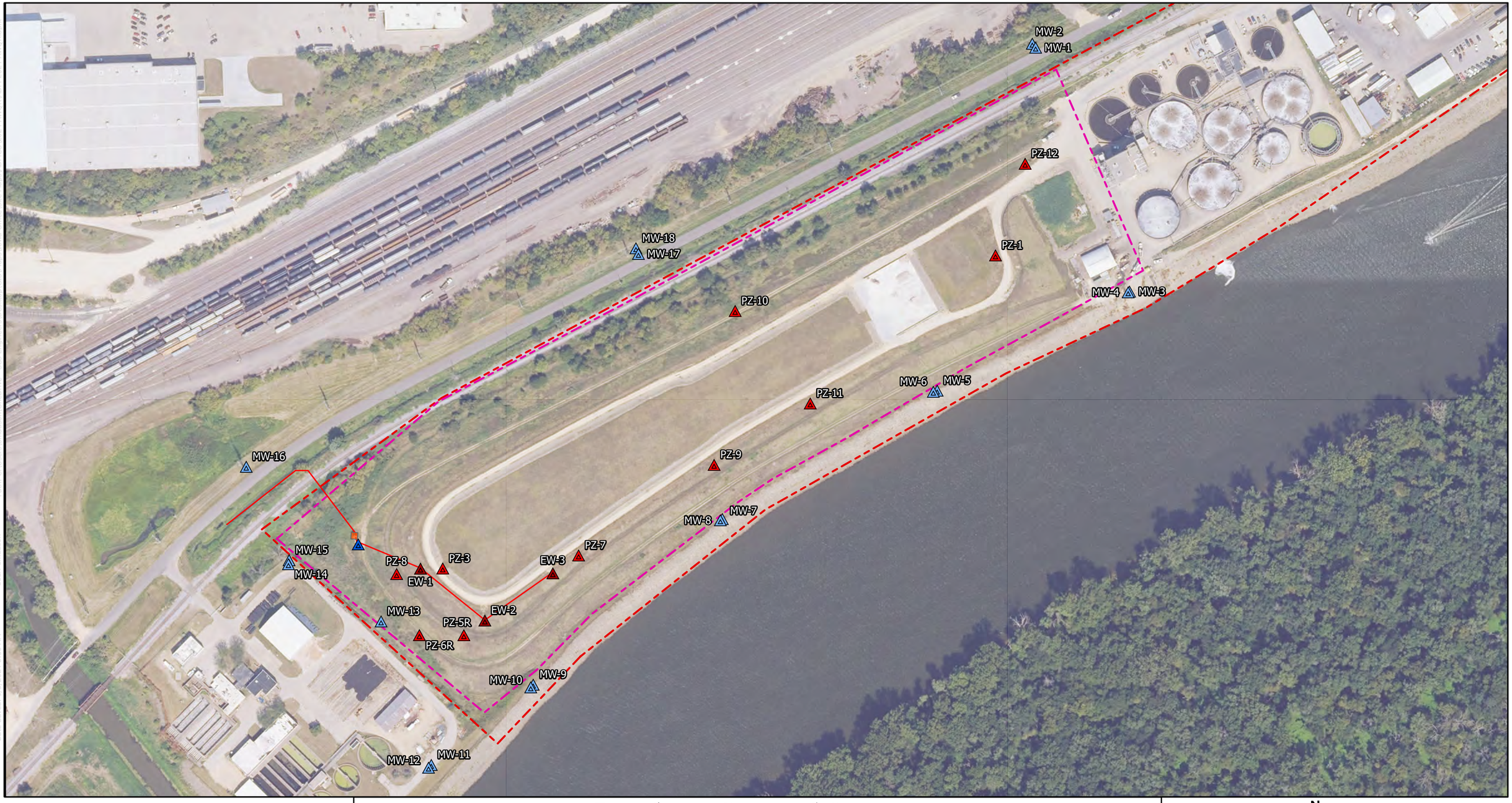

SCS ENGINEERS
environmental consultants and contractors

Leachate Control System

Legend

- Approximate Monitoring Well Location
- Approximate Location of Extraction Well
- Approximate Location of Leachate Piezometer
- Approximate Location of Wet Well
- Leachate Storage Tank
- Leachate Piping
- Approximate Waste Boundary
- Approximate Property Boundary

ADM Clinton Landfill
Clinton, Iowa
Project No: 27225033.00
Drawing Date:
October 2025

Figure 1

N W E S

0 120 240 480 720 Feet

Esri, TomTom, Garmin, FAO, METI/NASA, USGS, Esri, CGIAR, USGS, USDA NAIP, Iowa State University GIS Facility

Path: C:\Users\bmadison\OneDrive - SCS Engineers\Desktop\GIS\Maps\Iowa Office\Site Maps\ADM\CO\2024 AWOR\ADM-2024-AWOR.aprx
User: bmadison
Date Saved: 9/5/2024 8:56 AM

Attachment A

Historical Leachate Level Graphs

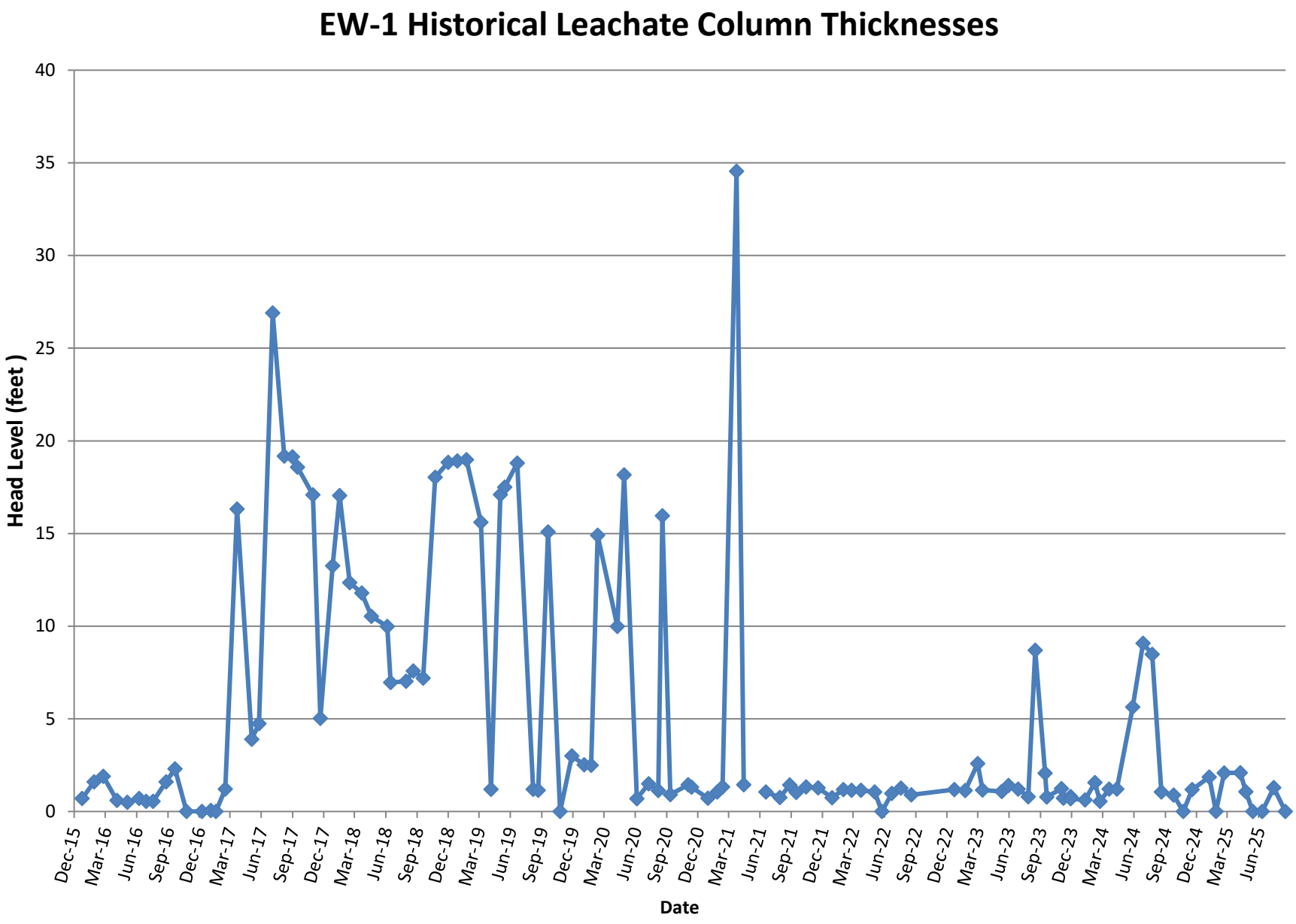
EW-1 Historical Leachate Column Thicknesses
Head Level (feet)
40
35
30
25
20
15
10
5
0
Dec-15
Mar-16
Jun-16
Sep-16
Dec-16
Mar-17
Jun-17
Sep-17
Dec-17
Mar-18
Jun-18
Sep-18
Dec-18
Mar-19
Jun-19
Sep-19
Dec-19
Mar-20
Jun-20
Sep-20
Dec-20
Mar-21
Jun-21
Sep-21
Dec-21
Mar-22
Jun-22
Sep-22
Dec-22
Mar-23
Jun-23
Sep-23
Dec-23
Mar-24
Jun-24
Sep-24
Dec-24
Mar-25
Jun-25
Date

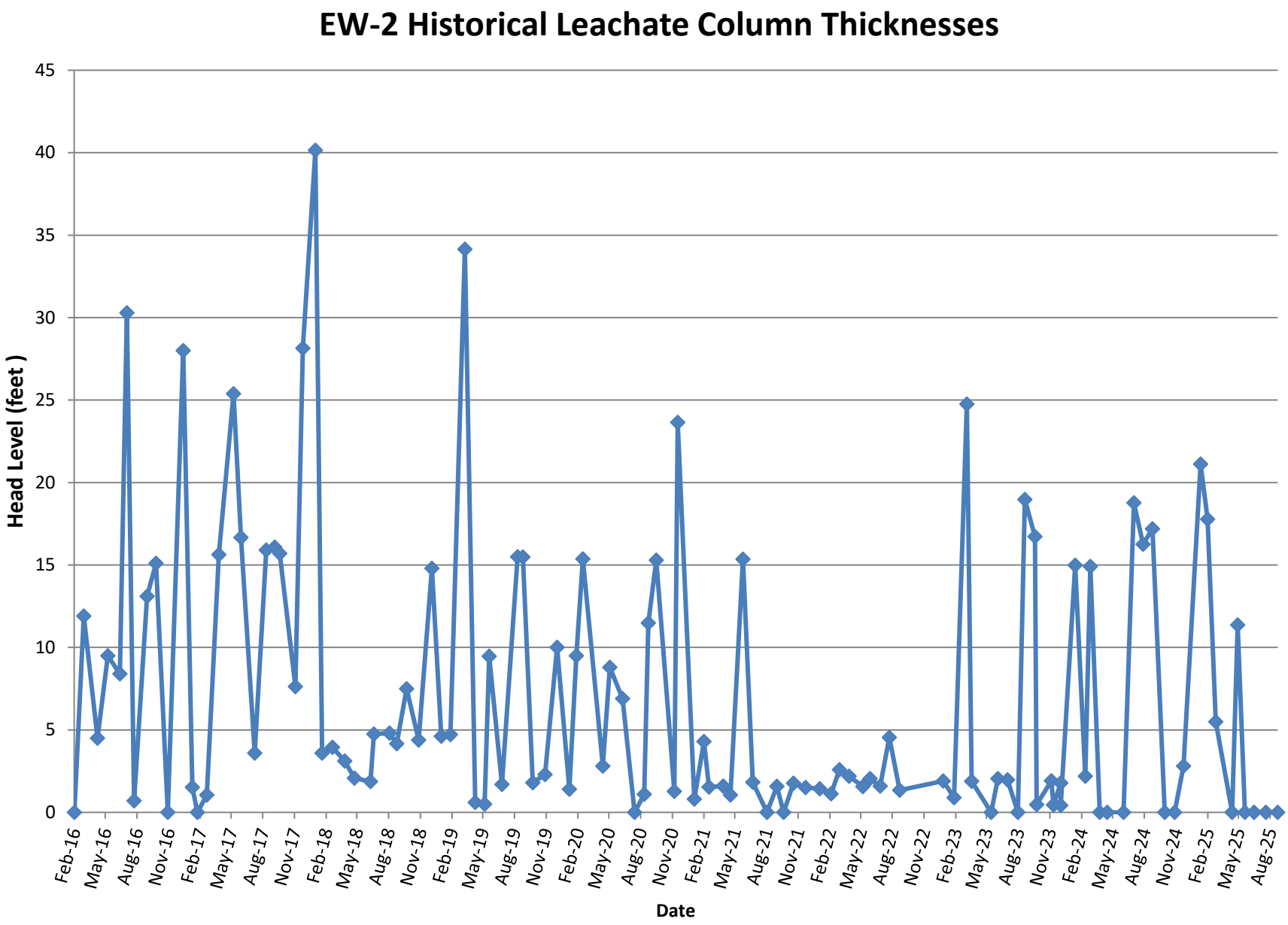
EW-2 Historical Leachate Column Thicknesses
Head Level (feet)
45
40
35
30
25
20
15
10
5
0
Feb-16
May-16
Aug-16
Nov-16
Feb-17
May-17
Aug-17
Nov-17
Feb-18
May-18
Aug-18
Nov-18
Feb-19
May-19
Aug-19
Nov-19
Feb-20
May-20
Aug-20
Nov-20
Feb-21
May-21
Aug-21
Nov-21
Feb-22
May-22
Aug-22
Nov-22
Feb-23
May-23
Aug-23
Nov-23
Feb-24
May-24
Aug-24
Nov-24
Feb-25
May-25
Aug-25
Date

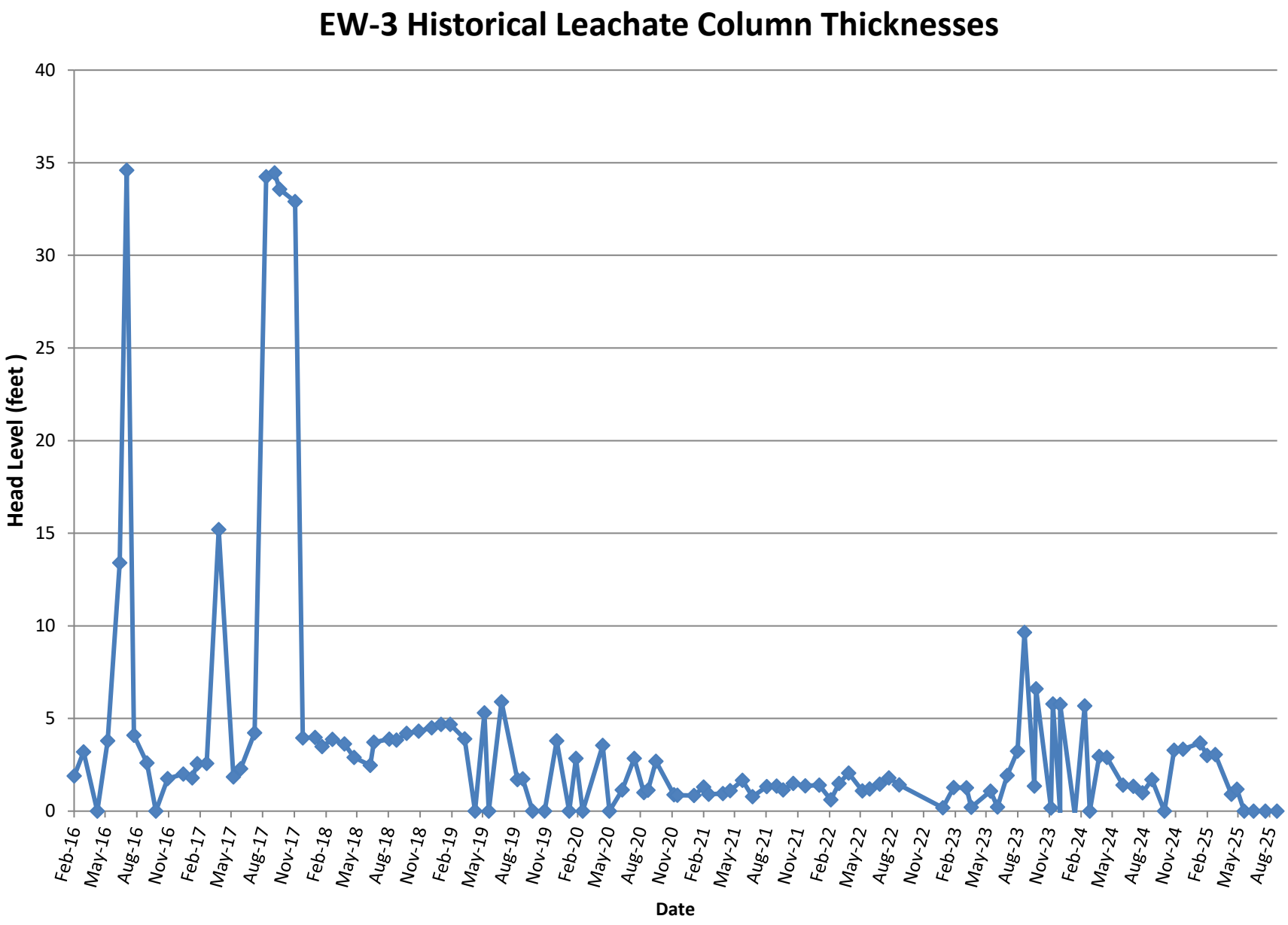
EW-3 Historical Leachate Column Thicknesses
Head Level (feet)
40
35
30
25
20
15
10
5
0
Feb-16
May-16
Aug-16
Nov-16
Feb-17
May-17
Aug-17
Nov-17
Feb-18
May-18
Aug-18
Nov-18
Feb-19
May-19
Aug-19
Nov-19
Feb-20
May-20
Aug-20
Nov-20
Feb-21
May-21
Aug-21
Nov-21
Feb-22
May-22
Aug-22
Nov-22
Feb-23
May-23
Aug-23
Nov-23
Feb-24
May-24
Aug-24
Nov-24
Feb-25
May-25
Aug-25
Date

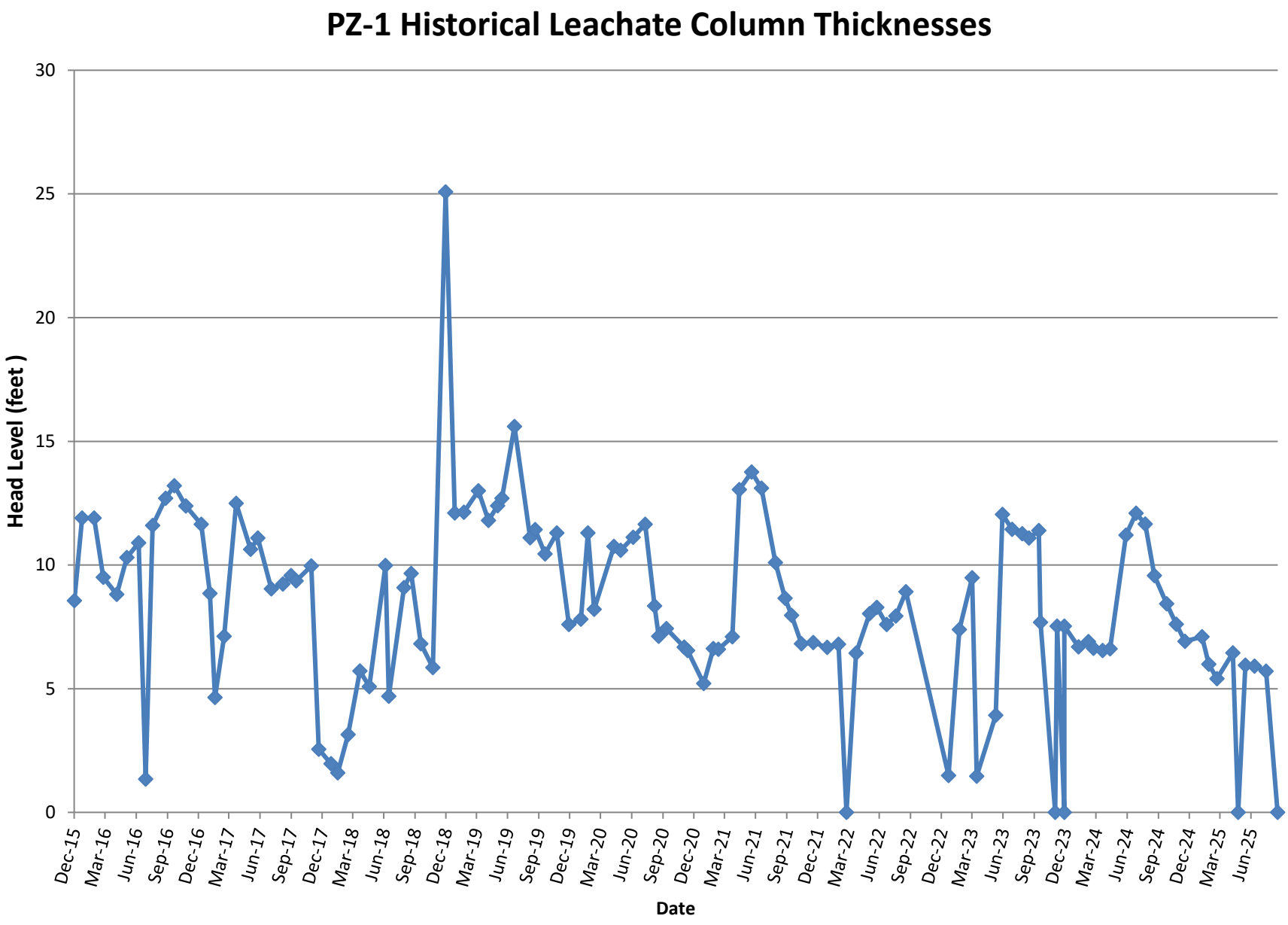
PZ-1 Historical Leachate Column Thicknesses
Head Level (feet)
30
25
20
15
10
5
0
Dec-15
Mar-16
Jun-16
Sep-16
Dec-16
Mar-17
Jun-17
Sep-17
Dec-17
Mar-18
Jun-18
Sep-18
Dec-18
Mar-19
Jun-19
Sep-19
Dec-19
Mar-20
Jun-20
Sep-20
Dec-20
Mar-21
Jun-21
Sep-21
Dec-21
Mar-22
Jun-22
Sep-22
Dec-22
Mar-23
Jun-23
Sep-23
Dec-23
Mar-24
Jun-24
Sep-24
Dec-24
Mar-25
Jun-25
Date

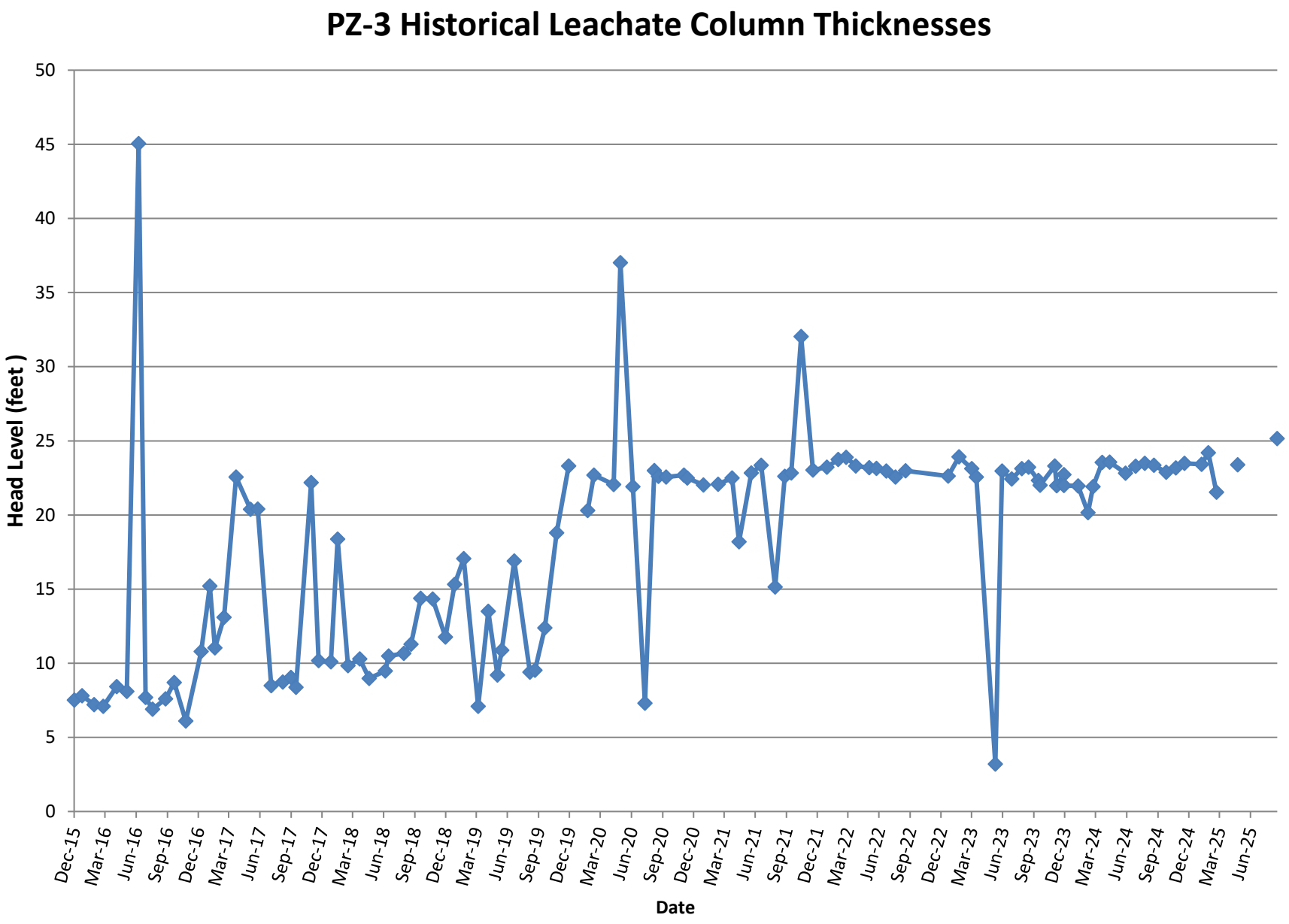
PZ-3 Historical Leachate Column Thicknesses
Head Level (feet)
50
45
40
35
30
25
20
15
10
5
0
Dec-15
Mar-16
Jun-16
Sep-16
Dec-16
Mar-17
Jun-17
Sep-17
Dec-17
Mar-18
Jun-18
Sep-18
Dec-18
Mar-19
Jun-19
Sep-19
Dec-19
Mar-20
Jun-20
Sep-20
Dec-20
Mar-21
Jun-21
Sep-21
Dec-21
Mar-22
Jun-22
Sep-22
Dec-22
Mar-23
Jun-23
Sep-23
Dec-23
Mar-24
Jun-24
Sep-24
Dec-24
Mar-25
Jun-25
Date

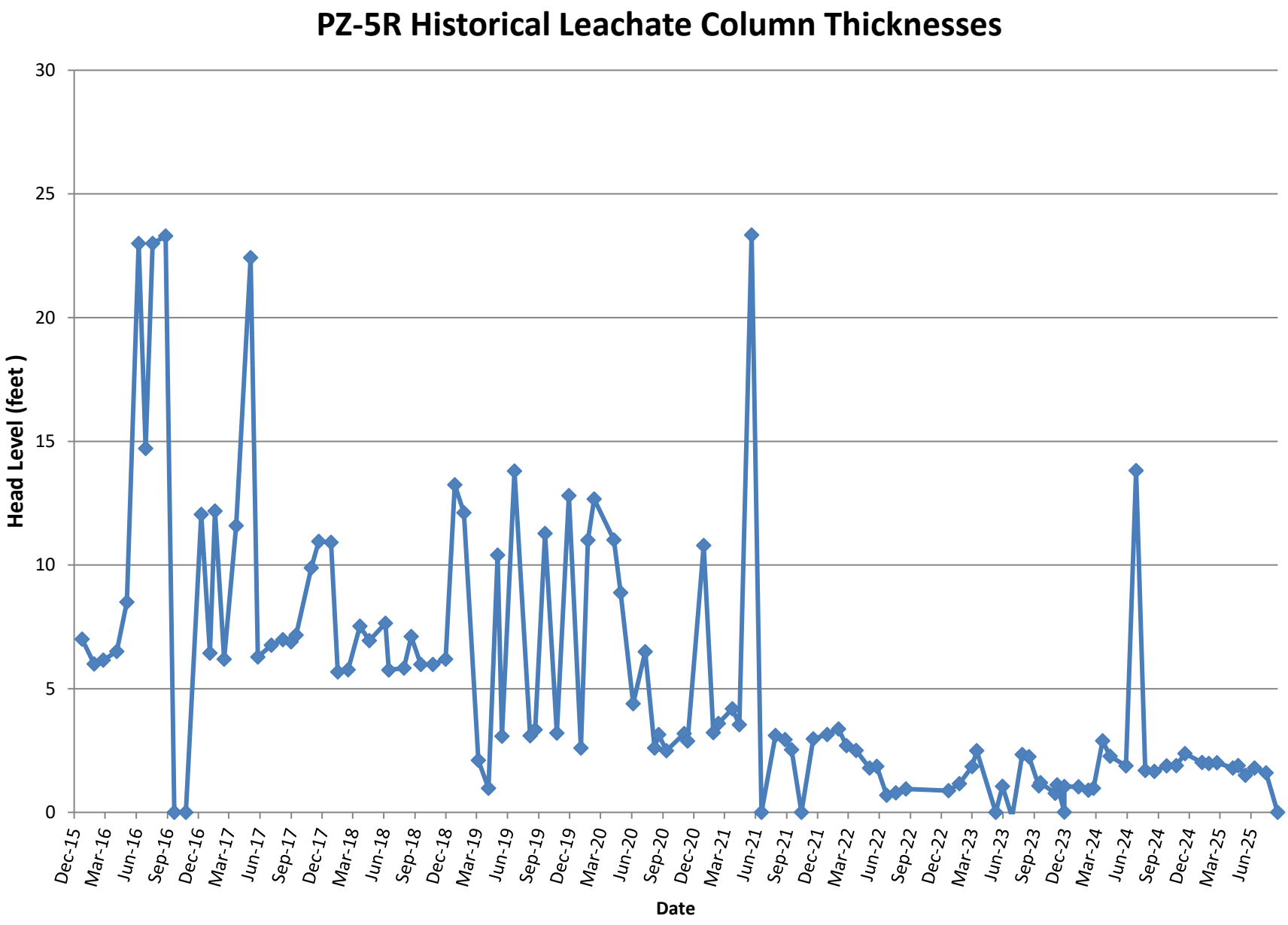
PZ-5R Historical Leachate Column Thicknesses
Head Level (feet)
30
25
20
15
10
5
0
Dec-15
Mar-16
Jun-16
Sep-16
Dec-16
Mar-17
Jun-17
Sep-17
Dec-17
Mar-18
Jun-18
Sep-18
Dec-18
Mar-19
Jun-19
Sep-19
Dec-19
Mar-20
Jun-20
Sep-20
Dec-20
Mar-21
Jun-21
Sep-21
Dec-21
Mar-22
Jun-22
Sep-22
Dec-22
Mar-23
Jun-23
Sep-23
Dec-23
Mar-24
Jun-24
Sep-24
Dec-24
Mar-25
Jun-25
Date

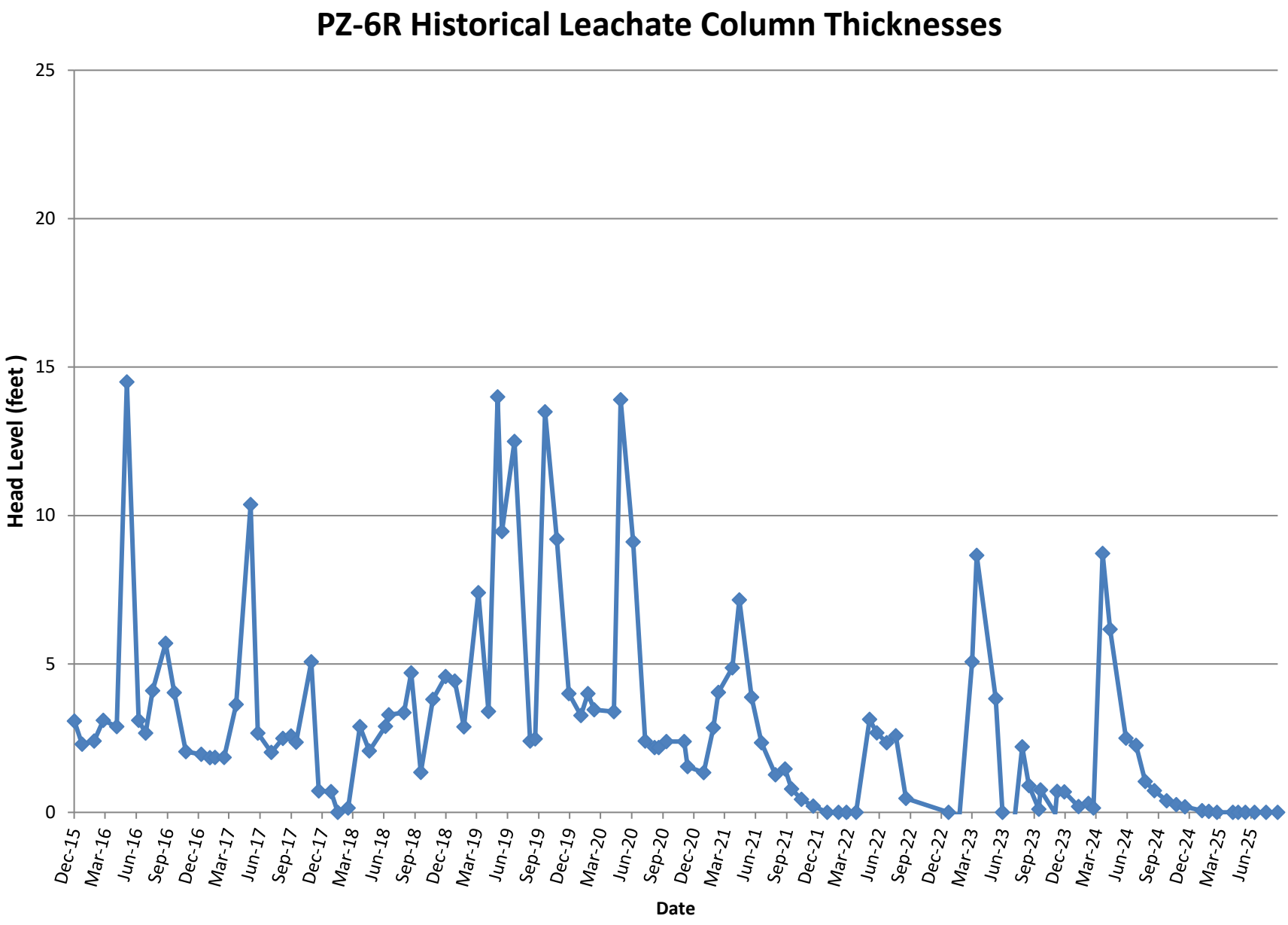
PZ-6R Historical Leachate Column Thicknesses
Head Level (feet)
25
20
15
10
5
0
Dec-15
Mar-16
Jun-16
Sep-16
Dec-16
Mar-17
Jun-17
Sep-17
Dec-17
Mar-18
Jun-18
Sep-18
Dec-18
Mar-19
Jun-19
Sep-19
Dec-19
Mar-20
Jun-20
Sep-20
Dec-20
Mar-21
Jun-21
Sep-21
Dec-21
Mar-22
Jun-22
Sep-22
Dec-22
Mar-23
Jun-23
Sep-23
Dec-23
Mar-24
Jun-24
Sep-24
Dec-24
Mar-25
Jun-25
Date

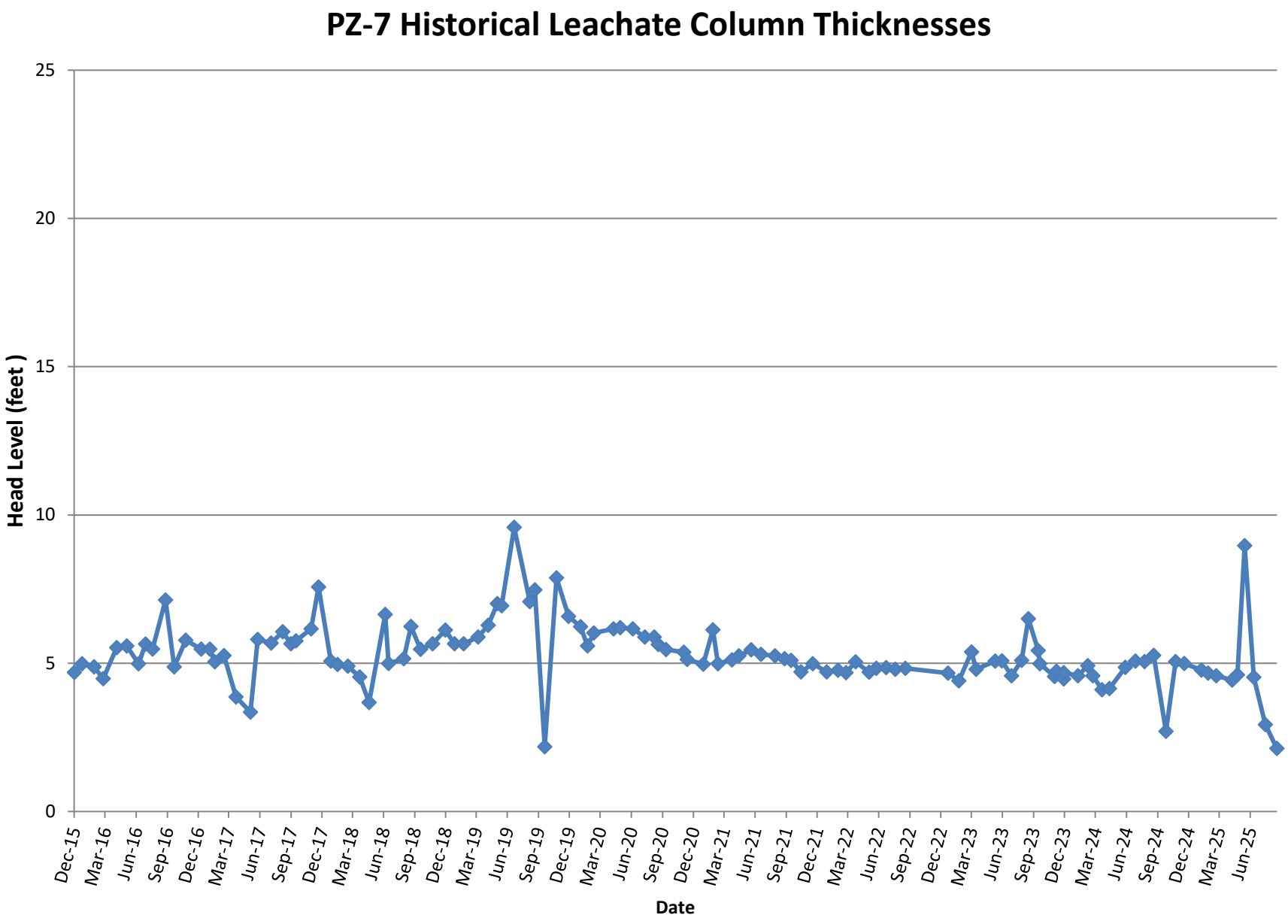
PZ-7 Historical Leachate Column Thicknesses
Head Level (feet)
25
20
15
10
5
0
Dec-15
Mar-16
Jun-16
Sep-16
Dec-16
Mar-17
Jun-17
Sep-17
Dec-17
Mar-18
Jun-18
Sep-18
Dec-18
Mar-19
Jun-19
Sep-19
Dec-19
Mar-20
Jun-20
Sep-20
Dec-20
Mar-21
Jun-21
Sep-21
Dec-21
Mar-22
Jun-22
Sep-22
Dec-22
Mar-23
Jun-23
Sep-23
Dec-23
Mar-24
Jun-24
Sep-24
Dec-24
Mar-25
Jun-25
Date

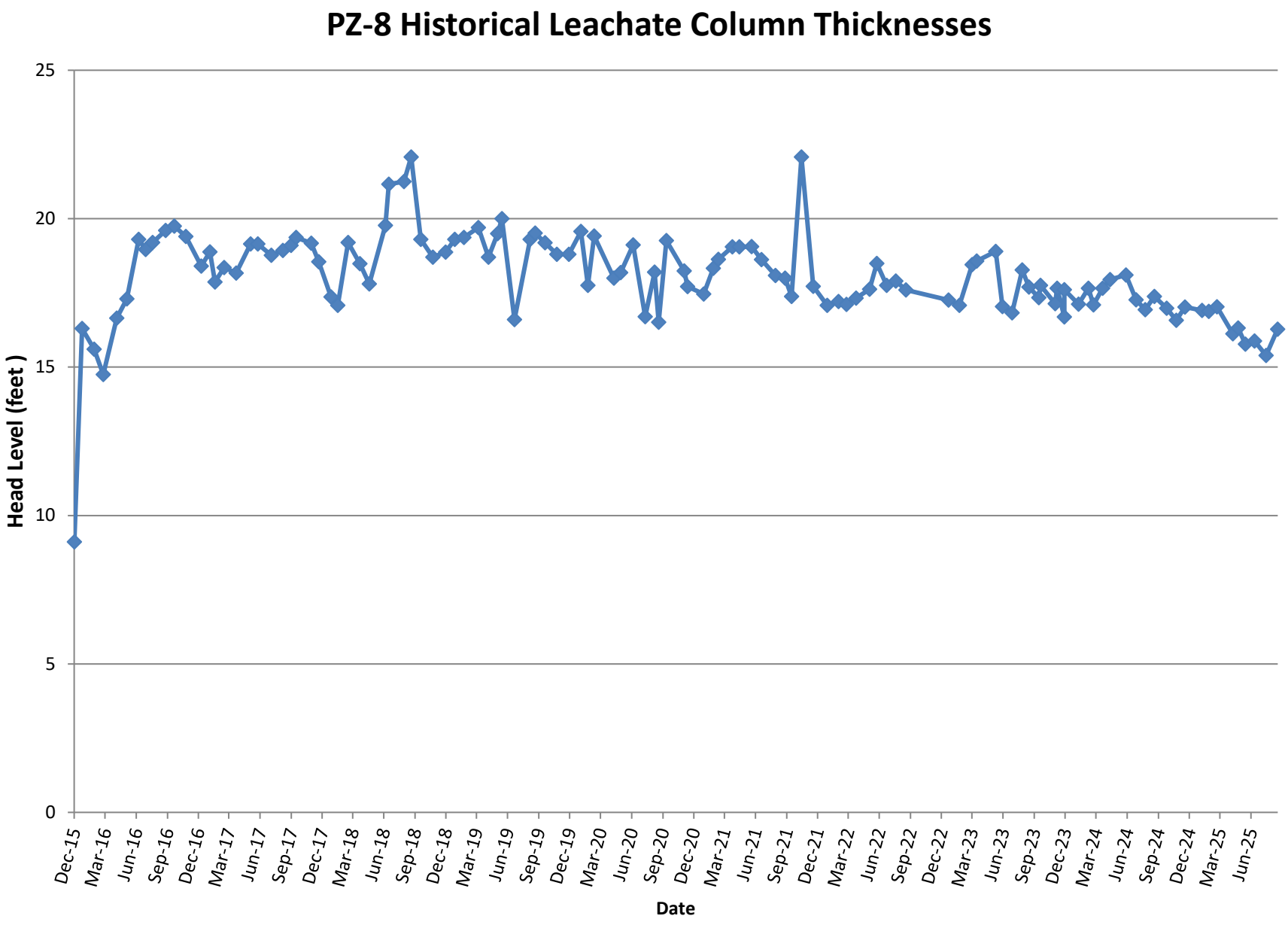
PZ-8 Historical Leachate Column Thicknesses
Head Level (feet)
25
20
15
10
5
0
Dec-15
Mar-16
Jun-16
Sep-16
Dec-16
Mar-17
Jun-17
Sep-17
Dec-17
Mar-18
Jun-18
Sep-18
Dec-18
Mar-19
Jun-19
Sep-19
Dec-19
Mar-20
Jun-20
Sep-20
Dec-20
Mar-21
Jun-21
Sep-21
Dec-21
Mar-22
Jun-22
Sep-22
Dec-22
Mar-23
Jun-23
Sep-23
Dec-23
Mar-24
Jun-24
Sep-24
Dec-24
Mar-25
Jun-25
Date

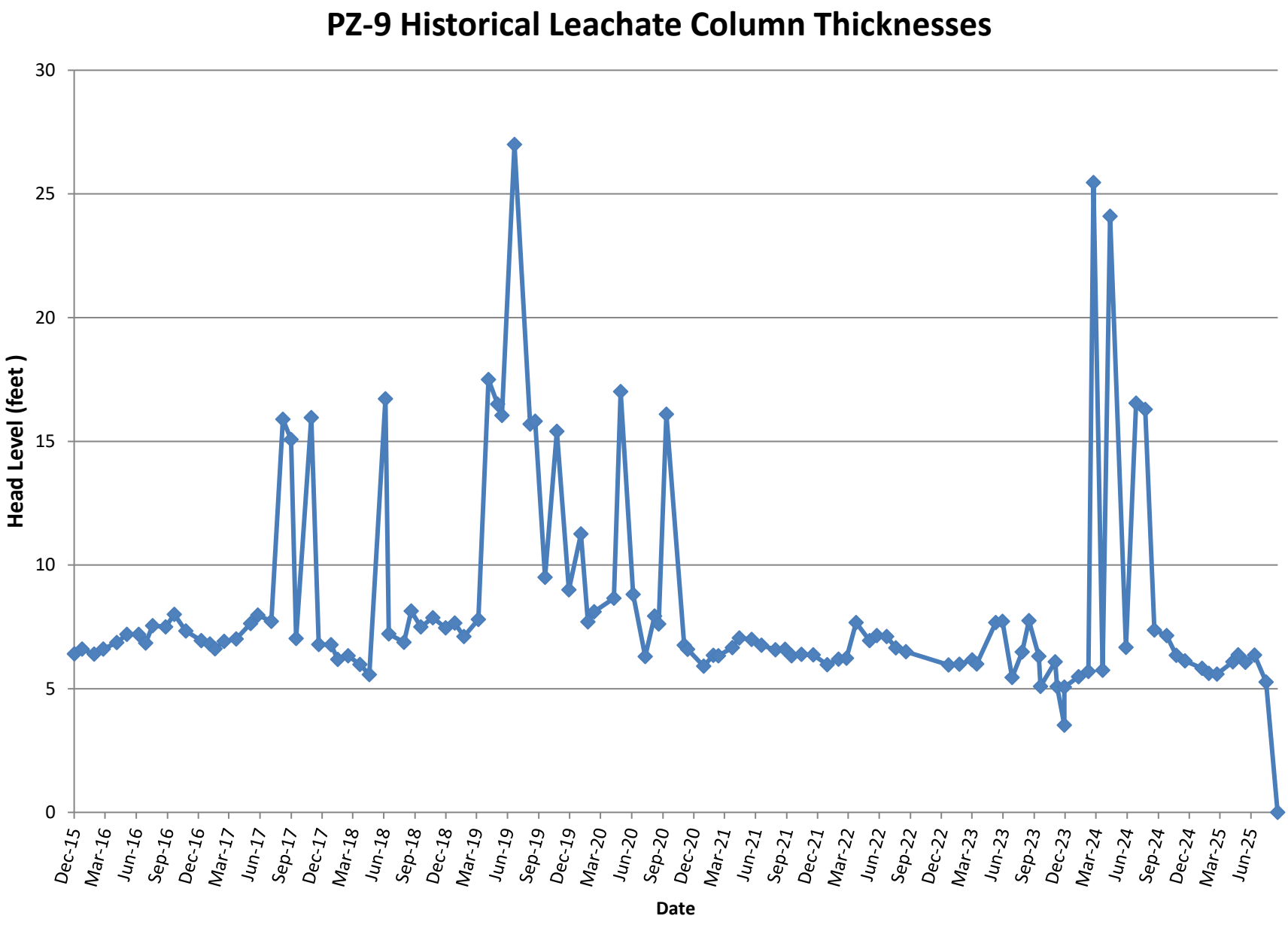
PZ-9 Historical Leachate Column Thicknesses
Head Level (feet)
30
25
20
15
10
5
0
Dec-15
Mar-16
Jun-16
Sep-16
Dec-16
Mar-17
Jun-17
Sep-17
Dec-17
Mar-18
Jun-18
Sep-18
Dec-18
Mar-19
Jun-19
Sep-19
Dec-19
Mar-20
Jun-20
Sep-20
Dec-20
Mar-21
Jun-21
Sep-21
Dec-21
Mar-22
Jun-22
Sep-22
Dec-22
Mar-23
Jun-23
Sep-23
Dec-23
Mar-24
Jun-24
Sep-24
Dec-24
Mar-25
Jun-25
Date

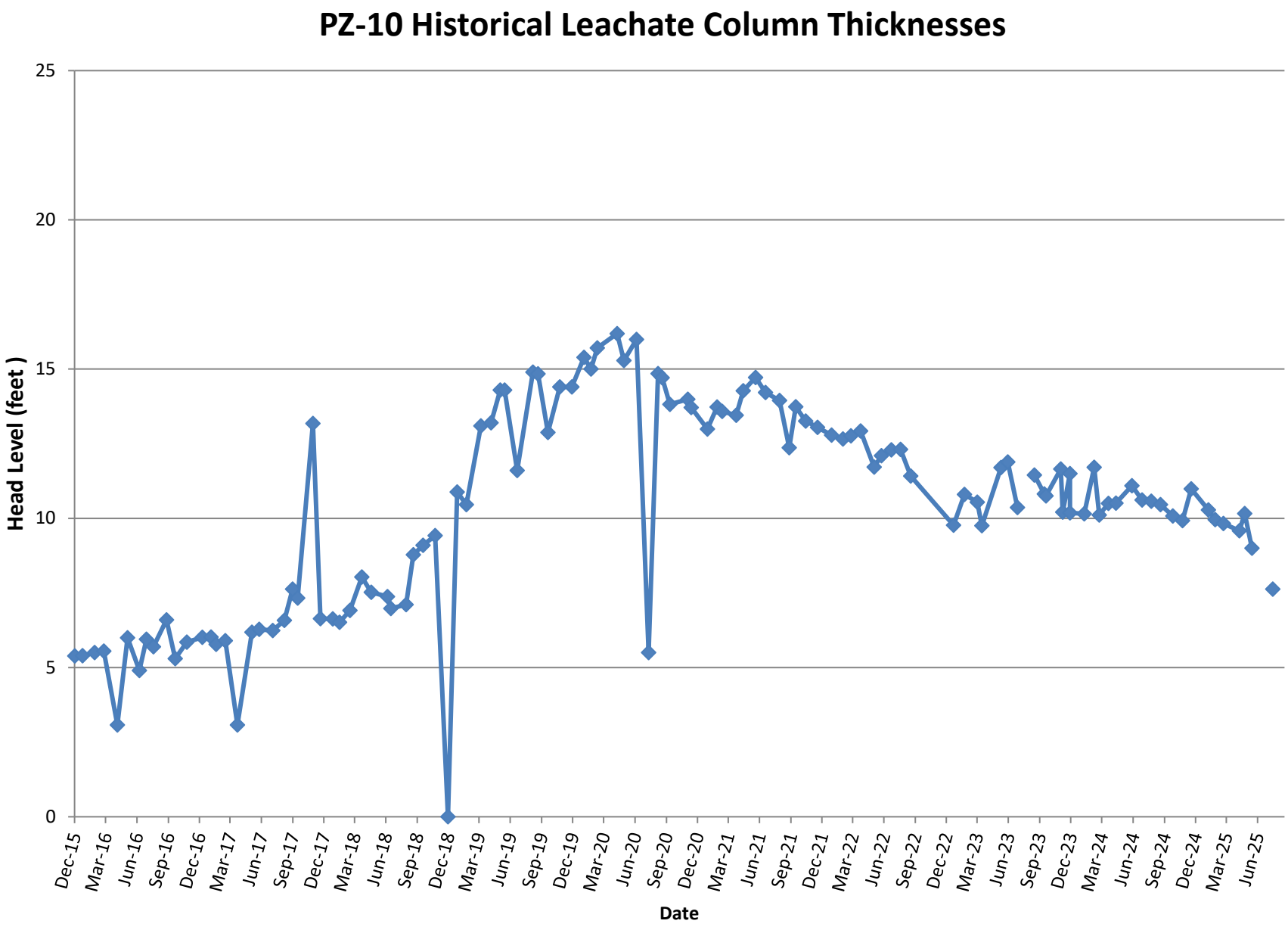
PZ-10 Historical Leachate Column Thicknesses
Head Level (feet)
25
20
15
10
5
0
Dec-15
Mar-16
Jun-16
Sep-16
Dec-16
Mar-17
Jun-17
Sep-17
Dec-17
Mar-18
Jun-18
Sep-18
Dec-18
Mar-19
Jun-19
Sep-19
Dec-19
Mar-20
Jun-20
Sep-20
Dec-20
Mar-21
Jun-21
Sep-21
Dec-21
Mar-22
Jun-22
Sep-22
Dec-22
Mar-23
Jun-23
Sep-23
Dec-23
Mar-24
Jun-24
Sep-24
Dec-24
Mar-25
Jun-25
Date

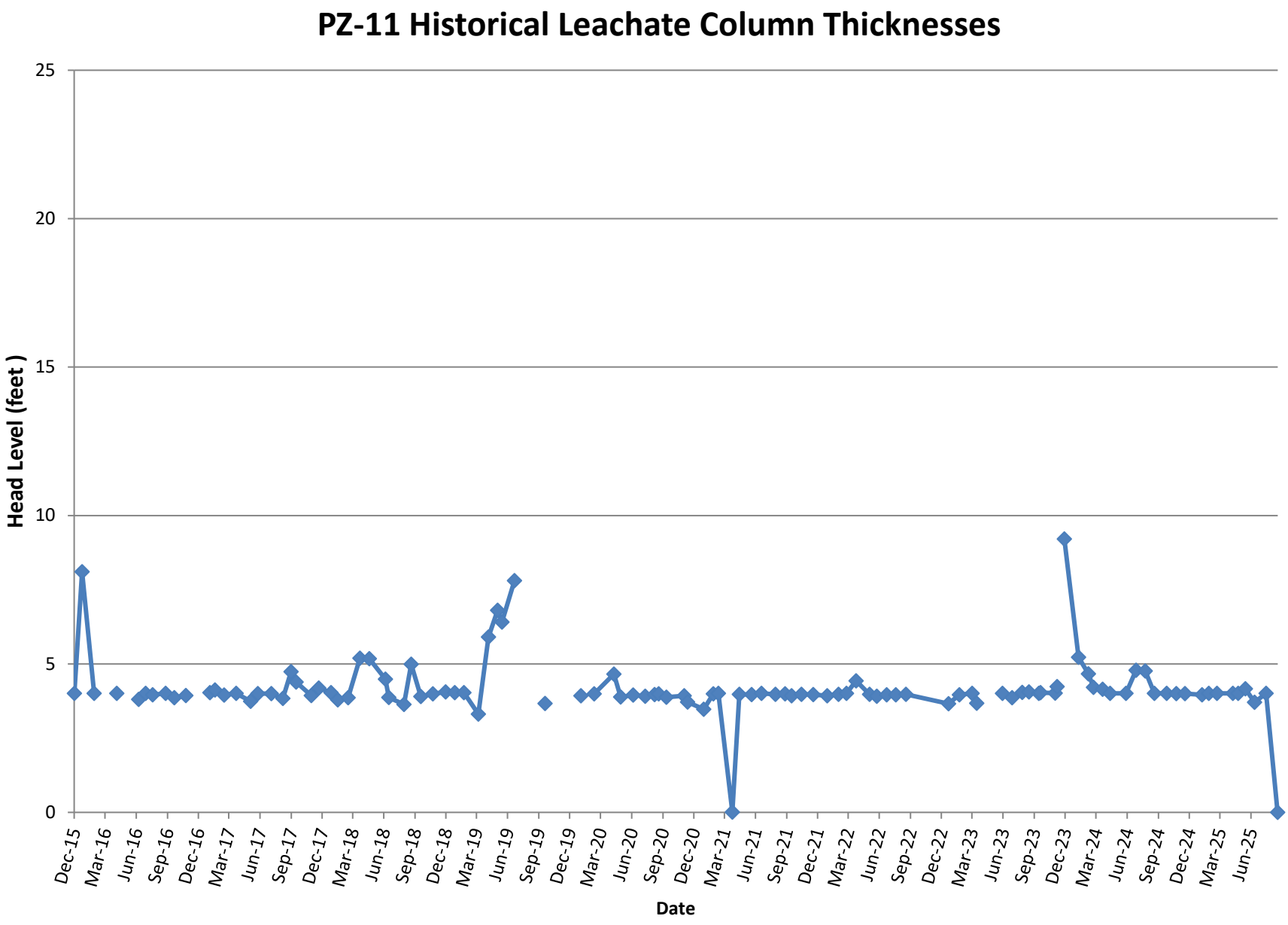
PZ-11 Historical Leachate Column Thicknesses
Head Level (feet)
25
20
15
10
5
0
Dec-15
Mar-16
Jun-16
Sep-16
Dec-16
Mar-17
Jun-17
Sep-17
Dec-17
Mar-18
Jun-18
Sep-18
Dec-18
Mar-19
Jun-19
Sep-19
Dec-19
Mar-20
Jun-20
Sep-20
Dec-20
Mar-21
Jun-21
Sep-21
Dec-21
Mar-22
Jun-22
Sep-22
Dec-22
Mar-23
Jun-23
Sep-23
Dec-23
Mar-24
Jun-24
Sep-24
Dec-24
Mar-25
Jun-25
Date

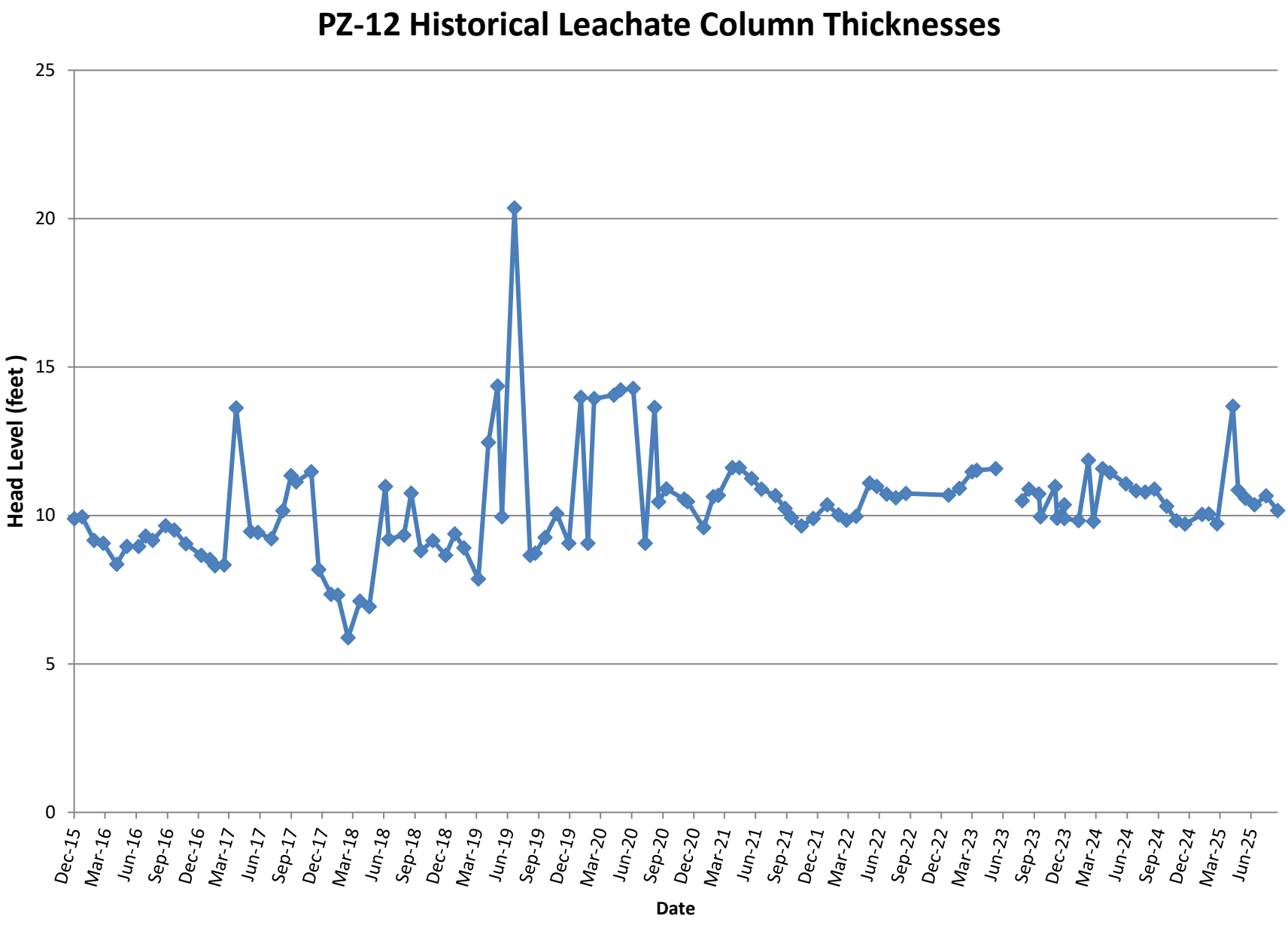
PZ-12 Historical Leachate Column Thicknesses
Head Level (feet)
25
20
15
10
5
0
Dec-15
Mar-16
Jun-16
Sep-16
Dec-16
Mar-17
Jun-17
Sep-17
Dec-17
Mar-18
Jun-18
Sep-18
Dec-18
Mar-19
Jun-19
Sep-19
Dec-19
Mar-20
Jun-20
Sep-20
Dec-20
Mar-21
Jun-21
Sep-21
Dec-21
Mar-22
Jun-22
Sep-22
Dec-22
Mar-23
Jun-23
Sep-23
Dec-23
Mar-24
Jun-24
Sep-24
Dec-24
Mar-25
Jun-25
Date

Appendix G

2025 Landfill Gas Annual Report

Table G1
Landfill Gas Monitoring Summary
2025 Landfill Gas Monitoring Report
ADM-Clinton Landfill
Permit No. 23-SDP-05-88C

Monitoring Points			Methane Results (% LEL)
Name	**Type**	**Description**	**10/16/2024**
#1	Outdoor, ambient	Near MW-1/MW-2	0%
#2	Outdoor, ambient	Near PZ-4; Destroyed	0%
#3	Outdoor, ambient	Near MW-3/MW-4	0%
#4	Outdoor, ambient	Near MW-5/MW-6	0%
#5	Outdoor, ambient	Near MW-7/MW-8	0%
#6	Outdoor, ambient	Near MW-9/MW-10	0%
#7	Outdoor, ambient	Southwest side of landfill	0%
#8	Outdoor, ambient	Near MW-13	0%
#9	Outdoor, ambient	Near MW-14/MW-15	0%
#10	Outdoor, ambient	Near MW-16	0%
#11	Outdoor, ambient	North side of west half of landfill	0%
#12	Outdoor, ambient	Near MW-17/MW-18	0%
#13	Outdoor, ambient	North side of east half of landfill	0%
#14	Outdoor, ambient	Near PZ-1	0%
#15	Outdoor, ambient	Near PZ-2; Destroyed	0%
#16	Outdoor, ambient	Near PZ-3	0%
#17	Outdoor, ambient	Near PZ-5R	0%
#18	Outdoor, ambient	Near PZ-6R	0%
#19	Passive Vent Opening	Western-most Passive Gas Vent (PGV), near PZ-3	0%
#20	Passive Vent Opening	Vent East of PGV #1	0%
#21	Passive Vent Opening	Vent East of PGV #2	2%
#22	Passive Vent Opening	Vent East of PGV #3	8%
#23	Passive Vent Opening	Vent East of PGV #4	12%
#24	Passive Vent Opening	Vent East of PGV #5	0%
#25	Passive Vent Opening	Vent East of PGV #6	0%
#26	Passive Vent Opening	Vent East of PGV #7	3%
#27	Passive Vent Opening	Vent East of PGV #8	1%
#28	Passive Vent Opening	Vent East of PGV #9	0%
#29	Passive Vent Opening	Vent SE of Staging Area	0%
#30	Passive Vent Opening	Vent NE of Staging Area	0%

Table G1 - continued
Landfill Gas Monitoring Summary
2025 Landfill Gas Monitoring Report
ADM-Clinton Landfill
Permit No. 23-SDP-05-88C

Monitoring Points			Methane Results (% LEL)
Name	**Type**	**Description**	**2/17/2025**
#1	Outdoor, ambient	Near MW-1/MW-2	0%
#2	Outdoor, ambient	Near PZ-4; Destroyed	0%
#3	Outdoor, ambient	Near MW-3/MW-4	0%
#4	Outdoor, ambient	Near MW-5/MW-6	0%
#5	Outdoor, ambient	Near MW-7/MW-8	0%
#6	Outdoor, ambient	Near MW-9/MW-10	0%
#7	Outdoor, ambient	Southwest side of landfill	0%
#8	Outdoor, ambient	Near MW-13	0%
#9	Outdoor, ambient	Near MW-14/MW-15	0%
#10	Outdoor, ambient	Near MW-16	0%
#11	Outdoor, ambient	North side of west half of landfill	0%
#12	Outdoor, ambient	Near MW-17/MW-18	0%
#13	Outdoor, ambient	North side of east half of landfill	0%
#14	Outdoor, ambient	Near PZ-1	0%
#15	Outdoor, ambient	Near PZ-2; Destroyed	0%
#16	Outdoor, ambient	Near PZ-3	0%
#17	Outdoor, ambient	Near PZ-5R	0%
#18	Outdoor, ambient	Near PZ-6R	0%
#19	Passive Vent Opening	Western-most Passive Gas Vent (PGV), near PZ-3	6%
#20	Passive Vent Opening	Vent East of PGV #1	7%
#21	Passive Vent Opening	Vent East of PGV #2	7%
#22	Passive Vent Opening	Vent East of PGV #3	6%
#23	Passive Vent Opening	Vent East of PGV #4	11%
#24	Passive Vent Opening	Vent East of PGV #5	4%
#25	Passive Vent Opening	Vent East of PGV #6	9%
#26	Passive Vent Opening	Vent East of PGV #7	40%
#27	Passive Vent Opening	Vent East of PGV #8	11%
#28	Passive Vent Opening	Vent East of PGV #9	10%
#29	Passive Vent Opening	Vent SE of Staging Area	15%
#30	Passive Vent Opening	Vent NE of Staging Area	6%

Table G1 - continued
Landfill Gas Monitoring Summary
2025 Landfill Gas Monitoring Report
ADM-Clinton Landfill
Permit No. 23-SDP-05-88C

Monitoring Points			Methane Results (% LEL)
Name	**Type**	**Description**	**5/15/2025**
#1	Outdoor, ambient	Near MW-1/MW-2	0%
#2	Outdoor, ambient	Near PZ-4; Destroyed	0%
#3	Outdoor, ambient	Near MW-3/MW-4	0%
#4	Outdoor, ambient	Near MW-5/MW-6	0%
#5	Outdoor, ambient	Near MW-7/MW-8	0%
#6	Outdoor, ambient	Near MW-9/MW-10	0%
#7	Outdoor, ambient	Southwest side of landfill	0%
#8	Outdoor, ambient	Near MW-13	0%
#9	Outdoor, ambient	Near MW-14/MW-15	0%
#10	Outdoor, ambient	Near MW-16	0%
#11	Outdoor, ambient	North side of west half of landfill	0%
#12	Outdoor, ambient	Near MW-17/MW-18	0%
#13	Outdoor, ambient	North side of east half of landfill	0%
#14	Outdoor, ambient	Near PZ-1	0%
#15	Outdoor, ambient	Near PZ-2; Destroyed	0%
#16	Outdoor, ambient	Near PZ-3	0%
#17	Outdoor, ambient	Near PZ-5R	0%
#18	Outdoor, ambient	Near PZ-6R	0%
#19	Passive Vent Opening	Western-most Passive Gas Vent (PGV), near PZ-3	0%
#20	Passive Vent Opening	Vent East of PGV #1	0%
#21	Passive Vent Opening	Vent East of PGV #2	0%
#22	Passive Vent Opening	Vent East of PGV #3	0%
#23	Passive Vent Opening	Vent East of PGV #4	0%
#24	Passive Vent Opening	Vent East of PGV #5	0%
#25	Passive Vent Opening	Vent East of PGV #6	0%
#26	Passive Vent Opening	Vent East of PGV #7	0%
#27	Passive Vent Opening	Vent East of PGV #8	0%
#28	Passive Vent Opening	Vent East of PGV #9	0%
#29	Passive Vent Opening	Vent SE of Staging Area	0%
#30	Passive Vent Opening	Vent NE of Staging Area	0%

Table G1 - continued
Landfill Gas Monitoring Summary
2025 Landfill Gas Monitoring Report
ADM-Clinton Landfill
Permit No. 23-SDP-05-88C

Monitoring Points			Methane Results (% LEL)
Name	**Type**	**Description**	**8/5/2025**
#1	Outdoor, ambient	Near MW-1/MW-2	0%
#2	Outdoor, ambient	Near PZ-4; Destroyed	0%
#3	Outdoor, ambient	Near MW-3/MW-4	0%
#4	Outdoor, ambient	Near MW-5/MW-6	0%
#5	Outdoor, ambient	Near MW-7/MW-8	0%
#6	Outdoor, ambient	Near MW-9/MW-10	0%
#7	Outdoor, ambient	Southwest side of landfill	0%
#8	Outdoor, ambient	Near MW-13	0%
#9	Outdoor, ambient	Near MW-14/MW-15	0%
#10	Outdoor, ambient	Near MW-16	0%
#11	Outdoor, ambient	North side of west half of landfill	0%
#12	Outdoor, ambient	Near MW-17/MW-18	0%
#13	Outdoor, ambient	North side of east half of landfill	0%
#14	Outdoor, ambient	Near PZ-1	0%
#15	Outdoor, ambient	Near PZ-2; Destroyed	0%
#16	Outdoor, ambient	Near PZ-3	0%
#17	Outdoor, ambient	Near PZ-5R	0%
#18	Outdoor, ambient	Near PZ-6R	0%
#19	Passive Vent Opening	Western-most Passive Gas Vent (PGV), near PZ-3	0%
#20	Passive Vent Opening	Vent East of PGV #1	0%
#21	Passive Vent Opening	Vent East of PGV #2	0%
#22	Passive Vent Opening	Vent East of PGV #3	0%
#23	Passive Vent Opening	Vent East of PGV #4	0%
#24	Passive Vent Opening	Vent East of PGV #5	0%
#25	Passive Vent Opening	Vent East of PGV #6	0%
#26	Passive Vent Opening	Vent East of PGV #7	0%
#27	Passive Vent Opening	Vent East of PGV #8	0%
#28	Passive Vent Opening	Vent East of PGV #9	0%
#29	Passive Vent Opening	Vent SE of Staging Area	0%
#30	Passive Vent Opening	Vent NE of Staging Area	0%

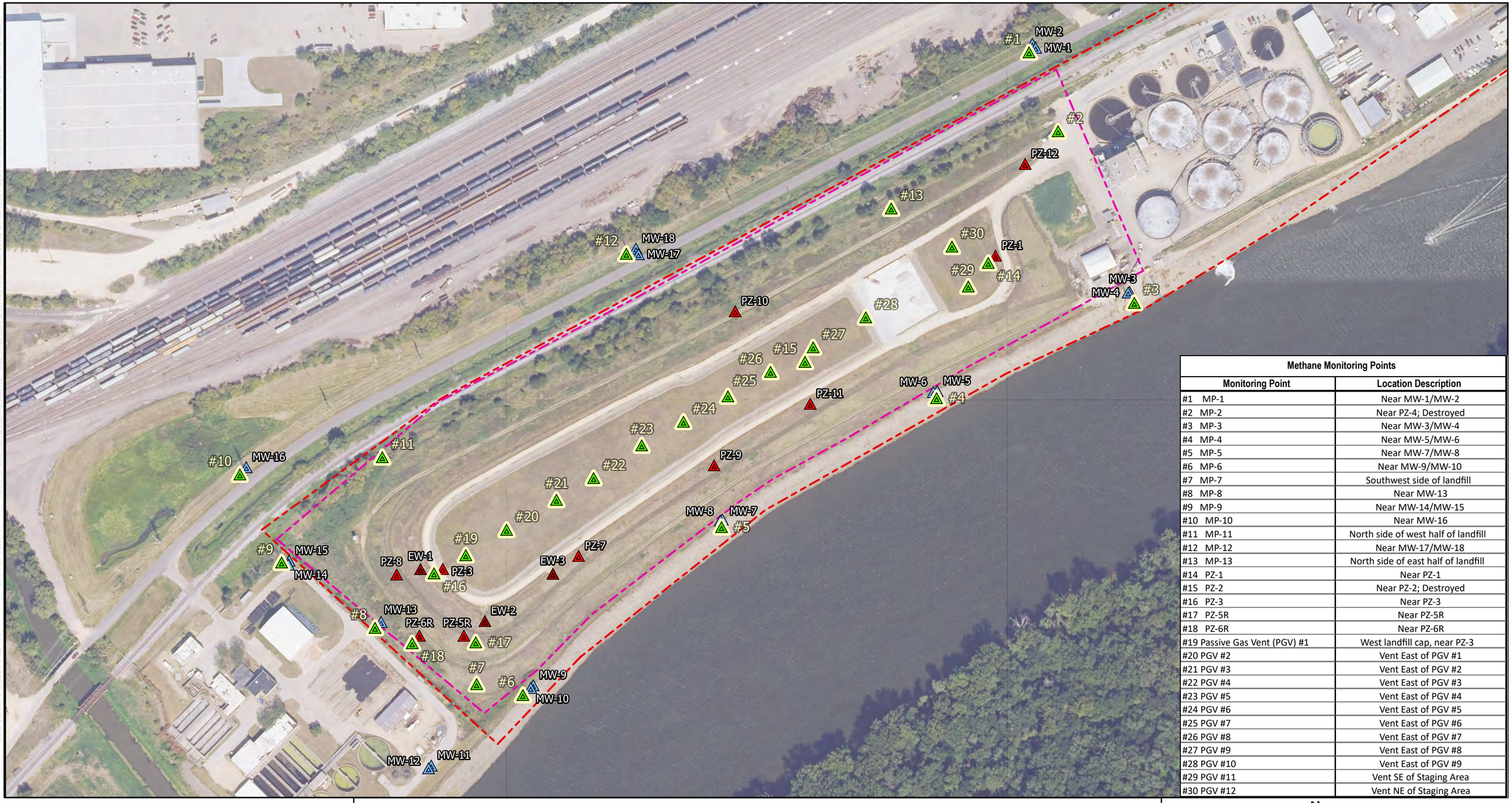

Methane Monitoring Points	
Monitoring Point	Location Description
#1 MP-1	Near MW-1/MW-2
#2 MP-2	Near PZ-4; Destroyed
#3 MP-3	Near MW-3/MW-4
#4 MP-4	Near MW-5/MW-6
#5 MP-5	Near MW-7/MW-8
#6 MP-6	Near MW-9/MW-10
#7 MP-7	Southwest side of landfill
#8 MP-8	Near MW-13
#9 MP-9	Near MW-14/MW-15
#10 MP-10	Near MW-16
#11 MP-11	North side of west half of landfill
#12 MP-12	Near MW-17/MW-18
#13 MP-13	North side of east half of landfill
#14 PZ-1	Near PZ-1
#15 PZ-2	Near PZ-2; Destroyed
#16 PZ-3	Near PZ-3
#17 PZ-5R	Near PZ-5R
#18 PZ-6R	Near PZ-6R
#19 Passive Gas Vent (PGV) #1	West landfill cap, near PZ-3
#20 PGV #2	Vent East of PGV #1
#21 PGV #3	Vent East of PGV #2
#22 PGV #4	Vent East of PGV #3
#23 PGV #5	Vent East of PGV #4
#24 PGV #6	Vent East of PGV #5
#25 PGV #7	Vent East of PGV #6
#26 PGV #8	Vent East of PGV #7
#27 PGV #9	Vent East of PGV #8
#28 PGV #10	Vent East of PGV #9
#29 PGV #11	Vent SE of Staging Area
#30 PGV #12	Vent NE of Staging Area

SCS ENGINEERS
environmental consultants and contractors

Methane Monitoring Network

Figure 1

Legend

- Methane Monitoring Point
- Approximate Monitoring Well Location
- Approximate Location of Extraction Well
- Approximate Location of Leachate Piezometer
- Approximate Waste Boundary
- Approximate Property Boundary

ADM Clinton Landfill
Clinton, Iowa
Project No: 27225033.00
Drawing Date:
October 2025

N
W E
S

0 120 240 480 720 Feet

Esri, Tom Tom, Garmin, FAO, METI/NASA, USGS, Esri, CGIAR, USGS, USDA NAIP, Iowa State University GIS Facility

Path: C:\Users\bmadison\OneDrive - SCS Engineers\Desktop\GIS\Maps\Iowa Office\Site Maps\ADM\CO\2024 AWOR\ADM-2024-AWOR.aprx
User: bmadison
Date Saved: 9/5/2024 8:56 AM