



Annual Composting Facility Report

July 1st, 2024 (Year) – June 30th, 2025 (Year)
Due July 31st

J. PETTIECORD EARLHAM
COMPOST FACILITY

25-COM-01-22

NICK WYLIE
1200 PRAIRIE DRIVE SW
BONDURANT IA 50035

Send completed form to:
Theresa.Stiner@dnr.iowa.gov
Land Quality Bureau
c/o Theresa Stiner
6200 Park Ave. Ste 200
Des Moines IA 50321

Please make address corrections as necessary

REGISTERED FACILITIES ONLY: check the box that describes your facility

- ☐ Yard waste only (vegetative matter such as grass clippings, leaves, garden waste, brush, and trees)
- ☐ Food residuals singly or in combination with yard waste and/or agricultural waste (includes but is not limited to manure, crop residuals, bedding, and other vegetative by-products produced during farm processing. Dead animals are not included). Food waste and yard waste received from off premises is two tons or less per week. (If food waste and yard waste received from off premises is greater than two tons per week complete the Permitted Facilities section.)
- ☐ Dead farm animals and bulking agent only. Compost facility owner is owner of at least some of the sites where animals are generated. (If Compost facility owner does not own any of the sites where animals are generated or other materials are also composted complete the Permitted Facilities section.)

PERMITTED FACILITIES ONLY: check types of materials accepted and provide tonnage

- | | |
|--|--------------------------|
| <input type="checkbox"/> Yard Waste | tonnage: _____ |
| <input type="checkbox"/> Wood (other than yard waste) | tonnage: _____ |
| <input checked="" type="checkbox"/> Agricultural waste | tonnage: <u>1,550.96</u> |
| <input type="checkbox"/> Animal mortalities | tonnage: _____ |
| <input type="checkbox"/> Sewage Sludge | tonnage: _____ |
| <input type="checkbox"/> Industrial sludge | tonnage: _____ |
| <input type="checkbox"/> Food residuals | tonnage: _____ |
| <input type="checkbox"/> Paper | tonnage: _____ |
| <input checked="" type="checkbox"/> Other (specify): | tonnage: <u>1,307.67</u> |

POULTRY RELATED WASTE

Total tonnage of material composted tonnage: 2,858.63

Total capacity of the facility (maximum tons that can be composted per year): tonnage: 10,000

FINISHED COMPOST MARKETED OR USED. Provide information about the amount of finished compost REMOVED from the Facility for the following uses. If you answer "yes" to any question, please provide tonnage information for this reporting period.

Amount of finished composted REMOVED from the Facility: 3,324.78 Tons/year

Is the finished Compost: (check all that apply)

- ☒ Sold 3,324.78 tons/year ☐ Given away _____ tons/year
- ☐ Used by your organization _____ tons/year

Is your product registered with the Iowa Department of Agriculture & Land Stewardship? ☒ Yes ☐ No


Questions? Call or email:


Theresa Stiner, Project Officer, theresa.stiner@dnr.iowa.gov, (515) 721-7979
12/2021 cmc 1

DNR Form 542-8014



13611 B Street • Omaha, Nebraska 68144-3693 • (402) 334-7770 • FAX (402) 334-9121 • www.midwestlabs.com

Lab # 70656957		Report of Analysis		Report Number: 25-196-4027	
Account: 56344		CALEY PARRISH J. Pettiecord Inc. 1200 Prairie Drive SW Bondurant IA 50035		 Robert Ferris Account Manager 402-829-9871	
Date Sampled: Date Received: Sample ID:		2025-06-30 2025-07-01 BULK STA SOLID GOLD			
				STA Compost Project	
				Total content, lbs per ton (as rec'd)	
		Analysis (as rec'd)		Analysis (dry weight)	
NUTRIENTS					
Nitrogen					
Total Nitrogen		%	0.67	1.01	13.4
Organic Nitrogen		%	0.65	0.98	13.0
Ammonium Nitrogen		%	0.022	0.033	0.4
Nitrate Nitrogen		%	< 0.01	----	----
Major and Secondary Nutrients					
Phosphorus		%	0.20	0.30	4.0
Phosphorus as P2O5		%	0.46	0.69	9.2
Potassium		%	0.39	0.59	7.8
Potassium as K2O		%	0.47	0.71	9.4
Sulfur		%	0.11	0.17	2.2
Calcium		%	3.85	5.81	77.0
Magnesium		%	0.32	0.48	6.4
Sodium		%	0.030	0.045	0.6
Micronutrients					
Iron		ppm	8220	12408	16.4
Manganese		ppm	299	451	0.6
Boron		ppm	< 100	----	----
OTHER PROPERTIES					
Moisture		%	33.75		
Total Solids		%	66.25		1325.0
Organic Matter		%	31.30	47.25	626.0
Ash		%	34.50	52.08	690.0
Total Carbon		%	11.47	17.31	
Chloride		%	0.03	0.05	
pH			8.4		
Conductivity 1:5 (Soluble Salts)		mS/cm	0.88		

Lab #	70656957	Biological & Physical Properties			Report Number: 25-196-4027						
Account: 56344		CALEY PARRISH J. Pettiecord Inc. 1200 Prairie Drive SW Bondurant IA 50035			 Robert Ferris Client Service Representative 402-829-9871						
Date Sampled: Date Received: Sample ID:		2025-06-30 2025-07-01 BULK STA SOLID GOLD									
<table><tr><td></td><td>Analysis (as rec'd)</td><td>Analysis (dry weight)</td><td>Units</td><td>Detection Limit</td><td>Method</td></tr></table>							Analysis (as rec'd)	Analysis (dry weight)	Units	Detection Limit	Method
	Analysis (as rec'd)	Analysis (dry weight)	Units	Detection Limit	Method						
Biological Properties											
Germination		100	%	1	TMECC 05.05A						
Germination Vigor		95.8	%	1	TMECC 05.05A						
CO ₂ OM Evolution		0.56	mgCO ₂ -C/gOM/day	0.01	TMECC 05.08B						
CO ₂ Solids Evolution		0.68	mgCO ₂ -C/gTS/day	0.01	TMECC 05.08B						
Salmonella		< 1.2	mpn/4g	1.2	TMECC 07.02						
Stability Rating		Stable	N/A	N/A	TMECC 05.08B						
Physical Properties											
Bulk Density (Compost)		1045	lbs/cu yard	1	TMECC 03.01A						
Film Plastics		n.d.	%	0.1	TMECC 03.08						
Glass Fragments		n.d.	%	0.1	TMECC 03.08						
Hard Plastics		n.d.	%	0.1	TMECC 03.08						
Metal Fragment		n.d.	%	0.1	TMECC 03.08						
Sharps		absent	---	0.1	TMECC 03.08						
Max. Particle Length		2.0	inches	N/A	TMECC Sieve						
Sieve % Passing 3"		100	%	0.01	TMECC Sieve						
Sieve % Passing 2"		100	%	0.01	TMECC Sieve						
Sieve % Passing 1.5"		100	%	0.01	TMECC Sieve						
Sieve % Passing 1"		100	%	0.01	TMECC Sieve						
Sieve % Passing 3/4"		100	%	0.01	TMECC Sieve						
Sieve % Passing 5/8"		100	%	0.01	TMECC Sieve						
Sieve % Passing 3/8"		99	%	0.01	TMECC Sieve						
Sieve % Passing 1/4"		93	%	0.01	TMECC Sieve						

Compost Results Interpretations
Page 1

Report #:	25-196-4027
DATE RECEIVED:	2025-07-01

Organic Matter %		
31.30	As Received	Greater than 20% indicates a desirable range for compost on a dry weight basis.
47.25	Dry Weight	
Compost is a significant source of Organic Matter, which is an important supplier of carbon. Organic Matter improves soil and plant efficiency by improving soil physical properties, providing a source of energy to beneficial organisms, and enhancing the reservoir of soil nutrients.		

C/N Ratio		
17.1:1		20-30 indicates an ideal range for the initial compost process. 10-20 indicates an ideal range for a finished compost.
All organic matter is made up of substantial amounts of carbon with lesser amounts of nitrogen. The balance of these two elements is called the Carbon/Nitrogen Ratio. For the best performance, the compost pile requires the correct proportion of carbon for energy and nitrogen for protein production. If the C:N ratio is too high (excess carbon) decomposition slows down. If the C:N ratio is too low (excess Nitrogen) the compost pile could be difficult to manage.		

Moisture %		
33.75		<35% = Indicates overly dry compost >55% = Indicates overly wet compost
Moisture Percent is the measure of water present in the compost and expressed as a percentage of total weight. Moisture present affects handling and transport. Overly dry will be light and dusty while overly wet will be heavy and clumpy. A desirable moisture content of finished compost will range between 40 to 50%.		

Compost Results Interpretations
Page 2

Report #:	25-196-4027
DATE RECEIVED:	2025-07-01

Conductivity or Soluble Salts measures the conductance of electrical current in a liquid compost slurry. Excessive soluble salt content in a compost can prevent or delay seed germination and proper root growth. Conductivity analysis is done on a 1:5 basis.

Conductivity 1:5	
0.9	
Conductivity Level	Interpretation
Greater than 10	Very High nutrient content. Use for Ag Applications
5 - 10	High nutrient content. Use for Ag Applications
3 - 5	Higher than desirable for salt sensitive plants, some loss of vigor
0.6 - 3	Desirable range for most plants
0.3 - 0.6	Ideal range for greenhouse growth media
0.0 - 0.3	Very Low: Indicates very low nutrient status: plants may show deficiencies.

Compost Results Interpretations
Page 3

Report #: 25-196-4027
DATE RECEIVED: 2025-07-01

pH Value

8.4

0 to 14 scale with 6 to 8 as normal pH levels for compost

A pH in the 6 to 8 pH range indicates a more mature compost

pH measures the acidity or alkalinity of the compost, and is a measurement of the hydrogen ion activity of a soil or compost on a logarithmic scale. The pH scale ranges from 0 to 14 and 7 indicates a neutral pH. Growing media with a higher pH or pH greater than 7 can benefit from a compost that has a more acidic pH or pH below 7. This type of application will possibly lower the soil pH making the soil more conducive to plants that thrive in a more acidic soil condition.

Nutrient Index (Ag Index)

>10

The Nutrient Index normally runs between 1 and 10.

The Nutrient Index is obtained by dividing the total nutrients (N,P,K) by the amount of salt (Sodium and Chloride). The higher the Nutrient Index the less chance of having a toxic buildup of Sodium (salt) in the soil.

AG INDEX CHART										
<i>salt injury possible</i>	<i>use on soils with excellent drainage characteristics, good water quality and low salts</i>				<i>you may use on soils with poor drainage, poor water quality, or high salts</i>				<i>for all soils</i>	
1	2	3	4	5	6	7	8	9	10	> 10

Nutrients (N+P205+K20)

2.42

0.5-0.5-0.5

Average Nutrient Content Dry Weight

Rating As Received

<2 = Low, >5 = High

The most commonly used compost data is the amount of Nitrogen, Phosphate, and Potash (abbreviated as N,P,K) present and the information is similar to that found in common fertilizers. If a compost result has the rating 1-2-2 it means that the compost has 1% Nitrogen, 2% Phosphate and 2% Potash. Most compost tests will have a average nutrient level (N+P+K) of < 5%.

25-196-4027

REPORT DATE
Jul 15, 2025
RECEIVED DATE
Jul 01, 2025

SEND TO
56344



13611 B Street • Omaha, Nebraska 68144-3693 • (402) 334-7770
www.midwestlabs.com

ISSUE DATE
Jul 15, 2025

J. Pettiecord Inc.
CALEY PARRISH
1200 Prairie Drive SW
Bondurant IA 50035

REPORT OF ANALYSIS
For: (56344) J. Pettiecord Inc.
STA Compost Project

Analysis	Level Found		Reporting			Analyst- Date	Verified- Date
	As Received	Dry Weight	Units	Limit	Method		
Sample ID: BULK STA SOLID GOLD Lab Number: 70656957 Date Sampled: 2025-06-30 1230							
Cadmium (total)	< 0.20	0.28	mg/kg	0.20	EPA 6010	erw9-2025/07/03	tth1-2025/07/14
Chromium (total)	7.95	12.0	mg/kg	1.00	EPA 6010	erw9-2025/07/03	tth1-2025/07/14
Mercury (total)	< 0.05	< 0.05	mg/kg	0.05	EPA 7471	Mab7-2025/07/10	tth1-2025/07/14
Lead (total)	6.0	9.1	mg/kg	5.0	EPA 6010	erw9-2025/07/03	tth1-2025/07/14
Molybdenum (total)	1.3	1.9	mg/kg	1.0	EPA 6010	erw9-2025/07/11	tth1-2025/07/14
Nickel (total)	10.3	15.5	mg/kg	1.0	EPA 6010	erw9-2025/07/03	tth1-2025/07/14
Selenium (total)	< 10.0	< 10.0	mg/kg	10.0	EPA 6010	erw9-2025/07/03	tth1-2025/07/14
Zinc (total)	43.0	64.9	mg/kg	2.0	EPA 6010	erw9-2025/07/03	tth1-2025/07/14
Copper (total)	11.1	16.7	mg/kg	1	EPA 6010	erw9-2025/07/03	tth1-2025/07/14
Arsenic (total)	3.37	5.09	mg/kg	0.5	EPA 6020	nio7-2025/07/09	tth1-2025/07/14
Cobalt (total)	2.50	3.77	mg/kg	1.00	EPA 6010	erw9-2025/07/03	tth1-2025/07/14

The result(s) issued on this report only reflect the analysis of the sample(s) submitted.

Our reports and letters are for the exclusive and confidential use of our clients and may not be reproduced in whole or in part, nor may any reference be made to the work, the results, or the company in any advertising, news release, or other public announcements without obtaining our prior written authorization.

25-196-4027

REPORT DATE

Jul 15, 2025

RECEIVED DATE

Jul 01, 2025

SEND TO

56344



13611 B Street • Omaha, Nebraska 68144-3693 • (402) 334-7770

www.midwestlabs.com

PAGE 7/14

ISSUE DATE

Jul 15, 2025

J. Pettiecord Inc.
CALEY PARRISH
1200 Prairie Drive SW
Bondurant IA 50035

REPORT OF ANALYSIS
For: (56344) J. Pettiecord Inc.
STA Compost Project

Analysis	Level Found			Reporting		Analyst- Date	Verified- Date
	As Received	Dry Weight	Units	Limit	Method		

ppm = parts per million, ppm = mg/kg, ppm = mg/L

For questions please contact:

A handwritten signature in black ink, appearing to read "Rob Ferris".

Rob Ferris
Account Manager
rferris@midwestlabs.com (402)829-9871

The result(s) issued on this report only reflect the analysis of the sample(s) submitted.

Our reports and letters are for the exclusive and confidential use of our clients and may not be reproduced in whole or in part, nor may any reference be made to the work, the results, or the company in any advertising, news release, or other public announcements without obtaining our prior written authorization.

SUBFORM NUMBER:

5395533



ORDER NUMBER:

293037

PAGE 8/14



ACCOUNT NO: 56344

J. PETTIECORD INC.

CALEY PARRISH

1200 PRAIRIE DRIVE SW

BONDURANT, IA 50035

SAMPLE DESCRIPTION

STA Compost Project

COPY TO:

PO NUMBER:

Automatic Order Submittal Form

PLACED BY: Robert A Ferris

SAMPLE ID	DATE/TIME SAMPLED	MATRIX	TESTS REQUESTED	CONTAINER COUNT	COMMENTS
1 Bulk STA Solid Gold *	6/30/25 * 1230		STA Compost Project	2	70656957
2 Bulk STA Compost *	6/30/25 * 1230		STA Compost Project	2	70656958
3					
4					
5 *per sample EW			Lab Use Only		
6			Thermometer # 39 Initials EW		
7			OT (°C) 11.2 CF (°C) 50.1 CR (°C) 161		
8			Date/Time 7/1/25 0911		
9					
10					

Sampled by: (Signature)	Temp on Arrival	Cooler arrived intact?	Relinquished by: (Signature)	Date/Time	Received by: (Signature)
Relinquished by: (Signature)	Date/Time	Received by: (Signature)	Relinquished by: (Signature)	Date/Time	Received in lab by: (Signature)

CHAIN OF CUSTODY

Our reports and letters are for the exclusive and confidential use of our clients and may not be reproduced in whole or in part, nor may any reference be made to the work, the results, or the company in any advertising, news release, or other public announcements without obtaining our prior written authorization.


US Composting Council
Seal of Testing Assurance (STA)



New Application Sample Test

Chain of Custody

Product

Product	J. Pettiecord Solid Gold Compost
Product ID #	511
Cert Cycle	STA Certification 2024-2025
Master Record ID #	1968
Chain Of Custody ID #	152
Test Number	0
Retest Number	0
Compost Method	windrow
Individual Who Took The Sample	Caley Parrish
Date/Time Sample Collected	2025-06-30 12:30:00 (America/New_York)
Individual Who Released The Sample	Caley Parrish
Releasing Signature	
Releasing Date	2025-06-30 16:00:00 (America/New_York)
Lab Invoicing Notes	
Optional Note For Lab	

Facility

Company	J. Pettiecord, Inc.
Facility	Earlham Production Yard
Facility ID #	499
Country	United States of America
State	Iowa
City	EARLHAM

Zip Code

50072-8102

Street Address Line 1

20251 360TH CT

Street Address Line 2



Lab



70656957-958
Samples: 2 Page: 4/7
Evan Wragge
2025-07-01 10:07

Lab

Midwest Laboratories, Inc.

Lab ID #

5

Receiving Signature

Receiver Name

Date/Time Sample Received

Sample Received Temperature

Lab Internal Notes

Optional Test(s)

Pathogen Test(s)

- Salmonella

CTDS Output

This product is tested for STA.

STA Suite

yes

CCUP

no

DOT


US Composting Council
Seal of Testing Assurance (STA)



New Application Sample Test

Chain of Custody

Product

Product	J. Pettiecord Bulk Compost
Product ID #	501
Cert Cycle	STA Certification 2024-2025
Master Record ID #	2076
Chain Of Custody ID #	570
Test Number	0
Retest Number	0
Compost Method	windrow
Individual Who Took The Sample	Caley Parrish
Date/Time Sample Collected	2025-06-30 00:00:00 (America/New_York)
Individual Who Released The Sample	Caley Parrish
Releasing Signature	
Releasing Date	2025-06-30 04:00:00 (America/New_York)
Lab Invoicing Notes	
Optional Note For Lab	

Facility

Company	J. Pettiecord, Inc.
Facility	Earlham Production Yard
Facility ID #	499
Country	United States of America
State	Iowa
City	EARLHAM

Zip Code

50072-8102

Street Address Line 1

20251 360TH CT

Street Address Line 2



Lab



Lab

Midwest Laboratories, Inc.

Lab ID #

5

Receiving Signature

Receiver Name

Date/Time Sample Received

Sample Received Temperature

Lab Internal Notes

Optional Test(s)

Pathogen Test(s)

- Salmonella

CTDS Output

This product is tested for STA.

STA Suite

yes

CCUP

no

DOT

COMPOST FACILITY OPERATION INFORMATION. In this section provide information as to how the composting facility operates.

What method/s of composting is employed at the facility

☒ Turned piles/windrows

☐ Aerated static piles/windrows

☐ Vermicompost

☐ In-vessel

☐ Other (please describe) _____

☐ Facility is enclosed

Has the facility operator taken and passed an approved composting course?

☒ Yes, has taken and passed a composting operator training course

☐ No, has **not** taken a composting operator training course

PERMITTED COMPOSTING FACILITIES ONLY. Each composting facility is required by IAC Chapter 105.9(4) to test its compost to make sure that the concentrations of all metals and fecal coliform or Salmonella sp. do not exceed regulated levels. Please attach a copy of the test results to this form, making sure that the applicable units (reference 105) are clearly recorded. All composting facilities are required to take biweekly temperature readings of compost piles, and weekly readings of moisture levels. Facilities are not required to report these readings on this annual form, but should keep this information on file to be referenced if necessary.

How often is the finished compost product analyzed?

☐ Never

☐ Monthly

☐ Twice a year

☐ Annually

☒ Other (please describe) 4 TIMES PER YEAR

CERTIFICATION

I certify under penalty of law that I am the owner, operator, or authorized representative of the owner or operator and that I have examined and am familiar with the information reported above, and that I believe the information is true, accurate and complete.

Signature: Caley Parrish

Date: 7-15-25

Name & agency of Person Certifying: CALEY PARRISH J. PETTIECLOD, INC

Email: CALEY@JPETTIECLOD.COM

Phone Number: (515) 263-8900 Fax: _____

Additional Comments:

Questions? Call or email:

Theresa Stiner, Project Officer, theresa.stiner@dnr.iowa.gov, (515) 721-7979
12/2021 cmc