2024 Annual Water Quality Report

Dubuque Metropolitan Area Solid Waste Agency

Dubuque Metropolitan Sanitary Landfill

Permit No. 31-SDP-02-75P

Submittal Date: March 24, 2025

DMASWA
DUBUQUE METROPOLITAN AREA
SOLID WASTE AGENCY

This page intentionally left blank.

Executive Summary

Groundwater monitoring activities and associated data and statistical analyses were prepared by HDR Engineering, Inc. (HDR), on behalf of the Dubuque Metropolitan Area Solid Waste Agency (DMASWA) Sanitary Landfill (Landfill). These activities were conducted in general accordance with Iowa Administrative Code 567 (IAC) Chapter 113.10, and the additional Iowa Department of Natural Resources (IDNR) requirements specified in the Landfill's solid waste disposal permit number 31-SDP-02-75P, subsequent permit amendments, and the most recently approved Hydrologic Monitoring System Plan (HMSP).

Period of Report Coverage

This Annual Water Quality Report (AWQR) is for the period from January 1, 2024, through December 31, 2024 (it is noted that verification sampling was conducted on February 18, 2025). This report includes a summary of services and results for the April 8 - 10, 2024, September 17 - 18, 2024, semi-annual groundwater compliance monitoring events, and February 18, 2025, verification sampling event.

Report Priority

There are currently no requests for modifications to the Landfill's groundwater monitoring network or overall monitoring program.

This page intentionally left blank.

Certification



I hereby certify that these engineering documents were prepared by me or under my direct personal supervision and that I am a duly licensed Professional Engineer under the laws of the State of Iowa.

William B. Nicholson 3/24/2025

William Brooks Nicholson Date
Iowa License No. P28180
My license renewal date is December 31, 2026.

Pages or sheets covered by this seal:

All

Certification page (PE or ground water scientist signature) ***113.10(1)"d"***

For the purposes of this rule, a "qualified groundwater scientist" means a scientist or an engineer who has received a baccalaureate or postgraduate degree in the natural sciences or engineering and has sufficient training and experience in groundwater hydrology and related fields demonstrated by state registration, professional certifications, or completion of accredited university programs that enable that individual to make sound professional judgments regarding groundwater monitoring, contaminant fate and transport, and corrective action.

This page intentionally left blank.

Table of Contents

Executive Summary i
Period of Report Coverage i
Report Priority i
Certification iii
Acronyms/Abbreviations: vii
1 Site Background 1
1.1 Site Status and Applicable Rules 1
1.2 Site Geology 1
1.3 Site Hydrology 2
2 Purpose 3
2.1 Monitoring Network 3
2.2 Sampling Procedures 3
3 Data Evaluation and Summary 5
3.1 Detection Monitoring Activities and Evaluation 5
3.2 Assessment Monitoring Activities and Evaluation 6
3.3 Corrective Action Monitoring 7
4 Quality Assurance/Quality Control 9
4.1 Laboratory Qualifiers 9
4.2 Equipment & Trip Blanks 9
4.3 Field Duplicates 10
5 Conclusion 11
5.1 Detection Monitoring 11
5.2 Assessment Monitoring 11
5.3 Corrective Action 11
6 Recommendations 13
7 References 15

Figures

Figure 1 – Site Map
Figure 2 – April 2024 – Groundwater Contours
Figure 3 – September 2024 - Groundwater Contours
Figure 4 – Leachate & Groundwater Separation Monitoring
Figure 5 – Methane Migration Monitoring

Tables

Table 1 – Monitoring Program Summary
Table 2 – Monitoring Program Implementation Schedule
Table 3 – Monitoring Well Maintenance and Performance Reevaluation Schedule
Table 4A – Monitoring Well Maintenance and Performance Summary – Monitoring and Delineation Wells
Table 4B – Monitoring Well Maintenance and Performance Summary – Groundwater Underdrain Piezometers
Table 5 – Interwell/Intrawell Background and GWPS Summary Tables
Table 6 – Summary of Well/Detected Constituent Pairs with No Previous SSIs
Table 7 – Summary of Ongoing and Newly Identified SSIs in Assessment Monitoring
Table 8 – Summary of Ongoing and Newly Identified SSLs
Table 9 – Analytical Data Summary
Table 10 – Historic SSIs and SSLs
Table 11 – Historical Groundwater Elevations
Table 12 – Leachate Management Summary
Table 13 – Leachate Management Summary – Unlined Cells 1 and 2
Table 14 – Methane Monitoring Summary
Table 15 – RPD Summary – Semi-Annual Sampling

Attachments

Attachment 1 – Spring 2024 Statistical Report (Doc ID #110274)
Attachment 2 – September 2024 Statistical Analysis
Attachment 3 – September 2024 Field Sampling Forms
(April 2024 Field Sampling Forms provided in Spring 2024 Statistical Report)
Attachment 4 – September 2024 Laboratory Analytical Reports
(April 2024 Laboratory Analytical Reports provided in Spring 2024 Statistical Report)
Attachment 5 – Leachate Testing Analytical Reports & Leachate Clean-Out Documentation

Acronyms/Abbreviations:

ACM = Assessment of Corrective Measures
AWQR = Annual Water Quality Report
CAMP = Corrective Action Monitoring Plan
CI = Confidence Interval
DMASWA = Dubuque Metropolitan Area Solid Waste Agency
DO = Dissolved Oxygen
DQR = Double Quantification Rule
GWPS = Groundwater Protection Standard
HDR = HDR Engineering, Inc.
HIR = Hydrogeologic Investigation Reports
HMSP = Hydrologic Monitoring System Plan
IAC = Iowa Administrative Code
IDNR = Iowa Department of Natural Resources
LCL = Lower Confidence Limit
LCS = Laboratory Control Sample
LCSD = Laboratory Sample Duplicate
LN = Lognormal
MCL = EPA Maximum Contaminant Level
MDL = Method Detection Limit
MS = Matrix Spike
MSD = Matrix Spike Duplicate
NP = Non-Parametric
ORP = Oxidation Reduction Potential
P = Parametric
UPL = Upper Prediction Limit
RCRA = Resource Conservation and Recovery Act
RL = Reporting Limit
RPD = Relative Percent Difference
SS = IDNR Statewide Standard for a protected groundwater source
SSI = Statistically Significant Increase above background
SSL = Statistically Significant Level above groundwater protection standard
UCL = Upper Confidence Limit

Note this list is a comprehensive list of common acronyms. All acronyms listed above may not have been used in the following report and/or attached tables.

This page intentionally left blank.

1 Site Background

The Dubuque Metropolitan Area Solid Waste Agency (DMASWA) Sanitary Landfill (Landfill) is located northwest of U.S. Highway 20 in the southwest portion of the City of Dubuque. The waste disposal area is in the NW ¼ of Section 6, T88N, R2E, Dubuque County, Iowa. A portion of the Landfill property used for cover material and construction-related activities occurs in the adjacent E ½ of Section 1, T88N R1E. Prior to Landfill development, accessible portions of the property were primarily used for agricultural purposes. Wooded and drainage areas in remaining portions of the property appear to be representative of native conditions. A site map depicting the characteristics of the Landfill, and surrounding vicinity, is provided as **Figure 1**.

1.1 Site Status and Applicable Rules

The Landfill provides routine solid waste disposal services for generators in the permitted service area which includes: all cities and unincorporated area in Delaware County; all cities and unincorporated area in Dubuque County; the cities of Edgewood, Guttenberg, North Buena Vista, and Strawberry Point in Clayton County; the city of Zwingle in Jackson County; Grant County, Wisconsin; and Jo Davies County, Illinois.

The Landfill property consists of approximately 214 acres, of which 115 acres are permitted for waste disposal. Landfill development of the 115 acres was initiated in 1976 with the first phase of a planned 5-phase development program. The original operations in Cells 1 and 2 consisted of an area fill method of disposal where small unlined cells were filled in all directions from a given starting point until the entire cell area was completed and the final elevation was reached.

To meet state regulatory requirements, Cells 3 and 4 were designed to have groundwater dewatering, liner, and leachate collection systems. Cell 3 was constructed in 1992-1993 with a 5-foot compacted clay liner. Cell 4 was constructed in 1996 with a composite liner (earth, compacted clay and synthetic liner). Cells 5 and 6 were constructed in 2000 and Cells 7 and 8 were constructed in 2004. Cells 5 through 8 were constructed with prescriptive Resource Conservation and Recovery Act (RCRA) Subtitle D composite liners and leachate systems. The initial phase of Cell 9 was constructed in 2012; Phase II in 2015; Phase III in 2017; and Phase IV in 2019. Current active landfilling operations occur in Cell 9. The final phase of Cell 9 expansion will occur in the next decade including a liner overlay above the existing south slope of Cells 1 and 2, the first of which was completed in 2020.

1.2 Site Geology

Historically, several hydrogeologic investigations have been completed at the Landfill, with submission of Hydrogeologic Investigation Reports (HIR) to the Iowa Department of Natural Resources (IDNR). Descriptions of the site's geologic and hydrogeologic setting, referenced herein, were obtained from the HIRs. The Landfill is in the Paleozoic Plateau region of northeastern Iowa. Deep valleys, numerous rock outcroppings, high bluffs and an angular step relief characterize the Paleozoic Plateau's terrain where bedrock is the primary control on topography (Donohue, 1991).

The Landfill is developed on the steeply sloping west and north slopes of the northward extending interfluves (interfluves are ridges and nose slopes that separate drainageways). Fine-grained, wind-blown loess, deposited during the Wisconsin geologic episode, mantles the uplands around the Landfill. The loess was 10-feet-thick or less prior to Landfill construction. It overlies either relatively thin pre-Wisconsin Episode colluvium derived from erosion of the Ordovician-age Maquoketa Formation bedrock or it lies directly on Maquoketa Formation bedrock.

The Quaternary-age sediments (loess, colluvium and alluvium) directly overlie either bedrock-derived colluvium or Ordovician-age bedrock in all drainageways around the Landfill area. The uppermost bedrock in the higher elevations and in the southern part of the Landfill area is the Ordovician-age Maquoketa Formation shale; in the lower elevations and to the north where deeper natural erosion has removed the Maquoketa Formation, the uppermost bedrock is Ordovician-age Galena Group dolomite. The Maquoketa Formation is composed of significant thicknesses of shale and claystone and is a regional aquitard. The Galena Group, composed of limestone and dolomite, is part of a regional aquifer system.

1.3 Site Hydrology

The water-bearing horizon that is the groundwater monitoring unit at the Landfill is the water table within the Quaternary deposits as well as deeper in the uppermost bedrock units. These units include Holocene colluvium and alluvium and the Ordovician Maquoketa shale and Galena dolomite. In uplands, the water table occurs in the Quaternary-age loess and/or pre-Wisconsin Episode colluvium. In the lowlands south and west of the Landfill, the water table is in the Quaternary-age alluvium.

Groundwater is monitored in the uppermost bedrock at the Landfill. In the uplands and the southern portion of the area, groundwater is monitored in the Maquoketa Formation shale, dolomitic shale and claystone which, near the base of the formation, is locally interbedded with dolomite. In the northwestern portions of the area where the Maquoketa Formation is absent because of long-term natural erosion, groundwater is monitored in the Galena Group dolomite.

Groundwater levels are similar in the alluvium and Galena Group, and vertical gradients are lower and primarily horizontal because both the alluvium and Galena Group are relatively permeable and can be considered aquifers. Groundwater flow in the Maquoketa Formation aquitard is primarily downward. Locally, groundwater flow directions in the Galena Group are uncertain because of the well placement, but regional groundwater flow in the Galena Group is southeast toward the Mississippi River; the regional groundwater discharge point. Groundwater at the Landfill flows to the northwest toward an unnamed tributary of South Fork Catfish Creek.

Groundwater elevation contours for the April 2024 and September 2024 monitoring events are depicted on the attached **Figure 2** and **Figure 3,** respectively**.**

2 Purpose

The purpose of this document is to provide the statistical evaluation of groundwater analytical data collected from the groundwater monitoring network of the DMASWA landfill during the September 2024 sampling event and February 2025 verification sampling event. This evaluation is required by Iowa Administrative Code (IAC) 567—113.10 and IDNR Solid Waste Disposal Permit No. 31-SDP-02-75P. Groundwater elevations, groundwater purge parameters, and water quality samples were collected as part of semi-annual sampling events on April 8 – 10, 2024, and September 17 – 18, 2024, and verification sampling event on February 18, 2025 . Groundwater samples were submitted to Eurofins TestAmerica Laboratories, Inc. in Cedar Falls, Iowa, for analysis. The reporting period for this statistical evaluation includes data from the September 17 – 18, 2024, sampling event and February 18, 2025, verification sampling event. Statistical evaluation for the April 8 – 10, 2024, sampling event was provided in the 2024 Spring Statistical Report (IDNR DocDNA #110274).

2.1 Monitoring Network

The current monitoring network for the DMASWA Landfill is summarized in **Table 1**. The monitoring program of each monitoring point, status of baseline sampling, and sampling performed during this September 2024 sampling event and February 2025 verification sampling event are included in **Table 2**. Semi-annual detection and assessment monitoring were conducted at groundwater monitoring locations as indicated in **Table 1** during the September 2024 sampling event. Groundwater underdrains GU-1 and GU-2 did not have sufficient flow for sampling during this sampling event. Groundwater underdrains GU-1 and GU-2 will continue to be monitored for flow and sampled during each semi-annual sampling event if adequate flow is observed. Field sampling forms from the September 2024 sampling event are provided in **Attachment 3**.

Detection monitoring locations were sampled for the Appendix I constituent list and total suspended solids (TSS). Assessment monitoring locations were sampled for Appendix I and TSS constituents. There are currently no previously detected Appendix II constituents in assessment monitoring locations; therefore, no additional Appendix II constituents were analyzed at monitoring locations.

In accordance with the IDNR comment letter dated September 12, 2017, resampling for the full set of Appendix II constituents for all wells in assessment monitoring will be completed once every five (5) years where at least two (2) such samples have already been collected (IDNR, 2017). The next full Appendix II sampling event is specified for each assessment monitoring well in **Table 2**.

2.2 Sampling Procedures

A water level indicator was used to measure the static water level in each of the monitoring wells prior to purging and sampling. Monitoring wells not sampled as part of the Hydrologic Monitoring System Plan (HMSP) network are measured for the static water level for inclusion in the development of groundwater contours (HDR, 2022). Additionally, liquid levels in the landfill

Gas Collection and Containment System (GCCS) wells located in Cells 1 and 2 are measured quarterly; these liquid level elevations are used in development of groundwater contour maps. The static groundwater levels measured in the shallow groundwater monitoring wells and liquid levels measured in the gas wells located in the unlined cells (Cells 1 and 2) were used to calculate the groundwater elevations for the spring and fall sampling events as is shown in the attached **Figure 2** (April 2024 **–** Groundwater Contours) and **Figure 3** (September 2024 **–** Groundwater Contours), respectively. During the September 2024 sampling event, groundwater elevations in the upper-most aquifer ranged from 766.01 (OW-307A) to 930.68 (MW-120AR) feet above mean sea level, and flow direction of west-northwest. This is consistent with historical groundwater flow data and measurements obtained from the HMSP monitoring network.

In addition to measuring depth to groundwater (static water level) during the sampling event, field parameters were measured to verify and document the presence of a stable and representative sample medium prior to collection. A multi-parameter meter (YSI Pro DSS with flow cell) was used to collect geochemical measurements including temperature, conductivity, oxidation-reduction potential, dissolved oxygen, turbidity, and pH of the groundwater purged from the monitoring wells prior to sampling. Geochemical measurements and static water levels collected during the sampling event were recorded on the field sampling forms and are provided in **Attachment 3**.

Groundwater samples were obtained from the following HMSP monitoring wells during the April and September 2024 sampling events: MW-102A, MW-103A, P-105B, P-108B, MW-108AR, MW-109ARR, MW-114AR, P-114BR, MW-120AR, P-120B, MW-137A, MW-201A, MW-202A, MW-204A, OW-301A, OW-306AR, MW-401A, MW-402A, MW-403A, MW-404A, MW-501A, MW-502A, P-504B, MW-505A, MW-604, and MW-605. In addition, groundwater samples were obtained from the following trend analysis wells during the September 2024 sampling event: MW-104A, MW-105A, and MW-203A.

Grab samples were collected directly from the discharge pipe at Groundwater Underdrain monitoring location, GU-3, during the April and September 2024 sampling events as part of semi-annual detection monitoring. Groundwater Underdrains GU-1 and GU-2 did not have sufficient flow for sampling during the April and September 2024 sampling events. Groundwater Underdrains GU-1 and GU-2 will continue to be monitored for flow and sampled during each semi-annual sampling event if adequate flow is observed.

During the September 2024 sampling event, groundwater samples from MW-102A, MW-103A, MW-105A, P-108B, MW-114AR, P-114BR, MW-120AR, MW-137A, MW-201A, MW-202A, MW-203A, OW-301A, OW-306AR, MW-401A, MW-402A, MW-403A, MW-505A, MW-604, and MW-605 were collected using a Geotech peristaltic pump following stabilization of purge parameters. Groundwater samples from MW-104A, P-105B, MW-108AR, MW-109ARR, P-120B, MW-204A, MW-404A, MW-501A, MW-502A, P-503B, and P-504B were collected using a Geotech bladder pump following stabilization of purge parameters. These locations were sampled with a bladder pump due to the depth to water being greater than the pumping head capacity of a peristaltic pump. The bladder pump was decontaminated with Alconox® (or

equivalent) and a distilled or deionized water rinse between each monitoring location. Samples were collected in general accordance with the standard low flow sampling techniques described in the most recently approved HMSP.

3 Data Evaluation and Summary

A preliminary data review is first conducted to provide an assessment on the data variability between monitoring wells, seasonal variability, data trends, and potential outliers for removal. Preliminary data review was conducted using time series, box plots, trend tests, and outlier analysis, as provided in **Attachment 2**. Statistical analyses performed included prediction limits and quasi-statistical "double quantification" rule (DQR) analyses to identify statistically significant increases (SSIs), and confidence interval analysis, as appropriate, to identify concentrations measured at statistically significant levels (SSLs) above the groundwater protection standards (GWPS). The statistical comparisons were completed using Sanitas™ v10.0.15 (Sanitas™ Technologies) software. The combined background data set for monitoring wells MW-120AR, P-120B, P-503B, P-504B, and MW-505A are used to evaluate SSIs over background. Additional information on specific statistical equations used in the Sanitas™ program can be provided under separate cover upon request.

3.1 Detection Monitoring Activities and Evaluation

3.1.1 Shallow and Deep Aquifer Monitoring

The six (6) shallow downgradient monitoring locations included in the September 2024 analysis for the detection monitoring program are: MW-402A, MW-403A, MW-404A, MW-502A, MW-604, and MW-605.

Non-parametric and parametric interwell prediction limits were used to formally assess SSIs over background for Appendix I inorganic constituents that have been detected above the reporting limit (RL) in the combined background data set. UPLs were calculated using sample data collected from November 2014 through the current event, utilizing low-flow sampling procedures, and are summarized in **Table 5**. The DQR method was used to identify SSIs of Appendix I organic constituents. A complete summary of the statistical outputs is included in **Attachment 2**. Data from the most recent sampling event was compared to the UPLs and used in the DQR method for the determination of SSIs.

Three well/constituent pairs had detections above the reporting limit (RL) during the September 2024 sampling event:

- Toluene in MW-402A
- Toluene & Benzene in MW-403A

Toluene was detected in monitoring well MW-402A for the first time since low-flow sampling was initiated during the November 2014 sampling event. Verification sampling was conducted in February 2025, which resulted in a non-detect; therefore, MW-402A will remain within the detection monitoring program. Both toluene & benzene were detected in monitoring well

MW-403A for the first time since low-flow sampling was initiated during the November 2014 sampling event. Verification sampling was conducted in February 2025, which resulted in non-detects for both toluene and benzene; therefore, MW-403A will remain within the detection monitoring program.

3.1.2 Groundwater Underdrain Monitoring

The three (3) groundwater underdrains included in the September 2024 analysis for the detection monitoring program are: GU-1, GU-2, and GU-3. As discussed in **Section 2.1**, Groundwater Underdrains GU-1 and GU-2 did not have sufficient flow for sampling; therefore, these two underdrains were not statistically evaluated for the September 2024 sampling event.

Non-parametric and parametric intrawell prediction limits were used to formally assess SSIs over background for Appendix I inorganic constituents that have been detected above the RL in the combined background data set. UPLs were calculated using sample data collected for the entire history of the Groundwater Underdrain and are summarized in **Table 6**. The DQR method was used to identify SSIs for Appendix I organic constituents. A complete summary of the statistical outputs is included in **Attachment 2**. Data from the most recent sampling event was compared to the UPLs and used in the DQR method for the determination of SSIs.

Groundwater Underdrain GU-3 had no identified SSIs during the September 2024 sampling event. The groundwater underdrains will remain in the detection monitoring program.

3.2 Assessment Monitoring Activities and Evaluation

The thirteen (13) shallow and three (3) deep downgradient monitoring locations included in the analysis for the assessment monitoring program are: MW-102A, MW-103A, MW-108AR, MW-109ARR, MW-114AR, MW-137A, MW-201A, MW-202A, MW-204A, OW-301A, OW-306AR, MW-401A, MW-501A, P-105B, P-108B, and P-114BR. Parametric and non-parametric interwell prediction limits were used to formally assess SSIs over UPLs for Appendix I inorganic constituents. The DQR method was used to identify SSIs of Appendix I organic constituents.

Well/constituent pairs indicated as SSIs over background were further evaluated by comparison to the GWPS through statistical confidence intervals (CIs). No new SSLs above the GWPS were identified for detected SSIs; therefore, all assessment monitoring locations will remain in the assessment monitoring program. UPLs used for comparison to the most recent data collected for the assessment monitoring wells, as well as comparison of statistical CIs to the GWPS, are listed in **Table 7**.

A complete summary of the assessment monitoring statistical outputs is provided in **Attachment 2**. Most assessment monitoring locations have not been below background for two consecutive events for all constituents; therefore, all locations will remain in the assessment monitoring program. Select monitoring locations have been below background for two consecutive events for all constituents but will remain within the assessment monitoring program to remain conservative in evaluation of groundwater.

3.3 Corrective Action Monitoring

The April 2023 sampling event served as the end of the three-year corrective action monitoring program as provided in the approved CA/MP, dated February 2020 and approved July 13, 2020. MW-104A, MW-105A, and MW-203A will be sampled annually for Appendix I and TSS and monitored for trends, starting with the October 2023 sampling event. It is anticipated that annual monitoring of Appendix I and TSS be alternated between spring and fall sampling in order to obtain a seasonality trend. These three monitoring points were sampled during the April 2024 sampling event and again during the September 2024 sampling event. These monitoring locations will be next sampled during the fall 2025 sampling event.

3.3.1 Cobalt & Nickel Exceedances

Cobalt in monitoring locations MW-104A, MW-105A, and MW-203A and nickel in MW-203A were initially detected as SSLs above the GWPS during the April 2017 sampling event. These three monitoring wells were moved into the corrective action monitoring program, and additional delineation wells (MW-601, MW-602, MW-603, MW-604, and MW-605) were installed in November 2017 to determine the extent of the cobalt and nickel concentrations. Quarterly samples from December 2017 to December 2018, semi-annual samples in 2019, quarterly samples in April 2020, July 2020, October 2020, and January 2021, and semi-annual samples in 2021 were collected and statistically evaluated for cobalt and nickel.

As required by IAC 567—113.10(7), an assessment of corrective measures report was completed for cobalt and nickel for monitoring wells MW-104A, MW-105A, and MW-203A and was submitted to IDNR in March 2019. A Corrective Action Monitoring Plan (CAMP) was submitted to IDNR on February 24, 2020. In response to the June 25, 2020, IDNR correspondence letter, the CAMP was revised and resubmitted on July 13, 2020, along with landfill gas composition analysis, as requested by IDNR. As stated in the June 24, 2021, letter from IDNR, downgradient monitoring points MW-104A, MW-105A, and MW-203A were replaced in the HMSP with attenuation zone compliance points MW-604 and MW-605.

With the completion of the three-year corrective action monitoring program, monitoring wells MW-104A, MW-105A, and MW-203A are now sampled annually for Appendix I constituents and TSS. Surface water (SW-1 through SW-4) and delineation wells (MW-601 through MW-603) will no longer be sampled. Geochemical performance parameters (GPPs) were monitored at corrective action and attenuation zone compliance points (results of the GPPs are provided in previous Annual Water Quality Reports [AWQRs]). All sampling results associated with GPPs and landfill gas composition information associated with the CAMP will no longer be provided on an annual basis.

3.3.2 Trend Analysis

Monitoring locations MW-104A, MW-105A, and MW-203A are monitored annually for trend analysis for Appendix I parameters. Following the September 2024 sampling event and analysis, the following determination has been observed within these well/constituent pairs:

- MW-104A
    - Cobalt – Statistically Significant *Downward* Trend at 98% confidence
    - Nickel – Statistically Significant *Downward* Trend at 98% confidence
    - Thallium – Statistically Significant *Upward* Trend at 98% confidence
- MW-105A
    - Cobalt – Statistically Significant *Downward* Trend at 98% confidence
    - Nickel – Statistically Significant *Downward* Trend at 98% confidence
- MW-203A
    - Cobalt – Statistically Significant *Upward* Trend at 98% confidence
    - Thallium – Statistically Significant *Upward* Trend at 98% confidence

Trend analysis will continue to be conducted on an annual basis to evaluate seasonal fluctuations and trends within these internal monitoring locations.

4 Quality Assurance/Quality Control

The quality assurance/quality control (QA/QC) protocols for each sampling event include proper sample containers, proper field protocols, and laboratory protocols. The September 2024 sampling event consisted of the following:

September 2024

- 3 – Duplicates
- 1 – Equipment Blank
- 4 – Trip Blanks

Eurofins Environmental Testing North Central, LLC, in Cedar Falls, Iowa is responsible for providing QA/QC of laboratory protocols; this documentation is included in the September 2024 laboratory reports provided in **Attachment 4**. The laboratory QA/QC protocols and documentation were reviewed by HDR. For the September 2024 semi-annual monitoring event the laboratory sample receipt checklists indicated all samples were received within holding times, within acceptable temperatures, and sample containers were not broken or leaking.

4.1 Laboratory Qualifiers

The following qualifiers were noted for some parameters in the September 2024 sampling report:

- *+ – LCS and/or LCSD is outside acceptable limits, high biased.
- F1 – MS and/or MSD recovery exceeds control limits.
- J – Result is less than the RL but greater than or equal to the method detection limit (MDL) and the concentration is an approximate value.
- *- – LCS and/or LCSD is outside acceptable limits, low biased.
- ^1+ – Initial Calibration Verification (ICV) is outside acceptance limits, high biased.
- ^3+ – Reporting Limit Check Standard is outside acceptance limits, high biased.

All results were noted by the laboratory as not triggering corrective action or requiring re-analysis.

4.2 Equipment & Trip Blanks

There were no detections above laboratory reporting limits of monitored constituents within the equipment blank (EQ-1) for the September 2024 sampling event:

Decontamination practices will continue to be conducted to limit cross contamination possibilities.

There were no detections above laboratory reporting limits of monitored constituents within the four (4) trip blanks (TB-1, TB-2, TB-3, & TB-4) during the September 2024 sampling event.

There were no detections above laboratory reporting limits of monitored constituents within the one (1) trip blank (Trip Blank) during the February 2025 verification sampling event.

4.3 Field Duplicates

During the September 2024 semi-annual sampling event, field duplicate sample one (DUP-1) was obtained from monitoring location MW-403A, field duplicate sample two (DUP-2) was obtained from monitoring location MW-102A, field duplicate sample three (DUP-3) was obtained from monitoring location MW-204A, and field duplicate sample four (DUP-4) was obtained from monitoring location OW-301A.

Field duplicate samples were analyzed to determine the relative percent difference (RPD) between the original (parent) sample and the duplicate sample. RPD values are only calculated for constituents detected above the laboratory RL for both the parent and duplicate sample. According to *Practical Guide for Ground-Water Sampling*: “Duplicate sample values which differ by less than ±50% relative difference indicates good error control.” (Barcelona et al, 1985). **Table 15** presents the parent/duplicate sample results along with the calculated RPD values for the September 2024 semi-annual sampling event. Each RPD value is below the recommended RPD of 50% for the September 2024 semi-annual sampling event.

Results of the quality assurance/quality control samples did not trigger corrective measures such as resampling or laboratory re-analysis.

5 Conclusion

5.1 Detection Monitoring

For the detection monitoring program, no SSIs were identified for the monitoring locations during the September 2024 sampling event.

Semi-annual detection monitoring for the Appendix I constituents will be continued during the spring 2025 sampling event for the detection monitoring locations.

5.2 Assessment Monitoring

For the assessment monitoring program, inorganic compound prediction limit exceedances (i.e., SSIs) were identified during the most recent sampling event for arsenic, copper, and lead in multiple assessment monitoring locations. The exceedances were further evaluated for SSLs using CIs. No new SSLs above the GWPS were identified.

Detected organic compounds included 1,1-dichloroethane and benzene. The well/constituent pairs were analyzed for SSLs using CIs. No new SSLs above the GWPS were identified.

5.3 Corrective Action

The April 2023 sampling event served as the end of the three-year corrective action monitoring program as provided in the approved CAMP, dated February 2020 and approved July 13, 2020. MW-104A, MW-105A, and MW-203A will only be sampled annually for Appendix I parameters and TSS and monitored for trends. Statistically significant downward trends were identified for cobalt at monitoring wells MW-104A and MW-105A and for nickel at monitoring wells MW-104A and MW-105A. A statistically significant upward trend was identified for cobalt at monitoring well MW-203A and for thallium at MW-104A and MW-203A. Trend analysis will continue to be evaluated on an annual basis to evaluate seasonal fluctuations and trends within these internal monitoring locations.

This page intentionally left blank.

6 Recommendations

Based on the groundwater sample analytical results, statistical analyses performed on the groundwater data and leachate monitoring, the following actions are recommended:

1. Continue collecting water level measurements on a semi-annual basis at all HMSP approved monitoring locations.
2. TSS monitoring should remain at all HMSP approved monitoring locations during semi-annual sampling events and any resampling events where inorganics are analyzed.
3. MW-104A, MW-105A, and MW-203A should remain in the HMSP as supplemental internal monitoring points to track trend analysis and will not be used in comparison to background concentrations or GWPS per 567 IAC 113.10(5) or (6).
4. MW-604 and MW-605 should remain as replacement point of compliance monitoring points for MW-104A, MW-105A, and MW-203A within the HMSP and are currently in the detection monitoring program.
5. Leachate level measurements should continue to be monitored in Cell 3 through Cell 9 on a monthly basis.
6. Groundwater separation measurements should continue to be collected from Cell 9 on a semi-annual basis, at a minimum.
7. Methane migration monitoring should continue to be conducted on a quarterly basis.

This page intentionally left blank.

7 References

Donohue & Associates (Donohue). March 1991. *Hydrogeologic Investigation Report*, Dubuque Sanitary Landfill.

HDR, 2022. *Hydrologic Monitoring System Plan.* Dubuque Metropolitan Area Solid Waste Agency. June 22, 2022.

IDNR, 2017. *IDNR Correspondence regarding Appendix II Sampling.* Dubuque Metropolitan Area Solid Waste Agency.

This page intentionally left blank.

Figures

This page intentionally left blank.

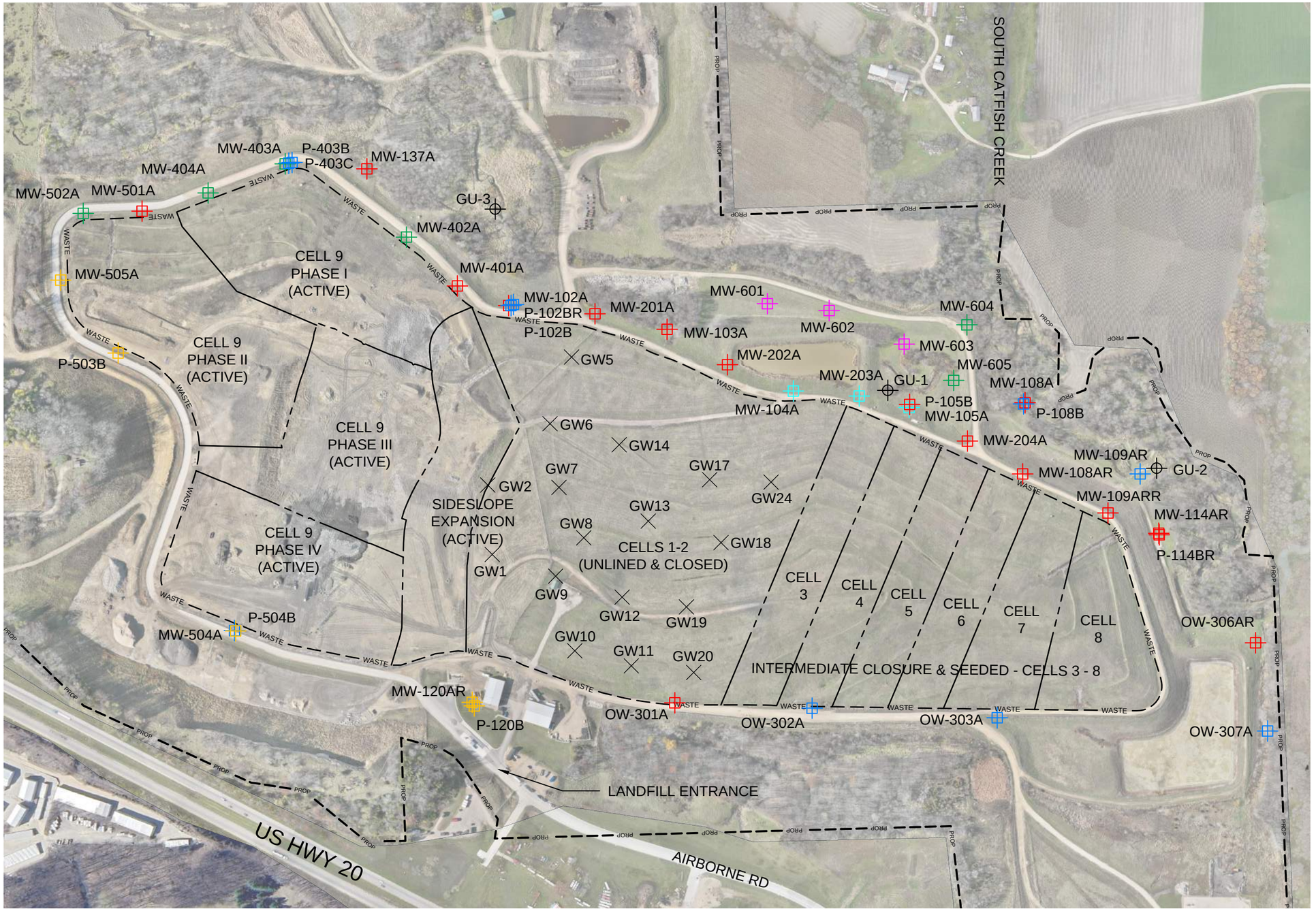

N

400 0 400

SCALE IN FEET

LEGEND:

- ASSESSMENT WELL
- BACKGROUND WELL
- DETECTION WELL
- TREND ANALYSIS WELL
- WELL - WATER LEVEL ONLY
- DELINEATION WELL
- GROUNDWATER UNDERDRAIN
- LFG EXTRACTION WELL
- PROPERTY LINE
- EDGE OF WASTE
- CELL BOUNDARY

NOTE:

1. AERIAL OBTAINED FROM FOTH ENGINEERING DATED NOVEMBER 7, 2024.

DMASWA
DUBUQUE METROPOLITAN AREA
SOLID WASTE AGENCY

HDR

Dubuque Metropolitan Area Solid Waste Agency
SITE MAP

2024 ANNUAL WATER QUALITY REPORT

DATE
MARCH 2025

FIGURE
1

C:\pwworking\central01\d4821246\Figure 1 - Fall 2024 Site Map.dwg, Plot, 2/25/2025 8:13:41 AM, WNICHOLSON

This page intentionally left blank.

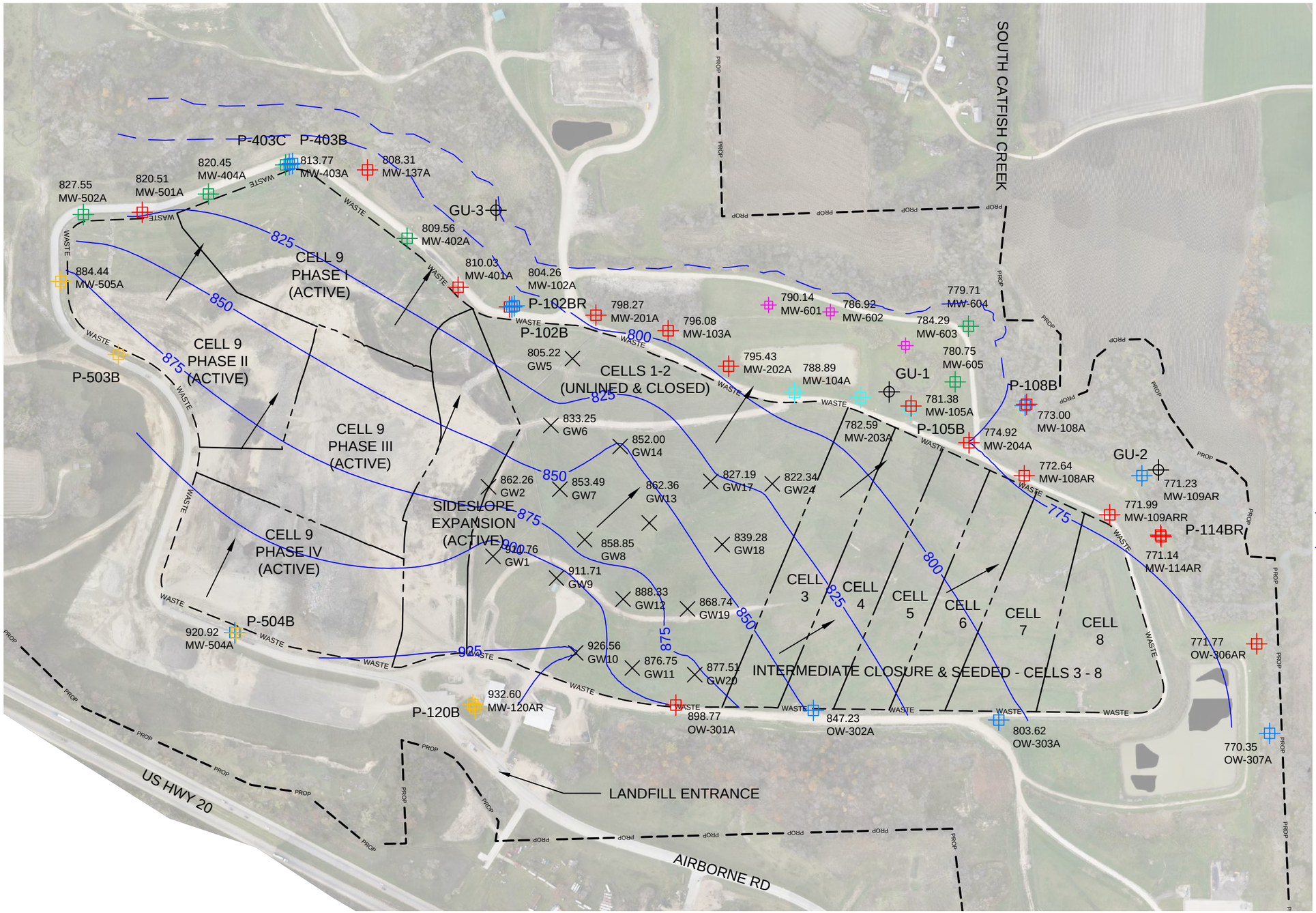

N

400 0 400

SCALE IN FEET

LEGEND:

- ASSESSMENT WELL
- BACKGROUND WELL
- DETECTION WELL
- TREND ANALYSIS WELL
- WELL - WATER LEVEL ONLY
- DELINEATION WELL
- GROUNDWATER UNDERDRAIN
- LFG EXTRACTION WELL
- GROUNDWATER CONTOUR
- INFERRED GROUNDWATER CONTOUR
- FLOW DIRECTION

NOTE:

1. AERIAL OBTAINED FROM FOTH ENGINEERING DATED NOVEMBER 1, 2023.
2. GROUNDWATER CONTOURS SHOWN ARE BASED OFF OF GROUNDWATER ELEVATIONS TAKEN DURING SAMPLING BY HDR DURING THE 2024 SPRING SAMPLING EVENT. GAS WELL LEACHATE ELEVATION DATA FROM THE UNLINED CELLS 1 AND 2 WAS TAKEN FROM MARCH 2024 COLLECTION.

DMASWA
DUBUQUE METROPOLITAN AREA
SOLID WASTE AGENCY

HDR

Dubuque Metropolitan Area Solid Waste Agency
April 2024 - Groundwater Contours

2024 ANNUAL WATER QUALITY REPORT

DATE
JANUARY 2025

FIGURE
2

C:\pwworking\central01\d4394071\Figure 2 - Spring 2024 GW Contours.dwg, Spring Stats, 12/17/2024 12:07:59 PM, WNICHOLSON

This page intentionally left blank.

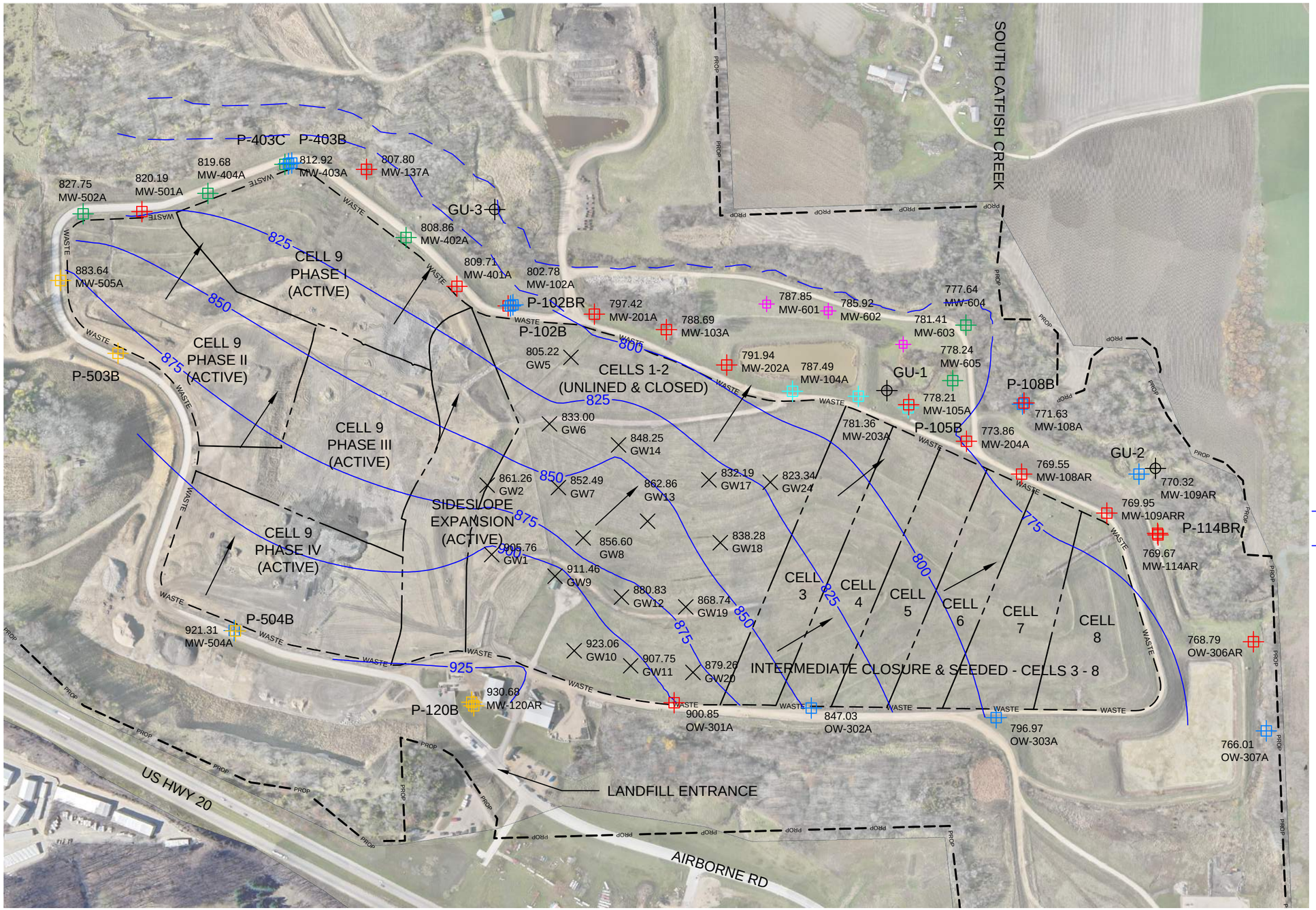

N

400 0 400

SCALE IN FEET

LEGEND:

- ASSESSMENT WELL
- BACKGROUND WELL
- DETECTION WELL
- TREND ANALYSIS WELL
- WELL - WATER LEVEL ONLY
- DELINEATION WELL
- GROUNDWATER UNDERDRAIN
- LFG EXTRACTION WELL
- GROUNDWATER CONTOUR
- INFERRED GROUNDWATER CONTOUR
- FLOW DIRECTION

NOTE:

1. AERIAL OBTAINED FROM FOTH ENGINEERING DATED NOVEMBER 7, 2024.
2. GROUNDWATER CONTOURS SHOWN ARE BASED OFF OF GROUNDWATER ELEVATIONS TAKEN DURING SAMPLING BY HDR DURING THE 2024 FALL SAMPLING EVENT. GAS WELL LEACHATE ELEVATION DATA FROM THE UNLINED CELLS 1 AND 2 WAS TAKEN FROM SEPTEMBER 2024 COLLECTION.

DMASWA
DUBUQUE METROPOLITAN AREA
SOLID WASTE AGENCY

HDR

Dubuque Metropolitan Area Solid Waste Agency
September 2024 - Groundwater Contours

2024 ANNUAL WATER QUALITY REPORT

DATE
MARCH 2025

FIGURE
3

C:\pwworking\central01\d4821246\Figure 2 - Fall 2024 GW Contours.dwg, Spring Stats, 3/13/2025 1:09:49 PM, WNICHOLSON

This page intentionally left blank.

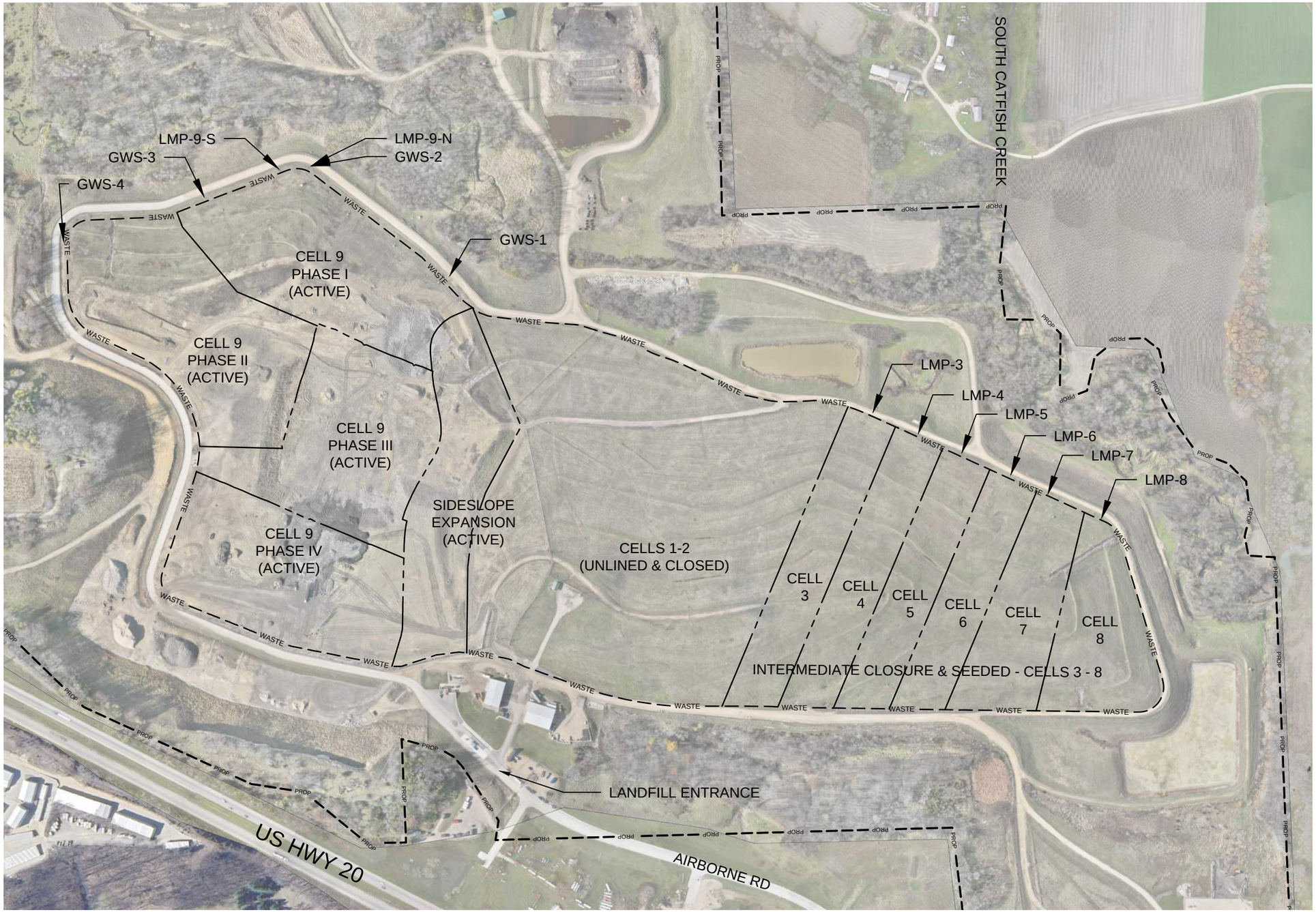

N

400 0 400

SCALE IN FEET

NOTES:

1. LEACHATE HEAD ON LINER MEASUREMENT TRANSDUCERS ARE DESIGNATED BY "LMP-#".
2. GROUNDWATER SEPARATION MEASUREMENT TRANSDUCERS ARE DESIGNATED BY "GWS-#"
3. AERIAL PHOTOGRAPHY WAS PROVIDED BY AEROVIEW DATED NOVEMBER 7, 2024.

C:\pwworking\central01\d4821246\Figure 4 - LCSPER Map.dwg, Plot, 2/25/2025 8:26:05 AM, WNICHOLSON

DMASWA
DUBUQUE METROPOLITAN AREA
SOLID WASTE AGENCY

HDR

Dubuque Metropolitan Area Solid Waste Agency
Leachate & Groundwater Separation Monitoring

2024 ANNUAL WATER QUALITY REPORT

DATE
MARCH 2025

FIGURE
4

This page intentionally left blank.

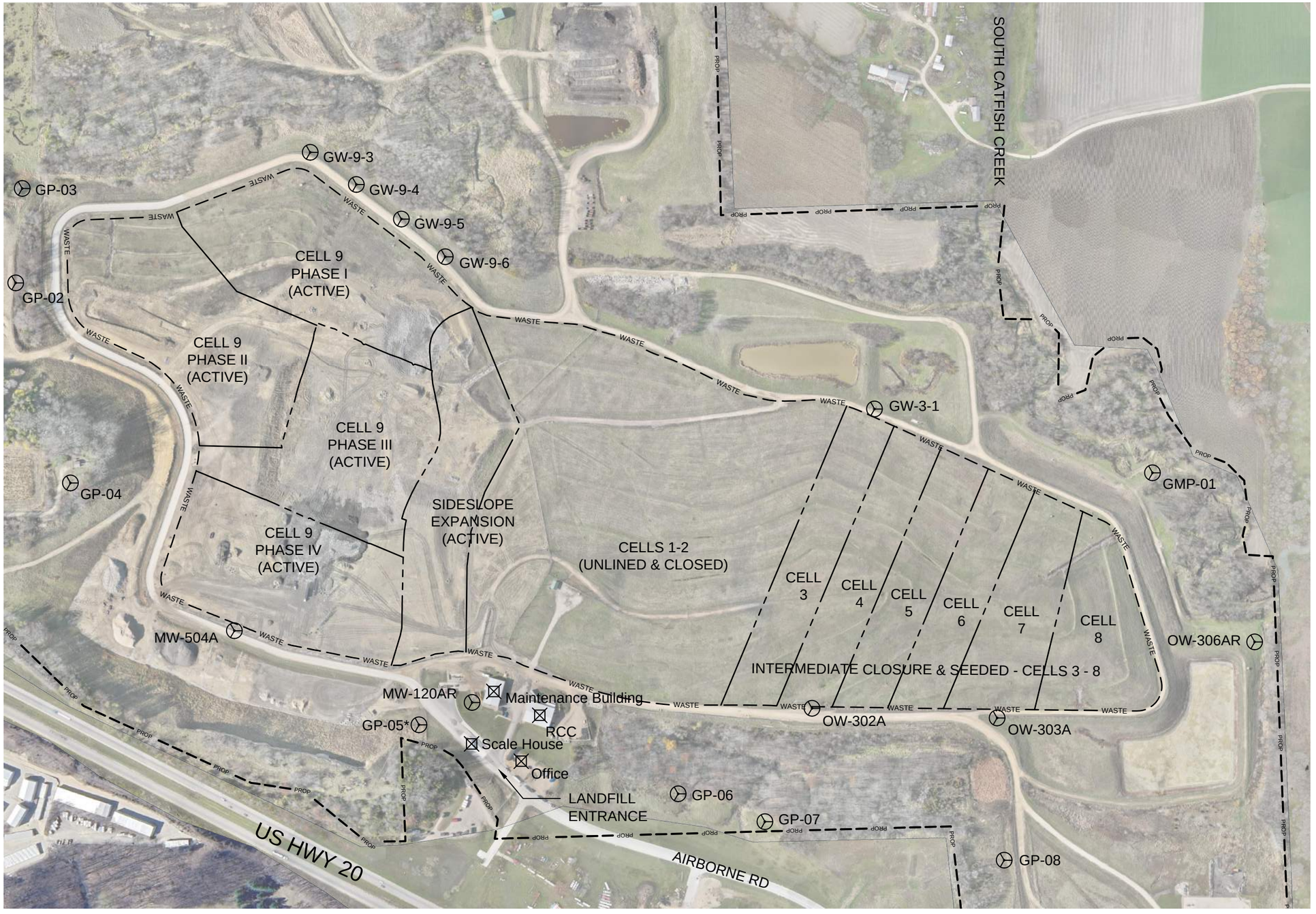

N

400 0 400

SCALE IN FEET

LEGEND

- SUBSURFACE MONITORING LOCATION
- STRUCTURE MONITORING LOCATION
- PROPERTY LINE
- EDGE OF WASTE
- CELL BOUNDARY

NOTES:

1. AERIAL OBTAINED FROM AEROVIEW DATED NOVEMBER 7, 2024.
2. * - MONITORING POINTS DENOTED WITH THIS MARKING ARE INTERNAL MONITORING LOCATIONS.

C:\pwworking\central01\d4821246\Figure 5 - MMR Map.dwg, Plot, 2/25/2025 8:59:17 AM, WNICHOLSON

DMASWA DUBUQUE METROPOLITAN AREA SOLID WASTE AGENCY

HDR

Dubuque Metropolitan Area Solid Waste Agency
Methane Migration Monitoring

2024 ANNUAL WATER QUALITY REPORT

DATE
MARCH 2025

FIGURE
5

This page intentionally left blank.

Tables

This page intentionally left blank.

Table 1
Monitoring Program Summary
2024 Annual Water Quality Report
Dubuque Metropolitan Area Sanitary Landfill
Permit No. 31-SDP-02-75P

Monitoring Well	Formation	Current Monitoring Program	Change for next sampling event	Constituents w/ SSI*	Constituents w/ SSL	Total # of Samples in each monitoring program			
						Detection	Assessment	Corrective Action	Trend Analysis
Monitoring Wells - Background									
MW-120AR	Maquoketa Formation - Lean Clay, very hard	Background	NC	None	None	41	-	-	-
MW-505A	Ordovician, Maquoketa Formation - Shale, fissile	Background	NC	None	None	16	-	-	-
P-120B	Ordovician, Maquoketa Formation - Shale, fissile	Background	NC	None	None	40	-	-	-
P-503B	Ordovician, Maquoketa Formation - Shale, fissile	Background	NC	None	None	19	-	-	-
P-504B	Ordovician, Maquoketa Formation - Shale with Dolomite	Background	NC	None	None	16	-	-	-
HMSP Monitoring Wells - Shallow Aquifer									
MW-102A	Maquoketa Formation - Shale, black, fractured	Assessment	NC	Arsenic	None	15	24	-	-
MW-103A	Maquoketa Formation - Siltstone w/interbedded Shale	Assessment	NC	None	None	20	21	-	-
MW-104A	Maquoketa Formation - Shale and Siltstone, less fractured	Trend Analysis	NC	N/A	N/A	9	16	12	2
MW-105A	Hill-slope Colluvium to Weathered Maquoketa Shale	Trend Analysis	NC	N/A	N/A	15	10	12	2
MW-108AR	Deforest Formation - Alluvium - Lean Clay	Assessment	NC	Lead	None	4	21	-	-
MW-109ARR	Deforest Formation - Alluvium - Lean Clay	Assessment	NC	None	None	6	23	-	-
MW-114AR	Alluvium - Lean Clay to Silty Gravel with Sand, soft	Assessment	NC	None	None	15	23	-	-
MW-137A	Terrace Deposits/Lean Clay/Maquoketa Shale	Assessment	NC	None	None	20	9	-	-
MW-201A	Deforest Formation - Lean Clay to Maquoketa Shale	Assessment	NC	1,1-DCA	None	3	27	-	-
MW-202A	Quaternary Fill/Deforest Formation - Lean Clay, medium	Assessment	NC	None	None	5	25	-	-
MW-203A	Deforest Formation, undifferentiated - Lean Clay, stiff	Trend Analysis	NC	N/A	N/A	3	14	12	2
MW-204A	Deforest Formation, undifferentiated - Lean Clay, medium	Assessment	NC	None	None	5	25	-	-
OW-301A	Quaternary Fill - Lean Clay, medium to very stiff	Assessment	NC	None	None	2	25	-	-
OW-306AR	Wisconsin Colluvium - Lean Clay w/Sand to Clayey Gravel	Assessment	NC	None	None	0	15	-	-
MW-401A	Hill-slope Colluvium to Shale - Lean Clay/thinly bedded Shale	Assessment	NC	None	None	20	10	-	-
MW-402A	Hill-slope Colluvium to Weathered Maquoketa Shale	Detection	NC	None	None	28	-	-	-
MW-403A	Hill-slope Colluvium to Re-sedimented Shale	Detection	NC	None	None	28	-	-	-
MW-404A	Weathered Maquoketa Shale - Lean Clay to Shale	Detection	NC	None	None	28	-	-	-
MW-501A	Ordovician, Maquoketa Formation - Shale, fissile	Assessment	NC	None	None	14	6	-	-
MW-502A	Ordovician, Maquoketa Formation - Shale, fissile	Detection	NC	None	None	19	-	-	-
MW-604[1]	Alluvium - Lean Clay to Sandy Lean Clay, underlain by shale, weathered	Detection	NC	None	None	19	-	-	-
MW-605[1]	Alluvium - Sandy Lean Clay to Sandy Clay with Gravel, underlain by shale	Detection	NC	None	None	19	-	-	-
HMSP Monitoring Wells - Deep Aquifer									
P-105B	Galena Formation - Dolomite, gray	Assessment	NC	None	None	15	24	-	-
P-108B	Galena Formation - Dolomite, gray, moderately fractured	Assessment	NC	None	None	9	30	-	-
P-114BR	Galena Formation - Dolomite, fractured	Assessment	NC	None	None	15	24	-	-
Monitoring Points - Groundwater Underdrains									
GU-1	Underdrain System	Detection	NC	Zinc[2]	N/A	17	-	-	-
GU-2	Underdrain System	Detection	NC	None	N/A	20	-	-	-
GU-3	Underdrain System	Detection	NC	None	N/A	22	-	-	-
Monitoring Points - Surface Water									
SW-1	Surface Water	Delineation	NC	N/A	N/A	8	-	-	-
SW-2	Surface Water	Delineation	NC	N/A	N/A	8	-	-	-
SW-3	Surface Water	Delineation	NC	N/A	N/A	8	-	-	-
SW-4	Surface Water	Delineation	NC	N/A	N/A	8	-	-	-
Monitoring Points - Delineation Wells [1]									
MW-601	Alluvium - Lean Clay to Silty Gravel with Sand, underlain by shale, weathered	Delineation	NC	N/A	N/A	15	-	-	-
MW-602	Alluvium - Sandy Lean Clay to Silty Gravel with Sand, underlain by shale, weathered	Delineation	NC	N/A	N/A	15	-	-	-
MW-603	Alluvium - Lean to Fat Clay with gravel to Clayey Gravel, underlain by shale	Delineation	NC	N/A	N/A	15	-	-	-

Notes:

[1] Delineation wells (MW-601, MW-602, and MW-603) were installed in November 2017 to determine the extent of the cobalt and nickel concentrations. Following the October 2020 sampling event, MW-604 and MW-605 were included within the Hydrologic Monitoring System Program.

[2] Groundwater Underdrain GU-1 had an exceedance of Upper Prediction Limit (UPL) detected for zinc and Groundwater Underdrain GU-2 had an UPL for both lead and zinc detected following the spring 2022 sampling event. A verification sampling event was conducted on May 26, 2022 for GU-2 where both lead and zinc were observed below the UPL; therefore, GU-2 will remain in the detection monitoring program. Flow at GU-1 and GU-2 was not sufficient for sampling during the 2022, 2023, and 2024 sampling events. GU-1 and GU-2 have historically exhibited low-flow fluctuations. GU-1 and GU-2 will be monitored for sufficient flow and will be sampled upon identification of sufficient flow. Further evaluation will be conducted and communicated to IDNR following laboratory analysis.

NC = No Change

*Reference Table 6, Table 7, and Table 8 for clarification of each SSI.

WLO - Water Level Only

This page intentionally left blank.

Table 2
Monitoring Program Implementation Schedule
2024 Annual Water Quality Report
Dubuque Metropolitan Area Sanitary Landfill
Permit No. 31-SDP-02-75P

Monitoring Well	Recent Sampling Dates and Constituents					Upcoming Sampling Dates and Constituents		Full Appendix II Sample Dates	
	April 2023	October 2023	April 2024	September 2024	February 2025	April 2025	October 2025	Previously Collected	Next Event
Monitoring Wells - Background (Shallow Aquifer)									
MW-120AR	Appendix I, TSS	Appendix I, TSS	Appendix I, TSS	Appendix I, TSS		Appendix I, TSS	Appendix I, TSS	N/A Background Well	N/A - Background Well
MW-505A	Appendix I, TSS	Appendix I, TSS	Appendix I, TSS	Appendix I, TSS		Appendix I, TSS	Appendix I, TSS	N/A - Background Well	N/A - Background Well
P-120B	Appendix I, TSS	Appendix I, TSS	Appendix I, TSS	Appendix I, TSS		Appendix I, TSS	Appendix I, TSS	11/14/2016 (no detections)	N/A - Background Well
P-503B	Appendix I, TSS	DRY	Appendix I, TSS	Appendix I, TSS		Appendix I, TSS	Appendix I, TSS	N/A - Background Well	N/A - Background Well
P-504B	Appendix I, TSS	Appendix I, TSS	Appendix I, TSS	Appendix I, TSS		Appendix I, TSS	Appendix I, TSS	N/A - Background Well	N/A - Background Well
HMSP Monitoring Wells - Shallow Aquifer									
MW-102A	Appendix I, TSS	Appendix I, TSS	Appendix I, TSS	Appendix I, TSS		Appendix I, TSS	Full Appendix II, TSS	5/9/2013, 5/28/2014, 11/3/2015, 10/21/2020	Fall 2025
MW-103A	Appendix I, TSS	Appendix I, TSS	Appendix I, TSS	Appendix I, TSS		Appendix I, TSS	Appendix I, TSS	8/26/2013, 5/16/2014, 11/5/2015, 4/12/2022	Spring 2027
MW-104A	Appendix I, GPP, TSS	N/A - Sampled Annually	Appendix I, TSS	Cobalt, Nickel, TSS		N/A - Sampled Annually	Appendix I, TSS	4/16/2009, 4/19/2010, 5/29/2014, 12/1/2015, 10/21/2020	N/A - Trend Only
MW-105A	Appendix I, GPP, TSS	N/A - Sampled Annually	Appendix I, TSS	Cobalt, Nickel, TSS		N/A - Sampled Annually	Appendix I, TSS	5/8/2013, 5/20/2014, 11/4/2015, 10/20/2020	N/A - Trend Only
MW-108AR	Appendix I, TSS	DRY	Appendix I, TSS	Appendix I, TSS		Appendix I, TSS	Full Appendix II, TSS	5/9/2013, 5/14/2014, 12/1/2015, 10/20/2020	Fall 2025
MW-109ARR	Appendix I, TSS	Appendix I, TSS	Appendix I, TSS	Appendix I, TSS		Appendix I, TSS	Full Appendix II, TSS	5/9/2013, 5/14/2014, 12/2/2015, 10/20/2020	Fall 2025
MW-114AR	Appendix I, TSS	Appendix I, TSS	Appendix I, TSS	Appendix I, TSS		Appendix I, TSS	Full Appendix II, TSS	5/8/2013, 5/27/2014, 11/2/2015, 10/20/2020	Fall 2025
MW-137A	Appendix I, TSS	Appendix I, TSS	Appendix I, TSS	Appendix I, TSS		Appendix I, TSS	Appendix I, TSS	6/10/2021, 10/11/2022	Fall 2027
MW-201A	Appendix I, TSS	Appendix I, TSS	Appendix I, TSS	Appendix I, TSS		Appendix I, TSS	Full Appendix II, TSS	6/25/2012, 5/8/2013, 11/2/2015, 10/20/2020	Fall 2025
MW-202A	Appendix I, TSS	Appendix I, TSS	Appendix I, TSS	Appendix I, TSS		Appendix I, TSS	Full Appendix II, TSS	5/8/2013, 5/16/2014, 11/6/2015, 10/20/2020	Fall 2025
MW-203A	Appendix I, GPP, TSS	N/A - Sampled Annually	Appendix I, TSS	Cobalt, Nickel, TSS		N/A - Sampled Annually	Appendix I, TSS	6/25/2012, 5/8/2013, 11/3/2015, 10/20/2020	N/A - Trend Only
MW-204A	Appendix I, TSS	Appendix I, TSS	Appendix I, TSS	Appendix I, TSS		Appendix I, TSS	Full Appendix II, TSS	5/8/2013, 5/14/2014, 12/2/2015, 10/20/2020	Fall 2025
OW-301A	Appendix I, TSS	Appendix I, TSS	Appendix I, TSS	Appendix I, TSS		Appendix I, TSS	Full Appendix II, TSS	8/29/2012, 11/18/2013, 11/5/2015, 10/19/2020	Fall 2025
OW-306AR	Appendix I, TSS	Appendix I, TSS	Full Appendix II, TSS	Appendix I, TSS		Appendix I, TSS	Appendix I, TSS	10/11/2018, 1/16/19, 4/10/2024	Spring 2029
MW-401A	Appendix I, TSS	Appendix I, TSS	Appendix I, TSS	Appendix I, TSS		Appendix I, TSS	Appendix I, TSS	7/13/2020, 10/11/2022	Fall 2027
MW-402A	Appendix I, TSS	Appendix I, TSS	Appendix I, TSS	Appendix I, TSS	Toluene	Appendix I, TSS	Appendix I, TSS	N/A - Detection Well	N/A - Detection Well
MW-403A	Appendix I, TSS	Appendix I, TSS	Appendix I, TSS	Appendix I, TSS	Benzene; Toluene	Appendix I, TSS	Appendix I, TSS	N/A - Detection Well	N/A - Detection Well
MW-404A	Appendix I, TSS	Appendix I, TSS	Appendix I, TSS	Appendix I, TSS		Appendix I, TSS	Appendix I, TSS	N/A - Detection Well	N/A - Detection Well
MW-501A	Appendix I, TSS	Appendix I, TSS	Appendix I, TSS	Appendix I, TSS		Appendix I, TSS	Appendix I, TSS	4/11/2022, 10/10/2022	Fall 2027
MW-502A	Appendix I, TSS	Appendix I, TSS	Appendix I, TSS	Appendix I, TSS		Appendix I, TSS	Appendix I, TSS	N/A - Detection Well	N/A - Detection Well
MW-604	Appendix I, GPP, TSS	Appendix I, TSS	Appendix I, TSS	Appendix I, TSS		Appendix I, TSS	Appendix I, TSS	N/A - Delineation Wells	N/A - Delineation Wells
MW-605	Appendix I, GPP, TSS	Appendix I, TSS	Appendix I, TSS	Appendix I, TSS		Appendix I, TSS	Appendix I, TSS	N/A - Delineation Wells	N/A - Delineation Wells
HMSP Monitoring Wells - Deep Aquifer									
P-105B	Appendix I, TSS	Appendix I, TSS	Appendix I, TSS	Appendix I, TSS		Appendix I, TSS	Full Appendix II, TSS	5/8/2013, 5/20/2014, 11/4/2015, 10/19/2020	Fall 2025
P-108B	Appendix I, TSS	Appendix I, TSS	Appendix I, TSS	Appendix I, TSS		Appendix I, TSS	Full Appendix II, TSS	7/20/2009, 4/20/2010, 12/8/2014, 10/29/2015, 10/20/2020	Fall 2025
P-114BR	Appendix I, TSS	Appendix I, TSS	Appendix I, TSS	Appendix I, TSS		Appendix I, TSS	Full Appendix II, TSS	5/8/2013, 5/28/2014, 10/29/2015, 10/19/2020	Fall 2025

Table 2
Monitoring Program Implementation Schedule
2024 Annual Water Quality Report
Dubuque Metropolitan Area Sanitary Landfill
Permit No. 31-SDP-02-75P

Monitoring Well	Recent Sampling Dates and Constituents					Upcoming Sampling Dates and Constituents		Full Appendix II Sample Dates	
	April 2023	October 2023	April 2024	September 2024	February 2025	April 2025	October 2025	Previously Collected	Next Event
Monitoring Points - Underdrain									
GU-1	DRY	DRY	DRY	Appendix I, TSS		Appendix I, TSS	Appendix I, TSS	N/A - Detection Well	N/A - Detection Well
GU-2	DRY	DRY	DRY	Appendix I, TSS		Appendix I, TSS	Appendix I, TSS	N/A - Detection Well	N/A - Detection Well
GU-3	Appendix I, TSS	Appendix I, TSS	Appendix I, TSS	Appendix I, TSS		Appendix I, TSS	Appendix I, TSS	N/A - Detection Well	N/A - Detection Well
Monitoring Points - Delineation Wells									
MW-601	Cobalt, Nickel, TSS	N/A - Not Sampled	N/A - Not Sampled	N/A - Not Sampled		N/A - Not Sampled	N/A - Not Sampled	N/A - Delineation Wells	N/A - Delineation Wells
MW-602	Cobalt, Nickel, TSS	N/A - Not Sampled	N/A - Not Sampled	N/A - Not Sampled		N/A - Not Sampled	N/A - Not Sampled	N/A - Delineation Wells	N/A - Delineation Wells
MW-603	Cobalt, Nickel, TSS	N/A - Not Sampled	N/A - Not Sampled	N/A - Not Sampled		N/A - Not Sampled	N/A - Not Sampled	N/A - Delineation Wells	N/A - Delineation Wells
Monitoring Points - Surface Water									
SW-1	Cobalt, Nickel, TSS	N/A - Not Sampled	N/A - Not Sampled	N/A - Not Sampled		N/A - Not Sampled	N/A - Not Sampled	N/A - Surface Water	N/A - Surface Water
SW-2	Cobalt, Nickel, TSS	N/A - Not Sampled	N/A - Not Sampled	N/A - Not Sampled		N/A - Not Sampled	N/A - Not Sampled	N/A - Surface Water	N/A - Surface Water
SW-3	Cobalt, Nickel, TSS	N/A - Not Sampled	N/A - Not Sampled	N/A - Not Sampled		N/A - Not Sampled	N/A - Not Sampled	N/A - Surface Water	N/A - Surface Water
SW-4	Cobalt, Nickel, TSS	N/A - Not Sampled	N/A - Not Sampled	N/A - Not Sampled		N/A - Not Sampled	N/A - Not Sampled	N/A - Surface Water	N/A - Surface Water

Notes:

GPP = Geochemical Performance Parameters were sampled as part of the Corrective Action/Monitoring Plan (CAMP), which include the following parameters: Dissolved Oxygen, Nitrate, Sulfate, Iron (II), Total Iron, Chloride, Methane, Oxidation-Reduction Potential (ORP), Total Organic Carbon (TOC), pH, Conductivity, Manganese. The spring 2023 sampling event served as the end of the 3 year corrective action monitoring program as provided in the approved CA/MP, dated February 2020 and approved July 13, 2020.

N/A = Not Applicable

TSS = Total Suspended Solids

Table 3
Monitoring Well Maintenance and Performance Reevaluation Schedule
2024 Annual Water Quality Report
Dubuque Metropolitan Area Sanitary Landfill
Permit No. 31-SDP-02-75P

Compliance with:	Monitoring Calendar Years					
	2020	**2021**	**2022**	**2023**	**2024**	**2025**
567 IAC 113.10(2)"f"(1): high and low water levels (biannual)	Completed		Completed		Completed	
567 IAC 113.10(2)"f"(2): changes in the hydrologic setting and flow paths	Completed		Completed		Completed	
567 IAC 113.10(2)"f"(3): well depths	Completed	Completed	Completed	Completed	Completed	Scheduled
567 IAC 113.10(2)"f"(4): well recharge rates and chemistry	Completed		Completed		Completed	
567 IAC 113.6(2)"i": Waste separation from ground water	Completed	Completed	Completed	Completed	Completed	Scheduled

Comments:

- Semiannual groundwater elevations are shown in **Table 11** "Historical Groundwater Elevations".
- Groundwater flow directions are consistent with historical groundwater flow data and measurements collected from the Site monitoring network. Flow directions for Spring and Fall 2024 are shown in **Figures 2 and 3**, respectively.
- Monitoring well recharge rates and chemistry are shown in **Attachment 3**.
- Waste separation from groundwater measurements and discussion are shown in **Table 4B**.

Monitoring Well Maintenance Summary:

- Monitoring well OW-306A had poor recharge rates and continually pumped dry. The well was abandoned, and a replacement well (OW-306AR) was drilled on October 3, 2018 to a deeper depth in order to allow for adequate water for sampling.
- Monitoring wells MW-124A, MW-124B, and MW-138A were abandoned in 2020. All documentation of abandonment was provided to IDNR on August 12, 2020.
- All monitoring wells within the Hydrologic Monitoring System Plan (HMSP) were capable of being sampled during 2024 in accordance with the schedule specified in **Table 2**.

This page intentionally left blank.

Table 4A
Monitoring Well Maintenance and Performance Summary - Monitoring and Delineation Wells
2024 Annual Water Quality Report
Dubuque Metropolitan Area Sanitary Landfill
Permit No. 31-SDP-02-75P

Well	Top of casing (ft. amsl)	Top of Screen (ft. amsl)	Screen length (ft.)	Total Depth from TOC (ft.)	Measurement Description	Date of Measurements		Maximum Depth Discrepancy (ft.)	Spring 2024 Levels (at start and end of purging)	Sufficient to Sample?	Fall 2024 Levels (at start and end of purging)	Sufficient to Sample?
						Apr-24	Sep-24		(ft. below TOC)	(YES/NO)	(ft. below TOC)	(YES/NO)
Monitoring Wells - Background												
MW-120AR	949.74	939.42	10.00	21.35	Groundwater Level (ft.)	17.14	19.06	0.94	17.37	NO	19.80	YES
					Groundwater Elevation (Ft MSL)	932.60	930.68		19.35		21.20	
					Measured Well Depth (ft.)	20.41	21.38					
					Submerged screen	N	N					
MW-505A	907.13	864.33	10.00	53.34	Groundwater Level (ft.)	22.69	23.49	0.00	23.40	YES	24.03	YES
					Groundwater Elevation (Ft MSL)	884.44	883.64		27.25		28.88	
					Measured Well Depth (ft.)	NM	53.34					
					Submerged screen	Y	Y					
P-120B	949.98	887.17	5.50	68.56	Groundwater Level (ft.)	30.34	29.87	0.00	31.45	YES	31.48	YES
					Groundwater Elevation (Ft MSL)	919.64	920.11		35.11		36.77	
					Measured Well Depth (ft.)	NM	68.56					
					Submerged screen	Y	Y					
P-503B	937.19	899.19	5.00	43.36	Groundwater Level (ft.)	39.29	37.92	0.00	39.69	YES	38.29	YES
					Groundwater Elevation (Ft MSL)	897.90	899.27		40.48		38.93	
					Measured Well Depth (ft.)	NM	43.36					
					Submerged screen	N	Y					
P-504B	949.85	916.85	5.00	38.45	Groundwater Level (ft.)	30.06	30.13	0.01	30.06	YES	30.31	YES
					Groundwater Elevation (Ft MSL)	919.79	919.72		30.06		30.31	
					Measured Well Depth (ft.)	NM	38.44					
					Submerged screen	Y	Y					
HMSP Monitoring Wells - Shallow Aquifer												
MW-102A	819.08	803.04	10.00	26.94	Groundwater Level (ft.)	14.82	16.30	0.00	15.41	YES	17.22	YES
					Groundwater Elevation (Ft MSL)	804.26	802.78		15.72		17.49	
					Measured Well Depth (ft.)	NM	26.94					
					Submerged screen	Y	N					
MW-103A	801.57	793.11	10.00	19.00	Groundwater Level (ft.)	5.49	12.88	0.00	5.97	YES	13.34	YES
					Groundwater Elevation (Ft MSL)	796.08	788.69		7.91		14.82	
					Measured Well Depth (ft.)	NM	19.00					
					Submerged screen	Y	N					
MW-104A	811.31	787.09	10.00	35.81	Groundwater Level (ft.)	22.42	23.82	0.00	22.90	YES	24.18	YES
					Groundwater Elevation (Ft MSL)	788.89	787.49		23.46		24.78	
					Measured Well Depth (ft.)	NM	35.81					
					Submerged screen	Y	Y					
MW-105A	799.60	778.90	10.00	30.70	Groundwater Level (ft.)	18.22	21.39	0.58	19.00	YES	22.03	YES
					Groundwater Elevation (Ft MSL)	781.38	778.21		22.07		24.39	
					Measured Well Depth (ft.)	NM	30.12					
					Submerged screen	Y	N					
MW-108AR	810.47	778.22	10.00	42.61	Groundwater Level (ft.)	37.83	40.92	0.00	37.24	YES	NM	YES
					Groundwater Elevation (Ft MSL)	772.64	769.55		38.70		NM	
					Measured Well Depth (ft.)	NM	42.61					
					Submerged screen	N	N					
MW-109ARR	810.27	776.92	10.00	44.61	Groundwater Level (ft.)	38.28	40.32	0.00	38.28	YES	40.56	YES
					Groundwater Elevation (Ft MSL)	771.99	769.95		38.61		40.70	
					Measured Well Depth (ft.)	NM	44.61					
					Submerged screen	N	N					

Table 4A
Monitoring Well Maintenance and Performance Summary - Monitoring and Delineation Wells
2024 Annual Water Quality Report
Dubuque Metropolitan Area Sanitary Landfill
Permit No. 31-SDP-02-75P

Well	Top of casing (ft. amsl)	Top of Screen (ft. amsl)	Screen length (ft.)	Total Depth from TOC (ft.)	Measurement Description	Date of Measurements		Maximum Depth Discrepancy (ft.)	Spring 2024 Levels (at start and end of purging)	Sufficient to Sample?	Fall 2024 Levels (at start and end of purging)	Sufficient to Sample?
						Apr-24	Sep-24		(ft. below TOC)	(YES/NO)	(ft. below TOC)	(YES/NO)
MW-114AR	780.17	774.11	10.00	16.56	Groundwater Level (ft.)	9.03	10.50	0.00	9.13	YES	10.63	YES
					Groundwater Elevation (Ft MSL)	771.14	769.67					
					Measured Well Depth (ft.)	NM	16.56		9.18		10.67	
					Submerged screen	N	N					
MW-137A	817.57	809.07	10.00	18.20	Groundwater Level (ft.)	9.26	9.77	0.00	9.40	YES	10.00	YES
					Groundwater Elevation (Ft MSL)	808.31	807.80					
					Measured Well Depth (ft.)	NM	18.20		10.06		10.88	
					Submerged screen	N	N					
MW-201A	809.41	800.66	7.00	15.98	Groundwater Level (ft.)	11.14	11.99	0.00	11.46	YES	12.44	YES
					Groundwater Elevation (Ft MSL)	798.27	797.42					
					Measured Well Depth (ft.)	NM	15.98		12.52		13.49	
					Submerged screen	N	N					
HMSP Monitoring Wells - Shallow Aquifer												
MW-202A	804.81	796.06	10.00	19.53	Groundwater Level (ft.)	9.38	12.87	0.00	10.04	YES	13.43	YES
					Groundwater Elevation (Ft MSL)	795.43	791.94					
					Measured Well Depth (ft.)	NM	19.53		11.93		15.30	
					Submerged screen	N	N					
MW-203A	806.11	786.96	10.00	30.37	Groundwater Level (ft.)	23.52	24.75	0.00	23.74	YES	24.91	YES
					Groundwater Elevation (Ft MSL)	782.59	781.36					
					Measured Well Depth (ft.)	NM	30.37		24.00		25.27	
					Submerged screen	N	N					
MW-204A	809.52	780.42	8.00	38.24	Groundwater Level (ft.)	34.60	35.66	0.00	34.73	YES	35.78	YES
					Groundwater Elevation (Ft MSL)	774.92	773.86					
					Measured Well Depth (ft.)	NM	38.24		34.81		35.81	
					Submerged screen	N	N					
OW-301A	911.08	897.38	10.00	23.70	Groundwater Level (ft.)	12.31	10.23	2.80	12.94	YES	10.95	YES
					Groundwater Elevation (Ft MSL)	898.77	900.85					
					Measured Well Depth (ft.)	NM	20.90		14.89		15.15	
					Submerged screen	Y	Y					
OW-306AR	780.63	773.10	10.00	17.53	Groundwater Level (ft.)	8.86	11.84	0.13	9.29	YES	12.58	YES
					Groundwater Elevation (Ft MSL)	771.77	768.79					
					Measured Well Depth (ft.)	NM	17.40		11.18		15.42	
					Submerged screen	N	N					
MW-401A	832.00	811.30	10.00	31.00	Groundwater Level (ft.)	21.97	22.29	0.00	22.25	YES	22.50	YES
					Groundwater Elevation (Ft MSL)	810.03	809.71					
					Measured Well Depth (ft.)	NM	31.00		22.42		22.75	
					Submerged screen	N	N					
MW-402A	831.90	811.20	10.00	31.33	Groundwater Level (ft.)	22.34	23.04	0.00	22.80	YES	23.25	YES
					Groundwater Elevation (Ft MSL)	809.56	808.86					
					Measured Well Depth (ft.)	NM	31.33		22.78		23.57	
					Submerged screen	N	N					
MW-403A	837.17	818.50	10.00	28.75	Groundwater Level (ft.)	23.40	24.25	0.00	23.49	YES	24.35	YES
					Groundwater Elevation (Ft MSL)	813.77	812.92					
					Measured Well Depth (ft.)	NM	28.75		23.51		24.40	
					Submerged screen	N	N					

Table 4A
Monitoring Well Maintenance and Performance Summary - Monitoring and Delineation Wells
2024 Annual Water Quality Report
Dubuque Metropolitan Area Sanitary Landfill
Permit No. 31-SDP-02-75P

Well	Top of casing (ft. amsl)	Top of Screen (ft. amsl)	Screen length (ft.)	Total Depth from TOC (ft.)	Measurement Description	Date of Measurements		Maximum Depth Discrepancy (ft.)	Spring 2024 Levels (at start and end of purging)	Sufficient to Sample?	Fall 2024 Levels (at start and end of purging)	Sufficient to Sample?
						Apr-24	Sep-24		(ft. below TOC)	(YES/NO)	(ft. below TOC)	(YES/NO)
MW-404A	845.70	818.10	10.00	39.63	Groundwater Level (ft.)	25.25	26.02	0.00	25.31	YES	26.15	YES
					Groundwater Elevation (Ft MSL)	820.45	819.68					
					Measured Well Depth (ft.)	NM	39.63		25.32		26.19	
					Submerged screen	Y	Y					
MW-501A	852.82	818.62	10.00	45.14	Groundwater Level (ft.)	32.31	32.63	0.00	32.31	YES	32.63	YES
					Groundwater Elevation (Ft MSL)	820.51	820.19					
					Measured Well Depth (ft.)	NM	45.14		32.34		32.63	
					Submerged screen	Y	Y					
MW-502A	868.39	825.39	10.00	53.34	Groundwater Level (ft.)	40.84	40.64	0.21	41.18	YES	41.25	YES
					Groundwater Elevation (Ft MSL)	827.55	827.75					
					Measured Well Depth (ft.)	NM	53.13		42.51		42.16	
					Submerged screen	Y	Y					
MW-604	792.35	781.70	10.00	20.65	Groundwater Level (ft.)	12.64	14.71	0.46	12.70	YES	14.74	YES
					Groundwater Elevation (Ft MSL)	779.71	777.64					
					Measured Well Depth (ft.)	NM	20.19		12.70		14.75	
					Submerged screen	N	N					
MW-605	792.15	780.50	9.20	20.85	Groundwater Level (ft.)	11.40	13.91	0.56	11.50	YES	13.99	YES
					Groundwater Elevation (Ft MSL)	780.75	778.24					
					Measured Well Depth (ft.)	NM	20.29		11.61		14.07	
					Submerged screen	Y	N					
HMSP Monitoring Wells - Deep Aquifer												
P-105B	793.99	740.90	5.50	58.96	Groundwater Level (ft.)	41.55	37.98	0.00	41.88	YES	38.44	YES
					Groundwater Elevation (Ft MSL)	752.44	756.01					
					Measured Well Depth (ft.)	NM	58.96		42.23		38.44	
					Submerged screen	Y	Y					
P-108B	784.92	739.42	5.00	51.02	Groundwater Level (ft.)	13.69	16.94	0.00	14.54	YES	17.69	YES
					Groundwater Elevation (Ft MSL)	771.23	767.98					
					Measured Well Depth (ft.)	NM	51.02		19.80		24.60	
					Submerged screen	Y	Y					
P-114BR	779.87	745.48	10.00	44.39	Groundwater Level (ft.)	12.58	14.75	1.39	13.30	YES	15.83	YES
					Groundwater Elevation (Ft MSL)	767.29	765.12					
					Measured Well Depth (ft.)	NM	45.78		16.94		21.83	
					Submerged screen	Y	Y					

Comments:
Shallow monitoring well OW-306A has shown consistently poor recharge. Due to the poor recharge in this monitoring well, the well was abandoned and a replacement well (OW-306AR) was drilled deeper to allow for adequate water for sampling on October 3, 2018.
N/A - Well was not installed at this time or was not sampled at this time.
NM - Not measured due to water level being below top of pump.

This page intentionally left blank.

Table 4B
Monitoring Well Maintenance and Performance Summary - Groundwater Underdrain Piezometers
2024 Annual Water Quality Report
Dubuque Metropolitan Area Sanitary Landfill
Permit No. 31-SDP-02-75P

Groundwater Underdrain Piezometer

Transducer		Date of Measurements	
		4/10/2024	9/9/2024
GWS-1	Transducer Measurement (feet)	0.02	0.04
	Separation distance (feet)	**6.64**	**6.63**
GWS-2	Transducer Measurement (feet)	0.05	0.05
	Separation distance (feet)	**6.62**	**6.61**
GWS-3	Transducer Measurement (feet)	0.15	0.04
	Separation distance (feet)	**6.52**	**6.62**
GWS-4	Transducer Measurement (feet)	0.01	0.04
	Separation distance (feet)	**6.65**	**6.63**

Comments:

Transducers were installed within the groundwater piezometers at Cell 9 in April 2017. Transducer GWS-1, GWS-2, and GWS-3 are installed within Cell 9 Phase I and GWS-4 is installed within Cell 9 Phase II. Transducers are installed 6 feet-8 inches below the bottom of waste. Measurements from the transducers are collected semiannually and converted to inches of water above the transducer. As shown above, measurements collected in 2024 indicate the groundwater separation distance from the bottom of waste is greater than the requirement of a minimum of five (5) feet.

This page intentionally left blank.

Table 5
Interwell/Intrawell Background and GWPS Summary Tables
2024 Annual Water Quality Report
Dubuque Metropolitan Area Sanitary Landfill
Permit No. 31-SDP-02-75P

Interwell Background/GWPS - (Low Flow Sampling Data - November 2014 to Current) - Background for Shallow Monitoring Wells using MW-120AR, MW-505A, P-120B, P-503B & P-504B											
Constituent	**Units**	**Samples**	**Detections**	**Min**	**Max**	**Mean**	**Background levels**	**Background Source**	**Statistical Test**	**GWPS**	**Source**
Inorganics											
Antimony	µg/L	94	8	0.195	2.0	0.997	1.00	Highest Non-Detect	NP (NDs) 1 of 2	6	SS
Arsenic	µg/L	94	11	0.335	8.15	1.532	8.15	Highest Detection	NP (NDs) 1 of 2	10	SS
Barium	µg/L	94	79	23.7	332	91.16	332	Highest Detection	NP (normality) 1 of 2	2,000	SS
Cadmium	µg/L	94	14	0.038	0.50	0.2311	0.283	Highest Non-Detect	NP (NDs) 1 of 2	5	SS
Chromium	µg/L	94	11	0.594	6.21	2.982	6.21	Highest Non-Detect	NP (NDs) 1 of 2	100	SS
Cobalt	µg/L	94	70	0.047	11.9	1.859	14.00	Parametric Analysis	Param 1 of 2	12.2	BG
Copper	µg/L	94	20	0.485	8.64	3.379	8.64	Highest Non-Detect	NP (NDs) 1 of 2	1,300	SS
Lead	µg/L	94	21	0.097	3.58	0.4372	3.58	Highest Non-Detect	NP (NDs) 1 of 2	15	SS
Nickel	µg/L	94	53	0.581	21.8	4.725	21.8	Highest Non-Detect	NP (normality) 1 of 2	100	SS
Selenium	µg/L	94	6	0.873	5.0	3.238	3.24	Highest Non-Detect	NP (NDs) 1 of 2	50	SS
Silver	µg/L	94	7	0.042	1.69	0.723	1.35	Highest Non-Detect	NP (NDs) 1 of 2	100	SS
Thallium	µg/L	94	7	0.027	2.0	0.6993	1.98	Highest Non-Detect	NP (NDs) 1 of 2	2	SS
Total Suspended Solids	mg/L	94	74	0.658	384.0	17.03	N/A	N/A	N/A	N/A	N/A
Vanadium	µg/L	94	9	0.28	5.0	2.971	3.56	Highest Non-Detect	NP (NDs) 1 of 2	35	SS
Zinc	µg/L	94	9	5.910	33.4	13.86	33.40	Highest Non-Detect	NP (NDs) 1 of 2	2,000	SS
Organics											
1,4-Dichlorobenzene	µg/L	94	1	0.230	1.0	0.7149	1.0	Reporting Limit	DQR	75	SS
2-Butanone (MEK)	µg/L	94	2	0.574	10.0	6.168	10.0	Reporting Limit	DQR	4,000	SS
2-Hexanone	µg/L	94	1	0.35	10.0	7.004	10.0	Reporting Limit	DQR	10	SS
Acetone	µg/L	94	12	1.79	10.0	6.163	10.0	Reporting Limit	DQR	6,300	SS
Bromomethane	µg/L	94	4	0.22	5.0	2.469	5.0	Reporting Limit	DQR	10	SS
Carbon disulfide	µg/L	94	3	0.15	1.0	0.6977	1.0	Reporting Limit	DQR	700	SS
Chloromethane	µg/L	94	2	0.31	3.0	1.824	3.0	Reporting Limit	DQR	3	SS
Dichloromethane	µg/L	94	14	0.17	5.0	2.836	3.0	Reporting Limit	DQR	3	SS
Toluene	µg/L	94	1	0.15	1.0	0.7141	1.0	Reporting Limit	DQR	1,000	SS
Xylenes, Total	µg/L	94	14	0.13	3.02	1.567	3.0	Reporting Limit	DQR	10,000	SS

Comments:

Interwell prediction limits are calculated for the shallow monitoring wells using pooled background data from MW-120AR, MW-505A, P-120B, P-503B and P-504B for inorganic constituents. Data for analysis using interwell prediction limits includes only data collected using low-flow sampling procedures (November 2014 through the current sampling event). Organic constituents are evaluated using the Double Quantification Rule. Background data is evaluated for potential trends and outliers prior to statistical analysis, as provided in **Attachment 2**. There have been no changes in the statistical evaluation methods for the shallow monitoring well system. The data above indicates the statistical evaluation is appropriate to detect Statistically Significant Increases (SSIs) above background in the shallow monitoring well system.

Table 5
Interwell/Intrawell Background and GWPS Summary Tables
2024 Annual Water Quality Report
Dubuque Metropolitan Area Sanitary Landfill
Permit No. 31-SDP-02-75P

Intrawell Background/GWPS - GU-1 (11/2013 through 10/2023 background data)											
Constituent	**Units**	**Samples**	**Detections**	**Min**	**Max**	**Mean**	**Background levels**		**Statistical Test**	**GWPS**	**Source**
Inorganics											
Antimony	µg/L	14	2	0.102	0.852	0.477	1.320	Highest Non-Detect	NP (NDs) 1 of 2	6	SS
Arsenic	µg/L	14	11	0.966	4.100	2.028	5.175	Parametric Analysis	Param 1 of 2	10	SS
Barium	µg/L	14	14	38.10	280.00	109.37	364.2	Parametric Analysis	Param 1 of 2	2,000	SS
Beryllium	µg/L	14	1	0.132	0.132	0.132	0.530	Highest Non-Detect	NP (NDs) 1 of 2	4	SS
Cadmium	µg/L	14	4	0.049	0.146	0.098	0.167	Highest Non-Detect	NP (NDs) 1 of 2	5	SS
Chromium	µg/L	14	3	0.494	1.290	0.768	1.370	Highest Non-Detect	NP (NDs) 1 of 2	100	SS
Cobalt	µg/L	14	13	0.040	6.050	1.425	7.856	Parametric Analysis	Param 1 of 2	7.86	BG
Copper	µg/L	14	7	0.585	4.210	2.202	5.111	Parametric Analysis	Param 1 of 2	1,300	SS
Lead	µg/L	15	12	0.108	1.240	0.538	1.773	Parametric Analysis	Param 1 of 2	15	SS
Nickel	µg/L	14	13	1.670	20.200	7.014	32.7	Parametric Analysis	Param 1 of 2	100	SS
Selenium	µg/L	14	1	1.050	1.050	1.050	3.34	Highest Non-Detect	NP (NDs) 1 of 2	50	SS
Thallium	µg/L	14	4	0.042	0.100	0.069	0.1602	Parametric Analysis	Param 1 of 2	2	SS
Total Suspended Solids	mg/L	15	15	0.625	432.000	47.177	N/A	N/A	N/A	N/A	N/A
Vanadium	µg/L	14	8	0.525	2.060	1.418	2.894	Parametric Analysis	Param 1 of 2	35	SS
Zinc	µg/L	15	9	7.150	68.700	28.619	46.7	Parametric Analysis	Param 1 of 2	2,000	SS
Organics											
Acetone	µg/L	14	7	2.730	11.400	5.106	10.0	Reporting Limit	DQR	6,300	SS
Bromomethane	µg/L	14	1	0.396	0.396	0.396	4.0	Reporting Limit	DQR	10	SS
Methylene Chloride	µg/L	14	6	0.301	1.860	0.723	5.0	Reporting Limit	DQR	5	SS
Toluene	µg/L	15	2	0.520	9.190	4.855	1.0	Reporting Limit	DQR	1,000	SS
Trichlorofluoromethane	µg/L	14	1	0.395	0.395	0.395	4.0	Reporting Limit	DQR	2,000	SS

Comments:

As approved by IDNR (dated Aug. 29, 2018), groundwater underdrains are analyzed using intrawell prediction limits. The collection of groundwater from the underdrains is completed directly from the outlet pipe and cannot be sampled under low-flow sampling conditions; therefore, intrawell prediction limits are more appropriate. The background data range for the underdrains utilized for intrawell analysis was data collected from November 2013 through October 2023. Data prior to November 2013 was not utilized because earlier reporting limits and method detection limits were higher than more recent values. Evaluation of the intrawell background range will be evaluated once a minimum of four additional representative samples are obtained. Data for analysis using intrawell prediction limits includes only data collected using low-flow sampling procedures (November 2013 through the current sampling event). Organic constituents are evaluated using the Double Quantification Rule. Background data is evaluated for potential trends and outliers prior to statistical analysis, as provided in **Attachment 2**. As indicated above, the background level of cobalt in GU-1 is higher than the Iowa Statewide Standard; therefore, the background level is utilized as the GWPS for cobalt in GU-1. The data above indicates the statistical evaluation is appropriate to detect an SSI above background in the groundwater underdrain system.

Table 5
Interwell/Intrawell Background and GWPS Summary Tables
2024 Annual Water Quality Report
Dubuque Metropolitan Area Sanitary Landfill
Permit No. 31-SDP-02-75P

Intrawell Background/GWPS - GU-2 (11/2013 through 10/2023 background data)											
Constituent	**Units**	**Samples**	**Detections**	**Min**	**Max**	**Mean**	**Background levels**		**Statistical Test**	**GWPS**	**Source**
Inorganics											
Arsenic	µg/L	14	12	0.734	7.580	2.306	10.02	Parametric Analysis	Param 1 of 2	10.02	BG
Barium	µg/L	14	14	106.00	242.00	174.43	310.7	Parametric Analysis	Param 1 of 2	2,000	SS
Beryllium	µg/L	14	1	0.100	0.100	0.100	0.53	Highest Non-Detect	NP (NDs) 1 of 2	4	SS
Cadmium	µg/L	14	2	0.072	0.185	0.129	0.185	Highest Non-Detect	NP (NDs) 1 of 2	5	SS
Cobalt	µg/L	15	15	0.223	6.570	2.642	8.087	Parametric Analysis	Param 1 of 2	8.087	BG
Copper	µg/L	14	4	1.000	3.450	2.145	3.20	Highest Non-Detect	NP (NDs) 1 of 2	1,300	SS
Lead	µg/L	15	3	0.243	1.220	0.593	0.324	Highest Non-Detect	NP (NDs) 1 of 2	15	SS
Nickel	µg/L	14	14	2.710	13.500	7.780	17.62	Parametric Analysis	Param 1 of 2	100	SS
Total Suspended Solids	µg/L	15	15	2.130	58.300	9.021	2.150	Highest Non-Detect	NP (NDs) 1 of 2	35	SS
Vanadium	mg/L	14	3	0.626	1.150	0.824	N/A	N/A	N/A	N/A	N/A
Zinc	µg/L	15	6	11.900	153.000	45.167	50.700	Highest Non-Detect	NP (NDs) 1 of 2	2,000	SS
Organics											
Acetone	µg/L	14	6	2.170	13.900	6.552	10.000	Reporting Limit	DQR	6,300	SS
Bromomethane	µg/L	14	3	0.271	0.403	0.358	4.000	Reporting Limit	DQR	10	SS
Methylene Chloride	µg/L	14	4	0.600	1.500	0.960	5.000	Reporting Limit	DQR	5	SS

Comments:

As approved by IDNR (dated Aug. 29, 2018), groundwater underdrains are analyzed using intrawell prediction limits. The collection of groundwater from the underdrains is completed directly from the outlet pipe and cannot be sampled under low-flow sampling conditions; therefore, intrawell prediction limits are more appropriate. The background data range for the underdrains utilized for intrawell analysis was data collected from November 2013 through October 2023. Data prior to November 2013 was not utilized because earlier reporting limits and method detection limits were higher than more recent values. Evaluation of the intrawell background range will be evaluated once a minimum of four additional representative samples are obtained. Data for analysis using intrawell prediction limits includes only data collected using low-flow sampling procedures (November 2013 through the current sampling event). Organic constituents are evaluated using the Double Quantification Rule. Background data is evaluated for potential trends and outliers prior to statistical analysis, as provided in **Attachment 2**. As indicated above, the background level of cobalt in GU-1 is higher than the Iowa Statewide Standard; therefore, the background level is utilized as the GWPS for cobalt in GU-1. The data above indicates the statistical evaluation is appropriate to detect an SSI above background in the groundwater underdrain system.

Table 5
Interwell/Intrawell Background and GWPS Summary Tables
2024 Annual Water Quality Report
Dubuque Metropolitan Area Sanitary Landfill
Permit No. 31-SDP-02-75P

Intrawell Background/GWPS - GU-3 (11/2013 through 10/2024 background data)											
Constituent	**Units**	**Samples**	**Detections**	**Min**	**Max**	**Mean**	**Background levels**		**Statistical Test**	**GWPS**	**Source**
Inorganics											
Antimony	µg/L	20	1	0.080	3.0	1.108	1.00	Highest Non-Detect	NP (NDs) 1 of 2	6	SS
Arsenic	µg/L	20	3	0.494	10.0	1.867	2.21	Highest Detection	NP (NDs) 1 of 2	10	SS
Barium	µg/L	20	17	61.90	220.0	101.4	206	Parametric Analysis	NP (normality) 1 of 2	2,000	SS
Beryllium	µg/L	20	1	0.039	1.0	0.5745	0.330	Highest Non-Detect	NP (NDs) 1 of 2	4	SS
Chromium	µg/L	20	1	0.50	5.67	3.151	5.67	Highest Non-Detect	NP (NDs) 1 of 2	100	SS
Cobalt	µg/L	20	12	0.048	3.25	0.5121	3.65	Parametric Analysis	Param 1 of 2	3.650	BG
Copper	µg/L	21	4	0.485	129.0	8.193	129	Highest Detection	NP (NDs) 1 of 2	1,300	SS
Lead	µg/L	20	2	0.097	2.07	0.4589	0.533	Highest Detection	NP (NDs) 1 of 2	15	SS
Nickel	µg/L	20	11	0.557	8.04	3.53	9.74	Parametric Analysis	Param 1 of 2	100	SS
Total Suspended Solids	mg/L	19	13	0.638	333.0	20.41	N/A	N/A	N/A	N/A	N/A
Vanadium	µg/L	20	1	0.449	8.33	3.177	1.62	Parametric Analysis	NP (NDs) 1 of 2	35	SS
Zinc	µg/L	21	2	0.625	54.6	13.76	54.6	Highest Detection	NP (NDs) 1 of 2	2,000	SS
Organics											
Acetone	µg/L	20	4	5.75	18.10	10.37	10.000	Reporting Limit	DQR	6,300	SS
Bromomethane	µg/L	20	1	0.255	0.255	0.255	4.000	Reporting Limit	DQR	10	SS
Methylene Chloride	µg/L	20	4	0.447	1.150	0.783	5.0	Reporting Limit	DQR	5	SS
Toluene	µg/L	20	1	5.940	5.940	5.940	1.0	Reporting Limit	DQR	1,000	SS

Comments:

As approved by IDNR (dated Aug. 29, 2018), groundwater underdrains are analyzed using intrawell prediction limits. The collection of groundwater from the underdrains is completed directly from the outlet pipe and cannot be sampled under low-flow sampling conditions; therefore, intrawell prediction limits are more appropriate. The background data range for the underdrains utilized for intrawell analysis was data collected from November 2013 through October 2023. Data prior to November 2013 was not utilized because earlier reporting limits and method detection limits were higher than more recent values. Evaluation of the intrawell background range will be evaluated once a minimum of four additional representative samples are obtained. Data for analysis using intrawell prediction limits includes only data collected using low-flow sampling procedures (November 2013 through the current sampling event). Organic constituents are evaluated using the Double Quantification Rule. Background data is evaluated for potential trends and outliers prior to statistical analysis, as provided in **Attachment 2**. As indicated above, the background level of cobalt in GU-1 is higher than the Iowa Statewide Standard; therefore, the background level is utilized as the GWPS for cobalt in GU-1. The data above indicates the statistical evaluation is appropriate to detect an SSI above background in the groundwater underdrain system.

Summary of Prediction Limits & Groundwater Protection Standards
2024 Annual Water Quality Report
Dubuque Metropolitan Area Sanitary Landfill
Permit No. 31-SDP-02-75P

Comments:

The following graphs show the interwell prediction limits calculated for statistical analysis beginning in fall 2016 through fall 2024 sampling events for HMSP monitoring wells. As shown in the graphs, prediction limits for the shallow and deep monitoring wells decreased significantly below the Health Standard/groundwater protection standard (GWPS) beginning in the spring 2017 sampling event. The prediction limits decreased for both shallow and deep monitoring wells after the background dataset was adjusted to exclude all data prior to low-flow sampling. The adjusted background dataset for shallow and deep monitoring wells consist of only low-flow sampling data (collected from November 2014 through the current sampling event). Interwell prediction limits are calculated using pooled data from the background monitoring wells MW-120AR, MW-505A, P-120B, P-503B, and P-504B for all HMSP monitoring wells.

Cobalt background levels for both shallow and deep monitoring wells have have been adjusted to encompass the entire background set of the wells listed above. It should also be noted the Iowa SS for cobalt decreased from 2.8 ug/L to 2.1 ug/L following the fall 2018 sampling event.

This page intentionally left blank.

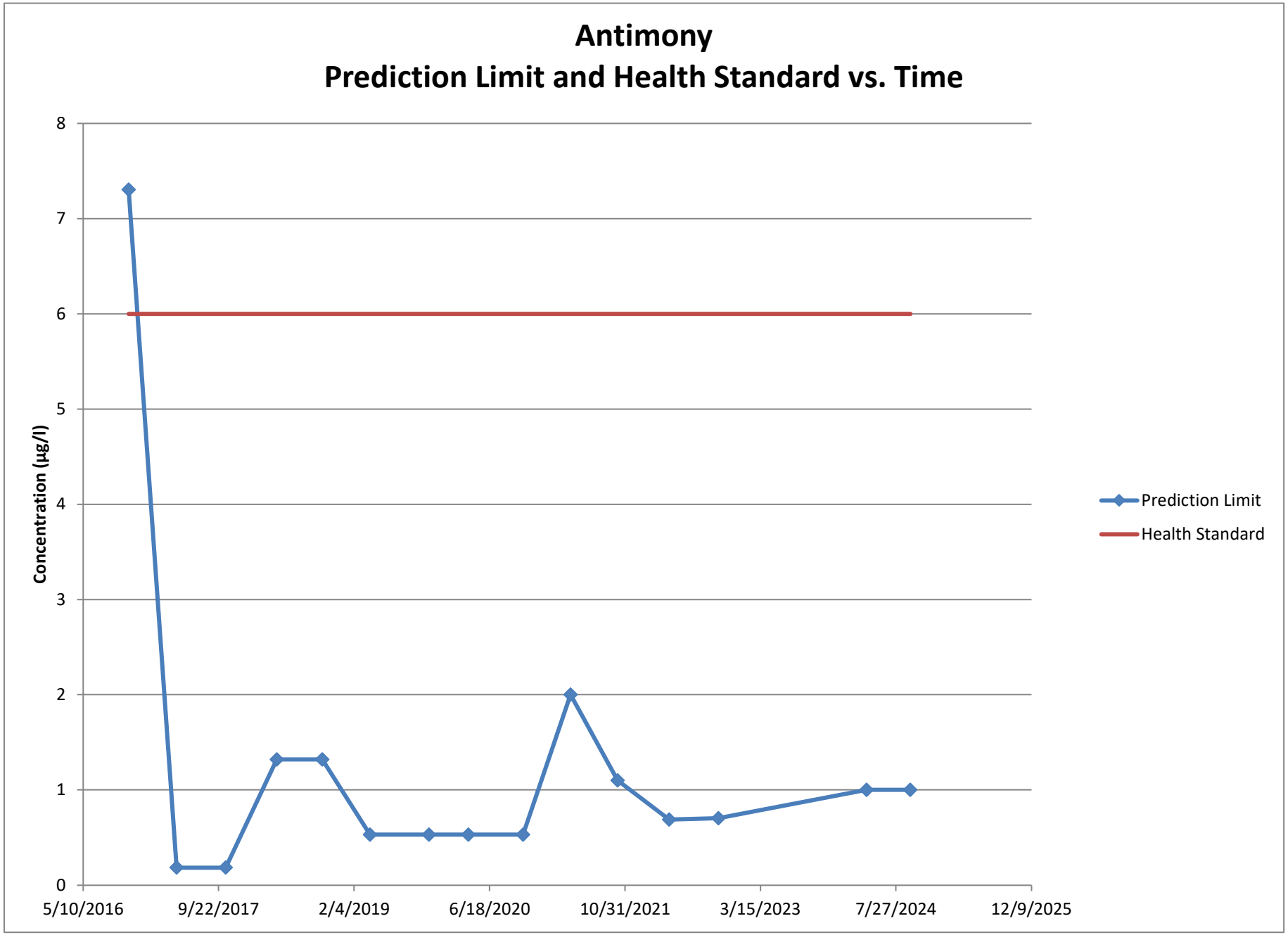
Antimony
Prediction Limit and Health Standard vs. Time
Concentration (µg/l)
8
7
6
5
4
3
2
1
0
5/10/2016
9/22/2017
2/4/2019
6/18/2020
10/31/2021
3/15/2023
7/27/2024
12/9/2025
Prediction Limit
Health Standard

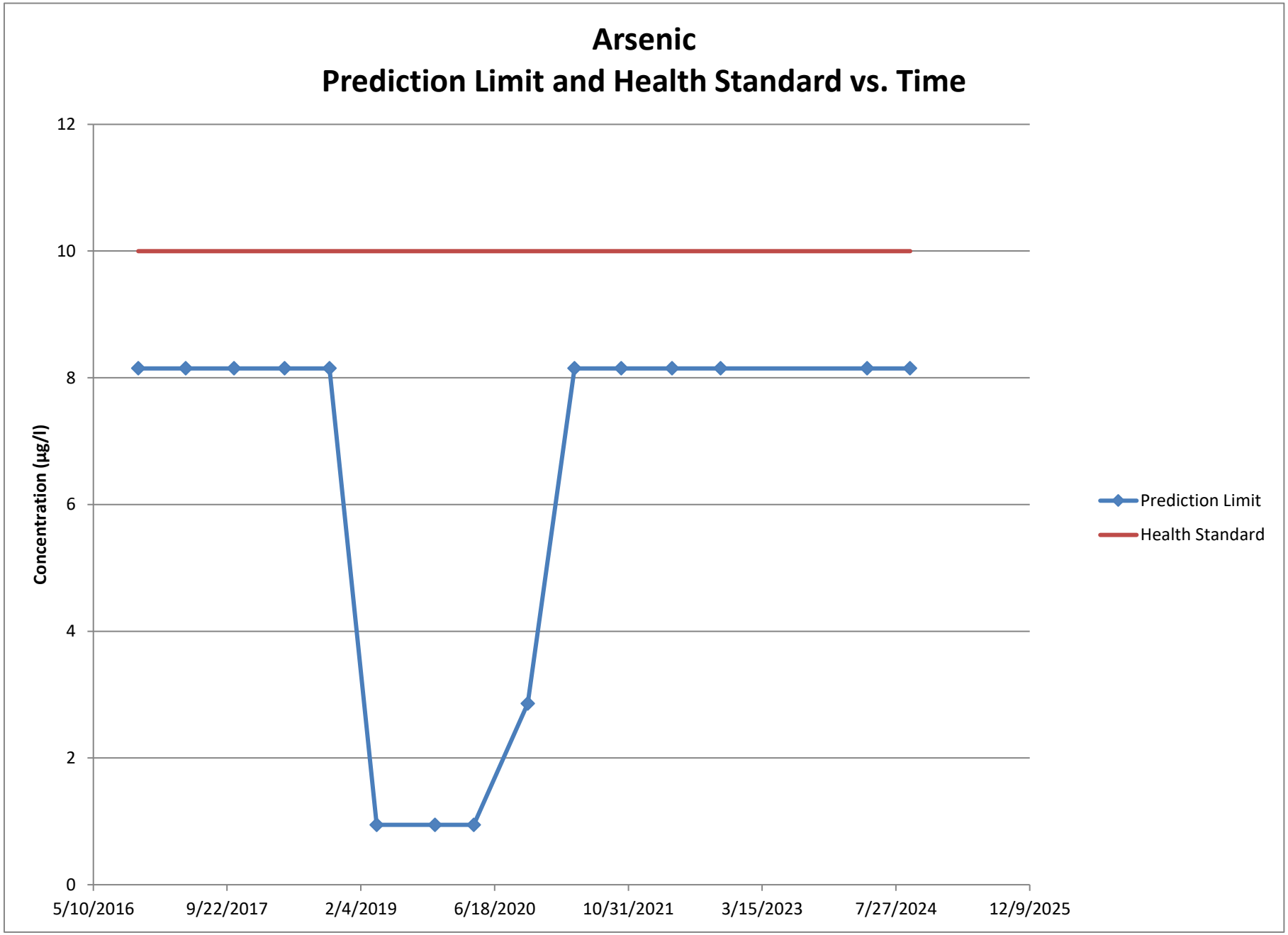
Arsenic
Prediction Limit and Health Standard vs. Time
Concentration (µg/l)
12
10
8
6
4
2
0
5/10/2016
9/22/2017
2/4/2019
6/18/2020
10/31/2021
3/15/2023
7/27/2024
12/9/2025
Prediction Limit
Health Standard

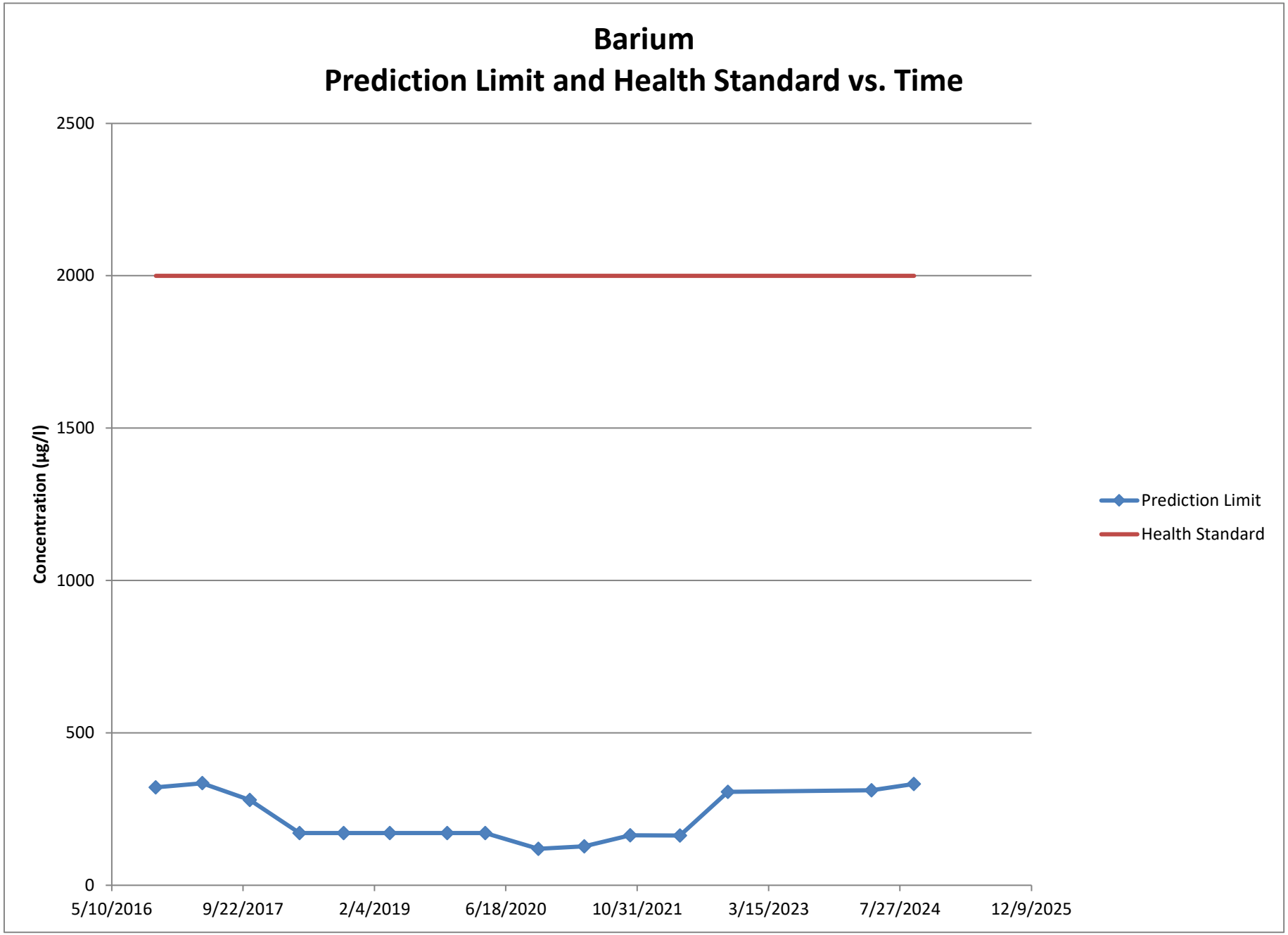
Barium
Prediction Limit and Health Standard vs. Time
Concentration (µg/l)
2500
2000
1500
1000
500
0
5/10/2016
9/22/2017
2/4/2019
6/18/2020
10/31/2021
3/15/2023
7/27/2024
12/9/2025
Prediction Limit
Health Standard

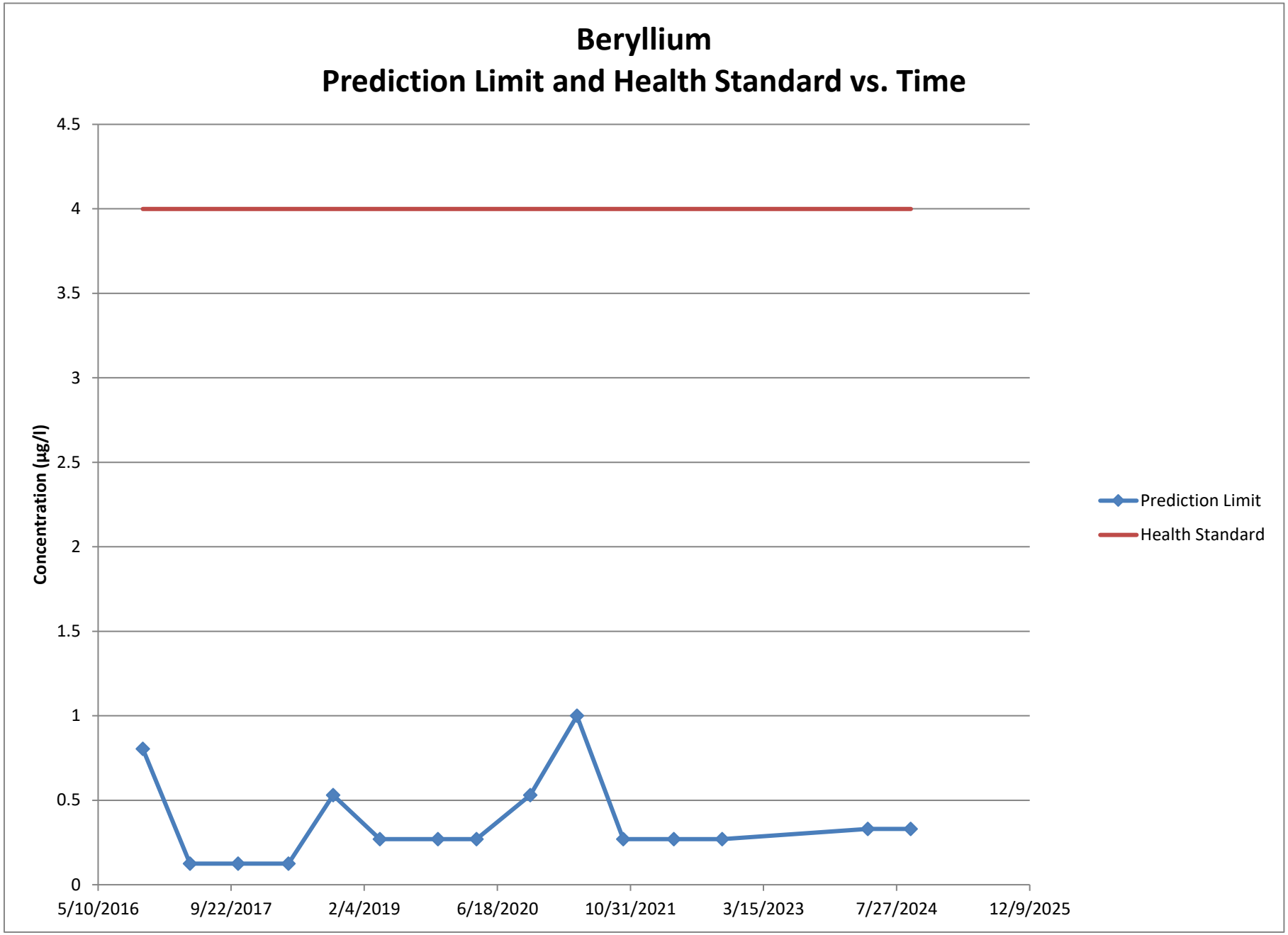
Beryllium
Prediction Limit and Health Standard vs. Time
Concentration (µg/l)
4.5
4
3.5
3
2.5
2
1.5
1
0.5
0
5/10/2016
9/22/2017
2/4/2019
6/18/2020
10/31/2021
3/15/2023
7/27/2024
12/9/2025
Prediction Limit
Health Standard

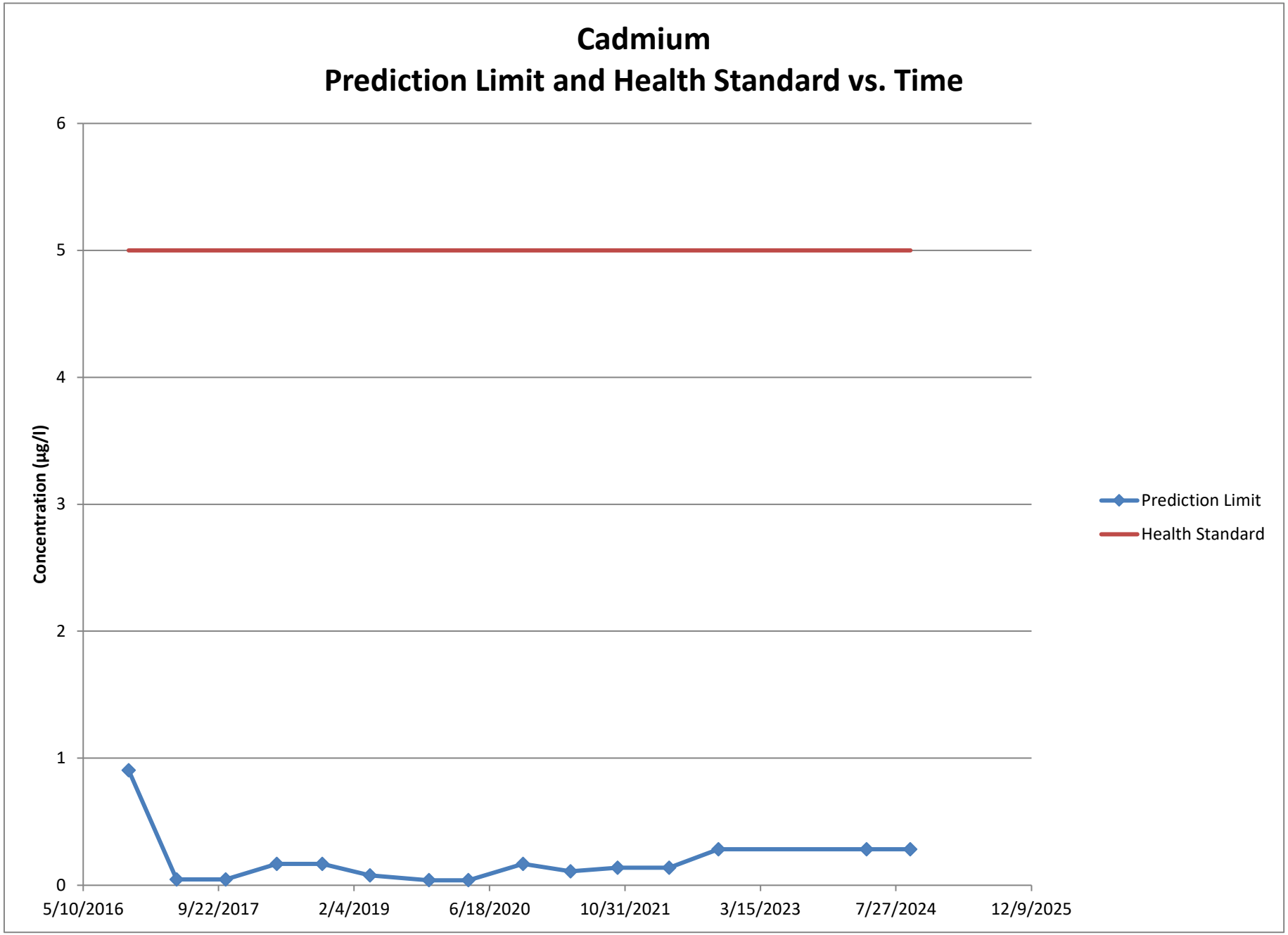
Cadmium
Prediction Limit and Health Standard vs. Time
Concentration (µg/l)
6
5
4
3
2
1
0
5/10/2016
9/22/2017
2/4/2019
6/18/2020
10/31/2021
3/15/2023
7/27/2024
12/9/2025
Prediction Limit
Health Standard

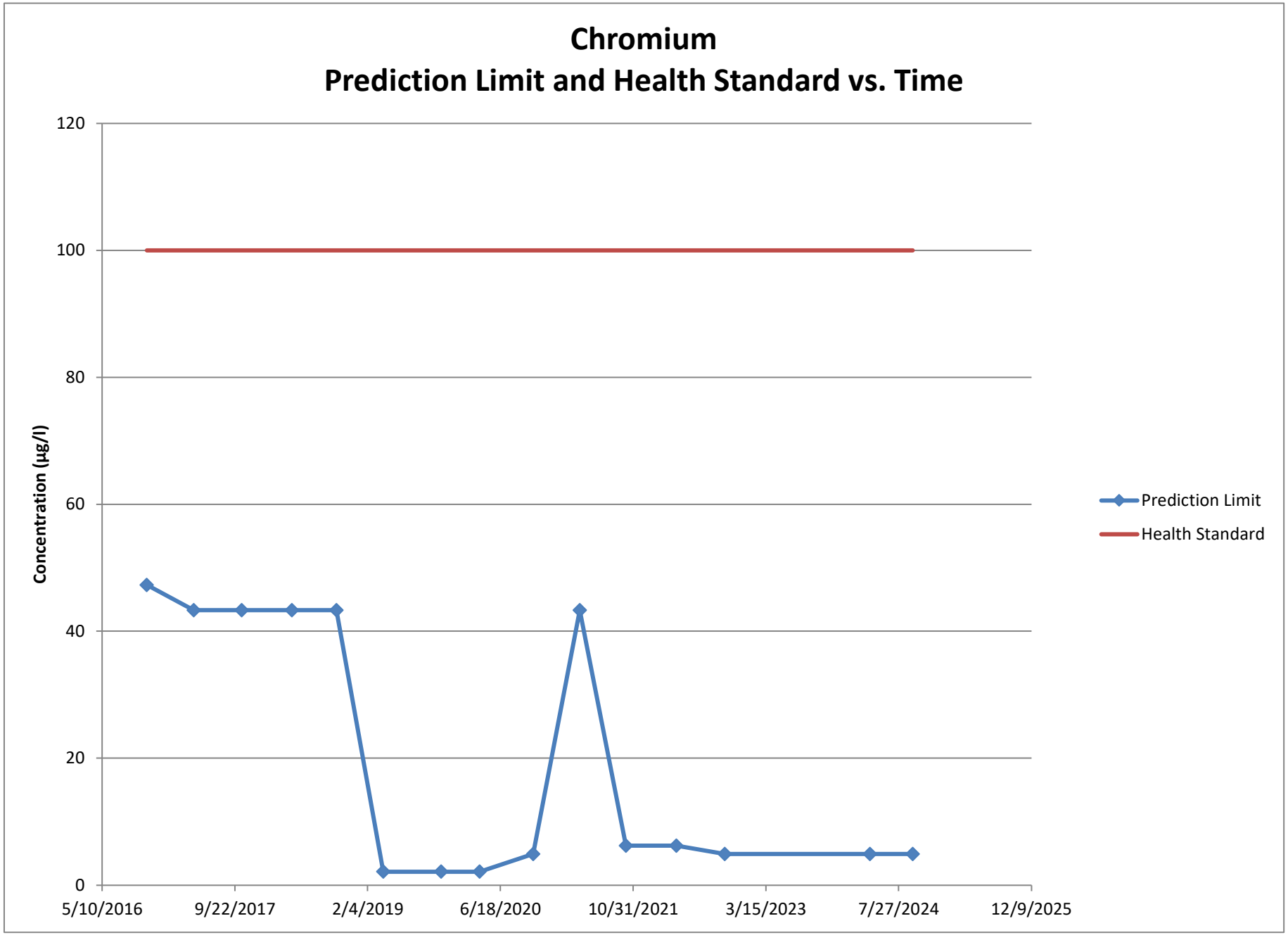
Chromium
Prediction Limit and Health Standard vs. Time
Concentration (µg/l)
120
100
80
60
40
20
0
5/10/2016
9/22/2017
2/4/2019
6/18/2020
10/31/2021
3/15/2023
7/27/2024
12/9/2025
Prediction Limit
Health Standard

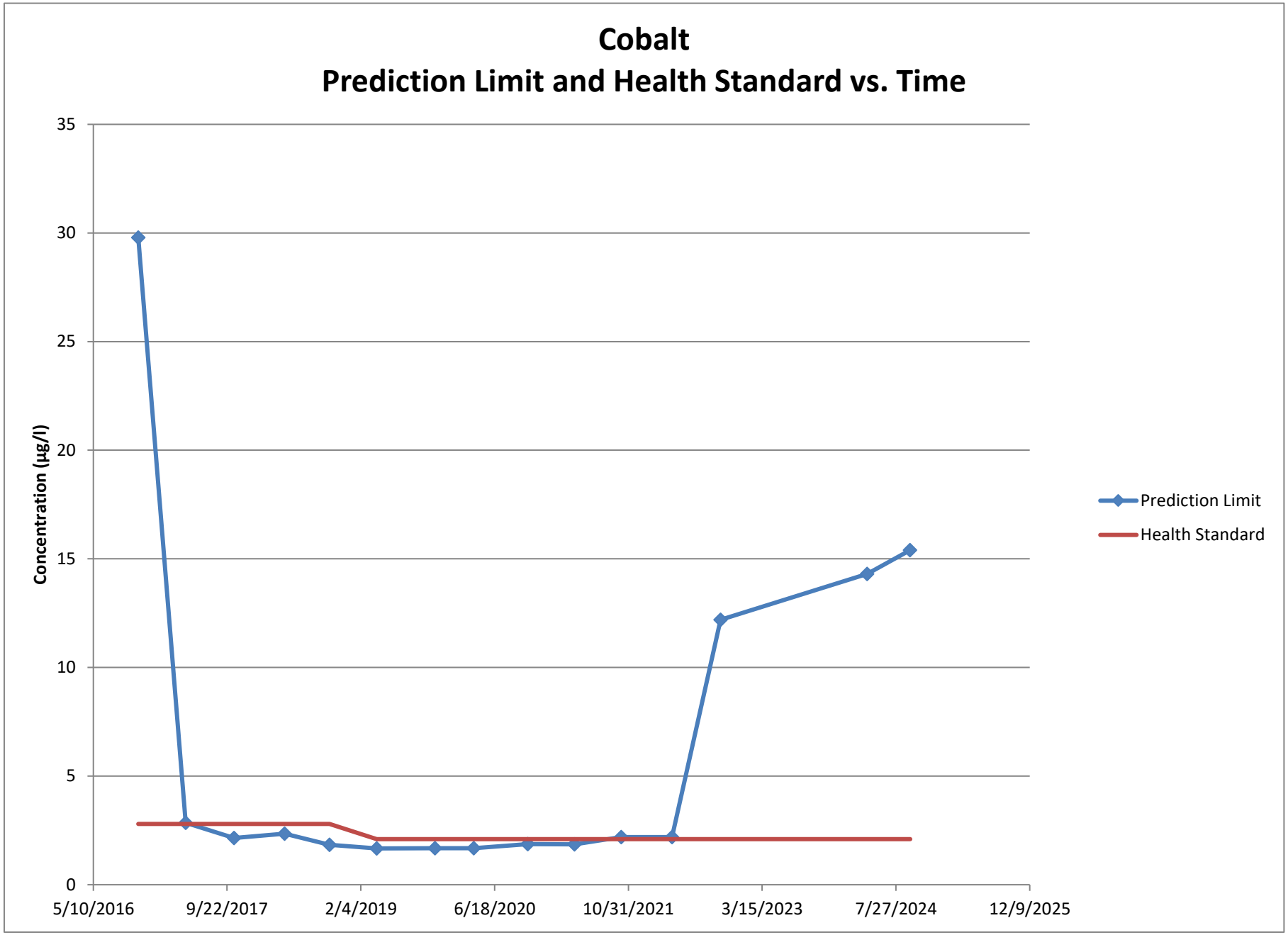
Cobalt
Prediction Limit and Health Standard vs. Time
Concentration (µg/l)
35
30
25
20
15
10
5
0
5/10/2016
9/22/2017
2/4/2019
6/18/2020
10/31/2021
3/15/2023
7/27/2024
12/9/2025
Prediction Limit
Health Standard

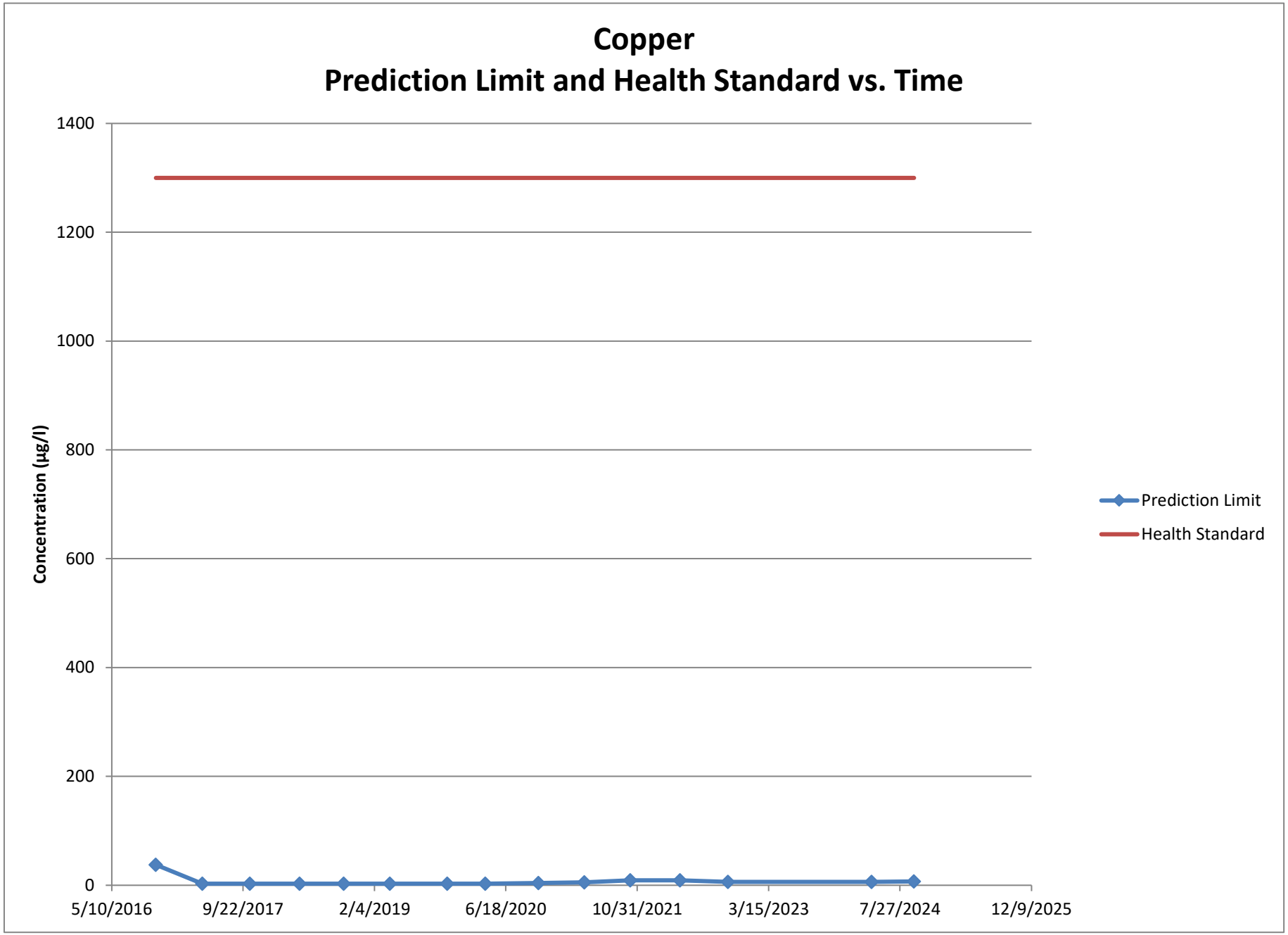
Copper
Prediction Limit and Health Standard vs. Time
Concentration (µg/l)
1400
1200
1000
800
600
400
200
0
5/10/2016
9/22/2017
2/4/2019
6/18/2020
10/31/2021
3/15/2023
7/27/2024
12/9/2025
Prediction Limit
Health Standard

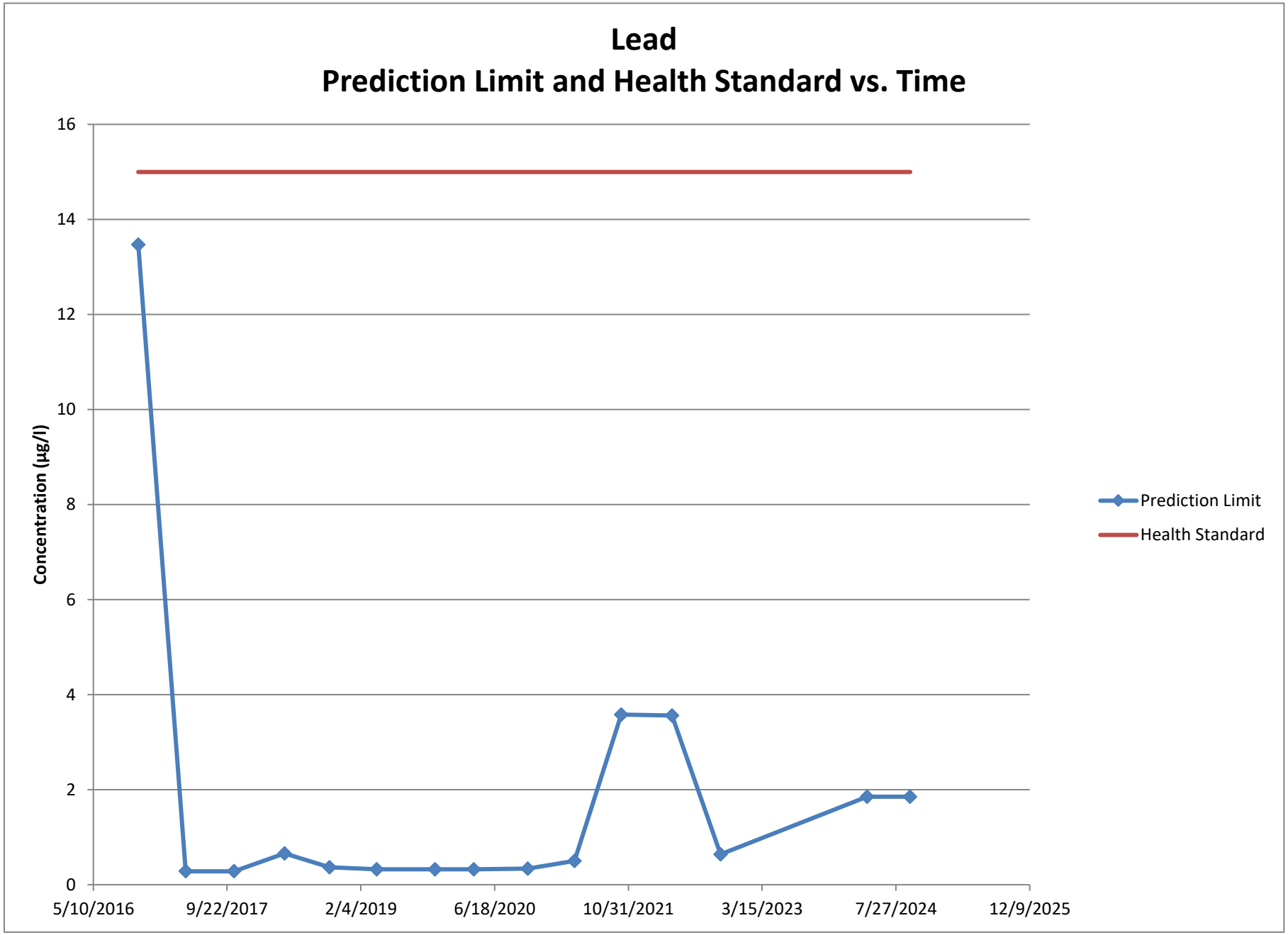
Lead
Prediction Limit and Health Standard vs. Time
Concentration (µg/l)
16
14
12
10
8
6
4
2
0
5/10/2016
9/22/2017
2/4/2019
6/18/2020
10/31/2021
3/15/2023
7/27/2024
12/9/2025
Prediction Limit
Health Standard

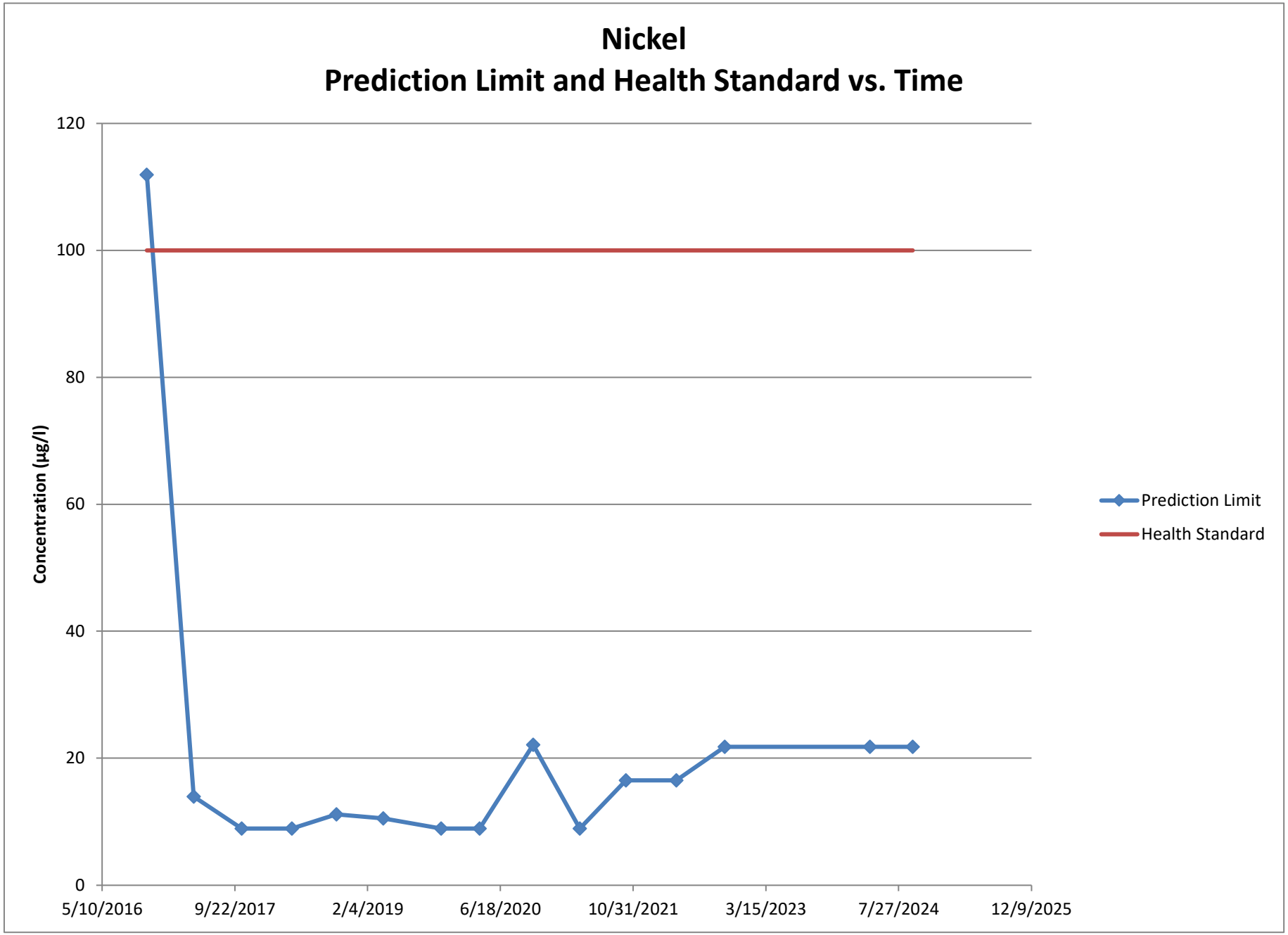
Nickel
Prediction Limit and Health Standard vs. Time
Concentration (µg/l)
120
100
80
60
40
20
0
5/10/2016
9/22/2017
2/4/2019
6/18/2020
10/31/2021
3/15/2023
7/27/2024
12/9/2025
Prediction Limit
Health Standard

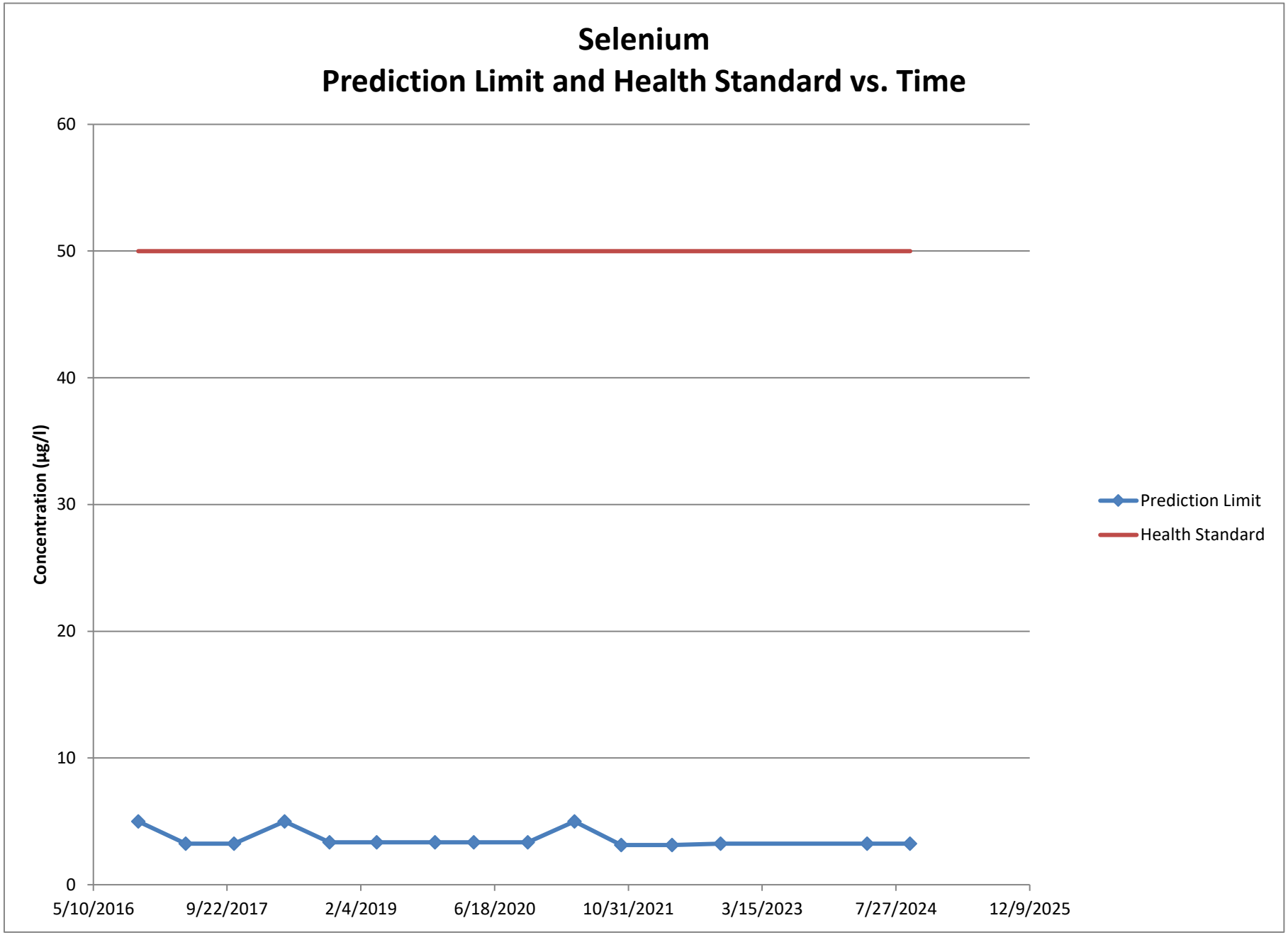
Selenium
Prediction Limit and Health Standard vs. Time
Concentration (µg/l)
60
50
40
30
20
10
0
5/10/2016
9/22/2017
2/4/2019
6/18/2020
10/31/2021
3/15/2023
7/27/2024
12/9/2025
Prediction Limit
Health Standard

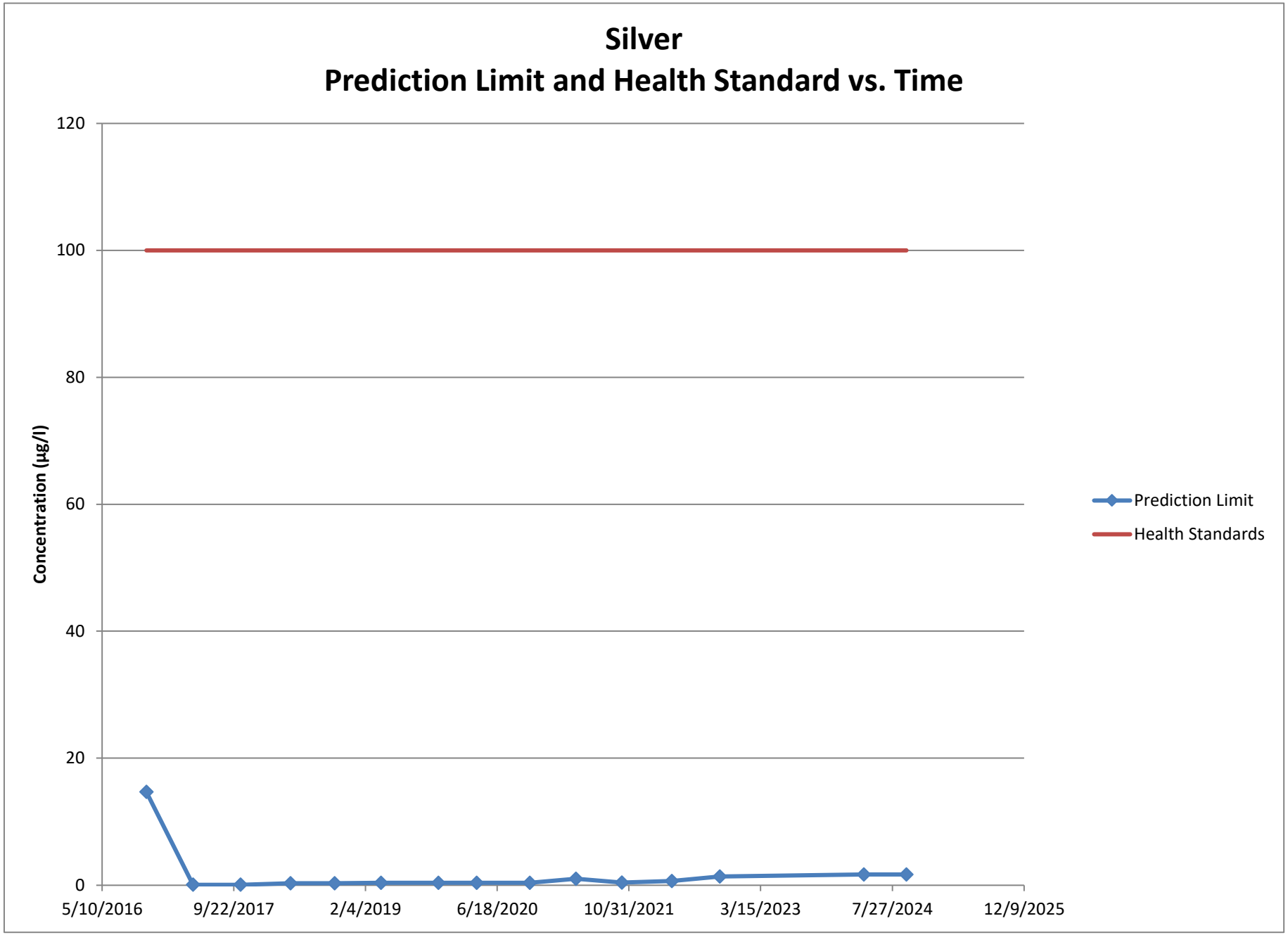
Silver
Prediction Limit and Health Standard vs. Time
Concentration (µg/l)
120
100
80
60
40
20
0
5/10/2016
9/22/2017
2/4/2019
6/18/2020
10/31/2021
3/15/2023
7/27/2024
12/9/2025
Prediction Limit
Health Standards

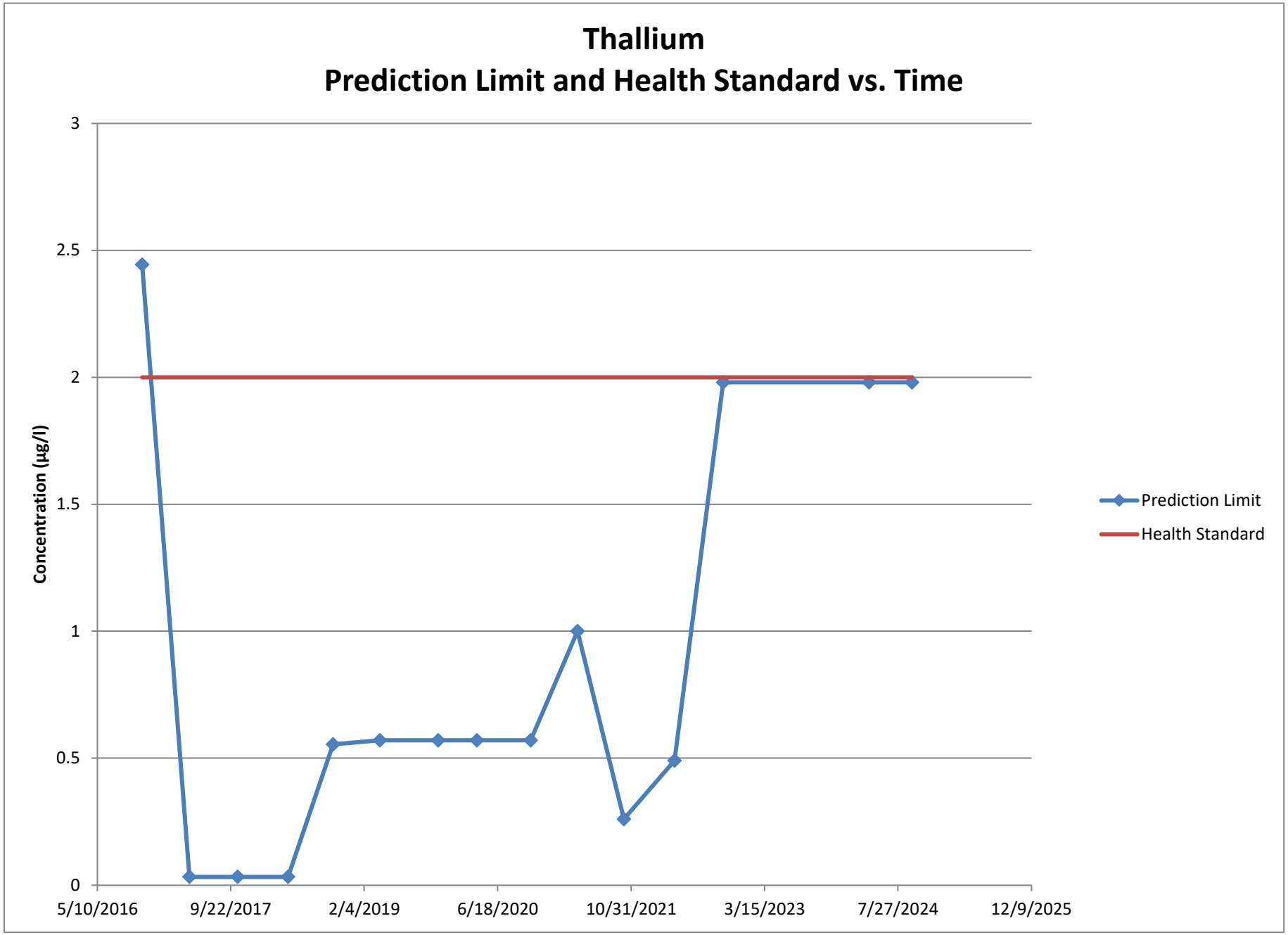
Thallium
Prediction Limit and Health Standard vs. Time
Concentration (µg/l)
3
2.5
2
1.5
1
0.5
0
5/10/2016
9/22/2017
2/4/2019
6/18/2020
10/31/2021
3/15/2023
7/27/2024
12/9/2025
Prediction Limit
Health Standard

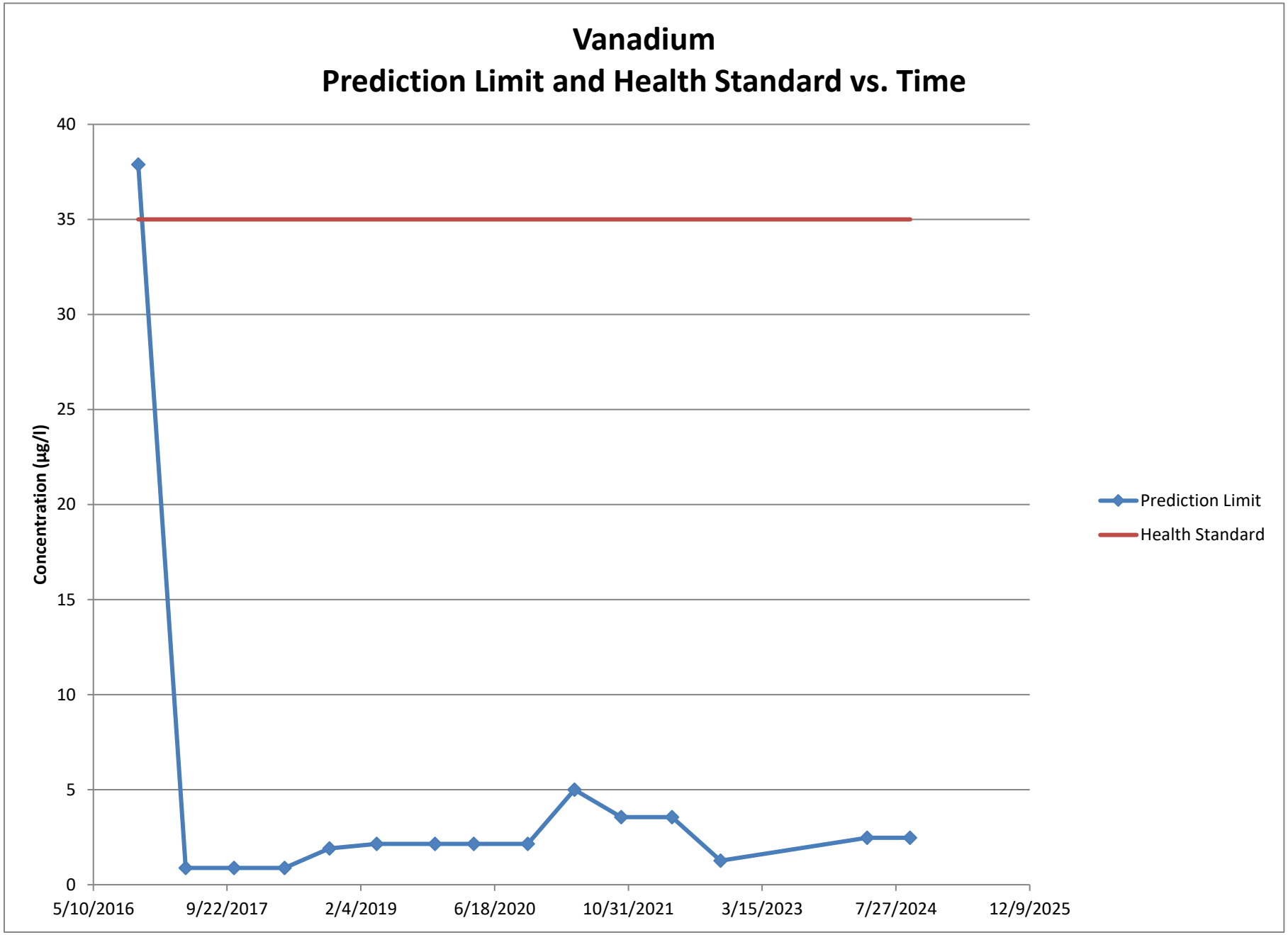
Vanadium
Prediction Limit and Health Standard vs. Time
Concentration (µg/l)
40
35
30
25
20
15
10
5
0
5/10/2016
9/22/2017
2/4/2019
6/18/2020
10/31/2021
3/15/2023
7/27/2024
12/9/2025
Prediction Limit
Health Standard

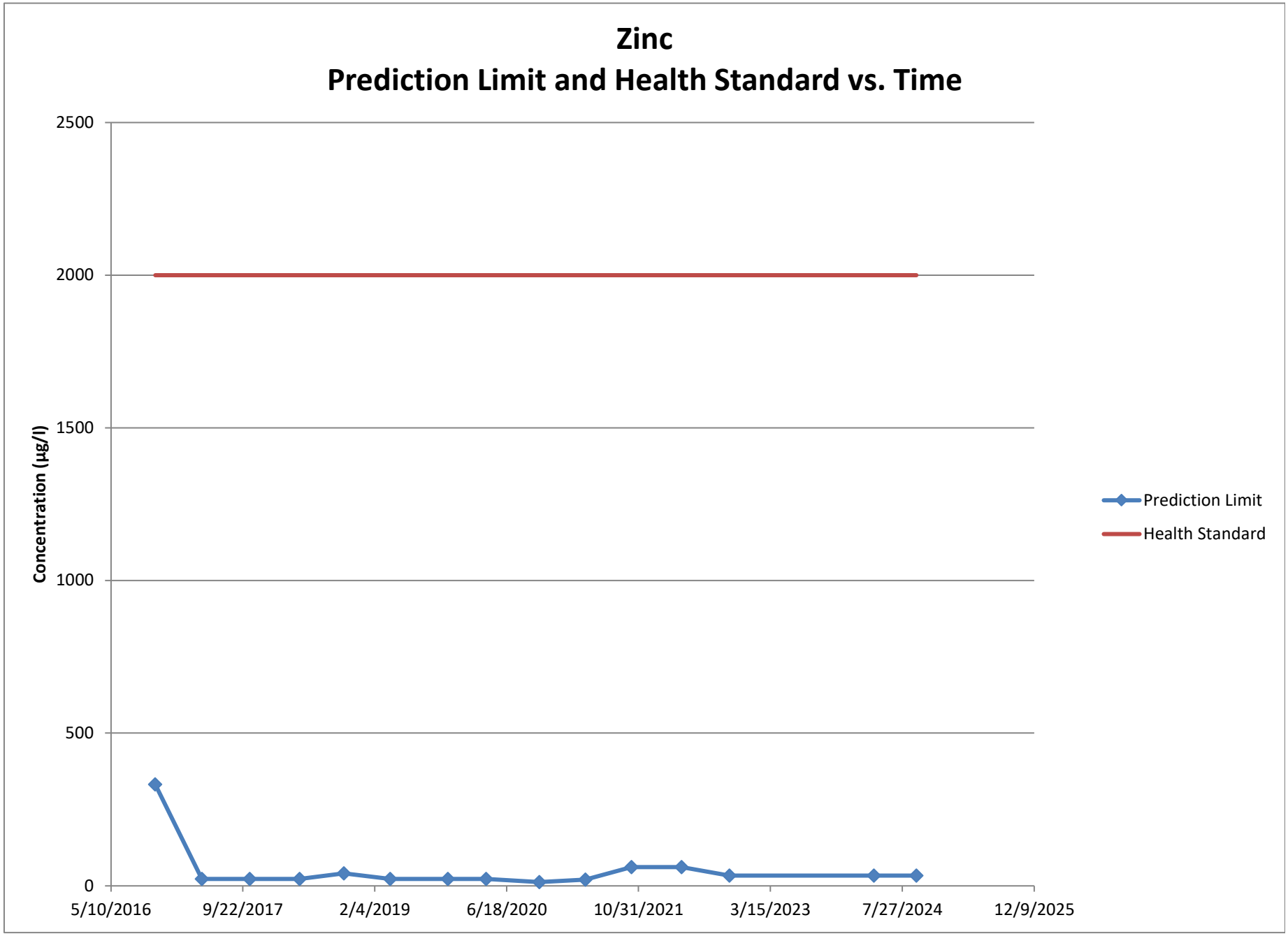
Zinc
Prediction Limit and Health Standard vs. Time
Concentration (µg/l)
2500
2000
1500
1000
500
0
5/10/2016
9/22/2017
2/4/2019
6/18/2020
10/31/2021
3/15/2023
7/27/2024
12/9/2025
Prediction Limit
Health Standard

This page intentionally left blank.

Table 6
Summary of Well/Detected Constituent Pairs with No Previous SSIs
2024 Annual Water Quality Report
Dubuque Metropolitan Area Sanitary Landfill
Permit No. 31-SDP-02-75P

Well	Constituent	Units	Most recent result September 2024 (Februray 2025)	Interwell Background Standard (Intrawell)
HMSP Monitoring Wells - Shallow Aquifer				
MW-402A	Arsenic	µg/L	2.52	8.15
	Barium	µg/L	68.8	332
	Cobalt	µg/L	0.960	15.4
	Toluene	µg/L	**1.02** [2] (<0.430)	1.0 (RL)
	TSS	mg/L	9.33	N/A
MW-403A	Barium	µg/L	182	332
	Benzene	µg/L	**0.533** [2] (<0.220)	0.50 (RL)
	Toluene	µg/L	**1.37** [2] (<0.430)	1.0 (RL)
MW-404A	Barium	µg/L	66.3	332
	Cobalt	µg/L	0.745	15.4
	TSS	mg/L	8.25	N/A
MW-502A	Barium	µg/L	31.9	332
	Cobalt	µg/L	1.30	15.4
	Lead	µg/L	0.726	1.85
	TSS	mg/L	61.0	N/A
MW-604	Barium	µg/L	247	332
	TSS	mg/L	2.25	N/A
MW-605	Barium	µg/L	202	332
	Cobalt	mg/L	1.51	15.4
Monitoring Points - Groundwater Underdrains ***(Intrawell Background Standard)*** [1]				
GU-3	Barium	µg/L	162	332

Notes:

BOLD - Result is above the interwell prediction limit.

[1] Groundwater Underdrains GU-1 and GU-2 were dry during the sampling event.

[2] Verification sampling event conducted on February 18, 2025. Results provided showing no detection above reporting limit. No SSI confirmed.

N/A = TSS data is presented for additional information and not compared to a background standard.

Comments:

- The table above shows detections of constituents above the laboratory report limit (RL).
- Constituents detected between the method detection limit (MDL) and laboratory RL (J-flagged) are considered estimated concentrations and are not listed in the table above.

This page intentionally left blank.

Table 7
Summary of Ongoing and Newly Identified SSIs in Assessment Monitoring
2024 Annual Water Quality Report
Dubuque Metropolitan Area Sanitary Landfill
Permit No. 31-SDP-02-75P

							Sample Dates		
Well	**Constituent**	**Units**	**Most recent result (µg/L) (September 2024)**	**Background Standard (µg/L) (BG)**	**Lower Confidence Limit (µg/L) (LCL)**	**GWPS (µg/L)**	**Initial Exceedance (above background)**	**Resample(s) (Confirmation Event)**	**5th background sample**
MW-102A	Arsenic	µg/L	10.1 (2 of 2 SSI)*	8.15	8.132	10	June 2016	October 2016	October 2008
	Barium	µg/L	565 [1]	332	N/A - No SSI	2,000	April 2017	October 2017	October 2008
	Benzene	µg/L	0.557 (1 of 2 SSI)*	0.5 (RL)	0.22	5	September 2024	April 2025	October 2008
	Cobalt	µg/L	0.828	15.4	N/A - No SSI	15.4 (BG)	October 2017	April 2019	October 2008
	TSS	mg/L	69.0	N/A	N/A	N/A	N/A	N/A	October 2008
MW-103A	Barium	µg/L	229 [1]	332	N/A - No SSI	2,000	December 2014	June 2015	October 2008
	TSS	mg/L	4.0	N/A	N/A	N/A	N/A	N/A	N/A
MW-104A	Arsenic	µg/L	14.5	8.15	N/A - TREND ONLY	10	October 2016	April 2017	October 2008
	Barium	µg/L	700	332	N/A - TREND ONLY	2,000	December 2014	June 2015	October 2008
	Cobalt	µg/L	7.13	14.0	N/A - TREND ONLY	15.4 (BG)	November 2019	March 2020	October 2008
	Nickel	µg/L	11.0	21.8	N/A - TREND ONLY	100	December 2014	June 2015	October 2008
	TSS	mg/L	22.0	N/A	N/A - TREND ONLY	N/A	N/A	N/A	October 2008
MW-105A	Arsenic	µg/L	11.1	8.15	N/A - TREND ONLY	10	June 2016	April 2017	October 2008
	Barium	µg/L	337	332	N/A - TREND ONLY	2,000	December 2014	June 2015	October 2008
	Cobalt	µg/L	4.33	14.0	N/A - TREND ONLY	15.4 (BG)	November 2019	March 2020	October 2008
	Nickel	µg/L	9.80	21.8	N/A - TREND ONLY	100	December 2014	May 2015	October 2008
	TSS	mg/L	10.0	N/A	N/A - TREND ONLY	N/A	N/A	N/A	October 2008
MW-108AR	Arsenic	µg/L	3.34	8.15	N/A - No SSI	10	November 2024	March 2025	October 2012
	Barium	µg/L	274 [1]	332	N/A - No SSI	2,000	November 2014	June 2015	October 2012
	Cobalt	µg/L	1.83	14.0	N/A - No SSI	15.4 (BG)	October 2020	April 2021	October 2012
	Copper	µg/L	8.49 (1 of 2 SSI)*	6.60	1.8	1,300	prior to 2014 only	prior to 2014 only	October 2012
	Lead	µg/L	11.8*	1.85	1.5	0.3032	November 2016	April 2017	October 2012
	Nickel	µg/L	10.0	21.8	N/A - No SSI	100	prior to 2014 only	prior to 2014 only	October 2012
	TSS	mg/L	674	N/A	N/A - No SSI	N/A	N/A	N/A	October 2012
MW-109ARR	Arsenic	µg/L	8.05	8.15	N/A - No SSI	10	April 2019	October 2019	October 2012
	Barium	µg/L	379 [1]	332	N/A - No SSI	2,000	April 2018	October 2018	October 2012
	Cobalt	µg/L	2.52	14.0	N/A - No SSI	15.4 (BG)	October 2021	Spring 2022	October 2012
	TSS	mg/L	22.0	N/A	N/A	N/A	N/A	N/A	October 2012
MW-114AR	Barium	µg/L	141 [1]	332	N/A - No SSI	2,000	prior to 2014 only	prior to 2014 only	October 2008
	Lead	µg/L	<0.260 (2 of 2 No SSI)	1.85	N/A - No SSI	15	April 2021	June 2021	October 2012
MW-137A	Barium	µg/L	197 [1]	332	N/A - No SSI	2,000	N/A - No Exceedance	N/A - No Exceedance	October 2012
	Nickel	µg/L	7.0	21.8	N/A - No SSI	100	April 2021	June 2021	October 2012
MW-201A	Barium	µg/L	466 [1]	332	N/A - No SSI	2,000	November 2014	June 2015	October 2012
	Cobalt	µg/L	1.30	14.0	N/A - No SSI	15.4 (BG)	October 2020	April 2021	October 2012
	1,1-Dichloroethane	µg/L	1.49*	1.0 (RL)	1.167	140	February 2012	April 2012	October 2012
	TSS	mg/L	4.38	N/A	N/A	N/A	N/A	N/A	October 2012
MW-202A	Barium	µg/L	645 [1]	332	N/A - No SSI	2,000	November 2014	June 2015	October 2012
	Cobalt	µg/L	0.648	14.0	N/A - No SSI	15.4 (BG)	November 2014	June 2015	October 2012
	Nickel	µg/L	6.08	21.8	N/A - No SSI	100	November 2014	June 2015	October 2012
	TSS	mg/L	3.75	N/A	N/A	N/A	N/A	N/A	October 2012

Table 7
Summary of Ongoing and Newly Identified SSIs in Assessment Monitoring
2024 Annual Water Quality Report
Dubuque Metropolitan Area Sanitary Landfill
Permit No. 31-SDP-02-75P

							Sample Dates		
Well	**Constituent**	**Units**	**Most recent result (µg/L) (September 2024)**	**Background Standard (µg/L) (BG)**	**Lower Confidence Limit (µg/L) (LCL)**	**GWPS (µg/L)**	**Initial Exceedance (above background)**	**Resample(s) (Confirmation Event)**	**5th background sample**
MW-203A	Barium	µg/L	1630	332	N/A - TREND ONLY	2,000	November 2014	June 2015	October 2012
	Cobalt	µg/L	44.2	14.0	N/A - TREND ONLY	15.4 (BG)	November 2019	March 2020	October 2012
	1,1-Dichloroethane	µg/L	3.30	1.0 (RL)	N/A - TREND ONLY	140	February 2012	April 2012	October 2012
	cis-1,2-Dichloroethene	µg/L	3.78	1.0 (RL)	N/A - TREND ONLY	70	February 2012	April 2012	October 2012
	Nickel	µg/L	112	21.8	N/A - TREND ONLY	100	November 2019	March 2020	October 2012
	TSS	mg/L	7.20	N/A	N/A - TREND ONLY	N/A	N/A	N/A	N/A
MW-204A	Barium	µg/L	315 [1]	332	N/A - No SSI	2,000	December 2014	June 2015	October 2012
	Cobalt	µg/L	2.78	14.0	N/A - No SSI	15.4 (BG)	December 2014	June 2015	October 2012
OW-301A	Arsenic	µg/L	27.1 (1 of 2 SSI)*	8.15	0.694	10	N/A - No Exceedance	N/A - No Exceedance	May 2013
	Barium	µg/L	1000 [1]	332	N/A - No SSI	2,000	N/A - No Exceedance	N/A - No Exceedance	May 2013
	Benzene	µg/L	0.830 (1 of 2 SSI)*	0.5 (RL)	0.22	5	September 2024	April 2025	May 2015
	Cobalt	µg/L	3.05	14.0	N/A - No SSI	15.4 (BG)	April 2018	October 2018	May 2013
	Nickel	µg/L	5.82	21.8	N/A - No SSI	100	N/A - No Exceedance	N/A - No Exceedance	May 2013
	TSS	mg/L	73.0	N/A	N/A	N/A	N/A	N/A	May 2013
OW-306AR	Barium	µg/L	163 [1]	332	N/A - No SSI	2,000	October 2018	January 2019	April 2020
	Cobalt	µg/L	1.85	14.0	N/A - No SSI	15.4 (BG)	October 2018	January 2019	April 2020
	Lead	µg/L	1.35 (2 of 2 No SSI)	1.85	N/A - No SSI	15	October 2020	April 2021	April 2020
	Nickel	µg/L	6.45	21.8	N/A - No SSI	100	N/A - No Exceedance	N/A - No Exceedance	April 2020
	TSS	mg/L	55.5	N/A	N/A	N/A	N/A	N/A	April 2020
MW-401A	Barium	µg/L	270 [1]	332	N/A - No SSI	2,000	October 2020	April 2021	May 2013
	Cobalt	µg/L	1.66	14.0	N/A - No SSI	15.4 (BG)	April 2019	May 2019	May 2013
	TSS	mg/L	2.63	N/A	N/A	N/A	N/A	N/A	N/A
MW-501A	Barium	µg/L	89.0 [1]	332	N/A - No SSI	2,000	N/A - No Exceedance	N/A - No Exceedance	April 2017
	Cobalt	µg/L	3.22	14.0	N/A - No SSI	15.4 (BG)	October 2021	December 2021	April 2017
	Lead	µg/L	0.651	1.85	N/A - No SSI	15	N/A - No Exceedance	N/A - No Exceedance	April 2018
	Nickel	µg/L	5.04	21.8	N/A - No SSI	100	N/A - No Exceedance	N/A - No Exceedance	April 2019
	TSS	mg/L	69.5	N/A	N/A	N/A	N/A	N/A	April 2017
HMSP Monitoring Wells - Deep Aquifer									
P-105B	Barium	µg/L	167 [1]	332	N/A - No SSI	2,000	December 2014	June 2015	October 2008
P-108B	Barium	µg/L	199 [1]	332	N/A - No SSI	2,000	December 2014	June 2015	October 2008
	Lead	µg/L	1.22 (2 of 2 No SSI)	1.85	N/A - No SSI	15	April 2021	April 2021	October 2008
P-114BR	Barium	µg/L	210 [1]	332	N/A - No SSI	2,000	December 2014	June 2015	October 2008

Notes:

* Current result is above background; analyzed using confidence intervals.

[1] Barium is analyzed by comparing to interwell prediction limits. Barium is not listed as an SSI due to a successful ASD.

J Denotes result is less that Practical Quantification Limit (PQL or Reporting Limit) but above the Method Detection Limit (MDL) and is treated as an assumed value and not treated as significant.

Comments:

-The initial exceedance dates for inorganic constituents are no earlier than November 2014 (the initiation of low-flow sampling procedures). Historical concentrations are compared to current background levels based on the refined background dataset to determine the initial exceedance since historical prediction limits are not available.

- Dataset for both shallow and deep aquifer is made up of MW-120AR, MW-505A, P-120B, P-503B and P-504B.

-No additional SSLs were determined during the fall 2024 sampling event.

Table 8
Summary of Ongoing and Newly Identified SSLs
2024 Annual Water Quality Report
Dubuque Metropolitan Area Sanitary Landfill
Permit No. 31-SDP-02-75P

Well	Constituent	Units	Most recent result	Upper Confidence Limit	GWPS	Initial Exceedance (Confirmed SSI)	Trend Analysis	
							Direction	Confidence
No Ongoing or Newly Identified SSLs								

Comments:

● Monitoring wells MW-104A, MW-105A, and MW-203A had confirmed statistically significant levels (SSLs) detected during the spring 2017 sampling event and moved into corrective action. In accordance with IAC 113.10(6)"g"(1), characterization of the nature and extent of the cobalt and nickel plumes was conducted with the installation of five additional wells (MW-601, MW-602, MW-603, MW-604, and MW-605) in November 2017. An Assessment of Corrective Measures (ACM) report was submitted to IDNR on March 26, 2019. DMASWA submitted a Corrective Action/Management Plan (CAMP) in accordance with 567 IAC 113.10(9) to IDNR February 24, 2020. The CAMP consists of quarterly sampling and analysis of both upgradient and downgradient wells in order to understand the relationship of the impact of leachate from the unlined Cells 1-2 interacting with groundwater. Pursuant to IAC 113.10(9)"e"(2), MW-604 and MW-605 are the new Point of Compliance (POC) monitoring locations within the Hydrologic Monitoring System Plan (HMSP) beginning with the first semi-annual sampling event of 2021. MW-604 and MW-605 replaced MW-104A, MW-105A, and MW-203A within the HMSP as the new POC points. MW-104A, MW-105A, and MW-203A remain in the HMSP as corrective action wells for 3 consecutive years. After the 3 consecutive years (starting June 25, 2020), corrective action wells MW-104A, MW-105A, and MW-203A will be sampled for Appendix I and TSS and evaluated for annual trends. The spring 2023 sampling event served as the end of the 3 year corrective action monitoring program as provided in the approved CA/MP, dated February 2020 and approved July 13, 2020.

● No new SSLs were identified during the September 2024 sampling event.

This page intentionally left blank.

Table 9
Analytical Data Summary
2024 Annual Water Quality Report
Dubuque Metropolitan Area Sanitary Landfill
Permit No. 31-SDP-02-75P

Key:
Detections above the laboratory method detection limit (MDL) are shown in **bold**
Table 9 presents groundwater analytical data collected at the landfill since October 2007.

This page intentionally left blank.

DMASWA Landfill
Permit No. 31-SDP-02-75P

Table 9
Analytical Data Summary
2024 Annual Water Quality Report

Constituent	Month-Year	units	MW-102A	P-102BR	MW-103A	MW-104A	MW-105A	P-105B	MW-108A	MW-108AR	MW-109ARR	P-108B	MW-109AR	MW-114AR	P-114BR	MW-120AR	P-120B	MW-124A	MW-124B	MW-126A	MW-130A	MW-137A	MW-138A	MW-201A	MW-202A	MW-203A	MW-204A	OW-301A	OW-306AR	MW-401A	MW-402A	MW-403A	P-403B	MW-404A	MW-501A	MW-502A	P-503B	P-504B	MW-505A	MW-604	MW-605
1,1,1,2-Tetrachloroethane	Oct-2007	ug/L	<1	<1	<1	<1	<1	<1	<1			<1	<1	<1	<1	<1	<1																								
1,1,1,2-Tetrachloroethane	Feb-2008	ug/L	<1	<1	<1	<1	<1	<1	<1			<1	<1	<1	<1	<1	<1																								
1,1,1,2-Tetrachloroethane	Apr-2008	ug/L	<1	<1	<1	<1	<1	<1	<1			<1	<1	<1	<1	<1	<1																								
1,1,1,2-Tetrachloroethane	Jul-2008	ug/L	<1	<1	<1	<1	<1	<1	<1			<1	<1	<1	<1	<1	<1																								
1,1,1,2-Tetrachloroethane	Oct-2008	ug/L	<1	<1	<1	<1	<1	<1	<1			<1	<1	<1	<1	<1	<1																								
1,1,1,2-Tetrachloroethane	Jan-2009	ug/L	<1	<1	<1	<1	<1	<1	<1			<1	<1	<1	<1	<1	<1																								
1,1,1,2-Tetrachloroethane	Apr-2009	ug/L	<1	<1	<1	<1	<1	<1	<1			<1	<1	<1	<1	<1	<1																								
1,1,1,2-Tetrachloroethane	Jul-2009	ug/L	<1	<1	<1	<1	<1	<1	<1			<1	<1	<1	<1	<1	<1																								
1,1,1,2-Tetrachloroethane	Oct-2009	ug/L	<1	<1	<2	<2	<2	<2	<2			<2	<2	<1	<2	<2	<2																								
1,1,1,2-Tetrachloroethane	Dec-2009	ug/L														<5	<5																								
1,1,1,2-Tetrachloroethane	Feb-2010	ug/L														<2	<2																								
1,1,1,2-Tetrachloroethane	Apr-2010	ug/L	<4	<4	<4	<4	<4	<4	<4			<4	<4	<4	<10	<4	<4																								
1,1,1,2-Tetrachloroethane	Oct-2010	ug/L	<1	<1	<1	<1	<1	<1	<1			<1	<1	<1	<1	<1	<1																								
1,1,1,2-Tetrachloroethane	Feb-2011	ug/L																																								
1,1,1,2-Tetrachloroethane	Apr-2011	ug/L	<1	<1	<1	<1	<1	<1	<1			<1	<1	<1	<1	<1	<1																								
1,1,1,2-Tetrachloroethane	Jun-2011	ug/L																																							
1,1,1,2-Tetrachloroethane	Aug-2011	ug/L																																							
1,1,1,2-Tetrachloroethane	Oct-2011	ug/L	<1	<1	<1	<1	<1	<1	<1			<1	<1	<1	<1	<1	<1					<1						<1													
1,1,1,2-Tetrachloroethane	Feb-2012	ug/L								<0.21	<0.21											<0.21		<0.21	<0.21	<0.21	<0.21														
1,1,1,2-Tetrachloroethane	Apr-2012	ug/L	<0.21	<0.21	<0.21	<0.21	<0.21	<0.21		<0.21	<0.21	<0.21		<0.21	<0.21	<0.21	<0.21					<0.21		<0.21	<0.21	<0.21	<0.21	<0.21													
1,1,1,2-Tetrachloroethane	Jun-2012	ug/L								<0.21	<0.21											<0.21		<0.21	<0.21	<0.21	<0.21														
1,1,1,2-Tetrachloroethane	Aug-2012	ug/L								<0.21	<0.21								<0.21			<0.21	<0.21	<0.21	<0.21	<0.21	<0.21														
1,1,1,2-Tetrachloroethane	Oct-2012	ug/L	<0.21	<0.21	<0.21	<0.21	<0.21	<0.21		<0.21	<0.21	<0.21		<0.21	<0.21	<0.21	<0.21		<0.21			<0.21	<0.21	<0.21	<0.21	<0.21	<0.21	<0.21													
1,1,1,2-Tetrachloroethane	Nov-2012	ug/L																												<0.21	<0.21	<0.21	<0.21	<0.21							
1,1,1,2-Tetrachloroethane	Feb-2013	ug/L																					<0.21							<0.21	<0.21	<0.21	<0.21	<0.21							
1,1,1,2-Tetrachloroethane	May-2013	ug/L	<0.21	<0.21	<0.21	<0.21	<0.21	<0.21		<0.21	<0.21	<0.21		<0.21	<0.21	<0.21	<0.21	<0.21	<0.21	<0.21	<0.21	<0.21	<0.21	<0.21	<0.21	<0.21	<0.21	<0.21		<0.21	<0.21	<0.21	<0.21	<0.21						
1,1,1,2-Tetrachloroethane	Jun-2013	ug/L																<0.21	<0.21				<0.21							<0.21	<0.21	<0.21	<0.21	<0.21						
1,1,1,2-Tetrachloroethane	Aug-2013	ug/L			<0.21													<0.21	<0.21	<0.21	<0.21		<0.21							<0.21	<0.21	<0.21	<0.21	<0.21						
1,1,1,2-Tetrachloroethane	Nov-2013	ug/L	<0.21	<0.21	<0.21	<0.21	<0.21	<0.21			<0.21	<0.21		<0.21	<0.21		<0.21		<0.21	<0.21	<0.21	<0.21	<0.21	<0.21	<0.21	<0.21	<0.21	<0.21		<0.21	<0.21	<0.21	<0.21	<0.21						
1,1,1,2-Tetrachloroethane	Jan-2014	ug/L																	<0.21	<0.21	<0.21		<0.21																	
1,1,1,2-Tetrachloroethane	May-2014	ug/L	<0.21	<0.21	<0.21	<0.21	<0.21	<0.21		<0.21	<0.21	<0.21		<0.21	<0.21			<0.21	<0.21	<0.21		<0.21		<0.21	<0.21	<0.21	<0.21			<0.21	<0.21	<0.21	<0.21	<0.21						
1,1,1,2-Tetrachloroethane	Jun-2014	ug/L														<0.21	<0.21			<0.21		<0.21																	
1,1,1,2-Tetrachloroethane	Jul-2014	ug/L																<0.21	<0.21																					
1,1,1,2-Tetrachloroethane	Sep-2014	ug/L																																							
1,1,1,2-Tetrachloroethane	Nov-2014	ug/L	<0.21							<0.21	<0.21			<0.21	<0.21		<0.21		<0.21	<0.21		<0.21	<0.21	<0.21	<0.21	<0.21					<0.21	<0.21								
1,1,1,2-Tetrachloroethane	Dec-2014	ug/L		<0.21	<0.21	<0.21	<0.21	<0.21				<0.21				<0.21										<0.21				<0.21	<0.21	<0.21								
1,1,1,2-Tetrachloroethane	May-2015	ug/L				<0.21												<0.21		<0.21										<0.21		<0.21	<0.21							
1,1,1,2-Tetrachloroethane	Jun-2015	ug/L	<0.21	<0.21	<0.21	<0.21		<0.21		<0.21	<0.21	<0.21		<0.21	<0.21	<0.21	<0.21		<0.21			<0.21	<0.21	<0.21	<0.21	<0.21	<0.21				<0.21		<0.21							
1,1,1,2-Tetrachloroethane	Oct-2015	ug/L		<0.21								<0.21			<0.21	<0.21	<0.21		<0.21	<0.21		<0.21																	
1,1,1,2-Tetrachloroethane	Nov-2015	ug/L	<0.21		<0.21		<0.21	<0.21						<0.21				<0.21						<0.21	<0.21	<0.21		<0.21		<0.21	<0.21	<0.21		<0.21						
1,1,1,2-Tetrachloroethane	Dec-2015	ug/L				<0.21				<0.21	<0.21															<0.21									<0.21	<0.21	<0.21	<0.21			
1,1,1,2-Tetrachloroethane	Mar-2016	ug/L																																	<0.21	<0.21	<0.21	<0.21	<0.21			
1,1,1,2-Tetrachloroethane	May-2016	ug/L			<0.21	<0.21	<0.21	<0.21		<0.21	<0.21	<0.21		<0.21	<0.21			<0.21	<0.21			<0.21	<0.21	<0.21	<0.21	<0.21	<0.21			<0.21	<0.21			<0.21	<0.21	<0.21					
1,1,1,2-Tetrachloroethane	Jun-2016	ug/L	<0.21	<0.21												<0.21	<0.21															<0.21	<0.21	<0.21	<0.21					
1,1,1,2-Tetrachloroethane	Oct-2016	ug/L	<0.21		<0.21	<0.21					<0.21			<0.21	<0.21	<0.21						<0.21	<0.21	<0.21	<0.21	<0.21	<0.21	<0.21		<0.21	<0.21	<0.21	<0.21	<0.21	<0.21		<0.21	<0.21			
1,1,1,2-Tetrachloroethane	Nov-2016	ug/L		<0.21			<0.21	<0.21		<0.21		<0.21					<0.21	<0.21	<0.21	<0.21																<0.21				
1,1,1,2-Tetrachloroethane	Jan-2017	ug/L																																<0.21							
1,1,1,2-Tetrachloroethane	Apr-2017	ug/L	<0.21	<0.21	<0.21	<0.21	<0.21	<0.21		<0.21	<0.21	<0.21		<0.21	<0.21	<0.21	<0.21	<0.21	<0.21			<0.21	<0.21	<0.21	<0.21	<0.21	<0.21	<0.21		<0.21	<0.21	<0.21	<0.21	<0.21	<0.21	<0.21	<0.21	<0.21	<0.21		
1,1,1,2-Tetrachloroethane	Jul-2017	ug/L																																						
1,1,1,2-Tetrachloroethane	Oct-2017	ug/L	<0.210	<0.210	<0.210	<0.210	<0.210	<0.210		<0.210	<0.210	<0.210		<0.210	<0.210	<0.210	<0.210	<0.210	<0.210			<0.210	<0.210	<0.210	<0.210	<0.210	<0.210	<0.210		<0.210	<0.210	<0.210	<0.210	<0.210	<0.210	<0.210	<0.210				
1,1,1,2-Tetrachloroethane	Apr-2018	ug/L	<0.210	<0.210	<0.210	<0.210	<0.210	<0.210		<0.210	<0.210	<0.210		<0.210	<0.210	<0.210	<0.210	<0.210	<0.210			<0.210	<0.210	<0.210	<0.210	<0.210	<0.210	<0.210		<0.210	<0.210	<0.210	<0.210	<0.210	<0.210	<0.210	<0.210				
1,1,1,2-Tetrachloroethane	Oct-2018	ug/L	<0.380	<0.380	<0.380	<0.380	<0.380	<0.380		<0.380	<0.380	<0.380		<0.380	<0.380	<0.380	<0.380	<0.380	<0.380			<0.380	<0.380	<0.380	<0.380	<0.380	<0.380	<0.380	<0.380	<0.380	<0.380	<0.380	<0.380	<0.380	<0.380	<0.380	<0.380				
1,1,1,2-Tetrachloroethane	Jan-2019	ug/L																											<0.380											
1,1,1,2-Tetrachloroethane	Apr-2019	ug/L	<0.380	<0.380	<0.380	<0.380	<0.380	<0.380		<0.380	<0.380	<0.380		<0.380	<0.380	<0.380	<0.380	<0.380	<0.380			<0.380	<0.380	<0.380	<0.380	<0.380	<0.380	<0.380	<0.380	<0.380	<0.380	<0.380	<0.380	<0.380	<0.380	<0.380	<0.380			<0.380	<0.380
1,1,1,2-Tetrachloroethane	Nov-2019	ug/L	<0.380	<0.380	<0.380	<0.380	<0.380	<0.380		<0.380	<0.380	<0.380		<0.380	<0.380	<0.380	<0.380	<0.380	<0.380			<0.380	<0.380	<0.380	<0.380	<0.380	<0.380	<0.380	<0.380	<0.380	<0.380	<0.380	<0.380	<0.380	<0.380	<0.380	<0.380			<0.380	<0.380
1,1,1,2-Tetrachloroethane	Apr-2020	ug/L	<0.380	<0.380	<0.380	<0.380	<0.380	<0.380		<0.380	<0.380	<0.380		<0.380	<0.380	<0.380	<0.380	<0.380	<0.380			<0.380		<0.380	<0.380	<0.380	<0.380	<0.380	<0.380	<0.380	<0.380	<0.380	<0.380	<0.380	<0.380	<0.380	<0.380		<0.380	<0.380	<0.380
1,1,1,2-Tetrachloroethane	Jul-2020	ug/L			<0.380	<0.380	<0.380									<0.380								<0.380	<0.380	<0.380	<0.380			<0.380									<0.380	<0.380	<0.380
1,1,1,2-Tetrachloroethane	Oct-2020	ug/L	<0.380	<0.380	<0.380	<0.380	<0.380	<0.380		<0.380	<0.380	<0.380		<0.380	<0.380	<0.380	<0.380					<0.380		<0.380	<0.380	<0.380	<0.380	<0.380	<0.380	<0.380	<0.380	<0.380	<0.380	<0.380	<0.380	<0.380	<0.380	<0.380	<0.380	<0.380	<0.380
1,1,1,2-Tetrachloroethane	Jan-2021	ug/L			<0.380	<0.380	<0.380									<0.380								<0.380	<0.380	<0.380	<0.380												<0.380	<0.380	<0.380
1,1,1,2-Tetrachloroethane	Apr-2021	ug/L	<0.380	<0.380	<0.380			<0.380		<0.380	<0.380	<0.380		<0.380	<0.380	<0.380	<0.380					<0.380		<0.380	<0.380		<0.380	<0.380	<0.380	<0.380	<0.380	<0.380	<0.380	<0.380	<0.380	<0.380	<0.380	<0.380	<0.380	<0.380	<0.380
1,1,1,2-Tetrachloroethane	Jun-2021	ug/L																				<0.380																			
1,1,1,2-Tetrachloroethane	Oct-2021	ug/L	<0.380	<0.380	<0.380	<0.380	<0.380	<0.380			<0.380	<0.380		<0.380	<0.380	<0.380	<0.380					<0.380		<0.380	<0.380	<0.380	<0.380	<0.380	<0.380	<0.380	<0.380	<0.380	<0.380	<0.380	<0.380	<0.380	<0.380	<0.380	<0.380	<0.380	<0.380
1,1,1,2-Tetrachloroethane	Apr-2022	ug/L	<0.380	<0.380	<0.380	<0.380	<0.380	<0.380		<0.380	<0.380	<0.380		<0.380	<0.380	<0.380	<0.380					<0.380		<0.380	<0.380	<0.380	<0.380	<0.380	<0.380	<0.380	<0.380	<0.380	<0.380	<0.380	<0.380	<0.380	<0.380	<0.380	<0.380	<0.380	<0.380
1,1,1,2-Tetrachloroethane	Oct-2022	ug/L	<0.380		<0.380	<0.380	<0.380	<0.380			<0.380	<0.380		<0.380	<0.380	<0.380	<0.380					<0.380		<0.380	<0.380	<0.380	<0.380	<0.380	<0.380	<0.380	<0.380	<0.380		<0.380	<0.380	<0.380	<0.380	<0.380	<0.380	<0.380	<0.380
1,1,1,2-Tetrachloroethane	Apr-2023	ug/L	<0.380		<0.380	<0.380	<0.380	<0.380		<0.380	<0.380	<0.380		<0.380	<0.380	<0.380	<0.380					<0.380		<0.380	<0.380	<0.380	<0.380	<0.380	<0.380	<0.380	<0.380	<0.380	<0.380	<0.380	<0.380	<0.380	<0.380	<0.380	<0.380	<0.380	<0.380
1,1,1,2-Tetrachloroethane	Oct-2023	ug/L	<0.380		<0.380			<0.380			<0.380	<0.380		<0.380	<0.380	<0.380	<0.380					<0.380		<0.380	<0.380		<0.380	<0.380	<0.380	<0.380	<0.380	<0.380		<0.380	<0.380	<0.380		<0.380	<0.380	<0.380	<0.380
1,1,1-Trichloroethane	Oct-2007	ug/L	<1	<1	<1	<1	<1	<1	<1			<1	<1	<1	<1	<1	<1																								
1,1,1-Trichloroethane	Feb-2008	ug/L	<1	<1	<1	<1	<1	<1	<1			<1	<1	<1	<1	<1	<1																								
1,1,1-Trichloroethane	Apr-2008	ug/L	<1	<1	<1	<1	<1	<1	<1			<1	<1	<1	<1	<1	<1																								
1,1,1-Trichloroethane	Jul-2008	ug/L	<1	<1	<1	<1	<1	<1	<1			<1	<1	<1	<1	<1	<1																								
1,1,1-Trichloroethane	Oct-2008	ug/L	<1	<1	<1	<1	<1	<1	<1			<1	<1	<1	<1	<1	<1																								
1,1,1-Trichloroethane	Jan-2009	ug/L	<1	<1	<1	<1	<1	<1	<1			<1	<1	<1	<1	<1	<1																								
1,1,1-Trichloroethane	Apr-2009	ug/L	<1	<1	<1	<1	<1	<1	<1			<1	<1	<1	<1	<1	<1																								
1,1,1-Trichloroethane	Jul-2009	ug/L	<1	<1	<1	<1	<1	<1	<1			<1	<1	<1	<1	<1	<1																								
1,1,1-Trichloroethane	Oct-2009	ug/L	<1	<1	<1	<1	<1	<1	<1			<1	<1	<1	<1	<1	<1																								
1,1,1-Trichloroethane	Dec-2009	ug/L														<10	<10																								
1,1,1-Trichloroethane	Feb-2010	ug/L														<1	<1																								
1,1,1-Trichloroethane	Apr-2010	ug/L	<5	<5	<5	<5	<5	<5	<5			<5	<5	<5	<5	<5	<5																								
1,1,1-Trichloroethane	Oct-2010	ug/L	<1	<1	<1	<1	<1	<1	<1			<1	<1	<1	<1	<1	<1																								
1,1,1-Trichloroethane	Feb-2011	ug/L																																							
1,1,1-Trichloroethane	Apr-2011	ug/L	<1	<1	<1	<1	<1	<1	<1			<1	<1	<1	<1	<1	<1																								
1,1,1-Trichloroethane	Jun-2011	ug/L																																							
1,1,1-Trichloroethane	Aug-2011	ug/L																																							
1,1,1-Trichloroethane	Oct-2011	ug/L	<1	<1	<1	<1	<1	<1	<1			<1	<1	<1	<1	<1	<1					<1						<1													
1,1,1-Trichloroethane	Feb-2012	ug/L								<0.12	<0.12											<0.12		<0.12	<0.12	<0.12	<0.12														
1,1,1-Trichloroethane	Apr-2012	ug/L	<0.12	<0.12	<0.12	<0.12	<0.12	<0.12		<0.12	<0.12	<0.12		<0.12	<0.12	<0.12	<0.12					<0.12		<0.12	<0.12	<0.12	<0.12	<0.12													
1,1,1-Trichloroethane	Jun-2012	ug/L								<0.12	<0.12											<0.12		<0.12	<0.12	<0.12	<0.12														
1,1,1-Trichloroethane	Aug-2012	ug/L								<0.12	<0.12								<0.12			<0.12	<0.12	<0.12	<0.12	<0.12	<0.12														
1,1,1-Trichloroethane	Oct-2012	ug/L	<0.12	<0.12	<0.12	<0.12	<0.12	<0.12		<0.12	<0.12	<0.12		<0.12	<0.12	<0.12	<0.12		<0.12			<0.12	<0.12	<0.12	<0.12	<0.12	<0.12	<0.12													
1,1,1-Trichloroethane	Nov-2012	ug/L																												<0.12	<0.12	<0.12	<0.12	<0.12							
1,1,1-Trichloroethane	Feb-2013	ug/L																					<0.12							<0.12	<0.12	<0.12	<0.12	<0.12							
1,1,1-Trichloroethane	May-2013	ug/L	<0.12	<0.12	<0.12	<0.12	<0.12	<0.12		<0.12	<0.12	<0.12		<0.12	<0.12	<0.12	<0.12	<0.12	<0.12	<0.12	<0.12	<0.12	<0.12	<0.12	<0.12	<0.12	<0.12	<0.12		<0.12	<0.12	<0.12	<0.12	<0.12						
1,1,1-Trichloroethane	Jun-2013	ug/L																<0.12	<0.12				<0.12							<0.12	<0.12	<0.12	<0.12	<0.12						
1,1,1-Trichloroethane	Aug-2013	ug/L			<0.12													<0.12	<0.12	<0.12	<0.12		<0.12							<0.12	<0.12	<0.12	<0.12	<0.12						
1,1,1-Trichloroethane	Nov-2013	ug/L	<0.12	<0.12	<0.12	<0.12	<0.12	<0.12			<0.12	<0.12		<0.12	<0.12		<0.12		<0.12	<0.12	<0.12	<0.12	<0.12	<0.12	<0.12	<0.12	<0.12	<0.12		<0.12	<0.12	<0.12	<0.12	<0.12						
1,1,1-Trichloroethane	Jan-2014	ug/L																	<0.12	<0.12	<0.12		<0.12																	
1,1,1-Trichloroethane	May-2014	ug/L	<0.12	<0.12	<0.12	<0.12	<0.12	<0.12		<0.12	<0.12	<0.12		<0.12	<0.12			<0.12	<0.12	<0.12		<0.12		<0.12	<0.12	<0.12	<0.12			<0.12	<0.12	<0.12	<0.12	<0.12						
1,1,1-Trichloroethane	Jun-2014	ug/L														<0.12	<0.12			<0.12		<0.12																	
1,1,1-Trichloroethane	Jul-2014	ug/L																<0.12	<0.12																					
1,1,1-Trichloroethane	Sep-2014	ug/L																																							
1,1,1-Trichloroethane	Nov-2014	ug/L	<0.12							<0.12	<0.12			<0.12	<0.12		<0.12		<0.12	<0.12		<0.12	<0.12	<0.12	<0.12	<0.12					<0.12	<0.12								
1,1,1-Trichloroethane	Dec-2014	ug/L		<0.12	<0.12	<0.12	<0.12	<0.12				<0.12				<0.12										<0.12				<0.12	<0.12	<0.12								
1,1,1-Trichloroethane	May-2015	ug/L				<0.12												<0.12		<0.12										<0.12		<0.12	<0.12							
1,1,1-Trichloroethane	Jun-2015	ug/L	<0.12	<0.12	<0.12	<0.12		<0.12		<0.12	<0.12	<0.12		<0.12	<0.12	<0.12	<0.12		<0.12			<0.12	<0.12	<0.12	<0.12	<0.12	<0.12				<0.12		<0.12							
1,1,1-Trichloroethane	Oct-2015	ug/L		<0.12								<0.12			<0.12	<0.12	<0.12		<0.12	<0.12		<0.12																	
1,1,1-Trichloroethane	Nov-2015	ug/L	<0.12		<0.12		<0.12	<0.12						<0.12				<0.12						<0.12	<0.12	<0.12		<0.12		<0.12	<0.12	<0.12		<0.12						
1,1,1-Trichloroethane	Dec-2015	ug/L				<0.12				<0.12	<0.12															<0.12									<0.12	<0.12	<0.12	<0.12			
1,1,1-Trichloroethane	Mar-2016	ug/L																																	<0.12	<0.12	<0.12	<0.12	<0.12			
1,1,1-Trichloroethane	May-2016	ug/L			<0.12	<0.12	<0.12	<0.12		<0.12	<0.12	<0.12		<0.12	<0.12			<0.12	<0.12			<0.12	<0.12	<0.12	<0.12	<0.12	<0.12			<0.12	<0.12			<0.12	<0.12	<0.12					
1,1,1-Trichloroethane	Jun-2016	ug/L	<0.12	<0.12												<0.12	<0.12															<0.12	<0.12	<0.12	<0.12					
1,1,1-Trichloroethane	Oct-2016	ug/L	<0.12		<0.12	<0.12					<0.12			<0.12	<0.12	<0.12						<0.12	<0.12	<0.12	<0.12	<0.12	<0.12	<0.12		<0.12	<0.12	<0.12	<0.12	<0.12	<0.12		<0.12	<0.12			
1,1,1-Trichloroethane	Nov-2016	ug/L		<0.12			<0.12	<0.12		<0.12		<0.12					<0.12	<0.12	<0.12	<0.12																<0.12				
1,1,1-Trichloroethane	Jan-2017	ug/L																																	<0.12						
1,1,1-Trichloroethane	Apr-2017	ug/L	<0.12	<0.12	<0.12	<0.12	<0.12	<0.12		<0.12	<0.12	<0.12		<0.12	<0.12	<0.12	<0.12	<0.12	<0.12			<0.12	<0.12	<0.12	<0.12	<0.12	<0.12	<0.12		<0.12	<0.12	<0.12	<0.12	<0.12	<0.12	<0.12	<0.12	<0.12	<0.12		
1,1,1-Trichloroethane	Jul-2017	ug/L																																						
1,1,1-Trichloroethane	Oct-2017	ug/L	<0.120	<0.120	<0.120	<0.120	<0.120	<0.120		<0.120	<0.120	<0.120		<0.120	<0.120	<0.120	<0.120	<0.120	<0.120			<0.120	<0.120	<0.120	<0.120	<0.120	<0.120	<0.120		<0.120	<0.120	<0.120	<0.120	<0.120	<0.120	<0.120	<0.120				
1,1,1-Trichloroethane	Apr-2018	ug/L	<0.120	<0.120	<0.120	<0.120	<0.120	<0.120		<0.120	<0.120	<0.120		<0.120	<0.120	<0.120	<0.120	<0.120	<0.120			<0.120	<0.120	<0.120	<0.120	<0.120	<0.120	<0.120		<0.120	<0.120	<0.120	<0.120	<0.120	<0.120	<0.120	<0.120				
1,1,1-Trichloroethane	Oct-2018	ug/L	<0.190	<0.190	<0.190	<0.190	<0.190	<0.190		<0.190	<0.190	<0.190		<0.190	<0.190	<0.190	<0.190	<0.190	<0.190			<0.190	<0.190	<0.190	<0.190	<0.190	<0.190	<0.190	<0.190	<0.190	<0.190	<0.190	<0.190

DMASWA Landfill
Permit No. 31-SDP-02-75P

Table 9
Analytical Data Summary
2024 Annual Water Quality Report

Constituent	Month-Year	units	MW-102A	P-102BR	MW-103A	MW-104A	MW-105A	P-105B	MW-108A	MW-108AR	MW-109ARR	P-108B	MW-109AR	MW-114AR	P-114BR	MW-120AR	P-120B	MW-124A	MW-124B	MW-126A	MW-130A	MW-137A	MW-138A	MW-201A	MW-202A	MW-203A	MW-204A	OW-301A	OW-306AR	MW-401A	MW-402A	MW-403A	P-403B	MW-404A	MW-501A	MW-502A	P-503B	P-504B	MW-505A	MW-604	MW-605
1,1,1-Trichloroethane	Apr-2019	ug/L	<0.190	<0.190	<0.190	<0.190	<0.190	<0.190		<0.190	<0.190	<0.190		<0.190	<0.190	<0.190	<0.190	<0.190	<0.190			<0.190	<0.190	<0.190	<0.190	<0.190	<0.190	<0.190	<0.190	<0.190	<0.190	<0.190	<0.190	<0.190	<0.190	<0.190	<0.190			<0.190	<0.190
1,1,1-Trichloroethane	Nov-2019	ug/L	<0.190	<0.190	<0.190	<0.190	<0.190	<0.190		<0.190	<0.190	<0.190		<0.190	<0.190	<0.190	<0.190	<0.190	<0.190			<0.190	<0.190	<0.190	<0.190	<0.190	<0.190	<0.190	<0.190	<0.190	<0.190	<0.190	<0.190	<0.190	<0.190	<0.190	<0.190			<0.190	<0.190
1,1,1-Trichloroethane	Apr-2020	ug/L	<0.190	<0.190	<0.190	<0.190	<0.190	<0.190		<0.190	<0.190	<0.190		<0.190	<0.190	<0.190	<0.190	<0.190	<0.190			<0.190		<0.190	<0.190	<0.190	<0.190	<0.190	<0.190	<0.190	<0.190	<0.190	<0.190	<0.190	<0.190	<0.190	<0.190	<0.190	<0.190	<0.190	<0.190
1,1,1-Trichloroethane	Jul-2020	ug/L			<0.190	<0.190	<0.190									<0.190								<0.190	<0.190	<0.190	<0.190			<0.190										<0.190	<0.190
1,1,1-Trichloroethane	Oct-2020	ug/L	<0.190	<0.190	<0.190	<0.190	<0.190	<0.190		<0.190	<0.190	<0.190		<0.190	<0.190	<0.190	<0.190					<0.190		<0.190	<0.190	<0.190	<0.190	<0.190	<0.190	<0.190	<0.190	<0.190	<0.190	<0.190	<0.190	<0.190	<0.190	<0.190	<0.190	<0.190	<0.190
1,1,1-Trichloroethane	Jan-2021	ug/L			<0.190	<0.190	<0.190									<0.190								<0.190	<0.190	<0.190	<0.190													<0.190	<0.190
1,1,1-Trichloroethane	Apr-2021	ug/L	<0.190	<0.190	<0.190			<0.190		<0.190	<0.190	<0.190		<0.190	<0.190	<0.190	<0.190					<0.190		<0.190	<0.190		<0.190	<0.190	<0.190	<0.190	<0.190	<0.190	<0.190	<0.190	<0.190	<0.190	<0.190	<0.190	<0.190	<0.190	<0.190
1,1,1-Trichloroethane	Jun-2021	ug/L																				<0.190																				
1,1,1-Trichloroethane	Oct-2021	ug/L	<0.190	<0.190	<0.190	<0.190	<0.190	<0.190			<0.190	<0.190		<0.190	<0.190	<0.190	<0.190					<0.190		<0.190	<0.190	<0.190	<0.190	<0.190	<0.190	<0.190	<0.190	<0.190	<0.190	<0.190	<0.190	<0.190	<0.190	<0.190	<0.190	<0.190	<0.190
1,1,1-Trichloroethane	Apr-2022	ug/L	<0.190	<0.190	<0.190	<0.190	<0.190	<0.190		<0.190	<0.190	<0.190		<0.190	<0.190	<0.190	<0.190					<0.190		<0.190	<0.190	<0.190	<0.190	<0.190	<0.190	<0.190	<0.190	<0.190	<0.190	<0.190	<0.190	<0.190	<0.190	<0.190	<0.190	<0.190	<0.190
1,1,1-Trichloroethane	Oct-2022	ug/L	<0.190		<0.190	<0.190	<0.190	<0.190			<0.190	<0.190		<0.190	<0.190	<0.190	<0.190					<0.190		<0.190	<0.190	<0.190	<0.190	<0.190	<0.190	<0.190	<0.190	<0.190		<0.190	<0.190	<0.190	<0.190	<0.190	<0.190	<0.190	<0.190
1,1,1-Trichloroethane	Apr-2023	ug/L	<0.190		<0.190	<0.190	<0.190	<0.190		<0.190	<0.190	<0.190		<0.190	<0.190	<0.190	<0.190					<0.190		<0.190	<0.190	<0.190	<0.190	<0.190	<0.190	<0.190	<0.190	<0.190		<0.190	<0.190	<0.190	<0.190	<0.190	<0.190	<0.190	<0.190
1,1,1-Trichloroethane	Oct-2023	ug/L	<0.190		<0.190			<0.190			<0.190	<0.190		<0.190	<0.190	<0.190	<0.190					<0.190		<0.190	<0.190		<0.190	<0.190	<0.190	<0.190	<0.190	<0.190		<0.190	<0.190	<0.190		<0.190	<0.190	<0.190	<0.190
1,1,2,2-Tetrachloroethane	Oct-2007	ug/L	<1	<1	<1	<1	<1	<1	<1			<1	<1	<1	<1	<1	<1																										
1,1,2,2-Tetrachloroethane	Feb-2008	ug/L	<1	<1	<1	<1	<1	<1	<1			<1	<1	<1	<1	<1	<1																										
1,1,2,2-Tetrachloroethane	Apr-2008	ug/L	<1	<1	<1	<1	<1	<1	<1			<1	<1	<1	<1	<1	<1																										
1,1,2,2-Tetrachloroethane	Jul-2008	ug/L	<1	<1	<1	<1	<1	<1	<1			<1	<1	<1	<1	<1	<1																										
1,1,2,2-Tetrachloroethane	Oct-2008	ug/L	<1	<1	<1	<1	<1	<1	<1			<1	<1	<1	<1	<1	<1																										
1,1,2,2-Tetrachloroethane	Jan-2009	ug/L	<1	<1	<1	<1	<1	<1	<1			<1	<1	<1	<1	<1	<1																										
1,1,2,2-Tetrachloroethane	Apr-2009	ug/L	<1	<1	<1	<1	<1	<1	<1			<1	<1	<1	<1	<1	<1																										
1,1,2,2-Tetrachloroethane	Jul-2009	ug/L	<1	<1	<1	<1	<1	<1	<1			<1	<1	<1	<1	<1	<1																										
1,1,2,2-Tetrachloroethane	Oct-2009	ug/L	<1	<1	<1	<1	<1	<1	<1			<1	<1	<1	<1	<1	<1																										
1,1,2,2-Tetrachloroethane	Dec-2009	ug/L														<1	<1																										
1,1,2,2-Tetrachloroethane	Feb-2010	ug/L														<1	<1																										
1,1,2,2-Tetrachloroethane	Apr-2010	ug/L	<1	<1	<1	<1	<1	<1	<1			<1	<1	<1	<1	<1	<1																										
1,1,2,2-Tetrachloroethane	Oct-2010	ug/L	<1	<1	<1	<1	<1	<1	<1			<1	<1	<1	<1	<1	<1																										
1,1,2,2-Tetrachloroethane	Feb-2011	ug/L																																									
1,1,2,2-Tetrachloroethane	Apr-2011	ug/L	<1	<1	<1	<1	<1	<1	<1			<1	<1	<1	<1	<1	<1																										
1,1,2,2-Tetrachloroethane	Jun-2011	ug/L																																									
1,1,2,2-Tetrachloroethane	Aug-2011	ug/L																																								
1,1,2,2-Tetrachloroethane	Oct-2011	ug/L	<1	<1	**0.25J**	<1	<1	<1	<1			<1	<1	<1	<1	<1	<1					<1						<1															
1,1,2,2-Tetrachloroethane	Feb-2012	ug/L								<0.1	<0.1											<0.1		<0.1	**0.2J**	<0.1	<0.1															
1,1,2,2-Tetrachloroethane	Apr-2012	ug/L	<0.1	<0.1	<0.1	<0.1	<0.1	<0.1		<0.1	<0.1	<0.1		<0.1	<0.1	<0.1	<0.1					<0.1		<0.1	<0.1	<0.1	<0.1	<0.1														
1,1,2,2-Tetrachloroethane	Jun-2012	ug/L								<0.1	<0.1											<0.1		<0.1	<0.1	<0.1	<0.1															
1,1,2,2-Tetrachloroethane	Aug-2012	ug/L								<0.1	<0.1								<0.1			<0.1	<0.1	<0.1	<0.1	<0.1	<0.1	<0.1														
1,1,2,2-Tetrachloroethane	Oct-2012	ug/L	<0.1	<0.1	<0.1	<0.1	<0.1	<0.1		<0.1	<0.1	<0.1		<0.1	<0.1	<0.1	<0.1		<0.1			<0.1	<0.1	<0.1	<0.1	<0.1	<0.1	<0.1														
1,1,2,2-Tetrachloroethane	Nov-2012	ug/L																												<0.1	<0.1	<0.1	<0.1	<0.1								
1,1,2,2-Tetrachloroethane	Feb-2013	ug/L																					<0.1							<0.1	<0.1	<0.1	<0.1	<0.1								
1,1,2,2-Tetrachloroethane	May-2013	ug/L	<0.1	<0.1	<0.1	<0.1	<0.1	<0.1		<0.1	<0.1	<0.1		<0.1	<0.1	<0.1	<0.1	<0.1	<0.1	<0.1	<0.1	<0.1	<0.1	<0.1	<0.1	<0.1	<0.1	<0.1			<0.1	<0.1	<0.1	<0.1							
1,1,2,2-Tetrachloroethane	Jun-2013	ug/L																<0.1	<0.1				<0.1								<0.1	<0.1	<0.1	<0.1							
1,1,2,2-Tetrachloroethane	Aug-2013	ug/L			<0.1													<0.1	<0.1	<0.1	<0.1		<0.1								<0.1	<0.1	<0.1	<0.1							
1,1,2,2-Tetrachloroethane	Nov-2013	ug/L	<0.1	<0.1	<0.1	<0.1	<0.1	<0.1			<0.1	<0.1		<0.1	<0.1			<0.1	<0.1	<0.1	<0.1	<0.1	<0.1	<0.1	<0.1	<0.1	<0.1	<0.1			<0.1	<0.1	<0.1	<0.1							
1,1,2,2-Tetrachloroethane	Jan-2014	ug/L																<0.1	<0.1	<0.1	<0.1		<0.1																			
1,1,2,2-Tetrachloroethane	May-2014	ug/L	<0.1	<0.1	<0.1	<0.1	<0.1	<0.1		<0.1	<0.1	<0.1		<0.1	<0.1			<0.1	<0.1	<0.1	<0.1	<0.1		<0.1	<0.1	<0.1	<0.1			<0.1	<0.1	<0.1	<0.1	<0.1							
1,1,2,2-Tetrachloroethane	Jun-2014	ug/L														<0.1	<0.1			<0.1		<0.1																			
1,1,2,2-Tetrachloroethane	Jul-2014	ug/L																<0.1	<0.1																							
1,1,2,2-Tetrachloroethane	Sep-2014	ug/L																																								
1,1,2,2-Tetrachloroethane	Nov-2014	ug/L	<0.1							<0.1	<0.1			<0.1	<0.1				<0.1	<0.1		<0.1	<0.1	<0.1	<0.1	<0.1							<0.1	<0.1							
1,1,2,2-Tetrachloroethane	Dec-2014	ug/L		<0.1	<0.1	<0.1	<0.1	<0.1			<0.1					<0.1											<0.1			<0.1	<0.1	<0.1								
1,1,2,2-Tetrachloroethane	May-2015	ug/L					<0.1											<0.1		<0.1										<0.1		<0.1	<0.1							
1,1,2,2-Tetrachloroethane	Jun-2015	ug/L	<0.1	<0.1	<0.1	<0.1		<0.1		<0.1	<0.1	<0.1		<0.1	<0.1	<0.1	<0.1		<0.1			<0.1	<0.1	<0.1	<0.1	<0.1	<0.1				<0.1			<0.1							
1,1,2,2-Tetrachloroethane	Oct-2015	ug/L		<0.1							<0.1																							<0.1							
1,1,2,2-Tetrachloroethane	Nov-2015	ug/L	<0.1		<0.1		<0.1	<0.1		<0.1		<0.1		<0.1		<0.1		<0.1				<0.1	<0.1	<0.1	<0.1	<0.1	<0.1	<0.1			<0.1	<0.1	<0.1	<0.1							
1,1,2,2-Tetrachloroethane	Dec-2015	ug/L				<0.1				<0.1	<0.1																<0.1						<0.1		<0.1	<0.1	<0.1	<0.1			
1,1,2,2-Tetrachloroethane	Mar-2016	ug/L																																	<0.1	<0.1	<0.1	<0.1				
1,1,2,2-Tetrachloroethane	May-2016	ug/L			<0.1	<0.1	<0.1	<0.1		<0.1	<0.1	<0.1		<0.1	<0.1			<0.1	<0.1			<0.1	<0.1	<0.1	<0.1	<0.1	<0.1			<0.1	<0.1		<0.1	<0.1	<0.1						
1,1,2,2-Tetrachloroethane	Jun-2016	ug/L	<0.1	<0.1												<0.1	<0.1									<0.1	<0.1								<0.1	<0.1	<0.1				
1,1,2,2-Tetrachloroethane	Oct-2016	ug/L	<0.1		<0.1	<0.1					<0.1			<0.1	<0.1	<0.1						<0.1	<0.1	<0.1	<0.1	<0.1	<0.1	<0.1			<0.1	<0.1	<0.1	<0.1	<0.1	<0.1					
1,1,2,2-Tetrachloroethane	Nov-2016	ug/L		<0.1			<0.1	<0.1		<0.1		<0.1				<0.1	<0.1	<0.1																	<0.1				<0.1		
1,1,2,2-Tetrachloroethane	Jan-2017	ug/L																																<0.1							
1,1,2,2-Tetrachloroethane	Apr-2017	ug/L	<0.1	<0.1	<0.1	<0.1	<0.1	<0.1		<0.1	<0.1	<0.1		<0.1	<0.1	<0.1	<0.1	<0.1	<0.1			<0.1	<0.1	<0.1	<0.1	<0.1	<0.1	<0.1			<0.1	<0.1	<0.1	<0.1	<0.1	<0.1	<0.1	<0.1			
1,1,2,2-Tetrachloroethane	Jul-2017	ug/L																																							
1,1,2,2-Tetrachloroethane	Oct-2017	ug/L	<0.100	<0.100	<0.100	<0.100	<0.100	<0.100		<0.100	<0.100	<0.100		<0.100	<0.100	<0.100	<0.100	<0.100	<0.100			<0.100	<0.100	<0.100	<0.100	<0.100	<0.100	<0.100			<0.100	<0.100	<0.100	<0.100	<0.100	<0.100	<0.100	<0.100			
1,1,2,2-Tetrachloroethane	Apr-2018	ug/L	<0.100	<0.100	<0.100	<0.100	<0.100	<0.100		<0.100	<0.100	<0.100		<0.100	<0.100	<0.100	<0.100	<0.100	<0.100			<0.100	<0.100	<0.100	<0.100	<0.100	<0.100	<0.100			<0.100	<0.100	<0.100	<0.100	<0.100	<0.100	<0.100	<0.100			
1,1,2,2-Tetrachloroethane	Oct-2018	ug/L	<0.470	<0.470	<0.470	<0.470	<0.470	<0.470		<0.470	<0.470	<0.470		<0.470	<0.470	<0.470	<0.470	<0.470	<0.470			<0.470	<0.470	<0.470	<0.470	<0.470	<0.470	<0.470	<0.470	<0.470	<0.470	<0.470	<0.470	<0.470	<0.470	<0.470	<0.470				
1,1,2,2-Tetrachloroethane	Jan-2019	ug/L																											<0.470												
1,1,2,2-Tetrachloroethane	Apr-2019	ug/L	<0.470	<0.470	<0.470	<0.470	<0.470	<0.470		<0.470	<0.470	<0.470		<0.470	<0.470	<0.470	<0.470	<0.470	<0.470			<0.470	<0.470	<0.470	<0.470	<0.470	<0.470	<0.470	<0.470	<0.470	<0.470	<0.470	<0.470	<0.470	<0.470	<0.470			<0.470	<0.470	
1,1,2,2-Tetrachloroethane	Nov-2019	ug/L	<0.470	<0.470	<0.470	<0.470	<0.470	<0.470		<0.470	<0.470	<0.470		<0.470	<0.470	<0.470	<0.470	<0.470	<0.470			<0.470	<0.470	<0.470	<0.470	<0.470	<0.470	<0.470	<0.470	<0.470	<0.470	<0.470	<0.470	<0.470	<0.470	<0.470			<0.470	<0.470	
1,1,2,2-Tetrachloroethane	Apr-2020	ug/L	<0.470	<0.470	<0.470	<0.470	<0.470	<0.470		<0.470	<0.470	<0.470		<0.470	<0.470	<0.470	<0.470	<0.470	<0.470			<0.470		<0.470	<0.470	<0.470	<0.470	<0.470	<0.470	<0.470	<0.470	<0.470	<0.470	<0.470	<0.470	<0.470			<0.470	<0.470	<0.470
1,1,2,2-Tetrachloroethane	Jul-2020	ug/L			<0.470	<0.470	<0.470									<0.470								<0.470	<0.470	<0.470	<0.470			<0.470										<0.470	<0.470
1,1,2,2-Tetrachloroethane	Oct-2020	ug/L	<0.470	<0.470	<0.470	<0.470	<0.470	<0.470		<0.470	<0.470	<0.470		<0.470	<0.470	<0.470	<0.470					<0.470		<0.470	<0.470	<0.470	<0.470	<0.470	<0.470	<0.470	<0.470	<0.470	<0.470	<0.470	<0.470	<0.470	<0.470	<0.470	<0.470	<0.470	<0.470
1,1,2,2-Tetrachloroethane	Jan-2021	ug/L			<0.470	<0.470	<0.470									<0.470								<0.470	<0.470	<0.470	<0.470													<0.470	<0.470
1,1,2,2-Tetrachloroethane	Apr-2021	ug/L	<0.470	<0.470	<0.470			<0.470		<0.470	<0.470	<0.470		<0.470	<0.470	<0.470	<0.470					<0.470		<0.470	<0.470		<0.470	<0.470	<0.470	<0.470	<0.470	<0.470	<0.470	<0.470	<0.470	<0.470	<0.470	<0.470	<0.470	<0.470	<0.470
1,1,2,2-Tetrachloroethane	Jun-2021	ug/L																				<0.470																				
1,1,2,2-Tetrachloroethane	Oct-2021	ug/L	<0.470	<0.470	<0.470	<0.470	<0.470	<0.470			<0.470	<0.470		<0.470	<0.470	<0.470	<0.470					<0.470		<0.470	<0.470	<0.470	<0.470	<0.470	<0.470	<0.470	<0.470	<0.470	<0.470	<0.470	<0.470	<0.470	<0.470	<0.470	<0.470	<0.470	<0.470
1,1,2,2-Tetrachloroethane	Apr-2022	ug/L	<0.470	<0.470	<0.470	<0.470	<0.470	<0.470		<0.470	<0.470	<0.470		<0.470	<0.470	<0.470	<0.470					<0.470		<0.470	<0.470	<0.470	<0.470	<0.470	<0.470	<0.470	<0.470	<0.470	<0.470	<0.470	<0.470	<0.470	<0.470	<0.470	<0.470	<0.470	<0.470
1,1,2,2-Tetrachloroethane	Oct-2022	ug/L	<0.470		<0.470	<0.470	<0.470	<0.470			<0.470	<0.470		<0.470	<0.470	<0.470	<0.470					<0.470		<0.470	<0.470	<0.470	<0.470	<0.470	<0.470	<0.470	<0.470	<0.470		<0.470	<0.470	<0.470	<0.470	<0.470	<0.470	<0.470	<0.470
1,1,2,2-Tetrachloroethane	Apr-2023	ug/L	<0.470		<0.470	<0.470	<0.470	<0.470		<0.470	<0.470	<0.470		<0.470	<0.470	<0.470	<0.470					<0.470		<0.470	<0.470	<0.470	<0.470	<0.470	<0.470	<0.470	<0.470	<0.470		<0.470	<0.470	<0.470	<0.470	<0.470	<0.470	<0.470	<0.470
1,1,2,2-Tetrachloroethane	Oct-2023	ug/L	<0.470		<0.470			<0.470			<0.470	<0.470		<0.470	<0.470	<0.470	<0.470					<0.470		<0.470	<0.470		<0.470	<0.470	<0.470	<0.470	<0.470	<0.470		<0.470	<0.470	<0.470		<0.470	<0.470	<0.470	<0.470
1,1,2-Trichloroethane	Oct-2007	ug/L	<1	<1	<1	<1	<1	<1	<1			<1	<1	<1	<1	<1	<1																										
1,1,2-Trichloroethane	Feb-2008	ug/L	<1	<1	<1	<1	<1	<1	<1			<1	<1	<1	<1	<1	<1																										
1,1,2-Trichloroethane	Apr-2008	ug/L	<1	<1	<1	<1	<1	<1	<1			<1	<1	<1	<1	<1	<1																										
1,1,2-Trichloroethane	Jul-2008	ug/L	<1	<1	<1	<1	<1	<1	<1			<1	<1	<1	<1	<1	<1																										
1,1,2-Trichloroethane	Oct-2008	ug/L	<1	<1	<1	<1	<1	<1	<1			<1	<1	<1	<1	<1	<1																										
1,1,2-Trichloroethane	Jan-2009	ug/L	<1	<1	<1	<1	<1	<1	<1			<1	<1	<1	<1	<1	<1																										
1,1,2-Trichloroethane	Apr-2009	ug/L	<1	<1	<1	<1	<1	<1	<1			<1	<1	<1	<1	<1	<1																										
1,1,2-Trichloroethane	Jul-2009	ug/L	<1	<1	<1	<1	<1	<1	<1			<1	<1	<1	<1	<1	<1																										
1,1,2-Trichloroethane	Oct-2009	ug/L	<1	<1	<1	<1	<1	<1	<1			<1	<1	<1	<1	<1	<1																										
1,1,2-Trichloroethane	Dec-2009	ug/L														<1	<1																										
1,1,2-Trichloroethane	Feb-2010	ug/L														<1	<1																										
1,1,2-Trichloroethane	Apr-2010	ug/L	<1	<1	<1	<1	<1	<1	<1			<1	<1	<1	<1	<1	<1																										
1,1,2-Trichloroethane	Oct-2010	ug/L	<1	<1	<1	<1	<1	<1	<1			<1	<1	<1	<1	<1	<1																										
1,1,2-Trichloroethane	Feb-2011	ug/L																																									
1,1,2-Trichloroethane	Apr-2011	ug/L	<1	<1	<1	<1	<1	<1	<1			<1	<1	<1	<1	<1	<1																										
1,1,2-Trichloroethane	Jun-2011	ug/L																																									
1,1,2-Trichloroethane	Aug-2011	ug/L																																									
1,1,2-Trichloroethane	Oct-2011	ug/L	<1	<1	<1	<1	<1	<1	<1			<1	<1	<1	<1	<1	<1					<1						<1															
1,1,2-Trichloroethane	Feb-2012	ug/L								<0.12	<0.12											<0.12		<0.12	<0.12	<0.12	<0.12															
1,1,2-Trichloroethane	Apr-2012	ug/L	<0.12	<0.12	<0.12	<0.12	<0.12	<0.12		<0.12	<0.12	<0.12		<0.12	<0.12	<0.12	<0.12					<0.12		<0.12	<0.12	<0.12	<0.12	<0.12														
1,1,2-Trichloroethane	Jun-2012	ug/L								<0.12	<0.12											<0.12		<0.12	<0.12	<0.12	<0.12															
1,1,2-Trichloroethane	Aug-2012	ug/L								<0.12	<0.12								<0.12			<0.12	<0.12	<0.12	<0.12	<0.12	<0.12	<0.12														
1,1,2-Trichloroethane	Oct-2012	ug/L	<0.12	<0.12	<0.12	<0.12	<0.12	<0.12		<0.12	<0.12	<0.12		<0.12	<0.12	<0.12	<0.12		<0.12			<0.12	<0.12	<0.12	<0.12	<0.12	<0.12	<0.12														
1,1,2-Trichloroethane	Nov-2012	ug/L																												<0.12	<0.12	<0.12	<0.12	<0.12								
1,1,2-Trichloroethane	Feb-2013	ug/L																					<0.12							<0.12	<0.12	<0.12	<0.12	<0.12								
1,1,2-Trichloroethane	May-2013	ug/L	<0.12	<0.12	<0.12	<0.12	<0.12	<0.12		<0.12	<0.12	<0.12		<0.12	<0.12	<0.12	<0.12	<0.12	<0.12	<0.12	<0.12	<0.12	<0.12	<0.12	<0.12	<0.12	<0.12	<0.12			<0.12	<0.12	<0.12	<0.12							
1,1,2-Trichloroethane	Jun-2013	ug/L																<0.12	<0.12				<0.12								<0.12	<0.12	<0.12	<0.12							
1,1,2-Trichloroethane	Aug-2013	ug/L			<0.12													<0.12	<0.12	<0.12	<0.12		<0.12								<0.12	<0.12	<0.12	<0.12							
1,1,2-Trichloroethane	Nov-2013	ug/L	<0.12	<0.12	<0.12	<0.12	<0.12	<0.12			<0.12	<0.12		<0.12	<0.12			<0.12	<0.12	<0.12	<0.12	<0.12	<0.12	<0.12	<0.12	<0.12	<0.12	<0.12			<0.12	<0.12	<0.12	<0.12							
1,1,2-Trichloroethane	Jan-2014	ug/L																<0.12	<0.12	<0.12	<0.12		<0.12																			
1,1,2-Trichloroethane	May-2014	ug/L	<0.12	<0.12	<0.12	<0.12	<0.12	<0.12		<0.12	<0.12	<0.12		<0.12	<0.12			<0.12	<0.12	<0.12	<0.12	<0.12		<0.12	<0.12	<0.12	<0.12			<0.12	<0.12	<0.12	<0.12	<0.12							
1,1,2-Trichloroethane	Jun-2014	ug/L														<0.12	<0.12			<0.12		<0.12																			
1,1,2-Trichloroethane	Jul-2014	ug/L																<0.12	<0.12																							
1,1,2-Trichloroethane	Sep-2014

DMASWA Landfill
Permit No. 31-SDP-02-75P

Table 9
Analytical Data Summary
2024 Annual Water Quality Report

Constituent	Month-Year	units	MW-102A	P-102BR	MW-103A	MW-104A	MW-105A	P-105B	MW-108A	MW-108AR	MW-109ARR	P-108B	MW-109AR	MW-114AR	P-114BR	MW-120AR	P-120B	MW-124A	MW-124B	MW-126A	MW-130A	MW-137A	MW-138A	MW-201A	MW-202A	MW-203A	MW-204A	OW-301A	OW-306AR	MW-401A	MW-402A	MW-403A	P-403B	MW-404A	MW-501A	MW-502A	P-503B	P-504B	MW-505A	MW-604	MW-605
1,1,2-Trichloroethane	Dec-2015	ug/L				<0.12				<0.12	<0.12																<0.12						<0.12			<0.12	<0.12	<0.12	<0.12			
1,1,2-Trichloroethane	Mar-2016	ug/L																																<0.12	<0.12	<0.12	<0.12	<0.12			
1,1,2-Trichloroethane	May-2016	ug/L			<0.12	<0.12	<0.12	<0.12		<0.12	<0.12	<0.12		<0.12	<0.12			<0.12	<0.12			<0.12	<0.12	<0.12	<0.12	<0.12	<0.12			<0.12	<0.12			<0.12	<0.12	<0.12					
1,1,2-Trichloroethane	Jun-2016	ug/L	<0.12	<0.12												<0.12	<0.12									<0.12	<0.12									<0.12	<0.12	<0.12	<0.12		
1,1,2-Trichloroethane	Oct-2016	ug/L	<0.12		<0.12	<0.12					<0.12			<0.12	<0.12	<0.12						<0.12	<0.12	<0.12	<0.12		<0.12			<0.12	<0.12	<0.12	<0.12	<0.12	<0.12		<0.12	<0.12			
1,1,2-Trichloroethane	Nov-2016	ug/L		<0.12			<0.12	<0.12		<0.12		<0.12					<0.12	<0.12	<0.12																	<0.12			<0.12			
1,1,2-Trichloroethane	Jan-2017	ug/L																																<0.12							
1,1,2-Trichloroethane	Apr-2017	ug/L	<0.12	<0.12	<0.12	<0.12	<0.12	<0.12		<0.12	<0.12	<0.12		<0.12	<0.12	<0.12	<0.12	<0.12	<0.12			<0.12	<0.12	<0.12	<0.12	<0.12	<0.12	<0.12		<0.12	<0.12	<0.12	<0.12	<0.12	<0.12	<0.12	<0.12	<0.12	<0.12		
1,1,2-Trichloroethane	Jul-2017	ug/L																																							
1,1,2-Trichloroethane	Oct-2017	ug/L	<0.120	<0.120	<0.120	<0.120	<0.120	<0.120		<0.120	<0.120	<0.120		<0.120	<0.120	<0.120	<0.120	<0.120	<0.120			<0.120	<0.120	<0.120	<0.120	<0.120	<0.120	<0.120		<0.120	<0.120	<0.120	<0.120	<0.120	<0.120	<0.120	<0.120				
1,1,2-Trichloroethane	Apr-2018	ug/L	<0.120	<0.120	<0.120	<0.120	<0.120	<0.120		<0.120	<0.120	<0.120		<0.120	<0.120	<0.120	<0.120	<0.120	<0.120			<0.120	<0.120	<0.120	<0.120	<0.120	<0.120	<0.120		<0.120	<0.120	<0.120	<0.120	<0.120	<0.120	<0.120	<0.120				
1,1,2-Trichloroethane	Oct-2018	ug/L	<0.450	<0.450	<0.450	<0.450	<0.450	<0.450		<0.450	<0.450	<0.450		<0.450	<0.450	<0.450	<0.450	<0.450	<0.450			<0.450	<0.450	<0.450	<0.450	<0.450	<0.450	<0.450	<0.450	<0.450	<0.450	<0.450	<0.450	<0.450	<0.450	<0.450	<0.450				
1,1,2-Trichloroethane	Jan-2019	ug/L																										<0.450													
1,1,2-Trichloroethane	Apr-2019	ug/L	<0.450	<0.450	<0.450	<0.450	<0.450	<0.450		<0.450	<0.450	<0.450		<0.450	<0.450	<0.450	<0.450	<0.450	<0.450			<0.450	<0.450	<0.450	<0.450	<0.450	<0.450	<0.450	<0.450	<0.450	<0.450	<0.450	<0.450	<0.450	<0.450	<0.450	<0.450			<0.450	<0.450
1,1,2-Trichloroethane	Nov-2019	ug/L	<0.450	<0.450	<0.450	<0.450	<0.450	<0.450		<0.450	<0.450	<0.450		<0.450	<0.450	<0.450	<0.450	<0.450	<0.450			<0.450	<0.450	<0.450	<0.450	<0.450	<0.450	<0.450	<0.450	<0.450	<0.450	<0.450	<0.450	<0.450	<0.450	<0.450	<0.450			<0.450	<0.450
1,1,2-Trichloroethane	Apr-2020	ug/L	<0.450	<0.450	<0.450	<0.450	<0.450	<0.450		<0.450	<0.450	<0.450		<0.450	<0.450	<0.450	<0.450	<0.450	<0.450			<0.450		<0.450	<0.450	<0.450	<0.450	<0.450	<0.450	<0.450	<0.450	<0.450	<0.450	<0.450	<0.450	<0.450	<0.450			<0.450	<0.450
1,1,2-Trichloroethane	Jul-2020	ug/L			<0.450	<0.450	<0.450									<0.450						<0.450	<0.450	<0.450	<0.450														<0.450	<0.450	<0.450
1,1,2-Trichloroethane	Oct-2020	ug/L	<0.450	<0.450	<0.450	<0.450	<0.450	<0.450		<0.450	<0.450	<0.450		<0.450	<0.450	<0.450	<0.450					<0.450		<0.450	<0.450	<0.450	<0.450	<0.450	<0.450	<0.450	<0.450	<0.450	<0.450	<0.450	<0.450	<0.450	<0.450	<0.450	<0.450	<0.450	<0.450
1,1,2-Trichloroethane	Jan-2021	ug/L			<0.450	<0.450	<0.450									<0.450								<0.450	<0.450	<0.450	<0.450												<0.450	<0.450	<0.450
1,1,2-Trichloroethane	Apr-2021	ug/L	<0.450	<0.450	<0.450			<0.450		<0.450	<0.450	<0.450		<0.450	<0.450	<0.450	<0.450					<0.450		<0.450	<0.450		<0.450	<0.450	<0.450	<0.450	<0.450	<0.450	<0.450	<0.450	<0.450	<0.450	<0.450	<0.450	<0.450	<0.450	<0.450
1,1,2-Trichloroethane	Jun-2021	ug/L																				<0.450																				
1,1,2-Trichloroethane	Oct-2021	ug/L	<0.450	<0.450	<0.450	<0.450	<0.450	<0.450			<0.450	<0.450		<0.450	<0.450	<0.450	<0.450					<0.450		<0.450	<0.450	<0.450	<0.450	<0.450	<0.450	<0.450	<0.450	<0.450	<0.450	<0.450	<0.450	<0.450	<0.450	<0.450	<0.450	<0.450	<0.450
1,1,2-Trichloroethane	Apr-2022	ug/L	<0.450	<0.450	<0.450	<0.450	<0.450	<0.450		<0.450	<0.450	<0.450		<0.450	<0.450	<0.450	<0.450					<0.450		<0.450	<0.450	<0.450	<0.450	<0.450	<0.450	<0.450	<0.450	<0.450	<0.450	<0.450	<0.450	<0.450	<0.450	<0.450	<0.450	<0.450	<0.450
1,1,2-Trichloroethane	Oct-2022	ug/L	<0.450		<0.450	<0.450	<0.450	<0.450			<0.450	<0.450		<0.450	<0.450	<0.450	<0.450					<0.450		<0.450	<0.450	<0.450	<0.450	<0.450	<0.450	<0.450	<0.450	<0.450	<0.450	<0.450	<0.450	<0.450	<0.450	<0.450	<0.450	<0.450	<0.450
1,1,2-Trichloroethane	Apr-2023	ug/L	<0.450		<0.450	<0.450	<0.450	<0.450		<0.450	<0.450	<0.450		<0.450	<0.450	<0.450	<0.450					<0.450		<0.450	<0.450	<0.450	<0.450	<0.450	<0.450	<0.450	<0.450	<0.450	<0.450	<0.450	<0.450	<0.450	<0.450	<0.450	<0.450	<0.450	<0.450
1,1,2-Trichloroethane	Oct-2023	ug/L	<0.450		<0.450			<0.450			<0.450	<0.450		<0.450	<0.450	<0.450	<0.450					<0.450		<0.450	<0.450		<0.450	<0.450	<0.450	<0.450	<0.450	<0.450		<0.450	<0.450	<0.450		<0.450	<0.450	<0.450	<0.450
1,1-Dichloroethane	Oct-2007	ug/L	<1	<1	<1	<1	<1	<1	<1			<1	<1	<1	<1	<1	<1																									
1,1-Dichloroethane	Feb-2008	ug/L	<1	<1	<1	**1.09**	<1	<1	<1			<1	<1	<1	<1	<1	<1																									
1,1-Dichloroethane	Apr-2008	ug/L	<1	<1	<1	**2.14**	<1	<1	<1			<1	<1	<1	<1	<1	<1																									
1,1-Dichloroethane	Jul-2008	ug/L	<1	<1	<1	<1	<1	<1	<1			<1	<1	<1	<1	<1	<1																									
1,1-Dichloroethane	Oct-2008	ug/L	<1	<1	<1	<1	<1	<1	<1			<1	<1	<1	<1	<1	<1																									
1,1-Dichloroethane	Jan-2009	ug/L	<1	<1	<1	<1	<1	<1	<1			<1	<1	<1	<1	<1	<1																									
1,1-Dichloroethane	Apr-2009	ug/L	<1	<1	<1	**1.85**	<1	<1	<1			<1	<1	<1	<1	<1	<1																									
1,1-Dichloroethane	Jul-2009	ug/L	<1	<1	<1	<1	<1	<1	<1			<1	<1	<1	<1	<1	<1																									
1,1-Dichloroethane	Oct-2009	ug/L	<1	<1	<1	**1.11**	<1	<1	<1			<1	<1	<1	<1	<1	<1																									
1,1-Dichloroethane	Dec-2009	ug/L														<1	<1																									
1,1-Dichloroethane	Feb-2010	ug/L														<1	<1																									
1,1-Dichloroethane	Apr-2010	ug/L	<1	<1	<1	**6.87**	<1	<1	<1			<1	<1	<1	<1	<1	<1																									
1,1-Dichloroethane	Oct-2010	ug/L	<1	<1	<1	<1	<1	<1	<1			<1	<1	<1	<1	<1	<1																									
1,1-Dichloroethane	Feb-2011	ug/L																																								
1,1-Dichloroethane	Apr-2011	ug/L	<1	<1	<1	**1.66**	<1	<1	<1			<1	<1	<1	<1	<1	<1																									
1,1-Dichloroethane	Jun-2011	ug/L																																								
1,1-Dichloroethane	Aug-2011	ug/L																																								
1,1-Dichloroethane	Oct-2011	ug/L	**0.45J**	<1	<1	**0.62J**	<1	<1	<1			<1	<1	<1	<1	<1	<1					<1						**8.83**														
1,1-Dichloroethane	Feb-2012	ug/L								<0.21	<0.21											<0.21		**1.62**	<0.21	**6.96**	<0.21														
1,1-Dichloroethane	Apr-2012	ug/L	**0.5J**	<0.21	<0.21	**4.74**	<0.21	<0.21		<0.21	<0.21	<0.21		<0.21	<0.21	<0.21	<0.21					<0.21		**1.16**	<0.21	**6.31**	<0.21	**11.2**													
1,1-Dichloroethane	Jun-2012	ug/L								<0.21	<0.21											<0.21		**1.41**	<0.21	**4.09**	<0.21														
1,1-Dichloroethane	Aug-2012	ug/L								<0.21	<0.21								<0.21			<0.21	<0.21	**1.83**	<0.21	**1.38**	<0.21	**6.86**													
1,1-Dichloroethane	Oct-2012	ug/L	<0.21	<0.21	<0.21	**0.56J**	<0.21	<0.21		<0.21	<0.21	<0.21		<0.21	<0.21	<0.21	<0.21		<0.21			<0.21	<0.21	**1.71**	<0.21	**1.35**	<0.21	**7.17**													
1,1-Dichloroethane	Nov-2012	ug/L																												<0.21	<0.21	<0.21	<0.21	<0.21							
1,1-Dichloroethane	Feb-2013	ug/L																				<0.21								<0.21	<0.21	<0.21	<0.21	<0.21							
1,1-Dichloroethane	May-2013	ug/L	<0.21	<0.21	<0.21	**1.31**	<0.21	<0.21		<0.21	<0.21	<0.21		<0.21	<0.21	<0.21	<0.21	<0.21	<0.21	<0.21	<0.21	<0.21	<0.21	**0.975J**	<0.21	**3.57**	<0.21	**8.5**		<0.21	<0.21	<0.21	<0.21	<0.21							
1,1-Dichloroethane	Jun-2013	ug/L																<0.21	<0.21				<0.21							<0.21	<0.21	<0.21	<0.21	<0.21							
1,1-Dichloroethane	Aug-2013	ug/L			<0.21													<0.21	<0.21	<0.21	<0.21		<0.21							<0.21	<0.21	<0.21	<0.21	<0.21							
1,1-Dichloroethane	Nov-2013	ug/L	<0.21	<0.21	<0.21	**1.21**	<0.21	<0.21			<0.21	<0.21		<0.21	<0.21		<0.21		<0.21	<0.21	<0.21	<0.21	<0.21	<0.21	<0.21	**3.66**	<0.21	**5.63**		<0.21	<0.21	<0.21	<0.21	<0.21							
1,1-Dichloroethane	Jan-2014	ug/L																	<0.21	<0.21	<0.21		<0.21																		
1,1-Dichloroethane	May-2014	ug/L	<0.21	<0.21	<0.21	**2.08**	<0.21	<0.21		<0.21	<0.21	<0.21		<0.21	<0.21			<0.21	<0.21	<0.21		<0.21		**1.76**	<0.21	**2.01**	<0.21			<0.21	<0.21	<0.21	<0.21	<0.21							
1,1-Dichloroethane	Jun-2014	ug/L														<0.21	<0.21			<0.21		<0.21																		
1,1-Dichloroethane	Jul-2014	ug/L																<0.21	<0.21																						
1,1-Dichloroethane	Sep-2014	ug/L																																							
1,1-Dichloroethane	Nov-2014	ug/L	<0.21							<0.21	<0.21			<0.21	<0.21		<0.21		<0.21	<0.21		<0.21	<0.21	**1.91**	<0.21	**2.91**						<0.21	<0.21								
1,1-Dichloroethane	Dec-2014	ug/L		<0.21	<0.21	**1.44**	<0.21	<0.21				<0.21				<0.21											<0.21			<0.21	<0.21	<0.21									
1,1-Dichloroethane	May-2015	ug/L					<0.21											<0.21	<0.21											<0.21		<0.21	<0.21								
1,1-Dichloroethane	Jun-2015	ug/L	<0.21	<0.21	<0.21	**1.08**		<0.21		<0.21	<0.21	<0.21		<0.21	<0.21	<0.21	<0.21		<0.21			<0.21	<0.21	**1.94**	<0.21	**1.77**	<0.21				<0.21			<0.21							
1,1-Dichloroethane	Oct-2015	ug/L		<0.21							<0.21				<0.21	<0.21	<0.21		<0.21	<0.21		<0.21																		
1,1-Dichloroethane	Nov-2015	ug/L	<0.21		<0.21		<0.21	<0.21						<0.21				<0.21						**2.27**	<0.21	**1.72**		**1.37**		<0.21	<0.21	<0.21		<0.21							
1,1-Dichloroethane	Dec-2015	ug/L				**1.68**				<0.21	<0.21																<0.21						<0.21		<0.21	<0.21	<0.21	<0.21			
1,1-Dichloroethane	Mar-2016	ug/L																																<0.21	<0.21	<0.21	<0.21	<0.21			
1,1-Dichloroethane	May-2016	ug/L			<0.21	**1.63**	<0.21	<0.21		<0.21	<0.21	<0.21		<0.21	<0.21			<0.21	<0.21			<0.21	<0.21	**1.8**	<0.21	**1.46**	<0.21			<0.21	<0.21		<0.21	<0.21	<0.21						
1,1-Dichloroethane	Jun-2016	ug/L	<0.21	<0.21												<0.21	<0.21																								
1,1-Dichloroethane	Oct-2016	ug/L	<0.21		<0.21	**1.37**					<0.21			<0.21	<0.21	<0.21						<0.21	<0.21	**0.637J**	<0.21	**1.32**	<0.21	**0.723J**		<0.21	<0.21	<0.21	<0.21	<0.21	<0.21		<0.21	<0.21			
1,1-Dichloroethane	Nov-2016	ug/L		<0.21			<0.21	<0.21		<0.21		<0.21					<0.21	<0.21	<0.21																	<0.21			<0.21			
1,1-Dichloroethane	Jan-2017	ug/L																																<0.21							
1,1-Dichloroethane	Apr-2017	ug/L	<0.21	<0.21	<0.21	**0.345J**	<0.21	<0.21		<0.21	<0.21	<0.21		<0.21	<0.21	<0.21	<0.21	<0.21	<0.21			<0.21	<0.21	**1.04**	<0.21	**1.71**	<0.21	**1.28**		<0.21	<0.21	<0.21	<0.21	<0.21	<0.21	<0.21	<0.21	<0.21	<0.21		
1,1-Dichloroethane	Jul-2017	ug/L																																							
1,1-Dichloroethane	Oct-2017	ug/L	<0.210	<0.210	<0.210	<0.210	<0.210	<0.210		<0.210	<0.210	<0.210		<0.210	<0.210	<0.210	<0.210	<0.210	<0.210			<0.210	<0.210	**1.68**	<0.210	**2.51**	<0.210	**0.921J**		<0.210	<0.210	<0.210	<0.210	<0.210	<0.210	<0.210	<0.210				
1,1-Dichloroethane	Apr-2018	ug/L	<0.210	<0.210	<0.210	<0.210	<0.210	<0.210		<0.210	<0.210	<0.210		<0.210	<0.210	<0.210	<0.210	<0.210	<0.210			<0.210	<0.210	**1.56**	<0.210	**2.2**	<0.210	**0.92J**		<0.210	<0.210	<0.210	<0.210	<0.210	<0.210	<0.210	<0.210				
1,1-Dichloroethane	Oct-2018	ug/L	<0.220	<0.220	<0.220	<0.220	<0.220	<0.220		<0.220	<0.220	<0.220		<0.220	<0.220	<0.220	<0.220	<0.220	<0.220			<0.220	<0.220	**1.14**	<0.220	**1.7**	<0.220	**0.711J**	<0.220	<0.220	<0.220	<0.220	<0.220	<0.220	<0.220	<0.220	<0.220				
1,1-Dichloroethane	Jan-2019	ug/L																										<0.220													
1,1-Dichloroethane	Apr-2019	ug/L	<0.220	<0.220	<0.220	<0.220	<0.220	<0.220		<0.220	<0.220	<0.220		<0.220	<0.220	<0.220	<0.220	<0.220	<0.220			<0.220	<0.220	**1.19**	<0.220	**2.37**	<0.220	**0.515J**	<0.220	<0.220	<0.220	<0.220	<0.220	<0.220	<0.220	<0.220	<0.220			<0.220	<0.220
1,1-Dichloroethane	Nov-2019	ug/L	<0.220	<0.220	<0.220	<0.220	<0.220	<0.220		<0.220	<0.220	<0.220		<0.220	<0.220	<0.220	<0.220	<0.220	<0.220			<0.220	<0.220	**1.57**	<0.220	**5.15**	<0.220	<0.220	<0.220	<0.220	<0.220	<0.220	<0.220	<0.220	<0.220	<0.220	<0.220			<0.220	<0.220
1,1-Dichloroethane	Apr-2020	ug/L	<0.220	<0.220	<0.220	<0.220	<0.220	<0.220		<0.220	<0.220	<0.220		<0.220	<0.220	<0.220	<0.220	<0.220	<0.220			<0.220		**1.17**	<0.220	**5.63**	<0.220	**0.588J**	<0.220	**0.977J**	<0.220	<0.220	<0.220	<0.220	<0.220	<0.220	<0.220			<0.220	<0.220
1,1-Dichloroethane	Jul-2020	ug/L			<0.220	<0.220	<0.220									<0.220								**1.4**	<0.220	**5.93**	<0.220			**0.377J**									<0.220	<0.220	<0.220
1,1-Dichloroethane	Oct-2020	ug/L	<0.220	<0.220	<0.220	<0.220	<0.220	<0.220		<0.220	<0.220	<0.220		<0.220	<0.220	<0.220	<0.220					<0.220		**1.51**	<0.220	**5**	<0.220	**0.57J**	<0.220	<0.220	<0.220	<0.220	<0.220	<0.220	<0.220	<0.220	<0.220			<0.220	<0.220
1,1-Dichloroethane	Jan-2021	ug/L			<0.220	<0.220	<0.220									<0.220								**1.44**	<0.220	**4.56**	<0.220												<0.220	<0.220	<0.220
1,1-Dichloroethane	Apr-2021	ug/L	<0.220	<0.220	<0.220			<0.220		<0.220	<0.220	<0.220		<0.220	<0.220	<0.220	<0.220					<0.220		**1.1**	<0.220		<0.220	**0.378J**	<0.220	**0.383J**	<0.220	<0.220	<0.220	<0.220	<0.220	<0.220	<0.220	<0.220	<0.220	<0.220	<0.220
1,1-Dichloroethane	Jun-2021	ug/L																				<0.220																			
1,1-Dichloroethane	Oct-2021	ug/L	<0.220	<0.220	<0.220	<0.220	<0.220	<0.220			<0.220	<0.220		<0.220	<0.220	<0.220	<0.220					<0.220		**1.92**	<0.220	**4.82**	<0.220	**0.462J**	<0.220	<0.220	<0.220	<0.220	<0.220	<0.220	<0.220	<0.220	<0.220	<0.220	<0.220	<0.220	<0.220
1,1-Dichloroethane	Apr-2022	ug/L	<0.220	<0.220	<0.220	<0.220	<0.220	<0.220		<0.220	<0.220	<0.220		<0.220	<0.220	<0.220	<0.220					<0.220		**0.789J**	<0.220	**3.73**	<0.220	<0.220	<0.220	**0.375J**	<0.220	<0.220	<0.220	<0.220	<0.220	<0.220	<0.220	<0.220	<0.220	<0.220	<0.220
1,1-Dichloroethane	Oct-2022	ug/L	<0.220		<0.220	<0.220	<0.220	<0.220			<0.220	<0.220		<0.220	<0.220	<0.220	<0.220					<0.220		**1.90**	<0.220	**3.21**	<0.220	**0.368J**	<0.220	<0.220	<0.220	<0.220		<0.220	<0.220	<0.220	<0.220	<0.220	<0.220	<0.220	<0.220
1,1-Dichloroethane	Apr-2023	ug/L	<0.220		<0.220	<0.220	<0.220	<0.220		<0.220	<0.220	<0.220		<0.220	<0.220	<0.220	<0.220					<0.220		**1.14**	<0.220	**2.79**	<0.220	**0.293J**	<0.220	**0.427J**	<0.220	<0.220	<0.220	<0.220	<0.220	<0.220	<0.220	<0.220	<0.220	<0.220	<0.220
1,1-Dichloroethane	Oct-2023	ug/L	<0.220		<0.220			<0.220			<0.220	<0.220		<0.220	<0.220	<0.220	<0.220					<0.220		**1.53**	<0.220		<0.220	<0.220	<0.220	<0.220	<0.220	<0.220		<0.220	<0.220	<0.220		<0.220	<0.220	<0.220	<0.220
1,1-Dichloroethane	Oct-2007	ug/L	<2	<2	<2	<2	<2	<2	<2			<2	<2	<2	<2	<2	<2																									
1,1-Dichloroethane	Feb-2008	ug/L	<2	<2	<2	<2	<2	<2	<2			<2	<2	<2	<2	<2	<2																									
1,1-Dichloroethane	Apr-2008	ug/L	<2	<2	<2	<2	<2	<2	<2			<2	<2	<2	<2	<2	<2																									
1,1-Dichloroethane	Jul-2008	ug/L	<2	<2	<2	<2	<2	<2	<2			<2	<2	<2	<2	<2	<2																									
1,1-Dichloroethane	Oct-2008	ug/L	<2	<2	<2	<2	<2	<2	<2			<2	<2	<2	<2	<2	<2																									
1,1-Dichloroethane	Jan-2009	ug/L	<2	<2	<2	<2	<2	<2	<2			<2	<2	<2	<2	<2	<2																									
1,1-Dichloroethane	Apr-2009	ug/L	<2	<2	<2	<2	<2	<2	<2			<2	<2	<2	<2	<2	<2																									
1,1-Dichloroethane	Jul-2009	ug/L	<2	<2	<2	<2	<2	<2	<2			<2	<2	<2	<2	<2	<2																									
1,1-Dichloroethane	Oct-2009	ug/L	<2	<2	<2	<2	<2	<2	<2			<2	<2	<2	<2	<2	<2																									
1,1-Dichloroethane	Dec-2009	ug/L														<2	<2																									
1,1-Dichloroethane	Feb-2010	ug/L														<2	<2																									
1,1-Dichloroethane	Apr-2010	ug/L	<2	<2	<2	<2	<2	<2	<2			<2	<2	<2	<2	<2	<2																									
1,1-Dichloroethane	Oct-2010	ug/L	<2	<2	<2	<2	<2	<2	<2			<2	<2	<2	<2	<2	<2																									
1,1-Dichloroethane	Feb-2011	ug/L																																							
1,1-Dichloroethane	Apr-2011	ug/L	<2	<2	<2	<2	<2	<2	<2			<2	<2	<2	<2	<2	<2																									
1,1-Dichloroethane	Jun-2011	ug/L																																							
1,1-Dichloroethane	Aug-2011	ug/L																																							
1,1-Dichloroethane	Oct-2011	ug/L	<2	<2	**0.17J**	<2	<2	<2	<2			<2	<2	<2	<2	<2	<2					<2						<2														
1,1-Dichloroethane	Feb-2012	ug/L								<0.15	<0.15											<0.15		<0.15	<0.15	<0.15	<0.15														
1,1-Dichloroethane	Apr-2012	ug/L	<0.15	<0.15	<0.15	<0.15	<0.15	<0.15		<0.15	<0.15	<0.15		<0.15	<0.15	<0.15	<0.15					<0.15		<0.15	<0.15	<0.15	<0.15	<0.15													
1,1-Dichloroethane	Jun-2012	ug/L								<0.15	<0.15											<0.15		<0.15	<0.15	<0.15	<0.15														
1,1-Dichloroethane	Aug-2012	ug/L								<0.15	<0.15								<0.15			<0.15	<0.15	<0.15	<0.15	<0.15	<0.15	<0.15									

Table 9
Analytical Data Summary
2024 Annual Water Quality Report

Constituent	Month-Year	units	MW-102A	P-102BR	MW-103A	MW-104A	MW-105A	P-105B	MW-108A	MW-108AR	MW-109ARR	P-108B	MW-109AR	MW-114AR	P-114BR	MW-120AR	P-120B	MW-124A	MW-124B	MW-126A	MW-130A	MW-137A	MW-138A	MW-201A	MW-202A	MW-203A	MW-204A	OW-301A	OW-306AR	MW-401A	MW-402A	MW-403A	P-403B	MW-404A	MW-501A	MW-502A	P-503B	P-504B	MW-505A	MW-604	MW-605
1,1-Dichloroethene	Aug-2013	ug/L			<0.15													<0.15	<0.15	<0.15	<0.15		<0.15							<0.15	<0.15	<0.15	<0.15	<0.15								
1,1-Dichloroethene	Nov-2013	ug/L	<0.15	<0.15	<0.15	<0.15	<0.15	<0.15			<0.15	<0.15		<0.15	<0.15		<0.15		<0.15	<0.15	<0.15	<0.15	<0.15	<0.15	<0.15	<0.15	<0.15	<0.15		<0.15	<0.15	<0.15	<0.15	<0.15								
1,1-Dichloroethene	Jan-2014	ug/L																	<0.15	<0.15	<0.15		<0.15																			
1,1-Dichloroethene	May-2014	ug/L	<0.15	<0.15	<0.15	<0.15	<0.15	<0.15		<0.15	<0.15	<0.15		<0.15	<0.15			<0.15	<0.15	<0.15		<0.15		<0.15	<0.15	<0.15	<0.15			<0.15	<0.15	<0.15	<0.15	<0.15							
1,1-Dichloroethene	Jun-2014	ug/L														<0.15	<0.15				<0.15		<0.15																			
1,1-Dichloroethene	Jul-2014	ug/L																<0.15	<0.15																							
1,1-Dichloroethene	Sep-2014	ug/L																																								
1,1-Dichloroethene	Nov-2014	ug/L	<0.15							<0.15	<0.15			<0.15	<0.15		<0.15		<0.15	<0.15		<0.15	<0.15	<0.15	<0.15	<0.15						<0.15	<0.15								
1,1-Dichloroethene	Dec-2014	ug/L		<0.15	<0.15	<0.15	<0.15	<0.15				<0.15				<0.15										<0.15			<0.15	<0.15	<0.15										
1,1-Dichloroethene	May-2015	ug/L					<0.15											<0.15		<0.15													<0.15			<0.15					
1,1-Dichloroethene	Jun-2015	ug/L	<0.15	<0.15	<0.15	<0.15		<0.15		<0.15	<0.15	<0.15		<0.15	<0.15	<0.15	<0.15		<0.15			<0.15	<0.15	<0.15	<0.15	<0.15	<0.15				<0.15										
1,1-Dichloroethene	Oct-2015	ug/L		<0.15								<0.15			<0.15	<0.15	<0.15		<0.15	<0.15		<0.15																			
1,1-Dichloroethene	Nov-2015	ug/L	<0.15		<0.15		<0.15	<0.15				<0.15						<0.15						<0.15	<0.15	<0.15		<0.15		<0.15	<0.15	<0.15		<0.15							
1,1-Dichloroethene	Dec-2015	ug/L				<0.15				<0.15	<0.15																<0.15						<0.15			<0.15	<0.15	<0.15	<0.15	<0.15		
1,1-Dichloroethene	Mar-2016	ug/L																																	<0.15	<0.15	<0.15	<0.15	<0.15		
1,1-Dichloroethene	May-2016	ug/L			<0.15	<0.15	<0.15	<0.15		<0.15	<0.15	<0.15		<0.15	<0.15			<0.15	<0.15			<0.15	<0.15	<0.15	<0.15	<0.15	<0.15			<0.15	<0.15	<0.15		<0.15	<0.15	<0.15					
1,1-Dichloroethene	Jun-2016	ug/L	<0.15	<0.15												<0.15	<0.15														<0.15	<0.15					<0.15	<0.15	<0.15		
1,1-Dichloroethene	Oct-2016	ug/L	<0.15		<0.15	<0.15					<0.15			<0.15	<0.15	<0.15						<0.15	<0.15	<0.15	<0.15	<0.15	<0.15	<0.15		<0.15	<0.15	<0.15	<0.15	<0.15	<0.15		<0.15	<0.15			
1,1-Dichloroethene	Nov-2016	ug/L		<0.15								<0.15					<0.15																								
1,1-Dichloroethene	Jan-2017	ug/L																																<0.15							
1,1-Dichloroethene	Apr-2017	ug/L	<0.15	<0.15	<0.15	<0.15	<0.15	<0.15		<0.15	<0.15	<0.15		<0.15	<0.15	<0.15	<0.15	<0.15	<0.15			<0.15	<0.15	<0.15	<0.15	<0.15	<0.15	<0.15		<0.15	<0.15	<0.15	<0.15	<0.15	<0.15	<0.15	<0.15	<0.15	<0.15		
1,1-Dichloroethene	Jul-2017	ug/L																																							
1,1-Dichloroethene	Oct-2017	ug/L	<0.150	<0.150	<0.150	<0.150	<0.150	<0.150		<0.150	<0.150	<0.150		<0.150	<0.150	<0.150	<0.150	<0.150	<0.150			<0.150	<0.150	<0.150	<0.150	<0.150	<0.150	<0.150		<0.150	<0.150	<0.150	<0.150	<0.150	<0.150	<0.150					
1,1-Dichloroethene	Apr-2018	ug/L	<0.150	<0.150	<0.150	<0.150	<0.150	<0.150		<0.150	<0.150	<0.150		<0.150	<0.150	<0.150	<0.150	<0.150	<0.150			<0.150	<0.150	<0.150	<0.150	<0.150	<0.150	<0.150		<0.150	<0.150	<0.150	<0.150	<0.150	<0.150	<0.150					
1,1-Dichloroethene	Oct-2018	ug/L	<0.560	<0.560	<0.560	<0.560	<0.560	<0.560		<0.560	<0.560	<0.560		<0.560	<0.560	<0.560	<0.560	<0.560	<0.560			<0.560	<0.560	<0.560	<0.560	<0.560	<0.560	<0.560	<0.560	<0.560	<0.560	<0.560	<0.560	<0.560	<0.560	<0.560					
1,1-Dichloroethene	Jan-2019	ug/L																											<0.560												
1,1-Dichloroethene	Apr-2019	ug/L	<0.560	<0.560	<0.560	<0.560	<0.560	<0.560		<0.560	<0.560	<0.560		<0.560	<0.560	<0.560	<0.560	<0.560	<0.560			<0.560	<0.560	<0.560	<0.560	<0.560	<0.560	<0.560	<0.560	<0.560	<0.560	<0.560	<0.560	<0.560	<0.560	<0.560			<0.560	<0.560	
1,1-Dichloroethene	Nov-2019	ug/L	<0.560	<0.560	<0.560	<0.560	<0.560	<0.560		<0.560	<0.560	<0.560		<0.560	<0.560	<0.560	<0.560	<0.560	<0.560			<0.560	<0.560	<0.560	<0.560	<0.560	<0.560	<0.560	<0.560	<0.560	<0.560	<0.560	<0.560	<0.560	<0.560	<0.560			<0.560	<0.560	
1,1-Dichloroethene	Apr-2020	ug/L	<0.560	<0.560	<0.560	<0.560	<0.560	<0.560		<0.560	<0.560	<0.560		<0.560	<0.560	<0.560	<0.560	<0.560	<0.560			<0.560		<0.560	<0.560	<0.560	<0.560	<0.560	<0.560	<0.560	<0.560	<0.560	<0.560	<0.560	<0.560	<0.560			<0.560	<0.560	
1,1-Dichloroethene	Jul-2020	ug/L			<0.560	<0.560	<0.560									<0.560								<0.560	<0.560	<0.560	<0.560			<0.560	<0.560	<0.560							<0.560	<0.560	<0.560
1,1-Dichloroethene	Oct-2020	ug/L	<0.560	<0.560	<0.560	<0.560	<0.560	<0.560		<0.560	<0.560	<0.560		<0.560	<0.560	<0.560	<0.560					<0.560		<0.560	<0.560	<0.560	<0.560	<0.560	<0.560	<0.560	<0.560	<0.560	<0.560	<0.560	<0.560	<0.560	<0.560	<0.560	<0.560	<0.560	<0.560
1,1-Dichloroethene	Jan-2021	ug/L			<0.560	<0.560	<0.560									<0.560								<0.560	<0.560	<0.560	<0.560												<0.560	<0.560	<0.560
1,1-Dichloroethene	Apr-2021	ug/L	<0.560	<0.560	<0.560		<0.560		<0.560	<0.560	<0.560			<0.560	<0.560	<0.560	<0.560					<0.560		<0.560	<0.560		<0.560	<0.560	<0.560	<0.560	<0.560	<0.560	<0.560	<0.560	<0.560	<0.560	<0.560	<0.560	<0.560	<0.560	<0.560
1,1-Dichloroethene	Jun-2021	ug/L																				<0.560																			
1,1-Dichloroethene	Oct-2021	ug/L	<0.560	<0.560	<0.560	<0.560	<0.560	<0.560			<0.560	<0.560		<0.560	<0.560	<0.560	<0.560					<0.560		<0.560	<0.560	<0.560	<0.560	<0.560	<0.560	<0.560	<0.560	<0.560	<0.560	<0.560	<0.560	<0.560	<0.560	<0.560	<0.560	<0.560	<0.560
1,1-Dichloroethene	Apr-2022	ug/L	<0.560	<0.560	<0.560	<0.560	<0.560	<0.560		<0.560	<0.560	<0.560		<0.560	<0.560	<0.560	<0.560					<0.560		<0.560	<0.560	<0.560	<0.560	<0.560	<0.560	<0.560	<0.560	<0.560	<0.560	<0.560	<0.560	<0.560	<0.560	<0.560	<0.560	<0.560	<0.560
1,1-Dichloroethene	Oct-2022	ug/L	<0.560		<0.560	<0.560	<0.560	<0.560			<0.560	<0.560		<0.560	<0.560	<0.560	<0.560					<0.560		<0.560	<0.560	<0.560	<0.560	<0.560	<0.560	<0.560	<0.560	<0.560	<0.560	<0.560	<0.560	<0.560	<0.560	<0.560	<0.560	<0.560	<0.560
1,1-Dichloroethene	Apr-2023	ug/L	<0.560		<0.560	<0.560	<0.560	<0.560		<0.560	<0.560	<0.560		<0.560	<0.560	<0.560	<0.560					<0.560		<0.560	<0.560	<0.560	<0.560	<0.560	<0.560	<0.560	<0.560	<0.560		<0.560	<0.560	<0.560	<0.560	<0.560	<0.560	<0.560	<0.560
1,1-Dichloroethene	Oct-2023	ug/L	<0.560		<0.560		<0.560				<0.560	<0.560		<0.560	<0.560	<0.560	<0.560					<0.560		<0.560	<0.560		<0.560	<0.560	<0.560	<0.560	<0.560	<0.560		<0.560	<0.560	<0.560		<0.560	<0.560	<0.560	<0.560
1,1-Dichloropropene	Apr-2009	ug/L				<1																																			
1,1-Dichloropropene	Jul-2009	ug/L										<1																													
1,1-Dichloropropene	Apr-2010	ug/L				<1						<1																													
1,1-Dichloropropene	Jun-2012	ug/L																						<0.15		<0.15															
1,1-Dichloropropene	Aug-2012	ug/L																										<0.15													
1,1-Dichloropropene	May-2013	ug/L	<0.15	<0.15			<0.15	<0.15		<0.15	<0.15			<0.15	<0.15									<0.15	<0.15	<0.15	<0.15														
1,1-Dichloropropene	Aug-2013	ug/L			<0.15																																				
1,1-Dichloropropene	Nov-2013	ug/L																										<0.15													
1,1-Dichloropropene	May-2014	ug/L	<0.15		<0.15	<0.15	<0.15	<0.15		<0.15				<0.15	<0.15										<0.15		<0.15														
1,1-Dichloropropene	Dec-2014	ug/L		<0.15								<0.15																													
1,1-Dichloropropene	May-2015	ug/L																															<0.15								
1,1-Dichloropropene	Oct-2015	ug/L		<0.15								<0.15			<0.15																										
1,1-Dichloropropene	Nov-2015	ug/L	<0.15		<0.15		<0.15	<0.15						<0.15										<0.15	<0.15	<0.15		<0.15													
1,1-Dichloropropene	Dec-2015	ug/L				<0.15				<0.15	<0.15																<0.15														
1,1-Dichloropropene	Oct-2016	ug/L														<0.15							<0.15																		
1,1-Dichloropropene	Nov-2016	ug/L															<0.15	<0.15	<0.15																						
1,1-Dichloropropene	Oct-2018	ug/L																										<0.430													
1,1-Dichloropropene	Jan-2019	ug/L																										<0.430													
1,1-Dichloropropene	Jul-2020	ug/L																												<0.430											
1,1-Dichloropropene	Oct-2020	ug/L	<0.430			<0.430	<0.430	<0.430		<0.430	<0.430	<0.430		<0.430	<0.430									<0.430	<0.430	<0.430	<0.430	<0.430													
1,1-Dichloropropene	Jun-2021	ug/L																				<0.430																			
1,1-Dichloropropene	Apr-2022	ug/L			<0.430																													<0.430							
1,1-Dichloropropene	Oct-2022	ug/L																				<0.430							<0.430					<0.430							
1,2,3-Trichloropropane	Oct-2007	ug/L	<1	<1	<1	<1	<1	<1	<1			<1	<1	<1	<1	<1	<1																								
1,2,3-Trichloropropane	Feb-2008	ug/L	<1	<1	<1	<1	<1	<1	<1			<1	<1	<1	<1	<1	<1																								
1,2,3-Trichloropropane	Apr-2008	ug/L	<1	<1	<1	<1	<1	<1	<1			<1	<1	<1	<1	<1	<1																								
1,2,3-Trichloropropane	Jul-2008	ug/L	<1	<1	<1	<1	<1	<1	<1			<1	<1	<1	<1	<1	<1																								
1,2,3-Trichloropropane	Oct-2008	ug/L	<1	<1	<1	<1	<1	<1	<1			<1	<1	<1	<1	<1	<1																								
1,2,3-Trichloropropane	Jan-2009	ug/L	<1	<1	<1	<1	<1	<1	<1			<1	<1	<1	<1	<1	<1																								
1,2,3-Trichloropropane	Apr-2009	ug/L	<1	<1	<1	<1	<1	<1	<1			<1	<1	<1	<1	<1	<1																								
1,2,3-Trichloropropane	Jul-2009	ug/L	<1	<1	<1	<1	<1	<1	<1			<1	<1	<1	<1	<1	<1																								
1,2,3-Trichloropropane	Oct-2009	ug/L	<1	<1	<1	<1	<1	<1	<1			<1	<1	<1	<1	<1	<1																								
1,2,3-Trichloropropane	Dec-2009	ug/L														<1	<1																								
1,2,3-Trichloropropane	Feb-2010	ug/L														<1	<1																								
1,2,3-Trichloropropane	Apr-2010	ug/L	<1	<1	<1	<1	<1	<1	<1			<1	<1	<1	<1	<1	<1																								
1,2,3-Trichloropropane	Oct-2010	ug/L	<1	<1	<1	<1	<1	<1	<1			<1	<1	<1	<1	<1	<1																								
1,2,3-Trichloropropane	Feb-2011	ug/L																																							
1,2,3-Trichloropropane	Apr-2011	ug/L	<1	<1	<1	<1	<1	<1	<1			<1	<1	<1	<1	<1	<1																								
1,2,3-Trichloropropane	Jun-2011	ug/L																																							
1,2,3-Trichloropropane	Aug-2011	ug/L																																							
1,2,3-Trichloropropane	Oct-2011	ug/L	<1	<1	**0.37J**	<1	<1	<1	<1			<1	<1	<1	<1	<1	<1					<1						<1														
1,2,3-Trichloropropane	Feb-2012	ug/L								<0.19	<0.19											<0.19		<0.19	<0.19	<0.19	<0.19														
1,2,3-Trichloropropane	Apr-2012	ug/L	<0.19	<0.19	<0.19	<0.19	<0.19	<0.19		<0.19	<0.19	<0.19		<0.19	<0.19	<0.19	<0.19					<0.19		<0.19	<0.19	<0.19	<0.19	<0.19													
1,2,3-Trichloropropane	Jun-2012	ug/L								<0.19	<0.19											<0.19		<0.19	<0.19	<0.19	<0.19														
1,2,3-Trichloropropane	Aug-2012	ug/L								<0.19	<0.19								<0.19			<0.19	<0.19	<0.19	<0.19	<0.19	<0.19	<0.19													
1,2,3-Trichloropropane	Oct-2012	ug/L	<0.19	<0.19	<0.19	<0.19	<0.19	<0.19		<0.19	<0.19	<0.19		<0.19	<0.19	<0.19	<0.19		<0.19			<0.19	<0.19	<0.19	<0.19	<0.19	<0.19	<0.19													
1,2,3-Trichloropropane	Nov-2012	ug/L																												<0.19	<0.19	<0.19	<0.19	<0.19							
1,2,3-Trichloropropane	Feb-2013	ug/L																				<0.19								<0.19	<0.19	<0.19	<0.19	<0.19							
1,2,3-Trichloropropane	May-2013	ug/L	<0.19	<0.19	<0.19	<0.19	<0.19	<0.19		<0.19	<0.19	<0.19		<0.19	<0.19	<0.19	<0.19	<0.19	<0.19	<0.19	<0.19	<0.19	<0.19	<0.19	<0.19	<0.19	<0.19	<0.19		<0.19	<0.19	<0.19	<0.19	<0.19						
1,2,3-Trichloropropane	Jun-2013	ug/L																<0.19	<0.19			<0.19								<0.19	<0.19	<0.19	<0.19	<0.19							
1,2,3-Trichloropropane	Aug-2013	ug/L			<0.19													<0.19	<0.19	<0.19	<0.19	<0.19								<0.19	<0.19	<0.19	<0.19	<0.19							
1,2,3-Trichloropropane	Nov-2013	ug/L	<0.19	<0.19	<0.19	<0.19	<0.19	<0.19			<0.19	<0.19		<0.19	<0.19		<0.19		<0.19	<0.19	<0.19	<0.19	<0.19	<0.19	<0.19	<0.19	<0.19	<0.19		<0.19	<0.19	<0.19	<0.19	<0.19							
1,2,3-Trichloropropane	Jan-2014	ug/L																	<0.19	<0.19	<0.19		<0.19																			
1,2,3-Trichloropropane	May-2014	ug/L	<0.19	<0.19	<0.19	<0.19	<0.19	<0.19		<0.19	<0.19	<0.19		<0.19	<0.19			<0.19	<0.19	<0.19		<0.19		<0.19	<0.19	<0.19	<0.19			<0.19	<0.19	<0.19									
1,2,3-Trichloropropane	Jun-2014	ug/L														<0.19	<0.19			<0.19																				
1,2,3-Trichloropropane	Jul-2014	ug/L																<0.19	<0.19																						
1,2,3-Trichloropropane	Sep-2014	ug/L																																							
1,2,3-Trichloropropane	Nov-2014	ug/L	<0.19							<0.19	<0.19			<0.19	<0.19		<0.19		<0.19	<0.19		<0.19	<0.19	<0.19	<0.19	<0.19						<0.19	<0.19								
1,2,3-Trichloropropane	Dec-2014	ug/L		<0.19	<0.19	<0.19	<0.19	<0.19				<0.19				<0.19										<0.19				<0.19	<0.19	<0.19									
1,2,3-Trichloropropane	May-2015	ug/L					<0.19											<0.19		<0.19													<0.19							
1,2,3-Trichloropropane	Jun-2015	ug/L	<0.19	<0.19	<0.19	<0.19		<0.19		<0.19	<0.19	<0.19		<0.19	<0.19	<0.19	<0.19	<0.19	<0.19			<0.19	<0.19	<0.19	<0.19	<0.19	<0.19	<0.19			<0.19		<0.19								
1,2,3-Trichloropropane	Oct-2015	ug/L		<0.19							<0.19			<0.19	<0.19	<0.19	<0.19	<0.19	<0.19			<0.19	<0.19	<0.19	<0.19	<0.19	<0.19	<0.19			<0.19		<0.19								
1,2,3-Trichloropropane	Nov-2015	ug/L	<0.19		<0.19		<0.19	<0.19				<0.19					<0.19	<0.19	<0.19									<0.19													
1,2,3-Trichloropropane	Dec-2015	ug/L				<0.19				<0.19	<0.19																<0.19						<0.19			<0.19	<0.19	<0.19	<0.19	<0.19		
1,2,3-Trichloropropane	Mar-2016	ug/L																																	<0.19	<0.19	<0.19	<0.19	<0.19		
1,2,3-Trichloropropane	May-2016	ug/L			<0.19	<0.19	<0.19	<0.19		<0.19	<0.19	<0.19		<0.19	<0.19			<0.19	<0.19			<0.19	<0.19	<0.19	<0.19	<0.19	<0.19			<0.19	<0.19	<0.19		<0.19	<0.19	<0.19					
1,2,3-Trichloropropane	Jun-2016	ug/L	<0.19	<0.19												<0.19	<0.19														<0.19	<0.19					<0.19	<0.19	<0.19		
1,2,3-Trichloropropane	Oct-2016	ug/L	<0.19		<0.19	<0.19					<0.19			<0.19	<0.19	<0.19						<0.19	<0.19	<0.19	<0.19		<0.19			<0.19	<0.19	<0.19	<0.19	<0.19	<0.19		<0.19	<0.19			
1,2,3-Trichloropropane	Nov-2016	ug/L					<0.19	<0.19		<0.19							<0.19	<0.19	<0.19																					
1,2,3-Trichloropropane	Apr-2017	ug/L	<0.19	<0.19	<0.19	<0.19	<0.19	<0.19		<0.19	<0.19	<0.19		<0.19	<0.19	<0.19	<0.19	<0.19	<0.19			<0.19	<0.19	<0.19	<0.19	<0.19	<0.19	<0.19		<0.19	<0.19	<0.19	<0.19	<0.19	<0.19	<0.19	<0.19	<0.19	<0.19		
1,2,3-Trichloropropane	Jul-2017	ug/L																																						
1,2,3-Trichloropropane	Oct-2017	ug/L	<0.190	<0.190	<0.190	<0.190	<0.190	<0.190		<0.190	<0.190	<0.190		<0.190	<0.190	<0.190	<0.190	<0.190	<0.190			<0.190	<0.190	<0.190	<0.190	<0.190	<0.190	<0.190		<0.190	<0.190	<0.190	<0.190	<0.190	<0.190	<0.190					
1,2,3-Trichloropropane	Apr-2018	ug/L	<0.190	<0.190	<0.190	<0.190	<0.190	<0.190		<0.190	<0.190	<0.190		<0.190	<0.190	<0.190	<0.190	<0.190	<0.190			<0.190	<0.190	<0.190	<0.190	<0.190	<0.190	<0.190		<0.190	<0.190	<0.190	<0.190	<0.190	<0.190	<0.190					
1,2,3-Trichloropropane	Oct-2018	ug/L	<0.590	<0.590	<0.590	<0.590	<0.590	<0.590		<0.590	<0.590	<0.590		<0.590	<0.590	<0.590	<0.590	<0.590	<0.590			<0.590	<0.590	<0.590	<0.590	<0.590	<0.590	<0.590	<0.590	<0.590	<0.590	<0.590	<0.590	<0.590	<0.590	<0.590					
1,2,3-Trichloropropane	Jan-2019	ug/L																										<0.590												
1,2,3-Trichloropropane	Apr-2019	ug/L	<0.590	<0.590	<0.590	<0.590	<0.590	<0.590		<0.590	<0.590	<0.590		<0.590	<0.590	<0.590	<0.590	<0.590	<0.590			<0.590	<0.590	<0.590	<0.590	<0.590	<0.590	<0.590	<0.590	<0.590	<0.590	<0.590	<0.590	<0.590	<0.590	<0.590			<0.590	<0.590	
1,2,3-Trichloropropane	Nov-2019	ug/L	<0.590	<0.590	<0.590	<0.590	<0.590	<0.590		<0.590	<0.590	<0.590		<0.590	<0.590	<0.590	<0.590	<0.590	<0.590			<0.590	<0.590	<0.590	<0.590	<0.590	<0.590	<0.590	<0.590	<0.590	<0.590	<0.590	<0.590	<0.590	<0.590	<0.590			<0.590	<0.590	
1,2,3-Trichloropropane	Apr-2020	ug/L	<0.590	<0.590	<0.590	<0.590	<0.590	<0.590		<0.590	<0.590	<0.590		<0.590	<0.590	<0.590	<0.590	<0.590	<0.590			<0.590		<0.590	<0.590	<0.590	<0.590	<0.590	<0.590	<0.590	<0.590	<0.590	<0.590	<0.590	<0.590	<0.590			<0.590	<0.590	
1,2,3-Trichloropropane	Jul-2020	ug/L			<0.590	<0.590	<0.590									<0.590								<0.590	<0.590	<0.590	<0.590			<0.590	<0.590	<0.590							<0.590	<0.590	<0.590

Notes:
"J" Indicates the constituent was detected between the method detection limit and the reporting limit and is considered estimated.

Table 9
Analytical Data Summary
2024 Annual Water Quality Report

Constituent	Month-Year	units	MW-102A	P-102BR	MW-103A	MW-104A	MW-105A	P-105B	MW-108A	MW-108AR	MW-109ARR	P-108B	MW-109AR	MW-114AR	P-114BR	MW-120AR	P-120B	MW-124A	MW-124B	MW-126A	MW-130A	MW-137A	MW-138A	MW-201A	MW-202A	MW-203A	MW-204A	OW-301A	OW-306AR	MW-401A	MW-402A	MW-403A	P-403B	MW-404A	MW-501A	MW-502A	P-503B	P-504B	MW-505A	MW-604	MW-605
1,2,3-Trichloropropane	Oct-2020	ug/L	<0.590	<0.590	<0.590	<0.590	<0.590	<0.590		<0.590	<0.590	<0.590		<0.590	<0.590	<0.590	<0.590					<0.590		<0.590	<0.590	<0.590	<0.590	<0.590	<0.590	<0.590	<0.590	<0.590	<0.590	<0.590	<0.590	<0.590	<0.590	<0.590	<0.590	<0.590	<0.590
1,2,3-Trichloropropane	Jan-2021	ug/L			<0.590	<0.590	<0.590									<0.590								<0.590	<0.590	<0.590	<0.590												<0.590	<0.590	<0.590
1,2,3-Trichloropropane	Apr-2021	ug/L	<0.590	<0.590	<0.590			<0.590		<0.590	<0.590	<0.590		<0.590	<0.590	<0.590	<0.590					<0.590		<0.590	<0.590		<0.590	<0.590	<0.590	<0.590	<0.590	<0.590	<0.590	<0.590	<0.590	<0.590	<0.590	<0.590	<0.590	<0.590	<0.590
1,2,3-Trichloropropane	Jun-2021	ug/L																				<0.590																				
1,2,3-Trichloropropane	Oct-2021	ug/L	<0.590	<0.590	<0.590	<0.590	<0.590	<0.590			<0.590	<0.590		<0.590	<0.590	<0.590	<0.590					<0.590		<0.590	<0.590	<0.590	<0.590	<0.590	<0.590	<0.590	<0.590	<0.590	<0.590	<0.590	<0.590	<0.590	<0.590	<0.590	<0.590	<0.590	<0.590
1,2,3-Trichloropropane	Apr-2022	ug/L	<0.590	<0.590	<0.590	<0.590	<0.590	<0.590		<0.590	<0.590	<0.590		<0.590	<0.590	<0.590	<0.590					<0.590		<0.590	<0.590	<0.590	<0.590	<0.590	<0.590	<0.590	<0.590	<0.590	<0.590	<0.590	<0.590	<0.590	<0.590	<0.590	<0.590	<0.590	<0.590
1,2,3-Trichloropropane	Oct-2022	ug/L	<0.590		<0.590	<0.590	<0.590	<0.590			<0.590	<0.590		<0.590	<0.590	<0.590	<0.590					<0.590		<0.590	<0.590	<0.590	<0.590	<0.590	<0.590	<0.590	<0.590	<0.590		<0.590	<0.590	<0.590	<0.590	<0.590	<0.590	<0.590	<0.590
1,2,3-Trichloropropane	Apr-2023	ug/L	<0.590		<0.590	<0.590	<0.590	<0.590		<0.590	<0.590	<0.590		<0.590	<0.590	<0.590	<0.590					<0.590		<0.590	<0.590	<0.590	<0.590	<0.590	<0.590	<0.590	<0.590	<0.590		<0.590	<0.590	<0.590	<0.590	<0.590	<0.590	<0.590	<0.590
1,2,3-Trichloropropane	Oct-2023	ug/L	<0.590		<0.590			<0.590			<0.590	<0.590		<0.590	<0.590	<0.590	<0.590					<0.590		<0.590	<0.590		<0.590	<0.590	<0.590	<0.590	<0.590	<0.590		<0.590	<0.590	<0.590		<0.590	<0.590	<0.590	<0.590
1,2,4,5-Tetrachlorobenzene	Apr-2009	ug/L				<0.13																																			
1,2,4,5-Tetrachlorobenzene	Jul-2009	ug/L										<0.14																													
1,2,4,5-Tetrachlorobenzene	Apr-2010	ug/L				<0.16						<0.17																													
1,2,4,5-Tetrachlorobenzene	Jun-2012	ug/L																						<0.12		<0.12															
1,2,4,5-Tetrachlorobenzene	Aug-2012	ug/L																									<0.12														
1,2,4,5-Tetrachlorobenzene	May-2013	ug/L	<0.122	<0.121			<0.136	<0.126		<0.122	<0.122			<0.122	<0.125									<0.129	<0.128	<0.128	<0.129														
1,2,4,5-Tetrachlorobenzene	Aug-2013	ug/L			<0.128																																				
1,2,4,5-Tetrachlorobenzene	Nov-2013	ug/L																									<0.122														
1,2,4,5-Tetrachlorobenzene	May-2014	ug/L	<0.141		<0.129	<0.132	<0.13	<0.13		<0.129	<0.128			<0.13	<0.13										<0.124		<0.129														
1,2,4,5-Tetrachlorobenzene	Dec-2014	ug/L		<0.132								<0.12																													
1,2,4,5-Tetrachlorobenzene	May-2015	ug/L																															<0.12								
1,2,4,5-Tetrachlorobenzene	Oct-2015	ug/L		<0.132								<0.13			<0.121																										
1,2,4,5-Tetrachlorobenzene	Nov-2015	ug/L	<0.133		<0.13		<0.138	<0.126						<0.136										<0.135	<0.132	<0.133		<0.132													
1,2,4,5-Tetrachlorobenzene	Dec-2015	ug/L				<0.132				<0.135	<0.14																<0.138														
1,2,4,5-Tetrachlorobenzene	Oct-2016	ug/L																					<0.122																		
1,2,4,5-Tetrachlorobenzene	Nov-2016	ug/L															<0.12	<0.12	<0.12																						
1,2,4,5-Tetrachlorobenzene	Oct-2018	ug/L																										<0.141													
1,2,4,5-Tetrachlorobenzene	Jan-2019	ug/L																										<0.144												
1,2,4,5-Tetrachlorobenzene	Jul-2020	ug/L																											<16.8											
1,2,4,5-Tetrachlorobenzene	Oct-2020	ug/L	<1.67			<1.68	<1.68	<1.74		<1.68	<1.68	<1.68		<1.68	<1.68									<1.68	<1.68	<1.68	<1.68	<1.68													
1,2,4,5-Tetrachlorobenzene	Jun-2021	ug/L																				<1.78																		
1,2,4,5-Tetrachlorobenzene	Apr-2022	ug/L			<0.643																														<0.587					
1,2,4,5-Tetrachlorobenzene	Oct-2022	ug/L																				<0.529							<0.529						<0.551					
1,2,4-Trichlorobenzene	Apr-2009	ug/L				<5																																			
1,2,4-Trichlorobenzene	Jul-2009	ug/L										<5																													
1,2,4-Trichlorobenzene	Apr-2010	ug/L				<5						<5																													
1,2,4-Trichlorobenzene	Jun-2012	ug/L																						<0.16		<0.16														
1,2,4-Trichlorobenzene	Aug-2012	ug/L																									<0.16													
1,2,4-Trichlorobenzene	May-2013	ug/L	<0.16	<0.16			<0.16	<0.16		<0.16	<0.16			<0.16	<0.16									<0.16	<0.16	<0.16	<0.16														
1,2,4-Trichlorobenzene	Aug-2013	ug/L			<0.16																																				
1,2,4-Trichlorobenzene	Nov-2013	ug/L																									<0.16													
1,2,4-Trichlorobenzene	May-2014	ug/L	<0.16		<0.16	<0.16	<0.16	<0.16		<0.16	<0.16			<0.16	<0.16										<0.16		<0.16														
1,2,4-Trichlorobenzene	Dec-2014	ug/L		<0.16								<0.16																													
1,2,4-Trichlorobenzene	May-2015	ug/L																															<0.16								
1,2,4-Trichlorobenzene	Oct-2015	ug/L		<0.16								<0.16			<0.16																										
1,2,4-Trichlorobenzene	Nov-2015	ug/L	<0.16		<0.16		<0.16	<0.16						<0.16										<0.16	<0.16	<0.16		<0.16													
1,2,4-Trichlorobenzene	Dec-2015	ug/L				<0.16				<0.16	<0.16																<0.16														
1,2,4-Trichlorobenzene	Oct-2016	ug/L														<0.16							<0.16																		
1,2,4-Trichlorobenzene	Nov-2016	ug/L															<0.16	<0.16	<0.16																						
1,2,4-Trichlorobenzene	Oct-2018	ug/L																										<0.750												
1,2,4-Trichlorobenzene	Jan-2019	ug/L																										<0.750												
1,2,4-Trichlorobenzene	Jul-2020	ug/L																											<0.750											
1,2,4-Trichlorobenzene	Oct-2020	ug/L	<0.750			<0.750	<0.750	<0.750		<0.750	<0.750	<0.750		<0.750	<0.750									<0.750	<0.750	<0.750	<0.750	<0.750													
1,2,4-Trichlorobenzene	Jun-2021	ug/L																				<0.750																		
1,2,4-Trichlorobenzene	Apr-2022	ug/L			<0.750																														<0.750					
1,2,4-Trichlorobenzene	Oct-2022	ug/L																				<0.750							<0.750						<0.750					
1,2-Dibromo-3-Chloropropane	Jul-2017	ug/L																																							
1,2-Dibromo-3-Chloropropane	Oct-2017	ug/L	<0.500	<0.500	<0.500	<0.500	<0.500	<0.500		<0.500	<0.500	<0.500		<0.500	<0.500	<0.500	<0.500	<0.500	<0.500			<0.500	<0.500	<0.500	<0.500	<0.500	<0.500	<0.500		<0.500	<0.500	<0.500	<0.500	<0.500	<0.500	<0.500	<0.500	<0.500			
1,2-Dibromo-3-Chloropropane	Apr-2018	ug/L	<0.500	<0.500	<0.500	<0.500	<0.500	<0.500		<0.500	<0.500	<0.500		<0.500	<0.500	<0.500	<0.500	<0.500	<0.500			<0.500	<0.500	<0.500	<0.500	<0.500	<0.500	<0.500		<0.500	<0.500	<0.500	<0.500	<0.500	<0.500	<0.500	<0.500	<0.500			
1,2-Dibromo-3-Chloropropane	Oct-2018	ug/L	<1.20	<1.20	<1.20	<1.20	<1.20	<1.20		<1.20	<1.20	<1.20		<1.20	<1.20	<1.20	<1.20	<1.20	<1.20			<1.20	<1.20	<1.20	<1.20	<1.20	<1.20	<1.20	<1.20	<1.20	<1.20	<1.20	<1.20	<1.20	<1.20	<1.20	<1.20	<1.20			
1,2-Dibromo-3-Chloropropane	Jan-2019	ug/L																										<1.20												
1,2-Dibromo-3-Chloropropane	Apr-2019	ug/L	<1.20	<1.20	<1.20	<1.20	<1.20	<1.20		<1.20	<1.20	<1.20		<1.20	<1.20	<1.20	<1.20	<1.20	<1.20			<1.20	<1.20	<1.20	<1.20	<1.20	<1.20	<1.20	<1.20	<1.20	<1.20	<1.20	<1.20	<1.20	<1.20	<1.20	<1.20		<1.20	<1.20
1,2-Dibromo-3-Chloropropane	Nov-2019	ug/L	<1.20	<1.20	<1.20	<1.20	<1.20	<1.20		<1.20	<1.20	<1.20		<1.20	<1.20	<1.20	<1.20	<1.20	<1.20			<1.20	<1.20	<1.20	<1.20	<1.20	<1.20	<1.20	<1.20	<1.20	<1.20	<1.20	<1.20	<1.20	<1.20	<1.20	<1.20		<1.20	<1.20
1,2-Dibromo-3-Chloropropane	Apr-2020	ug/L	<1.20	<1.20	<1.20	<1.20	<1.20	<1.20		<1.20	<1.20	<1.20		<1.20	<1.20	<1.20	<1.20	<1.20	<1.20			<1.20		<1.20	<1.20	<1.20	<1.20	<1.20	<1.20	<1.20	<1.20	<1.20	<1.20	<1.20	<1.20	<1.20	<1.20			
1,2-Dibromo-3-Chloropropane	Jul-2020	ug/L			<1.20	<1.20	<1.20									<1.20								<1.20	<1.20	<1.20	<1.20			<1.20								<1.20	<1.20	<1.20
1,2-Dibromo-3-Chloropropane	Oct-2020	ug/L	<1.20	<1.20	<1.20	<1.20	<1.20	<1.20		<1.20	<1.20	<1.20		<1.20	<1.20	<1.20	<1.20					<1.20		<1.20	<1.20	<1.20	<1.20	<1.20	<1.20	<1.20	<1.20	<1.20	<1.20	<1.20	<1.20	<1.20	<1.20	<1.20	<1.20	<1.20	<1.20
1,2-Dibromo-3-Chloropropane	Jan-2021	ug/L			<1.20	<1.20	<1.20									<1.20								<1.20	<1.20	<1.20	<1.20											<1.20	<1.20	<1.20
1,2-Dibromo-3-Chloropropane	Apr-2021	ug/L	<1.20	<1.20	<1.20			<1.20		<1.20	<1.20	<1.20		<1.20	<1.20	<1.20	<1.20					<1.20		<1.20	<1.20		<1.20	<1.20	<1.20	<1.20	<1.20	<1.20	<1.20	<1.20	<1.20	<1.20	<1.20	<1.20	<1.20	<1.20	<1.20
1,2-Dibromo-3-Chloropropane	Jun-2021	ug/L																				<1.20																			
1,2-Dibromo-3-Chloropropane	Oct-2021	ug/L	<1.20	<1.20	<1.20	<1.20	<1.20	<1.20			<1.20	<1.20		<1.20	<1.20	<1.20	<1.20					<1.20		<1.20	<1.20	<1.20	<1.20	<1.20	<1.20	<1.20	<1.20	<1.20	<1.20	<1.20	<1.20	<1.20	<1.20	<1.20	<1.20	<1.20	<1.20
1,2-Dibromo-3-Chloropropane	Apr-2022	ug/L	<1.20	<1.20	<1.20	<1.20	<1.20	<1.20		<1.20	<1.20	<1.20		<1.20	<1.20	<1.20	<1.20					<1.20		<1.20	<1.20	<1.20	<1.20	<1.20	<1.20	<1.20	<1.20	<1.20	<1.20	<1.20	<1.20	<1.20	<1.20	<1.20	<1.20	<1.20	<1.20
1,2-Dibromo-3-Chloropropane	Oct-2022	ug/L	<1.20		<1.20	<1.20	<1.20	<1.20			<1.20	<1.20		<1.20	<1.20	<1.20	<1.20					<1.20		<1.20	<1.20	<1.20	<1.20	<1.20	<1.20	<1.20	<1.20	<1.20		<1.20	<1.20	<1.20	<1.20	<1.20	<1.20	<1.20	<1.20
1,2-Dibromo-3-Chloropropane	Apr-2023	ug/L	<1.20		<1.20	<1.20	<1.20	<1.20		<1.20	<1.20	<1.20		<1.20	<1.20	<1.20	<1.20					<1.20		<1.20	<1.20	<1.20	<1.20	<1.20	<1.20	<1.20	<1.20	<1.20		<1.20	<1.20	<1.20	<1.20	<1.20	<1.20	<1.20	<1.20
1,2-Dibromo-3-chloropropane	Oct-2007	ug/L	<10	<10	<10	<10	<10	<10	<10			<10	<10	<10	<10	<10	<10																								
1,2-Dibromo-3-chloropropane	Feb-2008	ug/L	<10	<10	<10	<10	<10	<10	<10			<10	<10	<10	<10	<10	<10																								
1,2-Dibromo-3-chloropropane	Apr-2008	ug/L	<10	<10	<10	<10	<10	<10	<10			<10	<10	<10	<10	<10	<10																								
1,2-Dibromo-3-chloropropane	Jul-2008	ug/L	<10	<10	<10	<10	<10	<10	<10			<10	<10	<10	<10	<10	<10																								
1,2-Dibromo-3-chloropropane	Oct-2008	ug/L	<10	<10	<10	<10	<10	<10	<10			<10	<10	<10	<10	<10	<10																								
1,2-Dibromo-3-chloropropane	Jan-2009	ug/L	<10	<10	<10	<10	<10	<10	<10			<10	<10	<10	<10	<10	<10																								
1,2-Dibromo-3-chloropropane	Apr-2009	ug/L	<10	<10	<10	<10	<10	<10	<10			<10	<10	<10	<10	<10	<10																								
1,2-Dibromo-3-chloropropane	Jul-2009	ug/L	<10	<10	<10	<10	<10	<10	<10			<10	<10	<10	<10	<10	<10																								
1,2-Dibromo-3-chloropropane	Oct-2009	ug/L	<10	<10	<10	<10	<10	<10	<10			<10	<10	<10	<10	<10	<10																								
1,2-Dibromo-3-chloropropane	Dec-2009	ug/L														<10	<10																								
1,2-Dibromo-3-chloropropane	Feb-2010	ug/L														<10	<10																								
1,2-Dibromo-3-chloropropane	Apr-2010	ug/L	<10	<10	<10	<10	<10	<10	<10			<10	<10	<10	<10	<10	<10																								
1,2-Dibromo-3-chloropropane	Oct-2010	ug/L	<10	<10	<10	<10	<10	<10	<10			<10	<10	<10	<10	<10	<10																								
1,2-Dibromo-3-chloropropane	Feb-2011	ug/L																																							
1,2-Dibromo-3-chloropropane	Apr-2011	ug/L	<10	<10	<10	<10	<10	<10	<10			<10	<10	<10	<10	<10	<10																								
1,2-Dibromo-3-chloropropane	Jun-2011	ug/L																																							
1,2-Dibromo-3-chloropropane	Aug-2011	ug/L																																							
1,2-Dibromo-3-chloropropane	Oct-2011	ug/L	<0.12	<0.12	**0.75J**	<0.12	<0.12	<0.12	<0.12			<0.12	<0.12	<0.12	<0.12	<0.12	<0.12					<0.12						<0.12													
1,2-Dibromo-3-chloropropane	Feb-2012	ug/L								<0.12	<0.12											<0.12		<0.12	<0.12	<0.12	<0.12														
1,2-Dibromo-3-chloropropane	Apr-2012	ug/L	<0.12	<0.12	<0.12	<0.12	<0.12	<0.12		<0.12	<0.12	<0.12		<0.12	<0.12	<0.12	<0.12					<0.12		<0.12	<0.12	<0.12	<0.12	<0.12													
1,2-Dibromo-3-chloropropane	Jun-2012	ug/L								<0.12	<0.12											<0.12		<0.12	<0.12	<0.12	<0.12														
1,2-Dibromo-3-chloropropane	Aug-2012	ug/L								**0.12J**	<0.12								<0.12			<0.12	<0.12	<0.12	<0.12	<0.12	<0.12	<0.12													
1,2-Dibromo-3-chloropropane	Oct-2012	ug/L	<0.12	<0.12	<0.12	<0.12	<0.12	<0.12		<0.12	<0.12	<0.12		<0.12	<0.12	<0.12	**0.27J**		<0.12			<0.12	<0.12	<0.12	<0.12	<0.12	<0.12	<0.12													
1,2-Dibromo-3-chloropropane	Nov-2012	ug/L																											<0.12	<0.12	<0.12	<0.12	<0.12							
1,2-Dibromo-3-chloropropane	Feb-2013	ug/L																					<0.12						<0.12	<0.12	<0.12	<0.12	<0.12							
1,2-Dibromo-3-chloropropane	May-2013	ug/L	<0.12	<0.12	<0.12	<0.12	<0.12	<0.12		<0.12	<0.12	<0.12		<0.12	<0.12	<0.12	<0.12	<0.12	<0.12	<0.12	<0.12	<0.12	<0.12	<0.12	<0.12	<0.12	<0.12	<0.12		<0.12	<0.12	<0.12	<0.12	<0.12						
1,2-Dibromo-3-chloropropane	Jun-2013	ug/L																<0.12	<0.12				<0.12							<0.12	<0.12	<0.12	<0.12	<0.12						
1,2-Dibromo-3-chloropropane	Aug-2013	ug/L			<0.12													<0.12	<0.12	<0.12	<0.12		<0.12							<0.12	<0.12	<0.12	<0.12	<0.12						
1,2-Dibromo-3-chloropropane	Nov-2013	ug/L	<0.12	<0.12	<0.12	<0.12	<0.12	<0.12			<0.12	<0.12		<0.12	<0.12		<0.12		<0.12	<0.12	<0.12	<0.12	<0.12	<0.12	<0.12	<0.12	<0.12			<0.12	<0.12	<0.12	<0.12	<0.12						
1,2-Dibromo-3-chloropropane	Jan-2014	ug/L																	<0.12	<0.12	<0.12		<0.12																	
1,2-Dibromo-3-chloropropane	May-2014	ug/L	<0.12	<0.12	<0.12	<0.12	<0.12	<0.12		<0.12	<0.12	<0.12		<0.12	<0.12			<0.12	<0.12	<0.12		<0.12		<0.12	<0.12	<0.12	<0.12			<0.12	<0.12	<0.12	<0.12	<0.12						
1,2-Dibromo-3-chloropropane	Jun-2014	ug/L														<0.12	<0.12			<0.12		<0.12																		
1,2-Dibromo-3-chloropropane	Jul-2014	ug/L																<0.12	<0.12																					
1,2-Dibromo-3-chloropropane	Sep-2014	ug/L																																						
1,2-Dibromo-3-chloropropane	Nov-2014	ug/L	<0.12							<0.12	<0.12			<0.12	<0.12		<0.12		<0.12	<0.12		<0.12	<0.12	<0.12	<0.12	<0.12						<0.12	<0.12							
1,2-Dibromo-3-chloropropane	Dec-2014	ug/L		<0.12	<0.12	<0.12	<0.12	<0.12				<0.12				<0.12											<0.12			<0.12	<0.12	<0.12								
1,2-Dibromo-3-chloropropane	May-2015	ug/L					<0.5											<0.5		<0.5										<0.5		<0.5	<0.5							
1,2-Dibromo-3-chloropropane	Jun-2015	ug/L	<0.5	<0.5	<0.5	<0.5		<0.5		<0.5	<0.5	<0.5		<0.5	<0.5	<0.5	<0.5		<0.5			<0.5	<0.5	<0.5	<0.5	<0.5	<0.5				<0.5									
1,2-Dibromo-3-chloropropane	Oct-2015	ug/L		<0.5								<0.5			<0.5	<0.5	<0.5		<0.5	<0.5		<0.5																	
1,2-Dibromo-3-chloropropane	Nov-2015	ug/L	<0.5		<0.5		<0.5	<0.5						<0.5				<0.5						<0.5	<0.5	<0.5		<0.5					<0.5							
1,2-Dibromo-3-chloropropane	Dec-2015	ug/L				<0.5				<0.5	<0.5																<0.5					<0.5		<0.5	<0.5	<0.5	<0.5			
1,2-Dibromo-3-chloropropane	Mar-2016	ug/L																																<0.5	<0.5	<0.5	<0.5	<0.5			
1,2-Dibromo-3-chloropropane	May-2016	ug/L			<0.5	<0.5	<0.5	<0.5		<0.5	<0.5	<0.5		<0.5	<0.5			<0.5	<0.5			<0.5	<0.5	<0.5	<0.5	<0.5	<0.5			<0.5	<0.5		<0.5	<0.5	<0.5					
1,2-Dibromo-3-chloropropane	Jun-2016	ug/L	<0.5	<0.5												<0.5	<0.5																		<0.5	<0.5	<0.5			
1,2-Dibromo-3-chloropropane	Oct-2016	ug/L	<0.5		<0.5	<0.5					<0.5			<0.5	<0.5	<0.5						<0.5	<0.5	<0.5	<0.5	<0.5	<0.5	<0.5		<0.5	<0.5	<0.5	<0.5	<0.5	<0.5		<0.5	<0.5		
1,2-Dibromo-3-chloropropane	Nov-2016	ug/L		<0.5			<0.5	<0.5		<0.5		<0.5					<0.5	<0.5	<0.5																<0.5				<0.5	
1,2-Dibromo-3-chloropropane	Jan-2017	ug/L																																<0.5						

Notes:
"J" Indicates the constituent was detected between the method detection limit and the reporting limit and is considered estimated.

DMASWA Landfill
Permit No. 31-SDP-02-75P

Table 9
Analytical Data Summary
2024 Annual Water Quality Report

Constituent	Month-Year	units	MW-102A	P-102BR	MW-103A	MW-104A	MW-105A	P-105B	MW-108A	MW-108AR	MW-109ARR	P-108B	MW-109AR	MW-114AR	P-114BR	MW-120AR	P-120B	MW-124A	MW-124B	MW-126A	MW-130A	MW-137A	MW-138A	MW-201A	MW-202A	MW-203A	MW-204A	OW-301A	OW-306AR	MW-401A	MW-402A	MW-403A	P-403B	MW-404A	MW-501A	MW-502A	P-503B	P-504B	MW-505A	MW-604	MW-605
1,2-Dibromo-3-chloropropane	Apr-2017	ug/L	<0.5	<0.5	<0.5	<0.5	<0.5	<0.5		<0.5	<0.5	<0.5		<0.5	<0.5	<0.5	<0.5	<0.5	<0.5			<0.5	<0.5	<0.5	<0.5	<0.5	<0.5	<0.5		<0.5	<0.5	<0.5	<0.5	<0.5	<0.5	<0.5	<0.5	<0.5	<0.5		
1,2-Dibromo-3-chloropropane	Oct-2023	ug/L	<1.20		<1.20			<1.20			<1.20	<1.20		<1.20	<1.20	<1.20	<1.20					<1.20		<1.20	<1.20		<1.20	<1.20	<1.20	<1.20	<1.20	<1.20		<1.20	<1.20	<1.20		<1.20	<1.20	<1.20	<1.20
1,2-Dibromoethane (EDB)	Oct-2007	ug/L	<10	<10	<10	<10	<10	<10	<10			<10	<10	<10	<10	<10	<10																								
1,2-Dibromoethane (EDB)	Feb-2008	ug/L	<10	<10	<10	<10	<10	<10	<10			<10	<10	<10	<10	<10	<10																								
1,2-Dibromoethane (EDB)	Apr-2008	ug/L	<10	<10	<10	<10	<10	<10	<10			<10	<10	<10	<10	<10	<10																								
1,2-Dibromoethane (EDB)	Jul-2008	ug/L	<10	<10	<10	<10	<10	<10	<10			<10	<10	<10	<10	<10	<10																								
1,2-Dibromoethane (EDB)	Oct-2008	ug/L	<10	<10	<10	<10	<10	<10	<10			<10	<10	<10	<10	<10	<10																								
1,2-Dibromoethane (EDB)	Jan-2009	ug/L	<10	<10	<10	<10	<10	<10	<10			<10	<10	<10	<10	<10	<10																								
1,2-Dibromoethane (EDB)	Apr-2009	ug/L	<10	<10	<10	<10	<10	<10	<10			<10	<10	<10	<10	<10	<10																								
1,2-Dibromoethane (EDB)	Jul-2009	ug/L	<10	<10	<10	<10	<10	<10	<10			<10	<10	<10	<10	<10	<10																								
1,2-Dibromoethane (EDB)	Oct-2009	ug/L	<10	<10	<10	<10	<10	<10	<10			<10	<10	<10	<10	<10	<10																								
1,2-Dibromoethane (EDB)	Dec-2009	ug/L														<10	<10																								
1,2-Dibromoethane (EDB)	Feb-2010	ug/L														<10	<10																								
1,2-Dibromoethane (EDB)	Apr-2010	ug/L	<10	<10	<10	<10	<10	<10	<10			<10	<10	<10	<10	<10	<10																								
1,2-Dibromoethane (EDB)	Oct-2010	ug/L	<10	<10	<10	<10	<10	<10	<10			<10	<10	<10	<10	<10	<10																								
1,2-Dibromoethane (EDB)	Feb-2011	ug/L																																							
1,2-Dibromoethane (EDB)	Apr-2011	ug/L	<10	<10	<10	<10	<10	<10	<10			<10	<10	<10	<10	<10	<10																								
1,2-Dibromoethane (EDB)	Jun-2011	ug/L																																							
1,2-Dibromoethane (EDB)	Aug-2011	ug/L																																							
1,2-Dibromoethane (EDB)	Oct-2011	ug/L	<10	<10	<10	<10	<10	<10	<10			<10	<10	<10	<10	<10	<10					<10						<10													
1,2-Dibromoethane (EDB)	Feb-2012	ug/L								<0.13	<0.13			<0.13	<0.13	<0.13	<0.13					<0.13		<0.13	<0.13	<0.13	<0.13														
1,2-Dibromoethane (EDB)	Apr-2012	ug/L	<0.13	<0.13	<0.13	<0.13	<0.13	<0.13		<0.13	<0.13	<0.13		<0.13	<0.13	<0.13	<0.13					<0.13		<0.13	<0.13	<0.13	<0.13	<0.13													
1,2-Dibromoethane (EDB)	Jun-2012	ug/L								<0.13	<0.13											<0.13		<0.13	<0.13																
1,2-Dibromoethane (EDB)	Aug-2012	ug/L								<0.13	<0.13							<0.13				<0.13	<0.13	<0.13	<0.13	<0.13	<0.13	<0.13													
1,2-Dibromoethane (EDB)	Oct-2012	ug/L	<0.13	<0.13	<0.13	<0.13	<0.13	<0.13		<0.13	<0.13	<0.13		<0.13	<0.13	<0.13	<0.13		<0.13			<0.13	<0.13	<0.13	<0.13	<0.13	<0.13	<0.13													
1,2-Dibromoethane (EDB)	Nov-2012	ug/L																												<0.13	<0.13	<0.13	<0.13	<0.13							
1,2-Dibromoethane (EDB)	Feb-2013	ug/L																				<0.13								<0.13	<0.13	<0.13	<0.13	<0.13							
1,2-Dibromoethane (EDB)	May-2013	ug/L	<0.13	<0.13	<0.13	<0.13	<0.13	<0.13		<0.13	<0.13	<0.13		<0.13	<0.13	<0.13	<0.13	<0.13	<0.13	<0.13	<0.13	<0.13	<0.13	<0.13	<0.13	<0.13	<0.13	<0.13		<0.13	<0.13	<0.13	<0.13	<0.13						
1,2-Dibromoethane (EDB)	Jun-2013	ug/L																<0.13	<0.13			<0.13								<0.13	<0.13	<0.13	<0.13	<0.13						
1,2-Dibromoethane (EDB)	Aug-2013	ug/L			<0.13													<0.13	<0.13	<0.13	<0.13	<0.13								<0.13	<0.13	<0.13	<0.13	<0.13						
1,2-Dibromoethane (EDB)	Nov-2013	ug/L	<0.13	<0.13	<0.13	<0.13	<0.13	<0.13			<0.13	<0.13		<0.13	<0.13		<0.13		<0.13	<0.13	<0.13	<0.13	<0.13	<0.13	<0.13	<0.13	<0.13	<0.13		<0.13	<0.13	<0.13	<0.13	<0.13						
1,2-Dibromoethane (EDB)	Jan-2014	ug/L																	<0.13	<0.13	<0.13	<0.13		<0.13																	
1,2-Dibromoethane (EDB)	May-2014	ug/L	<0.13	<0.13	<0.13	<0.13	<0.13	<0.13		<0.13	<0.13	<0.13		<0.13	<0.13			<0.13	<0.13	<0.13		<0.13		<0.13	<0.13	<0.13	<0.13			<0.13	<0.13	<0.13	<0.13	<0.13						
1,2-Dibromoethane (EDB)	Jun-2014	ug/L														<0.13	<0.13				<0.13		<0.13																	
1,2-Dibromoethane (EDB)	Jul-2014	ug/L																<0.13	<0.13																					
1,2-Dibromoethane (EDB)	Sep-2014	ug/L																																							
1,2-Dibromoethane (EDB)	Nov-2014	ug/L	<0.13							<0.13	<0.13			<0.13	<0.13		<0.13		<0.13	<0.13		<0.13	<0.13	<0.13	<0.13	<0.13						<0.13	<0.13							
1,2-Dibromoethane (EDB)	Dec-2014	ug/L		<0.13	<0.13	<0.13	<0.13	<0.13				<0.13				<0.13									<0.13					<0.13	<0.13	<0.13								
1,2-Dibromoethane (EDB)	May-2015	ug/L					<0.13											<0.13		<0.13										<0.13		<0.13	<0.13							
1,2-Dibromoethane (EDB)	Jun-2015	ug/L	<0.13	<0.13	<0.13	<0.13		<0.13		<0.13	<0.13	<0.13		<0.13	<0.13	<0.13	<0.13		<0.13		<0.13	<0.13	<0.13	<0.13	<0.13	<0.13	<0.13				<0.13			<0.13						
1,2-Dibromoethane (EDB)	Oct-2015	ug/L		<0.13								<0.13			<0.13	<0.13	<0.13		<0.13	<0.13		<0.13																	
1,2-Dibromoethane (EDB)	Nov-2015	ug/L	<0.13		<0.13		<0.13	<0.13						<0.13				<0.13						<0.13	<0.13	<0.13		<0.13		<0.13	<0.13	<0.13		<0.13						
1,2-Dibromoethane (EDB)	Dec-2015	ug/L				<0.13				<0.13	<0.13																<0.13						<0.13		<0.13	<0.13	<0.13	<0.13		
1,2-Dibromoethane (EDB)	Mar-2016	ug/L																																	<0.13	<0.13	<0.13	<0.13		
1,2-Dibromoethane (EDB)	May-2016	ug/L			<0.13	<0.13	<0.13	<0.13		<0.13	<0.13	<0.13		<0.13	<0.13			<0.13	<0.13			<0.13	<0.13	<0.13	<0.13	<0.13	<0.13			<0.13	<0.13			<0.13	<0.13	<0.13	<0.13			
1,2-Dibromoethane (EDB)	Jun-2016	ug/L	<0.13	<0.13												<0.13	<0.13															<0.13				<0.13	<0.13	<0.13		
1,2-Dibromoethane (EDB)	Oct-2016	ug/L	<0.13		<0.13	<0.13					<0.13			<0.13	<0.13	<0.13						<0.13	<0.13	<0.13	<0.13	<0.13	<0.13	<0.13		<0.13	<0.13	<0.13	<0.13	<0.13	<0.13		<0.13	<0.13			
1,2-Dibromoethane (EDB)	Nov-2016	ug/L		<0.13			<0.13	<0.13		<0.13		<0.13					<0.13	<0.13	<0.13																	<0.13		<0.13		
1,2-Dibromoethane (EDB)	Jan-2017	ug/L																																	<0.13					
1,2-Dibromoethane (EDB)	Apr-2017	ug/L	<0.13	<0.13	<0.13	<0.13	<0.13	<0.13		<0.13	<0.13	<0.13		<0.13	<0.13	<0.13	<0.13	<0.13	<0.13			<0.13	<0.13	<0.13	<0.13	<0.13	<0.13	<0.13		<0.13	<0.13	<0.13	<0.13	<0.13	<0.13	<0.13	<0.13	<0.13	<0.13		
1,2-Dibromoethane (EDB)	Jul-2017	ug/L																																						
1,2-Dibromoethane (EDB)	Oct-2017	ug/L	<0.130	<0.130	<0.130	<0.130	<0.130	<0.130		<0.130	<0.130	<0.130		<0.130	<0.130	<0.130	<0.130	<0.130	<0.130			<0.130	<0.130	<0.130	<0.130	<0.130	<0.130	<0.130		<0.130	<0.130	<0.130	<0.130	<0.130	<0.130	<0.130	<0.130				
1,2-Dibromoethane (EDB)	Apr-2018	ug/L	<0.130	<0.130	<0.130	<0.130	<0.130	<0.130		<0.130	<0.130	<0.130		<0.130	<0.130	<0.130	<0.130	<0.130	<0.130			<0.130	<0.130	<0.130	<0.130	<0.130	<0.130	<0.130		<0.130	<0.130	<0.130	<0.130	<0.130	<0.130	<0.130	<0.130				
1,2-Dibromoethane (EDB)	Oct-2018	ug/L	<0.340	<0.340	<0.340	<0.340	<0.340	<0.340		<0.340	<0.340	<0.340		<0.340	<0.340	<0.340	<0.340	<0.340	<0.340			<0.340	<0.340	<0.340	<0.340	<0.340	<0.340	<0.340	<0.340	<0.340	<0.340	<0.340	<0.340	<0.340	<0.340	<0.340	<0.340				
1,2-Dibromoethane (EDB)	Jan-2019	ug/L																						<0.340																	
1,2-Dibromoethane (EDB)	Apr-2019	ug/L	<0.340	<0.340	<0.340	<0.340	<0.340	<0.340		<0.340	<0.340	<0.340		<0.340	<0.340	<0.340	<0.340	<0.340	<0.340			<0.340	<0.340	<0.340	<0.340	<0.340	<0.340	<0.340	<0.340	<0.340	<0.340	<0.340	<0.340	<0.340	<0.340	<0.340	<0.340			<0.340	<0.340
1,2-Dibromoethane (EDB)	Nov-2019	ug/L	<0.340	<0.340	<0.340	<0.340	<0.340	<0.340		<0.340	<0.340	<0.340		<0.340	<0.340	<0.340	<0.340	<0.340	<0.340			<0.340	<0.340	<0.340	<0.340	<0.340	<0.340	<0.340	<0.340	<0.340	<0.340	<0.340	<0.340	<0.340	<0.340	<0.340	<0.340			<0.340	<0.340
1,2-Dibromoethane (EDB)	Apr-2020	ug/L	<0.340	<0.340	<0.340	<0.340	<0.340	<0.340		<0.340	<0.340	<0.340		<0.340	<0.340	<0.340	<0.340	<0.340	<0.340			<0.340		<0.340	<0.340	<0.340	<0.340	<0.340	<0.340	<0.340	<0.340	<0.340	<0.340	<0.340	<0.340	<0.340	<0.340	<0.340	<0.340	<0.340	<0.340
1,2-Dibromoethane (EDB)	Jul-2020	ug/L			<0.340	<0.340	<0.340									<0.340								<0.340	<0.340	<0.340	<0.340			<0.340								<0.340	<0.340	<0.340
1,2-Dibromoethane (EDB)	Oct-2020	ug/L	<0.340	<0.340	<0.340	<0.340	<0.340	<0.340		<0.340	<0.340	<0.340		<0.340	<0.340	<0.340	<0.340					<0.340		<0.340	<0.340	<0.340	<0.340	<0.340	<0.340	<0.340	<0.340	<0.340	<0.340	<0.340	<0.340	<0.340	<0.340	<0.340	<0.340	<0.340	<0.340
1,2-Dibromoethane (EDB)	Jan-2021	ug/L			<0.340	<0.340	<0.340									<0.340								<0.340	<0.340	<0.340	<0.340			<0.340								<0.340	<0.340	<0.340
1,2-Dibromoethane (EDB)	Apr-2021	ug/L	<0.340	<0.340	<0.340			<0.340		<0.340	<0.340	<0.340		<0.340	<0.340	<0.340	<0.340					<0.340		<0.340			<0.340	<0.340	<0.340	<0.340	<0.340	<0.340	<0.340	<0.340	<0.340	<0.340	<0.340	<0.340	<0.340	<0.340	<0.340
1,2-Dibromoethane (EDB)	Jun-2021	ug/L																				<0.340																			
1,2-Dibromoethane (EDB)	Oct-2021	ug/L	<0.340	<0.340	<0.340	<0.340	<0.340	<0.340				<0.340	<0.340	<0.340	<0.340	<0.340	<0.340					<0.340	<0.340	<0.340	<0.340	<0.340	<0.340	<0.340	<0.340	<0.340	<0.340	<0.340	<0.340	<0.340	<0.340	<0.340	<0.340	<0.340	<0.340	<0.340	<0.340
1,2-Dibromoethane (EDB)	Apr-2022	ug/L	<0.340	<0.340	<0.340	<0.340	<0.340	<0.340		<0.340	<0.340	<0.340		<0.340	<0.340	<0.340	<0.340					<0.340		<0.340	<0.340	<0.340	<0.340	<0.340	<0.340	<0.340	<0.340	<0.340	<0.340	<0.340	<0.340	<0.340	<0.340	<0.340	<0.340	<0.340	<0.340
1,2-Dibromoethane (EDB)	Oct-2022	ug/L	<0.340		<0.340	<0.340	<0.340	<0.340			<0.340	<0.340		<0.340	<0.340	<0.340	<0.340					<0.340		<0.340	<0.340	<0.340	<0.340	<0.340	<0.340	<0.340	<0.340	<0.340	<0.340	<0.340	<0.340	<0.340	<0.340	<0.340	<0.340	<0.340	<0.340
1,2-Dibromoethane (EDB)	Apr-2023	ug/L	<0.340		<0.340	<0.340	<0.340	<0.340		<0.340	<0.340	<0.340		<0.340	<0.340	<0.340	<0.340					<0.340		<0.340	<0.340	<0.340	<0.340	<0.340	<0.340	<0.340	<0.340	<0.340	<0.340	<0.340	<0.340	<0.340	<0.340	<0.340	<0.340	<0.340	<0.340
1,2-Dibromoethane (EDB)	Oct-2023	ug/L	<0.340		<0.340			<0.340			<0.340	<0.340		<0.340	<0.340	<0.340	<0.340					<0.340		<0.340	<0.340		<0.340	<0.340	<0.340	<0.340	<0.340	<0.340	<0.340	<0.340	<0.340	<0.340	<0.340	<0.340	<0.340	<0.340	<0.340
1,2-Dichlorobenzene	Oct-2007	ug/L	<1	<1	<1	<1	<1	<1	<1			<1	<1	<1	<1	<1	<1																								
1,2-Dichlorobenzene	Feb-2008	ug/L	<1	<1	<1	<1	<1	<1	<1			<1	<1	<1	<1	<1	<1																								
1,2-Dichlorobenzene	Apr-2008	ug/L	<1	<1	<1	<1	<1	<1	<1			<1	<1	<1	<1	<1	<1																								
1,2-Dichlorobenzene	Jul-2008	ug/L	<1	<1	<1	<1	<1	<1	<1			<1	<1	<1	<1	<1	<1																								
1,2-Dichlorobenzene	Oct-2008	ug/L	<1	<1	<1	<1	<1	<1	<1			<1	<1	<1	<1	<1	<1																								
1,2-Dichlorobenzene	Jan-2009	ug/L	<1	<1	<1	<1	<1	<1	<1			<1	<1	<1	<1	<1	<1																								
1,2-Dichlorobenzene	Apr-2009	ug/L	<1	<1	<1	<1	<1	<1	<1			<1	<1	<1	<1	<1	<1																								
1,2-Dichlorobenzene	Jul-2009	ug/L	<1	<1	<1	<1	<1	<1	<1			<1	<1	<1	<1	<1	<1																								
1,2-Dichlorobenzene	Oct-2009	ug/L	<1	<1	<1	<1	<1	<1	<1			<1	<1	<1	<1	<1	<1																								
1,2-Dichlorobenzene	Dec-2009	ug/L														<1	<1																								
1,2-Dichlorobenzene	Feb-2010	ug/L														<1	<1																								
1,2-Dichlorobenzene	Apr-2010	ug/L	<1	<1	<1	<1	<1	<1	<1			<1	<1	<1	<1	<1	<1																								
1,2-Dichlorobenzene	Oct-2010	ug/L	<1	<1	<1	<1	<1	<1	<1			<1	<1	<1	<1	<1	<1																								
1,2-Dichlorobenzene	Feb-2011	ug/L																																							
1,2-Dichlorobenzene	Apr-2011	ug/L	<1	<1	<1	<1	<1	<1	<1			<1	<1	<1	<1	<1	<1																								
1,2-Dichlorobenzene	Jun-2011	ug/L																																							
1,2-Dichlorobenzene	Aug-2011	ug/L																																							
1,2-Dichlorobenzene	Oct-2011	ug/L	<1	<1	<1	<1	<1	<1	<1			<1	<1	<1	<1	<1	<1					<1						<1													
1,2-Dichlorobenzene	Feb-2012	ug/L								<0.14	<0.14			<0.14	<0.14	<0.14	<0.14					<0.14		<0.14	**0.14J**	<0.14	<0.14														
1,2-Dichlorobenzene	Apr-2012	ug/L	<0.14	<0.14	<0.14	<0.14	<0.14	<0.14		<0.14	<0.14	<0.14		<0.14	<0.14	<0.14	<0.14					<0.14		<0.14	<0.14	<0.14	<0.14	<0.14													
1,2-Dichlorobenzene	Jun-2012	ug/L								<0.14	<0.14											<0.14		<0.14	<0.14	<0.14	<0.14														
1,2-Dichlorobenzene	Aug-2012	ug/L								<0.14	<0.14								<0.14			<0.14	<0.14	<0.14	<0.14	<0.14	<0.14	<0.14													
1,2-Dichlorobenzene	Oct-2012	ug/L	<0.14	<0.14	<0.14	<0.14	<0.14	<0.14		<0.14	<0.14	<0.14		<0.14	<0.14	<0.14	<0.14		<0.14			<0.14	<0.14	<0.14	<0.14	<0.14	<0.14	<0.14													
1,2-Dichlorobenzene	Nov-2012	ug/L																												<0.14	<0.14	<0.14	<0.14	<0.14							
1,2-Dichlorobenzene	Feb-2013	ug/L																				<0.14								<0.14	<0.14	<0.14	<0.14	<0.14							
1,2-Dichlorobenzene	May-2013	ug/L	<0.14	<0.14	<0.14	<0.14	<0.14	<0.14		<0.14	<0.14	<0.14		<0.14	<0.14	<0.14	<0.14	<0.14	<0.14	<0.14	<0.14	<0.14	<0.14	<0.14	<0.14	<0.14	<0.14	<0.14		<0.14	<0.14	<0.14	<0.14	<0.14						
1,2-Dichlorobenzene	Jun-2013	ug/L																<0.14	<0.14			<0.14								<0.14	<0.14	<0.14	<0.14	<0.14						
1,2-Dichlorobenzene	Aug-2013	ug/L			<0.14													<0.14	<0.14	<0.14	<0.14	<0.14								<0.14	<0.14	<0.14	<0.14	<0.14						
1,2-Dichlorobenzene	Nov-2013	ug/L	<0.14	<0.14	<0.14	<0.14	<0.14	<0.14			<0.14	<0.14		<0.14	<0.14		<0.14		<0.14	<0.14	<0.14	<0.14	<0.14	<0.14	<0.14	<0.14	<0.14	<0.14		<0.14	<0.14	<0.14	<0.14	<0.14						
1,2-Dichlorobenzene	Jan-2014	ug/L																	<0.14	<0.14	<0.14	<0.14		<0.14																	
1,2-Dichlorobenzene	May-2014	ug/L	<0.14	<0.14	<0.14	<0.14	<0.14	<0.14		<0.14	<0.14	<0.14		<0.14	<0.14			<0.14	<0.14	<0.14		<0.14		<0.14	<0.14	<0.14	<0.14			<0.14	<0.14	<0.14	<0.14	<0.14						
1,2-Dichlorobenzene	Jun-2014	ug/L														<0.14	<0.14				<0.14		<0.14																	
1,2-Dichlorobenzene	Jul-2014	ug/L																<0.14	<0.14																					
1,2-Dichlorobenzene	Sep-2014	ug/L																																							
1,2-Dichlorobenzene	Nov-2014	ug/L	<0.14							<0.14	<0.14			<0.14	<0.14		<0.14		<0.14	<0.14		<0.14	<0.14	<0.14	<0.14	<0.14						<0.14	<0.14							
1,2-Dichlorobenzene	Dec-2014	ug/L		<0.14	<0.14	<0.14	<0.14	<0.14				<0.14				<0.14									<0.14					<0.14	<0.14	<0.14								
1,2-Dichlorobenzene	May-2015	ug/L					<0.14											<0.14		<0.14										<0.14		<0.14	<0.14							
1,2-Dichlorobenzene	Jun-2015	ug/L	<0.14	**0.162J**	<0.14	<0.14		<0.14		<0.14	<0.14	<0.14		<0.14	<0.14	<0.14	<0.14	<0.14		<0.14		<0.14	<0.14	<0.14	<0.14	<0.14	<0.14				<0.14			<0.14						
1,2-Dichlorobenzene	Oct-2015	ug/L		<0.14								<0.14			<0.14	<0.14	<0.14		<0.14	<0.14		<0.14																	
1,2-Dichlorobenzene	Nov-2015	ug/L	<0.14		<0.14		<0.14	<0.14						<0.14				<0.14						<0.14	<0.14	<0.14		<0.14		<0.14	<0.14	<0.14		<0.14						
1,2-Dichlorobenzene	Dec-2015	ug/L				<0.14				<0.14	<0.14																<0.14						<0.14		<0.14	<0.14	<0.14	<0.14		
1,2-Dichlorobenzene	Mar-2016	ug/L																																	<0.14	<0.14	<0.14	<0.14		
1,2-Dichlorobenzene	May-2016	ug/L			<0.14	<0.14	<0.14	<0.14		<0.14	<0.14	<0.14		<0.14	<0.14			<0.14	<0.14			<0.14	<0.14	<0.14	<0.14	<0.14	<0.14			<0.14	<0.14			<0.14	<0.14	<0.14	<0.14			
1,2-Dichlorobenzene	Jun-2016	ug/L	<0.14	<0.14												<0.14	<0.14															<0.14				<0.14	<0.14	<0.14		
1,2-Dichlorobenzene	Oct-2016	ug/L	<0.14		<0.14	<0.14					<0.14			<0.14	<0.14	<0.14						<0.14	<0.14	<0.14	<0.14	<0.14	<0.14	<0.14		<0.14	<0.14	<0.14	<0.14	<0.14	<0.14		<0.14	<0.14			
1,2-Dichlorobenzene	Nov-2016	ug/L		<0.14			<0.14	<0.14		<0.14		<0.14					<0.14	<0.14	<0.14																	<0.14		<0.14		
1,2-Dichlorobenzene	Jan-2017	ug/L																																	<0.14					
1,2-Dichlorobenzene	Apr-2017	ug/L	<0.14	<0.14	<0.14	<0.14	<0.14	<0.14		<0.14	<0.14	<0.14		<0.14	<0.14	<0.14	<0.14	<0.14	<0.14			<0.14	<0.14	<0.14	<0.14	<0.14	<0.14	<0.14		<0.14	<0.14	<0.14	<0.14	<0.14	<0.14	<0.14	<0.14	<0.14	<0.14		
1,2-Dichlorobenzene	Jul-2017	ug/L																																						
1,2-Dichlorobenzene	Oct-2017	ug/L	<0.140	<0.140	<0.140	<0.140	<0.140	<0.140		<0.140	<0.140	<0.140		<0.140	<0.140	<0.140	<0.140	<0.140	<0.140			<0.140	<0.140	<0.140	<0.140	<0.140	<0.140	<0.140		<0.140	<0.140

Table 9
Analytical Data Summary
2024 Annual Water Quality Report

Constituent	Month-Year	units	MW-102A	P-102BR	MW-103A	MW-104A	MW-105A	P-105B	MW-108A	MW-108AR	MW-109ARR	P-108B	MW-109AR	MW-114AR	P-114BR	MW-120AR	P-120B	MW-124A	MW-124B	MW-126A	MW-130A	MW-137A	MW-138A	MW-201A	MW-202A	MW-203A	MW-204A	OW-301A	OW-306AR	MW-401A	MW-402A	MW-403A	P-403B	MW-404A	MW-501A	MW-502A	P-503B	P-504B	MW-505A	MW-604	MW-605
1,2-Dichlorobenzene	Oct-2018	ug/L	<0.370	<0.370	<0.370	<0.370	<0.370	<0.370		<0.370	<0.370	<0.370		<0.370	<0.370	<0.370	<0.370	<0.370	<0.370			<0.370	<0.370	<0.370	<0.370	<0.370	<0.370	<0.370	<0.370	<0.370	<0.370	<0.370	<0.370	<0.370	<0.370	<0.370	<0.370				
1,2-Dichlorobenzene	Jan-2019	ug/L																											<0.370												
1,2-Dichlorobenzene	Apr-2019	ug/L	<0.370	<0.370	<0.370	<0.370	<0.370	<0.370		<0.370	<0.370	<0.370		<0.370	<0.370	<0.370	<0.370	<0.370	<0.370			<0.370	<0.370	<0.370	<0.370	<0.370	<0.370	<0.370	<0.370	<0.370	<0.370	<0.370	<0.370	<0.370	<0.370	<0.370	<0.370			<0.370	<0.370
1,2-Dichlorobenzene	Nov-2019	ug/L	<0.370	<0.370	<0.370	<0.370	<0.370	<0.370		<0.370	<0.370	<0.370		<0.370	<0.370	<0.370	<0.370	<0.370	<0.370			<0.370	<0.370	<0.370	<0.370	<0.370	<0.370	<0.370	<0.370	<0.370	<0.370	<0.370	<0.370	<0.370	<0.370	<0.370	<0.370			<0.370	<0.370
1,2-Dichlorobenzene	Apr-2020	ug/L	<0.370	<0.370	<0.370	<0.370	<0.370	<0.370		<0.370	<0.370	<0.370		<0.370	<0.370	<0.370	<0.370	<0.370	<0.370			<0.370		<0.370	<0.370	<0.370	<0.370	<0.370	<0.370	<0.370	<0.370	<0.370	<0.370	<0.370	<0.370	<0.370	<0.370		<0.370	<0.370	<0.370
1,2-Dichlorobenzene	Jul-2020	ug/L			<0.370	<0.370	<0.370									<0.370								<0.370	<0.370	<0.370	<0.370			<0.370									<0.370	<0.370	<0.370
1,2-Dichlorobenzene	Oct-2020	ug/L	<0.370	<0.370	<0.370	<0.370	<0.370	<0.370		<0.370	<0.370	<0.370		<0.370	<0.370	<0.370	<0.370					<0.370		<0.370	<0.370	<0.370	<0.370	<0.370	<0.370	<0.370	<0.370	<0.370	<0.370	<0.370	<0.370	<0.370	<0.370	<0.370	<0.370	<0.370	<0.370
1,2-Dichlorobenzene	Jan-2021	ug/L			<0.370	<0.370	<0.370									<0.370								<0.370	<0.370	<0.370	<0.370			<0.370									<0.370	<0.370	<0.370
1,2-Dichlorobenzene	Apr-2021	ug/L	<0.370	<0.370	<0.370			<0.370		<0.370	<0.370	<0.370		<0.370	<0.370	<0.370	<0.370					<0.370		<0.370	<0.370		<0.370	<0.370	<0.370	<0.370	<0.370	<0.370	<0.370	<0.370	<0.370	<0.370	<0.370	<0.370	<0.370	<0.370	<0.370
1,2-Dichlorobenzene	Jun-2021	ug/L																				<0.370																				
1,2-Dichlorobenzene	Oct-2021	ug/L	<0.370	<0.370	<0.370	<0.370	<0.370	<0.370			<0.370	<0.370		<0.370	<0.370	<0.370	<0.370					<0.370		<0.370	<0.370	<0.370	<0.370	<0.370	<0.370	<0.370	<0.370	<0.370	<0.370	<0.370	<0.370	<0.370	<0.370	<0.370	<0.370	<0.370	<0.370
1,2-Dichlorobenzene	Apr-2022	ug/L	<0.370	<0.370	<0.370	<0.370	<0.370	<0.370		<0.370	<0.370	<0.370		<0.370	<0.370	<0.370	<0.370					<0.370		<0.370	<0.370	<0.370	<0.370	<0.370	<0.370	<0.370	<0.370	<0.370	<0.370	<0.370	<0.370	<0.370	<0.370	<0.370	<0.370	<0.370	<0.370
1,2-Dichlorobenzene	Oct-2022	ug/L	<0.370		<0.370	<0.370	<0.370	<0.370			<0.370	<0.370		<0.370	<0.370	<0.370	<0.370					<0.370		<0.370	<0.370	<0.370	<0.370	<0.370	<0.370	<0.370	<0.370	<0.370		<0.370	<0.370	<0.370	<0.370	<0.370	<0.370	<0.370	<0.370
1,2-Dichlorobenzene	Apr-2023	ug/L	<0.370		<0.370	<0.370	<0.370	<0.370		<0.370	<0.370	<0.370		<0.370	<0.370	<0.370	<0.370					<0.370		<0.370	<0.370	<0.370	<0.370	<0.370	<0.370	<0.370	<0.370	<0.370		<0.370	<0.370	<0.370	<0.370	<0.370	<0.370	<0.370	<0.370
1,2-Dichlorobenzene	Oct-2023	ug/L	<0.370		<0.370			<0.370			<0.370	<0.370		<0.370	<0.370	<0.370	<0.370					<0.370		<0.370	<0.370		<0.370	<0.370	<0.370	<0.370	<0.370	<0.370		<0.370	<0.370	<0.370		<0.370	<0.370	<0.370	<0.370
1,2-Dichloroethane	Oct-2007	ug/L	<1	<1	<1	<1	<1	<1	<1			<1	<1	<1	<1	<1	<1																										
1,2-Dichloroethane	Feb-2008	ug/L	<1	<1	<1	<1	<1	<1	<1			<1	<1	<1	<1	<1	<1																										
1,2-Dichloroethane	Apr-2008	ug/L	<1	<1	<1	<1	<1	<1	<1			<1	<1	<1	<1	<1	<1																										
1,2-Dichloroethane	Jul-2008	ug/L	<1	<1	<1	<1	<1	<1	<1			<1	<1	<1	<1	<1	<1																										
1,2-Dichloroethane	Oct-2008	ug/L	<1	<1	<1	<1	<1	<1	<1			<1	<1	<1	<1	<1	<1																										
1,2-Dichloroethane	Jan-2009	ug/L	<1	<1	<1	<1	<1	<1	<1			<1	<1	<1	<1	<1	<1																										
1,2-Dichloroethane	Apr-2009	ug/L	<1	<1	<1	<1	<1	<1	<1			<1	<1	<1	<1	<1	<1																										
1,2-Dichloroethane	Jul-2009	ug/L	<1	<1	<1	<1	<1	<1	<1			<1	<1	<1	<1	<1	<1																										
1,2-Dichloroethane	Oct-2009	ug/L	<1	<1	<1	<1	<1	<2	<1			<2	<1	<1	<2	<1	<2																										
1,2-Dichloroethane	Dec-2009	ug/L														<1	<1																										
1,2-Dichloroethane	Feb-2010	ug/L														<1	<1																										
1,2-Dichloroethane	Apr-2010	ug/L	<1	<1	<1	<1	<1	<1	<1			<1	<1	<1	<1	<1	<1																										
1,2-Dichloroethane	Oct-2010	ug/L	<1	<1	<1	<1	<1	<1	<1			<1	<1	<1	<1	<1	<1																										
1,2-Dichloroethane	Feb-2011	ug/L																																									
1,2-Dichloroethane	Apr-2011	ug/L	<1	<1	<1	<1	<1	<1	<1			<1	<1	<1	<1	<1	<1																										
1,2-Dichloroethane	Jun-2011	ug/L																																									
1,2-Dichloroethane	Aug-2011	ug/L																																								
1,2-Dichloroethane	Oct-2011	ug/L	<1	<1	<1	<1	<1	<1	<1			<1	<1	<1	<1	<1	<1					<1						<1														
1,2-Dichloroethane	Feb-2012	ug/L								<0.18	<0.18											<0.18		<0.18	<0.18	<0.18	<0.18															
1,2-Dichloroethane	Apr-2012	ug/L	<0.18	<0.18	<0.18	<0.18	<0.18	<0.18		<0.18	<0.18	<0.18		<0.18	<0.18	<0.18	<0.18					<0.18		<0.18	<0.18	<0.18	<0.18	<0.18														
1,2-Dichloroethane	Jun-2012	ug/L								<0.18	<0.18											<0.18		<0.18	<0.18	<0.18	<0.18															
1,2-Dichloroethane	Aug-2012	ug/L								<0.18	<0.18								<0.18			<0.18	<0.18	<0.18	<0.18	<0.18	<0.18	<0.18														
1,2-Dichloroethane	Oct-2012	ug/L	<0.18	<0.18	<0.18	<0.18	<0.18	<0.18		<0.18	<0.18	<0.18		<0.18	<0.18	<0.18	<0.18		<0.18			<0.18	<0.18	<0.18	<0.18	<0.18	<0.18	<0.18														
1,2-Dichloroethane	Nov-2012	ug/L																											<0.18	<0.18	<0.18	<0.18	<0.18								
1,2-Dichloroethane	Feb-2013	ug/L																				<0.18							<0.18	<0.18	<0.18	<0.18	<0.18								
1,2-Dichloroethane	May-2013	ug/L	<0.18	<0.18	<0.18	<0.18	<0.18	<0.18		<0.18	<0.18	<0.18		<0.18	<0.18	<0.18	<0.18	<0.18	<0.18	<0.18	<0.18	<0.18	<0.18	<0.18	<0.18	<0.18	<0.18			<0.18	<0.18	<0.18	<0.18	<0.18						
1,2-Dichloroethane	Jun-2013	ug/L																<0.18	<0.18			<0.18								<0.18	<0.18	<0.18	<0.18	<0.18						
1,2-Dichloroethane	Aug-2013	ug/L			<0.18													<0.18	<0.18	<0.18	<0.18	<0.18								<0.18	<0.18	<0.18	<0.18	<0.18						
1,2-Dichloroethane	Nov-2013	ug/L	<0.18	<0.18	<0.18	<0.18	<0.18	<0.18			<0.18	<0.18		<0.18	<0.18		<0.18		<0.18	<0.18	<0.18	<0.18	<0.18	<0.18	<0.18	<0.18	<0.18			<0.18	<0.18	<0.18	<0.18	<0.18						
1,2-Dichloroethane	Jan-2014	ug/L																	<0.18	<0.18	<0.18	<0.18																			
1,2-Dichloroethane	May-2014	ug/L	<0.18	<0.18	<0.18	<0.18	<0.18	<0.18		<0.18	<0.18	<0.18		<0.18	<0.18		<0.18		<0.18	<0.18	<0.18	<0.18	<0.18	<0.18	<0.18	<0.18	<0.18			<0.18	<0.18	<0.18	<0.18	<0.18						
1,2-Dichloroethane	Jun-2014	ug/L														<0.18	<0.18				<0.18		<0.18																		
1,2-Dichloroethane	Jul-2014	ug/L																<0.18	<0.18																						
1,2-Dichloroethane	Sep-2014	ug/L																																							
1,2-Dichloroethane	Nov-2014	ug/L	<0.18							<0.18	<0.18			<0.18	<0.18		<0.18		<0.18	<0.18		<0.18	<0.18	<0.18	<0.18	<0.18						<0.18	<0.18							
1,2-Dichloroethane	Dec-2014	ug/L		<0.18	<0.18	<0.18	<0.18	<0.18				<0.18				<0.18										<0.18				<0.18	<0.18										
1,2-Dichloroethane	May-2015	ug/L					<0.18											<0.18		<0.18										<0.18		<0.18	<0.18							
1,2-Dichloroethane	Jun-2015	ug/L	<0.18	<0.18	<0.18	<0.18		<0.18		<0.18	<0.18	<0.18		<0.18	<0.18	<0.18	<0.18		<0.18			<0.18	<0.18	<0.18	<0.18	<0.18	<0.18				<0.18										
1,2-Dichloroethane	Oct-2015	ug/L		<0.18								<0.18			<0.18	<0.18	<0.18		<0.18	<0.18		<0.18																			
1,2-Dichloroethane	Nov-2015	ug/L	<0.18		<0.18		<0.18	<0.18						<0.18				<0.18						<0.18	<0.18	<0.18		<0.18		<0.18	<0.18	<0.18		<0.18							
1,2-Dichloroethane	Dec-2015	ug/L				<0.18				<0.18	<0.18																<0.18						<0.18			<0.18	<0.18	<0.18	<0.18		
1,2-Dichloroethane	Mar-2016	ug/L																																	<0.18	<0.18	<0.18	<0.18	<0.18		
1,2-Dichloroethane	May-2016	ug/L			<0.18	<0.18	<0.18	<0.18		<0.18	<0.18	<0.18		<0.18	<0.18			<0.18	<0.18			<0.18	<0.18	<0.18	<0.18	<0.18	<0.18			<0.18	<0.18		<0.18	<0.18	<0.18	<0.18				
1,2-Dichloroethane	Jun-2016	ug/L	<0.18	<0.18												<0.18	<0.18															<0.18	<0.18			<0.18	<0.18	<0.18		
1,2-Dichloroethane	Oct-2016	ug/L	<0.18		<0.18	<0.18				<0.18				<0.18	<0.18	<0.18						<0.18	<0.18	<0.18	<0.18	<0.18	<0.18	<0.18		<0.18	<0.18	<0.18	<0.18	<0.18	<0.18		<0.18	<0.18			
1,2-Dichloroethane	Nov-2016	ug/L		<0.18			<0.18	<0.18		<0.18		<0.18					<0.18	<0.18	<0.18																	<0.18			<0.18		
1,2-Dichloroethane	Jan-2017	ug/L																																	<0.18						
1,2-Dichloroethane	Apr-2017	ug/L	<0.18	<0.18	<0.18	<0.18	<0.18	<0.18		<0.18	<0.18	<0.18		<0.18	<0.18	<0.18	<0.18	<0.18	<0.18			<0.18	<0.18	<0.18	<0.18	<0.18	<0.18	<0.18		<0.18	<0.18	<0.18	<0.18	<0.18	<0.18	<0.18	<0.18	<0.18	<0.18		
1,2-Dichloroethane	Jul-2017	ug/L																																						
1,2-Dichloroethane	Oct-2017	ug/L	<0.180	<0.180	<0.180	<0.180	<0.180	<0.180		<0.180	<0.180	<0.180		<0.180	<0.180	<0.180	<0.180	<0.180	<0.180			<0.180	<0.180	<0.180	<0.180	<0.180	<0.180	<0.180		<0.180	<0.180	<0.180	<0.180	<0.180	<0.180	<0.180	<0.180				
1,2-Dichloroethane	Apr-2018	ug/L	<0.180	<0.180	<0.180	<0.180	<0.180	<0.180		<0.180	<0.180	<0.180		<0.180	<0.180	<0.180	<0.180	<0.180	<0.180			<0.180	<0.180	<0.180	<0.180	<0.180	<0.180	<0.180		<0.180	<0.180	<0.180	<0.180	<0.180	<0.180	<0.180	<0.180				
1,2-Dichloroethane	Oct-2018	ug/L	<0.390	<0.390	<0.390	<0.390	<0.390	<0.390		<0.390	<0.390	<0.390		<0.390	<0.390	<0.390	<0.390	<0.390	<0.390			<0.390	<0.390	<0.390	**1.42**	<0.390	<0.390	<0.390	<0.390	<0.390	<0.390	<0.390	<0.390	<0.390	<0.390	<0.390	<0.390				
1,2-Dichloroethane	Jan-2019	ug/L																											<0.390												
1,2-Dichloroethane	Apr-2019	ug/L	<0.390	<0.390	<0.390	<0.390	<0.390	<0.390		<0.390	<0.390	<0.390		<0.390	<0.390	<0.390	<0.390	<0.390	<0.390			<0.390	<0.390	<0.390	<0.390	<0.390	<0.390	<0.390	<0.390	<0.390	<0.390	<0.390	<0.390	<0.390	<0.390	<0.390	<0.390			<0.390	<0.390
1,2-Dichloroethane	Nov-2019	ug/L	<0.390	<0.390	<0.390	<0.390	<0.390	<0.390		<0.390	<0.390	<0.390		<0.390	<0.390	<0.390	<0.390	<0.390	<0.390			<0.390	<0.390	<0.390	<0.390	<0.390	<0.390	<0.390	<0.390	<0.390	<0.390	<0.390	<0.390	<0.390	<0.390	<0.390	<0.390			<0.390	<0.390
1,2-Dichloroethane	Apr-2020	ug/L	<0.390	<0.390	<0.390	<0.390	<0.390	<0.390		<0.390	<0.390	<0.390		<0.390	<0.390	<0.390	<0.390	<0.390	<0.390			<0.390		<0.390	<0.390	<0.390	<0.390	<0.390	<0.390	<0.390	<0.390	<0.390	<0.390	<0.390	<0.390	<0.390	<0.390		<0.390	<0.390	<0.390
1,2-Dichloroethane	Jul-2020	ug/L			<0.390	<0.390	<0.390									<0.390								<0.390	<0.390	<0.390	<0.390			<0.390									<0.390	<0.390	<0.390
1,2-Dichloroethane	Oct-2020	ug/L	<0.390	<0.390	<0.390	<0.390	<0.390	<0.390		<0.390	<0.390	<0.390		<0.390	<0.390	<0.390	<0.390					<0.390		<0.390	<0.390	<0.390	<0.390	<0.390	<0.390	<0.390	<0.390	<0.390	<0.390	<0.390	<0.390	<0.390	<0.390	<0.390	<0.390	<0.390	<0.390
1,2-Dichloroethane	Jan-2021	ug/L			<0.390	<0.390	<0.390									<0.390								<0.390	<0.390	<0.390	<0.390			<0.390									<0.390	<0.390	<0.390
1,2-Dichloroethane	Apr-2021	ug/L	<0.390	<0.390	<0.390			<0.390		<0.390	<0.390	<0.390		<0.390	<0.390	<0.390	<0.390					<0.390		<0.390	<0.390		<0.390	<0.390	<0.390	<0.390	<0.390	<0.390	<0.390	<0.390	<0.390	<0.390	<0.390	<0.390	<0.390	<0.390	<0.390
1,2-Dichloroethane	Jun-2021	ug/L																				<0.390																				
1,2-Dichloroethane	Oct-2021	ug/L	<0.390	<0.390	<0.390	<0.390	<0.390	<0.390			<0.390	<0.390		<0.390	<0.390	<0.390	<0.390					<0.390		<0.390	<0.390	<0.390	<0.390	<0.390	<0.390	<0.390	<0.390	<0.390	<0.390	<0.390	<0.390	<0.390	<0.390	<0.390	<0.390	<0.390	<0.390
1,2-Dichloroethane	Apr-2022	ug/L	<0.390	<0.390	<0.390	<0.390	<0.390	<0.390		<0.390	<0.390	<0.390		<0.390	<0.390	<0.390	<0.390					<0.390		<0.390	<0.390	<0.390	<0.390	<0.390	<0.390	<0.390	<0.390	<0.390	<0.390	<0.390	<0.390	<0.390	<0.390	<0.390	<0.390	<0.390	<0.390
1,2-Dichloroethane	Oct-2022	ug/L	<0.390		<0.390	<0.390	<0.390	<0.390			<0.390	<0.390		<0.390	<0.390	<0.390	<0.390					<0.390		<0.390	<0.390	<0.390	<0.390	<0.390	<0.390	<0.390	<0.390	<0.390		<0.390	<0.390	<0.390	<0.390	<0.390	<0.390	<0.390	<0.390
1,2-Dichloroethane	Apr-2023	ug/L	<0.390		<0.390	<0.390	<0.390	<0.390		<0.390	<0.390	<0.390		<0.390	<0.390	<0.390	<0.390					<0.390		<0.390	<0.390	<0.390	<0.390	<0.390	<0.390	<0.390	<0.390	<0.390		<0.390	<0.390	<0.390	<0.390	<0.390	<0.390	<0.390	<0.390
1,2-Dichloroethane	Oct-2023	ug/L	<0.390		<0.390			<0.390			<0.390	<0.390		<0.390	<0.390	<0.390	<0.390					<0.390		<0.390	<0.390		<0.390	<0.390	<0.390	<0.390	<0.390	<0.390		<0.390	<0.390	<0.390		<0.390	<0.390	<0.390	<0.390
1,2-Dichloropropane	Oct-2007	ug/L	<1	<1	<1	<1	<1	<1	<1			<1	<1	<1	<1	<1	<1																										
1,2-Dichloropropane	Feb-2008	ug/L	<1	<1	<1	<1	<1	<1	<1			<1	<1	<1	<1	<1	<1																										
1,2-Dichloropropane	Apr-2008	ug/L	<1	<1	<1	<1	<1	<1	<1			<1	<1	<1	<1	<1	<1																										
1,2-Dichloropropane	Jul-2008	ug/L	<1	<1	<1	<1	<1	<1	<1			<1	<1	<1	<1	<1	<1																										
1,2-Dichloropropane	Oct-2008	ug/L	<1	<1	<1	<1	<1	<1	<1			<1	<1	<1	<1	<1	<1																										
1,2-Dichloropropane	Jan-2009	ug/L	<1	<1	<1	<1	<1	<1	<1			<1	<1	<1	<1	<1	<1																										
1,2-Dichloropropane	Apr-2009	ug/L	<1	<1	<1	<1	<1	<1	<1			<1	<1	<1	<1	<1	<1																										
1,2-Dichloropropane	Jul-2009	ug/L	<1	<1	<1	<1	<1	<1	<1			<1	<1	<1	<1	<1	<1																										
1,2-Dichloropropane	Oct-2009	ug/L	<1	<1	<1	<1	<1	<1	<1			<1	<1	<1	<1	<1	<1																										
1,2-Dichloropropane	Dec-2009	ug/L														<1	<1																										
1,2-Dichloropropane	Feb-2010	ug/L														<1	<1																										
1,2-Dichloropropane	Apr-2010	ug/L	<1	<1	<1	<1	<1	<1	<1			<1	<1	<1	<1	<1	<1																										
1,2-Dichloropropane	Oct-2010	ug/L	<1	<1	<1	<1	<1	<1	<1			<1	<1	<1	<1	<1	<1																										
1,2-Dichloropropane	Feb-2011	ug/L																																								
1,2-Dichloropropane	Apr-2011	ug/L	<1	<1	<1	<1	<1	<1	<1			<1	<1	<1	<1	<1	<1																										
1,2-Dichloropropane	Jun-2011	ug/L																																								
1,2-Dichloropropane	Aug-2011	ug/L																																							
1,2-Dichloropropane	Oct-2011	ug/L	<1	<1	<1	<1	<1	<1	<1			<1	<1	<1	<1	<1	<1					<1						<1														
1,2-Dichloropropane	Feb-2012	ug/L								<0.87	<0.87											<0.87		<0.87	<0.87	<0.87	<0.87															
1,2-Dichloropropane	Apr-2012	ug/L	<0.87	<0.87	<0.87	<0.87	<0.87	<0.87		<0.87	<0.87	<0.87		<0.87	<0.87	<0.87	<0.87					<0.87		<0.87	<0.87	<0.87	<0.87	<0.87														
1,2-Dichloropropane	Jun-2012	ug/L								<0.87	<0.87											<0.87		<0.11	<0.87	<0.11	<0.87															
1,2-Dichloropropane	Aug-2012	ug/L								<0.87	<0.87								<0.87			<0.87	<0.87	<0.87	<0.87	<0.87	<0.87	<0.11														
1,2-Dichloropropane	Oct-2012	ug/L	<0.87	<0.87	<0.87	<0.87	<0.87	<0.87		<0.87	<0.87	<0.87		<0.87	<0.87	<0.87	<0.87		<0.87			<0.87	<0.87	<0.87	<0.87	<0.87	<0.87	<0.87														
1,2-Dichloropropane	Nov-2012	ug/L																											<0.87	<0.87	<0.87	<0.87	<0.87								
1,2-Dichloropropane	Feb-2013	ug/L																				<0.87							<0.87	<0.87	<0.87	<0.87	<0.87								
1,2-Dichloropropane	May-2013	ug/L	<0.87	<0.87	<0.87	<0.87	<0.87	<0.87		<0.87	<0.87	<0.87		<0.87	<0.87	<0.87	<0.87	<0.87	<0.87	<0.87	<0.87	<0.87	<0.87	<0.87	<0.87	<0.87	<0.87			<0.87	<0.87	<0.87	<0.87	<0.87						
1,2-Dichloropropane	Jun-2013	ug/L																<0.87	<0.87			<0.87								<0.87	<0.87	<0.87	<0.87	<0.87						
1,2-Dichloropropane	Aug-2013	ug/L			<0.87													<0.87	<0.87	<0.87	<0.87	<0.87								<0.87	<0.87	<0.87	<0.87	<0.87						
1,2-Dichloropropane	Nov-2013	ug/L	<0.87	<0.87	<0.87	<0.87	<0.87	<0.87			<0.87	<0.87		<0.87	<0.87		<0.87		<0.87	<0.87	<0.87	<0.87	<0.87	<0.87	<0.87	<0.87	<0.87			<0.87	<0.87	<0.87	<0.87	<0.87						
1,2-Dichloropropane	Jan-2014	ug/L																	<0.87	<0.87	<0.87	<0.87																			
1,2-Dichloropropane	May-2014	ug/L	<0.87	<0.87	<0.87	<0.87	<0.87	<0.87		<0.87	<0.87	<0.87		<0.87	<0.87		<0.87		<0.87	<0.87	<0.87	<0.87	<0.87	<0.87	<0.87	<0.87	<0.87			<0.87	<0.87	<0.87	<0.87	<0.87						
1,2-Dichloropropane	Jun-2014	ug/L														<0.87	<0.87				<0.87		<0.87																		
1,2-Dichloropropane	Jul-2014	ug/L																<0.87	<0.87																						
1,2-Dichloropropane	Sep-2014	ug/L																																							
1,2-Dichloropropane	Nov-2014	ug/L	<0.87							<0.87	<0.87	

Table 9
Analytical Data Summary
2024 Annual Water Quality Report

Constituent	Month-Year	units	MW-102A	P-102BR	MW-103A	MW-104A	MW-105A	P-105B	MW-108A	MW-108AR	MW-109ARR	P-108B	MW-109AR	MW-114AR	P-114BR	MW-120AR	P-120B	MW-124A	MW-124B	MW-126A	MW-130A	MW-137A	MW-138A	MW-201A	MW-202A	MW-203A	MW-204A	OW-301A	OW-306AR	MW-401A	MW-402A	MW-403A	P-403B	MW-404A	MW-501A	MW-502A	P-503B	P-504B	MW-505A	MW-604	MW-605
1,2-Dichloropropane	Oct-2015	ug/L		<0.87								<0.87			<0.87	<0.87	<0.87		<0.87	<0.87		<0.87																			
1,2-Dichloropropane	Nov-2015	ug/L	<0.87		<0.87		<0.87	<0.87						<0.87				<0.87						<0.87	<0.87	<0.87		<0.87		<0.87	<0.87	<0.87		<0.87								
1,2-Dichloropropane	Dec-2015	ug/L				<0.87				<0.87	<0.87																<0.87						<0.87			<0.87	<0.87	<0.87	<0.87			
1,2-Dichloropropane	Mar-2016	ug/L																																	<0.87	<0.87	<0.87	<0.87	<0.87			
1,2-Dichloropropane	May-2016	ug/L			<0.87	<0.87	<0.87	<0.87		<0.87	<0.87	<0.87		<0.87	<0.87			<0.87	<0.87			<0.87	<0.87	<0.87	<0.87	<0.87	<0.87			<0.87	<0.87			<0.87	<0.87	<0.87					
1,2-Dichloropropane	Jun-2016	ug/L	<0.87	<0.87												<0.87	<0.87																				<0.87	<0.87	<0.87			
1,2-Dichloropropane	Oct-2016	ug/L	<0.87		<0.87	<0.87					<0.87			<0.87	<0.87	<0.87						<0.87	<0.87	<0.87	<0.87	<0.87	<0.87	<0.87		<0.87	<0.87	<0.87	<0.87	<0.87	<0.87		<0.87	<0.87			
1,2-Dichloropropane	Nov-2016	ug/L		<0.87			<0.87	<0.87		<0.87		<0.87					<0.87	<0.87	<0.87																				<0.87			
1,2-Dichloropropane	Jan-2017	ug/L																																	<0.87						
1,2-Dichloropropane	Apr-2017	ug/L	<0.87	<0.87	<0.87	<0.87	<0.87	<0.87		<0.87	<0.87	<0.87		<0.87	<0.87	<0.87	<0.87	<0.87	<0.87			<0.87	<0.87	<0.87	<0.87	<0.87	<0.87	<0.87		<0.87	<0.87	<0.87	<0.87	<0.87	<0.87	<0.87	<0.87	<0.87	<0.87		
1,2-Dichloropropane	Jul-2017	ug/L																																							
1,2-Dichloropropane	Oct-2017	ug/L	<0.870	<0.870	<0.870	<0.870	<0.870	<0.870		<0.870	<0.870	<0.870		<0.870	<0.870	<0.870	<0.870	<0.870	<0.870			<0.870	<0.870	<0.870	<0.870	<0.870	<0.870	<0.870		<0.870	<0.870	<0.870	<0.870	<0.870	<0.870	<0.870	<0.870				
1,2-Dichloropropane	Apr-2018	ug/L	<0.870	<0.870	<0.870	<0.870	<0.870	<0.870		<0.870	<0.870	<0.870		<0.870	<0.870	<0.870	<0.870	<0.870	<0.870			<0.870	<0.870	<0.870	<0.870	<0.870	<0.870	<0.870		<0.870	<0.870	<0.870	<0.870	<0.870	<0.870	<0.870	<0.870				
1,2-Dichloropropane	Oct-2018	ug/L	<0.270	<0.270	<0.270	<0.270	<0.270	<0.270		<0.270	<0.270	<0.270		<0.270	<0.270	<0.270	<0.270	<0.270	<0.270			<0.270	<0.270	<0.270	<0.270	<0.270	<0.270	<0.270	<0.270	<0.270	<0.270	<0.270	<0.270	<0.270	<0.270	<0.270	<0.270				
1,2-Dichloropropane	Jan-2019	ug/L																											<0.270												
1,2-Dichloropropane	Apr-2019	ug/L	<0.270	<0.270	<0.270	<0.270	<0.270	<0.270		<0.270	<0.270	<0.270		<0.270	<0.270	<0.270	<0.270	<0.270	<0.270			<0.270	<0.270	<0.270	<0.270	<0.270	<0.270	<0.270	<0.270	<0.270	<0.270	<0.270	<0.270	<0.270	<0.270	<0.270	<0.270			<0.270	<0.270
1,2-Dichloropropane	Nov-2019	ug/L	<0.270	<0.270	<0.270	<0.270	<0.270	<0.270		<0.270	<0.270	<0.270		<0.270	<0.270	<0.270	<0.270	<0.270	<0.270			<0.270	<0.270	<0.270	<0.270	<0.270	<0.270	<0.270	<0.270	<0.270	<0.270	<0.270	<0.270	<0.270	<0.270	<0.270	<0.270			<0.270	<0.270
1,2-Dichloropropane	Apr-2020	ug/L	<0.270	<0.270	<0.270	<0.270	<0.270	<0.270		<0.270	<0.270	<0.270		<0.270	<0.270	<0.270	<0.270	<0.270	<0.270			<0.270		<0.270	<0.270	<0.270	<0.270	<0.270	<0.270	**0.339J**	<0.270	<0.270	<0.270	<0.270	<0.270	<0.270	<0.270			<0.270	<0.270
1,2-Dichloropropane	Jul-2020	ug/L			<0.270	<0.270	<0.270									<0.270								<0.270	<0.270	<0.270	<0.270			<0.270										<0.270	<0.270
1,2-Dichloropropane	Oct-2020	ug/L	<0.270	<0.270	<0.270	<0.270	<0.270	<0.270		<0.270	<0.270	<0.270		<0.270	<0.270	<0.270	<0.270					<0.270		<0.270	<0.270	<0.270	<0.270	<0.270	<0.270	<0.270	<0.270	<0.270	<0.270	<0.270	<0.270	<0.270	<0.270			<0.270	<0.270
1,2-Dichloropropane	Jan-2021	ug/L			<0.270	<0.270	<0.270									<0.270								<0.270	<0.270	<0.270	<0.270													<0.270	<0.270
1,2-Dichloropropane	Apr-2021	ug/L	<0.270	<0.270	<0.270			<0.270		<0.270	<0.270	<0.270		<0.270	<0.270	<0.270	<0.270					<0.270		<0.270	<0.270		<0.270	<0.270	<0.270	<0.270	<0.270	<0.270	<0.270	<0.270	<0.270	<0.270	<0.270			<0.270	<0.270
1,2-Dichloropropane	Jun-2021	ug/L																				<0.270																				
1,2-Dichloropropane	Oct-2021	ug/L	<0.270	<0.270	<0.270	<0.270	<0.270	<0.270			<0.270	<0.270		<0.270	<0.270	<0.270	<0.270					<0.270		<0.270	<0.270	<0.270	<0.270	<0.270	<0.270	<0.270	<0.270	<0.270	<0.270	<0.270	<0.270	<0.270	<0.270	<0.270	<0.270	<0.270	<0.270
1,2-Dichloropropane	Apr-2022	ug/L	<0.270	<0.270	<0.270	<0.270	<0.270	<0.270		<0.270	<0.270	<0.270		<0.270	<0.270	<0.270	<0.270					<0.270		<0.270	<0.270	<0.270	<0.270	<0.270	<0.270	<0.270	<0.270	<0.270	<0.270	<0.270	<0.270	<0.270	<0.270	<0.270	<0.270	<0.270	<0.270
1,2-Dichloropropane	Oct-2022	ug/L	<0.270		<0.270	<0.270	<0.270	<0.270			<0.270	<0.270		<0.270	<0.270	<0.270	<0.270					<0.270		<0.270	<0.270	<0.270	<0.270	<0.270	<0.270	<0.270	<0.270	<0.270	<0.270		<0.270	<0.270	<0.270	<0.270	<0.270	<0.270	<0.270	<0.270
1,2-Dichloropropane	Apr-2023	ug/L	<0.270		<0.270	<0.270	<0.270	<0.270		<0.270	<0.270	<0.270		<0.270	<0.270	<0.270	<0.270					<0.270		<0.270	<0.270	<0.270	<0.270	<0.270	<0.270	<0.270	<0.270	<0.270	<0.270		<0.270	<0.270	<0.270	<0.270	<0.270	<0.270	<0.270	<0.270
1,2-Dichloropropane	Oct-2023	ug/L	<0.270		<0.270			<0.270			<0.270	<0.270		<0.270	<0.270	<0.270	<0.270					<0.270		<0.270	<0.270		<0.270	<0.270	<0.270	<0.270	<0.270	<0.270	<0.270		<0.270	<0.270	<0.270		<0.270	<0.270	<0.270	<0.270
1,3,5-Trinitrobenzene	Apr-2009	ug/L				<10																																			
1,3,5-Trinitrobenzene	Jul-2009	ug/L										<10																													
1,3,5-Trinitrobenzene	Apr-2010	ug/L				<10						<10																													
1,3,5-Trinitrobenzene	Jun-2012	ug/L																						<1.28		<1.28															
1,3,5-Trinitrobenzene	Aug-2012	ug/L																										<1.28													
1,3,5-Trinitrobenzene	May-2013	ug/L	<1.31	<1.29			<1.45	<1.35		<1.31	<1.31			<1.31	<1.33									<1.38	<1.36	<1.36	<1.38														
1,3,5-Trinitrobenzene	Aug-2013	ug/L			<1.36																																				
1,3,5-Trinitrobenzene	Nov-2013	ug/L																										<1.31													
1,3,5-Trinitrobenzene	May-2014	ug/L	<1.51		<1.38	<1.41	<1.39	<1.39		<1.38	<1.36			<1.39	<1.39										<1.32		<1.38														
1,3,5-Trinitrobenzene	Dec-2014	ug/L		<1.41								<1.28																													
1,3,5-Trinitrobenzene	May-2015	ug/L																															<1.28								
1,3,5-Trinitrobenzene	Oct-2015	ug/L		<1.41								<1.39			<1.29																										
1,3,5-Trinitrobenzene	Nov-2015	ug/L	<1.42		<1.39		<1.47	<1.35						<1.45										<1.44	<1.41	<1.42		<1.41													
1,3,5-Trinitrobenzene	Dec-2015	ug/L				<1.41				<1.44	<1.49																<1.47														
1,3,5-Trinitrobenzene	Oct-2016	ug/L																					<1.31																		
1,3,5-Trinitrobenzene	Nov-2016	ug/L															<1.28	<1.28	<1.28																						
1,3,5-Trinitrobenzene	Oct-2018	ug/L																											<1.29												
1,3,5-Trinitrobenzene	Jan-2019	ug/L																											<1.32												
1,3,5-Trinitrobenzene	Jul-2020	ug/L																												<13.7											
1,3,5-Trinitrobenzene	Oct-2020	ug/L	<1.35			<1.37	<1.37	<1.41		<1.37	<1.37	<1.37		<1.37	<1.37									<1.37	<1.37	<1.37	<1.37	<1.37													
1,3,5-Trinitrobenzene	Jun-2021	ug/L																				<1.44																			
1,3,5-Trinitrobenzene	Apr-2022	ug/L			<2.74																														<2.50					
1,3,5-Trinitrobenzene	Oct-2022	ug/L																				<2.25							<2.25						<2.35					
1,3-Dichlorobenzene	Apr-2009	ug/L				<1																																			
1,3-Dichlorobenzene	Jul-2009	ug/L										<1																													
1,3-Dichlorobenzene	Apr-2010	ug/L				<1						<1																													
1,3-Dichlorobenzene	Jun-2012	ug/L																						<0.17		<0.17															
1,3-Dichlorobenzene	Aug-2012	ug/L																										<0.17													
1,3-Dichlorobenzene	May-2013	ug/L	<0.17	<0.17			<0.17	<0.17		<0.17	<0.17			<0.17	<0.17									<0.17	<0.17	<0.17	<0.17														
1,3-Dichlorobenzene	Aug-2013	ug/L			<0.17																																				
1,3-Dichlorobenzene	Nov-2013	ug/L																										<0.17													
1,3-Dichlorobenzene	May-2014	ug/L	<0.17		<0.17	<0.17	<0.17	<0.17		<0.17	<0.17			<0.17	<0.17										<0.17		<0.17														
1,3-Dichlorobenzene	Dec-2014	ug/L		<0.17								<0.17																													
1,3-Dichlorobenzene	May-2015	ug/L																															<0.17								
1,3-Dichlorobenzene	Oct-2015	ug/L		<0.17								<0.185			<0.172																										
1,3-Dichlorobenzene	Nov-2015	ug/L	<0.17		<0.17		<0.17	<0.17						<0.17										<0.17	<0.17	<0.17		<0.17													
1,3-Dichlorobenzene	Dec-2015	ug/L				<0.17				<0.17	<0.17																<0.17														
1,3-Dichlorobenzene	Oct-2016	ug/L														<0.17							<0.17																		
1,3-Dichlorobenzene	Nov-2016	ug/L															<0.17	<0.17	<0.17																						
1,3-Dichlorobenzene	Oct-2018	ug/L																											<0.300												
1,3-Dichlorobenzene	Jan-2019	ug/L																											<0.300												
1,3-Dichlorobenzene	Jul-2020	ug/L																												<0.300											
1,3-Dichlorobenzene	Oct-2020	ug/L	<0.300			<0.300	<0.300	<0.300		<0.300	<0.300	<0.300		<0.300	<0.300									<0.300	<0.300	<0.300	<0.300	<0.300													
1,3-Dichlorobenzene	Jun-2021	ug/L																				<0.300																			
1,3-Dichlorobenzene	Apr-2022	ug/L			<0.300																														<0.300					
1,3-Dichlorobenzene	Oct-2022	ug/L																				<0.300								<0.300					<0.300					
1,3-Dichloropropane	Apr-2009	ug/L				<1																																			
1,3-Dichloropropane	Jul-2009	ug/L										<1																													
1,3-Dichloropropane	Apr-2010	ug/L				<1						<1																													
1,3-Dichloropropane	Jun-2012	ug/L																						<0.16		<0.16															
1,3-Dichloropropane	Aug-2012	ug/L																										<0.16													
1,3-Dichloropropane	May-2013	ug/L	<0.16	<0.16			<0.16	<0.16		<0.16	<0.16			<0.16	<0.16									<0.16	<0.16	<0.16	<0.16														
1,3-Dichloropropane	Aug-2013	ug/L			<0.16																																				
1,3-Dichloropropane	Nov-2013	ug/L																										<0.16													
1,3-Dichloropropane	May-2014	ug/L	<0.16		<0.16	<0.16	<0.16	<0.16		<0.16	<0.16			<0.16	<0.16										<0.16		<0.16														
1,3-Dichloropropane	Dec-2014	ug/L		<0.16								<0.16																													
1,3-Dichloropropane	May-2015	ug/L																															<0.16								
1,3-Dichloropropane	Oct-2015	ug/L		<0.16								<0.16			<0.16																										
1,3-Dichloropropane	Nov-2015	ug/L	<0.16		<0.16	<0.16	<0.16	<0.16						<0.16										<0.16	<0.16	<0.16		<0.16													
1,3-Dichloropropane	Dec-2015	ug/L				<0.16				<0.16	<0.16																<0.16														
1,3-Dichloropropane	Oct-2016	ug/L														<0.16							<0.16																		
1,3-Dichloropropane	Nov-2016	ug/L															<0.16	<0.16	<0.16																						
1,3-Dichloropropane	Oct-2018	ug/L																											<0.400												
1,3-Dichloropropane	Jan-2019	ug/L																											<0.400												
1,3-Dichloropropane	Jul-2020	ug/L																												<0.400											
1,3-Dichloropropane	Oct-2020	ug/L	<0.400			<0.400	<0.400	<0.400		<0.400	<0.400	<0.400		<0.400	<0.400									<0.400	<0.400	<0.400	<0.400	<0.400													
1,3-Dichloropropane	Jun-2021	ug/L																				<0.400																			
1,3-Dichloropropane	Apr-2022	ug/L			<0.400																														<0.400					
1,3-Dichloropropane	Oct-2022	ug/L																				<0.400								<0.400					<0.400					
1,3-Dinitrobenzene	Apr-2009	ug/L				<10																																			
1,3-Dinitrobenzene	Jul-2009	ug/L										<10																													
1,3-Dinitrobenzene	Apr-2010	ug/L				<10						<10																													
1,3-Dinitrobenzene	Jun-2012	ug/L																						<0.17		<0.17															
1,3-Dinitrobenzene	Aug-2012	ug/L																										<0.17													
1,3-Dinitrobenzene	May-2013	ug/L	<0.173	<0.172			<0.193	<0.179		<0.173	<0.173			<0.173	<0.177									<0.183	<0.181	<0.181	<0.183														
1,3-Dinitrobenzene	Aug-2013	ug/L			<0.181																																				
1,3-Dinitrobenzene	Nov-2013	ug/L																										<0.173													
1,3-Dinitrobenzene	May-2014	ug/L	<0.2		<0.183	<0.187	<0.185	<0.185		<0.183	<0.181			<0.185	<0.185										<0.175		<0.183														
1,3-Dinitrobenzene	Dec-2014	ug/L		<0.187								<0.17																													
1,3-Dinitrobenzene	May-2015	ug/L																															<0.17								
1,3-Dinitrobenzene	Oct-2015	ug/L		<0.187								<0.185			<0.172																										
1,3-Dinitrobenzene	Nov-2015	ug/L	<0.189		<0.185		<0.195	<0.179						<0.193										<0.191	<0.187	<0.189		<0.187													
1,3-Dinitrobenzene	Dec-2015	ug/L				<0.187				<0.191	<0.198																<0.195														
1,3-Dinitrobenzene	Oct-2016	ug/L																					<0.173																		
1,3-Dinitrobenzene	Nov-2016	ug/L															<0.17	<0.17	<0.17																						
1,3-Dinitrobenzene	Oct-2018	ug/L																											<1.02												
1,3-Dinitrobenzene	Jan-2019	ug/L																											<1.04												
1,3-Dinitrobenzene	Jul-2020	ug/L																												<10.5											
1,3-Dinitrobenzene	Oct-2020	ug/L	<1.04			<1.05	<1.05	<1.09		<1.05	<1.05	<1.05		<1.05	<1.05									<1.05	<1.05	<1.05	<1.05	<1.05													
1,3-Dinitrobenzene	Jun-2021	ug/L																				<1.11																			
1,3-Dinitrobenzene	Apr-2022	ug/L			<3.81																														<3.48					

Notes:
"J" Indicates the constituent was detected between the method detection limit and the reporting limit and is considered estimated.

Table 9
Analytical Data Summary
2024 Annual Water Quality Report

Constituent	Month-Year	units	MW-102A	P-102BR	MW-103A	MW-104A	MW-105A	P-105B	MW-108A	MW-108AR	MW-109ARR	P-108B	MW-109AR	MW-114AR	P-114BR	MW-120AR	P-120B	MW-124A	MW-124B	MW-126A	MW-130A	MW-137A	MW-138A	MW-201A	MW-202A	MW-203A	MW-204A	OW-301A	OW-306AR	MW-401A	MW-402A	MW-403A	P-403B	MW-404A	MW-501A	MW-502A	P-503B	P-504B	MW-505A	MW-604	MW-605
1,3-Dinitrobenzene	Oct-2022	ug/L																				<3.14								<3.14					<3.27							
1,4-Dichlorobenzene	Oct-2007	ug/L	<1	<1	<1	<1	<1	<1	<1			<1	<1	<1	<1	<1	<1																									
1,4-Dichlorobenzene	Feb-2008	ug/L	<1	<1	<1	<1	<1	<1	<1			<1	<1	<1	<1	<1	<1																									
1,4-Dichlorobenzene	Apr-2008	ug/L	<1	<1	<1	<1	<1	<1	<1			<1	<1	<1	<1	<1	<1																									
1,4-Dichlorobenzene	Jul-2008	ug/L	<1	<1	<1	<1	<1	<1	<1			<1	<1	<1	<1	<1	<1																									
1,4-Dichlorobenzene	Oct-2008	ug/L	<1	<1	<1	<1	<1	<1	<1			<1	<1	<1	<1	<1	<1																									
1,4-Dichlorobenzene	Jan-2009	ug/L	<1	<1	<1	<1	<1	<1	<1			<1	<1	<1	<1	<1	<1																									
1,4-Dichlorobenzene	Apr-2009	ug/L	<1	<1	<1	<1	<1	<1	<1			<1	<1	<1	<1	<1	<1																									
1,4-Dichlorobenzene	Jul-2009	ug/L	<1	<1	<1	<1	<1	<1	<1			<1	<1	<1	<1	<1	<1																									
1,4-Dichlorobenzene	Oct-2009	ug/L	<1	<1	<1	<1	<1	<1	<1			<1	<1	<1	<1	<1	<1																									
1,4-Dichlorobenzene	Dec-2009	ug/L														<1	<1																									
1,4-Dichlorobenzene	Feb-2010	ug/L														<1	<1																									
1,4-Dichlorobenzene	Apr-2010	ug/L	<1	<1	<1	<1	<1	<1	<1			<1	<1	<1	<1	<1	<1																									
1,4-Dichlorobenzene	Oct-2010	ug/L	<1	<1	<1	<1	<1	<1	<1			<1	<1	<1	<1	<1	<1																									
1,4-Dichlorobenzene	Feb-2011	ug/L																																								
1,4-Dichlorobenzene	Apr-2011	ug/L	<1	<1	<1	<1	<1	<1	<1			<1	<1	<1	<1	<1	<1																									
1,4-Dichlorobenzene	Jun-2011	ug/L																																							
1,4-Dichlorobenzene	Aug-2011	ug/L																																							
1,4-Dichlorobenzene	Oct-2011	ug/L	<1	<1	<1	<1	<1	<1	<1			<1	<1	<1	<1	<1	<1					<1					<1															
1,4-Dichlorobenzene	Feb-2012	ug/L								<0.2	<0.2											<0.2		<0.2	<0.2	<0.2	<0.2													
1,4-Dichlorobenzene	Apr-2012	ug/L	<0.2	**0.22J**	<0.2	<0.2	<0.2	<0.2		<0.2	<0.2	<0.2		<0.2	**0.26J**	<0.2	**0.23J**					<0.2		<0.2	<0.2	<0.2	**0.21J**	<0.2												
1,4-Dichlorobenzene	Jun-2012	ug/L								<0.2	<0.2											<0.2		<0.2	<0.2	<0.2	<0.2													
1,4-Dichlorobenzene	Aug-2012	ug/L								<0.2	<0.2								<0.2			<0.2	<0.2	<0.2	<0.2	<0.2	<0.2	<0.2												
1,4-Dichlorobenzene	Oct-2012	ug/L	<0.2	<0.2	<0.2	<0.2	<0.2	<0.2		<0.2	<0.2	<0.2		<0.2	<0.2	<0.2	**0.21J**		<0.2			<0.2	<0.2	<0.2	<0.2	<0.2	<0.2	<0.2												
1,4-Dichlorobenzene	Nov-2012	ug/L																												<0.2	<0.2	<0.2	<0.2	<0.2							
1,4-Dichlorobenzene	Feb-2013	ug/L																					<0.2							<0.2	<0.2	<0.2	<0.2	<0.2							
1,4-Dichlorobenzene	May-2013	ug/L	<0.2	<0.2	<0.2	<0.2	<0.2	<0.2		<0.2	<0.2	<0.2		<0.2	<0.2	<0.2	<0.2	<0.2	<0.2	<0.2	<0.2	<0.2	<0.2	<0.2	<0.2	<0.2	<0.2	<0.2		<0.2	<0.2	<0.2	<0.2	<0.2							
1,4-Dichlorobenzene	Jun-2013	ug/L																<0.2	<0.2				<0.2							<0.2	<0.2	<0.2	<0.2	<0.2							
1,4-Dichlorobenzene	Aug-2013	ug/L			<0.2													<0.2	<0.2	<0.2	<0.2		<0.2							<0.2	<0.2	<0.2	<0.2	<0.2							
1,4-Dichlorobenzene	Nov-2013	ug/L	<0.2	<0.2	<0.2	<0.2	<0.2	<0.2			<0.2	<0.2		<0.2	<0.2		<0.2		<0.2	<0.2	<0.2	<0.2	<0.2	<0.2	<0.2	<0.2	<0.2	<0.2		<0.2	<0.2	<0.2	<0.2	<0.2							
1,4-Dichlorobenzene	Jan-2014	ug/L																	<0.2	<0.2	<0.2			<0.2																	
1,4-Dichlorobenzene	May-2014	ug/L	<0.2	<0.2	<0.2	<0.2	<0.2	<0.2		<0.2	<0.2	<0.2		<0.2	<0.2			<0.2	<0.2	<0.2		<0.2		<0.2	<0.2	<0.2	<0.2			<0.2	<0.2	<0.2	<0.2	<0.2							
1,4-Dichlorobenzene	Jun-2014	ug/L														<0.2	<0.2			<0.2			<0.2																	
1,4-Dichlorobenzene	Jul-2014	ug/L																<0.2	<0.2																					
1,4-Dichlorobenzene	Sep-2014	ug/L																																							
1,4-Dichlorobenzene	Nov-2014	ug/L	<0.2							<0.2	<0.2			<0.2	<0.2		<0.2		<0.2	<0.2		<0.2	<0.2	<0.2	<0.2	<0.2						<0.2	<0.2							
1,4-Dichlorobenzene	Dec-2014	ug/L		<0.2	<0.2	<0.2	<0.2	<0.2				<0.2				<0.2										<0.2				<0.2	<0.2	<0.2								
1,4-Dichlorobenzene	May-2015	ug/L					<0.2											<0.2		<0.2										<0.2		<0.2	<0.2							
1,4-Dichlorobenzene	Jun-2015	ug/L	<0.2	**1.11**	<0.2	**0.491J**		<0.2		<0.2	<0.2	<0.2		<0.2	<0.2	**0.385J**	<0.2		<0.2			<0.2	<0.2	<0.2	<0.2	<0.2	<0.2				<0.2			<0.2							
1,4-Dichlorobenzene	Oct-2015	ug/L		<0.2							<0.2				<0.2	<0.2	<0.2		<0.2	<0.2		<0.2																	
1,4-Dichlorobenzene	Nov-2015	ug/L	<0.2		<0.2		<0.2	<0.2						<0.2				<0.2						<0.2	<0.2	<0.2		<0.2		<0.2	<0.2	<0.2		<0.2							
1,4-Dichlorobenzene	Dec-2015	ug/L				<0.2				<0.2	<0.2																<0.2						<0.2		<0.2	<0.2	<0.2	<0.2	<0.2		
1,4-Dichlorobenzene	Mar-2016	ug/L																																	<0.2	<0.2	<0.2	<0.2	<0.2		
1,4-Dichlorobenzene	May-2016	ug/L			<0.2	<0.2	<0.2	<0.2		<0.2	<0.2	<0.2		<0.2	<0.2				<0.2	<0.2		<0.2	<0.2	<0.2	<0.2	<0.2	<0.2			<0.2	<0.2			<0.2	<0.2	<0.2				
1,4-Dichlorobenzene	Jun-2016	ug/L	<0.2	<0.2												<0.2	<0.2															<0.2	<0.2		<0.2	<0.2	<0.2		
1,4-Dichlorobenzene	Oct-2016	ug/L	<0.2		<0.2	<0.2					<0.2			<0.2	<0.2	<0.2						<0.2	<0.2	<0.2	<0.2	<0.2	<0.2	<0.2		<0.2	<0.2	<0.2	<0.2	<0.2	<0.2		<0.2	<0.2		
1,4-Dichlorobenzene	Nov-2016	ug/L		<0.2			<0.2	<0.2		<0.2		<0.2					<0.2	<0.2	<0.2																<0.2			<0.2		
1,4-Dichlorobenzene	Jan-2017	ug/L																																	<0.2					
1,4-Dichlorobenzene	Apr-2017	ug/L	<0.2	<0.2	<0.2	<0.2	<0.2	<0.2		<0.2	<0.2	<0.2		<0.2	<0.2	<0.2	<0.2	<0.2	<0.2			<0.2	<0.2	<0.2	<0.2	<0.2	<0.2	<0.2		<0.2	<0.2	<0.2	<0.2	<0.2	<0.2	<0.2	<0.2	<0.2	<0.2		
1,4-Dichlorobenzene	Jul-2017	ug/L																																						
1,4-Dichlorobenzene	Oct-2017	ug/L	<0.200	<0.200	<0.200	<0.200	<0.200	<0.200		<0.200	<0.200	<0.200		<0.200	<0.200	<0.200	<0.200	<0.200	<0.200			<0.200	<0.200	<0.200	<0.200	<0.200	<0.200	<0.200		<0.200	<0.200	<0.200	<0.200	<0.200	<0.200	<0.200	<0.200				
1,4-Dichlorobenzene	Apr-2018	ug/L	<0.200	<0.200	<0.200	<0.200	<0.200	<0.200		<0.200	<0.200	<0.200		<0.200	<0.200	<0.200	<0.200	<0.200	<0.200			<0.200	<0.200	<0.200	<0.200	<0.200	<0.200	<0.200		<0.200	<0.200	<0.200	<0.200	<0.200	<0.200	<0.200	<0.200				
1,4-Dichlorobenzene	Oct-2018	ug/L	<0.230	<0.230	<0.230	<0.230	<0.230	<0.230		<0.230	<0.230	<0.230		<0.230	<0.230	<0.230	<0.230	<0.230	<0.230			<0.230	<0.230	<0.230	<0.230	<0.230	<0.230	<0.230	<0.230	<0.230	<0.230	<0.230	<0.230	<0.230	<0.230	<0.230	<0.230				
1,4-Dichlorobenzene	Jan-2019	ug/L																											<0.230											
1,4-Dichlorobenzene	Apr-2019	ug/L	<0.230	<0.230	<0.230	<0.230	<0.230	<0.230		<0.230	<0.230	<0.230		<0.230	<0.230	<0.230	<0.230	<0.230	<0.230			<0.230	<0.230	<0.230	<0.230	<0.230	<0.230	<0.230	<0.230	<0.230	<0.230	<0.230	<0.230	<0.230	<0.230	<0.230	<0.230			<0.230	<0.230
1,4-Dichlorobenzene	Nov-2019	ug/L	<0.230	<0.230	<0.230	<0.230	<0.230	<0.230		<0.230	<0.230	<0.230		<0.230	<0.230	<0.230	<0.230	<0.230	<0.230			<0.230	<0.230	<0.230	<0.230	<0.230	<0.230	<0.230	<0.230	<0.230	<0.230	<0.230	<0.230	<0.230	<0.230	<0.230	<0.230			<0.230	<0.230
1,4-Dichlorobenzene	Apr-2020	ug/L	<0.230	<0.230	<0.230	<0.230	<0.230	<0.230		<0.230	<0.230	<0.230		<0.230	<0.230	<0.230	<0.230	<0.230	<0.230			<0.230		<0.230	<0.230	<0.230	<0.230	<0.230	<0.230	<0.230	<0.230	<0.230	<0.230	<0.230	<0.230	<0.230	<0.230			<0.230	<0.230
1,4-Dichlorobenzene	Jul-2020	ug/L			<0.230	<0.230	<0.230									<0.230								<0.230	<0.230	<0.230	<0.230			<0.230									<0.230	<0.230
1,4-Dichlorobenzene	Oct-2020	ug/L	<0.230	<0.230	<0.230	<0.230	<0.230	<0.230		<0.230	<0.230	<0.230		<0.230	<0.230	<0.230	<0.230					<0.230		<0.230	<0.230	<0.230	<0.230	<0.230	<0.230	<0.230	<0.230	<0.230	<0.230	<0.230	<0.230	<0.230	<0.230	<0.230	<0.230	<0.230	<0.230
1,4-Dichlorobenzene	Jan-2021	ug/L			<0.230	<0.230	<0.230									<0.230								<0.230	<0.230	<0.230	<0.230												<0.230	<0.230
1,4-Dichlorobenzene	Apr-2021	ug/L	<0.230	<0.230	<0.230			<0.230		<0.230	<0.230	<0.230		<0.230	<0.230	<0.230	<0.230					<0.230		<0.230	<0.230		<0.230	<0.230	<0.230	<0.230	<0.230	<0.230	<0.230	<0.230	<0.230	<0.230	<0.230	<0.230	<0.230	<0.230	<0.230
1,4-Dichlorobenzene	Jun-2021	ug/L																				<0.230																		
1,4-Dichlorobenzene	Oct-2021	ug/L	<0.230	<0.230	<0.230	<0.230	<0.230	<0.230			<0.230	<0.230		<0.230	<0.230	<0.230	<0.230					<0.230		<0.230	<0.230	<0.230	<0.230	<0.230	<0.230	<0.230	<0.230	<0.230	<0.230	<0.230	<0.230	<0.230	<0.230	<0.230	<0.230	<0.230	<0.230
1,4-Dichlorobenzene	Apr-2022	ug/L	<0.230	<0.230	<0.230	<0.230	<0.230	<0.230		<0.230	<0.230	<0.230		<0.230	<0.230	<0.230	<0.230					<0.230		<0.230	<0.230	<0.230	<0.230	<0.230	<0.230	<0.230	<0.230	<0.230	<0.230	<0.230	<0.230	<0.230	<0.230	<0.230	<0.230	<0.230	<0.230
1,4-Dichlorobenzene	Oct-2022	ug/L	<0.230		<0.230	<0.230	<0.230	<0.230			<0.230	<0.230		<0.230	<0.230	<0.230	<0.230					<0.230		<0.230	<0.230	<0.230	<0.230	<0.230	<0.230	<0.230	<0.230	<0.230		<0.230	<0.230	<0.230	<0.230	<0.230	<0.230	<0.230	<0.230
1,4-Dichlorobenzene	Apr-2023	ug/L	<0.230		<0.230	<0.230	<0.230	<0.230		<0.230	<0.230	<0.230		<0.230	<0.230	<0.230	<0.230					<0.230		<0.230	<0.230	<0.230	<0.230	<0.230	<0.230	<0.230	<0.230	<0.230		<0.230	<0.230	<0.230	<0.230	<0.230	<0.230	<0.230	<0.230
1,4-Dichlorobenzene	Oct-2023	ug/L	<0.230		<0.230			<0.230			<0.230	<0.230		<0.230	<0.230	<0.230	<0.230					<0.230		<0.230	<0.230		<0.230	<0.230	<0.230	<0.230	<0.230	<0.230		<0.230	<0.230	<0.230		<0.230	<0.230	<0.230	<0.230
1,4-Naphthoquinone	Apr-2009	ug/L				<10																																		
1,4-Naphthoquinone	Jul-2009	ug/L										<10																												
1,4-Naphthoquinone	Apr-2010	ug/L				<10						<10																												
1,4-Naphthoquinone	Jun-2012	ug/L																						<0.14		<0.14														
1,4-Naphthoquinone	Aug-2012	ug/L																										<0.14												
1,4-Naphthoquinone	May-2013	ug/L	<0.143	<0.141			<0.159	<0.147		<0.143	<0.143			<0.143	<0.146									<0.151	<0.149	<0.149	<0.151													
1,4-Naphthoquinone	Aug-2013	ug/L				<0.149																																		
1,4-Naphthoquinone	Nov-2013	ug/L																										<0.143												
1,4-Naphthoquinone	May-2014	ug/L	<0.165		<0.151	<0.154	<0.152	<0.152		<0.151	<0.149			<0.152	<0.152										<0.144		<0.151													
1,4-Naphthoquinone	Dec-2014	ug/L		<0.154								<0.14																												
1,4-Naphthoquinone	May-2015	ug/L																																		<0.14				
1,4-Naphthoquinone	Oct-2015	ug/L		<0.154								<0.152			<0.141																									
1,4-Naphthoquinone	Nov-2015	ug/L	<0.156		<0.152		<0.161	<0.147						<0.159										<0.157	<0.154	<0.156		<0.154												
1,4-Naphthoquinone	Dec-2015	ug/L				<0.154				<0.157	<0.163																<0.161													
1,4-Naphthoquinone	Oct-2016	ug/L																					<0.143																	
1,4-Naphthoquinone	Nov-2016	ug/L															<0.14	<0.14	<0.14																				
1,4-Naphthoquinone	Oct-2018	ug/L																											<0.364											
1,4-Naphthoquinone	Jan-2019	ug/L																											<0.371											
1,4-Naphthoquinone	Jul-2020	ug/L																												<10.3										
1,4-Naphthoquinone	Oct-2020	ug/L	<1.02			<1.03	<1.03	<1.07		<1.03	<1.03	<1.03		<1.03	<1.03									<1.03	<1.03	<1.03	<1.03	<1.03												
1,4-Naphthoquinone	Jun-2021	ug/L																				<1.09																		
1,4-Naphthoquinone	Apr-2022	ug/L			<4.29																														<3.91					
1,4-Naphthoquinone	Oct-2022	ug/L																				<3.53								<3.53					<3.67					
1,4-Phenylenediamine	Apr-2009	ug/L				<10																																		
1,4-Phenylenediamine	Jul-2009	ug/L										<10																												
1,4-Phenylenediamine	Apr-2010	ug/L				<10						<10																												
1,4-Phenylenediamine	Jun-2012	ug/L																						<8.4		<8.4														
1,4-Phenylenediamine	Aug-2012	ug/L																										<8.4												
1,4-Phenylenediamine	May-2013	ug/L	<8.57	<8.48			<9.55	<8.84		<8.57	<8.57			<8.57	<8.75									<9.03	<8.94	<8.94	<9.03													
1,4-Phenylenediamine	Aug-2013	ug/L			<8.94																																			
1,4-Phenylenediamine	Nov-2013	ug/L																										<8.57												
1,4-Phenylenediamine	May-2014	ug/L	<9.88		<9.03	<9.23	<9.13	<9.13		<9.03	<8.94			<9.13	<9.13										<8.66		<9.03													
1,4-Phenylenediamine	Dec-2014	ug/L		<9.23								<8.4																												
1,4-Phenylenediamine	May-2015	ug/L																																		<8.4				
1,4-Phenylenediamine	Oct-2015	ug/L		<9.23								<9.13			<8.48																									
1,4-Phenylenediamine	Nov-2015	ug/L	<9.33		<9.13		<9.66	<8.84						<9.55										<9.44	<9.23	<9.33		<9.23												
1,4-Phenylenediamine	Dec-2015	ug/L				<9.23				<9.44	<9.77																<9.66													
1,4-Phenylenediamine	Oct-2016	ug/L																					<8.57																	
1,4-Phenylenediamine	Nov-2016	ug/L															<8.4	<8.4	<8.4																				
1,4-phenylenediamine	Oct-2018	ug/L																											<8.48											
1,4-phenylenediamine	Jan-2019	ug/L																											<8.66											
1,4-phenylenediamine	Jul-2020	ug/L																												<5.26										
1,4-phenylenediamine	Oct-2020	ug/L	<0.521			<0.526	<0.526	<0.543		<0.526	<0.526	<0.526		<0.526	<0.526									<0.526	<0.526	<0.526	<0.526	<0.526												
1,4-phenylenediamine	Jun-2021	ug/L																				<0.556																		
1,4-phenylenediamine	Apr-2022	ug/L			<2.26																														<2.07					
1,4-phenylenediamine	Oct-2022	ug/L																				<1.86								<1.86					<1.94					
1-Naphthylamine	Apr-2009	ug/L				<10																																		
1-Naphthylamine	Jul-2009	ug/L										<10																												
1-Naphthylamine	Apr-2010	ug/L				<10						<10																												
1-Naphthylamine	Jun-2012	ug/L																						<0.24		<0.24														
1-Naphthylamine	Aug-2012	ug/L																										<0.24												
1-Naphthylamine	May-2013	ug/L	<0.245	<0.242			<0.273	<0.253		<0.245	<0.245			<0.245	<0.25									<0.258	<0.255	<0.255	<0.258													

Notes:
"J" Indicates the constituent was detected between the method detection limit and the reporting limit and is considered estimated.

Table 9
Analytical Data Summary
2024 Annual Water Quality Report

Constituent	Month-Year	units	MW-102A	P-102BR	MW-103A	MW-104A	MW-105A	P-105B	MW-108A	MW-108AR	MW-109ARR	P-108B	MW-109AR	MW-114AR	P-114BR	MW-120AR	P-120B	MW-124A	MW-124B	MW-126A	MW-130A	MW-137A	MW-138A	MW-201A	MW-202A	MW-203A	MW-204A	OW-301A	OW-306AR	MW-401A	MW-402A	MW-403A	P-403B	MW-404A	MW-501A	MW-502A	P-503B	P-504B	MW-505A	MW-604	MW-605
1-Naphthylamine	Aug-2013	ug/L			<0.255																																				
1-Naphthylamine	Nov-2013	ug/L																									<0.245														
1-Naphthylamine	May-2014	ug/L	<0.282		<0.258	<0.264	<0.261	<0.261		<0.258	<0.255			<0.261	<0.261										<0.247		<0.258														
1-Naphthylamine	Dec-2014	ug/L		<0.264								<0.24																												
1-Naphthylamine	May-2015	ug/L																															<0.24								
1-Naphthylamine	Oct-2015	ug/L		<0.264								<0.261			<0.242																										
1-Naphthylamine	Nov-2015	ug/L	<0.267		<0.261		<0.276	<0.253						<0.273										<0.27	<0.264	<0.267		<0.264														
1-Naphthylamine	Dec-2015	ug/L				<0.264				<0.27	<0.279																<0.276														
1-Naphthylamine	Oct-2016	ug/L																					<0.245																		
1-Naphthylamine	Nov-2016	ug/L															<0.24	<0.24	<0.24																						
1-Naphthylamine	Oct-2018	ug/L																										<0.242													
1-Naphthylamine	Jan-2019	ug/L																										<0.247													
1-Naphthylamine	Jul-2020	ug/L																											<9.26												
1-Naphthylamine	Oct-2020	ug/L	<0.917			<0.926	<0.926	<0.957		<0.926	<0.926	<0.926		<0.926	<0.926									<0.926	<0.926	<0.926	<0.926	<0.926														
1-Naphthylamine	Jun-2021	ug/L																				<0.978																			
1-Naphthylamine	Apr-2022	ug/L			<2.98																													<2.72							
1-Naphthylamine	Oct-2022	ug/L																				<2.45							<2.45					<2.55							
2,2-Dichloropropane	Apr-2009	ug/L				<4																																			
2,2-Dichloropropane	Jul-2009	ug/L										<4																													
2,2-Dichloropropane	Apr-2010	ug/L				<4						<4																													
2,2-Dichloropropane	Jun-2012	ug/L																						<0.18		<0.18															
2,2-Dichloropropane	Aug-2012	ug/L																									<0.18													
2,2-Dichloropropane	May-2013	ug/L	<0.18	<0.18			<0.18	<0.18		<0.18	<0.18			<0.18	<0.18									<0.18	<0.18	<0.18	<0.18														
2,2-Dichloropropane	Aug-2013	ug/L			<0.18																																			
2,2-Dichloropropane	Nov-2013	ug/L																									<0.18													
2,2-Dichloropropane	May-2014	ug/L	<0.18		<0.18	<0.18	<0.18	<0.18		<0.18	<0.18			<0.18	<0.18										<0.18		<0.18														
2,2-Dichloropropane	Dec-2014	ug/L		<0.18								<0.18																												
2,2-Dichloropropane	May-2015	ug/L																															<0.18								
2,2-Dichloropropane	Oct-2015	ug/L		<0.18								<0.18			<0.18																										
2,2-Dichloropropane	Nov-2015	ug/L	<0.18		<0.18		<0.18	<0.18						<0.18										<0.18	<0.18	<0.18		<0.18														
2,2-Dichloropropane	Dec-2015	ug/L				<0.18				<0.18	<0.18																<0.18														
2,2-Dichloropropane	Oct-2016	ug/L														<0.18							<0.18																		
2,2-Dichloropropane	Nov-2016	ug/L															<0.18	<0.18	<0.18																						
2,2-Dichloropropane	Oct-2018	ug/L																										<0.690													
2,2-Dichloropropane	Jan-2019	ug/L																										<0.690													
2,2-Dichloropropane	Jul-2020	ug/L																											<0.690												
2,2-Dichloropropane	Oct-2020	ug/L	<0.690			<0.690	<0.690	<0.690		<0.690	<0.690	<0.690		<0.690	<0.690									<0.690	<0.690	<0.690	<0.690	<0.690														
2,2-Dichloropropane	Jun-2021	ug/L																				<0.690																			
2,2-Dichloropropane	Apr-2022	ug/L			<0.690																													<0.690							
2,2-Dichloropropane	Oct-2022	ug/L																				<0.690							<0.690					<0.690							
2,3,4,6-Tetrachlorophenol	Apr-2009	ug/L				<10																																			
2,3,4,6-Tetrachlorophenol	Jul-2009	ug/L										<10																													
2,3,4,6-Tetrachlorophenol	Apr-2010	ug/L				<10						<10																													
2,3,4,6-Tetrachlorophenol	Jun-2012	ug/L																						<0.2		<0.2															
2,3,4,6-Tetrachlorophenol	Aug-2012	ug/L																									<0.2													
2,3,4,6-Tetrachlorophenol	May-2013	ug/L	<0.204	<0.202			<0.227	<0.211		<0.204	<0.204			<0.204	<0.208									<0.215	<0.213	<0.213	<0.215														
2,3,4,6-Tetrachlorophenol	Aug-2013	ug/L			<0.213																																			
2,3,4,6-Tetrachlorophenol	Nov-2013	ug/L																									<0.204													
2,3,4,6-Tetrachlorophenol	May-2014	ug/L	<0.235		<0.215	<0.22	<0.217	<0.217		<0.215	<0.213			<0.217	<0.217										<0.206		<0.215														
2,3,4,6-Tetrachlorophenol	Dec-2014	ug/L		<0.22								<0.2																												
2,3,4,6-Tetrachlorophenol	May-2015	ug/L																															<0.2								
2,3,4,6-Tetrachlorophenol	Oct-2015	ug/L		<0.22								<0.217			<0.202																										
2,3,4,6-Tetrachlorophenol	Nov-2015	ug/L	<0.222		<0.217		<0.23	<0.211						<0.227										<0.225	<0.22	<0.222		<0.22														
2,3,4,6-Tetrachlorophenol	Dec-2015	ug/L				<0.22				<0.225	<0.233																<0.23														
2,3,4,6-Tetrachlorophenol	Oct-2016	ug/L																					<0.204																		
2,3,4,6-Tetrachlorophenol	Nov-2016	ug/L															<0.2	<0.2	<0.2																						
2,3,4,6-Tetrachlorophenol	Oct-2018	ug/L																										<0.505													
2,3,4,6-Tetrachlorophenol	Jan-2019	ug/L																										<0.515													
2,3,4,6-Tetrachlorophenol	Jul-2020	ug/L																											<10.4												
2,3,4,6-Tetrachlorophenol	Oct-2020	ug/L	<1.03			<1.04	<1.04	<1.08		<1.04	<1.04	<1.04		<1.04	<1.04									<1.04	<1.04	<1.04	<1.04	<1.04														
2,3,4,6-Tetrachlorophenol	Jun-2021	ug/L																				<1.10																			
2,3,4,6-Tetrachlorophenol	Apr-2022	ug/L			<6.31																													<5.76							
2,3,4,6-Tetrachlorophenol	Oct-2022	ug/L																				<5.20							<5.20					<5.41							
2,4,5-T	Apr-2009	ug/L				<0.23																																			
2,4,5-T	Jul-2009	ug/L										<0.2																													
2,4,5-T	Apr-2010	ug/L				<0.5						<0.5																													
2,4,5-T	Jun-2012	ug/L																						<0.48		<0.43															
2,4,5-T	Aug-2012	ug/L																									<0.47													
2,4,5-T	May-2013	ug/L	<0.502	<0.467			<0.811	<0.475		<0.495	<0.469			<0.461	<0.458									<0.469	<0.501	<0.468	<0.473														
2,4,5-T	Aug-2013	ug/L			<0.498																																			
2,4,5-T	Nov-2013	ug/L																									<0.445													
2,4,5-T	May-2014	ug/L	<0.473		<0.459	<0.485	<0.485	<0.474		<0.49	<0.487			<0.46	<0.473										<0.469		<0.492														
2,4,5-T	Dec-2014	ug/L		<0.458								<0.49																												
2,4,5-T	May-2015	ug/L																															<0.506								
2,4,5-T	Oct-2015	ug/L		<0.518								<0.471			<0.462																										
2,4,5-T	Nov-2015	ug/L	<0.511		<0.508		<0.516	<0.468						<0.504										<0.477	<0.489	<0.517		<0.507														
2,4,5-T	Dec-2015	ug/L				<0.537				<0.521	<0.489																<0.525														
2,4,5-T	Oct-2016	ug/L																					<0.42																		
2,4,5-T	Nov-2016	ug/L															<0.436		<0.444																						
2,4,5-T	Oct-2018	ug/L																										<0.442													
2,4,5-T	Jan-2019	ug/L																										<0.448													
2,4,5-T	Jul-2020	ug/L																											<0.449												
2,4,5-T	Oct-2020	ug/L	<0.0328			<0.0325	<0.0341	<0.0345		<0.0345	<0.0347	<0.0333		<0.0331	<0.0331									<0.0337	<0.0333	<0.0332	<0.0336	<0.0331														
2,4,5-T	Jun-2021	ug/L																				<0.480																			
2,4,5-T	Apr-2022	ug/L			<0.154																													<0.145							
2,4,5-T	Oct-2022	ug/L																				<0.5							<0.5					<0.5							
2,4,5-TP (Silvex)	Oct-2022	ug/L																				<0.5							<0.5					<0.5							
2,4,5-Trichlorophenol	Apr-2009	ug/L				<10																																			
2,4,5-Trichlorophenol	Jul-2009	ug/L										<10																													
2,4,5-Trichlorophenol	Apr-2010	ug/L				<10						<10																													
2,4,5-Trichlorophenol	Jun-2012	ug/L																						<0.32		<0.32															
2,4,5-Trichlorophenol	Aug-2012	ug/L																									<0.32													
2,4,5-Trichlorophenol	May-2013	ug/L	<0.327	<0.323			<0.364	<0.337		<0.327	<0.327			<0.327	<0.333									<0.344	<0.34	<0.34	<0.344														
2,4,5-Trichlorophenol	Aug-2013	ug/L			<0.34																																			
2,4,5-Trichlorophenol	Nov-2013	ug/L																									<0.327													
2,4,5-Trichlorophenol	May-2014	ug/L	<0.376		<0.344	<0.352	<0.348	<0.348		<0.344	<0.34			<0.348	<0.348										<0.33		<0.344														
2,4,5-Trichlorophenol	Dec-2014	ug/L		<0.352								<0.32																												
2,4,5-Trichlorophenol	May-2015	ug/L																															<0.32								
2,4,5-Trichlorophenol	Oct-2015	ug/L		<0.352								<0.348			<0.323																										
2,4,5-Trichlorophenol	Nov-2015	ug/L	<0.356		<0.348		<0.368	<0.337						<0.364										<0.36	<0.352	<0.356		<0.352														
2,4,5-Trichlorophenol	Dec-2015	ug/L				<0.352				<0.36	<0.372																<0.368														
2,4,5-Trichlorophenol	Oct-2016	ug/L																					<0.327																		
2,4,5-Trichlorophenol	Nov-2016	ug/L															<0.32	<0.32	<0.32																						
2,4,5-Trichlorophenol	Oct-2018	ug/L																										<0.707													
2,4,5-Trichlorophenol	Jan-2019	ug/L																										<0.722													
2,4,5-Trichlorophenol	Jul-2020	ug/L																											<11.6												
2,4,5-Trichlorophenol	Oct-2020	ug/L	<1.15			<1.16	<1.16	<1.20		<1.16	<1.16	<1.16		<1.16	<1.16									<1.16	<1.16	<1.16	<1.16	<1.16														
2,4,5-Trichlorophenol	Jun-2021	ug/L																				<1.22																			
2,4,5-Trichlorophenol	Apr-2022	ug/L			<6.31																													<5.76							
2,4,5-Trichlorophenol	Oct-2022	ug/L																				<5.20							<5.20					<5.41							
2,4,6-Trichlorophenol	Apr-2009	ug/L				<10																																			
2,4,6-Trichlorophenol	Jul-2009	ug/L										<10																													
2,4,6-Trichlorophenol	Apr-2010	ug/L				<10						<10																													
2,4,6-Trichlorophenol	Jun-2012	ug/L																						<0.22		<0.22															
2,4,6-Trichlorophenol	Aug-2012	ug/L																									<0.22													
2,4,6-Trichlorophenol	May-2013	ug/L	<0.224	<0.222			<0.25	<0.232		<0.224	<0.224			<0.224	<0.229									<0.237	<0.234	<0.234	<0.237														
2,4,6-Trichlorophenol	Aug-2013	ug/L			<0.234																																			
2,4,6-Trichlorophenol	Nov-2013	ug/L																									<0.224													
2,4,6-Trichlorophenol	May-2014	ug/L	<0.259		<0.237	<0.242	<0.239	<0.239		<0.237	<0.234			<0.239	<0.239										<0.227		<0.237														

Notes:
"J" Indicates the constituent was detected between the method detection limit and the reporting limit and is considered estimated.

Table 9
Analytical Data Summary
2024 Annual Water Quality Report

Constituent	Month-Year	units	MW-102A	P-102BR	MW-103A	MW-104A	MW-105A	P-105B	MW-108A	MW-108AR	MW-109ARR	P-108B	MW-109AR	MW-114AR	P-114BR	MW-120AR	P-120B	MW-124A	MW-124B	MW-126A	MW-130A	MW-137A	MW-138A	MW-201A	MW-202A	MW-203A	MW-204A	OW-301A	OW-306AR	MW-401A	MW-402A	MW-403A	P-403B	MW-404A	MW-501A	MW-502A	P-503B	P-504B	MW-505A	MW-604	MW-605
2,4,6-Trichlorophenol	Dec-2014	ug/L		<0.242								<0.22																													
2,4,6-Trichlorophenol	May-2015	ug/L																														<0.22									
2,4,6-Trichlorophenol	Oct-2015	ug/L		<0.242								<0.239			<0.222																										
2,4,6-Trichlorophenol	Nov-2015	ug/L	<0.244		<0.239		<0.253	<0.232						<0.25										<0.247	<0.242	<0.244		<0.242													
2,4,6-Trichlorophenol	Dec-2015	ug/L				<0.242				<0.247	<0.256																<0.253														
2,4,6-Trichlorophenol	Oct-2016	ug/L																					<0.224																		
2,4,6-Trichlorophenol	Nov-2016	ug/L															<0.22	<0.22	<0.22																						
2,4,6-Trichlorophenol	Oct-2018	ug/L																											<0.707												
2,4,6-Trichlorophenol	Jan-2019	ug/L																											<0.722												
2,4,6-Trichlorophenol	Jul-2020	ug/L																												<12.6											
2,4,6-Trichlorophenol	Oct-2020	ug/L	<1.25			<1.26	<1.26	<1.30		<1.26	<1.26	<1.26		<1.26	<1.26									<1.26	<1.26	<1.26	<1.26	<1.26													
2,4,6-Trichlorophenol	Jun-2021	ug/L																				<1.33																			
2,4,6-Trichlorophenol	Apr-2022	ug/L			<5.95																														<5.43						
2,4,6-Trichlorophenol	Oct-2022	ug/L																				<4.90							<4.90					<5.10						
2,4-D	Apr-2009	ug/L				<1.2																																			
2,4-D	Jul-2009	ug/L										<0.99																													
2,4-D	Apr-2010	ug/L				<1						<1																													
2,4-D	Jun-2012	ug/L																						<0.52		<0.47															
2,4-D	Aug-2012	ug/L																										<0.5												
2,4-D	May-2013	ug/L	<0.54	<0.501			<0.871	<0.51		<0.532	<0.504			<0.495	<0.492									<0.503	<0.538	<0.503	<0.508														
2,4-D	Aug-2013	ug/L			<0.534																																				
2,4-D	Nov-2013	ug/L																										**0.608J**													
2,4-D	May-2014	ug/L	<0.508		<0.492	<0.521	<0.521	<0.509		<0.526	<0.523			<0.494	<0.508										<0.504		<0.529														
2,4-D	Jul-2014	ug/L																										<0.534												
2,4-D	Nov-2014	ug/L									<0.539																														
2,4-D	Dec-2014	ug/L		<0.491								<0.526																													
2,4-D	May-2015	ug/L																														<0.543									
2,4-D	Oct-2015	ug/L		<0.556								<0.506			<0.496																										
2,4-D	Nov-2015	ug/L	<0.549		<0.546		<0.554	<0.503						<0.541										<0.512	<0.525	<0.555		<0.545													
2,4-D	Dec-2015	ug/L				<0.576				<0.56	<0.525																<0.564													
2,4-D	Oct-2016	ug/L																					<0.451					<0.488													
2,4-D	Nov-2016	ug/L															<0.468		<0.477																						
2,4-D	Oct-2018	ug/L																											<0.475												
2,4-D	Jan-2019	ug/L																											<0.482												
2,4-D	Jul-2020	ug/L																												<0.482											
2,4-D	Oct-2020	ug/L	<0.0196			<0.0194	<0.0204	<0.0206		<0.0206	<0.0207	<0.0199		<0.0198	<0.0197									<0.0201	<0.0199	**0.0786J**	<0.0200	<0.0197													
2,4-D	Jun-2021	ug/L																				<0.516																			
2,4-D	Apr-2022	ug/L			<0.604																														<0.568						
2,4-D	Oct-2022	ug/L																				<2.0							<2.0					<2.0						
2,4-Dichlorophenol	Apr-2009	ug/L				<10																																			
2,4-Dichlorophenol	Jul-2009	ug/L										<10																													
2,4-Dichlorophenol	Apr-2010	ug/L				<10						<10																													
2,4-Dichlorophenol	Jun-2012	ug/L																						<0.15		<0.15															
2,4-Dichlorophenol	Aug-2012	ug/L																										<0.15												
2,4-Dichlorophenol	May-2013	ug/L	<0.153	<0.152			<0.17	<0.158		<0.153	<0.153			<0.153	<0.156									<0.161	<0.16	<0.16	<0.161														
2,4-Dichlorophenol	Aug-2013	ug/L			<0.16																																				
2,4-Dichlorophenol	Nov-2013	ug/L																										<0.153												
2,4-Dichlorophenol	May-2014	ug/L	<0.176		<0.161	<0.165	<0.163	<0.163		<0.161	<0.16			<0.163	<0.163										<0.155		<0.161														
2,4-Dichlorophenol	Dec-2014	ug/L		<0.165								<0.15																													
2,4-Dichlorophenol	May-2015	ug/L																														<0.15									
2,4-Dichlorophenol	Oct-2015	ug/L		<0.165								<0.163			<0.152																										
2,4-Dichlorophenol	Nov-2015	ug/L	<0.167		<0.163		<0.172	<0.158						<0.17										<0.169	<0.165	<0.167		<0.165													
2,4-Dichlorophenol	Dec-2015	ug/L				<0.165				<0.169	<0.174																<0.172													
2,4-Dichlorophenol	Oct-2016	ug/L																					<0.153																		
2,4-Dichlorophenol	Nov-2016	ug/L															<0.15	<0.15	<0.15																						
2,4-Dichlorophenol	Oct-2018	ug/L																											<0.313												
2,4-Dichlorophenol	Jan-2019	ug/L																											<0.320												
2,4-Dichlorophenol	Jul-2020	ug/L																												<11.6											
2,4-Dichlorophenol	Oct-2020	ug/L	<1.15			<1.16	<1.16	<1.20		<1.16	<1.16	<1.16		<1.16	<1.16									<1.16	<1.16	<1.16	<1.16	<1.16													
2,4-Dichlorophenol	Jun-2021	ug/L																				<1.22																			
2,4-Dichlorophenol	Apr-2022	ug/L			<1.01																														<0.924						
2,4-Dichlorophenol	Oct-2022	ug/L																				<0.833							<0.833					<0.867						
2,4-Dimethylphenol	Apr-2009	ug/L				<10																																			
2,4-Dimethylphenol	Jul-2009	ug/L										<10																													
2,4-Dimethylphenol	Apr-2010	ug/L				<10						<10																													
2,4-Dimethylphenol	Jun-2012	ug/L																						<0.21		<0.21															
2,4-Dimethylphenol	Aug-2012	ug/L																										<0.21												
2,4-Dimethylphenol	May-2013	ug/L	<0.214	<0.212			<0.239	<0.221		<0.214	<0.214			<0.214	<0.219									<0.226	<0.223	<0.223	<0.226														
2,4-Dimethylphenol	Aug-2013	ug/L			<0.223																																				
2,4-Dimethylphenol	Nov-2013	ug/L																										<0.214												
2,4-Dimethylphenol	May-2014	ug/L	<0.247		<0.226	<0.231	<0.228	<0.228		<0.226	<0.223			<0.228	<0.228										<0.216		<0.226														
2,4-Dimethylphenol	Dec-2014	ug/L		<0.231								<0.21																													
2,4-Dimethylphenol	May-2015	ug/L																														<0.21									
2,4-Dimethylphenol	Oct-2015	ug/L		<0.231								<0.228			<0.212																										
2,4-Dimethylphenol	Nov-2015	ug/L	<0.233		<0.228		<0.241	<0.221						<0.239										<0.236	<0.231	<0.233		<0.231													
2,4-Dimethylphenol	Dec-2015	ug/L				<0.231				<0.236	<0.244																<0.241													
2,4-Dimethylphenol	Oct-2016	ug/L																					<0.214																		
2,4-Dimethylphenol	Nov-2016	ug/L															<0.21	<0.21	<0.21																						
2,4-Dimethylphenol	Oct-2018	ug/L																											<0.212												
2,4-Dimethylphenol	Jan-2019	ug/L																											<0.216												
2,4-Dimethylphenol	Jul-2020	ug/L																												<10.5											
2,4-Dimethylphenol	Oct-2020	ug/L	<1.04			<1.05	<1.05	<1.09		<1.05	<1.05	<1.05		<1.05	<1.05									<1.05	<1.05	<1.05	<1.05	<1.05													
2,4-Dimethylphenol	Jun-2021	ug/L																				<1.11																			
2,4-Dimethylphenol	Apr-2022	ug/L			<0.690																														<0.630						
2,4-Dimethylphenol	Oct-2022	ug/L																				<0.569							<0.569					<0.592						
2,4-Dinitrophenol	Apr-2009	ug/L				<20																																			
2,4-Dinitrophenol	Jul-2009	ug/L										<20																													
2,4-Dinitrophenol	Apr-2010	ug/L				<20						<20																													
2,4-Dinitrophenol	Jun-2012	ug/L																						<1.34		<1.34															
2,4-Dinitrophenol	Aug-2012	ug/L																										<1.34												
2,4-Dinitrophenol	May-2013	ug/L	<1.37	<1.35			<1.52	<1.41		<1.37	<1.37			<1.37	<1.4									<1.44	<1.43	<1.43	<1.44														
2,4-Dinitrophenol	Aug-2013	ug/L			<1.43																																				
2,4-Dinitrophenol	Nov-2013	ug/L																										<1.37												
2,4-Dinitrophenol	May-2014	ug/L	<1.58		<1.44	<1.47	<1.46	<1.46		<1.44	<1.43			<1.46	<1.46										<1.38		<1.44														
2,4-Dinitrophenol	Dec-2014	ug/L		<1.47								<1.34																													
2,4-Dinitrophenol	May-2015	ug/L																														<1.34									
2,4-Dinitrophenol	Oct-2015	ug/L		<1.47								<1.46			<1.35																										
2,4-Dinitrophenol	Nov-2015	ug/L	<1.49		<1.46		<1.54	<1.41						<1.52										<1.51	<1.47	<1.49		<1.47													
2,4-Dinitrophenol	Dec-2015	ug/L				<1.47				<1.51	<1.56																<1.54													
2,4-Dinitrophenol	Oct-2016	ug/L																					<1.37																		
2,4-Dinitrophenol	Nov-2016	ug/L															<1.34	<1.34	<1.34																						
2,4-Dinitrophenol	Oct-2018	ug/L																											<2.61												
2,4-Dinitrophenol	Jan-2019	ug/L																											<2.66												
2,4-Dinitrophenol	Jul-2020	ug/L																												<60.0											
2,4-Dinitrophenol	Oct-2020	ug/L	<5.94			<6.00	<6.00	<6.20		<6.00	<6.00	<6.00		<6.00	<6.00									<6.00	<6.00	<6.00	<6.00	<6.00													
2,4-Dinitrophenol	Jun-2021	ug/L																				<6.33																			
2,4-Dinitrophenol	Apr-2022	ug/L			<15.5																														<14.1						
2,4-Dinitrophenol	Oct-2022	ug/L																				<12.7							<12.7					<13.3						
2,4-Dinitrotoluene	Apr-2009	ug/L				<10																																			
2,4-Dinitrotoluene	Jul-2009	ug/L										<10																													
2,4-Dinitrotoluene	Apr-2010	ug/L				<10						<10																													
2,4-Dinitrotoluene	Jun-2012	ug/L																						<0.19		<0.19															
2,4-Dinitrotoluene	Aug-2012	ug/L																										<0.19												
2,4-Dinitrotoluene	May-2013	ug/L	<0.194	<0.192			<0.216	<0.2		<0.194	<0.194			<0.194	<0.198									<0.204	<0.202	<0.202	<0.204														
2,4-Dinitrotoluene	Aug-2013	ug/L			<0.202																																				
2,4-Dinitrotoluene	Nov-2013	ug/L																										<0.194												
2,4-Dinitrotoluene	May-2014	ug/L	<0.224		<0.204	<0.209	<0.207	<0.207		<0.204	<0.202			<0.207	<0.207										<0.196		<0.204														
2,4-Dinitrotoluene	Dec-2014	ug/L		<0.209								<0.19																													
2,4-Dinitrotoluene	May-2015	ug/L																														<0.19									

Notes:
"J" Indicates the constituent was detected between the method detection limit and the reporting limit and is considered estimated.

Table 9
Analytical Data Summary
2024 Annual Water Quality Report

Constituent	Month-Year	units	MW-102A	P-102BR	MW-103A	MW-104A	MW-105A	P-105B	MW-108A	MW-108AR	MW-109ARR	P-108B	MW-109AR	MW-114AR	P-114BR	MW-120AR	P-120B	MW-124A	MW-124B	MW-126A	MW-130A	MW-137A	MW-138A	MW-201A	MW-202A	MW-203A	MW-204A	OW-301A	OW-306AR	MW-401A	MW-402A	MW-403A	P-403B	MW-404A	MW-501A	MW-502A	P-503B	P-504B	MW-505A	MW-604	MW-605
2,4-Dinitrotoluene	Oct-2015	ug/L		<0.209								<0.207			<0.192																										
2,4-Dinitrotoluene	Nov-2015	ug/L	<0.211		<0.207		<0.218	<0.2						<0.216										<0.213	<0.209	<0.211		<0.209													
2,4-Dinitrotoluene	Dec-2015	ug/L				<0.209				<0.213	<0.221																<0.218														
2,4-Dinitrotoluene	Oct-2016	ug/L																					<0.194																		
2,4-Dinitrotoluene	Nov-2016	ug/L															<0.19	<0.19	<0.19																						
2,4-Dinitrotoluene	Oct-2018	ug/L																											<0.465												
2,4-Dinitrotoluene	Jan-2019	ug/L																											<0.474												
2,4-Dinitrotoluene	Jul-2020	ug/L																												<11.6											
2,4-Dinitrotoluene	Oct-2020	ug/L	<1.15			<1.16	<1.16	<1.20		<1.16	<1.16	<1.16		<1.16	<1.16									<1.16	<1.16	<1.16	<1.16	<1.16													
2,4-Dinitrotoluene	Jun-2021	ug/L																				<1.22																			
2,4-Dinitrotoluene	Apr-2022	ug/L			<7.62																													<6.96						
2,4-Dinitrotoluene	Oct-2022	ug/L																				<6.27								<6.27				<6.53						
2,6-Dichlorophenol	Apr-2009	ug/L				<10																																		
2,6-Dichlorophenol	Jul-2009	ug/L										<10																												
2,6-Dichlorophenol	Apr-2010	ug/L				<10						<10																												
2,6-Dichlorophenol	Jun-2012	ug/L																						<0.22		<0.22														
2,6-Dichlorophenol	Aug-2012	ug/L																										<0.22												
2,6-Dichlorophenol	May-2013	ug/L	<0.224	<0.222			<0.25	<0.232		<0.224	<0.224			<0.224	<0.229									<0.237	<0.234	<0.234	<0.237														
2,6-Dichlorophenol	Aug-2013	ug/L			<0.234																																			
2,6-Dichlorophenol	Nov-2013	ug/L																										<0.224												
2,6-Dichlorophenol	May-2014	ug/L	<0.259		<0.237	<0.242	<0.239	<0.239		<0.237	<0.234			<0.239	<0.239										<0.227		<0.237														
2,6-Dichlorophenol	Dec-2014	ug/L		<0.242								<0.22																												
2,6-Dichlorophenol	May-2015	ug/L																															<0.22							
2,6-Dichlorophenol	Oct-2015	ug/L		<0.242								<0.239			<0.222																									
2,6-Dichlorophenol	Nov-2015	ug/L	<0.244		<0.239		<0.253	<0.232						<0.25										<0.247	<0.242	<0.244		<0.242													
2,6-Dichlorophenol	Dec-2015	ug/L				<0.242				<0.247	<0.256																<0.253														
2,6-Dichlorophenol	Oct-2016	ug/L																					<0.224																		
2,6-Dichlorophenol	Nov-2016	ug/L															<0.22	<0.22	<0.22																						
2,6-Dichlorophenol	Oct-2018	ug/L																											<0.222												
2,6-Dichlorophenol	Jan-2019	ug/L																											<0.227												
2,6-Dichlorophenol	Jul-2020	ug/L																												<11.6											
2,6-Dichlorophenol	Oct-2020	ug/L	<1.15			<1.16	<1.16	<1.20		<1.16	<1.16	<1.16		<1.16	<1.16									<1.16	<1.16	<1.16	<1.16	<1.16													
2,6-Dichlorophenol	Jun-2021	ug/L																				<1.22																			
2,6-Dichlorophenol	Apr-2022	ug/L			<0.821																													<0.750						
2,6-Dichlorophenol	Oct-2022	ug/L																				<0.676								<0.676				<0.704						
2,6-Dinitrotoluene	Apr-2009	ug/L				<10																																		
2,6-Dinitrotoluene	Jul-2009	ug/L										<10																												
2,6-Dinitrotoluene	Apr-2010	ug/L				<10						<10																												
2,6-Dinitrotoluene	Jun-2012	ug/L																						<0.24		<0.24														
2,6-Dinitrotoluene	Aug-2012	ug/L																										<0.24												
2,6-Dinitrotoluene	May-2013	ug/L	<0.245	<0.242			<0.273	<0.253		<0.245	<0.245			<0.245	<0.25									<0.258	<0.255	<0.255	<0.258														
2,6-Dinitrotoluene	Aug-2013	ug/L			<0.255																																			
2,6-Dinitrotoluene	Nov-2013	ug/L																										<0.245												
2,6-Dinitrotoluene	May-2014	ug/L	<0.282		<0.258	<0.264	<0.261	<0.261		<0.258	<0.255			<0.261	<0.261										<0.247		<0.258														
2,6-Dinitrotoluene	Dec-2014	ug/L		<0.264								<0.24																												
2,6-Dinitrotoluene	May-2015	ug/L																															<0.24							
2,6-Dinitrotoluene	Oct-2015	ug/L		<0.264								<0.261			<0.242																									
2,6-Dinitrotoluene	Nov-2015	ug/L	<0.267		<0.261		<0.276	<0.253						<0.273										<0.27	<0.264	<0.267		<0.264													
2,6-Dinitrotoluene	Dec-2015	ug/L				<0.264				<0.27	<0.279																<0.276														
2,6-Dinitrotoluene	Oct-2016	ug/L																					<0.245																		
2,6-Dinitrotoluene	Nov-2016	ug/L															<0.24	<0.24	<0.24																						
2,6-Dinitrotoluene	Oct-2018	ug/L																											<0.242												
2,6-Dinitrotoluene	Jan-2019	ug/L																											<0.247												
2,6-Dinitrotoluene	Jul-2020	ug/L																												<11.6											
2,6-Dinitrotoluene	Oct-2020	ug/L	<1.15			<1.16	<1.16	<1.20		<1.16	<1.16	<1.16		<1.16	<1.16									<1.16	<1.16	<1.16	<1.16	<1.16													
2,6-Dinitrotoluene	Jun-2021	ug/L																				<1.22																			
2,6-Dinitrotoluene	Apr-2022	ug/L			<0.619																													<0.565						
2,6-Dinitrotoluene	Oct-2022	ug/L																				<0.510								<0.510				<0.531						
2-Acetylaminofluorene	Apr-2009	ug/L				<10																																		
2-Acetylaminofluorene	Jul-2009	ug/L										<10																												
2-Acetylaminofluorene	Apr-2010	ug/L				<10						<10																												
2-Acetylaminofluorene	Jun-2012	ug/L																						<0.28		<0.28														
2-Acetylaminofluorene	Aug-2012	ug/L																										<0.28												
2-Acetylaminofluorene	May-2013	ug/L	<0.286	<0.283			<0.318	<0.295		<0.286	<0.286			<0.286	<0.292									<0.301	<0.298	<0.298	<0.301														
2-Acetylaminofluorene	Aug-2013	ug/L			<0.298																																			
2-Acetylaminofluorene	Nov-2013	ug/L																										<0.286												
2-Acetylaminofluorene	May-2014	ug/L	<0.329		<0.301	<0.308	<0.304	<0.304		<0.301	<0.298			<0.304	<0.304										<0.289		<0.301														
2-Acetylaminofluorene	Dec-2014	ug/L		<0.308								<0.28																												
2-Acetylaminofluorene	May-2015	ug/L																															<0.28							
2-Acetylaminofluorene	Oct-2015	ug/L		<0.308								<0.304			<0.283																									
2-Acetylaminofluorene	Nov-2015	ug/L	<0.311		<0.304		<0.322	<0.295						<0.318										<0.315	<0.308	<0.311		<0.308													
2-Acetylaminofluorene	Dec-2015	ug/L				<0.308				<0.315	<0.326																<0.322														
2-Acetylaminofluorene	Oct-2016	ug/L																					<0.286																		
2-Acetylaminofluorene	Nov-2016	ug/L															<0.28	<0.28	<0.28																						
2-Acetylaminofluorene	Oct-2018	ug/L																											<1.25												
2-Acetylaminofluorene	Jan-2019	ug/L																											<1.28												
2-Acetylaminofluorene	Jul-2020	ug/L																												<12.6											
2-Acetylaminofluorene	Oct-2020	ug/L	<1.25			<1.26	<1.26	<1.30		<1.26	<1.26	<1.26		<1.26	<1.26									<1.26	<1.26	<1.26	<1.26	<1.26													
2-Acetylaminofluorene	Jun-2021	ug/L																				<1.33																			
2-Acetylaminofluorene	Apr-2022	ug/L			<3.21																													<2.93						
2-Acetylaminofluorene	Oct-2022	ug/L																				<2.65								<2.65				<2.76						
2-Butanone (MEK)	Oct-2007	ug/L	<10	<10	<10	<10	<10	<10	<10			<10	<10	<10	<10	<10	<10																								
2-Butanone (MEK)	Feb-2008	ug/L	<10	<10	<10	<10	<10	<10	<10			<10	<10	<10	<10	<10	<10																								
2-Butanone (MEK)	Apr-2008	ug/L	<10	<10	<10	<10	<10	<10	<10			<10	<10	<10	<10	<10	<10																								
2-Butanone (MEK)	Jul-2008	ug/L	<10	<10	<10	<10	<10	<10	<10			<10	<10	<10	<10	<10	<10																								
2-Butanone (MEK)	Oct-2008	ug/L	<10	<10	<10	<10	<10	<10	<10			<10	<10	<10	<10	<10	<10																								
2-Butanone (MEK)	Jan-2009	ug/L	<10	<10	<10	<10	<10	<10	<10			<10	<10	<10	<10	<10	<10																								
2-Butanone (MEK)	Apr-2009	ug/L	<10	<10	<10	<10	<10	<10	<10			<10	<10	<10	<10	<10	<10																								
2-Butanone (MEK)	Jul-2009	ug/L	<10	<10	<10	<10	<10	<10	<10			<10	<10	<10	<10	<10	<10																								
2-Butanone (MEK)	Oct-2009	ug/L	<10	<10	<10	<10	<10	<10	<10			<10	<10	<10	<10	<10	<10																								
2-Butanone (MEK)	Dec-2009	ug/L														<10	<10																								
2-Butanone (MEK)	Feb-2010	ug/L														<10	<10																								
2-Butanone (MEK)	Apr-2010	ug/L	<10	<10	<10	<10	<10	<10	<10			<10	<10	<10	<10	<10	<10																								
2-Butanone (MEK)	Oct-2010	ug/L	<10	<10	<10	<10	<10	<10	<10			<10	<10	<10	<10	<10	<10																								
2-Butanone (MEK)	Feb-2011	ug/L																																						
2-Butanone (MEK)	Apr-2011	ug/L	<10	<10	<10	<10	<10	<10	<10			<10	<10	<10	<10	<10	<10																								
2-Butanone (MEK)	Jun-2011	ug/L																																						
2-Butanone (MEK)	Aug-2011	ug/L																																						
2-Butanone (MEK)	Oct-2011	ug/L	**1.26J**	**2.69J**	<0.47	**1.11J**	**1.35J**	**1.27J**	**0.78J**			**1.42J**	**0.5J**	<0.47	**1.4J**	**1.92J**	**2.13J**												**0.69J**													
2-Butanone (MEK)	Feb-2012	ug/L								**1.01J**	**1.43J**											**1.15J**																		
2-Butanone (MEK)	Apr-2012	ug/L	<0.47	<0.47	<0.47	<0.47	**0.66J**	<0.47		<0.47	<0.47	<0.47		<0.47	**1.04J**	<0.47	**0.91J**					<0.47		<0.47	<0.47	<0.47	**0.47J**	<0.47													
2-Butanone (MEK)	Jun-2012	ug/L								**2.81J**	**0.61J**											**3.47J**		**0.38J**	**0.93J**	**0.35J**	**4.04J**														
2-Butanone (MEK)	Aug-2012	ug/L								<0.47	<0.47								**0.86J**			<0.47	**1.15J**	<0.47	<0.47	<0.47	**0.93J**	**0.68J**													
2-Butanone (MEK)	Oct-2012	ug/L	<0.47	**0.75J**	<0.47	<0.47	<0.47	**0.54J**		**0.99J**	<0.47	<0.47		<0.47	<0.47	<0.47	<0.47		**0.89J**			<0.47	**0.55J**	<0.47	**0.76J**	<0.47	**0.66J**	**0.85J**													
2-Butanone (MEK)	Nov-2012	ug/L																											<0.47	**0.48J**	<0.47	<0.47	<0.47							
2-Butanone (MEK)	Feb-2013	ug/L																					<0.47						<0.47	<0.47	<0.47	<0.47	<0.47							
2-Butanone (MEK)	May-2013	ug/L	<0.47	<0.47	<0.47	<0.47	<0.47	<0.47		<0.47	<0.47	<0.47		<0.47	<0.47	<0.47	<0.47	<0.47	<0.47	<0.47	<0.47	<0.47	<0.47	**1.65J**	<0.47	<0.47	<0.47	<0.47		<0.47	<0.47	<0.47	<0.47	<0.47						
2-Butanone (MEK)	Jun-2013	ug/L																<0.47	<0.47				<0.47							<0.47	<0.47	<0.47	<0.47	**0.65J**						
2-Butanone (MEK)	Aug-2013	ug/L			<0.47													**0.567J**	<0.47	<0.47	<0.47		<0.47							<0.47	<0.47	<0.47	<0.47	**1.73J**						
2-Butanone (MEK)	Nov-2013	ug/L	<0.47	<0.47	<0.47	<0.47	<0.47	<0.47			<0.47	<0.47		<0.47	<0.47		<0.47		<0.47	<0.47	<0.47	<0.47	<0.47	<0.47	<0.47	<0.47	<0.47	<0.47		<0.47	<0.47	<0.47	<0.47	<0.47						
2-Butanone (MEK)	Jan-2014	ug/L																	<0.47	<0.47	<0.47		<0.47																	
2-Butanone (MEK)	May-2014	ug/L	<0.47	<0.47	<0.47	<0.47	<0.47	<0.47		<0.47	<0.47	**4.27J**		<0.47	<0.47			<0.47	<0.47	<0.47		<0.47		<0.47	**1.55J**	**2.98J**	<0.47			<0.47	<0.47	<0.47	<0.47	<0.47						
2-Butanone (MEK)	Jun-2014	ug/L														<0.47	<0.47			<0.47		<0.47																	
2-Butanone (MEK)	Jul-2014	ug/L																**11.8**	**1.59J**																					
2-Butanone (MEK)	Sep-2014	ug/L																																						
2-Butanone (MEK)	Nov-2014	ug/L	<0.47							<0.47	<0.47			<0.47	<0.47		<0.47		<0.47	<0.47		<0.47	<0.47	<0.47	<0.47	<0.47							<0.47	<0.47						
2-Butanone (MEK)	Dec-2014	ug/L		<0.47	<0.47	<0.47	<0.47	<0.47			<0.47					**2.83J**										<0.47				<0.47	<0.47	<0.47								
2-Butanone (MEK)	May-2015	ug/L					<0.47											<0.47		<0.47										<0.47		<0.47	<0.47							
2-Butanone (MEK)	Jun-2015	ug/L	<0.47	<0.47	<0.47	<0.47		<0.47		**1.29J**	<0.47	**2.02J**		<0.47	<0.47	<0.47	<0.47		<0.47			<0.47	<0.47	<0.47	<0.47	<0.47	<0.47				**2.19J**			<0.47						

Notes:
"J" Indicates the constituent was detected between the method detection limit and the reporting limit and is considered estimated.

DMASWA Landfill
Permit No. 31-SDP-02-75P

Table 9
Analytical Data Summary
2024 Annual Water Quality Report

Constituent	Month-Year	units	MW-102A	P-102BR	MW-103A	MW-104A	MW-105A	P-105B	MW-108A	MW-108AR	MW-109ARR	P-108B	MW-109AR	MW-114AR	P-114BR	MW-120AR	P-120B	MW-124A	MW-124B	MW-126A	MW-130A	MW-137A	MW-138A	MW-201A	MW-202A	MW-203A	MW-204A	OW-301A	OW-306AR	MW-401A	MW-402A	MW-403A	P-403B	MW-404A	MW-501A	MW-502A	P-503B	P-504B	MW-505A	MW-604	MW-605
2-Butanone (MEK)	Oct-2015	ug/L		<0.47								<0.47			<0.47	<0.47	<0.47		<0.47	<0.47		<0.47																			
2-Butanone (MEK)	Nov-2015	ug/L	<0.47		<0.47		<0.47	<0.47						<0.47				<0.47						<0.47	<0.47	<0.47		<0.47		<0.47	<0.47	<0.47		<0.47								
2-Butanone (MEK)	Dec-2015	ug/L				<0.47				<0.47	<0.47																<0.47						<0.47			<0.47	**0.574J**	<0.47	<0.47			
2-Butanone (MEK)	Mar-2016	ug/L																																	<0.47	<0.47	<0.47	<0.47	<0.47	<0.47		
2-Butanone (MEK)	May-2016	ug/L			<0.47	<0.47	<0.47	<0.47		<0.47	<0.47	<0.47		<0.47	<0.47			<0.47	<0.47			<0.47	<0.47	<0.47	<0.47	<0.47	<0.47			<0.47	<0.47			<0.47	<0.47	<0.47					
2-Butanone (MEK)	Jun-2016	ug/L	<0.47	<0.47												<0.47	<0.47																					<0.47	<0.47	<0.47		
2-Butanone (MEK)	Oct-2016	ug/L	<1.04		<1.04	<1.04					<1.04			<1.04	<1.04	<1.04						<1.04	<1.04	<1.04	<1.04	<1.04	<1.04	<1.04		<1.04	<1.04	<1.04	<1.04	<1.04	<1.04	<1.04	<1.04	<1.04			
2-Butanone (MEK)	Nov-2016	ug/L		<1.04			<1.04	<1.04		<1.04		<1.04					<1.04	<1.04	<1.04																<1.04			<1.04			
2-Butanone (MEK)	Jan-2017	ug/L																																<1.04							
2-Butanone (MEK)	Apr-2017	ug/L	<1.04	<1.04	<1.04	<1.04	<1.04	<1.04		<1.04	<1.04	<1.04		<1.04	<1.04	<1.04	<1.04	<1.04	<1.04			<1.04	<1.04	<1.04	<1.04	<1.04	<1.04	<1.04		<1.04	<1.04	<1.04	<1.04	<1.04	<1.04	<1.04	<1.04	<1.04	<1.04		
2-Butanone (MEK)	Jul-2017	ug/L																																							
2-Butanone (MEK)	Oct-2017	ug/L	<1.04	<1.04	<1.04	<1.04	<1.04	<1.04		<1.04	<1.04	<1.04		<1.04	<1.04	<1.04	<1.04	<1.04	<1.04			<1.04	<1.04	<1.04	<1.04	<1.04	<1.04	<1.04		<1.04	<1.04	<1.04	<1.04	<1.04	<1.04	<1.04	<1.04				
2-Butanone (MEK)	Apr-2018	ug/L	<1.04	<1.04	<1.04	<1.04	<1.04	<1.04		<1.04	<1.04	<1.04		<1.04	<1.04	<1.04	<1.04	<1.04	<1.04			<1.04	<1.04	<1.04	<1.04	<1.04	<1.04	<1.04		<1.04	<1.04	<1.04	<1.04	<1.04	<1.04	<1.04	<1.04				
2-Butanone (MEK)	Oct-2018	ug/L	<2.10	<2.10	<2.10	<2.10	<2.10	<2.10		<2.10	<2.10	<2.10		<2.10	<2.10	<2.10	<2.10	<2.10	<2.10			<2.10	<2.10	<2.10	<2.10	<2.10	<2.10	<2.10	<2.10	<2.10	<2.10	<2.10	<2.10	<2.10	<2.10	<2.10	<2.10				
2-Butanone (MEK)	Jan-2019	ug/L																											<2.10											
2-Butanone (MEK)	Apr-2019	ug/L	<2.10	<2.10	<2.10	<2.10	<2.10	<2.10		<2.10	<2.10	<2.10		<2.10	<2.10	<2.10	<2.10	<2.10	<2.10			<2.10	<2.10	<2.10	<2.10	<2.10	<2.10	<2.10	<2.10	<2.10	<2.10	<2.10	<2.10	<2.10	<2.10	<2.10	<2.10			<2.10	<2.10
2-Butanone (MEK)	Nov-2019	ug/L	<2.10	<2.10	<2.10	<2.10	<2.10	<2.10		<2.10	<2.10	<2.10		<2.10	<2.10	<2.10	<2.10	<2.10	<2.10			<2.10	<2.10	<2.10	<2.10	<2.10	<2.10	<2.10	<2.10	<2.10	<2.10	<2.10	<2.10	<2.10	<2.10	<2.10	<2.10			<2.10	<2.10
2-Butanone (MEK)	Apr-2020	ug/L	<2.10	<2.10	<2.10	<2.10	<2.10	<2.10		<2.10	<2.10	<2.10		<2.10	<2.10	<2.10	<2.10	<2.10	<2.10			<2.10	<2.10	<2.10	<2.10	<2.10	<2.10	<2.10	<2.10	<2.10	<2.10	<2.10	<2.10	<2.10	<2.10	<2.10	<2.10			<2.10	<2.10
2-Butanone (MEK)	Jul-2020	ug/L			<2.10	<2.10	<2.10									<2.10							<2.10	<2.10	<2.10	<2.10			<2.10										<2.10	<2.10
2-Butanone (MEK)	Oct-2020	ug/L	<2.10	<2.10	<2.10	<2.10	<2.10	<2.10		<2.10	<2.10	<2.10		<2.10	<2.10	<2.10	<2.10					<2.10		<2.10	<2.10	<2.10	<2.10	<2.10	<2.10	<2.10	<2.10	<2.10	<2.10	<2.10	<2.10	<2.10	<2.10	<2.10	<2.10	<2.10	<2.10
2-Butanone (MEK)	Jan-2021	ug/L			<2.10	<2.10	<2.10									<2.10								<2.10	<2.10	<2.10	<2.10													<2.10	<2.10
2-Butanone (MEK)	Apr-2021	ug/L	<2.10	<2.10	<2.10			<2.10		<2.10	<2.10	<2.10		<2.10	<2.10	<2.10	<2.10					**34.4**		<2.10	<2.10		<2.10	<2.10	<2.10	<2.10	<2.10	<2.10	<2.10	<2.10	<2.10	<2.10	<2.10	<2.10	<2.10	<2.10	<2.10
2-Butanone (MEK)	Jun-2021	ug/L																				<2.10																			
2-Butanone (MEK)	Oct-2021	ug/L	<2.10	<2.10	<2.10	<2.10	<2.10	<2.10			<2.10	<2.10		<2.10	<2.10	<2.10	<2.10					<2.10		<2.10	<2.10	<2.10	<2.10	<2.10	<2.10	<2.10	<2.10	<2.10	<2.10	<2.10	<2.10	<2.10	<2.10	<2.10	<2.10	<2.10	<2.10
2-Butanone (MEK)	Apr-2022	ug/L	<2.10	<2.10	<2.10	<2.10	<2.10	<2.10		<2.10	<2.10	<2.10		<2.10	<2.10	<2.10	<2.10					<2.10		<2.10	<2.10	<2.10	<2.10	<2.10	<2.10	<2.10	<2.10	<2.10	<2.10	<2.10	<2.10	<2.10	<2.10	<2.10	<2.10	<2.10	<2.10
2-Butanone (MEK)	Oct-2022	ug/L	<2.10		<2.10	<2.10	<2.10				<2.10			<2.10	<2.10	<2.10	<2.10					<2.10		<2.10	<2.10	<2.10	<2.10	<2.10	<2.10	<2.10	<2.10	<2.10	<2.10	<2.10	<2.10	<2.10	<2.10	<2.10	<2.10	<2.10	<2.10
2-Butanone (MEK)	Apr-2023	ug/L	<2.10		<2.10	<2.10	<2.10		<2.10	<2.10	<2.10	<2.10		<2.10	<2.10	<2.10	<2.10					<2.10		<2.10	<2.10	<2.10	<2.10	<2.10	<2.10	<2.10	<2.10	<2.10	<2.10	<2.10	<2.10	<2.10	<2.10	<2.10	<2.10	<2.10	<2.10
2-Butanone (MEK)	Oct-2023	ug/L	<2.10		<2.10		<2.10			<2.10	<2.10	<2.10		<2.10	<2.10	<2.10	<2.10					<2.10		<2.10	<2.10		<2.10	<2.10	<2.10	<2.10	<2.10	<2.10		<2.10	<2.10	<2.10	<2.10	<2.10	<2.10	<2.10	<2.10
2-Chloronaphthalene	Apr-2009	ug/L				<10																																			
2-Chloronaphthalene	Jul-2009	ug/L										<10																													
2-Chloronaphthalene	Apr-2010	ug/L				<10						<10																													
2-Chloronaphthalene	Jun-2012	ug/L																						<0.23		<0.23															
2-Chloronaphthalene	Aug-2012	ug/L																										<0.23													
2-Chloronaphthalene	May-2013	ug/L	<0.235	<0.232			<0.261	<0.242		<0.235	<0.235			<0.235	<0.24									<0.247	<0.245	<0.245	<0.247														
2-Chloronaphthalene	Aug-2013	ug/L			<0.245																																				
2-Chloronaphthalene	Nov-2013	ug/L																										<0.235													
2-Chloronaphthalene	May-2014	ug/L	<0.271		<0.247	<0.253	<0.25	<0.25		<0.247	<0.245			<0.25	<0.25										<0.237		<0.247														
2-Chloronaphthalene	Dec-2014	ug/L		<0.253								<0.23																													
2-Chloronaphthalene	May-2015	ug/L																															<0.23								
2-Chloronaphthalene	Oct-2015	ug/L		<0.253								<0.25			<0.232																										
2-Chloronaphthalene	Nov-2015	ug/L	<0.256		<0.25		<0.264	<0.242						<0.261										<0.258	<0.253	<0.256		<0.253													
2-Chloronaphthalene	Dec-2015	ug/L				<0.253				<0.258	<0.267																<0.264														
2-Chloronaphthalene	Oct-2016	ug/L																					<0.235																		
2-Chloronaphthalene	Nov-2016	ug/L															<0.23	<0.23	<0.23																						
2-Chloronaphthalene	Oct-2018	ug/L																											<0.232												
2-Chloronaphthalene	Jan-2019	ug/L																											<0.237												
2-Chloronaphthalene	Jul-2020	ug/L																												<13.7											
2-Chloronaphthalene	Oct-2020	ug/L	<1.35			<1.37	<1.37	<1.41		<1.37	<1.37	<1.37		<1.37	<1.37									<1.37	<1.37	<1.37	<1.37	<1.37													
2-Chloronaphthalene	Jun-2021	ug/L																				<1.44																			
2-Chloronaphthalene	Apr-2022	ug/L			<0.762																														<0.696						
2-Chloronaphthalene	Oct-2022	ug/L																				<0.627								<0.627					<0.653						
2-Chlorophenol	Apr-2009	ug/L				<10																																			
2-Chlorophenol	Jul-2009	ug/L										<10																													
2-Chlorophenol	Apr-2010	ug/L				<10						<10																													
2-Chlorophenol	Jun-2012	ug/L																						<0.15		<0.15															
2-Chlorophenol	Aug-2012	ug/L																										<0.15													
2-Chlorophenol	May-2013	ug/L	<0.153	<0.152			<0.17	<0.158		<0.153	<0.153			<0.153	<0.156									<0.161	<0.16	<0.16	<0.161														
2-Chlorophenol	Aug-2013	ug/L			<0.16																																				
2-Chlorophenol	Nov-2013	ug/L																										<0.153													
2-Chlorophenol	May-2014	ug/L	<0.176		<0.161	<0.165	<0.163	<0.163		<0.161	<0.16			<0.163	<0.163										<0.155		<0.161														
2-Chlorophenol	Dec-2014	ug/L		<0.165								<0.15																													
2-Chlorophenol	May-2015	ug/L																															<0.15							
2-Chlorophenol	Oct-2015	ug/L		<0.165								<0.163			<0.152																									
2-Chlorophenol	Nov-2015	ug/L	<0.167		<0.163		<0.172	<0.158						<0.17										<0.169	<0.165	<0.167		<0.165													
2-Chlorophenol	Dec-2015	ug/L				<0.165				<0.169	<0.174																<0.172														
2-Chlorophenol	Oct-2016	ug/L																					<0.153																		
2-Chlorophenol	Nov-2016	ug/L															<0.15	<0.15	<0.15																						
2-Chlorophenol	Oct-2018	ug/L																											<0.152												
2-Chlorophenol	Jan-2019	ug/L																											<0.155												
2-Chlorophenol	Jul-2020	ug/L																												<11.6											
2-Chlorophenol	Oct-2020	ug/L	<1.15			<1.16	<1.16	<1.20		<1.16	<1.16	<1.16		<1.16	<1.16									<1.16	<1.16	<1.16	<1.16	<1.16													
2-Chlorophenol	Jun-2021	ug/L																				<1.22																			
2-Chlorophenol	Apr-2022	ug/L			<0.643																														<0.587						
2-Chlorophenol	Oct-2022	ug/L																				<0.529								<0.529					<0.551						
2-Hexanone	Oct-2007	ug/L	<10	<10	<10	<10	<10	<10	<10			<10	<10	<10	<10	<10	<10																								
2-Hexanone	Feb-2008	ug/L	<10	<10	<10	<10	<10	<10	<10			<10	<10	<10	<10	<10	<10																								
2-Hexanone	Apr-2008	ug/L	<10	<10	<10	<10	<10	<10	<10			<10	<10	<10	<10	<10	<10																								
2-Hexanone	Jul-2008	ug/L	<10	<10	<10	<10	<10	<10	<10			<10	<10	<10	<10	<10	<10																								
2-Hexanone	Oct-2008	ug/L	<10	<10	<10	<10	<10	<10	<10			<10	<10	<10	<10	<10	<10																								
2-Hexanone	Jan-2009	ug/L	<10	<10	<10	<10	<10	<10	<10			<10	<10	<10	<10	<10	<10																								
2-Hexanone	Apr-2009	ug/L	<10	<10	<10	<10	<10	<10	<10			<10	<10	<10	<10	<10	<10																								
2-Hexanone	Jul-2009	ug/L	<10	<10	<10	<10	<10	<10	<10			<10	<10	<10	<10	<10	<10																								
2-Hexanone	Oct-2009	ug/L	<10	<10	<10	<10	<10	<10	<10			<10	<10	<10	<10	<10	<10																								
2-Hexanone	Dec-2009	ug/L														<10	<10																								
2-Hexanone	Feb-2010	ug/L														<10	<10																								
2-Hexanone	Apr-2010	ug/L	<10	<10	<10	<10	<10	<10	<10			<10	<10	<10	<10	<10	<10																								
2-Hexanone	Oct-2010	ug/L	<10	<10	<10	<10	<10	<10	<10			<10	<10	<10	<10	<10	<10																								
2-Hexanone	Feb-2011	ug/L																																							
2-Hexanone	Apr-2011	ug/L	<10	<10	<10	<10	<10	<10	<10			<10	<10	<10	<10	<10	<10																								
2-Hexanone	Jun-2011	ug/L																																							
2-Hexanone	Aug-2011	ug/L																																							
2-Hexanone	Oct-2011	ug/L	<10	<10	<10	<10	<10	<10	<10			<10	<10	<10	<10	<10	<10					<10						<10													
2-Hexanone	Feb-2012	ug/L								<0.2	<0.2											<0.2		<0.2	**0.28J**	<0.2	<0.2														
2-Hexanone	Apr-2012	ug/L	<0.2	<0.2	<0.2	<0.2	<0.2	<0.2		<0.2	<0.2	<0.2		<0.2	<0.2	<0.2	<0.2					<0.2		<0.2	<0.2	<0.2	<0.2	<0.2													
2-Hexanone	Jun-2012	ug/L								<0.2	<0.2											<0.2		<0.2	<0.2	<0.2	<0.2														
2-Hexanone	Aug-2012	ug/L								<0.2	<0.2							<0.2				<0.2	<0.2	<0.2	<0.2	<0.2	<0.2	<0.2													
2-Hexanone	Oct-2012	ug/L	<0.2	<0.2	<0.2	<0.2	<0.2	<0.2		<0.2	<0.2	<0.2		<0.2	<0.2	<0.2	<0.2		<0.2			<0.2	<0.2	<0.2	<0.2	<0.2	<0.2	<0.2													
2-Hexanone	Nov-2012	ug/L																												<0.2	<0.2	<0.2	<0.2	<0.2						
2-Hexanone	Feb-2013	ug/L																					<0.2							<0.2	<0.2	<0.2	<0.2	<0.2						
2-Hexanone	May-2013	ug/L	<0.2	<0.2	<0.2	<0.2	<0.2	<0.2		<0.2	<0.2	<0.2		<0.2	<0.2	<0.2	<0.2	<0.2	<0.2	<0.2	<0.2	<0.2	<0.2	<0.2	<0.2	<0.2	<0.2	<0.2			<0.2	<0.2	<0.2	<0.2	<0.2					
2-Hexanone	Jun-2013	ug/L																<0.2	<0.2				<0.2							<0.2	<0.2	<0.2	<0.2	<0.2						
2-Hexanone	Aug-2013	ug/L			<0.2													<0.2	<0.2	<0.2	<0.2		<0.2							<0.2	<0.2	<0.2	<0.2	<0.2						
2-Hexanone	Nov-2013	ug/L	<0.2	<0.2	<0.2	<0.2	<0.2	<0.2			<0.2	<0.2		<0.2	<0.2		<0.2		<0.2	<0.2	<0.2	<0.2	<0.2	<0.2	<0.2	<0.2	<0.2	<0.2			<0.2	<0.2	<0.2	<0.2	<0.2					
2-Hexanone	Jan-2014	ug/L																<0.2	<0.2	<0.2		<0.2																		
2-Hexanone	May-2014	ug/L	<0.2	**0.67J**	<0.2	<0.2	<0.2	<0.2		<0.2	<0.2	<0.2		<0.2	<0.2			<0.2	<0.2	<0.2		<0.2		<0.2	<0.2	<0.2	<0.2			<0.2	<0.2	<0.2	<0.2	<0.2						
2-Hexanone	Jun-2014	ug/L														<0.2	<0.2			<0.2		<0.2																		
2-Hexanone	Jul-2014	ug/L																**1.22J**	<0.2																							
2-Hexanone	Sep-2014	ug/L																																							
2-Hexanone	Nov-2014	ug/L	<0.2							<0.2	<0.2			<0.2	<0.2		<0.2		<0.2	<0.2		<0.2	<0.2	<0.2	<0.2	<0.2							<0.2	<0.2							
2-Hexanone	Dec-2014	ug/L		<0.2	<0.2	<0.2	<0.2	<0.2				<0.2				**0.35J**											<0.2														
2-Hexanone	May-2015	ug/L					<0.2											<0.2		<0.2											<0.2		<0.2	<0.2						
2-Hexanone	Jun-2015	ug/L	<0.2	<0.2	<0.2	<0.2		<0.2		<0.2	<0.2	<0.2		<0.2	<0.2	<0.2	<0.2		<0.2			<0.2	<0.2	<0.2	<0.2	<0.2					<0.2			<0.2						
2-Hexanone	Oct-2015	ug/L		<0.2								<0.2			<0.2	<0.2	<0.2		<0.2	<0.2		<0.2																		
2-Hexanone	Nov-2015	ug/L	<0.2		<0.2		<0.2	<0.2						<0.2				<0.2						<0.2	<0.2	<0.2		<0.2		<0.2	<0.2	<0.2									
2-Hexanone	Dec-2015	ug/L				<0.2				<0.2	<0.2																<0.2						<0.2			<0.2	<0.2	<0.2	<0.2	
2-Hexanone	Mar-2016	ug/L																																	<0.2	<0.2	<0.2	<0.2	<0.2	<0.2		
2-Hexanone	May-2016	ug/L			<0.2	<0.2	<0.2	<0.2		<0.2	<0.2	<0.2		<0.2	<0.2			<0.2	<0.2			<0.2	<0.2	<0.2	<0.2	<0.2	<0.2			<0.2	<0.2			<0.2	<0.2	<0.2					
2-Hexanone	Jun-2016	ug/L	<0.2	<0.2												<0.2	<0.2																				<0.2	<0.2	<0.2		
2-Hexanone	Oct-2016	ug/L	<0.2		<0.2	<0.2				<0.2				<0.2	<0.2	<0.2						<0.2	<0.2	<0.2	<0.2	<0.2	<0.2	<0.2		<0.2	<0.2	<0.2	<0.2	<0.2	<0.2			<0.2	<0.2		

Notes:
"J" Indicates the constituent was detected between the method detection limit and the reporting limit and is considered estimated.

DMASWA Landfill
Permit No. 31-SDP-02-75P

Table 9
Analytical Data Summary
2024 Annual Water Quality Report

Constituent	Month-Year	units	MW-102A	P-102BR	MW-103A	MW-104A	MW-105A	P-105B	MW-108A	MW-108AR	MW-109ARR	P-108B	MW-109AR	MW-114AR	P-114BR	MW-120AR	P-120B	MW-124A	MW-124B	MW-126A	MW-130A	MW-137A	MW-138A	MW-201A	MW-202A	MW-203A	MW-204A	OW-301A	OW-306AR	MW-401A	MW-402A	MW-403A	P-403B	MW-404A	MW-501A	MW-502A	P-503B	P-504B	MW-505A	MW-604	MW-605
2-Hexanone	Nov-2016	ug/L		<0.2			<0.2	<0.2		<0.2		<0.2					<0.2	<0.2	<0.2																	<0.2				<0.2		
2-Hexanone	Jan-2017	ug/L																																	<0.2						
2-Hexanone	Apr-2017	ug/L	<0.2	<0.2	<0.2	<0.2	<0.2	<0.2		<0.2	<0.2	<0.2		<0.2	<0.2	<0.2	<0.2	<0.2	<0.2			<0.2	<0.2	<0.2	<0.2	<0.2	<0.2	<0.2		<0.2	<0.2	<0.2	<0.2	<0.2	<0.2	<0.2	<0.2	<0.2	<0.2		
2-Hexanone	Jul-2017	ug/L																																								
2-Hexanone	Oct-2017	ug/L	<0.200	<0.200	<0.200	<0.200	<0.200	<0.200		<0.200	<0.200	<0.200		<0.200	<0.200	<0.200	<0.200	<0.200	<0.200			<0.200	<0.200	<0.200	<0.200	<0.200	<0.200	<0.200		<0.200	<0.200	<0.200	<0.200	<0.200	<0.200	<0.200	<0.200				
2-Hexanone	Apr-2018	ug/L	<0.200	<0.200	<0.200	<0.200	<0.200	<0.200		<0.200	<0.200	<0.200		<0.200	<0.200	<0.200	<0.200	<0.200	<0.200			<0.200	<0.200	<0.200	<0.200	<0.200	<0.200	<0.200		<0.200	<0.200	<0.200	<0.200	<0.200	<0.200	<0.200	<0.200				
2-Hexanone	Oct-2018	ug/L	<2.00	<2.00	<2.00	<2.00	<2.00	<2.00		<2.00	<2.00	<2.00		<2.00	<2.00	<2.00	<2.00	<2.00	<2.00			<2.00	<2.00	<2.00	<2.00	<2.00	<2.00	<2.00	<2.00	<2.00	<2.00	<2.00	<2.00	<2.00	<2.00	<2.00	<2.00				
2-Hexanone	Jan-2019	ug/L																											<2.00												
2-Hexanone	Apr-2019	ug/L	<2.00	<2.00	<2.00	<2.00	<2.00	<2.00		<2.00	<2.00	<2.00		<2.00	<2.00	<2.00	<2.00	<2.00	<2.00			<2.00	<2.00	<2.00	<2.00	<2.00	<2.00	<2.00	<2.00	<2.00	<2.00	<2.00	<2.00	<2.00	<2.00	<2.00	<2.00			<2.00	<2.00
2-Hexanone	Nov-2019	ug/L	<2.00	<2.00	<2.00	<2.00	<2.00	<2.00		<2.00	<2.00	<2.00		<2.00	<2.00	<2.00	<2.00	<2.00	<2.00			<2.00	<2.00	<2.00	<2.00	<2.00	<2.00	<2.00	<2.00	<2.00	<2.00	<2.00	<2.00	<2.00	<2.00	<2.00	<2.00			<2.00	<2.00
2-Hexanone	Apr-2020	ug/L	<2.00	<2.00	<2.00	<2.00	<2.00	<2.00		<2.00	<2.00	<2.00		<2.00	<2.00	<2.00	<2.00	<2.00	<2.00			<2.00		<2.00	<2.00	<2.00	<2.00	<2.00	<2.00	<2.00	<2.00	<2.00	<2.00	<2.00	<2.00	<2.00	<2.00		<2.00	<2.00	<2.00
2-Hexanone	Jul-2020	ug/L			<2.00	<2.00	<2.00									<2.00								<2.00	<2.00	<2.00	<2.00			<2.00									<2.00	<2.00	<2.00
2-Hexanone	Oct-2020	ug/L	<2.00	<2.00	<2.00	<2.00	<2.00	<2.00		<2.00	<2.00	<2.00		<2.00	<2.00	<2.00	<2.00					<2.00		<2.00	<2.00	<2.00	<2.00	<2.00	<2.00	<2.00	<2.00	<2.00	<2.00	<2.00	<2.00	<2.00	<2.00	<2.00	<2.00	<2.00	<2.00
2-Hexanone	Jan-2021	ug/L			<2.00	<2.00	<2.00									<2.00								<2.00	<2.00	<2.00	<2.00												<2.00	<2.00	<2.00
2-Hexanone	Apr-2021	ug/L	<2.00	<2.00	<2.00			<2.00		<2.00	<2.00	<2.00		<2.00	<2.00	<2.00	<2.00					<2.00		<2.00	<2.00		<2.00	<2.00	<2.00	<2.00	<2.00	<2.00	<2.00	<2.00	<2.00	<2.00	<2.00	<2.00	<2.00	<2.00	<2.00
2-Hexanone	Jun-2021	ug/L																				<2.00																				
2-Hexanone	Oct-2021	ug/L	<2.00	<2.00	<2.00	<2.00	<2.00	<2.00			<2.00	<2.00		<2.00	<2.00	<2.00	<2.00					<2.00		<2.00	<2.00	<2.00	<2.00	<2.00	<2.00	<2.00	<2.00	<2.00	<2.00	<2.00	<2.00	<2.00	<2.00	<2.00	<2.00	<2.00	<2.00
2-Hexanone	Apr-2022	ug/L	<2.00	<2.00	<2.00	<2.00	<2.00	<2.00		<2.00	<2.00	<2.00		<2.00	<2.00	<2.00	<2.00					<2.00		<2.00	<2.00	<2.00	<2.00	<2.00	<2.00	<2.00	<2.00	<2.00	<2.00	<2.00	<2.00	<2.00	<2.00	<2.00	<2.00	<2.00	<2.00
2-Hexanone	Oct-2022	ug/L	<2.00		<2.00	<2.00	<2.00	<2.00			<2.00	<2.00		<2.00	<2.00	<2.00	<2.00					<2.00		<2.00	<2.00	<2.00	<2.00	<2.00	<2.00	<2.00	<2.00	<2.00		<2.00	<2.00	<2.00	<2.00	<2.00	<2.00	<2.00	<2.00
2-Hexanone	Apr-2023	ug/L	<2.00		<2.00	<2.00	<2.00	<2.00		<2.00	<2.00	<2.00		<2.00	<2.00	<2.00	<2.00					<2.00		<2.00	<2.00	<2.00	<2.00	<2.00	<2.00	<2.00	<2.00	<2.00		<2.00	<2.00	<2.00	<2.00	<2.00	<2.00	<2.00	<2.00
2-Hexanone	Oct-2023	ug/L	<2.00		<2.00			<2.00			<2.00	<2.00		<2.00	<2.00	<2.00	<2.00					<2.00		<2.00	<2.00		<2.00	<2.00	<2.00	<2.00	<2.00	<2.00		<2.00	<2.00	<2.00	<2.00	<2.00	<2.00	<2.00	<2.00
2-Methylnaphthalene	Apr-2009	ug/L				<10																																			
2-Methylnaphthalene	Jul-2009	ug/L										<10																													
2-Methylnaphthalene	Apr-2010	ug/L				<10						<10																													
2-Methylnaphthalene	Jun-2012	ug/L																						<0.19		<0.19															
2-Methylnaphthalene	Aug-2012	ug/L																										<0.19													
2-Methylnaphthalene	May-2013	ug/L	<0.194	<0.192			<0.216	<0.2		<0.194	<0.194			<0.194	<0.198									<0.204	<0.202	<0.202	<0.204														
2-Methylnaphthalene	Aug-2013	ug/L			<0.202																																				
2-Methylnaphthalene	Nov-2013	ug/L																										**0.233J**													
2-Methylnaphthalene	May-2014	ug/L	<0.224		<0.204	<0.209	<0.207	<0.207		<0.204	<0.202			<0.207	<0.207										<0.196		<0.204														
2-Methylnaphthalene	Jul-2014	ug/L																										<0.211													
2-Methylnaphthalene	Sep-2014	ug/L																										<0.221													
2-Methylnaphthalene	Dec-2014	ug/L		<0.209								<0.19																													
2-Methylnaphthalene	May-2015	ug/L																															<0.19								
2-Methylnaphthalene	Oct-2015	ug/L		<0.209								<0.207			<0.192																										
2-Methylnaphthalene	Nov-2015	ug/L	<0.211		<0.207		<0.218	<0.2						<0.216										<0.213	<0.209	<0.211		<0.209													
2-Methylnaphthalene	Dec-2015	ug/L				<0.209				<0.213	<0.221																<0.218														
2-Methylnaphthalene	Oct-2016	ug/L																					<0.194					<0.19													
2-Methylnaphthalene	Nov-2016	ug/L															<0.19	<0.19	<0.19																						
2-Methylnaphthalene	Oct-2018	ug/L																											<0.192												
2-Methylnaphthalene	Jan-2019	ug/L																											<0.196												
2-Methylnaphthalene	Jul-2020	ug/L																												<13.7											
2-Methylnaphthalene	Oct-2020	ug/L	<1.35			<1.37	<1.37	<1.41		<1.37	<1.37	<1.37		<1.37	<1.37									<1.37	<1.37	<1.37	<1.37	<1.37													
2-Methylnaphthalene	Jun-2021	ug/L																				<1.44																			
2-Methylnaphthalene	Apr-2022	ug/L			<0.702																														<0.641						
2-Methylnaphthalene	Oct-2022	ug/L																				<0.578								<0.578					<0.602						
2-Methylphenol	Jan-2019	ug/L																											<0.186												
2-Methylphenol	Jul-2020	ug/L																												<10.5											
2-Methylphenol	Oct-2020	ug/L	<1.04			<1.05	<1.05	<1.09		<1.05	<1.05	<1.05		<1.05	<1.05									<1.05	<1.05	<1.05	<1.05	<1.05													
2-Methylphenol	Jun-2021	ug/L																				<1.11																			
2-Methylphenol	Apr-2022	ug/L			<0.774																														<0.707						
2-Methylphenol	Oct-2022	ug/L																				<0.637								<0.637					<0.663						
2-Methylphenol [o-Cresol]	Apr-2009	ug/L				<10																																			
2-Methylphenol [o-Cresol]	Jul-2009	ug/L										<10																													
2-Methylphenol [o-Cresol]	Apr-2010	ug/L				<10						<10																													
2-Methylphenol [o-Cresol]	Jun-2012	ug/L																						<0.18		<0.18															
2-Methylphenol [o-Cresol]	Aug-2012	ug/L																										<0.18													
2-Methylphenol [o-Cresol]	May-2013	ug/L	<0.184	<0.182			<0.205	<0.189		<0.184	<0.184			<0.184	<0.188									<0.194	<0.191	<0.191	<0.194														
2-Methylphenol [o-Cresol]	Aug-2013	ug/L			<0.191																																				
2-Methylphenol [o-Cresol]	Nov-2013	ug/L																										<0.184													
2-Methylphenol [o-Cresol]	May-2014	ug/L	<0.212		<0.194	<0.198	<0.196	<0.196		<0.194	<0.191			<0.196	<0.196										<0.186		<0.194														
2-Methylphenol [o-Cresol]	Dec-2014	ug/L		<0.198								<0.18																													
2-Methylphenol [o-Cresol]	May-2015	ug/L																															<0.18								
2-Methylphenol [o-Cresol]	Oct-2015	ug/L		<0.198								<0.196			<0.182																										
2-Methylphenol [o-Cresol]	Nov-2015	ug/L	<0.2		<0.196		<0.207	<0.189						<0.205										<0.202	<0.198	<0.2		<0.198													
2-Methylphenol [o-Cresol]	Dec-2015	ug/L				<0.198				<0.202	<0.209																<0.207													
2-Methylphenol [o-Cresol]	Oct-2016	ug/L																					<0.184																	
2-Methylphenol [o-Cresol]	Nov-2016	ug/L															<0.18	<0.18	<0.18																						
2-Methylphenol [o-Cresol]	Oct-2018	ug/L																											<0.182												
2-Naphthylamine	Apr-2009	ug/L				<10																																			
2-Naphthylamine	Jul-2009	ug/L										<10																													
2-Naphthylamine	Apr-2010	ug/L				<10						<10																													
2-Naphthylamine	Jun-2012	ug/L																						<0.22		<0.22															
2-Naphthylamine	Aug-2012	ug/L																										<0.22													
2-Naphthylamine	May-2013	ug/L	<0.224	<0.222			<0.25	<0.232		<0.224	<0.224			<0.224	<0.229									<0.237	<0.234	<0.234	<0.237														
2-Naphthylamine	Aug-2013	ug/L			<0.234																																				
2-Naphthylamine	Nov-2013	ug/L																										<0.224													
2-Naphthylamine	May-2014	ug/L	<0.259		<0.237	<0.242	<0.239	<0.239		<0.237	<0.234			<0.239	<0.239										<0.227		<0.237														
2-Naphthylamine	Dec-2014	ug/L		<0.242								<0.22																													
2-Naphthylamine	May-2015	ug/L																															<0.22								
2-Naphthylamine	Oct-2015	ug/L		<0.242								<0.239			<0.222																										
2-Naphthylamine	Nov-2015	ug/L	<0.244		<0.239		<0.253	<0.232						<0.25										<0.247	<0.242	<0.244		<0.242													
2-Naphthylamine	Dec-2015	ug/L				<0.242				<0.247	<0.256																<0.253														
2-Naphthylamine	Oct-2016	ug/L																					<0.224																		
2-Naphthylamine	Nov-2016	ug/L															<0.22	<0.22	<0.22																						
2-Naphthylamine	Oct-2018	ug/L																											<0.222												
2-Naphthylamine	Jan-2019	ug/L																											<0.227												
2-Naphthylamine	Jul-2020	ug/L																												<9.05											
2-Naphthylamine	Oct-2020	ug/L	<0.896			<0.905	<0.905	<0.935		<0.905	<0.905	<0.905		<0.905	<0.905									<0.905	<0.905	<0.905	<0.905	<0.905													
2-Naphthylamine	Jun-2021	ug/L																				<0.956																			
2-Naphthylamine	Apr-2022	ug/L			<2.50																														<2.28						
2-Naphthylamine	Oct-2022	ug/L																				<2.06								<2.06					<2.14						
2-Nitroaniline	Apr-2009	ug/L				<10																																			
2-Nitroaniline	Jul-2009	ug/L										<10																													
2-Nitroaniline	Apr-2010	ug/L				<10						<10																													
2-Nitroaniline	Jun-2012	ug/L																						<0.23		<0.23															
2-Nitroaniline	Aug-2012	ug/L																										<0.23													
2-Nitroaniline	May-2013	ug/L	<0.235	<0.232			<0.261	<0.242		<0.235	<0.235			<0.235	<0.24									<0.247	<0.245	<0.245	<0.247														
2-Nitroaniline	Aug-2013	ug/L			<0.245																																				
2-Nitroaniline	Nov-2013	ug/L																										<0.235													
2-Nitroaniline	May-2014	ug/L	<0.271		<0.247	<0.253	<0.25	<0.25		<0.247	<0.245			<0.25	<0.25										<0.237		<0.247														
2-Nitroaniline	Dec-2014	ug/L		<0.253								<0.23																													
2-Nitroaniline	May-2015	ug/L																															<0.23								
2-Nitroaniline	Oct-2015	ug/L		<0.253								<0.25			<0.232																										
2-Nitroaniline	Nov-2015	ug/L	<0.256		<0.25		<0.264	<0.242						<0.261										<0.258	<0.253	<0.256		<0.253													
2-Nitroaniline	Dec-2015	ug/L				<0.253				<0.258	<0.267																<0.264														
2-Nitroaniline	Oct-2016	ug/L																					<0.235																		
2-Nitroaniline	Nov-2016	ug/L															<0.23	<0.23	<0.23																						
2-Nitroaniline	Oct-2018	ug/L																											<1.25												
2-Nitroaniline	Jan-2019	ug/L																											<1.28												
2-Nitroaniline	Jul-2020	ug/L																												<12.6											
2-Nitroaniline	Oct-2020	ug/L	<1.25			<1.26	<1.26	<1.30		<1.26	<1.26	<1.26		<1.26	<1.26									<1.26	<1.26	<1.26	<1.26	<1.26													
2-Nitroaniline	Jun-2021	ug/L																				<1.33																			
2-Nitroaniline	Apr-2022	ug/L			<7.02																														<6.41						
2-Nitroaniline	Oct-2022	ug/L																				<5.78								<5.78					<6.02						
2-Nitrophenol	Apr-2009	ug/L				<10																																			
2-Nitrophenol	Jul-2009	ug/L										<10																													
2-Nitrophenol	Apr-2010	ug/L				<10						<10																													
2-Nitrophenol	Jun-2012	ug/L																						<0.16		<0.16															

Notes:
"J" Indicates the constituent was detected between the method detection limit and the reporting limit and is considered estimated.

DMASWA Landfill
Permit No. 31-SDP-02-75P

Table 9
Analytical Data Summary
2024 Annual Water Quality Report

Constituent	Month-Year	units	MW-102A	P-102BR	MW-103A	MW-104A	MW-105A	P-105B	MW-108A	MW-108AR	MW-109ARR	P-108B	MW-109AR	MW-114AR	P-114BR	MW-120AR	P-120B	MW-124A	MW-124B	MW-126A	MW-130A	MW-137A	MW-138A	MW-201A	MW-202A	MW-203A	MW-204A	OW-301A	OW-306AR	MW-401A	MW-402A	MW-403A	P-403B	MW-404A	MW-501A	MW-502A	P-503B	P-504B	MW-505A	MW-604	MW-605
2-Nitrophenol	Aug-2012	ug/L																										<0.16													
2-Nitrophenol	May-2013	ug/L	<0.163	<0.162			<0.182	<0.168		<0.163	<0.163			<0.163	<0.167									<0.172	<0.17	<0.17	<0.172															
2-Nitrophenol	Aug-2013	ug/L			<0.17																																				
2-Nitrophenol	Nov-2013	ug/L																										<0.163													
2-Nitrophenol	May-2014	ug/L	<0.188		<0.172	<0.176	<0.174	<0.174		<0.172	<0.17			<0.174	<0.174										<0.165		<0.172														
2-Nitrophenol	Dec-2014	ug/L		<0.176								<0.16																													
2-Nitrophenol	May-2015	ug/L																															<0.16								
2-Nitrophenol	Oct-2015	ug/L		<0.176								<0.174			<0.162																										
2-Nitrophenol	Nov-2015	ug/L	<0.178		<0.174		<0.184	<0.168						<0.182										<0.18	<0.176	<0.178		<0.176														
2-Nitrophenol	Dec-2015	ug/L				<0.176				<0.18	<0.186																<0.184															
2-Nitrophenol	Oct-2016	ug/L																					<0.163																			
2-Nitrophenol	Nov-2016	ug/L															<0.16	<0.16	<0.16																						
2-Nitrophenol	Oct-2018	ug/L																										<0.970													
2-Nitrophenol	Jan-2019	ug/L																										<0.990													
2-Nitrophenol	Jul-2020	ug/L																												<16.8											
2-Nitrophenol	Oct-2020	ug/L	<1.67			<1.68	<1.68	<1.74		<1.68	<1.68	<1.68		<1.68	<1.68									<1.68	<1.68	<1.68	<1.68	<1.68													
2-Nitrophenol	Jun-2021	ug/L																				<1.78																			
2-Nitrophenol	Apr-2022	ug/L			<8.10																													<7.39						
2-Nitrophenol	Oct-2022	ug/L																				<6.67							<6.67					<6.94						
3,3'-Dichlorobenzidine	Jan-2019	ug/L																										<0.835													
3,3'-Dichlorobenzidine	Jul-2020	ug/L																											<18.9												
3,3'-Dichlorobenzidine	Oct-2020	ug/L	<1.88			<1.89	<1.89	<1.96		<1.89	<1.89	<1.89		<1.89	<1.89									<1.89	<1.89	<1.89	<1.89	<1.89													
3,3'-Dichlorobenzidine	Jun-2021	ug/L																				<2.00																			
3,3'-Dichlorobenzidine	Apr-2022	ug/L			<1.67																													<1.52						
3,3'-Dichlorobenzidine	Oct-2022	ug/L																				<1.37							<1.37					<1.43						
3,3'-Dimethylbenzidine	Jan-2019	ug/L																										<0.216													
3,3'-Dimethylbenzidine	Jul-2020	ug/L																											<21.1												
3,3'-Dimethylbenzidine	Oct-2020	ug/L	<2.08			<2.11	<2.11	<2.17		<2.11	<2.11	<2.11		<2.11	<2.11									<2.11	<2.11	<2.11	<2.11	<2.11													
3,3'-Dimethylbenzidine	Jun-2021	ug/L																				<2.22																			
3,3'-Dimethylbenzidine	Apr-2022	ug/L			<1.79																													<1.63						
3,3'-Dimethylbenzidine	Oct-2022	ug/L																				<1.47							<1.47					<1.53						
3,3`-Dichlorobenzidine	Apr-2009	ug/L				<85																																			
3,3`-Dichlorobenzidine	Jul-2009	ug/L										<10																													
3,3`-Dichlorobenzidine	Apr-2010	ug/L				<10						<10																													
3,3`-Dichlorobenzidine	Jun-2012	ug/L																						<0.46		<0.46															
3,3`-Dichlorobenzidine	Aug-2012	ug/L																										<0.46													
3,3`-Dichlorobenzidine	May-2013	ug/L	<0.469	<0.465			<0.523	<0.484		<0.469	<0.469			<0.469	<0.479									<0.495	<0.489	<0.489	<0.495														
3,3`-Dichlorobenzidine	Aug-2013	ug/L			<0.489																																				
3,3`-Dichlorobenzidine	Nov-2013	ug/L																										<0.469													
3,3`-Dichlorobenzidine	May-2014	ug/L	<0.541		<0.495	<0.505	<0.5	<0.5		<0.495	<0.489			<0.5	<0.5										<0.474		<0.495														
3,3`-Dichlorobenzidine	Dec-2014	ug/L		<0.505								<0.46																													
3,3`-Dichlorobenzidine	May-2015	ug/L																															<0.46								
3,3`-Dichlorobenzidine	Oct-2015	ug/L		<0.505								<0.5			<0.465																										
3,3`-Dichlorobenzidine	Nov-2015	ug/L	<0.511		<0.5		<0.529	<0.484						<0.523										<0.517	<0.505	<0.511		<0.505													
3,3`-Dichlorobenzidine	Dec-2015	ug/L				<0.505				<0.517	<0.535																<0.529														
3,3`-Dichlorobenzidine	Oct-2016	ug/L																					<0.469																			
3,3`-Dichlorobenzidine	Nov-2016	ug/L															<0.46	<0.46	<0.46																						
3,3`-Dichlorobenzidine	Oct-2018	ug/L																										<0.818													
3,3`-Dimethylbenzidine	Apr-2009	ug/L				<20																																			
3,3`-Dimethylbenzidine	Jul-2009	ug/L										<20																													
3,3`-Dimethylbenzidine	Apr-2010	ug/L				<10						<10																													
3,3`-Dimethylbenzidine	Jun-2012	ug/L																						<0.21		<0.21															
3,3`-Dimethylbenzidine	Aug-2012	ug/L																										<0.21													
3,3`-Dimethylbenzidine	May-2013	ug/L	<0.214	<0.212			<0.239	<0.221		<0.214	<0.214			<0.214	<0.219									<0.226	<0.223	<0.223	<0.226														
3,3`-Dimethylbenzidine	Aug-2013	ug/L			<0.223																																				
3,3`-Dimethylbenzidine	Nov-2013	ug/L																										<0.214													
3,3`-Dimethylbenzidine	May-2014	ug/L	<0.247		<0.226	<0.231	<0.228	<0.228		<0.226	<0.223			<0.228	<0.228										<0.216		<0.226														
3,3`-Dimethylbenzidine	Dec-2014	ug/L		<0.231								<0.21																													
3,3`-Dimethylbenzidine	May-2015	ug/L																															<0.21								
3,3`-Dimethylbenzidine	Oct-2015	ug/L		<0.231								<0.228			<0.212																										
3,3`-Dimethylbenzidine	Nov-2015	ug/L	<0.233		<0.228		<0.241	<0.221						<0.239										<0.236	<0.231	<0.233		<0.231													
3,3`-Dimethylbenzidine	Dec-2015	ug/L				<0.231				<0.236	<0.244																<0.241														
3,3`-Dimethylbenzidine	Oct-2016	ug/L																					<0.214																			
3,3`-Dimethylbenzidine	Nov-2016	ug/L															<0.21	<0.21	<0.21																						
3,3`-Dimethylbenzidine	Oct-2018	ug/L																										<0.212													
3-Methylcholanthrene	Apr-2009	ug/L				<10																																			
3-Methylcholanthrene	Jul-2009	ug/L										<10																													
3-Methylcholanthrene	Apr-2010	ug/L				<10						<10																													
3-Methylcholanthrene	Jun-2012	ug/L																						<0.313		<0.313															
3-Methylcholanthrene	Aug-2012	ug/L																										<0.313													
3-Methylcholanthrene	May-2013	ug/L	<0.316	<0.313			<0.352	<0.326		<0.316	<0.316			<0.316	<0.323									<0.333	<0.33	<0.33	<0.333														
3-Methylcholanthrene	Aug-2013	ug/L			<0.33																																				
3-Methylcholanthrene	Nov-2013	ug/L																										<0.316													
3-Methylcholanthrene	May-2014	ug/L	<0.365		<0.333	<0.341	<0.337	<0.337		<0.333	<0.33			<0.337	<0.337										<0.32		<0.333														
3-Methylcholanthrene	Dec-2014	ug/L		<0.341								<0.31																													
3-Methylcholanthrene	May-2015	ug/L																															<0.31								
3-Methylcholanthrene	Oct-2015	ug/L		<0.341								<0.337			<0.313																										
3-Methylcholanthrene	Nov-2015	ug/L	<0.344		<0.337		<0.356	<0.326						<0.352										<0.348	<0.341	<0.344		<0.341													
3-Methylcholanthrene	Dec-2015	ug/L				<0.341				<0.348	<0.36																<0.356														
3-Methylcholanthrene	Oct-2016	ug/L																					<0.316																			
3-Methylcholanthrene	Nov-2016	ug/L															<0.31	<0.31	<0.31																						
3-Methylcholanthrene	Oct-2018	ug/L																										<0.899													
3-Methylcholanthrene	Jan-2019	ug/L																										<0.918													
3-Methylcholanthrene	Jul-2020	ug/L																											<26.3												
3-Methylcholanthrene	Oct-2020	ug/L	<2.60			<2.63	<2.63	<2.72		<2.63	<2.63	<2.63		<2.63	<2.63									<2.63	<2.63	<2.63	<2.63	<2.63													
3-Methylcholanthrene	Jun-2021	ug/L																				<2.78																			
3-Methylcholanthrene	Apr-2022	ug/L			<0.381																													<0.348						
3-Methylcholanthrene	Oct-2022	ug/L																				<0.314							<0.314					<0.327						
3-Nitroaniline	Apr-2009	ug/L				<10																																			
3-Nitroaniline	Jul-2009	ug/L										<10																													
3-Nitroaniline	Apr-2010	ug/L				<10						<10																													
3-Nitroaniline	Jun-2012	ug/L																						<0.22		<0.22															
3-Nitroaniline	Aug-2012	ug/L																										<0.22													
3-Nitroaniline	May-2013	ug/L	<0.224	<0.222			<0.25	<0.232		<0.224	<0.224			<0.224	<0.229									<0.237	<0.234	<0.234	<0.237														
3-Nitroaniline	Aug-2013	ug/L			<0.234																																				
3-Nitroaniline	Nov-2013	ug/L																										<0.224													
3-Nitroaniline	May-2014	ug/L	<0.259		<0.237	<0.242	<0.239	<0.239		<0.237	<0.234			<0.239	<0.239										<0.227		<0.237														
3-Nitroaniline	Dec-2014	ug/L		<0.242								<0.22																													
3-Nitroaniline	May-2015	ug/L																															<0.22								
3-Nitroaniline	Oct-2015	ug/L		<0.242								<0.239			<0.222																										
3-Nitroaniline	Nov-2015	ug/L	<0.244		<0.239		<0.253	<0.232						<0.25										<0.247	<0.242	<0.244		<0.242													
3-Nitroaniline	Dec-2015	ug/L				<0.242				<0.247	<0.256																<0.253														
3-Nitroaniline	Oct-2016	ug/L																					<0.224																			
3-Nitroaniline	Nov-2016	ug/L															<0.22	<0.22	<0.22																						
3-Nitroaniline	Oct-2018	ug/L																										<0.586													
3-Nitroaniline	Jan-2019	ug/L																										<0.598													
3-Nitroaniline	Jul-2020	ug/L																											<10.5												
3-Nitroaniline	Oct-2020	ug/L	<1.04			<1.05	<1.05	<1.09		<1.05	<1.05	<1.05		<1.05	<1.05									<1.05	<1.05	<1.05	<1.05	<1.05													
3-Nitroaniline	Jun-2021	ug/L																				<1.11																			
3-Nitroaniline	Apr-2022	ug/L			<3.21																													<2.93						
3-Nitroaniline	Oct-2022	ug/L																				<2.65							<2.65					<2.76						
3/4-Methylphenol	Apr-2009	ug/L				<10																																			
3/4-Methylphenol	Jul-2009	ug/L										<10																													
3/4-Methylphenol	Apr-2010	ug/L				<10						<10																													
3/4-Methylphenol	Jun-2012	ug/L																						<0.18		<0.18															
3/4-Methylphenol	Aug-2012	ug/L																										<0.18													
3/4-Methylphenol	May-2013	ug/L	<0.184	<0.182			<0.205	<0.189		<0.184	<0.184			<0.184	<0.188									<0.194	<0.191	<0.191	<0.194														
3/4-Methylphenol	Aug-2013	ug/L			<0.191																																				
3/4-Methylphenol	Nov-2013	ug/L																										<0.184													

Notes:
"J" Indicates the constituent was detected between the method detection limit and the reporting limit and is considered estimated.

Table 9
Analytical Data Summary
2024 Annual Water Quality Report

Constituent	Month-Year	units	MW-102A	P-102BR	MW-103A	MW-104A	MW-105A	P-105B	MW-108A	MW-108AR	MW-109ARR	P-108B	MW-109AR	MW-114AR	P-114BR	MW-120AR	P-120B	MW-124A	MW-124B	MW-126A	MW-130A	MW-137A	MW-138A	MW-201A	MW-202A	MW-203A	MW-204A	OW-301A	OW-306AR	MW-401A	MW-402A	MW-403A	P-403B	MW-404A	MW-501A	MW-502A	P-503B	P-504B	MW-505A	MW-604	MW-605
3/4-Methylphenol	May-2014	ug/L	<0.212		<0.194	<0.198	<0.196	<0.196		<0.194	<0.191			<0.196	<0.196										<0.186		<0.194															
3/4-Methylphenol	Dec-2014	ug/L		<0.198								<0.18																														
3/4-Methylphenol	May-2015	ug/L																														<0.18										
3/4-Methylphenol	Oct-2015	ug/L		<0.198								<0.196			<0.182																											
3/4-Methylphenol	Nov-2015	ug/L	<0.2		<0.196		<0.207	<0.189						<0.205										<0.202	<0.198	<0.2		<0.198														
3/4-Methylphenol	Dec-2015	ug/L				<0.198				<0.202	<0.209																<0.207															
4,4'-DDD	Jan-2019	ug/L																											<0.00182													
4,4'-DDD	Jul-2020	ug/L																												**0.0046J**												
4,4'-DDD	Oct-2020	ug/L	<0.00189			<0.00189	<0.00189	<0.00202		<0.00194	<0.00194	<0.00189		<0.00184	<0.00189									<0.00189	<0.00189	<0.00194	<0.00189	<0.00194														
4,4'-DDD	Jun-2021	ug/L																				<0.00903																			
4,4'-DDD	Apr-2022	ug/L			<0.0293																													<0.0321							
4,4'-DDD	Oct-2022	ug/L																				<0.0260								<0.0270				<0.0270							
4,4'-DDE	Jan-2019	ug/L																											<0.00212												
4,4'-DDE	Jul-2020	ug/L																												<0.00221												
4,4'-DDE	Oct-2020	ug/L	<0.00221			<0.00221	<0.00221	<0.00236		<0.00226	<0.00226	<0.00221		<0.00214	<0.00221									<0.00221	<0.00221	<0.00226	<0.00221	<0.00226														
4,4'-DDE	Jun-2021	ug/L																				<0.00914																			
4,4'-DDE	Apr-2022	ug/L			<0.0293																													<0.0321							
4,4'-DDE	Oct-2022	ug/L																				<0.0260								<0.0270				<0.0270							
4,4'-DDT	Jan-2019	ug/L																											<0.00384												
4,4'-DDT	Jul-2020	ug/L																												<0.00400												
4,4'-DDT	Oct-2020	ug/L	<0.00400			<0.00400	<0.00400	<0.00427		<0.00409	<0.00409	<0.00400		<0.00388	<0.00400									<0.00400	<0.00400	<0.00409	<0.00400	<0.00409														
4,4'-DDT	Jun-2021	ug/L																				<0.0129																			
4,4'-DDT	Apr-2022	ug/L			<0.0457																													<0.0500							
4,4'-DDT	Oct-2022	ug/L																				<0.0404								<0.0420				<0.0420							
4,4'-DDD	Apr-2009	ug/L				<0.032																																			
4,4'-DDD	Jul-2009	ug/L										<0.032																														
4,4'-DDD	Apr-2010	ug/L				<0.032						<0.032																														
4,4'-DDD	Jun-2012	ug/L																						<0.0018		**0.00225J**															
4,4'-DDD	Aug-2012	ug/L																						<0.0018		<0.0018		<0.0018													
4,4'-DDD	Oct-2012	ug/L																								<0.0018															
4,4'-DDD	Feb-2013	ug/L																								<0.00182															
4,4'-DDD	May-2013	ug/L	<0.002	<0.00196			<0.002	<0.00186		<0.00198	**0.00311J**			<0.00184	<0.00184									<0.00188	**0.00268J**	<0.00198	<0.00189														
4,4'-DDD	Jun-2013	ug/L									<0.0018														**0.0025J**																
4,4'-DDD	Aug-2013	ug/L			<0.00202																																				
4,4'-DDD	Nov-2013	ug/L									<0.00184														**0.00833J**			<0.00184													
4,4'-DDD	Jan-2014	ug/L									<0.00188														<0.00194															
4,4'-DDD	May-2014	ug/L	<0.00191		<0.00212	<0.00186	<0.00207	<0.00191		<0.00196	<0.00198			<0.00198	<0.002									<0.00188		<0.002															
4,4'-DDD	Nov-2014	ug/L																						<0.00196																
4,4'-DDD	Dec-2014	ug/L		**0.00287J**								<0.00189																													
4,4'-DDD	Jan-2015	ug/L		<0.00209																																					
4,4'-DDD	May-2015	ug/L																														<0.00198									
4,4'-DDD	Jun-2015	ug/L									<0.002														<0.002	<0.00189															
4,4'-DDD	Oct-2015	ug/L		<0.00198								<0.00186			<0.00205																										
4,4'-DDD	Nov-2015	ug/L	<0.00209		<0.002		**0.00263J**	<0.002						<0.00196										<0.00184	<0.00202	<0.002		<0.002														
4,4'-DDD	Dec-2015	ug/L				<0.00202				<0.00198	<0.00207																<0.00209														
4,4'-DDD	Oct-2016	ug/L																					<0.0018		<0.0018	<0.00182															
4,4'-DDD	Nov-2016	ug/L		<0.0018			<0.0018										<0.00184	<0.00316	<0.0018																						
4,4'-DDD	Oct-2018	ug/L																											<0.00184												
4,4'-DDE	Apr-2009	ug/L				<0.032																																			
4,4'-DDE	Jul-2009	ug/L										<0.032																														
4,4'-DDE	Apr-2010	ug/L				<0.032						<0.032																														
4,4'-DDE	Jun-2012	ug/L																						<0.0021		<0.0021															
4,4'-DDE	Aug-2012	ug/L																						<0.0021				<0.0021													
4,4'-DDE	May-2013	ug/L	<0.00233	<0.00228			<0.00233	<0.00216		<0.00231	<0.00226			<0.00214	<0.00214									<0.00219	<0.00221	<0.00231	<0.00221														
4,4'-DDE	Aug-2013	ug/L			<0.00236																																				
4,4'-DDE	Nov-2013	ug/L																										<0.00214													
4,4'-DDE	May-2014	ug/L	<0.00223		<0.00247	<0.00216	<0.00241	<0.00223		<0.00228	<0.00231			<0.00231	<0.00233										<0.00219		<0.00233														
4,4'-DDE	Dec-2014	ug/L		<0.00226								<0.00221																													
4,4'-DDE	May-2015	ug/L																														<0.00231									
4,4'-DDE	Oct-2015	ug/L		<0.00231								<0.00216			<0.00239																										
4,4'-DDE	Nov-2015	ug/L	<0.00244		<0.00233		<0.00233	<0.00233						<0.00228										<0.00214	<0.00236	<0.00233		<0.00233														
4,4'-DDE	Dec-2015	ug/L				<0.00236				<0.00231	<0.00241																<0.00244														
4,4'-DDE	Oct-2016	ug/L																					<0.0021																			
4,4'-DDE	Nov-2016	ug/L															<0.00214	<0.00368	<0.0021																						
4,4'-DDE	Oct-2018	ug/L																											<0.00214												
4,4'-DDT	Apr-2009	ug/L				<0.032																																			
4,4'-DDT	Jul-2009	ug/L										<0.032																														
4,4'-DDT	Apr-2010	ug/L				<0.032						<0.032																														
4,4'-DDT	Jun-2012	ug/L																						**0.00584J**		<0.0038															
4,4'-DDT	Aug-2012	ug/L																						<0.0038				<0.0038													
4,4'-DDT	Oct-2012	ug/L																						<0.0038																
4,4'-DDT	Feb-2013	ug/L																						<0.00392																
4,4'-DDT	May-2013	ug/L	<0.00422	<0.00413			<0.00422	<0.00392		<0.00418	<0.00409			<0.00388	<0.00388									<0.00396	<0.004	<0.00418	<0.004														
4,4'-DDT	Aug-2013	ug/L			<0.00427																																				
4,4'-DDT	Nov-2013	ug/L																										<0.00388													
4,4'-DDT	May-2014	ug/L	<0.00404		<0.00447	<0.00392	<0.00437	<0.00404		<0.00413	<0.00418			<0.00418	<0.00422										<0.00396		<0.00422														
4,4'-DDT	Nov-2014	ug/L																						<0.00413																
4,4'-DDT	Dec-2014	ug/L		<0.00409								<0.004																													
4,4'-DDT	May-2015	ug/L																														<0.00418									
4,4'-DDT	Jun-2015	ug/L																						<0.00388																
4,4'-DDT	Oct-2015	ug/L		<0.00418								<0.00392			<0.00432																										
4,4'-DDT	Nov-2015	ug/L	<0.00442		<0.00422		<0.00422	<0.00422						<0.00413										<0.00388	<0.00427	<0.00422		<0.00422													
4,4'-DDT	Dec-2015	ug/L				<0.00427				<0.00418	<0.00437																<0.00442													
4,4'-DDT	Oct-2016	ug/L																					<0.0038	<0.0038																	
4,4'-DDT	Nov-2016	ug/L															<0.00388	<0.00667	<0.0038																						
4,4'-DDT	Oct-2018	ug/L																											<0.00388												
4,6-Dinitro-2-methylphenol	Apr-2009	ug/L				<10																																			
4,6-Dinitro-2-methylphenol	Jul-2009	ug/L										<10																													
4,6-Dinitro-2-methylphenol	Apr-2010	ug/L				<10						<10																													
4,6-Dinitro-2-methylphenol	Jun-2012	ug/L																						<2.22		<2.22															
4,6-Dinitro-2-methylphenol	Aug-2012	ug/L																										<2.22													
4,6-Dinitro-2-methylphenol	May-2013	ug/L	<2.27	<2.24			<2.52	<2.34		<2.27	<2.27			<2.27	<2.31									<2.39	<2.36	<2.36	<2.39														
4,6-Dinitro-2-methylphenol	Aug-2013	ug/L			<2.36																																				
4,6-Dinitro-2-methylphenol	Nov-2013	ug/L																										<2.27													
4,6-Dinitro-2-methylphenol	May-2014	ug/L	<2.61		<2.39	<2.44	<2.41	<2.41		<2.39	<2.36			<2.41	<2.41										<2.29		<2.39														
4,6-Dinitro-2-methylphenol	Dec-2014	ug/L		<2.44								<2.22																													
4,6-Dinitro-2-methylphenol	May-2015	ug/L																														<2.22									
4,6-Dinitro-2-methylphenol	Oct-2015	ug/L		<2.44								<2.41			<2.24																										
4,6-Dinitro-2-methylphenol	Nov-2015	ug/L	<2.47		<2.41		<2.55	<2.34						<2.52										<2.49	<2.44	<2.47		<2.44													
4,6-Dinitro-2-methylphenol	Dec-2015	ug/L				<2.44				<2.49	<2.58																<2.55													
4,6-Dinitro-2-methylphenol	Oct-2016	ug/L																					<2.27																	
4,6-Dinitro-2-methylphenol	Nov-2016	ug/L															<2.22	<2.22	<2.22																						
4,6-Dinitro-2-methylphenol	Oct-2018	ug/L																											<2.24												
4,6-Dinitro-2-methylphenol	Jan-2019	ug/L																											<2.29												
4,6-Dinitro-2-methylphenol	Jul-2020	ug/L																												<26.3											
4,6-Dinitro-2-methylphenol	Oct-2020	ug/L	<2.60			<2.63	<2.63	<2.72		<2.63	<2.63	<2.63		<2.63	<2.63									<2.63	<2.63	<2.63	<2.63	<2.63														
4,6-Dinitro-2-methylphenol	Jun-2021	ug/L																				<2.78																			
4,6-Dinitro-2-methylphenol	Apr-2022	ug/L			<8.21																													<7.50							
4,6-Dinitro-2-methylphenol	Oct-2022	ug/L																				<6.76								<6.76				<7.04							
4-Aminobiphenyl	Apr-2009	ug/L				<20																																			
4-Aminobiphenyl	Jul-2009	ug/L										<20																													
4-Aminobiphenyl	Apr-2010	ug/L				<10						<10																													
4-Aminobiphenyl	Jun-2012	ug/L																						<0.3		<0.3															
4-Aminobiphenyl	Aug-2012	ug/L																										<0.3													
4-Aminobiphenyl	May-2013	ug/L	<0.306	<0.303			<0.341	<0.316		<0.306	<0.306			<0.306	<0.313									<0.323	<0.319	<0.319	<0.323														
4-Aminobiphenyl	Aug-2013	ug/L			<0.319																																				
4-Aminobiphenyl	Nov-2013	ug/L																										<0.306													
4-Aminobiphenyl	May-2014	ug/L	<0.353		<0.323	<0.33	<0.326	<0.326		<0.323	<0.319			<0.326	<0.326										<0.309		<0.323														
4-Aminobiphenyl	Dec-2014	ug/L		<0.33								<0.3																													

Notes:
"J" Indicates the constituent was detected between the method detection limit and the reporting limit and is considered estimated.

Table 9
Analytical Data Summary
2024 Annual Water Quality Report

Constituent	Month-Year	units	MW-102A	P-102BR	MW-103A	MW-104A	MW-105A	P-105B	MW-108A	MW-108AR	MW-109ARR	P-108B	MW-109AR	MW-114AR	P-114BR	MW-120AR	P-120B	MW-124A	MW-124B	MW-126A	MW-130A	MW-137A	MW-138A	MW-201A	MW-202A	MW-203A	MW-204A	OW-301A	OW-306AR	MW-401A	MW-402A	MW-403A	P-403B	MW-404A	MW-501A	MW-502A	P-503B	P-504B	MW-505A	MW-604	MW-605
4-Aminobiphenyl	May-2015	ug/L																															<0.3									
4-Aminobiphenyl	Oct-2015	ug/L		<0.33								<0.326			<0.303																											
4-Aminobiphenyl	Nov-2015	ug/L	<0.333		<0.326		<0.345	<0.316						<0.341										<0.337	<0.33	<0.333		<0.33													
4-Aminobiphenyl	Dec-2015	ug/L				<0.33				<0.337	<0.349																<0.345														
4-Aminobiphenyl	Oct-2016	ug/L																					<0.306																		
4-Aminobiphenyl	Nov-2016	ug/L															<0.3	<0.3	<0.3																						
4-Aminobiphenyl	Oct-2018	ug/L																											<0.303												
4-Aminobiphenyl	Jan-2019	ug/L																											<0.309												
4-Aminobiphenyl	Jul-2020	ug/L																												<10.1											
4-Aminobiphenyl	Oct-2020	ug/L	<1.00			<1.01	<1.01	<1.04		<1.01	<1.01	<1.01		<1.01	<1.01									<1.01	<1.01	<1.01	<1.01	<1.01													
4-Aminobiphenyl	Jun-2021	ug/L																				<1.07																			
4-Aminobiphenyl	Apr-2022	ug/L			<2.62																													<2.39							
4-Aminobiphenyl	Oct-2022	ug/L																				<2.16							<2.16					<2.24							
4-Bromophenyl phenyl ether	Apr-2009	ug/L				<10																																			
4-Bromophenyl phenyl ether	Jul-2009	ug/L										<10																													
4-Bromophenyl phenyl ether	Apr-2010	ug/L				<10						<10																													
4-Bromophenyl phenyl ether	Jun-2012	ug/L																						<0.29		<0.29															
4-Bromophenyl phenyl ether	Aug-2012	ug/L																										<0.29												
4-Bromophenyl phenyl ether	May-2013	ug/L	<0.296	<0.293			<0.33	<0.305		<0.296	<0.296			<0.296	<0.302									<0.312	<0.309	<0.309	<0.312														
4-Bromophenyl phenyl ether	Aug-2013	ug/L			<0.309																																				
4-Bromophenyl phenyl ether	Nov-2013	ug/L																										<0.296												
4-Bromophenyl phenyl ether	May-2014	ug/L	<0.341		<0.312	<0.319	<0.315	<0.315		<0.312	<0.309			<0.315	<0.315										<0.299		<0.312														
4-Bromophenyl phenyl ether	Dec-2014	ug/L		<0.319								<0.29																													
4-Bromophenyl phenyl ether	May-2015	ug/L																															<0.29								
4-Bromophenyl phenyl ether	Oct-2015	ug/L		<0.319								<0.315			<0.293																										
4-Bromophenyl phenyl ether	Nov-2015	ug/L	<0.322		<0.315		<0.333	<0.305						<0.33										<0.326	<0.319	<0.322		<0.319													
4-Bromophenyl phenyl ether	Dec-2015	ug/L				<0.319				<0.326	<0.337																<0.333														
4-Bromophenyl phenyl ether	Oct-2016	ug/L																					<0.296																		
4-Bromophenyl phenyl ether	Nov-2016	ug/L															<0.29	<0.29	<0.29																						
4-Bromophenyl phenyl ether	Oct-2018	ug/L																											<0.293												
4-Bromophenyl phenyl ether	Jan-2019	ug/L																											<0.299												
4-Bromophenyl phenyl ether	Jul-2020	ug/L																												<20.0											
4-Bromophenyl phenyl ether	Oct-2020	ug/L	<1.98			<2.00	<2.00	<2.07		<2.00	<2.00	<2.00		<2.00	<2.00									<2.00	<2.00	<2.00	<2.00	<2.00													
4-Bromophenyl phenyl ether	Jun-2021	ug/L																				<2.11																			
4-Bromophenyl phenyl ether	Apr-2022	ug/L			<0.833																													<0.761							
4-Bromophenyl phenyl ether	Oct-2022	ug/L																				<0.686							<0.686					<0.714							
4-Chloro-3-methylphenol	Apr-2009	ug/L				<10																																			
4-Chloro-3-methylphenol	Jul-2009	ug/L										<10																													
4-Chloro-3-methylphenol	Apr-2010	ug/L				<10						<10																													
4-Chloro-3-methylphenol	Jun-2012	ug/L																						<0.19		<0.19														
4-Chloro-3-methylphenol	Aug-2012	ug/L																										<0.19												
4-Chloro-3-methylphenol	May-2013	ug/L	<0.194	<0.192			<0.216	<0.2		<0.194	<0.194			<0.194	<0.198									<0.204	<0.202	<0.202	<0.204														
4-Chloro-3-methylphenol	Aug-2013	ug/L			<0.202																																				
4-Chloro-3-methylphenol	Nov-2013	ug/L																										<0.194												
4-Chloro-3-methylphenol	May-2014	ug/L	<0.224		<0.204	<0.209	<0.207	<0.207		<0.204	<0.202			<0.207	<0.207										<0.196		<0.204														
4-Chloro-3-methylphenol	Dec-2014	ug/L		<0.209								<0.19																													
4-Chloro-3-methylphenol	May-2015	ug/L																															<0.19								
4-Chloro-3-methylphenol	Oct-2015	ug/L		<0.209								<0.207			<0.192																										
4-Chloro-3-methylphenol	Nov-2015	ug/L	<0.211		<0.207		<0.218	<0.2						<0.216										<0.213	<0.209	<0.211		<0.209													
4-Chloro-3-methylphenol	Dec-2015	ug/L				<0.209				<0.213	<0.221																<0.218														
4-Chloro-3-methylphenol	Oct-2016	ug/L																					<0.194																		
4-Chloro-3-methylphenol	Nov-2016	ug/L															<0.19	<0.19	<0.19																						
4-Chloro-3-methylphenol	Oct-2018	ug/L																											<0.263												
4-Chloro-3-methylphenol	Jan-2019	ug/L																											<0.268												
4-Chloro-3-methylphenol	Jul-2020	ug/L																												<10.0											
4-Chloro-3-methylphenol	Oct-2020	ug/L	<0.990			<1.00	<1.00	<1.03		<1.00	<1.00	<1.00		<1.00	<1.00									<1.00	<1.00	<1.00	<1.00	<1.00													
4-Chloro-3-methylphenol	Jun-2021	ug/L																				<1.06																			
4-Chloro-3-methylphenol	Apr-2022	ug/L			<1.00																													<0.913							
4-Chloro-3-methylphenol	Oct-2022	ug/L																				<0.824							<0.824					<0.857							
4-Chloroaniline	Apr-2009	ug/L				<10																																			
4-Chloroaniline	Jul-2009	ug/L										<10																													
4-Chloroaniline	Apr-2010	ug/L				<10						<10																													
4-Chloroaniline	Jun-2012	ug/L																						<0.14		<0.14														
4-Chloroaniline	Aug-2012	ug/L																										<0.14												
4-Chloroaniline	May-2013	ug/L	<0.143	<0.141			<0.159	<0.147		<0.143	<0.143			<0.143	<0.146									<0.151	<0.149	<0.149	<0.151														
4-Chloroaniline	Aug-2013	ug/L			<0.149																																				
4-Chloroaniline	Nov-2013	ug/L																										<0.143												
4-Chloroaniline	May-2014	ug/L	<0.165		<0.151	<0.154	<0.152	<0.152		<0.151	<0.149			<0.152	<0.152										<0.144		<0.151														
4-Chloroaniline	Dec-2014	ug/L		<0.154								<0.14																													
4-Chloroaniline	May-2015	ug/L																															<0.14								
4-Chloroaniline	Oct-2015	ug/L		<0.154								<0.152			<0.141																										
4-Chloroaniline	Nov-2015	ug/L	<0.156		<0.152		<0.161	<0.147						<0.159										<0.157	<0.154	<0.156		<0.154													
4-Chloroaniline	Dec-2015	ug/L				<0.154				<0.157	<0.163																<0.161														
4-Chloroaniline	Oct-2016	ug/L																					<0.143																		
4-Chloroaniline	Nov-2016	ug/L															<0.14	<0.14	<0.14																						
4-Chloroaniline	Oct-2018	ug/L																											<0.152												
4-Chloroaniline	Jan-2019	ug/L																											<0.155												
4-Chloroaniline	Jul-2020	ug/L																												<12.6											
4-Chloroaniline	Oct-2020	ug/L	<1.25			<1.26	<1.26	<1.30		<1.26	<1.26	<1.26		<1.26	<1.26									<1.26	<1.26	<1.26	<1.26	<1.26													
4-Chloroaniline	Jun-2021	ug/L																				<1.33																			
4-Chloroaniline	Apr-2022	ug/L			<0.738																													<0.674							
4-Chloroaniline	Oct-2022	ug/L																				<0.608							<0.608					<0.633							
4-Chlorophenyl phenyl ether	Apr-2009	ug/L				<10																																			
4-Chlorophenyl phenyl ether	Jul-2009	ug/L										<10																													
4-Chlorophenyl phenyl ether	Apr-2010	ug/L				<10						<10																													
4-Chlorophenyl phenyl ether	Jun-2012	ug/L																						<0.25		<0.25														
4-Chlorophenyl phenyl ether	Aug-2012	ug/L																										<0.25												
4-Chlorophenyl phenyl ether	May-2013	ug/L	<0.255	<0.253			<0.284	<0.263		<0.255	<0.255			<0.255	<0.26									<0.269	<0.266	<0.266	<0.269														
4-Chlorophenyl phenyl ether	Aug-2013	ug/L			<0.266																																				
4-Chlorophenyl phenyl ether	Nov-2013	ug/L																										<0.255												
4-Chlorophenyl phenyl ether	May-2014	ug/L	<0.294		<0.269	<0.275	<0.272	<0.272		<0.269	<0.266			<0.272	<0.272										<0.258		<0.269														
4-Chlorophenyl phenyl ether	Dec-2014	ug/L		<0.275								<0.25																													
4-Chlorophenyl phenyl ether	May-2015	ug/L																															<0.25								
4-Chlorophenyl phenyl ether	Oct-2015	ug/L		<0.275								<0.272			<0.253																										
4-Chlorophenyl phenyl ether	Nov-2015	ug/L	<0.278		<0.272		<0.287	<0.263						<0.284										<0.281	<0.275	<0.278		<0.275													
4-Chlorophenyl phenyl ether	Dec-2015	ug/L				<0.275				<0.281	<0.291																<0.287														
4-Chlorophenyl phenyl ether	Oct-2016	ug/L																					<0.255																		
4-Chlorophenyl phenyl ether	Nov-2016	ug/L															<0.25	<0.25	<0.25																						
4-Chlorophenyl phenyl ether	Oct-2018	ug/L																											<0.253												
4-Chlorophenyl phenyl ether	Jan-2019	ug/L																											<0.258												
4-Chlorophenyl phenyl ether	Jul-2020	ug/L																												<13.7											
4-Chlorophenyl phenyl ether	Oct-2020	ug/L	<1.35			<1.37	<1.37	<1.41		<1.37	<1.37	<1.37		<1.37	<1.37									<1.37	<1.37	<1.37	<1.37	<1.37													
4-Chlorophenyl phenyl ether	Jun-2021	ug/L																				<1.44																			
4-Chlorophenyl phenyl ether	Apr-2022	ug/L			<0.821																													<0.750							
4-Chlorophenyl phenyl ether	Oct-2022	ug/L																				<0.676							<0.676					<0.704							
4-Methyl-2-pentanone (MIBK)	Oct-2007	ug/L	<10	<10	<10	<10	<10	<10	<10			<10	<10	<10	<10	<10	<10																								
4-Methyl-2-pentanone (MIBK)	Feb-2008	ug/L	<10	<10	<10	<10	<10	<10	<10			<10	<10	<10	<10	<10	<10																								
4-Methyl-2-pentanone (MIBK)	Apr-2008	ug/L	<10	<10	<10	<10	<10	<10	<10			<10	<10	<10	<10	<10	<10																								
4-Methyl-2-pentanone (MIBK)	Jul-2008	ug/L	<10	<10	<10	<10	<10	<10	<10			<10	<10	<10	<10	<10	<10																								
4-Methyl-2-pentanone (MIBK)	Oct-2008	ug/L	<10	<10	<10	<10	<10	<10	<10			<10	<10	<10	<10	<10	<10																								
4-Methyl-2-pentanone (MIBK)	Jan-2009	ug/L	<10	<10	<10	<10	<10	<10	<10			<10	<10	<10	<10	<10	<10																								
4-Methyl-2-pentanone (MIBK)	Apr-2009	ug/L	<10	<10	<10	<10	<10	<10	<10			<10	<10	<10	<10	<10	<10																								
4-Methyl-2-pentanone (MIBK)	Jul-2009	ug/L	<10	<10	<10	<10	<10	<10	<10			<10	<10	<10	<10	<10	<10																								
4-Methyl-2-pentanone (MIBK)	Oct-2009	ug/L	<10	<10	<10	<10	<10	<10	<10			<10	<10	<10	<10	<10	<10																								
4-Methyl-2-pentanone (MIBK)	Dec-2009	ug/L														<10	<10																								
4-Methyl-2-pentanone (MIBK)	Feb-2010	ug/L														<10	<10																								
4-Methyl-2-pentanone (MIBK)	Apr-2010	ug/L	<10	<10	<10	<10	<10	<10	<10			<10	<10	<10	<10	<10	<10																								
4-Methyl-2-pentanone (MIBK)	Oct-2010	ug/L	<10	<10	<10	<10	<10	<10	<10			<10	<10	<10	<10	<10	<10																								
4-Methyl-2-pentanone (MIBK)	Feb-2011	ug/L																																							

Notes:
"J" Indicates the constituent was detected between the method detection limit and the reporting limit and is considered estimated.

DMASWA Landfill
Permit No. 31-SDP-02-75P

Table 9
Analytical Data Summary
2024 Annual Water Quality Report

Constituent	Month-Year	units	MW-102A	P-102BR	MW-103A	MW-104A	MW-105A	P-105B	MW-108A	MW-108AR	MW-109ARR	P-108B	MW-109AR	MW-114AR	P-114BR	MW-120AR	P-120B	MW-124A	MW-124B	MW-126A	MW-130A	MW-137A	MW-138A	MW-201A	MW-202A	MW-203A	MW-204A	OW-301A	OW-306AR	MW-401A	MW-402A	MW-403A	P-403B	MW-404A	MW-501A	MW-502A	P-503B	P-504B	MW-505A	MW-604	MW-605
4-Methyl-2-pentanone (MIBK)	Apr-2011	ug/L	<10	<10	<10	<10	<10	<10	<10			<10	<10	<10	<10	<10	<10																									
4-Methyl-2-pentanone (MIBK)	Jun-2011	ug/L																																								
4-Methyl-2-pentanone (MIBK)	Aug-2011	ug/L																																							
4-Methyl-2-pentanone (MIBK)	Oct-2011	ug/L	<10	<10	<10	<10	<10	<10	<10			<10	<10	<10	<10	<10	<10					<10						<10														
4-Methyl-2-pentanone (MIBK)	Feb-2012	ug/L								<0.22	<0.22											<0.22		<0.22	<0.22	<0.22	<0.22														
4-Methyl-2-pentanone (MIBK)	Apr-2012	ug/L	<0.22	<0.22	<0.22	<0.22	<0.22	<0.22		<0.22	<0.22	<0.22		<0.22	<0.22	<0.22	<0.22					<0.22		<0.22	<0.22	<0.22	<0.22	**0.22J**													
4-Methyl-2-pentanone (MIBK)	Jun-2012	ug/L								<0.22	<0.22											<0.22		<0.22	<0.22	<0.22	<0.22														
4-Methyl-2-pentanone (MIBK)	Aug-2012	ug/L								<0.22	<0.22								<0.22			<0.22	<0.22	<0.22	<0.22	<0.22	<0.22														
4-Methyl-2-pentanone (MIBK)	Oct-2012	ug/L	<0.22	<0.22	<0.22	<0.22	<0.22	<0.22		<0.22	<0.22	<0.22		<0.22	<0.22	<0.22	<0.22		<0.22			<0.22	<0.22	**0.53J**	<0.22	<0.22	<0.22	<0.22													
4-Methyl-2-pentanone (MIBK)	Nov-2012	ug/L																												<0.22	<0.22	<0.22	<0.22	<0.22							
4-Methyl-2-pentanone (MIBK)	Feb-2013	ug/L																					<0.22							<0.22	<0.22	<0.22	<0.22	<0.22							
4-Methyl-2-pentanone (MIBK)	May-2013	ug/L	<0.22	<0.22	<0.22	<0.22	<0.22	<0.22		<0.22	<0.22	<0.22		<0.22	<0.22	<0.22	<0.22	<0.22	<0.22	<0.22	<0.22	<0.22	<0.22	<0.22	<0.22	<0.22	<0.22	<0.22		<0.22	<0.22	<0.22	<0.22	<0.22							
4-Methyl-2-pentanone (MIBK)	Jun-2013	ug/L																<0.22	<0.22											<0.22	<0.22	<0.22	<0.22	<0.22							
4-Methyl-2-pentanone (MIBK)	Aug-2013	ug/L			<0.22													<0.22	<0.22	<0.22	<0.22		<0.22							<0.22	<0.22	<0.22	<0.22	<0.22							
4-Methyl-2-pentanone (MIBK)	Nov-2013	ug/L	<0.22	<0.22	<0.22	<0.22	<0.22	<0.22			<0.22	<0.22		<0.22	<0.22				<0.22	<0.22	<0.22	<0.22	<0.22	<0.22	<0.22	<0.22	<0.22	<0.22		<0.22	<0.22	<0.22	<0.22	<0.22							
4-Methyl-2-pentanone (MIBK)	Jan-2014	ug/L																	<0.22	<0.22	<0.22	<0.22	<0.22	<0.22																	
4-Methyl-2-pentanone (MIBK)	May-2014	ug/L	<0.22	<0.22	<0.22	<0.22	<0.22	<0.22		<0.22	<0.22	<0.22		<0.22	<0.22			<0.22	<0.22	<0.22		<0.22		<0.22	<0.22	<0.22	<0.22			<0.22	<0.22	<0.22	<0.22	<0.22							
4-Methyl-2-pentanone (MIBK)	Jun-2014	ug/L														<0.22	<0.22				<0.22		<0.22																		
4-Methyl-2-pentanone (MIBK)	Jul-2014	ug/L																<0.22	<0.22																						
4-Methyl-2-pentanone (MIBK)	Sep-2014	ug/L																																							
4-Methyl-2-pentanone (MIBK)	Nov-2014	ug/L	<0.22							<0.22	<0.22			<0.22	<0.22		<0.22		<0.22	<0.22		<0.22	<0.22	<0.22	<0.22	<0.22						<0.22	<0.22								
4-Methyl-2-pentanone (MIBK)	Dec-2014	ug/L		<0.22	<0.22	<0.22	<0.22	<0.22				<0.22				<0.22						<0.22				<0.22				<0.22	<0.22	<0.22								
4-Methyl-2-pentanone (MIBK)	May-2015	ug/L				<0.22												<0.22		<0.22										<0.22		<0.22	<0.22							
4-Methyl-2-pentanone (MIBK)	Jun-2015	ug/L	<0.22	<0.22	<0.22	<0.22		<0.22		<0.22	<0.22	<0.22		<0.22	<0.22	<0.22	<0.22		<0.22			<0.22	<0.22	<0.22	<0.22	<0.22	<0.22				<0.22			<0.22							
4-Methyl-2-pentanone (MIBK)	Oct-2015	ug/L		<0.22							<0.22				<0.22	<0.22	<0.22		<0.22	<0.22		<0.22																		
4-Methyl-2-pentanone (MIBK)	Nov-2015	ug/L	<0.22		<0.22		<0.22	<0.22						<0.22				<0.22						<0.22	<0.22	<0.22		<0.22		<0.22	<0.22	<0.22		<0.22							
4-Methyl-2-pentanone (MIBK)	Dec-2015	ug/L				<0.22				<0.22	<0.22															<0.22							<0.22								
4-Methyl-2-pentanone (MIBK)	Mar-2016	ug/L																																	<0.22	<0.22	<0.22	<0.22	<0.22			
4-Methyl-2-pentanone (MIBK)	May-2016	ug/L			<0.22	<0.22	<0.22	<0.22		<0.22	<0.22	<0.22		<0.22	<0.22			<0.22	<0.22			<0.22	<0.22	<0.22	<0.22	<0.22	<0.22			<0.22	<0.22			<0.22	<0.22	<0.22					
4-Methyl-2-pentanone (MIBK)	Jun-2016	ug/L	<0.22	<0.22												<0.22	<0.22															<0.22	<0.22	<0.22	<0.22					
4-Methyl-2-pentanone (MIBK)	Oct-2016	ug/L	<0.22		<0.22	<0.22					<0.22			<0.22	<0.22	<0.22						<0.22	<0.22	<0.22	<0.22	<0.22	<0.22	<0.22		<0.22	<0.22	<0.22	<0.22	<0.22	<0.22		<0.22	<0.22			
4-Methyl-2-pentanone (MIBK)	Nov-2016	ug/L		<0.22			<0.22	<0.22		<0.22		<0.22					<0.22	<0.22	<0.22	<0.22																<0.22		<0.22		
4-Methyl-2-pentanone (MIBK)	Jan-2017	ug/L																																	<0.22						
4-Methyl-2-pentanone (MIBK)	Apr-2017	ug/L	<0.22	<0.22	<0.22	<0.22	<0.22	<0.22		<0.22	<0.22	<0.22		<0.22	<0.22	<0.22	<0.22	<0.22	<0.22	<0.22		<0.22	<0.22	<0.22	<0.22	<0.22	<0.22	<0.22		<0.22	<0.22	<0.22	<0.22	<0.22	<0.22	<0.22	<0.22	<0.22	<0.22		
4-Methyl-2-pentanone (MIBK)	Jul-2017	ug/L																																						
4-Methyl-2-pentanone (MIBK)	Oct-2017	ug/L	<0.220	<0.220	<0.220	<0.220	<0.220	<0.220		<0.220	<0.220	<0.220		<0.220	<0.220	<0.220	<0.220	<0.220	<0.220			<0.220	<0.220	<0.220	<0.220	<0.220	<0.220	<0.220		<0.220	<0.220	<0.220	<0.220	<0.220	<0.220	<0.220	<0.220				
4-Methyl-2-pentanone (MIBK)	Apr-2018	ug/L	<0.220	<0.220	<0.220	<0.220	<0.220	<0.220		<0.220	<0.220	<0.220		<0.220	<0.220	<0.220	<0.220	<0.220	<0.220			<0.220	<0.220	<0.220	<0.220	<0.220	<0.220	<0.220		<0.220	<0.220	<0.220	<0.220	<0.220	<0.220	<0.220	<0.220				
4-Methyl-2-pentanone (MIBK)	Oct-2018	ug/L	<2.10	<2.10	<2.10	<2.10	<2.10	<2.10		<2.10	<2.10	<2.10		<2.10	<2.10	<2.10	<2.10	<2.10	<2.10			<2.10	<2.10	<2.10	<2.10	<2.10	<2.10	<2.10	<2.10	<2.10	<2.10	<2.10	<2.10	<2.10	<2.10	<2.10	<2.10				
4-Methyl-2-pentanone (MIBK)	Jan-2019	ug/L																											<2.10											
4-Methyl-2-pentanone (MIBK)	Apr-2019	ug/L	<2.10	<2.10	<2.10	<2.10	<2.10	<2.10		<2.10	<2.10	<2.10		<2.10	<2.10	<2.10	<2.10	<2.10	<2.10			<2.10	<2.10	<2.10	<2.10	<2.10	<2.10	<2.10	<2.10	<2.10	<2.10	<2.10	<2.10	<2.10	<2.10	<2.10	<2.10			<2.10	<2.10
4-Methyl-2-pentanone (MIBK)	Nov-2019	ug/L	<2.10	<2.10	<2.10	<2.10	<2.10	<2.10		<2.10	<2.10	<2.10		<2.10	<2.10	<2.10	<2.10	<2.10	<2.10			<2.10	<2.10	<2.10	<2.10	<2.10	<2.10	<2.10	<2.10	<2.10	<2.10	<2.10	<2.10	<2.10	<2.10	<2.10	<2.10			<2.10	<2.10
4-Methyl-2-pentanone (MIBK)	Apr-2020	ug/L	<2.10	<2.10	<2.10	<2.10	<2.10	<2.10		<2.10	<2.10	<2.10		<2.10	<2.10	<2.10	<2.10	<2.10	<2.10			<2.10		<2.10	<2.10	<2.10	<2.10	<2.10	<2.10	<2.10	<2.10	<2.10	<2.10	<2.10	<2.10	<2.10	<2.10			<2.10	<2.10
4-Methyl-2-pentanone (MIBK)	Jul-2020	ug/L			<2.10	<2.10	<2.10									<2.10								<2.10	<2.10	<2.10	<2.10	<2.10		<2.10									<2.10	<2.10
4-Methyl-2-pentanone (MIBK)	Oct-2020	ug/L	<2.10	<2.10	<2.10	<2.10	<2.10	<2.10		<2.10	<2.10	<2.10		<2.10	<2.10	<2.10	<2.10					<2.10		<2.10	<2.10	<2.10	<2.10	<2.10	<2.10	<2.10	<2.10	<2.10	<2.10	<2.10	<2.10	<2.10	<2.10	<2.10	<2.10	<2.10	<2.10
4-Methyl-2-pentanone (MIBK)	Jan-2021	ug/L			<2.10	<2.10	<2.10									<2.10								<2.10	<2.10	<2.10	<2.10											<2.10	<2.10	<2.10
4-Methyl-2-pentanone (MIBK)	Apr-2021	ug/L	<2.10	<2.10	<2.10			<2.10		<2.10	<2.10	<2.10		<2.10	<2.10	<2.10	<2.10					**3.19J**		<2.10	<2.10		<2.10	<2.10	<2.10	<2.10	<2.10	<2.10	<2.10	<2.10	<2.10	<2.10	<2.10	<2.10	<2.10	<2.10	<2.10
4-Methyl-2-pentanone (MIBK)	Jun-2021	ug/L																				<2.10																			
4-Methyl-2-pentanone (MIBK)	Oct-2021	ug/L	<2.10	<2.10	<2.10	<2.10	<2.10	<2.10			<2.10	<2.10		<2.10	<2.10	<2.10	<2.10					<2.10		<2.10	<2.10	<2.10	<2.10	<2.10	<2.10	<2.10	<2.10	<2.10	<2.10	<2.10	<2.10	<2.10	<2.10	<2.10	<2.10	<2.10	<2.10
4-Methyl-2-pentanone (MIBK)	Apr-2022	ug/L	<2.10	<2.10	<2.10	<2.10	<2.10	<2.10		<2.10		<2.10		<2.10	<2.10	<2.10	<2.10					<2.10		<2.10	<2.10	<2.10	<2.10	<2.10	<2.10	<2.10	<2.10	<2.10	<2.10	<2.10	<2.10	<2.10	<2.10	<2.10	<2.10	<2.10	<2.10
4-Methyl-2-pentanone (MIBK)	Oct-2022	ug/L	<2.10		<2.10	<2.10	<2.10	<2.10			<2.10	<2.10		<2.10	<2.10	<2.10	<2.10					<2.10		<2.10	<2.10	<2.10	<2.10	<2.10	<2.10	<2.10	<2.10	<2.10	<2.10	<2.10	<2.10	<2.10	<2.10	<2.10	<2.10	<2.10	<2.10
4-Methyl-2-pentanone (MIBK)	Apr-2023	ug/L	<2.10		<2.10	<2.10	<2.10	<2.10		<2.10	<2.10	<2.10		<2.10	<2.10	<2.10	<2.10					<2.10		<2.10	<2.10	<2.10	<2.10	<2.10	<2.10	<2.10	<2.10	<2.10	<2.10	<2.10	<2.10	<2.10	<2.10	<2.10	<2.10	<2.10	<2.10
4-Methyl-2-pentanone (MIBK)	Oct-2023	ug/L	<2.10		<2.10			<2.10			<2.10	<2.10		<2.10	<2.10	<2.10	<2.10					<2.10		<2.10	<2.10		<2.10	<2.10	<2.10	<2.10	<2.10	<2.10		<2.10	<2.10	<2.10		<2.10	<2.10	<2.10	<2.10
4-Nitroaniline	Apr-2009	ug/L				<10																																			
4-Nitroaniline	Jul-2009	ug/L										<10																													
4-Nitroaniline	Apr-2010	ug/L				<10						<10																													
4-Nitroaniline	Jun-2012	ug/L																						<0.32		<0.32															
4-Nitroaniline	Aug-2012	ug/L																										<0.32													
4-Nitroaniline	May-2013	ug/L	<0.327	<0.323			<0.364	<0.337		<0.327	<0.327			<0.327	<0.333									<0.344	<0.34	<0.34	<0.344														
4-Nitroaniline	Aug-2013	ug/L			<0.34																																				
4-Nitroaniline	Nov-2013	ug/L																										<0.327													
4-Nitroaniline	May-2014	ug/L	<0.376		<0.344	<0.352	<0.348	<0.348		<0.344	<0.34			<0.348	<0.348										<0.33		<0.344														
4-Nitroaniline	Aug-2014	ug/L																																							
4-Nitroaniline	Nov-2014	ug/L																																							
4-Nitroaniline	May-2015	ug/L																																							
4-Nitroaniline	Nov-2015	ug/L	<0.356		<0.348		<0.368	<0.337						<0.364										<0.36	<0.352	<0.356		<0.352													
4-Nitroaniline	Dec-2015	ug/L				<0.352				<0.36	<0.372																<0.368														
4-Nitroaniline	Oct-2016	ug/L																				<0.327																			
4-Nitroaniline	Nov-2016	ug/L																<0.32	<0.32	<0.32																					
4-Nitroaniline	Oct-2018	ug/L																											<0.323												
4-Nitroaniline	Jan-2019	ug/L																											<0.330												
4-Nitroaniline	Jul-2020	ug/L																												<17.9											
4-Nitroaniline	Oct-2020	ug/L	<1.77			<1.79	<1.79	<1.85		<1.79	<1.79	<1.79		<1.79	<1.79									<1.79	<1.79	<1.79	<1.79	<1.79													
4-Nitroaniline	Jun-2021	ug/L																				<1.89																			
4-Nitroaniline	Apr-2022	ug/L			<1.55																														<1.41					
4-Nitroaniline	Oct-2022	ug/L																				<1.27								<1.27					<1.33					
4-Nitrophenol	Apr-2009	ug/L				<10																																			
4-Nitrophenol	Jul-2009	ug/L										<10																													
4-Nitrophenol	Apr-2010	ug/L				<10						<10																													
4-Nitrophenol	Jun-2012	ug/L																						<0.12		<0.12															
4-Nitrophenol	Aug-2012	ug/L																										<0.12													
4-Nitrophenol	May-2013	ug/L	<0.122	<0.121			<0.136	<0.126		<0.122	<0.122			<0.122	<0.125									<0.129	<0.128	<0.128	<0.129														
4-Nitrophenol	Aug-2013	ug/L			<0.128																																				
4-Nitrophenol	Nov-2013	ug/L																										<0.122													
4-Nitrophenol	May-2014	ug/L	<0.141		<0.129	<0.132	<0.13	<0.13		<0.129	<0.128			<0.13	<0.13										<0.124		<0.129														
4-Nitrophenol	Dec-2014	ug/L		<0.132								<0.12																													
4-Nitrophenol	May-2015	ug/L																																	<0.12					
4-Nitrophenol	Oct-2015	ug/L		<0.132								<0.13			<0.121																									
4-Nitrophenol	Nov-2015	ug/L	<0.133		<0.13		<0.138	<0.126						<0.136										<0.135	<0.132	<0.133		<0.132													
4-Nitrophenol	Dec-2015	ug/L				<0.132				<0.135	<0.14																<0.138														
4-Nitrophenol	Oct-2016	ug/L																					<0.122																		
4-Nitrophenol	Nov-2016	ug/L																<0.12	<0.12	<0.12																					
4-Nitrophenol	Oct-2018	ug/L																											<1.39												
4-Nitrophenol	Jan-2019	ug/L																											<1.42												
4-Nitrophenol	Jul-2020	ug/L																												<26.3											
4-Nitrophenol	Oct-2020	ug/L	<2.60			<2.63	<2.63	<2.72		<2.63	<2.63	<2.63		<2.63	<2.63									<2.63	<2.63	<2.63	<2.63	<2.63													
4-Nitrophenol	Jun-2021	ug/L																				<2.78																			
4-Nitrophenol	Apr-2022	ug/L			<9.05																														<8.26					
4-Nitrophenol	Oct-2022	ug/L																				<7.45								<7.45					<7.76					
5-Nitro-o-toluidine	Apr-2009	ug/L				<10																																			
5-Nitro-o-toluidine	Jul-2009	ug/L										<10																													
5-Nitro-o-toluidine	Apr-2010	ug/L				<10						<10																													
5-Nitro-o-toluidine	Jun-2012	ug/L																						<0.17		<0.17															
5-Nitro-o-toluidine	Aug-2012	ug/L																										<0.17													
5-Nitro-o-toluidine	May-2013	ug/L	<0.173	<0.172			<0.193	<0.179		<0.173	<0.173			<0.173	<0.177									<0.183	<0.181	<0.181	<0.183														
5-Nitro-o-toluidine	Aug-2013	ug/L			<0.181																																				
5-Nitro-o-toluidine	Nov-2013	ug/L																										<0.173													
5-Nitro-o-toluidine	May-2014	ug/L	<0.2		<0.183	<0.187	<0.185	<0.185		<0.183	<0.181			<0.185	<0.185										<0.175		<0.183														
5-Nitro-o-toluidine	Dec-2014	ug/L		<0.187								<0.17																													
5-Nitro-o-toluidine	May-2015	ug/L																																	<0.17					
5-Nitro-o-toluidine	Oct-2015	ug/L		<0.187								<0.185			<0.172																									
5-Nitro-o-toluidine	Nov-2015	ug/L	<0.189		<0.185		<0.195	<0.179						<0.193										<0.191	<0.187	<0.189		<0.187													
5-Nitro-o-toluidine	Dec-2015	ug/L				<0.187				<0.191	<0.198																<0.195													
5-Nitro-o-toluidine	Oct-2016	ug/L																				<0.173																			
5-Nitro-o-toluidine	Nov-2016	ug/L																<0.17	<0.17	<0.17																					
5-Nitro-o-toluidine	Oct-2018	ug/L																											<0.172												
5-Nitro-o-toluidine	Jan-2019	ug/L																											<0.175												
5-Nitro-o-toluidine	Jul-2020	ug/L																												<32.6											
5-Nitro-o-toluidine	Oct-2020	ug/L	<3.23			<3.26	<3.26	<3.37		<3.26	<3.26	<3.26		<3.26	<3.26									<3.26	<3.26	<3.26	<3.26	<3.26													
5-Nitro-o-toluidine	Jun-2021	ug/L																				<3.44																			

Notes:
"J" Indicates the constituent was detected between the method detection limit and the reporting limit and is considered estimated.

Table 9
Analytical Data Summary
2024 Annual Water Quality Report

Constituent	Month-Year	units	MW-102A	P-102BR	MW-103A	MW-104A	MW-105A	P-105B	MW-108A	MW-108AR	MW-109ARR	P-108B	MW-109AR	MW-114AR	P-114BR	MW-120AR	P-120B	MW-124A	MW-124B	MW-126A	MW-130A	MW-137A	MW-138A	MW-201A	MW-202A	MW-203A	MW-204A	OW-301A	OW-306AR	MW-401A	MW-402A	MW-403A	P-403B	MW-404A	MW-501A	MW-502A	P-503B	P-504B	MW-505A	MW-604	MW-605
5-Nitro-o-toluidine	Apr-2022	ug/L			<3.33																														<3.04							
5-Nitro-o-toluidine	Oct-2022	ug/L																				<2.75								<2.75					<2.86							
7,12-Dimethylbenz(a)anthracene	Jan-2019	ug/L																											<0.258												
7,12-Dimethylbenz(a)anthracene	Jul-2020	ug/L																												<9.68												
7,12-Dimethylbenz(a)anthracene	Oct-2020	ug/L	<0.958			<0.968	<0.968	<1.00		<0.968	<0.968	<0.968		<0.968	<0.968									<0.968	<0.968	<0.968	<0.968	<0.968														
7,12-Dimethylbenz(a)anthracene	Jun-2021	ug/L																				<1.02																				
7,12-Dimethylbenz(a)anthracene	Apr-2022	ug/L			<2.26																														<2.07							
7,12-Dimethylbenz(a)anthracene	Oct-2022	ug/L																				<1.86								<1.86					<1.94							
7,12-Dimethylbenz(a)anthracene	Apr-2009	ug/L				<10																																				
7,12-Dimethylbenz(a)anthracene	Jul-2009	ug/L										<10																														
7,12-Dimethylbenz(a)anthracene	Apr-2010	ug/L				<10						<10																														
7,12-Dimethylbenz(a)anthracene	Jun-2012	ug/L																						<0.25		<0.25																
7,12-Dimethylbenz(a)anthracene	Aug-2012	ug/L																										<0.25													
7,12-Dimethylbenz(a)anthracene	May-2013	ug/L	<0.255	<0.253			<0.284	<0.263		<0.255	<0.255			<0.255	<0.26									<0.269	<0.266	<0.266	<0.269															
7,12-Dimethylbenz(a)anthracene	Aug-2013	ug/L			<0.266																																					
7,12-Dimethylbenz(a)anthracene	Nov-2013	ug/L																										<0.255													
7,12-Dimethylbenz(a)anthracene	May-2014	ug/L	<0.294		<0.269	<0.275	<0.272	<0.272		<0.269	<0.266			<0.272	<0.272										<0.258		<0.269															
7,12-Dimethylbenz(a)anthracene	Dec-2014	ug/L		<0.275								<0.25																														
7,12-Dimethylbenz(a)anthracene	May-2015	ug/L																															<0.25								
7,12-Dimethylbenz(a)anthracene	Oct-2015	ug/L		<0.275								<0.272			<0.253																											
7,12-Dimethylbenz(a)anthracene	Nov-2015	ug/L	<0.278		<0.272		<0.287	<0.263						<0.284										<0.281	<0.275	<0.278		<0.275														
7,12-Dimethylbenz(a)anthracene	Dec-2015	ug/L				<0.275				<0.281	<0.291																<0.287														
7,12-Dimethylbenz(a)anthracene	Oct-2016	ug/L																					<0.255																		
7,12-Dimethylbenz(a)anthracene	Nov-2016	ug/L															<0.25	<0.25	<0.25																						
7,12-Dimethylbenz(a)anthracene	Oct-2018	ug/L																											<0.253												
Acenaphthene	Apr-2009	ug/L				<10																																				
Acenaphthene	Jul-2009	ug/L										<10																														
Acenaphthene	Apr-2010	ug/L				<10						<10																														
Acenaphthene	Jun-2012	ug/L																						<0.21		<0.21																
Acenaphthene	Aug-2012	ug/L																										<0.3													
Acenaphthene	May-2013	ug/L	<0.306	<0.303			<0.239	<0.316		<0.214	<0.214			<0.306	<0.219									<0.226	<0.319	<0.223	<0.226															
Acenaphthene	Aug-2013	ug/L			<0.319																																					
Acenaphthene	Nov-2013	ug/L																										<0.214													
Acenaphthene	May-2014	ug/L	<0.353		<0.226	<0.33	<0.326	<0.326		<0.323	<0.319			<0.326	<0.228										<0.216		<0.323														
Acenaphthene	Dec-2014	ug/L		<0.231								<0.3																														
Acenaphthene	May-2015	ug/L																															<0.21								
Acenaphthene	Oct-2015	ug/L		<0.231								<0.326			<0.212																											
Acenaphthene	Nov-2015	ug/L	<0.333		<0.326		<0.345	<0.221						<0.341										<0.236	<0.33	<0.233		<0.231														
Acenaphthene	Dec-2015	ug/L				<0.231				<0.337	<0.349																<0.241														
Acenaphthene	Oct-2016	ug/L																					<0.306																		
Acenaphthene	Nov-2016	ug/L															<0.21	<0.21	<0.3																						
Acenaphthene	Oct-2018	ug/L																											<0.303												
Acenaphthene	Jan-2019	ug/L																											<0.309												
Acenaphthene	Jul-2020	ug/L																												<13.7											
Acenaphthene	Oct-2020	ug/L	<1.35			<1.37	<1.37	<1.41		<1.37	<1.37	<1.37		<1.37	<1.37									<1.37	<1.37	<1.37	<1.37	<1.37														
Acenaphthene	Jun-2021	ug/L																				<1.44																				
Acenaphthene	Apr-2022	ug/L			<0.762																														<0.696							
Acenaphthene	Oct-2022	ug/L																				<0.627								<0.627					<0.653							
Acenaphthylene	Oct-2018	ug/L																											<0.586												
Acenaphthylene	Jan-2019	ug/L																											<0.598												
Acenaphthylene	Jul-2020	ug/L																												<13.7												
Acenaphthylene	Oct-2020	ug/L	<1.35			<1.37	<1.37	<1.41		<1.37	<1.37	<1.37		<1.37	<1.37									<1.37	<1.37	<1.37	<1.37	<1.37														
Acenaphthylene	Jun-2021	ug/L																				<1.44																				
Acenaphthylene	Apr-2022	ug/L			<0.857																														<0.783							
Acenaphthylene	Oct-2022	ug/L																				<0.706								<0.706					<0.735							
Acetone	Oct-2007	ug/L	<10	<10	<10	<10	<10	<10	<10			<10	<10	<10	<10	<10	<10																									
Acetone	Feb-2008	ug/L	<10	<10	<10	<10	<10	<10	<10			<10	<10	<10	<10	<10	<10																									
Acetone	Apr-2008	ug/L	<10	<10	<10	<10	<10	<10	<10			<10	<10	<10	<10	<10	<10																									
Acetone	Jul-2008	ug/L	<10	<10	<10	<10	<10	<10	<10			<10	<10	<10	<10	<10	<10																									
Acetone	Oct-2008	ug/L	<10	<10	<10	<10	<10	<10	<10			<10	<10	<10	<10	<10	<10																									
Acetone	Jan-2009	ug/L	<10	<10	<10	<10	<10	<10	<10			<10	<10	<10	<10	<10	<10																									
Acetone	Apr-2009	ug/L	<10	<10	<10	<10	<10	<10	<10			<10	<10	<10	<10	<10	<10																									
Acetone	Jul-2009	ug/L	<10	<10	<10	<10	<10	<10	<10			<10	<10	<10	<10	<10	<10																									
Acetone	Oct-2009	ug/L	<10	<10	<10	<10	<10	<10	<10			<10	<10	<10	<10	<10	<10																									
Acetone	Dec-2009	ug/L														<10	<10																									
Acetone	Feb-2010	ug/L														<10	<10																									
Acetone	Apr-2010	ug/L	<10	<10	<10	<10	<10	<10	<10			<10	<10	<10	<10	<10	<10																									
Acetone	Oct-2010	ug/L	<10	<10	<10	<10	<10	<10	<10			<10	<10	<10	<10	<10	<10																									
Acetone	Feb-2011	ug/L																																								
Acetone	Apr-2011	ug/L	<10	<10	<10	<10	<10	<10	<10			<10	<10	<10	<10	<10	<10																									
Acetone	Jun-2011	ug/L																																								
Acetone	Aug-2011	ug/L																																								
Acetone	Oct-2011	ug/L	**2.17J**	**1.95J**	<10	<10	<10	**2.05J**	<10			<10	<10	<10	<10	**2.37J**	**2.01J**					<10						**2.21J**														
Acetone	Feb-2012	ug/L								<1.79	**3.05J**											**4.49J**		**3.94J**	**3.42J**	**2.75J**	<1.79														
Acetone	Apr-2012	ug/L	<1.79	<1.79	<1.79	<1.79	<1.79	<1.79		<1.79	<1.79	<1.79		<1.79	<1.79	<1.79	<1.79					<1.79		<1.79	<1.79	<1.79	<1.79	<1.79														
Acetone	Jun-2012	ug/L								**2.92J**	<1.79											**2.66J**		<1.79	<1.79	<1.79	**3.51J**															
Acetone	Aug-2012	ug/L								<1.79	**2.29J**							<1.79				<1.79	**2.7J**	<1.79	**4.27J**	<1.79	<1.79	**2.21J**														
Acetone	Oct-2012	ug/L	<1.79	<1.79	<1.79	<1.79	<1.79	<1.79		<1.79	<1.79	<1.79		<1.79	<1.79	<1.79	<1.79	**2.62J**				<1.79	**1.85J**	<1.79	<1.79	<1.79	<1.79	<1.79														
Acetone	Nov-2012	ug/L																												<1.79	<1.79	<1.79	<1.79	<1.79								
Acetone	Feb-2013	ug/L																					<1.79							<1.79	<1.79	<1.79	<1.79	<1.79								
Acetone	May-2013	ug/L	<1.79	<1.79	<1.79	<1.79	<1.79	<1.79		<1.79	<1.79	<1.79		<1.79	<1.79	<1.79	<1.79	<1.79	<1.79	<1.79	<1.79	<1.79	<1.79	**1.93J**	<1.79	<1.79	<1.79	<1.79		<1.79	**2.38J**	<1.79	<1.79	**4.09J**							
Acetone	Jun-2013	ug/L																<1.79	<1.79				<1.79							<1.79	<1.79	<1.79	<1.79	<1.79							
Acetone	Aug-2013	ug/L			<1.79													<1.79	<1.79	<1.79	**2.27J**		<1.79							<1.79	<1.79	<1.79	<1.79	**3.58J**							
Acetone	Nov-2013	ug/L	<1.79	<1.79	<1.79	<1.79	<1.79	<1.79			<1.79	**3.66J**		<1.79	<1.79		<1.79			<1.79	<1.79	<1.79	<1.79	<1.79	<1.79	<1.79	<1.79	<1.79		<1.79	<1.79	<1.79	<1.79	<1.79							
Acetone	Jan-2014	ug/L																<1.79	<1.79	<1.79		<1.79																			
Acetone	May-2014	ug/L	<1.79	<1.79	<1.79	<1.79	<1.79	**1.88J**		<1.79	<1.79	<1.79		<1.79	<1.79			<1.79	<1.79	<1.79		<1.79		<1.79	<1.79	<1.79	<1.79			<1.79	<1.79	<1.79	<1.79	<1.79							
Acetone	Jun-2014	ug/L														<1.79	<1.79				<1.79		<1.79																		
Acetone	Jul-2014	ug/L																**3.59J**	<1.79																						
Acetone	Sep-2014	ug/L																																							
Acetone	Nov-2014	ug/L	<1.79							<1.79	<1.79			<1.79	<1.79		<1.79		<1.79	<1.79		<1.79	<1.79	<1.79	<1.79	<1.79							<1.79	<1.79							
Acetone	Dec-2014	ug/L		<1.79	<1.79	<1.79	<1.79	<1.79				<1.79				<1.79										<1.79			<1.79	<1.79	<1.79										
Acetone	May-2015	ug/L					<1.79											<1.79		<1.79										<1.79		<1.79	<1.79								
Acetone	Jun-2015	ug/L	<1.79	<1.79	<1.79	**3.79J**		<1.79		<1.79	<1.79	**1.87J**		**2.63J**	**1.85J**	<1.79	<1.79		<1.79			<1.79	**3.24J**	**4.37J**	<1.79	<1.79	<1.79				**2.65J**		<1.79							
Acetone	Oct-2015	ug/L		<1.79								<1.79			<1.79	<1.79	<1.79		<1.79	<1.79		<1.79																		
Acetone	Nov-2015	ug/L	<1.79		<1.79		<1.79	<1.79						<1.79				<1.79						<1.79	<1.79	<1.79		<1.79		<1.79	<1.79	<1.79		<1.79							
Acetone	Dec-2015	ug/L				<1.79				<1.79	**3.18J**																**3.59J**						**2.27J**		<1.79	<1.79	**2.96J**	<1.79		
Acetone	Mar-2016	ug/L																																<1.79	<1.79	<1.79	<1.79	<1.79			
Acetone	May-2016	ug/L			**1.85J**	<1.79	<1.79	<1.79		<1.79	<1.79	**2.72J**		**1.9J**	**2.42J**			<1.79	**2.09J**			**2.67J**	**2.37J**	<1.79	<1.79	**2.06J**	**1.79J**			<1.79	<1.79		<1.79	**2.03J**	<1.79					
Acetone	Jun-2016	ug/L	<1.79	<1.79												<1.79	**2.27J**									<1.79	<1.79								<1.79	<1.79	<1.79			
Acetone	Oct-2016	ug/L	<1.79		<1.79	<1.79					<1.79			<1.79	<1.79	<1.79						<1.79	<1.79	<1.79	<1.79	<1.79	<1.79	<1.79		<1.79	<1.79	<1.79	<1.79	<1.79	<1.79	<1.79				
Acetone	Nov-2016	ug/L		**2.86J**			<1.79	<1.79		**2.64J**		<1.79					<1.79	<1.79	<1.79																		**5.02J**			<1.79		
Acetone	Jan-2017	ug/L																																		**2.06J**					
Acetone	Apr-2017	ug/L	<1.79	<1.79	<1.79	<1.79	<1.79	**4.42J**		<1.79	<1.79	<1.79		<1.79	<1.79	<1.79	<1.79	<1.79	<1.79			<1.79	<1.79	<1.79	<1.79	<1.79	<1.79	<1.79		<1.79	<1.79	<1.79	**2.3J**	<1.79	<1.79	<1.79	<1.79	<1.79	<1.79	
Acetone	Jul-2017	ug/L																																							
Acetone	Oct-2017	ug/L	**7.08J**	**4.56J**	**8.07J**	**4.53J**	**5.51J**	**6.08J**		**4.14J**	**9.66J**	**4.79J**		**13.0**	**5.86J**	**1.98J**	**9.47J**	**4.95J**	**9.85J**			**2.35J**	**7.97J**	**6.75J**	**3.7J**	**4.59J**	**2.91J**	**5.38J**		**4.43J**	**5.33J**	**3.25J**	**4.89J**	**4.62J**	**3.95J**	**4.23J**	**5.19J**					
Acetone	Apr-2018	ug/L	**11.5**	**5.71J**	**6.45J**	**7.76J**	**9.22J**	**7.25J**		**3.26J**	**6.12J**	**6.6J**		**3.61J**	**6.68J**	**5.79J**	**2.99J**	**3.97J**	**7.99J**			**4.35J**	**5.69J**	**5.74J**	**7.69J**	**6.67J**	**3.05J**	**6.73J**		**6.11J**	**5.14J**	<1.79	**2.76J**	**4.45J**	**4.86J**	**2.18J**	**5.4J**					
Acetone	Oct-2018	ug/L	**11.3**	**5.74J**	**12**	**9.95J**	**12.9**	**11.8**		**7.45J**	**8.99J**	**12.1**		**15.6**	**12.6**	**6.07J**	**7.96J**	**10.7**	**8.77J**			**11.6**	**7.12J**	**10.6**	**10**	**15.7**	**13.6**	**10.4**	**14.3**	**13.2**	**15.3**	**13.1**	**5.11J**	**7.26J**	**5.92J**	**9.28J**	**5.74J**					
Acetone	Jan-2019	ug/L																											<3.10												
Acetone	Apr-2019	ug/L	<3.10	<3.10	**3.63J**	<3.10	<3.10	<3.10		<3.10	<3.10	**3.71J**		<3.10	<3.10	**3.77J**	<3.10	<3.10	<3.10			<3.10	**3.68J**	**3.35J**	<3.10	**3.97J**	<3.10	<3.10	<3.10	<3.10	<3.10	<3.10	<3.10	<3.10	<3.10	<3.10	<3.10	<3.10	<3.10	<3.10	<3.10
Acetone	Nov-2019	ug/L	<3.10	<3.10	<3.10	<3.10	<3.10	<3.10		<3.10	<3.10	<3.10		<3.10	<3.10	<3.10	<3.10	<3.10	<3.10			<3.10	<3.10	<3.10	<3.10	<3.10	<3.10	<3.10	<3.10	<3.10	<3.10	<3.10	<3.10	<3.10	<3.10	<3.10	<3.10	<3.10	<3.10	<3.10	<3.10
Acetone	Apr-2020	ug/L	<3.10	<3.10	<3.10	<3.10	<3.10	<3.10		<3.10	<3.10	<3.10		<3.10	<3.10	<3.10	<3.10	<3.10	<3.10			<3.10		<3.10	<3.10	<3.10	<3.10	<3.10	<3.10	<3.10	<3.10	<3.10	**5.62J**	<3.10	<3.10	<3.10	<3.10		<3.10	<3.10	<3.10
Acetone	Jul-2020	ug/L			<3.10	<3.10	<3.10									<3.10								<3.10	<3.10	<3.10	<3.10			<3.10	<3.10	<3.10							<3.10	<3.10	<3.10
Acetone	Oct-2020	ug/L	<3.10	<3.10	<3.10	<3.10	<3.10	<3.10		<3.10	<3.10	<3.10		<3.10	<3.10	<3.10	<3.10					<3.10		<3.10	<3.10	<3.10	<3.10	<3.10	<3.10	<3.10	<3.10	<3.10	<3.10	<3.10	<3.10	<3.10	<3.10	<3.10	<3.10	<3.10	<3.10
Acetone	Jan-2021	ug/L			<3.10	<3.10	<3.10									<3.10								<3.10	<3.10	<3.10	<3.10			<3.10	<3.10	<3.10							<3.10	<3.10	<3.10
Acetone	Apr-2021	ug/L	<3.10	<3.10	<3.10			<3.10		<3.10	<3.10	<3.10		<3.10	<3.10	<3.10	<3.10					**54.5**		<3.10	<3.10		<3.10	<3.10	<3.10	<3.10	<3.10	<3.10	<3.10	<3.10	<3.10	<3.10	<3.10	<3.10	<3.10	<3.10	**3.9J**
Acetone	Jun-2021	ug/L																				**6.16J**																				
Acetone	Oct-2021	ug/L	<3.10	<3.10	<3.10	<3.10	<3.10	<3.10			**5.66J**	<3.10		<3.10	<3.10	<3.10	<3.10					<3.10		<3.10	<3.10	<3.10	<3.10	<3.10	<3.10	<3.10	<3.10	<3.10	<3.10	<3.10	<3.10	<3.10	<3.10	<3.10	<3.10	<3.10	<3.10
Acetone	Apr-2022	ug/L	<3.10	<3.10	<3.10	<3.10	<3.10	<3.10		<3.10	<3.10	<3.10		<3.10	<3.10	<3.10	<3.10					<3.10		**6.66J**	<3.10	<3.10	<3.10	<3.10	<3.10	<3.10	<3.10	<3.10	<3.10	<3.10	<3.10	<3.10	<3.10	<3.10	<3.10	<3.10	<3.10
Acetone	Oct-2022	ug/L	<3.10		<3.10	<3.10	<3.10	<3.10			<3.10	<3.10		<3.10	<3.10	<3.10	<3.10					<3.10		<3.10	<3.10	<3.10	<3.10	<3.10	<3.10	<3.10	<3.10	<3.10		<3.10	<3.10	<3.10	<3.10	<3.10	<3.10	<3.10	<3.10

Notes:
"J" Indicates the constituent was detected between the method detection limit and the reporting limit and is considered estimated.

Table 9
Analytical Data Summary
2024 Annual Water Quality Report

Constituent	Month-Year	units	MW-102A	P-102BR	MW-103A	MW-104A	MW-105A	P-105B	MW-108A	MW-108AR	MW-109ARR	P-108B	MW-109AR	MW-114AR	P-114BR	MW-120AR	P-120B	MW-124A	MW-124B	MW-126A	MW-130A	MW-137A	MW-138A	MW-201A	MW-202A	MW-203A	MW-204A	OW-301A	OW-306AR	MW-401A	MW-402A	MW-403A	P-403B	MW-404A	MW-501A	MW-502A	P-503B	P-504B	MW-505A	MW-604	MW-605
Acetone	Apr-2023	ug/L	<3.10		<3.10	<3.10	<3.10	<3.10		<3.10	<3.10	<3.10		<3.10	<3.10	<3.10	<3.10					**4.08J**		<3.10	<3.10	<3.10	<3.10	<3.10	<3.10	<3.10	<3.10			<3.10	<3.10	<3.10	<3.10	<3.10	<3.10	<3.10	<3.10
Acetone	Oct-2023	ug/L	<3.10		<3.10			<3.10			<3.10	<3.10		<3.10	<3.10	<3.10	<3.10					<3.10		<3.10	<3.10		<3.10	<3.10	<3.10	<3.10	**6.32J**	<3.10		<3.10	<3.10	<3.10		<3.10	<3.10	<3.10	<3.10
Acetonitrile	Apr-2009	ug/L				<10																																			
Acetonitrile	Jul-2009	ug/L										<10																													
Acetonitrile	Apr-2010	ug/L				<10						<10																													
Acetonitrile	Jun-2012	ug/L																						<126		<126															
Acetonitrile	Aug-2012	ug/L																									<126														
Acetonitrile	May-2013	ug/L	<126	<126			<126	<126		<126	<126			<126	<126									<126	<126	<126	<126														
Acetonitrile	Aug-2013	ug/L			<126																																				
Acetonitrile	Nov-2013	ug/L																									<126														
Acetonitrile	May-2014	ug/L	<126		<126	<126	<126	<126		<126	<126			<126	<126										**423J**		<126														
Acetonitrile	Jul-2014	ug/L																							<126																
Acetonitrile	Sep-2014	ug/L																							<126000																
Acetonitrile	Nov-2014	ug/L																							<126000																
Acetonitrile	Dec-2014	ug/L		<126000								<126000																													
Acetonitrile	Jan-2015	ug/L																							<126000																
Acetonitrile	May-2015	ug/L																															<126								
Acetonitrile	Jun-2015	ug/L																							<126000																
Acetonitrile	Oct-2015	ug/L		<126								<126			<126																										
Acetonitrile	Nov-2015	ug/L	<126		<126		<126	<126						<126										<126	<126	<126		<126													
Acetonitrile	Dec-2015	ug/L				<126				<126	<126																<126														
Acetonitrile	May-2016	ug/L																							<126																
Acetonitrile	Oct-2016	ug/L																					<126		<252																
Acetonitrile	Nov-2016	ug/L															<126	<126	<126																						
Acetonitrile	Apr-2017	ug/L														<126		<126					<126		<126																
Acetonitrile	Oct-2018	mg/L																										<0.126													
Acetonitrile	Jan-2019	mg/L																										<0.126													
Acetonitrile	Jul-2020	mg/L																											<0.404												
Acetonitrile	Oct-2020	mg/L	<0.404			<0.404	<0.404	<0.404		<0.404	<0.404	<0.404		<0.404	<0.404									<0.404	<0.404	<0.404	<0.404	<0.404													
Acetonitrile	Jun-2021	mg/L																				<0.404																			
Acetonitrile	Apr-2022	mg/L			<0.404																														<0.404						
Acetonitrile	Oct-2022	mg/L																				<0.404							<0.404						<0.404						
Acetophenone	Apr-2009	ug/L				<10																																			
Acetophenone	Jul-2009	ug/L										<10																													
Acetophenone	Apr-2010	ug/L				<10						<10																													
Acetophenone	Jun-2012	ug/L																						<0.22		<0.22															
Acetophenone	Aug-2012	ug/L																										<0.22													
Acetophenone	May-2013	ug/L	<0.224	<0.222			<0.25	<0.232		<0.224	<0.224			<0.224	<0.229									<0.237	<0.234	<0.234	<0.237														
Acetophenone	Aug-2013	ug/L			<0.234																																				
Acetophenone	Nov-2013	ug/L																										<0.224													
Acetophenone	May-2014	ug/L	<0.259		<0.237	<0.242	<0.239	<0.239		<0.237	<0.234			<0.239	<0.239										<0.227		<0.237														
Acetophenone	Dec-2014	ug/L		<0.242								<0.22																													
Acetophenone	May-2015	ug/L																															<0.22								
Acetophenone	Oct-2015	ug/L		<0.242								<0.239			<0.222																										
Acetophenone	Nov-2015	ug/L	<0.244		<0.239		<0.253	<0.232						<0.25										<0.247	<0.242	<0.244		<0.242													
Acetophenone	Dec-2015	ug/L				<0.242				<0.247	<0.256																<0.253														
Acetophenone	Oct-2016	ug/L																					<0.224																		
Acetophenone	Nov-2016	ug/L															<0.22	<0.22	<0.22																						
Acetophenone	Oct-2018	ug/L																										<0.354													
Acetophenone	Jan-2019	ug/L																										<0.361													
Acetophenone	Jul-2020	ug/L																												<31.6											
Acetophenone	Oct-2020	ug/L	<3.13			<3.16	<3.16	<3.26		<3.16	<3.16	<3.16		<3.16	<3.16									<3.16	<3.16	<3.16	<3.16	<3.16													
Acetophenone	Jun-2021	ug/L																				<3.33																			
Acetophenone	Apr-2022	ug/L			<0.821																														<0.750						
Acetophenone	Oct-2022	ug/L																				<0.676							<0.676						<0.704						
Acrolein	Apr-2009	ug/L				<10																																			
Acrolein	Jul-2009	ug/L										<10																													
Acrolein	Apr-2010	ug/L				<10						<10																													
Acrolein	Jun-2012	ug/L																						<0.75		<0.75															
Acrolein	Aug-2012	ug/L																										<0.75													
Acrolein	May-2013	ug/L	<1.5	<1.5			<1.5	<1.5		<1.5	<1.5			<1.5	<1.5									<1.5	<1.5	<1.5	<1.5														
Acrolein	Aug-2013	ug/L			<1.5																																				
Acrolein	Nov-2013	ug/L																										<1.5													
Acrolein	May-2014	ug/L	<1.5		<1.5	<1.5	<1.5	<1.5		<1.5	<1.5			<1.5	<1.5										<1.5		<1.5													
Acrolein	Dec-2014	ug/L		<1.5								<1.5																													
Acrolein	May-2015	ug/L																															<1.5								
Acrolein	Oct-2015	ug/L		<1.5								<1.5			<1.5																										
Acrolein	Nov-2015	ug/L	<1.5		<1.5		<1.5	<1.5						<1.5										<1.5	<1.5	<1.5		<1.5													
Acrolein	Dec-2015	ug/L				<1.5				<1.5	<1.5																<1.5													
Acrolein	Oct-2016	ug/L														<1.5							<1.5																		
Acrolein	Nov-2016	ug/L															<1.5	<1.5	<1.5																						
Acrolein	Oct-2018	ug/L																										<3.60													
Acrolein	Jan-2019	ug/L																										<3.60													
Acrolein	Jul-2020	ug/L																												<3.60											
Acrolein	Oct-2020	ug/L	<3.60			<3.60	<3.60	<3.60		<3.60	<3.60	<3.60		<3.60	<3.60									<3.60	<3.60	<3.60	<3.60	<3.60													
Acrolein	Jun-2021	ug/L																				<3.60																			
Acrolein	Apr-2022	ug/L			<3.60																														<3.60						
Acrolein	Oct-2022	ug/L																				<3.60							<3.60						<3.60						
Acrylonitrile	Oct-2007	ug/L	<10	<10	<10	<10	<10	<10	<10			<10	<10	<10	<10	<10	<10																								
Acrylonitrile	Feb-2008	ug/L	<10	<10	<10	<10	<10	<10	<10			<10	<10	<10	<10	<10	<10																								
Acrylonitrile	Apr-2008	ug/L	<10	<10	<10	<10	<10	<10	<10			<10	<10	<10	<10	<10	<10																								
Acrylonitrile	Jul-2008	ug/L	<10	<10	<10	<10	<10	<10	<10			<10	<10	<10	<10	<10	<10																								
Acrylonitrile	Oct-2008	ug/L	<10	<10	<10	<10	<10	<10	<10			<10	<10	<10	<10	<10	<10																								
Acrylonitrile	Jan-2009	ug/L	<10	<10	<10	<10	<10	<10	<10			<10	<10	<10	<10	<10	<10																								
Acrylonitrile	Apr-2009	ug/L	<10	<10	<10	<10	<10	<10	<10			<10	<10	<10	<10	<10	<10																								
Acrylonitrile	Jul-2009	ug/L	<10	<10	<10	<10	<10	<10	<10			<10	<10	<10	<10	<10	<10																								
Acrylonitrile	Oct-2009	ug/L	<10	<10	<10	<10	<10	<10	<10			<10	<10	<10	<10	<10	<10																								
Acrylonitrile	Dec-2009	ug/L														<10	<10																								
Acrylonitrile	Feb-2010	ug/L														<10	<10																								
Acrylonitrile	Apr-2010	ug/L	<10	<10	<10	<10	<10	<10	<10			<10	<10	<10	<10	<10	<10																								
Acrylonitrile	Feb-2011	ug/L																																							
Acrylonitrile	Apr-2011	ug/L	<10	<10	<10	<10	<10	<10	<10			<10	<10	<10	<10	<10	<10																								
Acrylonitrile	Jun-2011	ug/L																																							
Acrylonitrile	Aug-2011	ug/L																																							
Acrylonitrile	Oct-2011	ug/L	<10	<10	<10	<10	<10	<10	<10			<10	<10	<10	<10	<10	<10					<10						<10													
Acrylonitrile	Feb-2012	ug/L								<0.53	<0.53			<0.53	<0.53	<0.53	<0.53					<0.53		<0.53	<0.53	<0.53	<0.53														
Acrylonitrile	Apr-2012	ug/L	<0.53	<0.53	<0.53	<0.53	<0.53	<0.53		<0.53	<0.53	<0.53		<0.53	<0.53	<0.53	<0.53					<0.53		<0.53	<0.53	<0.53	<0.53	<0.53													
Acrylonitrile	Jun-2012	ug/L								<0.53	<0.53											<0.53		<0.19	<0.53	<0.19	<0.53														
Acrylonitrile	Aug-2012	ug/L								<0.53	<0.53							<0.53				<0.53	<0.53	<0.53	<0.53	<0.53	<0.53	<0.19													
Acrylonitrile	Oct-2012	ug/L	<0.53	<0.53	<0.53	<0.53	<0.53	<0.53		<0.53	<0.53	<0.53		<0.53	<0.53	<0.53	<0.53		<0.53			<0.53	<0.53	<0.53	<0.53	<0.53	<0.53	<0.53													
Acrylonitrile	Nov-2012	ug/L																												<0.53	<0.53	<0.53	<0.53	<0.53							
Acrylonitrile	Feb-2013	ug/L																					<0.53							<0.53	<0.53	<0.53	<0.53	<0.53							
Acrylonitrile	May-2013	ug/L	<0.53	<0.53	<0.53	<0.53	<0.53	<0.53		<0.53	<0.53	<0.53		<0.53	<0.53	<0.53	<0.53	<0.53	<0.53	<0.53	<0.53	<0.53	<0.53	<0.53	<0.53	<0.53	<0.53	<0.53			<0.53	<0.53	<0.53	<0.53	<0.53						
Acrylonitrile	Jun-2013	ug/L																<0.53	<0.53				<0.53							<0.53	<0.53	<0.53	<0.53	<0.53						
Acrylonitrile	Aug-2013	ug/L			<0.53													<0.53	<0.53	<0.53	<0.53		<0.53							<0.53	<0.53	<0.53	<0.53	<0.53						
Acrylonitrile	Nov-2013	ug/L	<0.53	<0.53	<0.53	<0.53	<0.53	<0.53			<0.53	<0.53		<0.53	<0.53		<0.53		<0.53	<0.53	<0.53	<0.53	<0.53	<0.53	<0.53	<0.53	<0.53	<0.53			<0.53	<0.53	<0.53	<0.53	<0.53						
Acrylonitrile	Jan-2014	ug/L																	<0.53	<0.53	<0.53			<0.53																	
Acrylonitrile	May-2014	ug/L	<0.53	<0.53	<0.53	<0.53	<0.53	<0.53		<0.53	<0.53	<0.53		<0.53	<0.53			<0.53	<0.53	<0.53		<0.53		<0.53	<0.53	<0.53	<0.53	<0.53			<0.53	<0.53	<0.53	<0.53	<0.53						
Acrylonitrile	Jun-2014	ug/L														<0.53	<0.53			<0.53	<0.53		<0.53																	
Acrylonitrile	Jul-2014	ug/L																<0.53	<0.53																						
Acrylonitrile	Sep-2014	ug/L																																							
Acrylonitrile	Nov-2014	ug/L	<0.53							<0.53	<0.53			<0.53	<0.53		<0.53		<0.53	<0.53		<0.53	<0.53	<0.53	<0.53	<0.53	<0.53							<0.53	<0.53						
Acrylonitrile	Dec-2014	ug/L		<0.53	<0.53	<0.53	<0.53	<0.53				<0.53				<0.53											<0.53			<0.53	<0.53										
Acrylonitrile	May-2015	ug/L					<0.53											<0.53		<0.53										<0.53		<0.53	<0.53							
Acrylonitrile	Jun-2015	ug/L	<0.53	<0.53	<0.53	<0.53		<0.53		<0.53	<0.53	<0.53		<0.53	<0.53	<0.53	<0.53		<0.53			<0.53	<0.53	<0.53	<0.53	<0.53	<0.53				<0.53			<0.53							
Acrylonitrile	Oct-2015	ug/L		<0.53								<0.53			<0.53	<0.53	<0.53		<0.53	<0.53		<0.53																		
Acrylonitrile	Nov-2015	ug/L	<0.53		<0.53		<0.53	<0.53						<0.53				<0.53						<0.53	<0.53	<0.53		<0.53			<0.53	<0.53			<0.53						
Acrylonitrile	Dec-2015	ug/L				<0.53				<0.53	<0.53																<0.53									<0.53		<0.53	<0.53	<0.53	<0.53	

Notes:
"J" Indicates the constituent was detected between the method detection limit and the reporting limit and is considered estimated.

Table 9
Analytical Data Summary
2024 Annual Water Quality Report

Constituent	Month-Year	units	MW-102A	P-102BR	MW-103A	MW-104A	MW-105A	P-105B	MW-108A	MW-108AR	MW-109ARR	P-108B	MW-109AR	MW-114AR	P-114BR	MW-120AR	P-120B	MW-124A	MW-124B	MW-126A	MW-130A	MW-137A	MW-138A	MW-201A	MW-202A	MW-203A	MW-204A	OW-301A	OW-306AR	MW-401A	MW-402A	MW-403A	P-403B	MW-404A	MW-501A	MW-502A	P-503B	P-504B	MW-505A	MW-604	MW-605
Acrylonitrile	Mar-2016	ug/L																																	<0.53	<0.53	<0.53	<0.53	<0.53		
Acrylonitrile	May-2016	ug/L			<0.53	<0.53	<0.53	<0.53		<0.53	<0.53	<0.53		<0.53	<0.53			<0.53	<0.53			<0.53	<0.53	<0.53	<0.53	<0.53	<0.53			<0.53	<0.53			<0.53	<0.53	<0.53					
Acrylonitrile	Jun-2016	ug/L	<0.53	<0.53												<0.53	<0.53															<0.53	<0.53				<0.53	<0.53	<0.53			
Acrylonitrile	Oct-2016	ug/L	<0.53		<0.53	<0.53					<0.53			<0.53	<0.53	<0.53						<0.53	<0.53	<0.53	<0.53	<0.53	<0.53	<0.53		<0.53	<0.53	<0.53	<0.53	<0.53	<0.53		<0.53	<0.53				
Acrylonitrile	Nov-2016	ug/L		<0.53			<0.53	<0.53		<0.53		<0.53					<0.53	<0.53	<0.53																	<0.53			<0.53			
Acrylonitrile	Jan-2017	ug/L																																	<0.53							
Acrylonitrile	Apr-2017	ug/L	<0.53	<0.53	<0.53	<0.53	<0.53	<0.53		<0.53	<0.53	<0.53		<0.53	<0.53	<0.53	<0.53	<0.53	<0.53			<0.53	<0.53	<0.53	<0.53	<0.53	<0.53	<0.53		<0.53	<0.53	<0.53	<0.53	<0.53	<0.53	<0.53	<0.53	<0.53	<0.53		
Acrylonitrile	Jul-2017	ug/L																																							
Acrylonitrile	Oct-2017	ug/L	<0.530	<0.530	<0.530	<0.530	<0.530	<0.530		<0.530	<0.530	<0.530		<0.530	<0.530	<0.530	<0.530	<0.530	<0.530			<0.530	<0.530	<0.530	<0.530	<0.530	<0.530	<0.530		<0.530	<0.530	<0.530	<0.530	<0.530	<0.530	<0.530	<0.530				
Acrylonitrile	Apr-2018	ug/L	<0.530	<0.530	<0.530	<0.530	<0.530	<0.530		<0.530	<0.530	<0.530		<0.530	<0.530	<0.530	<0.530	<0.530	<0.530			<0.530	<0.530	<0.530	<0.530	<0.530	<0.530	<0.530		<0.530	<0.530	<0.530	<0.530	<0.530	<0.530	<0.530	<0.530				
Acrylonitrile	Oct-2018	ug/L	<2.20	<2.20	<2.20	<2.20	<2.20	<2.20		<2.20	<2.20	<2.20		<2.20	<2.20	<2.20	<2.20	<2.20	<2.20			<2.20	<2.20	<2.20	<2.20	<2.20	<2.20	<2.20	<2.20	<2.20	<2.20	<2.20	<2.20	<2.20	<2.20	<2.20	<2.20				
Acrylonitrile	Jan-2019	ug/L																											<2.20											
Acrylonitrile	Apr-2019	ug/L	<2.20	<2.20	<2.20	<2.20	<2.20	<2.20		<2.20	<2.20	<2.20		<2.20	<2.20	<2.20	<2.20	<2.20	<2.20			<2.20	<2.20	<2.20	<2.20	<2.20	<2.20	<2.20	<2.20	<2.20	<2.20	<2.20	<2.20	<2.20	<2.20	<2.20	<2.20			<2.20	<2.20
Acrylonitrile	Nov-2019	ug/L	<2.20	<2.20	<2.20	<2.20	<2.20	<2.20		<2.20	<2.20	<2.20		<2.20	<2.20	<2.20	<2.20	<2.20	<2.20			<2.20	<2.20	<2.20	<2.20	<2.20	<2.20	<2.20	<2.20	<2.20	<2.20	<2.20	<2.20	<2.20	<2.20	<2.20	<2.20			<2.20	<2.20
Acrylonitrile	Apr-2020	ug/L	<2.20	<2.20	<2.20	<2.20	<2.20	<2.20		<2.20	<2.20	<2.20		<2.20	<2.20	<2.20	<2.20	<2.20	<2.20			<2.20		<2.20	<2.20	<2.20	<2.20	<2.20	<2.20	<2.20	<2.20	<2.20	<2.20	<2.20	<2.20	<2.20	<2.20	<2.20	<2.20	<2.20	<2.20
Acrylonitrile	Jul-2020	ug/L			<2.20	<2.20	<2.20									<2.20								<2.20	<2.20	<2.20	<2.20			<2.20									<2.20	<2.20	<2.20
Acrylonitrile	Oct-2020	ug/L	<2.20	<2.20	<2.20	<2.20	<2.20	<2.20		<2.20	<2.20	<2.20		<2.20	<2.20	<2.20	<2.20					<2.20		<2.20	<2.20	<2.20	<2.20	<2.20	<2.20	<2.20	<2.20	<2.20	<2.20	<2.20	<2.20	<2.20	<2.20	<2.20	<2.20	<2.20	<2.20
Acrylonitrile	Jan-2021	ug/L			<2.20	<2.20	<2.20									<2.20								<2.20	<2.20	<2.20	<2.20			<2.20									<2.20	<2.20	<2.20
Acrylonitrile	Apr-2021	ug/L	<2.20	<2.20	<2.20			<2.20		<2.20	<2.20	<2.20		<2.20	<2.20	<2.20	<2.20					<2.20		<2.20	<2.20		<2.20	<2.20	<2.20	<2.20	<2.20	<2.20	<2.20	<2.20	<2.20	<2.20	<2.20	<2.20	<2.20	<2.20	<2.20
Acrylonitrile	Jun-2021	ug/L																				<2.20																			
Acrylonitrile	Oct-2021	ug/L	<2.20	<2.20	<2.20	<2.20	<2.20	<2.20			<2.20	<2.20		<2.20	<2.20	<2.20	<2.20					<2.20		<2.20	<2.20	<2.20	<2.20	<2.20	<2.20	<2.20	<2.20	<2.20	<2.20	<2.20	<2.20	<2.20	<2.20	<2.20	<2.20	<2.20	<2.20
Acrylonitrile	Apr-2022	ug/L	<2.20	<2.20	<2.20	<2.20	<2.20	<2.20		<2.20	<2.20	<2.20		<2.20	<2.20	<2.20	<2.20					<2.20		<2.20	<2.20	<2.20	<2.20	<2.20	<2.20	<2.20	<2.20	<2.20	<2.20	<2.20	<2.20	<2.20	<2.20	<2.20	<2.20	<2.20	<2.20
Acrylonitrile	Oct-2022	ug/L	<2.20	<2.20	<2.20	<2.20	<2.20	<2.20			<2.20	<2.20		<2.20	<2.20	<2.20	<2.20					<2.20		<2.20	<2.20	<2.20	<2.20	<2.20	<2.20	<2.20	<2.20	<2.20	<2.20	<2.20	<2.20	<2.20	<2.20	<2.20	<2.20	<2.20	<2.20
Acrylonitrile	Apr-2023	ug/L	<2.20		<2.20	<2.20	<2.20	<2.20		<2.20	<2.20	<2.20		<2.20	<2.20	<2.20	<2.20					<2.20		<2.20	<2.20	<2.20	<2.20	<2.20	<2.20	<2.20	<2.20	<2.20	<2.20	<2.20	<2.20	<2.20	<2.20	<2.20	<2.20	<2.20	<2.20
Acrylonitrile	Oct-2023	ug/L	<2.20		<2.20			<2.20			<2.20	<2.20		<2.20	<2.20	<2.20	<2.20					<2.20		<2.20	<2.20		<2.20	<2.20	<2.20	<2.20	<2.20	<2.20	<2.20		<2.20	<2.20	<2.20		<2.20	<2.20	<2.20	<2.20
Aldrin	Apr-2009	ug/L				<0.032																																			
Aldrin	Jul-2009	ug/L										<0.032																													
Aldrin	Apr-2010	ug/L				<0.032						<0.032																													
Aldrin	Jun-2012	ug/L																						**0.00915J**		<0.0045															
Aldrin	Aug-2012	ug/L																						<0.0045				<0.0045													
Aldrin	Oct-2012	ug/L																						<0.0045																	
Aldrin	Feb-2013	ug/L																						<0.00464																	
Aldrin	May-2013	ug/L	<0.005	<0.00489			<0.005	<0.00464		<0.00495	<0.00484			<0.00459	<0.00459									<0.00469	<0.00474	**0.0168J**	<0.00474														
Aldrin	Jun-2013	ug/L																								**0.00568J**															
Aldrin	Aug-2013	ug/L			<0.00506																																				
Aldrin	Nov-2013	ug/L																								<0.00469		<0.00459													
Aldrin	Jan-2014	ug/L																								<0.00469															
Aldrin	May-2014	ug/L	<0.00479		<0.00529	<0.00464	<0.00517	<0.00479		<0.00489	<0.00495			<0.00495	<0.005										<0.00469	<0.00495	<0.005														
Aldrin	Nov-2014	ug/L																						<0.00489		<0.00549															
Aldrin	Dec-2014	ug/L		<0.00484								<0.00474																													
Aldrin	May-2015	ug/L																															<0.00495								
Aldrin	Jun-2015	ug/L																						<0.00459		<0.00474															
Aldrin	Oct-2015	ug/L		<0.00495								<0.00464			<0.00511																										
Aldrin	Nov-2015	ug/L	<0.00523		<0.005		<0.005	<0.005						<0.00489										<0.00459	<0.00506	<0.005		<0.005													
Aldrin	Dec-2015	ug/L				<0.00506				<0.00495	<0.00517																<0.00523														
Aldrin	Oct-2016	ug/L																					<0.0045	<0.0045		<0.00455															
Aldrin	Nov-2016	ug/L															<0.00459	<0.00789	<0.0045																					
Aldrin	Oct-2018	ug/L																											<0.00459											
Aldrin	Jan-2019	ug/L																											<0.00455											
Aldrin	Jul-2020	ug/L																												<0.00474										
Aldrin	Oct-2020	ug/L	<0.00474			<0.00474	<0.00474	<0.00506		<0.00484	<0.00484	<0.00474		<0.00459	<0.00474									<0.00474	<0.00474	<0.00484	<0.00474	<0.00484													
Aldrin	Jun-2021	ug/L																				<0.0129																			
Aldrin	Apr-2022	ug/L			<0.0348																														<0.0381						
Aldrin	Oct-2022	ug/L																				<0.0308								<0.0320					<0.0320						
Allyl chloride	Apr-2009	ug/L				<2																																			
Allyl chloride	Jul-2009	ug/L										<2																													
Allyl chloride	Apr-2010	ug/L				<2						<2																													
Allyl chloride	Jun-2012	ug/L																						<0.19		<0.19															
Allyl chloride	Aug-2012	ug/L																										<0.19												
Allyl chloride	May-2013	ug/L	<0.27	<0.27			<0.27	<0.27		<0.27	<0.27			<0.27	<0.27									<0.27	<0.27	<0.27	<0.27														
Allyl chloride	Aug-2013	ug/L			<0.27																																				
Allyl chloride	Nov-2013	ug/L																										<0.27												
Allyl chloride	May-2014	ug/L	<0.27		<0.27	<0.27	<0.27	<0.27		<0.27	<0.27			<0.27	<0.27										<0.27		<0.27														
Allyl chloride	Dec-2014	ug/L		<0.27								<0.27																													
Allyl chloride	May-2015	ug/L																															<0.27								
Allyl chloride	Oct-2015	ug/L		<0.27								<0.27			<0.27																										
Allyl chloride	Nov-2015	ug/L	<0.27		<0.27		<0.27	<0.27						<0.27										<0.27	<0.27	<0.27		<0.27													
Allyl chloride	Dec-2015	ug/L				<0.27				<0.27	<0.27																<0.27														
Allyl chloride	Oct-2016	ug/L														<0.27							<0.27																		
Allyl chloride	Nov-2016	ug/L															<0.27	<0.27	<0.27																					
Allyl chloride	Oct-2018	ug/L																											<0.700											
Allyl chloride	Jan-2019	ug/L																											<0.700											
Allyl chloride	Jul-2020	ug/L																												<0.700										
Allyl chloride	Oct-2020	ug/L	<0.700			<0.700	<0.700	<0.700		<0.700	<0.700	<0.700		<0.700	<0.700									<0.700	<0.700	<0.700	<0.700	<0.700													
Allyl chloride	Jun-2021	ug/L																				<0.700																			
Allyl chloride	Apr-2022	ug/L			<0.700																														<0.700						
Allyl chloride	Oct-2022	ug/L																				<0.700								<0.700					<0.700						
Aluminum	Apr-2021	mg/L																																							
Ammonia as N	Apr-2021	mg/L																																							
Anthracene	Apr-2009	ug/L				<10																																			
Anthracene	Jul-2009	ug/L										<10																													
Anthracene	Apr-2010	ug/L				<10						<10																													
Anthracene	Jun-2012	ug/L																						<0.17		<0.17															
Anthracene	Aug-2012	ug/L																										<0.17												
Anthracene	May-2013	ug/L	<0.173	<0.172			<0.193	<0.179		<0.173	<0.173			<0.173	<0.177									<0.183	<0.181	<0.181	<0.183														
Anthracene	Aug-2013	ug/L			<0.181																																				
Anthracene	Nov-2013	ug/L																										<0.173												
Anthracene	May-2014	ug/L	<0.2		<0.183	<0.187	<0.185	<0.185		<0.183	<0.181			<0.185	<0.185										<0.175		<0.183														
Anthracene	Dec-2014	ug/L		<0.187								<0.17																													
Anthracene	May-2015	ug/L																															<0.17								
Anthracene	Oct-2015	ug/L		<0.187								<0.185			<0.172																										
Anthracene	Nov-2015	ug/L	<0.189		<0.185		<0.195	<0.179						<0.193										<0.191	<0.187	<0.189		<0.187													
Anthracene	Dec-2015	ug/L				<0.187				<0.191	<0.198																<0.195														
Anthracene	Oct-2016	ug/L																					<0.173																		
Anthracene	Nov-2016	ug/L															<0.17	<0.17	<0.17																					
Anthracene	Oct-2018	ug/L																											<0.172											
Anthracene	Jan-2019	ug/L																											<0.175											
Anthracene	Jul-2020	ug/L																												<11.6										
Anthracene	Oct-2020	ug/L	<1.15			<1.16	<1.16	<1.20		<1.16	<1.16	<1.16		<1.16	<1.16									<1.16	<1.16	<1.16	<1.16	<1.16													
Anthracene	Jun-2021	ug/L																				<1.22																			
Anthracene	Apr-2022	ug/L			<1.04																														<0.946						
Anthracene	Oct-2022	ug/L																				<0.853								<0.853					<0.888						
Antimony	Oct-2007	ug/L	<6	<6	<6	<6	<6	<6	**12.4**			<6	<6	**11.4**	<6	<6	<6																								
Antimony	Feb-2008	ug/L	<6	<6	<6	<6	<6	<6	<6			<6	<6	<6	<6	<6	<6																								
Antimony	Apr-2008	ug/L	<6	<6	<6	<6	<6	<6	<6			<6	<6	<6	<6	<6	<6																								
Antimony	Jul-2008	ug/L	<6	<6	<6	<6	<6	<6	<6			<6	<6	<6	<6	<6	<6																								
Antimony	Oct-2008	ug/L	<6	<6	<6	<6	<6	<6	<6			<6	<6	<6	<6	**6.78**	<6																								
Antimony	Jan-2009	ug/L	<6	<6	<6	<6	<6	<6	<6			<6	<6	<6	<6	<6	<6																								
Antimony	Apr-2009	ug/L	<6	<6	<6	<6	<6	<6	<6			<6	<6	<6	<6	<6	<6																								
Antimony	Jul-2009	ug/L	<6	<6	<6	<6	<6	<6	<6			<6	<6	<6	<6	<6	<6																								
Antimony	Oct-2009	ug/L	<6	<6	<6	<6	<6	<6	<6			<6	<6	<6	<6	<6	<6																								
Antimony	Dec-2009	ug/L														<6	<6																								
Antimony	Feb-2010	ug/L														<12	<6																								
Antimony	Apr-2010	ug/L	<6	<6	<6	<6	<6	<6	<6			<6	<6	<6	<6	<6	<6																								
Antimony	Oct-2010	ug/L	<6	<6	<6	<6	<6	<6	<6			<6	<6	<6	<6	<6	<6																								
Antimony	Feb-2011	ug/L																																							
Antimony	Apr-2011	ug/L	<6	<6	<6	<6	<6	<6	<6			<6	<6	<6	<6	<6	<6																								
Antimony	Jun-2011	ug/L																																							
Antimony	Aug-2011	ug/L																																							

Notes:
"J" Indicates the constituent was detected between the method detection limit and the reporting limit and is considered estimated.

Table 9
Analytical Data Summary
2024 Annual Water Quality Report

Constituent	Month-Year	units	MW-102A	P-102BR	MW-103A	MW-104A	MW-105A	P-105B	MW-108A	MW-108AR	MW-109ARR	P-108B	MW-109AR	MW-114AR	P-114BR	MW-120AR	P-120B	MW-124A	MW-124B	MW-126A	MW-130A	MW-137A	MW-138A	MW-201A	MW-202A	MW-203A	MW-204A	OW-301A	OW-306AR	MW-401A	MW-402A	MW-403A	P-403B	MW-404A	MW-501A	MW-502A	P-503B	P-504B	MW-505A	MW-604	MW-605
Antimony	Oct-2011	ug/L	<6	<6	<6	<6	<6	<6	<6			<6	<6	<6	<6	<6	<6					<6						<6														
Antimony	Feb-2012	ug/L								<2.73	<2.73			<1.45	<1.45	<1.45	<1.45					<2.73		<2.73	<2.73	<2.73	<2.73															
Antimony	Apr-2012	ug/L	<1.45	<1.45	<1.45	<1.45	<1.45	<1.45		<1.45	<1.45	<1.45		<1.45	<1.45	<1.45	<1.45					<1.45		<1.45	<1.45	<1.45	<1.45	<1.45														
Antimony	Jun-2012	ug/L								<0.584	<0.584											<0.584		<0.584	<0.584	<0.584	<0.584															
Antimony	Aug-2012	ug/L								<0.584	<0.584							<0.584				<0.584	<0.584	<0.584	<0.584	<0.584	<0.584	<0.584														
Antimony	Oct-2012	ug/L	<0.584	<0.584	<0.584	<0.584	<0.584	<0.584		<0.584	<0.584	<0.584		<0.584	<0.584	<0.584	<0.584		<0.584			<0.584	<0.584	<0.584	<0.584	<0.584	<0.584	<0.584														
Antimony	Nov-2012	ug/L																												<0.584	<0.584	<0.584	<0.584	<0.584							
Antimony	Feb-2013	ug/L																					<0.585							<0.585	<0.585	<0.585	<0.585	<0.585							
Antimony	May-2013	ug/L	<0.271	<0.271	<0.271	<0.271	<0.271	<0.271		<0.271	<0.271	<0.271		<0.271	<0.271	<0.271	<0.271	<0.271	<0.271	<0.271	<0.271	<0.271	<0.271	<0.271	<0.271	<0.271	<0.271	<0.271		<0.271	<0.271	<0.271	<0.271	<0.271							
Antimony	Jun-2013	ug/L																<0.271	<0.271				<0.271							<0.541	<0.541	<0.541	<0.541	<0.541							
Antimony	Aug-2013	ug/L			<0.0541													**0.093J**	<0.0541	**0.0906J**	<0.271		**0.0814J**							<0.0541	<0.0541	**0.0554J**	<0.0541	**0.107J**							
Antimony	Nov-2013	ug/L	<0.0541	**0.159J**	<0.0541	<0.0541	**0.109J**	**0.0983J**			**0.0989J**	**0.198J**		**0.0735J**	**0.262J**		**0.0829J**		<0.0541	<0.4	**0.112J**	<0.4	**0.142J**	**0.0882J**	<0.0541	<0.0541	**0.0889J**	<0.0541		<0.4	<0.4	<0.0541	<0.0541	**0.0983J**							
Antimony	Jan-2014	ug/L																	**0.173J**	**0.0669J**	**0.119J**		**0.919J**																		
Antimony	May-2014	ug/L	**0.558J**	**0.999J**	<0.4	**0.793J**	<0.4	<0.4		<0.4	<0.4	<0.4		**0.593J**	<0.4			<0.4	<0.4	<0.4		<0.4		<0.4	<0.4	<0.4	<0.4			<0.4	<0.4	<0.4	<0.4	<0.4							
Antimony	Jun-2014	ug/L														<0.4	**0.5J**				<0.4		<0.4																		
Antimony	Jul-2014	ug/L																**0.236J**	<0.119																						
Antimony	Sep-2014	ug/L																																							
Antimony	Nov-2014	ug/L	<0.161							<0.161	<0.161			<0.161	<0.161		<0.161		<0.161	<0.161		<0.161	<0.161	<0.161	<0.161	<0.161						<0.161	<0.161								
Antimony	Dec-2014	ug/L		**0.237J**	<0.161	<0.161	<0.161	<0.161				<0.161				<0.161										<0.161			<0.161	<0.161	<0.161										
Antimony	May-2015	ug/L					<0.161											<0.161		<0.161										<0.161		<0.161	<0.161							
Antimony	Jun-2015	ug/L	<0.161	<0.161	<0.161	<0.161		<0.161		<0.161	<0.161	<0.161		<0.161	<0.161	<0.161	<0.161		<0.161			<0.161	<0.161	<0.161	**0.307J**	<0.161	<0.161				<0.161			<0.161							
Antimony	Oct-2015	ug/L		<0.161								<0.161			<0.161	<0.161	**0.195J**		<0.161	<0.161		<0.161																			
Antimony	Nov-2015	ug/L	**0.237J**		<0.161		<0.161	**2.77**						<0.161				<0.161						<0.161	<0.161	<0.161		**0.252J**		<0.161	<0.161	<0.161		<0.161							
Antimony	Dec-2015	ug/L				<0.161				<0.161	<0.161																<0.161						<0.161								
Antimony	Mar-2016	ug/L																																	<0.161	<0.237	<0.237	**0.414J**	<0.237			
Antimony	May-2016	ug/L								<0.237	<0.237	<0.237		<0.237	<0.237			<0.237	<0.237			<0.237		<0.237		**0.243J**	<0.237			<0.237	<0.237			<0.237							
Antimony	Jun-2016	ug/L	<0.237	<0.237	<0.237	<0.237	<0.237	<0.237								<0.237	**0.617J**						<0.237		<0.237							<0.237	<0.237		<0.237	**0.527J**	<0.237	<0.237		
Antimony	Oct-2016	ug/L	<0.237		<0.237	<0.237					<0.237			<0.237	<0.237	<0.237						<0.237	<0.237	<0.237	<0.237	<0.237	<0.237	**0.365J**		<0.237	<0.237	<0.237	<0.237	<0.237	<0.237		<0.237	<0.237			
Antimony	Nov-2016	ug/L		<0.237			<0.237	<0.237		<0.237		<0.237					**0.676J**	<0.237	<0.237																	<0.237			<0.237		
Antimony	Jan-2017	ug/L																																		<0.237					
Antimony	Apr-2017	ug/L	<0.185	<0.185	<0.185	<0.185	<0.185	<0.185		<0.185	<0.185	<0.185		<0.185	<0.185	<0.185	**0.32J**	<0.185	<0.185			<0.185	<0.185	<0.185	<0.185	<0.185	<0.185	<0.185		<0.185	<0.185	<0.185	<0.185	<0.185	<0.185	<0.185	<0.185	<0.185	**0.343J**		
Antimony	Jul-2017	ug/L																																							
Antimony	Oct-2017	ug/L	<0.185	<0.185	<0.185	<0.185	<0.185	<0.185		<0.185	<0.185	<0.185		<0.185	<0.185	<0.185	<0.185	<0.185	<0.185			<0.185	<0.185	<0.185	<0.185	**0.397J**	<0.185	**0.29J**		<0.185	<0.185	<0.185	<0.185	<0.185	<0.185	<0.185	<0.185				
Antimony	Apr-2018	ug/L	<0.420	**0.717J**	<0.420	<0.420	<0.420	<0.420		<0.420	<0.420	<0.420		<0.420	<0.420	<0.420	<0.420	<0.420	<0.420			<0.420	<0.420	<0.420	<0.420	**0.487J**	<0.420	<0.420		<0.420	<0.420	<0.420	<0.420	<0.420	<0.420	<0.420	<0.420				
Antimony	Oct-2018	ug/L	<1.32	<1.32	<1.32	<1.32	<1.32	<1.32		<1.32	<1.32	<1.32		<1.32	<1.32	<1.32	<1.32	<1.32	<1.32			<1.32	<1.32	<1.32	<1.32	<1.32	<1.32	<1.32	<1.32	<1.32	<1.32	<1.32	<1.32	<1.32	<1.32	<1.32				
Antimony	Jan-2019	ug/L																											<0.420												
Antimony	Apr-2019	ug/L	<0.530	**0.611J**	<0.530	<0.530	<0.530	<0.530		<0.530	<0.530	<0.530		<0.530	<0.530	<0.530	<0.530	<0.530	<0.530			<0.530	<0.530	<0.530	<0.530	<0.530	<0.530	<0.530	<0.530	<0.530	<0.530	<0.530	<0.530	**0.792J**	<0.530	<0.530	<0.530	<0.530		<0.530	<0.530
Antimony	Nov-2019	ug/L	<0.530	<0.530	<0.530	<0.530	<0.530	<0.530		<0.530	<0.530	<0.530		<0.530	<0.530	<0.530	<0.530	<0.530	<0.530			<0.530	<0.530	<0.530	<0.530	<0.530	<0.530	<0.530	<0.530	<0.530	<0.530	<0.530	<0.530	<0.530	<0.530	<0.530	<0.530			<0.530	<0.530
Antimony	Apr-2020	ug/L	<0.580	**0.847J**	<0.580	<0.580	<0.580	<0.580		<0.580	<0.580	<0.580		<0.580	<0.580	<0.580	<0.580	<0.580	<0.580			<0.580	<0.580	<0.580	<0.580	<0.580	<0.580	<0.580	<0.580	<0.580	<0.580	<0.580	<0.580	<0.580	<0.580	<0.580	<0.580		<0.580	<0.580	<0.580
Antimony	Jul-2020	ug/L			<0.510	<0.510	<0.510									<0.510								<0.510	<0.510	<0.510	<0.510			<0.510										<0.510	<0.510	<0.510
Antimony	Oct-2020	ug/L	<0.510	<0.510	<0.510	<0.510	<0.510	<0.510		<0.510	**1.72**	<0.510		<0.510	<0.510	<0.510	<0.510					<0.510		<0.510	**0.699J**	<0.510	<0.510	<0.510	<0.510	<0.510	<0.510	<0.510	<0.510	<0.510	<0.510	**1.43**	<0.510	<0.510	<0.510	<0.510	<0.510
Antimony	Jan-2021	ug/L			<0.510	**0.994J**	<0.510									<0.510								<0.510	<0.510	<0.510	**6.01**									**0.788J**			<0.510	<0.510	<0.510
Antimony	Apr-2021	ug/L	<1.10	<1.10	<1.10			<1.10		<1.10	<1.10	<1.10		<1.10	<1.10	<1.10	<1.10					<1.10		<1.10	<1.10		<1.10	<1.10	<1.10	<1.10	<1.10	<1.10	<1.10	<1.10	<1.10	<1.10	<1.10	<1.10	<1.10	<1.10	<1.10
Antimony	Jun-2021	ug/L																				<1.10																			
Antimony	Oct-2021	ug/L	<1.10	<1.10	<1.10	<1.10	<1.10	<1.10			<1.10	<1.10		<1.10	<1.10	<1.10	<1.10					<1.10		<4.40	<4.40	<4.40	<1.10	<1.10	<1.10	<1.10	<1.10	<1.10	<1.10	<1.10	<1.10	<1.10	<1.10	<1.10	<1.10	<1.10	<1.10
Antimony	Apr-2022	ug/L	<0.690	<0.690	<0.690	<0.690	**0.773J**	<0.690		<0.690	<0.690	<0.690		<0.690	<0.690	<0.690	<0.690	<0.690	<0.690			<0.690		<0.690	<0.690	<0.690	<0.690	<0.690	<0.690	<0.690	<0.690	<0.690	<0.690	<0.690	<0.690	**0.749J**	<0.690	<0.690	**0.802J**	<0.690	
Antimony	Oct-2022	ug/L	<0.690		<0.690	<0.690	<0.690	<0.690			<0.690	<0.690		<0.690	<0.690	**0.704J**	**0.697J**					<0.690		<0.690	<0.690	<0.690	<0.690	<0.690	<0.690	<0.690	<0.690	<0.690		<0.690	<0.690	<0.690	<0.690	<0.690	<0.690	<0.690	<0.690
Antimony	Apr-2023	ug/L	<1.00		<1.00	<1.00	<1.00	<1.00		<1.00	<1.00	<1.00		<1.00	<1.00	<1.00	<1.00					<1.00		<1.00	<1.00	<1.00	<1.00	<1.00	<1.00	<1.00	<1.00	<1.00		<1.00	<1.00	<1.00	<1.00	<1.00	<1.00	<1.00	<1.00
Antimony	Oct-2023	mg/L	<0.00100		<0.00100			<0.00100			<0.00100	<0.00100		<0.00100	<0.00100	<0.00100	<0.00100					<0.00100		<0.00100	<0.00100		<0.00100	<0.00100	<0.00100	<0.00100	<0.00100	<0.00100		<0.00100	<0.00100	<0.00100		<0.00100	<0.00100	<0.00100	<0.00100
Antimony, Dissolved	Apr-2009	ug/L	<6		<6		<6		<6				<6	<6		<6																									
Antimony, Dissolved	Jul-2009	ug/L	<6	<6	<6	<6	<6	<6	<6			<6	<6	<6	<6	<6	<6																								
Antimony, Dissolved	Oct-2009	ug/L	<6		<6	<6	<6		<6				<6	<6		<6																									
Antimony, Dissolved	Dec-2009	ug/L														<6	<6																									
Antimony, Dissolved	Feb-2010	ug/L														<6	<6																									
Antimony, Dissolved	Apr-2010	ug/L	<6	<6	<6	<6	<6	<6	<6			<6	<6	<6	<6	<6	<6																									
Antimony, Dissolved	Oct-2010	ug/L	<6	<6	<6	<6	<6	<6	<6			<6	<6	<6	<6	<6	<6																									
Antimony, Dissolved	Feb-2011	ug/L																																							
Antimony, Dissolved	Apr-2011	ug/L	<6	<6	<6	<6	<6	<6	<6			<6	<6	<6	<6	<6	<6																									
Antimony, Dissolved	Jun-2011	ug/L																																							
Antimony, Dissolved	Aug-2011	ug/L																																							
Antimony, Dissolved	Oct-2011	ug/L	<6	<6	<6	<6	<6	<6	<6			<6	<6	<6	<6	<6	<6					<6						<6														
Antimony, Dissolved	Feb-2012	ug/L								<2.73	<2.73			<1.45	<1.45	<1.45	<1.45					<2.73		<2.73	<2.73	<2.73	<2.73															
Antimony, Dissolved	Apr-2012	ug/L	<1.45	<1.45	<1.45	<1.45	<1.45	<1.45		<1.45	<1.45	<1.45		<1.45	<1.45	<1.45	<1.45					<1.45		<1.45	<1.45	<1.45	<1.45	<1.45														
Antimony, Dissolved	Jun-2012	ug/L								<0.584	<0.584											<0.584		<0.584	<0.584	<0.584	<0.584															
Antimony, Dissolved	Aug-2012	ug/L								<0.584	<0.584							<0.584				<0.584	<0.584	<0.584	<0.584	<0.584	<0.584	<0.584														
Antimony, Dissolved	Oct-2012	ug/L	<0.584	<0.584	<0.584	<0.584	<0.584	<0.584		<0.584	<0.584	<0.584		<0.584	<0.584	<0.584	<0.584		<0.584			<0.584	<0.584	<0.584	<0.584	<0.584	<0.584	<0.584														
Antimony, Dissolved	Nov-2012	ug/L																												<0.584	<0.584	<0.584	<0.584	<0.584							
Antimony, Dissolved	Feb-2013	ug/L																					<0.585							<0.585	<0.585	<0.585	<0.585	<0.585							
Antimony, Dissolved	May-2013	ug/L	<0.271	<0.271	<0.271	<0.271	<0.271	<0.271		<0.271	<0.271	<0.271		<0.271	<0.271	<0.271	<0.271	<0.271	<0.271	<0.271	<0.271	<0.271	<0.271	<0.271	<0.271	<0.271	<0.271	**0.374J**		<0.271	<0.271	**0.288J**	<0.271	<0.271							
Antimony, Dissolved	Jun-2013	ug/L																<0.271	<0.271				<0.271							<0.541	<0.541	<0.541	<0.541	<0.541							
Antimony, Dissolved	Aug-2013	ug/L			<1.08													**0.0778J**	<0.0541	**0.0558J**	<0.271		**0.0803J**							<0.0541	<0.0541	**0.0694J**	<0.0541	**0.0655J**							
Antimony, Dissolved	Nov-2013	ug/L	**0.0615J**	<0.0541	**0.0545J**	<0.0541	**0.338J**	<0.271			<0.271	<0.271		<0.271	<0.271		<0.0541		<0.0541	<0.4	<0.0541	<0.4	<0.0541	**0.123J**	<0.271	<0.271	<0.271	<0.0541		<0.4	<0.4	<0.0541	<0.0541	<0.0541							
Antimony, Dissolved	Jan-2014	ug/L																	**0.0811J**	<0.0541	**0.0963J**		**0.875J**																		
Antimony, Dissolved	May-2014	ug/L	**0.45J**	**1.12J**	<0.4	<0.4	<0.4	<0.4		<0.4	<0.4	<0.4		**0.552J**	<0.4			<0.4	<0.4	<0.4		<0.4		<0.4	<0.4	<0.4	<0.4			**0.449J**	<0.4	<0.4	<0.4	<0.4							
Antimony, Dissolved	Jun-2014	ug/L														<0.4	<0.4				<0.4		**0.458J**																		
Antimony, Dissolved	Jul-2014	ug/L																<0.119	<0.119																						
Arsenic	Oct-2007	ug/L	**2.72**	**1.26**	<1	**8.66**	<1	**1.04**	**26.7**			<1	<1	**25**	**1.78**	**2.49**	<1																									
Arsenic	Feb-2008	ug/L	**7.03**	<1	**1.49**	**3.92**	<1	**1.16**	**5.15**			<1	<1	**16.8**	<1	**2.37**	<1																									
Arsenic	Apr-2008	ug/L	**4.85**	<1	**1.47**	**2.81**	<1	<1	**14.4**			<1	<1	**7.49**	<1	**2.01**	<1																									
Arsenic	Jul-2008	ug/L	**0.0108**	<1	<1	**2.28**	<1	**1.4**	**6.48**			<1	<1	**27.3**	<1	**1.15**	<1																									
Arsenic	Oct-2008	ug/L	**3.61**	<1	**1.33**	**2.62**	<1	**1.08**	**3.38**			<1	<1	**1.59**	<1	<1	<1																									
Arsenic	Jan-2009	ug/L	**2.59**	<1	**4.64**	**5.98**	<1	<1	**22.8**			<1	**1.25**	**19.8**	<1	<1	<1																									
Arsenic	Apr-2009	ug/L	**9.3**	<1	<1	**2.85**	<1	<1	**1.9**			<1	<1	**1.13**	<1	<1	<1																									
Arsenic	Jul-2009	ug/L	**5.99**	<1	**1.46**	**2.59**	<1	<1	**1.23**			**1.44**	<1	<1	<1	<1	<1																									
Arsenic	Oct-2009	ug/L	**9.26**	<1	<1	**2.87**	<1	<1	**1.16**			<1	<1	<1	<1	**1.35**	<1																									
Arsenic	Dec-2009	ug/L														**1.5**	<1																									
Arsenic	Feb-2010	ug/L														<1	<1																									
Arsenic	Apr-2010	ug/L	**10.1**	<1	**1.46**	**3.88**	<1	<1	**1.13**			<1	**1.06**	<1	<1	<1	<1																									
Arsenic	Oct-2010	ug/L	**14.4**	<1	**2.71**	**20.4**	<1	<1	**7.35**			<1	**2.66**	**3.78**	<1	<2	<1																									
Arsenic	Feb-2011	ug/L																																							
Arsenic	Apr-2011	ug/L	**12.2**	<1	<1	**5.25**	<1	<1	<1			<1	<1	<1	<1	<6	<1																									
Arsenic	Jun-2011	ug/L																																							
Arsenic	Aug-2011	ug/L																																							
Arsenic	Oct-2011	ug/L	**12.7**	**1.5**	**1.62**	**7.92**	**1.41**	**1.58**	**2.68**			<1	**1.54**	**1.33**	**2.69**	<2	<1					<1						**3.37**														
Arsenic	Feb-2012	ug/L								<0.6	<0.6			<0.216	<0.216	<0.216	<0.432					<0.6		**1.4**	<0.6	<0.6	**2.65**														
Arsenic	Apr-2012	ug/L	**23.8**	<0.432	<0.216	**3.06**	**1.15**	**0.376J**		<0.216	<0.216	<0.432		<0.216	<0.216	<0.216	<0.432					<0.216		<0.432	<0.216	<0.216	**4.16**	**0.627J**														
Arsenic	Jun-2012	ug/L								<0.185	**1.78**											**0.494J**		<0.185	<0.185	<0.185	<0.185															
Arsenic	Aug-2012	ug/L								**0.537J**	**0.496J**								**0.717J**			<0.185	<0.185	**0.512J**	<0.185	**0.542J**	**1.58**	**1.09**														
Arsenic	Oct-2012	ug/L	**9.73**	<0.185	**6.19**	**1.94**	<0.185	**0.717J**		<0.185	<0.185	<0.185		**0.764J**	<0.185	<0.185	<0.185		<0.185			<0.185	<0.185	<0.185	<0.185	<0.185	**2.73**	**1.13**														
Arsenic	Nov-2012	ug/L																												<0.37	**0.209J**	<0.185	<0.185	<0.185							
Arsenic	Feb-2013	ug/L																					<0.185							<0.185	<0.185	<0.185	<0.185	**0.665J**							
Arsenic	May-2013	ug/L	**9.2**	<2.72	<2.72	**20**	**28.7**	**3.4J**		**3.42J**	**3.21J**	**3.46J**		<2.72	<2.72	<2.72	<2.72	<2.72	<2.72	<2.72	**4.79J**	**4.26J**	<2.72	**4.88J**	**3.9J**	**4.66J**	**2.99J**	<2.72		**2.85J**	**3.65J**	<2.72	<2.72	<2.72							
Arsenic	Jun-2013	ug/L																<2.72	<2.72				<2.72							**5.75J**	<5.44	<5.44	**5.65J**	**5.44J**							
Arsenic	Aug-2013	ug/L			<0.544													**0.547J**	**0.692J**	**2.63**	**6.24**		<0.544							<0.544	**0.671J**	<0.544	**3.97**	**1.21**							
Arsenic	Nov-2013	ug/L	**4.58**	**0.934J**	<0.544	**3.28**	**13.6**	<2.72			**5.88**	<2.72		<2.72	<2.72		<0.544		<0.544	**3.57J**	**1.74**	**0.622J**	<0.544	**2.91**	<2.72	<2.72	<2.72	**2.89**		**0.936J**	**0.528J**	<0.544	**1.32**	**1.29**							
Arsenic	Jan-2014	ug/L																	**0.714J**	**0.897J**	**2.12**		<0.33																		
Arsenic	May-2014	ug/L	**2.38J**	**0.371J**	**0.538J**	**2.78J**	**2.42J**	**1.11J**		**0.431J**	**0.723J**	<0.33		**0.427J**	**0.483J**			**0.482J**	<0.33	**1.31J**		<0.33		**0.59J**	**0.442J**	<0.33	**0.435J**			**0.496J**	**0.369J**	<0.33	**1.53J**	**1.17J**							
Arsenic	Jun-2014	ug/L														**0.413J**	<0.33				**1.01J**		<0.33																		
Arsenic	Jul-2014	ug/L																**0.593J**	<0.397																						
Arsenic	Sep-2014	ug/L																																							
Arsenic	Nov-2014	ug/L	**2.15**							<0.945	<0.945			<0.945	<0.945		<0.945		<0.945	<0.945		<0.945	<0.945	**1.02J**	**1.11J**	<0.945						**4.93**	<0.945								
Arsenic	Dec-2014	ug/L		<0.945	<0.945	**3.61**	**1.02J**	**1.34J**				<0.945				<0.945											<0.945			<0.945	<0.945	<0.945									
Arsenic	Jan-2015	ug/L																															**2.22**								
Arsenic	May-2015	ug/L					**2.25**											<0.945		<0.945										<0.945		<0.945	**1.27J**							
Arsenic	Jun-2015	ug/L	**1.45J**	<0.945	<0.945	**3.58**		<0.945		<0.945	<0.945	<0.945		<0.945	<0.945	<0.945	<0.945		<0.945			<0.945	<0.945	<0.945	<0.945	<0.945	<0.945				<0.945			<0.945							
Arsenic	Oct-2015	ug/L		<0.945								<0.945			<0.945	<0.945	<0.945		<0.945	<0.945		<0.945																			
Arsenic	Nov-2015	ug/L	**3.56**		<0.945		**4.35**	<0.945						<0.945				<0.945						<0.945	<0.945	<0.945		<0.945		**2.17**	<0.945	<0.945		<0.945							
Arsenic	Dec-2015	ug/L				**4.37**				<0.945	<0.945																<0.945						**1.85J**		<0.945	<0.945	<0.945	<0.945			
Arsenic	Mar-2016	ug/L																																	<0.672	<0.672	<0.672	<0.672	<0.672			

Notes:
"J" Indicates the constituent was detected between the method detection limit and the reporting limit and is considered estimated.

DMASWA Landfill
Permit No. 31-SDP-02-75P

Table 9
Analytical Data Summary
2024 Annual Water Quality Report

Constituent	Month-Year	units	MW-102A	P-102BR	MW-103A	MW-104A	MW-105A	P-105B	MW-108A	MW-108AR	MW-109ARR	P-108B	MW-109AR	MW-114AR	P-114BR	MW-120AR	P-120B	MW-124A	MW-124B	MW-126A	MW-130A	MW-137A	MW-138A	MW-201A	MW-202A	MW-203A	MW-204A	OW-301A	OW-306AR	MW-401A	MW-402A	MW-403A	P-403B	MW-404A	MW-501A	MW-502A	P-503B	P-504B	MW-505A	MW-604	MW-605
Arsenic	May-2016	ug/L								<0.672	2.2	<0.672		<0.672	<0.672			<0.672	<0.672			<0.672		<0.672		<0.672	<0.672			0.795J	<0.672			<0.672							
Arsenic	Jun-2016	ug/L	11.5	<0.672	<0.672	5.03	9.66	0.812J								<0.672	<0.672						<0.672		<0.672							<0.672	1.85J								
Arsenic	Oct-2016	ug/L	12.5		<0.672	12.8					3.98			<0.672	1.34J	8.15	<0.672					2.07	2.72	<0.672	<0.672	<0.672	3.43	<0.672		4.94	2.45	2.12	2.4	1.89J	1.63J		2.14	3.08			
Arsenic	Nov-2016	ug/L		<0.672			5.97	<0.672		<0.672		<0.672					<0.672	<0.672	<0.672																	<0.672			<0.672			
Arsenic	Jan-2017	ug/L																																	<0.672							
Arsenic	Apr-2017	ug/L	8.02	<0.505	<0.505	4.1	5.55	<0.505		<0.505	1.83J	<0.505		<0.505	<0.505	<0.505	<0.505	<0.505	<0.505			<0.505	<0.505	<0.505	2.78	<0.505	<0.505	0.584J		0.576J	0.638J	<0.505	1.92J	<0.505	<0.505	<0.505	<0.505	0.643J	0.725J		
Arsenic	Jul-2017	ug/L																																							
Arsenic	Oct-2017	ug/L	15	<0.505	<0.505	4.29	9.47	1.09J		<0.505	3.29	<0.505		<0.505	<0.505	<0.505	<0.505	0.762J	<0.505			<0.505	<0.505	<0.505	2.3	<0.505	<0.505	<0.505		0.767J	3.14	<0.505	4.72	<0.505	<0.505	<0.505	<0.505				
Arsenic	Apr-2018	ug/L	2.62	<0.570	<0.570	5.78	4.37	1.31J		<0.570	2.93	<0.570		<0.570	<0.570	<0.570	<0.570	0.726J	<0.570			<0.570	<0.570	<0.570	1.74J	0.92J	<0.570	<0.570		<0.570	0.572J	<0.570	1.78J	<0.570	<0.570	<0.570	<0.570				
Arsenic	Oct-2018	ug/L	7.28	0.326J	0.687J	6.68	9.89	1.35		0.81J	3.25	0.314J		0.697J	0.702J	0.407J	<0.232	0.565J	0.251J			0.809J	0.742J	2.55	1.12	4.35	0.918J	0.46J	1.32	1.05	1.37	0.415J	2.9	0.45J	0.391J	0.388J	0.335J				
Arsenic	Jan-2019	ug/L																											8.53												
Arsenic	Apr-2019	ug/L	9.77	<0.750	<0.750	4.46	11.3	1.23J		1.68J	8.44	<0.750		1.71J	1.61J	<0.750	<0.750	<0.750	<0.750			<0.750	<0.750	0.849J	<0.750	<0.750	1.83J	<0.750	2.22	<0.750	0.939J	<0.750	2	1.18J	<0.750	<0.750	<0.750			1.44J	1.58J
Arsenic	Nov-2019	ug/L	14	<0.750	<0.750	7.78	9.08	0.968J		<0.750	5.81	<0.750		<0.750	<0.750	<0.750	<0.750	<0.750	<0.750			<0.750	<0.750	1.23J	0.833J	<0.750	<0.750	<0.750	6.62	0.909J	1.49J	<0.750	2.51	<0.750	<0.750	<0.750	<0.750			<0.750	<0.750
Arsenic	Apr-2020	ug/L	16.5	<0.880	<0.880	3.51	6.6	0.943J		<0.880	4.7	<0.880		<0.880	<0.880	<0.880	<0.880	<0.880	<0.880			<0.880		<0.880	<0.880	<0.880	<0.880	1.15J	<0.880	<0.880	<0.880	<0.880	4.49	<0.880	<0.880	<0.880	<0.880		<0.880	<0.880	<0.880
Arsenic	Jul-2020	ug/L			<0.880	4.82	7.21									<0.880								<0.880	<0.880	<0.880	<0.880			<0.880									<0.880	<0.880	<0.880
Arsenic	Oct-2020	ug/L	12.6	<0.880	<0.880	<0.880	5.17	<0.880		<0.880	7.03	<0.880		<0.880	<0.880	<0.880	<0.880					<0.880		<0.880	1.8J	<0.880	<0.880	<0.880	1.22J	<0.880	1.1J	<0.880	5.2	<0.880	<0.880	<0.880	<0.880	<0.880	<0.880	<0.880	<0.880
Arsenic	Jan-2021	ug/L			<0.880	4.56	8	1.35		0.81J	3.25	0.314J		0.697J	0.702J	0.407J	<0.232	0.565J	0.251J			0.809J	0.742J	2.55	1.12	4.35	0.918J	0.46J	1.32	1.05	1.37	0.415J	2.9	0.45J	0.391J	0.388J	0.335J		<0.880	<0.880	<0.880
Arsenic	Apr-2021	ug/L	12.3	<0.750	<0.750			0.975J		<0.750	3.53	<0.750		<0.750	<0.750	<0.750	<0.750					4.99		<0.750	2.91		<0.750	<0.750	<0.750	<0.750	3.21	<0.750	2.57	<0.750	<0.750	<0.750	<0.750	<0.750		<0.750	<0.750
Arsenic	Jun-2021	ug/L																				3.93																				
Arsenic	Oct-2021	ug/L	11.8	<0.750	<0.750	9.7	3.53	1.19J			7.13	<0.750		<0.750	<0.750	<0.750	<0.750					3.2		<3.00	15	<3.00	<0.750	<0.750	3.41	<0.750	2.05	<0.750	3.08	<0.750	<0.750	<0.750	<0.750	<0.750	<0.750	<0.750	<0.750
Arsenic	Apr-2022	ug/L	6.77	<0.750	<0.750	5.19	20.3	0.965J		<0.750	6.9	<0.750		<0.750	<0.750	<0.750	<0.750					<0.750		1.65J	0.981J	<0.750	<0.750	3.29	<0.750	<0.750	0.957J	<0.750	1.9J	<0.750	<0.750	<0.750	<0.750	<0.750	<0.750	<0.750	<0.750
Arsenic	Oct-2022	ug/L	6.84		0.818J	11.1	2.68	0.879J			2.88	<0.750		<0.750	<0.750	<0.750	<0.750					2.01		1.46J	11.6	0.827J	<0.750	0.964J	1.27J	<0.750	1.14J	<0.750		<0.750	<0.750	<0.750	<0.750	<0.750	<0.750	<0.750	<0.750
Arsenic	Apr-2023	ug/L	16.6		<0.530	7.58	24.3	0.845J		<0.530	5.34	<0.530		<0.530	<0.530	<0.530	0.538J					0.596J		0.764J	2.15	0.575J	<0.530	1.25J	1.10J	<0.530	1.59J	<0.530		<0.530	<0.530	<0.530	<0.530	0.545J	<0.530	<0.530	<0.530
Arsenic	Oct-2023	mg/L	0.00695		<0.000530			0.000675J			0.00649	<0.000530		0.000796J	<0.000530	<0.000530	<0.000530					<0.000530		0.00139J	0.00237		<0.000530	0.000694J	0.00153J	0.00062J	0.00263	<0.000530		<0.000530	<0.000530	<0.000530		<0.000530	<0.000530	<0.000530	<0.000530
Arsenic, Dissolved	Apr-2009	ug/L	1.47		<1	1.59	<1		<1				<1	<1		<3																									
Arsenic, Dissolved	Jul-2009	ug/L	6.79	<1	<1	1.1	<1	<1	<1			<1	<1	<1	<1	<1	<2																								
Arsenic, Dissolved	Oct-2009	ug/L	9.66		<1	2.29	<1		<1				<1	<1		<1																									
Arsenic, Dissolved	Dec-2009	ug/L														<1	<1																									
Arsenic, Dissolved	Feb-2010	ug/L														<1	<1																									
Arsenic, Dissolved	Apr-2010	ug/L	6.71	<1	<1	<1	<1	<1	<1			<1	<1	<1	<1	<5	<2																								
Arsenic, Dissolved	Oct-2010	ug/L	9.35	<1	<1	2.7	<1	<1	<1			<1	<1	<1	<1	<3	<1																								
Arsenic, Dissolved	Feb-2011	ug/L																																								
Arsenic, Dissolved	Apr-2011	ug/L	8.56	<2	<1	2.39	1.19	<1	<1			<1	<1	<1	<1	<4	<1																								
Arsenic, Dissolved	Jun-2011	ug/L																																								
Arsenic, Dissolved	Aug-2011	ug/L																																							
Arsenic, Dissolved	Oct-2011	ug/L	8.79	0.593J	<1	2.52	0.777J	1.05	<1			<1	<1	<1	0.759J	<1	<1					<1						2.17													
Arsenic, Dissolved	Feb-2012	ug/L								<0.47	<0.47											<0.47		0.917J	<0.47	<0.47	0.478J														
Arsenic, Dissolved	Apr-2012	ug/L	11.5	<0.216	<0.216	3.46	1.2	0.698J		<0.432	<0.216	<0.216		<0.216	<0.216	<0.432	<0.216					<0.216		<0.432	<0.216	<0.432	<0.432	0.886J													
Arsenic, Dissolved	Jun-2012	ug/L								<0.185	<0.185											<0.185		<0.185	<0.185	<0.185	<0.185														
Arsenic, Dissolved	Aug-2012	ug/L								<0.185	<0.185								<0.185			<0.185	<0.185	<0.185	<0.185	<0.185	<0.185	1.09													
Arsenic, Dissolved	Oct-2012	ug/L	4.65	<0.185	<0.185	1.74	<0.185	<0.185		<0.185	<0.185	<0.185		<0.185	0.879J	<0.185	<0.185		<0.185			<0.185	<0.185	<0.185	<0.185	<0.185	<0.185	1.68													
Arsenic, Dissolved	Nov-2012	ug/L																												<0.185	<0.185	<0.185	<0.185	<0.185							
Arsenic, Dissolved	Feb-2013	ug/L																					<0.185							<0.185	<0.185	<0.185	<0.185	<0.185							
Arsenic, Dissolved	May-2013	ug/L	9.33	<2.72	<2.72	4.25J	5.72	<2.72		<2.72	4.32J	<2.72		<2.72	<2.72	2.96J	<2.72	<2.72	2.96J	<2.72	4.35J	<2.72	<2.72	<2.72	3.4J	<2.72	4.06J	4.05J		<2.72	3.35J	<2.72	3.3J	<2.72						
Arsenic, Dissolved	Jun-2013	ug/L																<2.72	<2.72				<2.72							<5.44	5.59J	<5.44	<5.44	<5.44						
Arsenic, Dissolved	Aug-2013	ug/L			0.203J													0.741J	0.971J	1.88	<2.72		<0.544							1.58	0.984J	<0.544	1.9	1.4						
Arsenic, Dissolved	Nov-2013	ug/L	7.1	<0.544	1.25	4.07	5.31	<2.72			<2.72	<2.72		<2.72	<2.72		0.651J		1.31	<0.33	1.11	<0.33	<0.544	2.77J	<2.72	<2.72	<2.72	2.5		0.368J	<0.33	<0.544	1.28	<0.544						
Arsenic, Dissolved	Jan-2014	ug/L																	<0.544	<0.544	1.3		<0.33																		
Arsenic, Dissolved	May-2014	ug/L	1.5J	<0.33	<0.33	6.28	1.22J	1.17J		<0.33	0.733J	<0.33		<0.33	0.447J			0.513J	<0.33	<0.33		<0.33		0.582J	0.453J	<0.33	<0.33			0.367J	<0.33	<0.33	1.24J	<0.33						
Arsenic, Dissolved	Jun-2014	ug/L														<0.33	<0.33				<0.33		<0.33																	
Arsenic, Dissolved	Jul-2014	ug/L																0.511J	<0.397																						
Barium	Oct-2007	ug/L	314	124	266	385	364	200	452			200	209	1140	162	151	32.4																								
Barium	Feb-2008	ug/L	386	87.2	354	409	313	195	193			186	162	669	187	132	38.5																								
Barium	Apr-2008	ug/L	366	85	144	461	353	196	232			194	193	332	167	220	54.8																								
Barium	Jul-2008	ug/L	0.434	82.2	278	443	491	204	190			177	162	1170	162	175	34.6																								
Barium	Oct-2008	ug/L	243	49.3	981	383	624	193	190			169	161	316	135	130	30.6																								
Barium	Jan-2009	ug/L	234	62.3	1040	398	491	204	309			176	186	631	159	130	35.7																								
Barium	Apr-2009	ug/L	301	57.9	399	455	287	203	205			181	136	277	171	152	36.9																								
Barium	Jul-2009	ug/L	285	55.9	719	388	563	191	156			182	162	270	150	122	42																								
Barium	Oct-2009	ug/L	269	51.8	227	366	573	191	197			164	190	231	140	99.8	30.4																								
Barium	Dec-2009	ug/L														99.8	30.8																								
Barium	Feb-2010	ug/L														133	23.5																								
Barium	Apr-2010	ug/L	283	59.4	277	470	362	187	166			168	327	225	147	163	35																								
Barium	Oct-2010	ug/L	365	50.1	1430	504	601	190	204			166	290	394	137	97.8	28.3																								
Barium	Feb-2011	ug/L																																							
Barium	Apr-2011	ug/L	380	50.4	473	518	593	204	149			185	187	282	169	130	30.5																								
Barium	Jun-2011	ug/L																																							
Barium	Aug-2011	ug/L																																							
Barium	Oct-2011	ug/L	387	100	1360	438	669	184	307			200	300	335	152	86.2	27.3					163						369													
Barium	Feb-2012	ug/L								232	181											115		900	612	462	393														
Barium	Apr-2012	ug/L	406	67.7	241	489	517	197		413	318	163		268	133	87	36.5					176		678	1100	716	471	379													
Barium	Jun-2012	ug/L								378	412											220		651	898	605	446														
Barium	Aug-2012	ug/L								406	351								152			136	267	646	2060	769	400	290														
Barium	Oct-2012	ug/L	309	92.2	1640	422	776	213		296	240	192		287	142	99.5	44		142			282	268	706	2010	680	439	506													
Barium	Nov-2012	ug/L																												472	551	128	147	199							
Barium	Feb-2013	ug/L																					158							270	450	132	127	150							
Barium	May-2013	ug/L	254	42.6	80.7	554	601	182		348	241	144		172	153	61.7	35.1	35.2	105	267	16.9	128	182	538	911	538	338	473		208	182	151	48.9	181							
Barium	Jun-2013	ug/L																42.2	108				240							196	151	120	34.9	111							
Barium	Aug-2013	ug/L			1010													53.1	108	172	14.7		145							168	155	102	36.7	118							
Barium	Nov-2013	ug/L	227	57.9	994	486	917	203			221	165		176	174		28.9		102	180	21.9	142	221	661	2000	732	389	547		180	141	118	46.9	134							
Barium	Jan-2014	ug/L																	98.1	155	12.6		151																		
Barium	May-2014	ug/L	212	48.9	468	517	458	202		297	201	163		174	157			38.4	99.7	174		112		573	1410	765	340			171	141	98.3	36.6	85.1							
Barium	Jun-2014	ug/L														67.3	28.1				10.5		163																	
Barium	Jul-2014	ug/L																38.8	109																						
Barium	Sep-2014	ug/L																																							
Barium	Nov-2014	ug/L	212							299	205			168	149		29.2		105	179		156	171	648	1470	689							33.2	58.4							
Barium	Dec-2014	ug/L		44.8	593	525	543	206				182				68.6											361			167	90.4	116										
Barium	May-2015	ug/L					449											40.2		124										175		96.2	28.5								
Barium	Jun-2015	ug/L	163	40.2	113	517		207		106	194	170		103	203	50.6	26.5		116			133	169	583	231	645	361				96.5			60.4							
Barium	Oct-2015	ug/L		49.4								160			188	56.1	28.1		106	137		149																			
Barium	Nov-2015	ug/L	233		131		400	10.7						174				52.8						630	1140	723		155		184	84.7	119		66							
Barium	Dec-2015	ug/L				622				292	240																372						35.1			78.7	110	174	106			
Barium	Mar-2016	ug/L																																	136	46.3	136	96.1	80.1			
Barium	May-2016	ug/L								110	236	168		164	179			38.7	114			104		536		655	318			176	77.1			65							
Barium	Jun-2016	ug/L	259	47.4	88.2	640	328	177								66.1	27.6						119		595								134	32.4		107	39.2	100	204	96.7		
Barium	Oct-2016	ug/L	213		113	634					216			199	180	47.7						130	120	427	590	619	322	110		181	74.3	126	24.3	65.8	90.6		83.7	171			
Barium	Nov-2016	ug/L		44.7			362	170		270		152					28.8	39.2	113																	45.3			84.7			
Barium	Jan-2017	ug/L																																	84.8						
Barium	Apr-2017	ug/L	303	39.6	103	602	273	164		251	235	176		188	205	41	28.9	47.2	112			124	117	479	1370	787	350	196		199	74.8	145	33.7	77.9	85.2	36.6	98.5	191	83		
Barium	Jul-2017	ug/L																																							
Barium	Oct-2017	ug/L	330	47.5	110	517	310	181		270	258	162		198	207	51.1	25.6	59.3	101			152	117	510	914	952	318	178		184	78.3	137	35.4	66.7	70.3	30	103				
Barium	Apr-2018	ug/L	261	46.8	97.7	396	341	191		293	299	161		162	195	41.8	30	43.6	92.8			99.4	106	474	677	1110	314	203		180	69.5	135	33.4	69.7	82.7	33.8	101				
Barium	Jul-2018	ug/L																												178											
Barium	Oct-2018	ug/L	276	45.4	83	436	264	190		264	264	144		149	189	44.2	24.2	56.9	92.6			129	105	487	519	1140	293	172	237	151	59.4	141	30.6	67.8	63.5	30	92				
Barium	Jan-2019	ug/L																											193											
Barium	Apr-2019	ug/L	299	52.5	97.3	629	257	185		277	387	160		150	186	58	24.3	41.1	115			115	93	505	685	1210	314	227	139	174	62.1	174	34.9	78.7	66.1	28.9	98.2			171	102
Barium	Jun-2019	ug/L																												157											
Barium	Nov-2019	ug/L	280	45.4	95	480	272	173		272	312	166		170	213	50.7	24.5	47.7	106			131	95.1	459	461	1160	318	196	205	129	62.1	162	30.8	59.6	51	24.9	97.9			215	155
Barium	Apr-2020	ug/L	276	50.5	83.8	490	250	202		302	316	169		142	195	38.9	27.3	37.3	103			105		365	590	1020	346	221	132	169	69.6	162	34.5	67.9	70.7	27.9	95.4		83.4	179	108
Barium	Jul-2020	ug/L			79.5	467	247									38.8								424	474	960	311			214									82.3	184	124
Barium	Oct-2020	ug/L	264	46.7	141	213	340	179		287	342	171		164	206	59.4	26.7					143		463	860	996	352	206	173	214	67.5	150	32.5	62.7	49.7	26.7	101	219	93.5	203	125
Barium	Jan-2021	ug/L			196	469	281									46.1								480	749	975	348												102	198	130
Barium	Apr-2021	ug/L	331	50.3	91.6			178		281	288	176		125	193	44.1	28.3					453		375	812		350	199	125	279	95.8	156	34.4	74.3	67.1	25.9	98.9	297	127	167	124
Barium	Jun-2021	ug/L																				410																			
Barium	Oct-2021	ug/L	353	49.3	496	533	305	188			408	158		149	195	69	25.3					338		441	1400	820	329	222	227	245	65.3	184	29.9	64.9	69.8	26.5	93.1	260	118	249	191
Barium	Apr-2022	ug/L	344	43.5	184	475	324	207		205	314	172		131	206	36.8	26.8					168		490	506	606	299	357	131	268	65.9	173	29.7	66.5	75.4	26.2	102	306	113	200	189
Barium	Oct-2022	ug/L	430		452	589	376	192			395	174		165	231	61.3	26.8					162		470	1690	695	337	241	176	258	64.9	186		59.0	80.0	26.1	112	287	100	232	226
Barium	Apr-2023	ug/L	377		151	522	318	183		138	374	167		120	211	35.2	26.9					157		351	667	1290	315	234	122	256	61.4	167		59.3	80.6	25.8	106	299	92.5	191	208
Barium	Oct-2023	mg/L	0.387		0.581			0.158			0.392	0.161		0.153	0.225	0.0463	0.0255					0.228		0.431	0.559		0.313	0.222	0.149	0.251	0.0657	0.187		0.0571	0.0758	0.0259		0.282	0.0951	0.220	0.232

Notes:
"J" Indicates the constituent was detected between the method detection limit and the reporting limit and is considered estimated.

DMASWA Landfill
Permit No. 31-SDP-02-75P

Table 9
Analytical Data Summary
2024 Annual Water Quality Report

Constituent	Month-Year	units	MW-102A	P-102BR	MW-103A	MW-104A	MW-105A	P-105B	MW-108A	MW-108AR	MW-109ARR	P-108B	MW-109AR	MW-114AR	P-114BR	MW-120AR	P-120B	MW-124A	MW-124B	MW-126A	MW-130A	MW-137A	MW-138A	MW-201A	MW-202A	MW-203A	MW-204A	OW-301A	OW-306AR	MW-401A	MW-402A	MW-403A	P-403B	MW-404A	MW-501A	MW-502A	P-503B	P-504B	MW-505A	MW-604	MW-605
Barium, Dissolved	Apr-2009	ug/L	257		181	334	254		123				123	129		130																									
Barium, Dissolved	Jul-2009	ug/L	254	52.4	660	418	528	186	152			165	161	159	148	105	40																									
Barium, Dissolved	Oct-2009	ug/L	296		170	361	512		140				192	175		94.2																									
Barium, Dissolved	Dec-2009	ug/L														121	28.4																									
Barium, Dissolved	Feb-2010	ug/L														103	21.5																									
Barium, Dissolved	Apr-2010	ug/L	314	49.1	196	339	373	192	112			174	153	163	148	139	36.5																									
Barium, Dissolved	Oct-2010	ug/L	320	44.5	1330	384	521	173	148			159	157	164	131	<10	27.5																									
Barium, Dissolved	Feb-2011	ug/L																																								
Barium, Dissolved	Apr-2011	ug/L	344	52.4	363	426	501	187	101			171	137	154	155	108	26.5																									
Barium, Dissolved	Jun-2011	ug/L																																								
Barium, Dissolved	Aug-2011	ug/L																																								
Barium, Dissolved	Oct-2011	ug/L	386	57	1200	387	612	190	155			173	157	167	122	94.2	31.2					134						391														
Barium, Dissolved	Feb-2012	ug/L								276	238											96.1		779	627	454	373															
Barium, Dissolved	Apr-2012	ug/L	352	62.4	177	486	475	194		290	237	81.2		135	125	67.6	38.1					99.1		593	1020	508	379	360														
Barium, Dissolved	Jun-2012	ug/L								285	287											142		626	896	573	392															
Barium, Dissolved	Aug-2012	ug/L								303	239								83.7			115	164	646	2180	647	359	279														
Barium, Dissolved	Oct-2012	ug/L	270	59.8	1150	357	653	249		292	214	183		172	140	83.8	29.6		108			156	158	659	1910	588	363	509														
Barium, Dissolved	Nov-2012	ug/L																												217	568	110	155	171								
Barium, Dissolved	Feb-2013	ug/L																					213							178	405	113	122	90								
Barium, Dissolved	May-2013	ug/L	238	45.6	79	489	374	170		294	212	156		141	162	55.2	28.5	25.3	78.8	153	17.5	118	153	585	1700	575	351	445		161	181	174	34.7	71.9							
Barium, Dissolved	Jun-2013	ug/L																34.4	92.9				188							134	166	83.5	27.6	61.1							
Barium, Dissolved	Aug-2013	ug/L			1020													38.6	115	143	12.9		142							172	158	104	32.1	61.9							
Barium, Dissolved	Nov-2013	ug/L	224	44.3	915	446	641	184			203	156		168	165		28.3		106	153	29.9	136	154	688	2010	723	358	368		165	141	120	37.7	66.5							
Barium, Dissolved	Jan-2014	ug/L																	81.4	154	15		146																		
Barium, Dissolved	May-2014	ug/L	207	47.6	490	562	452	195		304	205	157		161	161			38.9	99.8	159		108		569	1540	737	340			166	106	95.9	31.7	58.2							
Barium, Dissolved	Jun-2014	ug/L														67.7	28.4				10.9		160																	
Barium, Dissolved	Jul-2014	ug/L																37	112																					
Benzene	Oct-2007	ug/L	<0.5	<0.5	<0.5	<0.5	<0.5	<0.5	<0.5			<0.5	<0.5	<0.5	<0.5	<0.5	<0.5																									
Benzene	Feb-2008	ug/L	<0.5	<0.5	<0.5	<0.5	<0.5	<0.5	<0.5			<0.5	<0.5	<0.5	<0.5	<0.5	<0.5																									
Benzene	Apr-2008	ug/L	<0.5	<0.5	<0.5	<0.5	<0.5	<0.5	<0.5			<0.5	<0.5	<0.5	<0.5	<0.5	<0.5																									
Benzene	Jul-2008	ug/L	<0.5	<0.5	<0.5	<0.5	<0.5	<0.5	<0.5			<0.5	<0.5	<0.5	<0.5	<0.5	<0.5																									
Benzene	Oct-2008	ug/L	<0.5	<0.5	<0.5	<0.5	<0.5	<0.5	<0.5			<0.5	<0.5	<0.5	<0.5	<0.5	<0.5																									
Benzene	Jan-2009	ug/L	<0.5	<0.5	<0.5	<0.5	<0.5	<0.5	<0.5			<0.5	<0.5	<0.5	<0.5	<0.5	<0.5																									
Benzene	Apr-2009	ug/L	<0.5	<0.5	<0.5	<0.5	<0.5	<0.5	<0.5			<0.5	<0.5	<0.5	<0.5	<0.5	<0.5																									
Benzene	Jul-2009	ug/L	<0.5	<0.5	<0.5	<0.5	<0.5	<0.5	<0.5			<0.5	<0.5	<0.5	<0.5	<0.5	<0.5																									
Benzene	Oct-2009	ug/L	<0.5	<0.5	<0.5	<0.5	<0.5	<0.5	<0.5			<0.5	<0.5	<0.5	<0.5	<0.5	<0.5																									
Benzene	Dec-2009	ug/L														<0.5	<0.5																									
Benzene	Feb-2010	ug/L														<0.5	<0.5																									
Benzene	Apr-2010	ug/L	<0.5	<0.5	<0.5	<0.5	<0.5	<0.5	<0.5			<0.5	<0.5	<0.5	<0.5	<0.5	<0.5																									
Benzene	Oct-2010	ug/L	<0.5	<0.5	<0.5	<0.5	<0.5	<0.5	<0.5			<0.5	<0.5	<0.5	<0.5	<0.5	<0.5																									
Benzene	Feb-2011	ug/L																																							
Benzene	Apr-2011	ug/L	<0.5	<0.5	<0.5	<0.5	<0.5	<0.5	<0.5			<0.5	<0.5	<0.5	<0.5	<0.5	<0.5																									
Benzene	Jun-2011	ug/L																																							
Benzene	Aug-2011	ug/L																																							
Benzene	Oct-2011	ug/L	<0.5	<0.5	<0.5	<0.5	<0.5	<0.5	<0.5			<0.5	<0.5	<0.5	<0.5	<0.5	<0.5					<0.5						0.46J														
Benzene	Feb-2012	ug/L								<0.11	<0.11											<0.11		0.13J	<0.11	0.69	<0.11															
Benzene	Apr-2012	ug/L	<0.11	<0.11	<0.11	<0.11	<0.11	<0.11		<0.11	<0.11	<0.11		<0.11	<0.11	<0.11	0.19J					<0.11		<0.11	<0.11	0.56	<0.11	1.36														
Benzene	Jun-2012	ug/L								<0.11	<0.11											<0.11		0.12J	<0.11	0.29J	<0.11															
Benzene	Aug-2012	ug/L								<0.11	<0.11								<0.11			<0.11	<0.11	0.11J	<0.11	0.12J	<0.11	0.69														
Benzene	Oct-2012	ug/L	<0.11	<0.11	<0.11	<0.11	<0.11	<0.11		<0.11	<0.11	<0.11		<0.11	<0.11	<0.11	<0.11		<0.11			<0.11	<0.11	<0.11	<0.11	0.18J	<0.11	0.78														
Benzene	Nov-2012	ug/L																												0.13J	<0.11	<0.11	<0.11	<0.11							
Benzene	Feb-2013	ug/L																					<0.11							<0.11	<0.11	<0.11	<0.11	<0.11							
Benzene	May-2013	ug/L	<0.11	<0.11	<0.11	<0.11	<0.11	<0.11		<0.11	<0.11	<0.11		<0.11	<0.11	<0.11	<0.11	<0.11	<0.11	<0.11	<0.11	<0.11	<0.11	0.259J	<0.11	0.601	<0.11	1.97		<0.11	<0.11	<0.11	<0.11	<0.11						
Benzene	Jun-2013	ug/L																<0.11	<0.11				<0.11							<0.11	<0.11	<0.11	<0.11	<0.11						
Benzene	Aug-2013	ug/L			<0.11													<0.11	<0.11	<0.11	<0.11		<0.11							<0.11	<0.11	<0.11	<0.11	<0.11						
Benzene	Nov-2013	ug/L	<0.11	<0.11	<0.11	<0.11	<0.11	0.118J			0.288J	0.245J		0.279J	0.327J		0.411J		<0.11	0.515	<0.11	1.09	<0.11	<0.11	0.215J	0.651	0.281J	3.49		0.989	0.9	<0.11	<0.11	<0.11						
Benzene	Jan-2014	ug/L																	<0.11	<0.11	<0.11		<0.11																		
Benzene	May-2014	ug/L	<0.11	<0.11	<0.11	<0.11	<0.11	<0.11		<0.11	<0.11	<0.11		<0.11	<0.11			<0.11	<0.11	<0.11		<0.11		0.178J	<0.11	0.349J	<0.11			<0.11	<0.11	<0.11	<0.11	<0.11						
Benzene	Jun-2014	ug/L														<0.11	<0.11				<0.11		<0.11																	
Benzene	Jul-2014	ug/L																<0.11	<0.11																					
Benzene	Sep-2014	ug/L																																							
Benzene	Nov-2014	ug/L	<0.11							<0.11	<0.11			<0.11	<0.11		<0.11		<0.11	<0.11		<0.11	<0.11	0.117J	<0.11	0.391J						<0.11	<0.11							
Benzene	Dec-2014	ug/L		<0.11	<0.11	<0.11	<0.11	<0.11				<0.11				<0.11											<0.11			<0.11	<0.11	<0.11								
Benzene	May-2015	ug/L					<0.11											<0.11		<0.11										<0.11		<0.11	<0.11							
Benzene	Jun-2015	ug/L	<0.11	<0.11	<0.11	<0.11		<0.11		<0.11	<0.11	<0.11		<0.11	<0.11	<0.11	<0.11		<0.11			<0.11	<0.11	0.134J	<0.11	0.415J	<0.11				<0.11									
Benzene	Oct-2015	ug/L		<0.11							<0.11				<0.11	<0.11	<0.11		<0.11	<0.11		<0.11																	
Benzene	Nov-2015	ug/L	<0.11		<0.11		<0.11	<0.11						<0.11				<0.11						0.214J	<0.11	0.357J		0.123J		<0.11	<0.11	<0.11		<0.11						
Benzene	Dec-2015	ug/L				<0.11				<0.11	<0.11																<0.11						<0.11	<0.11	<0.11	<0.11	<0.11			
Benzene	Mar-2016	ug/L																																<0.11	<0.11	<0.11	<0.11	<0.11			
Benzene	May-2016	ug/L			<0.11	<0.11	<0.11	<0.11		<0.11	<0.11	<0.11		<0.11	<0.11			0.334J	<0.11			<0.11	<0.11	<0.11	<0.11	0.326J	<0.11			<0.11	<0.11		<0.11	<0.11						
Benzene	Jun-2016	ug/L	<0.11	<0.11												<0.11	<0.11																							
Benzene	Oct-2016	ug/L	<0.11		<0.11	<0.11					<0.11			<0.11	<0.11	<0.11						<0.11	<0.11	0.168J	<0.11	0.314J	<0.11	<0.11		<0.11	<0.11	<0.11	<0.11	<0.11	<0.11		<0.11	<0.11		
Benzene	Nov-2016	ug/L		<0.11			<0.11	<0.11		<0.11		<0.11				<0.11	<0.11	<0.11	<0.11																<0.11			<0.11		
Benzene	Jan-2017	ug/L																																<0.11						
Benzene	Apr-2017	ug/L	<0.11	<0.11	<0.11	<0.11	<0.11	<0.11		<0.11	<0.11	<0.11		<0.11	<0.11	<0.11	<0.11	<0.11	<0.11			<0.11	<0.11	<0.11	<0.11	0.296J	<0.11	0.122J		<0.11	<0.11	<0.11	<0.11	<0.11	<0.11	<0.11	<0.11	<0.11			
Benzene	Jul-2017	ug/L																																						
Benzene	Oct-2017	ug/L	<0.110	<0.110	<0.110	<0.110	<0.110	<0.110		<0.110	<0.110	<0.110		<0.110	<0.110	<0.110	<0.110	<0.110	<0.110			<0.110	<0.110	<0.110	<0.110	0.307J	<0.110	<0.110		<0.110	<0.110	<0.110	<0.110	<0.110	<0.110	<0.110	<0.110			
Benzene	Apr-2018	ug/L	<0.110	<0.110	<0.110	<0.110	<0.110	<0.110		<0.110	<0.110	<0.110		<0.110	<0.110	<0.110	<0.110	<0.110	<0.110			<0.110	<0.110	0.148J	<0.110	0.362J	<0.110	0.232J		<0.110	<0.110	<0.110	<0.110	<0.110	<0.110	<0.110	<0.110			
Benzene	Oct-2018	ug/L	<0.220	<0.220	<0.220	<0.220	<0.220	<0.220		<0.220	<0.220	<0.220		<0.220	<0.220	<0.220	<0.220	<0.220	<0.220			<0.220	<0.220	<0.220	<0.220	0.363J	<0.220	<0.220	<0.220	<0.220	<0.220	<0.220	<0.220	<0.220	<0.220	<0.220	<0.220			
Benzene	Jan-2019	ug/L																											<0.220											
Benzene	Apr-2019	ug/L	<0.220	<0.220	<0.220	<0.220	<0.220	<0.220		<0.220	<0.220	<0.220		<0.220	<0.220	<0.220	<0.220	<0.220	<0.220			<0.220	<0.220	<0.220	<0.220	0.405J	<0.220	<0.220	<0.220	<0.220	<0.220	<0.220	<0.220	<0.220	<0.220	<0.220		<0.220	<0.220	
Benzene	Nov-2019	ug/L	<0.220	<0.220	<0.220	<0.220	<0.220	<0.220		<0.220	<0.220	<0.220		<0.220	<0.220	<0.220	<0.220	<0.220	<0.220			<0.220	<0.220	<0.220	<0.220	0.442J	<0.220	<0.220	<0.220	<0.220	<0.220	<0.220	<0.220	<0.220	<0.220	<0.220		<0.220	<0.220	
Benzene	Apr-2020	ug/L	<0.220	<0.220	<0.220	<0.220	<0.220	<0.220		<0.220	<0.220	<0.220		<0.220	<0.220	<0.220	<0.220	<0.220	<0.220			<0.220		<0.220	<0.220	0.363J	<0.220	<0.220	<0.220	<0.220	<0.220	<0.220	<0.220	<0.220	<0.220	<0.220		<0.220	<0.220	
Benzene	Jul-2020	ug/L			<0.220	<0.220	<0.220									<0.220								<0.220	<0.220	0.311J	<0.220			<0.220								<0.220	<0.220	
Benzene	Oct-2020	ug/L	<0.220	<0.220	<0.220	<0.220	<0.220	<0.220		<0.220	<0.220	<0.220		<0.220	<0.220	<0.220	<0.220					<0.220		<0.220	<0.220	<0.220	<0.220	<0.220	<0.220	<0.220	<0.220	<0.220	<0.220	<0.220	<0.220	<0.220	<0.220	<0.220	<0.220	
Benzene	Jan-2021	ug/L			<0.220	<0.220	<0.220									<0.220								<0.220	<0.220	<0.220	<0.220											<0.220	<0.220	
Benzene	Apr-2021	ug/L	<0.220	<0.220	<0.220			<0.220		<0.220	<0.220	<0.220		<0.220	<0.220	<0.220	<0.220					<0.220		<0.220	<0.220	<0.220	<0.220	<0.220	<0.220	<0.220	<0.220	<0.220	<0.220	<0.220	<0.220	<0.220	<0.220	<0.220	<0.220	
Benzene	Jun-2021	ug/L																				<0.220																		
Benzene	Oct-2021	ug/L	<0.220	<0.220	<0.220	<0.220	<0.220	<0.220			<0.220	<0.220		<0.220	<0.220	<0.220	<0.220					<0.220		<0.220	<0.220	<0.220	<0.220	<0.220	<0.220	<0.220	<0.220	<0.220	<0.220	<0.220	<0.220	<0.220	<0.220	<0.220	<0.220	
Benzene	Apr-2022	ug/L	<0.220	<0.220	<0.220	<0.220	<0.220	<0.220		<0.220		<0.220		<0.220	<0.220	<0.220	<0.220					<0.220		<0.220	<0.220	<0.220	<0.220	<0.220	<0.220	<0.220	<0.220	<0.220	<0.220	<0.220	<0.220	<0.220	<0.220	<0.220	<0.220	
Benzene	Oct-2022	ug/L	<0.220		<0.220	<0.220	<0.220	<0.220			<0.220	<0.220		<0.220	<0.220	<0.220	<0.220					<0.220		<0.220	<0.220	<0.220	<0.220	<0.220	<0.220		<0.220	<0.220	<0.220	<0.220	<0.220	<0.220	<0.220	<0.220	<0.220	
Benzene	Apr-2023	ug/L	<0.220		<0.220	<0.220	<0.220	<0.220		<0.220	<0.220	<0.220		<0.220	<0.220	<0.220	<0.220					<0.220		<0.220	<0.220	0.360J	<0.220	0.243J	<0.220	<0.220	<0.220	<0.220	<0.220	<0.220	<0.220	<0.220	<0.220	<0.220	<0.220	
Benzene	Oct-2023	ug/L	<0.220		<0.220			<0.220			<0.220	<0.220		<0.220	<0.220	<0.220	<0.220					<0.220		<0.220	<0.220		<0.220	<0.220	<0.220	<0.220	<0.220	<0.220	<0.220		<0.220	<0.220	<0.220		<0.220	<0.220	<0.220	<0.220
Benzo[a]anthracene	Apr-2009	ug/L				<10																																			
Benzo[a]anthracene	Jul-2009	ug/L										<10																													
Benzo[a]anthracene	Apr-2010	ug/L				<10						<10																													
Benzo[a]anthracene	Jun-2012	ug/L																						<0.24		<0.24															
Benzo[a]anthracene	Aug-2012	ug/L																										<0.24													
Benzo[a]anthracene	May-2013	ug/L	<0.245	<0.242			<0.273	<0.253		<0.245	<0.245			<0.245	<0.25									<0.258	<0.255	<0.255	<0.258														
Benzo[a]anthracene	Aug-2013	ug/L			<0.255																																			
Benzo[a]anthracene	Nov-2013	ug/L																										<0.245													
Benzo[a]anthracene	May-2014	ug/L	<0.282		<0.258	<0.264	<0.261	<0.261		<0.258	<0.255			<0.261	<0.261										<0.247		<0.258														
Benzo[a]anthracene	Dec-2014	ug/L		<0.264								<0.24																												
Benzo[a]anthracene	May-2015	ug/L																																<0.24						
Benzo[a]anthracene	Oct-2015	ug/L		<0.264								<0.261			<0.242																									
Benzo[a]anthracene	Nov-2015	ug/L	<0.267		<0.261		<0.276	<0.253						<0.273										<0.27	<0.264	<0.267		<0.264													
Benzo[a]anthracene	Dec-2015	ug/L				<0.264				<0.27	<0.279																<0.276													
Benzo[a]anthracene	Oct-2016	ug/L																					<0.245																	
Benzo[a]anthracene	Nov-2016	ug/L															<0.24	<0.24	<0.24																					
Benzo[a]anthracene	Oct-2018	ug/L																											<0.343											
Benzo[a]anthracene	Jan-2019	ug/L																											<0.351											
Benzo[a]anthracene	Jul-2020	ug/L																												<11.6										
Benzo[a]anthracene	Oct-2020	ug/L	<1.15			<1.16	<1.16	<1.20		<1.16	<1.16	<1.16		<1.16	<1.16									<1.16	<1.16	<1.16	<1.16	<1.16												
Benzo[a]anthracene	Jun-2021	ug/L																				<1.22																		
Benzo[a]anthracene	Apr-2022	ug/L			<1.01																							<0.924											
Benzo[a]anthracene	Oct-2022	ug/L																				<0.833						<0.867		<0.833									
Benzo[a]pyrene	Apr-2009	ug/L				<10																																			
Benzo[a]pyrene	Jul-2009	ug/L										<10																													
Benzo[a]pyrene	Apr-2010	ug/L				<10						<10																													

Notes:
"J" Indicates the constituent was detected between the method detection limit and the reporting limit and is considered estimated.

Table 9
Analytical Data Summary
2024 Annual Water Quality Report

Constituent	Month-Year	units	MW-102A	P-102BR	MW-103A	MW-104A	MW-105A	P-105B	MW-108A	MW-108AR	MW-109ARR	P-108B	MW-109AR	MW-114AR	P-114BR	MW-120AR	P-120B	MW-124A	MW-124B	MW-126A	MW-130A	MW-137A	MW-138A	MW-201A	MW-202A	MW-203A	MW-204A	OW-301A	OW-306AR	MW-401A	MW-402A	MW-403A	P-403B	MW-404A	MW-501A	MW-502A	P-503B	P-504B	MW-505A	MW-604	MW-605
Benzo[a]pyrene	Jun-2012	ug/L																						<0.25		<0.25															
Benzo[a]pyrene	Aug-2012	ug/L																										<0.25													
Benzo[a]pyrene	May-2013	ug/L	<0.255	<0.253			<0.284	<0.263		<0.255	<0.255			<0.255	<0.26									<0.269	<0.266	<0.266	<0.269														
Benzo[a]pyrene	Aug-2013	ug/L			<0.266																																				
Benzo[a]pyrene	Nov-2013	ug/L																										<0.255													
Benzo[a]pyrene	May-2014	ug/L	<0.294		<0.269	<0.275	<0.272	<0.272		<0.269	<0.266			<0.272	<0.272										<0.258		<0.269														
Benzo[a]pyrene	Dec-2014	ug/L		<0.275								<0.25																													
Benzo[a]pyrene	May-2015	ug/L																															<0.25								
Benzo[a]pyrene	Oct-2015	ug/L		<0.275								<0.272			<0.253																										
Benzo[a]pyrene	Nov-2015	ug/L	<0.278		<0.272		<0.287	<0.263						<0.284										<0.281	<0.275	<0.278		<0.275													
Benzo[a]pyrene	Dec-2015	ug/L				<0.275				<0.281	<0.291																<0.287														
Benzo[a]pyrene	Oct-2016	ug/L																					<0.255																		
Benzo[a]pyrene	Nov-2016	ug/L															<0.25	<0.25	<0.25																						
Benzo[a]pyrene	Oct-2018	ug/L																											<1.28												
Benzo[a]pyrene	Jan-2019	ug/L																											<1.31												
Benzo[a]pyrene	Jul-2020	ug/L																												<15.8											
Benzo[a]pyrene	Oct-2020	ug/L	<1.56			<1.58	<1.58	<1.63		<1.58	<1.58	<1.58		<1.58	<1.58									<1.58	<1.58	<1.58	<1.58	<1.58													
Benzo[a]pyrene	Jun-2021	ug/L																				<1.67																			
Benzo[a]pyrene	Apr-2022	ug/L			<9.64																													<8.80						
Benzo[a]pyrene	Oct-2022	ug/L																				<7.94							<7.94					<8.27						
Benzo[b]fluoranthene	Apr-2009	ug/L				<10																																			
Benzo[b]fluoranthene	Jul-2009	ug/L										<10																													
Benzo[b]fluoranthene	Apr-2010	ug/L				<10						<10																													
Benzo[b]fluoranthene	Jun-2012	ug/L																						<0.31		<0.31															
Benzo[b]fluoranthene	Aug-2012	ug/L																										<0.31													
Benzo[b]fluoranthene	May-2013	ug/L	<0.316	<0.313			<0.352	<0.326		<0.316	<0.316			<0.316	<0.323									<0.333	<0.33	<0.33	<0.333														
Benzo[b]fluoranthene	Aug-2013	ug/L			<0.33																																				
Benzo[b]fluoranthene	Nov-2013	ug/L																										<0.316													
Benzo[b]fluoranthene	May-2014	ug/L	<0.365		<0.333	<0.341	<0.337	<0.337		<0.333	<0.33			<0.337	<0.337										<0.32		<0.333														
Benzo[b]fluoranthene	Dec-2014	ug/L		<0.341								<0.31																													
Benzo[b]fluoranthene	May-2015	ug/L																															<0.31								
Benzo[b]fluoranthene	Oct-2015	ug/L		<0.341								<0.337			<0.313																										
Benzo[b]fluoranthene	Nov-2015	ug/L	<0.344		<0.337		<0.356	<0.326						<0.352										<0.348	<0.341	<0.344		<0.341													
Benzo[b]fluoranthene	Dec-2015	ug/L				<0.341				<0.348	<0.36																<0.356														
Benzo[b]fluoranthene	Oct-2016	ug/L																					<0.316																		
Benzo[b]fluoranthene	Nov-2016	ug/L															<0.31	<0.31	<0.31																						
Benzo[b]fluoranthene	Oct-2018	ug/L																											<1.01												
Benzo[b]fluoranthene	Jan-2019	ug/L																											<1.03												
Benzo[b]fluoranthene	Jul-2020	ug/L																												<12.6											
Benzo[b]fluoranthene	Oct-2020	ug/L	<1.25			<1.26	<1.26	<1.30		<1.26	<1.26	<1.26		<1.26	<1.26									<1.26	<1.26	<1.26	<1.26	<1.26													
Benzo[b]fluoranthene	Jun-2021	ug/L																				<1.33																			
Benzo[b]fluoranthene	Apr-2022	ug/L			<5.83																													<5.33						
Benzo[b]fluoranthene	Oct-2022	ug/L																				<4.80							<4.80					<5.00						
Benzo[g,h,i]perylene	Apr-2009	ug/L				<10																																			
Benzo[g,h,i]perylene	Jul-2009	ug/L										<10																													
Benzo[g,h,i]perylene	Apr-2010	ug/L				<10						<10																													
Benzo[g,h,i]perylene	Jun-2012	ug/L																						<0.23		<0.23															
Benzo[g,h,i]perylene	Aug-2012	ug/L																										<0.23													
Benzo[g,h,i]perylene	May-2013	ug/L	<0.235	<0.232			<0.261	<0.242		<0.235	<0.235			<0.235	<0.24									<0.247	<0.245	<0.245	<0.247														
Benzo[g,h,i]perylene	Aug-2013	ug/L			<0.245																																				
Benzo[g,h,i]perylene	Nov-2013	ug/L																										<0.235													
Benzo[g,h,i]perylene	May-2014	ug/L	<0.271		<0.247	<0.253	<0.25	<0.25		<0.247	<0.245			<0.25	<0.25										<0.237		<0.247														
Benzo[g,h,i]perylene	Dec-2014	ug/L		<0.253								<0.23																													
Benzo[g,h,i]perylene	May-2015	ug/L																															<0.23								
Benzo[g,h,i]perylene	Oct-2015	ug/L		<0.253								<0.25			<0.232																										
Benzo[g,h,i]perylene	Nov-2015	ug/L	<0.256		<0.25		<0.264	<0.242						<0.261										<0.258	<0.253	<0.256		<0.253													
Benzo[g,h,i]perylene	Dec-2015	ug/L				<0.253				<0.258	<0.267																<0.264														
Benzo[g,h,i]perylene	Oct-2016	ug/L																					<0.235																		
Benzo[g,h,i]perylene	Nov-2016	ug/L															<0.23	<0.23	<0.23																						
Benzo[g,h,i]perylene	Oct-2018	ug/L																											<1.33												
Benzo[g,h,i]perylene	Jan-2019	ug/L																											<1.36												
Benzo[g,h,i]perylene	Jul-2020	ug/L																												<16.8											
Benzo[g,h,i]perylene	Oct-2020	ug/L	<1.67			<1.68	<1.68	<1.74		<1.68	<1.68	<1.68		<1.68	<1.68									<1.68	<1.68	<1.68	<1.68	<1.68													
Benzo[g,h,i]perylene	Jun-2021	ug/L																				<1.78																			
Benzo[g,h,i]perylene	Apr-2022	ug/L			<7.50																													<6.85						
Benzo[g,h,i]perylene	Oct-2022	ug/L																				<6.18							<6.18					<6.43						
Benzo[k]fluoranthene	Apr-2009	ug/L				<10																																			
Benzo[k]fluoranthene	Jul-2009	ug/L										<10																													
Benzo[k]fluoranthene	Apr-2010	ug/L				<10						<10																													
Benzo[k]fluoranthene	Jun-2012	ug/L																						<0.2		<0.2															
Benzo[k]fluoranthene	Aug-2012	ug/L																										<0.2													
Benzo[k]fluoranthene	May-2013	ug/L	<0.204	<0.202			<0.227	<0.211		<0.204	<0.204			<0.204	<0.208									<0.215	<0.213	<0.213	<0.215														
Benzo[k]fluoranthene	Aug-2013	ug/L			<0.213																																				
Benzo[k]fluoranthene	Nov-2013	ug/L																										<0.204													
Benzo[k]fluoranthene	May-2014	ug/L	<0.235		<0.215	<0.22	<0.217	<0.217		<0.215	<0.213			<0.217	<0.217										<0.206		<0.215														
Benzo[k]fluoranthene	Dec-2014	ug/L		<0.22								<0.2																													
Benzo[k]fluoranthene	May-2015	ug/L																															<0.2								
Benzo[k]fluoranthene	Oct-2015	ug/L		<0.22								<0.217			<0.202																										
Benzo[k]fluoranthene	Nov-2015	ug/L	<0.222		<0.217		<0.23	<0.211						<0.227										<0.225	<0.22	<0.222		<0.22													
Benzo[k]fluoranthene	Dec-2015	ug/L				<0.22				<0.225	<0.233																<0.23														
Benzo[k]fluoranthene	Oct-2016	ug/L																					<0.204																		
Benzo[k]fluoranthene	Nov-2016	ug/L															<0.2	<0.2	<0.2																						
Benzo[k]fluoranthene	Oct-2018	ug/L																											<0.576												
Benzo[k]fluoranthene	Jan-2019	ug/L																											<0.588												
Benzo[k]fluoranthene	Jul-2020	ug/L																												<12.6											
Benzo[k]fluoranthene	Oct-2020	ug/L	<1.25			<1.26	<1.26	<1.30		<1.26	<1.26	<1.26		<1.26	<1.26									<1.26	<1.26	<1.26	<1.26	<1.26													
Benzo[k]fluoranthene	Jun-2021	ug/L																				<1.33																			
Benzo[k]fluoranthene	Apr-2022	ug/L			<2.62																													<2.39						
Benzo[k]fluoranthene	Oct-2022	ug/L																				<2.16							<2.16					<2.24						
Benzyl alcohol	Apr-2009	ug/L				<10																																			
Benzyl alcohol	Jul-2009	ug/L										<10																													
Benzyl alcohol	Apr-2010	ug/L				<10						<10																													
Benzyl alcohol	Jun-2012	ug/L																						<0.18		**0.186J**															
Benzyl alcohol	Aug-2012	ug/L																								<0.18		<0.18													
Benzyl alcohol	Oct-2012	ug/L																								**0.26J**															
Benzyl alcohol	Feb-2013	ug/L																								<0.18															
Benzyl alcohol	May-2013	ug/L	<0.184	<0.182			<0.205	<0.189		<0.184	<0.184			<0.184	<0.188									<0.194	<0.191	<0.191	<0.194														
Benzyl alcohol	Aug-2013	ug/L			<0.191																																				
Benzyl alcohol	Nov-2013	ug/L																										<0.184													
Benzyl alcohol	May-2014	ug/L	<0.212		<0.194	<0.198	<0.196	<0.196		<0.194	<0.191			<0.196	<0.196										<0.186		<0.194														
Benzyl alcohol	Nov-2014	ug/L																								<0.2															
Benzyl alcohol	Dec-2014	ug/L		<0.198								<0.18																													
Benzyl alcohol	May-2015	ug/L																															<0.18								
Benzyl alcohol	Jun-2015	ug/L																								<0.2															
Benzyl alcohol	Oct-2015	ug/L		<0.198								<0.196			<0.182																										
Benzyl alcohol	Nov-2015	ug/L	<0.2		<0.196		<0.207	<0.189						<0.205										<0.202	<0.198	<0.2		<0.198													
Benzyl alcohol	Dec-2015	ug/L				<0.198				<0.202	<0.209																<0.207														
Benzyl alcohol	Oct-2016	ug/L																					<0.184			<0.182															
Benzyl alcohol	Nov-2016	ug/L															<0.18	<0.18	<0.18																						
Benzyl alcohol	Oct-2018	ug/L																											<0.606												
Benzyl alcohol	Jan-2019	ug/L																											<0.619												
Benzyl alcohol	Jul-2020	ug/L																												<11.6											
Benzyl alcohol	Oct-2020	ug/L	<1.15			<1.16	<1.16	<1.20		<1.16	<1.16	<1.16		<1.16	<1.16									<1.16	<1.16	<1.16	<1.16	<1.16													
Benzyl alcohol	Jun-2021	ug/L																				<1.22																			
Benzyl alcohol	Apr-2022	ug/L			<1.55																													<1.41						
Benzyl alcohol	Oct-2022	ug/L																				<1.27							<1.27					<1.33						
Beryllium	Oct-2007	ug/L	<1	<1	<1	<1	<1	<1	**1.91**			<1	<1	**4.73**	<1	<1	<1																								
Beryllium	Feb-2008	ug/L	<1	<1	<1	<1	<1	<1	<1			<1	<1	**2.18**	<1	<1	<1																								
Beryllium	Apr-2008	ug/L	<1	<1	<1	<1	<1	<1	<1			<1	<1	<1	<1	<1	<1																								

Notes:
"J" Indicates the constituent was detected between the method detection limit and the reporting limit and is considered estimated.

Table 9
Analytical Data Summary
2024 Annual Water Quality Report

Constituent	Month-Year	units	MW-102A	P-102BR	MW-103A	MW-104A	MW-105A	P-105B	MW-108A	MW-108AR	MW-109ARR	P-108B	MW-109AR	MW-114AR	P-114BR	MW-120AR	P-120B	MW-124A	MW-124B	MW-126A	MW-130A	MW-137A	MW-138A	MW-201A	MW-202A	MW-203A	MW-204A	OW-301A	OW-306AR	MW-401A	MW-402A	MW-403A	P-403B	MW-404A	MW-501A	MW-502A	P-503B	P-504B	MW-505A	MW-604	MW-605
Beryllium	Jul-2008	ug/L	<1	<1	<1	<1	<1	<1	<1			<1	<1	**7.36**	<1	<1	<1																								
Beryllium	Oct-2008	ug/L	<1	<1	<1	<1	<1	<1	<1			<1	<1	<1	<1	<1	<1																								
Beryllium	Jan-2009	ug/L	<1	<1	<1	<1	<1	<1	**1.24**			<1	<1	**3.56**	<1	<1	<1																								
Beryllium	Apr-2009	ug/L	<1	<1	<1	<1	<1	<1	<1			<1	<1	<1	<1	<1	<1																								
Beryllium	Jul-2009	ug/L	<1	<1	<1	<1	<1	<1	<1			<1	<1	<1	<1	<1	<1																								
Beryllium	Oct-2009	ug/L	<1	<1	<1	<1	<1	<1	<1			<1	<1	<1	<1	<1	<1																								
Beryllium	Dec-2009	ug/L														<1	<1																								
Beryllium	Feb-2010	ug/L														<1	<1																								
Beryllium	Apr-2010	ug/L	**2.11**	**2.47**	**2.97**	**1.42**	<1	<1	<1			**3.3**	<1	<1	<1	<1	<1																								
Beryllium	Oct-2010	ug/L	<1	<1	<1	<1	<1	<1	<1			<1	<1	**1.82**	<1	<1	<1																								
Beryllium	Feb-2011	ug/L																																							
Beryllium	Apr-2011	ug/L	<1	<1	<1	<1	<1	<1	<1			<1	<1	<1	<1	<1	<1																								
Beryllium	Jun-2011	ug/L																																							
Beryllium	Aug-2011	ug/L																																							
Beryllium	Oct-2011	ug/L	**0.051J**	**1.3**	<1	**0.132J**	**0.149J**	<1	**0.58J**			**0.052J**	**0.66J**	**1.1**	**0.143J**	**0.118J**	<1					**0.783J**																			
Beryllium	Feb-2012	ug/L								<0.051	<0.051											**0.0788J**		**0.727J**	**0.211J**	<0.051	**0.272J**												
Beryllium	Apr-2012	ug/L	<0.079	<0.079	**0.126J**	**0.085J**	<0.079	<0.079		**0.909J**	**0.287J**	**0.079J**		**0.539J**	<0.079	**0.335J**	<0.079					**0.263J**		**0.235J**	**0.172J**	**0.757J**	**0.547J**	<0.079												
Beryllium	Jun-2012	ug/L								**0.402J**	**0.364J**											**0.217J**		<0.169	<0.169	**0.192J**	**0.203J**												
Beryllium	Aug-2012	ug/L								**0.425J**	<0.169								**0.202J**			<0.169	<0.169	<0.169	<0.169	**0.626J**	<0.169	<0.169											
Beryllium	Oct-2012	ug/L	<0.169	<0.169	**0.284J**	<0.169	<0.169	<0.169		<0.169	<0.169	<0.169		**0.408J**	<0.169	<0.169	<0.169		<0.169			**0.184J**	<0.169	**0.251J**	**0.214J**	**0.192J**	**0.353J**	<0.169												
Beryllium	Nov-2012	ug/L																												**2.41**	<0.169	<0.169	<0.169	**0.305J**							
Beryllium	Feb-2013	ug/L																					<0.169							**0.944J**	<0.169	<0.169	**0.254J**	**0.439J**							
Beryllium	May-2013	ug/L	<0.348	<0.348	<0.348	<0.348	<0.348	<0.348		<0.348	<0.348	<0.348		<0.348	<0.348	<0.348	<0.348	<0.348	<0.348	<0.348	<0.348	<0.348	<0.348	<0.348	<0.348	<0.348	<0.348	<0.348		<0.348	<0.348	<0.348	<0.348	<0.348							
Beryllium	Jun-2013	ug/L																<0.348	<0.348				<0.348							<0.696	<0.696	<0.696	<0.696	<0.696							
Beryllium	Aug-2013	ug/L			<0.0696													<0.0696	<0.0696	**0.241J**	**0.442J**		<0.0696							<0.0696	<0.0696	<0.0696	<0.0696	**0.182J**							
Beryllium	Nov-2013	ug/L	<0.0696	<0.0696	<0.0696	**0.0761J**	<0.348	<0.348			<0.348	<0.348		<0.348	<0.348		<0.0696		<0.0696	**0.294J**	**0.106J**	**0.091J**	<0.0696	<0.0696	<0.348	<0.348	<0.348	<0.0696		**0.258J**	<0.08	<0.0696	**0.0788J**	**0.372J**							
Beryllium	Jan-2014	ug/L																	<0.0696	<0.0696	**0.144J**		<0.08																		
Beryllium	May-2014	ug/L	<0.08	<0.08	<0.08	<0.08	<0.08	<0.08		<0.08	<0.08	<0.08		<0.08	<0.08			<0.08	<0.08	<0.08		<0.08		<0.08	<0.08	<0.08	<0.08			<0.08	<0.08	<0.08	<0.08	**0.191J**							
Beryllium	Jun-2014	ug/L														<0.08	<0.08				<0.08		<0.08																	
Beryllium	Jul-2014	ug/L																**0.039J**	**0.028J**																						
Beryllium	Sep-2014	ug/L																																							
Beryllium	Nov-2014	ug/L	<0.039							<0.039	<0.039			<0.039	<0.039		<0.039		<0.039	<0.039		<0.039	<0.039	<0.039	<0.039	<0.039						<0.039	<0.039							
Beryllium	Dec-2014	ug/L		<0.039	<0.039	<0.039	<0.039	<0.039				<0.039				<0.039											<0.039		<0.039	<0.039	<0.039									
Beryllium	May-2015	ug/L					<0.039												<0.039											<0.039		<0.039	<0.039							
Beryllium	Jun-2015	ug/L	<0.039	<0.039	**0.041J**	<0.039		<0.039		<0.039	<0.039	<0.039		<0.039	<0.039	<0.039	<0.039		<0.039			**0.051J**	<0.039	<0.039	<0.039	<0.039	<0.039				<0.039		<0.039							
Beryllium	Oct-2015	ug/L		<0.039								**0.051J**			<0.039	<0.039	<0.039		<0.039	<0.039		<0.039																		
Beryllium	Nov-2015	ug/L	**0.108J**		<0.039		**0.084J**	<0.039						<0.039				<0.039						**0.068J**	<0.039	<0.039		<0.039		**0.048J**	**0.048J**	**0.048J**		<0.039							
Beryllium	Dec-2015	ug/L				**0.067J**				**0.064J**	<0.039																<0.039						<0.039		<0.039	<0.039	<0.039	<0.039			
Beryllium	Mar-2016	ug/L																																<0.221	<0.221	<0.221	<0.221	<0.221	<0.221			
Beryllium	May-2016	ug/L								<0.221	<0.221	<0.221		<0.221	<0.221			<0.221	<0.221			<0.221		<0.221		<0.221	<0.221			<0.221	<0.221		<0.221							
Beryllium	Jun-2016	ug/L	<0.221	<0.221	<0.221	<0.221	<0.221	<0.221								<0.221	<0.221						<0.221		<0.221							<0.221	<0.221	<0.221	<0.221	<0.221	<0.221			
Beryllium	Oct-2016	ug/L	<0.221		<0.221	<0.221					<0.221			<0.221	<0.221	<0.221						<0.221	<0.221	<0.221	<0.221	<0.221	<0.221	<0.221		<0.221	<0.221	<0.221	<0.221	<0.221	<0.221	<0.221	<0.221	<0.221			
Beryllium	Nov-2016	ug/L		<0.221			<0.221	<0.221		<0.221		<0.221					<0.221	<0.221	<0.221	<0.221												<0.221					<0.221			
Beryllium	Jan-2017	ug/L																															<0.221								
Beryllium	Apr-2017	ug/L	<0.125	<0.125	<0.125	<0.125	<0.125	<0.125		<0.125	<0.125	<0.125		<0.125	<0.125	<0.125	<0.125	<0.125	<0.125			<0.125	<0.125	<0.125	<0.125	<0.125	<0.125	<0.125		<0.125	<0.125	<0.125	<0.125	<0.125	<0.125	<0.125	<0.125	<0.125	<0.125		
Beryllium	Jul-2017	ug/L																																							
Beryllium	Oct-2017	ug/L	<0.125	<0.125	<0.125	<0.125	<0.125	<0.125		<0.125	<0.125	<0.125		<0.125	<0.125	<0.125	<0.125	<0.125	<0.125			<0.125	<0.125	<0.125	<0.125	<0.125	<0.125	<0.125		<0.125	<0.125	<0.125	<0.125	<0.125	<0.125	<0.125	<0.125				
Beryllium	Apr-2018	ug/L	<0.190	<0.190	<0.190	<0.190	<0.190	<0.190		<0.190	<0.190	<0.190		<0.190	<0.190	<0.190	<0.190	<0.190	<0.190			<0.190	<0.190	<0.190	<0.190	<0.190	<0.190	<0.190		<0.190	<0.190	<0.190	<0.190	<0.190	<0.190	<0.190	<0.190				
Beryllium	Oct-2018	ug/L	<0.530	<0.530	<0.530	<0.530	<0.530	<0.530		<0.530	<0.530	<0.530		<0.530	<0.530	<0.530	<0.530	<0.530	<0.530			<0.530	<0.530	<0.530	<0.530	<0.530	<0.530	<0.530	<0.530	<0.530	<0.530	<0.530	<0.530	<0.530	<0.530	<0.530	<0.530				
Beryllium	Jan-2019	ug/L																											<0.190												
Beryllium	Apr-2019	ug/L	<0.270	<0.270	<0.270	<0.270	<0.270	<0.270		<0.270	<0.270	<0.270		<0.270	<0.270	<0.270	<0.270	<0.270	<0.270			<0.270	<0.270	<0.270	<0.270	<0.270	<0.270	<0.270	<0.270	<0.270	<0.270	<0.270	<0.270	<0.270	<0.270	<0.270	<0.270			<0.270	<0.270
Beryllium	Nov-2019	ug/L	<0.270	<0.270	<0.270	<0.270	<0.270	<0.270		<0.270	<0.270	<0.270		<0.270	<0.270	<0.270	<0.270	<0.270	<0.270			<0.270	<0.270	<0.270	<0.270	<0.270	<0.270	<0.270	<0.270	<0.270	<0.270	<0.270	<0.270	<0.270	<0.270	<0.270	<0.270			<0.270	<0.270
Beryllium	Apr-2020	ug/L	<0.270	<0.270	<0.270	<0.270	<0.270	<0.270		<0.270	<0.270	<0.270		<0.270	<0.270	<0.270	<0.270	<0.270	<0.270			<0.270		<0.270	<0.270	<0.270	<0.270	<0.270	<0.270	<0.270	<0.270	<0.270	<0.270	<0.270	<0.270	<0.270	<0.270	<0.270	<0.270	<0.270	<0.270
Beryllium	Jul-2020	ug/L			<0.270	<0.270	<0.270									<0.270								<0.270	<0.270	<0.270	<0.270			<0.270									<0.270	<0.270	<0.270
Beryllium	Oct-2020	ug/L	<0.270	<0.270	<0.270	<0.270	<0.270	<0.270		<0.270	<0.270	<0.270		<0.270	<0.270	<0.270	<0.270					<0.270		<0.270	<0.270	<0.270	<0.270	<0.270	<0.270	<0.270	<0.270	<0.270	<0.270	<0.270	<0.270	<0.270	<0.270	<0.270	<0.270	<0.270	<0.270
Beryllium	Jan-2021	ug/L			<0.270	<0.270	<0.270									<0.270								<0.270	<0.270	<0.270	**2.34**			<0.270									<0.270	<0.270	<0.270
Beryllium	Apr-2021	ug/L	<0.270	<0.270	<0.270			<0.270		<0.270	**0.331J**	<0.270		<0.270	<0.270	<0.270	<0.270					<0.270		<0.270	<0.270		<0.270	<0.270	<0.270	<0.270	<0.270	<0.270	<0.270	<0.270	<0.270	<0.270	<0.270	<0.270	<0.270	<0.270	<0.270	<0.270
Beryllium	Jun-2021	ug/L																				<0.270																				
Beryllium	Oct-2021	ug/L	<0.270	<0.270	<0.270	<0.270	<0.270	<0.270			<0.270	<0.270		<0.270	<0.270	<0.270	<0.270					<0.270		<1.08	<1.08	<1.08	<0.270	<0.270	**0.283J**	<0.270	<0.270	<0.270	<0.270	<0.270	<0.270	<0.270	<0.270	<0.270	<0.270	<0.270	<0.270
Beryllium	Apr-2022	ug/L	<0.270	<0.270	<0.270	<0.270	<0.270	<0.270	<0.270	<0.270	<0.270	<0.270		<0.270	<0.270	<0.270	<0.270					<0.270		<0.270	<0.270	<0.270	<0.270	<0.270	<0.270	<0.270	<0.270	<0.270	<0.270	<0.270	<0.270	<0.270	<0.270	<0.270	<0.270	<0.270	<0.270
Beryllium	Oct-2022	ug/L	<0.270		<0.270	<0.270	<0.270	<0.270			<0.270	<0.270		<0.270	<0.270	<0.270	<0.270					<0.270		<0.270	<0.270	<0.270	<0.270	<0.270	<0.270	<0.270	<0.270	<0.270	<0.270	<0.270	<0.270	<0.270	<0.270	<0.270	<0.270	<0.270	<0.270
Beryllium	Apr-2023	ug/L	<0.330		<0.330	<0.330	<0.330	<0.330		<0.330	<0.330	<0.330		<0.330	<0.330	<0.330	<0.330					<0.330		<0.330	<0.330	<0.330	<0.330	<0.330	<0.330	<0.330	<0.330	<0.330		<0.330	<0.330	<0.330	<0.330	<0.330	<0.330	<0.330	<0.330
Beryllium	Oct-2023	mg/L	<0.000330		<0.000330			<0.000330			<0.000330	<0.000330		<0.000330	<0.000330	<0.000330	<0.000330					<0.000330		<0.000330	<0.000330		<0.000330	<0.000330	<0.000330	<0.000330	<0.000330	<0.000330		<0.000330	<0.000330	<0.000330		<0.000330	<0.000330	<0.000330	<0.000330
Beryllium, Dissolved	Apr-2009	ug/L	<1		<1		<1		<1				<1	<1																											
Beryllium, Dissolved	Jul-2009	ug/L	<1	<1	<1	<1	<1	<1	<1			<1	<1	<1	<1	<1	<1																								
Beryllium, Dissolved	Oct-2009	ug/L	<1		<1	<1	<1		<1				<1	<1		<1																								
Beryllium, Dissolved	Dec-2009	ug/L														<1	<1																								
Beryllium, Dissolved	Feb-2010	ug/L														<1	<1																								
Beryllium, Dissolved	Apr-2010	ug/L	<1	<1	**1.88**	**2.2**	<1	<1	<1			**2.37**	<1	<1	<1	<1	<1																								
Beryllium, Dissolved	Oct-2010	ug/L	<1	<1	<1	<1	<1	<1	<1			<1	<1	<1	<1	<1	<1																								
Beryllium, Dissolved	Feb-2011	ug/L																																							
Beryllium, Dissolved	Apr-2011	ug/L	<1	<1	<1	<1	<1	<1	<1			<1	<1	<1	<1	<1	<1																								
Beryllium, Dissolved	Jun-2011	ug/L																																							
Beryllium, Dissolved	Aug-2011	ug/L																																							
Beryllium, Dissolved	Oct-2011	ug/L	<1	<1	<1	<1	<1	<1	<1			<1	<1	<1	<1	<1	<1					<1						<1												
Beryllium, Dissolved	Feb-2012	ug/L								<0.051	<0.051											**0.105J**		**0.586J**	**0.148J**	**0.06J**	**0.074J**												
Beryllium, Dissolved	Apr-2012	ug/L	<0.079	<0.079	<0.079	<0.079	<0.079	<0.079		<0.079	<0.079	<0.079		<0.079	<0.079	<0.079	<0.079					<0.079		<0.079	<0.079	<0.079	<0.079	<0.079											
Beryllium, Dissolved	Jun-2012	ug/L								<0.169	<0.169											<0.169		<0.169	<0.169	<0.169	<0.169												
Beryllium, Dissolved	Aug-2012	ug/L								<0.169	<0.169								<0.169			<0.169	<0.169	<0.169	<0.169	<0.169	<0.169	<0.169											
Beryllium, Dissolved	Oct-2012	ug/L	<0.169	<0.169	<0.169	<0.169	<0.169	<0.169		<0.169	<0.169	<0.169		<0.169	<0.169	<0.169	<0.169		<0.169			<0.169	<0.169	<0.169	<0.169	<0.169	<0.169	<0.169											
Beryllium, Dissolved	Nov-2012	ug/L																												<0.169	<0.169	<0.169	<0.169	<0.169							
Beryllium, Dissolved	Feb-2013	ug/L																					<0.169							<0.169	<0.169	<0.169	<0.169	<0.169							
Beryllium, Dissolved	May-2013	ug/L	<0.348	<0.348	<0.348	<0.348	<0.348	<0.348		<0.348	<0.348	<0.348		<0.348	<0.348	<0.348	<0.348	<0.348	<0.348	<0.348	<0.348	<0.348	<0.348	<0.348	<0.348	<0.348	<0.348	<0.348		<0.348	<0.348	<0.348	<0.348	<0.348							
Beryllium, Dissolved	Jun-2013	ug/L																<0.348	<0.348				<0.348							<0.696	<0.696	<0.696	<0.696	<0.696							
Beryllium, Dissolved	Aug-2013	ug/L			<0.157													<0.0696	<0.0696	<0.0696	<0.348		<0.0696							<0.0696	<0.0696	<0.0696	<0.0696	<0.0696							
Beryllium, Dissolved	Nov-2013	ug/L	<0.0696	<0.0696	<0.0696	<0.0696	<0.348	<0.348			<0.348	<0.348		<0.348	<0.348		<0.0696		<0.0696	<0.08	<0.0696	<0.08	<0.0696	<0.0696	<0.348	<0.348	<0.348	<0.0696		<0.08	<0.08	<0.0696	<0.0696	<0.0696							
Beryllium, Dissolved	Jan-2014	ug/L																	<0.0696	<0.0696	<0.0696		<0.08																		
Beryllium, Dissolved	May-2014	ug/L	<0.08	<0.08	<0.08	<0.08	<0.08	<0.08		<0.08	<0.08	<0.08		<0.08	<0.08			<0.08	<0.08	<0.08		<0.08		<0.08	<0.08	<0.08	<0.08			<0.08	<0.08	<0.08	<0.08	<0.08							
Beryllium, Dissolved	Jun-2014	ug/L														<0.08	<0.08				<0.08		<0.08																	
Beryllium, Dissolved	Jul-2014	ug/L																**0.035J**	<0.0142																						
Biochemical Oxygen Demand	Apr-2021	mg/L																																							
Bis(2-chloroethoxy)methane	Oct-2018	ug/L																											<0.263												
Bis(2-chloroethoxy)methane	Jan-2019	ug/L																											<0.268												
Bis(2-chloroethoxy)methane	Jul-2020	ug/L																												<11.6											
Bis(2-chloroethoxy)methane	Oct-2020	ug/L	<1.15			<1.16	<1.16	<1.20		<1.16	<1.16	<1.16		<1.16	<1.16									<1.16	<1.16	<1.16	<1.16	<1.16												
Bis(2-chloroethoxy)methane	Jun-2021	ug/L																				<1.22																			
Bis(2-chloroethoxy)methane	Apr-2022	ug/L			<0.905																													<0.826							
Bis(2-chloroethoxy)methane	Oct-2022	ug/L																				<0.745								<0.745				<0.776							
Bis(2-chloroethyl)ether	Oct-2018	ug/L																											<0.192												
Bis(2-chloroethyl)ether	Jan-2019	ug/L																											<0.196												
Bis(2-chloroethyl)ether	Jul-2020	ug/L																												<11.6											
Bis(2-chloroethyl)ether	Oct-2020	ug/L	<1.15			<1.16	<1.16	<1.20		<1.16	<1.16	<1.16		<1.16	<1.16									<1.16	<1.16	<1.16	<1.16	<1.16												
Bis(2-chloroethyl)ether	Jun-2021	ug/L																				<1.22																			
Bis(2-chloroethyl)ether	Apr-2022	ug/L			<0.976																													<0.891							
Bis(2-chloroethyl)ether	Oct-2022	ug/L																				<0.804								<0.804				<0.837							
Bis(2-ethylhexyl) phthalate	Jan-2019	ug/L																											<2.39												
Bis(2-ethylhexyl) phthalate	Jul-2020	ug/L																												<27.4											
Bis(2-ethylhexyl) phthalate	Oct-2020	ug/L	<2.71			<2.74	<2.74	<2.83		<2.74	<2.74	<2.74		<2.74	<2.74									<2.74	<2.74	<2.74	<2.74	<2.74												
Bis(2-ethylhexyl) phthalate	Jun-2021	ug/L																				<2.89																			
Bis(2-ethylhexyl) phthalate	Apr-2022	ug/L			<6.55																													<5.98							
Bis(2-ethylhexyl) phthalate	Oct-2022	ug/L																				**8.22J**								**8.02J**				<5.61							
Bis[2-chloroethoxy]methane	Apr-2009	ug/L				<10																																			
Bis[2-chloroethoxy]methane	Jul-2009	ug/L										<10																													
Bis[2-chloroethoxy]methane	Apr-2010	ug/L				<10						<10																													
Bis[2-chloroethoxy]methane	Jun-2012	ug/L																						<0.26		<0.26															
Bis[2-chloroethoxy]methane	Aug-2012	ug/L																										<0.26												
Bis[2-chloroethoxy]methane	May-2013	ug/L	<0.265	<0.263			<0.295	<0.274		<0.265	<0.265			<0.265	<0.271									<0.28	<0.277	<0.277	<0.28														
Bis[2-chloroethoxy]methane	Aug-2013	ug/L			<0.277																							<0.265												
Bis[2-chloroethoxy]methane	Nov-2013	ug/L																																							

Notes:
"J" Indicates the constituent was detected between the method detection limit and the reporting limit and is considered estimated.

DMASWA Landfill
Permit No. 31-SDP-02-75P

Table 9
Analytical Data Summary
2024 Annual Water Quality Report

Constituent	Month-Year	units	MW-102A	P-102BR	MW-103A	MW-104A	MW-105A	P-105B	MW-108A	MW-108AR	MW-109ARR	P-108B	MW-109AR	MW-114AR	P-114BR	MW-120AR	P-120B	MW-124A	MW-124B	MW-126A	MW-130A	MW-137A	MW-138A	MW-201A	MW-202A	MW-203A	MW-204A	OW-301A	OW-306AR	MW-401A	MW-402A	MW-403A	P-403B	MW-404A	MW-501A	MW-502A	P-503B	P-504B	MW-505A	MW-604	MW-605
Bis[2-chloroethoxy]methane	May-2014	ug/L	<0.306		<0.28	<0.286	<0.283	<0.283		<0.28	<0.277			<0.283	<0.283										<0.268		<0.28														
Bis[2-chloroethoxy]methane	Dec-2014	ug/L		<0.286								<0.26																													
Bis[2-chloroethoxy]methane	May-2015	ug/L																															<0.26								
Bis[2-chloroethoxy]methane	Oct-2015	ug/L		<0.286								<0.283			<0.263																										
Bis[2-chloroethoxy]methane	Nov-2015	ug/L	<0.289		<0.283		<0.299	<0.274						<0.295										<0.292	<0.286	<0.289		<0.286														
Bis[2-chloroethoxy]methane	Dec-2015	ug/L				<0.286				<0.292	<0.302																<0.299														
Bis[2-chloroethoxy]methane	Oct-2016	ug/L																					<0.265																		
Bis[2-chloroethoxy]methane	Nov-2016	ug/L															<0.26	<0.26	<0.26																						
Bis[2-chloroisopropyl] ether	Apr-2009	ug/L				<10																																			
Bis[2-chloroisopropyl] ether	Jul-2009	ug/L										<10																													
Bis[2-chloroisopropyl] ether	Apr-2010	ug/L				<10						<10																													
Bis[2-chloroisopropyl] ether	Jun-2012	ug/L																						<0.18		<0.18															
Bis[2-chloroisopropyl] ether	Aug-2012	ug/L																										<0.18													
Bis[2-chloroisopropyl] ether	May-2013	ug/L	<0.184	<0.182			<0.205	<0.189		<0.184	<0.184			<0.184	<0.188									<0.194	<0.191	<0.191	<0.194														
Bis[2-chloroisopropyl] ether	Aug-2013	ug/L			<0.191																																				
Bis[2-chloroisopropyl] ether	Nov-2013	ug/L																										<0.184													
Bis[2-chloroisopropyl] ether	May-2014	ug/L	<0.212		<0.194	<0.198	<0.196	<0.196		<0.194	<0.191			<0.196	<0.196										<0.186		<0.194														
Bis[2-chloroisopropyl] ether	Dec-2014	ug/L		<0.198								<0.18																													
Bis[2-chloroisopropyl] ether	May-2015	ug/L																															<0.18								
Bis[2-chloroisopropyl] ether	Oct-2015	ug/L		<0.198								<0.196			<0.182																										
Bis[2-chloroisopropyl] ether	Nov-2015	ug/L	<0.2		<0.196		<0.207	<0.189						<0.205										<0.202	<0.198	<0.2		<0.198														
Bis[2-chloroisopropyl] ether	Dec-2015	ug/L				<0.198				<0.202	<0.209																<0.207														
Bis[2-chloroisopropyl] ether	Oct-2016	ug/L																					<0.184																		
Bis[2-chloroisopropyl] ether	Nov-2016	ug/L															<0.18	<0.18	<0.18																						
Bis[2-ethylhexyl]phthalate	Apr-2009	ug/L				<10																																			
Bis[2-ethylhexyl]phthalate	Jul-2009	ug/L				<10						<10																													
Bis[2-ethylhexyl]phthalate	Oct-2009	ug/L				<10																																			
Bis[2-ethylhexyl]phthalate	Dec-2009	ug/L				<10						<10																													
Bis[2-ethylhexyl]phthalate	Feb-2010	ug/L				<10						<10																													
Bis[2-ethylhexyl]phthalate	Apr-2010	ug/L				<10						<10																													
Bis[2-ethylhexyl]phthalate	Jun-2012	ug/L																						**3.11J**		**1.01J**																
Bis[2-ethylhexyl]phthalate	Aug-2012	ug/L																						<0.39		<0.39		**2.21J**														
Bis[2-ethylhexyl]phthalate	Oct-2012	ug/L																						**4.41J**		**1.39J**		**1.05J**														
Bis[2-ethylhexyl]phthalate	Feb-2013	ug/L																						**2.6J**		**0.566J**																
Bis[2-ethylhexyl]phthalate	May-2013	ug/L	**0.895J**	**0.7J**			<0.443	<0.411		**0.411J**	<0.398			<0.398	<0.406									<0.419	<0.415	<0.415	<0.419														
Bis[2-ethylhexyl]phthalate	Jun-2013	ug/L	**0.476J**	**0.514J**						**1.1J**																															
Bis[2-ethylhexyl]phthalate	Aug-2013	ug/L			<0.415																																			
Bis[2-ethylhexyl]phthalate	Nov-2013	ug/L	<0.438	**0.409J**																								**0.908J**													
Bis[2-ethylhexyl]phthalate	Jan-2014	ug/L	<0.424	<0.438						<0.433																															
Bis[2-ethylhexyl]phthalate	May-2014	ug/L	**1.15J**	**0.767J**	<0.419	<0.429	<0.424	<0.424		<0.419	<0.415			<0.424	**1.52J**										<0.402		<0.419														
Bis[2-ethylhexyl]phthalate	Jul-2014	ug/L								<0.424					<0.424													<0.433													
Bis[2-ethylhexyl]phthalate	Sep-2014	ug/L													<0.448													<0.453													
Bis[2-ethylhexyl]phthalate	Nov-2014	ug/L	<0.419												<0.429									<0.443		<0.433															
Bis[2-ethylhexyl]phthalate	Dec-2014	ug/L		<0.429								<0.39																													
Bis[2-ethylhexyl]phthalate	May-2015	ug/L																															<0.39								
Bis[2-ethylhexyl]phthalate	Jun-2015	ug/L	<0.429							<0.406					<0.429									<0.398		<0.433															
Bis[2-ethylhexyl]phthalate	Oct-2015	ug/L		**1.36J**								**1.89J**			**1.21J**																										
Bis[2-ethylhexyl]phthalate	Nov-2015	ug/L	<0.433		<0.424		<0.448	<0.411						<0.443										<0.438	<0.429	<0.433		<0.429													
Bis[2-ethylhexyl]phthalate	Dec-2015	ug/L				<0.429				<0.438	<0.453																<0.448														
Bis[2-ethylhexyl]phthalate	May-2016	ug/L																																							
Bis[2-ethylhexyl]phthalate	Oct-2016	ug/L	**0.822J**												**0.845J**								**0.941J**	**0.854J**		**0.845J**		**0.816J**													
Bis[2-ethylhexyl]phthalate	Nov-2016	ug/L		**0.885J**				**0.576J**		**1.07J**		**0.888J**					**0.584J**	**0.566J**	**0.519J**																						
Bis[2-ethylhexyl]phthalate	Oct-2018	ug/L																										<2.34												
Boron	Apr-2021	mg/L																																							
Bromochloromethane	Oct-2007	ug/L	<5	<5	<5	<5	<5	<5	<5			<5	<5	<5	<5	<5	<5																								
Bromochloromethane	Feb-2008	ug/L	<5	<5	<5	<5	<5	<5	<5			<5	<5	<5	<5	<5	<5																								
Bromochloromethane	Apr-2008	ug/L	<5	<5	<5	<5	<5	<5	<5			<5	<5	<5	<5	<5	<5																								
Bromochloromethane	Jul-2008	ug/L	<5	<5	<5	<5	<5	<5	<5			<5	<5	<5	<5	<5	<5																								
Bromochloromethane	Oct-2008	ug/L	<5	<5	<5	<5	<5	<5	<5			<5	<5	<5	<5	<5	<5																								
Bromochloromethane	Jan-2009	ug/L	<5	<5	<5	<5	<5	<5	<5			<5	<5	<5	<5	<5	<5																								
Bromochloromethane	Apr-2009	ug/L	<5	<5	<5	<5	<5	<5	<5			<5	<5	<5	<5	<5	<5																								
Bromochloromethane	Jul-2009	ug/L	<5	<5	<5	<5	<5	<5	<5			<5	<5	<5	<5	<5	<5																								
Bromochloromethane	Oct-2009	ug/L	<5	<5	<5	<5	<5	<5	<5			<5	<5	<5	<5	<5	<5																								
Bromochloromethane	Dec-2009	ug/L														<5	<5																								
Bromochloromethane	Feb-2010	ug/L														<5	<5																								
Bromochloromethane	Apr-2010	ug/L	<5	<5	<5	<5	<5	<5	<5			<5	<5	<5	<5	<5	<5																								
Bromochloromethane	Oct-2010	ug/L	<5	<5	<5	<5	<5	<5	<5			<5	<5	<5	<5	<5	<5																								
Bromochloromethane	Feb-2011	ug/L																																							
Bromochloromethane	Apr-2011	ug/L	<5	<5	<5	<5	<5	<5	<5			<5	<5	<5	<5	<5	<5																								
Bromochloromethane	Jun-2011	ug/L																																							
Bromochloromethane	Aug-2011	ug/L																																							
Bromochloromethane	Oct-2011	ug/L	<5	<5	<5	<5	<5	<5	<5			<5	<5	<5	<5	<5	<5						<5					<5													
Bromochloromethane	Feb-2012	ug/L								<0.12	<0.12												<0.12		<0.12	<0.12	<0.12	<0.12														
Bromochloromethane	Apr-2012	ug/L	<0.12	<0.12	<0.12	<0.12	<0.12	<0.12		<0.12	<0.12	<0.12		<0.12	<0.12	<0.12	<0.12						<0.12		<0.12	<0.12	<0.12	<0.12														
Bromochloromethane	Jun-2012	ug/L								<0.12	<0.12												<0.12		<0.12	<0.12	<0.12	<0.12														
Bromochloromethane	Aug-2012	ug/L								<0.12	<0.12								<0.12				<0.12	<0.12	<0.12	<0.12	<0.12	<0.12														
Bromochloromethane	Oct-2012	ug/L	<0.12	<0.12	<0.12	<0.12	<0.12	<0.12		<0.12	<0.12	<0.12		<0.12	<0.12	<0.12	<0.12		<0.12				<0.12	<0.12	<0.12	<0.12	<0.12	<0.12	<0.12													
Bromochloromethane	Nov-2012	ug/L																											<0.12	<0.12	<0.12	<0.12	<0.12								
Bromochloromethane	Feb-2013	ug/L																					<0.12						<0.12	<0.12	<0.12	<0.12	<0.12								
Bromochloromethane	May-2013	ug/L	<0.12	<0.12	<0.12	<0.12	<0.12	<0.12		<0.12	<0.12	<0.12		<0.12	<0.12	<0.12	<0.12	<0.12	<0.12	<0.12	<0.12	<0.12	<0.12	<0.12	<0.12	<0.12	<0.12	<0.12	<0.12	<0.12	<0.12	<0.12	<0.12							
Bromochloromethane	Jun-2013	ug/L																<0.12	<0.12				<0.12						<0.12	<0.12	<0.12	<0.12	<0.12								
Bromochloromethane	Aug-2013	ug/L			<0.12													<0.12	<0.12	<0.12	<0.12		<0.12						<0.12	<0.12	<0.12	<0.12	<0.12								
Bromochloromethane	Nov-2013	ug/L	<0.12	<0.12	<0.12	<0.12	<0.12	<0.12			<0.12	<0.12		<0.12	<0.12		<0.12		<0.12	<0.12	<0.12	<0.12	<0.12	<0.12	<0.12	<0.12	<0.12	<0.12	<0.12	<0.12	<0.12	<0.12	<0.12	<0.12							
Bromochloromethane	Jan-2014	ug/L																<0.12	<0.12	<0.12	<0.12		<0.12																		
Bromochloromethane	May-2014	ug/L	<0.12	<0.12	<0.12	<0.12	<0.12	<0.12		<0.12	<0.12	<0.12		<0.12	<0.12			<0.12	<0.12	<0.12		<0.12		<0.12	<0.12	<0.12	<0.12		<0.12	<0.12	<0.12	<0.12	<0.12								
Bromochloromethane	Jun-2014	ug/L														<0.12	<0.12			<0.12		<0.12																		
Bromochloromethane	Jul-2014	ug/L																<0.12	<0.12																						
Bromochloromethane	Sep-2014	ug/L																																							
Bromochloromethane	Nov-2014	ug/L	<0.12							<0.12	<0.12			<0.12	<0.12		<0.12		<0.12	<0.12		<0.12	<0.12	<0.12	<0.12	<0.12				<0.12	<0.12									
Bromochloromethane	Dec-2014	ug/L		<0.12	<0.12	<0.12	<0.12	<0.12				<0.12				<0.12											<0.12		<0.12	<0.12	<0.12										
Bromochloromethane	May-2015	ug/L					<0.12											<0.12	<0.12								<0.12		<0.12	<0.12											
Bromochloromethane	Jun-2015	ug/L	<0.12	<0.12	<0.12	<0.12		<0.12		<0.12	<0.12	<0.12		<0.12	<0.12	<0.12	<0.12		<0.12				<0.12	<0.12	<0.12	<0.12	<0.12	<0.12			<0.12		<0.12								
Bromochloromethane	Oct-2015	ug/L		<0.12							<0.12			<0.12	<0.12	<0.12	<0.12		<0.12	<0.12			<0.12																		
Bromochloromethane	Nov-2015	ug/L	<0.12		<0.12		<0.12	<0.12						<0.12				<0.12						<0.12	<0.12	<0.12	<0.12	<0.12			<0.12										
Bromochloromethane	Dec-2015	ug/L				<0.12				<0.12	<0.12																						<0.12								
Bromochloromethane	Mar-2016	ug/L																																<0.12	<0.12	<0.12	<0.12	<0.12	<0.12		
Bromochloromethane	May-2016	ug/L			<0.12	<0.12	<0.12	<0.12		<0.12	<0.12	<0.12		<0.12	<0.12			<0.12	<0.12				<0.12	<0.12	<0.12	<0.12	<0.12			<0.12	<0.12			<0.12	<0.12	<0.12				
Bromochloromethane	Jun-2016	ug/L	<0.12	<0.12												<0.12	<0.12									<0.12	<0.12					<0.12				<0.12	<0.12	<0.12		
Bromochloromethane	Oct-2016	ug/L	<0.12		<0.12	<0.12					<0.12			<0.12	<0.12	<0.12							<0.12	<0.12	<0.12	<0.12	<0.12	<0.12	<0.12		<0.12	<0.12	<0.12	<0.12	<0.12	<0.12		<0.12	<0.12		
Bromochloromethane	Nov-2016	ug/L		<0.12			<0.12	<0.12		<0.12		<0.12					<0.12	<0.12	<0.12															<0.12					<0.12		
Bromochloromethane	Jan-2017	ug/L																															<0.12								
Bromochloromethane	Apr-2017	ug/L	<0.12	<0.12	<0.12	<0.12	<0.12	<0.12		<0.12	<0.12	<0.12		<0.12	<0.12	<0.12	<0.12	<0.12	<0.12				<0.12	<0.12	<0.12	<0.12	<0.12	<0.12	<0.12		<0.12	<0.12	<0.12	<0.12	<0.12	<0.12	<0.12	<0.12	<0.12	<0.12	
Bromochloromethane	Jul-2017	ug/L																																						
Bromochloromethane	Oct-2017	ug/L	<0.120	<0.120	<0.120	<0.120	<0.120	<0.120		<0.120	<0.120	<0.120		<0.120	<0.120	<0.120	<0.120	<0.120	<0.120				<0.120	<0.120	<0.120	<0.120	<0.120	<0.120	<0.120		<0.120	<0.120	<0.120	<0.120	<0.120	<0.120	<0.120	<0.120			
Bromochloromethane	Apr-2018	ug/L	<0.120	<0.120	<0.120	<0.120	<0.120	<0.120		<0.120	<0.120	<0.120		<0.120	<0.120	<0.120	<0.120	<0.120	<0.120				<0.120	<0.120	<0.120	<0.120	<0.120	<0.120	<0.120		<0.120	<0.120	<0.120	<0.120	<0.120	<0.120	<0.120				
Bromochloromethane	Oct-2018	ug/L	<0.540	<0.540	<0.540	<0.540	<0.540	<0.540		<0.540	<0.540	<0.540		<0.540	<0.540	<0.540	<0.540	<0.540	<0.540				<0.540	<0.540	<0.540	<0.540	<0.540	<0.540	<0.540	<0.540	<0.540	<0.540	<0.540	<0.540	<0.540	<0.540	<0.540				
Bromochloromethane	Jan-2019	ug/L																										<0.540												
Bromochloromethane	Apr-2019	ug/L	<0.540	<0.540	<0.540	<0.540	<0.540	<0.540		<0.540	<0.540	<0.540		<0.540	<0.540	<0.540	<0.540	<0.540	<0.540				<0.540	<0.540	<0.540	<0.540	<0.540	<0.540	<0.540	<0.540	<0.540	<0.540	<0.540	<0.540	<0.540	<0.540	<0.540			<0.540	<0.540
Bromochloromethane	Nov-2019	ug/L	<0.540	<0.540	<0.540	<0.540	<0.540	<0.540		<0.540	<0.540	<0.540		<0.540	<0.540	<0.540	<0.540	<0.540	<0.540				<0.540	<0.540	<0.540	<0.540	<0.540	<0.540	<0.540	<0.540	<0.540	<0.540	<0.540	<0.540	<0.540	<0.540	<0.540			<0.540	<0.540
Bromochloromethane	Apr-2020	ug/L	<0.540	<0.540	<0.540	<0.540	<0.540	<0.540		<0.540	<0.540	<0.540		<0.540	<0.540	<0.540	<0.540	<0.540	<0.540				<0.540	<0.540	<0.540	<0.540	<0.540	<0.540	<0.540	<0.540	<0.540	<0.540	<0.540	<0.540	<0.540	<0.540	<0.540	<0.540	<0.540	<0.540	<0.540
Bromochloromethane	Jul-2020	ug/L			<0.540	<0.540	<0.540							<0.540									<0.540	<0.540	<0.540	<0.540		<0.540										<0.540	<0.540	<0.540
Bromochloromethane	Oct-2020	ug/L	<0.540	<0.540	<0.540	<0.540	<0.540	<0.540		<0.540	<0.540	<0.540		<0.540	<0.540	<0.540	<0.540						<0.540	<0.540	<0.540	<0.540	<0.540	<0.540	<0.540	<0.540	<0.540	<0.540	<0.540	<0.540	<0.540	<0.540	<0.540	<0.540	<0.540	<0.540	<0.540
Bromochloromethane	Jan-2021	ug/L			<0.540	<0.540	<0.540							<0.540									<0.540	<0.540	<0.540	<0.540												<0.540	<0.540	<0.540
Bromochloromethane	Apr-2021	ug/L	<0.540	<0.540	<0.540	<0.540		<0.540		<0.540	<0.540	<0.540		<0.540	<0.540	<0.540	<0.540						<0.540	<0.540		<0.540	<0.540	<0.540	<0.540	<0.540	<0.540	<0.540	<0.540	<0.540	<0.540	<0.540	<0.540	<0.540	<0.540	<0.540	<0.540
Bromochloromethane	Jun-2021	ug/L																					<0.540																		
Bromochloromethane	Oct-2021	ug/L	<0.540	<0.540	<0.540	<0.540	<0.540	<0.540			<0.540	<0.540		<0.540	<0.540	<0.540	<0.540						<0.540		<0.540	<0.540	<0.540	<0.540	<0.540	<0.540	<0.540	<0.540	<0.540	<0.540	<0.540	<0.540	<0.540	<0.540	<0.540	<0.540	<0.540
Bromochloromethane	Apr-2022	ug/L	<0.540	<0.540	<0.540	<0.540	<0.540	<0.540		<0.540	<0.540	<0.540		<0.540	<0.540	<0.540	<0.540						<0.540		<0.540	<0.540	<0.540	<0.540	<0.540	<0.540	<0.540	<0.540	<0.540	<0.540	<0.540	<0.540	<0.540	<0.540	<0.540	<0.540	<0.540
Bromochloromethane	Oct-2022	ug/L	<0.540		<0.540	<0.540	<0.540	<0.540			<0.540	<0.540		<0.540	<0.540	<0.540	<0.540						<0.540		<0.540	<0.540	<0.540	<0.540	<0.540	<0.540	<0.540	<0.540		<0.540	<0.540	<0.540	<0.540	<0.540	<0.540	<0.540	<0.540
Bromochloromethane	Apr-2023	ug/L	<0.540		<0.540	<0.540	<0.540	<0.540		<0.540	<0.540	<0.540		<0.540	<0.540	<0.540	<0.540						<0.540		<0.540	<0.540	<0.540	<0.540	<0.540	<0.540	<0.540	<0.540		<0.540	<0.540	<0.540	<0.540	<0.540	<0.540	<0.540	<0.540

Notes:
"J" Indicates the constituent was detected between the method detection limit and the reporting limit and is considered estimated.

DMASWA Landfill
Permit No. 31-SDP-02-75P

Table 9
Analytical Data Summary
2024 Annual Water Quality Report

Constituent	Month-Year	units	MW-102A	P-102BR	MW-103A	MW-104A	MW-105A	P-105B	MW-108A	MW-108AR	MW-109ARR	P-108B	MW-109AR	MW-114AR	P-114BR	MW-120AR	P-120B	MW-124A	MW-124B	MW-126A	MW-130A	MW-137A	MW-138A	MW-201A	MW-202A	MW-203A	MW-204A	OW-301A	OW-306AR	MW-401A	MW-402A	MW-403A	P-403B	MW-404A	MW-501A	MW-502A	P-503B	P-504B	MW-505A	MW-604	MW-605
Bromochloromethane	Oct-2023	ug/L	<0.540		<0.540			<0.540			<0.540	<0.540		<0.540	<0.540	<0.540	<0.540					<0.540		<0.540	<0.540		<0.540	<0.540	<0.540	<0.540	<0.540	<0.540		<0.540	<0.540	<0.540		<0.540	<0.540	<0.540	<0.540
Bromodichloromethane	Oct-2007	ug/L	<1	<1	<1	<1	<1	<1	<1			<1	<1	<1	<1	<1	<1																								
Bromodichloromethane	Feb-2008	ug/L	<1	<1	<1	<1	<1	<1	<1			<1	<1	<1	<1	<1	<1																								
Bromodichloromethane	Apr-2008	ug/L	<1	<1	<1	<1	<1	<1	<1			<1	<1	<1	<1	<1	<1																								
Bromodichloromethane	Jul-2008	ug/L	<1	<1	<1	<1	<1	<1	<1			<1	<1	<1	<1	<1	<1																								
Bromodichloromethane	Oct-2008	ug/L	<1	<1	<1	<1	<1	<1	<1			<1	<1	<1	<1	<1	<1																								
Bromodichloromethane	Jan-2009	ug/L	<1	<1	<1	<1	<1	<1	<1			<1	<1	<1	<1	<1	<1																								
Bromodichloromethane	Apr-2009	ug/L	<1	<1	<1	<1	<1	<1	<1			<1	<1	<1	<1	<1	<1																								
Bromodichloromethane	Jul-2009	ug/L	<1	<1	<1	<1	<1	<1	<1			<1	<1	<1	<1	<1	<1																								
Bromodichloromethane	Oct-2009	ug/L	<1	<1	<2	<2	<2	<2	<2			<2	<2	<1	<2	<2	<2																								
Bromodichloromethane	Dec-2009	ug/L														<5	<5																								
Bromodichloromethane	Feb-2010	ug/L														<1	<1																								
Bromodichloromethane	Apr-2010	ug/L	<4	<4	<4	<4	<4	<4	<4			<4	<4	<4	<4	<4	<4																								
Bromodichloromethane	Oct-2010	ug/L	<1	<1	<1	<1	<1	<1	<1			<1	<1	<1	<1	<1	<1																								
Bromodichloromethane	Feb-2011	ug/L																																							
Bromodichloromethane	Apr-2011	ug/L	<1	<1	<1	<1	<1	<1	<1			<1	<1	<1	<1	<1	<1																								
Bromodichloromethane	Jun-2011	ug/L																																							
Bromodichloromethane	Aug-2011	ug/L																																							
Bromodichloromethane	Oct-2011	ug/L	<1	<1	<1	<1	<1	<1	<1			<1	<1	<1	<1	<1	<1					<1						<1													
Bromodichloromethane	Feb-2012	ug/L								<0.12	<0.12											<0.12		<0.12	<0.12	<0.12	<0.12														
Bromodichloromethane	Apr-2012	ug/L	<0.12	<0.12	<0.12	<0.12	<0.12	<0.12		<0.12	<0.12	<0.12		<0.12	<0.12	<0.12	<0.12					<0.12		<0.12	<0.12	<0.12	<0.12	<0.12													
Bromodichloromethane	Jun-2012	ug/L								<0.12	<0.12											<0.12		<0.12	<0.12	<0.12	<0.12														
Bromodichloromethane	Aug-2012	ug/L								<0.12	<0.12								<0.12			<0.12	<0.12	<0.12	<0.12	<0.12	<0.12	<0.12													
Bromodichloromethane	Oct-2012	ug/L	<0.12	<0.12	<0.12	<0.12	<0.12	<0.12		<0.12	<0.12	<0.12		<0.12	<0.12	<0.12	<0.12		<0.12			<0.12	<0.12	<0.12	<0.12	<0.12	<0.12	<0.12													
Bromodichloromethane	Nov-2012	ug/L																												<0.12	<0.12	<0.12	<0.12	<0.12							
Bromodichloromethane	Feb-2013	ug/L																				<0.12								<0.12	<0.12	<0.12	<0.12	<0.12							
Bromodichloromethane	May-2013	ug/L	<0.12	<0.12	<0.12	<0.12	<0.12	<0.12		<0.12	<0.12	<0.12		<0.12	<0.12	<0.12	<0.12	<0.12	<0.12	<0.12	<0.12	<0.12	<0.12	<0.12	<0.12	<0.12	<0.12	<0.12		<0.12	<0.12	<0.12	<0.12	<0.12						
Bromodichloromethane	Jun-2013	ug/L																<0.12	<0.12			<0.12								<0.12	<0.12	<0.12	<0.12	<0.12							
Bromodichloromethane	Aug-2013	ug/L			<0.12													<0.12	<0.12	<0.12	<0.12	<0.12								<0.12	<0.12	<0.12	<0.12	<0.12							
Bromodichloromethane	Nov-2013	ug/L	<0.12	<0.12	<0.12	<0.12	<0.12	<0.12			<0.12	<0.12		<0.12	<0.12		<0.12		<0.12	<0.12	<0.12	<0.12	<0.12	<0.12	<0.12	<0.12	<0.12	<0.12		<0.12	<0.12	<0.12	<0.12	<0.12						
Bromodichloromethane	Jan-2014	ug/L																	<0.12	<0.12	<0.12	<0.12																		
Bromodichloromethane	May-2014	ug/L	<0.12	<0.12	<0.12	<0.12	<0.12	<0.12		<0.12	<0.12	<0.12		<0.12	<0.12			<0.12	<0.12	<0.12		<0.12		<0.12	<0.12	<0.12	<0.12			<0.12	<0.12	<0.12	<0.12	<0.12						
Bromodichloromethane	Jun-2014	ug/L														<0.12	<0.12				<0.12	<0.12																		
Bromodichloromethane	Jul-2014	ug/L																<0.12	<0.12																						
Bromodichloromethane	Sep-2014	ug/L																																							
Bromodichloromethane	Nov-2014	ug/L	<0.12							<0.12	<0.12			<0.12	<0.12		<0.12		<0.12	<0.12		<0.12	<0.12	<0.12	<0.12	<0.12						<0.12	<0.12							
Bromodichloromethane	Dec-2014	ug/L		<0.12	<0.12	<0.12	<0.12	<0.12			<0.12			<0.12		<0.12									<0.12				<0.12	<0.12	<0.12									
Bromodichloromethane	May-2015	ug/L					<0.12											<0.12		<0.12									<0.12		<0.12	<0.12								
Bromodichloromethane	Jun-2015	ug/L	<0.12	<0.12	<0.12	<0.12		<0.12		<0.12	<0.12	<0.12		<0.12	<0.12	<0.12	<0.12		<0.12			<0.12	<0.12	<0.12	<0.12	<0.12					<0.12			<0.12						
Bromodichloromethane	Oct-2015	ug/L		<0.12								<0.12			<0.12	<0.12	<0.12		<0.12	<0.12		<0.12																		
Bromodichloromethane	Nov-2015	ug/L	<0.12		<0.12		<0.12	<0.12				<0.12						<0.12						<0.12	<0.12	<0.12		<0.12		<0.12	<0.12	<0.12		<0.12							
Bromodichloromethane	Dec-2015	ug/L				<0.12				<0.12	<0.12																<0.12								<0.12	<0.12	<0.12	<0.12	<0.12			
Bromodichloromethane	Mar-2016	ug/L																																							
Bromodichloromethane	May-2016	ug/L			<0.12	<0.12	<0.12	<0.12		<0.12	<0.12	<0.12		<0.12	<0.12			<0.12	<0.12			<0.12	<0.12	<0.12	<0.12	<0.12	<0.12			<0.12	<0.12	<0.12		<0.12	<0.12	<0.12					
Bromodichloromethane	Jun-2016	ug/L	<0.12	<0.12												<0.12	<0.12																								
Bromodichloromethane	Oct-2016	ug/L	<0.12		<0.12	<0.12					<0.12			<0.12	<0.12	<0.12						<0.12	<0.12	<0.12	<0.12	<0.12	<0.12	<0.12		<0.12	<0.12	<0.12		<0.12	<0.12			<0.12	<0.12		
Bromodichloromethane	Nov-2016	ug/L		<0.12			<0.12	<0.12		<0.12		<0.12					<0.12	<0.12	<0.12	<0.12																<0.12					
Bromodichloromethane	Jan-2017	ug/L																																							
Bromodichloromethane	Apr-2017	ug/L	<0.12	<0.12	<0.12	<0.12	<0.12	<0.12		<0.12	<0.12	<0.12		<0.12	<0.12	<0.12	<0.12	<0.12	<0.12			<0.12	<0.12	<0.12	<0.12	<0.12	<0.12	<0.12		<0.12	<0.12	<0.12	<0.12	<0.12	<0.12	<0.12	<0.12	<0.12	<0.12		
Bromodichloromethane	Jul-2017	ug/L																																							
Bromodichloromethane	Oct-2017	ug/L	<0.120	<0.120	<0.120	<0.120	<0.120	<0.120		<0.120	<0.120	<0.120		<0.120	<0.120	<0.120	<0.120	<0.120	<0.120			<0.120	<0.120	<0.120	<0.120	<0.120	<0.120	<0.120		<0.120	<0.120	<0.120	<0.120	<0.120	<0.120	<0.120	<0.120				
Bromodichloromethane	Apr-2018	ug/L	<0.120	<0.120	<0.120	<0.120	<0.120	<0.120		<0.120	<0.120	<0.120		<0.120	<0.120	<0.120	<0.120	<0.120	<0.120			<0.120	<0.120	<0.120	<0.120	<0.120	<0.120	<0.120		<0.120	<0.120	<0.120	<0.120	<0.120	<0.120	<0.120	<0.120				
Bromodichloromethane	Oct-2018	ug/L	<0.390	<0.390	<0.390	<0.390	<0.390	<0.390		<0.390	<0.390	<0.390		<0.390	<0.390	<0.390	<0.390	<0.390	<0.390			<0.390	<0.390	<0.390	<0.390	<0.390	<0.390	<0.390	<0.390	<0.390	<0.390	<0.390	<0.390	<0.390	<0.390	<0.390	<0.390				
Bromodichloromethane	Jan-2019	ug/L																											<0.390												
Bromodichloromethane	Apr-2019	ug/L	<0.390	<0.390	<0.390	<0.390	<0.390	<0.390		<0.390	<0.390	<0.390		<0.390	<0.390	<0.390	<0.390	<0.390	<0.390			<0.390	<0.390	<0.390	<0.390	<0.390	<0.390	<0.390	<0.390	<0.390	<0.390	<0.390	<0.390	<0.390	<0.390	<0.390	<0.390		<0.390	<0.390	
Bromodichloromethane	Nov-2019	ug/L	<0.390	<0.390	<0.390	<0.390	<0.390	<0.390		<0.390	<0.390	<0.390		<0.390	<0.390	<0.390	<0.390	<0.390	<0.390			<0.390	<0.390	<0.390	<0.390	<0.390	<0.390	<0.390	<0.390	<0.390	<0.390	<0.390	<0.390	<0.390	<0.390	<0.390	<0.390		<0.390	<0.390	
Bromodichloromethane	Apr-2020	ug/L	<0.390	<0.390	<0.390	<0.390	<0.390	<0.390		<0.390	<0.390	<0.390		<0.390	<0.390	<0.390	<0.390	<0.390	<0.390			<0.390		<0.390	<0.390	<0.390	<0.390	<0.390	<0.390	<0.390	<0.390	<0.390	<0.390	<0.390	<0.390	<0.390	<0.390		<0.390	<0.390	<0.390
Bromodichloromethane	Jul-2020	ug/L			<0.390	<0.390	<0.390									<0.390								<0.390	<0.390	<0.390	<0.390			<0.390									<0.390	<0.390	<0.390
Bromodichloromethane	Oct-2020	ug/L	<0.390	<0.390	<0.390	<0.390	<0.390	<0.390		<0.390	<0.390	<0.390		<0.390	<0.390	<0.390	<0.390					<0.390		<0.390	<0.390	<0.390	<0.390	<0.390	<0.390	<0.390	<0.390	<0.390	<0.390	<0.390	<0.390	<0.390	<0.390	<0.390	<0.390	<0.390	<0.390
Bromodichloromethane	Jan-2021	ug/L			<0.390	<0.390	<0.390									<0.390								<0.390	<0.390	<0.390	<0.390			<0.390	<0.390	<0.390							<0.390	<0.390	<0.390
Bromodichloromethane	Apr-2021	ug/L	<0.390	<0.390	<0.390			<0.390		<0.390	<0.390	<0.390		<0.390	<0.390	<0.390	<0.390					<0.390		<0.390	<0.390		<0.390	<0.390	<0.390	<0.390	<0.390	<0.390	<0.390	<0.390	<0.390	<0.390	<0.390		<0.390	<0.390	<0.390
Bromodichloromethane	Jun-2021	ug/L																				<0.390																			
Bromodichloromethane	Oct-2021	ug/L	<0.390	<0.390	<0.390	<0.390	<0.390	<0.390			<0.390	<0.390		<0.390	<0.390	<0.390	<0.390					<0.390		<0.390	<0.390	<0.390	<0.390	<0.390	<0.390	<0.390	<0.390	<0.390	<0.390	<0.390	<0.390	<0.390	<0.390	<0.390	<0.390	<0.390	<0.390
Bromodichloromethane	Apr-2022	ug/L	<0.390	<0.390	<0.390	<0.390	<0.390	<0.390		<0.390	<0.390	<0.390		<0.390	<0.390	<0.390	<0.390	<0.390	<0.390			<0.390	<0.390	<0.390	<0.390	<0.390	<0.390	<0.390	<0.390	<0.390	<0.390	<0.390	<0.390	<0.390	<0.390	<0.390	<0.390	<0.390	<0.390	<0.390	<0.390
Bromodichloromethane	Oct-2022	ug/L	<0.390		<0.390	<0.390	<0.390	<0.390			<0.390	<0.390		<0.390	<0.390	<0.390	<0.390					<0.390		<0.390	<0.390	<0.390	<0.390	<0.390	<0.390	<0.390	<0.390	<0.390		<0.390	<0.390	<0.390	<0.390	<0.390	<0.390	<0.390	<0.390
Bromodichloromethane	Apr-2023	ug/L	<0.390		<0.390	<0.390	<0.390	<0.390		<0.390	<0.390	<0.390		<0.390	<0.390	<0.390	<0.390					<0.390		<0.390	<0.390	<0.390	<0.390	<0.390	<0.390	<0.390	<0.390	<0.390		<0.390	<0.390	<0.390	<0.390	<0.390	<0.390	<0.390	<0.390
Bromodichloromethane	Oct-2023	ug/L	<0.390		<0.390			<0.390			<0.390	<0.390		<0.390	<0.390	<0.390	<0.390					<0.390		<0.390	<0.390		<0.390	<0.390	<0.390	<0.390	<0.390	<0.390		<0.390	<0.390	<0.390		<0.390	<0.390	<0.390	<0.390
Bromoform	Oct-2007	ug/L	<5	<5	<5	<5	<5	<5	<5			<5	<5	<5	<5	<5	<5																								
Bromoform	Feb-2008	ug/L	<5	<5	<5	<5	<5	<5	<5			<5	<5	<5	<5	<5	<5																								
Bromoform	Apr-2008	ug/L	<5	<5	<5	<5	<5	<5	<5			<5	<5	<5	<5	<5	<5																								
Bromoform	Jul-2008	ug/L	<5	<5	<5	<5	<5	<5	<5			<5	<5	<5	<5	<5	<5																								
Bromoform	Oct-2008	ug/L	<5	<5	<5	<5	<5	<5	<5			<5	<5	<5	<5	<5	<5																								
Bromoform	Jan-2009	ug/L	<5	<5	<5	<5	<5	<5	<5			<5	<5	<5	<5	<5	<5																								
Bromoform	Apr-2009	ug/L	<5	<5	<5	<5	<5	<5	<5			<5	<5	<5	<5	<5	<5																								
Bromoform	Jul-2009	ug/L	<5	<5	<5	<5	<5	<5	<5			<5	<5	<5	<5	<5	<5																								
Bromoform	Oct-2009	ug/L	<20	<20	<10	<10	<10	<10	<10			<10	<10	<20	<10	<10	<10																								
Bromoform	Dec-2009	ug/L														<10	<10																								
Bromoform	Feb-2010	ug/L														<5	<5																								
Bromoform	Apr-2010	ug/L	<5	<5	<5	<5	<5	<5	<5			<5	<5	<5	<50	<5	<5																								
Bromoform	Oct-2010	ug/L	<5	<5	<5	<5	<5	<5	<5			<5	<5	<5	<5	<5	<5																								
Bromoform	Feb-2011	ug/L																																							
Bromoform	Apr-2011	ug/L	<5	<5	<5	<5	<5	<5	<5			<5	<5	<5	<5	<5	<5																								
Bromoform	Jun-2011	ug/L																																							
Bromoform	Aug-2011	ug/L																																							
Bromoform	Oct-2011	ug/L	<5	<5	**0.18J**	<5	<5	<5	<5			<5	<5	<5	<5	<5	<5					<5						<5													
Bromoform	Feb-2012	ug/L								<0.14	<0.14											<0.14		<0.14	<0.14	<0.14	<0.14														
Bromoform	Apr-2012	ug/L	<0.14	<0.14	<0.14	<0.14	<0.14	<0.14		<0.14	<0.14	<0.14		<0.14	<0.14	<0.14	<0.14					<0.14		<0.14	<0.14	<0.14	<0.14	<0.14													
Bromoform	Jun-2012	ug/L								<0.14	<0.14											<0.14		<0.14	<0.14	<0.14	<0.14														
Bromoform	Aug-2012	ug/L								<0.14	<0.14								<0.14			<0.14	<0.14	<0.14	<0.14	<0.14	<0.14	<0.14													
Bromoform	Oct-2012	ug/L	<0.14	<0.14	<0.14	<0.14	<0.14	<0.14		<0.14	<0.14	<0.14		<0.14	<0.14	<0.14	<0.14		<0.14			<0.14	<0.14	<0.14	<0.14	<0.14	<0.14	<0.14													
Bromoform	Nov-2012	ug/L																												**0.26J**	<0.14	<0.14	<0.14	<0.14							
Bromoform	Feb-2013	ug/L																				<0.14								<0.14	<0.14	<0.14	<0.14	<0.14							
Bromoform	May-2013	ug/L	<0.14	<0.14	<0.14	<0.14	<0.14	<0.14		<0.14	<0.14	<0.14		<0.14	<0.14	<0.14	<0.14	<0.14	<0.14	<0.14	<0.14	<0.14	<0.14	<0.14	<0.14	<0.14	<0.14	<0.14		<0.14	<0.14	<0.14	<0.14	<0.14						
Bromoform	Jun-2013	ug/L																<0.14	<0.14			<0.14								<0.14	<0.14	<0.14	<0.14	<0.14							
Bromoform	Aug-2013	ug/L			<0.14													<0.14	<0.14	<0.14	<0.14	<0.14								<0.14	<0.14	<0.14	<0.14	<0.14							
Bromoform	Nov-2013	ug/L	<0.14	<0.14	<0.14	<0.14	<0.14	<0.14			<0.14	<0.14		<0.14	<0.14		<0.14		<0.14	<0.14	<0.14	<0.14	<0.14	<0.14	<0.14	<0.14	<0.14	<0.14		<0.14	<0.14	<0.14	<0.14	<0.14						
Bromoform	Jan-2014	ug/L																	<0.14	<0.14	<0.14	<0.14																		
Bromoform	May-2014	ug/L	<0.14	<0.14	<0.14	<0.14	<0.14	<0.14		<0.14	<0.14	<0.14		<0.14	<0.14			<0.14	<0.14	<0.14		<0.14		<0.14	<0.14	<0.14	<0.14			<0.14	<0.14	<0.14	<0.14	<0.14						
Bromoform	Jun-2014	ug/L														<0.14	<0.14				<0.14	<0.14																		
Bromoform	Jul-2014	ug/L																<0.14	<0.14																						
Bromoform	Sep-2014	ug/L																																							
Bromoform	Nov-2014	ug/L	<0.14							<0.14	<0.14			<0.14	<0.14		<0.14		<0.14	<0.14		<0.14	<0.14	<0.14	<0.14	<0.14						<0.14	<0.14							
Bromoform	Dec-2014	ug/L		<0.14	<0.14	<0.14	<0.14	<0.14			<0.14			<0.14		<0.14									<0.14				<0.14	<0.14	<0.14									
Bromoform	May-2015	ug/L					<0.14											<0.14		<0.14									<0.14		<0.14	<0.14								
Bromoform	Jun-2015	ug/L	<0.14	<0.14	<0.14	<0.14		<0.14		<0.14	<0.14	<0.14		<0.14	<0.14	<0.14	<0.14		<0.14			<0.14	<0.14	<0.14	<0.14	<0.14	<0.14					<0.14									
Bromoform	Oct-2015	ug/L		<0.14								<0.14			<0.14	<0.14	<0.14		<0.14	<0.14		<0.14																		
Bromoform	Nov-2015	ug/L	<0.14		<0.14		<0.14	<0.14				<0.14						<0.14						<0.14	<0.14	<0.14		<0.14		<0.14	<0.14	<0.14		<0.14							
Bromoform	Dec-2015	ug/L				<0.14				<0.14	<0.14																<0.14								<0.14	<0.14	<0.14	<0.14	<0.14			
Bromoform	Mar-2016	ug/L																																							
Bromoform	May-2016	ug/L			<0.14	<0.14	<0.14	<0.14		<0.14	<0.14	<0.14		<0.14	<0.14			<0.14	<0.14			<0.14	<0.14	<0.14	<0.14	<0.14	<0.14			<0.14	<0.14			<0.14	<0.14	<0.14					
Bromoform	Jun-2016	ug/L	<0.14	<0.14												<0.14	<0.14																								
Bromoform	Oct-2016	ug/L	<0.14		<0.14	<0.14					<0.14			<0.14	<0.14	<0.14						<0.14	<0.14	<0.14	<0.14	<0.14	<0.14	<0.14		<0.14	<0.14	<0.14	<0.14	<0.14	<0.14		<0.14	<0.14			
Bromoform	Nov-2016	ug/L		<0.14			<0.14	<0.14		<0.14		<0.14					<0.14	<0.14	<0.14	<0.14																<0.14					
Bromoform	Jan-2017	ug/L																																							
Bromoform	Apr-2017	ug/L	<0.14	<0.14	<0.14	<0.14	<0.14	<0.14		<0.14	<0.14	<0.14		<0.14	<0.14	<0.14	<0.14	<0.14	<0.14			<0.14	<0.14	<0.14	<0.14	<0.14	<0.14	<0.14		<0.14	<0.14	<0.14	<0.14	<0.14	<0.14	<0.14	<0.14	<0.14	<0.14		
Bromoform	Jul-2017	ug/L																																							
Bromoform	Oct-2017	ug/L	<0.140	<0.140	<0.140	<0.140	<0.140	<0.140		<0.140	<0.140	<0.140		<0.140	<0.140	<0.140	<0.140	<0.140	<0.140			<0.140	<0.140	<0.140	<0.140	<0.140	<0.140	<0.140		<0.140	<0.140	<0.140	<0.140	<0.140	<0.140	<0.140	<0.140				
Bromoform	Apr-2018	ug/L	<0.140	<0.140	<0.140	<0.140	<0.140	<0.140		<0.140	<0.140	<0.140		<0.140	<0.140	<0.140	<0.140	<0.140	<0.140			<0.140	<0.140	<0.140	<0.140	<0.140	<0.140	<0.140		<0.140	<0.140	<0.140	<0.140	<0.140	<0.140	<0.140	<0.140				
Bromoform	Oct-2018	ug/L	<0.780	<0.780	<0.780	<0.780	<0.780	<0.780		<0.780	<0.780	<0.780		<0.780	<0.780	<0.780	<0.780	<0.780	<0.780			<0.780	<0.780	<0.780	<0.780	<0.780	<0.780	<0.780	<0.780	<0.780	<0.780	<0.780	<0.780	<0.780	<0.780	<0.780	<0.780				

Notes:
"J" Indicates the constituent was detected between the method detection limit and the reporting limit and is considered estimated.

DMASWA Landfill
Permit No. 31-SDP-02-75P

Table 9
Analytical Data Summary
2024 Annual Water Quality Report

Constituent	Month-Year	units	MW-102A	P-102BR	MW-103A	MW-104A	MW-105A	P-105B	MW-108A	MW-108AR	MW-109ARR	P-108B	MW-109AR	MW-114AR	P-114BR	MW-120AR	P-120B	MW-124A	MW-124B	MW-126A	MW-130A	MW-137A	MW-138A	MW-201A	MW-202A	MW-203A	MW-204A	OW-301A	OW-306AR	MW-401A	MW-402A	MW-403A	P-403B	MW-404A	MW-501A	MW-502A	P-503B	P-504B	MW-505A	MW-604	MW-605
Bromoform	Jan-2019	ug/L																											<0.780													
Bromoform	Apr-2019	ug/L	<0.780	<0.780	<0.780	<0.780	<0.780	<0.780		<0.780	<0.780	<0.780		<0.780	<0.780	<0.780	<0.780	<0.780	<0.780			<0.780	<0.780	<0.780	<0.780	<0.780	<0.780	<0.780	<0.780	<0.780	<0.780	<0.780	<0.780	<0.780	<0.780	<0.780	<0.780			<0.780	<0.780
Bromoform	Nov-2019	ug/L	<0.780	<0.780	<0.780	<0.780	<0.780	<0.780		<0.780	<0.780	<0.780		<0.780	<0.780	<0.780	<0.780	<0.780	<0.780			<0.780	<0.780	<0.780	<0.780	<0.780	<0.780	<0.780	<0.780	<0.780	<0.780	<0.780	<0.780	<0.780	<0.780	<0.780	<0.780			<0.780	<0.780
Bromoform	Apr-2020	ug/L	<0.780	<0.780	<0.780	<0.780	<0.780	<0.780		<0.780	<0.780	<0.780		<0.780	<0.780	<0.780	<0.780	<0.780	<0.780			<0.780		<0.780	<0.780	<0.780	<0.780	<0.780	<0.780	<0.780	<0.780	<0.780	<0.780	<0.780	<0.780	<0.780	<0.780	<0.780		<0.780	<0.780	<0.780
Bromoform	Jul-2020	ug/L			<0.780	<0.780	<0.780									<0.780								<0.780	<0.780	<0.780	<0.780			<0.780										<0.780	<0.780	<0.780
Bromoform	Oct-2020	ug/L	<0.780	<0.780	<0.780	<0.780	<0.780	<0.780		<0.780	<0.780	<0.780		<0.780	<0.780	<0.780	<0.780					<0.780		<0.780	<0.780	<0.780	<0.780	<0.780	<0.780	<0.780	<0.780	<0.780	<0.780	<0.780	<0.780	<0.780	<0.780	<0.780	<0.780	<0.780	<0.780	<0.780
Bromoform	Jan-2021	ug/L			<0.780	<0.780	<0.780									<0.780								<0.780	<0.780	<0.780	<0.780													<0.780	<0.780	<0.780
Bromoform	Apr-2021	ug/L	<0.780	<0.780	<0.780			<0.780		<0.780	<0.780	<0.780		<0.780	<0.780	<0.780	<0.780					<0.780		<0.780	<0.780		<0.780	<0.780	<0.780	<0.780	<0.780	<0.780	<0.780	<0.780	<0.780	<0.780	<0.780	<0.780	<0.780	<0.780	<0.780	<0.780
Bromoform	Jun-2021	ug/L																				<0.780																					
Bromoform	Oct-2021	ug/L	<0.780	<0.780	<0.780	<0.780	<0.780	<0.780			<0.780	<0.780		<0.780	<0.780	<0.780	<0.780					<0.780		<0.780	<0.780	<0.780	<0.780	<0.780	<0.780	<0.780	<0.780	<0.780	<0.780	<0.780	<0.780	<0.780	<0.780	<0.780	<0.780	<0.780	<0.780	<0.780
Bromoform	Apr-2022	ug/L	<0.780	<0.780	<0.780	<0.780	<0.780	<0.780		<0.780	<0.780	<0.780		<0.780	<0.780	<0.780	<0.780					<0.780		<0.780	<0.780	<0.780	<0.780	<0.780	<0.780	<0.780	<0.780	<0.780	<0.780	<0.780	<0.780	<0.780	<0.780	<0.780	<0.780	<0.780	<0.780	<0.780
Bromoform	Oct-2022	ug/L	<0.780		<0.780	<0.780	<0.780	<0.780			<0.780	<0.780		<0.780	<0.780	<0.780	<0.780					<0.780		<0.780	<0.780	<0.780	<0.780	<0.780	<0.780	<0.780	<0.780	<0.780		<0.780	<0.780	<0.780	<0.780	<0.780	<0.780	<0.780	<0.780	<0.780
Bromoform	Apr-2023	ug/L	<0.780		<0.780	<0.780	<0.780	<0.780		<0.780	<0.780	<0.780		<0.780	<0.780	<0.780	<0.780					<0.780		<0.780	<0.780	<0.780	<0.780	<0.780	<0.780	<0.780	<0.780	<0.780		<0.780	<0.780	<0.780	<0.780	<0.780	<0.780	<0.780	<0.780	<0.780
Bromoform	Oct-2023	ug/L	<0.780		<0.780			<0.780			<0.780	<0.780		<0.780	<0.780	<0.780	<0.780					<0.780		<0.780	<0.780		<0.780	<0.780	<0.780	<0.780	<0.780	<0.780		<0.780	<0.780	<0.780		<0.780	<0.780	<0.780	<0.780
Bromomethane	Oct-2007	ug/L	<4	<4	<4	<4	<4	<4	<4			<4	<4	<4	<4	<4	<4																										
Bromomethane	Feb-2008	ug/L	<4	<4	<4	<4	<4	<4	<4			<4	<4	<4	<4	<4	<4																										
Bromomethane	Apr-2008	ug/L	<4	<4	<4	<4	<4	<4	<4			<4	<4	<4	<4	<4	<4																										
Bromomethane	Jul-2008	ug/L	<4	<4	<4	<4	<4	<4	<4			<4	<4	<4	<4	<4	<4																										
Bromomethane	Oct-2008	ug/L	<4	<4	<4	<4	<4	<4	<4			<4	<4	<4	<4	<4	<4																										
Bromomethane	Jan-2009	ug/L	<4	<4	<4	<4	<4	<4	<4			<4	<4	<4	<4	<4	<4																										
Bromomethane	Apr-2009	ug/L	<4	<4	<4	<4	<4	<4	<4			<4	<4	<4	<4	<4	<4																										
Bromomethane	Jul-2009	ug/L	<4	<4	<4	<4	<4	<4	<4			<4	<4	<4	<4	<4	<4																										
Bromomethane	Oct-2009	ug/L	<4	<4	<4	<4	<4	<4	<4			<4	<4	<4	<4	<4	<4																										
Bromomethane	Dec-2009	ug/L														<4	<4																										
Bromomethane	Feb-2010	ug/L														<4	<4																										
Bromomethane	Apr-2010	ug/L	<4	<4	<4	<4	<4	<4	<4			<4	<4	<4	<4	<4	<4																										
Bromomethane	Oct-2010	ug/L	<4	<4	<4	<4	<4	<4	<4			<4	<4	<4	<4	<4	<4																										
Bromomethane	Feb-2011	ug/L																																									
Bromomethane	Apr-2011	ug/L	<4	<4	<4	<4	<4	<4	<4			<4	<4	<4	<4	<4	<4																										
Bromomethane	Jun-2011	ug/L																																									
Bromomethane	Aug-2011	ug/L																																									
Bromomethane	Oct-2011	ug/L	<4	<4	**0.26J**	<4	**0.37J**	**0.29J**	<4					<4	<4	<4	<4					<4						<4															
Bromomethane	Feb-2012	ug/L								<0.22	**0.32J**											<0.22		**0.22J**	**0.4J**	<0.22	<0.22															
Bromomethane	Apr-2012	ug/L	<0.22	<0.22	<0.22	<0.22	<0.22	<0.22		<0.22	<0.22	<0.22		<0.22	<0.22	<0.22	<0.22					<0.22		<0.22	<0.22	<0.22	<0.22	<0.22														
Bromomethane	Jun-2012	ug/L								<0.22	<0.22											<0.22		<0.22	<0.22	<0.22	<0.22															
Bromomethane	Aug-2012	ug/L								<0.22	<0.22								<0.22			<0.22	<0.22	<0.22	<0.22	<0.22	<0.22	<0.22														
Bromomethane	Oct-2012	ug/L	<0.22	<0.22	<0.22	<0.22	<0.22	<0.22		<0.22	<0.22	<0.22		<0.22	<0.22	<0.22	<0.22		<0.22			<0.22	<0.22	<0.22	<0.22	<0.22	<0.22	<0.22														
Bromomethane	Nov-2012	ug/L																												<0.22	<0.22	<0.22	<0.22	<0.22							
Bromomethane	Feb-2013	ug/L																					<0.22							<0.22	<0.22	<0.22	<0.22	<0.22							
Bromomethane	May-2013	ug/L	<0.22	<0.22	<0.22	<0.22	<0.22	**0.888J**		<0.22	<0.22	<0.22		<0.22	<0.22	<0.22	<0.22	<0.22	<0.22	**0.927J**	<0.22	<0.22	<0.22	<0.22	<0.22	<0.22	<0.22	<0.22		<0.22	<0.22	<0.22	<0.22	<0.22						
Bromomethane	Jun-2013	ug/L																<0.22	<0.22				<0.22							<0.22	<0.22	<0.22	<0.22	<0.22							
Bromomethane	Aug-2013	ug/L			<0.22													<0.22	<0.22	<0.22	<0.22		<0.22							<0.22	<0.22	<0.22	<0.22	<0.22							
Bromomethane	Nov-2013	ug/L	<0.22	<0.22	<0.22	<0.22	<0.22	<0.22			<0.22	<0.22		<0.22	<0.22		<0.22		<0.22	<0.22	<0.22	<0.22	<0.22	<0.22	<0.22	<0.22	<0.22	<0.22		<0.22	<0.22	<0.22	<0.22	<0.22							
Bromomethane	Jan-2014	ug/L																	<0.22	<0.22	<0.22																				
Bromomethane	May-2014	ug/L	<0.22	<0.22	<0.22	<0.22	<0.22	<0.22		<0.22	<1.1	<0.22		<0.22	<0.22			<0.22	<0.22	<0.22		<0.22		<0.22	<0.22	<0.22	<0.22			<0.22	<0.22	<0.22	<0.22	<0.22							
Bromomethane	Jun-2014	ug/L														<0.22	<0.22			<0.22		<0.22																		
Bromomethane	Jul-2014	ug/L																<0.22	<0.22																					
Bromomethane	Sep-2014	ug/L																																						
Bromomethane	Nov-2014	ug/L	<0.22							<0.22	<0.22			<0.22	<0.22		<0.22		<0.22	<0.22		<0.22	<0.22	<0.22	<0.22	<0.22					<0.22	<0.22								
Bromomethane	Dec-2014	ug/L		<0.22	<0.22	<0.22	<0.22	<0.22				<0.22				<0.22										<0.22			<0.22	<0.22	<0.22									
Bromomethane	May-2015	ug/L					<0.22											<0.22	<0.22											<0.22		<0.22	<0.22							
Bromomethane	Jun-2015	ug/L	<0.22	<0.22	<0.22	<0.22		<0.22		<0.22	<0.22	<0.22		<0.22	<0.22	<0.22	<0.22		<0.22			<0.22	<0.22	**0.254J**	<0.22	<0.22	<0.22				<0.22		<0.22							
Bromomethane	Oct-2015	ug/L		<0.22							<0.22				<0.22	<0.22	<0.22		<0.22	<0.22		<0.22																		
Bromomethane	Nov-2015	ug/L	<0.22		<0.22		<0.22	<0.22				<0.22						<0.22						<0.22	<0.22	<0.22		<0.22		**0.304J**	**0.24J**	<0.22		<0.22							
Bromomethane	Dec-2015	ug/L				**0.323J**				<0.22	**0.399J**																<0.22						<0.22								
Bromomethane	Mar-2016	ug/L																																	<0.22	<0.22	<0.22	<0.22	<0.22	<0.22		
Bromomethane	May-2016	ug/L			**0.356J**	<0.22	<0.22	**0.224J**		<0.22	<0.22	<0.22		<0.22	<0.22			<0.22	<0.22			<0.22	**0.553J**	**0.242J**	<0.22	<0.22	<0.22			**0.358J**	<0.22			**0.24J**	**0.646J**	**0.699J**					
Bromomethane	Jun-2016	ug/L	<0.22	<0.22												<0.22	<0.22															<0.22	<0.22	<0.22						
Bromomethane	Oct-2016	ug/L	<0.22		**0.285J**	<0.22					<0.22			**0.425J**	<0.22	<0.22						<0.22	<0.22	**0.408J**	**0.428J**	**0.351J**	<0.22	**0.263J**		<0.22	<0.22	<0.22	<0.22	<0.22	**0.292J**		<0.22	<0.22			
Bromomethane	Nov-2016	ug/L		<0.22			<0.22	<0.22		**0.433J**		<0.22					<0.22	<0.22	<0.22																	<0.22			<0.22		
Bromomethane	Jan-2017	ug/L																																<0.22							
Bromomethane	Apr-2017	ug/L	**0.538J**	**0.42J**	**0.574J**	**0.427J**	**0.274J**	**0.403J**		**0.337J**	**0.288J**	**0.442J**		**0.601J**	**0.42J**	**0.34J**	**0.366J**	**0.371J**	**0.465J**			**0.368J**	**0.31J**	**0.554J**	**0.38J**	**0.376J**	**0.256J**	**0.374J**		**0.473J**	**0.324J**	**0.603J**	<0.22	**0.287J**	**0.397J**	**0.229J**	**0.507J**	**0.478J**	<0.22				
Bromomethane	Jul-2017	ug/L																																						
Bromomethane	Oct-2017	ug/L	<0.220	<0.220	<0.220	<0.220	<0.220	<0.220		<0.220	<0.220	<0.220		<0.220	<0.220	<0.220	<0.220	<0.220	<0.220			<0.220	<0.220	<0.220	<0.220	<0.220	<0.220	<0.220		<0.220	<0.220	<0.220	<0.220	<0.220	<0.220	<0.220	<0.220				
Bromomethane	Apr-2018	ug/L	<0.220	<0.220	<0.220	<0.220	<0.220	<0.220		<0.220	<0.220	<0.220		<0.220	<0.220	<0.220	<0.220	<0.220	<0.220			<0.220	<0.220	<0.220	<0.220	<0.220	<0.220	<0.220		<0.220	<0.220	<0.220	<0.220	<0.220	<0.220	<0.220	<0.220				
Bromomethane	Oct-2018	ug/L	<1.10	<1.10	<1.10	<1.10	<1.10	<1.10		<1.10	<1.10	<1.10		<1.10	<1.10	<1.10	<1.10	<1.10	<1.10			<1.10	<1.10	<1.10	<1.10	<1.10	<1.10	<1.10	<1.10	<1.10	<1.10	<1.10	<1.10	<1.10	<1.10	<1.10	<1.10				
Bromomethane	Jan-2019	ug/L																											<1.10												
Bromomethane	Apr-2019	ug/L	<1.10	<1.10	<1.10	<1.10	<1.10	<1.10		<1.10	<1.10	<1.10		<1.10	<1.10	<1.10	<1.10	<1.10	<1.10			<1.10	<1.10	<1.10	<1.10	<1.10	<1.10	<1.10	<1.10	<1.10	<1.10	<1.10	<1.10	<1.10	<1.10	<1.10	<1.10			<1.10	<1.10
Bromomethane	Nov-2019	ug/L	<1.10	<1.10	<1.10	<1.10	<1.10	<1.10		<1.10	<1.10	<1.10		<1.10	<1.10	<1.10	<1.10	<1.10	<1.10			<1.10	<1.10	<1.10	<1.10	<1.10	<1.10	<1.10	<1.10	<1.10	<1.10	<1.10	<1.10	<1.10	<1.10	<1.10	<1.10			<1.10	<1.10
Bromomethane	Apr-2020	ug/L	<1.10	<1.10	<1.10	<1.10	<1.10	<1.10		<1.10	<1.10	<1.10		<1.10	<1.10	<1.10	<1.10	<1.10	<1.10			<1.10		<1.10	<1.10	<1.10	<1.10	<1.10	<1.10	<1.10	<1.10	<1.10	<1.10	<1.10	<1.10	<1.10	<1.10	<1.10		<1.10	<1.10
Bromomethane	Jul-2020	ug/L			<1.10	<1.10	<1.10									<1.10								<1.10	<1.10	<1.10	<1.10			<1.10										<1.10	<1.10
Bromomethane	Oct-2020	ug/L	<1.10	<1.10	<1.10	<1.10	<1.10	<1.10		<1.10	<1.10	<1.10		<1.10	<1.10	<1.10	<1.10					<1.10		<1.10	<1.10	<1.10	<1.10	<1.10	<1.10	<1.10	<1.10	<1.10	<1.10	<1.10	<1.10	<1.10	<1.10	<1.10	<1.10	<1.10	<1.10
Bromomethane	Jan-2021	ug/L			<1.10	<1.10	<1.10									<1.10								<1.10	<1.10	<1.10	<1.10													<1.10	<1.10
Bromomethane	Apr-2021	ug/L	<1.10	<1.10	<1.10			<1.10		<1.10	<1.10	<1.10		<1.10	<1.10	<1.10	<1.10					<1.10		<1.10	<1.10		<1.10	<1.10	<1.10	<1.10	<1.10	<1.10	<1.10	<1.10	<1.10	<1.10	<1.10	<1.10	<1.10	<1.10	<1.10
Bromomethane	Jun-2021	ug/L																				<1.10																				
Bromomethane	Oct-2021	ug/L	<1.10	<1.10	<1.10	<1.10	<1.10	<1.10			<1.10	<1.10		<1.10	<1.10	<1.10	<1.10					<1.10		<1.10	<1.10	<1.10	<1.10	<1.10	<1.10	<1.10	<1.10	<1.10	<1.10	<1.10	<1.10	<1.10	<1.10	<1.10	<1.10	<1.10	<1.10
Bromomethane	Apr-2022	ug/L	<1.10	<1.10	<1.10	<1.10	<1.10	<1.10		<1.10	<1.10	<1.10		<1.10	<1.10	<1.10	<1.10					<1.10		<1.10	<1.10	<1.10	<1.10	<1.10	<1.10	<1.10	<1.10	<1.10	<1.10	<1.10	<1.10	<1.10	<1.10	<1.10	<1.10	<1.10	<1.10
Bromomethane	Oct-2022	ug/L	<1.10		<1.10	<1.10	<1.10	<1.10			<1.10	<1.10		<1.10	<1.10	<1.10	<1.10					<1.10		<1.10	<1.10	<1.10	<1.10	<1.10	<1.10	<1.10	<1.10	<1.10		<1.10	<1.10	<1.10	<1.10	<1.10	<1.10	<1.10	<1.10
Bromomethane	Apr-2023	ug/L	<1.10		<1.10	<1.10	<1.10	<1.10		<1.10	<1.10	<1.10		<1.10	<1.10	<1.10	<1.10					<1.10		<1.10	<1.10	<1.10	<1.10	<1.10	<1.10	<1.10	<1.10	<1.10		<1.10	<1.10	<1.10	<1.10	<1.10	<1.10	<1.10	<1.10
Bromomethane	Oct-2023	ug/L	<1.10		<1.10			<1.10			<1.10	<1.10		<1.10	<1.10	<1.10	<1.10					<1.10		<1.10	<1.10		<1.10	<1.10	<1.10	<1.10	<1.10	<1.10		<1.10	<1.10	<1.10		<1.10	<1.10	<1.10	<1.10
Butyl benzyl phthalate	Apr-2009	ug/L				<10																																			
Butyl benzyl phthalate	Jul-2009	ug/L										<10																													
Butyl benzyl phthalate	Apr-2010	ug/L				<10						<10																													
Butyl benzyl phthalate	Jun-2012	ug/L																						<0.34		<0.34															
Butyl benzyl phthalate	Aug-2012	ug/L																										<0.34												
Butyl benzyl phthalate	May-2013	ug/L	<0.347	<0.343			<0.386	<0.358		<0.347	<0.347			<0.347	<0.354									<0.366	<0.362	<0.362	<0.366														
Butyl benzyl phthalate	Aug-2013	ug/L			<0.362																																			
Butyl benzyl phthalate	Nov-2013	ug/L																										<0.347												
Butyl benzyl phthalate	May-2014	ug/L	<0.4		<0.366	<0.374	<0.37	<0.37		<0.366	<0.362			<0.37	<0.37										<0.351		<0.366														
Butyl benzyl phthalate	Dec-2014	ug/L		<0.374								<0.34																												
Butyl benzyl phthalate	May-2015	ug/L																																<0.34						
Butyl benzyl phthalate	Oct-2015	ug/L		<0.374								<0.37			<0.343																									
Butyl benzyl phthalate	Nov-2015	ug/L	<0.378		<0.37		<0.391	<0.358						<0.386										<0.382	<0.374	<0.378		<0.374												
Butyl benzyl phthalate	Dec-2015	ug/L				<0.374				<0.382	<0.395																<0.391													
Butyl benzyl phthalate	Oct-2016	ug/L																					**0.635J**																	
Butyl benzyl phthalate	Nov-2016	ug/L																<0.34	<0.34	<0.34																				
Butyl benzyl phthalate	Oct-2018	ug/L																											<1.55											
Butyl benzyl phthalate	Jan-2019	ug/L																											<1.58											
Butyl benzyl phthalate	Jul-2020	ug/L																												<15.8										
Butyl benzyl phthalate	Oct-2020	ug/L	<1.56			<1.58	<1.58	<1.63		<1.58	<1.58	<1.58		<1.58	<1.58									<1.58	<1.58	<1.58	<1.58	<1.58													
Butyl benzyl phthalate	Jun-2021	ug/L																				<1.67																		
Butyl benzyl phthalate	Apr-2022	ug/L			<6.43																														<5.87					
Butyl benzyl phthalate	Oct-2022	ug/L																				<5.29								<5.29					<5.51					
Cadmium	Oct-2007	ug/L	<0.5	<0.5	<0.5	<0.5	<0.5	<0.5	**1.69**			<0.5	<0.5	**2.96**	<0.5	<0.5	<0.5																										
Cadmium	Feb-2008	ug/L	<0.5	<0.5	<0.5	<0.5	<0.5	<0.5	<0.5			<0.5	<0.5	**1.19**	<0.5	<0.5	<0.5																										
Cadmium	Apr-2008	ug/L	<0.5	<0.5	<0.5	<0.5	<0.5	<0.5	<0.5			<0.5	<0.5	<0.5	<0.5	<0.5	<0.5																										
Cadmium	Jul-2008	ug/L	<0.5	<0.5	<0.5	<0.5	<0.5	<0.5	<0.5			<0.5	<0.5	**2.36**	<0.5	<0.5	<0.5																										
Cadmium	Oct-2008	ug/L	<0.5	<0.5	<0.5	<0.5	**1.14**	<0.5	<0.5			<0.5	<0.5	**0.502**	<0.5	<0.5	<0.5																										
Cadmium	Jan-2009	ug/L	<0.5	<0.5	<0.5	<0.5	**1.17**	<0.5	**0.938**			<0.5	<0.5	**1.41**	<0.5	<0.5	<0.5																										
Cadmium	Apr-2009	ug/L	<0.5	<0.5	<0.5	<0.5	<0.5	<0.5	<0.5			<0.5	<0.5	<0.5	<0.5	<0.5	<0.5																										
Cadmium	Jul-2009	ug/L	<0.5	<0.5	<0.5	<0.5	<0.5	<0.5	<0.5			<0.5	<0.5	**0.528**	<0.5	<0.5	<0.5																										
Cadmium	Oct-2009	ug/L	<0.5	<0.5	<0.5	<0.5	<0.5	<0.5	<0.5			<0.5	<0.5	<0.5	<0.5	<0.5	<0.5																										
Cadmium	Dec-2009	ug/L														<0.5	<0.5																										
Cadmium	Feb-2010	ug/L														<0.5	<0.5																										
Cadmium	Apr-2010	ug/L	<0.5	<0.5	<0.5	<0.5	<0.5	<0.5	<0.5			<0.5	**0.876**	<0.5	<0.5	<0.5	<0.5																										
Cadmium	Oct-2010	ug/L	**1.1**	<0.5	<0.5	<0.5	<0.5	<0.5	<0.5			<0.5	**0.601**	**1.15**	<0.5	<0.5	<0.5																										
Cadmium	Feb-2011	ug/L																																								
Cadmium	Apr-2011	ug/L	<0.5	<0.5	<0.5	<0.5	**1.26**	<0.5	<0.5			<0.5	<0.5	<0.5	<0.5	<0.5	<0.5																										
Cadmium	Jun-2011	ug/L																																								

Notes:
"J" Indicates the constituent was detected between the method detection limit and the reporting limit and is considered estimated.

Table 9
Analytical Data Summary
2024 Annual Water Quality Report

Constituent	Month-Year	units	MW-102A	P-102BR	MW-103A	MW-104A	MW-105A	P-105B	MW-108A	MW-108AR	MW-109ARR	P-108B	MW-109AR	MW-114AR	P-114BR	MW-120AR	P-120B	MW-124A	MW-124B	MW-126A	MW-130A	MW-137A	MW-138A	MW-201A	MW-202A	MW-203A	MW-204A	OW-301A	OW-306AR	MW-401A	MW-402A	MW-403A	P-403B	MW-404A	MW-501A	MW-502A	P-503B	P-504B	MW-505A	MW-604	MW-605
Cadmium	Aug-2011	ug/L																																								
Cadmium	Oct-2011	ug/L	**0.254J**	**0.326J**	**0.286J**	<0.5	**2.8**	<0.5	**0.921**			<0.5	**0.665**	**0.478J**	**0.131J**	**0.169J**	<0.5					<0.5						**1.15**														
Cadmium	Feb-2012	ug/L								<0.124	<0.124											<0.124		**0.632**	<0.124	**0.319J**	**0.156J**														
Cadmium	Apr-2012	ug/L	<0.229	<0.229	<0.229	<0.229	**1.2**	<0.229		**0.457J**	**0.324J**	**0.43J**		**0.462J**	**0.486J**	<0.229	<0.229					<0.229		**0.417J**	<0.229	**1.23**	**0.485J**	<0.229														
Cadmium	Jun-2012	ug/L								**0.426J**	**0.54**											**0.256J**		**0.344J**	<0.195	**0.777**	**0.412J**														
Cadmium	Aug-2012	ug/L								**0.33J**	**0.379J**								**0.415J**			<0.195	**0.905**	<0.195	<0.195	**0.815**	**0.242J**	**0.36J**														
Cadmium	Oct-2012	ug/L	<0.195	<0.195	<0.195	<0.195	**0.712**	<0.195		**0.222J**	<0.195	<0.195		**0.52**	<0.195	**0.201J**	<0.195		<0.195			**0.322J**	**0.307J**	**0.36J**	<0.195	<0.195	**0.264J**	**0.784**														
Cadmium	Nov-2012	ug/L																												**1.19**	<0.195	<0.195	<0.195	**0.291J**								
Cadmium	Feb-2013	ug/L																					<0.195							**0.358J**	<0.195	<0.195	**0.296J**	<0.195								
Cadmium	May-2013	ug/L	<0.53	<0.53	<0.53	<0.53	<0.53	<0.53		<0.53	<0.53	<0.53		<0.53	<0.53	<0.53	<0.53	<0.53	<0.53	**1.03J**	<0.53	<0.53	<0.53	<0.53	<0.53	<0.53	<0.53	<0.53		**1.1J**	<0.53	<0.53	<0.53	<0.53						
Cadmium	Jun-2013	ug/L																<0.53	<0.53				<0.53							<1.06	<1.06	<1.06	<1.06	<1.06							
Cadmium	Aug-2013	ug/L			**0.196J**													**0.114J**	<0.106	**0.381J**	<0.53		<0.106							**0.13J**	**0.14J**	<0.106	<0.106	**0.127J**							
Cadmium	Nov-2013	ug/L	<0.106	<0.106	<0.106	**0.268J**	**1.94**	<0.106			**0.121J**	<0.106		**0.117J**	<0.106		<0.106		<0.106	**0.168J**	**0.143J**	<0.1	**0.352J**	**0.238J**	**0.295J**	**0.443J**	**0.154J**	**0.207J**		<0.1	<0.1	<0.106	**0.154J**	**0.253J**							
Cadmium	Jan-2014	ug/L																	<0.106	<0.106	<0.106		<0.1																		
Cadmium	May-2014	ug/L	<0.1	<0.1	<0.1	<0.1	**0.263J**	<0.1		<0.1	<0.1	<0.1		<0.1	<0.1			<0.1	<0.1	**0.147J**		<0.1		<0.1	<0.1	**0.21J**	<0.1			<0.1	<0.1	<0.1	<0.1	<0.1							
Cadmium	Jun-2014	ug/L														<0.1	<0.1				<0.1		<0.1																		
Cadmium	Jul-2014	ug/L																<0.108	<0.108																						
Cadmium	Sep-2014	ug/L																																							
Cadmium	Nov-2014	ug/L	<0.112							<0.112	<0.112			<0.112	<0.112		<0.112		<0.112	<0.112		<0.112	<0.112	<0.112	<0.112	**0.177J**						<0.112	<0.112							
Cadmium	Dec-2014	ug/L			<0.112	<0.112	<0.112	**0.157J**	<0.112			<0.112				<0.112											**0.469J**			<0.112	<0.112	<0.112									
Cadmium	May-2015	ug/L					<0.112											<0.112		<0.112										<0.112		<0.112	<0.112							
Cadmium	Jun-2015	ug/L	<0.112	<0.112	<0.112	<0.112		<0.112		<0.112	<0.112	<0.112		<0.112	<0.112	<0.112	<0.112		<0.112			<0.112	<0.112	<0.112	<0.112	**0.134J**	**0.143J**				<0.112			<0.112						
Cadmium	Oct-2015	ug/L			<0.112							<0.112			<0.112	<0.112	<0.112		<0.112	<0.112		<0.112																		
Cadmium	Nov-2015	ug/L	<0.112		<0.112		**0.162J**	<0.112						<0.112				<0.112						<0.112	<0.112	**0.185J**		<0.112		<0.112	<0.112	<0.112		<0.112						
Cadmium	Dec-2015	ug/L				<0.112				<0.112	<0.112																						<0.112			<0.112	<0.112	<0.112	<0.112		
Cadmium	Mar-2016	ug/L																																	**0.085J**	**0.037J**	**0.038J**	<0.0351	<0.0351		
Cadmium	May-2016	ug/L								<0.0351	<0.0351	<0.0351		<0.0351	<0.0351			<0.0351	<0.0351			<0.0351		**0.077J**		**0.122J**	**0.103J**			<0.0351	<0.0351			<0.0351						
Cadmium	Jun-2016	ug/L	<0.0351	<0.0351	<0.0351	<0.0351	**0.056J**	<0.0351								<0.0351	<0.0351						<0.0351		<0.0351							<0.0351	<0.0351	<0.0351	<0.0351	<0.0351	<0.0351		
Cadmium	Oct-2016	ug/L	<0.0351		**0.038J**	<0.0351					**0.063J**			**0.118J**	<0.0351	<0.0351						<0.0351	<0.0351	**0.062J**	<0.0351	**0.103J**	**0.151J**	**0.127J**		**0.052J**	<0.0351	<0.0351	<0.0351	**0.036J**		<0.0351	<0.0351				
Cadmium	Nov-2016	ug/L		<0.0351			**0.078J**	<0.0351		<0.0351		<0.0351					<0.0351	<0.0351	<0.0351																<0.0351						
Cadmium	Jan-2017	ug/L																																**0.039J**							
Cadmium	Apr-2017	ug/L	<0.0441	<0.0441	<0.0441	<0.0441	<0.0441	<0.0441		<0.0441	**0.061J**	<0.0441		<0.0441	<0.0441	<0.0441	<0.0441	<0.0441	<0.0441			<0.0441	<0.0441	**0.053J**	<0.0441	**0.091J**	**0.129J**	**0.085J**		<0.0441	<0.0441	**0.058J**	<0.0441	<0.0441	<0.0441	<0.0441	<0.0441	<0.0441		
Cadmium	Jul-2017	ug/L																																							
Cadmium	Oct-2017	ug/L	<0.0441	<0.0441	<0.0441	<0.0441	<0.0441	**0.083J**	<0.0441	<0.0441	<0.0441	<0.0441		**0.047J**	<0.0441	<0.0441	<0.0441	<0.0441	<0.0441	<0.0441			<0.0441	<0.0441	**0.07J**	<0.0441	**0.139J**	**0.101J**	**0.074J**		**0.045J**	<0.0441	<0.0441	<0.0441	**0.09J**	<0.0441	<0.0441	<0.0441			
Cadmium	Apr-2018	ug/L	<0.0600	<0.0600	<0.0600	<0.0600	<0.0600	<0.0600		**0.062J**	<0.0600	<0.0600		<0.0600	<0.0600	<0.0600	<0.0600	<0.0600	<0.0600	<0.0600		<0.0600	<0.0600	**0.087J**	<0.0600	**0.07J**	**0.09J**	**0.085J**		<0.0600	<0.0600	<0.0600	<0.0600	<0.0600	**0.065J**	<0.0600	<0.0600			
Cadmium	Oct-2018	ug/L	<0.167	<0.167	<0.167	<0.167	<0.167	<0.167		<0.167	<0.167	<0.167		<0.167	<0.167	<0.167	<0.167	<0.167	<0.167	<0.167		<0.167	<0.167	<0.167	<0.167	**0.467J**	<0.167	<0.167	<0.167	<0.167	<0.167	<0.167	<0.167	<0.167	<0.167	<0.167	<0.167			
Cadmium	Jan-2019	ug/L																											**0.071J**												
Cadmium	Apr-2019	ug/L	<0.0770	<0.0770	<0.0770	<0.0770	<0.0770	<0.0770		<0.0770	<0.0770	<0.0770		**0.108J**	<0.0770	<0.0770	<0.0770	<0.0770	<0.0770			<0.0770	<0.0770	**0.085J**	<0.0770	<0.0770	**0.127J**	<0.0770	<0.0770	<0.0770	<0.0770	**0.145J**	<0.0770	<0.0770	<0.0770	**0.183J**	<0.0770		<0.0770	<0.0770
Cadmium	Nov-2019	ug/L	**0.039J**	<0.0390	<0.0390	<0.0390	<0.0390	<0.0390		**0.049J**	**0.1**	<0.0390		**0.109**	<0.0390	<0.0390	**0.04J**	<0.0390	<0.0390			<0.0390	<0.0390	**0.077J**	**0.049J**	**0.039J**	**0.136**	<0.0390	**0.046J**	**0.092J**	<0.0390	**0.063J**	<0.0390	**0.049J**	**0.044J**	<0.0390	<0.0390		<0.0390	**0.059J**
Cadmium	Apr-2020	ug/L	<0.0390	<0.0390	<0.0390	<0.0390	<0.0390	<0.0390		**0.043J**	<0.0390	<0.0390		**0.04J**	<0.0390	<0.0390	<0.0390	<0.0390	<0.0390			<0.0390		**0.061J**	**0.045J**	**0.039J**	**0.123**	**0.082J**	**0.049J**	**0.148**	<0.0390	<0.0390	<0.0390	<0.0390	**0.074J**	<0.0390	<0.0390		<0.0390	<0.0390	**0.066J**
Cadmium	May-2020	ug/L																												**0.145**											
Cadmium	Jul-2020	ug/L			<0.0490	<0.0490	<0.0490									<0.0490								**0.065J**	<0.0490	<0.0490	**0.11**			**0.058J**									<0.0490	<0.0490	**0.071J**
Cadmium	Oct-2020	ug/L	<0.0490	<0.0490	<0.0490	**0.073J**	<0.0490	<0.0490		**0.102**	**0.065J**	<0.0490		**0.108**	<0.0490	<0.0490	<0.0490					<0.0490		**0.078J**	<0.0490	**0.067J**	**0.133**	<0.0490	**0.066J**	**0.055J**	<0.0490	<0.0490	<0.0490	<0.0490	**0.065J**	**0.093J**	<0.0490	**0.151**	<0.0490	<0.0490	**0.049J**
Cadmium	Jan-2021	ug/L			<0.0490	<0.0490	<0.0490									<0.0490								<0.0490	<0.0490	<0.0490	**2.67**												<0.0490	<0.0490	**0.08J**
Cadmium	Apr-2021	ug/L	<0.0510	<0.0510	<0.0510			<0.0510		**0.051J**	**0.409**	<0.0510		<0.0510	<0.0510	<0.0510	<0.0510					**0.388**		<0.0510	<0.0510		**0.094J**	**0.071J**	**0.068J**	**0.157**	**0.089J**	**0.127**	<0.0510	**0.096J**	**0.089J**	**0.095J**	**0.066J**	**0.071J**	**0.109**	<0.0510	<0.0510	
Cadmium	Jun-2021	ug/L																				**0.059J**																			
Cadmium	Jun-2021	mg/L																														**0.000054J**								
Cadmium	Oct-2021	ug/L	<0.0510	<0.0510	<0.0510	<0.0510	<0.0510	<0.0510			**0.07J**	<0.0510		<0.0510	<0.0510	**0.134**	<0.0510					<0.0510		<0.204	<0.204	<0.204	**0.092J**	<0.0510	**0.309**	<0.0510	<0.0510	**0.055J**	<0.0510	<0.0510	**0.247**	<0.0510	<0.0510	**0.087J**	**0.112**	<0.0510	**0.064J**
Cadmium	Dec-2021	ug/L																																**0.206**							
Cadmium	Apr-2022	ug/L	<0.0550	<0.0550	<0.0550	<0.0550	<0.0550	<0.0550		**0.059J**	<0.0550	<0.0550		<0.0550	<0.0550	<0.0550	<0.0550					**0.156**		<0.0550	<0.0550	**0.095J**	<0.0550	<0.0550	**0.07J**	<0.0550	<0.0550	<0.0550	<0.0550	<0.0550	**0.147**	<0.0550	<0.0550	<0.0550	**0.091J**	<0.0550	**0.069J**
Cadmium	Oct-2022	ug/L	<0.0550		**0.0610J**	<0.0550	<0.0550	<0.0550			<0.0550	<0.0550		**0.0640J**	<0.0550	**0.108**	**0.283**					**0.0600J**		<0.0550	<0.0550	**0.253**	**0.136**	**0.150**	**0.0960J**	<0.0550	<0.0550	<0.0550		<0.0550	**0.0740J**	<0.0550	<0.0550	<0.0550	<0.0550	<0.0550	<0.0550
Cadmium	Apr-2023	ug/L	<0.100		<0.100	<0.100	<0.100	<0.100		<0.100	<0.100	<0.100		<0.100	<0.100	<0.100	**0.205**					**0.187J**		<0.100	<0.100	<0.100	<0.100	<0.100	**0.152J**	<0.100	<0.100	**0.111J**		<0.100	<0.100	<0.100	<0.100	**0.113J**	<0.100	<0.100	**0.136J**
Cadmium	Oct-2023	mg/L	<0.000100		<0.000100			<0.000100			<0.000100	<0.000100		**0.000153J**	<0.000100	<0.000100	**0.000185J**					**0.000189J**		<0.000100	<0.000100		<0.000100	<0.000100	<0.000100	<0.000100	**0.000111J**	**0.000127J**		<0.000100	<0.000100	<0.000100		<0.000100	<0.000100	<0.000100	<0.000100
Cadmium, Dissolved	Apr-2009	ug/L	<0.5		<0.5	<0.5	<0.5		<0.5				<0.5	<0.5		<0.5																									
Cadmium, Dissolved	Jul-2009	ug/L	<0.5	<0.5	<0.5	<0.5	<0.5	<0.5	<0.5			<0.5	<0.5	<0.5	<0.5	<0.5	<0.5																								
Cadmium, Dissolved	Oct-2009	ug/L	<0.5		<0.5	<0.5	<0.5		<0.5				<0.5	<0.5		<0.5																									
Cadmium, Dissolved	Dec-2009	ug/L														<0.5	<0.5																									
Cadmium, Dissolved	Feb-2010	ug/L														<0.5	<0.5																									
Cadmium, Dissolved	Apr-2010	ug/L	<0.5	<0.5	<0.5	<0.5	<0.5	<0.5	<0.5				<0.5	<0.5	<0.5	<0.5	<0.5																									
Cadmium, Dissolved	Oct-2010	ug/L	<0.5	<0.5	<0.5	<0.5	<0.5	<0.5	<0.5				<0.5	<0.5	<0.5	<0.5	<0.5																									
Cadmium, Dissolved	Feb-2011	ug/L																																								
Cadmium, Dissolved	Apr-2011	ug/L	<0.5	<0.5	<0.5	<0.5	<0.5	<0.5	<0.5				<0.5	<0.5	<0.5	<0.5	<0.5																									
Cadmium, Dissolved	Jun-2011	ug/L																																								
Cadmium, Dissolved	Aug-2011	ug/L																																								
Cadmium, Dissolved	Oct-2011	ug/L	<0.5	<0.5	<0.5	**0.217J**	<0.5	<0.5	<0.5			<0.5	<0.5	<0.5	<0.5	**0.163J**	<0.5					<0.5						<0.5														
Cadmium, Dissolved	Feb-2012	ug/L								<0.124	<0.124											<0.124		**0.279J**	<0.124	**0.34J**	<0.124														
Cadmium, Dissolved	Apr-2012	ug/L	<0.229	<0.229	<0.229	<0.229	**0.249J**	<0.229		<0.229	<0.229	**0.303J**		<0.229	**0.338J**	<0.229	<0.229					<0.229		**0.274J**	<0.229	**0.534**	<0.229	<0.229														
Cadmium, Dissolved	Jun-2012	ug/L								<0.195	<0.195											<0.195		**0.212J**	<0.195	**0.579**	**0.259J**														
Cadmium, Dissolved	Aug-2012	ug/L								<0.195	<0.195								<0.195			<0.195	<0.195	**0.229J**	<0.195	**0.249J**	<0.195	**0.22J**														
Cadmium, Dissolved	Oct-2012	ug/L	<0.195	<0.195	<0.195	<0.195	**0.209J**	<0.195		**0.237J**	<0.195	<0.195		<0.195	<0.195	<0.195	<0.195		<0.195			<0.195	<0.195	**0.31J**	<0.195	**0.454J**	<0.195	**0.196J**														
Cadmium, Dissolved	Nov-2012	ug/L																												<0.195	<0.195	<0.195	<0.195	<0.195							
Cadmium, Dissolved	Feb-2013	ug/L																					<0.195							<0.195	<0.195	<0.195	<0.195	<0.195							
Cadmium, Dissolved	May-2013	ug/L	<0.53	<0.53	<0.53	<0.53	<0.53	<0.53		<0.53	<0.53	<0.53		<0.53	<0.53	<0.53	<0.53	<0.53	<0.53	<0.53	<0.53	<0.53	<0.53	<0.53	<0.53	<0.53	<0.53	<0.53		<0.53	<0.53	<0.53	<0.53	<0.53						
Cadmium, Dissolved	Jun-2013	ug/L																<0.53	<0.53				<0.53							<1.06	<1.06	<1.06	<1.06	<1.06							
Cadmium, Dissolved	Aug-2013	ug/L			<0.104													<0.106	<0.106	**0.118J**	<0.53		<0.106							<0.106	<0.106	<0.106	<0.106	<0.106							
Cadmium, Dissolved	Nov-2013	ug/L	**0.115J**	<0.106	<0.106	<0.106	<0.53	<0.53			<0.53	<0.53		<0.53	<0.53		<0.106		<0.106	<0.1	<0.106	<0.1	<0.106	**0.25J**	<0.53	<0.53	<0.53	**0.232J**		<0.1	<0.1	**0.156J**	<0.106	<0.106							
Cadmium, Dissolved	Jan-2014	ug/L																	<0.106	<0.106	<0.106		<0.1																		
Cadmium, Dissolved	May-2014	ug/L	<0.1	<0.1	<0.1	<0.1	**0.167J**	<0.1		<0.1	<0.1	<0.1		<0.1	<0.1			<0.1	<0.1	**0.101J**	<0.1	<0.1		<0.1	<0.1	<0.1	**0.1J**			<0.1	<0.1	<0.1	<0.1	<0.1							
Cadmium, Dissolved	Jun-2014	ug/L														<0.1	<0.1				<0.1		<0.1																		
Cadmium, Dissolved	Jul-2014	ug/L																<0.108	<0.108																						
Carbon Tetrachloride	Oct-2007	ug/L	<2	<2	<2	<2	<2	<2	<2			<2	<2	<2	<2	<2	<2																									
Carbon Tetrachloride	Feb-2008	ug/L	<2	<2	<2	<2	<2	<2	<2			<2	<2	<2	<2	<2	<2																									
Carbon Tetrachloride	Apr-2008	ug/L	<2	<2	<2	<2	<2	<2	<2			<2	<2	<2	<2	<2	<2																									
Carbon Tetrachloride	Jul-2008	ug/L	<2	<2	<2	<2	<2	<2	<2			<2	<2	<2	<2	<2	<2																									
Carbon Tetrachloride	Oct-2008	ug/L	<2	<2	<2	<2	<2	<2	<2			<2	<2	<2	<2	<2	<2																									
Carbon Tetrachloride	Jan-2009	ug/L	<2	<2	<2	<2	<2	<2	<2			<2	<2	<2	<2	<2	<2																									
Carbon Tetrachloride	Apr-2009	ug/L	<2	<2	<2	<2	<2	<2	<2			<2	<2	<2	<2	<2	<2																									
Carbon Tetrachloride	Jul-2009	ug/L	<2	<2	<2	<2	<2	<2	<2			<2	<2	<2	<2	<2	<2																									
Carbon Tetrachloride	Oct-2009	ug/L	<2	<2	<2	<2	<2	<2	<2			<2	<2	<2	<2	<2	<2																									
Carbon Tetrachloride	Dec-2009	ug/L														<2	<2																									
Carbon Tetrachloride	Feb-2010	ug/L														<2	<2																									
Carbon Tetrachloride	Apr-2010	ug/L	<5	<5	<5	<5	<5	<5	<5			<5	<5	<5	<5	<5	<5																									
Carbon Tetrachloride	Oct-2010	ug/L	<2	<2	<2	<2	<2	<2	<2			<2	<2	<2	<2	<2	<2																									
Carbon Tetrachloride	Feb-2011	ug/L																																								
Carbon Tetrachloride	Apr-2011	ug/L	<2	<2	<2	<2	<2	<2	<2			<2	<2	<2	<2	<2	<2																									
Carbon Tetrachloride	Jun-2011	ug/L																																								
Carbon Tetrachloride	Aug-2011	ug/L																																								
Carbon Tetrachloride	Oct-2011	ug/L	<2	<2	<2	<2	<2	<2	<2			<2	<2	<2	<2	<2	<2					<2						<2														
Carbon Tetrachloride	Feb-2012	ug/L								<0.24	<0.24											<0.24		<0.24	<0.24	<0.24	<0.24														
Carbon Tetrachloride	Apr-2012	ug/L	<0.24	<0.24	<0.24	<0.24	<0.24	<0.24		<0.24	<0.24	<0.24		<0.24	<0.24	<0.24	<0.24					<0.24		<0.24	<0.24	<0.24	<0.24	<0.24														
Carbon Tetrachloride	Jun-2012	ug/L								**0.24J**	<0.24											<0.24		<0.24	<0.24	<0.24	<0.24														
Carbon Tetrachloride	Aug-2012	ug/L								<0.24	<0.24								**0.24J**			<0.24	<0.24	<0.24	<0.24	<0.24	<0.24	<0.24														
Carbon Tetrachloride	Oct-2012	ug/L	<0.24	<0.24	<0.24	<0.24	<0.24	<0.24		<0.24	<0.24	<0.24		<0.24	<0.24	<0.24	<0.24		<0.24			<0.24	<0.24	<0.24	<0.24	<0.24	<0.24	<0.24														
Carbon Tetrachloride	Nov-2012	ug/L																												<0.24	<0.24	<0.24	<0.24	<0.24							
Carbon Tetrachloride	Feb-2013	ug/L																					<0.24							<0.24	<0.24	<0.24	<0.24	<0.24							
Carbon Tetrachloride	May-2013	ug/L	<0.24	<0.24	<0.24	<0.24	<0.24	<0.24		<0.24	<0.24	<0.24		<0.24	<0.24	<0.24	<0.24	<0.24	<0.24	<0.24	<0.24	<0.24	<0.24	<0.24	<0.24	<0.24	<0.24	<0.24		<0.24	<0.24	<0.24	<0.24	<0.24						
Carbon Tetrachloride	Jun-2013	ug/L																<0.24	<0.24				<0.24							<0.24	<0.24	<0.24	<0.24	<0.24							
Carbon Tetrachloride	Aug-2013	ug/L			<0.24													<0.24	<0.24	<0.24	<0.24		<0.24							<0.24	<0.24	<0.24	<0.24	<0.24							
Carbon Tetrachloride	Nov-2013	ug/L	<0.24	<0.24	<0.24	<0.24	<0.24	<0.24			<0.24	<0.24		<0.24	<0.24		<0.24		<0.24	<0.24	<0.24	<0.24	<0.24	<0.24	<0.24	<0.24	<0.24	<0.24		<0.24	<0.24	<0.24	<0.24	<0.24							
Carbon Tetrachloride	Jan-2014	ug/L																	<0.24	<0.24	<0.24		<0.24																		
Carbon Tetrachloride	May-2014	ug/L	<0.24	<0.24	<0.24	<0.24	<0.24	<0.24		<0.24	<0.24	<0.24		<0.24	<0.24			<0.24	<0.24			<0.24	<0.24	<0.24	<0.24	<0.24	<0.24			<0.24	<0.24	<0.24	<0.24	<0.24							
Carbon Tetrachloride	Jun-2014	ug/L														<0.24	<0.24				<0.24		<0.24																		
Carbon Tetrachloride	Jul-2014	ug/L																<0.24	<0.24																						
Carbon Tetrachloride	Sep-2014	ug/L																																							
Carbon Tetrachloride	Nov-2014	ug/L	<0.24							<0.24	<0.24			<0.24	<0.24		<0.24		<0.24	<0.24		<0.24	<0.24	<0.24	<0.24	<0.24							<0.24	<0.24							
Carbon Tetrachloride	Dec-2014	ug/L		<0.24	<0.24	<0.24	<0.24	<0.24				<0.24				<0.24				<0.24							<0.24			<0.24	<0.24	<0.24								
Carbon Tetrachloride	May-2015	ug/L					<0.24											<0.24		<0.24										<0.24		<0.24	<0.24							
Carbon Tetrachloride	Jun-2015	ug/L	<0.24	<0.24	<0.24	<0.24		<0.24		<0.24	<0.24	<0.24		<0.24	<0.24	<0.24	<0.24		<0.24			<0.24	<0.24	<0.24	<0.24	<0.24	<0.24				<0.24			<0.24						
Carbon Tetrachloride	Oct-2015	ug/L		<0.24								<0.24			<0.24	<0.24	<0.24		<0.24	<0.24		<0.24																		

Notes:
"J" Indicates the constituent was detected between the method detection limit and the reporting limit and is considered estimated.

DMASWA Landfill
Permit No. 31-SDP-02-75P

Table 9
Analytical Data Summary
2024 Annual Water Quality Report

Constituent	Month-Year	units	MW-102A	P-102BR	MW-103A	MW-104A	MW-105A	P-105B	MW-108A	MW-108AR	MW-109ARR	P-108B	MW-109AR	MW-114AR	P-114BR	MW-120AR	P-120B	MW-124A	MW-124B	MW-126A	MW-130A	MW-137A	MW-138A	MW-201A	MW-202A	MW-203A	MW-204A	OW-301A	OW-306AR	MW-401A	MW-402A	MW-403A	P-403B	MW-404A	MW-501A	MW-502A	P-503B	P-504B	MW-505A	MW-604	MW-605
Carbon Tetrachloride	Nov-2015	ug/L	<0.24			<0.24			<0.24	<0.24				<0.24				<0.24						<0.24	<0.24	<0.24		<0.24		<0.24	<0.24	<0.24		<0.24								
Carbon Tetrachloride	Dec-2015	ug/L				<0.24				<0.24	<0.24																<0.24						<0.24			<0.24	<0.24	<0.24	<0.24				
Carbon Tetrachloride	Mar-2016	ug/L																																	<0.24	<0.24	<0.24	<0.24				
Carbon Tetrachloride	May-2016	ug/L			<0.24	<0.24	<0.24	<0.24		<0.24	<0.24	<0.24		<0.24	<0.24			<0.24	<0.24			<0.24	<0.24	<0.24	<0.24	<0.24	<0.24			<0.24	<0.24			<0.24	<0.24	<0.24						
Carbon Tetrachloride	Jun-2016	ug/L	<0.24	<0.24												<0.24	<0.24									<0.24	<0.24					<0.24	<0.24				<0.24	<0.24	<0.24			
Carbon Tetrachloride	Oct-2016	ug/L	<0.24		<0.24	<0.24					<0.24			<0.24	<0.24	<0.24						<0.24	<0.24	<0.24	<0.24	<0.24	<0.24	<0.24		<0.24	<0.24	<0.24	<0.24	<0.24	<0.24		<0.24	<0.24				
Carbon Tetrachloride	Nov-2016	ug/L		<0.24			<0.24	<0.24		<0.24		<0.24					<0.24	<0.24	<0.24																		<0.24			<0.24			
Carbon Tetrachloride	Jan-2017	ug/L																																	<0.24							
Carbon Tetrachloride	Apr-2017	ug/L	<0.24	<0.24	<0.24	<0.24	<0.24	<0.24		<0.24	<0.24	<0.24		<0.24	<0.24	<0.24	<0.24	<0.24	<0.24			<0.24	<0.24	<0.24	<0.24	<0.24	<0.24	<0.24		<0.24	<0.24	<0.24	<0.24	<0.24	<0.24	<0.24	<0.24	<0.24	<0.24			
Carbon disulfide	Oct-2007	ug/L	<1	<1	<1	<1	<1	<1	<1			<1	<1	<1	<1	<1	<1																									
Carbon disulfide	Feb-2008	ug/L	<1	<1	<1	<1	<1	<1	<1			<1	<1	<1	<1	<1	<1																									
Carbon disulfide	Apr-2008	ug/L	<1	<1	<1	<1	<1	<1	<1			<1	<1	<1	<1	<1	<1																									
Carbon disulfide	Jul-2008	ug/L	<1	<1	<1	<1	<1	<1	<1			<1	<1	<1	<1	<1	<1																									
Carbon disulfide	Oct-2008	ug/L	<1	<1	<1	<1	<1	<1	<1			<1	<1	<1	<1	<1	<1																									
Carbon disulfide	Jan-2009	ug/L	<1	<1	<1	<1	<1	<1	<1			<1	<1	<1	<1	<1	<1																									
Carbon disulfide	Apr-2009	ug/L	<1	<1	<1	<1	<1	<1	<1			<1	<1	<1	<1	<1	<1																									
Carbon disulfide	Jul-2009	ug/L	<1	<1	<1	<1	<1	<1	<1			<1	<1	<1	<1	<1	<1																									
Carbon disulfide	Oct-2009	ug/L	<1	<1	<5	<5	<5	<5	<5			<5	<5	<1	<5	<5	<5																									
Carbon disulfide	Dec-2009	ug/L														<1	<1																									
Carbon disulfide	Feb-2010	ug/L														<1	<1																									
Carbon disulfide	Apr-2010	ug/L	<5	<5	<5	<5	<5	<5	<5			<5	<5	<5	<10	<5	<5																									
Carbon disulfide	Oct-2010	ug/L	<1	<1	<1	<1	<1	<1	<1			<1	<1	<1	<1	<1	<1																									
Carbon disulfide	Feb-2011	ug/L																																								
Carbon disulfide	Apr-2011	ug/L	<1	<1	<1	<1	<1	<1	<1			<1	<1	<1	<1	<1	<1																									
Carbon disulfide	Jun-2011	ug/L																																								
Carbon disulfide	Aug-2011	ug/L																																								
Carbon disulfide	Oct-2011	ug/L	<1	<1	<1	<1	<1	<1	<1			<1	<1	<1	<1	<1	<1					<1						<1														
Carbon disulfide	Feb-2012	ug/L								<0.15	<0.15											<0.15		<0.15	<0.15	<0.15	<0.15															
Carbon disulfide	Apr-2012	ug/L	<0.15	<0.15	<0.15	<0.15	<0.15	<0.15		<0.15	<0.15	<0.15		<0.15	<0.15	<0.15	<0.15					<0.15		<0.15	<0.15	<0.15	<0.15	<0.15														
Carbon disulfide	Jun-2012	ug/L								<0.15	<0.15											<0.15		<0.15	<0.15	<0.15	<0.15															
Carbon disulfide	Aug-2012	ug/L								<0.15	<0.15								<0.15			<0.15	<0.15	<0.15	<0.15	<0.15	<0.15	<0.15														
Carbon disulfide	Oct-2012	ug/L	<0.15	<0.15	<0.15	<0.15	<0.15	<0.15		<0.15	<0.15	<0.15		<0.15	<0.15	<0.15	**0.26J**		<0.15			<0.15	<0.15	<0.15	**0.17J**	<0.15	<0.15	<0.15														
Carbon disulfide	Nov-2012	ug/L																												<0.15	<0.15	<0.15	<0.15	<0.15								
Carbon disulfide	Feb-2013	ug/L																					<0.15							<0.15	<0.15	<0.15	<0.15	<0.15								
Carbon disulfide	May-2013	ug/L	<0.15	<0.15	<0.15	<0.15	<0.15	<0.15		<0.15	<0.15	<0.15		<0.15	<0.15	**0.185J**	<0.15	<0.15	<0.15	<0.15	**2.35**	<0.15	<0.15	<0.15	<0.15	<0.15	<0.15	**0.304J**		<0.15	<0.15	<0.15	<0.15	<0.15								
Carbon disulfide	Jun-2013	ug/L																<0.15	<0.15				<0.15							<0.15	<0.15	<0.15	<0.15	<0.15								
Carbon disulfide	Aug-2013	ug/L			<0.15													<0.15	<0.15	<0.15	<0.15		<0.15							<0.15	<0.15	<0.15	<0.15	<0.15								
Carbon disulfide	Nov-2013	ug/L	<0.15	<0.15	<0.15	<0.15	**0.215J**	<0.15			<0.15	<0.15		<0.15	<0.15		<0.15		<0.15	<0.15	<0.15	<0.15	<0.15	<0.15	<0.15	<0.15	<0.15	<0.15		<0.15	<0.15	<0.15	<0.15	<0.15								
Carbon disulfide	Jan-2014	ug/L																	<0.15	<0.15	<0.15		<0.15																				
Carbon disulfide	May-2014	ug/L	<0.15	<0.15	<0.15	<0.15	<0.15	<0.15		<0.15	<0.15	<0.15		<0.15	<0.15			<0.15	<0.15	<0.15		<0.15		<0.15	<0.15	<0.15	<0.15			<0.15	<0.15	<0.15	<0.15	<0.15								
Carbon disulfide	Jun-2014	ug/L														<0.15	<0.15				<0.15		<0.15																			
Carbon disulfide	Jul-2014	ug/L																<0.15	<0.15																							
Carbon disulfide	Sep-2014	ug/L																																								
Carbon disulfide	Nov-2014	ug/L	<0.15							<0.15	<0.15			<0.15	<0.15		<0.15		<0.15	<0.15		<0.15	<0.15	<0.15	<0.15	<0.15						<0.15	<0.15								
Carbon disulfide	Dec-2014	ug/L		<0.15	<0.15	<0.15	<0.15	<0.15				<0.15				<0.15											<0.15		<0.15	<0.15	<0.15										
Carbon disulfide	May-2015	ug/L					<0.15											<0.15		<0.15										<0.15		<0.15	<0.15								
Carbon disulfide	Jun-2015	ug/L	<0.15	<0.15	<0.15	<0.15		<0.15		<0.15	<0.15	<0.15		<0.15	<0.15	<0.15	<0.15	<0.15	<0.15			<0.15	<0.15	<0.15	<0.15	<0.15	<0.15				<0.15			<0.15							
Carbon disulfide	Oct-2015	ug/L		<0.15							<0.15				<0.15	<0.15	<0.15		<0.15	<0.15		<0.15																			
Carbon disulfide	Nov-2015	ug/L	<0.15		<0.15		<0.15	<0.15						<0.15				<0.15						<0.15	<0.15	<0.15		<0.15		<0.15	<0.15	<0.15		<0.15								
Carbon disulfide	Dec-2015	ug/L				<0.15				<0.15	<0.15																<0.15						<0.15		<0.15	<0.15	<0.15	<0.15			
Carbon disulfide	Mar-2016	ug/L																																	<0.15	<0.15	<0.15	**0.176J**	**0.548J**			
Carbon disulfide	May-2016	ug/L			<0.15	<0.15	<0.15	<0.15		<0.15	<0.15	<0.15		<0.15	<0.15			<0.15	<0.15			<0.15	<0.15	<0.15	<0.15	<0.15	<0.15			<0.15	<0.15			<0.15	<0.15	<0.15						
Carbon disulfide	Jun-2016	ug/L	<0.15	<0.15												<0.15	<0.15									<0.15	<0.15					<0.15	<0.15				<0.15	<0.15	<0.15			
Carbon disulfide	Oct-2016	ug/L	<0.15		<0.15	<0.15					<0.15			<0.15	<0.15	<0.15						<0.15	<0.15	<0.15	<0.15	<0.15	<0.15	<0.15		<0.15	<0.15	<0.15	<0.15	<0.15	<0.15		<0.15	<0.15				
Carbon disulfide	Nov-2016	ug/L		<0.15			<0.15	<0.15		<0.15		<0.15					<0.15	<0.15	<0.15																	<0.15			<0.15			
Carbon disulfide	Jan-2017	ug/L																																	<0.15							
Carbon disulfide	Apr-2017	ug/L	<0.15	<0.15	<0.15	<0.15	<0.15	<0.15		<0.15	<0.15	<0.15		<0.15	<0.15	<0.15	<0.15	<0.15	<0.15			<0.15	<0.15	<0.15	<0.15	<0.15	<0.15	<0.15		<0.15	<0.15	<0.15	<0.15	<0.15	<0.15	<0.15	**0.212J**	<0.15	<0.15			
Carbon disulfide	Jul-2017	ug/L																																							
Carbon disulfide	Oct-2017	ug/L	<0.150	<0.150	<0.150	<0.150	<0.150	<0.150		<0.150	<0.150	<0.150		<0.150	<0.150	<0.150	<0.150	<0.150	<0.150			<0.150	<0.150	<0.150	<0.150	<0.150	<0.150	<0.150		<0.150	<0.150	<0.150	<0.150	<0.150	<0.150	<0.150	<0.150					
Carbon disulfide	Apr-2018	ug/L	<0.150	<0.150	<0.150	<0.150	<0.150	<0.150		<0.150	<0.150	<0.150		**0.425J**	<0.150	<0.150	<0.150	<0.150	<0.150			<0.150	<0.150	<0.150	<0.150	<0.150	<0.150	**0.45J**		<0.150	**0.241J**	<0.150	<0.150	<0.150	<0.150	<0.150	<0.150					
Carbon disulfide	Oct-2018	ug/L	<0.450	<0.450	<0.450	<0.450	<0.450	<0.450		<0.450	<0.450	<0.450		<0.450	<0.450	<0.450	<0.450	<0.450	<0.450			<0.450	<0.450	<0.450	<0.450	<0.450	<0.450	<0.450	<0.450	<0.450	<0.450	<0.450	<0.450	<0.450	<0.450	<0.450	<0.450					
Carbon disulfide	Jan-2019	ug/L																											<0.450												
Carbon disulfide	Apr-2019	ug/L	<0.450	<0.450	<0.450	<0.450	<0.450	<0.450		<0.450	<0.450	<0.450		<0.450	<0.450	<0.450	<0.450	<0.450	<0.450			<0.450	<0.450	<0.450	<0.450	<0.450	<0.450	<0.450		<0.450	<0.450	<0.450	<0.450	<0.450	<0.450	<0.450	<0.450		<0.450	<0.450		
Carbon disulfide	Nov-2019	ug/L	<0.450	<0.450	<0.450	<0.450	<0.450	<0.450		<0.450	<0.450	<0.450		<0.450	<0.450	<0.450	<0.450	<0.450	<0.450			<0.450	<0.450	<0.450	<0.450	<0.450	<0.450	<0.450		<0.450	<0.450	<0.450	<0.450	<0.450	<0.450	<0.450	<0.450		<0.450	<0.450		
Carbon disulfide	Apr-2020	ug/L	<0.450	<0.450	<0.450	<0.450	<0.450	<0.450		<0.450	<0.450	<0.450		<0.450	<0.450	<0.450	<0.450	<0.450	<0.450			<0.450		<0.450	<0.450	<0.450	<0.450	<0.450		<0.450	<0.450	<0.450	<0.450	<0.450	<0.450	<0.450	<0.450		<0.450	<0.450		
Carbon disulfide	Jul-2020	ug/L			<0.450	<0.450	<0.450									<0.450								<0.450	<0.450	<0.450	<0.450			<0.450									<0.450	<0.450		
Carbon disulfide	Oct-2020	ug/L	<0.450	<0.450	<0.450	<0.450	<0.450	<0.450		<0.450	<0.450	<0.450		<0.450	<0.450	<0.450	<0.450					<0.450		<0.450	<0.450	<0.450	<0.450	<0.450	<0.450	<0.450	<0.450	<0.450	<0.450	<0.450	<0.450	<0.450	<0.450	<0.450	<0.450	<0.450		
Carbon disulfide	Jan-2021	ug/L			<0.450	<0.450	<0.450									<0.450								<0.450	<0.450	<0.450	<0.450			<0.450									<0.450	<0.450		
Carbon disulfide	Apr-2021	ug/L	<0.450	<0.450	<0.450		<0.450			<0.450	<0.450	<0.450		<0.450	<0.450	<0.450	<0.450					<0.450	<0.450		<0.450	<0.450	<0.450	<0.450	<0.450	<0.450	<0.450	<0.450	<0.450	<0.450	<0.450	<0.450	<0.450	<0.450	<0.450	<0.450		
Carbon disulfide	Jun-2021	ug/L																				<0.450																				
Carbon disulfide	Oct-2021	ug/L	<0.450	<0.450	<0.450	<0.450	<0.450	<0.450			<0.450	<0.450		<0.450	<0.450	<0.450	<0.450					<0.450		<0.450	<0.450	<0.450	<0.450	<0.450	<0.450	<0.450	<0.450	<0.450	<0.450	<0.450	<0.450	<0.450	<0.450	<0.450	<0.450	<0.450		
Carbon disulfide	Apr-2022	ug/L	<0.450	<0.450	<0.450	<0.450	<0.450	<0.450		<0.450	<0.450	<0.450		<0.450	<0.450	<0.450	<0.450					<0.450		<0.450	<0.450	<0.450	<0.450	<0.450	<0.450	<0.450	<0.450	<0.450	<0.450	<0.450	<0.450	<0.450	<0.450	<0.450	<0.450	<0.450		
Carbon disulfide	Oct-2022	ug/L	<0.450		<0.450	<0.450	<0.450	<0.450			<0.450	<0.450		<0.450	<0.450	<0.450	<0.450					<0.450		<0.450	<0.450	<0.450	<0.450	<0.450	<0.450	<0.450	<0.450	<0.450		<0.450	<0.450	<0.450	<0.450	<0.450	<0.450	<0.450		
Carbon disulfide	Apr-2023	ug/L	<0.450		<0.450	<0.450	<0.450	<0.450		<0.450	<0.450	<0.450		<0.450	<0.450	<0.450	<0.450					<0.450		<0.450	<0.450	<0.450	<0.450	<0.450	<0.450	<0.450	<0.450	<0.450	<0.450	<0.450	<0.450	<0.450	<0.450	<0.450	<0.450	<0.450		
Carbon disulfide	Oct-2023	ug/L	<0.450		<0.450			<0.450			<0.450	<0.450		<0.450	<0.450	<0.450	<0.450					<0.450		<0.450	<0.450		<0.450	<0.450	<0.450	<0.450	<0.450	<0.450	<0.450	<0.450	<0.450	<0.450	<0.450	<0.450	<0.450	<0.450		
Carbon tetrachloride	Jul-2017	ug/L																																							
Carbon tetrachloride	Oct-2017	ug/L	<0.240	<0.240	<0.240	<0.240	<0.240	<0.240		<0.240	<0.240	<0.240		<0.240	<0.240	<0.240	<0.240	<0.240	<0.240			<0.240	<0.240	<0.240	<0.240	<0.240	<0.240	<0.240		<0.240	<0.240	<0.240	<0.240	<0.240	<0.240	<0.240	<0.240					
Carbon tetrachloride	Apr-2018	ug/L	<0.240	<0.240	<0.240	<0.240	<0.240	<0.240		<0.240	<0.240	<0.240		<0.240	<0.240	<0.240	<0.240	<0.240	<0.240			<0.240	<0.240	<0.240	<0.240	<0.240	<0.240	<0.240		<0.240	<0.240	<0.240	<0.240	<0.240	<0.240	<0.240	<0.240					
Carbon tetrachloride	Oct-2018	ug/L	<0.650	<0.650	<0.650	<0.650	<0.650	<0.650		<0.650	<0.650	<0.650		<0.650	<0.650	<0.650	<0.650	<0.650	<0.650			<0.650	<0.650	<0.650	<0.650	<0.650	<0.650	<0.650	<0.650	<0.650	<0.650	<0.650	<0.650	<0.650	<0.650	<0.650	<0.650					
Carbon tetrachloride	Jan-2019	ug/L																											<0.650												
Carbon tetrachloride	Apr-2019	ug/L	<0.650	<0.650	<0.650	<0.650	<0.650	<0.650		<0.650	<0.650	<0.650		<0.650	<0.650	<0.650	<0.650	<0.650	<0.650			<0.650	<0.650	<0.650	<0.650	<0.650	<0.650	<0.650	<0.650	<0.650	<0.650	<0.650	<0.650	<0.650	<0.650	<0.650	<0.650		<0.650	<0.650		
Carbon tetrachloride	Nov-2019	ug/L	<0.650	<0.650	<0.650	<0.650	<0.650	<0.650		<0.650	<0.650	<0.650		<0.650	<0.650	<0.650	<0.650	<0.650	<0.650			<0.650	<0.650	<0.650	<0.650	<0.650	<0.650	<0.650	<0.650	<0.650	<0.650	<0.650	<0.650	<0.650	<0.650	<0.650	<0.650		<0.650	<0.650		
Carbon tetrachloride	Apr-2020	ug/L	<0.650	<0.650	<0.650	<0.650	<0.650	<0.650		<0.650	<0.650	<0.650		<0.650	<0.650	<0.650	<0.650	<0.650	<0.650			<0.650		<0.650	<0.650	<0.650	<0.650	<0.650	<0.650	<0.650	<0.650	<0.650	<0.650	<0.650	<0.650	<0.650	<0.650		<0.650	<0.650		
Carbon tetrachloride	Jul-2020	ug/L			<0.650	<0.650	<0.650									<0.650								<0.650	<0.650	<0.650	<0.650			<0.650									<0.650	<0.650		
Carbon tetrachloride	Oct-2020	ug/L	<0.650	<0.650	<0.650	<0.650	<0.650	<0.650		<0.650	<0.650	<0.650		<0.650	<0.650	<0.650	<0.650					<0.650		<0.650	<0.650	<0.650	<0.650	<0.650	<0.650	<0.650	<0.650	<0.650	<0.650	<0.650	<0.650	<0.650	<0.650	<0.650	<0.650	<0.650		
Carbon tetrachloride	Jan-2021	ug/L			<0.650	<0.650	<0.650									<0.650								<0.650	<0.650	<0.650	<0.650			<0.650									<0.650	<0.650		
Carbon tetrachloride	Apr-2021	ug/L	<0.650	<0.650	<0.650			<0.650		<0.650	<0.650	<0.650		<0.650	<0.650	<0.650	<0.650					<0.650		<0.650	<0.650		<0.650	<0.650	<0.650	<0.650	<0.650	<0.650	<0.650	<0.650	<0.650	<0.650	<0.650	<0.650	<0.650	<0.650		
Carbon tetrachloride	Jun-2021	ug/L																				<0.650																				
Carbon tetrachloride	Oct-2021	ug/L	<0.650	<0.650	<0.650	<0.650	<0.650	<0.650			<0.650	<0.650		<0.650	<0.650	<0.650	<0.650					<0.650		<0.650	<0.650	<0.650	<0.650	<0.650	<0.650	<0.650	<0.650	<0.650	<0.650	<0.650	<0.650	<0.650	<0.650	<0.650	<0.650	<0.650		
Carbon tetrachloride	Apr-2022	ug/L	<0.650	<0.650	<0.650	<0.650	<0.650	<0.650		<0.650	<0.650	<0.650		<0.650	<0.650	<0.650	<0.650					<0.650		<0.650	<0.650	<0.650	<0.650	<0.650	<0.650	<0.650	<0.650	<0.650	<0.650	<0.650	<0.650	<0.650	<0.650	<0.650	<0.650	<0.650		
Carbon tetrachloride	Oct-2022	ug/L	<0.650		<0.650	<0.650	<0.650	<0.650			<0.650	<0.650		<0.650	<0.650	<0.650	<0.650					<0.650		<0.650	<0.650	<0.650	<0.650	<0.650	<0.650	<0.650	<0.650	<0.650		<0.650	<0.650	<0.650	<0.650	<0.650	<0.650	<0.650		
Carbon tetrachloride	Apr-2023	ug/L	<0.650		<0.650	<0.650	<0.650	<0.650		<0.650	<0.650	<0.650		<0.650	<0.650	<0.650	<0.650					<0.650		<0.650	<0.650	<0.650	<0.650	<0.650	<0.650	<0.650	<0.650	<0.650		<0.650	<0.650	<0.650	<0.650	<0.650	<0.650	<0.650		
Carbon tetrachloride	Oct-2023	ug/L	<0.650		<0.650			<0.650			<0.650	<0.650		<0.650	<0.650	<0.650	<0.650					<0.650		<0.650	<0.650		<0.650	<0.650	<0.650	<0.650	<0.650	<0.650		<0.650	<0.650	<0.650	<0.650	<0.650	<0.650	<0.650		
Chlordane	Apr-2009	ug/L				<2																																			
Chlordane	Jul-2009	ug/L										<2																													
Chlordane	Apr-2010	ug/L				<2						<2																													
Chlordane	Jun-2012	ug/L																						<0.064		<0.064															
Chlordane	Aug-2012	ug/L																						<0.064				<0.064													
Chlordane	May-2013	ug/L	<0.0711	<0.0696			<0.0711	<0.066		<0.0703	<0.0688			<0.0653	<0.0653									<0.0667	<0.0674	<0.0703	<0.0674														
Chlordane	Aug-2013	ug/L			<0.0719																																				
Chlordane	Nov-2013	ug/L																										<0.0653													
Chlordane	May-2014	ug/L	<0.0681		<0.0753	<0.066	<0.0736	<0.0681		<0.0696	<0.0703			<0.0703	<0.0711									<0.0667		<0.0711														
Chlordane	Dec-2014	ug/L		<0.0688								<0.0674																													
Chlordane	May-2015	ug/L																															<0.0703								
Chlordane	Oct-2015	ug/L		<0.0703								<0.066			<0.0727																										
Chlordane	Nov-2015	ug/L	<0.0744		<0.0711		<0.0711	<0.0711						<0.0696										<0.0653	<0.0719	<0.0711		<0.0711														
Chlordane	Dec-2015	ug/L				<0.0719				<0.0703	<0.0736																<0.0744														
Chlordane	Oct-2016	ug/L																				<0.064																			
Chlordane	Nov-2016	ug/L															<0.0653	<0.112	<0.064																						
Chlordane	Oct-2018	ug/L																											<0.0653												
Chlordane (technical)	Jan-2019	ug/L																											<0.0646												
Chlordane (technical)	Jul-2020	ug/L																												<0.0674											
Chlordane (technical)	Oct-2020	ug/L	<0.0674			<0.0674	<0.0674	<0.0719		<0.0688	<0.0688	<0.0674		<0.0653	<0.0674									<0.0674	<0.0674	<0.0688	<0.0674	<0.0688														
Chlordane (technical)	Jun-2021	ug/L																				<0.237																				
Chlordane (technical)	Apr-2022	ug/L			<0.880																														<0.964							
Chlordane (technical)	Oct-2022	ug/L																				<0.779								<0.810					<0.810							
Chloride	Nov-2019	mg/L			**4.08**	**33**	**2.58**									**598**		**5.44**					**7.24**	**216**	**24.2**	**34**	**39.7**												**30.3**	**9.52**	
Chloride	Apr-2020	mg/L			**8.38**	**33.1**	**2.36**									**538**		**4.93**						**196**	**25.5**	**35.3**	**36.6**												**1.71**	**31.3**	**10.9**	
Chloride	Jul-2020	mg/L			**11.7**	**30.3**	**3.19J**									**530**								**208**	**24.6**	**32.5**	**32.6**												**2.82J**	**23.8**	**18**	

Notes:
"J" Indicates the constituent was detected between the method detection limit and the reporting limit and is considered estimated.

DMASWA Landfill
Permit No. 31-SDP-02-75P

Table 9
Analytical Data Summary
2024 Annual Water Quality Report

Constituent	Month-Year	units	MW-102A	P-102BR	MW-103A	MW-104A	MW-105A	P-105B	MW-108A	MW-108AR	MW-109ARR	P-108B	MW-109AR	MW-114AR	P-114BR	MW-120AR	P-120B	MW-124A	MW-124B	MW-126A	MW-130A	MW-137A	MW-138A	MW-201A	MW-202A	MW-203A	MW-204A	OW-301A	OW-306AR	MW-401A	MW-402A	MW-403A	P-403B	MW-404A	MW-501A	MW-502A	P-503B	P-504B	MW-505A	MW-604	MW-605
Chloride	Oct-2020	mg/L			**29**	**36.3**	**2.89**																	**211**	**32.5**	**37.6**	**37**													**1.37**	**59.7**	**20.8**
Chloride	Jan-2021	mg/L			**31.5**	**32.9**	**2.36**									**543**								**198**	**30**	**32.6**	**33.8**													**1**	**48.5**	**21.1**
Chloride	Apr-2021	mg/L																																								
Chloride	Oct-2021	mg/L				**32.5**	**3.02J**																			**28.9**														**67.8**	**25.3**
Chloride	Apr-2022	mg/L				**32.3**	**2.94J**																			**21.6**														**66.6**	**45**
Chloride	Oct-2022	mg/L				**28.4**	**5.19**																			**24.7**														**58.3**	**40.5**
Chloride	Apr-2023	mg/L				**29.8**	**3.38J**																			**20.8**														**43.9**	**42.8**
Chlorobenzene	Oct-2007	ug/L	<1	<1	<1	<1	<1	<1	<1			<1	<1	<1	<1	<1	<1																								
Chlorobenzene	Feb-2008	ug/L	<1	<1	<1	<1	<1	<1	<1			<1	<1	<1	<1	<1	<1																								
Chlorobenzene	Apr-2008	ug/L	<1	<1	<1	<1	<1	<1	<1			<1	<1	<1	<1	<1	<1																								
Chlorobenzene	Jul-2008	ug/L	<1	<1	<1	<1	<1	<1	<1			<1	<1	<1	<1	<1	<1																								
Chlorobenzene	Oct-2008	ug/L	<1	<1	<1	<1	<1	<1	<1			<1	<1	<1	<1	<1	<1																								
Chlorobenzene	Jan-2009	ug/L	<1	<1	<1	<1	<1	<1	<1			<1	<1	<1	<1	<1	<1																								
Chlorobenzene	Apr-2009	ug/L	<1	<1	<1	<1	<1	<1	<1			<1	<1	<1	<1	<1	<1																								
Chlorobenzene	Jul-2009	ug/L	<1	<1	<1	<1	<1	<1	<1			<1	<1	<1	<1	<1	<1																								
Chlorobenzene	Oct-2009	ug/L	<1	<1	<2	<2	<2	<2	<2			<2	<2	<1	<2	<2	<2																								
Chlorobenzene	Dec-2009	ug/L														<1	<1																								
Chlorobenzene	Feb-2010	ug/L														<1	<1																								
Chlorobenzene	Apr-2010	ug/L	<1	<1	<1	<1	<1	<1	<1			<1	<1	<1	<1	<1	<1																								
Chlorobenzene	Oct-2010	ug/L	<1	<1	<1	<1	<1	<1	<1			<1	<1	<1	<1	<1	<1																								
Chlorobenzene	Feb-2011	ug/L																																							
Chlorobenzene	Apr-2011	ug/L	<1	<1	<1	<1	<1	<1	<1			<1	<1	<1	<1	<1	<1																								
Chlorobenzene	Jun-2011	ug/L																																							
Chlorobenzene	Aug-2011	ug/L																																							
Chlorobenzene	Oct-2011	ug/L	<1	<1	<1	<1	<1	<1	<1			<1	<1	<1	<1	<1	<1					<1					<1														
Chlorobenzene	Feb-2012	ug/L								<0.19	<0.19											<0.19		<0.19	<0.19	<0.19	<0.19														
Chlorobenzene	Apr-2012	ug/L	<0.19	<0.19	<0.19	<0.19	<0.19	<0.19		<0.19	<0.19	<0.19		<0.19	<0.19	<0.19	<0.19					<0.19		<0.19	<0.19	<0.19	<0.19	<0.19													
Chlorobenzene	Jun-2012	ug/L								<0.19	<0.19											<0.19		<0.19	<0.19	<0.19	<0.19														
Chlorobenzene	Aug-2012	ug/L								<0.19	<0.19								<0.19			<0.19	<0.19	<0.19	<0.19	<0.19	<0.19	<0.19													
Chlorobenzene	Oct-2012	ug/L	<0.19	<0.19	<0.19	<0.19	<0.19	<0.19		<0.19	<0.19	<0.19		<0.19	<0.19	<0.19	<0.19		<0.19			<0.19	<0.19	<0.19	<0.19	<0.19	<0.19	<0.19													
Chlorobenzene	Nov-2012	ug/L																												<0.19	<0.19	<0.19	<0.19	<0.19							
Chlorobenzene	Feb-2013	ug/L																				<0.19								<0.19	<0.19	<0.19	<0.19	<0.19							
Chlorobenzene	May-2013	ug/L	<0.19	<0.19	<0.19	<0.19	<0.19	<0.19		<0.19	<0.19	<0.19		<0.19	<0.19	<0.19	<0.19	<0.19	<0.19	<0.19	<0.19	<0.19	<0.19	<0.19	<0.19	<0.19	<0.19	<0.19		<0.19	<0.19	<0.19	<0.19	<0.19						
Chlorobenzene	Jun-2013	ug/L																<0.19	<0.19			<0.19								<0.19	<0.19	<0.19	<0.19	<0.19							
Chlorobenzene	Aug-2013	ug/L			<0.19													<0.19	<0.19	<0.19	<0.19	<0.19								<0.19	<0.19	<0.19	<0.19	<0.19							
Chlorobenzene	Nov-2013	ug/L	<0.19	<0.19	<0.19	<0.19	<0.19	<0.19			<0.19	<0.19		<0.19	<0.19			<0.19	<0.19	<0.19	<0.19	<0.19	<0.19	<0.19	<0.19	<0.19	<0.19	<0.19		<0.19	<0.19	<0.19	<0.19	<0.19						
Chlorobenzene	Jan-2014	ug/L																<0.19	<0.19	<0.19	<0.19	<0.19																			
Chlorobenzene	May-2014	ug/L	<0.19	<0.19	<0.19	<0.19	<0.19	<0.19		<0.19	<0.19	<0.19		<0.19	<0.19			<0.19	<0.19	<0.19		<0.19		<0.19	<0.19	<0.19	<0.19			<0.19	<0.19	<0.19	<0.19	<0.19						
Chlorobenzene	Jun-2014	ug/L														<0.19	<0.19				<0.19		<0.19																	
Chlorobenzene	Jul-2014	ug/L																<0.19	<0.19																						
Chlorobenzene	Sep-2014	ug/L																																							
Chlorobenzene	Nov-2014	ug/L	<0.19							<0.19	<0.19			<0.19	<0.19		<0.19		<0.19	<0.19		<0.19	<0.19	<0.19	<0.19	<0.19						<0.19	<0.19								
Chlorobenzene	Dec-2014	ug/L		<0.19	<0.19	<0.19	<0.19	<0.19				<0.19				<0.19											<0.19		<0.19	<0.19	<0.19										
Chlorobenzene	May-2015	ug/L					<0.19											<0.19		<0.19										<0.19		<0.19	<0.19								
Chlorobenzene	Jun-2015	ug/L	<0.19	<0.19	<0.19	<0.19		<0.19		<0.19	<0.19	<0.19		<0.19	<0.19	<0.19	<0.19		<0.19			<0.19	<0.19	<0.19	<0.19	<0.19	<0.19				<0.19			<0.19							
Chlorobenzene	Oct-2015	ug/L		<0.19								<0.19			<0.19	<0.19	<0.19		<0.19	<0.19		<0.19																		
Chlorobenzene	Nov-2015	ug/L	<0.19		<0.19		<0.19	<0.19						<0.19				<0.19						<0.19	<0.19	<0.19		<0.19		<0.19	<0.19	<0.19		<0.19							
Chlorobenzene	Dec-2015	ug/L				<0.19				<0.19	<0.19																<0.19						<0.19		<0.19	<0.19	<0.19	<0.19			
Chlorobenzene	Mar-2016	ug/L																																	<0.19	<0.19	<0.19	<0.19			
Chlorobenzene	May-2016	ug/L			<0.19	<0.19	<0.19	<0.19		<0.19	<0.19	<0.19		<0.19	<0.19			<0.19	<0.19			<0.19	<0.19	<0.19	<0.19	<0.19	<0.19			<0.19	<0.19			<0.19	<0.19	<0.19				
Chlorobenzene	Jun-2016	ug/L	<0.19	<0.19												<0.19	<0.19									<0.19	<0.19										<0.19	<0.19	<0.19		
Chlorobenzene	Oct-2016	ug/L	<0.19		<0.19	<0.19					<0.19			<0.19	<0.19	<0.19						<0.19	<0.19	<0.19	<0.19	<0.19	<0.19	<0.19		<0.19	<0.19	<0.19	<0.19	<0.19	<0.19		<0.19	<0.19			
Chlorobenzene	Nov-2016	ug/L		<0.19			<0.19	<0.19		<0.19		<0.19					<0.19	<0.19	<0.19	<0.19																<0.19			<0.19		
Chlorobenzene	Jan-2017	ug/L																																	<0.19						
Chlorobenzene	Apr-2017	ug/L	<0.19	<0.19	<0.19	<0.19	<0.19	<0.19		<0.19	<0.19	<0.19		<0.19	<0.19	<0.19	<0.19	<0.19	<0.19			<0.19	<0.19	<0.19	<0.19	<0.19	<0.19	<0.19		<0.19	<0.19	<0.19	<0.19	<0.19	<0.19	<0.19	<0.19	<0.19	<0.19		
Chlorobenzene	Jul-2017	ug/L																																						
Chlorobenzene	Oct-2017	ug/L	<0.190	<0.190	<0.190	<0.190	<0.190	<0.190		<0.190	<0.190	<0.190		<0.190	<0.190	<0.190	<0.190	<0.190	<0.190			<0.190	<0.190	<0.190	<0.190	<0.190	<0.190	<0.190		<0.190	<0.190	<0.190	<0.190	<0.190	<0.190	<0.190	<0.190				
Chlorobenzene	Apr-2018	ug/L	<0.190	<0.190	<0.190	<0.190	<0.190	<0.190		<0.190	<0.190	<0.190		<0.190	<0.190	<0.190	<0.190	<0.190	<0.190			<0.190	<0.190	<0.190	<0.190	<0.190	<0.190	<0.190		<0.190	<0.190	<0.190	<0.190	<0.190	<0.190	<0.190	<0.190				
Chlorobenzene	Oct-2018	ug/L	<0.400	<0.400	<0.400	<0.400	<0.400	<0.400		<0.400	<0.400	<0.400		<0.400	<0.400	<0.400	<0.400	<0.400	<0.400			<0.400	<0.400	<0.400	<0.400	<0.400	<0.400	<0.400	<0.400	<0.400	<0.400	<0.400	<0.400	<0.400	<0.400	<0.400	<0.400				
Chlorobenzene	Jan-2019	ug/L																											<0.400											
Chlorobenzene	Apr-2019	ug/L	<0.400	<0.400	<0.400	<0.400	<0.400	<0.400		<0.400	<0.400	<0.400		<0.400	<0.400	<0.400	<0.400	<0.400	<0.400			<0.400	<0.400	<0.400	<0.400	<0.400	<0.400	<0.400	<0.400	<0.400	<0.400	<0.400	<0.400	<0.400	<0.400	<0.400	<0.400			<0.400	<0.400
Chlorobenzene	Nov-2019	ug/L	<0.400	<0.400	<0.400	<0.400	<0.400	<0.400		<0.400	<0.400	<0.400		<0.400	<0.400	<0.400	<0.400	<0.400	<0.400			<0.400	<0.400	<0.400	<0.400	<0.400	<0.400	<0.400	<0.400	<0.400	<0.400	<0.400	<0.400	<0.400	<0.400	<0.400	<0.400			<0.400	<0.400
Chlorobenzene	Apr-2020	ug/L	<0.400	<0.400	<0.400	<0.400	<0.400	<0.400		<0.400	<0.400	<0.400		<0.400	<0.400	<0.400	<0.400	<0.400	<0.400			<0.400		<0.400	<0.400	<0.400	<0.400	<0.400	<0.400	<0.400	<0.400	<0.400	<0.400	<0.400	<0.400	<0.400	<0.400			<0.400	<0.400
Chlorobenzene	Jul-2020	ug/L			<0.400	<0.400																		<0.400	<0.400	<0.400			<0.400											<0.400	<0.400
Chlorobenzene	Oct-2020	ug/L	<0.400	<0.400	<0.400	<0.400	<0.400	<0.400		<0.400	<0.400	<0.400		<0.400	<0.400	<0.400	<0.400					<0.400		<0.400	<0.400	<0.400	<0.400	<0.400	<0.400	<0.400	<0.400	<0.400	<0.400	<0.400	<0.400	<0.400	<0.400	<0.400	<0.400	<0.400	<0.400
Chlorobenzene	Jan-2021	ug/L			<0.400	<0.400	<0.400									<0.400								<0.400	<0.400	<0.400	<0.400													<0.400	<0.400	<0.400
Chlorobenzene	Apr-2021	ug/L	<0.400	<0.400	<0.400			<0.400		<0.400	<0.400	<0.400		<0.400	<0.400	<0.400	<0.400					<0.400		<0.400	<0.400		<0.400	<0.400	<0.400	<0.400	<0.400	<0.400	<0.400	<0.400	<0.400	<0.400	<0.400	<0.400	<0.400	<0.400	<0.400
Chlorobenzene	Jun-2021	ug/L																				<0.400																			
Chlorobenzene	Oct-2021	ug/L	<0.400	<0.400	<0.400	<0.400	<0.400	<0.400			<0.400	<0.400		<0.400	<0.400	<0.400	<0.400					<0.400		<0.400	<0.400	<0.400	<0.400	<0.400	<0.400	<0.400	<0.400	<0.400	<0.400	<0.400	<0.400	<0.400	<0.400	<0.400	<0.400	<0.400	<0.400
Chlorobenzene	Apr-2022	ug/L	<0.400	<0.400	<0.400	<0.400	<0.400	<0.400		<0.400		<0.400		<0.400	<0.400	<0.400	<0.400					<0.400		<0.400	<0.400	<0.400	<0.400	<0.400	<0.400	<0.400	<0.400	<0.400	<0.400	<0.400	<0.400	<0.400	<0.400	<0.400	<0.400	<0.400	<0.400
Chlorobenzene	Oct-2022	ug/L	<0.400		<0.400	<0.400	<0.400	<0.400			<0.400	<0.400		<0.400	<0.400	<0.400	<0.400					<0.400		<0.400	<0.400	<0.400	<0.400	<0.400	<0.400	<0.400	<0.400	<0.400		<0.400	<0.400	<0.400	<0.400	<0.400	<0.400	<0.400	<0.400
Chlorobenzene	Apr-2023	ug/L	<0.400		<0.400	<0.400	<0.400	<0.400		<0.400	<0.400	<0.400		<0.400	<0.400	<0.400	<0.400					<0.400		<0.400	<0.400	<0.400	<0.400	<0.400	<0.400	<0.400	<0.400	<0.400		<0.400	<0.400	<0.400	<0.400	<0.400	<0.400	<0.400	<0.400
Chlorobenzene	Oct-2023	ug/L	<0.400		<0.400		<0.400				<0.400	<0.400		<0.400	<0.400	<0.400	<0.400					<0.400		<0.400	<0.400		<0.400	<0.400	<0.400	<0.400	<0.400	<0.400		<0.400	<0.400	<0.400		<0.400	<0.400	<0.400	<0.400
Chlorobenzilate	Apr-2009	ug/L				<10																																			
Chlorobenzilate	Jul-2009	ug/L										<1																													
Chlorobenzilate	Apr-2010	ug/L				<10						<10																													
Chlorobenzilate	Jun-2012	ug/L																						<0.21		<0.21															
Chlorobenzilate	Aug-2012	ug/L																										<0.21													
Chlorobenzilate	May-2013	ug/L	<0.214	<0.212			<0.239	<0.221		<0.214	<0.214			<0.214	<0.219									<0.226	<0.223	<0.223	<0.226														
Chlorobenzilate	Aug-2013	ug/L			<0.223																																				
Chlorobenzilate	Nov-2013	ug/L																										<0.214													
Chlorobenzilate	May-2014	ug/L	<0.247		<0.226	<0.231	<0.228	<0.228		<0.226	<0.223			<0.228	<0.228										<0.216		<0.226														
Chlorobenzilate	Dec-2014	ug/L		<0.231								<0.21																													
Chlorobenzilate	May-2015	ug/L																																<0.21							
Chlorobenzilate	Oct-2015	ug/L		<0.231								<0.228			<0.212																									
Chlorobenzilate	Nov-2015	ug/L	<0.233		<0.228		<0.241	<0.221						<0.239										<0.236	<0.231	<0.233		<0.231													
Chlorobenzilate	Dec-2015	ug/L				<0.231				<0.236	<0.244																<0.241														
Chlorobenzilate	Oct-2016	ug/L																					<0.214																		
Chlorobenzilate	Nov-2016	ug/L															<0.21	<0.21	<0.21																					
Chlorobenzilate	Oct-2018	ug/L																											<0.212											
Chlorobenzilate	Jul-2019	ug/L																											<0.216											
Chlorobenzilate	Jul-2020	ug/L																												<30.5										
Chlorobenzilate	Oct-2020	ug/L	<3.02			<3.05	<3.05	<3.15		<3.05	<3.05	<3.05		<3.05	<3.05									<3.05	<3.05	<3.05	<3.05	<3.05													
Chlorobenzilate	Jun-2021	ug/L																				<3.22																			
Chlorobenzilate	Apr-2022	ug/L			<4.29																														<3.91						
Chlorobenzilate	Oct-2022	ug/L																				<3.53								<3.53					<3.67						
Chlorodibromomethane	Oct-2007	ug/L	<5	<5	<5	<5	<5	<5	<5			<5	<5	<5	<5	<5	<5																								
Chlorodibromomethane	Feb-2008	ug/L	<5	<5	<5	<5	<5	<5	<5			<5	<5	<5	<5	<5	<5																								
Chlorodibromomethane	Apr-2008	ug/L	<5	<5	<5	<5	<5	<5	<5			<5	<5	<5	<5	<5	<5																								
Chlorodibromomethane	Jul-2008	ug/L	<5	<5	<5	<5	<5	<5	<5			<5	<5	<5	<5	<5	<5																								
Chlorodibromomethane	Oct-2008	ug/L	<5	<5	<5	<5	<5	<5	<5			<5	<5	<5	<5	<5	<5																								
Chlorodibromomethane	Jan-2009	ug/L	<5	<5	<5	<5	<5	<5	<5			<5	<5	<5	<5	<5	<5																								
Chlorodibromomethane	Apr-2009	ug/L	<5	<5	<5	<5	<5	<5	<5			<5	<5	<5	<5	<5	<5																								
Chlorodibromomethane	Jul-2009	ug/L	<5	<5	<5	<5	<5	<5	<5			<5	<5	<5	<5	<5	<5																								
Chlorodibromomethane	Oct-2009	ug/L	<5	<5	<5	<5	<5	<5	<5			<5	<5	<5	<5	<5	<5																								
Chlorodibromomethane	Dec-2009	ug/L														<10	<10																								
Chlorodibromomethane	Feb-2010	ug/L														<5	<5																								
Chlorodibromomethane	Apr-2010	ug/L	<5	<5	<5	<5	<5	<5	<5			<5	<5	<5	<50	<5	<5																								
Chlorodibromomethane	Oct-2010	ug/L	<5	<5	<5	<5	<5	<5	<5			<5	<5	<5	<5	<5	<5																								
Chlorodibromomethane	Feb-2011	ug/L																																							
Chlorodibromomethane	Apr-2011	ug/L	<5	<5	<5	<5	<5	<5	<5			<5	<5	<5	<5	<5	<5																								
Chlorodibromomethane	Jun-2011	ug/L																																							
Chlorodibromomethane	Aug-2011	ug/L																																							
Chlorodibromomethane	Oct-2011	ug/L	<5	<5	<5	<5	<5	<5	<5			<5	<5	<5	<5	<5	<5					<5					<5														
Chlorodibromomethane	Feb-2012	ug/L								<0.2	<0.2											<0.2		<0.2	<0.2	<0.2	<0.2														
Chlorodibromomethane	Apr-2012	ug/L	<0.2	<0.2	<0.2	<0.2	<0.2	<0.2		<0.2	<0.2	<0.2		<0.2	<0.2	<0.2	<0.2					<0.2		<0.2	<0.2	<0.2	<0.2	<0.2													
Chlorodibromomethane	Jun-2012	ug/L								<0.2	<0.2											<0.2		<0.2	<0.2	<0.2	<0.2														
Chlorodibromomethane	Aug-2012	ug/L								<0.2	<0.2								<0.2			<0.2	<0.2	<0.2	<0.2	<0.2	<0.2	<0.2													
Chlorodibromomethane	Oct-2012	ug/L	<0.2	<0.2	<0.2	<0.2	<0.2	<0.2		<0.2	<0.2	<0.2		<0.2	<0.2	<0.2	<0.2		<0.2			<0.2	<0.2	<0.2	<0.2	<0.2	<0.2	<0.2													

Notes:
"J" Indicates the constituent was detected between the method detection limit and the reporting limit and is considered estimated.

DMASWA Landfill
Permit No. 31-SDP-02-75P

Table 9
Analytical Data Summary
2024 Annual Water Quality Report

Constituent	Month-Year	units	MW-102A	P-102BR	MW-103A	MW-104A	MW-105A	P-105B	MW-108A	MW-108AR	MW-109ARR	P-108B	MW-109AR	MW-114AR	P-114BR	MW-120AR	P-120B	MW-124A	MW-124B	MW-126A	MW-130A	MW-137A	MW-138A	MW-201A	MW-202A	MW-203A	MW-204A	OW-301A	OW-306AR	MW-401A	MW-402A	MW-403A	P-403B	MW-404A	MW-501A	MW-502A	P-503B	P-504B	MW-505A	MW-604	MW-605
Chlorodibromomethane	Nov-2012	ug/L																												<0.2	<0.2	<0.2	<0.2	<0.2							
Chlorodibromomethane	Feb-2013	ug/L																				<0.2								<0.2	<0.2	<0.2	<0.2	<0.2							
Chlorodibromomethane	May-2013	ug/L	<0.2	<0.2	<0.2	<0.2	<0.2	<0.2		<0.2	<0.2	<0.2		<0.2	<0.2	<0.2	<0.2	<0.2	<0.2	<0.2	<0.2	<0.2	<0.2	<0.2	<0.2	<0.2	<0.2	<0.2		<0.2	<0.2	<0.2	<0.2	<0.2							
Chlorodibromomethane	Jun-2013	ug/L																<0.2	<0.2			<0.2								<0.2	<0.2	<0.2	<0.2	<0.2							
Chlorodibromomethane	Aug-2013	ug/L			<0.2													<0.2	<0.2	<0.2	<0.2		<0.2							<0.2	<0.2	<0.2	<0.2	<0.2							
Chlorodibromomethane	Nov-2013	ug/L	<0.2	<0.2	<0.2	<0.2	<0.2	<0.2			<0.2	<0.2		<0.2	<0.2		<0.2		<0.2	<0.2	<0.2	<0.2	<0.2	<0.2	<0.2	<0.2	<0.2	<0.2		<0.2	<0.2	<0.2	<0.2	<0.2							
Chlorodibromomethane	Jan-2014	ug/L																	<0.2	<0.2	<0.2		<0.2																			
Chlorodibromomethane	May-2014	ug/L	<0.2	<0.2	<0.2	<0.2	<0.2	<0.2		<0.2	<0.2	<0.2		<0.2	<0.2			<0.2	<0.2	<0.2		<0.2		<0.2	<0.2	<0.2	<0.2			<0.2	<0.2	<0.2	<0.2	<0.2							
Chlorodibromomethane	Jun-2014	ug/L														<0.2	<0.2				<0.2		<0.2																		
Chlorodibromomethane	Jul-2014	ug/L																<0.2	<0.2																							
Chlorodibromomethane	Sep-2014	ug/L																																								
Chlorodibromomethane	Nov-2014	ug/L	<0.2							<0.2	<0.2			<0.2	<0.2		<0.2		<0.2	<0.2		<0.2	<0.2	<0.2	<0.2	<0.2						<0.2	<0.2								
Chlorodibromomethane	Dec-2014	ug/L		<0.2	<0.2	<0.2	<0.2	<0.2				<0.2				<0.2										<0.2			<0.2	<0.2	<0.2										
Chlorodibromomethane	May-2015	ug/L					<0.2											<0.2		<0.2										<0.2		<0.2	<0.2								
Chlorodibromomethane	Jun-2015	ug/L	<0.2	<0.2	<0.2	<0.2		<0.2		<0.2	<0.2	<0.2		<0.2	<0.2	<0.2	<0.2		<0.2			<0.2	<0.2	<0.2	<0.2	<0.2	<0.2				<0.2		<0.2								
Chlorodibromomethane	Oct-2015	ug/L		<0.2							<0.2				<0.2	<0.2	<0.2		<0.2	<0.2		<0.2																		
Chlorodibromomethane	Nov-2015	ug/L	<0.2		<0.2		<0.2	<0.2						<0.2				<0.2						<0.2	<0.2	<0.2		<0.2		<0.2	<0.2	<0.2		<0.2							
Chlorodibromomethane	Dec-2015	ug/L				<0.2				<0.2	<0.2																<0.2						<0.2			<0.2	<0.2	<0.2	<0.2	<0.2		
Chlorodibromomethane	Mar-2016	ug/L																																	<0.2	<0.2	<0.2	<0.2	<0.2			
Chlorodibromomethane	May-2016	ug/L			<0.2	<0.2	<0.2	<0.2		<0.2	<0.2	<0.2		<0.2	<0.2			<0.2	<0.2			<0.2	<0.2	<0.2	<0.2	<0.2	<0.2			<0.2	<0.2		<0.2	<0.2	<0.2	<0.2					
Chlorodibromomethane	Jun-2016	ug/L	<0.2	<0.2												<0.2	<0.2									<0.2	<0.2									<0.2	<0.2	<0.2			
Chlorodibromomethane	Oct-2016	ug/L	<0.2		<0.2	<0.2					<0.2			<0.2	<0.2	<0.2						<0.2	<0.2	<0.2	<0.2	<0.2	<0.2	<0.2		<0.2	<0.2	<0.2	<0.2	<0.2	<0.2		<0.2	<0.2			
Chlorodibromomethane	Nov-2016	ug/L		<0.2			<0.2	<0.2		<0.2		<0.2					<0.2	<0.2	<0.2																	<0.2			<0.2			
Chlorodibromomethane	Jan-2017	ug/L																																<0.2							
Chlorodibromomethane	Apr-2017	ug/L	<0.2	<0.2	<0.2	<0.2	<0.2	<0.2		<0.2	<0.2	<0.2		<0.2	<0.2	<0.2	<0.2	<0.2	<0.2			<0.2	<0.2	<0.2	<0.2	<0.2	<0.2	<0.2		<0.2	<0.2	<0.2	<0.2	<0.2	<0.2	<0.2	<0.2	<0.2	<0.2		
Chlorodibromomethane	Jul-2017	ug/L																																							
Chlorodibromomethane	Oct-2017	ug/L	<0.200	<0.200	<0.200	<0.200	<0.200	<0.200		<0.200	<0.200	<0.200		<0.200	<0.200	<0.200	<0.200	<0.200	<0.200			<0.200	<0.200	<0.200	<0.200	<0.200	<0.200	<0.200		<0.200	<0.200	<0.200	<0.200	<0.200	<0.200	<0.200	<0.200	<0.200			
Chlorodibromomethane	Apr-2018	ug/L	<0.200	<0.200	<0.200	<0.200	<0.200	<0.200		<0.200	<0.200	<0.200		<0.200	<0.200	<0.200	<0.200	<0.200	<0.200			<0.200	<0.200	<0.200	<0.200	<0.200	<0.200	<0.200		<0.200	<0.200	<0.200	<0.200	<0.200	<0.200	<0.200	<0.200				
Chlorodibromomethane	Oct-2018	ug/L	<0.750	<0.750	<0.750	<0.750	<0.750	<0.750		<0.750	<0.750	<0.750		<0.750	<0.750	<0.750	<0.750	<0.750	<0.750			<0.750	<0.750	<0.750	<0.750	<0.750	<0.750	<0.750	<0.750	<0.750	<0.750	<0.750	<0.750	<0.750	<0.750	<0.750	<0.750				
Chlorodibromomethane	Jan-2019	ug/L																											<0.750												
Chlorodibromomethane	Apr-2019	ug/L	<0.750	<0.750	<0.750	<0.750	<0.750	<0.750		<0.750	<0.750	<0.750		<0.750	<0.750	<0.750	<0.750	<0.750	<0.750			<0.750	<0.750	<0.750	<0.750	<0.750	<0.750	<0.750	<0.750	<0.750	<0.750	<0.750	<0.750	<0.750	<0.750	<0.750	<0.750			<0.750	<0.750
Chlorodibromomethane	Nov-2019	ug/L	<0.750	<0.750	<0.750	<0.750	<0.750	<0.750		<0.750	<0.750	<0.750		<0.750	<0.750	<0.750	<0.750	<0.750	<0.750			<0.750	<0.750	<0.750	<0.750	<0.750	<0.750	<0.750	<0.750	<0.750	<0.750	<0.750	<0.750	<0.750	<0.750	<0.750	<0.750			<0.750	<0.750
Chlorodibromomethane	Apr-2020	ug/L	<0.750	<0.750	<0.750	<0.750	<0.750	<0.750		<0.750	<0.750	<0.750		<0.750	<0.750	<0.750	<0.750	<0.750	<0.750			<0.750		<0.750	<0.750	<0.750	<0.750	<0.750	<0.750	<0.750	<0.750	<0.750	<0.750	<0.750	<0.750	<0.750	<0.750			<0.750	<0.750
Chlorodibromomethane	Jul-2020	ug/L			<0.750	<0.750	<0.750									<0.750								<0.750	<0.750	<0.750	<0.750			<0.750										<0.750	<0.750
Chlorodibromomethane	Oct-2020	ug/L	<0.750	<0.750	<0.750	<0.750	<0.750	<0.750		<0.750	<0.750	<0.750		<0.750	<0.750	<0.750	<0.750					<0.750		<0.750	<0.750	<0.750	<0.750	<0.750	<0.750	<0.750	<0.750	<0.750	<0.750	<0.750	<0.750	<0.750	<0.750	<0.750	<0.750	<0.750	<0.750
Chlorodibromomethane	Jan-2021	ug/L			<0.750	<0.750	<0.750									<0.750								<0.750	<0.750	<0.750	<0.750			<0.750										<0.750	<0.750
Chlorodibromomethane	Apr-2021	ug/L	<0.750	<0.750	<0.750			<0.750		<0.750	<0.750	<0.750		<0.750	<0.750	<0.750	<0.750					<0.750		<0.750	<0.750		<0.750	<0.750	<0.750	<0.750	<0.750	<0.750	<0.750	<0.750	<0.750	<0.750	<0.750	<0.750	<0.750	<0.750	<0.750
Chlorodibromomethane	Jun-2021	ug/L																				<0.750																			
Chlorodibromomethane	Oct-2021	ug/L	<0.750	<0.750	<0.750	<0.750	<0.750	<0.750			<0.750	<0.750		<0.750	<0.750	<0.750	<0.750					<0.750		<0.750	<0.750	<0.750	<0.750	<0.750	<0.750	<0.750	<0.750	<0.750	<0.750	<0.750	<0.750	<0.750	<0.750	<0.750	<0.750	<0.750	<0.750
Chlorodibromomethane	Apr-2022	ug/L	<0.750	<0.750	<0.750	<0.750	<0.750	<0.750		<0.750	<0.750	<0.750		<0.750	<0.750	<0.750	<0.750					<0.750		<0.750	<0.750	<0.750	<0.750	<0.750	<0.750	<0.750	<0.750	<0.750	<0.750	<0.750	<0.750	<0.750	<0.750	<0.750	<0.750	<0.750	<0.750
Chlorodibromomethane	Oct-2022	ug/L	<0.750		<0.750	<0.750	<0.750	<0.750			<0.750	<0.750		<0.750	<0.750	<0.750	<0.750					<0.750		<0.750	<0.750	<0.750	<0.750	<0.750	<0.750	<0.750	<0.750	<0.750	<0.750	<0.750	<0.750	<0.750	<0.750	<0.750	<0.750	<0.750	<0.750
Chlorodibromomethane	Apr-2023	ug/L	<0.750		<0.750	<0.750	<0.750	<0.750		<0.750	<0.750	<0.750		<0.750	<0.750	<0.750	<0.750					<0.750		<0.750	<0.750	<0.750	<0.750	<0.750	<0.750	<0.750	<0.750	<0.750	<0.750	<0.750	<0.750	<0.750	<0.750	<0.750	<0.750	<0.750	<0.750
Chlorodibromomethane	Oct-2023	ug/L	<0.750		<0.750		<0.750				<0.750	<0.750		<0.750	<0.750	<0.750	<0.750					<0.750		<0.750	<0.750		<0.750	<0.750	<0.750	<0.750	<0.750	<0.750	<0.750	<0.750	<0.750	<0.750	<0.750		<0.750	<0.750	<0.750
Chloroethane	Oct-2007	ug/L	<4	<4	<4	<4	<4	<4	<4			<4	<4	<4	<4	<4	<4																								
Chloroethane	Feb-2008	ug/L	<4	<4	<4	<4	<4	<4	<4			<4	<4	<4	<4	<4	<4																								
Chloroethane	Apr-2008	ug/L	<4	<4	<4	<4	<4	<4	<4			<4	<4	<4	<4	<4	<4																								
Chloroethane	Jul-2008	ug/L	<4	<4	<4	<4	<4	<4	<4			<4	<4	<4	<4	<4	<4																								
Chloroethane	Oct-2008	ug/L	<4	<4	<4	<4	<4	<4	<4			<4	<4	<4	<4	<4	<4																								
Chloroethane	Jan-2009	ug/L	<4	<4	<4	<4	<4	<4	<4			<4	<4	<4	<4	<4	<4																								
Chloroethane	Apr-2009	ug/L	<4	<4	<4	<4	<4	<4	<4			<4	<4	<4	<4	<4	<4																								
Chloroethane	Jul-2009	ug/L	<4	<4	<4	<4	<4	<4	<4			<4	<4	<4	<4	<4	<4																								
Chloroethane	Oct-2009	ug/L	<4	<4	<4	<4	<4	<4	<4			<4	<4	<4	<4	<4	<4																								
Chloroethane	Dec-2009	ug/L														<4	<4																								
Chloroethane	Feb-2010	ug/L														<4	<4																								
Chloroethane	Apr-2010	ug/L	<4	<4	<4	**6.65**	<4	<4	<4			<4	<4	<4	<4	<4	<4																								
Chloroethane	Oct-2010	ug/L	<4	<4	<4	<4	<4	<4	<4			<4	<4	<4	<4	<4	<4																								
Chloroethane	Feb-2011	ug/L																																							
Chloroethane	Apr-2011	ug/L	<4	<4	<4	<4	<4	<4	<4			<4	<4	<4	<4	<4	<4																								
Chloroethane	Jun-2011	ug/L																																							
Chloroethane	Aug-2011	ug/L																																							
Chloroethane	Oct-2011	ug/L	<4	<4	<4	<4	<4	<4	<4			<4	<4	<4	<4	<4	<4					<4																			
Chloroethane	Feb-2012	ug/L								**0.29J**	<0.15			<0.15								<0.15		**1.6J**	**0.24J**	**8.03**	**1.58J**														
Chloroethane	Apr-2012	ug/L	**0.61J**	<0.15	<0.15	**4.55**	**0.48J**	<0.15		<0.15	<0.15	<0.15		<0.15	<0.15	<0.15	<0.15					<0.15		**0.45J**	<0.15	**5.42**	**0.71J**	**7.86**													
Chloroethane	Jun-2012	ug/L								<0.15	<0.15											<0.15		**1.15J**	<0.15	**3.85J**	**1.07J**														
Chloroethane	Aug-2012	ug/L								<0.15	**0.28J**								<0.15			**0.25J**	<0.15	**1.79J**	**0.43J**	**3.13J**	<0.15	**4.4**													
Chloroethane	Oct-2012	ug/L	<0.15	<0.15	<0.15	<0.15	<0.15	<0.15		<0.15	<0.15	<0.15		<0.15	<0.15	<0.15	<0.15		<0.15			<0.15	<0.15	**1.74J**	<0.15	**3.61J**	<0.15	**4.17**													
Chloroethane	Nov-2012	ug/L																												<0.15	**0.24J**	<0.15	<0.15	<0.15							
Chloroethane	Feb-2013	ug/L																				<0.15								<0.15	<0.15	<0.15	<0.15	<0.15							
Chloroethane	May-2013	ug/L	<0.15	<0.15	<0.15	**2.22J**	<0.15	<0.15		<0.15	<0.15	<0.15		<0.15	<0.15	<0.15	<0.15	<0.15	<0.15	<0.15	<0.15	<0.15	<0.15	<0.15	<0.15	**7.19**	<0.15	**10.5**		<0.15	<0.15	<0.15	<0.15	<0.15							
Chloroethane	Jun-2013	ug/L																<0.15	<0.15				<0.15							<0.15	<0.15	<0.15	<0.15	<0.15							
Chloroethane	Aug-2013	ug/L			<0.15													<0.15	<0.15	<0.15	<0.15		<0.15							<0.15	<0.15	<0.15	<0.15	<0.15							
Chloroethane	Nov-2013	ug/L	<0.15	<0.15	<0.15	**1.74J**	<0.15	<0.15			<0.15	<0.15		<0.15	<0.15		<0.15		<0.15	<0.15	<0.15	<0.15	<0.15	<0.15	<0.15	**6.55**	<0.15	**11.3**		<0.15	<0.15	<0.15	<0.15	<0.15							
Chloroethane	Jan-2014	ug/L																	<0.15	<0.15	<0.15		<0.15																		
Chloroethane	May-2014	ug/L	<0.15	<0.15	<0.15	**3.17J**	<0.15	<0.15		<0.15	<0.15	<0.15		<0.15	<0.15			<0.15	<0.15	<0.15		<0.15		**1.28J**	<0.15	**3.42J**	**0.633J**			<0.15	<0.15	<0.15	<0.15	<0.15							
Chloroethane	Jun-2014	ug/L														<0.15	<0.15				<0.15		<0.15																		
Chloroethane	Jul-2014	ug/L																<0.15	<0.15																							
Chloroethane	Sep-2014	ug/L																																								
Chloroethane	Nov-2014	ug/L	<0.15							<0.15	<0.15			<0.15	<0.15		<0.15		<0.15	<0.15		<0.15	<0.15	**0.758J**	<0.15	**3.41J**						<0.15	<0.15								
Chloroethane	Dec-2014	ug/L		<0.15	<0.15	**1.67J**	<0.15	<0.15				<0.15				<0.15											<0.15			<0.15	<0.15	<0.15										
Chloroethane	May-2015	ug/L					<0.15											<0.15		<0.15										<0.15		<0.15	<0.15								
Chloroethane	Jun-2015	ug/L	<0.15	<0.15	<0.15	**1.97J**		<0.15		<0.15	<0.15	<0.15		<0.15	<0.15	<0.15	<0.15		<0.15			<0.15	<0.15	**1.12J**	<0.15	**4.16**	<0.15				<0.15		<0.15								
Chloroethane	Oct-2015	ug/L		<0.15							<0.15				<0.15	<0.15	<0.15		<0.15	<0.15		<0.15																		
Chloroethane	Nov-2015	ug/L	<0.15		<0.15		<0.15	<0.15						<0.15				<0.15						**0.814J**	<0.15	**3.3J**		<0.15		<0.15	<0.15	<0.15		<0.15							
Chloroethane	Dec-2015	ug/L				**2.4J**				<0.15	<0.15																<0.15						<0.15			<0.15	<0.15	<0.15	<0.15	<0.15		
Chloroethane	Mar-2016	ug/L																																	<0.15	<0.15	<0.15	<0.15	<0.15			
Chloroethane	May-2016	ug/L			<0.15	**3.43J**	<0.15	<0.15		<0.15	<0.15	<0.15		<0.15	<0.15			<0.15	<0.15			<0.15	<0.15	**1.26J**	<0.15	**4.6**	<0.15			<0.15	<0.15		<0.15	<0.15	<0.15	<0.15					
Chloroethane	Jun-2016	ug/L	<0.15	<0.15												<0.15	<0.15																			<0.15	<0.15	<0.15			
Chloroethane	Oct-2016	ug/L	<0.15		<0.15	**3.18J**					<0.15			<0.15	<0.15	<0.15						<0.15	<0.15	<0.15	<0.15	**3.95J**	<0.15	<0.15		<0.15	<0.15	<0.15	<0.15	<0.15	<0.15	<0.15	<0.15				
Chloroethane	Nov-2016	ug/L		<0.15			<0.15	<0.15		<0.15		<0.15					<0.15	<0.15	<0.15																	<0.15			<0.15			
Chloroethane	Jan-2017	ug/L																																<0.15							
Chloroethane	Apr-2017	ug/L	<0.15	<0.15	<0.15	**0.67J**	<0.15	<0.15		<0.15	<0.15	<0.15		<0.15	<0.15	<0.15	<0.15	<0.15	<0.15			<0.15	<0.15	**0.546J**	**0.671J**	**4.37**	<0.15	**1.05J**		<0.15	<0.15	<0.15	<0.15	<0.15	<0.15	<0.15	<0.15	<0.15	<0.15		
Chloroethane	Jul-2017	ug/L																																							
Chloroethane	Oct-2017	ug/L	<0.150	<0.150	<0.150	<0.150	<0.150	<0.150		<0.150	<0.150	<0.150		<0.150	<0.150	<0.150	<0.150	<0.150	<0.150			<0.150	<0.150	<0.150	<0.150	**4.03**	<0.150	<0.150		<0.150	<0.150	<0.150	<0.150	<0.150	<0.150	<0.150	<0.150				
Chloroethane	Apr-2018	ug/L	<0.150	<0.150	<0.150	<0.150	<0.150	<0.150		<0.150	<0.150	<0.150		<0.150	<0.150	<0.150	<0.150	<0.150	<0.150			<0.150	<0.150	**0.502J**	<0.150	**3.55J**	<0.150	**0.829J**		<0.150	<0.150	<0.150	<0.150	<0.150	<0.150	<0.150	<0.150				
Chloroethane	Oct-2018	ug/L	<0.790	<0.790	<0.790	<0.790	<0.790	<0.790		<0.790	<0.790	<0.790		<0.790	<0.790	<0.790	<0.790	<0.790	<0.790			<0.790	<0.790	<0.790	<0.790	**3.19J**	<0.790	<0.790	<0.790	<0.790	<0.790	<0.790	<0.790	<0.790	<0.790	<0.790	<0.790				
Chloroethane	Jan-2019	ug/L																											<0.790												
Chloroethane	Apr-2019	ug/L	<0.790	<0.790	<0.790	<0.790	<0.790	<0.790		<0.790	<0.790	<0.790		<0.790	<0.790	<0.790	<0.790	<0.790	<0.790			<0.790	<0.790	<0.790	<0.790	**4.11**	<0.790	<0.790	<0.790	<0.790	<0.790	<0.790	<0.790	<0.790	<0.790	<0.790	<0.790			<0.790	<0.790
Chloroethane	Nov-2019	ug/L	<0.790	<0.790	<0.790	<0.790	<0.790	<0.790		<0.790	<0.790	<0.790		<0.790	<0.790	<0.790	<0.790	<0.790	<0.790			<0.790	<0.790	<0.790	<0.790	**3.45J**	<0.790	<0.790	<0.790	<0.790	<0.790	<0.790	<0.790	<0.790	<0.790	<0.790	<0.790			<0.790	<0.790
Chloroethane	Apr-2020	ug/L	<0.790	<0.790	<0.790	<0.790	<0.790	<0.790		<0.790	<0.790	<0.790		<0.790	<0.790	<0.790	<0.790	<0.790	<0.790			<0.790		<0.790	<0.790	**2.6J**	<0.790	<0.790	<0.790	**2.44J**	<0.790	<0.790	<0.790	<0.790	<0.790	<0.790	<0.790			<0.790	<0.790
Chloroethane	Jul-2020	ug/L			<0.790	<0.790	<0.790									<0.790								<0.790	<0.790	**3.59J**	<0.790			**1.18J**										<0.790	<0.790
Chloroethane	Oct-2020	ug/L	<0.790	<0.790	<0.790	<0.790	<0.790	<0.790		<0.790	<0.790	<0.790		<0.790	<0.790	<0.790	<0.790					<0.790		<0.790	<0.790	**2.68J**	<0.790	<0.790	<0.790	<0.790	<0.790	<0.790	<0.790	<0.790	<0.790	<0.790	<0.790	<0.790	<0.790	<0.790	<0.790
Chloroethane	Jan-2021	ug/L			<0.790	<0.790	<0.790									<0.790								<0.790	<0.790	**2.88J**	<0.790													<0.790	<0.790
Chloroethane	Apr-2021	ug/L	<0.790	<0.790	<0.790			<0.790		<0.790	<0.790	<0.790		<0.790	<0.790	<0.790	<0.790					<0.790		<0.790	<0.790		<0.790	<0.790	<0.790	**2.67J**	<0.790	<0.790	<0.790	<0.790	<0.790	<0.790	<0.790	<0.790	<0.790	<0.790	<0.790
Chloroethane	Jun-2021	ug/L																				<0.790																			
Chloroethane	Oct-2021	ug/L	<0.790	<0.790	<0.790	<0.790	<0.790	<0.790			<0.790	<0.790		<0.790	<0.790	<0.790	<0.790					<0.790		<0.790	<0.790	**4.07**	<0.790	<0.790	<0.790	<0.790	<0.790	<0.790	<0.790	<0.790	<0.790	<0.790	<0.790	<0.790	<0.790	<0.790	<0.790
Chloroethane	Apr-2022	ug/L	<0.790	<0.790	<0.790	<0.790	<0.790	<0.790		<0.790	<0.790	<0.790		<0.790	<0.790	<0.790	<0.790					<0.790		<0.790	<0.790	**2.08J**	<0.790	<0.790	<0.790	<0.790	<0.790	<0.790	<0.790	<0.790	<0.790	<0.790	<0.790	<0.790	<0.790	<0.790	<0.790
Chloroethane	Oct-2022	ug/L	<0.790		<0.790	<0.790	<0.790	<0.790			<0.790	<0.790		<0.790	<0.790	<0.790	<0.790					<0.790		<0.790	<0.790	**3.02J**	<0.790	<0.790	<0.790	<0.790	<0.790	<0.790	<0.790	<0.790	<0.790	<0.790	<0.790	<0.790	<0.790	<0.790	<0.790
Chloroethane	Apr-2023	ug/L	<0.790		<0.790	<0.790	<0.790	<0.790		<0.790	<0.790	<0.790		<0.790	<0.790	<0.790	<0.790					<0.790		<0.790	<0.790	**2.35J**	<0.790	<0.790	<0.790	**0.868J**	<0.790	<0.790	<0.790	<0.790	<0.790	<0.790	<0.790	<0.790	<0.790	<0.790	<0.790
Chloroethane	Oct-2023	ug/L	<0.790		<0.790		<0.790				<0.790	<0.790		<0.790	<0.790	<0.790	<0.790					<0.790		<0.790	<0.790		<0.790	<0.790	<0.790	<0.790	<0.790	<0.790	<0.790	<0.790	<0.790	<0.790	<0.790		<0.790	<0.790	<0.790
Chloroform	Oct-2007	ug/L	<1	<1	<1	<1	<1	<1	<1			<1	<1	<1	<1	<1	<1																								
Chloroform	Feb-2008	ug/L	<1	<1	<1	<1	<1	<1	<1			<1	<1	<1	<1	<1	<1																								
Chloroform	Apr-2008	ug/L	<1	<1	<1	<1	<1	<1	<1			<1	<1	<1	<1	<1	<1																								
Chloroform	Jul-2008	ug/L	<1	<1	<1	<1	<1	<1	<1			<1	<1	<1	<1	<1	<1																								
Chloroform	Oct-2008	ug/L	<1	<1	<1	<1	<1	<1	<1			<1	<1	<1	<1	<1	<1																								
Chloroform	Jan-2009	ug/L	<1	<1	<1	<1	<1	<1	<1			<1	<1	<1	<1	<1	<1																		

DMASWA Landfill
Permit No. 31-SDP-02-75P

Table 9
Analytical Data Summary
2024 Annual Water Quality Report

Constituent	Month-Year	units	MW-102A	P-102BR	MW-103A	MW-104A	MW-105A	P-105B	MW-108A	MW-108AR	MW-109ARR	P-108B	MW-109AR	MW-114AR	P-114BR	MW-120AR	P-120B	MW-124A	MW-124B	MW-126A	MW-130A	MW-137A	MW-138A	MW-201A	MW-202A	MW-203A	MW-204A	OW-301A	OW-306AR	MW-401A	MW-402A	MW-403A	P-403B	MW-404A	MW-501A	MW-502A	P-503B	P-504B	MW-505A	MW-604	MW-605
Chloroform	Feb-2010	ug/L														<1	<1																									
Chloroform	Apr-2010	ug/L	<1	<1	<1	<1	<1	<1	<1			<1	<1	<1	<1	<1	<1																									
Chloroform	Oct-2010	ug/L	<1	<1	<1	<1	<1	<1	<1			<1	<1	<1	<1	<1	<1																									
Chloroform	Feb-2011	ug/L																																								
Chloroform	Apr-2011	ug/L	<1	<1	<1	<1	<1	<1	<1			<1	<1	<1	<1	<1	<1																									
Chloroform	Jun-2011	ug/L																																								
Chloroform	Aug-2011	ug/L																																								
Chloroform	Oct-2011	ug/L	<1	<1	<1	<1	<1	<1	<1			<1	<1	<1	<1	<1	<1					<1						<1														
Chloroform	Feb-2012	ug/L								<0.28	<0.28											<0.28		<0.28	<0.28	<0.28	<0.28														
Chloroform	Apr-2012	ug/L	<0.28	<0.28	<0.28	<0.28	<0.28	<0.28		<0.28	<0.28	<0.28		<0.28	<0.28	<0.28	<0.28					<0.28		<0.28	<0.28	<0.28	<0.28	<0.28													
Chloroform	Jun-2012	ug/L								<0.28	<0.28											<0.28		<0.28	<0.28	<0.28	<0.28														
Chloroform	Aug-2012	ug/L								<0.28	<0.28								<0.28			<0.28	<0.28	<0.28	<0.28	<0.28	<0.28	<0.28													
Chloroform	Oct-2012	ug/L	<0.28	<0.28	<0.28	<0.28	<0.28	<0.28		<0.28	<0.28	<0.28		<0.28	<0.28	<0.28	<0.28		<0.28			<0.28	<0.28	<0.28	<0.28	<0.28	<0.28	<0.28													
Chloroform	Nov-2012	ug/L																												<0.28	<0.28	<0.28	<0.28	<0.28							
Chloroform	Feb-2013	ug/L																					<0.28							<0.28	<0.28	<0.28	<0.28	<0.28							
Chloroform	May-2013	ug/L	<0.28	<0.28	<0.28	<0.28	<0.28	<0.28		<0.28	<0.28	<0.28		<0.28	<0.28	<0.28	<0.28	<0.28	<0.28	<0.28	<0.28	<0.28	<0.28	<0.28	<0.28	<0.28	<0.28	<0.28		<0.28	<0.28	<0.28	<0.28	<0.28							
Chloroform	Jun-2013	ug/L																<0.28	<0.28				<0.28							<0.28	<0.28	<0.28	<0.28	<0.28							
Chloroform	Aug-2013	ug/L			<0.28													<0.28	<0.28	<0.28	<0.28		<0.28							<0.28	<0.28	<0.28	<0.28	<0.28							
Chloroform	Nov-2013	ug/L	<0.28	<0.28	<0.28	<0.28	<0.28	<0.28			<0.28	<0.28		<0.28	<0.28		<0.28		<0.28	<0.28	<0.28	<0.28	<0.28	<0.28	<0.28	<0.28	<0.28	<0.28		<0.28	<0.28	<0.28	<0.28	<0.28							
Chloroform	Jan-2014	ug/L																	<0.28	<0.28	<0.28		<0.28																		
Chloroform	May-2014	ug/L	<0.28	<0.28	<0.28	<0.28	<0.28	<0.28		<0.28	<0.28	<0.28		<0.28	<0.28			<0.28	<0.28	<0.28		<0.28		<0.28	<0.28	<0.28	<0.28			<0.28	<0.28	<0.28	<0.28	<0.28							
Chloroform	Jun-2014	ug/L														<0.28	<0.28			<0.28			<0.28																	
Chloroform	Jul-2014	ug/L																<0.28	<0.28																					
Chloroform	Sep-2014	ug/L																																						
Chloroform	Nov-2014	ug/L	<0.28							<0.28	<0.28			<0.28	<0.28		<0.28		<0.28	<0.28		<0.28	<0.28	<0.28	<0.28	<0.28	<0.28						<0.28	<0.28							
Chloroform	Dec-2014	ug/L		<0.28	<0.28	<0.28	<0.28	<0.28				<0.28				<0.28											<0.28			<0.28	<0.28	<0.28									
Chloroform	May-2015	ug/L					<0.28											<0.28		<0.28										<0.28		<0.28	<0.28								
Chloroform	Jun-2015	ug/L	<0.28	<0.28	<0.28	<0.28		<0.28		<0.28	<0.28	<0.28		<0.28	<0.28	<0.28	<0.28		<0.28			<0.28	<0.28	<0.28	<0.28	<0.28	<0.28				<0.28			<0.28							
Chloroform	Oct-2015	ug/L		<0.28								<0.28		<0.28	<0.28	<0.28	<0.28		<0.28	<0.28		<0.28																		
Chloroform	Nov-2015	ug/L	<0.28		<0.28		<0.28	<0.28				<0.28						<0.28						<0.28	<0.28	<0.28		<0.28		<0.28	<0.28	<0.28		<0.28							
Chloroform	Dec-2015	ug/L				<0.28				<0.28	<0.28															<0.28							<0.28		<0.28	<0.28	<0.28	<0.28			
Chloroform	Mar-2016	ug/L																																	<0.28	<0.28	<0.28	<0.28	<0.28			
Chloroform	May-2016	ug/L			<0.28	<0.28	<0.28	<0.28		<0.28	<0.28	<0.28		<0.28	<0.28			<0.28	<0.28			<0.28	<0.28	<0.28	<0.28	<0.28	<0.28			<0.28	<0.28	<0.28		<0.28	<0.28	<0.28					
Chloroform	Jun-2016	ug/L	<0.28	<0.28												<0.28	<0.28															<0.28	<0.28			<0.28	<0.28			
Chloroform	Oct-2016	ug/L	<0.28		<0.28	<0.28					<0.28			<0.28	<0.28	<0.28						<0.28	<0.28	<0.28	<0.28	<0.28	<0.28	<0.28		<0.28	<0.28	<0.28	<0.28	<0.28	<0.28		<0.28	<0.28			
Chloroform	Nov-2016	ug/L		<0.28			<0.28	<0.28		<0.28		<0.28					<0.28	<0.28	<0.28																	<0.28			<0.28		
Chloroform	Jan-2017	ug/L																																	<0.28						
Chloroform	Apr-2017	ug/L	<0.28	<0.28	<0.28	<0.28	<0.28	<0.28		<0.28	<0.28	<0.28		<0.28	<0.28	<0.28	<0.28	<0.28	<0.28			<0.28	<0.28	<0.28	<0.28	<0.28	<0.28	<0.28		<0.28	<0.28	<0.28	<0.28	<0.28	<0.28	<0.28	<0.28	<0.28	<0.28		
Chloroform	Jul-2017	ug/L																																							
Chloroform	Oct-2017	ug/L	<0.280	<0.280	<0.280	<0.280	<0.280	<0.280		<0.280	<0.280	<0.280		<0.280	<0.280	<0.280	<0.280	<0.280	<0.280			<0.280	<0.280	<0.280	<0.280	<0.280	<0.280	<0.280		<0.280	<0.280	<0.280	<0.280	<0.280	<0.280	<0.280	<0.280				
Chloroform	Apr-2018	ug/L	<0.280	<0.280	<0.280	<0.280	<0.280	<0.280		<0.280	<0.280	<0.280		<0.280	<0.280	<0.280	<0.280	<0.280	<0.280			<0.280	<0.280	<0.280	<0.280	<0.280	<0.280	<0.280		<0.280	<0.280	<0.280	<0.280	<0.280	<0.280	<0.280	<0.280				
Chloroform	Oct-2018	ug/L	<1.30	<1.30	<1.30	<1.30	<1.30	<1.30		<1.30	<1.30	<1.30		<1.30	<1.30	<1.30	<1.30	<1.30	<1.30			<1.30	<1.30	<1.30	<1.30	<1.30	<1.30	<1.30	<1.30	<1.30	<1.30	<1.30	<1.30	<1.30	<1.30	<1.30	<1.30				
Chloroform	Jan-2019	ug/L																											<1.30												
Chloroform	Apr-2019	ug/L	<1.30	<1.30	<1.30	<1.30	<1.30	<1.30		<1.30	<1.30	<1.30		<1.30	<1.30	<1.30	<1.30	<1.30	<1.30			<1.30	<1.30	<1.30	<1.30	<1.30	<1.30	<1.30	<1.30	<1.30	<1.30	<1.30	<1.30	<1.30	<1.30	<1.30	<1.30			<1.30	<1.30
Chloroform	Nov-2019	ug/L	<1.30	<1.30	<1.30	<1.30	<1.30	<1.30		<1.30	<1.30	<1.30		<1.30	<1.30	<1.30	<1.30	<1.30	<1.30			<1.30	<1.30	<1.30	<1.30	<1.30	<1.30	<1.30	<1.30	<1.30	<1.30	<1.30	<1.30	<1.30	<1.30	<1.30	<1.30			<1.30	<1.30
Chloroform	Apr-2020	ug/L	<1.30	<1.30	<1.30	<1.30	<1.30	<1.30		<1.30	<1.30	<1.30		<1.30	<1.30	<1.30	<1.30	<1.30	<1.30			<1.30		<1.30	<1.30	<1.30	<1.30	<1.30	<1.30	<1.30	<1.30	<1.30	<1.30	<1.30	<1.30	<1.30	<1.30		<1.30	<1.30	<1.30
Chloroform	Jul-2020	ug/L			<1.30	<1.30	<1.30									<1.30								<1.30	<1.30	<1.30	<1.30			<1.30									<1.30	<1.30	<1.30
Chloroform	Oct-2020	ug/L	<1.30	<1.30	<1.30	<1.30	<1.30	<1.30		<1.30	<1.30	<1.30		<1.30	<1.30	<1.30	<1.30					<1.30		<1.30	<1.30	<1.30	<1.30	<1.30	<1.30	<1.30	<1.30	<1.30	<1.30	<1.30	<1.30	<1.30	<1.30	<1.30	<1.30	<1.30	<1.30
Chloroform	Jan-2021	ug/L			<1.30	<1.30	<1.30									<1.30								<1.30	<1.30	<1.30	<1.30			<1.30	<1.30	<1.30	<1.30	<1.30	<1.30	<1.30	<1.30	<1.30	<1.30	<1.30	<1.30
Chloroform	Apr-2021	ug/L	<1.30	<1.30	<1.30			<1.30		<1.30	<1.30	<1.30		<1.30	<1.30	<1.30	<1.30					<1.30		<1.30	<1.30		<1.30	<1.30	<1.30	<1.30	<1.30	<1.30	<1.30	<1.30	<1.30	<1.30	<1.30	<1.30	<1.30	<1.30	<1.30
Chloroform	Jun-2021	ug/L																				<1.30																			
Chloroform	Oct-2021	ug/L	<1.30	<1.30	<1.30	<1.30	<1.30	<1.30			<1.30	<1.30		<1.30	<1.30	<1.30	<1.30					<1.30		<1.30	<1.30	<1.30	<1.30	<1.30	<1.30	<1.30	<1.30	<1.30	<1.30	<1.30	<1.30	<1.30	<1.30	<1.30	<1.30	<1.30	<1.30
Chloroform	Apr-2022	ug/L	<1.30	<1.30	<1.30	<1.30	<1.30	<1.30		<1.30	<1.30	<1.30		<1.30	<1.30	<1.30	<1.30					<1.30		<1.30	<1.30	<1.30	<1.30	<1.30	<1.30	<1.30	<1.30	<1.30	<1.30	<1.30	<1.30	<1.30	<1.30	<1.30	<1.30	<1.30	<1.30
Chloroform	Oct-2022	ug/L	<1.30		<1.30	<1.30	<1.30	<1.30			<1.30	<1.30		<1.30	<1.30	<1.30	<1.30					<1.30		<1.30	<1.30	<1.30	<1.30	<1.30	<1.30	<1.30	<1.30	<1.30		<1.30	<1.30	<1.30	<1.30	<1.30	<1.30	<1.30	<1.30
Chloroform	Apr-2023	ug/L	<1.30		<1.30	<1.30	<1.30	<1.30		<1.30	<1.30	<1.30		<1.30	<1.30	<1.30	<1.30					<1.30		<1.30	<1.30	<1.30	<1.30	<1.30	<1.30	<1.30	<1.30	<1.30		<1.30	<1.30	<1.30	<1.30	<1.30	<1.30	<1.30	<1.30
Chloroform	Oct-2023	ug/L	<1.30		<1.30			<1.30			<1.30	<1.30		<1.30	<1.30	<1.30	<1.30					<1.30		<1.30	<1.30		<1.30	<1.30	<1.30	<1.30	<1.30	<1.30		<1.30	<1.30	<1.30		<1.30	<1.30	<1.30	<1.30
Chloromethane	Oct-2007	ug/L	<3	<3	<3	<3	<3	<3	<3			<3	<3	<3	<3	<3	<3																								
Chloromethane	Feb-2008	ug/L	<3	<3	<3	<3	<3	<3	<3			<3	<3	<3	<3	<3	<3																								
Chloromethane	Apr-2008	ug/L	<3	<3	<3	<3	<3	<3	<3			<3	<3	<3	<3	<3	<3																								
Chloromethane	Jul-2008	ug/L	<3	<3	<3	<3	<3	<3	<3			<3	<3	<3	<3	<3	<3																								
Chloromethane	Oct-2008	ug/L	<3	<3	<3	<3	<3	<3	<3			<3	<3	<3	<3	<3	<3																								
Chloromethane	Jan-2009	ug/L	<3	<3	<3	<3	<3	<3	<3			<3	<3	<3	<3	<3	<3																								
Chloromethane	Apr-2009	ug/L	<3	<3	<3	<3	<3	<3	<3			<3	<3	<3	<3	<3	<3																								
Chloromethane	Jul-2009	ug/L	<3	<3	<3	<3	<3	<3	<3			<3	<3	<3	<3	<3	<3																								
Chloromethane	Oct-2009	ug/L	<3	<3	<3	<3	<3	<3	<3			<3	<3	<3	<3	<3	<3																								
Chloromethane	Dec-2009	ug/L														<3	<3																								
Chloromethane	Feb-2010	ug/L														<3	<3																								
Chloromethane	Apr-2010	ug/L	<3	<3	<3	<3	<3	<3	<3			<3	<3	<3	<3	<3	<3																								
Chloromethane	Oct-2010	ug/L	<3	<3	<3	<3	<3	<3	<3			<3	<3	<3	<3	<3	<3																								
Chloromethane	Feb-2011	ug/L																																							
Chloromethane	Apr-2011	ug/L	<3	<3	<3	<3	<3	<3	<3			<3	<3	<3	<3	<3	<3																								
Chloromethane	Jun-2011	ug/L																																							
Chloromethane	Aug-2011	ug/L																																							
Chloromethane	Oct-2011	ug/L	<3	<3	<3	<3	<3	<3	<3			<3	<3	<3	<3	<3	<3					**0.35J**						<3													
Chloromethane	Feb-2012	ug/L								<0.31	<0.31											<0.31		<0.31	<0.31	<0.31	<0.31														
Chloromethane	Apr-2012	ug/L	<0.31	<0.31	<0.31	<0.31	<0.31	<0.31		<0.31	<0.31	<0.31		<0.31	<0.31	<0.31	<0.31					<0.31		<0.31	<0.31	<0.31	<0.31	<0.31													
Chloromethane	Jun-2012	ug/L								<0.31	<0.31											<0.31		<0.31	<0.31	<0.31	<0.31														
Chloromethane	Aug-2012	ug/L								<0.31	<0.31							<0.31				<0.31	<0.31	<0.31	<0.31	<0.31	<0.31	<0.31													
Chloromethane	Oct-2012	ug/L	<0.31	<0.31	<0.31	<0.31	<0.31	<0.31		<0.31	<0.31	<0.31		<0.31	<0.31	<0.31	<0.31	<0.31				<0.31	<0.31	<0.31	<0.31	<0.31	<0.31	<0.31													
Chloromethane	Nov-2012	ug/L																												<0.31	<0.31	<0.31	<0.31	<0.31							
Chloromethane	Feb-2013	ug/L																					<0.31							<0.31	<0.31	<0.31	<0.31	<0.31							
Chloromethane	May-2013	ug/L	<0.31	<0.31	<0.31	<0.31	<0.31	<0.31		<0.31	<0.31	<0.31		<0.31	<0.31	<0.31	<0.31	<0.31	<0.31	<0.31	<0.31	<0.31	<0.31	<0.31	<0.31	<0.31	<0.31	<0.31		<0.31	<0.31	<0.31	<0.31	<0.31							
Chloromethane	Jun-2013	ug/L																<0.31	<0.31				<0.31							<0.31	<0.31	<0.31	<0.31	<0.31							
Chloromethane	Aug-2013	ug/L			<0.31													<0.31	<0.31	<0.31	<0.31		<0.31							<0.31	<0.31	<0.31	<0.31	<0.31							
Chloromethane	Nov-2013	ug/L	<0.31	<0.31	<0.31	<0.31	<0.31	<0.31			<0.31	<0.31		<0.31	<0.31		<0.31		<0.31	<0.31	<0.31	<0.31	<0.31	<0.31	<0.31	<0.31	<0.31	<0.31		<0.31	<0.31	<0.31	<0.31	<0.31							
Chloromethane	Jan-2014	ug/L																	<0.31	<0.31	<0.31		<0.31																		
Chloromethane	May-2014	ug/L	<0.31	<0.31	<0.31	<0.31	<0.31	<0.31		<0.31	<0.31	<0.31		<0.31	<0.31			<0.31	<0.31	<0.31		<0.31		<0.31	<0.31	<0.31	<0.31			<0.31	<0.31	<0.31	<0.31	<0.31							
Chloromethane	Jun-2014	ug/L														<0.31	<0.31				<0.31		<0.31																	
Chloromethane	Jul-2014	ug/L																<0.31	<0.31																					
Chloromethane	Sep-2014	ug/L																																							
Chloromethane	Nov-2014	ug/L	<0.31							<0.31	<0.31			<0.31	<0.31		<0.31		<0.31	<0.31		<0.31	<0.31	<0.31	<0.31	<0.31							<0.31	<0.31							
Chloromethane	Dec-2014	ug/L		<0.31	<0.31	<0.31	<0.31	<0.31				<0.31				<0.31											<0.31			<0.31	<0.31	<0.31									
Chloromethane	May-2015	ug/L					<0.31											<0.31		<0.31										<0.31		<0.31	<0.31								
Chloromethane	Jun-2015	ug/L	<0.31	<0.31	<0.31	<0.31		<0.31		<0.31	<0.31	<0.31		<0.31	<0.31	<0.31	<0.31		<0.31			<0.31	<0.31	<0.31	<0.31	<0.31	<0.31				<0.31			<0.31							
Chloromethane	Oct-2015	ug/L		<0.31								<0.31			<0.31	<0.31	<0.31		<0.31	<0.31		<0.31																		
Chloromethane	Nov-2015	ug/L	<0.31		<0.31		<0.31	<0.31				<0.31						<0.31						<0.31	<0.31	<0.31		<0.31		<0.31	<0.31	<0.31		<0.31							
Chloromethane	Dec-2015	ug/L				<0.31				<0.31	<0.31															<0.31							<0.31		<0.31	<0.31	<0.31	<0.31			
Chloromethane	Mar-2016	ug/L																																	<0.31	<0.31	<0.31	<0.31	<0.31			
Chloromethane	May-2016	ug/L			<0.31	<0.31	<0.31	<0.31		<0.31	<0.31	<0.31		<0.31	<0.31			<0.31	<0.31			<0.31	<0.31	<0.31	<0.31	<0.31	<0.31			<0.31	<0.31	<0.31		<0.31	<0.31	<0.31					
Chloromethane	Jun-2016	ug/L	<0.31	<0.31												<0.31	<0.31															<0.31	<0.31			<0.31	<0.31			
Chloromethane	Oct-2016	ug/L	<0.31		<0.31	<0.31					<0.31			<0.31	<0.31	<0.31						<0.31	<0.31	<0.31	<0.31	<0.31	<0.31	<0.31		<0.31	<0.31	<0.31	<0.31	<0.31	<0.31		<0.31	<0.31			
Chloromethane	Nov-2016	ug/L		<0.31			<0.31	<0.31		<0.31		<0.31					<0.31	<0.31	<0.31																	<0.31			<0.31		
Chloromethane	Jan-2017	ug/L																																	<0.31						
Chloromethane	Apr-2017	ug/L	**0.41J**	**0.384J**	**0.356J**	<0.31	**0.375J**	**0.358J**		<0.31	**0.399J**	<0.31		**0.324J**	**0.331J**	<0.31	**0.54J**	**0.458J**	**0.471J**			**0.356J**	<0.31	**0.498J**	<0.31	<0.31	**0.368J**	**0.425J**		**0.539J**	**0.397J**	**0.37J**	<0.31	<0.31	**0.402J**	**0.345J**	<0.31	**0.41J**	<0.31			
Chloromethane	Jul-2017	ug/L																																							
Chloromethane	Oct-2017	ug/L	<0.310	<0.310	<0.310	<0.310	<0.310	<0.310		<0.310	<0.310	<0.310		<0.310	<0.310	<0.310	<0.310	<0.310	<0.310			<0.310	<0.310	<0.310	<0.310	<0.310	<0.310	<0.310		<0.310	<0.310	<0.310	<0.310	<0.310	<0.310	<0.310	<0.310				
Chloromethane	Apr-2018	ug/L	<0.310	<0.310	<0.310	<0.310	<0.310	<0.310		<0.310	<0.310	<0.310		<0.310	<0.310	<0.310	<0.310	<0.310	<0.310			<0.310	<0.310	<0.310	<0.310	<0.310	<0.310	<0.310		<0.310	<0.310	<0.310	<0.310	<0.310	<0.310	<0.310	<0.310				
Chloromethane	Oct-2018	ug/L	<0.610	<0.610	<0.610	<0.610	<0.610	<0.610		<0.610	<0.610	<0.610		<0.610	<0.610	<0.610	<0.610	<0.610	<0.610			<0.610	<0.610	<0.610	<0.610	<0.610	<0.610	<0.610	<0.610	<0.610	<0.610	<0.610	<0.610	<0.610	<0.610	<0.610	<0.610				
Chloromethane	Jan-2019	ug/L																											<0.610												
Chloromethane	Apr-2019	ug/L	<0.610	<0.610	<0.610	<0.610	<0.610	<0.610		<0.610	<0.610	<0.610		<0.610	<0.610	<0.610	<0.610	<0.610	<0.610			<0.610	<0.610	<0.610	<0.610	<0.610	<0.610	<0.610	<0.610	<0.610	<0.610	<0.610	<0.610	<0.610	<0.610	<0.610	<0.610			<0.610	<0.610
Chloromethane	Nov-2019	ug/L	<0.610	<0.610	<0.610	<0.610	<0.610	<0.610		<0.610	<0.610	<0.610		<0.610	<0.610	<0.610	<0.610	<0.610	<0.610			<0.610	<0.610	<0.610	<0.610	<0.610	<0.610	<0.610	<0.610	<0.610	<0.610	<0.610	<0.610	<0.610	<0.610	<0.610	<0.610			<0.610	<0.610
Chloromethane	Apr-2020	ug/L	<0.610	<0.610	<0.610	<0.610	<0.610	<0.610		<0.610	<0.610	<0.610		<0.610	<0.610	<0.610	<0.610	<0.610	<0.610			<0.610		<0.610	<0.610	<0.610	<0.610	<0.610	<0.610	<0.610	<0.610	<0.610	<0.610	<0.610	<0.610	<0.610	<0.610			<0.610	<0.610
Chloromethane	Jul-2020	ug/L			<0.610	<0.610	<0.610									<0.610								<0.610	<0.610	<0.610	<0.610			<0.610									<0.610	<0.610	<0.610
Chloromethane	Oct-2020	ug/L	<0.610	<0.610	<0.610	<0.610	<0.610	<0.610		<0.610	<0.610	<0.610		<0.610	<0.610	<0.610	<0.610					<0.610		<0.610	<0.610	<0.610	<0.610	<0.610	<0.610	<0.610	<0.610	<0.610	<0.610	<0.610	<0.610	<0.610	<0.610	<0.610	<0.610	<0.610	<0.610
Chloromethane	Jan-2021	ug/L			<0.610	<0.610	<0.610									<0.610								<0.610	<0.610	<0.610	<0.610			<0.610									<0.610	<0.610	<0.610
Chloromethane	Apr-2021	ug/L	<0.610	<0.610	<0.610			<0.610		<0.610	<0.610	<0.610		<0.610	<0.610	<0.610	<0.610					<0.610		<0.610	<0.610		<0.610	<0.610	<0.610	<0.610	<0.610	<0.610	<0.610	<0.610	<0.610	<0.610	<0.610	<0.610	<0.610	<0.610	<0.610
Chloromethane	Jun-2021	ug/L																				<0.610																			
Chloromethane	Oct-2021	ug/L	<0.610	<0.610	<0.610	<0.610	<0.610	<0.610			<0.610	<0.610		<0.610	<0.610	<0.610	<0.610					<0.610		<0.610	<0.610	<0.610	<0.610	<0.610	<0.610	<0.610	<0.610	<0.610	<0.610	<0.610	<0.610	<0.610	<0.610	<0.610	<0.610	<0.610	<0.610
Chloromethane	Apr-2022	ug/L	<0.610	<0.610	<0.610	<0.610	<0.610	<0.610		<0.610	<0.610	<0.610		<0.610	<0.610	<0.610	<0.610					<0.610		<0.610	<0.610	<0.610	<0.610	<0.610	<0.610	<0.610	<0.610	<0.610	<0.610	<0.610	<0.610	<0.610	<0.610	<0.610	<0.610	<0.610	<0.610

Notes:
"J" Indicates the constituent was detected between the method detection limit and the reporting limit and is considered estimated.

DMASWA Landfill
Permit No. 31-SDP-02-75P

Table 9
Analytical Data Summary
2024 Annual Water Quality Report

Constituent	Month-Year	units	MW-102A	P-102BR	MW-103A	MW-104A	MW-105A	P-105B	MW-108A	MW-108AR	MW-109ARR	P-108B	MW-109AR	MW-114AR	P-114BR	MW-120AR	P-120B	MW-124A	MW-124B	MW-126A	MW-130A	MW-137A	MW-138A	MW-201A	MW-202A	MW-203A	MW-204A	OW-301A	OW-306AR	MW-401A	MW-402A	MW-403A	P-403B	MW-404A	MW-501A	MW-502A	P-503B	P-504B	MW-505A	MW-604	MW-605
Chloromethane	Oct-2022	ug/L	<0.610		<0.610	<0.610	<0.610	<0.610			<0.610	<0.610		<0.610	<0.610	<0.610	<0.610					<0.610		**0.925J**	<0.610	<0.610	<0.610	<0.610	<0.610	<0.610	<0.610	**0.816J**		<0.610	<0.610	<0.610	<0.610	<0.610	<0.610	<0.610	<0.610
Chloromethane	Apr-2023	ug/L	<0.610		<0.610	<0.610	<0.610	<0.610		<0.610	<0.610	<0.610		<0.610	<0.610	<0.610	<0.610					<0.610		<0.610	<0.610	<0.610	<0.610	<0.610	<0.610	<0.610	<0.610	<0.610		<0.610	<0.610	<0.610	<0.610	<0.610	<0.610	<0.610	<0.610
Chloromethane	Oct-2023	ug/L	<0.610		<0.610			<0.610			<0.610	<0.610		<0.610	<0.610	<0.610	<0.610					<0.610		<0.610	<0.610		<0.610	<0.610	<0.610	<0.610	<0.610	<0.610		<0.610	<0.610	<0.610		<0.610	<0.610	<0.610	<0.610
Chloroprene	Apr-2009	ug/L				<1																																				
Chloroprene	Jul-2009	ug/L										<1																														
Chloroprene	Apr-2010	ug/L				<1						<1																														
Chloroprene	Jun-2012	ug/L																						<0.19		<0.19																
Chloroprene	Aug-2012	ug/L																										<0.19														
Chloroprene	May-2013	ug/L	<0.19	<0.19			<0.19	<0.19		<0.19	<0.19			<0.19	<0.19									<0.19	<0.19	<0.19	<0.19															
Chloroprene	Aug-2013	ug/L			<0.19																																					
Chloroprene	Nov-2013	ug/L																										<0.19														
Chloroprene	May-2014	ug/L	<0.19		<0.19	<0.19	<0.19	<0.19		<0.19	<0.19			<0.19	<0.19										<0.19		<0.19															
Chloroprene	Dec-2014	ug/L		<0.19								<0.19																														
Chloroprene	May-2015	ug/L																															<0.19									
Chloroprene	Oct-2015	ug/L		<0.19								<0.19			<0.19																											
Chloroprene	Nov-2015	ug/L	<0.19		<0.19		<0.19	<0.19						<0.19										<0.19	<0.19	<0.19		<0.19														
Chloroprene	Dec-2015	ug/L				<0.19				<0.19	<0.19																<0.19															
Chloroprene	Oct-2016	ug/L														<0.19							<0.19																			
Chloroprene	Nov-2016	ug/L															<0.19	<0.19	<0.19																							
Chloroprene	Oct-2018	ug/L																											<0.230												
Chloroprene	Jan-2019	ug/L																											<0.230												
Chloroprene	Jul-2020	ug/L																												<0.230											
Chloroprene	Oct-2020	ug/L	<0.230			<0.230	<0.230	<0.230		<0.230	<0.230	<0.230		<0.230	<0.230									<0.230	<0.230	<0.230	<0.230	<0.230													
Chloroprene	Jun-2021	ug/L																				<0.230																			
Chloroprene	Apr-2022	ug/L			<0.230																														<0.230						
Chloroprene	Oct-2022	ug/L																				<0.230								<0.230					<0.230						
Chromium	Oct-2007	ug/L	<20	<20	<20	<20	<20	<20	**34.7**			**46**	<20	**113**	**31.8**	<20	<20																									
Chromium	Feb-2008	ug/L	<20	<20	<20	<20	<20	<20	<20			<20	<20	**62.5**	<20	<20	<20																									
Chromium	Apr-2008	ug/L	<20	<20	<20	<20	<20	<20	<20			<20	<20	**21.3**	<20	<20	<20																									
Chromium	Jul-2008	ug/L	**0.0228**	<20	<20	<20	<20	<20	<20			<20	<20	**143**	<20	<20	<20																									
Chromium	Oct-2008	ug/L	<20	<20	<20	<20	**25.9**	<20	<20			<20	<20	<20	<20	<20	<20																									
Chromium	Jan-2009	ug/L	<20	<20	<20	<20	<20	<20	<20			<20	<20	**68.8**	<20	<20	<20																									
Chromium	Apr-2009	ug/L	<20	<20	<20	<20	<20	<20	<20			<20	<20	<20	<20	<20	<20																									
Chromium	Jul-2009	ug/L	<20	<20	<20	<20	<20	<20	<20			<20	<20	<20	<20	<20	<20																									
Chromium	Oct-2009	ug/L	<20	<20	<20	<20	<20	<20	<20			<20	<20	<20	<20	<20	<20																									
Chromium	Dec-2009	ug/L														<20	<20																									
Chromium	Feb-2010	ug/L														<20	<20																									
Chromium	Apr-2010	ug/L	<20	<20	<20	<20	<20	<20	<20			<20	<20	<20	<20	<20	<20																									
Chromium	Oct-2010	ug/L	**28.2**	<20	<20	<20	<20	<20	<20			<20	<20	**26.4**	<20	<20	<20																									
Chromium	Feb-2011	ug/L																																								
Chromium	Apr-2011	ug/L	<20	<20	<20	<20	<20	<20	<20			<20	<20	<20	<20	<20	<20																									
Chromium	Jun-2011	ug/L																																								
Chromium	Aug-2011	ug/L																																								
Chromium	Oct-2011	ug/L	<20	**7.59J**	<20	<20	**2.89J**	<20	**2.78J**			<20	<20	**2.25J**	<20	<20	<20					<20						**2.3J**													
Chromium	Feb-2012	ug/L								<1.81	<1.81											<1.81		**4.27J**	<1.81	<1.81	<1.81													
Chromium	Apr-2012	ug/L	<1.81	**2.45J**	**1.89J**	<1.81	**2.54J**	<1.81		**6.13J**	**3.9J**	<1.81		**6.41J**	<1.81	**5.2J**	<1.81					**3.74J**		**2.56J**	<1.81	<1.81	**4.38J**	<1.81													
Chromium	Jun-2012	ug/L								<1.81	<1.81											<1.81		<1.81	<1.81	<1.81	<1.81													
Chromium	Aug-2012	ug/L								**32.8**	**7.86J**								**6.01J**			**3.17J**	**3.93J**	**5.12J**	**5.69J**	**11.5J**	**4.9J**	**4.82J**													
Chromium	Oct-2012	ug/L	**4.39J**	**3.06J**	**3.4J**	<1.81	**8.17J**	<1.81		**8.7J**	**4.12J**	**5.3J**		**2.6J**	<1.81	**8.52J**	**3.18J**		**3.77J**			**5.43J**	**4.13J**	**8.24J**	**5.91J**	**11.8J**	**6.85J**	**2.07J**													
Chromium	Nov-2012	ug/L																												**8.39J**	**1.9J**	**2.5J**	<1.81	**13J**							
Chromium	Feb-2013	ug/L																					<1.5							**24.7**	**16.5J**	<1.5	<1.5	<1.5							
Chromium	May-2013	ug/L	<2.09	<2.09	<2.09	<2.09	<2.09	<2.09		**3.88J**	**2.15J**	<2.09		<2.09	<2.09	<2.09	<2.09	<2.09	<2.09	<2.09	<2.09	**2.49J**	<2.09	<2.09	<2.09	<2.09	**10.4J**	<2.09		**3.13J**	<2.09	<2.09	<2.09	**8.23J**						
Chromium	Jun-2013	ug/L																**2.35J**	<2.09				**2.42J**							**7.97J**	<4.18	**6.07J**	<4.18	**6.79J**						
Chromium	Aug-2013	ug/L			**0.959J**													**2.28J**	**1.04J**	**1.82J**	**2.97J**		<0.418							**1.3J**	**1.53J**	**0.507J**	**1.21J**	**2.48J**						
Chromium	Nov-2013	ug/L	<0.418	**1.56J**	<0.418	**1.34J**	<0.418	<0.418			**70**	<0.418		<0.418	<0.418		**0.976J**		<0.418	**6.14**	**1.86J**	**1.5J**	**5.19**	**1.05J**	<0.418	<0.418	**9.82**	**3.17J**		**6.44**	**1.03J**	<0.418	**18.1**	**2.02J**						
Chromium	Jan-2014	ug/L																	**1.34J**	**0.832J**	**2.61J**		<0.5																	
Chromium	May-2014	ug/L	<0.5	**0.787J**	<0.5	<0.5	<0.5	<0.5		**1.86J**	**1.38J**	<0.5		**0.607J**	**0.624J**			**1.95J**	<0.5	**2.2**		<0.5		<0.5	<0.5	<0.5	<0.5			**0.97J**	<0.5	<0.5	**2.99**	**4.35**						
Chromium	Jun-2014	ug/L														<0.5	<0.5			<0.5		<0.5																		
Chromium	Jul-2014	ug/L																<1.37	<1.37																						
Chromium	Sep-2014	ug/L																																							
Chromium	Nov-2014	ug/L	<1.24							<1.24	<1.24			<1.24	<1.24		<1.24		<1.24	<1.24		<1.24	<1.24	<1.24	<1.24	<1.24				<1.24	<1.24									
Chromium	Dec-2014	ug/L		<1.24	<1.24	<1.24	<1.24	<1.24				<1.24				<1.24											<1.24			<1.24	<1.24	<1.24								
Chromium	May-2015	ug/L					<1.24											<1.24		<1.24										<1.24		<1.24	<1.24							
Chromium	Jun-2015	ug/L	<1.24	<1.24	<1.24	<1.24		<1.24		<1.24	<1.24	<1.24		<1.24	<1.24	<1.24	<1.24		<1.24			<1.24	<1.24	<1.24	<1.24	<1.24	<1.24				<1.24									
Chromium	Oct-2015	ug/L		<1.24								<1.24			<1.24	<1.24	<1.24		<1.24	<1.24		<1.24																		
Chromium	Nov-2015	ug/L	<1.24		<1.24		<1.24	<1.24						<1.24				<1.24						<1.24	<1.24	<1.24		<1.24		<1.24	<1.24	<1.24		<1.24						
Chromium	Dec-2015	ug/L				<1.24				<1.24	<1.24																<1.24						<1.24							
Chromium	Mar-2016	ug/L																																	**0.356J**	**0.67J**	**0.708J**	<0.355	<0.355			
Chromium	May-2016	ug/L								**0.474J**	<0.355	<0.355		<0.355	<0.355			**0.99J**	**0.524J**			<0.355		<0.355		<0.355	<0.355			<0.355	<0.355			**0.386J**							
Chromium	Jun-2016	ug/L	<0.355	<0.355	<0.355	**0.447J**	<0.355	<0.355								**43.3**	<0.355						**1.37J**		**0.426J**										<0.355	<0.355	<0.355	<0.355	<0.355		
Chromium	Oct-2016	ug/L	<0.355		<0.355	**0.508J**					<0.355			<0.355	<0.355	**0.673J**						<0.355	**0.433J**	<0.355	<0.355	<0.355	<0.355	<0.355		<0.355	<0.355	<0.355	<0.355	<0.355	<0.355		<0.355	<0.355		
Chromium	Nov-2016	ug/L		<0.355			**0.437J**	<0.355		<0.355		<0.355					**0.771J**	**0.847J**	<0.355																	<0.355			**4.89J**		
Chromium	Jan-2017	ug/L																																<0.355							
Chromium	Apr-2017	ug/L	<0.729	<0.729	<0.729	<0.729	<0.729	<0.729		<0.729	<0.729	<0.729		<0.729	<0.729	<0.729	<0.729	**1J**	<0.729			<0.729	**0.757J**	<0.729	<0.729	<0.729	<0.729	<0.729		<0.729	<0.729	<0.729	<0.729	<0.729	<0.729	<0.729	<0.729	<0.729	<0.729		
Chromium	Jul-2017	ug/L																																							
Chromium	Oct-2017	ug/L	<0.729	<0.729	<0.729	<0.729	<0.729	<0.729		<0.729	<0.729	<0.729		<0.729	<0.729	<0.729	<0.729	<0.729	<0.729			<0.729	**0.935J**	<0.729	<0.729	<0.729	<0.729	<0.729		<0.729	<0.729	<0.729	<0.729	<0.729	<0.729	<0.729	<0.729				
Chromium	Apr-2018	ug/L	<0.760	<0.760	<0.760	<0.760	<0.760	<0.760		<0.760	<0.760	<0.760		<0.760	<0.760	<0.760	<0.760	<0.760	<0.760			<0.760	<0.760	<0.760	<0.760	<0.760	<0.760	<0.760		<0.760	<0.760	<0.760	<0.760	<0.760	<0.760	<0.760	<0.760				
Chromium	Oct-2018	ug/L	<1.14	**1.47J**	**2.09J**	**2.39J**	<1.14	<1.14		**2J**	**1.15J**	**1.23J**		**1.43J**	**2.02J**	**1.37J**	**1.16J**	**2.13J**	**1.53J**			**2J**	**1.9J**	**2.15J**	**2.3J**	**1.73J**	**1.46J**	**1.35J**	**2.29J**	**2.35J**	**2.24J**	<1.14	**1.25J**	**2.05J**	**1.63J**	**1.6J**	<1.14				
Chromium	Jan-2019	ug/L																											**2.5J**												
Chromium	Apr-2019	ug/L	<0.980	<0.980	<0.980	<0.980	<0.980	<0.980		<0.980	<0.980	<0.980		<0.980	<0.980	**1.1J**	<0.980	**1.02J**	<0.980			<0.980	<0.980	<0.980	<0.980	<0.980	<0.980	<0.980	<0.980	<0.980	<0.980	<0.980	<0.980	<0.980	<0.980	<0.980	<0.980	<0.980	<0.980	<0.980	<0.980
Chromium	Nov-2019	ug/L	<0.980	<0.980	<0.980	<0.980	<0.980	<0.980		<0.980	**2.17J**	<0.980		<0.980	**1.56J**	<0.980	<0.980	<0.980	<0.980			<0.980	<0.980	<0.980	<0.980	<0.980	<0.980	<0.980	<0.980	<0.980	<0.980	<0.980	<0.980	<0.980	<0.980	<0.980	<0.980	<0.980	<0.980	<0.980	<0.980
Chromium	Apr-2020	ug/L	<1.10	<1.10	<1.10	<1.10	<1.10	<1.10		<1.10	<1.10	<1.10		<1.10	<1.10	<1.10	<1.10	<1.10	<1.10			<1.10		<1.10	<1.10	<1.10	<1.10	<1.10	<1.10	<1.10	<1.10	<1.10	<1.10	<1.10	<1.10	<1.10	<1.10	<1.10	<1.10	<1.10	<1.10
Chromium	Jul-2020	ug/L			<1.10	<1.10	<1.10									<1.10								<1.10	<1.10	<1.10	<1.10			<1.10								<1.10	<1.10	<1.10	<1.10
Chromium	Oct-2020	ug/L	<1.10	<1.10	<1.10	<1.10	<1.10	<1.10		<1.10	<1.10	<1.10		<1.10	<1.10	<1.10	<1.10					<1.10		<1.10	<1.10	<1.10	<1.10	<1.10	<1.10	<1.10	<1.10	<1.10	<1.10	<1.10	<1.10	<1.10	<1.10	<1.10	<1.10	<1.10	<1.10
Chromium	Jan-2021	ug/L			<1.10	<1.10	<1.10									<1.10								<1.10	<1.10	<1.10	**2.7J**			<1.10								<1.10	<1.10	<1.10	<1.10
Chromium	Apr-2021	ug/L	<1.10	<1.10	<1.10	<1.10		<1.10		<1.10	<1.10	<1.10		<1.10	<1.10	<1.10	<1.10	<1.10	<1.10			**1.67J**		<1.10	<1.10	<1.10	<1.10	<1.10	<1.10	<1.10	<1.10	<1.10	<1.10	<1.10	<1.10	<1.10	<1.10	<1.10	<1.10	<1.10	<1.10
Chromium	Jun-2021	ug/L																				<1.10																			
Chromium	Oct-2021	ug/L	<1.10	<1.10	<1.10	<1.10	<1.10	<1.10			<1.10	<1.10		<1.10	<1.10	**1.99J**	<1.10					<1.10		<4.40	<4.40	<4.40	<1.10	<1.10	**1.65J**	<1.10	<1.10	<1.10	<1.10	<1.10	<1.10	<1.10	<1.10	<1.10	<1.10	<1.10	<1.10
Chromium	Apr-2022	ug/L	<1.10	<1.10	<1.10	<1.10	<1.10	<1.10		<1.10	<1.10	<1.10		<1.10	<1.10	<1.10	<1.10					<1.10		<1.10	<1.10	<1.10	<1.10	<1.10	<1.10	<1.10	<1.10	<1.10	<1.10	<1.10	<1.10	<1.10	<1.10	<1.10	<1.10	<1.10	<1.10
Chromium	Oct-2022	ug/L			<1.10	**1.12J**	<1.10	<1.10		<1.10	<1.10	<1.10		<1.10	<1.10	<1.10	<1.10					<1.10		<1.10	<1.10	<1.10	<1.10	<1.10	**2.09J**	<1.10	<1.10	<1.10	<1.10	<1.10	**1.88J**	<1.10	<1.10	<1.10	<1.10	<1.10	<1.10
Chromium	Oct-2023	mg/L	<0.00110		<0.00110			<0.00110			<0.00110	<0.00110		<0.00110	<0.00110	<0.00110	<0.00110					<0.00110		<0.00110	<0.00110		<0.00110	<0.00110		<0.00110	<0.00110	<0.00110		<0.00110	<0.00110	<0.00110		<0.00110	<0.00110	<0.00110	<0.00110
Chromium, Dissolved	Apr-2009	ug/L	<20		<20	<20	<20		<20				<20	<20		<20																									
Chromium, Dissolved	Jul-2009	ug/L	<20	<20	<20	<20	<20	<20	<20			<20	<20	<20	<20	<20	<20																									
Chromium, Dissolved	Oct-2009	ug/L	<20		<20	<20	<20		<20				<20	<20		<20																									
Chromium, Dissolved	Dec-2009	ug/L														<20	<20																									
Chromium, Dissolved	Feb-2010	ug/L														<20	<20																									
Chromium, Dissolved	Apr-2010	ug/L	<20	<20	<20	<20	<20	<20	<20			<20	<20	<20	<20	<20	<20																									
Chromium, Dissolved	Oct-2010	ug/L	<20	<20	<20	<20	<20	<20	<20			<20	<20	<20	<20	<20	<20																									
Chromium, Dissolved	Feb-2011	ug/L																																							
Chromium, Dissolved	Apr-2011	ug/L	<20	<20	<20	<20	<20	<20	<20			<20	<20	<20	<20	<20	<20																									
Chromium, Dissolved	Jun-2011	ug/L																																							
Chromium, Dissolved	Aug-2011	ug/L																																							
Chromium, Dissolved	Oct-2011	ug/L	<20	<20	<20	<20	<20	<20	<20			<20	<20	<20	<20	<20	<20					<20						<20													
Chromium, Dissolved	Feb-2012	ug/L								<1.81	<1.81											<1.81		<1.81	<1.81	<1.81	<1.81													
Chromium, Dissolved	Apr-2012	ug/L	<1.81	<1.81	<1.81	<1.81	<1.81	<1.81		<1.81	<1.81	<1.81		<1.81	<1.81	<1.81	<1.81					<1.81		<1.81	<1.81	<1.81	<1.81	<1.81												
Chromium, Dissolved	Jun-2012	ug/L								<1.81	<1.81											<1.81		<1.81	<1.81	<1.81	<1.81													
Chromium, Dissolved	Aug-2012	ug/L								**3.67J**	**4.24J**								**3.36J**			<1.81	**4.21J**	**3.88J**	**5.13J**	**3.24J**	**4.1J**	**3.63J**													
Chromium, Dissolved	Oct-2012	ug/L	<1.81	<1.81	<1.81	<1.81	**3.53J**	<1.81		<1.81	<1.81	<1.81		<1.81	<1.81	**4.33J**	**3.01J**		<1.81			<1.81	<1.81	**2.68J**	**3.22J**	<1.81	**2.15J**	<1.81													
Chromium, Dissolved	Nov-2012	ug/L																												<1.81	<1.81	<1.81	<1.81	<1.81							
Chromium, Dissolved	Feb-2013	ug/L																					<1.5							<1.5	<1.5	<1.5	<1.5	<1.5							
Chromium, Dissolved	May-2013	ug/L	<2.09	<2.09	<2.09	<2.09	<2.09	<2.09		<2.09	<2.09	<2.09		<2.09	<2.09	<2.09	<2.09	<2.09	<2.09	<2.09	<2.09	**2.99J**	<2.09	<2.09	**2.26J**	<2.09	**2.58J**	<2.09		**3.4J**	**3.1J**	<2.09	<2.09	<2.09						
Chromium, Dissolved	Jun-2013	ug/L																<2.09	<2.09				<2.09							<4.18	<4.18	**6.85J**	**4.44J**	**6.09J**						
Chromium, Dissolved	Aug-2013	ug/L			<0.403													<0.418	<0.418	<0.418	<2.09		<0.418							**0.433J**	<0.418	<0.418	<0.418	<0.418						
Chromium, Dissolved	Nov-2013	ug/L	<0.418	<0.418	<0.418	<0.418	<2.09	<2.09			<2.09	<2.09		<2.09	<2.09		<0.418		<0.418	<0.5	<0.418	<0.5	<0.418	<0.418	<2.09	<2.09	<2.09	<0.418		<0.5	<0.5	**0.512J**	**1.06J**	**0.43J**						
Chromium, Dissolved	Jan-2014	ug/L																<0.418	<0.418	<0.418	<0.5		<0.5																	
Chromium, Dissolved	May-2014	ug/L	<0.5	<0.5	<0.5	<0.5	<0.5	<0.5		<0.5	<0.5	<0.5		<0.5	<0.5			**1.25J**	<0.5	<0.5		<0.5		<0.5	<0.5	<0.5	<0.5			<0.5	<0.5	<0.5	<0.5	<0.5						
Chromium, Dissolved	Jun-2014	ug/L														<0.5	<0.5			<0.5		<0.5																		
Chromium, Dissolved	Jul-2014	ug/L																<1.37	<1.37																						

Notes:
"J" Indicates the constituent was detected between the method detection limit and the reporting limit and is considered estimated.

DMASWA Landfill
Permit No. 31-SDP-02-75P

Table 9
Analytical Data Summary
2024 Annual Water Quality Report

Constituent	Month-Year	units	MW-102A	P-102BR	MW-103A	MW-104A	MW-105A	P-105B	MW-108A	MW-108AR	MW-109ARR	P-108B	MW-109AR	MW-114AR	P-114BR	MW-120AR	P-120B	MW-124A	MW-124B	MW-126A	MW-130A	MW-137A	MW-138A	MW-201A	MW-202A	MW-203A	MW-204A	OW-301A	OW-306AR	MW-401A	MW-402A	MW-403A	P-403B	MW-404A	MW-501A	MW-502A	P-503B	P-504B	MW-505A	MW-604	MW-605
Chrysene	Apr-2009	ug/L				<10						<10																													
Chrysene	Jul-2009	ug/L										<10																														
Chrysene	Apr-2010	ug/L				<10						<10																														
Chrysene	Jun-2012	ug/L																						<0.29		<0.29															
Chrysene	Aug-2012	ug/L																										<0.29													
Chrysene	May-2013	ug/L	<0.296	<0.293			<0.33	<0.305		<0.296	<0.296			<0.296	<0.302									<0.312	<0.309	<0.309	<0.312														
Chrysene	Aug-2013	ug/L			<0.309																																				
Chrysene	Nov-2013	ug/L																										<0.296													
Chrysene	May-2014	ug/L	<0.341		<0.312	<0.319	<0.315	<0.315		<0.312	<0.309			<0.315	<0.315										<0.299		<0.312														
Chrysene	Dec-2014	ug/L		<0.319								<0.29																													
Chrysene	May-2015	ug/L																															<0.29							
Chrysene	Oct-2015	ug/L		<0.319								<0.315			<0.293																									
Chrysene	Nov-2015	ug/L	<0.322		<0.315		<0.333	<0.305						<0.33										<0.326	<0.319	<0.322		<0.319													
Chrysene	Dec-2015	ug/L				<0.319				<0.326	<0.337																<0.333													
Chrysene	Oct-2016	ug/L																					<0.296																	
Chrysene	Nov-2016	ug/L															<0.29	<0.29	<0.29																					
Chrysene	Oct-2018	ug/L																											<0.313											
Chrysene	Jan-2019	ug/L																											<0.320											
Chrysene	Jul-2020	ug/L																												<11.6										
Chrysene	Oct-2020	ug/L	<1.15			<1.16	<1.16	<1.20		<1.16	<1.16	<1.16		<1.16	<1.16									<1.16	<1.16	<1.16	<1.16	<1.16													
Chrysene	Jun-2021	ug/L																				<1.22																			
Chrysene	Apr-2022	ug/L			<1.04																														<0.946						
Chrysene	Oct-2022	ug/L																				<0.853								<0.853					<0.888						
Cobalt	Oct-2007	ug/L	<20	<20	<20	<20	<20	<20	**26**			<20	<20	**68.2**	<20	<20	<20																								
Cobalt	Feb-2008	ug/L	<20	<20	<20	<20	<20	<20	<20			<20	<20	**31.8**	<20	**20.1**	<20																								
Cobalt	Apr-2008	ug/L	<20	<20	<20	<20	<20	<20	<20			<20	<20	<20	<20	<20	<20																								
Cobalt	Jul-2008	ug/L	<20	<20	<20	<20	<20	<20	<20			<20	<20	**71.4**	<20	<20	<20																								
Cobalt	Oct-2008	ug/L	<20	<20	<20	<20	<20	<20	<20			<20	<20	<20	<20	<20	<20																								
Cobalt	Jan-2009	ug/L	<20	<20	<20	<20	<20	<20	<20			<20	<20	**37.6**	<20	<20	<20																								
Cobalt	Apr-2009	ug/L	<20	<20	<20	<20	<20	<20	<20			<20	<20	<20	<20	<20	<20																								
Cobalt	Jul-2009	ug/L	<20	<20	<20	<20	<20	<20	<20			<20	<20	<20	<20	<20	<20																								
Cobalt	Oct-2009	ug/L	<20	<20	<20	<20	<20	<20	<20			<20	<20	<20	<20	<20	<20																								
Cobalt	Dec-2009	ug/L														<20	<20																								
Cobalt	Feb-2010	ug/L														**26.5**	<20																								
Cobalt	Apr-2010	ug/L	<20	<20	<20	<20	<20	<20	<20			<20	<20	<20	<20	**22.4**	<20																								
Cobalt	Oct-2010	ug/L	<20	<20	**44.1**	<20	<20	<20	<20			<20	<20	<20	<20	<20	<20																								
Cobalt	Feb-2011	ug/L																																							
Cobalt	Apr-2011	ug/L	<20	<20	<20	<20	<20	<20	<20			<20	<20	<20	<20	<20	<20																								
Cobalt	Jun-2011	ug/L																																							
Cobalt	Aug-2011	ug/L																																							
Cobalt	Oct-2011	ug/L	**2.79J**	**2.13J**	**10.9J**	**4.33J**	**3.28J**	<20	**4.97J**			<20	**7.36J**	**9.23J**	**6.77J**	**7.65J**	<20					**2.83J**						**43.1**													
Cobalt	Feb-2012	ug/L								<1.55	<1.55											<1.55		**11.9J**	<1.55	<1.55	**5.29J**													
Cobalt	Apr-2012	ug/L	**5.61J**	<1.55	<1.55	**13.7J**	**7.74J**	<1.55		**6.5J**	**3.85J**	<1.55		**5.86J**	<1.55	**19.1J**	**2.06J**					**2.14J**		**4.41J**	**2.71J**	**11.2J**	**10.2J**	**34.3**													
Cobalt	Jun-2012	ug/L								**2.29J**	**4.08J**											**5.44J**		**3.36J**	**3.33J**	**4.1J**	**5.35J**													
Cobalt	Aug-2012	ug/L								**2.29J**	**2.48J**								**38.3**			<1.55	<1.55	**3.05J**	**1.95J**	<1.55	**2.48J**	**11.4J**													
Cobalt	Oct-2012	ug/L	**4.74J**	<1.55	**18.6J**	**5.49J**	<1.55	<1.55		**2.92J**	**1.91J**	<1.55		**7.15J**	**1.69J**	**7.07J**	<1.55		**52.6**			**10.8J**	**2.21J**	**7.47J**	**7.14J**	**2.35J**	**7.95J**	**30.9**													
Cobalt	Nov-2012	ug/L																												**8.96J**	**2.68J**	<1.55	<1.55	**2.08J**							
Cobalt	Feb-2013	ug/L																					<1.32							**37.8**	**4.64J**	<1.32	**3.49J**	**6.23J**							
Cobalt	May-2013	ug/L	**3.08**	<0.277	<0.277	**6.59**	**13.8**	<0.277		**2.59**	**1.13J**	<0.277		<0.277	<0.277	**6.83**	<0.277	<0.277	**23.7**	**5.16**	**8.25**	<0.277	**0.475J**	**9.49**	<0.277	**5.5**	**2.58**	**25.9**		**6.61**	**3.37**	**3.22**	**3.26**	**6.83**							
Cobalt	Jun-2013	ug/L																**0.474J**	**13.1**				**1.19J**							**6.01**	**3.12J**	**2.99J**	**1.85J**	**4.44J**							
Cobalt	Aug-2013	ug/L			**1.01**													**1.55**	**2.22**	**5.76**	**12.4**		**0.487J**							**2.32**	**1.99**	**0.596**	**2.24**	**4.17**							
Cobalt	Nov-2013	ug/L	**1.98**	**0.359J**	**1.21**	**7.6**	**3.88**	**0.389J**			**1.97**	**0.431J**		**0.519**	**0.4J**		**1.2**		**0.264J**	**2.94**	**7.3**	**0.713J**	**1.04**	**6.54**	**5.74**	**5.88**	**3.22**	**26.8**		**2.41**	**1.97**	**0.595**	**2.81**	**5.53**							
Cobalt	Jan-2014	ug/L																	**15.6**	**1.13**	**8.65**		**0.207J**																	
Cobalt	May-2014	ug/L	**0.509J**	**0.17J**	**0.738J**	**13.5**	**5.81**	**0.174J**		**0.638J**	**1.07**	**0.14J**		**0.302J**	**0.272J**			**0.107J**	**0.524J**	**1.46**		**0.218J**		**4.77**	**4.51**	**2.89**	**1.54**			**1.56**	**2.02**	**0.423J**	**2.05**	**2.87**							
Cobalt	Jun-2014	ug/L														**0.963J**	**0.626J**			**8.35**		**0.265J**																		
Cobalt	Jul-2014	ug/L																**0.081J**	**0.181J**																					
Cobalt	Sep-2014	ug/L																																						
Cobalt	Nov-2014	ug/L	**0.239J**							**0.55**	**0.513**			**0.119J**	**0.105J**		**0.745**		<0.0528	**0.696**		**0.053J**	**0.082J**	**4.77**	**5.2**	**5.59**							**2.02**	**0.419J**							
Cobalt	Dec-2014	ug/L		**0.078J**	**0.134J**	**11.7**	**3.22**	**0.068J**				**0.056J**				**1.44**											**1.96**			**0.897**	**1.56**	**0.163J**									
Cobalt	May-2015	ug/L					**6.78**											<0.0528		**0.352J**										**1.19**		**0.169J**	**1.92**								
Cobalt	Jun-2015	ug/L	**0.109J**	<0.0528	<0.0528	**11.2**		<0.0528		<0.0528	**0.471J**	<0.0528		<0.0528	<0.0528	**0.131J**	**0.374J**		<0.0528			<0.0528	<0.0528	**3.79**	**0.227J**	**4.02**	**1.67**				**1.65**			<0.0528							
Cobalt	Oct-2015	ug/L		**0.059J**								<0.0528			<0.0528	**0.326J**	**0.24J**		**0.062J**	**0.131J**		<0.0528																		
Cobalt	Nov-2015	ug/L	**0.116J**		**0.149J**		**9.76**	**0.181J**						**0.065J**				<0.0528						**4.13**	**3.81**	**5.5**		**2.4**		**1.4**	**1.86**	**0.492J**		**0.084J**							
Cobalt	Dec-2015	ug/L				**15.5**				**0.284J**	**1.16**																**2.23**						**2.14**			**0.68**	**1.61**	**5.9**	**0.265J**		
Cobalt	Mar-2016	ug/L																																	**0.934**	**0.931**	**6.07**	**1.01**	**0.411J**		
Cobalt	May-2016	ug/L								**0.063J**	**1.41**	**0.036J**		**0.04J**	<0.0274			**0.041J**	**0.274J**			**0.116J**		**1.03**		**4.2**	**2**			**1.47**	**2.14**			**0.079J**							
Cobalt	Jun-2016	ug/L	**0.193J**	**0.052J**	**0.061J**	**21.1**	**9.57**	**0.105J**								**0.21J**	**0.047J**						**0.07J**		**0.471J**							**0.243J**	**2.1**		**1.15**	**0.597**	**1.16**	**6.56**	**0.793**		
Cobalt	Oct-2016	ug/L	**0.798**		**0.155J**	**20.7**					**0.922**			**0.188J**	**0.071J**	**0.738**						**0.184J**	**0.12J**	**0.63**	**0.201J**	**4.35**	**1.98**	**0.17J**		**2.14**	**2.3**	**0.586**	**0.17J**	**0.406J**	**1.71**		**1.18**	**5**			
Cobalt	Nov-2016	ug/L		<0.0274			**8.47**	<0.0274		**0.407J**		**0.028J**					**0.053J**	**0.032J**	**2.44**																	**0.699**			**0.514**		
Cobalt	Jan-2017	ug/L																																**1.3**						
Cobalt	Apr-2017	ug/L	**1.22**	<0.0453	<0.0453	**8.76**	**8.65**	**0.153J**		**0.318J**	**1.06**	<0.0453		**0.053J**	<0.0453	**0.102J**	<0.0453	<0.0453	**0.624**			**0.079J**	**0.05J**	**0.559**	**7.55**	**6.14**	**2.45**	**2.24**		**2.07**	**1.6**	**0.326J**	**1.89**	**0.245J**	**1.38**	**0.511**	**0.764**	**7**	**0.176J**		
Cobalt	Jul-2017	ug/L																																						
Cobalt	Oct-2017	ug/L	**2.38**	<0.0453	**0.057J**	**5.25**	**7.59**	**0.542**		**0.241J**	**0.94**	<0.0453		**0.069J**	<0.0453	**0.468J**	**1.3**	**0.048J**	**0.454J**			**0.05J**	**0.071J**	**2.08**	**2.66**	**9.06**	**1.88**	**0.307J**		**1.46**	**1.59**	**0.713**	**2.17**	**0.266J**	**1.75**	**0.559**	**1.15**				
Cobalt	Dec-2017	ug/L																																				**0.082**	**0.715**	
Cobalt	Mar-2018	ug/L																																				**0.091**	**0.565**	
Cobalt	Apr-2018	ug/L	**0.164J**	<0.0610	**0.524**	**3.31**	**7.52**	**0.218J**		**0.301J**	**1.05**	<0.0610		**0.074J**	<0.0610	**1.1**	**1.9**	**0.081J**	**0.732**			<0.0610	<0.0610	**2.69**	**2.81**	**9.18**	**1.67**	**2.05**		**0.478J**	**1.51**	**0.484J**	**1.91**	**0.555**	**1.49**	**0.59**	**0.931**		<0.0610	**0.439J**	
Cobalt	Jul-2018	ug/L																																				<0.0610	**0.533**	
Cobalt	Oct-2018	ug/L	**0.757J**	<0.402	<0.402	**5.79**	**7.51**	<0.402		**0.433J**	**1.38**	<0.402		<0.402	<0.402	<0.402	**0.468J**	<0.402	**0.899J**			<0.402	<0.402	**3.15**	**1.57**	**9.99**	**1.91**	<0.402	**2.59**	**0.883J**	**1.13**	**0.765J**	**2.08**	**1.43**	**1.61**	**0.738J**	**0.949J**		<0.402	**0.546J**	
Cobalt	Jan-2019	ug/L																											**1.97**											
Cobalt	Apr-2019	ug/L	**1.06**	**0.094J**	<0.0910	**8.76**	**7.62**	**0.556**		**0.285J**	**1.54**	<0.0910		**0.456J**	<0.0910	**0.321J**	**0.104J**	<0.0910	**0.483J**			<0.0910	<0.0910	**4.8**	**1.66**	**12**	**2.46**	**1.68**	**1.27**	**0.356J**	**1.22**	**0.707**	**2.23**	**2.23**	**1.76**	**0.756**	**0.651**		<0.0910	**0.379J**	
Cobalt	Jun-2019	ug/L																																<0.0910	**1.29**						
Cobalt	Nov-2019	ug/L	**1.61**	<0.0910	<0.0910	**6.62**	**6.78**	**0.283J**		**0.313J**	**1.8**	<0.0910		<0.0910	<0.0910	**0.639**	**0.106J**	<0.0910	**2.98**			<0.0910	<0.0910	**2.82**	**1.19**	**14**	**3.07**	**0.197J**	**2.05**	**1.26**	**1.23**	**1.23**	**1.84**	**0.206J**	**1.37**	**0.434J**	**0.875**		<0.0910	**0.65**	
Cobalt	Apr-2020	ug/L	**2.48**	<0.0910	<0.0910	**4.97**	**6.79**	<0.0910		**0.279J**	**0.972**	<0.0910		<0.0910	<0.0910	**0.421J**	**0.093J**	<0.0910	**0.327J**			**0.093J**		**0.558**	**1.72**	**12.4**	**3.54**	**1.71**	**0.416J**	**3.23**	**1.09**	**0.776**	**1.91**	**0.6**	**2.62**	**0.49J**	**1.61**		<0.0910	<0.0910	**0.381J**
Cobalt	Apr-2020	mg/L																																						
Cobalt	May-2020	ug/L																												**2.82**					**1.33**						
Cobalt	Jul-2020	mg/L																																						
Cobalt	Jul-2020	ug/L			**0.097J**	**3.66**	**7.16**									**0.314J**								**1.59**	**1.01**	**14.6**	**2.72**			**4.87**									<0.0910	<0.0910	**0.648**
Cobalt	Oct-2020	mg/L																																						
Cobalt	Oct-2020	ug/L	**1.74**	<0.0910	<0.0910	**1.46**	**4.82**	<0.0910		**0.646**	**1.5**	<0.0910		**0.097J**	<0.0910	**2.13**	<0.0910					**0.178J**		**2.83**	**1.85**	**13.5**	**3.52**	**0.263J**	**1.64**	**1.43**	**1.12**	**0.749**	**2.17**	**0.169J**	**1.44**	**0.527**	**1.18**	**7.1**	<0.0910	<0.0910	**0.446J**	
Cobalt	Jan-2021	ug/L			**0.184J**	**3.22**	**6.73**									**0.381J**								**3.04**	**4.25**	**11.5**	**5.74**												<0.0910	<0.0910	**0.463J**	
Cobalt	Apr-2021	ug/L	**1.64**	**0.095J**	<0.0910	**4.35**	**7.16**	**0.364J**		**0.189J**	**1.22**	<0.0910		<0.0910	**0.097J**	**0.208J**	**0.573**					**8.7**		**0.602**	**2.85**	**7.92**	**2.86**	**2.16**	**0.295J**	**2.35**	**2.88**	**0.798**	**2.13**	**0.885**	**2.2**	**0.436J**	**1.33**	**11.8**	**1.34**	<0.0910	**0.184J**	
Cobalt	Jun-2021	ug/L																				**5.49**									**0.859**				**1.73**						
Cobalt	Oct-2021	mg/L																																						
Cobalt	Oct-2021	ug/L	**1.72**	<0.190	**0.477J**	**3.77**	**3.94**	<0.190			**3**	<0.190		<0.190	**0.245J**	**2.04**	**0.566**					**4.06**		**1.68J**	**9.32**	**6.84**	**2.9**	**0.395J**	**5.17**	**2.12**	**0.933**	**0.843**	**2.09**	**0.924**	**2.56**	**0.478J**	**1.02**	**9.97**	**2.19**	<0.190	**0.291J**	
Cobalt	Dec-2021	ug/L																																	**3.13**						
Cobalt	Apr-2022	ug/L	**0.73**	**0.237J**	**0.246J**	**2.75**	**7.19**	<0.190		**0.681**	**1.8**	<0.190		<0.190	<0.190	**0.964**	**0.545**					**0.611**		**6.52**	**1.24**	**3.4**	**2.21**	**5.37**	**0.857**	**1.27**	**1.05**	**0.694**	**2.04**	**0.45J**	**2.63**	**0.58**	**1.2**	**11.9**	**1.61**	**0.325J**	**0.418J**	
Cobalt	Apr-2022	mg/L																																						
Cobalt	Oct-2022	ug/L	**0.574**		**1.14**	**5.26**	**2.64**	<0.190			**2.83**	<0.190		<0.190	<0.190	**1.91**	**0.826**					**2.60**		**2.90**	**11.5**	**5.64**	**2.72**	**1.59**	**1.59**	**1.63**	**1.01**	**0.675**		**0.573**	**2.27**	**0.637**	**1.94**	**8.83**	<0.190	<0.190	**0.629**	
Cobalt	Oct-2022	mg/L																																						
Cobalt	Apr-2023	ug/L	**2.86**		<0.170	**5.03**	**6.36**	**0.210J**		**0.567**	**1.84**	<0.170		<0.170	<0.170	**0.352J**	**1.84**					**0.908**		**2.10**	**2.66**	**33.4**	**2.69**	**1.30**	**1.42**	**1.79**	**1.07**	**0.513**		**0.582**	**2.45**	**0.467J**	**1.88**	**9.36**	<0.170	<0.170	**0.924**	
Cobalt	Oct-2023	mg/L	**0.000682**		**0.000248J**			<0.000170			**0.00221**	<0.000170		**0.000606**	<0.000170	**0.000172J**	**0.00085**					**0.000334J**		**0.00388**	**0.000628**		**0.00265**	**0.000266J**	**0.00159**	**0.0022**	**0.00107**	**0.000455J**		**0.000652**	**0.00226**	**0.000405J**		**0.00863**	<0.000170	<0.000170	**0.000959**	
Cobalt, Dissolved	Apr-2009	ug/L	<20		<20	<20	<20	<20	<20				<20	<20		<20																								
Cobalt, Dissolved	Jul-2009	ug/L	<20	<20	<20	<20	<20	<20	<20			<20	<20	<20	<20	<20	<20																								
Cobalt, Dissolved	Oct-2009	ug/L	<20		<20	<20	<20		<20				<20	<20		<20																								
Cobalt, Dissolved	Dec-2009	ug/L														<20	<20																								
Cobalt, Dissolved	Feb-2010	ug/L														<20	<20																								
Cobalt, Dissolved	Apr-2010	ug/L	<20	<20	<20	<20	<20	<20	<20			<20	<20	<20	<20	<20	<20																								
Cobalt, Dissolved	Oct-2010	ug/L	<20	<20	**37.7**	<20	<20	<20	<20			<20	<20	<20	<20	<20	<20																								
Cobalt, Dissolved	Feb-2011	ug/L																																						
Cobalt, Dissolved	Apr-2011	ug/L	<20	<20	<20	<20	<20	<20	<20			<20	<20	<20	<20	<20	<20																								
Cobalt, Dissolved	Jun-2011	ug/L																																						
Cobalt, Dissolved	Aug-2011	ug/L																																						
Cobalt, Dissolved	Oct-2011	ug/L	**2.1J**	<20	**6.47J**	**3.8J**	**3.85J**	<20	<20			<20	<20	<20	<20	<20	**2J**					<20						**32.6**													
Cobalt, Dissolved	Feb-2012	ug/L								<1.55	<1.55			<1.55	<1.55	<1.55	<1.55					<1.55		**8.44J**	**2.34J**	**3.38J**	**2.7J**													
Cobalt, Dissolved	Apr-2012	ug/L	**5.33J**	<1.55	<1.55	**13.8J**	**7.93J**	<1.55		<1.55	<1.55	<1.55		<1.55	<1.55	<1.55	<1.55					<1.55		**2.42J**	**1.72J**	**5.41J**	**2.15J**	**30**												
Cobalt, Dissolved	Jun-2012	ug/L								<1.55	<1.55											<1.55		**2.19J**	<1.55	<1.55	<1.55													
Cobalt, Dissolved	Aug-2012	ug/L								<1.55	<1.55								<1.55			<1.55	<1.55	**4.19J**	**2.71J**	<1.55	<1.55	**10.3J**												
Cobalt, Dissolved	Oct-2012	ug/L	<1.55	<1.55	<1.55	<1.55	<1.55	<1.55		<1.55	<1.55	<1.55		<1.55	<1.55	<1.55	<1.55		<1.55			<1.55	<1.55	**4.17J**	<1.55	<1.55	<1.55	**22.1**												
Cobalt, Dissolved	Nov-2012	ug/L																												**3.18J**	**4.39J**	**2.19J**	<1.55	**1.68J**							

Notes:
"J" Indicates the constituent was detected between the method detection limit and the reporting limit and is considered estimated.

DMASWA Landfill
Permit No. 31-SDP-02-75P

Table 9
Analytical Data Summary
2024 Annual Water Quality Report

Constituent	Month-Year	units	MW-102A	P-102BR	MW-103A	MW-104A	MW-105A	P-105B	MW-108A	MW-108AR	MW-109ARR	P-108B	MW-109AR	MW-114AR	P-114BR	MW-120AR	P-120B	MW-124A	MW-124B	MW-126A	MW-130A	MW-137A	MW-138A	MW-201A	MW-202A	MW-203A	MW-204A	OW-301A	OW-306AR	MW-401A	MW-402A	MW-403A	P-403B	MW-404A	MW-501A	MW-502A	P-503B	P-504B	MW-505A	MW-604	MW-605
Cobalt, Dissolved	Feb-2013	ug/L																					2.97J							1.34J	3.12J	<1.32	<1.32	<1.32								
Cobalt, Dissolved	May-2013	ug/L	0.902J	<0.277	<0.277	6.61	11.5	<0.277		0.393J	0.645J	<0.277		<0.277	<0.277	1.05J	<0.277	<0.277	0.553J	<0.277	6.44	<0.277	0.72J	5.35	4.63	4.35	1.15J	25.2		1.47J	2.23J	1.11J	1.79J	1.83J							
Cobalt, Dissolved	Jun-2013	ug/L																<0.277	0.294J				0.403J							1.4J	1.49J	<0.554	1.41J	0.842J							
Cobalt, Dissolved	Aug-2013	ug/L			0.113J													0.556	0.257J	1.66	7.83		0.335J							1.82	1.91	0.524	2.25	0.899							
Cobalt, Dissolved	Nov-2013	ug/L	1.37	0.18J	0.708	7.25	3.04	0.324J			0.805J	<0.277		0.291J	<0.277		0.937		0.371J	0.205J	5.37	<0.054	0.271J	5.91	5.41	6.29	2.85	19.4		1.25	1.44	0.627	2.23	1.06							
Cobalt, Dissolved	Jan-2014	ug/L																	0.31J	0.603	8.56		0.171J																			
Cobalt, Dissolved	May-2014	ug/L	0.253J	0.13J	0.148J	12.9	5.14	0.162J		0.481J	0.881J	<0.054		0.0961J	0.113J			0.0781J	0.453J	0.298J		0.13J		4.35	4.66	2.69	1.38			1.37	1.4	0.387J	1.9	0.377J							
Cobalt, Dissolved	Jun-2014	ug/L														0.993J	0.492J				9.34		0.094J																		
Cobalt, Dissolved	Jul-2014	ug/L																0.057J	<0.0528																						
Copper	Oct-2007	ug/L	<20	21.5	<20	<20	<20	<20	85.3			<20	<20	207	<20	<20	<20																								
Copper	Feb-2008	ug/L	<20	<20	<20	<20	<20	<20	<20			<20	<20	91.2	<20	<20	<20																								
Copper	Apr-2008	ug/L	<20	<20	<20	<20	<20	<20	31.6			<20	<20	35.5	<20	<20	<20																								
Copper	Jul-2008	ug/L	<20	<20	<20	<20	<20	<20				<20	<20	238	<20	<20	<20																								
Copper	Oct-2008	ug/L	<20	<20	<20	<20	26	<20	<20			<20	<20	29.7	<20	<20	<20																								
Copper	Jan-2009	ug/L	<20	<20	<20	<20	<20	<20	65.2			<20	<20	122	<20	<20	<20																								
Copper	Apr-2009	ug/L	<20	<20	<20	<20	<20	<20	<20			<20	<20	27.8	<20	<20	<20																								
Copper	Jul-2009	ug/L	<20	<20	<20	<20	<20	<20	<20			<20	<20	32.4	<20	<20	<20																								
Copper	Oct-2009	ug/L	<20	<20	<20	<20	<20	<20	<20			<20	<20	<20	<20	<20	<20																								
Copper	Dec-2009	ug/L														<20	<20																								
Copper	Feb-2010	ug/L														<20	<20																								
Copper	Apr-2010	ug/L	187	245	326	109	<20	39.6	<20			329	34	<20	<20	<20	20.3																								
Copper	Oct-2010	ug/L	20.4	26	<20	<20	<20	<20	<20			<20	21.1	52.6	<20	<20	<20																								
Copper	Feb-2011	ug/L																																								
Copper	Apr-2011	ug/L	<20	<20	<20	<20	<20	<20	<20			<20	<20	26.6	<20	<20	<20																								
Copper	Jun-2011	ug/L																																								
Copper	Aug-2011	ug/L																																								
Copper	Oct-2011	ug/L	14.4J	62.7	13.2J	18J	25.6	7.16J	33.4			21.2	32.9	34.4	13.5J	25.8	9.94J					8.82J																				
Copper	Feb-2012	ug/L								12.3J	6.67J											12.2J		73.2	39.3	18.2J	29.8														
Copper	Apr-2012	ug/L	1.77J	5.96J	6.38J	3.06J	8.4J	<1.51		40.3	15.2J	5.72J		21.8	5.95J	16.4J	2.87J					6.35J		17.3J	15.4J	24.7	31.7	7.57J													
Copper	Jun-2012	ug/L								22.8	15.9J											7.91J	1.94	10.8J	8.05J	11.3J	15.6J														
Copper	Aug-2012	ug/L								26	<1.51								11.2J			<1.51	5.35J	<1.51	<1.51	20.2	7.06J	3.08J													
Copper	Oct-2012	ug/L	<1.51	25.6	13.5J	3.73J	10.5J	<1.51		20.3	4.01J	20.8		19.8J	4.78J	26.5	<1.51		14.6J			14.1J	8.9J	22.8	18.9J	10.7J	18.8J	22.7													
Copper	Nov-2012	ug/L																												38.9	7.65J	7.33J	3J	15.3J							
Copper	Feb-2013	ug/L																					<1.5							45.7	3.24J	<1.5	8.76J	7.33J							
Copper	May-2013	ug/L	<0.85	1.5J	1.96J	<0.85	4.67	<0.85		16.2	<0.85	<0.85		4.82	<0.85	6.01	<0.85	2.82	6.79	11	5.08	1.47J	<0.85	26.3	3.47	4.41	1.86J	2.61		19.8	3.35	5.93	1.69J	17.8							
Copper	Jun-2013	ug/L																2.36J	4.63				3.05							23.3	6	5.26	<1.7	10.4							
Copper	Aug-2013	ug/L			1.49													3.94	3.11	11.4	14.3		1.94							3.28	1.47	1.4	1.83	7.94							
Copper	Nov-2013	ug/L	2.07	7.38	2.71	12.5	27.2	0.867			5.47	2.85		2.29	1.53		1.41		2.24	5.53	5.86	1.17J	4.25	14.1	4.35	2.32	2.22	3.44		3.16	1.14J	1.13	4.76	15.9							
Copper	Jan-2014	ug/L																	4.27	1.87	7.78		<0.56																		
Copper	May-2014	ug/L	<0.56	2.19	1.57J	0.764J	2.61	<0.56		1.27J	<0.56	1.49J		1.26J	1J			1.27J	<0.56	3.05		<0.56		1.1J	2.34	1.31J	0.655J			0.86J	<0.56	0.576J	<0.56	3.16							
Copper	Jun-2014	ug/L														4.17	1.72J				1.07J		1.38J																	
Copper	Jul-2014	ug/L																3.23	0.561																						
Copper	Sep-2014	ug/L																																							
Copper	Nov-2014	ug/L	<0.485							2.4	<0.485			0.642J	<0.485		<0.485		<0.485	<0.485		<0.485	<0.485	<0.485	1.5J	0.604J						<0.485	<0.485								
Copper	Dec-2014	ug/L		0.777J	<0.485	0.512J	1.42J	<0.485				0.827J				<0.485											1.47J			<0.485	<0.485	<0.485									
Copper	May-2015	ug/L					1.48J											<0.485		<0.485										<0.485		<0.485	<0.485								
Copper	Jun-2015	ug/L	<0.485	<0.485	0.753J	<0.485		<0.485		<0.485	<0.485	0.593J		<0.485	<0.485	0.752J	1.02J		<0.485			<0.485	0.73J	0.863J	3.95	<0.485	0.712J				<0.485			<0.485							
Copper	Oct-2015	ug/L		<0.485								0.694J			<0.485	1.02J	1.11J		<0.485	<0.485		<0.485																		
Copper	Nov-2015	ug/L	0.612J		1.26J		1.21J	13.5				0.6J						<0.485						1.06J	2.08	0.706J		1.04J		<0.485	<0.485	1.06J		0.595J							
Copper	Dec-2015	ug/L				<0.485				<0.485	<0.485																0.682J						<0.485			<0.485	<0.485	<0.485	<0.485		
Copper	Mar-2016	ug/L																																	<1.22	<1.22	<1.22	<1.22	<1.22		
Copper	May-2016	ug/L								<1.22	<1.22	<1.22		<1.22	<1.22			<1.22	<1.22			<1.22		2.22J		<1.22	<1.22			<1.22	<1.22			<1.22							
Copper	Jun-2016	ug/L	<1.22	<1.22	<1.22	<1.22	<1.22	<1.22								2.25J	2J						<1.22		2.52J								<1.22	<1.22	<1.22	<1.22	<1.22		
Copper	Oct-2016	ug/L	<1.22		<1.22	<1.22					<1.22			<1.22	<1.22	2.66J						<1.22	<1.22	1.62J	2.11J	<1.22	1.76J	<1.22		1.28J	<1.22	<1.22	<1.22	<1.22	<1.22	<1.22	<1.22			
Copper	Nov-2016	ug/L		<1.22			3.1J	<1.22		<1.22		<1.22					1.7J	<1.22	<1.22																	<1.22			<1.22		
Copper	Jan-2017	ug/L																																<1.22							
Copper	Apr-2017	ug/L	<2.19	2.34J	<2.19	<2.19	<2.19	<2.19		<2.19	<2.19	<2.19		<2.19	<2.19	<2.19	<2.19	<2.19	<2.19			<2.19	<2.19	<2.19	<2.19	<2.19	<2.19	<2.19		<2.19	<2.19	<2.19	<2.19	<2.19	<2.19	<2.19	<2.19	2.77J	<2.19		
Copper	Jul-2017	ug/L																																							
Copper	Oct-2017	ug/L	11	<2.19	<2.19	<2.19	<2.19	<2.19		<2.19	<2.19	<2.19		<2.19	<2.19	<2.19	<2.19	<2.19	<2.19			<2.19	<2.19	<2.19	3.05J	<2.19	<2.19	<2.19		<2.19	<2.19	<2.19	<2.19	<2.19	<2.19	<2.19	<2.19				
Copper	Apr-2018	ug/L	<1.60	<1.60	<1.60	<1.60	<1.60	<1.60		<1.60	<1.60	<1.60		<1.60	<1.60	<1.60	<1.60	<1.60	<1.60			<1.60	<1.60	<1.60	<1.60	<1.60	<1.60	<1.60		<1.60	<1.60	<1.60	<1.60	<1.60	<1.60	<1.60	<1.60				
Copper	Oct-2018	ug/L	0.668J	0.888J	1.9J	0.675J	0.546J	0.755J		2.26	1.48J	1.19J		1.54J	<0.497	1.86J	1.79J	1.42J	1.07J			1.51J	2.46	3.13	1.88J	3.79	2.79	1.12J	1.98J	0.688J	<0.497	<0.497	<0.497	1.19J	0.82J	0.659J	<0.497				
Copper	Jan-2019	ug/L																											2.22J											
Copper	Apr-2019	ug/L	<2.00	3.05J	<2.00	<2.00	<2.00	<2.00		<2.00	<2.00	<2.00		<2.00	<2.00	<2.00	2.23J	<2.00	<2.00			<2.00	<2.00	<2.00	2.56J	<2.00	<2.00	<2.00		<2.00	<2.00	<2.00	<2.00	2.04J	<2.00	<2.00	<2.00			<2.00	<2.00
Copper	Nov-2019	ug/L		<2.00	<2.00	<2.00	<2.00	<2.00		<2.00	2.82J	<2.00		<2.00	4.34J	<2.00	<2.00	<2.00	<2.00			<2.00	<2.00	<2.00	2.52J	<2.00	<2.00	<2.00		<2.00	<2.00	<2.00	<2.00	<2.00	<2.00	<2.00	<2.00			<2.00	<2.00
Copper	Apr-2020	ug/L	<3.20	<3.20	<3.20	<3.20	<3.20	<3.20		<3.20	<3.20	<3.20		<3.20	<3.20	<3.20	<3.20	<3.20	<3.20			<3.20		<3.20	<3.20	<3.20	<3.20	<3.20		<3.20	<3.20	<3.20	<3.20	<3.20	<3.20	<3.20	<3.20			<3.20	<3.20
Copper	Jul-2020	ug/L			<1.50	<1.50	<1.50									<1.50						<1.50	2.93J	<1.50	<1.50				<1.50									<1.50	<1.50	2.44J
Copper	Oct-2020	ug/L	<1.50	<1.50	<1.50	<1.50	<1.50	<1.50		<1.50	<1.50	<1.50		<1.50	<1.50	3.74J	<1.50					<1.50		<1.50	2.59J	<1.50	<1.50	<1.50	<1.50	<1.50	<1.50	<1.50	<1.50	<1.50	<1.50	<1.50	<1.50	<1.50	<1.50	<1.50	<1.50
Copper	Jan-2021	ug/L			<1.50	<1.50	<1.50									<1.50								<1.50	2.01J	<1.50	5.21													<1.50	<1.50
Copper	Apr-2021	ug/L	<1.40	<1.40	<1.40	<1.40		<1.40		<1.40	<1.40	<1.40		1.42J	<1.40	<1.40	<1.40					4.25J		1.56J	2.04J		<1.40	<1.40	1.59J	<1.40	4.24J	<1.40	<1.40	<1.40	<1.40	<1.40	<1.40	1.54J	1.47J	<1.40	<1.40
Copper	Jun-2021	ug/L																				<1.40																			
Copper	Oct-2021	ug/L	<1.40	<1.40	<1.40	<1.40	<1.40	<1.40			<1.40	<1.40		<1.40	<1.40	3.44J	<1.40					<1.40		<5.60	<5.60	<5.60	<1.40	<1.40	6.12	<1.40	<1.40	<1.40	<1.40	<1.40	2.38J	<1.40	<1.40	2.2J	1.57J	<1.40	<1.40
Copper	Apr-2022	ug/L	<1.80	<1.80	<1.80	<1.80	<1.80	<1.80		2.09J	<1.80	<1.80		<1.80	<1.80	<1.80	<1.80					2.39J		15	1.96J	<1.80	<1.80	<1.80	2.24J	<1.80	<1.80	<1.80	<1.80	<1.80	<1.80	<1.80	<1.80	<1.80	<1.80	<1.80	<1.80
Copper	Oct-2022	ug/L	<1.80		5.61	<1.80	<1.80	<1.80			<1.80	<1.80		<1.80	<1.80	5.37	<1.80					<1.80		<1.80	<1.80	3.27J	2.38J	<1.80	1.84J	<1.80	<1.80	<1.80		<1.80	<1.80	<1.80	6.02	<1.80	<1.80	<1.80	<1.80
Copper	Apr-2023	ug/L	<1.80		<1.80	54.9	<1.80	<1.80		<1.80	<1.80	<1.80		<1.80	<1.80	<1.80	2.04J					6.78		<1.80	1.95J	<1.80	<1.80	<1.80	2.12J	<1.80	<1.80	<1.80		<1.80	<1.80	<1.80	3.11J	3.36J	<1.80	<1.80	<1.80
Copper	Oct-2023	mg/L	<0.00180		<0.00180			<0.00180			<0.00180	<0.00180		0.00293J	<0.00180	<0.00180	0.00276J					<0.00180		<0.00180	<0.00180		<0.00180	<0.00180	<0.00180	<0.00180	<0.00180	<0.00180		<0.00180	<0.00180	<0.00180		<0.00180	<0.00180	<0.00180	<0.00180
Copper, Dissolved	Apr-2009	ug/L	<20		<20	<20	<20		<20				<20	<20	<20	<20																								
Copper, Dissolved	Jul-2009	ug/L	<20	<20	<20	<20	<20	<20	<20			<20	<20	<20	<20	<20	<20																								
Copper, Dissolved	Oct-2009	ug/L	<20		<20	<20	<20		<20				<20	<20		<20																								
Copper, Dissolved	Dec-2009	ug/L														<20	<20																								
Copper, Dissolved	Feb-2010	ug/L														<20	<20																								
Copper, Dissolved	Apr-2010	ug/L	<20	46.8	86.2	137	<20	<20	<20			180	<20	<20	<20	<20	<20																								
Copper, Dissolved	Oct-2010	ug/L	<20	<20	<20	<20	<20	<20	<20			<20	<20	<20	<20	<20	<20																								
Copper, Dissolved	Feb-2011	ug/L																																							
Copper, Dissolved	Apr-2011	ug/L	35.4	<20	22.1	20.9	31.8	<20	<20			20.4	20.3	20.3	<20	47.6	22.1																								
Copper, Dissolved	Jun-2011	ug/L																																							
Copper, Dissolved	Aug-2011	ug/L																																							
Copper, Dissolved	Oct-2011	ug/L	15.1J	8.91J	11.4J	8.42J	15.4J	8.85J	10.5J			10.6J	10.1J	11.2J	8.1J	25.4	12.4J					10.8J						17.2J													
Copper, Dissolved	Feb-2012	ug/L								<1.51	4.97J											4.5J		28.5	9.88J	<1.51	1.98J														
Copper, Dissolved	Apr-2012	ug/L	<1.51	2.65J	<1.51	<1.51	3.34J	<1.51		2.22J	2.97J	3.03J		3.46J	5.49J	2.44J	1.83J					1.78J		3.82J	4.24J	<1.51	2.44J	<1.51													
Copper, Dissolved	Jun-2012	ug/L								<1.51	<1.51											<1.51		<1.51	<1.51	<1.51	<1.51														
Copper, Dissolved	Aug-2012	ug/L								<1.51	<1.51								<1.51			<1.51	<1.51	<1.51	<1.51	<1.51	<1.51	<1.51													
Copper, Dissolved	Oct-2012	ug/L	<1.51	1.74J	<1.51	<1.51	3.5J	<1.51		<1.51	<1.51	<1.51		<1.51	<1.51	3.47J	3.32J		2.39J			<1.51	<1.51	<1.51	2.58J	1.98J	2.62J	1.58J													
Copper, Dissolved	Nov-2012	ug/L																												3.38J	<1.51	<1.51	<1.51	1.56J							
Copper, Dissolved	Feb-2013	ug/L																					<1.5							<1.5	<1.5	<1.5	<1.5	<1.5							
Copper, Dissolved	May-2013	ug/L	<0.85	0.854J	1.91J	<0.85	0.995J	<0.85		<0.85	<0.85	2.16J		<0.85	<0.85	2.44J	<0.85	2.64	2.5	<0.85	4.45	3.36	1.35J	<0.85	2.26J	<0.85	<0.85	1.86J		<0.85	<0.85	3.38	1.03J	2.6							
Copper, Dissolved	Jun-2013	ug/L																0.89J	1.71J				1.73J							<1.7	<1.7	2.5J	<1.7	<1.7							
Copper, Dissolved	Aug-2013	ug/L			1.12J													3.27	2.24	3.88	7.8		1.8							1.76	1.47	1.64	1.72	1.38							
Copper, Dissolved	Nov-2013	ug/L	2.07	0.302J	2.91	1.35	<0.85	<0.85			<0.85	<0.85		<0.85	<0.85		1.12		1.94	<0.56	2.95	<0.56	1.58	3.23	<0.85	<0.85	<0.85	2.02		<0.56	0.691J	1.86	1.63	1.84							
Copper, Dissolved	Jan-2014	ug/L																	2.02	1.53	4.76		<0.56																		
Copper, Dissolved	May-2014	ug/L	<0.56	<0.56	1.13J	0.863J	2.38	<0.56		0.87J	1.19J	0.592J		1.17J	0.91J			0.803J	<0.56	0.838J		<0.56		1.11J	2.15	0.684J	1.29J			<0.56	<0.56	0.841J	<0.56	0.562J							
Copper, Dissolved	Jun-2014	ug/L														5.37	1.67J				1.88J		1.3J																	
Copper, Dissolved	Jul-2014	ug/L																3.43	0.505																						
Cyanide	Apr-2009	ug/L				<10																																			
Cyanide	Jul-2009	ug/L										<10																													
Cyanide	Apr-2010	ug/L				<10						<10																													
Cyanide	Jun-2012	ug/L																						<1.7		<1.7															
Cyanide	Aug-2012	ug/L																										<1.7													
Cyanide	May-2013	ug/L	<5.12	<5.12			<5.12	<5.12		<5.12	<5.12			<5.12	<5.12									<5.12	<5.12	<5.12	<5.12														
Cyanide	Aug-2013	ug/L			<1.81																																				
Cyanide	Nov-2013	ug/L																										<1.81													
Cyanide	May-2014	ug/L	<3.1		<3.1	<3.1	<3.1	57		<3.1	<3.1			<3.1	<3.1										<3.1		<3.1													
Cyanide	Jul-2014	ug/L						<3.1																																	
Cyanide	Sep-2014	ug/L						<3100																																	
Cyanide	Dec-2014	ug/L		<3100				<3.1				<3100																													
Cyanide	Jan-2015	ug/L						<3100																																	
Cyanide	May-2015	ug/L																															<3.04								
Cyanide	Jun-2015	ug/L						<3.04																																	
Cyanide	Oct-2015	ug/L		<3.04								<3.04			<3.04																										
Cyanide	Nov-2015	ug/L	<3.04		<3.04		<3.04	<3.04						<3.04										<3.04	<3.04	<3.04		<3.04													

Notes:
"J" Indicates the constituent was detected between the method detection limit and the reporting limit and is considered estimated.

Table 9
Analytical Data Summary
2024 Annual Water Quality Report

Constituent	Month-Year	units	MW-102A	P-102BR	MW-103A	MW-104A	MW-105A	P-105B	MW-108A	MW-108AR	MW-109ARR	P-108B	MW-109AR	MW-114AR	P-114BR	MW-120AR	P-120B	MW-124A	MW-124B	MW-126A	MW-130A	MW-137A	MW-138A	MW-201A	MW-202A	MW-203A	MW-204A	OW-301A	OW-306AR	MW-401A	MW-402A	MW-403A	P-403B	MW-404A	MW-501A	MW-502A	P-503B	P-504B	MW-505A	MW-604	MW-605
Cyanide	Dec-2015	ug/L				<3.04				<3.04	<3.04																<3.04													
Cyanide	May-2016	ug/L						<3.52																																	
Cyanide	Oct-2016	ug/L														<3.52							<3.52																		
Cyanide	Nov-2016	ug/L						<3.52									<3.52	<3.52	<3.52																						
Cyanide	Apr-2017	ug/L						<3.46									<3.46		<3.46																						
Cyanide	Oct-2017	mg/L						<0.00346									<0.00346		<0.00346																						
Cyanide	Apr-2018	mg/L						<0.00420																																	
Cyanide	Oct-2018	mg/L					<0.00420																					<0.00420												
Cyanide, Total	Jan-2019	mg/L																										<0.00420												
Cyanide, Total	Apr-2019	mg/L						<0.00500																																	
Cyanide, Total	Nov-2019	mg/L						<0.00500																																	
Cyanide, Total	Jul-2020	mg/L																											<0.00500												
Cyanide, Total	Oct-2020	mg/L	<0.00500			<0.00500	<0.00500	<0.00500		<0.00500	<0.00500	<0.00500		<0.00500	<0.00500									<0.00500	<0.00500	<0.00500	<0.00500	<0.00500													
Cyanide, Total	Jun-2021	mg/L																				<0.00530																			
Cyanide, Total	Apr-2022	mg/L			<0.00430																														<0.00430						
Cyanide, Total	Oct-2022	mg/L																				<0.00430							<0.00430						<0.00430						
Di-n-butyl phthalate	Apr-2009	ug/L				<10																																			
Di-n-butyl phthalate	Jul-2009	ug/L										<10																														
Di-n-butyl phthalate	Apr-2010	ug/L				<10						<10																														
Di-n-butyl phthalate	Jun-2012	ug/L																						<0.51		<0.51															
Di-n-butyl phthalate	Aug-2012	ug/L																										**0.761J**													
Di-n-butyl phthalate	Oct-2012	ug/L																										**0.531J**													
Di-n-butyl phthalate	May-2013	ug/L	<0.52	<0.515			<0.58	<0.537		<0.52	<0.52			**0.569J**	**0.549J**									**0.658J**	**0.748J**	<0.543	**0.584J**														
Di-n-butyl phthalate	Jun-2013	ug/L												<0.52	<0.531									<0.526	<0.526		<0.526														
Di-n-butyl phthalate	Aug-2013	ug/L			<0.543																																				
Di-n-butyl phthalate	Nov-2013	ug/L												<0.52	<0.52									<0.567	<0.6		<0.52	<0.52													
Di-n-butyl phthalate	Jan-2014	ug/L												<0.531	<0.531									<0.543	<0.526		<0.58														
Di-n-butyl phthalate	May-2014	ug/L	<0.6		<0.548	<0.56	**0.696J**	<0.554		<0.548	<0.543			<0.554	<0.554									<0.573	<0.526		<0.548														
Di-n-butyl phthalate	Jul-2014	ug/L					<0.554																					<0.567												
Di-n-butyl phthalate	Sep-2014	ug/L					<0.6																					**1.38J**												
Di-n-butyl phthalate	Nov-2014	ug/L												<0.56										<0.58	<0.567															
Di-n-butyl phthalate	Dec-2014	ug/L		<0.56			<0.567					<0.51															<0.554														
Di-n-butyl phthalate	Jan-2015	ug/L					<0.531																																		
Di-n-butyl phthalate	May-2015	ug/L					<0.51																										<0.51							
Di-n-butyl phthalate	Jun-2015	ug/L												<0.567	<0.56									<0.52	<0.567		<0.515													
Di-n-butyl phthalate	Oct-2015	ug/L		<0.56								<0.554			<0.515																									
Di-n-butyl phthalate	Nov-2015	ug/L	<0.567		<0.554		<0.586	<0.537						<0.58										<0.573	<0.56	<0.567		<0.56												
Di-n-butyl phthalate	Dec-2015	ug/L				<0.56				<0.573	<0.593																<0.586													
Di-n-butyl phthalate	Oct-2016	ug/L												<0.51	<0.51								<0.52	<0.52	<0.515		<0.51	<0.51												
Di-n-butyl phthalate	Nov-2016	ug/L															<0.51	<0.51	<0.51																					
Di-n-butyl phthalate	Oct-2018	ug/L																											<1.16											
Di-n-butyl phthalate	Jan-2019	ug/L																											<1.19											
Di-n-butyl phthalate	Jul-2020	ug/L																												<12.6										
Di-n-butyl phthalate	Oct-2020	ug/L	<1.25			<1.26	<1.26	<1.30		<1.26	<1.26	<1.26		<1.26	<1.26									<1.26	<1.26	<1.26	<1.26	<1.26													
Di-n-butyl phthalate	Jun-2021	ug/L																				<1.33																			
Di-n-butyl phthalate	Apr-2022	ug/L			<6.67																														<6.09						
Di-n-butyl phthalate	Oct-2022	ug/L																				<5.49							<5.49						<5.71						
Di-n-octyl phthalate	Apr-2009	ug/L				<10																																			
Di-n-octyl phthalate	Jul-2009	ug/L										<10																														
Di-n-octyl phthalate	Apr-2010	ug/L				<10						<10																														
Di-n-octyl phthalate	Jun-2012	ug/L																						<0.23		<0.23															
Di-n-octyl phthalate	Aug-2012	ug/L																										<0.23													
Di-n-octyl phthalate	May-2013	ug/L	<0.235	<0.232			<0.261	<0.242		<0.235	<0.235			<0.235	<0.24									<0.247	<0.245	<0.245	<0.247														
Di-n-octyl phthalate	Aug-2013	ug/L			<0.245																																				
Di-n-octyl phthalate	Nov-2013	ug/L																										<0.235													
Di-n-octyl phthalate	May-2014	ug/L	<0.271		<0.247	<0.253	<0.25	<0.25		<0.247	<0.245			<0.25	<0.25										<0.237		<0.247														
Di-n-octyl phthalate	Dec-2014	ug/L		<0.253								<0.23																													
Di-n-octyl phthalate	May-2015	ug/L																															<0.23							
Di-n-octyl phthalate	Oct-2015	ug/L		<0.253								<0.25			<0.232																									
Di-n-octyl phthalate	Nov-2015	ug/L	<0.256		<0.25		<0.264	<0.242						<0.261										<0.258	<0.253	<0.256		<0.253												
Di-n-octyl phthalate	Dec-2015	ug/L				<0.253				<0.258	<0.267																<0.264													
Di-n-octyl phthalate	Oct-2016	ug/L																					**1.72J**																	
Di-n-octyl phthalate	Nov-2016	ug/L															**1.58J**	**1.62J**	**1.58J**																					
Di-n-octyl phthalate	Oct-2018	ug/L																											<2.68											
Di-n-octyl phthalate	Jan-2019	ug/L																											<2.73											
Di-n-octyl phthalate	Jul-2020	ug/L																												<31.6										
Di-n-octyl phthalate	Oct-2020	ug/L	<3.13			<3.16	<3.16	<3.26		<3.16	<3.16	<3.16		<3.16	<3.16									<3.16	<3.16	<3.16	<3.16	<3.16													
Di-n-octyl phthalate	Jun-2021	ug/L																				<3.33																			
Di-n-octyl phthalate	Apr-2022	ug/L			**12.7J**																														<7.61						
Di-n-octyl phthalate	Oct-2022	ug/L																				<6.86							<6.86						<7.14						
Diallate	Apr-2009	ug/L				<10																																			
Diallate	Jul-2009	ug/L										<10																														
Diallate	Apr-2010	ug/L				<10						<10																														
Diallate	Jun-2012	ug/L																						<0.23		<0.23															
Diallate	Aug-2012	ug/L																										<0.23													
Diallate	May-2013	ug/L	<0.235	<0.232			<0.261	<0.242		<0.235	<0.235			<0.235	<0.24									<0.247	<0.245	<0.245	<0.247														
Diallate	Aug-2013	ug/L			<0.245																																				
Diallate	Nov-2013	ug/L																										<0.235													
Diallate	May-2014	ug/L	<0.271		<0.247	<0.253	<0.25	<0.25		<0.247	<0.245			<0.25	<0.25										<0.237		<0.247													
Diallate	Dec-2014	ug/L		<0.253								<0.23																													
Diallate	May-2015	ug/L																															<0.23							
Diallate	Oct-2015	ug/L		<0.253								<0.25			<0.232																									
Diallate	Nov-2015	ug/L	<0.256		<0.25		<0.264	<0.242						<0.261										<0.258	<0.253	<0.256		<0.253												
Diallate	Dec-2015	ug/L				<0.253				<0.258	<0.267																<0.264													
Diallate	Oct-2016	ug/L																					<0.235																	
Diallate	Nov-2016	ug/L															<0.23	<0.23	<0.23																					
Diallate	Oct-2018	ug/L																											<0.232											
Diallate	Jan-2019	ug/L																											<0.237											
Diallate	Jul-2020	ug/L																												<13.7										
Diallate	Oct-2020	ug/L	<1.35			<1.37	<1.37	<1.41		<1.37	<1.37	<1.37		<1.37	<1.37									<1.37	<1.37	<1.37	<1.37	<1.37													
Diallate	Jun-2021	ug/L																				<1.44																			
Diallate	Apr-2022	ug/L			<4.76																														<4.35						
Diallate	Oct-2022	ug/L																				<3.92							<3.92						<4.08						
Dibenzo(a,h)anthracene	Jan-2019	ug/L																											<1.89											
Dibenzo(a,h)anthracene	Jul-2020	ug/L																												<20.0										
Dibenzo(a,h)anthracene	Oct-2020	ug/L	<1.98			<2.00	<2.00	<2.07		<2.00	<2.00	<2.00		<2.00	<2.00									<2.00	<2.00	<2.00	<2.00	<2.00													
Dibenzo(a,h)anthracene	Jun-2021	ug/L																				<2.11																			
Dibenzo(a,h)anthracene	Apr-2022	ug/L			<4.64																														<4.24						
Dibenzo(a,h)anthracene	Oct-2022	ug/L																				<3.82							<3.82						<3.98						
Dibenzo[a,h]anthracene	Apr-2009	ug/L				<10																																			
Dibenzo[a,h]anthracene	Jul-2009	ug/L										<10																														
Dibenzo[a,h]anthracene	Apr-2010	ug/L				<10						<10																														
Dibenzo[a,h]anthracene	Jun-2012	ug/L																						<0.25		<0.25															
Dibenzo[a,h]anthracene	Aug-2012	ug/L																										<0.25													
Dibenzo[a,h]anthracene	May-2013	ug/L	<0.255	<0.253			<0.284	<0.263		<0.255	<0.255			<0.255	<0.26									<0.269	<0.266	<0.266	<0.269														
Dibenzo[a,h]anthracene	Aug-2013	ug/L			<0.266																																				
Dibenzo[a,h]anthracene	Nov-2013	ug/L																										<0.255													
Dibenzo[a,h]anthracene	May-2014	ug/L	<0.294		<0.269	<0.275	<0.272	<0.272		<0.269	<0.266			<0.272	<0.272										<0.258		<0.269														
Dibenzo[a,h]anthracene	Dec-2014	ug/L		<0.275								<0.25																													
Dibenzo[a,h]anthracene	May-2015	ug/L																															<0.25							
Dibenzo[a,h]anthracene	Oct-2015	ug/L		<0.275								<0.272			<0.253																									
Dibenzo[a,h]anthracene	Nov-2015	ug/L	<0.278		<0.272		<0.287	<0.263						<0.284										<0.281	<0.275	<0.278		<0.275												
Dibenzo[a,h]anthracene	Dec-2015	ug/L				<0.275				<0.281	<0.291																<0.287													
Dibenzo[a,h]anthracene	Oct-2016	ug/L																					<0.255																	
Dibenzo[a,h]anthracene	Nov-2016	ug/L															<0.25	<0.25	<0.25																					
Dibenzo[a,h]anthracene	Oct-2018	ug/L																											<1.85											
Dibenzofuran	Apr-2009	ug/L				<10																																			
Dibenzofuran	Jul-2009	ug/L										<10																														
Dibenzofuran	Apr-2010	ug/L				<10						<10																														

Notes:
"J" Indicates the constituent was detected between the method detection limit and the reporting limit and is considered estimated.

Table 9
Analytical Data Summary
2024 Annual Water Quality Report

Constituent	Month-Year	units	MW-102A	P-102BR	MW-103A	MW-104A	MW-105A	P-105B	MW-108A	MW-108AR	MW-109ARR	P-108B	MW-109AR	MW-114AR	P-114BR	MW-120AR	P-120B	MW-124A	MW-124B	MW-126A	MW-130A	MW-137A	MW-138A	MW-201A	MW-202A	MW-203A	MW-204A	OW-301A	OW-306AR	MW-401A	MW-402A	MW-403A	P-403B	MW-404A	MW-501A	MW-502A	P-503B	P-504B	MW-505A	MW-604	MW-605
Dibenzofuran	Jun-2012	ug/L																						<0.24		<0.24															
Dibenzofuran	Aug-2012	ug/L																										<0.24													
Dibenzofuran	May-2013	ug/L	<0.245	<0.242			<0.273	<0.253		<0.245	<0.245			<0.245	<0.25									<0.258	<0.255	<0.255	<0.258														
Dibenzofuran	Aug-2013	ug/L			<0.255																																				
Dibenzofuran	Nov-2013	ug/L																										<0.245													
Dibenzofuran	May-2014	ug/L	<0.282		<0.258	<0.264	<0.261	<0.261		<0.258	<0.255			<0.261	<0.261										<0.247		<0.258														
Dibenzofuran	Dec-2014	ug/L		<0.264								<0.24																													
Dibenzofuran	May-2015	ug/L																															<0.24								
Dibenzofuran	Oct-2015	ug/L		<0.264								<0.261			<0.242																										
Dibenzofuran	Nov-2015	ug/L	<0.267		<0.261		<0.276	<0.253						<0.273										<0.27	<0.264	<0.267		<0.264														
Dibenzofuran	Dec-2015	ug/L				<0.264				<0.27	<0.279																<0.276														
Dibenzofuran	Oct-2016	ug/L																				<0.245																			
Dibenzofuran	Nov-2016	ug/L															<0.24	<0.24	<0.24																						
Dibenzofuran	Oct-2018	ug/L																											<0.242												
Dibenzofuran	Jan-2019	ug/L																											<0.247												
Dibenzofuran	Jul-2020	ug/L																												<12.6											
Dibenzofuran	Oct-2020	ug/L	<1.25			<1.26	<1.26	<1.30		<1.26	<1.26	<1.26		<1.26	<1.26									<1.26	<1.26	<1.26	<1.26	<1.26														
Dibenzofuran	Jun-2021	ug/L																				<1.33																			
Dibenzofuran	Apr-2022	ug/L			<0.881																														<0.804						
Dibenzofuran	Oct-2022	ug/L																				<0.725								<0.725					<0.755						
Dibromomethane	Oct-2007	ug/L	<1	<1	<1	<1	<1	<1	<1			<1	<1	<1	<1	<1	<1																									
Dibromomethane	Feb-2008	ug/L	<1	<1	<1	<1	<1	<1	<1			<1	<1	<1	<1	<1	<1																									
Dibromomethane	Apr-2008	ug/L	<1	<1	<1	<1	<1	<1	<1			<1	<1	<1	<1	<1	<1																									
Dibromomethane	Jul-2008	ug/L	<1	<1	<1	<1	<1	<1	<1			<1	<1	<1	<1	<1	<1																									
Dibromomethane	Oct-2008	ug/L	<1	<1	<1	<1	<1	<1	<1			<1	<1	<1	<1	<1	<1																									
Dibromomethane	Jan-2009	ug/L	<1	<1	<1	<1	<1	<1	<1			<1	<1	<1	<1	<1	<1																									
Dibromomethane	Apr-2009	ug/L	<1	<1	<1	<1	<1	<1	<1			<1	<1	<1	<1	<1	<1																									
Dibromomethane	Jul-2009	ug/L	<1	<1	<1	<1	<1	<1	<1			<1	<1	<1	<1	<1	<1																									
Dibromomethane	Oct-2009	ug/L	<1	<1	<2	<2	<2	<2	<2			<2	<2	<1	<2	<2	<2																									
Dibromomethane	Dec-2009	ug/L														<1	<1																									
Dibromomethane	Feb-2010	ug/L														<1	<1																									
Dibromomethane	Apr-2010	ug/L	<1	<1	<1	<1	<1	<1	<1			<1	<1	<1	<1	<1	<1																									
Dibromomethane	Oct-2010	ug/L	<1	<1	<1	<1	<1	<1	<1			<1	<1	<1	<1	<1	<1																									
Dibromomethane	Feb-2011	ug/L																																							
Dibromomethane	Apr-2011	ug/L	<1	<1	<1	<1	<1	<1	<1			<1	<1	<1	<1	<1	<1																									
Dibromomethane	Jun-2011	ug/L																																							
Dibromomethane	Aug-2011	ug/L																																							
Dibromomethane	Oct-2011	ug/L	<1	<1	<1	<1	<1	<1	<1			<1	<1	<1	<1	<1	<1					<1						<1														
Dibromomethane	Feb-2012	ug/L								<0.18	<0.18											<0.18		<0.18	<0.18	<0.18	<0.18														
Dibromomethane	Apr-2012	ug/L	<0.18	<0.18	<0.18	<0.18	<0.18	<0.18		<0.18	<0.18	<0.18		<0.18	<0.18	<0.18	<0.18					<0.18		<0.18	<0.18	<0.18	<0.18	<0.18														
Dibromomethane	Jun-2012	ug/L								<0.18	<0.18											<0.18		<0.18	<0.18	<0.18	<0.18														
Dibromomethane	Aug-2012	ug/L								<0.18	<0.18							<0.18				<0.18	<0.18	<0.18	<0.18	<0.18	<0.18	<0.18														
Dibromomethane	Oct-2012	ug/L	<0.18	<0.18	<0.18	<0.18	<0.18	<0.18		<0.18	<0.18	<0.18		<0.18	<0.18	<0.18	<0.18		<0.18			<0.18	<0.18	<0.18	<0.18	<0.18	<0.18	<0.18														
Dibromomethane	Nov-2012	ug/L																												<0.18	<0.18	<0.18	<0.18	<0.18							
Dibromomethane	Feb-2013	ug/L																					<0.18							<0.18	<0.18	<0.18	<0.18	<0.18							
Dibromomethane	May-2013	ug/L	<0.18	<0.18	<0.18	<0.18	<0.18	<0.18		<0.18	<0.18	<0.18		<0.18	<0.18	<0.18	<0.18	<0.18	<0.18	<0.18	<0.18	<0.18	<0.18	<0.18	<0.18	<0.18	<0.18	<0.18			<0.18	<0.18	<0.18	<0.18						
Dibromomethane	Jun-2013	ug/L																<0.18	<0.18				<0.18							<0.18	<0.18	<0.18	<0.18	<0.18							
Dibromomethane	Aug-2013	ug/L			<0.18													<0.18	<0.18	<0.18	<0.18		<0.18							<0.18	<0.18	<0.18	<0.18	<0.18							
Dibromomethane	Nov-2013	ug/L	<0.18	<0.18	<0.18	<0.18	<0.18	<0.18			<0.18	<0.18		<0.18	<0.18		<0.18		<0.18	<0.18	<0.18	<0.18	<0.18	<0.18	<0.18	<0.18	<0.18	<0.18			<0.18	<0.18	<0.18	<0.18	<0.18						
Dibromomethane	Jan-2014	ug/L																	<0.18	<0.18	<0.18		<0.18																		
Dibromomethane	May-2014	ug/L	<0.18	<0.18	<0.18	<0.18	<0.18	<0.18		<0.18	<0.18	<0.18		<0.18	<0.18			<0.18	<0.18	<0.18		<0.18		<0.18	<0.18	<0.18	<0.18				<0.18	<0.18	<0.18	<0.18	<0.18						
Dibromomethane	Jun-2014	ug/L														<0.18	<0.18				<0.18		<0.18																		
Dibromomethane	Jul-2014	ug/L																<0.18	<0.18																						
Dibromomethane	Sep-2014	ug/L																																							
Dibromomethane	Nov-2014	ug/L	<0.18							<0.18	<0.18			<0.18	<0.18		<0.18		<0.18	<0.18		<0.18	<0.18	<0.18	<0.18	<0.18							<0.18	<0.18							
Dibromomethane	Dec-2014	ug/L		<0.18	<0.18	<0.18	<0.18	<0.18			<0.18					<0.18										<0.18				<0.18	<0.18	<0.18								
Dibromomethane	May-2015	ug/L					<0.18											<0.18		<0.18										<0.18		<0.18	<0.18							
Dibromomethane	Jun-2015	ug/L	<0.18	<0.18	<0.18	<0.18		<0.18		<0.18	<0.18	<0.18		<0.18	<0.18	<0.18	<0.18		<0.18			<0.18	<0.18	**0.18**	<0.18	<0.18	<0.18				<0.18			<0.18						
Dibromomethane	Oct-2015	ug/L		<0.18								<0.18			<0.18	<0.18	<0.18		<0.18	<0.18		<0.18																		
Dibromomethane	Nov-2015	ug/L	<0.18		<0.18		<0.18	<0.18						<0.18				<0.18						<0.18	<0.18	<0.18		<0.18		<0.18	<0.18	<0.18		<0.18							
Dibromomethane	Dec-2015	ug/L				<0.18				<0.18	<0.18																<0.18						<0.18								
Dibromomethane	Mar-2016	ug/L																																	<0.18	<0.18	<0.18	<0.18	<0.18			
Dibromomethane	May-2016	ug/L			<0.18	<0.18	<0.18	<0.18		<0.18	<0.18	<0.18		<0.18	<0.18			<0.18	<0.18			<0.18	<0.18	<0.18	<0.18	<0.18	<0.18				<0.18	<0.18		<0.18	<0.18	<0.18					
Dibromomethane	Jun-2016	ug/L	<0.18	<0.18												<0.18	<0.18									<0.18	<0.18								<0.18	<0.18	<0.18				
Dibromomethane	Oct-2016	ug/L	<0.18		<0.18	<0.18					<0.18			<0.18	<0.18	<0.18						<0.18	<0.18	<0.18	<0.18	<0.18	<0.18	<0.18			<0.18	<0.18	<0.18	<0.18	<0.18		<0.18	<0.18			
Dibromomethane	Nov-2016	ug/L		<0.18			<0.18	<0.18		<0.18		<0.18					<0.18	<0.18	<0.18																<0.18						
Dibromomethane	Jan-2017	ug/L																																<0.18							
Dibromomethane	Apr-2017	ug/L	<0.18	<0.18	<0.18	<0.18	<0.18	<0.18		<0.18	<0.18	<0.18		<0.18	<0.18	<0.18	<0.18	<0.18	<0.18			<0.18	<0.18	<0.18	<0.18	<0.18	<0.18	<0.18			<0.18	<0.18	<0.18	<0.18	<0.18	<0.18	<0.18	<0.18	<0.18		
Dibromomethane	Jul-2017	ug/L																																							
Dibromomethane	Oct-2017	ug/L	<0.180	<0.180	<0.180	<0.180	<0.180	<0.180		<0.180	<0.180	<0.180		<0.180	<0.180	<0.180	<0.180	<0.180	<0.180			<0.180	<0.180	<0.180	<0.180	<0.180	<0.180	<0.180			<0.180	<0.180	<0.180	<0.180	<0.180	<0.180	<0.180	<0.180			
Dibromomethane	Apr-2018	ug/L	<0.180	<0.180	<0.180	<0.180	<0.180	<0.180		<0.180	<0.180	<0.180		<0.180	<0.180	<0.180	<0.180	<0.180	<0.180			<0.180	<0.180	<0.180	<0.180	<0.180	<0.180	<0.180			<0.180	<0.180	<0.180	<0.180	<0.180	<0.180	<0.180	<0.180			
Dibromomethane	Oct-2018	ug/L	<0.330	<0.330	<0.330	<0.330	<0.330	<0.330		<0.330	<0.330	<0.330		<0.330	<0.330	<0.330	<0.330	<0.330	<0.330			<0.330	<0.330	<0.330	<0.330	<0.330	<0.330	<0.330	<0.330		<0.330	<0.330	<0.330	<0.330	<0.330	<0.330	<0.330	<0.330			
Dibromomethane	Jan-2019	ug/L																											<0.330											
Dibromomethane	Apr-2019	ug/L	<0.330	<0.330	<0.330	<0.330	<0.330	<0.330		<0.330	<0.330	<0.330		<0.330	<0.330	<0.330	<0.330	<0.330	<0.330			<0.330	<0.330	<0.330	<0.330	<0.330	<0.330	<0.330	<0.330		<0.330	<0.330	<0.330	<0.330	<0.330	<0.330	<0.330	<0.330		<0.330	<0.330
Dibromomethane	Nov-2019	ug/L	<0.330	<0.330	<0.330	<0.330	<0.330	<0.330		<0.330	<0.330	<0.330		<0.330	<0.330	<0.330	<0.330	<0.330	<0.330			<0.330	<0.330	<0.330	<0.330	<0.330	<0.330	<0.330	<0.330		<0.330	<0.330	<0.330	<0.330	<0.330	<0.330	<0.330	<0.330		<0.330	<0.330
Dibromomethane	Apr-2020	ug/L	<0.330	<0.330	<0.330	<0.330	<0.330	<0.330		<0.330	<0.330	<0.330		<0.330	<0.330	<0.330	<0.330	<0.330	<0.330			<0.330		<0.330	<0.330	<0.330	<0.330	<0.330	<0.330		<0.330	<0.330	<0.330	<0.330	<0.330	<0.330	<0.330	<0.330		<0.330	<0.330
Dibromomethane	Jul-2020	ug/L			<0.330	<0.330	<0.330									<0.330								<0.330	<0.330	<0.330	<0.330				<0.330									<0.330	<0.330
Dibromomethane	Oct-2020	ug/L	<0.330	<0.330	<0.330	<0.330	<0.330	<0.330		<0.330	<0.330	<0.330		<0.330	<0.330	<0.330	<0.330					<0.330		<0.330	<0.330	<0.330	<0.330	<0.330	<0.330		<0.330	<0.330	<0.330	<0.330	<0.330	<0.330	<0.330	<0.330	<0.330	<0.330	<0.330
Dibromomethane	Jan-2021	ug/L			<0.330	<0.330	<0.330									<0.330								<0.330	<0.330	<0.330	<0.330												<0.330	<0.330	<0.330
Dibromomethane	Apr-2021	ug/L	<0.330	<0.330	<0.330			<0.330		<0.330	<0.330	<0.330		<0.330	<0.330	<0.330	<0.330					<0.330		<0.330	<0.330		<0.330	<0.330	<0.330	<0.330	<0.330	<0.330	<0.330	<0.330	<0.330	<0.330	<0.330	<0.330	<0.330	<0.330	<0.330
Dibromomethane	Jun-2021	ug/L																				<0.330																			
Dibromomethane	Oct-2021	ug/L	<0.330	<0.330	<0.330	<0.330	<0.330	<0.330			<0.330	<0.330		<0.330	<0.330	<0.330	<0.330					<0.330		<0.330	<0.330	<0.330	<0.330	<0.330	<0.330	<0.330	<0.330	<0.330	<0.330	<0.330	<0.330	<0.330	<0.330	<0.330	<0.330	<0.330	<0.330
Dibromomethane	Apr-2022	ug/L	<0.330	<0.330	<0.330	<0.330	<0.330	<0.330		<0.330	<0.330	<0.330		<0.330	<0.330	<0.330	<0.330					<0.330		<0.330	<0.330	<0.330	<0.330	<0.330	<0.330	<0.330	<0.330	<0.330	<0.330	<0.330	<0.330	<0.330	<0.330	<0.330	<0.330	<0.330	<0.330
Dibromomethane	Oct-2022	ug/L	<0.330		<0.330	<0.330	<0.330	<0.330			<0.330	<0.330		<0.330	<0.330	<0.330	<0.330					<0.330		<0.330	<0.330	<0.330	<0.330	<0.330	<0.330	<0.330	<0.330	<0.330	<0.330	<0.330	<0.330	<0.330	<0.330	<0.330	<0.330	<0.330	<0.330
Dibromomethane	Apr-2023	ug/L	<0.330		<0.330	<0.330	<0.330	<0.330			<0.330	<0.330		<0.330	<0.330	<0.330	<0.330					<0.330		<0.330	<0.330		<0.330	<0.330	<0.330	<0.330	<0.330	<0.330	<0.330		<0.330	<0.330	<0.330	<0.330	<0.330	<0.330	<0.330	<0.330
Dibromomethane	Oct-2023	ug/L	<0.330		<0.330		<0.330				<0.330	<0.330		<0.330	<0.330	<0.330	<0.330					<0.330		<0.330	<0.330		<0.330	<0.330	<0.330	<0.330	<0.330	<0.330	<0.330		<0.330	<0.330	<0.330		<0.330	<0.330	<0.330	<0.330
Dichlorodifluoromethane	Apr-2009	ug/L				<3																																			
Dichlorodifluoromethane	Jul-2009	ug/L										<3																													
Dichlorodifluoromethane	Apr-2010	ug/L				<3						<3																													
Dichlorodifluoromethane	Jun-2012	ug/L																						**0.39J**		**0.5J**															
Dichlorodifluoromethane	Aug-2012	ug/L																						**0.68J**		**0.55J**		**0.35J**													
Dichlorodifluoromethane	Oct-2012	ug/L																						**0.48J**		**0.5J**		**0.49J**													
Dichlorodifluoromethane	Feb-2013	ug/L																						**0.607J**		<0.2															
Dichlorodifluoromethane	May-2013	ug/L	<0.2	<0.2			<0.2	<0.2		<0.2	<0.2			<0.2	<0.2									**0.849J**	<0.2	<0.2	<0.2														
Dichlorodifluoromethane	Aug-2013	ug/L			<0.2																																			
Dichlorodifluoromethane	Nov-2013	ug/L																										<0.2												
Dichlorodifluoromethane	May-2014	ug/L	<0.2		<0.2	<0.2	<0.2	<0.2		<0.2	<0.2			<0.2	<0.2										<0.2		<0.2														
Dichlorodifluoromethane	Jul-2014	ug/L																										<0.2												
Dichlorodifluoromethane	Sep-2014	ug/L																										<0.2												
Dichlorodifluoromethane	Nov-2014	ug/L																						**0.503J**		<0.2															
Dichlorodifluoromethane	Dec-2014	ug/L		<0.2								<0.2																													
Dichlorodifluoromethane	May-2015	ug/L																															<0.2							
Dichlorodifluoromethane	Jun-2015	ug/L																						**0.561J**		**0.654J**															
Dichlorodifluoromethane	Oct-2015	ug/L		<0.2								<0.2			<0.2																										
Dichlorodifluoromethane	Nov-2015	ug/L	<0.2		<0.2		<0.2	<0.2						<0.2										**0.362J**	<0.2	<0.2		<0.2													
Dichlorodifluoromethane	Dec-2015	ug/L				<0.2				<0.2	<0.2																<0.2													
Dichlorodifluoromethane	Oct-2016	ug/L														<0.2							<0.2	<0.2		<0.2		<0.2													
Dichlorodifluoromethane	Nov-2016	ug/L															<0.2	<0.2	<0.2																					
Dichlorodifluoromethane	Oct-2018	ug/L																											<0.250											
Dichlorodifluoromethane	Jan-2019	ug/L																											<0.250											
Dichlorodifluoromethane	Jul-2020	ug/L																												<0.250										
Dichlorodifluoromethane	Oct-2020	ug/L	<0.250			<0.250	<0.250	<0.250		<0.250	<0.250	<0.250		<0.250	<0.250									<0.250	<0.250	<0.250	<0.250	<0.250													
Dichlorodifluoromethane	Jun-2021	ug/L																				<0.250																			
Dichlorodifluoromethane	Apr-2022	ug/L			<0.250																														<0.250						
Dichlorodifluoromethane	Oct-2022	ug/L																				<0.250								<0.250					<0.250						
Dieldrin	Apr-2009	ug/L				<0.032																																			
Dieldrin	Jul-2009	ug/L										<0.032																													
Dieldrin	Apr-2010	ug/L				<0.032						<0.032																													
Dieldrin	Jun-2012	ug/L																						<0.002		<0.002															

Notes:
"J" Indicates the constituent was detected between the method detection limit and the reporting limit and is considered estimated.

Table 9
Analytical Data Summary
2024 Annual Water Quality Report

Constituent	Month-Year	units	MW-102A	P-102BR	MW-103A	MW-104A	MW-105A	P-105B	MW-108A	MW-108AR	MW-109ARR	P-108B	MW-109AR	MW-114AR	P-114BR	MW-120AR	P-120B	MW-124A	MW-124B	MW-126A	MW-130A	MW-137A	MW-138A	MW-201A	MW-202A	MW-203A	MW-204A	OW-301A	OW-306AR	MW-401A	MW-402A	MW-403A	P-403B	MW-404A	MW-501A	MW-502A	P-503B	P-504B	MW-505A	MW-604	MW-605
Dieldrin	Aug-2012	ug/L																						<0.002				<0.002														
Dieldrin	May-2013	ug/L	<0.00222	<0.00217			<0.00222	<0.00206		<0.0022	**0.00218J**			<0.00204	<0.00204									<0.00208	<0.00211	<0.0022	<0.00211																
Dieldrin	Jun-2013	ug/L									<0.002																															
Dieldrin	Aug-2013	ug/L			<0.00225																																				
Dieldrin	Nov-2013	ug/L									<0.00204																<0.00204														
Dieldrin	Jan-2014	ug/L									<0.00208																															
Dieldrin	May-2014	ug/L	<0.00213		<0.00235	<0.00206	<0.0023	<0.00213		<0.00217	<0.0022			<0.0022	<0.00222										<0.00208		<0.00222														
Dieldrin	Dec-2014	ug/L		<0.00215								<0.00211																													
Dieldrin	May-2015	ug/L																															<0.0022								
Dieldrin	Jun-2015	ug/L									<0.00222																														
Dieldrin	Oct-2015	ug/L		<0.0022								<0.00206			<0.00227																										
Dieldrin	Nov-2015	ug/L	<0.00233		<0.00222		<0.00222	<0.00222						<0.00217										<0.00204	<0.00225	<0.00222		<0.00222														
Dieldrin	Dec-2015	ug/L				<0.00225				<0.0022	<0.0023																<0.00233														
Dieldrin	Oct-2016	ug/L									<0.002											<0.002																			
Dieldrin	Nov-2016	ug/L															<0.00204	<0.00351	<0.002																						
Dieldrin	Oct-2018	ug/L																										<0.00204													
Dieldrin	Jan-2019	ug/L																										<0.00202													
Dieldrin	Jul-2020	ug/L																												**0.00304J**											
Dieldrin	Oct-2020	ug/L	<0.00211			<0.00211	<0.00211	<0.00225		<0.00215	<0.00215	<0.00211		<0.00204	<0.00211									<0.00211	<0.00211	<0.00215	<0.00211	<0.00215														
Dieldrin	Jun-2021	ug/L																				<0.0129																			
Dieldrin	Apr-2022	ug/L			<0.0283																														<0.0310						
Dieldrin	Oct-2022	ug/L																				<0.0250							<0.0260						<0.0260						
Diethyl phthalate	Apr-2009	ug/L				<10																																			
Diethyl phthalate	Jul-2009	ug/L										<10																													
Diethyl phthalate	Apr-2010	ug/L				<10						<10																													
Diethyl phthalate	Jun-2012	ug/L																						<0.26		<0.26															
Diethyl phthalate	Aug-2012	ug/L																										**0.386J**													
Diethyl phthalate	Oct-2012	ug/L																										**0.459J**													
Diethyl phthalate	May-2013	ug/L	<0.265	<0.263			<0.295	<0.274		<0.265	<0.265			<0.265	<0.271									<0.28	<0.277	<0.277	<0.28														
Diethyl phthalate	Aug-2013	ug/L			<0.277																																				
Diethyl phthalate	Nov-2013	ug/L																									<0.265														
Diethyl phthalate	May-2014	ug/L	<0.306		<0.28	<0.286	<0.283	<0.283		<0.28	<0.277			<0.283	<0.283										<0.268		<0.28														
Diethyl phthalate	Jul-2014	ug/L																										**0.324J**													
Diethyl phthalate	Sep-2014	ug/L																										<0.302													
Diethyl phthalate	Dec-2014	ug/L		<0.286								<0.26																													
Diethyl phthalate	May-2015	ug/L																															<0.26								
Diethyl phthalate	Oct-2015	ug/L		<0.286								<0.283			<0.263																										
Diethyl phthalate	Nov-2015	ug/L	<0.289		<0.283		<0.299	<0.274						<0.295										<0.292	<0.286	<0.289		<0.286														
Diethyl phthalate	Dec-2015	ug/L				<0.286				<0.292	<0.302																<0.299														
Diethyl phthalate	Oct-2016	ug/L																					<0.265				<0.26														
Diethyl phthalate	Nov-2016	ug/L															<0.26	<0.26	<0.26																						
Diethyl phthalate	Oct-2018	ug/L																										<0.273													
Diethyl phthalate	Jan-2019	ug/L																										<0.278													
Diethyl phthalate	Jul-2020	ug/L																												<11.6											
Diethyl phthalate	Oct-2020	ug/L	<1.15			<1.16	<1.16	<1.20		<1.16	<1.16	<1.16		<1.16	<1.16									<1.16	<1.16	<1.16	<1.16	<1.16														
Diethyl phthalate	Jun-2021	ug/L																				<1.22																			
Diethyl phthalate	Apr-2022	ug/L			<2.02																														<1.85						
Diethyl phthalate	Oct-2022	ug/L																				<1.67							<1.67						<1.73						
Dimethoate	Apr-2009	ug/L				<10																																			
Dimethoate	Jul-2009	ug/L										<10																													
Dimethoate	Apr-2010	ug/L				<10						<10																													
Dimethoate	Jun-2012	ug/L																						<0.27		<0.27															
Dimethoate	Aug-2012	ug/L																										<0.27													
Dimethoate	May-2013	ug/L	<0.276	<0.273			<0.307	<0.284		<0.276	<0.276			<0.276	<0.281									<0.29	<0.287	<0.287	<0.29														
Dimethoate	Aug-2013	ug/L			<0.287																																				
Dimethoate	Nov-2013	ug/L																										<0.276													
Dimethoate	May-2014	ug/L	<0.318		<0.29	<0.297	<0.293	<0.293		<0.29	<0.287			<0.293	<0.293										<0.278		<0.29														
Dimethoate	Dec-2014	ug/L		<0.297								<0.27																													
Dimethoate	May-2015	ug/L																															<0.27								
Dimethoate	Oct-2015	ug/L		<0.297								<0.293			<0.273																										
Dimethoate	Nov-2015	ug/L	<0.3		<0.293		<0.31	<0.284						<0.307										<0.303	<0.297	<0.3		<0.297														
Dimethoate	Dec-2015	ug/L				<0.297				<0.303	<0.314																<0.31														
Dimethoate	Oct-2016	ug/L																					<0.276																		
Dimethoate	Nov-2016	ug/L															<0.27	<0.27	<0.27																						
Dimethoate	Oct-2018	ug/L																										<0.273													
Dimethoate	Jan-2019	ug/L																										<0.278													
Dimethoate	Jul-2020	ug/L																												<10.5											
Dimethoate	Oct-2020	ug/L	<1.04			<1.05	<1.05	<1.09		<1.05	<1.05	<1.05		<1.05	<1.05									<1.05	<1.05	<1.05	<1.05	<1.05														
Dimethoate	Jun-2021	ug/L																				<1.11																			
Dimethoate	Apr-2022	ug/L			<4.29																														<3.91						
Dimethoate	Oct-2022	ug/L																				<3.53							<3.53						<3.67						
Dimethyl phthalate	Apr-2009	ug/L				<10																																			
Dimethyl phthalate	Jul-2009	ug/L										<10																													
Dimethyl phthalate	Apr-2010	ug/L				<10						<10																													
Dimethyl phthalate	Jun-2012	ug/L																						<0.23		<0.23															
Dimethyl phthalate	Aug-2012	ug/L																										<0.23													
Dimethyl phthalate	May-2013	ug/L	<0.235	<0.232			<0.261	<0.242		<0.235	<0.235			<0.235	<0.24									<0.247	<0.245	<0.245	<0.247														
Dimethyl phthalate	Aug-2013	ug/L			<0.245																																				
Dimethyl phthalate	Nov-2013	ug/L																									<0.235														
Dimethyl phthalate	May-2014	ug/L	<0.271		<0.247	<0.253	<0.25	<0.25		<0.247	<0.245			<0.25	<0.25										<0.237		<0.247														
Dimethyl phthalate	Dec-2014	ug/L		<0.253								<0.23																													
Dimethyl phthalate	May-2015	ug/L																															<0.23								
Dimethyl phthalate	Oct-2015	ug/L		<0.253								<0.25			<0.232																										
Dimethyl phthalate	Nov-2015	ug/L	<0.256		<0.25		<0.264	<0.242						<0.261										<0.258	<0.253	<0.256		<0.253														
Dimethyl phthalate	Dec-2015	ug/L				<0.253				<0.258	<0.267																<0.264														
Dimethyl phthalate	Oct-2016	ug/L																					<0.235																		
Dimethyl phthalate	Nov-2016	ug/L															<0.23	<0.23	<0.23																						
Dimethyl phthalate	Oct-2018	ug/L																										<2.21													
Dimethyl phthalate	Jan-2019	ug/L																										<2.26													
Dimethyl phthalate	Jul-2020	ug/L																												<26.3											
Dimethyl phthalate	Oct-2020	ug/L	<2.60			<2.63	<2.63	<2.72		<2.63	<2.63	<2.63		<2.63	<2.63									<2.63	<2.63	<2.63	<2.63	<2.63														
Dimethyl phthalate	Jun-2021	ug/L																				<2.78																			
Dimethyl phthalate	Apr-2022	ug/L			<1.19																														<1.09						
Dimethyl phthalate	Oct-2022	ug/L																				<0.980							<0.980						<1.02						
Dinoseb	Apr-2009	ug/L				<10																																			
Dinoseb	Jul-2009	ug/L										<10																													
Dinoseb	Apr-2010	ug/L				<10						<10																													
Dinoseb	Jun-2012	ug/L																						<0.43		<0.43															
Dinoseb	Aug-2012	ug/L																										<0.43													
Dinoseb	May-2013	ug/L	<0.439	<0.434			<0.489	<0.453		<0.439	<0.439			<0.439	<0.448									<0.462	<0.457	<0.457	<0.462														
Dinoseb	Aug-2013	ug/L			<0.457																																				
Dinoseb	Nov-2013	ug/L																									<0.439													
Dinoseb	May-2014	ug/L	<0.506		<0.462	<0.473	<0.467	<0.467		<0.462	<0.457			<0.467	<0.467										<0.443		<0.462														
Dinoseb	Dec-2014	ug/L		<0.473								<0.43																													
Dinoseb	May-2015	ug/L																															<0.43								
Dinoseb	Oct-2015	ug/L		<0.473								<0.467			<0.434																										
Dinoseb	Nov-2015	ug/L	<0.478		<0.467		<0.494	<0.453						<0.489										<0.483	<0.473	<0.478		<0.473														
Dinoseb	Dec-2015	ug/L				<0.473				<0.483	<0.5																<0.494														
Dinoseb	Oct-2016	ug/L																					<0.439																		
Dinoseb	Nov-2016	ug/L															<0.43	<0.43	<0.43																						
Dinoseb	Oct-2018	ug/L																										<0.434													
Dinoseb	Jan-2019	ug/L																										<0.443													
Dinoseb	Jul-2020	ug/L																												<5.26											
Dinoseb	Oct-2020	ug/L	<0.521			<0.526	<0.526	<0.543		<0.526	<0.526	<0.526		<0.526	<0.526									<0.526	<0.526	<0.526	<0.526	<0.526														
Dinoseb	Jun-2021	ug/L																				<0.556																			
Dinoseb	Apr-2022	ug/L			<2.86																														<2.61						
Dinoseb	Oct-2022	ug/L																				<2.35							<2.35						<2.45						
Diphenylamine	Apr-2009	ug/L				<10																																			
Diphenylamine	Jul-2009	ug/L										<10																													

Notes:
"J" Indicates the constituent was detected between the method detection limit and the reporting limit and is considered estimated.

Table 9
Analytical Data Summary
2024 Annual Water Quality Report

Constituent	Month-Year	units	MW-102A	P-102BR	MW-103A	MW-104A	MW-105A	P-105B	MW-108A	MW-108AR	MW-109ARR	P-108B	MW-109AR	MW-114AR	P-114BR	MW-120AR	P-120B	MW-124A	MW-124B	MW-126A	MW-130A	MW-137A	MW-138A	MW-201A	MW-202A	MW-203A	MW-204A	OW-301A	OW-306AR	MW-401A	MW-402A	MW-403A	P-403B	MW-404A	MW-501A	MW-502A	P-503B	P-504B	MW-505A	MW-604	MW-605
Diphenylamine	Apr-2010	ug/L				<10						<10																													
Diphenylamine	Jun-2012	ug/L																						<0.66		<0.66															
Diphenylamine	Aug-2012	ug/L																										<0.66													
Diphenylamine	May-2013	ug/L	<0.673	<0.667			<0.75	<0.695		<0.673	<0.673			<0.673	<0.688									<0.71	<0.702	<0.702	<0.71														
Diphenylamine	Aug-2013	ug/L			<0.702																																				
Diphenylamine	Nov-2013	ug/L																										<0.673													
Diphenylamine	May-2014	ug/L	<0.776		<0.71	<0.725	<0.717	<0.717		<0.71	<0.702			<0.717	<0.717										<0.68		<0.71														
Diphenylamine	Dec-2014	ug/L		<0.725								<0.66																													
Diphenylamine	May-2015	ug/L																															<0.66								
Diphenylamine	Oct-2015	ug/L		<0.725								<0.717			<0.667																									
Diphenylamine	Nov-2015	ug/L	<0.733		<0.717		<0.759	<0.695						<0.75										<0.742	<0.725	<0.733		<0.725													
Diphenylamine	Dec-2015	ug/L				<0.725				<0.742	<0.767																<0.759													
Diphenylamine	Oct-2016	ug/L																					<0.673																	
Diphenylamine	Nov-2016	ug/L															<0.66	<0.66	<0.66																					
Diphenylamine	Oct-2018	ug/L																											<0.667											
Diphenylamine	Jan-2019	ug/L																											<0.680											
Diphenylamine	Jul-2020	ug/L																												<9.26										
Diphenylamine	Oct-2020	ug/L	<0.917			<0.926	<0.926	<0.957		<0.926	<0.926	<0.926		<0.926	<0.926									<0.926	<0.926	<0.926	<0.926	<0.926													
Diphenylamine	Jun-2021	ug/L																				<0.978																		
Diphenylamine	Apr-2022	ug/L			<7.14																													<6.52						
Diphenylamine	Oct-2022	ug/L																				<5.88							<5.88					<6.12						
Disulfoton	Apr-2009	ug/L				<70																																			
Disulfoton	Jul-2009	ug/L										<70																													
Disulfoton	Apr-2010	ug/L				<10						<10																													
Disulfoton	Jun-2012	ug/L																						<0.29		<0.29															
Disulfoton	Aug-2012	ug/L																										<0.29													
Disulfoton	May-2013	ug/L	<0.296	<0.293			<0.33	<0.305		<0.296	<0.296			<0.296	<0.302									<0.312	<0.309	<0.309	<0.312														
Disulfoton	Aug-2013	ug/L			<0.309																																				
Disulfoton	Nov-2013	ug/L																										<0.296													
Disulfoton	May-2014	ug/L	<0.341		<0.312	<0.319	<0.315	<0.315		<0.312	<0.309			<0.315	<0.315										<0.299		<0.312														
Disulfoton	Dec-2014	ug/L		<0.319								<0.29																													
Disulfoton	May-2015	ug/L																															<0.29								
Disulfoton	Oct-2015	ug/L		<0.319								<0.315			<0.293																									
Disulfoton	Nov-2015	ug/L	<0.322		<0.315		<0.333	<0.305						<0.33										<0.326	<0.319	<0.322		<0.319													
Disulfoton	Dec-2015	ug/L				<0.319				<0.326	<0.337																<0.333													
Disulfoton	Oct-2016	ug/L																					<0.296																	
Disulfoton	Nov-2016	ug/L															<0.29	<0.29	<0.29																					
Disulfoton	Oct-2018	ug/L																											<0.293											
Disulfoton	Jan-2019	ug/L																											<0.299											
Disulfoton	Jul-2020	ug/L																												<6.74										
Disulfoton	Oct-2020	ug/L	<0.667			<0.674	<0.674	<0.696		<0.674	<0.674	<0.674		<0.674	<0.674									<0.674	<0.674	<0.674	<0.674	<0.674													
Disulfoton	Jun-2021	ug/L																				<0.711																		
Disulfoton	Apr-2022	ug/L			<2.86																													<2.61						
Disulfoton	Oct-2022	ug/L																				<2.35							<2.35					<2.45						
Endosulfan I	Apr-2009	ug/L				<0.032																																			
Endosulfan I	Jul-2009	ug/L										<0.032																													
Endosulfan I	Apr-2010	ug/L				<0.032						<0.032																													
Endosulfan I	Jun-2012	ug/L																						**0.00763J**		<0.002															
Endosulfan I	Aug-2012	ug/L																						<0.002				<0.002													
Endosulfan I	Oct-2012	ug/L																						<0.002																	
Endosulfan I	Feb-2013	ug/L																						<0.00206																	
Endosulfan I	May-2013	ug/L	<0.00222	<0.00217			<0.00222	<0.00206		<0.0022	<0.00215			<0.00204	<0.00204									<0.00208	<0.00211	<0.0022	<0.00211														
Endosulfan I	Aug-2013	ug/L			<0.00225																																				
Endosulfan I	Nov-2013	ug/L																										<0.00204													
Endosulfan I	May-2014	ug/L	<0.00213		<0.00235	<0.00206	<0.0023	<0.00213		<0.00217	**0.0023J**			<0.0022	**0.00526J**										<0.00208		<0.00222															
Endosulfan I	Jul-2014	ug/L									**0.00402J**				<0.0022													**0.00493J**													
Endosulfan I	Sep-2014	ug/L									<0.00222				<0.002													**0.0122J**													
Endosulfan I	Nov-2014	ug/L													<0.0022									<0.00217																	
Endosulfan I	Dec-2014	ug/L		<0.00215								<0.00211																													
Endosulfan I	Jan-2015	ug/L									<0.00217																													
Endosulfan I	May-2015	ug/L																															<0.0022								
Endosulfan I	Jun-2015	ug/L									<0.00222				<0.00222									<0.00204																	
Endosulfan I	Oct-2015	ug/L		<0.0022								<0.00206			<0.00227																										
Endosulfan I	Nov-2015	ug/L	<0.00233		<0.00222		<0.00222	<0.00222						<0.00217										<0.00204	<0.00225	<0.00222		<0.00222													
Endosulfan I	Dec-2015	ug/L				<0.00225				<0.0022	<0.0023																<0.00233													
Endosulfan I	Oct-2016	ug/L									<0.002				<0.002								<0.002	<0.002			<0.00202													
Endosulfan I	Nov-2016	ug/L															<0.00204	<0.00351	<0.002																					
Endosulfan I	Oct-2018	ug/L																											**0.00701J**											
Endosulfan I	Jan-2019	ug/L																											<0.00202											
Endosulfan I	Jul-2020	ug/L																												<0.00211										
Endosulfan I	Oct-2020	ug/L	<0.00211			<0.00211	<0.00211	<0.00225		<0.00215	<0.00215	**0.00226J**		<0.00204	<0.00211									<0.00211	<0.00211	<0.00215	<0.00211	<0.00215													
Endosulfan I	Jun-2021	ug/L																				<0.0118																		
Endosulfan I	Apr-2022	ug/L			<0.0359																													<0.0393						
Endosulfan I	Oct-2022	ug/L																				<0.0317							<0.0330					<0.0330						
Endosulfan II	Apr-2009	ug/L				<0.032																																			
Endosulfan II	Jul-2009	ug/L										<0.032																													
Endosulfan II	Apr-2010	ug/L				<0.032						<0.032																													
Endosulfan II	Jun-2012	ug/L																						<0.0019		<0.0019															
Endosulfan II	Aug-2012	ug/L																						<0.0019				<0.0019													
Endosulfan II	May-2013	ug/L	<0.00211	<0.00207			<0.00211	<0.00196		<0.00209	<0.00204			<0.00194	<0.00194									<0.00198	<0.002	<0.00209	<0.002														
Endosulfan II	Aug-2013	ug/L			<0.00213																																				
Endosulfan II	Nov-2013	ug/L																										<0.00194													
Endosulfan II	May-2014	ug/L	<0.00202		<0.00224	<0.00196	<0.00218	<0.00202		<0.00207	<0.00209			<0.00209	<0.00211										<0.00198		<0.00211														
Endosulfan II	Dec-2014	ug/L		<0.00204								<0.002																													
Endosulfan II	May-2015	ug/L																															<0.00209								
Endosulfan II	Oct-2015	ug/L		<0.00209								<0.00196			<0.00216																										
Endosulfan II	Nov-2015	ug/L	<0.00221		<0.00211		<0.00211	<0.00211						<0.00207										<0.00194	<0.00213	<0.00211		<0.00211													
Endosulfan II	Dec-2015	ug/L				<0.00213				<0.00209	<0.00218																<0.00221													
Endosulfan II	Oct-2016	ug/L																					<0.0019																	
Endosulfan II	Nov-2016	ug/L															<0.00194	<0.00333	<0.0019																					
Endosulfan II	Oct-2018	ug/L																											<0.00194											
Endosulfan II	Jan-2019	ug/L																											<0.00192											
Endosulfan II	Jul-2020	ug/L																												<0.00200										
Endosulfan II	Oct-2020	ug/L	<0.00200			<0.00200	<0.00200	<0.00213		<0.00204	<0.00204	<0.00200		<0.00194	<0.00200									<0.00200	<0.00200	<0.00204	<0.00200	<0.00204													
Endosulfan II	Jun-2021	ug/L																				<0.00871																		
Endosulfan II	Apr-2022	ug/L			<0.0315																													<0.0345						
Endosulfan II	Oct-2022	ug/L																				<0.0279							<0.0290					<0.0290						
Endosulfan sulfate	Apr-2009	ug/L				<0.032																																			
Endosulfan sulfate	Jul-2009	ug/L										<0.032																													
Endosulfan sulfate	Apr-2010	ug/L				<0.032						<0.032																													
Endosulfan sulfate	Jun-2012	ug/L																						<0.0025		<0.0025															
Endosulfan sulfate	Aug-2012	ug/L																						<0.0025				<0.0025													
Endosulfan sulfate	May-2013	ug/L	<0.00278	<0.00272			<0.00278	<0.00258		<0.00275	<0.00269			<0.00255	<0.00255									<0.0026	<0.00263	**0.00759J**	<0.00263														
Endosulfan sulfate	Jun-2013	ug/L																								**0.00324J**															
Endosulfan sulfate	Aug-2013	ug/L			<0.00281																																				
Endosulfan sulfate	Nov-2013	ug/L																								<0.0026		<0.00255													
Endosulfan sulfate	Jan-2014	ug/L																								<0.0026															
Endosulfan sulfate	May-2014	ug/L	<0.00266		<0.00294	<0.00258	<0.00287	<0.00266		<0.00272	<0.00275			<0.00275	<0.00278										<0.0026	<0.00275	<0.00278													
Endosulfan sulfate	Nov-2014	ug/L																								<0.00305															
Endosulfan sulfate	Dec-2014	ug/L		<0.00269								<0.00263																													
Endosulfan sulfate	May-2015	ug/L																															<0.00275								
Endosulfan sulfate	Jun-2015	ug/L																										<0.00263													
Endosulfan sulfate	Oct-2015	ug/L		<0.00275								<0.00258			<0.00284																										
Endosulfan sulfate	Nov-2015	ug/L	<0.00291		<0.00278		<0.00278	<0.00278						<0.00272										<0.00255	<0.00281	<0.00278		<0.00278													
Endosulfan sulfate	Dec-2015	ug/L				<0.00281				<0.00275	<0.00287																<0.00291													
Endosulfan sulfate	Oct-2016	ug/L																					<0.0025			<0.00253														
Endosulfan sulfate	Nov-2016	ug/L															<0.00255	<0.00439	<0.0025																					
Endosulfan sulfate	Oct-2018	ug/L																											**0.00569J**											
Endosulfan sulfate	Jan-2019	ug/L																											<0.00253											

Notes:
"J" Indicates the constituent was detected between the method detection limit and the reporting limit and is considered estimated.

Table 9
Analytical Data Summary
2024 Annual Water Quality Report

Constituent	Month-Year	units	MW-102A	P-102BR	MW-103A	MW-104A	MW-105A	P-105B	MW-108A	MW-108AR	MW-109ARR	P-108B	MW-109AR	MW-114AR	P-114BR	MW-120AR	P-120B	MW-124A	MW-124B	MW-126A	MW-130A	MW-137A	MW-138A	MW-201A	MW-202A	MW-203A	MW-204A	OW-301A	OW-306AR	MW-401A	MW-402A	MW-403A	P-403B	MW-404A	MW-501A	MW-502A	P-503B	P-504B	MW-505A	MW-604	MW-605
Endosulfan sulfate	Jul-2020	ug/L																												<0.00263												
Endosulfan sulfate	Oct-2020	ug/L	<0.00263			<0.00263	<0.00263	<0.00281		<0.00269	<0.00269	<0.00263		<0.00255	<0.00263									<0.00263	<0.00263	<0.00269	<0.00263	<0.00269														
Endosulfan sulfate	Jun-2021	ug/L																				<0.00903																				
Endosulfan sulfate	Apr-2022	ug/L			<0.0326																													<0.0357							
Endosulfan sulfate	Oct-2022	ug/L																				<0.0288								<0.0300					<0.0300							
Endrin	Apr-2009	ug/L				<0.032																																				
Endrin	Jul-2009	ug/L										<0.032																															
Endrin	Apr-2010	ug/L				<0.032						<0.032																															
Endrin	Jun-2012	ug/L																						<0.0019		<0.0019																	
Endrin	Aug-2012	ug/L																						<0.0019				**0.00575J**														
Endrin	May-2013	ug/L	<0.00211	<0.00207			<0.00211	<0.00196		<0.00209	**0.0036J**			<0.00194	<0.00194									<0.00198	<0.002	<0.00209	<0.002															
Endrin	Jun-2013	ug/L									<0.0019																															
Endrin	Aug-2013	ug/L			<0.00213																																					
Endrin	Nov-2013	ug/L									<0.00194																	<0.00194														
Endrin	Jan-2014	ug/L									<0.00198																															
Endrin	May-2014	ug/L	<0.00202		<0.00224	<0.00196	<0.00218	<0.00202		<0.00207	<0.00209			<0.00209	<0.00211										<0.00198		<0.00211															
Endrin	Jul-2014	ug/L																										**0.0178J**													
Endrin	Sep-2014	ug/L																										**0.0185J**													
Endrin	Nov-2014	ug/L									<0.00213														<0.00207																
Endrin	Dec-2014	ug/L		<0.00204								<0.002																														
Endrin	May-2015	ug/L																															<0.00209								
Endrin	Jun-2015	ug/L									<0.00211																															
Endrin	Oct-2015	ug/L		<0.00209								<0.00196			<0.00216																										
Endrin	Nov-2015	ug/L	<0.00221		<0.00211		<0.00211	<0.00211						<0.00207										<0.00194	<0.00213	<0.00211		<0.00211													
Endrin	Dec-2015	ug/L				<0.00213				<0.00209	<0.00218																<0.00221														
Endrin	Oct-2016	ug/L									<0.0019												<0.0019					<0.00192													
Endrin	Nov-2016	ug/L															<0.00194	<0.00333	<0.0019																						
Endrin	Oct-2018	ug/L																											<0.00194												
Endrin	Jan-2019	ug/L																											<0.00192												
Endrin	Jul-2020	ug/L																												**0.00269J**											
Endrin	Oct-2020	ug/L	<0.00200			<0.00200	<0.00200	<0.00213		<0.00204	<0.00204	<0.00200		<0.00194	<0.00200									<0.00200	<0.00200	<0.00204	<0.00200	<0.00204														
Endrin	Jun-2021	ug/L																				<0.0108																				
Endrin	Apr-2022	ug/L			<0.0283																													<0.0310							
Endrin	Oct-2022	ug/L																				<0.0250								<0.0260					<0.0260							
Endrin aldehyde	Apr-2009	ug/L				<0.032																																				
Endrin aldehyde	Jul-2009	ug/L										<0.032																															
Endrin aldehyde	Apr-2010	ug/L				<0.032						<0.032																															
Endrin aldehyde	Jun-2012	ug/L																						**0.00813J**		<0.0073																
Endrin aldehyde	Aug-2012	ug/L																						<0.0073				<0.0073														
Endrin aldehyde	Oct-2012	ug/L																						<0.0073																		
Endrin aldehyde	Feb-2013	ug/L																						<0.00753																		
Endrin aldehyde	May-2013	ug/L	<0.00811	<0.00793			<0.00811	<0.00753		<0.00802	<0.00785			<0.00745	<0.00745									<0.0076	<0.00768	<0.00802	<0.00768															
Endrin aldehyde	Aug-2013	ug/L			<0.0082																																					
Endrin aldehyde	Nov-2013	ug/L																										<0.00745														
Endrin aldehyde	May-2014	ug/L	<0.00777		<0.00859	<0.00753	<0.00839	<0.00777		<0.00793	<0.00802			<0.00802	<0.00811										<0.0076		<0.00811															
Endrin aldehyde	Nov-2014	ug/L																						<0.00793																		
Endrin aldehyde	Dec-2014	ug/L		<0.00785								<0.00768																														
Endrin aldehyde	May-2015	ug/L																															<0.00802								
Endrin aldehyde	Jun-2015	ug/L																						<0.00745																		
Endrin aldehyde	Oct-2015	ug/L		<0.00802								<0.00753			**0.0123J**																											
Endrin aldehyde	Nov-2015	ug/L	<0.00849		<0.00811		<0.00811	<0.00811						<0.00793										<0.00745	<0.0082	<0.00811		<0.00811													
Endrin aldehyde	Dec-2015	ug/L				<0.0082				<0.00802	<0.00839																<0.00849														
Endrin aldehyde	Oct-2016	ug/L													<0.0073								<0.0073	<0.0073																	
Endrin aldehyde	Nov-2016	ug/L															<0.00745	<0.0128	<0.0073																						
Endrin aldehyde	Oct-2018	ug/L																											<0.00745												
Endrin aldehyde	Jan-2019	ug/L																											**0.0118J**												
Endrin aldehyde	Jul-2020	ug/L																												<0.00768											
Endrin aldehyde	Oct-2020	ug/L	<0.00768			<0.00768	<0.00768	<0.00820		<0.00785	<0.00785	<0.00768		<0.00745	<0.00768									<0.00768	<0.00768	<0.00785	<0.00768	<0.00785														
Endrin aldehyde	Jun-2021	ug/L																				<0.0103																				
Endrin aldehyde	Apr-2022	ug/L			<0.0315																													<0.0345							
Endrin aldehyde	Oct-2022	ug/L																				<0.0279								<0.0290					<0.0290							
Ethyl Methacrylate	Apr-2009	ug/L				<5																																				
Ethyl Methacrylate	Jul-2009	ug/L										<2																															
Ethyl Methacrylate	Apr-2010	ug/L				<4						<4																															
Ethyl Methacrylate	Jun-2012	ug/L																						<0.15		<0.15																
Ethyl Methacrylate	Aug-2012	ug/L																										<0.15														
Ethyl Methacrylate	May-2013	ug/L	<0.15	<0.15			<0.15	<0.15		<0.15	<0.15			<0.15	<0.15									<0.15	<0.15	<0.15	<0.15															
Ethyl Methacrylate	Aug-2013	ug/L			<0.15																																					
Ethyl Methacrylate	Nov-2013	ug/L																										<0.15														
Ethyl Methacrylate	May-2014	ug/L	<0.15		<0.15	<0.15	<0.15	<0.15		<0.15	<0.15			<0.15	<0.15										<0.15		<0.15														
Ethyl Methacrylate	Dec-2014	ug/L		<0.15								<0.15																														
Ethyl Methacrylate	May-2015	ug/L																															<0.15								
Ethyl Methacrylate	Oct-2015	ug/L		<0.15								<0.15			<0.15																										
Ethyl Methacrylate	Nov-2015	ug/L	<0.15		<0.15		<0.15	<0.15						<0.15										<0.15	<0.15	<0.15	<0.15															
Ethyl Methacrylate	Dec-2015	ug/L				<0.15				<0.15	<0.15																<0.15														
Ethyl Methacrylate	Oct-2016	ug/L														<0.15							<0.15																		
Ethyl Methacrylate	Nov-2016	ug/L															<0.15	<0.15	<0.15																						
Ethyl Methanesulfonate	Apr-2009	ug/L				<10																																				
Ethyl Methanesulfonate	Jul-2009	ug/L										<10																														
Ethyl Methanesulfonate	Apr-2010	ug/L				<10						<10																														
Ethyl Methanesulfonate	Jun-2012	ug/L																						<0.15		<0.15																
Ethyl Methanesulfonate	Aug-2012	ug/L																										<0.15														
Ethyl Methanesulfonate	May-2013	ug/L	<0.153	<0.152			<0.17	<0.158		<0.153	<0.153			<0.153	<0.156									<0.161	<0.16	<0.16	<0.161															
Ethyl Methanesulfonate	Aug-2013	ug/L			<0.16																																					
Ethyl Methanesulfonate	Nov-2013	ug/L																										<0.153														
Ethyl Methanesulfonate	May-2014	ug/L	<0.176		<0.161	<0.165	<0.163	<0.163		<0.161	<0.16			<0.163	<0.163										<0.155		<0.161														
Ethyl Methanesulfonate	Dec-2014	ug/L		<0.165								<0.15																														
Ethyl Methanesulfonate	May-2015	ug/L																															<0.15								
Ethyl Methanesulfonate	Oct-2015	ug/L		<0.165								<0.163			<0.152																										
Ethyl Methanesulfonate	Nov-2015	ug/L	<0.167		<0.163		<0.172	<0.158						<0.17										<0.169	<0.165	<0.167		<0.165														
Ethyl Methanesulfonate	Dec-2015	ug/L				<0.165				<0.169	<0.174																<0.172														
Ethyl Methanesulfonate	Oct-2016	ug/L																					<0.153																		
Ethyl Methanesulfonate	Nov-2016	ug/L															<0.15	<0.15	<0.15																						
Ethyl Parathion	Apr-2009	ug/L				<10																																				
Ethyl Parathion	Jul-2009	ug/L										<10																														
Ethyl Parathion	Apr-2010	ug/L				<10						<10																														
Ethyl Parathion	Jun-2012	ug/L																						<0.18		<0.18																
Ethyl Parathion	Aug-2012	ug/L																										<0.18														
Ethyl Parathion	May-2013	ug/L	<0.184	<0.182			<0.205	<0.189		<0.184	<0.184			<0.184	<0.188									<0.194	<0.191	<0.191	<0.194															
Ethyl Parathion	Aug-2013	ug/L			<0.191																																					
Ethyl Parathion	Nov-2013	ug/L																										<0.184														
Ethyl Parathion	May-2014	ug/L	<0.212		<0.194	<0.198	<0.196	<0.196		<0.194	<0.191			<0.196	<0.196										<0.186		<0.194														
Ethyl Parathion	Dec-2014	ug/L		<0.198								<0.18																														
Ethyl Parathion	May-2015	ug/L																															<0.18								
Ethyl Parathion	Oct-2015	ug/L		<0.198								<0.196			<0.182																										
Ethyl Parathion	Nov-2015	ug/L	<0.2		<0.196		<0.207	<0.189						<0.205										<0.202	<0.198	<0.2		<0.198														
Ethyl Parathion	Dec-2015	ug/L				<0.198				<0.202	<0.209																<0.207														
Ethyl Parathion	Oct-2016	ug/L																					<0.184																		
Ethyl Parathion	Nov-2016	ug/L															<0.18	<0.18	<0.18																						
Ethyl Parathion	Oct-2018	ug/L																											<0.182												
Ethyl Parathion	Jan-2019	ug/L																											<0.186												
Ethyl Parathion	Jul-2020	ug/L																												<16.8											
Ethyl Parathion	Oct-2020	ug/L	<1.67			<1.68	<1.68	<1.74		<1.68	<1.68	<1.68		<1.68	<1.68									<1.68	<1.68	<1.68	<1.68	<1.68														
Ethyl Parathion	Jun-2021	ug/L																				<1.78																				
Ethyl Parathion	Apr-2022	ug/L			<2.62																													<2.39							
Ethyl Parathion	Oct-2022	ug/L																				<2.16								<2.16					<2.24							
Ethyl methacrylate	Oct-2018	ug/L																											<0.680												
Ethyl methacrylate	Jan-2019	ug/L																											<0.680												
Ethyl methacrylate	Jul-2020	ug/L																												<0.680											

Notes:
"J" Indicates the constituent was detected between the method detection limit and the reporting limit and is considered estimated.

DMASWA Landfill
Permit No. 31-SDP-02-75P

Table 9
Analytical Data Summary
2024 Annual Water Quality Report

Constituent	Month-Year	units	MW-102A	P-102BR	MW-103A	MW-104A	MW-105A	P-105B	MW-108A	MW-108AR	MW-109ARR	P-108B	MW-109AR	MW-114AR	P-114BR	MW-120AR	P-120B	MW-124A	MW-124B	MW-126A	MW-130A	MW-137A	MW-138A	MW-201A	MW-202A	MW-203A	MW-204A	OW-301A	OW-306AR	MW-401A	MW-402A	MW-403A	P-403B	MW-404A	MW-501A	MW-502A	P-503B	P-504B	MW-505A	MW-604	MW-605
Ethyl methacrylate	Oct-2020	ug/L	<0.680			<0.680	<0.680	<0.680		<0.680	<0.680	<0.680		<0.680	<0.680									<0.680	<0.680	<0.680	<0.680	<0.680													
Ethyl methacrylate	Jun-2021	ug/L																				<0.680																				
Ethyl methacrylate	Apr-2022	ug/L			<0.680																													<0.680							
Ethyl methacrylate	Oct-2022	ug/L																				<0.680							<0.680					<0.680							
Ethyl methanesulfonate	Oct-2018	ug/L																										<0.152													
Ethyl methanesulfonate	Jan-2019	ug/L																										<0.155													
Ethyl methanesulfonate	Jul-2020	ug/L																											<5.26												
Ethyl methanesulfonate	Oct-2020	ug/L	<0.521			<0.526	<0.526	<0.543		<0.526	<0.526	<0.526		<0.526	<0.526									<0.526	<0.526	<0.526	<0.526	<0.526													
Ethyl methanesulfonate	Jun-2021	ug/L																				<0.556																			
Ethyl methanesulfonate	Apr-2022	ug/L			<4.29																														<3.91						
Ethyl methanesulfonate	Oct-2022	ug/L																				<3.53							<3.53						<3.67						
Ethylbenzene	Oct-2007	ug/L	<1	<1	<1	<1	<1	<1	<1			<1	<1	<1	<1	<1	<1																								
Ethylbenzene	Feb-2008	ug/L	<1	<1	<1	<1	<1	<1	<1			<1	<1	<1	<1	<1	<1																								
Ethylbenzene	Apr-2008	ug/L	<1	<1	<1	<1	<1	<1	<1			<1	<1	<1	<1	<1	<1																								
Ethylbenzene	Jul-2008	ug/L	<1	<1	<1	<1	<1	<1	<1			<1	<1	<1	<1	<1	<1																								
Ethylbenzene	Oct-2008	ug/L	<1	<1	<1	<1	<1	<1	<1			<1	<1	<1	<1	<1	<1																								
Ethylbenzene	Jan-2009	ug/L	<1	<1	<1	<1	<1	<1	<1			<1	<1	<1	<1	<1	<1																								
Ethylbenzene	Apr-2009	ug/L	<1	<1	<1	<1	<1	<1	<1			<1	<1	<1	<1	<1	<1																								
Ethylbenzene	Jul-2009	ug/L	<1	<1	<1	<1	<1	<1	<1			<1	<1	<1	<1	<1	<1																								
Ethylbenzene	Oct-2009	ug/L	<1	<1	<2	<2	<2	<2	<2			<2	<2	<1	<2	<2	<2																								
Ethylbenzene	Dec-2009	ug/L														<1	<1																								
Ethylbenzene	Feb-2010	ug/L														<1	<1																								
Ethylbenzene	Apr-2010	ug/L	<1	<1	<1	<1	<1	<1	<1			<1	<1	<1	<1	<1	<1																								
Ethylbenzene	Oct-2010	ug/L	<1	<1	<1	<1	<1	<1	<1			<1	<1	<1	<1	<1	<1																								
Ethylbenzene	Feb-2011	ug/L																																							
Ethylbenzene	Apr-2011	ug/L	<1	<1	<1	<1	<1	<1	<1			<1	<1	<1	<1	<1	<1																								
Ethylbenzene	Jun-2011	ug/L																																							
Ethylbenzene	Aug-2011	ug/L																																							
Ethylbenzene	Oct-2011	ug/L	<1	<1	<1	<1	<1	<1	<1			<1	<1	<1	<1	<1	<1					<1		**0.21J**																	
Ethylbenzene	Feb-2012	ug/L								<0.21	<0.21											<0.21		<0.21	<0.21	<0.21	<0.21														
Ethylbenzene	Apr-2012	ug/L	<0.21	<0.21	<0.21	<0.21	<0.21	<0.21		<0.21	<0.21	<0.21		<0.21	<0.21	<0.21	<0.21					<0.21		<0.21	<0.21	<0.21	<0.21	**0.24J**													
Ethylbenzene	Jun-2012	ug/L								<0.21	<0.21											<0.21		<0.21	<0.21	<0.21	<0.21														
Ethylbenzene	Aug-2012	ug/L								<0.21	<0.21								<0.21			<0.21	<0.21	<0.21	<0.21	<0.21	<0.21	<0.21													
Ethylbenzene	Oct-2012	ug/L	<0.21	<0.21	<0.21	<0.21	<0.21	<0.21		<0.21	<0.21	<0.21		<0.21	<0.21	<0.21	<0.21		<0.21			<0.21	<0.21	<0.21	<0.21	<0.21	<0.21	<0.21													
Ethylbenzene	Nov-2012	ug/L																											<0.21	<0.21	<0.21	<0.21	<0.21							
Ethylbenzene	Feb-2013	ug/L																				<0.21							<0.21	<0.21	<0.21	<0.21	<0.21							
Ethylbenzene	May-2013	ug/L	<0.21	<0.21	<0.21	<0.21	<0.21	<0.21		<0.21	<0.21	<0.21		<0.21	<0.21	<0.21	<0.21	<0.21	<0.21	<0.21	<0.21	<0.21		<0.21	<0.21	<0.21	<0.21	<0.21		<0.21	<0.21	<0.21	<0.21	<0.21							
Ethylbenzene	Jun-2013	ug/L																<0.21	<0.21											<0.21	<0.21	<0.21	<0.21	<0.21							
Ethylbenzene	Aug-2013	ug/L			<0.21													<0.21	<0.21	<0.21	<0.21									<0.21	<0.21	<0.21	<0.21	<0.21							
Ethylbenzene	Nov-2013	ug/L	<0.21	<0.21	<0.21	<0.21	<0.21	<0.21			<0.21	<0.21		<0.21	<0.21		<0.21		<0.21	<0.21	<0.21	<0.21	<0.21	<0.21	<0.21	<0.21	<0.21	<0.21		<0.21	<0.21	<0.21	<0.21	<0.21							
Ethylbenzene	Jan-2014	ug/L																	<0.21	<0.21	<0.21			<0.21																	
Ethylbenzene	May-2014	ug/L	<0.21	<0.21	<0.21	<0.21	<0.21	<0.21		<0.21	<0.21	<0.21		<0.21	<0.21			<0.21	<0.21	<0.21		<0.21		<0.21	<0.21	<0.21	<0.21			<0.21	<0.21	<0.21	<0.21	<0.21							
Ethylbenzene	Jun-2014	ug/L														<0.21	<0.21				<0.21		<0.21																	
Ethylbenzene	Jul-2014	ug/L																<0.21	<0.21																					
Ethylbenzene	Sep-2014	ug/L																																						
Ethylbenzene	Nov-2014	ug/L	<0.21							<0.21	<0.21			<0.21	<0.21		<0.21		<0.21	<0.21		<0.21	<0.21	<0.21	<0.21	<0.21						<0.21	<0.21							
Ethylbenzene	Dec-2014	ug/L		<0.21	<0.21	<0.21	<0.21	<0.21				<0.21				<0.21											<0.21		<0.21	<0.21	<0.21									
Ethylbenzene	May-2015	ug/L					<0.21											<0.21		<0.21									<0.21			<0.21	<0.21							
Ethylbenzene	Jun-2015	ug/L	<0.21	<0.21	<0.21	<0.21		<0.21		<0.21	<0.21	<0.21		<0.21	<0.21	<0.21	<0.21		<0.21			<0.21	<0.21	<0.21	<0.21	<0.21	<0.21				<0.21			<0.21							
Ethylbenzene	Oct-2015	ug/L		<0.21								<0.21			<0.21	<0.21	<0.21		<0.21	<0.21		<0.21																		
Ethylbenzene	Nov-2015	ug/L	<0.21		<0.21		<0.21	<0.21						<0.21				<0.21						<0.21	<0.21	<0.21		<0.21		<0.21	<0.21	<0.21		<0.21							
Ethylbenzene	Dec-2015	ug/L				<0.21				<0.21	<0.21																<0.21						<0.21		<0.21	<0.21	<0.21	<0.21		
Ethylbenzene	Mar-2016	ug/L																																<0.21	<0.21	<0.21	<0.21	<0.21		
Ethylbenzene	May-2016	ug/L			<0.21	<0.21	<0.21	<0.21		<0.21	<0.21	<0.21		<0.21	<0.21			<0.21	<0.21			<0.21	<0.21	<0.21	<0.21	<0.21	<0.21			<0.21	<0.21		<0.21	<0.21	<0.21					
Ethylbenzene	Jun-2016	ug/L	<0.21	<0.21												<0.21	<0.21															<0.21	<0.21			<0.21	<0.21	<0.21		
Ethylbenzene	Oct-2016	ug/L	<0.21		<0.21	<0.21					<0.21			<0.21	<0.21	<0.21						<0.21	<0.21	<0.21	<0.21	<0.21	<0.21	<0.21		<0.21	<0.21	<0.21	<0.21	<0.21	<0.21		<0.21	<0.21			
Ethylbenzene	Nov-2016	ug/L		<0.21			<0.21	<0.21		<0.21		<0.21					<0.21	<0.21	<0.21	<0.21																<0.21			<0.21		
Ethylbenzene	Jan-2017	ug/L																																<0.21						
Ethylbenzene	Apr-2017	ug/L	<0.21	<0.21	<0.21	<0.21	<0.21	<0.21		<0.21	<0.21	<0.21		<0.21	<0.21	<0.21	<0.21	<0.21	<0.21			<0.21	<0.21	<0.21	<0.21	<0.21	<0.21	<0.21		<0.21	<0.21	<0.21	<0.21	<0.21	<0.21	<0.21	<0.21	<0.21	<0.21		
Ethylbenzene	Jul-2017	ug/L																																						
Ethylbenzene	Oct-2017	ug/L	<0.210	<0.210	<0.210	<0.210	<0.210	<0.210		<0.210	<0.210	<0.210		<0.210	<0.210	<0.210	<0.210	<0.210	<0.210			<0.210	<0.210	<0.210	<0.210	<0.210	<0.210	<0.210		<0.210	<0.210	<0.210	<0.210	<0.210	<0.210	<0.210	<0.210				
Ethylbenzene	Apr-2018	ug/L	<0.210	<0.210	<0.210	<0.210	<0.210	<0.210		<0.210	<0.210	<0.210		<0.210	<0.210	<0.210	<0.210	<0.210	<0.210			<0.210	<0.210	<0.210	<0.210	<0.210	<0.210	<0.210		<0.210	<0.210	<0.210	<0.210	<0.210	<0.210	<0.210	<0.210				
Ethylbenzene	Oct-2018	ug/L	<0.310	<0.310	<0.310	<0.310	<0.310	<0.310		<0.310	<0.310	<0.310		<0.310	<0.310	<0.310	<0.310	<0.310	<0.310			<0.310	<0.310	<0.310	<0.310	<0.310	<0.310	<0.310	<0.310	<0.310	<0.310	<0.310	<0.310	<0.310	<0.310	<0.310	<0.310				
Ethylbenzene	Jan-2019	ug/L																										<0.310												
Ethylbenzene	Apr-2019	ug/L	<0.310	<0.310	<0.310	<0.310	<0.310	<0.310		<0.310	<0.310	<0.310		<0.310	<0.310	<0.310	<0.310	<0.310	<0.310	<0.310		<0.310	<0.310	<0.310	<0.310	<0.310	<0.310	<0.310		<0.310	<0.310	<0.310	<0.310	<0.310	<0.310	<0.310	<0.310		<0.310	<0.310	
Ethylbenzene	Nov-2019	ug/L	<0.310	<0.310	<0.310	<0.310	<0.310	<0.310		<0.310	<0.310	<0.310		<0.310	<0.310	<0.310	<0.310	<0.310	<0.310			<0.310	<0.310	<0.310	<0.310	<0.310	<0.310	<0.310		<0.310	<0.310	<0.310	<0.310	<0.310	<0.310	<0.310	<0.310		<0.310	<0.310	
Ethylbenzene	Apr-2020	ug/L	<0.310	<0.310	<0.310	<0.310	<0.310	<0.310		<0.310	<0.310	<0.310		<0.310	<0.310	<0.310	<0.310	<0.310	<0.310			<0.310		<0.310	<0.310	<0.310	<0.310	<0.310		<0.310	<0.310	<0.310	<0.310	<0.310	<0.310	<0.310	<0.310		<0.310	<0.310	
Ethylbenzene	Jul-2020	ug/L			<0.310	<0.310	<0.310									<0.310								<0.310	<0.310	<0.310	<0.310			<0.310									<0.310	<0.310	
Ethylbenzene	Oct-2020	ug/L	<0.310	<0.310	<0.310	<0.310	<0.310	<0.310		<0.310	<0.310	<0.310		<0.310	<0.310	<0.310	<0.310					<0.310		<0.310	<0.310	<0.310	<0.310	<0.310		<0.310	<0.310	<0.310	<0.310	<0.310	<0.310	<0.310	<0.310	<0.310	<0.310	<0.310	
Ethylbenzene	Jan-2021	ug/L			<0.310	<0.310	<0.310									<0.310								<0.310	<0.310	<0.310	<0.310												<0.310	<0.310	
Ethylbenzene	Apr-2021	ug/L	<0.310	<0.310	<0.310			<0.310		<0.310	<0.310	<0.310		<0.310	<0.310	<0.310	<0.310					<0.310		<0.310	<0.310		<0.310	<0.310	<0.310	<0.310	<0.310	<0.310	<0.310	<0.310	<0.310	<0.310	<0.310	<0.310	<0.310	<0.310	
Ethylbenzene	Jun-2021	ug/L																				**0.476J**																		
Ethylbenzene	Oct-2021	ug/L	<0.310	<0.310	<0.310	<0.310	<0.310	<0.310			<0.310	<0.310		<0.310	<0.310	<0.310	<0.310					<0.310		<0.310	<0.310	<0.310	<0.310	<0.310	<0.310	<0.310	<0.310	<0.310	<0.310	<0.310	<0.310	<0.310	<0.310	<0.310	<0.310	<0.310	
Ethylbenzene	Apr-2022	ug/L	<0.310	<0.310	<0.310	<0.310	<0.310	<0.310		<0.310	<0.310	<0.310		<0.310	<0.310	<0.310	<0.310					<0.310		<0.310	<0.310	<0.310	<0.310	<0.310	<0.310	<0.310	<0.310	<0.310	<0.310	<0.310	<0.310	<0.310	<0.310	<0.310	<0.310	<0.310	
Ethylbenzene	Oct-2022	ug/L	<0.310		<0.310			<0.310			<0.310	<0.310		<0.310	<0.310	<0.310	<0.310					<0.310		<0.310	<0.310	<0.310	<0.310	<0.310	<0.310	<0.310	<0.310	<0.310	<0.310	<0.310	<0.310	<0.310	<0.310	<0.310	<0.310	<0.310	
Ethylbenzene	Apr-2023	ug/L	<0.310		<0.310	<0.310	<0.310	<0.310		<0.310	<0.310	<0.310		<0.310	<0.310	<0.310	<0.310					<0.310		<0.310	<0.310	<0.310	<0.310	<0.310	<0.310	<0.310	<0.310	<0.310	<0.310	<0.310	<0.310	<0.310	<0.310	<0.310	<0.310	<0.310	
Ethylbenzene	Oct-2023	ug/L	<0.310		<0.310			<0.310			<0.310	<0.310		<0.310	<0.310	<0.310	<0.310					<0.310		<0.310	<0.310		<0.310	<0.310	<0.310	<0.310	<0.310	<0.310	<0.310	<0.310	<0.310		<0.310	<0.310	<0.310	<0.310	
Famphur	Apr-2009	ug/L				<20																																		
Famphur	Jul-2009	ug/L										<20																												
Famphur	Apr-2010	ug/L				<20						<20																												
Famphur	Jun-2012	ug/L																						<0.47		<0.47														
Famphur	Aug-2012	ug/L																										<0.47												
Famphur	May-2013	ug/L	<0.48	<0.475			<0.534	<0.495		<0.48	<0.48			<0.48	<0.49									<0.505	<0.5	<0.5	<0.505													
Famphur	Aug-2013	ug/L			<0.5																																			
Famphur	Nov-2013	ug/L																									<0.48													
Famphur	May-2014	ug/L	<0.553		<0.505	<0.516	<0.511	<0.511		<0.505	<0.5			<0.511	<0.511										<0.485		<0.505													
Famphur	Dec-2014	ug/L		<0.516								<0.47																												
Famphur	May-2015	ug/L																																<0.47						
Famphur	Oct-2015	ug/L		<0.516								<0.511			<0.475																									
Famphur	Nov-2015	ug/L	<0.522		<0.511		<0.54	<0.495						<0.534										<0.528	<0.516	<0.522		<0.516													
Famphur	Dec-2015	ug/L				<0.516				<0.528	<0.547																<0.54													
Famphur	Oct-2016	ug/L																					<0.48																	
Famphur	Nov-2016	ug/L															<0.47	<0.47	<0.47																					
Famphur	Oct-2018	ug/L																										<0.475												
Famphur	Jan-2019	ug/L																										<0.485												
Famphur	Jul-2020	ug/L																											<6.74											
Famphur	Oct-2020	ug/L	<0.667			<0.674	<0.674	<0.696		<0.674	<0.674	<0.674		<0.674	<0.674									<0.674	<0.674	<0.674	<0.674	<0.674													
Famphur	Jun-2021	ug/L																				<0.711																		
Famphur	Apr-2022	ug/L			<4.52																														<4.13						
Famphur	Oct-2022	ug/L																				<3.73							<3.73						<3.88						
Fluoranthene	Apr-2009	ug/L				<10																																		
Fluoranthene	Jul-2009	ug/L										<10																												
Fluoranthene	Apr-2010	ug/L				<10						<10																												
Fluoranthene	Jun-2012	ug/L																						<0.33		<0.33														
Fluoranthene	Aug-2012	ug/L																										<0.33												
Fluoranthene	May-2013	ug/L	<0.337	<0.333			<0.375	<0.347		<0.337	<0.337			<0.337	<0.344									<0.355	<0.351	<0.351	<0.355													
Fluoranthene	Aug-2013	ug/L			<0.351																																			
Fluoranthene	Nov-2013	ug/L																									<0.337													
Fluoranthene	May-2014	ug/L	<0.388		<0.355	<0.363	<0.359	<0.359		<0.355	<0.351			<0.359	<0.359										<0.34		<0.355													
Fluoranthene	Dec-2014	ug/L		<0.363								<0.33																												
Fluoranthene	May-2015	ug/L																																<0.33						
Fluoranthene	Oct-2015	ug/L		<0.363								<0.359			<0.333																									
Fluoranthene	Nov-2015	ug/L	<0.367		<0.359		<0.379	<0.347						<0.375										<0.371	<0.363	<0.367		<0.363													
Fluoranthene	Dec-2015	ug/L				<0.363				<0.371	<0.384																<0.379													
Fluoranthene	Oct-2016	ug/L																					<0.337																	
Fluoranthene	Nov-2016	ug/L															<0.33	<0.33	<0.33																					
Fluoranthene	Oct-2018	ug/L																										<0.687												
Fluoranthene	Jan-2019	ug/L																										<0.701												
Fluoranthene	Jul-2020	ug/L																											<9.89											

Notes:
"J" Indicates the constituent was detected between the method detection limit and the reporting limit and is considered estimated.

Table 9
Analytical Data Summary
2024 Annual Water Quality Report

Constituent	Month-Year	units	MW-102A	P-102BR	MW-103A	MW-104A	MW-105A	P-105B	MW-108A	MW-108AR	MW-109ARR	P-108B	MW-109AR	MW-114AR	P-114BR	MW-120AR	P-120B	MW-124A	MW-124B	MW-126A	MW-130A	MW-137A	MW-138A	MW-201A	MW-202A	MW-203A	MW-204A	OW-301A	OW-306AR	MW-401A	MW-402A	MW-403A	P-403B	MW-404A	MW-501A	MW-502A	P-503B	P-504B	MW-505A	MW-604	MW-605
Fluoranthene	Oct-2020	ug/L	<0.979			<0.989	<0.989	<1.02		<0.989	<0.989	<0.989		<0.989	<0.989									<0.989	<0.989	<0.989	<0.989	<0.989													
Fluoranthene	Jun-2021	ug/L																				<1.04																				
Fluoranthene	Apr-2022	ug/L			<2.02																													<1.85							
Fluoranthene	Oct-2022	ug/L																				<1.67							<1.67					<1.73							
Fluorene	Apr-2009	ug/L				<10																																				
Fluorene	Jul-2009	ug/L										<10																														
Fluorene	Apr-2010	ug/L				<10						<10																														
Fluorene	Jun-2012	ug/L																						<0.29		<0.29															
Fluorene	Aug-2012	ug/L																										<0.29													
Fluorene	May-2013	ug/L	<0.296	<0.293			<0.33	<0.305		<0.296	<0.296			<0.296	<0.302									<0.312	<0.309	<0.309	<0.312														
Fluorene	Aug-2013	ug/L			<0.309																																				
Fluorene	Nov-2013	ug/L																										<0.296													
Fluorene	May-2014	ug/L	<0.341		<0.312	<0.319	<0.315	<0.315		<0.312	<0.309			<0.315	<0.315										<0.299		<0.312														
Fluorene	Dec-2014	ug/L		<0.319								<0.29																													
Fluorene	May-2015	ug/L																															<0.29							
Fluorene	Oct-2015	ug/L		<0.319								<0.315			<0.293																									
Fluorene	Nov-2015	ug/L	<0.322		<0.315		<0.333	<0.305						<0.33										<0.326	<0.319	<0.322		<0.319													
Fluorene	Dec-2015	ug/L				<0.319				<0.326	<0.337																<0.333													
Fluorene	Oct-2016	ug/L																					<0.296																	
Fluorene	Nov-2016	ug/L															<0.29	<0.29	<0.29																					
Fluorene	Oct-2018	ug/L																											<0.293											
Fluorene	Jan-2019	ug/L																											<0.299											
Fluorene	Jul-2020	ug/L																												<13.7										
Fluorene	Oct-2020	ug/L	<1.35			<1.37	<1.37	<1.41		<1.37	<1.37	<1.37		<1.37	<1.37									<1.37	<1.37	<1.37	<1.37	<1.37													
Fluorene	Jun-2021	ug/L																				<1.44																			
Fluorene	Apr-2022	ug/L			<0.940																													<0.859							
Fluorene	Oct-2022	ug/L																				<0.775							<0.775					<0.806							
Fluoride	Apr-2021	mg/L																																							
Heptachlor	Apr-2009	ug/L				<0.032																																				
Heptachlor	Jul-2009	ug/L										<0.032																														
Heptachlor	Apr-2010	ug/L				<0.032						<0.032																														
Heptachlor	Jun-2012	ug/L																						**0.0156J**		<0.0026															
Heptachlor	Aug-2012	ug/L																						<0.0026				<0.0026													
Heptachlor	Oct-2012	ug/L																						**0.00523J**																	
Heptachlor	Feb-2013	ug/L																						<0.00268																	
Heptachlor	May-2013	ug/L	<0.00289	<0.00283			<0.00289	<0.00268		<0.00286	<0.0028			<0.00265	<0.00265									**0.00349J**	<0.00274	<0.00286	<0.00274														
Heptachlor	Aug-2013	ug/L			<0.00292																																				
Heptachlor	Nov-2013	ug/L																										<0.00265													
Heptachlor	May-2014	ug/L	<0.00277		<0.00306	<0.00268	<0.00299	<0.00277		<0.00283	<0.00286			<0.00286	<0.00289										<0.00271		<0.00289														
Heptachlor	Dec-2014	ug/L		<0.0028								<0.00274																													
Heptachlor	May-2015	ug/L																															<0.00286							
Heptachlor	Jun-2015	ug/L																						<0.00265																	
Heptachlor	Oct-2015	ug/L		<0.00286								<0.00268			<0.00295																									
Heptachlor	Nov-2015	ug/L	<0.00302		<0.00289		<0.00289	<0.00289						<0.00283										<0.00265	<0.00292	<0.00289		<0.00289													
Heptachlor	Dec-2015	ug/L				<0.00292				<0.00286	<0.00299																<0.00302													
Heptachlor	Oct-2016	ug/L																					<0.0026	<0.0026																	
Heptachlor	Nov-2016	ug/L										<0.0026					<0.00265	<0.00456	<0.0026																					
Heptachlor	Oct-2018	ug/L																											<0.00265											
Heptachlor	Jan-2019	ug/L																											<0.00263											
Heptachlor	Jul-2020	ug/L																												**0.00294J**										
Heptachlor	Oct-2020	ug/L	<0.00274			<0.00274	<0.00274	<0.00292		<0.00280	<0.00280	<0.00274		<0.00265	<0.00274									<0.00274	<0.00274	<0.00280	<0.00274	<0.00280													
Heptachlor	Jun-2021	ug/L																				<0.0129																			
Heptachlor	Apr-2022	ug/L			<0.0359																													<0.0393							
Heptachlor	Oct-2022	ug/L																				<0.0317							<0.0330					<0.0330							
Heptachlor epoxide	Apr-2009	ug/L				<0.032																																				
Heptachlor epoxide	Jul-2009	ug/L										<0.032																														
Heptachlor epoxide	Apr-2010	ug/L				<0.032						**0.0856**																														
Heptachlor epoxide	Jun-2010	ug/L										<0.032																														
Heptachlor epoxide	Oct-2010	ug/L										<0.032																														
Heptachlor epoxide	Dec-2010	ug/L										<0.032																														
Heptachlor epoxide	Feb-2011	ug/L										<0.032																														
Heptachlor epoxide	Jun-2012	ug/L																						<0.0061		<0.0061															
Heptachlor epoxide	Aug-2012	ug/L																						<0.0061				<0.0061													
Heptachlor epoxide	May-2013	ug/L	<0.00678	<0.00663			<0.00678	<0.00629		<0.0067	<0.00656			<0.00622	<0.00622									<0.00635	<0.00642	<0.0067	<0.00642														
Heptachlor epoxide	Aug-2013	ug/L			<0.00685																																				
Heptachlor epoxide	Nov-2013	ug/L																										<0.00622													
Heptachlor epoxide	May-2014	ug/L	<0.00649		<0.00718	<0.00629	<0.00701	<0.00649		<0.00663	<0.0067			<0.0067	<0.00678										<0.00635		<0.00678														
Heptachlor epoxide	Dec-2014	ug/L		<0.00656								<0.00642																													
Heptachlor epoxide	May-2015	ug/L																															<0.0067							
Heptachlor epoxide	Jun-2015	ug/L										<0.0061																													
Heptachlor epoxide	Oct-2015	ug/L		<0.0067								<0.00629			<0.00693																									
Heptachlor epoxide	Nov-2015	ug/L	<0.00709		<0.00678		<0.00678	<0.00678						<0.00663										<0.00622	<0.00685	<0.00678		<0.00678													
Heptachlor epoxide	Dec-2015	ug/L				<0.00685				<0.0067	<0.00701																<0.00709													
Heptachlor epoxide	May-2016	ug/L										<0.0061																													
Heptachlor epoxide	Oct-2016	ug/L																					<0.0061																	
Heptachlor epoxide	Nov-2016	ug/L															<0.00622	<0.0107	<0.0061																					
Heptachlor epoxide	Apr-2017	ug/L										<0.0061					<0.0061		<0.0061																					
Heptachlor epoxide	Oct-2017	ug/L										<0.00622					<0.00635		<0.00656																					
Heptachlor epoxide	Oct-2018	ug/L																											<0.00622											
Heptachlor epoxide	Jan-2019	ug/L																											<0.00616											
Heptachlor epoxide	Jul-2020	ug/L																												<0.00642										
Heptachlor epoxide	Oct-2020	ug/L	<0.00642			<0.00642	<0.00642	<0.00685		<0.00656	<0.00656	<0.00642		<0.00622	<0.00642									<0.00642	<0.00642	<0.00656	<0.00642	<0.00656													
Heptachlor epoxide	Jun-2021	ug/L																				<0.00978																			
Heptachlor epoxide	Apr-2022	ug/L			<0.0315																													<0.0345							
Heptachlor epoxide	Oct-2022	ug/L																				<0.0279							<0.0290					<0.0290							
Hexachlorobenzene	Apr-2009	ug/L				<10																																				
Hexachlorobenzene	Jul-2009	ug/L										<10																														
Hexachlorobenzene	Apr-2010	ug/L				<10						<10																														
Hexachlorobenzene	Jun-2012	ug/L																						<0.27		<0.27															
Hexachlorobenzene	Aug-2012	ug/L																										<0.27													
Hexachlorobenzene	May-2013	ug/L	<0.276	<0.273			<0.307	<0.284		<0.276	<0.276			<0.276	<0.281									<0.29	<0.287	<0.287	<0.29														
Hexachlorobenzene	Aug-2013	ug/L			<0.287																																				
Hexachlorobenzene	Nov-2013	ug/L																										<0.276													
Hexachlorobenzene	May-2014	ug/L	<0.318		<0.29	<0.297	<0.293	<0.293		<0.29	<0.287			<0.293	<0.293										<0.278		<0.29														
Hexachlorobenzene	Dec-2014	ug/L		<0.297								<0.27																													
Hexachlorobenzene	May-2015	ug/L																															<0.27							
Hexachlorobenzene	Oct-2015	ug/L		<0.297								<0.293			<0.273																									
Hexachlorobenzene	Nov-2015	ug/L	<0.3		<0.293		<0.31	<0.284						<0.307										<0.303	<0.297	<0.3		<0.297													
Hexachlorobenzene	Dec-2015	ug/L				<0.297				<0.303	<0.314																<0.31													
Hexachlorobenzene	Oct-2016	ug/L																					<0.276																	
Hexachlorobenzene	Nov-2016	ug/L															<0.27	<0.27	<0.27																					
Hexachlorobenzene	Oct-2018	ug/L																											<0.273											
Hexachlorobenzene	Jan-2019	ug/L																											<0.278											
Hexachlorobenzene	Jul-2020	ug/L																												<14.7										
Hexachlorobenzene	Oct-2020	ug/L	<1.46			<1.47	<1.47	<1.52		<1.47	<1.47	<1.47		<1.47	<1.47									<1.47	<1.47	<1.47	<1.47	<1.47													
Hexachlorobenzene	Jun-2021	ug/L																				<1.56																			
Hexachlorobenzene	Apr-2022	ug/L			<0.833																													<0.761							
Hexachlorobenzene	Oct-2022	ug/L																				<0.686							<0.686					<0.714							
Hexachlorobutadiene	Apr-2009	ug/L				<10																																				
Hexachlorobutadiene	Jul-2009	ug/L										<10																														
Hexachlorobutadiene	Apr-2010	ug/L				<10						<10																														
Hexachlorobutadiene	Jun-2012	ug/L																						<0.13		<0.13															
Hexachlorobutadiene	Aug-2012	ug/L																										<0.13													
Hexachlorobutadiene	May-2013	ug/L	<0.133	<0.131			<0.148	<0.137		<0.133	<0.133			<0.133	<0.135									<0.14	<0.138	<0.138	<0.14														
Hexachlorobutadiene	Aug-2013	ug/L			<0.138																																				
Hexachlorobutadiene	Nov-2013	ug/L																										<0.133													
Hexachlorobutadiene	May-2014	ug/L	<0.153		<0.14	<0.143	<0.141	<0.141		<0.14	<0.138			<0.141	<0.141										<0.134		<0.14														
Hexachlorobutadiene	Dec-2014	ug/L		<0.143								<0.13																													
Hexachlorobutadiene	May-2015	ug/L																															<0.13							

Notes:
"J" Indicates the constituent was detected between the method detection limit and the reporting limit and is considered estimated.

Table 9
Analytical Data Summary
2024 Annual Water Quality Report

Constituent	Month-Year	units	MW-102A	P-102BR	MW-103A	MW-104A	MW-105A	P-105B	MW-108A	MW-108AR	MW-109ARR	P-108B	MW-109AR	MW-114AR	P-114BR	MW-120AR	P-120B	MW-124A	MW-124B	MW-126A	MW-130A	MW-137A	MW-138A	MW-201A	MW-202A	MW-203A	MW-204A	OW-301A	OW-306AR	MW-401A	MW-402A	MW-403A	P-403B	MW-404A	MW-501A	MW-502A	P-503B	P-504B	MW-505A	MW-604	MW-605
Hexachlorobutadiene	Oct-2015	ug/L		<0.143								<0.141			<0.131																										
Hexachlorobutadiene	Nov-2015	ug/L	<0.144		<0.141		<0.149	<0.137						<0.148										<0.146	<0.143	<0.144		<0.143													
Hexachlorobutadiene	Dec-2015	ug/L				<0.143				<0.146	<0.151																<0.149														
Hexachlorobutadiene	Oct-2016	ug/L																					<0.133																		
Hexachlorobutadiene	Nov-2016	ug/L															<0.13	<0.13	<0.13																						
Hexachlorobutadiene	Oct-2018	ug/L																											<0.172												
Hexachlorobutadiene	Jan-2019	ug/L																											<0.175												
Hexachlorobutadiene	Jul-2020	ug/L																												<12.6											
Hexachlorobutadiene	Oct-2020	ug/L	<1.25			<1.26	<1.26	<1.30		<1.26	<1.26	<1.26		<1.26	<1.26									<1.26	<1.26	<1.26	<1.26	<1.26													
Hexachlorobutadiene	Jun-2021	ug/L																				<1.33																			
Hexachlorobutadiene	Apr-2022	ug/L			<1.02																													<0.935						
Hexachlorobutadiene	Oct-2022	ug/L																				<0.843								<0.843				<0.878						
Hexachlorocyclopentadiene	Apr-2009	ug/L				<10																																			
Hexachlorocyclopentadiene	Jul-2009	ug/L										<10																													
Hexachlorocyclopentadiene	Apr-2010	ug/L				<10						<10																													
Hexachlorocyclopentadiene	Jun-2012	ug/L																						<1.89		<1.89															
Hexachlorocyclopentadiene	Aug-2012	ug/L																										<1.89												
Hexachlorocyclopentadiene	May-2013	ug/L	<1.93	<1.91			<2.15	<1.99		<1.93	<1.93			<1.93	<1.97									<2.03	<2.01	<2.01	<2.03														
Hexachlorocyclopentadiene	Aug-2013	ug/L			<2.01																																			
Hexachlorocyclopentadiene	Nov-2013	ug/L																										<1.93												
Hexachlorocyclopentadiene	May-2014	ug/L	<2.22		<2.03	<2.08	<2.05	<2.05		<2.03	<2.01			<2.05	<2.05										<1.95		<2.03														
Hexachlorocyclopentadiene	Dec-2014	ug/L		<2.08								<1.89																												
Hexachlorocyclopentadiene	May-2015	ug/L																															<1.89							
Hexachlorocyclopentadiene	Oct-2015	ug/L		<2.08								<2.05			<1.91																									
Hexachlorocyclopentadiene	Nov-2015	ug/L	<2.1		<2.05		<2.17	<1.99						<2.15										<2.12	<2.08	<2.1		<2.08												
Hexachlorocyclopentadiene	Dec-2015	ug/L				<2.08				<2.12	<2.2																<2.17													
Hexachlorocyclopentadiene	Oct-2016	ug/L																					<1.93																		
Hexachlorocyclopentadiene	Nov-2016	ug/L															<1.89	<1.89	<1.89																						
Hexachlorocyclopentadiene	Oct-2018	ug/L																											<1.91												
Hexachlorocyclopentadiene	Jan-2019	ug/L																											<1.95												
Hexachlorocyclopentadiene	Jul-2020	ug/L																												<22.1											
Hexachlorocyclopentadiene	Oct-2020	ug/L	<2.19			<2.21	<2.21	<2.28		<2.21	<2.21	<2.21		<2.21	<2.21									<2.21	<2.21	<2.21	<2.21	<2.21													
Hexachlorocyclopentadiene	Jun-2021	ug/L																				<2.33																			
Hexachlorocyclopentadiene	Apr-2022	ug/L			<6.07																													<5.54						
Hexachlorocyclopentadiene	Oct-2022	ug/L																				<5.00								<5.00				<5.20						
Hexachloroethane	Apr-2009	ug/L				<10																																			
Hexachloroethane	Jul-2009	ug/L										<10																													
Hexachloroethane	Apr-2010	ug/L				<10						<10																													
Hexachloroethane	Jun-2012	ug/L																						<0.13		<0.13															
Hexachloroethane	Aug-2012	ug/L																										<0.13												
Hexachloroethane	May-2013	ug/L	<0.133	<0.131			<0.148	<0.137		<0.133	<0.133			<0.133	<0.135									<0.14	<0.138	<0.138	<0.14														
Hexachloroethane	Aug-2013	ug/L			<0.138																																			
Hexachloroethane	Nov-2013	ug/L																										<0.133												
Hexachloroethane	May-2014	ug/L	<0.153		<0.14	<0.143	<0.141	<0.141		<0.14	<0.138			<0.141	<0.141										<0.134		<0.14													
Hexachloroethane	Dec-2014	ug/L		<0.143								<0.13																													
Hexachloroethane	May-2015	ug/L																															<0.13							
Hexachloroethane	Oct-2015	ug/L		<0.143								<0.141			<0.131																									
Hexachloroethane	Nov-2015	ug/L	<0.144		<0.141		<0.149	<0.137						<0.148										<0.146	<0.143	<0.144		<0.143													
Hexachloroethane	Dec-2015	ug/L				<0.143				<0.146	<0.151																<0.149													
Hexachloroethane	Oct-2016	ug/L																					<0.133																		
Hexachloroethane	Nov-2016	ug/L															<0.13	<0.13	<0.13																						
Hexachloroethane	Oct-2018	ug/L																											<0.141												
Hexachloroethane	Jan-2019	ug/L																											<0.144												
Hexachloroethane	Jul-2020	ug/L																												<13.7											
Hexachloroethane	Oct-2020	ug/L	<1.35			<1.37	<1.37	<1.41		<1.37	<1.37	<1.37		<1.37	<1.37									<1.37	<1.37	<1.37	<1.37	<1.37													
Hexachloroethane	Jun-2021	ug/L																				<1.44																			
Hexachloroethane	Apr-2022	ug/L			<1.15																													<1.05						
Hexachloroethane	Oct-2022	ug/L																				<0.951								<0.951				<0.990						
Hexachloropropene	Apr-2009	ug/L				<10																																			
Hexachloropropene	Jul-2009	ug/L										<10																													
Hexachloropropene	Apr-2010	ug/L				<10						<10																													
Hexachloropropene	Jun-2012	ug/L																						<1.64		<1.64															
Hexachloropropene	Aug-2012	ug/L																										<1.64												
Hexachloropropene	May-2013	ug/L	<1.67	<1.66			<1.86	<1.73		<1.67	<1.67			<1.67	<1.71									<1.76	<1.74	<1.74	<1.76														
Hexachloropropene	Aug-2013	ug/L			<1.74																																			
Hexachloropropene	Nov-2013	ug/L																										<1.67												
Hexachloropropene	May-2014	ug/L	<1.93		<1.76	<1.8	<1.78	<1.78		<1.76	<1.74			<1.78	<1.78										<1.69		<1.76													
Hexachloropropene	Dec-2014	ug/L		<1.8								<1.64																													
Hexachloropropene	May-2015	ug/L																															<1.64							
Hexachloropropene	Oct-2015	ug/L		<1.8								<1.78			<1.66																									
Hexachloropropene	Nov-2015	ug/L	<1.82		<1.78		<1.89	<1.73						<1.86										<1.84	<1.8	<1.82		<1.8												
Hexachloropropene	Dec-2015	ug/L				<1.8				<1.84	<1.91																<1.89													
Hexachloropropene	Oct-2016	ug/L																					<1.67																		
Hexachloropropene	Nov-2016	ug/L															<1.64	<1.64	<1.64																						
Hexachloropropene	Oct-2018	ug/L																											<1.66												
Hexachloropropene	Jan-2019	ug/L																											<1.69												
Hexachloropropene	Jul-2020	ug/L																												<16.8											
Hexachloropropene	Oct-2020	ug/L	<1.67			<1.68	<1.68	<1.74		<1.68	<1.68	<1.68		<1.68	<1.68									<1.68	<1.68	<1.68	<1.68	<1.68													
Hexachloropropene	Jun-2021	ug/L																				<1.78																			
Hexachloropropene	Apr-2022	ug/L			<3.10																													<2.83						
Hexachloropropene	Oct-2022	ug/L																				<2.55								<2.55				<2.65						
Indeno[1,2,3-cd]pyrene	Apr-2009	ug/L				<10																																			
Indeno[1,2,3-cd]pyrene	Jul-2009	ug/L										<10																													
Indeno[1,2,3-cd]pyrene	Apr-2010	ug/L				<10						<10																													
Indeno[1,2,3-cd]pyrene	Jun-2012	ug/L																						<0.24		<0.24															
Indeno[1,2,3-cd]pyrene	Aug-2012	ug/L																										<0.24												
Indeno[1,2,3-cd]pyrene	May-2013	ug/L	<0.245	<0.242			<0.273	<0.253		<0.245	<0.245			<0.245	<0.25									<0.258	<0.255	<0.255	<0.258														
Indeno[1,2,3-cd]pyrene	Aug-2013	ug/L			<0.255																																			
Indeno[1,2,3-cd]pyrene	Nov-2013	ug/L																										<0.245												
Indeno[1,2,3-cd]pyrene	May-2014	ug/L	<0.282		<0.258	<0.264	<0.261	<0.261		<0.258	<0.255			<0.261	<0.261										<0.247		<0.258													
Indeno[1,2,3-cd]pyrene	Dec-2014	ug/L		<0.264								<0.24																													
Indeno[1,2,3-cd]pyrene	May-2015	ug/L																															<0.24							
Indeno[1,2,3-cd]pyrene	Oct-2015	ug/L		<0.264								<0.261			<0.242																									
Indeno[1,2,3-cd]pyrene	Nov-2015	ug/L	<0.267		<0.261		<0.276	<0.253						<0.273										<0.27	<0.264	<0.267		<0.264													
Indeno[1,2,3-cd]pyrene	Dec-2015	ug/L				<0.264				<0.27	<0.279																<0.276													
Indeno[1,2,3-cd]pyrene	Oct-2016	ug/L																					<0.245																		
Indeno[1,2,3-cd]pyrene	Nov-2016	ug/L															<0.24	<0.24	<0.24																						
Indeno[1,2,3-cd]pyrene	Oct-2018	ug/L																											<1.48												
Indeno[1,2,3-cd]pyrene	Jan-2019	ug/L																											<1.52												
Indeno[1,2,3-cd]pyrene	Jul-2020	ug/L																												<21.1											
Indeno[1,2,3-cd]pyrene	Oct-2020	ug/L	<2.08			<2.11	<2.11	<2.17		<2.11	<2.11	<2.11		<2.11	<2.11									<2.11	<2.11	<2.11	<2.11	<2.11													
Indeno[1,2,3-cd]pyrene	Jun-2021	ug/L																				<2.22																			
Indeno[1,2,3-cd]pyrene	Apr-2022	ug/L			<5.00																													<4.57						
Indeno[1,2,3-cd]pyrene	Oct-2022	ug/L																				<4.12								<4.12				<4.29						
Iodomethane	Oct-2007	ug/L	<10	<10	<10	<10	<10	<10	<10			<10	<10	<10	<10	<10	<10																								
Iodomethane	Feb-2008	ug/L	<10	<10	<10	<10	<10	<10	<10			<10	<10	<10	<10	<10	<10																								
Iodomethane	Apr-2008	ug/L	<10	<10	<10	<10	<10	<10	<10			<10	<10	<10	<10	<10	<10																								
Iodomethane	Jul-2008	ug/L	<10	<10	<10	<10	<10	<10	<10			<10	<10	<10	<10	<10	<10																								
Iodomethane	Oct-2008	ug/L	<10	<10	<10	<10	<10	<10	<10			<10	<10	<10	<10	<10	<10																								
Iodomethane	Jan-2009	ug/L	<10	<10	<10	<10	<10	<10	<10			<10	<10	<10	<10	<10	<10																								
Iodomethane	Apr-2009	ug/L	<20	<20	<20	<20	<20	<20	<20			<20	<20	<20	<20	<20	<20																								
Iodomethane	Jul-2009	ug/L	<10	<50	<10	<10	<10	<50	<50			<50	<50	<50	<50	<10	<50																								
Iodomethane	Oct-2009	ug/L	<20	<20	<10	<10	<10	<10	<10			<10	<10	<20	<10	<10	<10																								
Iodomethane	Dec-2009	ug/L														<20	<20																								
Iodomethane	Feb-2010	ug/L														<10	<10																								
Iodomethane	Apr-2010	ug/L	<10	<10	<10	<10	<10	<10	<10			<10	<10	<10	<10	<10	<10																								
Iodomethane	Oct-2010	ug/L	<10	<10	<10	<10	<10	<10	<10			<10	<10	<10	<10	<10	<10																								
Iodomethane	Feb-2011	ug/L																																							
Iodomethane	Apr-2011	ug/L	<10	<10	<10	<10	<10	<10	<10			<10	<10	<10	<10	<10	<10																								

Notes:
"J" Indicates the constituent was detected between the method detection limit and the reporting limit and is considered estimated.

DMASWA Landfill
Permit No. 31-SDP-02-75P

Table 9
Analytical Data Summary
2024 Annual Water Quality Report

Constituent	Month-Year	units	MW-102A	P-102BR	MW-103A	MW-104A	MW-105A	P-105B	MW-108A	MW-108AR	MW-109ARR	P-108B	MW-109AR	MW-114AR	P-114BR	MW-120AR	P-120B	MW-124A	MW-124B	MW-126A	MW-130A	MW-137A	MW-138A	MW-201A	MW-202A	MW-203A	MW-204A	OW-301A	OW-306AR	MW-401A	MW-402A	MW-403A	P-403B	MW-404A	MW-501A	MW-502A	P-503B	P-504B	MW-505A	MW-604	MW-605
Iodomethane	Jun-2011	ug/L																																							
Iodomethane	Aug-2011	ug/L																																							
Iodomethane	Oct-2011	ug/L	<10	<10	<10	<10	<10	<10	<10			<10	<10	<10	<10	<10	<10					<10						<10													
Iodomethane	Feb-2012	ug/L								<0.8	<0.8											<0.8		<0.8	<0.8	<0.8	<0.8														
Iodomethane	Apr-2012	ug/L	<0.8	<0.8	<0.8	<0.8	<0.8	<0.8		<0.8	<0.8	<0.8		<0.8	<0.8	<0.8	<0.8					<0.8		<0.8	<0.8	<0.8	<0.8	<0.8													
Iodomethane	Jun-2012	ug/L								<0.8	<0.8											<0.8		<0.8	<0.8	<0.8	<0.8														
Iodomethane	Aug-2012	ug/L								<0.8	<0.8								<0.8			<0.8	<0.8	<0.8	<0.8	<0.8	<0.8	<0.8													
Iodomethane	Oct-2012	ug/L	<0.8	<0.8	<0.8	<0.8	<0.8	<0.8		<0.8	<0.8	<0.8		<0.8	<0.8	<0.8	<0.8		<0.8			<0.8	<0.8	<0.8	<0.8	<0.8	<0.8	<0.8													
Iodomethane	Nov-2012	ug/L																											<0.8	<0.8	<0.8	<0.8	<0.8							
Iodomethane	Feb-2013	ug/L																					<0.8						<0.8	<0.8	<0.8	<0.8	<0.8							
Iodomethane	May-2013	ug/L	<0.8	<0.8	<0.8	<0.8	<0.8	**7.85J**		<0.8	<0.8	<0.8		<0.8	<0.8	<0.8	<0.8	<0.8	<0.8	**7.85J**	<0.8	<0.8	<0.8	<0.8	<0.8	<0.8	<0.8	<0.8		<0.8	<0.8	<0.8	<0.8	<0.8						
Iodomethane	Jun-2013	ug/L																<0.8	<0.8				<0.8							<0.8	<0.8	<0.8	<0.8	<0.8							
Iodomethane	Aug-2013	ug/L			<0.8													<0.8	<0.8	<0.8	<0.8		<0.8							<0.8	<0.8	<0.8	<0.8	<0.8							
Iodomethane	Nov-2013	ug/L	<0.8	<0.8	<0.8	<0.8	<0.8	<0.8			<0.8	<0.8		<0.8	<0.8		<0.8		<0.8	<0.8	<0.8	<0.8	<0.8	<0.8	<0.8	<0.8	<0.8	<0.8		<0.8	<0.8	<0.8	<0.8	<0.8							
Iodomethane	Jan-2014	ug/L																	<0.8	<0.8	<0.8		<0.8																		
Iodomethane	May-2014	ug/L	<0.8	<0.8	<0.8	<0.8	<0.8	<0.8		<0.8	<0.8	<0.8		<0.8	<0.8			<0.8	<0.8	<0.8		<0.8		<0.8	<0.8	<0.8	<0.8			<0.8	<0.8	<0.8	<0.8	<0.8							
Iodomethane	Jun-2014	ug/L														<0.8	<0.8			<0.8			<0.8																	
Iodomethane	Jul-2014	ug/L																<0.8	<0.8																						
Iodomethane	Sep-2014	ug/L																																							
Iodomethane	Nov-2014	ug/L	<0.8							<0.8	<0.8			<0.8	<0.8		<0.8		<0.8	<0.8		<0.8	<0.8	<0.8	<0.8	<0.8						<0.8	<0.8								
Iodomethane	Dec-2014	ug/L		<0.8	<0.8	<0.8	<0.8	<0.8				<0.8				<0.8										<0.8			<0.8	<0.8	<0.8										
Iodomethane	May-2015	ug/L					<0.8											<0.8		<0.8									<0.8	<0.8	<0.8	<0.8									
Iodomethane	Jan-2015	ug/L	<0.8	<0.8	<0.8	<0.8		<0.8		<0.8	<0.8	<0.8		<0.8	<0.8	<0.8	<0.8	<0.8	<0.8			<0.8	<0.8	<0.8	<0.8	<0.8	<0.8				<0.8			<0.8							
Iodomethane	Oct-2015	ug/L		<0.8						<0.8		<0.8			<0.8	<0.8	<0.8		<0.8	<0.8		<0.8																		
Iodomethane	Nov-2015	ug/L	<0.8		<0.8		<0.8	<0.8						<0.8				<0.8						<0.8	<0.8	<0.8		<0.8		<0.8	<0.8	<0.8		<0.8							
Iodomethane	Dec-2015	ug/L				<0.8				<0.8	<0.8																<0.8						<0.8		<0.8	<0.8	<0.8	<0.8	<0.8		
Iodomethane	Mar-2016	ug/L																																		<0.8	<0.8	<0.8	<0.8	<0.8		
Iodomethane	May-2016	ug/L			<0.8	<0.8	<0.8	<0.8		<0.8	<0.8	<0.8		<0.8	<0.8			<0.8	<0.8			<0.8	<0.8	<0.8	<0.8	<0.8	<0.8			<0.8	<0.8		<0.8	<0.8	<0.8	<0.8					
Iodomethane	Jun-2016	ug/L	<0.8	<0.8												<0.8	<0.8															<0.8	<0.8				<0.8	<0.8	<0.8		
Iodomethane	Oct-2016	ug/L	<0.8		<0.8	<0.8					<0.8			<0.8	<0.8	<0.8						<0.8	<0.8	<0.8	<0.8	<0.8	<0.8	<0.8		<0.8	<0.8	<0.8	<0.8	<0.8	<0.8			<0.8	<0.8		
Iodomethane	Nov-2016	ug/L		<0.8			<0.8	<0.8		<0.8		<0.8					<0.8	<0.8	<0.8																<0.8				<0.8		
Iodomethane	Jan-2017	ug/L																																	<0.8						
Iodomethane	Apr-2017	ug/L	<0.8	<0.8	<0.8	<0.8	<0.8	<0.8		<0.8	<0.8	<0.8		<0.8	<0.8	<0.8	<0.8	<0.8	<0.8			<0.8	<0.8	<0.8	<0.8	<0.8	<0.8	<0.8		<0.8	<0.8	<0.8	<0.8	<0.8	<0.8	<0.8	<0.8	<0.8	<0.8		
Iodomethane	Jul-2017	ug/L																																						
Iodomethane	Oct-2017	ug/L	<0.800	<0.800	<0.800	<0.800	<0.800	<0.800		<0.800	<0.800	<0.800		<0.800	<0.800	<0.800	<0.800	<0.800	<0.800			<0.800	<0.800	<0.800	<0.800	<0.800	<0.800	<0.800		<0.800	<0.800	<0.800	<0.800	<0.800	<0.800	<0.800	<0.800				
Iodomethane	Apr-2018	ug/L	<0.800	<0.800	<0.800	<0.800	<0.800	<0.800		<0.800	<0.800	<0.800		<0.800	<0.800	<0.800	<0.800	<0.800	<0.800			<0.800	<0.800	<0.800	<0.800	<0.800	<0.800	<0.800		<0.800	<0.800	<0.800	<0.800	<0.800	<0.800	<0.800	<0.800				
Iodomethane	Oct-2018	ug/L	<7.00	<7.00	<7.00	<7.00	<7.00	<7.00		<7.00	<7.00	<7.00		<7.00	<7.00	<7.00	<7.00	<7.00	<7.00			<7.00	<7.00	<7.00	<7.00	<7.00	<7.00	<7.00	<7.00	<7.00	<7.00	<7.00	<7.00	<7.00	<7.00	<7.00	<7.00				
Iodomethane	Jan-2019	ug/L																											<7.00											
Iodomethane	Apr-2019	ug/L	<7.00	<7.00	<7.00	<7.00	<7.00	<7.00		<7.00	<7.00	<7.00		<7.00	<7.00	<7.00	<7.00	<7.00	<7.00			<7.00	<7.00	<7.00	<7.00	<7.00	<7.00	<7.00		<7.00	<7.00	<7.00	<7.00	<7.00	<7.00	<7.00	<7.00			<7.00	<7.00
Iodomethane	Nov-2019	ug/L	<7.00	<7.00	<7.00	<7.00	<7.00	<7.00		<7.00	<7.00	<7.00		<7.00	<7.00	<7.00	<7.00	<7.00	<7.00			<7.00	<7.00	<7.00	<7.00	<7.00	<7.00	<7.00		<7.00	<7.00	<7.00	<7.00	<7.00	<7.00	<7.00	<7.00			<7.00	<7.00
Iodomethane	Apr-2020	ug/L	<7.00	<7.00	<7.00	<7.00	<7.00	<7.00		<7.00	<7.00	<7.00		<7.00	<7.00	<7.00	<7.00	<7.00	<7.00			<7.00		<7.00	<7.00	<7.00	<7.00	<7.00		<7.00	<7.00	<7.00	<7.00	<7.00	<7.00	<7.00	<7.00		<7.00	<7.00	<7.00
Iodomethane	Jul-2020	ug/L			<7.00	<7.00	<7.00									<7.00								<7.00	<7.00	<7.00	<7.00			<7.00									<7.00	<7.00	<7.00
Iodomethane	Oct-2020	ug/L	<7.00	<7.00	<7.00	<7.00	<7.00	<7.00		<7.00	<7.00	<7.00		<7.00	<7.00	<7.00	<7.00					<7.00		<7.00	<7.00	<7.00	<7.00	<7.00		<7.00	<7.00	<7.00	<7.00	<7.00	<7.00	<7.00	<7.00	<7.00	<7.00	<7.00	<7.00
Iodomethane	Jan-2021	ug/L			<7.00	<7.00	<7.00									<7.00								<7.00	<7.00	<7.00	<7.00												<7.00	<7.00	<7.00
Iodomethane	Apr-2021	ug/L	<7.00	<7.00	<7.00			<7.00		<7.00	<7.00	<7.00		<7.00	<7.00	<7.00	<7.00					<7.00		<7.00	<7.00		<7.00	<7.00		<7.00	<7.00	<7.00	<7.00	<7.00	<7.00	<7.00	<7.00	<7.00	<7.00	<7.00	<7.00
Iodomethane	Jun-2021	ug/L																				<7.00																		
Iodomethane	Oct-2021	ug/L	<7.00	<7.00	<7.00	<7.00	<7.00	<7.00			<7.00	<7.00		<7.00	<7.00	<7.00	<7.00					<7.00		<7.00	<7.00	<7.00	<7.00	<7.00	<7.00	<7.00	<7.00	<7.00	<7.00	<7.00	<7.00	<7.00	<7.00	<7.00	<7.00	<7.00	<7.00
Iodomethane	Apr-2022	ug/L	<7.00	<7.00	<7.00	<7.00	<7.00	<7.00		<7.00	<7.00	<7.00		<7.00	<7.00	<7.00	<7.00					<7.00		<7.00	<7.00	<7.00	<7.00	<7.00	<7.00	<7.00	<7.00	<7.00	<7.00	<7.00	<7.00	<7.00	<7.00	<7.00	<7.00	<7.00	<7.00
Iodomethane	Oct-2022	ug/L	<7.00		<7.00	<7.00	<7.00	<7.00			<7.00	<7.00		<7.00	<7.00	<7.00	<7.00					<7.00		<7.00	<7.00	<7.00	<7.00	<7.00	<7.00	<7.00	<7.00	<7.00		<7.00	<7.00	<7.00	<7.00	<7.00	<7.00	<7.00	<7.00
Iodomethane	Apr-2023	ug/L	<7.00		<7.00	<7.00	<7.00	<7.00		<7.00	<7.00	<7.00		<7.00	<7.00	<7.00	<7.00					<7.00		<7.00	<7.00	<7.00	<7.00	<7.00	<7.00	<7.00	<7.00	<7.00		<7.00	<7.00	<7.00	<7.00	<7.00	<7.00	<7.00	<7.00
Iron	Nov-2019	mg/L										<0.0660		<0.0660	**0.118**								<0.0660		**1.57**			**0.187**	**0.668**	**1.66**	**1.95**	<0.0660								<0.0660
Iron	Nov-2019	ug/L			<66.0	**4340**	**5190**									**106**		<66.0						**2600**		**489**	**93.3J**												<66.0	
Iron	Apr-2020	ug/L			**53J**											**114**									**1060**														<50.0	<50.0
Iron	Apr-2020	mg/L				**2.53**	**4.94**											<0.0500						<0.0500		**0.453**	**0.178**												<0.0500	
Iron	Jul-2020	mg/L				**3.78**	**5.61**									**0.0655J**											<0.0500												<0.0500	<0.0500	**0.156**
Iron	Jul-2020	ug/L			**211**																			**394**	**1010**	**170**															
Iron	Oct-2020	ug/L			**80.7J**	**1760**	**2790**																	**552**	**1750**	**1210**	**165**												<50.0	<50.0	<50.0
Iron	Jan-2021	mg/L			**0.148**	**2.81**	**4.53**									**0.0539J**								**1.28**	**2.49**	**0.853**	**0.143**												<0.0500	<0.0500	<0.0500
Iron	Apr-2021	mg/L	**16.4**	**0.29**	<0.0360			**0.517**		**0.143**	**2.84**	**0.117**		<0.0360	**0.0657J**	**0.0861J**	**0.516**					**2.91**		**0.0456J**	**4.94**		**0.0405J**	**2.35**	**0.146**	**0.28**	**9.71**	**0.0627J**	**2.59**	**0.699**	**0.26**	**0.78**	**0.331**	**1.67**	**0.22**	<0.0360	<0.0360
Iron	Oct-2021	mg/L				**4.15**	**1.88**																			**0.207J**													<0.0360	<0.0360
Iron	Apr-2022	mg/L	**13.6**	**0.294**		**2.81**	**17.9**	**0.106**		**0.099J**	**10.1**	<0.0360		**0.0501J**	<0.0360	**0.0875J**	**0.696**					**0.07J**		**6.15**	**1.23**	**0.293**	**0.0396J**	**28.1**	**0.315**	**0.445**	**2.34**	<0.0360	**1.79**	**0.33**		**0.569**	**0.566**	**2.24**	**0.548**	<0.0360	<0.0360
Iron	Oct-2022	mg/L				**6.15**	**1.15**																			**1.82**													<0.0360	<0.0360
Iron	Apr-2023	mg/L				**4.40**	**17.9**																			**0.929**													<0.0360	**0.0851J**
Isobutanol	Apr-2009	ug/L				<20																																		
Isobutanol	Jul-2009	ug/L										<10																												
Isobutanol	Apr-2010	ug/L				<10						<10																												
Isobutanol	Jun-2012	ug/L																						<177		<177														
Isobutanol	Aug-2012	ug/L																									<177													
Isobutanol	May-2013	ug/L	<177	<177			<177	<177		<177	<177			<177	<177									<177	<177	<177	<177													
Isobutanol	Aug-2013	ug/L			<177																																			
Isobutanol	Nov-2013	ug/L																									<177													
Isobutanol	May-2014	ug/L	<177		<177	<177	<177	<177		<177	<177			<177	<177										<177		<177													
Isobutanol	Dec-2014	ug/L		<177000								<177000																												
Isobutanol	May-2015	ug/L																																**2560J**						
Isobutanol	Jul-2015	ug/L																																<177						
Isobutanol	Oct-2015	ug/L		<177								<177			<177																									
Isobutanol	Nov-2015	ug/L	<177		**256J**		**285J**	**682J**						<177										<177	<177	<177		**340J**													
Isobutanol	Dec-2015	ug/L			<177					<177	<177																<177							<177						
Isobutanol	Oct-2016	ug/L			<354																		<177				<177							<177						
Isobutanol	Nov-2016	ug/L					<177	<177									<177	<177	<177																					
Isobutanol	Oct-2018	mg/L																											<0.177											
Isobutanol	Jan-2019	mg/L																											<0.177											
Isobutanol	Jul-2020	mg/L																												<0.553										
Isobutanol	Oct-2020	mg/L	<0.553			<0.553	<0.553	<0.553		<0.553	<0.553	<0.553		<0.553	<0.553									<0.553	<0.553	<0.553	<0.553	<0.553												
Isobutanol	Jun-2021	mg/L																				<0.553																		
Isobutanol	Apr-2022	mg/L			<0.553																														<0.553					
Isobutanol	Oct-2022	mg/L																				<0.553								<0.553					<0.553					
Isodrin	Apr-2009	ug/L				<10																																		
Isodrin	Jul-2009	ug/L										<10																												
Isodrin	Apr-2010	ug/L				<10						<10																												
Isodrin	Jun-2012	ug/L																						<0.38		<0.38														
Isodrin	Aug-2012	ug/L																									<0.38													
Isodrin	May-2013	ug/L	<0.388	<0.384			<0.432	<0.4		<0.388	<0.388			<0.388	<0.396									<0.409	<0.404	<0.404	<0.409													
Isodrin	Aug-2013	ug/L			<0.404																																			
Isodrin	Nov-2013	ug/L																									<0.388													
Isodrin	May-2014	ug/L	<0.447		<0.409	<0.418	<0.413	<0.413		<0.409	<0.404			<0.413	<0.413										<0.392		<0.409													
Isodrin	Dec-2014	ug/L		<0.418								<0.38																												
Isodrin	May-2015	ug/L																																<0.38						
Isodrin	Oct-2015	ug/L		<0.418								<0.413			<0.384																									
Isodrin	Nov-2015	ug/L	<0.422		<0.413		<0.437	<0.4						<0.432										<0.427	<0.418	<0.422		<0.418													
Isodrin	Dec-2015	ug/L				<0.418				<0.427	<0.442																<0.437													
Isodrin	Oct-2016	ug/L																					<0.388																	
Isodrin	Nov-2016	ug/L															<0.38	<0.38	<0.38																					
Isodrin	Oct-2018	ug/L																											<0.384											
Isodrin	Jan-2019	ug/L																											<0.392											
Isodrin	Jul-2020	ug/L																												<6.11										
Isodrin	Oct-2020	ug/L	<0.604			<0.611	<0.611	<0.630		<0.611	<0.611	<0.611		<0.611	<0.611									<0.611	<0.611	<0.611	<0.611	<0.611												
Isodrin	Jun-2021	ug/L																				<0.644																		
Isodrin	Apr-2022	ug/L			<5.60																														<5.11					
Isodrin	Oct-2022	ug/L																				<4.61								<4.61					<4.80					
Isophorone	Apr-2009	ug/L				<10																																		
Isophorone	Jul-2009	ug/L										<10																												
Isophorone	Apr-2010	ug/L				<10						<10																												
Isophorone	Jun-2012	ug/L																						<0.22		<0.22														
Isophorone	Aug-2012	ug/L																									<0.22													
Isophorone	May-2013	ug/L	<0.224	<0.222			<0.25	<0.232		<0.224	<0.224			<0.224	<0.229									<0.237	<0.234	<0.234	<0.237													
Isophorone	Aug-2013	ug/L			<0.234																																			
Isophorone	Nov-2013	ug/L																									<0.224													

Notes:
"J" Indicates the constituent was detected between the method detection limit and the reporting limit and is considered estimated.

DMASWA Landfill
Permit No. 31-SDP-02-75P

Table 9
Analytical Data Summary
2024 Annual Water Quality Report

Constituent	Month-Year	units	MW-102A	P-102BR	MW-103A	MW-104A	MW-105A	P-105B	MW-108A	MW-108AR	MW-109ARR	P-108B	MW-109AR	MW-114AR	P-114BR	MW-120AR	P-120B	MW-124A	MW-124B	MW-126A	MW-130A	MW-137A	MW-138A	MW-201A	MW-202A	MW-203A	MW-204A	OW-301A	OW-306AR	MW-401A	MW-402A	MW-403A	P-403B	MW-404A	MW-501A	MW-502A	P-503B	P-504B	MW-505A	MW-604	MW-605
Isophorone	May-2014	ug/L	<0.259		<0.237	<0.242	<0.239	<0.239		<0.237	<0.234			<0.239	<0.239										<0.227		<0.237															
Isophorone	Dec-2014	ug/L		<0.242								<0.22																														
Isophorone	May-2015	ug/L																														<0.22									
Isophorone	Oct-2015	ug/L		<0.242								<0.239			<0.222																										
Isophorone	Nov-2015	ug/L	<0.244		<0.239		<0.253	<0.232						<0.25										<0.247	<0.242	<0.244		<0.242														
Isophorone	Dec-2015	ug/L				<0.242				<0.247	<0.256																<0.253														
Isophorone	Oct-2016	ug/L																					<0.224																		
Isophorone	Nov-2016	ug/L															<0.22	<0.22	<0.22																						
Isophorone	Oct-2018	ug/L																										<0.222													
Isophorone	Jan-2019	ug/L																										<0.227													
Isophorone	Jul-2020	ug/L																											<10.4												
Isophorone	Oct-2020	ug/L	<1.03			<1.04	<1.04	<1.08		<1.04	<1.04	<1.04		<1.04	<1.04									<1.04	<1.04	<1.04	<1.04	<1.04														
Isophorone	Jun-2021	ug/L																				<1.10																			
Isophorone	Apr-2022	ug/L			<1.11																													<1.01							
Isophorone	Oct-2022	ug/L																				<0.912							<0.912					<0.949							
Isosafrole	Apr-2009	ug/L				<10																																			
Isosafrole	Jul-2009	ug/L										<10																													
Isosafrole	Apr-2010	ug/L				<10						<10																													
Isosafrole	Jun-2012	ug/L																						<0.18		<0.18															
Isosafrole	Aug-2012	ug/L																										<0.18												
Isosafrole	May-2013	ug/L	<0.184	<0.182			<0.205	<0.189		<0.184	<0.184			<0.184	<0.188									<0.194	<0.191	<0.191	<0.194														
Isosafrole	Aug-2013	ug/L			<0.191																																				
Isosafrole	Nov-2013	ug/L																										<0.184													
Isosafrole	May-2014	ug/L	<0.212		<0.194	<0.198	<0.196	<0.196		<0.194	<0.191			<0.196	<0.196										<0.186		<0.194														
Isosafrole	Dec-2014	ug/L		<0.198								<0.18																													
Isosafrole	May-2015	ug/L																														<0.18									
Isosafrole	Oct-2015	ug/L		<0.198								<0.196			<0.182																										
Isosafrole	Nov-2015	ug/L	<0.2		<0.196		<0.207	<0.189						<0.205										<0.202	<0.198	<0.2		<0.198														
Isosafrole	Dec-2015	ug/L				<0.198				<0.202	<0.209																<0.207														
Isosafrole	Oct-2016	ug/L																					<0.184																		
Isosafrole	Nov-2016	ug/L															<0.18	<0.18	<0.18																						
Isosafrole	Oct-2018	ug/L																										<0.182													
Isosafrole	Jan-2019	ug/L																										<0.186													
Isosafrole	Jul-2020	ug/L																											<5.26												
Isosafrole	Oct-2020	ug/L	<0.521			<0.526	<0.526	<0.543		<0.526	<0.526	<0.526		<0.526	<0.526									<0.526	<0.526	<0.526	<0.526	<0.526														
Isosafrole	Jun-2021	ug/L																				<0.556																			
Isosafrole	Apr-2022	ug/L			<2.74																													<2.50							
Isosafrole	Oct-2022	ug/L																				<2.25							<2.25					<2.35							
Kepone	Apr-2009	ug/L				<10																																			
Kepone	Jul-2009	ug/L										<10																													
Kepone	Apr-2010	ug/L				<10						<10																													
Kepone	Jun-2012	ug/L																						<0.24		<0.24															
Kepone	Aug-2012	ug/L																										<0.24													
Kepone	May-2013	ug/L	<0.245	<0.242			<0.273	<0.253		<0.245	<0.245			<0.245	<0.25									<0.258	<0.255	<0.255	<0.258														
Kepone	Aug-2013	ug/L			<0.255																																				
Kepone	Nov-2013	ug/L																										<0.245													
Kepone	May-2014	ug/L	<0.282		<0.258	<0.264	<0.261	<0.261		<0.258	<0.255			<0.261	<0.261										<0.247		<0.258														
Kepone	Dec-2014	ug/L		<0.264								<0.24																													
Kepone	May-2015	ug/L																														<0.24									
Kepone	Oct-2015	ug/L		<0.264								<0.261			<0.242																										
Kepone	Nov-2015	ug/L	<0.267		<0.261		<0.276	<0.253						<0.273										<0.27	<0.264	<0.267		<0.264														
Kepone	Dec-2015	ug/L				<0.264				<0.27	<0.279																<0.276														
Kepone	Oct-2016	ug/L																					<0.245																		
Kepone	Nov-2016	ug/L															<0.24	<0.24	<0.24																						
Kepone	Oct-2018	ug/L																										<0.242													
Kepone	Jan-2019	ug/L																										<0.247													
Kepone	Jul-2020	ug/L																											<18.9												
Kepone	Oct-2020	ug/L	<1.88			<1.89	<1.89	<1.96		<1.89	<1.89	<1.89		<1.89	<1.89									<1.89	<1.89	<1.89	<1.89	<1.89														
Kepone	Jun-2021	ug/L																				<2.00																			
Kepone	Apr-2022	ug/L			<1.19																													<1.09							
Kepone	Oct-2022	ug/L																				<0.980							<0.980					<1.02							
Lead	Oct-2007	ug/L	<4	<4	<4	<4	<4	<4	**98.8**			**14.6**	<4	**173**	<4	**5.75**	<4																										
Lead	Feb-2008	ug/L	<4	**5.88**	**5.58**	<4	<4	<4	**11**			**11.3**	<4	**73.7**	<4	**4.49**	<4																										
Lead	Apr-2008	ug/L	<4	<4	**4.79**	<4	<4	<4	**33.2**			**31.2**	**6.84**	**25.4**	<4	<4	<4																										
Lead	Jul-2008	ug/L	<4	<4	<4	<4	<4	<4	**15.9**			**14.2**	<4	**170**	<4	<4	<4																										
Lead	Oct-2008	ug/L	<4	<4	<4	<4	**15.8**	<4	**7.4**			**14.3**	<4	**19**	<4	<4	<4																										
Lead	Jan-2009	ug/L	<4	<4	**4.34**	<4	**4.47**	<4	**61.2**			**21.5**	**17.4**	**83.9**	<4	<4	<4																										
Lead	Apr-2009	ug/L	<4	<4	<4	<4	<4	<4	**8.6**			**14.6**	<4	**18.5**	<4	<4	<4																										
Lead	Jul-2009	ug/L	<4	<4	<4	<4	<4	<4	<4			**97.7**	<4	**18.1**	<4	<4	<4																										
Lead	Oct-2009	ug/L	<4	<4	<4	<4	<4	<4	**12.1**			**13.9**	<4	**10.2**	<4	**5.54**	<4																										
Lead	Dec-2009	ug/L														**6.36**	<4																										
Lead	Feb-2010	ug/L														**6.51**	<4																										
Lead	Apr-2010	ug/L	<4	<4	<4	<4	<4	<4	**7.7**			**18.4**	**25.8**	**12.6**	<4	**9.24**	<4																										
Lead	Oct-2010	ug/L	**4.84**	**4.06**	<4	**7.11**	<4	<4	**15.8**			**12.2**	**18**	**20.1**	<4	<4	<4																										
Lead	Feb-2011	ug/L																																								
Lead	Apr-2011	ug/L	**6.28**	<4	<4	**6.26**	<4	<4	<4			**8.99**	**7.81**	**9.46**	<4	**6.15**	<4																										
Lead	Jun-2011	ug/L																																								
Lead	Aug-2011	ug/L																																								
Lead	Oct-2011	ug/L	**3.43J**	**14.4**	<4	**5.43**	**11.8**	<4	**16.9**			**10.2**	**23.7**	**19.3**	**2.95J**	**3.5J**	<4																										
Lead	Feb-2012	ug/L								**1.14J**	<1											<1		**5.95**	**3.49J**	<1	**5.61**														
Lead	Apr-2012	ug/L	**1.57J**	<0.804	**3J**	**1.3J**	**3.08J**	<0.804		**57**	**9.86**	**5.34**		**14.6**	**1.08J**	**5.19**	<0.804					**2.83J**		**2.59J**	**1.73J**	**10.9**	**14.8**	**2.36J**														
Lead	Jun-2012	ug/L								**53.3**	**24.2**											**10.4**		**4.6J**	<0.821	**7.28J**	**10.8J**														
Lead	Aug-2012	ug/L								**40**	**9.68**								**5.5**			**1.85J**	<0.821	<0.821	**1.49J**	**16.9**	**4.58**	**1.59J**													
Lead	Oct-2012	ug/L	**5.65**	**2.59J**	**12.1**	**2.64J**	**10.8**	<0.821		**25.7**	**2.73J**	<0.821		**15.4**	**1.2J**	<0.821	**1.44J**		**3.99J**			**7.16**	<0.821	**3.08J**	**4.94**	**6.15**	**12.1**	<0.821														
Lead	Nov-2012	ug/L																											**14.3**	**5.47**	**1.79J**	<0.821	**5.67**								
Lead	Feb-2013	ug/L																					<0.821						**10.2**	**1.26J**	<0.821	**2.56J**	**6.38**								
Lead	May-2013	ug/L	**2.85**	<1.04	<1.04	<1.04	**2.02J**	<1.04		**28.2**	<1.04	**3.3**		**2.65**	<1.04	**2.97**	<1.04	<1.04	**3.37**	**4.24**	<1.04	**1.22J**	<1.04	<1.04	<1.04	<1.04	**1.25J**	<1.04		**13.2**	**2.77**	**3.55**	<1.04	**11**							
Lead	Jun-2013	ug/L																<1.04	**1.82J**				<1.04						**11.5**	<2.07	**2.65J**	<2.07	**4.51J**							
Lead	Aug-2013	ug/L			<0.207													**1.54**	**0.615**	**8.97**	**2.84**		<0.207						**1.1**	<0.207	**0.213J**	**0.443J**	**5.03**							
Lead	Nov-2013	ug/L	**1.21**	**1.84**	<0.207	**9.02**	**21.4**	<0.207			**2.3**	**8.73**		**0.249J**	**0.288J**		<0.207		<0.207	**3.62**	**2.26**	**0.572J**	<0.207	**0.545**	**0.959**	**0.332J**	**0.248J**	<0.207		**1.45**	**0.468J**	**0.269J**	**2.47**	**8.03**							
Lead	Jan-2014	ug/L																	**4.4**	**0.637**	**3.09**		<0.18																		
Lead	May-2014	ug/L	**0.311J**	**0.472J**	**0.688J**	<0.18	**0.412J**	<0.18		**1.81**	**0.641J**	**4.65**		**0.676J**	**0.231J**			<0.18	<0.18	**1.72**		<0.18		<0.18	<0.18	**0.197J**	<0.18			**0.485J**	**0.302J**	<0.18	**0.248J**	**1.67**							
Lead	Jun-2014	ug/L													**0.246J**	**0.531J**				**0.254J**			<0.18																	
Lead	Jul-2014	ug/L															**0.263J**	<0.084																							
Lead	Sep-2014	ug/L																																							
Lead	Nov-2014	ug/L	<0.0967							**0.34J**	<0.0967			<0.0967	<0.0967		**0.143J**		<0.0967	**0.265J**		<0.0967	<0.0967	<0.0967	<0.0967	<0.0967				<0.0967	<0.0967										
Lead	Dec-2014	ug/L		**0.282J**	<0.0967	**0.111J**	<0.0967	<0.0967				**1.8**				**0.097J**											<0.0967			**0.107J**	<0.0967	<0.0967									
Lead	May-2015	ug/L					<0.0967													<0.0967									<0.0967		<0.0967	**0.14J**								
Lead	Jun-2015	ug/L	<0.0967	<0.0967	<0.0967	<0.0967		<0.0967		<0.0967	<0.0967	**1.31**		<0.0967	<0.0967	<0.0967	<0.0967		<0.0967			<0.0967	<0.0967	<0.0967	<0.0967	<0.0967	<0.0967				<0.0967			<0.0967							
Lead	Oct-2015	ug/L		<0.0967								**2.41**			<0.0967	**0.1J**	**0.303J**		<0.0967	**0.1J**		<0.0967																			
Lead	Nov-2015	ug/L	<0.0967		**0.448J**		<0.0967	**1.18**						<0.0967				<0.0967						<0.0967	**0.109J**	<0.0967		**0.252J**		**0.528**	<0.0967	**0.154J**		<0.0967							
Lead	Dec-2015	ug/L				<0.0967				**0.192J**	<0.0967																<0.0967						<0.0967		<0.0967	<0.0967	**0.162J**	<0.0967			
Lead	Mar-2016	ug/L																																<0.211	**0.684**	<0.211	<0.211	<0.211			
Lead	May-2016	ug/L								<0.211	<0.211	**0.806**		<0.211	<0.211			<0.211	<0.211			<0.211		<0.211		<0.211	<0.211			**0.36J**	<0.211			<0.211							
Lead	Jun-2016	ug/L	**0.381J**	**0.449J**	**0.288J**	<0.211	<0.211	<0.211								**0.285J**	**0.213J**						<0.211		<0.211							**1.31**	**0.414J**		<0.211	<0.211	<0.211	<0.211	<0.211			
Lead	Oct-2016	ug/L	<0.211		**0.222J**	**0.864**					**0.218J**			<0.211	<0.211	**0.269J**						<0.211	<0.211	**0.274J**	<0.211	<0.211	<0.211	**0.249J**		**0.417J**	**0.234J**	<0.211	<0.211	**0.308J**	**0.241J**		<0.211	<0.211			
Lead	Nov-2016	ug/L		**0.274J**			**4.38**	<0.211		**1**		**1.54**					<0.211	<0.211	**1.21**																	**0.336J**			<0.211			
Lead	Jan-2017	ug/L																																<0.211							
Lead	Apr-2017	ug/L	<0.324	<0.324	<0.324	<0.324	<0.324	<0.324		**0.721**	<0.324	<0.324		<0.324	<0.324	<0.324	<0.324	<0.324	**0.853**			<0.324	<0.324	<0.324	<0.324	<0.324	<0.324	<0.324		<0.324	<0.324	<0.324	<0.324	<0.324	<0.324	<0.324	<0.324	<0.324	<0.324		
Lead	Jul-2017	ug/L																																							
Lead	Oct-2017	ug/L	**0.496J**	<0.324	<0.324	<0.324	<0.324	<0.324		**0.959**	<0.324	**0.827**		<0.324	<0.324	<0.324	<0.324	<0.324	**0.469J**			<0.324	<0.324	<0.324	<0.324	<0.324	<0.324	<0.324		<0.324	<0.324	**0.558**	<0.324	<0.324	<0.324	<0.324	<0.324				
Lead	Dec-2017	ug/L																													<0.324										
Lead	Apr-2018	ug/L	<0.250	<0.250	<0.250	<0.250	<0.250	<0.250		**0.473J**	<0.250	**0.7**		<0.250	<0.250	<0.250	<0.250	<0.250	<0.250			<0.250	<0.250	<0.250	<0.250	<0.250	<0.250	<0.250		<0.250	<0.250	<0.250	<0.250	<0.250	<0.250	**0.314J**	<0.250				
Lead	Oct-2018	ug/L	<0.186	<0.186	<0.186	<0.186	<0.186	<0.186		**1.75**	**0.315J**	**0.345J**		<0.186	<0.186	<0.186	<0.186	<0.186	**0.212J**			<0.186	<0.186	<0.186	<0.186	**0.214J**	**0.37J**	<0.186	**0.42J**	**0.539**	<0.186	<0.186	**0.217J**	**0.558**	**0.239J**	**0.251J**	<0.186				
Lead	Jan-2019	ug/L																											**2.31**	<0.250				<0.250							
Lead	Apr-2019	ug/L	<0.270	**1.34**	<0.270	<0.270	**0.375J**	<0.270		**0.37J**	<0.270	**0.638**		**0.416J**	<0.270	<0.270	<0.270	<0.270	<0.270			<0.270	<0.270	<0.270	<0.270	<0.270	<0.270	<0.270		<0.270	<0.270	**0.531**	<0.270	**0.799**	<0.270	**0.497J**	<0.270			<0.270	<0.270
Lead	Jun-2019	ug/L		<0.270																											<0.270		<0.270							
Lead	Nov-2019	ug/L	<0.270	**0.316J**	<0.270	<0.270	<0.270	<0.270		<0.270	**2.25**	**0.833**		<0.270	<0.270	<0.270	<0.270	<0.270	**0.304J**			<0.270	<0.270	<0.270	<0.270	<0.270	<0.270	<0.270	<0.270	**0.4J**	<0.270	**0.292J**	<0.270	<0.270	<0.270	<0.270	<0.270			<0.270	<0.270
Lead	Apr-2020	ug/L	<0.270	<0.270	<0.270	<0.270	<0.270	<0.270		**0.861**	**0.733**	**0.803**		<0.270	<0.270	<0.270	<0.270	<0.270	<0.270			<0.270		<0.270	<0.270	<0.270	**0.44J**	<0.270	**0.397J**	<0.270	<0.270	<0.270	**0.347J**	<0.270	**0.291J**	<0.270	<0.270		<0.270	<0.270	<0.270

Notes:
"J" Indicates the constituent was detected between the method detection limit and the reporting limit and is considered estimated.

Table 9
Analytical Data Summary
2024 Annual Water Quality Report

Constituent	Month-Year	units	MW-102A	P-102BR	MW-103A	MW-104A	MW-105A	P-105B	MW-108A	MW-108AR	MW-109ARR	P-108B	MW-109AR	MW-114AR	P-114BR	MW-120AR	P-120B	MW-124A	MW-124B	MW-126A	MW-130A	MW-137A	MW-138A	MW-201A	MW-202A	MW-203A	MW-204A	OW-301A	OW-306AR	MW-401A	MW-402A	MW-403A	P-403B	MW-404A	MW-501A	MW-502A	P-503B	P-504B	MW-505A	MW-604	MW-605
Lead	Jul-2020	ug/L			**0.169J**	<0.110	<0.110									<0.110								<0.110	<0.110	<0.110	<0.110			<0.110									<0.110	<0.110	**0.69**
Lead	Oct-2020	ug/L	<0.110	**0.132J**	<0.110	**0.137J**	<0.110	<0.110		**0.703**	**0.142J**	**1.4**		<0.110	<0.110	**0.174J**	<0.110					<0.110		<0.110	<0.110	<0.110	**0.332J**	<0.110	**0.744**	**0.136J**	<0.110	<0.110	**0.223J**	<0.110	<0.110	**0.135J**	**0.152J**	**0.383J**	<0.110	<0.110	<0.110
Lead	Jan-2021	ug/L			<0.110	<0.110	**0.193J**									**0.161J**								<0.110	<0.110	<0.110	**4.75**												<0.110	**0.114J**	<0.110
Lead	Apr-2021	ug/L	<0.210	<0.210	<0.210			<0.210		**0.518**	**0.414J**	**9.66**		<0.210	<0.210	<0.210	<0.210					**0.736**		<0.210	<0.210		<0.210	<0.210	**0.558**	<0.210	**2.88**	<0.210	**0.544**	<0.210	<0.210	**0.211J**	<0.210	<0.210	**0.411J**	<0.210	<0.210
Lead	Jun-2021	ug/L																				**0.275J**																			
Lead	Jun-2021	mg/L																													<0.000210										
Lead	Oct-2021	ug/L	<0.210	<0.210	<0.210	<0.210	<0.210	<0.210			**0.465J**	**7.84**		<0.210	<0.210	**0.479J**	<0.210					<0.210		<0.840	<0.840	<0.840	**0.27J**	<0.210	**6.94**	<0.210	<0.210	<0.210	<0.210	**0.394J**	**0.294J**	<0.210	<0.210	**0.361J**	**0.456J**	<0.210	<0.210
Lead	Apr-2022	ug/L	<0.240	<0.240	<0.240	<0.240	<0.240	**0.393J**		**0.246J**	<0.240	**7.87**		<0.240	<0.240	<0.240	<0.240					<0.240		**0.387J**	<0.240	<0.240	<0.240	<0.240	**0.554**	<0.240	<0.240	<0.240	<0.240	<0.240	<0.240	<0.240	<0.240	**0.285J**	**0.642**	<0.240	<0.240
Lead	May-2022	ug/L																																							
Lead	Oct-2022	ug/L	<0.240		**2.14**	<0.240	<0.240	**0.268J**			<0.240	**0.762**		<0.240	<0.240	**0.471J**	<0.240					<0.240		<0.240	<0.240	**2.12**	**0.424J**	<0.240	**0.951**	<0.240	<0.240	<0.240		<0.240	<0.240	<0.240	**0.511**	<0.240	<0.240	<0.240	<0.240
Lead	Apr-2023	ug/L	<0.240		<0.240	<0.240	<0.240	**0.264J**		**0.777**	<0.240	**1.02**		<0.240	<0.240	<0.240	**0.279J**					<0.240		<0.240	<0.240	<0.240	<0.240	<0.240	**1.10**	<0.240	<0.240	<0.240		<0.240	<0.240	<0.240	**0.485J**	**0.301J**	<0.240	<0.240	<0.240
Lead	Oct-2023	mg/L	<0.000240		**0.000274J**			<0.000240			<0.000240	**0.000809**		**0.00234**	<0.000240	<0.000240	<0.000240					<0.000240		<0.000240	<0.000240		<0.000240	<0.000240	**0.00211**	<0.000240	**0.00243J**	<0.000240		<0.000240	<0.000240	<0.000240		<0.000240	<0.000240	<0.000240	<0.000240
Lead, Dissolved	Apr-2009	ug/L	<4		<4	<4	<4		<4				<4	<4		<4																									
Lead, Dissolved	Jul-2009	ug/L	<4	<4	<4	<4	<4	<4	<4			<4	<4	<4	<4	<4	<4																									
Lead, Dissolved	Oct-2009	ug/L	<4		<4	<4	<4		<4				<4	<4		<4																									
Lead, Dissolved	Dec-2009	ug/L														<4	<4																									
Lead, Dissolved	Feb-2010	ug/L														<4	<4																									
Lead, Dissolved	Apr-2010	ug/L	<4	<4	<4	<4	<4	<4	<4			<4	<4	<4	<4	<4	<4																									
Lead, Dissolved	Oct-2010	ug/L	<4	<4	<4	<4	<4	<4	<4			<4	<4	<4	<4	<4	<4																									
Lead, Dissolved	Feb-2011	ug/L																																							
Lead, Dissolved	Apr-2011	ug/L	<4	<4	<4	<20	<4	<4	<4			<40	<4	<4	<4	<4	<4																									
Lead, Dissolved	Jun-2011	ug/L																																							
Lead, Dissolved	Aug-2011	ug/L																																							
Lead, Dissolved	Oct-2011	ug/L	<4	<4	<4	<4	<4	<4	<4			<4	<4	<4	<4	**4.25**	<4					<4						<4													
Lead, Dissolved	Feb-2012	ug/L								<1	<1											<1		**2.59J**	<1	<1	<1														
Lead, Dissolved	Apr-2012	ug/L	<0.804	<0.804	<0.804	<0.804	<0.804	<0.804		<0.804	<0.804	<0.804		<0.804	<0.804	<0.804	<0.804					<0.804		<0.804	<0.804	<0.804	<0.804	<0.804													
Lead, Dissolved	Jun-2012	ug/L								<0.821	**3.39J**											<0.821		<0.821	<0.821	<0.821	**1.48J**														
Lead, Dissolved	Aug-2012	ug/L								**0.98J**	<0.821								<0.821			**1.01J**	**1.03J**	<0.821	**1.04J**	**0.9J**	<0.821	<0.821													
Lead, Dissolved	Oct-2012	ug/L	**0.897J**	**1.04J**	**0.823J**	**1.29J**	**1.35J**	<0.821		**1.23J**	**0.981J**	**1.19J**		**1J**	<0.821	**1.28J**	**1.15J**		**0.966J**			**1.02J**	<0.821	**0.93J**	<0.821	**2.1J**	**1.16J**	**1.14J**													
Lead, Dissolved	Nov-2012	ug/L																												<0.821	<0.821	<0.821	<0.821	<0.821							
Lead, Dissolved	Feb-2013	ug/L																					<0.821							<0.821	<0.821	<0.821	<0.821	<0.821							
Lead, Dissolved	May-2013	ug/L	<1.04	<1.04	<1.04	<1.04	<1.04	<1.04		<1.04	<1.04	<1.04		<1.04	<1.04	<1.04	<1.04	<1.04	<1.04	<1.04	<1.04	<1.04	<1.04	<1.04	<1.04	<1.04	<1.04	<1.04		<1.04	<1.04	<1.04	<1.04	<1.04						
Lead, Dissolved	Jun-2013	ug/L																<1.04	<1.04				<1.04							<2.07	<2.07	<2.07	<2.07	<2.07						
Lead, Dissolved	Aug-2013	ug/L			<0.151													<0.207	<0.207	**1.84**	**1.74J**		<0.207							<0.207	<0.207	<0.207	<0.207	<0.207						
Lead, Dissolved	Nov-2013	ug/L	<0.207	<0.207	<0.207	<0.207	<1.04	<1.04			<1.04	<1.04		<1.04	<1.04		<0.207		**2.84**	<0.18	<0.207	<0.18	<0.207	<0.207	<1.04	<1.04	<1.04	<0.207		<0.18	<0.18	<0.207	<0.207	<0.207						
Lead, Dissolved	Jan-2014	ug/L																	<0.207	<0.207	<0.207		<0.18																	
Lead, Dissolved	May-2014	ug/L	<0.18	<0.18	<0.18	**0.483J**	**0.674J**	<0.18		<0.18	<0.18	**0.191J**		<0.18	<0.18			<0.18	<0.18	<0.18		<0.18		<0.18	<0.18	<0.18	<0.18			<0.18	<0.18	<0.18	<0.18	<0.18						
Lead, Dissolved	Jun-2014	ug/L														**0.259J**	<0.18				<0.18		<0.18																	
Lead, Dissolved	Jul-2014	ug/L																<0.084	**0.097J**																					
Lithium	Apr-2021	mg/L																																						
Manganese	Nov-2019	mg/L										**0.00862J**		**0.044**	**0.0033J**								<0.00250		**1.57**			**0.0542**	**0.485**	**0.33**	**0.164**	**0.214**								**0.785**
Manganese	Nov-2019	ug/L			**7.64J**	**1710**	**4680**									**108**		<2.50						**4090**		**16100**	**2610**												**9.67J**	
Manganese	Apr-2020	mg/L				**1.16**	**5.49**											<0.00400						**0.99**		**13.8**	**2.62**											**0.0103**		
Manganese	Apr-2020	ug/L			**8.31J**											**37.3**									**904**													**22.9**	**468**
Manganese	Jul-2020	mg/L				**0.875**	**6**									**0.0369**										**2.37**												<0.00400	**0.00622J**	**0.563**
Manganese	Jul-2020	ug/L			**19.4**																			**2580**	**488**	**13600**														
Manganese	Oct-2020	ug/L			**17.1**	**320**	**3120**																	**4170**	**654**	**8900**	**2750**												**4.29J**	**10.7**	**566**
Manganese	Jan-2021	mg/L			**0.0331**	**0.696**	**4.2**									**0.0479**								**3.4**	**0.49**	**7.62**	**2.52**												**0.21**	**0.0113**	**0.67**
Manganese	Apr-2021	mg/L	**1.98**	**0.022**	<0.00440			**0.0274**		**0.106**	**0.627**	**0.00916J**		**0.0121**	**0.018**	**0.0176**	**0.0308**					**10.1**		**0.818**	**0.33**		**2.45**	**0.811**	**0.0576**	**0.653**	**0.501**	**0.171**	**0.0893**	**0.378**	**0.471**	**0.0467**	**0.411**	**2.91**	**0.661**	<0.00440	**0.318**
Manganese	Oct-2021	mg/L				**0.903**	**2.52**																			**5.91**													**0.00949J**	**0.601**
Manganese	Apr-2022	mg/L	**2.02**	**0.0208**		**0.624**	**8.34**	**0.00984J**		**0.675**	**1.56**	**0.0346**		**0.0122**	**0.0371**	**0.0751**	**0.0283**					**0.323**		**6.02**	**0.13**	**4.57**	**1.9**	**1.44**	**0.298**	**0.138**	**0.135**	**0.205**	**0.0851**	**0.201**		**0.0769**	**0.329**	**3.36**	**0.448**	**0.0567**	**0.823**
Manganese	Oct-2022	mg/L				**1.26**	**1.39**																			**4.65**													**0.00706J**	**0.914**
Manganese	Apr-2023	mg/L				**1.26**	**7.18**																			**12.5**													**0.0122**	**1.02**
Mercury	Apr-2009	ug/L				<0.2																																		
Mercury	Jul-2009	ug/L										<0.2																												
Mercury	Apr-2010	ug/L				<0.2						<0.2																												
Mercury	Jun-2012	ug/L																						<0.024		<0.024														
Mercury	Aug-2012	ug/L																										<0.024												
Mercury	May-2013	ug/L	**0.246**	<0.025			<0.025	<0.025		**0.0748J**	**0.177J**			<0.025	<0.025									<0.025	<0.025	<0.025	<0.025													
Mercury	Jun-2013	ug/L	**0.0277J**							**1.03**	**0.0723J**																													
Mercury	Aug-2013	ug/L			<0.025																																		
Mercury	Nov-2013	ug/L	<0.025								<0.025																<0.025												
Mercury	Jan-2014	ug/L	<0.071							**0.634**	<0.071																													
Mercury	May-2014	ug/L	<0.071		<0.071	<0.071	<0.071	<0.071		<0.071	<0.071			<0.071	<0.071										<0.071		<0.071												
Mercury	Jul-2014	ug/L								<0.071																														
Mercury	Nov-2014	ug/L								<0.071	<0.071																													
Mercury	Dec-2014	ug/L		<0.071								<0.071																												
Mercury	May-2015	ug/L																															<0.0926							
Mercury	Jun-2015	ug/L	<0.0926							<0.0926	<0.0926																													
Mercury	Oct-2015	ug/L		<0.0926								<0.0926			<0.0926																									
Mercury	Nov-2015	ug/L	<0.0926		<0.0926		<0.0926	<0.0926						<0.0926										<0.0926	<0.0926	<0.0926		<0.0926												
Mercury	Dec-2015	ug/L				<0.0926				<0.0926	<0.0926																<0.0926													
Mercury	May-2016	ug/L								<0.142																														
Mercury	Jun-2016	ug/L	<0.142																																					
Mercury	Oct-2016	ug/L	<0.142								<0.142					<0.142							<0.142																	
Mercury	Nov-2016	ug/L								<0.142							<0.142	<0.142	<0.142																					
Mercury	Apr-2017	ug/L	<0.112							<0.112						<0.112		<0.112					<0.112																	
Mercury	Oct-2017	ug/L	<0.112							<0.112						<0.112		<0.112					<0.112																	
Mercury	Apr-2018	ug/L	<0.150							<0.150						<0.150		<0.150					<0.150																	
Mercury	Oct-2018	ug/L	<0.0984							<0.0984						<0.0984		<0.0984					<0.0984						<0.150											
Mercury	Jan-2019	ug/L																											<0.150											
Mercury	Apr-2019	ug/L	<0.100							<0.100						<0.100		<0.100					<0.100																	
Mercury	Nov-2019	ug/L	<0.100													<0.100		<0.100					<0.100																	
Mercury	Jul-2020	ug/L																												<0.100										
Mercury	Oct-2020	ug/L	<0.100			<0.100	<0.100	<0.100		<0.100	<0.100	<0.100		<0.100	<0.100									<0.100	<0.100	<0.100	<0.100	<0.100												
Mercury	Jun-2021	ug/L																				<0.150																	
Mercury	Apr-2022	ug/L			<0.110							<0.2																								<0.110				
Mercury	Oct-2022	ug/L																				<0.110								<0.110									
Mercury, Dissolved	Jul-2009	ug/L										<0.2																												
Mercury, Dissolved	Apr-2010	ug/L				<0.2						<0.2																												
Mercury, Dissolved	Jun-2013	ug/L	<0.025							**0.0334J**	<0.025																													
Mercury, Dissolved	Nov-2013	ug/L	**0.174J**								<0.025																													
Mercury, Dissolved	Jan-2014	ug/L	<0.071							<0.071	<0.071																													
Mercury, Dissolved	Jul-2014	ug/L								<0.071																														
Methacrylonitrile	Apr-2009	ug/L				<1																																		
Methacrylonitrile	Jul-2009	ug/L										<1																												
Methacrylonitrile	Apr-2010	ug/L				<1						<1																												
Methacrylonitrile	Jun-2012	ug/L																						<0.25		<0.25														
Methacrylonitrile	Aug-2012	ug/L																										<0.25												
Methacrylonitrile	May-2013	ug/L	<0.25	<0.25			<0.25	<0.25		<0.25	<0.25			<0.25	<0.25									<0.25	<0.25	<0.25	<0.25													
Methacrylonitrile	Aug-2013	ug/L			<0.25																																		
Methacrylonitrile	Nov-2013	ug/L																									<0.25												
Methacrylonitrile	May-2014	ug/L	<0.25		<0.25	<0.25	<0.25	<0.25		<0.25	<0.25			<0.25	<0.25										<0.25		<0.25												
Methacrylonitrile	Dec-2014	ug/L		<0.25								<0.25																												
Methacrylonitrile	May-2015	ug/L																															<0.25							
Methacrylonitrile	Oct-2015	ug/L		<0.25								<0.25			<0.25																									
Methacrylonitrile	Nov-2015	ug/L	<0.25		<0.25		<0.25	<0.25						<0.25										<0.25	<0.25	<0.25		<0.25												
Methacrylonitrile	Dec-2015	ug/L				**0.41J**				<0.25	<0.25																<0.25													
Methacrylonitrile	Oct-2016	ug/L				<0.25										<0.25							<0.25																
Methacrylonitrile	Nov-2016	ug/L															<0.25	<0.25	<0.25	<0.25																			
Methacrylonitrile	Oct-2018	ug/L																											<3.30										
Methacrylonitrile	Jan-2019	ug/L																											<3.30										
Methacrylonitrile	Jul-2020	ug/L																												<3.30										
Methacrylonitrile	Oct-2020	ug/L	<3.30			<3.30	<3.30	<3.30		<3.30	<3.30	<3.30		<3.30	<3.30									<3.30	<3.30	<3.30	<3.30	<3.30												
Methacrylonitrile	Jun-2021	ug/L																				<3.30																	
Methacrylonitrile	Apr-2022	ug/L			<3.30																															<3.30				
Methacrylonitrile	Oct-2022	ug/L																				<3.30								<3.30						<3.30			
Methane	Nov-2019	ug/L			<0.500	**195**	**51**									<0.500		<0.500					<0.500	**42**	**65.8**	**12**	**6.63**											<0.500	**5.99**
Methane	Apr-2020	ug/L			<0.500	**119**	**76.8**									<0.500		<0.500						**2.45**	**144**	**13.5**	**8.93**										**0.877J**	<0.500	**0.994J**

Notes:
"J" Indicates the constituent was detected between the method detection limit and the reporting limit and is considered estimated.

Table 9
Analytical Data Summary
2024 Annual Water Quality Report

Constituent	Month-Year	units	MW-102A	P-102BR	MW-103A	MW-104A	MW-105A	P-105B	MW-108A	MW-108AR	MW-109ARR	P-108B	MW-109AR	MW-114AR	P-114BR	MW-120AR	P-120B	MW-124A	MW-124B	MW-126A	MW-130A	MW-137A	MW-138A	MW-201A	MW-202A	MW-203A	MW-204A	OW-301A	OW-306AR	MW-401A	MW-402A	MW-403A	P-403B	MW-404A	MW-501A	MW-502A	P-503B	P-504B	MW-505A	MW-604	MW-605
Methane	Jul-2020	ug/L			**1.27**	**97.8**	**149**									**0.904J**								**58.1**	**105**	**9.38**	**10.8**												**0.979J**	<0.500	**9.54**
Methane	Oct-2020	ug/L			**0.575J**	**181**	**68.3**																	**464**	**96.8**	**21.8**	**13.9**												<0.500	<0.500	**21.4**
Methane	Jan-2021	ug/L			<0.500	**170**	**108**									<0.500								**334**	**79.9**	**24.8**	**26.5**												<0.500	<0.500	**25.4**
Methane	Oct-2021	ug/L				**166**	**77.4**																			**36.3**													**1.11**	**13.4**
Methane	Apr-2022	ug/L				**254**	**513**																			**2150**													<0.174	**20.3**
Methane	Oct-2022	ug/L				**441**	**42.5**																			**1240**													<0.174	**28.4**
Methane	Apr-2023	ug/L				**1080**	**358**																			**2920**													<0.174	**12.0**
Methapyrilene	Apr-2009	ug/L				<10																																			
Methapyrilene	Jul-2009	ug/L										<10																													
Methapyrilene	Apr-2010	ug/L				<10						<10																													
Methapyrilene	Jun-2012	ug/L																						<0.29		<0.29															
Methapyrilene	Aug-2012	ug/L																									<0.29														
Methapyrilene	May-2013	ug/L	<0.296	<0.293			<0.33	<0.305		<0.296	<0.296			<0.296	<0.302									<0.312	<0.309	<0.309	<0.312														
Methapyrilene	Aug-2013	ug/L			<0.309																																				
Methapyrilene	Nov-2013	ug/L																									<0.296														
Methapyrilene	May-2014	ug/L	<0.341		<0.312	<0.319	<0.315	<0.315		<0.312	<0.309			<0.315	<0.315										<0.299		<0.312														
Methapyrilene	Dec-2014	ug/L		<0.319								<0.29																													
Methapyrilene	May-2015	ug/L																															<0.29								
Methapyrilene	Oct-2015	ug/L		<0.319								<0.315			<0.293																										
Methapyrilene	Nov-2015	ug/L	<0.322		<0.315		<0.333	<0.305						<0.33										<0.326	<0.319	<0.322		<0.319														
Methapyrilene	Dec-2015	ug/L				<0.319				<0.326	<0.337																<0.333														
Methapyrilene	Oct-2016	ug/L																					<0.296																		
Methapyrilene	Nov-2016	ug/L															<0.29	<0.29	<0.29																						
Methapyrilene	Oct-2018	ug/L																										<1.37													
Methapyrilene	Jan-2019	ug/L																										<1.40													
Methapyrilene	Jul-2020	ug/L																												<20.0											
Methapyrilene	Oct-2020	ug/L	<1.98			<2.00	<2.00	<2.07		<2.00	<2.00	<2.00		<2.00	<2.00									<2.00	<2.00	<2.00	<2.00	<2.00														
Methapyrilene	Jun-2021	ug/L																				<2.11																			
Methapyrilene	Apr-2022	ug/L			<0.905																													<0.826						
Methapyrilene	Oct-2022	ug/L																				<0.745							<0.745					<0.776						
Methoxychlor	Apr-2009	ug/L				<0.032																																			
Methoxychlor	Jul-2009	ug/L										<0.032																													
Methoxychlor	Apr-2010	ug/L				<0.032						<0.032																													
Methoxychlor	Jun-2012	ug/L																						<0.0021		<0.0021															
Methoxychlor	Aug-2012	ug/L																						<0.0021		<0.0021	<0.00221														
Methoxychlor	May-2013	ug/L	<0.00233	<0.00228			<0.00233	<0.00216		<0.00231	<0.00226			<0.00214	<0.00214									<0.00219	<0.00221	<0.00231	<0.00221														
Methoxychlor	Aug-2013	ug/L			<0.00236																																				
Methoxychlor	Nov-2013	ug/L																									<0.00214														
Methoxychlor	May-2014	ug/L	<0.00223		**0.00479J**	<0.00216	<0.00241	<0.00223		<0.00228	<0.00231			<0.00231	<0.00233										<0.00219		<0.00233															
Methoxychlor	Jul-2014	ug/L			<0.00231																																				
Methoxychlor	Sep-2014	ug/L			<0.00233																																				
Methoxychlor	Dec-2014	ug/L		<0.00226	**0.00432J**							<0.00221																													
Methoxychlor	Jan-2015	ug/L			<0.00231																																				
Methoxychlor	May-2015	ug/L																															**0.00321J**								
Methoxychlor	Jun-2015	ug/L			<0.00226																																				
Methoxychlor	Jul-2015	ug/L																															<0.00233								
Methoxychlor	Oct-2015	ug/L		<0.00231								<0.00216			<0.00239																										
Methoxychlor	Nov-2015	ug/L	<0.00244		<0.00233		<0.00233	<0.00233						<0.00228										<0.00214	**0.00298J**	<0.00233		<0.00233														
Methoxychlor	Dec-2015	ug/L				<0.00236				<0.00231	<0.00241																<0.00244						<0.00231								
Methoxychlor	Oct-2016	ug/L			<0.0021																		<0.0021		<0.0021								<0.0021							
Methoxychlor	Nov-2016	ug/L															<0.00214	<0.00368	<0.0021																						
Methoxychlor	Oct-2018	ug/L																										<0.00214													
Methoxychlor	Jan-2019	ug/L																										<0.00212													
Methoxychlor	Jul-2020	ug/L																												<0.00221											
Methoxychlor	Oct-2020	ug/L	<0.00221			<0.00221	<0.00221	<0.00236		<0.00226	<0.00226	<0.00221		<0.00214	<0.00221									<0.00221	<0.00221	<0.00226	<0.00221	<0.00226														
Methoxychlor	Jun-2021	ug/L																				<0.0151																			
Methoxychlor	Apr-2022	ug/L			<0.0446																													<0.0488						
Methoxychlor	Oct-2022	ug/L																				<0.0394							<0.0410					<0.0410						
Methyl Methacrylate	Apr-2009	ug/L				<2																																			
Methyl Methacrylate	Jul-2009	ug/L										<2																													
Methyl Methacrylate	Apr-2010	ug/L				<4						<4																													
Methyl Methacrylate	Jun-2012	ug/L																						<0.15		<0.15															
Methyl Methacrylate	Aug-2012	ug/L																									<0.15														
Methyl Methacrylate	May-2013	ug/L	<0.15	<0.15			<0.15	<0.15		<0.15	<0.15			<0.15	<0.15									<0.15	<0.15	<0.15	<0.15														
Methyl Methacrylate	Aug-2013	ug/L			<0.15																																				
Methyl Methacrylate	Nov-2013	ug/L																									<0.15														
Methyl Methacrylate	May-2014	ug/L	<0.15		<0.15	<0.15	<0.15	<0.15		<0.15	<0.15			<0.15	<0.15										<0.15		<0.15														
Methyl Methacrylate	Dec-2014	ug/L		<0.15								<0.15																													
Methyl Methacrylate	May-2015	ug/L																															<0.15								
Methyl Methacrylate	Oct-2015	ug/L		<0.15								<0.15			<0.15																										
Methyl Methacrylate	Nov-2015	ug/L	<0.15		<0.15		<0.15	<0.15						<0.15										<0.15	<0.15	<0.15		<0.15														
Methyl Methacrylate	Dec-2015	ug/L				<0.15				<0.15	<0.15																<0.15														
Methyl Methacrylate	Oct-2016	ug/L														<0.15							<0.15																		
Methyl Methacrylate	Nov-2016	ug/L															<0.15	<0.15	<0.15																						
Methyl Methanesulfonate	Apr-2009	ug/L				<10																																			
Methyl Methanesulfonate	Jul-2009	ug/L										<10																													
Methyl Methanesulfonate	Apr-2010	ug/L				<10						<10																													
Methyl Methanesulfonate	Jun-2012	ug/L																						<0.14		<0.14															
Methyl Methanesulfonate	Aug-2012	ug/L																									<0.14														
Methyl Methanesulfonate	May-2013	ug/L	<0.143	<0.141			<0.159	<0.147		<0.143	<0.143			<0.143	<0.146									<0.151	<0.149	<0.149	<0.151														
Methyl Methanesulfonate	Aug-2013	ug/L			<0.149																																				
Methyl Methanesulfonate	Nov-2013	ug/L																									<0.143														
Methyl Methanesulfonate	May-2014	ug/L	<0.165		<0.151	<0.154	<0.152	<0.152		<0.151	<0.149			<0.152	<0.152										<0.144		<0.151														
Methyl Methanesulfonate	Dec-2014	ug/L		<0.154								<0.14																													
Methyl Methanesulfonate	May-2015	ug/L																															<0.14								
Methyl Methanesulfonate	Oct-2015	ug/L		<0.154								<0.152			<0.141																										
Methyl Methanesulfonate	Nov-2015	ug/L	<0.156		<0.152		<0.161	<0.147						<0.159										<0.157	<0.154	<0.156		<0.154														
Methyl Methanesulfonate	Dec-2015	ug/L				<0.154				<0.157	<0.163																<0.161														
Methyl Methanesulfonate	Oct-2016	ug/L																					<0.143																		
Methyl Methanesulfonate	Nov-2016	ug/L															<0.14	<0.14	<0.14																						
Methyl methacrylate	Oct-2018	ug/L																										<0.760													
Methyl methacrylate	Jan-2019	ug/L																										<0.760													
Methyl methacrylate	Jul-2020	ug/L																												<0.760											
Methyl methacrylate	Oct-2020	ug/L	<0.760			<0.760	<0.760	<0.760		<0.760	<0.760	<0.760		<0.760	<0.760									<0.760	<0.760	<0.760	<0.760	<0.760														
Methyl methacrylate	Jun-2021	ug/L																				<0.760																			
Methyl methacrylate	Apr-2022	ug/L			<0.760																													<0.760						
Methyl methacrylate	Oct-2022	ug/L																				<0.760							<0.760					<0.760						
Methyl methanesulfonate	Oct-2018	ug/L																										<0.141													
Methyl methanesulfonate	Jan-2019	ug/L																										<0.144													
Methyl methanesulfonate	Jul-2020	ug/L																												<5.26											
Methyl methanesulfonate	Oct-2020	ug/L	<0.521			<0.526	<0.526	<0.543		<0.526	<0.526	<0.526		<0.526	<0.526									<0.526	<0.526	<0.526	<0.526	<0.526														
Methyl methanesulfonate	Jun-2021	ug/L																				<0.556																			
Methyl methanesulfonate	Apr-2022	ug/L			<3.93																													<3.59						
Methyl methanesulfonate	Oct-2022	ug/L																				<3.24							<3.24					<3.37						
Methyl parathion	Apr-2009	ug/L				<10																																			
Methyl parathion	Jul-2009	ug/L										<10																													
Methyl parathion	Apr-2010	ug/L				<10						<10																													
Methyl parathion	Jun-2012	ug/L																						<0.15		<0.15															
Methyl parathion	Aug-2012	ug/L																									<0.15														
Methyl parathion	May-2013	ug/L	<0.153	<0.152			<0.17	<0.158		<0.153	<0.153			<0.153	<0.156									<0.161	<0.16	<0.16	<0.161														
Methyl parathion	Aug-2013	ug/L			<0.16																																				
Methyl parathion	Nov-2013	ug/L																									<0.153														
Methyl parathion	May-2014	ug/L	<0.176		<0.161	<0.165	<0.163	<0.163		<0.161	<0.16			<0.163	<0.163										<0.155		<0.161														
Methyl parathion	Dec-2014	ug/L		<0.165								<0.15																													
Methyl parathion	May-2015	ug/L																															<0.15								
Methyl parathion	Oct-2015	ug/L		<0.165								<0.163			<0.152																										
Methyl parathion	Nov-2015	ug/L	<0.167		<0.163		<0.172	<0.158						<0.17										<0.169	<0.165	<0.167		<0.165														
Methyl parathion	Dec-2015	ug/L				<0.165				<0.169	<0.174																<0.172														
Methyl parathion	Oct-2016	ug/L																					<0.153																		

Notes:
"J" Indicates the constituent was detected between the method detection limit and the reporting limit and is considered estimated.

Table 9
Analytical Data Summary
2024 Annual Water Quality Report

Constituent	Month-Year	units	MW-102A	P-102BR	MW-103A	MW-104A	MW-105A	P-105B	MW-108A	MW-108AR	MW-109ARR	P-108B	MW-109AR	MW-114AR	P-114BR	MW-120AR	P-120B	MW-124A	MW-124B	MW-126A	MW-130A	MW-137A	MW-138A	MW-201A	MW-202A	MW-203A	MW-204A	OW-301A	OW-306AR	MW-401A	MW-402A	MW-403A	P-403B	MW-404A	MW-501A	MW-502A	P-503B	P-504B	MW-505A	MW-604	MW-605
Methyl parathion	Nov-2016	ug/L															<0.15	<0.15	<0.15																							
Methyl parathion	Oct-2018	ug/L																											<0.152													
Methyl parathion	Jan-2019	ug/L																											<0.155													
Methyl parathion	Jul-2020	ug/L																												<7.89												
Methyl parathion	Oct-2020	ug/L	<0.781			<0.789	<0.789	<0.815		<0.789	<0.789	<0.789		<0.789	<0.789									<0.789	<0.789	<0.789	<0.789	<0.789														
Methyl parathion	Jun-2021	ug/L																				<0.833																					
Methyl parathion	Apr-2022	ug/L			<2.74																														<2.50							
Methyl parathion	Oct-2022	ug/L																				<2.25								<2.25					<2.35							
Methylene Chloride	Oct-2007	ug/L	<5	<5	<5	<5	<5	<5	<5			<5	<5	<5	<5	<5	<5																									
Methylene Chloride	Feb-2008	ug/L	<5	<5	<5	<5	<5	<5	<5			<5	<5	<5	<5	<5	<5																									
Methylene Chloride	Apr-2008	ug/L	<5	<5	<5	<5	<5	<5	<5			<5	<5	<5	<5	<5	<5																									
Methylene Chloride	Jul-2008	ug/L	<5	<5	<5	<5	<5	<5	<5			<5	<5	<5	<5	<5	<5																									
Methylene Chloride	Oct-2008	ug/L	<5	<5	<5	<5	<5	<5	<5			<5	<5	<5	<5	<5	<5																									
Methylene Chloride	Jan-2009	ug/L	<5	<5	<5	<5	<5	<5	<5			<5	<5	<5	<5	<5	<5																									
Methylene Chloride	Apr-2009	ug/L	<5	<5	<5	<5	<5	<5	<5			<5	<5	<5	<5	<5	<5																									
Methylene Chloride	Jul-2009	ug/L	<5	<5	<5	<5	<5	<5	<5			<5	<5	<5	<5	<5	<5																									
Methylene Chloride	Oct-2009	ug/L	<5	<5	<5	<5	<5	<5	<5			<5	<5	<5	<5	<5	<5																									
Methylene Chloride	Dec-2009	ug/L														<5	<5																									
Methylene Chloride	Feb-2010	ug/L														<5	<5																									
Methylene Chloride	Apr-2010	ug/L	<5	<5	<5	<5	<5	<5	<5			<5	<5	<5	<5	<5	<5																									
Methylene Chloride	Oct-2010	ug/L	<5	<5	<5	<5	<5	<5	<5			<5	<5	<5	<5	<5	<5																									
Methylene Chloride	Feb-2011	ug/L																																							
Methylene Chloride	Apr-2011	ug/L	<5	<5	<5	<5	<5	<5	<5			<5	<5	<5	<5	<5	<5																									
Methylene Chloride	Jun-2011	ug/L																																							
Methylene Chloride	Aug-2011	ug/L																																							
Methylene Chloride	Oct-2011	ug/L	<5	<5	<5	<5	<5	<5	<5			<5	<5	<5	<5	<5	<5					<5						**1.3J**													
Methylene Chloride	Feb-2012	ug/L								<0.17	<0.17											<0.17		<0.17	<0.17	**1.05J**	**1.42J**													
Methylene Chloride	Apr-2012	ug/L	**0.35J**	**1.34J**	**1.26J**	**2.12J**	**1.09J**	**1.44J**		**1.04J**	<0.17	**2.16J**		**2.02J**	**2.29J**	**1.9J**	**0.74J**					**1.29J**		**1.11J**	**0.72J**	**1.6J**	**0.61J**	**2.85J**													
Methylene Chloride	Jun-2012	ug/L								<0.17	<0.17											<0.17		<0.17	<0.17	<0.17	<0.17													
Methylene Chloride	Aug-2012	ug/L								**0.21J**	**0.18J**							<0.17				<0.17	<0.17	**0.42J**	**0.4J**	**0.56J**	<0.17	<0.17													
Methylene Chloride	Oct-2012	ug/L	<0.17	<0.17	**0.25J**	<0.17	<0.17	<0.17		<0.17	<0.17	<0.17		<0.17	<0.17	<0.17	<0.17		**0.29J**			<0.17	<0.17	**0.35J**	<0.17	**0.18J**	<0.17	**1.85J**													
Methylene Chloride	Nov-2012	ug/L																												**0.26J**	**0.35J**	**0.29J**	**0.26J**	<0.17							
Methylene Chloride	Feb-2013	ug/L																					<0.17							**0.418J**	<0.17	<0.17	<0.17	<0.17							
Methylene Chloride	May-2013	ug/L	**0.77J**	**0.605J**	<0.17	**0.42J**	<0.17	<0.17		**0.213J**	**0.571J**	<0.17		**0.491J**	<0.17	**0.277J**	<0.17	**0.508J**	**0.669J**	<0.17	<0.17	<0.17	<0.17	<0.17	<0.17	**0.357J**	**0.397J**	**2.58J**		<0.17	<0.17	<0.17	<0.17	**0.399J**							
Methylene Chloride	Jun-2013	ug/L																**0.236J**	<0.17				<0.17							**0.329J**	**0.318J**	<0.17	<0.17	<0.17							
Methylene Chloride	Aug-2013	ug/L			<0.17													**0.305J**	**0.284J**	**0.466J**	**0.174J**		**0.184J**							<0.17	<0.17	**0.407J**	<0.17	**0.523J**							
Methylene Chloride	Nov-2013	ug/L	<0.17	<0.17	<0.17	<0.17	<0.17	<0.17			<0.17	<0.17		<0.17	<0.17		<0.17		<0.17	<0.17	<0.17	<0.17	<0.17	<0.17	<0.17	<0.17	**2.4J**		<0.17	<0.17	<0.17	<0.17	<0.17							
Methylene Chloride	Jan-2014	ug/L																	**0.441J**	**0.436J**	<0.17		<0.17																		
Methylene Chloride	May-2014	ug/L	<0.17	**0.247J**	**0.211J**	<0.17	<0.17	**0.298J**		**0.309J**	**0.569J**	**0.412J**		**0.37J**	**0.271J**			**0.293J**	**0.255J**	<0.17		**0.265J**		**0.294J**	<0.17	**0.904J**	**1.02J**			<0.17	<0.17	<0.17	<0.17	<0.17							
Methylene Chloride	Jun-2014	ug/L														<0.17	<0.17				<0.17		<0.17																	
Methylene Chloride	Jul-2014	ug/L																<0.17	<0.17																					
Methylene Chloride	Sep-2014	ug/L																																							
Methylene Chloride	Nov-2014	ug/L	<0.17							<0.17	<0.17			<0.17	<0.17		<0.17		<0.17	<0.17		<0.17	<0.17	<0.17	<0.17	<0.17						<0.17	<0.17							
Methylene Chloride	Dec-2014	ug/L		<0.17	<0.17	<0.17	<0.17	<0.17			<0.17					<0.17			<0.17							<0.17			<0.17	<0.17	<0.17								
Methylene Chloride	May-2015	ug/L					<0.17											<0.17		<0.17										<0.17		<0.17	**0.175J**							
Methylene Chloride	Jun-2015	ug/L	<0.17	<0.17	<0.17	<0.17		<0.17		<0.17	<0.17	<0.17		<0.17	<0.17	<0.17	<0.17		<0.17			<0.17	<0.17	<0.17	<0.17	<0.17	<0.17				<0.17			<0.17							
Methylene Chloride	Oct-2015	ug/L		<0.17								<0.17			<0.17	<0.17	<0.17		<0.17	<0.17		<0.17																		
Methylene Chloride	Nov-2015	ug/L	<0.17		<0.17		<0.17	<0.17						<0.17				<0.17						<0.17	<0.17	<0.17		<0.17		**0.361J**	**0.215J**	<0.17		<0.17							
Methylene Chloride	Dec-2015	ug/L				<0.17				**0.211J**	<0.17																<0.17						<0.17		<0.17	<0.17	<0.17	<0.17			
Methylene Chloride	Mar-2016	ug/L																																	<0.17	<0.17	<0.17	<0.17	<0.17			
Methylene Chloride	May-2016	ug/L			<0.17	<0.17	<0.17	**0.179J**		<0.17	<0.17	<0.17		<0.17	<0.17			<0.17	<0.17			<0.17	**0.24J**	**0.366J**	<0.17	<0.17	<0.17			<0.17	<0.17			**0.293J**	**0.271J**	<0.17					
Methylene Chloride	Jun-2016	ug/L	<0.17	<0.17												<0.17	<0.17															<0.17	<0.17			**0.191J**	<0.17	<0.17			
Methylene Chloride	Oct-2016	ug/L	**1.06J**		**1.13J**	**0.959J**					**0.436J**			**0.78J**	**0.567J**	**0.939J**						**0.562J**	**0.892J**	**0.702J**	**0.459J**	**0.543J**	**0.554J**	**0.441J**		**0.341J**	**0.347J**	**0.488J**	**0.845J**	**0.436J**	**0.383J**		**0.343J**	**0.601J**			
Methylene Chloride	Nov-2016	ug/L		**0.512J**			**0.392J**	**0.364J**		**0.507J**		**0.406J**					**0.374J**	**0.303J**	**0.223J**																**0.498J**				**0.356J**		
Methylene Chloride	Jan-2017	ug/L																																**0.809J**						
Methylene Chloride	Apr-2017	ug/L	**0.7J**	**0.652J**	**0.629J**	**0.654J**	**0.714J**	**0.79J**		**0.739J**	**1.05J**	**0.893J**		**0.799J**	**0.706J**	**0.43J**	**0.943J**	**0.826J**	**0.61J**			**0.752J**	**0.534J**	**0.85J**	**0.414J**	**0.842J**	**0.639J**	**0.964J**		**0.812J**	**0.944J**	**0.811J**	**0.597J**	**0.763J**	**1.02J**	**1.16J**	**0.51J**	**0.802J**	**0.182J**		
Methylene Chloride	Jul-2017	ug/L																																						
Methylene Chloride	Oct-2017	ug/L	**0.555J**	**0.2J**	**0.56J**	**0.59J**	**0.453J**	**0.359J**		**0.39J**	**0.272J**	**0.234J**		**0.315J**	**0.465J**	<0.170	<0.170	**0.541J**	<0.170			**0.38J**	**0.384J**	**0.447J**	**0.492J**	**0.579J**	**0.198J**	**0.722J**		**0.37J**	**0.456J**	**0.657J**	<0.170	<0.170	<0.170	<0.170	<0.170					
Methylene Chloride	Apr-2018	ug/L	**0.264J**	**0.236J**	**0.356J**	**0.318J**	**0.367J**	<0.170		**0.219J**	**0.298J**	<0.170		<0.170	**0.346J**	**0.329J**	**0.17J**	**0.333J**	**0.172J**			**0.431J**	**0.311J**	**0.273J**	**0.312J**	**0.427J**	<0.170	<0.170		**0.355J**	**0.506J**	**0.326J**	**0.235J**	**0.368J**	**0.229J**	**0.314J**	**0.199J**					
Methylene Chloride	Oct-2018	ug/L	<1.70	<1.70	<1.70	<1.70	<1.70	<1.70		<1.70	<1.70	<1.70		<1.70	<1.70	<1.70	<1.70	<1.70	<1.70			<1.70	<1.70	<1.70	<1.70	<1.70	<1.70	<1.70	<1.70	<1.70	<1.70	<1.70	<1.70	<1.70	<1.70	<1.70	<1.70				
Methylene Chloride	Jan-2019	ug/L																											<1.70												
Methylene Chloride	Apr-2019	ug/L	<1.70	<1.70	<1.70	<1.70	<1.70	<1.70		<1.70	<1.70	<1.70		<1.70	<1.70	<1.70	<1.70	<1.70	<1.70			<1.70	<1.70	<1.70	<1.70	<1.70	<1.70	<1.70	<1.70	<1.70	<1.70	<1.70	<1.70	<1.70	<1.70	<1.70	<1.70			<1.70	<1.70
Methylene Chloride	Nov-2019	ug/L	<1.70	<1.70	<1.70	<1.70	<1.70	<1.70		<1.70	<1.70	<1.70		<1.70	<1.70	<1.70	<1.70	<1.70	<1.70			<1.70	<1.70	<1.70	<1.70	<1.70	<1.70	<1.70	<1.70	<1.70	<1.70	<1.70	<1.70	<1.70	<1.70	<1.70	<1.70			<1.70	<1.70
Methylene Chloride	Apr-2020	ug/L	<1.70	<1.70	<1.70	<1.70	<1.70	<1.70		<1.70	<1.70	<1.70		<1.70	<1.70	<1.70	<1.70	<1.70	<1.70			<1.70		<1.70	<1.70	<1.70	<1.70	<1.70	<1.70	<1.70	<1.70	<1.70	<1.70	<1.70	<1.70	<1.70	<1.70	<1.70	<1.70	<1.70	<1.70
Methylene Chloride	Jul-2020	ug/L			<1.70	<1.70	<1.70									<1.70								<1.70	<1.70	<1.70	<1.70			<1.70								<1.70	<1.70	<1.70
Methylene Chloride	Oct-2020	ug/L	<1.70	<1.70	<1.70	<1.70	<1.70	<1.70		<1.70	<1.70	<1.70		<1.70	<1.70	<1.70	<1.70					<1.70		<1.70	<1.70	<1.70	<1.70	<1.70	<1.70	<1.70	<1.70	<1.70	<1.70	<1.70	<1.70	<1.70	<1.70	<1.70	<1.70	<1.70	<1.70
Methylene Chloride	Jan-2021	ug/L			<1.70	<1.70	<1.70									<1.70								<1.70	<1.70	<1.70	<1.70											<1.70	<1.70	<1.70
Methylene Chloride	Apr-2021	ug/L	<1.70	<1.70	<1.70			<1.70		<1.70	<1.70	<1.70		<1.70	<1.70	<1.70	<1.70	<1.70	<1.70			<1.70		<1.70	<1.70		<1.70	<1.70	<1.70	<1.70	<1.70	<1.70	<1.70	<1.70	<1.70	<1.70	<1.70	<1.70	<1.70	<1.70	<1.70
Methylene Chloride	Jun-2021	ug/L																				<1.70																			
Methylene Chloride	Oct-2021	ug/L	<1.70	<1.70	<1.70	<1.70	<1.70	<1.70			<1.70	<1.70		<1.70	<1.70	<1.70	<1.70					<1.70		<1.70	<1.70	<1.70	<1.70	<1.70	<1.70	<1.70	<1.70	<1.70	<1.70	<1.70	<1.70	<1.70	<1.70	<1.70	<1.70	<1.70	<1.70
Methylene Chloride	Apr-2022	ug/L	<1.70	<1.70	<1.70	<1.70	<1.70	<1.70		<1.70	<1.70	<1.70		<1.70	<1.70	<1.70	<1.70					<1.70		<1.70	<1.70	<1.70	<1.70	<1.70	<1.70	<1.70	<1.70	<1.70		<1.70	<1.70	<1.70	<1.70	<1.70	<1.70	<1.70	<1.70
Methylene Chloride	Oct-2022	ug/L	<1.70		<1.70	<1.70	<1.70	<1.70			<1.70	<1.70		<1.70	<1.70	<1.70	<1.70					<1.70		<1.70	<1.70	<1.70	<1.70	<1.70	<1.70	<1.70	<1.70	<1.70	<1.70	<1.70	<1.70	<1.70	<1.70	<1.70	<1.70	<1.70	<1.70
Methylene Chloride	Apr-2023	ug/L	<1.70		<1.70	<1.70	<1.70	<1.70		<1.70	<1.70	<1.70		<1.70	<1.70	<1.70	<1.70					<1.70		<1.70	<1.70	<1.70	<1.70	<1.70	<1.70	<1.70	<1.70	<1.70	<1.70	<1.70	<1.70	<1.70	<1.70	<1.70	<1.70	<1.70	<1.70
Methylene chloride	Oct-2023	ug/L	<1.70		<1.70			<1.70			<1.70	<1.70		<1.70	<1.70	<1.70	<1.70					<1.70		<1.70	<1.70		<1.70	<1.70	<1.70	<1.70	<1.70	<1.70	<1.70		<1.70	<1.70	<1.70		<1.70	<1.70	<1.70	<1.70
Methylphenol, 3 & 4	Oct-2016	ug/L																					<0.184																			
Methylphenol, 3 & 4	Nov-2016	ug/L															<0.18	<0.18	<0.18																							
Methylphenol, 3 & 4	Oct-2018	ug/L																											<0.182													
Methylphenol, 3 & 4	Jan-2019	ug/L																											<0.186													
Methylphenol, 3 & 4	Jul-2020	ug/L																												<8.00												
Methylphenol, 3 & 4	Oct-2020	ug/L	<0.792			<0.800	<0.800	<0.826		<0.800	<0.800	<0.800		<0.800	<0.800									<0.800	<0.800	<0.800	<0.800	<0.800													
Methylphenol, 3 & 4	Jun-2021	ug/L																				<0.844																			
Methylphenol, 3 & 4	Apr-2022	ug/L			<0.833																														<0.761							
Methylphenol, 3 & 4	Oct-2022	ug/L																				<0.686								<0.686					<0.714							
Molybdenum	Apr-2021	mg/L																																								
N-Nitrosodi-n-butylamine	Apr-2009	ug/L				<10																																				
N-Nitrosodi-n-butylamine	Jul-2009	ug/L										<10																														
N-Nitrosodi-n-butylamine	Apr-2010	ug/L				<10						<10																														
N-Nitrosodi-n-butylamine	Jun-2012	ug/L																						<0.29		<0.29																
N-Nitrosodi-n-butylamine	Aug-2012	ug/L																										<0.29													
N-Nitrosodi-n-butylamine	May-2013	ug/L	<0.296	<0.293			<0.33	<0.305		<0.296	<0.296			<0.296	<0.302									<0.312	<0.309	<0.309	<0.312														
N-Nitrosodi-n-butylamine	Aug-2013	ug/L			<0.309																																				
N-Nitrosodi-n-butylamine	Nov-2013	ug/L																										<0.296													
N-Nitrosodi-n-butylamine	May-2014	ug/L	<0.341		<0.312	<0.319	<0.315	<0.315		<0.312	<0.309			<0.315	<0.315										<0.299		<0.312														
N-Nitrosodi-n-butylamine	Dec-2014	ug/L		<0.319								<0.29																													
N-Nitrosodi-n-butylamine	May-2015	ug/L																															<0.29								
N-Nitrosodi-n-butylamine	Oct-2015	ug/L		<0.319								<0.315			<0.293																										
N-Nitrosodi-n-butylamine	Nov-2015	ug/L	<0.322		<0.315		<0.333	<0.305						<0.33										<0.326	<0.319	<0.322		<0.319													
N-Nitrosodi-n-butylamine	Dec-2015	ug/L				<0.319				<0.326	<0.337																<0.333													
N-Nitrosodi-n-butylamine	Oct-2016	ug/L																					<0.296																		
N-Nitrosodi-n-butylamine	Nov-2016	ug/L															<0.29	<0.29	<0.29																						
N-Nitrosodi-n-butylamine	Oct-2018	ug/L																											<0.293												
N-Nitrosodi-n-butylamine	Jan-2019	ug/L																											<0.299												
N-Nitrosodi-n-butylamine	Jul-2020	ug/L																												<5.26												
N-Nitrosodi-n-butylamine	Oct-2020	ug/L	<0.521			<0.526	<0.526	<0.543		<0.526	<0.526	<0.526		<0.526	<0.526									<0.526	<0.526	<0.526	<0.526	<0.526													
N-Nitrosodi-n-butylamine	Jun-2021	ug/L																				<0.556																			
N-Nitrosodi-n-butylamine	Apr-2022	ug/L			<4.64																														<4.24							
N-Nitrosodi-n-butylamine	Oct-2022	ug/L																				<3.82								<3.82					<3.98							
N-Nitrosodi-n-propylamine	Apr-2009	ug/L				<10																																				
N-Nitrosodi-n-propylamine	Jul-2009	ug/L										<10																														
N-Nitrosodi-n-propylamine	Apr-2010	ug/L				<10						<10																														
N-Nitrosodi-n-propylamine	Jun-2012	ug/L																						<0.26		<0.26																
N-Nitrosodi-n-propylamine	Aug-2012	ug/L																										<0.26													
N-Nitrosodi-n-propylamine	May-2013	ug/L	<0.265	<0.263			<0.295	<0.274		<0.265	<0.265			<0.265	<0.271									<0.28	<0.277	<0.277	<0.28														
N-Nitrosodi-n-propylamine	Aug-2013	ug/L			<0.277																							<0.265													
N-Nitrosodi-n-propylamine	Nov-2013	ug/L																																							
N-Nitrosodi-n-propylamine	May-2014	ug/L	<0.306		<0.28	<0.286	<0.283	<0.283		<0.28	<0.277			<0.283	<0.283										<0.268		<0.28													
N-Nitrosodi-n-propylamine	Dec-2014	ug/L		<0.286								<0.26																													
N-Nitrosodi-n-propylamine	May-2015	ug/L																															<0.26								
N-Nitrosodi-n-propylamine	Oct-2015	ug/L		<0.286								<0.283			<0.263																										

Notes:
"J" Indicates the constituent was detected between the method detection limit and the reporting limit and is considered estimated.

Table 9
Analytical Data Summary
2024 Annual Water Quality Report

Constituent	Month-Year	units	MW-102A	P-102BR	MW-103A	MW-104A	MW-105A	P-105B	MW-108A	MW-108AR	MW-109ARR	P-108B	MW-109AR	MW-114AR	P-114BR	MW-120AR	P-120B	MW-124A	MW-124B	MW-126A	MW-130A	MW-137A	MW-138A	MW-201A	MW-202A	MW-203A	MW-204A	OW-301A	OW-306AR	MW-401A	MW-402A	MW-403A	P-403B	MW-404A	MW-501A	MW-502A	P-503B	P-504B	MW-505A	MW-604	MW-605
N-Nitrosodi-n-propylamine	Nov-2015	ug/L	<0.289		<0.283		<0.299	<0.274						<0.295										<0.292	<0.286	<0.289		<0.286													
N-Nitrosodi-n-propylamine	Dec-2015	ug/L				<0.286				<0.292	<0.302																<0.299														
N-Nitrosodi-n-propylamine	Oct-2016	ug/L																					<0.265																		
N-Nitrosodi-n-propylamine	Nov-2016	ug/L															<0.26	<0.26	<0.26																						
N-Nitrosodi-n-propylamine	Oct-2018	ug/L																										<0.263													
N-Nitrosodi-n-propylamine	Jan-2019	ug/L																										<0.268													
N-Nitrosodi-n-propylamine	Jul-2020	ug/L																											<10.5												
N-Nitrosodi-n-propylamine	Oct-2020	ug/L	<1.04			<1.05	<1.05	<1.09		<1.05	<1.05	<1.05		<1.05	<1.05									<1.05	<1.05	<1.05	<1.05	<1.05													
N-Nitrosodi-n-propylamine	Jun-2021	ug/L																				<1.11																			
N-Nitrosodi-n-propylamine	Apr-2022	ug/L			<1.10																														<1.00						
N-Nitrosodi-n-propylamine	Oct-2022	ug/L																				<0.902							<0.902						<0.939						
N-Nitrosodiethylamine	Apr-2009	ug/L				<10																																			
N-Nitrosodiethylamine	Jul-2009	ug/L										<10																													
N-Nitrosodiethylamine	Apr-2010	ug/L				<10						<10																													
N-Nitrosodiethylamine	Jun-2012	ug/L																						<0.3		<0.3														
N-Nitrosodiethylamine	Aug-2012	ug/L																										<0.3												
N-Nitrosodiethylamine	May-2013	ug/L	<0.306	<0.303			<0.341	<0.316		<0.306	<0.306			<0.306	<0.313									<0.323	<0.319	<0.319	<0.323														
N-Nitrosodiethylamine	Aug-2013	ug/L			<0.319																																				
N-Nitrosodiethylamine	Nov-2013	ug/L																										<0.306													
N-Nitrosodiethylamine	May-2014	ug/L	<0.353		<0.323	<0.33	<0.326	<0.326		<0.323	<0.319			<0.326	<0.326										<0.309		<0.323														
N-Nitrosodiethylamine	Dec-2014	ug/L		<0.33								<0.3																													
N-Nitrosodiethylamine	May-2015	ug/L																															<0.3							
N-Nitrosodiethylamine	Oct-2015	ug/L		<0.33								<0.326			<0.303																									
N-Nitrosodiethylamine	Nov-2015	ug/L	<0.333		<0.326		<0.345	<0.316						<0.341										<0.337	<0.33	<0.333		<0.33													
N-Nitrosodiethylamine	Dec-2015	ug/L				<0.33				<0.337	<0.349																<0.345													
N-Nitrosodiethylamine	Oct-2016	ug/L																					<0.306																		
N-Nitrosodiethylamine	Nov-2016	ug/L															<0.3	<0.3	<0.3																						
N-Nitrosodiethylamine	Oct-2018	ug/L																										<0.303													
N-Nitrosodiethylamine	Jan-2019	ug/L																										<0.309													
N-Nitrosodiethylamine	Jul-2020	ug/L																											<5.26												
N-Nitrosodiethylamine	Oct-2020	ug/L	<0.521			<0.526	<0.526	<0.543		<0.526	<0.526	<0.526		<0.526	<0.526									<0.526	<0.526	<0.526	<0.526	<0.526													
N-Nitrosodiethylamine	Jun-2021	ug/L																				<0.556																			
N-Nitrosodiethylamine	Apr-2022	ug/L			<4.05																														<3.70						
N-Nitrosodiethylamine	Oct-2022	ug/L																				<3.33							<3.33						<3.47						
N-Nitrosodimethylamine	Apr-2009	ug/L				<10																																			
N-Nitrosodimethylamine	Jul-2009	ug/L										<10																													
N-Nitrosodimethylamine	Apr-2010	ug/L				<10						<10																													
N-Nitrosodimethylamine	Jun-2012	ug/L																						<0.14		<0.14														
N-Nitrosodimethylamine	Aug-2012	ug/L																										**0.142J**												
N-Nitrosodimethylamine	Oct-2012	ug/L																										<0.14												
N-Nitrosodimethylamine	May-2013	ug/L	<0.143	<0.141			<0.159	<0.147		<0.143	<0.143			<0.143	<0.146									<0.151	<0.149	<0.149	<0.151														
N-Nitrosodimethylamine	Aug-2013	ug/L			<0.149																																				
N-Nitrosodimethylamine	Nov-2013	ug/L																										<0.143													
N-Nitrosodimethylamine	May-2014	ug/L	<0.165		<0.151	<0.154	<0.152	<0.152		<0.151	<0.149			<0.152	<0.152										<0.144		<0.151														
N-Nitrosodimethylamine	Jul-2014	ug/L																										<0.156													
N-Nitrosodimethylamine	Sep-2014	ug/L																										<0.163													
N-Nitrosodimethylamine	Dec-2014	ug/L		<0.154								<0.14																													
N-Nitrosodimethylamine	May-2015	ug/L																															<0.14							
N-Nitrosodimethylamine	Oct-2015	ug/L		<0.154								<0.152			<0.141																									
N-Nitrosodimethylamine	Nov-2015	ug/L	<0.156		<0.152		<0.161	<0.147						<0.159										<0.157	<0.154	<0.156		<0.154													
N-Nitrosodimethylamine	Dec-2015	ug/L				<0.154				<0.157	<0.163																<0.161													
N-Nitrosodimethylamine	Oct-2016	ug/L																					<0.143					<0.14													
N-Nitrosodimethylamine	Nov-2016	ug/L															<0.14	<0.14	<0.14																						
N-Nitrosodimethylamine	Oct-2018	ug/L																										<0.192													
N-Nitrosodimethylamine	Jan-2019	ug/L																										<0.196													
N-Nitrosodimethylamine	Jul-2020	ug/L																											<9.58												
N-Nitrosodimethylamine	Oct-2020	ug/L	<0.948			<0.958	<0.958	<0.989		<0.958	<0.958	<0.958		<0.958	<0.958									<0.958	<0.958	<0.958	<0.958	<0.958													
N-Nitrosodimethylamine	Jun-2021	ug/L																				<1.01																			
N-Nitrosodimethylamine	Apr-2022	ug/L			<0.857																														<0.783						
N-Nitrosodimethylamine	Oct-2022	ug/L																				<0.706							<0.706						<0.735						
N-Nitrosodiphenylamine	Apr-2009	ug/L				<10																																			
N-Nitrosodiphenylamine	Jul-2009	ug/L										<10																													
N-Nitrosodiphenylamine	Apr-2010	ug/L				<10						<10																													
N-Nitrosodiphenylamine	Jun-2012	ug/L																						<0.66		<0.66														
N-Nitrosodiphenylamine	Aug-2012	ug/L																										<0.66												
N-Nitrosodiphenylamine	May-2013	ug/L	<0.673	<0.667			<0.75	<0.695		<0.673	<0.673			<0.673	<0.688									<0.71	<0.702	<0.702	<0.71														
N-Nitrosodiphenylamine	Aug-2013	ug/L			<0.702																																				
N-Nitrosodiphenylamine	Nov-2013	ug/L																										<0.673													
N-Nitrosodiphenylamine	May-2014	ug/L	<0.776		<0.71	<0.725	<0.717	<0.717		<0.71	<0.702			<0.717	<0.717										<0.68		<0.71														
N-Nitrosodiphenylamine	Dec-2014	ug/L		<0.725								<0.66																													
N-Nitrosodiphenylamine	May-2015	ug/L																															<0.66							
N-Nitrosodiphenylamine	Oct-2015	ug/L		<0.725								<0.717			<0.667																									
N-Nitrosodiphenylamine	Nov-2015	ug/L	<0.733		<0.717		<0.759	<0.695						<0.75										<0.742	<0.725	<0.733		<0.725													
N-Nitrosodiphenylamine	Dec-2015	ug/L				<0.725				<0.742	<0.767																<0.759													
N-Nitrosodiphenylamine	Oct-2016	ug/L																					<0.673																		
N-Nitrosodiphenylamine	Nov-2016	ug/L															<0.66	<0.66	<0.66																						
N-Nitrosodiphenylamine	Oct-2018	ug/L																										<0.667													
N-Nitrosodiphenylamine	Jan-2019	ug/L																										<0.680													
N-Nitrosodiphenylamine	Jul-2020	ug/L																											<10.0												
N-Nitrosodiphenylamine	Oct-2020	ug/L	<0.990			<1.00	<1.00	<1.03		<1.00	<1.00	<1.00		<1.00	<1.00									<1.00	<1.00	<1.00	<1.00	<1.00													
N-Nitrosodiphenylamine	Jun-2021	ug/L																				<1.06																			
N-Nitrosodiphenylamine	Apr-2022	ug/L			<0.893																														<0.815						
N-Nitrosodiphenylamine	Oct-2022	ug/L																				<0.735							<0.735						<0.765						
N-Nitrosomethylethylamine	Apr-2009	ug/L				<10																																			
N-Nitrosomethylethylamine	Jul-2009	ug/L										<10																													
N-Nitrosomethylethylamine	Apr-2010	ug/L				<10						<10																													
N-Nitrosomethylethylamine	Jun-2012	ug/L																						<0.2		<0.2														
N-Nitrosomethylethylamine	Aug-2012	ug/L																										<0.2												
N-Nitrosomethylethylamine	May-2013	ug/L	<0.204	<0.202			<0.227	<0.211		<0.204	<0.204			<0.204	<0.208									<0.215	<0.213	<0.213	<0.215														
N-Nitrosomethylethylamine	Aug-2013	ug/L			<0.213																																				
N-Nitrosomethylethylamine	Nov-2013	ug/L																										<0.204													
N-Nitrosomethylethylamine	May-2014	ug/L	<0.235		<0.215	<0.22	<0.217	<0.217		<0.215	<0.213			<0.217	<0.217										<0.206		<0.215														
N-Nitrosomethylethylamine	Dec-2014	ug/L		<0.22								<0.2																													
N-Nitrosomethylethylamine	May-2015	ug/L																															<0.2							
N-Nitrosomethylethylamine	Oct-2015	ug/L		<0.22								<0.217			<0.202																									
N-Nitrosomethylethylamine	Nov-2015	ug/L	<0.222		<0.217		<0.23	<0.211						<0.227										<0.225	<0.22	<0.222		<0.22													
N-Nitrosomethylethylamine	Dec-2015	ug/L				<0.22				<0.225	<0.233																<0.23													
N-Nitrosomethylethylamine	Oct-2016	ug/L																					<0.204																		
N-Nitrosomethylethylamine	Nov-2016	ug/L															<0.2	<0.2	<0.2																						
N-Nitrosomethylethylamine	Oct-2018	ug/L																										<0.202													
N-Nitrosomethylethylamine	Jan-2019	ug/L																										<0.206													
N-Nitrosomethylethylamine	Jul-2020	ug/L																											<13.7												
N-Nitrosomethylethylamine	Oct-2020	ug/L	<1.35			<1.37	<1.37	<1.41		<1.37	<1.37	<1.37		<1.37	<1.37									<1.37	<1.37	<1.37	<1.37	<1.37													
N-Nitrosomethylethylamine	Jun-2021	ug/L																				<1.44																			
N-Nitrosomethylethylamine	Apr-2022	ug/L			<5.83																														<5.33						
N-Nitrosomethylethylamine	Oct-2022	ug/L																				<4.80							<4.80						<5.00						
N-Nitrosopiperidine	Apr-2009	ug/L				<10																																			
N-Nitrosopiperidine	Jul-2009	ug/L										<10																													
N-Nitrosopiperidine	Apr-2010	ug/L				<10						<10																													
N-Nitrosopiperidine	Jun-2012	ug/L																						<0.15		<0.15														
N-Nitrosopiperidine	Aug-2012	ug/L																										<0.15												
N-Nitrosopiperidine	May-2013	ug/L	<0.153	<0.152			<0.17	<0.158		<0.153	<0.153			<0.153	<0.156									<0.161	<0.16	<0.16	<0.161														
N-Nitrosopiperidine	Aug-2013	ug/L			<0.16																																				
N-Nitrosopiperidine	Nov-2013	ug/L																										<0.153													
N-Nitrosopiperidine	May-2014	ug/L	<0.176		<0.161	<0.165	<0.163	<0.163		<0.161	<0.16			<0.163	<0.163										<0.155		<0.161														
N-Nitrosopiperidine	Dec-2014	ug/L		<0.165								<0.15																													
N-Nitrosopiperidine	May-2015	ug/L																															<0.15							
N-Nitrosopiperidine	Oct-2015	ug/L		<0.165								<0.163			<0.152																									
N-Nitrosopiperidine	Nov-2015	ug/L	<0.167		<0.163		<0.172	<0.158						<0.17										<0.169	<0.165	<0.167		<0.165													

Notes:
"J" Indicates the constituent was detected between the method detection limit and the reporting limit and is considered estimated.

DMASWA Landfill
Permit No. 31-SDP-02-75P

Table 9
Analytical Data Summary
2024 Annual Water Quality Report

Constituent	Month-Year	units	MW-102A	P-102BR	MW-103A	MW-104A	MW-105A	P-105B	MW-108A	MW-108AR	MW-109ARR	P-108B	MW-109AR	MW-114AR	P-114BR	MW-120AR	P-120B	MW-124A	MW-124B	MW-126A	MW-130A	MW-137A	MW-138A	MW-201A	MW-202A	MW-203A	MW-204A	OW-301A	OW-306AR	MW-401A	MW-402A	MW-403A	P-403B	MW-404A	MW-501A	MW-502A	P-503B	P-504B	MW-505A	MW-604	MW-605
N-Nitrosopiperidine	Dec-2015	ug/L				<0.165				<0.169	<0.174																<0.172														
N-Nitrosopiperidine	Oct-2016	ug/L																					<0.153																		
N-Nitrosopiperidine	Nov-2016	ug/L															<0.15	<0.15	<0.15																						
N-Nitrosopiperidine	Oct-2018	ug/L																										<0.152													
N-Nitrosopiperidine	Jan-2019	ug/L																										<0.155													
N-Nitrosopiperidine	Jul-2020	ug/L																											<5.26												
N-Nitrosopiperidine	Oct-2020	ug/L	<0.521			<0.526	<0.526	<0.543		<0.526	<0.526	<0.526		<0.526	<0.526									<0.526	<0.526	<0.526	<0.526	<0.526														
N-Nitrosopiperidine	Jun-2021	ug/L																				<0.556																			
N-Nitrosopiperidine	Apr-2022	ug/L			<3.21																														<2.93						
N-Nitrosopiperidine	Oct-2022	ug/L																				<2.65							<2.65					<2.76						
N-Nitrosopyrrolidine	Apr-2009	ug/L				<10																																			
N-Nitrosopyrrolidine	Jul-2009	ug/L										<10																													
N-Nitrosopyrrolidine	Apr-2010	ug/L				<10						<10																													
N-Nitrosopyrrolidine	Jun-2012	ug/L																						<0.23		<0.23															
N-Nitrosopyrrolidine	Aug-2012	ug/L																										<0.23													
N-Nitrosopyrrolidine	May-2013	ug/L	<0.235	<0.232			<0.261	<0.242		<0.235	<0.235			<0.235	<0.24									<0.247	<0.245	<0.245	<0.247														
N-Nitrosopyrrolidine	Aug-2013	ug/L			<0.245																																				
N-Nitrosopyrrolidine	Nov-2013	ug/L																										<0.235													
N-Nitrosopyrrolidine	May-2014	ug/L	<0.271		<0.247	<0.253	<0.25	<0.25		<0.247	<0.245			<0.25	<0.25										<0.237		<0.247														
N-Nitrosopyrrolidine	Dec-2014	ug/L		<0.253								<0.23																													
N-Nitrosopyrrolidine	May-2015	ug/L																															<0.23							
N-Nitrosopyrrolidine	Oct-2015	ug/L		<0.253								<0.25			<0.232																									
N-Nitrosopyrrolidine	Nov-2015	ug/L	<0.256		<0.25		<0.264	<0.242						<0.261										<0.258	<0.253	<0.256		<0.253													
N-Nitrosopyrrolidine	Dec-2015	ug/L				<0.253				<0.258	<0.267																<0.264													
N-Nitrosopyrrolidine	Oct-2016	ug/L																					<0.235																	
N-Nitrosopyrrolidine	Nov-2016	ug/L															<0.23	<0.23	<0.23																						
N-Nitrosopyrrolidine	Oct-2018	ug/L																										<0.232													
N-Nitrosopyrrolidine	Jan-2019	ug/L																										<0.237													
N-Nitrosopyrrolidine	Jul-2020	ug/L																											<5.26												
N-Nitrosopyrrolidine	Oct-2020	ug/L	<0.521			<0.526	<0.526	<0.543		<0.526	<0.526	<0.526		<0.526	<0.526									<0.526	<0.526	<0.526	<0.526	<0.526														
N-Nitrosopyrrolidine	Jun-2021	ug/L																				<0.556																			
N-Nitrosopyrrolidine	Apr-2022	ug/L			<4.29																														<3.91						
N-Nitrosopyrrolidine	Oct-2022	ug/L																				<3.53							<3.53					<3.67						
Naphthalene	Apr-2009	ug/L				<20																																			
Naphthalene	Jul-2009	ug/L										<5																													
Naphthalene	Apr-2010	ug/L				<5						<5																													
Naphthalene	Jun-2012	ug/L																						<0.37		<0.37															
Naphthalene	Aug-2012	ug/L																										<0.37													
Naphthalene	May-2013	ug/L	<0.37	<0.37			<0.37	<0.37		<0.37	<0.37			<0.37	<0.37									<0.37	<0.37	<0.37	<0.37														
Naphthalene	Aug-2013	ug/L			<0.37																																				
Naphthalene	Nov-2013	ug/L																										<0.37													
Naphthalene	May-2014	ug/L	<0.37		<0.37	<0.37	<0.37	<0.37		<0.37	<0.37			<0.37	<0.37										<0.37		<0.37														
Naphthalene	Dec-2014	ug/L		<0.37								<0.37																													
Naphthalene	May-2015	ug/L																															<0.37							
Naphthalene	Oct-2015	ug/L		<0.37								<0.37			<0.37																									
Naphthalene	Nov-2015	ug/L	<0.37		<0.37		<0.37	<0.37						<0.37										<0.37	<0.37	<0.37		<0.37													
Naphthalene	Dec-2015	ug/L				<0.37				<0.37	<0.37																<0.37													
Naphthalene	Oct-2016	ug/L														<0.37							<0.37																	
Naphthalene	Nov-2016	ug/L															<0.37	<0.37	<0.37																						
Naphthalene	Oct-2018	ug/L																										<3.00													
Naphthalene	Jan-2019	ug/L																										<3.00													
Naphthalene	Jul-2020	ug/L																											<3.00												
Naphthalene	Oct-2020	ug/L	<3.00			<3.00	<3.00	<3.00		<3.00	<3.00	<3.00		<3.00	<3.00									<3.00	<3.00	<3.00	<3.00	<3.00														
Naphthalene	Jun-2021	ug/L																				<3.00																			
Naphthalene	Apr-2022	ug/L			<3.00																														<3.00						
Naphthalene	Oct-2022	ug/L																				<3.00							<3.00					<3.00						
Nickel	Oct-2007	ug/L	<50	<50	<50	<50	<50	<50	**103**			<50	<50	**170**	<50	<50	<50																								
Nickel	Feb-2008	ug/L	<50	<50	<50	<50	<50	<50	<50			<50	<50	**83.7**	<50	<50	<50																								
Nickel	Apr-2008	ug/L	<50	<50	<50	<50	<50	<50	<50			<50	<50	<50	<50	<50	<50																								
Nickel	Jul-2008	ug/L	<50	<50	<50	<50	<50	<50	<50			<50	<50	**178**	<50	<50	<50																								
Nickel	Oct-2008	ug/L	<50	<50	<50	<50	<50	<50	<50			<50	<50	<50	<50	<50	<50																								
Nickel	Jan-2009	ug/L	<50	<50	<50	<50	<50	<50	**55.4**			<50	<50	**94**	<50	<50	<50																								
Nickel	Apr-2009	ug/L	<50	<50	<50	<50	<50	<50	<50			<50	<50	<50	<50	<50	<50																								
Nickel	Jul-2009	ug/L	<50	<50	<50	<50	<50	<50	<50			<50	<50	<50	<50	<50	<50																								
Nickel	Oct-2009	ug/L	<50	<50	<50	<50	<50	<50	<50			<50	<50	<50	<50	<50	<50																								
Nickel	Dec-2009	ug/L														<50	<50																								
Nickel	Feb-2010	ug/L														<50	<50																								
Nickel	Apr-2010	ug/L	<50	<50	<50	<50	<50	<50	<50			<50	<50	<50	<50	<50	<50																								
Nickel	Oct-2010	ug/L	<50	<50	<50	<50	<50	<50	<50			<50	<50	<50	<50	<50	<50																								
Nickel	Feb-2011	ug/L																																							
Nickel	Apr-2011	ug/L	<50	<50	<50	<50	<50	<50	<50			<50	<50	<50	<50	<50	<50																								
Nickel	Jun-2011	ug/L																																							
Nickel	Aug-2011	ug/L																																							
Nickel	Oct-2011	ug/L	**4.27J**	**6.46J**	**10.9J**	**8.04J**	**40.8J**	<50	**24.8J**			**2.94J**	**13.5J**	**15.6J**	**6.18J**	**16.4J**	<50					**3.34J**					**92.7**														
Nickel	Feb-2012	ug/L								<2.58	<2.58											<2.58		**18.7J**	**5.2J**	**90.6**	**21.8J**													
Nickel	Apr-2012	ug/L	**6.52J**	<2.58	**6.53J**	**20.8J**	**31.4J**	<2.58		**24.5J**	**9.96J**	<2.58		**14.3J**	**2.93J**	**26.2J**	<2.58					**7.11J**		**10.5J**	**8.03J**	**175**	**40.5J**	**63.4**													
Nickel	Jun-2012	ug/L								**7.38J**	**6.11J**											<2.58		<2.58	<2.58	**95.7**	**20.5J**													
Nickel	Aug-2012	ug/L								<2.58	<2.58							**17.1J**				<2.58	**108**	<2.58	<2.58	<2.58	**18.1J**	**18.5J**												
Nickel	Oct-2012	ug/L	**3.07J**	**4.64J**	**16.5J**	**5.58J**	**47.4J**	<2.58		**13J**	<2.58	**4.69J**		**8.38J**	**3.6J**	**19.8J**	<2.58		**38.8J**			**18.2J**	**80.9**	**6.61J**	**13.1J**	**22.3J**	**29.5J**	**51.9**												
Nickel	Nov-2012	ug/L																											**17J**	**7.91J**	**5.01J**	<2.58	**18.9J**							
Nickel	Feb-2013	ug/L																					<2						**39.5J**	<2	<2	<2	**2.45J**							
Nickel	May-2013	ug/L	**8.83**	**2.46J**	**2.2J**	**14.2**	**22.6**	**2.4J**		**13.6**	**4.98**	**4.64**		**6.85**	**3.41**	**17.7**	**3.06**	<1.73	**17.6**	**23.3**	**21.3**	**4.12**	**11.1**	**8.99**	**9.43**	**98.7**	**28.7**	**57.5**		**11.4**	**6.04**	**9.01**	**5.26**	**18.6**							
Nickel	Jun-2013	ug/L																**3.19**	**11.9**				**17**						**13.1**	**6.49**	**8.6**	**10.2**	**13.8**							
Nickel	Aug-2013	ug/L			**6.79**													**3.24**	**4.48**	**10**	**25.1**		**6.4**						**6.54**	**5.15**	**2.74**	**3.36**	**7.07**							
Nickel	Nov-2013	ug/L	**6.95**	**2.53**	**7.46**	**16.1**	**40.5**	**2.11**			**49.1**	**5.38**		**3.44**	**2.35**		**3.19**		**2.75**	**8.03**	**13.9**	**1.4J**	**63**	**11.2**	**12.7**	**139**	**34**	**46.8**		**4.77**	**2.19**	**1.81**	**17.3**	**7.03**							
Nickel	Jan-2014	ug/L																	**12.5**	**3.88**	**17.5**		**3.18**																	
Nickel	May-2014	ug/L	**1.69J**	**0.955J**	**2.49**	**23.4**	**25**	**0.843J**		**5.74**	**2.86**	**1.77J**		**1.78J**	**1.24J**			**0.79J**	**1.31J**	**5.06**		**0.812J**		**5.68**	**14.8**	**101**	**18.9**			**3.18**	**2.54**	**1.31J**	**2.74**	**5.42**							
Nickel	Jun-2014	ug/L														**9.34**	**1.56J**				**15.4**		**11.5**																	
Nickel	Jul-2014	ug/L																**0.646J**	**1.08J**																					
Nickel	Sep-2014	ug/L																																							
Nickel	Nov-2014	ug/L	<0.581							**3.87J**	**2.13J**			**1.31J**	**0.987J**		**1.14J**		**0.707J**	**2.51J**		<0.581	**1.91J**	<0.581	**11.4**	**132**						**1.28J**	**1.27J**							
Nickel	Dec-2014	ug/L		**0.929J**	**1.98J**	**19.7**	**28.6**	<0.581				**2.29J**				**8.92**											**22.8**			**1.26J**	**1.66J**	**0.944J**									
Nickel	May-2015	ug/L					**20.1**											<0.581		**1.48J**										**0.849J**		<0.581	<0.581							
Nickel	Jun-2015	ug/L	<0.581	<0.581	<0.581	**15.1**		<0.581		<0.581	<0.581	**1.3J**		**0.616J**	**0.882J**	**2.12J**	<0.581		<0.581			<0.581	<0.581	**3.35J**	<0.581	**147**	**22.8**				**1.74J**		<0.581							
Nickel	Oct-2015	ug/L		<0.581								<0.581			<0.581	**5.51**	<0.581		<0.581	**1.64J**		<0.581																	
Nickel	Nov-2015	ug/L	<0.581		**1.1J**		**18.5**	**14.9**						<0.581				<0.581						**5.81**	**11**	**173**		**10.3**		**2.61J**	**1.63J**	**0.949J**		**0.596J**							
Nickel	Dec-2015	ug/L				**23.1**				**3.24J**	**2.3J**																						**1.44J**		**1.34J**	**2.86J**	**13**	**1.42J**		
Nickel	Mar-2016	ug/L																																**3.81J**	<1.53	**10.7**	**2.79J**	<1.53			
Nickel	May-2016	ug/L								<1.53	**2.47J**	<1.53		<1.53	<1.53			**2.97J**	<1.53			<1.53		**7.19**		**150**	**21.7**			**2.1J**	<1.53		<1.53							
Nickel	Jun-2016	ug/L	<1.53	<1.53	<1.53	**31.2**	**12.1**	<1.53								**6.15**	<1.53						<1.53		**4.73J**						<1.53	<1.53		**3.32J**	<1.53	**2.29J**	**9.8**	**1.58J**		
Nickel	Oct-2016	ug/L	**2J**		<1.53	**31.5**					**2.1J**			**1.84J**	<1.53	**6.65**						<1.53	<1.53	**3.73J**	**5.02**	**121**	**19.4**	<1.53		**5.31**	<1.53	**1.64J**	<1.53	<1.53	**3.69J**		**2.93J**	**8.12**			
Nickel	Nov-2016	ug/L		<1.53			**13.1**	<1.53		**2.81J**		<1.53					<1.53	<1.53	**2.12J**																<1.53			**9.04**		
Nickel	Jan-2017	ug/L																																		**2.9J**					
Nickel	Apr-2017	ug/L	**2.02J**	<0.929	<0.929	**14.2**	**9.79**	<0.929		**2.79J**	**2.58J**	<0.929		**1.27J**	<0.929	**2.68J**	**1.02J**	<0.929	**1.38J**			<0.929	<0.929	**4.63J**	**22.1**	**162**	**24.1**	**3.45J**		**3.76J**	<0.929	**1.71J**	**2.06J**	**0.982J**	**2.82J**	<0.929	**1.71J**	**9.56**	<0.929		
Nickel	Jul-2017	ug/L																																						
Nickel	Oct-2017	ug/L	**3.03J**	<0.929	<0.929	**8.75**	**13**	**1.02J**		**2.52J**	**2.21J**	<0.929		**1.13J**	<0.929	**3.92J**	<0.929	<0.929	<0.929			<0.929	<0.929	**4.1J**	**9.04**	**157**	**19.4**	**1.18J**		**1.58J**	<0.929	**1.42J**	**1.8J**	**2.72J**	**3.18J**	<0.929	**2.49J**				
Nickel	Dec-2017	ug/L																																					**1.3J**	**3.12J**
Nickel	Mar-2018	ug/L																																					<1.00	**3.52**
Nickel	Apr-2018	ug/L	<1.00	<1.00	<1.00	**5.12**	**14.9**	<1.00		**2.51J**	**1.66J**	<1.00		<1.00	<1.00	**3.96J**	**3.29J**	<1.00	**1.31J**			<1.00	<1.00	**4.36J**	**7.78**	**208**	**14.8**	**3.61J**		<1.00	<1.00	**1.26J**	<1.00	**2.04J**	**3.25J**	<1.00	**2.18J**		<1.00	**3.58J**
Nickel	Jul-2018	ug/L																																					<1.00	**3.09**
Nickel	Oct-2018	ug/L	**1.38J**	<0.625	**1.22J**	**10.2**	**10.2**	**0.704J**		**3.47**	**2.92**	<0.625		**1.63J**	**0.842J**	**3.43**	**0.859J**	**0.687J**	**1.37J**			**1.27J**	**1.02J**	**2.87**	**8.38**	**187**	**17.5**	**0.837J**	**5.45**	**1.3J**	**0.777J**	**2.76**	**1.32J**	**3.16**	**3.3**	**1.1J**	**1.97J**		**0.935J**	**2.98**
Nickel	Jan-2019	ug/L																										**4.59J**												
Nickel	Apr-2019	ug/L	**1.93J**	<1.70	<1.70	**13.7**	**9.16**	<1.70		**2.86J**	**2.65J**	<1.70		**3.33J**	<1.70	**3.72J**	<1.70	<1.70	<1.70			<1.70	<1.70	**4.44J**	**11.5**	**189**	**20**	**3.04J**	**1.81J**	<1.70	<1.70	**3.11J**	<1.70	**5.65**	**3.73J**	<1.70	<1.70		<1.70	**2.08J**
Nickel	Nov-2019	ug/L	**2.73J**	<1.70	<1.70	**10.2**	**9.63**	<1.70		**3.2J**	**4.31J**	<1.70		**1.81J**	<1.70	**7.03**	<1.70	<1.70	**2.56J**			<1.70	<1.70	**3.47J**	**8.65**	**194**	**21.8**	<1.70	**3.39J**	**3.85J**	<1.70	**2.74J**	<1.70	**2.43J**	**2.71J**	<1.70	**2.13J**		<1.70	**3.13J**
Nickel	Apr-2020	mg/L																																						
Nickel	Apr-2020	ug/L	**3.46J**	<1.90	<1.90	**7.78**	**9.49**	<1.90		**2.87J**	**2.36J**	<1.90		<1.90	<1.90	**2.72J**	<1.90	<1.90	<1.90			<1.90		**3.74J**	**11.4**	**166**	**18.4**	**3.39J**	**2.62J**	**10.6**	<1.90	**2.88J**	<1.90	**2.76J**	**4.37J**	<1.90	**2.46J**		<1.90	<1.90	**2.28J**
Nickel	May-2020	ug/L																											**8.62**											
Nickel	Jul-2020	mg/L																																						
Nickel	Jul-2020	ug/L			**1.92J**	**6.09**	**8.93**									**3.36J**								**4.55J**	**9**	**158**	**19.3**			**7.4**									<1.90	<1.90	**2.73J**

Notes:
"J" Indicates the constituent was detected between the method detection limit and the reporting limit and is considered estimated.

Table 9
Analytical Data Summary
2024 Annual Water Quality Report

Constituent	Month-Year	units	MW-102A	P-102BR	MW-103A	MW-104A	MW-105A	P-105B	MW-108A	MW-108AR	MW-109ARR	P-108B	MW-109AR	MW-114AR	P-114BR	MW-120AR	P-120B	MW-124A	MW-124B	MW-126A	MW-130A	MW-137A	MW-138A	MW-201A	MW-202A	MW-203A	MW-204A	OW-301A	OW-306AR	MW-401A	MW-402A	MW-403A	P-403B	MW-404A	MW-501A	MW-502A	P-503B	P-504B	MW-505A	MW-604	MW-605
Nickel	Oct-2020	mg/L																																								
Nickel	Oct-2020	ug/L	**2.56J**	<1.90	<1.90	**3.79J**	**11.2**	<1.90		**3.86J**	**2.25J**	<1.90		**2.12J**	<1.90	**21**	<1.90					<1.90		**4.34J**	**10.3**	**149**	**22**	<1.90	**3.99J**	**3.75J**	<1.90	<1.90	<1.90	<1.90	**2.12J**	<1.90	<1.90	**7.97**	<1.90	<1.90	**2.15J**
Nickel	Jan-2021	ug/L			<1.90	**5.95**	**12.6**									**3.39J**								**4.67J**	**11.7**	**151**	**26.9**												**1.93J**	<1.90	**3.7J**
Nickel	Apr-2021	ug/L	<1.90	<1.90	<1.90	**7.29**	**9.32**	<1.90		**2.05J**	**2.42J**	<1.90		<1.90	<1.90	**2.54J**	<1.90					**39.2**		**2.7J**	**11.9**	**130**	**20.1**	**2.26J**	<1.90	**9.22**	<1.90	<1.90	<1.90	**3.25J**	**3.72J**	<1.90	**2.57J**	**13.9**	**2.08J**	<1.90	<1.90
Nickel	Jun-2021	ug/L																				**9.75**																			
Nickel	Oct-2021	ug/L	**1.96J**	<1.90	**2.47J**	**4.68J**	**10.4**	<1.90			**7.75**	**2.66J**		**4.09J**	**4.9J**	**16.5**	<1.90					**17.1**		<7.60	**18.2J**	**99.8**	**17.7**	<1.90	**9.5**	**2.97J**	<1.90	**1.92J**	<1.90	<1.90	**2.54J**	<1.90	<1.90	**10.8**	<1.90	<1.90	**3.3J**
Nickel	Oct-2021	mg/L																																							
Nickel	Apr-2022	mg/L																																							
Nickel	Apr-2022	ug/L	<1.90	<1.90	<1.90	**3.98J**	**9.36**	<1.90		**3.74J**	<1.90	<1.90		<1.90	<1.90	**3.55J**	<1.90					**5.63**		**3.26J**	**3.7J**	**85.5**	**15.2**	**6.78**	**2.21J**	**2.34J**	<1.90	<1.90	<1.90	<1.90	**3.55J**	<1.90	<1.90	**13.9**	<1.90	<1.90	**3.35J**
Nickel	Oct-2022	mg/L																																							
Nickel	Oct-2022	ug/L	<1.90		**4.29J**	**8.02**	**8.32**	<1.90			**3.28J**	<1.90		<1.90	<1.90	**21.8**	<1.90					**9.77**		**2.20J**	**24.8**	**62.0**	**18.4**	**2.50J**	**4.66J**	<1.90	<1.90	<1.90		<1.90	**2.73J**	<1.90	**2.77J**	**10.8**	<1.90	<1.90	**4.74J**
Nickel	Apr-2023	ug/L	**3.44J**		<1.90	**9.53**	**9.31**	**3.72J**		**2.73J**	<1.90	<1.90		<1.90	<1.90	**2.70J**	<1.90					**9.39**		**2.95J**	**9.11**	**158**	**20.0**	**2.25J**	**5.36**	**4.66J**	<1.90	**2.06J**		<1.90	**2.78J**	<1.90	**3.60J**	**11.2**	<1.90	<1.90	**5.42**
Nickel	Oct-2023	mg/L	<0.00190		**0.00292J**			<0.00190			**0.00215J**	<0.00190		**0.00296J**	<0.00190	**0.00247J**	<0.00190					**0.00844**		**0.00438J**	**0.00416J**		**0.0218**	<0.00190	**0.00459J**	**0.0028J**	<0.00190	**0.002J**		<0.00190	**0.00296J**	<0.00190		**0.0105**	<0.00190	<0.00190	**0.00612**
Nickel, Dissolved	Apr-2009	ug/L	<50		<50	<50	<50		<50				<50	<50		<50																									
Nickel, Dissolved	Jul-2009	ug/L	<50	<50	<50	<50	<50	<50	<50			<50	<50	<50	<50	<50	<50																								
Nickel, Dissolved	Oct-2009	ug/L	<50		<50	<50	<50		<50				<50	<50		<50																									
Nickel, Dissolved	Dec-2009	ug/L														<50	<50																									
Nickel, Dissolved	Feb-2010	ug/L														<50	<50																									
Nickel, Dissolved	Apr-2010	ug/L	<50	<50	<50	<50	<50	<50	<50			<50	<50	<50	<50	<50	<50																									
Nickel, Dissolved	Oct-2010	ug/L	<50	<50	<50	<50	<50	<50	<50			<50	<50	<50	<50	<50	<50																									
Nickel, Dissolved	Feb-2011	ug/L																																							
Nickel, Dissolved	Apr-2011	ug/L	<50	<50	<50	<50	<50	<50	<50			<50	<50	<50	<50	<50	<50																									
Nickel, Dissolved	Jun-2011	ug/L																																							
Nickel, Dissolved	Aug-2011	ug/L																																							
Nickel, Dissolved	Oct-2011	ug/L	<50	<50	**7.99J**	**6.37J**	**37.6J**	<50	<50			**3.12J**	<50	<50	<50	**6.58J**	<50					<50					**73.9**															
Nickel, Dissolved	Feb-2012	ug/L								**7.37J**	**4.65J**											**5.02J**		**18.9J**	**8.51J**	**109**	**24.1J**														
Nickel, Dissolved	Apr-2012	ug/L	<2.58	<2.58	<2.58	<2.58	<2.58	**3.48J**		<2.58	<2.58	<2.58		<2.58	<2.58	<2.58	<2.58					<2.58		<2.58	<2.58	**139**	<2.58	**58.4**													
Nickel, Dissolved	Jun-2012	ug/L								<2.58	<2.58											<2.58		<2.58	<2.58	**103**	<2.58														
Nickel, Dissolved	Aug-2012	ug/L								<2.58	<2.58								<2.58			<2.58	<2.58	<2.58	<2.58	<2.58	**16.3J**	**19.3J**													
Nickel, Dissolved	Oct-2012	ug/L	<2.58	<2.58	**2.71J**	<2.58	**36.5J**	**5.59J**		**3.08J**	<2.58	<2.58		<2.58	<2.58	**6.44J**	<2.58		<2.58			<2.58	<2.58	<2.58	**7.31J**	**19.7J**	**16J**	**35.6J**													
Nickel, Dissolved	Nov-2012	ug/L																												<2.58	<2.58	<2.58	<2.58	<2.58							
Nickel, Dissolved	Feb-2013	ug/L																					**14.3J**							<2	<2	<2	<2	<2							
Nickel, Dissolved	May-2013	ug/L	**7.55**	**2.86**	**3.23**	**14.6**	**21.3**	<1.73		**6.97**	**4.15**	**3.13**		**3.02**	**3.13**	**11.4**	**4.55**	**2.47J**	**3.83**	**3.88**	**17.1**	**3.94**	**6.11**	**11**	**16.5**	**114**	**23.4**	**56.6**		**6.26**	**5.5**	**6.62**	**4.18**	**11.4**							
Nickel, Dissolved	Jun-2013	ug/L																**2.1J**	**6.64**				**6.86**							**7.2**	**5.23**	**7.96**	**6.93**	**7.82**							
Nickel, Dissolved	Aug-2013	ug/L			**3.41**													**4.94**	**2.23**	**5.41**	**18.7**		**4.54**							**5.38**	**4.35**	**2.35**	**2.87**	**3.07**							
Nickel, Dissolved	Nov-2013	ug/L	**6.36**	**1.3**	**6.13**	**14.8**	**42.3**	**1.84J**			**3.87**	**3.34**		**2.78**	<1.73		**3.32**		**2.24**	**2.02**	**11.9**	**0.413J**	**6.44**	**10.6**	**10.1**	**158**	**27.3**	**43.1**		**2.61**	**2.87**	**5.64**	**8.11**	**4.91**							
Nickel, Dissolved	Jan-2014	ug/L																	**2.51**	**4.27**	**18.8**		**3.29**																		
Nickel, Dissolved	May-2014	ug/L	**2.62**	**1.96J**	**3.19**	**21.3**	**25**	**2.13**		**6.21**	**2.79**	**1.21J**		**2.84**	**2.32**			**0.649J**	**1.19J**	**3.67**		**0.686J**		**5.47**	**16.4**	**94.5**	**20.5**			**4.33**	**3.5**	**2.67**	**3.3**	**3.46**							
Nickel, Dissolved	Jun-2014	ug/L														**9.61**	**2.81**				**18.7**		**3.49**																	
Nickel, Dissolved	Jul-2014	ug/L																**1.19J**	**0.815J**																					
Nitrate Nitrite as N	Nov-2019	mg/L			**0.667**	<0.0630	<0.0630									**0.21**		**0.466**					**11.4**	<0.0630	<0.0630	<0.0630	<0.0630												**0.879**	<0.0630
Nitrate Nitrite as N	Apr-2020	mg/L			**4.67**	<0.0490	**0.0628J**									**0.147**		**0.415**						**0.107**	<0.0630	<0.0490	<0.0630												**0.499**	**0.703**	**0.0729J**
Nitrate Nitrite as N	Jul-2020	mg/L			**1.07**	<0.0630	<0.630									<0.0630								<0.0630	<0.0630	<0.0630	<0.0630												**0.516**	**0.327**	<0.0630
Nitrate Nitrite as N	Apr-2021	mg/L																																							
Nitrate Nitrite as N	Oct-2021	mg/L				<0.0630	<0.0630																			<0.0630														**0.613**	<0.0630
Nitrate Nitrite as N	Apr-2022	mg/L				<0.0260	<0.0260																			<0.0260														**0.935**	<0.0260
Nitrate Nitrite as N	Oct-2022	mg/L				<0.0260	<0.0260																			<0.0260														**1.07**	<0.0260
Nitrate Nitrite as N	Apr-2023	mg/L				<0.0540	<0.0540																			<0.0540														**0.759**	<0.0540
Nitrate as N	Oct-2020	mg/L			<0.0490	<0.0490																		<0.0490		<0.0490														**0.554**	**1.14**	<0.0490
Nitrate as N	Jan-2021	mg/L			**0.0993J**	**1.17**	**0.0993J**									**0.134**								**0.181**	**0.228**	**0.18**	**0.221**													**0.359**	**1.27**	<0.0400
Nitrite as N	Oct-2020	mg/L			<0.0390	<0.0390																		<0.0390		<0.0390														<0.0390	<0.0390	<0.0390
Nitrite as N	Jan-2021	mg/L			<0.0340	<0.0340	<0.0340									<0.0340								<0.0340	<0.0340	<0.0340	<0.0340													<0.0340	<0.0340	<0.0340
Nitrobenzene	Apr-2009	ug/L				<10																																			
Nitrobenzene	Jul-2009	ug/L										<10																													
Nitrobenzene	Apr-2010	ug/L				<10						<10																													
Nitrobenzene	Jun-2012	ug/L																						<0.22		<0.22															
Nitrobenzene	Aug-2012	ug/L																										<0.22													
Nitrobenzene	May-2013	ug/L	<0.224	<0.222			<0.25	<0.232		<0.224	<0.224			<0.224	<0.229									<0.237	<0.234	<0.234	<0.237														
Nitrobenzene	Aug-2013	ug/L			<0.234																																				
Nitrobenzene	Nov-2013	ug/L																										<0.224													
Nitrobenzene	May-2014	ug/L	<0.259		<0.237	<0.242	<0.239	<0.239		<0.237	<0.234			<0.239	<0.239										<0.227		<0.237														
Nitrobenzene	Dec-2014	ug/L		<0.242								<0.22																													
Nitrobenzene	May-2015	ug/L																																<0.22							
Nitrobenzene	Oct-2015	ug/L		<0.242								<0.239			<0.222																										
Nitrobenzene	Nov-2015	ug/L	<0.244		<0.239		<0.253	<0.232						<0.25										<0.247	<0.242	<0.244		<0.242													
Nitrobenzene	Dec-2015	ug/L				<0.242				<0.247	<0.256																<0.253														
Nitrobenzene	Oct-2016	ug/L																					<0.224																		
Nitrobenzene	Nov-2016	ug/L															<0.22	<0.22	<0.22																						
Nitrobenzene	Oct-2018	ug/L																											<0.303												
Nitrobenzene	Jan-2019	ug/L																											<0.309												
Nitrobenzene	Jul-2020	ug/L																												<11.6											
Nitrobenzene	Oct-2020	ug/L	<1.15			<1.16	<1.16	<1.20		<1.16	<1.16	<1.16		<1.16	<1.16									<1.16	<1.16	<1.16	<1.16	<1.16													
Nitrobenzene	Jun-2021	ug/L																				<1.22																			
Nitrobenzene	Apr-2022	ug/L			<0.952																														<0.870						
Nitrobenzene	Oct-2022	ug/L																				<0.784								<0.784				<0.816						
PCB-1016	Apr-2009	ug/L				<0.8																																			
PCB-1016	Jul-2009	ug/L										<0.93																													
PCB-1016	Apr-2010	ug/L				<0.8						<0.8																													
PCB-1016	Jun-2012	ug/L																						<0.0434		<0.0434															
PCB-1016	Aug-2012	ug/L																										<0.0434													
PCB-1016	May-2013	ug/L	<0.0477	<0.0472			<0.0443	<0.0457		<0.0472	<0.0462			<0.0443	<0.0452									<0.0472	<0.0472	<0.0482	<0.0472														
PCB-1016	Aug-2013	ug/L			<0.0447																																				
PCB-1016	Nov-2013	ug/L																										<0.0443													
PCB-1016	May-2014	ug/L	<0.0434		<0.0482	<0.0467	<0.0482	<0.0477		<0.0482	<0.0452			<0.0462	<0.0462										<0.0434		<0.0482														
PCB-1016	Dec-2014	ug/L		<0.0482								<0.0472																													
PCB-1016	May-2015	ug/L																																<0.0434							
PCB-1016	Oct-2015	ug/L		<0.0482								<0.0467			<0.0434																										
PCB-1016	Nov-2015	ug/L	<0.0467		<0.0482		<0.0482	<0.0447						<0.0493										<0.0511	<0.0482	<0.0499		<0.0493													
PCB-1016	Dec-2015	ug/L				<0.0477				<0.0488	<0.0482																<0.0505														
PCB-1016	Oct-2016	ug/L																					<0.0434																		
PCB-1016	Nov-2016	ug/L															<0.0438	<0.0434	<0.0434																						
PCB-1016	Oct-2018	ug/L																											<0.0443												
PCB-1016	Jan-2019	ug/L																											<0.0447												
PCB-1016	Jul-2020	ug/L																												<0.274											
PCB-1016	Oct-2020	ug/L	<0.274			<0.274	<0.274	<0.292		<0.280	<0.280	<0.274		<0.265	<0.274									<0.274	<0.274	<0.280	<0.274	<0.280													
PCB-1016	Jun-2021	ug/L																				<0.280																		
PCB-1016	Apr-2022	ug/L			<0.185																														<0.202						
PCB-1016	Oct-2022	ug/L																				<0.163								<0.170				<0.170						
PCB-1221	Apr-2009	ug/L				<0.8																																			
PCB-1221	Jul-2009	ug/L										<0.93																													
PCB-1221	Apr-2010	ug/L				<0.8						<0.8																													
PCB-1221	Jun-2012	ug/L																						<0.16		<0.16															
PCB-1221	Aug-2012	ug/L																										<0.16													
PCB-1221	May-2013	ug/L	<0.176	<0.174			<0.163	<0.168		<0.174	<0.17			<0.163	<0.167									<0.174	<0.174	<0.178	<0.174														
PCB-1221	Aug-2013	ug/L			<0.165																																				
PCB-1221	Nov-2013	ug/L																										<0.163													
PCB-1221	May-2014	ug/L	<0.16		<0.178	<0.172	<0.178	<0.176		<0.178	<0.167			<0.17	<0.17										<0.16		<0.178														
PCB-1221	Dec-2014	ug/L		<0.178								<0.174																													
PCB-1221	May-2015	ug/L																																<0.16							
PCB-1221	Oct-2015	ug/L		<0.178								<0.172			<0.16																										
PCB-1221	Nov-2015	ug/L	<0.172		<0.178		<0.178	<0.165						<0.182										<0.188	<0.178	<0.184		<0.182													
PCB-1221	Dec-2015	ug/L				<0.176				<0.18	<0.178																<0.186														
PCB-1221	Oct-2016	ug/L																					<0.16																		
PCB-1221	Nov-2016	ug/L															<0.162	<0.16	<0.16																						
PCB-1221	Oct-2018	ug/L																											<0.163												
PCB-1221	Jan-2019	ug/L																											<0.165												
PCB-1221	Jul-2020	ug/L																												<0.274											
PCB-1221	Oct-2020	ug/L	<0.274			<0.274	<0.274	<0.292		<0.280	<0.280	<0.274		<0.265	<0.274									<0.274	<0.274	<0.280	<0.274	<0.280													
PCB-1221	Jun-2021	ug/L																				<0.280																		

Notes:
"J" Indicates the constituent was detected between the method detection limit and the reporting limit and is considered estimated.

DMASWA Landfill
Permit No. 31-SDP-02-75P

Table 9
Analytical Data Summary
2024 Annual Water Quality Report

Constituent	Month-Year	units	MW-102A	P-102BR	MW-103A	MW-104A	MW-105A	P-105B	MW-108A	MW-108AR	MW-109ARR	P-108B	MW-109AR	MW-114AR	P-114BR	MW-120AR	P-120B	MW-124A	MW-124B	MW-126A	MW-130A	MW-137A	MW-138A	MW-201A	MW-202A	MW-203A	MW-204A	OW-301A	OW-306AR	MW-401A	MW-402A	MW-403A	P-403B	MW-404A	MW-501A	MW-502A	P-503B	P-504B	MW-505A	MW-604	MW-605
PCB-1221	Apr-2022	ug/L			<0.185																													<0.202							
PCB-1221	Oct-2022	ug/L																				<0.163								<0.170					<0.170							
PCB-1232	Apr-2009	ug/L				<0.8																																				
PCB-1232	Jul-2009	ug/L										<0.93																														
PCB-1232	Apr-2010	ug/L				<0.8						<0.8																														
PCB-1232	Jun-2012	ug/L																						<0.11		<0.11															
PCB-1232	Aug-2012	ug/L																										<0.11													
PCB-1232	May-2013	ug/L	<0.121	<0.12			<0.112	<0.116		<0.12	<0.117			<0.112	<0.115									<0.12	<0.12	<0.122	<0.12														
PCB-1232	Aug-2013	ug/L			<0.113																																				
PCB-1232	Nov-2013	ug/L																										<0.112													
PCB-1232	May-2014	ug/L	<0.11		<0.122	<0.118	<0.122	<0.121		<0.122	<0.115			<0.117	<0.117										<0.11		<0.122														
PCB-1232	Dec-2014	ug/L		<0.122								<0.12																													
PCB-1232	May-2015	ug/L																															<0.11								
PCB-1232	Oct-2015	ug/L		<0.122								<0.118			<0.11																										
PCB-1232	Nov-2015	ug/L	<0.118		<0.122		<0.122	<0.113						<0.125										<0.129	<0.122	<0.126		<0.125													
PCB-1232	Dec-2015	ug/L				<0.121				<0.124	<0.122																<0.128														
PCB-1232	Oct-2016	ug/L																					<0.11																			
PCB-1232	Nov-2016	ug/L															<0.111	<0.11	<0.11																							
PCB-1232	Oct-2018	ug/L																											<0.112												
PCB-1232	Jan-2019	ug/L																											<0.113												
PCB-1232	Jul-2020	ug/L																												<0.274											
PCB-1232	Oct-2020	ug/L	<0.274			<0.274	<0.274	<0.292		<0.280	<0.280	<0.274		<0.265	<0.274									<0.274	<0.274	<0.280	<0.274	<0.280													
PCB-1232	Jun-2021	ug/L																				<0.280																			
PCB-1232	Apr-2022	ug/L			<0.185																														<0.202						
PCB-1232	Oct-2022	ug/L																				<0.163								<0.170					<0.170						
PCB-1242	Apr-2009	ug/L				<0.8																																				
PCB-1242	Jul-2009	ug/L										<0.93																														
PCB-1242	Apr-2010	ug/L				<0.8						<0.8																														
PCB-1242	Jun-2012	ug/L																						<0.13		<0.13															
PCB-1242	Aug-2012	ug/L																										<0.13													
PCB-1242	May-2013	ug/L	<0.143	<0.141			<0.133	<0.137		<0.141	<0.138			<0.133	<0.135									<0.141	<0.141	<0.144	<0.141														
PCB-1242	Aug-2013	ug/L			<0.134																																				
PCB-1242	Nov-2013	ug/L																										<0.133													
PCB-1242	May-2014	ug/L	<0.13		<0.144	<0.14	<0.144	<0.143		<0.144	<0.135			<0.138	<0.138										<0.13		<0.144														
PCB-1242	Dec-2014	ug/L		<0.144								<0.141																													
PCB-1242	May-2015	ug/L																															<0.13								
PCB-1242	Oct-2015	ug/L		<0.144								<0.14			<0.13																										
PCB-1242	Nov-2015	ug/L	<0.14		<0.144		<0.144	<0.134						<0.148										<0.153	<0.144	<0.149		<0.148													
PCB-1242	Dec-2015	ug/L				<0.143				<0.146	<0.144																<0.151													
PCB-1242	Oct-2016	ug/L																				<0.13																			
PCB-1242	Nov-2016	ug/L															<0.131	<0.13	<0.13																							
PCB-1242	Oct-2018	ug/L																											<0.133												
PCB-1242	Jan-2019	ug/L																											<0.134												
PCB-1242	Jul-2020	ug/L																												<0.274											
PCB-1242	Oct-2020	ug/L	<0.274			<0.274	<0.274	<0.292		<0.280	<0.280	<0.274		<0.265	<0.274									<0.274	<0.274	<0.280	<0.274	<0.280													
PCB-1242	Jun-2021	ug/L																				<0.280																			
PCB-1242	Apr-2022	ug/L			<0.185																														<0.202						
PCB-1242	Oct-2022	ug/L																				<0.163								<0.170					<0.170						
PCB-1248	Apr-2009	ug/L				<0.8																																				
PCB-1248	Jul-2009	ug/L										<0.93																														
PCB-1248	Apr-2010	ug/L				<0.8						<0.8																														
PCB-1248	Jun-2012	ug/L																						<0.11		<0.11															
PCB-1248	Aug-2012	ug/L																										<0.11													
PCB-1248	May-2013	ug/L	<0.121	<0.12			<0.112	<0.116		<0.12	<0.117			<0.112	<0.115									<0.12	<0.12	<0.122	<0.12														
PCB-1248	Aug-2013	ug/L			<0.113																																				
PCB-1248	Nov-2013	ug/L																										<0.112													
PCB-1248	May-2014	ug/L	<0.11		<0.122	<0.118	<0.122	<0.121		<0.122	<0.115			<0.117	<0.117										<0.11		<0.122														
PCB-1248	Dec-2014	ug/L		<0.122								<0.12																													
PCB-1248	May-2015	ug/L																															<0.11								
PCB-1248	Oct-2015	ug/L		<0.122								<0.118			<0.11																										
PCB-1248	Nov-2015	ug/L	<0.118		<0.122		<0.122	<0.113						<0.125										<0.129	<0.122	<0.126		<0.125													
PCB-1248	Dec-2015	ug/L				<0.121				<0.124	<0.122																<0.128														
PCB-1248	Oct-2016	ug/L																					<0.11																			
PCB-1248	Nov-2016	ug/L															<0.111	<0.11	<0.11																							
PCB-1248	Oct-2018	ug/L																											<0.112												
PCB-1248	Jan-2019	ug/L																											<0.113												
PCB-1248	Jul-2020	ug/L																												<0.221											
PCB-1248	Oct-2020	ug/L	<0.221			<0.221	<0.221	<0.236		<0.226	<0.226	<0.221		<0.214	<0.221									<0.221	<0.221	<0.226	<0.221	<0.226													
PCB-1248	Jun-2021	ug/L																				<0.226																			
PCB-1248	Apr-2022	ug/L			<0.120																														<0.131						
PCB-1248	Oct-2022	ug/L																				<0.106								<0.110					<0.110						
PCB-1254	Apr-2009	ug/L				<0.8																																				
PCB-1254	Jul-2009	ug/L										<0.93																														
PCB-1254	Apr-2010	ug/L				<0.8						<0.8																														
PCB-1254	Jun-2012	ug/L																						<0.092		<0.092															
PCB-1254	Aug-2012	ug/L																										<0.092													
PCB-1254	May-2013	ug/L	<0.101	<0.1			<0.0939	<0.0968		<0.1	<0.0979			<0.0939	<0.0958									<0.1	<0.1	<0.102	<0.1														
PCB-1254	Aug-2013	ug/L			<0.0948																																				
PCB-1254	Nov-2013	ug/L																										<0.0939													
PCB-1254	May-2014	ug/L	<0.092		<0.102	<0.0989	<0.102	<0.101		<0.102	<0.0958			<0.0979	<0.0979										<0.092		<0.102														
PCB-1254	Dec-2014	ug/L		<0.102								<0.1																													
PCB-1254	May-2015	ug/L																															<0.092								
PCB-1254	Oct-2015	ug/L		<0.102								<0.0989			<0.092																										
PCB-1254	Nov-2015	ug/L	<0.0989		<0.102		<0.102	<0.0948						<0.105										<0.108	<0.102	<0.106		<0.105													
PCB-1254	Dec-2015	ug/L				<0.101				<0.103	<0.102																<0.107														
PCB-1254	Oct-2016	ug/L																				<0.092																			
PCB-1254	Nov-2016	ug/L															<0.0929	<0.092	<0.092																							
PCB-1254	Oct-2018	ug/L																											<0.0939												
PCB-1254	Jan-2019	ug/L																											<0.0948												
PCB-1254	Jul-2020	ug/L																												<0.221											
PCB-1254	Oct-2020	ug/L	<0.221			<0.221	<0.221	<0.236		<0.226	<0.226	<0.221		<0.214	<0.221									<0.221	<0.221	<0.226	<0.221	<0.226													
PCB-1254	Jun-2021	ug/L																				<0.226																			
PCB-1254	Apr-2022	ug/L			<0.120																														<0.131						
PCB-1254	Oct-2022	ug/L																				<0.106								<0.110					<0.110						
PCB-1260	Apr-2009	ug/L				<0.8																																				
PCB-1260	Jul-2009	ug/L										<0.93																														
PCB-1260	Apr-2010	ug/L				<0.8						<0.8																														
PCB-1260	Jun-2012	ug/L																						<0.044		<0.044															
PCB-1260	Aug-2012	ug/L																										<0.044													
PCB-1260	May-2013	ug/L	<0.0484	<0.0478			<0.0449	<0.0463		<0.0478	<0.0468			<0.0449	<0.0458									<0.0478	<0.0478	<0.0489	<0.0478														
PCB-1260	Aug-2013	ug/L			<0.0454																																				
PCB-1260	Nov-2013	ug/L																										<0.0449													
PCB-1260	May-2014	ug/L	<0.044		<0.0489	<0.0473	<0.0489	<0.0484		<0.0489	<0.0458			<0.0468	<0.0468										<0.044		<0.0489														
PCB-1260	Dec-2014	ug/L		<0.0489								<0.0478																													
PCB-1260	May-2015	ug/L																															<0.044								
PCB-1260	Oct-2015	ug/L		<0.0489								<0.0473			<0.044																										
PCB-1260	Nov-2015	ug/L	<0.0473		<0.0489		<0.0489	<0.0454						<0.05										<0.0518	<0.0489	<0.0506		<0.05													
PCB-1260	Dec-2015	ug/L				<0.0484				<0.0494	<0.0489																<0.0512														
PCB-1260	Oct-2016	ug/L																					<0.044																			
PCB-1260	Nov-2016	ug/L															<0.0444	<0.044	<0.044																							
PCB-1260	Oct-2018	ug/L																											<0.0449												
PCB-1260	Jan-2019	ug/L																											<0.0454												
PCB-1260	Jul-2020	ug/L																												<0.221											
PCB-1260	Oct-2020	ug/L	<0.221			<0.221	<0.221	<0.236		<0.226	<0.226	<0.221		<0.214	<0.221									<0.221	<0.221	<0.226	<0.221	<0.226													
PCB-1260	Jun-2021	ug/L																				<0.226																			
PCB-1260	Apr-2022	ug/L			<0.120																														<0.131						
PCB-1260	Oct-2022	ug/L																				<0.106								<0.110					<0.110						
Pentachlorobenzene	Apr-2009	ug/L				<10																																				
Pentachlorobenzene	Jul-2009	ug/L										<10																														

Notes:
"J" Indicates the constituent was detected between the method detection limit and the reporting limit and is considered estimated.

Table 9
Analytical Data Summary
2024 Annual Water Quality Report

Constituent	Month-Year	units	MW-102A	P-102BR	MW-103A	MW-104A	MW-105A	P-105B	MW-108A	MW-108AR	MW-109ARR	P-108B	MW-109AR	MW-114AR	P-114BR	MW-120AR	P-120B	MW-124A	MW-124B	MW-126A	MW-130A	MW-137A	MW-138A	MW-201A	MW-202A	MW-203A	MW-204A	OW-301A	OW-306AR	MW-401A	MW-402A	MW-403A	P-403B	MW-404A	MW-501A	MW-502A	P-503B	P-504B	MW-505A	MW-604	MW-605
Pentachlorobenzene	Apr-2010	ug/L				<10						<10																													
Pentachlorobenzene	Jun-2012	ug/L																						<0.22		<0.22															
Pentachlorobenzene	Aug-2012	ug/L																										<0.22													
Pentachlorobenzene	May-2013	ug/L	<0.224	<0.222			<0.25	<0.232		<0.224	<0.224			<0.224	<0.229									<0.237	<0.234	<0.234	<0.237														
Pentachlorobenzene	Aug-2013	ug/L			<0.234																																				
Pentachlorobenzene	Nov-2013	ug/L																										<0.224													
Pentachlorobenzene	May-2014	ug/L	<0.259		<0.237	<0.242	<0.239	<0.239		<0.237	<0.234			<0.239	<0.239										<0.227		<0.237														
Pentachlorobenzene	Dec-2014	ug/L		<0.242								<0.22																													
Pentachlorobenzene	May-2015	ug/L																															<0.22								
Pentachlorobenzene	Oct-2015	ug/L		<0.242								<0.239			<0.222																										
Pentachlorobenzene	Nov-2015	ug/L	<0.244		<0.239		<0.253	<0.232						<0.25										<0.247	<0.242	<0.244		<0.242													
Pentachlorobenzene	Dec-2015	ug/L				<0.242				<0.247	<0.256																<0.253														
Pentachlorobenzene	Oct-2016	ug/L																					<0.224																		
Pentachlorobenzene	Nov-2016	ug/L															<0.22	<0.22	<0.22																						
Pentachlorobenzene	Oct-2018	ug/L																											<0.222												
Pentachlorobenzene	Jan-2019	ug/L																											<0.227												
Pentachlorobenzene	Jul-2020	ug/L																												<6.11											
Pentachlorobenzene	Oct-2020	ug/L	<0.604			<0.611	<0.611	<0.630		<0.611	<0.611	<0.611		<0.611	<0.611									<0.611	<0.611	<0.611	<0.611	<0.611													
Pentachlorobenzene	Jun-2021	ug/L																				<0.644																			
Pentachlorobenzene	Apr-2022	ug/L			<3.33																													<3.04						
Pentachlorobenzene	Oct-2022	ug/L																				<2.75							<2.75					<2.86						
Pentachloronitrobenzene	Apr-2009	ug/L				<10																																			
Pentachloronitrobenzene	Jul-2009	ug/L										<10																													
Pentachloronitrobenzene	Apr-2010	ug/L				<10						<10																													
Pentachloronitrobenzene	Jun-2012	ug/L																						<0.33		<0.33															
Pentachloronitrobenzene	Aug-2012	ug/L																										<0.33													
Pentachloronitrobenzene	May-2013	ug/L	<0.337	<0.333			<0.375	<0.347		<0.337	<0.337			<0.337	<0.344									<0.355	<0.351	<0.351	<0.355														
Pentachloronitrobenzene	Aug-2013	ug/L			<0.351																																				
Pentachloronitrobenzene	Nov-2013	ug/L																										<0.337													
Pentachloronitrobenzene	May-2014	ug/L	<0.388		<0.355	<0.363	<0.359	<0.359		<0.355	<0.351			<0.359	<0.359										<0.34		<0.355														
Pentachloronitrobenzene	Dec-2014	ug/L		<0.363								<0.33																													
Pentachloronitrobenzene	May-2015	ug/L																															<0.33								
Pentachloronitrobenzene	Oct-2015	ug/L		<0.363								<0.359			<0.333																										
Pentachloronitrobenzene	Nov-2015	ug/L	<0.367		<0.359		<0.379	<0.347						<0.375										<0.371	<0.363	<0.367		<0.363													
Pentachloronitrobenzene	Dec-2015	ug/L				<0.363				<0.371	<0.384																<0.379														
Pentachloronitrobenzene	Oct-2016	ug/L																					<0.337																		
Pentachloronitrobenzene	Nov-2016	ug/L															<0.33	<0.33	<0.33																						
Pentachloronitrobenzene	Oct-2018	ug/L																											<0.333												
Pentachloronitrobenzene	Jan-2019	ug/L																											<0.340												
Pentachloronitrobenzene	Jul-2020	ug/L																												<5.26											
Pentachloronitrobenzene	Oct-2020	ug/L	<0.521			<0.526	<0.526	<0.543		<0.526	<0.526	<0.526		<0.526	<0.526									<0.526	<0.526	<0.526	<0.526	<0.526													
Pentachloronitrobenzene	Jun-2021	ug/L																				<0.556																			
Pentachloronitrobenzene	Apr-2022	ug/L			<6.90																													<6.30						
Pentachloronitrobenzene	Oct-2022	ug/L																				<5.69							<5.69					<5.92						
Pentachlorophenol	Apr-2009	ug/L				<10																																			
Pentachlorophenol	Jul-2009	ug/L										<10																													
Pentachlorophenol	Apr-2010	ug/L				<10						<10																													
Pentachlorophenol	Jun-2012	ug/L																						<0.244		<0.244															
Pentachlorophenol	Aug-2012	ug/L																										<0.244													
Pentachlorophenol	May-2013	ug/L	<0.245	<0.242			<0.273	<0.253		<0.245	<0.245			<0.245	<0.25									<0.258	<0.255	<0.255	<0.258														
Pentachlorophenol	Aug-2013	ug/L			<0.255																																				
Pentachlorophenol	Nov-2013	ug/L																										<0.245													
Pentachlorophenol	May-2014	ug/L	<0.282		<0.258	<0.264	<0.261	<0.261		<0.258	<0.255			<0.261	<0.261										<0.247		<0.258														
Pentachlorophenol	Dec-2014	ug/L		<0.264								<0.24																													
Pentachlorophenol	May-2015	ug/L																															<0.24								
Pentachlorophenol	Oct-2015	ug/L		<0.264								<0.261			<0.242																										
Pentachlorophenol	Nov-2015	ug/L	<0.267		<0.261		<0.276	<0.253						<0.273										<0.27	<0.264	<0.267		<0.264													
Pentachlorophenol	Dec-2015	ug/L				<0.264				<0.27	<0.279																<0.276														
Pentachlorophenol	Oct-2016	ug/L																					<0.245																		
Pentachlorophenol	Nov-2016	ug/L															<0.24	<0.24	<0.24																						
Pentachlorophenol	Oct-2018	ug/L																											<2.34												
Pentachlorophenol	Jan-2019	ug/L																											<2.39												
Pentachlorophenol	Jul-2020	ug/L																												<24.2											
Pentachlorophenol	Oct-2020	ug/L	<2.40			<2.42	<2.42	<2.50		<2.42	<2.42	<2.42		<2.42	<2.42									<2.42	<2.42	<2.42	<2.42	<2.42													
Pentachlorophenol	Jun-2021	ug/L																				<2.56																			
Pentachlorophenol	Apr-2022	ug/L			<11.4																													<10.4						
Pentachlorophenol	Oct-2022	ug/L																				<9.41							<9.41					<9.80						
Phenacetin	Apr-2009	ug/L				<10																																			
Phenacetin	Jul-2009	ug/L										<10																													
Phenacetin	Apr-2010	ug/L				<10						<10																													
Phenacetin	Jun-2012	ug/L																						<0.17		<0.17															
Phenacetin	Aug-2012	ug/L																										<0.17													
Phenacetin	May-2013	ug/L	<0.173	<0.172			<0.193	<0.179		<0.173	<0.173			<0.173	<0.177									<0.183	<0.181	<0.181	<0.183														
Phenacetin	Aug-2013	ug/L			<0.181																																				
Phenacetin	Nov-2013	ug/L																										<0.173													
Phenacetin	May-2014	ug/L	<0.2		<0.183	<0.187	<0.185	<0.185		<0.183	<0.181			<0.185	<0.185										<0.175		<0.183														
Phenacetin	Dec-2014	ug/L		<0.187								<0.17																													
Phenacetin	May-2015	ug/L																															<0.17								
Phenacetin	Oct-2015	ug/L		<0.187								<0.185			<0.172																										
Phenacetin	Nov-2015	ug/L	<0.189		<0.185		<0.195	<0.179						<0.193										<0.191	<0.187	<0.189		<0.187													
Phenacetin	Dec-2015	ug/L				<0.187				<0.191	<0.198																<0.195														
Phenacetin	Oct-2016	ug/L																					<0.173																		
Phenacetin	Nov-2016	ug/L															<0.17	<0.17	<0.17																						
Phenacetin	Oct-2018	ug/L																											<0.566												
Phenacetin	Jan-2019	ug/L																											<0.577												
Phenacetin	Jul-2020	ug/L																												<18.9											
Phenacetin	Oct-2020	ug/L	<1.88			<1.89	<1.89	<1.96		<1.89	<1.89	<1.89		<1.89	<1.89									<1.89	<1.89	<1.89	<1.89	<1.89													
Phenacetin	Jun-2021	ug/L																				<2.00																			
Phenacetin	Apr-2022	ug/L			<2.26																													<2.07						
Phenacetin	Oct-2022	ug/L																				<1.86							<1.86					<1.94						
Phenanthrene	Apr-2009	ug/L				<10																																			
Phenanthrene	Jul-2009	ug/L										<10																													
Phenanthrene	Apr-2010	ug/L				<10						<10																													
Phenanthrene	Jun-2012	ug/L																						<0.6		<0.6															
Phenanthrene	Aug-2012	ug/L																										<0.6													
Phenanthrene	May-2013	ug/L	<0.612	<0.606			<0.682	<0.632		<0.612	<0.612			<0.612	<0.625									<0.645	<0.638	<0.638	<0.645														
Phenanthrene	Aug-2013	ug/L			<0.638																																				
Phenanthrene	Nov-2013	ug/L																										<0.612													
Phenanthrene	May-2014	ug/L	<0.706		<0.645	<0.659	<0.652	<0.652		<0.645	<0.638			<0.652	<0.652										<0.619		<0.645														
Phenanthrene	Dec-2014	ug/L		<0.659								<0.6																													
Phenanthrene	May-2015	ug/L																															<0.6								
Phenanthrene	Oct-2015	ug/L		<0.659								<0.652			<0.606																										
Phenanthrene	Nov-2015	ug/L	<0.667		<0.652		<0.69	<0.632						<0.682										<0.674	<0.659	<0.667		<0.659													
Phenanthrene	Dec-2015	ug/L				<0.659				<0.674	<0.698																<0.69														
Phenanthrene	Oct-2016	ug/L																					<0.612																		
Phenanthrene	Nov-2016	ug/L															<0.6	<0.6	<0.6																						
Phenanthrene	Oct-2018	ug/L																											<0.606												
Phenanthrene	Jan-2019	ug/L																											<0.619												
Phenanthrene	Jul-2020	ug/L																												<11.6											
Phenanthrene	Oct-2020	ug/L	<1.15			<1.16	<1.16	<1.20		<1.16	<1.16	<1.16		<1.16	<1.16									<1.16	<1.16	<1.16	<1.16	<1.16													
Phenanthrene	Jun-2021	ug/L																				<1.22																			
Phenanthrene	Apr-2022	ug/L			<0.940																													<0.859						
Phenanthrene	Oct-2022	ug/L																				<0.775							<0.775					<0.806						
Phenol	Apr-2009	ug/L				<20																																			
Phenol	Jul-2009	ug/L										<20																													
Phenol	Apr-2010	ug/L				<10						<10																													
Phenol	Jun-2012	ug/L																						**1.71J**		**2.19J**															
Phenol	Aug-2012	ug/L																										<2.4													
Phenol	May-2013	ug/L	<2.45	<2.42			<2.73	<2.53		<2.45	<2.45			<2.45	<2.5									<2.58	<2.55	<2.55	<2.58														

Notes:
"J" Indicates the constituent was detected between the method detection limit and the reporting limit and is considered estimated.

DMASWA Landfill
Permit No. 31-SDP-02-75P

Table 9
Analytical Data Summary
2024 Annual Water Quality Report

Constituent	Month-Year	units	MW-102A	P-102BR	MW-103A	MW-104A	MW-105A	P-105B	MW-108A	MW-108AR	MW-109ARR	P-108B	MW-109AR	MW-114AR	P-114BR	MW-120AR	P-120B	MW-124A	MW-124B	MW-126A	MW-130A	MW-137A	MW-138A	MW-201A	MW-202A	MW-203A	MW-204A	OW-301A	OW-306AR	MW-401A	MW-402A	MW-403A	P-403B	MW-404A	MW-501A	MW-502A	P-503B	P-504B	MW-505A	MW-604	MW-605
Phenol	Aug-2013	ug/L			<2.55																																				
Phenol	Nov-2013	ug/L																									<2.45														
Phenol	May-2014	ug/L	<2.82		<2.58	<2.64	<2.61	<2.61		<2.58	<2.55			<2.61	<2.61										<2.47		<2.58														
Phenol	Dec-2014	ug/L		<2.64								<2.4																												
Phenol	May-2015	ug/L																															<2.4								
Phenol	Oct-2015	ug/L		<2.64								<2.61			<2.42																										
Phenol	Nov-2015	ug/L	<2.67		<2.61		<2.76	<2.53						<2.73										<2.7	<2.64	<2.67		<2.64														
Phenol	Dec-2015	ug/L				<2.64				<2.7	<2.79																<2.76														
Phenol	Oct-2016	ug/L																					<2.45																		
Phenol	Nov-2016	ug/L															<2.4	<2.4	<2.4																						
Phenol	Oct-2018	ug/L																										<2.42													
Phenol	Jan-2019	ug/L																										<2.47													
Phenol	Jul-2020	ug/L																											<25.3												
Phenol	Oct-2020	ug/L	<2.50			<2.53	<2.53	<2.61		<2.53	<2.53	<2.53		<2.53	<2.53									<2.53	<2.53	<2.53	<2.53	<2.53														
Phenol	Jun-2021	ug/L																				<2.67																			
Phenol	Apr-2022	ug/L			<1.31																														<1.20						
Phenol	Oct-2022	ug/L																				<1.08							<1.08						<1.12						
Phorate	Apr-2009	ug/L				<60																																			
Phorate	Jul-2009	ug/L										<60																													
Phorate	Apr-2010	ug/L				<10						<10																													
Phorate	Jun-2012	ug/L																						<0.17		<0.17															
Phorate	Aug-2012	ug/L																										<0.17													
Phorate	May-2013	ug/L	<0.173	<0.172			<0.193	<0.179		<0.173	<0.173			<0.173	<0.177									<0.183	<0.181	<0.181	<0.183														
Phorate	Aug-2013	ug/L			<0.181																																				
Phorate	Nov-2013	ug/L																										<0.173													
Phorate	May-2014	ug/L	<0.2		<0.183	<0.187	<0.185	<0.185		<0.183	<0.181			<0.185	<0.185										<0.175		<0.183														
Phorate	Dec-2014	ug/L		<0.187								<0.17																													
Phorate	May-2015	ug/L																															<0.17								
Phorate	Oct-2015	ug/L		<0.187								<0.185			<0.172																										
Phorate	Nov-2015	ug/L	<0.189		<0.185		<0.195	<0.179						<0.193										<0.191	<0.187	<0.189		<0.187														
Phorate	Dec-2015	ug/L				<0.187				<0.191	<0.198																<0.195														
Phorate	Oct-2016	ug/L																					<0.173																		
Phorate	Nov-2016	ug/L															<0.17	<0.17	<0.17																						
Phorate	Oct-2018	ug/L																										<0.172													
Phorate	Jan-2019	ug/L																										<0.175													
Phorate	Jul-2020	ug/L																											<5.26												
Phorate	Oct-2020	ug/L	<0.521			<0.526	<0.526	<0.543		<0.526	<0.526	<0.526		<0.526	<0.526									<0.526	<0.526	<0.526	<0.526	<0.526														
Phorate	Jun-2021	ug/L																				<0.556																			
Phorate	Apr-2022	ug/L			<3.81																														<3.48						
Phorate	Oct-2022	ug/L																				<3.14							<3.14						<3.27						
Pronamide	Apr-2009	ug/L				<10																																			
Pronamide	Jul-2009	ug/L										<10																													
Pronamide	Apr-2010	ug/L				<10						<10																													
Pronamide	Jun-2012	ug/L																						<0.26		<0.26															
Pronamide	Aug-2012	ug/L																										<0.26													
Pronamide	May-2013	ug/L	<0.265	<0.263			<0.295	<0.274		<0.265	<0.265			<0.265	<0.271									<0.28	<0.277	<0.277	<0.28														
Pronamide	Aug-2013	ug/L			<0.277																																				
Pronamide	Nov-2013	ug/L																										<0.265													
Pronamide	May-2014	ug/L	<0.306		<0.28	<0.286	<0.283	<0.283		<0.28	<0.277			<0.283	<0.283										<0.268		<0.28														
Pronamide	Dec-2014	ug/L		<0.286								<0.26																													
Pronamide	May-2015	ug/L																															<0.26								
Pronamide	Oct-2015	ug/L		<0.286								<0.283			<0.263																										
Pronamide	Nov-2015	ug/L	<0.289		<0.283		<0.299	<0.274						<0.295										<0.292	<0.286	<0.289		<0.286														
Pronamide	Dec-2015	ug/L				<0.286				<0.292	<0.302																<0.299														
Pronamide	Oct-2016	ug/L																					<0.265																		
Pronamide	Nov-2016	ug/L															<0.26	<0.26	<0.26																						
Pronamide	Oct-2018	ug/L																										<0.263													
Pronamide	Jan-2019	ug/L																										<0.268													
Pronamide	Jul-2020	ug/L																											<5.26												
Pronamide	Oct-2020	ug/L	<0.521			<0.526	<0.526	<0.543		<0.526	<0.526	<0.526		<0.526	<0.526									<0.526	<0.526	<0.526	<0.526	<0.526														
Pronamide	Jun-2021	ug/L																				<0.556																			
Pronamide	Apr-2022	ug/L			<3.21																														<2.93						
Pronamide	Oct-2022	ug/L																				<2.65							<2.65						<2.76						
Propionitrile	Apr-2009	ug/L				<10																																			
Propionitrile	Jul-2009	ug/L										<10																													
Propionitrile	Apr-2010	ug/L				<10						<10																													
Propionitrile	Jun-2012	ug/L																						<2		<2															
Propionitrile	Aug-2012	ug/L																										<2													
Propionitrile	May-2013	ug/L	<2	<2			<2	<2		<2	<2			<2	<2									<2	<2	<2	<2														
Propionitrile	Aug-2013	ug/L			<2																																				
Propionitrile	Nov-2013	ug/L																										<2													
Propionitrile	May-2014	ug/L	<2		<2	<2	<2	<2		<2	<2			<2	<2										<2		<2														
Propionitrile	Dec-2014	ug/L		<2								<2																													
Propionitrile	May-2015	ug/L																															<2								
Propionitrile	Oct-2015	ug/L		<2								<2			<2																										
Propionitrile	Nov-2015	ug/L	<2		<2		<2	<2						<2										<2	<2	<2		<2														
Propionitrile	Dec-2015	ug/L				<2				<2	<2																<2														
Propionitrile	Oct-2016	ug/L														<2							<2																		
Propionitrile	Nov-2016	ug/L															<2	<2	<2																						
Propionitrile	Oct-2018	ug/L																										<3.40													
Propionitrile	Jan-2019	ug/L																										<3.40													
Propionitrile	Jul-2020	ug/L																											<3.40												
Propionitrile	Oct-2020	ug/L	<3.40			<3.40	<3.40	<3.40		<3.40	<3.40	<3.40		<3.40	<3.40									<3.40	<3.40	<3.40	<3.40	<3.40														
Propionitrile	Jun-2021	ug/L																				<3.40																			
Propionitrile	Apr-2022	ug/L			<3.40																														<3.40						
Propionitrile	Oct-2022	ug/L																				<3.40							<3.40						<3.40						
Pyrene	Apr-2009	ug/L				<10																																			
Pyrene	Jul-2009	ug/L										<10																													
Pyrene	Apr-2010	ug/L				<10						<10																													
Pyrene	Jun-2012	ug/L																						<0.23		<0.23															
Pyrene	Aug-2012	ug/L																										<0.23													
Pyrene	May-2013	ug/L	<0.235	<0.232			<0.261	<0.242		<0.235	<0.235			<0.235	<0.24									<0.247	<0.245	<0.245	<0.247														
Pyrene	Aug-2013	ug/L			<0.245																																				
Pyrene	Nov-2013	ug/L																										<0.235													
Pyrene	May-2014	ug/L	<0.271		<0.247	<0.253	<0.25	<0.25		<0.247	<0.245			<0.25	<0.25										<0.237		<0.247														
Pyrene	Dec-2014	ug/L		<0.253								<0.23																													
Pyrene	May-2015	ug/L																															<0.23								
Pyrene	Oct-2015	ug/L		<0.253								<0.25			<0.232																										
Pyrene	Nov-2015	ug/L	<0.256		<0.25		<0.264	<0.242						<0.261										<0.258	<0.253	<0.256		<0.253														
Pyrene	Dec-2015	ug/L				<0.253				<0.258	<0.267																<0.264														
Pyrene	Oct-2016	ug/L																					<0.235																		
Pyrene	Nov-2016	ug/L															<0.23	<0.23	<0.23																						
Pyrene	Oct-2018	ug/L																										<0.263													
Pyrene	Jan-2019	ug/L																										<0.268													
Pyrene	Jul-2020	ug/L																											<14.7												
Pyrene	Oct-2020	ug/L	<1.46			<1.47	<1.47	<1.52		<1.47	<1.47	<1.47		<1.47	<1.47									<1.47	<1.47	<1.47	<1.47	<1.47														
Pyrene	Jun-2021	ug/L																				<1.56																			
Pyrene	Apr-2022	ug/L			<0.940																														<0.859						
Pyrene	Oct-2022	ug/L																				<0.775							<0.775						<0.806						
Safrole	Apr-2009	ug/L				<10																																			
Safrole	Jul-2009	ug/L										<10																													
Safrole	Apr-2010	ug/L				<10						<10																													
Safrole	Jun-2012	ug/L																						<0.2		<0.2															
Safrole	Aug-2012	ug/L																										<0.2													
Safrole	May-2013	ug/L	<0.204	<0.202			<0.227	<0.211		<0.204	<0.204			<0.204	<0.208									<0.215	<0.213	<0.213	<0.215														
Safrole	Aug-2013	ug/L			<0.213																																				
Safrole	Nov-2013	ug/L																										<0.204													
Safrole	May-2014	ug/L	<0.235		<0.215	<0.22	<0.217	<0.217		<0.215	<0.213			<0.217	<0.217										<0.206		<0.215														
Safrole	Dec-2014	ug/L		<0.22								<0.2																													

Notes:
"J" Indicates the constituent was detected between the method detection limit and the reporting limit and is considered estimated.

DMASWA Landfill
Permit No. 31-SDP-02-75P

Table 9
Analytical Data Summary
2024 Annual Water Quality Report

Constituent	Month-Year	units	MW-102A	P-102BR	MW-103A	MW-104A	MW-105A	P-105B	MW-108A	MW-108AR	MW-109ARR	P-108B	MW-109AR	MW-114AR	P-114BR	MW-120AR	P-120B	MW-124A	MW-124B	MW-126A	MW-130A	MW-137A	MW-138A	MW-201A	MW-202A	MW-203A	MW-204A	OW-301A	OW-306AR	MW-401A	MW-402A	MW-403A	P-403B	MW-404A	MW-501A	MW-502A	P-503B	P-504B	MW-505A	MW-604	MW-605
Safrole	May-2015	ug/L																															<0.2									
Safrole	Oct-2015	ug/L		<0.22								<0.217			<0.202																											
Safrole	Nov-2015	ug/L	<0.222		<0.217		<0.23	<0.211						<0.227										<0.225	<0.22	<0.222		<0.22													
Safrole	Dec-2015	ug/L				<0.22				<0.225	<0.233																<0.23														
Safrole	Oct-2016	ug/L																				<0.204																			
Safrole	Nov-2016	ug/L															<0.2	<0.2	<0.2																						
Safrole	Oct-2018	ug/L																											<0.202												
Safrole	Jan-2019	ug/L																											<0.206												
Safrole	Jul-2020	ug/L																												<5.26											
Safrole	Oct-2020	ug/L	<0.521			<0.526	<0.526	<0.543		<0.526	<0.526	<0.526		<0.526	<0.526									<0.526	<0.526	<0.526	<0.526	<0.526													
Safrole	Jun-2021	ug/L																				<0.556																			
Safrole	Apr-2022	ug/L			<3.33																														<3.04						
Safrole	Oct-2022	ug/L																				<2.75								<2.75					<2.86						
Selenium	Oct-2007	ug/L	<5	<5	<5	<5	<5	<5	<5			<5	<5	<5	<5	<5	<5																								
Selenium	Feb-2008	ug/L	<5	<5	<5	<5	<5	<5	<5			<5	<5	<5	<5	<5	<5																								
Selenium	Apr-2008	ug/L	<5	<5	<5	<5	<5	<5	<5			<5	<5	<5	<5	<5	<5																								
Selenium	Jul-2008	ug/L	<5	<5	<5	<5	<5	<5	<5			<5	<5	<5	<5	<5	<5																								
Selenium	Oct-2008	ug/L	<5	<5	<5	<5	<5	<5	<5			<5	<5	<5	<5	<5	<5																								
Selenium	Jan-2009	ug/L	<5	<5	<5	<5	<5	<5	<5			<5	<5	<5	<5	<5	<5																								
Selenium	Apr-2009	ug/L	<5	<5	<5	<5	<5	<5	<5			<5	<5	<5	<5	<5	<5																								
Selenium	Jul-2009	ug/L	<5	<5	<5	<5	<5	<5	<5			<5	<5	<5	<5	<5	<5																								
Selenium	Oct-2009	ug/L	<5	<5	<5	<5	<5	<5	<5			<5	<5	<5	<5	<5	<5																								
Selenium	Dec-2009	ug/L														<5	<5																								
Selenium	Feb-2010	ug/L														<5	<5																								
Selenium	Apr-2010	ug/L	<5	<5	<5	<5	<5	<5	<5			<5	<5	<5	<5	<5	<5																								
Selenium	Oct-2010	ug/L	<5	<5	<5	<5	<5	<5	<5			<5	<5	<5	<5	<5	<5																								
Selenium	Feb-2011	ug/L																																							
Selenium	Apr-2011	ug/L	<5	<5	<5	<5	<5	<5	<5			<5	<5	<5	<5	<5	<5																								
Selenium	Jun-2011	ug/L																																							
Selenium	Aug-2011	ug/L																																							
Selenium	Oct-2011	ug/L	<5	<5	<5	<5	<5	<5	<5			<5	<5	<5	<5	<10	<5					<5						<5													
Selenium	Feb-2012	ug/L								<1.69	<1.69											<1.69		<1.69	<1.69	<1.69	<1.69														
Selenium	Apr-2012	ug/L	<0.7	<0.7	<0.7	<0.7	<0.7	<0.7		<0.7	<0.7	<0.7		<0.7	<0.7	<0.7	<0.7					<0.7		<0.7	<0.7	<0.7	<0.7	<0.7													
Selenium	Jun-2012	ug/L								<1.83	<1.83											<1.83		<1.83	<1.83	<1.83	<1.83														
Selenium	Aug-2012	ug/L								<1.83	<1.83								<1.83			<1.83	<1.83	<1.83	<1.83	<1.83	<1.83	<1.83													
Selenium	Oct-2012	ug/L	<1.83	<1.83	<1.83	<1.83	<1.83	<1.83		<1.83	<1.83	<1.83		<1.83	<1.83	<1.83	<1.83		<1.83			<1.83	<1.83	<1.83	<1.83	<1.83	<1.83	<1.83													
Selenium	Nov-2012	ug/L																												<1.83	<1.83	<1.83	<1.83	<1.83							
Selenium	Feb-2013	ug/L																				<1.83								<1.83	<1.83	<1.83	<1.83	<1.83							
Selenium	May-2013	ug/L	<7.3	<7.3	<7.3	<7.3	<7.3	<7.3		<7.3	<7.3	<7.3		<7.3	<7.3	<7.3	**7.37J**	<7.3	<7.3	<7.3	<7.3	<7.3	<7.3	<7.3	<7.3	<7.3	<7.3	<7.3		<7.3	<7.3	<7.3	<7.3	<7.3						
Selenium	Jun-2013	ug/L																<7.3	<7.3				<7.3							<14.6	<14.6	<14.6	<14.6	<14.6						
Selenium	Aug-2013	ug/L			<1.46													<1.46	**2.89J**	<1.46	<7.3		<1.46							<1.46	<1.46	<1.46	<1.46	<1.46						
Selenium	Nov-2013	ug/L	<1.46	<1.46	**3.21J**	<1.46	**2.89J**	<1.46			<1.46	<1.46		**2.04J**	<1.46		<1.46		<1.46	<0.7	**2.08J**	<0.7	<1.46	**4.59J**	**3.49J**	<1.46	<1.46	**3.09J**		<0.7	<0.7	<1.46	<1.46	<1.46						
Selenium	Jan-2014	ug/L																	<1.46	<1.46	<1.46		<0.7																	
Selenium	May-2014	ug/L	<0.7	<0.7	**0.851J**	<0.7	<0.7	<0.7		<0.7	<0.7	**1.22J**		<0.7	<0.7			**1.09J**	<0.7	<0.7	<0.7	<0.7		<0.7	<0.7	<0.7	<0.7			<0.7	<0.7	<0.7	<0.7	**0.703J**						
Selenium	Jun-2014	ug/L														<0.7	<0.7				<0.7	**0.83J**																	
Selenium	Jul-2014	ug/L																<1.79	<1.79																					
Selenium	Sep-2014	ug/L																																						
Selenium	Nov-2014	ug/L	<3.34							<3.34	<3.34			<3.34	<3.34		<3.34		<3.34	<3.34		<3.34	<3.34	<3.34	<3.34	<3.34						<3.34	<3.34							
Selenium	Dec-2014	ug/L		<3.34	<3.34	<3.34	<3.34	<3.34				<3.34				<3.34											<3.34			<3.34	<3.34	<3.34								
Selenium	May-2015	ug/L					<3.34											<3.34		<3.34										<3.34		<3.34	<3.34							
Selenium	Jun-2015	ug/L	<3.34	<3.34	<3.34	<3.34		<3.34		<3.34	<3.34	<3.34		<3.34	<3.34	<3.34	<3.34	<3.34		<3.34		<3.34	<3.34	<3.34	<3.34	<3.34	<3.34				<3.34									
Selenium	Oct-2015	ug/L		<3.34								<3.34			<3.34	<3.34	<3.34		<3.34	<3.34		<3.34																		
Selenium	Nov-2015	ug/L	<3.34		<3.34		<3.34	<3.34						<3.34				<3.34						<3.34	<3.34	<3.34		<3.34		<3.34	<3.34	<3.34		<3.34						
Selenium	Dec-2015	ug/L				<3.34				<3.34	<3.34																						<3.34		<3.34	<3.34	<3.34	<3.34			
Selenium	Mar-2016	ug/L																																	<0.63	**0.669J**	<0.63	<0.63	<0.63			
Selenium	May-2016	ug/L								**2.81J**	<0.63	**1.01J**		**0.666J**	<0.63			**0.951J**	<0.63			<0.63		**0.845J**	<0.63			<0.63													
Selenium	Jun-2016	ug/L	<0.63	<0.63	**0.714J**	<0.63	<0.63	<0.63								<0.63	<0.63						**0.685J**		<0.63								<0.63	<0.63	<0.63	<0.63	**0.873J**	<0.63		
Selenium	Oct-2016	ug/L	**4.21J**		<0.63	**1.94J**					**0.642J**			**0.642J**	**1.37J**	**3.24J**						**2.67J**	**1.54J**	<0.63	<0.63	<0.63	**1.83J**	**1.4J**	<0.982	**5.38**	**4.7J**	**3.44J**	<0.63	**2.81J**	<0.63		**0.942J**	**1.04J**			
Selenium	Nov-2016	ug/L		<0.63			<0.63	<0.63		<0.63		**0.773J**					<0.63	<0.63	<0.63																	<0.63			<0.63		
Selenium	Jan-2017	ug/L																											<0.960					<0.63						
Selenium	Apr-2017	ug/L	<0.928	<0.928	**1.26J**	<0.928	<0.928	<0.928		<0.928	<0.928	<0.928		**1.77J**	<0.928	<0.928	<0.928	**1.05J**	<0.928			<0.928	**1.39J**	<0.928	<0.928	<0.928	<0.928	<0.928		<0.928	<0.928	<0.928	<0.928	<0.928	<0.928	<0.928	<0.928	<0.928	<0.928		
Selenium	Jul-2017	ug/L																																						
Selenium	Oct-2017	ug/L	<0.928	<0.928	**0.972J**	<0.928	<0.928	<0.928		<0.928	<0.928	<0.928		<0.928	<0.928	<0.928	<0.928	<0.928	<0.928			<0.928	<0.928	<0.928	<0.928	<0.928	<0.928	**1.78J**		<0.928	<0.928	<0.928	<0.928	<0.928	<0.928	<0.928	<0.928				
Selenium	Apr-2018	ug/L	<0.900	<0.900	**1.35J**	<0.900	<0.900	<0.900		<0.900	<0.900	<0.900		<0.900	<0.900	<0.900	<0.900	**1.16J**	<0.900			<0.900	**0.965J**	<0.900	<0.900	<0.900	<0.900	<0.900		<0.900	<0.900	<0.900	<0.900	<0.900	<0.900	<0.900	<0.900				
Selenium	Oct-2018	ug/L	<0.982	<0.982	<0.982	<0.982	<0.982	<0.982		<0.982	<0.982	<0.982		<0.982	<0.982	<0.982	<0.982	<0.982	<0.982			<0.982	<0.982	<0.982	<0.982	<0.982	<0.982	**2.14J**	<0.982	<0.982	<0.982	<0.982	<0.982	<0.982	<0.982	<0.982	<0.982				
Selenium	Jan-2019	ug/L																											<0.900											
Selenium	Apr-2019	ug/L	<1.00	<1.00	<1.00	<1.00	<1.00	<1.00		<1.00	<1.00	<1.00		<1.00	<1.00	<1.00	<1.00	**1.01J**	<1.00			<1.00	<1.00	<1.00	<1.00	<1.00	<1.00	**1.15J**	<1.00	<1.00	<1.00	<1.00	<1.00	**1.54J**	<1.00	<1.00	<1.00		<1.00	<1.00
Selenium	Nov-2019	ug/L	<1.00	<1.00	<1.00	<1.00	<1.00	<1.00		<1.00	<1.00	**1.04J**		<1.00	<1.00	<1.00	<1.00	<1.00	<1.00			<1.00	<1.00	<1.00	<1.00	<1.00	<1.00	**2.4J**	<1.00	<1.00	<1.00	<1.00	<1.00	<1.00	<1.00	<1.00	<1.00		<1.00	<1.00
Selenium	Apr-2020	ug/L	<1.00	<1.00	**1.45J**	<1.00	<1.00	<1.00		<1.00	<1.00	**1.06J**		**2.28J**	<1.00	<1.00	<1.00	**1.01J**	<1.00			<1.00		<1.00	<1.00	<1.00	<1.00	**1.77J**	<1.00	<1.00	<1.00	<1.00	<1.00	<1.00	<1.00	<1.00	<1.00		<1.00	<1.00
Selenium	Jul-2020	ug/L			<1.00	<1.00	<1.00									<1.00								<1.00	<1.00	<1.00	<1.00			<1.00									<1.00	<1.00
Selenium	Oct-2020	ug/L	<1.00	<1.00	<1.00	<1.00	<1.00	<1.00		<1.00	<1.00	<1.00		<1.00	<1.00	<1.00	<1.00					<1.00		<1.00	<1.00	<1.00	<1.00	**1.4J**	<1.00	<1.00	<1.00	<1.00	<1.00	<1.00	<1.00	<1.00	<1.00	<1.00	<1.00	<1.00
Selenium	Jan-2021	ug/L			<1.00	<1.00	<1.00									<1.00								<1.00	<1.00	<1.00	**11.2**			<1.00	<1.00	<1.00							<1.00	<1.00
Selenium	Apr-2021	ug/L	<0.960	<0.960	<0.960			<0.960		<0.960	<0.960	<0.960		**2.17J**	<0.960	<0.960	<0.960					<0.960		<0.960	<0.960		<0.960	<0.960	**3.82J**	<0.960	<0.960	<0.960	<0.960	<0.960	<0.960	**1.09J**	<0.960	<0.960	<0.960	<0.960	<0.960
Selenium	Jun-2021	ug/L																				<0.960																			
Selenium	Oct-2021	ug/L	<0.960	<0.960	<0.960	<0.960	<0.960	<0.960			<0.960	<0.960		<0.960	<0.960	<0.960	<0.960					**1.54J**		<3.84	<3.84	<3.84	<0.960	**2.01J**	**1.25J**	<0.960	<0.960	<0.960	<0.960	<0.960	<0.960	<0.960	<0.960	<0.960	<0.960	<0.960	<0.960
Selenium	Apr-2022	ug/L	<0.960	<0.960	**1.92J**	<0.960	<0.960	<0.960		<0.960	<0.960	**1.57J**		**2.24J**	<0.960	<0.960	<0.960					<0.960		<0.960	<0.960	<0.960	<0.960	<0.960	**3.49J**	<0.960	<0.960	<0.960	<0.960	<0.960	**1.68J**	<0.960	<0.960	<0.960	<0.960	<0.960	<0.960
Selenium	Oct-2022	ug/L	<0.960		<0.960	<0.960	<0.960	<0.960			<0.960	<0.960		<0.960	<0.960	**1.50J**	<0.960					<0.960		<0.960	<0.960	**1.59J**	<0.960	**2.60J**	<0.960	<0.960	<0.960	<0.960		<0.960	<0.960	<0.960	<0.960	<0.960	<0.960	<0.960	<0.960
Selenium	Apr-2023	ug/L	<1.40		**1.98J**	<1.40	<1.40	<1.40		<1.40	<1.40	<1.40		**2.03J**	<1.40	**1.63J**	<1.40					<1.40		<1.40	<1.40	<1.40	<1.40	<1.40	<1.40	<1.40	<1.40	<1.40		<1.40	<1.40	<1.40	<1.40	<1.40	<1.40	<1.40	<1.40
Selenium	Oct-2023	mg/L	<0.00140		<0.00140			<0.00140			<0.00140	<0.00140		<0.00140	<0.00140	<0.00140	<0.00140					<0.00140		<0.00140	<0.00140		<0.00140	**0.00176J**	<0.00140	<0.00140	<0.00140	<0.00140		<0.00140	<0.00140	<0.00140		<0.00140	<0.00140	<0.00140	<0.00140
Selenium, Dissolved	Apr-2009	ug/L	<5		<5	<5	<5		<5				<5	<5		<5																									
Selenium, Dissolved	Jul-2009	ug/L	<5	<5	<5	<5	<5	<5	<5			<5	<5	<5	<5	<5	<5																								
Selenium, Dissolved	Oct-2009	ug/L	<5		<5	<5	<5		<5				<5	<5		<5																									
Selenium, Dissolved	Dec-2009	ug/L														<5	<5																									
Selenium, Dissolved	Feb-2010	ug/L														<5	<5																									
Selenium, Dissolved	Apr-2010	ug/L	<5	<5	<5	<5	<5	<5	<5			<5	<5	<5	<5	<5	<5																								
Selenium, Dissolved	Oct-2010	ug/L	<5	<5	<5	<5	<5	<5	<5			<5	<5	<5	<5	<5	<5																								
Selenium, Dissolved	Feb-2011	ug/L																																							
Selenium, Dissolved	Apr-2011	ug/L	<5	<5	<5	<5	<5	<5	<5			<5	<5	<5	<5	<5	<5																								
Selenium, Dissolved	Jun-2011	ug/L																																							
Selenium, Dissolved	Aug-2011	ug/L																																							
Selenium, Dissolved	Oct-2011	ug/L	<5	<5	<5	<5	<5	<5	<5			<5	<5	<5	<5	<5	<5					<5						<5													
Selenium, Dissolved	Feb-2012	ug/L								<1.69	<1.69											<1.69		<1.69	<1.69	<1.69	<1.69														
Selenium, Dissolved	Apr-2012	ug/L	<0.7	<0.7	<0.7	<0.7	<0.7	<0.7		<0.7	<0.7	<0.7		<0.7	<0.7	<0.7	<0.7					<0.7		<0.7	<0.7	<0.7	<0.7	<0.7													
Selenium, Dissolved	Jun-2012	ug/L								<1.83	<1.83											<1.83		<1.83	<1.83	<1.83	<1.83														
Selenium, Dissolved	Aug-2012	ug/L								<1.83	<1.83								<1.83			<1.83	<1.83	<1.83	<1.83	<1.83	<1.83	<1.83													
Selenium, Dissolved	Oct-2012	ug/L	<1.83	<1.83	<1.83	<1.83	<1.83	<1.83		<1.83	<1.83	<1.83		<1.83	<1.83	<1.83	<1.83		<1.83			<1.83	<1.83	<1.83	<1.83	<1.83	<1.83	<1.83													
Selenium, Dissolved	Nov-2012	ug/L																												<1.83	<1.83	<1.83	<1.83	<1.83							
Selenium, Dissolved	Feb-2013	ug/L																				<1.83								<1.83	<1.83	<1.83	<1.83	<1.83							
Selenium, Dissolved	May-2013	ug/L	<7.3	<7.3	<7.3	<7.3	<7.3	<7.3		<7.3	<7.3	<7.3		<7.3	<7.3	<7.3	<7.3	<7.3	<7.3	<7.3	<7.3	<7.3	<7.3	<7.3	<7.3	<7.3	<7.3	<7.3		<7.3	<7.3	<7.3	<7.3	<7.3						
Selenium, Dissolved	Jun-2013	ug/L																<7.3	<7.3				<7.3							<14.6	<14.6	<14.6	<14.6	<14.6						
Selenium, Dissolved	Aug-2013	ug/L			<0.458													<1.46	<1.46	<1.46	<7.3		<1.46							**1.57J**	<1.46	<1.46	<1.46	<1.46						
Selenium, Dissolved	Nov-2013	ug/L	<1.46	<1.46	<1.46	<1.46	<7.3	<7.3			<7.3	<7.3		<7.3	<7.3		**1.53J**		<1.46	<0.7	**1.59J**	<0.7	<1.46	<1.46	<7.3	<7.3	<7.3	**3.98J**		<0.7	<0.7	<1.46	<1.46	<1.46						
Selenium, Dissolved	Jan-2014	ug/L																	<1.46	<1.46	<1.46		<0.7																	
Selenium, Dissolved	May-2014	ug/L	<0.7	<0.7	**0.791J**	<0.7	<0.7	<0.7		<0.7	<0.7	**0.971J**		<0.7	<0.7			**1.01J**	<0.7	<0.7	<0.7	<0.7		<0.7	<0.7	<0.7	<0.7			<0.7	<0.7	<0.7	<0.7	<0.7						
Selenium, Dissolved	Jun-2014	ug/L														<0.7	<0.7				<0.7	<0.7																	
Selenium, Dissolved	Jul-2014	ug/L																<1.79	<1.79																					
Silica (SiO2), molybdate-reactive	Apr-2021	mg/L																																							
Silver	Oct-2007	ug/L	<20	<20	<20	<20	<20	<20	<20			<20	<20	<20	<20	<20	<20																								
Silver	Feb-2008	ug/L	<20	<20	<20	<20	<20	<20	<20			<20	<20	<20	<20	<20	<20																								
Silver	Apr-2008	ug/L	<20	<20	<20	<20	<20	<20	<20			<20	<20	<20	<20	<20	<20																								
Silver	Jul-2008	ug/L	<20	<20	<20	<20	<20	<20	<20			<20	<20	<20	<20	<20	<20																								
Silver	Oct-2008	ug/L	<20	<20	<20	<20	<20	<20	<20			<20	<20	<20	<20	<20	<20																								
Silver	Jan-2009	ug/L	<20	<20	<20	<20	<20	<20	<20			<20	<20	<20	<20	<20	<20																								
Silver	Apr-2009	ug/L	<20	<20	<20	<20	<20	<20	<20			<20	<20	<20	<20	<20	<20																								
Silver	Jul-2009	ug/L	<20	<20	<20	<20	<20	<20	<20			<20	<20	<20	<20	<20	<20																								
Silver	Oct-2009	ug/L	<20	<20	<20	<20	<20	<20	<20			<20	<20	<20	<20	<20	<20																								
Silver	Dec-2009	ug/L														<20	<20																								
Silver	Feb-2010	ug/L														<20	<20																								
Silver	Apr-2010	ug/L	<20	<20	<20	<20	<20	<20	<20			<20	<20	<20	<20	<20	<20																								

Notes:
"J" Indicates the constituent was detected between the method detection limit and the reporting limit and is considered estimated.

DMASWA Landfill
Permit No. 31-SDP-02-75P

Table 9
Analytical Data Summary
2024 Annual Water Quality Report

Constituent	Month-Year	units	MW-102A	P-102BR	MW-103A	MW-104A	MW-105A	P-105B	MW-108A	MW-108AR	MW-109ARR	P-108B	MW-109AR	MW-114AR	P-114BR	MW-120AR	P-120B	MW-124A	MW-124B	MW-126A	MW-130A	MW-137A	MW-138A	MW-201A	MW-202A	MW-203A	MW-204A	OW-301A	OW-306AR	MW-401A	MW-402A	MW-403A	P-403B	MW-404A	MW-501A	MW-502A	P-503B	P-504B	MW-505A	MW-604	MW-605
Silver	Oct-2010	ug/L	<20	<20	<20	<20	<20	<20	<20			<20	<20	<20	<20	<20	<20																								
Silver	Feb-2011	ug/L																																								
Silver	Apr-2011	ug/L	<20	<20	<20	<20	<20	<20	<20			<20	<20	<20	<20	<20	<20																								
Silver	Jun-2011	ug/L																																								
Silver	Aug-2011	ug/L																																								
Silver	Oct-2011	ug/L	<20	<20	<20	<20	<20	<20	<20			<20	<20	<20	<20	<20	<20					<20						<20														
Silver	Feb-2012	ug/L								<1.7	<1.7											<1.7		<1.7	<1.7	<1.7	<1.7														
Silver	Apr-2012	ug/L	<1.7	<1.7	<1.7	<1.7	<1.7	<1.7		<1.7	<1.7	<1.7		<1.7	<1.7	<1.7	<1.7					<1.7		<1.7	<1.7	<1.7	<1.7	<1.7													
Silver	Jun-2012	ug/L								<1.7	<1.7											<1.7		<1.7	<1.7	<1.7	<1.7														
Silver	Aug-2012	ug/L								<1.7	<1.7								<1.7			<1.7	<1.7	<1.7	<1.7	<1.7	<1.7	<1.7													
Silver	Oct-2012	ug/L	<1.7	<1.7	<1.7	<1.7	<1.7	<1.7		<1.7	<1.7	<1.7		<1.7	<1.7	<1.7	<1.7		<1.7			<1.7	<1.7	<1.7	<1.7	<1.7	<1.7	<1.7													
Silver	Nov-2012	ug/L																												<1.7	<1.7	<1.7	<1.7	<1.7							
Silver	Feb-2013	ug/L																					<4.76							<4.76	<4.76	<4.76	<4.76	<4.76							
Silver	May-2013	ug/L	<0.395	<0.395	<0.395	<0.395	<0.395	<0.395		<0.395	<0.395	<0.395		<0.395	<0.395	<0.395	<0.395	<0.395	<0.395	<0.395	<0.395	<0.395	<0.395	<0.395	<0.395	<0.395	<0.395	<0.395		<0.395	<0.395	<0.395	**173**	<0.395							
Silver	Jun-2013	ug/L																<0.395	<0.395				<0.395							<0.789	<0.789	<0.789	<0.789	<0.789							
Silver	Aug-2013	ug/L			<0.0789													<0.0789	<0.0789	<0.0789	<0.395		<0.0789							<0.0789	<0.0789	<0.0789	<0.0789	<0.0789							
Silver	Nov-2013	ug/L	<0.0789	<0.0789	<0.0789	<0.0789	<0.395	<0.395			<0.395	<0.395		<0.395	<0.395		<0.0789		<0.0789	<0.033	<0.0789	<0.033	<0.0789	<0.0789	<0.395	<0.395	<0.395	<0.0789		<0.033	<0.033	<0.0789	<0.0789	<0.0789							
Silver	Jan-2014	ug/L																	<0.0789	<0.0789	<0.0789		<0.033																		
Silver	May-2014	ug/L	<0.033	<0.033	<0.033	<0.033	<0.033	<0.033		<0.033	<0.033	<0.033		<0.033	<0.033			<0.033	<0.033	<0.033		<0.033		<0.033	<0.033	<0.033	<0.033			<0.033	<0.033	<0.033	<0.033	<0.033							
Silver	Jun-2014	ug/L														<0.033	<0.033				<0.033		<0.033																		
Silver	Jul-2014	ug/L																<0.0396	<0.0396																						
Silver	Sep-2014	ug/L																																							
Silver	Nov-2014	ug/L	<0.042							<0.042	<0.042			<0.042	<0.042		<0.042		<0.042	<0.042		<0.042	<0.042	<0.042	<0.042	<0.042						<0.042	**0.046J**								
Silver	Dec-2014	ug/L		<0.042	<0.042	**0.051J**	<0.042	<0.042				<0.042				<0.042											<0.042			<0.042	<0.042	<0.042									
Silver	May-2015	ug/L					<0.042											<0.042		<0.042										<0.042		<0.042	<0.042								
Silver	Jun-2015	ug/L	<0.042	<0.042	<0.042	<0.042		<0.042		<0.042	<0.042	<0.042		<0.042	<0.042	<0.042	<0.042		**0.072J**			<0.042	**0.058J**	<0.042	<0.042	<0.042	<0.042				<0.042			<0.042							
Silver	Oct-2015	ug/L		<0.042								**0.12J**			<0.042	<0.042	<0.042		<0.042	**0.112J**		<0.042																			
Silver	Nov-2015	ug/L	<0.042		**0.097J**		<0.042	**0.044J**						<0.042				**0.073J**						<0.042	<0.042	<0.042		**0.124J**		**0.082J**	**0.083J**	<0.042		<0.042							
Silver	Dec-2015	ug/L				**0.101J**				**0.09J**	**0.083J**																**0.097J**						<0.042		<0.042	<0.042	<0.042	<0.042			
Silver	Mar-2016	ug/L																																	<0.153	<0.153	<0.153	<0.153	<0.153			
Silver	May-2016	ug/L								<0.153	<0.153	<0.153		<0.153	<0.153			<0.153	<0.153			<0.153		<0.153		<0.153	<0.153			<0.153	<0.153			<0.153							
Silver	Jun-2016	ug/L	<0.153	<0.153	<0.153	<0.153	<0.153	<0.153								<0.153	<0.153						<0.153		<0.153								<0.153		<0.153	<0.153	<0.153	<0.153			
Silver	Oct-2016	ug/L	<0.153		<0.153	<0.153					<0.153			<0.153	<0.153	<0.153						<0.153	<0.153	<0.153	<0.153	<0.153	<0.153	<0.153		<0.153	<0.153	<0.153	<0.153	<0.153	<0.153	<0.153	<0.153				
Silver	Nov-2016	ug/L		<0.153			<0.153	<0.153		<0.153		<0.153					<0.153	<0.153	<0.153																<0.153				<0.153			
Silver	Jan-2017	ug/L																																<0.153								
Silver	Apr-2017	ug/L	<0.14	<0.14	<0.14	<0.14	<0.14	<0.14		<0.14	<0.14	<0.14		<0.14	<0.14	<0.14	**0.182J**	<0.14	<0.14			<0.14	<0.14	<0.14	<0.14	<0.14	<0.14	<0.14		<0.14	<0.14	<0.14	**0.153J**	<0.14	<0.14	<0.14	<0.14	**0.157J**	**0.173J**		
Silver	Jul-2017	ug/L																																							
Silver	Oct-2017	ug/L	<0.140	**0.146J**	<0.140	<0.140	<0.140	<0.140		<0.140	<0.140	<0.140		<0.140	<0.140	<0.140	<0.140	<0.140	<0.140			<0.140	<0.140	<0.140	<0.140	**0.16J**	<0.140	<0.140		<0.140	<0.140	<0.140	**0.169J**	<0.140	<0.140	<0.140	<0.140				
Silver	Apr-2018	ug/L	<0.300	<0.300	<0.300	<0.300	<0.300	<0.300		<0.300	<0.300	<0.300		<0.300	<0.300	<0.300	<0.300	<0.300	<0.300			<0.300	<0.300	<0.300	<0.300	<0.300	<0.300	**0.316J**		<0.300	<0.300	<0.300	<0.300	<0.300	<0.300	<0.300	<0.300				
Silver	Oct-2018	ug/L	<0.115	<0.115	<0.115	<0.115	<0.115	<0.115		<0.115	<0.115	<0.115		<0.115	<0.115	<0.115	<0.115	<0.115	<0.115			<0.115	<0.115	<0.115	<0.115	<0.115	<0.115	<0.115	<0.115	<0.115	<0.115	<0.115	<0.115	<0.115	<0.115	<0.115	<0.115				
Silver	Jan-2019	ug/L																											<0.300												
Silver	Apr-2019	ug/L	<0.370	<0.370	<0.370	<0.370	<0.370	<0.370		<0.370	<0.370	<0.370		<0.370	<0.370	<0.370	<0.370	<0.370	<0.370			<0.370	<0.370	<0.370	<0.370	<0.370	<0.370	<0.370		<0.370	<0.370	<0.370	<0.370	<0.370	<0.370	<0.370	<0.370			<0.370	<0.370
Silver	Nov-2019	ug/L	<0.370	<0.370	<0.370	<0.370	<0.370	<0.370		<0.370	<0.370	<0.370		<0.370	<0.370	<0.370	<0.370	<0.370	<0.370			<0.370	<0.370	<0.370	<0.370	<0.370	<0.370	<0.370		<0.370	<0.370	<0.370	<0.370	<0.370	<0.370	<0.370	<0.370			<0.370	<0.370
Silver	Apr-2020	ug/L	<0.370	<0.370	<0.370	<0.370	<0.370	<0.370		<0.370	<0.370	<0.370		<0.370	<0.370	<0.370	<0.370	<0.370	<0.370			<0.370		<0.370	<0.370	<0.370	<0.370	<0.370	<0.370	<0.370	<0.370	<0.370	<0.370	<0.370	<0.370	<0.370	<0.370	<0.370	<0.370	<0.370	<0.370
Silver	Jul-2020	ug/L			<0.370	<0.370	<0.370									<0.370								<0.370	<0.370	<0.370	<0.370			<0.370									<0.370	<0.370	<0.370
Silver	Oct-2020	ug/L	<0.370	<0.370	<0.370	<0.370	<0.370	<0.370		<0.370	<0.370	<0.370		<0.370	<0.370	<0.370	<0.370					<0.370		<0.370	<0.370	<0.370	<0.370	<0.370	<0.370	<0.370	<0.370	<0.370	<0.370	<0.370	<0.370	<0.370	<0.370	<0.370	<0.370	<0.370	<0.370
Silver	Jan-2021	ug/L			<0.370	<0.370	<0.370									<0.370								<0.370	<0.370	<0.370	**2.2**												<0.370	<0.370	<0.370
Silver	Apr-2021	ug/L	<0.420	<0.420	<0.420	<0.420		<0.420		<0.420	<0.420	<0.420		<0.420	<0.420	<0.420	<0.420					<0.420		<0.420	<0.420		<0.420	<0.420	<0.420	<0.420	<0.420	<0.420	<0.420	<0.420	<0.420	<0.420	<0.420	<0.420	<0.420	<0.420	<0.420
Silver	Jun-2021	ug/L																				<0.420																			
Silver	Oct-2021	ug/L	<0.420	<0.420	<0.420	<0.420	<0.420	<0.420			**0.526J**	<0.420		<0.420	<0.420	<0.420	<0.420					<0.420		<1.68	<1.68	<1.68	<0.420	<0.420	**0.522J**	<0.420	<0.420	<0.420	<0.420	<0.420	<0.420	<0.420	**0.498J**	<0.420	<0.420	<0.420	<0.420
Silver	Apr-2022	ug/L	<0.490	<0.490	**0.667J**	<0.490	<0.490	<0.490		<0.490	<0.490	**0.606J**		<0.490	<0.490	<0.490	<0.490					<0.490		<0.490	<0.490	<0.490	<0.490	<0.490		<0.490	<0.490	<0.490	**0.5J**	<0.490	<0.490	<0.490	<0.490	**0.667J**	<0.490	<0.490
Silver	Oct-2022	ug/L	<0.490		<0.490	<0.490	<0.490	<0.490			<0.490	<0.490		<0.490	<0.490	**1.35**	<0.490					<0.490		<0.490	<0.490	<0.490	<0.490	**1.46**		<0.490	<0.490	<0.490		<0.490	<0.490	<0.490	<0.490	<0.490	<0.490	<0.490	<0.490
Silver	Apr-2023	ug/L	<0.500		<0.500	<0.500	<0.500	<0.500		<0.500	<0.500	<0.500		<0.500	<0.500	<0.500	<0.500					<0.500		<0.500	<0.500	<0.500	<0.500	<0.500		<0.500	<0.500	<0.500	<0.500	<0.500	<0.500	<0.500	<0.500	<0.500	<0.500	<0.500	<0.500
Silver	Oct-2023	mg/L	<0.000500		<0.000500			**0.000979J**			<0.000500	<0.000500		<0.000500	<0.000500	<0.000500	<0.000500					<0.000500		<0.000500	<0.000500		<0.000500	<0.000500	<0.000500	<0.000500	<0.000500	<0.000500	<0.000500		<0.000500	<0.000500	<0.000500		<0.000500	<0.000500	<0.000500	<0.000500
Silver, Dissolved	Apr-2009	ug/L	<20		<20	<20	<20		<20				<20	<20		<20																								
Silver, Dissolved	Jul-2009	ug/L	<20	<20	<20	<20	<20	<20	<20			<20	<20	<20	<20	<20	<20																								
Silver, Dissolved	Oct-2009	ug/L	<20		<20	<20	<20		<20				<20	<20		<20																								
Silver, Dissolved	Dec-2009	ug/L														<20	<20																								
Silver, Dissolved	Feb-2010	ug/L														<20	<20																								
Silver, Dissolved	Apr-2010	ug/L	<20	<20	<20	<20	<20	<20	<20			<20	<20	<20	<20	<20	<20																								
Silver, Dissolved	Oct-2010	ug/L	<20	<20	<20	<20	<20	<20	<20			<20	<20	<20	<20	<20	<20																								
Silver, Dissolved	Feb-2011	ug/L																																							
Silver, Dissolved	Apr-2011	ug/L	<20	<20	<20	<20	<20	<20	<20			<20	<20	<20	<20	<20	<20																								
Silver, Dissolved	Jun-2011	ug/L																																							
Silver, Dissolved	Aug-2011	ug/L																																							
Silver, Dissolved	Oct-2011	ug/L	<20	<20	<20	<20	<20	<20	<20			<20	<20	<20	<20	<20	<20					<20						<20													
Silver, Dissolved	Feb-2012	ug/L								<1.7	<1.7											<1.7		<1.7	<1.7	<1.7	<1.7														
Silver, Dissolved	Apr-2012	ug/L	<1.7	<1.7	<1.7	<1.7	<1.7	<1.7		<1.7	<1.7	<1.7		<1.7	<1.7	<1.7	<1.7					<1.7		<1.7	<1.7	<1.7	<1.7	<1.7													
Silver, Dissolved	Jun-2012	ug/L								<1.7	<1.7											<1.7		<1.7	<1.7	<1.7	<1.7														
Silver, Dissolved	Aug-2012	ug/L								<1.7	<1.7								<1.7			<1.7	<1.7	<1.7	<1.7	<1.7	<1.7	<1.7													
Silver, Dissolved	Oct-2012	ug/L	<1.7	<1.7	<1.7	<1.7	<1.7	<1.7		<1.7	<1.7	<1.7		<1.7	<1.7	<1.7	<1.7		<1.7			<1.7	<1.7	<1.7	<1.7	<1.7	<1.7	<1.7													
Silver, Dissolved	Nov-2012	ug/L																												<1.7	<1.7	<1.7	<1.7	<1.7							
Silver, Dissolved	Feb-2013	ug/L																					<4.76							<4.76	<4.76	<4.76	<4.76	<4.76							
Silver, Dissolved	May-2013	ug/L	<0.395	<0.395	<0.395	<0.395	<0.395	<0.395		<0.395	<0.395	<0.395		<0.395	<0.395	<0.395	<0.395	<0.395	<0.395	<0.395	<0.395	<0.395	<0.395	<0.395	<0.395	<0.395	<0.395	<0.395		<0.395	<0.395	<0.395	<0.395	<0.395							
Silver, Dissolved	Jun-2013	ug/L																<0.395	<0.395				<0.395							<0.789	<0.789	<0.789	<0.789	<0.789							
Silver, Dissolved	Aug-2013	ug/L			<0.118													<0.0789	<0.0789	<0.0789	<0.395		<0.0789							<0.0789	<0.0789	<0.0789	<0.0789	<0.0789							
Silver, Dissolved	Nov-2013	ug/L	<0.0789	<0.0789	<0.0789	<0.0789	<0.395	<0.395			<0.395	<0.395		<0.395	<0.395		<0.0789		<0.0789	<0.033	<0.0789	<0.033	<0.0789	<0.0789	<0.395	<0.395	<0.395	<0.0789		<0.033	<0.033	<0.0789	<0.0789	<0.0789							
Silver, Dissolved	Jan-2014	ug/L																	<0.0789	<0.0789	<0.0789		<0.033																		
Silver, Dissolved	May-2014	ug/L	<0.033	<0.033	<0.033	<0.033	<0.033	<0.033		<0.033	<0.033	<0.033		<0.033	<0.033			<0.033	<0.033	<0.033		<0.033		<0.033	<0.033	<0.033	<0.033			<0.033	<0.033	<0.033	<0.033	<0.033							
Silver, Dissolved	Jun-2014	ug/L														<0.033	<0.033				<0.033		<0.033																		
Silver, Dissolved	Jul-2014	ug/L																<0.0396	<0.0396																						
Silver (2,4,5-TP)	Jan-2019	ug/L																											<0.299												
Silver (2,4,5-TP)	Jul-2020	ug/L																												<0.300											
Silver (2,4,5-TP)	Oct-2020	ug/L	<0.0328			<0.0325	<0.0341	<0.0345		<0.0345	<0.0347	<0.0333		<0.0331	<0.0331									<0.0337	<0.0333	<0.0332	<0.0336	<0.0331													
Silver (2,4,5-TP)	Jun-2021	ug/L																				<0.320																			
Silver (2,4,5-TP)	Apr-2022	ug/L			<0.142																														<0.134					
Silver [2,4,5-TP]	Apr-2009	ug/L				<0.23																																			
Silver [2,4,5-TP]	Jul-2009	ug/L										<0.2																													
Silver [2,4,5-TP]	Apr-2010	ug/L				<0.5						<0.5																													
Silver [2,4,5-TP]	Jun-2012	ug/L																						<0.32		<0.29															
Silver [2,4,5-TP]	Aug-2012	ug/L																										<0.31													
Silver [2,4,5-TP]	May-2013	ug/L	<0.335	<0.311			<0.541	<0.317		<0.331	<0.313			<0.307	<0.306									<0.313	<0.335	<0.313	<0.316														
Silver [2,4,5-TP]	Aug-2013	ug/L			<0.332																																				
Silver [2,4,5-TP]	Nov-2013	ug/L																										<0.297													
Silver [2,4,5-TP]	May-2014	ug/L	<0.316		<0.306	<0.324	<0.324	<0.317		<0.327	<0.325			<0.307	<0.316										<0.313		<0.329														
Silver [2,4,5-TP]	Dec-2014	ug/L		<0.305								<0.327																													
Silver [2,4,5-TP]	May-2015	ug/L																																<0.337							
Silver [2,4,5-TP]	Oct-2015	ug/L		<0.346								<0.314			<0.308																										
Silver [2,4,5-TP]	Nov-2015	ug/L	<0.341		<0.339		<0.345	<0.312						<0.336										<0.318	<0.326	<0.345		<0.338													
Silver [2,4,5-TP]	Dec-2015	ug/L				<0.358				<0.348	<0.326																<0.351														
Silver [2,4,5-TP]	Oct-2016	ug/L																					<0.28																		
Silver [2,4,5-TP]	Nov-2016	ug/L															<0.291		<0.296																						
Silver [2,4,5-TP]	Oct-2018	ug/L																											<0.295												
Specific conductivity	Oct-2007	uS/cm	**1617**	**634**	**663**	**521**	**665**	**339**	**539**			**527**	**548**	**574**	**474**	**2898**	**546**																								
Styrene	Oct-2007	ug/L	<1	<1	<1	<1	<1	<1	<1			<1	<1	<1	<1	<1	<1																								
Styrene	Feb-2008	ug/L	<1	<1	<1	<1	<1	<1	<1			<1	<1	<1	<1	<1	<1																								
Styrene	Apr-2008	ug/L	<1	<1	<1	<1	<1	<1	<1			<1	<1	<1	<1	<1	<1																								
Styrene	Jul-2008	ug/L	<1	<1	<1	<1	<1	<1	<1			<1	<1	<1	<1	<1	<1																								
Styrene	Oct-2008	ug/L	<1	<1	<1	<1	<1	<1	<1			<1	<1	<1	<1	<1	<1																								
Styrene	Jan-2009	ug/L	<1	<1	<1	<1	<1	<1	<1			<1	<1	<1	<1	<1	<1																								
Styrene	Apr-2009	ug/L	<1	<1	<1	<1	<1	<1	<1			<1	<1	<1	<1	<1	<1																								
Styrene	Jul-2009	ug/L	<1	<1	<1	<1	<1	<1	<1			<1	<1	<1	<1	<1	<1																								
Styrene	Oct-2009	ug/L	<2	<2	<2	<2	<2	<2	<2			<2	<2	<2	<2	<2	<2																								
Styrene	Dec-2009	ug/L														<2	<2																								
Styrene	Feb-2010	ug/L														<2	<2																								
Styrene	Apr-2010	ug/L	<4	<4	<4	<4	<4	<4	<4			<4	<4	<4	<1	<4	<4																								
Styrene	Oct-2010	ug/L	<1	<1	<1	<1	<1	<1	<1			<1	<1	<1	<1	<1	<1																								
Styrene	Feb-2011	ug/L																																							
Styrene	Apr-2011	ug/L	<1	<1	<1	<1	<1	<1	<1			<1	<1	<1	<1	<1	<1																								

Notes:
"J" Indicates the constituent was detected between the method detection limit and the reporting limit and is considered estimated.

DMASWA Landfill
Permit No. 31-SDP-02-75P

Table 9
Analytical Data Summary
2024 Annual Water Quality Report

Constituent	Month-Year	units	MW-102A	P-102BR	MW-103A	MW-104A	MW-105A	P-105B	MW-108A	MW-108AR	MW-109ARR	P-108B	MW-109AR	MW-114AR	P-114BR	MW-120AR	P-120B	MW-124A	MW-124B	MW-126A	MW-130A	MW-137A	MW-138A	MW-201A	MW-202A	MW-203A	MW-204A	OW-301A	OW-306AR	MW-401A	MW-402A	MW-403A	P-403B	MW-404A	MW-501A	MW-502A	P-503B	P-504B	MW-505A	MW-604	MW-605
Styrene	Jun-2011	ug/L																																							
Styrene	Aug-2011	ug/L																																								
Styrene	Oct-2011	ug/L	<1	<1	**0.16J**	<1	<1	<1	<1			<1	<1	<1	<1	<1	<1					<1						<1														
Styrene	Feb-2012	ug/L								<0.1	<0.1			<0.1								<0.1		<0.1	<0.1	<0.1	<0.1														
Styrene	Apr-2012	ug/L	<0.1	<0.1	<0.1	<0.1	<0.1	<0.1		<0.1	<0.1	<0.1		<0.1	<0.1	<0.1	<0.1					<0.1		<0.1	<0.1	<0.1	<0.1	<0.1														
Styrene	Jun-2012	ug/L								<0.1	<0.1											<0.1		<0.1	<0.1	<0.1	<0.1														
Styrene	Aug-2012	ug/L								<0.1	<0.1							<0.1				<0.1	<0.1	<0.1	<0.1	<0.1	<0.1	<0.1														
Styrene	Oct-2012	ug/L	<0.1	<0.1	<0.1	<0.1	<0.1	<0.1		<0.1	<0.1	<0.1		<0.1	<0.1	<0.1	<0.1		<0.1			<0.1	<0.1	<0.1	<0.1	<0.1	<0.1	<0.1														
Styrene	Nov-2012	ug/L																												<0.1	<0.1	<0.1	<0.1	<0.1							
Styrene	Feb-2013	ug/L																					<0.1							<0.1	<0.1	<0.1	<0.1	<0.1							
Styrene	May-2013	ug/L	<0.1	<0.1	<0.1	<0.1	<0.1	<0.1		<0.1	<0.1	<0.1		<0.1	<0.1	<0.1	<0.1	<0.1	<0.1	<0.1	<0.1	<0.1	<0.1	<0.1	<0.1	<0.1	<0.1	<0.1		<0.1	<0.1	<0.1	<0.1	<0.1							
Styrene	Jun-2013	ug/L																<0.1	<0.1				<0.1							<0.1	<0.1	<0.1	<0.1	<0.1							
Styrene	Aug-2013	ug/L			<0.1													<0.1	<0.1	<0.1	<0.1		<0.1							<0.1	<0.1	<0.1	<0.1	<0.1							
Styrene	Nov-2013	ug/L	<0.1	<0.1	<0.1	<0.1	<0.1	<0.1			<0.1	<0.1		<0.1	<0.1		<0.1		<0.1	<0.1	<0.1	<0.1	<0.1	<0.1	<0.1	<0.1	<0.1			<0.1	<0.1	<0.1	<0.1								
Styrene	Jan-2014	ug/L																	<0.1	<0.1	<0.1		<0.1																		
Styrene	May-2014	ug/L	<0.1	<0.1	<0.1	<0.1	<0.1	<0.1		<0.1	<0.1	<0.1		<0.1	<0.1			<0.1	<0.1	<0.1		<0.1		<0.1	<0.1	<0.1	<0.1			<0.1	<0.1	<0.1	<0.1	<0.1							
Styrene	Jun-2014	ug/L														<0.1	<0.1			<0.1			<0.1																	
Styrene	Jul-2014	ug/L																<0.1	<0.1																					
Styrene	Sep-2014	ug/L																																						
Styrene	Nov-2014	ug/L	<0.1							<0.1	<0.1			<0.1	<0.1		<0.1		<0.1	<0.1		<0.1	<0.1	<0.1	<0.1	<0.1						<0.1	<0.1							
Styrene	Dec-2014	ug/L		<0.1	<0.1	<0.1	<0.1	<0.1				<0.1				<0.1										<0.1			<0.1	<0.1	<0.1									
Styrene	May-2015	ug/L					<0.1											<0.1		<0.1										<0.1		<0.1	<0.1							
Styrene	Jun-2015	ug/L	<0.1	<0.1	<0.1	<0.1		<0.1		<0.1	<0.1	<0.1		<0.1	<0.1	<0.1	<0.1		<0.1			<0.1	<0.1	<0.1	<0.1	<0.1	<0.1				<0.1			<0.1							
Styrene	Oct-2015	ug/L		<0.1							<0.1				<0.1	<0.1	<0.1		<0.1	<0.1		<0.1																		
Styrene	Nov-2015	ug/L	<0.1		<0.1		<0.1	<0.1						<0.1				<0.1						<0.1	<0.1	<0.1		<0.1		<0.1	<0.1	<0.1		<0.1							
Styrene	Dec-2015	ug/L				<0.1				<0.1	<0.1																<0.1						<0.1		<0.1	<0.1	<0.1	<0.1	<0.1		
Styrene	Mar-2016	ug/L																																	<0.1	<0.1	<0.1	<0.1	<0.1		
Styrene	May-2016	ug/L			<0.1	<0.1	<0.1	<0.1		<0.1	<0.1	<0.1		<0.1	<0.1			<0.1	<0.1			<0.1	<0.1	<0.1	<0.1	<0.1	<0.1			<0.1	<0.1		<0.1	<0.1	<0.1					
Styrene	Jun-2016	ug/L	<0.1	<0.1												<0.1	<0.1																<0.1	<0.1		<0.1	<0.1	<0.1		
Styrene	Oct-2016	ug/L	<0.1		<0.1	<0.1					<0.1			<0.1	<0.1	<0.1						<0.1	<0.1	<0.1	<0.1	<0.1	<0.1	<0.1		<0.1	<0.1	<0.1	<0.1	<0.1	<0.1		<0.1	<0.1		
Styrene	Nov-2016	ug/L		<0.1			<0.1	<0.1				<0.1					<0.1	<0.1	<0.1																	<0.1					
Styrene	Jan-2017	ug/L																																	<0.1					
Styrene	Apr-2017	ug/L	<0.1	<0.1	<0.1	<0.1	<0.1	<0.1		<0.1	<0.1	<0.1		<0.1	<0.1	<0.1	<0.1	<0.1	<0.1			<0.1	<0.1	<0.1	<0.1	<0.1	<0.1	<0.1		<0.1	<0.1	<0.1	<0.1	<0.1	<0.1	<0.1	<0.1	<0.1	<0.1		
Styrene	Jul-2017	ug/L																																						
Styrene	Oct-2017	ug/L	<0.100	<0.100	<0.100	<0.100	<0.100	<0.100		<0.100	<0.100	<0.100		<0.100	<0.100	<0.100	<0.100	<0.100	<0.100			<0.100	<0.100	<0.100	<0.100	<0.100	<0.100	<0.100		<0.100	<0.100	<0.100	<0.100	<0.100	<0.100	<0.100	<0.100				
Styrene	Apr-2018	ug/L	<0.100	<0.100	<0.100	<0.100	<0.100	<0.100		<0.100	<0.100	<0.100		<0.100	<0.100	<0.100	<0.100	<0.100	<0.100			<0.100	<0.100	<0.100	<0.100	<0.100	<0.100	<0.100		<0.100	<0.100	<0.100	<0.100	<0.100	<0.100	<0.100	<0.100				
Styrene	Oct-2018	ug/L	<0.370	<0.370	<0.370	<0.370	<0.370	<0.370		<0.370	<0.370	<0.370		<0.370	<0.370	<0.370	<0.370	<0.370	<0.370			<0.370	<0.370	<0.370	<0.370	<0.370	<0.370	<0.370	<0.370	<0.370	<0.370	<0.370	<0.370	<0.370	<0.370	<0.370	<0.370				
Styrene	Jan-2019	ug/L																											<0.370											
Styrene	Apr-2019	ug/L	<0.370	<0.370	<0.370	<0.370	<0.370	<0.370		<0.370	<0.370	<0.370		<0.370	<0.370	<0.370	<0.370	<0.370	<0.370			<0.370	<0.370	<0.370	<0.370	<0.370	<0.370	<0.370	<0.370	<0.370	<0.370	<0.370	<0.370	<0.370	<0.370	<0.370	<0.370			<0.370	<0.370
Styrene	Nov-2019	ug/L	<0.370	<0.370	<0.370	<0.370	<0.370	<0.370		<0.370	<0.370	<0.370		<0.370	<0.370	<0.370	<0.370	<0.370	<0.370			<0.370	<0.370	<0.370	<0.370	<0.370	<0.370	<0.370	<0.370	<0.370	<0.370	<0.370	<0.370	<0.370	<0.370	<0.370	<0.370			<0.370	<0.370
Styrene	Apr-2020	ug/L	<0.370	<0.370	<0.370	<0.370	<0.370	<0.370		<0.370	<0.370	<0.370		<0.370	<0.370	<0.370	<0.370	<0.370	<0.370			<0.370		<0.370	<0.370	<0.370	<0.370	<0.370	<0.370	<0.370	<0.370	<0.370	<0.370	<0.370	<0.370	<0.370	<0.370		<0.370	<0.370	<0.370
Styrene	Jul-2020	ug/L			<0.370	<0.370	<0.370									<0.370								<0.370	<0.370	<0.370	<0.370			<0.370									<0.370	<0.370	<0.370
Styrene	Oct-2020	ug/L	<0.370	<0.370	<0.370	<0.370	<0.370	<0.370		<0.370	<0.370	<0.370		<0.370	<0.370	<0.370	<0.370					<0.370		<0.370	<0.370	<0.370	<0.370	<0.370	<0.370	<0.370	<0.370	<0.370	<0.370	<0.370	<0.370	<0.370	<0.370	<0.370	<0.370	<0.370	<0.370
Styrene	Jan-2021	ug/L			<0.370	<0.370	<0.370									<0.370								<0.370	<0.370	<0.370	<0.370												<0.370	<0.370	<0.370
Styrene	Apr-2021	ug/L	<0.370	<0.370	<0.370			<0.370		<0.370	<0.370	<0.370		<0.370	<0.370	<0.370	<0.370					<0.370		<0.370	<0.370		<0.370	<0.370	<0.370	<0.370	<0.370	<0.370	<0.370	<0.370	<0.370	<0.370	<0.370	<0.370	<0.370	<0.370	<0.370
Styrene	Jun-2021	ug/L																				<0.370																			
Styrene	Oct-2021	ug/L	<0.370	<0.370	<0.370	<0.370	<0.370	<0.370			<0.370	<0.370		<0.370	<0.370	<0.370	<0.370					<0.370		<0.370	<0.370	<0.370	<0.370	<0.370	<0.370	<0.370	<0.370	<0.370	<0.370	<0.370	<0.370	<0.370	<0.370	<0.370	<0.370	<0.370	<0.370
Styrene	Apr-2022	ug/L	<0.370	<0.370	<0.370	<0.370	<0.370	<0.370		<0.370	<0.370	<0.370		<0.370	<0.370	<0.370	<0.370					<0.370		<0.370	<0.370	<0.370	<0.370	<0.370	<0.370	<0.370	<0.370	<0.370	<0.370	<0.370	<0.370	<0.370	<0.370	<0.370	<0.370	<0.370	<0.370
Styrene	Oct-2022	ug/L	<0.370		<0.370	<0.370	<0.370	<0.370			<0.370	<0.370		<0.370	<0.370	<0.370	<0.370					<0.370		<0.370	<0.370	<0.370	<0.370	<0.370	<0.370		<0.370	<0.370	<0.370	<0.370	<0.370	<0.370	<0.370	<0.370	<0.370	<0.370	<0.370
Styrene	Apr-2023	ug/L	<0.370		<0.370	<0.370	<0.370	<0.370		<0.370	<0.370	<0.370		<0.370	<0.370	<0.370	<0.370					<0.370		<0.370	<0.370	<0.370	<0.370	<0.370	<0.370	<0.370	<0.370	<0.370		<0.370	<0.370	<0.370	<0.370	<0.370	<0.370	<0.370	<0.370
Styrene	Oct-2023	ug/L	<0.370		<0.370		<0.370				<0.370	<0.370		<0.370	<0.370	<0.370	<0.370					<0.370		<0.370	<0.370		<0.370	<0.370	<0.370	<0.370	<0.370	<0.370		<0.370	<0.370	<0.370		<0.370	<0.370	<0.370	<0.370
Sulfate	Nov-2019	mg/L			**32.9**	**24.8**	**21.4**									**144**		**7.69**					**29.3**	**72.1**	**38.5**	**37.9**	**48.5**													**28**	**25.1**
Sulfate	Apr-2020	mg/L			**32.7**	**24.1**	**21.3**									**186**		**6.22**						**76.3**	**34.2**	**38.9**	**51.5**												**52.6**	**42.8**	**44.3**
Sulfate	Jul-2020	mg/L			**36**	**20.8**	**19.9**									**192**								**62.8**	**34.2**	**35.1**	**44.2**												**43.8**	**24.6**	**43.6**
Sulfate	Oct-2020	mg/L			**50.2**	**23**	**21.2**																	**71.8**	**31.2**	**35.1**	**46.8**												**47.6**	**29**	**43.4**
Sulfate	Jan-2021	mg/L			**49.9**	**21**	**20.4**									**161**								**71.7**	**37.7**	**34.7**	**44.9**												**45.2**	**32.1**	**43.8**
Sulfate	Apr-2021	mg/L																																						
Sulfate	Oct-2021	mg/L				**24.5**	**20.2**																			**31.9**														**26.7**	**49**
Sulfate	Apr-2022	mg/L				**21**	**14.9**																			**25.4**														**41.5**	**69.6**
Sulfate	Oct-2022	mg/L				**19.8**	**14.5**																			**22.6**														**21.0**	**55.7**
Sulfate	Apr-2023	mg/L				**22.7**	**9.24**																			**27.4**														**41.8**	**98.9**
Sulfide	Apr-2009	ug/L				<1																																		
Sulfide	Jul-2009	ug/L										<1																												
Sulfide	Apr-2010	ug/L				<1						<1																												
Sulfide	Jun-2012	ug/L																						<230		<230															
Sulfide	Aug-2012	ug/L																										<230													
Sulfide	May-2013	ug/L	<128	<128			<128	<128		<128	<128			<128	<128									<128	<128	<128	<128														
Sulfide	Aug-2013	ug/L			<128																																			
Sulfide	Nov-2013	ug/L																										<128													
Sulfide	May-2014	ug/L	<219		<219	<219	<219	<219		<219	<219			<219	<219										<219		<219														
Sulfide	Dec-2014	ug/L		<219000								<219000																													
Sulfide	May-2015	ug/L																															<219								
Sulfide	Oct-2015	ug/L		<219								<219			<219													<128													
Sulfide	Nov-2015	ug/L	<219		<219		<219	<219						<219										<219	<219	<219		<219													
Sulfide	Dec-2015	ug/L				<219				<219	<219																<219														
Sulfide	Oct-2016	ug/L														<180							<180																		
Sulfide	Nov-2016	ug/L															<180	**183J**	<180																						
Sulfide	Oct-2018	mg/L																											<0.231											
Sulfide	Jan-2019	mg/L																											<0.231											
Sulfide	Nov-2019	mg/L			<0.231	<0.231	<0.231									<0.231		<0.231					<0.231	<0.231	<0.231	<0.231	<0.231													<0.231	<0.231
Sulfide	Apr-2020	mg/L			<0.231	<0.231	<0.231									<0.231		<0.231						<0.231	<0.231	<0.231	<0.231												<0.231	<0.231	<0.231
Sulfide	Jul-2020	mg/L																												<10.0											
Sulfide	Oct-2020	mg/L	<10.0		<10.0	<10.0	<10.0	<10.0		<10.0	<10.0	<10.0		<10.0	<10.0									<10.0	<10.0	<10.0	<10.0	<10.0												<10.0	<10.0	<10.0
Sulfide	Jun-2021	mg/L																				<0.231																			
Sulfide	Oct-2021	mg/L				<0.231	<0.231																			<0.231														<0.231	<0.231
Sulfide	Apr-2022	mg/L			<0.231	<0.231	<0.231																			<0.231									<0.231					<0.231	<0.231
Sulfide	Oct-2022	mg/L				**0.358J**	<0.231															<0.231				**0.358J**				<0.231					<0.231					<0.231	**0.599J**
Sulfide	Apr-2023	mg/L				<0.231	<0.231																			<0.231														<0.231	<0.231
TOC Dup	Jul-2020	mg/L			**1.99**	**1.76**	**4**									**1.17**								**2.9**	**5.28**	**1.95**	**2.72**												**0.549J**	**1.32**	**1.96**
TOC Dup	Oct-2020	mg/L			**2.18**																			**2.83**																	
TOC Dup	Oct-2021	mg/L				**1.97**	**2.45**																			**1.18**														**0.544J**	**1.85**
TOC Dup	Oct-2022	mg/L				**2.79**	**3.85**																																	**1.77**	**2.75**
TOC Dup	Apr-2023	mg/L				**1.96**	**7.91**																			**2.66**														**1.61**	**2.41**
Temperature	Oct-2007	C	**12.6**	**11.9**	**13.8**	**12.3**	**11.8**	**10.9**	**12.6**			**13.1**	**12.3**	**13.3**	**12.8**	**12.7**	**12.1**																									
Tetrachloro-meta-xylene	May-2016	ug/L										**0.376**																													
Tetrachloroethene	Oct-2007	ug/L	<1	<1	<1	<1	<1	<1	<1			<1	<1	<1	<1	<1	<1																								
Tetrachloroethene	Feb-2008	ug/L	<1	<1	<1	<1	<1	<1	<1			<1	<1	<1	<1	<1	<1																								
Tetrachloroethene	Apr-2008	ug/L	<1	**3.12**	<1	<1	<1	**2.54**	<1			**1.82**	**31.1**	**7.64**	**1.84**	**4.37**	**1.05**																								
Tetrachloroethene	Jul-2008	ug/L	<1	<1	<1	<1	<1	<1	<1			<1	<1	<1	<1	<1	<1																								
Tetrachloroethene	Oct-2008	ug/L	<1	<1	<1	<1	<1	<1	<1			<1	<1	<1	<1	<1	<1																								
Tetrachloroethene	Jan-2009	ug/L	<1	<1	<1	<1	<1	<1	<1				<1	<1	<1	<1	<1																								
Tetrachloroethene	Apr-2009	ug/L	<1	<1	<1	<1	<1	<1	<1			<1	<1	<1	<1	<1	<1																								
Tetrachloroethene	Jul-2009	ug/L	<1	<1	<1	<1	<1	<1	<1			<1	<1	<1	<1	<1	<1																								
Tetrachloroethene	Oct-2009	ug/L	<1	<1	<1	<1	<1	<1	<1			<1	<1	<1	<1	<1	<1																								
Tetrachloroethene	Dec-2009	ug/L														<1	<1																								
Tetrachloroethene	Feb-2010	ug/L														<2	<2																								
Tetrachloroethene	Apr-2010	ug/L	<1	<1	<1	<1	<1	<1	<1			<1	<1	<1	<1	<1	<1																								
Tetrachloroethene	Oct-2010	ug/L	<1	<1	<1	<1	<1	<1	<1			<1	<1	<1	<1	<1	<1																								
Tetrachloroethene	Feb-2011	ug/L																																						
Tetrachloroethene	Apr-2011	ug/L	<1	<1	<1	<1	<1	<1	<1			<1	<1	<1	<1	<1	<1																								
Tetrachloroethene	Jun-2011	ug/L																																						
Tetrachloroethene	Aug-2011	ug/L																																						
Tetrachloroethene	Oct-2011	ug/L	<1	<1	**0.18J**	<1	<1	<1	<1			<1	<1	<1	<1	<1	<1					<1						**0.68J**													
Tetrachloroethene	Feb-2012	ug/L								<0.18	<0.18											<0.18		<0.18	<0.18	<0.18	<0.18														
Tetrachloroethene	Apr-2012	ug/L	<0.18	<0.18	<0.18	<0.18	<0.18	<0.18		<0.18	<0.18	<0.18		<0.18	<0.18	<0.18	<0.18					<0.18		<0.18	<0.18	<0.18	<0.18	**0.9J**													
Tetrachloroethene	Jun-2012	ug/L								<0.18	<0.18											**0.39J**		<0.18	<0.18	<0.18	<0.18														
Tetrachloroethene	Aug-2012	ug/L								<0.18	<0.18								<0.18			<0.18	<0.18	<0.18	<0.18	<0.18	<0.18	**0.65J**													
Tetrachloroethene	Oct-2012	ug/L	<0.18	<0.18	<0.18	<0.18	<0.18	<0.18		<0.18	<0.18	<0.18		<0.18	<0.18	<0.18	<0.18		<0.18			<0.18	<0.18	<0.18	<0.18	<0.18	<0.18	**0.57J**													
Tetrachloroethene	Nov-2012	ug/L																												<0.18	<0.18	<0.18	<0.18	<0.18							

Notes:
"J" Indicates the constituent was detected between the method detection limit and the reporting limit and is considered estimated.

DMASWA Landfill
Permit No. 31-SDP-02-75P

Table 9
Analytical Data Summary
2024 Annual Water Quality Report

Constituent	Month-Year	units	MW-102A	P-102BR	MW-103A	MW-104A	MW-105A	P-105B	MW-108A	MW-108AR	MW-109ARR	P-108B	MW-109AR	MW-114AR	P-114BR	MW-120AR	P-120B	MW-124A	MW-124B	MW-126A	MW-130A	MW-137A	MW-138A	MW-201A	MW-202A	MW-203A	MW-204A	OW-301A	OW-306AR	MW-401A	MW-402A	MW-403A	P-403B	MW-404A	MW-501A	MW-502A	P-503B	P-504B	MW-505A	MW-604	MW-605
Tetrachloroethene	Feb-2013	ug/L																					<0.18							<0.18	<0.18	**0.235J**	**0.519J**	<0.18								
Tetrachloroethene	May-2013	ug/L	<0.18	<0.18	<0.18	<0.18	<0.18	<0.18		<0.18	<0.18	<0.18		<0.18	<0.18	<0.18	<0.18	<0.18	<0.18	<0.18	<0.18	<0.18	<0.18	<0.18	<0.18	<0.18	<0.18	**0.641J**		<0.18	<0.18	<0.18	<0.18	<0.18								
Tetrachloroethene	Jun-2013	ug/L																<0.18	<0.18				<0.18							<0.18	<0.18	<0.18	<0.18	<0.18								
Tetrachloroethene	Aug-2013	ug/L			<0.18													<0.18	<0.18	<0.18	<0.18		<0.18							<0.18	<0.18	<0.18	<0.18	<0.18								
Tetrachloroethene	Nov-2013	ug/L	<0.18	<0.18	<0.18	<0.18	<0.18	<0.18			<0.18	<0.18		<0.18	<0.18		<0.18		<0.18	<0.18	<0.18	<0.18	<0.18	<0.18	<0.18	<0.18	<0.18	**0.376J**		<0.18	<0.18	<0.18	<0.18	<0.18								
Tetrachloroethene	Jan-2014	ug/L																	<0.18	<0.18	<0.18		<0.18																			
Tetrachloroethene	May-2014	ug/L	<0.18	<0.18	<0.18	<0.18	<0.18	<0.18				<0.18						<0.18	<0.18	**0.398J**		<0.18		<0.18	<0.18	<0.18	<0.18			<0.18	<0.18	<0.18	<0.18	<0.18								
Tetrachloroethene	Jun-2014	ug/L														<0.18	<0.18				<0.18		<0.18																			
Tetrachloroethene	Jul-2014	ug/L																<0.18	<0.18																							
Tetrachloroethene	Sep-2014	ug/L																																								
Tetrachloroethene	Nov-2014	ug/L	<0.18							<0.18	<0.18			<0.18	<0.18		<0.18		<0.18	<0.18		<0.18	<0.18	<0.18	<0.18	<0.18						<0.18	<0.18								
Tetrachloroethene	Dec-2014	ug/L		<0.18	<0.18	<0.18	<0.18	<0.18				<0.18				<0.18											<0.18		<0.18	<0.18	<0.18										
Tetrachloroethene	May-2015	ug/L					<0.18													<0.18										<0.18		<0.18	<0.18								
Tetrachloroethene	Jun-2015	ug/L	<0.18	<0.18	<0.18	<0.18		<0.18		<0.18	<0.18	<0.18		<0.18	<0.18	<0.18	<0.18		<0.18			<0.18	<0.18	<0.18	<0.18	<0.18	<0.18				<0.18			<0.18							
Tetrachloroethene	Oct-2015	ug/L		<0.18								<0.18			<0.18	<0.18	<0.18		<0.18	<0.18		<0.18																			
Tetrachloroethene	Nov-2015	ug/L	<0.18		<0.18		<0.18	<0.18						<0.18				<0.18						<0.18	<0.18	<0.18		<0.18		<0.18	<0.18	<0.18		<0.18								
Tetrachloroethene	Dec-2015	ug/L				<0.18				<0.18	<0.18																<0.18						<0.18		<0.18	<0.18	<0.18	<0.18	<0.18			
Tetrachloroethene	Mar-2016	ug/L																																<0.18	<0.18	<0.18	<0.18	<0.18	<0.18			
Tetrachloroethene	May-2016	ug/L			<0.18	<0.18	<0.18	<0.18		<0.18	<0.18	<0.18		<0.18	<0.18			<0.18	<0.18			<0.18	<0.18	<0.18	<0.18	<0.18	<0.18			<0.18	<0.18			<0.18	<0.18	<0.18					
Tetrachloroethene	Jun-2016	ug/L	<0.18	<0.18												<0.18	<0.18																					<0.18	<0.18			
Tetrachloroethene	Oct-2016	ug/L	<0.18		<0.18	<0.18					<0.18			<0.18	<0.18	<0.18						<0.18	<0.18	<0.18	<0.18		<0.18			<0.18	<0.18	<0.18	<0.18	<0.18	<0.18		<0.18	<0.18			
Tetrachloroethene	Nov-2016	ug/L		<0.18			<0.18	<0.18		<0.18		<0.18					<0.18	<0.18	<0.18																	<0.18			<0.18			
Tetrachloroethene	Jan-2017	ug/L																																<0.18							
Tetrachloroethene	Apr-2017	ug/L	<0.18	<0.18	<0.18	<0.18	<0.18	<0.18		<0.18	<0.18	<0.18		<0.18	<0.18	<0.18	<0.18	<0.18	<0.18			<0.18	<0.18	<0.18	<0.18	<0.18	<0.18	<0.18		<0.18	<0.18	<0.18	<0.18	<0.18	<0.18	<0.18	<0.18	<0.18	<0.18		
Tetrachloroethene	Jul-2017	ug/L																																							
Tetrachloroethene	Oct-2017	ug/L	<0.180	<0.180	<0.180	<0.180	<0.180	<0.180		<0.180	<0.180	<0.180		<0.180	<0.180	<0.180	<0.180	<0.180	<0.180			<0.180	<0.180	<0.180	<0.180	<0.180	<0.180	<0.180		<0.180	<0.180	<0.180	<0.180	<0.180	<0.180	<0.180	<0.180				
Tetrachloroethene	Apr-2018	ug/L	<0.180	<0.180	<0.180	<0.180	<0.180	<0.180		<0.180	<0.180	<0.180		<0.180	<0.180	<0.180	<0.180	<0.180	<0.180			<0.180	<0.180	<0.180	<0.180	<0.180	<0.180	<0.180		<0.180	<0.180	<0.180	<0.180	<0.180	<0.180	<0.180	<0.180				
Tetrachloroethene	Oct-2018	ug/L	<0.480	<0.480	<0.480	<0.480	<0.480	<0.480		<0.480	<0.480	<0.480		<0.480	<0.480	<0.480	<0.480	<0.480	<0.480			<0.480	<0.480	<0.480	<0.480	<0.480	<0.480	<0.480	<0.480	<0.480	<0.480	<0.480	<0.480	<0.480	<0.480	<0.480	<0.480				
Tetrachloroethene	Jan-2019	ug/L																					<0.480																			
Tetrachloroethene	Apr-2019	ug/L	<0.480	<0.480	<0.480	<0.480	<0.480	<0.480		<0.480	<0.480	<0.480		<0.480	<0.480	<0.480	<0.480	<0.480	<0.480			<0.480	<0.480	<0.480	<0.480	<0.480	<0.480	<0.480		<0.480	<0.480	<0.480	<0.480	<0.480	<0.480	<0.480	<0.480			<0.480	<0.480
Tetrachloroethene	Nov-2019	ug/L	<0.480	<0.480	<0.480	<0.480	<0.480	<0.480		<0.480	<0.480	<0.480		<0.480	<0.480	<0.480	<0.480	<0.480	<0.480			<0.480	<0.480	<0.480	<0.480	<0.480	<0.480	<0.480		<0.480	<0.480	<0.480	<0.480	<0.480	<0.480	<0.480	<0.480			<0.480	<0.480
Tetrachloroethene	Apr-2020	ug/L	<0.480	<0.480	<0.480	<0.480	<0.480	<0.480		<0.480	<0.480	<0.480		<0.480	<0.480	<0.480	<0.480	<0.480	<0.480			<0.480		<0.480	<0.480	<0.480	<0.480	<0.480		<0.480	<0.480	<0.480	<0.480	<0.480	<0.480	<0.480	<0.480		<0.480	<0.480	<0.480
Tetrachloroethene	Jul-2020	ug/L			<0.480	<0.480	<0.480									<0.480							<0.480	<0.480	<0.480	<0.480			<0.480										<0.480	<0.480	<0.480
Tetrachloroethene	Oct-2020	ug/L	<0.480	<0.480	<0.480	<0.480	<0.480	<0.480		<0.480	<0.480	<0.480		<0.480	<0.480	<0.480	<0.480					<0.480		<0.480	<0.480	<0.480	<0.480	<0.480		<0.480	<0.480	<0.480	<0.480	<0.480	<0.480	<0.480	<0.480	<0.480	<0.480	<0.480	<0.480
Tetrachloroethene	Jan-2021	ug/L			<0.480	<0.480	<0.480									<0.480							<0.480	<0.480	<0.480	<0.480			<0.480	<0.480	<0.480	<0.480	<0.480	<0.480	<0.480	<0.480	<0.480	<0.480	<0.480	<0.480
Tetrachloroethene	Apr-2021	ug/L	<0.480	<0.480	<0.480			<0.480		<0.480	<0.480	<0.480		<0.480	<0.480	<0.480	<0.480					<0.480	<0.480			<0.480	<0.480	<0.480	<0.480	<0.480	<0.480	<0.480	<0.480	<0.480	<0.480	<0.480	<0.480	<0.480	<0.480	<0.480	<0.480
Tetrachloroethene	Jun-2021	ug/L																				<0.480																			
Tetrachloroethene	Oct-2021	ug/L	<0.480	<0.480	<0.480	<0.480	<0.480	<0.480			<0.480	<0.480		<0.480	<0.480	<0.480	<0.480					<0.480		<0.480	<0.480	<0.480	<0.480	<0.480	<0.480	<0.480	<0.480	<0.480	<0.480	<0.480	<0.480	<0.480	<0.480	<0.480	<0.480	<0.480	<0.480
Tetrachloroethene	Apr-2022	ug/L	<0.480	<0.480	<0.480	<0.480	<0.480	<0.480		<0.480	<0.480	<0.480		<0.480	<0.480	<0.480	<0.480					<0.480		<0.480	<0.480	<0.480	<0.480	<0.480	<0.480	<0.480	<0.480	<0.480	<0.480	<0.480	<0.480	<0.480	<0.480	<0.480	<0.480	<0.480	<0.480
Tetrachloroethene	Oct-2022	ug/L	<0.480		<0.480	<0.480	<0.480	<0.480			<0.480	<0.480		<0.480	<0.480	<0.480	<0.480					<0.480		<0.480	<0.480	<0.480	<0.480	<0.480	<0.480	<0.480	<0.480	<0.480		<0.480	<0.480	<0.480	<0.480	<0.480	<0.480	<0.480	<0.480
Tetrachloroethene	Apr-2023	ug/L	<0.480		<0.480	<0.480	<0.480	<0.480		<0.480	<0.480	<0.480		<0.480	<0.480	<0.480	<0.480					<0.480		<0.480	<0.480	<0.480	<0.480	<0.480	<0.480	<0.480	<0.480	<0.480	<0.480	<0.480	<0.480	<0.480	<0.480	<0.480	<0.480	<0.480	<0.480
Tetrachloroethene	Oct-2023	ug/L	<0.480		<0.480			<0.480			<0.480	<0.480		<0.480	<0.480	<0.480	<0.480					<0.480		<0.480	<0.480		<0.480	<0.480	<0.480	<0.480	<0.480	<0.480		<0.480	<0.480	<0.480		<0.480	<0.480	<0.480	<0.480
Thallium	Oct-2007	ug/L	<2	<2	<2	<2	<2	<2	<2			<2	<2	<2	<2	<2	<2																								
Thallium	Feb-2008	ug/L	<2	<2	<2	<2	<2	<2	<2			<2	<2	<2	<2	<2	<2																								
Thallium	Apr-2008	ug/L	<2	<2	<2	<2	<2	<2	<2			<2	<2	<2	<2	<2	<2																								
Thallium	Jul-2008	ug/L	<2	<2	<2	<2	<2	<2	<2			<2	<2	<2	<2	<2	<2																								
Thallium	Oct-2008	ug/L	<2	<2	<2	<2	<2	<2	<2			<2	<2	<2	<2	<2	<2																								
Thallium	Jan-2009	ug/L	<2	<2	<2	<2	<2	<2	<2			<2	<2	<2	<2	<2	<2																								
Thallium	Apr-2009	ug/L	<2	<2	<2	<2	<2	<2	<2			<2	<2	<2	<2	<2	<2																								
Thallium	Jul-2009	ug/L	<2	<2	<2	<2	<2	<2	<2			<2	<2	<2	<2	<4	<2																								
Thallium	Oct-2009	ug/L	<2	<2	<2	<2	<2	<2	<2			<2	<2	<2	<2	<2	<2																								
Thallium	Dec-2009	ug/L														<2	<2																								
Thallium	Feb-2010	ug/L														<2	<2																								
Thallium	Apr-2010	ug/L	<2	<2	<2	<2	<2	<2	<2			<2	<2	<2	<2	<2	<2																								
Thallium	Oct-2010	ug/L	<2	<2	<2	<2	<2	<2	<2			<2	<2	<2	<2	<2	<2																								
Thallium	Feb-2011	ug/L																																							
Thallium	Apr-2011	ug/L	<2	<2	<2	<2	<2	<2	<2			<2	<2	<2	<2	<2	<2																								
Thallium	Jun-2011	ug/L																																							
Thallium	Aug-2011	ug/L																																							
Thallium	Oct-2011	ug/L	<2	<2	<2	<2	<2	<2	<2			<2	<2	<2	<2	<2	<2					<2						<2													
Thallium	Feb-2012	ug/L								<0.84	<0.84			<0.84								<0.84		<0.84	<0.84	<0.84	<0.84														
Thallium	Apr-2012	ug/L	<0.288	<0.288	<0.288	<0.288	<0.288	<0.288		<0.288	<0.288	<0.288		<0.288	<0.288	<0.288	<0.288					<0.288		<0.288	<0.288	<0.288	<0.288	<0.288													
Thallium	Jun-2012	ug/L								<0.523	<0.523											<0.523		<0.523	<0.523	<0.523	<0.523														
Thallium	Aug-2012	ug/L								<0.523	<0.523							<0.523				<0.523	<0.523	<0.523	<0.523	<0.523	<0.523	<0.523													
Thallium	Oct-2012	ug/L	<0.523	<0.523	<0.523	<0.523	<0.523	<0.523		<0.523	<0.523	<0.523		<0.523	<0.523	<0.523	<0.523		<0.523			<0.523	<0.523	<0.523	<0.523	<0.523	<0.523	<0.523													
Thallium	Nov-2012	ug/L																												<0.523	<0.523	<0.523	<0.523	<0.523							
Thallium	Feb-2013	ug/L																					<0.523							<0.523	<0.523	<0.523	<0.523	<0.523							
Thallium	May-2013	ug/L	<0.134	<0.134	<0.134	<0.134	<0.134	<0.134		<0.134	<0.134	<0.134		<0.134	**0.193J**	<0.134	<0.134	<0.134	<0.134	<0.134	<0.134	<0.134	<0.134	<0.134	<0.134	<0.134	<0.134	<0.134		<0.134	<0.134	<0.134	<0.134	<0.134							
Thallium	Jun-2013	ug/L																<0.134	<0.134				<0.134							<0.267	<0.267	<0.267	<0.267	<0.267							
Thallium	Aug-2013	ug/L			<0.0267													**0.0291J**	<0.0267	**0.0684J**	<0.134		**0.0603J**							<0.0267	<0.0267	<0.0267	<0.0267	<0.0267							
Thallium	Nov-2013	ug/L	<0.0267	<0.0267	<0.0267	**0.243**	<0.134	<0.134			<0.134	<0.134		<0.134	<0.134		<0.0267		<0.0267	<0.05	<0.0267	<0.05	<0.0267	<0.0267	<0.134	<0.134	<0.134	**0.0452J**		<0.05	<0.05	<0.0267	**0.0378J**	<0.0267							
Thallium	Jan-2014	ug/L																	<0.0267	**0.0523J**	**0.053J**		**0.148J**																			
Thallium	May-2014	ug/L	<0.05	**0.051J**	<0.05	**0.182J**	<0.05	<0.05		<0.05	<0.05	<0.05		**0.0867J**	<0.05			<0.05	<0.05	**0.0511J**		<0.05		<0.05	<0.05	**0.058J**	<0.05			<0.05	<0.05	<0.05	<0.05	**0.0591J**							
Thallium	Jun-2014	ug/L														<0.05	<0.05				<0.05		<0.05																		
Thallium	Jul-2014	ug/L																<0.0353	<0.0353																						
Thallium	Sep-2014	ug/L																																							
Thallium	Nov-2014	ug/L	<0.0325							**0.089J**	**0.052J**			<0.0325	<0.0325		<0.0325		<0.0325	<0.0325		<0.0325	<0.0325	<0.0325	**0.043J**	**0.069J**						<0.0325	<0.0325								
Thallium	Dec-2014	ug/L		<0.0325	<0.0325	<0.0325	**0.13J**	**0.053J**	<0.0325			**0.063J**				<0.0325											**0.101J**			<0.0325	<0.0325	<0.0325										
Thallium	May-2015	ug/L					<0.0325											<0.0325		<0.0325										<0.0325		<0.0325	<0.0325								
Thallium	Jun-2015	ug/L	<0.0325	<0.0325	<0.0325	**0.105J**		<0.0325		<0.0325	**0.044J**	**0.041J**		<0.0325	<0.0325	<0.0325	<0.0325		<0.0325			<0.0325	<0.0325	<0.0325	<0.0325	**0.056J**	**0.123J**				<0.0325			<0.0325							
Thallium	Oct-2015	ug/L		<0.0325								**0.05J**			<0.0325	<0.0325	<0.0325		<0.0325	**0.047J**		<0.0325																			
Thallium	Nov-2015	ug/L	**0.038J**		**0.033J**		<0.0325	**0.043J**						**0.048J**				<0.0325						<0.0325	<0.0325	**0.076J**		**0.06J**		<0.0325	<0.0325	<0.0325		<0.0325							
Thallium	Dec-2015	ug/L				**0.117J**				**0.094J**	**0.058J**																**0.111J**						<0.0325		<0.0325	<0.0325	**0.042J**	<0.0325			
Thallium	Mar-2016	ug/L																																**0.066J**	**0.029J**	**0.033J**	<0.0255	**0.05J**			
Thallium	May-2016	ug/L								<0.0255	**0.032J**	**0.028J**		<0.0255	<0.0255			<0.0255	<0.0255			<0.0255		<0.0255		**0.078J**	**0.104J**			<0.0255	<0.0255			<0.0255							
Thallium	Jun-2016	ug/L	<0.0255	<0.0255	<0.0255	**0.091J**	**0.026J**	<0.0255								<0.0255	<0.0255						<0.0255		**0.034J**							<0.0255	<0.0255	**0.058J**	<0.0255	<0.0255	**0.031J**	<0.0255		
Thallium	Oct-2016	ug/L	<0.0255		<0.0255	**0.169J**					**0.047J**			**0.028J**	<0.0255	**0.027J**						**0.061J**	**0.033J**	<0.0255	<0.0255	**0.074J**	**0.109J**	**0.183J**		<0.0255	<0.0255	**0.088J**	<0.0255	<0.0255	**0.045J**		<0.0255	<0.0255			
Thallium	Nov-2016	ug/L		<0.0255			**0.071J**	<0.0255		**0.075J**		<0.0255					<0.0255	<0.0255	<0.0255															<0.0255			<0.0255			
Thallium	Jan-2017	ug/L																																**0.056J**							
Thallium	Apr-2017	ug/L	<0.0644	<0.0644	<0.0644	**0.187J**	<0.0644	<0.0644		**0.087J**	<0.0644	<0.0644		<0.0644	<0.0644	<0.0644	<0.0644	<0.0644	<0.0644			<0.0644	<0.0644	<0.0644	<0.0644	**0.065J**	**0.102J**	<0.0644		<0.0644	<0.0644	<0.0644	**0.075J**	<0.0644	<0.0644	<0.0644	<0.0644	<0.0644	<0.0644		
Thallium	Jul-2017	ug/L																																						
Thallium	Oct-2017	ug/L	<0.0644	<0.0644	<0.0644	**0.23J**	<0.0644	<0.0644		**0.079J**	<0.0644	<0.0644		<0.0644	<0.0644	<0.0644	<0.0644	<0.0644	<0.0644			<0.0644	<0.0644	<0.0644	<0.0644	**0.109J**	**0.088J**	<0.0644		<0.0644	<0.0644	<0.0644	<0.0644	<0.0644	<0.0644	<0.0644	<0.0644				
Thallium	Apr-2018	ug/L	<0.170	<0.170	<0.170	**0.203J**	<0.170	<0.170		<0.170	<0.170	<0.170		<0.170	<0.170	<0.170	<0.170	<0.170	<0.170			<0.170	<0.170	<0.170	<0.170	<0.170	<0.170	<0.170		<0.170	<0.170	<0.170	<0.170	<0.170	<0.170	<0.170	<0.170				
Thallium	Oct-2018	ug/L	<0.570	<0.570	<0.570	<0.570	<0.570	<0.570		<0.570	<0.570	<0.570		<0.570	<0.570	<0.570	<0.570	<0.570	<0.570			<0.570	<0.570	<0.570	<0.570	<0.570	<0.570	<0.570	<0.570	<0.570	<0.570	<0.570	<0.570	<0.570	<0.570	<0.570	<0.570				
Thallium	Jan-2019	ug/L																					<0.170																			
Thallium	Apr-2019	ug/L	<0.270	<0.270	<0.270	<0.270	<0.270	<0.270		<0.270	<0.270	<0.270		<0.270	<0.270	<0.270	<0.270	<0.270	<0.270			<0.270	<0.270	<0.270	<0.270	<0.270	<0.270	<0.270		<0.270	<0.270	<0.270	<0.270	<0.270	<0.270	<0.270	<0.270			<0.270	<0.270
Thallium	Nov-2019	ug/L	<0.270	<0.270	<0.270	<0.270	<0.270	<0.270		<0.270	<0.270	<0.270		<0.270	<0.270	<0.270	<0.270	<0.270	<0.270			<0.270	<0.270	<0.270	<0.270	<0.270	<0.270	<0.270		<0.270	<0.270	<0.270	<0.270	<0.270	<0.270	<0.270	<0.270			<0.270	<0.270
Thallium	Apr-2020	ug/L	<0.260	<0.260	<0.260	<0.260	<0.260	<0.260		<0.260	<0.260	<0.260		<0.260	<0.260	<0.260	<0.260	<0.260	<0.260			<0.260		<0.260	<0.260	<0.260	<0.260	<0.260		<0.260	<0.260	<0.260	<0.260	<0.260	<0.260	<0.260	<0.260		<0.260	<0.260	<0.260
Thallium	Jul-2020	ug/L			<0.260	<0.260	<0.260									<0.260							<0.260	<0.260	<0.260	<0.260			<0.260										<0.260	<0.260	<0.260
Thallium	Oct-2020	ug/L	<0.260	**0.646J**	<0.260	<0.260	<0.260	<0.260		<0.260	<0.260	<0.260		<0.260	<0.260	<0.260	<0.260					<0.260		<0.260	<0.260	<0.260	<0.260	<0.260	<0.260	<0.260	<0.260	<0.260	<0.260	<0.260	<0.260	<0.260	**1.98**	<0.260	<0.260	<0.260	<0.260
Thallium	Jan-2021	ug/L			<0.260	<0.260	<0.260									<0.260							<0.260	<0.260	<0.260	**11.5**											<0.260	<0.260	<0.260
Thallium	Apr-2021	ug/L	<0.260	<0.260	<0.260			<0.260		<0.260	<0.260	<0.260		<0.260	<0.260	<0.260	<0.260					<0.260		<0.260	<0.260		<0.260	<0.260	<0.260	**0.262J**	<0.260	<0.260	<0.260	**2.3**	<0.260	**2.63**	<0.260	<0.260	<0.260	<0.260	<0.260
Thallium	Jun-2021	mg/L																																<0.000260		<0.000260					
Thallium	Jun-2021	ug/L																				<0.260																			
Thallium	Oct-2021	ug/L	<0.260	<0.260	<0.260	<0.260	<0.260	<0.260			<0.260	<0.260		<0.260	<0.260	<0.260	<0.260					**0.966J**		<1.04	<1.04	<1.04	<0.260	<0.260	<0.260	<0.260	<0.260	<0.260	<0.260	<0.260	<0.260	<0.260	<0.260	<0.260	<0.260	<0.260	<0.260
Thallium	Apr-2022	ug/L	<0.260	<0.260	<0.260	<0.260	<0.260	<0.260		<0.260	<0.260	**0.343J**		<0.260	<0.260	<0.260	<0.260					<0.260		<0.260	<0.260	<0.260	<0.260	<0.260	<0.260	<0.260	<0.260	<0.260	<0.260	<0.260	<0.260	<0.260	<0.260	<0.260	**0.491J**	<0.260	<0.260
Thallium	Oct-2022	ug/L	<0.260		<0.260	<0.260	<0.260	<0.260			<0.260	<0.260		<0.260	<0.260	**0.339J**	<0.260					<0.260		<0.260	<0.260	<0.260	<0.260	**0.473J**	<0.260	<0.260	<0.260	<0.260		<0.260	<0.260	<0.260	<0.260	<0.260	<0.260	<0.260	**0.429J**
Thallium	Apr-2023	ug/L	<0.260		<0.260	<0.260	<0.260	<0.260		<0.260	<0.260	<0.260		<0.260	<0.260	**1.19**	**1.07**					<0.260		<0.260	<0.260	<0.260	<0.260	<0.260	<0.260	<0.260	<0.260	<0.260	<0.260	<0.260	<0.260	<0.260	<0.260	<0.260	<0.260	<0.260	<0.260
Thallium	Oct-2023	mg/L	<0.000260		<0.000260						<0.000260	<0.000260		<0.000260	<0.000260	<0.000260	<0.000260					<0.000260		<0.000260	<0.000260		<0.000260	<0.000260	<0.000260	<0.000260	<0.000260	<0.000260		<0.000260	<0.000260	<0.000260		<0.000260	<0.000260	<0.000260	**0.000737J**
Thallium, Dissolved	Apr-2009	ug/L	<2		<2	<2	<2		<2				<2	<2		<2																								
Thallium, Dissolved	Jul-2009	ug/L	<2	<2	<2	<2	<2	<2	<2			<2	<2	<2	<2	<6	<2																								
Thallium, Dissolved	Oct-2009	ug/L	<2		<2	<2	<2		<2				<2	<2		<2																								
Thallium, Dissolved	Dec-2009	ug/L														<2	<2																								
Thallium, Dissolved	Feb-2010	ug/L														<2	<2																								
Thallium, Dissolved	Apr-2010	ug/L	<2	<2	<2	<2	<2	<2	<2			<2	<2	<2	<2	<2	<2																								
Thallium, Dissolved	Oct-2010	ug/L	<2	<2	<2	<2	<2	<2

DMASWA Landfill
Permit No. 31-SDP-02-75P

Table 9
Analytical Data Summary
2024 Annual Water Quality Report

Constituent	Month-Year	units	MW-102A	P-102BR	MW-103A	MW-104A	MW-105A	P-105B	MW-108A	MW-108AR	MW-109ARR	P-108B	MW-109AR	MW-114AR	P-114BR	MW-120AR	P-120B	MW-124A	MW-124B	MW-126A	MW-130A	MW-137A	MW-138A	MW-201A	MW-202A	MW-203A	MW-204A	OW-301A	OW-306AR	MW-401A	MW-402A	MW-403A	P-403B	MW-404A	MW-501A	MW-502A	P-503B	P-504B	MW-505A	MW-604	MW-605
Thallium, Dissolved	Aug-2011	ug/L																																								
Thallium, Dissolved	Oct-2011	ug/L	<2	<2	<2	<2	<2	<2	<2			<2	<2	<2	<2	<2	<2					<2						<2														
Thallium, Dissolved	Feb-2012	ug/L								<0.84	<0.84											<0.84		<0.84	<0.84	<0.84	<0.84															
Thallium, Dissolved	Apr-2012	ug/L	<0.288	<0.288	<0.288	<0.288	<0.288	<0.288		<0.288	<0.288	<0.288		<0.288	<0.288	<0.288	<0.288					<0.288		<0.288	<0.288	<0.288	<0.288	<0.288														
Thallium, Dissolved	Jun-2012	ug/L								<0.523	<0.523											<0.523		<0.523	<0.523	<0.523	<0.523															
Thallium, Dissolved	Aug-2012	ug/L								<0.523	<0.523								<0.523			<0.523	<0.523	<0.523	<0.523	<0.523	<0.523	<0.523														
Thallium, Dissolved	Oct-2012	ug/L	<0.523	<0.523	<0.523	<0.523	<0.523	<0.523		<0.523	<0.523	<0.523		<0.523	<0.523	<0.523	<0.523		<0.523			<0.523	<0.523	<0.523	<0.523	<0.523	<0.523	<0.523														
Thallium, Dissolved	Nov-2012	ug/L																												<0.523	<0.523	<0.523	<0.523	<0.523								
Thallium, Dissolved	Feb-2013	ug/L																					<0.523							<0.523	<0.523	<0.523	<0.523	<0.523								
Thallium, Dissolved	May-2013	ug/L	<0.134	<0.134	<0.134	<0.134	<0.134	<0.134		<0.134	<0.134	<0.134		<0.134	<0.134	<0.134	<0.134	<0.134	<0.134	<0.134	<0.134	<0.134	<0.134	<0.134	<0.134	<0.134	<0.134	<0.134		<0.134	<0.134	<0.134	<0.134	<0.134							
Thallium, Dissolved	Jun-2013	ug/L																<0.134	<0.134				<0.134							<0.267	<0.267	<0.267	<0.267	<0.267								
Thallium, Dissolved	Aug-2013	ug/L			<0.462													**0.0505J**	**0.0537J**	**0.0535J**	<0.134		**0.0395J**							<0.0267	<0.0267	**0.0373J**	<0.0267	<0.0267								
Thallium, Dissolved	Nov-2013	ug/L	<0.0267	<0.0267	<0.0267	**0.213**	<0.134	<0.134			<0.134	<0.134		<0.134	<0.134		<0.0267		<0.0267	<0.05	<0.0267	<0.05	<0.0267	<0.0267	<0.134	<0.134	<0.134	**0.0303J**		<0.05	<0.05	<0.0267	<0.0267	<0.0267								
Thallium, Dissolved	Jan-2014	ug/L																	<0.0267	**0.0309J**	**0.0555J**		**0.128J**																			
Thallium, Dissolved	May-2014	ug/L	**0.0591J**	**0.0501J**	<0.05	**0.166J**	<0.05	<0.05		**0.111J**	<0.05	<0.05		**0.0736J**	<0.05			<0.05	<0.05	<0.05		<0.05		**0.0591J**	<0.05	**0.0633J**	**0.0885J**			**0.0632J**	<0.05	<0.05	<0.05	<0.05							
Thallium, Dissolved	Jun-2014	ug/L														<0.05	<0.05				<0.05		<0.05																		
Thallium, Dissolved	Jul-2014	ug/L																<0.0353	<0.0353																						
Thionazin	Apr-2009	ug/L				<10																																			
Thionazin	Jul-2009	ug/L										<10																														
Thionazin	Apr-2010	ug/L				<10						<10																														
Thionazin	Jun-2012	ug/L																						<0.31		<0.31																
Thionazin	Aug-2012	ug/L																										<0.31														
Thionazin	May-2013	ug/L	<0.316	<0.313			<0.352	<0.326		<0.316	<0.316			<0.316	<0.323									<0.333	<0.33	<0.33	<0.333															
Thionazin	Aug-2013	ug/L			<0.33																																					
Thionazin	Nov-2013	ug/L																										<0.316														
Thionazin	May-2014	ug/L	<0.365		<0.333	<0.341	<0.337	<0.337		<0.333	<0.33			<0.337	<0.337										<0.32		<0.333															
Thionazin	Dec-2014	ug/L		<0.341								<0.31																														
Thionazin	May-2015	ug/L																															<0.31									
Thionazin	Oct-2015	ug/L		<0.341								<0.337			<0.313																										
Thionazin	Nov-2015	ug/L	<0.344		<0.337		<0.356	<0.326						<0.352										<0.348	<0.341	<0.344		<0.341														
Thionazin	Dec-2015	ug/L				<0.341				<0.348	<0.36																<0.356														
Thionazin	Oct-2016	ug/L																					<0.316																			
Thionazin	Nov-2016	ug/L															<0.31	<0.31	<0.31																							
Thionazin	Oct-2018	ug/L																											<0.313													
Thionazin	Jan-2019	ug/L																											<0.320													
Thionazin	Jul-2020	ug/L																												<8.00												
Thionazin	Oct-2020	ug/L	<0.792			<0.800	<0.800	<0.826		<0.800	<0.800	<0.800		<0.800	<0.800									<0.800	<0.800	<0.800	<0.800	<0.800														
Thionazin	Jun-2021	ug/L																				<0.844																				
Thionazin	Apr-2022	ug/L			<4.17																														<3.80						
Thionazin	Oct-2022	ug/L																				<3.43								<3.43					<3.57						
Tin	Apr-2009	ug/L				<100																																				
Tin	Jul-2009	ug/L										<10																														
Tin	Apr-2010	ug/L				<10						<10																														
Tin	Jun-2012	ug/L																						<16.7		<16.7																
Tin	Aug-2012	ug/L																										<16.7														
Tin	May-2013	ug/L	<1.9	<1.9			<1.9	<1.9		<1.9	<1.9			<1.9	<1.9									<1.9	<1.9	<1.9	<1.9															
Tin	Aug-2013	ug/L			<1.9																																					
Tin	Nov-2013	ug/L																										**556**														
Tin	May-2014	ug/L	<12.1		<12.1	<12.1	<12.1	<12.1		<12.1	<12.1			<12.1	<12.1										<12.1		<12.1														
Tin	Jul-2014	ug/L																										<12.1														
Tin	Sep-2014	ug/L																										**146**														
Tin	Dec-2014	ug/L		<12.1								<12.1																														
Tin	May-2015	ug/L																															<1.8									
Tin	Oct-2015	ug/L		<12.1								<12.1			<12.1																										
Tin	Nov-2015	ug/L	<12.1		<12.1		<12.1	<12.1						<12.1										<12.1	<12.1	<12.1		<12.1														
Tin	Dec-2015	ug/L				<12.1				<12.1	<12.1																<12.1														
Tin	Oct-2016	ug/L														<0.832							<0.832					<0.832														
Tin	Nov-2016	ug/L															<0.832	<0.832	<0.832																							
Tin	Apr-2017	ug/L														<1.62		<1.62					<1.62					<1.62														
Tin	Oct-2017	mg/L														<0.00162		<0.00162					<0.00162					<0.00162														
Tin	Apr-2018	mg/L														<0.000730		<0.000730					<0.000730					<0.000730														
Tin	Oct-2018	ug/L														<1.30		<1.30					<1.30					<1.30	<1.30													
Tin	Jan-2019	ug/L																											<0.730													
Tin	Apr-2019	mg/L														<0.00180		<0.00180					<0.00180					<0.00180														
Tin	Nov-2019	mg/L														<0.00180		<0.00180					<0.00180					<0.00180														
Tin	Jul-2020	ug/L																												<2.40												
Tin	Oct-2020	ug/L	<2.40			<2.40	<2.40	<2.40		<2.40	<2.40	<2.40		<2.40	<2.40									<2.40	<2.40	<2.40	<2.40	<2.40														
Tin	Jun-2021	ug/L																				<3.00																				
Tin	Apr-2022	ug/L			<3.00																														<3.00						
Tin	Oct-2022	ug/L																				<3.00								<3.00					<3.00						
Tin, Dissolved	Jul-2009	ug/L										<100																														
Tin, Dissolved	Apr-2010	ug/L				<100						<100																														
Toluene	Oct-2007	ug/L	<1	<1	<1	<1	<1	<1	<1			<1	<1	<1	<1	<1	<1																									
Toluene	Feb-2008	ug/L	<1	<1	<1	<1	<1	<1	<1			<1	<1	<1	<1	<1	<1																									
Toluene	Apr-2008	ug/L	<1	<1	<1	<1	<1	<1	<1			<1	<1	<1	<1	<1	<1																									
Toluene	Jul-2008	ug/L	<1	<1	<1	<1	<1	<1	<1			<1	<1	<1	<1	<1	<1																									
Toluene	Oct-2008	ug/L	<1	<1	<1	<1	<1	<1	<1			<1	<1	<1	<1	<1	<1																									
Toluene	Jan-2009	ug/L	<1	<1	<1	<1	<1	<1	<1			<1	<1	<1	<1	<1	<1																									
Toluene	Apr-2009	ug/L	<1	<1	<1	<1	<1	<1	<1			<1	<1	<1	<1	<1	<1																									
Toluene	Jul-2009	ug/L	<1	<1	<1	<1	<1	<1	<1			<1	<1	<1	<1	<1	<1																									
Toluene	Oct-2009	ug/L	<1	<1	<1	<1	<1	<1	<1			<1	<1	<1	<1	<1	<1																									
Toluene	Dec-2009	ug/L														<1	<1																									
Toluene	Feb-2010	ug/L														<1	<1																									
Toluene	Apr-2010	ug/L	<1	<1	<1	<1	<1	<1	<1			<1	<1	<1	<1	<1	<1																									
Toluene	Oct-2010	ug/L	**2.21**	<1	<1	<1	<1	<1	<1			<1	<1	<1	<1	<1	<1																									
Toluene	Feb-2011	ug/L																																								
Toluene	Apr-2011	ug/L	<1	<1	<1	<1	<1	<1	<1			<1	<1	<1	<1	<1	<1																									
Toluene	Jun-2011	ug/L																																								
Toluene	Aug-2011	ug/L																																								
Toluene	Oct-2011	ug/L	<1	<1	<1	<1	<1	<1	<1			<1	<1	<1	<1	<1	<1					<1						<1														
Toluene	Feb-2012	ug/L								<0.15	<0.15											<0.15		<0.15	**0.22J**	<0.15	<0.15															
Toluene	Apr-2012	ug/L	<0.15	<0.15	<0.15	<0.15	<0.15	<0.15		<0.15	<0.15	<0.15		<0.15	<0.15	<0.15	<0.15					<0.15		<0.15	<0.15	<0.15	<0.15	**0.18J**														
Toluene	Jun-2012	ug/L								**0.15J**	<0.15											<0.15		<0.15	<0.15	<0.15	<0.15															
Toluene	Aug-2012	ug/L								<0.15	<0.15								<0.15			<0.15	<0.15	<0.15	<0.15	<0.15	<0.15	<0.15														
Toluene	Oct-2012	ug/L	<0.15	<0.15	<0.15	<0.15	<0.15	<0.15		<0.15	<0.15	<0.15		<0.15	<0.15	<0.15	<0.15		<0.15			<0.15	<0.15	<0.15	<0.15	**0.24J**	<0.15	<0.15														
Toluene	Nov-2012	ug/L																												**0.24J**	<0.15	<0.15	<0.15	<0.15								
Toluene	Feb-2013	ug/L																					<0.15							<0.15	<0.15	<0.15	<0.15	<0.15								
Toluene	May-2013	ug/L	<0.15	**0.239J**	<0.15	**0.153J**	<0.15	<0.15		<0.15	<0.15	<0.15		<0.15	<0.15	<0.15	**0.335J**	<0.15	<0.15	<0.15	<0.15	<0.15	<0.15	<0.15	<0.15	<0.15	<0.15	<0.15		<0.15	<0.15	**0.591J**	**0.712J**	**0.532J**								
Toluene	Jun-2013	ug/L																<0.15	<0.15				<0.15							<0.15	<0.15	<0.15	<0.15	<0.15								
Toluene	Aug-2013	ug/L			<0.15													<0.15	<0.15	<0.15	<0.15		<0.15							<0.15	<0.15	<0.15	<0.15	<0.15								
Toluene	Nov-2013	ug/L	<0.15	<0.15	<0.15	<0.15	<0.15	<0.15			<0.15	<0.15		<0.15	<0.15		<0.15		<0.15	<0.15	<0.15	<0.15	<0.15	<0.15	<0.15	<0.15	<0.15	<0.15		<0.15	<0.15	<0.15	<0.15	<0.15								
Toluene	Jan-2014	ug/L																	<0.15	<0.15	<0.15																				
Toluene	May-2014	ug/L	<0.15	<0.15	<0.15	<0.15	<0.15	<0.15		<0.15	<0.15	<0.15		<0.15	<0.15			<0.15	<0.15	<0.15		<0.15		<0.15	<0.15	<0.15	<0.15			<0.15	<0.15	<0.15	<0.15	<0.15								
Toluene	Jun-2014	ug/L														<0.15	<0.15				<0.15		<0.15																		
Toluene	Jul-2014	ug/L																<0.15	<0.15																						
Toluene	Sep-2014	ug/L																																							
Toluene	Nov-2014	ug/L	<0.15							<0.15	<0.15			<0.15	<0.15		<0.15		<0.15	<0.15		<0.15	<0.15	<0.15	<0.15	<0.15						<0.15	<0.15								
Toluene	Dec-2014	ug/L		<0.15	<0.15	<0.15	<0.15	<0.15				<0.15				**0.31J**									<0.15				<0.15	<0.15	<0.15										
Toluene	May-2015	ug/L					<0.15											<0.15		<0.15										<0.15		<0.15	<0.15								
Toluene	Jun-2015	ug/L	<0.15	<0.15	<0.15	<0.15		<0.15		<0.15	<0.15	<0.15		<0.15	<0.15	<0.15	<0.15		<0.15			<0.15	<0.15	<0.15	<0.15	<0.15	<0.15				<0.15										
Toluene	Oct-2015	ug/L		<0.15								<0.15			<0.15	<0.15	<0.15		<0.15	<0.15		<0.15										<0.15									
Toluene	Nov-2015	ug/L	<0.15		<0.15		<0.15	<0.15						<0.15				<0.15						<0.15	<0.15	<0.15		<0.15		<0.15	<0.15	<0.15		<0.15							
Toluene	Dec-2015	ug/L				<0.15				<0.15	<0.15																<0.15						<0.15		<0.15	<0.15	<0.15	<0.15			
Toluene	Mar-2016	ug/L																																	<0.15	<0.15	<0.15	<0.15	<0.15			
Toluene	May-2016	ug/L			<0.15	<0.15	<0.15	<0.15		<0.15	<0.15	<0.15		<0.15	<0.15			<0.15	**0.183J**			<0.15	<0.15	<0.15	<0.15	<0.15	**0.151J**			<0.15	<0.15			<0.15	<0.15	<0.15					
Toluene	Jun-2016	ug/L	<0.15	<0.15												<0.15	<0.15															<0.15	<0.15	<0.15	<0.15					
Toluene	Oct-2016	ug/L	<0.15		<0.15	<0.15					<0.15			<0.15	<0.15	<0.15						<0.15	<0.15	<0.15	<0.15		<0.15			<0.15	<0.15	<0.15	<0.15	<0.15	<0.15		<0.15	<0.15		
Toluene	Nov-2016	ug/L		<0.15			<0.15	<0.15		<0.15		<0.15					<0.15	<0.15	<0.15																<0.15				<0.15		
Toluene	Jan-2017	ug/L																																<0.15							

Notes:
"J" Indicates the constituent was detected between the method detection limit and the reporting limit and is considered estimated.

DMASWA Landfill
Permit No. 31-SDP-02-75P

Table 9
Analytical Data Summary
2024 Annual Water Quality Report

Constituent	Month-Year	units	MW-102A	P-102BR	MW-103A	MW-104A	MW-105A	P-105B	MW-108A	MW-108AR	MW-109ARR	P-108B	MW-109AR	MW-114AR	P-114BR	MW-120AR	P-120B	MW-124A	MW-124B	MW-126A	MW-130A	MW-137A	MW-138A	MW-201A	MW-202A	MW-203A	MW-204A	OW-301A	OW-306AR	MW-401A	MW-402A	MW-403A	P-403B	MW-404A	MW-501A	MW-502A	P-503B	P-504B	MW-505A	MW-604	MW-605
Toluene	Apr-2017	ug/L	<0.15	<0.15	<0.15	<0.15	<0.15	<0.15		<0.15	<0.15	<0.15		<0.15	<0.15	<0.15	<0.15	<0.15	<0.15			<0.15	<0.15	<0.15	<0.15	<0.15	<0.15	<0.15		<0.15	<0.15	<0.15	<0.15	<0.15	<0.15	<0.15	<0.15	<0.15	<0.15		
Toluene	Jul-2017	ug/L																																							
Toluene	Oct-2017	ug/L	<0.150	<0.150	<0.150	<0.150	<0.150	<0.150		<0.150	<0.150	<0.150		<0.150	<0.150	<0.150	<0.150	<0.150	<0.150			<0.150	<0.150	<0.150	<0.150	<0.150	<0.150	<0.150		<0.150	<0.150	<0.150	<0.150	<0.150	<0.150	<0.150	<0.150				
Toluene	Apr-2018	ug/L	<0.150	<0.150	<0.150	<0.150	<0.150	<0.150		<0.150	<0.150	<0.150		<0.150	<0.150	<0.150	<0.150	<0.150	<0.150			<0.150	<0.150	<0.150	<0.150	<0.150	<0.150	<0.150		<0.150	<0.150	<0.150	<0.150	<0.150	<0.150	<0.150	<0.150				
Toluene	Oct-2018	ug/L	<0.430	<0.430	<0.430	<0.430	<0.430	<0.430		<0.430	<0.430	<0.430		<0.430	<0.430	<0.430	<0.430	<0.430	<0.430			<0.430	<0.430	<0.430	<0.430	<0.430	<0.430	<0.430	<0.430	<0.430	<0.430	<0.430	<0.430	<0.430	<0.430	<0.430	<0.430				
Toluene	Jan-2019	ug/L																											<0.430												
Toluene	Apr-2019	ug/L	<0.430	<0.430	<0.430	<0.430	<0.430	<0.430		<0.430	<0.430	<0.430		<0.430	<0.430	<0.430	<0.430	<0.430	<0.430			<0.430	<0.430	<0.430	<0.430	<0.430	<0.430	<0.430	<0.430	<0.430	<0.430	<0.430	<0.430	<0.430	<0.430	<0.430	<0.430			<0.430	<0.430
Toluene	Nov-2019	ug/L	<0.430	<0.430	<0.430	<0.430	<0.430	<0.430		<0.430	<0.430	<0.430		<0.430	<0.430	<0.430	<0.430	<0.430	<0.430			<0.430	<0.430	<0.430	<0.430	<0.430	<0.430	<0.430	<0.430	<0.430	<0.430	<0.430	<0.430	<0.430	<0.430	<0.430	<0.430			<0.430	<0.430
Toluene	Apr-2020	ug/L	<0.430	<0.430	<0.430	<0.430	<0.430	<0.430		<0.430	<0.430	<0.430		<0.430	<0.430	<0.430	<0.430	<0.430	<0.430			<0.430		<0.430	<0.430	<0.430	<0.430	<0.430	<0.430	<0.430	<0.430	<0.430	<0.430	<0.430	<0.430	<0.430	<0.430			<0.430	<0.430
Toluene	May-2020	ug/L																											<0.430												
Toluene	Jul-2020	ug/L			<0.430	<0.430	<0.430									<0.430								<0.430	<0.430	<0.430	<0.430		<0.430											<0.430	<0.430
Toluene	Oct-2020	ug/L	<0.430	<0.430	<0.430	<0.430	<0.430	<0.430		<0.430	<0.430	<0.430		<0.430	<0.430	<0.430	<0.430					<0.430		<0.430	<0.430	<0.430	<0.430	<0.430	<0.430	<0.430	<0.430	<0.430	<0.430	<0.430	<0.430	<0.430	<0.430	<0.430	<0.430	<0.430	<0.430
Toluene	Jan-2021	ug/L			<0.430	<0.430	<0.430									<0.430								<0.430	<0.430	<0.430	<0.430													<0.430	<0.430
Toluene	Apr-2021	ug/L	<0.430	<0.430	<0.430			<0.430		<0.430	<0.430	<0.430		<0.430	**0.447J**	<0.430	<0.430					**0.541J**		<0.430	<0.430		<0.430	<0.430	<0.430	<0.430	<0.430	<0.430	<0.430	<0.430	<0.430	<0.430	<0.430	<0.430	<0.430	<0.430	<0.430
Toluene	Jun-2021	ug/L																				<0.430																				
Toluene	Oct-2021	ug/L	<0.430	<0.430	<0.430	<0.430	<0.430	<0.430			<0.430	<0.430		<0.430	<0.430	<0.430	<0.430					<0.430		<0.430	<0.430	<0.430	<0.430	<0.430	<0.430	<0.430	<0.430	<0.430	<0.430	<0.430	<0.430	<0.430	<0.430	<0.430	<0.430	<0.430	<0.430
Toluene	Apr-2022	ug/L	<0.430	<0.430	<0.430	<0.430	<0.430	<0.430		<0.430	<0.430	<0.430		<0.430	<0.430	<0.430	<0.430					<0.430		<0.430	<0.430	<0.430	<0.430	<0.430	<0.430	<0.430	<0.430	<0.430	<0.430	<0.430	<0.430	<0.430	<0.430	<0.430	<0.430	<0.430	<0.430
Toluene	Oct-2022	ug/L	<0.430		<0.430	<0.430	<0.430	<0.430			<0.430	<0.430		<0.430	<0.430	<0.430	<0.430					<0.430		<0.430	<0.430	<0.430	<0.430	<0.430	<0.430	<0.430	<0.430	<0.430		<0.430	<0.430	<0.430	<0.430	<0.430	<0.430	<0.430	<0.430
Toluene	Apr-2023	ug/L	<0.430		<0.430	<0.430	<0.430	<0.430		<0.430	<0.430	<0.430		<0.430	<0.430	<0.430	<0.430					<0.430		<0.430	<0.430	<0.430	<0.430	<0.430	<0.430	<0.430	<0.430	<0.430		<0.430	<0.430	<0.430	<0.430	<0.430	<0.430	<0.430	<0.430
Toluene	Oct-2023	ug/L	<0.430		<0.430			<0.430			<0.430	<0.430		<0.430	<0.430	<0.430	<0.430					<0.430		<0.430	<0.430		<0.430	<0.430	<0.430	<0.430	<0.430	<0.430		<0.430	<0.430	<0.430		<0.430	<0.430	<0.430	<0.430
Total Alkalinity as CaCO3 to pH 4.5	Nov-2019	mg/L			**272**	**460**	**574**									**386**		**248**					**302**	**604**	**515**	**584**	**569**														**366**	**431**
Total Alkalinity as CaCO3 to pH 4.5	Apr-2020	mg/L			**273**	**489**	**572**									**381**		**258**						**603**	**592**	**613**	**597**													**345**	**361**	**345**
Total Alkalinity as CaCO3 to pH 4.5	Oct-2020	mg/L			**391**	**422**	**556**																	**618**	**567**	**628**	**587**													**340**	**347**	**356**
Total Alkalinity as CaCO3 to pH 4.5	Oct-2021	mg/L				**495**	**604**																			**693**															**426**	**396**
Total Alkalinity as CaCO3 to pH 4.5	Apr-2022	mg/L				**441**	**686**																			**617**															**353**	**402**
Total Alkalinity as CaCO3 to pH 4.5	Oct-2022	mg/L				**470**	**635**																			**635**															**400**	**409**
Total Alkalinity as CaCO3 to pH 4.5	Apr-2023	mg/L				**536**	**794**																			**758**															**386**	**484**
Total Kjeldahl Nitrogen	Apr-2021	mg/L																										**1.5J**														
Total Organic Carbon	Nov-2019	mg/L			**2.2**	**2**	**3.73**									**1.94**		**1.13**					**2.64**	**3.6**	**6.59**	**1.72**	**2.33**														**1.38**	**1.76**
Total Organic Carbon	Apr-2020	mg/L			**1.76**	**1.42**	**3.74**									**1.46**		**0.781J**						**2.7**	**4.04**	**1.51**	**2.3**													<0.500	**1.06**	**1.62**
Total Organic Carbon	Oct-2020	mg/L				**93.2**	**70.8**																		**72.7**	**161**	**130**													**60.3**	**73.2**	**75.8**
Total Organic Carbon	Jan-2021	mg/L			**2.24**	**1.61**	**3.44**									**2.14**								**2.55**	**3.54**	**1.32**	**3.01**													**0.546J**	**1.31**	**1.79**
Total Organic Carbon	Apr-2022	mg/L				**1.45**	**6.24**																			**1.4**															**0.882J**	**1.8**
Total Suspended Solids	Sep-2014	mg/L																										**1.5J**														
Total Suspended Solids	Nov-2014	mg/L	**9.75**							<1.41	<1.62			**1.88**	<1.62		**3.14**		<1.62	**7.38**		<1.41	<3.77	**2.83**	**7.4**	<1.41							**9.6**	**7.5**									
Total Suspended Solids	Dec-2014	mg/L		**3.33**	<1.89	**5**	**2.33J**	<1.89				<1.89				**2.5**											<1.89			**4.67**	<1.89	<1.89										
Total Suspended Solids	Jan-2015	mg/L																															**4.83**									
Total Suspended Solids	May-2015	mg/L					**6.87**											<1.2		**1.25J**									**2.38**		<1.2	**2.83**									
Total Suspended Solids	Jun-2015	mg/L	**10**	<1.2	<1.2	**3.5**		<3.2		<1.2	**1.83J**	<1.2		<1.2	<1.2	**3.13**	<1.2		<1.2			<1.2	<1.2	**4**	**3.38**	<1.2	<1.2				**3.87**			**1.63J**							
Total Suspended Solids	Oct-2015	mg/L		<1.2								**1.62J**			<1.37	**1.75J**	**2**		<1.2	**1.63J**		<1.2																			
Total Suspended Solids	Nov-2015	mg/L	**18**		<1.2		**10.6**	<1.2						<1.2				**2.75**						**4.25**	**6.38**	<1.2		**1.63J**		**14.5**	<1.2	**1.75J**		**2**							
Total Suspended Solids	Dec-2015	mg/L				**2.63**				**2**	**3**																<1.2						**3.75**			**1.5J**	**2**	**3.63**	<1.2		
Total Suspended Solids	Mar-2016	mg/L																																**41.4**	**281**	**2.75**	**12.9**	**2.5**			
Total Suspended Solids	May-2016	mg/L			**4.5**	**6.12**	**23.9**	**1J**		**2.5**	**9.25**	<0.581		**0.875J**	**0.625J**			**5.37**	**8.25**			**4.25**	**0.875J**	**0.875J**	**6.38**	**4**	**1J**			**26.6**	**0.75J**			**1.63J**	**3.87**	**2.5**					
Total Suspended Solids	Jun-2016	mg/L	**66**	**1.25J**												**0.875J**	**0.75J**															**1.38J**	**3.25**			**1.5J**	**6.75**	**2.38**		
Total Suspended Solids	Oct-2016	mg/L	**18.4**		**3.75**	**10.8**					**13.3**			**3**	**1.5J**	**11.4**						**0.875J**	<0.581	**1.25J**	**2.38**	<0.581	**2.63**	**0.75J**		**34.6**	**6.25**	**2**	**5.33**	**30**	**39.4**		**12**	**12.6**			
Total Suspended Solids	Nov-2016	mg/L		**2.13**			**99.8**	<0.581		**17.5**		**2.5**					**2.38**	**2.5**	**17.4**																**32**				**2.25**		
Total Suspended Solids	Jan-2017	mg/L																																**4.38**							
Total Suspended Solids	Apr-2017	mg/L	**27.1**	<0.581	**0.625J**	**5.5**	**12.1**	<0.581		**10.6**	**8.63**	<0.581		**2.38**	<0.581	**1.38J**	**1.75J**	**1J**	**7.5**			**1.5J**	<0.581	**1.13J**	**13**	**0.625J**	**2**	**2.8J**		**7.62**	**3.13**	**0.75J**	**6.63**	**14.5**	**7.5**	**7**	**2.88**	**23.1**	**0.75J**		
Total Suspended Solids	Jul-2017	mg/L																												**2**											
Total Suspended Solids	Oct-2017	mg/L	**31**	**1.13J**	<0.581	**4.5**	**13.6**	**1.88**		**10.4**	**8.63**	<0.581		**1J**	<0.581	**185**	**1.38J**	<0.581	**9.12**			**10.3**	<0.581	**1.13J**	**10**	**1.5J**	**2.13**	**1.5J**		**4**	**10**	<0.581	**11.1**	**12.3**	**9.5**	**21.6**	**13**				
Total Suspended Solids	Dec-2017	mg/L																													<0.581								<0.581	**3.38**
Total Suspended Solids	Mar-2018	mg/L																																					**1.25**	**7.62**
Total Suspended Solids	Apr-2018	mg/L	**13.1**	**3.5**	**1.63J**	**8.75**	**7.76**	**1.25J**		**5.25**	**8.25**	<0.638		**1.38J**	<0.638	**14.5**	**1.75J**	**1.88**	**15.8**			<0.638	<0.638	**3.25**	**5.37**	<0.638	**1.88**	**7.5**		**2.5**	**5.6**	<0.638	**4.62**	**11.1**	**17.1**	**44.6**	**4.38**			**0.875J**	**2**
Total Suspended Solids	Jul-2018	mg/L																												**4.25**									**0.75**	**1.5**
Total Suspended Solids	Oct-2018	mg/L	**25.7**	**1.75J**	<0.638	**4.75**	**14.3**	**2**		**14.3**	**12.1**	**0.75J**		**1.5J**	<0.638	**11.6**	**1.63J**	**1.63J**	**7.25**			**1.13J**	**0.875J**	**15.6**	**1.63J**	**5.63**	**4.88**	**1.75J**	**18.6**	**18.3**	**3**	**1.13J**	**7.13**	**30.8**	**17.4**	**16.6**	**4.75**			<0.638	**1.5J**
Total Suspended Solids	Jan-2019	mg/L																											**3.63**	**100**				**1J**							
Total Suspended Solids	Apr-2019	mg/L	**25**	**5.13**	**1.38J**	**4.75**	**16.8**	**2.38**		**2.88**	**23.4**	**0.75J**		**8.37**	**2.75**	**9**	**2.13**	**1.13J**	**18.3**			**1.63J**	<0.638	**3.75**	**5.25**	**5.75**	**3.87**	**7.62**	**13.5**	**7**	**4.13**	**2.5**	**5.25**	**40**	**24.5**	**32.4**	**7.25**			**1.13J**	<0.638
Total Suspended Solids	Jun-2019	mg/L		**1.75J**																									**10.3**	<0.638			**0.75J**	**14.4**							
Total Suspended Solids	Nov-2019	mg/L	**38**	**3.5**	**0.875J**	**29.3**	**7.5**	<1.70		**3**	**109**	**1J**		**1.38J**	<0.638	**7.38**	**2**	**0.75J**	**61.3**			**1.63J**	**1.88**	**6.5**	**3.87**	**5.67**	**4.38**	**0.875J**	**11.5**	**21.6**	**4.25**	<0.638	**6.5**	**4.25**	**11.1**	**9.25**	**4.63**			**1.25J**	**2.63**
Total Suspended Solids	Apr-2020	mg/L	**34**	**4.33J**	**1.88**	**5.75**	**13.7**	<1.70		**12.3**	**11.8**	<0.638		**1.13J**	<0.638	**9.75**	**2.25**	**1.88**	**14.4**			**1.13J**		**1.25J**	**5.88**	**1.13J**	**56**	**8.75**	**10**	**5.25**	**3.25J**	**1.63J**	**15.3**	**15.3**	**41.6**	**13.4**	**1.38J**		**3.38**	**2.75**	**2.5**
Total Suspended Solids	May-2020	mg/L																											**3.87**					**12.9**							
Total Suspended Solids	Jul-2020	mg/L			**1.75J**	**8**	**16.5**									**32.3**								**1.38J**	**5.33**	**0.875J**	**3.75**			**3.75**									**4.37**	**3.75**	**18**
Total Suspended Solids	Oct-2020	mg/L	**19**	**1J**	**0.875J**	**7**	**10.3**	**1.25J**		**8.38**	**5.75**	<0.638		**6.63**	<0.638	**5.13**	**2**					**1.13J**		**1.5J**	**5.75**	<0.638	**2.5**	**3**	**58.8**	**15.5**	**5**	<0.638	**15.5**	**5.5**	**13**	**12.6**	**27.3**	**55.3**	**1J**	**2.88**	<0.638
Total Suspended Solids	Jan-2021	mg/L			**1.13J**	**4.62**	**6.5**									**12.9**								**1J**	**9**	<0.638	**3.38**									**7.25**			<0.638	**293**	**5.25**
Total Suspended Solids	Apr-2021	mg/L	**33**	**2.38**	**1J**	**21**	**97**	**1.5J**		**4**	**7.5**	**2.25**		**1.63J**	**6.25**	**8.88**	**5.38**					**12**		<0.638	**15.5**	**2.63**	**2**	**8.33**	**29.5**	**2.38**	**809**	**1J**	**28.5**	**16.5**	**28.9**	**10.3**	**17.3**	**44**	**25.7**	**0.75J**	**3.38**
Total Suspended Solids	Jun-2021	mg/L																				**4.62**								**11.6**	**1J**		**12**	**44.6**	**7.5**						
Total Suspended Solids	Oct-2021	mg/L	**30.8**	**1.88**	**2.63**	**11.1**	**5.25**	**1.25J**			**39.3**	**1.75J**		**3.75**	**4.13**	**1.38J**	**5.63**					**5.13**		**1.88**	**28.9**	**0.75J**	**57.6**	**3.5**	**402**	**3.13**	**8.38**	**8.75J**	**8.37**	**54.2**	**86**	**13.9**	**26.1**	**68**	**43**	**1J**	**2.13**
Total Suspended Solids	Dec-2021	mg/L																																**17.3**							
Total Suspended Solids	Apr-2022	mg/L	**30**	**2.25**	**0.75J**	**8.37**	**34**	**0.75J**		**3.63**	**26**	**2**		**3.25**	**2.63**	**4.88**	**3.38**					**2.13**		**34**	**8.37**	**1.13J**	**2.75**	**17**	**28.1**	**1.75J**	**4.62**	<0.638	**6.87**	**6**	**30.4**	**6.87**	**12.3**	**23.6**	**37.5**	**1.25J**	**2.25**
Total Suspended Solids	May-2022	mg/L																																							
Total Suspended Solids	Oct-2022	mg/L	**48.0**		**95.5**	**14.0**	**3.63**	<0.638			**24.5**	**0.875J**		**1.75J**	<0.638	**3.87**	**2.50**					**1.13J**		**14.8**	**22.5**	**147**	**22.2**	**8.63**	**52.7**	**3.13**	**10.8**	**1.00J**		**2.38**	**18.1**	**9.63**	**384**	**25.1**	**2.13**	**2.38**	**31.9**
Total Suspended Solids	Apr-2023	mg/L	**46.5**		**2.25**	**7.50**	**33.7**	**1.00J**		**13.1**	**26.7**	**7.33**		**0.750J**	<0.638	**2.38**	**1.75J**					**5.00**		**3.50**	**8.63**	**1.88**	**4.38**	**9.00**	**85.5**	**3.25**	**9.75**	**1.25J**		**2.75**	**30.4**	**5.13**	**64.6**	**72.5**	**1.50J**	**1.75J**	**1.25J**
Total Suspended Solids	Oct-2023	mg/L	**81**		**22.3**			**0.875J**			**22.5**	**9.75**		**84.7**	**11.3**	<0.658	**1J**					**3.75**		**7.5**	**5.12**		<0.638	**2.38**	**228**	**3.25**	**12.3**	<0.638		**5.13**	**20.4**	**6.87**		**38.5**	**1.38J**	**4.88**	**7.13**
Toxaphene	Apr-2009	ug/L				<2																																			
Toxaphene	Jul-2009	ug/L										<2																													
Toxaphene	Apr-2010	ug/L				<2						<2																													
Toxaphene	Jun-2012	ug/L																						<0.058		<0.058															
Toxaphene	Aug-2012	ug/L																						<0.058		<0.058		<0.058													
Toxaphene	May-2013	ug/L	<0.0644	<0.063			<0.0644	<0.0598		<0.0637	<0.0624			<0.0592	<0.0592									<0.0604	<0.0611	<0.0637	<0.0611														
Toxaphene	Aug-2013	ug/L			<0.0652																																				
Toxaphene	Nov-2013	ug/L																										<0.0592													
Toxaphene	May-2014	ug/L	<0.0617		<0.0682	<0.0598	<0.0667	<0.0617		<0.063	<0.0637			<0.0637	<0.0644										<0.0604		<0.0644														
Toxaphene	Dec-2014	ug/L		<0.0624								<0.0611																													
Toxaphene	May-2015	ug/L																														<0.0637									
Toxaphene	Oct-2015	ug/L		<0.0637								<0.0598			<0.0659																										
Toxaphene	Nov-2015	ug/L	<0.0674		<0.0644		<0.0644	<0.0644						<0.063										<0.0592	<0.0652	<0.0644		<0.0644														
Toxaphene	Dec-2015	ug/L				<0.0652				<0.0637	<0.0667																<0.0674														
Toxaphene	Oct-2016	ug/L																					<0.058																		
Toxaphene	Nov-2016	ug/L															<0.0592	<0.102	<0.058																						
Toxaphene	Oct-2018	ug/L																											<0.0592												
Toxaphene	Jan-2019	ug/L																											<0.0586												
Toxaphene	Jul-2020	ug/L																												<0.0611											
Toxaphene	Oct-2020	ug/L	<0.0611			<0.0611	<0.0611	<0.0652		<0.0624	<0.0624	<0.0611		<0.0592	<0.0611									<0.0611	<0.0611	<0.0624	<0.0611	<0.0624														
Toxaphene	Jun-2021	ug/L																				<0.441																			
Toxaphene	Apr-2022	ug/L			<0.750																													<0.821						
Toxaphene	Oct-2022	ug/L																				<0.663							<0.690					<0.690						
Trichloroethene	Oct-2007	ug/L	<1	<1	<1	<1	<1	<1	<1			<1	<1	<1	<1	<1	<1																								
Trichloroethene	Feb-2008	ug/L	<1	<1	<1	<1	<1	<1	<1			<1	<1	<1	<1	<1	<1																								
Trichloroethene	Apr-2008	ug/L	<1	<1	<1	<1	<1	<1	<1			<1	<1	<1	<1	<1	<1																								
Trichloroethene	Jul-2008	ug/L	<1	<1	<1	<1	<1	<1	<1			<1	<1	<1	<1	<1	<1																								
Trichloroethene	Oct-2008	ug/L	<1	<1	<1	<1	<1	<1	<1			<1	<1	<1	<1	<1	<1																								
Trichloroethene	Jan-2009	ug/L	<1	<1	<1	<1	<1	<1	<1			<1	<1	<1	<1	<1	<1																								
Trichloroethene	Apr-2009	ug/L	<1	<1	<1	<1	<1	<1	<1			<1	<1	<1	<1	<1	<1																								
Trichloroethene	Jul-2009	ug/L	<1	<1	<1	<1	<1	<1	<1			<1	<1	<1	<1	<1	<1																								
Trichloroethene	Oct-2009	ug/L	<1	<1	<1	<1	<1	<1	<1			<1	<1	<1	<1	<1	<1																								
Trichloroethene	Dec-2009	ug/L														<1	<1																								
Trichloroethene	Feb-2010	ug/L														<1	<1																								
Trichloroethene	Apr-2010	ug/L	<1	<1	<1	<1	<1	<1	<1			<1	<1	<1	<1	<1	<1																								
Trichloroethene	Oct-2010	ug/L	<1	<1	<1	<1	<1	<1	<1			<1	<1	<1	<1	<1	<1																								
Trichloroethene	Feb-2011	ug/L																																							
Trichloroethene	Apr-2011	ug/L	<1	<1	<1	<1	<1	<1	<1			<1	<1	<1	<1	<1	<1																								
Trichloroethene	Jun-2011	ug/L																																							
Trichloroethene	Aug-2011	ug/L																																							
Trichloroethene	Oct-2011	ug/L	<1	<1	**0.23J**	<1	<1	<1	<1			<1	<1	<1	<1	<1	<1					<1						**0.69J**														
Trichloroethene	Feb-2012	ug/L								<0.19	<0.19			<0.19	<0.19	<0.19	<0.19					<0.19		<0.19	<0.19	<0.19	<0.19														
Trichloroethene	Apr-2012	ug/L	<0.19	<0.19	<0.19	<0.19	<0.19	<0.19		<0.19	<0.19	<0.19		<0.19	<0.19	<0.19	<0.19					<0.19		**0.2J**	<0.19	<0.19	<0.19	**1.01**														
Trichloroethene	Jun-2012	ug/L								<0.19	<0.19											**0.2J**		<0.19	<0.19	<0.19	<0.19														
Trichloroethene	Aug-2012	ug/L								<0.19	<0.19								<0.19			<0.19	<0.19	<0.19	<0.19	<0.19	<0.19	**0.52J**														

Notes:
"J" Indicates the constituent was detected between the method detection limit and the reporting limit and is considered estimated.

Table 9
Analytical Data Summary
2024 Annual Water Quality Report

Constituent	Month-Year	units	MW-102A	P-102BR	MW-103A	MW-104A	MW-105A	P-105B	MW-108A	MW-108AR	MW-109ARR	P-108B	MW-109AR	MW-114AR	P-114BR	MW-120AR	P-120B	MW-124A	MW-124B	MW-126A	MW-130A	MW-137A	MW-138A	MW-201A	MW-202A	MW-203A	MW-204A	OW-301A	OW-306AR	MW-401A	MW-402A	MW-403A	P-403B	MW-404A	MW-501A	MW-502A	P-503B	P-504B	MW-505A	MW-604	MW-605
Trichloroethene	Oct-2012	ug/L	<0.19	<0.19	<0.19	<0.19	<0.19	<0.19		<0.19	<0.19	<0.19		<0.19	<0.19	<0.19	<0.19		<0.19			<0.19	<0.19	<0.19	<0.19	<0.19	<0.19	**0.57J**														
Trichloroethene	Nov-2012	ug/L																												<0.19	<0.19	<0.19	<0.19	<0.19							
Trichloroethene	Feb-2013	ug/L																					<0.19							<0.19	<0.19	<0.19	<0.19	<0.19							
Trichloroethene	May-2013	ug/L	<0.19	<0.19	<0.19	<0.19	<0.19	<0.19		<0.19	<0.19	<0.19		<0.19	<0.19	<0.19	<0.19	<0.19	<0.19	<0.19	<0.19	<0.19	<0.19	**0.256J**	<0.19	<0.19	<0.19	**0.897J**		<0.19	<0.19	<0.19	<0.19	<0.19							
Trichloroethene	Jun-2013	ug/L																<0.19	<0.19				<0.19							<0.19	<0.19	<0.19	<0.19	<0.19							
Trichloroethene	Aug-2013	ug/L			<0.19													<0.19	<0.19	<0.19	<0.19		<0.19							<0.19	<0.19	<0.19	<0.19	<0.19							
Trichloroethene	Nov-2013	ug/L	<0.19	<0.19	<0.19	<0.19	<0.19	<0.19			<0.19	<0.19		<0.19	<0.19		<0.19		<0.19	<0.19	<0.19	<0.19	<0.19	<0.19	<0.19	<0.19	<0.19	<0.19		<0.19	<0.19	<0.19	<0.19	<0.19							
Trichloroethene	Jan-2014	ug/L																	<0.19	<0.19	<0.19		<0.19																		
Trichloroethene	May-2014	ug/L	<0.19	<0.19	<0.19	<0.19	<0.19	<0.19		<0.19	<0.19	<0.19		<0.19	<0.19			<0.19	<0.19	<0.19		<0.19		<0.19	<0.19	<0.19	<0.19			<0.19	<0.19	<0.19	<0.19	<0.19							
Trichloroethene	Jun-2014	ug/L														<0.19	<0.19				<0.19		<0.19																		
Trichloroethene	Jul-2014	ug/L																<0.19	<0.19																						
Trichloroethene	Sep-2014	ug/L																																							
Trichloroethene	Nov-2014	ug/L	<0.19							<0.19	<0.19			<0.19	<0.19		<0.19		<0.19	<0.19		<0.19	<0.19	<0.19	<0.19	<0.19						<0.19	<0.19								
Trichloroethene	Dec-2014	ug/L		<0.19	<0.19	<0.19	<0.19	<0.19				<0.19				<0.19										<0.19			<0.19	<0.19	<0.19										
Trichloroethene	May-2015	ug/L					<0.19											<0.19	<0.19											<0.19		<0.19	<0.19								
Trichloroethene	Jun-2015	ug/L	**0.305J**	**0.773J**	<0.19	**0.373J**		<0.19		<0.19	<0.19	**0.199J**		<0.19	<0.19	<0.19	<0.19		<0.19			<0.19	<0.19	<0.19	<0.19	<0.19	<0.19				**0.235J**		<0.19								
Trichloroethene	Oct-2015	ug/L		<0.19								<0.19			<0.19	<0.19	<0.19		<0.19	<0.19		<0.19																		
Trichloroethene	Nov-2015	ug/L	<0.19		<0.19		<0.19	<0.19						<0.19				<0.19						<0.19	<0.19	<0.19		<0.19		<0.19	<0.19	<0.19		<0.19							
Trichloroethene	Dec-2015	ug/L				<0.19				<0.19	<0.19																<0.19						<0.19		<0.19	<0.19	<0.19	<0.19	<0.19		
Trichloroethene	Mar-2016	ug/L																																<0.19	<0.19	<0.19	<0.19	<0.19	<0.19		
Trichloroethene	May-2016	ug/L			<0.19	<0.19	**0.747J**	**0.457J**		<0.19	<0.19	<0.19		<0.19	<0.19			<0.19	<0.19			<0.19	<0.19	<0.19	<0.19	<0.19	<0.19			**0.292J**	<0.19			<0.19	<0.19	<0.19					
Trichloroethene	Jun-2016	ug/L	<0.19	<0.19												<0.19	<0.19															<0.19	<0.19	<0.19	<0.19	<0.19				
Trichloroethene	Oct-2016	ug/L	<0.19		<0.19	<0.19					<0.19			<0.19	<0.19	<0.19						<0.19	<0.19	**0.321J**	<0.19		<0.19			<0.19	<0.19	<0.19	<0.19	<0.19	<0.19	<0.19	<0.19	<0.19			
Trichloroethene	Nov-2016	ug/L		<0.19			<0.19	<0.19		<0.19		<0.19					<0.19	<0.19	<0.19																<0.19			<0.19			
Trichloroethene	Jan-2017	ug/L																																<0.19							
Trichloroethene	Apr-2017	ug/L	<0.19	<0.19	<0.19	<0.19	<0.19	<0.19		<0.19	<0.19	<0.19		<0.19	<0.19	<0.19	<0.19	<0.19	<0.19			<0.19	<0.19	<0.19	<0.19	<0.19	<0.19	<0.19		<0.19	<0.19	<0.19	<0.19	<0.19	<0.19	<0.19	<0.19	<0.19	<0.19		
Trichloroethene	Jul-2017	ug/L																																							
Trichloroethene	Oct-2017	ug/L	<0.190	<0.190	<0.190	<0.190	<0.190	<0.190		<0.190	<0.190	<0.190		<0.190	<0.190	<0.190	<0.190	<0.190	<0.190			<0.190	<0.190	<0.190	<0.190	<0.190	<0.190	<0.190		<0.190	<0.190	<0.190	<0.190	<0.190	<0.190	<0.190	<0.190				
Trichloroethene	Apr-2018	ug/L	<0.190	<0.190	<0.190	<0.190	<0.190	<0.190		<0.190	<0.190	<0.190		<0.190	<0.190	<0.190	<0.190	<0.190	<0.190			<0.190	<0.190	<0.190	<0.190	<0.190	<0.190	<0.190		<0.190	<0.190	<0.190	<0.190	<0.190	<0.190	<0.190	<0.190				
Trichloroethene	Oct-2018	ug/L	<0.430	<0.430	<0.430	<0.430	<0.430	<0.430		<0.430	<0.430	<0.430		<0.430	<0.430	<0.430	<0.430	<0.430	<0.430			<0.430	<0.430	<0.430	<0.430	<0.430	<0.430	<0.430	<0.430	<0.430	<0.430	<0.430	<0.430	<0.430	<0.430	<0.430	<0.430				
Trichloroethene	Jan-2019	ug/L																											<0.430												
Trichloroethene	Apr-2019	ug/L	<0.430	<0.430	<0.430	<0.430	<0.430	<0.430		<0.430	<0.430	<0.430		<0.430	<0.430	<0.430	<0.430	<0.430	<0.430			<0.430	<0.430	<0.430	<0.430	<0.430	<0.430	<0.430	<0.430	<0.430	<0.430	<0.430	<0.430	<0.430	<0.430	<0.430	<0.430			<0.430	<0.430
Trichloroethene	Nov-2019	ug/L	<0.430	<0.430	<0.430	<0.430	<0.430	<0.430		<0.430	<0.430	<0.430		<0.430	<0.430	<0.430	<0.430	<0.430	<0.430			<0.430	<0.430	<0.430	<0.430	<0.430	<0.430	<0.430	<0.430	<0.430	<0.430	<0.430	<0.430	<0.430	<0.430	<0.430	<0.430			<0.430	<0.430
Trichloroethene	Apr-2020	ug/L	<0.430	<0.430	<0.430	<0.430	<0.430	<0.430		<0.430	<0.430	<0.430		<0.430	<0.430	<0.430	<0.430	<0.430	<0.430			<0.430		<0.430	<0.430	<0.430	<0.430	<0.430	<0.430	**0.94J**	<0.430	<0.430	<0.430	<0.430	<0.430	<0.430	<0.430		<0.430	<0.430	<0.430
Trichloroethene	Jul-2020	ug/L			<0.430	<0.430	<0.430									<0.430							<0.430	<0.430	<0.430	<0.430			<0.430									<0.430	<0.430	<0.430
Trichloroethene	Oct-2020	ug/L	<0.430	<0.430	<0.430	<0.430	<0.430	<0.430		<0.430	<0.430	<0.430		<0.430	<0.430	<0.430	<0.430					<0.430		<0.430	<0.430	<0.430	<0.430	<0.430	<0.430	<0.430	<0.430	<0.430	<0.430	<0.430	<0.430	<0.430	<0.430	<0.430	<0.430	<0.430	<0.430
Trichloroethene	Jan-2021	ug/L			<0.430	<0.430	<0.430									<0.430							<0.430	<0.430	<0.430	<0.430			<0.430									<0.430	<0.430	<0.430
Trichloroethene	Apr-2021	ug/L	<0.430	<0.430	<0.430			<0.430		<0.430	<0.430	<0.430		<0.430	<0.430	<0.430	<0.430					<0.430		<0.430	<0.430		<0.430	<0.430	<0.430	<0.430	<0.430	<0.430	<0.430	<0.430	<0.430	<0.430	<0.430	<0.430	<0.430	<0.430	<0.430
Trichloroethene	Jun-2021	ug/L																				<0.430																			
Trichloroethene	Oct-2021	ug/L	<0.430	<0.430	<0.430	<0.430	<0.430	<0.430			<0.430	<0.430		<0.430	<0.430	<0.430	<0.430					<0.430		<0.430	<0.430	<0.430	<0.430	<0.430	<0.430	<0.430	<0.430	<0.430	<0.430	<0.430	<0.430	<0.430	<0.430	<0.430	<0.430	<0.430	<0.430
Trichloroethene	Apr-2022	ug/L	<0.430	<0.430	<0.430	<0.430	<0.430	<0.430		<0.430	<0.430	<0.430		<0.430	<0.430	<0.430	<0.430					<0.430		<0.430	<0.430	<0.430	<0.430	<0.430	<0.430	**0.446J**	<0.430	<0.430	<0.430	<0.430	<0.430	<0.430	<0.430	<0.430	<0.430	<0.430	<0.430
Trichloroethene	Oct-2022	ug/L	<0.430		<0.430	<0.430	<0.430	<0.430			<0.430	<0.430		<0.430	<0.430	<0.430	<0.430					<0.430		<0.430	<0.430	<0.430	<0.430	<0.430	<0.430	<0.430	<0.430	<0.430		<0.430	<0.430	<0.430	<0.430	<0.430	<0.430	<0.430	<0.430
Trichloroethene	Apr-2023	ug/L	<0.430		<0.430	<0.430	<0.430	<0.430		<0.430	<0.430	<0.430		<0.430	<0.430	<0.430	<0.430					<0.430		<0.430	<0.430	<0.430	<0.430	<0.430	<0.430	<0.430	<0.430	<0.430		<0.430	<0.430	<0.430	<0.430	<0.430	<0.430	<0.430	<0.430
Trichloroethene	Oct-2023	ug/L	<0.430		<0.430			<0.430			<0.430	<0.430		<0.430	<0.430	<0.430	<0.430					<0.430		<0.430	<0.430		<0.430	<0.430	<0.430	<0.430	<0.430	<0.430		<0.430	<0.430	<0.430		<0.430	<0.430	<0.430	<0.430
Trichlorofluoromethane	Oct-2007	ug/L	<4	<4	<4	<4	<4	<4	<4			<4	<4	<4	<4	<4	<4																								
Trichlorofluoromethane	Feb-2008	ug/L	<4	<4	<4	<4	<4	<4	<4			<4	<4	<4	<4	<4	<4																								
Trichlorofluoromethane	Apr-2008	ug/L	<4	<4	<4	<4	<4	<4	<4			<4	<4	<4	<4	<4	<4																								
Trichlorofluoromethane	Jul-2008	ug/L	<4	<4	<4	<4	<4	<4	<4			<4	<4	<4	<4	<4	<4																								
Trichlorofluoromethane	Oct-2008	ug/L	<4	<4	<4	<4	<4	<4	<4			<4	<4	<4	<4	<4	<4																								
Trichlorofluoromethane	Jan-2009	ug/L	<4	<4	<4	<4	<4	<4	<4			<4	<4	<4	<4	<4	<4																								
Trichlorofluoromethane	Apr-2009	ug/L	<4	<4	<4	<4	<4	<4	<4			<4	<4	<4	<4	<4	<4																								
Trichlorofluoromethane	Jul-2009	ug/L	<4	<4	<4	<4	<4	<4	<4			<4	<4	<4	<4	<4	<4																								
Trichlorofluoromethane	Oct-2009	ug/L	<4	<4	<4	<4	<4	<4	<4			<4	<4	<4	<4	<4	<4																								
Trichlorofluoromethane	Dec-2009	ug/L														<4	<4																								
Trichlorofluoromethane	Feb-2010	ug/L														<4	<4																								
Trichlorofluoromethane	Apr-2010	ug/L	<4	<4	<4	<4	<4	<4	<4			<4	<4	<4	<5	<4	<4																								
Trichlorofluoromethane	Oct-2010	ug/L	<4	<4	<4	<4	<4	<4	<4			<4	<4	<4	<4	<4	<4																								
Trichlorofluoromethane	Feb-2011	ug/L																																							
Trichlorofluoromethane	Apr-2011	ug/L	<4	<4	<4	<4	<4	<4	<4			<4	<4	<4	<4	<4	<4																								
Trichlorofluoromethane	Jun-2011	ug/L																																							
Trichlorofluoromethane	Aug-2011	ug/L																																							
Trichlorofluoromethane	Oct-2011	ug/L	<4	<4	<4	<4	<4	<4	<4			<4	<4	<4	<4	<4	<4					<4						<4													
Trichlorofluoromethane	Feb-2012	ug/L								<0.17	<0.17											<0.17		<0.17	<0.17	<0.17	<0.17														
Trichlorofluoromethane	Apr-2012	ug/L	<0.17	<0.17	<0.17	<0.17	<0.17	<0.17		<0.17	<0.17	<0.17		<0.17	<0.17	<0.17	<0.17					<0.17		<0.17	<0.17	<0.17	<0.17	**0.35J**													
Trichlorofluoromethane	Jun-2012	ug/L								<0.17	<0.17											<0.17		<0.17	<0.17	<0.17	<0.17														
Trichlorofluoromethane	Aug-2012	ug/L								<0.17	<0.17								<0.17			<0.17	<0.17	<0.17	<0.17	<0.17	<0.17	<0.17													
Trichlorofluoromethane	Oct-2012	ug/L	<0.17	<0.17	<0.17	<0.17	<0.17	<0.17		<0.17	<0.17	<0.17		<0.17	<0.17	<0.17	<0.17		<0.17			<0.17	<0.17	<0.17	<0.17	<0.17	<0.17	<0.17													
Trichlorofluoromethane	Nov-2012	ug/L																												<0.17	<0.17	<0.17	<0.17	<0.17							
Trichlorofluoromethane	Feb-2013	ug/L																					<0.17							<0.17	<0.17	<0.17	<0.17	<0.17							
Trichlorofluoromethane	May-2013	ug/L	<0.17	<0.17	<0.17	<0.17	<0.17	<0.17		<0.17	<0.17	<0.17		<0.17	<0.17	<0.17	<0.17	<0.17	<0.17	<0.17	<0.17	<0.17	<0.17	<0.17	<0.17	<0.17	<0.17	<0.17		<0.17	<0.17	<0.17	<0.17	<0.17							
Trichlorofluoromethane	Jun-2013	ug/L																<0.17	<0.17				<0.17							<0.17	<0.17	<0.17	<0.17	<0.17							
Trichlorofluoromethane	Aug-2013	ug/L			<0.17													<0.17	<0.17	<0.17	<0.17		<0.17							<0.17	<0.17	<0.17	<0.17	<0.17							
Trichlorofluoromethane	Nov-2013	ug/L	<0.17	<0.17	<0.17	<0.17	<0.17	<0.17			<0.17	<0.17		<0.17	<0.17		<0.17		<0.17	<0.17	<0.17	<0.17	<0.17	<0.17	<0.17	<0.17	<0.17	<0.17		<0.17	<0.17	<0.17	<0.17	<0.17							
Trichlorofluoromethane	Jan-2014	ug/L																	<0.17	<0.17	<0.17		<0.17																		
Trichlorofluoromethane	May-2014	ug/L	<0.17	<0.17	<0.17	<0.17	<0.17	<0.17		<0.17	<0.17	<0.17		<0.17	<0.17			<0.17	<0.17	<0.17		<0.17		<0.17	<0.17	<0.17	<0.17			<0.17	<0.17	<0.17	<0.17	<0.17							
Trichlorofluoromethane	Jun-2014	ug/L														<0.17	<0.17				<0.17		<0.17																		
Trichlorofluoromethane	Jul-2014	ug/L																<0.17	<0.17																						
Trichlorofluoromethane	Sep-2014	ug/L																																							
Trichlorofluoromethane	Nov-2014	ug/L	<0.17							<0.17	<0.17			<0.17	<0.17		<0.17		<0.17	<0.17		**4.7**	<0.17	<0.17	<0.17	<0.17							<0.17	<0.17								
Trichlorofluoromethane	Dec-2014	ug/L		<0.17	<0.17	<0.17	<0.17	<0.17				<0.17				<0.17										<0.17			<0.17	<0.17	<0.17										
Trichlorofluoromethane	May-2015	ug/L					<0.17											<0.17	<0.17											<0.17		<0.17	<0.17								
Trichlorofluoromethane	Jun-2015	ug/L	<0.17	<0.17	<0.17	<0.17		<0.17		<0.17	<0.17	<0.17		<0.17	<0.17	<0.17	<0.17		<0.17			**0.385J**	<0.17	<0.17	<0.17	<0.17	<0.17				<0.17			<0.17							
Trichlorofluoromethane	Oct-2015	ug/L		<0.17								<0.17			<0.17	<0.17	<0.17		<0.17	<0.17		**0.471J**																		
Trichlorofluoromethane	Nov-2015	ug/L	<0.17		<0.17		<0.17	<0.17						<0.17				<0.17						<0.17	<0.17	<0.17		<0.17		<0.17	<0.17	<0.17		<0.17							
Trichlorofluoromethane	Dec-2015	ug/L				<0.17				<0.17	<0.17																<0.17						<0.17		<0.17	<0.17	<0.17	<0.17	<0.17		
Trichlorofluoromethane	Mar-2016	ug/L																																<0.17	<0.17	<0.17	<0.17	<0.17	<0.17		
Trichlorofluoromethane	May-2016	ug/L			<0.17	<0.17	<0.17	<0.17		<0.17	<0.17	<0.17		<0.17	<0.17			<0.17	<0.17			<0.17	<0.17	<0.17	<0.17	<0.17	<0.17			<0.17	<0.17			<0.17	<0.17	<0.17					
Trichlorofluoromethane	Jun-2016	ug/L	<0.17	<0.17												<0.17	<0.17															<0.17	<0.17	<0.17	<0.17	<0.17				
Trichlorofluoromethane	Oct-2016	ug/L	<0.17		<0.17	<0.17					<0.17			<0.17	<0.17	<0.17						<0.17	<0.17	<0.17	<0.17		<0.17			<0.17	<0.17	<0.17	<0.17	<0.17	<0.17	<0.17	<0.17	<0.17			
Trichlorofluoromethane	Nov-2016	ug/L		<0.17			<0.17	<0.17		<0.17		<0.17					<0.17	<0.17	<0.17																<0.17			<0.17			
Trichlorofluoromethane	Jan-2017	ug/L																																<0.17							
Trichlorofluoromethane	Apr-2017	ug/L	<0.17	<0.17	<0.17	<0.17	<0.17	<0.17		<0.17	<0.17	<0.17		<0.17	<0.17	<0.17	<0.17	<0.17	<0.17			<0.17	<0.17	<0.17	<0.17	<0.17	<0.17	<0.17		<0.17	<0.17	<0.17	<0.17	<0.17	<0.17	<0.17	<0.17	<0.17	<0.17		
Trichlorofluoromethane	Jul-2017	ug/L																																							
Trichlorofluoromethane	Oct-2017	ug/L	<0.170	<0.170	<0.170	<0.170	<0.170	<0.170		<0.170	<0.170	<0.170		<0.170	<0.170	<0.170	<0.170	<0.170	<0.170			**0.254J**	<0.170	<0.170	<0.170	<0.170	<0.170	<0.170		<0.170	<0.170	<0.170	<0.170	<0.170	<0.170	<0.170	<0.170				
Trichlorofluoromethane	Apr-2018	ug/L	<0.170	<0.170	<0.170	<0.170	<0.170	<0.170		<0.170	<0.170	<0.170		<0.170	<0.170	<0.170	<0.170	<0.170	<0.170			<0.170	<0.170	<0.170	<0.170	<0.170	<0.170	<0.170		<0.170	<0.170	<0.170	<0.170	<0.170	<0.170	<0.170	<0.170				
Trichlorofluoromethane	Oct-2018	ug/L	<0.380	<0.380	<0.380	<0.380	<0.380	<0.380		<0.380	<0.380	<0.380		<0.380	<0.380	<0.380	<0.380	<0.380	<0.380			<0.380	<0.380	<0.380	<0.380	<0.380	<0.380	<0.380	<0.380	<0.380	<0.380	<0.380	<0.380	<0.380	<0.380	<0.380	<0.380				
Trichlorofluoromethane	Jan-2019	ug/L																											<0.380												
Trichlorofluoromethane	Apr-2019	ug/L	<0.380	<0.380	<0.380	<0.380	<0.380	<0.380		<0.380	<0.380	<0.380		<0.380	<0.380	<0.380	<0.380	<0.380	<0.380			<0.380	<0.380	<0.380	<0.380	<0.380	<0.380	<0.380	<0.380	<0.380	<0.380	<0.380	<0.380	<0.380	<0.380	<0.380	<0.380			<0.380	<0.380
Trichlorofluoromethane	Nov-2019	ug/L	<0.380	<0.380	<0.380	<0.380	<0.380	<0.380		<0.380	<0.380	<0.380		<0.380	<0.380	<0.380	<0.380	<0.380	<0.380			<0.380	<0.380	<0.380	<0.380	<0.380	<0.380	<0.380	<0.380	<0.380	<0.380	<0.380	<0.380	<0.380	<0.380	<0.380	<0.380			<0.380	<0.380
Trichlorofluoromethane	Apr-2020	ug/L	<0.380	<0.380	<0.380	<0.380	<0.380	<0.380		<0.380	<0.380	<0.380		<0.380	<0.380	<0.380	<0.380	<0.380	<0.380			<0.380		<0.380	<0.380	<0.380	<0.380	<0.380	<0.380	<0.380	<0.380	<0.380	<0.380	<0.380	<0.380	<0.380	<0.380		<0.380	<0.380	<0.380
Trichlorofluoromethane	Jul-2020	ug/L			<0.380	<0.380	<0.380									<0.380							<0.380	<0.380	<0.380	<0.380			<0.380									<0.380	<0.380	<0.380
Trichlorofluoromethane	Oct-2020	ug/L	<0.380	<0.380	<0.380	<0.380	<0.380	<0.380		<0.380	<0.380	<0.380		<0.380	<0.380	<0.380	<0.380					<0.380		<0.380	<0.380	<0.380	<0.380	<0.380	<0.380	<0.380	<0.380	<0.380	<0.380	<0.380	<0.380	<0.380	<0.380	<0.380	<0.380	<0.380	<0.380
Trichlorofluoromethane	Jan-2021	ug/L			<0.380	<0.380	<0.380									<0.380							<0.380	<0.380	<0.380	<0.380			<0.380									<0.380	<0.380	<0.380
Trichlorofluoromethane	Apr-2021	ug/L	<0.380	<0.380	<0.380			<0.380		<0.380	<0.380	<0.380		<0.380	<0.380	<0.380	<0.380					<0.380		<0.380	<0.380		<0.380	<0.380	<0.380	<0.380	<0.380	<0.380	<0.380	<0.380	<0.380	<0.380	<0.380	<0.380	<0.380	<0.380	<0.380
Trichlorofluoromethane	Jun-2021	ug/L																				<0.380																			
Trichlorofluoromethane	Oct-2021	ug/L	<0.380	<0.380	<0.380	<0.380	<0.380	<0.380			<0.380	<0.380		<0.380	<0.380	<0.380	<0.380					<0.380		<0.380	<0.380	<0.380	<0.380	<0.380	<0.380	<0.380	<0.380	<0.380	<0.380	<0.380	<0.380	<0.380	<0.380	<0.380	<0.380	<0.380	<0.380
Trichlorofluoromethane	Apr-2022	ug/L	<0.380	<0.380	<0.380	<0.380	<0.380	<0.380		<0.380	<0.380	<0.380		<0.380	<0.380	<0.380	<0.380					<0.380		<0.380	<0.380	<0.380	<0.380	<0.380	<0.380	<0.380	<0.380	<0.380	<0.380	<0.380	<0.380	<0.380	<0.380	<0.380	<0.380	<0.380	<0.380
Trichlorofluoromethane	Oct-2022	ug/L	<0.380		<0.380	<0.380	<0.380	<0.380			<0.380	<0.380		<0.380	<0.380	<0.380	<0.380					<0.380		<0.380	<0.380	<0.380	<0.380	<0.380	<0.380	<0.380	<0.380	<0.380		<0.380	<0.380	<0.380	<0.380	<0.380	<0.380	<0.380	<0.380
Trichlorofluoromethane	Apr-2023	ug/L	<0.380		<0.380	<0.380	<0.380	<0.380		<0.380	<0.380	<0.380		<0.380	<0.380	<0.380	<0.380					<0.380		<0.380	<0.380	<0.380	<0.380	<0.380	<0.380	<0.380	<0.380	<0.380		<0.380	<0.380	<0.380	<0.380	<0.380	<0.380	<0.380	<0.380
Trichlorofluoromethane	Oct-2023	ug/L	<0.380		<0.380			<0.380			<0.380	<0.380		<0.380	<0.380	<0.380	<0.380					<0.380		<0.380	<0.380		<0.380	<0.380	<0.380	<0.380	<0.380	<0.380		<0.380	<0.380	<0.380		<0.380	<0.380	<0.380	<0.380
Turbidity, Field	Sep-2014	NTU			**0.9194**		**8.98**	**2.026**			**0.2558**			**4.323**										**2.116**			**1.138**														
Turbidity, Field	Nov-2014	NTU	**0.0953**							**2.191**	**0.1746**			**2.481**	**0.2759**		**3.747**		**0.8832**	**1.05**			**1.898**		**0.4404**	**10.58**	**3.445**						**32.64**	**10.31**								
Turbidity, Field	Dec-2014	NT

DMASWA Landfill
Permit No. 31-SDP-02-75P

Table 9
Analytical Data Summary
2024 Annual Water Quality Report

Constituent	Month-Year	units	MW-102A	P-102BR	MW-103A	MW-104A	MW-105A	P-105B	MW-108A	MW-108AR	MW-109ARR	P-108B	MW-109AR	MW-114AR	P-114BR	MW-120AR	P-120B	MW-124A	MW-124B	MW-126A	MW-130A	MW-137A	MW-138A	MW-201A	MW-202A	MW-203A	MW-204A	OW-301A	OW-306AR	MW-401A	MW-402A	MW-403A	P-403B	MW-404A	MW-501A	MW-502A	P-503B	P-504B	MW-505A	MW-604	MW-605
Turbidity, Field	Dec-2015	NTU				0.7487				2.549	6.674																0.3357						4.748			0.1074	2.017	2.191	0.0056		
Turbidity, Field	May-2016	NTU			3.438	7.4	163	13.08		4.055	44.07	0.565		1.301	12.29			8.12	6.608			22.15	1.939	0.005	15.76	11.59	0.6007			78.7	1.448			0.3894	5.906	4.499							
Turbidity, Field	Jun-2016	NTU	205.6	5.8												0.1118	8.942															1.973	0.2211				1.073	4.648	22.92		
Turbidity, Lab	Sep-2014	NTU			<0.6		4.3				2				<0.6												<0.6														
Turbidity, Lab	Nov-2014	NTU	57.5							1.1	4.6			2.4	0.7J		2		0.8J	7		1	<0.6	13	31	3.7						36	7.5								
Turbidity, Lab	Dec-2014	NTU		<0.6	<0.6	25.1	6.5	4.7				<0.6				1.3											<0.6			16.2	1.4	0.7J									
Turbidity, Lab	Jan-2015	NTU																														28.7									
Turbidity, Lab	May-2015	NTU				32.4												<0.7		<0.7										11		<0.7	23.4								
Turbidity, Lab	Jun-2015	NTU	46	<0.7	<0.7	7.5		1		<0.7	5.4	<0.7		<0.7	<0.7	1.2	<0.7		<0.7			<0.7	<0.7	6.7	3.1	0.8J	<0.7				2.8			0.8J						
Turbidity, Lab	Oct-2015	NTU		<0.7								<0.7			<0.7	1.1	<0.7		0.7J	1.8		<0.7																			
Turbidity, Lab	Nov-2015	NTU	84.6		<0.7		38.3	<0.7						<0.7				<0.7						10.2	9.8	1.5		<0.7		31	3.3	1.6		2.3							
Turbidity, Lab	Dec-2015	NTU				23.5				1.1	10																<0.7						24.7			0.9J	1.8	2.7	<0.7		
Turbidity, Lab	Mar-2016	NTU																																	19.2	18.2	1.4	2.8	0.7J		
Turbidity, Lab	May-2016	NTU			0.8J	28.8	112	0.7J		2.5	36	<0.4		<0.4	<0.4			5.1	9.8			7.8	<0.4	<0.4	9.6	13.7	<0.4			15.7	0.7J			<0.4	1.4	1.8					
Turbidity, Lab	Jun-2016	NTU	150	<0.4												<0.4	3															1.1	25.8				1	4.2	1.9		
Vanadium	Oct-2007	ug/L	<50	<50	<50	<50	<50	<50	64.6			<50	<50	181	<50	<50	<50																								
Vanadium	Feb-2008	ug/L	<50	<50	<50	<50	<50	<50	<50			<50	<50	106	<50	<50	<50																								
Vanadium	Apr-2008	ug/L	<50	<50	<50	<50	<50	<50	<50			<50	<50	<50	<50	<50	<50																								
Vanadium	Jul-2008	ug/L	<50	<50	<50	<50	<50	<50	<50			<50	<50	218	<50	<50	<50																								
Vanadium	Oct-2008	ug/L	<50	<50	<50	<50	<50	<50	<50			<50	<50	<50	<50	<50	<50																								
Vanadium	Jan-2009	ug/L	<50	<50	<50	<50	<50	<50	<50			<50	<50	114	<50	<50	<50																								
Vanadium	Apr-2009	ug/L	<50	<50	<50	<50	<50	<50	<50			<50	<50	<50	<50	<50	<50																								
Vanadium	Jul-2009	ug/L	<50	<50	<50	<50	<50	<50	<50			<50	<50	<50	<50	<50	<50																								
Vanadium	Oct-2009	ug/L	<50	<50	<50	<50	<50	<50	<50			<50	<50	<50	<50	<50	<50																								
Vanadium	Dec-2009	ug/L														<50	<50																								
Vanadium	Feb-2010	ug/L														<50	<50																								
Vanadium	Apr-2010	ug/L	<50	<50	<50	<50	<50	<50	<50			<50	<50	<50	<50	<50	<50																								
Vanadium	Oct-2010	ug/L	<50	<50	<50	<50	<50	<50	<50			<50	<50	<50	<50	<50	<50																								
Vanadium	Feb-2011	ug/L																																							
Vanadium	Apr-2011	ug/L	<50	<50	<50	<50	<50	<50	<50			<50	<50	<50	<50	<50	<50																								
Vanadium	Jun-2011	ug/L																																							
Vanadium	Aug-2011	ug/L																																							
Vanadium	Oct-2011	ug/L	<50	<50	<50	<50	<50	<50	5.5J			<50	7.21J	9.32J	<50	<50	<50					<50						2.24J													
Vanadium	Feb-2012	ug/L								<2.1	<2.1											<2.1		11J	2.21J	<2.1	3.03J														
Vanadium	Apr-2012	ug/L	5.22J	<2.1	<2.1	2.8J	5.51J	<2.1		16J	6.09J	2.37J		9.67J	<2.1	8.05J	2.29J					3.24J		13.5J	8.67J	15.1J	20.5J	6.78J													
Vanadium	Jun-2012	ug/L								9.07J	7.91J											3.09J		8.39J	7.77J	5.47J	12.7J														
Vanadium	Aug-2012	ug/L								7.1J	3.32J							<2.1				<2.1	<2.1	<2.1	<2.1	6.79J	4.79J	<2.1													
Vanadium	Oct-2012	ug/L	<2.1	<2.1	4.83J	<2.1	<2.1	<2.1		6.12J	<2.1	<2.1		6.88J	<2.1	<2.1	<2.1		<2.1			4.32J	<2.1	11.5J	8.08J	3.53J	11J	<2.1													
Vanadium	Nov-2012	ug/L																												10.1J	<2.1	<2.1	<2.1	2.59J							
Vanadium	Feb-2013	ug/L																					<2.8							35.3J	10.2J	3.74J	<2.8	5J							
Vanadium	May-2013	ug/L	<4.17	<4.17	<4.17	<4.17	<4.17	<4.17		5.55	<4.17	<4.17		<4.17	<4.17	<4.17	<4.17	<4.17	<4.17	<4.17	<4.17	<4.17	<4.17	<4.17	<4.17	<4.17	<4.17	<4.17		7.63	<4.17	4.49J	<4.17	6.67						
Vanadium	Jun-2013	ug/L																<4.17	<4.17				<4.17							<8.33	<8.33	<8.33	<8.33	<8.33						
Vanadium	Aug-2013	ug/L			1.59													2.06	<0.833	4.74	<4.17		<0.833							1.51	1.3	1.02	<0.833	4.14						
Vanadium	Nov-2013	ug/L	<0.833	<0.833	<0.833	1.14	5.19	<0.833			1	0.845J		<0.833	1.14		<0.833		<0.833	8.22	1.65	2.22J	<0.833	3.04	1.79	1.14	<0.833	<0.833		6.13	0.5J	1.07	3.27	6.36						
Vanadium	Jan-2014	ug/L																	<0.833	<0.833	1.86		<0.5																	
Vanadium	May-2014	ug/L	<0.5	<0.5	0.621J	<0.5	<0.5	<0.5		1.16J	0.899J	<0.5		1.14J	0.566J			<0.5	<0.5	3.59J		<0.5		0.603J	1J	0.825J	0.809J			1.12J	<0.5	0.644J	0.72J	4.8J						
Vanadium	Jun-2014	ug/L														<0.5	<0.5				<0.5		<0.5																
Vanadium	Jul-2014	ug/L																0.657J	<0.437																					
Vanadium	Sep-2014	ug/L																																						
Vanadium	Nov-2014	ug/L	<0.449							<0.449	<0.449			<0.449	<0.449		<0.449		<0.449	<0.449		<0.449	<0.449	0.583J	0.706J	<0.449						<0.449	<0.449							
Vanadium	Dec-2014	ug/L		<0.449	<0.449	<0.449	<0.449	<0.449				<0.449				<0.449											<0.449			<0.449	<0.449	0.626J									
Vanadium	May-2015	ug/L					<0.449											<0.449		<0.449										<0.449		<0.449	<0.449								
Vanadium	Jun-2015	ug/L	<0.449	<0.449	<0.449	<0.449		<0.449		<0.449	<0.449	<0.449		<0.449	<0.449	<0.449	<0.449		<0.449			<0.449	<0.449	0.474J	0.782J	<0.449	<0.449				<0.449									
Vanadium	Oct-2015	ug/L		<0.449								<0.449			<0.449	<0.449	<0.449		<0.449	<0.449		<0.449																		
Vanadium	Nov-2015	ug/L	<0.449		<0.449		<0.449	<0.449						<0.449				<0.449						1.12J	<0.449	<0.449		0.681J		0.927J	<0.449	0.716J		<0.449						
Vanadium	Dec-2015	ug/L				<0.449				<0.449	<0.449																<0.449						<0.449			<0.449	<0.449	0.644J	0.492J		
Vanadium	Mar-2016	ug/L																																	0.884J	1.08J	0.391J	<0.255	0.342J		
Vanadium	May-2016	ug/L								<0.255	0.277J	<0.255		0.296J	0.314J			0.479J	<0.255			0.273J		0.79J		0.265J	<0.255			0.533J	<0.255			0.261J						
Vanadium	Jun-2016	ug/L	0.744J	<0.255	<0.255	<0.255	0.376J	<0.255								<0.255	<0.255						0.411J		0.618J								0.467J	<0.255		0.465J	<0.255	0.28J	0.397J	<0.255		
Vanadium	Oct-2016	ug/L	1.06J		0.298J	0.698J					<0.255			0.381J	<0.255	<0.255						0.775J	0.883J	0.717J	0.353J	0.263J	0.544J	0.713J		1.56J	1.21J	1.11J	0.349J	1.38J	<0.255		<0.255	<0.255			
Vanadium	Nov-2016	ug/L		<0.255			1.06J	<0.255		0.27J		<0.255					<0.255	0.31J	<0.255																	0.532J			<0.255			
Vanadium	Jan-2017	ug/L																																<0.255							
Vanadium	Apr-2017	ug/L	<0.84	<0.84	<0.84	<0.84	<0.84	<0.84		<0.84	<0.84	<0.84		<0.84	<0.84	<0.84	<0.84	<0.84	<0.84			<0.84	<0.84	<0.84	<0.84	<0.84	<0.84	<0.84		<0.84	<0.84	<0.84	<0.84	<0.84	<0.84	<0.84	<0.84	<0.84	<0.84		
Vanadium	Jul-2017	ug/L																																							
Vanadium	Oct-2017	ug/L	<0.840	<0.840	<0.840	<0.840	<0.840	<0.840		<0.840	<0.840	<0.840		<0.840	<0.840	<0.840	<0.840	<0.840	<0.840			<0.840	<0.840	1.05J	<0.840	<0.840	<0.840	1.09J		<0.840	<0.840	<0.840	<0.840	<0.840	<0.840	<0.840	<0.840				
Vanadium	Apr-2018	ug/L	<0.520	<0.520	<0.520	<0.520	<0.520	<0.520		<0.520	<0.520	<0.520		<0.520	<0.520	<0.520	<0.520	0.895J	0.525J			<0.520	0.725J	0.549J	0.872J	<0.520	<0.520	0.853J		<0.520	<0.520	<0.520	<0.520	<0.520	1.12J	1.02J	0.53J				
Vanadium	Oct-2018	ug/L	<2.15	<2.15	3.19J	4.43J	<2.15	<2.15		2.46J	<2.15	<2.15		3.06J	3.12J	<2.15	<2.15	<2.15	<2.15			3.31J	<2.15	3.44J	3.67J	3.95J	<2.15	<2.15	3.51J	4.24J	4.24J	<2.15	<2.15	2.86J	<2.15	<2.15	<2.15				
Vanadium	Jan-2019	ug/L																											3.28J											
Vanadium	Apr-2019	ug/L	<0.820	<0.820	<0.820	<0.820	<0.820	<0.820		<0.820	<0.820	<0.820		1.06J	<0.820	<0.820	<0.820	<0.820	<0.820			<0.820	<0.820	<0.820	<0.820	<0.820	<0.820	1.31J	<0.820	<0.820	<0.820	0.912J	<0.820	1.18J	<0.820	<0.820	<0.820			<0.820	<0.820
Vanadium	Nov-2019	ug/L	<0.820	<0.820	<0.820	<0.820	<0.820	<0.820		<0.820	3.11J	<0.820		<0.820	<0.820	<0.820	<0.820	<0.820	<0.820			<0.820	<0.820	<0.820	<0.820	<0.820	<0.820	1.14J	<0.820	<0.820	<0.820	<0.820	<0.820	<0.820	<0.820	<0.820	<0.820			<0.820	<0.820
Vanadium	Apr-2020	ug/L	<0.820	<0.820	<0.820	<0.820	<0.820	<0.820		<0.820	<0.820	<0.820		<0.820	<0.820	<0.820	<0.820	<0.820	<0.820			<0.820		<0.820	<0.820	<0.820	0.967J	1.12J	<0.820	<0.820	<0.820	<0.820	<0.820	0.82J	1.26J	<0.820	<0.820		<0.820	<0.820	<0.820
Vanadium	Jul-2020	ug/L			<0.850	<0.850	<0.850										<0.850							<0.850	<0.850	<0.850	<0.850			<0.850									<0.850	<0.850	<0.850
Vanadium	Oct-2020	ug/L	<0.850	<0.850	<0.850	<0.850	<0.850	<0.850		<0.850	<0.850	<0.850		<0.850	<0.850	<0.850	<0.850					<0.850		<0.850	<0.850	<0.850	<0.850	<0.850	0.99J	<0.850	<0.850	<0.850	<0.850	<0.850	<0.850	<0.850	<0.850	<0.850	<0.850	<0.850	<0.850
Vanadium	Jan-2021	ug/L			<0.850	<0.850	<0.850										<0.850							<0.850	<0.850	<0.850	2.49J												<0.850	<0.850	<0.850
Vanadium	Apr-2021	ug/L	<1.10	<1.10	<1.10	<1.10		<1.10		<1.10	<1.10	<1.10		<1.10	<1.10	<1.10	<1.10					<1.10		<1.10	<1.10		<1.10	<1.10	<1.10	<1.10	<1.10	2J	<1.10	<1.10	<1.10	<1.10	<1.10	<1.10	<1.10	<1.10	<1.10
Vanadium	Jun-2021	ug/L																				<1.10																			
Vanadium	Oct-2021	ug/L	<1.10	<1.10	<1.10	<1.10	<1.10	<1.10			<1.10	<1.10		<1.10	<1.10	<1.10	<1.10					<1.10		<4.40	<4.40	<4.40	<1.10	<1.10	3.78J	<1.10	<1.10	<1.10	<1.10	<1.10	<1.10	<1.10	<1.10	<1.10	<1.10	<1.10	<1.10
Vanadium	Apr-2022	ug/L	<1.10	<1.10	<1.10	<1.10	<1.10	<1.10		<1.10	<1.10	<1.10		<1.10	<1.10	<1.10	<1.10					<1.10		<1.10	<1.10	<1.10	<1.10	<1.10		<1.10	<1.10	<1.10	<1.10	<1.10	<1.10	<1.10	<1.10	1.27J	<1.10	<1.10	<1.10
Vanadium	Oct-2022	ug/L	<1.10		<1.10	<1.10	<1.10	<1.10			<1.10	<1.10		<1.10	<1.10	<1.10	<1.10					<1.10		<1.10	<1.10	1.91J	<1.10	<1.10	<1.10	<1.10	<1.10	<1.10		<1.10	<1.10	<1.10	<1.10	<1.10	<1.10	<1.10	<1.10
Vanadium	Apr-2023	ug/L	<1.10		<1.10	<1.10	<1.10	<1.10		<1.10	<1.10	<1.10		<1.10	<1.10	<1.10	<1.10					<1.10		<1.10	<1.10	<1.10	<1.10	<1.10	2.65J	<1.10	<1.10	<1.10		<1.10	<1.10	<1.10	1.64J	<1.10	<1.10	<1.10	<1.10
Vanadium	Oct-2023	mg/L	<0.00110		<0.00110			<0.00110			<0.00110	<0.00110		0.00180J	<0.00110	<0.00110	<0.00110					0.00134J		<0.00110	<0.00110		<0.00110	0.00137J	0.00199J	0.00161J	0.00211J	0.00155J		<0.00110	<0.00110	<0.00110		<0.00110	<0.00110	<0.00110	<0.00110
Vanadium, Dissolved	Apr-2009	ug/L	<50		<50	<50	<50		<50				<50	<50		<50																									
Vanadium, Dissolved	Jul-2009	ug/L	<50	<50	<50	<50	<50	<50	<50			<50	<50	<50	<50	<50	<50																								
Vanadium, Dissolved	Oct-2009	ug/L	<50		<50	<50	<50		<50				<50	<50		<50																									
Vanadium, Dissolved	Dec-2009	ug/L														<50	<50																									
Vanadium, Dissolved	Feb-2010	ug/L														<50	<50																									
Vanadium, Dissolved	Apr-2010	ug/L	<50	<50	<50	<50	<50	<50	<50			<50	<50	<50	<50	<50	<50																								
Vanadium, Dissolved	Oct-2010	ug/L	<50	<50	<50	<50	<50	<50	<50			<50	<50	<50	<50	<50	<50																								
Vanadium, Dissolved	Feb-2011	ug/L																																							
Vanadium, Dissolved	Apr-2011	ug/L	<50	<50	<50	<50	<50	<50	<50			<50	<50	<50	<50	<50	<50																								
Vanadium, Dissolved	Jun-2011	ug/L																																							
Vanadium, Dissolved	Aug-2011	ug/L																																							
Vanadium, Dissolved	Oct-2011	ug/L	<50	<50	<50	<50	<50	<50	<50			<50	<50	<50	<50	<50	<50					<50						<50													
Vanadium, Dissolved	Feb-2012	ug/L								4.18J	3.96J											4.61J		18.3J	7.47J	5.41J	6.51J														
Vanadium, Dissolved	Apr-2012	ug/L	4.58J	<2.1	<2.1	<2.1	3.4J	<2.1		2.73J	<2.1	<2.1		<2.1	<2.1	7.77J	<2.1					3.18J		7.73J	5.67J	4.3J	3.61J	3.47J													
Vanadium, Dissolved	Jun-2012	ug/L								<2.1	<2.1											4.14J		3.37J	2.42J	<2.1	2.39J														
Vanadium, Dissolved	Aug-2012	ug/L								<2.1	<2.1								2.1			<2.1	<2.1	<2.1	<2.1	<2.1	<2.1	<2.1													
Vanadium, Dissolved	Oct-2012	ug/L	<2.1	<2.1	<2.1	<2.1	<2.1	<2.1		<2.1	<2.1	<2.1		<2.1	<2.1	<2.1	<2.1		<2.1			<2.1	<2.1	<2.1	<2.1	<2.1	<2.1	<2.1													
Vanadium, Dissolved	Nov-2012	ug/L																												<2.1	<2.1	<2.1	<2.1	<2.1						
Vanadium, Dissolved	Feb-2013	ug/L																					<2.8							<2.8	<2.8	<2.8	<2.8	<2.8						
Vanadium, Dissolved	May-2013	ug/L	<4.17	<4.17	<4.17	<4.17	<4.17	<4.17		<4.17	<4.17	<4.17		<4.17	<4.17	<4.17	<4.17	<4.17	<4.17	<4.17	<4.17	<4.17	<4.17	<4.17	<4.17	<4.17	<4.17	<4.17		<4.17	<4.17	<4.17	<4.17	<4.17						
Vanadium, Dissolved	Jun-2013	ug/L																<4.17	<4.17				<4.17							<8.33	<8.33	<8.33	<8.33	<8.33						
Vanadium, Dissolved	Aug-2013	ug/L			<0.445													<0.833	<0.833	1.07	<4.17		<0.833							0.911J	<0.833	<0.833	<0.833	<0.833						
Vanadium, Dissolved	Nov-2013	ug/L	<0.833	<0.833	<0.833	<0.833	<4.17	<4.17			<4.17	<4.17		<4.17	<4.17		<0.833		1	<0.5	<0.833	<0.5	<0.833	1.17	<4.17	<4.17	<4.17	<4.17	<0.833		<0.5	<0.5	<0.833	<0.833	<0.833						
Vanadium, Dissolved	Jan-2014	ug/L																	<0.833	<0.833	<0.833		<0.5																	
Vanadium, Dissolved	May-2014	ug/L	<0.5	<0.5	<0.5	<0.5	<0.5	<0.5		<0.5	<0.5	<0.5		<0.5	<0.5			<0.5	<0.5	<0.5		<0.5		0.592J	0.675J	<0.5	<0.5			<0.5	<0.5	<0.5	<0.5	<0.5						
Vanadium, Dissolved	Jun-2014	ug/L														<0.5	<0.5				<0.5		<0.5																
Vanadium, Dissolved	Jul-2014	ug/L																0.54J	<0.437																					
Vinyl Acetate	Oct-2007	ug/L	<2	<2	<2	<2	<2	<2	<2			<2	<2	<2	<2	<2	<2																								
Vinyl Acetate	Feb-2008	ug/L	<2	<2	<2	<2	<2	<2	<2			<2	<2	<2	<2	<2	<2																								
Vinyl Acetate	Apr-2008	ug/L	<2	<2	<2	<2	<2	<2	<2			<2	<2	<2	<2	<2	<2																								
Vinyl Acetate	Jul-2008	ug/L	<2	<2	<2	<2	<2	<2	<2			<2	<2	<2	<2	<2	<2																								
Vinyl Acetate	Oct-2008	ug/L	<2	<2	<2	<2	<2	<2	<2			<2	<2	<2	<2	<2	<2																								
Vinyl Acetate	Jan-2009	ug/L	<2	<2	<2	<2	<2	<2	<2			<2	<2	<2	<2	<2	<2																								
Vinyl Acetate	Apr-2009	ug/L	<2	<2	<2	<2	<2	<2	<2			<2	<2	<2	<2	<2	<2																								
Vinyl Acetate	Jul-2009	ug/L	<2	<2	<2	<2	<2	<2	<2			<2	<2	<2	<2	<2	<2																								
Vinyl Acetate	Oct-2009	ug/L	<2	<2	<2	<2	<2	<2	<2			<2	<2	<2	<2	<2	<2																								
Vinyl Acetate	Dec-2009	ug/L														<2	<2																								
Vinyl Acetate	Feb-2010	ug/L														<2	<2																								

Notes:
"J" Indicates the constituent was detected between the method detection limit and the reporting limit and is considered estimated.

DMASWA Landfill
Permit No. 31-SDP-02-75P

Table 9
Analytical Data Summary
2024 Annual Water Quality Report

Constituent	Month-Year	units	MW-102A	P-102BR	MW-103A	MW-104A	MW-105A	P-105B	MW-108A	MW-108AR	MW-109ARR	P-108B	MW-109AR	MW-114AR	P-114BR	MW-120AR	P-120B	MW-124A	MW-124B	MW-126A	MW-130A	MW-137A	MW-138A	MW-201A	MW-202A	MW-203A	MW-204A	OW-301A	OW-306AR	MW-401A	MW-402A	MW-403A	P-403B	MW-404A	MW-501A	MW-502A	P-503B	P-504B	MW-505A	MW-604	MW-605
Vinyl Acetate	Apr-2010	ug/L	<2	<2	<2	<2	<2	<2	<2			<2	<2	<2	<2	<2	<2																								
Vinyl Acetate	Oct-2010	ug/L	<5	<5	<2	<2	<2	<2	<2			<2	<2	<2	<2	<2	<5																								
Vinyl Acetate	Feb-2011	ug/L																																							
Vinyl Acetate	Apr-2011	ug/L	<2	<2	<2	<2	<2	<2	<2			<2	<2	<2	<2	<2	<2																								
Vinyl Acetate	Jun-2011	ug/L																																							
Vinyl Acetate	Aug-2011	ug/L																																							
Vinyl Acetate	Oct-2011	ug/L	<50	<50	<2	<2	<2	<2	<2			<2	<2	<2	<2	<2	<2					<2					<2														
Vinyl Acetate	Feb-2012	ug/L								<0.74	<0.74											<0.74		<0.74	<0.74	<0.74	<0.74														
Vinyl Acetate	Apr-2012	ug/L	<0.74	<0.74	<0.74	<0.74	<0.74	<0.74		<0.74	<0.74	<0.74		<0.74	<0.74	<0.74	<0.74					<0.74		<0.74	<0.74	<0.74	<0.74	<0.74													
Vinyl Acetate	Jun-2012	ug/L								<0.74	<0.74											<0.74		<0.74	<0.74	<0.74	<0.74														
Vinyl Acetate	Aug-2012	ug/L								<0.74	<0.74								<0.74			<0.74	<0.74	<0.74	<0.74	<0.74	<0.74	<0.74													
Vinyl Acetate	Oct-2012	ug/L	<0.74	<0.74	<0.74	<0.74	<0.74	<0.74		<0.74	<0.74	<0.74		<0.74	<0.74	<0.74	<0.74		<0.74			<0.74	<0.74	<0.74	<0.74	<0.74	<0.74	<0.74													
Vinyl Acetate	Nov-2012	ug/L																												<0.74	<0.74	<0.74	<0.74	<0.74							
Vinyl Acetate	Feb-2013	ug/L																					<0.74							<0.74	<0.74	<0.74	<0.74	<0.74							
Vinyl Acetate	May-2013	ug/L	<0.74	<0.74	<0.74	<0.74	<0.74	<0.74		<0.74	<0.74	<0.74		<0.74	<0.74	<0.74	<0.74	<0.74	<0.74	<0.74	<0.74	<0.74	<0.74	<0.74	<0.74	<0.74	<0.74	<0.74		<0.74	<0.74	<0.74	<0.74	<0.74							
Vinyl Acetate	Jun-2013	ug/L																<0.74	<0.74				<0.74							<0.74	<0.74	<0.74	<0.74	<0.74							
Vinyl Acetate	Aug-2013	ug/L			<0.74													<0.74	<0.74	<0.74	<0.74		<0.74							<0.74	<0.74	<0.74	<0.74	<0.74							
Vinyl Acetate	Nov-2013	ug/L	<0.74	<0.74	<0.74	<0.74	<0.74	<0.74			<0.74	<0.74		<0.74	<0.74		<0.74		<0.74	<0.74	<0.74	<0.74	<0.74	<0.74	<0.74	<0.74	<0.74	<0.74		<0.74	<0.74	<0.74	<0.74	<0.74							
Vinyl Acetate	Jan-2014	ug/L																	<0.74	<0.74	<0.74		<0.74																		
Vinyl Acetate	May-2014	ug/L	<0.74	<0.74	<0.74	<0.74	<0.74	<0.74		<0.74	<0.74	<0.74		<0.74	<0.74			<0.74	<0.74	<0.74		<0.74		<0.74	<0.74	<0.74	<0.74			<0.74	<0.74	<0.74	<0.74	<0.74							
Vinyl Acetate	Jun-2014	ug/L														<0.74	<0.74				<0.74		<0.74																	
Vinyl Acetate	Jul-2014	ug/L																<0.74	<0.74																					
Vinyl Acetate	Sep-2014	ug/L																																						
Vinyl Acetate	Nov-2014	ug/L	<0.74							<0.74	<0.74			<0.74	<0.74		<0.74		<0.74	<0.74		<0.74	<0.74	<0.74	<0.74	<0.74						<0.74	<0.74							
Vinyl Acetate	Dec-2014	ug/L		<0.74	<0.74	<0.74	<0.74	<0.74				<0.74				<0.74										<0.74			<0.74	<0.74	<0.74									
Vinyl Acetate	May-2015	ug/L					<0.74											<0.74		<0.74									<0.74		<0.74	<0.74							
Vinyl Acetate	Jun-2015	ug/L	<0.74	<0.74	<0.74	<0.74		<0.74		<0.74	<0.74	<0.74		<0.74	<0.74	<0.74	<0.74		<0.74			<0.74	<0.74	<0.74	<0.74	<0.74	<0.74				<0.74			<0.74							
Vinyl Acetate	Oct-2015	ug/L		<0.74								<0.74			<0.74	<0.74	<0.74		<0.74	<0.74		<0.74																		
Vinyl Acetate	Nov-2015	ug/L	<0.74		<0.74		<0.74	<0.74						<0.74				<0.74						<0.74	<0.74	<0.74				<0.74	<0.74	<0.74		<0.74							
Vinyl Acetate	Dec-2015	ug/L				<0.74				<0.74	<0.74																<0.74						<0.74			<0.74	<0.74	<0.74	<0.74	<0.74		
Vinyl Acetate	Mar-2016	ug/L																																	<0.74	<0.74	<0.74	<0.74	<0.74		
Vinyl Acetate	May-2016	ug/L			<0.74	<0.74	<0.74	<0.74		<0.74	<0.74	<0.74		<0.74	<0.74			<0.74	<0.74			<0.74	<0.74	<0.74	<0.74	<0.74	<0.74			<0.74	<0.74			<0.74	<0.74	<0.74	<0.74				
Vinyl Acetate	Jun-2016	ug/L	<0.74	<0.74												<0.74	<0.74															<0.74	<0.74			<0.74	<0.74	<0.74			
Vinyl Acetate	Oct-2016	ug/L	<0.74		<0.74	<0.74					<0.74			<0.74	<0.74	<0.74						<0.74	<0.74	<0.74	<0.74		<0.74			<0.74	<0.74	<0.74	<0.74	<0.74	<0.74	<0.74	<0.74	<0.74			
Vinyl Acetate	Nov-2016	ug/L		<0.74			<0.74	<0.74		<0.74		<0.74					<0.74	<0.74	<0.74	<0.74																<0.74				<0.74		
Vinyl Acetate	Jan-2017	ug/L																																		<0.74					
Vinyl Acetate	Apr-2017	ug/L	<0.74	<0.74	<0.74	<0.74	<0.74	<0.74		<0.74	<0.74	<0.74		<0.74	<0.74	<0.74	<0.74	<0.74	<0.74	<0.74		<0.74	<0.74	<0.74	<0.74	<0.74	<0.74	<0.74		<0.74	<0.74	<0.74	<0.74	<0.74	<0.74	<0.74	<0.74	<0.74	<0.74		
Vinyl acetate	Jul-2017	ug/L																																						
Vinyl acetate	Oct-2017	ug/L	<0.740	<0.740	<0.740	<0.740	<0.740	<0.740		<0.740	<0.740	<0.740		<0.740	<0.740	<0.740	<0.740	<0.740	<0.740			<0.740	<0.740	<0.740	<0.740	<0.740	<0.740	<0.740		<0.740	<0.740	<0.740	<0.740	<0.740	<0.740	<0.740	<0.740				
Vinyl acetate	Apr-2018	ug/L	<0.740	<0.740	<0.740	<0.740	<0.740	<0.740		<0.740	<0.740	<0.740		<0.740	<0.740	<0.740	<0.740	<0.740	<0.740			<0.740	<0.740	<0.740	<0.740	<0.740	<0.740	<0.740		<0.740	<0.740	<0.740	<0.740	<0.740	<0.740	<0.740	<0.740				
Vinyl acetate	Oct-2018	ug/L	<2.50	<2.50	<2.50	<2.50	<2.50	<2.50		<2.50	<2.50	<2.50		<2.50	<2.50	<2.50	<2.50	<2.50	<2.50			<2.50	<2.50	<2.50	<2.50	<2.50	<2.50	<2.50	<2.50	<2.50	<2.50	<2.50	<2.50	<2.50	<2.50	<2.50	<2.50				
Vinyl acetate	Jan-2019	ug/L																											<2.50											
Vinyl acetate	Apr-2019	ug/L	<2.50	<2.50	<2.50	<2.50	<2.50	<2.50		<2.50	<2.50	<2.50		<2.50	<2.50	<2.50	<2.50	<2.50	<2.50			<2.50	<2.50	<2.50	<2.50	<2.50	<2.50	<2.50	<2.50	<2.50	<2.50	<2.50	<2.50	<2.50	<2.50	<2.50	<2.50		<2.50	<2.50	
Vinyl acetate	Nov-2019	ug/L	<2.50	<2.50	<2.50	<2.50	<2.50	<2.50		<2.50	<2.50	<2.50		<2.50	<2.50	<2.50	<2.50	<2.50	<2.50			<2.50	<2.50	<2.50	<2.50	<2.50	<2.50	<2.50	<2.50	<2.50	<2.50	<2.50	<2.50	<2.50	<2.50	<2.50	<2.50		<2.50	<2.50	
Vinyl acetate	Apr-2020	ug/L	<2.50	<2.50	<2.50	<2.50	<2.50	<2.50		<2.50	<2.50	<2.50		<2.50	<2.50	<2.50	<2.50	<2.50	<2.50			<2.50		<2.50	<2.50	<2.50	<2.50	<2.50	<2.50	<2.50	<2.50	<2.50	<2.50	<2.50	<2.50	<2.50	<2.50		<2.50	<2.50	<2.50
Vinyl acetate	Jul-2020	ug/L			<2.50	<2.50	<2.50							<2.50										<2.50	<2.50	<2.50	<2.50			<2.50	<2.50	<2.50	<2.50	<2.50	<2.50	<2.50	<2.50		<2.50	<2.50	<2.50
Vinyl acetate	Oct-2020	ug/L	<2.50	<2.50	<2.50	<2.50	<2.50	<2.50		<2.50	<2.50	<2.50		<2.50	<2.50	<2.50	<2.50					<2.50		<2.50	<2.50	<2.50	<2.50	<2.50	<2.50	<2.50	<2.50	<2.50	<2.50	<2.50	<2.50	<2.50	<2.50	<2.50	<2.50	<2.50	<2.50
Vinyl acetate	Jan-2021	ug/L			<2.50	<2.50	<2.50							<2.50										<2.50	<2.50	<2.50	<2.50										<2.50	<2.50	<2.50
Vinyl acetate	Apr-2021	ug/L	<2.50	<2.50	<2.50			<2.50		<2.50	<2.50	<2.50		<2.50	<2.50	<2.50	<2.50					<2.50		<2.50	<2.50		<2.50	<2.50	<2.50	<2.50	<2.50	<2.50	<2.50	<2.50	<2.50	<2.50	<2.50	<2.50	<2.50	<2.50	<2.50
Vinyl acetate	Jun-2021	ug/L																				<2.50																		
Vinyl acetate	Oct-2021	ug/L	<2.50	<2.50	<2.50	<2.50	<2.50	<2.50			<2.50	<2.50		<2.50	<2.50	<2.50	<2.50					<2.50		<2.50	<2.50	<2.50	<2.50	<2.50	<2.50	<2.50	<2.50	<2.50	<2.50	<2.50	<2.50	<2.50	<2.50	<2.50	<2.50	<2.50	<2.50
Vinyl acetate	Apr-2022	ug/L	<2.50	<2.50	<2.50	<2.50	<2.50	<2.50		<2.50	<2.50	<2.50		<2.50	<2.50	<2.50	<2.50					<2.50		<2.50	<2.50	<2.50	<2.50	<2.50	<2.50	<2.50	<2.50	<2.50	<2.50	<2.50	<2.50	<2.50	<2.50	<2.50	<2.50	<2.50	<2.50
Vinyl acetate	Oct-2022	ug/L	<2.50		<2.50	<2.50	<2.50	<2.50			<2.50	<2.50		<2.50	<2.50	<2.50	<2.50					<2.50		<2.50	<2.50	<2.50	<2.50	<2.50	<2.50	<2.50	<2.50	<2.50	<2.50	<2.50	<2.50	<2.50	<2.50	<2.50	<2.50	<2.50	<2.50
Vinyl acetate	Apr-2023	ug/L	<2.50		<2.50	<2.50	<2.50	<2.50		<2.50	<2.50	<2.50		<2.50	<2.50	<2.50	<2.50					<2.50		<2.50	<2.50	<2.50	<2.50	<2.50	<2.50	<2.50	<2.50	<2.50	<2.50	<2.50	<2.50	<2.50	<2.50	<2.50	<2.50	<2.50	<2.50
Vinyl acetate	Oct-2023	ug/L	<2.50		<2.50		<2.50				<2.50	<2.50		<2.50	<2.50	<2.50	<2.50					<2.50		<2.50	<2.50		<2.50	<2.50	<2.50	<2.50	<2.50	<2.50	<2.50	<2.50	<2.50	<2.50	<2.50	<2.50	<2.50	<2.50	<2.50
Vinyl chloride	Oct-2007	ug/L	<1	<1	<1	<1	<1	<1	<1			<1	<1	<1	<1	<1	<1																								
Vinyl chloride	Feb-2008	ug/L	<1	<1	<1	<1	<1	<1	<1			<1	<1	<1	<1	<1	<1																								
Vinyl chloride	Apr-2008	ug/L	<1	<1	<1	<1	<1	<1	<1			<1	<1	<1	<1	<1	<1																								
Vinyl chloride	Jul-2008	ug/L	<1	<1	<1	<1	<1	<1	<1			<1	<1	<1	<1	<1	<1																								
Vinyl chloride	Oct-2008	ug/L	<1	<1	<1	<1	<1	<1	<1			<1	<1	<1	<1	<1	<1																								
Vinyl chloride	Jan-2009	ug/L	<1	<1	<1	<1	<1	<1	<1			<1	<1	<1	<1	<1	<1																								
Vinyl chloride	Apr-2009	ug/L	<1	<1	<1	<1	<1	<1	<1			<1	<1	<1	<1	<1	<1																								
Vinyl chloride	Jul-2009	ug/L	<1	<1	<1	<1	<1	<1	<1			<1	<1	<1	<1	<1	<1																								
Vinyl chloride	Oct-2009	ug/L	<1	<1	<1	<1	<1	<1	<1			<1	<1	<1	<1	<1	<1																								
Vinyl chloride	Dec-2009	ug/L														<1	<1																								
Vinyl chloride	Feb-2010	ug/L														<1	<1																								
Vinyl chloride	Apr-2010	ug/L	<1	<1	<1	<1	<1	<1	<1			<1	<1	<1	<1	<1	<1																								
Vinyl chloride	Oct-2010	ug/L	<1	<1	<1	<1	<1	<1	<1			<1	<1	<1	<1	<1	<1																								
Vinyl chloride	Feb-2011	ug/L																																							
Vinyl chloride	Apr-2011	ug/L	<1	<1	<1	<1	<1	<1	<1			<1	<1	<1	<1	<1	<1																								
Vinyl chloride	Jun-2011	ug/L																																							
Vinyl chloride	Aug-2011	ug/L																																							
Vinyl chloride	Oct-2011	ug/L	**0.37J**	<1	**0.14J**	<1	<1	<1	<1			<1	<1	<1	<1	<1	<1					<1					**0.18J**														
Vinyl chloride	Feb-2012	ug/L								<0.1	<0.1											<0.1		**0.1J**	**0.11J**	**0.48J**	<0.1														
Vinyl chloride	Apr-2012	ug/L	**0.37J**	<0.1	<0.1	**0.21J**	<0.1	<0.1		<0.1	<0.1	<0.1		<0.1	<0.1	<0.1	<0.1					<0.1		<0.1	<0.1	**0.28J**	<0.1	**0.46J**													
Vinyl chloride	Jun-2012	ug/L								<0.1	<0.1											<0.1		**0.12J**	<0.1	**0.12J**	<0.1														
Vinyl chloride	Aug-2012	ug/L								<0.1	<0.1							**0.14J**				<0.1	<0.1	**0.1J**	<0.1	<0.1	<0.1	**0.3J**													
Vinyl chloride	Oct-2012	ug/L	**0.57J**	<0.1	<0.1	<0.1	<0.1	<0.1		<0.1	<0.1	<0.1		<0.1	<0.1	<0.1	<0.1		<0.1			<0.1	<0.1	<0.1	<0.1	**0.18J**	<0.1	**0.28J**													
Vinyl chloride	Nov-2012	ug/L																												<0.1	**0.19J**	<0.1	<0.1	<0.1							
Vinyl chloride	Feb-2013	ug/L																					<0.1							<0.1	<0.1	<0.1	<0.1	<0.1							
Vinyl chloride	May-2013	ug/L	**0.574J**	<0.1	<0.1	**0.178J**	<0.1	<0.1		<0.1	<0.1	<0.1		<0.1	<0.1	<0.1	<0.1	<0.1	<0.1	<0.1	<0.1	<0.1	<0.1	<0.1	<0.1	<0.1	<0.1	**0.711J**		<0.1	<0.1	<0.1	<0.1	<0.1							
Vinyl chloride	Jun-2013	ug/L																<0.1	<0.1				<0.1							<0.1	<0.1	<0.1	<0.1	<0.1							
Vinyl chloride	Aug-2013	ug/L			<0.1													<0.1	<0.1	<0.1	<0.1		<0.1							<0.1	<0.1	<0.1	<0.1	<0.1							
Vinyl chloride	Nov-2013	ug/L	<0.1	<0.1	<0.1	<0.1	<0.1	<0.1			<0.1	<0.1		<0.1	<0.1		<0.1		<0.1	<0.1	<0.1	<0.1	<0.1	<0.1	<0.1	<0.1	<0.1	<0.1		<0.1	<0.1	<0.1	<0.1	<0.1							
Vinyl chloride	Jan-2014	ug/L																	<0.1	<0.1	<0.1		<0.1																		
Vinyl chloride	May-2014	ug/L	**0.672J**	<0.1	<0.1	<0.1	<0.1	<0.1		<0.1	<0.1	<0.1		<0.1	<0.1			<0.1	<0.1	<0.1		<0.1		<0.1	<0.1	<0.1	<0.1			<0.1	<0.1	<0.1	<0.1	<0.1							
Vinyl chloride	Jun-2014	ug/L														<0.1	<0.1				<0.1		<0.1																	
Vinyl chloride	Jul-2014	ug/L																<0.1	<0.1																					
Vinyl chloride	Sep-2014	ug/L																																						
Vinyl chloride	Nov-2014	ug/L	**0.477J**							<0.1	<0.1			<0.1	<0.1		<0.1		<0.1	<0.1		<0.1	<0.1	<0.1	<0.1	<0.1						<0.1	<0.1							
Vinyl chloride	Dec-2014	ug/L		<0.1	<0.1	<0.1	<0.1	<0.1				<0.1				<0.1										<0.1			<0.1	<0.1	<0.1									
Vinyl chloride	May-2015	ug/L					<0.1											<0.1		<0.1									<0.1		<0.1	<0.1							
Vinyl chloride	Jun-2015	ug/L	**0.761J**	<0.1	<0.1	<0.1		<0.1		<0.1	<0.1	<0.1		<0.1	<0.1	<0.1	<0.1		<0.1			<0.1	<0.1	<0.1	<0.1	<0.1	<0.1				<0.1			<0.1							
Vinyl chloride	Oct-2015	ug/L		<0.1								<0.1			<0.1	<0.1	<0.1		<0.1	<0.1		<0.1																		
Vinyl chloride	Nov-2015	ug/L	**0.304J**		<0.1		<0.1	<0.1						<0.1				<0.1						<0.1	<0.1	<0.1				**0.141J**	<0.1	<0.1		<0.1							
Vinyl chloride	Dec-2015	ug/L				<0.1				<0.1	<0.1																<0.1						<0.1			<0.1	<0.1	<0.1	<0.1	<0.1		
Vinyl chloride	Mar-2016	ug/L																																	<0.1	<0.1	<0.1	<0.1	<0.1		
Vinyl chloride	May-2016	ug/L			<0.1	<0.1	<0.1	<0.1		<0.1	<0.1	<0.1		<0.1	<0.1			<0.1	<0.1			<0.1	<0.1	<0.1	<0.1	**0.147J**	<0.1			**0.131J**	<0.1			<0.1	<0.1	<0.1					
Vinyl chloride	Jun-2016	ug/L	**0.581J**	<0.1												<0.1	<0.1															<0.1			<0.1	<0.1	<0.1			
Vinyl chloride	Oct-2016	ug/L	**0.456J**		<0.1	<0.1					<0.1			<0.1	<0.1	<0.1						<0.1	<0.1	<0.1	<0.1		<0.1			**0.588J**	<0.1	<0.1	<0.1	<0.1	<0.1		<0.1	<0.1			
Vinyl chloride	Nov-2016	ug/L		<0.1			<0.1	<0.1		<0.1		<0.1					<0.1	<0.1	<0.1	<0.1																<0.1				<0.1		
Vinyl chloride	Jan-2017	ug/L																																		<0.1					
Vinyl chloride	Apr-2017	ug/L	**0.297J**	<0.1	<0.1	<0.1	<0.1	<0.1		<0.1	<0.1	<0.1		<0.1	<0.1	<0.1	<0.1	<0.1	<0.1	<0.1		<0.1	<0.1	<0.1	<0.1	<0.1	<0.1	<0.1		**0.496J**	<0.1	<0.1	<0.1	<0.1	**0.171J**	<0.1	<0.1	<0.1	<0.1		
Vinyl chloride	Jul-2017	ug/L																																						
Vinyl chloride	Oct-2017	ug/L	<0.100	<0.100	<0.100	<0.100	<0.100	<0.100		<0.100	<0.100	<0.100		<0.100	<0.100	<0.100	<0.100	<0.100	<0.100			<0.100	<0.100	<0.100	<0.100	<0.100	<0.100	<0.100		<0.100	<0.100	<0.100	<0.100	<0.100	<0.100	<0.100	<0.100				
Vinyl chloride	Apr-2018	ug/L	**0.433J**	<0.100	<0.100	<0.100	<0.100	<0.100		<0.100	<0.100	<0.100		<0.100	<0.100	<0.100	<0.100	<0.100	<0.100			<0.100	<0.100	**0.105J**	<0.100	<0.100	<0.100	<0.100		<0.100	<0.100	<0.100	<0.100	<0.100	<0.100	<0.100	<0.100				
Vinyl chloride	Oct-2018	ug/L	<0.600	<0.600	<0.600	<0.600	<0.600	<0.600		<0.600	<0.600	<0.600		<0.600	<0.600	<0.600	<0.600	<0.600	<0.600			<0.600	<0.600	<0.600	<0.600	<0.600	<0.600	<0.600	<0.600	<0.600	<0.600	<0.600	<0.600	<0.600	<0.600	<0.600	<0.600				
Vinyl chloride	Jan-2019	ug/L																											<0.600											
Vinyl chloride	Apr-2019	ug/L	<0.600	<0.600	<0.600	<0.600	<0.600	<0.600		<0.600	<0.600	<0.600		<0.600	<0.600	<0.600	<0.600	<0.600	<0.600			<0.600	<0.600	<0.600	<0.600	<0.600	<0.600	<0.600	<0.600	<0.600	<0.600	<0.600	<0.600	<0.600	<0.600	<0.600	<0.600		<0.600	<0.600	
Vinyl chloride	Nov-2019	ug/L	<0.180	<0.180	<0.180	<0.180	<0.180	<0.180		<0.180	<0.180	<0.180		<0.180	<0.180	<0.180	<0.180	<0.180	<0.180			<0.180	<0.180	<0.180	<0.180	<0.180	<0.180	<0.180	<0.180	<0.180	<0.180	<0.180	<0.180	<0.180	<0.180	<0.180	<0.180		<0.180	<0.180	
Vinyl chloride	Apr-2020	ug/L	<0.180	<0.180	<0.180	<0.180	<0.180	<0.180		<0.180	<0.180	<0.180		<0.180	<0.180	<0.180	<0.180	<0.180	<0.180			<0.180		<0.180	<0.180	<0.180	<0.180	<0.180	<0.180	**0.333J**	<0.180	<0.180	<0.180	<0.180	<0.180	<0.180	<0.180		<0.180	<0.180	<0.180
Vinyl chloride	Jul-2020	ug/L			<0.180	<0.180	<0.180							<0.180										<0.180	<0.180	<0.180	<0.180			<0.180	<0.180	<0.180	<0.180	<0.180	<0.180	<0.180	<0.180		<0.180	<0.180	<0.180
Vinyl chloride	Oct-2020	ug/L	**0.289J**	<0.180	<0.180	<0.180	<0.180	<0.180		<0.180	<0.180	<0.180		<0.180	<0.180	<0.180	<0.180					<0.180		<0.180	<0.180	<0.180	<0.180	<0.180	<0.180	<0.180	<0.180	<0.180	<0.180	<0.180	<0.180	<0.180	<0.180	<0.180	<0.180	<0.180	<0.180
Vinyl chloride	Jan-2021	ug/L			<0.180	<0.180	<0.180							<0.180										<0.180	<0.180	<0.180	<0.180										<0.180	<0.180	<0.180
Vinyl chloride	Apr-2021	ug/L	**0.297J**	<0.180	<0.180			<0.180		<0.180	<0.180	<0.180		<0.180	<0.180	<0.180	<0.180					<0.180		<0.180	<0.180		<0.180	<0.180	<0.180	<0.180	<0.180	<0.180	<0.180	<0.180	<0.180	<0.180	<0.180	<0.180	<0.180	<0.180	<0.180
Vinyl chloride	Jun-2021	ug/L																				<0.180																		
Vinyl chloride	Oct-2021	ug/L	**0.465J**	<0.180	<0.180	<0.180	<0.180	<0.180			<0.180	<0.180		<0.180	<0.180	<0.180	<0.180					<0.180		<0.180	<0.180	<0.180	<0.180	<0.180	<0.180	**0.211J**	<0.180	<0.180	<0.180	<0.180	<0.180	<0.180	<0.180	<0.180	<0.180	<0.180	<0.180
Vinyl chloride	Apr-2022	ug/L	**0.302J**	<0.180	<0.180	<0.180	<0.180	<0.180		<0.180

DMASWA Landfill
Permit No. 31-SDP-02-75P

Table 9
Analytical Data Summary
2024 Annual Water Quality Report

Constituent	Month-Year	units	MW-102A	P-102BR	MW-103A	MW-104A	MW-105A	P-105B	MW-108A	MW-108AR	MW-109ARR	P-108B	MW-109AR	MW-114AR	P-114BR	MW-120AR	P-120B	MW-124A	MW-124B	MW-126A	MW-130A	MW-137A	MW-138A	MW-201A	MW-202A	MW-203A	MW-204A	OW-301A	OW-306AR	MW-401A	MW-402A	MW-403A	P-403B	MW-404A	MW-501A	MW-502A	P-503B	P-504B	MW-505A	MW-604	MW-605
Vinyl chloride	Apr-2023	ug/L	**0.597J**		<0.180	<0.180	<0.180	<0.180		<0.180	<0.180	<0.180		<0.180	<0.180	<0.180	<0.180					<0.180		<0.180	<0.180	<0.180	<0.180	<0.180	<0.180	<0.180	<0.180	<0.180		<0.180	<0.180	<0.180		<0.180	<0.180	<0.180	<0.180
Vinyl chloride	Oct-2023	ug/L	**0.419J**		<0.180			<0.180			<0.180	<0.180		<0.180	<0.180	<0.180	<0.180					<0.180		<0.180	<0.180		<0.180	<0.180	<0.180	<0.180	<0.180	<0.180		<0.180	<0.180	<0.180		<0.180	<0.180	<0.180	<0.180
Xylenes, Total	Oct-2007	ug/L	<3	<3	<3	<3	<3	<3	<3			<3	<3	<3	<3	<3	<3																								
Xylenes, Total	Feb-2008	ug/L	<3	<3	<3	<3	<3	<3	<3			<3	<3	<3	<3	<3	<3																								
Xylenes, Total	Apr-2008	ug/L	<3	<3	<3	<3	<3	<3	<3			<3	<3	<3	<3	<3	<3																								
Xylenes, Total	Jul-2008	ug/L	<3	<3	<3	<3	<3	<3	<3			<3	<3	<3	<3	<3	<3																								
Xylenes, Total	Oct-2008	ug/L	<3	<3	<3	<3	<3	<3	<3			<3	<3	<3	<3	<3	<3																								
Xylenes, Total	Jan-2009	ug/L	<3	<3	<3	<3	<3	<3	<3			<3	<3	<3	<3	<3	<3																								
Xylenes, Total	Apr-2009	ug/L	<3	<3	<3	<3	<3	<3	<3			<3	<3	<3	<3	<3	<3																								
Xylenes, Total	Jul-2009	ug/L	<3	<3	<3	<3	<3	<3	<3			<3	<3	<3	<3	<3	<3																								
Xylenes, Total	Oct-2009	ug/L	<4	<4	<3	<3	<3	<6	<3			<6	<3	<4	<6	<3	<6																								
Xylenes, Total	Dec-2009	ug/L														<6	<6																								
Xylenes, Total	Feb-2010	ug/L														<3	<3																								
Xylenes, Total	Apr-2010	ug/L	<3	<3	<3	<3	<3	<3	<3			<3	<3	<3	<3	<3	<3																								
Xylenes, Total	Oct-2010	ug/L	<3	<3	<3	<3	<3	<3	<3			<3	<3	<3	<3	<3	<3																								
Xylenes, Total	Feb-2011	ug/L																																							
Xylenes, Total	Apr-2011	ug/L	<3	<3	<3	<3	<3	<3	<3			<3	<3	<3	<3	<3	<3																								
Xylenes, Total	Jun-2011	ug/L																																							
Xylenes, Total	Aug-2011	ug/L																																							
Xylenes, Total	Oct-2011	ug/L	<3	<3	**0.3J**	<3	<3	<3	<3			<3	<3	<3	<3	<3	<3					<3						**0.38J**													
Xylenes, Total	Feb-2012	ug/L								<0.13	<0.13											<0.13		<0.13	**0.27J**	<0.13	<0.13														
Xylenes, Total	Apr-2012	ug/L	<0.13	<0.13	<0.13	<0.13	<0.13	<0.13		<0.13	<0.13	<0.13		<0.13	**0.13J**	<0.13	<0.13					<0.13		<0.13	<0.13	<0.13	<0.13	**0.5J**													
Xylenes, Total	Jun-2012	ug/L								**0.14J**	<0.13											<0.13		<0.13	<0.13	<0.13	<0.13														
Xylenes, Total	Aug-2012	ug/L								<0.13	<0.13								<0.13			<0.13	<0.13	<0.13	<0.13	<0.13	<0.13	**0.2J**													
Xylenes, Total	Oct-2012	ug/L	<0.13	<0.13	<0.13	<0.13	<0.13	<0.13		<0.13	<0.13	<0.13		<0.13	<0.13	<0.13	<0.13		<0.13			<0.13	<0.13	<0.13	<0.13	**0.17J**	<0.13	**0.22J**													
Xylenes, Total	Nov-2012	ug/L																												<0.13	<0.13	<0.13	<0.13	<0.13							
Xylenes, Total	Feb-2013	ug/L																				<0.13								<0.13	<0.13	<0.13	<0.13	<0.13							
Xylenes, Total	May-2013	ug/L	<0.13	<0.13	<0.13	<0.13	<0.13	<0.13		<0.13	<0.13	<0.13		<0.13	<0.13	<0.13	<0.13	<0.13	<0.13	<0.13	<0.13	<0.13	<0.13	<0.13	<0.13	<0.13	<0.13	<0.13		<0.13	<0.13	<0.13	<0.13	<0.13						
Xylenes, Total	Jun-2013	ug/L																<0.13	<0.13			<0.13								<0.13	<0.13	<0.13	<0.13	<0.13							
Xylenes, Total	Aug-2013	ug/L			<0.13													<0.13	<0.13	<0.13	<0.13									<0.13	<0.13	<0.13	<0.13	<0.13							
Xylenes, Total	Nov-2013	ug/L	<0.13	<0.13	<0.13	<0.13	<0.13	<0.13			<0.13	<0.13		<0.13	<0.13		<0.13		<0.13	<0.13	<0.13	<0.13	<0.13	<0.13	<0.13	<0.13	<0.13	**0.464J**		<0.13	<0.13	<0.13	<0.13	<0.13						
Xylenes, Total	Jan-2014	ug/L																	<0.13	<0.13	<0.13		<0.13																		
Xylenes, Total	May-2014	ug/L	<0.13	<0.13	<0.13	<0.13	<0.13	<0.13		<0.13	<0.13	<0.13		<0.13	<0.13			<0.13	<0.13	<0.13		<0.13		<0.13	<0.13	<0.13	<0.13			<0.13	<0.13	<0.13	<0.13	<0.13						
Xylenes, Total	Jun-2014	ug/L														<0.13	<0.13				<0.13	<0.13																		
Xylenes, Total	Jul-2014	ug/L																<0.13	<0.13																					
Xylenes, Total	Sep-2014	ug/L																																						
Xylenes, Total	Nov-2014	ug/L	<0.13							<0.13	<0.13			<0.13	<0.13		<0.13		<0.13	<0.13		<0.13	<0.13	<0.13	<0.13	<0.13						<0.13	<0.13							
Xylenes, Total	Dec-2014	ug/L		<0.13	<0.13	<0.13	<0.13	<0.13				<0.13				<0.13									<0.13				<0.13	<0.13	<0.13									
Xylenes, Total	May-2015	ug/L					<0.13											<0.13		<0.13										<0.13		<0.13	<0.13							
Xylenes, Total	Jun-2015	ug/L	<0.13	<0.13	<0.13	<0.13		<0.13		<0.13	<0.13	<0.13		<0.13	<0.13	<0.13	<0.13		<0.13			<0.13	<0.13	<0.13	<0.13	<0.13	<0.13				<0.13		<0.13							
Xylenes, Total	Oct-2015	ug/L		<0.13								<0.13			<0.13	<0.13	<0.13		<0.13	<0.13		<0.13																		
Xylenes, Total	Nov-2015	ug/L	<0.13		<0.13		<0.13	<0.13						<0.13				<0.13						<0.13	<0.13	<0.13		**0.156J**		<0.13	<0.13	<0.13		<0.13						
Xylenes, Total	Dec-2015	ug/L				<0.13				<0.13	<0.13																<0.13						<0.13		<0.13	<0.13	<0.13	<0.13		
Xylenes, Total	Mar-2016	ug/L																																	<0.13	<0.13	<0.13	<0.13		
Xylenes, Total	May-2016	ug/L			<0.13	<0.13	<0.13	<0.13		<0.13	<0.13	<0.13		<0.13	<0.13			<0.13	<0.13			<0.13	<0.13	<0.13	<0.13	<0.13	<0.13			<0.13	<0.13			<0.13	<0.13	<0.13				
Xylenes, Total	Jun-2016	ug/L	<0.13	<0.13												<0.13	<0.13																			<0.13	<0.13				
Xylenes, Total	Oct-2016	ug/L			**6.8**													<0.13	**11**	<0.13		<0.625								<0.625	<0.625	<0.625	<0.625	**5.33**						
Xylenes, Total	Nov-2016	ug/L	<0.625	<0.625	<0.625	**11.2**	**26.1**	<3.13			<3.13	<3.13		<3.13	<3.13		**5.83**		**9.91**	**13.1**	**8.87**	**3.81J**	**8.5**	**9.88**	<3.13	<3.13	<3.13	**6.98**		**5.8J**	**3.04J**	<0.625	**11.9**	<0.625						
Xylenes, Total	Jan-2017	ug/L																	**14**	<0.625	**8.28**		<2																	
Xylenes, Total	May-2017	ug/L	**4.74J**	**5.94J**	**6.83J**	**4.38J**	**5.97J**	**3.77J**		**3.18J**	<2	**9.65J**		**4.74J**	**4.13J**			**2.2J**	**2.85J**	**4.76J**		<2		**4.31J**	**6.23J**	**3.02J**	<2			<2	<2	**2.72J**	**2.25J**	**5.91J**						
Xylenes, Total	Jun-2017	ug/L														**6.26J**	**9.67J**				**4.08J**		<2																	
Xylenes, Total	Jul-2017	ug/L																<6.95	<6.95																					
Xylenes, Total	Sep-2017	ug/L																																						
Xylenes, Total	Nov-2017	ug/L	<6.95							<6.95	<6.95			<6.95	<6.95		**7.45J**		<6.95	<6.95		<6.95	<6.95	<6.95	<6.95	<6.95						<6.95	<6.95							
Xylenes, Total	Dec-2017	ug/L			<6.95	<6.95	<6.95	<6.95			<6.95					<6.95									**7.25J**				<6.95	<6.95	<6.95								
Xylenes, Total	May-2018	ug/L					<6.95											<6.95		**35.1**										<6.95		<6.95	<6.95							
Xylenes, Total	Jun-2015	ug/L	<6.95	<6.95	<6.95	<6.95		<6.95		<6.95	<6.95	<6.95		<6.95	**7.11J**	<6.95	<6.95	<6.95		<6.95		<6.95	<6.95	<6.95	<6.95	<6.95	<6.95				<6.95		<6.95							
Xylenes, Total	Oct-2015	ug/L		<6.95								<6.95			<6.95	<6.95	<6.95		<6.95	<6.95		<6.95																	
Xylenes, Total	Nov-2015	ug/L	<6.95		<6.95		<6.95	**1820**						<6.95				<6.95						<6.95	<6.95	<6.95		**10.4**		<6.95	<6.95	<6.95		<6.95						
Xylenes, Total	Dec-2015	ug/L				<6.95				**7.42J**	<6.95								<5.21	<5.21							<6.95						<6.95		<6.95	<6.95	<6.95	<6.95		
Xylenes, Total	Mar-2016	ug/L																																	**10.3**	<5.21	**16.7**	**5.91J**	<5.21		
Xylenes, Total	May-2016	ug/L								**6.11J**	<5.21	**6.45J**		<5.21	<5.21			<5.21	<5.21			<5.21		<5.21		<5.21	<5.21			**6.39J**	<5.21			**9.12J**						
Xylenes, Total	Jun-2016	ug/L	<5.21	<5.21	<5.21	<5.21	<5.21	<5.21								<5.21	**12.4**						<5.21		<5.21						<5.21	<5.21		**7.56J**	<5.21	<5.21	<5.21	<5.21		
Xylenes, Total	Oct-2016	ug/L	<5.21		<5.21	<5.21					<5.21			<5.21	<5.21	<5.21						**5.87**	<5.21	<5.21	<5.21	<5.21	**1420**	<5.21		<5.21	<5.21	<5.21	<5.21	<5.21	<5.21	<5.21	<5.21			
Xylenes, Total	Nov-2016	ug/L		**5.89J**			<5.21	**5.81J**		<5.21		**9.12J**					**15.8**	**22.5**	<5.21														<5.21				<5.21		
Xylenes, Total	Jan-2017	ug/L																															<5.21						
Xylenes, Total	Apr-2017	ug/L	<11.5	<11.5	<11.5	<11.5	<11.5	<11.5		<11.5	<11.5	<11.5		<11.5	<11.5	<11.5	<11.5	<11.5	<11.5			<11.5	<11.5	<11.5	<11.5	<11.5	<11.5	<11.5		<11.5	<11.5	<11.5	<11.5	**12.5J**	<11.5	<11.5	<11.5	<11.5	<11.5		
Xylenes, Total	Jul-2017	ug/L																																						
Xylenes, Total	Oct-2017	ug/L	<11.5	<11.5	<11.5	<11.5	<11.5	<11.5		<11.5	<11.5	<11.5		<11.5	<11.5	<11.5	<11.5	<11.5	<11.5			<11.5	<11.5	<11.5	<11.5	<11.5	<11.5	<11.5		<11.5	<11.5	<11.5	<11.5	<11.5	<11.5	<11.5	<11.5			
Xylenes, Total	Apr-2018	ug/L	<10.0	<10.0	<10.0	<10.0	<10.0	<10.0		<10.0	<10.0	<10.0		<10.0	<10.0	<10.0	<10.0	<10.0	<10.0			<10.0	<10.0	<10.0	<10.0	<10.0	<10.0	<10.0		<10.0	<10.0	<10.0	<10.0	<10.0	<10.0	<10.0	<10.0			
Zinc	Oct-2007	ug/L	<20	**22.4**	<20	<20	<20	<20	**264**			<20	<20	**571**	<20	<20	<20																								
Zinc	Feb-2008	ug/L	<20	**24.8**	<20	<20	<20	<20	**44.8**			**27.4**	<20	**311**	**25.9**	<20	**25.8**																								
Zinc	Apr-2008	ug/L	<20	**28.7**	**29.4**	**32.2**	<20	<20	**102**			**30.8**	**23.9**	**125**	<20	<20	**47.6**																								
Zinc	Jul-2008	ug/L	<20	**63**	**43.5**	**42.7**	**65**	**34.4**	**87.9**			**56.6**	**39.2**	**735**	**56.6**	<20	**61.9**																								
Zinc	Oct-2008	ug/L	**282**	**23**	**27.2**	<20	**38.7**	<20	**42.8**			**31.5**	<20	**81.2**	<20	<20	**44.7**																								
Zinc	Jan-2009	ug/L	<20	**23.9**	**35.5**	**23.6**	**37.4**	<20	**158**			**30.5**	**38**	**335**	**24.8**	<20	**27.1**																								
Zinc	Apr-2009	ug/L	**25**	**40**	**35.3**	**27.2**	**44**	**25.1**	**68.8**			**34.8**	**22.1**	**90**	**31.5**	<20	**53**																								
Zinc	Jul-2009	ug/L	**26.3**	**39.9**	**47.6**	**53.6**	**54.5**	**47.4**	**34.9**			**66.3**	**25.7**	**102**	**32.6**	<60	**41.8**																								
Zinc	Oct-2009	ug/L	<20	**43.5**	**33.8**	**24.7**	**51**	**22.5**	**60.7**			**43.9**	**27.9**	**63.5**	**73**	<20	**41.5**																								
Zinc	Dec-2009	ug/L														<50	**55**																								
Zinc	Feb-2010	ug/L														<50	**78.3**																								
Zinc	Apr-2010	ug/L	<20	**98.8**	**141**	**30.8**	<20	**29.4**	**24**			**109**	**45.5**	**31.9**	<20	<20	<20																								
Zinc	Oct-2010	ug/L	**161**	**96.5**	**60.9**	**49.2**	**89.4**	**81.2**	**75.8**			**68.8**	**89.7**	**137**	**57.3**	<20	**78.7**																								
Zinc	Feb-2011	ug/L																																						
Zinc	Apr-2011	ug/L	**61**	**46.3**	**59.6**	**52.9**	**78.6**	**43.8**	**61.1**			**62.3**	**53.5**	**95.6**	**56**	<20	**73.2**																								
Zinc	Jun-2011	ug/L																																						
Zinc	Aug-2011	ug/L																																						
Zinc	Oct-2011	ug/L	**11.3J**	**72.4**	**13.3J**	<20	**27.3**	**14.5J**	**71.3**			**58.5**	**37.9**	**64.3**	**13.8J**	**42.4J**	**14.2J**					**34.5**						**47.3**													
Zinc	Feb-2012	ug/L								<9.11	<9.11											<9.11		**47**	**20.1**	<9.11	<9.11														
Zinc	Apr-2012	ug/L	<27.3	**24.3**	**14.2J**	<9.11	**24.6**	<9.11		**59.1**	**39.8**	**56.9**		**54.2**	**54.3**	**44.7J**	**26**					**15.4J**		**27.2**	**12.6J**	**35.3**	**30.9**	**18J**													
Zinc	Jun-2012	ug/L								**36.8**	**53.1**											**26.3**		**28.2**	**19.5J**	**23.5**	**34.1**														
Zinc	Aug-2012	ug/L								**33.9**	**39.6**								**24.7**			**19.2J**	**23.1**	**20.1**	**17.8J**	**34.4**	**19.3J**	**20.4**													
Zinc	Oct-2012	ug/L	**39.4**	<9.11	**13.6J**	<9.11	<9.11	<9.11		<9.11	**9.99J**	<9.11		**54.1**	<9.11	**332**	**44.4**		**24.1**			**24.1**	<9.11	<9.11	<9.11	**13.1J**	<9.11	<9.11													
Zinc	Nov-2012	ug/L																												**71.2**	**20.6**	**15.3J**	**13J**	**44.8**						
Zinc	Feb-2013	ug/L																					**55.4**							**103**	**39.9**	**39.5**	**36**	**42.1**						
Zinc	May-2013	ug/L	<3.13	<3.13	**4.82J**	<3.13	**10.2J**	**5.64J**		**26.1**	<3.13	**13.6J**		**21.3J**	**7.47J**	<3.13	**211**	<3.13	**30.6**	**17.3J**	<3.13	**6.7J**	<3.13	**11.3J**	**7.13J**	**7.45J**	**5.87J**	<3.13		**9.26J**	**5.05J**	<3.13	<3.13	<3.13						
Zinc	Jun-2013	ug/L																<3.13	**30.7**				<3.13							<6.25	<6.25	<6.25	<6.25	<6.25						
Zinc	Aug-2013	ug/L			**6.8**													**11.1**	**11**	**11.3**	<3.13		<0.625							<0.625	<0.625	<0.625	<0.625	**5.33**						
Zinc	Nov-2013	ug/L	<0.625	<0.625	<0.625	**11.2**	**26.1**	<3.13			<3.13	<3.13		<3.13	<3.13		**5.83**		**9.91**	**13.1**	**8.87**	**3.81J**	**8.5**	**9.88**	<3.13	<3.13	<3.13	**6.98**		**5.8J**	**3.04J**	<0.625	**11.9**	<0.625						
Zinc	Jan-2014	ug/L																	**14**	<0.625	**8.28**		<2																	
Zinc	May-2014	ug/L	**4.74J**	**5.94J**	**6.83J**	**4.38J**	**5.97J**	**3.77J**		**3.18J**	<2	**9.65J**		**4.74J**	**4.13J**			**2.2J**	**2.85J**	**4.76J**		<2		**4.31J**	**6.23J**	**3.02J**	<2			<2	<2	**2.72J**	**2.25J**	**5.91J**						
Zinc	Jun-2014	ug/L														**6.26J**	**9.67J**				**4.08J**		<2																	
Zinc	Jul-2014	ug/L																<6.95	<6.95																					
Zinc	Sep-2014	ug/L																																						
Zinc	Nov-2014	ug/L	<6.95							<6.95	<6.95			<6.95	<6.95		**7.45J**		<6.95	<6.95		<6.95	<6.95	<6.95	<6.95	<6.95						<6.95	<6.95							
Zinc	Dec-2014	ug/L			<6.95	<6.95	<6.95	<6.95			<6.95					<6.95									**7.25J**				<6.95	<6.95	<6.95								
Zinc	May-2015	ug/L					<6.95											<6.95		**35.1**										<6.95		<6.95	<6.95							
Zinc	Jun-2015	ug/L	<6.95	<6.95	<6.95	<6.95		<6.95		<6.95	<6.95	<6.95		<6.95	**7.11J**	<6.95	<6.95	<6.95		<6.95		<6.95	<6.95	<6.95	<6.95	<6.95	<6.95				<6.95		<6.95							
Zinc	Oct-2015	ug/L		<6.95								<6.95			<6.95	<6.95	<6.95		<6.95	<6.95		<6.95																	
Zinc	Nov-2015	ug/L	<6.95		<6.95		<6.95	**1820**						<6.95				<6.95						<6.95	<6.95	<6.95		**10.4**		<6.95	<6.95	<6.95		<6.95						
Zinc	Dec-2015	ug/L				<6.95				**7.42J**	<6.95								<5.21	<5.21							<6.95						<6.95		<6.95	<6.95	<6.95	<6.95		
Zinc	Mar-2016	ug/L																																	**10.3**	<5.21	**16.7**	**5.91J**	<5.21		
Zinc	May-2016	ug/L								**6.11J**	<5.21	**6.45J**		<5.21	<5.21			<5.21	<5.21			<5.21		<5.21		<5.21	<5.21			**6.39J**	<5.21			**9.12J**						
Zinc	Jun-2016	ug/L	<5.21	<5.21	<5.21	<5.21	<5.21	<5.21								<5.21	**12.4**						<5.21		<5.21						<5.21	<5.21		**7.56J**	<5.21	<5.21	<5.21	<5.21		
Zinc	Oct-2016	ug/L	<5.21		<5.21	<5.21					<5.21			<5.21	<5.21	<5.21						**5.87**	<5.21	<5.21	<5.21	<5.21	**1420**	<5.21		<5.21	<5.21	<5.21	<5.21	<5.21	<5.21	<5.21	<5.21			
Zinc	Nov-2016	ug/L		**5.89J**			<5.21	**5.81J**		<5.21		**9.12J**					**15.8**	**22.5**	<5.21														<5.21				<5.21		
Zinc	Jan-2017	ug/L																															<5.21						
Zinc	Apr-2017	ug/L	<11.5	<11.5	<11.5	<11.5	<11.5	<11.5		<11.5	<11.5	<11.5		<11.5	<11.5	<11.5	<11.5	<11.5	<11.5			<11.5	<11.5	<11.5	<11.5	<11.5	<11.5	<11.5		<11.5	<11.5	<11.5	<11.5	**12.5J**	<11.5	<11.5	<11.5	<11.5	<11.5		
Zinc	Jul-2017	ug/L																																						
Zinc	Oct-2017	ug/L	<11.5	<11.5	<11.5	<11.5	<11.5	<11.5		<11.5	<11.5	<11.5		<11.5	<11.5	<11.5	<11.5	<11.5	<11.5			<11.5	<11.5	<11.5	<11.5	<11.5	<11.5	<11.5		<11.5	<11.5	<11.5	<11.5	<11.5	<11.5	<11.5	<11.5			
Zinc	Apr-2018	ug/L	<10.0	<10.0	<10.0	<10.0	<10.0	<10.0		<10.0	<10.0	<10.0		<10.0	<10.0	<10.0	<10.0	<10.0	<10.0			<10.0	<10.0	<10.0	<10.0	<10.0	<10.0	<10.0		<10.0	<10.0	<10.0	<10.0	<10.0	<10.0	<10.0	<10.0			

Notes:
"J" Indicates the constituent was detected between the method detection limit and the reporting limit and is considered estimated.

Table 9
Analytical Data Summary
2024 Annual Water Quality Report

Constituent	Month-Year	units	MW-102A	P-102BR	MW-103A	MW-104A	MW-105A	P-105B	MW-108A	MW-108AR	MW-109ARR	P-108B	MW-109AR	MW-114AR	P-114BR	MW-120AR	P-120B	MW-124A	MW-124B	MW-126A	MW-130A	MW-137A	MW-138A	MW-201A	MW-202A	MW-203A	MW-204A	OW-301A	OW-306AR	MW-401A	MW-402A	MW-403A	P-403B	MW-404A	MW-501A	MW-502A	P-503B	P-504B	MW-505A	MW-604	MW-605
Zinc	Oct-2018	ug/L	<6.92	<6.92	<6.92	<6.92	<6.92	<6.92		<6.92	**14.4J**	**8.46J**		<6.92	<6.92	**12J**	<6.92	<6.92	<6.92			**9.37J**	**8.36J**	**9.9J**	**6.99J**	<6.92	**13.2J**	<6.92	**10.3J**	**12.2J**	<6.92	<6.92	<6.92	<6.92	**7.17J**	<6.92	<6.92					
Zinc	Jan-2019	ug/L																											**14.1J**													
Zinc	Apr-2019	ug/L	<10.0	**11.2J**	<10.0	<10.0	<10.0	<10.0		<10.0	<10.0	<10.0		<10.0	<10.0	<10.0	<10.0	<10.0	<10.0			<10.0	<10.0	<10.0	<10.0	<10.0	<10.0	<10.0	<10.0	<10.0	<10.0	<10.0	<10.0	<10.0	<10.0	<10.0	<10.0			<10.0	<10.0
Zinc	Nov-2019	ug/L			<10.0	<10.0	<10.0	<10.0		<10.0	**10.5J**	**22**		<10.0	<10.0	<10.0	<10.0	<10.0	<10.0			<10.0	**60.9**	<10.0	<10.0	<10.0	<10.0	<10.0	<10.0	<10.0	<10.0	**11.5J**	<10.0	<10.0	<10.0	<10.0	<10.0			<10.0	<10.0
Zinc	Apr-2020	ug/L	<10.0	<10.0	<10.0	<10.0	<10.0	<10.0		<10.0	<10.0	<10.0		<10.0	<10.0	<10.0	<10.0	<10.0	<10.0			<10.0		<10.0	<10.0	<10.0	<10.0	<10.0	<10.0	<10.0	<10.0	<10.0	<10.0	<10.0	<10.0	<10.0	<10.0	<10.0	<10.0	<10.0	<10.0
Zinc	Jul-2020	ug/L			<10.0	<10.0	<10.0									<10.0								<10.0	<10.0	<10.0	<10.0			<10.0										<10.0	<10.0	<10.0
Zinc	Oct-2020	ug/L	<10.0	<10.0	<10.0	<10.0	**315**	<10.0		<10.0	<10.0	<10.0		<10.0	<10.0	<10.0	<10.0					<10.0		<10.0	<10.0	<10.0	<10.0	<10.0	<10.0	<10.0	<10.0	<10.0	<10.0	<10.0	<10.0	<10.0	<10.0	<10.0	<10.0	<10.0	<10.0
Zinc	Jan-2021	ug/L			<10.0	<10.0	<10.0									**13.4J**								<10.0	<10.0	<10.0	<10.0													<10.0	<10.0	<10.0
Zinc	Apr-2021	ug/L	<10.0	<10.0	<10.0			<10.0		<10.0	<10.0	<10.0		<10.0	<10.0	<10.0	<10.0					**14.6J**		<10.0	<10.0		<10.0	<10.0	<10.0	<10.0	<10.0	<10.0	<10.0	<10.0	<10.0	<10.0	<10.0	<10.0	<10.0	<10.0	<10.0	<10.0
Zinc	Jun-2021	ug/L																				<10.0																					
Zinc	Oct-2021	ug/L	<10.0	<10.0	<10.0	<10.0	<10.0	<10.0			<10.0	**10J**		<10.0	<10.0	**33.4**	<10.0					<10.0		<40.0	<40.0	<40.0	<10.0	<10.0	**33**	<10.0	<10.0	<10.0	<10.0	<10.0	<10.0	<10.0	<10.0	<10.0	<10.0	<10.0	<10.0
Zinc	Apr-2022	ug/L	<10.0	<10.0	<10.0	<10.0	<10.0	<10.0		<10.0	<10.0	<10.0		<10.0	<10.0	<10.0	<10.0					<10.0		<10.0	<10.0	<10.0	<10.0	<10.0	**12.8J**	<10.0	<10.0	<10.0	<10.0	<10.0	<10.0	<10.0	<10.0	<10.0	<10.0	<10.0	<10.0
Zinc	May-2022	ug/L																																								
Zinc	Oct-2022	ug/L	<10.0		<10.0	<10.0	<10.0	<10.0			<10.0	<10.0		<10.0	<10.0	**12.1J**	<10.0					<10.0		<10.0	<10.0	**11.7J**	<10.0	<10.0	**14.9J**	<10.0	<10.0	<10.0		<10.0	<10.0	<10.0	<10.0	<10.0	<10.0	<10.0	<10.0
Zinc	Apr-2023	ug/L	<6.40		<6.40	**18.4J**	<6.40	**14.2J**		<6.40	<6.40	**6.96J**		<6.40	<6.40	<6.40	**9.50J**					**7.07J**		<6.40	<6.40	<6.40	<6.40	<6.40	**19.8J**	<6.40	<6.40	<6.40		<6.40	<6.40	<6.40	<6.40	<6.40	<6.40	<6.40	<6.40
Zinc	Oct-2023	mg/L	<0.00640		<0.00640			**0.00806J**			<0.00640	**0.0109J**		**0.00741J**	<0.00640	<0.00640	**0.0107J**					<0.00640		<0.00640	<0.00640		<0.00640	<0.00640	**0.0124J**	<0.00640	<0.00640	<0.00640		<0.00640	<0.00640	<0.00640		<0.00640	<0.00640	<0.00640	<0.00640
Zinc, Dissolved	Apr-2009	ug/L	**24.8**		**36**	**27.7**	**33.8**		**24.6**				<20	**28.2**		<100																											
Zinc, Dissolved	Jul-2009	ug/L	**26.7**	**42.4**	**37.9**	**29.8**	**62.4**	**29.5**	**29.3**			**34.9**	**26.5**	**33.5**	**29.8**	<60	**36.8**																										
Zinc, Dissolved	Oct-2009	ug/L	<20		**27.9**	**23.8**	**44.7**		**28.4**				**24.1**	**34.4**		<60																										
Zinc, Dissolved	Dec-2009	ug/L														<60	**52.8**																									
Zinc, Dissolved	Feb-2010	ug/L														<100	**67.1**																									
Zinc, Dissolved	Apr-2010	ug/L	**28.1**	**96.5**	**149**	**206**	**35.2**	**56.9**	**20.9**			**141**	**27.5**	**33.2**	**36.4**	<100	**48.8**																										
Zinc, Dissolved	Oct-2010	ug/L	**64.4**	**58.7**	**55.9**	**39.5**	**73.7**	**54**	**34.4**			**52.1**	**35.3**	**39.1**	**41.7**	<100	**67.7**																										
Zinc, Dissolved	Feb-2011	ug/L																																								
Zinc, Dissolved	Apr-2011	ug/L	<100	<20	<20	<20	<20	<20	<20			<20	<20	<20	<20	<100	<20																										
Zinc, Dissolved	Jun-2011	ug/L																																								
Zinc, Dissolved	Aug-2011	ug/L																																								
Zinc, Dissolved	Oct-2011	ug/L	<20	**14.4J**	<20	<20	<20	**10J**	<20			**14J**	<20	<20	<20	<100	**15.8J**					<20						**14.4J**														
Zinc, Dissolved	Feb-2012	ug/L								<9.11	<9.11											**9.85J**		**31.8**	**63.8**	<9.11	<9.11														
Zinc, Dissolved	Apr-2012	ug/L	<27.3	**15.9J**	<9.11	**11.5J**	**22.6**	**9.64J**		**13.2J**	**13.8J**	**15.8J**		**10.3J**	**28.5**	<27.3	**28**					<9.11		**12.2J**	<9.11	**17.7J**	**13.7J**	**14.3J**														
Zinc, Dissolved	Jun-2012	ug/L								<9.11	**9.84J**											<9.11		<9.11	<9.11	**9.32J**	<9.11														
Zinc, Dissolved	Aug-2012	ug/L								**14.7J**	**13.5J**								**12.4J**			<9.11	**9.25J**	**14.1J**	**13.2J**	**14.7J**	**11.6J**	**28.3**													
Zinc, Dissolved	Oct-2012	ug/L	<9.11	**14.6J**	<9.11	<9.11	<9.11	<9.11		<9.11	<9.11	**12.1J**		<9.11	<9.11	**54.6**	**23.3**		**12.2J**			<9.11	<9.11	<9.11	<9.11	<9.11	<9.11	<9.11													
Zinc, Dissolved	Nov-2012	ug/L																											**74.2**	<9.11	<9.11	<9.11	<9.11								
Zinc, Dissolved	Feb-2013	ug/L																					**55.9**						**40.7**	**37.8**	**17.6J**	**30.6**	**31**								
Zinc, Dissolved	May-2013	ug/L	**53.2**	<3.13	<3.13	<3.13	<3.13	<3.13		<3.13	<3.13	<3.13		<3.13	<3.13	<3.13	<3.13	<3.13	<3.13	<3.13	<3.13	<3.13	<3.13	<3.13	<3.13	<3.13	**36.1**	<3.13		<3.13	<3.13	**40.5**	<3.13	<3.13							
Zinc, Dissolved	Jun-2013	ug/L																**3.4J**	**13.1J**				**4.27J**							<6.25	<6.25	<6.25	<6.25	<6.25							
Zinc, Dissolved	Aug-2013	ug/L			<1.93													**6.53**	**7.97**	<0.625	<3.13		<0.625							<0.625	<0.625	<0.625	<0.625	<0.625							
Zinc, Dissolved	Nov-2013	ug/L	**7.41**	<0.625	**7.82**	**14**	<3.13	<3.13			<3.13	<3.13		<3.13	<3.13		**9.15**		**9.67**	**4.67J**	**8.55**	**3.06J**	<0.625	**13.3**	<3.13	<3.13	<3.13	**10.3**		**7.19J**	**7.75J**	**5.42**	<0.625	<0.625							
Zinc, Dissolved	Jan-2014	ug/L																	**12.7**	<0.625	**8.53**		<2																		
Zinc, Dissolved	May-2014	ug/L	**2.99J**	**5.66J**	**4.7J**	**4.21J**	**6.04J**	**3.17J**		**3.4J**	**2.11J**	**8.1J**		**3.14J**	**4.37J**			<2	**2.05J**	<2		<2		**4.91J**	**4.43J**	**2.93J**	**4.37J**			**2.11J**	<2	<2	**3.11J**	<2							
Zinc, Dissolved	Jun-2014	ug/L														**7.34J**	**9.57J**				**5.94J**		<2																	
Zinc, Dissolved	Jul-2014	ug/L																<6.95	<6.95																						
alpha-BHC	Apr-2009	ug/L				<0.032																																			
alpha-BHC	Jul-2009	ug/L										<0.032																													
alpha-BHC	Apr-2010	ug/L				<0.032						<0.032																													
alpha-BHC	Jun-2012	ug/L																						<0.0017		<0.0017															
alpha-BHC	Aug-2012	ug/L																						<0.0017				<0.0017													
alpha-BHC	May-2013	ug/L	<0.00189	<0.00185			<0.00189	<0.00175		<0.00187	<0.00183			<0.00173	<0.00173									<0.00177	<0.00179	**0.00323J**	<0.00179														
alpha-BHC	Jun-2013	ug/L																								<0.00173															
alpha-BHC	Aug-2013	ug/L			<0.00191																																				
alpha-BHC	Nov-2013	ug/L																								<0.00177		<0.00173													
alpha-BHC	Jan-2014	ug/L																								<0.00177															
alpha-BHC	May-2014	ug/L	<0.00181		<0.002	<0.00175	<0.00195	<0.00181		<0.00185	<0.00187			<0.00187	<0.00189										<0.00177	<0.00187	<0.00189													
alpha-BHC	Nov-2014	ug/L																								<0.00207															
alpha-BHC	Dec-2014	ug/L		<0.00183								<0.00179																													
alpha-BHC	May-2015	ug/L																														<0.00187									
alpha-BHC	Jun-2015	ug/L																								<0.00179															
alpha-BHC	Oct-2015	ug/L		<0.00187								<0.00175			<0.00193																									
alpha-BHC	Nov-2015	ug/L	<0.00198		<0.00189		<0.00189	<0.00189						<0.00185										<0.00173	<0.00191	<0.00189		<0.00189													
alpha-BHC	Dec-2015	ug/L				<0.00191				<0.00187	<0.00195																<0.00198													
alpha-BHC	Oct-2016	ug/L																					<0.0017			<0.00172															
alpha-BHC	Nov-2016	ug/L																<0.00173	<0.00298	<0.0017																					
alpha-BHC	Oct-2018	ug/L																											<0.00173												
alpha-BHC	Jan-2019	ug/L																											<0.00172												
alpha-BHC	Jul-2020	ug/L																												<0.00179											
alpha-BHC	Oct-2020	ug/L	<0.00179			<0.00179	<0.00179	<0.00191		<0.00183	<0.00183	<0.00179		<0.00173	<0.00179									<0.00179	<0.00179	<0.00183	<0.00179	<0.00183													
alpha-BHC	Jun-2021	ug/L																				<0.0108																			
alpha-BHC	Apr-2022	ug/L			<0.0315																														<0.0345						
alpha-BHC	Oct-2022	ug/L																				<0.0279								<0.0290				<0.0290						
beta-BHC	Apr-2009	ug/L				<0.032																																			
beta-BHC	Jul-2009	ug/L										<0.032																													
beta-BHC	Apr-2010	ug/L				<0.032						<0.032																													
beta-BHC	Jun-2012	ug/L																						<0.0048		<0.0048															
beta-BHC	Aug-2012	ug/L																						<0.0048				<0.0048													
beta-BHC	May-2013	ug/L	<0.00533	<0.00522			<0.00533	<0.00495		<0.00527	<0.00516			<0.0049	<0.0049									<0.005	<0.00505	<0.00527	<0.00505														
beta-BHC	Aug-2013	ug/L			<0.00539																																				
beta-BHC	Nov-2013	ug/L																										<0.0049													
beta-BHC	May-2014	ug/L	<0.00511		<0.00565	<0.00495	<0.00552	<0.00511		<0.00522	<0.00527			<0.00527	<0.00533										<0.005		<0.00533													
beta-BHC	Dec-2014	ug/L		<0.00516								<0.00505																													
beta-BHC	May-2015	ug/L																														<0.00527									
beta-BHC	Oct-2015	ug/L		<0.00527								<0.00495			<0.00545																									
beta-BHC	Nov-2015	ug/L	<0.00558		<0.00533		<0.00533	<0.00533						<0.00522										<0.0049	<0.00539	<0.00533		<0.00533													
beta-BHC	Dec-2015	ug/L				<0.00539				<0.00527	<0.00552																<0.00558													
beta-BHC	Oct-2016	ug/L																				<0.0048																			
beta-BHC	Nov-2016	ug/L																<0.0049	<0.00842	<0.0048																					
beta-BHC	Oct-2018	ug/L																											<0.00490												
beta-BHC	Jan-2019	ug/L																											<0.00485												
beta-BHC	Jul-2020	ug/L																												<0.00505											
beta-BHC	Oct-2020	ug/L	<0.00505			<0.00505	<0.00505	<0.00539		<0.00516	<0.00516	<0.00505		<0.00490	<0.00505									<0.00505	<0.00505	<0.00516	<0.00505	<0.00516													
beta-BHC	Jun-2021	ug/L																				<0.0140																			
beta-BHC	Apr-2022	ug/L			<0.0402																														<0.0440						
beta-BHC	Oct-2022	ug/L																				<0.0356								<0.0370				<0.0370						
bis (2-chloroisopropyl) ether	Oct-2018	ug/L																											<0.182												
bis (2-chloroisopropyl) ether	Jan-2019	ug/L																											<0.186												
bis (2-chloroisopropyl) ether	Jul-2020	ug/L																												<12.6											
bis (2-chloroisopropyl) ether	Oct-2020	ug/L	<1.25			<1.26	<1.26	<1.30		<1.26	<1.26	<1.26		<1.26	<1.26									<1.26	<1.26	<1.26	<1.26	<1.26													
bis (2-chloroisopropyl) ether	Jun-2021	ug/L																				<1.33																			
bis (2-chloroisopropyl) ether	Apr-2022	ug/L			<0.643																														<0.587						
bis (2-chloroisopropyl) ether	Oct-2022	ug/L																				<0.529								<0.529				<0.551						
cis-1,2-Dichloroethene	Oct-2007	ug/L	<1	<1	<1	<1	<1	<1	<1			<1	<1	<1	<1	<1	<1																									
cis-1,2-Dichloroethene	Feb-2008	ug/L	<1	<1	<1	<1	<1	<1	<1			<1	<1	<1	<1	<1	<1																									
cis-1,2-Dichloroethene	Apr-2008	ug/L	<1	<1	<1	<1	<1	<1	<1			<1	<1	<1	<1	<1	<1																									
cis-1,2-Dichloroethene	Jul-2008	ug/L	<1	<1	<1	<1	<1	<1	<1			<1	<1	<1	<1	<1	<1																									
cis-1,2-Dichloroethene	Oct-2008	ug/L	<1	<1	<1	<1	<1	<1	<1			<1	<1	<1	<1	<1	<1																									
cis-1,2-Dichloroethene	Jan-2009	ug/L	<1	<1	<1	<1	<1	<1	<1			<1	<1	<1	<1	<1	<1																									
cis-1,2-Dichloroethene	Apr-2009	ug/L	<1	<1	<1	<1	<1	<1	<1			<1	<1	<1	<1	<1	<1																									
cis-1,2-Dichloroethene	Jul-2009	ug/L	<1	<1	<1	<1	<1	<1	<1			<1	<1	<1	<1	<1	<1																									
cis-1,2-Dichloroethene	Oct-2009	ug/L	<1	<1	<1	<1	<1	<1	<1			<1	<1	<1	<1	<1	<1																									
cis-1,2-Dichloroethene	Dec-2009	ug/L														<1	<1																									
cis-1,2-Dichloroethene	Feb-2010	ug/L														<1	<1																									
cis-1,2-Dichloroethene	Apr-2010	ug/L	<1	<1	<1	<1	<1	<1	<1			<1	<1	<1	<1	<1	<1																									
cis-1,2-Dichloroethene	Oct-2010	ug/L	<1	<1	<1	<1	<1	<1	<1			<1	<1	<1	<1	<1	<1																									
cis-1,2-Dichloroethene	Feb-2011	ug/L																																							
cis-1,2-Dichloroethene	Apr-2011	ug/L	<1	<1	<1	<1	<1	<1	<1			<1	<1	<1	<1	<1	<1																									
cis-1,2-Dichloroethene	Jun-2011	ug/L																																							
cis-1,2-Dichloroethene	Aug-2011	ug/L																																							
cis-1,2-Dichloroethene	Oct-2011	ug/L	**0.6J**	<1	<1	<1	<1	<1	<1			<1	<1	<1	<1	<1	<1					<1						**0.87J**														
cis-1,2-Dichloroethene	Feb-2012	ug/L								<0.13	<0.13			<0.13								<0.13		**1.07**	<0.13	**10.6**	<0.13														

Notes:
"J" Indicates the constituent was detected between the method detection limit and the reporting limit and is considered estimated.

DMASWA Landfill
Permit No. 31-SDP-02-75P

Table 9
Analytical Data Summary
2024 Annual Water Quality Report

Constituent	Month-Year	units	MW-102A	P-102BR	MW-103A	MW-104A	MW-105A	P-105B	MW-108A	MW-108AR	MW-109ARR	P-108B	MW-109AR	MW-114AR	P-114BR	MW-120AR	P-120B	MW-124A	MW-124B	MW-126A	MW-130A	MW-137A	MW-138A	MW-201A	MW-202A	MW-203A	MW-204A	OW-301A	OW-306AR	MW-401A	MW-402A	MW-403A	P-403B	MW-404A	MW-501A	MW-502A	P-503B	P-504B	MW-505A	MW-604	MW-605
cis-1,2-Dichloroethene	Apr-2012	ug/L	**0.58J**	<0.13	<0.13	**0.28J**	<0.13	<0.13		<0.13	<0.13	<0.13		<0.13	<0.13	<0.13	<0.13					<0.13		**0.97J**	<0.13	**9.86**	<0.13	**2.22**													
cis-1,2-Dichloroethene	Jun-2012	ug/L								<0.13	<0.13											**1.16**		**1.4J**	<0.13	**5.37**	<0.13														
cis-1,2-Dichloroethene	Aug-2012	ug/L								<0.13	<0.13								<0.13			<0.13	<0.13	**1.26**	<0.13	**1.22**	<0.13	**1.09**													
cis-1,2-Dichloroethene	Oct-2012	ug/L	**0.42J**	<0.13	<0.13	<0.13	<0.13	<0.13		<0.13	<0.13	<0.13		<0.13	<0.13	<0.13	<0.13		<0.13			<0.13	<0.13	**1.06**	<0.13	**0.92J**	<0.13	**1.36**													
cis-1,2-Dichloroethene	Nov-2012	ug/L																												<0.13	**0.88J**	<0.13	<0.13	<0.13							
cis-1,2-Dichloroethene	Feb-2013	ug/L																				<0.13								<0.13	**0.368J**	<0.13	<0.13	<0.13							
cis-1,2-Dichloroethene	May-2013	ug/L	<0.13	<0.13	<0.13	**0.247J**	<0.13	<0.13		<0.13	<0.13	<0.13		<0.13	<0.13	<0.13	<0.13	<0.13	<0.13	<0.13	<0.13	<0.13	<0.13	**0.887J**	<0.13	**6.6**	<0.13	**2.86**		<0.13	<0.13	<0.13	<0.13	<0.13							
cis-1,2-Dichloroethene	Jun-2013	ug/L																<0.13	<0.13			<0.13								<0.13	<0.13	<0.13	<0.13	<0.13							
cis-1,2-Dichloroethene	Aug-2013	ug/L			<0.13													<0.13	<0.13	<0.13	<0.13	<0.13								<0.13	<0.13	<0.13	<0.13	<0.13							
cis-1,2-Dichloroethene	Nov-2013	ug/L	<0.13	<0.13	<0.13	<0.13	<0.13	<0.13			<0.13	<0.13		<0.13	<0.13		<0.13		<0.13	<0.13	<0.13	<0.13	<0.13	**1.37**	<0.13	**7.13**	<0.13	**2.76**		<0.13	<0.13	<0.13	<0.13	<0.13							
cis-1,2-Dichloroethene	Jan-2014	ug/L																	<0.13	<0.13	<0.13	<0.13																			
cis-1,2-Dichloroethene	May-2014	ug/L	**0.335J**	<0.13	<0.13	<0.13	<0.13	<0.13		<0.13	<0.13	<0.13		<0.13	<0.13			<0.13	<0.13	<0.13		<0.13		**1.25**	<0.13	**3.65**	<0.13			**0.157J**	<0.13	<0.13	<0.13	<0.13							
cis-1,2-Dichloroethene	Jun-2014	ug/L														<0.13	<0.13				<0.13		<0.13																		
cis-1,2-Dichloroethene	Jul-2014	ug/L																<0.13	<0.13																						
cis-1,2-Dichloroethene	Sep-2014	ug/L																																							
cis-1,2-Dichloroethene	Nov-2014	ug/L	**0.281J**							<0.13	<0.13			<0.13	<0.13		<0.13		<0.13	<0.13		<0.13	<0.13	**1.05**	<0.13	**5.2**						<0.13	<0.13							
cis-1,2-Dichloroethene	Dec-2014	ug/L		<0.13	<0.13	<0.13	<0.13	<0.13				<0.13				<0.13											<0.13			<0.13	<0.13	<0.13								
cis-1,2-Dichloroethene	May-2015	ug/L					<0.13											<0.13	<0.13											<0.13		<0.13	<0.13							
cis-1,2-Dichloroethene	Jun-2015	ug/L	**0.395J**	<0.13	<0.13	<0.13		<0.13		<0.13	<0.13	<0.13		<0.13	<0.13	<0.13	<0.13		<0.13			<0.13	<0.13	**1.21**	<0.13	**4.54**	<0.13				<0.13			<0.13							
cis-1,2-Dichloroethene	Oct-2015	ug/L		<0.13								<0.13			<0.13	<0.13	<0.13		<0.13	<0.13		<0.13																			
cis-1,2-Dichloroethene	Nov-2015	ug/L	**0.219J**		<0.13		<0.13	<0.13						<0.13				<0.13						**1.86**	<0.13	**5.2**		**0.139J**		**0.439J**	<0.13	<0.13		<0.13							
cis-1,2-Dichloroethene	Dec-2015	ug/L				<0.13				<0.13	<0.13																<0.13						<0.13			<0.13	<0.13	<0.13	<0.13		
cis-1,2-Dichloroethene	Mar-2016	ug/L																																<0.13	<0.13	<0.13	<0.13	<0.13	<0.13		
cis-1,2-Dichloroethene	May-2016	ug/L			<0.13	<0.13	<0.13	<0.13		<0.13	<0.13	<0.13		<0.13	<0.13				<0.13	<0.13		<0.13	<0.13	**1.49**	<0.13	**4.48**	<0.13			**0.464J**	<0.13			<0.13	<0.13	<0.13					
cis-1,2-Dichloroethene	Jun-2016	ug/L	**0.471J**	<0.13												<0.13	<0.13															<0.13				<0.13	<0.13	<0.13		
cis-1,2-Dichloroethene	Oct-2016	ug/L	**0.328J**		<0.13	<0.13					<0.13			<0.13	<0.13	<0.13						<0.13	<0.13	**1.08**	<0.13	**4.74**	<0.13	<0.13		**0.682J**	<0.13	<0.13	<0.13	<0.13	<0.13		<0.13	<0.13			
cis-1,2-Dichloroethene	Nov-2016	ug/L		<0.13			<0.13	<0.13		<0.13		<0.13					<0.13	<0.13	<0.13																<0.13			<0.13			
cis-1,2-Dichloroethene	Jan-2017	ug/L																																	<0.13						
cis-1,2-Dichloroethene	Apr-2017	ug/L	**0.283J**	<0.13	<0.13	<0.13	<0.13	<0.13		<0.13	<0.13	<0.13		<0.13	<0.13	<0.13	<0.13	<0.13	<0.13			<0.13	<0.13	**0.818J**	<0.13	**4.52**	<0.13	**0.244J**		**1.05**	<0.13	<0.13	<0.13	<0.13	<0.13	<0.13	<0.13	<0.13	<0.13		
cis-1,2-Dichloroethene	Jul-2017	ug/L																												**0.812J**											
cis-1,2-Dichloroethene	Oct-2017	ug/L	**0.26J**	<0.130	<0.130	<0.130	<0.130	<0.130		<0.130	<0.130	<0.130		<0.130	<0.130	<0.130	<0.130	<0.130	<0.130			<0.130	<0.130	**1.08**	<0.130	**4.84**	<0.130	<0.130		**0.761J**	<0.130	<0.130	<0.130	<0.130	<0.130	<0.130	<0.130				
cis-1,2-Dichloroethene	Apr-2018	ug/L	**0.316J**	<0.130	<0.130	<0.130	<0.130	<0.130		<0.130	<0.130	<0.130		<0.130	<0.130	<0.130	<0.130	<0.130	<0.130			<0.130	<0.130	**1.11**	<0.130	**5.05**	<0.130	**0.467J**		**0.175J**	<0.130	<0.130	<0.130	<0.130	<0.130	<0.130					
cis-1,2-Dichloroethene	Oct-2018	ug/L	**0.24J**	<0.210	<0.210	<0.210	<0.210	<0.210		<0.210	<0.210	<0.210		<0.210	<0.210	<0.210	<0.210	<0.210	<0.210			<0.210	<0.210	**0.815J**	<0.210	**5.18**	<0.210	<0.210	<0.210	<0.210	<0.210	<0.210	<0.210	<0.210	<0.210	<0.210					
cis-1,2-Dichloroethene	Jan-2019	ug/L																											<0.210											
cis-1,2-Dichloroethene	Apr-2019	ug/L	**0.276J**	<0.210	<0.210	<0.210	<0.210	<0.210		<0.210	<0.210	<0.210		<0.210	<0.210	<0.210	<0.210	<0.210	<0.210			<0.210	<0.210	**1.1**	<0.210	**5.35**	<0.210	**0.228J**	<0.210	<0.210	<0.210	<0.210	<0.210	<0.210	<0.210	<0.210	<0.210		<0.210	<0.210
cis-1,2-Dichloroethene	Nov-2019	ug/L	<0.210	<0.210	<0.210	<0.210	<0.210	<0.210		<0.210	<0.210	<0.210		<0.210	<0.210	<0.210	<0.210	<0.210	<0.210			<0.210	<0.210	**1.48**	<0.210	**8.38**	<0.210	<0.210	<0.210	**4.03**	<0.210	<0.210	<0.210	<0.210	<0.210	<0.210	<0.210		<0.210	<0.210
cis-1,2-Dichloroethene	Apr-2020	ug/L	**0.247J**	<0.210	<0.210	<0.210	<0.210	<0.210		<0.210	<0.210	<0.210		<0.210	<0.210	<0.210	<0.210	<0.210	<0.210			<0.210		**1.34**	<0.210	**7.59**	<0.210	**0.363J**	<0.210	**4.42**	<0.210	<0.210	<0.210	<0.210	<0.210	<0.210	<0.210		<0.210	<0.210
cis-1,2-Dichloroethene	May-2020	ug/L																												**2.19**											
cis-1,2-Dichloroethene	Jul-2020	ug/L			<0.210	<0.210	<0.210									<0.210								**1.57**	<0.210	**9.69**	<0.210			**1.55**									<0.210	<0.210
cis-1,2-Dichloroethene	Oct-2020	ug/L	**0.401J**	<0.210	<0.210	<0.210	<0.210	<0.210		<0.210	<0.210	<0.210		<0.210	<0.210	<0.210	<0.210					<0.210		**1.91**	<0.210	**6.56**	<0.210	<0.210	<0.210	**0.77J**	<0.210	<0.210	<0.210	<0.210	<0.210	<0.210	<0.210	<0.210	<0.210	<0.210	<0.210
cis-1,2-Dichloroethene	Jan-2021	ug/L			<0.210	<0.210	<0.210									<0.210								**1.38**	<0.210	**6.46**	<0.210												<0.210	<0.210
cis-1,2-Dichloroethene	Apr-2021	ug/L	**0.289J**	<0.210	<0.210			<0.210		<0.210	<0.210	<0.210		<0.210	<0.210	<0.210	<0.210					<0.210		**1.04**	<0.210		<0.210	**0.313J**	<0.210	**1.28**	<0.210	<0.210	<0.210	<0.210	<0.210	<0.210	<0.210	<0.210	<0.210	<0.210	<0.210
cis-1,2-Dichloroethene	Jun-2021	ug/L																				<0.210																			
cis-1,2-Dichloroethene	Oct-2021	ug/L	**0.361J**	<0.210	<0.210	<0.210	<0.210	<0.210			<0.210	<0.210		<0.210	<0.210	<0.210	<0.210					<0.210		**1.77**	<0.210	**5.94**	<0.210	<0.210	<0.210	**0.875J**	<0.210	<0.210	<0.210	<0.210	<0.210	<0.210	<0.210	<0.210	<0.210	<0.210	<0.210
cis-1,2-Dichloroethene	Apr-2022	ug/L	**0.3J**	<0.210	<0.210	<0.210	<0.210	<0.210		<0.210	<0.210	<0.210		<0.210	<0.210	<0.210	<0.210					<0.210		**0.794J**	<0.210	**4.99**	<0.210	**0.368J**	<0.210	**1.82**	<0.210	<0.210	<0.210	<0.210	<0.210	<0.210	<0.210	<0.210	<0.210	<0.210	<0.210
cis-1,2-Dichloroethene	Oct-2022	ug/L	**0.357J**		<0.210	<0.210	<0.210	<0.210			<0.210	<0.210		<0.210	<0.210	<0.210	<0.210					<0.210		**1.54**	<0.210	**3.86**	<0.210	<0.210	<0.210	**0.427J**	<0.210	<0.210	<0.210	<0.210	<0.210	<0.210	<0.210	<0.210	<0.210	<0.210	<0.210
cis-1,2-Dichloroethene	Apr-2023	ug/L	**0.445J**		<0.210	<0.210	<0.210	<0.210		<0.210	<0.210	<0.210		<0.210	<0.210	<0.210	<0.210					<0.210		**0.890J**	<0.210	**6.47**	<0.210	**0.409J**	<0.210	**1.49**	<0.210	<0.210		<0.210	<0.210	<0.210	<0.210	<0.210	<0.210	<0.210	<0.210
cis-1,2-Dichloroethene	Oct-2023	ug/L	**0.283J**		<0.210			<0.210			<0.210	<0.210		<0.210	<0.210	<0.210	<0.210					<0.210		**1.39**	<0.210		<0.210	<0.210	<0.210	**0.775J**	<0.210	<0.210		<0.210	<0.210	<0.210	<0.210	<0.210	<0.210	<0.210	<0.210
cis-1,3-Dichloropropene	Oct-2007	ug/L	<5	<5	<5	<5	<5	<5	<5			<5	<5	<5	<5	<5	<5																								
cis-1,3-Dichloropropene	Feb-2008	ug/L	<5	<5	<5	<5	<5	<5	<5			<5	<5	<5	<5	<5	<5																								
cis-1,3-Dichloropropene	Apr-2008	ug/L	<5	<5	<5	<5	<5	<5	<5			<5	<5	<5	<5	<5	<5																								
cis-1,3-Dichloropropene	Jul-2008	ug/L	<5	<5	<5	<5	<5	<5	<5			<5	<5	<5	<5	<5	<5																								
cis-1,3-Dichloropropene	Oct-2008	ug/L	<5	<5	<5	<5	<5	<5	<5			<5	<5	<5	<5	<5	<5																								
cis-1,3-Dichloropropene	Jan-2009	ug/L	<5	<5	<5	<5	<5	<5	<5			<5	<5	<5	<5	<5	<5																								
cis-1,3-Dichloropropene	Apr-2009	ug/L	<5	<5	<5	<5	<5	<5	<5			<5	<5	<5	<5	<5	<5																								
cis-1,3-Dichloropropene	Jul-2009	ug/L	<5	<5	<5	<5	<5	<5	<5			<5	<5	<5	<5	<5	<5																								
cis-1,3-Dichloropropene	Oct-2009	ug/L	<5	<5	<5	<5	<5	<5	<5			<5	<5	<5	<5	<5	<5																								
cis-1,3-Dichloropropene	Dec-2009	ug/L														<5	<5																								
cis-1,3-Dichloropropene	Feb-2010	ug/L														<5	<5																								
cis-1,3-Dichloropropene	Apr-2010	ug/L	<5	<5	<5	<5	<5	<5	<5			<5	<5	<5	<5	<5	<5																								
cis-1,3-Dichloropropene	Oct-2010	ug/L	<5	<5	<5	<5	<5	<5	<5			<5	<5	<5	<5	<5	<5																								
cis-1,3-Dichloropropene	Feb-2011	ug/L																																							
cis-1,3-Dichloropropene	Apr-2011	ug/L	<5	<5	<5	<5	<5	<5	<5			<5	<5	<5	<5	<5	<5																								
cis-1,3-Dichloropropene	Jun-2011	ug/L																																							
cis-1,3-Dichloropropene	Aug-2011	ug/L																																							
cis-1,3-Dichloropropene	Oct-2011	ug/L	<5	<5	<5	<5	<5	<5	<5			<5	<5	<5	<5	<5	<5					<5						<5													
cis-1,3-Dichloropropene	Feb-2012	ug/L								<0.15	<0.15											<0.15		<0.15	<0.15	<0.15	<0.15														
cis-1,3-Dichloropropene	Apr-2012	ug/L	<0.15	<0.15	<0.15	<0.15	<0.15	<0.15		<0.15	<0.15	<0.15		<0.15	<0.15	<0.15	<0.15					<0.15		<0.15	<0.15	<0.15	<0.15	<0.15													
cis-1,3-Dichloropropene	Jun-2012	ug/L								<0.15	<0.15											<0.15		<0.15	<0.15	<0.15	<0.15														
cis-1,3-Dichloropropene	Aug-2012	ug/L								<0.15	<0.15								<0.15			<0.15	<0.15	<0.15	<0.15	<0.15	<0.15	<0.15													
cis-1,3-Dichloropropene	Oct-2012	ug/L	<0.15	<0.15	<0.15	<0.15	<0.15	<0.15		<0.15	<0.15	<0.15		<0.15	<0.15	<0.15	<0.15		<0.15			<0.15	<0.15	<0.15	<0.15	<0.15	<0.15	<0.15													
cis-1,3-Dichloropropene	Nov-2012	ug/L																												<0.15	<0.15	<0.15	<0.15	<0.15							
cis-1,3-Dichloropropene	Feb-2013	ug/L																				<0.15								<0.15	<0.15	<0.15	<0.15	<0.15							
cis-1,3-Dichloropropene	May-2013	ug/L	<0.15	<0.15	<0.15	<0.15	<0.15	<0.15		<0.15	<0.15	<0.15		<0.15	<0.15	<0.15	<0.15	<0.15	<0.15	<0.15	<0.15	<0.15	<0.15	<0.15	<0.15	<0.15	<0.15	<0.15		<0.15	<0.15	<0.15	<0.15	<0.15							
cis-1,3-Dichloropropene	Jun-2013	ug/L																<0.15	<0.15			<0.15								<0.15	<0.15	<0.15	<0.15	<0.15							
cis-1,3-Dichloropropene	Aug-2013	ug/L			<0.15													<0.15	<0.15	<0.15	<0.15	<0.15								<0.15	<0.15	<0.15	<0.15	<0.15							
cis-1,3-Dichloropropene	Nov-2013	ug/L	<0.15	<0.15	<0.15	<0.15	<0.15	<0.15			<0.15	<0.15		<0.15	<0.15		<0.15		<0.15	<0.15	<0.15	<0.15	<0.15	<0.15	<0.15	<0.15	<0.15	<0.15		<0.15	<0.15	<0.15	<0.15	<0.15							
cis-1,3-Dichloropropene	Jan-2014	ug/L																	<0.15	<0.15	<0.15	<0.15																			
cis-1,3-Dichloropropene	May-2014	ug/L	<0.15	<0.15	<0.15	<0.15	<0.15	<0.15		<0.15	<0.15	<0.15		<0.15	<0.15			<0.15	<0.15	<0.15		<0.15		<0.15	<0.15	<0.15	<0.15			<0.15	<0.15	<0.15	<0.15	<0.15							
cis-1,3-Dichloropropene	Jun-2014	ug/L														<0.15	<0.15				<0.15		<0.15																		
cis-1,3-Dichloropropene	Jul-2014	ug/L																<0.15	<0.15																						
cis-1,3-Dichloropropene	Sep-2014	ug/L																																							
cis-1,3-Dichloropropene	Nov-2014	ug/L	<0.15							<0.15	<0.15			<0.15	<0.15		<0.15		<0.15	<0.15		<0.15	<0.15	<0.15	<0.15	<0.15						<0.15	<0.15							
cis-1,3-Dichloropropene	Dec-2014	ug/L		<0.15	<0.15	<0.15	<0.15	<0.15				<0.15				<0.15											<0.15			<0.15	<0.15	<0.15								
cis-1,3-Dichloropropene	May-2015	ug/L					<0.15											<0.15	<0.15											<0.15		<0.15	<0.15							
cis-1,3-Dichloropropene	Jun-2015	ug/L	<0.15	<0.15	<0.15	<0.15		<0.15		<0.15	<0.15	<0.15		<0.15	<0.15	<0.15	<0.15		<0.15			<0.15	<0.15	<0.15	<0.15	<0.15	<0.15				<0.15			<0.15							
cis-1,3-Dichloropropene	Oct-2015	ug/L		<0.15								<0.15			<0.15	<0.15	<0.15		<0.15	<0.15		<0.15																		
cis-1,3-Dichloropropene	Nov-2015	ug/L	<0.15		<0.15		<0.15	<0.15						<0.15				<0.15						<0.15	<0.15	<0.15		<0.15		<0.15	<0.15	<0.15		<0.15							
cis-1,3-Dichloropropene	Dec-2015	ug/L				<0.15				<0.15	<0.15																<0.15						<0.15			<0.15	<0.15	<0.15	<0.15		
cis-1,3-Dichloropropene	Mar-2016	ug/L																																<0.15	<0.15	<0.15	<0.15	<0.15	<0.15		
cis-1,3-Dichloropropene	May-2016	ug/L			<0.15	<0.15	<0.15	<0.15		<0.15	<0.15	<0.15		<0.15	<0.15				<0.15	<0.15		<0.15	<0.15	<0.15	<0.15	<0.15	<0.15			<0.15	<0.15			<0.15	<0.15	<0.15					
cis-1,3-Dichloropropene	Jun-2016	ug/L	<0.15	<0.15												<0.15	<0.15															<0.15	<0.15	<0.15	<0.15				
cis-1,3-Dichloropropene	Oct-2016	ug/L	<0.15		<0.15	<0.15					<0.15			<0.15	<0.15	<0.15						<0.15	<0.15	<0.15	<0.15	<0.15	<0.15	<0.15		<0.15	<0.15	<0.15	<0.15	<0.15	<0.15		<0.15	<0.15			
cis-1,3-Dichloropropene	Nov-2016	ug/L		<0.15			<0.15	<0.15		<0.15		<0.15					<0.15	<0.15	<0.15																<0.15			<0.15			
cis-1,3-Dichloropropene	Jan-2017	ug/L																																	<0.15						
cis-1,3-Dichloropropene	Apr-2017	ug/L	<0.15	<0.15	<0.15	<0.15	<0.15	<0.15		<0.15	<0.15	<0.15		<0.15	<0.15	<0.15	<0.15	<0.15	<0.15			<0.15	<0.15	<0.15	<0.15	<0.15	<0.15	<0.15		<0.15	<0.15	<0.15	<0.15	<0.15	<0.15	<0.15	<0.15	<0.15	<0.15		
cis-1,3-Dichloropropene	Jul-2017	ug/L																																						
cis-1,3-Dichloropropene	Oct-2017	ug/L	<0.150	<0.150	<0.150	<0.150	<0.150	<0.150		<0.150	<0.150	<0.150		<0.150	<0.150	<0.150	<0.150	<0.150	<0.150			<0.150	<0.150	<0.150	<0.150	<0.150	<0.150	<0.150		<0.150	<0.150	<0.150	<0.150	<0.150	<0.150	<0.150	<0.150				
cis-1,3-Dichloropropene	Apr-2018	ug/L	<0.150	<0.150	<0.150	<0.150	<0.150	<0.150		<0.150	<0.150	<0.150		<0.150	<0.150	<0.150	<0.150	<0.150	<0.150			<0.150	<0.150	<0.150	<0.150	<0.150	<0.150	<0.150		<0.150	<0.150	<0.150	<0.150	<0.150	<0.150	<0.150	<0.150				
cis-1,3-Dichloropropene	Oct-2018	ug/L	<0.250	<0.250	<0.250	<0.250	<0.250	<0.250		<0.250	<0.250	<0.250		<0.250	<0.250	<0.250	<0.250	<0.250	<0.250			<0.250	<0.250	<0.250	<0.250	<0.250	<0.250	<0.250	<0.250	<0.250	<0.250	<0.250	<0.250	<0.250	<0.250	<0.250	<0.250				
cis-1,3-Dichloropropene	Jan-2019	ug/L																											<0.250											
cis-1,3-Dichloropropene	Apr-2019	ug/L	<0.250	<0.250	<0.250	<0.250	<0.250	<0.250		<0.250	<0.250	<0.250		<0.250	<0.250	<0.250	<0.250	<0.250	<0.250			<0.250	<0.250	<0.250	<0.250	<0.250	<0.250	<0.250	<0.250	<0.250	<0.250	<0.250	<0.250	<0.250	<0.250	<0.250	<0.250		<0.250	<0.250
cis-1,3-Dichloropropene	Nov-2019	ug/L	<0.250	<0.250	<0.250	<0.250	<0.250	<0.250		<0.250	<0.250	<0.250		<0.250	<0.250	<0.250	<0.250	<0.250	<0.250			<0.250	<0.250	<0.250	<0.250	<0.250	<0.250	<0.250	<0.250	<0.250	<0.250	<0.250	<0.250	<0.250	<0.250	<0.250	<0.250		<0.250	<0.250
cis-1,3-Dichloropropene	Apr-2020	ug/L	<0.250	<0.250	<0.250	<0.250	<0.250	<0.250		<0.250	<0.250	<0.250		<0.250	<0.250	<0.250	<0.250	<0.250	<0.250			<0.250		<0.250	<0.250	<0.250	<0.250	<0.250	<0.250	<0.250	<0.250	<0.250	<0.250	<0.250	<0.250	<0.250	<0.250		<0.250	<0.250
cis-1,3-Dichloropropene	Jul-2020	ug/L			<0.250	<0.250	<0.250									<0.250								<0.250	<0.250	<0.250	<0.250			<0.250									<0.250	<0.250
cis-1,3-Dichloropropene	Oct-2020	ug/L	<0.250	<0.250	<0.250	<0.250	<0.250	<0.250		<0.250	<0.250	<0.250		<0.250	<0.250	<0.250	<0.250					<0.250		<0.250	<0.250	<0.250	<0.250	<0.250	<0.250	<0.250	<0.250	<0.250	<0.250	<0.250	<0.250	<0.250	<0.250	<0.250	<0.250	<0.250	<0.250
cis-1,3-Dichloropropene	Jan-2021	ug/L			<0.250	<0.250	<0.250									<0.250								<0.250	<0.250	<0.250	<0.250												<0.250	<0.250
cis-1,3-Dichloropropene	Apr-2021	ug/L	<0.250	<0.250	<0.250	<0.250		<0.250		<0.250	<0.250	<0.250		<0.250	<0.250	<0.250	<0.250					<0.250		<0.250	<0.250		<0.250	<0.250	<0.250	<0.250	<0.250	<0.250	<0.250	<0.250	<0.250	<0.250	<0.250	<0.250	<0.250	<0.250	<0.250
cis-1,3-Dichloropropene	Jun-2021	ug/L																				<0.250																			
cis-1,3-Dichloropropene	Oct-2021	ug/L	<0.250	<0.250	<0.250	<0.250	<0.250	<0.250			<0.250	<0.250		<0.250	<0.250	<0.250	<0.250					<0.250		<0.250	<0.250	<0.250	<0.250	<0.250	<0.250	<0.250	<0.250	<0.250	<0.250	<0.250	<0.250	<0.250	<0.250	<0.250	<0.250	<0.250	<0.250
cis-1,3-Dichloropropene	Apr-2022	ug/L	<0.250	<0.250	<0.250	<0.250	<0.250	<0.250		<0.250	<0.250	<0.250		<0.250	<0.250	<0.250	<0.250					<0.250		<0.250	<0.250	<0.250	<0.250	<0.250	<0.250	<0.250	<0.250	<0.250	<0.250	<0.250	<0.250

Table 9
Analytical Data Summary
2024 Annual Water Quality Report

Constituent	Month-Year	units	MW-102A	P-102BR	MW-103A	MW-104A	MW-105A	P-105B	MW-108A	MW-108AR	MW-109ARR	P-108B	MW-109AR	MW-114AR	P-114BR	MW-120AR	P-120B	MW-124A	MW-124B	MW-126A	MW-130A	MW-137A	MW-138A	MW-201A	MW-202A	MW-203A	MW-204A	OW-301A	OW-306AR	MW-401A	MW-402A	MW-403A	P-403B	MW-404A	MW-501A	MW-502A	P-503B	P-504B	MW-505A	MW-604	MW-605
delta-BHC	May-2013	ug/L	<0.00256	<0.0025			<0.00256	<0.00237		<0.00253	<0.00247			<0.00235	<0.00235									<0.0024	<0.00242	<0.00253	<0.00242														
delta-BHC	Aug-2013	ug/L			<0.00258																																				
delta-BHC	Nov-2013	ug/L																									<0.00235														
delta-BHC	May-2014	ug/L	<0.00245		<0.00271	<0.00237	<0.00264	<0.00245		<0.0025	<0.00253			<0.00253	<0.00256										<0.0024		<0.00256														
delta-BHC	Jul-2014	ug/L																									**0.0256J**														
delta-BHC	Sep-2014	ug/L																									**0.00497J**														
delta-BHC	Dec-2014	ug/L		<0.00247								<0.00242																													
delta-BHC	May-2015	ug/L																															<0.00253								
delta-BHC	Oct-2015	ug/L		<0.00253								<0.00237			<0.00261																										
delta-BHC	Nov-2015	ug/L	<0.00267		<0.00256		<0.00256	<0.00256						<0.0025										<0.00235	<0.00258	<0.00256		<0.00256														
delta-BHC	Dec-2015	ug/L				<0.00258				<0.00253	<0.00264																<0.00267														
delta-BHC	Oct-2016	ug/L																				<0.0023					<0.00232														
delta-BHC	Nov-2016	ug/L															<0.00235	<0.00404	<0.0023																						
delta-BHC	Oct-2018	ug/L																										<0.00235														
delta-BHC	Jan-2019	ug/L																										<0.00232														
delta-BHC	Jul-2020	ug/L																												<0.00242												
delta-BHC	Oct-2020	ug/L	**0.00436J**			<0.00242	<0.00242	<0.00258		<0.00247	<0.00247	<0.00242		<0.00235	<0.00242									<0.00242	<0.00242	**0.00273J**	<0.00242	<0.00247														
delta-BHC	Jun-2021	ug/L																				<0.0161																				
delta-BHC	Apr-2022	ug/L			<0.0293																														<0.0321						
delta-BHC	Oct-2022	ug/L																				<0.0260							<0.0270					<0.0270						
gamma-BHC (Lindane)	Jan-2019	ug/L																										<0.00192														
gamma-BHC (Lindane)	Jul-2020	ug/L																												**0.00229J**												
gamma-BHC (Lindane)	Oct-2020	ug/L	<0.00200			<0.00200	**0.00314J**	<0.00213		<0.00204	<0.00204	<0.00200		<0.00194	<0.00200									<0.00200	<0.00200	<0.00204	<0.00200	**0.00205J**														
gamma-BHC (Lindane)	Jun-2021	ug/L																				<0.0151																				
gamma-BHC (Lindane)	Apr-2022	ug/L			<0.0391																														<0.0429						
gamma-BHC (Lindane)	Oct-2022	ug/L																				<0.0346							<0.0360					<0.0360						
gamma-BHC [Lindane]	Apr-2009	ug/L				<0.032																																			
gamma-BHC [Lindane]	Jul-2009	ug/L										<0.032																													
gamma-BHC [Lindane]	Apr-2010	ug/L				<0.032						<0.032																													
gamma-BHC [Lindane]	Jun-2012	ug/L																						<0.0019		<0.0019															
gamma-BHC [Lindane]	Aug-2012	ug/L																						<0.0019				<0.0019													
gamma-BHC [Lindane]	May-2013	ug/L	<0.00211	<0.00207			<0.00211	<0.00196		<0.00209	<0.00204			<0.00194	<0.00194									<0.00198	<0.002	<0.00209	<0.002														
gamma-BHC [Lindane]	Aug-2013	ug/L			<0.00213																																				
gamma-BHC [Lindane]	Nov-2013	ug/L																									<0.00194														
gamma-BHC [Lindane]	May-2014	ug/L	<0.00202		<0.00224	<0.00196	<0.00218	<0.00202		<0.00207	<0.00209			<0.00209	<0.00211										<0.00198		<0.00211														
gamma-BHC [Lindane]	Dec-2014	ug/L		<0.00204								<0.002																													
gamma-BHC [Lindane]	May-2015	ug/L																															<0.00209								
gamma-BHC [Lindane]	Oct-2015	ug/L		<0.00209								<0.00196			<0.00216																										
gamma-BHC [Lindane]	Nov-2015	ug/L	<0.00221		<0.00211		<0.00211	<0.00211						<0.00207										<0.00194	<0.00213	<0.00211		**0.00246J**														
gamma-BHC [Lindane]	Dec-2015	ug/L				<0.00213				<0.00209	<0.00218																<0.00221														
gamma-BHC [Lindane]	Oct-2016	ug/L																					<0.0019				<0.00192														
gamma-BHC [Lindane]	Nov-2016	ug/L															<0.00194	<0.00333	<0.0019																						
gamma-BHC [Lindane]	Oct-2018	ug/L																										<0.00194														
m,p-Xylene	Oct-2016	ug/L														**1.2J**							**0.706J**																		
m,p-Xylene	Nov-2016	ug/L															<0.12	<0.12	<0.12																						
m,p-Xylene	Oct-2018	ug/L																										**0.39J**														
m,p-Xylene	Jan-2019	ug/L																										<0.380														
m,p-Xylene	Jul-2020	ug/L																												<0.380												
m,p-Xylene	Oct-2020	ug/L	<0.380			<0.380	<0.380	<0.380		<0.380	<0.380	<0.380		<0.380	<0.380									<0.380	<0.380	<0.380	<0.380	<0.380														
m,p-Xylene	Jun-2021	ug/L																				**0.516J**																				
m,p-Xylene	Apr-2022	ug/L			<0.380																														<0.380						
m,p-Xylene	Oct-2022	ug/L																				<0.380							<0.380					<0.380						
o,o',o''-Triethylphosphorothioate	Jan-2019	ug/L																										<0.247														
o,o',o''-Triethylphosphorothioate	Jul-2020	ug/L																												<5.26												
o,o',o''-Triethylphosphorothioate	Oct-2020	ug/L	<0.521			<0.526	<0.526	<0.543		<0.526	<0.526	<0.526		<0.526	<0.526									<0.526	<0.526	<0.526	<0.526	<0.526														
o,o',o''-Triethylphosphorothioate	Jun-2021	ug/L																				<0.556																				
o,o',o''-Triethylphosphorothioate	Apr-2022	ug/L			<3.81																														<3.48						
o,o',o''-Triethylphosphorothioate	Oct-2022	ug/L																				<3.14							<3.14					<3.27								
o,o',o''-Triethylphosphorothioate	Apr-2009	ug/L				<30																																			
o,o',o''-Triethylphosphorothioate	Jul-2009	ug/L										<30																													
o,o',o''-Triethylphosphorothioate	Apr-2010	ug/L				<10						<10																													
o,o',o''-Triethylphosphorothioate	Jun-2012	ug/L																						<0.24		<0.24															
o,o',o''-Triethylphosphorothioate	Aug-2012	ug/L																									<0.24														
o,o',o''-Triethylphosphorothioate	May-2013	ug/L	<0.245	<0.242			<0.273	<0.253		<0.245	<0.245			<0.245	<0.25									<0.258	<0.255	<0.255	<0.258														
o,o',o''-Triethylphosphorothioate	Aug-2013	ug/L			<0.255																																				
o,o',o''-Triethylphosphorothioate	Nov-2013	ug/L																									<0.245														
o,o',o''-Triethylphosphorothioate	May-2014	ug/L	<0.282		<0.258	<0.264	<0.261	<0.261		<0.258	<0.255			<0.261	<0.261										<0.247		<0.258														
o,o',o''-Triethylphosphorothioate	Dec-2014	ug/L		<0.264								<0.24																													
o,o',o''-Triethylphosphorothioate	May-2015	ug/L																															<0.24								
o,o',o''-Triethylphosphorothioate	Oct-2015	ug/L		<0.264								<0.261			<0.242																										
o,o',o''-Triethylphosphorothioate	Nov-2015	ug/L	<0.267		<0.261		<0.276	<0.253						<0.273										<0.27	<0.264	<0.267		<0.264														
o,o',o''-Triethylphosphorothioate	Dec-2015	ug/L				<0.264				<0.27	<0.279																<0.276														
o,o',o''-Triethylphosphorothioate	Oct-2016	ug/L																					<0.245																		
o,o',o''-Triethylphosphorothioate	Nov-2016	ug/L															<0.24	<0.24	<0.24																						
o,o',o''-Triethylphosphorothioate	Oct-2018	ug/L																										<0.242														
o-Toluidine	Apr-2009	ug/L				<10																																			
o-Toluidine	Jul-2009	ug/L										<10																													
o-Toluidine	Apr-2010	ug/L				<10						<10																													
o-Toluidine	Jun-2012	ug/L																						<0.181		<0.181															
o-Toluidine	Aug-2012	ug/L																									<0.181														
o-Toluidine	May-2013	ug/L	<0.184	<0.182			<0.205	<0.189		<0.184	<0.184			<0.184	<0.188									<0.194	<0.191	<0.191	<0.194														
o-Toluidine	Aug-2013	ug/L			<0.191																																				
o-Toluidine	Nov-2013	ug/L																									<0.184														
o-Toluidine	May-2014	ug/L	<0.212		<0.194	<0.198	<0.196	<0.196		<0.194	<0.191			<0.196	<0.196										<0.186		<0.194														
o-Toluidine	Dec-2014	ug/L		<0.198								<0.18																													
o-Toluidine	May-2015	ug/L																															<0.18								
o-Toluidine	Oct-2015	ug/L		<0.198								<0.196			<0.182																										
o-Toluidine	Nov-2015	ug/L	<0.2		<0.196		<0.207	<0.189						<0.205										<0.202	<0.198	<0.2		<0.198														
o-Toluidine	Dec-2015	ug/L				<0.198				<0.202	<0.209																<0.207														
o-Toluidine	Oct-2016	ug/L																					<0.184																		
o-Toluidine	Nov-2016	ug/L															<0.18	<0.18	<0.18																						
o-Toluidine	Oct-2018	ug/L																										<0.182														
o-Toluidine	Jan-2019	ug/L																										<0.186														
o-Toluidine	Jul-2020	ug/L																												<7.05												
o-Toluidine	Oct-2020	ug/L	<0.698			<0.705	<0.705	<0.728		<0.705	<0.705	<0.705		<0.705	<0.705									<0.705	<0.705	<0.705	<0.705	<0.705														
o-Toluidine	Jun-2021	ug/L																				<0.744																				
o-Toluidine	Apr-2022	ug/L			<3.45																														<3.15						
o-Toluidine	Oct-2022	ug/L																				<2.84							<2.84					<2.96						
o-Xylene	Oct-2016	ug/L														**1.82**							<0.13																		
o-Xylene	Nov-2016	ug/L															<0.13	<0.13	<0.13																						
o-Xylene	Oct-2018	ug/L																										**0.553J**														
o-Xylene	Jan-2019	ug/L																										<0.400														
o-Xylene	Jul-2020	ug/L																												<0.400												
o-Xylene	Oct-2020	ug/L	<0.400			<0.400	<0.400	<0.400		**0.421J**	<0.400	<0.400		<0.400	<0.400									<0.400	<0.400	<0.400	<0.400	<0.400														
o-Xylene	Jun-2021	ug/L																				**0.551J**																				
o-Xylene	Apr-2022	ug/L			<0.400																														<0.400						
o-Xylene	Oct-2022	ug/L																				<0.400							<0.400					<0.400						
p-Dimethylamino azobenzene	Apr-2009	ug/L				<10																																			
p-Dimethylamino azobenzene	Jul-2009	ug/L										<10																													
p-Dimethylamino azobenzene	Apr-2010	ug/L				<10						<10																													
p-Dimethylamino azobenzene	Jun-2012	ug/L																						<0.24		<0.24															
p-Dimethylamino azobenzene	Aug-2012	ug/L																									<0.24														
p-Dimethylamino azobenzene	May-2013	ug/L	<0.245	<0.242			<0.273	<0.253		<0.245	<0.245			<0.245	<0.25									<0.258	<0.255	<0.255	<0.258														
p-Dimethylamino azobenzene	Aug-2013	ug/L			<0.255																																				
p-Dimethylamino azobenzene	Nov-2013	ug/L																									<0.245														
p-Dimethylamino azobenzene	May-2014	ug/L	<0.282		<0.258	<0.264	<0.261	<0.261		<0.258	<0.255			<0.261	<0.261										<0.247		<0.258														
p-Dimethylamino azobenzene	Dec-2014	ug/L		<0.264								<0.24																													
p-Dimethylamino azobenzene	May-2015	ug/L																															<0.24								
p-Dimethylamino azobenzene	Oct-2015	ug/L		<0.264								<0.261			<0.242																										

Notes:
"J" Indicates the constituent was detected between the method detection limit and the reporting limit and is considered estimated.

DMASWA Landfill
Permit No. 31-SDP-02-75P

Table 9
Analytical Data Summary
2024 Annual Water Quality Report

Constituent	Month-Year	units	MW-102A	P-102BR	MW-103A	MW-104A	MW-105A	P-105B	MW-108A	MW-108AR	MW-109ARR	P-108B	MW-109AR	MW-114AR	P-114BR	MW-120AR	P-120B	MW-124A	MW-124B	MW-126A	MW-130A	MW-137A	MW-138A	MW-201A	MW-202A	MW-203A	MW-204A	OW-301A	OW-306AR	MW-401A	MW-402A	MW-403A	P-403B	MW-404A	MW-501A	MW-502A	P-503B	P-504B	MW-505A	MW-604	MW-605
p-Dimethylamino azobenzene	Nov-2015	ug/L	<0.267			<0.261		<0.276	<0.253					<0.273										<0.27	<0.264	<0.267		<0.264													
p-Dimethylamino azobenzene	Dec-2015	ug/L					<0.264			<0.27	<0.279																<0.276															
p-Dimethylamino azobenzene	Oct-2016	ug/L																					<0.245																		
p-Dimethylamino azobenzene	Nov-2016	ug/L															<0.24	<0.24	<0.24																						
p-Dimethylamino azobenzene	Oct-2018	ug/L																										<0.242													
p-Dimethylamino azobenzene	Jan-2019	ug/L																										<0.247													
p-Dimethylamino azobenzene	Jul-2020	ug/L																											<8.21												
p-Dimethylamino azobenzene	Oct-2020	ug/L	<0.813			<0.821	<0.821	<0.848		<0.821	<0.821	<0.821		<0.821	<0.821									<0.821	<0.821	<0.821	<0.821	<0.821													
p-Dimethylamino azobenzene	Jun-2021	ug/L																				<0.867																			
p-Dimethylamino azobenzene	Apr-2022	ug/L			<2.62																														<2.39						
p-Dimethylamino azobenzene	Oct-2022	ug/L																				<2.16							<2.16						<2.24						
pH	Oct-2007	pH	**7.12**	**7.11**	**6.99**	**7.1**	**6.76**	**7.53**	**7.57**			**7.38**	**7.36**	**7.25**	**7.71**	**7.03**	**7.17**																									
trans-1,2-Dichloroethene	Oct-2007	ug/L	<1	<1	<1	<1	<1	<1	<1			<1	<1	<1	<1	<1	<1																								
trans-1,2-Dichloroethene	Feb-2008	ug/L	<1	<1	<1	<1	<1	<1	<1			<1	<1	<1	<1	<1	<1																								
trans-1,2-Dichloroethene	Apr-2008	ug/L	<1	<1	<1	<1	<1	<1	<1			<1	<1	<1	<1	<1	<1																								
trans-1,2-Dichloroethene	Jul-2008	ug/L	<1	<1	<1	<1	<1	<1	<1			<1	<1	<1	<1	<1	<1																								
trans-1,2-Dichloroethene	Oct-2008	ug/L	<1	<1	<1	<1	<1	<1	<1			<1	<1	<1	<1	<1	<1																								
trans-1,2-Dichloroethene	Jan-2009	ug/L	<1	<1	<1	<1	<1	<1	<1			<1	<1	<1	<1	<1	<1																								
trans-1,2-Dichloroethene	Apr-2009	ug/L	<1	<1	<1	<1	<1	<1	<1			<1	<1	<1	<1	<1	<1																								
trans-1,2-Dichloroethene	Jul-2009	ug/L	<1	<1	<1	<1	<1	<1	<1			<1	<1	<1	<1	<1	<1																								
trans-1,2-Dichloroethene	Oct-2009	ug/L	<1	<1	<1	<1	<1	<1	<1			<1	<1	<1	<1	<1	<1																								
trans-1,2-Dichloroethene	Dec-2009	ug/L														<1	<1																								
trans-1,2-Dichloroethene	Feb-2010	ug/L														<1	<1																								
trans-1,2-Dichloroethene	Apr-2010	ug/L	<1	<1	<1	<1	<1	<1	<1			<1	<1	<1	<1	<1	<1																								
trans-1,2-Dichloroethene	Oct-2010	ug/L	<1	<1	<1	<1	<1	<1	<1			<1	<1	<1	<1	<1	<1																								
trans-1,2-Dichloroethene	Feb-2011	ug/L																																							
trans-1,2-Dichloroethene	Apr-2011	ug/L	<1	<1	<1	<1	<1	<1	<1			<1	<1	<1	<1	<1	<1																								
trans-1,2-Dichloroethene	Jun-2011	ug/L																																							
trans-1,2-Dichloroethene	Aug-2011	ug/L																																							
trans-1,2-Dichloroethene	Oct-2011	ug/L	<1	<1	**0.22J**	<1	<1	<1	<1			<1	<1	<1	<1	<1	<1					<1						<1													
trans-1,2-Dichloroethene	Feb-2012	ug/L								<0.21	<0.21			<0.21								<0.21		**0.34J**	<0.21	**0.58J**	<0.21														
trans-1,2-Dichloroethene	Apr-2012	ug/L	<0.21	<0.21	<0.21	<0.21	<0.21	<0.21		<0.21	<0.21	<0.21		<0.21	<0.21	<0.21	<0.21					<0.21		**0.25J**	<0.21	**0.61J**	<0.21	<0.21													
trans-1,2-Dichloroethene	Jun-2012	ug/L								<0.21	<0.21											<0.21		<0.21	<0.21	<0.21	<0.21														
trans-1,2-Dichloroethene	Aug-2012	ug/L								<0.21	<0.21								<0.21			<0.21	<0.21	**0.3J**	<0.21	<0.21	<0.21	<0.21													
trans-1,2-Dichloroethene	Oct-2012	ug/L	<0.21	<0.21	<0.21	<0.21	<0.21	<0.21		<0.21	<0.21	<0.21		<0.21	<0.21	<0.21	<0.21		<0.21			<0.21	<0.21	**0.3J**	<0.21	<0.21	<0.21	<0.21													
trans-1,2-Dichloroethene	Nov-2012	ug/L																												<0.21	<0.21	<0.21	<0.21	<0.21							
trans-1,2-Dichloroethene	Feb-2013	ug/L																					<0.21							<0.21	<0.21	<0.21	<0.21	<0.21							
trans-1,2-Dichloroethene	May-2013	ug/L	<0.21	<0.21	<0.21	<0.21	<0.21	<0.21		<0.21	<0.21	<0.21		<0.21	<0.21	<0.21	<0.21	<0.21	<0.21	<0.21	<0.21	<0.21	<0.21	**0.247J**	<0.21	**0.339J**	<0.21	<0.21		<0.21	<0.21	<0.21	<0.21	<0.21						
trans-1,2-Dichloroethene	Jun-2013	ug/L																<0.21	<0.21				<0.21							<0.21	<0.21	<0.21	<0.21	<0.21						
trans-1,2-Dichloroethene	Aug-2013	ug/L			<0.21													<0.21	<0.21	<0.21	<0.21		<0.21							<0.21	<0.21	<0.21	<0.21	<0.21						
trans-1,2-Dichloroethene	Nov-2013	ug/L	<0.21	<0.21	<0.21	<0.21	<0.21	<0.21			<0.21	<0.21		<0.21	<0.21		<0.21		<0.21	<0.21	<0.21	<0.21	<0.21	<0.21	<0.21	<0.21	<0.21	<0.21		<0.21	<0.21	<0.21	<0.21	<0.21						
trans-1,2-Dichloroethene	Jan-2014	ug/L																	<0.21	<0.21	<0.21		<0.21																	
trans-1,2-Dichloroethene	May-2014	ug/L	<0.21	<0.21	<0.21	<0.21	<0.21	<0.21		<0.21	<0.21	<0.21		<0.21	<0.21		<0.21	<0.21	<0.21	<0.21		<0.21		<0.21	<0.21	<0.21	<0.21			<0.21	<0.21	<0.21	<0.21	<0.21						
trans-1,2-Dichloroethene	Jun-2014	ug/L														<0.21	<0.21			<0.21			<0.21																	
trans-1,2-Dichloroethene	Jul-2014	ug/L																<0.21	<0.21																					
trans-1,2-Dichloroethene	Sep-2014	ug/L																																						
trans-1,2-Dichloroethene	Nov-2014	ug/L	<0.21							<0.21	<0.21			<0.21	<0.21		<0.21		<0.21	<0.21		<0.21	<0.21	<0.21	<0.21	**0.282J**						<0.21	<0.21							
trans-1,2-Dichloroethene	Dec-2014	ug/L		<0.21	<0.21	<0.21	<0.21	<0.21				<0.21				<0.21										<0.21				<0.21	<0.21	<0.21							
trans-1,2-Dichloroethene	May-2015	ug/L					<0.21											<0.21		<0.21										<0.21		<0.21	<0.21							
trans-1,2-Dichloroethene	Jun-2015	ug/L	<0.21	<0.21	<0.21	<0.21		<0.21		<0.21	<0.21	<0.21		<0.21	<0.21	<0.21	<0.21		<0.21			<0.21	<0.21	**0.266J**	<0.21	**0.254J**	<0.21				<0.21			<0.21						
trans-1,2-Dichloroethene	Oct-2015	ug/L		<0.21							<0.21				<0.21	<0.21	<0.21		<0.21	<0.21		<0.21																	
trans-1,2-Dichloroethene	Nov-2015	ug/L	<0.21		<0.21		<0.21	<0.21						<0.21				<0.21						**0.394J**	<0.21	<0.21		<0.21		<0.21	<0.21	<0.21		<0.21						
trans-1,2-Dichloroethene	Dec-2015	ug/L				<0.21				<0.21	<0.21																						<0.21		<0.21	<0.21	<0.21	<0.21	<0.21	
trans-1,2-Dichloroethene	Mar-2016	ug/L																																<0.21	<0.21	<0.21	<0.21	<0.21	<0.21	
trans-1,2-Dichloroethene	May-2016	ug/L			<0.21	<0.21	<0.21	<0.21		<0.21	<0.21	<0.21		<0.21	<0.21				<0.21	<0.21		<0.21	<0.21	**0.312J**	<0.21	**0.252J**	<0.21			<0.21	<0.21		<0.21	<0.21	<0.21					
trans-1,2-Dichloroethene	Jun-2016	ug/L	<0.21	<0.21												<0.21	<0.21																	<0.21	<0.21	<0.21	<0.21			
trans-1,2-Dichloroethene	Oct-2016	ug/L	<0.21		<0.21	<0.21					<0.21			<0.21	<0.21	<0.21						<0.21	<0.21	<0.21	<0.21	**0.256J**	<0.21	<0.21		<0.21	<0.21	<0.21	<0.21	<0.21	<0.21		<0.21	<0.21		
trans-1,2-Dichloroethene	Nov-2016	ug/L		<0.21			<0.21	<0.21		<0.21		<0.21					<0.21	<0.21	<0.21																	<0.21			<0.21		
trans-1,2-Dichloroethene	Jan-2017	ug/L																																<0.21						
trans-1,2-Dichloroethene	Apr-2017	ug/L	<0.21	<0.21	<0.21	<0.21	<0.21	<0.21		<0.21	<0.21	<0.21		<0.21	<0.21	<0.21	<0.21	<0.21	<0.21			<0.21	<0.21	<0.21	<0.21	<0.21	<0.21	<0.21		<0.21	<0.21	<0.21	<0.21	<0.21	<0.21	<0.21	<0.21	<0.21	<0.21	
trans-1,2-Dichloroethene	Jul-2017	ug/L																																						
trans-1,2-Dichloroethene	Oct-2017	ug/L	<0.210	<0.210	<0.210	<0.210	<0.210	<0.210		<0.210	<0.210	<0.210		<0.210	<0.210	<0.210	<0.210	<0.210	<0.210			<0.210	<0.210	<0.210	<0.210	**0.371J**	<0.210	<0.210		<0.210	<0.210	<0.210	<0.210	<0.210	<0.210	<0.210	<0.210				
trans-1,2-Dichloroethene	Apr-2018	ug/L	<0.210	<0.210	<0.210	<0.210	<0.210	<0.210		<0.210	<0.210	<0.210		<0.210	<0.210	<0.210	<0.210	<0.210	<0.210			<0.210	<0.210	<0.210	<0.210	<0.210	<0.210	<0.210		<0.210	<0.210	<0.210	<0.210	<0.210	<0.210	<0.210	<0.210				
trans-1,2-Dichloroethene	Oct-2018	ug/L	<0.270	<0.270	<0.270	<0.270	<0.270	<0.270		<0.270	<0.270	<0.270		<0.270	<0.270	<0.270	<0.270	<0.270	<0.270			<0.270	<0.270	<0.270	<0.270	<0.270	<0.270	<0.270	<0.270	<0.270	<0.270	<0.270	<0.270	<0.270	<0.270	<0.270	<0.270				
trans-1,2-Dichloroethene	Jan-2019	ug/L																										<0.270												
trans-1,2-Dichloroethene	Apr-2019	ug/L	<0.270	<0.270	<0.270	<0.270	<0.270	<0.270		<0.270	<0.270	<0.270		<0.270	<0.270	<0.270	<0.270	<0.270	<0.270			<0.270	<0.270	<0.270	<0.270	<0.270	<0.270	<0.270	<0.270	<0.270	<0.270	<0.270	<0.270	<0.270	<0.270	<0.270			<0.270	<0.270
trans-1,2-Dichloroethene	Nov-2019	ug/L	<0.270	<0.270	<0.270	<0.270	<0.270	<0.270		<0.270	<0.270	<0.270		<0.270	<0.270	<0.270	<0.270	<0.270	<0.270			<0.270	<0.270	<0.270	<0.270	<0.270	<0.270	<0.270	<0.270	<0.270	<0.270	<0.270	<0.270	<0.270	<0.270	<0.270			<0.270	<0.270
trans-1,2-Dichloroethene	Apr-2020	ug/L	<0.270	<0.270	<0.270	<0.270	<0.270	<0.270		<0.270	<0.270	<0.270		<0.270	<0.270	<0.270	<0.270	<0.270	<0.270			<0.270		<0.270	<0.270	**0.37J**	<0.270	<0.270	<0.270	**0.388J**	<0.270	<0.270	<0.270	<0.270	<0.270	<0.270		<0.270	<0.270	<0.270
trans-1,2-Dichloroethene	Jul-2020	ug/L			<0.270	<0.270	<0.270									<0.270								<0.270	<0.270	**0.335J**	<0.270			<0.270								<0.270	<0.270	<0.270
trans-1,2-Dichloroethene	Oct-2020	ug/L	<0.270	<0.270	<0.270	<0.270	<0.270	<0.270		<0.270	<0.270	<0.270		<0.270	<0.270	<0.270	<0.270					<0.270		**0.287J**	<0.270	<0.270	<0.270	<0.270	<0.270	<0.270	<0.270	<0.270	<0.270	<0.270	<0.270	<0.270	<0.270	<0.270	<0.270	<0.270
trans-1,2-Dichloroethene	Jan-2021	ug/L			<0.270	<0.270	<0.270									<0.270								<0.270	<0.270	**0.362J**	<0.270											<0.270	<0.270	<0.270
trans-1,2-Dichloroethene	Apr-2021	ug/L	<0.270	<0.270	<0.270			<0.270		<0.270	<0.270	<0.270		<0.270	<0.270	<0.270	<0.270					<0.270		<0.270	<0.270		<0.270	<0.270	<0.270	<0.270	<0.270	<0.270	<0.270	<0.270	<0.270	<0.270	<0.270	<0.270	<0.270	<0.270
trans-1,2-Dichloroethene	Jun-2021	ug/L																				<0.270																			
trans-1,2-Dichloroethene	Oct-2021	ug/L	<0.270	<0.270	<0.270	<0.270	<0.270	<0.270			<0.270	<0.270		<0.270	<0.270	<0.270	<0.270					<0.270		<0.270	<0.270	**0.31J**	<0.270	<0.270	<0.270	<0.270	<0.270	<0.270	<0.270	<0.270	<0.270	<0.270	<0.270	<0.270	<0.270	<0.270
trans-1,2-Dichloroethene	Apr-2022	ug/L	<0.270	<0.270	<0.270	<0.270	<0.270	<0.270		<0.270	<0.270	<0.270		<0.270	<0.270	<0.270	<0.270					<0.270		<0.270	<0.270	<0.270	<0.270	<0.270	<0.270	<0.270	<0.270	<0.270	<0.270	<0.270	<0.270	<0.270	<0.270	<0.270	<0.270	<0.270
trans-1,2-Dichloroethene	Oct-2022	ug/L	<0.270		<0.270	<0.270	<0.270	<0.270			<0.270	<0.270		<0.270	<0.270	<0.270	<0.270					<0.270		<0.270	<0.270	<0.270	<0.270	<0.270	<0.270	<0.270	<0.270	<0.270		<0.270	<0.270	<0.270	<0.270	<0.270	<0.270	<0.270
trans-1,2-Dichloroethene	Apr-2023	ug/L	<0.270		<0.270	<0.270	<0.270	<0.270		<0.270	<0.270	<0.270		<0.270	<0.270	<0.270	<0.270					<0.270		<0.270	<0.270	<0.270	<0.270	<0.270	<0.270	<0.270	<0.270	<0.270	<0.270	<0.270	<0.270	<0.270	<0.270	<0.270	<0.270	<0.270
trans-1,2-Dichloroethene	Oct-2023	ug/L	<0.270		<0.270		<0.270				<0.270	<0.270		<0.270	<0.270	<0.270	<0.270					<0.270		<0.270	<0.270		<0.270	<0.270	<0.270	<0.270	<0.270	<0.270	<0.270	<0.270	<0.270	<0.270	<0.270	<0.270	<0.270	<0.270
trans-1,3-Dichloropropene	Oct-2007	ug/L	<5	<5	<5	<5	<5	<5	<5			<5	<5	<5	<5	<5	<5																								
trans-1,3-Dichloropropene	Feb-2008	ug/L	<5	<5	<5	<5	<5	<5	<5			<5	<5	<5	<5	<5	<5																								
trans-1,3-Dichloropropene	Apr-2008	ug/L	<5	<5	<5	<5	<5	<5	<5			<5	<5	<5	<5	<5	<5																								
trans-1,3-Dichloropropene	Jul-2008	ug/L	<5	<5	<5	<5	<5	<5	<5			<5	<5	<5	<5	<5	<5																								
trans-1,3-Dichloropropene	Oct-2008	ug/L	<5	<5	<5	<5	<5	<5	<5			<5	<5	<5	<5	<5	<5																								
trans-1,3-Dichloropropene	Jan-2009	ug/L	<5	<5	<5	<5	<5	<5	<5			<5	<5	<5	<5	<5	<5																								
trans-1,3-Dichloropropene	Apr-2009	ug/L	<5	<5	<5	<5	<5	<5	<5			<5	<5	<5	<5	<5	<5																								
trans-1,3-Dichloropropene	Jul-2009	ug/L	<5	<5	<5	<5	<5	<5	<5			<5	<5	<5	<5	<5	<5																								
trans-1,3-Dichloropropene	Oct-2009	ug/L	<5	<5	<5	<5	<5	<5	<5			<5	<5	<5	<5	<5	<5																								
trans-1,3-Dichloropropene	Dec-2009	ug/L														<5	<5																								
trans-1,3-Dichloropropene	Feb-2010	ug/L														<5	<5																								
trans-1,3-Dichloropropene	Apr-2010	ug/L	<5	<5	<5	<5	<5	<5	<5			<5	<5	<5	<5	<5	<5																								
trans-1,3-Dichloropropene	Oct-2010	ug/L	<5	<5	<5	<5	<5	<5	<5			<5	<5	<5	<5	<5	<5																								
trans-1,3-Dichloropropene	Feb-2011	ug/L																																						
trans-1,3-Dichloropropene	Apr-2011	ug/L	<5	<5	<5	<5	<5	<5	<5			<5	<5	<5	<5	<5	<5																								
trans-1,3-Dichloropropene	Jun-2011	ug/L																																						
trans-1,3-Dichloropropene	Aug-2011	ug/L																																						
trans-1,3-Dichloropropene	Oct-2011	ug/L	<5	<5	<5	<5	<5	<5	<5			<5	<5	<5	<5	<5	<5					<5						<5													
trans-1,3-Dichloropropene	Feb-2012	ug/L								<0.22	<0.22			<0.22								<0.22		<0.22	<0.22	<0.22	<0.22														
trans-1,3-Dichloropropene	Apr-2012	ug/L	<0.22	<0.22	<0.22	<0.22	<0.22	<0.22		<0.22	<0.22	<0.22		<0.22	<0.22	<0.22	<0.22					<0.22		<0.22	<0.22	<0.22	<0.22	<0.22													
trans-1,3-Dichloropropene	Jun-2012	ug/L								<0.22	<0.22											<0.22		<0.22	<0.22	<0.22	<0.22														
trans-1,3-Dichloropropene	Aug-2012	ug/L								<0.22	<0.22								<0.22			<0.22	<0.22	<0.22	<0.22	<0.22	<0.22	<0.22													
trans-1,3-Dichloropropene	Oct-2012	ug/L	<0.22	<0.22	<0.22	<0.22	<0.22	<0.22		<0.22	<0.22	<0.22		<0.22	<0.22	<0.22	<0.22		<0.22			<0.22	<0.22	<0.22	<0.22	<0.22	<0.22	<0.22													
trans-1,3-Dichloropropene	Nov-2012	ug/L																												<0.22	<0.22	<0.22	<0.22	<0.22						
trans-1,3-Dichloropropene	Feb-2013	ug/L																					<0.22							<0.22	<0.22	<0.22	<0.22	<0.22						
trans-1,3-Dichloropropene	May-2013	ug/L	<0.22	<0.22	<0.22	<0.22	<0.22	<0.22		<0.22	<0.22	<0.22		<0.22	<0.22	<0.22	<0.22	<0.22	<0.22	<0.22	<0.22	<0.22	<0.22	<0.22	<0.22	<0.22	<0.22	<0.22		<0.22	<0.22	<0.22	<0.22	<0.22						
trans-1,3-Dichloropropene	Jun-2013	ug/L																<0.22	<0.22				<0.22							<0.22	<0.22	<0.22	<0.22	<0.22						
trans-1,3-Dichloropropene	Aug-2013	ug/L			<0.22													<0.22	<0.22	<0.22	<0.22		<0.22							<0.22	<0.22	<0.22	<0.22	<0.22						
trans-1,3-Dichloropropene	Nov-2013	ug/L	<0.22	<0.22	<0.22	<0.22	<0.22	<0.22			<0.22	<0.22		<0.22	<0.22		<0.22		<0.22	<0.22	<0.22	<0.22	<0.22	<0.22	<0.22	<0.22	<0.22	<0.22		<0.22	<0.22	<0.22	<0.22	<0.22						
trans-1,3-Dichloropropene	Jan-2014	ug/L																	<0.22	<0.22	<0.22		<0.22																	
trans-1,3-Dichloropropene	May-2014	ug/L	<0.22	<0.22	<0.22	<0.22	<0.22	<0.22		<0.22	<0.22	<0.22		<0.22	<0.22		<0.22	<0.22	<0.22	<0.22		<0.22		<0.22	<0.22	<0.22	<0.22			<0.22	<0.22	<0.22	<0.22	<0.22						
trans-1,3-Dichloropropene	Jun-2014	ug/L														<0.22	<0.22			<0.22			<0.22																	
trans-1,3-Dichloropropene	Jul-2014	ug/L																<0.22	<0.22																					
trans-1,3-Dichloropropene	Sep-2014	ug/L																																						
trans-1,3-Dichloropropene	Nov-2014	ug/L	<0.22							<0.22	<0.22			<0.22	<0.22		<0.22		<0.22	<0.22		<0.22	<0.22	<0.22	<0.22	<0.22						<0.22	<0.22							
trans-1,3-Dichloropropene	Dec-2014	ug/L		<0.22	<0.22	<0.22	<0.22	<0.22				<0.22				<0.22										<0.22				<0.22	<0.22	<0.22							
trans-1,3-Dichloropropene	May-2015	ug/L					<0.22											<0.22		<0.22										<0.22		<0.22	<0.22							
trans-1,3-Dichloropropene	Jun-2015	ug/L	<0.22	<0.22	<0.22	<0.22		<0.22		<0.22	<0.22	<0.22		<0.22	<0.22	<0.22	<0.22		<0.22			<0.22	<0.22	<0.22	<0.22	<0.22	<0.22				<0.22			<0.22						
trans-1,3-Dichloropropene	Oct-2015	ug/L		<0.22							<0.22				<0.22	<0.22	<0.22		<0.22	<0.22		<0.22																	
trans-1,3-Dichloropropene	Nov-2015	ug/L	<0.22		<0.22		<0.22	<0.22						<0.22				<0.22						<0.22	<0.22	<0.22		<0.22		<0.22	<0.22	<0.22		<0.22						
trans-1,3-Dichloropropene	Dec-2015	ug/L				<0.22				<0.22	<0.22																<0.22						<0.22		<0.22	<0.22	<0.22	<0.22		

Notes:
"J" Indicates the constituent was detected between the method detection limit and the reporting limit and is considered estimated.

DMASWA Landfill
Permit No. 31-SDP-02-75P

Table 9
Analytical Data Summary
2024 Annual Water Quality Report

Constituent	Month-Year	units	MW-102A	P-102BR	MW-103A	MW-104A	MW-105A	P-105B	MW-108A	MW-108AR	MW-109ARR	P-108B	MW-109AR	MW-114AR	P-114BR	MW-120AR	P-120B	MW-124A	MW-124B	MW-126A	MW-130A	MW-137A	MW-138A	MW-201A	MW-202A	MW-203A	MW-204A	OW-301A	OW-306AR	MW-401A	MW-402A	MW-403A	P-403B	MW-404A	MW-501A	MW-502A	P-503B	P-504B	MW-505A	MW-604	MW-605
trans-1,3-Dichloropropene	Mar-2016	ug/L																																<0.22	<0.22	<0.22	<0.22	<0.22			
trans-1,3-Dichloropropene	May-2016	ug/L			<0.22	<0.22	<0.22	<0.22		<0.22	<0.22	<0.22		<0.22	<0.22			<0.22	<0.22			<0.22	<0.22	<0.22	<0.22	<0.22	<0.22			<0.22	<0.22			<0.22	<0.22	<0.22					
trans-1,3-Dichloropropene	Jun-2016	ug/L	<0.22	<0.22												<0.22	<0.22									<0.22	<0.22									<0.22	<0.22	<0.22			
trans-1,3-Dichloropropene	Oct-2016	ug/L	<0.22		<0.22	<0.22					<0.22			<0.22	<0.22	<0.22						<0.22	<0.22	<0.22	<0.22	<0.22	<0.22	<0.22		<0.22	<0.22	<0.22	<0.22	<0.22	<0.22		<0.22	<0.22			
trans-1,3-Dichloropropene	Nov-2016	ug/L		<0.22			<0.22	<0.22		<0.22		<0.22					<0.22	<0.22	<0.22																	<0.22			<0.22		
trans-1,3-Dichloropropene	Jan-2017	ug/L																																<0.22							
trans-1,3-Dichloropropene	Apr-2017	ug/L	<0.22	<0.22	<0.22	<0.22	<0.22	<0.22		<0.22	<0.22	<0.22		<0.22	<0.22	<0.22	<0.22	<0.22	<0.22			<0.22	<0.22	<0.22	<0.22	<0.22	<0.22	<0.22		<0.22	<0.22	<0.22	<0.22	<0.22	<0.22	<0.22	<0.22	<0.22	<0.22		
trans-1,3-Dichloropropene	Jul-2017	ug/L																																							
trans-1,3-Dichloropropene	Oct-2017	ug/L	<0.220	<0.220	<0.220	<0.220	<0.220	<0.220		<0.220	<0.220	<0.220		<0.220	<0.220	<0.220	<0.220	<0.220	<0.220			<0.220	<0.220	<0.220	<0.220	<0.220	<0.220	<0.220		<0.220	<0.220	<0.220	<0.220	<0.220	<0.220	<0.220	<0.220				
trans-1,3-Dichloropropene	Apr-2018	ug/L	<0.220	<0.220	<0.220	<0.220	<0.220	<0.220		<0.220	<0.220	<0.220		<0.220	<0.220	<0.220	<0.220	<0.220	<0.220			<0.220	<0.220	<0.220	<0.220	<0.220	<0.220	<0.220		<0.220	<0.220	<0.220	<0.220	<0.220	<0.220	<0.220	<0.220				
trans-1,3-Dichloropropene	Oct-2018	ug/L	<0.560	<0.560	<0.560	<0.560	<0.560	<0.560		<0.560	<0.560	<0.560		<0.560	<0.560	<0.560	<0.560	<0.560	<0.560			<0.560	<0.560	<0.560	<0.560	<0.560	<0.560	<0.560	<0.560	<0.560	<0.560	<0.560	<0.560	<0.560	<0.560	<0.560	<0.560				
trans-1,3-Dichloropropene	Jan-2019	ug/L																											<0.560											
trans-1,3-Dichloropropene	Apr-2019	ug/L	<0.560	<0.560	<0.560	<0.560	<0.560	<0.560		<0.560	<0.560	<0.560		<0.560	<0.560	<0.560	<0.560	<0.560	<0.560			<0.560	<0.560	<0.560	<0.560	<0.560	<0.560	<0.560	<0.560	<0.560	<0.560	<0.560	<0.560	<0.560	<0.560	<0.560	<0.560		<0.560	<0.560	
trans-1,3-Dichloropropene	Nov-2019	ug/L	<0.560	<0.560	<0.560	<0.560	<0.560	<0.560		<0.560	<0.560	<0.560		<0.560	<0.560	<0.560	<0.560	<0.560	<0.560			<0.560	<0.560	<0.560	<0.560	<0.560	<0.560	<0.560	<0.560	<0.560	<0.560	<0.560	<0.560	<0.560	<0.560	<0.560	<0.560		<0.560	<0.560	
trans-1,3-Dichloropropene	Apr-2020	ug/L	<0.560	<0.560	<0.560	<0.560	<0.560	<0.560		<0.560	<0.560	<0.560		<0.560	<0.560	<0.560	<0.560	<0.560	<0.560			<0.560		<0.560	<0.560	<0.560	<0.560	<0.560	<0.560	<0.560	<0.560	<0.560	<0.560	<0.560	<0.560	<0.560	<0.560	<0.560	<0.560	<0.560	<0.560
trans-1,3-Dichloropropene	Jul-2020	ug/L			<0.560	<0.560	<0.560									<0.560								<0.560	<0.560	<0.560	<0.560			<0.560									<0.560	<0.560	<0.560
trans-1,3-Dichloropropene	Oct-2020	ug/L	<0.560	<0.560	<0.560	<0.560	<0.560	<0.560		<0.560	<0.560	<0.560		<0.560	<0.560	<0.560	<0.560	<0.560				<0.560		<0.560	<0.560	<0.560	<0.560	<0.560	<0.560	<0.560	<0.560	<0.560	<0.560	<0.560	<0.560	<0.560	<0.560	<0.560	<0.560	<0.560	<0.560
trans-1,3-Dichloropropene	Jan-2021	ug/L			<0.560	<0.560	<0.560									<0.560								<0.560	<0.560	<0.560	<0.560												<0.560	<0.560	<0.560
trans-1,3-Dichloropropene	Apr-2021	ug/L	<0.560	<0.560	<0.560			<0.560		<0.560	<0.560	<0.560		<0.560	<0.560	<0.560	<0.560					<0.560		<0.560	<0.560		<0.560	<0.560	<0.560	<0.560	<0.560	<0.560	<0.560	<0.560	<0.560	<0.560	<0.560	<0.560	<0.560	<0.560	<0.560
trans-1,3-Dichloropropene	Jun-2021	ug/L																				<0.560																			
trans-1,3-Dichloropropene	Oct-2021	ug/L	<0.560	<0.560	<0.560	<0.560	<0.560	<0.560			<0.560	<0.560		<0.560	<0.560	<0.560	<0.560					<0.560		<0.560	<0.560	<0.560	<0.560	<0.560	<0.560	<0.560	<0.560	<0.560	<0.560	<0.560	<0.560	<0.560	<0.560	<0.560	<0.560	<0.560	<0.560
trans-1,3-Dichloropropene	Apr-2022	ug/L	<0.560	<0.560	<0.560	<0.560	<0.560	<0.560		<0.560	<0.560	<0.560		<0.560	<0.560	<0.560	<0.560					<0.560		<0.560	<0.560	<0.560	<0.560	<0.560	<0.560	<0.560	<0.560	<0.560	<0.560	<0.560	<0.560	<0.560	<0.560	<0.560	<0.560	<0.560	<0.560
trans-1,3-Dichloropropene	Oct-2022	ug/L	<0.560		<0.560	<0.560	<0.560	<0.560			<0.560	<0.560		<0.560	<0.560	<0.560	<0.560					<0.560		<0.560	<0.560	<0.560	<0.560	<0.560	<0.560	<0.560	<0.560	<0.560	<0.560	<0.560	<0.560	<0.560	<0.560	<0.560	<0.560	<0.560	<0.560
trans-1,3-Dichloropropene	Apr-2023	ug/L	<0.560		<0.560	<0.560	<0.560	<0.560		<0.560	<0.560	<0.560		<0.560	<0.560	<0.560	<0.560					<0.560		<0.560	<0.560	<0.560	<0.560	<0.560	<0.560	<0.560	<0.560	<0.560		<0.560	<0.560	<0.560	<0.560	<0.560	<0.560	<0.560	<0.560
trans-1,3-Dichloropropene	Oct-2023	ug/L	<0.560		<0.560			<0.560			<0.560	<0.560		<0.560	<0.560	<0.560	<0.560					<0.560		<0.560	<0.560		<0.560	<0.560	<0.560	<0.560	<0.560	<0.560		<0.560	<0.560	<0.560		<0.560	<0.560	<0.560	<0.560
trans-1,4-Dichloro-2-butene	Oct-2007	ug/L	<10	<10	<10	<10	<10	<10	<10			<10	<10	<10	<10	<10	<10																									
trans-1,4-Dichloro-2-butene	Feb-2008	ug/L	<10	<10	<10	<10	<10	<10	<10			<10	<10	<10	<10	<10	<10																									
trans-1,4-Dichloro-2-butene	Apr-2008	ug/L	<10	<10	<10	<10	<10	<10	<10			<10	<10	<10	<10	<10	<10																									
trans-1,4-Dichloro-2-butene	Jul-2008	ug/L	<10	<10	<10	<10	<10	<10	<10			<10	<10	<10	<10	<10	<10																									
trans-1,4-Dichloro-2-butene	Oct-2008	ug/L	<10	<10	<10	<10	<10	<10	<10			<10	<10	<10	<10	<10	<10																									
trans-1,4-Dichloro-2-butene	Jan-2009	ug/L	<10	<10	<10	<10	<10	<10	<10			<10	<10	<10	<10	<10	<10																									
trans-1,4-Dichloro-2-butene	Apr-2009	ug/L	<10	<10	<10	<10	<10	<10	<10			<10	<10	<10	<10	<10	<10																									
trans-1,4-Dichloro-2-butene	Jul-2009	ug/L	<10	<10	<10	<10	<10	<10	<10			<10	<10	<10	<10	<10	<10																									
trans-1,4-Dichloro-2-butene	Oct-2009	ug/L	<10	<10	<10	<10	<10	<10	<10			<10	<10	<10	<10	<10	<10																									
trans-1,4-Dichloro-2-butene	Dec-2009	ug/L														<10	<10																									
trans-1,4-Dichloro-2-butene	Feb-2010	ug/L														<10	<10																									
trans-1,4-Dichloro-2-butene	Apr-2010	ug/L	<10	<10	<10	<10	<10	<10	<10			<10	<10	<10	<10	<10	<10																									
trans-1,4-Dichloro-2-butene	Oct-2010	ug/L	<10	<10	<10	<10	<10	<10	<10			<10	<10	<10	<10	<10	<10																									
trans-1,4-Dichloro-2-butene	Feb-2011	ug/L																																								
trans-1,4-Dichloro-2-butene	Apr-2011	ug/L	<10	<10	<10	<10	<10	<10	<10			<10	<10	<10	<10	<10	<10																									
trans-1,4-Dichloro-2-butene	Jun-2011	ug/L																																								
trans-1,4-Dichloro-2-butene	Aug-2011	ug/L																																								
trans-1,4-Dichloro-2-butene	Oct-2011	ug/L	<10	<10	<10	<10	<10	<10	<10			<10	<10	<10	<10	<10	<10					<10						<10														
trans-1,4-Dichloro-2-butene	Feb-2012	ug/L								<0.13	<0.13											<0.13		<0.13	<0.13	<0.13	<0.13															
trans-1,4-Dichloro-2-butene	Apr-2012	ug/L	<0.13	<0.13	<0.13	<0.13	<0.13	<0.13		<0.13	<0.13	<0.13		<0.13	<0.13	<0.13	<0.13					<0.13		**0.13J**	<0.13	<0.13	<0.13	<0.13														
trans-1,4-Dichloro-2-butene	Jun-2012	ug/L								<0.13	<0.13											<0.13		<0.13	<0.13	<0.13	<0.13															
trans-1,4-Dichloro-2-butene	Aug-2012	ug/L								<0.13	<0.13								<0.13			<0.13	<0.13	<0.13	<0.13	<0.13	<0.13	<0.13														
trans-1,4-Dichloro-2-butene	Oct-2012	ug/L	<0.13	<0.13	<0.13	<0.13	<0.13	<0.13		<0.13	<0.13	<0.13		<0.13	<0.13	<0.13	<0.13		<0.13			<0.13	<0.13	<0.13	<0.13	<0.13	<0.13	<0.13														
trans-1,4-Dichloro-2-butene	Nov-2012	ug/L																												<0.13	<0.13	<0.13	<0.13	<0.13							
trans-1,4-Dichloro-2-butene	Feb-2013	ug/L																					<0.13							<0.13	<0.13	<0.13	<0.13	<0.13							
trans-1,4-Dichloro-2-butene	May-2013	ug/L	<0.13	<0.13	<0.13	<0.13	<0.13	<0.13		<0.13	<0.13	<0.13		<0.13	<0.13	<0.13	<0.13	<0.13	<0.13	<0.13	<0.13	<0.13	<0.13	<0.13	<0.13	<0.13	<0.13	<0.13			<0.13	<0.13	<0.13	<0.13							
trans-1,4-Dichloro-2-butene	Jun-2013	ug/L																<0.13	<0.13				<0.13								<0.13	<0.13	<0.13	<0.13							
trans-1,4-Dichloro-2-butene	Aug-2013	ug/L			<0.13													<0.13	<0.13	<0.13	<0.13		<0.13								<0.13	<0.13	<0.13	<0.13							
trans-1,4-Dichloro-2-butene	Nov-2013	ug/L	<0.13	<0.13	<0.13	<0.13	<0.13	<0.13			<0.13	<0.13		<0.13	<0.13		<0.13		<0.13	<0.13	<0.13	<0.13	<0.13	<0.13	<0.13	<0.13	<0.13	<0.13			<0.13	<0.13	<0.13	<0.13							
trans-1,4-Dichloro-2-butene	Jan-2014	ug/L																	<0.13	<0.13	<0.13		<0.13																			
trans-1,4-Dichloro-2-butene	May-2014	ug/L	<0.13	<0.13	<0.13	<0.13	<0.13	<0.13		<0.13	<0.13	<0.13		<0.13	<0.13			<0.13	<0.13	<0.13		<0.13		<0.13	<0.13	<0.13	<0.13			<0.13	<0.13	<0.13	<0.13	<0.13							
trans-1,4-Dichloro-2-butene	Jun-2014	ug/L														<0.13	<0.13			<0.13			<0.13																		
trans-1,4-Dichloro-2-butene	Jul-2014	ug/L																<0.13	<0.13																						
trans-1,4-Dichloro-2-butene	Sep-2014	ug/L																																							
trans-1,4-Dichloro-2-butene	Nov-2014	ug/L	<0.13							<0.13	<0.13			<0.13	<0.13		<0.13		<0.13	<0.13		<0.13	<0.13	<0.13	<0.13	<0.13							<0.13	<0.13							
trans-1,4-Dichloro-2-butene	Dec-2014	ug/L		<0.13	<0.13	<0.13	<0.13	<0.13				<0.13				<0.13											<0.13			<0.13	<0.13	<0.13								
trans-1,4-Dichloro-2-butene	May-2015	ug/L					<0.13											<0.13		<0.13										<0.13		<0.13	<0.13							
trans-1,4-Dichloro-2-butene	Jun-2015	ug/L	<0.13	<0.13	<0.13	<0.13		<0.13		<0.13	<0.13	<0.13		<0.13	<0.13	<0.13	<0.13		<0.13			<0.13	<0.13	<0.13	<0.13	<0.13	<0.13				<0.13			<0.13						
trans-1,4-Dichloro-2-butene	Oct-2015	ug/L		<0.13								<0.13			<0.13	<0.13	<0.13		<0.13	<0.13		<0.13																		
trans-1,4-Dichloro-2-butene	Nov-2015	ug/L	<0.13		<0.13		<0.13	<0.13				<0.13						<0.13						<0.13	<0.13	<0.13		<0.13		<0.13	<0.13	<0.13		<0.13						
trans-1,4-Dichloro-2-butene	Dec-2015	ug/L				<0.13				<0.13	<0.13																<0.13						<0.13		<0.13	<0.13	<0.13	<0.13			
trans-1,4-Dichloro-2-butene	Mar-2016	ug/L																																	<0.13	<0.13	<0.13	<0.13			
trans-1,4-Dichloro-2-butene	May-2016	ug/L			<0.13	<0.13	<0.13	<0.13		<0.13	<0.13	<0.13		<0.13	<0.13			<0.13	<0.13			<0.13	<0.13	<0.13	<0.13	<0.13	<0.13			<0.13	<0.13			<0.13	<0.13	<0.13					
trans-1,4-Dichloro-2-butene	Jun-2016	ug/L	<0.13	<0.13												<0.13	<0.13									<0.13	<0.13									<0.13	<0.13	<0.13			
trans-1,4-Dichloro-2-butene	Oct-2016	ug/L	<0.13		<0.13	<0.13					<0.13			<0.13	<0.13	<0.13						<0.13	<0.13	<0.13	<0.13	<0.13	<0.13	<0.13		<0.13	<0.13	<0.13	<0.13	<0.13	<0.13		<0.13	<0.13			
trans-1,4-Dichloro-2-butene	Nov-2016	ug/L		<0.13			<0.13	<0.13		<0.13		<0.13					<0.13	<0.13	<0.13																	<0.13			<0.13		
trans-1,4-Dichloro-2-butene	Jan-2017	ug/L																																<0.13							
trans-1,4-Dichloro-2-butene	Apr-2017	ug/L	<0.13	<0.13	<0.13	<0.13	<0.13	<0.13		<0.13	<0.13	<0.13		<0.13	<0.13	<0.13	<0.13	<0.13	<0.13			<0.13	<0.13	<0.13	<0.13	<0.13	<0.13	<0.13		<0.13	<0.13	<0.13	<0.13	<0.13	<0.13	<0.13	<0.13	<0.13	<0.13		
trans-1,4-Dichloro-2-butene	Jul-2017	ug/L																																							
trans-1,4-Dichloro-2-butene	Oct-2017	ug/L	<0.130	<0.130	<0.130	<0.130	<0.130	<0.130		<0.130	<0.130	<0.130		<0.130	<0.130	<0.130	<0.130	<0.130	<0.130			<0.130	<0.130	<0.130	<0.130	<0.130	<0.130	<0.130		<0.130	<0.130	<0.130	<0.130	<0.130	<0.130	<0.130	<0.130				
trans-1,4-Dichloro-2-butene	Apr-2018	ug/L	<0.130	<0.130	<0.130	<0.130	<0.130	<0.130		<0.130	<0.130	<0.130		<0.130	<0.130	<0.130	<0.130	<0.130	<0.130			<0.130	<0.130	<0.130	<0.130	<0.130	<0.130	<0.130		<0.130	<0.130	<0.130	<0.130	<0.130	<0.130	<0.130	<0.130				
trans-1,4-Dichloro-2-butene	Oct-2018	ug/L	<1.10	<1.10	<1.10	<1.10	<1.10	<1.10		<1.10	<1.10	<1.10		<1.10	<1.10	<1.10	<1.10	<1.10	<1.10			<1.10	<1.10	<1.10	<1.10	<1.10	<1.10	<1.10	<1.10	<1.10	<1.10	<1.10	<1.10	<1.10	<1.10	<1.10	<1.10				
trans-1,4-Dichloro-2-butene	Jan-2019	ug/L																											<1.10											
trans-1,4-Dichloro-2-butene	Apr-2019	ug/L	<1.10	<1.10	<1.10	<1.10	<1.10	<1.10		<1.10	<1.10	<1.10		<1.10	<1.10	<1.10	<1.10	<1.10	<1.10			<1.10	<1.10	<1.10	<1.10	<1.10	<1.10	<1.10	<1.10	<1.10	<1.10	<1.10	<1.10	<1.10	<1.10	<1.10	<1.10		<1.10	<1.10	
trans-1,4-Dichloro-2-butene	Nov-2019	ug/L	<1.10	<1.10	<1.10	<1.10	<1.10	<1.10		<1.10	<1.10	<1.10		<1.10	<1.10	<1.10	<1.10	<1.10	<1.10			<1.10	<1.10	<1.10	<1.10	<1.10	<1.10	<1.10	<1.10	<1.10	<1.10	<1.10	<1.10	<1.10	<1.10	<1.10	<1.10		<1.10	<1.10	
trans-1,4-Dichloro-2-butene	Apr-2020	ug/L	<1.10	<1.10	<1.10	<1.10	<1.10	<1.10		<1.10	<1.10	<1.10		<1.10	<1.10	<1.10	<1.10	<1.10	<1.10			<1.10		<1.10	<1.10	<1.10	<1.10	<1.10	<1.10	<1.10	<1.10	<1.10	<1.10	<1.10	<1.10	<1.10	<1.10	<1.10	<1.10	<1.10	<1.10
trans-1,4-Dichloro-2-butene	Jul-2020	ug/L			<1.10	<1.10	<1.10									<1.10								<1.10	<1.10	<1.10	<1.10			<1.10									<1.10	<1.10	<1.10
trans-1,4-Dichloro-2-butene	Oct-2020	ug/L	<1.10	<1.10	<1.10	<1.10	<1.10	<1.10		<1.10	<1.10	<1.10		<1.10	<1.10	<1.10	<1.10					<1.10		<1.10	<1.10	<1.10	<1.10	<1.10	<1.10	<1.10	<1.10	<1.10	<1.10	<1.10	<1.10	<1.10	<1.10	<1.10	<1.10	<1.10	<1.10
trans-1,4-Dichloro-2-butene	Jan-2021	ug/L			<1.10	<1.10	<1.10									<1.10								<1.10	<1.10	<1.10	<1.10												<1.10	<1.10	<1.10
trans-1,4-Dichloro-2-butene	Apr-2021	ug/L	<1.10	<1.10	<1.10			<1.10		<1.10	<1.10	<1.10		<1.10	<1.10	<1.10	<1.10					<1.10		<1.10	<1.10		<1.10	<1.10	<1.10	<1.10	<1.10	<1.10	<1.10	<1.10	<1.10	<1.10	<1.10	<1.10	<1.10	<1.10	<1.10
trans-1,4-Dichloro-2-butene	Jun-2021	ug/L																				<1.10																			
trans-1,4-Dichloro-2-butene	Oct-2021	ug/L	<1.10	<1.10	<1.10	<1.10	<1.10	<1.10			<1.10	<1.10		<1.10	<1.10	<1.10	<1.10					<1.10		<1.10	<1.10	<1.10	<1.10	<1.10	<1.10	<1.10	<1.10	<1.10	<1.10	<1.10	<1.10	<1.10	<1.10	<1.10	<1.10	<1.10	<1.10
trans-1,4-Dichloro-2-butene	Apr-2022	ug/L	<1.10	<1.10	<1.10	<1.10	<1.10	<1.10		<1.10	<1.10	<1.10		<1.10	<1.10	<1.10	<1.10					<1.10		<1.10	<1.10	<1.10	<1.10	<1.10	<1.10	<1.10	<1.10	<1.10	<1.10	<1.10	<1.10	<1.10	<1.10	<1.10	<1.10	<1.10	<1.10
trans-1,4-Dichloro-2-butene	Oct-2022	ug/L	<1.10		<1.10	<1.10	<1.10	<1.10			<1.10	<1.10		<1.10	<1.10	<1.10	<1.10					<1.10		<1.10	<1.10	<1.10	<1.10	<1.10	<1.10	<1.10	<1.10	<1.10		<1.10	<1.10	<1.10	<1.10	<1.10	<1.10	<1.10	<1.10
trans-1,4-Dichloro-2-butene	Apr-2023	ug/L	<1.10		<1.10	<1.10	<1.10	<1.10		<1.10	<1.10	<1.10		<1.10	<1.10	<1.10	<1.10					<1.10		<1.10	<1.10		<1.10	<1.10	<1.10	<1.10	<1.10	<1.10		<1.10	<1.10	<1.10	<1.10	<1.10	<1.10	<1.10	<1.10
trans-1,4-Dichloro-2-butene	Oct-2023	ug/L	<1.10		<1.10			<1.10			<1.10	<1.10		<1.10	<1.10	<1.10	<1.10					<1.10		<1.10	<1.10		<1.10	<1.10	<1.10	<1.10	<1.10	<1.10		<1.10	<1.10	<1.10		<1.10	<1.10	<1.10	<1.10

Notes:
"J" Indicates the constituent was detected between the method detection limit and the reporting limit and is considered estimated.

This page intentionally left blank.

Table 10
Historic SSIs and SSLs
2024 Annual Water Quality Report
Dubuque Metropolitan Area Sanitary Landfill
Permit No. 31-SDP-02-75P

Key:
SSI -
SSL -

Well	Constituent	Fall 2020	Spring 2021	Fall 2021	Spring 2022	Fall 2022	Spring 2023	Fall 2023	Spring 2024	Fall 2024
HMSP Monitoring Wells - Shallow Aquifer										
MW-102A	Arsenic				2	3	2	3	1	
	Benzene									1
MW-103A	Barium									
	Lead					1	2	3		
MW-104A	Arsenic				2		2	4	4	4
	Cobalt							4	4	4
	Copper						1	4	4	4
	Nickel							4	4	4
MW-105A	Arsenic				1	1		4	4	4
	Barium							4	4	4
	Cobalt							4	4	4
	Nickel				3			4	4	4
MW-108AR	Barium			DRY		DRY		DRY		
	Copper									1
	Lead			DRY		DRY		DRY	3	1
MW-109ARR	Acetone								1	3
	Arsenic								1	3
	Cobalt				3					
	Copper								1	3
MW-114AR	Barium		3							
	Lead							1	2	3
MW-137A	Cadmium				1	2	3			
	Cobalt				2	3				
	Copper						1	2	3	
	Nickel				2	3				
MW-201A	1,1-Dichloroethane				2					
	cis-1,2-Dichloroethene				2		1	2	3	
	Cobalt				1	2	3			
	Copper				1	2	3			
	Vinyl Chloride				2	3				
MW-202A	Arsenic				2	1	2	3		
	Cobalt				2	3				
	Nickel				2		2	3		
MW-203A	Cobalt							4	4	4
	Lead					1	2	4	4	4
	Nickel							4	4	4
	1,1-Dichloroethane							4	4	4

Table 10
Historic SSIs and SSLs
2024 Annual Water Quality Report
Dubuque Metropolitan Area Sanitary Landfill
Permit No. 31-SDP-02-75P

Key: SSI - SSL -		Fall	Spring	Fall	Spring	Fall	Spring	Fall	Spring	Fall
Well	**Constituent**	2020	2021	2021	2022	2022	2023	2023	2024	2024
MW-203A	Chloroethane				2	3		4	4	4
	cis-1,2-Dichloroethene							4	4	4
MW-204A	Barium									
	Cobalt					2	3			
	Nickel				2	3	1	2	3	
OW-301A	Arsenic									1
	Cobalt				1	3				
	Benzene									1
	Silver					1	2	3		
OW-306AR	Barium									
	Cadmium				3					
	Cobalt				2	3				
	Copper				2	3				
	Lead				2				2	3
MW-401A	cis-1,2-Dichloroethene				1	2		2	3	
MW-501A	Cadmium					2	3			
	Cobalt					2	3			
HMSP Monitoring Wells - Deep Aquifer										
P-105B	Barium									
P-108B	Barium									
	Lead								2	3
P-114BR	Barium									

Notes:

1 Current result is above background. The constituent is not an active SSI. This SSI will be verified during the next sampling event.
2 Current result is below background. If confirmed by next sample, SSI will be terminated.
3 Confirmed No SSI
4 Monitoring wells MW-104A, MW-105A, and MW-203A are internal monitoring points. Results are not compared against GWPS.

Table 11
Historical Groundwater Elevations
2024 Annual Water Quality Report
Dubuque Metropolitan Area Sanitary Landfill
Permit No. 31-SDP-02-75P

Date	MW-102A	P-102BR	MW-103A	MW-104A	MW-105A	P-105B	MW-108A	MW-108AR	P-108B	MW-109AR	MW-109ARR	MW-114AR	P-114BR	MW-120AR	P-120B	MW-137A	MW-201A
Dec-13	802.23	786.10	787.97	786.69	776.94	756.43	771.98	769.84	769.12	769.90	769.39	768.71	765.85	929.91	927.51	807.02	796.69
Jan-14	NM	786.18	787.65	786.23	777.30	751.78	772.22	771.07	769.95	770.11	770.39	769.47	765.57	930.59	918.70	807.66	796.36
Mar-14	803.53	787.38	796.06	788.11	779.40	751.89	773.46	772.67	771.44	770.94	771.84	770.52	766.94	930.69	918.18	808.27	797.19
May-14	802.52	786.96	792.93	788.20	779.12	756.70	772.40	772.08	770.78	770.32	771.15	769.51	766.48	930.83	920.60	807.76	797.53
Jun-14	802.38	786.88	788.87	788.01	778.15	757.58	772.24	771.19	770.08	770.22	770.52	769.39	766.24	930.69	920.56	807.59	797.30
Jul-14	802.51	786.86	798.01	788.23	779.03	758.27	772.51	774.51	770.71	770.52	772.94	769.71	769.71	930.93	926.11	807.56	797.53
Aug-14	801.96	786.65	789.22	787.68	778.19	758.93	772.28	771.37	770.34	770.41	770.75	769.54	766.60	930.63	921.34	807.52	797.25
Sep-14	802.01	786.22	NM	787.23	NM	NM	771.56	770.43	769.36	769.72	NM	768.89	NM	930.57	920.32	807.55	797.15
Nov-14	802.69	787.15	790.91	787.77	778.11	757.46	772.06	770.79	769.32	770.25	770.23	769.43	766.06	930.62	919.88	807.64	797.05
Feb-15	802.22	787.52	788.33	787.13	777.74	750.68	772.33	771.49	770.17	770.48	770.82	769.58	765.39	930.58	936.24	807.71	796.72
Mar-15	803.17	787.96	791.96	788.31	779.21	752.18	773.01	772.28	771.00	770.53	771.24	769.82	766.17	930.78	919.28	808.24	797.20
Apr-15	803.83	788.55	795.97	788.86	780.70	753.65	773.04	772.32	771.14	770.74	771.46	770.24	766.77	931.08	919.56	808.57	797.36
May-15	802.89	787.78	790.54	788.23	778.84	756.16	772.26	771.30	770.05	770.41	770.71	769.64	766.08	930.84	920.44	807.73	797.29
Jul-15	802.56	788.15	792.30	788.44	NM	NM	772.43	NM	770.62	770.55	NM	769.81	766.89	931.41	922.04	807.67	797.61
Aug-15	801.88	787.52	788.68	787.60	777.97	758.57	772.08	NM	770.01	770.31	NM	769.54	766.07	930.70	921.10	807.55	797.11
Oct-15	802.87	788.31	790.17	790.11	779.36	757.90	772.03	772.20	769.08	770.21	771.78	769.67	765.58	931.33	919.77	807.94	796.99
Dec-15	803.00	788.31	794.17	789.56	779.29	757.63	NM	771.98	769.69	NM	771.63	770.06	765.71	930.96	919.30	807.94	797.47
Mar-16	NM	NM	NM	NM	NM	NM	NM	NM	NM	NM	NM	NM	NM	NM	NM	NM	NM
Jun-16	802.95	788.82	794.34	789.09	779.87	759.45	NM	798.25	771.31	NM	771.48	770.59	767.58	932.01	921.72	808.56	798.08
Oct-16	803.25	788.57	793.09	788.64	779.03	759.18	772.09	771.00	769.97	770.35	770.72	769.94	766.92	931.22	920.05	808.16	797.66
Apr-17	803.63	790.78	795.48	789.44	781.81	757.55	773.33	772.76	772.41	770.90	771.98	770.72	767.70	932.50	921.43	808.09	798.10
Oct-17	803.77	790.77	795.45	788.98	781.42	758.82	772.53	771.95	770.59	770.57	771.46	770.41	767.06	931.71	918.75	808.16	798.02
Apr-18	803.64	790.79	795.46	788.26	780.58	751.72	772.91	772.38	771.01	770.59	771.52	770.43	766.57	931.65	917.81	808.04	797.66
Oct-18	805.18	791.71	799.12	790.36	784.09	760.27	774.83	773.97	773.01	772.28	773.32	773.07	769.42	934.19	921.20	810.97	799.56
Apr-19	803.65	791.96	795.25	788.99	780.32	756.08	772.73	772.20	771.02	770.70	771.42	770.50	767.03	931.83	920.84	808.06	797.77
Nov-19	803.74	790.91	794.86	788.92	779.75	759.91	772.32	771.62	770.51	771.33	771.32	770.56	766.29	930.63	919.53	810.35	797.88
Apr-20	804.20	790.98	794.98	789.06	780.55	758.51	772.46	772.18	770.93	770.96	771.60	770.61	767.08	931.84	920.27	807.86	797.78
Jul-20	NM	NM	795.15	788.90	780.97	NM	NM	NM	NM	NM	NM	NM	NM	931.64	NM	NM	797.80
Oct-20	802.77	789.58	793.01	787.36	778.11	758.59	771.90	770.51	769.09	770.34	770.32	769.86	766.06	930.63	918.83	807.85	797.12
Apr-21	804.24	791.86	795.94	788.82	781.70	754.34	773.06	772.67	771.44	771.14	772.08	771.04	767.42	931.88	919.92	808.64	798.08
Oct-21	802.47	789.58	790.52	787.07	777.91	755.64	NM	769.57	768.01	NM	769.80	769.41	765.12	930.55	918.00	807.88	797.07
Apr-22	803.80	791.30	795.43	788.30	781.05	750.50	772.60	772.14	770.68	770.69	771.36	770.46	766.51	931.54	916.06	808.14	798.29
Oct-22	801.97	789.57	787.15	786.63	777.38	753.28	771.53	768.24	767.06	769.74	769.47	769.12	764.47	930.49	917.76	807.54	796.25
Apr-23	803.59	790.66	793.74	788.38	780.25	750.80	772.51	771.88	770.67	771.05	771.58	771.00	766.32	931.20	919.88	808.96	798.02
Oct-23	802.24	789.72	788.66	787.46	778.19	755.51	771.77	769.82	768.41	770.91	770.41	770.22	765.09	930.53	917.74	807.85	796.39
Apr-24	804.26	NM	796.08	788.89	781.38	752.44	773.00	772.64	771.23	771.23	771.99	771.14	767.29	932.60	919.64	808.31	798.27
Sep-24	802.78	790.90	788.69	787.49	778.21	756.01	771.63	769.55	767.98	770.32	769.95	769.67	765.12	930.68	920.11	807.80	797.42

Notes:
N/A = Not Applicable
NM = Not Measured
Elevation - feet above mean sea level

Table 11
Historical Groundwater Elevations
2024 Annual Water Quality Report
Dubuque Metropolitan Area Sanitary Landfill
Permit No. 31-SDP-02-75P

Date	MW-202A	MW-203A	MW-204A	OW-301A	OW-302A	OW303A	OW-306AR	OW-307A	MW-401A	MW-402A	MW-403A	P-403B	MW-404A	MW-501A	MW-502A	P-503B	MW-504A
Dec-13	788.64	781.07	773.08	889.67	846.76	796.20	N/A	DRY	806.82	807.47	812.66	809.15	815.43	N/A	N/A	N/A	N/A
Jan-14	788.53	780.96	773.40	889.31	847.53	796.40	N/A	DRY	807.53	807.60	813.22	809.02	815.75	N/A	N/A	N/A	N/A
Mar-14	791.90	782.24	774.17	889.28	847.63	797.01	N/A	766.84	808.30	808.39	814.87	809.88	815.75	N/A	N/A	N/A	N/A
May-14	792.84	781.79	774.70	889.18	847.69	796.86	N/A	767.25	807.95	808.02	813.45	809.58	816.15	N/A	N/A	N/A	N/A
Jun-14	791.46	781.64	773.16	889.16	847.68	796.77	N/A	DRY	807.73	807.80	813.19	809.35	816.00	N/A	N/A	N/A	N/A
Jul-14	794.03	781.50	773.67	889.57	847.58	796.70	N/A	766.60	807.96	808.01	813.20	809.46	815.91	N/A	N/A	N/A	N/A
Aug-14	791.15	781.66	774.19	889.30	847.55	796.49	N/A	DRY	807.57	807.64	813.12	809.13	816.54	N/A	N/A	N/A	N/A
Sep-14	NM	781.01	773.43	NM	846.85	796.81	N/A	NM	807.63	807.71	813.14	809.04	816.71	N/A	N/A	N/A	N/A
Nov-14	791.10	781.50	773.96	888.23	NM	796.96	N/A	765.70	807.81	807.93	813.22	809.13	816.73	N/A	N/A	N/A	N/A
Feb-15	790.11	781.21	773.53	891.59	847.74	796.79	N/A	NM	807.66	807.72	813.18	809.16	816.64	N/A	N/A	N/A	N/A
Mar-15	792.62	782.32	774.41	891.55	847.81	797.16	N/A	NM	808.31	808.46	813.63	809.97	817.14	N/A	N/A	N/A	N/A
Apr-15	793.91	DRY	774.55	891.44	847.78	807.64	N/A	NM	808.33	808.48	813.92	810.17	817.24	N/A	N/A	N/A	N/A
May-15	792.22	782.25	774.32	891.45	847.80	797.25	N/A	NM	807.91	807.90	813.31	809.46	817.17	N/A	N/A	N/A	N/A
Jul-15	793.12	782.35	774.51	892.62	847.69	797.57	N/A	765.98	808.09	808.09	813.25	809.42	817.74	N/A	N/A	N/A	N/A
Aug-15	791.31	781.61	773.86	893.16	847.64	796.83	N/A	DRY	807.68	807.67	813.09	808.86	817.26	N/A	N/A	N/A	N/A
Oct-15	793.70	783.07	775.23	894.44	847.60	796.99	N/A	DRY	807.68	807.72	813.27	809.05	817.35	NM	825.20	902.65	NM
Dec-15	793.41	782.93	774.74	894.70	NM	NM	N/A	NM	808.72	808.80	813.99	810.02	818.27	NM	825.20	902.65	NM
Mar-16	NM	NM	NM	NM	NM	NM	N/A	NM	NM	NM	NM	NM	NM	817.93	824.75	904.83	920.95
Jun-16	793.95	783.14	774.91	NO VOL	NM	NM	N/A	NM	808.98	809.04	813.99	809.56	818.59	818.59	825.41	905.66	NM
Oct-16	792.89	782.48	774.40	898.32	847.71	797.21	N/A	766.75	808.59	808.44	813.16	809.62	818.92	819.11	826.33	905.48	922.11
Apr-17	795.11	783.16	775.41	896.73	848.08	799.76	N/A	770.30	809.37	809.23	813.74	809.98	819.47	819.41	826.51	906.24	923.52
Oct-17	794.13	782.68	774.48	899.11	847.82	797.69	N/A	767.90	808.96	808.86	813.63	810.21	819.09	819.04	827.35	904.60	921.76
Apr-18	794.09	782.60	774.57	896.17	848.19	798.83	N/A	768.42	808.85	808.69	814.76	810.04	819.11	819.31	826.58	903.50	921.62
Oct-18	796.20	783.46	775.89	900.00	847.76	800.37	774.24	NM	809.80	809.78	814.27	811.13	820.35	820.47	828.25	906.12	924.20
Apr-19	794.90	782.81	774.93	898.23	847.91	797.88	770.48	769.70	808.89	808.79	813.99	810.12	819.72	820.22	827.19	905.73	924.44
Nov-19	795.00	782.72	774.52	900.72	846.47	798.80	769.98	767.95	810.55	809.92	813.36	810.75	820.59	821.52	828.04	905.67	921.30
Apr-20	794.95	782.92	774.87	898.95	847.22	798.82	770.85	768.07	810.74	809.94	813.46	810.61	820.11	820.55	827.53	905.96	923.29
Jul-20	794.50	782.50	774.72	NM	NM	NM	NM	NM	810.90	NM	NM	NM	NM	NM	NM	NM	NM
Oct-20	791.21	781.65	773.67	900.94	848.82	796.97	769.69	766.23	809.41	808.89	813.08	809.58	819.30	819.72	827.52	904.78	921.19
Apr-21	795.13	782.80	774.64	898.58	847.45	799.14	772.02	769.35	810.30	809.72	814.00	810.52	820.16	820.45	826.91	905.29	921.65
Oct-21	790.38	781.21	773.32	899.51	NM	NM	769.83	NM	809.22	808.60	813.02	809.26	819.21	819.80	827.52	903.59	921.06
Apr-22	794.04	782.57	774.40	897.30	847.39	799.35	771.62	767.72	809.92	809.32	813.63	810.23	819.96	819.82	827.12	901.63	921.47
Oct-22	789.40	780.89	773.09	900.45	847.15	796.83	768.94	767.10	808.99	808.31	812.84	NM	818.97	829.28	827.03	898.75	921.45
Apr-23	794.13	782.12	774.42	898.18	847.29	799.78	771.08	769.19	810.50	809.15	813.17	809.96	820.24	820.50	827.20	898.84	921.16
Oct-23	791.66	781.39	773.60	900.31	847.06	797.13	769.13	766.01	808.94	808.45	813.07	809.16	819.48	819.81	827.12	895.80	920.50
Apr-24	795.43	782.59	774.92	898.77	847.23	803.62	771.77	770.35	810.03	809.56	813.77	NM	820.45	820.51	827.55	897.90	920.92
Sep-24	791.94	781.36	773.86	900.85	847.03	796.97	768.79	766.01	809.71	808.86	812.92	809.42	819.68	820.19	827.75	899.27	921.31

Notes:
N/A = Not Applicable
NM = Not Measured
Elevation - feet above mean sea level

Table 11
Historical Groundwater Elevations
2024 Annual Water Quality Report
Dubuque Metropolitan Area Sanitary Landfill
Permit No. 31-SDP-02-75P

Date	P-504B	MW-505A	MW-601	MW-602	MW-603	MW-604	MW-605
Dec-13	N/A	N/A	N/A	N/A	N/A	N/A	N/A
Jan-14	N/A	N/A	N/A	N/A	N/A	N/A	N/A
Mar-14	N/A	N/A	N/A	N/A	N/A	N/A	N/A
May-14	N/A	N/A	N/A	N/A	N/A	N/A	N/A
Jun-14	N/A	N/A	N/A	N/A	N/A	N/A	N/A
Jul-14	N/A	N/A	N/A	N/A	N/A	N/A	N/A
Aug-14	N/A	N/A	N/A	N/A	N/A	N/A	N/A
Sep-14	N/A	N/A	N/A	N/A	N/A	N/A	N/A
Nov-14	N/A	N/A	N/A	N/A	N/A	N/A	N/A
Feb-15	N/A	N/A	N/A	N/A	N/A	N/A	N/A
Mar-15	N/A	N/A	N/A	N/A	N/A	N/A	N/A
Apr-15	N/A	N/A	N/A	N/A	N/A	N/A	N/A
May-15	N/A	N/A	N/A	N/A	N/A	N/A	N/A
Jul-15	N/A	N/A	N/A	N/A	N/A	N/A	N/A
Aug-15	N/A	N/A	N/A	N/A	N/A	N/A	N/A
Oct-15	919.46	880.26	N/A	N/A	N/A	N/A	N/A
Dec-15	919.46	880.26	N/A	N/A	N/A	N/A	N/A
Mar-16	920.23	880.84	N/A	N/A	N/A	N/A	N/A
Jun-16	921.42	881.45	N/A	N/A	N/A	N/A	N/A
Oct-16	920.24	883.82	N/A	N/A	N/A	N/A	N/A
Apr-17	921.13	886.68	N/A	N/A	N/A	N/A	N/A
Oct-17	918.21	896.59	N/A	N/A	N/A	N/A	N/A
Apr-18	917.33	893.94	789.75	786.89	783.70	779.34	779.96
Oct-18	921.68	892.55	791.14	788.01	785.30	782.60	783.35
Apr-19	921.10	891.51	789.74	786.78	783.42	778.80	780.71
Nov-19	917.44	893.37	789.31	787.02	783.20	778.83	780.05
Apr-20	920.23	891.45	789.85	786.85	783.52	779.23	780.56
Jul-20	NM	890.58	789.88	786.81	783.67	779.64	780.82
Oct-20	918.51	891.70	788.20	786.21	781.87	778.02	777.96
Apr-21	920.08	891.38	790.04	786.88	784.48	779.92	780.32
Oct-21	917.44	889.75	787.79	785.91	781.52	777.80	777.49
Apr-22	916.56	888.58	789.57	786.61	783.45	779.17	779.67
Oct-22	917.23	887.36	787.42	785.73	781.20	777.61	777.01
Apr-23	919.95	886.25	789.95	786.89	784.85	779.19	780.35
Oct-23	917.10	885.69	787.91	785.95	781.68	777.85	778.10
Apr-24	919.79	884.44	790.14	786.92	784.29	779.71	780.75
Sep-24	919.72	883.64	787.85	785.92	781.41	777.64	778.24

Notes:
N/A = Not Applicable
NM = Not Measured
Elevation - feet above mean sea level

This page intentionally left blank.

Table 12
Leachate Management Summary
2024 Annual Water Quality Report
Dubuque Metropolitan Area Sanitary Landfill
Permit No. 31-SDP-02-75P

Month	Maximum Head on Liner (inches)								Leachate Collected (gal)	Volume Recirculated (gal)	Discharged to Sanitary Sewer (gal)	Precipitation (inches)
	LMP-3 (Cell 3)	LMP-4 (Cell 4)	LMP-5 (Cell 5)	LMP-6 (Cell 6)	LMP-7 (Cell 7)	LMP-8 (Cell 8)	LMP-9-N (Cell 9)	LMP-9-S (Cell 9)	Flow Meter			
January	1.414	0.337	0.378	1.942	0.862	0.093	1.039039	1.707	420,742	0	420,742	3.30
February	1.672	0.164	0.378	1.770	0.862	0.356	0.000	1.277	1,017,421	0	1,017,421	0.42
March	1.931	0.164	0.378	1.770	0.776	0.443	1.039	1.363	1,470,835	0	1,470,835	2.74
April	2.017	0.250	0.378	1.770	1.635	0.268	1.039	1.277	1,262,683	0	1,262,683	4.80
May	2.017	0.682	0.205	1.599	2.494	0.181	0.778	1.277	1,381,546	0	1,381,546	6.17
June	0.983	0.337	0.291	1.599	2.580	0.268	1.039	1.363	93,562	0	93,562	6.52
July	2.792	0.423	0.725	1.942	2.924	0.530	1.300	1.621	116,940	0	116,940	5.29
August	2.619	0.423	0.638	1.856	2.494	0.530	1.300	1.707	133,957	0	133,957	2.73
September	1.586	0.423	0.638	1.856	2.150	0.530	1.300	1.621	153,087	0	153,087	0.08
October	2.275	0.000	0.291	1.341	2.150	0.181	0.952	1.191	153,770	0	153,770	2.79
November	0.295	[1]	0.378	2.630	2.580	0.181	0.865	1.449	117,028	0	117,028	4.19
December	0.209	[1]	0.205	2.286	4.813	0.181	0.778	1.535	216,607	0	216,607	1.47
								2024 Annual Total	**6,538,179**	**0**	**6,538,179**	**40.50**

Notes:

- In 2016, DMASWA installed a total of seven (7) permanent transducers to more accurately measure the leachate levels in Cells 4 through 9.
- In November 2017, DMASWA installed an additional transducer to measure leachate levels in Cell 3, after confirmation that leachate levels were not being monitored by the SCADA system. The location of each leachate transducer is provided in **Figure 4**.
- Laboratory Analytical Data collected for leachate testing is provided in **Attachment 5**.
- During 2024, no maintenance items outside of those mentioned above were performed on the leachate collection or the transmission system.
- Precipitation data obtained from Dubuque Regional Airport Station (KDBQ) via Weather Underground (www.noaa.com).

Table 12
Leachate Management Summary
2024 Annual Water Quality Report
Dubuque Metropolitan Area Sanitary Landfill
Permit No. 31-SDP-02-75P

Leachate Collection System Description:

Cells 1-2: Cells 1 and 2 are the original unlined fill waste disposal areas and as such, have no leachate collection or monitoring system installed. Leachate elevations collected through the gas monitoring wells for Cell 1 and Cell 2 are included in **Table 13**.

Cells 3-8: The Cell 3 through Cell 8 leachate collection system consists of leachate collection pipes that run through the center of their respective cells to a header pipe system at the northwestern toe of liner side slope. Leachate in Cells 3 and 4 collected in the leachate header flows southwest to Cell 3, through a liner penetration, and into the sanitary sewer line outside the limit of waste running parallel to the waste boundary. Leachate from Cells 5 and 6 flow out each cell through a liner penetration and tie into the main leachate transmission line. The sump at Cell 7 drains north to Cell 8 sump manhole and the existing header pipe is connected via liner penetration to a gravity main pipe that flows northwest into the existing sanitary sewer line.

Cell 9: Cell 9 is equipped with leachate lines that run east to west through the cell. The leachate is then directed to header pipes that flow from both the north and south to a sump located on the west side of Cell 9 Phase I, exiting the sump via a liner penetration. This sump then delivers the leachate to the existing sanitary sewer pipe to the west of existing Cell 9 and combines with leachate from Cells 3-8.

Table 13
Leachate Management Summary - Unlined Cells 1 and 2
2024 Annual Water Quality Report
Dubuque Metropolitan Area Sanitary Landfill
Permit No. 31-SDP-02-75P

2024 Leachate Levels													
		1st QTR 2024			2nd QTR 2024			3rd QTR 2024			4th QTR 2024		
		(3/19/2024, 3/22/2024)			(July 2024) [2]			(September 2024) [2]			(December 2024) [2]		
Well ID	Estimated Bottom of Waste Elevation	Level (ft. below TOC)	Elevation (AMSL)	head (ft.)	Level (ft. below TOC)	Elevation (AMSL)	head (ft.)	Level (ft. below TOC)	Elevation (AMSL)	head (ft.)	Level (ft. below TOC)	Elevation (AMSL)	head (ft.)
Unlined Cells - Cell 1 & Cell 2													
GW01	871.0	29.00	911.76	40.76	34.00	906.76	35.76	35.00	905.76	34.76	27.00	913.76	42.76
GW02	850.0	46.00	862.26	12.26	47.25	861.01	11.01	47.00	861.26	11.26	45.00	863.26	13.26
GW05	799.5	30.25	805.22	5.72	30.50	804.97	5.47	30.25	805.22	5.72	31.75	803.72	4.22
GW06	824.0	47.75	833.25	9.25	47.00	834.00	10.00	48.00	833.00	9.00	47.50	833.50	9.50
GW07	839.5	69.00	853.49	13.99	70.00	852.49	12.99	70.00	852.49	12.99	69.00	853.49	13.99
GW08	848.4	81.50	858.85	10.50	82.00	858.35	10.00	83.75	856.60	8.25	88.25	852.10	3.75
GW09	900.0	64.00	911.71	11.71	64.50	911.21	11.21	64.25	911.46	11.46	63.00	912.71	12.71
GW10	907.0	34.50	926.56	19.56	35.25	925.81	18.81	38.00	923.06	16.06	44.00	917.06	10.06
GW11 [1]	888.5	64.00	876.75	-11.75	32.00	908.75	20.25	33.00	907.75	19.25	35.00	905.75	17.25
GW12	872.0	68.50	888.33	16.33	74.00	882.83	10.83	76.00	880.83	8.83	75.75	881.08	9.08
GW13	854.5	47.00	862.36	7.86	46.00	863.36	8.86	46.50	862.86	8.36	49.25	860.11	5.61
GW14	835.5	25.25	852.00	16.50	27.00	850.25	14.75	29.00	848.25	12.75	30.00	847.25	11.75
GW17	817.0	44.00	827.19	10.19	41.00	830.19	13.19	39.00	832.19	15.19	41.25	829.94	12.94
GW18	829.5	70.00	839.28	9.78	71.50	837.78	8.28	71.00	838.28	8.78	7.00	902.28	72.78
GW19	852.0	91.25	868.74	16.74	92.00	867.99	15.99	91.25	868.74	16.74	89.75	870.24	18.24
GW20	868.5	47.75	877.51	9.01	46.50	878.76	10.26	46.00	879.26	10.76	39.00	886.26	17.76
GW24	810.0	44.00	822.34	12.34	43.00	823.34	13.34	43.00	823.34	13.34	44.25	822.09	12.09

Comments:

The leachate head for the unlined Cells 1 & 2 are estimated by evaluating the measured amount of leachate in the gas wells and the estimated bottom of waste elevation for each cell. The leachate head on liner for the lined cells (Cells 3 through Cell 9) are measured using permanent transducers in each lined cell and is provided in **Table 12**.

Following the completion of the Gas Collection and Control System (GCCS) expansion (completed February of 2021), leachate levels in GW-7, GW-11, GW-12, GW-18, GW-19, GW-20, and GW-24 have dropped in response to the placement of leachate extraction pumps in accordance with the Corrective Action Monitoring Plan, which was submitted to IDNR on February 24th, 2020 and was revised on July 13, 2020. This reduction in leachate has lessened the mounding of leachate within the unlined Cell 1-2 area: therefore, reducing the amount of leachate which is able to interact with groundwater.

[1] Landfill Gas Development Company (Black Hills Energy) field technician provided readings indicating depth to leachate was below bottom of casing. Assumed incorrect reading.

[2] Landfill Gas Development Company (Black Hills Energy) field technician did not provide exact dates. Date was provided as July 2024, September 2024, and December 2024.

This page intentionally left blank.

Table 14
Methane Monitoring Summary
2024 Methane Monitoring Report
Dubuque Metropolitan Area Sanitary Landfill
Permit No. 31-SDP-02-75P

Monitoring Points			Methane Results (% LEL)							
Name	Type	Description	FEB 2024 - S (Y/N)		Jun. 2024 - S (Y/N)		Sep. 2024 - S (Y/N)		Dec. 2024 - S (Y/N)	
Maintenance Building	Structure	Building	0		0		0		0	
Office	Structure	Building	0		0		0		0	
RCC	Structure	Building	0		0		0		0	
Scale House	Structure	Building	0		0		0		0	
GMP-01	Structure	Underdrain Outlet Cells 4-8	0		0		0		0	
GW-3-1	Structure	Underdrain Manhole Cell 3	0		0		0		0	
GW-9-3	Structure	Underdrain Pump Station Cell 9	0		0		0		0	
GW-9-4	Structure	Underdrain Manhole Cell 9	0		0		0		0	
GW-9-5	Structure	Underdrain Manhole Cell 9	0		0		0		0	
GW-9-6	Structure	Underdrain Manhole Cell 9	0		0		0		0	
GP-02	Subsurface Perimeter	Water Table Well	0	N	0	N	0	N	0	N
GP-03	Subsurface Perimeter	Methane Probe	0	Y	0	Y	0	N	0	Y
GP-04	Subsurface Perimeter	Methane Probe	0	N	0	N	0	N	0	N
GP-06	Subsurface Perimeter	Methane Probe	0	Y	0	Y	0	Y	0	Y
GP-07	Subsurface Perimeter	Methane Probe	0	N	0	N	0	N	0	N
GP-08	Subsurface Perimeter	Methane Probe	0	N	0	Y	0	N	0	N
MW-120AR	Subsurface Perimeter	Water Table Well	0	N	0	N	N/A	-	0	N
MW-504A	Subsurface Perimeter	Water Table Well	0	N	0	N	0	N	0	N
OW-306AR	Subsurface Perimeter	Water Table Well	0	N	0	N	0	N	0	N

S(Y/N) - Was screen submerged, yes or no or blank is non-applicable

Comments:

LEL = lower explosive limit

RCC = Regional Collection Center

• Q1 and Q2 data provided by FOTH Engineering. Q3 and Q4 data provided by SCS Engineers.

• MW-120AR was not monitored during Q3 2024.

• The contents of this report are intended to satisfy the requirements set forth in 567 Iowa Administrative Code (IAC) 113.9(2) and Permit Special Provision X.5.

• Screens were submerged at GP-03: Feb., Jun., and Sep. with water levels 3.71, 2.63, and 4.69 below ground surface, respectively; GP-06: Feb., Jun., Sep., and Dec. with water levels 3.78, 4.48, 3.75, and 2.94 below ground surface; and, GP-08: Jun. with water level of 2.31. These probes were screened as shallow as possible; therefore, replacement is not an option. Potential methane migration would be impeded by the high water table. No actions are recommended at this time.

• The 2024 quarterly methane monitoring results did not indicate concentrations in exceedance of 25% LEL for facility structures, 100% LEL at subsurface monitoring locations, and 100% LEL at the facility boundary. In accordance with 567 IAC 113.9(2), no action is required for this facility with regard to methane control at this time.

Conclusions and Recommendations:

• Methane concentrations in 2024 did not exceed 25% of the LEL for facility structures or 100% LEL for subsurface monitoring locations and at the facility boundary. In accordance with 567 IAC 113.9(2), no action is required for this facility with regard to methane control at this time.

• Monitoring of potential methane emissions and migration will continue to be conducted on a quarterly basis in 2025 in accordance with the Permit and IAC 113.9(2).

This page intentionally left blank.

Table 15
RPD Summary - Semi-Annual Sampling
2024 Annual Water Quality Report
Dubuque Metropolitan Area Sanitary Landfill
Permit No. 31-SDP-02-75P

September 2024 Semi-Annual Sampling Event													
Parameter	**Units**	**DUP-1**	**MW-403A**	**RPD**	**DUP-2**	**MW-102A**	**RPD**	**DUP-3**	**MW-204A**	**RPD**	**DUP-4**	**OW-301A**	**RPD**
Arsenic	mg/L	N/A	N/A	N/A	0.00992	0.0101	1.8%	N/A	N/A	N/A	0.0264	0.0271	N/A
Barium	mg/L	0.178	0.182	2.2%	0.550	0.565	2.7%	0.297	0.315	5.9%	0.984	1.00	1.6%
Benzene	µg/L	N/A	N/A	N/A	0.502	0.557	10.4%	N/A	N/A	N/A	0.650	0.830	24.3%
Cobalt	mg/L	N/A	N/A	N/A	0.000833	0.000828	0.6%	0.00277	0.00278	0.4%	0.00309	0.00305	1.3%
Nickel	mg/L	N/A	N/A	N/A	N/A	N/A	N/A	0.0181	0.0180	0.6%	0.00573	0.00582	1.6%
Toluene	µg/L	1.15	1.37	17.5%	N/A	N/A	N/A	N/A	N/A	N/A	N/A	N/A	N/A
TSS	mg/L	N/A	N/A	N/A	56.0	69.0	20.8%	N/A	N/A	N/A	70.0	73.0	4.2%

Notes:

mg/L = milligrams per liter.

µg/L = micrograms per liter.

RPD = Relative Percent Difference

TSS = Total Suspended Solids

Comments:

- N/A = Not Applicable; detection was less than the laboratory reporting limit; therefore the RPD was not calculated.
- RPD values are recommended to remain below 50%. As provided in the tables above, all RPD values are below the recommended 50%.

This page intentionally left blank.

Attachment 1

Spring 2024 Statistical Report (Doc ID# 110274)

* Refer to the IDNR document retrieval system.

This page intentionally left blank.

Attachment 2

September 2024 Statistical Analysis

This page intentionally left blank.

Monitoring Wells – Appendix I Metals

Outlier Analysis

This page intentionally left blank.

Sanitas™ v.10.0.15 Software licensed to HDR, Inc. UG

Tukey's Outlier Screening

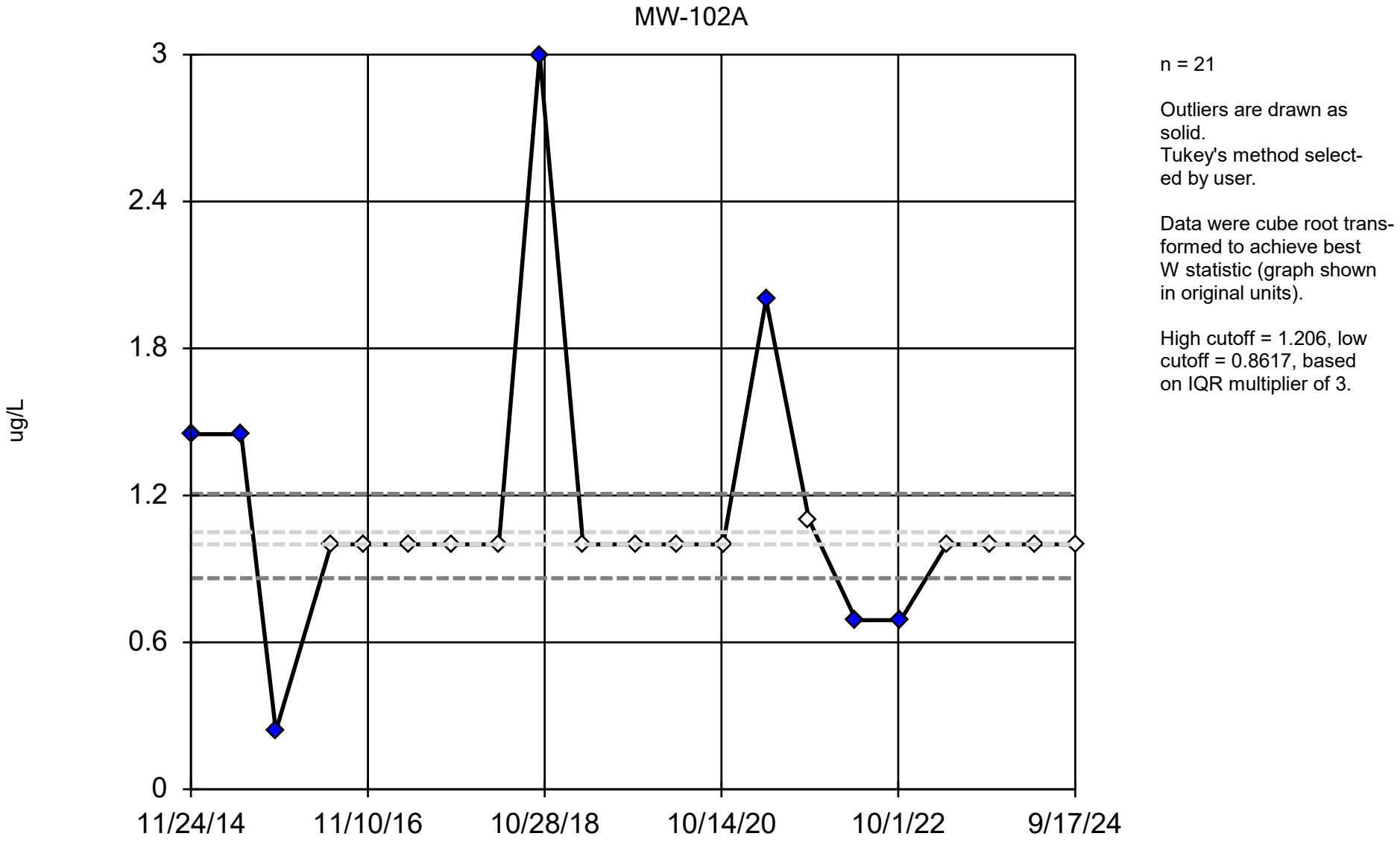

n = 21

Outliers are drawn as solid.
Tukey's method selected by user.

Data were cube root transformed to achieve best W statistic (graph shown in original units).

High cutoff = 1.206, low cutoff = 0.8617, based on IQR multiplier of 3.

Constituent: Antimony Analysis Run 12/13/2024 12:57 PM View: All Wells - Appendix I Metals DMASWA Client: DMASWA Data: DMASWA Database_Updated

Sanitas™ v.10.0.15 Software licensed to HDR, Inc. UG

Tukey's Outlier Screening

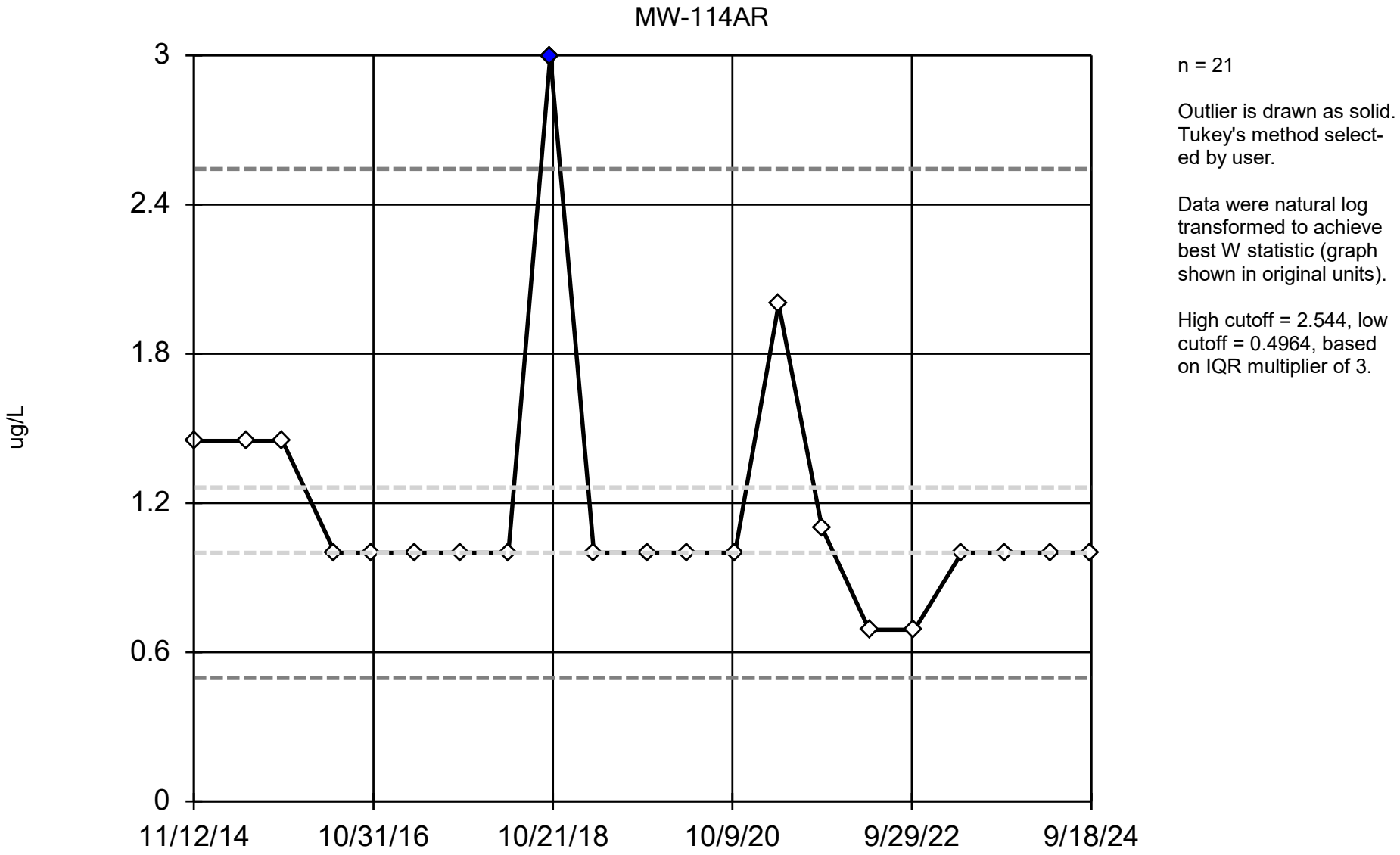

n = 21

Outlier is drawn as solid. Tukey's method selected by user.

Data were natural log transformed to achieve best W statistic (graph shown in original units).

High cutoff = 2.544, low cutoff = 0.4964, based on IQR multiplier of 3.

Constituent: Antimony Analysis Run 12/13/2024 12:57 PM View: All Wells - Appendix I Metals DMASWA Client: DMASWA Data: DMASWA Database_Updated

Sanitas™ v.10.0.15 Software licensed to HDR, Inc. UG

Tukey's Outlier Screening

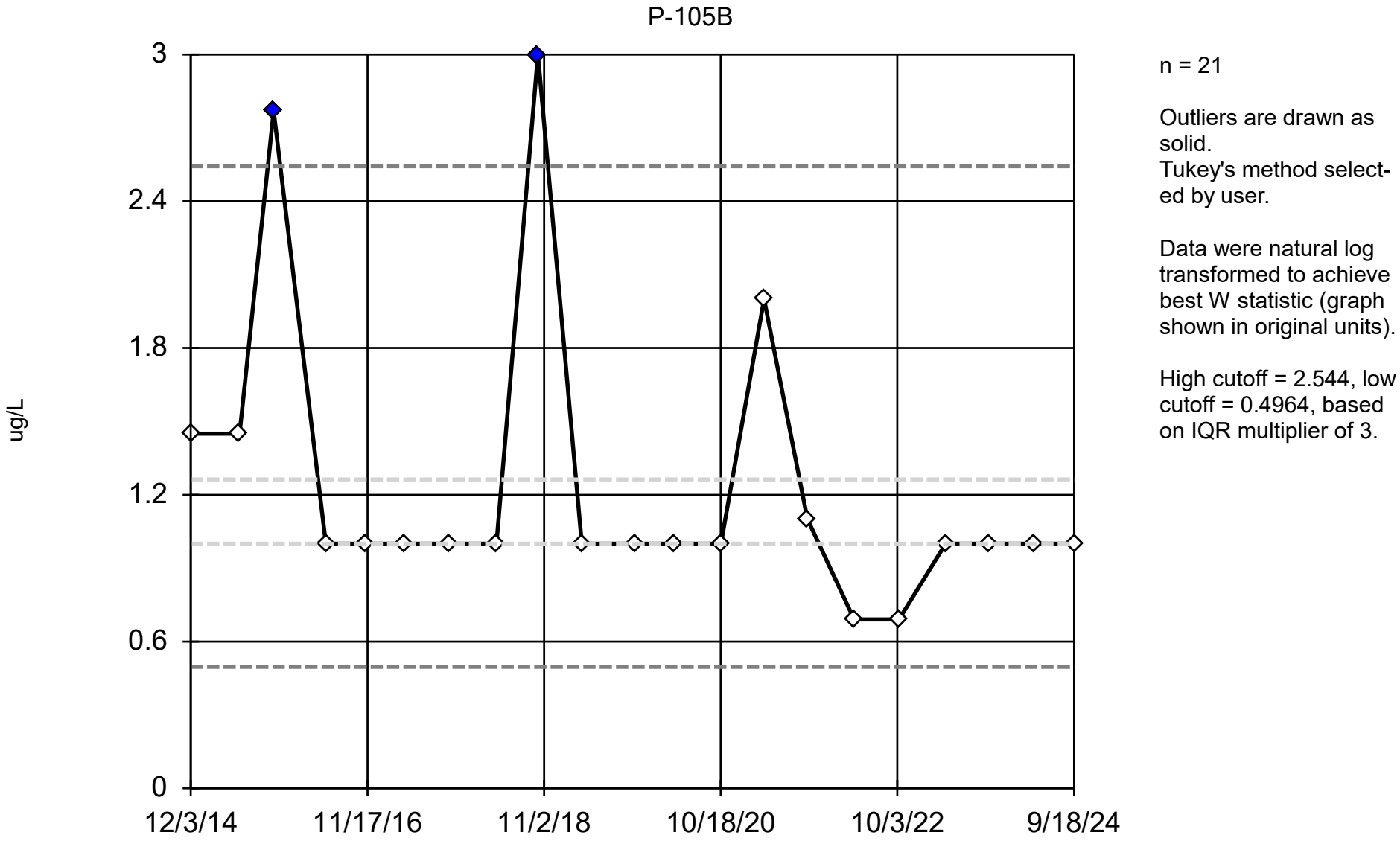

n = 21

Outliers are drawn as solid.
Tukey's method selected by user.

Data were natural log transformed to achieve best W statistic (graph shown in original units).

High cutoff = 2.544, low cutoff = 0.4964, based on IQR multiplier of 3.

Constituent: Antimony Analysis Run 12/13/2024 12:57 PM View: All Wells - Appendix I Metals DMASWA Client: DMASWA Data: DMASWA Database_Updated

Sanitas™ v.10.0.15 Software licensed to HDR, Inc. UG

Tukey's Outlier Screening

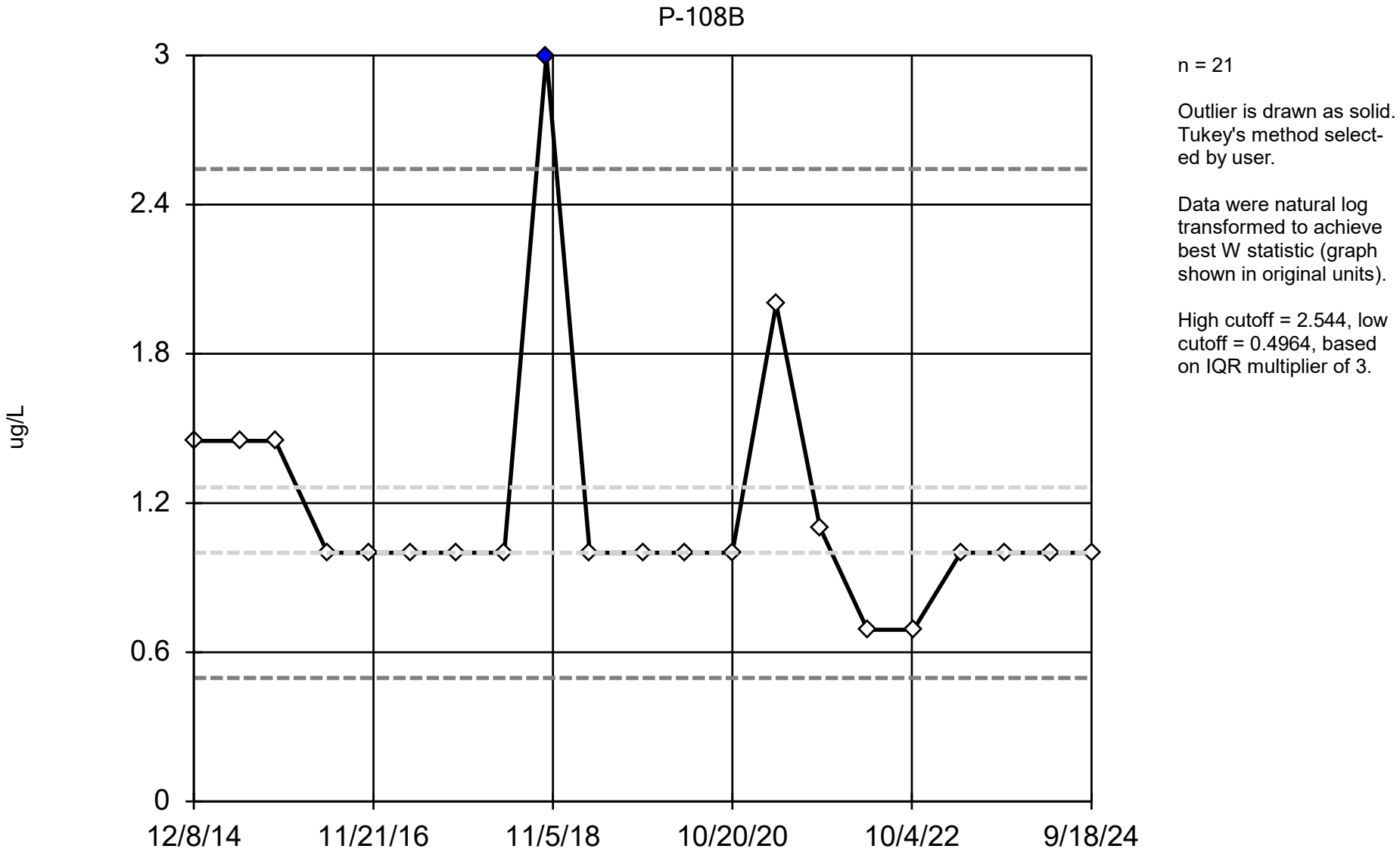

n = 21

Outlier is drawn as solid. Tukey's method selected by user.

Data were natural log transformed to achieve best W statistic (graph shown in original units).

High cutoff = 2.544, low cutoff = 0.4964, based on IQR multiplier of 3.

Constituent: Antimony Analysis Run 12/13/2024 12:57 PM View: All Wells - Appendix I Metals DMASWA Client: DMASWA Data: DMASWA Database_Updated

Sanitas™ v.10.0.15 Software licensed to HDR, Inc. UG

Tukey's Outlier Screening

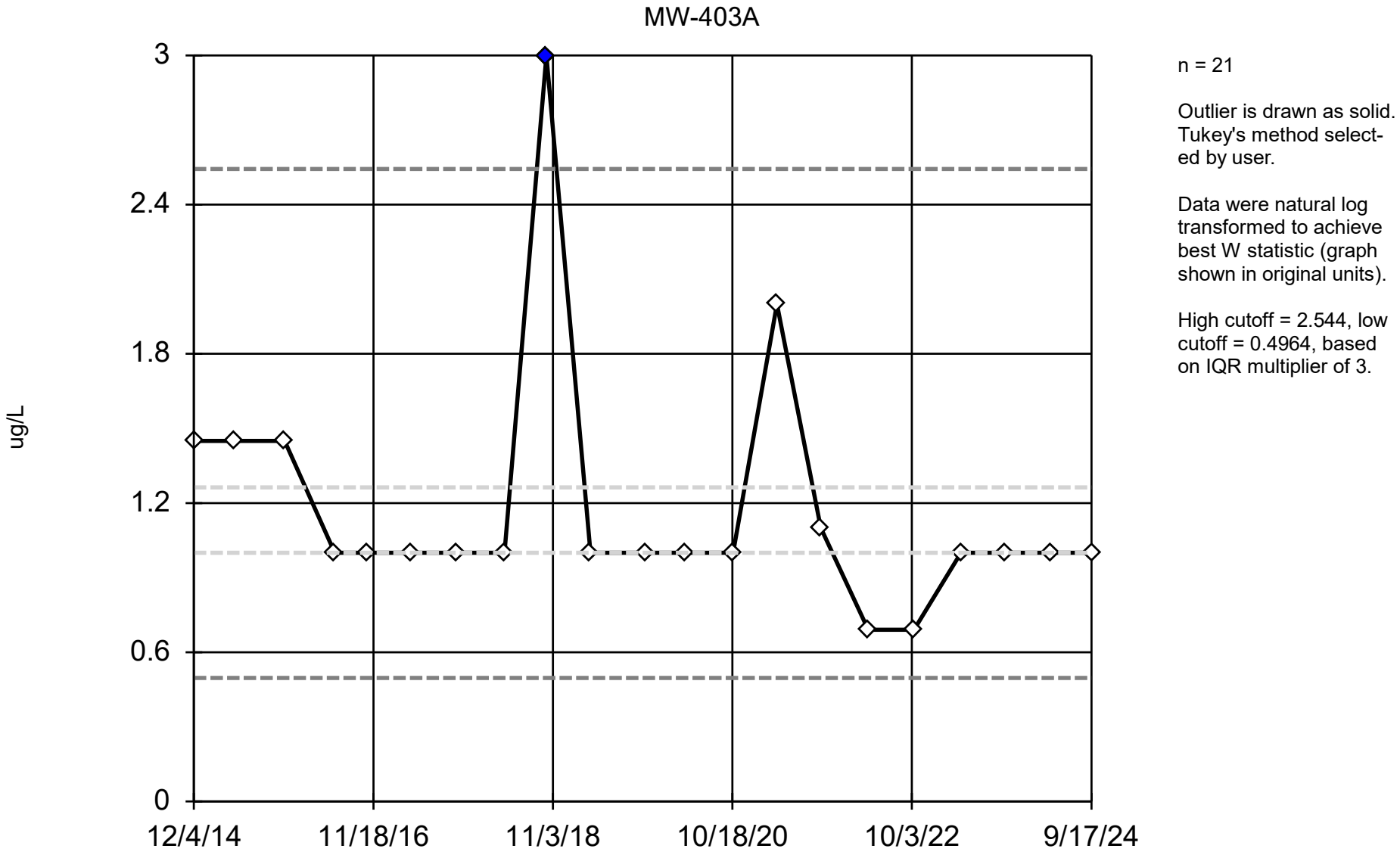

n = 21

Outlier is drawn as solid. Tukey's method selected by user.

Data were natural log transformed to achieve best W statistic (graph shown in original units).

High cutoff = 2.544, low cutoff = 0.4964, based on IQR multiplier of 3.

Constituent: Antimony Analysis Run 12/13/2024 12:57 PM View: All Wells - Appendix I Metals DMASWA Client: DMASWA Data: DMASWA Database_Updated

Sanitas™ v.10.0.15 Software licensed to HDR, Inc. UG

Tukey's Outlier Screening

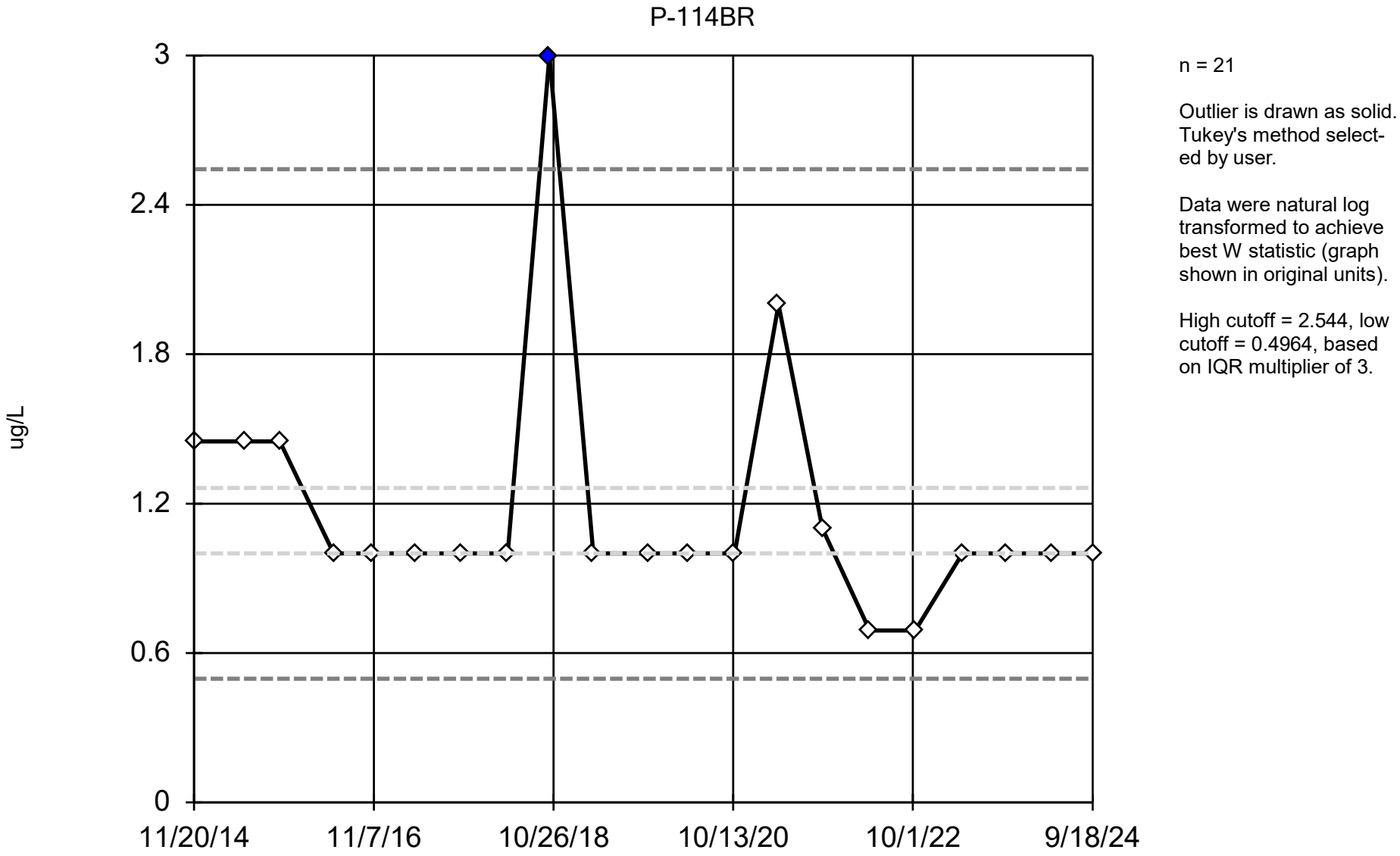

n = 21

Outlier is drawn as solid. Tukey's method selected by user.

Data were natural log transformed to achieve best W statistic (graph shown in original units).

High cutoff = 2.544, low cutoff = 0.4964, based on IQR multiplier of 3.

Constituent: Antimony Analysis Run 12/13/2024 12:57 PM View: All Wells - Appendix I Metals DMASWA Client: DMASWA Data: DMASWA Database_Updated

Sanitas™ v.10.0.15 Software licensed to HDR, Inc. UG

Tukey's Outlier Screening

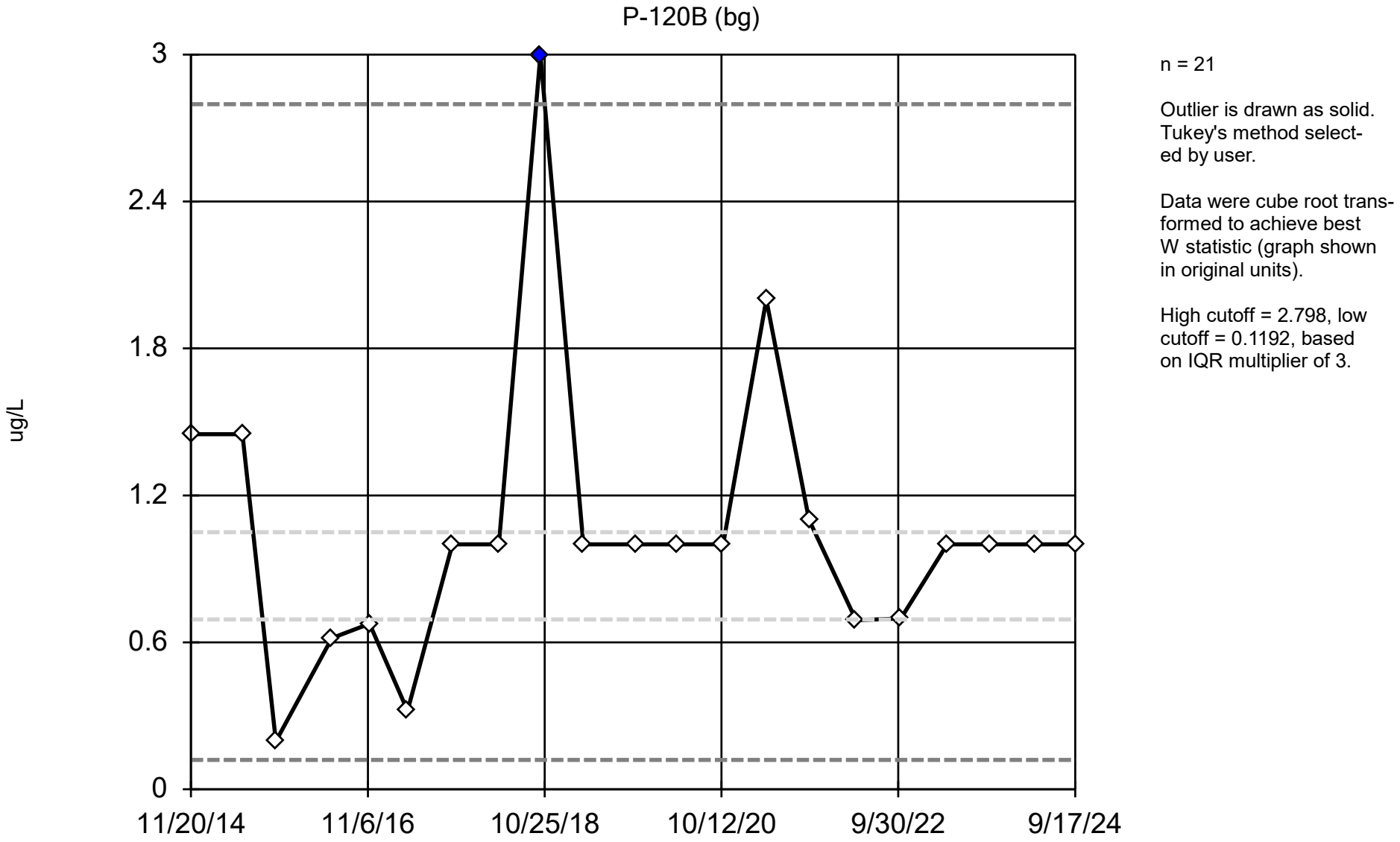

n = 21

Outlier is drawn as solid. Tukey's method selected by user.

Data were cube root transformed to achieve best W statistic (graph shown in original units).

High cutoff = 2.798, low cutoff = 0.1192, based on IQR multiplier of 3.

Constituent: Antimony Analysis Run 12/13/2024 12:57 PM View: All Wells - Appendix I Metals DMASWA Client: DMASWA Data: DMASWA Database_Updated

Sanitas™ v.10.0.15 Software licensed to HDR, Inc. UG

Tukey's Outlier Screening

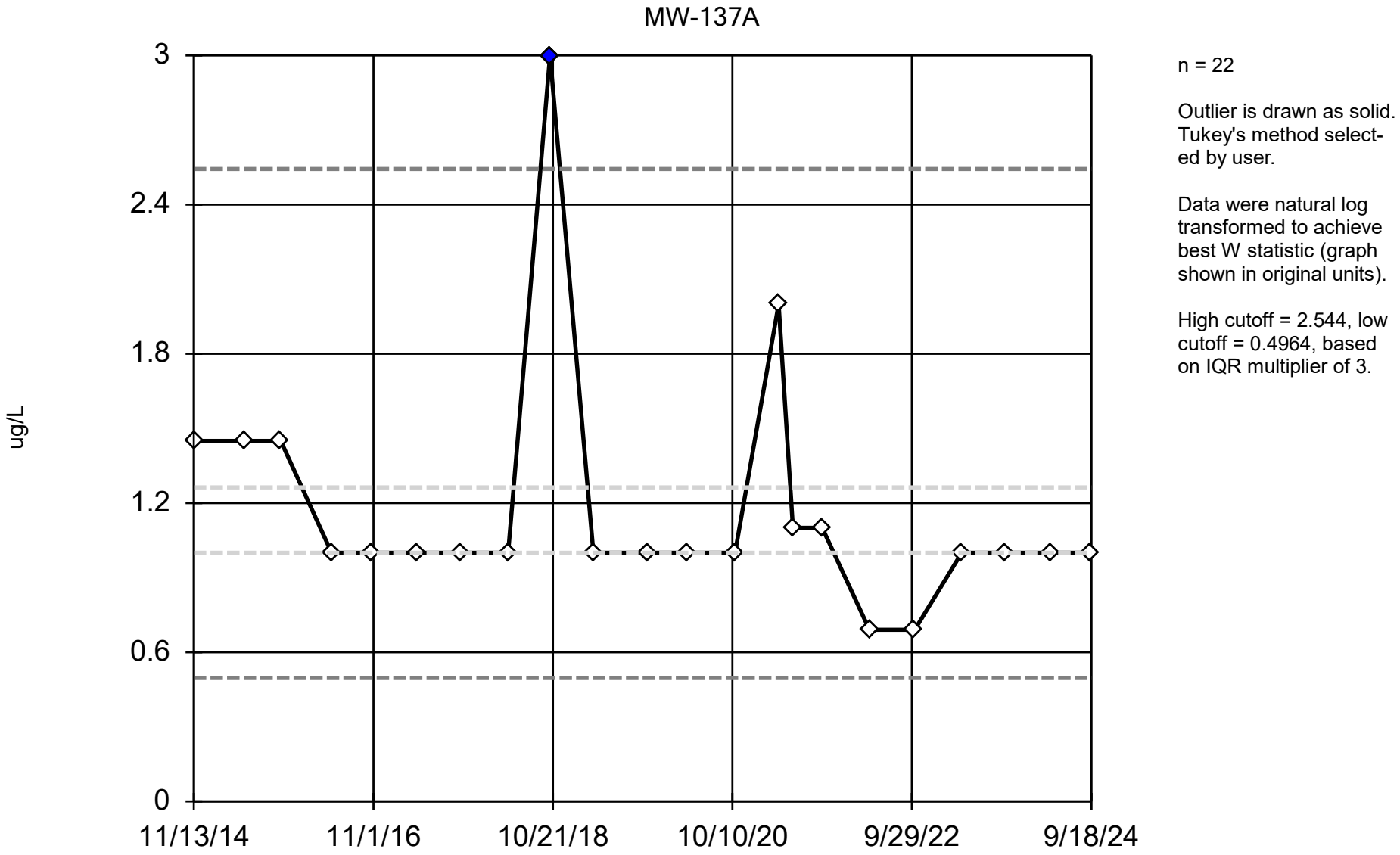

n = 22

Outlier is drawn as solid. Tukey's method selected by user.

Data were natural log transformed to achieve best W statistic (graph shown in original units).

High cutoff = 2.544, low cutoff = 0.4964, based on IQR multiplier of 3.

Constituent: Antimony Analysis Run 12/13/2024 12:57 PM View: All Wells - Appendix I Metals DMASWA Client: DMASWA Data: DMASWA Database_Updated

Sanitas™ v.10.0.15 Software licensed to HDR, Inc. UG

Tukey's Outlier Screening

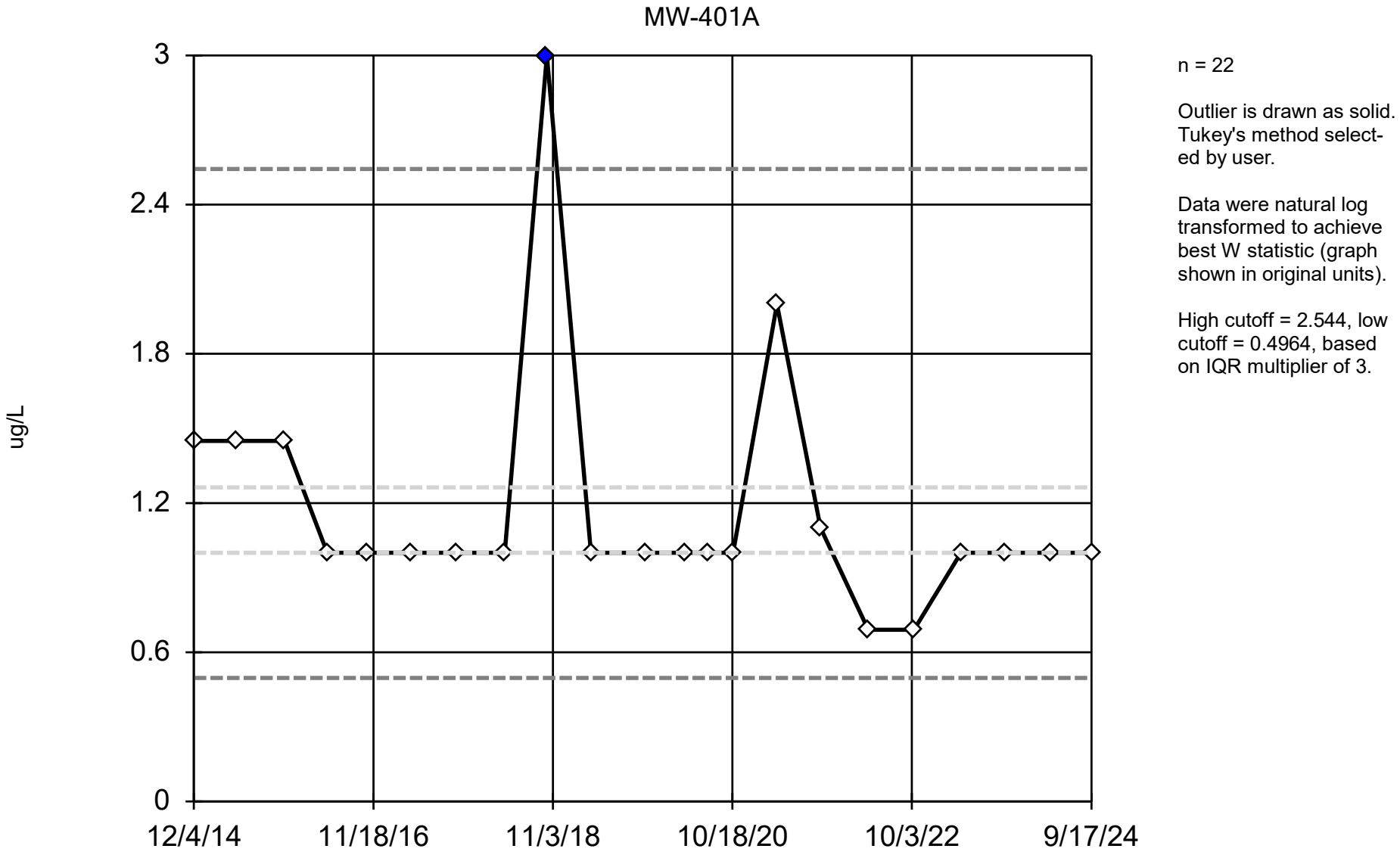

n = 22

Outlier is drawn as solid. Tukey's method selected by user.

Data were natural log transformed to achieve best W statistic (graph shown in original units).

High cutoff = 2.544, low cutoff = 0.4964, based on IQR multiplier of 3.

Constituent: Antimony Analysis Run 12/13/2024 12:57 PM View: All Wells - Appendix I Metals DMASWA Client: DMASWA Data: DMASWA Database_Updated

Sanitas™ v.10.0.15 Software licensed to HDR, Inc. UG

Tukey's Outlier Screening

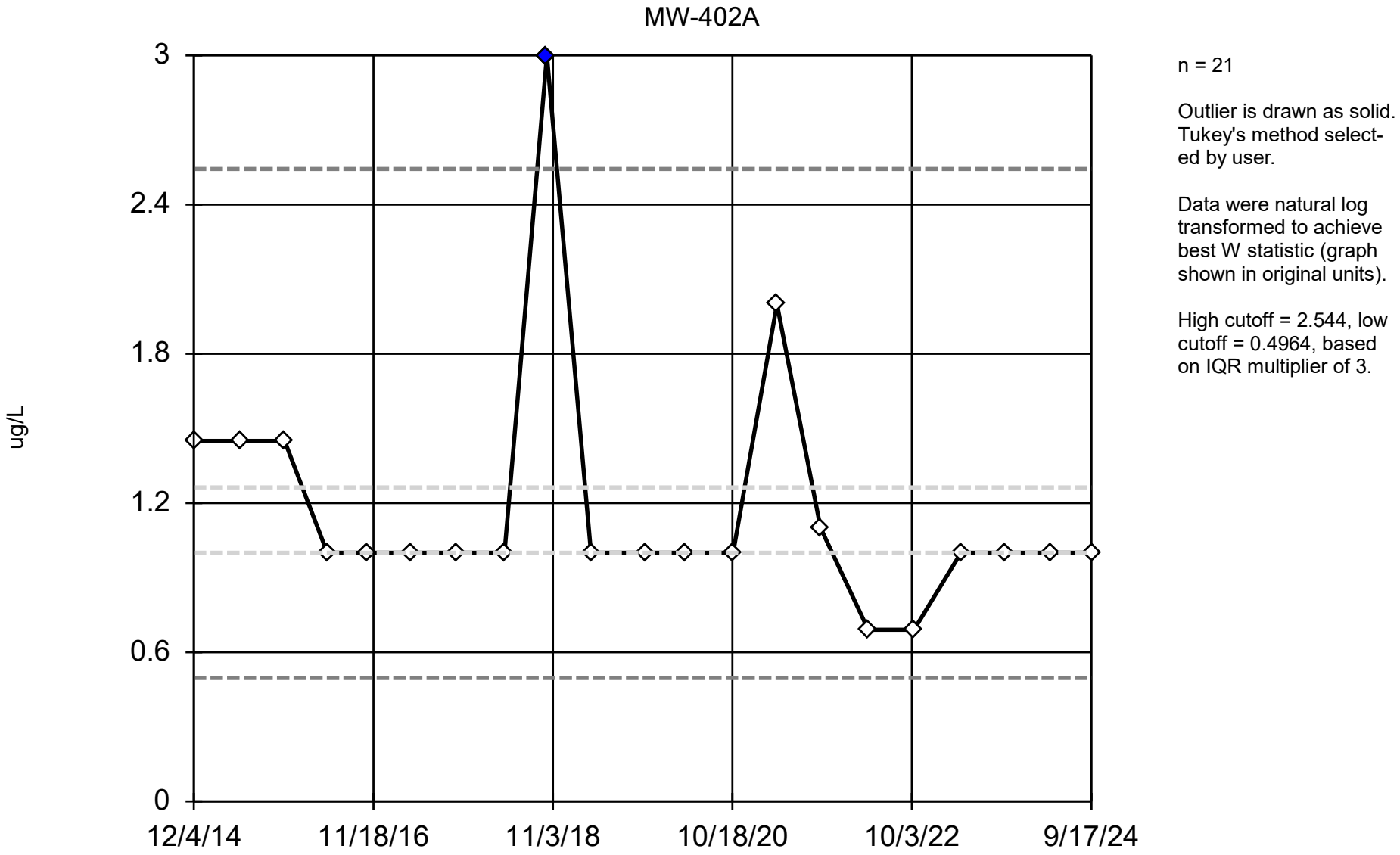

n = 21

Outlier is drawn as solid. Tukey's method selected by user.

Data were natural log transformed to achieve best W statistic (graph shown in original units).

High cutoff = 2.544, low cutoff = 0.4964, based on IQR multiplier of 3.

Constituent: Antimony Analysis Run 12/13/2024 12:57 PM View: All Wells - Appendix I Metals DMASWA Client: DMASWA Data: DMASWA Database_Updated

Sanitas™ v.10.0.15 Software licensed to HDR, Inc. UG

Tukey's Outlier Screening

OW-306AR

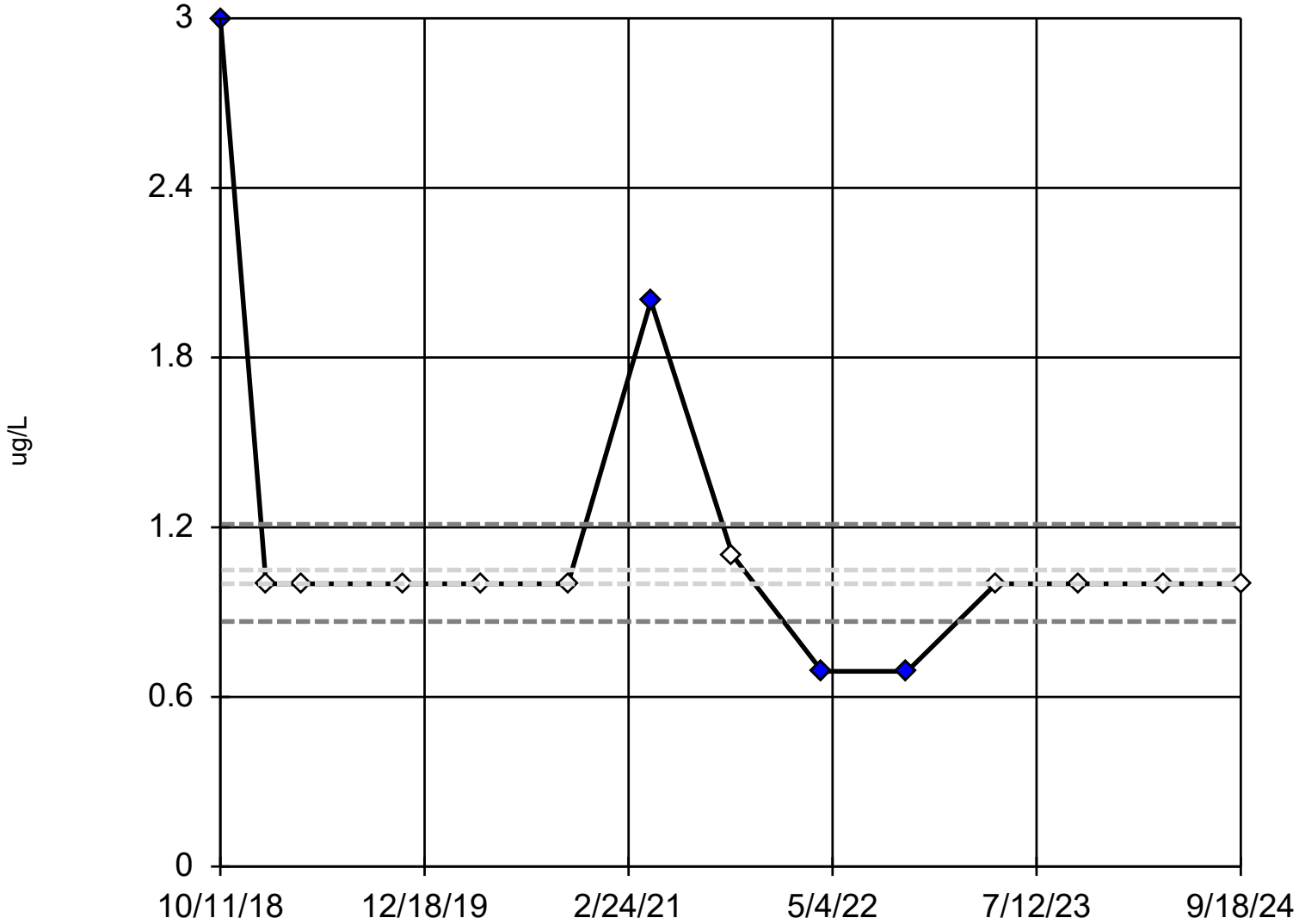

n = 14

Outliers are drawn as solid.
Tukey's method selected by user.

Data were natural log transformed to achieve best W statistic (graph shown in original units).

High cutoff = 1.21, low cutoff = 0.8668, based on IQR multiplier of 3.

Constituent: Antimony Analysis Run 12/13/2024 12:57 PM View: All Wells - Appendix I Metals DMASWA Client: DMASWA Data: DMASWA Database_Updated

Sanitas™ v.10.0.15 Software licensed to HDR, Inc. UG

Tukey's Outlier Screening

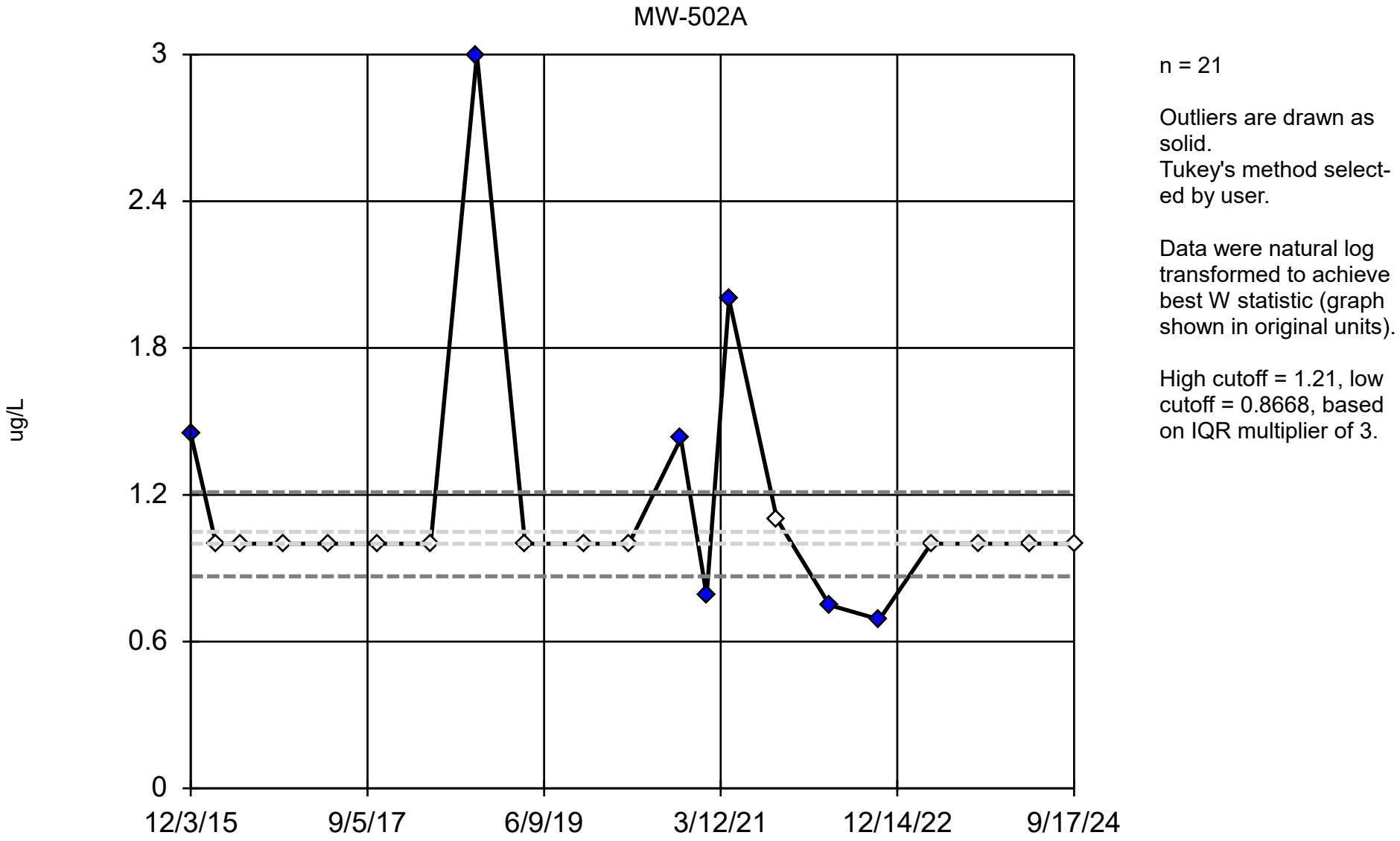

n = 21

Outliers are drawn as solid.
Tukey's method selected by user.

Data were natural log transformed to achieve best W statistic (graph shown in original units).

High cutoff = 1.21, low cutoff = 0.8668, based on IQR multiplier of 3.

Constituent: Antimony Analysis Run 12/13/2024 12:57 PM View: All Wells - Appendix I Metals DMASWA Client: DMASWA Data: DMASWA Database_Updated

Sanitas™ v.10.0.15 Software licensed to HDR, Inc. UG

Tukey's Outlier Screening

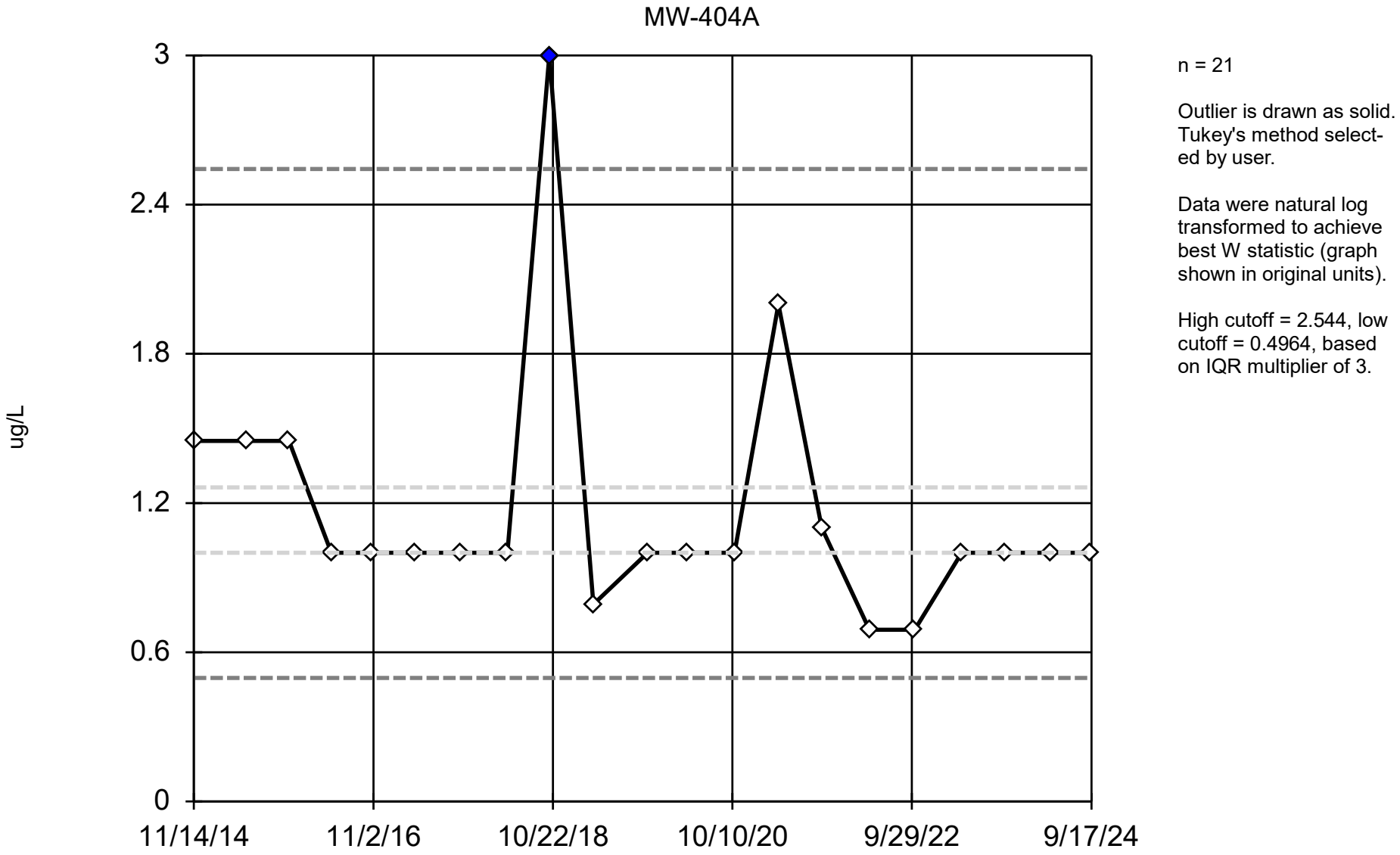

n = 21

Outlier is drawn as solid. Tukey's method selected by user.

Data were natural log transformed to achieve best W statistic (graph shown in original units).

High cutoff = 2.544, low cutoff = 0.4964, based on IQR multiplier of 3.

Constituent: Antimony Analysis Run 12/13/2024 12:57 PM View: All Wells - Appendix I Metals DMASWA Client: DMASWA Data: DMASWA Database_Updated

Sanitas™ v.10.0.15 Software licensed to HDR, Inc. UG

Tukey's Outlier Screening

OW-301A

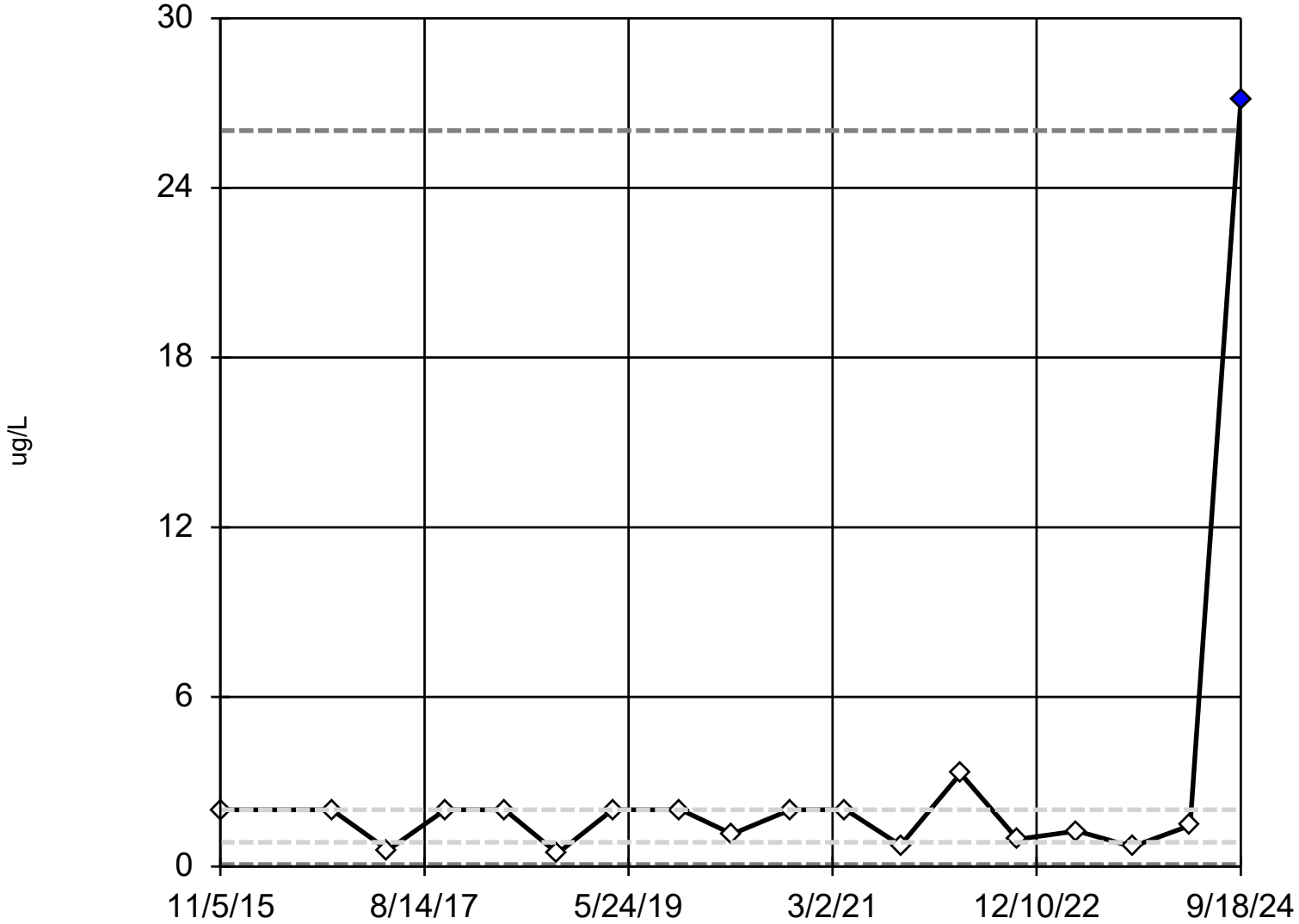

n = 18

Outlier is drawn as solid. Tukey's method selected by user.

Data were natural log transformed to achieve best W statistic (graph shown in original units).

High cutoff = 26.03, low cutoff = 0.06534, based on IQR multiplier of 3.

Constituent: Arsenic Analysis Run 12/13/2024 12:57 PM View: All Wells - Appendix I Metals

DMASWA Client: DMASWA Data: DMASWA Database_Updated

Sanitas™ v.10.0.15 Software licensed to HDR, Inc. UG

Tukey's Outlier Screening

MW-202A

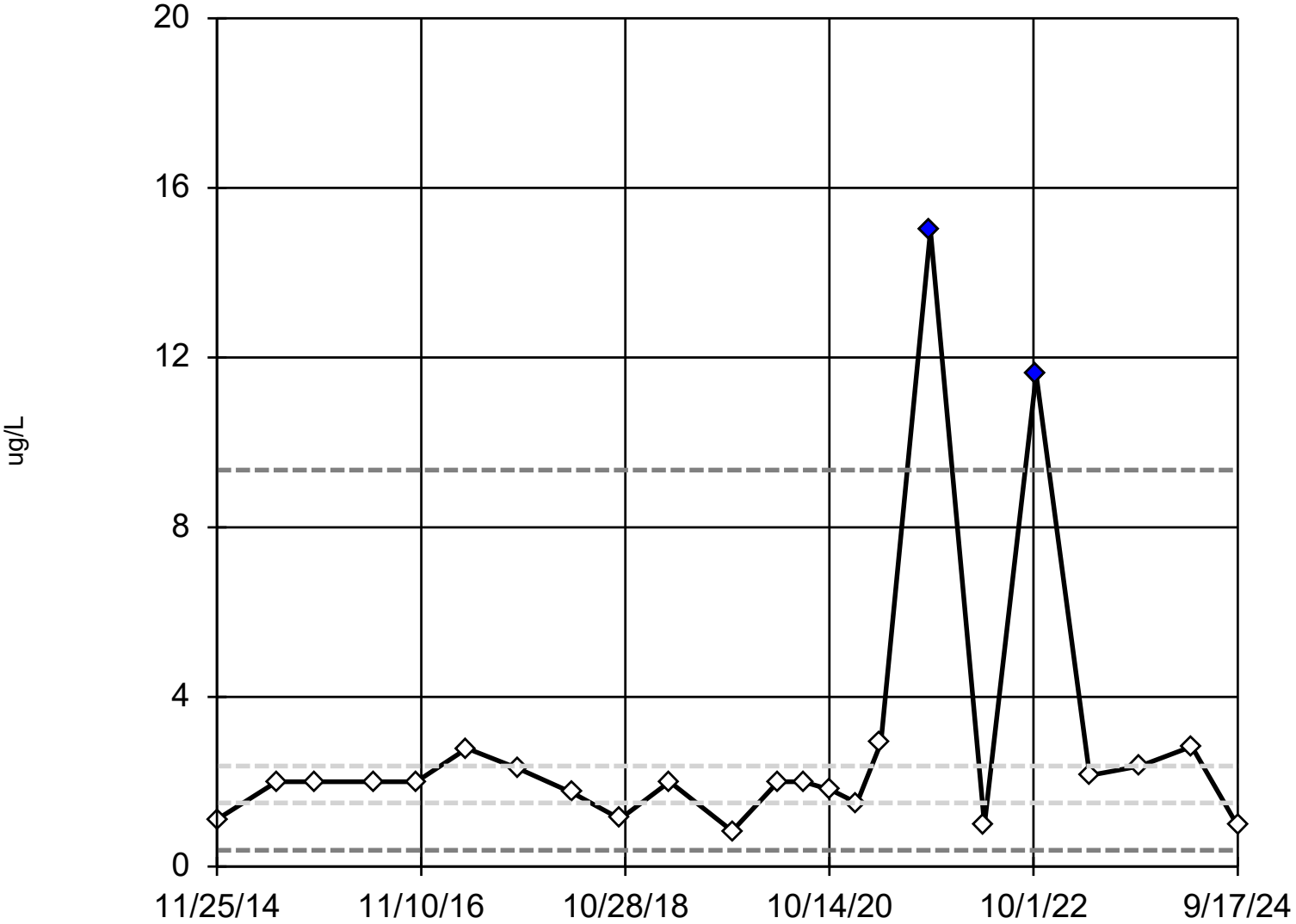

n = 23

Outliers are drawn as solid.
Tukey's method selected by user.

Data were natural log transformed to achieve best W statistic (graph shown in original units).

High cutoff = 9.348, low cutoff = 0.3803, based on IQR multiplier of 3.

Constituent: Arsenic Analysis Run 12/13/2024 12:57 PM View: All Wells - Appendix I Metals DMASWA Client: DMASWA Data: DMASWA Database_Updated

Sanitas™ v.10.0.15 Software licensed to HDR, Inc. UG

Tukey's Outlier Screening

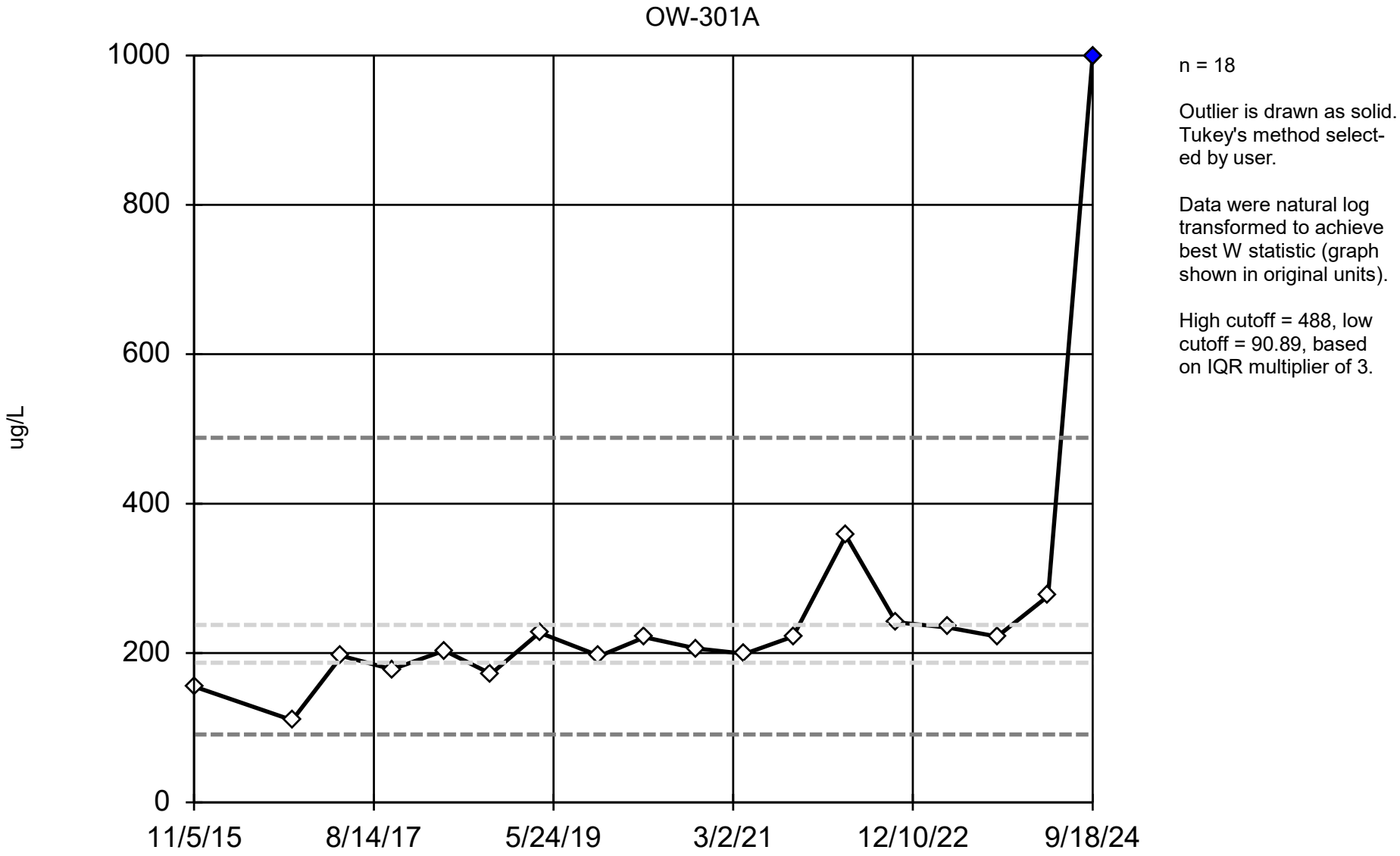

n = 18

Outlier is drawn as solid. Tukey's method selected by user.

Data were natural log transformed to achieve best W statistic (graph shown in original units).

High cutoff = 488, low cutoff = 90.89, based on IQR multiplier of 3.

Constituent: Barium Analysis Run 12/13/2024 12:57 PM View: All Wells - Appendix I Metals DMASWA Client: DMASWA Data: DMASWA Database_Updated

Sanitas™ v.10.0.15 Software licensed to HDR, Inc. UG

Tukey's Outlier Screening

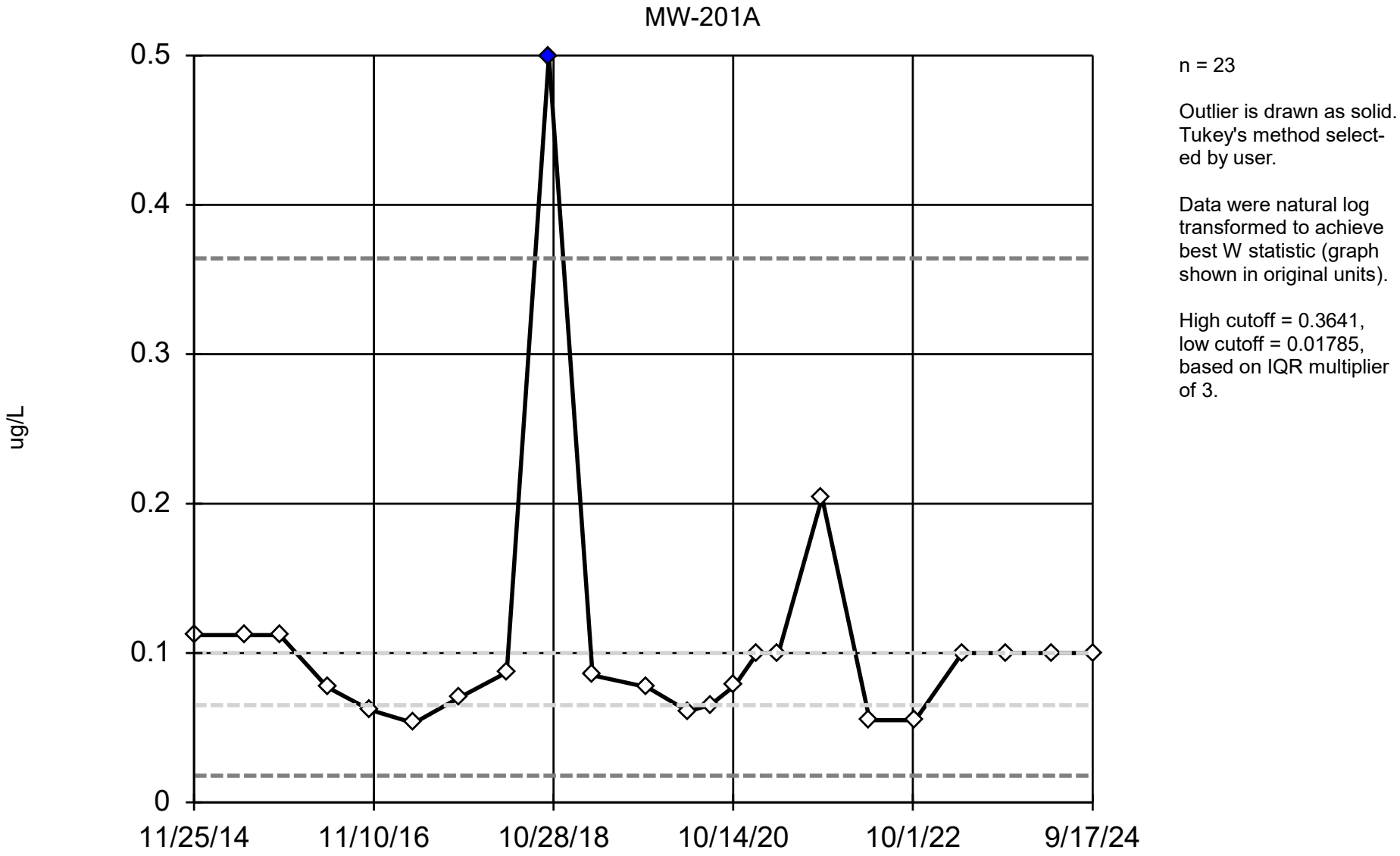

n = 23

Outlier is drawn as solid. Tukey's method selected by user.

Data were natural log transformed to achieve best W statistic (graph shown in original units).

High cutoff = 0.3641, low cutoff = 0.01785, based on IQR multiplier of 3.

Constituent: Cadmium Analysis Run 12/13/2024 12:58 PM View: All Wells - Appendix I Metals DMASWA Client: DMASWA Data: DMASWA Database_Updated

Sanitas™ v.10.0.15 Software licensed to HDR, Inc. UG

Tukey's Outlier Screening

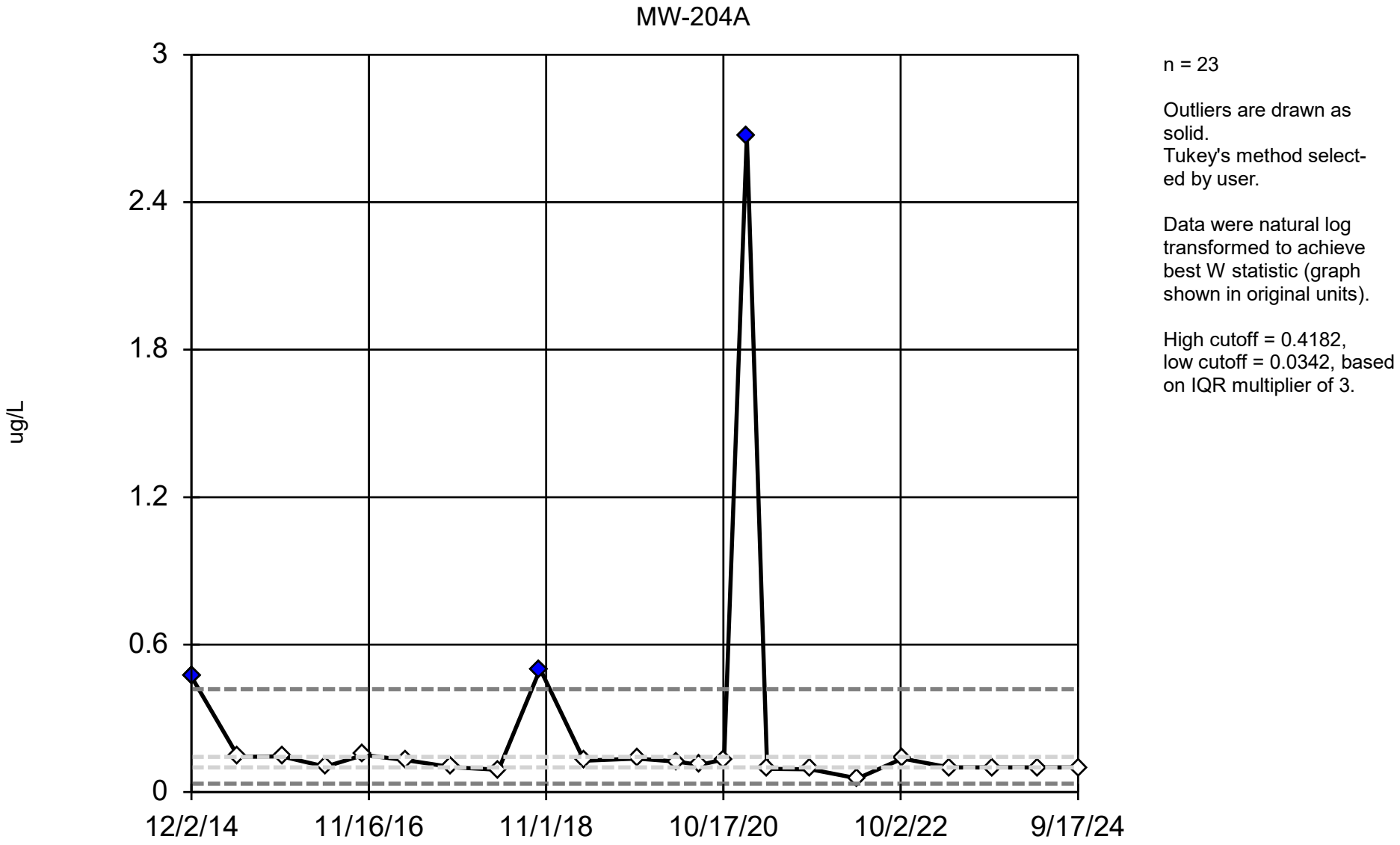

n = 23

Outliers are drawn as solid.
Tukey's method selected by user.

Data were natural log transformed to achieve best W statistic (graph shown in original units).

High cutoff = 0.4182, low cutoff = 0.0342, based on IQR multiplier of 3.

Constituent: Cadmium Analysis Run 12/13/2024 12:58 PM View: All Wells - Appendix I Metals

DMASWA Client: DMASWA Data: DMASWA Database_Updated

Sanitas™ v.10.0.15 Software licensed to HDR, Inc. UG

Tukey's Outlier Screening

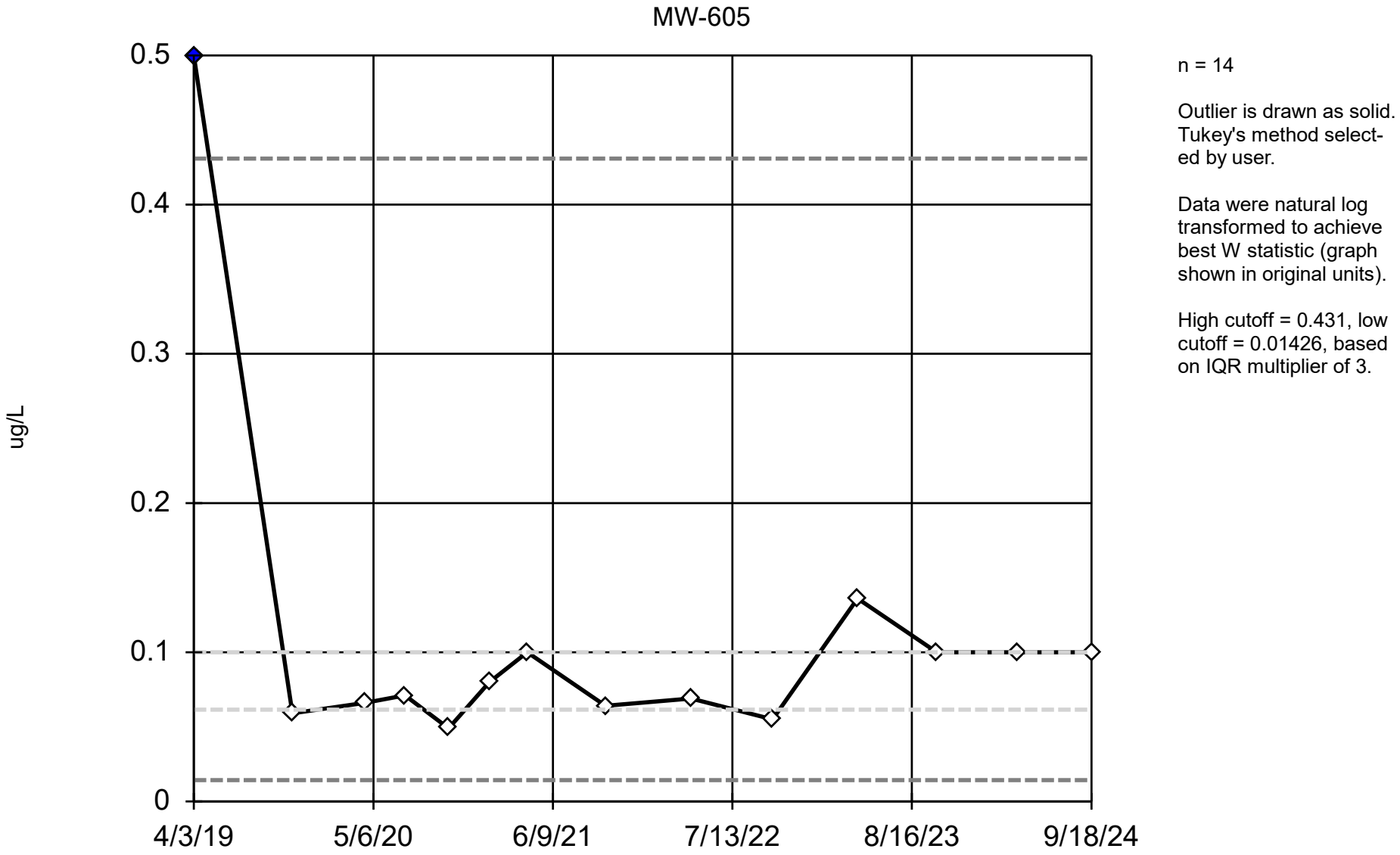

n = 14

Outlier is drawn as solid. Tukey's method selected by user.

Data were natural log transformed to achieve best W statistic (graph shown in original units).

High cutoff = 0.431, low cutoff = 0.01426, based on IQR multiplier of 3.

Constituent: Cadmium Analysis Run 12/13/2024 12:58 PM View: All Wells - Appendix I Metals DMASWA Client: DMASWA Data: DMASWA Database_Updated

Sanitas™ v.10.0.15 Software licensed to HDR, Inc. UG

Tukey's Outlier Screening

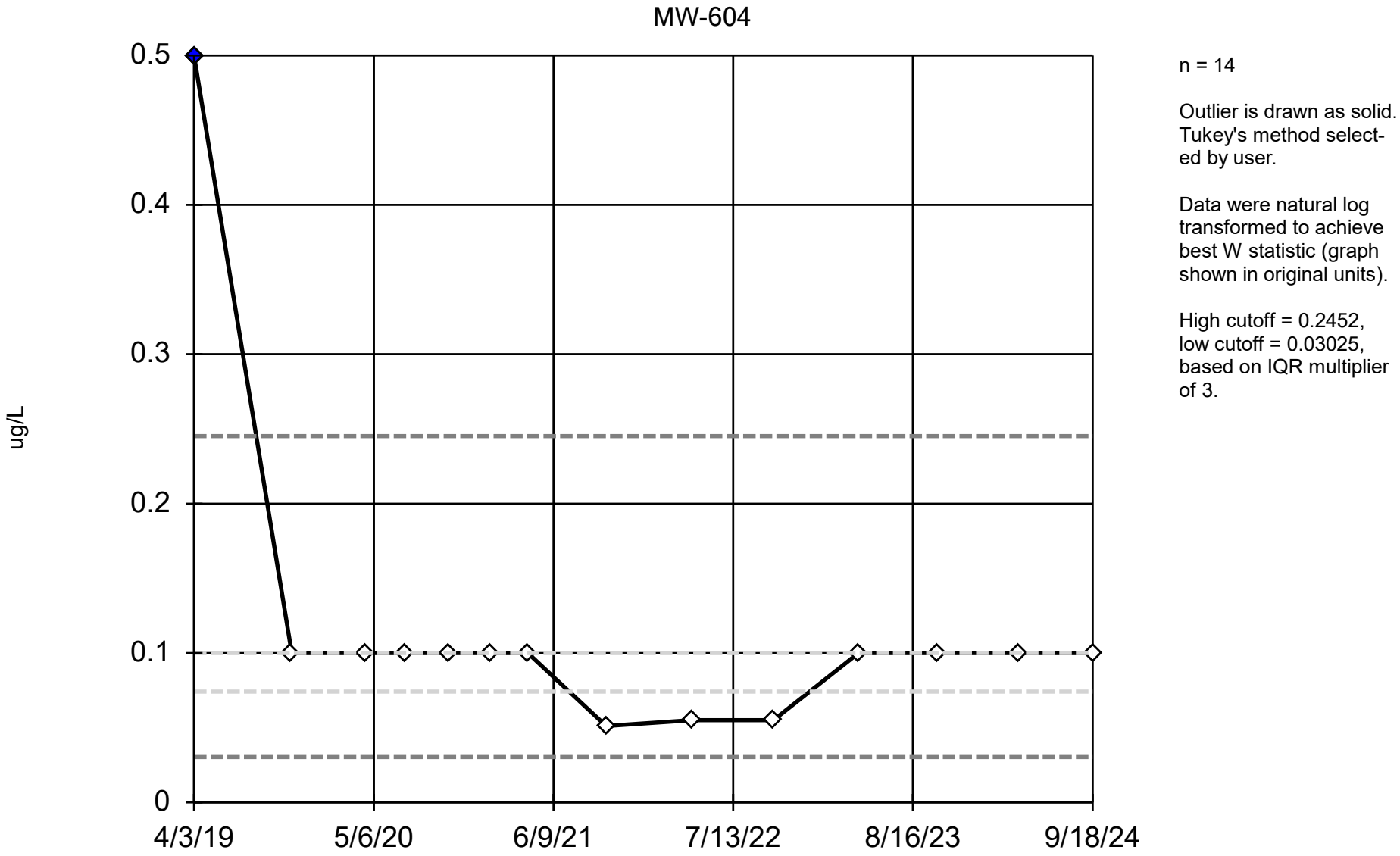

n = 14

Outlier is drawn as solid. Tukey's method selected by user.

Data were natural log transformed to achieve best W statistic (graph shown in original units).

High cutoff = 0.2452, low cutoff = 0.03025, based on IQR multiplier of 3.

Constituent: Cadmium Analysis Run 12/13/2024 12:58 PM View: All Wells - Appendix I Metals DMASWA

Client: DMASWA Data: DMASWA Database_Updated

Sanitas™ v.10.0.15 Software licensed to HDR, Inc. UG

Tukey's Outlier Screening

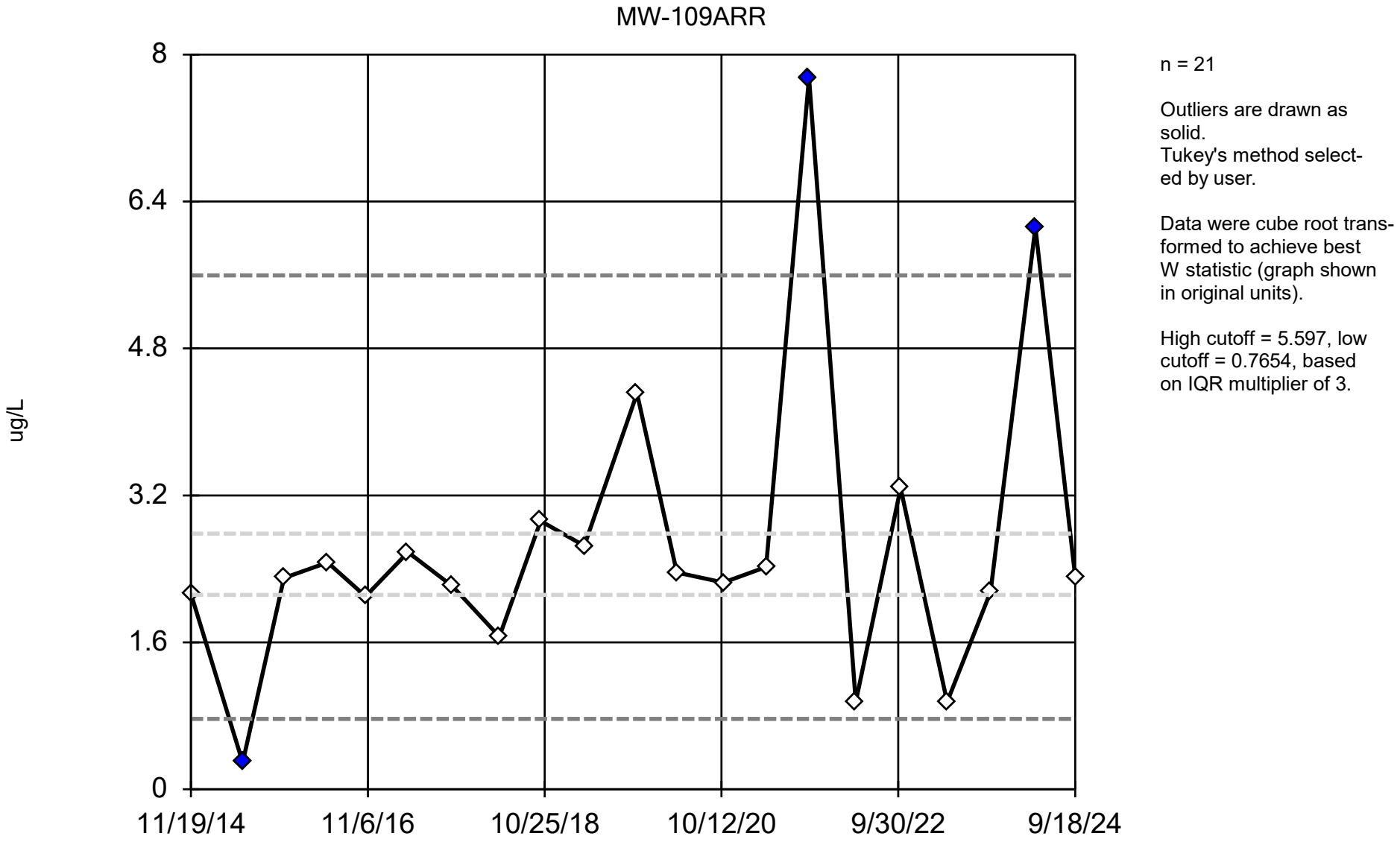

n = 21

Outliers are drawn as solid.
Tukey's method selected by user.

Data were cube root transformed to achieve best W statistic (graph shown in original units).

High cutoff = 5.597, low cutoff = 0.7654, based on IQR multiplier of 3.

Constituent: Nickel Analysis Run 12/13/2024 1:00 PM View: All Wells - Appendix I Metals

DMASWA Client: DMASWA Data: DMASWA Database_Updated

Outlier Analysis

DMASWA Client: DMASWA Data: DMASWA Database_Updated Printed 12/13/2024, 1:03 PM

Constituent	Well	Outlier	Value(s)	Date(s)	Method	Alpha	N	Mean	Std. Dev.	Distribution	Normality Test
Antimony (ug/L)	**MW-102A**	**Yes**	**1.45,1.45,0.237,3...**	**11/24/2014,6/16/2015,11/3/2015,...**	**NP**	**NaN**	**21**	**1.125**	**0.5414**	**x^(1/3)**	**ShapiroWilk**
Antimony (ug/L)	OW-301A	n/a	n/a	n/a	NP	NaN	18	1.022	0.6259	unknown	ShapiroWilk
Antimony (ug/L)	MW-201A	n/a	n/a	n/a	NP	NaN	23	1.31	0.8298	unknown	ShapiroWilk
Antimony (ug/L)	MW-103A	n/a	n/a	n/a	NP	NaN	23	1.167	0.4849	unknown	ShapiroWilk
Antimony (ug/L)	**MW-114AR**	**Yes**	**3**	**10/11/2018**	**NP**	**NaN**	**21**	**1.182**	**0.5055**	**ln(x)**	**ShapiroWilk**
Antimony (ug/L)	MW-120AR (bg)	n/a	n/a	n/a	NP	NaN	23	1.167	0.4842	unknown	ShapiroWilk
Antimony (ug/L)	**P-105B**	**Yes**	**2.77,3**	**11/4/2015,10/9/2018**	**NP**	**NaN**	**21**	**1.245**	**0.6114**	**ln(x)**	**ShapiroWilk**
Antimony (ug/L)	**P-108B**	**Yes**	**3**	**10/11/2018**	**NP**	**NaN**	**21**	**1.182**	**0.5055**	**ln(x)**	**ShapiroWilk**
Antimony (ug/L)	**MW-403A**	**Yes**	**3**	**10/8/2018**	**NP**	**NaN**	**21**	**1.182**	**0.5055**	**ln(x)**	**ShapiroWilk**
Antimony (ug/L)	**P-114BR**	**Yes**	**3**	**10/10/2018**	**NP**	**NaN**	**21**	**1.182**	**0.5055**	**ln(x)**	**ShapiroWilk**
Antimony (ug/L)	MW-204A	n/a	n/a	n/a	NP	NaN	23	1.384	1.118	unknown	ShapiroWilk
Antimony (ug/L)	**P-120B (bg)**	**Yes**	**3**	**10/8/2018**	**NP**	**NaN**	**21**	**1.057**	**0.5872**	**x^(1/3)**	**ShapiroWilk**
Antimony (ug/L)	**MW-137A**	**Yes**	**3**	**10/10/2018**	**NP**	**NaN**	**22**	**1.179**	**0.4937**	**ln(x)**	**ShapiroWilk**
Antimony (ug/L)	MW-202A	n/a	n/a	n/a	NP	NaN	23	1.247	0.8614	unknown	ShapiroWilk
Antimony (ug/L)	**MW-401A**	**Yes**	**3**	**10/10/2018**	**NP**	**NaN**	**22**	**1.174**	**0.4949**	**ln(x)**	**ShapiroWilk**
Antimony (ug/L)	**MW-402A**	**Yes**	**3**	**10/10/2018**	**NP**	**NaN**	**21**	**1.182**	**0.5055**	**ln(x)**	**ShapiroWilk**
Antimony (ug/L)	**OW-306AR**	**Yes**	**3,2,0.69,0.69**	**10/11/2018,4/13/2021,4/12/2022,...**	**NP**	**NaN**	**14**	**1.177**	**0.6053**	**ln(x)**	**ShapiroWilk**
Antimony (ug/L)	MW-109ARR	n/a	n/a	n/a	NP	NaN	21	1.217	0.5168	unknown	ShapiroWilk
Antimony (ug/L)	**MW-502A**	**Yes**	**1.45,3,1.43,0.788...**	**12/3/2015,10/8/2018,10/19/2020,...**	**NP**	**NaN**	**21**	**1.153**	**0.5056**	**ln(x)**	**ShapiroWilk**
Antimony (ug/L)	**MW-404A**	**Yes**	**3**	**10/8/2018**	**NP**	**NaN**	**21**	**1.172**	**0.5113**	**ln(x)**	**ShapiroWilk**
Antimony (ug/L)	P-504B (bg)	n/a	n/a	n/a	NP	NaN	14	0.938	0.3993	unknown	ShapiroWilk
Antimony (ug/L)	P-503B (bg)	n/a	n/a	n/a	NP	NaN	19	1.129	0.5432	unknown	ShapiroWilk
Antimony (ug/L)	MW-505A (bg)	n/a	n/a	n/a	NP	NaN	17	1.016	0.3384	unknown	ShapiroWilk
Antimony (ug/L)	MW-501A	n/a	n/a	n/a	NP	NaN	20	1.104	0.5201	unknown	ShapiroWilk
Antimony (ug/L)	MW-605	n/a	n/a	n/a	NP	NaN	14	1.034	0.302	unknown	ShapiroWilk
Antimony (ug/L)	MW-604	n/a	n/a	n/a	NP	NaN	14	1.042	0.2936	unknown	ShapiroWilk
Arsenic (ug/L)	MW-102A	No	n/a	n/a	NP	NaN	21	9.562	4.608	normal	ShapiroWilk
Arsenic (ug/L)	**OW-301A**	**Yes**	**27.1**	**9/18/2024**	**NP**	**NaN**	**18**	**2.983**	**6.061**	**ln(x)**	**ShapiroWilk**
Arsenic (ug/L)	MW-201A	No	n/a	n/a	NP	NaN	23	1.73	0.5668	normal	ShapiroWilk
Arsenic (ug/L)	MW-103A	n/a	n/a	n/a	NP	NaN	23	1.527	0.6656	unknown	ShapiroWilk
Arsenic (ug/L)	MW-114AR	n/a	n/a	n/a	NP	NaN	21	1.479	0.658	unknown	ShapiroWilk
Arsenic (ug/L)	MW-120AR (bg)	n/a	n/a	n/a	NP	NaN	23	1.787	1.54	unknown	ShapiroWilk
Arsenic (ug/L)	P-105B	No	n/a	n/a	NP	NaN	21	1.252	0.4765	ln(x)	ShapiroWilk
Arsenic (ug/L)	P-108B	No	n/a	n/a	NP	NaN	21	1.461	0.7098	ln(x)	ShapiroWilk
Arsenic (ug/L)	MW-403A	No	n/a	n/a	NP	NaN	21	1.472	0.707	ln(x)	ShapiroWilk
Arsenic (ug/L)	P-114BR	No	n/a	n/a	NP	NaN	21	1.43	0.6623	ln(x)	ShapiroWilk
Arsenic (ug/L)	MW-204A	n/a	n/a	n/a	NP	NaN	23	1.738	1.103	unknown	ShapiroWilk
Arsenic (ug/L)	P-120B (bg)	n/a	n/a	n/a	NP	NaN	21	1.496	0.6659	unknown	ShapiroWilk
Arsenic (ug/L)	MW-137A	No	n/a	n/a	NP	NaN	22	1.906	1.099	sqrt(x)	ShapiroWilk
Arsenic (ug/L)	**MW-202A**	**Yes**	**15,11.6**	**10/4/2021,10/10/2022**	**NP**	**NaN**	**23**	**2.868**	**3.382**	**ln(x)**	**ShapiroWilk**
Arsenic (ug/L)	MW-401A	No	n/a	n/a	NP	NaN	22	1.439	1.022	ln(x)	ShapiroWilk
Arsenic (ug/L)	MW-402A	No	n/a	n/a	NP	NaN	21	1.851	0.8006	sqrt(x)	ShapiroWilk
Arsenic (ug/L)	OW-306AR	No	n/a	n/a	NP	NaN	14	2.425	2.316	ln(x)	ShapiroWilk
Arsenic (ug/L)	MW-109ARR	No	n/a	n/a	NP	NaN	21	4.685	2.844	sqrt(x)	ShapiroWilk
Arsenic (ug/L)	MW-502A	No	n/a	n/a	NP	NaN	20	1.44	0.7082	ln(x)	ShapiroWilk
Arsenic (ug/L)	MW-404A	No	n/a	n/a	NP	NaN	21	1.423	0.6868	ln(x)	ShapiroWilk
Arsenic (ug/L)	P-504B (bg)	No	n/a	n/a	NP	NaN	14	1.323	0.8201	ln(x)	ShapiroWilk
Arsenic (ug/L)	P-503B (bg)	n/a	n/a	n/a	NP	NaN	19	1.51	0.6847	unknown	ShapiroWilk
Arsenic (ug/L)	MW-505A (bg)	No	n/a	n/a	NP	NaN	17	1.359	0.7054	ln(x)	ShapiroWilk
Arsenic (ug/L)	MW-501A	No	n/a	n/a	NP	NaN	20	1.423	0.6964	ln(x)	ShapiroWilk

Outlier Analysis

DMASWA Client: DMASWA Data: DMASWA Database_Updated Printed 12/13/2024, 1:03 PM

Constituent	Well	Outlier	Value(s)	Date(s)	Method	Alpha	N	Mean	Std. Dev.	Distribution	Normality Test
Arsenic (ug/L)	MW-605	No	n/a	n/a	NP	NaN	14	1.282	0.6957	ln(x)	ShapiroWilk
Arsenic (ug/L)	MW-604	n/a	n/a	n/a	NP	NaN	14	1.272	0.6921	unknown	ShapiroWilk
Barium (ug/L)	MW-102A	No	n/a	n/a	NP	NaN	21	311.5	88.41	ln(x)	ShapiroWilk
Barium (ug/L)	**OW-301A**	**Yes**	**1000**	**9/18/2024**	**NP**	**NaN**	**18**	**256.4**	**192.5**	**ln(x)**	**ShapiroWilk**
Barium (ug/L)	MW-201A	No	n/a	n/a	NP	NaN	23	471.1	78.39	ln(x)	ShapiroWilk
Barium (ug/L)	MW-103A	No	n/a	n/a	NP	NaN	23	191.3	165.6	ln(x)	ShapiroWilk
Barium (ug/L)	MW-114AR	No	n/a	n/a	NP	NaN	21	153.2	26.88	x^2	ShapiroWilk
Barium (ug/L)	MW-120AR (bg)	No	n/a	n/a	NP	NaN	23	48.96	10.85	ln(x)	ShapiroWilk
Barium (ug/L)	P-105B	No	n/a	n/a	NP	NaN	21	175.6	40.25	x^5	ShapiroWilk
Barium (ug/L)	P-108B	No	n/a	n/a	NP	NaN	21	167.3	11.28	ln(x)	ShapiroWilk
Barium (ug/L)	MW-403A	No	n/a	n/a	NP	NaN	21	151.5	25.36	x^2	ShapiroWilk
Barium (ug/L)	P-114BR	No	n/a	n/a	NP	NaN	21	198.4	17.47	x^3	ShapiroWilk
Barium (ug/L)	MW-204A	No	n/a	n/a	NP	NaN	23	326.9	25.5	x^2	ShapiroWilk
Barium (ug/L)	P-120B (bg)	No	n/a	n/a	NP	NaN	21	26.74	1.77	normal	ShapiroWilk
Barium (ug/L)	MW-137A	No	n/a	n/a	NP	NaN	22	177.4	97.15	ln(x)	ShapiroWilk
Barium (ug/L)	MW-202A	No	n/a	n/a	NP	NaN	23	796.7	371.5	ln(x)	ShapiroWilk
Barium (ug/L)	MW-401A	No	n/a	n/a	NP	NaN	24	204.1	43.43	ln(x)	ShapiroWilk
Barium (ug/L)	MW-402A	No	n/a	n/a	NP	NaN	21	72.28	11.16	ln(x)	ShapiroWilk
Barium (ug/L)	OW-306AR	No	n/a	n/a	NP	NaN	14	162.5	41.12	ln(x)	ShapiroWilk
Barium (ug/L)	MW-109ARR	No	n/a	n/a	NP	NaN	21	311.6	79.53	ln(x)	ShapiroWilk
Barium (ug/L)	MW-502A	No	n/a	n/a	NP	NaN	20	32.97	12.63	ln(x)	ShapiroWilk
Barium (ug/L)	MW-404A	No	n/a	n/a	NP	NaN	21	65.45	6.06	ln(x)	ShapiroWilk
Barium (ug/L)	P-504B (bg)	No	n/a	n/a	NP	NaN	14	244.9	69.38	x^2	ShapiroWilk
Barium (ug/L)	P-503B (bg)	No	n/a	n/a	NP	NaN	19	99.63	12.41	ln(x)	ShapiroWilk
Barium (ug/L)	MW-505A (bg)	No	n/a	n/a	NP	NaN	17	96.47	13.35	ln(x)	ShapiroWilk
Barium (ug/L)	MW-501A	No	n/a	n/a	NP	NaN	20	78.33	18.99	ln(x)	ShapiroWilk
Barium (ug/L)	MW-605	No	n/a	n/a	NP	NaN	14	166	46.43	normal	ShapiroWilk
Barium (ug/L)	MW-604	No	n/a	n/a	NP	NaN	14	203.9	25.97	ln(x)	ShapiroWilk
Beryllium (ug/L)	MW-102A	n/a	n/a	n/a	NP	NaN	21	0.6341	0.4016	unknown	ShapiroWilk
Beryllium (ug/L)	OW-301A	No	n/a	n/a	NP	NaN	18	0.6761	0.378	x^(1/3)	ShapiroWilk
Beryllium (ug/L)	MW-201A	n/a	n/a	n/a	NP	NaN	23	0.6994	0.3992	unknown	ShapiroWilk
Beryllium (ug/L)	MW-103A	n/a	n/a	n/a	NP	NaN	23	0.663	0.4016	unknown	ShapiroWilk
Beryllium (ug/L)	MW-114AR	n/a	n/a	n/a	NP	NaN	21	0.6308	0.4064	unknown	ShapiroWilk
Beryllium (ug/L)	MW-120AR (bg)	n/a	n/a	n/a	NP	NaN	23	0.6629	0.4018	unknown	ShapiroWilk
Beryllium (ug/L)	P-105B	n/a	n/a	n/a	NP	NaN	21	0.6308	0.4064	unknown	ShapiroWilk
Beryllium (ug/L)	P-108B	n/a	n/a	n/a	NP	NaN	21	0.6314	0.4055	unknown	ShapiroWilk
Beryllium (ug/L)	MW-403A	n/a	n/a	n/a	NP	NaN	21	0.6312	0.4057	unknown	ShapiroWilk
Beryllium (ug/L)	P-114BR	n/a	n/a	n/a	NP	NaN	21	0.6308	0.4064	unknown	ShapiroWilk
Beryllium (ug/L)	MW-204A	n/a	n/a	n/a	NP	NaN	23	0.7212	0.5297	unknown	ShapiroWilk
Beryllium (ug/L)	P-120B (bg)	n/a	n/a	n/a	NP	NaN	21	0.6308	0.4064	unknown	ShapiroWilk
Beryllium (ug/L)	MW-137A	n/a	n/a	n/a	NP	NaN	22	0.615	0.4031	unknown	ShapiroWilk
Beryllium (ug/L)	MW-202A	n/a	n/a	n/a	NP	NaN	23	0.6981	0.4013	unknown	ShapiroWilk
Beryllium (ug/L)	MW-401A	n/a	n/a	n/a	NP	NaN	22	0.648	0.4037	unknown	ShapiroWilk
Beryllium (ug/L)	MW-402A	n/a	n/a	n/a	NP	NaN	21	0.6312	0.4057	unknown	ShapiroWilk
Beryllium (ug/L)	OW-306AR	No	n/a	n/a	NP	NaN	14	0.6531	0.3606	ln(x)	ShapiroWilk
Beryllium (ug/L)	MW-109ARR	n/a	n/a	n/a	NP	NaN	21	0.599	0.4022	unknown	ShapiroWilk
Beryllium (ug/L)	MW-502A	n/a	n/a	n/a	NP	NaN	20	0.7085	0.3712	unknown	ShapiroWilk
Beryllium (ug/L)	MW-404A	n/a	n/a	n/a	NP	NaN	21	0.6308	0.4064	unknown	ShapiroWilk
Beryllium (ug/L)	P-504B (bg)	n/a	n/a	n/a	NP	NaN	14	0.5835	0.3812	unknown	ShapiroWilk
Beryllium (ug/L)	P-503B (bg)	n/a	n/a	n/a	NP	NaN	19	0.7284	0.3702	unknown	ShapiroWilk

Outlier Analysis

DMASWA Client: DMASWA Data: DMASWA Database_Updated Printed 12/13/2024, 1:03 PM

Constituent	Well	Outlier	Value(s)	Date(s)	Method	Alpha	N	Mean	Std. Dev.	Distribution	Normality Test
Beryllium (ug/L)	MW-505A (bg)	No	n/a	n/a	NP	NaN	17	0.657	0.3806	x^(1/3)	ShapiroWilk
Beryllium (ug/L)	MW-501A	n/a	n/a	n/a	NP	NaN	20	0.7565	0.3409	unknown	ShapiroWilk
Beryllium (ug/L)	MW-605	No	n/a	n/a	NP	NaN	14	0.6521	0.3616	ln(x)	ShapiroWilk
Beryllium (ug/L)	MW-604	No	n/a	n/a	NP	NaN	14	0.6521	0.3616	ln(x)	ShapiroWilk
Cadmium (ug/L)	MW-102A	n/a	n/a	n/a	NP	NaN	21	0.2255	0.2	unknown	ShapiroWilk
Cadmium (ug/L)	OW-301A	No	n/a	n/a	NP	NaN	18	0.1427	0.1335	ln(x)	ShapiroWilk
Cadmium (ug/L)	**MW-201A**	**Yes**	**0.5**	**10/10/2018**	**NP**	**NaN**	**23**	**0.1072**	**0.09129**	**ln(x)**	**ShapiroWilk**
Cadmium (ug/L)	MW-103A	n/a	n/a	n/a	NP	NaN	23	0.1974	0.1849	unknown	ShapiroWilk
Cadmium (ug/L)	MW-114AR	No	n/a	n/a	NP	NaN	21	0.1716	0.1656	ln(x)	ShapiroWilk
Cadmium (ug/L)	MW-120AR (bg)	n/a	n/a	n/a	NP	NaN	23	0.2252	0.1865	unknown	ShapiroWilk
Cadmium (ug/L)	P-105B	n/a	n/a	n/a	NP	NaN	21	0.2284	0.1975	unknown	ShapiroWilk
Cadmium (ug/L)	P-108B	n/a	n/a	n/a	NP	NaN	21	0.2284	0.1975	unknown	ShapiroWilk
Cadmium (ug/L)	MW-403A	No	n/a	n/a	NP	NaN	22	0.1857	0.1764	ln(x)	ShapiroWilk
Cadmium (ug/L)	P-114BR	n/a	n/a	n/a	NP	NaN	21	0.2284	0.1975	unknown	ShapiroWilk
Cadmium (ug/L)	**MW-204A**	**Yes**	**0.469,0.5,2.67**	**12/2/2014,10/9/2018,1/20/2021**	**NP**	**NaN**	**23**	**0.2568**	**0.5372**	**ln(x)**	**ShapiroWilk**
Cadmium (ug/L)	P-120B (bg)	n/a	n/a	n/a	NP	NaN	21	0.2535	0.1889	unknown	ShapiroWilk
Cadmium (ug/L)	MW-137A	n/a	n/a	n/a	NP	NaN	22	0.2491	0.1879	unknown	ShapiroWilk
Cadmium (ug/L)	MW-202A	n/a	n/a	n/a	NP	NaN	23	0.2193	0.1923	unknown	ShapiroWilk
Cadmium (ug/L)	MW-401A	No	n/a	n/a	NP	NaN	23	0.1804	0.1752	ln(x)	ShapiroWilk
Cadmium (ug/L)	MW-402A	n/a	n/a	n/a	NP	NaN	21	0.2284	0.1976	unknown	ShapiroWilk
Cadmium (ug/L)	OW-306AR	No	n/a	n/a	NP	NaN	14	0.1591	0.1586	ln(x)	ShapiroWilk
Cadmium (ug/L)	MW-109ARR	No	n/a	n/a	NP	NaN	21	0.2007	0.186	ln(x)	ShapiroWilk
Cadmium (ug/L)	MW-502A	No	n/a	n/a	NP	NaN	20	0.2141	0.1943	ln(x)	ShapiroWilk
Cadmium (ug/L)	MW-404A	No	n/a	n/a	NP	NaN	21	0.2063	0.1914	ln(x)	ShapiroWilk
Cadmium (ug/L)	P-504B (bg)	No	n/a	n/a	NP	NaN	14	0.2201	0.1891	ln(x)	ShapiroWilk
Cadmium (ug/L)	P-503B (bg)	No	n/a	n/a	NP	NaN	19	0.2358	0.2083	ln(x)	ShapiroWilk
Cadmium (ug/L)	MW-505A (bg)	No	n/a	n/a	NP	NaN	17	0.1929	0.176	ln(x)	ShapiroWilk
Cadmium (ug/L)	MW-501A	No	n/a	n/a	NP	NaN	21	0.1948	0.1819	ln(x)	ShapiroWilk
Cadmium (ug/L)	**MW-605**	**Yes**	**0.5**	**4/3/2019**	**NP**	**NaN**	**14**	**0.1106**	**0.1146**	**ln(x)**	**ShapiroWilk**
Cadmium (ug/L)	**MW-604**	**Yes**	**0.5**	**4/3/2019**	**NP**	**NaN**	**14**	**0.1186**	**0.1115**	**ln(x)**	**ShapiroWilk**
Chromium (ug/L)	MW-102A	No	n/a	n/a	NP	NaN	21	3.172	1.965	ln(x)	ShapiroWilk
Chromium (ug/L)	OW-301A	n/a	n/a	n/a	NP	NaN	18	3.083	1.974	unknown	ShapiroWilk
Chromium (ug/L)	MW-201A	n/a	n/a	n/a	NP	NaN	23	3.351	1.884	unknown	ShapiroWilk
Chromium (ug/L)	MW-103A	n/a	n/a	n/a	NP	NaN	23	3.205	1.927	unknown	ShapiroWilk
Chromium (ug/L)	MW-114AR	No	n/a	n/a	NP	NaN	21	3.002	1.953	ln(x)	ShapiroWilk
Chromium (ug/L)	MW-120AR (bg)	n/a	n/a	n/a	NP	NaN	23	4.52	8.66	unknown	ShapiroWilk
Chromium (ug/L)	P-105B	No	n/a	n/a	NP	NaN	21	3.172	1.965	ln(x)	ShapiroWilk
Chromium (ug/L)	P-108B	No	n/a	n/a	NP	NaN	21	2.993	1.962	ln(x)	ShapiroWilk
Chromium (ug/L)	MW-403A	No	n/a	n/a	NP	NaN	21	3.172	1.965	ln(x)	ShapiroWilk
Chromium (ug/L)	P-114BR	No	n/a	n/a	NP	NaN	21	2.867	1.904	ln(x)	ShapiroWilk
Chromium (ug/L)	MW-204A	n/a	n/a	n/a	NP	NaN	23	3.077	1.909	unknown	ShapiroWilk
Chromium (ug/L)	P-120B (bg)	n/a	n/a	n/a	NP	NaN	21	2.856	1.932	unknown	ShapiroWilk
Chromium (ug/L)	MW-137A	n/a	n/a	n/a	NP	NaN	22	2.79	1.893	unknown	ShapiroWilk
Chromium (ug/L)	MW-202A	n/a	n/a	n/a	NP	NaN	23	3.159	1.939	unknown	ShapiroWilk
Chromium (ug/L)	MW-401A	No	n/a	n/a	NP	NaN	22	3.135	1.925	ln(x)	ShapiroWilk
Chromium (ug/L)	MW-402A	No	n/a	n/a	NP	NaN	21	3.041	1.928	ln(x)	ShapiroWilk
Chromium (ug/L)	OW-306AR	No	n/a	n/a	NP	NaN	14	2.857	1.713	ln(x)	ShapiroWilk
Chromium (ug/L)	MW-109ARR	No	n/a	n/a	NP	NaN	21	2.854	1.917	ln(x)	ShapiroWilk
Chromium (ug/L)	MW-502A	n/a	n/a	n/a	NP	NaN	20	3.097	1.963	unknown	ShapiroWilk
Chromium (ug/L)	MW-404A	n/a	n/a	n/a	NP	NaN	21	2.812	1.96	unknown	ShapiroWilk

Outlier Analysis

DMASWA Client: DMASWA Data: DMASWA Database_Updated Printed 12/13/2024, 1:03 PM

Constituent	Well	Outlier	Value(s)	Date(s)	Method	Alpha	N	Mean	Std. Dev.	Distribution	Normality Test
Chromium (ug/L)	P-504B (bg)	n/a	n/a	n/a	NP	NaN	14	2.852	1.943	unknown	ShapiroWilk
Chromium (ug/L)	P-503B (bg)	n/a	n/a	n/a	NP	NaN	19	3.426	1.912	unknown	ShapiroWilk
Chromium (ug/L)	MW-505A (bg)	n/a	n/a	n/a	NP	NaN	17	3.178	1.979	unknown	ShapiroWilk
Chromium (ug/L)	MW-501A	n/a	n/a	n/a	NP	NaN	20	3.259	1.988	unknown	ShapiroWilk
Chromium (ug/L)	MW-605	n/a	n/a	n/a	NP	NaN	14	3.064	2.009	unknown	ShapiroWilk
Chromium (ug/L)	MW-604	n/a	n/a	n/a	NP	NaN	14	3.064	2.009	unknown	ShapiroWilk
Cobalt (ug/L)	MW-102A	No	n/a	n/a	NP	NaN	21	1.117	0.8204	sqrt(x)	ShapiroWilk
Cobalt (ug/L)	OW-301A	No	n/a	n/a	NP	NaN	18	1.476	1.33	x^(1/3)	ShapiroWilk
Cobalt (ug/L)	MW-201A	No	n/a	n/a	NP	NaN	23	2.565	1.579	sqrt(x)	ShapiroWilk
Cobalt (ug/L)	MW-103A	No	n/a	n/a	NP	NaN	23	0.3601	0.2853	x^(1/3)	ShapiroWilk
Cobalt (ug/L)	MW-114AR	No	n/a	n/a	NP	NaN	21	0.2572	0.2462	ln(x)	ShapiroWilk
Cobalt (ug/L)	MW-120AR (bg)	No	n/a	n/a	NP	NaN	23	0.8155	0.8541	ln(x)	ShapiroWilk
Cobalt (ug/L)	P-105B	n/a	n/a	n/a	NP	NaN	21	0.3006	0.2268	unknown	ShapiroWilk
Cobalt (ug/L)	P-108B	No	n/a	n/a	NP	NaN	21	0.3084	0.2488	x^(1/3)	ShapiroWilk
Cobalt (ug/L)	MW-403A	No	n/a	n/a	NP	NaN	21	0.5811	0.2562	sqrt(x)	ShapiroWilk
Cobalt (ug/L)	P-114BR	No	n/a	n/a	NP	NaN	21	0.3183	0.24	ln(x)	ShapiroWilk
Cobalt (ug/L)	MW-204A	No	n/a	n/a	NP	NaN	23	2.613	0.8597	ln(x)	ShapiroWilk
Cobalt (ug/L)	P-120B (bg)	No	n/a	n/a	NP	NaN	21	0.5659	0.5354	x^(1/3)	ShapiroWilk
Cobalt (ug/L)	MW-137A	No	n/a	n/a	NP	NaN	22	1.202	2.188	ln(x)	ShapiroWilk
Cobalt (ug/L)	MW-202A	No	n/a	n/a	NP	NaN	23	2.958	2.942	ln(x)	ShapiroWilk
Cobalt (ug/L)	MW-401A	No	n/a	n/a	NP	NaN	23	1.761	0.9608	x^(1/3)	ShapiroWilk
Cobalt (ug/L)	MW-402A	No	n/a	n/a	NP	NaN	22	1.401	0.5165	ln(x)	ShapiroWilk
Cobalt (ug/L)	OW-306AR	No	n/a	n/a	NP	NaN	14	1.676	1.195	x^(1/3)	ShapiroWilk
Cobalt (ug/L)	MW-109ARR	No	n/a	n/a	NP	NaN	21	1.555	0.7208	x^(1/3)	ShapiroWilk
Cobalt (ug/L)	MW-502A	No	n/a	n/a	NP	NaN	20	0.6057	0.2181	ln(x)	ShapiroWilk
Cobalt (ug/L)	MW-404A	No	n/a	n/a	NP	NaN	22	0.5666	0.4978	x^(1/3)	ShapiroWilk
Cobalt (ug/L)	P-504B (bg)	No	n/a	n/a	NP	NaN	14	7.908	2.827	x^2	ShapiroWilk
Cobalt (ug/L)	P-503B (bg)	No	n/a	n/a	NP	NaN	19	1.799	1.471	ln(x)	ShapiroWilk
Cobalt (ug/L)	MW-505A (bg)	No	n/a	n/a	NP	NaN	17	0.5982	0.5818	ln(x)	ShapiroWilk
Cobalt (ug/L)	MW-501A	No	n/a	n/a	NP	NaN	24	1.913	0.6344	ln(x)	ShapiroWilk
Cobalt (ug/L)	MW-605	No	n/a	n/a	NP	NaN	19	0.5979	0.2946	ln(x)	ShapiroWilk
Cobalt (ug/L)	MW-604	n/a	n/a	n/a	NP	NaN	19	0.3715	0.2281	unknown	ShapiroWilk
Copper (ug/L)	MW-102A	No	n/a	n/a	NP	NaN	21	4.283	5.285	ln(x)	ShapiroWilk
Copper (ug/L)	OW-301A	n/a	n/a	n/a	NP	NaN	18	3.298	1.765	unknown	ShapiroWilk
Copper (ug/L)	MW-201A	n/a	n/a	n/a	NP	NaN	23	3.719	3.025	unknown	ShapiroWilk
Copper (ug/L)	MW-103A	n/a	n/a	n/a	NP	NaN	23	3.496	1.841	unknown	ShapiroWilk
Copper (ug/L)	MW-114AR	No	n/a	n/a	NP	NaN	21	3.001	1.844	ln(x)	ShapiroWilk
Copper (ug/L)	MW-120AR (bg)	n/a	n/a	n/a	NP	NaN	23	3.335	1.69	unknown	ShapiroWilk
Copper (ug/L)	P-105B	n/a	n/a	n/a	NP	NaN	21	3.687	2.909	unknown	ShapiroWilk
Copper (ug/L)	P-108B	No	n/a	n/a	NP	NaN	21	3.119	1.871	ln(x)	ShapiroWilk
Copper (ug/L)	MW-403A	n/a	n/a	n/a	NP	NaN	21	3.154	1.845	unknown	ShapiroWilk
Copper (ug/L)	P-114BR	n/a	n/a	n/a	NP	NaN	21	3.095	1.854	unknown	ShapiroWilk
Copper (ug/L)	MW-204A	n/a	n/a	n/a	NP	NaN	23	3.278	1.755	unknown	ShapiroWilk
Copper (ug/L)	P-120B (bg)	No	n/a	n/a	NP	NaN	21	2.797	1.658	ln(x)	ShapiroWilk
Copper (ug/L)	MW-137A	No	n/a	n/a	NP	NaN	22	3.247	1.986	sqrt(x)	ShapiroWilk
Copper (ug/L)	MW-202A	No	n/a	n/a	NP	NaN	23	2.777	1.234	ln(x)	ShapiroWilk
Copper (ug/L)	MW-401A	No	n/a	n/a	NP	NaN	22	2.983	1.933	ln(x)	ShapiroWilk
Copper (ug/L)	MW-402A	n/a	n/a	n/a	NP	NaN	21	3.09	1.851	unknown	ShapiroWilk
Copper (ug/L)	OW-306AR	No	n/a	n/a	NP	NaN	14	3.131	1.655	ln(x)	ShapiroWilk
Copper (ug/L)	MW-109ARR	No	n/a	n/a	NP	NaN	21	3.378	2.346	x^(1/3)	ShapiroWilk

Outlier Analysis

DMASWA Client: DMASWA Data: DMASWA Database_Updated Printed 12/13/2024, 1:03 PM

Constituent	Well	Outlier	Value(s)	Date(s)	Method	Alpha	N	Mean	Std. Dev.	Distribution	Normality Test
Copper (ug/L)	MW-502A	n/a	n/a	n/a	NP	NaN	20	3.454	1.801	unknown	ShapiroWilk
Copper (ug/L)	MW-404A	No	n/a	n/a	NP	NaN	21	2.952	1.868	ln(x)	ShapiroWilk
Copper (ug/L)	P-504B (bg)	n/a	n/a	n/a	NP	NaN	14	3.154	1.833	unknown	ShapiroWilk
Copper (ug/L)	P-503B (bg)	n/a	n/a	n/a	NP	NaN	19	4.052	1.675	unknown	ShapiroWilk
Copper (ug/L)	MW-505A (bg)	n/a	n/a	n/a	NP	NaN	17	3.196	1.78	unknown	ShapiroWilk
Copper (ug/L)	MW-501A	n/a	n/a	n/a	NP	NaN	20	3.729	1.623	unknown	ShapiroWilk
Copper (ug/L)	MW-605	n/a	n/a	n/a	NP	NaN	14	3.189	1.641	unknown	ShapiroWilk
Copper (ug/L)	MW-604	n/a	n/a	n/a	NP	NaN	14	3.371	1.693	unknown	ShapiroWilk
Lead (ug/L)	MW-102A	n/a	n/a	n/a	NP	NaN	21	0.3503	0.1583	unknown	ShapiroWilk
Lead (ug/L)	OW-301A	n/a	n/a	n/a	NP	NaN	18	0.3717	0.1324	unknown	ShapiroWilk
Lead (ug/L)	MW-201A	n/a	n/a	n/a	NP	NaN	23	0.3927	0.181	unknown	ShapiroWilk
Lead (ug/L)	MW-103A	n/a	n/a	n/a	NP	NaN	23	0.4324	0.4006	unknown	ShapiroWilk
Lead (ug/L)	MW-114AR	n/a	n/a	n/a	NP	NaN	21	0.4522	0.4601	unknown	ShapiroWilk
Lead (ug/L)	MW-120AR (bg)	n/a	n/a	n/a	NP	NaN	23	0.3572	0.1585	unknown	ShapiroWilk
Lead (ug/L)	P-105B	No	n/a	n/a	NP	NaN	21	0.4205	0.2255	x^(1/3)	ShapiroWilk
Lead (ug/L)	P-108B	No	n/a	n/a	NP	NaN	21	2.081	2.73	ln(x)	ShapiroWilk
Lead (ug/L)	MW-403A	n/a	n/a	n/a	NP	NaN	23	0.4012	0.2517	unknown	ShapiroWilk
Lead (ug/L)	P-114BR	n/a	n/a	n/a	NP	NaN	21	0.3562	0.1618	unknown	ShapiroWilk
Lead (ug/L)	MW-204A	n/a	n/a	n/a	NP	NaN	23	0.5485	0.9274	unknown	ShapiroWilk
Lead (ug/L)	P-120B (bg)	n/a	n/a	n/a	NP	NaN	21	0.3583	0.1454	unknown	ShapiroWilk
Lead (ug/L)	MW-137A	n/a	n/a	n/a	NP	NaN	22	0.3632	0.1763	unknown	ShapiroWilk
Lead (ug/L)	MW-202A	n/a	n/a	n/a	NP	NaN	23	0.3966	0.1826	unknown	ShapiroWilk
Lead (ug/L)	MW-401A	n/a	n/a	n/a	NP	NaN	23	0.3597	0.1516	unknown	ShapiroWilk
Lead (ug/L)	MW-402A	No	n/a	n/a	NP	NaN	22	0.4458	0.5653	ln(x)	ShapiroWilk
Lead (ug/L)	OW-306AR	No	n/a	n/a	NP	NaN	14	1.337	1.735	ln(x)	ShapiroWilk
Lead (ug/L)	MW-109ARR	No	n/a	n/a	NP	NaN	21	0.4205	0.4526	ln(x)	ShapiroWilk
Lead (ug/L)	MW-502A	n/a	n/a	n/a	NP	NaN	20	0.359	0.1781	unknown	ShapiroWilk
Lead (ug/L)	MW-404A	n/a	n/a	n/a	NP	NaN	23	0.3839	0.1789	unknown	ShapiroWilk
Lead (ug/L)	P-504B (bg)	No	n/a	n/a	NP	NaN	14	0.4159	0.2278	ln(x)	ShapiroWilk
Lead (ug/L)	P-503B (bg)	n/a	n/a	n/a	NP	NaN	19	0.4897	0.3585	unknown	ShapiroWilk
Lead (ug/L)	MW-505A (bg)	No	n/a	n/a	NP	NaN	17	0.4027	0.1478	x^2	ShapiroWilk
Lead (ug/L)	MW-501A	No	n/a	n/a	NP	NaN	20	0.3968	0.1375	x^2	ShapiroWilk
Lead (ug/L)	MW-605	n/a	n/a	n/a	NP	NaN	14	0.3843	0.1565	unknown	ShapiroWilk
Lead (ug/L)	MW-604	n/a	n/a	n/a	NP	NaN	14	0.3431	0.1452	unknown	ShapiroWilk
Nickel (ug/L)	MW-102A	No	n/a	n/a	NP	NaN	21	2.446	1.332	sqrt(x)	ShapiroWilk
Nickel (ug/L)	OW-301A	No	n/a	n/a	NP	NaN	18	3.684	2.332	ln(x)	ShapiroWilk
Nickel (ug/L)	MW-201A	No	n/a	n/a	NP	NaN	23	3.787	1.322	normal	ShapiroWilk
Nickel (ug/L)	MW-103A	No	n/a	n/a	NP	NaN	23	3.526	1.626	x^(1/3)	ShapiroWilk
Nickel (ug/L)	MW-114AR	No	n/a	n/a	NP	NaN	21	2.504	1.478	ln(x)	ShapiroWilk
Nickel (ug/L)	MW-120AR (bg)	No	n/a	n/a	NP	NaN	23	6.471	5.858	ln(x)	ShapiroWilk
Nickel (ug/L)	P-105B	n/a	n/a	n/a	NP	NaN	21	3.729	3.117	unknown	ShapiroWilk
Nickel (ug/L)	P-108B	n/a	n/a	n/a	NP	NaN	21	3.363	1.644	unknown	ShapiroWilk
Nickel (ug/L)	MW-403A	No	n/a	n/a	NP	NaN	21	2.335	1.288	ln(x)	ShapiroWilk
Nickel (ug/L)	P-114BR	n/a	n/a	n/a	NP	NaN	21	3.333	1.827	unknown	ShapiroWilk
Nickel (ug/L)	MW-204A	No	n/a	n/a	NP	NaN	23	20.19	3.033	x^(1/3)	ShapiroWilk
Nickel (ug/L)	P-120B (bg)	No	n/a	n/a	NP	NaN	21	3.088	1.873	x^(1/3)	ShapiroWilk
Nickel (ug/L)	MW-137A	No	n/a	n/a	NP	NaN	22	7.137	8.089	x^(1/3)	ShapiroWilk
Nickel (ug/L)	MW-202A	No	n/a	n/a	NP	NaN	23	10.29	5.779	sqrt(x)	ShapiroWilk
Nickel (ug/L)	MW-401A	No	n/a	n/a	NP	NaN	23	3.778	2.718	ln(x)	ShapiroWilk
Nickel (ug/L)	MW-402A	n/a	n/a	n/a	NP	NaN	21	3.31	1.671	unknown	ShapiroWilk

Outlier Analysis

DMASWA Client: DMASWA Data: DMASWA Database_Updated Printed 12/13/2024, 1:03 PM

Constituent	Well	Outlier	Value(s)	Date(s)	Method	Alpha	N	Mean	Std. Dev.	Distribution	Normality Test
Nickel (ug/L)	OW-306AR	No	n/a	n/a	NP	NaN	14	4.323	2.015	ln(x)	ShapiroWilk
Nickel (ug/L)	**MW-109ARR**	**Yes**	**0.2905,7.75,6.12**	**6/17/2015,10/3/2021,4/9/2024**	**NP**	**NaN**	**21**	**2.674**	**1.661**	**x^(1/3)**	**ShapiroWilk**
Nickel (ug/L)	MW-502A	n/a	n/a	n/a	NP	NaN	20	3.613	1.618	unknown	ShapiroWilk
Nickel (ug/L)	MW-404A	No	n/a	n/a	NP	NaN	21	2.578	1.468	x^(1/3)	ShapiroWilk
Nickel (ug/L)	P-504B (bg)	No	n/a	n/a	NP	NaN	14	10.37	2.854	x^2	ShapiroWilk
Nickel (ug/L)	P-503B (bg)	No	n/a	n/a	NP	NaN	19	3.789	2.71	ln(x)	ShapiroWilk
Nickel (ug/L)	MW-505A (bg)	n/a	n/a	n/a	NP	NaN	17	3.221	2.089	unknown	ShapiroWilk
Nickel (ug/L)	MW-501A	No	n/a	n/a	NP	NaN	20	3.274	0.671	ln(x)	ShapiroWilk
Nickel (ug/L)	MW-605	No	n/a	n/a	NP	NaN	19	3.561	1.151	ln(x)	ShapiroWilk
Nickel (ug/L)	MW-604	n/a	n/a	n/a	NP	NaN	19	3.47	1.677	unknown	ShapiroWilk
Selenium (ug/L)	MW-102A	n/a	n/a	n/a	NP	NaN	21	3.343	1.707	unknown	ShapiroWilk
Selenium (ug/L)	OW-301A	No	n/a	n/a	NP	NaN	18	2.508	1.483	ln(x)	ShapiroWilk
Selenium (ug/L)	MW-201A	n/a	n/a	n/a	NP	NaN	23	3.647	1.627	unknown	ShapiroWilk
Selenium (ug/L)	MW-103A	No	n/a	n/a	NP	NaN	23	2.752	1.691	ln(x)	ShapiroWilk
Selenium (ug/L)	MW-114AR	No	n/a	n/a	NP	NaN	21	2.664	1.551	x^(1/3)	ShapiroWilk
Selenium (ug/L)	MW-120AR (bg)	No	n/a	n/a	NP	NaN	23	3.48	1.643	sqrt(x)	ShapiroWilk
Selenium (ug/L)	P-105B	n/a	n/a	n/a	NP	NaN	21	3.381	1.736	unknown	ShapiroWilk
Selenium (ug/L)	P-108B	No	n/a	n/a	NP	NaN	21	2.643	1.718	ln(x)	ShapiroWilk
Selenium (ug/L)	MW-403A	n/a	n/a	n/a	NP	NaN	21	3.307	1.696	unknown	ShapiroWilk
Selenium (ug/L)	P-114BR	n/a	n/a	n/a	NP	NaN	21	3.208	1.747	unknown	ShapiroWilk
Selenium (ug/L)	MW-204A	n/a	n/a	n/a	NP	NaN	23	3.653	2.356	unknown	ShapiroWilk
Selenium (ug/L)	P-120B (bg)	n/a	n/a	n/a	NP	NaN	21	3.39	1.726	unknown	ShapiroWilk
Selenium (ug/L)	MW-137A	n/a	n/a	n/a	NP	NaN	22	3.191	1.701	unknown	ShapiroWilk
Selenium (ug/L)	MW-202A	n/a	n/a	n/a	NP	NaN	23	3.647	1.627	unknown	ShapiroWilk
Selenium (ug/L)	MW-401A	n/a	n/a	n/a	NP	NaN	22	3.283	1.798	unknown	ShapiroWilk
Selenium (ug/L)	MW-402A	n/a	n/a	n/a	NP	NaN	21	3.367	1.723	unknown	ShapiroWilk
Selenium (ug/L)	OW-306AR	n/a	n/a	n/a	NP	NaN	14	2.961	1.612	unknown	ShapiroWilk
Selenium (ug/L)	MW-109ARR	n/a	n/a	n/a	NP	NaN	21	3.173	1.792	unknown	ShapiroWilk
Selenium (ug/L)	MW-502A	No	n/a	n/a	NP	NaN	20	3.054	1.893	ln(x)	ShapiroWilk
Selenium (ug/L)	MW-404A	n/a	n/a	n/a	NP	NaN	21	3.112	1.692	unknown	ShapiroWilk
Selenium (ug/L)	P-504B (bg)	n/a	n/a	n/a	NP	NaN	14	2.409	1.804	unknown	ShapiroWilk
Selenium (ug/L)	P-503B (bg)	n/a	n/a	n/a	NP	NaN	19	3.361	1.86	unknown	ShapiroWilk
Selenium (ug/L)	MW-505A (bg)	n/a	n/a	n/a	NP	NaN	17	3.342	1.885	unknown	ShapiroWilk
Selenium (ug/L)	MW-501A	n/a	n/a	n/a	NP	NaN	20	3.585	1.802	unknown	ShapiroWilk
Selenium (ug/L)	MW-605	No	n/a	n/a	NP	NaN	14	3.106	1.972	ln(x)	ShapiroWilk
Selenium (ug/L)	MW-604	No	n/a	n/a	NP	NaN	14	3.126	1.954	ln(x)	ShapiroWilk
Silver (ug/L)	MW-102A	n/a	n/a	n/a	NP	NaN	21	0.6679	0.3566	unknown	ShapiroWilk
Silver (ug/L)	OW-301A	No	n/a	n/a	NP	NaN	18	0.7394	0.3491	sqrt(x)	ShapiroWilk
Silver (ug/L)	MW-201A	n/a	n/a	n/a	NP	NaN	23	0.7516	0.4026	unknown	ShapiroWilk
Silver (ug/L)	MW-103A	n/a	n/a	n/a	NP	NaN	23	0.7069	0.3459	unknown	ShapiroWilk
Silver (ug/L)	MW-114AR	n/a	n/a	n/a	NP	NaN	21	0.6679	0.3566	unknown	ShapiroWilk
Silver (ug/L)	MW-120AR (bg)	n/a	n/a	n/a	NP	NaN	23	0.7859	0.4207	unknown	ShapiroWilk
Silver (ug/L)	P-105B	n/a	n/a	n/a	NP	NaN	21	0.7318	0.3857	unknown	ShapiroWilk
Silver (ug/L)	P-108B	No	n/a	n/a	NP	NaN	21	0.6771	0.348	normal	ShapiroWilk
Silver (ug/L)	MW-403A	n/a	n/a	n/a	NP	NaN	21	0.6679	0.3566	unknown	ShapiroWilk
Silver (ug/L)	P-114BR	n/a	n/a	n/a	NP	NaN	21	0.6679	0.3566	unknown	ShapiroWilk
Silver (ug/L)	MW-204A	n/a	n/a	n/a	NP	NaN	23	0.7513	0.4659	unknown	ShapiroWilk
Silver (ug/L)	P-120B (bg)	No	n/a	n/a	NP	NaN	21	0.6856	0.4289	normal	ShapiroWilk
Silver (ug/L)	MW-137A	No	n/a	n/a	NP	NaN	22	0.6566	0.352	normal	ShapiroWilk
Silver (ug/L)	MW-202A	n/a	n/a	n/a	NP	NaN	23	0.7516	0.4026	unknown	ShapiroWilk

Outlier Analysis

DMASWA Client: DMASWA Data: DMASWA Database_Updated Printed 12/13/2024, 1:03 PM

Constituent	Well	Outlier	Value(s)	Date(s)	Method	Alpha	N	Mean	Std. Dev.	Distribution	Normality Test
Silver (ug/L)	MW-401A	n/a	n/a	n/a	NP	NaN	22	0.6848	0.3518	unknown	ShapiroWilk
Silver (ug/L)	MW-402A	n/a	n/a	n/a	NP	NaN	21	0.6699	0.3531	unknown	ShapiroWilk
Silver (ug/L)	OW-306AR	n/a	n/a	n/a	NP	NaN	14	0.7144	0.2568	unknown	ShapiroWilk
Silver (ug/L)	MW-109ARR	No	n/a	n/a	NP	NaN	21	0.6749	0.3501	normal	ShapiroWilk
Silver (ug/L)	MW-502A	n/a	n/a	n/a	NP	NaN	20	0.7471	0.3031	unknown	ShapiroWilk
Silver (ug/L)	MW-404A	n/a	n/a	n/a	NP	NaN	21	0.6681	0.3563	unknown	ShapiroWilk
Silver (ug/L)	P-504B (bg)	No	n/a	n/a	NP	NaN	14	0.6142	0.3283	sqrt(x)	ShapiroWilk
Silver (ug/L)	P-503B (bg)	n/a	n/a	n/a	NP	NaN	19	0.7642	0.3013	unknown	ShapiroWilk
Silver (ug/L)	MW-505A (bg)	No	n/a	n/a	NP	NaN	17	0.6936	0.3273	normal	ShapiroWilk
Silver (ug/L)	MW-501A	n/a	n/a	n/a	NP	NaN	20	0.804	0.25	unknown	ShapiroWilk
Silver (ug/L)	MW-605	No	n/a	n/a	NP	NaN	14	0.7429	0.2676	ln(x)	ShapiroWilk
Silver (ug/L)	MW-604	No	n/a	n/a	NP	NaN	14	0.7429	0.2676	ln(x)	ShapiroWilk
Thallium (ug/L)	MW-102A	n/a	n/a	n/a	NP	NaN	21	0.6925	0.496	unknown	ShapiroWilk
Thallium (ug/L)	OW-301A	n/a	n/a	n/a	NP	NaN	18	0.7164	0.4815	unknown	ShapiroWilk
Thallium (ug/L)	MW-201A	n/a	n/a	n/a	NP	NaN	23	0.7529	0.4751	unknown	ShapiroWilk
Thallium (ug/L)	MW-103A	n/a	n/a	n/a	NP	NaN	23	0.719	0.4814	unknown	ShapiroWilk
Thallium (ug/L)	MW-114AR	n/a	n/a	n/a	NP	NaN	21	0.6467	0.5104	unknown	ShapiroWilk
Thallium (ug/L)	MW-120AR (bg)	n/a	n/a	n/a	NP	NaN	23	0.7206	0.4975	unknown	ShapiroWilk
Thallium (ug/L)	P-105B	n/a	n/a	n/a	NP	NaN	21	1.261	2.442	unknown	ShapiroWilk
Thallium (ug/L)	P-108B	n/a	n/a	n/a	NP	NaN	21	0.6526	0.5051	unknown	ShapiroWilk
Thallium (ug/L)	MW-403A	n/a	n/a	n/a	NP	NaN	21	0.8226	0.8662	unknown	ShapiroWilk
Thallium (ug/L)	P-114BR	n/a	n/a	n/a	NP	NaN	21	0.6923	0.4963	unknown	ShapiroWilk
Thallium (ug/L)	MW-204A	No	n/a	n/a	NP	NaN	23	1.029	2.335	ln(x)	ShapiroWilk
Thallium (ug/L)	P-120B (bg)	n/a	n/a	n/a	NP	NaN	21	0.7308	0.4925	unknown	ShapiroWilk
Thallium (ug/L)	MW-137A	n/a	n/a	n/a	NP	NaN	22	0.662	0.5017	unknown	ShapiroWilk
Thallium (ug/L)	MW-202A	n/a	n/a	n/a	NP	NaN	23	0.7114	0.4939	unknown	ShapiroWilk
Thallium (ug/L)	MW-401A	n/a	n/a	n/a	NP	NaN	22	0.6727	0.493	unknown	ShapiroWilk
Thallium (ug/L)	MW-402A	n/a	n/a	n/a	NP	NaN	21	0.6923	0.4963	unknown	ShapiroWilk
Thallium (ug/L)	OW-306AR	n/a	n/a	n/a	NP	NaN	14	0.7457	0.4963	unknown	ShapiroWilk
Thallium (ug/L)	MW-109ARR	No	n/a	n/a	NP	NaN	21	0.6035	0.5173	sqrt(x)	ShapiroWilk
Thallium (ug/L)	MW-502A	n/a	n/a	n/a	NP	NaN	21	0.7805	0.6395	unknown	ShapiroWilk
Thallium (ug/L)	MW-404A	n/a	n/a	n/a	NP	NaN	22	0.7317	0.6004	unknown	ShapiroWilk
Thallium (ug/L)	P-504B (bg)	n/a	n/a	n/a	NP	NaN	14	0.6066	0.5377	unknown	ShapiroWilk
Thallium (ug/L)	P-503B (bg)	n/a	n/a	n/a	NP	NaN	19	0.7498	0.4854	unknown	ShapiroWilk
Thallium (ug/L)	MW-505A (bg)	n/a	n/a	n/a	NP	NaN	17	0.6326	0.3843	unknown	ShapiroWilk
Thallium (ug/L)	MW-501A	n/a	n/a	n/a	NP	NaN	20	0.6332	0.512	unknown	ShapiroWilk
Thallium (ug/L)	MW-605	No	n/a	n/a	NP	NaN	14	0.7204	0.3179	normal	ShapiroWilk
Thallium (ug/L)	MW-604	n/a	n/a	n/a	NP	NaN	14	0.6743	0.3533	unknown	ShapiroWilk
Vanadium (ug/L)	MW-102A	No	n/a	n/a	NP	NaN	21	2.66	2.088	ln(x)	ShapiroWilk
Vanadium (ug/L)	OW-301A	No	n/a	n/a	NP	NaN	18	2.057	1.706	ln(x)	ShapiroWilk
Vanadium (ug/L)	MW-201A	No	n/a	n/a	NP	NaN	23	2.597	1.997	ln(x)	ShapiroWilk
Vanadium (ug/L)	MW-103A	n/a	n/a	n/a	NP	NaN	23	2.936	2.089	unknown	ShapiroWilk
Vanadium (ug/L)	MW-114AR	No	n/a	n/a	NP	NaN	21	2.359	1.999	ln(x)	ShapiroWilk
Vanadium (ug/L)	MW-120AR (bg)	n/a	n/a	n/a	NP	NaN	23	3.219	2.086	unknown	ShapiroWilk
Vanadium (ug/L)	P-105B	n/a	n/a	n/a	NP	NaN	21	3.05	2.106	unknown	ShapiroWilk
Vanadium (ug/L)	P-108B	n/a	n/a	n/a	NP	NaN	21	3.05	2.106	unknown	ShapiroWilk
Vanadium (ug/L)	MW-403A	No	n/a	n/a	NP	NaN	21	2.497	2.027	ln(x)	ShapiroWilk
Vanadium (ug/L)	P-114BR	n/a	n/a	n/a	NP	NaN	21	2.737	2.081	unknown	ShapiroWilk
Vanadium (ug/L)	MW-204A	n/a	n/a	n/a	NP	NaN	23	2.741	2.064	unknown	ShapiroWilk
Vanadium (ug/L)	P-120B (bg)	n/a	n/a	n/a	NP	NaN	21	3.05	2.106	unknown	ShapiroWilk

Outlier Analysis

DMASWA Client: DMASWA Data: DMASWA Database_Updated Printed 12/13/2024, 1:03 PM

Constituent	Well	Outlier	Value(s)	Date(s)	Method	Alpha	N	Mean	Std. Dev.	Distribution	Normality Test
Vanadium (ug/L)	MW-137A	No	n/a	n/a	NP	NaN	22	2.488	2.027	ln(x)	ShapiroWilk
Vanadium (ug/L)	MW-202A	No	n/a	n/a	NP	NaN	23	2.759	2.052	ln(x)	ShapiroWilk
Vanadium (ug/L)	MW-401A	n/a	n/a	n/a	NP	NaN	22	2.789	2.019	unknown	ShapiroWilk
Vanadium (ug/L)	MW-402A	n/a	n/a	n/a	NP	NaN	21	2.738	1.978	unknown	ShapiroWilk
Vanadium (ug/L)	OW-306AR	No	n/a	n/a	NP	NaN	14	3.092	1.517	sqrt(x)	ShapiroWilk
Vanadium (ug/L)	MW-109ARR	n/a	n/a	n/a	NP	NaN	21	2.735	2.083	unknown	ShapiroWilk
Vanadium (ug/L)	MW-502A	n/a	n/a	n/a	NP	NaN	20	2.82	2.038	unknown	ShapiroWilk
Vanadium (ug/L)	MW-404A	No	n/a	n/a	NP	NaN	21	2.169	1.904	ln(x)	ShapiroWilk
Vanadium (ug/L)	P-504B (bg)	n/a	n/a	n/a	NP	NaN	14	2.497	1.979	unknown	ShapiroWilk
Vanadium (ug/L)	P-503B (bg)	n/a	n/a	n/a	NP	NaN	19	2.903	2.098	unknown	ShapiroWilk
Vanadium (ug/L)	MW-505A (bg)	n/a	n/a	n/a	NP	NaN	17	2.865	2.087	unknown	ShapiroWilk
Vanadium (ug/L)	MW-501A	n/a	n/a	n/a	NP	NaN	20	2.852	2.004	unknown	ShapiroWilk
Vanadium (ug/L)	MW-605	n/a	n/a	n/a	NP	NaN	14	3.05	2.024	unknown	ShapiroWilk
Vanadium (ug/L)	MW-604	n/a	n/a	n/a	NP	NaN	14	3.05	2.024	unknown	ShapiroWilk
Zinc (ug/L)	MW-102A	No	n/a	n/a	NP	NaN	21	13.48	5.916	ln(x)	ShapiroWilk
Zinc (ug/L)	OW-301A	No	n/a	n/a	NP	NaN	18	14.59	5.674	ln(x)	ShapiroWilk
Zinc (ug/L)	MW-201A	n/a	n/a	n/a	NP	NaN	23	14.91	7.975	unknown	ShapiroWilk
Zinc (ug/L)	MW-103A	n/a	n/a	n/a	NP	NaN	23	14.05	5.945	unknown	ShapiroWilk
Zinc (ug/L)	MW-114AR	No	n/a	n/a	NP	NaN	21	13.53	5.859	ln(x)	ShapiroWilk
Zinc (ug/L)	MW-120AR (bg)	n/a	n/a	n/a	NP	NaN	23	14.72	6.835	unknown	ShapiroWilk
Zinc (ug/L)	P-105B	n/a	n/a	n/a	NP	NaN	21	100.1	394.1	unknown	ShapiroWilk
Zinc (ug/L)	P-108B	No	n/a	n/a	NP	NaN	21	13.05	5.924	ln(x)	ShapiroWilk
Zinc (ug/L)	MW-403A	No	n/a	n/a	NP	NaN	21	13.07	5.735	ln(x)	ShapiroWilk
Zinc (ug/L)	P-114BR	No	n/a	n/a	NP	NaN	21	13.49	5.907	ln(x)	ShapiroWilk
Zinc (ug/L)	MW-204A	n/a	n/a	n/a	NP	NaN	23	75.07	293.2	unknown	ShapiroWilk
Zinc (ug/L)	P-120B (bg)	n/a	n/a	n/a	NP	NaN	21	14.25	5.417	unknown	ShapiroWilk
Zinc (ug/L)	MW-137A	No	n/a	n/a	NP	NaN	22	12.43	5.597	ln(x)	ShapiroWilk
Zinc (ug/L)	MW-202A	No	n/a	n/a	NP	NaN	23	14.78	8.081	ln(x)	ShapiroWilk
Zinc (ug/L)	MW-401A	n/a	n/a	n/a	NP	NaN	22	13.26	5.931	unknown	ShapiroWilk
Zinc (ug/L)	MW-402A	No	n/a	n/a	NP	NaN	21	13.48	5.916	ln(x)	ShapiroWilk
Zinc (ug/L)	OW-306AR	No	n/a	n/a	NP	NaN	14	17.31	5.895	ln(x)	ShapiroWilk
Zinc (ug/L)	MW-109ARR	No	n/a	n/a	NP	NaN	21	12.76	5.539	ln(x)	ShapiroWilk
Zinc (ug/L)	MW-502A	No	n/a	n/a	NP	NaN	20	13.96	5.722	ln(x)	ShapiroWilk
Zinc (ug/L)	MW-404A	No	n/a	n/a	NP	NaN	21	13.08	5.753	ln(x)	ShapiroWilk
Zinc (ug/L)	P-504B (bg)	No	n/a	n/a	NP	NaN	14	11.08	5.083	ln(x)	ShapiroWilk
Zinc (ug/L)	P-503B (bg)	n/a	n/a	n/a	NP	NaN	19	14.71	5.509	unknown	ShapiroWilk
Zinc (ug/L)	MW-505A (bg)	n/a	n/a	n/a	NP	NaN	17	12.89	5.553	unknown	ShapiroWilk
Zinc (ug/L)	MW-501A	n/a	n/a	n/a	NP	NaN	20	13.36	5.685	unknown	ShapiroWilk
Zinc (ug/L)	MW-605	n/a	n/a	n/a	NP	NaN	14	14.44	5.882	unknown	ShapiroWilk
Zinc (ug/L)	MW-604	n/a	n/a	n/a	NP	NaN	14	14.44	5.882	unknown	ShapiroWilk

Sanitas™ v.10.0.15 Software licensed to HDR, Inc. UG

Tukey's Outlier Screening

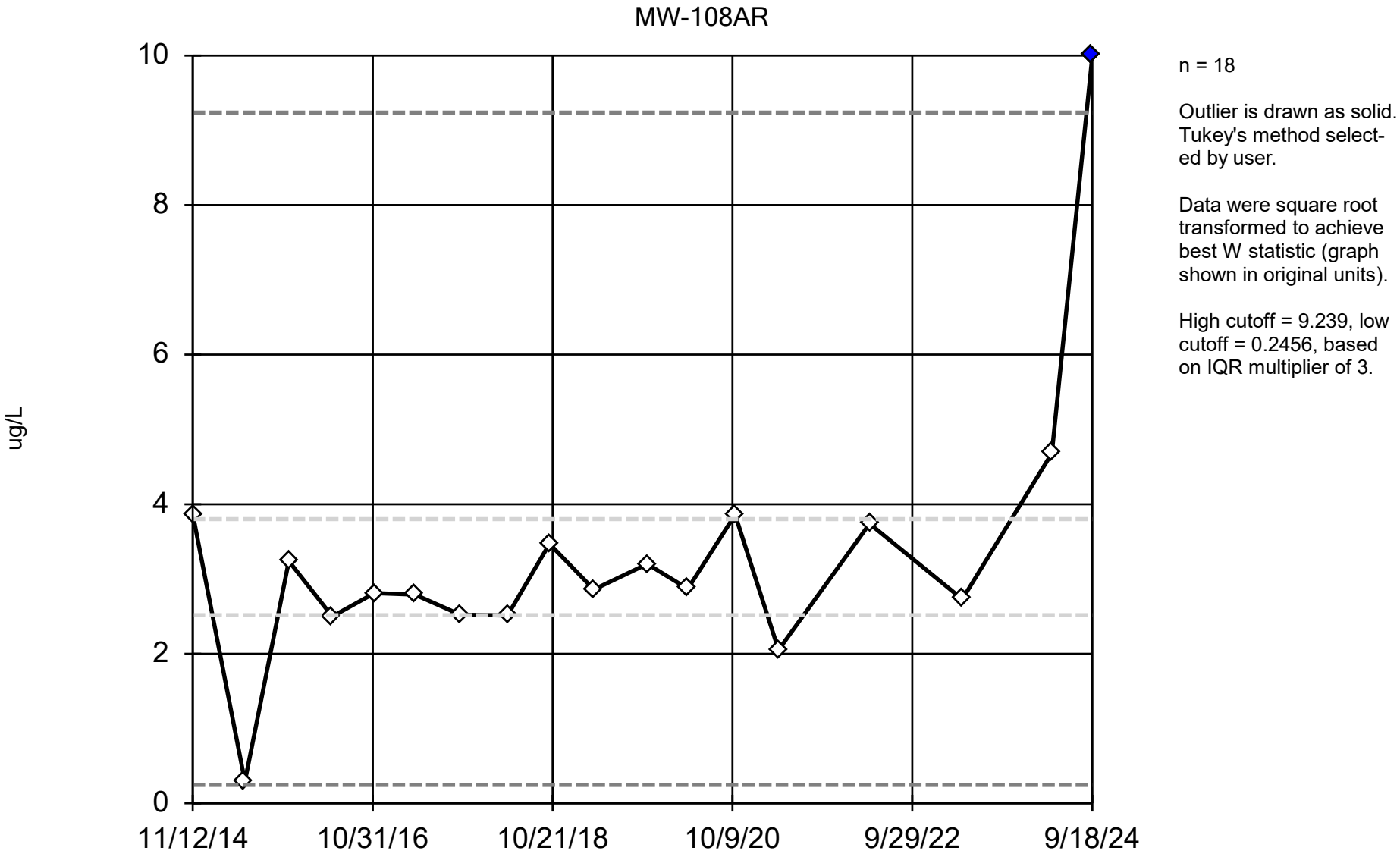

n = 18

Outlier is drawn as solid. Tukey's method selected by user.

Data were square root transformed to achieve best W statistic (graph shown in original units).

High cutoff = 9.239, low cutoff = 0.2456, based on IQR multiplier of 3.

Constituent: Nickel Analysis Run 3/14/2025 7:26 AM View: All Wells - Appendix I Metals DMASWA Client: DMASWA Data: DMASWA Database_Updated

Outlier Analysis

DMASWA Client: DMASWA Data: DMASWA Database_Updated Printed 3/14/2025, 7:26 AM

Constituent	Well	Outlier	Value(s)	Date(s)	Method	Alpha	N	Mean	Std. Dev.	Distribution	Normality Test
Antimony (ug/L)	MW-108AR	n/a	n/a	n/a	NP	NaN	18	1.224	0.5312	unknown	ShapiroWilk
Arsenic (ug/L)	MW-108AR	No	n/a	n/a	NP	NaN	18	1.78	0.6556	normal	ShapiroWilk
Barium (ug/L)	MW-108AR	No	n/a	n/a	NP	NaN	18	243.6	64.69	x^6	ShapiroWilk
Beryllium (ug/L)	MW-108AR	No	n/a	n/a	NP	NaN	18	0.689	0.4103	sqrt(x)	ShapiroWilk
Cadmium (ug/L)	MW-108AR	No	n/a	n/a	NP	NaN	18	0.2242	0.2022	ln(x)	ShapiroWilk
Chromium (ug/L)	MW-108AR	No	n/a	n/a	NP	NaN	18	3.28	1.938	ln(x)	ShapiroWilk
Cobalt (ug/L)	MW-108AR	No	n/a	n/a	NP	NaN	18	0.5046	0.4875	x^(1/3)	ShapiroWilk
Copper (ug/L)	MW-108AR	No	n/a	n/a	NP	NaN	18	3.878	2.08	normal	ShapiroWilk
Lead (ug/L)	MW-108AR	No	n/a	n/a	NP	NaN	18	1.226	2.667	ln(x)	ShapiroWilk
Nickel (ug/L)	**MW-108AR**	**Yes**	**10**	**9/18/2024**	**NP**	**NaN**	**18**	**3.333**	**1.9**	**sqrt(x)**	**ShapiroWilk**
Selenium (ug/L)	MW-108AR	No	n/a	n/a	NP	NaN	18	3.638	1.556	normal	ShapiroWilk
Silver (ug/L)	MW-108AR	No	n/a	n/a	NP	NaN	18	0.7036	0.3712	normal	ShapiroWilk
Thallium (ug/L)	MW-108AR	No	n/a	n/a	NP	NaN	18	0.6176	0.54	x^(1/3)	ShapiroWilk
Vanadium (ug/L)	MW-108AR	No	n/a	n/a	NP	NaN	18	3.15	2.107	ln(x)	ShapiroWilk
Zinc (ug/L)	MW-108AR	No	n/a	n/a	NP	NaN	18	14.21	6.132	ln(x)	ShapiroWilk

This page intentionally left blank.

Monitoring Wells – Appendix I Metals

Outlier Analysis Summary

This page intentionally left blank.

Outlier Summary - App 1 Metals

DMASWA Client: DMASWA Data: DMASWA Database_Updated Printed 12/13/2024, 1:08 PM

	MW-102A Antimony (ug/L)	MW-103A Antimony (ug/L)	MW-114AR Antimony (ug/L)	MW-120AR Antimony (ug/L)	P-105B Antimony (ug/L)	P-108B Antimony (ug/L)	MW-403A Antimony (ug/L)	P-114BR Antimony (ug/L)	MW-204A Antimony (ug/L)	P-120B Antimony (ug/L)
11/20/2014										
11/25/2014										
12/2/2014										
12/5/2014										
6/10/2015										
11/3/2015	0.237 (Jo)									
11/4/2015										
11/5/2015										
12/3/2015										
3/4/2016										
6/14/2016										
6/17/2016										
10/25/2016										
10/27/2016										
11/7/2016										
4/21/2017										
10/8/2018	<3 (o)			<3 (o)			<3 (o)			<3 (o)
10/9/2018					<3 (o)				<3 (o)	
10/10/2018		<3 (o)						<3 (o)		
10/11/2018			<3 (o)			<3 (o)				
1/16/2019										
4/2/2019										
4/3/2019										
4/4/2019										
11/4/2019										
11/7/2019										
7/14/2020										
10/19/2020										
1/19/2021										
1/20/2021										
4/12/2021										
4/13/2021										
6/10/2021										
10/3/2021										
10/4/2021										
10/5/2021										
10/10/2022										
10/11/2022										
4/9/2024										

Outlier Summary - App 1 Metals

DMASWA Client: DMASWA Data: DMASWA Database_Updated Printed 12/13/2024, 1:08 PM

	MW-137A Antimony (ug/L)	MW-202A Antimony (ug/L)	MW-401A Antimony (ug/L)	MW-402A Antimony (ug/L)	OW-306AR Antimony (ug/L)	MW-109ARR Antimony (ug/L)	MW-502A Antimony (ug/L)	MW-404A Antimony (ug/L)	P-503B Antimony (ug/L)	MW-505A Antimony (ug/L)
11/20/2014										
11/25/2014										
12/2/2014										
12/5/2014										
6/10/2015										
11/3/2015										
11/4/2015										
11/5/2015										
12/3/2015										
3/4/2016										
6/14/2016										
6/17/2016										
10/25/2016										
10/27/2016										
11/7/2016										
4/21/2017										
10/8/2018							<3 (o)	<3 (o)	<3 (o)	
10/9/2018						<3 (o)				
10/10/2018	<3 (o)	<3 (o)	<3 (o)	<3 (o)						
10/11/2018					<3 (o)					
1/16/2019										
4/2/2019										
4/3/2019										
4/4/2019										
11/4/2019										
11/7/2019										
7/14/2020										
10/19/2020										
1/19/2021										
1/20/2021										
4/12/2021									<2 (o)	<2 (o)
4/13/2021										
6/10/2021										
10/3/2021										
10/4/2021		<4.4 (o)								
10/5/2021										
10/10/2022										
10/11/2022										
4/9/2024										

Outlier Summary - App 1 Metals

DMASWA Client: DMASWA Data: DMASWA Database_Updated Printed 12/13/2024, 1:08 PM

	MW-501A Antimony (ug/L)	MW-605 Antimony (ug/L)	MW-604 Antimony (ug/L)	MW-201A Arsenic (ug/L)	P-114BR Arsenic (ug/L)	MW-204A Arsenic (ug/L)	MW-137A Arsenic (ug/L)	MW-202A Arsenic (ug/L)	MW-103A Barium (ug/L)	P-105B Barium (ug/L)
11/20/2014										
11/25/2014										
12/2/2014										
12/5/2014									593 (o)	
6/10/2015										
11/3/2015										
11/4/2015										10.7 (o)
11/5/2015										
12/3/2015										
3/4/2016										
6/14/2016										
6/17/2016										
10/25/2016										
10/27/2016						3.43 (o)				
11/7/2016										
4/21/2017										
10/8/2018	<3 (o)									
10/9/2018										
10/10/2018					0.702 (Jo)					
10/11/2018										
1/16/2019										
4/2/2019				0.849 (Jo)						
4/3/2019										
4/4/2019						1.83 (JBo)				
11/4/2019										
11/7/2019				1.23 (Jo)						
7/14/2020										
10/19/2020										
1/19/2021									196 (o)	
1/20/2021						5.43 (o)				
4/12/2021										
4/13/2021		<2 (o)	<2 (o)				4.99 (o)			
6/10/2021							3.93 (o)			
10/3/2021										
10/4/2021				<3 (^+o)				15 (o)		
10/5/2021							3.2 (o)			
10/10/2022								11.6 (o)		
10/11/2022										
4/9/2024										

Outlier Summary - App 1 Metals

DMASWA Client: DMASWA Data: DMASWA Database_Updated Printed 12/13/2024, 1:08 PM

	MW-137A Barium (ug/L)	OW-301A Cadmium (ug/L)	MW-201A Cadmium (ug/L)	MW-204A Cadmium (ug/L)	MW-605 Cadmium (ug/L)	MW-604 Cadmium (ug/L)	MW-120AR Chromium (ug/L)	MW-204A Cobalt (ug/L)	P-503B Cobalt (ug/L)	MW-204A Copper (ug/L)
11/20/2014										
11/25/2014										
12/2/2014				0.469 (Jo)						
12/5/2014										
6/10/2015										
11/3/2015										
11/4/2015										
11/5/2015										
12/3/2015										
3/4/2016									6.07 (o)	
6/14/2016							43.3 (o)			
6/17/2016										
10/25/2016										
10/27/2016										
11/7/2016										
4/21/2017										
10/8/2018										
10/9/2018				<0.5 (o)						2.79 (Bo)
10/10/2018			<0.5 (o)							
10/11/2018		<0.5 (o)								
1/16/2019										
4/2/2019										
4/3/2019		<0.5 (o)			<0.5 (o)	<0.5 (o)				
4/4/2019										
11/4/2019										
11/7/2019										
7/14/2020										
10/19/2020										
1/19/2021										
1/20/2021				2.67 (o)				5.74 (o)		5.21 (o)
4/12/2021										
4/13/2021	453 (o)									
6/10/2021	410 (o)									
10/3/2021										
10/4/2021			<0.204 (o)							
10/5/2021	338 (o)									
10/10/2022										
10/11/2022										
4/9/2024										

Outlier Summary - App 1 Metals

DMASWA Client: DMASWA Data: DMASWA Database_Updated Printed 12/13/2024, 1:08 PM

	MW-103A Lead (ug/L)	MW-403A Lead (ug/L)	MW-204A Lead (ug/L)	OW-306AR Lead (ug/L)	MW-109ARR Lead (ug/L)	MW-505A Lead (ug/L)	OW-301A Nickel (ug/L)	MW-201A Nickel (ug/L)	MW-120AR Nickel (ug/L)	P-114BR Nickel (ug/L)
11/20/2014										0.987 (Jo)
11/25/2014								<0.581 (o)		
12/2/2014										
12/5/2014										
6/10/2015										0.882 (Jo)
11/3/2015										
11/4/2015										
11/5/2015							10.3 (o)			
12/3/2015						<0.0967 (o)				
3/4/2016										
6/14/2016										
6/17/2016		1.31 (o)								
10/25/2016	0.222 (Jo)									
10/27/2016										
11/7/2016										
4/21/2017										
10/8/2018										
10/9/2018										
10/10/2018										0.842 (Jo)
10/11/2018										
1/16/2019				2.31 (o)						
4/2/2019										
4/3/2019										
4/4/2019										
11/4/2019					2.25 (o)					
11/7/2019										
7/14/2020	0.169 (Jo)									
10/19/2020									21 (o)	
1/19/2021										
1/20/2021			4.75 (o)							
4/12/2021										
4/13/2021										
6/10/2021										
10/3/2021										
10/4/2021				6.94 (o)						
10/5/2021										
10/10/2022										
10/11/2022										
4/9/2024										

Outlier Summary - App 1 Metals

DMASWA Client: DMASWA Data: DMASWA Database_Updated Printed 12/13/2024, 1:08 PM

	MW-137A Nickel (ug/L)	MW-202A Nickel (ug/L)	MW-109ARR Nickel (ug/L)	P-503B Nickel (ug/L)	MW-505A Nickel (ug/L)	MW-204A Thallium (ug/L)	P-105B Zinc (ug/L)	MW-204A Zinc (ug/L)
11/20/2014								
11/25/2014								
12/2/2014								
12/5/2014								
6/10/2015								
11/3/2015								
11/4/2015							1820 (o)	
11/5/2015								
12/3/2015								
3/4/2016				10.7 (o)				
6/14/2016								
6/17/2016								
10/25/2016								
10/27/2016								1420 (o)
11/7/2016					9.04 (o)			
4/21/2017		22.1 (o)						
10/8/2018								
10/9/2018								
10/10/2018								
10/11/2018								
1/16/2019								
4/2/2019								
4/3/2019								
4/4/2019								
11/4/2019								
11/7/2019								
7/14/2020								
10/19/2020								
1/19/2021								
1/20/2021						11.5 (o)		
4/12/2021								
4/13/2021	39.2 (o)							
6/10/2021	9.75 (o)							
10/3/2021			7.75 (o)					
10/4/2021								
10/5/2021	17.1 (o)							
10/10/2022								
10/11/2022	9.77 (o)							
4/9/2024			6.12 (o)					

Monitoring Wells – Appendix I Metals

Time Series

This page intentionally left blank.

Sanitas™ v.10.0.15 Software licensed to HDR, Inc. UG
Hollow symbols indicate censored values.

Time Series

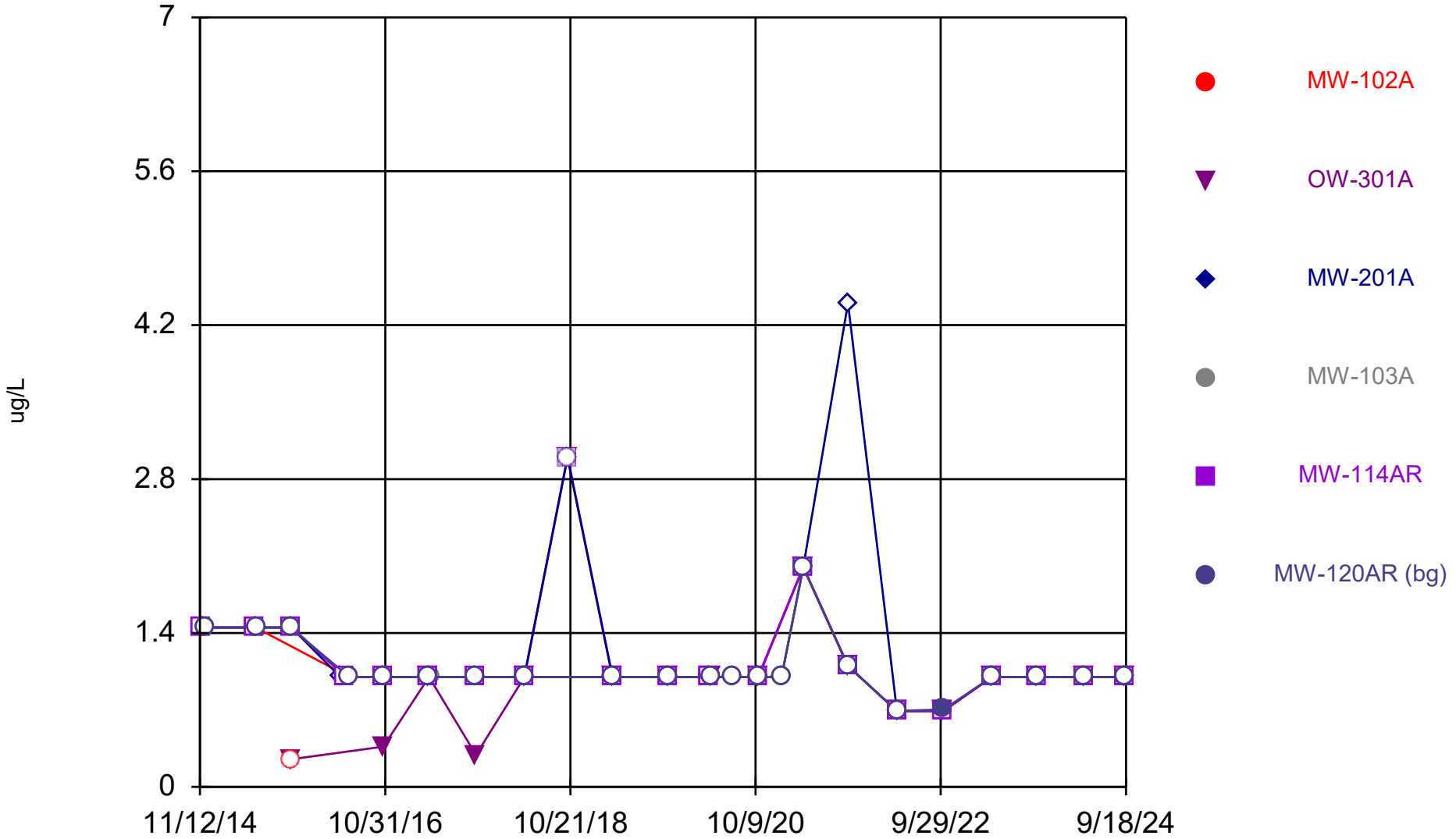

Constituent: Antimony Analysis Run 12/13/2024 1:09 PM View: All Wells - Appendix I Metals

DMASWA Client: DMASWA Data: DMASWA Database_Updated

Sanitas™ v.10.0.15 Software licensed to HDR, Inc. UG
Hollow symbols indicate censored values.

Time Series

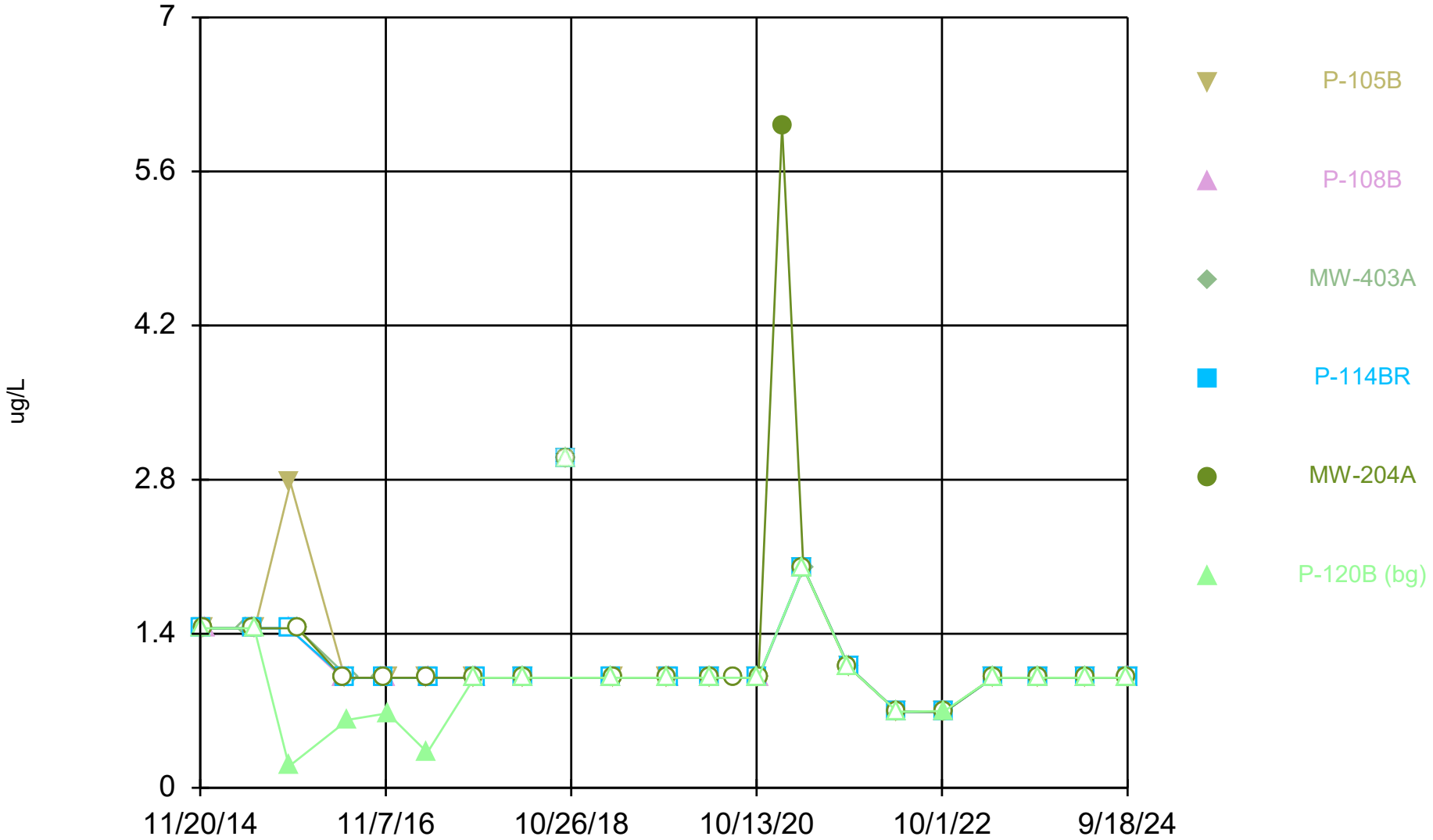

Constituent: Antimony Analysis Run 12/13/2024 1:09 PM View: All Wells - Appendix I Metals

DMASWA Client: DMASWA Data: DMASWA Database_Updated

Sanitas™ v.10.0.15 Software licensed to HDR, Inc. UG
Hollow symbols indicate censored values.

Time Series

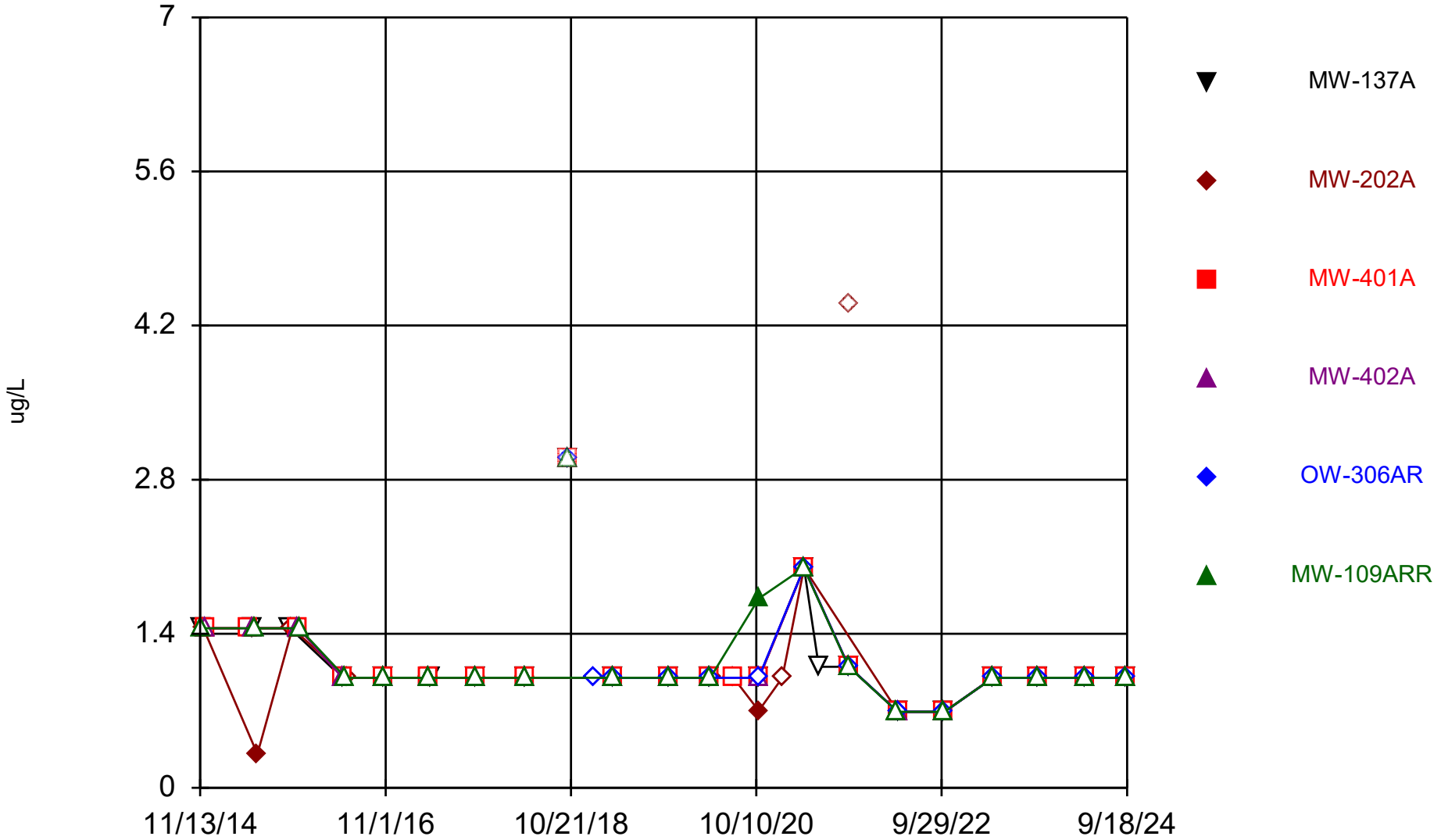

Constituent: Antimony Analysis Run 12/13/2024 1:09 PM View: All Wells - Appendix I Metals

DMASWA Client: DMASWA Data: DMASWA Database_Updated

Sanitas™ v.10.0.15 Software licensed to HDR, Inc. UG
Hollow symbols indicate censored values.

Time Series

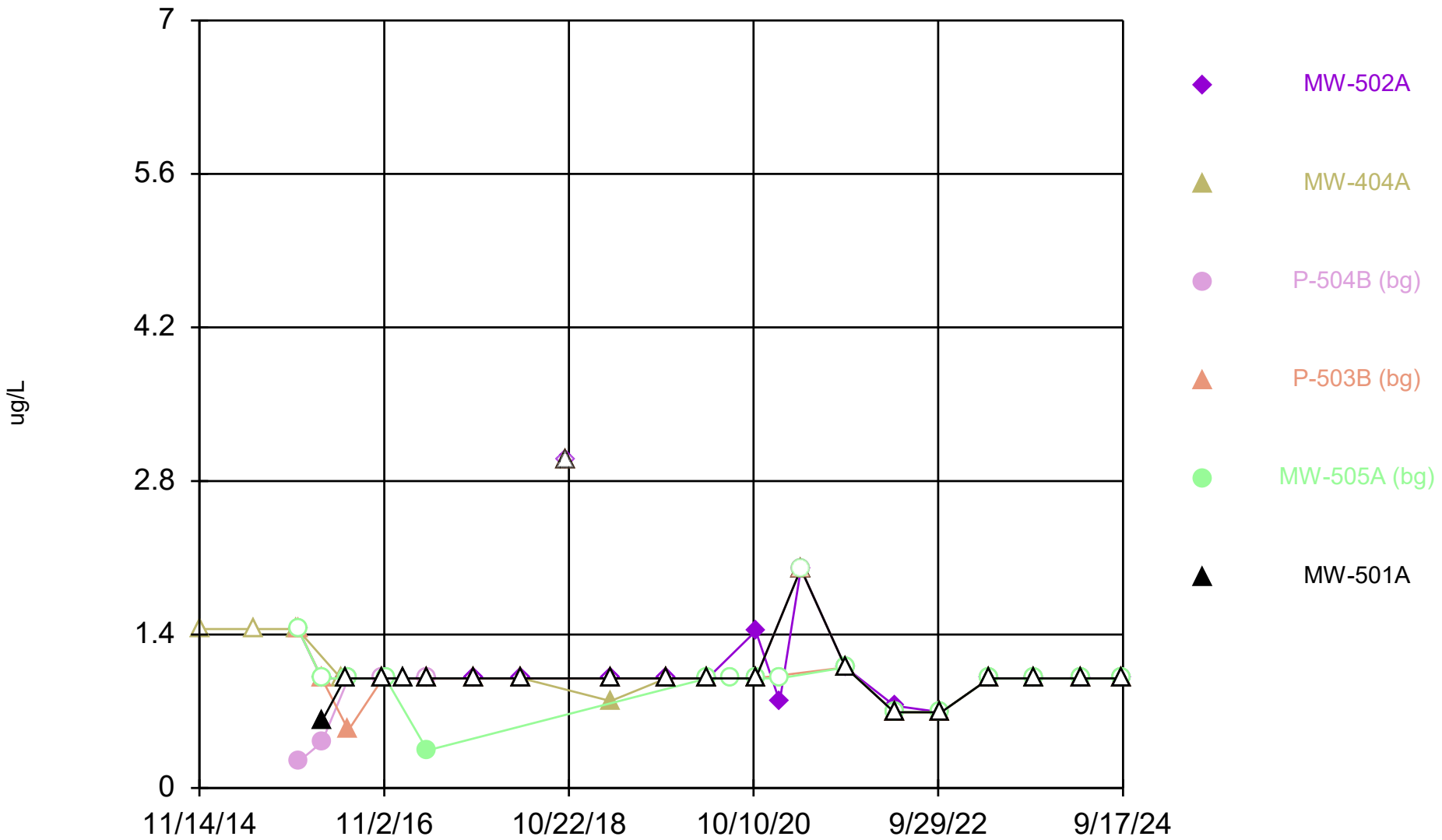

Constituent: Antimony Analysis Run 12/13/2024 1:09 PM View: All Wells - Appendix I Metals
DMASWA Client: DMASWA Data: DMASWA Database_Updated

Sanitas™ v.10.0.15 Software licensed to HDR, Inc. UG
Hollow symbols indicate censored values.

Time Series

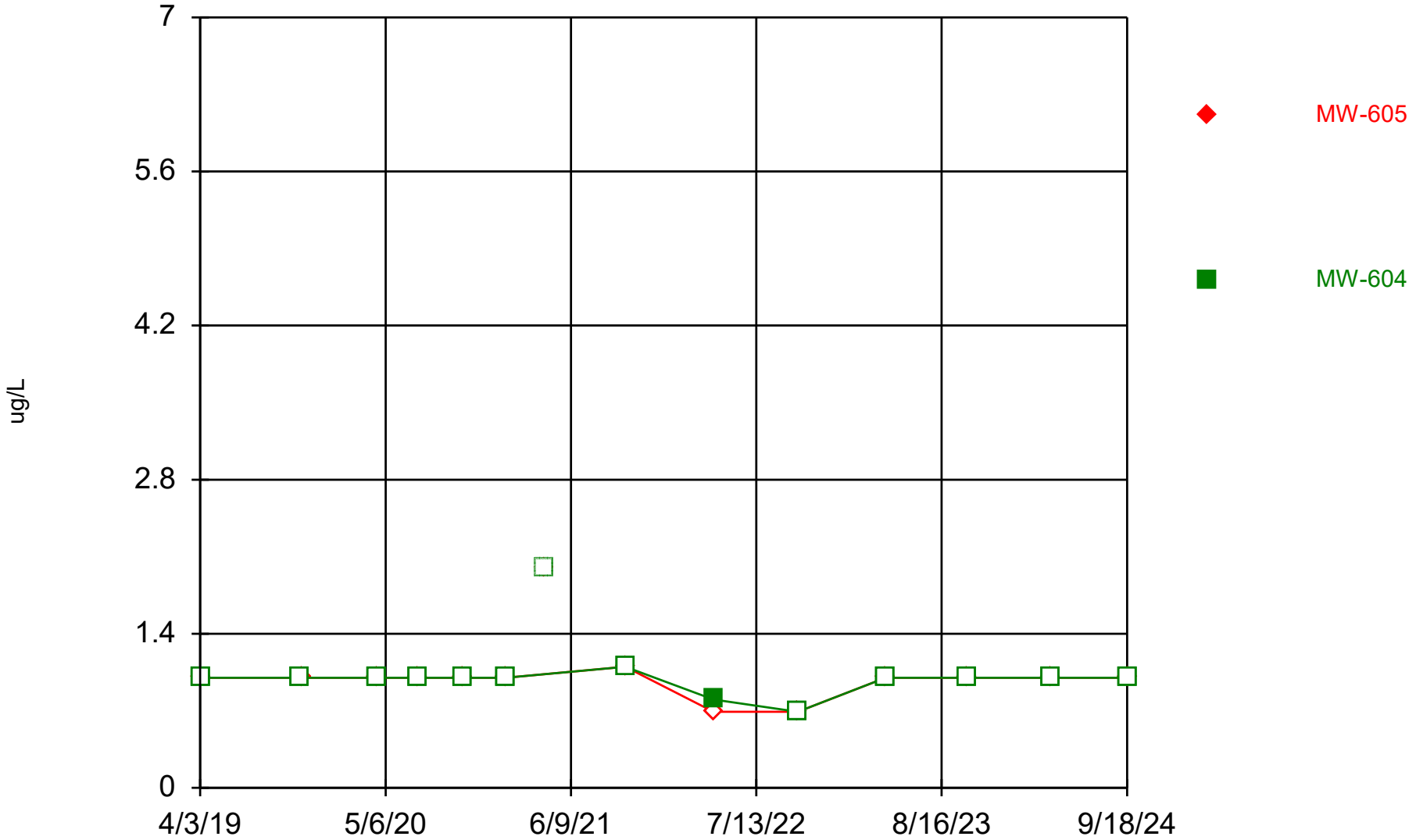

Constituent: Antimony Analysis Run 12/13/2024 1:09 PM View: All Wells - Appendix I Metals
DMASWA Client: DMASWA Data: DMASWA Database_Updated

Sanitas™ v.10.0.15 Software licensed to HDR, Inc. UG
Hollow symbols indicate censored values.

Time Series

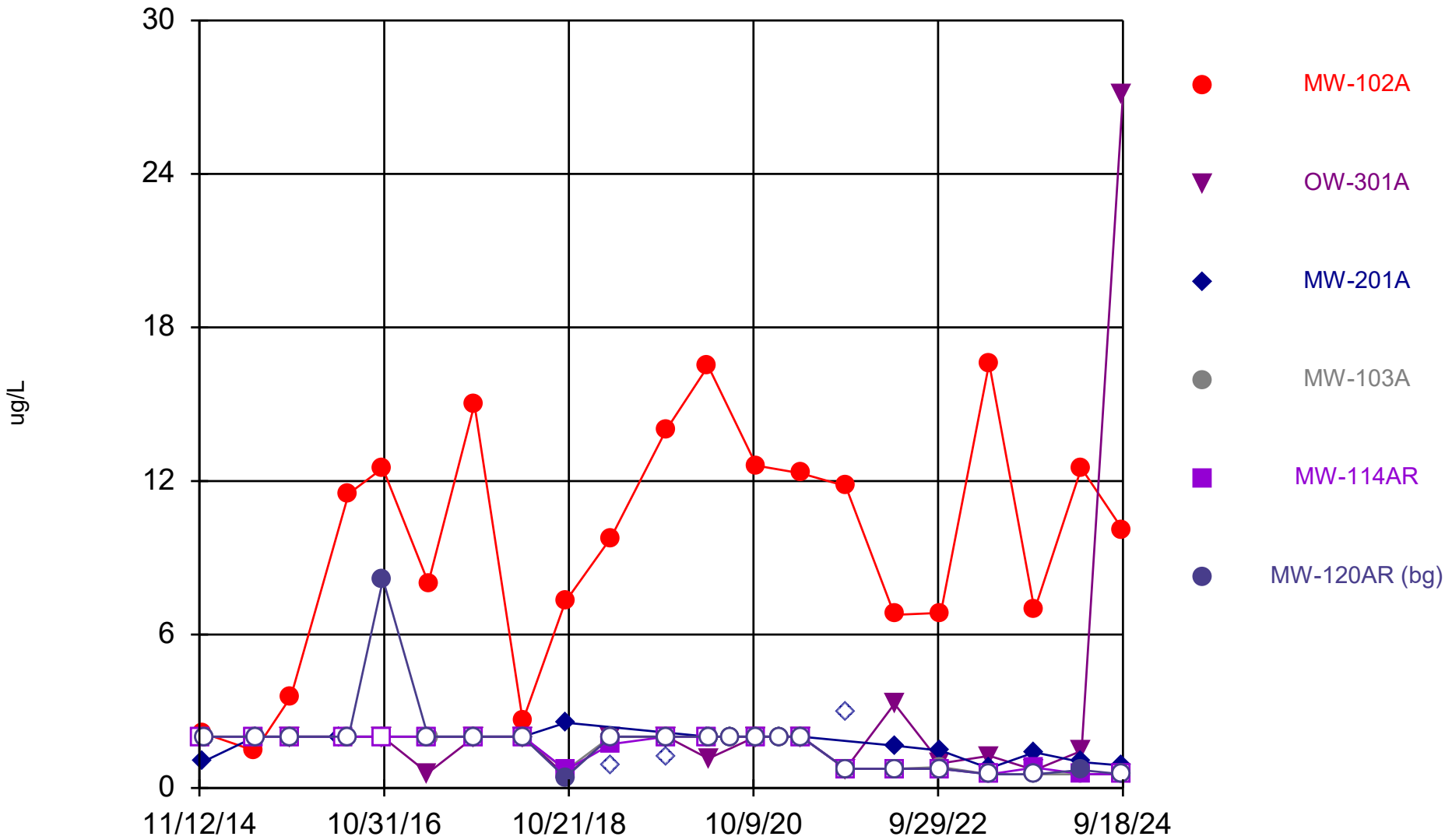

Constituent: Arsenic Analysis Run 12/13/2024 1:09 PM View: All Wells - Appendix I Metals
DMASWA Client: DMASWA Data: DMASWA Database_Updated

Sanitas™ v.10.0.15 Software licensed to HDR, Inc. UG
Hollow symbols indicate censored values.

Time Series

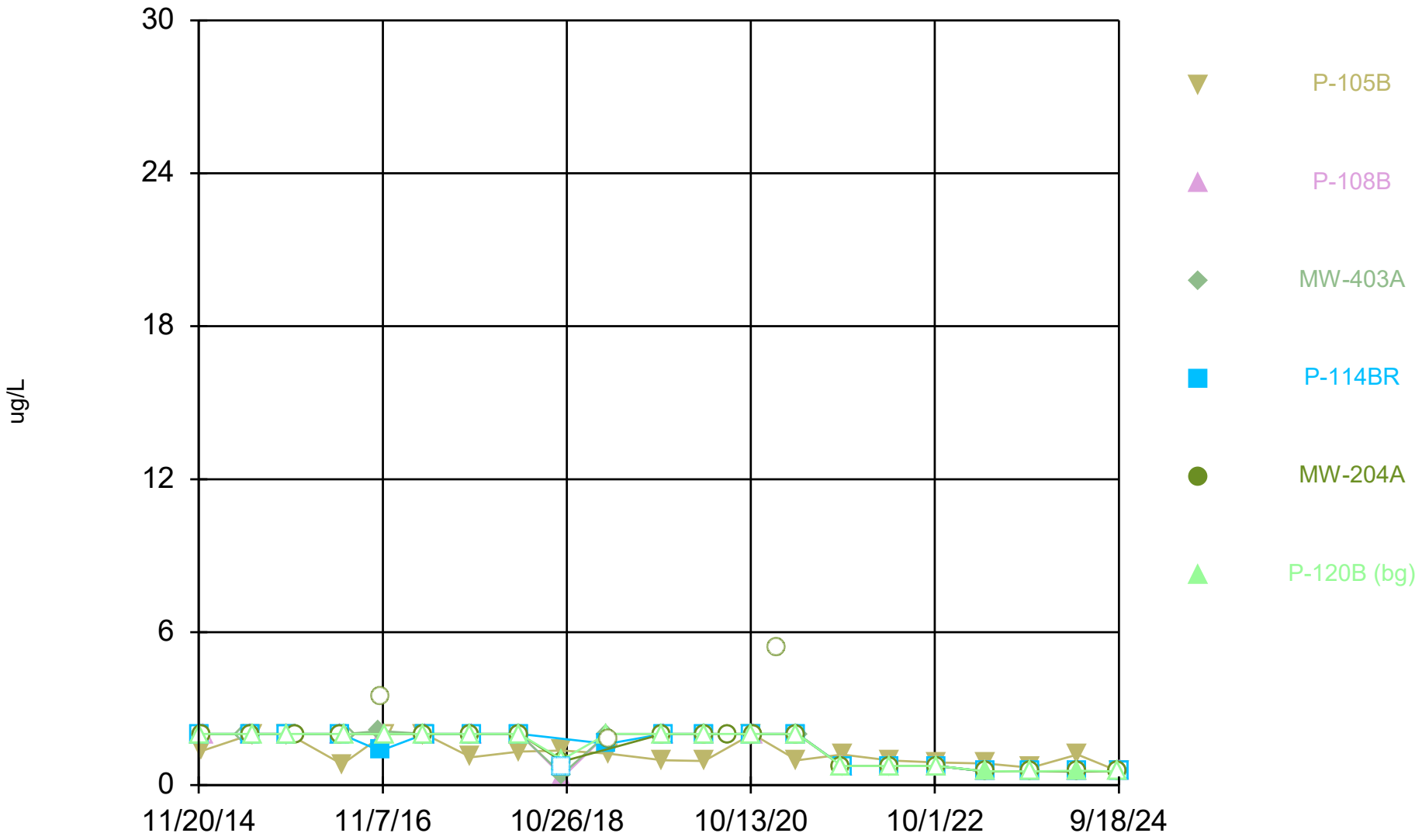

Constituent: Arsenic Analysis Run 12/13/2024 1:09 PM View: All Wells - Appendix I Metals
DMASWA Client: DMASWA Data: DMASWA Database_Updated

Sanitas™ v.10.0.15 Software licensed to HDR, Inc. UG
Hollow symbols indicate censored values.

Time Series

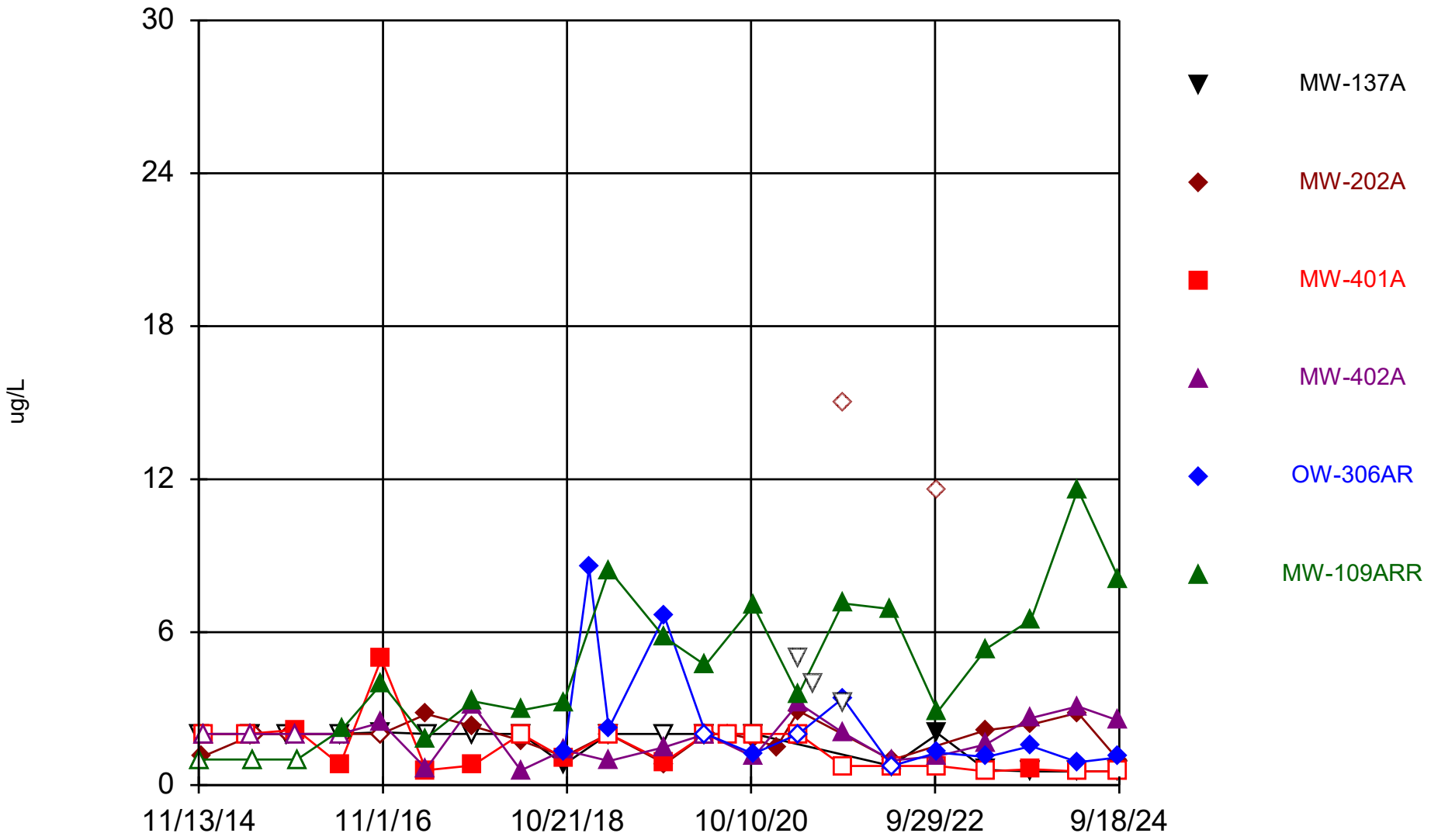

Constituent: Arsenic Analysis Run 12/13/2024 1:09 PM View: All Wells - Appendix I Metals

DMASWA Client: DMASWA Data: DMASWA Database_Updated

Sanitas™ v.10.0.15 Software licensed to HDR, Inc. UG
Hollow symbols indicate censored values.

Time Series

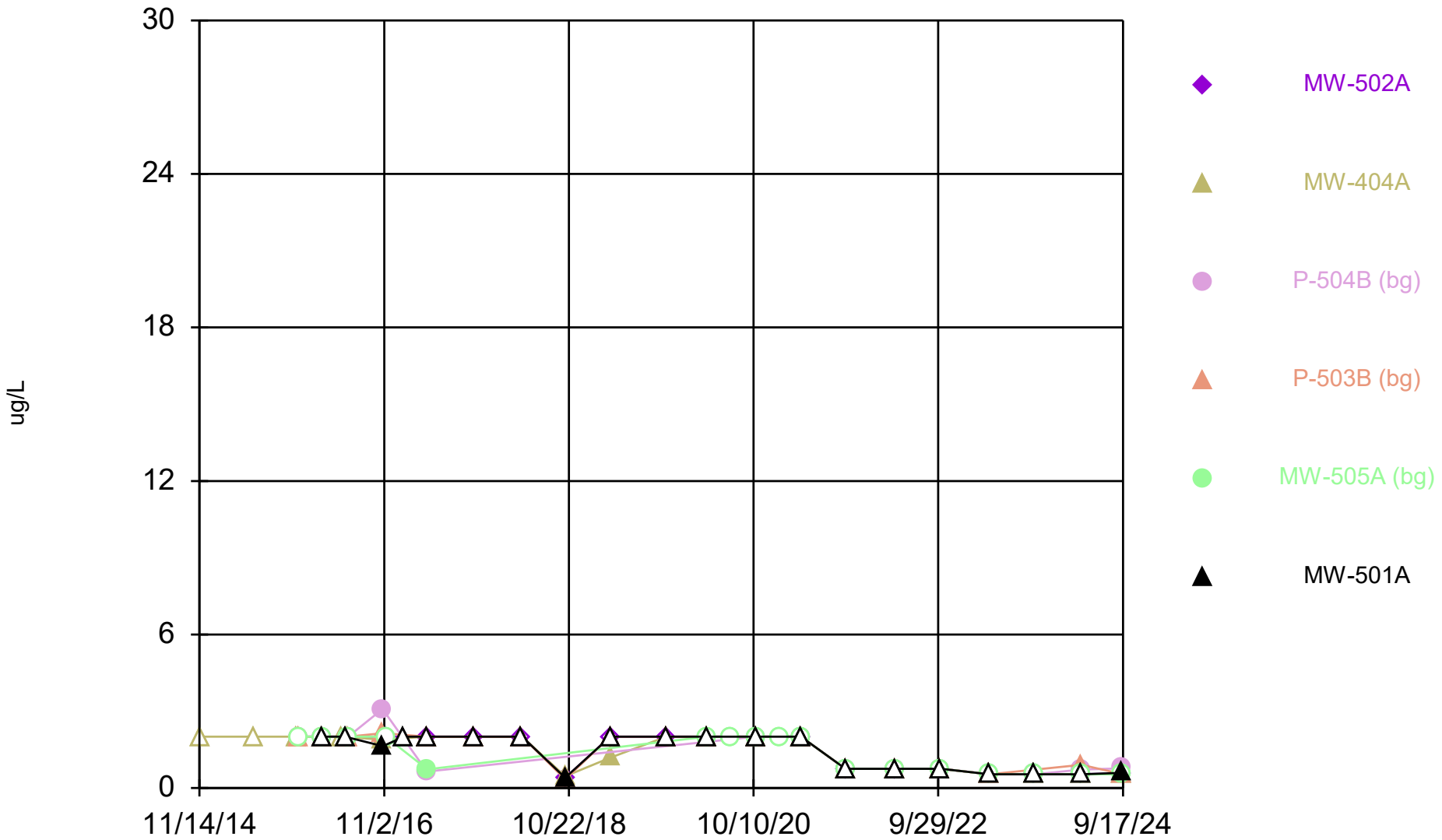

Constituent: Arsenic Analysis Run 12/13/2024 1:09 PM View: All Wells - Appendix I Metals

DMASWA Client: DMASWA Data: DMASWA Database_Updated

Sanitas™ v.10.0.15 Software licensed to HDR, Inc. UG
Hollow symbols indicate censored values.

Time Series

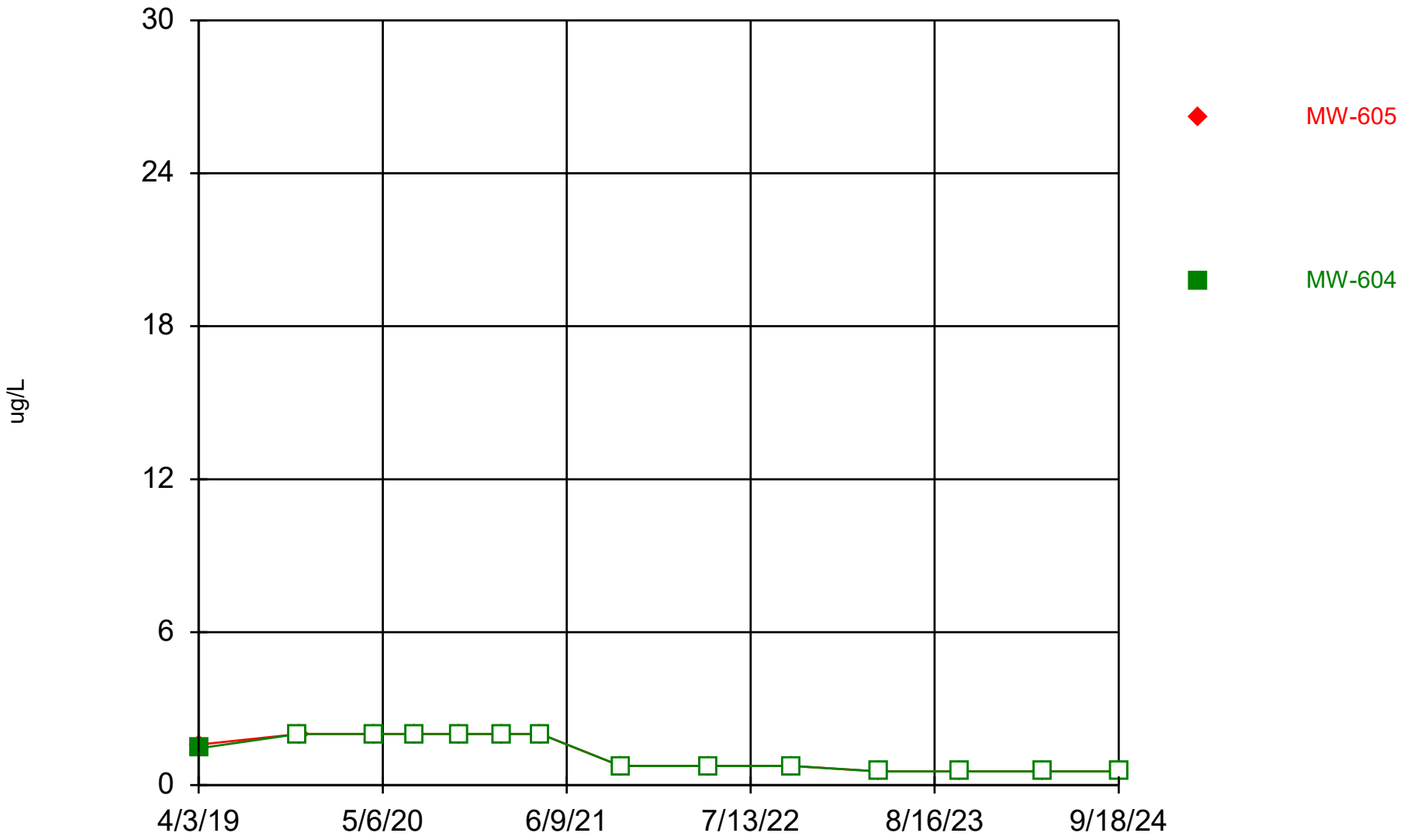

Constituent: Arsenic Analysis Run 12/13/2024 1:09 PM View: All Wells - Appendix I Metals DMASWA Client: DMASWA Data: DMASWA Database_Updated

Sanitas™ v.10.0.15 Software licensed to HDR, Inc. UG
Hollow symbols indicate censored values.

Time Series

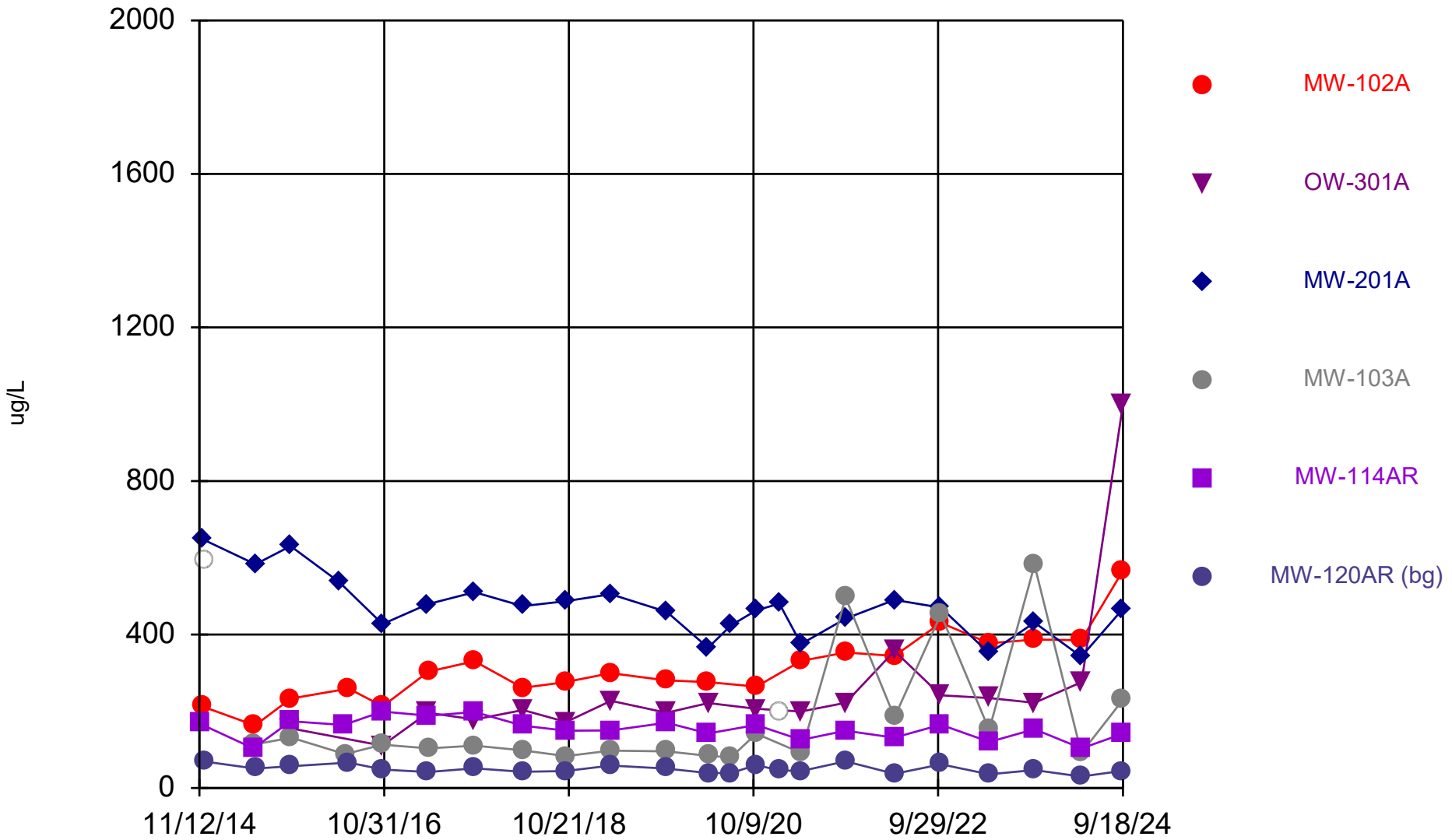

Constituent: Barium Analysis Run 12/13/2024 1:09 PM View: All Wells - Appendix I Metals

DMASWA Client: DMASWA Data: DMASWA Database_Updated

Sanitas™ v.10.0.15 Software licensed to HDR, Inc. UG
Hollow symbols indicate censored values.

Time Series

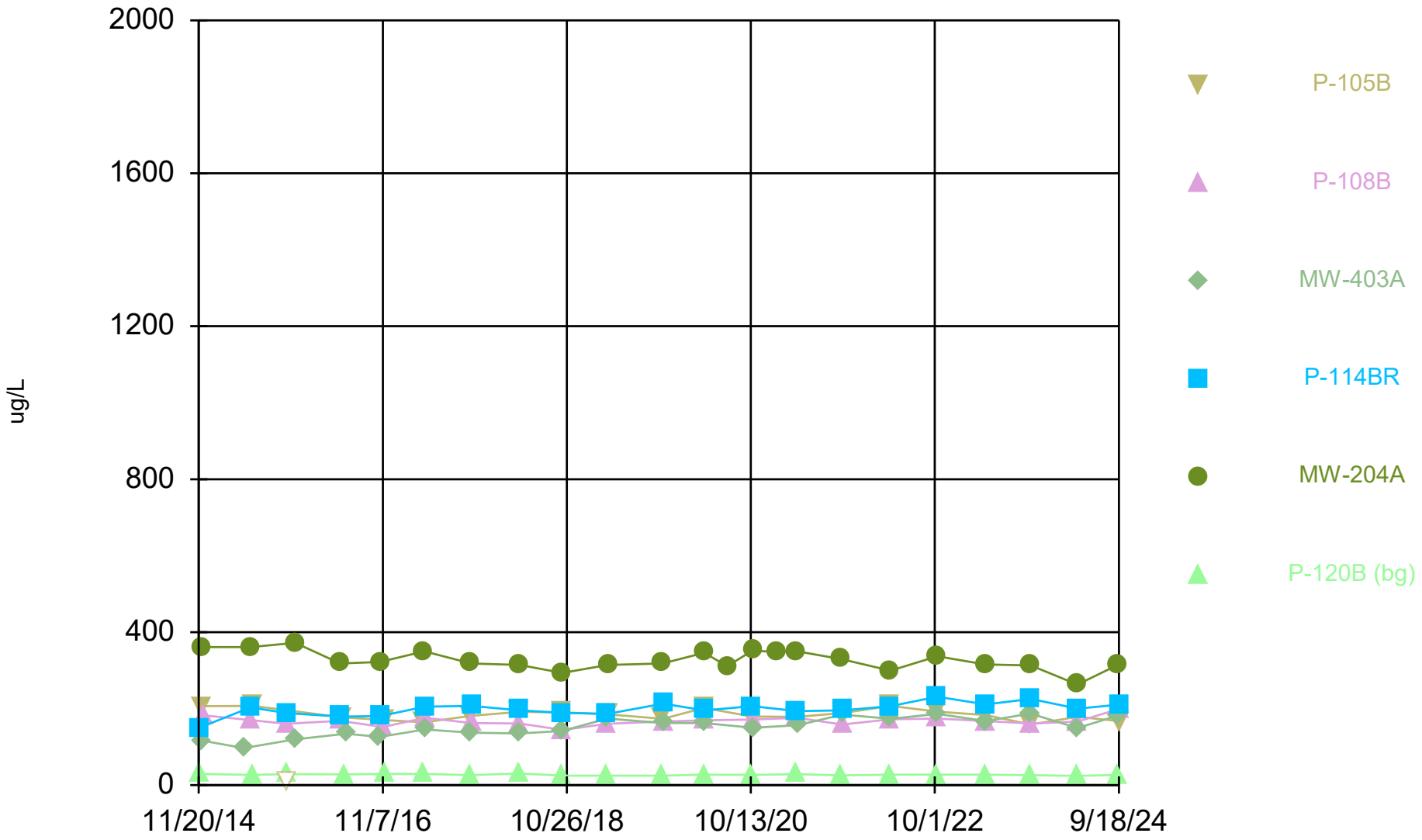

Constituent: Barium Analysis Run 12/13/2024 1:09 PM View: All Wells - Appendix I Metals
DMASWA Client: DMASWA Data: DMASWA Database_Updated

Sanitas™ v.10.0.15 Software licensed to HDR, Inc. UG
Hollow symbols indicate censored values.

Time Series

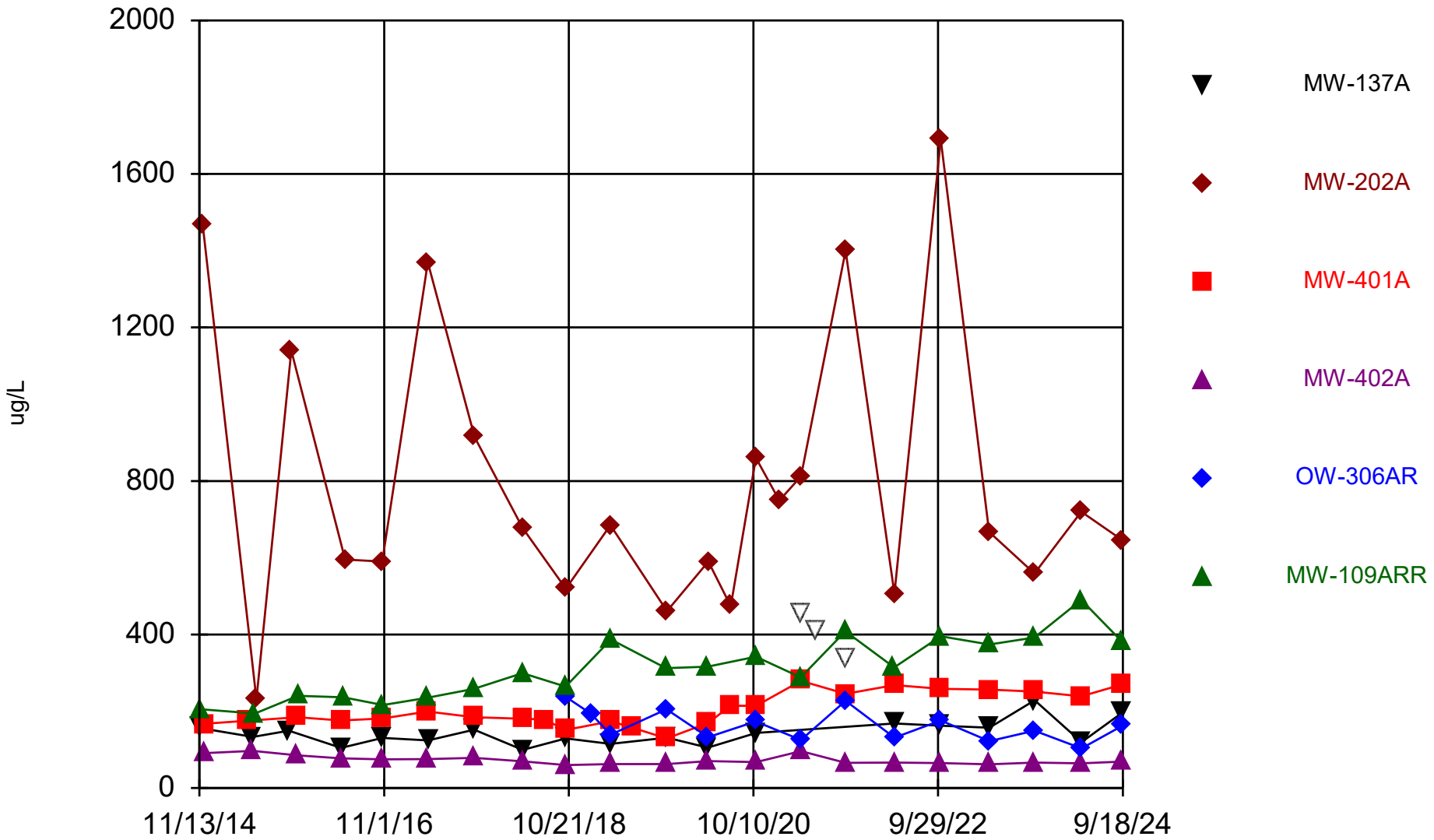

Constituent: Barium Analysis Run 12/13/2024 1:09 PM View: All Wells - Appendix I Metals

DMASWA Client: DMASWA Data: DMASWA Database_Updated

Sanitas™ v.10.0.15 Software licensed to HDR, Inc. UG

Time Series

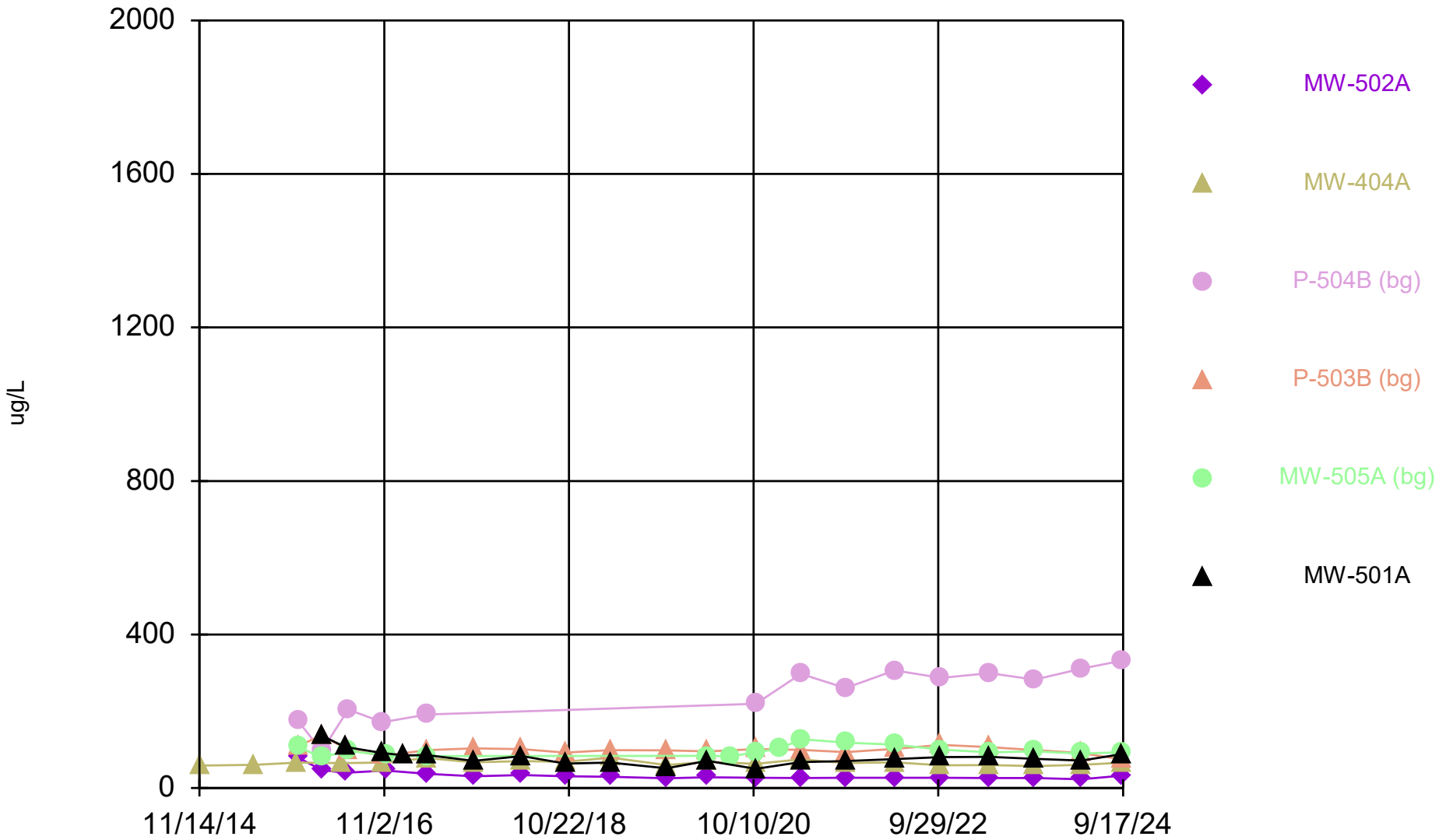

Constituent: Barium Analysis Run 12/13/2024 1:09 PM View: All Wells - Appendix I Metals DMASWA Client: DMASWA Data: DMASWA Database_Updated

Sanitas™ v.10.0.15 Software licensed to HDR, Inc. UG

Time Series

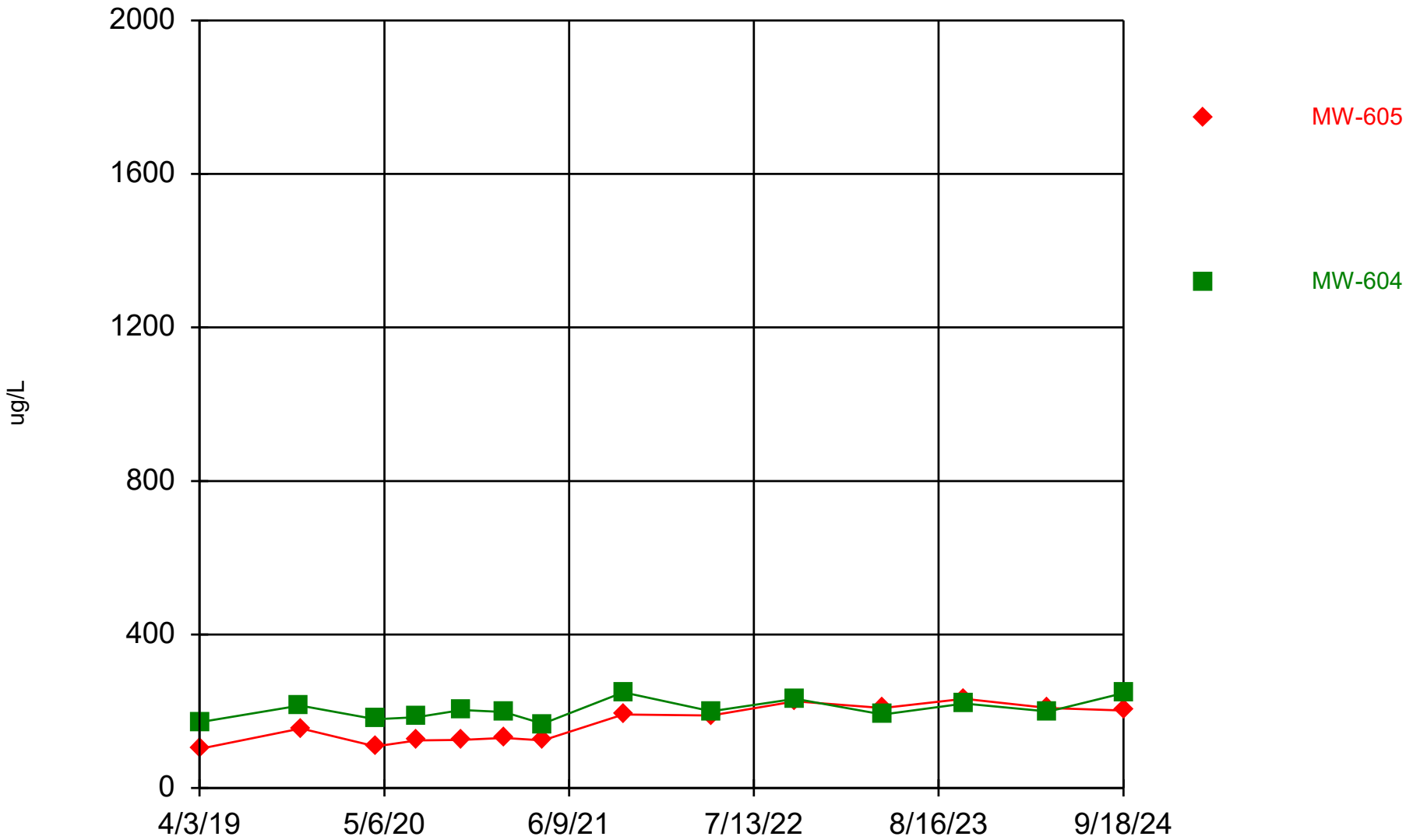

Constituent: Barium Analysis Run 12/13/2024 1:09 PM View: All Wells - Appendix I Metals DMASWA Client: DMASWA Data: DMASWA Database_Updated

Sanitas™ v.10.0.15 Software licensed to HDR, Inc. UG
Hollow symbols indicate censored values.

Time Series

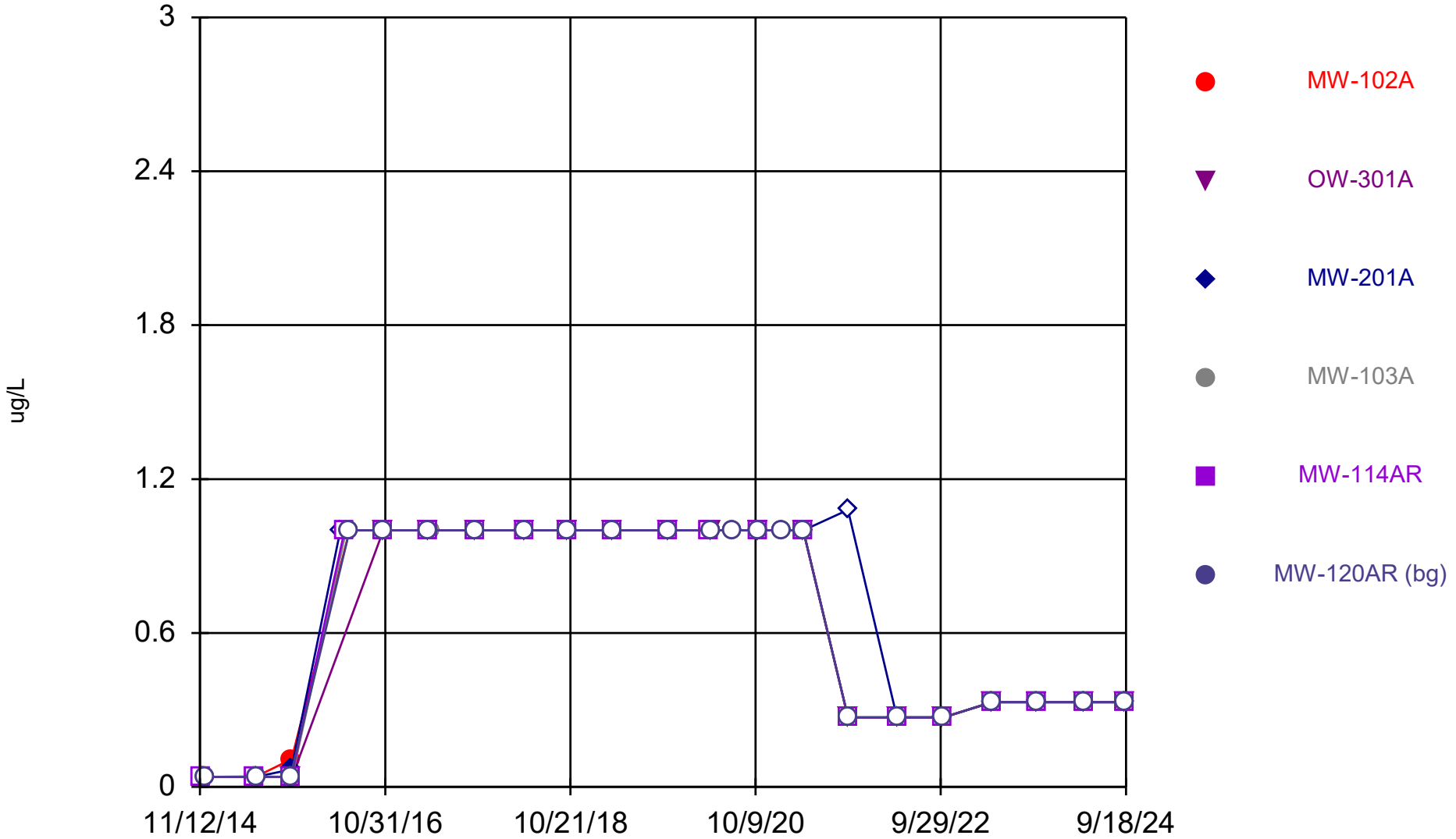

Constituent: Beryllium Analysis Run 12/13/2024 1:09 PM View: All Wells - Appendix I Metals

DMASWA Client: DMASWA Data: DMASWA Database_Updated

Sanitas™ v.10.0.15 Software licensed to HDR, Inc. UG
Hollow symbols indicate censored values.

Time Series

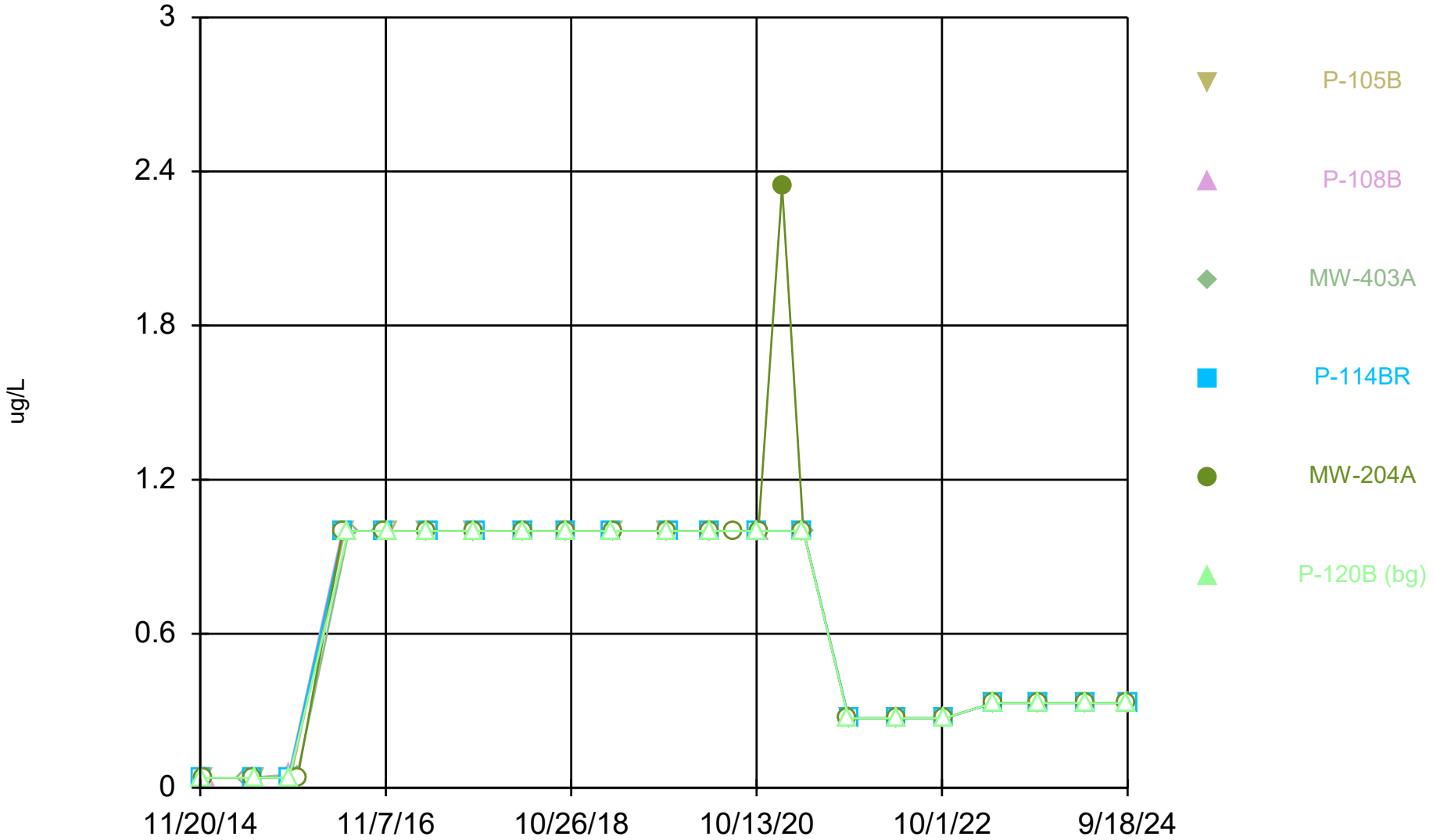

Constituent: Beryllium Analysis Run 12/13/2024 1:09 PM View: All Wells - Appendix I Metals

DMASWA Client: DMASWA Data: DMASWA Database_Updated

Sanitas™ v.10.0.15 Software licensed to HDR, Inc. UG
Hollow symbols indicate censored values.

Time Series

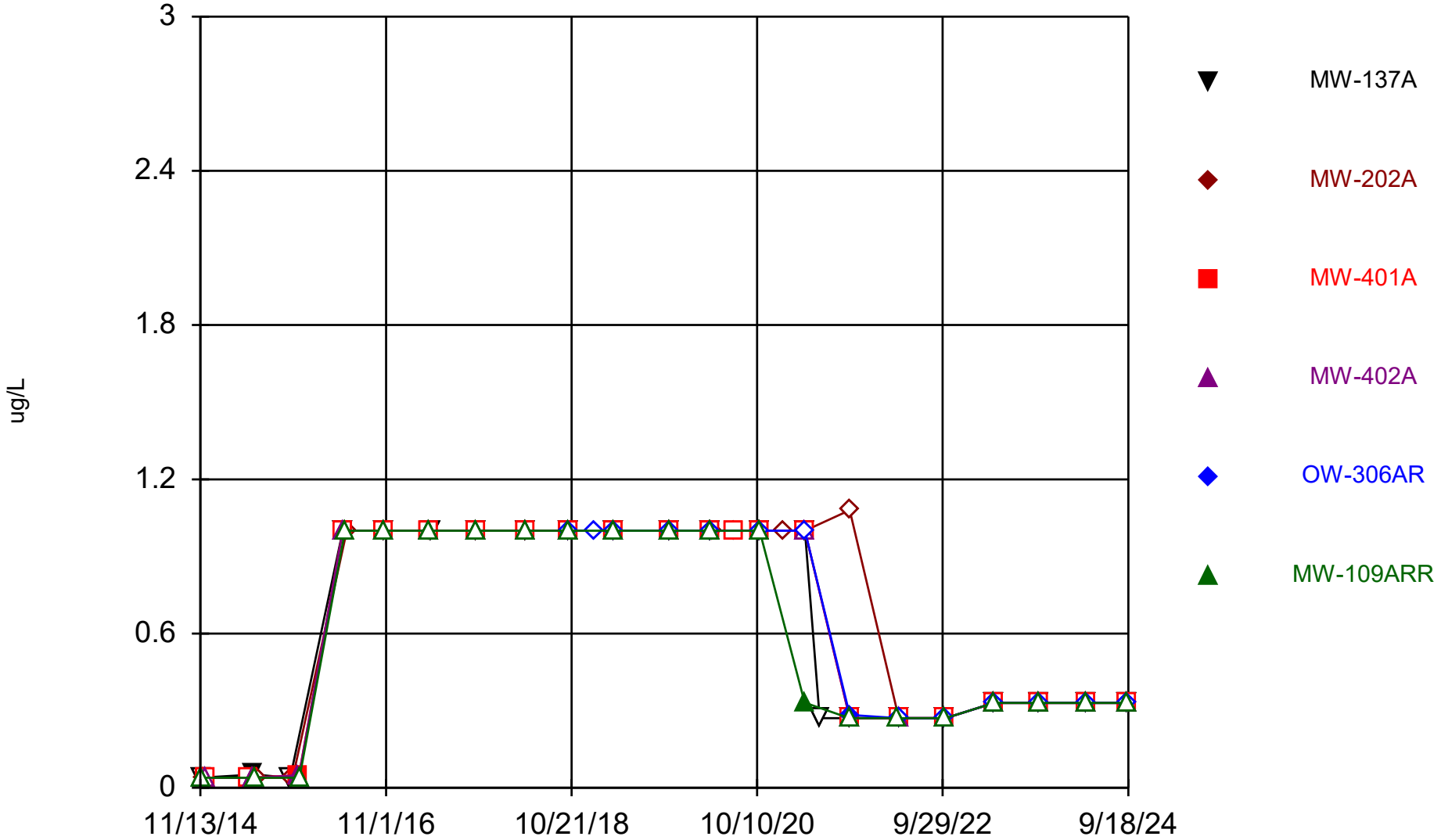

Constituent: Beryllium Analysis Run 12/13/2024 1:09 PM View: All Wells - Appendix I Metals
DMASWA Client: DMASWA Data: DMASWA Database_Updated

Sanitas™ v.10.0.15 Software licensed to HDR, Inc. UG
Hollow symbols indicate censored values.

Time Series

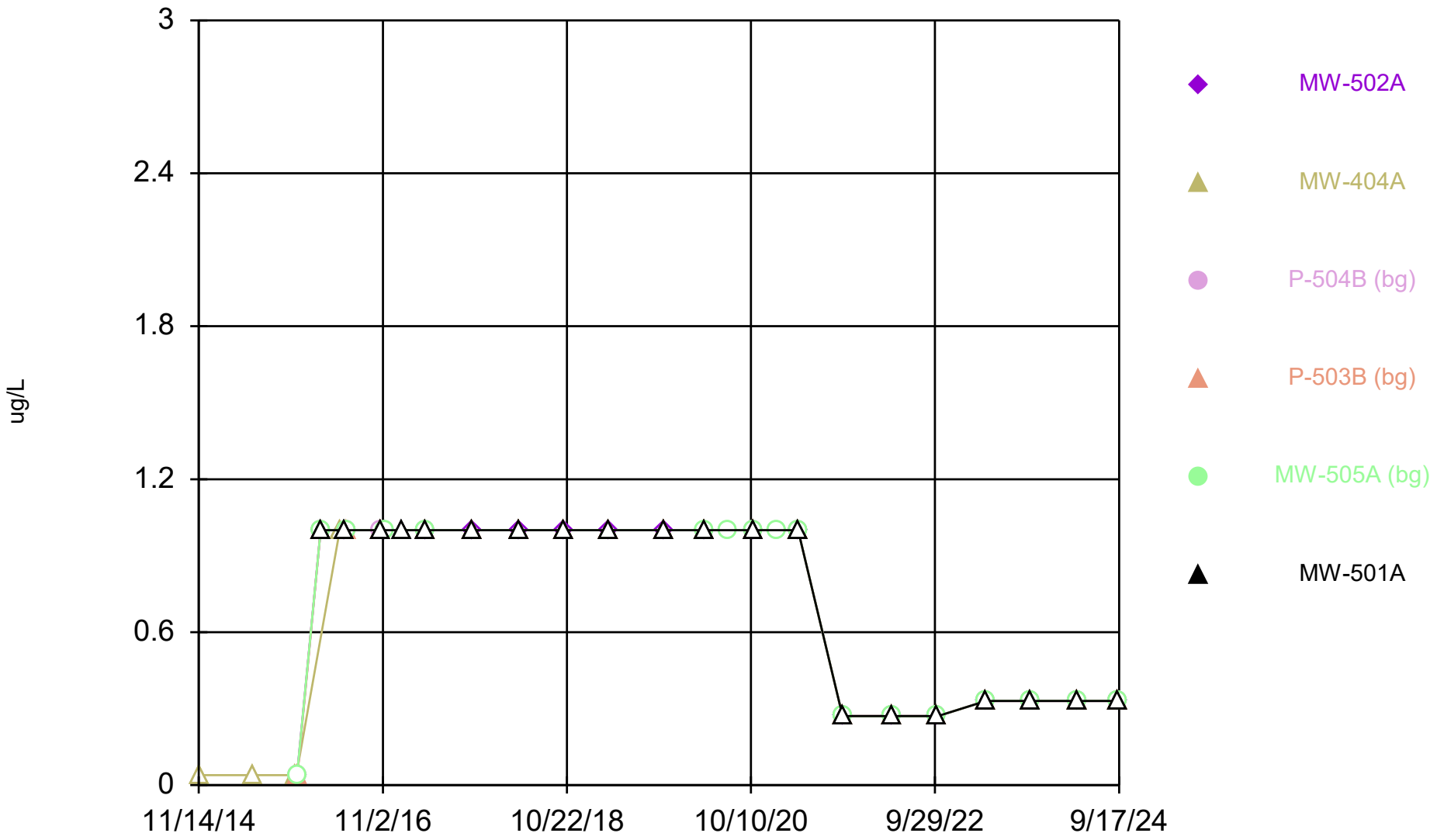

Constituent: Beryllium Analysis Run 12/13/2024 1:09 PM View: All Wells - Appendix I Metals

DMASWA Client: DMASWA Data: DMASWA Database_Updated

Sanitas™ v.10.0.15 Software licensed to HDR, Inc. UG
Hollow symbols indicate censored values.

Time Series

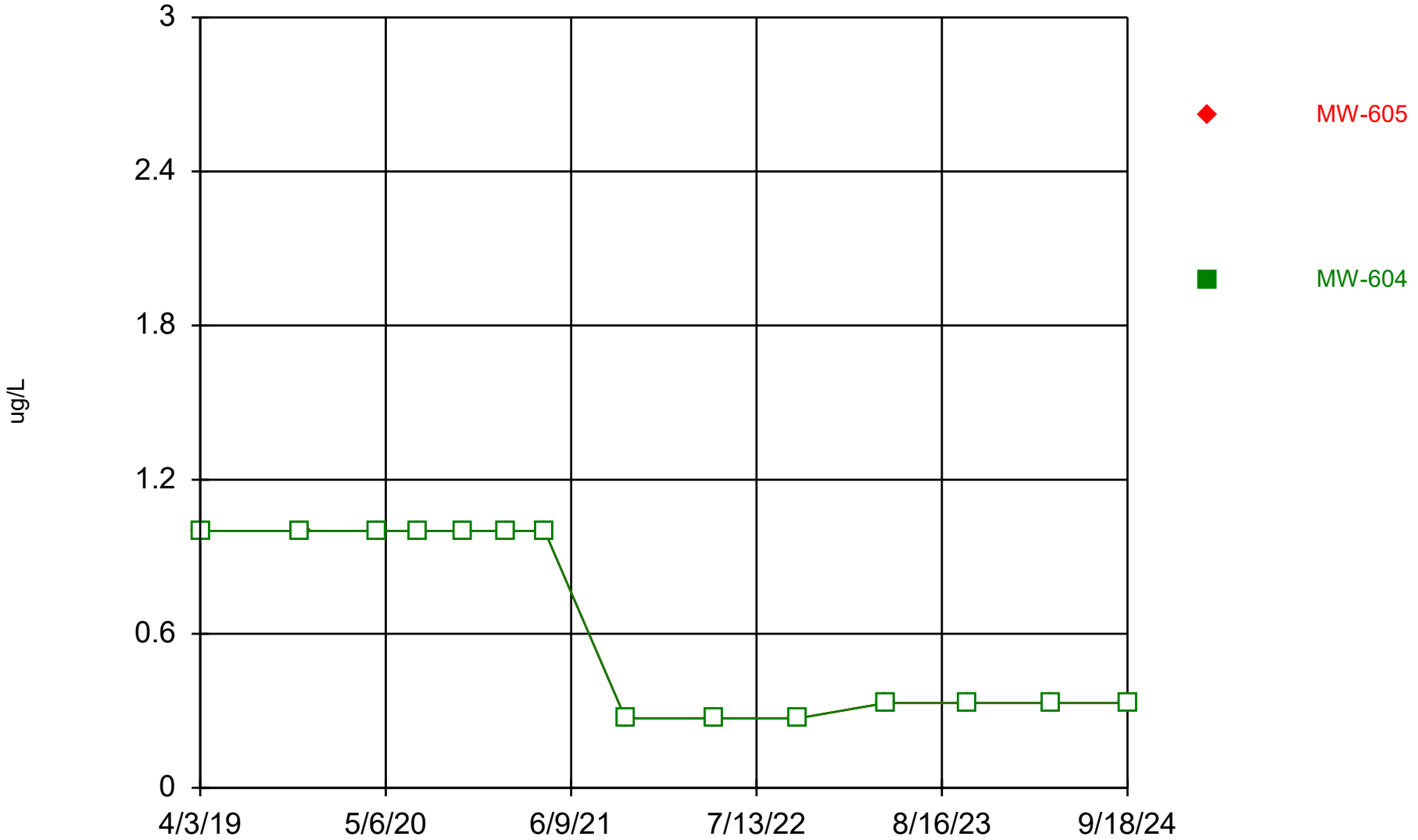

Constituent: Beryllium Analysis Run 12/13/2024 1:09 PM View: All Wells - Appendix I Metals
DMASWA Client: DMASWA Data: DMASWA Database_Updated

Sanitas™ v.10.0.15 Software licensed to HDR, Inc. UG
Hollow symbols indicate censored values.

Time Series

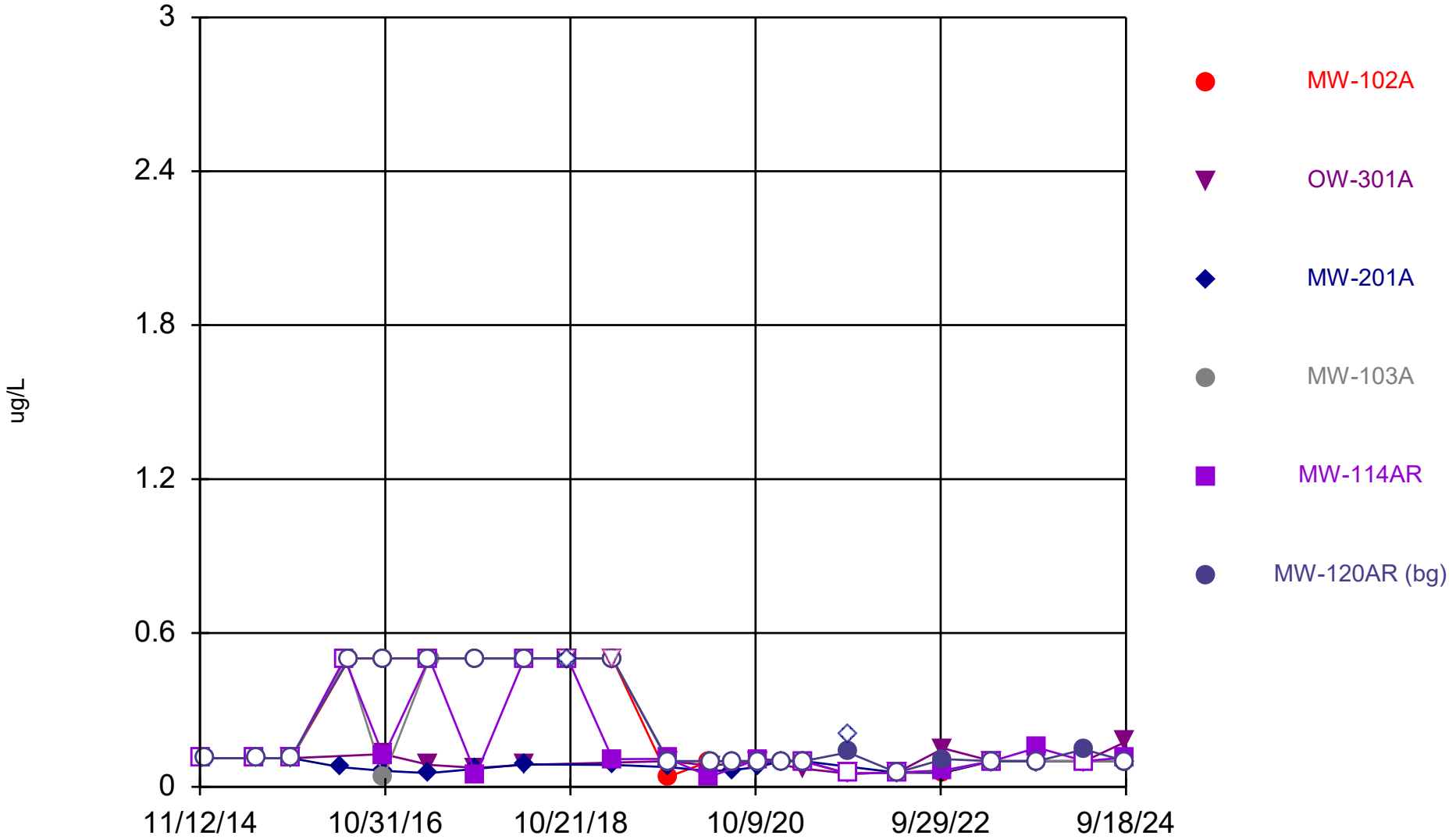

Constituent: Cadmium Analysis Run 12/13/2024 1:09 PM View: All Wells - Appendix I Metals

DMASWA Client: DMASWA Data: DMASWA Database_Updated

Sanitas™ v.10.0.15 Software licensed to HDR, Inc. UG
Hollow symbols indicate censored values.

Time Series

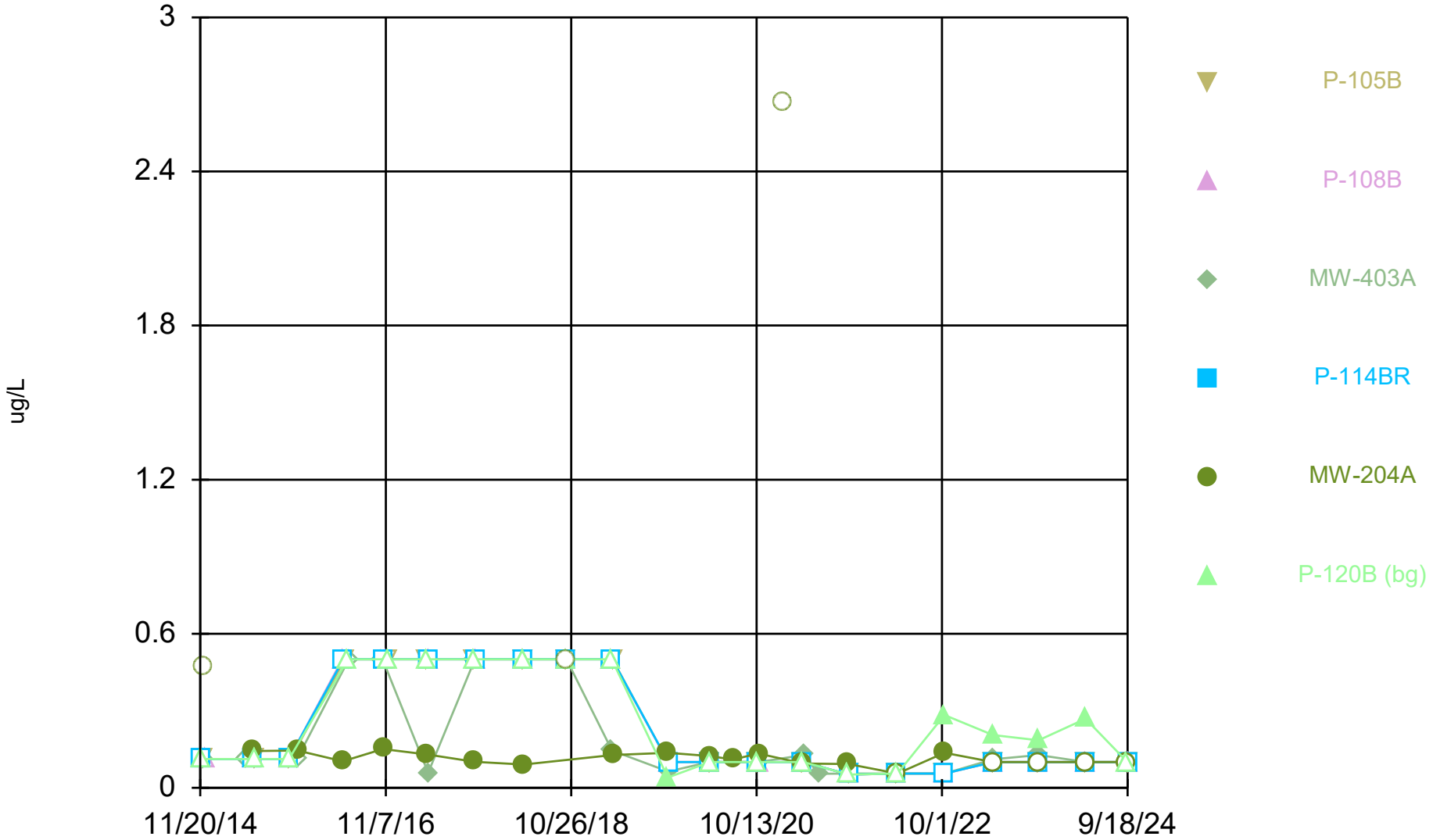

Constituent: Cadmium Analysis Run 12/13/2024 1:09 PM View: All Wells - Appendix I Metals
DMASWA Client: DMASWA Data: DMASWA Database_Updated

Sanitas™ v.10.0.15 Software licensed to HDR, Inc. UG
Hollow symbols indicate censored values.

Time Series

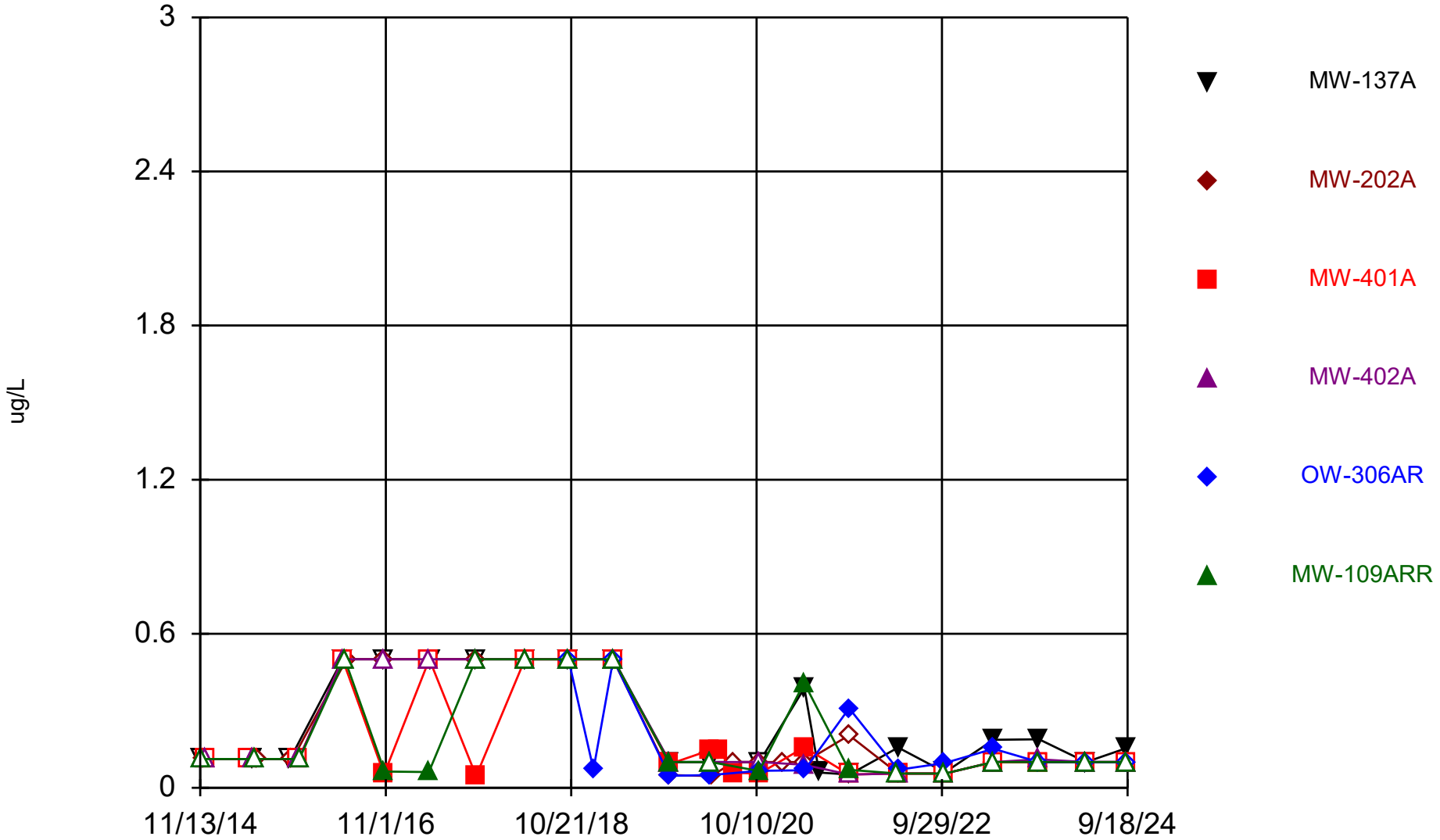

Constituent: Cadmium Analysis Run 12/13/2024 1:09 PM View: All Wells - Appendix I Metals

DMASWA Client: DMASWA Data: DMASWA Database_Updated

Sanitas™ v.10.0.15 Software licensed to HDR, Inc. UG
Hollow symbols indicate censored values.

Time Series

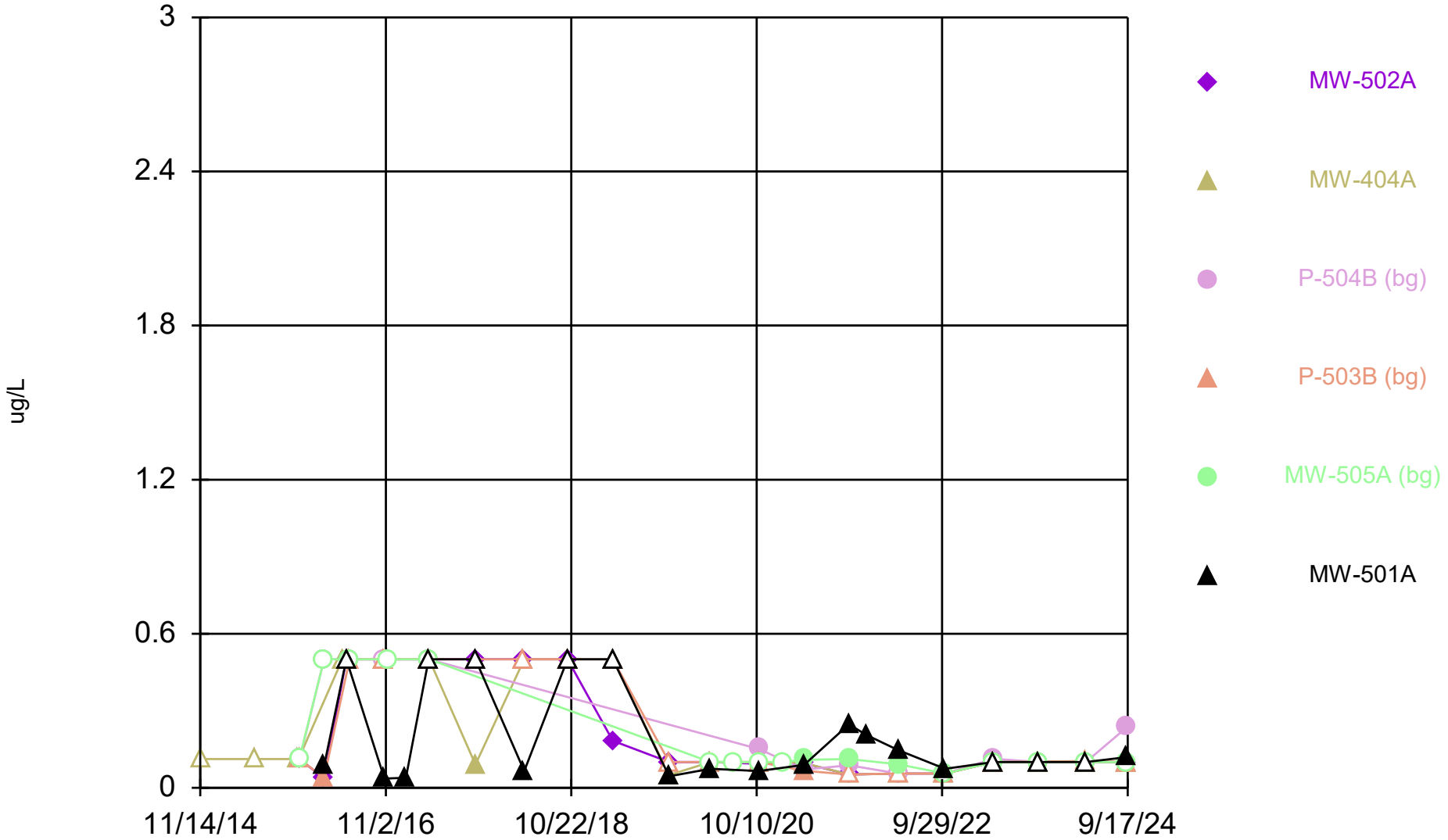

Constituent: Cadmium Analysis Run 12/13/2024 1:09 PM View: All Wells - Appendix I Metals

DMASWA Client: DMASWA Data: DMASWA Database_Updated

Sanitas™ v.10.0.15 Software licensed to HDR, Inc. UG
Hollow symbols indicate censored values.

Time Series

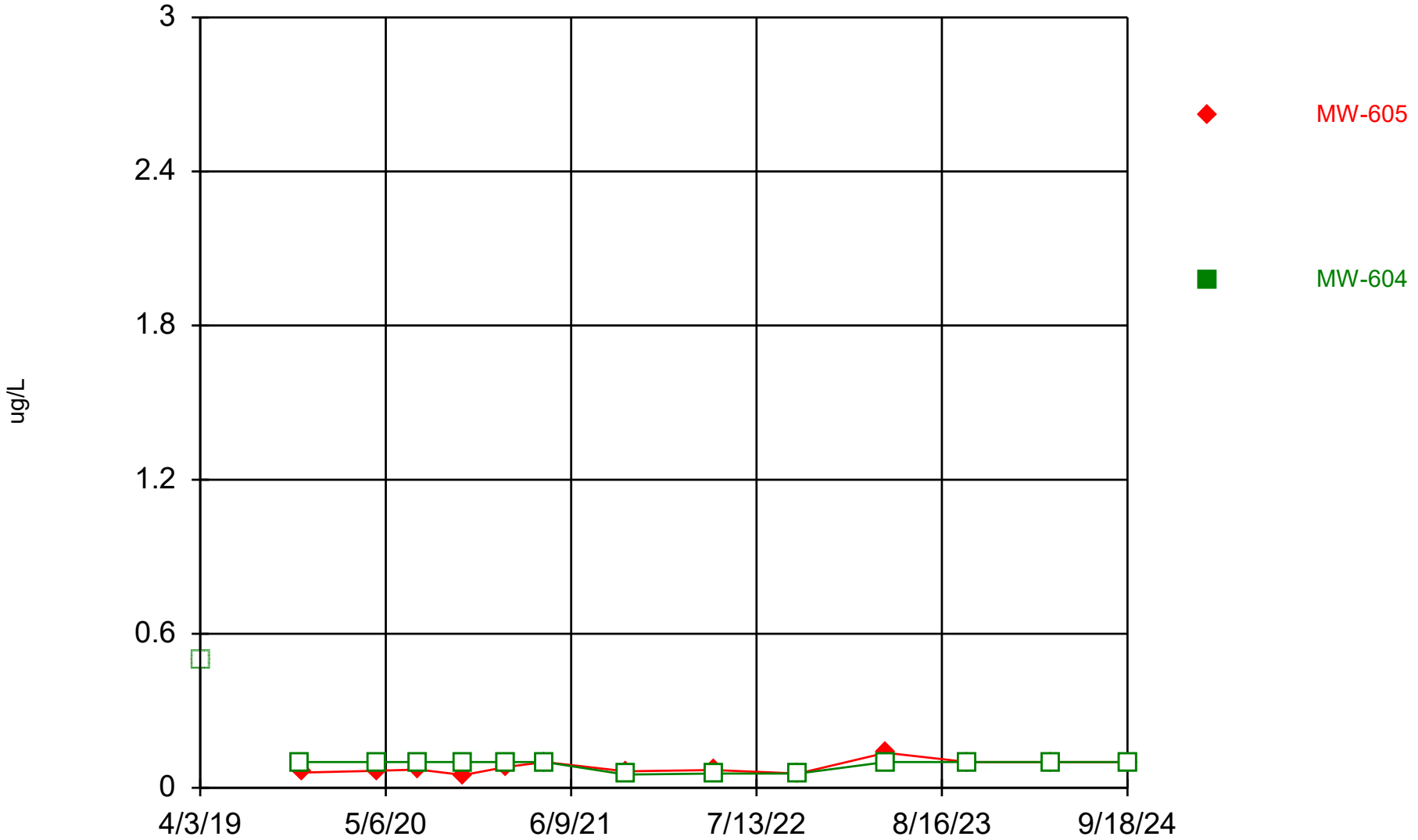

Constituent: Cadmium Analysis Run 12/13/2024 1:09 PM View: All Wells - Appendix I Metals

DMASWA Client: DMASWA Data: DMASWA Database_Updated

Sanitas™ v.10.0.15 Software licensed to HDR, Inc. UG
Hollow symbols indicate censored values.

Time Series

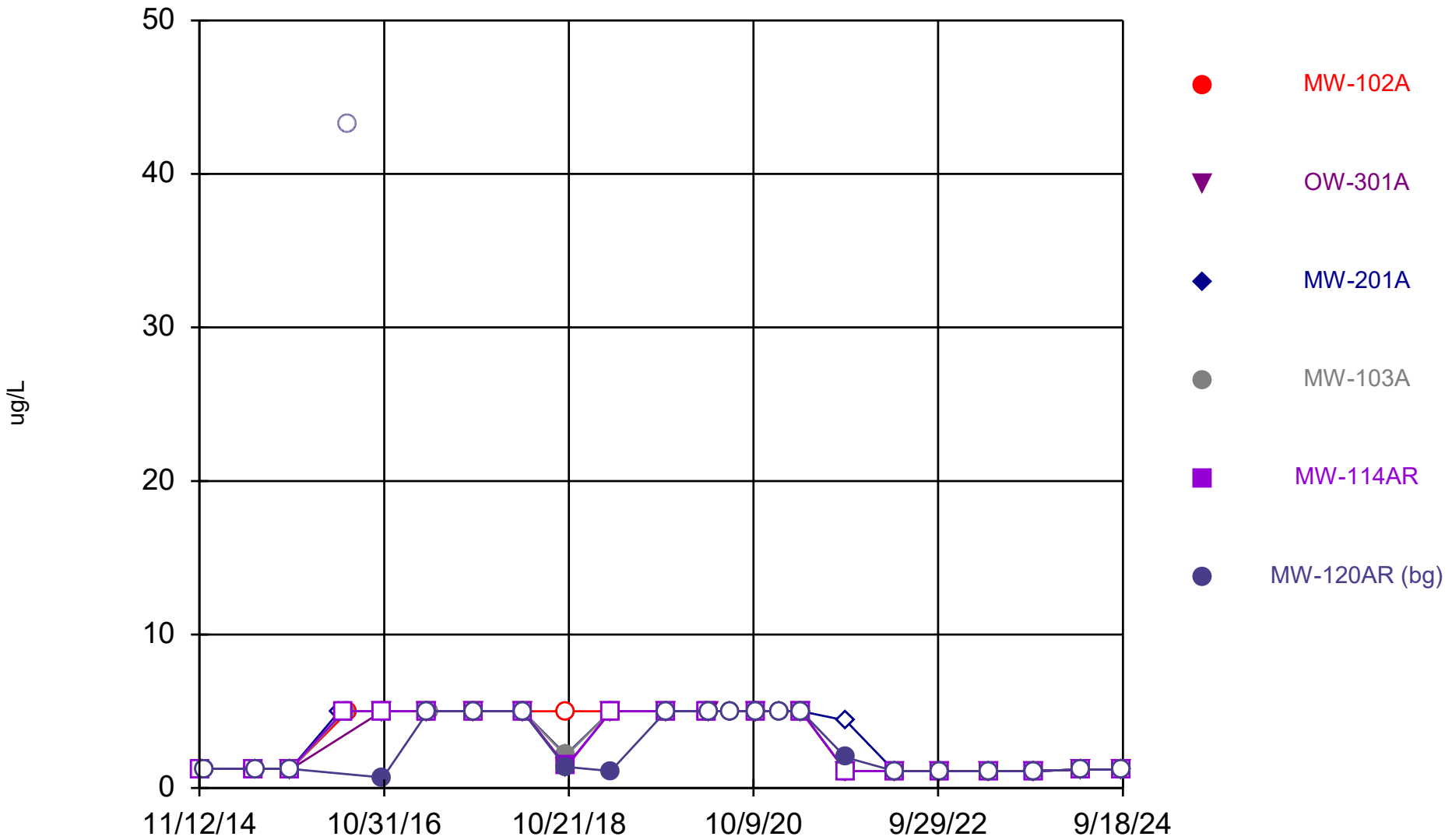

Constituent: Chromium Analysis Run 12/13/2024 1:09 PM View: All Wells - Appendix I Metals

DMASWA Client: DMASWA Data: DMASWA Database_Updated

Sanitas™ v.10.0.15 Software licensed to HDR, Inc. UG
Hollow symbols indicate censored values.

Time Series

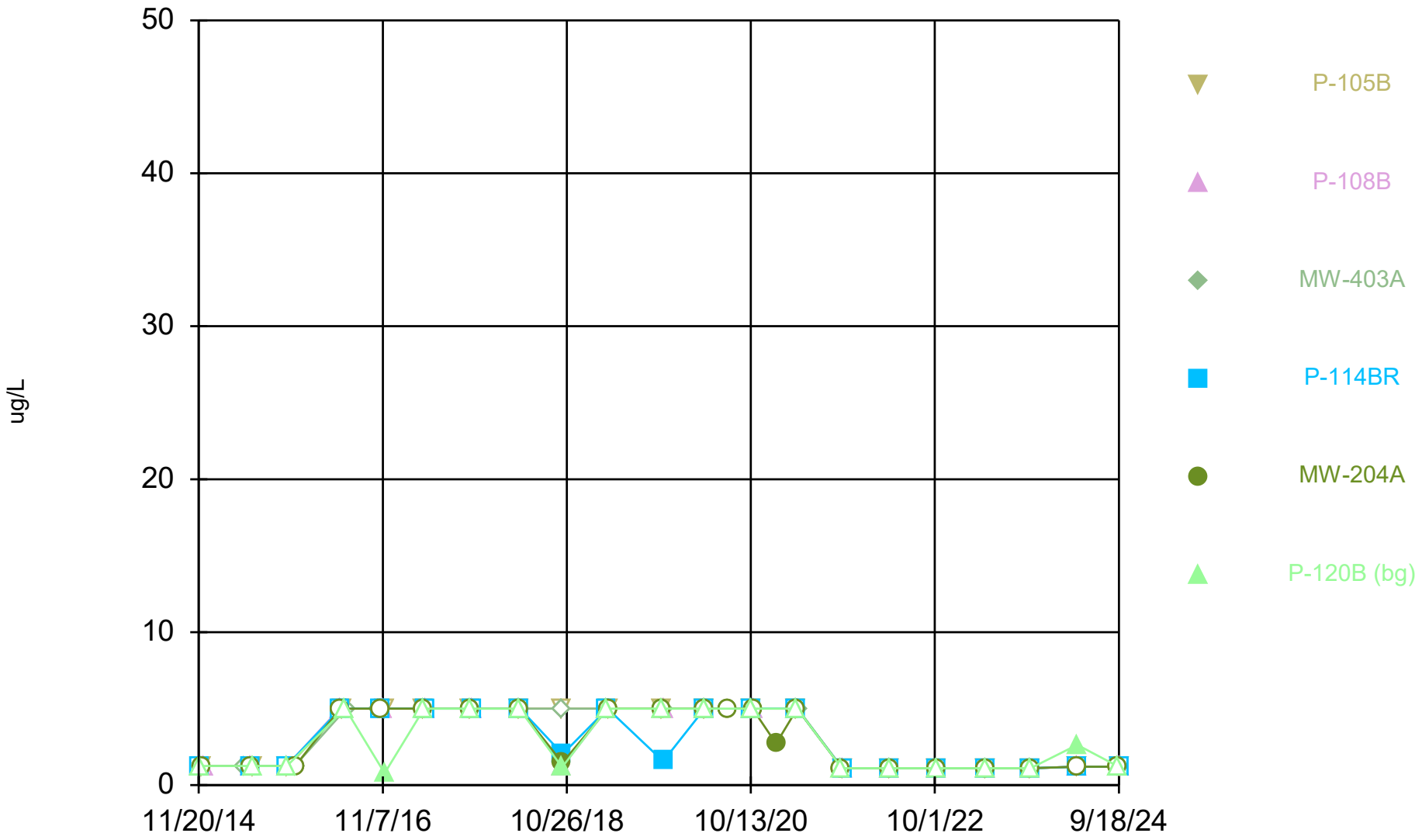

Constituent: Chromium Analysis Run 12/13/2024 1:09 PM View: All Wells - Appendix I Metals

DMASWA Client: DMASWA Data: DMASWA Database_Updated

Sanitas™ v.10.0.15 Software licensed to HDR, Inc. UG
Hollow symbols indicate censored values.

Time Series

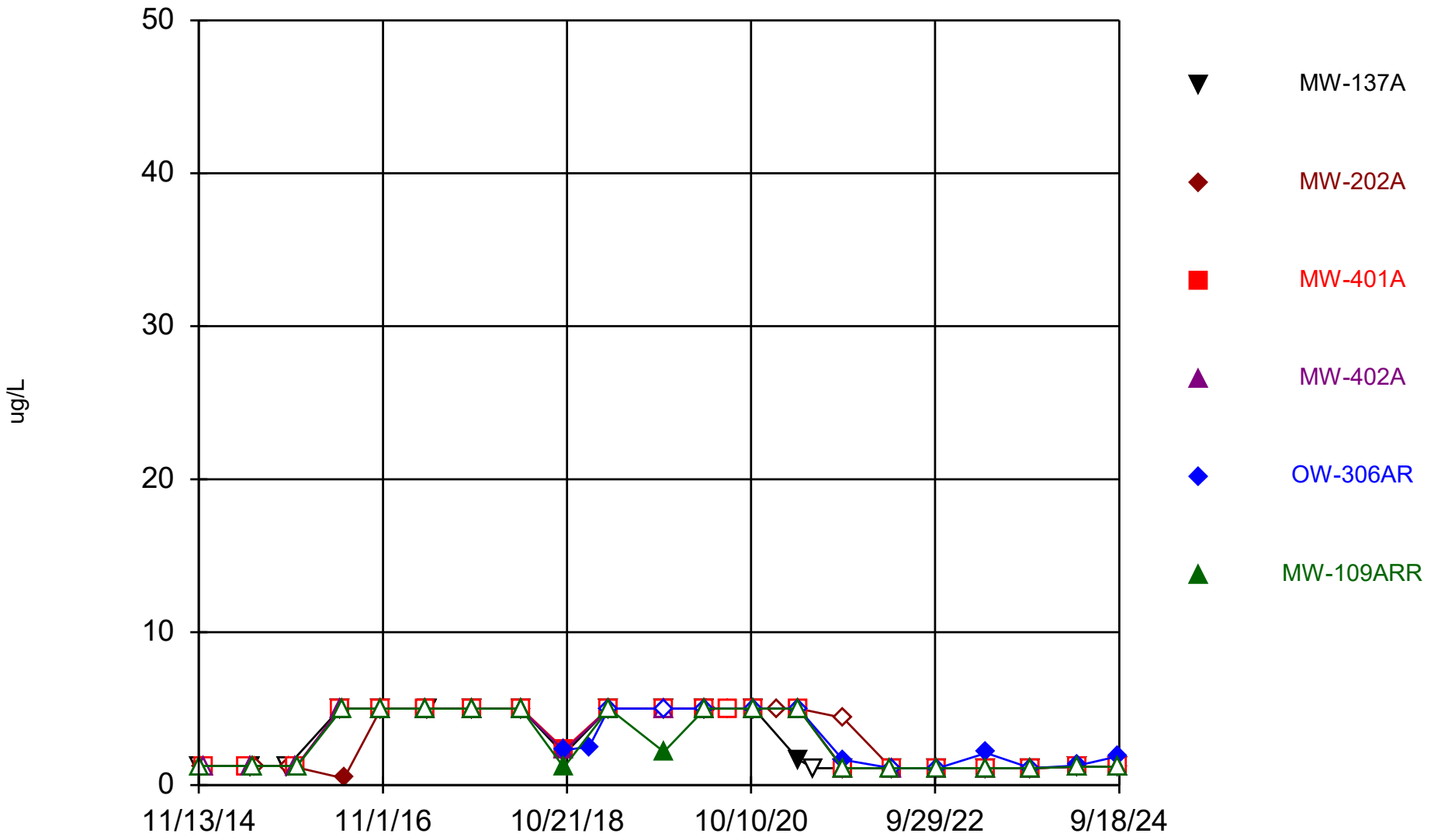

Constituent: Chromium Analysis Run 12/13/2024 1:09 PM View: All Wells - Appendix I Metals

DMASWA Client: DMASWA Data: DMASWA Database_Updated

Sanitas™ v.10.0.15 Software licensed to HDR, Inc. UG
Hollow symbols indicate censored values.

Time Series

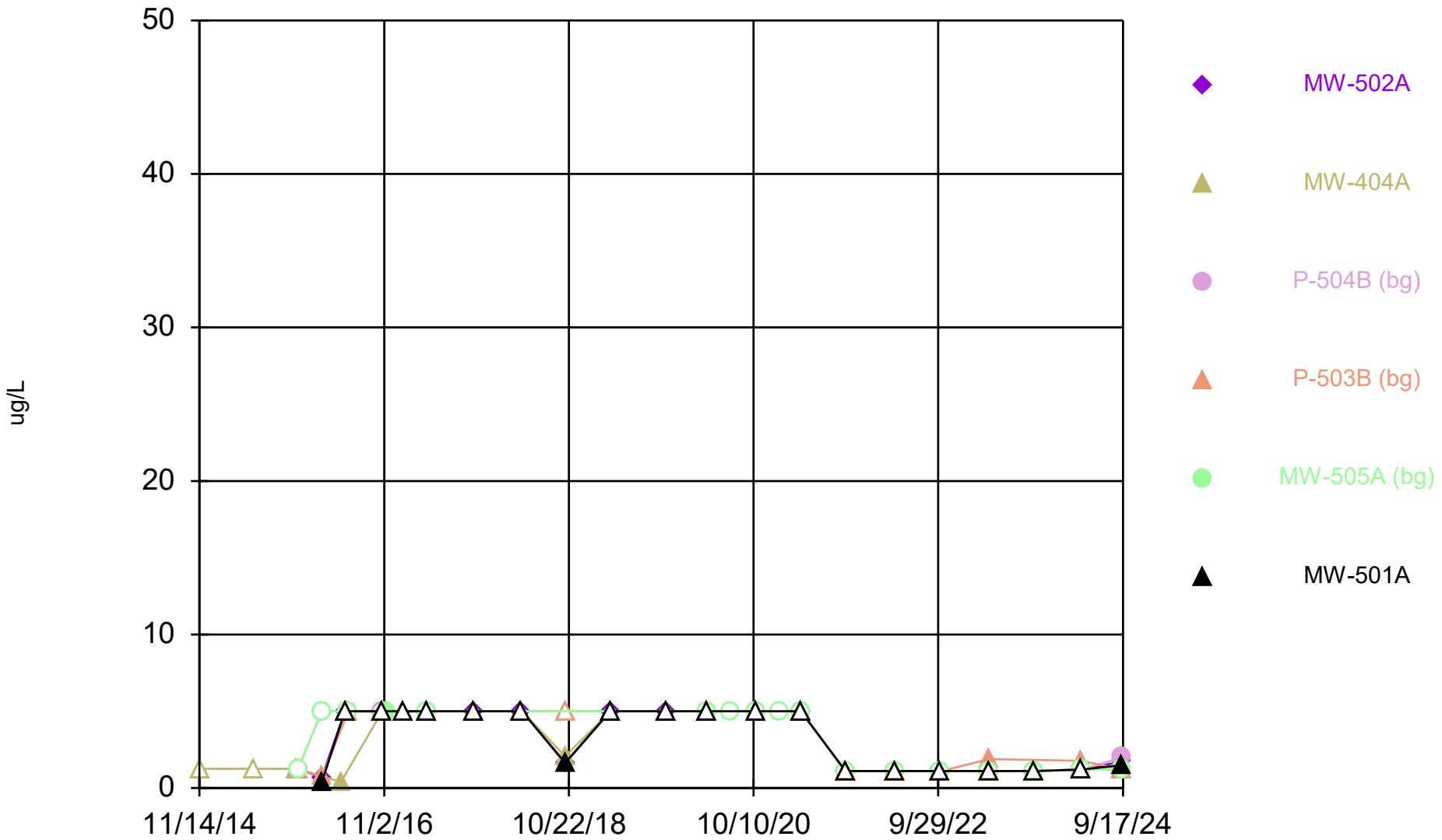

Constituent: Chromium Analysis Run 12/13/2024 1:09 PM View: All Wells - Appendix I Metals

DMASWA Client: DMASWA Data: DMASWA Database_Updated

Sanitas™ v.10.0.15 Software licensed to HDR, Inc. UG
Hollow symbols indicate censored values.

Time Series

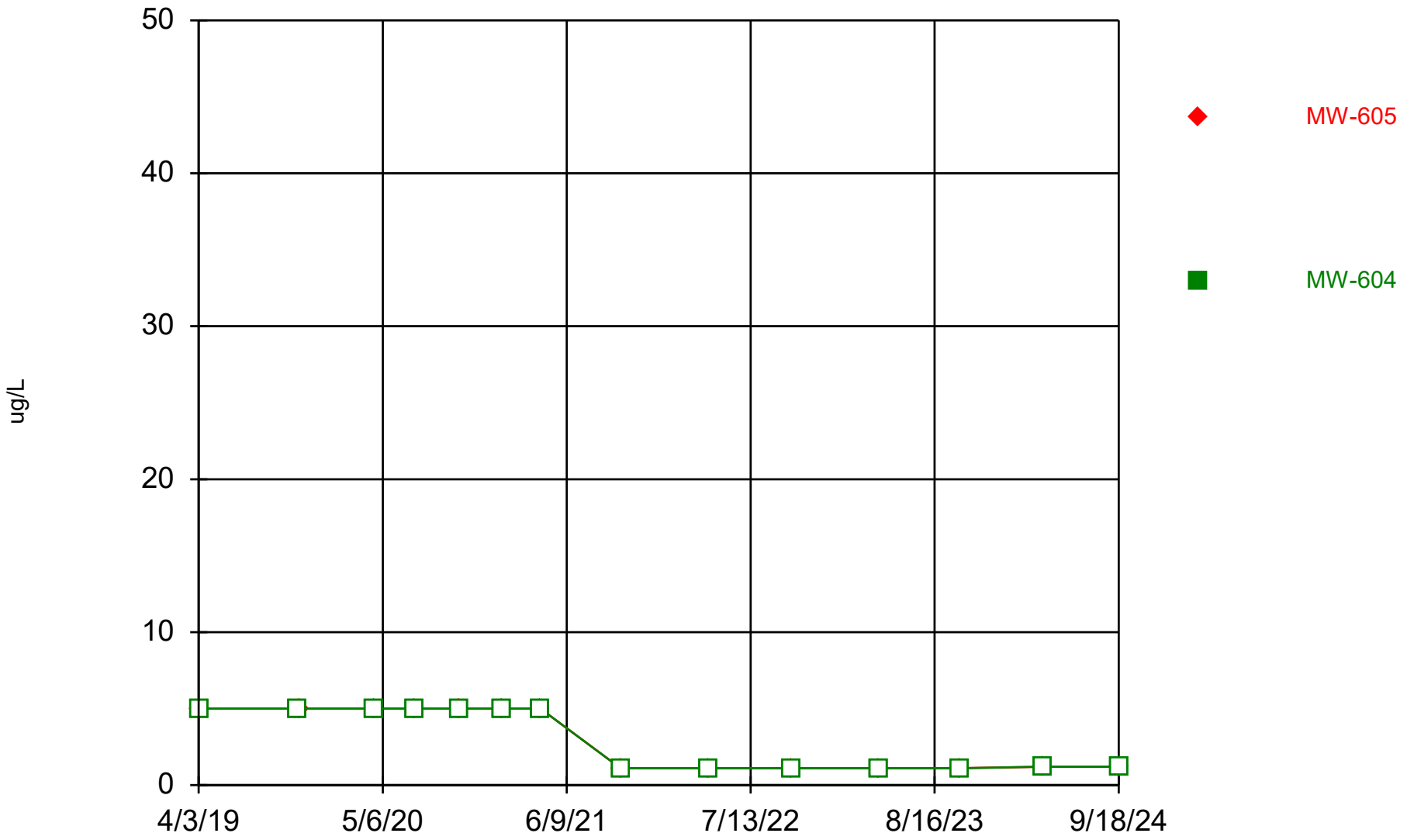

Constituent: Chromium Analysis Run 12/13/2024 1:09 PM View: All Wells - Appendix I Metals
DMASWA Client: DMASWA Data: DMASWA Database_Updated

Sanitas™ v.10.0.15 Software licensed to HDR, Inc. UG
Hollow symbols indicate censored values.

Time Series

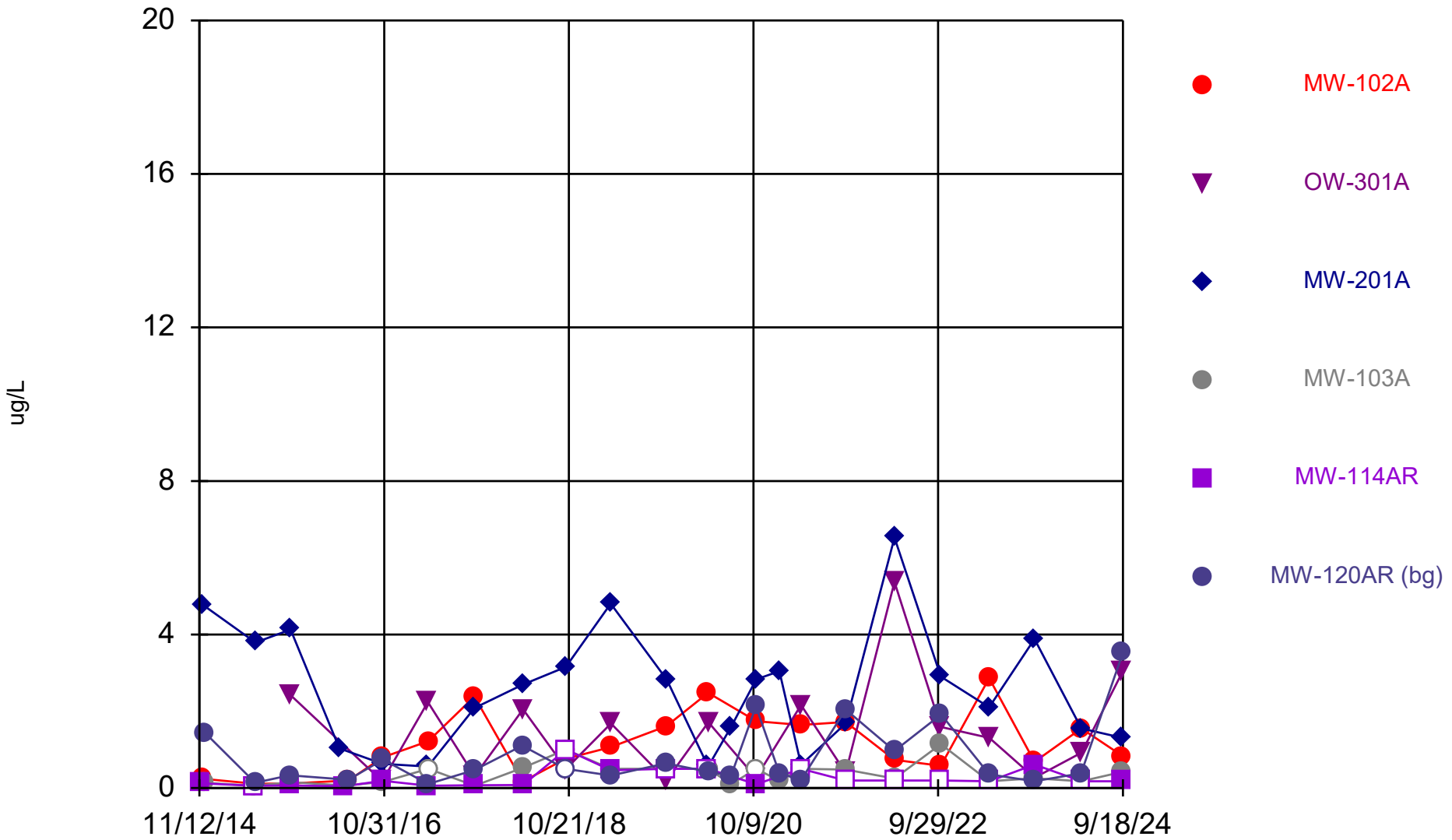

Constituent: Cobalt Analysis Run 12/13/2024 1:09 PM View: All Wells - Appendix I Metals DMASWA Client: DMASWA Data: DMASWA Database_Updated

Sanitas™ v.10.0.15 Software licensed to HDR, Inc. UG
Hollow symbols indicate censored values.

Time Series

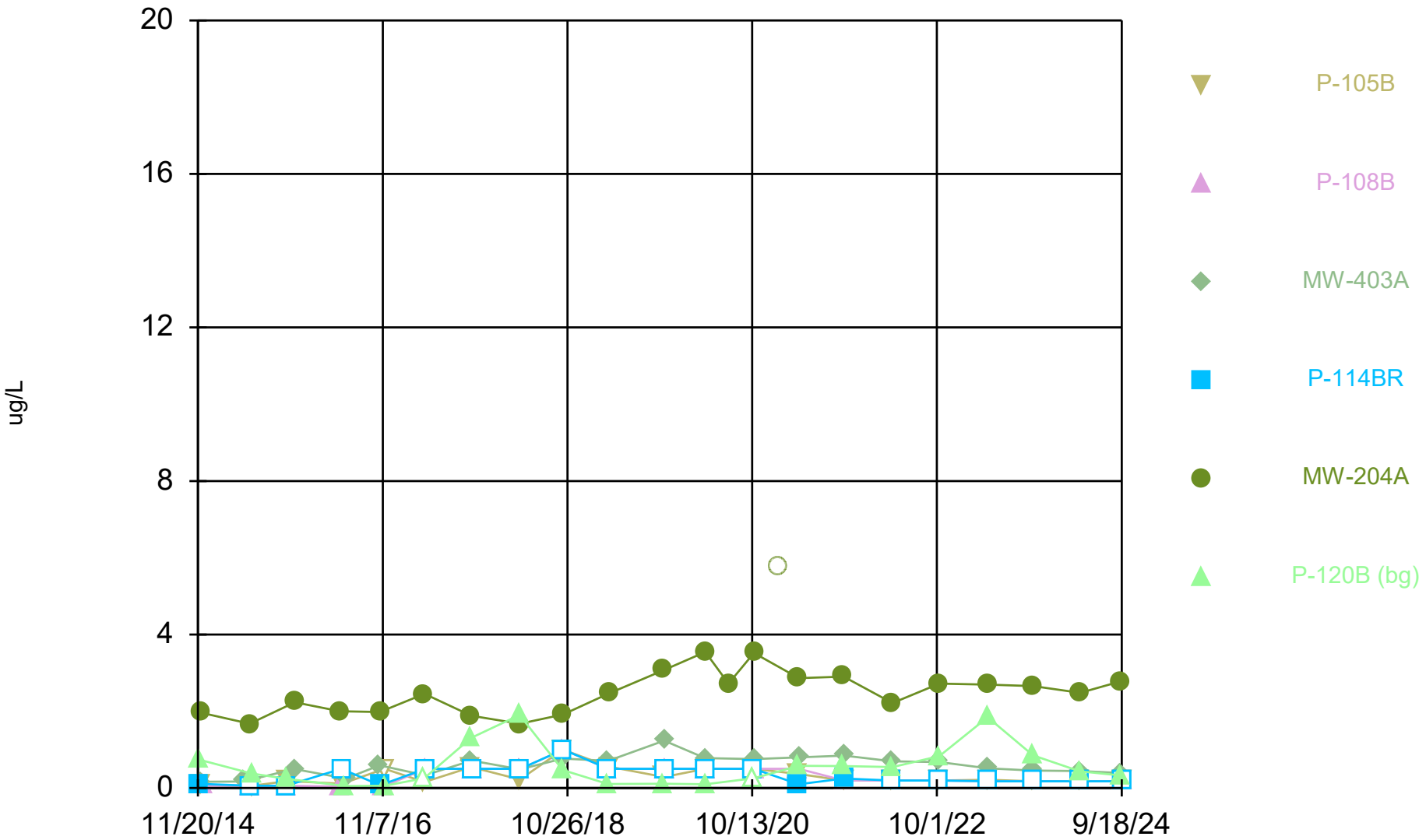

Constituent: Cobalt Analysis Run 12/13/2024 1:09 PM View: All Wells - Appendix I Metals

DMASWA Client: DMASWA Data: DMASWA Database_Updated

Sanitas™ v.10.0.15 Software licensed to HDR, Inc. UG
Hollow symbols indicate censored values.

Time Series

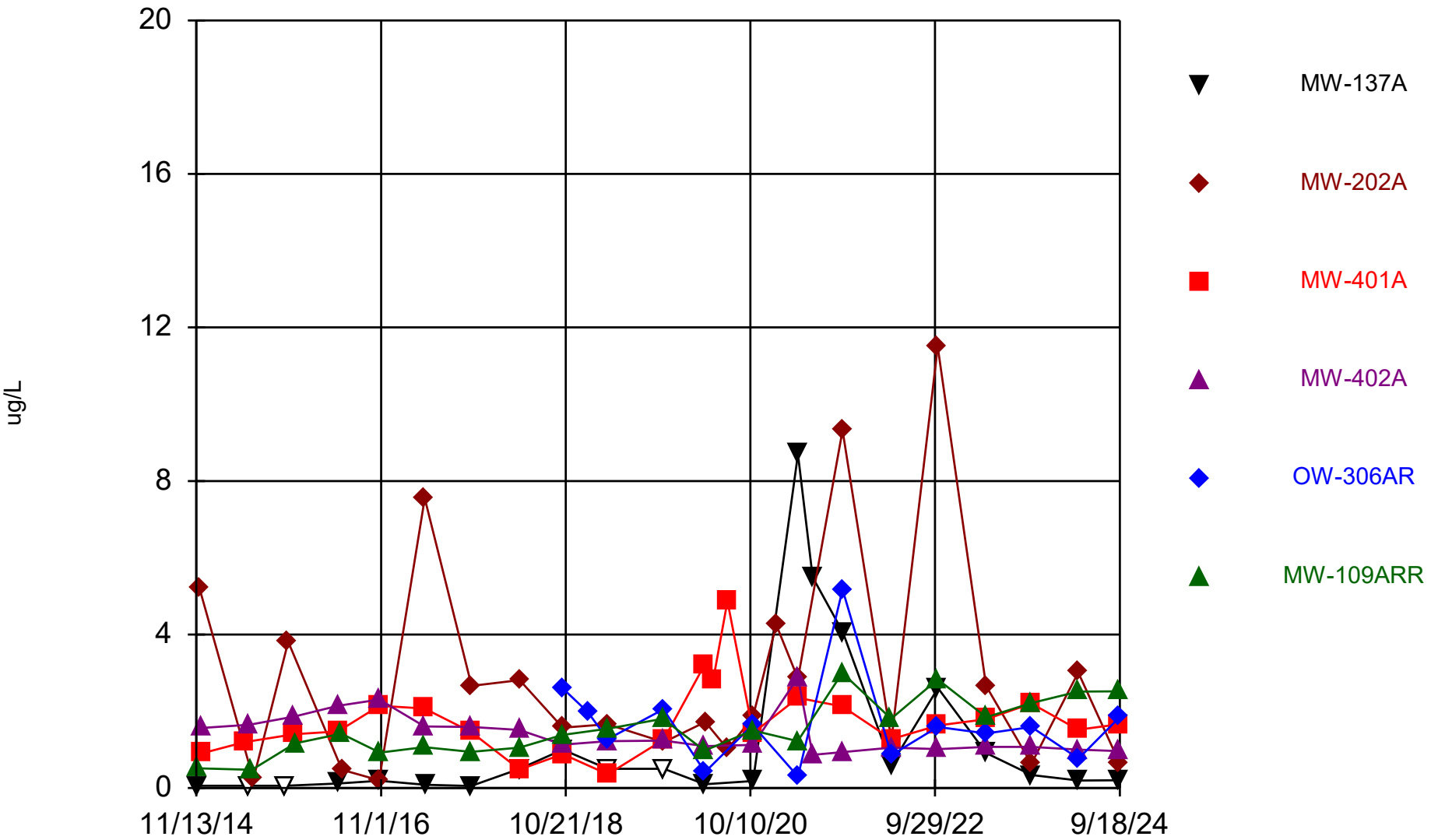

Constituent: Cobalt Analysis Run 12/13/2024 1:09 PM View: All Wells - Appendix I Metals

DMASWA Client: DMASWA Data: DMASWA Database_Updated

Sanitas™ v.10.0.15 Software licensed to HDR, Inc. UG
Hollow symbols indicate censored values.

Time Series

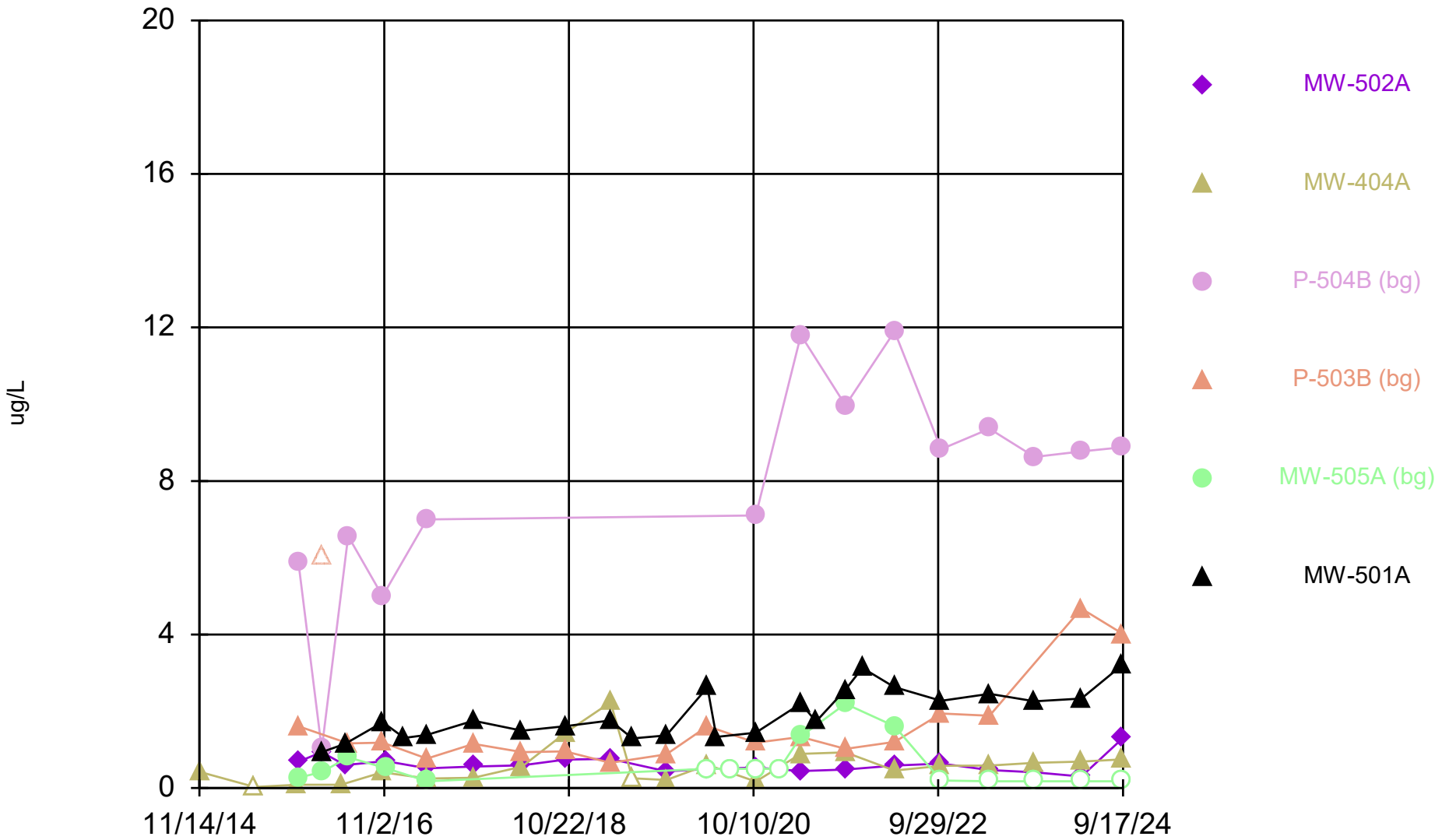

Constituent: Cobalt Analysis Run 12/13/2024 1:09 PM View: All Wells - Appendix I Metals

DMASWA Client: DMASWA Data: DMASWA Database_Updated

Sanitas™ v.10.0.15 Software licensed to HDR, Inc. UG
Hollow symbols indicate censored values.

Time Series

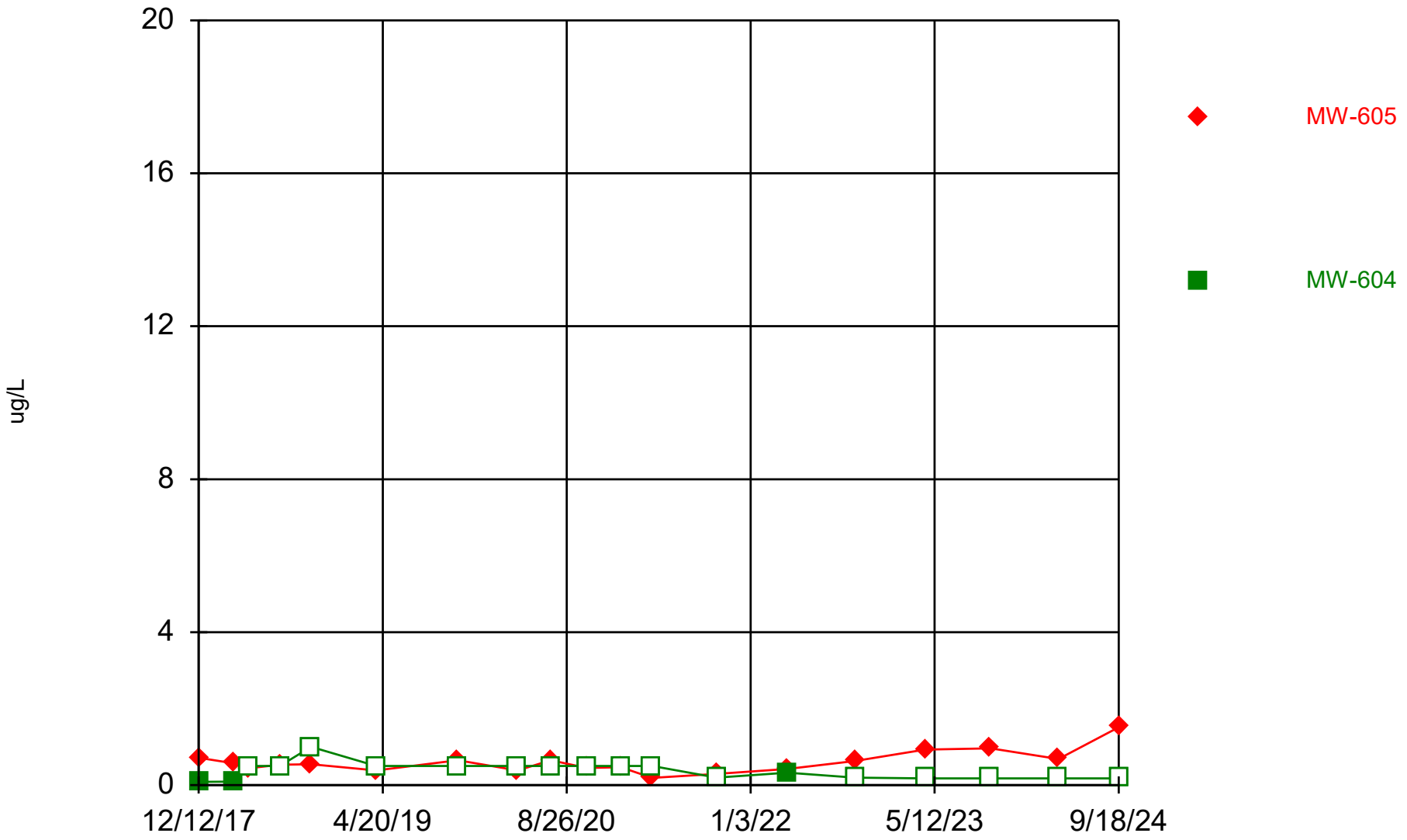

Constituent: Cobalt Analysis Run 12/13/2024 1:09 PM View: All Wells - Appendix I Metals
DMASWA Client: DMASWA Data: DMASWA Database_Updated

Sanitas™ v.10.0.15 Software licensed to HDR, Inc. UG
Hollow symbols indicate censored values.

Time Series

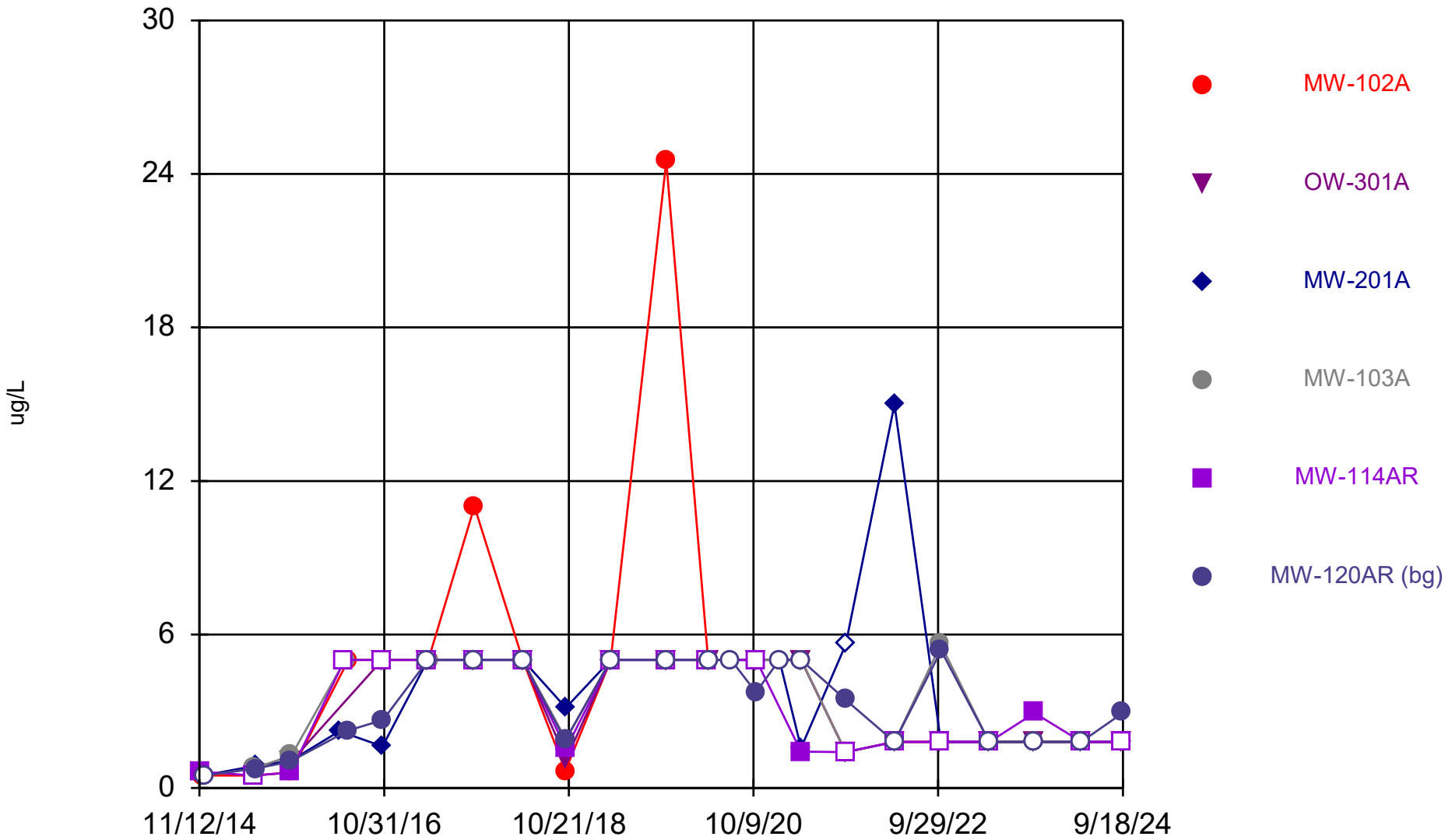

Constituent: Copper Analysis Run 12/13/2024 1:09 PM View: All Wells - Appendix I Metals

DMASWA Client: DMASWA Data: DMASWA Database_Updated

Sanitas™ v.10.0.15 Software licensed to HDR, Inc. UG
Hollow symbols indicate censored values.

Time Series

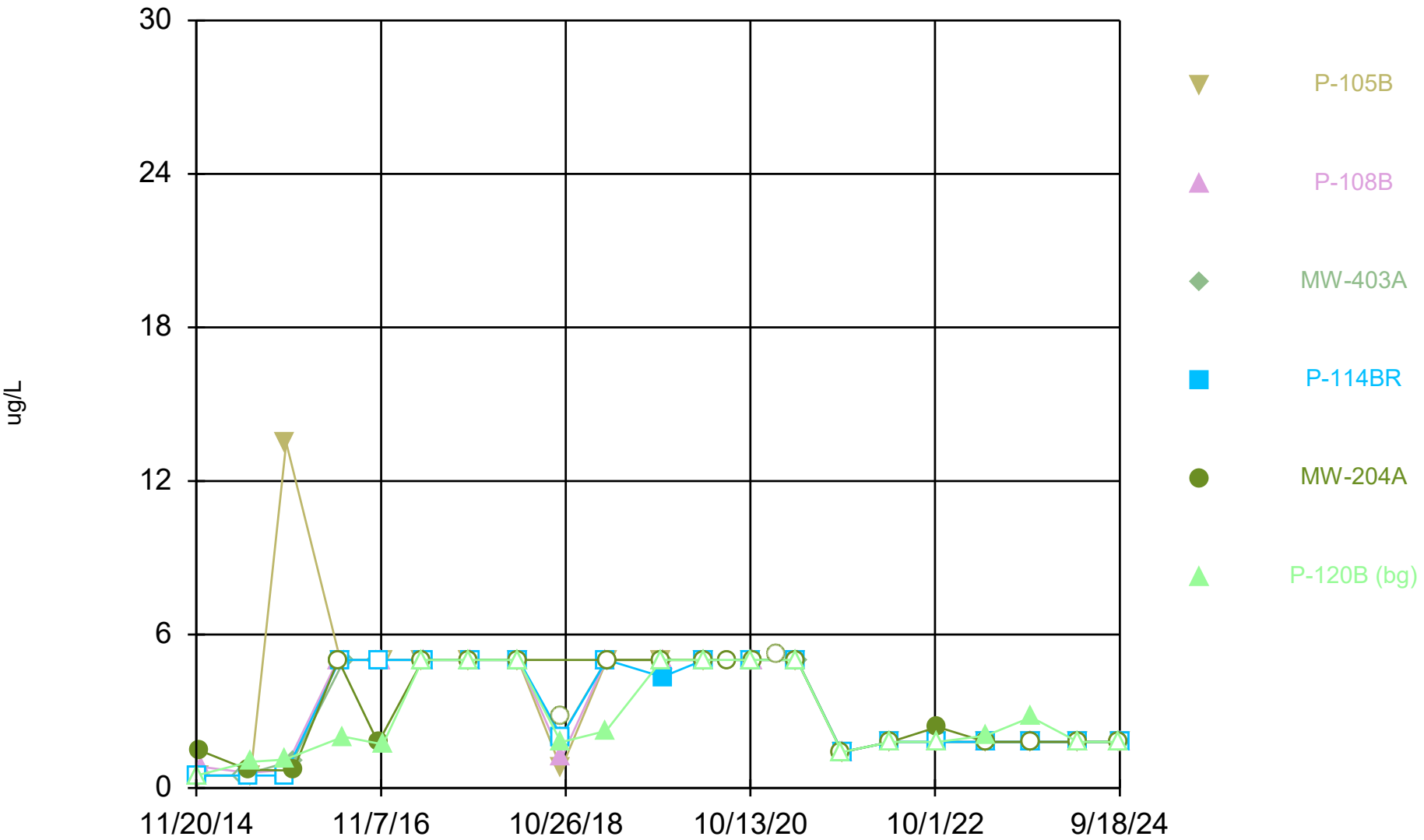

Constituent: Copper Analysis Run 12/13/2024 1:09 PM View: All Wells - Appendix I Metals DMASWA

Client: DMASWA Data: DMASWA Database_Updated

Sanitas™ v.10.0.15 Software licensed to HDR, Inc. UG
Hollow symbols indicate censored values.

Time Series

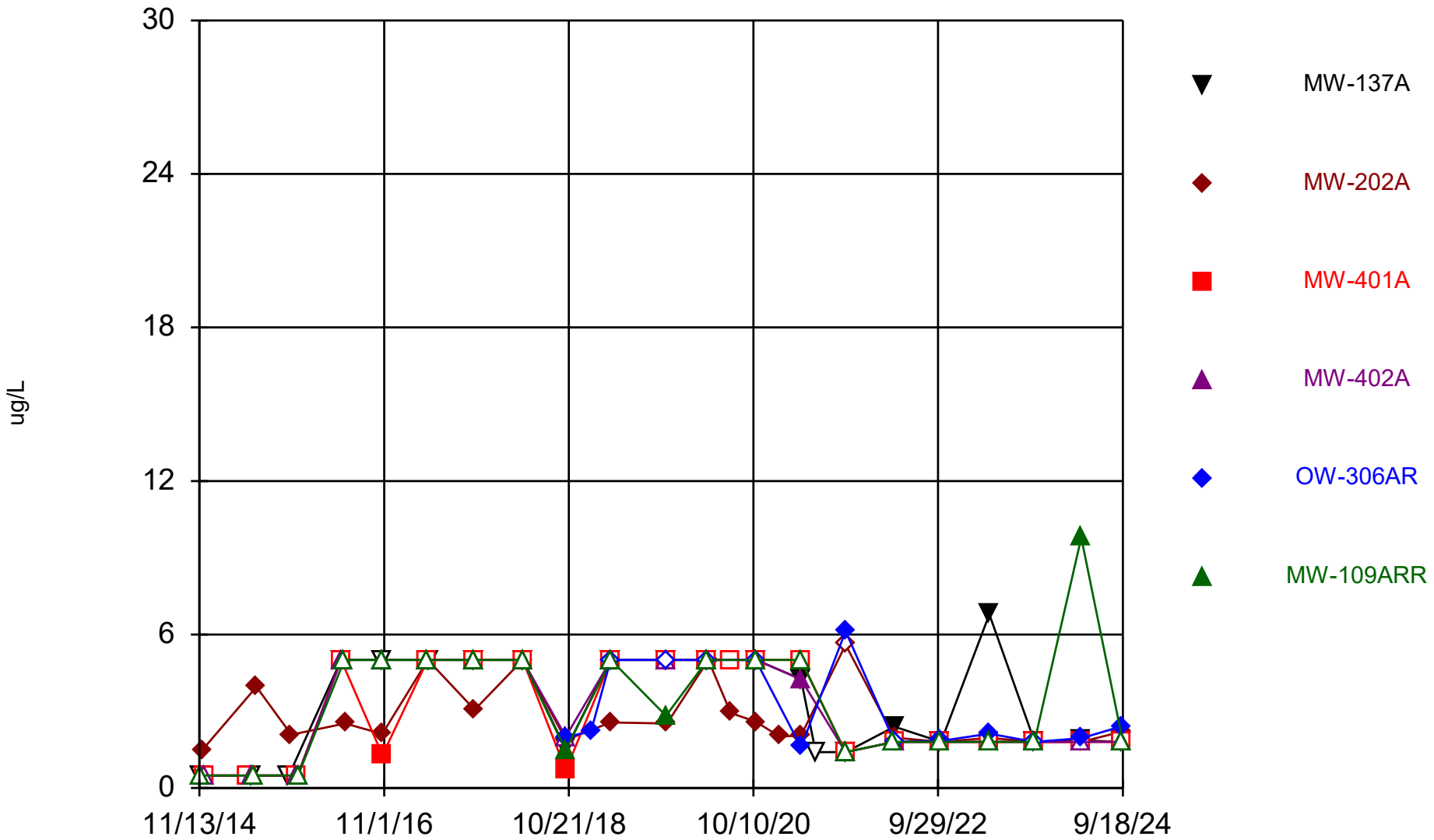

Constituent: Copper Analysis Run 12/13/2024 1:09 PM View: All Wells - Appendix I Metals

DMASWA Client: DMASWA Data: DMASWA Database_Updated

Sanitas™ v.10.0.15 Software licensed to HDR, Inc. UG
Hollow symbols indicate censored values.

Time Series

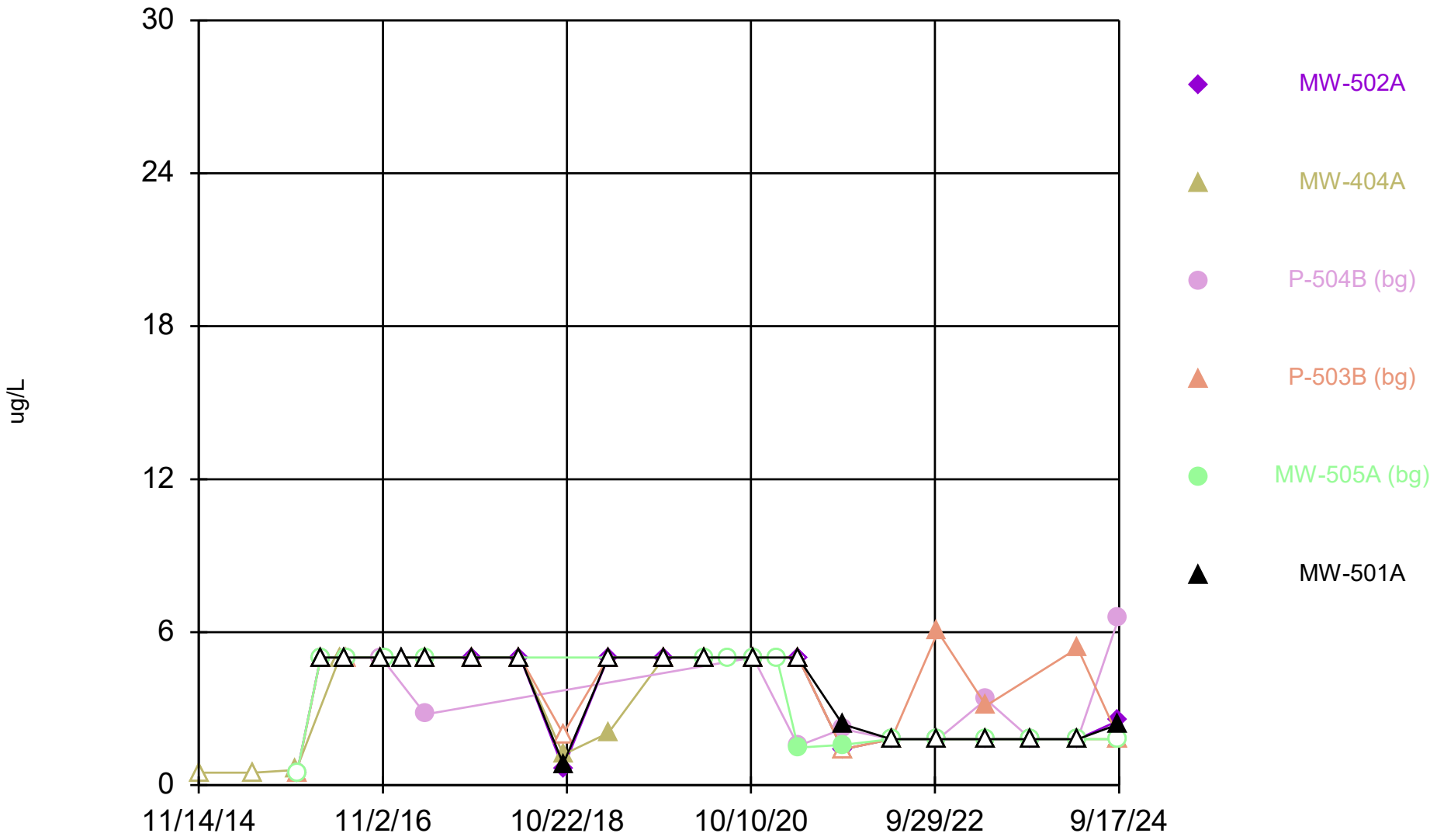

Constituent: Copper Analysis Run 12/13/2024 1:09 PM View: All Wells - Appendix I Metals

DMASWA Client: DMASWA Data: DMASWA Database_Updated

Sanitas™ v.10.0.15 Software licensed to HDR, Inc. UG
Hollow symbols indicate censored values.

Time Series

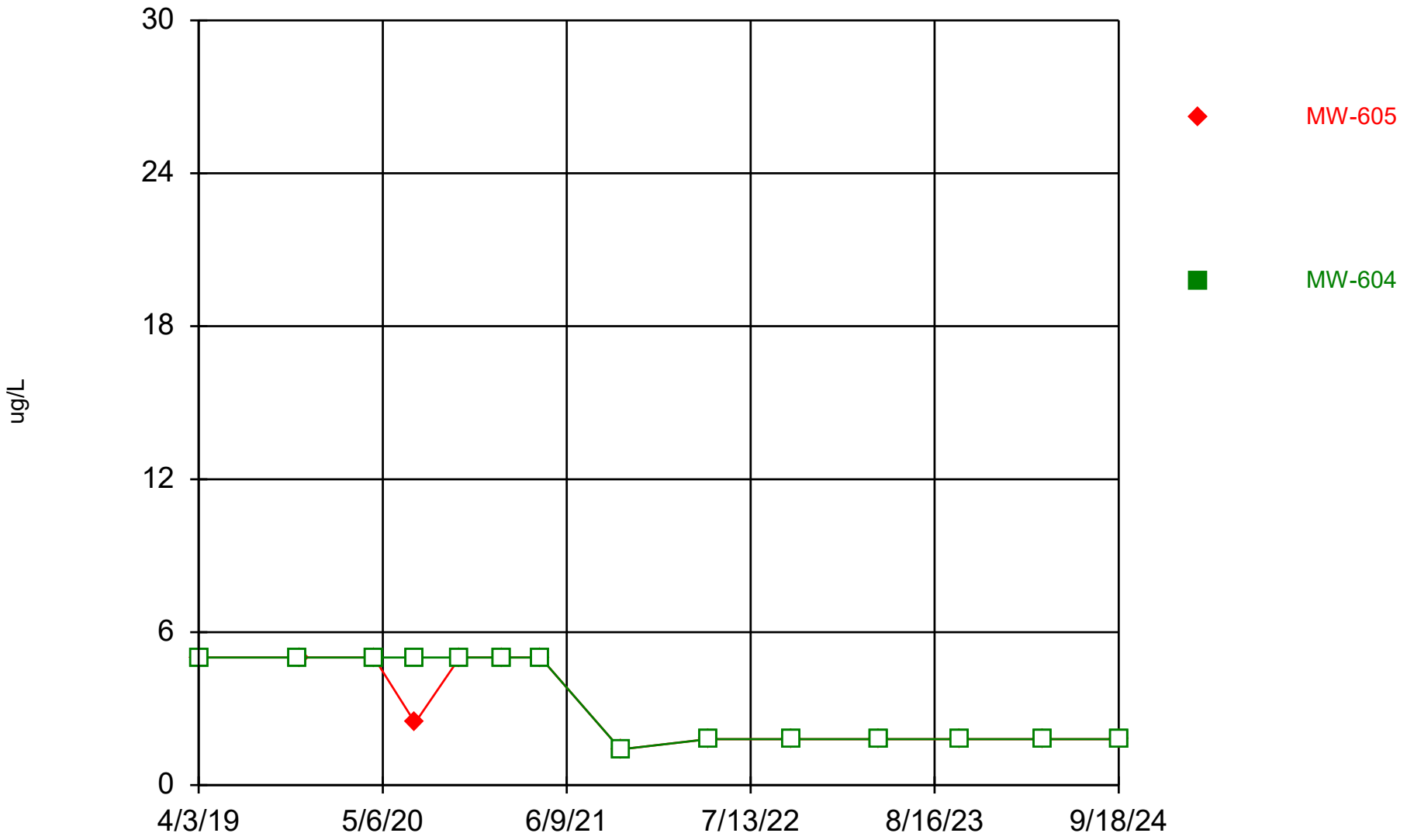

Constituent: Copper Analysis Run 12/13/2024 1:09 PM View: All Wells - Appendix I Metals
DMASWA Client: DMASWA Data: DMASWA Database_Updated

Sanitas™ v.10.0.15 Software licensed to HDR, Inc. UG
Hollow symbols indicate censored values.

Time Series

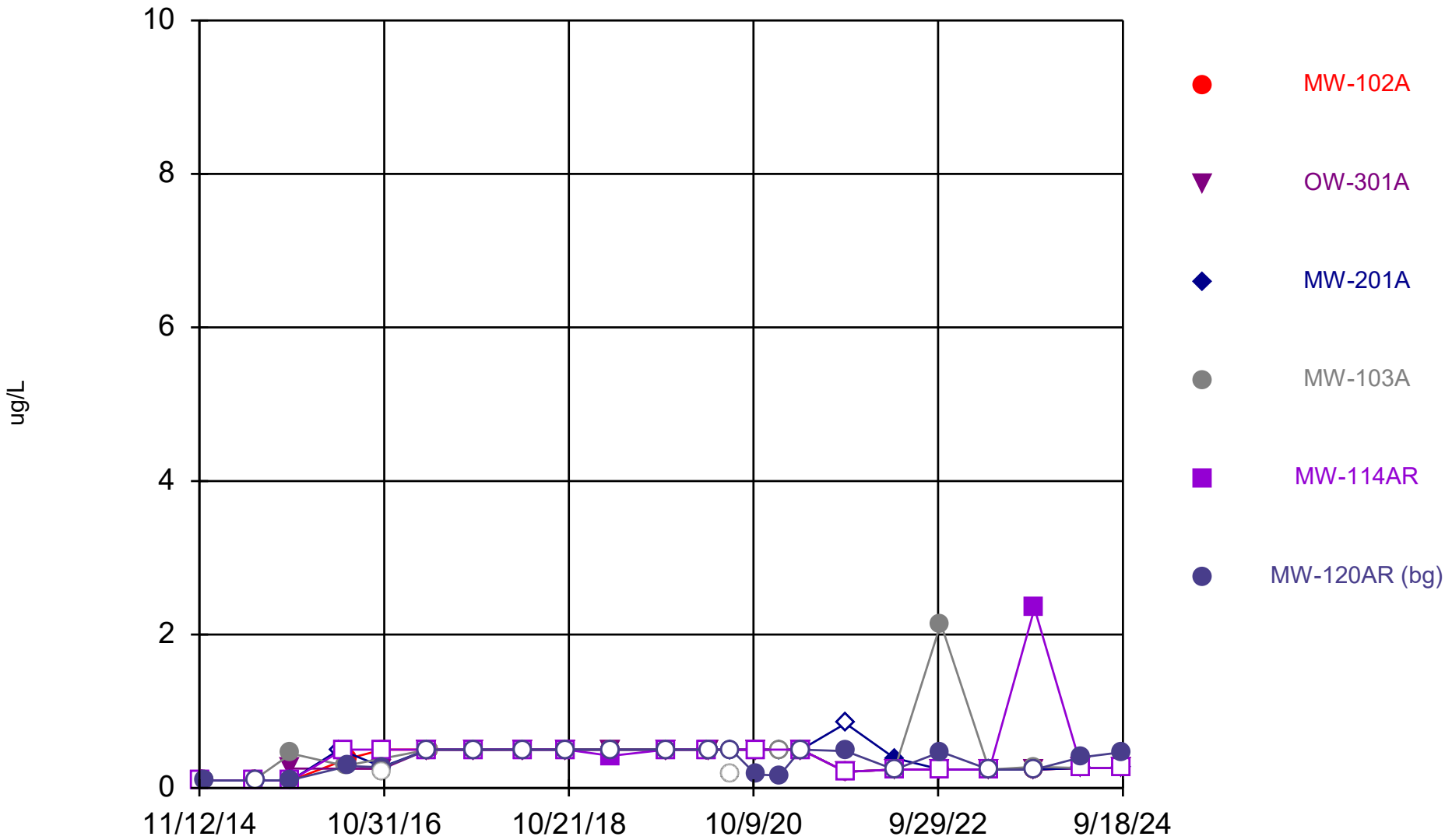

Constituent: Lead Analysis Run 12/13/2024 1:09 PM View: All Wells - Appendix I Metals

DMASWA Client: DMASWA Data: DMASWA Database_Updated

Sanitas™ v.10.0.15 Software licensed to HDR, Inc. UG
Hollow symbols indicate censored values.

Time Series

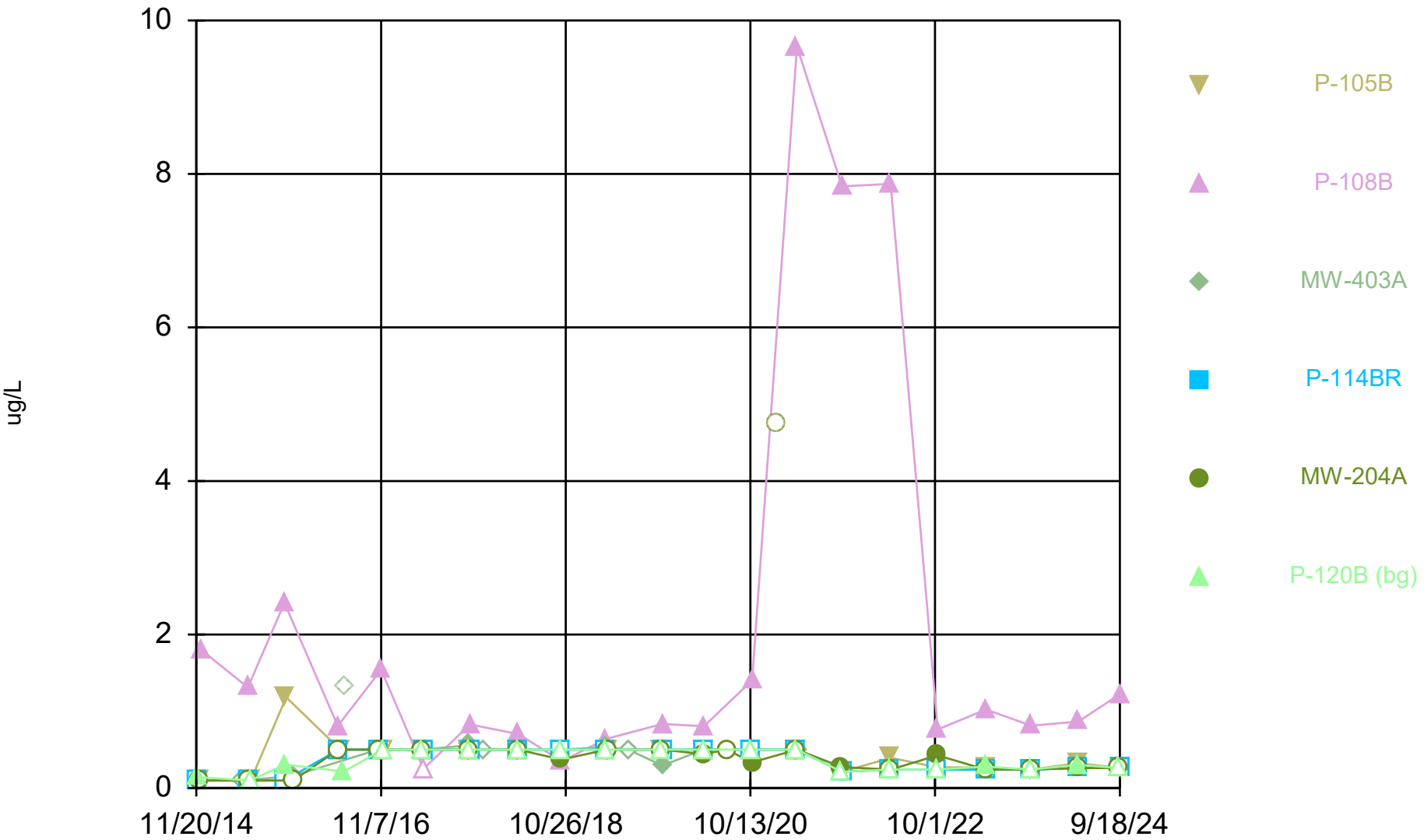

Constituent: Lead Analysis Run 12/13/2024 1:09 PM View: All Wells - Appendix I Metals

DMASWA Client: DMASWA Data: DMASWA Database_Updated

Sanitas™ v.10.0.15 Software licensed to HDR, Inc. UG
Hollow symbols indicate censored values.

Time Series

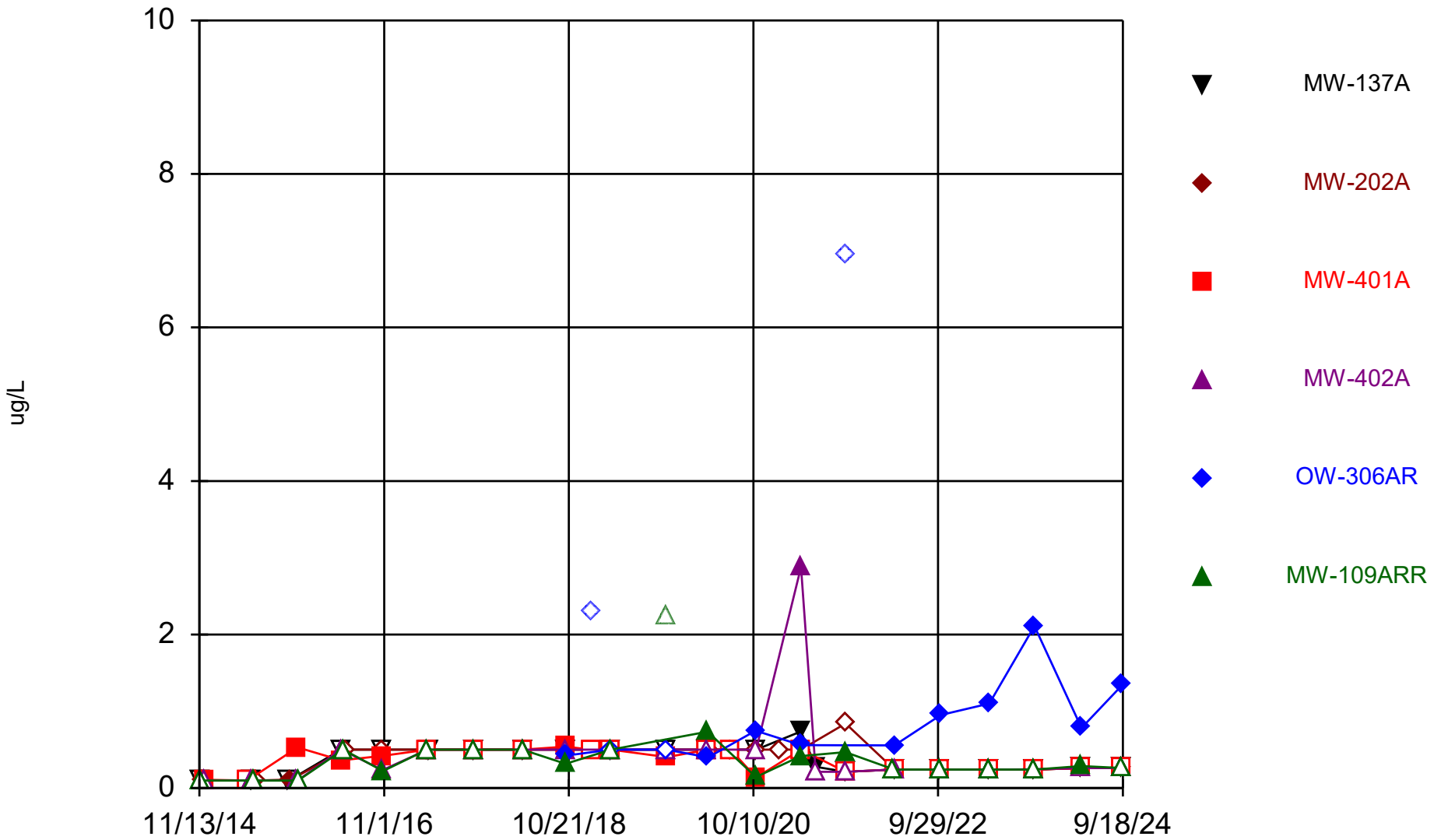

Constituent: Lead Analysis Run 12/13/2024 1:09 PM View: All Wells - Appendix I Metals

DMASWA Client: DMASWA Data: DMASWA Database_Updated

Sanitas™ v.10.0.15 Software licensed to HDR, Inc. UG
Hollow symbols indicate censored values.

Time Series

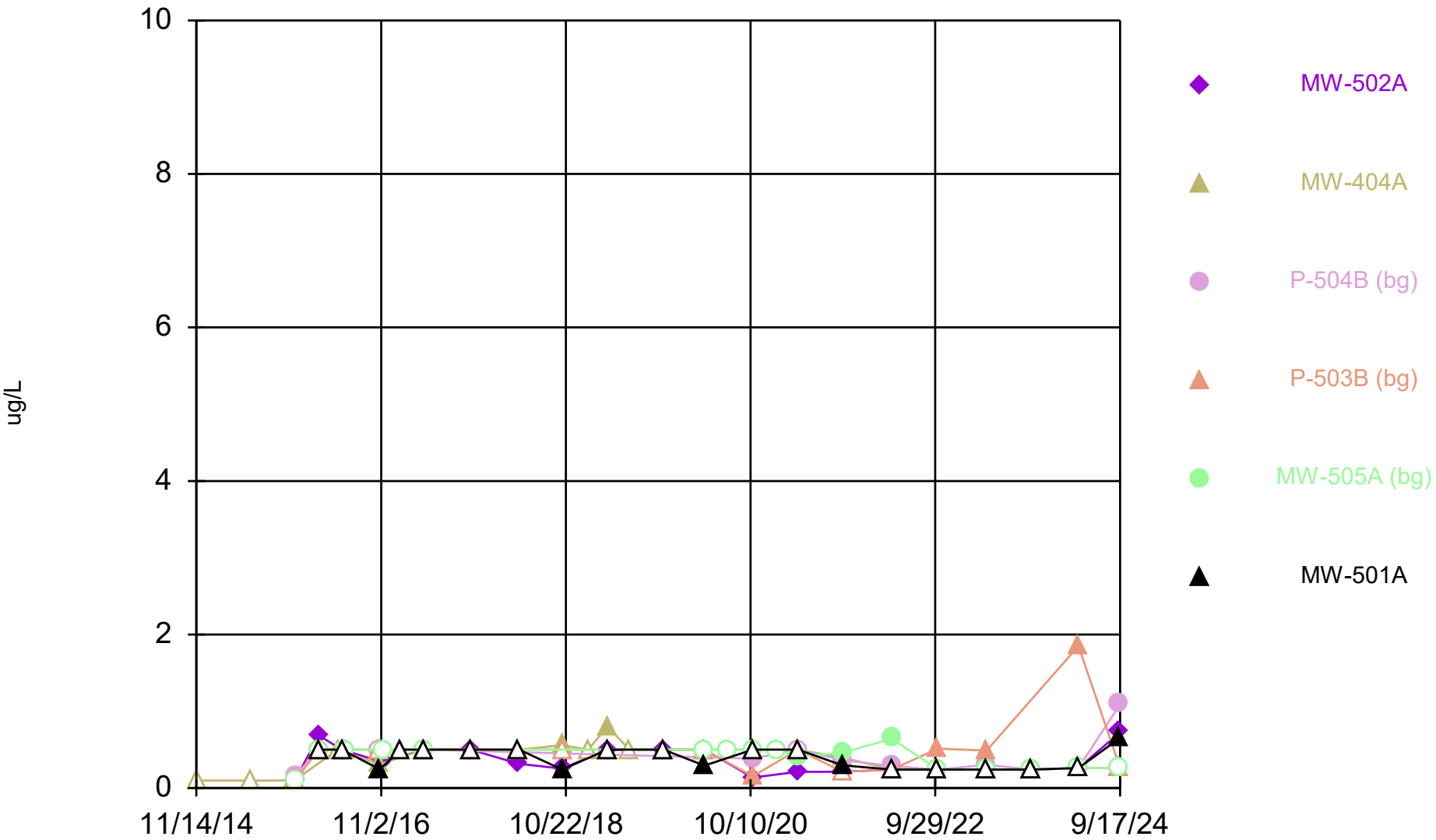

Constituent: Lead Analysis Run 12/13/2024 1:09 PM View: All Wells - Appendix I Metals
DMASWA Client: DMASWA Data: DMASWA Database_Updated

Sanitas™ v.10.0.15 Software licensed to HDR, Inc. UG
Hollow symbols indicate censored values.

Time Series

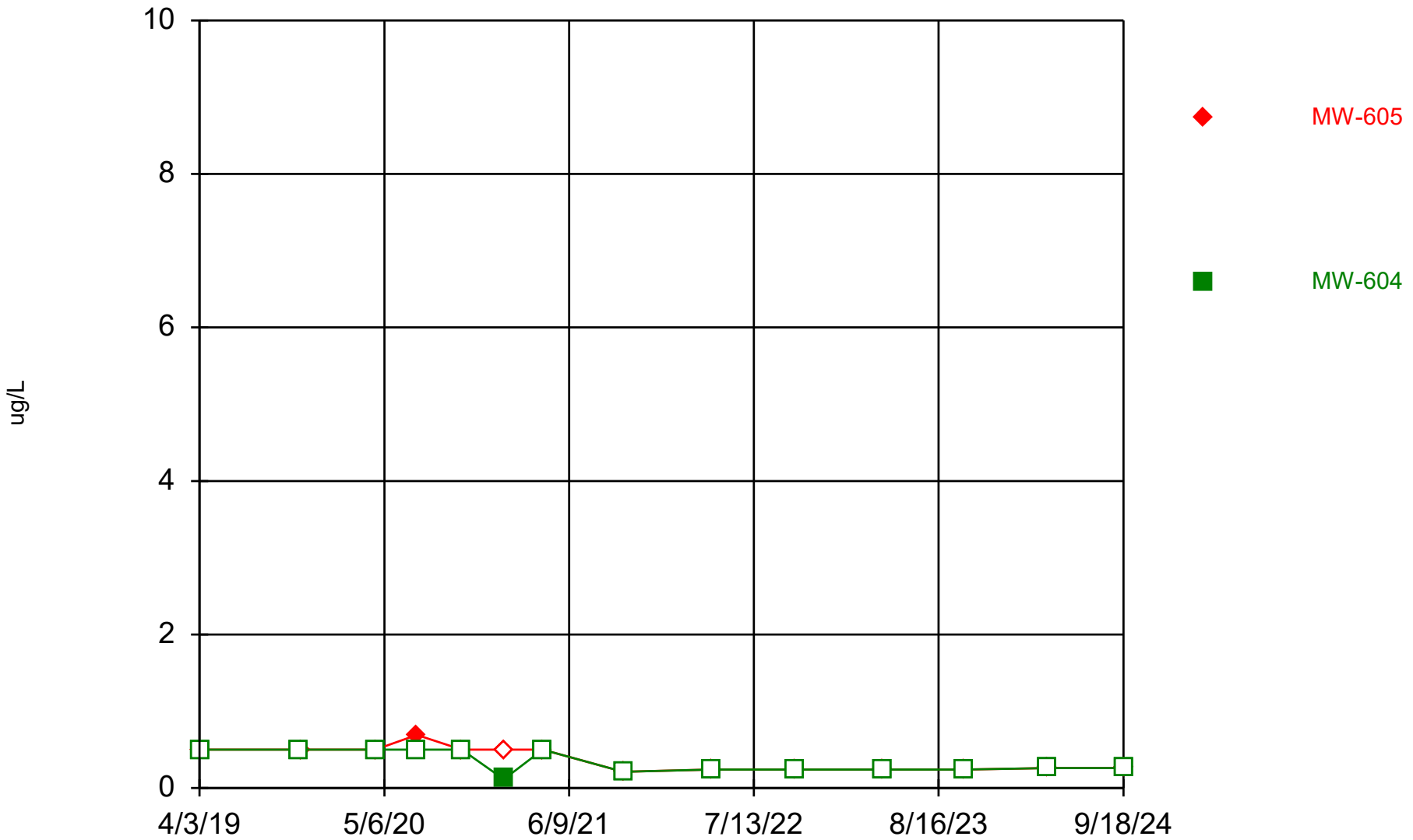

Constituent: Lead Analysis Run 12/13/2024 1:09 PM View: All Wells - Appendix I Metals

DMASWA Client: DMASWA Data: DMASWA Database_Updated

Sanitas™ v.10.0.15 Software licensed to HDR, Inc. UG
Hollow symbols indicate censored values.

Time Series

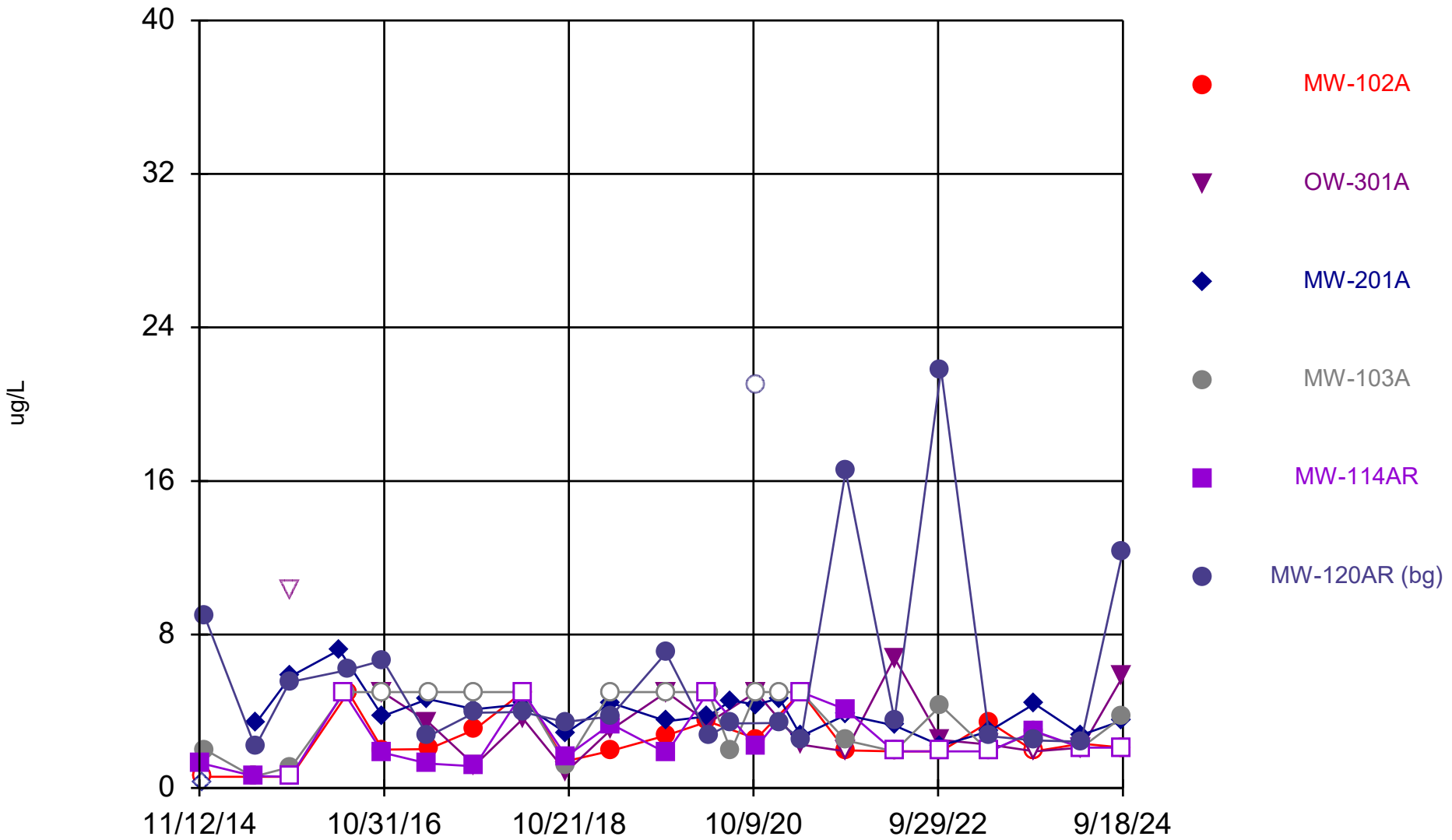

Constituent: Nickel Analysis Run 12/13/2024 1:09 PM View: All Wells - Appendix I Metals

DMASWA Client: DMASWA Data: DMASWA Database_Updated

Sanitas™ v.10.0.15 Software licensed to HDR, Inc. UG
Hollow symbols indicate censored values.

Time Series

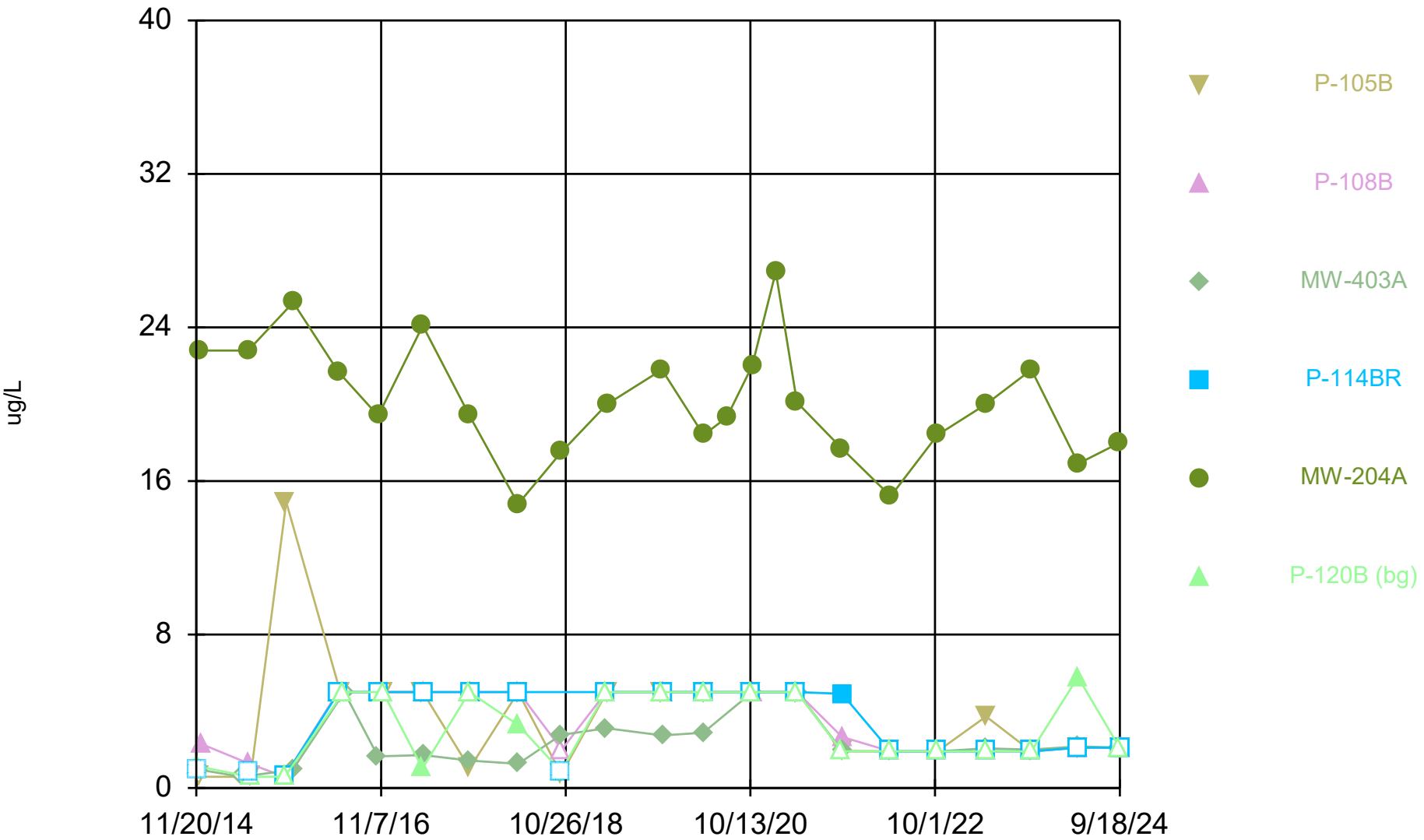

Constituent: Nickel Analysis Run 12/13/2024 1:10 PM View: All Wells - Appendix I Metals

DMASWA Client: DMASWA Data: DMASWA Database_Updated

Sanitas™ v.10.0.15 Software licensed to HDR, Inc. UG
Hollow symbols indicate censored values.

Time Series

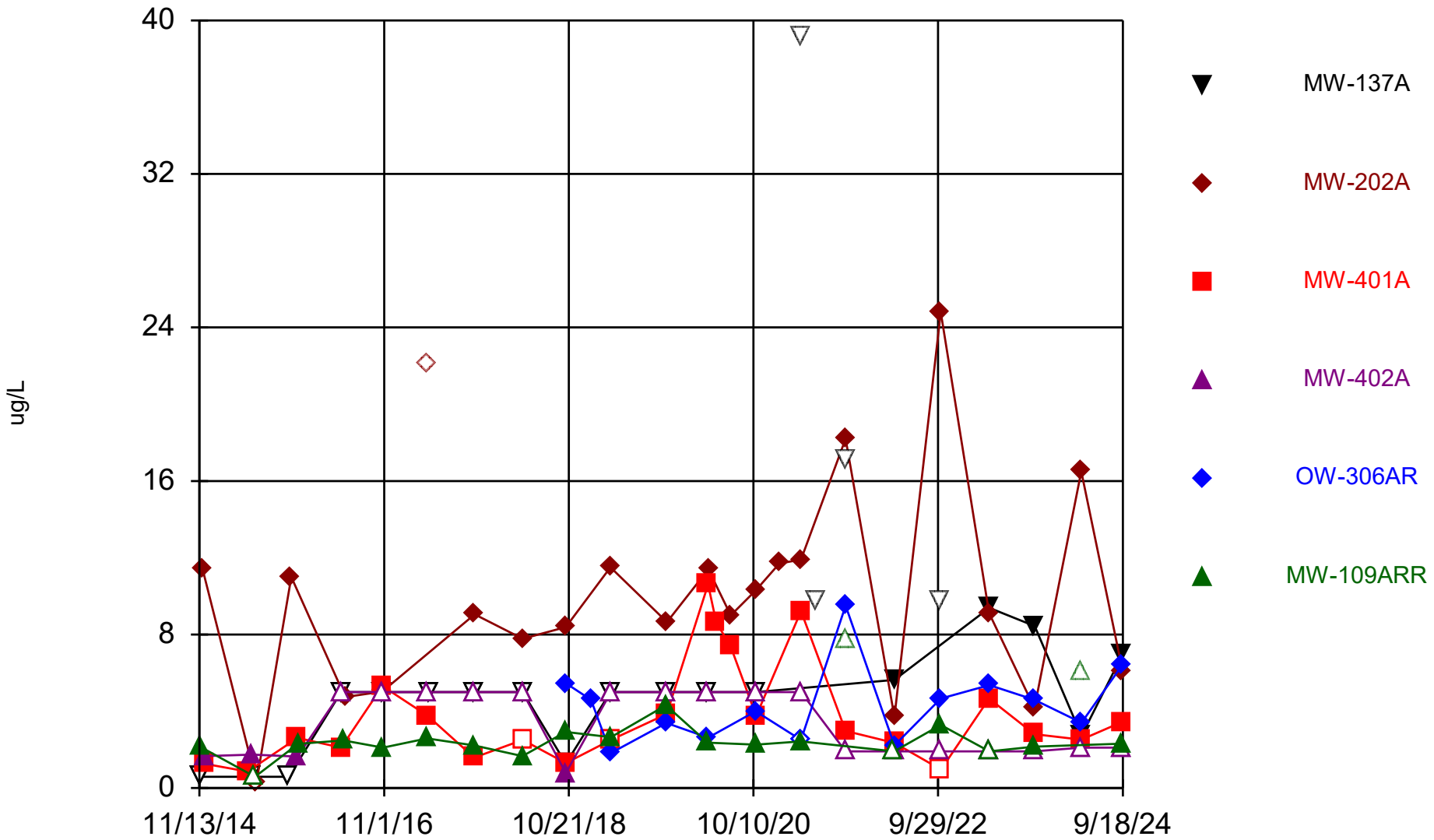

Constituent: Nickel Analysis Run 12/13/2024 1:10 PM View: All Wells - Appendix I Metals

DMASWA Client: DMASWA Data: DMASWA Database_Updated

Sanitas™ v.10.0.15 Software licensed to HDR, Inc. UG
Hollow symbols indicate censored values.

Time Series

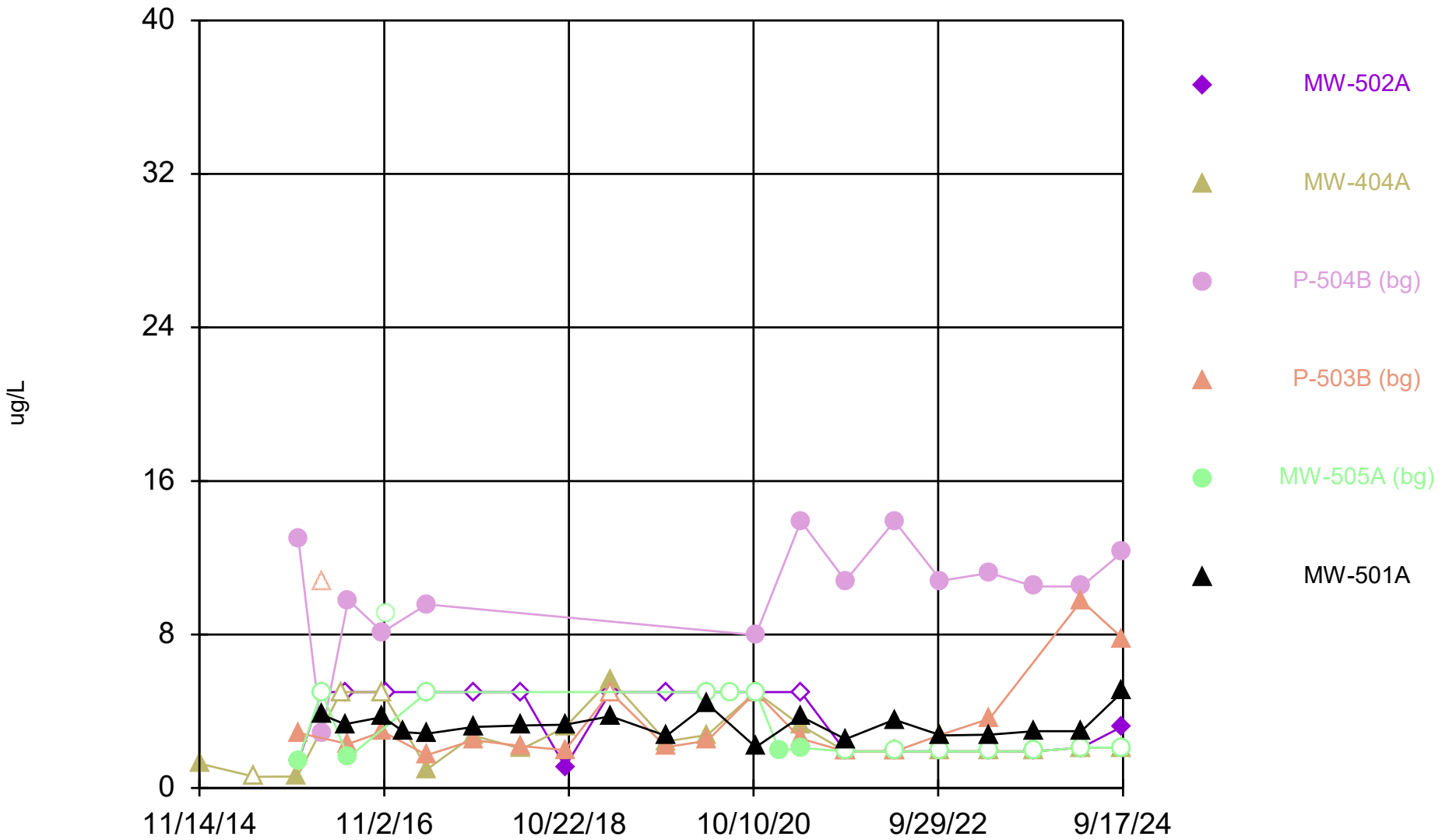

Constituent: Nickel Analysis Run 12/13/2024 1:10 PM View: All Wells - Appendix I Metals

DMASWA Client: DMASWA Data: DMASWA Database_Updated

Sanitas™ v.10.0.15 Software licensed to HDR, Inc. UG
Hollow symbols indicate censored values.

Time Series

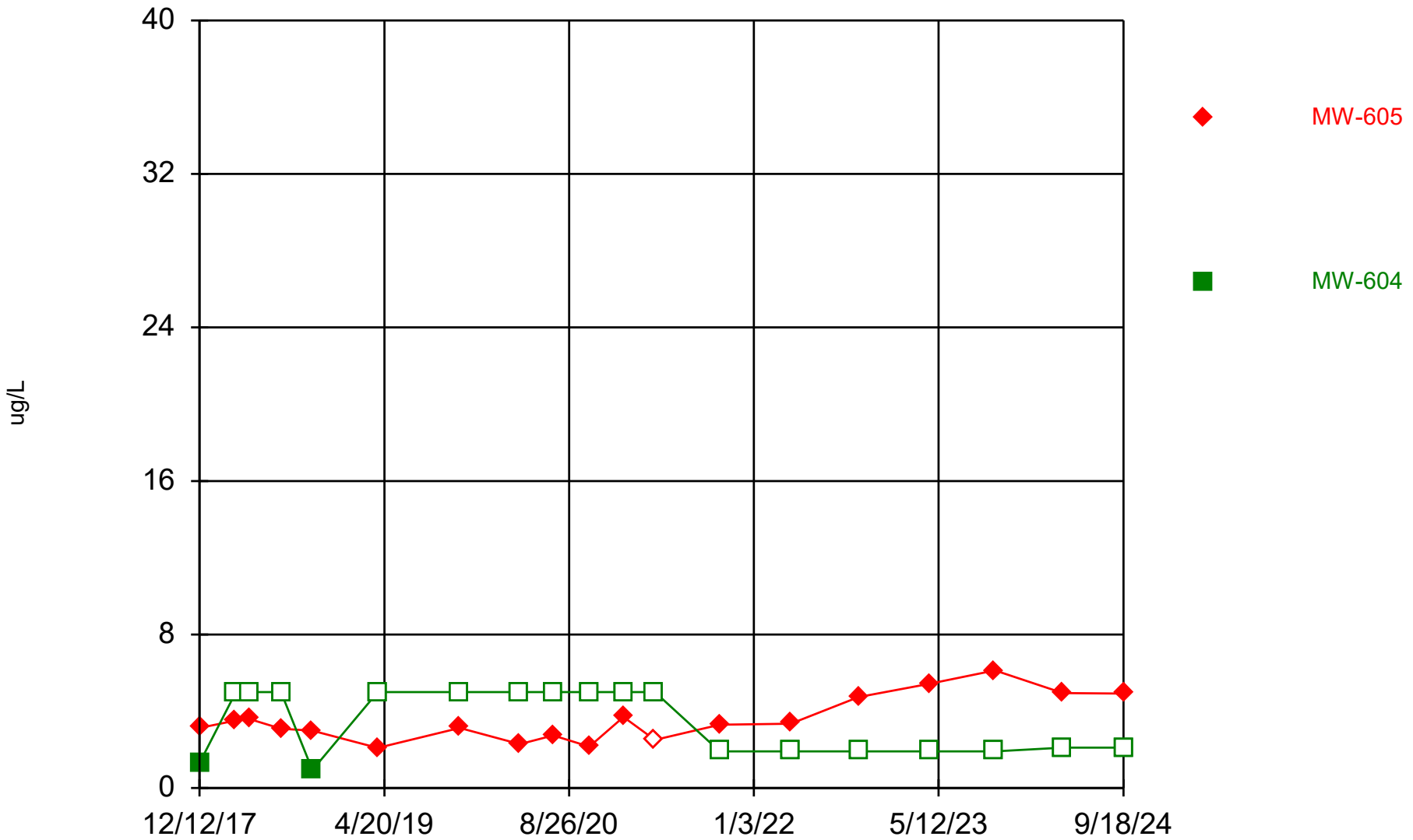

Constituent: Nickel Analysis Run 12/13/2024 1:10 PM View: All Wells - Appendix I Metals

DMASWA Client: DMASWA Data: DMASWA Database_Updated

Sanitas™ v.10.0.15 Software licensed to HDR, Inc. UG
Hollow symbols indicate censored values.

Time Series

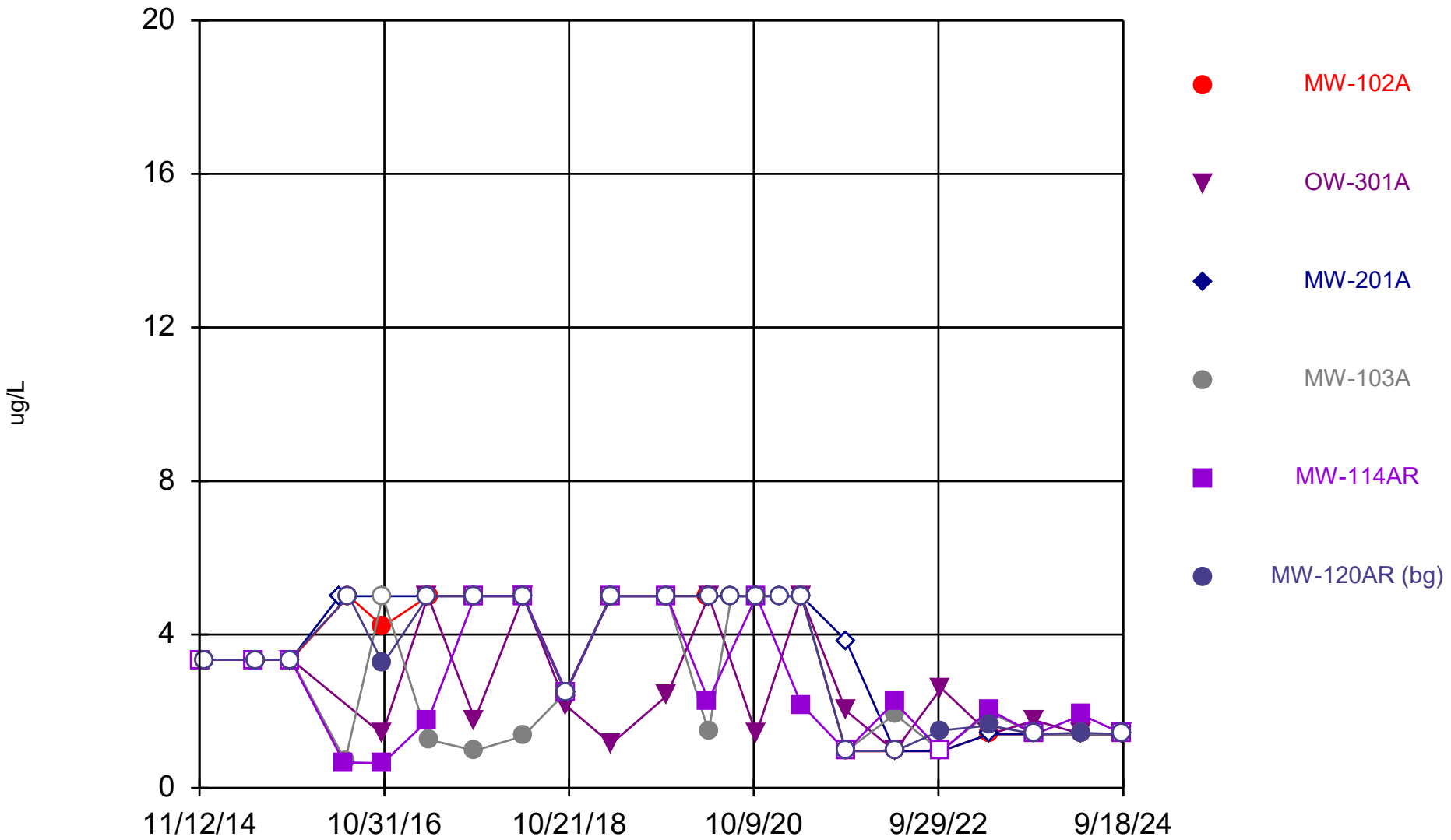

Constituent: Selenium Analysis Run 12/13/2024 1:10 PM View: All Wells - Appendix I Metals

DMASWA Client: DMASWA Data: DMASWA Database_Updated

Sanitas™ v.10.0.15 Software licensed to HDR, Inc. UG
Hollow symbols indicate censored values.

Time Series

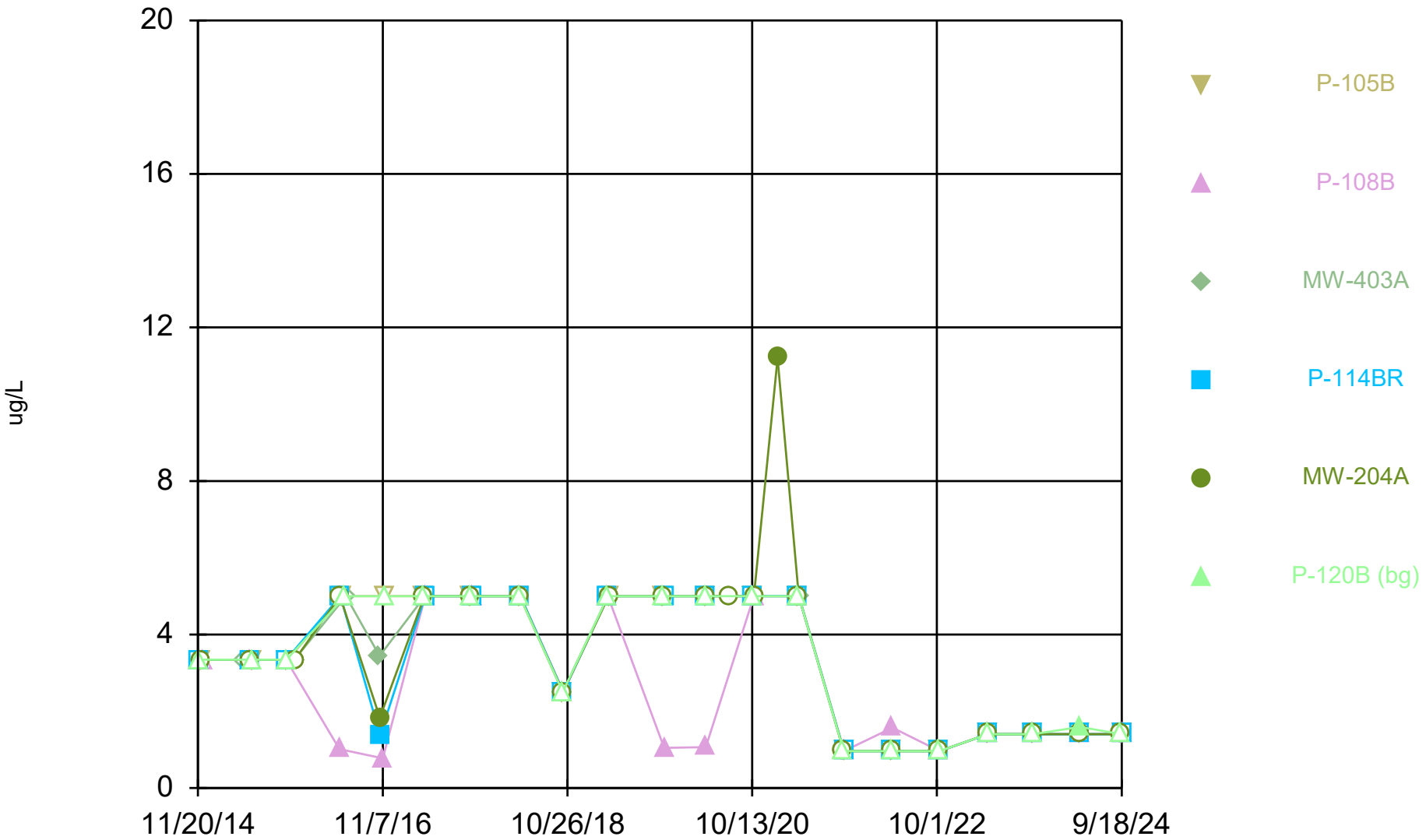

Constituent: Selenium Analysis Run 12/13/2024 1:10 PM View: All Wells - Appendix I Metals

DMASWA Client: DMASWA Data: DMASWA Database_Updated

Sanitas™ v.10.0.15 Software licensed to HDR, Inc. UG
Hollow symbols indicate censored values.

Time Series

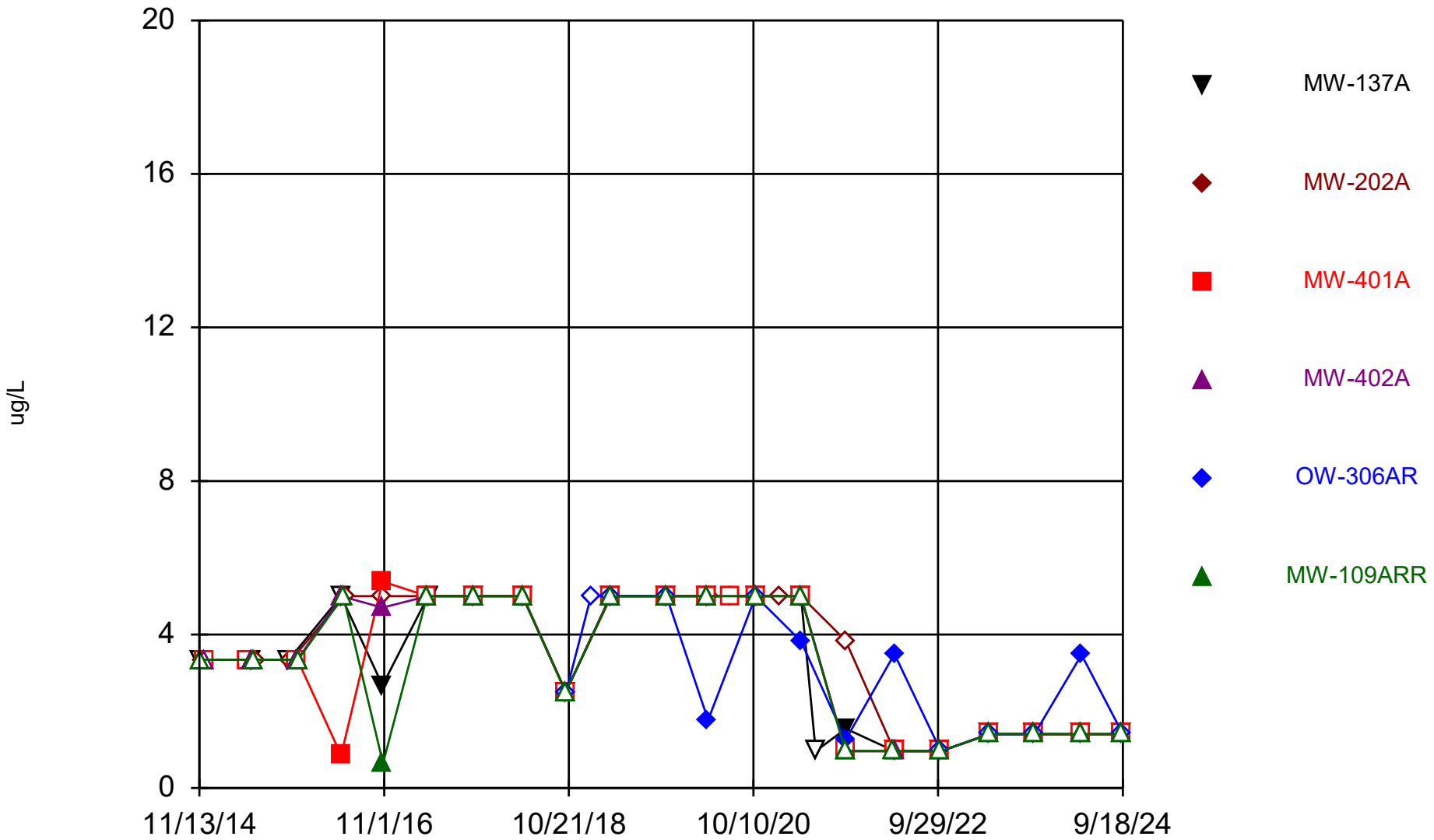

Constituent: Selenium Analysis Run 12/13/2024 1:10 PM View: All Wells - Appendix I Metals

DMASWA Client: DMASWA Data: DMASWA Database_Updated

Sanitas™ v.10.0.15 Software licensed to HDR, Inc. UG
Hollow symbols indicate censored values.

Time Series

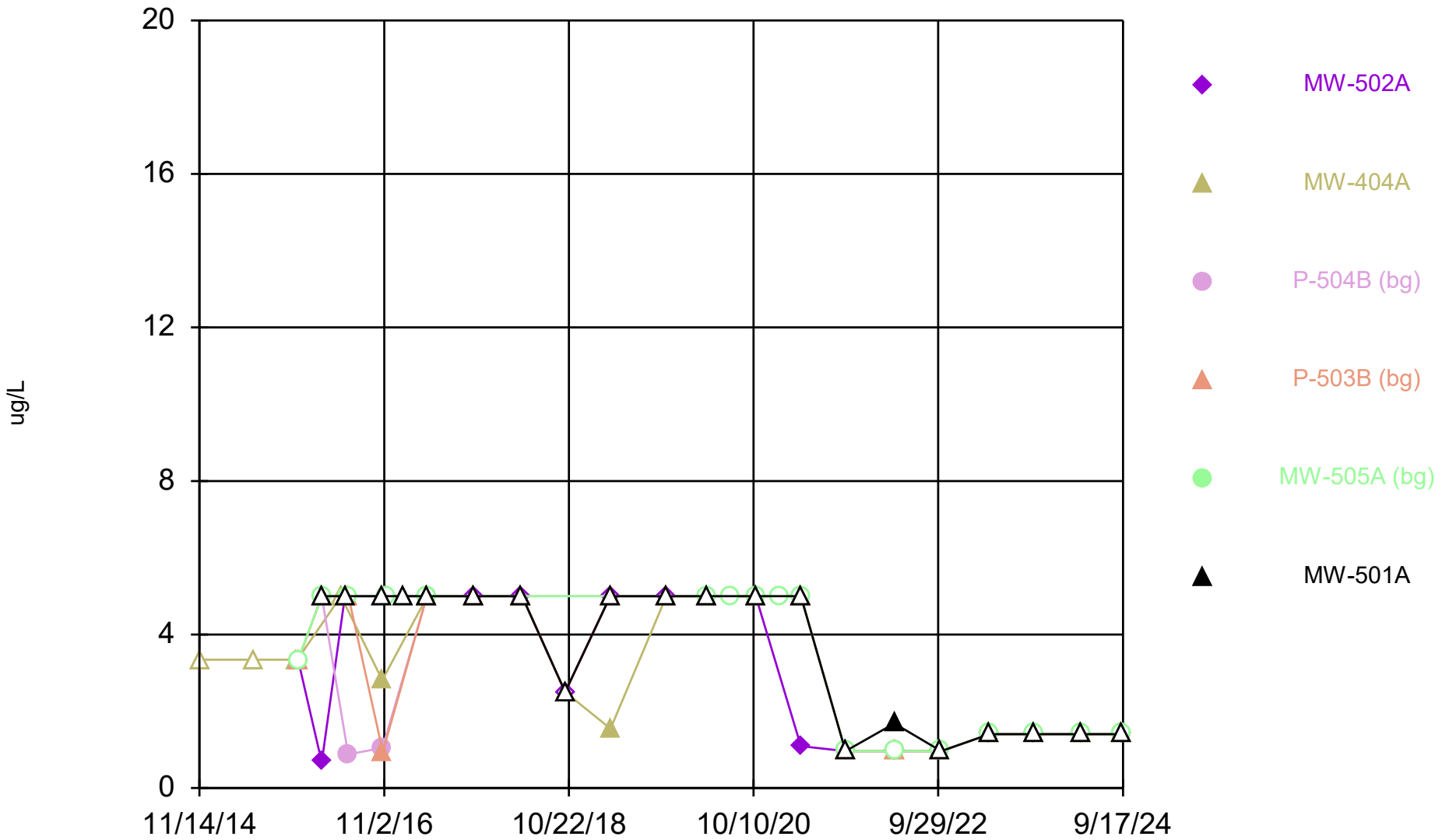

Constituent: Selenium Analysis Run 12/13/2024 1:10 PM View: All Wells - Appendix I Metals

DMASWA Client: DMASWA Data: DMASWA Database_Updated

Sanitas™ v.10.0.15 Software licensed to HDR, Inc. UG
Hollow symbols indicate censored values.

Time Series

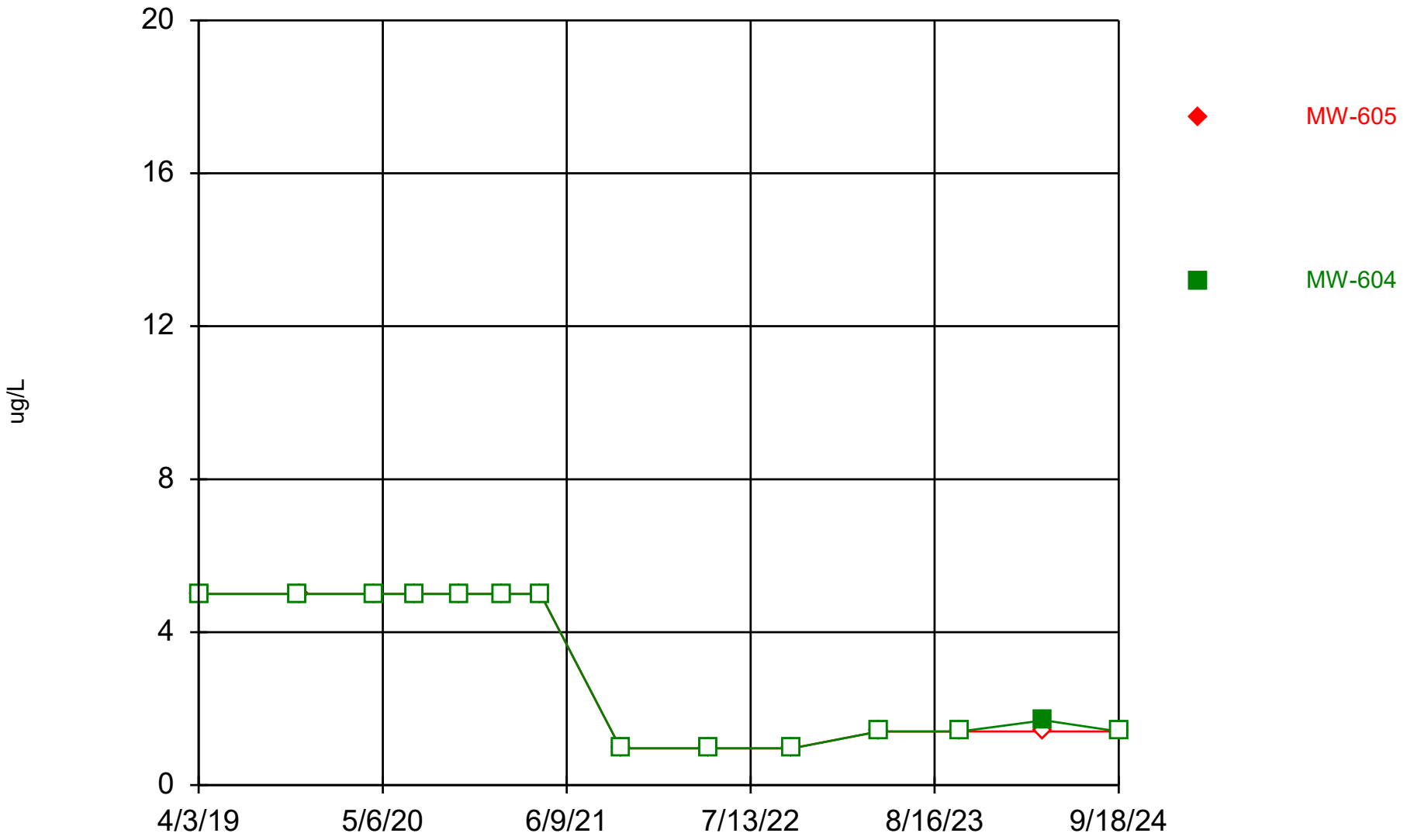

Constituent: Selenium Analysis Run 12/13/2024 1:10 PM View: All Wells - Appendix I Metals
DMASWA Client: DMASWA Data: DMASWA Database_Updated

Sanitas™ v.10.0.15 Software licensed to HDR, Inc. UG
Hollow symbols indicate censored values.

Time Series

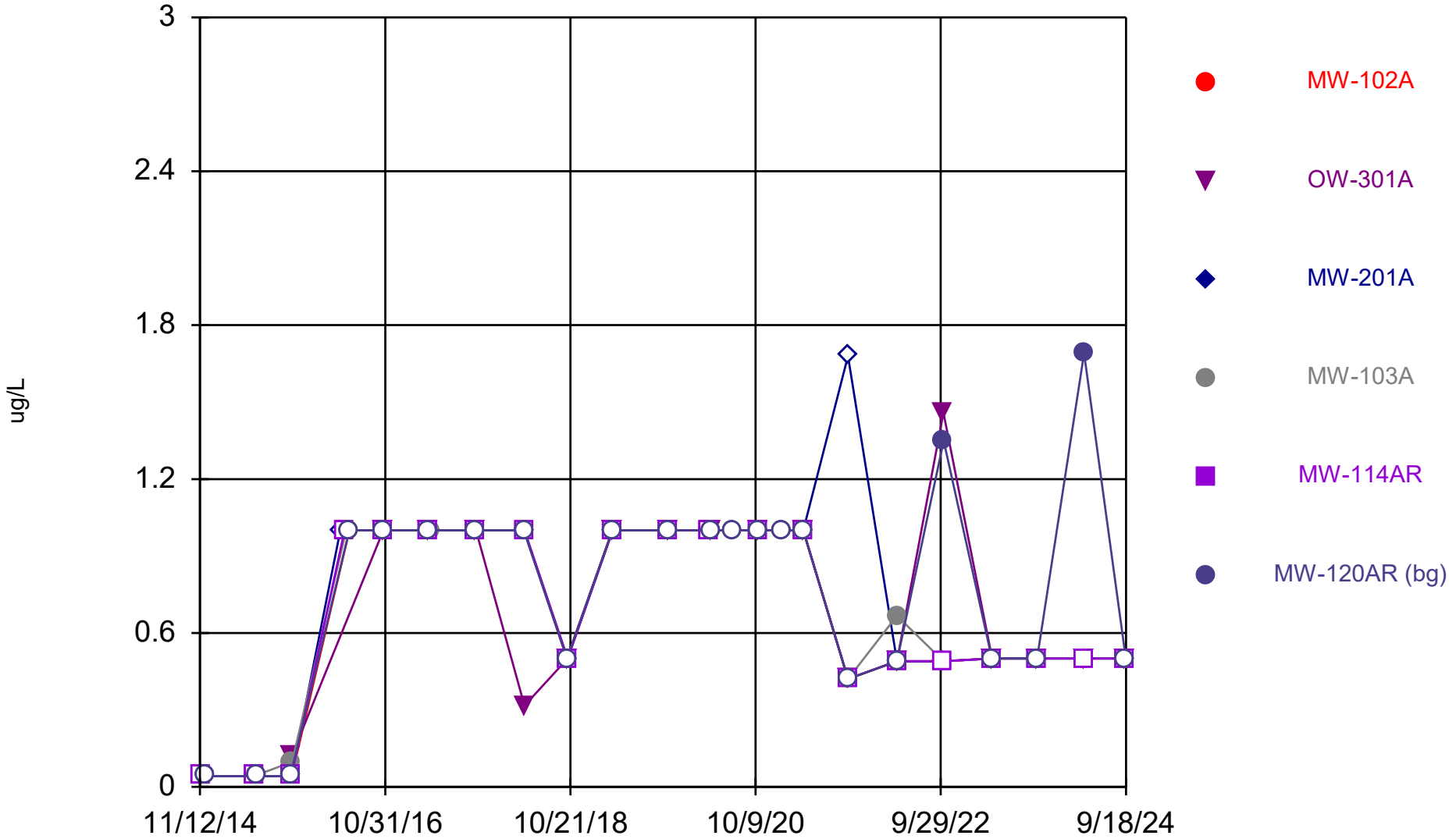

Constituent: Silver Analysis Run 12/13/2024 1:10 PM View: All Wells - Appendix I Metals

DMASWA Client: DMASWA Data: DMASWA Database_Updated

Sanitas™ v.10.0.15 Software licensed to HDR, Inc. UG
Hollow symbols indicate censored values.

Time Series

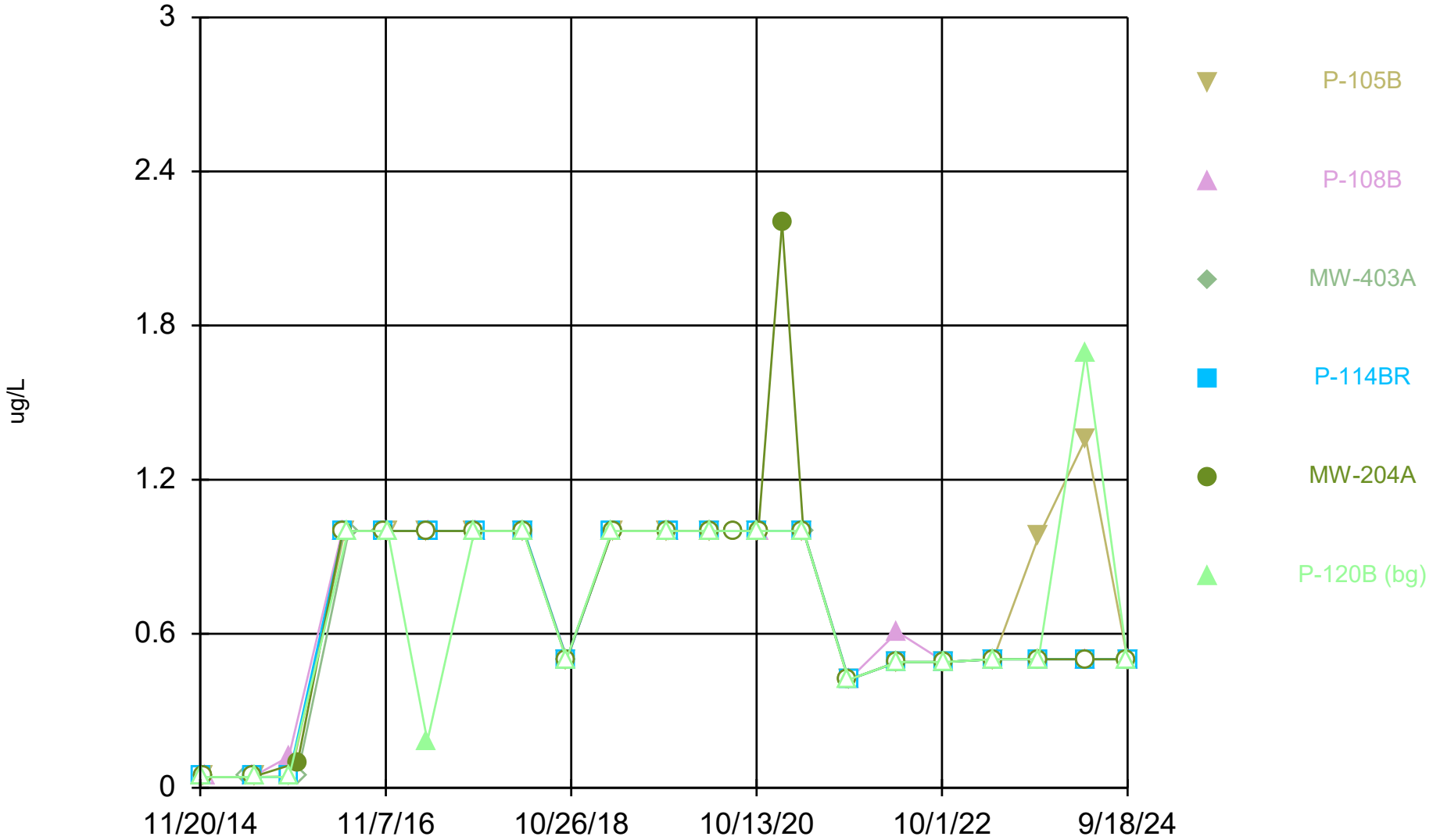

Constituent: Silver Analysis Run 12/13/2024 1:10 PM View: All Wells - Appendix I Metals

DMASWA Client: DMASWA Data: DMASWA Database_Updated

Sanitas™ v.10.0.15 Software licensed to HDR, Inc. UG
Hollow symbols indicate censored values.

Time Series

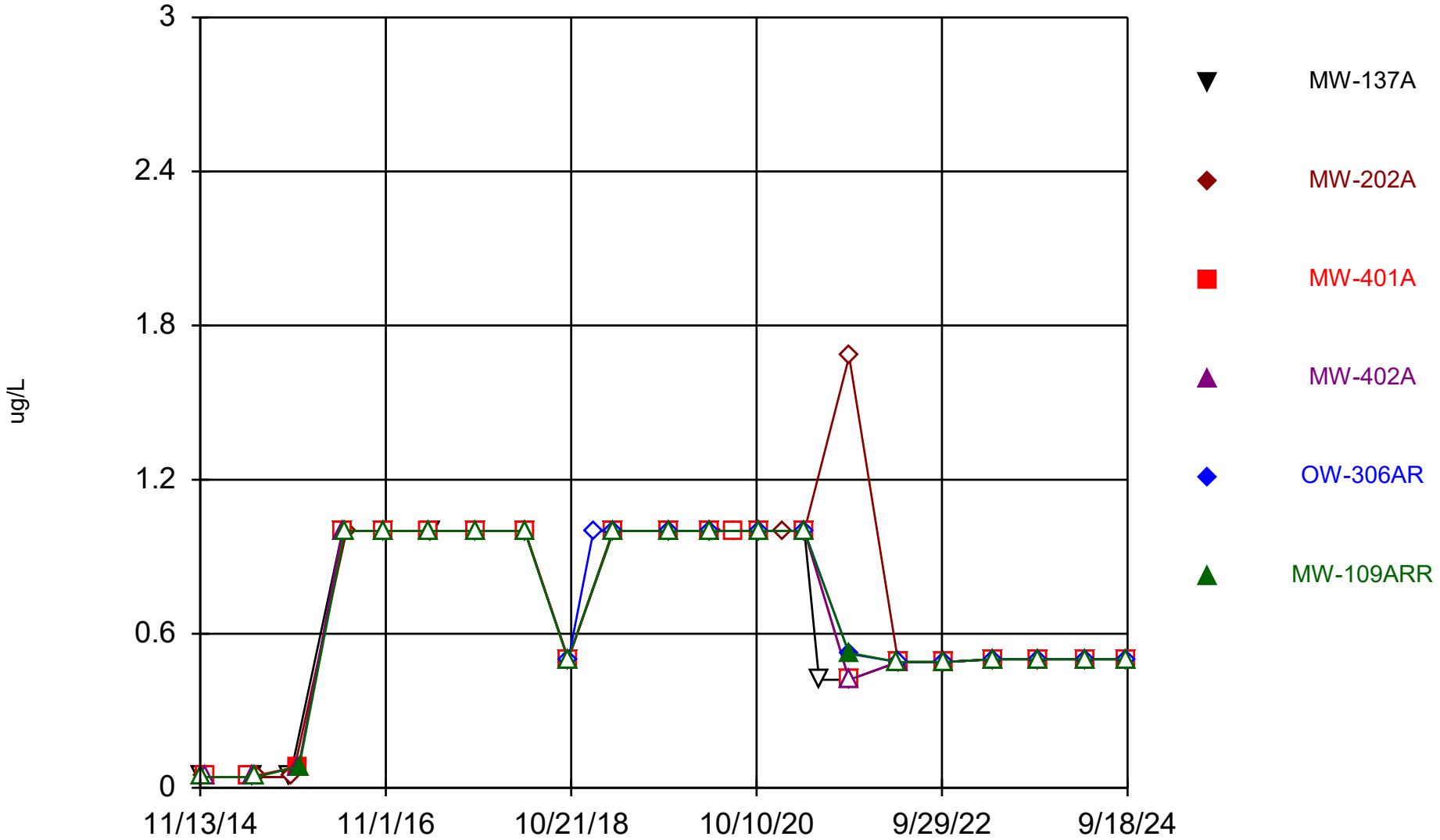

Constituent: Silver Analysis Run 12/13/2024 1:10 PM View: All Wells - Appendix I Metals

DMASWA Client: DMASWA Data: DMASWA Database_Updated

Sanitas™ v.10.0.15 Software licensed to HDR, Inc. UG
Hollow symbols indicate censored values.

Time Series

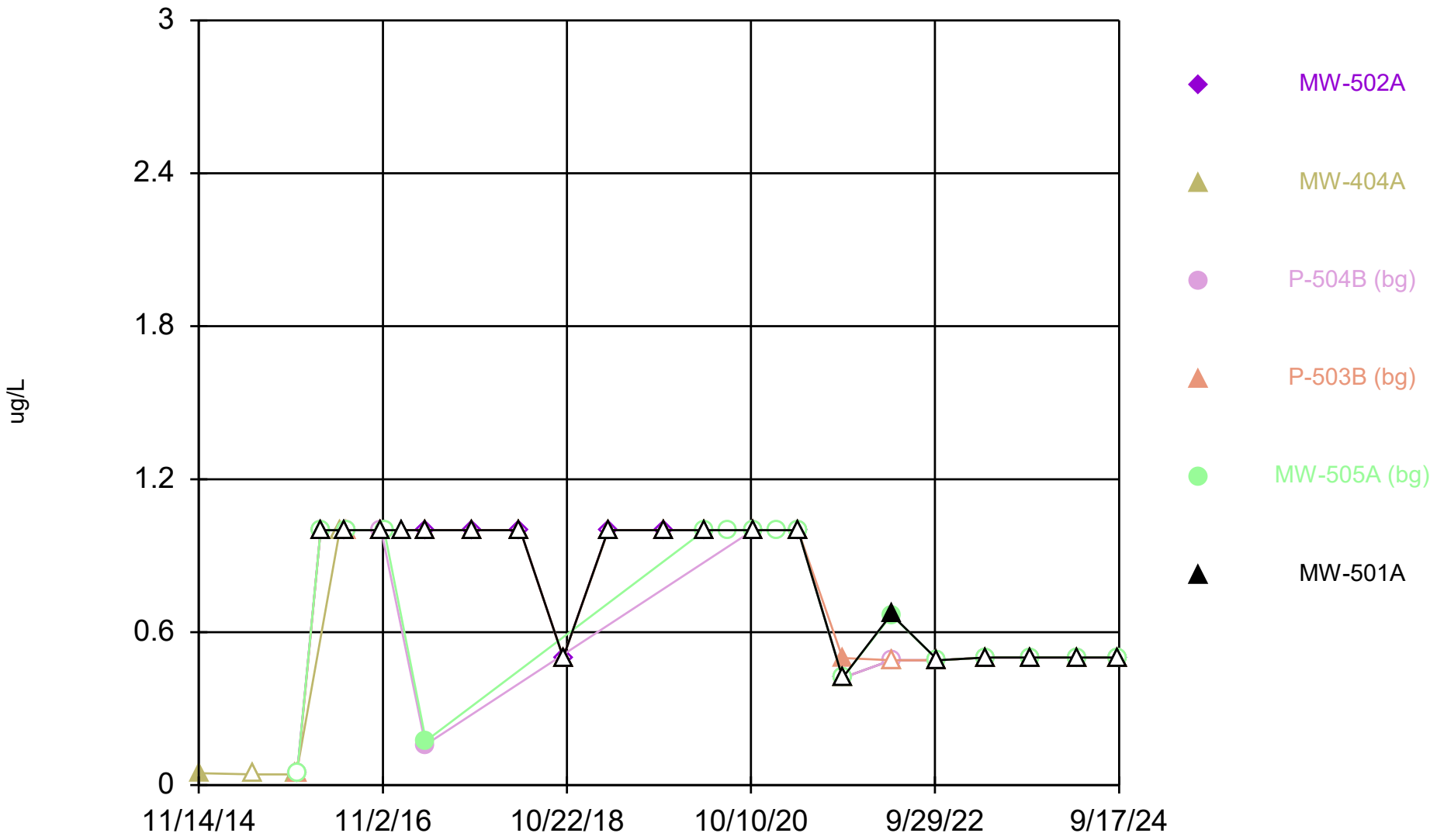

Constituent: Silver Analysis Run 12/13/2024 1:10 PM View: All Wells - Appendix I Metals

DMASWA Client: DMASWA Data: DMASWA Database_Updated

Sanitas™ v.10.0.15 Software licensed to HDR, Inc. UG
Hollow symbols indicate censored values.

Time Series

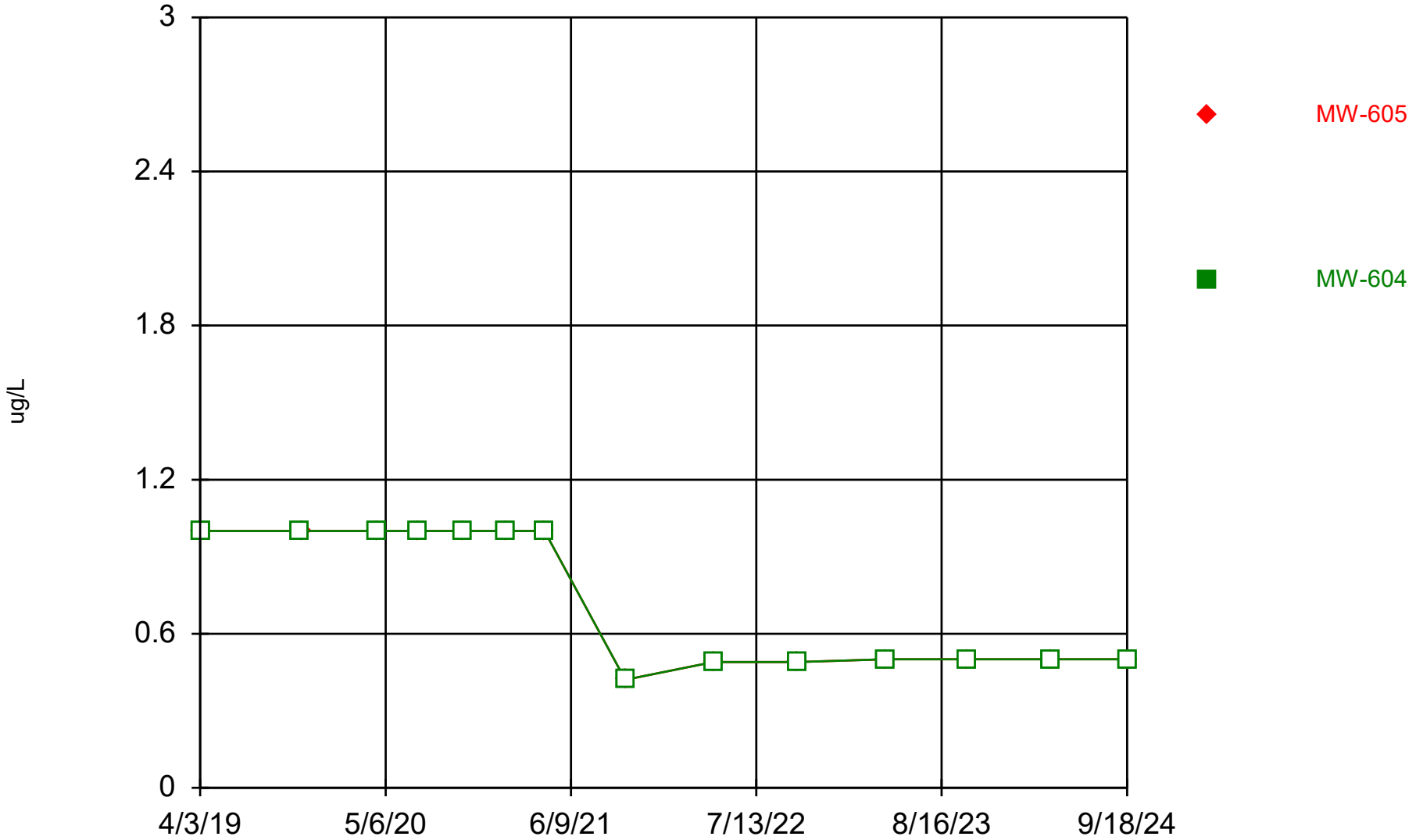

Constituent: Silver Analysis Run 12/13/2024 1:10 PM View: All Wells - Appendix I Metals

DMASWA Client: DMASWA Data: DMASWA Database_Updated

Sanitas™ v.10.0.15 Software licensed to HDR, Inc. UG
Hollow symbols indicate censored values.

Time Series

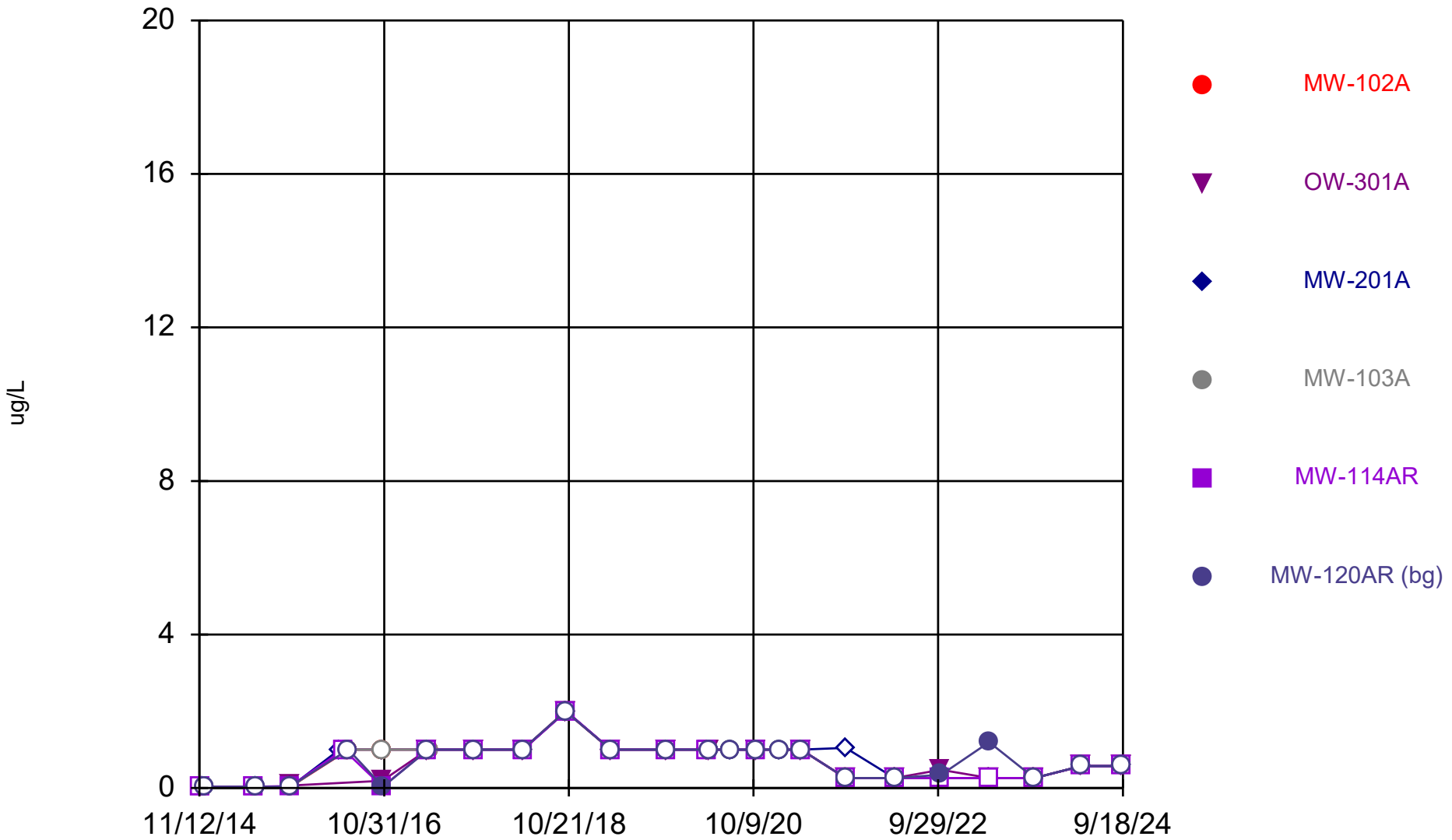

Constituent: Thallium Analysis Run 12/13/2024 1:10 PM View: All Wells - Appendix I Metals

DMASWA Client: DMASWA Data: DMASWA Database_Updated

Sanitas™ v.10.0.15 Software licensed to HDR, Inc. UG
Hollow symbols indicate censored values.

Time Series

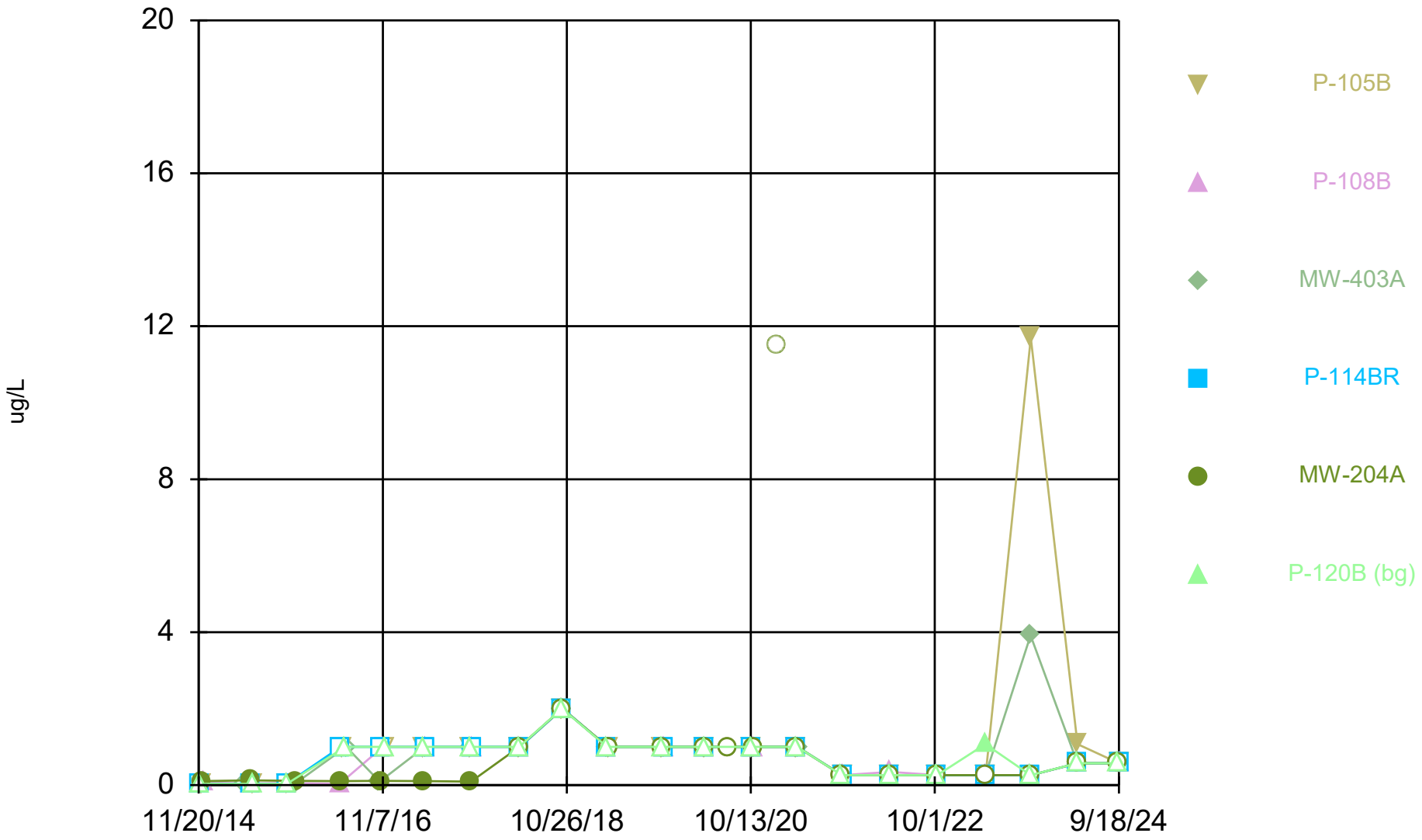

Constituent: Thallium Analysis Run 12/13/2024 1:10 PM View: All Wells - Appendix I Metals

DMASWA Client: DMASWA Data: DMASWA Database_Updated

Sanitas™ v.10.0.15 Software licensed to HDR, Inc. UG
Hollow symbols indicate censored values.

Time Series

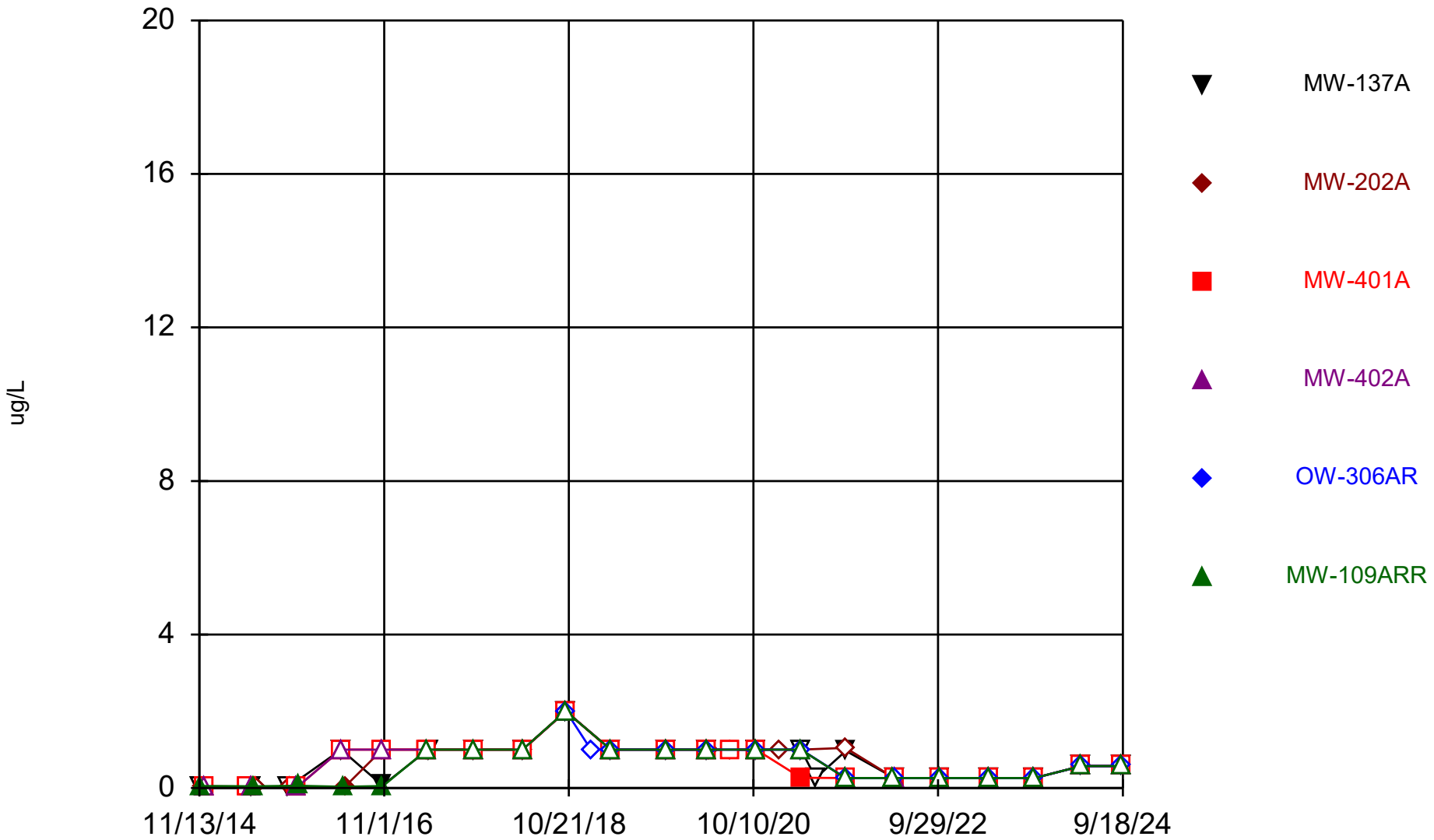

Constituent: Thallium Analysis Run 12/13/2024 1:10 PM View: All Wells - Appendix I Metals

DMASWA Client: DMASWA Data: DMASWA Database_Updated

Sanitas™ v.10.0.15 Software licensed to HDR, Inc. UG
Hollow symbols indicate censored values.

Time Series

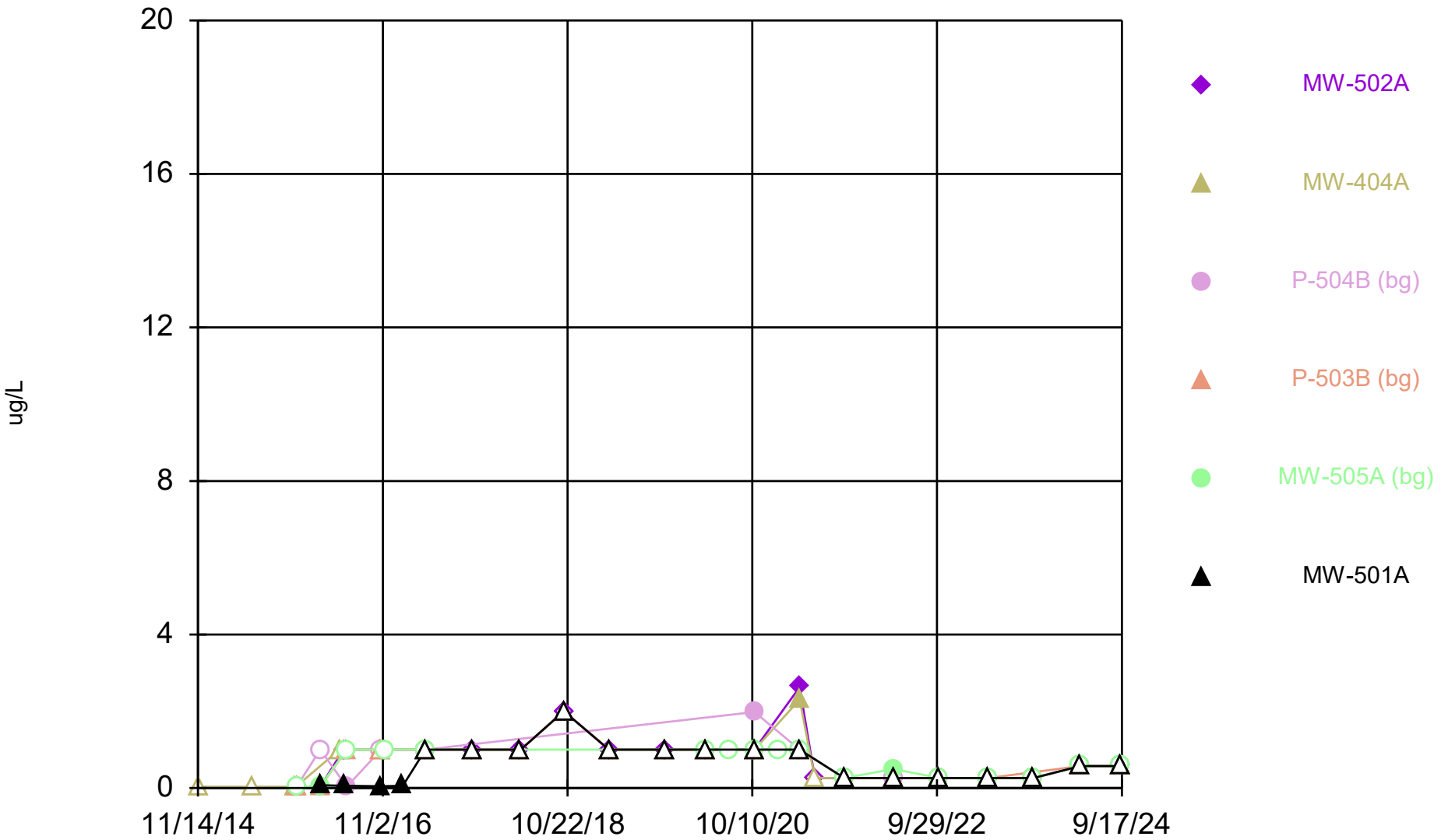

Constituent: Thallium Analysis Run 12/13/2024 1:10 PM View: All Wells - Appendix I Metals

DMASWA Client: DMASWA Data: DMASWA Database_Updated

Sanitas™ v.10.0.15 Software licensed to HDR, Inc. UG
Hollow symbols indicate censored values.

Time Series

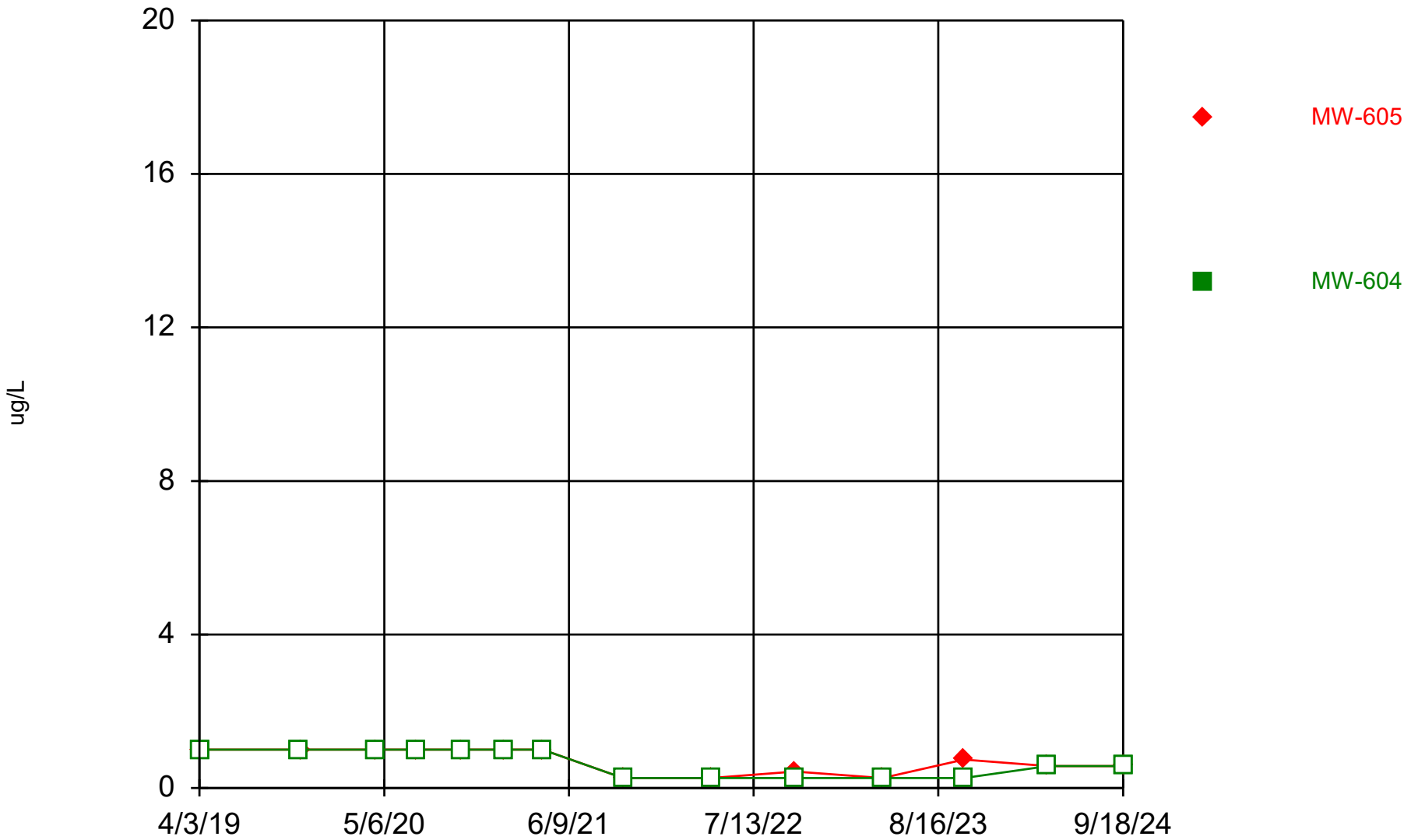

Constituent: Thallium Analysis Run 12/13/2024 1:10 PM View: All Wells - Appendix I Metals
DMASWA Client: DMASWA Data: DMASWA Database_Updated

Sanitas™ v.10.0.15 Software licensed to HDR, Inc. UG
Hollow symbols indicate censored values.

Time Series

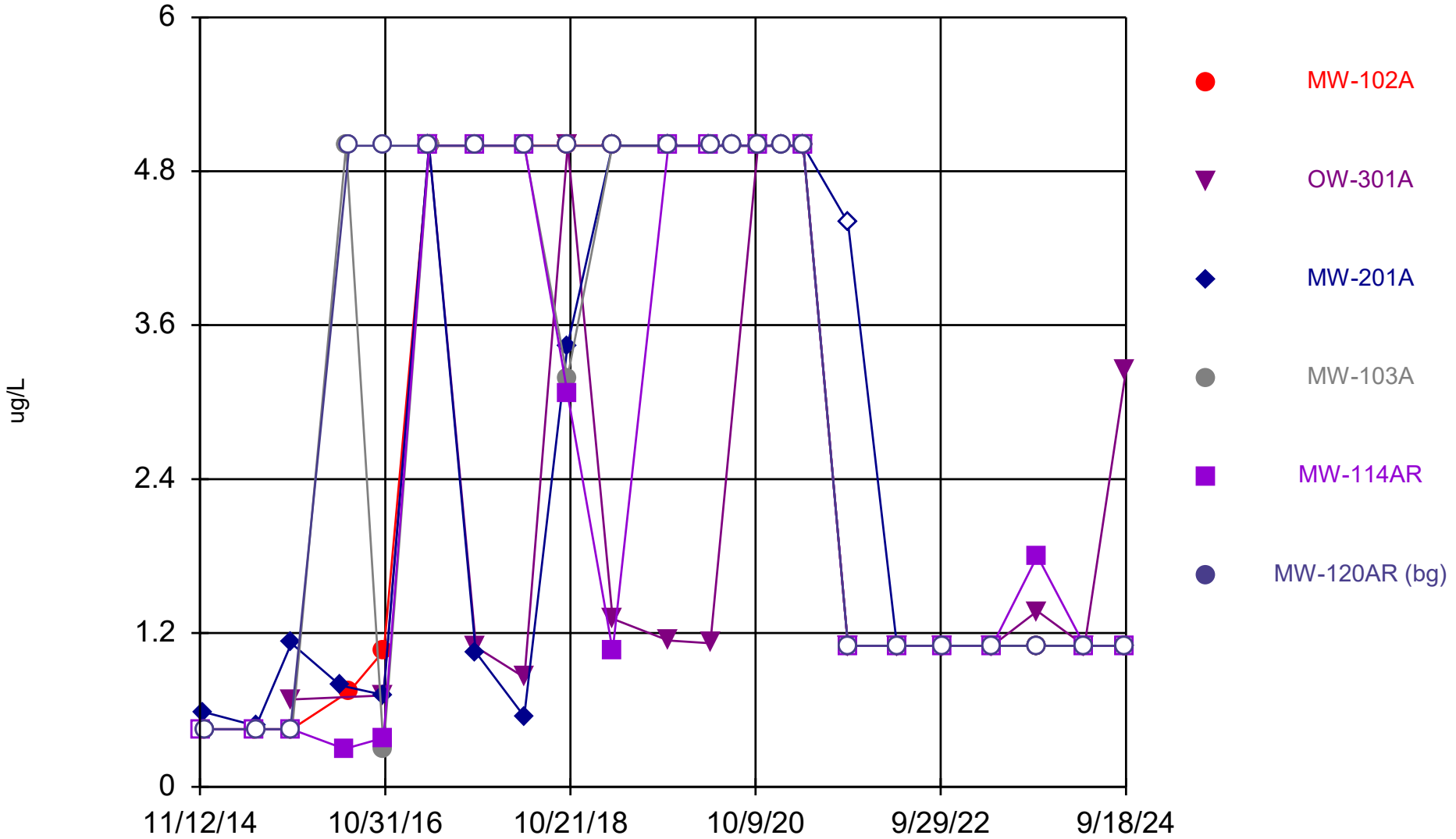

Constituent: Vanadium Analysis Run 12/13/2024 1:10 PM View: All Wells - Appendix I Metals

DMASWA Client: DMASWA Data: DMASWA Database_Updated

Sanitas™ v.10.0.15 Software licensed to HDR, Inc. UG
Hollow symbols indicate censored values.

Time Series

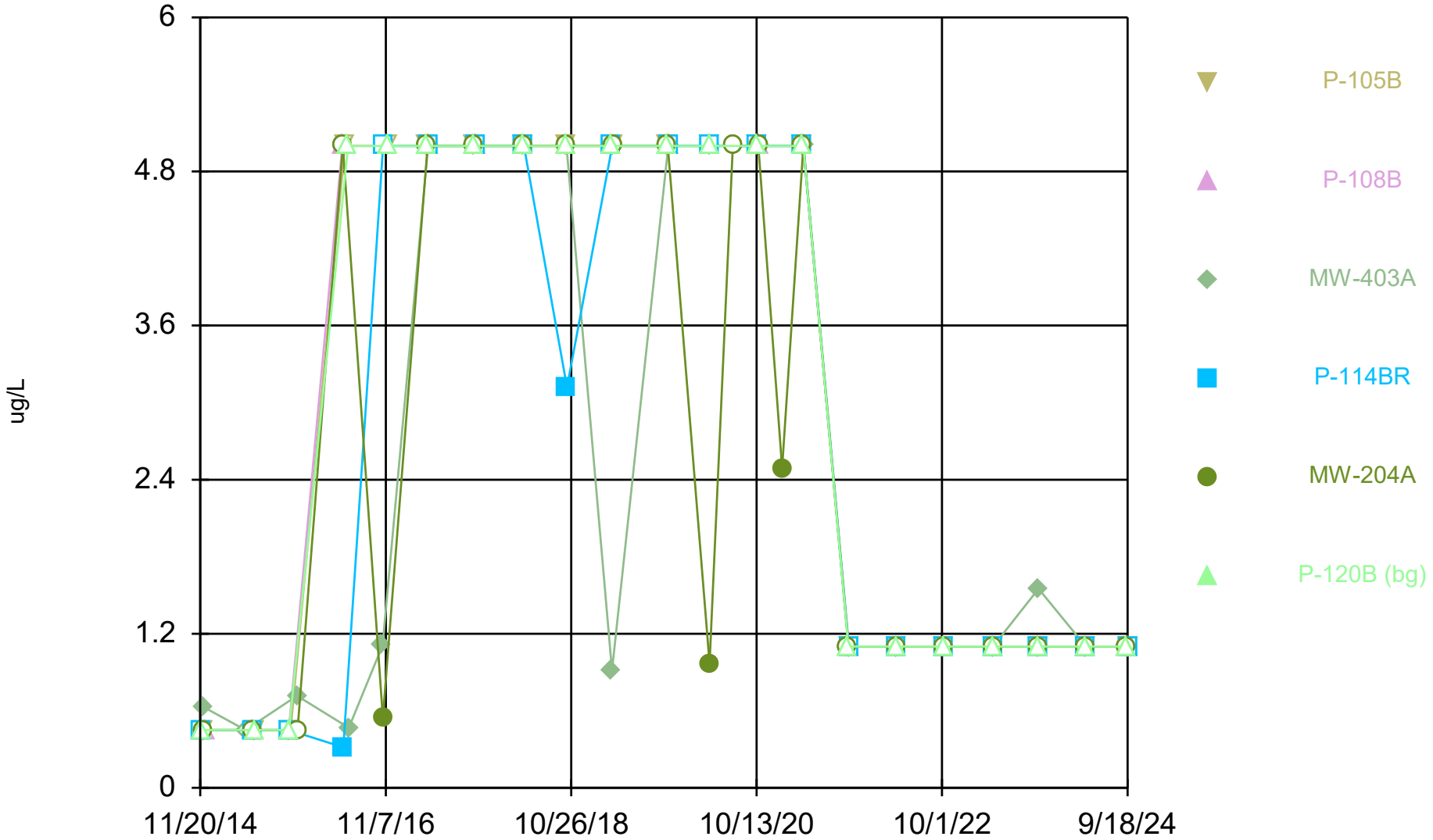

Constituent: Vanadium Analysis Run 12/13/2024 1:10 PM View: All Wells - Appendix I Metals

DMASWA Client: DMASWA Data: DMASWA Database_Updated

Sanitas™ v.10.0.15 Software licensed to HDR, Inc. UG
Hollow symbols indicate censored values.

Time Series

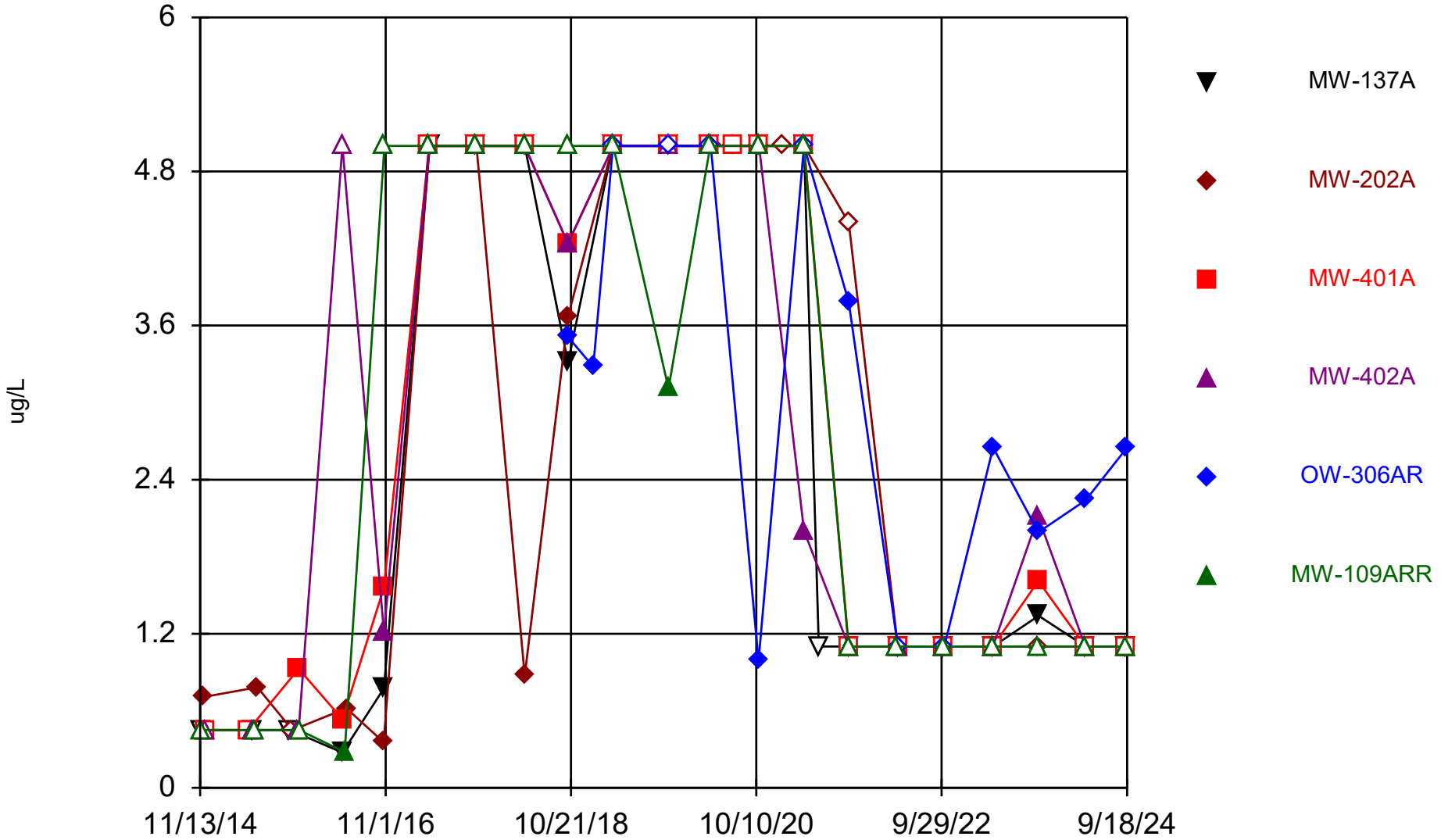

Constituent: Vanadium Analysis Run 12/13/2024 1:10 PM View: All Wells - Appendix I Metals

DMASWA Client: DMASWA Data: DMASWA Database_Updated

Sanitas™ v.10.0.15 Software licensed to HDR, Inc. UG
Hollow symbols indicate censored values.

Time Series

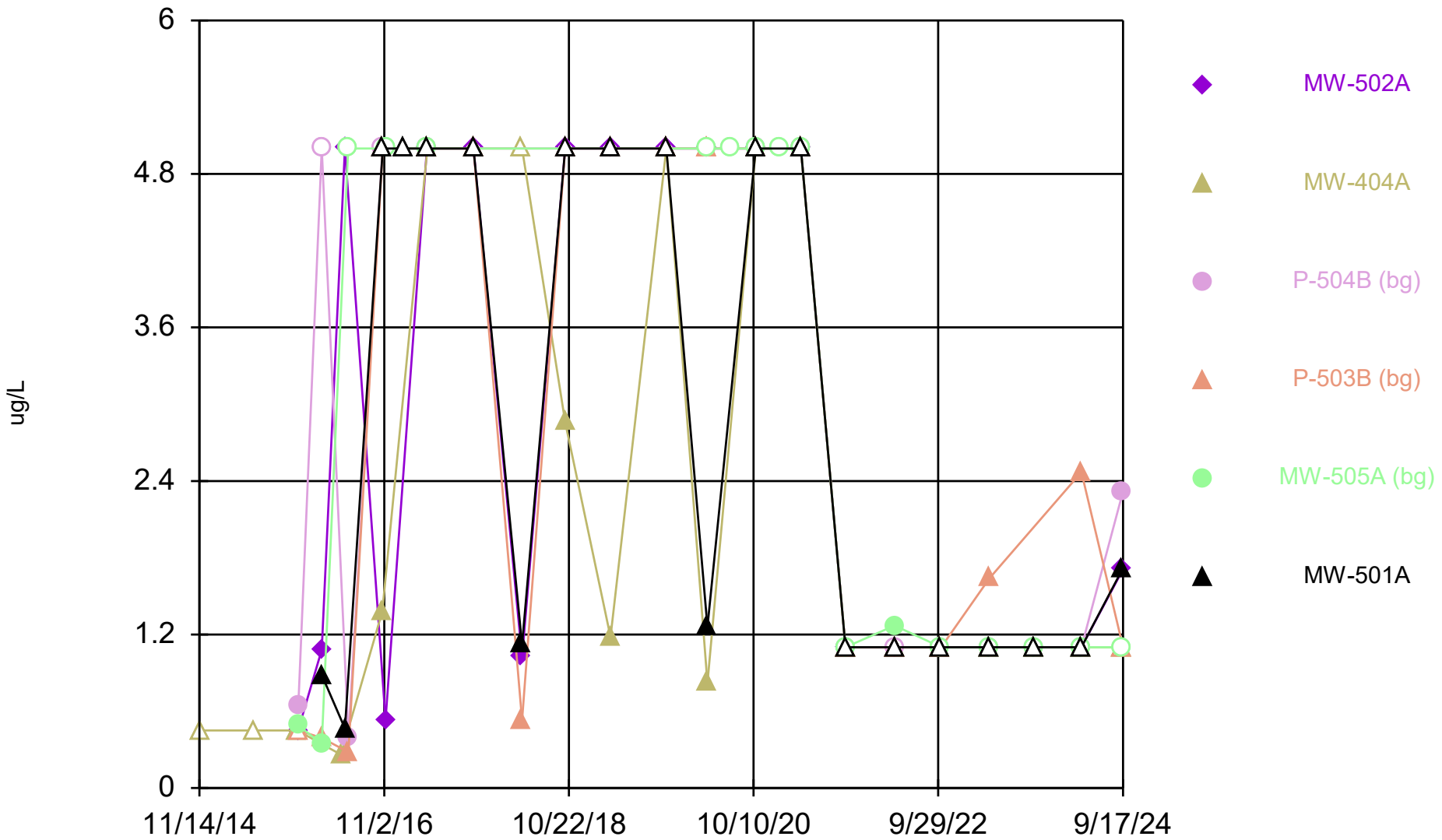

Constituent: Vanadium Analysis Run 12/13/2024 1:10 PM View: All Wells - Appendix I Metals
DMASWA Client: DMASWA Data: DMASWA Database_Updated

Sanitas™ v.10.0.15 Software licensed to HDR, Inc. UG
Hollow symbols indicate censored values.

Time Series

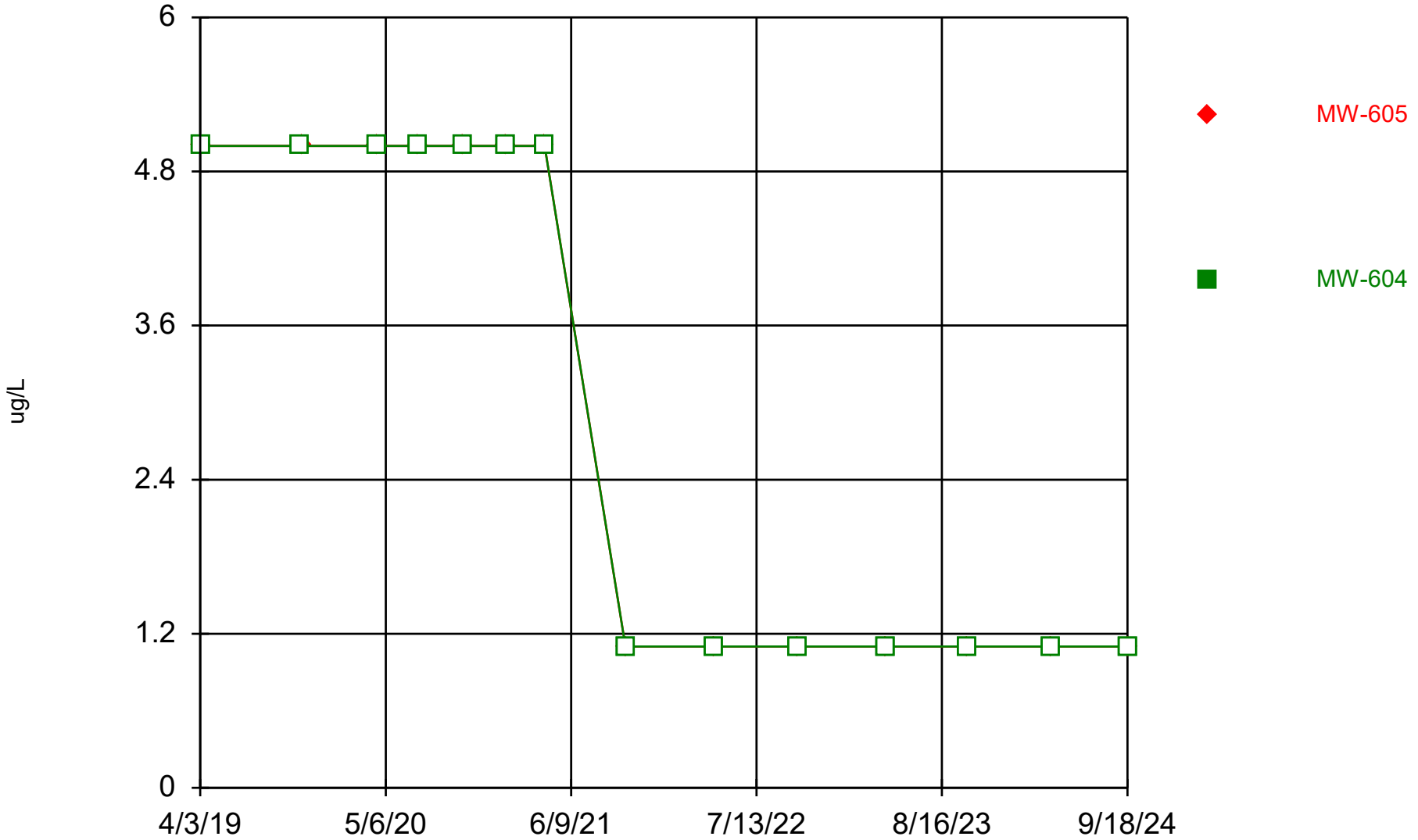

Constituent: Vanadium Analysis Run 12/13/2024 1:10 PM View: All Wells - Appendix I Metals

DMASWA Client: DMASWA Data: DMASWA Database_Updated

Sanitas™ v.10.0.15 Software licensed to HDR, Inc. UG
Hollow symbols indicate censored values.

Time Series

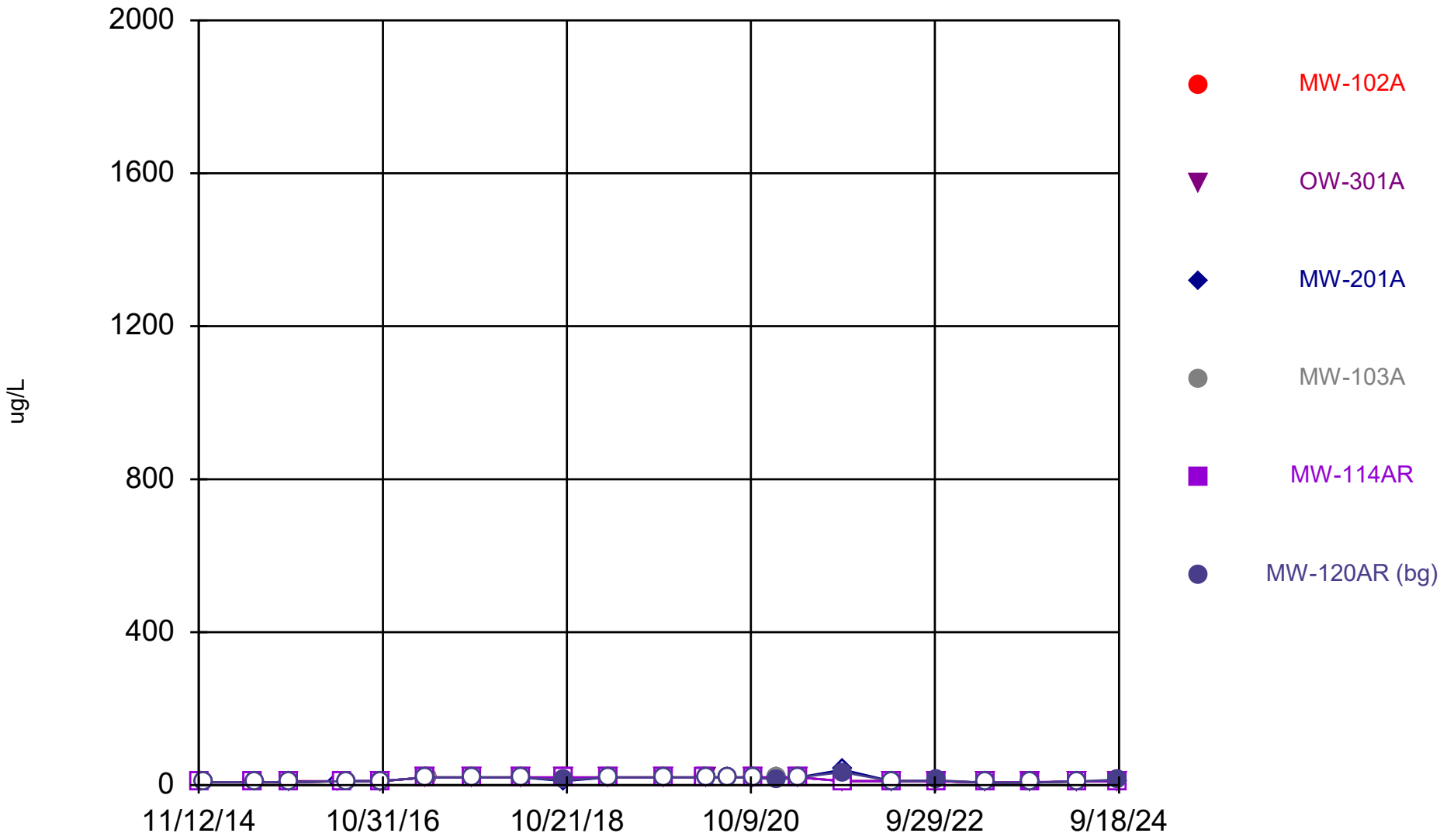

Constituent: Zinc Analysis Run 12/13/2024 1:10 PM View: All Wells - Appendix I Metals

DMASWA Client: DMASWA Data: DMASWA Database_Updated

Sanitas™ v.10.0.15 Software licensed to HDR, Inc. UG
Hollow symbols indicate censored values.

Time Series

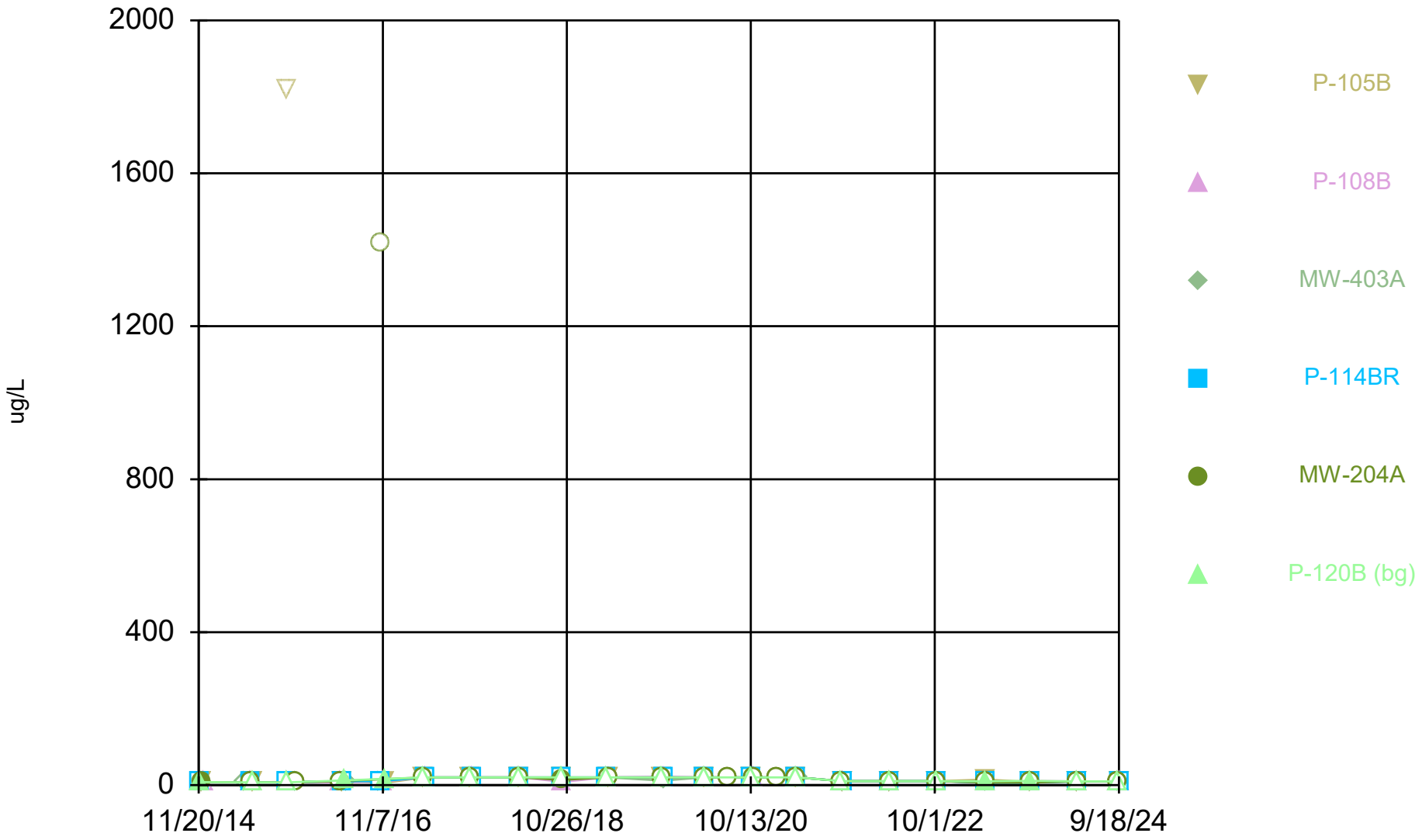

Constituent: Zinc Analysis Run 12/13/2024 1:10 PM View: All Wells - Appendix I Metals

DMASWA Client: DMASWA Data: DMASWA Database_Updated

Sanitas™ v.10.0.15 Software licensed to HDR, Inc. UG
Hollow symbols indicate censored values.

Time Series

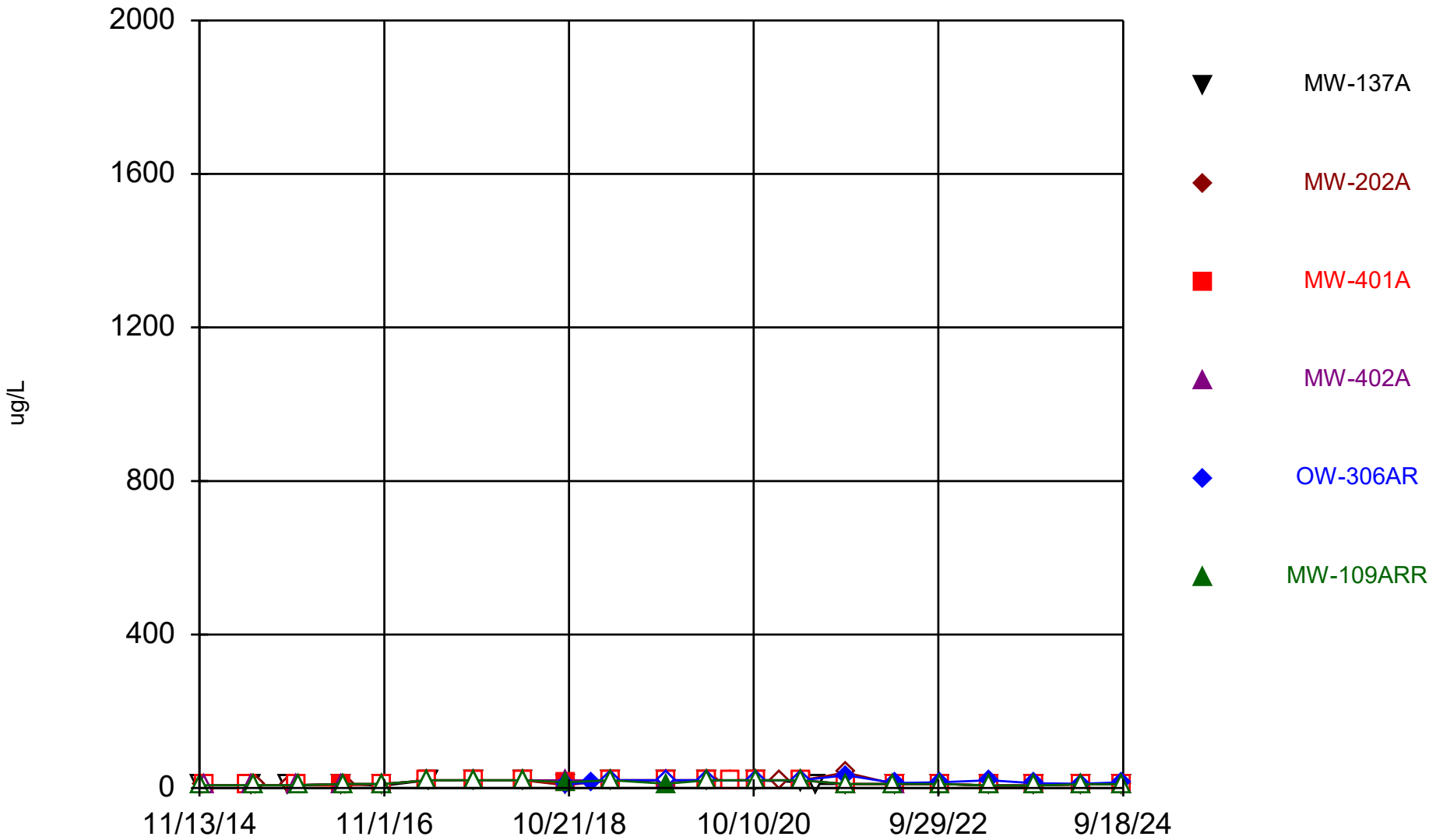

Constituent: Zinc Analysis Run 12/13/2024 1:10 PM View: All Wells - Appendix I Metals

DMASWA Client: DMASWA Data: DMASWA Database_Updated

Sanitas™ v.10.0.15 Software licensed to HDR, Inc. UG
Hollow symbols indicate censored values.

Time Series

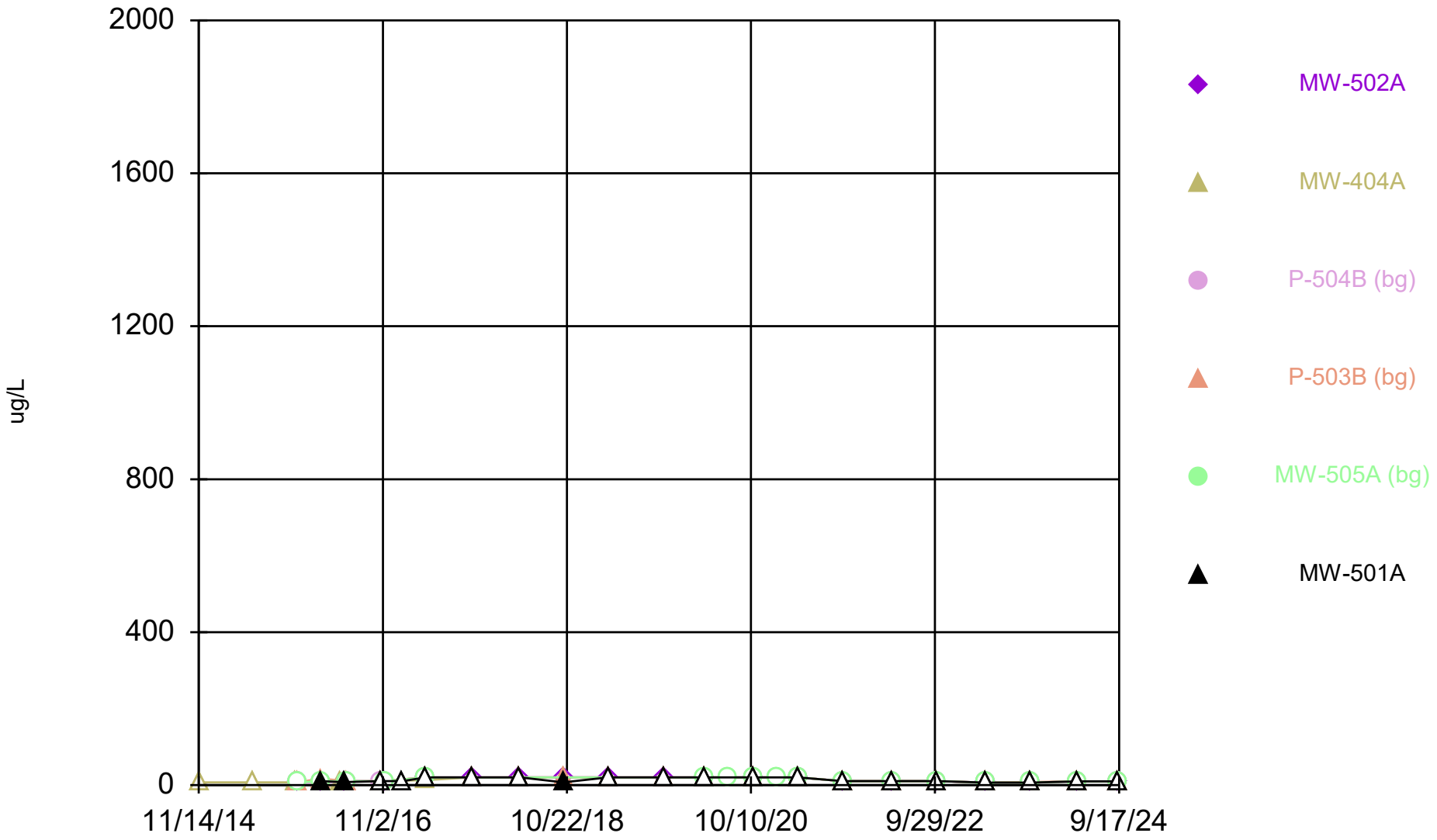

Constituent: Zinc Analysis Run 12/13/2024 1:10 PM View: All Wells - Appendix I Metals

DMASWA Client: DMASWA Data: DMASWA Database_Updated

Sanitas™ v.10.0.15 Software licensed to HDR, Inc. UG
Hollow symbols indicate censored values.

Time Series

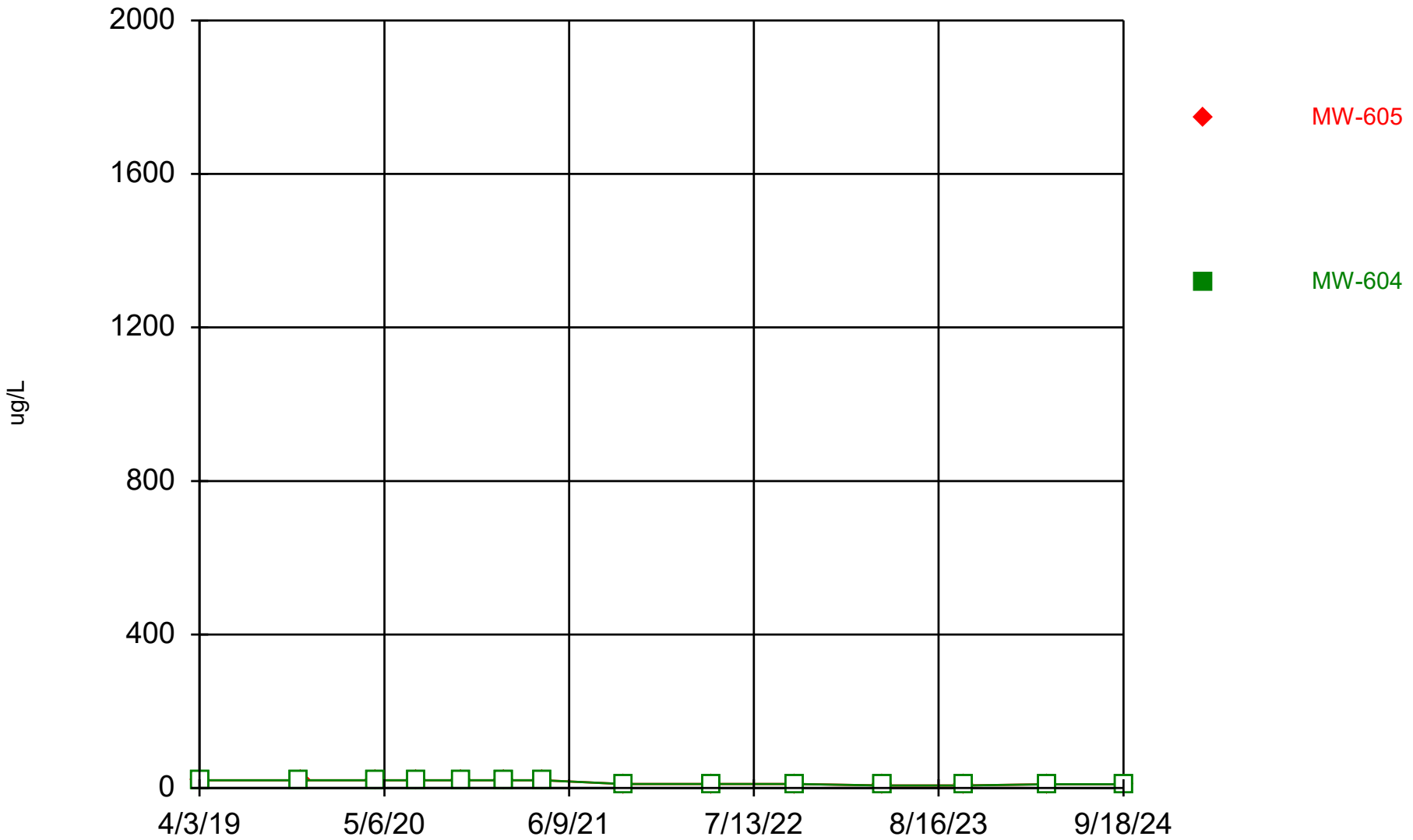

Constituent: Zinc Analysis Run 12/13/2024 1:10 PM View: All Wells - Appendix I Metals

DMASWA Client: DMASWA Data: DMASWA Database_Updated

Sanitas™ v.10.0.15 Software licensed to HDR, Inc. UG
Hollow symbols indicate censored values.

Time Series

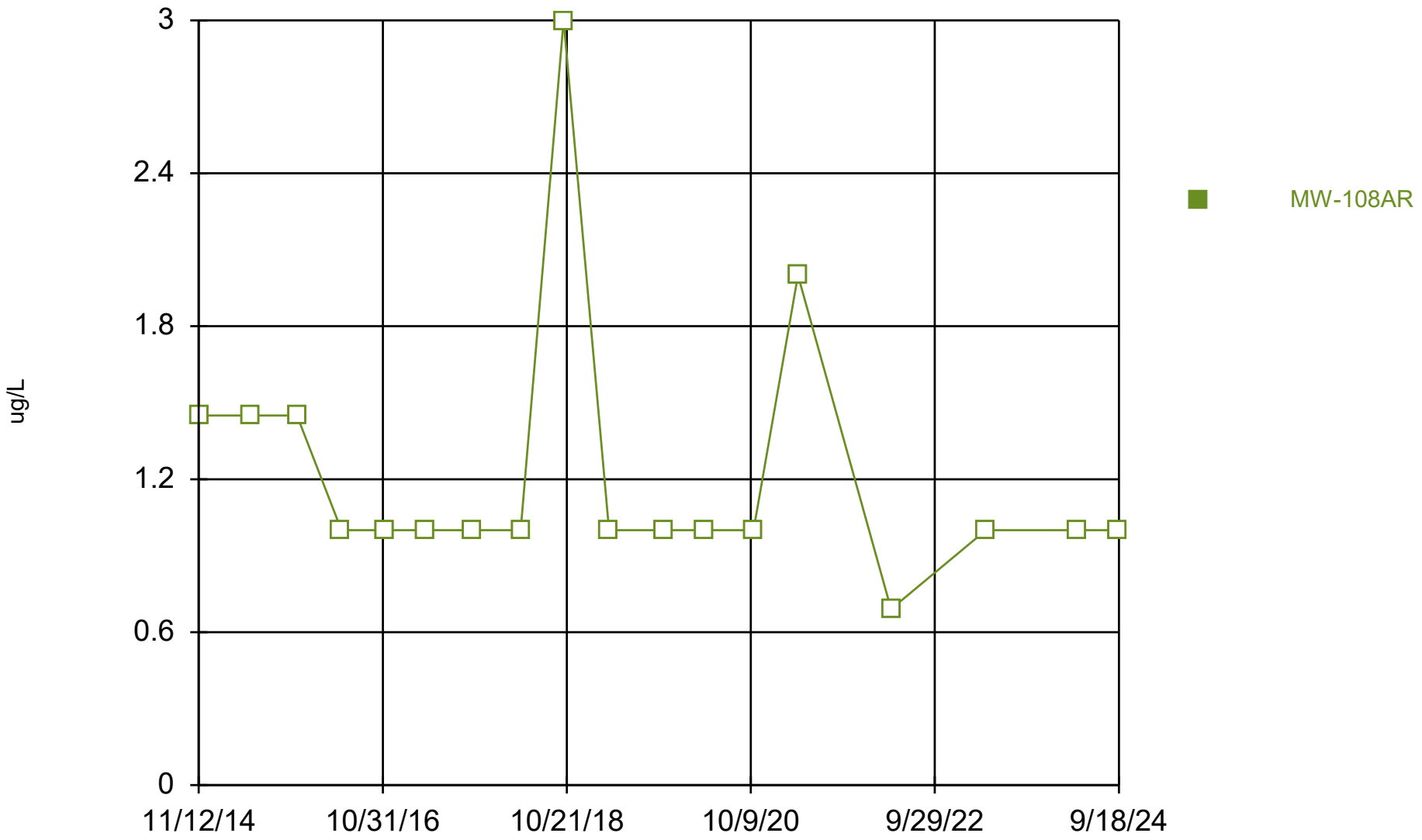

Constituent: Antimony Analysis Run 3/14/2025 7:27 AM View: All Wells - Appendix I Metals DMASWA Client: DMASWA Data: DMASWA Database_Updated

Sanitas™ v.10.0.15 Software licensed to HDR, Inc. UG
Hollow symbols indicate censored values.

Time Series

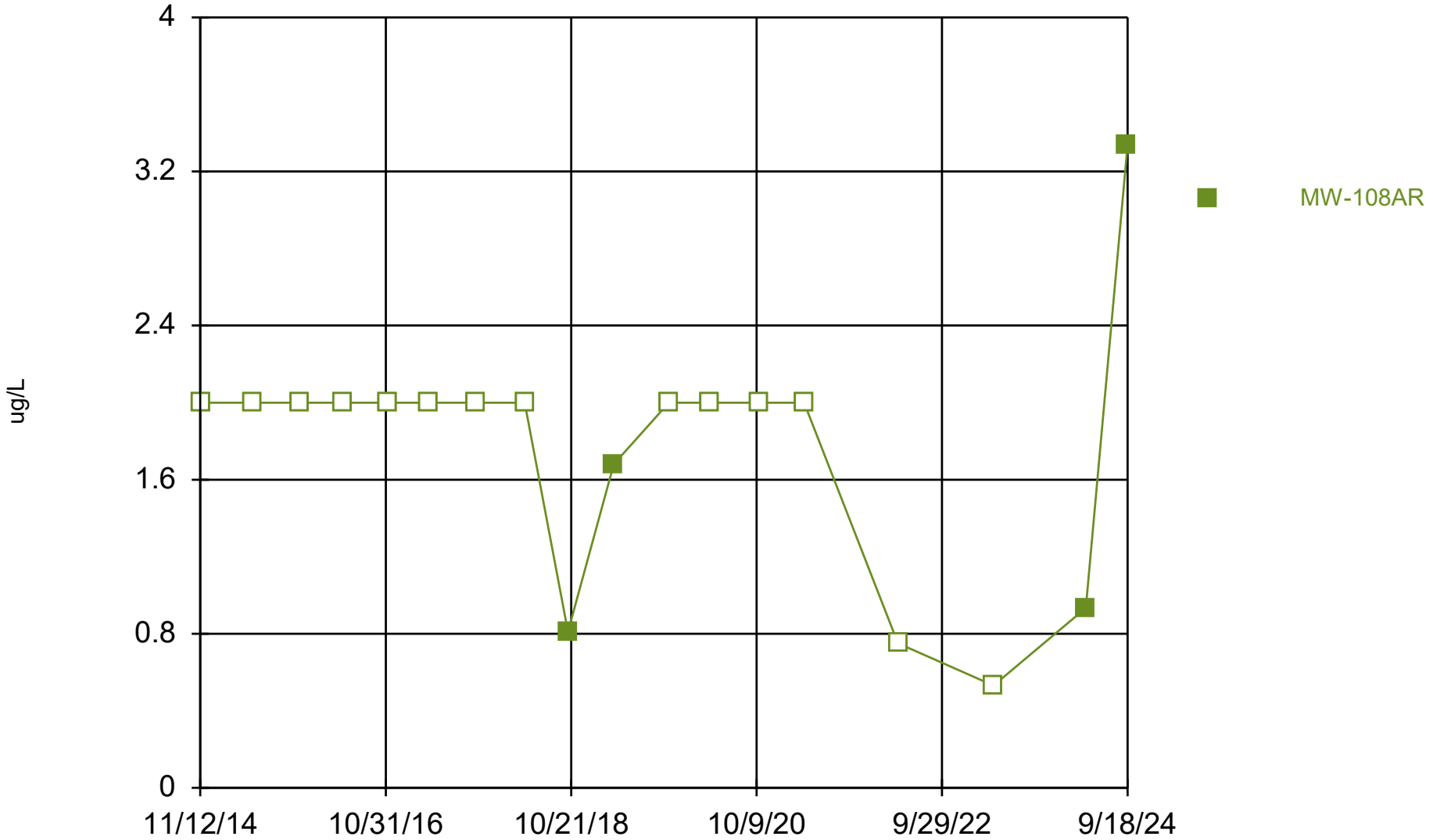

Constituent: Arsenic Analysis Run 3/14/2025 7:27 AM View: All Wells - Appendix I Metals DMASWA Client: DMASWA Data: DMASWA Database_Updated

Sanitas™ v.10.0.15 Software licensed to HDR, Inc. UG
Hollow symbols indicate censored values.

Time Series

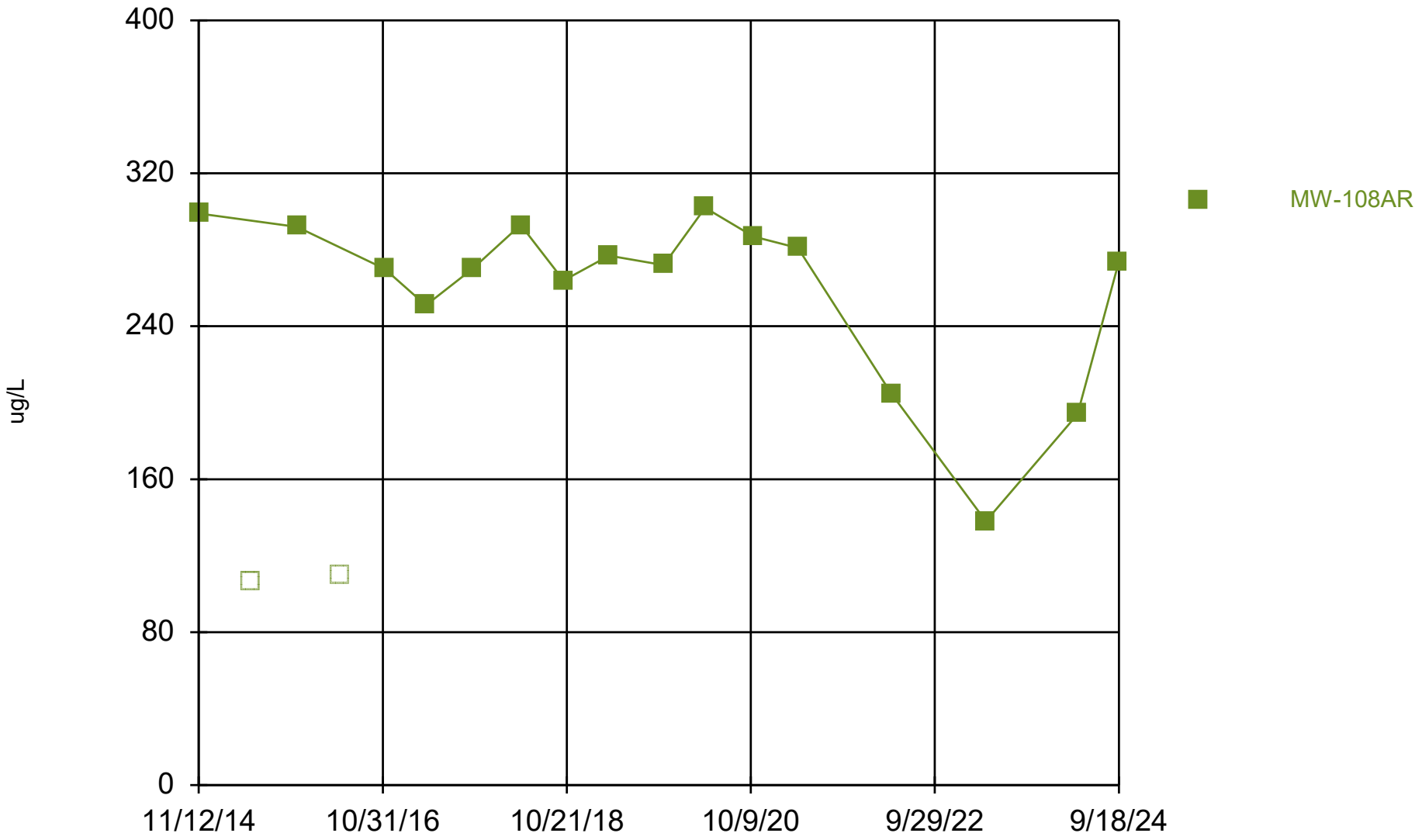

Constituent: Barium Analysis Run 3/14/2025 7:27 AM View: All Wells - Appendix I Metals
DMASWA Client: DMASWA Data: DMASWA Database_Updated

Sanitas™ v.10.0.15 Software licensed to HDR, Inc. UG
Hollow symbols indicate censored values.

Time Series

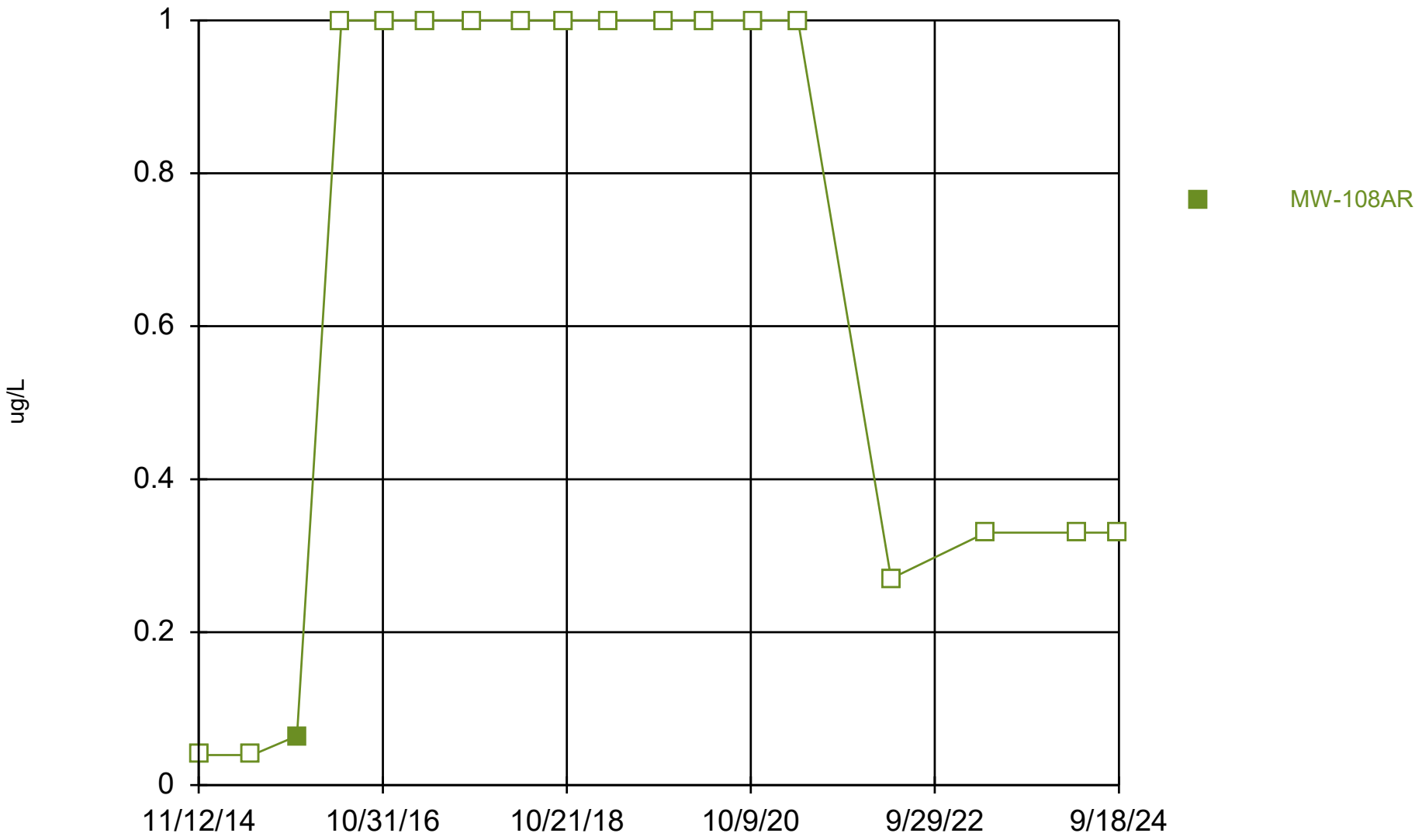

Constituent: Beryllium Analysis Run 3/14/2025 7:27 AM View: All Wells - Appendix I Metals DMASWA Client: DMASWA Data: DMASWA Database_Updated

Sanitas™ v.10.0.15 Software licensed to HDR, Inc. UG
Hollow symbols indicate censored values.

Time Series

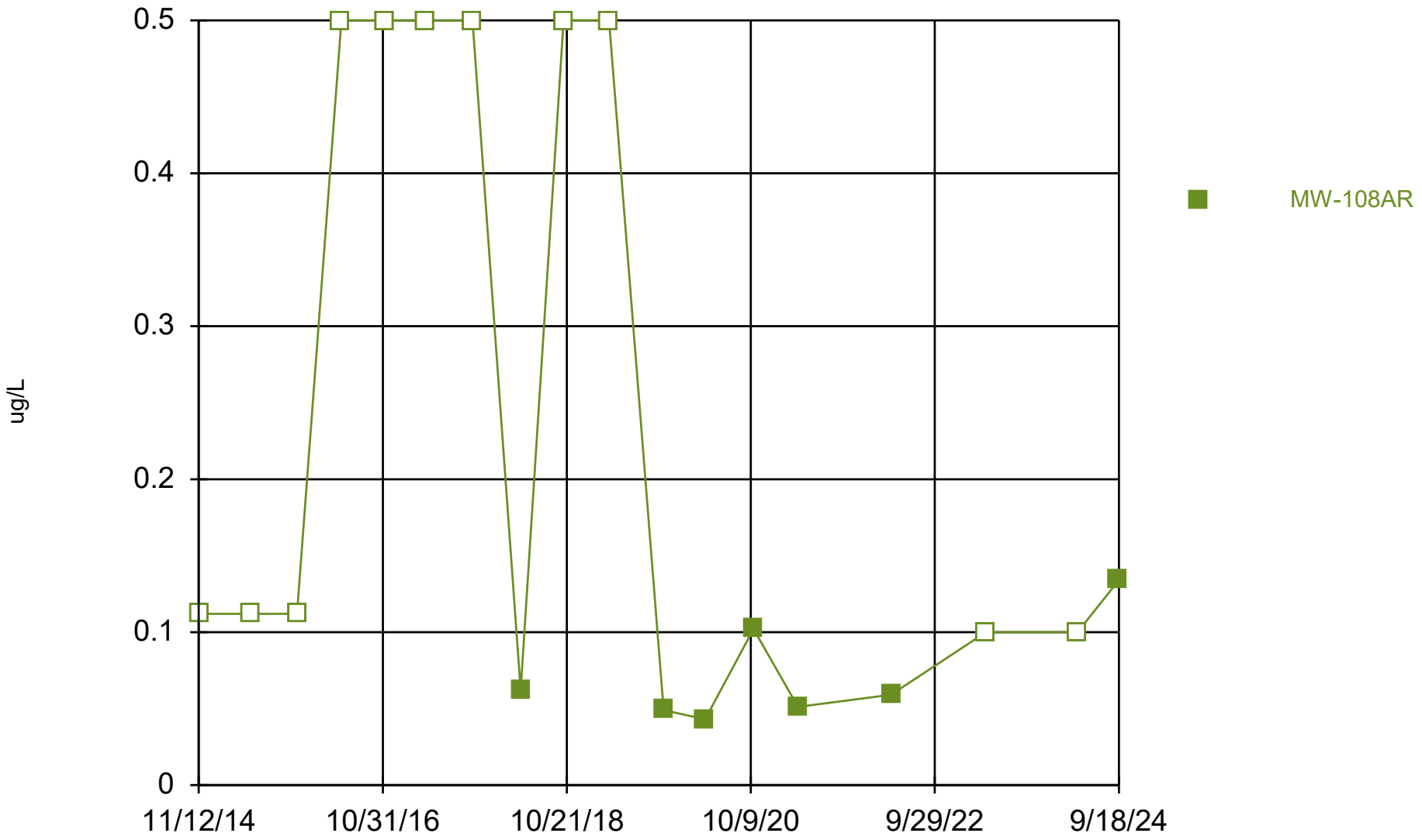

Constituent: Cadmium Analysis Run 3/14/2025 7:28 AM View: All Wells - Appendix I Metals DMASWA Client: DMASWA Data: DMASWA Database_Updated

Sanitas™ v.10.0.15 Software licensed to HDR, Inc. UG
Hollow symbols indicate censored values.

Time Series

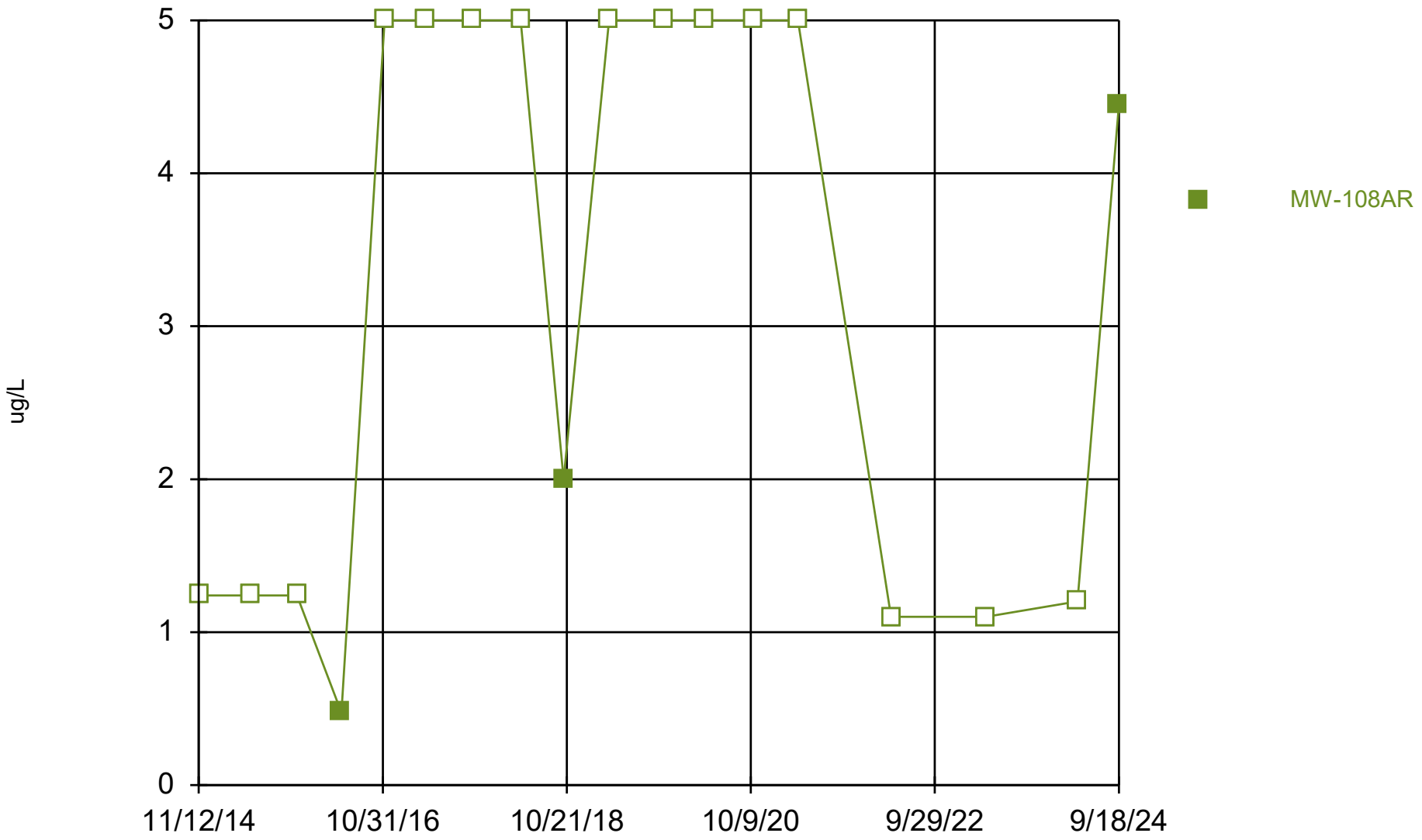

Constituent: Chromium Analysis Run 3/14/2025 7:28 AM View: All Wells - Appendix I Metals DMASWA Client: DMASWA Data: DMASWA Database_Updated

Sanitas™ v.10.0.15 Software licensed to HDR, Inc. UG
Hollow symbols indicate censored values.

Time Series

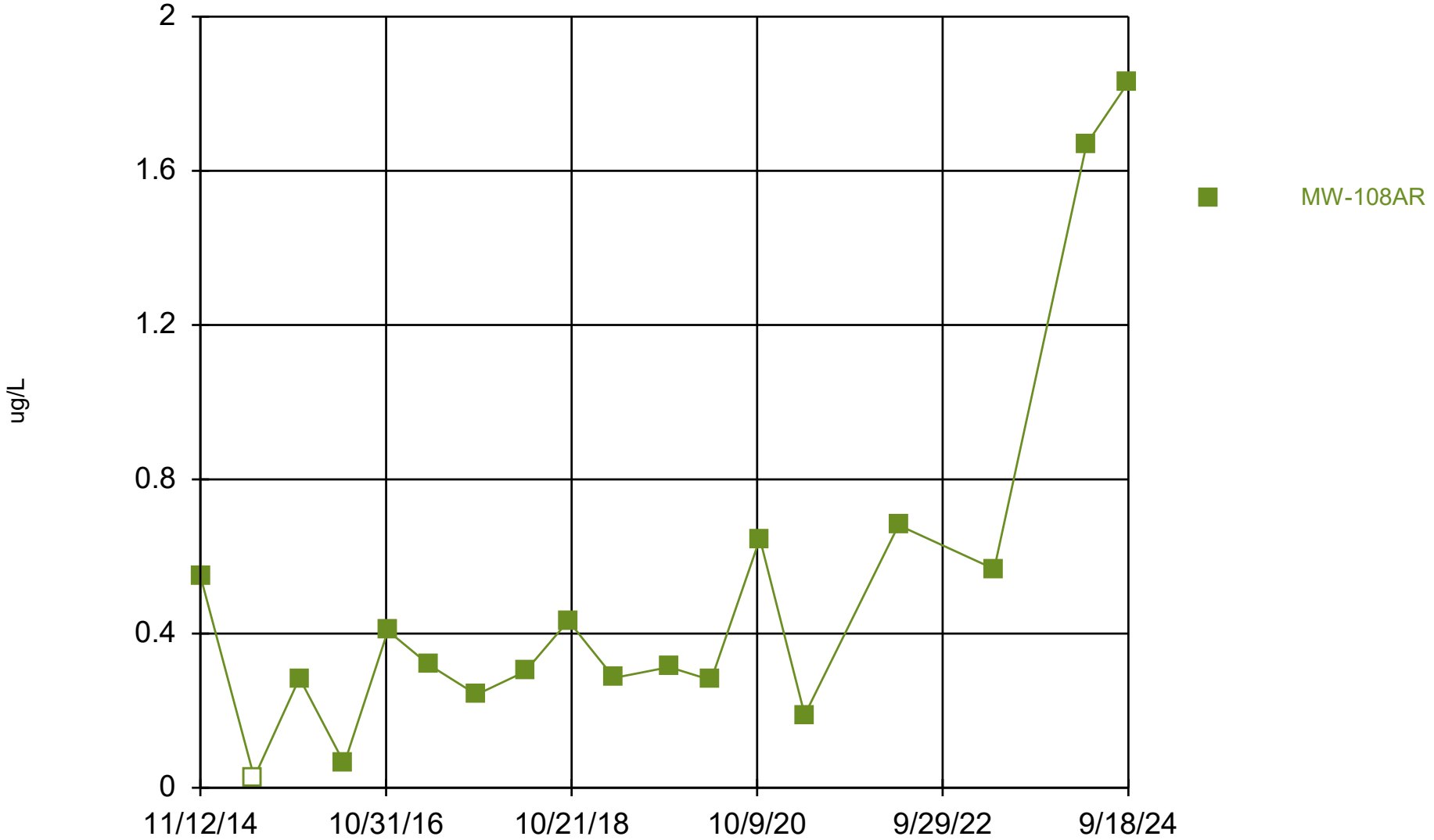

Constituent: Cobalt Analysis Run 3/14/2025 7:28 AM View: All Wells - Appendix I Metals

DMASWA Client: DMASWA Data: DMASWA Database_Updated

Sanitas™ v.10.0.15 Software licensed to HDR, Inc. UG
Hollow symbols indicate censored values.

Time Series

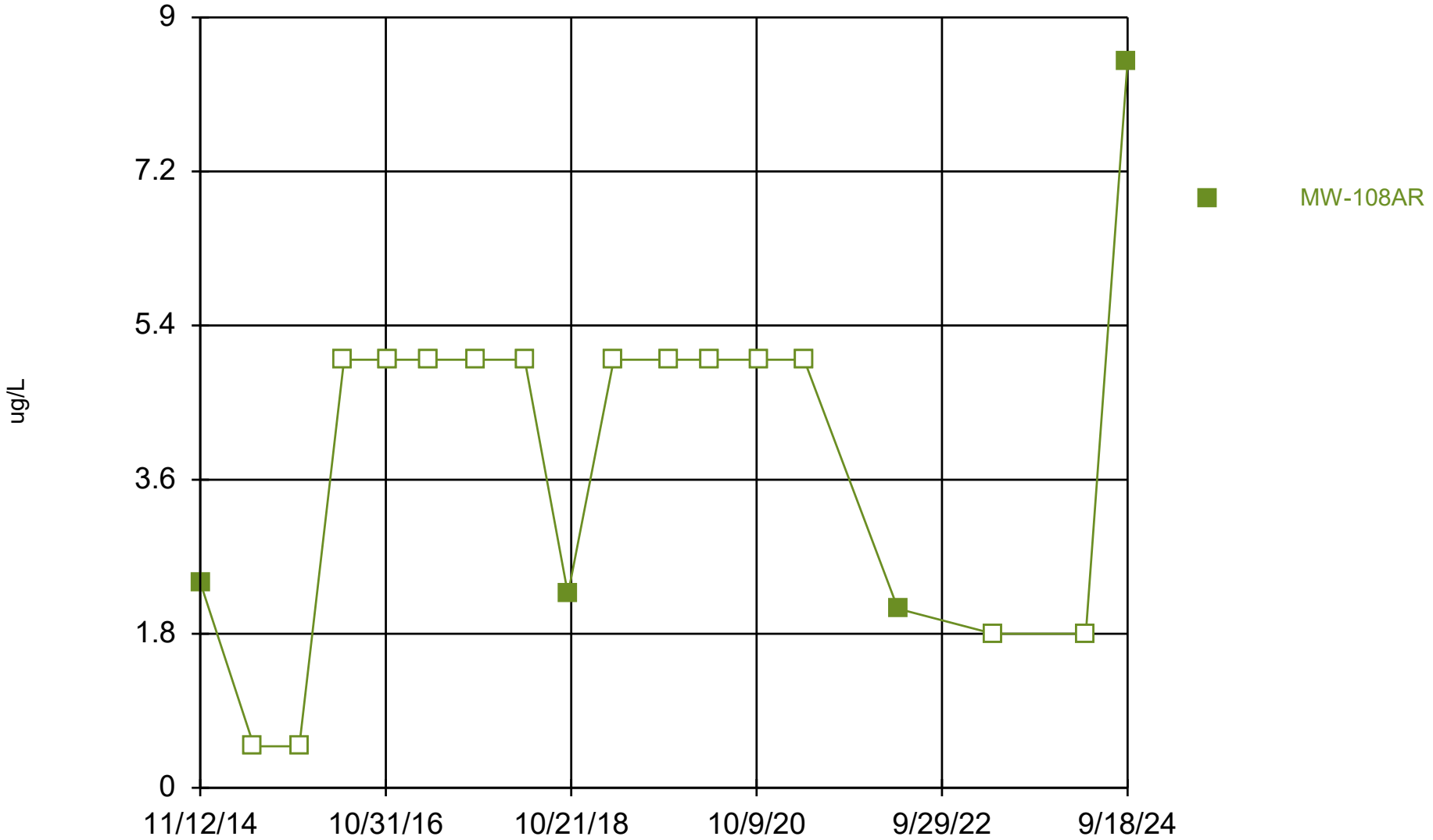

Constituent: Copper Analysis Run 3/14/2025 7:28 AM View: All Wells - Appendix I Metals

DMASWA Client: DMASWA Data: DMASWA Database_Updated

Sanitas™ v.10.0.15 Software licensed to HDR, Inc. UG
Hollow symbols indicate censored values.

Time Series

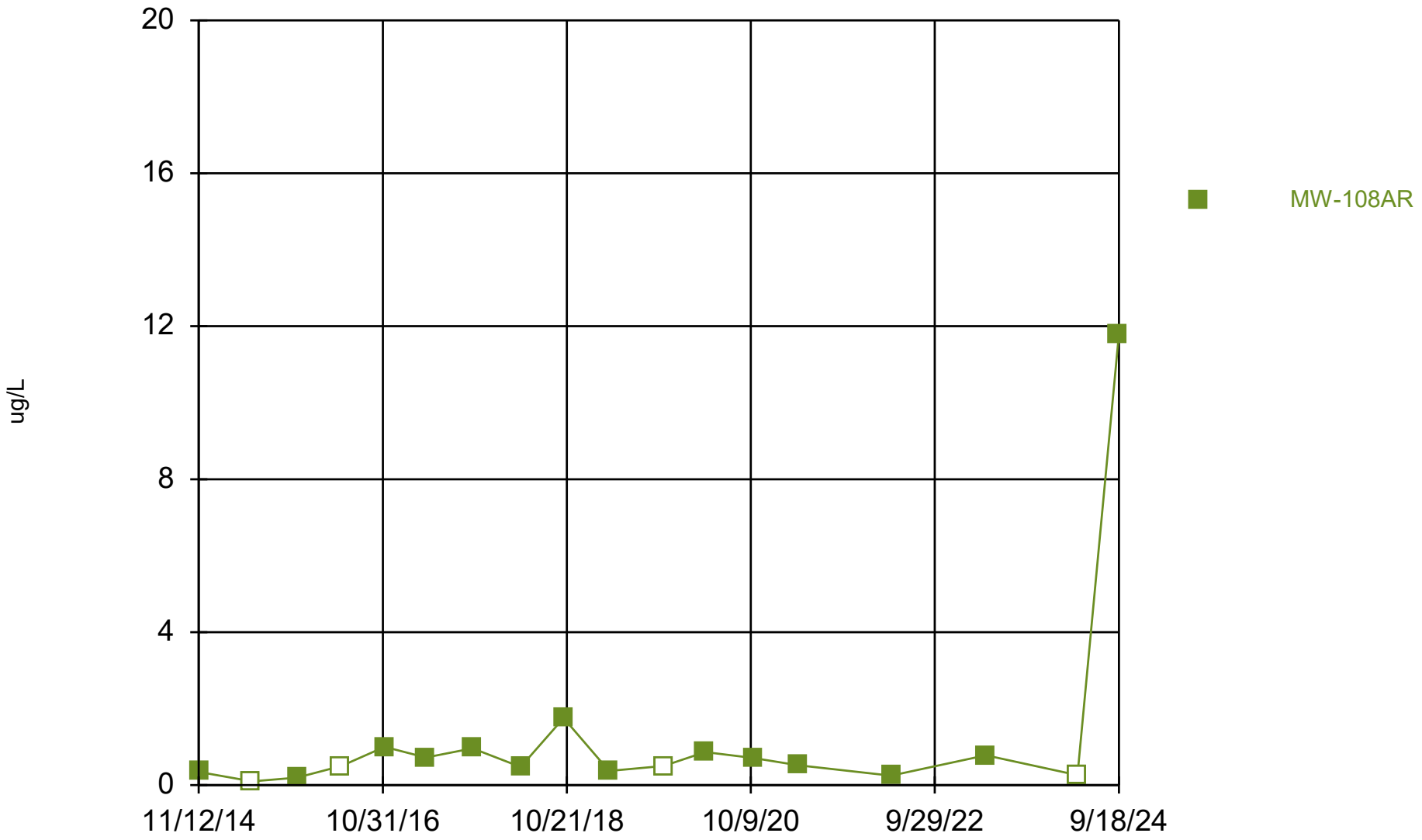

Constituent: Lead Analysis Run 3/14/2025 7:28 AM View: All Wells - Appendix I Metals

DMASWA Client: DMASWA Data: DMASWA Database_Updated

Sanitas™ v.10.0.15 Software licensed to HDR, Inc. UG
Hollow symbols indicate censored values.

Time Series

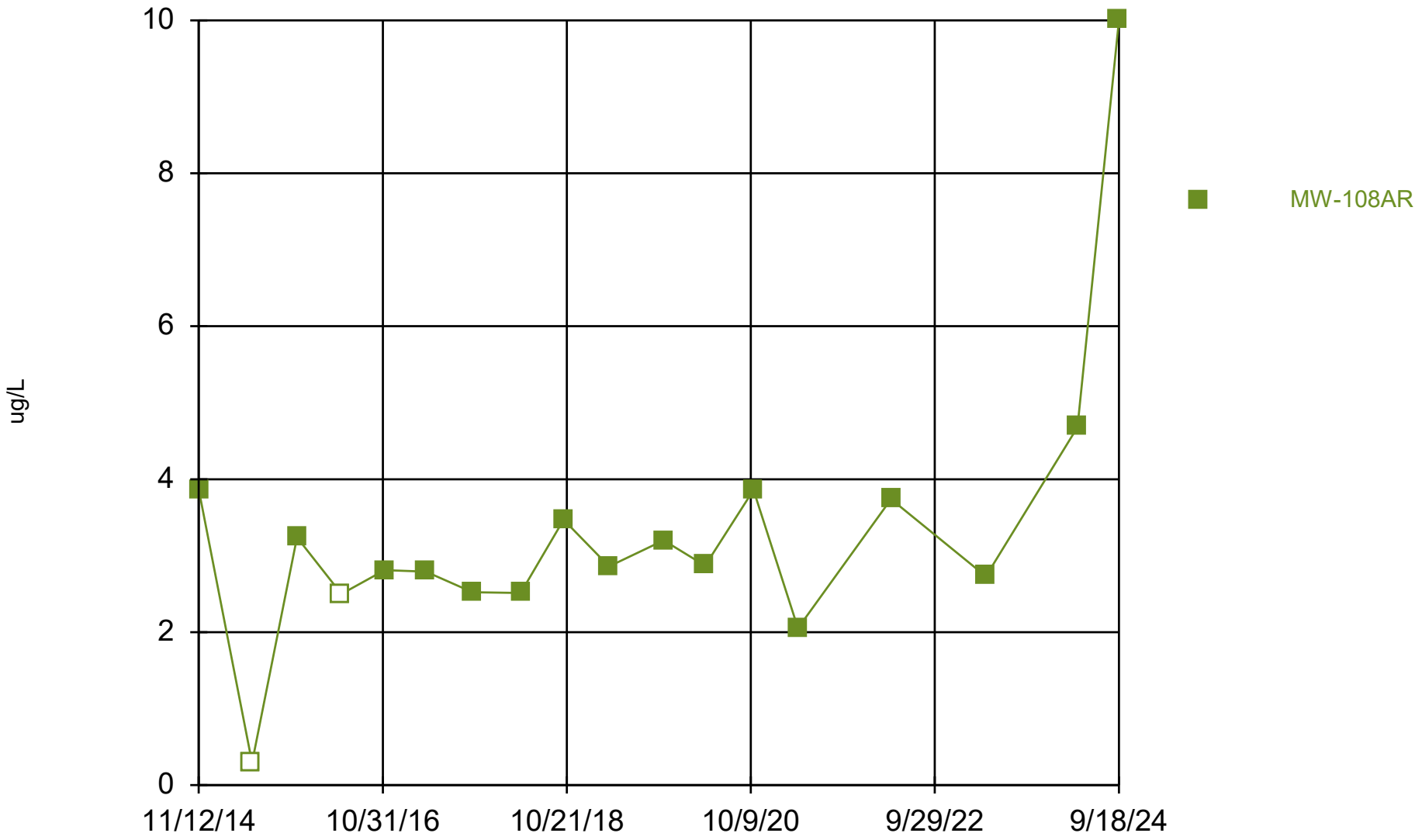

Constituent: Nickel Analysis Run 3/14/2025 7:28 AM View: All Wells - Appendix I Metals DMASWA Client: DMASWA Data: DMASWA Database_Updated

Sanitas™ v.10.0.15 Software licensed to HDR, Inc. UG
Hollow symbols indicate censored values.

Time Series

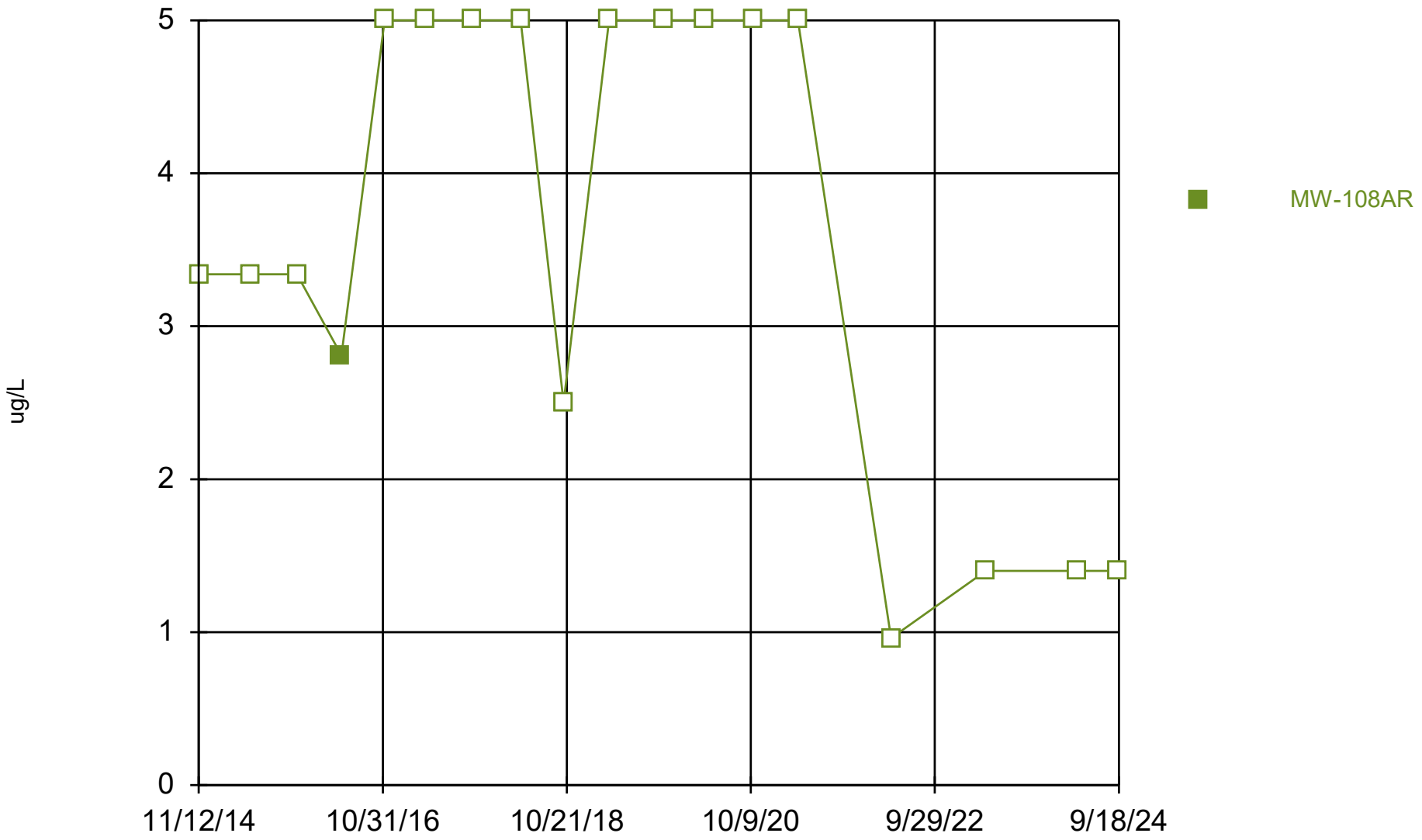

Constituent: Selenium Analysis Run 3/14/2025 7:28 AM View: All Wells - Appendix I Metals DMASWA Client: DMASWA Data: DMASWA Database_Updated

Sanitas™ v.10.0.15 Software licensed to HDR, Inc. UG
Hollow symbols indicate censored values.

Time Series

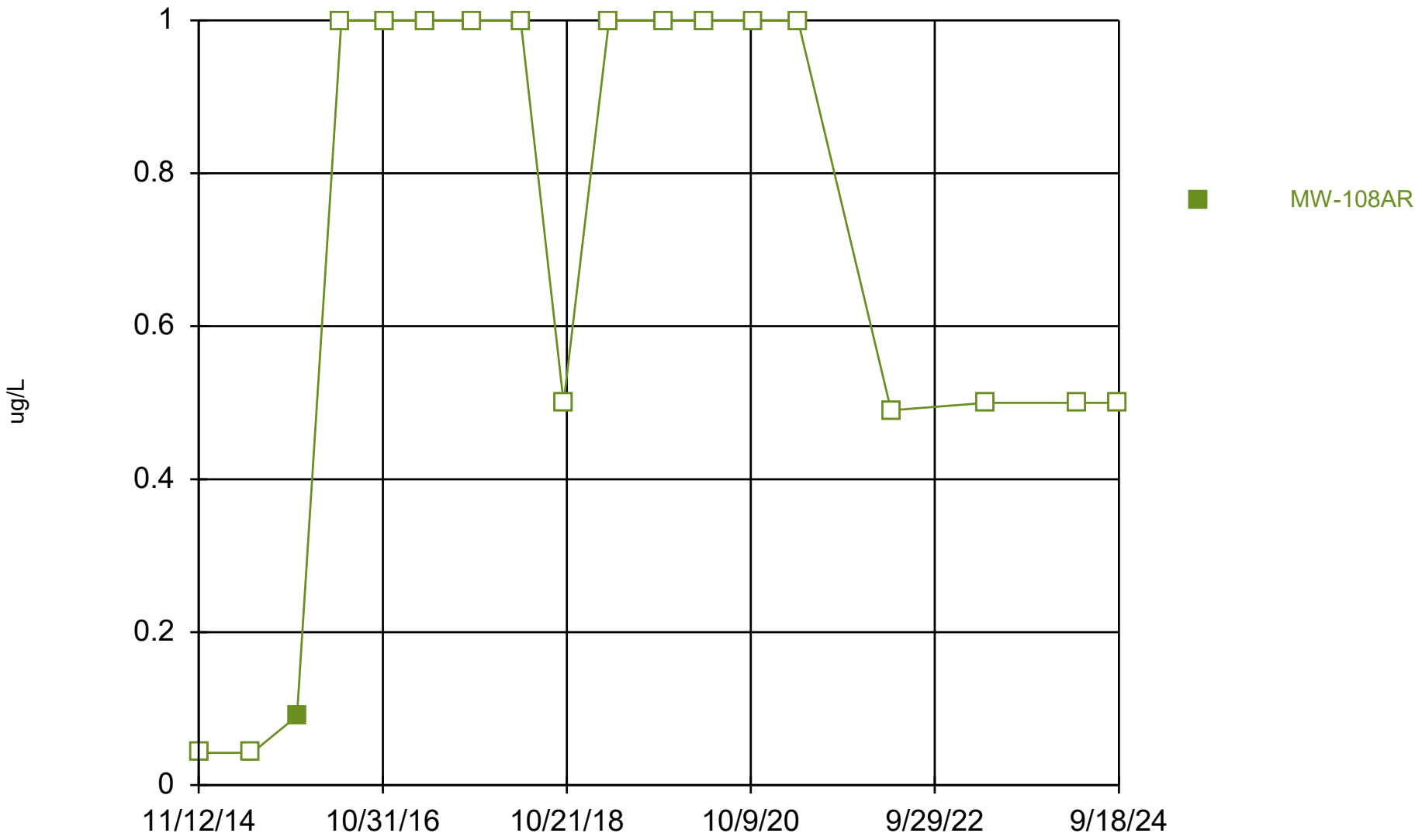

Constituent: Silver Analysis Run 3/14/2025 7:28 AM View: All Wells - Appendix I Metals DMASWA Client: DMASWA Data: DMASWA Database_Updated

Sanitas™ v.10.0.15 Software licensed to HDR, Inc. UG
Hollow symbols indicate censored values.

Time Series

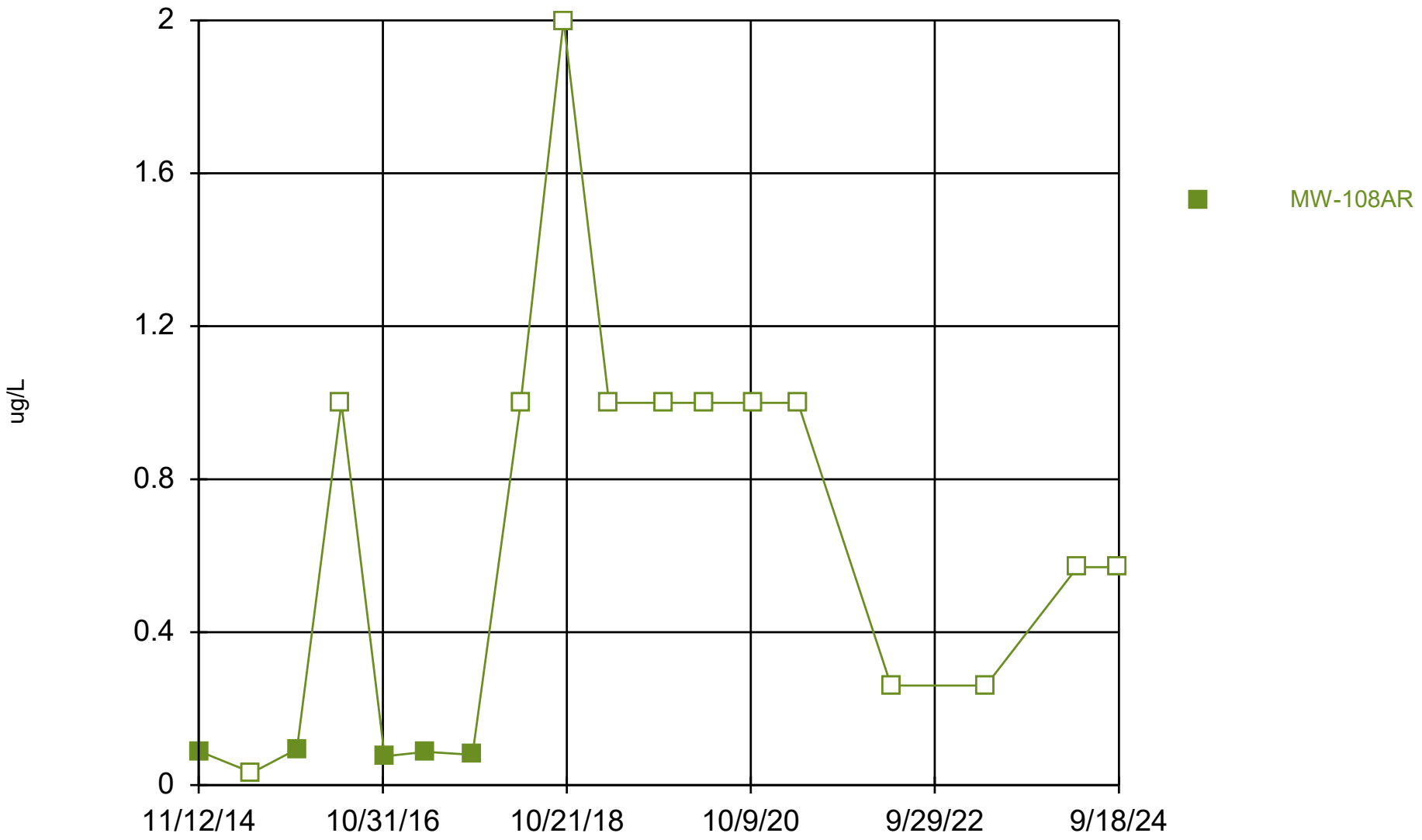

Constituent: Thallium Analysis Run 3/14/2025 7:28 AM View: All Wells - Appendix I Metals DMASWA Client: DMASWA Data: DMASWA Database_Updated

Sanitas™ v.10.0.15 Software licensed to HDR, Inc. UG
Hollow symbols indicate censored values.

Time Series

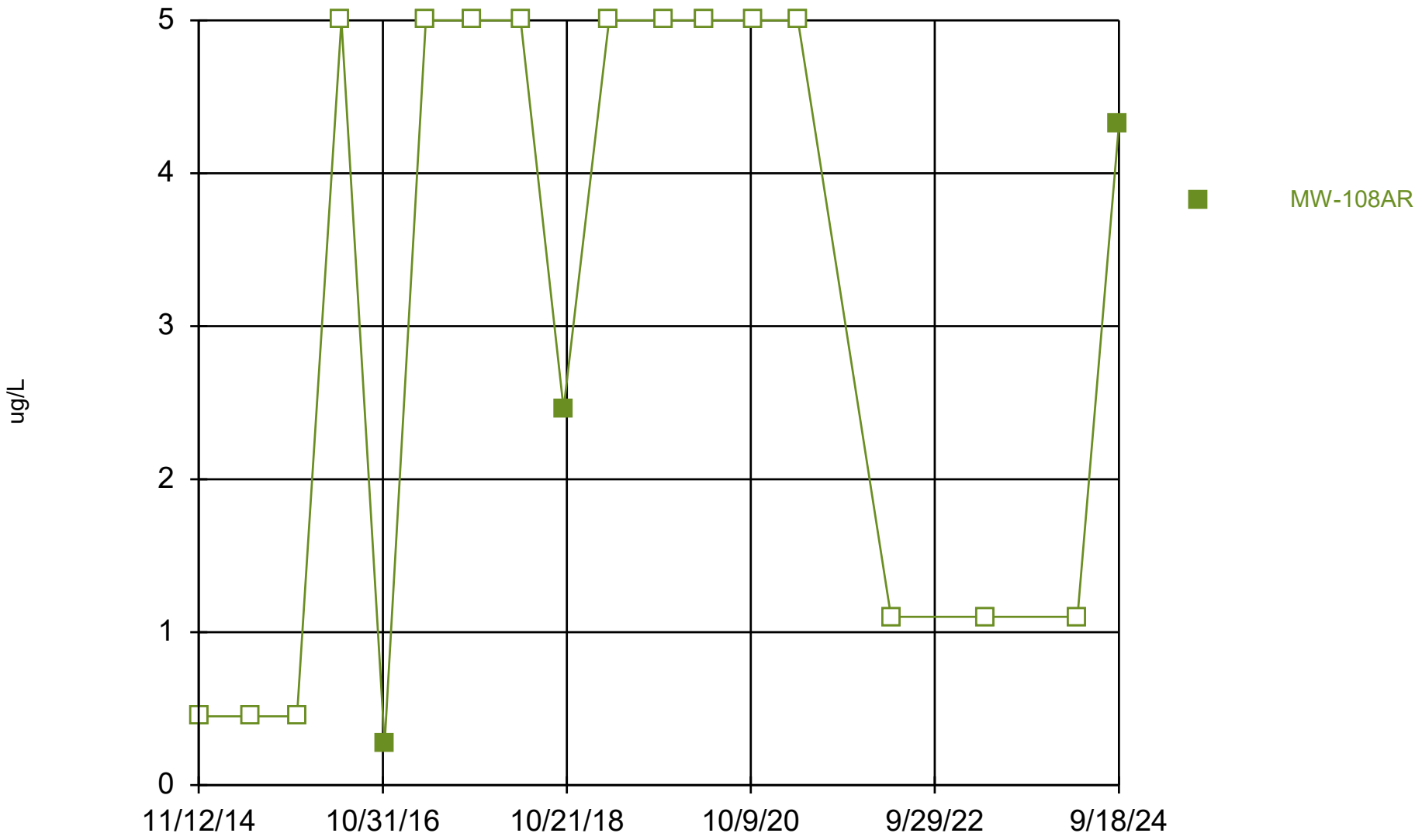

Constituent: Vanadium Analysis Run 3/14/2025 7:28 AM View: All Wells - Appendix I Metals
DMASWA Client: DMASWA Data: DMASWA Database_Updated

Sanitas™ v.10.0.15 Software licensed to HDR, Inc. UG
Hollow symbols indicate censored values.

Time Series

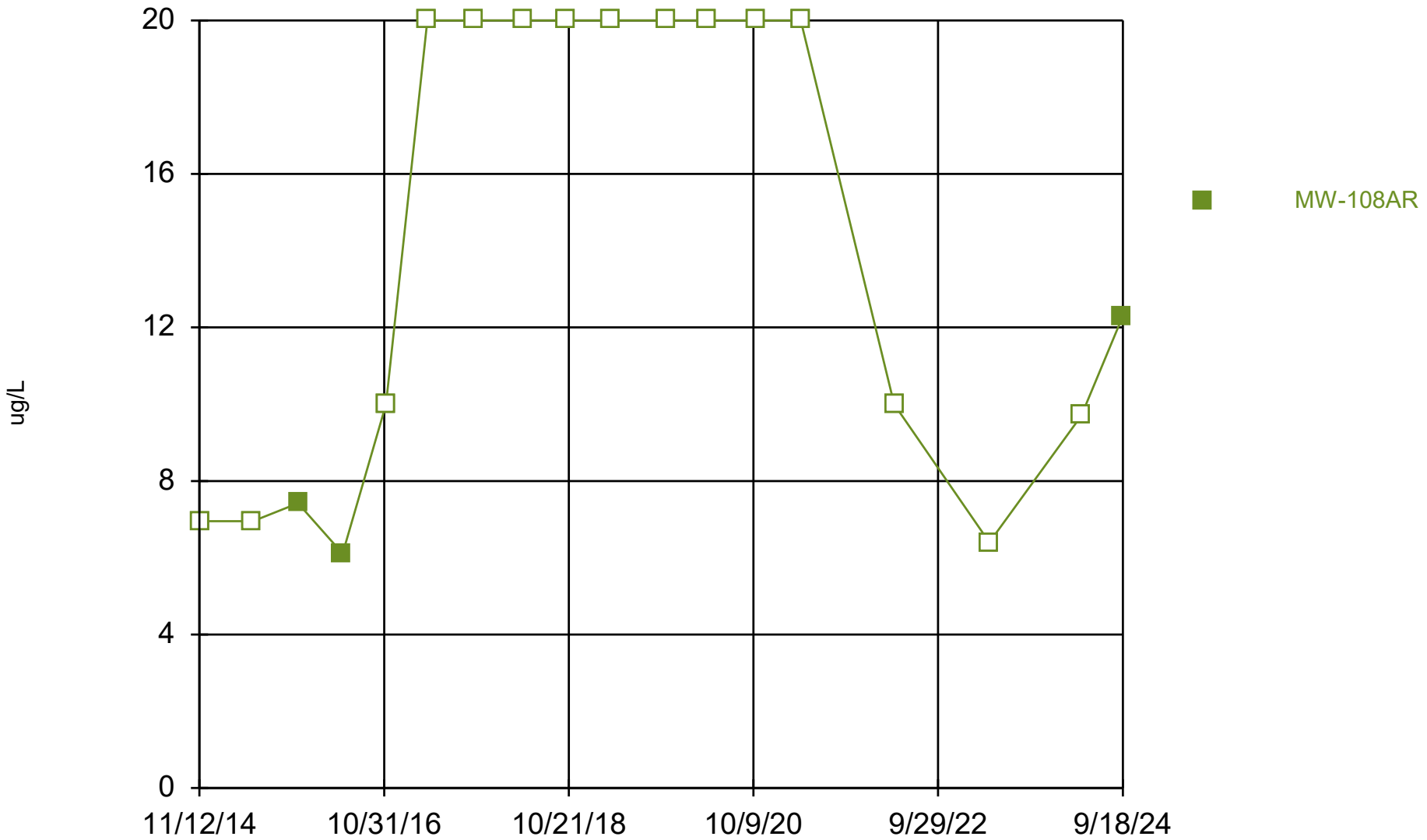

Constituent: Zinc Analysis Run 3/14/2025 7:28 AM View: All Wells - Appendix I Metals

DMASWA Client: DMASWA Data: DMASWA Database_Updated

Monitoring Wells – Appendix I Metals

Box & Whisker Plots

This page intentionally left blank.

Sanitas™ v.10.0.15 Software licensed to HDR, Inc. UG

Box & Whiskers Plot

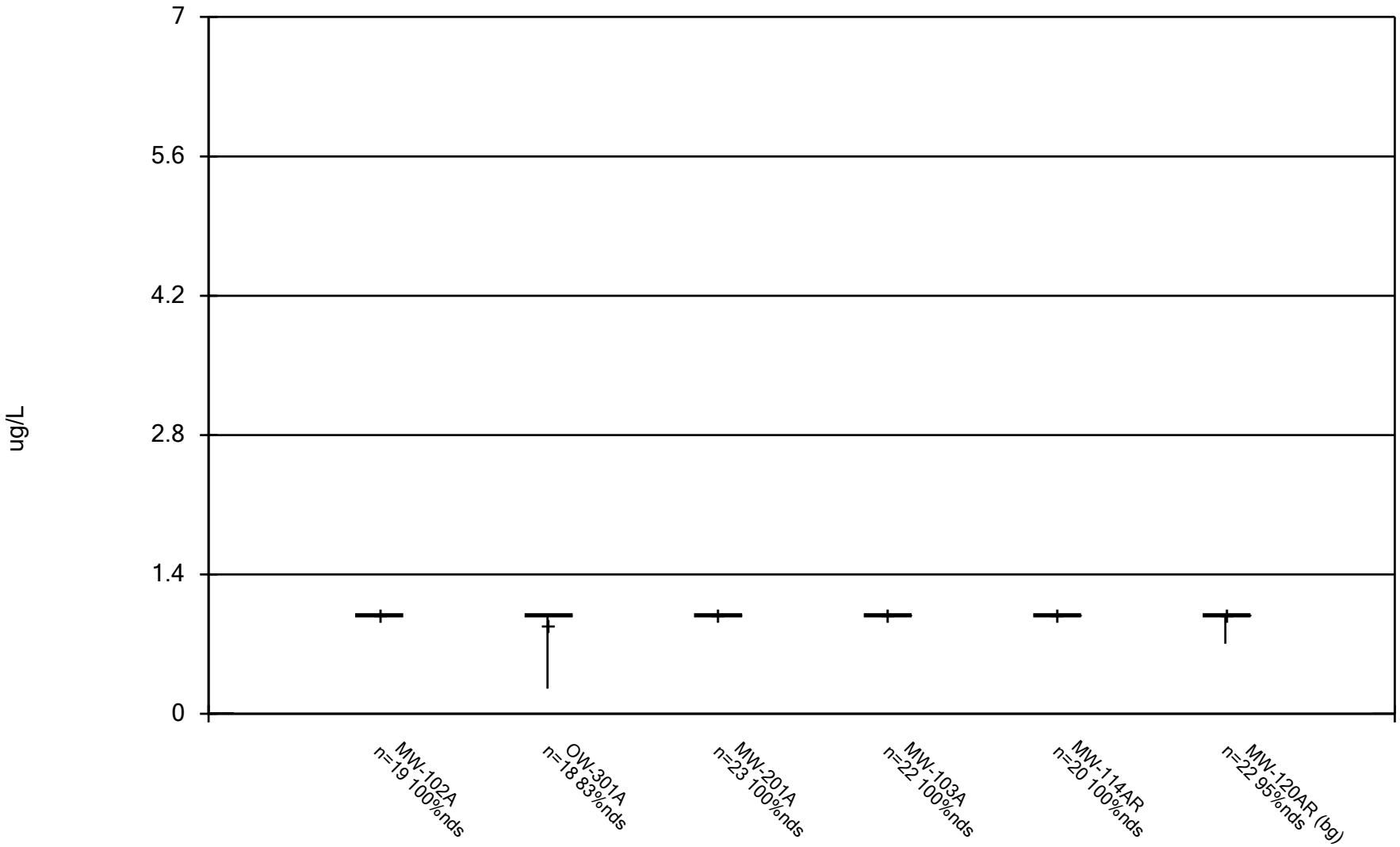

Constituent: Antimony Analysis Run 12/13/2024 1:14 PM View: All Wells - Appendix I Metals

DMASWA Client: DMASWA Data: DMASWA Database_Updated

Sanitas™ v.10.0.15 Software licensed to HDR, Inc. UG

Box & Whiskers Plot

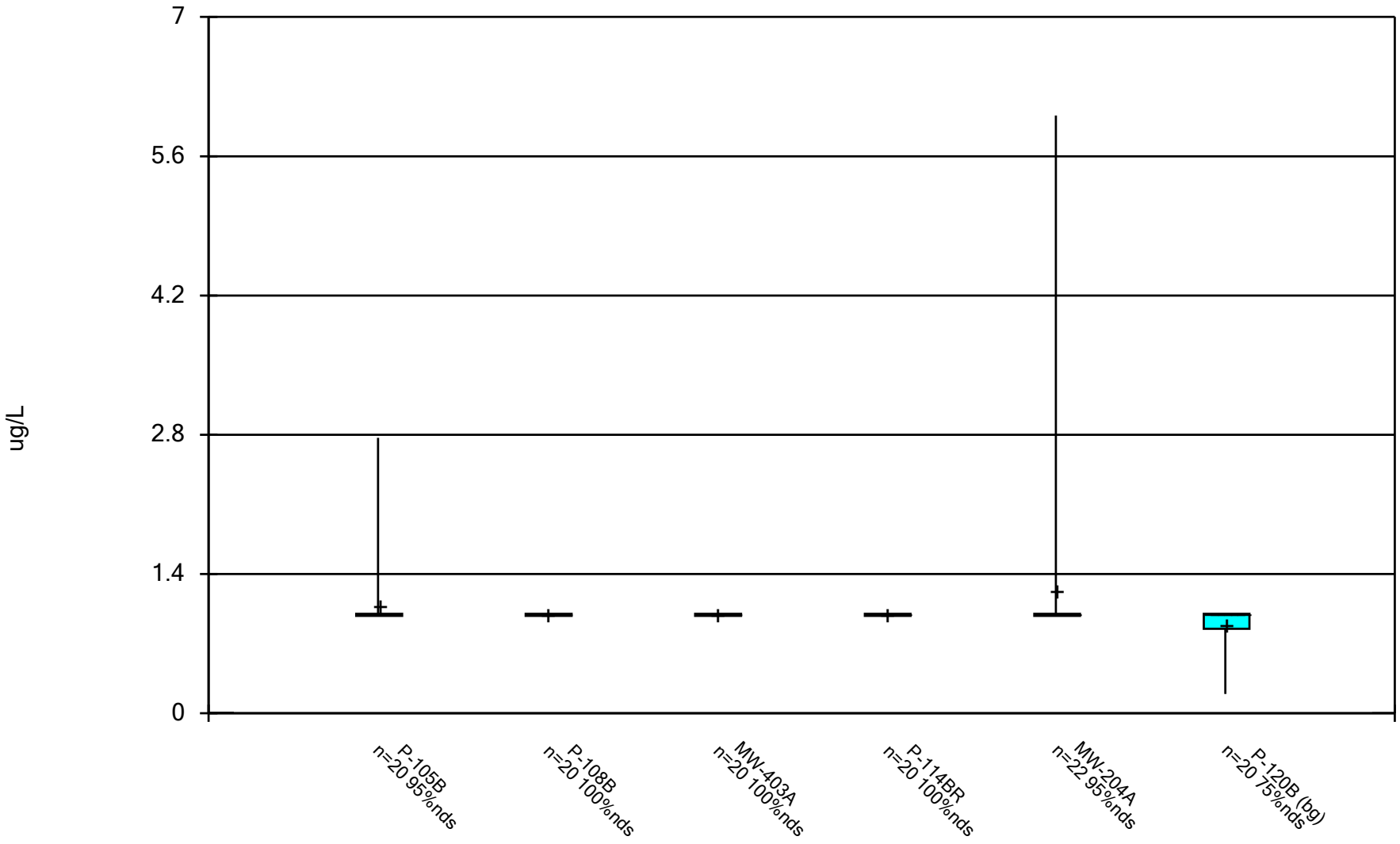

Constituent: Antimony Analysis Run 12/13/2024 1:14 PM View: All Wells - Appendix I Metals DMASWA Client: DMASWA Data: DMASWA Database_Updated

Sanitas™ v.10.0.15 Software licensed to HDR, Inc. UG

Box & Whiskers Plot

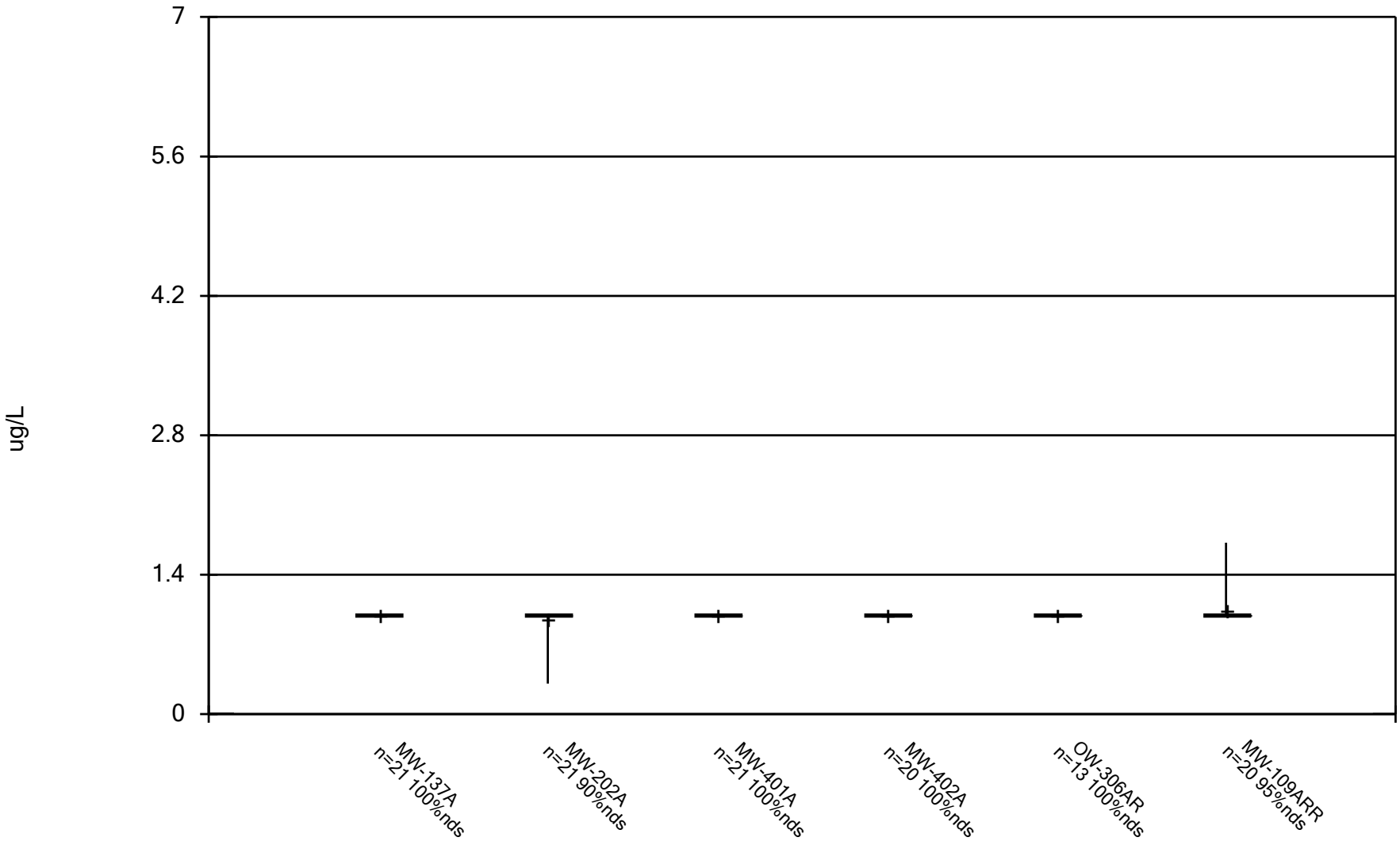

Constituent: Antimony Analysis Run 12/13/2024 1:14 PM View: All Wells - Appendix I Metals DMASWA Client: DMASWA Data: DMASWA Database_Updated

Sanitas™ v.10.0.15 Software licensed to HDR, Inc. UG

Box & Whiskers Plot

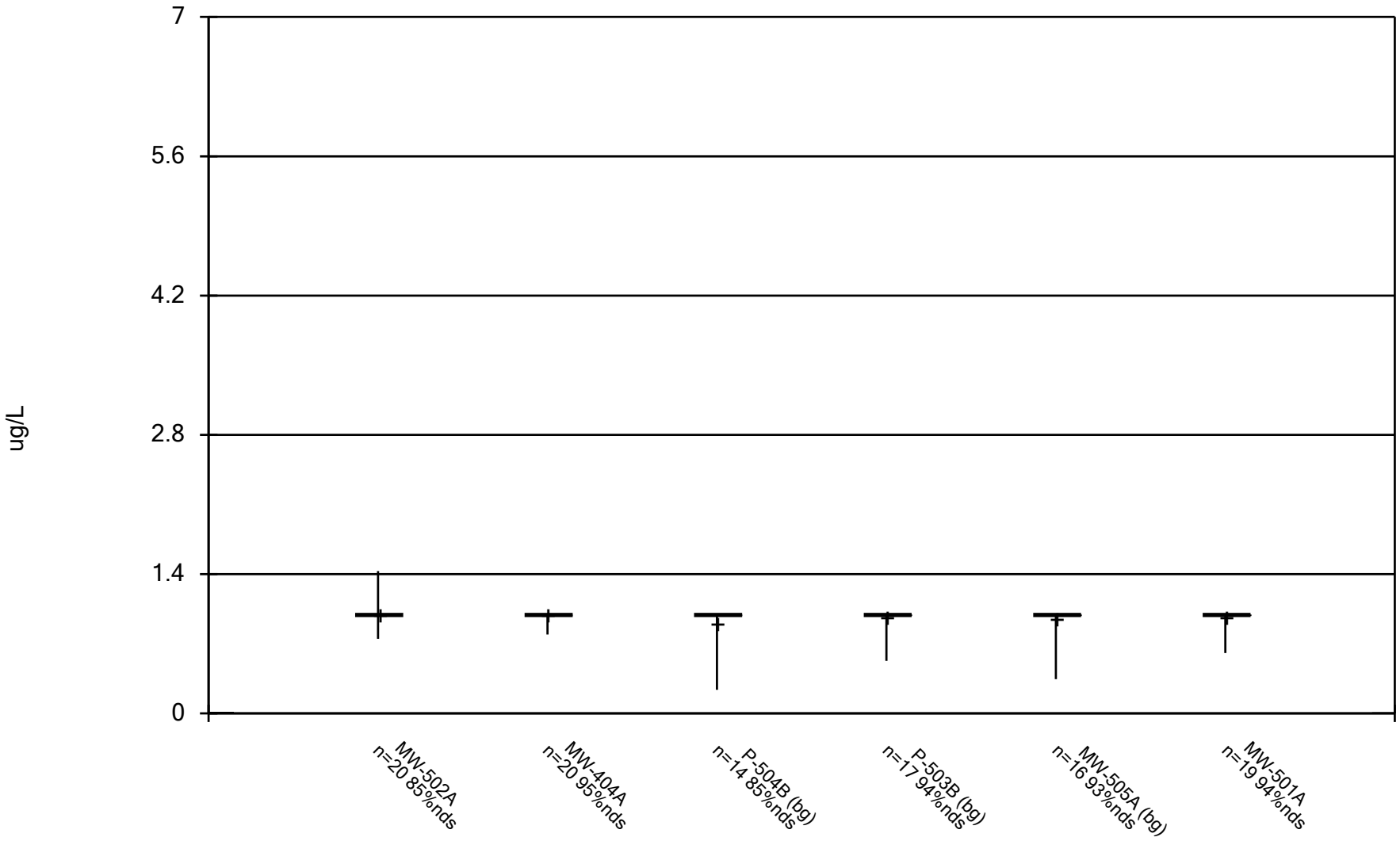

Constituent: Antimony Analysis Run 12/13/2024 1:14 PM View: All Wells - Appendix I Metals DMASWA Client: DMASWA Data: DMASWA Database_Updated

Sanitas™ v.10.0.15 Software licensed to HDR, Inc. UG

Box & Whiskers Plot

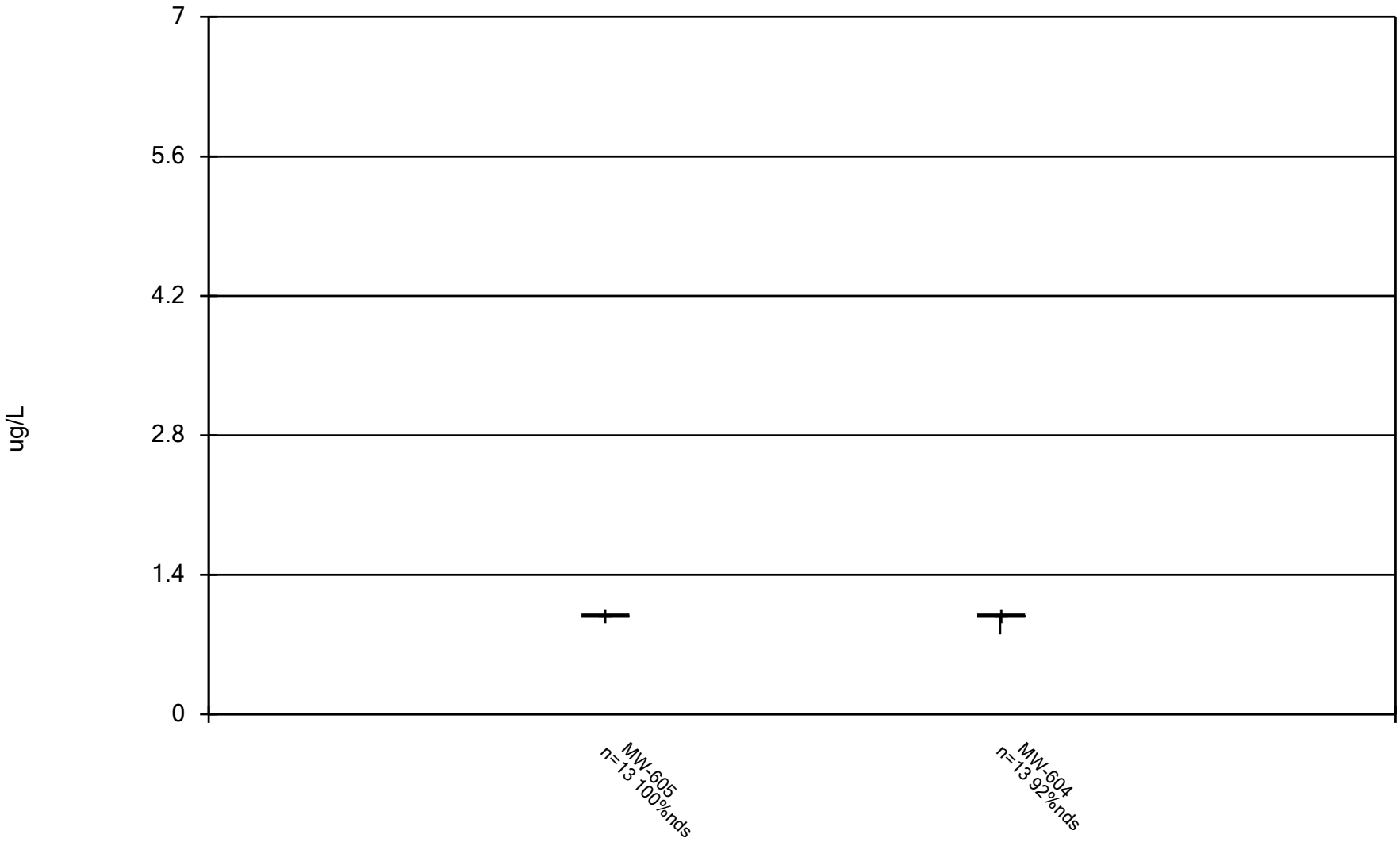

Constituent: Antimony Analysis Run 12/13/2024 1:14 PM View: All Wells - Appendix I Metals DMASWA Client: DMASWA Data: DMASWA Database_Updated

Sanitas™ v.10.0.15 Software licensed to HDR, Inc. UG

Box & Whiskers Plot

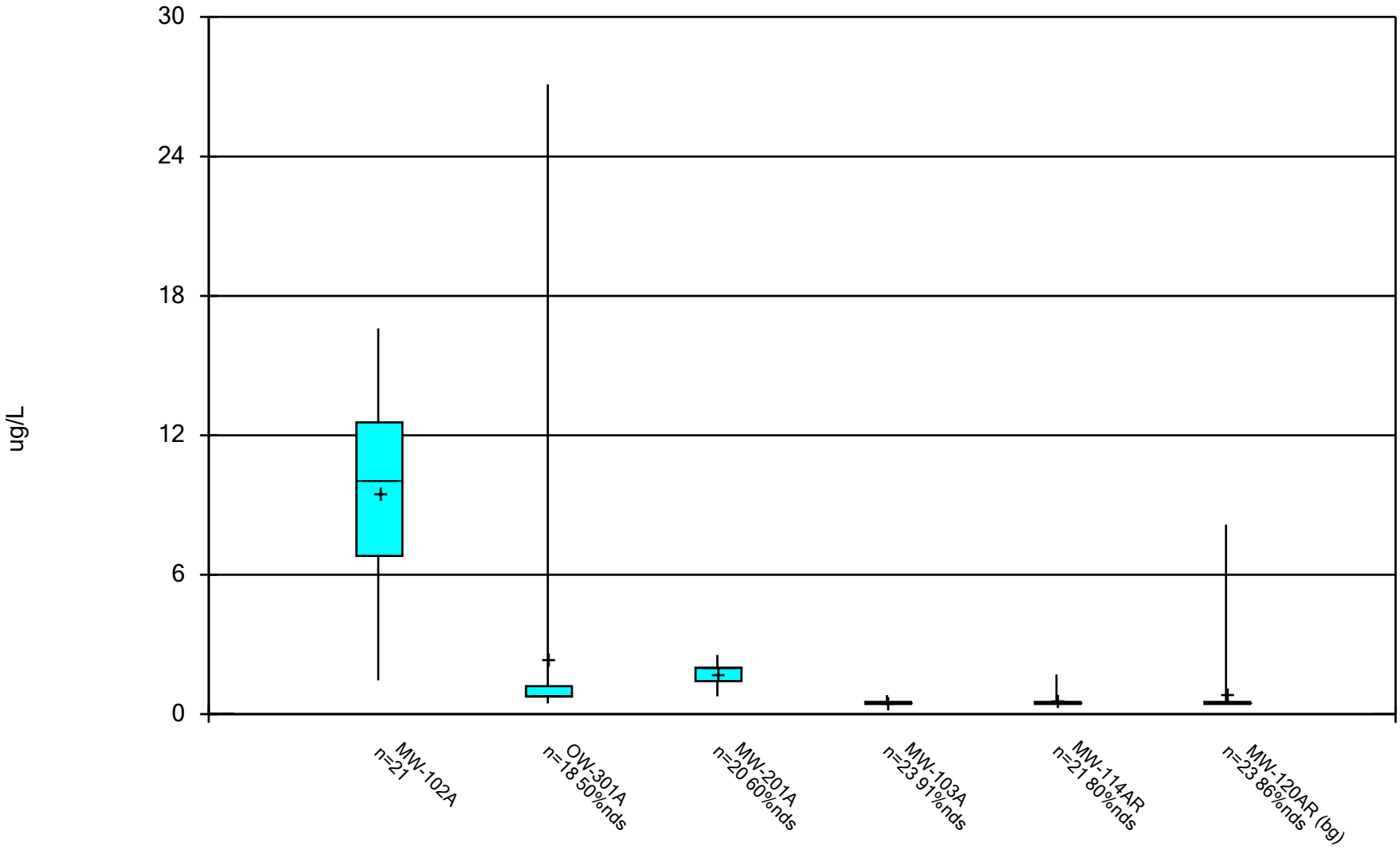

Constituent: Arsenic Analysis Run 12/13/2024 1:14 PM View: All Wells - Appendix I Metals DMASWA Client: DMASWA Data: DMASWA Database_Updated

Sanitas™ v.10.0.15 Software licensed to HDR, Inc. UG

Box & Whiskers Plot

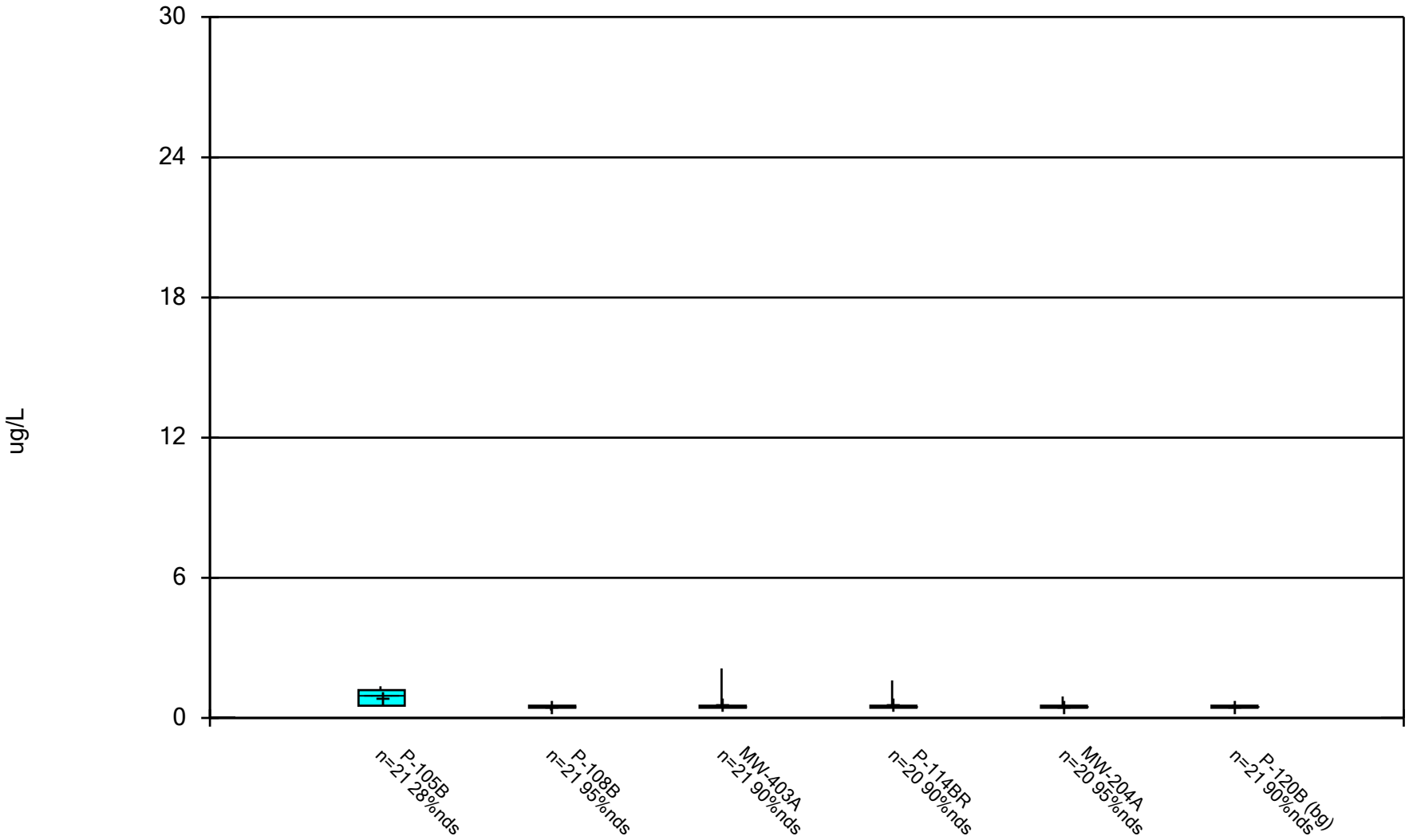

Constituent: Arsenic Analysis Run 12/13/2024 1:14 PM View: All Wells - Appendix I Metals DMASWA Client: DMASWA Data: DMASWA Database_Updated

Sanitas™ v.10.0.15 Software licensed to HDR, Inc. UG

Box & Whiskers Plot

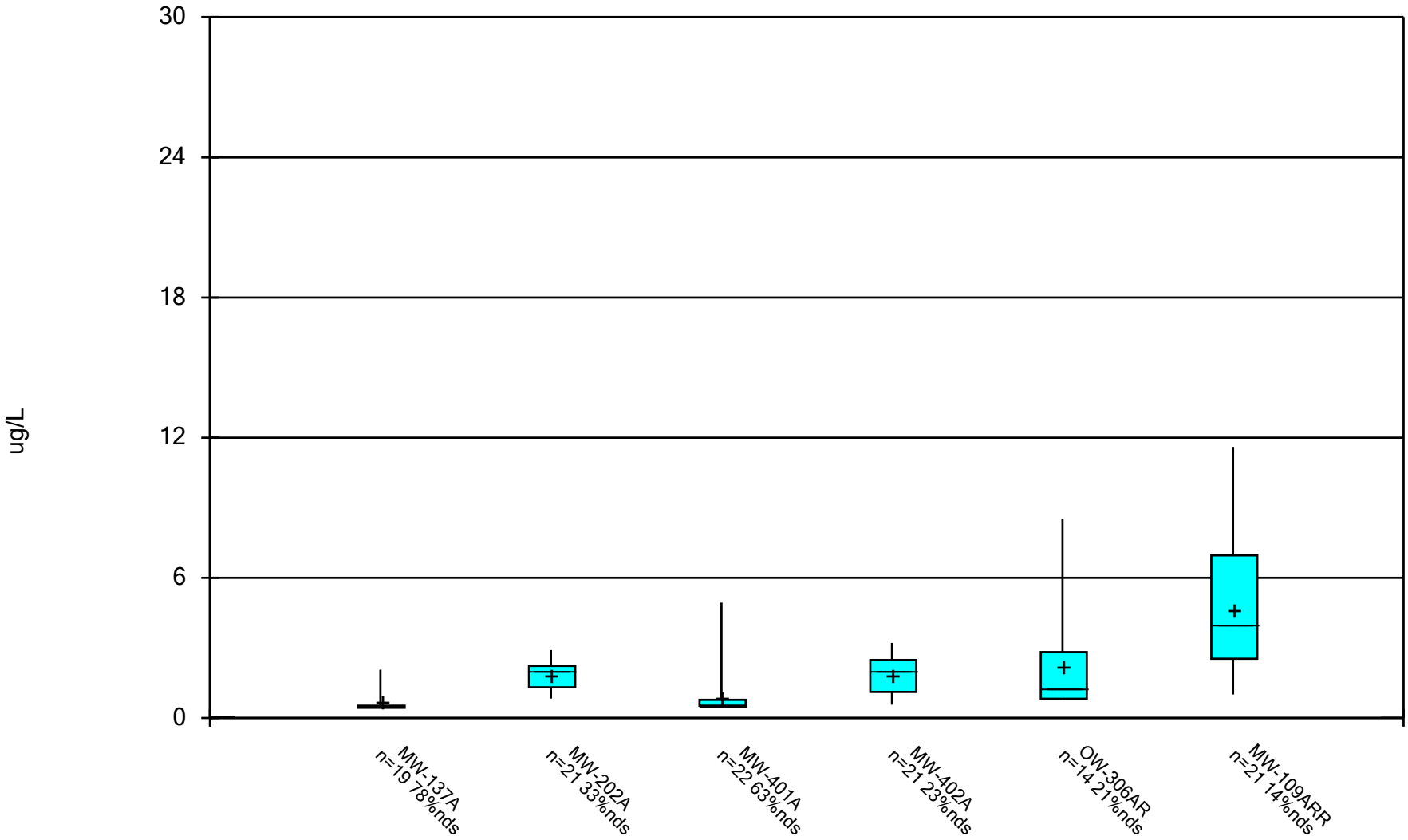

Constituent: Arsenic Analysis Run 12/13/2024 1:14 PM View: All Wells - Appendix I Metals DMASWA Client: DMASWA Data: DMASWA Database_Updated

Sanitas™ v.10.0.15 Software licensed to HDR, Inc. UG

Box & Whiskers Plot

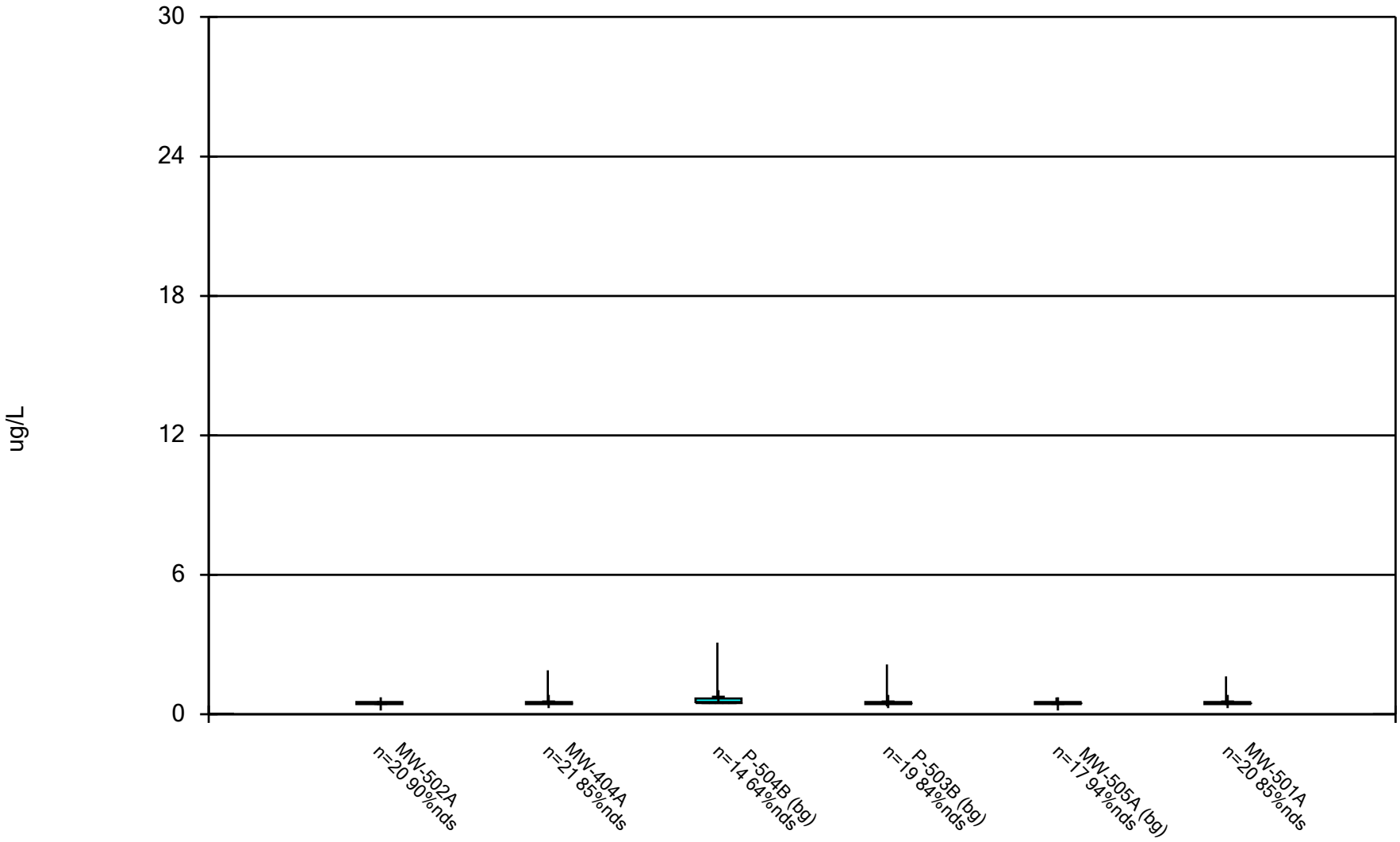

Constituent: Arsenic Analysis Run 12/13/2024 1:14 PM View: All Wells - Appendix I Metals
DMASWA Client: DMASWA Data: DMASWA Database_Updated

Sanitas™ v.10.0.15 Software licensed to HDR, Inc. UG

Box & Whiskers Plot

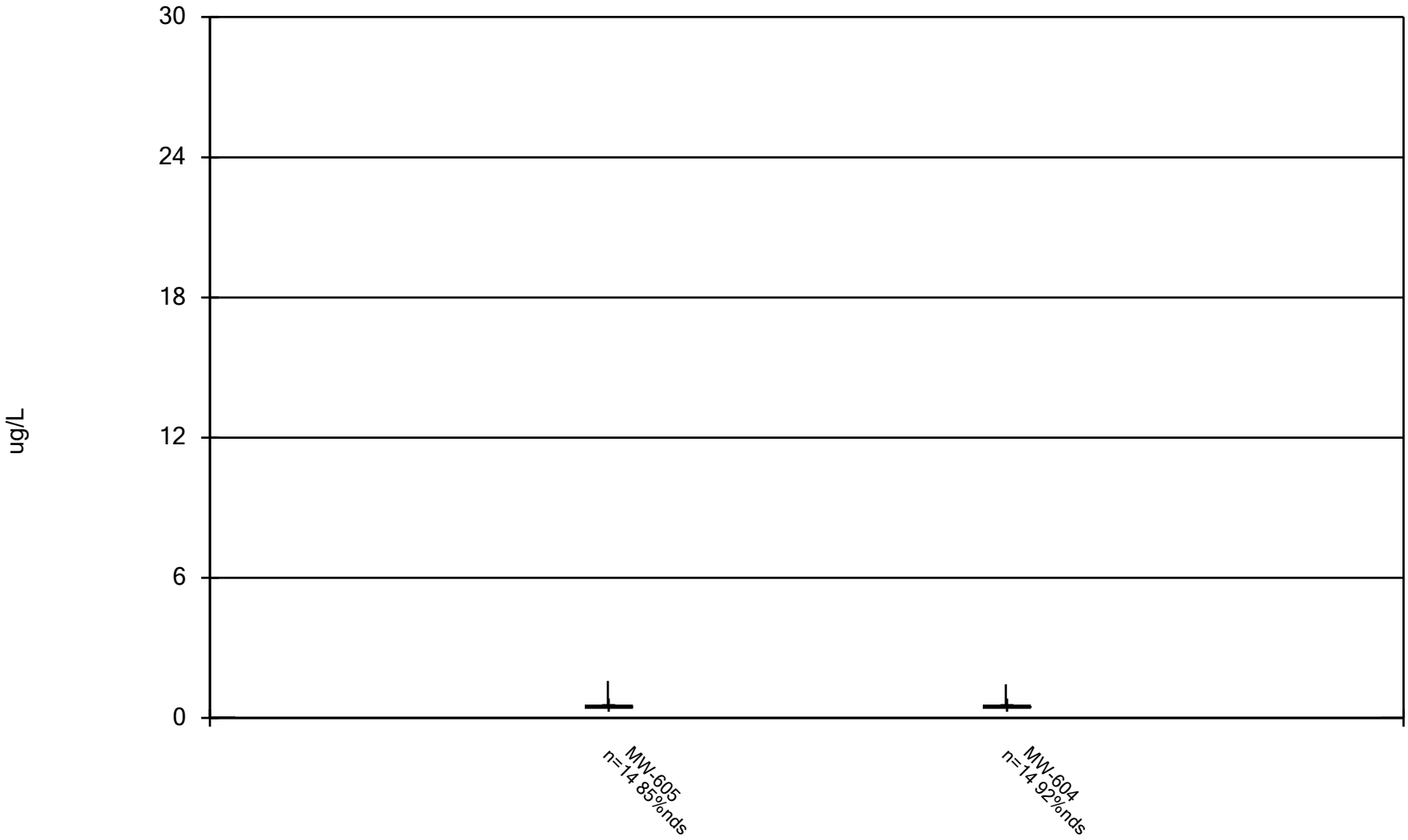

Constituent: Arsenic Analysis Run 12/13/2024 1:14 PM View: All Wells - Appendix I Metals DMASWA Client: DMASWA Data: DMASWA Database_Updated

Sanitas™ v.10.0.15 Software licensed to HDR, Inc. UG

Box & Whiskers Plot

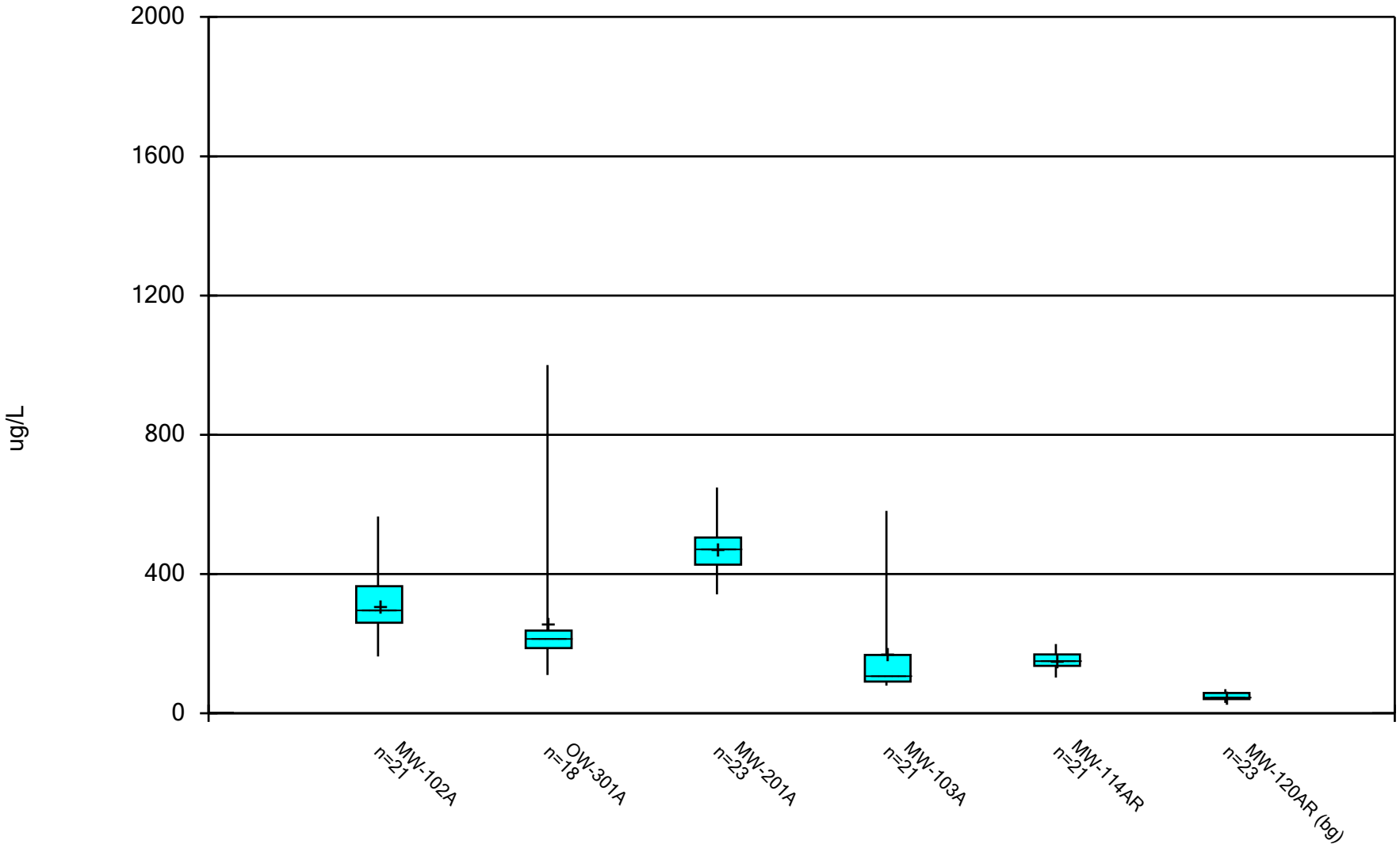

Constituent: Barium Analysis Run 12/13/2024 1:14 PM View: All Wells - Appendix I Metals

DMASWA Client: DMASWA Data: DMASWA Database_Updated

Sanitas™ v.10.0.15 Software licensed to HDR, Inc. UG

Box & Whiskers Plot

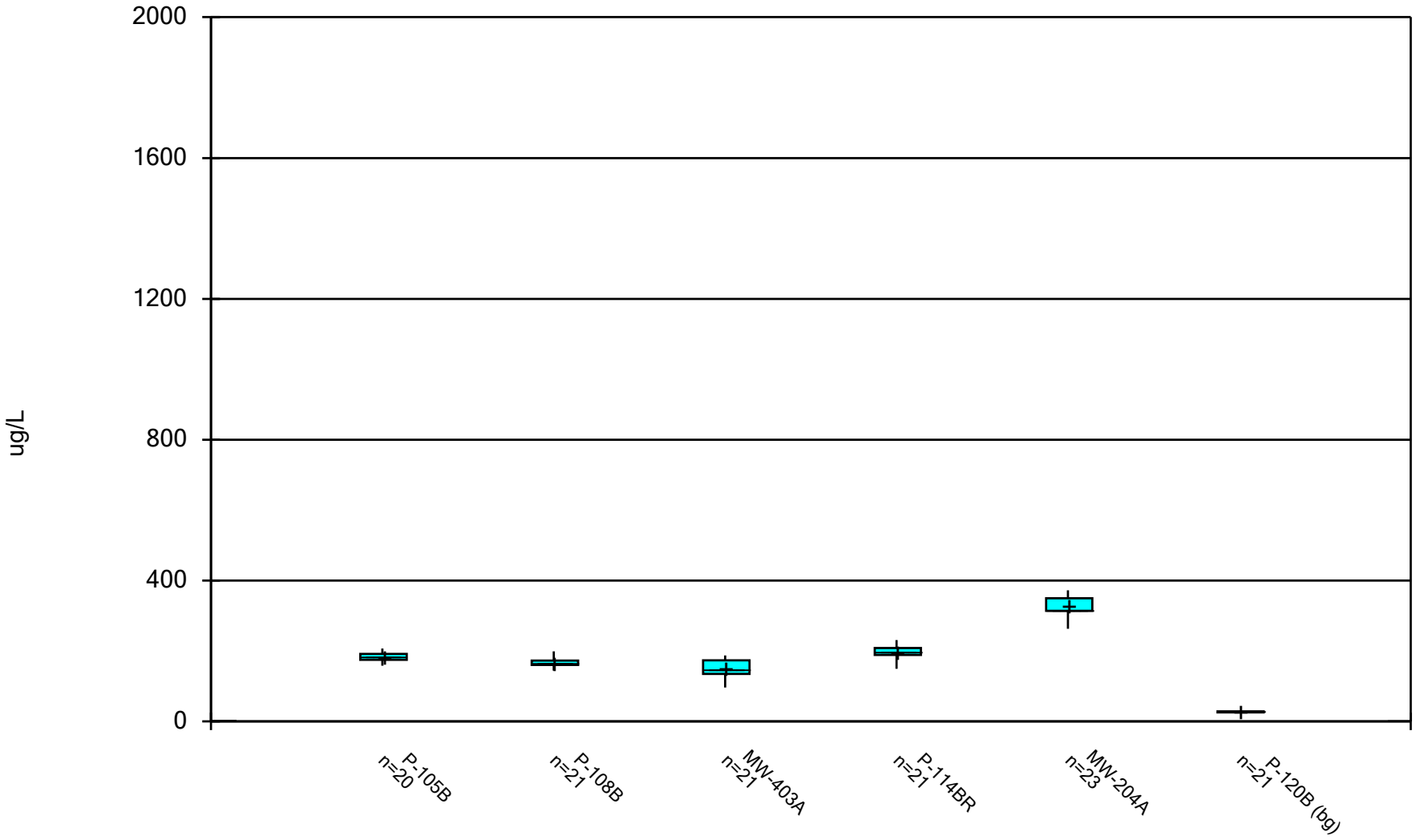

Constituent: Barium Analysis Run 12/13/2024 1:14 PM View: All Wells - Appendix I Metals DMASWA Client: DMASWA Data: DMASWA Database_Updated

Sanitas™ v.10.0.15 Software licensed to HDR, Inc. UG

Box & Whiskers Plot

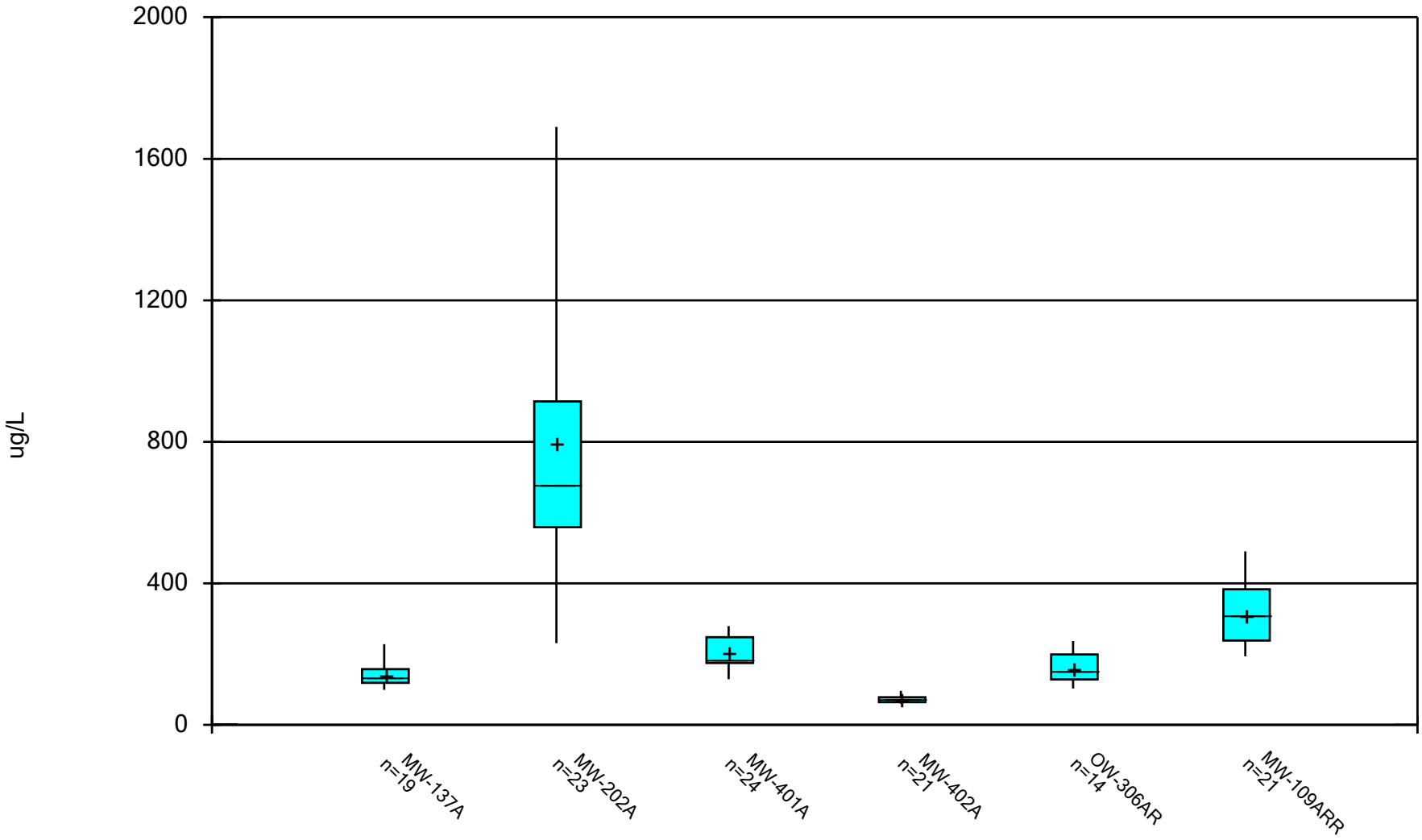

Constituent: Barium Analysis Run 12/13/2024 1:14 PM View: All Wells - Appendix I Metals DMASWA Client: DMASWA Data: DMASWA Database_Updated

Sanitas™ v.10.0.15 Software licensed to HDR, Inc. UG

Box & Whiskers Plot

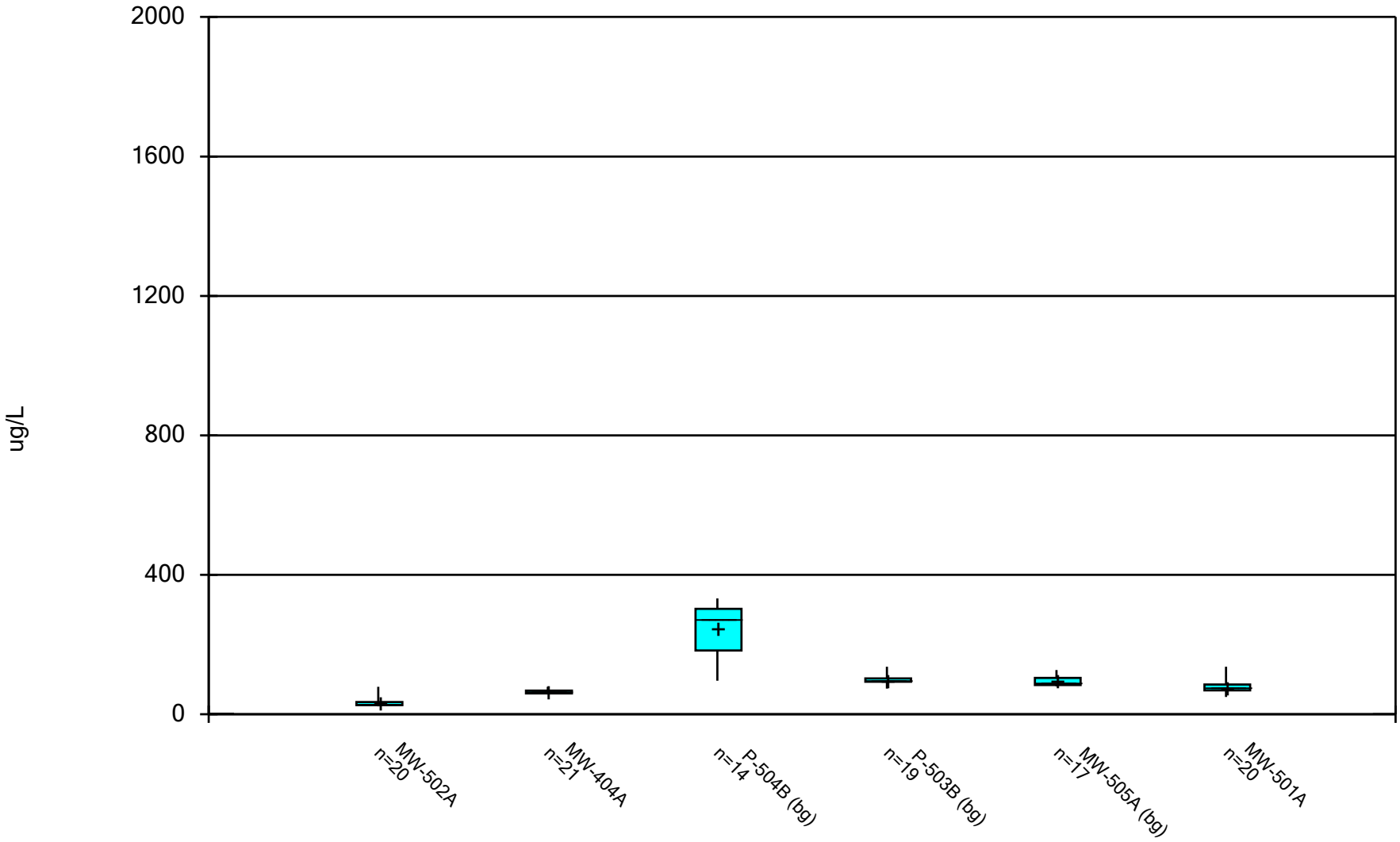

Constituent: Barium Analysis Run 12/13/2024 1:14 PM View: All Wells - Appendix I Metals DMASWA Client: DMASWA Data: DMASWA Database_Updated

Sanitas™ v.10.0.15 Software licensed to HDR, Inc. UG

Box & Whiskers Plot

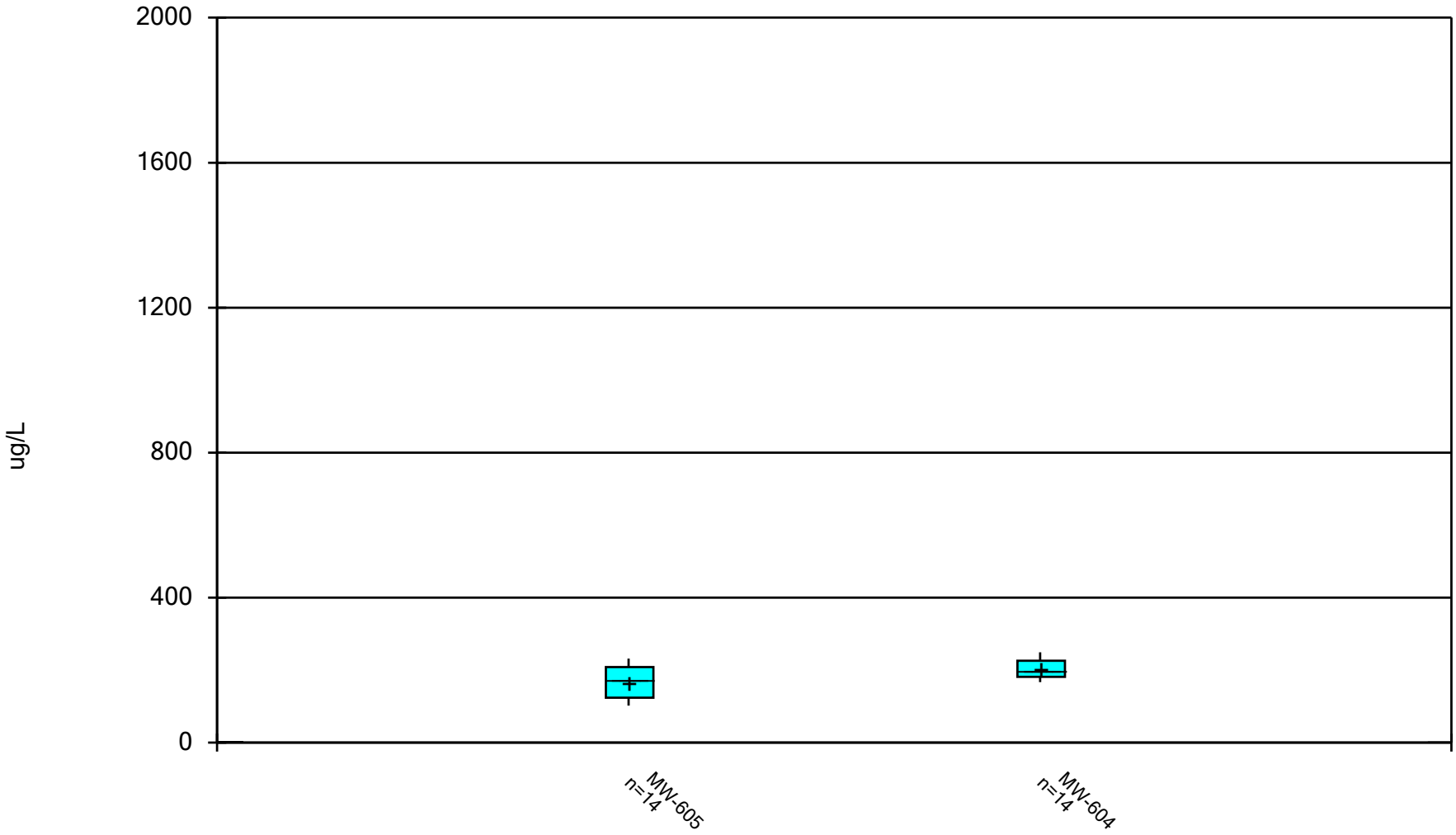

Constituent: Barium Analysis Run 12/13/2024 1:14 PM View: All Wells - Appendix I Metals

DMASWA Client: DMASWA Data: DMASWA Database_Updated

Sanitas™ v.10.0.15 Software licensed to HDR, Inc. UG

Box & Whiskers Plot

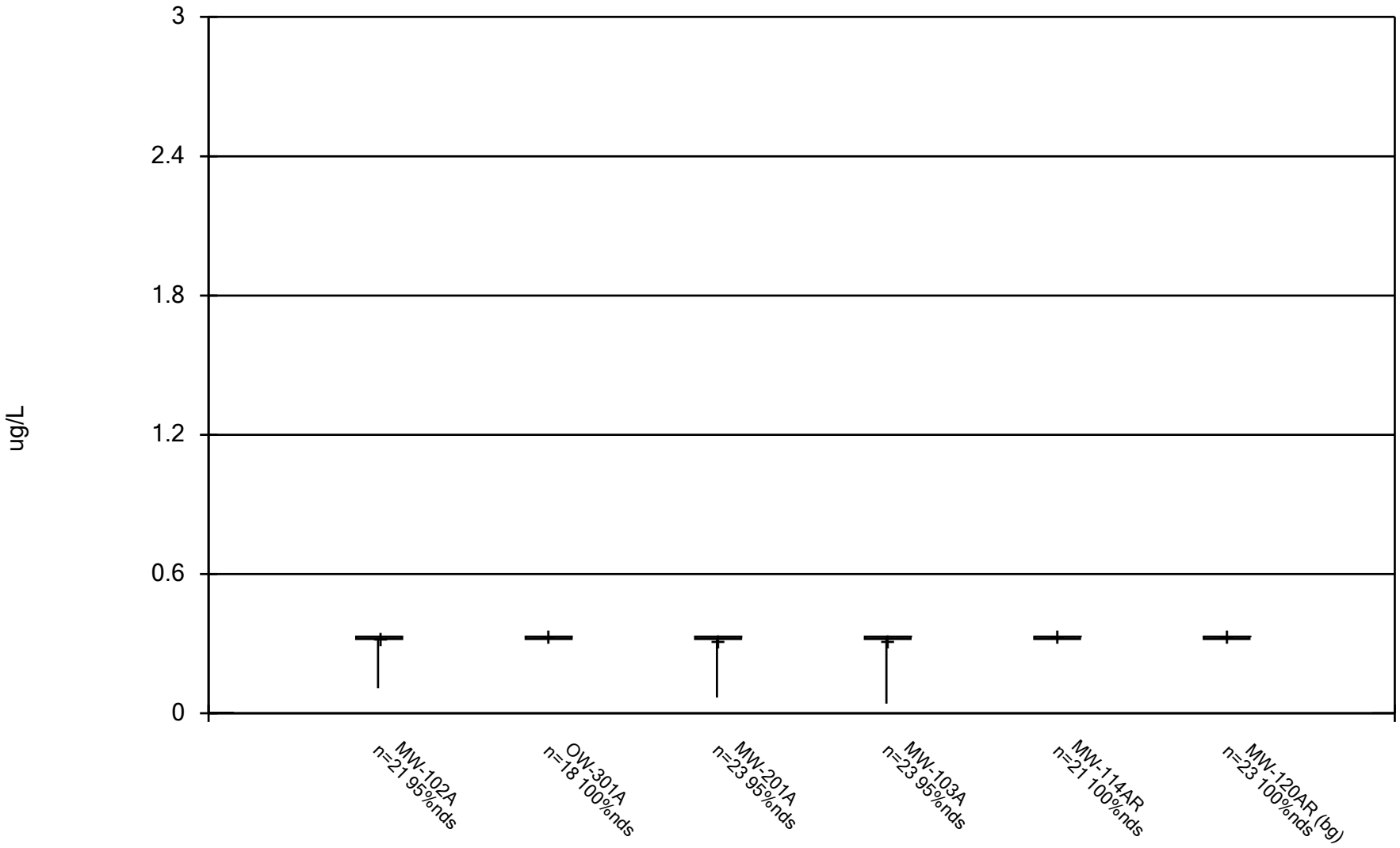

Constituent: Beryllium Analysis Run 12/13/2024 1:14 PM View: All Wells - Appendix I Metals DMASWA Client: DMASWA Data: DMASWA Database_Updated

Sanitas™ v.10.0.15 Software licensed to HDR, Inc. UG

Box & Whiskers Plot

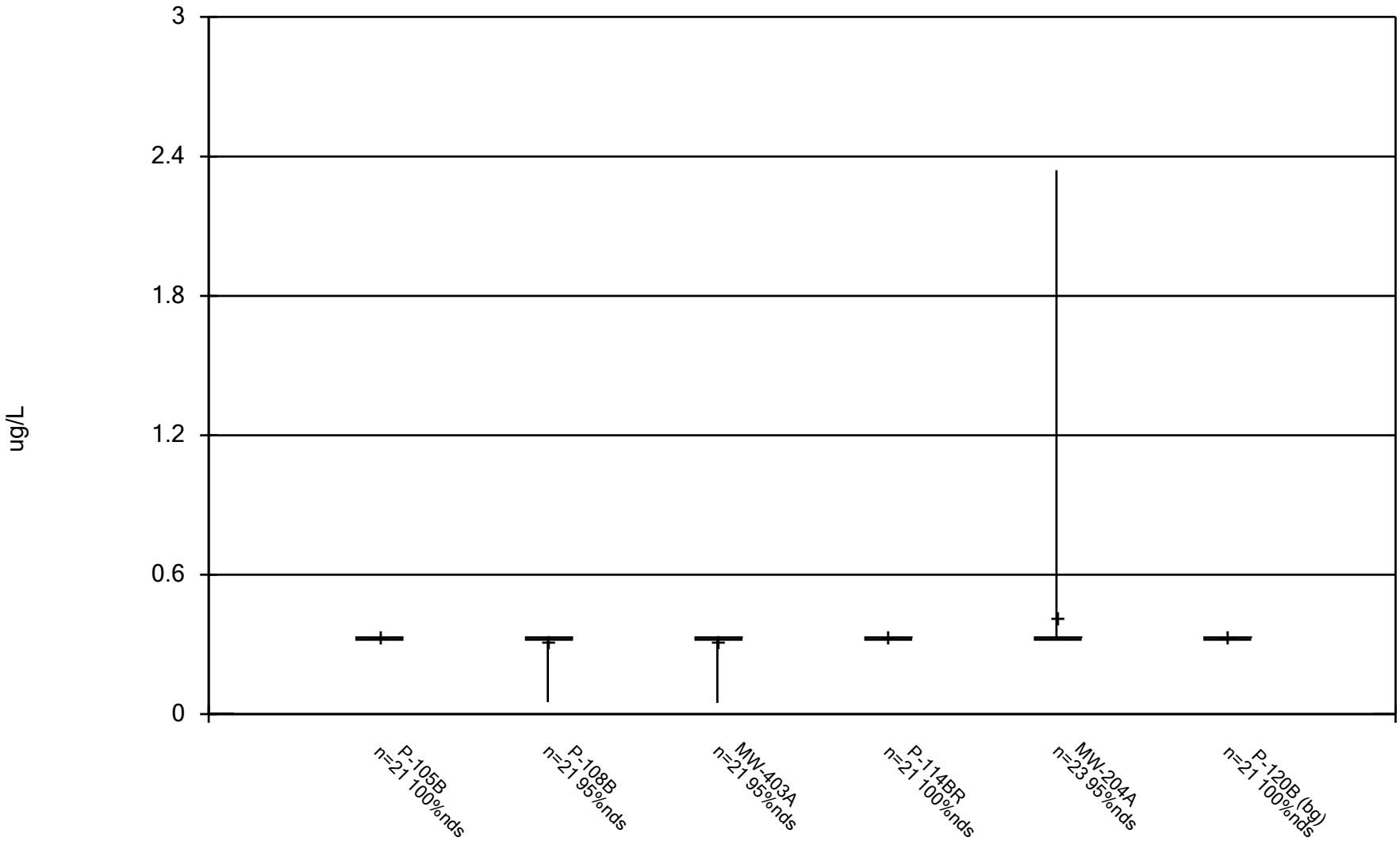

Constituent: Beryllium Analysis Run 12/13/2024 1:14 PM View: All Wells - Appendix I Metals DMASWA Client: DMASWA Data: DMASWA Database_Updated

Sanitas™ v.10.0.15 Software licensed to HDR, Inc. UG

Box & Whiskers Plot

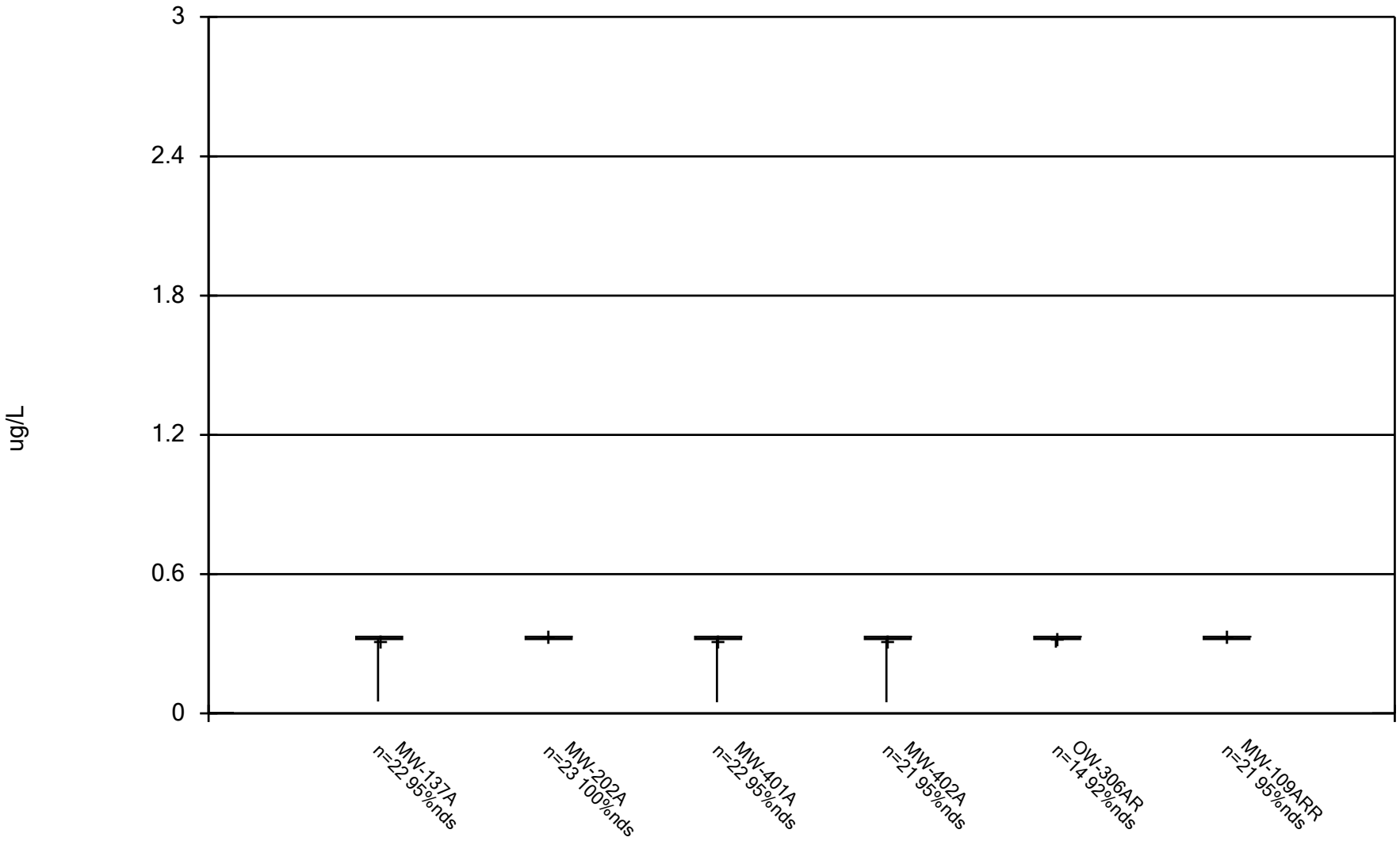

Constituent: Beryllium Analysis Run 12/13/2024 1:14 PM View: All Wells - Appendix I Metals DMASWA Client: DMASWA Data: DMASWA Database_Updated

Sanitas™ v.10.0.15 Software licensed to HDR, Inc. UG

Box & Whiskers Plot

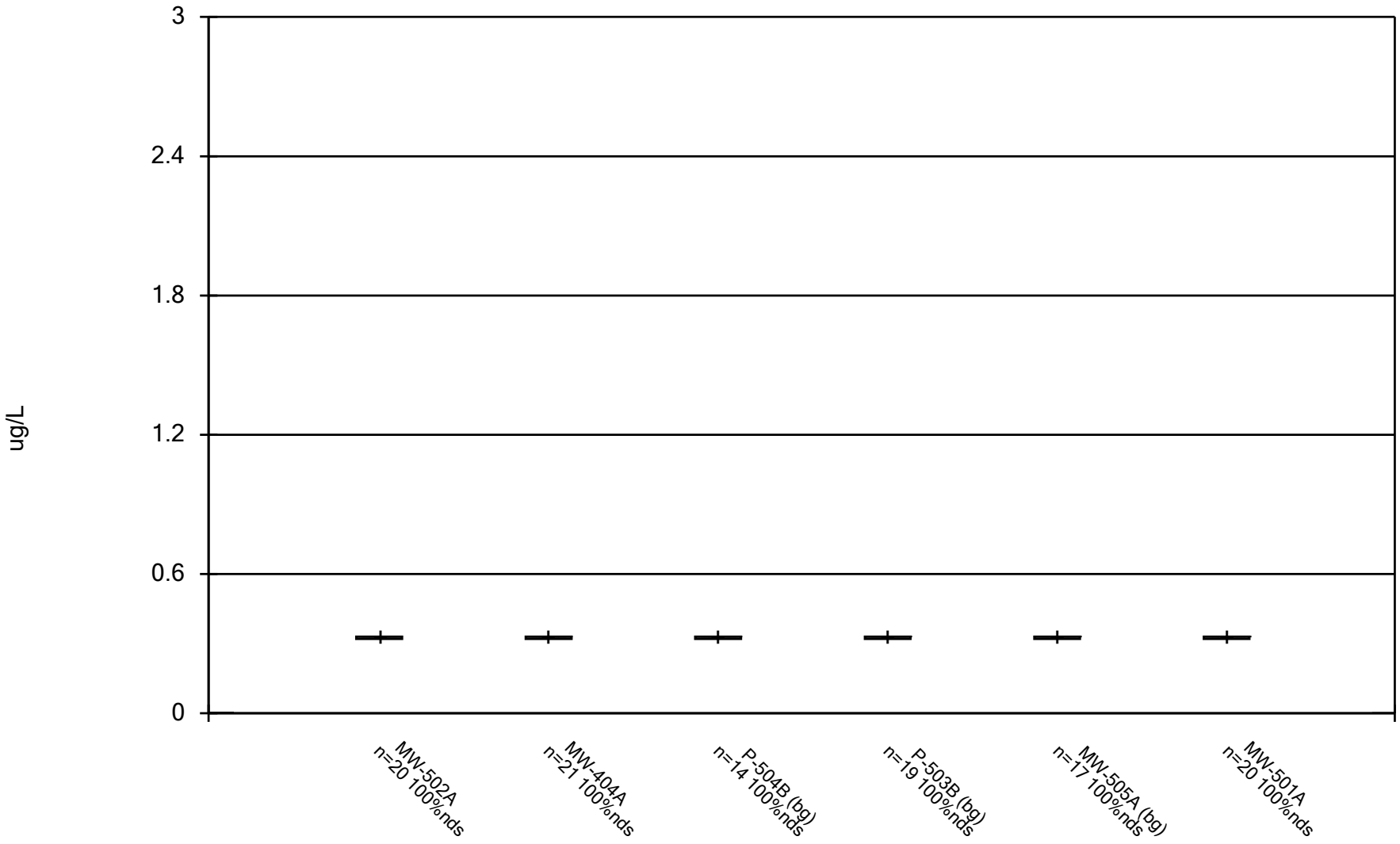

Constituent: Beryllium Analysis Run 12/13/2024 1:14 PM View: All Wells - Appendix I Metals DMASWA Client: DMASWA Data: DMASWA Database_Updated

Sanitas™ v.10.0.15 Software licensed to HDR, Inc. UG

Box & Whiskers Plot

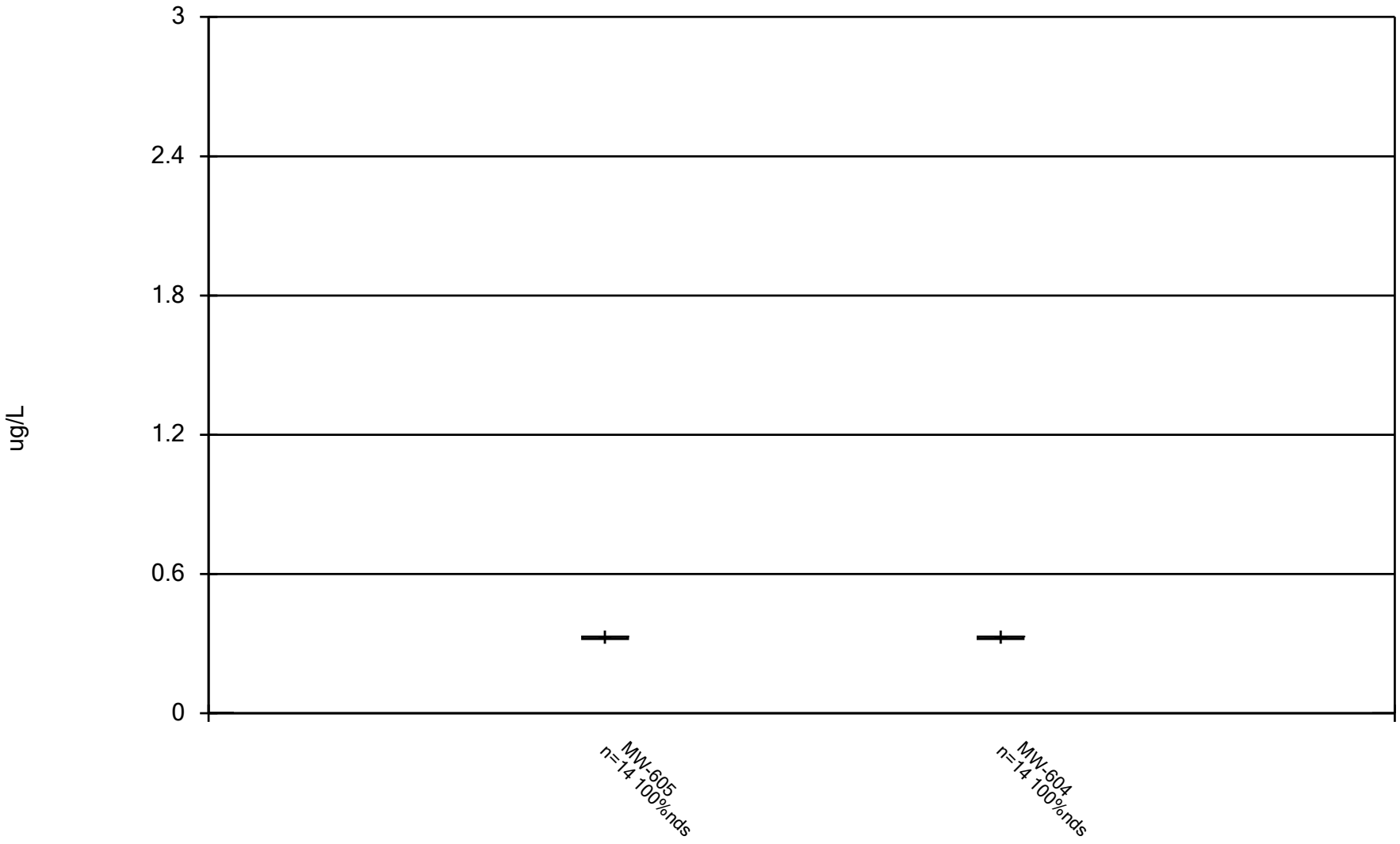

Constituent: Beryllium Analysis Run 12/13/2024 1:14 PM View: All Wells - Appendix I Metals DMASWA Client: DMASWA Data: DMASWA Database_Updated

Sanitas™ v.10.0.15 Software licensed to HDR, Inc. UG

Box & Whiskers Plot

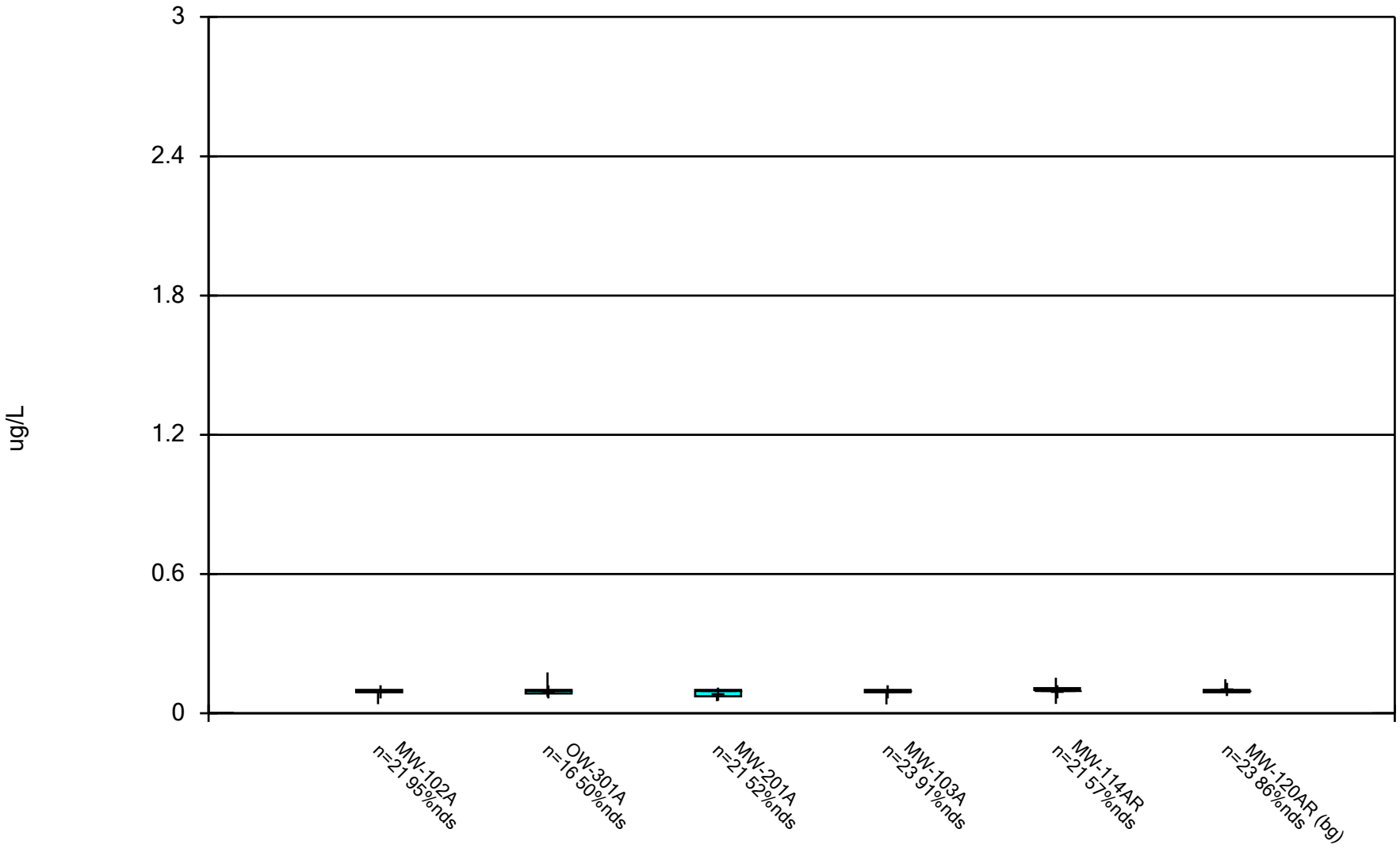

Constituent: Cadmium Analysis Run 12/13/2024 1:14 PM View: All Wells - Appendix I Metals DMASWA Client: DMASWA Data: DMASWA Database_Updated

Sanitas™ v.10.0.15 Software licensed to HDR, Inc. UG

Box & Whiskers Plot

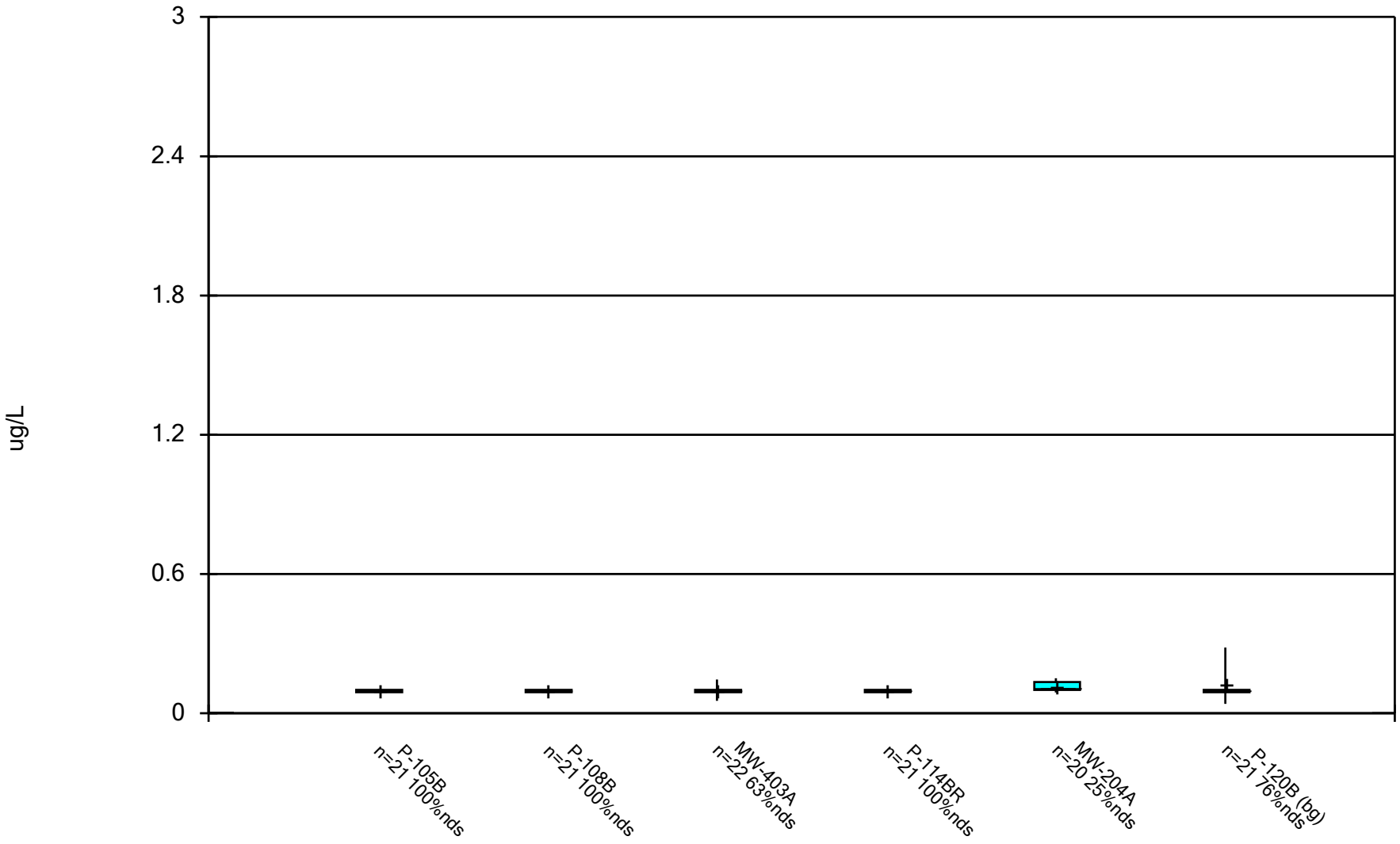

Constituent: Cadmium Analysis Run 12/13/2024 1:14 PM View: All Wells - Appendix I Metals DMASWA Client: DMASWA Data: DMASWA Database_Updated

Sanitas™ v.10.0.15 Software licensed to HDR, Inc. UG

Box & Whiskers Plot

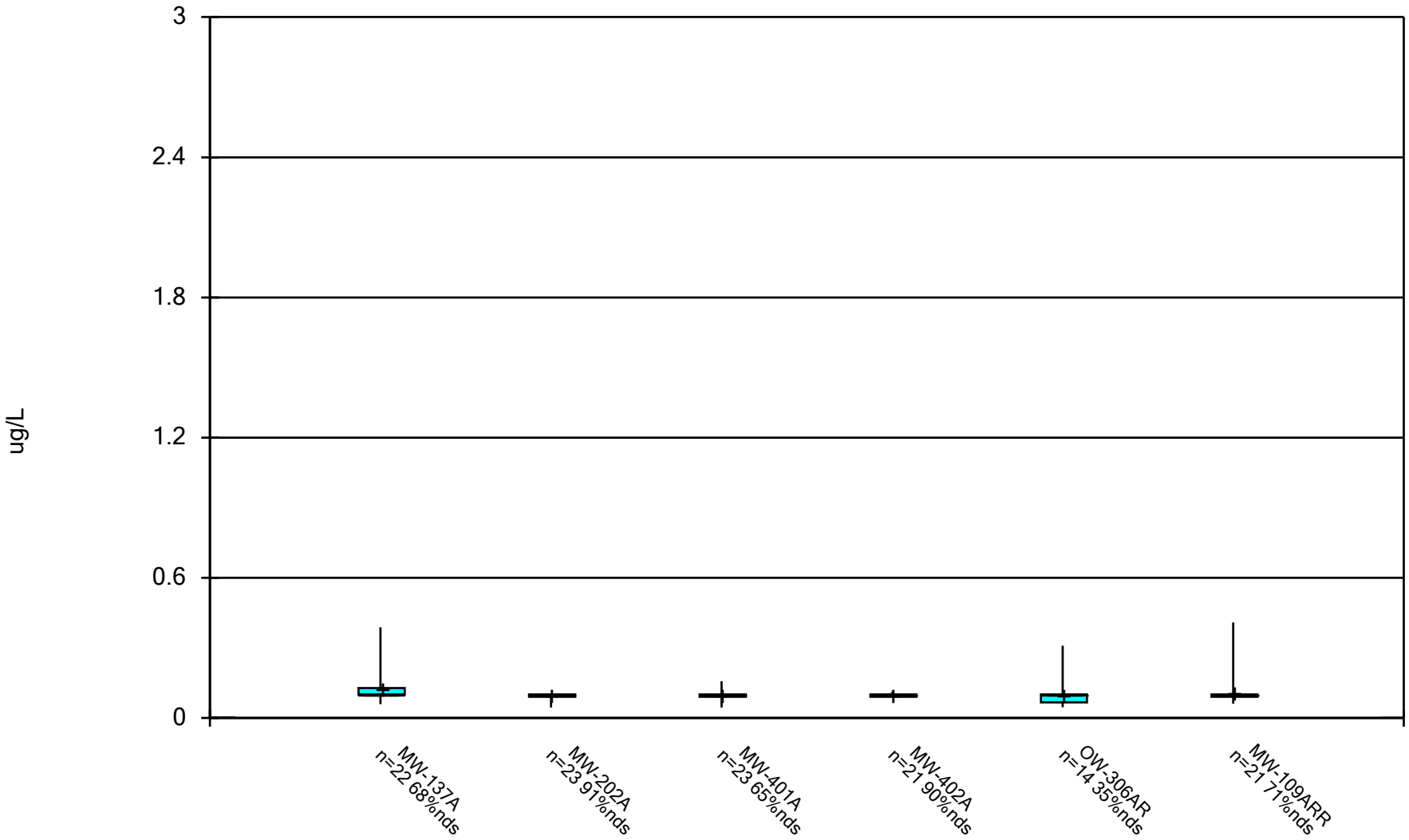

Constituent: Cadmium Analysis Run 12/13/2024 1:14 PM View: All Wells - Appendix I Metals DMASWA Client: DMASWA Data: DMASWA Database_Updated

Sanitas™ v.10.0.15 Software licensed to HDR, Inc. UG

Box & Whiskers Plot

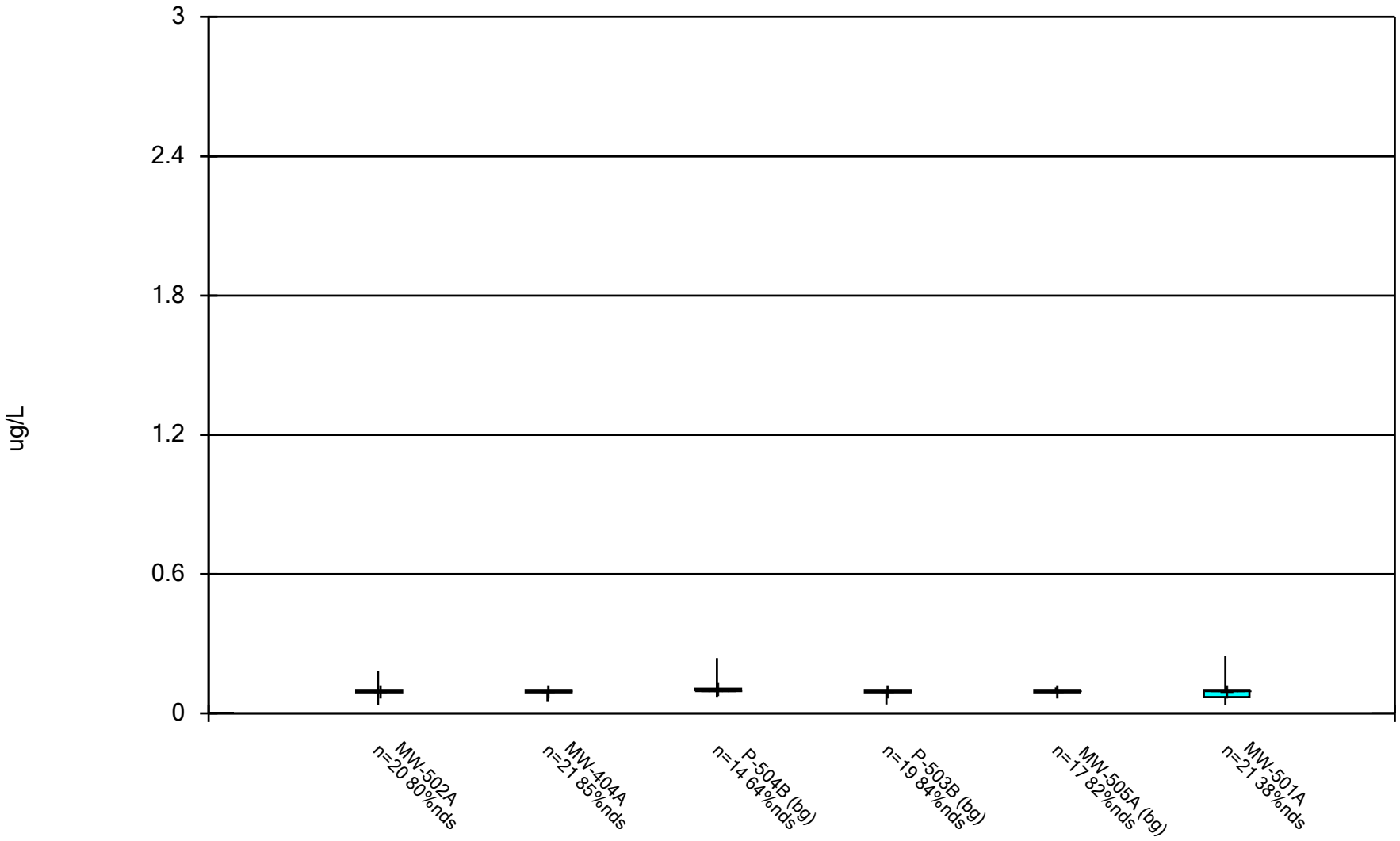

Constituent: Cadmium Analysis Run 12/13/2024 1:14 PM View: All Wells - Appendix I Metals

DMASWA Client: DMASWA Data: DMASWA Database_Updated

Sanitas™ v.10.0.15 Software licensed to HDR, Inc. UG

Box & Whiskers Plot

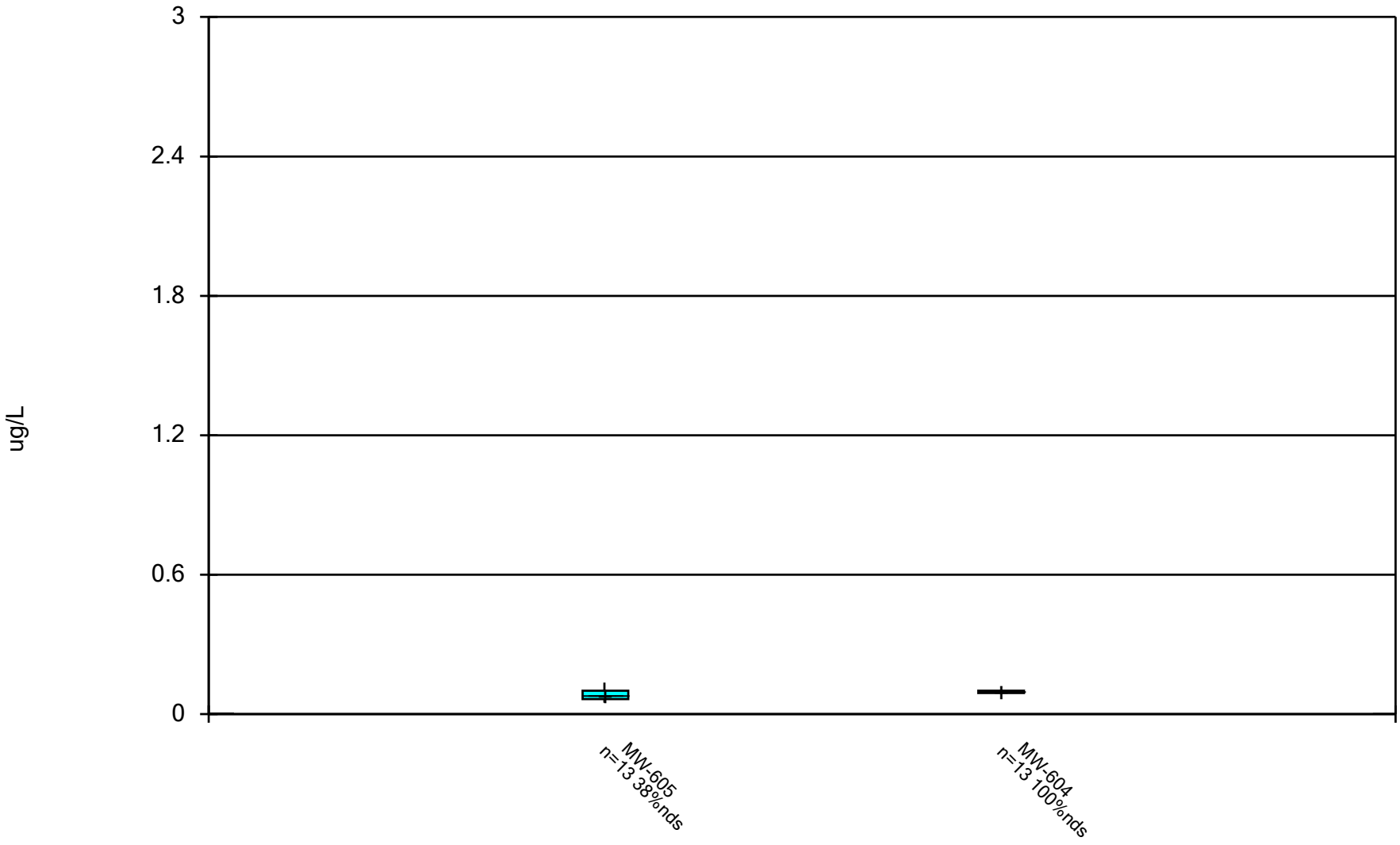

Constituent: Cadmium Analysis Run 12/13/2024 1:14 PM View: All Wells - Appendix I Metals

DMASWA Client: DMASWA Data: DMASWA Database_Updated

Sanitas™ v.10.0.15 Software licensed to HDR, Inc. UG

Box & Whiskers Plot

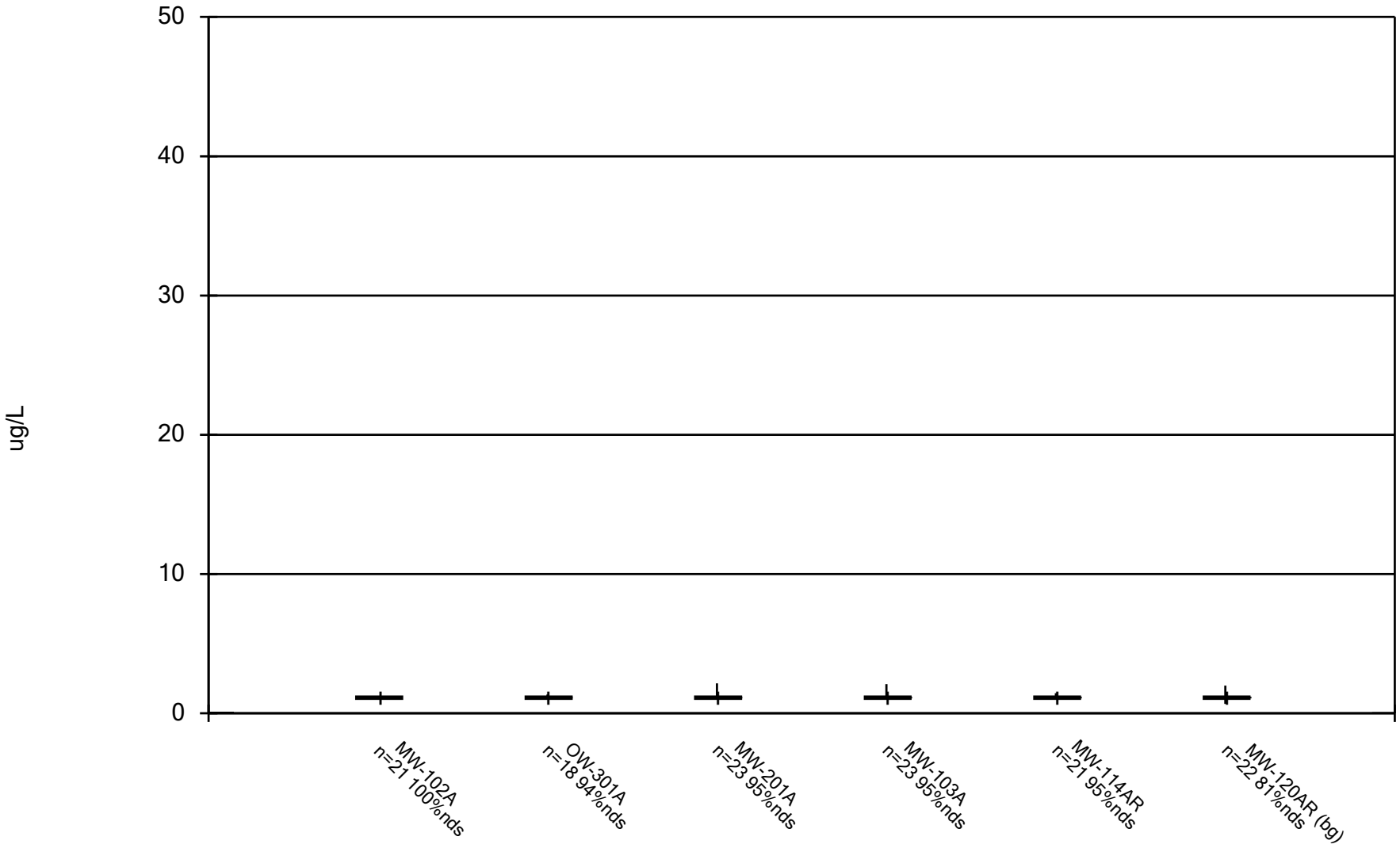

Constituent: Chromium Analysis Run 12/13/2024 1:14 PM View: All Wells - Appendix I Metals DMASWA Client: DMASWA Data: DMASWA Database_Updated

Sanitas™ v.10.0.15 Software licensed to HDR, Inc. UG

Box & Whiskers Plot

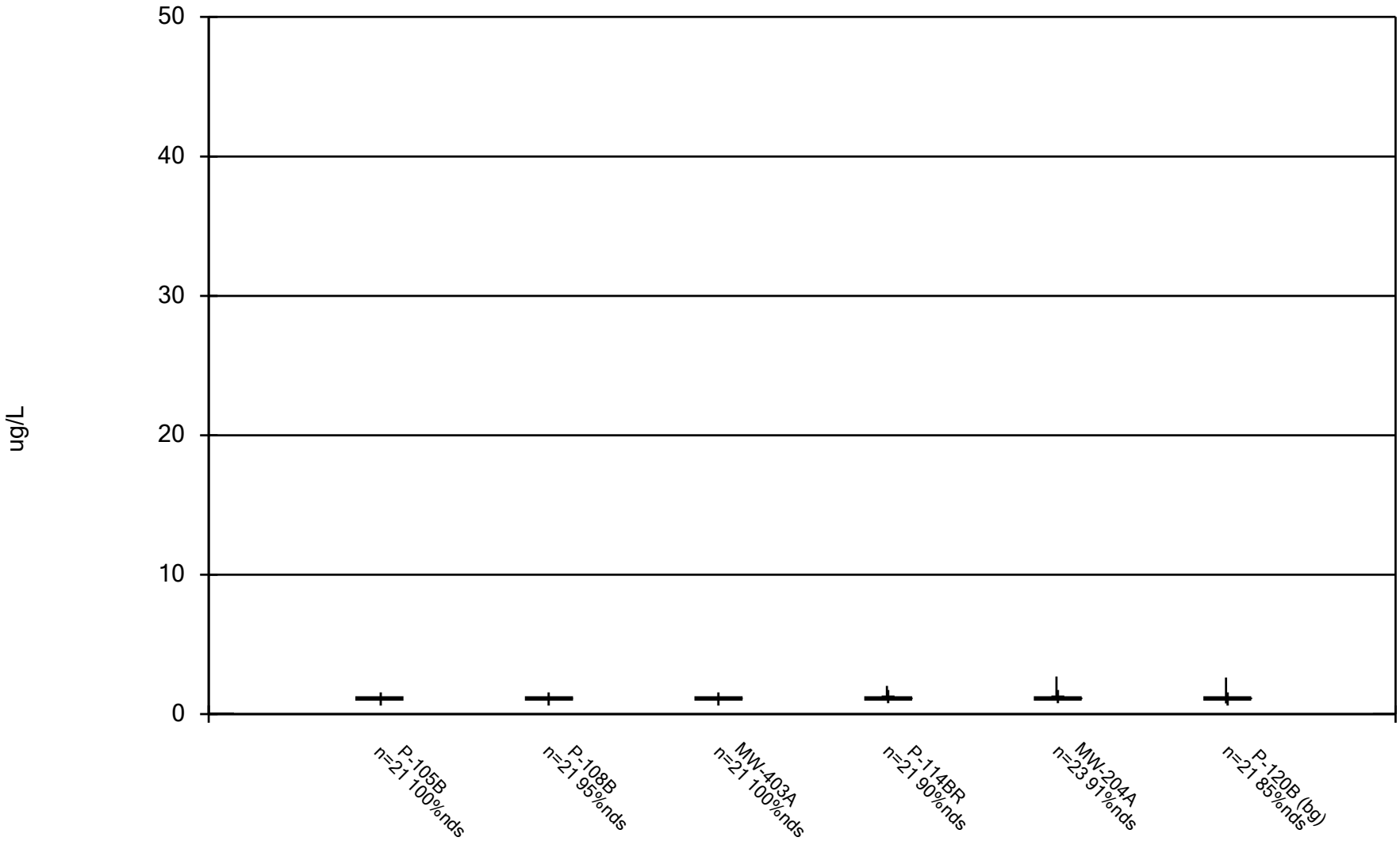

Constituent: Chromium Analysis Run 12/13/2024 1:14 PM View: All Wells - Appendix I Metals DMASWA Client: DMASWA Data: DMASWA Database_Updated

Sanitas™ v.10.0.15 Software licensed to HDR, Inc. UG

Box & Whiskers Plot

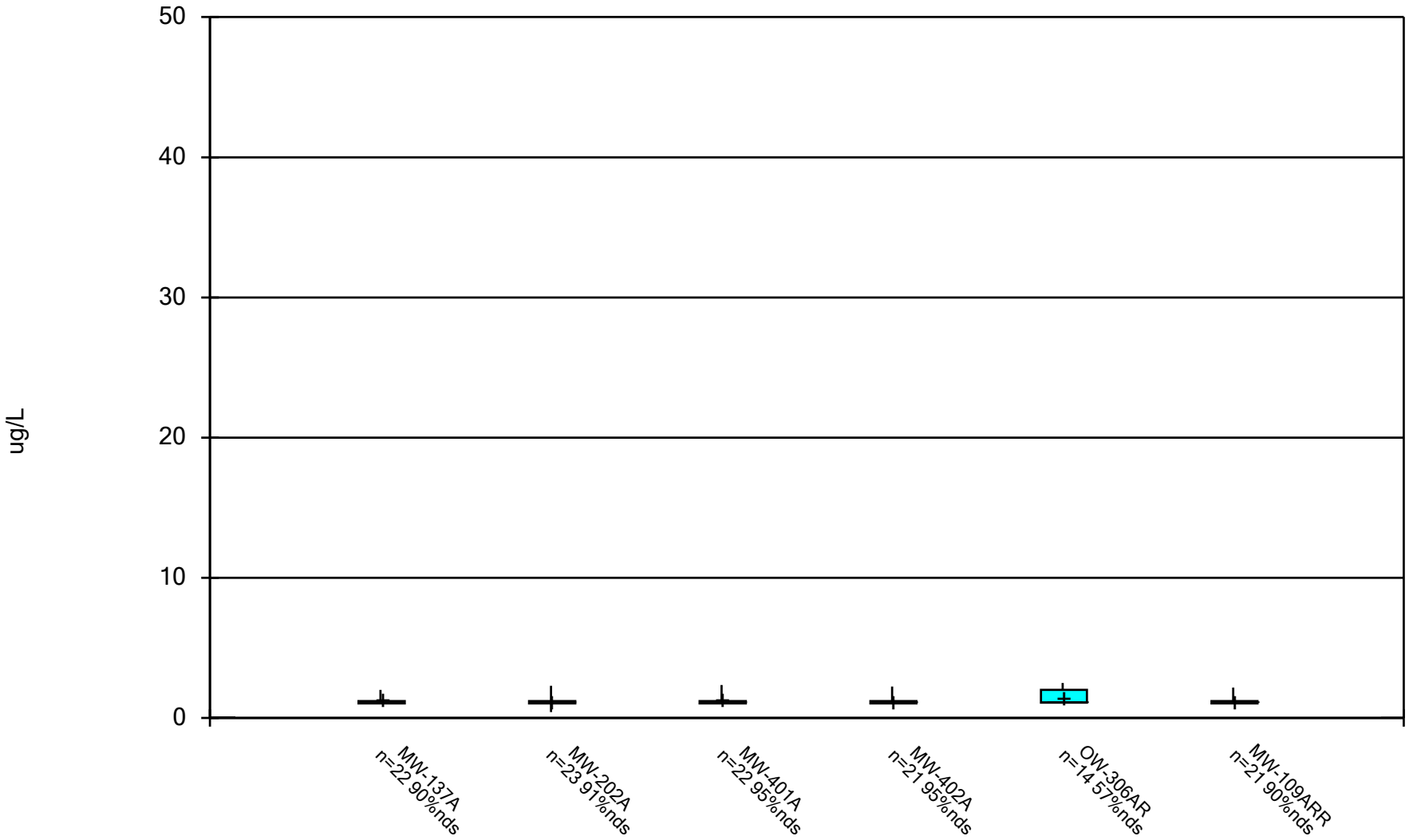

Constituent: Chromium Analysis Run 12/13/2024 1:14 PM View: All Wells - Appendix I Metals DMASWA Client: DMASWA Data: DMASWA Database_Updated

Sanitas™ v.10.0.15 Software licensed to HDR, Inc. UG

Box & Whiskers Plot

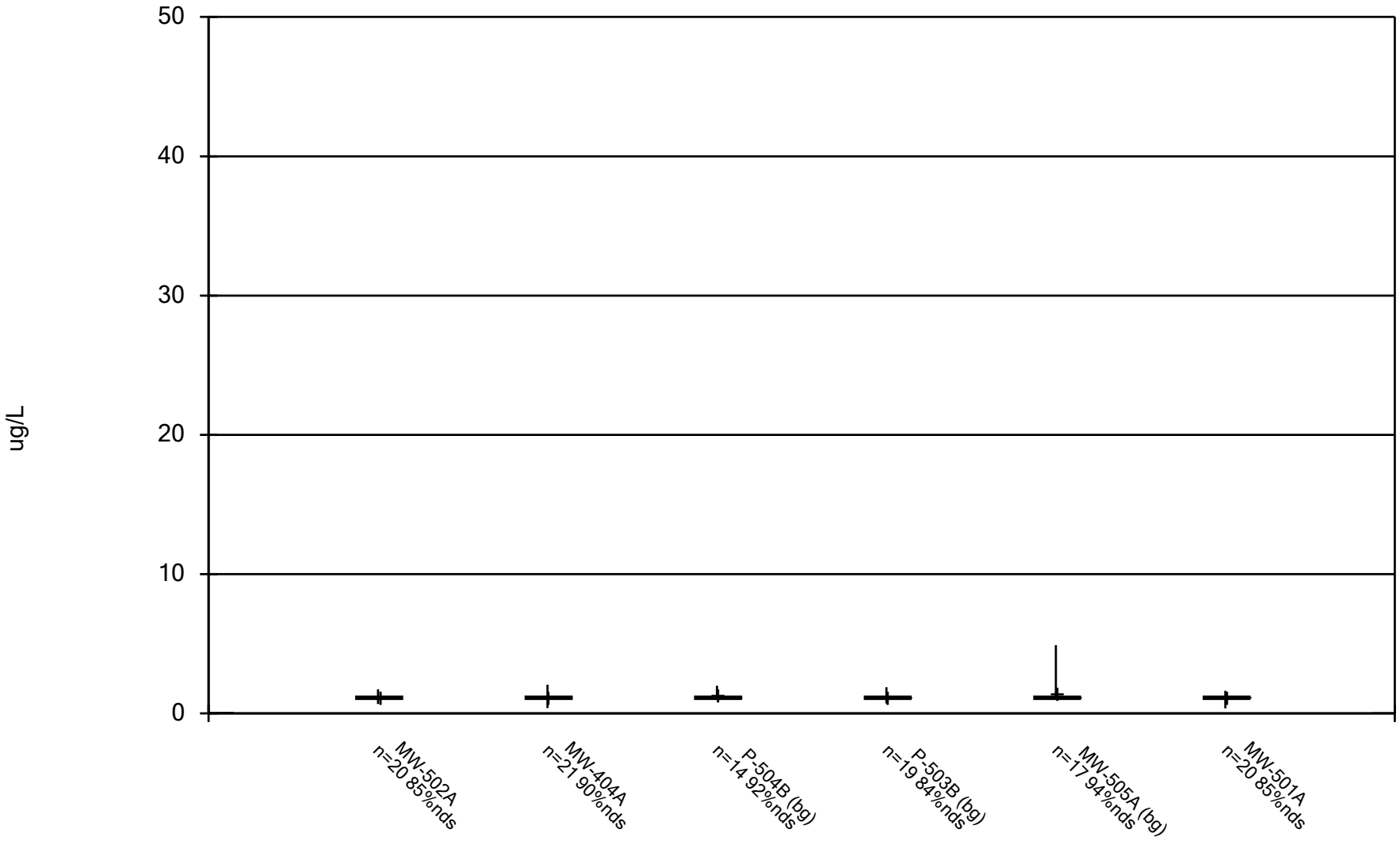

Constituent: Chromium Analysis Run 12/13/2024 1:14 PM View: All Wells - Appendix I Metals DMASWA Client: DMASWA Data: DMASWA Database_Updated

Sanitas™ v.10.0.15 Software licensed to HDR, Inc. UG

Box & Whiskers Plot

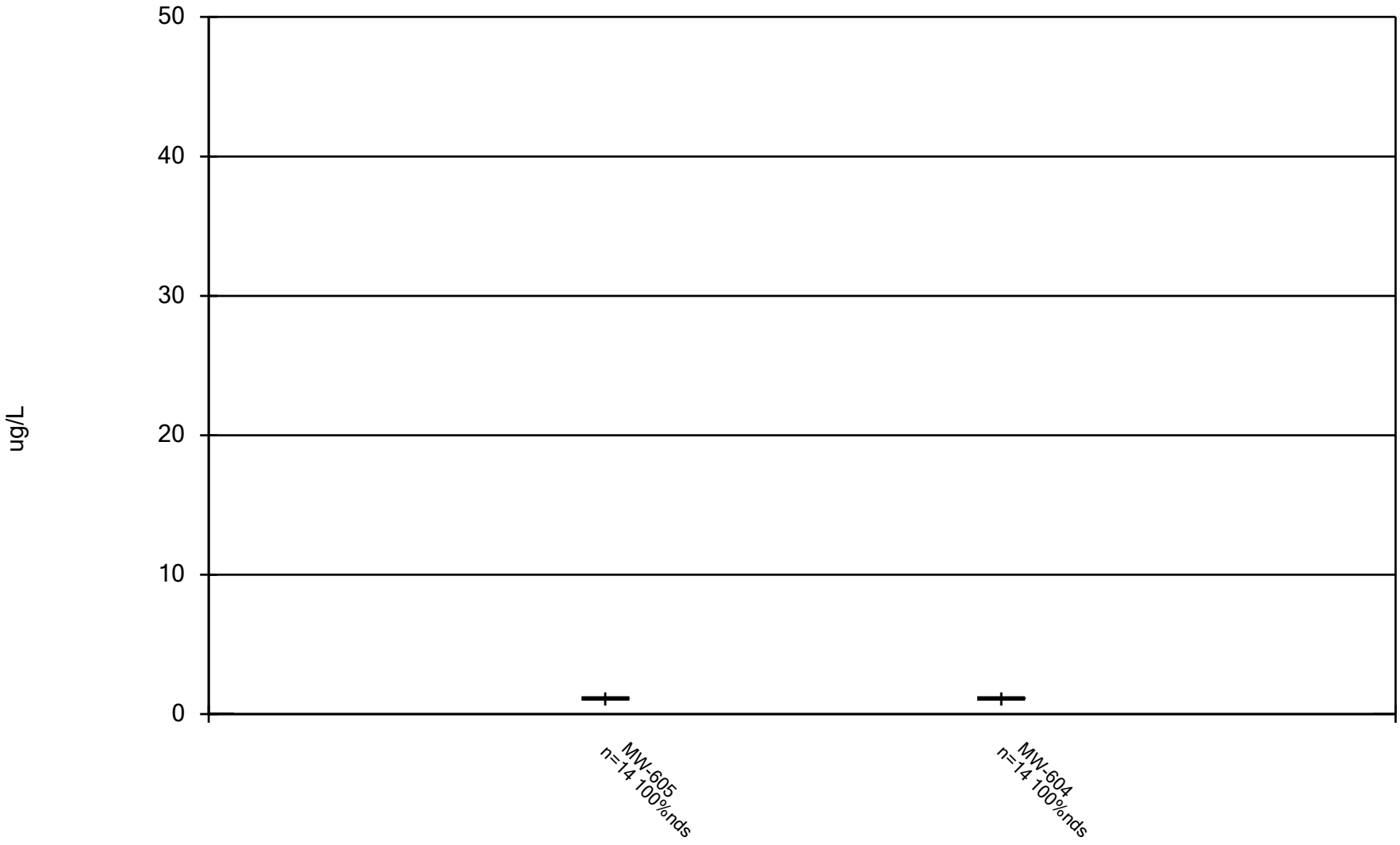

Constituent: Chromium Analysis Run 12/13/2024 1:14 PM View: All Wells - Appendix I Metals DMASWA Client: DMASWA Data: DMASWA Database_Updated

Sanitas™ v.10.0.15 Software licensed to HDR, Inc. UG

Box & Whiskers Plot

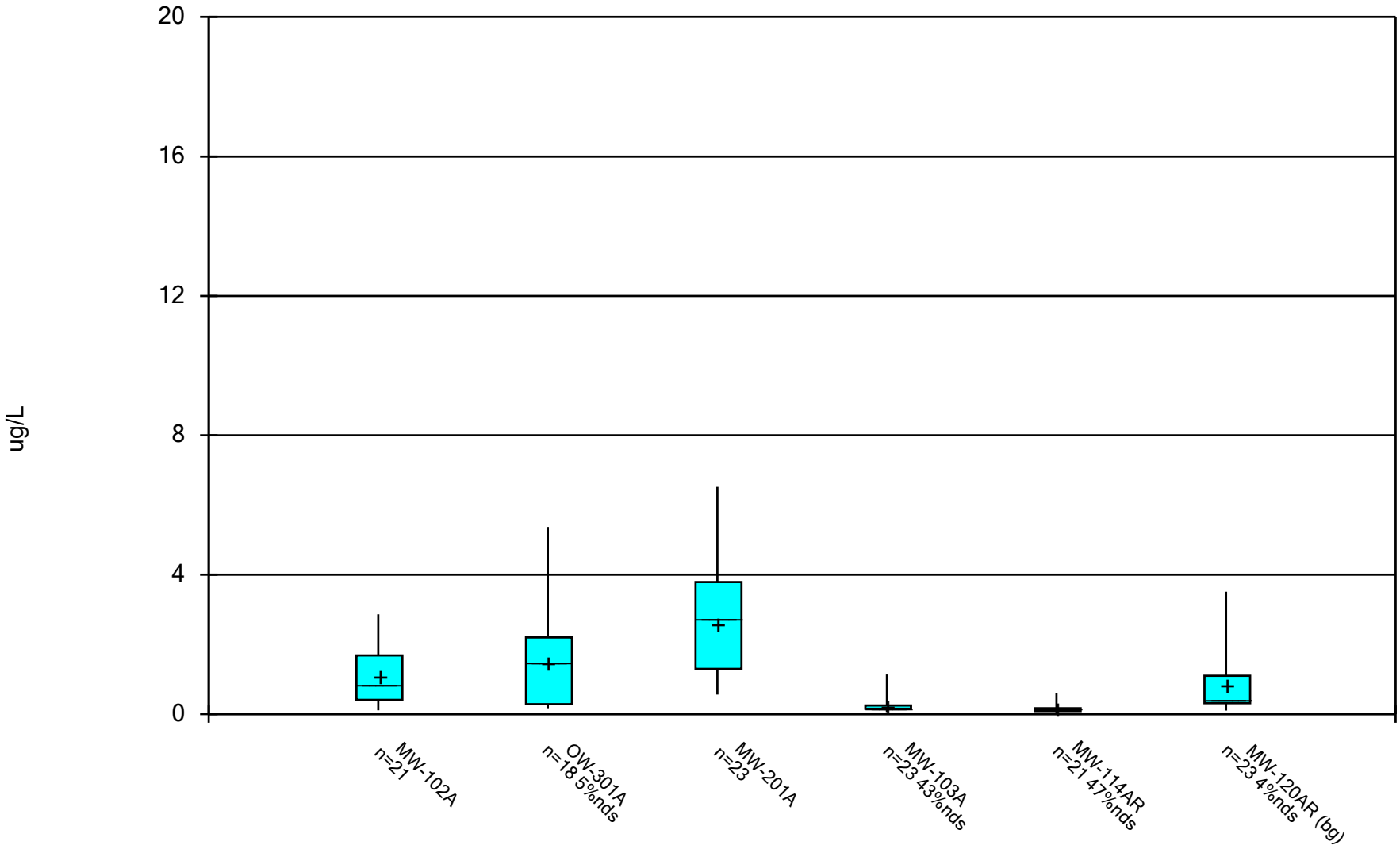

Constituent: Cobalt Analysis Run 12/13/2024 1:14 PM View: All Wells - Appendix I Metals

DMASWA Client: DMASWA Data: DMASWA Database_Updated

Sanitas™ v.10.0.15 Software licensed to HDR, Inc. UG

Box & Whiskers Plot

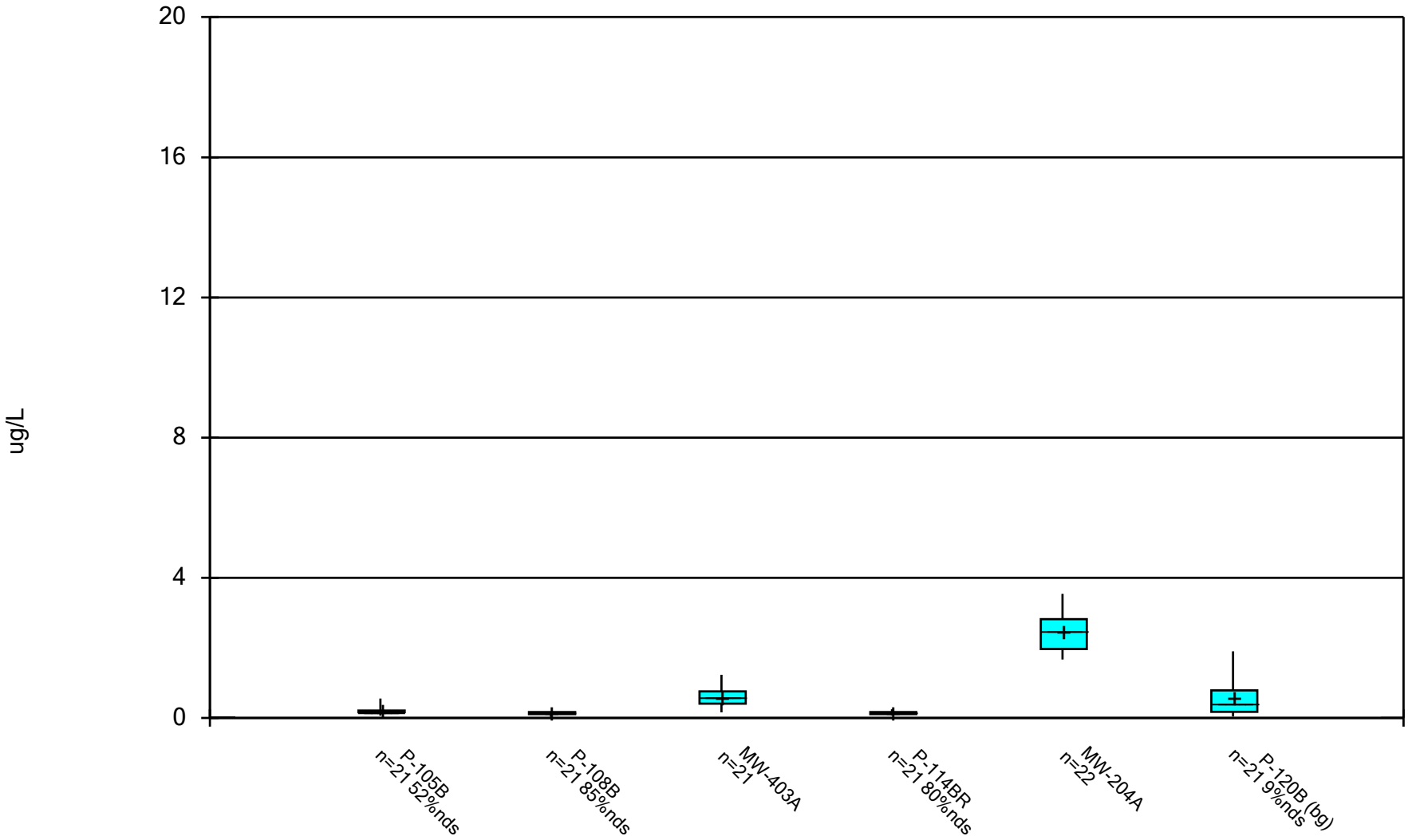

Constituent: Cobalt Analysis Run 12/13/2024 1:14 PM View: All Wells - Appendix I Metals DMASWA Client: DMASWA Data: DMASWA Database_Updated

Sanitas™ v.10.0.15 Software licensed to HDR, Inc. UG

Box & Whiskers Plot

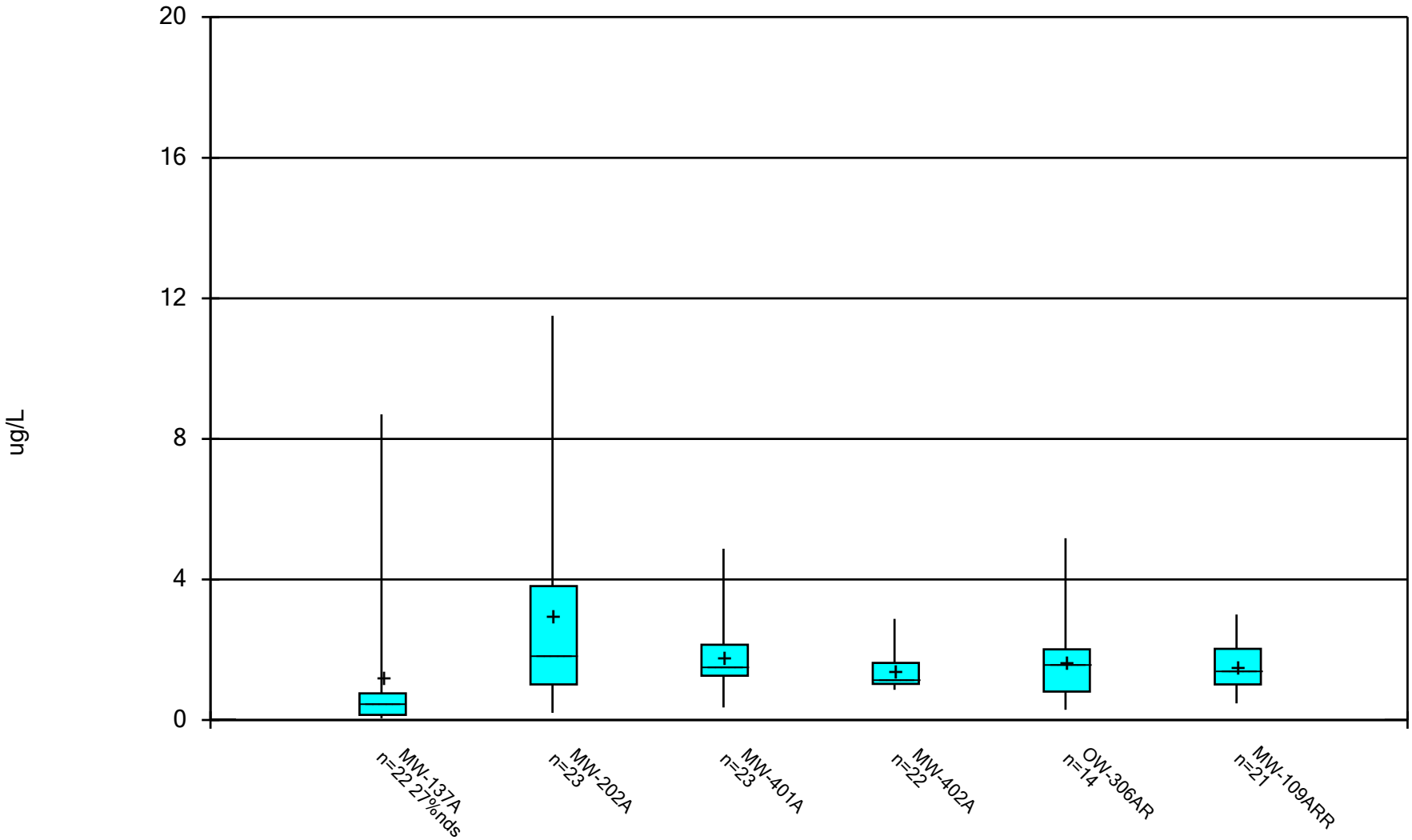

Constituent: Cobalt Analysis Run 12/13/2024 1:14 PM View: All Wells - Appendix I Metals

DMASWA Client: DMASWA Data: DMASWA Database_Updated

Sanitas™ v.10.0.15 Software licensed to HDR, Inc. UG

Box & Whiskers Plot

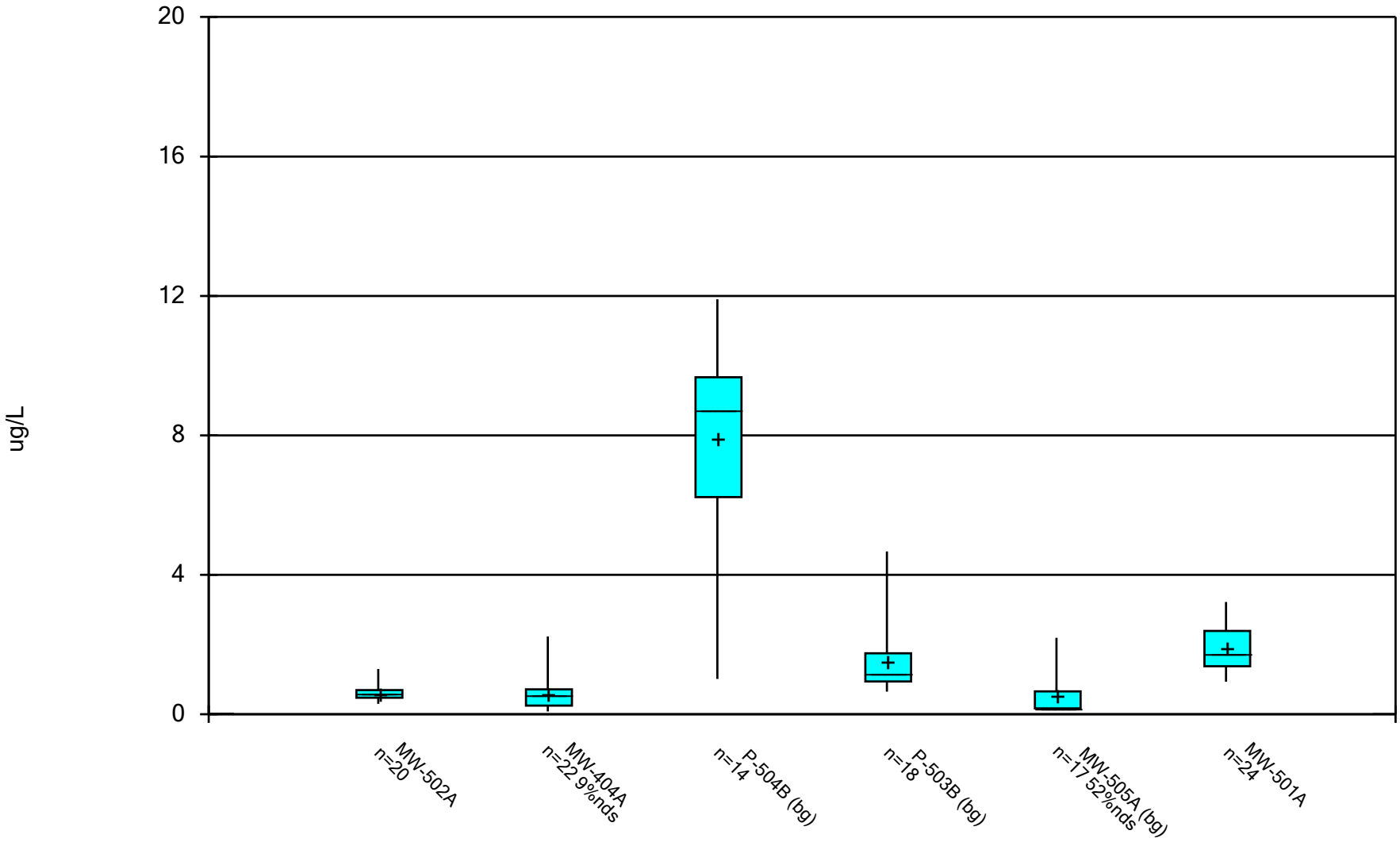

Constituent: Cobalt Analysis Run 12/13/2024 1:14 PM View: All Wells - Appendix I Metals

DMASWA Client: DMASWA Data: DMASWA Database_Updated

Sanitas™ v.10.0.15 Software licensed to HDR, Inc. UG

Box & Whiskers Plot

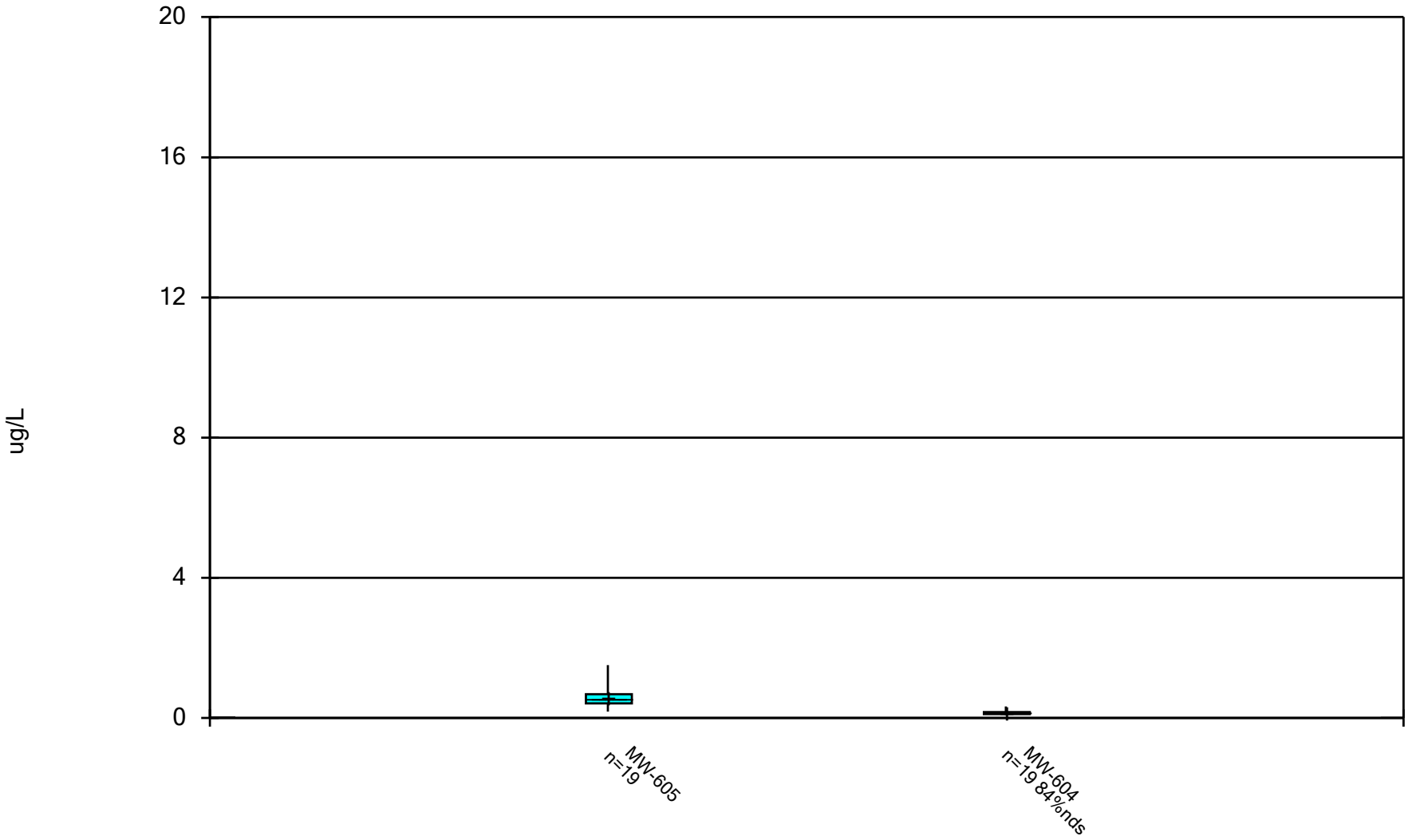

Constituent: Cobalt Analysis Run 12/13/2024 1:14 PM View: All Wells - Appendix I Metals DMASWA Client: DMASWA Data: DMASWA Database_Updated

Sanitas™ v.10.0.15 Software licensed to HDR, Inc. UG

Box & Whiskers Plot

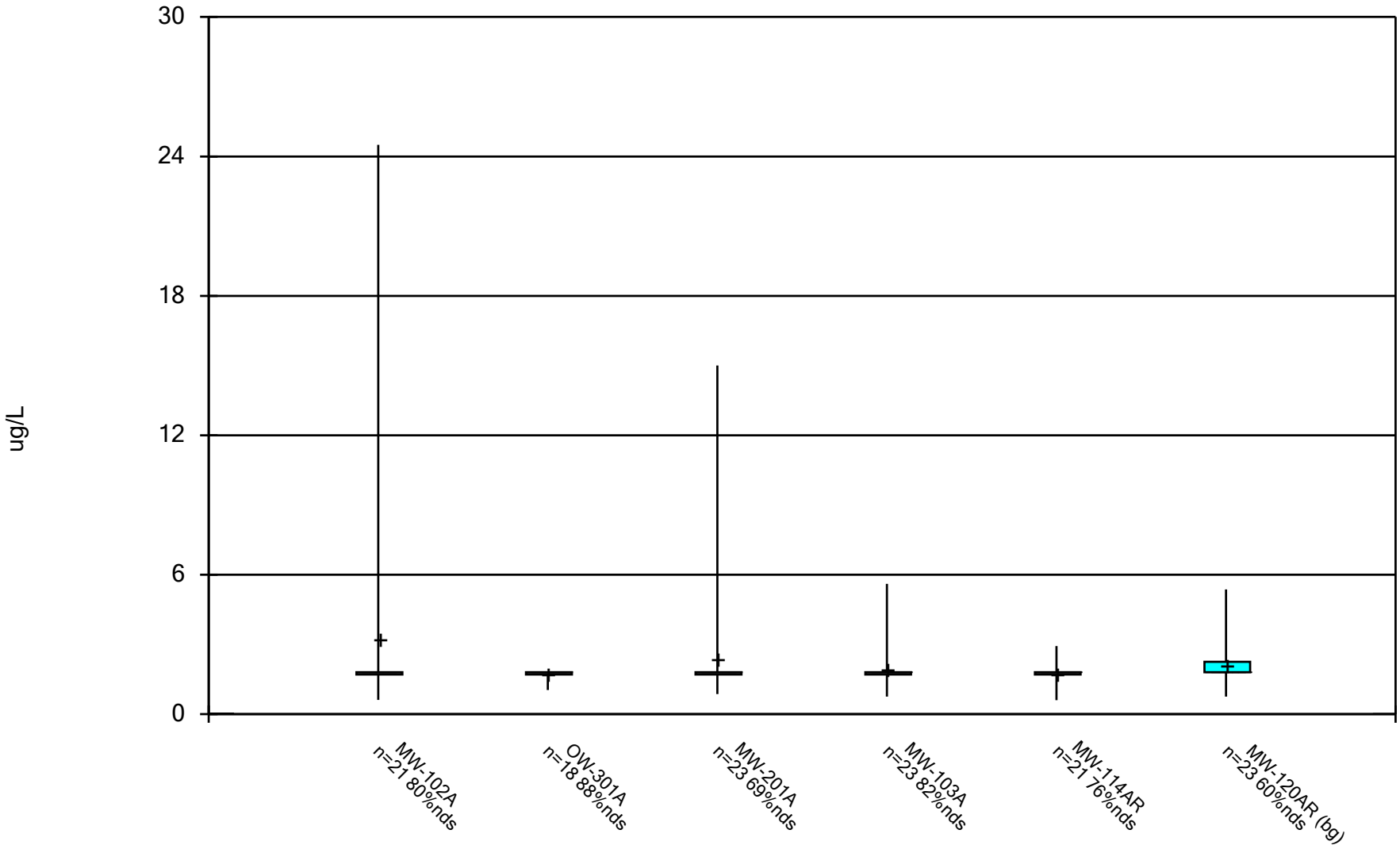

Constituent: Copper Analysis Run 12/13/2024 1:14 PM View: All Wells - Appendix I Metals

DMASWA Client: DMASWA Data: DMASWA Database_Updated

Sanitas™ v.10.0.15 Software licensed to HDR, Inc. UG

Box & Whiskers Plot

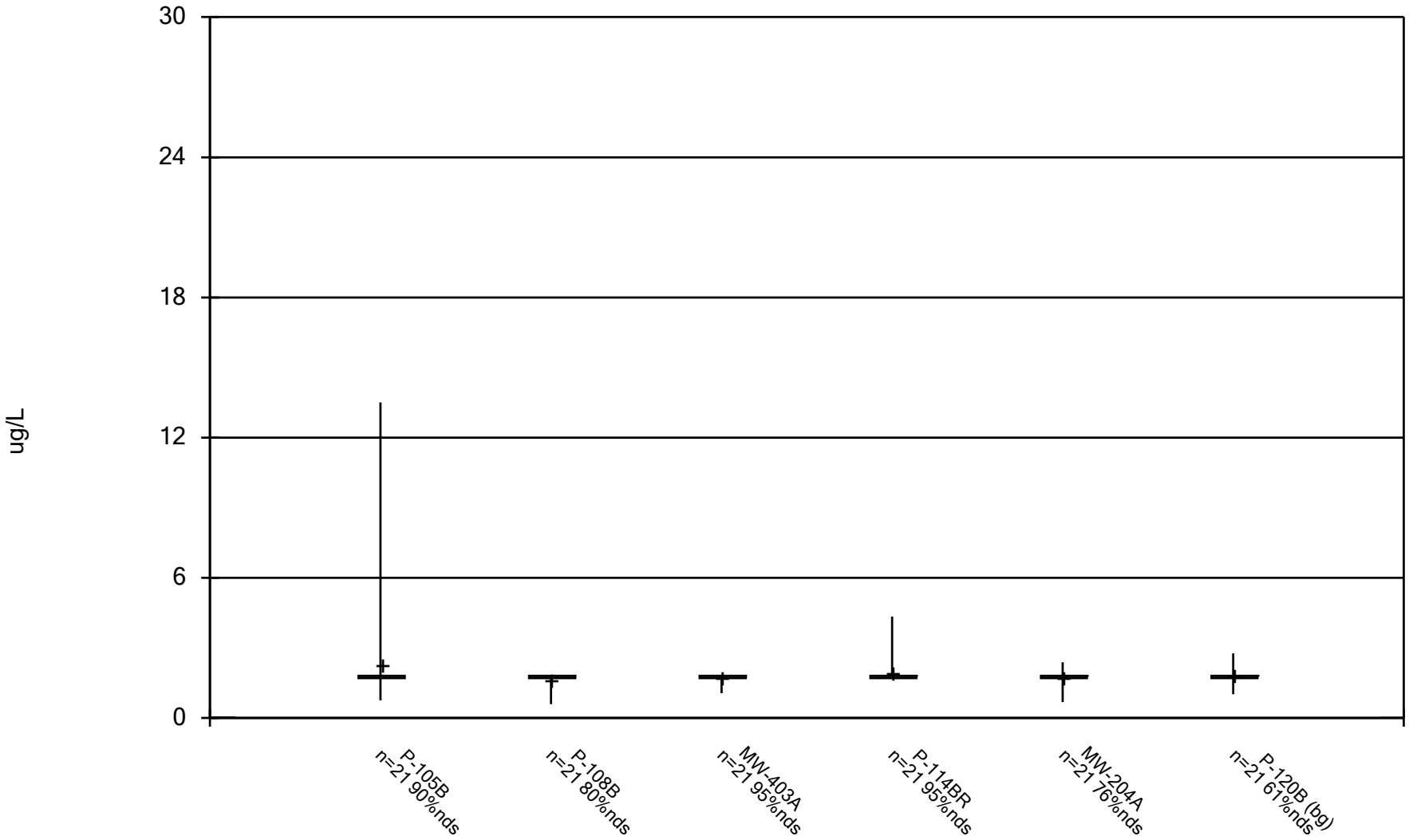

Constituent: Copper Analysis Run 12/13/2024 1:14 PM View: All Wells - Appendix I Metals DMASWA Client: DMASWA Data: DMASWA Database_Updated

Sanitas™ v.10.0.15 Software licensed to HDR, Inc. UG

Box & Whiskers Plot

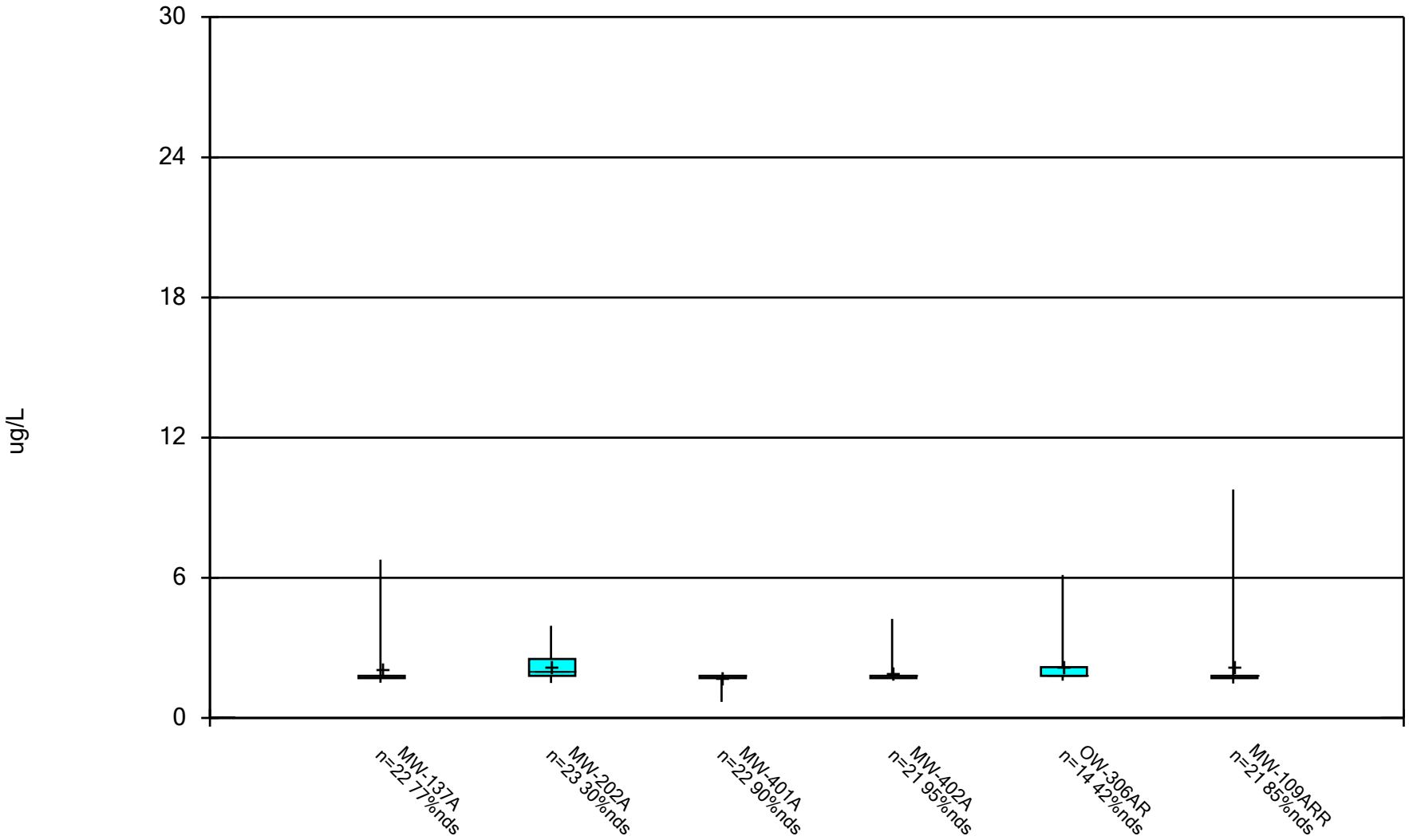

Constituent: Copper Analysis Run 12/13/2024 1:14 PM View: All Wells - Appendix I Metals DMASWA Client: DMASWA Data: DMASWA Database_Updated

Sanitas™ v.10.0.15 Software licensed to HDR, Inc. UG

Box & Whiskers Plot

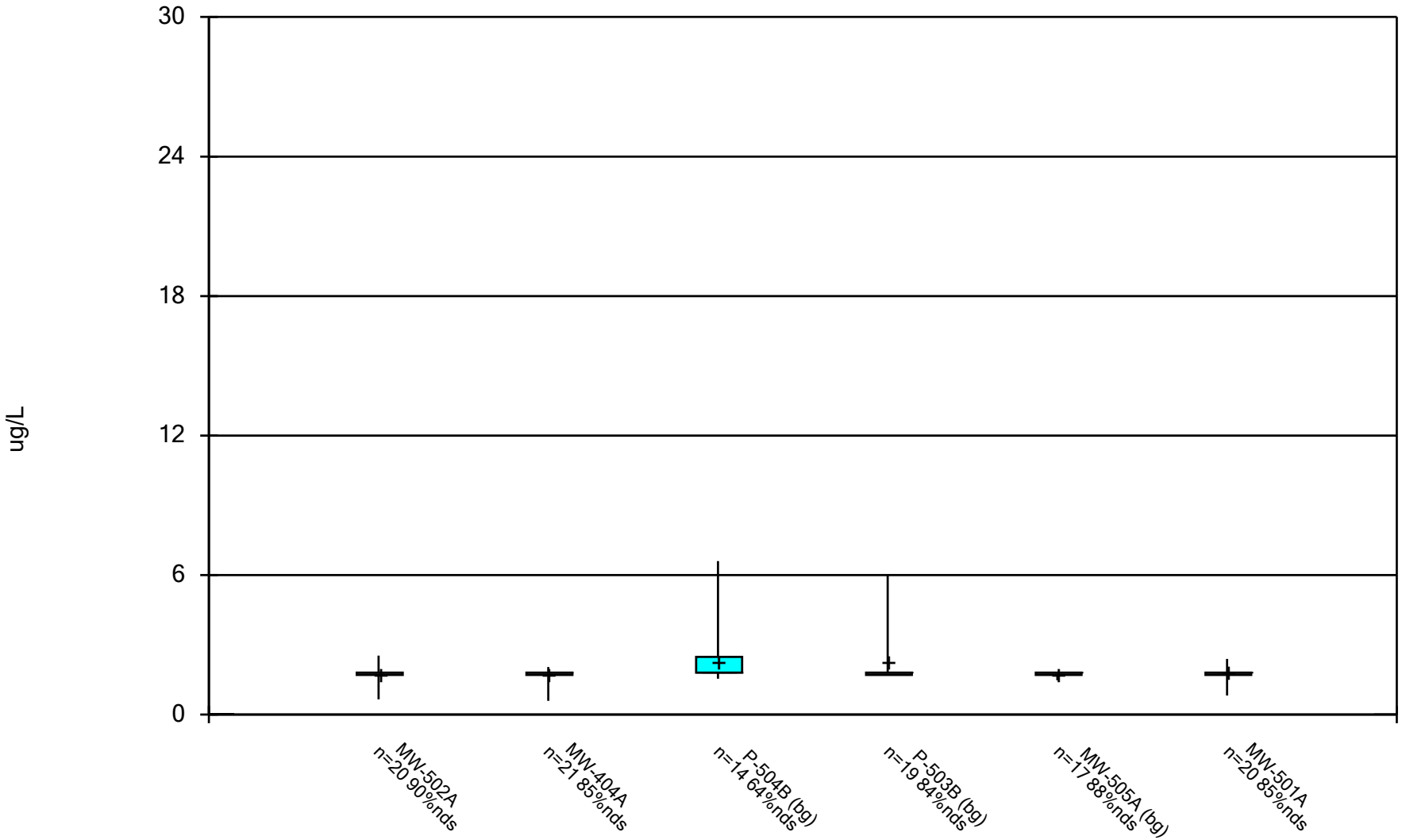

Constituent: Copper Analysis Run 12/13/2024 1:14 PM View: All Wells - Appendix I Metals

DMASWA Client: DMASWA Data: DMASWA Database_Updated

Sanitas™ v.10.0.15 Software licensed to HDR, Inc. UG

Box & Whiskers Plot

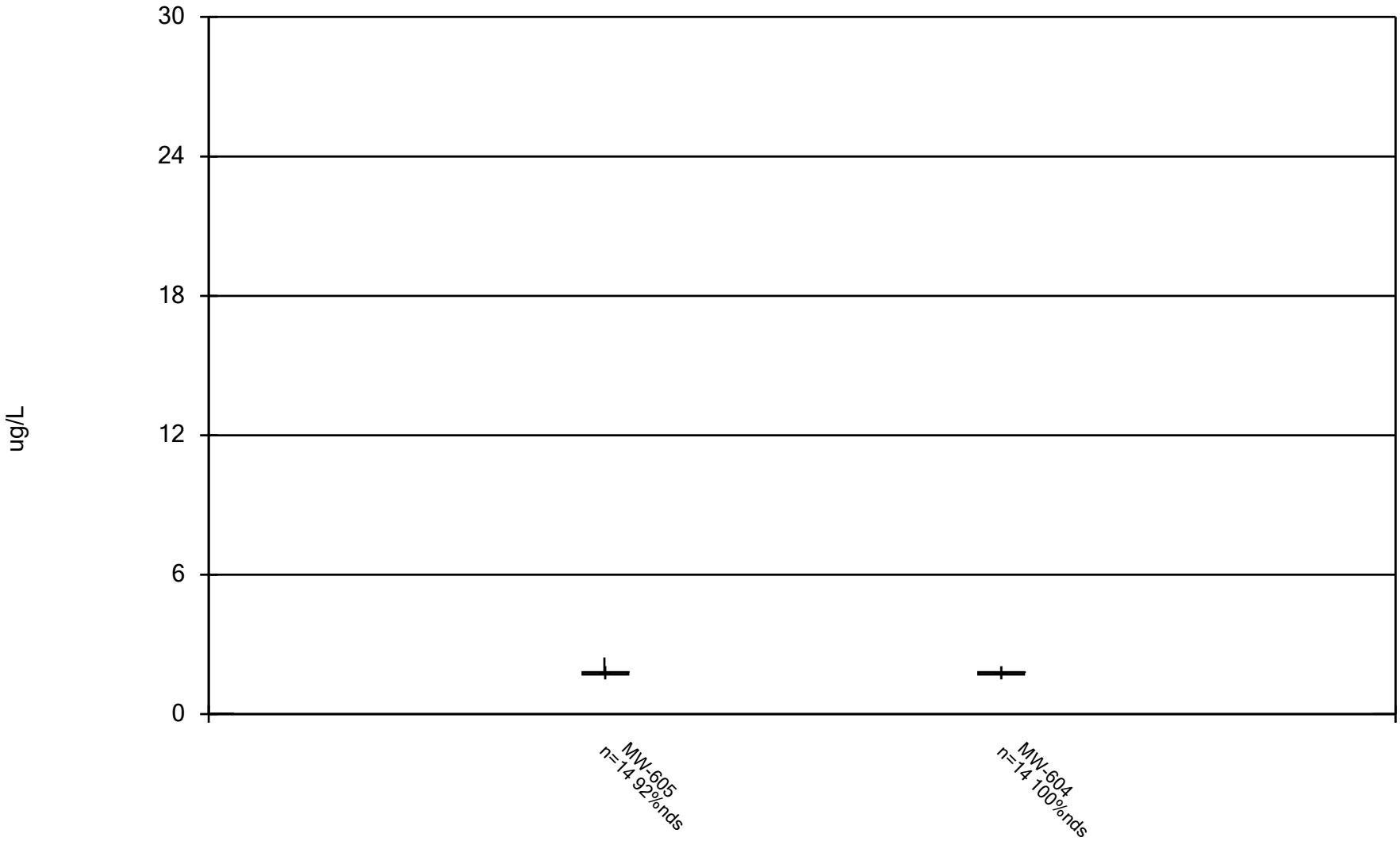

Constituent: Copper Analysis Run 12/13/2024 1:14 PM View: All Wells - Appendix I Metals DMASWA Client: DMASWA Data: DMASWA Database_Updated

Box & Whiskers Plot

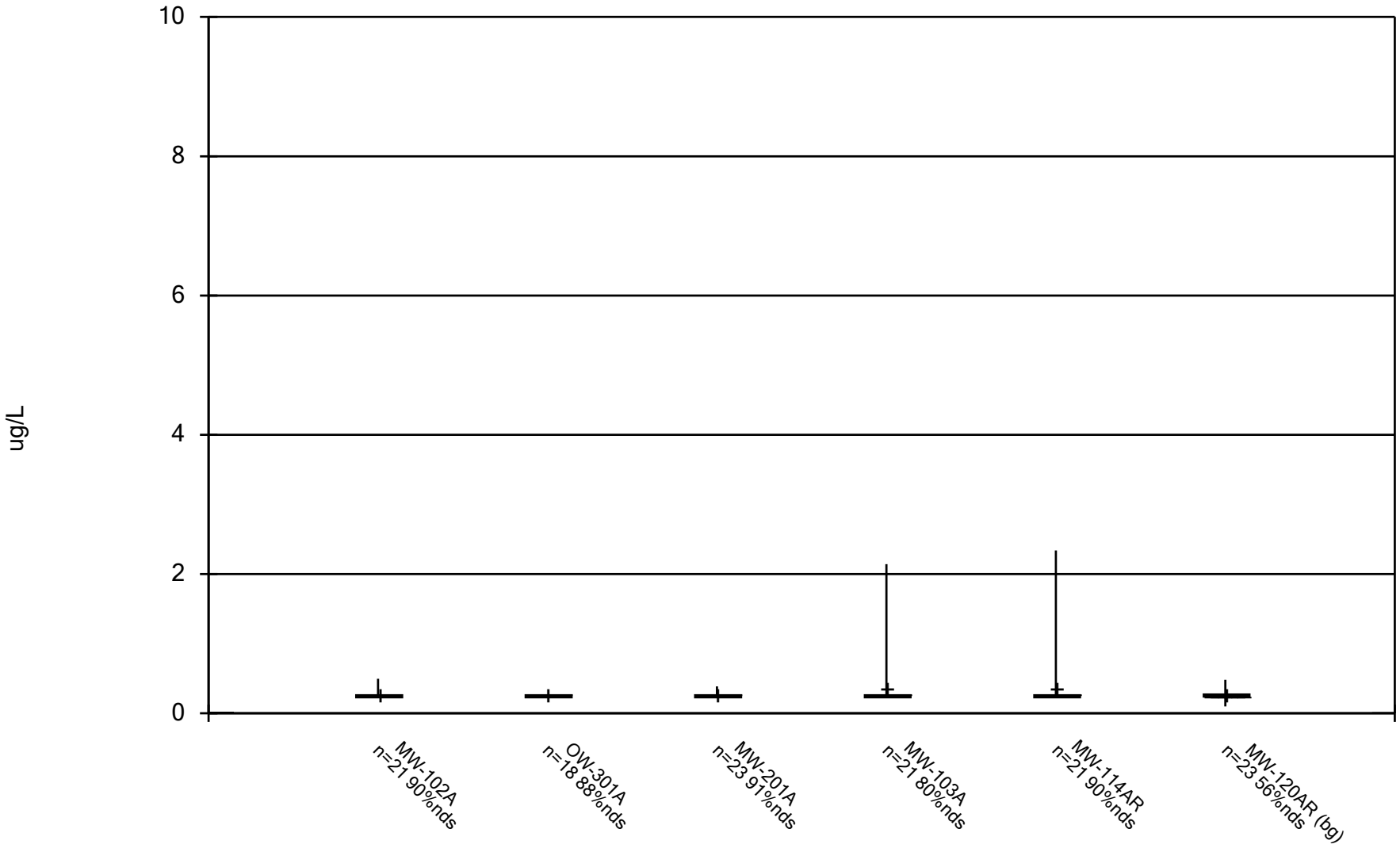

Constituent: Lead Analysis Run 12/13/2024 1:14 PM View: All Wells - Appendix I Metals

DMASWA Client: DMASWA Data: DMASWA Database_Updated

Sanitas™ v.10.0.15 Software licensed to HDR, Inc. UG

Box & Whiskers Plot

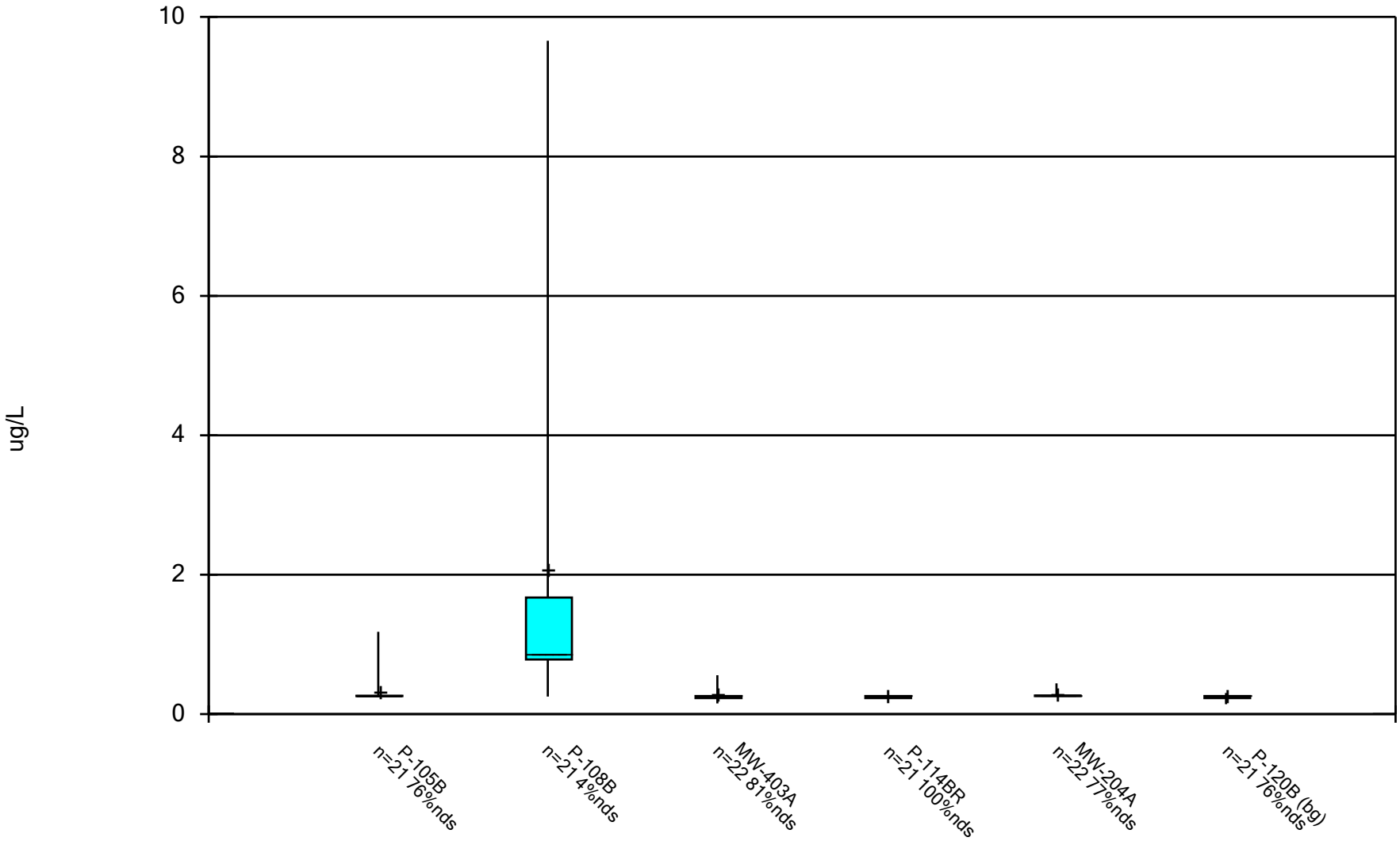

Constituent: Lead Analysis Run 12/13/2024 1:14 PM View: All Wells - Appendix I Metals

DMASWA Client: DMASWA Data: DMASWA Database_Updated

Sanitas™ v.10.0.15 Software licensed to HDR, Inc. UG

Box & Whiskers Plot

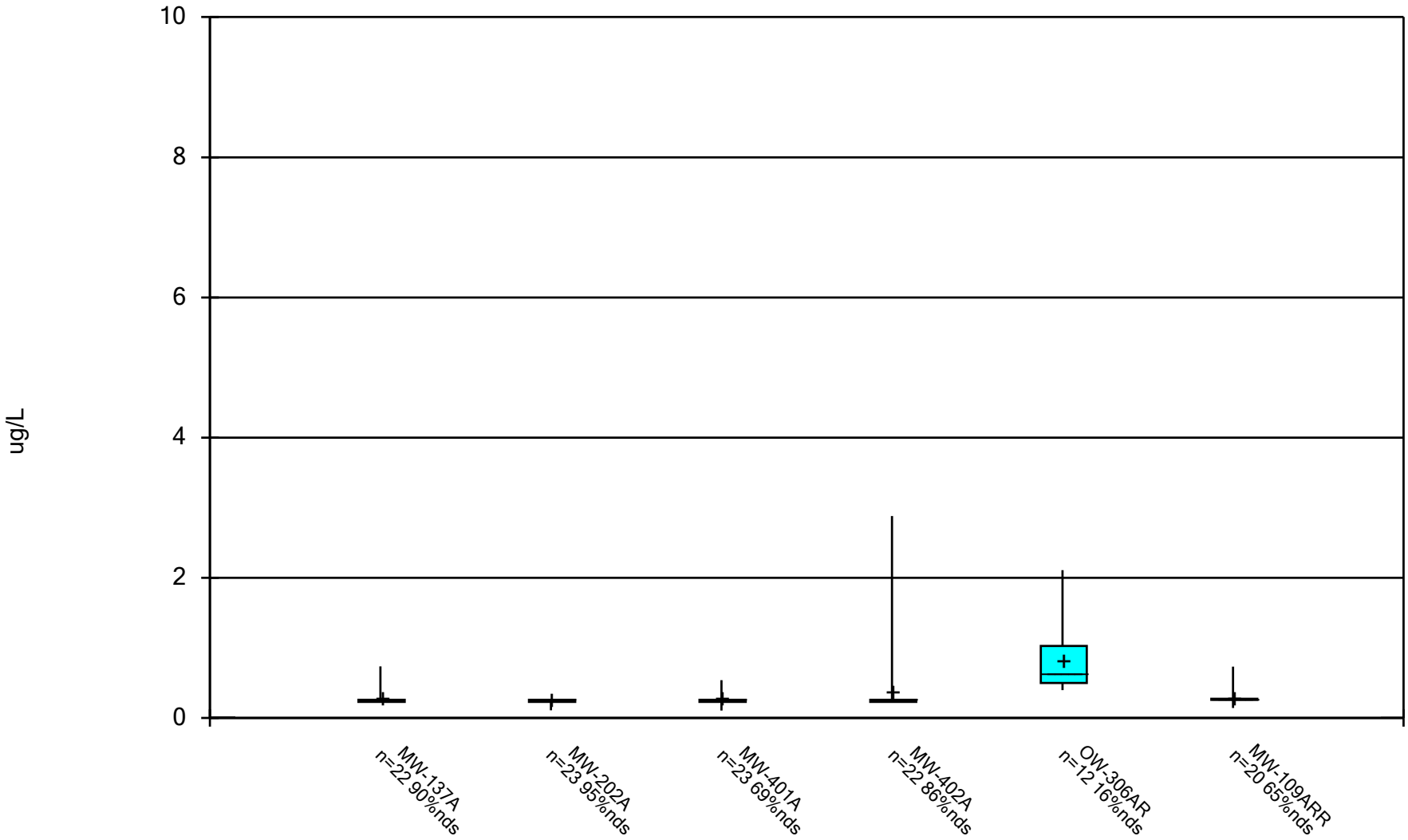

Constituent: Lead Analysis Run 12/13/2024 1:14 PM View: All Wells - Appendix I Metals

DMASWA Client: DMASWA Data: DMASWA Database_Updated

Sanitas™ v.10.0.15 Software licensed to HDR, Inc. UG

Box & Whiskers Plot

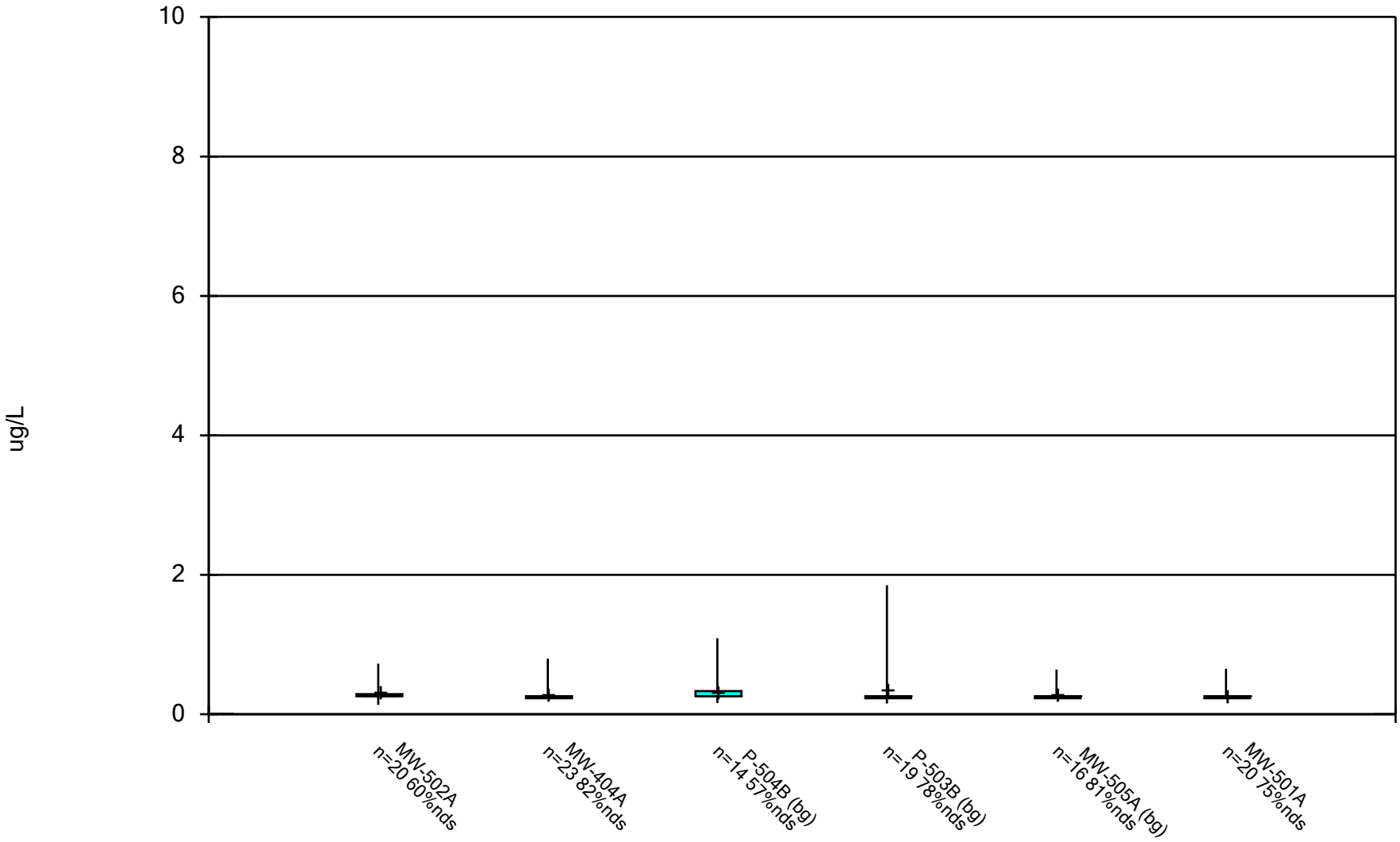

Constituent: Lead Analysis Run 12/13/2024 1:14 PM View: All Wells - Appendix I Metals

DMASWA Client: DMASWA Data: DMASWA Database_Updated

Sanitas™ v.10.0.15 Software licensed to HDR, Inc. UG

Box & Whiskers Plot

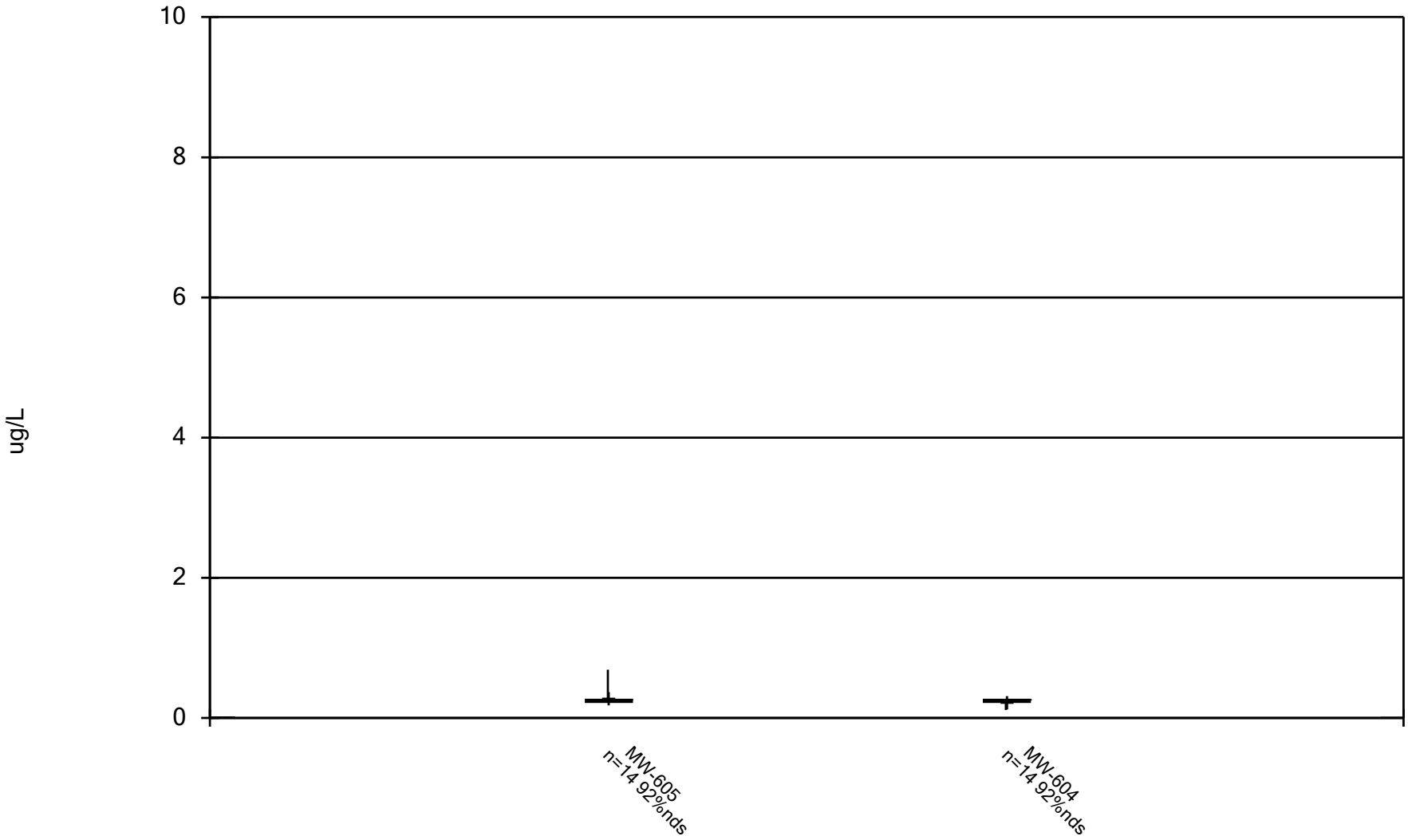

Constituent: Lead Analysis Run 12/13/2024 1:14 PM View: All Wells - Appendix I Metals DMASWA

Client: DMASWA Data: DMASWA Database_Updated

Sanitas™ v.10.0.15 Software licensed to HDR, Inc. UG

Box & Whiskers Plot

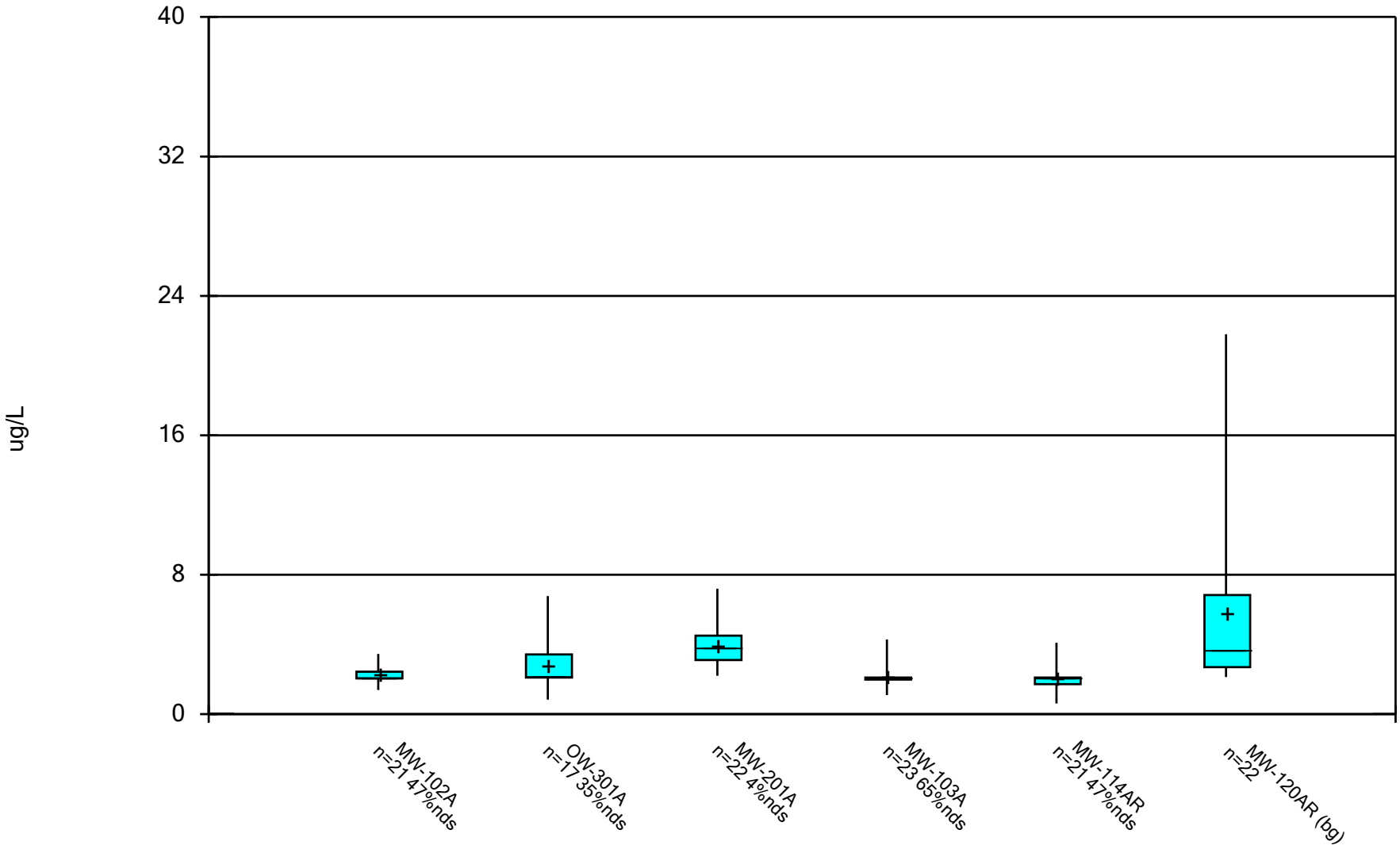

Constituent: Nickel Analysis Run 12/13/2024 1:14 PM View: All Wells - Appendix I Metals

DMASWA Client: DMASWA Data: DMASWA Database_Updated

Sanitas™ v.10.0.15 Software licensed to HDR, Inc. UG

Box & Whiskers Plot

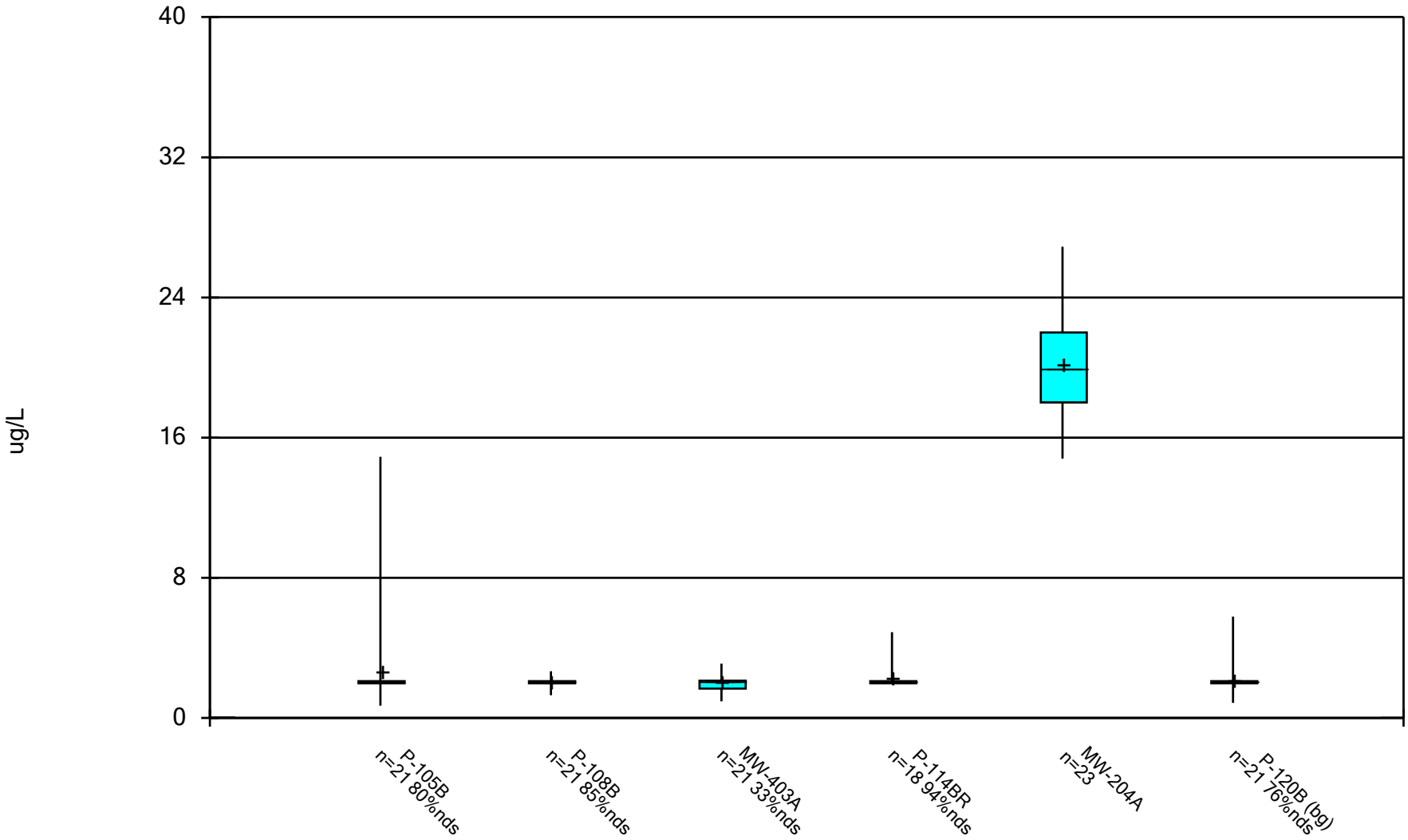

Constituent: Nickel Analysis Run 12/13/2024 1:14 PM View: All Wells - Appendix I Metals DMASWA Client: DMASWA Data: DMASWA Database_Updated

Sanitas™ v.10.0.15 Software licensed to HDR, Inc. UG

Box & Whiskers Plot

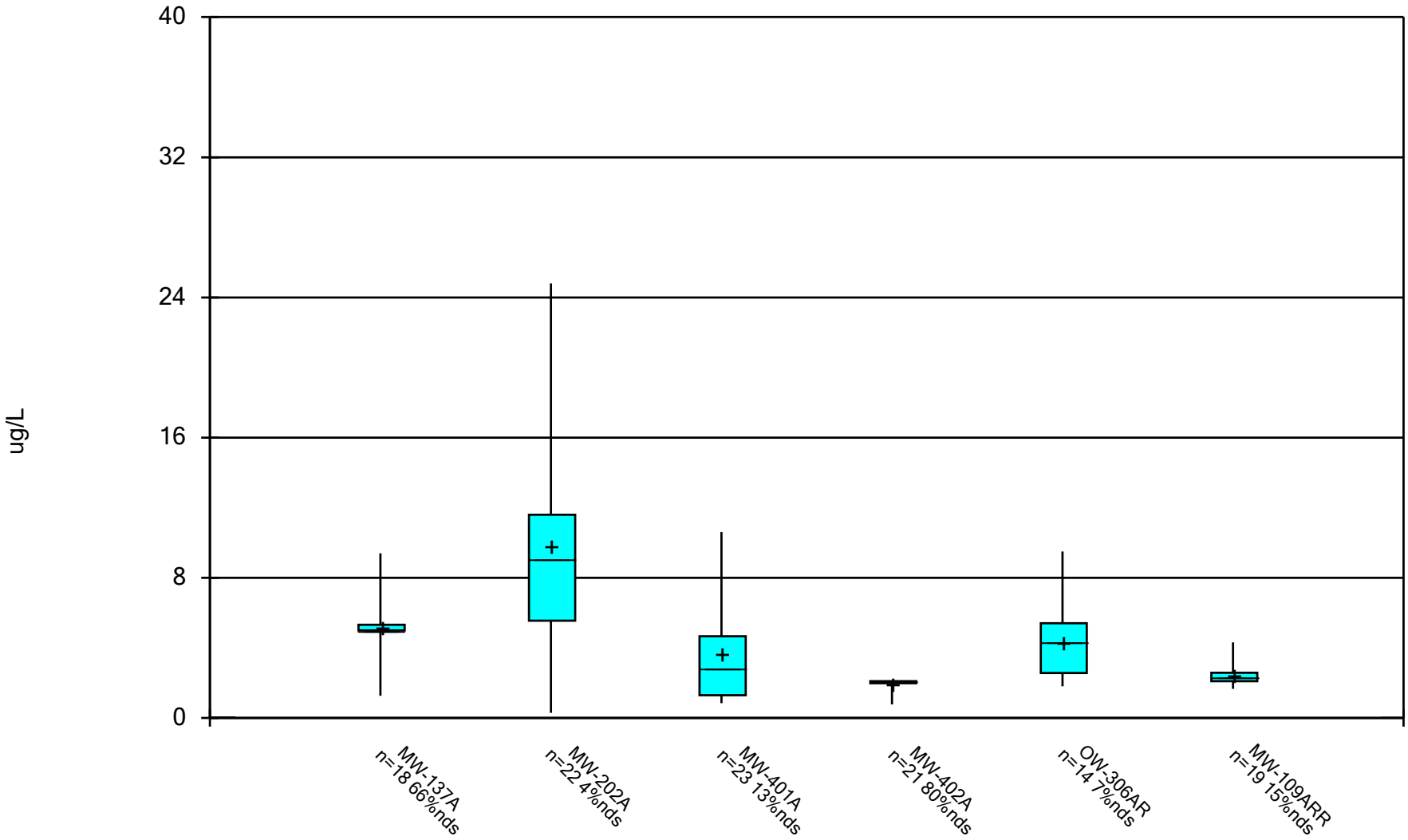

Constituent: Nickel Analysis Run 12/13/2024 1:14 PM View: All Wells - Appendix I Metals DMASWA Client: DMASWA Data: DMASWA Database_Updated

Sanitas™ v.10.0.15 Software licensed to HDR, Inc. UG

Box & Whiskers Plot

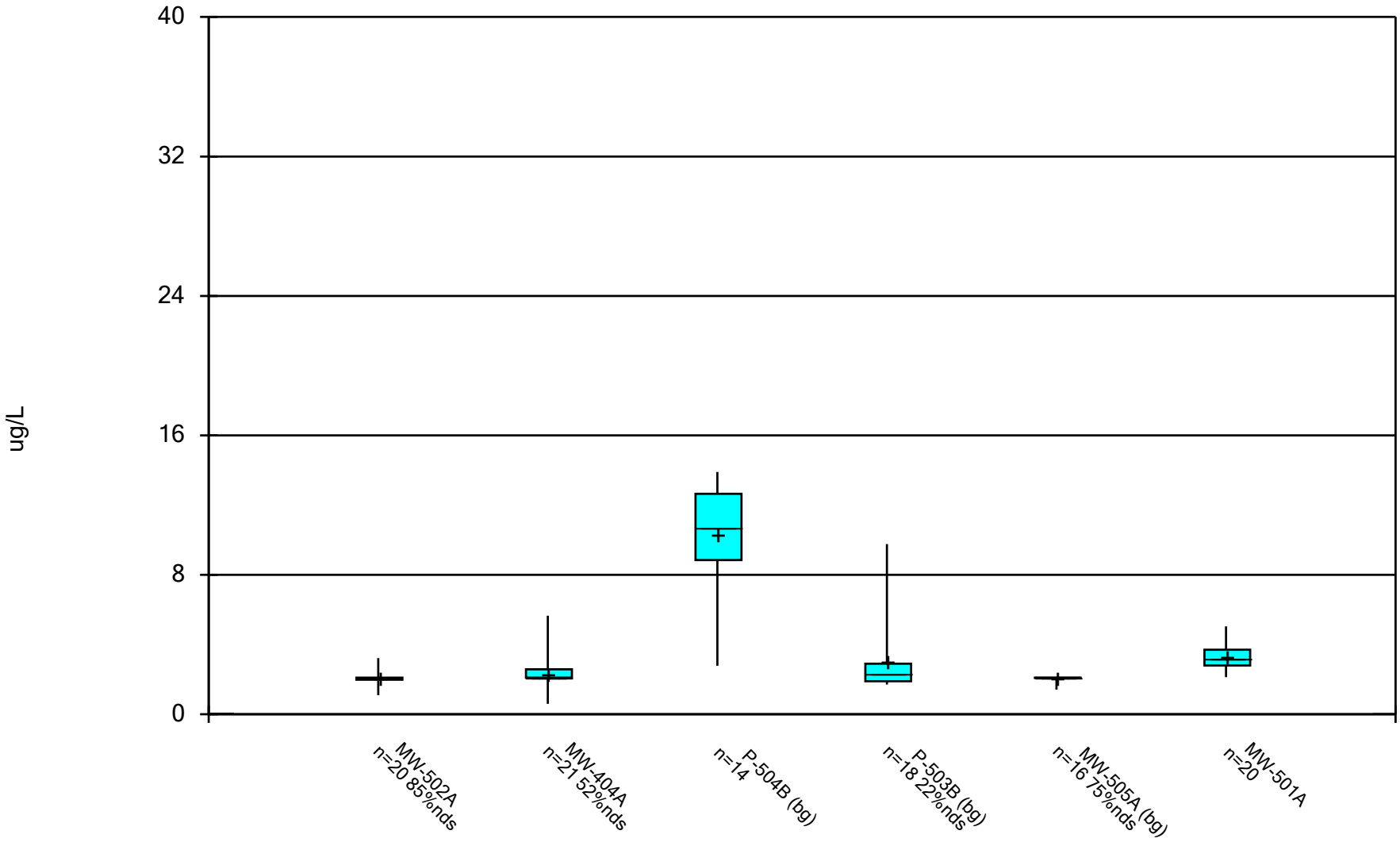

Constituent: Nickel Analysis Run 12/13/2024 1:15 PM View: All Wells - Appendix I Metals DMASWA Client: DMASWA Data: DMASWA Database_Updated

Sanitas™ v.10.0.15 Software licensed to HDR, Inc. UG

Box & Whiskers Plot

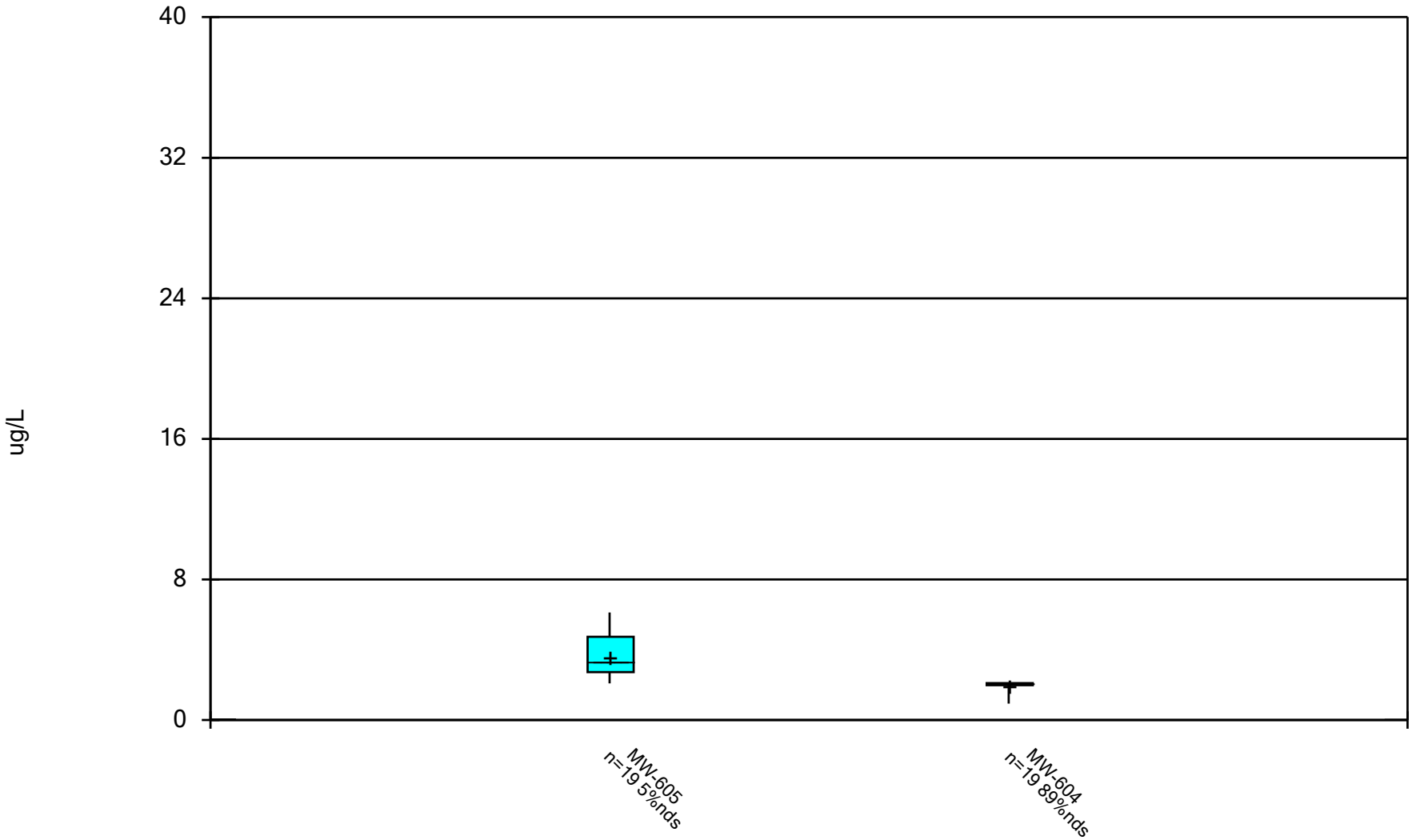

Constituent: Nickel Analysis Run 12/13/2024 1:15 PM View: All Wells - Appendix I Metals

DMASWA Client: DMASWA Data: DMASWA Database_Updated

Sanitas™ v.10.0.15 Software licensed to HDR, Inc. UG

Box & Whiskers Plot

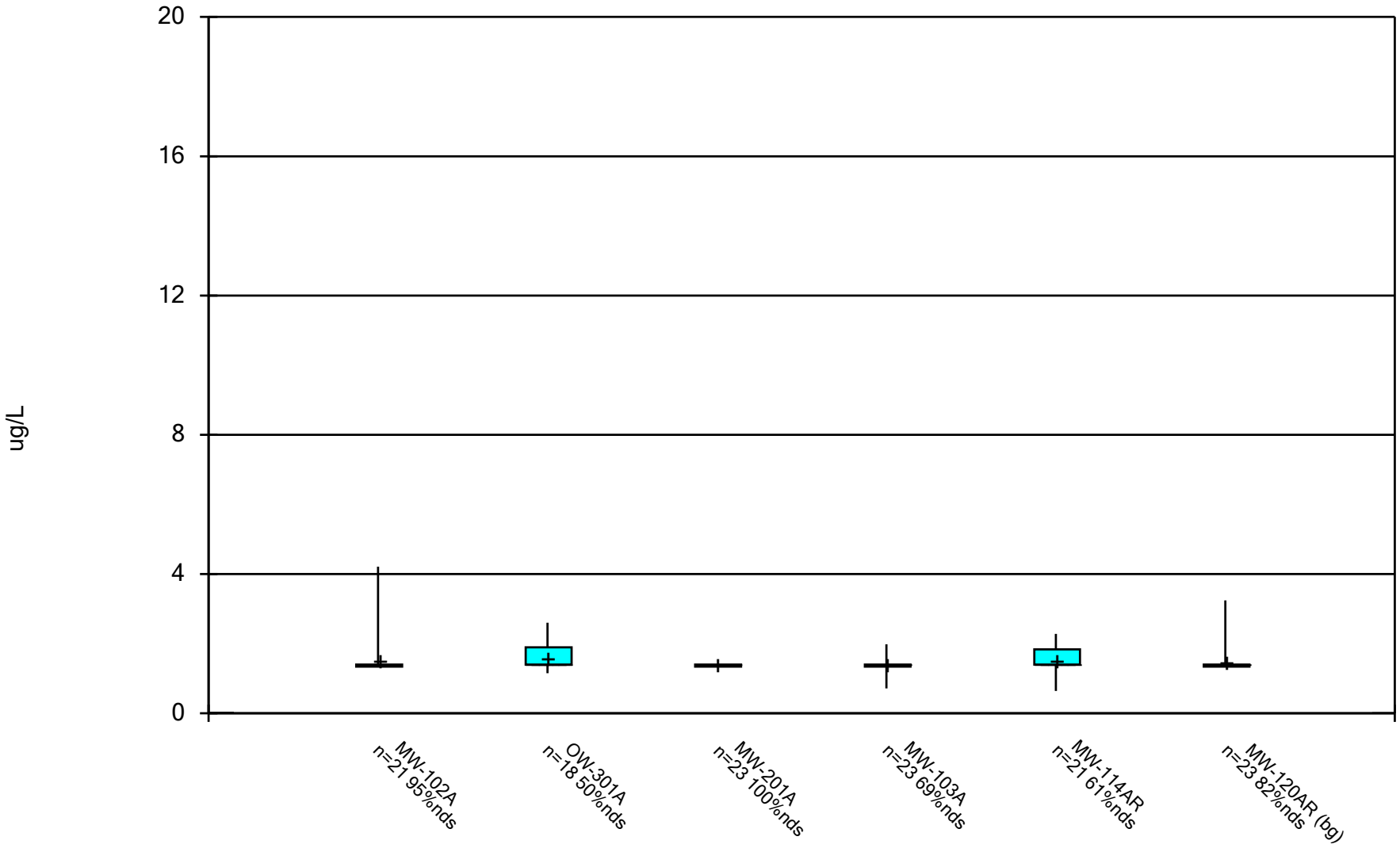

Constituent: Selenium Analysis Run 12/13/2024 1:15 PM View: All Wells - Appendix I Metals

DMASWA Client: DMASWA Data: DMASWA Database_Updated

Sanitas™ v.10.0.15 Software licensed to HDR, Inc. UG

Box & Whiskers Plot

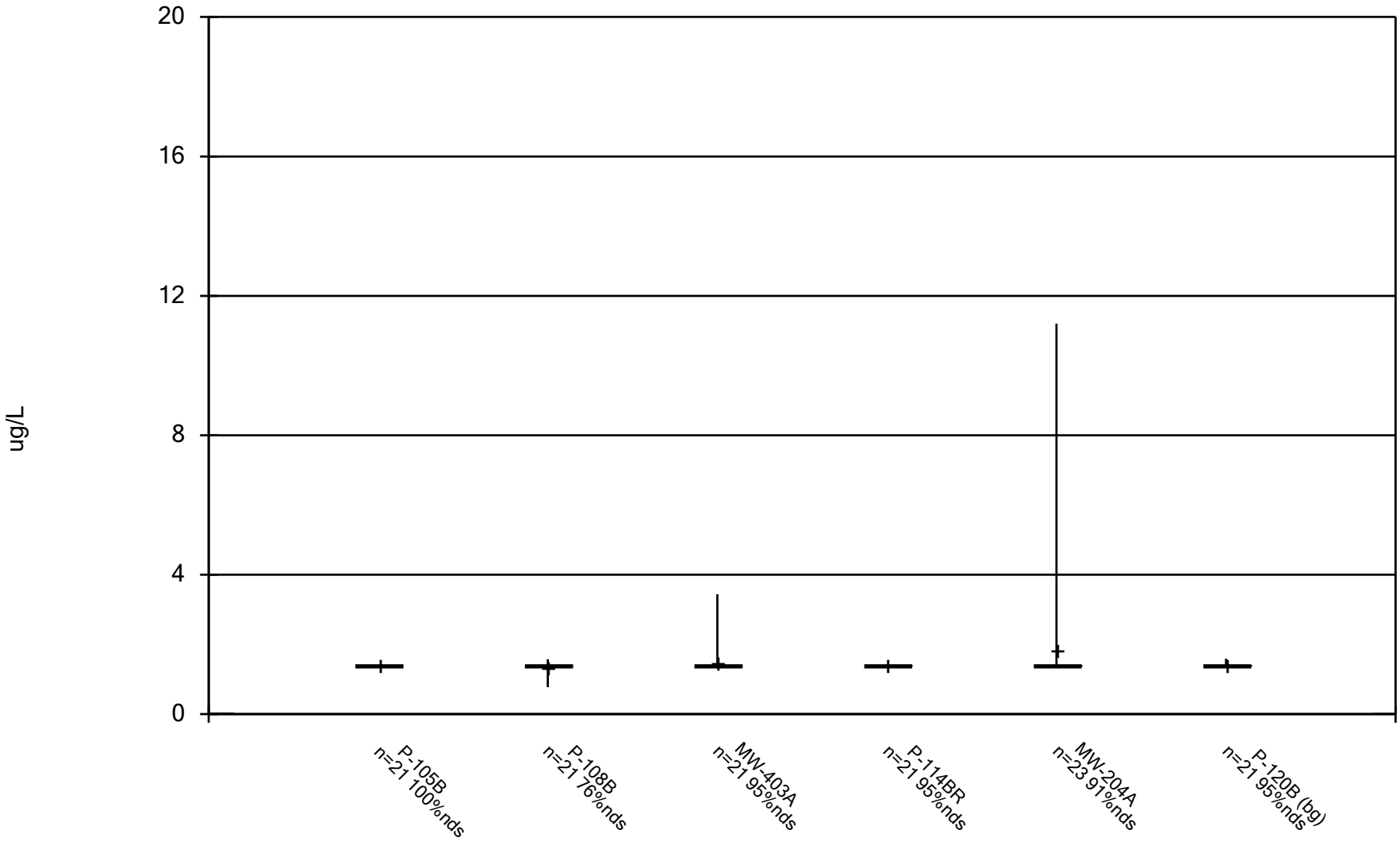

Constituent: Selenium Analysis Run 12/13/2024 1:15 PM View: All Wells - Appendix I Metals

DMASWA Client: DMASWA Data: DMASWA Database_Updated

Sanitas™ v.10.0.15 Software licensed to HDR, Inc. UG

Box & Whiskers Plot

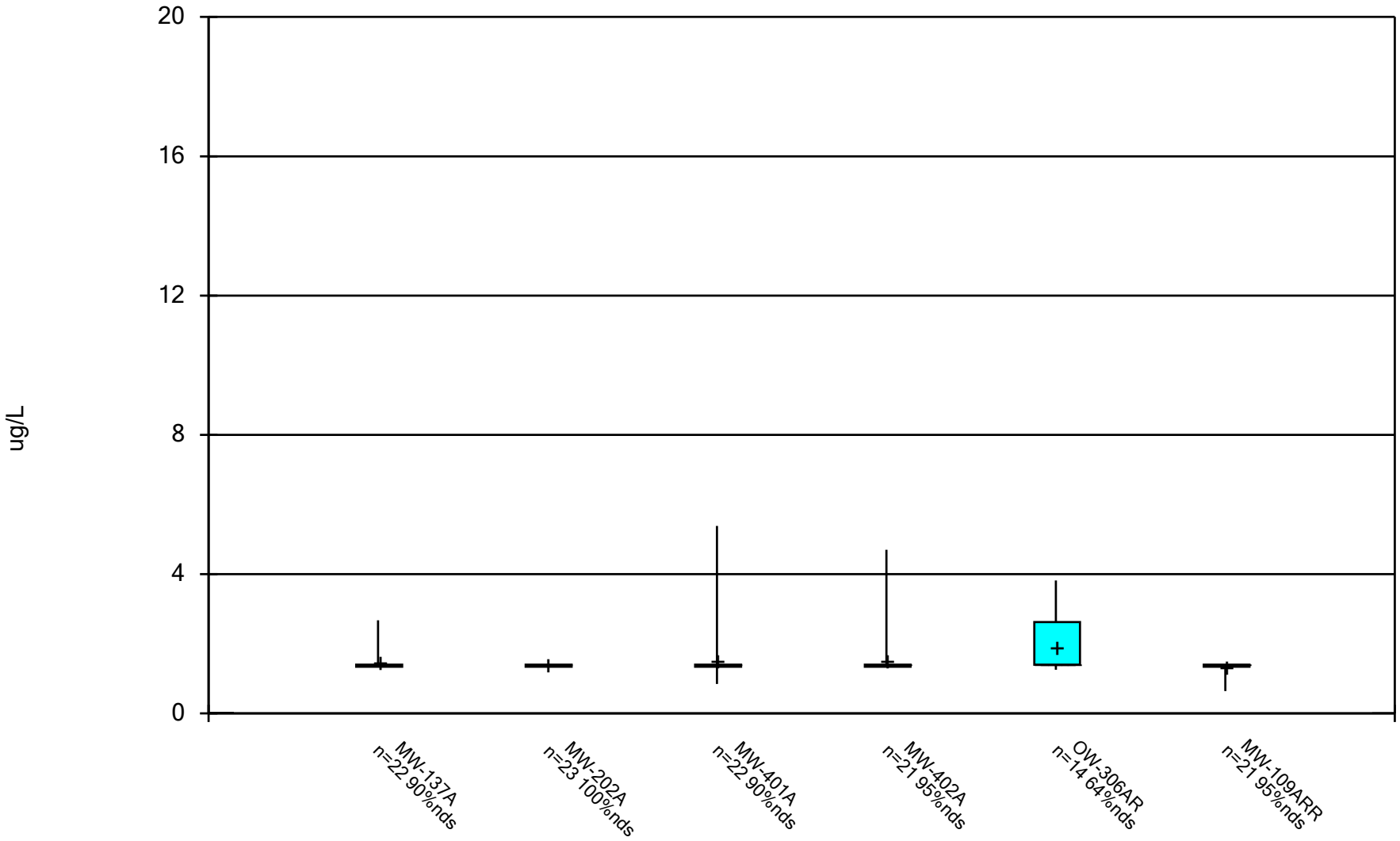

Constituent: Selenium Analysis Run 12/13/2024 1:15 PM View: All Wells - Appendix I Metals DMASWA Client: DMASWA Data: DMASWA Database_Updated

Sanitas™ v.10.0.15 Software licensed to HDR, Inc. UG

Box & Whiskers Plot

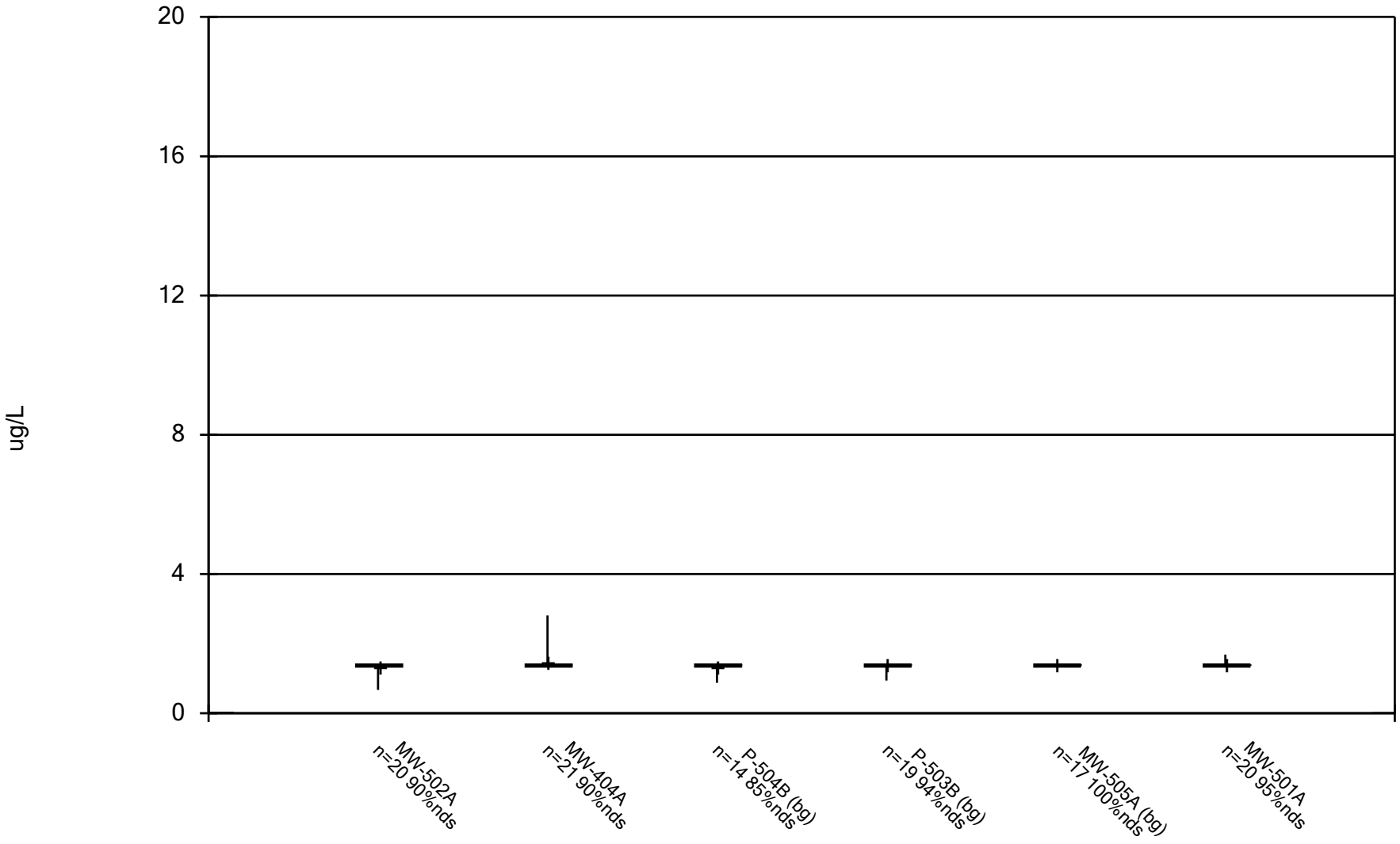

Constituent: Selenium Analysis Run 12/13/2024 1:15 PM View: All Wells - Appendix I Metals DMASWA Client: DMASWA Data: DMASWA Database_Updated

Sanitas™ v.10.0.15 Software licensed to HDR, Inc. UG

Box & Whiskers Plot

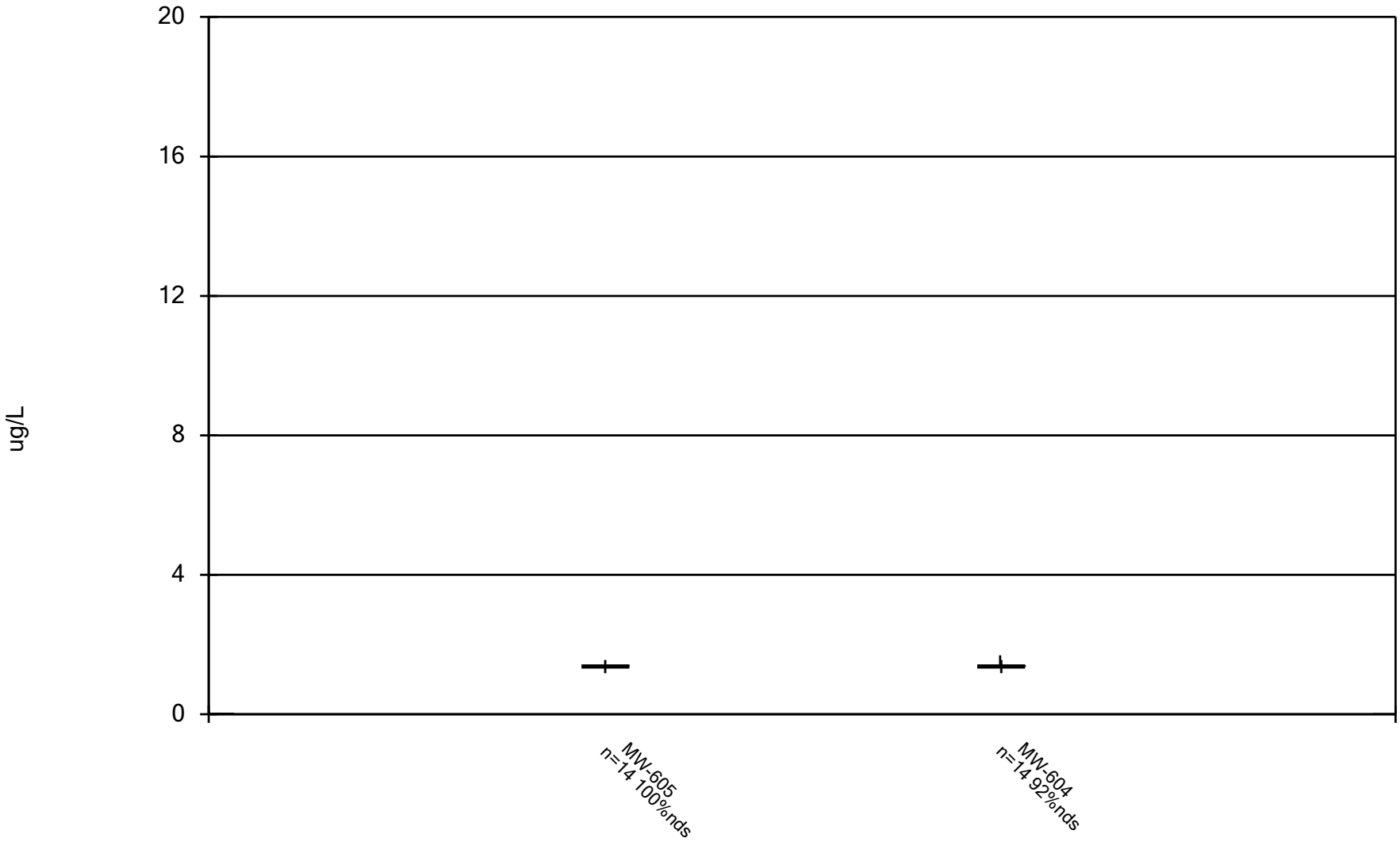

Constituent: Selenium Analysis Run 12/13/2024 1:15 PM View: All Wells - Appendix I Metals

DMASWA Client: DMASWA Data: DMASWA Database_Updated

Sanitas™ v.10.0.15 Software licensed to HDR, Inc. UG

Box & Whiskers Plot

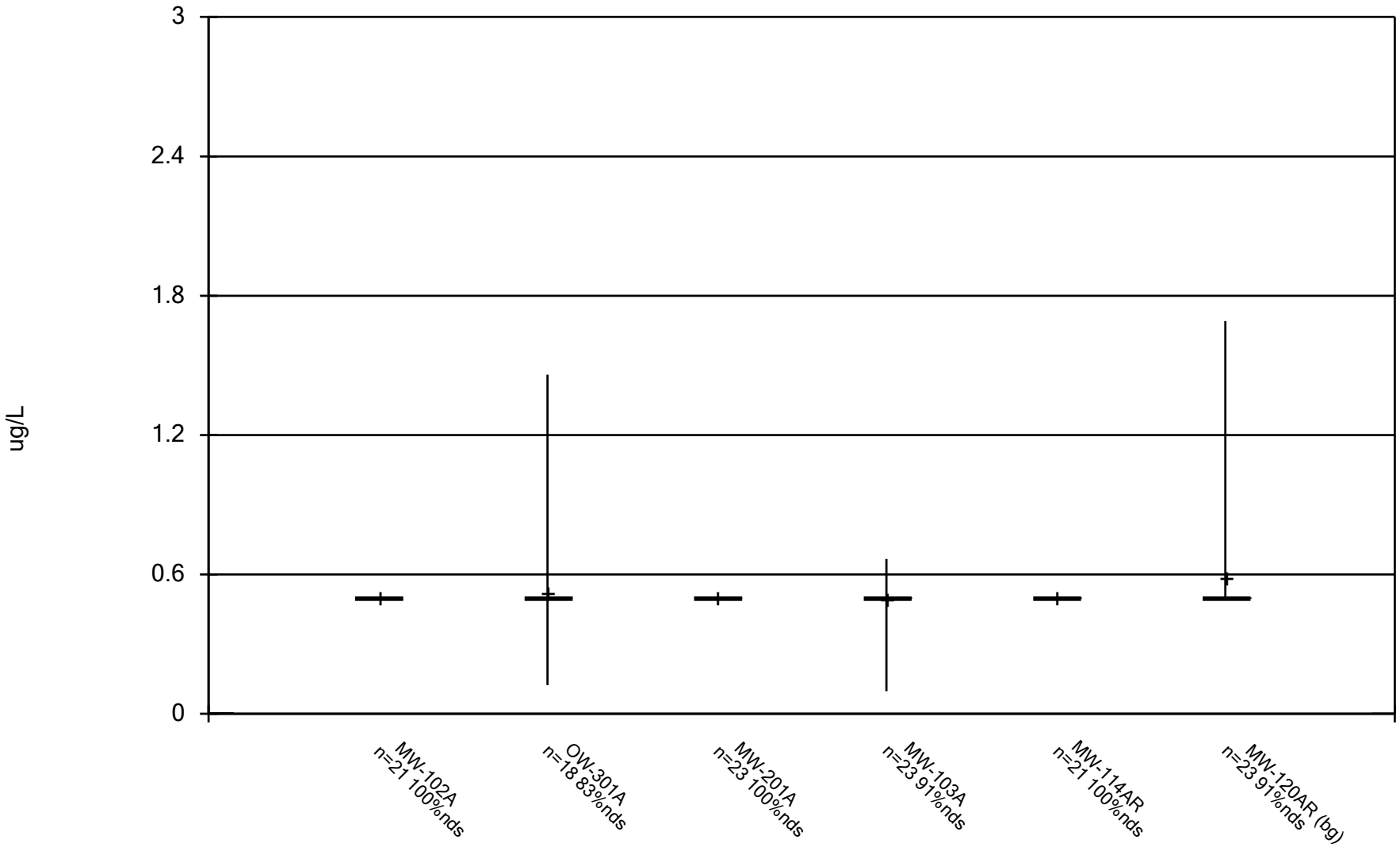

Constituent: Silver Analysis Run 12/13/2024 1:15 PM View: All Wells - Appendix I Metals

DMASWA Client: DMASWA Data: DMASWA Database_Updated

Sanitas™ v.10.0.15 Software licensed to HDR, Inc. UG

Box & Whiskers Plot

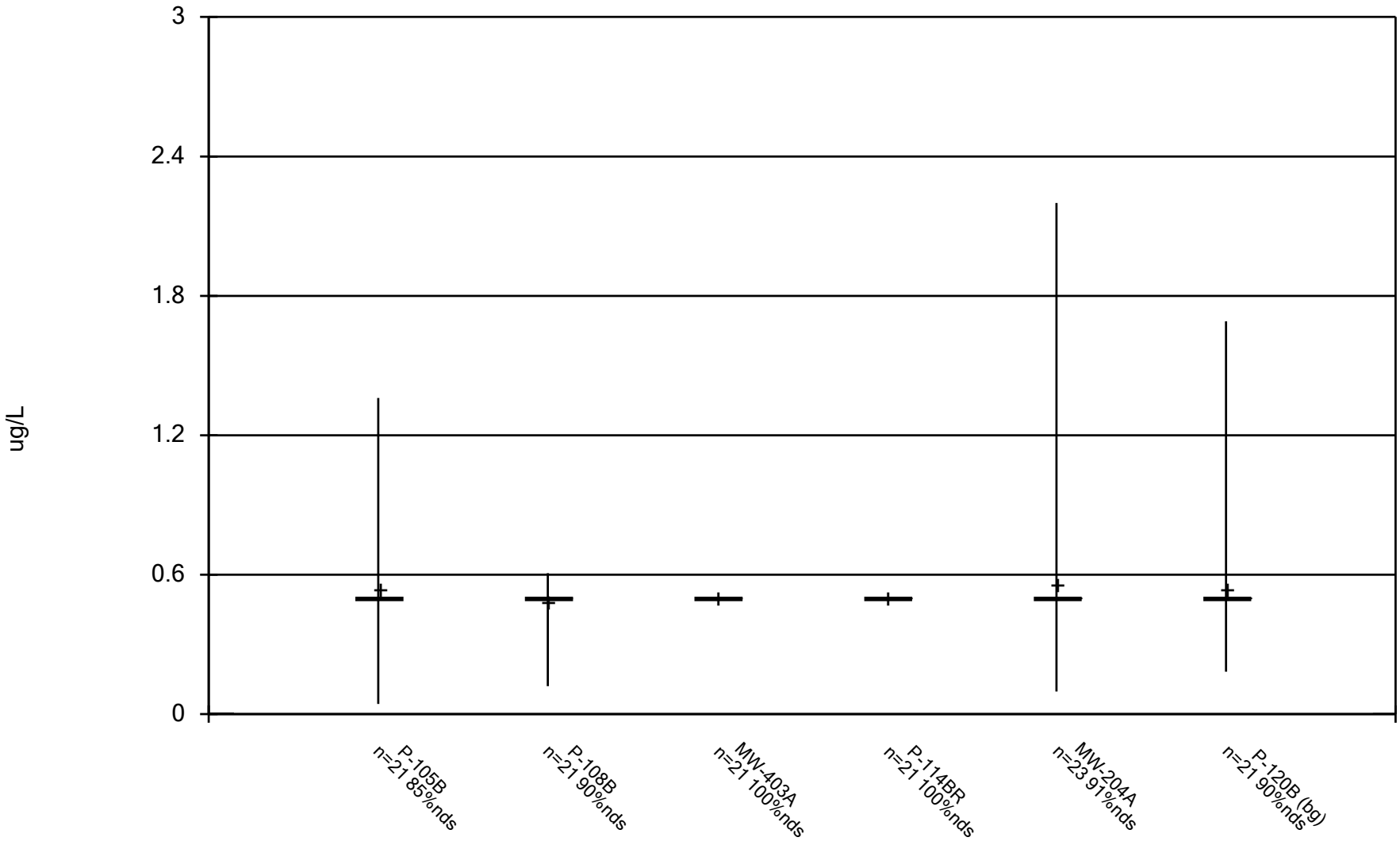

Constituent: Silver Analysis Run 12/13/2024 1:15 PM View: All Wells - Appendix I Metals

DMASWA Client: DMASWA Data: DMASWA Database_Updated

Sanitas™ v.10.0.15 Software licensed to HDR, Inc. UG

Box & Whiskers Plot

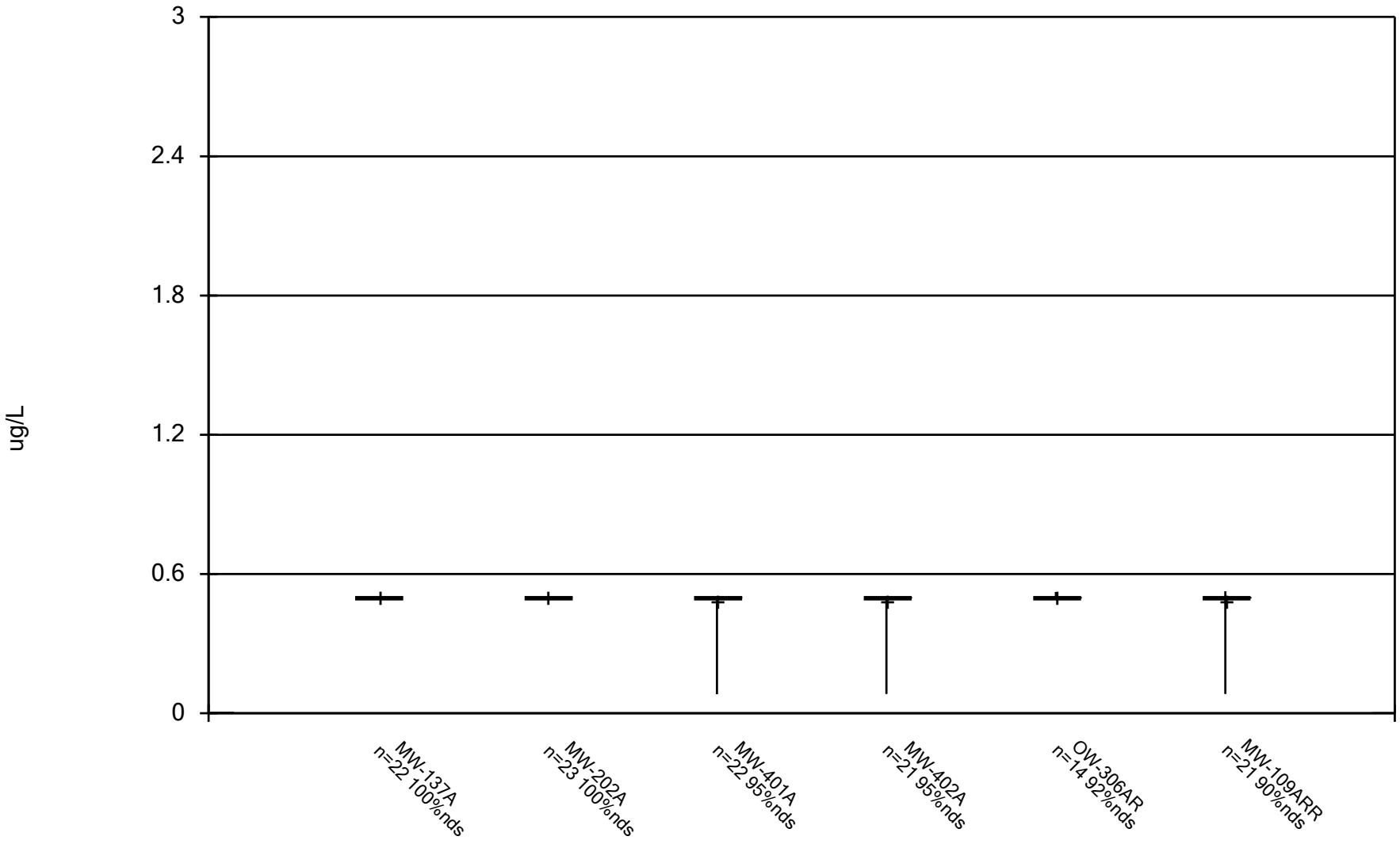

Constituent: Silver Analysis Run 12/13/2024 1:15 PM View: All Wells - Appendix I Metals

DMASWA Client: DMASWA Data: DMASWA Database_Updated

Sanitas™ v.10.0.15 Software licensed to HDR, Inc. UG

Box & Whiskers Plot

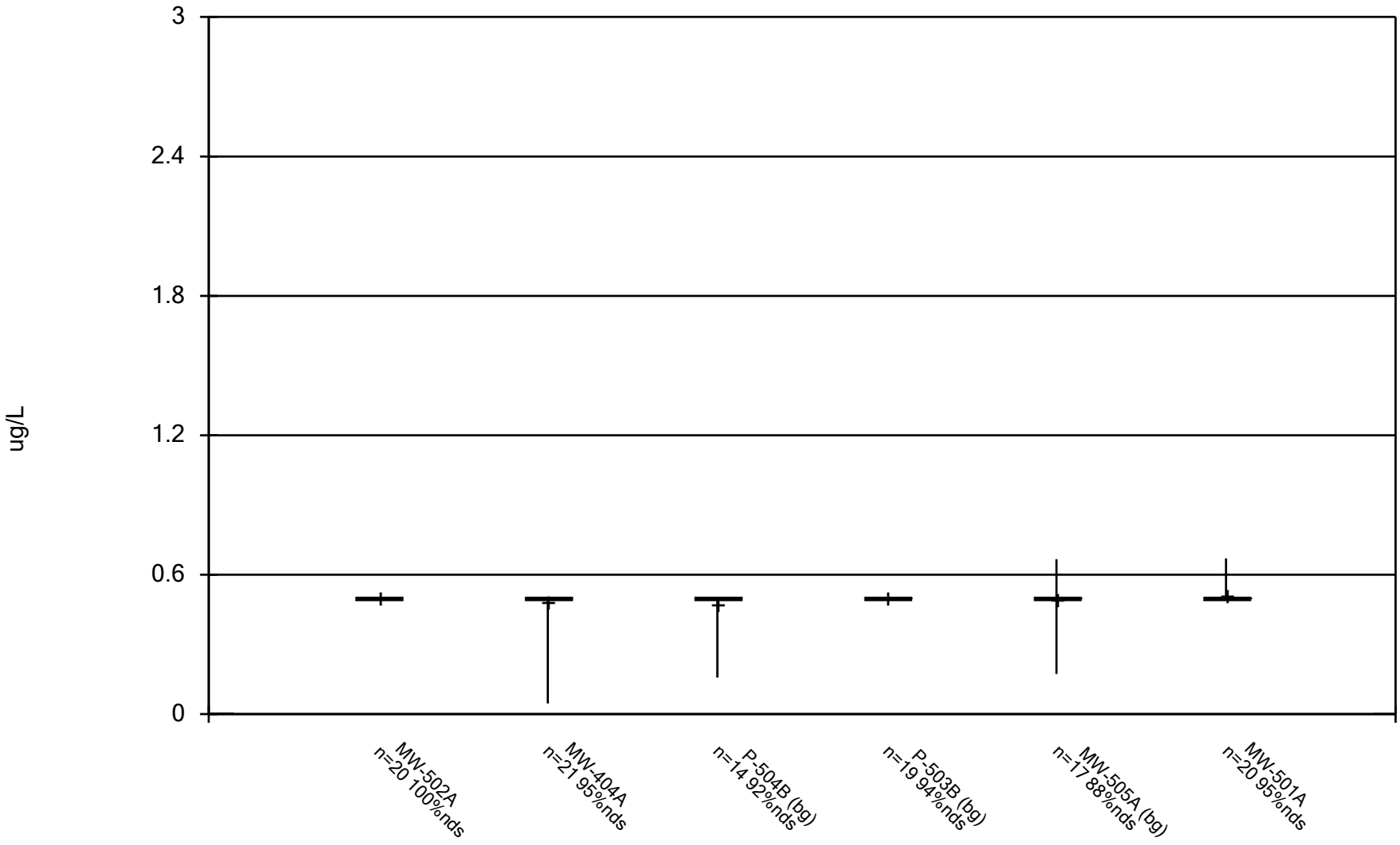

Constituent: Silver Analysis Run 12/13/2024 1:15 PM View: All Wells - Appendix I Metals

DMASWA Client: DMASWA Data: DMASWA Database_Updated

Sanitas™ v.10.0.15 Software licensed to HDR, Inc. UG

Box & Whiskers Plot

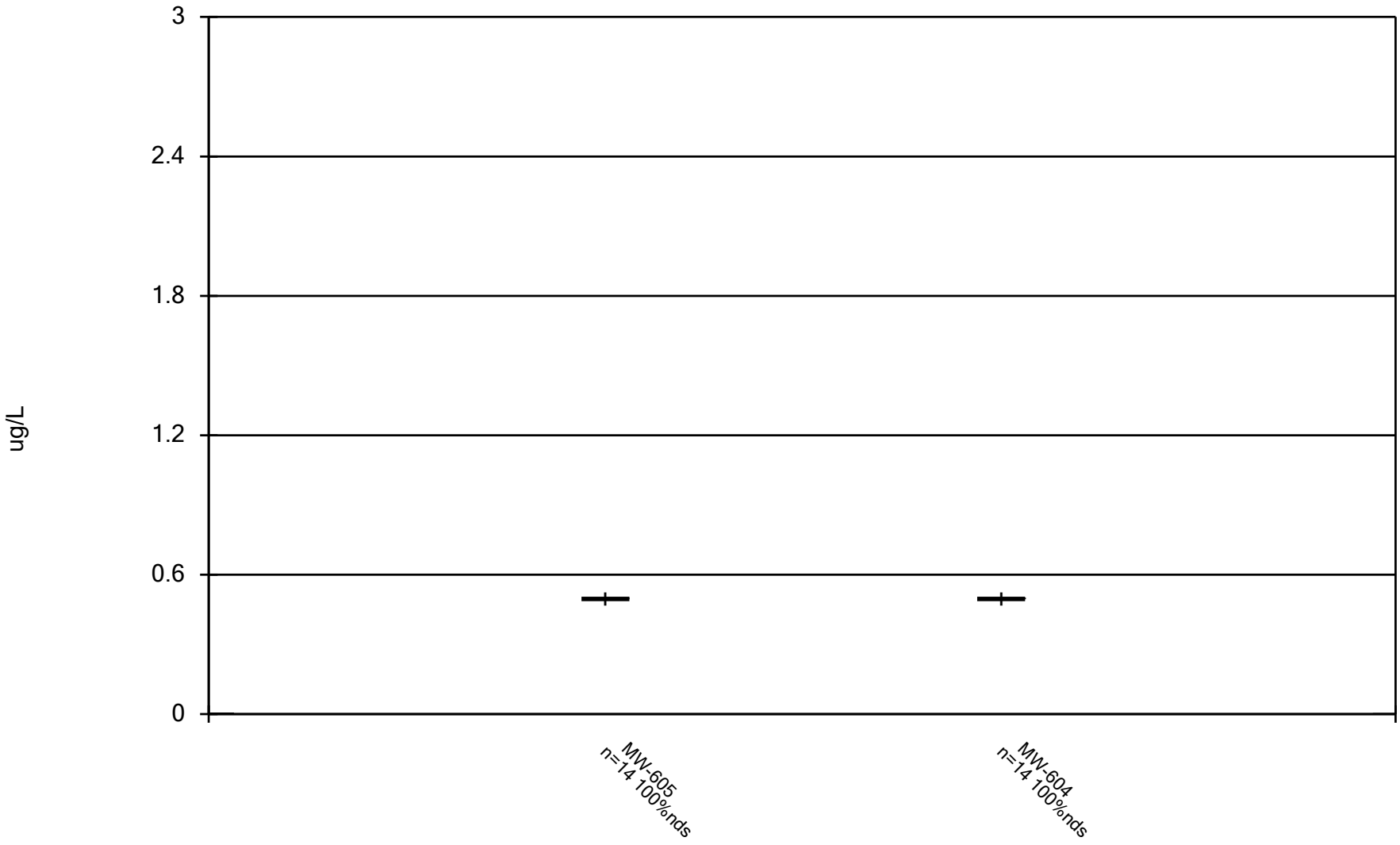

Constituent: Silver Analysis Run 12/13/2024 1:15 PM View: All Wells - Appendix I Metals DMASWA Client: DMASWA Data: DMASWA Database_Updated

Sanitas™ v.10.0.15 Software licensed to HDR, Inc. UG

Box & Whiskers Plot

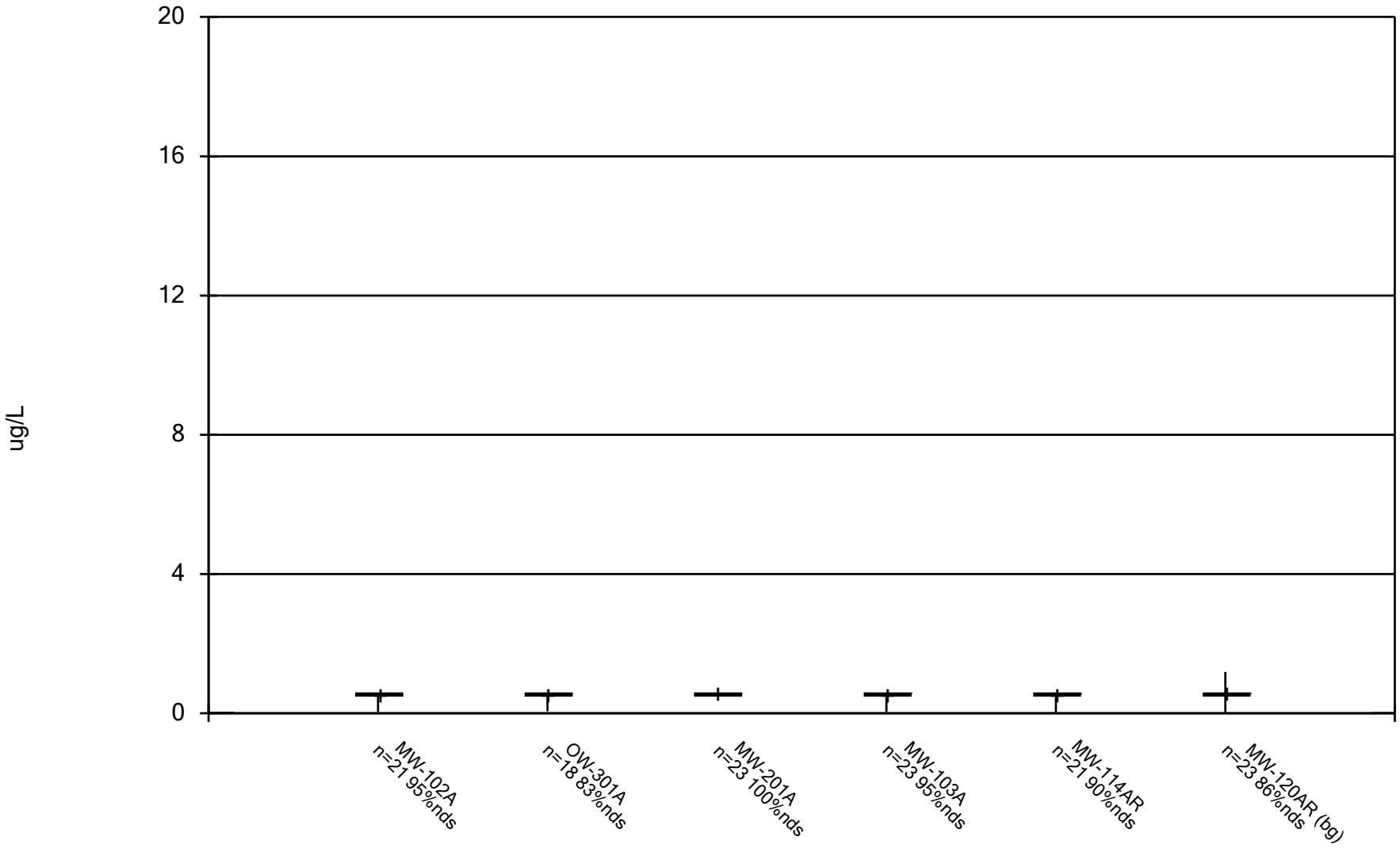

Constituent: Thallium Analysis Run 12/13/2024 1:15 PM View: All Wells - Appendix I Metals

DMASWA Client: DMASWA Data: DMASWA Database_Updated

Sanitas™ v.10.0.15 Software licensed to HDR, Inc. UG

Box & Whiskers Plot

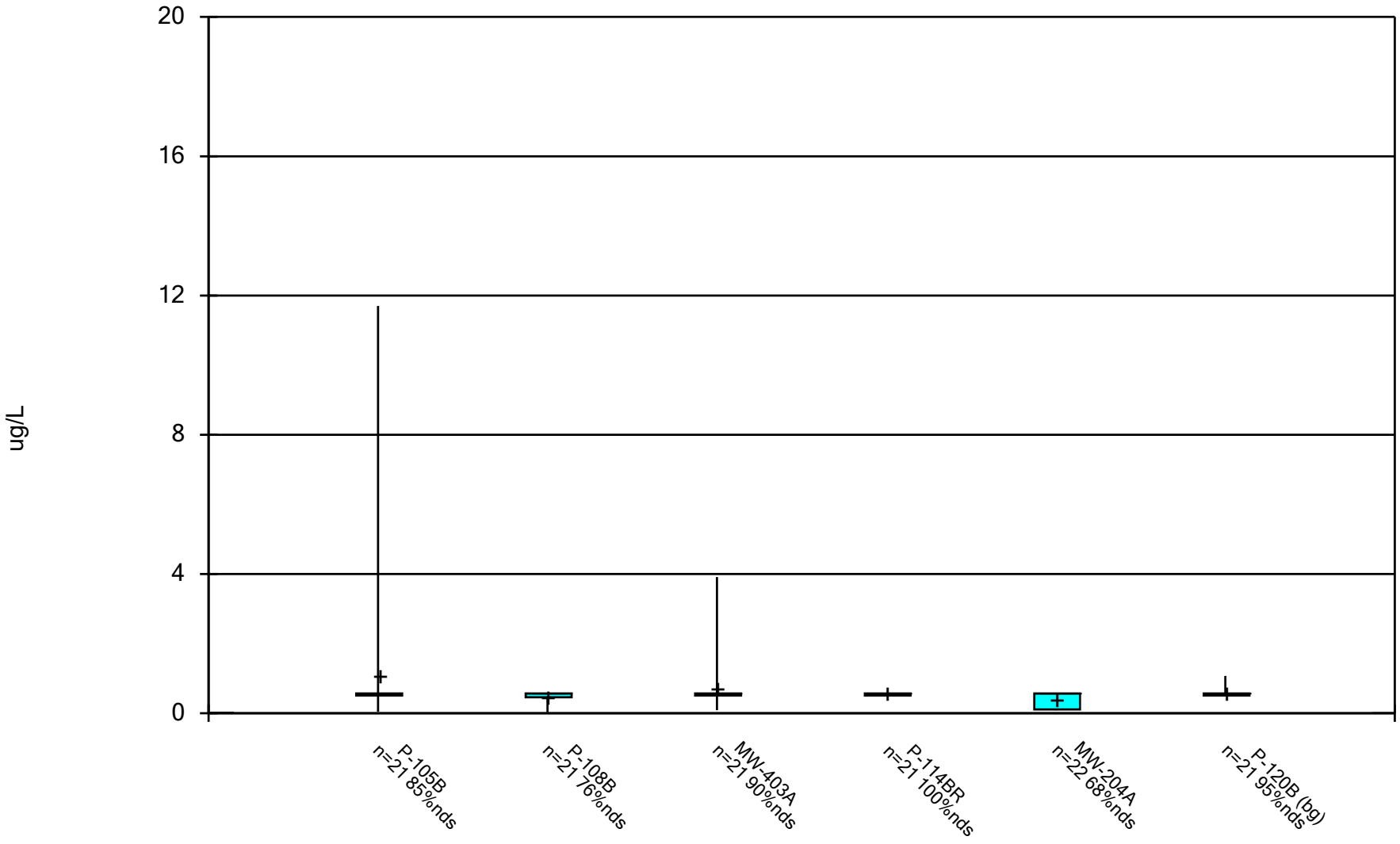

Constituent: Thallium Analysis Run 12/13/2024 1:15 PM View: All Wells - Appendix I Metals DMASWA Client: DMASWA Data: DMASWA Database_Updated

Sanitas™ v.10.0.15 Software licensed to HDR, Inc. UG

Box & Whiskers Plot

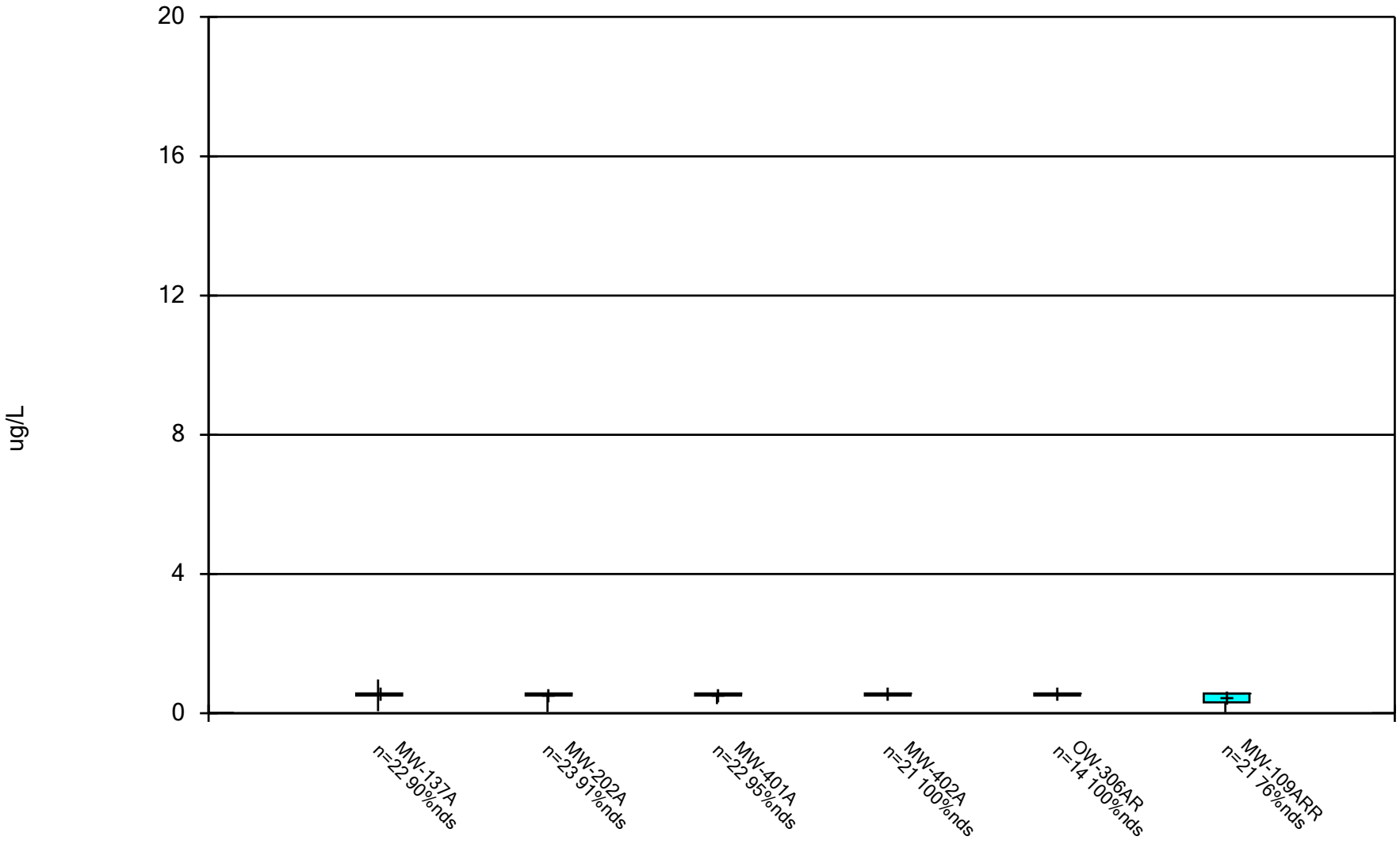

Constituent: Thallium Analysis Run 12/13/2024 1:15 PM View: All Wells - Appendix I Metals DMASWA Client: DMASWA Data: DMASWA Database_Updated

Sanitas™ v.10.0.15 Software licensed to HDR, Inc. UG

Box & Whiskers Plot

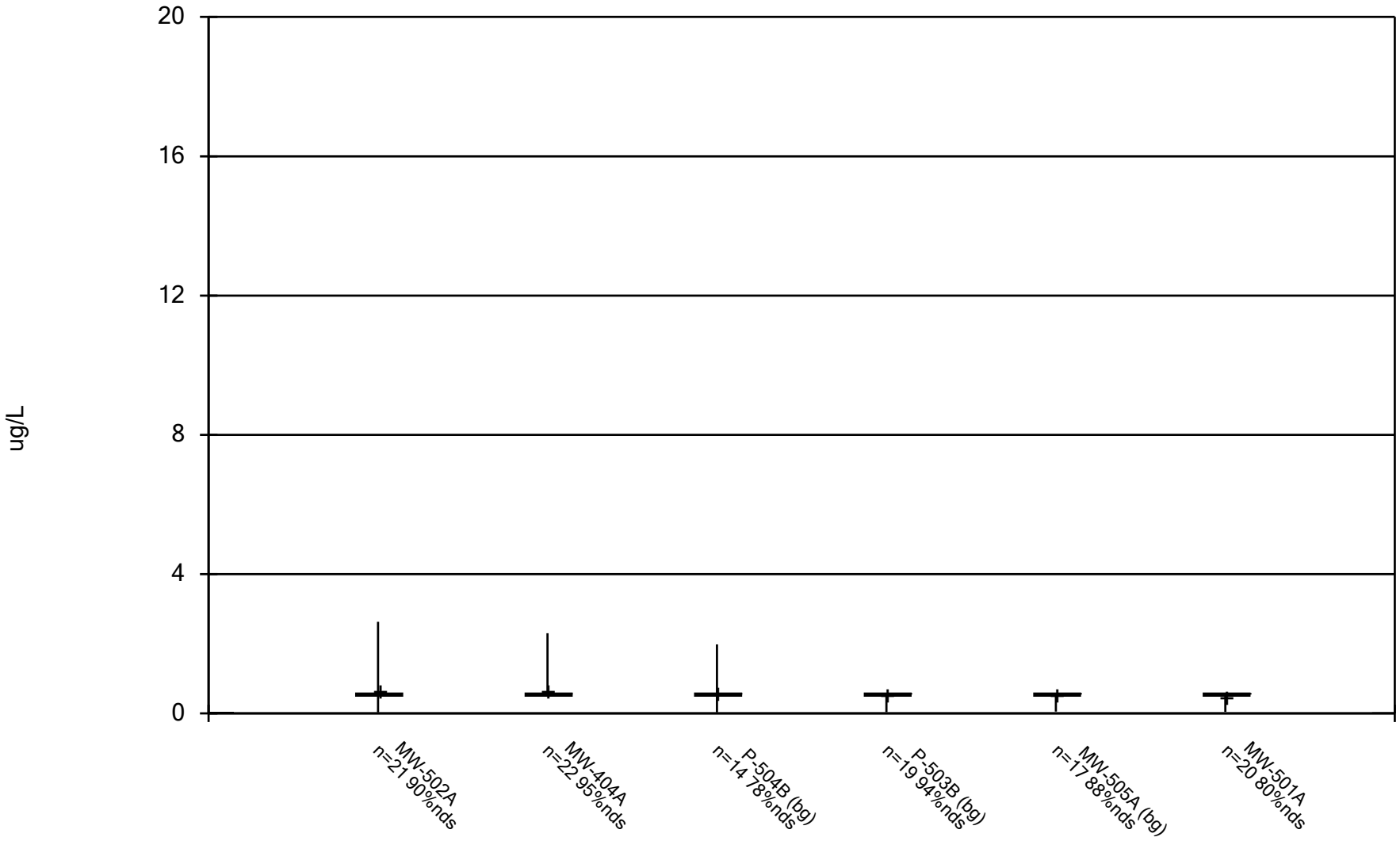

Constituent: Thallium Analysis Run 12/13/2024 1:15 PM View: All Wells - Appendix I Metals DMASWA Client: DMASWA Data: DMASWA Database_Updated

Box & Whiskers Plot

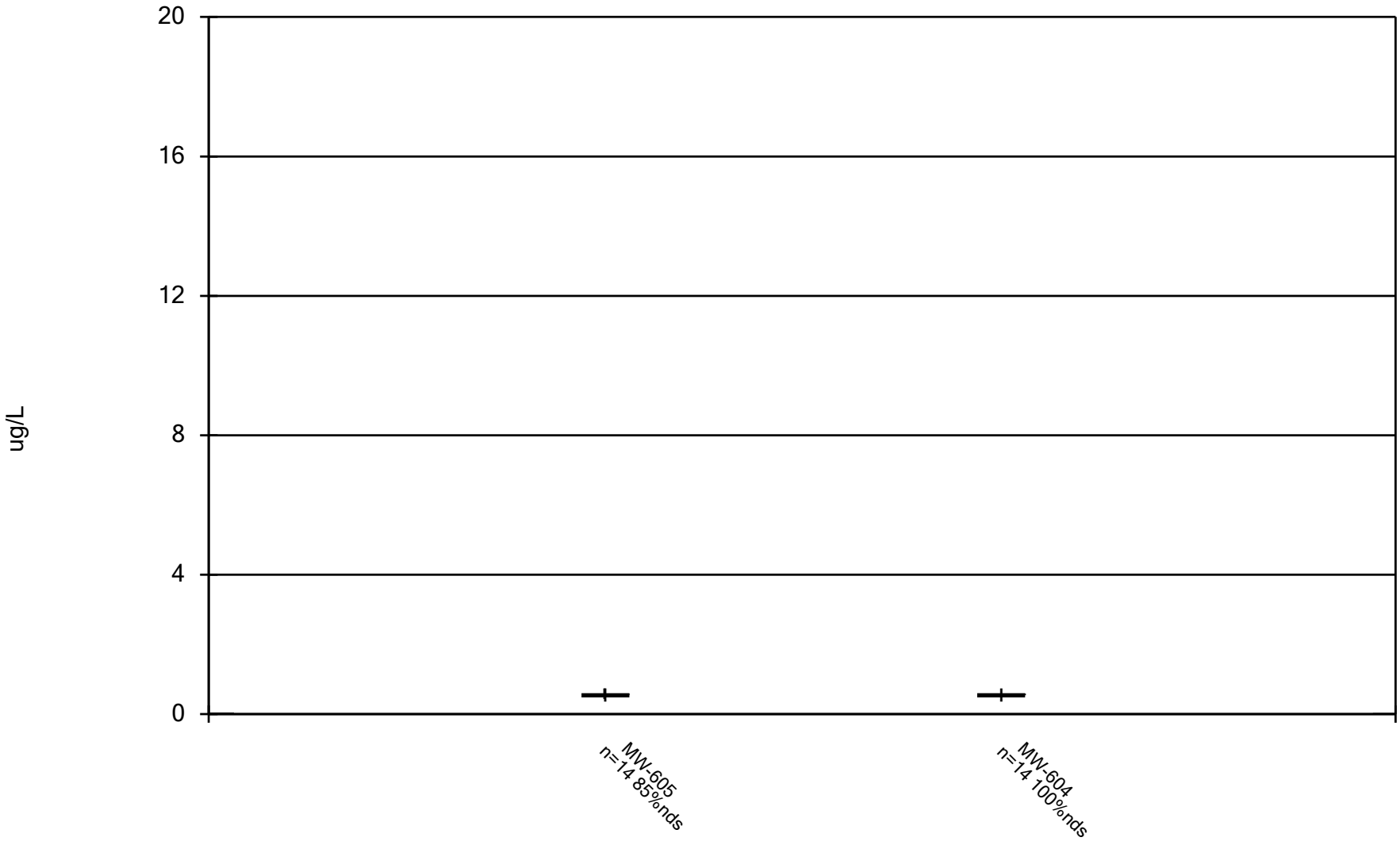

Constituent: Thallium Analysis Run 12/13/2024 1:15 PM View: All Wells - Appendix I Metals DMASWA Client: DMASWA Data: DMASWA Database_Updated

Sanitas™ v.10.0.15 Software licensed to HDR, Inc. UG

Box & Whiskers Plot

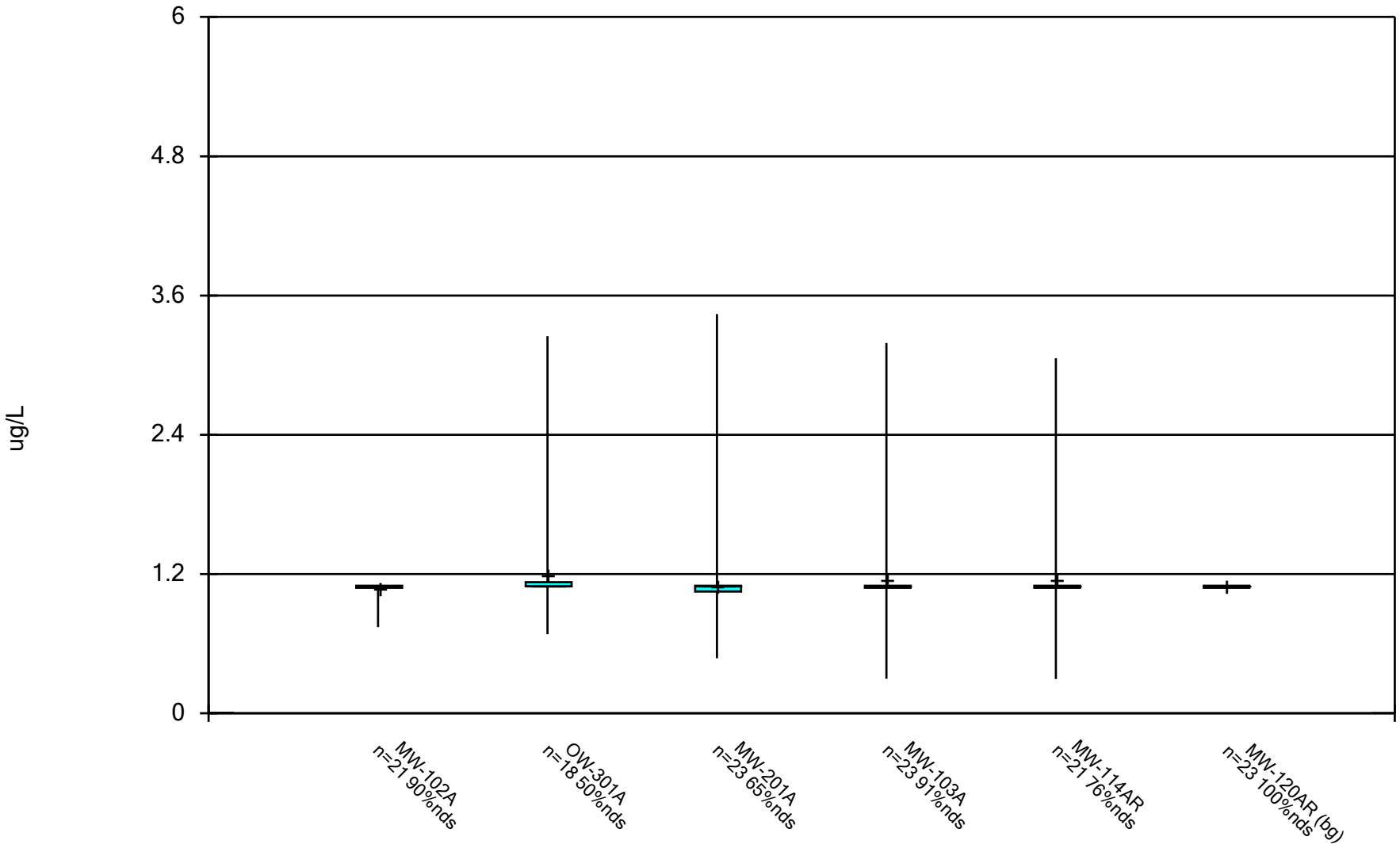

Constituent: Vanadium Analysis Run 12/13/2024 1:15 PM View: All Wells - Appendix I Metals

DMASWA Client: DMASWA Data: DMASWA Database_Updated

Sanitas™ v.10.0.15 Software licensed to HDR, Inc. UG

Box & Whiskers Plot

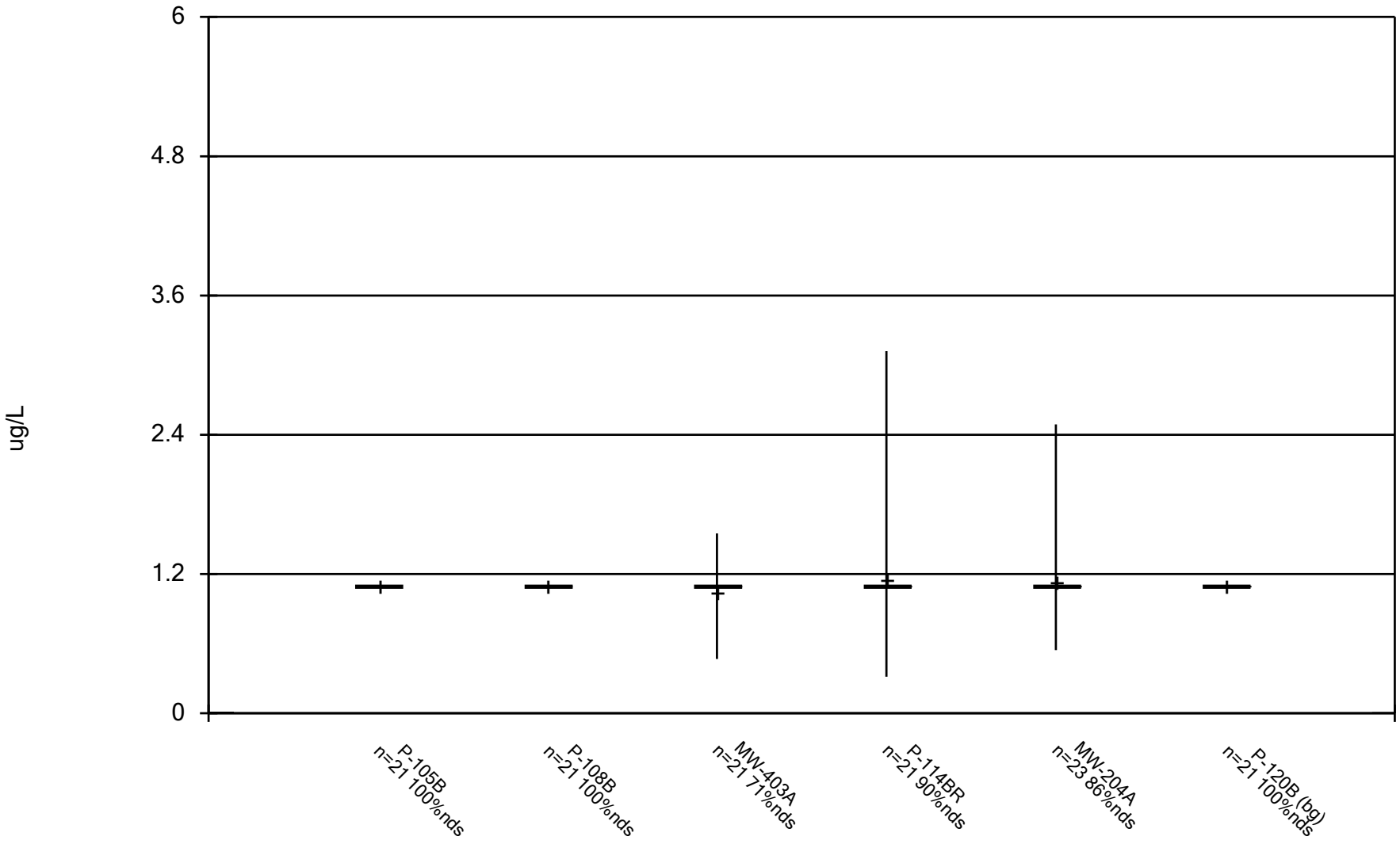

Constituent: Vanadium Analysis Run 12/13/2024 1:15 PM View: All Wells - Appendix I Metals DMASWA Client: DMASWA Data: DMASWA Database_Updated

Sanitas™ v.10.0.15 Software licensed to HDR, Inc. UG

Box & Whiskers Plot

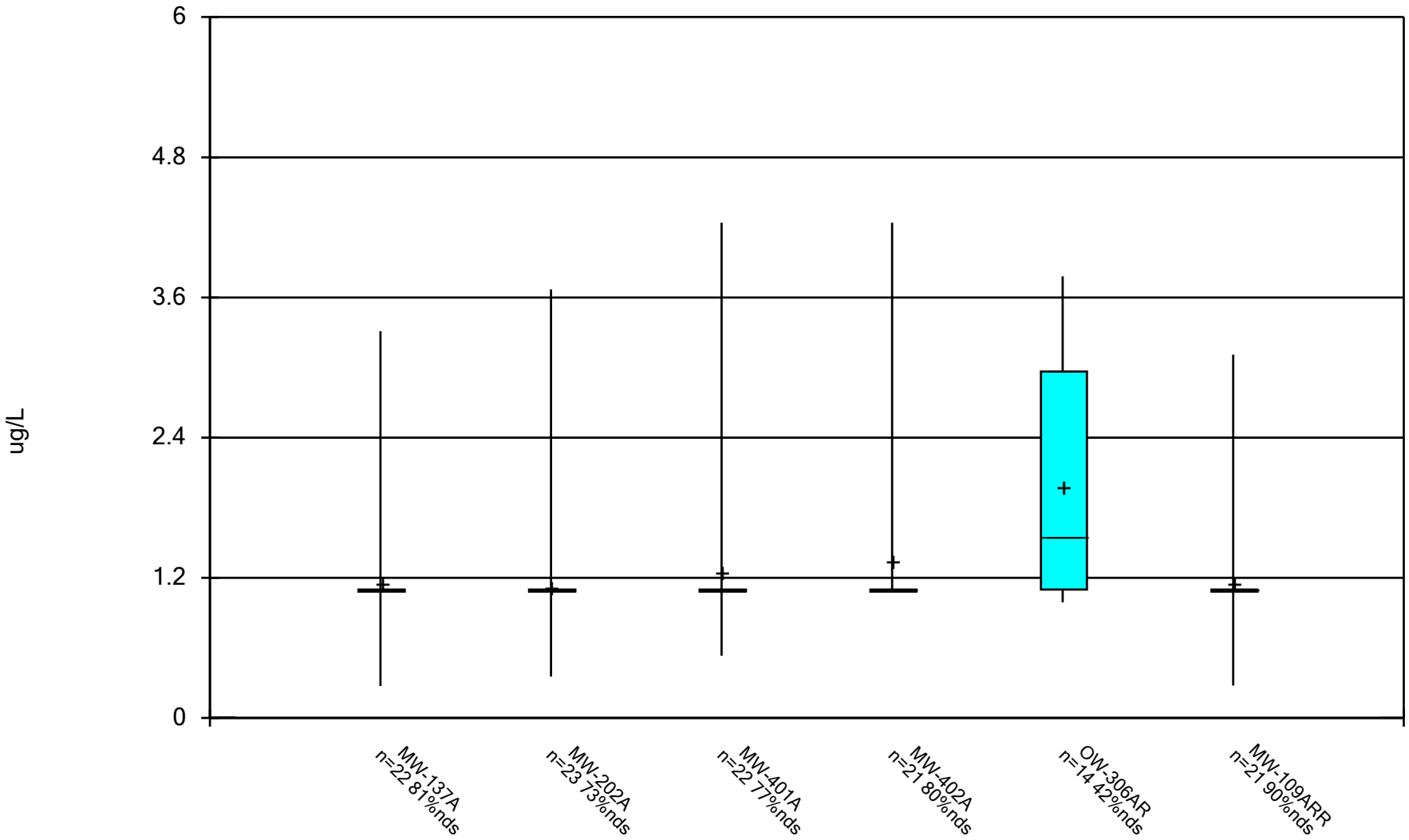

Constituent: Vanadium Analysis Run 12/13/2024 1:15 PM View: All Wells - Appendix I Metals

DMASWA Client: DMASWA Data: DMASWA Database_Updated

Sanitas™ v.10.0.15 Software licensed to HDR, Inc. UG

Box & Whiskers Plot

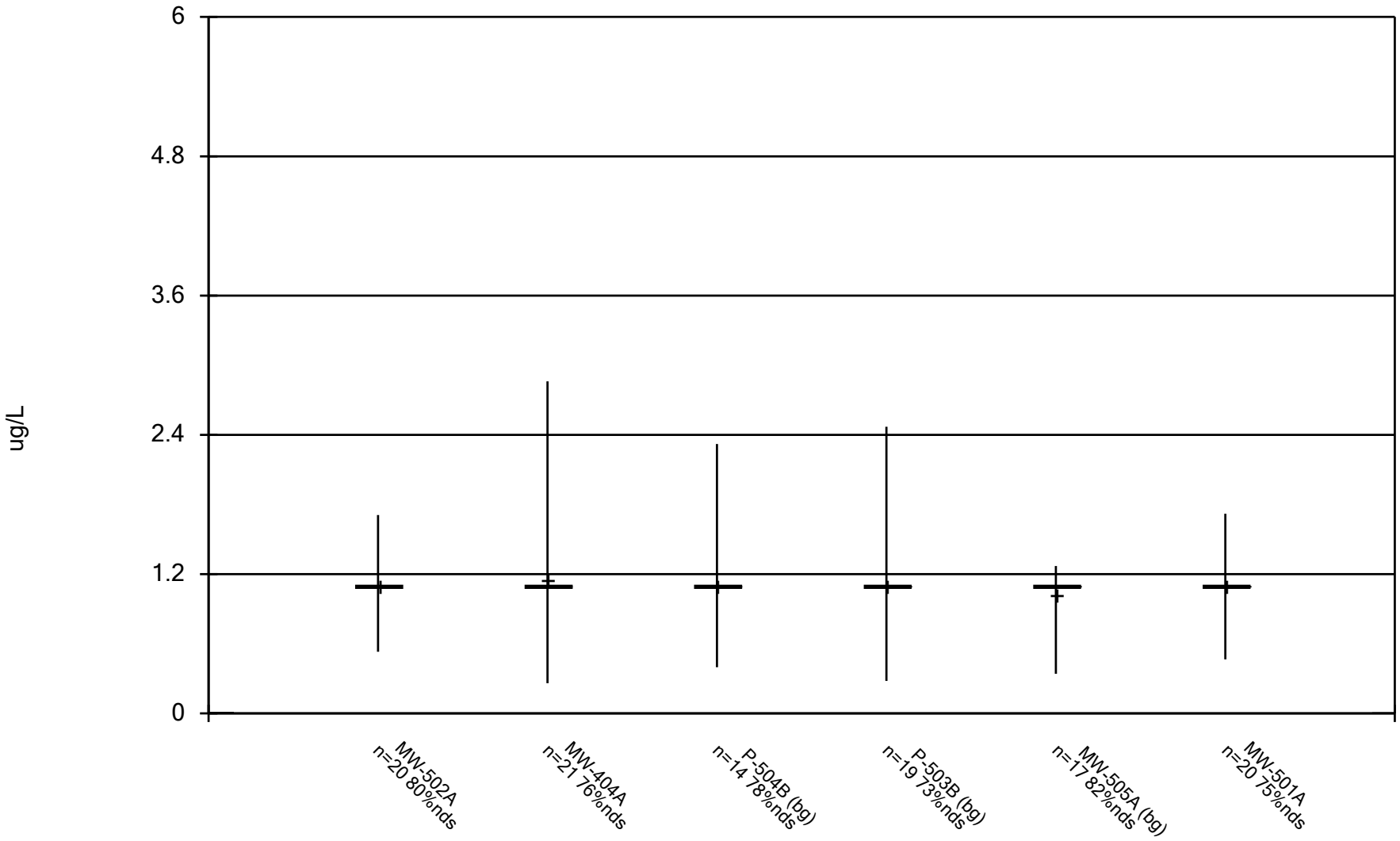

Constituent: Vanadium Analysis Run 12/13/2024 1:15 PM View: All Wells - Appendix I Metals DMASWA Client: DMASWA Data: DMASWA Database_Updated

Sanitas™ v.10.0.15 Software licensed to HDR, Inc. UG

Box & Whiskers Plot

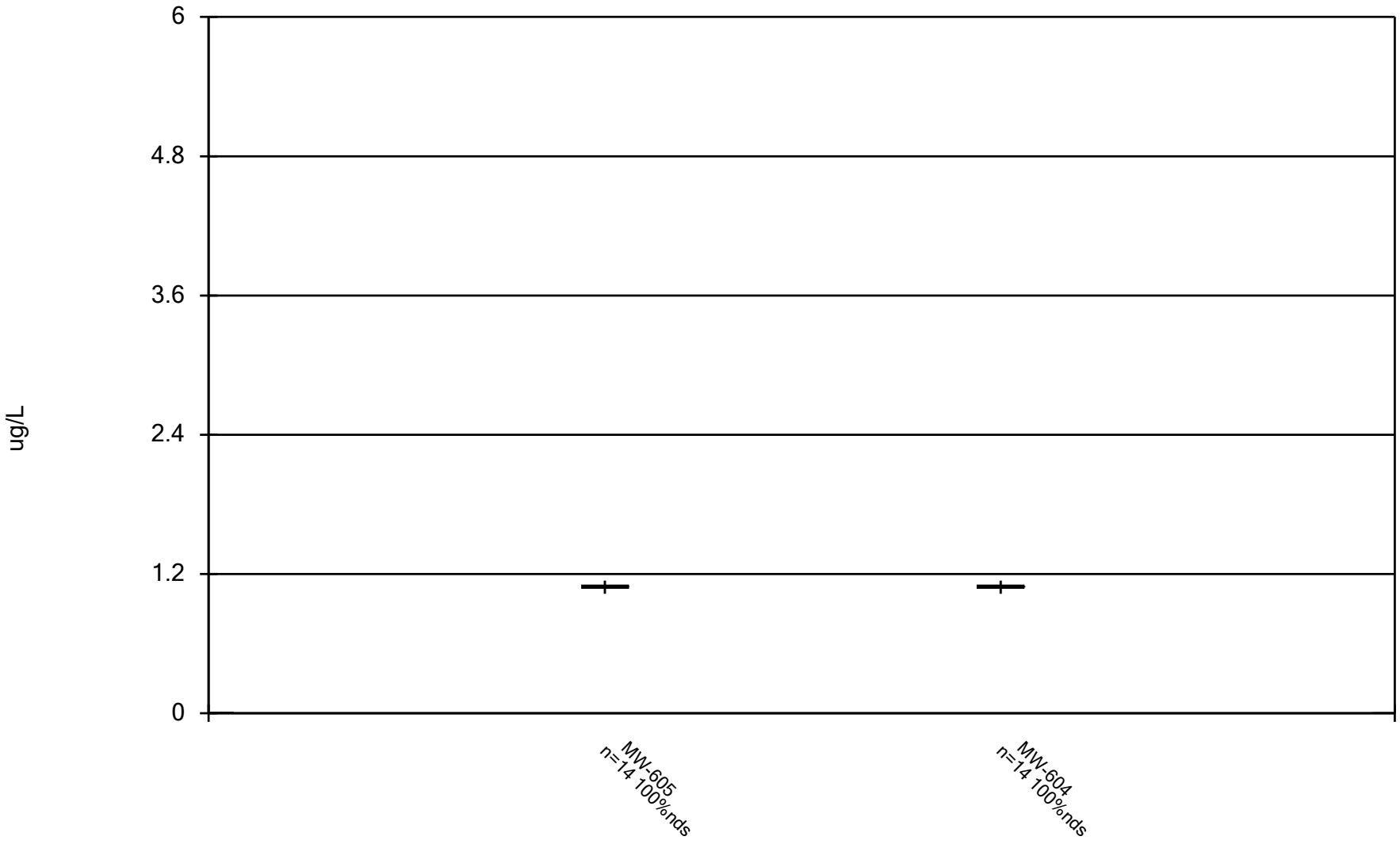

Constituent: Vanadium Analysis Run 12/13/2024 1:15 PM View: All Wells - Appendix I Metals

DMASWA Client: DMASWA Data: DMASWA Database_Updated

Sanitas™ v.10.0.15 Software licensed to HDR, Inc. UG

Box & Whiskers Plot

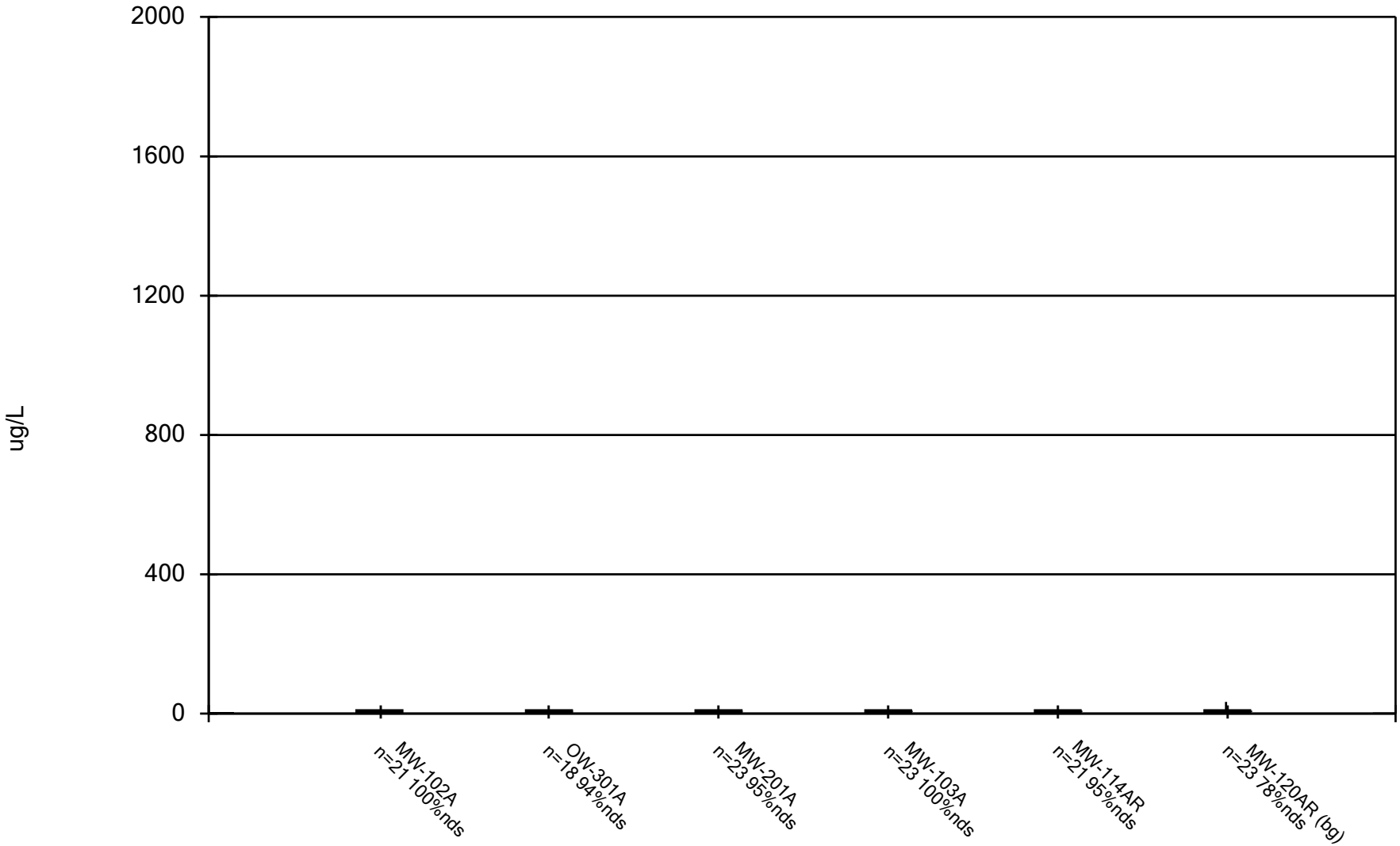

Constituent: Zinc Analysis Run 12/13/2024 1:15 PM View: All Wells - Appendix I Metals DMASWA Client: DMASWA Data: DMASWA Database_Updated

Sanitas™ v.10.0.15 Software licensed to HDR, Inc. UG

Box & Whiskers Plot

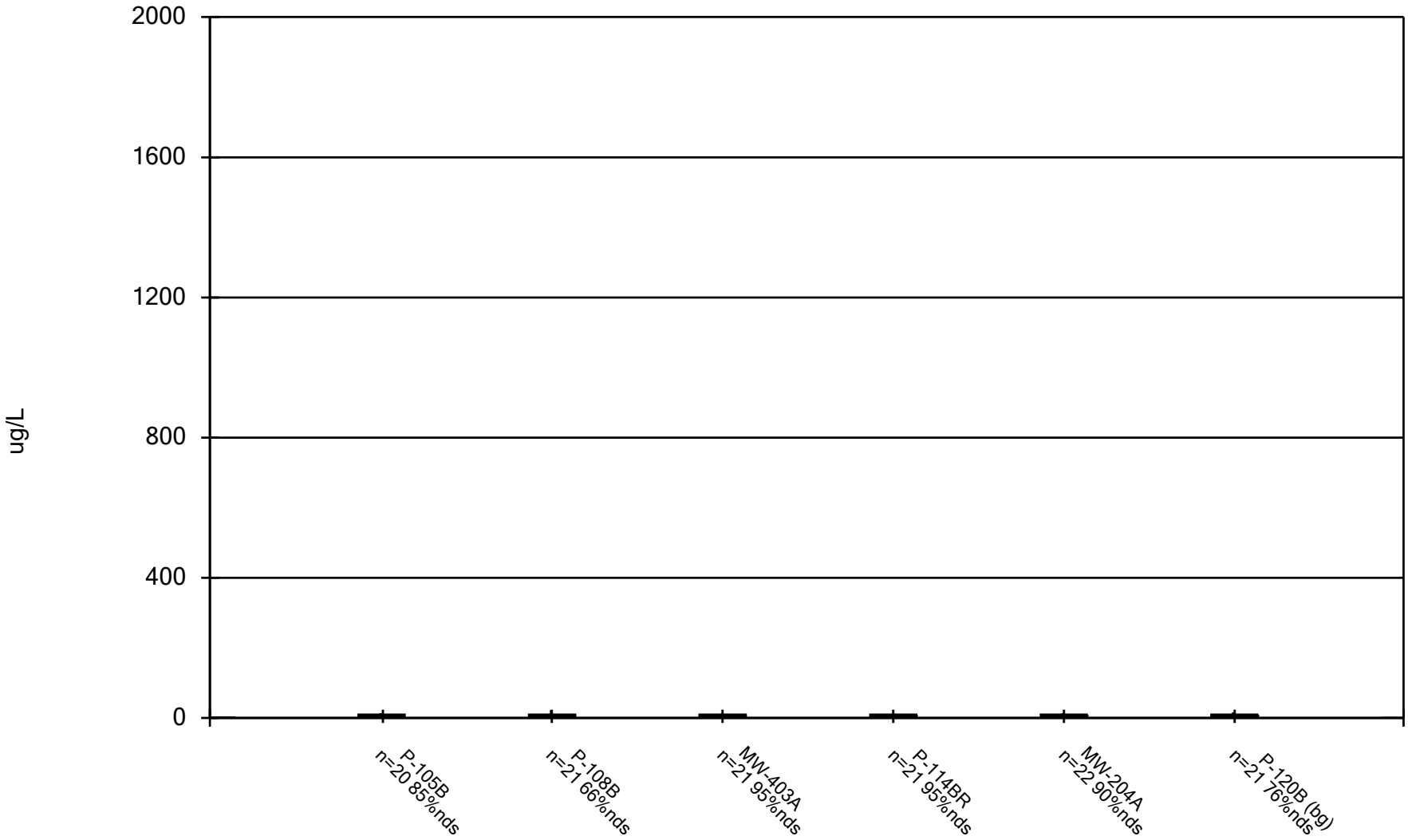

Constituent: Zinc Analysis Run 12/13/2024 1:15 PM View: All Wells - Appendix I Metals DMASWA Client: DMASWA Data: DMASWA Database_Updated

Sanitas™ v.10.0.15 Software licensed to HDR, Inc. UG

Box & Whiskers Plot

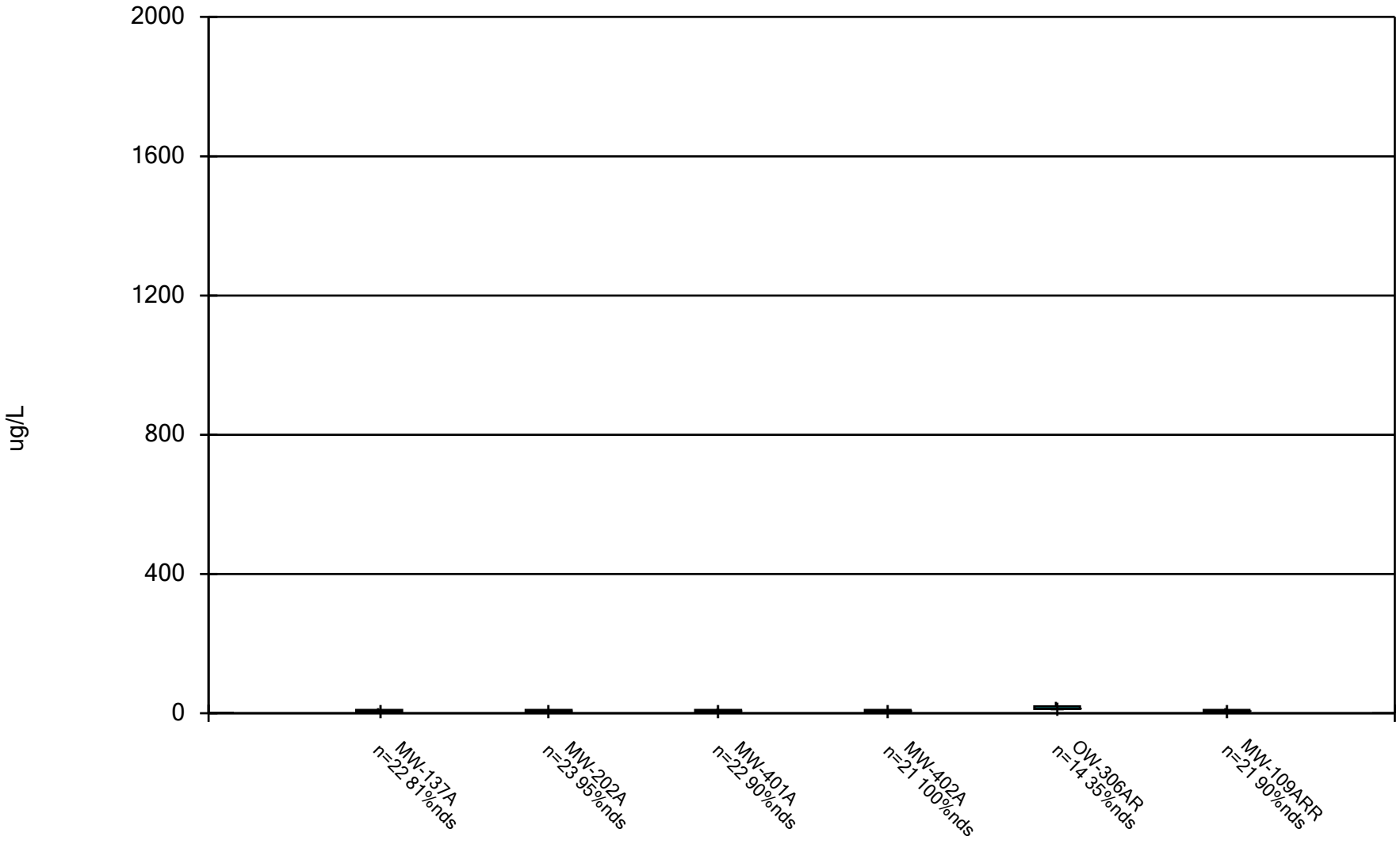

Constituent: Zinc Analysis Run 12/13/2024 1:15 PM View: All Wells - Appendix I Metals DMASWA Client: DMASWA Data: DMASWA Database_Updated

Sanitas™ v.10.0.15 Software licensed to HDR, Inc. UG

Box & Whiskers Plot

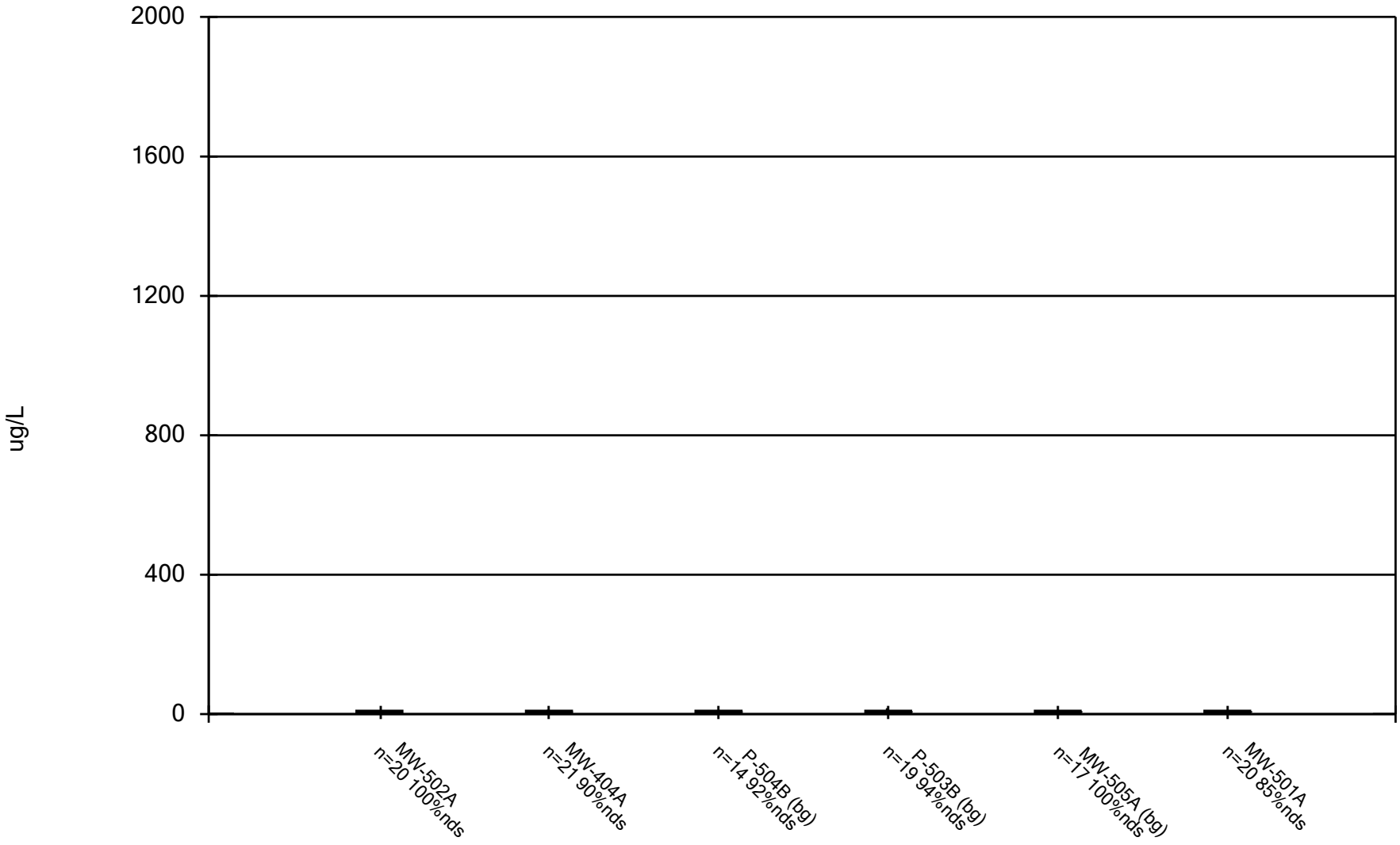

Constituent: Zinc Analysis Run 12/13/2024 1:15 PM View: All Wells - Appendix I Metals DMASWA Client: DMASWA Data: DMASWA Database_Updated

Sanitas™ v.10.0.15 Software licensed to HDR, Inc. UG

Box & Whiskers Plot

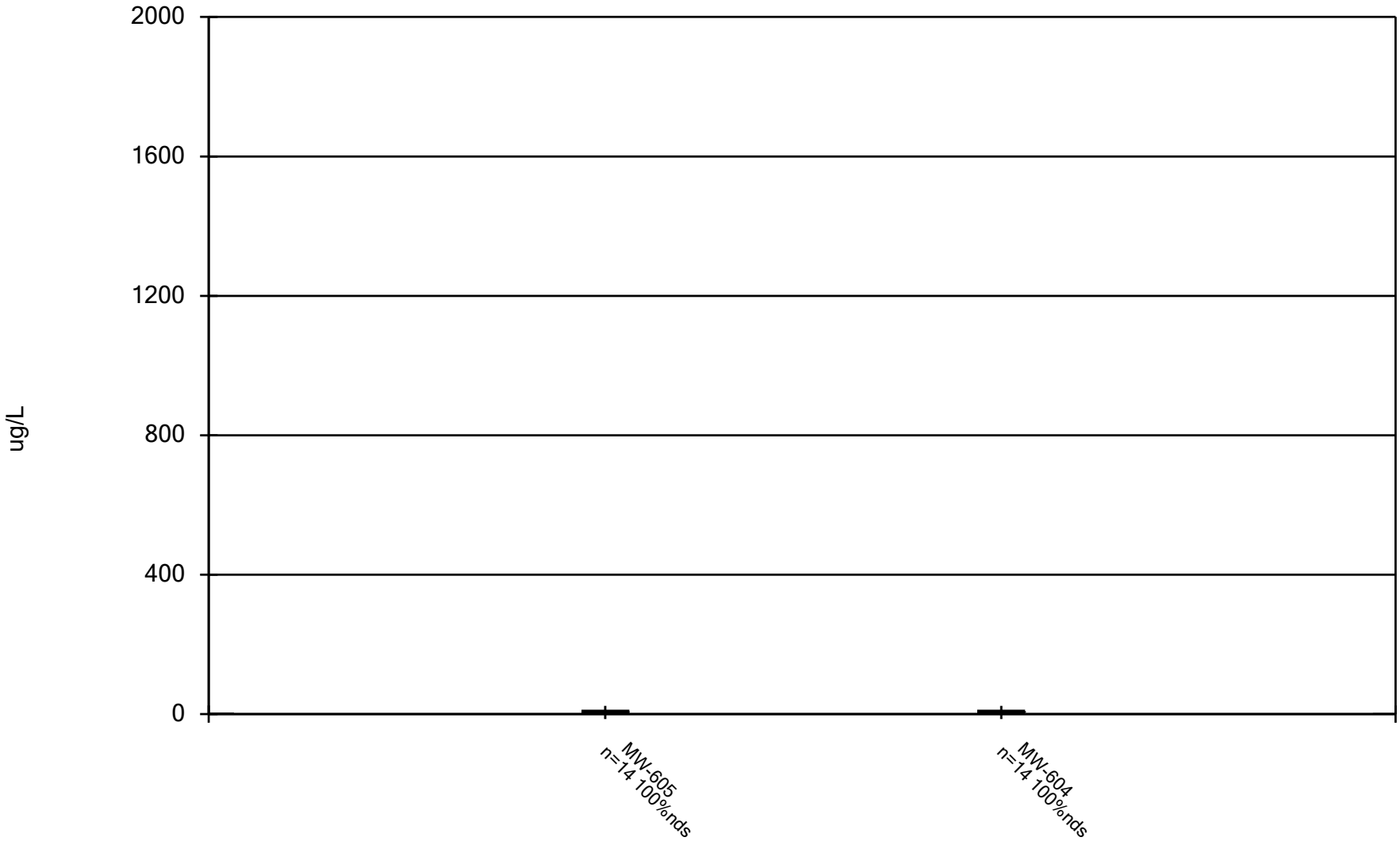

Constituent: Zinc Analysis Run 12/13/2024 1:15 PM View: All Wells - Appendix I Metals

DMASWA Client: DMASWA Data: DMASWA Database_Updated

Box & Whiskers Plot

DMASWA Client: DMASWA Data: DMASWA Database_Updated Printed 12/13/2024, 1:16 PM

Constituent	Well	N	Mean	Std. Dev.	Std. Err.	Median	Min.	Max.	%NDs
Antimony (ug/L)	MW-102A	19	1	0	0	1	1	1	100
Antimony (ug/L)	OW-301A	18	0.8837	0.2683	0.06323	1	0.252	1	83.33
Antimony (ug/L)	MW-201A	23	1	0	0	1	1	1	100
Antimony (ug/L)	MW-103A	22	1	0	0	1	1	1	100
Antimony (ug/L)	MW-114AR	20	1	0	0	1	1	1	100
Antimony (ug/L)	MW-120AR (bg)	22	0.9865	0.06311	0.01345	1	0.704	1	95.45
Antimony (ug/L)	P-105B	20	1.089	0.3958	0.0885	1	1	2.77	95
Antimony (ug/L)	P-108B	20	1	0	0	1	1	1	100
Antimony (ug/L)	MW-403A	20	1	0	0	1	1	1	100
Antimony (ug/L)	P-114BR	20	1	0	0	1	1	1	100
Antimony (ug/L)	MW-204A	22	1.228	1.068	0.2277	1	1	6.01	95.45
Antimony (ug/L)	P-120B (bg)	20	0.8753	0.2452	0.05484	1	0.195	1	75
Antimony (ug/L)	MW-137A	21	1	0	0	1	1	1	100
Antimony (ug/L)	MW-202A	21	0.9527	0.1618	0.03531	1	0.307	1	90.48
Antimony (ug/L)	MW-401A	21	1	0	0	1	1	1	100
Antimony (ug/L)	MW-402A	20	1	0	0	1	1	1	100
Antimony (ug/L)	OW-306AR	13	1	0	0	1	1	1	100
Antimony (ug/L)	MW-109ARR	20	1.036	0.161	0.036	1	1	1.72	95
Antimony (ug/L)	MW-502A	20	0.9984	0.1241	0.02776	1	0.749	1.43	85
Antimony (ug/L)	MW-404A	20	0.9896	0.04651	0.0104	1	0.792	1	95
Antimony (ug/L)	P-504B (bg)	14	0.9037	0.2472	0.06606	1	0.238	1	85.71
Antimony (ug/L)	P-503B (bg)	17	0.9722	0.1147	0.02782	1	0.527	1	94.12
Antimony (ug/L)	MW-505A (bg)	16	0.9589	0.1643	0.04106	1	0.343	1	93.75
Antimony (ug/L)	MW-501A	19	0.9793	0.09016	0.02068	1	0.607	1	94.74
Antimony (ug/L)	MW-605	13	1	0	0	1	1	1	100
Antimony (ug/L)	MW-604	13	0.9848	0.05492	0.01523	1	0.802	1	92.31
Arsenic (ug/L)	MW-102A	21	9.562	4.608	1.005	10.1	1.45	16.6	0
Arsenic (ug/L)	OW-301A	18	2.427	6.189	1.459	0.75	0.46	27.1	50
Arsenic (ug/L)	MW-201A	20	1.736	0.4828	0.1079	2	0.764	2.55	60
Arsenic (ug/L)	MW-103A	23	0.5493	0.06708	0.01399	0.53	0.53	0.818	91.3
Arsenic (ug/L)	MW-114AR	21	0.6074	0.2613	0.05702	0.53	0.53	1.71	80.95
Arsenic (ug/L)	MW-120AR (bg)	23	0.863	1.589	0.3313	0.53	0.407	8.15	86.96
Arsenic (ug/L)	P-105B	21	0.902	0.2981	0.06504	0.943	0.53	1.35	28.57
Arsenic (ug/L)	P-108B	21	0.5197	0.04714	0.01029	0.53	0.314	0.53	95.24
Arsenic (ug/L)	MW-403A	21	0.6002	0.3491	0.07618	0.53	0.415	2.12	90.48
Arsenic (ug/L)	P-114BR	20	0.6245	0.2941	0.06577	0.53	0.53	1.61	90
Arsenic (ug/L)	MW-204A	20	0.5494	0.08676	0.0194	0.53	0.53	0.918	95
Arsenic (ug/L)	P-120B (bg)	21	0.532	0.007749	0.001691	0.53	0.53	0.565	90.48
Arsenic (ug/L)	MW-137A	19	0.7066	0.4744	0.1088	0.53	0.53	2.07	78.95
Arsenic (ug/L)	MW-202A	21	1.875	0.6113	0.1334	2	0.833	2.91	33.33
Arsenic (ug/L)	MW-401A	22	0.8749	0.9777	0.2084	0.53	0.53	4.94	63.64
Arsenic (ug/L)	MW-402A	21	1.851	0.8006	0.1747	2	0.572	3.21	23.81
Arsenic (ug/L)	OW-306AR	14	2.247	2.395	0.64	1.245	0.75	8.53	21.43
Arsenic (ug/L)	MW-109ARR	21	4.685	2.844	0.6207	3.98	1	11.6	14.29
Arsenic (ug/L)	MW-502A	20	0.5251	0.03381	0.00756	0.53	0.388	0.575	90
Arsenic (ug/L)	MW-404A	21	0.6219	0.3241	0.07073	0.53	0.45	1.89	85.71
Arsenic (ug/L)	P-504B (bg)	14	0.7511	0.6748	0.1803	0.53	0.53	3.08	64.29
Arsenic (ug/L)	P-503B (bg)	19	0.6242	0.3802	0.08723	0.53	0.335	2.14	84.21
Arsenic (ug/L)	MW-505A (bg)	17	0.5415	0.04729	0.01147	0.53	0.53	0.725	94.12
Arsenic (ug/L)	MW-501A	20	0.581	0.2493	0.05574	0.53	0.391	1.63	85

Box & Whiskers Plot

DMASWA Client: DMASWA Data: DMASWA Database_Updated Printed 12/13/2024, 1:16 PM

Constituent	Well	N	Mean	Std. Dev.	Std. Err.	Median	Min.	Max.	%NDs
Arsenic (ug/L)	MW-605	14	0.6051	0.2806	0.07499	0.53	0.53	1.58	85.71
Arsenic (ug/L)	MW-604	14	0.595	0.2432	0.065	0.53	0.53	1.44	92.86
Barium (ug/L)	MW-102A	21	311.5	88.41	19.29	299	163	565	0
Barium (ug/L)	OW-301A	18	256.4	192.5	45.36	213.5	110	1000	0
Barium (ug/L)	MW-201A	23	471.1	78.39	16.35	470	342	648	0
Barium (ug/L)	MW-103A	21	171.9	147.3	32.15	110	79.5	581	0
Barium (ug/L)	MW-114AR	21	153.2	26.88	5.866	153	103	199	0
Barium (ug/L)	MW-120AR (bg)	23	48.96	10.85	2.263	46.3	29.8	69	0
Barium (ug/L)	P-105B	20	183.8	14.27	3.191	182	158	207	0
Barium (ug/L)	P-108B	21	167.3	11.28	2.461	167	144	199	0
Barium (ug/L)	MW-403A	21	151.5	25.36	5.534	150	96.2	187	0
Barium (ug/L)	P-114BR	21	198.4	17.47	3.812	200	149	231	0
Barium (ug/L)	MW-204A	23	326.9	25.5	5.318	318	263	372	0
Barium (ug/L)	P-120B (bg)	21	26.74	1.77	0.3862	26.8	23.7	30	0
Barium (ug/L)	MW-137A	19	142.2	32.31	7.413	133	99.4	228	0
Barium (ug/L)	MW-202A	23	796.7	371.5	77.46	677	231	1690	0
Barium (ug/L)	MW-401A	24	204.1	43.43	8.865	184	129	279	0
Barium (ug/L)	MW-402A	21	72.28	11.16	2.436	68.8	59.4	96.5	0
Barium (ug/L)	OW-306AR	14	162.5	41.12	10.99	156	103	237	0
Barium (ug/L)	MW-109ARR	21	311.6	79.53	17.36	312	194	490	0
Barium (ug/L)	MW-502A	20	32.97	12.63	2.823	28.4	22.8	78.7	0
Barium (ug/L)	MW-404A	21	65.45	6.06	1.322	65.8	57.1	78.7	0
Barium (ug/L)	P-504B (bg)	14	244.9	69.38	18.54	271	96.1	332	0
Barium (ug/L)	P-503B (bg)	19	99.63	12.41	2.847	98.9	73.9	136	0
Barium (ug/L)	MW-505A (bg)	17	96.47	13.35	3.237	93.5	80.1	127	0
Barium (ug/L)	MW-501A	20	78.33	18.99	4.246	75.6	49.7	136	0
Barium (ug/L)	MW-605	14	166	46.43	12.41	172	102	232	0
Barium (ug/L)	MW-604	14	203.9	25.97	6.94	199.5	167	249	0
Beryllium (ug/L)	MW-102A	21	0.3194	0.04844	0.01057	0.33	0.108	0.33	95.24
Beryllium (ug/L)	OW-301A	18	0.33	0	0	0.33	0.33	0.33	100
Beryllium (ug/L)	MW-201A	23	0.3186	0.05463	0.01139	0.33	0.068	0.33	95.65
Beryllium (ug/L)	MW-103A	23	0.3174	0.06026	0.01257	0.33	0.041	0.33	95.65
Beryllium (ug/L)	MW-114AR	21	0.33	0	0	0.33	0.33	0.33	100
Beryllium (ug/L)	MW-120AR (bg)	23	0.33	0	0	0.33	0.33	0.33	100
Beryllium (ug/L)	P-105B	21	0.33	0	0	0.33	0.33	0.33	100
Beryllium (ug/L)	P-108B	21	0.3167	0.06088	0.01329	0.33	0.051	0.33	95.24
Beryllium (ug/L)	MW-403A	21	0.3166	0.06154	0.01343	0.33	0.048	0.33	95.24
Beryllium (ug/L)	P-114BR	21	0.33	0	0	0.33	0.33	0.33	100
Beryllium (ug/L)	MW-204A	23	0.4174	0.4191	0.08739	0.33	0.33	2.34	95.65
Beryllium (ug/L)	P-120B (bg)	21	0.33	0	0	0.33	0.33	0.33	100
Beryllium (ug/L)	MW-137A	22	0.3173	0.05948	0.01268	0.33	0.051	0.33	95.45
Beryllium (ug/L)	MW-202A	23	0.33	0	0	0.33	0.33	0.33	100
Beryllium (ug/L)	MW-401A	22	0.3172	0.06012	0.01282	0.33	0.048	0.33	95.45
Beryllium (ug/L)	MW-402A	21	0.3166	0.06154	0.01343	0.33	0.048	0.33	95.24
Beryllium (ug/L)	OW-306AR	14	0.3266	0.01256	0.003357	0.33	0.283	0.33	92.86
Beryllium (ug/L)	MW-109ARR	21	0.33	0.0002182	0.0000...	0.33	0.33	0.331	95.24
Beryllium (ug/L)	MW-502A	20	0.33	0	0	0.33	0.33	0.33	100
Beryllium (ug/L)	MW-404A	21	0.33	0	0	0.33	0.33	0.33	100
Beryllium (ug/L)	P-504B (bg)	14	0.33	0	0	0.33	0.33	0.33	100
Beryllium (ug/L)	P-503B (bg)	19	0.33	0	0	0.33	0.33	0.33	100

Box & Whiskers Plot

DMASWA Client: DMASWA Data: DMASWA Database_Updated Printed 12/13/2024, 1:16 PM

Constituent	Well	N	Mean	Std. Dev.	Std. Err.	Median	Min.	Max.	%NDs
Beryllium (ug/L)	MW-505A (bg)	17	0.33	0	0	0.33	0.33	0.33	100
Beryllium (ug/L)	MW-501A	20	0.33	0	0	0.33	0.33	0.33	100
Beryllium (ug/L)	MW-605	14	0.33	0	0	0.33	0.33	0.33	100
Beryllium (ug/L)	MW-604	14	0.33	0	0	0.33	0.33	0.33	100
Cadmium (ug/L)	MW-102A	21	0.0971	0.01331	0.002905	0.1	0.039	0.1	95.24
Cadmium (ug/L)	OW-301A	16	0.1031	0.02725	0.006813	0.1	0.071	0.176	50
Cadmium (ug/L)	MW-201A	21	0.08643	0.01638	0.003575	0.1	0.053	0.1	52.38
Cadmium (ug/L)	MW-103A	23	0.09561	0.01496	0.003119	0.1	0.038	0.1	91.3
Cadmium (ug/L)	MW-114AR	21	0.09819	0.02367	0.005165	0.1	0.04	0.153	57.14
Cadmium (ug/L)	MW-120AR (bg)	23	0.1038	0.01168	0.002435	0.1	0.1	0.146	86.96
Cadmium (ug/L)	P-105B	21	0.1	0	0	0.1	0.1	0.1	100
Cadmium (ug/L)	P-108B	21	0.1	0	0	0.1	0.1	0.1	100
Cadmium (ug/L)	MW-403A	22	0.09727	0.02259	0.004816	0.1	0.054	0.145	63.64
Cadmium (ug/L)	P-114BR	21	0.1	0	0	0.1	0.1	0.1	100
Cadmium (ug/L)	MW-204A	20	0.1157	0.02009	0.004492	0.1065	0.09	0.151	25
Cadmium (ug/L)	P-120B (bg)	21	0.1229	0.06023	0.01314	0.1	0.04	0.283	76.19
Cadmium (ug/L)	MW-137A	22	0.1225	0.06789	0.01447	0.1	0.059	0.388	68.18
Cadmium (ug/L)	MW-202A	23	0.09539	0.01528	0.003186	0.1	0.045	0.1	91.3
Cadmium (ug/L)	MW-401A	23	0.09791	0.02752	0.005738	0.1	0.045	0.157	65.22
Cadmium (ug/L)	MW-402A	21	0.1	0.003479	0.0007591	0.1	0.089	0.111	90.48
Cadmium (ug/L)	OW-306AR	14	0.1019	0.06551	0.01751	0.098	0.046	0.309	35.71
Cadmium (ug/L)	MW-109ARR	21	0.108	0.07041	0.01536	0.1	0.061	0.409	71.43
Cadmium (ug/L)	MW-502A	20	0.1004	0.02398	0.005363	0.1	0.037	0.183	80
Cadmium (ug/L)	MW-404A	21	0.0969	0.01122	0.002447	0.1	0.049	0.1	85.71
Cadmium (ug/L)	P-504B (bg)	14	0.1114	0.04019	0.01074	0.1	0.071	0.238	64.29
Cadmium (ug/L)	P-503B (bg)	19	0.09516	0.01593	0.003656	0.1	0.038	0.104	84.21
Cadmium (ug/L)	MW-505A (bg)	17	0.1007	0.004312	0.001046	0.1	0.091	0.112	82.35
Cadmium (ug/L)	MW-501A	21	0.09952	0.05025	0.01097	0.1	0.036	0.247	38.1
Cadmium (ug/L)	MW-605	13	0.08415	0.0241	0.006683	0.08	0.049	0.136	38.46
Cadmium (ug/L)	MW-604	13	0.1	0	0	0.1	0.1	0.1	100
Chromium (ug/L)	MW-102A	21	1.2	0	0	1.2	1.2	1.2	100
Chromium (ug/L)	OW-301A	18	1.208	0.03536	0.008333	1.2	1.2	1.35	94.44
Chromium (ug/L)	MW-201A	23	1.241	0.1981	0.0413	1.2	1.2	2.15	95.65
Chromium (ug/L)	MW-103A	23	1.239	0.1856	0.0387	1.2	1.2	2.09	95.65
Chromium (ug/L)	MW-114AR	21	1.211	0.05019	0.01095	1.2	1.2	1.43	95.24
Chromium (ug/L)	MW-120AR (bg)	22	1.215	0.2111	0.045	1.2	0.673	1.99	81.82
Chromium (ug/L)	P-105B	21	1.2	0	0	1.2	1.2	1.2	100
Chromium (ug/L)	P-108B	21	1.201	0.006547	0.001429	1.2	1.2	1.23	95.24
Chromium (ug/L)	MW-403A	21	1.2	0	0	1.2	1.2	1.2	100
Chromium (ug/L)	P-114BR	21	1.256	0.1918	0.04185	1.2	1.2	2.02	90.48
Chromium (ug/L)	MW-204A	23	1.277	0.315	0.06568	1.2	1.2	2.7	91.3
Chromium (ug/L)	P-120B (bg)	21	1.245	0.3286	0.0717	1.2	0.771	2.62	85.71
Chromium (ug/L)	MW-137A	22	1.258	0.1937	0.04129	1.2	1.2	2	90.91
Chromium (ug/L)	MW-202A	23	1.214	0.2864	0.05972	1.2	0.426	2.3	91.3
Chromium (ug/L)	MW-401A	22	1.252	0.2452	0.05227	1.2	1.2	2.35	95.45
Chromium (ug/L)	MW-402A	21	1.25	0.2269	0.04952	1.2	1.2	2.24	95.24
Chromium (ug/L)	OW-306AR	14	1.464	0.5166	0.1381	1.1	1.1	2.5	57.14
Chromium (ug/L)	MW-109ARR	21	1.244	0.2125	0.04637	1.2	1.15	2.17	90.48
Chromium (ug/L)	MW-502A	20	1.22	0.1938	0.04334	1.2	0.67	1.73	85
Chromium (ug/L)	MW-404A	21	1.202	0.2632	0.05743	1.2	0.386	2.05	90.48

Box & Whiskers Plot

DMASWA Client: DMASWA Data: DMASWA Database_Updated Printed 12/13/2024, 1:16 PM

Constituent	Well	N	Mean	Std. Dev.	Std. Err.	Median	Min.	Max.	%NDs
Chromium (ug/L)	P-504B (bg)	14	1.256	0.2111	0.05643	1.2	1.2	1.99	92.86
Chromium (ug/L)	P-503B (bg)	19	1.239	0.2344	0.05377	1.2	0.708	1.88	84.21
Chromium (ug/L)	MW-505A (bg)	17	1.417	0.895	0.2171	1.2	1.2	4.89	94.12
Chromium (ug/L)	MW-501A	20	1.194	0.2272	0.0508	1.2	0.356	1.63	85
Chromium (ug/L)	MW-605	14	1.2	0	0	1.2	1.2	1.2	100
Chromium (ug/L)	MW-604	14	1.2	0	0	1.2	1.2	1.2	100
Cobalt (ug/L)	MW-102A	21	1.117	0.8204	0.179	0.828	0.109	2.86	0
Cobalt (ug/L)	OW-301A	18	1.476	1.33	0.3136	1.445	0.17	5.37	5.556
Cobalt (ug/L)	MW-201A	23	2.565	1.579	0.3292	2.69	0.558	6.52	0
Cobalt (ug/L)	MW-103A	23	0.243	0.2279	0.04753	0.17	0.057	1.14	43.48
Cobalt (ug/L)	MW-114AR	21	0.1732	0.1306	0.02849	0.17	0.04	0.606	47.62
Cobalt (ug/L)	MW-120AR (bg)	23	0.8155	0.8541	0.1781	0.421	0.102	3.51	4.348
Cobalt (ug/L)	P-105B	21	0.2167	0.1247	0.02721	0.17	0.068	0.556	52.38
Cobalt (ug/L)	P-108B	21	0.1514	0.04684	0.01022	0.17	0.028	0.17	85.71
Cobalt (ug/L)	MW-403A	21	0.5811	0.2562	0.0559	0.586	0.163	1.23	0
Cobalt (ug/L)	P-114BR	21	0.1623	0.03445	0.007517	0.17	0.071	0.245	80.95
Cobalt (ug/L)	MW-204A	22	2.47	0.5361	0.1143	2.47	1.67	3.54	0
Cobalt (ug/L)	P-120B (bg)	21	0.5659	0.5354	0.1168	0.432	0.047	1.9	9.524
Cobalt (ug/L)	MW-137A	22	1.22	2.174	0.4636	0.5	0.05	8.7	27.27
Cobalt (ug/L)	MW-202A	23	2.958	2.942	0.6134	1.85	0.201	11.5	0
Cobalt (ug/L)	MW-401A	23	1.761	0.9608	0.2003	1.52	0.356	4.87	0
Cobalt (ug/L)	MW-402A	22	1.401	0.5165	0.1101	1.175	0.859	2.88	0
Cobalt (ug/L)	OW-306AR	14	1.676	1.195	0.3192	1.59	0.295	5.17	0
Cobalt (ug/L)	MW-109ARR	21	1.555	0.7208	0.1573	1.41	0.471	3	0
Cobalt (ug/L)	MW-502A	20	0.6057	0.2181	0.04877	0.5695	0.298	1.3	0
Cobalt (ug/L)	MW-404A	22	0.5768	0.4884	0.1041	0.5025	0.079	2.23	9.091
Cobalt (ug/L)	P-504B (bg)	14	7.908	2.827	0.7555	8.7	1.01	11.9	0
Cobalt (ug/L)	P-503B (bg)	18	1.562	1.077	0.2538	1.18	0.651	4.67	0
Cobalt (ug/L)	MW-505A (bg)	17	0.5194	0.6135	0.1488	0.17	0.17	2.19	52.94
Cobalt (ug/L)	MW-501A	24	1.913	0.6344	0.1295	1.74	0.934	3.22	0
Cobalt (ug/L)	MW-605	19	0.5979	0.2946	0.0676	0.546	0.184	1.51	0
Cobalt (ug/L)	MW-604	19	0.1694	0.04595	0.01054	0.17	0.082	0.325	84.21
Copper (ug/L)	MW-102A	21	3.209	5.296	1.156	1.8	0.612	24.5	80.95
Copper (ug/L)	OW-301A	18	1.72	0.2332	0.05497	1.8	1.04	1.8	88.89
Copper (ug/L)	MW-201A	23	2.359	2.784	0.5805	1.8	0.863	15	69.57
Copper (ug/L)	MW-103A	23	1.901	0.8442	0.176	1.8	0.753	5.61	82.61
Copper (ug/L)	MW-114AR	21	1.711	0.453	0.09885	1.8	0.6	2.93	76.19
Copper (ug/L)	MW-120AR (bg)	23	2.14	0.9645	0.2011	1.8	0.752	5.37	60.87
Copper (ug/L)	P-105B	21	2.307	2.575	0.5618	1.8	0.755	13.5	90.48
Copper (ug/L)	P-108B	21	1.614	0.4047	0.08832	1.8	0.593	1.8	80.95
Copper (ug/L)	MW-403A	21	1.765	0.1615	0.03524	1.8	1.06	1.8	95.24
Copper (ug/L)	P-114BR	21	1.921	0.5543	0.121	1.8	1.8	4.34	95.24
Copper (ug/L)	MW-204A	21	1.705	0.3668	0.08004	1.8	0.682	2.38	76.19
Copper (ug/L)	P-120B (bg)	21	1.812	0.3388	0.07393	1.8	1.02	2.76	61.9
Copper (ug/L)	MW-137A	22	2.154	1.165	0.2483	1.8	1.51	6.78	77.27
Copper (ug/L)	MW-202A	23	2.194	0.5527	0.1152	2.01	1.5	3.95	30.43
Copper (ug/L)	MW-401A	22	1.726	0.2569	0.05477	1.8	0.688	1.8	90.91
Copper (ug/L)	MW-402A	21	1.916	0.5325	0.1162	1.8	1.8	4.24	95.24
Copper (ug/L)	OW-306AR	14	2.216	1.143	0.3056	1.82	1.59	6.12	42.86
Copper (ug/L)	MW-109ARR	21	2.213	1.75	0.3818	1.8	1.48	9.78	85.71

Box & Whiskers Plot

DMASWA Client: DMASWA Data: DMASWA Database_Updated Printed 12/13/2024, 1:16 PM

Constituent	Well	N	Mean	Std. Dev.	Std. Err.	Median	Min.	Max.	%NDs
Copper (ug/L)	MW-502A	20	1.78	0.3113	0.06961	1.8	0.659	2.54	90
Copper (ug/L)	MW-404A	21	1.725	0.297	0.0648	1.8	0.595	2.04	85.71
Copper (ug/L)	P-504B (bg)	14	2.334	1.32	0.3528	1.8	1.54	6.6	64.29
Copper (ug/L)	P-503B (bg)	19	2.279	1.245	0.2857	1.8	1.8	6.02	84.21
Copper (ug/L)	MW-505A (bg)	17	1.767	0.09465	0.02296	1.8	1.47	1.8	88.24
Copper (ug/L)	MW-501A	20	1.809	0.2941	0.06576	1.8	0.82	2.39	85
Copper (ug/L)	MW-605	14	1.846	0.171	0.04571	1.8	1.8	2.44	92.86
Copper (ug/L)	MW-604	14	1.8	0	0	1.8	1.8	1.8	100
Lead (ug/L)	MW-102A	21	0.277	0.05669	0.01237	0.26	0.26	0.496	90.48
Lead (ug/L)	OW-301A	18	0.2589	0.003115	0.0007342	0.26	0.249	0.26	88.89
Lead (ug/L)	MW-201A	23	0.2661	0.02651	0.005528	0.26	0.26	0.387	91.3
Lead (ug/L)	MW-103A	21	0.3605	0.4098	0.08943	0.26	0.26	2.14	80.95
Lead (ug/L)	MW-114AR	21	0.3665	0.4535	0.09895	0.26	0.26	2.34	90.48
Lead (ug/L)	MW-120AR (bg)	23	0.2617	0.1021	0.02128	0.24	0.097	0.479	56.52
Lead (ug/L)	P-105B	21	0.3137	0.2009	0.04385	0.26	0.26	1.18	76.19
Lead (ug/L)	P-108B	21	2.081	2.73	0.5958	0.866	0.25	9.66	4.762
Lead (ug/L)	MW-403A	22	0.2825	0.0882	0.0188	0.26	0.154	0.558	81.82
Lead (ug/L)	P-114BR	21	0.26	0	0	0.26	0.26	0.26	100
Lead (ug/L)	MW-204A	22	0.2844	0.05504	0.01173	0.26	0.26	0.44	77.27
Lead (ug/L)	P-120B (bg)	21	0.257	0.03124	0.006818	0.26	0.143	0.303	76.19
Lead (ug/L)	MW-137A	22	0.2823	0.1014	0.02161	0.26	0.26	0.736	90.91
Lead (ug/L)	MW-202A	23	0.2534	0.03149	0.006565	0.26	0.109	0.26	95.65
Lead (ug/L)	MW-401A	23	0.289	0.1008	0.02101	0.26	0.107	0.539	69.57
Lead (ug/L)	MW-402A	22	0.3771	0.5591	0.1192	0.26	0.234	2.88	86.36
Lead (ug/L)	OW-306AR	12	0.8304	0.4981	0.1438	0.651	0.397	2.11	16.67
Lead (ug/L)	MW-109ARR	20	0.2975	0.1215	0.02717	0.26	0.142	0.733	65
Lead (ug/L)	MW-502A	20	0.3137	0.1491	0.03333	0.26	0.135	0.726	60
Lead (ug/L)	MW-404A	23	0.3043	0.1269	0.02647	0.26	0.26	0.799	82.61
Lead (ug/L)	P-504B (bg)	14	0.333	0.2239	0.05983	0.26	0.162	1.09	57.14
Lead (ug/L)	P-503B (bg)	19	0.3631	0.3691	0.08467	0.26	0.152	1.85	78.95
Lead (ug/L)	MW-505A (bg)	16	0.3056	0.1077	0.02692	0.26	0.26	0.642	81.25
Lead (ug/L)	MW-501A	20	0.2808	0.088	0.01968	0.26	0.239	0.651	75
Lead (ug/L)	MW-605	14	0.2907	0.1149	0.03071	0.26	0.26	0.69	92.86
Lead (ug/L)	MW-604	14	0.2496	0.03902	0.01043	0.26	0.114	0.26	92.86
Nickel (ug/L)	MW-102A	21	2.277	0.5043	0.1101	2.1	1.38	3.46	47.62
Nickel (ug/L)	OW-301A	17	2.807	1.511	0.3666	2.25	0.837	6.78	35.29
Nickel (ug/L)	MW-201A	22	3.946	1.105	0.2356	3.77	2.2	7.19	4.545
Nickel (ug/L)	MW-103A	23	2.222	0.6632	0.1383	2.1	1.1	4.29	65.22
Nickel (ug/L)	MW-114AR	21	2.053	0.7414	0.1618	2.1	0.616	4.09	47.62
Nickel (ug/L)	MW-120AR (bg)	22	5.81	5.044	1.075	3.635	2.12	21.8	0
Nickel (ug/L)	P-105B	21	2.669	2.853	0.6226	2.1	0.704	14.9	80.95
Nickel (ug/L)	P-108B	21	2.098	0.2224	0.04854	2.1	1.3	2.66	85.71
Nickel (ug/L)	MW-403A	21	2.012	0.5723	0.1249	2.1	0.944	3.11	33.33
Nickel (ug/L)	P-114BR	18	2.256	0.66	0.1556	2.1	2.1	4.9	94.44
Nickel (ug/L)	MW-204A	23	20.19	3.033	0.6323	20	14.8	26.9	0
Nickel (ug/L)	P-120B (bg)	21	2.176	0.9609	0.2097	2.1	0.859	5.78	76.19
Nickel (ug/L)	MW-137A	18	5.247	1.774	0.4182	5	1.27	9.39	66.67
Nickel (ug/L)	MW-202A	22	9.756	5.296	1.129	9.075	0.2905	24.8	4.545
Nickel (ug/L)	MW-401A	23	3.643	2.819	0.5879	2.8	0.849	10.6	13.04
Nickel (ug/L)	MW-402A	21	1.977	0.3142	0.06856	2.1	0.777	2.1	80.95

Box & Whiskers Plot

DMASWA Client: DMASWA Data: DMASWA Database_Updated Printed 12/13/2024, 1:16 PM

Constituent	Well	N	Mean	Std. Dev.	Std. Err.	Median	Min.	Max.	%NDs
Nickel (ug/L)	OW-306AR	14	4.323	2.015	0.5384	4.29	1.81	9.5	7.143
Nickel (ug/L)	MW-109ARR	19	2.411	0.5959	0.1367	2.3	1.66	4.31	15.79
Nickel (ug/L)	MW-502A	20	2.068	0.3847	0.08602	2.1	1.1	3.22	85
Nickel (ug/L)	MW-404A	21	2.284	0.9867	0.2153	2.1	0.596	5.65	52.38
Nickel (ug/L)	P-504B (bg)	14	10.37	2.854	0.7629	10.65	2.79	13.9	0
Nickel (ug/L)	P-503B (bg)	18	3.061	2.156	0.5083	2.375	1.71	9.76	22.22
Nickel (ug/L)	MW-505A (bg)	16	2.013	0.2068	0.05169	2.1	1.42	2.1	75
Nickel (ug/L)	MW-501A	20	3.274	0.671	0.15	3.215	2.12	5.04	0
Nickel (ug/L)	MW-605	19	3.561	1.151	0.2641	3.3	2.08	6.12	5.263
Nickel (ug/L)	MW-604	19	1.997	0.3157	0.07243	2.1	0.935	2.1	89.47
Selenium (ug/L)	MW-102A	21	1.534	0.6132	0.1338	1.4	1.4	4.21	95.24
Selenium (ug/L)	OW-301A	18	1.624	0.4051	0.09548	1.4	1.15	2.6	50
Selenium (ug/L)	MW-201A	23	1.4	0	0	1.4	1.4	1.4	100
Selenium (ug/L)	MW-103A	23	1.393	0.2416	0.05038	1.4	0.714	1.98	69.57
Selenium (ug/L)	MW-114AR	21	1.519	0.4285	0.09351	1.4	0.642	2.28	61.9
Selenium (ug/L)	MW-120AR (bg)	23	1.496	0.3837	0.08001	1.4	1.4	3.24	82.61
Selenium (ug/L)	P-105B	21	1.4	0	0	1.4	1.4	1.4	100
Selenium (ug/L)	P-108B	21	1.326	0.1878	0.04098	1.4	0.773	1.57	76.19
Selenium (ug/L)	MW-403A	21	1.497	0.4452	0.09714	1.4	1.4	3.44	95.24
Selenium (ug/L)	P-114BR	21	1.399	0.006547	0.001429	1.4	1.37	1.4	95.24
Selenium (ug/L)	MW-204A	23	1.845	2.041	0.4256	1.4	1.4	11.2	91.3
Selenium (ug/L)	P-120B (bg)	21	1.409	0.04146	0.009048	1.4	1.4	1.59	95.24
Selenium (ug/L)	MW-137A	22	1.464	0.271	0.05777	1.4	1.4	2.67	90.91
Selenium (ug/L)	MW-202A	23	1.4	0	0	1.4	1.4	1.4	100
Selenium (ug/L)	MW-401A	22	1.556	0.8623	0.1838	1.4	0.845	5.38	90.91
Selenium (ug/L)	MW-402A	21	1.557	0.7201	0.1571	1.4	1.4	4.7	95.24
Selenium (ug/L)	OW-306AR	14	1.886	0.935	0.2499	1.4	1.25	3.82	64.29
Selenium (ug/L)	MW-109ARR	21	1.364	0.1654	0.0361	1.4	0.642	1.4	95.24
Selenium (ug/L)	MW-502A	20	1.348	0.1742	0.03894	1.4	0.669	1.4	90
Selenium (ug/L)	MW-404A	21	1.474	0.3077	0.06714	1.4	1.4	2.81	90.48
Selenium (ug/L)	P-504B (bg)	14	1.337	0.1643	0.04392	1.4	0.873	1.4	85.71
Selenium (ug/L)	P-503B (bg)	19	1.376	0.1051	0.02411	1.4	0.942	1.4	94.74
Selenium (ug/L)	MW-505A (bg)	17	1.4	0	0	1.4	1.4	1.4	100
Selenium (ug/L)	MW-501A	20	1.414	0.06261	0.014	1.4	1.4	1.68	95
Selenium (ug/L)	MW-605	14	1.4	0	0	1.4	1.4	1.4	100
Selenium (ug/L)	MW-604	14	1.421	0.07751	0.02071	1.4	1.4	1.69	92.86
Silver (ug/L)	MW-102A	21	0.5	0	0	0.5	0.5	0.5	100
Silver (ug/L)	OW-301A	18	0.5222	0.253	0.05963	0.5	0.124	1.46	83.33
Silver (ug/L)	MW-201A	23	0.5	0	0	0.5	0.5	0.5	100
Silver (ug/L)	MW-103A	23	0.4897	0.09241	0.01927	0.5	0.097	0.667	91.3
Silver (ug/L)	MW-114AR	21	0.5	0	0	0.5	0.5	0.5	100
Silver (ug/L)	MW-120AR (bg)	23	0.5887	0.2983	0.0622	0.5	0.5	1.69	91.3
Silver (ug/L)	P-105B	21	0.542	0.2387	0.0521	0.5	0.044	1.36	85.71
Silver (ug/L)	P-108B	21	0.487	0.0872	0.01903	0.5	0.12	0.606	90.48
Silver (ug/L)	MW-403A	21	0.5	0	0	0.5	0.5	0.5	100
Silver (ug/L)	P-114BR	21	0.5	0	0	0.5	0.5	0.5	100
Silver (ug/L)	MW-204A	23	0.5564	0.368	0.07673	0.5	0.097	2.2	91.3
Silver (ug/L)	P-120B (bg)	21	0.5415	0.2721	0.05938	0.5	0.182	1.69	90.48
Silver (ug/L)	MW-137A	22	0.5	0	0	0.5	0.5	0.5	100
Silver (ug/L)	MW-202A	23	0.5	0	0	0.5	0.5	0.5	100

Box & Whiskers Plot

DMASWA Client: DMASWA Data: DMASWA Database_Updated Printed 12/13/2024, 1:16 PM

Constituent	Well	N	Mean	Std. Dev.	Std. Err.	Median	Min.	Max.	%NDs
Silver (ug/L)	MW-401A	22	0.481	0.08912	0.019	0.5	0.082	0.5	95.45
Silver (ug/L)	MW-402A	21	0.4801	0.091	0.01986	0.5	0.083	0.5	95.24
Silver (ug/L)	OW-306AR	14	0.5016	0.00588	0.001571	0.5	0.5	0.522	92.86
Silver (ug/L)	MW-109ARR	21	0.4814	0.09146	0.01996	0.5	0.083	0.526	90.48
Silver (ug/L)	MW-502A	20	0.5	0	0	0.5	0.5	0.5	100
Silver (ug/L)	MW-404A	21	0.4784	0.09907	0.02162	0.5	0.046	0.5	95.24
Silver (ug/L)	P-504B (bg)	14	0.4755	0.09167	0.0245	0.5	0.157	0.5	92.86
Silver (ug/L)	P-503B (bg)	19	0.4999	0.0004588	0.0001053	0.5	0.498	0.5	94.74
Silver (ug/L)	MW-505A (bg)	17	0.4906	0.09128	0.02214	0.5	0.173	0.667	88.24
Silver (ug/L)	MW-501A	20	0.5085	0.03801	0.0085	0.5	0.5	0.67	95
Silver (ug/L)	MW-605	14	0.5	0	0	0.5	0.5	0.5	100
Silver (ug/L)	MW-604	14	0.5	0	0	0.5	0.5	0.5	100
Thallium (ug/L)	MW-102A	21	0.5447	0.1161	0.02533	0.57	0.038	0.57	95.24
Thallium (ug/L)	OW-301A	18	0.5148	0.1464	0.03451	0.57	0.06	0.57	83.33
Thallium (ug/L)	MW-201A	23	0.57	0	0	0.57	0.57	0.57	100
Thallium (ug/L)	MW-103A	23	0.5467	0.112	0.02335	0.57	0.033	0.57	95.65
Thallium (ug/L)	MW-114AR	21	0.5193	0.1601	0.03493	0.57	0.028	0.57	90.48
Thallium (ug/L)	MW-120AR (bg)	23	0.5633	0.1824	0.03802	0.57	0.027	1.19	86.96
Thallium (ug/L)	P-105B	21	1.099	2.434	0.5312	0.57	0.043	11.7	85.71
Thallium (ug/L)	P-108B	21	0.4593	0.2116	0.04617	0.57	0.028	0.57	76.19
Thallium (ug/L)	MW-403A	21	0.7061	0.7416	0.1618	0.57	0.088	3.91	90.48
Thallium (ug/L)	P-114BR	21	0.57	0	0	0.57	0.57	0.57	100
Thallium (ug/L)	MW-204A	22	0.4222	0.2215	0.04723	0.57	0.088	0.57	68.18
Thallium (ug/L)	P-120B (bg)	21	0.5938	0.1091	0.02381	0.57	0.57	1.07	95.24
Thallium (ug/L)	MW-137A	22	0.5649	0.1406	0.02998	0.57	0.061	0.966	90.91
Thallium (ug/L)	MW-202A	23	0.5238	0.1531	0.03193	0.57	0.034	0.57	91.3
Thallium (ug/L)	MW-401A	22	0.556	0.06567	0.014	0.57	0.262	0.57	95.45
Thallium (ug/L)	MW-402A	21	0.57	0	0	0.57	0.57	0.57	100
Thallium (ug/L)	OW-306AR	14	0.57	0	0	0.57	0.57	0.57	100
Thallium (ug/L)	MW-109ARR	21	0.4454	0.2285	0.04986	0.57	0.032	0.57	76.19
Thallium (ug/L)	MW-502A	21	0.6423	0.4704	0.1027	0.57	0.029	2.63	90.48
Thallium (ug/L)	MW-404A	22	0.6486	0.3688	0.07864	0.57	0.57	2.3	95.45
Thallium (ug/L)	P-504B (bg)	14	0.5945	0.4428	0.1183	0.57	0.031	1.98	78.57
Thallium (ug/L)	P-503B (bg)	19	0.5417	0.1232	0.02826	0.57	0.033	0.57	94.74
Thallium (ug/L)	MW-505A (bg)	17	0.5348	0.1264	0.03065	0.57	0.05	0.57	88.24
Thallium (ug/L)	MW-501A	20	0.4672	0.2109	0.04715	0.57	0.045	0.57	80
Thallium (ug/L)	MW-605	14	0.5719	0.06059	0.01619	0.57	0.429	0.737	85.71
Thallium (ug/L)	MW-604	14	0.57	0	0	0.57	0.57	0.57	100
Vanadium (ug/L)	MW-102A	21	1.081	0.07774	0.01696	1.1	0.744	1.1	90.48
Vanadium (ug/L)	OW-301A	18	1.19	0.5413	0.1276	1.1	0.681	3.25	50
Vanadium (ug/L)	MW-201A	23	1.097	0.5512	0.1149	1.1	0.474	3.44	65.22
Vanadium (ug/L)	MW-103A	23	1.156	0.4738	0.0988	1.1	0.298	3.19	91.3
Vanadium (ug/L)	MW-114AR	21	1.152	0.5215	0.1138	1.1	0.296	3.06	76.19
Vanadium (ug/L)	MW-120AR (bg)	23	1.1	0	0	1.1	1.1	1.1	100
Vanadium (ug/L)	P-105B	21	1.1	0	0	1.1	1.1	1.1	100
Vanadium (ug/L)	P-108B	21	1.1	0	0	1.1	1.1	1.1	100
Vanadium (ug/L)	MW-403A	21	1.042	0.2168	0.04731	1.1	0.467	1.55	71.43
Vanadium (ug/L)	P-114BR	21	1.159	0.4809	0.1049	1.1	0.314	3.12	90.48
Vanadium (ug/L)	MW-204A	23	1.13	0.3189	0.0665	1.1	0.544	2.49	86.96
Vanadium (ug/L)	P-120B (bg)	21	1.1	0	0	1.1	1.1	1.1	100

Box & Whiskers Plot

DMASWA Client: DMASWA Data: DMASWA Database_Updated Printed 12/13/2024, 1:16 PM

Constituent	Well	N	Mean	Std. Dev.	Std. Err.	Median	Min.	Max.	%NDs
Vanadium (ug/L)	MW-137A	22	1.159	0.5189	0.1106	1.1	0.273	3.31	81.82
Vanadium (ug/L)	MW-202A	23	1.117	0.5915	0.1233	1.1	0.353	3.67	73.91
Vanadium (ug/L)	MW-401A	22	1.253	0.6958	0.1483	1.1	0.533	4.24	77.27
Vanadium (ug/L)	MW-402A	21	1.346	0.7223	0.1576	1.1	1.1	4.24	80.95
Vanadium (ug/L)	OW-306AR	14	1.978	1.033	0.276	1.545	0.99	3.78	42.86
Vanadium (ug/L)	MW-109ARR	21	1.157	0.4822	0.1052	1.1	0.277	3.11	90.48
Vanadium (ug/L)	MW-502A	20	1.097	0.1921	0.04296	1.1	0.532	1.71	80
Vanadium (ug/L)	MW-404A	21	1.148	0.4425	0.09657	1.1	0.261	2.86	76.19
Vanadium (ug/L)	P-504B (bg)	14	1.104	0.4105	0.1097	1.1	0.397	2.32	78.57
Vanadium (ug/L)	P-503B (bg)	19	1.09	0.4513	0.1035	1.1	0.28	2.47	73.68
Vanadium (ug/L)	MW-505A (bg)	17	1.03	0.2357	0.05717	1.1	0.342	1.27	82.35
Vanadium (ug/L)	MW-501A	20	1.097	0.2128	0.04758	1.1	0.465	1.72	75
Vanadium (ug/L)	MW-605	14	1.1	0	0	1.1	1.1	1.1	100
Vanadium (ug/L)	MW-604	14	1.1	0	0	1.1	1.1	1.1	100
Zinc (ug/L)	MW-102A	21	9.7	0	0	9.7	9.7	9.7	100
Zinc (ug/L)	OW-301A	18	9.739	0.165	0.03889	9.7	9.7	10.4	94.44
Zinc (ug/L)	MW-201A	23	9.709	0.0417	0.008696	9.7	9.7	9.9	95.65
Zinc (ug/L)	MW-103A	23	9.7	0	0	9.7	9.7	9.7	100
Zinc (ug/L)	MW-114AR	21	9.591	0.4997	0.109	9.7	7.41	9.7	95.24
Zinc (ug/L)	MW-120AR (bg)	23	11.29	4.993	1.041	9.7	9.7	33.4	78.26
Zinc (ug/L)	P-105B	20	9.648	1.415	0.3163	9.7	5.81	14.2	85
Zinc (ug/L)	P-108B	21	9.985	2.925	0.6382	9.7	6.45	22	66.67
Zinc (ug/L)	MW-403A	21	9.786	0.3928	0.08571	9.7	9.7	11.5	95.24
Zinc (ug/L)	P-114BR	21	9.577	0.5652	0.1233	9.7	7.11	9.7	95.24
Zinc (ug/L)	MW-204A	22	9.748	0.931	0.1985	9.7	7.25	13.2	90.91
Zinc (ug/L)	P-120B (bg)	21	10.05	1.55	0.3382	9.7	7.45	15.8	76.19
Zinc (ug/L)	MW-137A	22	9.614	1.473	0.314	9.7	5.87	14.6	81.82
Zinc (ug/L)	MW-202A	23	9.582	0.5651	0.1178	9.7	6.99	9.7	95.65
Zinc (ug/L)	MW-401A	22	9.663	0.9044	0.1928	9.7	6.39	12.2	90.91
Zinc (ug/L)	MW-402A	21	9.7	0	0	9.7	9.7	9.7	100
Zinc (ug/L)	OW-306AR	14	17.31	5.895	1.575	17.35	10.3	33	35.71
Zinc (ug/L)	MW-109ARR	21	9.962	1.032	0.2251	9.7	9.7	14.4	90.48
Zinc (ug/L)	MW-502A	20	9.7	0	0	9.7	9.7	9.7	100
Zinc (ug/L)	MW-404A	21	9.806	0.6301	0.1375	9.7	9.12	12.5	90.48
Zinc (ug/L)	P-504B (bg)	14	9.429	1.013	0.2707	9.7	5.91	9.7	92.86
Zinc (ug/L)	P-503B (bg)	19	10.07	1.606	0.3684	9.7	9.7	16.7	94.74
Zinc (ug/L)	MW-505A (bg)	17	9.7	0	0	9.7	9.7	9.7	100
Zinc (ug/L)	MW-501A	20	9.496	0.7438	0.1663	9.7	7.17	10.3	85
Zinc (ug/L)	MW-605	14	9.7	0	0	9.7	9.7	9.7	100
Zinc (ug/L)	MW-604	14	9.7	0	0	9.7	9.7	9.7	100

Sanitas™ v.10.0.15 Software licensed to HDR, Inc. UG

Box & Whiskers Plot

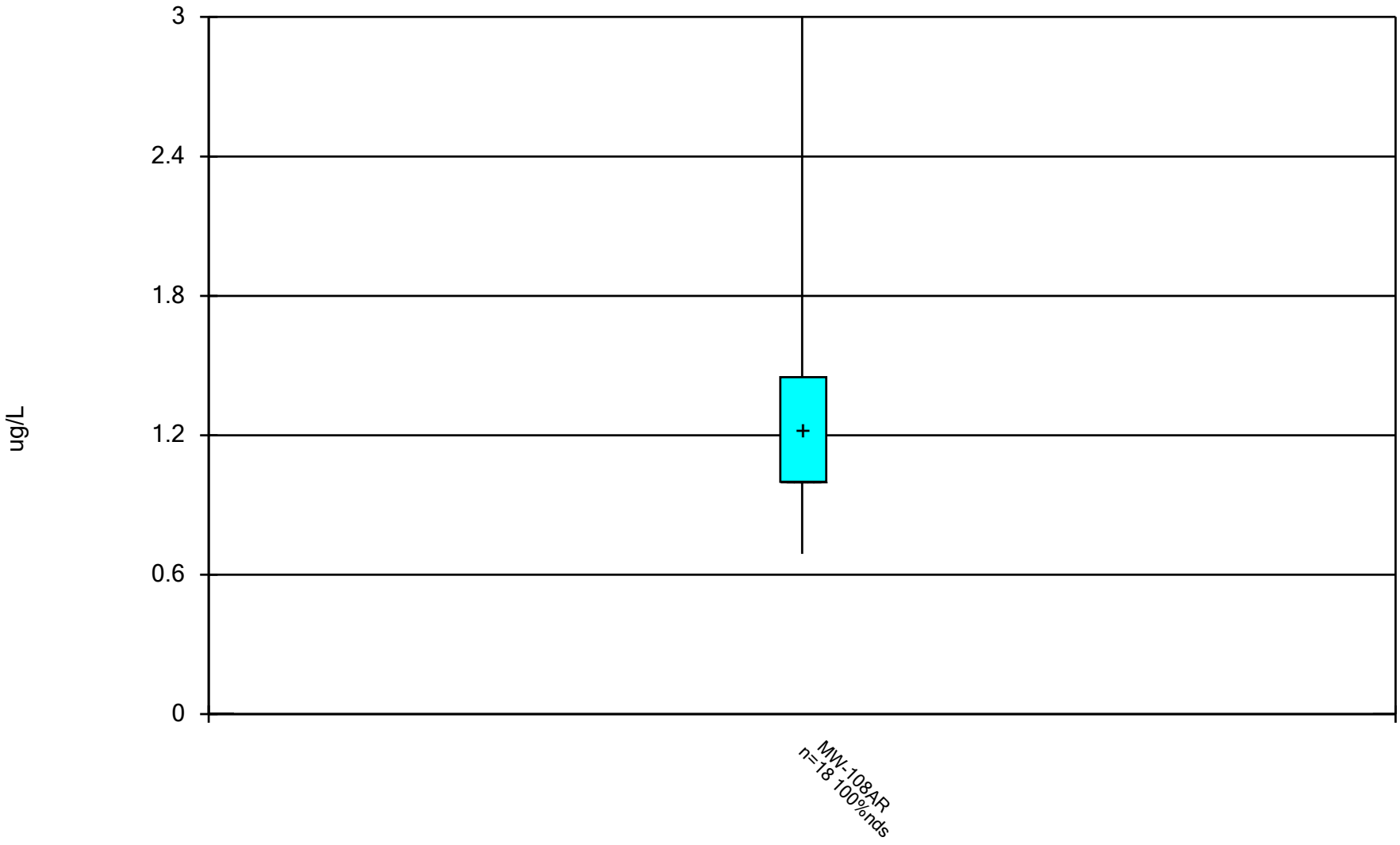

Constituent: Antimony Analysis Run 3/14/2025 7:29 AM View: All Wells - Appendix I Metals DMASWA Client: DMASWA Data: DMASWA Database_Updated

Sanitas™ v.10.0.15 Software licensed to HDR, Inc. UG

Box & Whiskers Plot

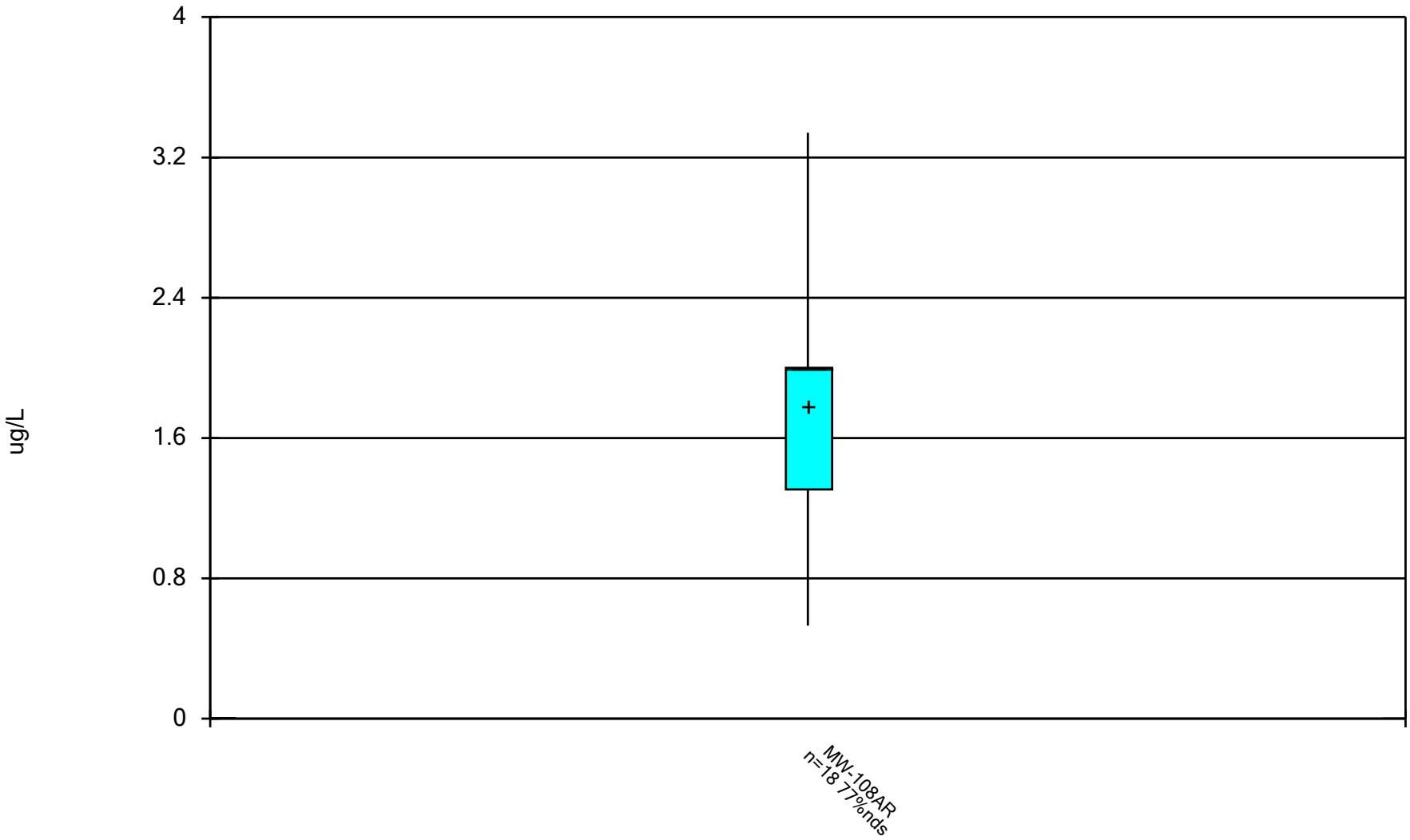

Constituent: Arsenic Analysis Run 3/14/2025 7:29 AM View: All Wells - Appendix I Metals DMASWA Client: DMASWA Data: DMASWA Database_Updated

Sanitas™ v.10.0.15 Software licensed to HDR, Inc. UG

Box & Whiskers Plot

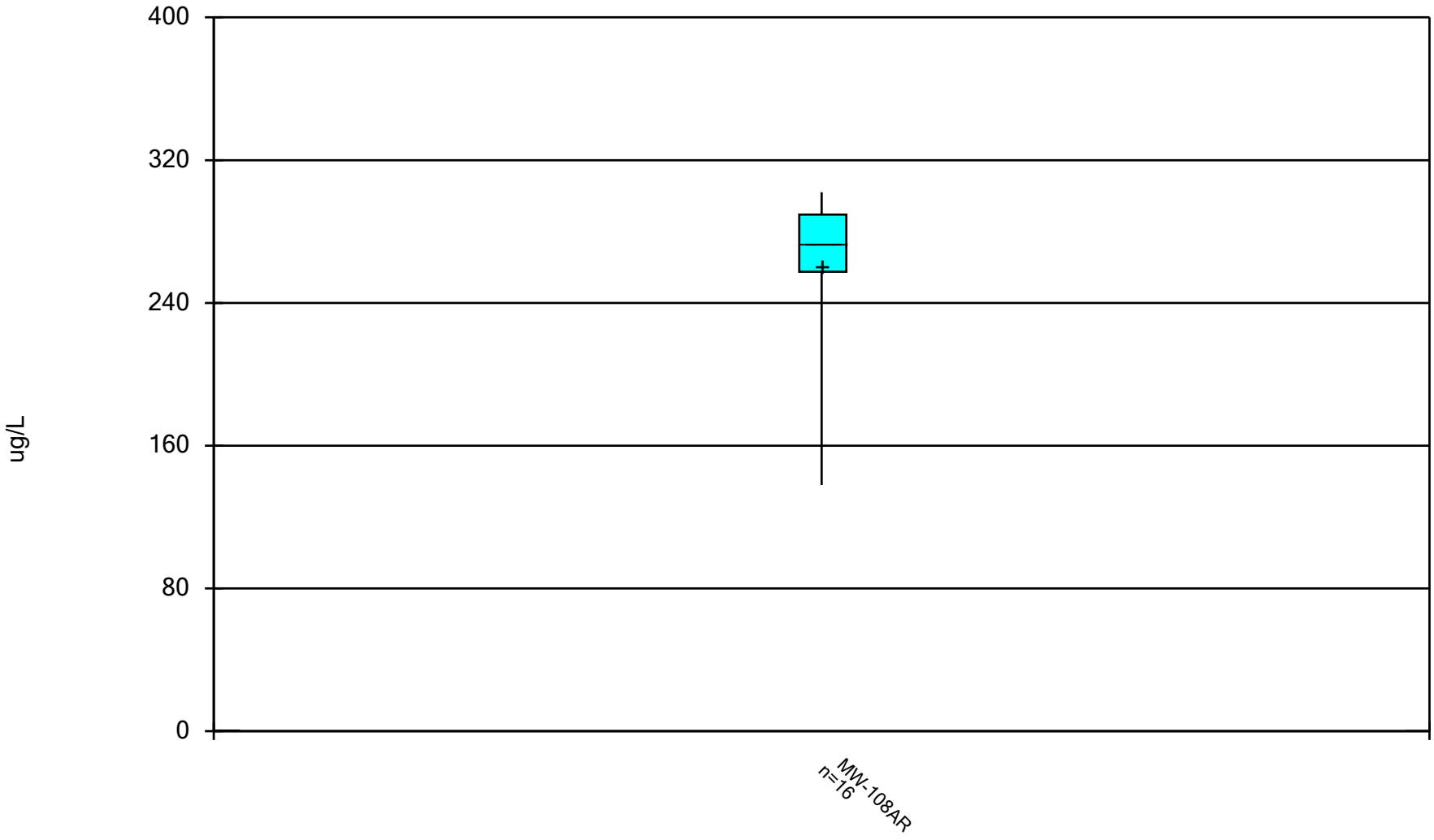

Constituent: Barium Analysis Run 3/14/2025 7:29 AM View: All Wells - Appendix I Metals DMASWA Client: DMASWA Data: DMASWA Database_Updated

Sanitas™ v.10.0.15 Software licensed to HDR, Inc. UG

Box & Whiskers Plot

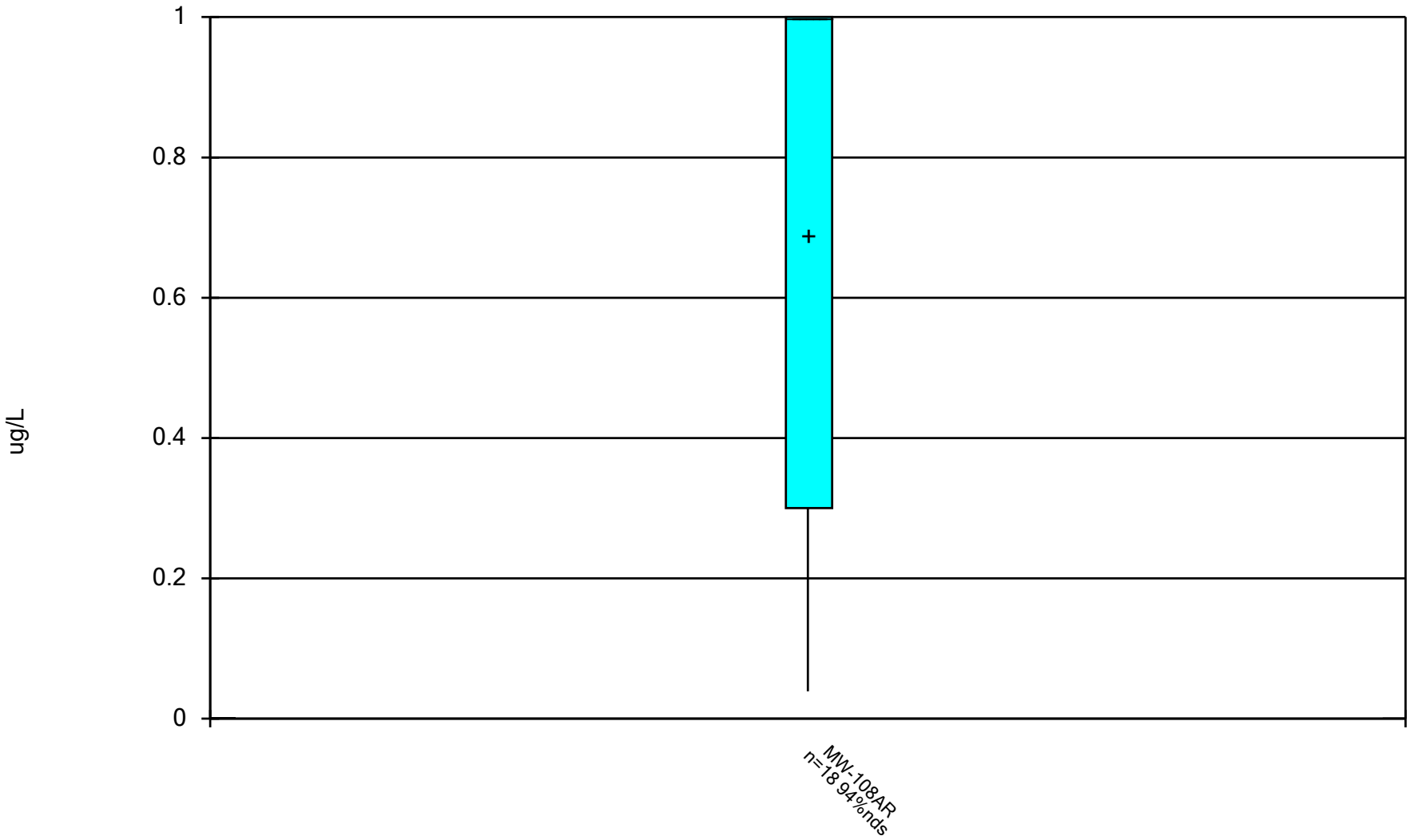

Constituent: Beryllium Analysis Run 3/14/2025 7:29 AM View: All Wells - Appendix I Metals DMASWA Client: DMASWA Data: DMASWA Database_Updated

Sanitas™ v.10.0.15 Software licensed to HDR, Inc. UG

Box & Whiskers Plot

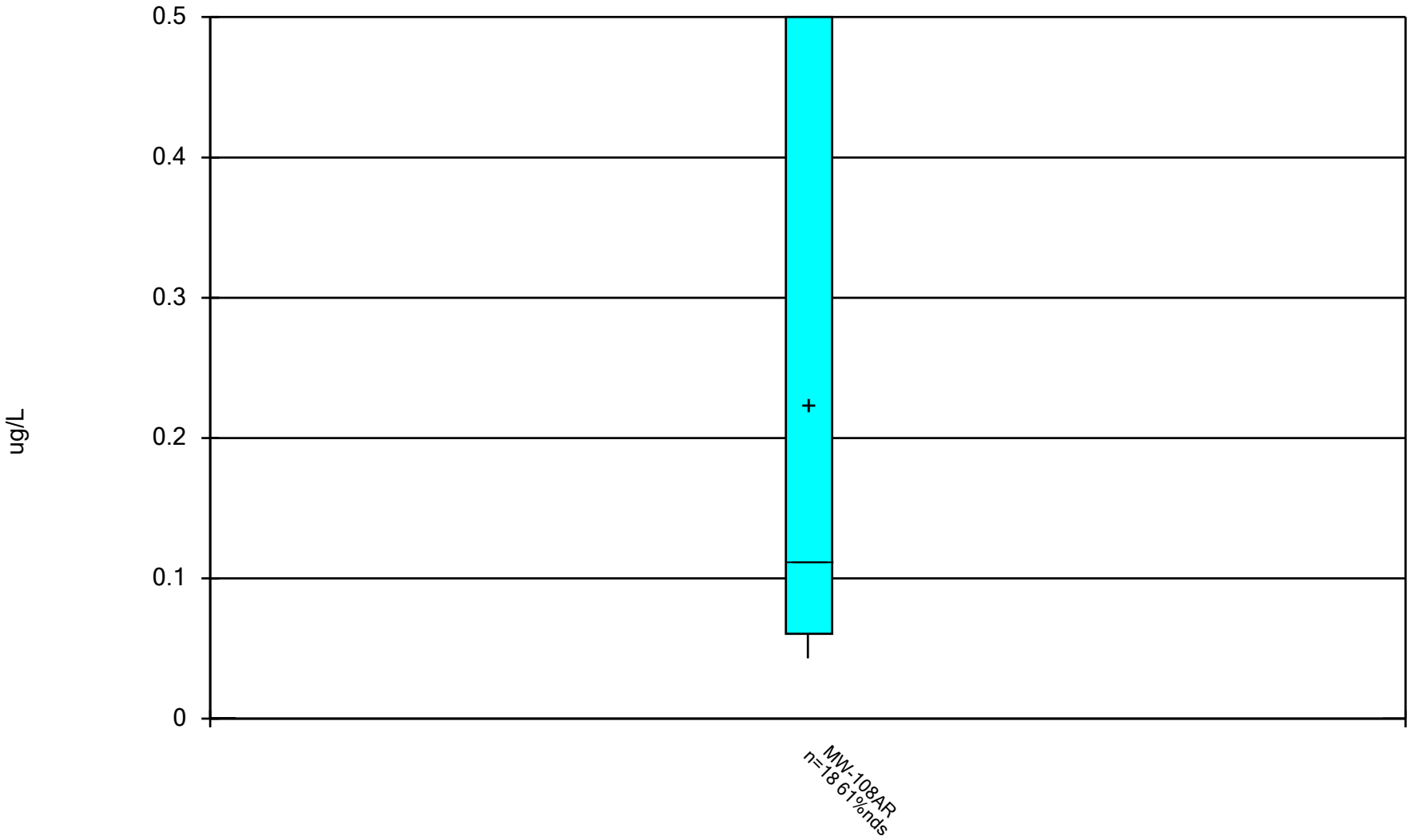

Constituent: Cadmium Analysis Run 3/14/2025 7:29 AM View: All Wells - Appendix I Metals

DMASWA Client: DMASWA Data: DMASWA Database_Updated

Sanitas™ v.10.0.15 Software licensed to HDR, Inc. UG

Box & Whiskers Plot

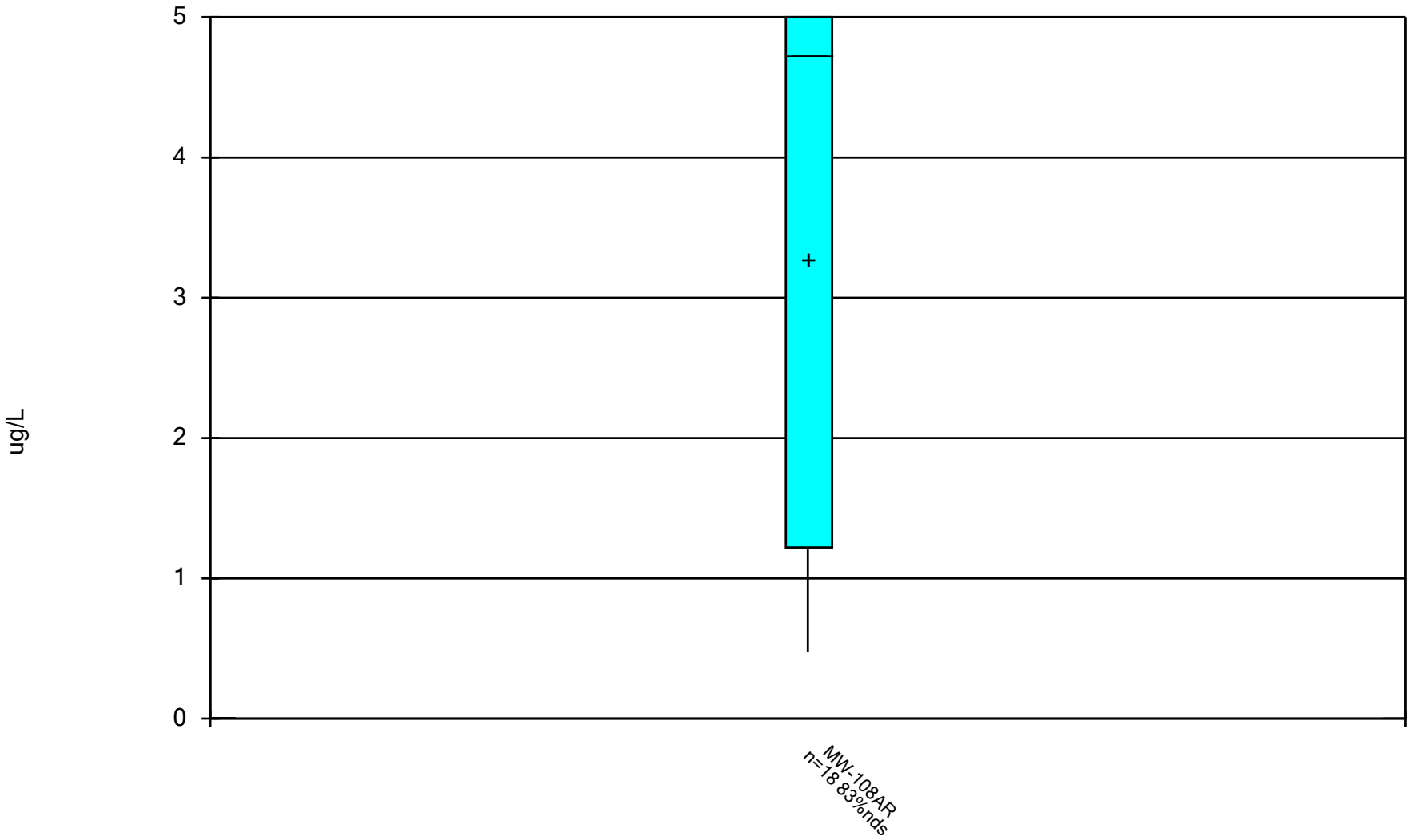

Constituent: Chromium Analysis Run 3/14/2025 7:29 AM View: All Wells - Appendix I Metals

DMASWA Client: DMASWA Data: DMASWA Database_Updated

Sanitas™ v.10.0.15 Software licensed to HDR, Inc. UG

Box & Whiskers Plot

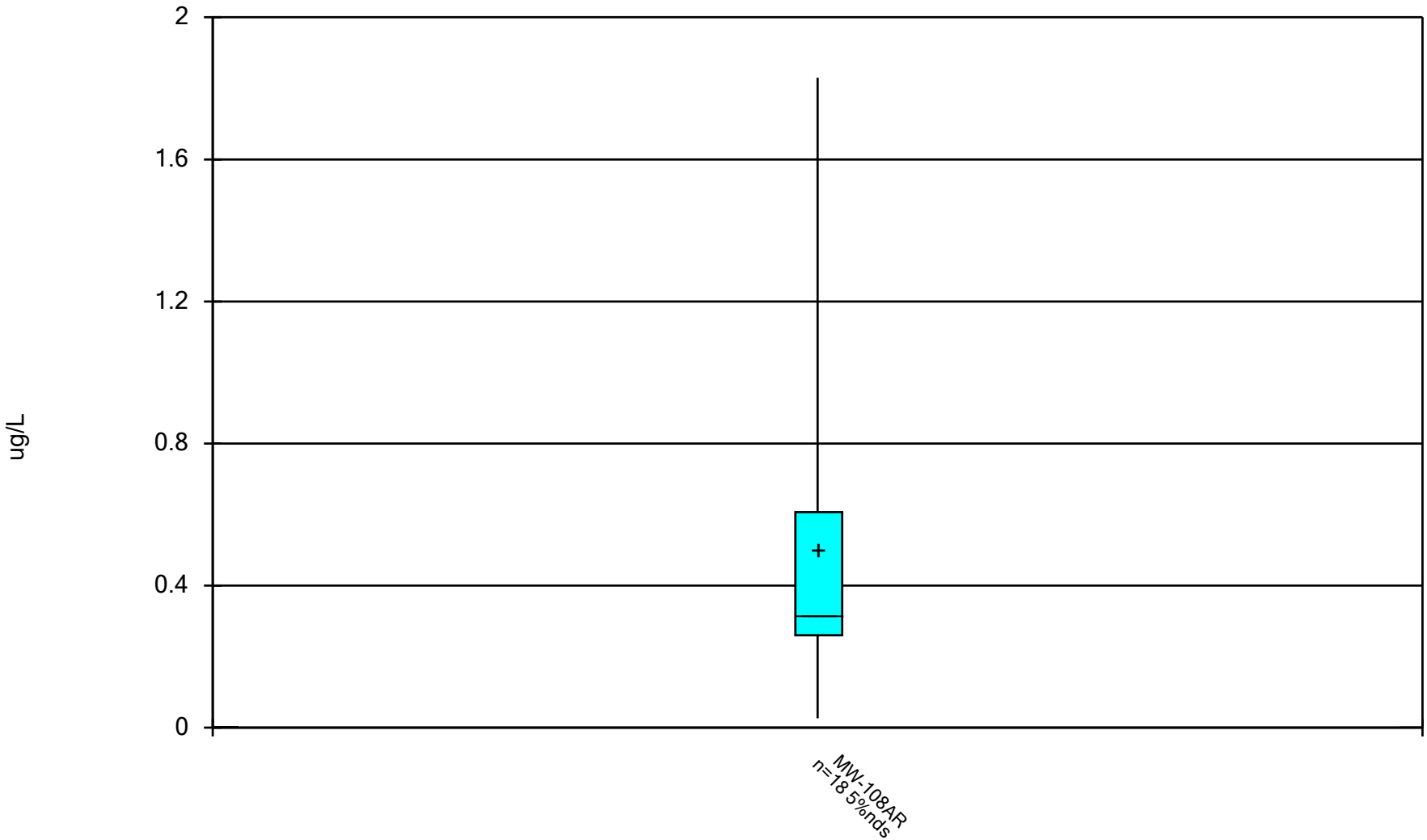

Constituent: Cobalt Analysis Run 3/14/2025 7:29 AM View: All Wells - Appendix I Metals DMASWA Client: DMASWA Data: DMASWA Database_Updated

Sanitas™ v.10.0.15 Software licensed to HDR, Inc. UG

Box & Whiskers Plot

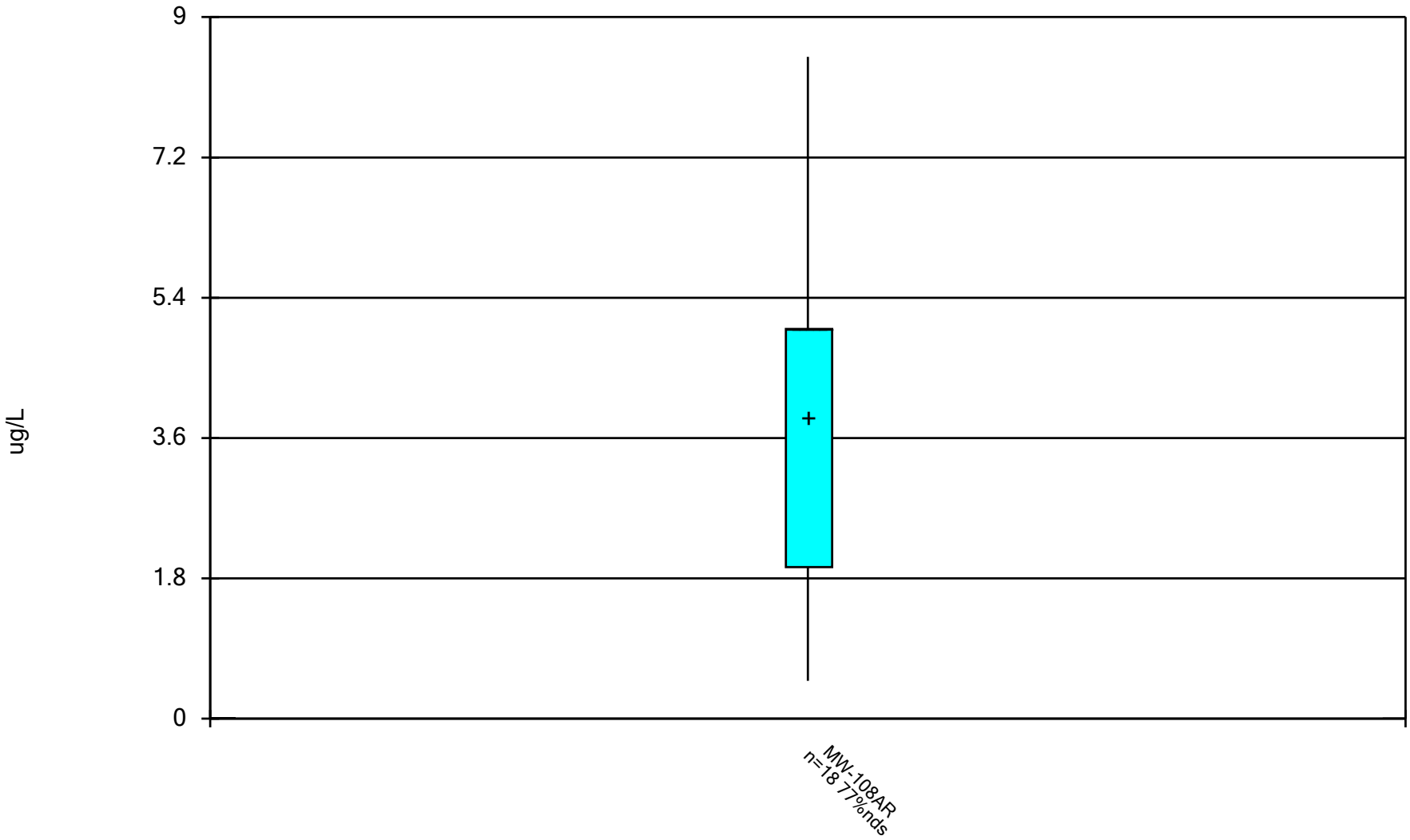

Constituent: Copper Analysis Run 3/14/2025 7:29 AM View: All Wells - Appendix I Metals DMASWA Client: DMASWA Data: DMASWA Database_Updated

Sanitas™ v.10.0.15 Software licensed to HDR, Inc. UG

Box & Whiskers Plot

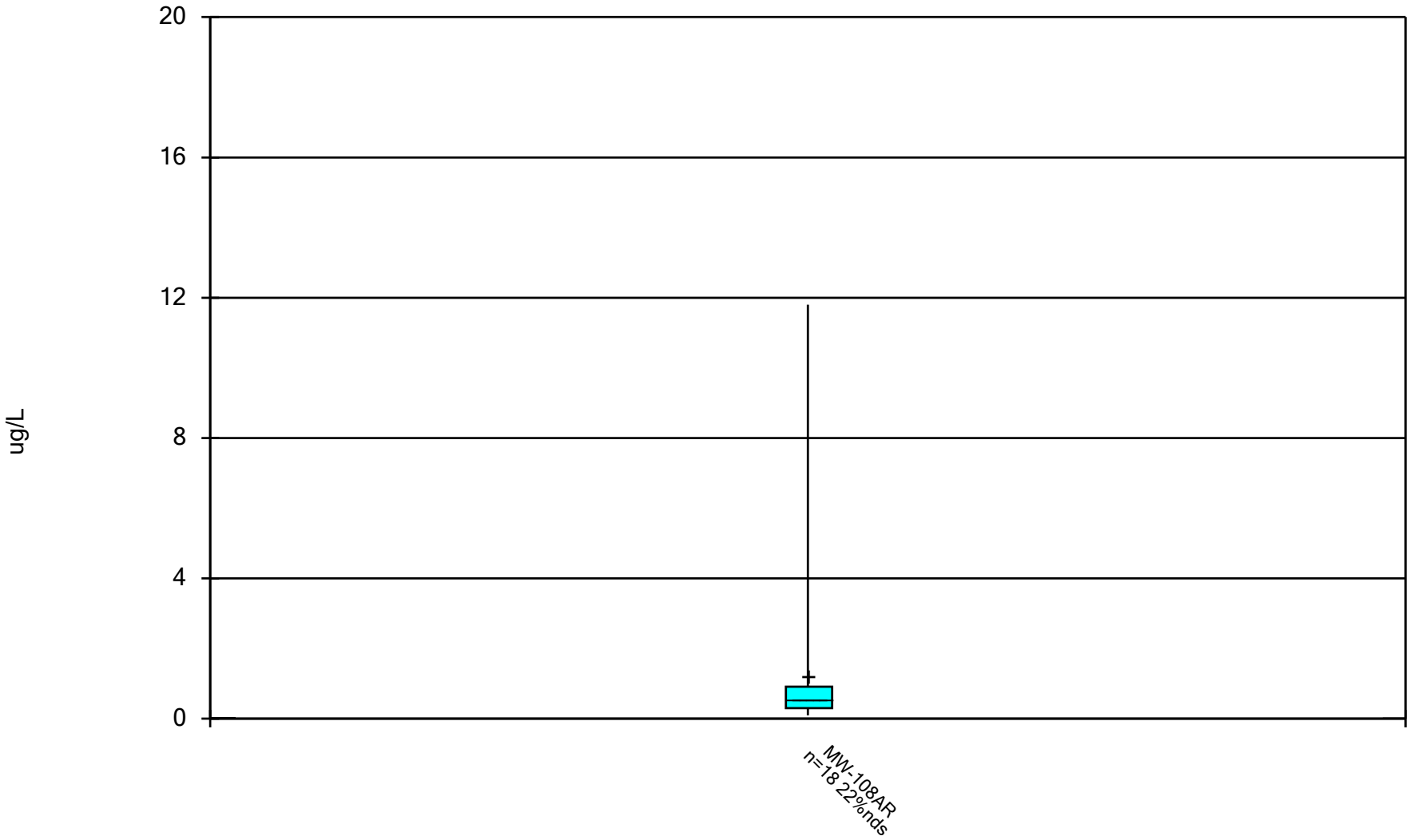

Constituent: Lead Analysis Run 3/14/2025 7:29 AM View: All Wells - Appendix I Metals

DMASWA Client: DMASWA Data: DMASWA Database_Updated

Sanitas™ v.10.0.15 Software licensed to HDR, Inc. UG

Box & Whiskers Plot

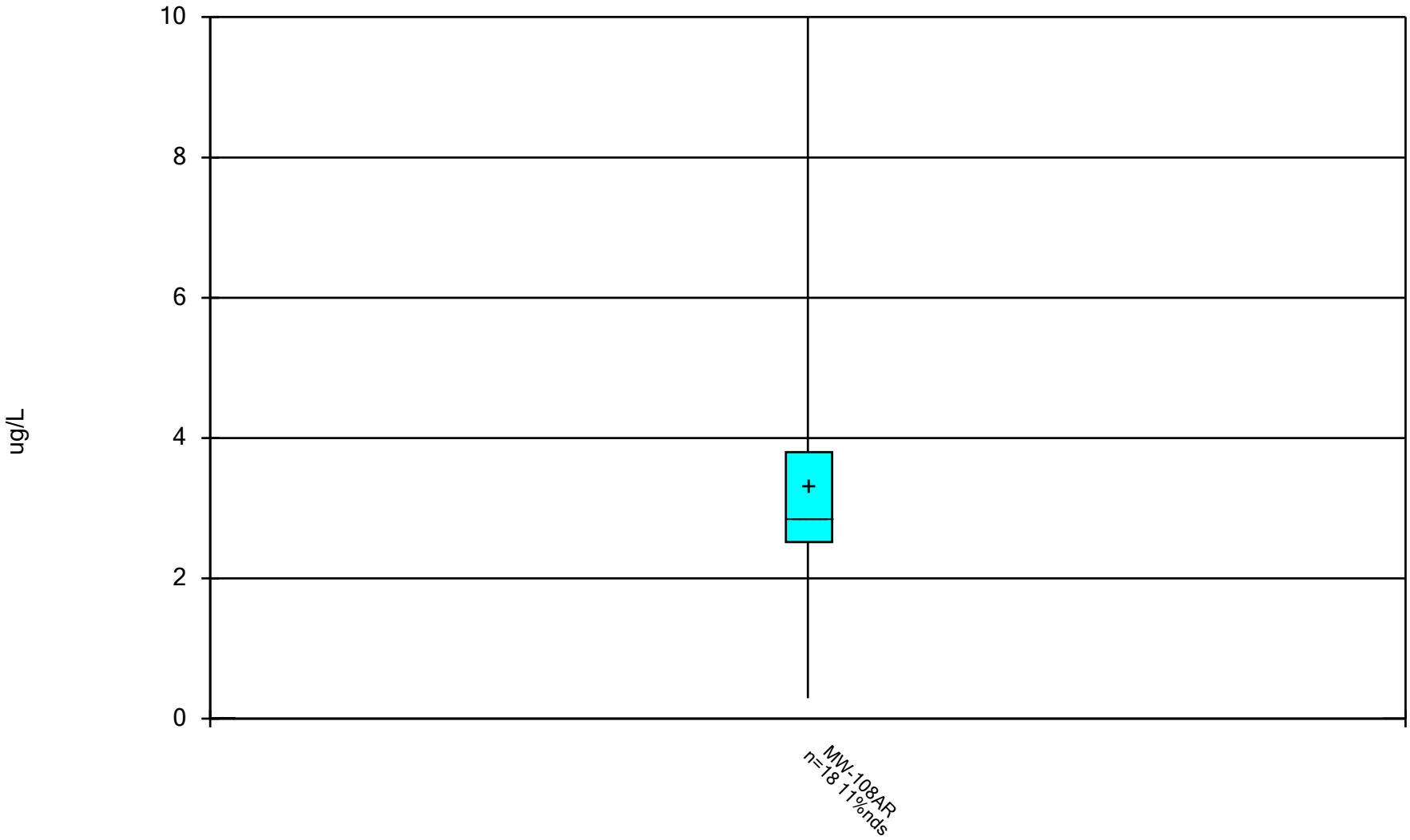

Constituent: Nickel Analysis Run 3/14/2025 7:29 AM View: All Wells - Appendix I Metals

DMASWA Client: DMASWA Data: DMASWA Database_Updated

Sanitas™ v.10.0.15 Software licensed to HDR, Inc. UG

Box & Whiskers Plot



Constituent: Selenium Analysis Run 3/14/2025 7:29 AM View: All Wells - Appendix I Metals DMASWA Client: DMASWA Data: DMASWA Database_Updated

Sanitas™ v.10.0.15 Software licensed to HDR, Inc. UG

Box & Whiskers Plot

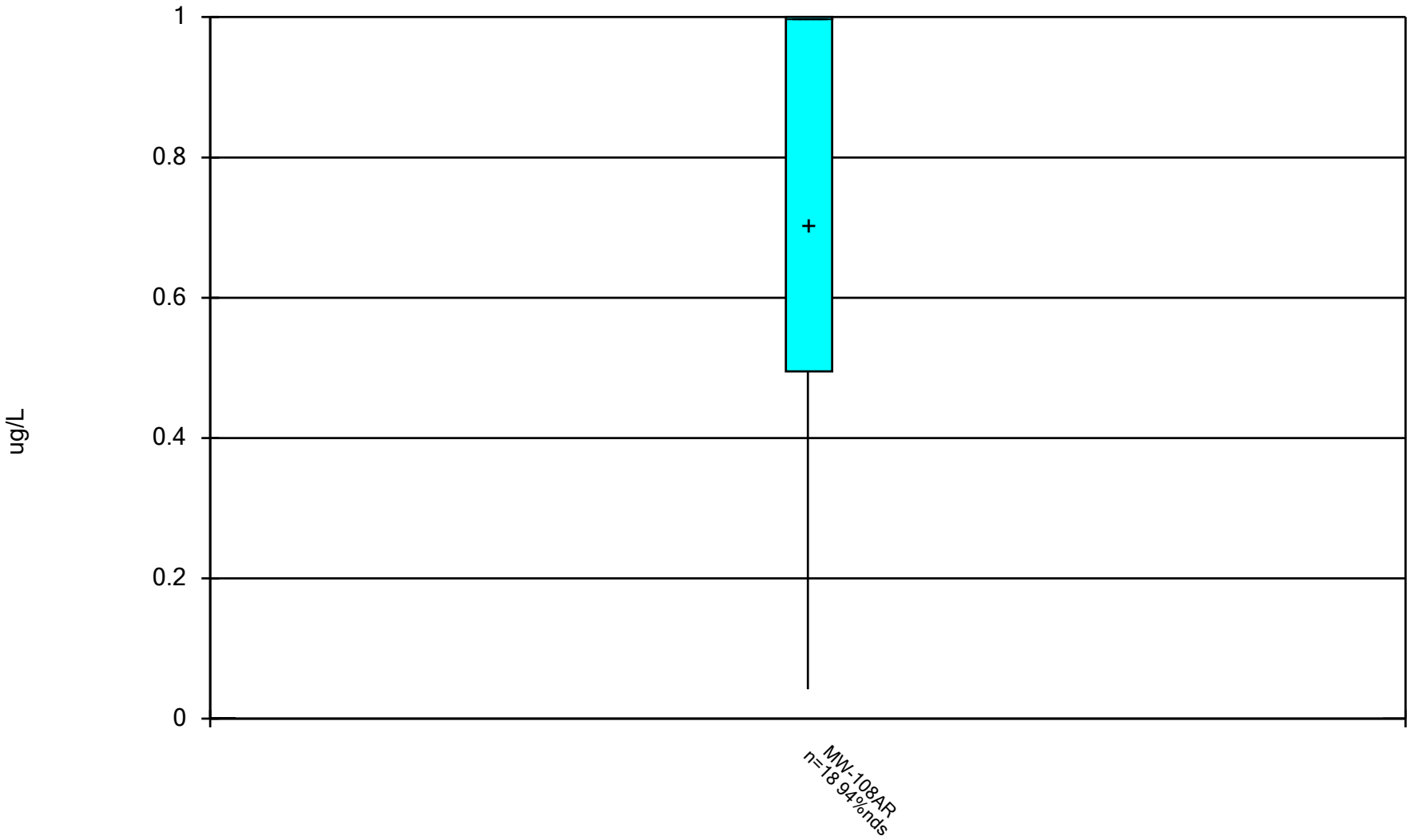

Constituent: Silver Analysis Run 3/14/2025 7:29 AM View: All Wells - Appendix I Metals DMASWA

DMASWA Client: DMASWA Data: DMASWA Database_Updated

Sanitas™ v.10.0.15 Software licensed to HDR, Inc. UG

Box & Whiskers Plot

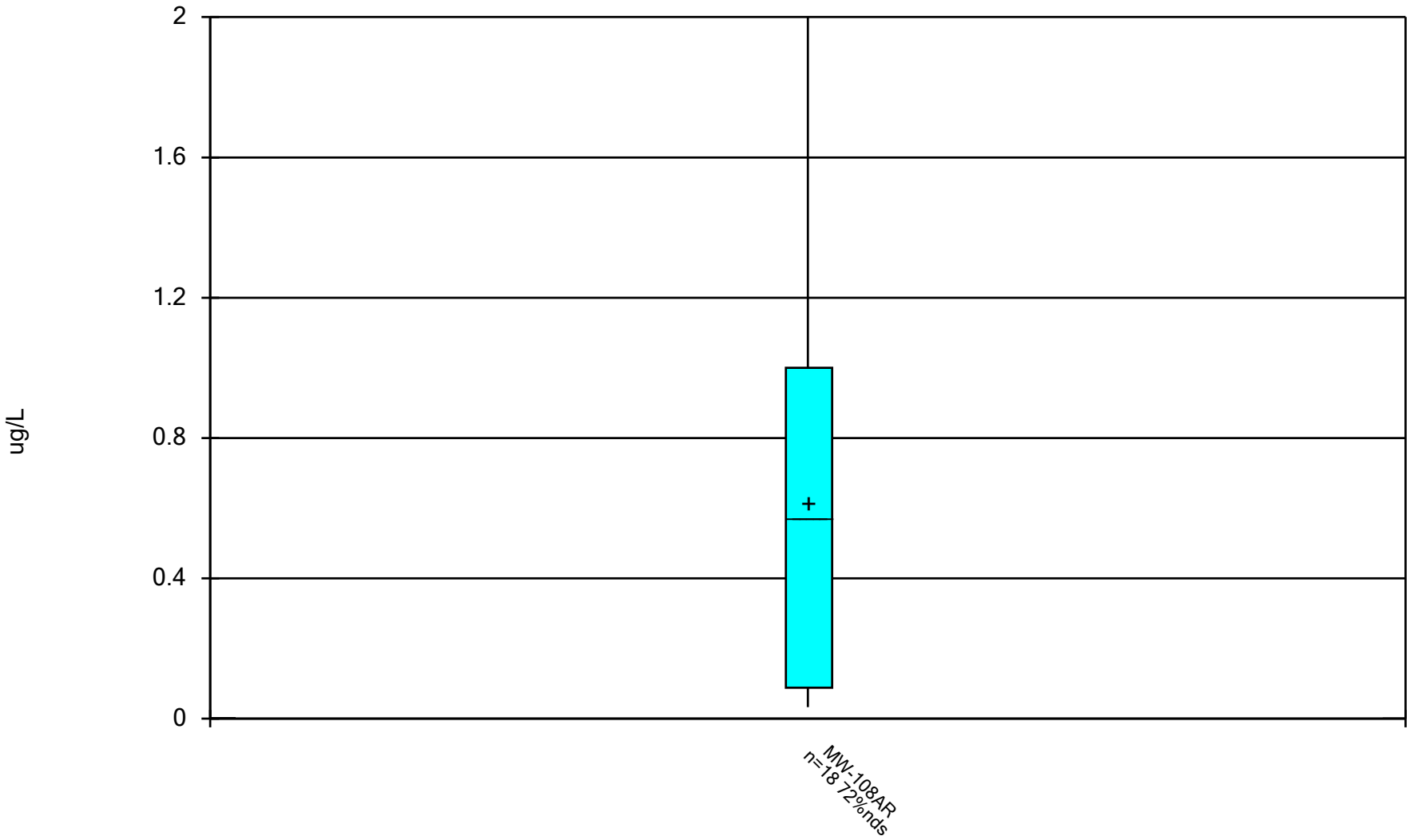

Constituent: Thallium Analysis Run 3/14/2025 7:29 AM View: All Wells - Appendix I Metals DMASWA Client: DMASWA Data: DMASWA Database_Updated

Sanitas™ v.10.0.15 Software licensed to HDR, Inc. UG

Box & Whiskers Plot

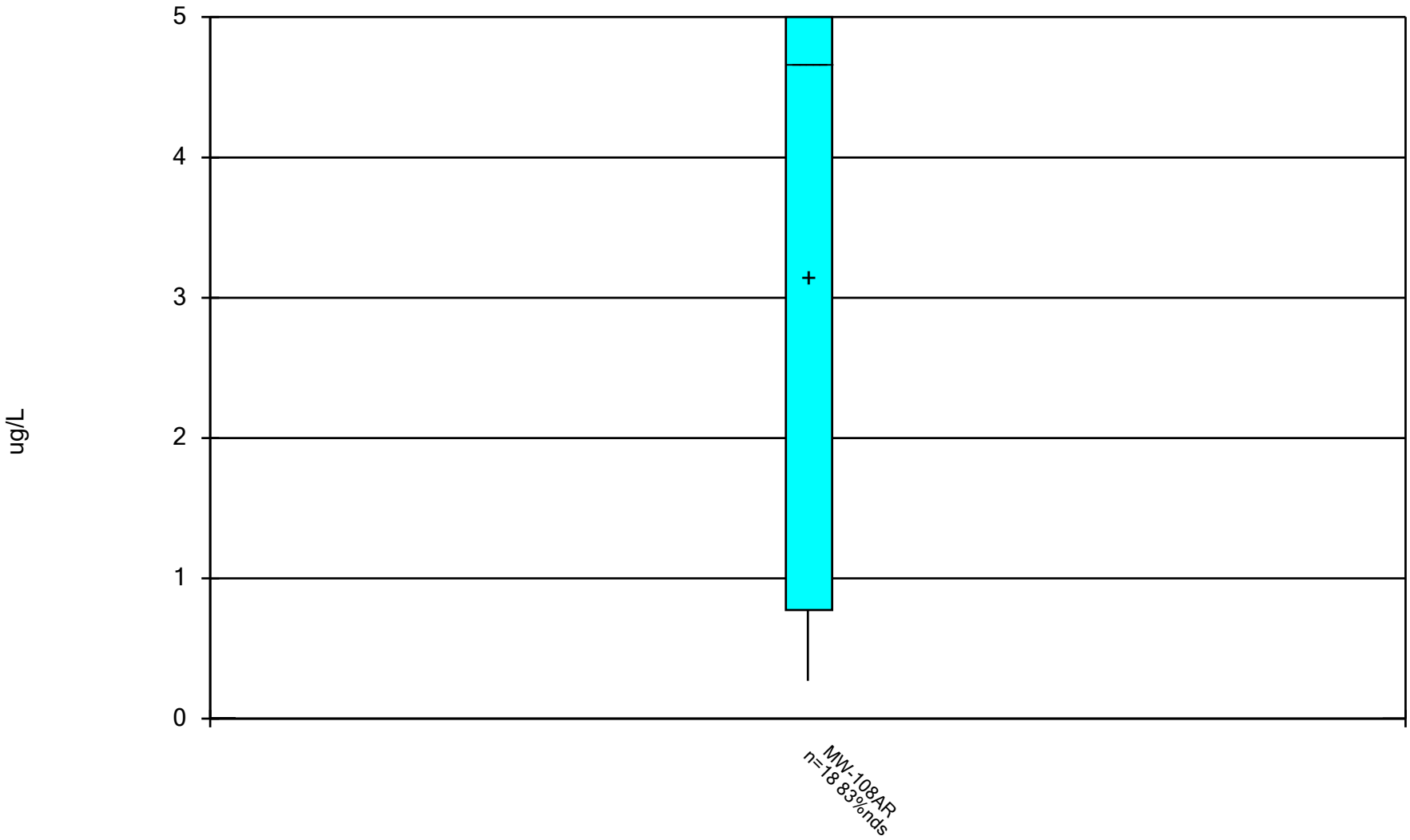

Constituent: Vanadium Analysis Run 3/14/2025 7:29 AM View: All Wells - Appendix I Metals

DMASWA Client: DMASWA Data: DMASWA Database_Updated

Sanitas™ v.10.0.15 Software licensed to HDR, Inc. UG

Box & Whiskers Plot

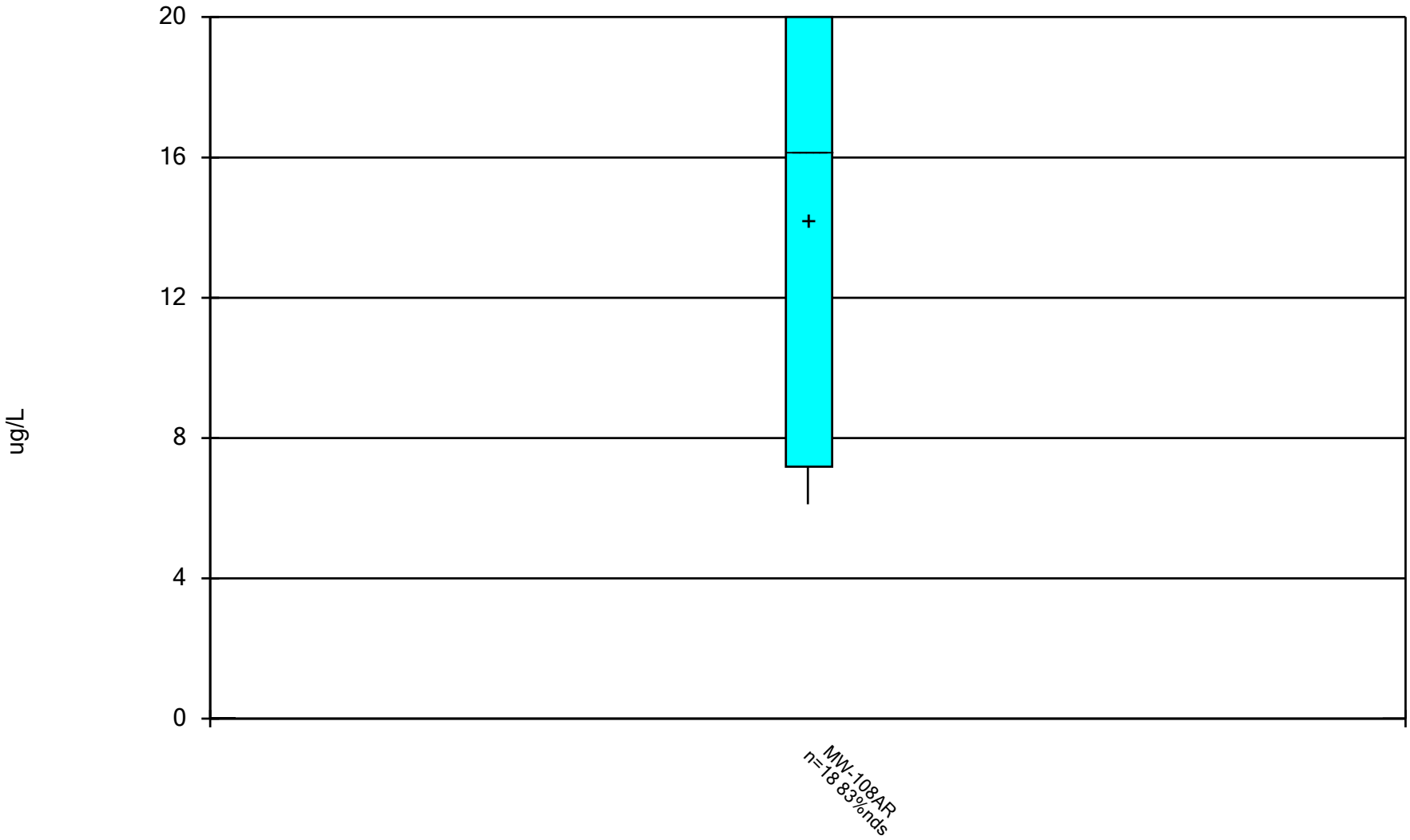

Constituent: Zinc Analysis Run 3/14/2025 7:29 AM View: All Wells - Appendix I Metals

DMASWA Client: DMASWA Data: DMASWA Database_Updated

Box & Whiskers Plot

DMASWA Client: DMASWA Data: DMASWA Database_Updated Printed 3/14/2025, 7:29 AM

Constituent	Well	N	Mean	Std. Dev.	Std. Err.	Median	Min.	Max.	%NDs
Antimony (ug/L)	MW-108AR	18	1.224	0.5312	0.1252	1	0.69	3	100
Arsenic (ug/L)	MW-108AR	18	1.78	0.6556	0.1545	2	0.53	3.34	77.78
Barium (ug/L)	MW-108AR	16	260.6	44.54	11.13	273	138	302	0
Beryllium (ug/L)	MW-108AR	18	0.689	0.4103	0.09671	1	0.039	1	94.44
Cadmium (ug/L)	MW-108AR	18	0.2242	0.2022	0.04766	0.112	0.043	0.5	61.11
Chromium (ug/L)	MW-108AR	18	3.28	1.938	0.4567	4.725	0.474	5	83.33
Cobalt (ug/L)	MW-108AR	18	0.5046	0.4875	0.1149	0.3155	0.0264	1.83	5.556
Copper (ug/L)	MW-108AR	18	3.878	2.08	0.4902	5	0.485	8.49	77.78
Lead (ug/L)	MW-108AR	18	1.226	2.667	0.6287	0.509	0.0967	11.8	22.22
Nickel (ug/L)	MW-108AR	18	3.333	1.9	0.4477	2.865	0.2905	10	11.11
Selenium (ug/L)	MW-108AR	18	3.638	1.556	0.3667	4.17	0.96	5	94.44
Silver (ug/L)	MW-108AR	18	0.7036	0.3712	0.08748	1	0.042	1	94.44
Thallium (ug/L)	MW-108AR	18	0.6176	0.54	0.1273	0.57	0.0325	2	72.22
Vanadium (ug/L)	MW-108AR	18	3.15	2.107	0.4965	4.66	0.27	5	83.33
Zinc (ug/L)	MW-108AR	18	14.21	6.132	1.445	16.15	6.11	20	83.33

This page intentionally left blank.

Monitoring Wells – Appendix I Metals

Trend Analysis

This page intentionally left blank.

Sanitas™ v.10.0.15 Software licensed to HDR, Inc. UG
Hollow symbols indicate censored values.

Sen's Slope Estimator

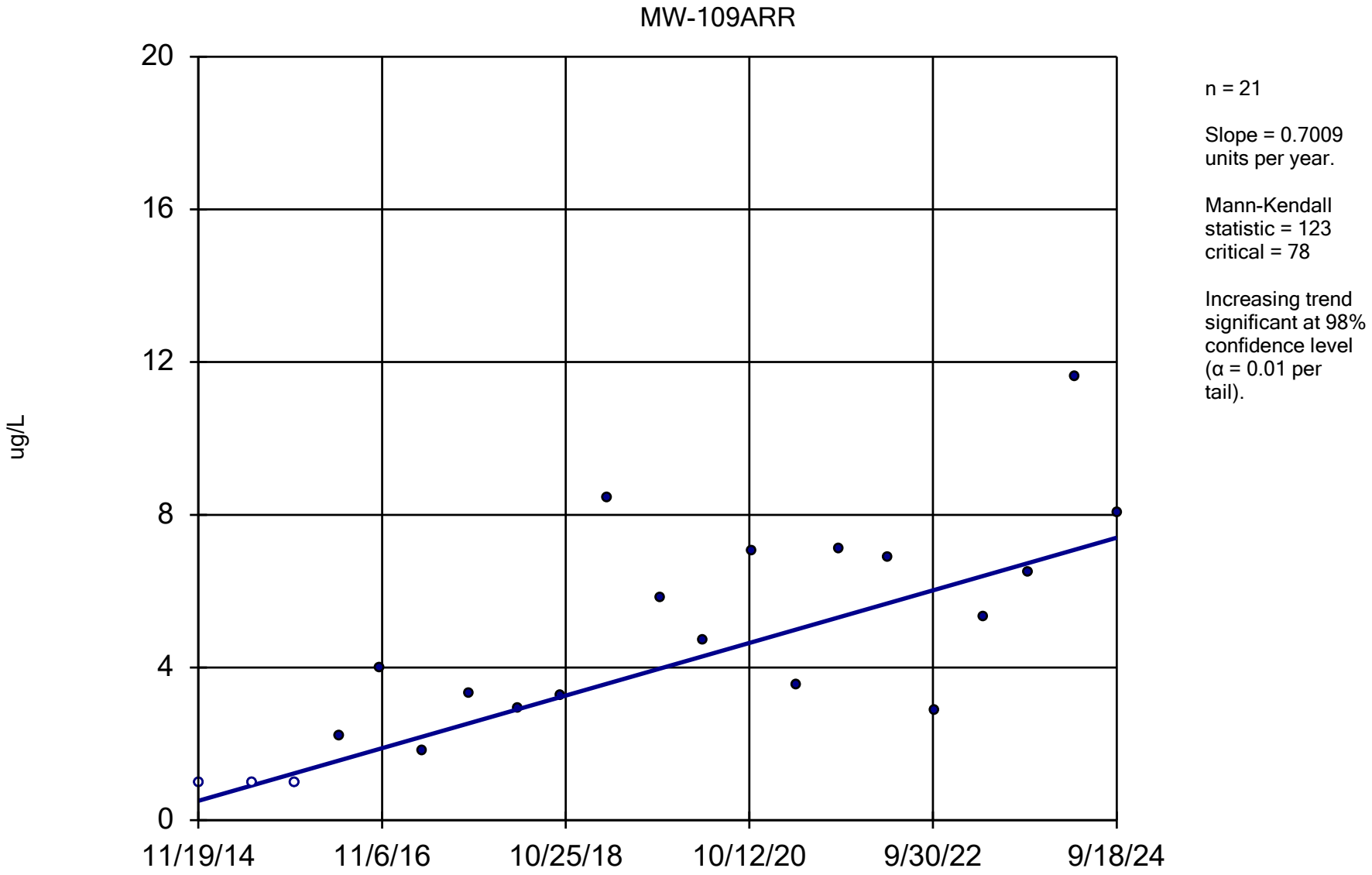

Constituent: Arsenic Analysis Run 12/13/2024 1:17 PM View: All Wells - Appendix I Metals DMASWA

Client: DMASWA Data: DMASWA Database_Updated

Sanitas™ v.10.0.15 Software licensed to HDR, Inc. UG

Sen's Slope Estimator

MW-102A

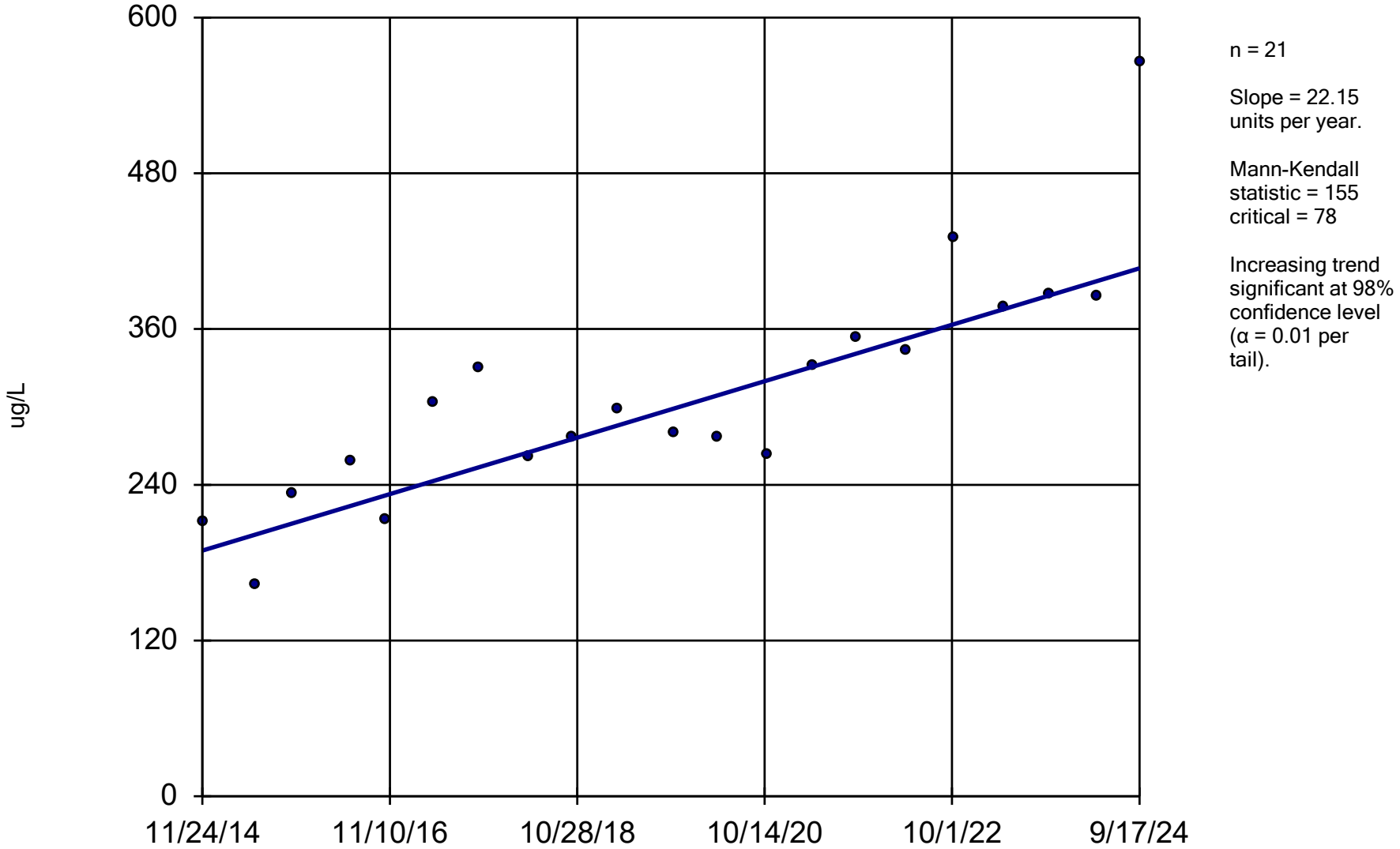

n = 21

Slope = 22.15 units per year.

Mann-Kendall statistic = 155 critical = 78

Increasing trend significant at 98% confidence level (α = 0.01 per tail).

Constituent: Barium Analysis Run 12/13/2024 1:17 PM View: All Wells - Appendix I Metals DMASWA Client: DMASWA Data: DMASWA Database_Updated

Sanitas™ v.10.0.15 Software licensed to HDR, Inc. UG

Sen's Slope Estimator

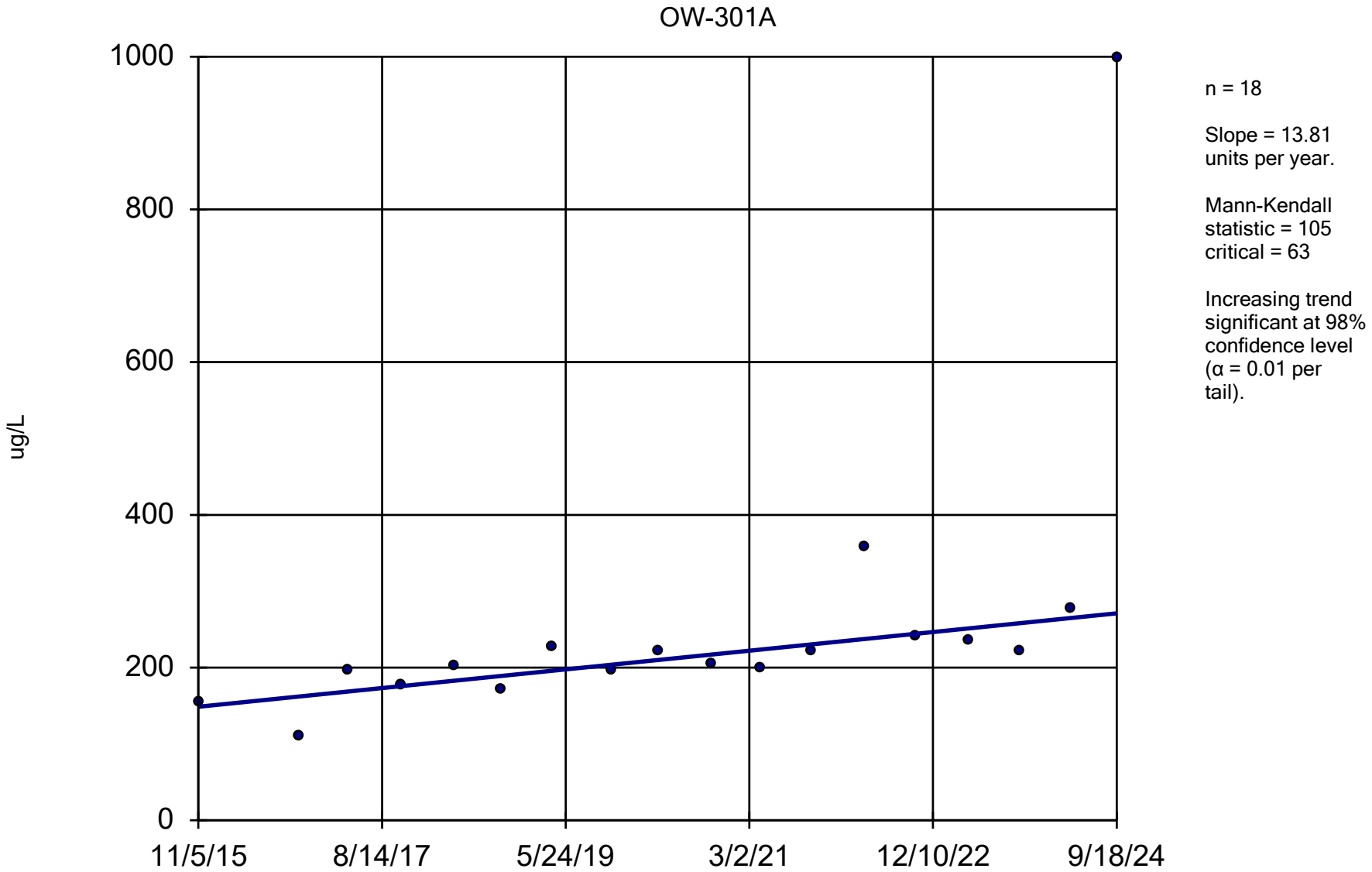

Constituent: Barium Analysis Run 12/13/2024 1:17 PM View: All Wells - Appendix I Metals DMASWA Client: DMASWA Data: DMASWA Database_Updated

Sanitas™ v.10.0.15 Software licensed to HDR, Inc. UG

Sen's Slope Estimator

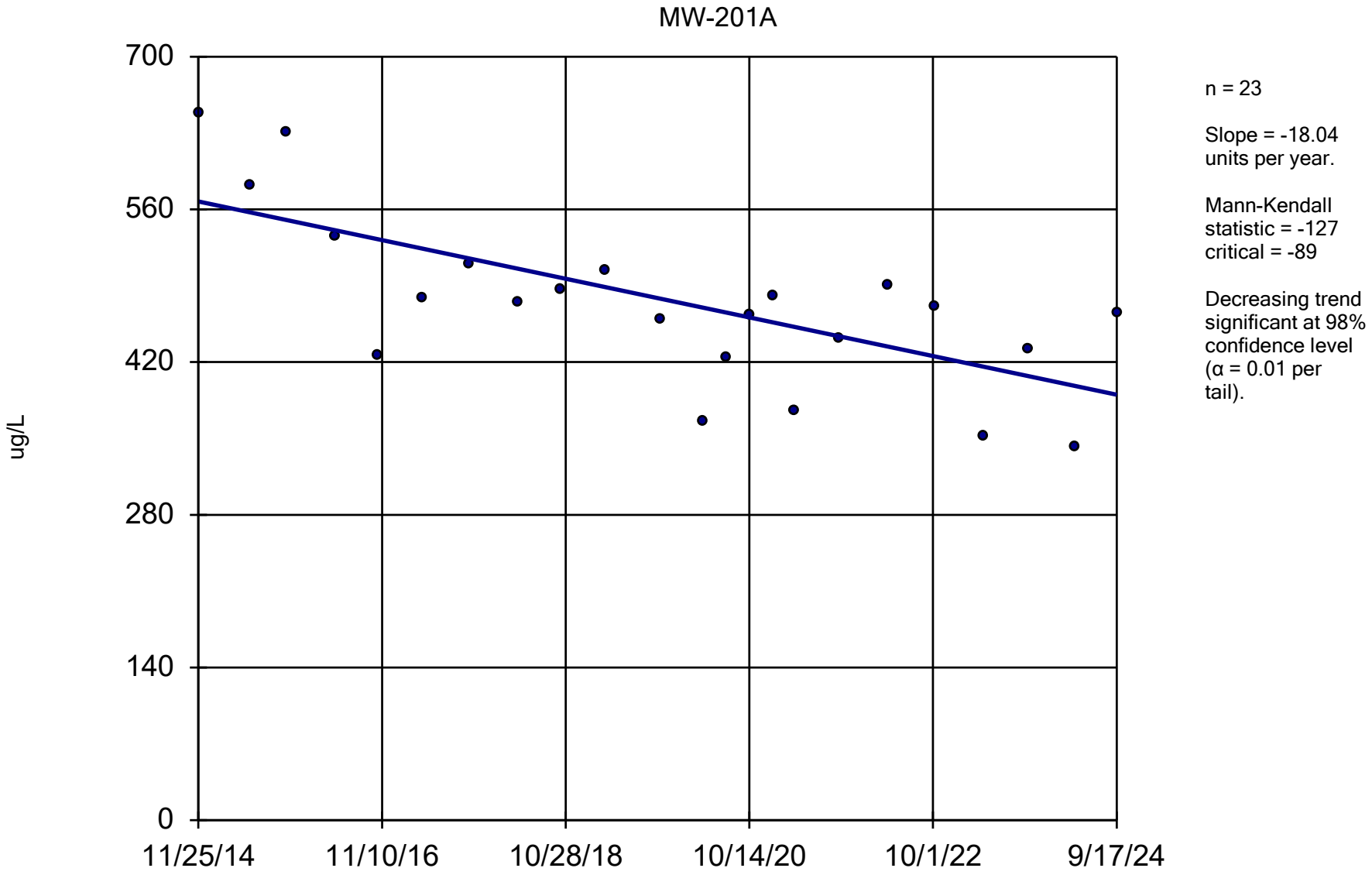

Constituent: Barium Analysis Run 12/13/2024 1:17 PM View: All Wells - Appendix I Metals

DMASWA Client: DMASWA Data: DMASWA Database_Updated

Sanitas™ v.10.0.15 Software licensed to HDR, Inc. UG

Sen's Slope Estimator

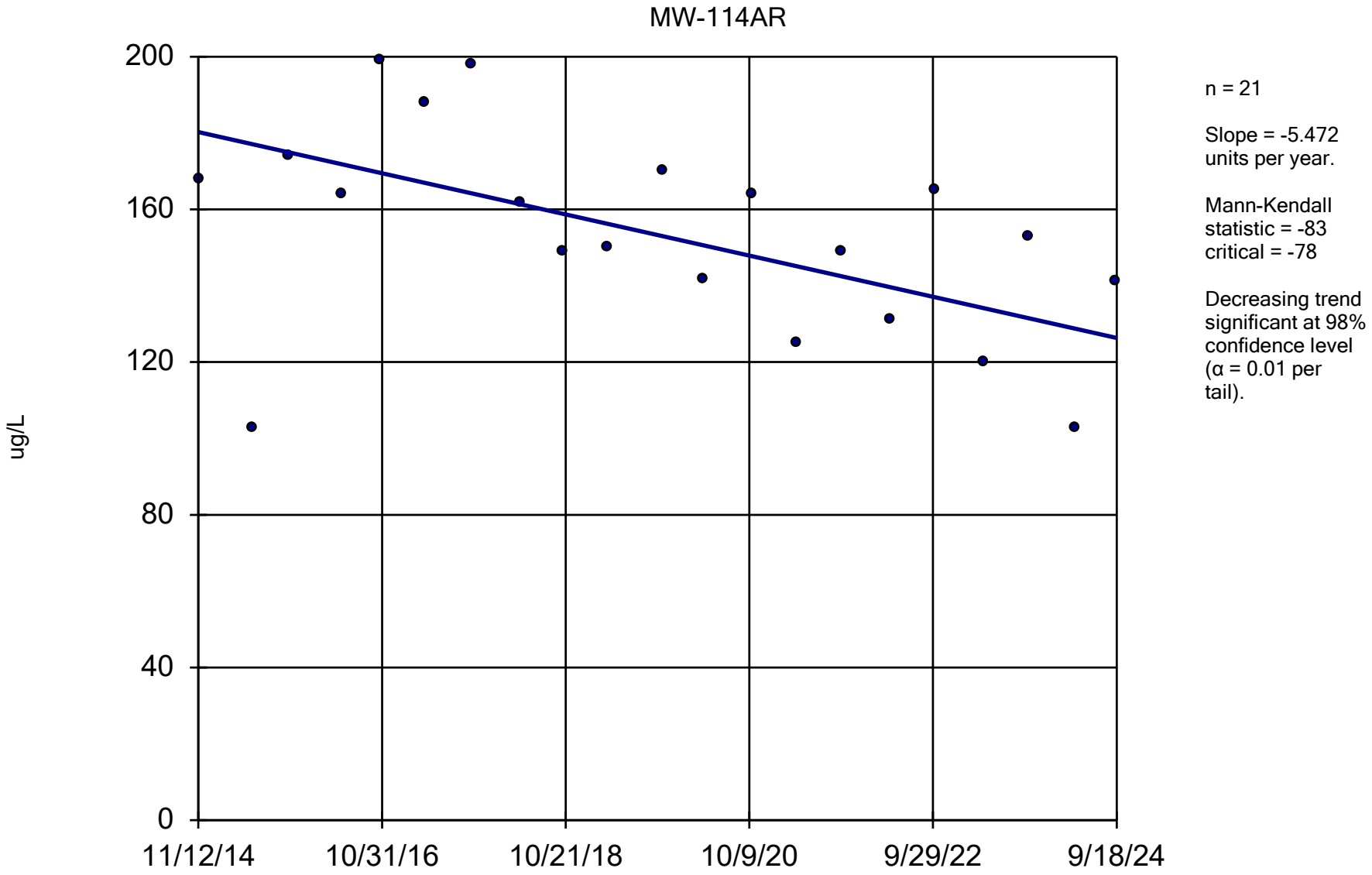

Constituent: Barium Analysis Run 12/13/2024 1:17 PM View: All Wells - Appendix I Metals DMASWA Client: DMASWA Data: DMASWA Database_Updated

Sanitas™ v.10.0.15 Software licensed to HDR, Inc. UG

Sen's Slope Estimator

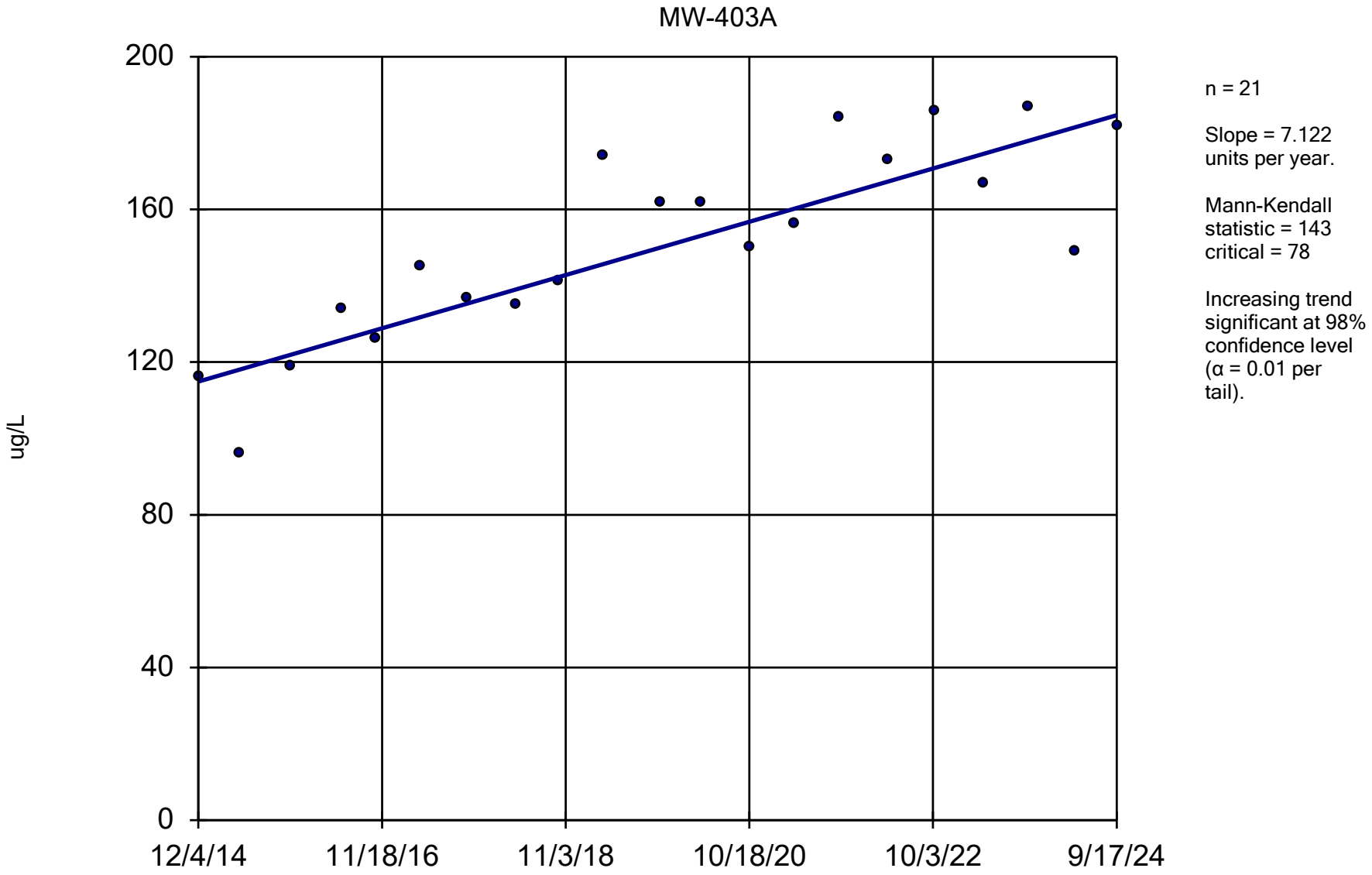

Constituent: Barium Analysis Run 12/13/2024 1:17 PM View: All Wells - Appendix I Metals DMASWA Client: DMASWA Data: DMASWA Database_Updated

Sanitas™ v.10.0.15 Software licensed to HDR, Inc. UG

Sen's Slope Estimator

P-114BR

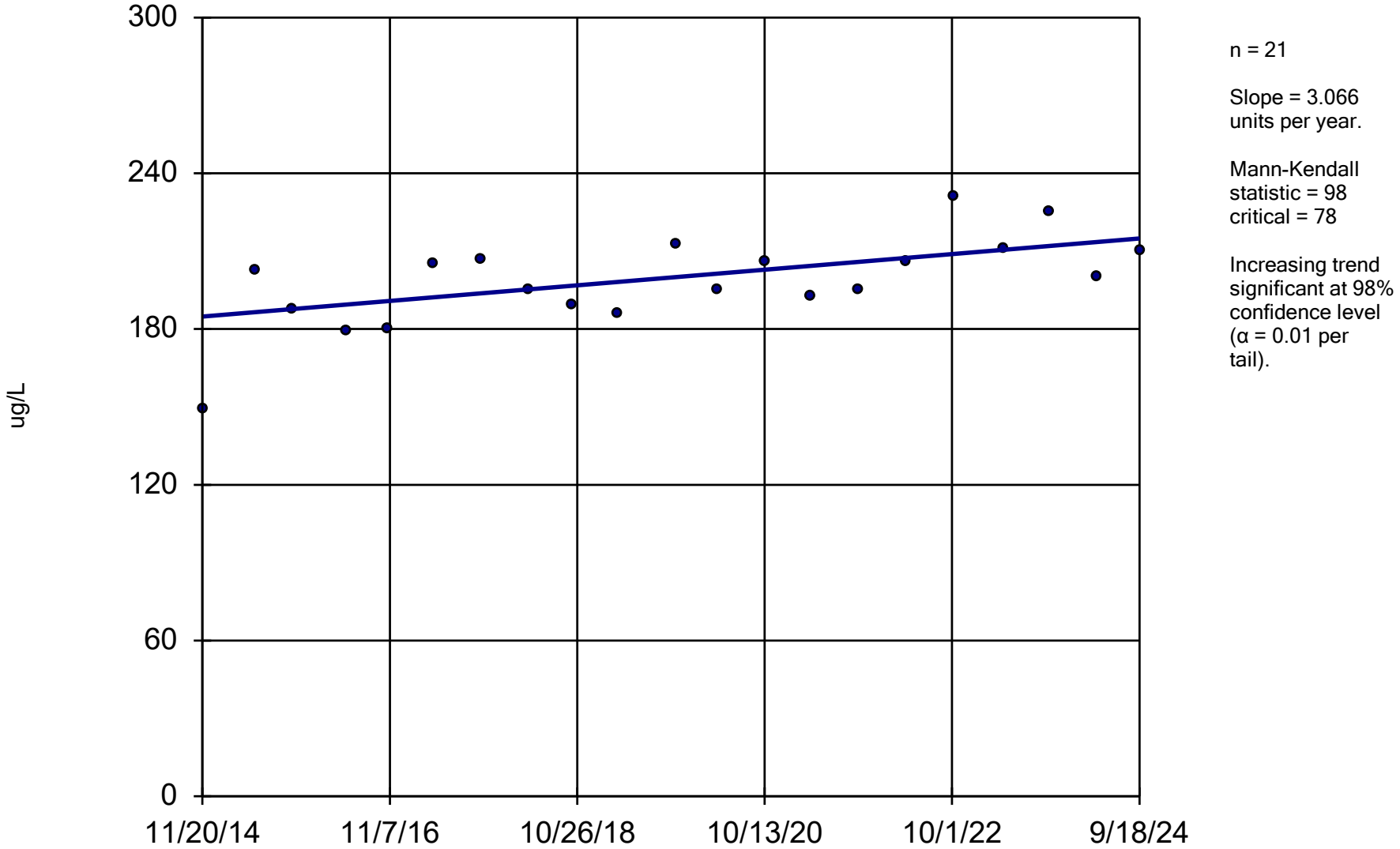

n = 21

Slope = 3.066 units per year.

Mann-Kendall statistic = 98
critical = 78

Increasing trend significant at 98% confidence level (α = 0.01 per tail).

Constituent: Barium Analysis Run 12/13/2024 1:17 PM View: All Wells - Appendix I Metals

DMASWA Client: DMASWA Data: DMASWA Database_Updated

Sanitas™ v.10.0.15 Software licensed to HDR, Inc. UG

Sen's Slope Estimator

MW-401A

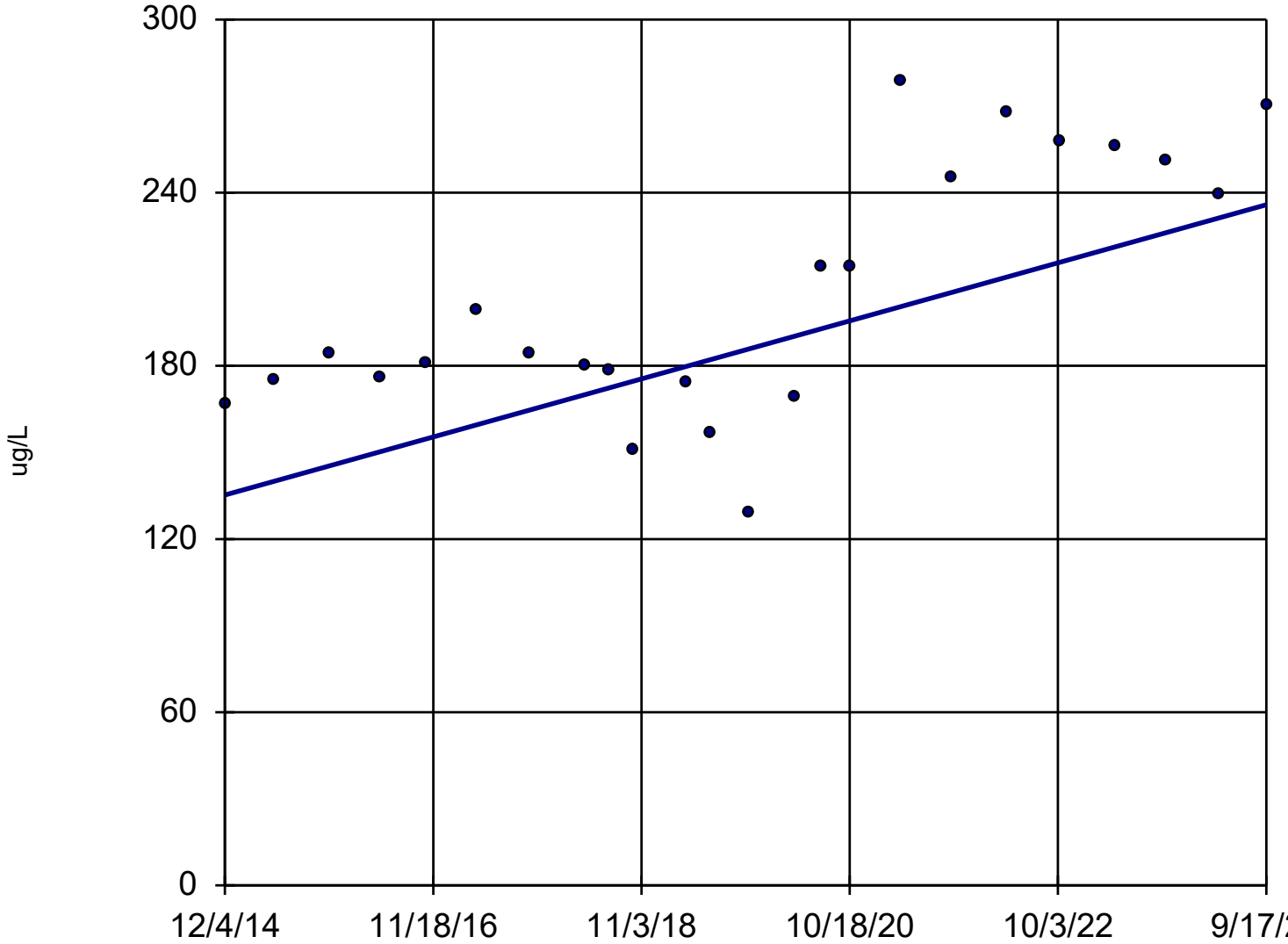

n = 24

Slope = 10.27 units per year.

Mann-Kendall statistic = 118
critical = 95

Increasing trend significant at 98% confidence level (α = 0.01 per tail).

Constituent: Barium Analysis Run 12/13/2024 1:17 PM View: All Wells - Appendix I Metals

DMASWA Client: DMASWA Data: DMASWA Database_Updated

Sanitas™ v.10.0.15 Software licensed to HDR, Inc. UG

Sen's Slope Estimator

MW-402A

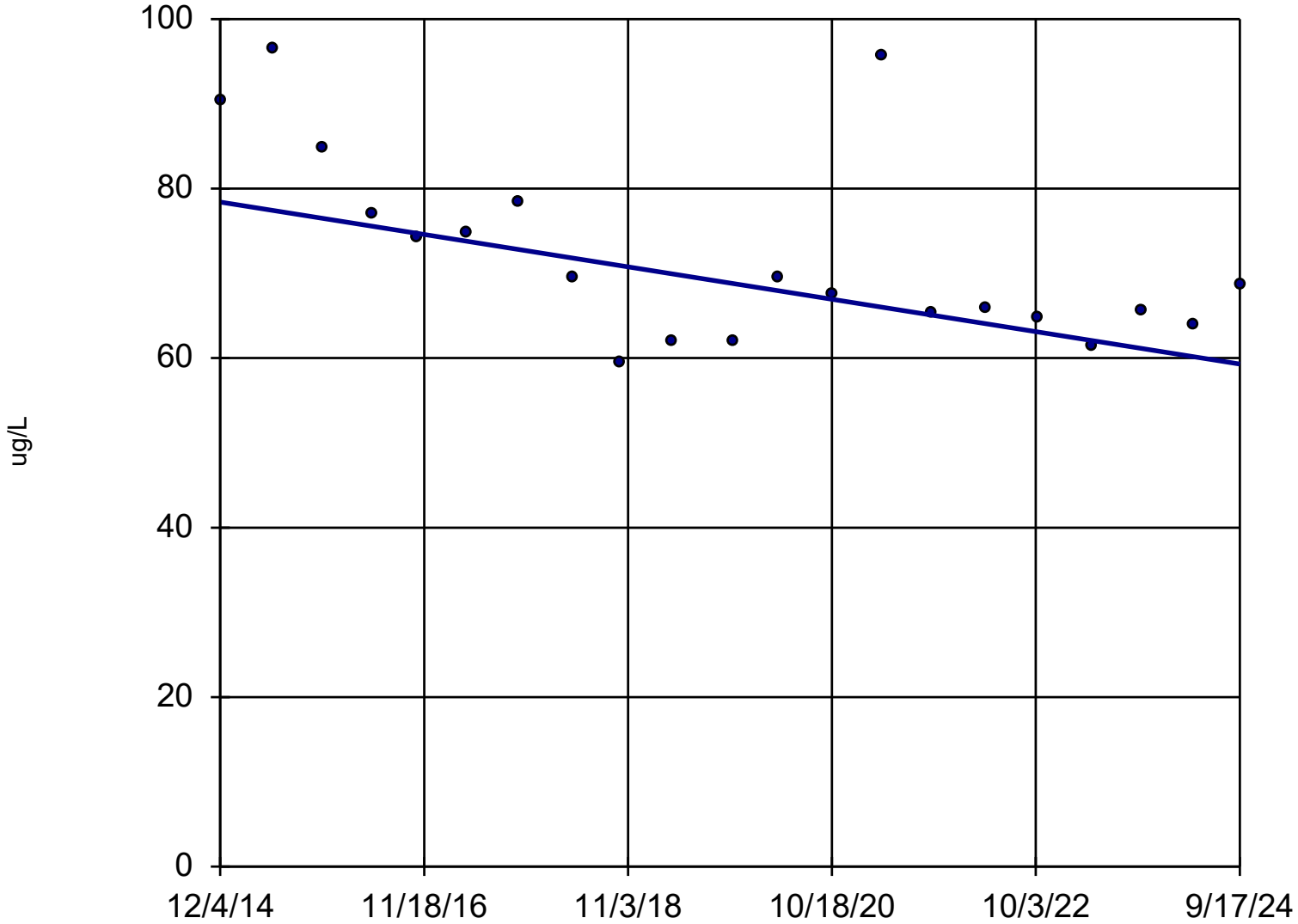

n = 21

Slope = -1.954 units per year.

Mann-Kendall statistic = -95
critical = -78

Decreasing trend significant at 98% confidence level (α = 0.01 per tail).

Constituent: Barium Analysis Run 12/13/2024 1:17 PM View: All Wells - Appendix I Metals

DMASWA Client: DMASWA Data: DMASWA Database_Updated

Sanitas™ v.10.0.15 Software licensed to HDR, Inc. UG

Sen's Slope Estimator

MW-109ARR

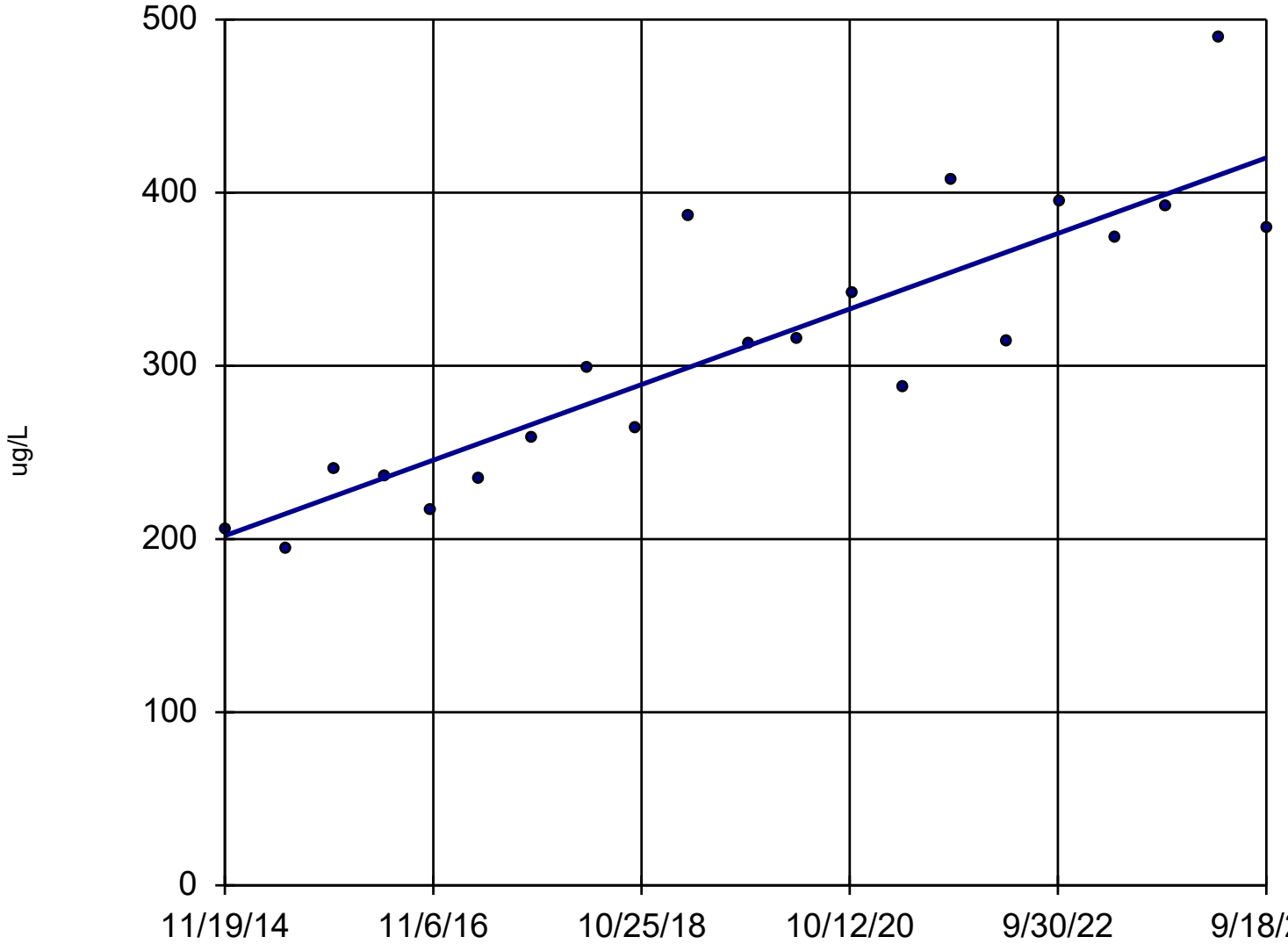

n = 21

Slope = 22.19 units per year.

Mann-Kendall statistic = 150
critical = 78

Increasing trend significant at 98% confidence level (α = 0.01 per tail).

Constituent: Barium Analysis Run 12/13/2024 1:17 PM View: All Wells - Appendix I Metals DMASWA Client: DMASWA Data: DMASWA Database_Updated

Sanitas™ v.10.0.15 Software licensed to HDR, Inc. UG

Sen's Slope Estimator

MW-502A

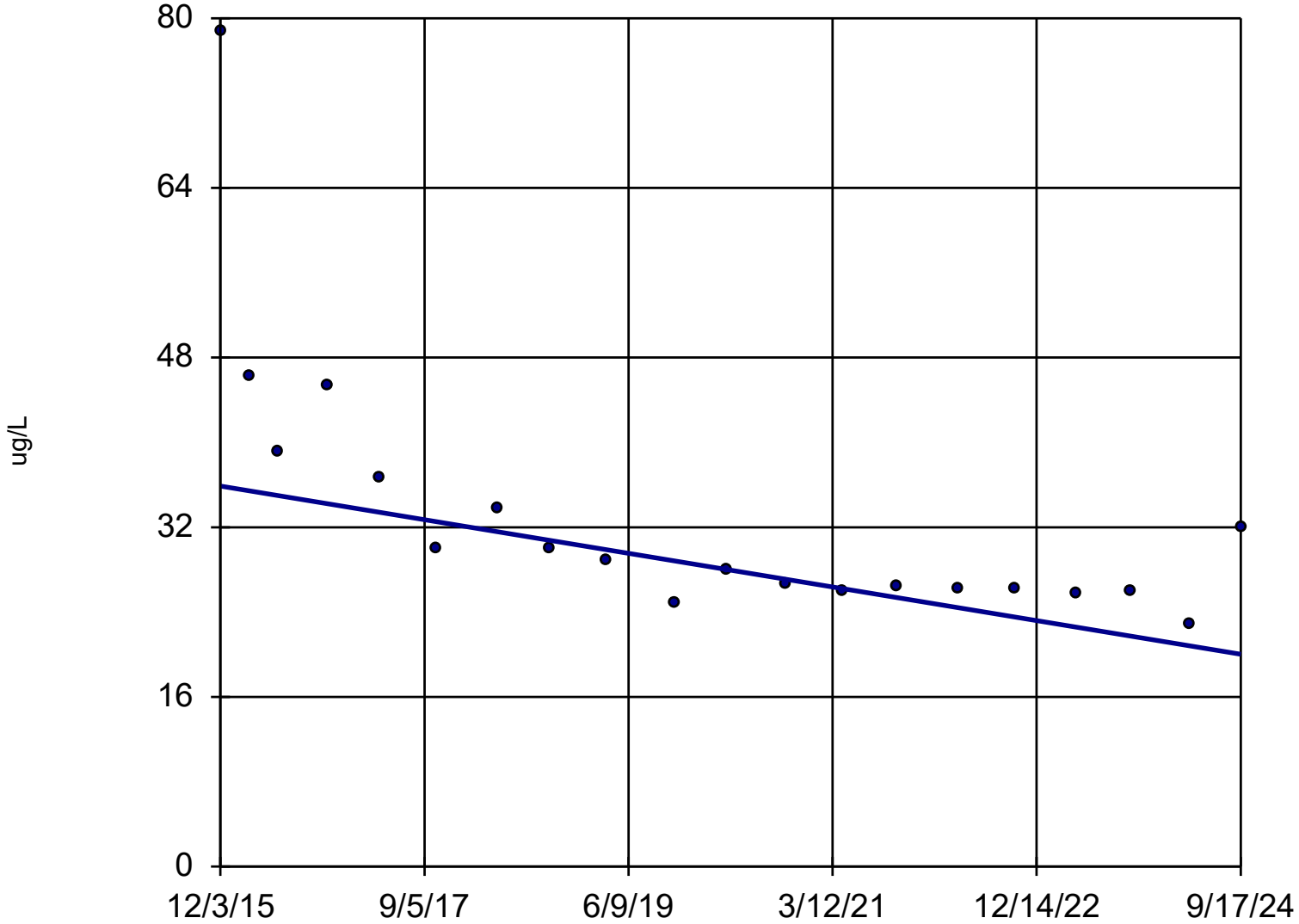

n = 20

Slope = -1.804 units per year.

Mann-Kendall statistic = -134
critical = -73

Decreasing trend significant at 98% confidence level (α = 0.01 per tail).

Constituent: Barium Analysis Run 12/13/2024 1:17 PM View: All Wells - Appendix I Metals DMASWA Client: DMASWA Data: DMASWA Database_Updated

Sanitas™ v.10.0.15 Software licensed to HDR, Inc. UG

Sen's Slope Estimator

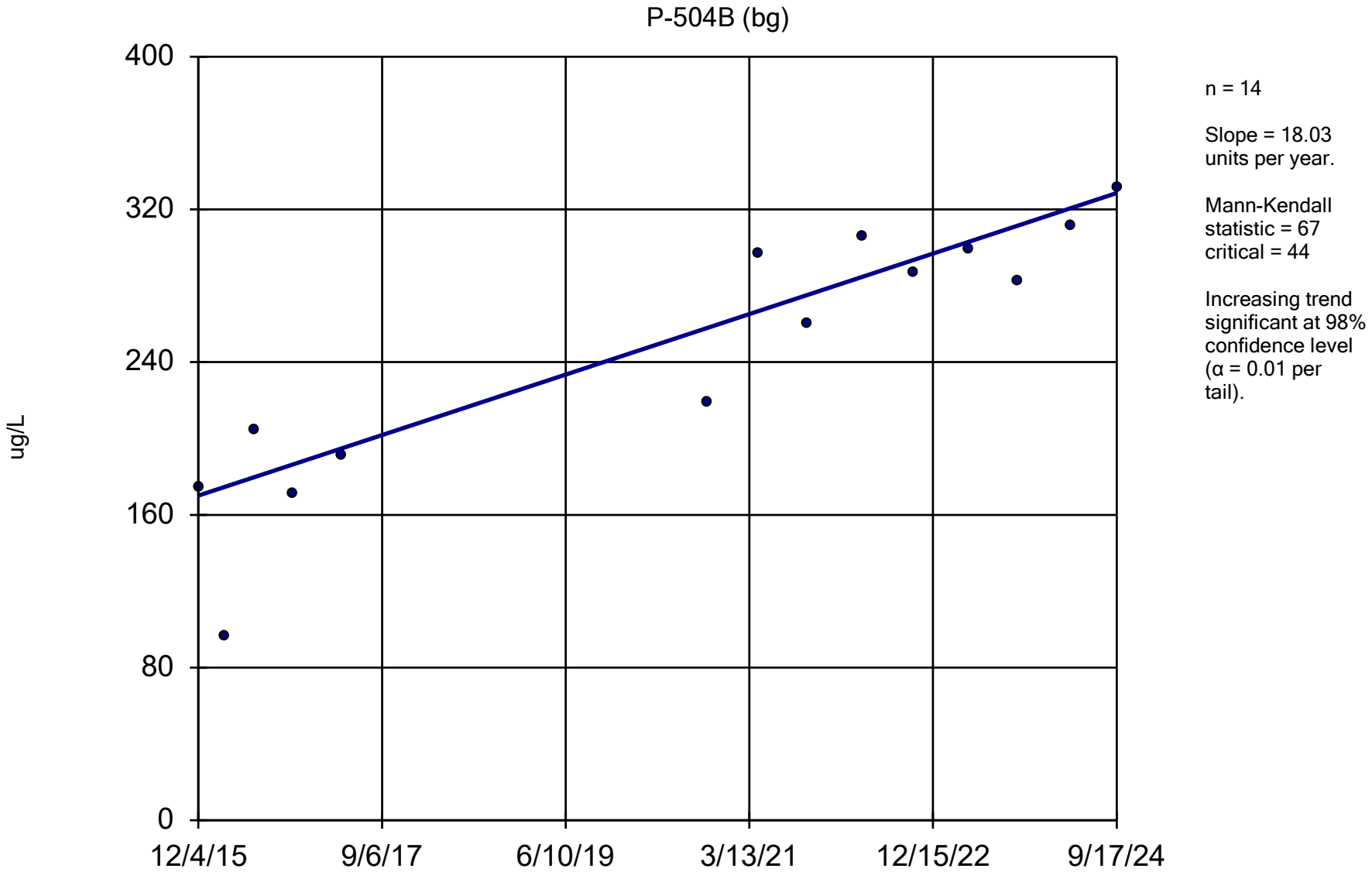

Constituent: Barium Analysis Run 12/13/2024 1:17 PM View: All Wells - Appendix I Metals DMASWA Client: DMASWA Data: DMASWA Database_Updated

Sanitas™ v.10.0.15 Software licensed to HDR, Inc. UG

Sen's Slope Estimator

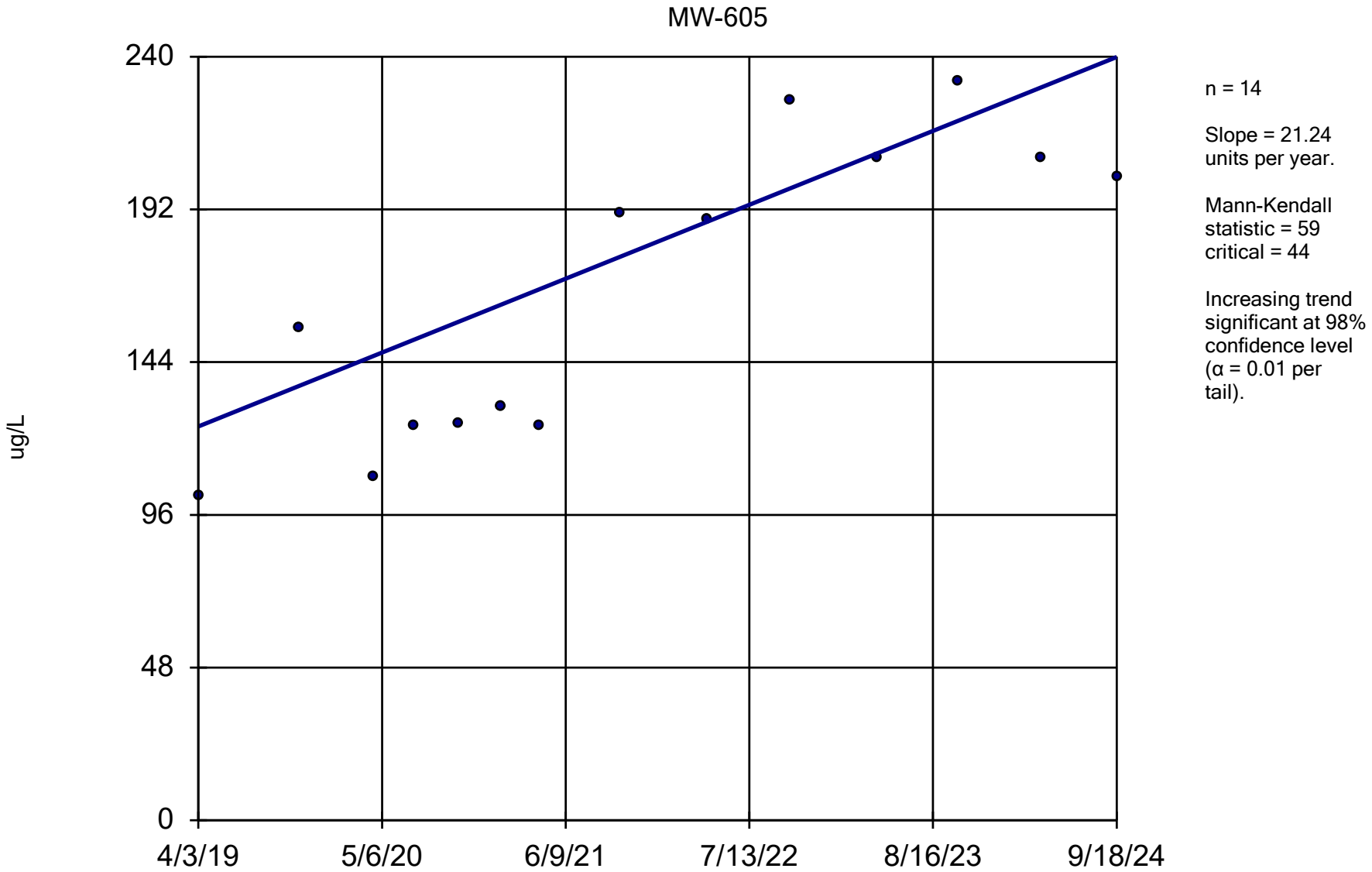

Constituent: Barium Analysis Run 12/13/2024 1:17 PM View: All Wells - Appendix I Metals DMASWA Client: DMASWA Data: DMASWA Database_Updated

Sanitas™ v.10.0.15 Software licensed to HDR, Inc. UG
Hollow symbols indicate censored values.

Sen's Slope Estimator

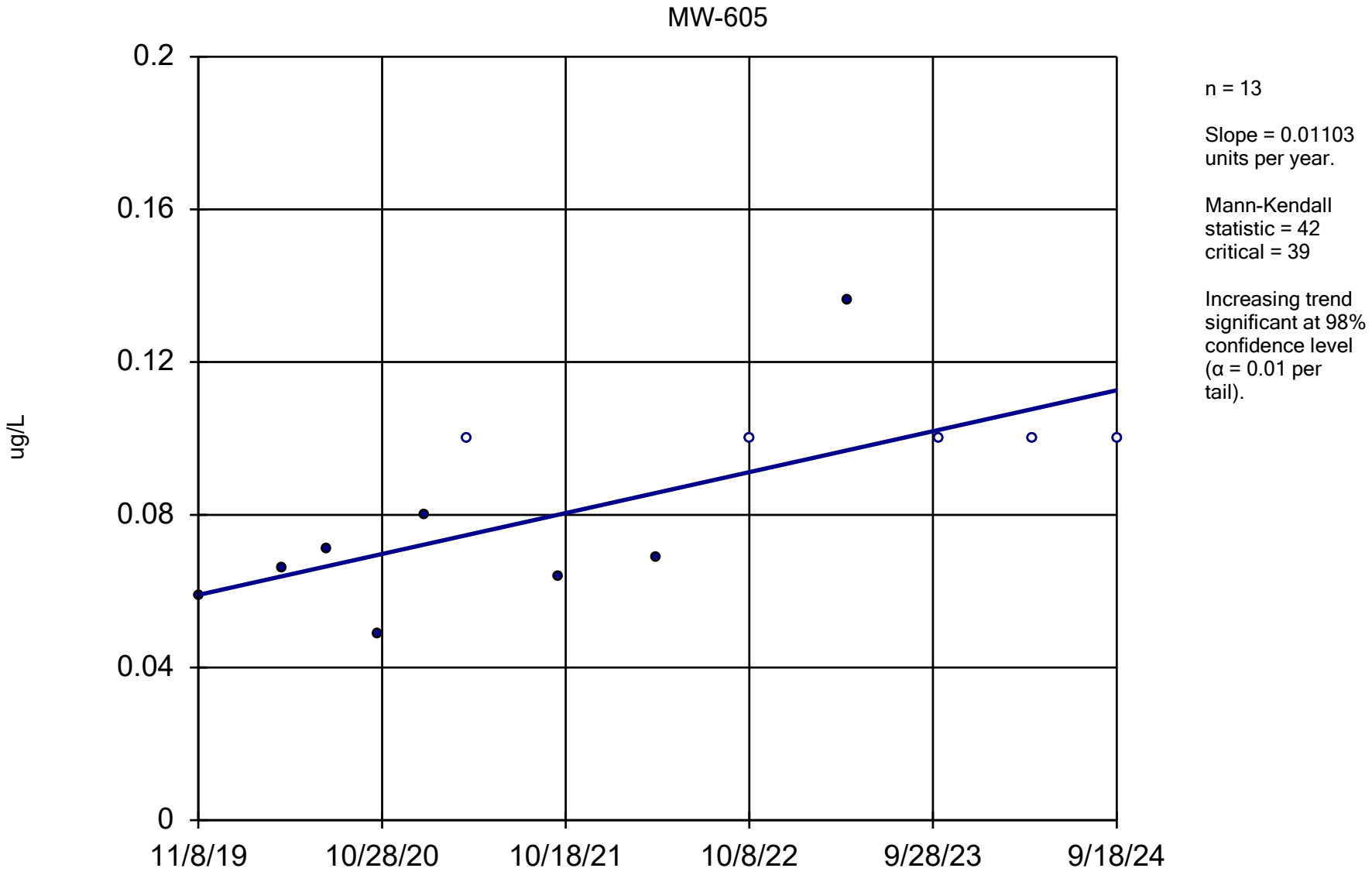

Constituent: Cadmium Analysis Run 12/13/2024 1:18 PM View: All Wells - Appendix I Metals

DMASWA Client: DMASWA Data: DMASWA Database_Updated

Sanitas™ v.10.0.15 Software licensed to HDR, Inc. UG
Hollow symbols indicate censored values.

Sen's Slope Estimator

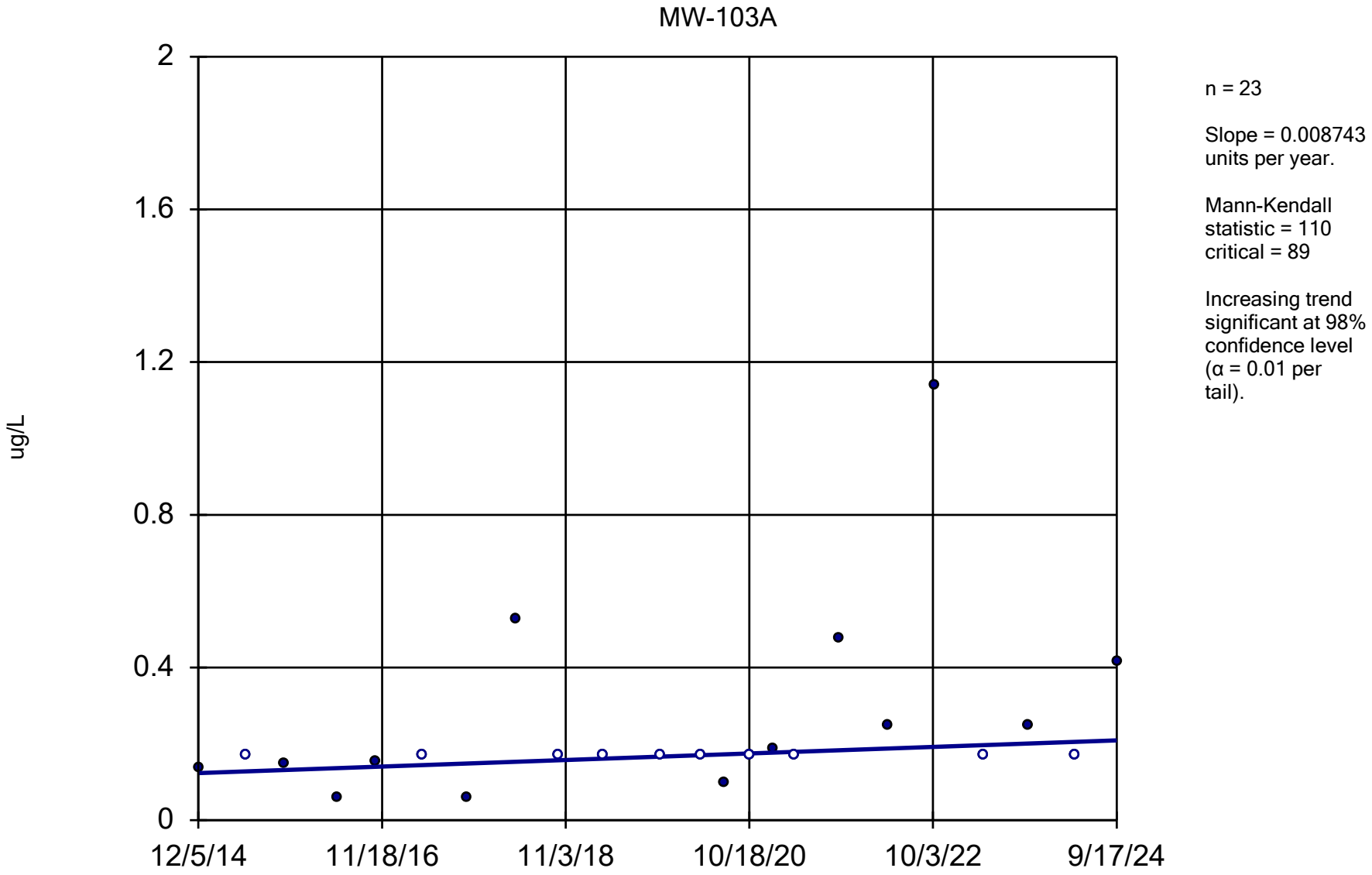

Constituent: Cobalt Analysis Run 12/13/2024 1:18 PM View: All Wells - Appendix I Metals

DMASWA Client: DMASWA Data: DMASWA Database_Updated

Sanitas™ v.10.0.15 Software licensed to HDR, Inc. UG
Hollow symbols indicate censored values.

Sen's Slope Estimator

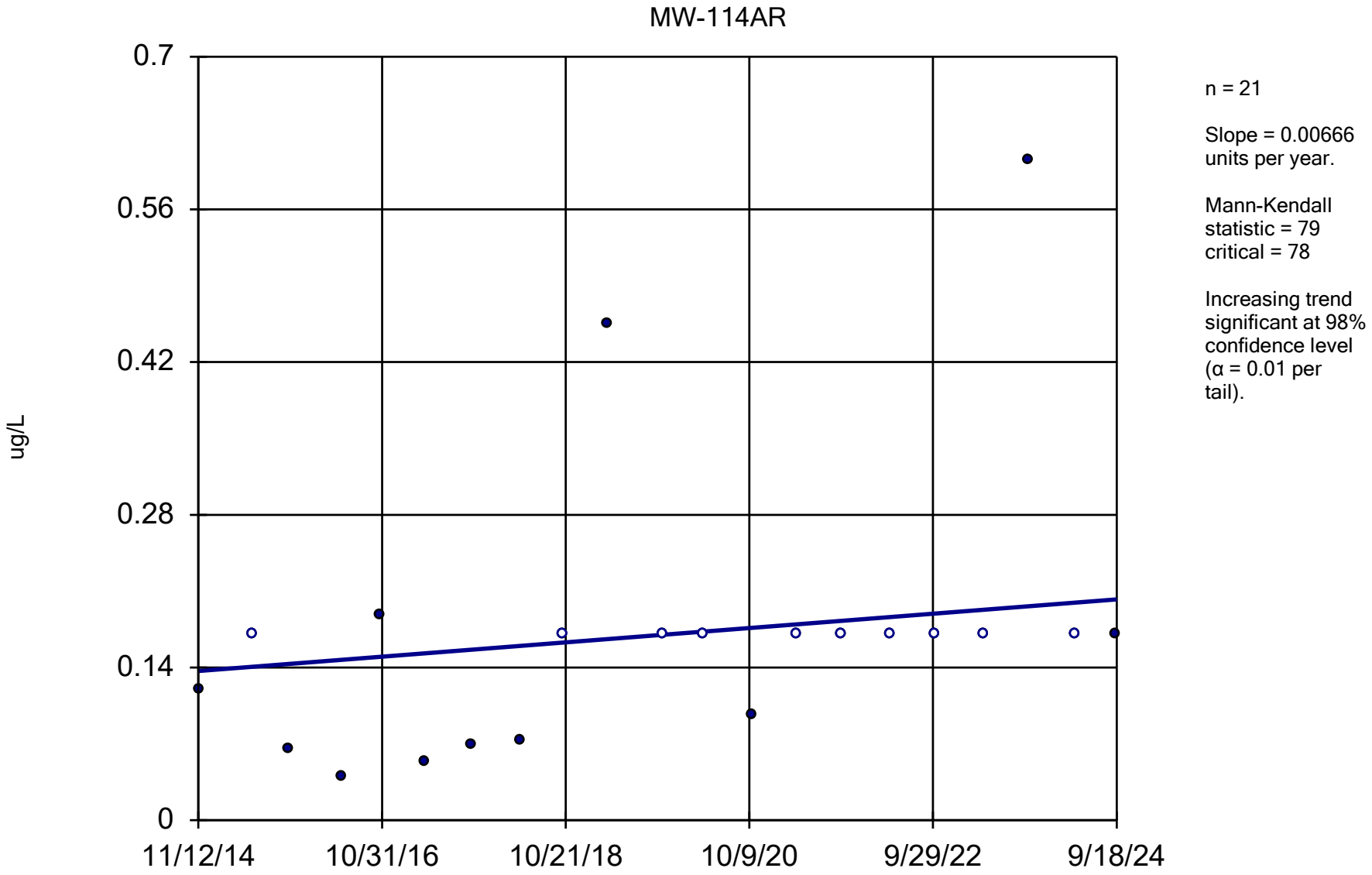

Constituent: Cobalt Analysis Run 12/13/2024 1:18 PM View: All Wells - Appendix I Metals

DMASWA Client: DMASWA Data: DMASWA Database_Updated

Sanitas™ v.10.0.15 Software licensed to HDR, Inc. UG

Sen's Slope Estimator

MW-204A

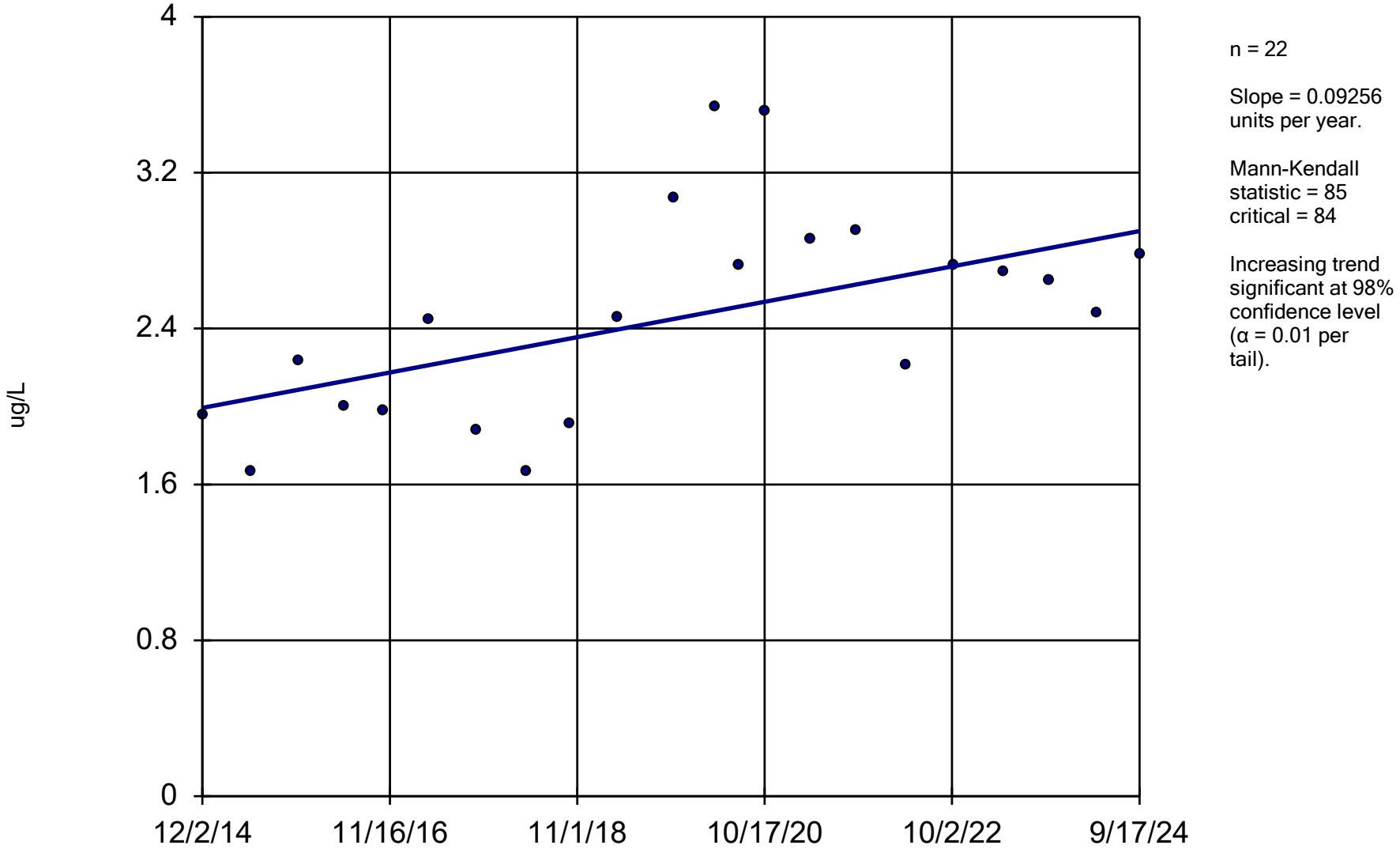

n = 22

Slope = 0.09256 units per year.

Mann-Kendall statistic = 85
critical = 84

Increasing trend significant at 98% confidence level (α = 0.01 per tail).

Constituent: Cobalt Analysis Run 12/13/2024 1:18 PM View: All Wells - Appendix I Metals DMASWA Client: DMASWA Data: DMASWA Database_Updated

Sanitas™ v.10.0.15 Software licensed to HDR, Inc. UG

Sen's Slope Estimator

MW-402A

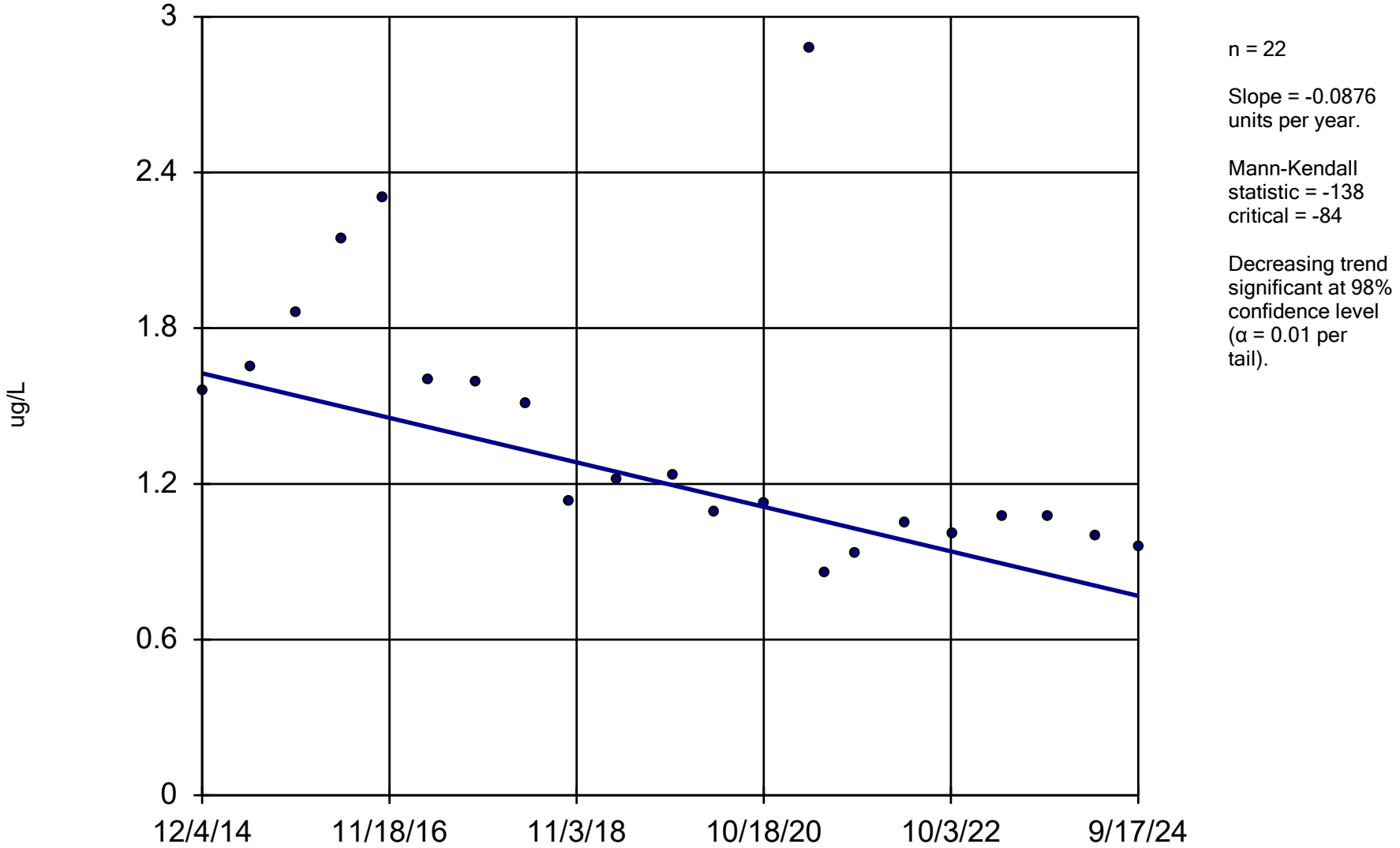

n = 22

Slope = -0.0876 units per year.

Mann-Kendall statistic = -138 critical = -84

Decreasing trend significant at 98% confidence level (α = 0.01 per tail).

Constituent: Cobalt Analysis Run 12/13/2024 1:18 PM View: All Wells - Appendix I Metals DMASWA Client: DMASWA Data: DMASWA Database_Updated

Sanitas™ v.10.0.15 Software licensed to HDR, Inc. UG

Sen's Slope Estimator

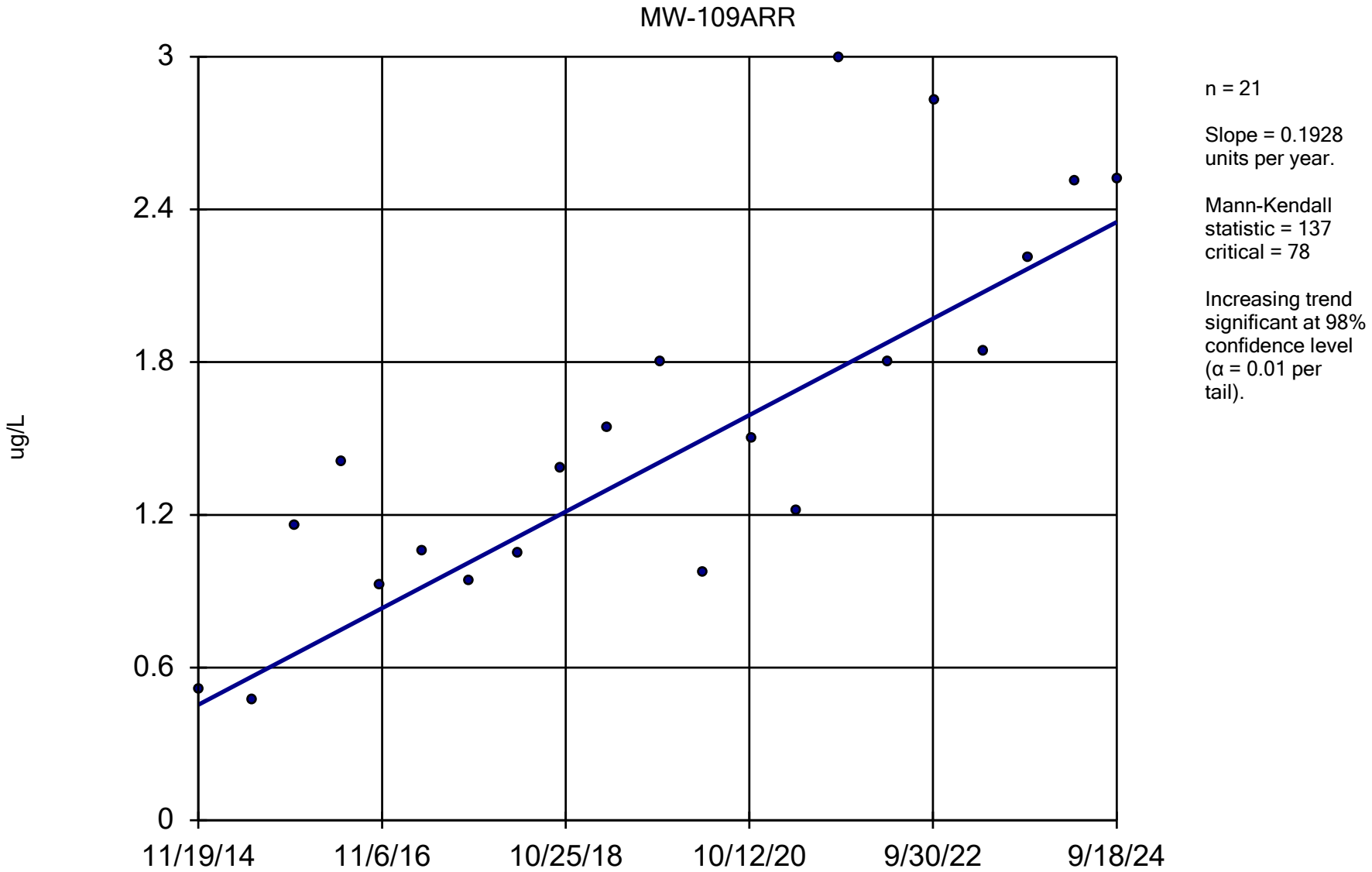

Constituent: Cobalt Analysis Run 12/13/2024 1:18 PM View: All Wells - Appendix I Metals DMASWA Client: DMASWA Data: DMASWA Database_Updated

Sanitas™ v.10.0.15 Software licensed to HDR, Inc. UG
Hollow symbols indicate censored values.

Sen's Slope Estimator

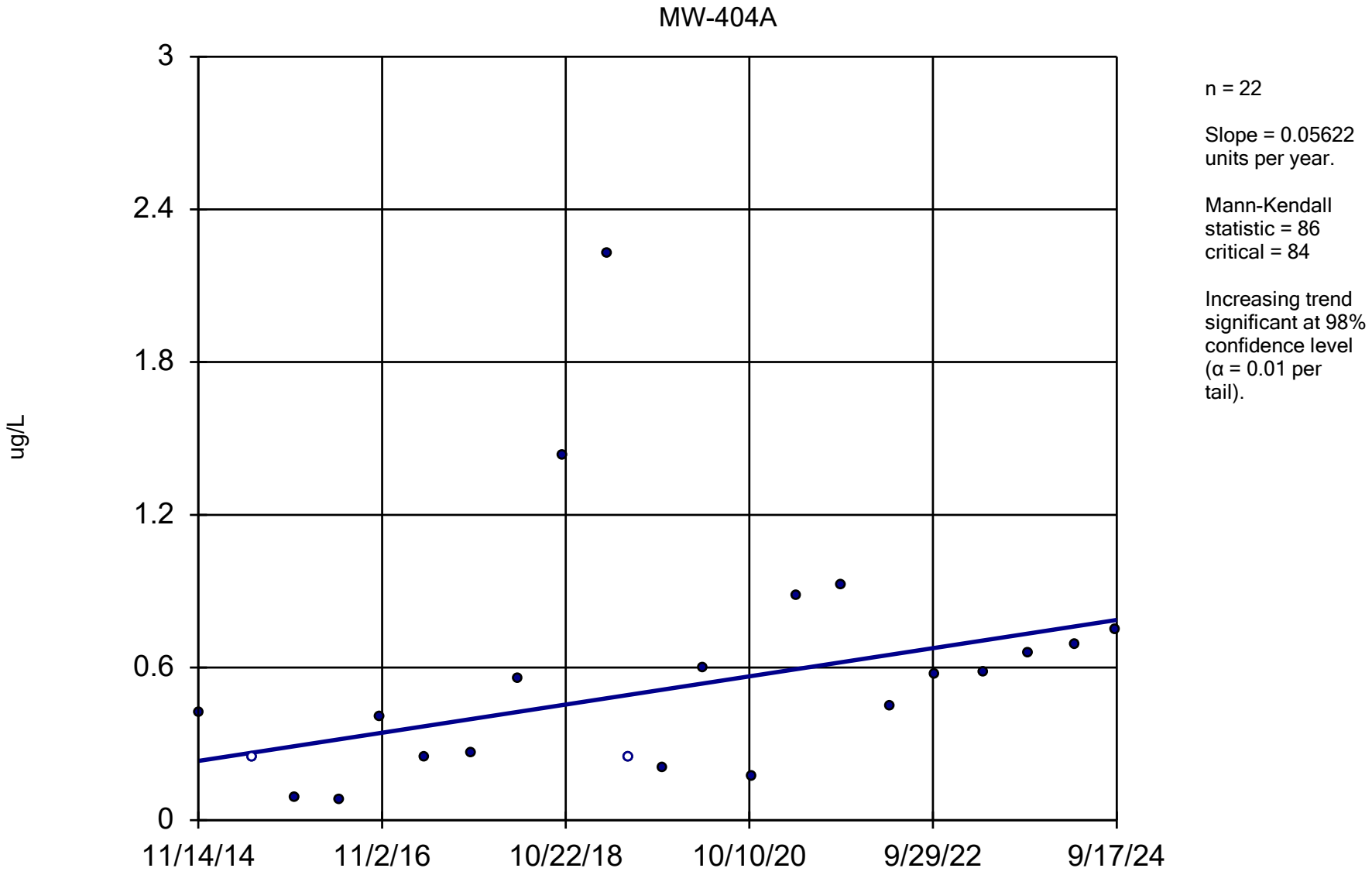

Constituent: Cobalt Analysis Run 12/13/2024 1:18 PM View: All Wells - Appendix I Metals DMASWA Client: DMASWA Data: DMASWA Database_Updated

Sanitas™ v.10.0.15 Software licensed to HDR, Inc. UG

Sen's Slope Estimator

MW-501A

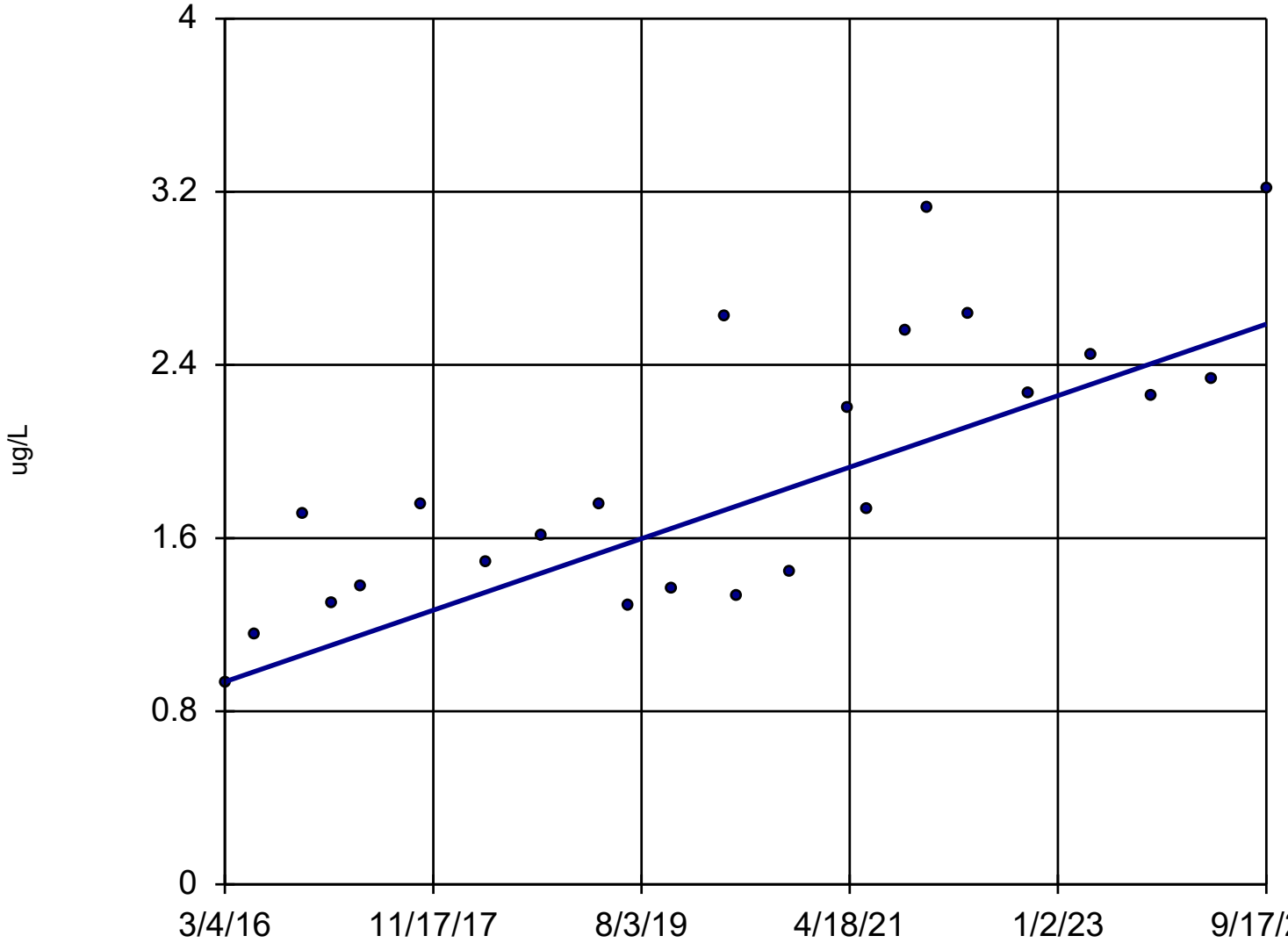

n = 24

Slope = 0.1934 units per year.

Mann-Kendall statistic = 158
critical = 95

Increasing trend significant at 98% confidence level (α = 0.01 per tail).

Constituent: Cobalt Analysis Run 12/13/2024 1:18 PM View: All Wells - Appendix I Metals

DMASWA Client: DMASWA Data: DMASWA Database_Updated

Sanitas™ v.10.0.15 Software licensed to HDR, Inc. UG
Hollow symbols indicate censored values.

Sen's Slope Estimator

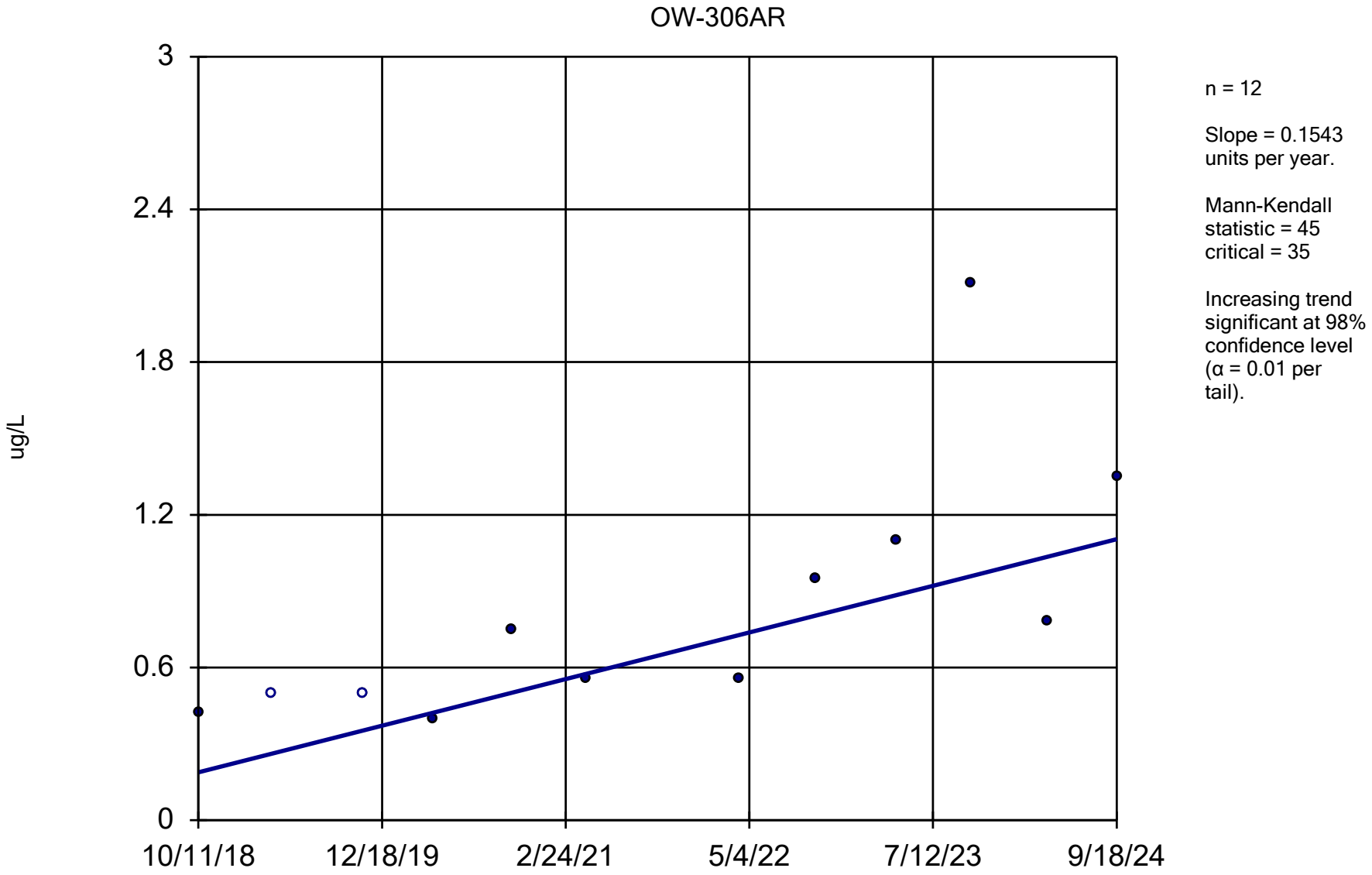

Constituent: Lead Analysis Run 12/13/2024 1:19 PM View: All Wells - Appendix I Metals DMASWA Client: DMASWA Data: DMASWA Database_Updated

Sanitas™ v.10.0.15 Software licensed to HDR, Inc. UG
Hollow symbols indicate censored values.

Sen's Slope Estimator

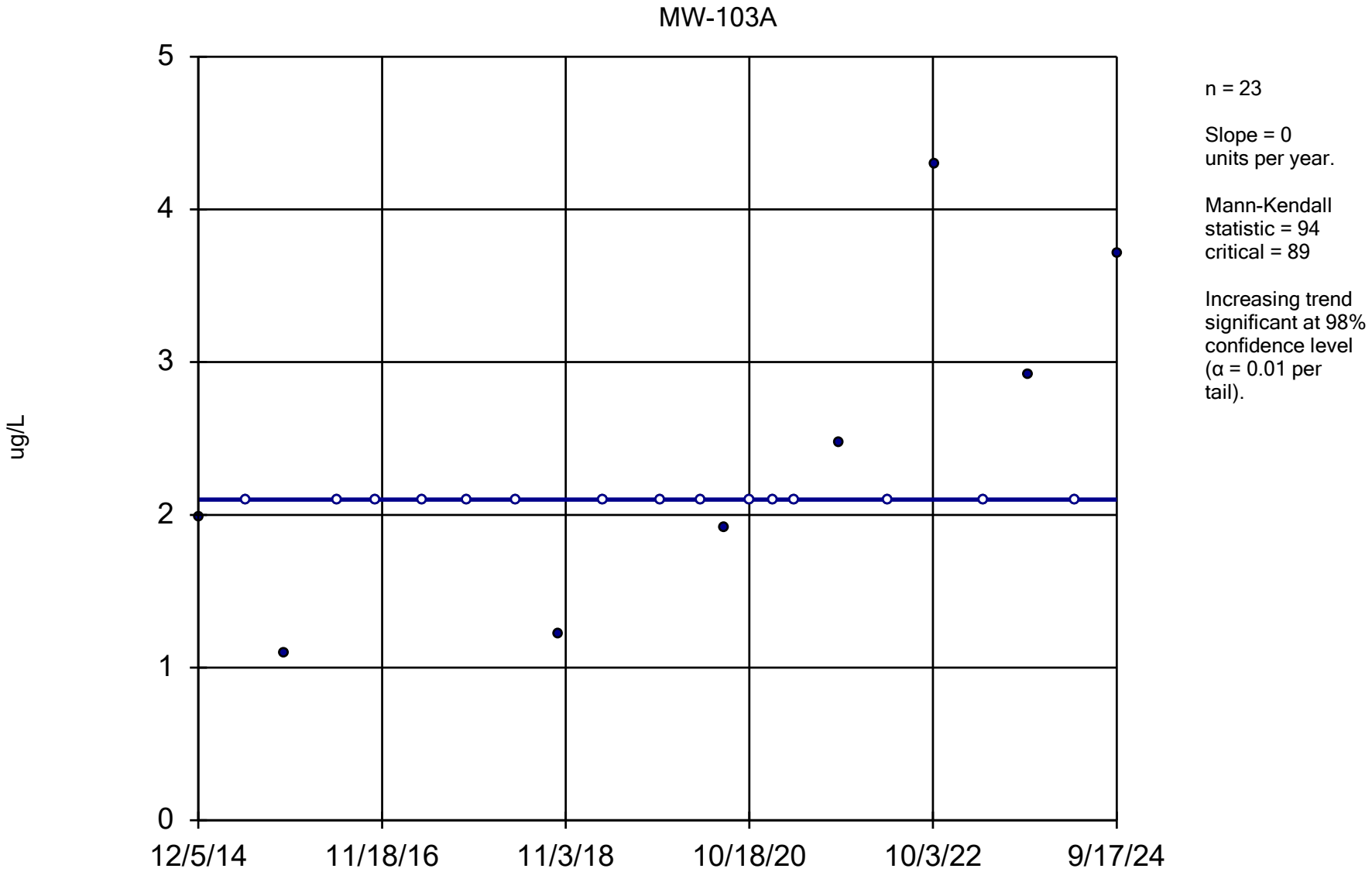

Constituent: Nickel Analysis Run 12/13/2024 1:19 PM View: All Wells - Appendix I Metals

DMASWA Client: DMASWA Data: DMASWA Database_Updated

Sanitas™ v.10.0.15 Software licensed to HDR, Inc. UG
Hollow symbols indicate censored values.

Sen's Slope Estimator

MW-204A

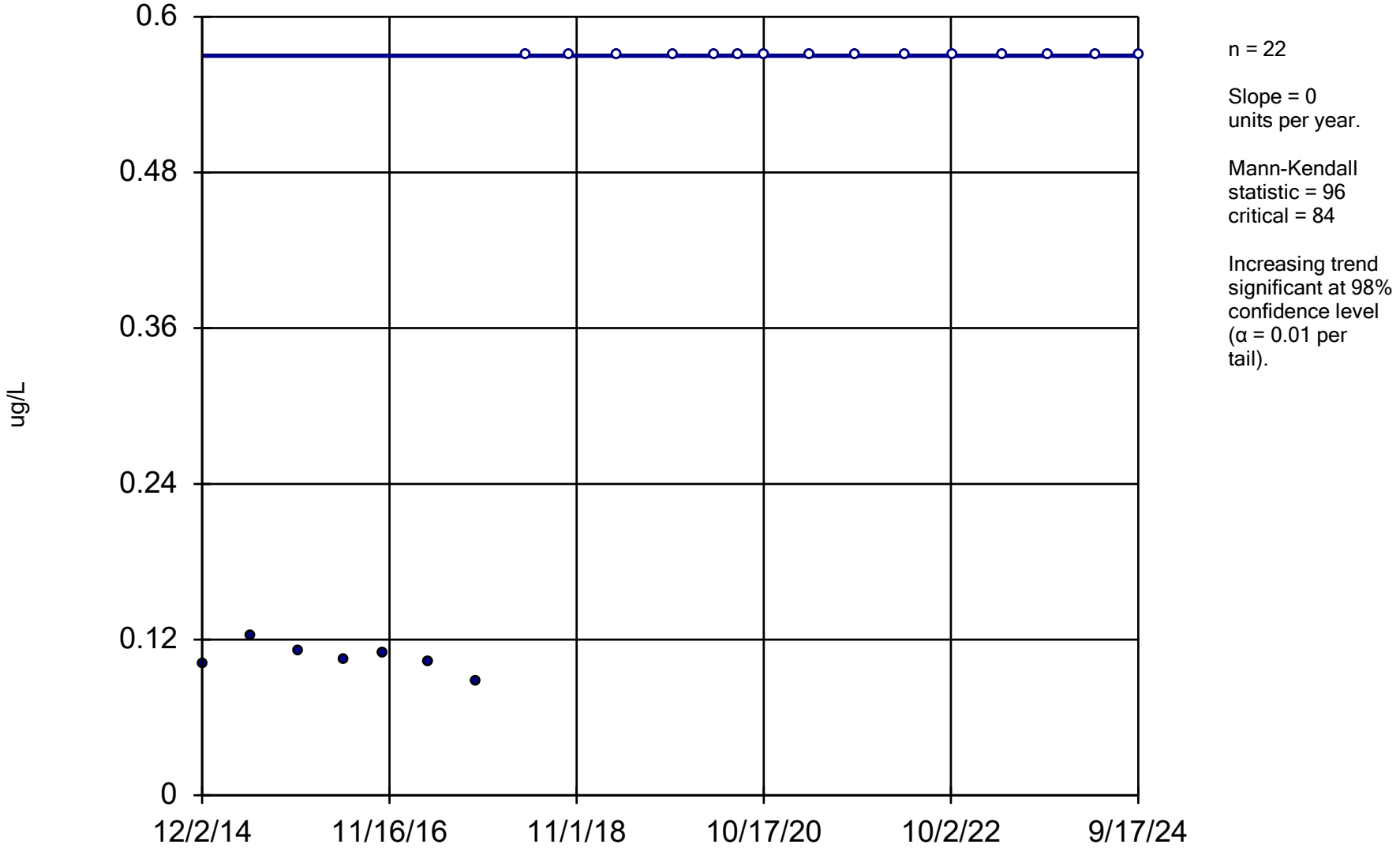

n = 22

Slope = 0
units per year.

Mann-Kendall
statistic = 96
critical = 84

Increasing trend
significant at 98%
confidence level
(α = 0.01 per
tail).

Constituent: Thallium Analysis Run 12/13/2024 1:20 PM View: All Wells - Appendix I Metals

DMASWA Client: DMASWA Data: DMASWA Database_Updated

Trend Test

DMASWA Client: DMASWA Data: DMASWA Database_Updated Printed 12/13/2024, 1:21 PM

Constituent	Well	Slope	Calc.	Critical	Sig.	N	%NDs	Normality	Xform	Alpha	Method
Antimony (ug/L)	MW-102A	0	0	68	No	19	100	n/a	n/a	0.02	NP
Antimony (ug/L)	OW-301A	0	44	63	No	18	83.33	n/a	n/a	0.02	NP
Antimony (ug/L)	MW-201A	0	0	89	No	23	100	n/a	n/a	0.02	NP
Antimony (ug/L)	MW-103A	0	0	84	No	22	100	n/a	n/a	0.02	NP
Antimony (ug/L)	MW-114AR	0	0	73	No	20	100	n/a	n/a	0.02	NP
Antimony (ug/L)	MW-120AR ...	0	-13	-84	No	22	95.45	n/a	n/a	0.02	NP
Antimony (ug/L)	P-105B	0	-15	-73	No	20	95	n/a	n/a	0.02	NP
Antimony (ug/L)	P-108B	0	0	73	No	20	100	n/a	n/a	0.02	NP
Antimony (ug/L)	MW-403A	0	0	73	No	20	100	n/a	n/a	0.02	NP
Antimony (ug/L)	P-114BR	0	0	73	No	20	100	n/a	n/a	0.02	NP
Antimony (ug/L)	MW-204A	0	5	84	No	22	95.45	n/a	n/a	0.02	NP
Antimony (ug/L)	P-120B (bg)	0	43	73	No	20	75	n/a	n/a	0.02	NP
Antimony (ug/L)	MW-137A	0	0	78	No	21	100	n/a	n/a	0.02	NP
Antimony (ug/L)	MW-202A	0	15	78	No	21	90.48	n/a	n/a	0.02	NP
Antimony (ug/L)	MW-401A	0	0	78	No	21	100	n/a	n/a	0.02	NP
Antimony (ug/L)	MW-402A	0	0	73	No	20	100	n/a	n/a	0.02	NP
Antimony (ug/L)	OW-306AR	0	0	39	No	13	100	n/a	n/a	0.02	NP
Antimony (ug/L)	MW-109ARR	0	3	73	No	20	95	n/a	n/a	0.02	NP
Antimony (ug/L)	MW-502A	0	-10	-73	No	20	85	n/a	n/a	0.02	NP
Antimony (ug/L)	MW-404A	0	3	73	No	20	95	n/a	n/a	0.02	NP
Antimony (ug/L)	P-504B (bg)	0	25	44	No	14	85.71	n/a	n/a	0.02	NP
Antimony (ug/L)	P-503B (bg)	0	12	58	No	17	94.12	n/a	n/a	0.02	NP
Antimony (ug/L)	MW-505A (bg)	0	7	53	No	16	93.75	n/a	n/a	0.02	NP
Antimony (ug/L)	MW-501A	0	18	68	No	19	94.74	n/a	n/a	0.02	NP
Antimony (ug/L)	MW-605	0	0	39	No	13	100	n/a	n/a	0.02	NP
Antimony (ug/L)	MW-604	0	-2	-39	No	13	92.31	n/a	n/a	0.02	NP
Arsenic (ug/L)	MW-102A	0.6132	51	78	No	21	0	n/a	n/a	0.02	NP
Arsenic (ug/L)	OW-301A	0.06938	63	63	No	18	50	n/a	n/a	0.02	NP
Arsenic (ug/L)	MW-201A	-0.0409	-72	-73	No	20	60	n/a	n/a	0.02	NP
Arsenic (ug/L)	MW-103A	0	9	89	No	23	91.3	n/a	n/a	0.02	NP
Arsenic (ug/L)	MW-114AR	0	26	78	No	21	80.95	n/a	n/a	0.02	NP
Arsenic (ug/L)	MW-120AR ...	0	11	89	No	23	86.96	n/a	n/a	0.02	NP
Arsenic (ug/L)	P-105B	0	-8	-78	No	21	28.57	n/a	n/a	0.02	NP
Arsenic (ug/L)	P-108B	0	4	78	No	21	95.24	n/a	n/a	0.02	NP
Arsenic (ug/L)	MW-403A	0	-7	-78	No	21	90.48	n/a	n/a	0.02	NP
Arsenic (ug/L)	P-114BR	0	-13	-73	No	20	90	n/a	n/a	0.02	NP
Arsenic (ug/L)	MW-204A	0	-5	-73	No	20	95	n/a	n/a	0.02	NP
Arsenic (ug/L)	P-120B (bg)	0	33	78	No	21	90.48	n/a	n/a	0.02	NP
Arsenic (ug/L)	MW-137A	0	6	68	No	19	78.95	n/a	n/a	0.02	NP
Arsenic (ug/L)	MW-202A	0	9	78	No	21	33.33	n/a	n/a	0.02	NP
Arsenic (ug/L)	MW-401A	0	-62	-84	No	22	63.64	n/a	n/a	0.02	NP
Arsenic (ug/L)	MW-402A	0.03155	30	78	No	21	23.81	n/a	n/a	0.02	NP
Arsenic (ug/L)	OW-306AR	-0.1627	-26	-44	No	14	21.43	n/a	n/a	0.02	NP
Arsenic (ug/L)	**MW-109ARR**	**0.7009**	**123**	**78**	**Yes**	**21**	**14.29**	**n/a**	**n/a**	**0.02**	**NP**
Arsenic (ug/L)	MW-502A	0	23	73	No	20	90	n/a	n/a	0.02	NP
Arsenic (ug/L)	MW-404A	0	-11	-78	No	21	85.71	n/a	n/a	0.02	NP
Arsenic (ug/L)	P-504B (bg)	0	19	44	No	14	64.29	n/a	n/a	0.02	NP
Arsenic (ug/L)	P-503B (bg)	0	7	68	No	19	84.21	n/a	n/a	0.02	NP
Arsenic (ug/L)	MW-505A (bg)	0	-8	-58	No	17	94.12	n/a	n/a	0.02	NP
Arsenic (ug/L)	MW-501A	0	8	73	No	20	85	n/a	n/a	0.02	NP

Trend Test

DMASWA Client: DMASWA Data: DMASWA Database_Updated Printed 12/13/2024, 1:21 PM

Constituent	Well	Slope	Calc.	Critical	Sig.	N	%NDs	Normality	Xform	Alpha	Method
Arsenic (ug/L)	MW-605	0	-1	-44	No	14	85.71	n/a	n/a	0.02	NP
Arsenic (ug/L)	MW-604	0	-13	-44	No	14	92.86	n/a	n/a	0.02	NP
Barium (ug/L)	**MW-102A**	**22.15**	**155**	**78**	**Yes**	**21**	**0**	**n/a**	**n/a**	**0.02**	**NP**
Barium (ug/L)	**OW-301A**	**13.81**	**105**	**63**	**Yes**	**18**	**0**	**n/a**	**n/a**	**0.02**	**NP**
Barium (ug/L)	**MW-201A**	**-18.04**	**-127**	**-89**	**Yes**	**23**	**0**	**n/a**	**n/a**	**0.02**	**NP**
Barium (ug/L)	MW-103A	7.675	37	78	No	21	0	n/a	n/a	0.02	NP
Barium (ug/L)	**MW-114AR**	**-5.472**	**-83**	**-78**	**Yes**	**21**	**0**	**n/a**	**n/a**	**0.02**	**NP**
Barium (ug/L)	MW-120AR ...	-1.583	-73	-89	No	23	0	n/a	n/a	0.02	NP
Barium (ug/L)	P-105B	-1.218	-28	-73	No	20	0	n/a	n/a	0.02	NP
Barium (ug/L)	P-108B	0.6479	22	78	No	21	0	n/a	n/a	0.02	NP
Barium (ug/L)	**MW-403A**	**7.122**	**143**	**78**	**Yes**	**21**	**0**	**n/a**	**n/a**	**0.02**	**NP**
Barium (ug/L)	**P-114BR**	**3.066**	**98**	**78**	**Yes**	**21**	**0**	**n/a**	**n/a**	**0.02**	**NP**
Barium (ug/L)	MW-204A	-3.781	-86	-89	No	23	0	n/a	n/a	0.02	NP
Barium (ug/L)	P-120B (bg)	-0.2042	-58	-78	No	21	0	n/a	n/a	0.02	NP
Barium (ug/L)	MW-137A	3.405	41	68	No	19	0	n/a	n/a	0.02	NP
Barium (ug/L)	MW-202A	-3.707	-6	-89	No	23	0	n/a	n/a	0.02	NP
Barium (ug/L)	**MW-401A**	**10.27**	**118**	**95**	**Yes**	**24**	**0**	**n/a**	**n/a**	**0.02**	**NP**
Barium (ug/L)	**MW-402A**	**-1.954**	**-95**	**-78**	**Yes**	**21**	**0**	**n/a**	**n/a**	**0.02**	**NP**
Barium (ug/L)	OW-306AR	-8.622	-35	-44	No	14	0	n/a	n/a	0.02	NP
Barium (ug/L)	**MW-109ARR**	**22.19**	**150**	**78**	**Yes**	**21**	**0**	**n/a**	**n/a**	**0.02**	**NP**
Barium (ug/L)	**MW-502A**	**-1.804**	**-134**	**-73**	**Yes**	**20**	**0**	**n/a**	**n/a**	**0.02**	**NP**
Barium (ug/L)	MW-404A	-0.1897	-21	-78	No	21	0	n/a	n/a	0.02	NP
Barium (ug/L)	**P-504B (bg)**	**18.03**	**67**	**44**	**Yes**	**14**	**0**	**n/a**	**n/a**	**0.02**	**NP**
Barium (ug/L)	P-503B (bg)	-1.201	-32	-68	No	19	0	n/a	n/a	0.02	NP
Barium (ug/L)	MW-505A (bg)	1.002	16	58	No	17	0	n/a	n/a	0.02	NP
Barium (ug/L)	MW-501A	-1.861	-38	-73	No	20	0	n/a	n/a	0.02	NP
Barium (ug/L)	**MW-605**	**21.24**	**59**	**44**	**Yes**	**14**	**0**	**n/a**	**n/a**	**0.02**	**NP**
Barium (ug/L)	MW-604	8.156	31	44	No	14	0	n/a	n/a	0.02	NP
Beryllium (ug/L)	MW-102A	0	16	78	No	21	95.24	n/a	n/a	0.02	NP
Beryllium (ug/L)	OW-301A	0	0	63	No	18	100	n/a	n/a	0.02	NP
Beryllium (ug/L)	MW-201A	0	18	89	No	23	95.65	n/a	n/a	0.02	NP
Beryllium (ug/L)	MW-103A	0	20	89	No	23	95.65	n/a	n/a	0.02	NP
Beryllium (ug/L)	MW-114AR	0	0	78	No	21	100	n/a	n/a	0.02	NP
Beryllium (ug/L)	MW-120AR ...	0	0	89	No	23	100	n/a	n/a	0.02	NP
Beryllium (ug/L)	P-105B	0	0	78	No	21	100	n/a	n/a	0.02	NP
Beryllium (ug/L)	P-108B	0	16	78	No	21	95.24	n/a	n/a	0.02	NP
Beryllium (ug/L)	MW-403A	0	16	78	No	21	95.24	n/a	n/a	0.02	NP
Beryllium (ug/L)	P-114BR	0	0	78	No	21	100	n/a	n/a	0.02	NP
Beryllium (ug/L)	MW-204A	0	6	89	No	23	95.65	n/a	n/a	0.02	NP
Beryllium (ug/L)	P-120B (bg)	0	0	78	No	21	100	n/a	n/a	0.02	NP
Beryllium (ug/L)	MW-137A	0	19	84	No	22	95.45	n/a	n/a	0.02	NP
Beryllium (ug/L)	MW-202A	0	0	89	No	23	100	n/a	n/a	0.02	NP
Beryllium (ug/L)	MW-401A	0	17	84	No	22	95.45	n/a	n/a	0.02	NP
Beryllium (ug/L)	MW-402A	0	16	78	No	21	95.24	n/a	n/a	0.02	NP
Beryllium (ug/L)	OW-306AR	0	-1	-44	No	14	92.86	n/a	n/a	0.02	NP
Beryllium (ug/L)	MW-109ARR	0	6	78	No	21	95.24	n/a	n/a	0.02	NP
Beryllium (ug/L)	MW-502A	0	0	73	No	20	100	n/a	n/a	0.02	NP
Beryllium (ug/L)	MW-404A	0	0	78	No	21	100	n/a	n/a	0.02	NP
Beryllium (ug/L)	P-504B (bg)	0	0	44	No	14	100	n/a	n/a	0.02	NP
Beryllium (ug/L)	P-503B (bg)	0	0	68	No	19	100	n/a	n/a	0.02	NP

Trend Test

DMASWA Client: DMASWA Data: DMASWA Database_Updated Printed 12/13/2024, 1:21 PM

Constituent	Well	Slope	Calc.	Critical	Sig.	N	%NDs	Normality	Xform	Alpha	Method
Beryllium (ug/L)	MW-505A (bg)	0	0	58	No	17	100	n/a	n/a	0.02	NP
Beryllium (ug/L)	MW-501A	0	0	73	No	20	100	n/a	n/a	0.02	NP
Beryllium (ug/L)	MW-605	0	0	44	No	14	100	n/a	n/a	0.02	NP
Beryllium (ug/L)	MW-604	0	0	44	No	14	100	n/a	n/a	0.02	NP
Cadmium (ug/L)	MW-102A	0	0	78	No	21	95.24	n/a	n/a	0.02	NP
Cadmium (ug/L)	OW-301A	0.002233	31	53	No	16	50	n/a	n/a	0.02	NP
Cadmium (ug/L)	MW-201A	0	54	78	No	21	52.38	n/a	n/a	0.02	NP
Cadmium (ug/L)	MW-103A	0	1	89	No	23	91.3	n/a	n/a	0.02	NP
Cadmium (ug/L)	MW-114AR	0	21	78	No	21	57.14	n/a	n/a	0.02	NP
Cadmium (ug/L)	MW-120AR ...	0	45	89	No	23	86.96	n/a	n/a	0.02	NP
Cadmium (ug/L)	P-105B	0	0	78	No	21	100	n/a	n/a	0.02	NP
Cadmium (ug/L)	P-108B	0	0	78	No	21	100	n/a	n/a	0.02	NP
Cadmium (ug/L)	MW-403A	0	19	84	No	22	63.64	n/a	n/a	0.02	NP
Cadmium (ug/L)	P-114BR	0	0	78	No	21	100	n/a	n/a	0.02	NP
Cadmium (ug/L)	MW-204A	-0.00...	-71	-73	No	20	25	n/a	n/a	0.02	NP
Cadmium (ug/L)	P-120B (bg)	0	54	78	No	21	76.19	n/a	n/a	0.02	NP
Cadmium (ug/L)	MW-137A	0	42	84	No	22	68.18	n/a	n/a	0.02	NP
Cadmium (ug/L)	MW-202A	0	1	89	No	23	91.3	n/a	n/a	0.02	NP
Cadmium (ug/L)	MW-401A	0	22	89	No	23	65.22	n/a	n/a	0.02	NP
Cadmium (ug/L)	MW-402A	0	9	78	No	21	90.48	n/a	n/a	0.02	NP
Cadmium (ug/L)	OW-306AR	0.006126	27	44	No	14	35.71	n/a	n/a	0.02	NP
Cadmium (ug/L)	MW-109ARR	0	18	78	No	21	71.43	n/a	n/a	0.02	NP
Cadmium (ug/L)	MW-502A	0	10	73	No	20	80	n/a	n/a	0.02	NP
Cadmium (ug/L)	MW-404A	0	3	78	No	21	85.71	n/a	n/a	0.02	NP
Cadmium (ug/L)	P-504B (bg)	0	17	44	No	14	64.29	n/a	n/a	0.02	NP
Cadmium (ug/L)	P-503B (bg)	0	25	68	No	19	84.21	n/a	n/a	0.02	NP
Cadmium (ug/L)	MW-505A (bg)	0	3	58	No	17	82.35	n/a	n/a	0.02	NP
Cadmium (ug/L)	MW-501A	0.004724	64	78	No	21	38.1	n/a	n/a	0.02	NP
Cadmium (ug/L)	**MW-605**	**0.01103**	**42**	**39**	**Yes**	**13**	**38.46**	**n/a**	**n/a**	**0.02**	**NP**
Cadmium (ug/L)	MW-604	0	0	39	No	13	100	n/a	n/a	0.02	NP
Chromium (ug/L)	MW-102A	0	0	78	No	21	100	n/a	n/a	0.02	NP
Chromium (ug/L)	OW-301A	0	-7	-63	No	18	94.44	n/a	n/a	0.02	NP
Chromium (ug/L)	MW-201A	0	-6	-89	No	23	95.65	n/a	n/a	0.02	NP
Chromium (ug/L)	MW-103A	0	-6	-89	No	23	95.65	n/a	n/a	0.02	NP
Chromium (ug/L)	MW-114AR	0	-4	-78	No	21	95.24	n/a	n/a	0.02	NP
Chromium (ug/L)	MW-120AR ...	0	22	84	No	22	81.82	n/a	n/a	0.02	NP
Chromium (ug/L)	P-105B	0	0	78	No	21	100	n/a	n/a	0.02	NP
Chromium (ug/L)	P-108B	0	-4	-78	No	21	95.24	n/a	n/a	0.02	NP
Chromium (ug/L)	MW-403A	0	0	78	No	21	100	n/a	n/a	0.02	NP
Chromium (ug/L)	P-114BR	0	-5	-78	No	21	90.48	n/a	n/a	0.02	NP
Chromium (ug/L)	MW-204A	0	1	89	No	23	91.3	n/a	n/a	0.02	NP
Chromium (ug/L)	P-120B (bg)	0	33	78	No	21	85.71	n/a	n/a	0.02	NP
Chromium (ug/L)	MW-137A	0	-1	-84	No	22	90.91	n/a	n/a	0.02	NP
Chromium (ug/L)	MW-202A	0	9	89	No	23	91.3	n/a	n/a	0.02	NP
Chromium (ug/L)	MW-401A	0	-5	-84	No	22	95.45	n/a	n/a	0.02	NP
Chromium (ug/L)	MW-402A	0	-4	-78	No	21	95.24	n/a	n/a	0.02	NP
Chromium (ug/L)	OW-306AR	0	1	44	No	14	57.14	n/a	n/a	0.02	NP
Chromium (ug/L)	MW-109ARR	0	3	78	No	21	90.48	n/a	n/a	0.02	NP
Chromium (ug/L)	MW-502A	0	30	73	No	20	85	n/a	n/a	0.02	NP
Chromium (ug/L)	MW-404A	0	9	78	No	21	90.48	n/a	n/a	0.02	NP

Trend Test

DMASWA Client: DMASWA Data: DMASWA Database_Updated Printed 12/13/2024, 1:21 PM

Constituent	Well	Slope	Calc.	Critical	Sig.	N	%NDs	Normality	Xform	Alpha	Method
Chromium (ug/L)	P-504B (bg)	0	13	44	No	14	92.86	n/a	n/a	0.02	NP
Chromium (ug/L)	P-503B (bg)	0	43	68	No	19	84.21	n/a	n/a	0.02	NP
Chromium (ug/L)	MW-505A (bg)	0	-10	-58	No	17	94.12	n/a	n/a	0.02	NP
Chromium (ug/L)	MW-501A	0	30	73	No	20	85	n/a	n/a	0.02	NP
Chromium (ug/L)	MW-605	0	0	44	No	14	100	n/a	n/a	0.02	NP
Chromium (ug/L)	MW-604	0	0	44	No	14	100	n/a	n/a	0.02	NP
Cobalt (ug/L)	MW-102A	0.1046	66	78	No	21	0	n/a	n/a	0.02	NP
Cobalt (ug/L)	OW-301A	0.01378	5	63	No	18	5.556	n/a	n/a	0.02	NP
Cobalt (ug/L)	MW-201A	-0.06936	-17	-89	No	23	0	n/a	n/a	0.02	NP
Cobalt (ug/L)	**MW-103A**	**0.008743**	**110**	**89**	**Yes**	**23**	**43.48**	**n/a**	**n/a**	**0.02**	**NP**
Cobalt (ug/L)	**MW-114AR**	**0.00666**	**79**	**78**	**Yes**	**21**	**47.62**	**n/a**	**n/a**	**0.02**	**NP**
Cobalt (ug/L)	MW-120AR ...	0.02813	33	89	No	23	4.348	n/a	n/a	0.02	NP
Cobalt (ug/L)	P-105B	0	19	78	No	21	52.38	n/a	n/a	0.02	NP
Cobalt (ug/L)	P-108B	0	43	78	No	21	85.71	n/a	n/a	0.02	NP
Cobalt (ug/L)	MW-403A	0.02569	36	78	No	21	0	n/a	n/a	0.02	NP
Cobalt (ug/L)	P-114BR	0	30	78	No	21	80.95	n/a	n/a	0.02	NP
Cobalt (ug/L)	**MW-204A**	**0.09256**	**85**	**84**	**Yes**	**22**	**0**	**n/a**	**n/a**	**0.02**	**NP**
Cobalt (ug/L)	P-120B (bg)	0.02942	45	78	No	21	9.524	n/a	n/a	0.02	NP
Cobalt (ug/L)	MW-137A	0.02167	56	84	No	22	27.27	n/a	n/a	0.02	NP
Cobalt (ug/L)	MW-202A	0.05348	18	89	No	23	0	n/a	n/a	0.02	NP
Cobalt (ug/L)	MW-401A	0.06004	61	89	No	23	0	n/a	n/a	0.02	NP
Cobalt (ug/L)	**MW-402A**	**-0.0876**	**-138**	**-84**	**Yes**	**22**	**0**	**n/a**	**n/a**	**0.02**	**NP**
Cobalt (ug/L)	OW-306AR	-0.1013	-16	-44	No	14	0	n/a	n/a	0.02	NP
Cobalt (ug/L)	**MW-109ARR**	**0.1928**	**137**	**78**	**Yes**	**21**	**0**	**n/a**	**n/a**	**0.02**	**NP**
Cobalt (ug/L)	MW-502A	-0.02768	-62	-73	No	20	0	n/a	n/a	0.02	NP
Cobalt (ug/L)	**MW-404A**	**0.05622**	**86**	**84**	**Yes**	**22**	**9.091**	**n/a**	**n/a**	**0.02**	**NP**
Cobalt (ug/L)	P-504B (bg)	0.4274	43	44	No	14	0	n/a	n/a	0.02	NP
Cobalt (ug/L)	P-503B (bg)	0.1243	61	63	No	18	0	n/a	n/a	0.02	NP
Cobalt (ug/L)	MW-505A (bg)	0	-32	-58	No	17	52.94	n/a	n/a	0.02	NP
Cobalt (ug/L)	**MW-501A**	**0.1934**	**158**	**95**	**Yes**	**24**	**0**	**n/a**	**n/a**	**0.02**	**NP**
Cobalt (ug/L)	MW-605	0.03908	31	68	No	19	0	n/a	n/a	0.02	NP
Cobalt (ug/L)	MW-604	0	41	68	No	19	84.21	n/a	n/a	0.02	NP
Copper (ug/L)	MW-102A	0	12	78	No	21	80.95	n/a	n/a	0.02	NP
Copper (ug/L)	OW-301A	0	25	63	No	18	88.89	n/a	n/a	0.02	NP
Copper (ug/L)	MW-201A	0	35	89	No	23	69.57	n/a	n/a	0.02	NP
Copper (ug/L)	MW-103A	0	44	89	No	23	82.61	n/a	n/a	0.02	NP
Copper (ug/L)	MW-114AR	0	48	78	No	21	76.19	n/a	n/a	0.02	NP
Copper (ug/L)	MW-120AR ...	0	48	89	No	23	60.87	n/a	n/a	0.02	NP
Copper (ug/L)	P-105B	0	-11	-78	No	21	90.48	n/a	n/a	0.02	NP
Copper (ug/L)	P-108B	0	60	78	No	21	80.95	n/a	n/a	0.02	NP
Copper (ug/L)	MW-403A	0	16	78	No	21	95.24	n/a	n/a	0.02	NP
Copper (ug/L)	P-114BR	0	0	78	No	21	95.24	n/a	n/a	0.02	NP
Copper (ug/L)	MW-204A	0	74	78	No	21	76.19	n/a	n/a	0.02	NP
Copper (ug/L)	P-120B (bg)	0	62	78	No	21	61.9	n/a	n/a	0.02	NP
Copper (ug/L)	MW-137A	0	49	84	No	22	77.27	n/a	n/a	0.02	NP
Copper (ug/L)	MW-202A	-0.02679	-45	-89	No	23	30.43	n/a	n/a	0.02	NP
Copper (ug/L)	MW-401A	0	17	84	No	22	90.91	n/a	n/a	0.02	NP
Copper (ug/L)	MW-402A	0	6	78	No	21	95.24	n/a	n/a	0.02	NP
Copper (ug/L)	OW-306AR	0	12	44	No	14	42.86	n/a	n/a	0.02	NP
Copper (ug/L)	MW-109ARR	0	21	78	No	21	85.71	n/a	n/a	0.02	NP

Trend Test

DMASWA Client: DMASWA Data: DMASWA Database_Updated Printed 12/13/2024, 1:21 PM

Constituent	Well	Slope	Calc.	Critical	Sig.	N	%NDs	Normality	Xform	Alpha	Method
Copper (ug/L)	MW-502A	0	23	73	No	20	90	n/a	n/a	0.02	NP
Copper (ug/L)	MW-404A	0	17	78	No	21	85.71	n/a	n/a	0.02	NP
Copper (ug/L)	P-504B (bg)	0	19	44	No	14	64.29	n/a	n/a	0.02	NP
Copper (ug/L)	P-503B (bg)	0	41	68	No	19	84.21	n/a	n/a	0.02	NP
Copper (ug/L)	MW-505A (bg)	0	-5	-58	No	17	88.24	n/a	n/a	0.02	NP
Copper (ug/L)	MW-501A	0	30	73	No	20	85	n/a	n/a	0.02	NP
Copper (ug/L)	MW-605	0	-7	-44	No	14	92.86	n/a	n/a	0.02	NP
Copper (ug/L)	MW-604	0	0	44	No	14	100	n/a	n/a	0.02	NP
Lead (ug/L)	MW-102A	0	-21	-78	No	21	90.48	n/a	n/a	0.02	NP
Lead (ug/L)	OW-301A	0	31	63	No	18	88.89	n/a	n/a	0.02	NP
Lead (ug/L)	MW-201A	0	-1	-89	No	23	91.3	n/a	n/a	0.02	NP
Lead (ug/L)	MW-103A	0	-4	-78	No	21	80.95	n/a	n/a	0.02	NP
Lead (ug/L)	MW-114AR	0	15	78	No	21	90.48	n/a	n/a	0.02	NP
Lead (ug/L)	MW-120AR ...	0	57	89	No	23	56.52	n/a	n/a	0.02	NP
Lead (ug/L)	P-105B	0	32	78	No	21	76.19	n/a	n/a	0.02	NP
Lead (ug/L)	P-108B	0.007708	12	78	No	21	4.762	n/a	n/a	0.02	NP
Lead (ug/L)	MW-403A	0	-2	-84	No	22	81.82	n/a	n/a	0.02	NP
Lead (ug/L)	P-114BR	0	0	78	No	21	100	n/a	n/a	0.02	NP
Lead (ug/L)	MW-204A	0	21	84	No	22	77.27	n/a	n/a	0.02	NP
Lead (ug/L)	P-120B (bg)	0	46	78	No	21	76.19	n/a	n/a	0.02	NP
Lead (ug/L)	MW-137A	0	11	84	No	22	90.91	n/a	n/a	0.02	NP
Lead (ug/L)	MW-202A	0	18	89	No	23	95.65	n/a	n/a	0.02	NP
Lead (ug/L)	MW-401A	0	-37	-89	No	23	69.57	n/a	n/a	0.02	NP
Lead (ug/L)	MW-402A	0	2	84	No	22	86.36	n/a	n/a	0.02	NP
Lead (ug/L)	**OW-306AR**	**0.1543**	**45**	**35**	**Yes**	**12**	**16.67**	**n/a**	**n/a**	**0.02**	**NP**
Lead (ug/L)	MW-109ARR	0	26	73	No	20	65	n/a	n/a	0.02	NP
Lead (ug/L)	MW-502A	0	-16	-73	No	20	60	n/a	n/a	0.02	NP
Lead (ug/L)	MW-404A	0	-10	-89	No	23	82.61	n/a	n/a	0.02	NP
Lead (ug/L)	P-504B (bg)	0.004092	29	44	No	14	57.14	n/a	n/a	0.02	NP
Lead (ug/L)	P-503B (bg)	0	36	68	No	19	78.95	n/a	n/a	0.02	NP
Lead (ug/L)	MW-505A (bg)	0	12	53	No	16	81.25	n/a	n/a	0.02	NP
Lead (ug/L)	MW-501A	0	43	73	No	20	75	n/a	n/a	0.02	NP
Lead (ug/L)	MW-605	0	-7	-44	No	14	92.86	n/a	n/a	0.02	NP
Lead (ug/L)	MW-604	0	3	44	No	14	92.86	n/a	n/a	0.02	NP
Nickel (ug/L)	MW-102A	0	25	78	No	21	47.62	n/a	n/a	0.02	NP
Nickel (ug/L)	OW-301A	0	11	58	No	17	35.29	n/a	n/a	0.02	NP
Nickel (ug/L)	MW-201A	-0.1683	-69	-84	No	22	4.545	n/a	n/a	0.02	NP
Nickel (ug/L)	**MW-103A**	**0**	**94**	**89**	**Yes**	**23**	**65.22**	**n/a**	**n/a**	**0.02**	**NP**
Nickel (ug/L)	MW-114AR	0.08094	77	78	No	21	47.62	n/a	n/a	0.02	NP
Nickel (ug/L)	MW-120AR ...	-0.1627	-33	-84	No	22	0	n/a	n/a	0.02	NP
Nickel (ug/L)	P-105B	0	8	78	No	21	80.95	n/a	n/a	0.02	NP
Nickel (ug/L)	P-108B	0	7	78	No	21	85.71	n/a	n/a	0.02	NP
Nickel (ug/L)	MW-403A	0.0546	47	78	No	21	33.33	n/a	n/a	0.02	NP
Nickel (ug/L)	P-114BR	0	5	63	No	18	94.44	n/a	n/a	0.02	NP
Nickel (ug/L)	MW-204A	-0.4288	-72	-89	No	23	0	n/a	n/a	0.02	NP
Nickel (ug/L)	P-120B (bg)	0	40	78	No	21	76.19	n/a	n/a	0.02	NP
Nickel (ug/L)	MW-137A	0	35	63	No	18	66.67	n/a	n/a	0.02	NP
Nickel (ug/L)	MW-202A	0.565	56	84	No	22	4.545	n/a	n/a	0.02	NP
Nickel (ug/L)	MW-401A	0.1616	40	89	No	23	13.04	n/a	n/a	0.02	NP
Nickel (ug/L)	MW-402A	0	54	78	No	21	80.95	n/a	n/a	0.02	NP

Trend Test

DMASWA Client: DMASWA Data: DMASWA Database_Updated Printed 12/13/2024, 1:21 PM

Constituent	Well	Slope	Calc.	Critical	Sig.	N	%NDs	Normality	Xform	Alpha	Method
Nickel (ug/L)	OW-306AR	0.2017	14	44	No	14	7.143	n/a	n/a	0.02	NP
Nickel (ug/L)	MW-109ARR	0.01444	14	68	No	19	15.79	n/a	n/a	0.02	NP
Nickel (ug/L)	MW-502A	0	40	73	No	20	85	n/a	n/a	0.02	NP
Nickel (ug/L)	MW-404A	0	29	78	No	21	52.38	n/a	n/a	0.02	NP
Nickel (ug/L)	P-504B (bg)	0.2261	22	44	No	14	0	n/a	n/a	0.02	NP
Nickel (ug/L)	P-503B (bg)	0.1004	27	63	No	18	22.22	n/a	n/a	0.02	NP
Nickel (ug/L)	MW-505A (bg)	0	32	53	No	16	75	n/a	n/a	0.02	NP
Nickel (ug/L)	MW-501A	-0.02785	-18	-73	No	20	0	n/a	n/a	0.02	NP
Nickel (ug/L)	MW-605	0.3228	65	68	No	19	5.263	n/a	n/a	0.02	NP
Nickel (ug/L)	MW-604	0	27	68	No	19	89.47	n/a	n/a	0.02	NP
Selenium (ug/L)	MW-102A	0	-12	-78	No	21	95.24	n/a	n/a	0.02	NP
Selenium (ug/L)	OW-301A	0	10	63	No	18	50	n/a	n/a	0.02	NP
Selenium (ug/L)	MW-201A	0	0	89	No	23	100	n/a	n/a	0.02	NP
Selenium (ug/L)	MW-103A	0	69	89	No	23	69.57	n/a	n/a	0.02	NP
Selenium (ug/L)	MW-114AR	0	50	78	No	21	61.9	n/a	n/a	0.02	NP
Selenium (ug/L)	MW-120AR ...	0	32	89	No	23	82.61	n/a	n/a	0.02	NP
Selenium (ug/L)	P-105B	0	0	78	No	21	100	n/a	n/a	0.02	NP
Selenium (ug/L)	P-108B	0	34	78	No	21	76.19	n/a	n/a	0.02	NP
Selenium (ug/L)	MW-403A	0	-12	-78	No	21	95.24	n/a	n/a	0.02	NP
Selenium (ug/L)	P-114BR	0	12	78	No	21	95.24	n/a	n/a	0.02	NP
Selenium (ug/L)	MW-204A	0	-7	-89	No	23	91.3	n/a	n/a	0.02	NP
Selenium (ug/L)	P-120B (bg)	0	18	78	No	21	95.24	n/a	n/a	0.02	NP
Selenium (ug/L)	MW-137A	0	-5	-84	No	22	90.91	n/a	n/a	0.02	NP
Selenium (ug/L)	MW-202A	0	0	89	No	23	100	n/a	n/a	0.02	NP
Selenium (ug/L)	MW-401A	0	1	84	No	22	90.91	n/a	n/a	0.02	NP
Selenium (ug/L)	MW-402A	0	-12	-78	No	21	95.24	n/a	n/a	0.02	NP
Selenium (ug/L)	OW-306AR	0	7	44	No	14	64.29	n/a	n/a	0.02	NP
Selenium (ug/L)	MW-109ARR	0	12	78	No	21	95.24	n/a	n/a	0.02	NP
Selenium (ug/L)	MW-502A	0	13	73	No	20	90	n/a	n/a	0.02	NP
Selenium (ug/L)	MW-404A	0	-15	-78	No	21	90.48	n/a	n/a	0.02	NP
Selenium (ug/L)	P-504B (bg)	0	17	44	No	14	85.71	n/a	n/a	0.02	NP
Selenium (ug/L)	P-503B (bg)	0	12	68	No	19	94.74	n/a	n/a	0.02	NP
Selenium (ug/L)	MW-505A (bg)	0	0	58	No	17	100	n/a	n/a	0.02	NP
Selenium (ug/L)	MW-501A	0	9	73	No	20	95	n/a	n/a	0.02	NP
Selenium (ug/L)	MW-605	0	0	44	No	14	100	n/a	n/a	0.02	NP
Selenium (ug/L)	MW-604	0	11	44	No	14	92.86	n/a	n/a	0.02	NP
Silver (ug/L)	MW-102A	0	0	78	No	21	100	n/a	n/a	0.02	NP
Silver (ug/L)	OW-301A	0	34	63	No	18	83.33	n/a	n/a	0.02	NP
Silver (ug/L)	MW-201A	0	0	89	No	23	100	n/a	n/a	0.02	NP
Silver (ug/L)	MW-103A	0	29	89	No	23	91.3	n/a	n/a	0.02	NP
Silver (ug/L)	MW-114AR	0	0	78	No	21	100	n/a	n/a	0.02	NP
Silver (ug/L)	MW-120AR ...	0	35	89	No	23	91.3	n/a	n/a	0.02	NP
Silver (ug/L)	P-105B	0	49	78	No	21	85.71	n/a	n/a	0.02	NP
Silver (ug/L)	P-108B	0	25	78	No	21	90.48	n/a	n/a	0.02	NP
Silver (ug/L)	MW-403A	0	0	78	No	21	100	n/a	n/a	0.02	NP
Silver (ug/L)	P-114BR	0	0	78	No	21	100	n/a	n/a	0.02	NP
Silver (ug/L)	MW-204A	0	23	89	No	23	91.3	n/a	n/a	0.02	NP
Silver (ug/L)	P-120B (bg)	0	27	78	No	21	90.48	n/a	n/a	0.02	NP
Silver (ug/L)	MW-137A	0	0	84	No	22	100	n/a	n/a	0.02	NP
Silver (ug/L)	MW-202A	0	0	89	No	23	100	n/a	n/a	0.02	NP

Trend Test

DMASWA Client: DMASWA Data: DMASWA Database_Updated Printed 12/13/2024, 1:21 PM

Constituent	Well	Slope	Calc.	Critical	Sig.	N	%NDs	Normality	Xform	Alpha	Method
Silver (ug/L)	MW-401A	0	17	84	No	22	95.45	n/a	n/a	0.02	NP
Silver (ug/L)	MW-402A	0	16	78	No	21	95.24	n/a	n/a	0.02	NP
Silver (ug/L)	OW-306AR	0	1	44	No	14	92.86	n/a	n/a	0.02	NP
Silver (ug/L)	MW-109ARR	0	23	78	No	21	90.48	n/a	n/a	0.02	NP
Silver (ug/L)	MW-502A	0	0	73	No	20	100	n/a	n/a	0.02	NP
Silver (ug/L)	MW-404A	0	20	78	No	21	95.24	n/a	n/a	0.02	NP
Silver (ug/L)	P-504B (bg)	0	5	44	No	14	92.86	n/a	n/a	0.02	NP
Silver (ug/L)	P-503B (bg)	0	-8	-68	No	19	94.74	n/a	n/a	0.02	NP
Silver (ug/L)	MW-505A (bg)	0	13	58	No	17	88.24	n/a	n/a	0.02	NP
Silver (ug/L)	MW-501A	0	9	73	No	20	95	n/a	n/a	0.02	NP
Silver (ug/L)	MW-605	0	0	44	No	14	100	n/a	n/a	0.02	NP
Silver (ug/L)	MW-604	0	0	44	No	14	100	n/a	n/a	0.02	NP
Thallium (ug/L)	MW-102A	0	16	78	No	21	95.24	n/a	n/a	0.02	NP
Thallium (ug/L)	OW-301A	0	26	63	No	18	83.33	n/a	n/a	0.02	NP
Thallium (ug/L)	MW-201A	0	0	89	No	23	100	n/a	n/a	0.02	NP
Thallium (ug/L)	MW-103A	0	18	89	No	23	95.65	n/a	n/a	0.02	NP
Thallium (ug/L)	MW-114AR	0	27	78	No	21	90.48	n/a	n/a	0.02	NP
Thallium (ug/L)	MW-120AR ...	0	15	89	No	23	86.96	n/a	n/a	0.02	NP
Thallium (ug/L)	P-105B	0	47	78	No	21	85.71	n/a	n/a	0.02	NP
Thallium (ug/L)	P-108B	0	58	78	No	21	76.19	n/a	n/a	0.02	NP
Thallium (ug/L)	MW-403A	0	27	78	No	21	90.48	n/a	n/a	0.02	NP
Thallium (ug/L)	P-114BR	0	0	78	No	21	100	n/a	n/a	0.02	NP
Thallium (ug/L)	**MW-204A**	**0**	**96**	**84**	**Yes**	**22**	**68.18**	**n/a**	**n/a**	**0.02**	**NP**
Thallium (ug/L)	P-120B (bg)	0	14	78	No	21	95.24	n/a	n/a	0.02	NP
Thallium (ug/L)	MW-137A	0	21	84	No	22	90.91	n/a	n/a	0.02	NP
Thallium (ug/L)	MW-202A	0	37	89	No	23	91.3	n/a	n/a	0.02	NP
Thallium (ug/L)	MW-401A	0	-7	-84	No	22	95.45	n/a	n/a	0.02	NP
Thallium (ug/L)	MW-402A	0	0	78	No	21	100	n/a	n/a	0.02	NP
Thallium (ug/L)	OW-306AR	0	0	44	No	14	100	n/a	n/a	0.02	NP
Thallium (ug/L)	MW-109ARR	0	78	78	No	21	76.19	n/a	n/a	0.02	NP
Thallium (ug/L)	MW-502A	0	21	78	No	21	90.48	n/a	n/a	0.02	NP
Thallium (ug/L)	MW-404A	0	5	84	No	22	95.45	n/a	n/a	0.02	NP
Thallium (ug/L)	P-504B (bg)	0	16	44	No	14	78.57	n/a	n/a	0.02	NP
Thallium (ug/L)	P-503B (bg)	0	16	68	No	19	94.74	n/a	n/a	0.02	NP
Thallium (ug/L)	MW-505A (bg)	0	9	58	No	17	88.24	n/a	n/a	0.02	NP
Thallium (ug/L)	MW-501A	0	60	73	No	20	80	n/a	n/a	0.02	NP
Thallium (ug/L)	MW-605	0	3	44	No	14	85.71	n/a	n/a	0.02	NP
Thallium (ug/L)	MW-604	0	0	44	No	14	100	n/a	n/a	0.02	NP
Vanadium (ug/L)	MW-102A	0	27	78	No	21	90.48	n/a	n/a	0.02	NP
Vanadium (ug/L)	OW-301A	0.0157	61	63	No	18	50	n/a	n/a	0.02	NP
Vanadium (ug/L)	MW-201A	0	66	89	No	23	65.22	n/a	n/a	0.02	NP
Vanadium (ug/L)	MW-103A	0	7	89	No	23	91.3	n/a	n/a	0.02	NP
Vanadium (ug/L)	MW-114AR	0	38	78	No	21	76.19	n/a	n/a	0.02	NP
Vanadium (ug/L)	MW-120AR ...	0	0	89	No	23	100	n/a	n/a	0.02	NP
Vanadium (ug/L)	P-105B	0	0	78	No	21	100	n/a	n/a	0.02	NP
Vanadium (ug/L)	P-108B	0	0	78	No	21	100	n/a	n/a	0.02	NP
Vanadium (ug/L)	MW-403A	0	53	78	No	21	71.43	n/a	n/a	0.02	NP
Vanadium (ug/L)	P-114BR	0	9	78	No	21	90.48	n/a	n/a	0.02	NP
Vanadium (ug/L)	MW-204A	0	19	89	No	23	86.96	n/a	n/a	0.02	NP
Vanadium (ug/L)	P-120B (bg)	0	0	78	No	21	100	n/a	n/a	0.02	NP

Trend Test

DMASWA Client: DMASWA Data: DMASWA Database_Updated Printed 12/13/2024, 1:21 PM

Constituent	Well	Slope	Calc.	Critical	Sig.	N	%NDs	Normality	Xform	Alpha	Method
Vanadium (ug/L)	MW-137A	0	36	84	No	22	81.82	n/a	n/a	0.02	NP
Vanadium (ug/L)	MW-202A	0	69	89	No	23	73.91	n/a	n/a	0.02	NP
Vanadium (ug/L)	MW-401A	0	25	84	No	22	77.27	n/a	n/a	0.02	NP
Vanadium (ug/L)	MW-402A	0	8	78	No	21	80.95	n/a	n/a	0.02	NP
Vanadium (ug/L)	OW-306AR	0	7	44	No	14	42.86	n/a	n/a	0.02	NP
Vanadium (ug/L)	MW-109ARR	0	13	78	No	21	90.48	n/a	n/a	0.02	NP
Vanadium (ug/L)	MW-502A	0	52	73	No	20	80	n/a	n/a	0.02	NP
Vanadium (ug/L)	MW-404A	0	-6	-78	No	21	76.19	n/a	n/a	0.02	NP
Vanadium (ug/L)	P-504B (bg)	0	32	44	No	14	78.57	n/a	n/a	0.02	NP
Vanadium (ug/L)	P-503B (bg)	0	62	68	No	19	73.68	n/a	n/a	0.02	NP
Vanadium (ug/L)	MW-505A (bg)	0	33	58	No	17	82.35	n/a	n/a	0.02	NP
Vanadium (ug/L)	MW-501A	0	45	73	No	20	75	n/a	n/a	0.02	NP
Vanadium (ug/L)	MW-605	0	0	44	No	14	100	n/a	n/a	0.02	NP
Vanadium (ug/L)	MW-604	0	0	44	No	14	100	n/a	n/a	0.02	NP
Zinc (ug/L)	MW-102A	0	0	78	No	21	100	n/a	n/a	0.02	NP
Zinc (ug/L)	OW-301A	0	-17	-63	No	18	94.44	n/a	n/a	0.02	NP
Zinc (ug/L)	MW-201A	0	-6	-89	No	23	95.65	n/a	n/a	0.02	NP
Zinc (ug/L)	MW-103A	0	0	89	No	23	100	n/a	n/a	0.02	NP
Zinc (ug/L)	MW-114AR	0	-16	-78	No	21	95.24	n/a	n/a	0.02	NP
Zinc (ug/L)	MW-120AR ...	0	50	89	No	23	78.26	n/a	n/a	0.02	NP
Zinc (ug/L)	P-105B	0	12	73	No	20	85	n/a	n/a	0.02	NP
Zinc (ug/L)	P-108B	0	31	78	No	21	66.67	n/a	n/a	0.02	NP
Zinc (ug/L)	MW-403A	0	0	78	No	21	95.24	n/a	n/a	0.02	NP
Zinc (ug/L)	P-114BR	0	18	78	No	21	95.24	n/a	n/a	0.02	NP
Zinc (ug/L)	MW-204A	0	13	84	No	22	90.91	n/a	n/a	0.02	NP
Zinc (ug/L)	P-120B (bg)	0	-6	-78	No	21	76.19	n/a	n/a	0.02	NP
Zinc (ug/L)	MW-137A	0	8	84	No	22	81.82	n/a	n/a	0.02	NP
Zinc (ug/L)	MW-202A	0	6	89	No	23	95.65	n/a	n/a	0.02	NP
Zinc (ug/L)	MW-401A	0	9	84	No	22	90.91	n/a	n/a	0.02	NP
Zinc (ug/L)	MW-402A	0	0	78	No	21	100	n/a	n/a	0.02	NP
Zinc (ug/L)	OW-306AR	-0.06661	-15	-44	No	14	35.71	n/a	n/a	0.02	NP
Zinc (ug/L)	MW-109ARR	0	-5	-78	No	21	90.48	n/a	n/a	0.02	NP
Zinc (ug/L)	MW-502A	0	0	73	No	20	100	n/a	n/a	0.02	NP
Zinc (ug/L)	MW-404A	0	3	78	No	21	90.48	n/a	n/a	0.02	NP
Zinc (ug/L)	P-504B (bg)	0	11	44	No	14	92.86	n/a	n/a	0.02	NP
Zinc (ug/L)	P-503B (bg)	0	-16	-68	No	19	94.74	n/a	n/a	0.02	NP
Zinc (ug/L)	MW-505A (bg)	0	0	58	No	17	100	n/a	n/a	0.02	NP
Zinc (ug/L)	MW-501A	0	4	73	No	20	85	n/a	n/a	0.02	NP
Zinc (ug/L)	MW-605	0	0	44	No	14	100	n/a	n/a	0.02	NP
Zinc (ug/L)	MW-604	0	0	44	No	14	100	n/a	n/a	0.02	NP

Trend Test

DMASWA Client: DMASWA Data: DMASWA Database_Updated Printed 3/14/2025, 7:32 AM

Constituent	Well	Slope	Calc.	Critical	Sig.	N	%NDs	Normality	Xform	Alpha	Method
Antimony (ug/L)	MW-108AR	0	0	63	No	18	100	n/a	n/a	0.02	NP
Arsenic (ug/L)	MW-108AR	0	36	63	No	18	77.78	n/a	n/a	0.02	NP
Barium (ug/L)	MW-108AR	-4.747	-31	-53	No	16	0	n/a	n/a	0.02	NP
Beryllium (ug/L)	MW-108AR	0	13	63	No	18	94.44	n/a	n/a	0.02	NP
Cadmium (ug/L)	MW-108AR	0	-6	-63	No	18	61.11	n/a	n/a	0.02	NP
Chromium (ug/L)	MW-108AR	0	26	63	No	18	83.33	n/a	n/a	0.02	NP
Cobalt (ug/L)	MW-108AR	0.06875	63	63	No	18	5.556	n/a	n/a	0.02	NP
Copper (ug/L)	MW-108AR	0	10	63	No	18	77.78	n/a	n/a	0.02	NP
Lead (ug/L)	MW-108AR	0.02773	21	63	No	18	22.22	n/a	n/a	0.02	NP
Nickel (ug/L)	MW-108AR	0.1256	42	63	No	18	11.11	n/a	n/a	0.02	NP
Selenium (ug/L)	MW-108AR	0	-11	-63	No	18	94.44	n/a	n/a	0.02	NP
Silver (ug/L)	MW-108AR	0	13	63	No	18	94.44	n/a	n/a	0.02	NP
Thallium (ug/L)	MW-108AR	0	47	63	No	18	72.22	n/a	n/a	0.02	NP
Vanadium (ug/L)	MW-108AR	0	24	63	No	18	83.33	n/a	n/a	0.02	NP
Zinc (ug/L)	MW-108AR	0	38	63	No	18	83.33	n/a	n/a	0.02	NP

This page intentionally left blank.

Monitoring Wells – Appendix I Metals

Interwell Prediction Limits

This page intentionally left blank.

Sanitas™ v.10.0.15 Software licensed to HDR, Inc. UG
Hollow symbols indicate censored values.

Exceeds Limit: MW-102A, OW-301A

Prediction Limit

Interwell Non-parametric

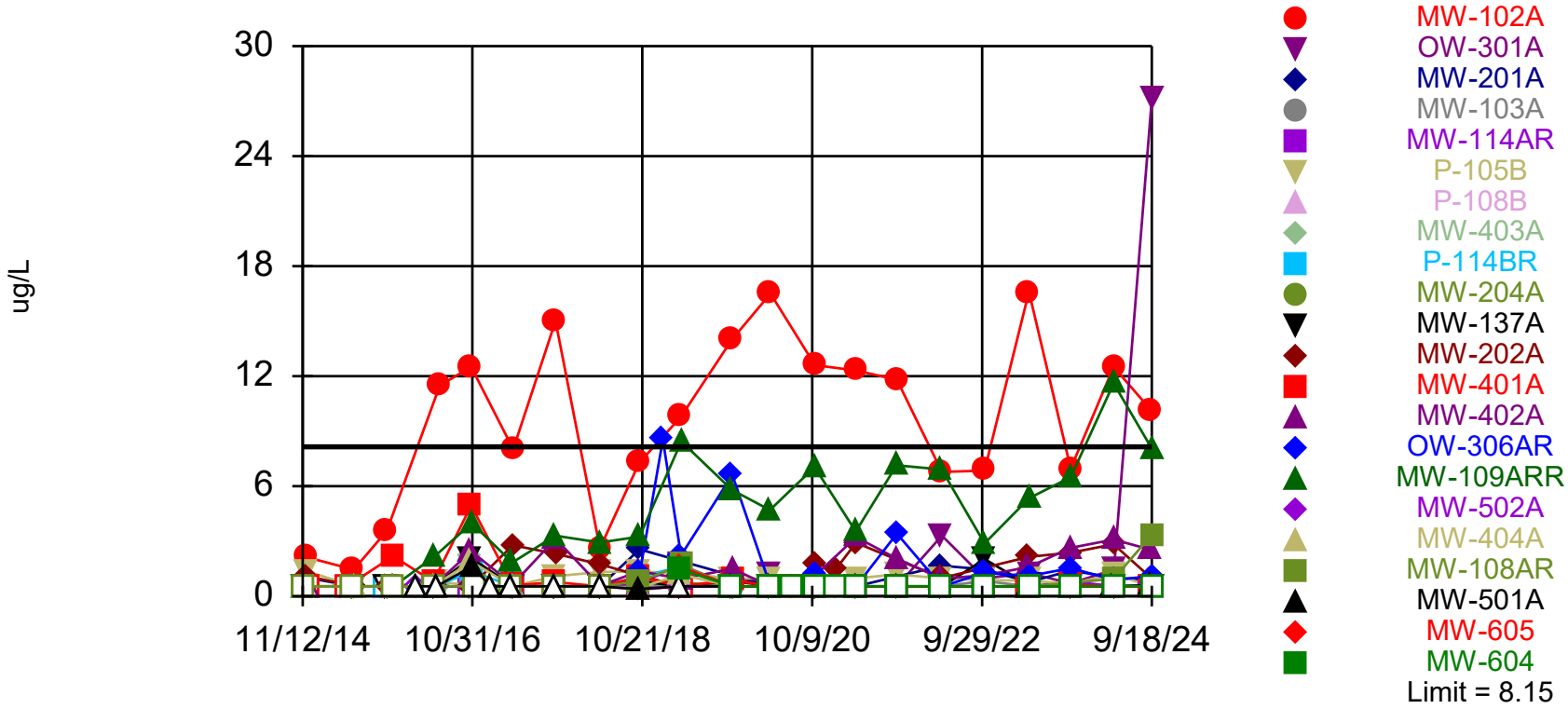

Non-parametric test used in lieu of parametric prediction limit because censored data exceeded 50%. Limit is highest of 100 background values. 84% NDs. Annual per-constituent alpha = 0.001932. Individual comparison alpha = 0.0001934 (1 of 2). Comparing 22 points to limit.

Constituent: Arsenic Analysis Run 3/14/2025 8:10 AM View: All Wells - Appendix I Metals

DMASWA Client: DMASWA Data: DMASWA Database_Updated

Sanitas™ v.10.0.15 Software licensed to HDR, Inc. UG

Exceeds Limit: MW-102A, OW-301A, MW-201A, MW-202A, MW-109ARR

Prediction Limit

Interwell Non-parametric

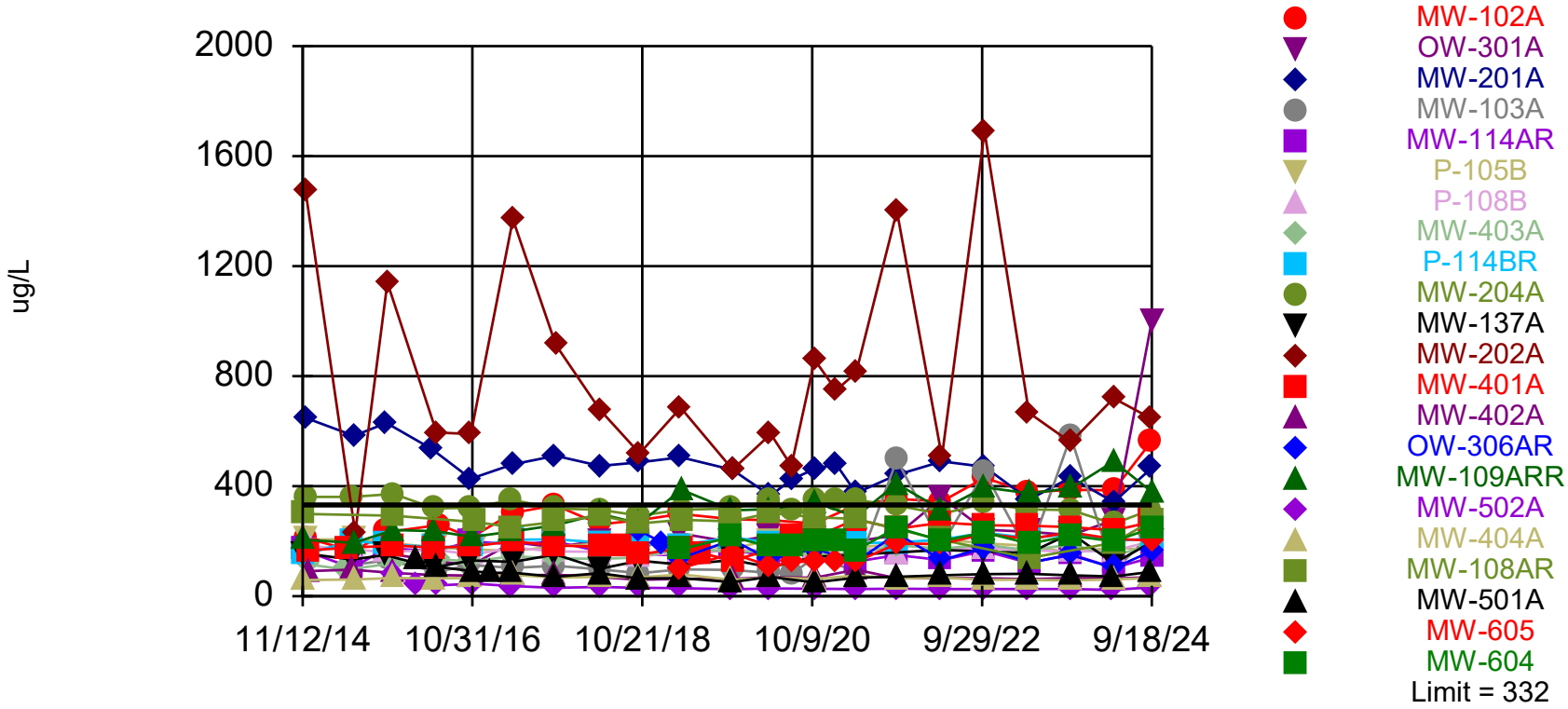

Non-parametric test used in lieu of parametric prediction limit because the Chi Squared normality test showed the data to be non-normal at the 0.01 alpha level. Limit is highest of 100 background values. Annual per-constituent alpha = 0.001932. Individual comparison alpha = 0.0001934 (1 of 2). Comparing 22 points to limit.

Constituent: Barium Analysis Run 3/14/2025 8:10 AM View: All Wells - Appendix I Metals

DMASWA Client: DMASWA Data: DMASWA Database_Updated

Sanitas™ v.10.0.15 Software licensed to HDR, Inc. UG
Hollow symbols indicate censored values.

Exceeds Limit: MW-108AR

Prediction Limit

Interwell Non-parametric

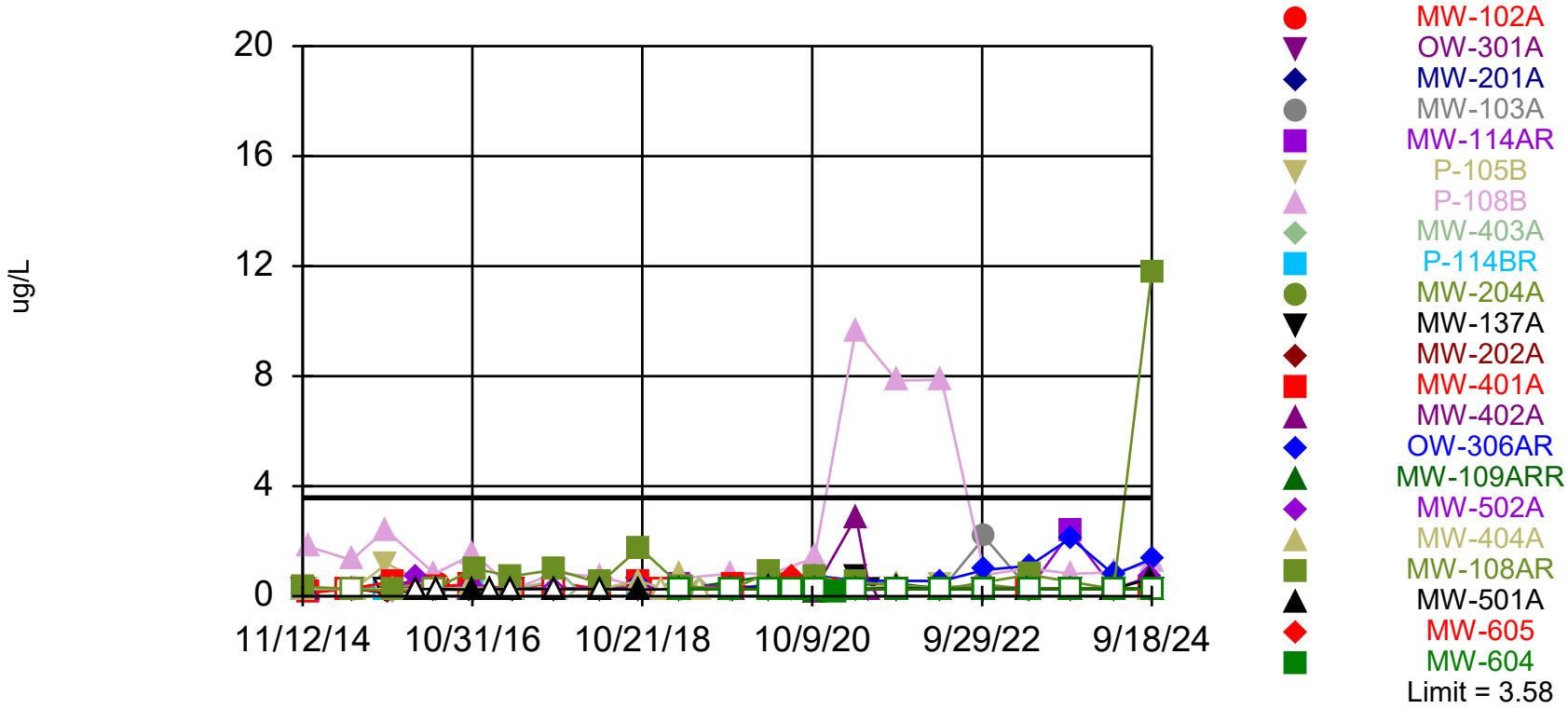

Non-parametric test used in lieu of parametric prediction limit because censored data exceeded 50%. Limit is highest of 99 background values. 69.7% NDs. Annual per-constituent alpha = 0.001976. Individual comparison alpha = 0.0001978 (1 of 2). Comparing 22 points to limit.

Constituent: Lead Analysis Run 3/14/2025 8:10 AM View: All Wells - Appendix I Metals

DMASWA Client: DMASWA Data: DMASWA Database_Updated

Prediction Limit

DMASWA Client: DMASWA Data: DMASWA Database_Updated Printed 3/14/2025, 8:10 AM

Constituent	Well	Upper Lim.	Lower Lim.	Date	Observ.	Sig.	Bg N	Bg Wells	%NDs	Transform	Alpha	Method
Antimony (ug/L)	MW-102A	1.00	n/a	9/17/2024	1ND	No	95	P-120B,P-5...	89.47	n/a	0.0002155	NP Inter (NDs) 1 of 2
Antimony (ug/L)	OW-301A	1.00	n/a	9/18/2024	1ND	No	95	P-120B,P-5...	89.47	n/a	0.0002155	NP Inter (NDs) 1 of 2
Antimony (ug/L)	MW-201A	1.00	n/a	9/17/2024	1ND	No	95	P-120B,P-5...	89.47	n/a	0.0002155	NP Inter (NDs) 1 of 2
Antimony (ug/L)	MW-103A	1.00	n/a	9/17/2024	1ND	No	95	P-120B,P-5...	89.47	n/a	0.0002155	NP Inter (NDs) 1 of 2
Antimony (ug/L)	MW-114AR	1.00	n/a	9/18/2024	1ND	No	95	P-120B,P-5...	89.47	n/a	0.0002155	NP Inter (NDs) 1 of 2
Antimony (ug/L)	P-105B	1.00	n/a	9/18/2024	1ND	No	95	P-120B,P-5...	89.47	n/a	0.0002155	NP Inter (NDs) 1 of 2
Antimony (ug/L)	P-108B	1.00	n/a	9/18/2024	1ND	No	95	P-120B,P-5...	89.47	n/a	0.0002155	NP Inter (NDs) 1 of 2
Antimony (ug/L)	MW-403A	1.00	n/a	9/17/2024	1ND	No	95	P-120B,P-5...	89.47	n/a	0.0002155	NP Inter (NDs) 1 of 2
Antimony (ug/L)	P-114BR	1.00	n/a	9/18/2024	1ND	No	95	P-120B,P-5...	89.47	n/a	0.0002155	NP Inter (NDs) 1 of 2
Antimony (ug/L)	MW-204A	1.00	n/a	9/17/2024	1ND	No	95	P-120B,P-5...	89.47	n/a	0.0002155	NP Inter (NDs) 1 of 2
Antimony (ug/L)	MW-137A	1.00	n/a	9/18/2024	1ND	No	95	P-120B,P-5...	89.47	n/a	0.0002155	NP Inter (NDs) 1 of 2
Antimony (ug/L)	MW-202A	1.00	n/a	9/17/2024	1ND	No	95	P-120B,P-5...	89.47	n/a	0.0002155	NP Inter (NDs) 1 of 2
Antimony (ug/L)	MW-401A	1.00	n/a	9/17/2024	1ND	No	95	P-120B,P-5...	89.47	n/a	0.0002155	NP Inter (NDs) 1 of 2
Antimony (ug/L)	MW-402A	1.00	n/a	9/17/2024	1ND	No	95	P-120B,P-5...	89.47	n/a	0.0002155	NP Inter (NDs) 1 of 2
Antimony (ug/L)	OW-306AR	1.00	n/a	9/18/2024	1ND	No	95	P-120B,P-5...	89.47	n/a	0.0002155	NP Inter (NDs) 1 of 2
Antimony (ug/L)	MW-109ARR	1.00	n/a	9/18/2024	1ND	No	95	P-120B,P-5...	89.47	n/a	0.0002155	NP Inter (NDs) 1 of 2
Antimony (ug/L)	MW-502A	1.00	n/a	9/17/2024	1ND	No	95	P-120B,P-5...	89.47	n/a	0.0002155	NP Inter (NDs) 1 of 2
Antimony (ug/L)	MW-404A	1.00	n/a	9/17/2024	1ND	No	95	P-120B,P-5...	89.47	n/a	0.0002155	NP Inter (NDs) 1 of 2
Antimony (ug/L)	MW-108AR	1.00	n/a	9/18/2024	1ND	No	95	P-120B,P-5...	89.47	n/a	0.0002155	NP Inter (NDs) 1 of 2
Antimony (ug/L)	MW-501A	1.00	n/a	9/17/2024	1ND	No	95	P-120B,P-5...	89.47	n/a	0.0002155	NP Inter (NDs) 1 of 2
Antimony (ug/L)	MW-605	1.00	n/a	9/18/2024	1ND	No	95	P-120B,P-5...	89.47	n/a	0.0002155	NP Inter (NDs) 1 of 2
Antimony (ug/L)	MW-604	1.00	n/a	9/18/2024	1ND	No	95	P-120B,P-5...	89.47	n/a	0.0002155	NP Inter (NDs) 1 of 2
Arsenic (ug/L)	**MW-102A**	**8.15**	**n/a**	**9/17/2024**	**10.1**	**Yes**	**100**	**P-503B,MW-...**	**84**	**n/a**	**0.0001934**	**NP Inter (NDs) 1 of 2**
Arsenic (ug/L)	**OW-301A**	**8.15**	**n/a**	**9/18/2024**	**27.1**	**Yes**	**100**	**P-503B,MW-...**	**84**	**n/a**	**0.0001934**	**NP Inter (NDs) 1 of 2**
Arsenic (ug/L)	MW-201A	8.15	n/a	9/17/2024	0.875J	No	100	P-503B,MW-...	84	n/a	0.0001934	NP Inter (NDs) 1 of 2
Arsenic (ug/L)	MW-103A	8.15	n/a	9/17/2024	0.53ND	No	100	P-503B,MW-...	84	n/a	0.0001934	NP Inter (NDs) 1 of 2
Arsenic (ug/L)	MW-114AR	8.15	n/a	9/18/2024	0.53ND	No	100	P-503B,MW-...	84	n/a	0.0001934	NP Inter (NDs) 1 of 2
Arsenic (ug/L)	P-105B	8.15	n/a	9/18/2024	0.53ND	No	100	P-503B,MW-...	84	n/a	0.0001934	NP Inter (NDs) 1 of 2
Arsenic (ug/L)	P-108B	8.15	n/a	9/18/2024	0.53ND	No	100	P-503B,MW-...	84	n/a	0.0001934	NP Inter (NDs) 1 of 2
Arsenic (ug/L)	MW-403A	8.15	n/a	9/17/2024	0.53ND	No	100	P-503B,MW-...	84	n/a	0.0001934	NP Inter (NDs) 1 of 2
Arsenic (ug/L)	P-114BR	8.15	n/a	9/18/2024	0.53ND	No	100	P-503B,MW-...	84	n/a	0.0001934	NP Inter (NDs) 1 of 2
Arsenic (ug/L)	MW-204A	8.15	n/a	9/17/2024	0.53ND	No	100	P-503B,MW-...	84	n/a	0.0001934	NP Inter (NDs) 1 of 2
Arsenic (ug/L)	MW-137A	8.15	n/a	9/18/2024	0.53ND	No	100	P-503B,MW-...	84	n/a	0.0001934	NP Inter (NDs) 1 of 2
Arsenic (ug/L)	MW-202A	8.15	n/a	9/17/2024	0.95J	No	100	P-503B,MW-...	84	n/a	0.0001934	NP Inter (NDs) 1 of 2
Arsenic (ug/L)	MW-401A	8.15	n/a	9/17/2024	0.53ND	No	100	P-503B,MW-...	84	n/a	0.0001934	NP Inter (NDs) 1 of 2
Arsenic (ug/L)	MW-402A	8.15	n/a	9/17/2024	2.52	No	100	P-503B,MW-...	84	n/a	0.0001934	NP Inter (NDs) 1 of 2
Arsenic (ug/L)	OW-306AR	8.15	n/a	9/18/2024	1.09J	No	100	P-503B,MW-...	84	n/a	0.0001934	NP Inter (NDs) 1 of 2
Arsenic (ug/L)	MW-109ARR	8.15	n/a	9/18/2024	8.05	No	100	P-503B,MW-...	84	n/a	0.0001934	NP Inter (NDs) 1 of 2
Arsenic (ug/L)	MW-502A	8.15	n/a	9/17/2024	0.575J	No	100	P-503B,MW-...	84	n/a	0.0001934	NP Inter (NDs) 1 of 2
Arsenic (ug/L)	MW-404A	8.15	n/a	9/17/2024	0.53ND	No	100	P-503B,MW-...	84	n/a	0.0001934	NP Inter (NDs) 1 of 2
Arsenic (ug/L)	MW-108AR	8.15	n/a	9/18/2024	3.34	No	100	P-503B,MW-...	84	n/a	0.0001934	NP Inter (NDs) 1 of 2
Arsenic (ug/L)	MW-501A	8.15	n/a	9/17/2024	0.59J	No	100	P-503B,MW-...	84	n/a	0.0001934	NP Inter (NDs) 1 of 2
Arsenic (ug/L)	MW-605	8.15	n/a	9/18/2024	0.531J	No	100	P-503B,MW-...	84	n/a	0.0001934	NP Inter (NDs) 1 of 2
Arsenic (ug/L)	MW-604	8.15	n/a	9/18/2024	0.53ND	No	100	P-503B,MW-...	84	n/a	0.0001934	NP Inter (NDs) 1 of 2
Barium (ug/L)	**MW-102A**	**332**	**n/a**	**9/17/2024**	**565**	**Yes**	**100**	**P-120B,MW-...**	**0**	**n/a**	**0.0001934**	**NP Inter (normality) ...**
Barium (ug/L)	**OW-301A**	**332**	**n/a**	**9/18/2024**	**1000**	**Yes**	**100**	**P-120B,MW-...**	**0**	**n/a**	**0.0001934**	**NP Inter (normality) ...**
Barium (ug/L)	**MW-201A**	**332**	**n/a**	**9/17/2024**	**466**	**Yes**	**100**	**P-120B,MW-...**	**0**	**n/a**	**0.0001934**	**NP Inter (normality) ...**
Barium (ug/L)	MW-103A	332	n/a	9/17/2024	229	No	100	P-120B,MW-...	0	n/a	0.0001934	NP Inter (normality) ...
Barium (ug/L)	MW-114AR	332	n/a	9/18/2024	141	No	100	P-120B,MW-...	0	n/a	0.0001934	NP Inter (normality) ...
Barium (ug/L)	P-105B	332	n/a	9/18/2024	167	No	100	P-120B,MW-...	0	n/a	0.0001934	NP Inter (normality) ...

Prediction Limit

DMASWA Client: DMASWA Data: DMASWA Database_Updated Printed 3/14/2025, 8:10 AM

Constituent	Well	Upper Lim.	Lower Lim.	Date	Observ.	Sig.	Bg N	Bg Wells	%NDs	Transform	Alpha	Method
Barium (ug/L)	P-108B	332	n/a	9/18/2024	199	No	100	P-120B,MW-...	0	n/a	0.0001934	NP Inter (normality) ...
Barium (ug/L)	MW-403A	332	n/a	9/17/2024	182	No	100	P-120B,MW-...	0	n/a	0.0001934	NP Inter (normality) ...
Barium (ug/L)	P-114BR	332	n/a	9/18/2024	210	No	100	P-120B,MW-...	0	n/a	0.0001934	NP Inter (normality) ...
Barium (ug/L)	MW-204A	332	n/a	9/17/2024	315	No	100	P-120B,MW-...	0	n/a	0.0001934	NP Inter (normality) ...
Barium (ug/L)	MW-137A	332	n/a	9/18/2024	197	No	100	P-120B,MW-...	0	n/a	0.0001934	NP Inter (normality) ...
Barium (ug/L)	**MW-202A**	**332**	**n/a**	**9/17/2024**	**645**	**Yes**	**100**	**P-120B,MW-...**	**0**	**n/a**	**0.0001934**	**NP Inter (normality) ...**
Barium (ug/L)	MW-401A	332	n/a	9/17/2024	270	No	100	P-120B,MW-...	0	n/a	0.0001934	NP Inter (normality) ...
Barium (ug/L)	MW-402A	332	n/a	9/17/2024	68.8	No	100	P-120B,MW-...	0	n/a	0.0001934	NP Inter (normality) ...
Barium (ug/L)	OW-306AR	332	n/a	9/18/2024	163	No	100	P-120B,MW-...	0	n/a	0.0001934	NP Inter (normality) ...
Barium (ug/L)	**MW-109ARR**	**332**	**n/a**	**9/18/2024**	**379**	**Yes**	**100**	**P-120B,MW-...**	**0**	**n/a**	**0.0001934**	**NP Inter (normality) ...**
Barium (ug/L)	MW-502A	332	n/a	9/17/2024	31.9	No	100	P-120B,MW-...	0	n/a	0.0001934	NP Inter (normality) ...
Barium (ug/L)	MW-404A	332	n/a	9/17/2024	66.3	No	100	P-120B,MW-...	0	n/a	0.0001934	NP Inter (normality) ...
Barium (ug/L)	MW-108AR	332	n/a	9/18/2024	274	No	100	P-120B,MW-...	0	n/a	0.0001934	NP Inter (normality) ...
Barium (ug/L)	MW-501A	332	n/a	9/17/2024	89	No	100	P-120B,MW-...	0	n/a	0.0001934	NP Inter (normality) ...
Barium (ug/L)	MW-605	332	n/a	9/18/2024	202	No	100	P-120B,MW-...	0	n/a	0.0001934	NP Inter (normality) ...
Barium (ug/L)	MW-604	332	n/a	9/18/2024	247	No	100	P-120B,MW-...	0	n/a	0.0001934	NP Inter (normality) ...
Beryllium (ug/L)	MW-102A	0.330	n/a	9/17/2024	0.33ND	No	100	P-120B,MW-...	100	n/a	0.0001934	NP Inter (NDs) 1 of 2
Beryllium (ug/L)	OW-301A	0.330	n/a	9/18/2024	0.33ND	No	100	P-120B,MW-...	100	n/a	0.0001934	NP Inter (NDs) 1 of 2
Beryllium (ug/L)	MW-201A	0.330	n/a	9/17/2024	0.33ND	No	100	P-120B,MW-...	100	n/a	0.0001934	NP Inter (NDs) 1 of 2
Beryllium (ug/L)	MW-103A	0.330	n/a	9/17/2024	0.33ND	No	100	P-120B,MW-...	100	n/a	0.0001934	NP Inter (NDs) 1 of 2
Beryllium (ug/L)	MW-114AR	0.330	n/a	9/18/2024	0.33ND	No	100	P-120B,MW-...	100	n/a	0.0001934	NP Inter (NDs) 1 of 2
Beryllium (ug/L)	P-105B	0.330	n/a	9/18/2024	0.33ND	No	100	P-120B,MW-...	100	n/a	0.0001934	NP Inter (NDs) 1 of 2
Beryllium (ug/L)	P-108B	0.330	n/a	9/18/2024	0.33ND	No	100	P-120B,MW-...	100	n/a	0.0001934	NP Inter (NDs) 1 of 2
Beryllium (ug/L)	MW-403A	0.330	n/a	9/17/2024	0.33ND	No	100	P-120B,MW-...	100	n/a	0.0001934	NP Inter (NDs) 1 of 2
Beryllium (ug/L)	P-114BR	0.330	n/a	9/18/2024	0.33ND	No	100	P-120B,MW-...	100	n/a	0.0001934	NP Inter (NDs) 1 of 2
Beryllium (ug/L)	MW-204A	0.330	n/a	9/17/2024	0.33ND	No	100	P-120B,MW-...	100	n/a	0.0001934	NP Inter (NDs) 1 of 2
Beryllium (ug/L)	MW-137A	0.330	n/a	9/18/2024	0.33ND	No	100	P-120B,MW-...	100	n/a	0.0001934	NP Inter (NDs) 1 of 2
Beryllium (ug/L)	MW-202A	0.330	n/a	9/17/2024	0.33ND	No	100	P-120B,MW-...	100	n/a	0.0001934	NP Inter (NDs) 1 of 2
Beryllium (ug/L)	MW-401A	0.330	n/a	9/17/2024	0.33ND	No	100	P-120B,MW-...	100	n/a	0.0001934	NP Inter (NDs) 1 of 2
Beryllium (ug/L)	MW-402A	0.330	n/a	9/17/2024	0.33ND	No	100	P-120B,MW-...	100	n/a	0.0001934	NP Inter (NDs) 1 of 2
Beryllium (ug/L)	OW-306AR	0.330	n/a	9/18/2024	0.33ND	No	100	P-120B,MW-...	100	n/a	0.0001934	NP Inter (NDs) 1 of 2
Beryllium (ug/L)	MW-109ARR	0.330	n/a	9/18/2024	0.33ND	No	100	P-120B,MW-...	100	n/a	0.0001934	NP Inter (NDs) 1 of 2
Beryllium (ug/L)	MW-502A	0.330	n/a	9/17/2024	0.33ND	No	100	P-120B,MW-...	100	n/a	0.0001934	NP Inter (NDs) 1 of 2
Beryllium (ug/L)	MW-404A	0.330	n/a	9/17/2024	0.33ND	No	100	P-120B,MW-...	100	n/a	0.0001934	NP Inter (NDs) 1 of 2
Beryllium (ug/L)	MW-108AR	0.330	n/a	9/18/2024	0.33ND	No	100	P-120B,MW-...	100	n/a	0.0001934	NP Inter (NDs) 1 of 2
Beryllium (ug/L)	MW-501A	0.330	n/a	9/17/2024	0.33ND	No	100	P-120B,MW-...	100	n/a	0.0001934	NP Inter (NDs) 1 of 2
Beryllium (ug/L)	MW-605	0.330	n/a	9/18/2024	0.33ND	No	100	P-120B,MW-...	100	n/a	0.0001934	NP Inter (NDs) 1 of 2
Beryllium (ug/L)	MW-604	0.330	n/a	9/18/2024	0.33ND	No	100	P-120B,MW-...	100	n/a	0.0001934	NP Inter (NDs) 1 of 2
Cadmium (ug/L)	MW-102A	0.283	n/a	9/17/2024	0.1ND	No	100	P-503B,P-1...	79	n/a	0.0001934	NP Inter (NDs) 1 of 2
Cadmium (ug/L)	OW-301A	0.283	n/a	9/18/2024	0.176J	No	100	P-503B,P-1...	79	n/a	0.0001934	NP Inter (NDs) 1 of 2
Cadmium (ug/L)	MW-201A	0.283	n/a	9/17/2024	0.1ND	No	100	P-503B,P-1...	79	n/a	0.0001934	NP Inter (NDs) 1 of 2
Cadmium (ug/L)	MW-103A	0.283	n/a	9/17/2024	0.1ND	No	100	P-503B,P-1...	79	n/a	0.0001934	NP Inter (NDs) 1 of 2
Cadmium (ug/L)	MW-114AR	0.283	n/a	9/18/2024	0.115J	No	100	P-503B,P-1...	79	n/a	0.0001934	NP Inter (NDs) 1 of 2
Cadmium (ug/L)	P-105B	0.283	n/a	9/18/2024	0.1ND	No	100	P-503B,P-1...	79	n/a	0.0001934	NP Inter (NDs) 1 of 2
Cadmium (ug/L)	P-108B	0.283	n/a	9/18/2024	0.1ND	No	100	P-503B,P-1...	79	n/a	0.0001934	NP Inter (NDs) 1 of 2
Cadmium (ug/L)	MW-403A	0.283	n/a	9/17/2024	0.1ND	No	100	P-503B,P-1...	79	n/a	0.0001934	NP Inter (NDs) 1 of 2
Cadmium (ug/L)	P-114BR	0.283	n/a	9/18/2024	0.1ND	No	100	P-503B,P-1...	79	n/a	0.0001934	NP Inter (NDs) 1 of 2
Cadmium (ug/L)	MW-204A	0.283	n/a	9/17/2024	0.1ND	No	100	P-503B,P-1...	79	n/a	0.0001934	NP Inter (NDs) 1 of 2
Cadmium (ug/L)	MW-137A	0.283	n/a	9/18/2024	0.155J	No	100	P-503B,P-1...	79	n/a	0.0001934	NP Inter (NDs) 1 of 2
Cadmium (ug/L)	MW-202A	0.283	n/a	9/17/2024	0.1ND	No	100	P-503B,P-1...	79	n/a	0.0001934	NP Inter (NDs) 1 of 2

Prediction Limit

DMASWA Client: DMASWA Data: DMASWA Database_Updated Printed 3/14/2025, 8:10 AM

Constituent	Well	Upper Lim.	Lower Lim.	Date	Observ.	Sig.	Bg N	Bg Wells	%NDs	Transform	Alpha	Method
Cadmium (ug/L)	MW-401A	0.283	n/a	9/17/2024	0.1ND	No	100	P-503B,P-1...	79	n/a	0.0001934	NP Inter (NDs) 1 of 2
Cadmium (ug/L)	MW-402A	0.283	n/a	9/17/2024	0.1ND	No	100	P-503B,P-1...	79	n/a	0.0001934	NP Inter (NDs) 1 of 2
Cadmium (ug/L)	OW-306AR	0.283	n/a	9/18/2024	0.1ND	No	100	P-503B,P-1...	79	n/a	0.0001934	NP Inter (NDs) 1 of 2
Cadmium (ug/L)	MW-109ARR	0.283	n/a	9/18/2024	0.1ND	No	100	P-503B,P-1...	79	n/a	0.0001934	NP Inter (NDs) 1 of 2
Cadmium (ug/L)	MW-502A	0.283	n/a	9/17/2024	0.1ND	No	100	P-503B,P-1...	79	n/a	0.0001934	NP Inter (NDs) 1 of 2
Cadmium (ug/L)	MW-404A	0.283	n/a	9/17/2024	0.1ND	No	100	P-503B,P-1...	79	n/a	0.0001934	NP Inter (NDs) 1 of 2
Cadmium (ug/L)	MW-108AR	0.283	n/a	9/18/2024	0.134J	No	100	P-503B,P-1...	79	n/a	0.0001934	NP Inter (NDs) 1 of 2
Cadmium (ug/L)	MW-501A	0.283	n/a	9/17/2024	0.119J	No	100	P-503B,P-1...	79	n/a	0.0001934	NP Inter (NDs) 1 of 2
Cadmium (ug/L)	MW-605	0.283	n/a	9/18/2024	0.1ND	No	100	P-503B,P-1...	79	n/a	0.0001934	NP Inter (NDs) 1 of 2
Cadmium (ug/L)	MW-604	0.283	n/a	9/18/2024	0.1ND	No	100	P-503B,P-1...	79	n/a	0.0001934	NP Inter (NDs) 1 of 2
Chromium (ug/L)	MW-102A	6.21	n/a	9/17/2024	1.2ND	No	99	MW-504A,MW...	83.84	n/a	0.0001978	NP Inter (NDs) 1 of 2
Chromium (ug/L)	OW-301A	6.21	n/a	9/18/2024	1.2ND	No	99	MW-504A,MW...	83.84	n/a	0.0001978	NP Inter (NDs) 1 of 2
Chromium (ug/L)	MW-201A	6.21	n/a	9/17/2024	1.2ND	No	99	MW-504A,MW...	83.84	n/a	0.0001978	NP Inter (NDs) 1 of 2
Chromium (ug/L)	MW-103A	6.21	n/a	9/17/2024	1.2ND	No	99	MW-504A,MW...	83.84	n/a	0.0001978	NP Inter (NDs) 1 of 2
Chromium (ug/L)	MW-114AR	6.21	n/a	9/18/2024	1.2ND	No	99	MW-504A,MW...	83.84	n/a	0.0001978	NP Inter (NDs) 1 of 2
Chromium (ug/L)	P-105B	6.21	n/a	9/18/2024	1.2ND	No	99	MW-504A,MW...	83.84	n/a	0.0001978	NP Inter (NDs) 1 of 2
Chromium (ug/L)	P-108B	6.21	n/a	9/18/2024	1.2ND	No	99	MW-504A,MW...	83.84	n/a	0.0001978	NP Inter (NDs) 1 of 2
Chromium (ug/L)	MW-403A	6.21	n/a	9/17/2024	1.2ND	No	99	MW-504A,MW...	83.84	n/a	0.0001978	NP Inter (NDs) 1 of 2
Chromium (ug/L)	P-114BR	6.21	n/a	9/18/2024	1.2ND	No	99	MW-504A,MW...	83.84	n/a	0.0001978	NP Inter (NDs) 1 of 2
Chromium (ug/L)	MW-204A	6.21	n/a	9/17/2024	1.2ND	No	99	MW-504A,MW...	83.84	n/a	0.0001978	NP Inter (NDs) 1 of 2
Chromium (ug/L)	MW-137A	6.21	n/a	9/18/2024	1.2ND	No	99	MW-504A,MW...	83.84	n/a	0.0001978	NP Inter (NDs) 1 of 2
Chromium (ug/L)	MW-202A	6.21	n/a	9/17/2024	1.2ND	No	99	MW-504A,MW...	83.84	n/a	0.0001978	NP Inter (NDs) 1 of 2
Chromium (ug/L)	MW-401A	6.21	n/a	9/17/2024	1.2ND	No	99	MW-504A,MW...	83.84	n/a	0.0001978	NP Inter (NDs) 1 of 2
Chromium (ug/L)	MW-402A	6.21	n/a	9/17/2024	1.2ND	No	99	MW-504A,MW...	83.84	n/a	0.0001978	NP Inter (NDs) 1 of 2
Chromium (ug/L)	OW-306AR	6.21	n/a	9/18/2024	1.9J	No	99	MW-504A,MW...	83.84	n/a	0.0001978	NP Inter (NDs) 1 of 2
Chromium (ug/L)	MW-109ARR	6.21	n/a	9/18/2024	1.2ND	No	99	MW-504A,MW...	83.84	n/a	0.0001978	NP Inter (NDs) 1 of 2
Chromium (ug/L)	MW-502A	6.21	n/a	9/17/2024	1.73J	No	99	MW-504A,MW...	83.84	n/a	0.0001978	NP Inter (NDs) 1 of 2
Chromium (ug/L)	MW-404A	6.21	n/a	9/17/2024	1.2ND	No	99	MW-504A,MW...	83.84	n/a	0.0001978	NP Inter (NDs) 1 of 2
Chromium (ug/L)	MW-108AR	6.21	n/a	9/18/2024	4.45J	No	99	MW-504A,MW...	83.84	n/a	0.0001978	NP Inter (NDs) 1 of 2
Chromium (ug/L)	MW-501A	6.21	n/a	9/17/2024	1.49J	No	99	MW-504A,MW...	83.84	n/a	0.0001978	NP Inter (NDs) 1 of 2
Chromium (ug/L)	MW-605	6.21	n/a	9/18/2024	1.2ND	No	99	MW-504A,MW...	83.84	n/a	0.0001978	NP Inter (NDs) 1 of 2
Chromium (ug/L)	MW-604	6.21	n/a	9/18/2024	1.2ND	No	99	MW-504A,MW...	83.84	n/a	0.0001978	NP Inter (NDs) 1 of 2
Cobalt (ug/L)	MW-102A	14	n/a	9/17/2024	0.828	No	98	MW-120AR,M...	12.24	ln(x)	0.0005016	Param Inter 1 of 2
Cobalt (ug/L)	OW-301A	14	n/a	9/18/2024	3.05	No	98	MW-120AR,M...	12.24	ln(x)	0.0005016	Param Inter 1 of 2
Cobalt (ug/L)	MW-201A	14	n/a	9/17/2024	1.3	No	98	MW-120AR,M...	12.24	ln(x)	0.0005016	Param Inter 1 of 2
Cobalt (ug/L)	MW-103A	14	n/a	9/17/2024	0.417J	No	98	MW-120AR,M...	12.24	ln(x)	0.0005016	Param Inter 1 of 2
Cobalt (ug/L)	MW-114AR	14	n/a	9/18/2024	0.171J	No	98	MW-120AR,M...	12.24	ln(x)	0.0005016	Param Inter 1 of 2
Cobalt (ug/L)	P-105B	14	n/a	9/18/2024	0.085ND	No	98	MW-120AR,M...	12.24	ln(x)	0.0005016	Param Inter 1 of 2
Cobalt (ug/L)	P-108B	14	n/a	9/18/2024	0.085ND	No	98	MW-120AR,M...	12.24	ln(x)	0.0005016	Param Inter 1 of 2
Cobalt (ug/L)	MW-403A	14	n/a	9/17/2024	0.384J	No	98	MW-120AR,M...	12.24	ln(x)	0.0005016	Param Inter 1 of 2
Cobalt (ug/L)	P-114BR	14	n/a	9/18/2024	0.085ND	No	98	MW-120AR,M...	12.24	ln(x)	0.0005016	Param Inter 1 of 2
Cobalt (ug/L)	MW-204A	14	n/a	9/17/2024	2.78	No	98	MW-120AR,M...	12.24	ln(x)	0.0005016	Param Inter 1 of 2
Cobalt (ug/L)	MW-137A	14	n/a	9/18/2024	0.2J	No	98	MW-120AR,M...	12.24	ln(x)	0.0005016	Param Inter 1 of 2
Cobalt (ug/L)	MW-202A	14	n/a	9/17/2024	0.648	No	98	MW-120AR,M...	12.24	ln(x)	0.0005016	Param Inter 1 of 2
Cobalt (ug/L)	MW-401A	14	n/a	9/17/2024	1.66	No	98	MW-120AR,M...	12.24	ln(x)	0.0005016	Param Inter 1 of 2
Cobalt (ug/L)	MW-402A	14	n/a	9/17/2024	0.96	No	98	MW-120AR,M...	12.24	ln(x)	0.0005016	Param Inter 1 of 2
Cobalt (ug/L)	OW-306AR	14	n/a	9/18/2024	1.85	No	98	MW-120AR,M...	12.24	ln(x)	0.0005016	Param Inter 1 of 2
Cobalt (ug/L)	MW-109ARR	14	n/a	9/18/2024	2.52	No	98	MW-120AR,M...	12.24	ln(x)	0.0005016	Param Inter 1 of 2
Cobalt (ug/L)	MW-502A	14	n/a	9/17/2024	1.3	No	98	MW-120AR,M...	12.24	ln(x)	0.0005016	Param Inter 1 of 2
Cobalt (ug/L)	MW-404A	14	n/a	9/17/2024	0.745	No	98	MW-120AR,M...	12.24	ln(x)	0.0005016	Param Inter 1 of 2

Prediction Limit

DMASWA Client: DMASWA Data: DMASWA Database_Updated Printed 3/14/2025, 8:10 AM

Constituent	Well	Upper Lim.	Lower Lim.	Date	Observ.	Sig.	Bg N	Bg Wells	%NDs	Transform	Alpha	Method
Cobalt (ug/L)	MW-108AR	14	n/a	9/18/2024	1.83	No	98	MW-120AR,M...	12.24	ln(x)	0.0005016	Param Inter 1 of 2
Cobalt (ug/L)	MW-501A	14	n/a	9/17/2024	3.22	No	98	MW-120AR,M...	12.24	ln(x)	0.0005016	Param Inter 1 of 2
Cobalt (ug/L)	MW-605	14	n/a	9/18/2024	1.51	No	98	MW-120AR,M...	12.24	ln(x)	0.0005016	Param Inter 1 of 2
Cobalt (ug/L)	MW-604	14	n/a	9/18/2024	0.085ND	No	98	MW-120AR,M...	12.24	ln(x)	0.0005016	Param Inter 1 of 2
Copper (ug/L)	MW-102A	8.64	n/a	9/17/2024	1.8ND	No	100	MW-120AR,P...	71	n/a	0.0001934	NP Inter (NDs) 1 of 2
Copper (ug/L)	OW-301A	8.64	n/a	9/18/2024	1.8ND	No	100	MW-120AR,P...	71	n/a	0.0001934	NP Inter (NDs) 1 of 2
Copper (ug/L)	MW-201A	8.64	n/a	9/17/2024	1.8ND	No	100	MW-120AR,P...	71	n/a	0.0001934	NP Inter (NDs) 1 of 2
Copper (ug/L)	MW-103A	8.64	n/a	9/17/2024	1.8ND	No	100	MW-120AR,P...	71	n/a	0.0001934	NP Inter (NDs) 1 of 2
Copper (ug/L)	MW-114AR	8.64	n/a	9/18/2024	1.8ND	No	100	MW-120AR,P...	71	n/a	0.0001934	NP Inter (NDs) 1 of 2
Copper (ug/L)	P-105B	8.64	n/a	9/18/2024	1.8ND	No	100	MW-120AR,P...	71	n/a	0.0001934	NP Inter (NDs) 1 of 2
Copper (ug/L)	P-108B	8.64	n/a	9/18/2024	1.8ND	No	100	MW-120AR,P...	71	n/a	0.0001934	NP Inter (NDs) 1 of 2
Copper (ug/L)	MW-403A	8.64	n/a	9/17/2024	1.8ND	No	100	MW-120AR,P...	71	n/a	0.0001934	NP Inter (NDs) 1 of 2
Copper (ug/L)	P-114BR	8.64	n/a	9/18/2024	1.8ND	No	100	MW-120AR,P...	71	n/a	0.0001934	NP Inter (NDs) 1 of 2
Copper (ug/L)	MW-204A	8.64	n/a	9/17/2024	1.8ND	No	100	MW-120AR,P...	71	n/a	0.0001934	NP Inter (NDs) 1 of 2
Copper (ug/L)	MW-137A	8.64	n/a	9/18/2024	1.8ND	No	100	MW-120AR,P...	71	n/a	0.0001934	NP Inter (NDs) 1 of 2
Copper (ug/L)	MW-202A	8.64	n/a	9/17/2024	2.21J	No	100	MW-120AR,P...	71	n/a	0.0001934	NP Inter (NDs) 1 of 2
Copper (ug/L)	MW-401A	8.64	n/a	9/17/2024	1.8ND	No	100	MW-120AR,P...	71	n/a	0.0001934	NP Inter (NDs) 1 of 2
Copper (ug/L)	MW-402A	8.64	n/a	9/17/2024	1.8ND	No	100	MW-120AR,P...	71	n/a	0.0001934	NP Inter (NDs) 1 of 2
Copper (ug/L)	OW-306AR	8.64	n/a	9/18/2024	2.42J	No	100	MW-120AR,P...	71	n/a	0.0001934	NP Inter (NDs) 1 of 2
Copper (ug/L)	MW-109ARR	8.64	n/a	9/18/2024	1.8ND	No	100	MW-120AR,P...	71	n/a	0.0001934	NP Inter (NDs) 1 of 2
Copper (ug/L)	MW-502A	8.64	n/a	9/17/2024	2.54J	No	100	MW-120AR,P...	71	n/a	0.0001934	NP Inter (NDs) 1 of 2
Copper (ug/L)	MW-404A	8.64	n/a	9/17/2024	1.8ND	No	100	MW-120AR,P...	71	n/a	0.0001934	NP Inter (NDs) 1 of 2
Copper (ug/L)	MW-108AR	8.64	n/a	9/18/2024	8.49	No	100	MW-120AR,P...	71	n/a	0.0001934	NP Inter (NDs) 1 of 2
Copper (ug/L)	MW-501A	8.64	n/a	9/17/2024	2.39J	No	100	MW-120AR,P...	71	n/a	0.0001934	NP Inter (NDs) 1 of 2
Copper (ug/L)	MW-605	8.64	n/a	9/18/2024	1.8ND	No	100	MW-120AR,P...	71	n/a	0.0001934	NP Inter (NDs) 1 of 2
Copper (ug/L)	MW-604	8.64	n/a	9/18/2024	1.8ND	No	100	MW-120AR,P...	71	n/a	0.0001934	NP Inter (NDs) 1 of 2
Lead (ug/L)	MW-102A	3.58	n/a	9/17/2024	0.26ND	No	99	MW-120AR,P...	69.7	n/a	0.0001978	NP Inter (NDs) 1 of 2
Lead (ug/L)	OW-301A	3.58	n/a	9/18/2024	0.26ND	No	99	MW-120AR,P...	69.7	n/a	0.0001978	NP Inter (NDs) 1 of 2
Lead (ug/L)	MW-201A	3.58	n/a	9/17/2024	0.26ND	No	99	MW-120AR,P...	69.7	n/a	0.0001978	NP Inter (NDs) 1 of 2
Lead (ug/L)	MW-103A	3.58	n/a	9/17/2024	0.26ND	No	99	MW-120AR,P...	69.7	n/a	0.0001978	NP Inter (NDs) 1 of 2
Lead (ug/L)	MW-114AR	3.58	n/a	9/18/2024	0.26ND	No	99	MW-120AR,P...	69.7	n/a	0.0001978	NP Inter (NDs) 1 of 2
Lead (ug/L)	P-105B	3.58	n/a	9/18/2024	0.26ND	No	99	MW-120AR,P...	69.7	n/a	0.0001978	NP Inter (NDs) 1 of 2
Lead (ug/L)	P-108B	3.58	n/a	9/18/2024	1.22	No	99	MW-120AR,P...	69.7	n/a	0.0001978	NP Inter (NDs) 1 of 2
Lead (ug/L)	MW-403A	3.58	n/a	9/17/2024	0.26ND	No	99	MW-120AR,P...	69.7	n/a	0.0001978	NP Inter (NDs) 1 of 2
Lead (ug/L)	P-114BR	3.58	n/a	9/18/2024	0.26ND	No	99	MW-120AR,P...	69.7	n/a	0.0001978	NP Inter (NDs) 1 of 2
Lead (ug/L)	MW-204A	3.58	n/a	9/17/2024	0.26ND	No	99	MW-120AR,P...	69.7	n/a	0.0001978	NP Inter (NDs) 1 of 2
Lead (ug/L)	MW-137A	3.58	n/a	9/18/2024	0.26ND	No	99	MW-120AR,P...	69.7	n/a	0.0001978	NP Inter (NDs) 1 of 2
Lead (ug/L)	MW-202A	3.58	n/a	9/17/2024	0.26ND	No	99	MW-120AR,P...	69.7	n/a	0.0001978	NP Inter (NDs) 1 of 2
Lead (ug/L)	MW-401A	3.58	n/a	9/17/2024	0.26ND	No	99	MW-120AR,P...	69.7	n/a	0.0001978	NP Inter (NDs) 1 of 2
Lead (ug/L)	MW-402A	3.58	n/a	9/17/2024	0.26ND	No	99	MW-120AR,P...	69.7	n/a	0.0001978	NP Inter (NDs) 1 of 2
Lead (ug/L)	OW-306AR	3.58	n/a	9/18/2024	1.35	No	99	MW-120AR,P...	69.7	n/a	0.0001978	NP Inter (NDs) 1 of 2
Lead (ug/L)	MW-109ARR	3.58	n/a	9/18/2024	0.26ND	No	99	MW-120AR,P...	69.7	n/a	0.0001978	NP Inter (NDs) 1 of 2
Lead (ug/L)	MW-502A	3.58	n/a	9/17/2024	0.726	No	99	MW-120AR,P...	69.7	n/a	0.0001978	NP Inter (NDs) 1 of 2
Lead (ug/L)	MW-404A	3.58	n/a	9/17/2024	0.26ND	No	99	MW-120AR,P...	69.7	n/a	0.0001978	NP Inter (NDs) 1 of 2
Lead (ug/L)	**MW-108AR**	**3.58**	**n/a**	**9/18/2024**	**11.8**	**Yes**	**99**	**MW-120AR,P...**	**69.7**	**n/a**	**0.0001978**	**NP Inter (NDs) 1 of 2**
Lead (ug/L)	MW-501A	3.58	n/a	9/17/2024	0.651	No	99	MW-120AR,P...	69.7	n/a	0.0001978	NP Inter (NDs) 1 of 2
Lead (ug/L)	MW-605	3.58	n/a	9/18/2024	0.26ND	No	99	MW-120AR,P...	69.7	n/a	0.0001978	NP Inter (NDs) 1 of 2
Lead (ug/L)	MW-604	3.58	n/a	9/18/2024	0.26ND	No	99	MW-120AR,P...	69.7	n/a	0.0001978	NP Inter (NDs) 1 of 2
Nickel (ug/L)	MW-102A	21.8	n/a	9/17/2024	2.1ND	No	96	P-120B,MW-...	34.38	n/a	0.0002111	NP Inter (normality) ...
Nickel (ug/L)	OW-301A	21.8	n/a	9/18/2024	5.82	No	96	P-120B,MW-...	34.38	n/a	0.0002111	NP Inter (normality) ...

Prediction Limit

DMASWA Client: DMASWA Data: DMASWA Database_Updated Printed 3/14/2025, 8:10 AM

Constituent	Well	Upper Lim.	Lower Lim.	Date	Observ.	Sig.	Bg N	Bg Wells	%NDs	Transform	Alpha	Method
Nickel (ug/L)	MW-201A	21.8	n/a	9/17/2024	3.52J	No	96	P-120B,MW-...	34.38	n/a	0.0002111	NP Inter (normality) ...
Nickel (ug/L)	MW-103A	21.8	n/a	9/17/2024	3.71J	No	96	P-120B,MW-...	34.38	n/a	0.0002111	NP Inter (normality) ...
Nickel (ug/L)	MW-114AR	21.8	n/a	9/18/2024	2.1ND	No	96	P-120B,MW-...	34.38	n/a	0.0002111	NP Inter (normality) ...
Nickel (ug/L)	P-105B	21.8	n/a	9/18/2024	2.1ND	No	96	P-120B,MW-...	34.38	n/a	0.0002111	NP Inter (normality) ...
Nickel (ug/L)	P-108B	21.8	n/a	9/18/2024	2.1ND	No	96	P-120B,MW-...	34.38	n/a	0.0002111	NP Inter (normality) ...
Nickel (ug/L)	MW-403A	21.8	n/a	9/17/2024	2.1ND	No	96	P-120B,MW-...	34.38	n/a	0.0002111	NP Inter (normality) ...
Nickel (ug/L)	P-114BR	21.8	n/a	9/18/2024	2.1ND	No	96	P-120B,MW-...	34.38	n/a	0.0002111	NP Inter (normality) ...
Nickel (ug/L)	MW-204A	21.8	n/a	9/17/2024	18	No	96	P-120B,MW-...	34.38	n/a	0.0002111	NP Inter (normality) ...
Nickel (ug/L)	MW-137A	21.8	n/a	9/18/2024	7	No	96	P-120B,MW-...	34.38	n/a	0.0002111	NP Inter (normality) ...
Nickel (ug/L)	MW-202A	21.8	n/a	9/17/2024	6.08	No	96	P-120B,MW-...	34.38	n/a	0.0002111	NP Inter (normality) ...
Nickel (ug/L)	MW-401A	21.8	n/a	9/17/2024	3.45J	No	96	P-120B,MW-...	34.38	n/a	0.0002111	NP Inter (normality) ...
Nickel (ug/L)	MW-402A	21.8	n/a	9/17/2024	2.1ND	No	96	P-120B,MW-...	34.38	n/a	0.0002111	NP Inter (normality) ...
Nickel (ug/L)	OW-306AR	21.8	n/a	9/18/2024	6.45	No	96	P-120B,MW-...	34.38	n/a	0.0002111	NP Inter (normality) ...
Nickel (ug/L)	MW-109ARR	21.8	n/a	9/18/2024	2.31J	No	96	P-120B,MW-...	34.38	n/a	0.0002111	NP Inter (normality) ...
Nickel (ug/L)	MW-502A	21.8	n/a	9/17/2024	3.22J	No	96	P-120B,MW-...	34.38	n/a	0.0002111	NP Inter (normality) ...
Nickel (ug/L)	MW-404A	21.8	n/a	9/17/2024	2.1ND	No	96	P-120B,MW-...	34.38	n/a	0.0002111	NP Inter (normality) ...
Nickel (ug/L)	MW-108AR	21.8	n/a	9/18/2024	10	No	96	P-120B,MW-...	34.38	n/a	0.0002111	NP Inter (normality) ...
Nickel (ug/L)	MW-501A	21.8	n/a	9/17/2024	5.04	No	96	P-120B,MW-...	34.38	n/a	0.0002111	NP Inter (normality) ...
Nickel (ug/L)	MW-605	21.8	n/a	9/18/2024	4.92J	No	96	P-120B,MW-...	34.38	n/a	0.0002111	NP Inter (normality) ...
Nickel (ug/L)	MW-604	21.8	n/a	9/18/2024	2.1ND	No	96	P-120B,MW-...	34.38	n/a	0.0002111	NP Inter (normality) ...
Selenium (ug/L)	MW-102A	3.24	n/a	9/17/2024	1.4ND	No	100	P-504B,P-5...	91	n/a	0.0001934	NP Inter (NDs) 1 of 2
Selenium (ug/L)	OW-301A	3.24	n/a	9/18/2024	1.4ND	No	100	P-504B,P-5...	91	n/a	0.0001934	NP Inter (NDs) 1 of 2
Selenium (ug/L)	MW-201A	3.24	n/a	9/17/2024	1.4ND	No	100	P-504B,P-5...	91	n/a	0.0001934	NP Inter (NDs) 1 of 2
Selenium (ug/L)	MW-103A	3.24	n/a	9/17/2024	1.4ND	No	100	P-504B,P-5...	91	n/a	0.0001934	NP Inter (NDs) 1 of 2
Selenium (ug/L)	MW-114AR	3.24	n/a	9/18/2024	1.4ND	No	100	P-504B,P-5...	91	n/a	0.0001934	NP Inter (NDs) 1 of 2
Selenium (ug/L)	P-105B	3.24	n/a	9/18/2024	1.4ND	No	100	P-504B,P-5...	91	n/a	0.0001934	NP Inter (NDs) 1 of 2
Selenium (ug/L)	P-108B	3.24	n/a	9/18/2024	1.4ND	No	100	P-504B,P-5...	91	n/a	0.0001934	NP Inter (NDs) 1 of 2
Selenium (ug/L)	MW-403A	3.24	n/a	9/17/2024	1.4ND	No	100	P-504B,P-5...	91	n/a	0.0001934	NP Inter (NDs) 1 of 2
Selenium (ug/L)	P-114BR	3.24	n/a	9/18/2024	1.4ND	No	100	P-504B,P-5...	91	n/a	0.0001934	NP Inter (NDs) 1 of 2
Selenium (ug/L)	MW-204A	3.24	n/a	9/17/2024	1.4ND	No	100	P-504B,P-5...	91	n/a	0.0001934	NP Inter (NDs) 1 of 2
Selenium (ug/L)	MW-137A	3.24	n/a	9/18/2024	1.4ND	No	100	P-504B,P-5...	91	n/a	0.0001934	NP Inter (NDs) 1 of 2
Selenium (ug/L)	MW-202A	3.24	n/a	9/17/2024	1.4ND	No	100	P-504B,P-5...	91	n/a	0.0001934	NP Inter (NDs) 1 of 2
Selenium (ug/L)	MW-401A	3.24	n/a	9/17/2024	1.4ND	No	100	P-504B,P-5...	91	n/a	0.0001934	NP Inter (NDs) 1 of 2
Selenium (ug/L)	MW-402A	3.24	n/a	9/17/2024	1.4ND	No	100	P-504B,P-5...	91	n/a	0.0001934	NP Inter (NDs) 1 of 2
Selenium (ug/L)	OW-306AR	3.24	n/a	9/18/2024	1.4ND	No	100	P-504B,P-5...	91	n/a	0.0001934	NP Inter (NDs) 1 of 2
Selenium (ug/L)	MW-109ARR	3.24	n/a	9/18/2024	1.4ND	No	100	P-504B,P-5...	91	n/a	0.0001934	NP Inter (NDs) 1 of 2
Selenium (ug/L)	MW-502A	3.24	n/a	9/17/2024	1.4ND	No	100	P-504B,P-5...	91	n/a	0.0001934	NP Inter (NDs) 1 of 2
Selenium (ug/L)	MW-404A	3.24	n/a	9/17/2024	1.4ND	No	100	P-504B,P-5...	91	n/a	0.0001934	NP Inter (NDs) 1 of 2
Selenium (ug/L)	MW-108AR	3.24	n/a	9/18/2024	1.4ND	No	100	P-504B,P-5...	91	n/a	0.0001934	NP Inter (NDs) 1 of 2
Selenium (ug/L)	MW-501A	3.24	n/a	9/17/2024	1.4ND	No	100	P-504B,P-5...	91	n/a	0.0001934	NP Inter (NDs) 1 of 2
Selenium (ug/L)	MW-605	3.24	n/a	9/18/2024	1.4ND	No	100	P-504B,P-5...	91	n/a	0.0001934	NP Inter (NDs) 1 of 2
Selenium (ug/L)	MW-604	3.24	n/a	9/18/2024	1.4ND	No	100	P-504B,P-5...	91	n/a	0.0001934	NP Inter (NDs) 1 of 2
Silver (ug/L)	MW-102A	1.69	n/a	9/17/2024	0.5ND	No	100	P-504B,MW-...	92	n/a	0.0001934	NP Inter (NDs) 1 of 2
Silver (ug/L)	OW-301A	1.69	n/a	9/18/2024	0.5ND	No	100	P-504B,MW-...	92	n/a	0.0001934	NP Inter (NDs) 1 of 2
Silver (ug/L)	MW-201A	1.69	n/a	9/17/2024	0.5ND	No	100	P-504B,MW-...	92	n/a	0.0001934	NP Inter (NDs) 1 of 2
Silver (ug/L)	MW-103A	1.69	n/a	9/17/2024	0.5ND	No	100	P-504B,MW-...	92	n/a	0.0001934	NP Inter (NDs) 1 of 2
Silver (ug/L)	MW-114AR	1.69	n/a	9/18/2024	0.5ND	No	100	P-504B,MW-...	92	n/a	0.0001934	NP Inter (NDs) 1 of 2
Silver (ug/L)	P-105B	1.69	n/a	9/18/2024	0.5ND	No	100	P-504B,MW-...	92	n/a	0.0001934	NP Inter (NDs) 1 of 2
Silver (ug/L)	P-108B	1.69	n/a	9/18/2024	0.5ND	No	100	P-504B,MW-...	92	n/a	0.0001934	NP Inter (NDs) 1 of 2
Silver (ug/L)	MW-403A	1.69	n/a	9/17/2024	0.5ND	No	100	P-504B,MW-...	92	n/a	0.0001934	NP Inter (NDs) 1 of 2

Prediction Limit

DMASWA Client: DMASWA Data: DMASWA Database_Updated Printed 3/14/2025, 8:10 AM

Constituent	Well	Upper Lim.	Lower Lim.	Date	Observ.	Sig.	Bg N	Bg Wells	%NDs	Transform	Alpha	Method
Silver (ug/L)	P-114BR	1.69	n/a	9/18/2024	0.5ND	No	100	P-504B,MW-...	92	n/a	0.0001934	NP Inter (NDs) 1 of 2
Silver (ug/L)	MW-204A	1.69	n/a	9/17/2024	0.5ND	No	100	P-504B,MW-...	92	n/a	0.0001934	NP Inter (NDs) 1 of 2
Silver (ug/L)	MW-137A	1.69	n/a	9/18/2024	0.5ND	No	100	P-504B,MW-...	92	n/a	0.0001934	NP Inter (NDs) 1 of 2
Silver (ug/L)	MW-202A	1.69	n/a	9/17/2024	0.5ND	No	100	P-504B,MW-...	92	n/a	0.0001934	NP Inter (NDs) 1 of 2
Silver (ug/L)	MW-401A	1.69	n/a	9/17/2024	0.5ND	No	100	P-504B,MW-...	92	n/a	0.0001934	NP Inter (NDs) 1 of 2
Silver (ug/L)	MW-402A	1.69	n/a	9/17/2024	0.5ND	No	100	P-504B,MW-...	92	n/a	0.0001934	NP Inter (NDs) 1 of 2
Silver (ug/L)	OW-306AR	1.69	n/a	9/18/2024	0.5ND	No	100	P-504B,MW-...	92	n/a	0.0001934	NP Inter (NDs) 1 of 2
Silver (ug/L)	MW-109ARR	1.69	n/a	9/18/2024	0.5ND	No	100	P-504B,MW-...	92	n/a	0.0001934	NP Inter (NDs) 1 of 2
Silver (ug/L)	MW-502A	1.69	n/a	9/17/2024	0.5ND	No	100	P-504B,MW-...	92	n/a	0.0001934	NP Inter (NDs) 1 of 2
Silver (ug/L)	MW-404A	1.69	n/a	9/17/2024	0.5ND	No	100	P-504B,MW-...	92	n/a	0.0001934	NP Inter (NDs) 1 of 2
Silver (ug/L)	MW-108AR	1.69	n/a	9/18/2024	0.5ND	No	100	P-504B,MW-...	92	n/a	0.0001934	NP Inter (NDs) 1 of 2
Silver (ug/L)	MW-501A	1.69	n/a	9/17/2024	0.5ND	No	100	P-504B,MW-...	92	n/a	0.0001934	NP Inter (NDs) 1 of 2
Silver (ug/L)	MW-605	1.69	n/a	9/18/2024	0.5ND	No	100	P-504B,MW-...	92	n/a	0.0001934	NP Inter (NDs) 1 of 2
Silver (ug/L)	MW-604	1.69	n/a	9/18/2024	0.5ND	No	100	P-504B,MW-...	92	n/a	0.0001934	NP Inter (NDs) 1 of 2
Thallium (ug/L)	MW-102A	1.98	n/a	9/17/2024	0.57ND	No	100	MW-120AR,P...	90	n/a	0.0001934	NP Inter (NDs) 1 of 2
Thallium (ug/L)	OW-301A	1.98	n/a	9/18/2024	0.57ND	No	100	MW-120AR,P...	90	n/a	0.0001934	NP Inter (NDs) 1 of 2
Thallium (ug/L)	MW-201A	1.98	n/a	9/17/2024	0.57ND	No	100	MW-120AR,P...	90	n/a	0.0001934	NP Inter (NDs) 1 of 2
Thallium (ug/L)	MW-103A	1.98	n/a	9/17/2024	0.57ND	No	100	MW-120AR,P...	90	n/a	0.0001934	NP Inter (NDs) 1 of 2
Thallium (ug/L)	MW-114AR	1.98	n/a	9/18/2024	0.57ND	No	100	MW-120AR,P...	90	n/a	0.0001934	NP Inter (NDs) 1 of 2
Thallium (ug/L)	P-105B	1.98	n/a	9/18/2024	0.57ND	No	100	MW-120AR,P...	90	n/a	0.0001934	NP Inter (NDs) 1 of 2
Thallium (ug/L)	P-108B	1.98	n/a	9/18/2024	0.57ND	No	100	MW-120AR,P...	90	n/a	0.0001934	NP Inter (NDs) 1 of 2
Thallium (ug/L)	MW-403A	1.98	n/a	9/17/2024	0.57ND	No	100	MW-120AR,P...	90	n/a	0.0001934	NP Inter (NDs) 1 of 2
Thallium (ug/L)	P-114BR	1.98	n/a	9/18/2024	0.57ND	No	100	MW-120AR,P...	90	n/a	0.0001934	NP Inter (NDs) 1 of 2
Thallium (ug/L)	MW-204A	1.98	n/a	9/17/2024	0.57ND	No	100	MW-120AR,P...	90	n/a	0.0001934	NP Inter (NDs) 1 of 2
Thallium (ug/L)	MW-137A	1.98	n/a	9/18/2024	0.57ND	No	100	MW-120AR,P...	90	n/a	0.0001934	NP Inter (NDs) 1 of 2
Thallium (ug/L)	MW-202A	1.98	n/a	9/17/2024	0.57ND	No	100	MW-120AR,P...	90	n/a	0.0001934	NP Inter (NDs) 1 of 2
Thallium (ug/L)	MW-401A	1.98	n/a	9/17/2024	0.57ND	No	100	MW-120AR,P...	90	n/a	0.0001934	NP Inter (NDs) 1 of 2
Thallium (ug/L)	MW-402A	1.98	n/a	9/17/2024	0.57ND	No	100	MW-120AR,P...	90	n/a	0.0001934	NP Inter (NDs) 1 of 2
Thallium (ug/L)	OW-306AR	1.98	n/a	9/18/2024	0.57ND	No	100	MW-120AR,P...	90	n/a	0.0001934	NP Inter (NDs) 1 of 2
Thallium (ug/L)	MW-109ARR	1.98	n/a	9/18/2024	0.57ND	No	100	MW-120AR,P...	90	n/a	0.0001934	NP Inter (NDs) 1 of 2
Thallium (ug/L)	MW-502A	1.98	n/a	9/17/2024	0.57ND	No	100	MW-120AR,P...	90	n/a	0.0001934	NP Inter (NDs) 1 of 2
Thallium (ug/L)	MW-404A	1.98	n/a	9/17/2024	0.57ND	No	100	MW-120AR,P...	90	n/a	0.0001934	NP Inter (NDs) 1 of 2
Thallium (ug/L)	MW-108AR	1.98	n/a	9/18/2024	0.57ND	No	100	MW-120AR,P...	90	n/a	0.0001934	NP Inter (NDs) 1 of 2
Thallium (ug/L)	MW-501A	1.98	n/a	9/17/2024	0.57ND	No	100	MW-120AR,P...	90	n/a	0.0001934	NP Inter (NDs) 1 of 2
Thallium (ug/L)	MW-605	1.98	n/a	9/18/2024	0.57ND	No	100	MW-120AR,P...	90	n/a	0.0001934	NP Inter (NDs) 1 of 2
Thallium (ug/L)	MW-604	1.98	n/a	9/18/2024	0.57ND	No	100	MW-120AR,P...	90	n/a	0.0001934	NP Inter (NDs) 1 of 2
Vanadium (ug/L)	MW-102A	3.56	n/a	9/17/2024	1.1ND	No	100	P-503B,MW-...	87	n/a	0.0001934	NP Inter (NDs) 1 of 2
Vanadium (ug/L)	OW-301A	3.56	n/a	9/18/2024	3.25J	No	100	P-503B,MW-...	87	n/a	0.0001934	NP Inter (NDs) 1 of 2
Vanadium (ug/L)	MW-201A	3.56	n/a	9/17/2024	1.1ND	No	100	P-503B,MW-...	87	n/a	0.0001934	NP Inter (NDs) 1 of 2
Vanadium (ug/L)	MW-103A	3.56	n/a	9/17/2024	1.1ND	No	100	P-503B,MW-...	87	n/a	0.0001934	NP Inter (NDs) 1 of 2
Vanadium (ug/L)	MW-114AR	3.56	n/a	9/18/2024	1.1ND	No	100	P-503B,MW-...	87	n/a	0.0001934	NP Inter (NDs) 1 of 2
Vanadium (ug/L)	P-105B	3.56	n/a	9/18/2024	1.1ND	No	100	P-503B,MW-...	87	n/a	0.0001934	NP Inter (NDs) 1 of 2
Vanadium (ug/L)	P-108B	3.56	n/a	9/18/2024	1.1ND	No	100	P-503B,MW-...	87	n/a	0.0001934	NP Inter (NDs) 1 of 2
Vanadium (ug/L)	MW-403A	3.56	n/a	9/17/2024	1.1ND	No	100	P-503B,MW-...	87	n/a	0.0001934	NP Inter (NDs) 1 of 2
Vanadium (ug/L)	P-114BR	3.56	n/a	9/18/2024	1.1ND	No	100	P-503B,MW-...	87	n/a	0.0001934	NP Inter (NDs) 1 of 2
Vanadium (ug/L)	MW-204A	3.56	n/a	9/17/2024	1.1ND	No	100	P-503B,MW-...	87	n/a	0.0001934	NP Inter (NDs) 1 of 2
Vanadium (ug/L)	MW-137A	3.56	n/a	9/18/2024	1.1ND	No	100	P-503B,MW-...	87	n/a	0.0001934	NP Inter (NDs) 1 of 2
Vanadium (ug/L)	MW-202A	3.56	n/a	9/17/2024	1.1ND	No	100	P-503B,MW-...	87	n/a	0.0001934	NP Inter (NDs) 1 of 2
Vanadium (ug/L)	MW-401A	3.56	n/a	9/17/2024	1.1ND	No	100	P-503B,MW-...	87	n/a	0.0001934	NP Inter (NDs) 1 of 2
Vanadium (ug/L)	MW-402A	3.56	n/a	9/17/2024	1.1ND	No	100	P-503B,MW-...	87	n/a	0.0001934	NP Inter (NDs) 1 of 2

Prediction Limit

DMASWA Client: DMASWA Data: DMASWA Database_Updated Printed 3/14/2025, 8:10 AM

Constituent	Well	Upper Lim.	Lower Lim.	Date	Observ.	Sig.	Bg N	Bg Wells	%NDs	Transform	Alpha	Method
Vanadium (ug/L)	OW-306AR	3.56	n/a	9/18/2024	2.65J	No	100	P-503B,MW-...	87	n/a	0.0001934	NP Inter (NDs) 1 of 2
Vanadium (ug/L)	MW-109ARR	3.56	n/a	9/18/2024	1.1ND	No	100	P-503B,MW-...	87	n/a	0.0001934	NP Inter (NDs) 1 of 2
Vanadium (ug/L)	MW-502A	3.56	n/a	9/17/2024	1.71J	No	100	P-503B,MW-...	87	n/a	0.0001934	NP Inter (NDs) 1 of 2
Vanadium (ug/L)	MW-404A	3.56	n/a	9/17/2024	1.1ND	No	100	P-503B,MW-...	87	n/a	0.0001934	NP Inter (NDs) 1 of 2
Vanadium (ug/L)	MW-108AR	3.56	n/a	9/18/2024	4.32J	No	100	P-503B,MW-...	87	n/a	0.0001934	NP Inter (NDs) 1 of 2
Vanadium (ug/L)	MW-501A	3.56	n/a	9/17/2024	1.72J	No	100	P-503B,MW-...	87	n/a	0.0001934	NP Inter (NDs) 1 of 2
Vanadium (ug/L)	MW-605	3.56	n/a	9/18/2024	1.1ND	No	100	P-503B,MW-...	87	n/a	0.0001934	NP Inter (NDs) 1 of 2
Vanadium (ug/L)	MW-604	3.56	n/a	9/18/2024	1.1ND	No	100	P-503B,MW-...	87	n/a	0.0001934	NP Inter (NDs) 1 of 2
Zinc (ug/L)	MW-102A	33.4	n/a	9/17/2024	9.7ND	No	100	P-504B,P-1...	87	n/a	0.0001934	NP Inter (NDs) 1 of 2
Zinc (ug/L)	OW-301A	33.4	n/a	9/18/2024	9.7ND	No	100	P-504B,P-1...	87	n/a	0.0001934	NP Inter (NDs) 1 of 2
Zinc (ug/L)	MW-201A	33.4	n/a	9/17/2024	9.7ND	No	100	P-504B,P-1...	87	n/a	0.0001934	NP Inter (NDs) 1 of 2
Zinc (ug/L)	MW-103A	33.4	n/a	9/17/2024	9.7ND	No	100	P-504B,P-1...	87	n/a	0.0001934	NP Inter (NDs) 1 of 2
Zinc (ug/L)	MW-114AR	33.4	n/a	9/18/2024	9.7ND	No	100	P-504B,P-1...	87	n/a	0.0001934	NP Inter (NDs) 1 of 2
Zinc (ug/L)	P-105B	33.4	n/a	9/18/2024	9.7ND	No	100	P-504B,P-1...	87	n/a	0.0001934	NP Inter (NDs) 1 of 2
Zinc (ug/L)	P-108B	33.4	n/a	9/18/2024	9.7ND	No	100	P-504B,P-1...	87	n/a	0.0001934	NP Inter (NDs) 1 of 2
Zinc (ug/L)	MW-403A	33.4	n/a	9/17/2024	9.7ND	No	100	P-504B,P-1...	87	n/a	0.0001934	NP Inter (NDs) 1 of 2
Zinc (ug/L)	P-114BR	33.4	n/a	9/18/2024	9.7ND	No	100	P-504B,P-1...	87	n/a	0.0001934	NP Inter (NDs) 1 of 2
Zinc (ug/L)	MW-204A	33.4	n/a	9/17/2024	9.7ND	No	100	P-504B,P-1...	87	n/a	0.0001934	NP Inter (NDs) 1 of 2
Zinc (ug/L)	MW-137A	33.4	n/a	9/18/2024	9.7ND	No	100	P-504B,P-1...	87	n/a	0.0001934	NP Inter (NDs) 1 of 2
Zinc (ug/L)	MW-202A	33.4	n/a	9/17/2024	9.7ND	No	100	P-504B,P-1...	87	n/a	0.0001934	NP Inter (NDs) 1 of 2
Zinc (ug/L)	MW-401A	33.4	n/a	9/17/2024	9.7ND	No	100	P-504B,P-1...	87	n/a	0.0001934	NP Inter (NDs) 1 of 2
Zinc (ug/L)	MW-402A	33.4	n/a	9/17/2024	9.7ND	No	100	P-504B,P-1...	87	n/a	0.0001934	NP Inter (NDs) 1 of 2
Zinc (ug/L)	OW-306AR	33.4	n/a	9/18/2024	14.4J	No	100	P-504B,P-1...	87	n/a	0.0001934	NP Inter (NDs) 1 of 2
Zinc (ug/L)	MW-109ARR	33.4	n/a	9/18/2024	9.7ND	No	100	P-504B,P-1...	87	n/a	0.0001934	NP Inter (NDs) 1 of 2
Zinc (ug/L)	MW-502A	33.4	n/a	9/17/2024	9.7ND	No	100	P-504B,P-1...	87	n/a	0.0001934	NP Inter (NDs) 1 of 2
Zinc (ug/L)	MW-404A	33.4	n/a	9/17/2024	9.7ND	No	100	P-504B,P-1...	87	n/a	0.0001934	NP Inter (NDs) 1 of 2
Zinc (ug/L)	MW-108AR	33.4	n/a	9/18/2024	12.3J	No	100	P-504B,P-1...	87	n/a	0.0001934	NP Inter (NDs) 1 of 2
Zinc (ug/L)	MW-501A	33.4	n/a	9/17/2024	9.7ND	No	100	P-504B,P-1...	87	n/a	0.0001934	NP Inter (NDs) 1 of 2
Zinc (ug/L)	MW-605	33.4	n/a	9/18/2024	9.7ND	No	100	P-504B,P-1...	87	n/a	0.0001934	NP Inter (NDs) 1 of 2
Zinc (ug/L)	MW-604	33.4	n/a	9/18/2024	9.7ND	No	100	P-504B,P-1...	87	n/a	0.0001934	NP Inter (NDs) 1 of 2

Monitoring Wells – Appendix I Metals

Confidence Intervals for SSIs

This page intentionally left blank.

Sanitas™ v.10.0.15 Software licensed to HDR, Inc. UG

Parametric and Non-Parametric (NP) Confidence Interval

Compliance Limit is not exceeded. Normality Test: Shapiro Wilk at Alpha = 0.01.

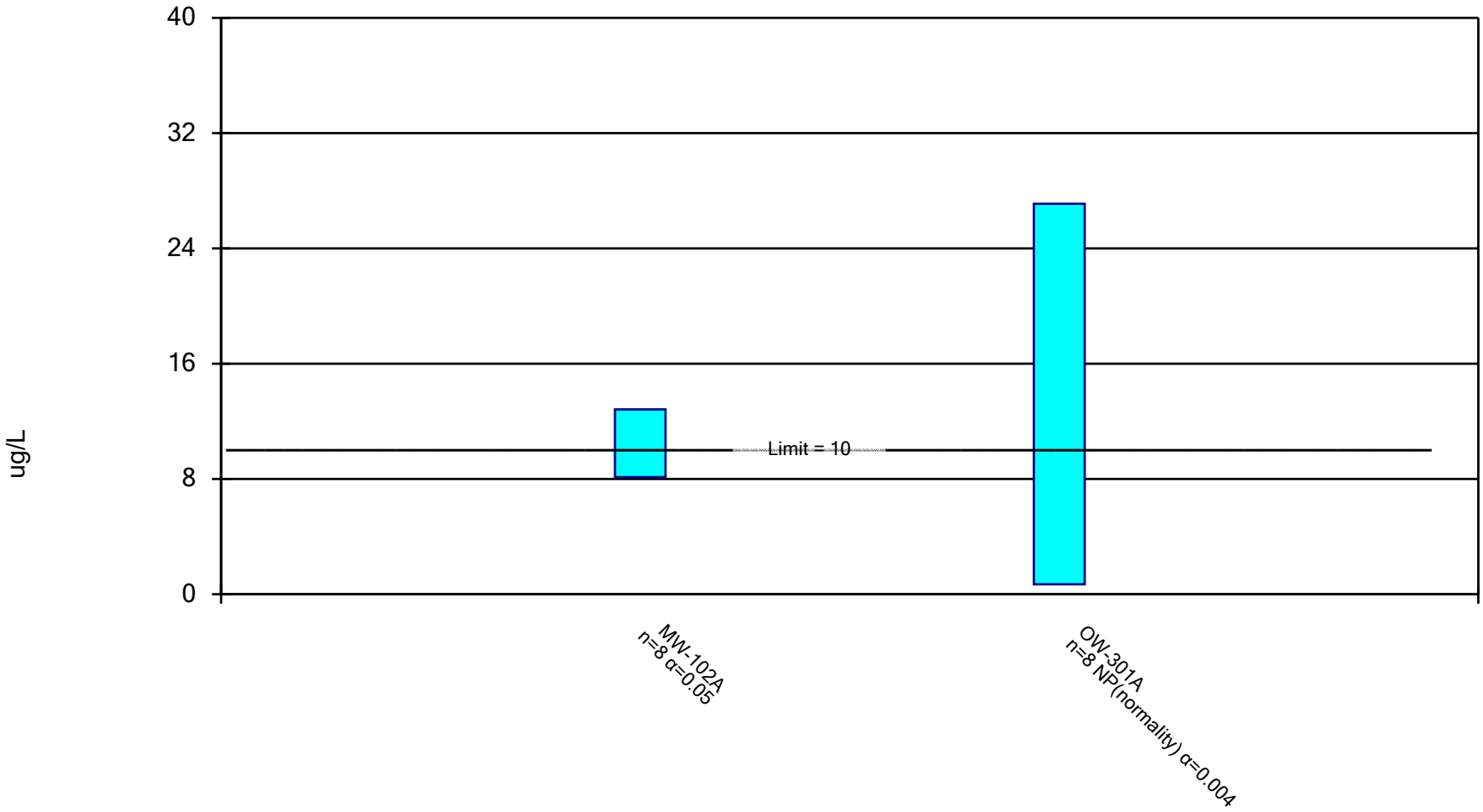

Constituent: Arsenic Analysis Run 12/16/2024 9:40 AM View: Confidence Intervals - Appendix I Metals DMASWA Client: DMASWA Data: DMASWA Database_Updated

Sanitas™ v.10.0.15 Software licensed to HDR, Inc. UG

Non-Parametric Confidence Interval

Compliance Limit is not exceeded.



Constituent: Copper Analysis Run 12/16/2024 9:40 AM View: Confidence Intervals - Appendix I Metals DMASWA Client: DMASWA Data: DMASWA Database_Updated

Sanitas™ v.10.0.15 Software licensed to HDR, Inc. UG

Parametric Confidence Interval

Compliance Limit is not exceeded. Normality Test: Shapiro Wilk at Alpha = 0.01.

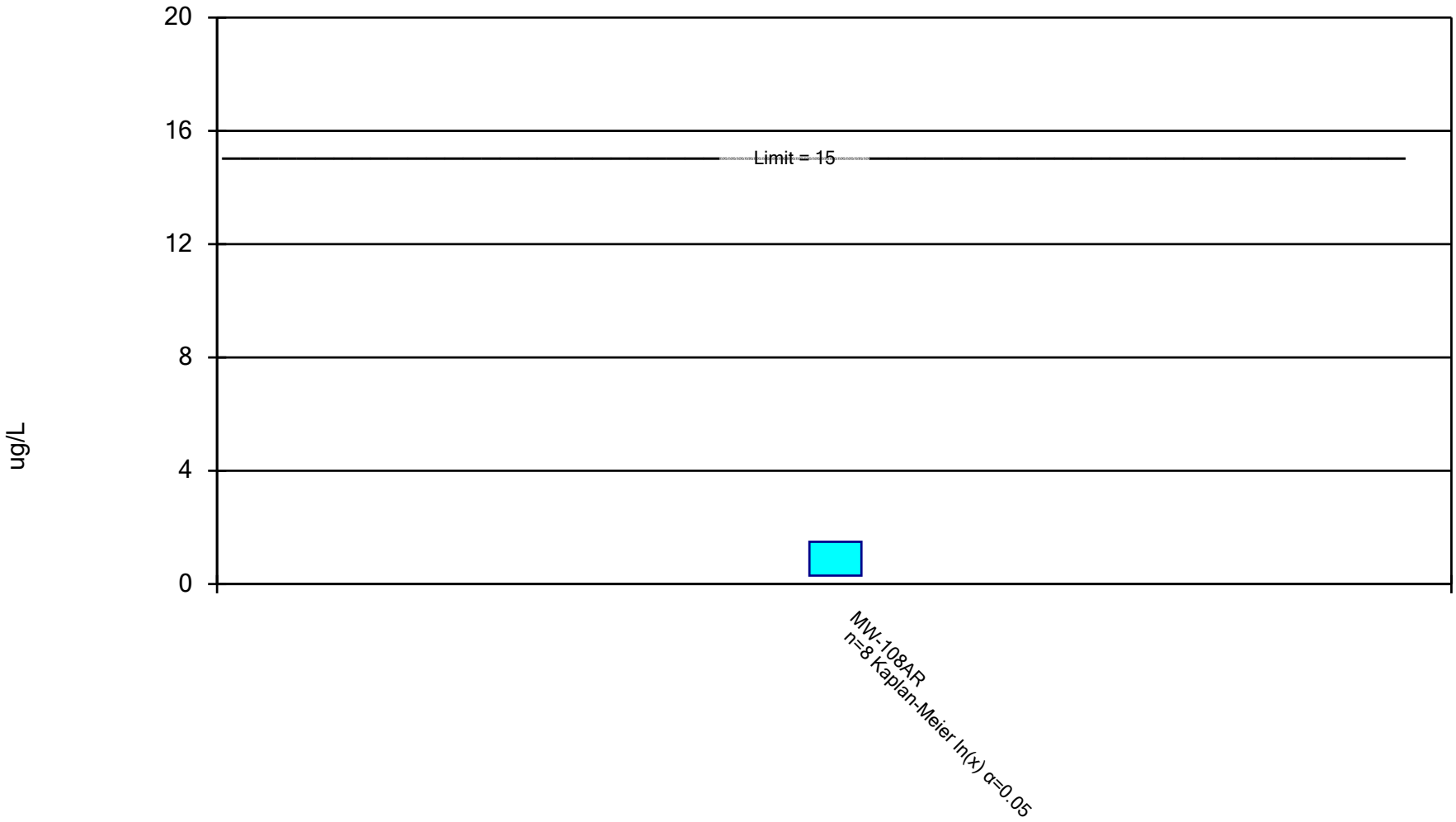

Constituent: Lead Analysis Run 12/16/2024 9:40 AM View: Confidence Intervals - Appendix I Metals

DMASWA Client: DMASWA Data: DMASWA Database_Updated

Confidence Interval

DMASWA Client: DMASWA Data: DMASWA Database_Updated Printed 12/16/2024, 9:41 AM

Constituent	Well	Upper Lim.	Lower Lim.	Compliance	Sig.	N	%NDs	Transform	Alpha	Method
Arsenic (ug/L)	MW-102A	12.83	8.132	10	No	8	0	No	0.05	Param.
Arsenic (ug/L)	OW-301A	27.1	0.694	10	No	8	25	No	0.004	NP (normality)
Copper (ug/L)	MW-108AR	8.49	1.8	1300	No	8	75	No	0.004	NP (normality)
Lead (ug/L)	MW-108AR	1.5	0.3032	15	No	8	25	ln(x)	0.05	Param.

Monitoring Wells – Appendix I VOCs

Outlier Analysis

This page intentionally left blank.

Outlier Analysis

DMASWA Client: DMASWA Data: DMASWA Database_Updated Printed 3/14/2025, 8:30 AM

Constituent	Well	Outlier	Value(s)	Date(s)	Method	Alpha	N	Mean	Std. Dev.	Distribution	Normality Test
1,1,1-Trichloroethane (ug/L)	MW-102A	n/a	n/a	n/a	NP	NaN	21	0.73	0.3913	unknown	ShapiroWilk
1,1,1-Trichloroethane (ug/L)	OW-301A	n/a	n/a	n/a	NP	NaN	18	0.685	0.4063	unknown	ShapiroWilk
1,1,1-Trichloroethane (ug/L)	MW-201A	n/a	n/a	n/a	NP	NaN	23	0.7535	0.3811	unknown	ShapiroWilk
1,1,1-Trichloroethane (ug/L)	MW-103A	n/a	n/a	n/a	NP	NaN	23	0.7535	0.3811	unknown	ShapiroWilk
1,1,1-Trichloroethane (ug/L)	MW-114AR	n/a	n/a	n/a	NP	NaN	21	0.73	0.3913	unknown	ShapiroWilk
1,1,1-Trichloroethane (ug/L)	MW-120AR (bg)	n/a	n/a	n/a	NP	NaN	23	0.7535	0.3811	unknown	ShapiroWilk
1,1,1-Trichloroethane (ug/L)	P-105B	n/a	n/a	n/a	NP	NaN	21	0.73	0.3913	unknown	ShapiroWilk
1,1,1-Trichloroethane (ug/L)	P-108B	n/a	n/a	n/a	NP	NaN	21	0.73	0.3913	unknown	ShapiroWilk
1,1,1-Trichloroethane (ug/L)	MW-403A	n/a	n/a	n/a	NP	NaN	21	0.73	0.3913	unknown	ShapiroWilk
1,1,1-Trichloroethane (ug/L)	P-114BR	n/a	n/a	n/a	NP	NaN	21	0.73	0.3913	unknown	ShapiroWilk
1,1,1-Trichloroethane (ug/L)	MW-204A	n/a	n/a	n/a	NP	NaN	23	0.7535	0.3811	unknown	ShapiroWilk
1,1,1-Trichloroethane (ug/L)	P-120B (bg)	n/a	n/a	n/a	NP	NaN	21	0.73	0.3913	unknown	ShapiroWilk
1,1,1-Trichloroethane (ug/L)	MW-137A	n/a	n/a	n/a	NP	NaN	22	0.7055	0.3988	unknown	ShapiroWilk
1,1,1-Trichloroethane (ug/L)	MW-202A	n/a	n/a	n/a	NP	NaN	23	0.7535	0.3811	unknown	ShapiroWilk
1,1,1-Trichloroethane (ug/L)	MW-401A	n/a	n/a	n/a	NP	NaN	22	0.7423	0.3862	unknown	ShapiroWilk
1,1,1-Trichloroethane (ug/L)	MW-402A	n/a	n/a	n/a	NP	NaN	21	0.73	0.3913	unknown	ShapiroWilk
1,1,1-Trichloroethane (ug/L)	OW-306AR	n/a	n/a	n/a	NP	NaN	14	0.595	0.4203	unknown	ShapiroWilk
1,1,1-Trichloroethane (ug/L)	MW-109ARR	n/a	n/a	n/a	NP	NaN	21	0.73	0.3913	unknown	ShapiroWilk
1,1,1-Trichloroethane (ug/L)	MW-502A	n/a	n/a	n/a	NP	NaN	20	0.7165	0.3964	unknown	ShapiroWilk
1,1,1-Trichloroethane (ug/L)	MW-404A	n/a	n/a	n/a	NP	NaN	21	0.73	0.3913	unknown	ShapiroWilk
1,1,1-Trichloroethane (ug/L)	P-504B (bg)	n/a	n/a	n/a	NP	NaN	14	0.595	0.4203	unknown	ShapiroWilk
1,1,1-Trichloroethane (ug/L)	P-503B (bg)	n/a	n/a	n/a	NP	NaN	19	0.7442	0.3868	unknown	ShapiroWilk
1,1,1-Trichloroethane (ug/L)	MW-108AR	No	n/a	n/a	NP	NaN	18	0.82	0.3465	x^5	ShapiroWilk
1,1,1-Trichloroethane (ug/L)	MW-505A (bg)	n/a	n/a	n/a	NP	NaN	17	0.6665	0.4109	unknown	ShapiroWilk
1,1,1-Trichloroethane (ug/L)	MW-501A	n/a	n/a	n/a	NP	NaN	20	0.7165	0.3964	unknown	ShapiroWilk
1,1,1-Trichloroethane (ug/L)	MW-605	n/a	n/a	n/a	NP	NaN	14	0.595	0.4203	unknown	ShapiroWilk
1,1,1-Trichloroethane (ug/L)	MW-604	n/a	n/a	n/a	NP	NaN	14	0.595	0.4203	unknown	ShapiroWilk
1,1,2,2-Tetrachloroethane (ug/L)	MW-102A	n/a	n/a	n/a	NP	NaN	21	0.8233	0.256	unknown	ShapiroWilk
1,1,2,2-Tetrachloroethane (ug/L)	OW-301A	n/a	n/a	n/a	NP	NaN	18	0.7939	0.2659	unknown	ShapiroWilk
1,1,2,2-Tetrachloroethane (ug/L)	MW-201A	n/a	n/a	n/a	NP	NaN	23	0.8387	0.2494	unknown	ShapiroWilk
1,1,2,2-Tetrachloroethane (ug/L)	MW-103A	n/a	n/a	n/a	NP	NaN	23	0.8387	0.2494	unknown	ShapiroWilk
1,1,2,2-Tetrachloroethane (ug/L)	MW-114AR	n/a	n/a	n/a	NP	NaN	21	0.8233	0.256	unknown	ShapiroWilk
1,1,2,2-Tetrachloroethane (ug/L)	MW-120AR (bg)	n/a	n/a	n/a	NP	NaN	23	0.8387	0.2494	unknown	ShapiroWilk
1,1,2,2-Tetrachloroethane (ug/L)	P-105B	n/a	n/a	n/a	NP	NaN	21	0.8233	0.256	unknown	ShapiroWilk
1,1,2,2-Tetrachloroethane (ug/L)	P-108B	n/a	n/a	n/a	NP	NaN	21	0.8233	0.256	unknown	ShapiroWilk
1,1,2,2-Tetrachloroethane (ug/L)	MW-403A	n/a	n/a	n/a	NP	NaN	21	0.8233	0.256	unknown	ShapiroWilk
1,1,2,2-Tetrachloroethane (ug/L)	P-114BR	n/a	n/a	n/a	NP	NaN	21	0.8233	0.256	unknown	ShapiroWilk
1,1,2,2-Tetrachloroethane (ug/L)	MW-204A	n/a	n/a	n/a	NP	NaN	23	0.8387	0.2494	unknown	ShapiroWilk
1,1,2,2-Tetrachloroethane (ug/L)	P-120B (bg)	n/a	n/a	n/a	NP	NaN	21	0.8233	0.256	unknown	ShapiroWilk
1,1,2,2-Tetrachloroethane (ug/L)	MW-137A	n/a	n/a	n/a	NP	NaN	22	0.8073	0.261	unknown	ShapiroWilk
1,1,2,2-Tetrachloroethane (ug/L)	MW-202A	n/a	n/a	n/a	NP	NaN	23	0.8387	0.2494	unknown	ShapiroWilk
1,1,2,2-Tetrachloroethane (ug/L)	MW-401A	n/a	n/a	n/a	NP	NaN	22	0.8314	0.2527	unknown	ShapiroWilk
1,1,2,2-Tetrachloroethane (ug/L)	MW-402A	n/a	n/a	n/a	NP	NaN	21	0.8233	0.256	unknown	ShapiroWilk
1,1,2,2-Tetrachloroethane (ug/L)	OW-306AR	n/a	n/a	n/a	NP	NaN	14	0.735	0.275	unknown	ShapiroWilk
1,1,2,2-Tetrachloroethane (ug/L)	MW-109ARR	n/a	n/a	n/a	NP	NaN	21	0.8233	0.256	unknown	ShapiroWilk
1,1,2,2-Tetrachloroethane (ug/L)	MW-502A	n/a	n/a	n/a	NP	NaN	20	0.8145	0.2594	unknown	ShapiroWilk
1,1,2,2-Tetrachloroethane (ug/L)	MW-404A	n/a	n/a	n/a	NP	NaN	21	0.8233	0.256	unknown	ShapiroWilk
1,1,2,2-Tetrachloroethane (ug/L)	P-504B (bg)	n/a	n/a	n/a	NP	NaN	14	0.735	0.275	unknown	ShapiroWilk
1,1,2,2-Tetrachloroethane (ug/L)	P-503B (bg)	n/a	n/a	n/a	NP	NaN	19	0.8326	0.2531	unknown	ShapiroWilk
1,1,2,2-Tetrachloroethane (ug/L)	MW-108AR	No	n/a	n/a	NP	NaN	18	0.8822	0.2267	x^5	ShapiroWilk

Outlier Analysis

DMASWA Client: DMASWA Data: DMASWA Database_Updated Printed 3/14/2025, 8:30 AM

Constituent	Well	Outlier	Value(s)	Date(s)	Method	Alpha	N	Mean	Std. Dev.	Distribution	Normality Test
1,1,2,2-Tetrachloroethane (ug/L)	MW-505A (bg)	n/a	n/a	n/a	NP	NaN	17	0.7818	0.2689	unknown	ShapiroWilk
1,1,2,2-Tetrachloroethane (ug/L)	MW-501A	n/a	n/a	n/a	NP	NaN	20	0.8145	0.2594	unknown	ShapiroWilk
1,1,2,2-Tetrachloroethane (ug/L)	MW-605	n/a	n/a	n/a	NP	NaN	14	0.735	0.275	unknown	ShapiroWilk
1,1,2,2-Tetrachloroethane (ug/L)	MW-604	n/a	n/a	n/a	NP	NaN	14	0.735	0.275	unknown	ShapiroWilk
1,1,2-Trichloroethane (ug/L)	MW-102A	n/a	n/a	n/a	NP	NaN	21	0.8167	0.2657	unknown	ShapiroWilk
1,1,2-Trichloroethane (ug/L)	OW-301A	n/a	n/a	n/a	NP	NaN	17	0.7735	0.279	unknown	ShapiroWilk
1,1,2-Trichloroethane (ug/L)	MW-201A	n/a	n/a	n/a	NP	NaN	23	0.8326	0.2588	unknown	ShapiroWilk
1,1,2-Trichloroethane (ug/L)	MW-103A	n/a	n/a	n/a	NP	NaN	23	0.8326	0.2588	unknown	ShapiroWilk
1,1,2-Trichloroethane (ug/L)	MW-114AR	n/a	n/a	n/a	NP	NaN	21	0.8167	0.2657	unknown	ShapiroWilk
1,1,2-Trichloroethane (ug/L)	MW-120AR (bg)	n/a	n/a	n/a	NP	NaN	23	0.8326	0.2588	unknown	ShapiroWilk
1,1,2-Trichloroethane (ug/L)	P-105B	n/a	n/a	n/a	NP	NaN	21	0.8167	0.2657	unknown	ShapiroWilk
1,1,2-Trichloroethane (ug/L)	P-108B	n/a	n/a	n/a	NP	NaN	21	0.8167	0.2657	unknown	ShapiroWilk
1,1,2-Trichloroethane (ug/L)	MW-403A	n/a	n/a	n/a	NP	NaN	21	0.8167	0.2657	unknown	ShapiroWilk
1,1,2-Trichloroethane (ug/L)	P-114BR	n/a	n/a	n/a	NP	NaN	21	0.8167	0.2657	unknown	ShapiroWilk
1,1,2-Trichloroethane (ug/L)	MW-204A	n/a	n/a	n/a	NP	NaN	23	0.8326	0.2588	unknown	ShapiroWilk
1,1,2-Trichloroethane (ug/L)	P-120B (bg)	n/a	n/a	n/a	NP	NaN	21	0.8167	0.2657	unknown	ShapiroWilk
1,1,2-Trichloroethane (ug/L)	MW-137A	n/a	n/a	n/a	NP	NaN	22	0.8455	0.3713	unknown	ShapiroWilk
1,1,2-Trichloroethane (ug/L)	MW-202A	n/a	n/a	n/a	NP	NaN	23	0.8761	0.3545	unknown	ShapiroWilk
1,1,2-Trichloroethane (ug/L)	MW-401A	n/a	n/a	n/a	NP	NaN	22	0.825	0.2622	unknown	ShapiroWilk
1,1,2-Trichloroethane (ug/L)	MW-402A	n/a	n/a	n/a	NP	NaN	21	0.8167	0.2657	unknown	ShapiroWilk
1,1,2-Trichloroethane (ug/L)	OW-306AR	n/a	n/a	n/a	NP	NaN	14	0.725	0.2854	unknown	ShapiroWilk
1,1,2-Trichloroethane (ug/L)	MW-109ARR	n/a	n/a	n/a	NP	NaN	21	0.8167	0.2657	unknown	ShapiroWilk
1,1,2-Trichloroethane (ug/L)	MW-502A	n/a	n/a	n/a	NP	NaN	20	0.8075	0.2691	unknown	ShapiroWilk
1,1,2-Trichloroethane (ug/L)	MW-404A	n/a	n/a	n/a	NP	NaN	21	0.8167	0.2657	unknown	ShapiroWilk
1,1,2-Trichloroethane (ug/L)	P-504B (bg)	n/a	n/a	n/a	NP	NaN	14	0.725	0.2854	unknown	ShapiroWilk
1,1,2-Trichloroethane (ug/L)	P-503B (bg)	n/a	n/a	n/a	NP	NaN	19	0.8263	0.2627	unknown	ShapiroWilk
1,1,2-Trichloroethane (ug/L)	MW-108AR	No	n/a	n/a	NP	NaN	18	0.8778	0.2353	sqrt(x)	ShapiroWilk
1,1,2-Trichloroethane (ug/L)	MW-505A (bg)	n/a	n/a	n/a	NP	NaN	17	0.7735	0.279	unknown	ShapiroWilk
1,1,2-Trichloroethane (ug/L)	MW-501A	n/a	n/a	n/a	NP	NaN	20	0.8075	0.2691	unknown	ShapiroWilk
1,1,2-Trichloroethane (ug/L)	MW-605	n/a	n/a	n/a	NP	NaN	14	0.7964	0.4418	unknown	ShapiroWilk
1,1,2-Trichloroethane (ug/L)	MW-604	n/a	n/a	n/a	NP	NaN	14	0.725	0.2854	unknown	ShapiroWilk
1,1-Dichloroethane (ug/L)	MW-102A	n/a	n/a	n/a	NP	NaN	21	0.74	0.3768	unknown	ShapiroWilk
1,1-Dichloroethane (ug/L)	OW-301A	No	n/a	n/a	NP	NaN	18	0.6167	0.3571	ln(x)	ShapiroWilk
1,1-Dichloroethane (ug/L)	MW-201A	No	n/a	n/a	NP	NaN	23	1.466	0.3992	normal	ShapiroWilk
1,1-Dichloroethane (ug/L)	MW-103A	n/a	n/a	n/a	NP	NaN	23	0.7626	0.367	unknown	ShapiroWilk
1,1-Dichloroethane (ug/L)	MW-114AR	n/a	n/a	n/a	NP	NaN	21	0.74	0.3768	unknown	ShapiroWilk
1,1-Dichloroethane (ug/L)	MW-120AR (bg)	n/a	n/a	n/a	NP	NaN	23	0.7626	0.367	unknown	ShapiroWilk
1,1-Dichloroethane (ug/L)	P-105B	n/a	n/a	n/a	NP	NaN	21	0.74	0.3768	unknown	ShapiroWilk
1,1-Dichloroethane (ug/L)	P-108B	n/a	n/a	n/a	NP	NaN	21	0.74	0.3768	unknown	ShapiroWilk
1,1-Dichloroethane (ug/L)	MW-403A	n/a	n/a	n/a	NP	NaN	21	0.74	0.3768	unknown	ShapiroWilk
1,1-Dichloroethane (ug/L)	P-114BR	n/a	n/a	n/a	NP	NaN	21	0.74	0.3768	unknown	ShapiroWilk
1,1-Dichloroethane (ug/L)	MW-204A	n/a	n/a	n/a	NP	NaN	23	0.7626	0.367	unknown	ShapiroWilk
1,1-Dichloroethane (ug/L)	P-120B (bg)	n/a	n/a	n/a	NP	NaN	21	0.74	0.3768	unknown	ShapiroWilk
1,1-Dichloroethane (ug/L)	MW-137A	n/a	n/a	n/a	NP	NaN	22	0.7164	0.384	unknown	ShapiroWilk
1,1-Dichloroethane (ug/L)	MW-202A	n/a	n/a	n/a	NP	NaN	23	0.7626	0.367	unknown	ShapiroWilk
1,1-Dichloroethane (ug/L)	MW-401A	No	n/a	n/a	NP	NaN	22	0.7109	0.358	ln(x)	ShapiroWilk
1,1-Dichloroethane (ug/L)	MW-402A	n/a	n/a	n/a	NP	NaN	21	0.74	0.3768	unknown	ShapiroWilk
1,1-Dichloroethane (ug/L)	OW-306AR	n/a	n/a	n/a	NP	NaN	14	0.61	0.4047	unknown	ShapiroWilk
1,1-Dichloroethane (ug/L)	MW-109ARR	n/a	n/a	n/a	NP	NaN	21	0.74	0.3768	unknown	ShapiroWilk
1,1-Dichloroethane (ug/L)	MW-502A	n/a	n/a	n/a	NP	NaN	20	0.727	0.3817	unknown	ShapiroWilk

Outlier Analysis

DMASWA Client: DMASWA Data: DMASWA Database_Updated Printed 3/14/2025, 8:30 AM

Constituent	Well	Outlier	Value(s)	Date(s)	Method	Alpha	N	Mean	Std. Dev.	Distribution	Normality Test
1,1-Dichloroethane (ug/L)	MW-404A	n/a	n/a	n/a	NP	NaN	21	0.74	0.3768	unknown	ShapiroWilk
1,1-Dichloroethane (ug/L)	P-504B (bg)	n/a	n/a	n/a	NP	NaN	14	0.61	0.4047	unknown	ShapiroWilk
1,1-Dichloroethane (ug/L)	P-503B (bg)	n/a	n/a	n/a	NP	NaN	19	0.7537	0.3725	unknown	ShapiroWilk
1,1-Dichloroethane (ug/L)	MW-108AR	No	n/a	n/a	NP	NaN	18	0.8267	0.3337	x^2	ShapiroWilk
1,1-Dichloroethane (ug/L)	MW-505A (bg)	n/a	n/a	n/a	NP	NaN	17	0.6788	0.3957	unknown	ShapiroWilk
1,1-Dichloroethane (ug/L)	MW-501A	n/a	n/a	n/a	NP	NaN	20	0.727	0.3817	unknown	ShapiroWilk
1,1-Dichloroethane (ug/L)	MW-605	n/a	n/a	n/a	NP	NaN	14	0.61	0.4047	unknown	ShapiroWilk
1,1-Dichloroethane (ug/L)	MW-604	n/a	n/a	n/a	NP	NaN	14	0.61	0.4047	unknown	ShapiroWilk
1,1-Dichloroethene (ug/L)	MW-102A	n/a	n/a	n/a	NP	NaN	21	1.52	0.6956	unknown	ShapiroWilk
1,1-Dichloroethene (ug/L)	OW-301A	n/a	n/a	n/a	NP	NaN	18	1.44	0.7223	unknown	ShapiroWilk
1,1-Dichloroethene (ug/L)	MW-201A	n/a	n/a	n/a	NP	NaN	23	1.562	0.6775	unknown	ShapiroWilk
1,1-Dichloroethene (ug/L)	MW-103A	n/a	n/a	n/a	NP	NaN	23	1.562	0.6775	unknown	ShapiroWilk
1,1-Dichloroethene (ug/L)	MW-114AR	n/a	n/a	n/a	NP	NaN	21	1.52	0.6956	unknown	ShapiroWilk
1,1-Dichloroethene (ug/L)	MW-120AR (bg)	n/a	n/a	n/a	NP	NaN	23	1.562	0.6775	unknown	ShapiroWilk
1,1-Dichloroethene (ug/L)	P-105B	n/a	n/a	n/a	NP	NaN	21	1.52	0.6956	unknown	ShapiroWilk
1,1-Dichloroethene (ug/L)	P-108B	n/a	n/a	n/a	NP	NaN	21	1.52	0.6956	unknown	ShapiroWilk
1,1-Dichloroethene (ug/L)	MW-403A	n/a	n/a	n/a	NP	NaN	21	1.52	0.6956	unknown	ShapiroWilk
1,1-Dichloroethene (ug/L)	P-114BR	n/a	n/a	n/a	NP	NaN	21	1.52	0.6956	unknown	ShapiroWilk
1,1-Dichloroethene (ug/L)	MW-204A	n/a	n/a	n/a	NP	NaN	23	1.562	0.6775	unknown	ShapiroWilk
1,1-Dichloroethene (ug/L)	P-120B (bg)	n/a	n/a	n/a	NP	NaN	21	1.52	0.6956	unknown	ShapiroWilk
1,1-Dichloroethene (ug/L)	MW-137A	n/a	n/a	n/a	NP	NaN	22	1.476	0.709	unknown	ShapiroWilk
1,1-Dichloroethene (ug/L)	MW-202A	n/a	n/a	n/a	NP	NaN	23	1.562	0.6775	unknown	ShapiroWilk
1,1-Dichloroethene (ug/L)	MW-401A	n/a	n/a	n/a	NP	NaN	22	1.542	0.6865	unknown	ShapiroWilk
1,1-Dichloroethene (ug/L)	MW-402A	n/a	n/a	n/a	NP	NaN	21	1.52	0.6956	unknown	ShapiroWilk
1,1-Dichloroethene (ug/L)	OW-306AR	n/a	n/a	n/a	NP	NaN	14	1.28	0.7472	unknown	ShapiroWilk
1,1-Dichloroethene (ug/L)	MW-109ARR	n/a	n/a	n/a	NP	NaN	21	1.52	0.6956	unknown	ShapiroWilk
1,1-Dichloroethene (ug/L)	MW-502A	n/a	n/a	n/a	NP	NaN	20	1.496	0.7047	unknown	ShapiroWilk
1,1-Dichloroethene (ug/L)	MW-404A	n/a	n/a	n/a	NP	NaN	21	1.52	0.6956	unknown	ShapiroWilk
1,1-Dichloroethene (ug/L)	P-504B (bg)	n/a	n/a	n/a	NP	NaN	14	1.28	0.7472	unknown	ShapiroWilk
1,1-Dichloroethene (ug/L)	P-503B (bg)	n/a	n/a	n/a	NP	NaN	19	1.545	0.6877	unknown	ShapiroWilk
1,1-Dichloroethene (ug/L)	MW-108AR	No	n/a	n/a	NP	NaN	18	1.68	0.616	x^4	ShapiroWilk
1,1-Dichloroethene (ug/L)	MW-505A (bg)	n/a	n/a	n/a	NP	NaN	17	1.407	0.7305	unknown	ShapiroWilk
1,1-Dichloroethene (ug/L)	MW-501A	n/a	n/a	n/a	NP	NaN	20	1.496	0.7047	unknown	ShapiroWilk
1,1-Dichloroethene (ug/L)	MW-605	n/a	n/a	n/a	NP	NaN	14	1.28	0.7472	unknown	ShapiroWilk
1,1-Dichloroethene (ug/L)	MW-604	n/a	n/a	n/a	NP	NaN	14	1.28	0.7472	unknown	ShapiroWilk
1,2,3-Trichloropropane (ug/L)	MW-102A	n/a	n/a	n/a	NP	NaN	21	0.911	0.317	unknown	ShapiroWilk
1,2,3-Trichloropropane (ug/L)	OW-301A	n/a	n/a	n/a	NP	NaN	17	0.89	0.351	unknown	ShapiroWilk
1,2,3-Trichloropropane (ug/L)	MW-201A	n/a	n/a	n/a	NP	NaN	23	0.9187	0.3034	unknown	ShapiroWilk
1,2,3-Trichloropropane (ug/L)	MW-103A	n/a	n/a	n/a	NP	NaN	23	0.9187	0.3034	unknown	ShapiroWilk
1,2,3-Trichloropropane (ug/L)	MW-114AR	n/a	n/a	n/a	NP	NaN	21	0.911	0.317	unknown	ShapiroWilk
1,2,3-Trichloropropane (ug/L)	MW-120AR (bg)	n/a	n/a	n/a	NP	NaN	23	0.9187	0.3034	unknown	ShapiroWilk
1,2,3-Trichloropropane (ug/L)	P-105B	n/a	n/a	n/a	NP	NaN	21	0.911	0.317	unknown	ShapiroWilk
1,2,3-Trichloropropane (ug/L)	P-108B	n/a	n/a	n/a	NP	NaN	21	0.911	0.317	unknown	ShapiroWilk
1,2,3-Trichloropropane (ug/L)	MW-403A	n/a	n/a	n/a	NP	NaN	21	0.911	0.317	unknown	ShapiroWilk
1,2,3-Trichloropropane (ug/L)	P-114BR	n/a	n/a	n/a	NP	NaN	21	0.911	0.317	unknown	ShapiroWilk
1,2,3-Trichloropropane (ug/L)	MW-204A	n/a	n/a	n/a	NP	NaN	23	0.9187	0.3034	unknown	ShapiroWilk
1,2,3-Trichloropropane (ug/L)	P-120B (bg)	n/a	n/a	n/a	NP	NaN	21	0.911	0.317	unknown	ShapiroWilk
1,2,3-Trichloropropane (ug/L)	MW-137A	n/a	n/a	n/a	NP	NaN	22	1.033	0.9082	unknown	ShapiroWilk
1,2,3-Trichloropropane (ug/L)	MW-202A	n/a	n/a	n/a	NP	NaN	23	1.049	0.8822	unknown	ShapiroWilk
1,2,3-Trichloropropane (ug/L)	MW-401A	n/a	n/a	n/a	NP	NaN	22	0.915	0.31	unknown	ShapiroWilk

Outlier Analysis

DMASWA Client: DMASWA Data: DMASWA Database_Updated Printed 3/14/2025, 8:30 AM

Constituent	Well	Outlier	Value(s)	Date(s)	Method	Alpha	N	Mean	Std. Dev.	Distribution	Normality Test
1,2,3-Trichloropropane (ug/L)	MW-402A	n/a	n/a	n/a	NP	NaN	21	0.911	0.317	unknown	ShapiroWilk
1,2,3-Trichloropropane (ug/L)	OW-306AR	n/a	n/a	n/a	NP	NaN	14	0.8664	0.385	unknown	ShapiroWilk
1,2,3-Trichloropropane (ug/L)	MW-109ARR	n/a	n/a	n/a	NP	NaN	21	0.911	0.317	unknown	ShapiroWilk
1,2,3-Trichloropropane (ug/L)	MW-502A	n/a	n/a	n/a	NP	NaN	20	0.9065	0.3246	unknown	ShapiroWilk
1,2,3-Trichloropropane (ug/L)	MW-404A	n/a	n/a	n/a	NP	NaN	21	0.911	0.317	unknown	ShapiroWilk
1,2,3-Trichloropropane (ug/L)	P-504B (bg)	n/a	n/a	n/a	NP	NaN	14	0.795	0.2127	unknown	ShapiroWilk
1,2,3-Trichloropropane (ug/L)	P-503B (bg)	n/a	n/a	n/a	NP	NaN	19	0.9232	0.3246	unknown	ShapiroWilk
1,2,3-Trichloropropane (ug/L)	MW-108AR	No	n/a	n/a	NP	NaN	18	0.9644	0.3115	ln(x)	ShapiroWilk
1,2,3-Trichloropropane (ug/L)	MW-505A (bg)	n/a	n/a	n/a	NP	NaN	17	0.8312	0.208	unknown	ShapiroWilk
1,2,3-Trichloropropane (ug/L)	MW-501A	n/a	n/a	n/a	NP	NaN	20	0.9065	0.3246	unknown	ShapiroWilk
1,2,3-Trichloropropane (ug/L)	MW-605	n/a	n/a	n/a	NP	NaN	14	1.081	1.146	unknown	ShapiroWilk
1,2,3-Trichloropropane (ug/L)	MW-604	n/a	n/a	n/a	NP	NaN	14	0.8664	0.385	unknown	ShapiroWilk
1,2-Dibromo-3-chloropropane (ug/L)	MW-102A	n/a	n/a	n/a	NP	NaN	21	2.21	1.81	unknown	ShapiroWilk
1,2-Dibromo-3-chloropropane (ug/L)	OW-301A	n/a	n/a	n/a	NP	NaN	18	2.411	1.886	unknown	ShapiroWilk
1,2-Dibromo-3-chloropropane (ug/L)	MW-201A	n/a	n/a	n/a	NP	NaN	23	2.452	1.904	unknown	ShapiroWilk
1,2-Dibromo-3-chloropropane (ug/L)	MW-103A	n/a	n/a	n/a	NP	NaN	23	2.452	1.904	unknown	ShapiroWilk
1,2-Dibromo-3-chloropropane (ug/L)	MW-114AR	n/a	n/a	n/a	NP	NaN	21	2.21	1.81	unknown	ShapiroWilk
1,2-Dibromo-3-chloropropane (ug/L)	MW-120AR (bg)	n/a	n/a	n/a	NP	NaN	23	2.452	1.904	unknown	ShapiroWilk
1,2-Dibromo-3-chloropropane (ug/L)	P-105B	n/a	n/a	n/a	NP	NaN	21	2.21	1.81	unknown	ShapiroWilk
1,2-Dibromo-3-chloropropane (ug/L)	P-108B	n/a	n/a	n/a	NP	NaN	21	2.21	1.81	unknown	ShapiroWilk
1,2-Dibromo-3-chloropropane (ug/L)	MW-403A	n/a	n/a	n/a	NP	NaN	21	2.21	1.81	unknown	ShapiroWilk
1,2-Dibromo-3-chloropropane (ug/L)	P-114BR	n/a	n/a	n/a	NP	NaN	21	2.21	1.81	unknown	ShapiroWilk
1,2-Dibromo-3-chloropropane (ug/L)	MW-204A	n/a	n/a	n/a	NP	NaN	23	2.452	1.904	unknown	ShapiroWilk
1,2-Dibromo-3-chloropropane (ug/L)	P-120B (bg)	n/a	n/a	n/a	NP	NaN	21	2.21	1.81	unknown	ShapiroWilk
1,2-Dibromo-3-chloropropane (ug/L)	MW-137A	n/a	n/a	n/a	NP	NaN	22	2.164	1.78	unknown	ShapiroWilk
1,2-Dibromo-3-chloropropane (ug/L)	MW-202A	n/a	n/a	n/a	NP	NaN	23	2.452	1.904	unknown	ShapiroWilk
1,2-Dibromo-3-chloropropane (ug/L)	MW-401A	n/a	n/a	n/a	NP	NaN	22	2.336	1.864	unknown	ShapiroWilk
1,2-Dibromo-3-chloropropane (ug/L)	MW-402A	n/a	n/a	n/a	NP	NaN	21	2.21	1.81	unknown	ShapiroWilk
1,2-Dibromo-3-chloropropane (ug/L)	OW-306AR	n/a	n/a	n/a	NP	NaN	14	3.1	1.972	unknown	ShapiroWilk
1,2-Dibromo-3-chloropropane (ug/L)	MW-109ARR	n/a	n/a	n/a	NP	NaN	21	2.21	1.81	unknown	ShapiroWilk
1,2-Dibromo-3-chloropropane (ug/L)	MW-502A	n/a	n/a	n/a	NP	NaN	20	2.27	1.836	unknown	ShapiroWilk
1,2-Dibromo-3-chloropropane (ug/L)	MW-404A	n/a	n/a	n/a	NP	NaN	21	2.21	1.81	unknown	ShapiroWilk
1,2-Dibromo-3-chloropropane (ug/L)	P-504B (bg)	n/a	n/a	n/a	NP	NaN	14	1.671	1.413	unknown	ShapiroWilk
1,2-Dibromo-3-chloropropane (ug/L)	P-503B (bg)	n/a	n/a	n/a	NP	NaN	19	2.326	1.868	unknown	ShapiroWilk
1,2-Dibromo-3-chloropropane (ug/L)	MW-108AR	n/a	n/a	n/a	NP	NaN	18	2.378	1.91	unknown	ShapiroWilk
1,2-Dibromo-3-chloropropane (ug/L)	MW-505A (bg)	n/a	n/a	n/a	NP	NaN	17	2.259	1.826	unknown	ShapiroWilk
1,2-Dibromo-3-chloropropane (ug/L)	MW-501A	n/a	n/a	n/a	NP	NaN	20	2.27	1.836	unknown	ShapiroWilk
1,2-Dibromo-3-chloropropane (ug/L)	MW-605	n/a	n/a	n/a	NP	NaN	14	3.1	1.972	unknown	ShapiroWilk
1,2-Dibromo-3-chloropropane (ug/L)	MW-604	n/a	n/a	n/a	NP	NaN	14	3.1	1.972	unknown	ShapiroWilk
1,2-Dibromoethane [EDB] (ug/L)	MW-102A	n/a	n/a	n/a	NP	NaN	21	0.78	0.3188	unknown	ShapiroWilk
1,2-Dibromoethane [EDB] (ug/L)	OW-301A	n/a	n/a	n/a	NP	NaN	18	0.7433	0.3311	unknown	ShapiroWilk
1,2-Dibromoethane [EDB] (ug/L)	MW-201A	n/a	n/a	n/a	NP	NaN	23	0.7991	0.3105	unknown	ShapiroWilk
1,2-Dibromoethane [EDB] (ug/L)	MW-103A	n/a	n/a	n/a	NP	NaN	23	0.7991	0.3105	unknown	ShapiroWilk
1,2-Dibromoethane [EDB] (ug/L)	MW-114AR	n/a	n/a	n/a	NP	NaN	21	0.78	0.3188	unknown	ShapiroWilk
1,2-Dibromoethane [EDB] (ug/L)	MW-120AR (bg)	n/a	n/a	n/a	NP	NaN	23	0.7991	0.3105	unknown	ShapiroWilk
1,2-Dibromoethane [EDB] (ug/L)	P-105B	n/a	n/a	n/a	NP	NaN	21	0.78	0.3188	unknown	ShapiroWilk
1,2-Dibromoethane [EDB] (ug/L)	P-108B	n/a	n/a	n/a	NP	NaN	21	0.78	0.3188	unknown	ShapiroWilk
1,2-Dibromoethane [EDB] (ug/L)	MW-403A	n/a	n/a	n/a	NP	NaN	21	0.78	0.3188	unknown	ShapiroWilk
1,2-Dibromoethane [EDB] (ug/L)	P-114BR	n/a	n/a	n/a	NP	NaN	21	0.78	0.3188	unknown	ShapiroWilk
1,2-Dibromoethane [EDB] (ug/L)	MW-204A	n/a	n/a	n/a	NP	NaN	23	0.7991	0.3105	unknown	ShapiroWilk

Outlier Analysis

DMASWA Client: DMASWA Data: DMASWA Database_Updated Printed 3/14/2025, 8:30 AM

Constituent	Well	Outlier	Value(s)	Date(s)	Method	Alpha	N	Mean	Std. Dev.	Distribution	Normality Test
1,2-Dibromoethane [EDB] (ug/L)	P-120B (bg)	n/a	n/a	n/a	NP	NaN	21	0.78	0.3188	unknown	ShapiroWilk
1,2-Dibromoethane [EDB] (ug/L)	MW-137A	n/a	n/a	n/a	NP	NaN	22	0.8055	0.417	unknown	ShapiroWilk
1,2-Dibromoethane [EDB] (ug/L)	MW-202A	n/a	n/a	n/a	NP	NaN	23	0.8426	0.3977	unknown	ShapiroWilk
1,2-Dibromoethane [EDB] (ug/L)	MW-401A	n/a	n/a	n/a	NP	NaN	22	0.79	0.3146	unknown	ShapiroWilk
1,2-Dibromoethane [EDB] (ug/L)	MW-402A	n/a	n/a	n/a	NP	NaN	21	0.78	0.3188	unknown	ShapiroWilk
1,2-Dibromoethane [EDB] (ug/L)	OW-306AR	n/a	n/a	n/a	NP	NaN	14	0.67	0.3425	unknown	ShapiroWilk
1,2-Dibromoethane [EDB] (ug/L)	MW-109ARR	n/a	n/a	n/a	NP	NaN	21	0.78	0.3188	unknown	ShapiroWilk
1,2-Dibromoethane [EDB] (ug/L)	MW-502A	n/a	n/a	n/a	NP	NaN	20	0.769	0.323	unknown	ShapiroWilk
1,2-Dibromoethane [EDB] (ug/L)	MW-404A	n/a	n/a	n/a	NP	NaN	21	0.78	0.3188	unknown	ShapiroWilk
1,2-Dibromoethane [EDB] (ug/L)	P-504B (bg)	n/a	n/a	n/a	NP	NaN	14	0.67	0.3425	unknown	ShapiroWilk
1,2-Dibromoethane [EDB] (ug/L)	P-503B (bg)	n/a	n/a	n/a	NP	NaN	19	0.7916	0.3152	unknown	ShapiroWilk
1,2-Dibromoethane [EDB] (ug/L)	MW-108AR	No	n/a	n/a	NP	NaN	18	0.8533	0.2823	normal	ShapiroWilk
1,2-Dibromoethane [EDB] (ug/L)	MW-505A (bg)	n/a	n/a	n/a	NP	NaN	17	0.7282	0.3348	unknown	ShapiroWilk
1,2-Dibromoethane [EDB] (ug/L)	MW-501A	n/a	n/a	n/a	NP	NaN	20	0.769	0.323	unknown	ShapiroWilk
1,2-Dibromoethane [EDB] (ug/L)	MW-605	n/a	n/a	n/a	NP	NaN	14	0.7414	0.4894	unknown	ShapiroWilk
1,2-Dibromoethane [EDB] (ug/L)	MW-604	n/a	n/a	n/a	NP	NaN	14	0.67	0.3425	unknown	ShapiroWilk
1,2-Dichlorobenzene (ug/L)	MW-102A	n/a	n/a	n/a	NP	NaN	21	0.79	0.3043	unknown	ShapiroWilk
1,2-Dichlorobenzene (ug/L)	OW-301A	n/a	n/a	n/a	NP	NaN	18	0.755	0.316	unknown	ShapiroWilk
1,2-Dichlorobenzene (ug/L)	MW-201A	n/a	n/a	n/a	NP	NaN	23	0.8083	0.2964	unknown	ShapiroWilk
1,2-Dichlorobenzene (ug/L)	MW-103A	n/a	n/a	n/a	NP	NaN	23	0.8083	0.2964	unknown	ShapiroWilk
1,2-Dichlorobenzene (ug/L)	MW-114AR	n/a	n/a	n/a	NP	NaN	21	0.79	0.3043	unknown	ShapiroWilk
1,2-Dichlorobenzene (ug/L)	MW-120AR (bg)	n/a	n/a	n/a	NP	NaN	23	0.8083	0.2964	unknown	ShapiroWilk
1,2-Dichlorobenzene (ug/L)	P-105B	n/a	n/a	n/a	NP	NaN	21	0.79	0.3043	unknown	ShapiroWilk
1,2-Dichlorobenzene (ug/L)	P-108B	n/a	n/a	n/a	NP	NaN	21	0.79	0.3043	unknown	ShapiroWilk
1,2-Dichlorobenzene (ug/L)	MW-403A	n/a	n/a	n/a	NP	NaN	21	0.79	0.3043	unknown	ShapiroWilk
1,2-Dichlorobenzene (ug/L)	P-114BR	n/a	n/a	n/a	NP	NaN	21	0.79	0.3043	unknown	ShapiroWilk
1,2-Dichlorobenzene (ug/L)	MW-204A	n/a	n/a	n/a	NP	NaN	23	0.8083	0.2964	unknown	ShapiroWilk
1,2-Dichlorobenzene (ug/L)	P-120B (bg)	n/a	n/a	n/a	NP	NaN	21	0.79	0.3043	unknown	ShapiroWilk
1,2-Dichlorobenzene (ug/L)	MW-137A	n/a	n/a	n/a	NP	NaN	22	0.7709	0.3102	unknown	ShapiroWilk
1,2-Dichlorobenzene (ug/L)	MW-202A	n/a	n/a	n/a	NP	NaN	23	0.8083	0.2964	unknown	ShapiroWilk
1,2-Dichlorobenzene (ug/L)	MW-401A	n/a	n/a	n/a	NP	NaN	22	0.7995	0.3003	unknown	ShapiroWilk
1,2-Dichlorobenzene (ug/L)	MW-402A	n/a	n/a	n/a	NP	NaN	21	0.79	0.3043	unknown	ShapiroWilk
1,2-Dichlorobenzene (ug/L)	OW-306AR	n/a	n/a	n/a	NP	NaN	14	0.685	0.3269	unknown	ShapiroWilk
1,2-Dichlorobenzene (ug/L)	MW-109ARR	n/a	n/a	n/a	NP	NaN	21	0.79	0.3043	unknown	ShapiroWilk
1,2-Dichlorobenzene (ug/L)	MW-502A	n/a	n/a	n/a	NP	NaN	20	0.7795	0.3083	unknown	ShapiroWilk
1,2-Dichlorobenzene (ug/L)	MW-404A	n/a	n/a	n/a	NP	NaN	21	0.79	0.3043	unknown	ShapiroWilk
1,2-Dichlorobenzene (ug/L)	P-504B (bg)	n/a	n/a	n/a	NP	NaN	14	0.685	0.3269	unknown	ShapiroWilk
1,2-Dichlorobenzene (ug/L)	P-503B (bg)	n/a	n/a	n/a	NP	NaN	19	0.8011	0.3009	unknown	ShapiroWilk
1,2-Dichlorobenzene (ug/L)	MW-108AR	No	n/a	n/a	NP	NaN	18	0.86	0.2695	x^4	ShapiroWilk
1,2-Dichlorobenzene (ug/L)	MW-505A (bg)	n/a	n/a	n/a	NP	NaN	17	0.7406	0.3196	unknown	ShapiroWilk
1,2-Dichlorobenzene (ug/L)	MW-501A	n/a	n/a	n/a	NP	NaN	20	0.7795	0.3083	unknown	ShapiroWilk
1,2-Dichlorobenzene (ug/L)	MW-605	n/a	n/a	n/a	NP	NaN	14	0.685	0.3269	unknown	ShapiroWilk
1,2-Dichlorobenzene (ug/L)	MW-604	n/a	n/a	n/a	NP	NaN	14	0.685	0.3269	unknown	ShapiroWilk
1,2-Dichloroethane (ug/L)	MW-102A	n/a	n/a	n/a	NP	NaN	21	0.7967	0.2947	unknown	ShapiroWilk
1,2-Dichloroethane (ug/L)	OW-301A	n/a	n/a	n/a	NP	NaN	18	0.7628	0.306	unknown	ShapiroWilk
1,2-Dichloroethane (ug/L)	MW-201A	n/a	n/a	n/a	NP	NaN	23	0.8143	0.287	unknown	ShapiroWilk
1,2-Dichloroethane (ug/L)	MW-103A	n/a	n/a	n/a	NP	NaN	23	0.8143	0.287	unknown	ShapiroWilk
1,2-Dichloroethane (ug/L)	MW-114AR	n/a	n/a	n/a	NP	NaN	21	0.7967	0.2947	unknown	ShapiroWilk
1,2-Dichloroethane (ug/L)	MW-120AR (bg)	n/a	n/a	n/a	NP	NaN	23	0.8143	0.287	unknown	ShapiroWilk
1,2-Dichloroethane (ug/L)	P-105B	n/a	n/a	n/a	NP	NaN	21	0.7967	0.2947	unknown	ShapiroWilk

Outlier Analysis

DMASWA Client: DMASWA Data: DMASWA Database_Updated Printed 3/14/2025, 8:31 AM

Constituent	Well	Outlier	Value(s)	Date(s)	Method	Alpha	N	Mean	Std. Dev.	Distribution	Normality Test
1,2-Dichloroethane (ug/L)	P-108B	n/a	n/a	n/a	NP	NaN	21	0.7967	0.2947	unknown	ShapiroWilk
1,2-Dichloroethane (ug/L)	MW-403A	n/a	n/a	n/a	NP	NaN	21	0.7967	0.2947	unknown	ShapiroWilk
1,2-Dichloroethane (ug/L)	P-114BR	n/a	n/a	n/a	NP	NaN	21	0.7967	0.2947	unknown	ShapiroWilk
1,2-Dichloroethane (ug/L)	MW-204A	n/a	n/a	n/a	NP	NaN	23	0.8143	0.287	unknown	ShapiroWilk
1,2-Dichloroethane (ug/L)	P-120B (bg)	n/a	n/a	n/a	NP	NaN	21	0.7967	0.2947	unknown	ShapiroWilk
1,2-Dichloroethane (ug/L)	MW-137A	n/a	n/a	n/a	NP	NaN	22	0.7782	0.3003	unknown	ShapiroWilk
1,2-Dichloroethane (ug/L)	MW-202A	n/a	n/a	n/a	NP	NaN	23	0.8143	0.287	unknown	ShapiroWilk
1,2-Dichloroethane (ug/L)	MW-401A	n/a	n/a	n/a	NP	NaN	22	0.8059	0.2908	unknown	ShapiroWilk
1,2-Dichloroethane (ug/L)	MW-402A	n/a	n/a	n/a	NP	NaN	21	0.7967	0.2947	unknown	ShapiroWilk
1,2-Dichloroethane (ug/L)	OW-306AR	n/a	n/a	n/a	NP	NaN	14	0.695	0.3165	unknown	ShapiroWilk
1,2-Dichloroethane (ug/L)	MW-109ARR	n/a	n/a	n/a	NP	NaN	21	0.7967	0.2947	unknown	ShapiroWilk
1,2-Dichloroethane (ug/L)	MW-502A	n/a	n/a	n/a	NP	NaN	20	0.7865	0.2985	unknown	ShapiroWilk
1,2-Dichloroethane (ug/L)	MW-404A	n/a	n/a	n/a	NP	NaN	21	0.7967	0.2947	unknown	ShapiroWilk
1,2-Dichloroethane (ug/L)	P-504B (bg)	n/a	n/a	n/a	NP	NaN	14	0.695	0.3165	unknown	ShapiroWilk
1,2-Dichloroethane (ug/L)	P-503B (bg)	n/a	n/a	n/a	NP	NaN	19	0.8074	0.2913	unknown	ShapiroWilk
1,2-Dichloroethane (ug/L)	MW-108AR	No	n/a	n/a	NP	NaN	18	0.8644	0.261	sqrt(x)	ShapiroWilk
1,2-Dichloroethane (ug/L)	MW-505A (bg)	n/a	n/a	n/a	NP	NaN	17	0.7488	0.3095	unknown	ShapiroWilk
1,2-Dichloroethane (ug/L)	MW-501A	n/a	n/a	n/a	NP	NaN	20	0.7865	0.2985	unknown	ShapiroWilk
1,2-Dichloroethane (ug/L)	MW-605	n/a	n/a	n/a	NP	NaN	14	0.695	0.3165	unknown	ShapiroWilk
1,2-Dichloroethane (ug/L)	MW-604	n/a	n/a	n/a	NP	NaN	14	0.695	0.3165	unknown	ShapiroWilk
1,2-Dichloropropane (ug/L)	MW-102A	n/a	n/a	n/a	NP	NaN	21	0.7567	0.3526	unknown	ShapiroWilk
1,2-Dichloropropane (ug/L)	OW-301A	n/a	n/a	n/a	NP	NaN	18	0.7161	0.3662	unknown	ShapiroWilk
1,2-Dichloropropane (ug/L)	MW-201A	n/a	n/a	n/a	NP	NaN	23	0.7778	0.3434	unknown	ShapiroWilk
1,2-Dichloropropane (ug/L)	MW-103A	n/a	n/a	n/a	NP	NaN	23	0.7778	0.3434	unknown	ShapiroWilk
1,2-Dichloropropane (ug/L)	MW-114AR	n/a	n/a	n/a	NP	NaN	21	0.7567	0.3526	unknown	ShapiroWilk
1,2-Dichloropropane (ug/L)	MW-120AR (bg)	n/a	n/a	n/a	NP	NaN	23	0.7778	0.3434	unknown	ShapiroWilk
1,2-Dichloropropane (ug/L)	P-105B	n/a	n/a	n/a	NP	NaN	21	0.7567	0.3526	unknown	ShapiroWilk
1,2-Dichloropropane (ug/L)	P-108B	n/a	n/a	n/a	NP	NaN	21	0.7567	0.3526	unknown	ShapiroWilk
1,2-Dichloropropane (ug/L)	MW-403A	n/a	n/a	n/a	NP	NaN	21	0.7567	0.3526	unknown	ShapiroWilk
1,2-Dichloropropane (ug/L)	P-114BR	n/a	n/a	n/a	NP	NaN	21	0.7567	0.3526	unknown	ShapiroWilk
1,2-Dichloropropane (ug/L)	MW-204A	n/a	n/a	n/a	NP	NaN	23	0.7778	0.3434	unknown	ShapiroWilk
1,2-Dichloropropane (ug/L)	P-120B (bg)	n/a	n/a	n/a	NP	NaN	21	0.7567	0.3526	unknown	ShapiroWilk
1,2-Dichloropropane (ug/L)	MW-137A	n/a	n/a	n/a	NP	NaN	22	0.7345	0.3594	unknown	ShapiroWilk
1,2-Dichloropropane (ug/L)	MW-202A	n/a	n/a	n/a	NP	NaN	23	0.7778	0.3434	unknown	ShapiroWilk
1,2-Dichloropropane (ug/L)	MW-401A	n/a	n/a	n/a	NP	NaN	22	0.7377	0.3555	unknown	ShapiroWilk
1,2-Dichloropropane (ug/L)	MW-402A	n/a	n/a	n/a	NP	NaN	21	0.7567	0.3526	unknown	ShapiroWilk
1,2-Dichloropropane (ug/L)	OW-306AR	n/a	n/a	n/a	NP	NaN	14	0.635	0.3788	unknown	ShapiroWilk
1,2-Dichloropropane (ug/L)	MW-109ARR	n/a	n/a	n/a	NP	NaN	21	0.7567	0.3526	unknown	ShapiroWilk
1,2-Dichloropropane (ug/L)	MW-502A	n/a	n/a	n/a	NP	NaN	20	0.7445	0.3572	unknown	ShapiroWilk
1,2-Dichloropropane (ug/L)	MW-404A	n/a	n/a	n/a	NP	NaN	21	0.7567	0.3526	unknown	ShapiroWilk
1,2-Dichloropropane (ug/L)	P-504B (bg)	n/a	n/a	n/a	NP	NaN	14	0.635	0.3788	unknown	ShapiroWilk
1,2-Dichloropropane (ug/L)	P-503B (bg)	n/a	n/a	n/a	NP	NaN	19	0.7695	0.3486	unknown	ShapiroWilk
1,2-Dichloropropane (ug/L)	MW-108AR	No	n/a	n/a	NP	NaN	18	0.8378	0.3123	sqrt(x)	ShapiroWilk
1,2-Dichloropropane (ug/L)	MW-505A (bg)	n/a	n/a	n/a	NP	NaN	17	0.6994	0.3703	unknown	ShapiroWilk
1,2-Dichloropropane (ug/L)	MW-501A	n/a	n/a	n/a	NP	NaN	20	0.7445	0.3572	unknown	ShapiroWilk
1,2-Dichloropropane (ug/L)	MW-605	n/a	n/a	n/a	NP	NaN	14	0.635	0.3788	unknown	ShapiroWilk
1,2-Dichloropropane (ug/L)	MW-604	n/a	n/a	n/a	NP	NaN	14	0.635	0.3788	unknown	ShapiroWilk
1,4-Dichlorobenzene (ug/L)	MW-102A	n/a	n/a	n/a	NP	NaN	21	0.7433	0.3719	unknown	ShapiroWilk
1,4-Dichlorobenzene (ug/L)	OW-301A	n/a	n/a	n/a	NP	NaN	18	0.7006	0.3863	unknown	ShapiroWilk
1,4-Dichlorobenzene (ug/L)	MW-201A	n/a	n/a	n/a	NP	NaN	23	0.7657	0.3623	unknown	ShapiroWilk

Outlier Analysis

DMASWA Client: DMASWA Data: DMASWA Database_Updated Printed 3/14/2025, 8:31 AM

Constituent	Well	Outlier	Value(s)	Date(s)	Method	Alpha	N	Mean	Std. Dev.	Distribution	Normality Test
1,4-Dichlorobenzene (ug/L)	MW-103A	n/a	n/a	n/a	NP	NaN	23	0.7657	0.3623	unknown	ShapiroWilk
1,4-Dichlorobenzene (ug/L)	MW-114AR	n/a	n/a	n/a	NP	NaN	21	0.7433	0.3719	unknown	ShapiroWilk
1,4-Dichlorobenzene (ug/L)	MW-120AR (bg)	n/a	n/a	n/a	NP	NaN	23	0.7389	0.3668	unknown	ShapiroWilk
1,4-Dichlorobenzene (ug/L)	P-105B	n/a	n/a	n/a	NP	NaN	21	0.7433	0.3719	unknown	ShapiroWilk
1,4-Dichlorobenzene (ug/L)	P-108B	n/a	n/a	n/a	NP	NaN	21	0.7433	0.3719	unknown	ShapiroWilk
1,4-Dichlorobenzene (ug/L)	MW-403A	n/a	n/a	n/a	NP	NaN	21	0.7433	0.3719	unknown	ShapiroWilk
1,4-Dichlorobenzene (ug/L)	P-114BR	n/a	n/a	n/a	NP	NaN	21	0.7433	0.3719	unknown	ShapiroWilk
1,4-Dichlorobenzene (ug/L)	MW-204A	n/a	n/a	n/a	NP	NaN	23	0.7657	0.3623	unknown	ShapiroWilk
1,4-Dichlorobenzene (ug/L)	P-120B (bg)	n/a	n/a	n/a	NP	NaN	21	0.7433	0.3719	unknown	ShapiroWilk
1,4-Dichlorobenzene (ug/L)	MW-137A	n/a	n/a	n/a	NP	NaN	22	0.72	0.3791	unknown	ShapiroWilk
1,4-Dichlorobenzene (ug/L)	MW-202A	n/a	n/a	n/a	NP	NaN	23	0.7657	0.3623	unknown	ShapiroWilk
1,4-Dichlorobenzene (ug/L)	MW-401A	n/a	n/a	n/a	NP	NaN	22	0.755	0.3671	unknown	ShapiroWilk
1,4-Dichlorobenzene (ug/L)	MW-402A	n/a	n/a	n/a	NP	NaN	21	0.7433	0.3719	unknown	ShapiroWilk
1,4-Dichlorobenzene (ug/L)	OW-306AR	n/a	n/a	n/a	NP	NaN	14	0.615	0.3995	unknown	ShapiroWilk
1,4-Dichlorobenzene (ug/L)	MW-109ARR	n/a	n/a	n/a	NP	NaN	21	0.7433	0.3719	unknown	ShapiroWilk
1,4-Dichlorobenzene (ug/L)	MW-502A	n/a	n/a	n/a	NP	NaN	20	0.7305	0.3768	unknown	ShapiroWilk
1,4-Dichlorobenzene (ug/L)	MW-404A	n/a	n/a	n/a	NP	NaN	21	0.7433	0.3719	unknown	ShapiroWilk
1,4-Dichlorobenzene (ug/L)	P-504B (bg)	n/a	n/a	n/a	NP	NaN	14	0.615	0.3995	unknown	ShapiroWilk
1,4-Dichlorobenzene (ug/L)	P-503B (bg)	n/a	n/a	n/a	NP	NaN	19	0.7568	0.3677	unknown	ShapiroWilk
1,4-Dichlorobenzene (ug/L)	MW-108AR	No	n/a	n/a	NP	NaN	18	0.8289	0.3294	sqrt(x)	ShapiroWilk
1,4-Dichlorobenzene (ug/L)	MW-505A (bg)	n/a	n/a	n/a	NP	NaN	17	0.6829	0.3906	unknown	ShapiroWilk
1,4-Dichlorobenzene (ug/L)	MW-501A	n/a	n/a	n/a	NP	NaN	20	0.7305	0.3768	unknown	ShapiroWilk
1,4-Dichlorobenzene (ug/L)	MW-605	n/a	n/a	n/a	NP	NaN	14	0.615	0.3995	unknown	ShapiroWilk
1,4-Dichlorobenzene (ug/L)	MW-604	n/a	n/a	n/a	NP	NaN	14	0.615	0.3995	unknown	ShapiroWilk
2-Butanone [MEK] (ug/L)	MW-102A	n/a	n/a	n/a	NP	NaN	21	6.414	3.653	unknown	ShapiroWilk
2-Butanone [MEK] (ug/L)	OW-301A	n/a	n/a	n/a	NP	NaN	18	6.65	3.91	unknown	ShapiroWilk
2-Butanone [MEK] (ug/L)	MW-201A	n/a	n/a	n/a	NP	NaN	23	6.726	3.633	unknown	ShapiroWilk
2-Butanone [MEK] (ug/L)	MW-103A	n/a	n/a	n/a	NP	NaN	23	6.726	3.633	unknown	ShapiroWilk
2-Butanone [MEK] (ug/L)	MW-114AR	n/a	n/a	n/a	NP	NaN	21	6.414	3.653	unknown	ShapiroWilk
2-Butanone [MEK] (ug/L)	MW-120AR (bg)	n/a	n/a	n/a	NP	NaN	23	6.632	3.707	unknown	ShapiroWilk
2-Butanone [MEK] (ug/L)	P-105B	n/a	n/a	n/a	NP	NaN	21	6.414	3.653	unknown	ShapiroWilk
2-Butanone [MEK] (ug/L)	P-108B	n/a	n/a	n/a	NP	NaN	21	6.272	3.767	unknown	ShapiroWilk
2-Butanone [MEK] (ug/L)	MW-403A	n/a	n/a	n/a	NP	NaN	21	6.414	3.653	unknown	ShapiroWilk
2-Butanone [MEK] (ug/L)	P-114BR	n/a	n/a	n/a	NP	NaN	21	6.414	3.653	unknown	ShapiroWilk
2-Butanone [MEK] (ug/L)	MW-204A	n/a	n/a	n/a	NP	NaN	23	6.726	3.633	unknown	ShapiroWilk
2-Butanone [MEK] (ug/L)	P-120B (bg)	n/a	n/a	n/a	NP	NaN	21	6.414	3.653	unknown	ShapiroWilk
2-Butanone [MEK] (ug/L)	MW-137A	n/a	n/a	n/a	NP	NaN	22	7.327	7.029	unknown	ShapiroWilk
2-Butanone [MEK] (ug/L)	MW-202A	n/a	n/a	n/a	NP	NaN	23	6.726	3.633	unknown	ShapiroWilk
2-Butanone [MEK] (ug/L)	MW-401A	n/a	n/a	n/a	NP	NaN	22	6.577	3.646	unknown	ShapiroWilk
2-Butanone [MEK] (ug/L)	MW-402A	n/a	n/a	n/a	NP	NaN	21	6.28	3.757	unknown	ShapiroWilk
2-Butanone [MEK] (ug/L)	OW-306AR	n/a	n/a	n/a	NP	NaN	14	6.05	4.099	unknown	ShapiroWilk
2-Butanone [MEK] (ug/L)	MW-109ARR	n/a	n/a	n/a	NP	NaN	21	6.414	3.653	unknown	ShapiroWilk
2-Butanone [MEK] (ug/L)	MW-502A	n/a	n/a	n/a	NP	NaN	20	6.485	3.733	unknown	ShapiroWilk
2-Butanone [MEK] (ug/L)	MW-404A	n/a	n/a	n/a	NP	NaN	21	6.414	3.653	unknown	ShapiroWilk
2-Butanone [MEK] (ug/L)	P-504B (bg)	n/a	n/a	n/a	NP	NaN	14	4.979	3.496	unknown	ShapiroWilk
2-Butanone [MEK] (ug/L)	P-503B (bg)	n/a	n/a	n/a	NP	NaN	19	6.483	3.932	unknown	ShapiroWilk
2-Butanone [MEK] (ug/L)	MW-108AR	n/a	n/a	n/a	NP	NaN	18	6.927	3.683	unknown	ShapiroWilk
2-Butanone [MEK] (ug/L)	MW-505A (bg)	n/a	n/a	n/a	NP	NaN	17	5.865	3.718	unknown	ShapiroWilk
2-Butanone [MEK] (ug/L)	MW-501A	n/a	n/a	n/a	NP	NaN	20	6.735	3.795	unknown	ShapiroWilk
2-Butanone [MEK] (ug/L)	MW-605	n/a	n/a	n/a	NP	NaN	14	6.05	4.099	unknown	ShapiroWilk

Outlier Analysis

DMASWA Client: DMASWA Data: DMASWA Database_Updated Printed 3/14/2025, 8:31 AM

Constituent	Well	Outlier	Value(s)	Date(s)	Method	Alpha	N	Mean	Std. Dev.	Distribution	Normality Test
2-Butanone [MEK] (ug/L)	MW-604	n/a	n/a	n/a	NP	NaN	14	6.05	4.099	unknown	ShapiroWilk
2-Hexanone (ug/L)	MW-102A	n/a	n/a	n/a	NP	NaN	21	7.333	3.864	unknown	ShapiroWilk
2-Hexanone (ug/L)	OW-301A	n/a	n/a	n/a	NP	NaN	18	6.889	4.013	unknown	ShapiroWilk
2-Hexanone (ug/L)	MW-201A	n/a	n/a	n/a	NP	NaN	23	7.565	3.764	unknown	ShapiroWilk
2-Hexanone (ug/L)	MW-103A	n/a	n/a	n/a	NP	NaN	23	7.565	3.764	unknown	ShapiroWilk
2-Hexanone (ug/L)	MW-114AR	n/a	n/a	n/a	NP	NaN	21	7.333	3.864	unknown	ShapiroWilk
2-Hexanone (ug/L)	MW-120AR (bg)	n/a	n/a	n/a	NP	NaN	23	7.146	4.01	unknown	ShapiroWilk
2-Hexanone (ug/L)	P-105B	n/a	n/a	n/a	NP	NaN	21	7.333	3.864	unknown	ShapiroWilk
2-Hexanone (ug/L)	P-108B	n/a	n/a	n/a	NP	NaN	21	7.333	3.864	unknown	ShapiroWilk
2-Hexanone (ug/L)	MW-403A	n/a	n/a	n/a	NP	NaN	21	7.333	3.864	unknown	ShapiroWilk
2-Hexanone (ug/L)	P-114BR	n/a	n/a	n/a	NP	NaN	21	7.333	3.864	unknown	ShapiroWilk
2-Hexanone (ug/L)	MW-204A	n/a	n/a	n/a	NP	NaN	23	7.565	3.764	unknown	ShapiroWilk
2-Hexanone (ug/L)	P-120B (bg)	n/a	n/a	n/a	NP	NaN	21	7.333	3.864	unknown	ShapiroWilk
2-Hexanone (ug/L)	MW-137A	n/a	n/a	n/a	NP	NaN	22	7.091	3.939	unknown	ShapiroWilk
2-Hexanone (ug/L)	MW-202A	n/a	n/a	n/a	NP	NaN	23	7.565	3.764	unknown	ShapiroWilk
2-Hexanone (ug/L)	MW-401A	n/a	n/a	n/a	NP	NaN	22	7.455	3.814	unknown	ShapiroWilk
2-Hexanone (ug/L)	MW-402A	n/a	n/a	n/a	NP	NaN	21	7.333	3.864	unknown	ShapiroWilk
2-Hexanone (ug/L)	OW-306AR	n/a	n/a	n/a	NP	NaN	14	6	4.151	unknown	ShapiroWilk
2-Hexanone (ug/L)	MW-109ARR	n/a	n/a	n/a	NP	NaN	21	7.333	3.864	unknown	ShapiroWilk
2-Hexanone (ug/L)	MW-502A	n/a	n/a	n/a	NP	NaN	20	7.2	3.915	unknown	ShapiroWilk
2-Hexanone (ug/L)	MW-404A	n/a	n/a	n/a	NP	NaN	21	7.333	3.864	unknown	ShapiroWilk
2-Hexanone (ug/L)	P-504B (bg)	n/a	n/a	n/a	NP	NaN	14	6	4.151	unknown	ShapiroWilk
2-Hexanone (ug/L)	P-503B (bg)	n/a	n/a	n/a	NP	NaN	19	7.474	3.821	unknown	ShapiroWilk
2-Hexanone (ug/L)	MW-108AR	No	n/a	n/a	NP	NaN	18	8.222	3.422	sqrt(x)	ShapiroWilk
2-Hexanone (ug/L)	MW-505A (bg)	n/a	n/a	n/a	NP	NaN	17	6.706	4.058	unknown	ShapiroWilk
2-Hexanone (ug/L)	MW-501A	n/a	n/a	n/a	NP	NaN	20	7.2	3.915	unknown	ShapiroWilk
2-Hexanone (ug/L)	MW-605	n/a	n/a	n/a	NP	NaN	14	6	4.151	unknown	ShapiroWilk
2-Hexanone (ug/L)	MW-604	n/a	n/a	n/a	NP	NaN	14	6	4.151	unknown	ShapiroWilk
4-Methyl-2-pentanone (ug/L)	MW-102A	n/a	n/a	n/a	NP	NaN	21	5.97	4.374	unknown	ShapiroWilk
4-Methyl-2-pentanone (ug/L)	OW-301A	n/a	n/a	n/a	NP	NaN	18	6.384	4.181	unknown	ShapiroWilk
4-Methyl-2-pentanone (ug/L)	MW-201A	n/a	n/a	n/a	NP	NaN	23	6.32	4.329	unknown	ShapiroWilk
4-Methyl-2-pentanone (ug/L)	MW-103A	n/a	n/a	n/a	NP	NaN	23	6.32	4.329	unknown	ShapiroWilk
4-Methyl-2-pentanone (ug/L)	MW-114AR	n/a	n/a	n/a	NP	NaN	21	5.97	4.374	unknown	ShapiroWilk
4-Methyl-2-pentanone (ug/L)	MW-120AR (bg)	n/a	n/a	n/a	NP	NaN	23	6.32	4.329	unknown	ShapiroWilk
4-Methyl-2-pentanone (ug/L)	P-105B	n/a	n/a	n/a	NP	NaN	21	5.97	4.374	unknown	ShapiroWilk
4-Methyl-2-pentanone (ug/L)	P-108B	n/a	n/a	n/a	NP	NaN	21	5.97	4.374	unknown	ShapiroWilk
4-Methyl-2-pentanone (ug/L)	MW-403A	n/a	n/a	n/a	NP	NaN	21	5.97	4.374	unknown	ShapiroWilk
4-Methyl-2-pentanone (ug/L)	P-114BR	n/a	n/a	n/a	NP	NaN	21	5.97	4.374	unknown	ShapiroWilk
4-Methyl-2-pentanone (ug/L)	MW-204A	n/a	n/a	n/a	NP	NaN	23	6.32	4.329	unknown	ShapiroWilk
4-Methyl-2-pentanone (ug/L)	P-120B (bg)	n/a	n/a	n/a	NP	NaN	21	5.97	4.374	unknown	ShapiroWilk
4-Methyl-2-pentanone (ug/L)	MW-137A	n/a	n/a	n/a	NP	NaN	22	5.484	4.276	unknown	ShapiroWilk
4-Methyl-2-pentanone (ug/L)	MW-202A	n/a	n/a	n/a	NP	NaN	23	6.32	4.329	unknown	ShapiroWilk
4-Methyl-2-pentanone (ug/L)	MW-401A	n/a	n/a	n/a	NP	NaN	22	6.153	4.354	unknown	ShapiroWilk
4-Methyl-2-pentanone (ug/L)	MW-402A	n/a	n/a	n/a	NP	NaN	21	5.97	4.374	unknown	ShapiroWilk
4-Methyl-2-pentanone (ug/L)	OW-306AR	n/a	n/a	n/a	NP	NaN	14	6.05	4.099	unknown	ShapiroWilk
4-Methyl-2-pentanone (ug/L)	MW-109ARR	n/a	n/a	n/a	NP	NaN	21	5.97	4.374	unknown	ShapiroWilk
4-Methyl-2-pentanone (ug/L)	MW-502A	n/a	n/a	n/a	NP	NaN	20	6.746	4.109	unknown	ShapiroWilk
4-Methyl-2-pentanone (ug/L)	MW-404A	n/a	n/a	n/a	NP	NaN	21	5.97	4.374	unknown	ShapiroWilk
4-Methyl-2-pentanone (ug/L)	P-504B (bg)	n/a	n/a	n/a	NP	NaN	14	5.351	4.206	unknown	ShapiroWilk
4-Methyl-2-pentanone (ug/L)	P-503B (bg)	n/a	n/a	n/a	NP	NaN	19	6.991	4.069	unknown	ShapiroWilk

Outlier Analysis

DMASWA Client: DMASWA Data: DMASWA Database_Updated Printed 3/14/2025, 8:31 AM

Constituent	Well	Outlier	Value(s)	Date(s)	Method	Alpha	N	Mean	Std. Dev.	Distribution	Normality Test
4-Methyl-2-pentanone (ug/L)	MW-108AR	n/a	n/a	n/a	NP	NaN	18	6.614	4.408	unknown	ShapiroWilk
4-Methyl-2-pentanone (ug/L)	MW-505A (bg)	n/a	n/a	n/a	NP	NaN	17	6.172	4.208	unknown	ShapiroWilk
4-Methyl-2-pentanone (ug/L)	MW-501A	n/a	n/a	n/a	NP	NaN	20	7.235	3.866	unknown	ShapiroWilk
4-Methyl-2-pentanone (ug/L)	MW-605	n/a	n/a	n/a	NP	NaN	14	6.05	4.099	unknown	ShapiroWilk
4-Methyl-2-pentanone (ug/L)	MW-604	n/a	n/a	n/a	NP	NaN	14	6.05	4.099	unknown	ShapiroWilk
Acetone (ug/L)	MW-102A	n/a	n/a	n/a	NP	NaN	21	6.521	3.833	unknown	ShapiroWilk
Acetone (ug/L)	OW-301A	n/a	n/a	n/a	NP	NaN	18	6.444	3.475	unknown	ShapiroWilk
Acetone (ug/L)	MW-201A	n/a	n/a	n/a	NP	NaN	23	6.507	3.411	unknown	ShapiroWilk
Acetone (ug/L)	MW-103A	n/a	n/a	n/a	NP	NaN	23	6.047	3.713	unknown	ShapiroWilk
Acetone (ug/L)	MW-114AR	n/a	n/a	n/a	NP	NaN	21	6.287	4.357	unknown	ShapiroWilk
Acetone (ug/L)	MW-120AR (bg)	n/a	n/a	n/a	NP	NaN	23	5.856	3.547	unknown	ShapiroWilk
Acetone (ug/L)	P-105B	n/a	n/a	n/a	NP	NaN	21	6.03	3.618	unknown	ShapiroWilk
Acetone (ug/L)	P-108B	n/a	n/a	n/a	NP	NaN	21	5.575	3.596	unknown	ShapiroWilk
Acetone (ug/L)	MW-403A	n/a	n/a	n/a	NP	NaN	21	6.353	3.946	unknown	ShapiroWilk
Acetone (ug/L)	P-114BR	n/a	n/a	n/a	NP	NaN	21	5.938	3.744	unknown	ShapiroWilk
Acetone (ug/L)	MW-204A	n/a	n/a	n/a	NP	NaN	23	6.097	3.918	unknown	ShapiroWilk
Acetone (ug/L)	P-120B (bg)	No	n/a	n/a	NP	NaN	21	5.703	3.613	ln(x)	ShapiroWilk
Acetone (ug/L)	MW-137A	No	n/a	n/a	NP	NaN	22	7.713	11.02	ln(x)	ShapiroWilk
Acetone (ug/L)	MW-202A	n/a	n/a	n/a	NP	NaN	23	6.455	3.64	unknown	ShapiroWilk
Acetone (ug/L)	MW-401A	n/a	n/a	n/a	NP	NaN	22	6.4	3.822	unknown	ShapiroWilk
Acetone (ug/L)	MW-402A	n/a	n/a	n/a	NP	NaN	21	6.52	3.919	unknown	ShapiroWilk
Acetone (ug/L)	OW-306AR	n/a	n/a	n/a	NP	NaN	14	6.857	4.052	unknown	ShapiroWilk
Acetone (ug/L)	MW-109ARR	n/a	n/a	n/a	NP	NaN	21	10.76	19.09	unknown	ShapiroWilk
Acetone (ug/L)	MW-502A	n/a	n/a	n/a	NP	NaN	20	6.21	3.503	unknown	ShapiroWilk
Acetone (ug/L)	MW-404A	n/a	n/a	n/a	NP	NaN	21	5.876	3.504	unknown	ShapiroWilk
Acetone (ug/L)	P-504B (bg)	n/a	n/a	n/a	NP	NaN	14	6.047	3.553	unknown	ShapiroWilk
Acetone (ug/L)	P-503B (bg)	n/a	n/a	n/a	NP	NaN	19	6.669	3.373	unknown	ShapiroWilk
Acetone (ug/L)	MW-108AR	No	n/a	n/a	NP	NaN	18	5.848	3.62	ln(x)	ShapiroWilk
Acetone (ug/L)	MW-505A (bg)	n/a	n/a	n/a	NP	NaN	17	6.676	3.647	unknown	ShapiroWilk
Acetone (ug/L)	MW-501A	n/a	n/a	n/a	NP	NaN	20	6.026	3.431	unknown	ShapiroWilk
Acetone (ug/L)	MW-605	n/a	n/a	n/a	NP	NaN	14	6.114	3.498	unknown	ShapiroWilk
Acetone (ug/L)	MW-604	n/a	n/a	n/a	NP	NaN	14	6.55	3.58	unknown	ShapiroWilk
Acrylonitrile (ug/L)	MW-102A	n/a	n/a	n/a	NP	NaN	21	3.904	2.642	unknown	ShapiroWilk
Acrylonitrile (ug/L)	OW-301A	n/a	n/a	n/a	NP	NaN	18	3.941	2.165	unknown	ShapiroWilk
Acrylonitrile (ug/L)	MW-201A	n/a	n/a	n/a	NP	NaN	23	4	2.539	unknown	ShapiroWilk
Acrylonitrile (ug/L)	MW-103A	n/a	n/a	n/a	NP	NaN	23	4	2.539	unknown	ShapiroWilk
Acrylonitrile (ug/L)	MW-114AR	n/a	n/a	n/a	NP	NaN	21	3.904	2.642	unknown	ShapiroWilk
Acrylonitrile (ug/L)	MW-120AR (bg)	n/a	n/a	n/a	NP	NaN	23	4	2.539	unknown	ShapiroWilk
Acrylonitrile (ug/L)	P-105B	n/a	n/a	n/a	NP	NaN	21	3.904	2.642	unknown	ShapiroWilk
Acrylonitrile (ug/L)	P-108B	n/a	n/a	n/a	NP	NaN	21	3.904	2.642	unknown	ShapiroWilk
Acrylonitrile (ug/L)	MW-403A	n/a	n/a	n/a	NP	NaN	21	3.904	2.642	unknown	ShapiroWilk
Acrylonitrile (ug/L)	P-114BR	n/a	n/a	n/a	NP	NaN	21	3.904	2.642	unknown	ShapiroWilk
Acrylonitrile (ug/L)	MW-204A	n/a	n/a	n/a	NP	NaN	23	4	2.539	unknown	ShapiroWilk
Acrylonitrile (ug/L)	P-120B (bg)	n/a	n/a	n/a	NP	NaN	21	3.904	2.642	unknown	ShapiroWilk
Acrylonitrile (ug/L)	MW-137A	n/a	n/a	n/a	NP	NaN	22	3.827	2.604	unknown	ShapiroWilk
Acrylonitrile (ug/L)	MW-202A	n/a	n/a	n/a	NP	NaN	23	4	2.539	unknown	ShapiroWilk
Acrylonitrile (ug/L)	MW-401A	n/a	n/a	n/a	NP	NaN	22	3.954	2.589	unknown	ShapiroWilk
Acrylonitrile (ug/L)	MW-402A	n/a	n/a	n/a	NP	NaN	21	3.904	2.642	unknown	ShapiroWilk
Acrylonitrile (ug/L)	OW-306AR	n/a	n/a	n/a	NP	NaN	14	3.6	1.453	unknown	ShapiroWilk
Acrylonitrile (ug/L)	MW-109ARR	n/a	n/a	n/a	NP	NaN	21	3.904	2.642	unknown	ShapiroWilk

Outlier Analysis

DMASWA Client: DMASWA Data: DMASWA Database_Updated Printed 3/14/2025, 8:31 AM

Constituent	Well	Outlier	Value(s)	Date(s)	Method	Alpha	N	Mean	Std. Dev.	Distribution	Normality Test
Acrylonitrile (ug/L)	MW-502A	n/a	n/a	n/a	NP	NaN	20	4.547	2.77	unknown	ShapiroWilk
Acrylonitrile (ug/L)	MW-404A	n/a	n/a	n/a	NP	NaN	21	3.904	2.642	unknown	ShapiroWilk
Acrylonitrile (ug/L)	P-504B (bg)	No	n/a	n/a	NP	NaN	14	4.352	3.328	ln(x)	ShapiroWilk
Acrylonitrile (ug/L)	P-503B (bg)	n/a	n/a	n/a	NP	NaN	19	4.67	2.788	unknown	ShapiroWilk
Acrylonitrile (ug/L)	MW-108AR	n/a	n/a	n/a	NP	NaN	18	4.188	2.759	unknown	ShapiroWilk
Acrylonitrile (ug/L)	MW-505A (bg)	n/a	n/a	n/a	NP	NaN	17	4.466	3.011	unknown	ShapiroWilk
Acrylonitrile (ug/L)	MW-501A	n/a	n/a	n/a	NP	NaN	20	5.02	2.855	unknown	ShapiroWilk
Acrylonitrile (ug/L)	MW-605	n/a	n/a	n/a	NP	NaN	14	3.6	1.453	unknown	ShapiroWilk
Acrylonitrile (ug/L)	MW-604	n/a	n/a	n/a	NP	NaN	14	3.6	1.453	unknown	ShapiroWilk
Benzene (ug/L)	MW-102A	n/a	n/a	n/a	NP	NaN	21	0.367	0.1671	unknown	ShapiroWilk
Benzene (ug/L)	OW-301A	n/a	n/a	n/a	NP	NaN	18	0.3694	0.1905	unknown	ShapiroWilk
Benzene (ug/L)	MW-201A	n/a	n/a	n/a	NP	NaN	23	0.34	0.1591	unknown	ShapiroWilk
Benzene (ug/L)	MW-103A	n/a	n/a	n/a	NP	NaN	23	0.367	0.16	unknown	ShapiroWilk
Benzene (ug/L)	MW-114AR	n/a	n/a	n/a	NP	NaN	21	0.351	0.1641	unknown	ShapiroWilk
Benzene (ug/L)	MW-120AR (bg)	n/a	n/a	n/a	NP	NaN	23	0.3639	0.1622	unknown	ShapiroWilk
Benzene (ug/L)	P-105B	n/a	n/a	n/a	NP	NaN	21	0.351	0.1641	unknown	ShapiroWilk
Benzene (ug/L)	P-108B	n/a	n/a	n/a	NP	NaN	21	0.351	0.1641	unknown	ShapiroWilk
Benzene (ug/L)	MW-403A	n/a	n/a	n/a	NP	NaN	21	0.3659	0.1658	unknown	ShapiroWilk
Benzene (ug/L)	P-114BR	n/a	n/a	n/a	NP	NaN	21	0.351	0.1641	unknown	ShapiroWilk
Benzene (ug/L)	MW-204A	n/a	n/a	n/a	NP	NaN	23	0.3639	0.1622	unknown	ShapiroWilk
Benzene (ug/L)	P-120B (bg)	n/a	n/a	n/a	NP	NaN	21	0.351	0.1641	unknown	ShapiroWilk
Benzene (ug/L)	MW-137A	n/a	n/a	n/a	NP	NaN	22	0.345	0.1626	unknown	ShapiroWilk
Benzene (ug/L)	MW-202A	n/a	n/a	n/a	NP	NaN	23	0.3639	0.1622	unknown	ShapiroWilk
Benzene (ug/L)	MW-401A	n/a	n/a	n/a	NP	NaN	22	0.3577	0.1633	unknown	ShapiroWilk
Benzene (ug/L)	MW-402A	n/a	n/a	n/a	NP	NaN	21	0.3586	0.1614	unknown	ShapiroWilk
Benzene (ug/L)	OW-306AR	n/a	n/a	n/a	NP	NaN	14	0.36	0.1453	unknown	ShapiroWilk
Benzene (ug/L)	MW-109ARR	n/a	n/a	n/a	NP	NaN	21	0.351	0.1641	unknown	ShapiroWilk
Benzene (ug/L)	MW-502A	n/a	n/a	n/a	NP	NaN	20	0.3825	0.1495	unknown	ShapiroWilk
Benzene (ug/L)	MW-404A	n/a	n/a	n/a	NP	NaN	21	0.351	0.1641	unknown	ShapiroWilk
Benzene (ug/L)	P-504B (bg)	n/a	n/a	n/a	NP	NaN	14	0.3321	0.1535	unknown	ShapiroWilk
Benzene (ug/L)	P-503B (bg)	n/a	n/a	n/a	NP	NaN	19	0.3911	0.1485	unknown	ShapiroWilk
Benzene (ug/L)	MW-108AR	n/a	n/a	n/a	NP	NaN	18	0.3728	0.1678	unknown	ShapiroWilk
Benzene (ug/L)	MW-505A (bg)	n/a	n/a	n/a	NP	NaN	17	0.3618	0.1533	unknown	ShapiroWilk
Benzene (ug/L)	MW-501A	n/a	n/a	n/a	NP	NaN	20	0.402	0.137	unknown	ShapiroWilk
Benzene (ug/L)	MW-605	n/a	n/a	n/a	NP	NaN	14	0.36	0.1453	unknown	ShapiroWilk
Benzene (ug/L)	MW-604	n/a	n/a	n/a	NP	NaN	14	0.36	0.1453	unknown	ShapiroWilk
Bromochloromethane (ug/L)	MW-102A	n/a	n/a	n/a	NP	NaN	21	2.816	2.351	unknown	ShapiroWilk
Bromochloromethane (ug/L)	OW-301A	n/a	n/a	n/a	NP	NaN	18	2.994	2.309	unknown	ShapiroWilk
Bromochloromethane (ug/L)	MW-201A	n/a	n/a	n/a	NP	NaN	23	3.006	2.328	unknown	ShapiroWilk
Bromochloromethane (ug/L)	MW-103A	n/a	n/a	n/a	NP	NaN	23	3.006	2.328	unknown	ShapiroWilk
Bromochloromethane (ug/L)	MW-114AR	n/a	n/a	n/a	NP	NaN	21	2.816	2.351	unknown	ShapiroWilk
Bromochloromethane (ug/L)	MW-120AR (bg)	n/a	n/a	n/a	NP	NaN	23	3.006	2.328	unknown	ShapiroWilk
Bromochloromethane (ug/L)	P-105B	n/a	n/a	n/a	NP	NaN	21	2.816	2.351	unknown	ShapiroWilk
Bromochloromethane (ug/L)	P-108B	n/a	n/a	n/a	NP	NaN	21	2.816	2.351	unknown	ShapiroWilk
Bromochloromethane (ug/L)	MW-403A	n/a	n/a	n/a	NP	NaN	21	2.816	2.351	unknown	ShapiroWilk
Bromochloromethane (ug/L)	P-114BR	n/a	n/a	n/a	NP	NaN	21	2.816	2.351	unknown	ShapiroWilk
Bromochloromethane (ug/L)	MW-204A	n/a	n/a	n/a	NP	NaN	23	3.006	2.328	unknown	ShapiroWilk
Bromochloromethane (ug/L)	P-120B (bg)	n/a	n/a	n/a	NP	NaN	21	2.816	2.351	unknown	ShapiroWilk
Bromochloromethane (ug/L)	MW-137A	n/a	n/a	n/a	NP	NaN	22	2.713	2.345	unknown	ShapiroWilk
Bromochloromethane (ug/L)	MW-202A	n/a	n/a	n/a	NP	NaN	23	3.006	2.328	unknown	ShapiroWilk

Outlier Analysis

DMASWA Client: DMASWA Data: DMASWA Database_Updated Printed 3/14/2025, 8:31 AM

Constituent	Well	Outlier	Value(s)	Date(s)	Method	Alpha	N	Mean	Std. Dev.	Distribution	Normality Test
Bromochloromethane (ug/L)	MW-401A	n/a	n/a	n/a	NP	NaN	22	2.915	2.341	unknown	ShapiroWilk
Bromochloromethane (ug/L)	MW-402A	n/a	n/a	n/a	NP	NaN	21	2.816	2.351	unknown	ShapiroWilk
Bromochloromethane (ug/L)	OW-306AR	n/a	n/a	n/a	NP	NaN	14	2.77	2.314	unknown	ShapiroWilk
Bromochloromethane (ug/L)	MW-109ARR	n/a	n/a	n/a	NP	NaN	21	2.816	2.351	unknown	ShapiroWilk
Bromochloromethane (ug/L)	MW-502A	n/a	n/a	n/a	NP	NaN	20	3.195	2.27	unknown	ShapiroWilk
Bromochloromethane (ug/L)	MW-404A	n/a	n/a	n/a	NP	NaN	21	2.816	2.351	unknown	ShapiroWilk
Bromochloromethane (ug/L)	P-504B (bg)	n/a	n/a	n/a	NP	NaN	14	2.421	2.32	unknown	ShapiroWilk
Bromochloromethane (ug/L)	P-503B (bg)	n/a	n/a	n/a	NP	NaN	19	3.335	2.242	unknown	ShapiroWilk
Bromochloromethane (ug/L)	MW-108AR	n/a	n/a	n/a	NP	NaN	18	3.196	2.331	unknown	ShapiroWilk
Bromochloromethane (ug/L)	MW-505A (bg)	n/a	n/a	n/a	NP	NaN	17	2.876	2.324	unknown	ShapiroWilk
Bromochloromethane (ug/L)	MW-501A	n/a	n/a	n/a	NP	NaN	20	3.439	2.183	unknown	ShapiroWilk
Bromochloromethane (ug/L)	MW-605	n/a	n/a	n/a	NP	NaN	14	2.77	2.314	unknown	ShapiroWilk
Bromochloromethane (ug/L)	MW-604	n/a	n/a	n/a	NP	NaN	14	2.77	2.314	unknown	ShapiroWilk
Bromodichloromethane (ug/L)	MW-102A	n/a	n/a	n/a	NP	NaN	21	0.671	0.3643	unknown	ShapiroWilk
Bromodichloromethane (ug/L)	OW-301A	n/a	n/a	n/a	NP	NaN	18	0.7139	0.3348	unknown	ShapiroWilk
Bromodichloromethane (ug/L)	MW-201A	n/a	n/a	n/a	NP	NaN	23	0.6996	0.36	unknown	ShapiroWilk
Bromodichloromethane (ug/L)	MW-103A	n/a	n/a	n/a	NP	NaN	23	0.6996	0.36	unknown	ShapiroWilk
Bromodichloromethane (ug/L)	MW-114AR	n/a	n/a	n/a	NP	NaN	21	0.671	0.3643	unknown	ShapiroWilk
Bromodichloromethane (ug/L)	MW-120AR (bg)	n/a	n/a	n/a	NP	NaN	23	0.6996	0.36	unknown	ShapiroWilk
Bromodichloromethane (ug/L)	P-105B	n/a	n/a	n/a	NP	NaN	21	0.671	0.3643	unknown	ShapiroWilk
Bromodichloromethane (ug/L)	P-108B	n/a	n/a	n/a	NP	NaN	21	0.671	0.3643	unknown	ShapiroWilk
Bromodichloromethane (ug/L)	MW-403A	n/a	n/a	n/a	NP	NaN	21	0.671	0.3643	unknown	ShapiroWilk
Bromodichloromethane (ug/L)	P-114BR	n/a	n/a	n/a	NP	NaN	21	0.671	0.3643	unknown	ShapiroWilk
Bromodichloromethane (ug/L)	MW-204A	n/a	n/a	n/a	NP	NaN	23	0.6996	0.36	unknown	ShapiroWilk
Bromodichloromethane (ug/L)	P-120B (bg)	n/a	n/a	n/a	NP	NaN	21	0.671	0.3643	unknown	ShapiroWilk
Bromodichloromethane (ug/L)	MW-137A	n/a	n/a	n/a	NP	NaN	22	0.6582	0.3605	unknown	ShapiroWilk
Bromodichloromethane (ug/L)	MW-202A	n/a	n/a	n/a	NP	NaN	23	0.6996	0.36	unknown	ShapiroWilk
Bromodichloromethane (ug/L)	MW-401A	n/a	n/a	n/a	NP	NaN	22	0.6859	0.3624	unknown	ShapiroWilk
Bromodichloromethane (ug/L)	MW-402A	n/a	n/a	n/a	NP	NaN	21	0.671	0.3643	unknown	ShapiroWilk
Bromodichloromethane (ug/L)	OW-306AR	n/a	n/a	n/a	NP	NaN	14	0.695	0.3165	unknown	ShapiroWilk
Bromodichloromethane (ug/L)	MW-109ARR	n/a	n/a	n/a	NP	NaN	21	0.671	0.3643	unknown	ShapiroWilk
Bromodichloromethane (ug/L)	MW-502A	n/a	n/a	n/a	NP	NaN	20	0.7425	0.3287	unknown	ShapiroWilk
Bromodichloromethane (ug/L)	MW-404A	n/a	n/a	n/a	NP	NaN	21	0.671	0.3643	unknown	ShapiroWilk
Bromodichloromethane (ug/L)	P-504B (bg)	n/a	n/a	n/a	NP	NaN	14	0.6321	0.3379	unknown	ShapiroWilk
Bromodichloromethane (ug/L)	P-503B (bg)	n/a	n/a	n/a	NP	NaN	19	0.7611	0.3268	unknown	ShapiroWilk
Bromodichloromethane (ug/L)	MW-108AR	n/a	n/a	n/a	NP	NaN	18	0.7178	0.374	unknown	ShapiroWilk
Bromodichloromethane (ug/L)	MW-505A (bg)	n/a	n/a	n/a	NP	NaN	17	0.6971	0.3372	unknown	ShapiroWilk
Bromodichloromethane (ug/L)	MW-501A	n/a	n/a	n/a	NP	NaN	20	0.7865	0.2985	unknown	ShapiroWilk
Bromodichloromethane (ug/L)	MW-605	n/a	n/a	n/a	NP	NaN	14	0.695	0.3165	unknown	ShapiroWilk
Bromodichloromethane (ug/L)	MW-604	n/a	n/a	n/a	NP	NaN	14	0.695	0.3165	unknown	ShapiroWilk
Bromoform (ug/L)	MW-102A	n/a	n/a	n/a	NP	NaN	21	2.899	2.267	unknown	ShapiroWilk
Bromoform (ug/L)	OW-301A	n/a	n/a	n/a	NP	NaN	18	3.089	2.203	unknown	ShapiroWilk
Bromoform (ug/L)	MW-201A	n/a	n/a	n/a	NP	NaN	23	3.082	2.245	unknown	ShapiroWilk
Bromoform (ug/L)	MW-103A	n/a	n/a	n/a	NP	NaN	23	3.082	2.245	unknown	ShapiroWilk
Bromoform (ug/L)	MW-114AR	n/a	n/a	n/a	NP	NaN	21	2.899	2.267	unknown	ShapiroWilk
Bromoform (ug/L)	MW-120AR (bg)	n/a	n/a	n/a	NP	NaN	23	3.082	2.245	unknown	ShapiroWilk
Bromoform (ug/L)	P-105B	n/a	n/a	n/a	NP	NaN	21	2.899	2.267	unknown	ShapiroWilk
Bromoform (ug/L)	P-108B	n/a	n/a	n/a	NP	NaN	21	2.899	2.267	unknown	ShapiroWilk
Bromoform (ug/L)	MW-403A	n/a	n/a	n/a	NP	NaN	21	2.899	2.267	unknown	ShapiroWilk
Bromoform (ug/L)	P-114BR	n/a	n/a	n/a	NP	NaN	21	2.899	2.267	unknown	ShapiroWilk

Outlier Analysis

DMASWA Client: DMASWA Data: DMASWA Database_Updated Printed 3/14/2025, 8:31 AM

Constituent	Well	Outlier	Value(s)	Date(s)	Method	Alpha	N	Mean	Std. Dev.	Distribution	Normality Test
Bromoform (ug/L)	MW-204A	n/a	n/a	n/a	NP	NaN	23	3.082	2.245	unknown	ShapiroWilk
Bromoform (ug/L)	P-120B (bg)	n/a	n/a	n/a	NP	NaN	21	2.899	2.267	unknown	ShapiroWilk
Bromoform (ug/L)	MW-137A	n/a	n/a	n/a	NP	NaN	22	2.803	2.258	unknown	ShapiroWilk
Bromoform (ug/L)	MW-202A	n/a	n/a	n/a	NP	NaN	23	3.082	2.245	unknown	ShapiroWilk
Bromoform (ug/L)	MW-401A	n/a	n/a	n/a	NP	NaN	22	2.995	2.258	unknown	ShapiroWilk
Bromoform (ug/L)	MW-402A	n/a	n/a	n/a	NP	NaN	21	2.899	2.267	unknown	ShapiroWilk
Bromoform (ug/L)	OW-306AR	n/a	n/a	n/a	NP	NaN	14	2.89	2.19	unknown	ShapiroWilk
Bromoform (ug/L)	MW-109ARR	n/a	n/a	n/a	NP	NaN	21	2.899	2.267	unknown	ShapiroWilk
Bromoform (ug/L)	MW-502A	n/a	n/a	n/a	NP	NaN	20	3.28	2.166	unknown	ShapiroWilk
Bromoform (ug/L)	MW-404A	n/a	n/a	n/a	NP	NaN	21	2.899	2.267	unknown	ShapiroWilk
Bromoform (ug/L)	P-504B (bg)	n/a	n/a	n/a	NP	NaN	14	2.543	2.215	unknown	ShapiroWilk
Bromoform (ug/L)	P-503B (bg)	n/a	n/a	n/a	NP	NaN	19	3.412	2.141	unknown	ShapiroWilk
Bromoform (ug/L)	MW-108AR	n/a	n/a	n/a	NP	NaN	18	3.252	2.264	unknown	ShapiroWilk
Bromoform (ug/L)	MW-505A (bg)	n/a	n/a	n/a	NP	NaN	17	2.976	2.217	unknown	ShapiroWilk
Bromoform (ug/L)	MW-501A	n/a	n/a	n/a	NP	NaN	20	3.523	2.065	unknown	ShapiroWilk
Bromoform (ug/L)	MW-605	n/a	n/a	n/a	NP	NaN	14	2.89	2.19	unknown	ShapiroWilk
Bromoform (ug/L)	MW-604	n/a	n/a	n/a	NP	NaN	14	2.89	2.19	unknown	ShapiroWilk
Bromomethane (ug/L)	MW-102A	n/a	n/a	n/a	NP	NaN	21	2.376	1.723	unknown	ShapiroWilk
Bromomethane (ug/L)	OW-301A	n/a	n/a	n/a	NP	NaN	18	2.309	1.711	unknown	ShapiroWilk
Bromomethane (ug/L)	MW-201A	No	n/a	n/a	NP	NaN	23	2.2	1.743	ln(x)	ShapiroWilk
Bromomethane (ug/L)	MW-103A	No	n/a	n/a	NP	NaN	23	2.199	1.744	ln(x)	ShapiroWilk
Bromomethane (ug/L)	MW-114AR	No	n/a	n/a	NP	NaN	21	2.209	1.728	ln(x)	ShapiroWilk
Bromomethane (ug/L)	MW-120AR (bg)	n/a	n/a	n/a	NP	NaN	23	2.509	1.719	unknown	ShapiroWilk
Bromomethane (ug/L)	P-105B	No	n/a	n/a	NP	NaN	21	2.19	1.748	x^(1/3)	ShapiroWilk
Bromomethane (ug/L)	P-108B	n/a	n/a	n/a	NP	NaN	21	2.372	1.728	unknown	ShapiroWilk
Bromomethane (ug/L)	MW-403A	n/a	n/a	n/a	NP	NaN	21	2.379	1.719	unknown	ShapiroWilk
Bromomethane (ug/L)	P-114BR	n/a	n/a	n/a	NP	NaN	21	2.37	1.729	unknown	ShapiroWilk
Bromomethane (ug/L)	MW-204A	n/a	n/a	n/a	NP	NaN	23	2.505	1.724	unknown	ShapiroWilk
Bromomethane (ug/L)	P-120B (bg)	n/a	n/a	n/a	NP	NaN	21	2.368	1.732	unknown	ShapiroWilk
Bromomethane (ug/L)	MW-137A	n/a	n/a	n/a	NP	NaN	22	2.265	1.649	unknown	ShapiroWilk
Bromomethane (ug/L)	MW-202A	n/a	n/a	n/a	NP	NaN	23	2.312	1.679	unknown	ShapiroWilk
Bromomethane (ug/L)	MW-401A	No	n/a	n/a	NP	NaN	22	2.285	1.734	ln(x)	ShapiroWilk
Bromomethane (ug/L)	MW-402A	n/a	n/a	n/a	NP	NaN	21	2.367	1.733	unknown	ShapiroWilk
Bromomethane (ug/L)	OW-306AR	n/a	n/a	n/a	NP	NaN	14	2.621	1.6	unknown	ShapiroWilk
Bromomethane (ug/L)	MW-109ARR	n/a	n/a	n/a	NP	NaN	21	2.373	1.726	unknown	ShapiroWilk
Bromomethane (ug/L)	MW-502A	n/a	n/a	n/a	NP	NaN	20	2.492	1.683	unknown	ShapiroWilk
Bromomethane (ug/L)	MW-404A	No	n/a	n/a	NP	NaN	21	2.185	1.753	x^(1/3)	ShapiroWilk
Bromomethane (ug/L)	P-504B (bg)	n/a	n/a	n/a	NP	NaN	14	2.028	1.548	unknown	ShapiroWilk
Bromomethane (ug/L)	P-503B (bg)	n/a	n/a	n/a	NP	NaN	19	2.754	1.641	unknown	ShapiroWilk
Bromomethane (ug/L)	MW-108AR	No	n/a	n/a	NP	NaN	18	2.379	1.821	x^(1/3)	ShapiroWilk
Bromomethane (ug/L)	MW-505A (bg)	n/a	n/a	n/a	NP	NaN	17	2.584	1.562	unknown	ShapiroWilk
Bromomethane (ug/L)	MW-501A	n/a	n/a	n/a	NP	NaN	20	2.502	1.669	unknown	ShapiroWilk
Bromomethane (ug/L)	MW-605	n/a	n/a	n/a	NP	NaN	14	2.55	1.505	unknown	ShapiroWilk
Bromomethane (ug/L)	MW-604	n/a	n/a	n/a	NP	NaN	14	2.621	1.6	unknown	ShapiroWilk
Carbon disulfide (ug/L)	MW-102A	n/a	n/a	n/a	NP	NaN	21	0.6952	0.3417	unknown	ShapiroWilk
Carbon disulfide (ug/L)	OW-301A	n/a	n/a	n/a	NP	NaN	18	0.7083	0.3079	unknown	ShapiroWilk
Carbon disulfide (ug/L)	MW-201A	n/a	n/a	n/a	NP	NaN	23	0.7217	0.3374	unknown	ShapiroWilk
Carbon disulfide (ug/L)	MW-103A	n/a	n/a	n/a	NP	NaN	23	0.7217	0.3374	unknown	ShapiroWilk
Carbon disulfide (ug/L)	MW-114AR	n/a	n/a	n/a	NP	NaN	21	0.6679	0.339	unknown	ShapiroWilk
Carbon disulfide (ug/L)	MW-120AR (bg)	n/a	n/a	n/a	NP	NaN	23	0.7217	0.3374	unknown	ShapiroWilk

Outlier Analysis

DMASWA Client: DMASWA Data: DMASWA Database_Updated Printed 3/14/2025, 8:31 AM

Constituent	Well	Outlier	Value(s)	Date(s)	Method	Alpha	N	Mean	Std. Dev.	Distribution	Normality Test
Carbon disulfide (ug/L)	P-105B	n/a	n/a	n/a	NP	NaN	21	0.6952	0.3417	unknown	ShapiroWilk
Carbon disulfide (ug/L)	P-108B	n/a	n/a	n/a	NP	NaN	21	0.6952	0.3417	unknown	ShapiroWilk
Carbon disulfide (ug/L)	MW-403A	n/a	n/a	n/a	NP	NaN	21	0.6952	0.3417	unknown	ShapiroWilk
Carbon disulfide (ug/L)	P-114BR	n/a	n/a	n/a	NP	NaN	21	0.6952	0.3417	unknown	ShapiroWilk
Carbon disulfide (ug/L)	MW-204A	n/a	n/a	n/a	NP	NaN	23	0.7217	0.3374	unknown	ShapiroWilk
Carbon disulfide (ug/L)	P-120B (bg)	n/a	n/a	n/a	NP	NaN	21	0.6952	0.3417	unknown	ShapiroWilk
Carbon disulfide (ug/L)	MW-137A	n/a	n/a	n/a	NP	NaN	22	0.6841	0.3375	unknown	ShapiroWilk
Carbon disulfide (ug/L)	MW-202A	n/a	n/a	n/a	NP	NaN	23	0.7217	0.3374	unknown	ShapiroWilk
Carbon disulfide (ug/L)	MW-401A	n/a	n/a	n/a	NP	NaN	22	0.7091	0.3397	unknown	ShapiroWilk
Carbon disulfide (ug/L)	MW-402A	n/a	n/a	n/a	NP	NaN	21	0.6591	0.3479	unknown	ShapiroWilk
Carbon disulfide (ug/L)	OW-306AR	n/a	n/a	n/a	NP	NaN	14	0.725	0.2854	unknown	ShapiroWilk
Carbon disulfide (ug/L)	MW-109ARR	n/a	n/a	n/a	NP	NaN	21	0.6952	0.3417	unknown	ShapiroWilk
Carbon disulfide (ug/L)	MW-502A	n/a	n/a	n/a	NP	NaN	20	0.765	0.3022	unknown	ShapiroWilk
Carbon disulfide (ug/L)	MW-404A	n/a	n/a	n/a	NP	NaN	21	0.6952	0.3417	unknown	ShapiroWilk
Carbon disulfide (ug/L)	P-504B (bg)	n/a	n/a	n/a	NP	NaN	14	0.6054	0.321	unknown	ShapiroWilk
Carbon disulfide (ug/L)	P-503B (bg)	n/a	n/a	n/a	NP	NaN	19	0.7401	0.3228	unknown	ShapiroWilk
Carbon disulfide (ug/L)	MW-108AR	n/a	n/a	n/a	NP	NaN	18	0.7361	0.3535	unknown	ShapiroWilk
Carbon disulfide (ug/L)	MW-505A (bg)	n/a	n/a	n/a	NP	NaN	17	0.6969	0.3044	unknown	ShapiroWilk
Carbon disulfide (ug/L)	MW-501A	n/a	n/a	n/a	NP	NaN	20	0.8075	0.2691	unknown	ShapiroWilk
Carbon disulfide (ug/L)	MW-605	n/a	n/a	n/a	NP	NaN	14	0.725	0.2854	unknown	ShapiroWilk
Carbon disulfide (ug/L)	MW-604	n/a	n/a	n/a	NP	NaN	14	0.725	0.2854	unknown	ShapiroWilk
Carbon Tetrachloride (ug/L)	MW-102A	n/a	n/a	n/a	NP	NaN	21	1.299	0.7654	unknown	ShapiroWilk
Carbon Tetrachloride (ug/L)	OW-301A	n/a	n/a	n/a	NP	NaN	18	1.377	0.7225	unknown	ShapiroWilk
Carbon Tetrachloride (ug/L)	MW-201A	n/a	n/a	n/a	NP	NaN	23	1.36	0.7573	unknown	ShapiroWilk
Carbon Tetrachloride (ug/L)	MW-103A	n/a	n/a	n/a	NP	NaN	23	1.36	0.7573	unknown	ShapiroWilk
Carbon Tetrachloride (ug/L)	MW-114AR	n/a	n/a	n/a	NP	NaN	21	1.299	0.7654	unknown	ShapiroWilk
Carbon Tetrachloride (ug/L)	MW-120AR (bg)	n/a	n/a	n/a	NP	NaN	23	1.36	0.7573	unknown	ShapiroWilk
Carbon Tetrachloride (ug/L)	P-105B	n/a	n/a	n/a	NP	NaN	21	1.299	0.7654	unknown	ShapiroWilk
Carbon Tetrachloride (ug/L)	P-108B	n/a	n/a	n/a	NP	NaN	21	1.299	0.7654	unknown	ShapiroWilk
Carbon Tetrachloride (ug/L)	MW-403A	n/a	n/a	n/a	NP	NaN	21	1.299	0.7654	unknown	ShapiroWilk
Carbon Tetrachloride (ug/L)	P-114BR	n/a	n/a	n/a	NP	NaN	21	1.299	0.7654	unknown	ShapiroWilk
Carbon Tetrachloride (ug/L)	MW-204A	n/a	n/a	n/a	NP	NaN	23	1.36	0.7573	unknown	ShapiroWilk
Carbon Tetrachloride (ug/L)	P-120B (bg)	n/a	n/a	n/a	NP	NaN	21	1.299	0.7654	unknown	ShapiroWilk
Carbon Tetrachloride (ug/L)	MW-137A	n/a	n/a	n/a	NP	NaN	22	1.269	0.7597	unknown	ShapiroWilk
Carbon Tetrachloride (ug/L)	MW-202A	n/a	n/a	n/a	NP	NaN	23	1.36	0.7573	unknown	ShapiroWilk
Carbon Tetrachloride (ug/L)	MW-401A	n/a	n/a	n/a	NP	NaN	22	1.33	0.7618	unknown	ShapiroWilk
Carbon Tetrachloride (ug/L)	MW-402A	n/a	n/a	n/a	NP	NaN	21	1.299	0.7654	unknown	ShapiroWilk
Carbon Tetrachloride (ug/L)	OW-306AR	n/a	n/a	n/a	NP	NaN	14	1.325	0.7005	unknown	ShapiroWilk
Carbon Tetrachloride (ug/L)	MW-109ARR	n/a	n/a	n/a	NP	NaN	21	1.299	0.7654	unknown	ShapiroWilk
Carbon Tetrachloride (ug/L)	MW-502A	n/a	n/a	n/a	NP	NaN	20	1.439	0.7098	unknown	ShapiroWilk
Carbon Tetrachloride (ug/L)	MW-404A	n/a	n/a	n/a	NP	NaN	21	1.299	0.7654	unknown	ShapiroWilk
Carbon Tetrachloride (ug/L)	P-504B (bg)	n/a	n/a	n/a	NP	NaN	14	1.199	0.7274	unknown	ShapiroWilk
Carbon Tetrachloride (ug/L)	P-503B (bg)	n/a	n/a	n/a	NP	NaN	19	1.481	0.7038	unknown	ShapiroWilk
Carbon Tetrachloride (ug/L)	MW-108AR	n/a	n/a	n/a	NP	NaN	18	1.407	0.7763	unknown	ShapiroWilk
Carbon Tetrachloride (ug/L)	MW-505A (bg)	n/a	n/a	n/a	NP	NaN	17	1.341	0.7273	unknown	ShapiroWilk
Carbon Tetrachloride (ug/L)	MW-501A	n/a	n/a	n/a	NP	NaN	20	1.527	0.6606	unknown	ShapiroWilk
Carbon Tetrachloride (ug/L)	MW-605	n/a	n/a	n/a	NP	NaN	14	1.325	0.7005	unknown	ShapiroWilk
Carbon Tetrachloride (ug/L)	MW-604	n/a	n/a	n/a	NP	NaN	14	1.325	0.7005	unknown	ShapiroWilk
Chlorobenzene (ug/L)	MW-102A	n/a	n/a	n/a	NP	NaN	21	0.6843	0.3461	unknown	ShapiroWilk
Chlorobenzene (ug/L)	OW-301A	n/a	n/a	n/a	NP	NaN	18	0.7217	0.3237	unknown	ShapiroWilk

Outlier Analysis

DMASWA Client: DMASWA Data: DMASWA Database_Updated Printed 3/14/2025, 8:31 AM

Constituent	Well	Outlier	Value(s)	Date(s)	Method	Alpha	N	Mean	Std. Dev.	Distribution	Normality Test
Chlorobenzene (ug/L)	MW-201A	n/a	n/a	n/a	NP	NaN	23	0.7117	0.3423	unknown	ShapiroWilk
Chlorobenzene (ug/L)	MW-103A	n/a	n/a	n/a	NP	NaN	23	0.7117	0.3423	unknown	ShapiroWilk
Chlorobenzene (ug/L)	MW-114AR	n/a	n/a	n/a	NP	NaN	21	0.6843	0.3461	unknown	ShapiroWilk
Chlorobenzene (ug/L)	MW-120AR (bg)	n/a	n/a	n/a	NP	NaN	23	0.7117	0.3423	unknown	ShapiroWilk
Chlorobenzene (ug/L)	P-105B	n/a	n/a	n/a	NP	NaN	21	0.6843	0.3461	unknown	ShapiroWilk
Chlorobenzene (ug/L)	P-108B	n/a	n/a	n/a	NP	NaN	21	0.6843	0.3461	unknown	ShapiroWilk
Chlorobenzene (ug/L)	MW-403A	n/a	n/a	n/a	NP	NaN	21	0.6843	0.3461	unknown	ShapiroWilk
Chlorobenzene (ug/L)	P-114BR	n/a	n/a	n/a	NP	NaN	21	0.6843	0.3461	unknown	ShapiroWilk
Chlorobenzene (ug/L)	MW-204A	n/a	n/a	n/a	NP	NaN	23	0.7117	0.3423	unknown	ShapiroWilk
Chlorobenzene (ug/L)	P-120B (bg)	n/a	n/a	n/a	NP	NaN	21	0.6843	0.3461	unknown	ShapiroWilk
Chlorobenzene (ug/L)	MW-137A	n/a	n/a	n/a	NP	NaN	22	0.6714	0.3431	unknown	ShapiroWilk
Chlorobenzene (ug/L)	MW-202A	n/a	n/a	n/a	NP	NaN	23	0.7117	0.3423	unknown	ShapiroWilk
Chlorobenzene (ug/L)	MW-401A	n/a	n/a	n/a	NP	NaN	22	0.6986	0.3444	unknown	ShapiroWilk
Chlorobenzene (ug/L)	MW-402A	n/a	n/a	n/a	NP	NaN	21	0.6843	0.3461	unknown	ShapiroWilk
Chlorobenzene (ug/L)	OW-306AR	n/a	n/a	n/a	NP	NaN	14	0.7	0.3113	unknown	ShapiroWilk
Chlorobenzene (ug/L)	MW-109ARR	n/a	n/a	n/a	NP	NaN	21	0.6843	0.3461	unknown	ShapiroWilk
Chlorobenzene (ug/L)	MW-502A	n/a	n/a	n/a	NP	NaN	20	0.7495	0.318	unknown	ShapiroWilk
Chlorobenzene (ug/L)	MW-404A	n/a	n/a	n/a	NP	NaN	21	0.6843	0.3461	unknown	ShapiroWilk
Chlorobenzene (ug/L)	P-504B (bg)	n/a	n/a	n/a	NP	NaN	14	0.6421	0.3262	unknown	ShapiroWilk
Chlorobenzene (ug/L)	P-503B (bg)	n/a	n/a	n/a	NP	NaN	19	0.7679	0.3156	unknown	ShapiroWilk
Chlorobenzene (ug/L)	MW-108AR	n/a	n/a	n/a	NP	NaN	18	0.7317	0.3525	unknown	ShapiroWilk
Chlorobenzene (ug/L)	MW-505A (bg)	n/a	n/a	n/a	NP	NaN	17	0.7053	0.3259	unknown	ShapiroWilk
Chlorobenzene (ug/L)	MW-501A	n/a	n/a	n/a	NP	NaN	20	0.79	0.2936	unknown	ShapiroWilk
Chlorobenzene (ug/L)	MW-605	n/a	n/a	n/a	NP	NaN	14	0.7	0.3113	unknown	ShapiroWilk
Chlorobenzene (ug/L)	MW-604	n/a	n/a	n/a	NP	NaN	14	0.7	0.3113	unknown	ShapiroWilk
Chloroform (ug/L)	MW-102A	n/a	n/a	n/a	NP	NaN	21	1.569	0.9848	unknown	ShapiroWilk
Chloroform (ug/L)	OW-301A	n/a	n/a	n/a	NP	NaN	18	1.743	0.9457	unknown	ShapiroWilk
Chloroform (ug/L)	MW-201A	n/a	n/a	n/a	NP	NaN	23	1.693	1.026	unknown	ShapiroWilk
Chloroform (ug/L)	MW-103A	n/a	n/a	n/a	NP	NaN	23	1.693	1.026	unknown	ShapiroWilk
Chloroform (ug/L)	MW-114AR	n/a	n/a	n/a	NP	NaN	21	1.569	0.9848	unknown	ShapiroWilk
Chloroform (ug/L)	MW-120AR (bg)	n/a	n/a	n/a	NP	NaN	23	1.693	1.026	unknown	ShapiroWilk
Chloroform (ug/L)	P-105B	n/a	n/a	n/a	NP	NaN	21	1.569	0.9848	unknown	ShapiroWilk
Chloroform (ug/L)	P-108B	n/a	n/a	n/a	NP	NaN	21	1.569	0.9848	unknown	ShapiroWilk
Chloroform (ug/L)	MW-403A	n/a	n/a	n/a	NP	NaN	21	1.569	0.9848	unknown	ShapiroWilk
Chloroform (ug/L)	P-114BR	n/a	n/a	n/a	NP	NaN	21	1.569	0.9848	unknown	ShapiroWilk
Chloroform (ug/L)	MW-204A	n/a	n/a	n/a	NP	NaN	23	1.693	1.026	unknown	ShapiroWilk
Chloroform (ug/L)	P-120B (bg)	n/a	n/a	n/a	NP	NaN	21	1.569	0.9848	unknown	ShapiroWilk
Chloroform (ug/L)	MW-137A	n/a	n/a	n/a	NP	NaN	22	1.556	0.9628	unknown	ShapiroWilk
Chloroform (ug/L)	MW-202A	n/a	n/a	n/a	NP	NaN	23	1.693	1.026	unknown	ShapiroWilk
Chloroform (ug/L)	MW-401A	n/a	n/a	n/a	NP	NaN	22	1.634	1.008	unknown	ShapiroWilk
Chloroform (ug/L)	MW-402A	n/a	n/a	n/a	NP	NaN	21	1.569	0.9848	unknown	ShapiroWilk
Chloroform (ug/L)	OW-306AR	n/a	n/a	n/a	NP	NaN	14	2.15	0.8821	unknown	ShapiroWilk
Chloroform (ug/L)	MW-109ARR	n/a	n/a	n/a	NP	NaN	21	1.569	0.9848	unknown	ShapiroWilk
Chloroform (ug/L)	MW-502A	n/a	n/a	n/a	NP	NaN	20	1.669	0.9233	unknown	ShapiroWilk
Chloroform (ug/L)	MW-404A	n/a	n/a	n/a	NP	NaN	21	1.569	0.9848	unknown	ShapiroWilk
Chloroform (ug/L)	P-504B (bg)	n/a	n/a	n/a	NP	NaN	14	1.384	0.738	unknown	ShapiroWilk
Chloroform (ug/L)	P-503B (bg)	n/a	n/a	n/a	NP	NaN	19	1.688	0.9444	unknown	ShapiroWilk
Chloroform (ug/L)	MW-108AR	n/a	n/a	n/a	NP	NaN	18	1.613	1.061	unknown	ShapiroWilk
Chloroform (ug/L)	MW-505A (bg)	n/a	n/a	n/a	NP	NaN	17	1.669	0.9196	unknown	ShapiroWilk
Chloroform (ug/L)	MW-501A	n/a	n/a	n/a	NP	NaN	20	1.705	0.8793	unknown	ShapiroWilk

Outlier Analysis

DMASWA Client: DMASWA Data: DMASWA Database_Updated Printed 3/14/2025, 8:31 AM

Constituent	Well	Outlier	Value(s)	Date(s)	Method	Alpha	N	Mean	Std. Dev.	Distribution	Normality Test
Chloroform (ug/L)	MW-605	n/a	n/a	n/a	NP	NaN	14	2.15	0.8821	unknown	ShapiroWilk
Chloroform (ug/L)	MW-604	n/a	n/a	n/a	NP	NaN	14	2.15	0.8821	unknown	ShapiroWilk
Chloromethane (ug/L)	MW-102A	n/a	n/a	n/a	NP	NaN	21	1.696	1.278	unknown	ShapiroWilk
Chloromethane (ug/L)	OW-301A	n/a	n/a	n/a	NP	NaN	18	1.778	1.26	unknown	ShapiroWilk
Chloromethane (ug/L)	MW-201A	n/a	n/a	n/a	NP	NaN	23	1.827	1.259	unknown	ShapiroWilk
Chloromethane (ug/L)	MW-103A	n/a	n/a	n/a	NP	NaN	23	1.807	1.278	unknown	ShapiroWilk
Chloromethane (ug/L)	MW-114AR	n/a	n/a	n/a	NP	NaN	21	1.692	1.283	unknown	ShapiroWilk
Chloromethane (ug/L)	MW-120AR (bg)	n/a	n/a	n/a	NP	NaN	23	1.922	1.26	unknown	ShapiroWilk
Chloromethane (ug/L)	P-105B	n/a	n/a	n/a	NP	NaN	21	1.693	1.281	unknown	ShapiroWilk
Chloromethane (ug/L)	P-108B	n/a	n/a	n/a	NP	NaN	21	1.819	1.273	unknown	ShapiroWilk
Chloromethane (ug/L)	MW-403A	n/a	n/a	n/a	NP	NaN	21	1.704	1.272	unknown	ShapiroWilk
Chloromethane (ug/L)	P-114BR	n/a	n/a	n/a	NP	NaN	21	1.692	1.282	unknown	ShapiroWilk
Chloromethane (ug/L)	MW-204A	n/a	n/a	n/a	NP	NaN	23	1.807	1.277	unknown	ShapiroWilk
Chloromethane (ug/L)	P-120B (bg)	n/a	n/a	n/a	NP	NaN	21	1.702	1.272	unknown	ShapiroWilk
Chloromethane (ug/L)	MW-137A	n/a	n/a	n/a	NP	NaN	22	1.644	1.271	unknown	ShapiroWilk
Chloromethane (ug/L)	MW-202A	n/a	n/a	n/a	NP	NaN	23	1.922	1.26	unknown	ShapiroWilk
Chloromethane (ug/L)	MW-401A	n/a	n/a	n/a	NP	NaN	22	1.761	1.272	unknown	ShapiroWilk
Chloromethane (ug/L)	MW-402A	n/a	n/a	n/a	NP	NaN	21	1.695	1.279	unknown	ShapiroWilk
Chloromethane (ug/L)	OW-306AR	n/a	n/a	n/a	NP	NaN	14	1.805	1.24	unknown	ShapiroWilk
Chloromethane (ug/L)	MW-109ARR	n/a	n/a	n/a	NP	NaN	21	1.695	1.279	unknown	ShapiroWilk
Chloromethane (ug/L)	MW-502A	n/a	n/a	n/a	NP	NaN	20	1.896	1.255	unknown	ShapiroWilk
Chloromethane (ug/L)	MW-404A	n/a	n/a	n/a	NP	NaN	21	1.819	1.273	unknown	ShapiroWilk
Chloromethane (ug/L)	P-504B (bg)	n/a	n/a	n/a	NP	NaN	14	1.428	1.219	unknown	ShapiroWilk
Chloromethane (ug/L)	P-503B (bg)	n/a	n/a	n/a	NP	NaN	19	2.104	1.207	unknown	ShapiroWilk
Chloromethane (ug/L)	MW-108AR	n/a	n/a	n/a	NP	NaN	18	2.021	1.267	unknown	ShapiroWilk
Chloromethane (ug/L)	MW-505A (bg)	n/a	n/a	n/a	NP	NaN	17	1.858	1.251	unknown	ShapiroWilk
Chloromethane (ug/L)	MW-501A	n/a	n/a	n/a	NP	NaN	20	2.034	1.215	unknown	ShapiroWilk
Chloromethane (ug/L)	MW-605	n/a	n/a	n/a	NP	NaN	14	1.805	1.24	unknown	ShapiroWilk
Chloromethane (ug/L)	MW-604	n/a	n/a	n/a	NP	NaN	14	1.805	1.24	unknown	ShapiroWilk
cis-1,2-Dichloroethene (ug/L)	MW-102A	No	n/a	n/a	NP	NaN	21	0.3077	0.1021	normal	ShapiroWilk
cis-1,2-Dichloroethene (ug/L)	OW-301A	n/a	n/a	n/a	NP	NaN	18	0.5145	0.3502	unknown	ShapiroWilk
cis-1,2-Dichloroethene (ug/L)	MW-201A	No	n/a	n/a	NP	NaN	23	1.236	0.3472	ln(x)	ShapiroWilk
cis-1,2-Dichloroethene (ug/L)	MW-103A	n/a	n/a	n/a	NP	NaN	23	0.6461	0.4133	unknown	ShapiroWilk
cis-1,2-Dichloroethene (ug/L)	MW-114AR	n/a	n/a	n/a	NP	NaN	21	0.6124	0.4174	unknown	ShapiroWilk
cis-1,2-Dichloroethene (ug/L)	MW-120AR (bg)	n/a	n/a	n/a	NP	NaN	23	0.6461	0.4133	unknown	ShapiroWilk
cis-1,2-Dichloroethene (ug/L)	P-105B	n/a	n/a	n/a	NP	NaN	21	0.6124	0.4174	unknown	ShapiroWilk
cis-1,2-Dichloroethene (ug/L)	P-108B	n/a	n/a	n/a	NP	NaN	21	0.6124	0.4174	unknown	ShapiroWilk
cis-1,2-Dichloroethene (ug/L)	MW-403A	n/a	n/a	n/a	NP	NaN	21	0.6124	0.4174	unknown	ShapiroWilk
cis-1,2-Dichloroethene (ug/L)	P-114BR	n/a	n/a	n/a	NP	NaN	21	0.6124	0.4174	unknown	ShapiroWilk
cis-1,2-Dichloroethene (ug/L)	MW-204A	n/a	n/a	n/a	NP	NaN	23	0.6461	0.4133	unknown	ShapiroWilk
cis-1,2-Dichloroethene (ug/L)	P-120B (bg)	n/a	n/a	n/a	NP	NaN	21	0.6124	0.4174	unknown	ShapiroWilk
cis-1,2-Dichloroethene (ug/L)	MW-137A	n/a	n/a	n/a	NP	NaN	22	0.5941	0.4163	unknown	ShapiroWilk
cis-1,2-Dichloroethene (ug/L)	MW-202A	n/a	n/a	n/a	NP	NaN	23	0.6461	0.4133	unknown	ShapiroWilk
cis-1,2-Dichloroethene (ug/L)	MW-401A	No	n/a	n/a	NP	NaN	24	1.154	1.077	ln(x)	ShapiroWilk
cis-1,2-Dichloroethene (ug/L)	MW-402A	n/a	n/a	n/a	NP	NaN	21	0.6124	0.4174	unknown	ShapiroWilk
cis-1,2-Dichloroethene (ug/L)	OW-306AR	n/a	n/a	n/a	NP	NaN	14	0.605	0.4099	unknown	ShapiroWilk
cis-1,2-Dichloroethene (ug/L)	MW-109ARR	n/a	n/a	n/a	NP	NaN	21	0.6124	0.4174	unknown	ShapiroWilk
cis-1,2-Dichloroethene (ug/L)	MW-502A	n/a	n/a	n/a	NP	NaN	20	0.68	0.4025	unknown	ShapiroWilk
cis-1,2-Dichloroethene (ug/L)	MW-404A	n/a	n/a	n/a	NP	NaN	21	0.6124	0.4174	unknown	ShapiroWilk
cis-1,2-Dichloroethene (ug/L)	P-504B (bg)	n/a	n/a	n/a	NP	NaN	14	0.5429	0.4114	unknown	ShapiroWilk

Outlier Analysis

DMASWA Client: DMASWA Data: DMASWA Database_Updated Printed 3/14/2025, 8:31 AM

Constituent	Well	Outlier	Value(s)	Date(s)	Method	Alpha	N	Mean	Std. Dev.	Distribution	Normality Test
cis-1,2-Dichloroethene (ug/L)	P-503B (bg)	n/a	n/a	n/a	NP	NaN	19	0.7047	0.3976	unknown	ShapiroWilk
cis-1,2-Dichloroethene (ug/L)	MW-108AR	n/a	n/a	n/a	NP	NaN	18	0.6794	0.4143	unknown	ShapiroWilk
cis-1,2-Dichloroethene (ug/L)	MW-505A (bg)	n/a	n/a	n/a	NP	NaN	17	0.6235	0.412	unknown	ShapiroWilk
cis-1,2-Dichloroethene (ug/L)	MW-501A	n/a	n/a	n/a	NP	NaN	20	0.7235	0.3866	unknown	ShapiroWilk
cis-1,2-Dichloroethene (ug/L)	MW-605	n/a	n/a	n/a	NP	NaN	14	0.605	0.4099	unknown	ShapiroWilk
cis-1,2-Dichloroethene (ug/L)	MW-604	n/a	n/a	n/a	NP	NaN	14	0.605	0.4099	unknown	ShapiroWilk
cis-1,3-Dichloropropene (ug/L)	MW-102A	n/a	n/a	n/a	NP	NaN	21	2.724	2.446	unknown	ShapiroWilk
cis-1,3-Dichloropropene (ug/L)	OW-301A	n/a	n/a	n/a	NP	NaN	18	2.883	2.435	unknown	ShapiroWilk
cis-1,3-Dichloropropene (ug/L)	MW-201A	n/a	n/a	n/a	NP	NaN	23	2.922	2.423	unknown	ShapiroWilk
cis-1,3-Dichloropropene (ug/L)	MW-103A	n/a	n/a	n/a	NP	NaN	23	2.922	2.423	unknown	ShapiroWilk
cis-1,3-Dichloropropene (ug/L)	MW-114AR	n/a	n/a	n/a	NP	NaN	21	2.724	2.446	unknown	ShapiroWilk
cis-1,3-Dichloropropene (ug/L)	MW-120AR (bg)	n/a	n/a	n/a	NP	NaN	23	2.922	2.423	unknown	ShapiroWilk
cis-1,3-Dichloropropene (ug/L)	P-105B	n/a	n/a	n/a	NP	NaN	21	2.724	2.446	unknown	ShapiroWilk
cis-1,3-Dichloropropene (ug/L)	P-108B	n/a	n/a	n/a	NP	NaN	21	2.724	2.446	unknown	ShapiroWilk
cis-1,3-Dichloropropene (ug/L)	MW-403A	n/a	n/a	n/a	NP	NaN	21	2.724	2.446	unknown	ShapiroWilk
cis-1,3-Dichloropropene (ug/L)	P-114BR	n/a	n/a	n/a	NP	NaN	21	2.724	2.446	unknown	ShapiroWilk
cis-1,3-Dichloropropene (ug/L)	MW-204A	n/a	n/a	n/a	NP	NaN	23	2.922	2.423	unknown	ShapiroWilk
cis-1,3-Dichloropropene (ug/L)	P-120B (bg)	n/a	n/a	n/a	NP	NaN	21	2.724	2.446	unknown	ShapiroWilk
cis-1,3-Dichloropropene (ug/L)	MW-137A	n/a	n/a	n/a	NP	NaN	22	2.611	2.445	unknown	ShapiroWilk
cis-1,3-Dichloropropene (ug/L)	MW-202A	n/a	n/a	n/a	NP	NaN	23	2.922	2.423	unknown	ShapiroWilk
cis-1,3-Dichloropropene (ug/L)	MW-401A	n/a	n/a	n/a	NP	NaN	22	2.827	2.436	unknown	ShapiroWilk
cis-1,3-Dichloropropene (ug/L)	MW-402A	n/a	n/a	n/a	NP	NaN	21	2.724	2.446	unknown	ShapiroWilk
cis-1,3-Dichloropropene (ug/L)	OW-306AR	n/a	n/a	n/a	NP	NaN	14	2.625	2.465	unknown	ShapiroWilk
cis-1,3-Dichloropropene (ug/L)	MW-109ARR	n/a	n/a	n/a	NP	NaN	21	2.724	2.446	unknown	ShapiroWilk
cis-1,3-Dichloropropene (ug/L)	MW-502A	n/a	n/a	n/a	NP	NaN	20	3.095	2.394	unknown	ShapiroWilk
cis-1,3-Dichloropropene (ug/L)	MW-404A	n/a	n/a	n/a	NP	NaN	21	2.724	2.446	unknown	ShapiroWilk
cis-1,3-Dichloropropene (ug/L)	P-504B (bg)	n/a	n/a	n/a	NP	NaN	14	2.279	2.446	unknown	ShapiroWilk
cis-1,3-Dichloropropene (ug/L)	P-503B (bg)	n/a	n/a	n/a	NP	NaN	19	3.245	2.361	unknown	ShapiroWilk
cis-1,3-Dichloropropene (ug/L)	MW-108AR	n/a	n/a	n/a	NP	NaN	18	3.136	2.404	unknown	ShapiroWilk
cis-1,3-Dichloropropene (ug/L)	MW-505A (bg)	n/a	n/a	n/a	NP	NaN	17	2.759	2.45	unknown	ShapiroWilk
cis-1,3-Dichloropropene (ug/L)	MW-501A	n/a	n/a	n/a	NP	NaN	20	3.338	2.324	unknown	ShapiroWilk
cis-1,3-Dichloropropene (ug/L)	MW-605	n/a	n/a	n/a	NP	NaN	14	2.625	2.465	unknown	ShapiroWilk
cis-1,3-Dichloropropene (ug/L)	MW-604	n/a	n/a	n/a	NP	NaN	14	2.625	2.465	unknown	ShapiroWilk
Dibromomethane (ug/L)	MW-102A	n/a	n/a	n/a	NP	NaN	21	0.6595	0.3691	unknown	ShapiroWilk
Dibromomethane (ug/L)	OW-301A	n/a	n/a	n/a	NP	NaN	18	0.6939	0.3538	unknown	ShapiroWilk
Dibromomethane (ug/L)	MW-201A	n/a	n/a	n/a	NP	NaN	23	0.6891	0.3654	unknown	ShapiroWilk
Dibromomethane (ug/L)	MW-103A	n/a	n/a	n/a	NP	NaN	23	0.6891	0.3654	unknown	ShapiroWilk
Dibromomethane (ug/L)	MW-114AR	n/a	n/a	n/a	NP	NaN	21	0.6595	0.3691	unknown	ShapiroWilk
Dibromomethane (ug/L)	MW-120AR (bg)	n/a	n/a	n/a	NP	NaN	23	0.6891	0.3654	unknown	ShapiroWilk
Dibromomethane (ug/L)	P-105B	n/a	n/a	n/a	NP	NaN	21	0.6595	0.3691	unknown	ShapiroWilk
Dibromomethane (ug/L)	P-108B	n/a	n/a	n/a	NP	NaN	21	0.6595	0.3691	unknown	ShapiroWilk
Dibromomethane (ug/L)	MW-403A	n/a	n/a	n/a	NP	NaN	21	0.6595	0.3691	unknown	ShapiroWilk
Dibromomethane (ug/L)	P-114BR	n/a	n/a	n/a	NP	NaN	21	0.6595	0.3691	unknown	ShapiroWilk
Dibromomethane (ug/L)	MW-204A	n/a	n/a	n/a	NP	NaN	23	0.6891	0.3654	unknown	ShapiroWilk
Dibromomethane (ug/L)	P-120B (bg)	n/a	n/a	n/a	NP	NaN	21	0.6595	0.3691	unknown	ShapiroWilk
Dibromomethane (ug/L)	MW-137A	n/a	n/a	n/a	NP	NaN	22	0.6445	0.367	unknown	ShapiroWilk
Dibromomethane (ug/L)	MW-202A	n/a	n/a	n/a	NP	NaN	23	0.6891	0.3654	unknown	ShapiroWilk
Dibromomethane (ug/L)	MW-401A	n/a	n/a	n/a	NP	NaN	22	0.675	0.3675	unknown	ShapiroWilk
Dibromomethane (ug/L)	MW-402A	n/a	n/a	n/a	NP	NaN	21	0.6595	0.3691	unknown	ShapiroWilk
Dibromomethane (ug/L)	OW-306AR	n/a	n/a	n/a	NP	NaN	14	0.665	0.3476	unknown	ShapiroWilk

Outlier Analysis

DMASWA Client: DMASWA Data: DMASWA Database_Updated Printed 3/14/2025, 8:31 AM

Constituent	Well	Outlier	Value(s)	Date(s)	Method	Alpha	N	Mean	Std. Dev.	Distribution	Normality Test
Dibromomethane (ug/L)	MW-109ARR	n/a	n/a	n/a	NP	NaN	21	0.6595	0.3691	unknown	ShapiroWilk
Dibromomethane (ug/L)	MW-502A	n/a	n/a	n/a	NP	NaN	20	0.7245	0.3477	unknown	ShapiroWilk
Dibromomethane (ug/L)	MW-404A	n/a	n/a	n/a	NP	NaN	21	0.6595	0.3691	unknown	ShapiroWilk
Dibromomethane (ug/L)	P-504B (bg)	n/a	n/a	n/a	NP	NaN	14	0.6064	0.3558	unknown	ShapiroWilk
Dibromomethane (ug/L)	P-503B (bg)	n/a	n/a	n/a	NP	NaN	19	0.7453	0.3442	unknown	ShapiroWilk
Dibromomethane (ug/L)	MW-108AR	n/a	n/a	n/a	NP	NaN	18	0.7144	0.3714	unknown	ShapiroWilk
Dibromomethane (ug/L)	MW-505A (bg)	n/a	n/a	n/a	NP	NaN	17	0.6759	0.3561	unknown	ShapiroWilk
Dibromomethane (ug/L)	MW-501A	n/a	n/a	n/a	NP	NaN	20	0.7655	0.3279	unknown	ShapiroWilk
Dibromomethane (ug/L)	MW-605	n/a	n/a	n/a	NP	NaN	14	0.665	0.3476	unknown	ShapiroWilk
Dibromomethane (ug/L)	MW-604	n/a	n/a	n/a	NP	NaN	14	0.665	0.3476	unknown	ShapiroWilk
Dichloromethane (ug/L)	MW-102A	No	n/a	n/a	NP	NaN	18	2.494	2.124	x^(1/3)	ShapiroWilk
Dichloromethane (ug/L)	OW-301A	No	n/a	n/a	NP	NaN	15	2.94	2.046	x^(1/3)	ShapiroWilk
Dichloromethane (ug/L)	MW-201A	No	n/a	n/a	NP	NaN	20	2.497	2.159	ln(x)	ShapiroWilk
Dichloromethane (ug/L)	MW-103A	No	n/a	n/a	NP	NaN	20	2.749	2.147	x^(1/3)	ShapiroWilk
Dichloromethane (ug/L)	MW-114AR	No	n/a	n/a	NP	NaN	18	2.734	2.149	x^(1/3)	ShapiroWilk
Dichloromethane (ug/L)	MW-120AR (bg)	No	n/a	n/a	NP	NaN	20	2.95	2.161	x^(1/3)	ShapiroWilk
Dichloromethane (ug/L)	P-105B	No	n/a	n/a	NP	NaN	18	2.445	2.169	ln(x)	ShapiroWilk
Dichloromethane (ug/L)	P-108B	No	n/a	n/a	NP	NaN	18	2.714	2.171	x^(1/3)	ShapiroWilk
Dichloromethane (ug/L)	MW-403A	No	n/a	n/a	NP	NaN	18	2.477	2.137	ln(x)	ShapiroWilk
Dichloromethane (ug/L)	P-114BR	No	n/a	n/a	NP	NaN	18	2.466	2.146	ln(x)	ShapiroWilk
Dichloromethane (ug/L)	MW-204A	No	n/a	n/a	NP	NaN	20	2.935	2.178	x^(1/3)	ShapiroWilk
Dichloromethane (ug/L)	P-120B (bg)	No	n/a	n/a	NP	NaN	18	2.711	2.175	x^(1/3)	ShapiroWilk
Dichloromethane (ug/L)	MW-137A	No	n/a	n/a	NP	NaN	19	2.428	2.091	ln(x)	ShapiroWilk
Dichloromethane (ug/L)	MW-202A	No	n/a	n/a	NP	NaN	20	2.699	2.196	ln(x)	ShapiroWilk
Dichloromethane (ug/L)	MW-401A	No	n/a	n/a	NP	NaN	19	2.599	2.166	ln(x)	ShapiroWilk
Dichloromethane (ug/L)	MW-402A	No	n/a	n/a	NP	NaN	18	2.478	2.136	ln(x)	ShapiroWilk
Dichloromethane (ug/L)	OW-306AR	n/a	n/a	n/a	NP	NaN	11	3.8	1.665	unknown	ShapiroWilk
Dichloromethane (ug/L)	MW-109ARR	No	n/a	n/a	NP	NaN	18	2.465	2.152	ln(x)	ShapiroWilk
Dichloromethane (ug/L)	MW-502A	No	n/a	n/a	NP	NaN	17	3.173	2.048	x^(1/3)	ShapiroWilk
Dichloromethane (ug/L)	MW-404A	No	n/a	n/a	NP	NaN	18	2.454	2.159	ln(x)	ShapiroWilk
Dichloromethane (ug/L)	P-504B (bg)	No	n/a	n/a	NP	NaN	11	2.579	1.985	x^(1/3)	ShapiroWilk
Dichloromethane (ug/L)	P-503B (bg)	No	n/a	n/a	NP	NaN	17	2.836	2.17	x^(1/3)	ShapiroWilk
Dichloromethane (ug/L)	MW-108AR	No	n/a	n/a	NP	NaN	16	2.55	2.278	ln(x)	ShapiroWilk
Dichloromethane (ug/L)	MW-505A (bg)	No	n/a	n/a	NP	NaN	14	3.036	2.106	sqrt(x)	ShapiroWilk
Dichloromethane (ug/L)	MW-501A	No	n/a	n/a	NP	NaN	17	2.912	2.082	x^(1/3)	ShapiroWilk
Dichloromethane (ug/L)	MW-605	n/a	n/a	n/a	NP	NaN	11	3.8	1.665	unknown	ShapiroWilk
Dichloromethane (ug/L)	MW-604	n/a	n/a	n/a	NP	NaN	11	3.8	1.665	unknown	ShapiroWilk
Ethylbenzene (ug/L)	MW-102A	n/a	n/a	n/a	NP	NaN	21	0.6573	0.3698	unknown	ShapiroWilk
Ethylbenzene (ug/L)	OW-301A	n/a	n/a	n/a	NP	NaN	18	0.6878	0.3599	unknown	ShapiroWilk
Ethylbenzene (ug/L)	MW-201A	n/a	n/a	n/a	NP	NaN	23	0.687	0.3663	unknown	ShapiroWilk
Ethylbenzene (ug/L)	MW-103A	n/a	n/a	n/a	NP	NaN	23	0.687	0.3663	unknown	ShapiroWilk
Ethylbenzene (ug/L)	MW-114AR	n/a	n/a	n/a	NP	NaN	21	0.6571	0.3699	unknown	ShapiroWilk
Ethylbenzene (ug/L)	MW-120AR (bg)	n/a	n/a	n/a	NP	NaN	23	0.687	0.3663	unknown	ShapiroWilk
Ethylbenzene (ug/L)	P-105B	n/a	n/a	n/a	NP	NaN	21	0.6571	0.3699	unknown	ShapiroWilk
Ethylbenzene (ug/L)	P-108B	n/a	n/a	n/a	NP	NaN	21	0.6571	0.3699	unknown	ShapiroWilk
Ethylbenzene (ug/L)	MW-403A	n/a	n/a	n/a	NP	NaN	21	0.6634	0.3648	unknown	ShapiroWilk
Ethylbenzene (ug/L)	P-114BR	n/a	n/a	n/a	NP	NaN	21	0.6571	0.3699	unknown	ShapiroWilk
Ethylbenzene (ug/L)	MW-204A	n/a	n/a	n/a	NP	NaN	23	0.687	0.3663	unknown	ShapiroWilk
Ethylbenzene (ug/L)	P-120B (bg)	n/a	n/a	n/a	NP	NaN	21	0.6571	0.3699	unknown	ShapiroWilk
Ethylbenzene (ug/L)	MW-137A	n/a	n/a	n/a	NP	NaN	22	0.6489	0.363	unknown	ShapiroWilk

Outlier Analysis

DMASWA Client: DMASWA Data: DMASWA Database_Updated Printed 3/14/2025, 8:31 AM

Constituent	Well	Outlier	Value(s)	Date(s)	Method	Alpha	N	Mean	Std. Dev.	Distribution	Normality Test
Ethylbenzene (ug/L)	MW-202A	n/a	n/a	n/a	NP	NaN	23	0.687	0.3663	unknown	ShapiroWilk
Ethylbenzene (ug/L)	MW-401A	n/a	n/a	n/a	NP	NaN	22	0.6727	0.3683	unknown	ShapiroWilk
Ethylbenzene (ug/L)	MW-402A	n/a	n/a	n/a	NP	NaN	21	0.6587	0.3685	unknown	ShapiroWilk
Ethylbenzene (ug/L)	OW-306AR	n/a	n/a	n/a	NP	NaN	14	0.655	0.358	unknown	ShapiroWilk
Ethylbenzene (ug/L)	MW-109ARR	n/a	n/a	n/a	NP	NaN	21	0.6571	0.3699	unknown	ShapiroWilk
Ethylbenzene (ug/L)	MW-502A	n/a	n/a	n/a	NP	NaN	20	0.719	0.3537	unknown	ShapiroWilk
Ethylbenzene (ug/L)	MW-404A	n/a	n/a	n/a	NP	NaN	21	0.6571	0.3699	unknown	ShapiroWilk
Ethylbenzene (ug/L)	P-504B (bg)	n/a	n/a	n/a	NP	NaN	14	0.5986	0.3617	unknown	ShapiroWilk
Ethylbenzene (ug/L)	P-503B (bg)	n/a	n/a	n/a	NP	NaN	19	0.7405	0.3497	unknown	ShapiroWilk
Ethylbenzene (ug/L)	MW-108AR	n/a	n/a	n/a	NP	NaN	18	0.715	0.369	unknown	ShapiroWilk
Ethylbenzene (ug/L)	MW-505A (bg)	n/a	n/a	n/a	NP	NaN	17	0.6694	0.3622	unknown	ShapiroWilk
Ethylbenzene (ug/L)	MW-501A	n/a	n/a	n/a	NP	NaN	20	0.7585	0.3377	unknown	ShapiroWilk
Ethylbenzene (ug/L)	MW-605	n/a	n/a	n/a	NP	NaN	14	0.655	0.358	unknown	ShapiroWilk
Ethylbenzene (ug/L)	MW-604	n/a	n/a	n/a	NP	NaN	14	0.655	0.358	unknown	ShapiroWilk
Iodomethane (ug/L)	MW-102A	n/a	n/a	n/a	NP	NaN	21	7.686	3.197	unknown	ShapiroWilk
Iodomethane (ug/L)	OW-301A	n/a	n/a	n/a	NP	NaN	18	8.322	2.388	unknown	ShapiroWilk
Iodomethane (ug/L)	MW-201A	n/a	n/a	n/a	NP	NaN	23	7.887	3.121	unknown	ShapiroWilk
Iodomethane (ug/L)	MW-103A	n/a	n/a	n/a	NP	NaN	23	7.887	3.121	unknown	ShapiroWilk
Iodomethane (ug/L)	MW-114AR	n/a	n/a	n/a	NP	NaN	21	7.686	3.197	unknown	ShapiroWilk
Iodomethane (ug/L)	MW-120AR (bg)	n/a	n/a	n/a	NP	NaN	23	7.887	3.121	unknown	ShapiroWilk
Iodomethane (ug/L)	P-105B	n/a	n/a	n/a	NP	NaN	21	7.686	3.197	unknown	ShapiroWilk
Iodomethane (ug/L)	P-108B	n/a	n/a	n/a	NP	NaN	21	7.686	3.197	unknown	ShapiroWilk
Iodomethane (ug/L)	MW-403A	n/a	n/a	n/a	NP	NaN	21	7.686	3.197	unknown	ShapiroWilk
Iodomethane (ug/L)	P-114BR	n/a	n/a	n/a	NP	NaN	21	7.686	3.197	unknown	ShapiroWilk
Iodomethane (ug/L)	MW-204A	n/a	n/a	n/a	NP	NaN	23	7.887	3.121	unknown	ShapiroWilk
Iodomethane (ug/L)	P-120B (bg)	n/a	n/a	n/a	NP	NaN	21	7.686	3.197	unknown	ShapiroWilk
Iodomethane (ug/L)	MW-137A	n/a	n/a	n/a	NP	NaN	22	7.655	3.124	unknown	ShapiroWilk
Iodomethane (ug/L)	MW-202A	n/a	n/a	n/a	NP	NaN	23	7.887	3.121	unknown	ShapiroWilk
Iodomethane (ug/L)	MW-401A	n/a	n/a	n/a	NP	NaN	22	7.791	3.159	unknown	ShapiroWilk
Iodomethane (ug/L)	MW-402A	n/a	n/a	n/a	NP	NaN	21	7.686	3.197	unknown	ShapiroWilk
Iodomethane (ug/L)	OW-306AR	n/a	n/a	n/a	NP	NaN	14	8.5	1.557	unknown	ShapiroWilk
Iodomethane (ug/L)	MW-109ARR	n/a	n/a	n/a	NP	NaN	21	7.686	3.197	unknown	ShapiroWilk
Iodomethane (ug/L)	MW-502A	n/a	n/a	n/a	NP	NaN	20	8.49	2.317	unknown	ShapiroWilk
Iodomethane (ug/L)	MW-404A	n/a	n/a	n/a	NP	NaN	21	7.686	3.197	unknown	ShapiroWilk
Iodomethane (ug/L)	P-504B (bg)	n/a	n/a	n/a	NP	NaN	14	7.843	2.519	unknown	ShapiroWilk
Iodomethane (ug/L)	P-503B (bg)	n/a	n/a	n/a	NP	NaN	19	8.568	2.353	unknown	ShapiroWilk
Iodomethane (ug/L)	MW-108AR	n/a	n/a	n/a	NP	NaN	18	7.8	3.454	unknown	ShapiroWilk
Iodomethane (ug/L)	MW-505A (bg)	n/a	n/a	n/a	NP	NaN	17	8.224	2.424	unknown	ShapiroWilk
Iodomethane (ug/L)	MW-501A	n/a	n/a	n/a	NP	NaN	20	8.95	1.468	unknown	ShapiroWilk
Iodomethane (ug/L)	MW-605	n/a	n/a	n/a	NP	NaN	14	8.5	1.557	unknown	ShapiroWilk
Iodomethane (ug/L)	MW-604	n/a	n/a	n/a	NP	NaN	14	8.5	1.557	unknown	ShapiroWilk
Styrene (ug/L)	MW-102A	n/a	n/a	n/a	NP	NaN	21	0.6614	0.3742	unknown	ShapiroWilk
Styrene (ug/L)	OW-301A	n/a	n/a	n/a	NP	NaN	18	0.705	0.3449	unknown	ShapiroWilk
Styrene (ug/L)	MW-201A	n/a	n/a	n/a	NP	NaN	23	0.6909	0.3699	unknown	ShapiroWilk
Styrene (ug/L)	MW-103A	n/a	n/a	n/a	NP	NaN	23	0.6909	0.3699	unknown	ShapiroWilk
Styrene (ug/L)	MW-114AR	n/a	n/a	n/a	NP	NaN	21	0.6614	0.3742	unknown	ShapiroWilk
Styrene (ug/L)	MW-120AR (bg)	n/a	n/a	n/a	NP	NaN	23	0.6909	0.3699	unknown	ShapiroWilk
Styrene (ug/L)	P-105B	n/a	n/a	n/a	NP	NaN	21	0.6614	0.3742	unknown	ShapiroWilk
Styrene (ug/L)	P-108B	n/a	n/a	n/a	NP	NaN	21	0.6614	0.3742	unknown	ShapiroWilk
Styrene (ug/L)	MW-403A	n/a	n/a	n/a	NP	NaN	21	0.6614	0.3742	unknown	ShapiroWilk

Outlier Analysis

DMASWA Client: DMASWA Data: DMASWA Database_Updated Printed 3/14/2025, 8:31 AM

Constituent	Well	Outlier	Value(s)	Date(s)	Method	Alpha	N	Mean	Std. Dev.	Distribution	Normality Test
Styrene (ug/L)	P-114BR	n/a	n/a	n/a	NP	NaN	21	0.6614	0.3742	unknown	ShapiroWilk
Styrene (ug/L)	MW-204A	n/a	n/a	n/a	NP	NaN	23	0.6909	0.3699	unknown	ShapiroWilk
Styrene (ug/L)	P-120B (bg)	n/a	n/a	n/a	NP	NaN	21	0.6614	0.3742	unknown	ShapiroWilk
Styrene (ug/L)	MW-137A	n/a	n/a	n/a	NP	NaN	22	0.6482	0.3705	unknown	ShapiroWilk
Styrene (ug/L)	MW-202A	n/a	n/a	n/a	NP	NaN	23	0.6909	0.3699	unknown	ShapiroWilk
Styrene (ug/L)	MW-401A	n/a	n/a	n/a	NP	NaN	22	0.6768	0.3723	unknown	ShapiroWilk
Styrene (ug/L)	MW-402A	n/a	n/a	n/a	NP	NaN	21	0.6614	0.3742	unknown	ShapiroWilk
Styrene (ug/L)	OW-306AR	n/a	n/a	n/a	NP	NaN	14	0.685	0.3269	unknown	ShapiroWilk
Styrene (ug/L)	MW-109ARR	n/a	n/a	n/a	NP	NaN	21	0.6614	0.3742	unknown	ShapiroWilk
Styrene (ug/L)	MW-502A	n/a	n/a	n/a	NP	NaN	20	0.7345	0.3386	unknown	ShapiroWilk
Styrene (ug/L)	MW-404A	n/a	n/a	n/a	NP	NaN	21	0.6614	0.3742	unknown	ShapiroWilk
Styrene (ug/L)	P-504B (bg)	n/a	n/a	n/a	NP	NaN	14	0.6207	0.348	unknown	ShapiroWilk
Styrene (ug/L)	P-503B (bg)	n/a	n/a	n/a	NP	NaN	19	0.7537	0.3365	unknown	ShapiroWilk
Styrene (ug/L)	MW-108AR	n/a	n/a	n/a	NP	NaN	18	0.71	0.3838	unknown	ShapiroWilk
Styrene (ug/L)	MW-505A (bg)	n/a	n/a	n/a	NP	NaN	17	0.6876	0.3473	unknown	ShapiroWilk
Styrene (ug/L)	MW-501A	n/a	n/a	n/a	NP	NaN	20	0.7795	0.3083	unknown	ShapiroWilk
Styrene (ug/L)	MW-605	n/a	n/a	n/a	NP	NaN	14	0.685	0.3269	unknown	ShapiroWilk
Styrene (ug/L)	MW-604	n/a	n/a	n/a	NP	NaN	14	0.685	0.3269	unknown	ShapiroWilk
Tetrachloroethene (ug/L)	MW-102A	n/a	n/a	n/a	NP	NaN	21	0.7095	0.327	unknown	ShapiroWilk
Tetrachloroethene (ug/L)	OW-301A	n/a	n/a	n/a	NP	NaN	17	0.7376	0.2953	unknown	ShapiroWilk
Tetrachloroethene (ug/L)	MW-201A	n/a	n/a	n/a	NP	NaN	23	0.7348	0.3228	unknown	ShapiroWilk
Tetrachloroethene (ug/L)	MW-103A	n/a	n/a	n/a	NP	NaN	23	0.7348	0.3228	unknown	ShapiroWilk
Tetrachloroethene (ug/L)	MW-114AR	n/a	n/a	n/a	NP	NaN	21	0.7095	0.327	unknown	ShapiroWilk
Tetrachloroethene (ug/L)	MW-120AR (bg)	n/a	n/a	n/a	NP	NaN	23	0.7348	0.3228	unknown	ShapiroWilk
Tetrachloroethene (ug/L)	P-105B	n/a	n/a	n/a	NP	NaN	21	0.7095	0.327	unknown	ShapiroWilk
Tetrachloroethene (ug/L)	P-108B	n/a	n/a	n/a	NP	NaN	21	0.7095	0.327	unknown	ShapiroWilk
Tetrachloroethene (ug/L)	MW-403A	n/a	n/a	n/a	NP	NaN	21	0.7095	0.327	unknown	ShapiroWilk
Tetrachloroethene (ug/L)	P-114BR	n/a	n/a	n/a	NP	NaN	21	0.7095	0.327	unknown	ShapiroWilk
Tetrachloroethene (ug/L)	MW-204A	n/a	n/a	n/a	NP	NaN	23	0.7348	0.3228	unknown	ShapiroWilk
Tetrachloroethene (ug/L)	P-120B (bg)	n/a	n/a	n/a	NP	NaN	21	0.7095	0.327	unknown	ShapiroWilk
Tetrachloroethene (ug/L)	MW-137A	n/a	n/a	n/a	NP	NaN	22	0.6991	0.3228	unknown	ShapiroWilk
Tetrachloroethene (ug/L)	MW-202A	n/a	n/a	n/a	NP	NaN	23	0.7348	0.3228	unknown	ShapiroWilk
Tetrachloroethene (ug/L)	MW-401A	n/a	n/a	n/a	NP	NaN	22	0.7227	0.325	unknown	ShapiroWilk
Tetrachloroethene (ug/L)	MW-402A	n/a	n/a	n/a	NP	NaN	21	0.7095	0.327	unknown	ShapiroWilk
Tetrachloroethene (ug/L)	OW-306AR	n/a	n/a	n/a	NP	NaN	14	0.74	0.2698	unknown	ShapiroWilk
Tetrachloroethene (ug/L)	MW-109ARR	n/a	n/a	n/a	NP	NaN	21	0.7095	0.327	unknown	ShapiroWilk
Tetrachloroethene (ug/L)	MW-502A	n/a	n/a	n/a	NP	NaN	20	0.777	0.2875	unknown	ShapiroWilk
Tetrachloroethene (ug/L)	MW-404A	n/a	n/a	n/a	NP	NaN	21	0.7095	0.327	unknown	ShapiroWilk
Tetrachloroethene (ug/L)	P-504B (bg)	n/a	n/a	n/a	NP	NaN	14	0.6814	0.2967	unknown	ShapiroWilk
Tetrachloroethene (ug/L)	P-503B (bg)	n/a	n/a	n/a	NP	NaN	19	0.7926	0.2865	unknown	ShapiroWilk
Tetrachloroethene (ug/L)	MW-108AR	n/a	n/a	n/a	NP	NaN	18	0.7478	0.339	unknown	ShapiroWilk
Tetrachloroethene (ug/L)	MW-505A (bg)	n/a	n/a	n/a	NP	NaN	17	0.7376	0.2953	unknown	ShapiroWilk
Tetrachloroethene (ug/L)	MW-501A	n/a	n/a	n/a	NP	NaN	20	0.818	0.2545	unknown	ShapiroWilk
Tetrachloroethene (ug/L)	MW-605	n/a	n/a	n/a	NP	NaN	14	0.74	0.2698	unknown	ShapiroWilk
Tetrachloroethene (ug/L)	MW-604	n/a	n/a	n/a	NP	NaN	14	0.74	0.2698	unknown	ShapiroWilk
Toluene (ug/L)	MW-102A	n/a	n/a	n/a	NP	NaN	21	0.7019	0.3417	unknown	ShapiroWilk
Toluene (ug/L)	OW-301A	n/a	n/a	n/a	NP	NaN	17	0.7153	0.3181	unknown	ShapiroWilk
Toluene (ug/L)	MW-201A	n/a	n/a	n/a	NP	NaN	23	0.7233	0.3378	unknown	ShapiroWilk
Toluene (ug/L)	MW-103A	n/a	n/a	n/a	NP	NaN	23	0.727	0.337	unknown	ShapiroWilk
Toluene (ug/L)	MW-114AR	n/a	n/a	n/a	NP	NaN	21	0.6886	0.3468	unknown	ShapiroWilk

Outlier Analysis

DMASWA Client: DMASWA Data: DMASWA Database_Updated Printed 3/14/2025, 8:31 AM

Constituent	Well	Outlier	Value(s)	Date(s)	Method	Alpha	N	Mean	Std. Dev.	Distribution	Normality Test
Toluene (ug/L)	MW-120AR (bg)	n/a	n/a	n/a	NP	NaN	23	0.7226	0.332	unknown	ShapiroWilk
Toluene (ug/L)	P-105B	n/a	n/a	n/a	NP	NaN	21	0.6886	0.3468	unknown	ShapiroWilk
Toluene (ug/L)	P-108B	n/a	n/a	n/a	NP	NaN	21	0.6886	0.3468	unknown	ShapiroWilk
Toluene (ug/L)	MW-403A	n/a	n/a	n/a	NP	NaN	21	0.7333	0.3715	unknown	ShapiroWilk
Toluene (ug/L)	P-114BR	n/a	n/a	n/a	NP	NaN	21	0.6622	0.3429	unknown	ShapiroWilk
Toluene (ug/L)	MW-204A	n/a	n/a	n/a	NP	NaN	23	0.6787	0.356	unknown	ShapiroWilk
Toluene (ug/L)	P-120B (bg)	n/a	n/a	n/a	NP	NaN	21	0.6886	0.3468	unknown	ShapiroWilk
Toluene (ug/L)	MW-137A	n/a	n/a	n/a	NP	NaN	22	0.656	0.3362	unknown	ShapiroWilk
Toluene (ug/L)	MW-202A	n/a	n/a	n/a	NP	NaN	23	0.7157	0.3426	unknown	ShapiroWilk
Toluene (ug/L)	MW-401A	n/a	n/a	n/a	NP	NaN	23	0.7324	0.3374	unknown	ShapiroWilk
Toluene (ug/L)	MW-402A	n/a	n/a	n/a	NP	NaN	21	0.7167	0.3487	unknown	ShapiroWilk
Toluene (ug/L)	OW-306AR	n/a	n/a	n/a	NP	NaN	14	0.715	0.2958	unknown	ShapiroWilk
Toluene (ug/L)	MW-109ARR	n/a	n/a	n/a	NP	NaN	21	0.6886	0.3468	unknown	ShapiroWilk
Toluene (ug/L)	MW-502A	n/a	n/a	n/a	NP	NaN	20	0.758	0.31	unknown	ShapiroWilk
Toluene (ug/L)	MW-404A	n/a	n/a	n/a	NP	NaN	21	0.6886	0.3468	unknown	ShapiroWilk
Toluene (ug/L)	P-504B (bg)	n/a	n/a	n/a	NP	NaN	14	0.6543	0.3191	unknown	ShapiroWilk
Toluene (ug/L)	P-503B (bg)	n/a	n/a	n/a	NP	NaN	19	0.7753	0.3084	unknown	ShapiroWilk
Toluene (ug/L)	MW-108AR	n/a	n/a	n/a	NP	NaN	18	0.7317	0.3574	unknown	ShapiroWilk
Toluene (ug/L)	MW-505A (bg)	n/a	n/a	n/a	NP	NaN	17	0.7153	0.3181	unknown	ShapiroWilk
Toluene (ug/L)	MW-501A	n/a	n/a	n/a	NP	NaN	20	0.8005	0.2789	unknown	ShapiroWilk
Toluene (ug/L)	MW-605	n/a	n/a	n/a	NP	NaN	14	0.715	0.2958	unknown	ShapiroWilk
Toluene (ug/L)	MW-604	n/a	n/a	n/a	NP	NaN	14	0.715	0.2958	unknown	ShapiroWilk
trans-1,2-Dichloroethene (ug/L)	MW-102A	n/a	n/a	n/a	NP	NaN	21	0.6438	0.3833	unknown	ShapiroWilk
trans-1,2-Dichloroethene (ug/L)	OW-301A	n/a	n/a	n/a	NP	NaN	18	0.6722	0.3773	unknown	ShapiroWilk
trans-1,2-Dichloroethene (ug/L)	MW-201A	n/a	n/a	n/a	NP	NaN	23	0.6243	0.369	unknown	ShapiroWilk
trans-1,2-Dichloroethene (ug/L)	MW-103A	n/a	n/a	n/a	NP	NaN	23	0.6748	0.3796	unknown	ShapiroWilk
trans-1,2-Dichloroethene (ug/L)	MW-114AR	n/a	n/a	n/a	NP	NaN	21	0.6438	0.3833	unknown	ShapiroWilk
trans-1,2-Dichloroethene (ug/L)	MW-120AR (bg)	n/a	n/a	n/a	NP	NaN	23	0.6748	0.3796	unknown	ShapiroWilk
trans-1,2-Dichloroethene (ug/L)	P-105B	n/a	n/a	n/a	NP	NaN	21	0.6438	0.3833	unknown	ShapiroWilk
trans-1,2-Dichloroethene (ug/L)	P-108B	n/a	n/a	n/a	NP	NaN	21	0.6438	0.3833	unknown	ShapiroWilk
trans-1,2-Dichloroethene (ug/L)	MW-403A	n/a	n/a	n/a	NP	NaN	21	0.6438	0.3833	unknown	ShapiroWilk
trans-1,2-Dichloroethene (ug/L)	P-114BR	n/a	n/a	n/a	NP	NaN	21	0.6438	0.3833	unknown	ShapiroWilk
trans-1,2-Dichloroethene (ug/L)	MW-204A	n/a	n/a	n/a	NP	NaN	23	0.6748	0.3796	unknown	ShapiroWilk
trans-1,2-Dichloroethene (ug/L)	P-120B (bg)	n/a	n/a	n/a	NP	NaN	21	0.6438	0.3833	unknown	ShapiroWilk
trans-1,2-Dichloroethene (ug/L)	MW-137A	n/a	n/a	n/a	NP	NaN	22	0.6268	0.3825	unknown	ShapiroWilk
trans-1,2-Dichloroethene (ug/L)	MW-202A	n/a	n/a	n/a	NP	NaN	23	0.6748	0.3796	unknown	ShapiroWilk
trans-1,2-Dichloroethene (ug/L)	MW-401A	n/a	n/a	n/a	NP	NaN	22	0.6322	0.378	unknown	ShapiroWilk
trans-1,2-Dichloroethene (ug/L)	MW-402A	n/a	n/a	n/a	NP	NaN	21	0.6438	0.3833	unknown	ShapiroWilk
trans-1,2-Dichloroethene (ug/L)	OW-306AR	n/a	n/a	n/a	NP	NaN	14	0.635	0.3788	unknown	ShapiroWilk
trans-1,2-Dichloroethene (ug/L)	MW-109ARR	n/a	n/a	n/a	NP	NaN	21	0.6438	0.3833	unknown	ShapiroWilk
trans-1,2-Dichloroethene (ug/L)	MW-502A	n/a	n/a	n/a	NP	NaN	20	0.705	0.3709	unknown	ShapiroWilk
trans-1,2-Dichloroethene (ug/L)	MW-404A	n/a	n/a	n/a	NP	NaN	21	0.6438	0.3833	unknown	ShapiroWilk
trans-1,2-Dichloroethene (ug/L)	P-504B (bg)	n/a	n/a	n/a	NP	NaN	14	0.5786	0.3791	unknown	ShapiroWilk
trans-1,2-Dichloroethene (ug/L)	P-503B (bg)	n/a	n/a	n/a	NP	NaN	19	0.7279	0.3663	unknown	ShapiroWilk
trans-1,2-Dichloroethene (ug/L)	MW-108AR	n/a	n/a	n/a	NP	NaN	18	0.7061	0.3796	unknown	ShapiroWilk
trans-1,2-Dichloroethene (ug/L)	MW-505A (bg)	n/a	n/a	n/a	NP	NaN	17	0.6529	0.3797	unknown	ShapiroWilk
trans-1,2-Dichloroethene (ug/L)	MW-501A	n/a	n/a	n/a	NP	NaN	20	0.7445	0.3572	unknown	ShapiroWilk
trans-1,2-Dichloroethene (ug/L)	MW-605	n/a	n/a	n/a	NP	NaN	14	0.635	0.3788	unknown	ShapiroWilk
trans-1,2-Dichloroethene (ug/L)	MW-604	n/a	n/a	n/a	NP	NaN	14	0.635	0.3788	unknown	ShapiroWilk
trans-1,3-Dichloropropene (ug/L)	MW-102A	n/a	n/a	n/a	NP	NaN	21	2.837	2.327	unknown	ShapiroWilk

Outlier Analysis

DMASWA Client: DMASWA Data: DMASWA Database_Updated Printed 3/14/2025, 8:31 AM

Constituent	Well	Outlier	Value(s)	Date(s)	Method	Alpha	N	Mean	Std. Dev.	Distribution	Normality Test
trans-1,3-Dichloropropene (ug/L)	OW-301A	n/a	n/a	n/a	NP	NaN	18	3.008	2.293	unknown	ShapiroWilk
trans-1,3-Dichloropropene (ug/L)	MW-201A	n/a	n/a	n/a	NP	NaN	23	3.025	2.305	unknown	ShapiroWilk
trans-1,3-Dichloropropene (ug/L)	MW-103A	n/a	n/a	n/a	NP	NaN	23	3.025	2.305	unknown	ShapiroWilk
trans-1,3-Dichloropropene (ug/L)	MW-114AR	n/a	n/a	n/a	NP	NaN	21	2.837	2.327	unknown	ShapiroWilk
trans-1,3-Dichloropropene (ug/L)	MW-120AR (bg)	n/a	n/a	n/a	NP	NaN	23	3.025	2.305	unknown	ShapiroWilk
trans-1,3-Dichloropropene (ug/L)	P-105B	n/a	n/a	n/a	NP	NaN	21	2.837	2.327	unknown	ShapiroWilk
trans-1,3-Dichloropropene (ug/L)	P-108B	n/a	n/a	n/a	NP	NaN	21	2.837	2.327	unknown	ShapiroWilk
trans-1,3-Dichloropropene (ug/L)	MW-403A	n/a	n/a	n/a	NP	NaN	21	2.837	2.327	unknown	ShapiroWilk
trans-1,3-Dichloropropene (ug/L)	P-114BR	n/a	n/a	n/a	NP	NaN	21	2.837	2.327	unknown	ShapiroWilk
trans-1,3-Dichloropropene (ug/L)	MW-204A	n/a	n/a	n/a	NP	NaN	23	3.025	2.305	unknown	ShapiroWilk
trans-1,3-Dichloropropene (ug/L)	P-120B (bg)	n/a	n/a	n/a	NP	NaN	21	2.837	2.327	unknown	ShapiroWilk
trans-1,3-Dichloropropene (ug/L)	MW-137A	n/a	n/a	n/a	NP	NaN	22	2.734	2.322	unknown	ShapiroWilk
trans-1,3-Dichloropropene (ug/L)	MW-202A	n/a	n/a	n/a	NP	NaN	23	3.025	2.305	unknown	ShapiroWilk
trans-1,3-Dichloropropene (ug/L)	MW-401A	n/a	n/a	n/a	NP	NaN	22	2.935	2.317	unknown	ShapiroWilk
trans-1,3-Dichloropropene (ug/L)	MW-402A	n/a	n/a	n/a	NP	NaN	21	2.837	2.327	unknown	ShapiroWilk
trans-1,3-Dichloropropene (ug/L)	OW-306AR	n/a	n/a	n/a	NP	NaN	14	2.78	2.304	unknown	ShapiroWilk
trans-1,3-Dichloropropene (ug/L)	MW-109ARR	n/a	n/a	n/a	NP	NaN	21	2.837	2.327	unknown	ShapiroWilk
trans-1,3-Dichloropropene (ug/L)	MW-502A	n/a	n/a	n/a	NP	NaN	20	3.207	2.254	unknown	ShapiroWilk
trans-1,3-Dichloropropene (ug/L)	MW-404A	n/a	n/a	n/a	NP	NaN	21	2.837	2.327	unknown	ShapiroWilk
trans-1,3-Dichloropropene (ug/L)	P-504B (bg)	n/a	n/a	n/a	NP	NaN	14	2.439	2.304	unknown	ShapiroWilk
trans-1,3-Dichloropropene (ug/L)	P-503B (bg)	n/a	n/a	n/a	NP	NaN	19	3.346	2.226	unknown	ShapiroWilk
trans-1,3-Dichloropropene (ug/L)	MW-108AR	n/a	n/a	n/a	NP	NaN	18	3.217	2.303	unknown	ShapiroWilk
trans-1,3-Dichloropropene (ug/L)	MW-505A (bg)	n/a	n/a	n/a	NP	NaN	17	2.891	2.308	unknown	ShapiroWilk
trans-1,3-Dichloropropene (ug/L)	MW-501A	n/a	n/a	n/a	NP	NaN	20	3.446	2.173	unknown	ShapiroWilk
trans-1,3-Dichloropropene (ug/L)	MW-605	n/a	n/a	n/a	NP	NaN	14	2.78	2.304	unknown	ShapiroWilk
trans-1,3-Dichloropropene (ug/L)	MW-604	n/a	n/a	n/a	NP	NaN	14	2.78	2.304	unknown	ShapiroWilk
trans-1,4-Dichloro-2-butene (ug/L)	MW-102A	n/a	n/a	n/a	NP	NaN	21	5.623	4.714	unknown	ShapiroWilk
trans-1,4-Dichloro-2-butene (ug/L)	OW-301A	n/a	n/a	n/a	NP	NaN	18	5.991	4.618	unknown	ShapiroWilk
trans-1,4-Dichloro-2-butene (ug/L)	MW-201A	n/a	n/a	n/a	NP	NaN	23	6.004	4.668	unknown	ShapiroWilk
trans-1,4-Dichloro-2-butene (ug/L)	MW-103A	n/a	n/a	n/a	NP	NaN	23	6.004	4.668	unknown	ShapiroWilk
trans-1,4-Dichloro-2-butene (ug/L)	MW-114AR	n/a	n/a	n/a	NP	NaN	21	5.623	4.714	unknown	ShapiroWilk
trans-1,4-Dichloro-2-butene (ug/L)	MW-120AR (bg)	n/a	n/a	n/a	NP	NaN	23	6.004	4.668	unknown	ShapiroWilk
trans-1,4-Dichloro-2-butene (ug/L)	P-105B	n/a	n/a	n/a	NP	NaN	21	5.623	4.714	unknown	ShapiroWilk
trans-1,4-Dichloro-2-butene (ug/L)	P-108B	n/a	n/a	n/a	NP	NaN	21	5.623	4.714	unknown	ShapiroWilk
trans-1,4-Dichloro-2-butene (ug/L)	MW-403A	n/a	n/a	n/a	NP	NaN	21	5.623	4.714	unknown	ShapiroWilk
trans-1,4-Dichloro-2-butene (ug/L)	P-114BR	n/a	n/a	n/a	NP	NaN	21	5.623	4.714	unknown	ShapiroWilk
trans-1,4-Dichloro-2-butene (ug/L)	MW-204A	n/a	n/a	n/a	NP	NaN	23	6.004	4.668	unknown	ShapiroWilk
trans-1,4-Dichloro-2-butene (ug/L)	P-120B (bg)	n/a	n/a	n/a	NP	NaN	21	5.623	4.714	unknown	ShapiroWilk
trans-1,4-Dichloro-2-butene (ug/L)	MW-137A	n/a	n/a	n/a	NP	NaN	22	5.418	4.701	unknown	ShapiroWilk
trans-1,4-Dichloro-2-butene (ug/L)	MW-202A	n/a	n/a	n/a	NP	NaN	23	6.004	4.668	unknown	ShapiroWilk
trans-1,4-Dichloro-2-butene (ug/L)	MW-401A	n/a	n/a	n/a	NP	NaN	22	5.822	4.694	unknown	ShapiroWilk
trans-1,4-Dichloro-2-butene (ug/L)	MW-402A	n/a	n/a	n/a	NP	NaN	21	5.623	4.714	unknown	ShapiroWilk
trans-1,4-Dichloro-2-butene (ug/L)	OW-306AR	n/a	n/a	n/a	NP	NaN	14	5.55	4.618	unknown	ShapiroWilk
trans-1,4-Dichloro-2-butene (ug/L)	MW-109ARR	n/a	n/a	n/a	NP	NaN	21	5.623	4.714	unknown	ShapiroWilk
trans-1,4-Dichloro-2-butene (ug/L)	MW-502A	n/a	n/a	n/a	NP	NaN	20	6.392	4.539	unknown	ShapiroWilk
trans-1,4-Dichloro-2-butene (ug/L)	MW-404A	n/a	n/a	n/a	NP	NaN	21	5.623	4.714	unknown	ShapiroWilk
trans-1,4-Dichloro-2-butene (ug/L)	P-504B (bg)	n/a	n/a	n/a	NP	NaN	14	4.845	4.64	unknown	ShapiroWilk
trans-1,4-Dichloro-2-butene (ug/L)	P-503B (bg)	n/a	n/a	n/a	NP	NaN	19	6.67	4.484	unknown	ShapiroWilk
trans-1,4-Dichloro-2-butene (ug/L)	MW-108AR	n/a	n/a	n/a	NP	NaN	18	6.377	4.683	unknown	ShapiroWilk
trans-1,4-Dichloro-2-butene (ug/L)	MW-505A (bg)	n/a	n/a	n/a	NP	NaN	17	5.755	4.647	unknown	ShapiroWilk

Outlier Analysis

DMASWA Client: DMASWA Data: DMASWA Database_Updated Printed 3/14/2025, 8:31 AM

Constituent	Well	Outlier	Value(s)	Date(s)	Method	Alpha	N	Mean	Std. Dev.	Distribution	Normality Test
trans-1,4-Dichloro-2-butene (ug/L)	MW-501A	n/a	n/a	n/a	NP	NaN	20	6.885	4.355	unknown	ShapiroWilk
trans-1,4-Dichloro-2-butene (ug/L)	MW-605	n/a	n/a	n/a	NP	NaN	14	5.55	4.618	unknown	ShapiroWilk
trans-1,4-Dichloro-2-butene (ug/L)	MW-604	n/a	n/a	n/a	NP	NaN	14	5.55	4.618	unknown	ShapiroWilk
Trichloroethene (ug/L)	MW-102A	n/a	n/a	n/a	NP	NaN	21	0.6998	0.3299	unknown	ShapiroWilk
Trichloroethene (ug/L)	OW-301A	n/a	n/a	n/a	NP	NaN	17	0.7176	0.3138	unknown	ShapiroWilk
Trichloroethene (ug/L)	MW-201A	n/a	n/a	n/a	NP	NaN	23	0.6913	0.3379	unknown	ShapiroWilk
Trichloroethene (ug/L)	MW-103A	n/a	n/a	n/a	NP	NaN	23	0.7209	0.3338	unknown	ShapiroWilk
Trichloroethene (ug/L)	MW-114AR	n/a	n/a	n/a	NP	NaN	21	0.6943	0.3376	unknown	ShapiroWilk
Trichloroethene (ug/L)	MW-120AR (bg)	n/a	n/a	n/a	NP	NaN	23	0.7209	0.3338	unknown	ShapiroWilk
Trichloroethene (ug/L)	P-105B	n/a	n/a	n/a	NP	NaN	21	0.6684	0.3338	unknown	ShapiroWilk
Trichloroethene (ug/L)	P-108B	n/a	n/a	n/a	NP	NaN	21	0.6947	0.337	unknown	ShapiroWilk
Trichloroethene (ug/L)	MW-403A	n/a	n/a	n/a	NP	NaN	21	0.6943	0.3376	unknown	ShapiroWilk
Trichloroethene (ug/L)	P-114BR	n/a	n/a	n/a	NP	NaN	21	0.6943	0.3376	unknown	ShapiroWilk
Trichloroethene (ug/L)	MW-204A	n/a	n/a	n/a	NP	NaN	23	0.7209	0.3338	unknown	ShapiroWilk
Trichloroethene (ug/L)	P-120B (bg)	n/a	n/a	n/a	NP	NaN	21	0.6943	0.3376	unknown	ShapiroWilk
Trichloroethene (ug/L)	MW-137A	n/a	n/a	n/a	NP	NaN	22	0.6823	0.3343	unknown	ShapiroWilk
Trichloroethene (ug/L)	MW-202A	n/a	n/a	n/a	NP	NaN	23	0.7209	0.3338	unknown	ShapiroWilk
Trichloroethene (ug/L)	MW-401A	n/a	n/a	n/a	NP	NaN	22	0.674	0.3375	unknown	ShapiroWilk
Trichloroethene (ug/L)	MW-402A	n/a	n/a	n/a	NP	NaN	21	0.6964	0.3344	unknown	ShapiroWilk
Trichloroethene (ug/L)	OW-306AR	n/a	n/a	n/a	NP	NaN	14	0.715	0.2958	unknown	ShapiroWilk
Trichloroethene (ug/L)	MW-109ARR	n/a	n/a	n/a	NP	NaN	21	0.6943	0.3376	unknown	ShapiroWilk
Trichloroethene (ug/L)	MW-502A	n/a	n/a	n/a	NP	NaN	20	0.76	0.3059	unknown	ShapiroWilk
Trichloroethene (ug/L)	MW-404A	n/a	n/a	n/a	NP	NaN	21	0.6943	0.3376	unknown	ShapiroWilk
Trichloroethene (ug/L)	P-504B (bg)	n/a	n/a	n/a	NP	NaN	14	0.6571	0.3144	unknown	ShapiroWilk
Trichloroethene (ug/L)	P-503B (bg)	n/a	n/a	n/a	NP	NaN	19	0.7774	0.304	unknown	ShapiroWilk
Trichloroethene (ug/L)	MW-108AR	n/a	n/a	n/a	NP	NaN	18	0.7383	0.346	unknown	ShapiroWilk
Trichloroethene (ug/L)	MW-505A (bg)	n/a	n/a	n/a	NP	NaN	17	0.7176	0.3138	unknown	ShapiroWilk
Trichloroethene (ug/L)	MW-501A	n/a	n/a	n/a	NP	NaN	20	0.8005	0.2789	unknown	ShapiroWilk
Trichloroethene (ug/L)	MW-605	n/a	n/a	n/a	NP	NaN	14	0.715	0.2958	unknown	ShapiroWilk
Trichloroethene (ug/L)	MW-604	n/a	n/a	n/a	NP	NaN	14	0.715	0.2958	unknown	ShapiroWilk
Vinyl Acetate (ug/L)	MW-102A	n/a	n/a	n/a	NP	NaN	21	6.177	4.148	unknown	ShapiroWilk
Vinyl Acetate (ug/L)	OW-301A	n/a	n/a	n/a	NP	NaN	17	6.367	3.993	unknown	ShapiroWilk
Vinyl Acetate (ug/L)	MW-201A	n/a	n/a	n/a	NP	NaN	23	6.51	4.105	unknown	ShapiroWilk
Vinyl Acetate (ug/L)	MW-103A	n/a	n/a	n/a	NP	NaN	23	6.51	4.105	unknown	ShapiroWilk
Vinyl Acetate (ug/L)	MW-114AR	n/a	n/a	n/a	NP	NaN	21	6.177	4.148	unknown	ShapiroWilk
Vinyl Acetate (ug/L)	MW-120AR (bg)	n/a	n/a	n/a	NP	NaN	23	6.51	4.105	unknown	ShapiroWilk
Vinyl Acetate (ug/L)	P-105B	n/a	n/a	n/a	NP	NaN	21	6.177	4.148	unknown	ShapiroWilk
Vinyl Acetate (ug/L)	P-108B	n/a	n/a	n/a	NP	NaN	21	6.177	4.148	unknown	ShapiroWilk
Vinyl Acetate (ug/L)	MW-403A	n/a	n/a	n/a	NP	NaN	21	6.177	4.148	unknown	ShapiroWilk
Vinyl Acetate (ug/L)	P-114BR	n/a	n/a	n/a	NP	NaN	21	6.177	4.148	unknown	ShapiroWilk
Vinyl Acetate (ug/L)	MW-204A	n/a	n/a	n/a	NP	NaN	23	6.51	4.105	unknown	ShapiroWilk
Vinyl Acetate (ug/L)	P-120B (bg)	n/a	n/a	n/a	NP	NaN	21	6.177	4.148	unknown	ShapiroWilk
Vinyl Acetate (ug/L)	MW-137A	n/a	n/a	n/a	NP	NaN	22	6.01	4.123	unknown	ShapiroWilk
Vinyl Acetate (ug/L)	MW-202A	n/a	n/a	n/a	NP	NaN	23	6.51	4.105	unknown	ShapiroWilk
Vinyl Acetate (ug/L)	MW-401A	n/a	n/a	n/a	NP	NaN	22	6.351	4.129	unknown	ShapiroWilk
Vinyl Acetate (ug/L)	MW-402A	n/a	n/a	n/a	NP	NaN	21	6.177	4.148	unknown	ShapiroWilk
Vinyl Acetate (ug/L)	OW-306AR	n/a	n/a	n/a	NP	NaN	14	6.25	3.892	unknown	ShapiroWilk
Vinyl Acetate (ug/L)	MW-109ARR	n/a	n/a	n/a	NP	NaN	21	6.177	4.148	unknown	ShapiroWilk
Vinyl Acetate (ug/L)	MW-502A	n/a	n/a	n/a	NP	NaN	20	6.912	3.899	unknown	ShapiroWilk
Vinyl Acetate (ug/L)	MW-404A	n/a	n/a	n/a	NP	NaN	21	6.177	4.148	unknown	ShapiroWilk

Outlier Analysis

DMASWA Client: DMASWA Data: DMASWA Database_Updated Printed 3/14/2025, 8:31 AM

Constituent	Well	Outlier	Value(s)	Date(s)	Method	Alpha	N	Mean	Std. Dev.	Distribution	Normality Test
Vinyl Acetate (ug/L)	P-504B (bg)	n/a	n/a	n/a	NP	NaN	14	5.589	3.991	unknown	ShapiroWilk
Vinyl Acetate (ug/L)	P-503B (bg)	n/a	n/a	n/a	NP	NaN	19	7.144	3.861	unknown	ShapiroWilk
Vinyl Acetate (ug/L)	MW-108AR	n/a	n/a	n/a	NP	NaN	18	6.79	4.178	unknown	ShapiroWilk
Vinyl Acetate (ug/L)	MW-505A (bg)	n/a	n/a	n/a	NP	NaN	17	6.367	3.993	unknown	ShapiroWilk
Vinyl Acetate (ug/L)	MW-501A	n/a	n/a	n/a	NP	NaN	20	7.375	3.67	unknown	ShapiroWilk
Vinyl Acetate (ug/L)	MW-605	n/a	n/a	n/a	NP	NaN	14	6.25	3.892	unknown	ShapiroWilk
Vinyl Acetate (ug/L)	MW-604	n/a	n/a	n/a	NP	NaN	14	6.25	3.892	unknown	ShapiroWilk
Vinyl chloride (ug/L)	MW-102A	No	n/a	n/a	NP	NaN	21	0.5445	0.2939	ln(x)	ShapiroWilk
Vinyl chloride (ug/L)	OW-301A	n/a	n/a	n/a	NP	NaN	17	0.6094	0.4274	unknown	ShapiroWilk
Vinyl chloride (ug/L)	MW-201A	n/a	n/a	n/a	NP	NaN	23	0.6433	0.4321	unknown	ShapiroWilk
Vinyl chloride (ug/L)	MW-103A	n/a	n/a	n/a	NP	NaN	23	0.633	0.4285	unknown	ShapiroWilk
Vinyl chloride (ug/L)	MW-114AR	n/a	n/a	n/a	NP	NaN	21	0.5981	0.4327	unknown	ShapiroWilk
Vinyl chloride (ug/L)	MW-120AR (bg)	n/a	n/a	n/a	NP	NaN	23	0.633	0.4285	unknown	ShapiroWilk
Vinyl chloride (ug/L)	P-105B	n/a	n/a	n/a	NP	NaN	21	0.5981	0.4327	unknown	ShapiroWilk
Vinyl chloride (ug/L)	P-108B	n/a	n/a	n/a	NP	NaN	21	0.5981	0.4327	unknown	ShapiroWilk
Vinyl chloride (ug/L)	MW-403A	n/a	n/a	n/a	NP	NaN	21	0.5981	0.4327	unknown	ShapiroWilk
Vinyl chloride (ug/L)	P-114BR	n/a	n/a	n/a	NP	NaN	21	0.5981	0.4327	unknown	ShapiroWilk
Vinyl chloride (ug/L)	MW-204A	n/a	n/a	n/a	NP	NaN	23	0.633	0.4285	unknown	ShapiroWilk
Vinyl chloride (ug/L)	P-120B (bg)	n/a	n/a	n/a	NP	NaN	21	0.5981	0.4327	unknown	ShapiroWilk
Vinyl chloride (ug/L)	MW-137A	n/a	n/a	n/a	NP	NaN	22	0.5791	0.4316	unknown	ShapiroWilk
Vinyl chloride (ug/L)	MW-202A	n/a	n/a	n/a	NP	NaN	23	0.633	0.4285	unknown	ShapiroWilk
Vinyl chloride (ug/L)	MW-401A	n/a	n/a	n/a	NP	NaN	22	0.5084	0.3972	unknown	ShapiroWilk
Vinyl chloride (ug/L)	MW-402A	n/a	n/a	n/a	NP	NaN	21	0.5981	0.4327	unknown	ShapiroWilk
Vinyl chloride (ug/L)	OW-306AR	n/a	n/a	n/a	NP	NaN	14	0.59	0.4255	unknown	ShapiroWilk
Vinyl chloride (ug/L)	MW-109ARR	n/a	n/a	n/a	NP	NaN	21	0.5981	0.4327	unknown	ShapiroWilk
Vinyl chloride (ug/L)	MW-502A	n/a	n/a	n/a	NP	NaN	20	0.668	0.4175	unknown	ShapiroWilk
Vinyl chloride (ug/L)	MW-404A	n/a	n/a	n/a	NP	NaN	21	0.5981	0.4327	unknown	ShapiroWilk
Vinyl chloride (ug/L)	P-504B (bg)	n/a	n/a	n/a	NP	NaN	14	0.5257	0.4268	unknown	ShapiroWilk
Vinyl chloride (ug/L)	P-503B (bg)	n/a	n/a	n/a	NP	NaN	19	0.6937	0.4124	unknown	ShapiroWilk
Vinyl chloride (ug/L)	MW-108AR	n/a	n/a	n/a	NP	NaN	18	0.6678	0.4293	unknown	ShapiroWilk
Vinyl chloride (ug/L)	MW-505A (bg)	n/a	n/a	n/a	NP	NaN	17	0.6094	0.4274	unknown	ShapiroWilk
Vinyl chloride (ug/L)	MW-501A	n/a	n/a	n/a	NP	NaN	20	0.6716	0.4127	unknown	ShapiroWilk
Vinyl chloride (ug/L)	MW-605	n/a	n/a	n/a	NP	NaN	14	0.59	0.4255	unknown	ShapiroWilk
Vinyl chloride (ug/L)	MW-604	n/a	n/a	n/a	NP	NaN	14	0.59	0.4255	unknown	ShapiroWilk
Xylenes, Total (ug/L)	MW-102A	n/a	n/a	n/a	NP	NaN	21	1.23	1.202	unknown	ShapiroWilk
Xylenes, Total (ug/L)	OW-301A	n/a	n/a	n/a	NP	NaN	18	1.526	1.27	unknown	ShapiroWilk
Xylenes, Total (ug/L)	MW-201A	n/a	n/a	n/a	NP	NaN	23	1.566	1.309	unknown	ShapiroWilk
Xylenes, Total (ug/L)	MW-103A	n/a	n/a	n/a	NP	NaN	23	1.464	1.286	unknown	ShapiroWilk
Xylenes, Total (ug/L)	MW-114AR	n/a	n/a	n/a	NP	NaN	21	1.34	1.275	unknown	ShapiroWilk
Xylenes, Total (ug/L)	MW-120AR (bg)	n/a	n/a	n/a	NP	NaN	23	1.596	1.302	unknown	ShapiroWilk
Xylenes, Total (ug/L)	P-105B	n/a	n/a	n/a	NP	NaN	21	1.401	1.305	unknown	ShapiroWilk
Xylenes, Total (ug/L)	P-108B	n/a	n/a	n/a	NP	NaN	21	1.482	1.327	unknown	ShapiroWilk
Xylenes, Total (ug/L)	MW-403A	n/a	n/a	n/a	NP	NaN	21	1.568	1.26	unknown	ShapiroWilk
Xylenes, Total (ug/L)	P-114BR	n/a	n/a	n/a	NP	NaN	21	1.428	1.296	unknown	ShapiroWilk
Xylenes, Total (ug/L)	MW-204A	n/a	n/a	n/a	NP	NaN	23	1.59	1.294	unknown	ShapiroWilk
Xylenes, Total (ug/L)	P-120B (bg)	n/a	n/a	n/a	NP	NaN	21	1.249	1.276	unknown	ShapiroWilk
Xylenes, Total (ug/L)	MW-137A	n/a	n/a	n/a	NP	NaN	22	1.4	1.261	unknown	ShapiroWilk
Xylenes, Total (ug/L)	MW-202A	n/a	n/a	n/a	NP	NaN	23	1.465	1.291	unknown	ShapiroWilk
Xylenes, Total (ug/L)	MW-401A	n/a	n/a	n/a	NP	NaN	22	1.435	1.259	unknown	ShapiroWilk
Xylenes, Total (ug/L)	MW-402A	n/a	n/a	n/a	NP	NaN	21	1.309	1.251	unknown	ShapiroWilk

Outlier Analysis

DMASWA Client: DMASWA Data: DMASWA Database_Updated Printed 3/14/2025, 8:31 AM

Constituent	Well	Outlier	Value(s)	Date(s)	Method	Alpha	N	Mean	Std. Dev.	Distribution	Normality Test
Xylenes, Total (ug/L)	OW-306AR	n/a	n/a	n/a	NP	NaN	14	1.553	1.308	unknown	ShapiroWilk
Xylenes, Total (ug/L)	MW-109ARR	n/a	n/a	n/a	NP	NaN	21	1.438	1.281	unknown	ShapiroWilk
Xylenes, Total (ug/L)	MW-502A	n/a	n/a	n/a	NP	NaN	20	1.811	1.282	unknown	ShapiroWilk
Xylenes, Total (ug/L)	MW-404A	n/a	n/a	n/a	NP	NaN	21	1.423	1.292	unknown	ShapiroWilk
Xylenes, Total (ug/L)	P-504B (bg)	n/a	n/a	n/a	NP	NaN	14	1.425	1.295	unknown	ShapiroWilk
Xylenes, Total (ug/L)	P-503B (bg)	n/a	n/a	n/a	NP	NaN	19	1.92	1.309	unknown	ShapiroWilk
Xylenes, Total (ug/L)	MW-108AR	n/a	n/a	n/a	NP	NaN	18	1.637	1.331	unknown	ShapiroWilk
Xylenes, Total (ug/L)	MW-505A (bg)	n/a	n/a	n/a	NP	NaN	17	1.642	1.329	unknown	ShapiroWilk
Xylenes, Total (ug/L)	MW-501A	n/a	n/a	n/a	NP	NaN	20	1.924	1.252	unknown	ShapiroWilk
Xylenes, Total (ug/L)	MW-605	n/a	n/a	n/a	NP	NaN	14	1.7	1.349	unknown	ShapiroWilk
Xylenes, Total (ug/L)	MW-604	n/a	n/a	n/a	NP	NaN	14	1.7	1.349	unknown	ShapiroWilk

Monitoring Wells – Appendix I VOCs

Outlier Analysis Summary

This page intentionally left blank.

Outlier Summary - Appendix I VOCs

DMASWA Data: DMASWA Database_Updated Printed 12/17/2024, 1:22 PM

This page intentionally left blank.

Monitoring Wells – Appendix I VOCs

Time Series

This page intentionally left blank.

Sanitas™ v.10.0.15 Software licensed to HDR, Inc. UG
Hollow symbols indicate censored values.

Time Series

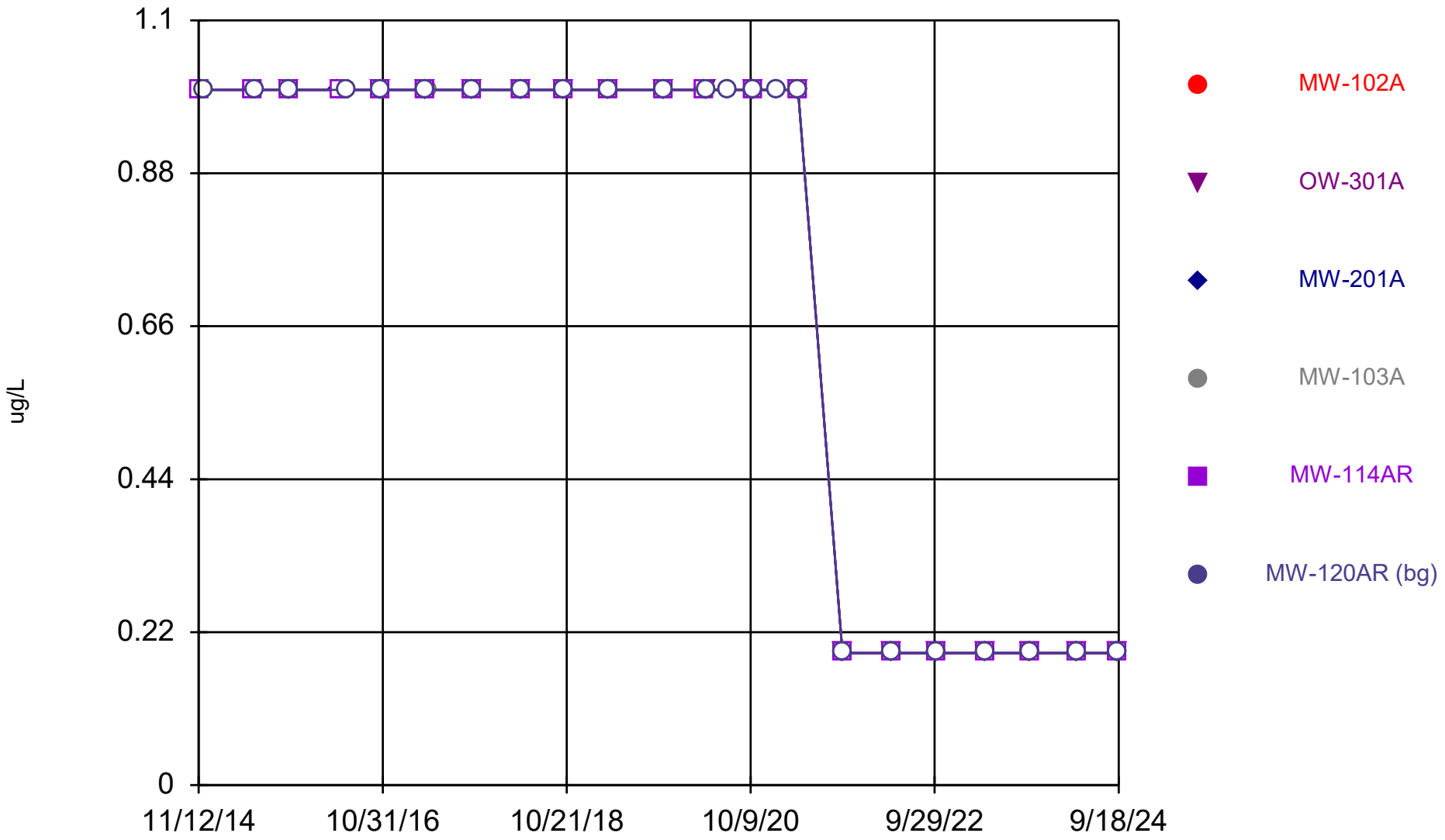

Constituent: 1,1,1-Trichloroethane Analysis Run 12/17/2024 1:23 PM View: All Wells - Appendix I VOCs

DMASWA Data: DMASWA Database_Updated

Sanitas™ v.10.0.15 Software licensed to HDR, Inc. UG
Hollow symbols indicate censored values.

Time Series

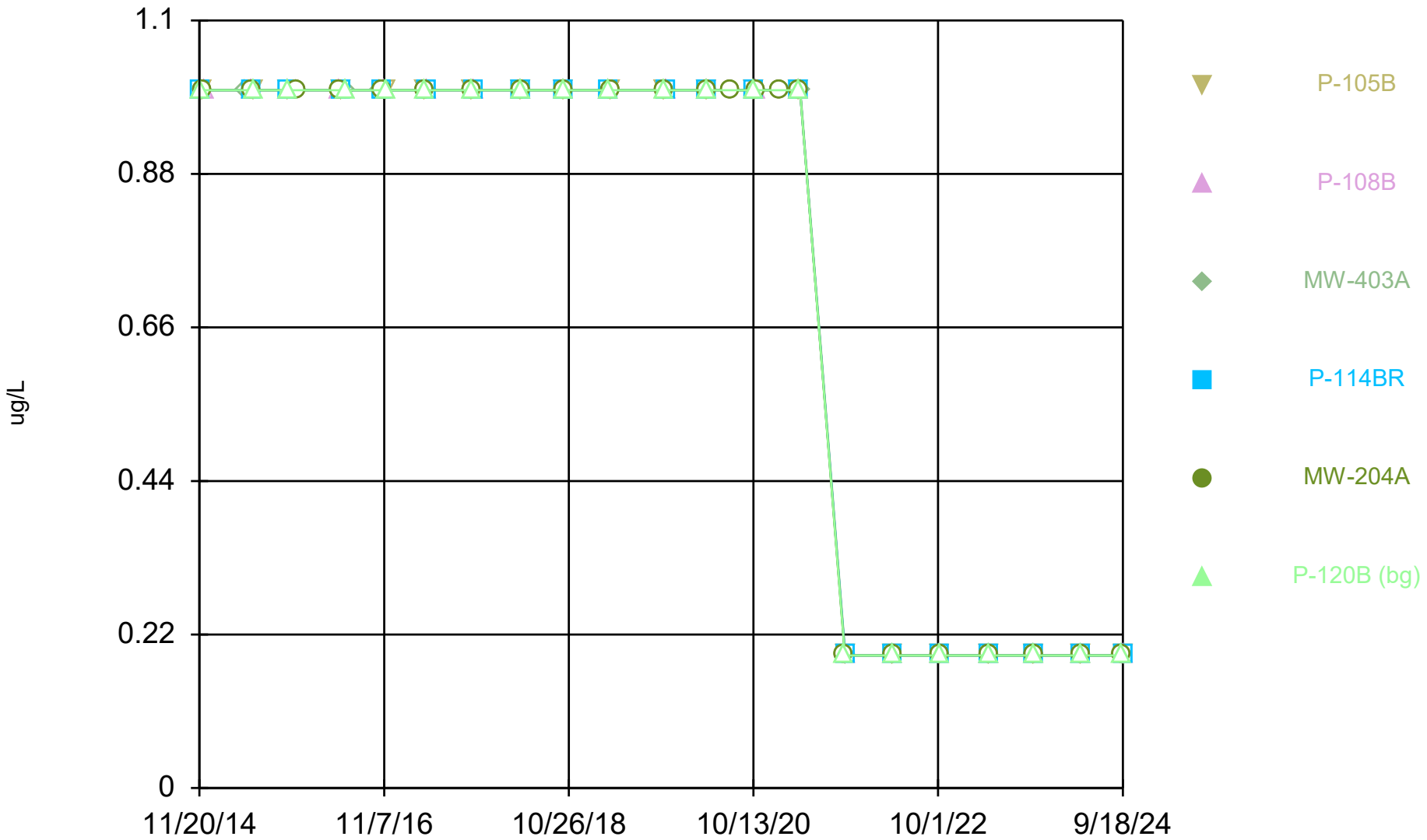

Constituent: 1,1,1-Trichloroethane Analysis Run 12/17/2024 1:23 PM View: All Wells - Appendix I VOCs

DMASWA Data: DMASWA Database_Updated

Sanitas™ v.10.0.15 Software licensed to HDR, Inc. UG
Hollow symbols indicate censored values.

Time Series

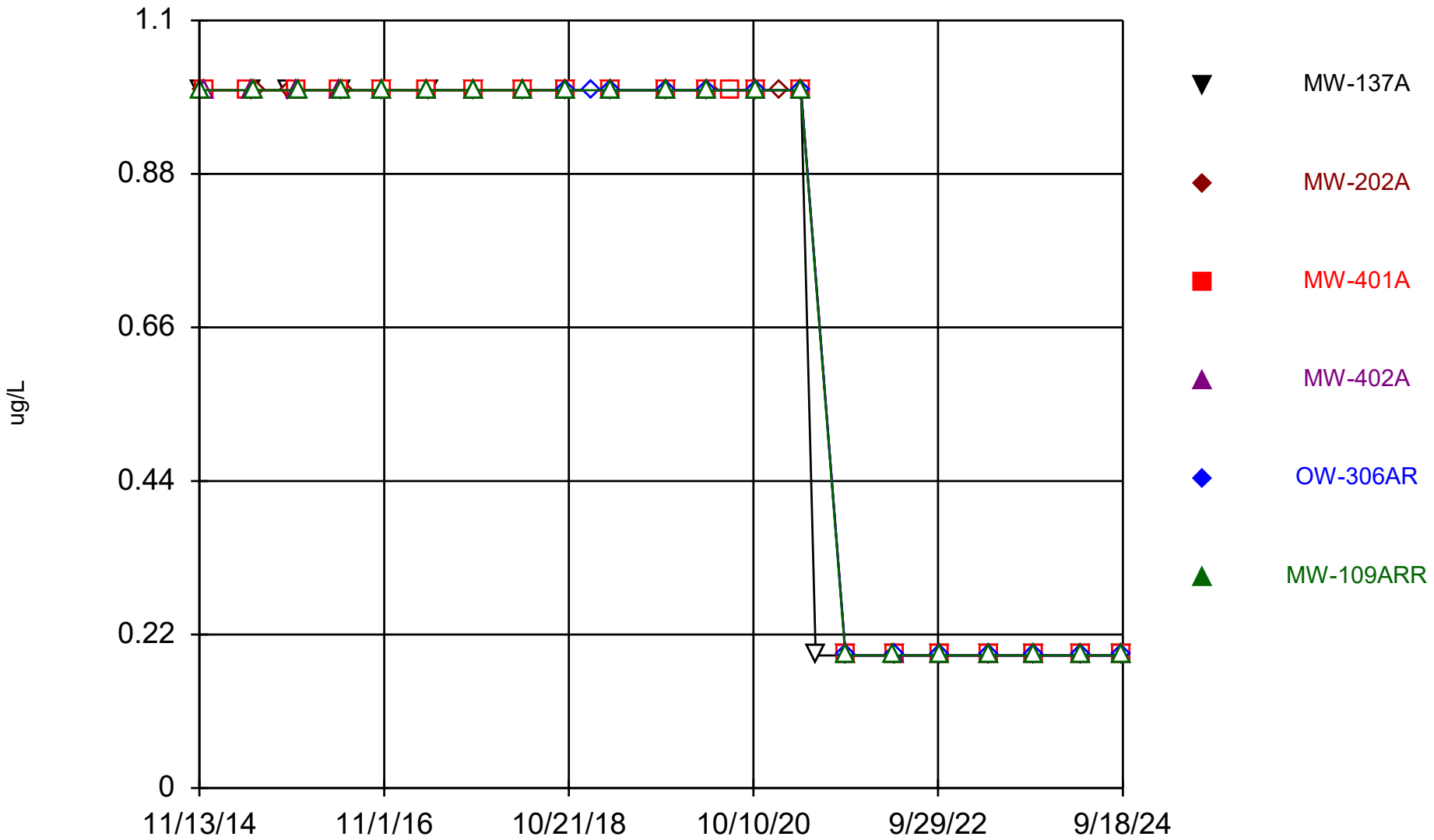

Constituent: 1,1,1-Trichloroethane Analysis Run 12/17/2024 1:23 PM View: All Wells - Appendix I VOCs

DMASWA Data: DMASWA Database_Updated

Sanitas™ v.10.0.15 Software licensed to HDR, Inc. UG
Hollow symbols indicate censored values.

Time Series

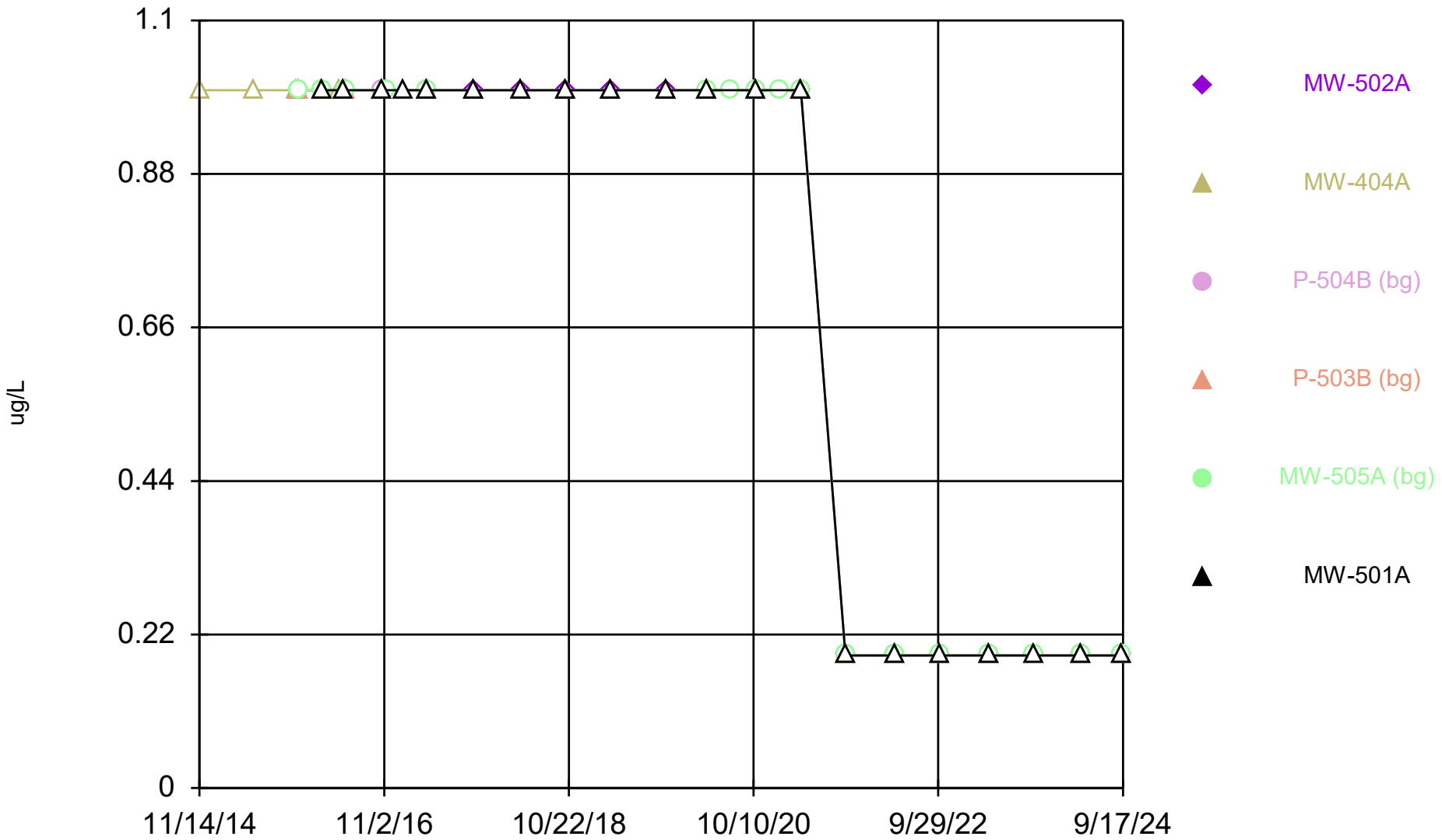

Constituent: 1,1,1-Trichloroethane Analysis Run 12/17/2024 1:23 PM View: All Wells - Appendix I VOCs

DMASWA Data: DMASWA Database_Updated

Sanitas™ v.10.0.15 Software licensed to HDR, Inc. UG
Hollow symbols indicate censored values.

Time Series

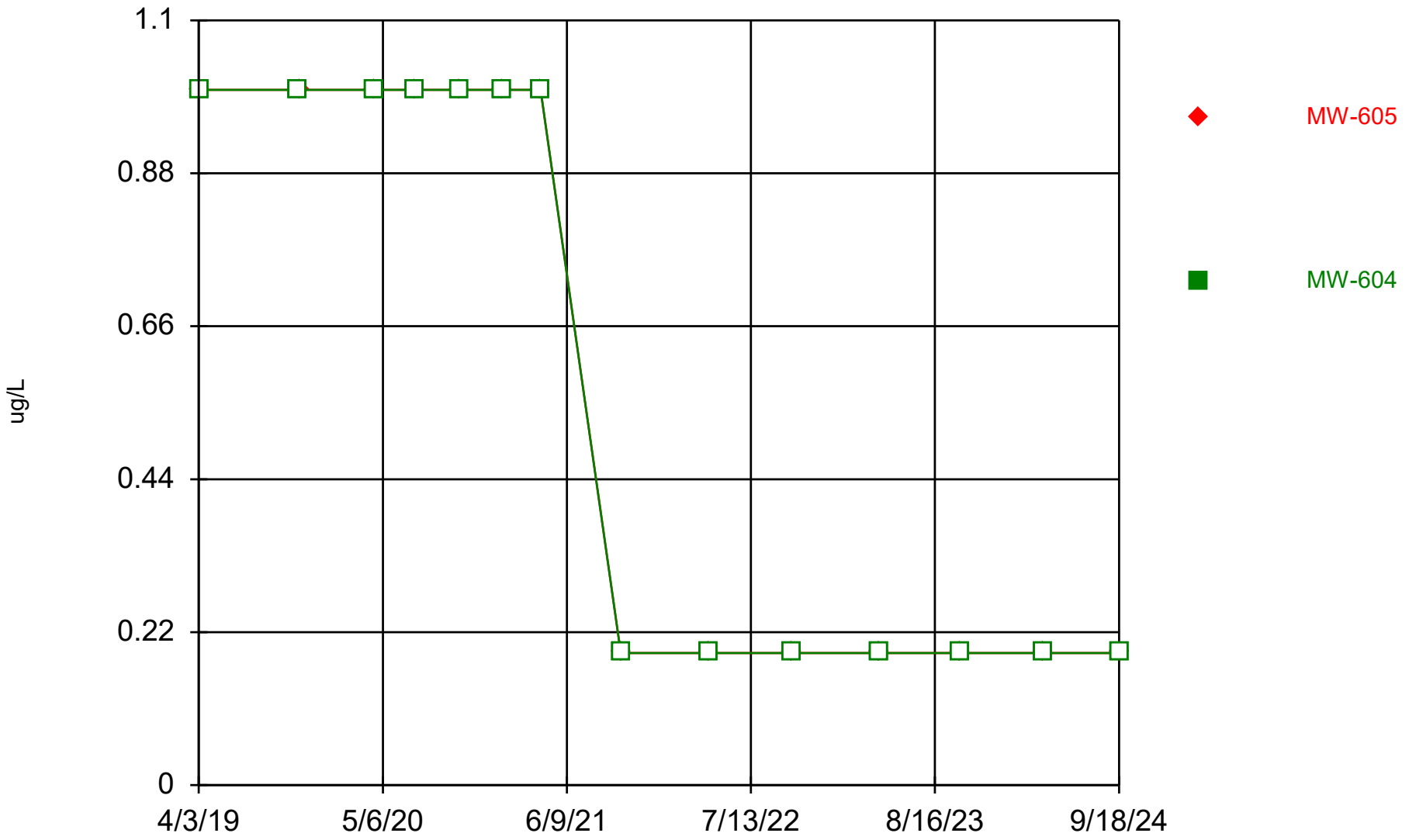

Constituent: 1,1,1-Trichloroethane Analysis Run 12/17/2024 1:23 PM View: All Wells - Appendix I VOCs

DMASWA Data: DMASWA Database_Updated

Sanitas™ v.10.0.15 Software licensed to HDR, Inc. UG
Hollow symbols indicate censored values.

Time Series

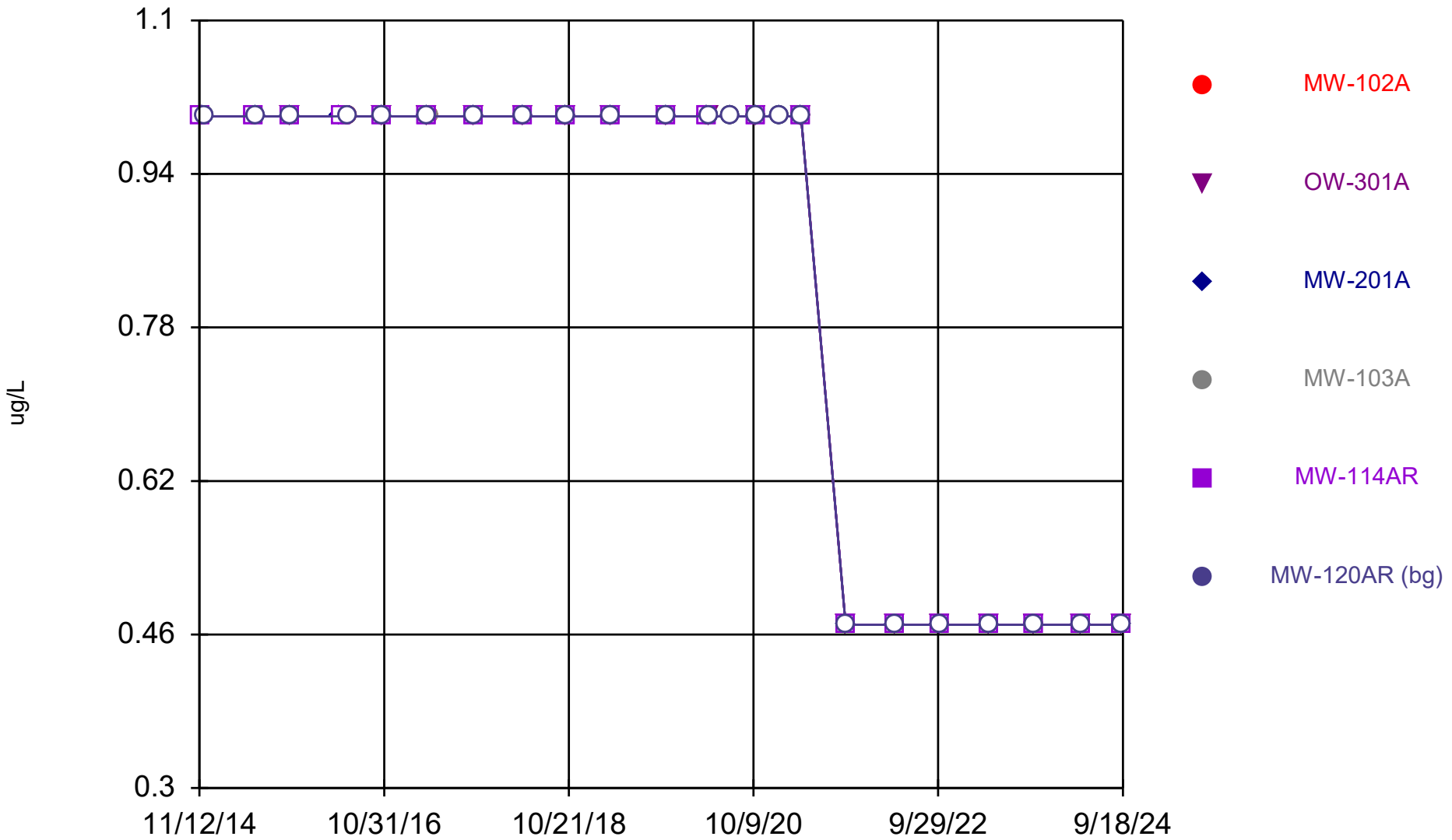

Constituent: 1,1,2,2-Tetrachloroethane Analysis Run 12/17/2024 1:23 PM View: All Wells - Appendix I VO DMASWA Data: DMASWA Database_Updated

Sanitas™ v.10.0.15 Software licensed to HDR, Inc. UG
Hollow symbols indicate censored values.

Time Series

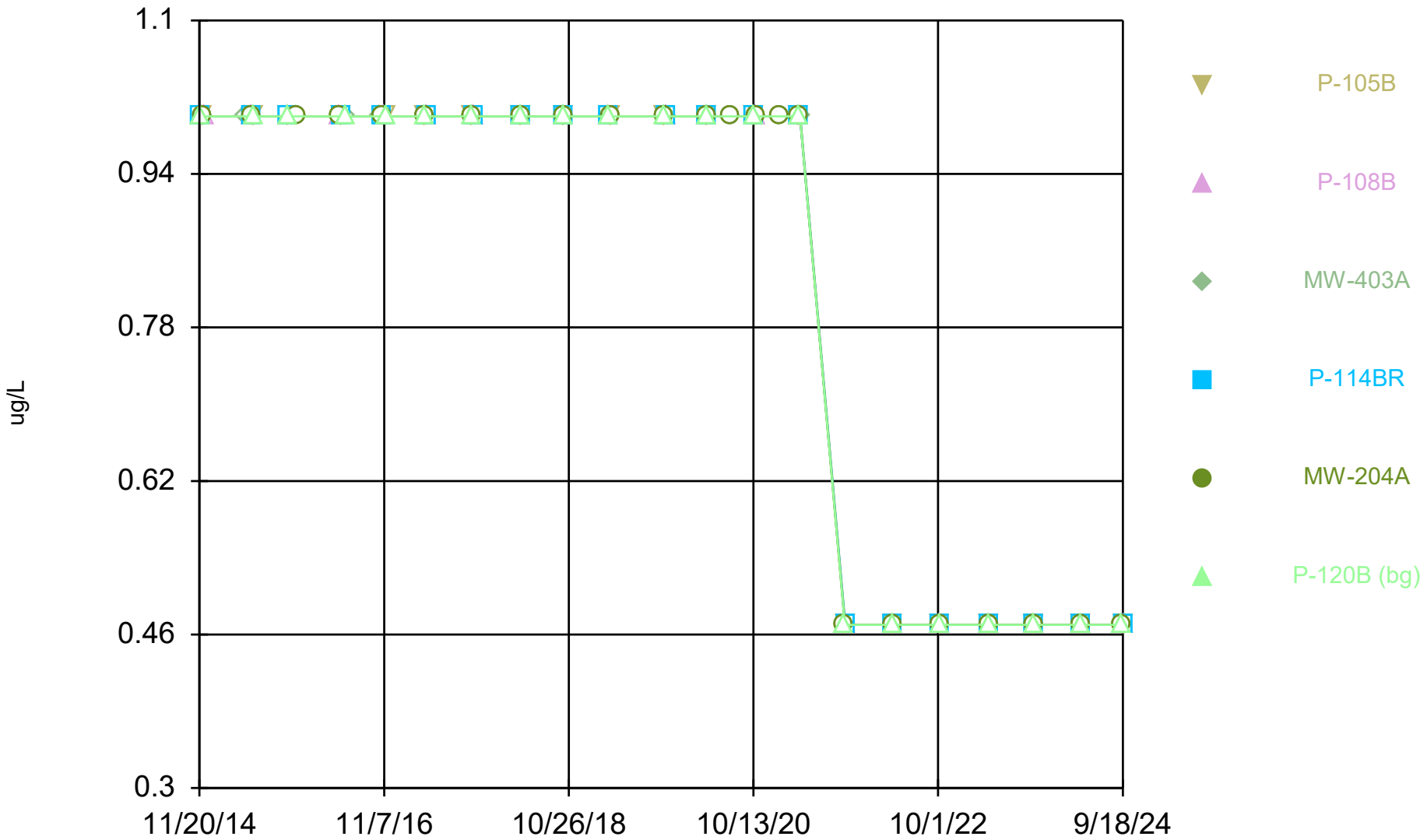

Constituent: 1,1,2,2-Tetrachloroethane Analysis Run 12/17/2024 1:23 PM View: All Wells - Appendix I VO DMASWA Data: DMASWA Database_Updated

Sanitas™ v.10.0.15 Software licensed to HDR, Inc. UG
Hollow symbols indicate censored values.

Time Series

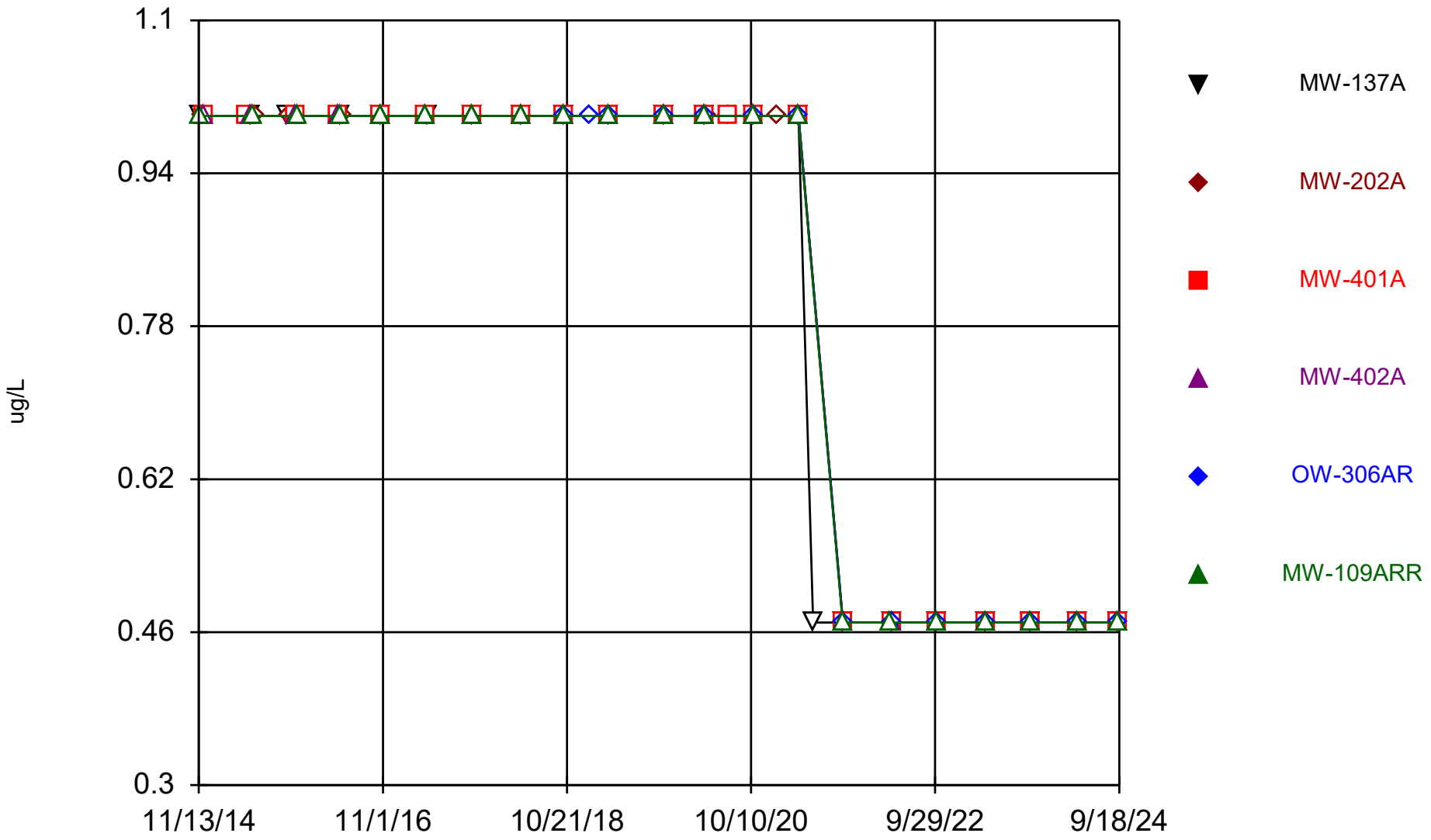

Constituent: 1,1,2,2-Tetrachloroethane Analysis Run 12/17/2024 1:23 PM View: All Wells - Appendix I VO DMASWA Data: DMASWA Database_Updated

Sanitas™ v.10.0.15 Software licensed to HDR, Inc. UG
Hollow symbols indicate censored values.

Time Series

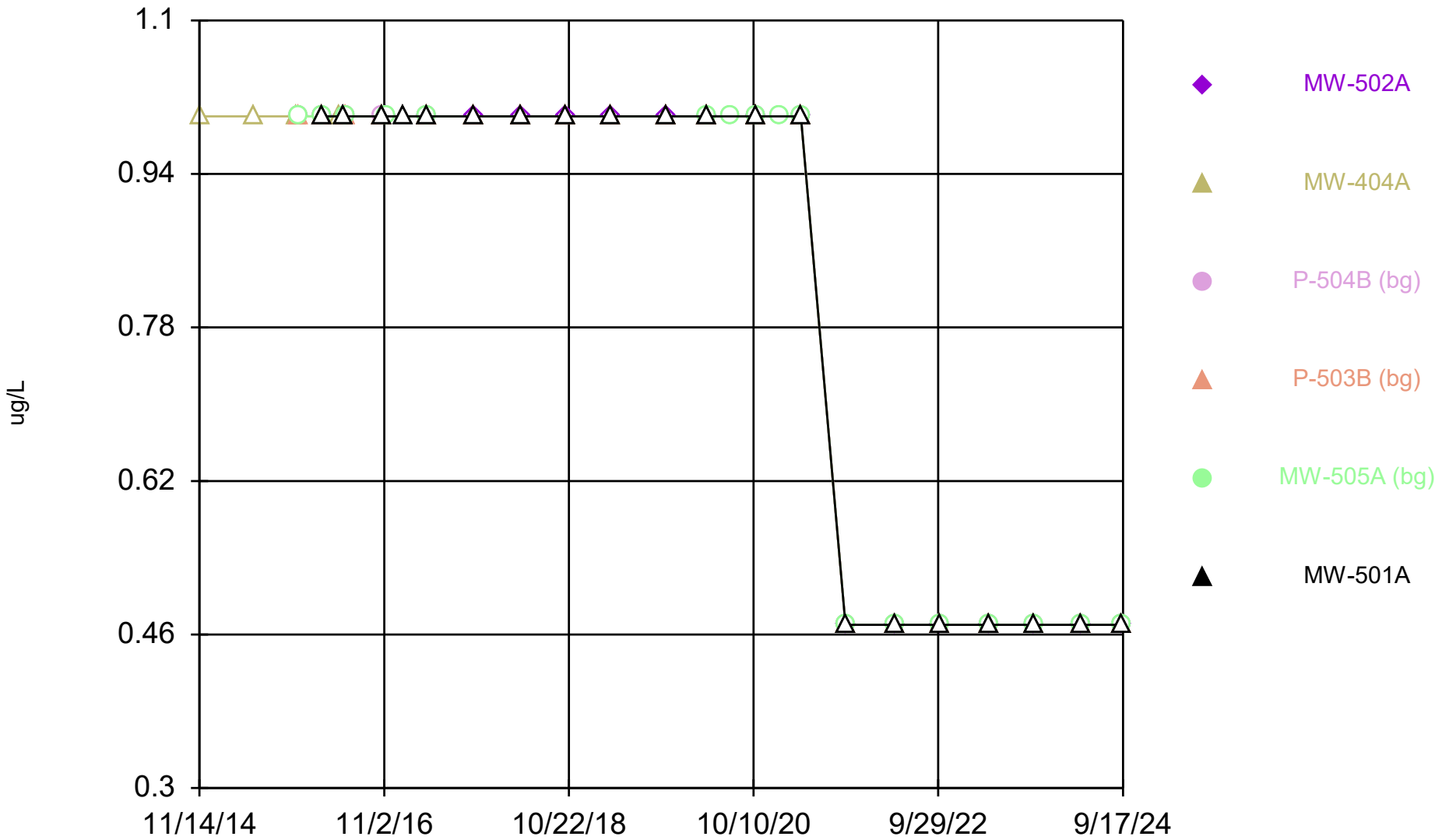

Constituent: 1,1,2,2-Tetrachloroethane Analysis Run 12/17/2024 1:23 PM View: All Wells - Appendix I VO DMASWA Data: DMASWA Database_Updated

Sanitas™ v.10.0.15 Software licensed to HDR, Inc. UG
Hollow symbols indicate censored values.

Time Series

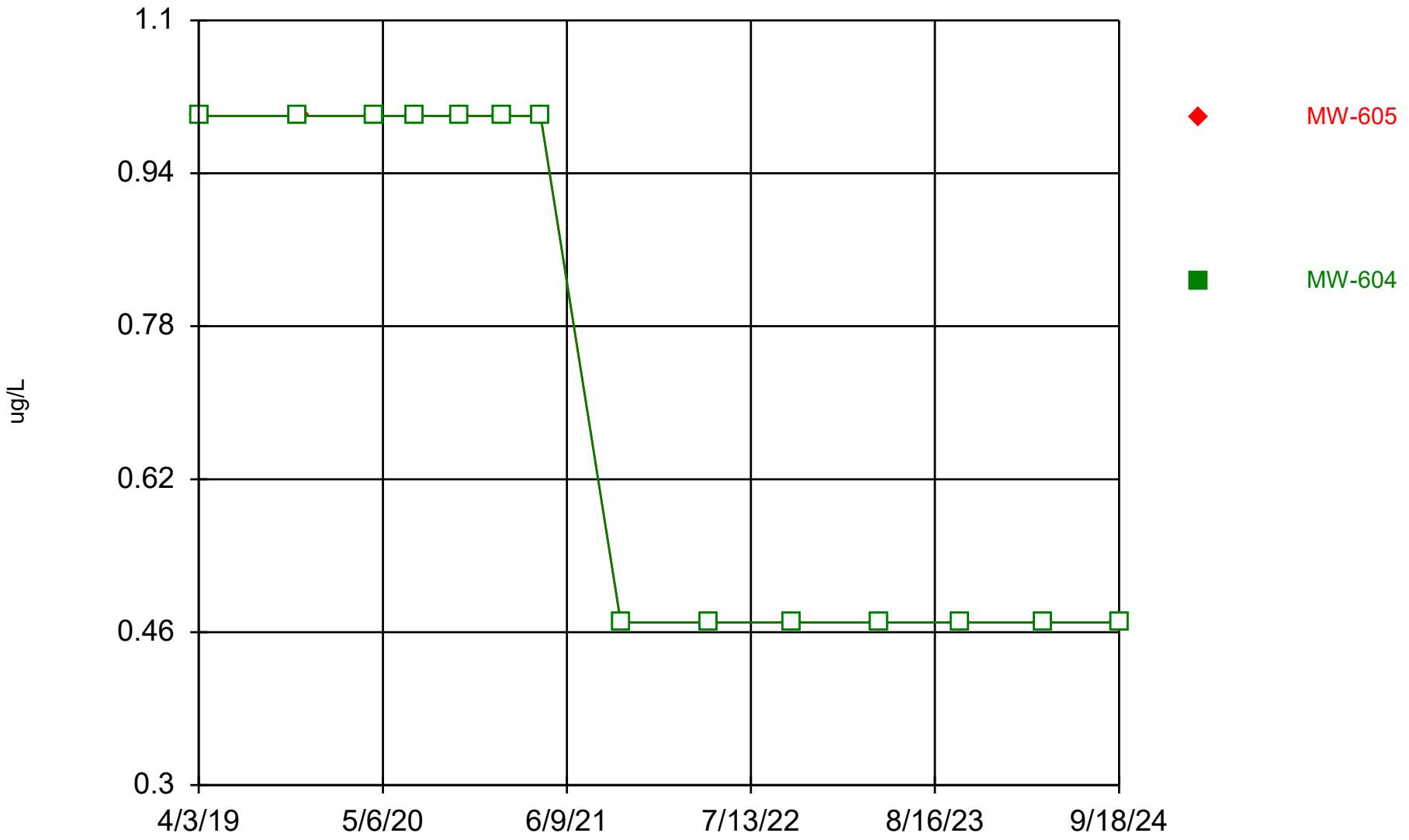

Constituent: 1,1,2,2-Tetrachloroethane Analysis Run 12/17/2024 1:23 PM View: All Wells - Appendix I VO DMASWA Data: DMASWA Database_Updated

Sanitas™ v.10.0.15 Software licensed to HDR, Inc. UG
Hollow symbols indicate censored values.

Time Series

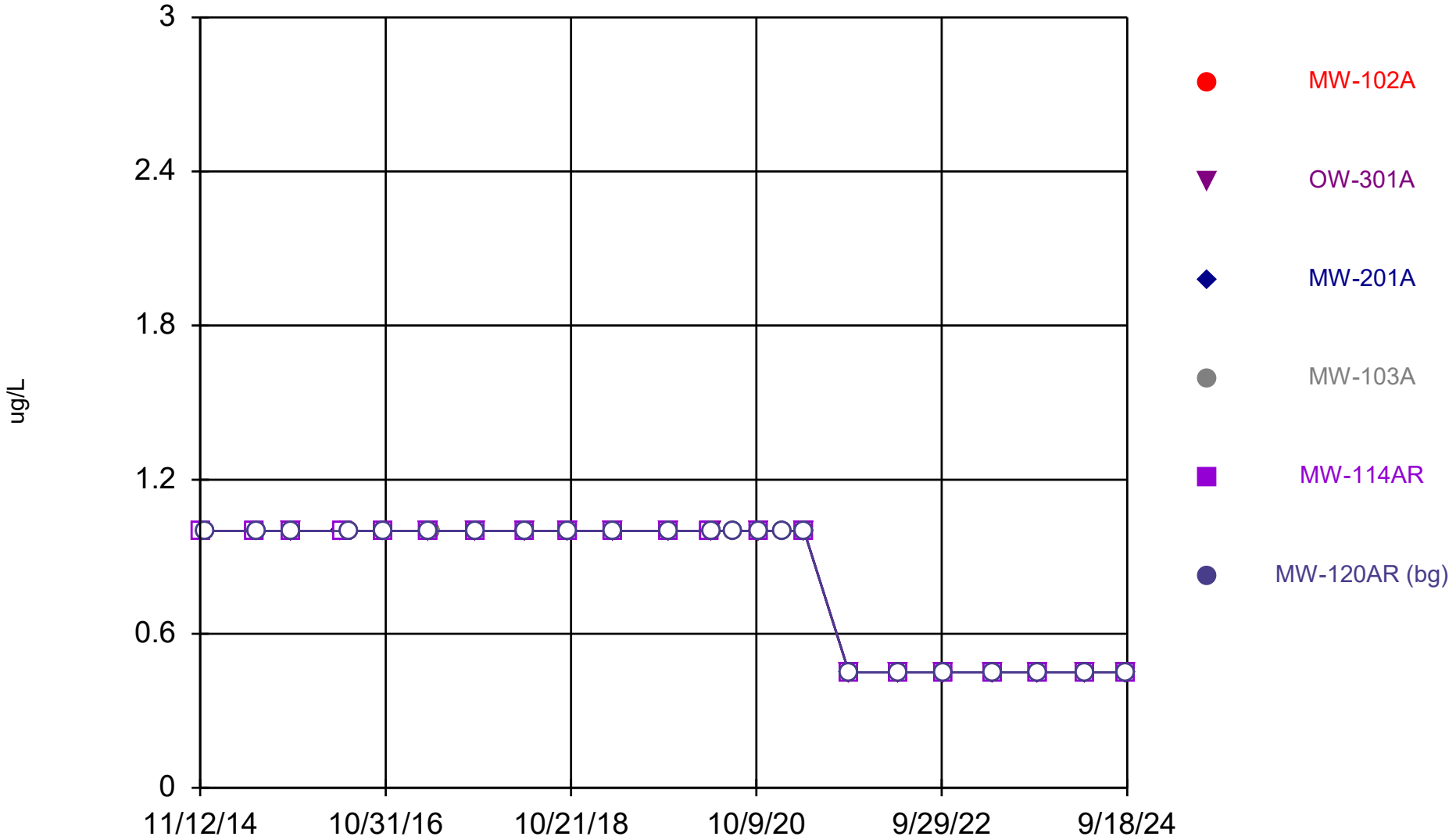

Constituent: 1,1,2-Trichloroethane Analysis Run 12/17/2024 1:23 PM View: All Wells - Appendix I VOCs
DMASWA Data: DMASWA Database_Updated

Sanitas™ v.10.0.15 Software licensed to HDR, Inc. UG
Hollow symbols indicate censored values.

Time Series

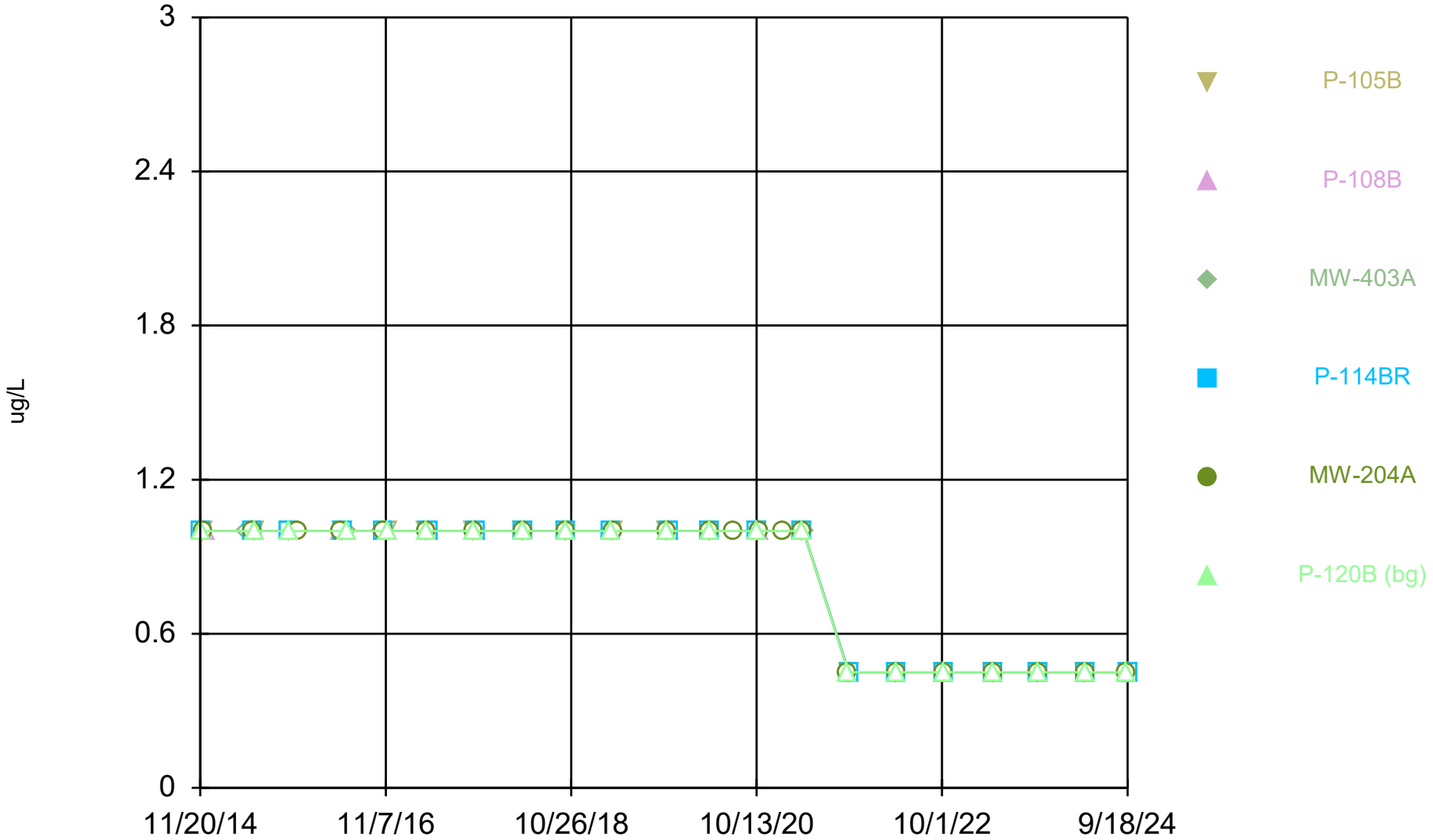

Constituent: 1,1,2-Trichloroethane Analysis Run 12/17/2024 1:23 PM View: All Wells - Appendix I VOCs

DMASWA Data: DMASWA Database_Updated

Sanitas™ v.10.0.15 Software licensed to HDR, Inc. UG
Hollow symbols indicate censored values.

Time Series

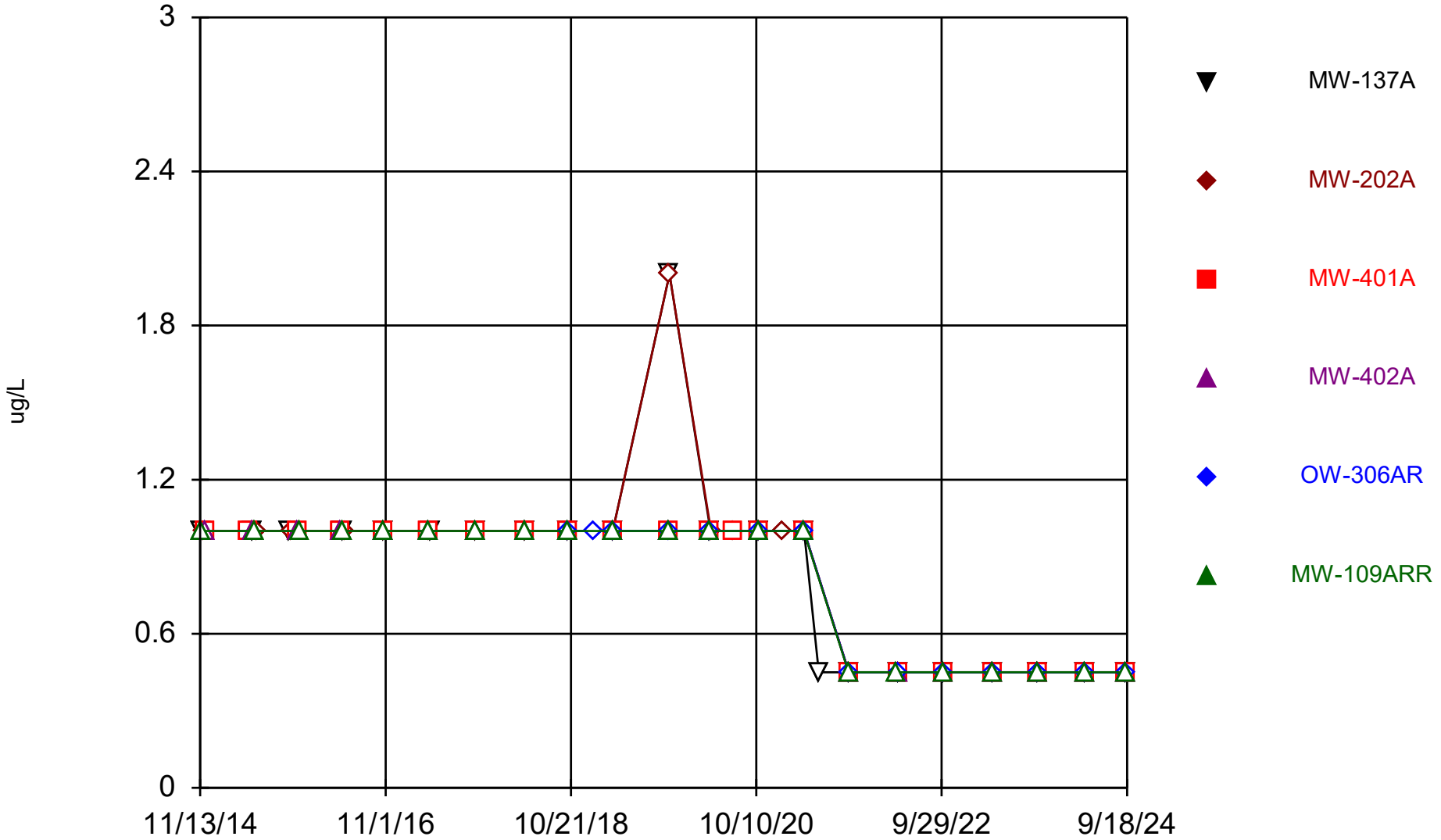

Constituent: 1,1,2-Trichloroethane Analysis Run 12/17/2024 1:23 PM View: All Wells - Appendix I VOCs

DMASWA Data: DMASWA Database_Updated

Sanitas™ v.10.0.15 Software licensed to HDR, Inc. UG
Hollow symbols indicate censored values.

Time Series

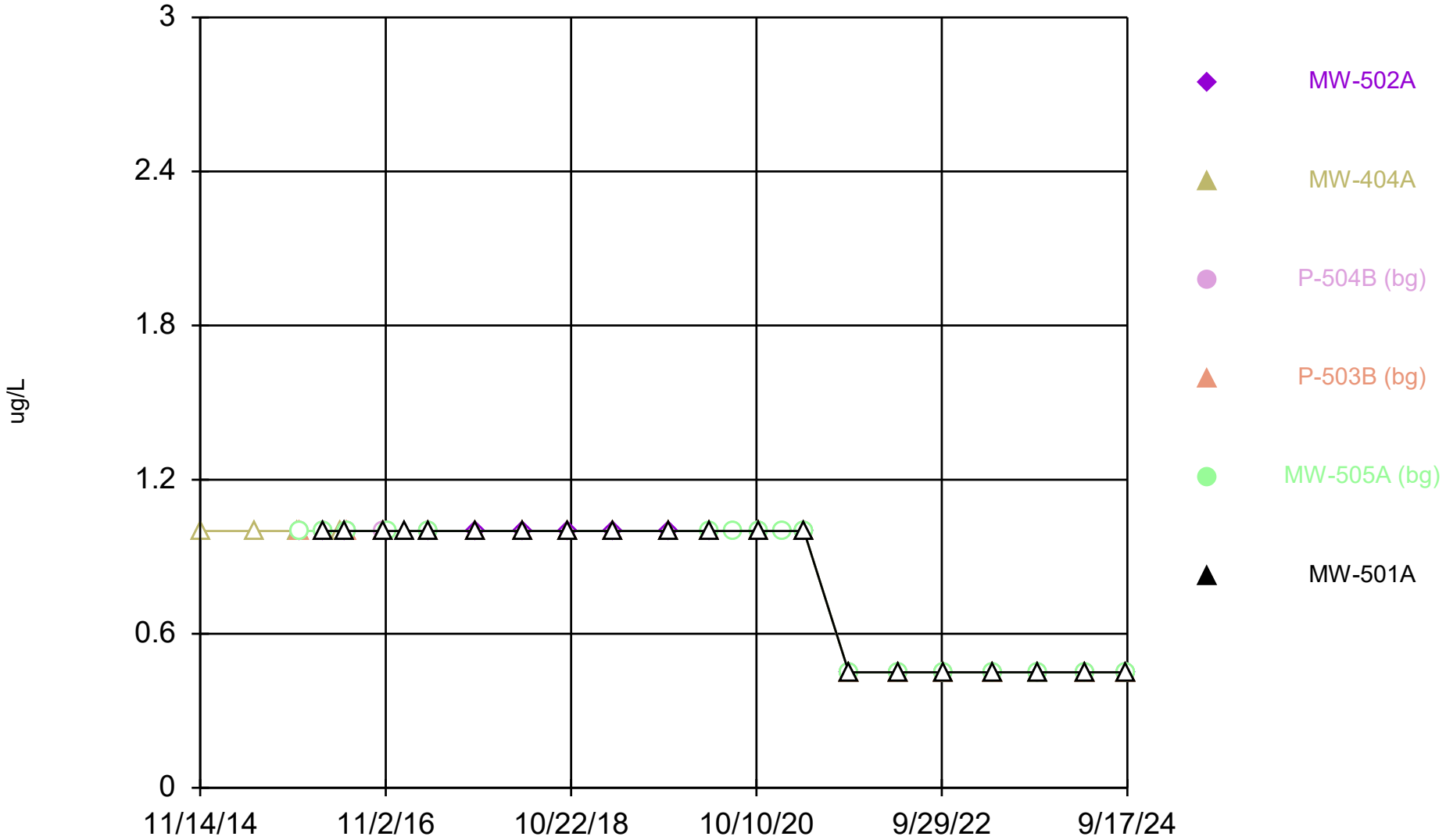

Constituent: 1,1,2-Trichloroethane Analysis Run 12/17/2024 1:23 PM View: All Wells - Appendix I VOCs

DMASWA Data: DMASWA Database_Updated

Sanitas™ v.10.0.15 Software licensed to HDR, Inc. UG
Hollow symbols indicate censored values.

Time Series

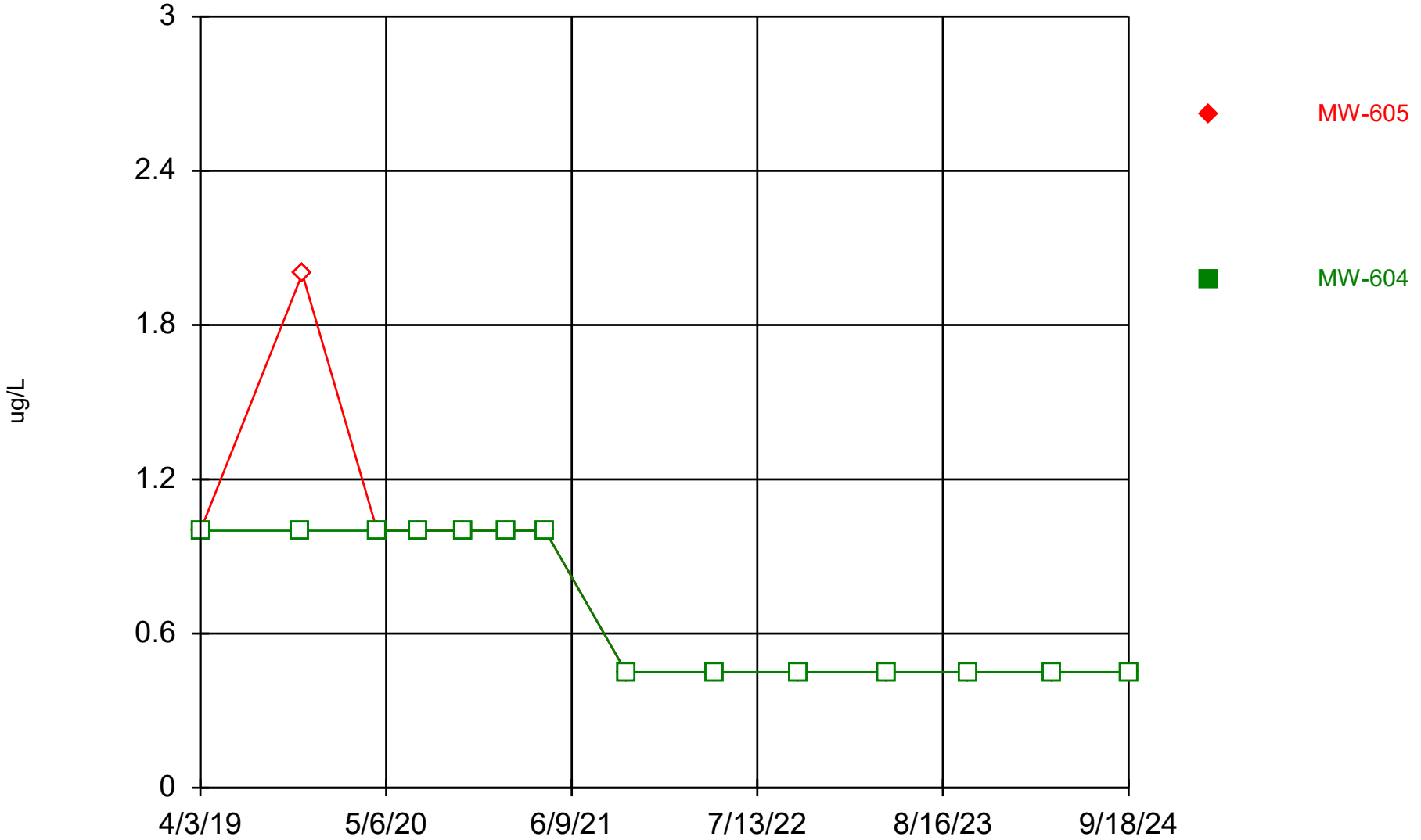

Constituent: 1,1,2-Trichloroethane Analysis Run 12/17/2024 1:23 PM View: All Wells - Appendix I VOCs

DMASWA Data: DMASWA Database_Updated

Sanitas™ v.10.0.15 Software licensed to HDR, Inc. UG
Hollow symbols indicate censored values.

Time Series

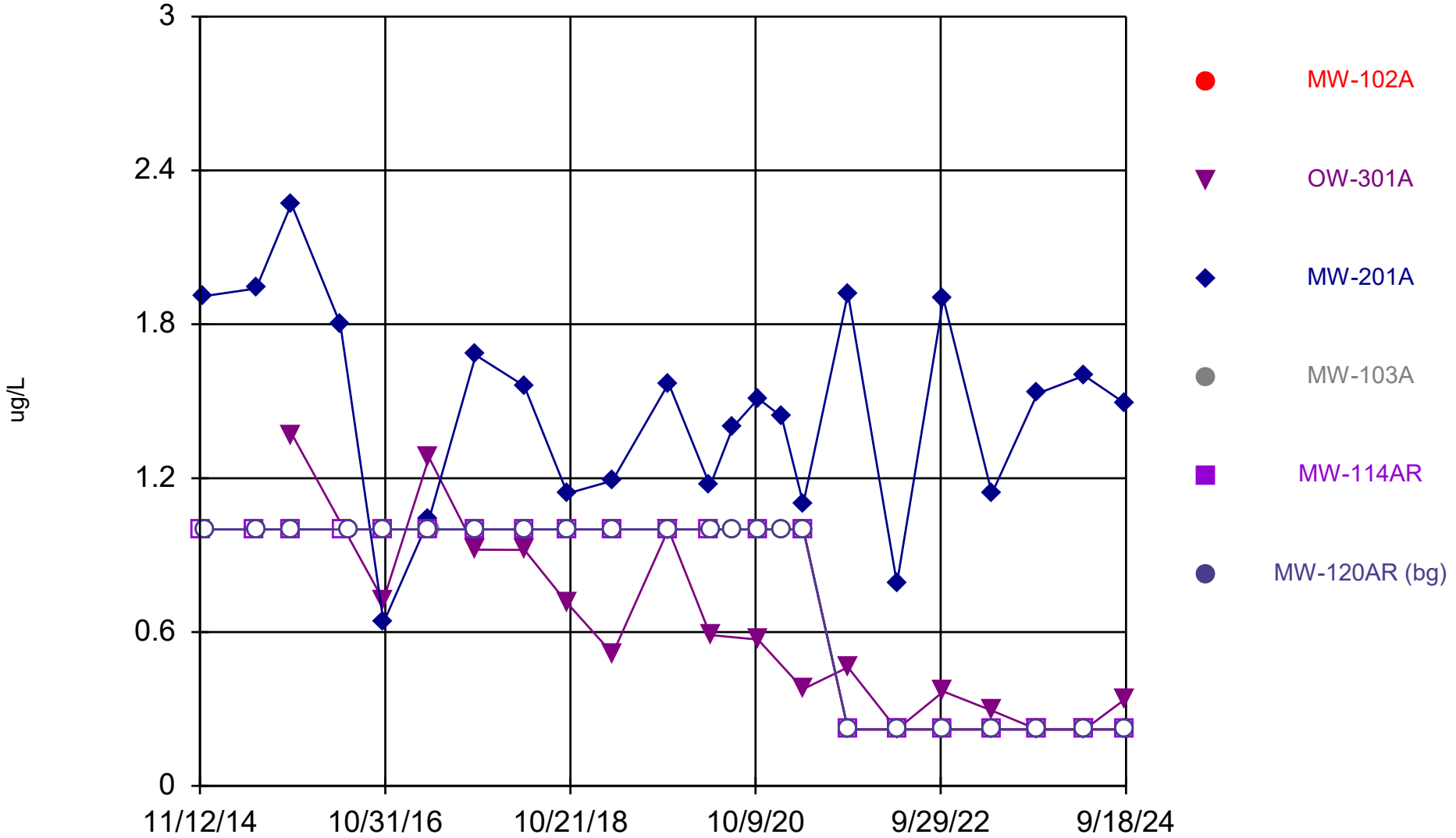

Constituent: 1,1-Dichloroethane Analysis Run 12/17/2024 1:23 PM View: All Wells - Appendix I VOCs

DMASWA Data: DMASWA Database_Updated

Sanitas™ v.10.0.15 Software licensed to HDR, Inc. UG
Hollow symbols indicate censored values.

Time Series

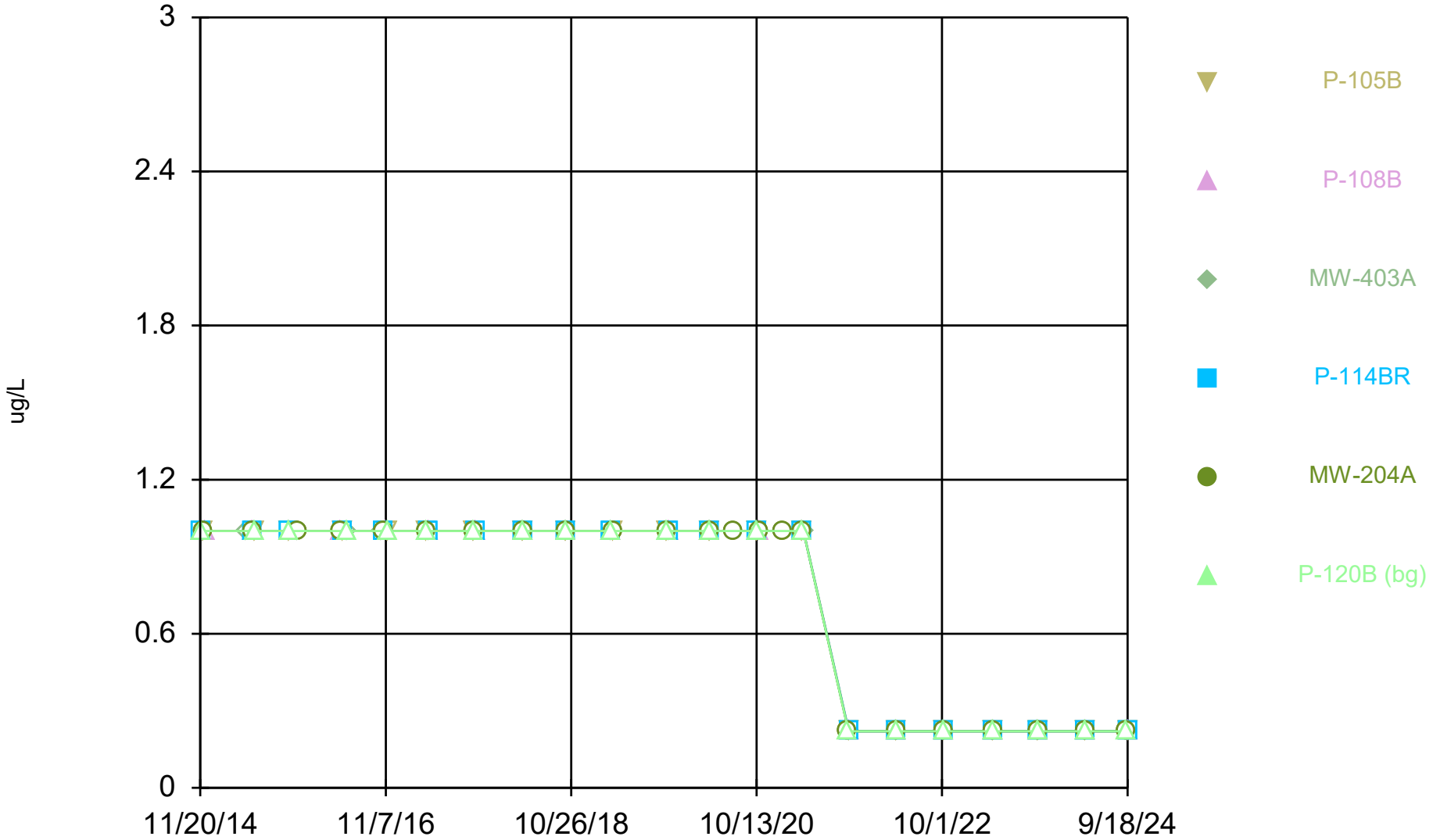

Constituent: 1,1-Dichloroethane Analysis Run 12/17/2024 1:23 PM View: All Wells - Appendix I VOCs

DMASWA Data: DMASWA Database_Updated

Sanitas™ v.10.0.15 Software licensed to HDR, Inc. UG
Hollow symbols indicate censored values.

Time Series

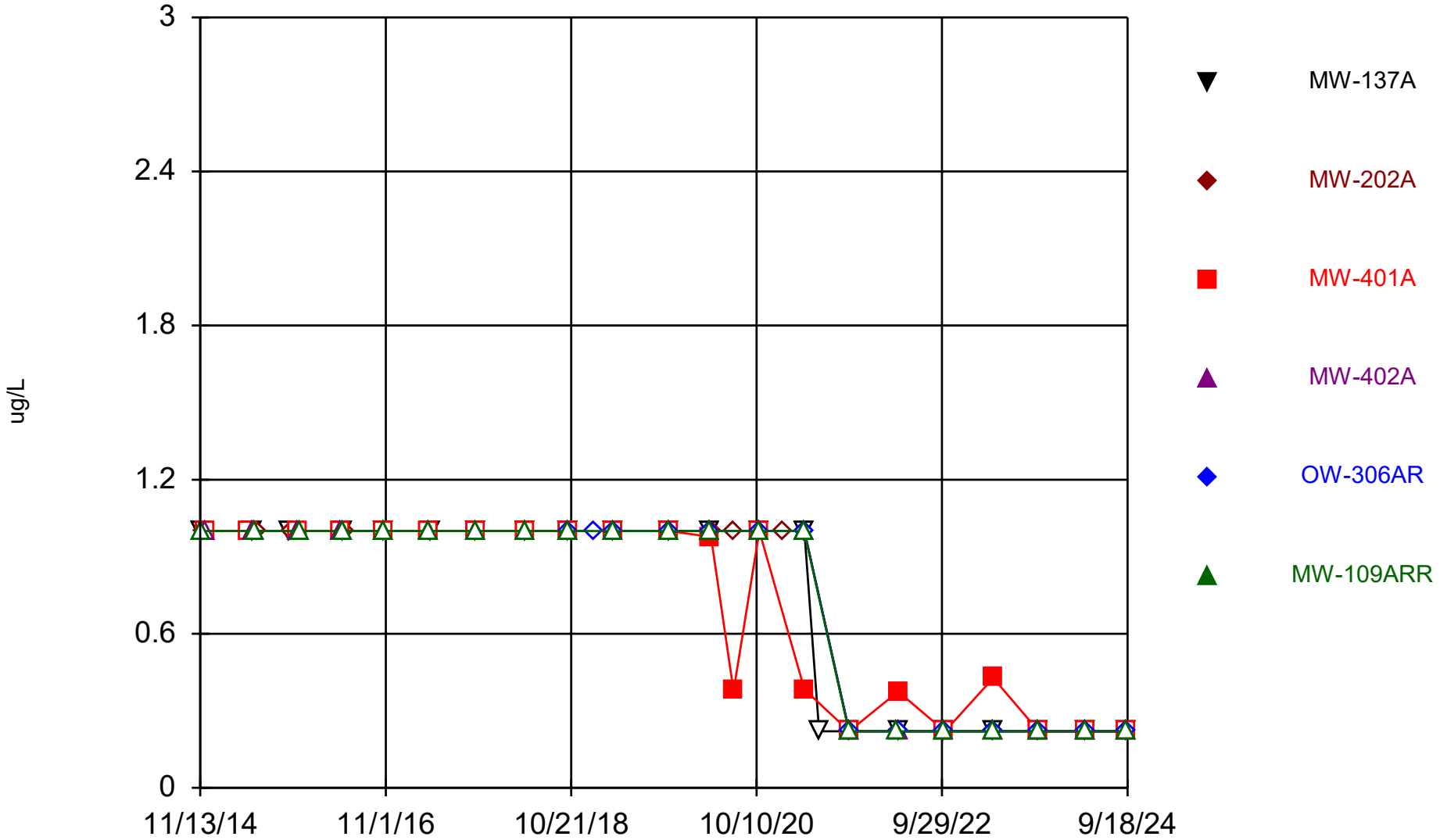

Constituent: 1,1-Dichloroethane Analysis Run 12/17/2024 1:23 PM View: All Wells - Appendix I VOCs

DMASWA Data: DMASWA Database_Updated

Sanitas™ v.10.0.15 Software licensed to HDR, Inc. UG
Hollow symbols indicate censored values.

Time Series

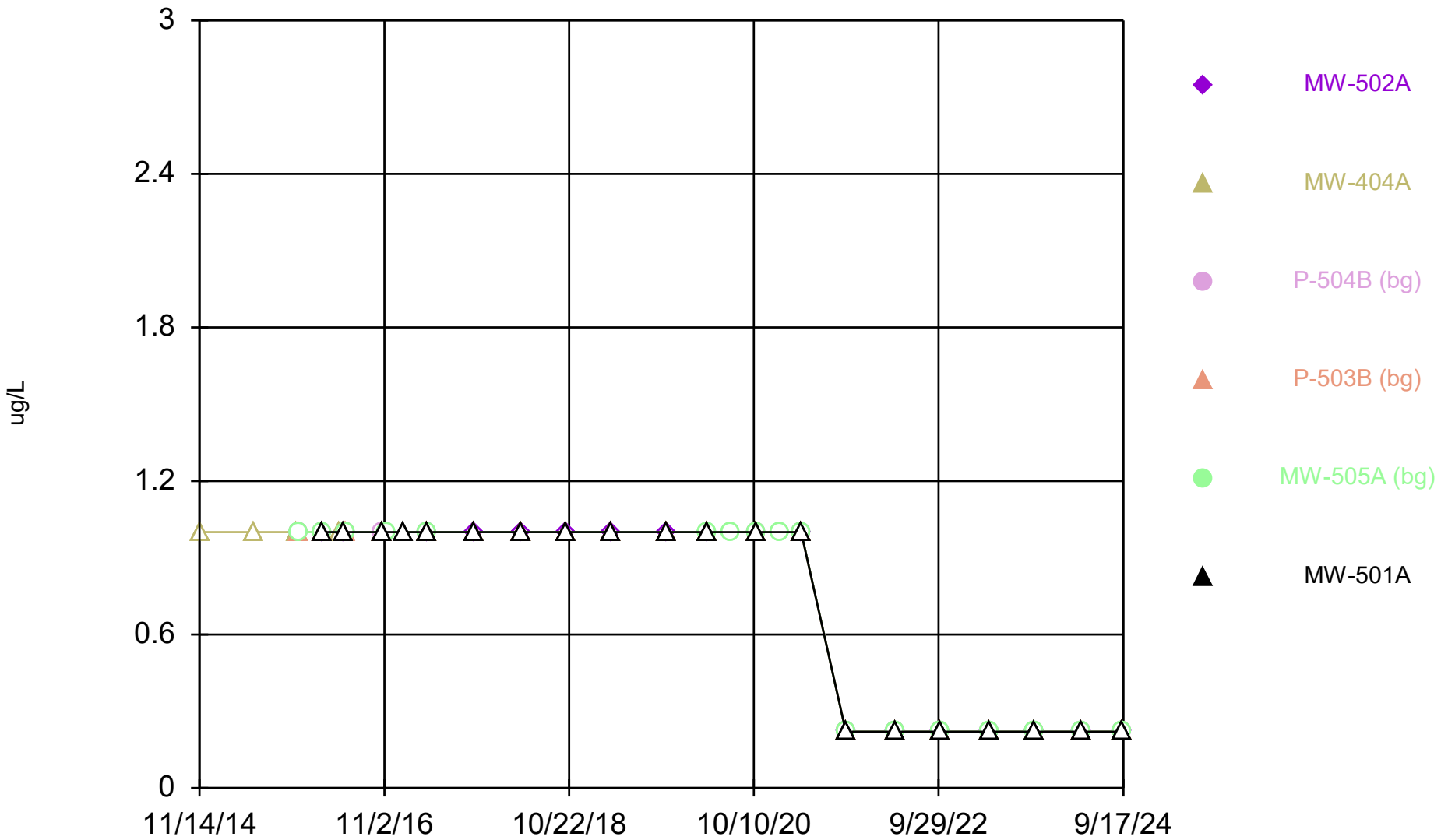

Constituent: 1,1-Dichloroethane Analysis Run 12/17/2024 1:23 PM View: All Wells - Appendix I VOCs

DMASWA Data: DMASWA Database_Updated

Sanitas™ v.10.0.15 Software licensed to HDR, Inc. UG
Hollow symbols indicate censored values.

Time Series

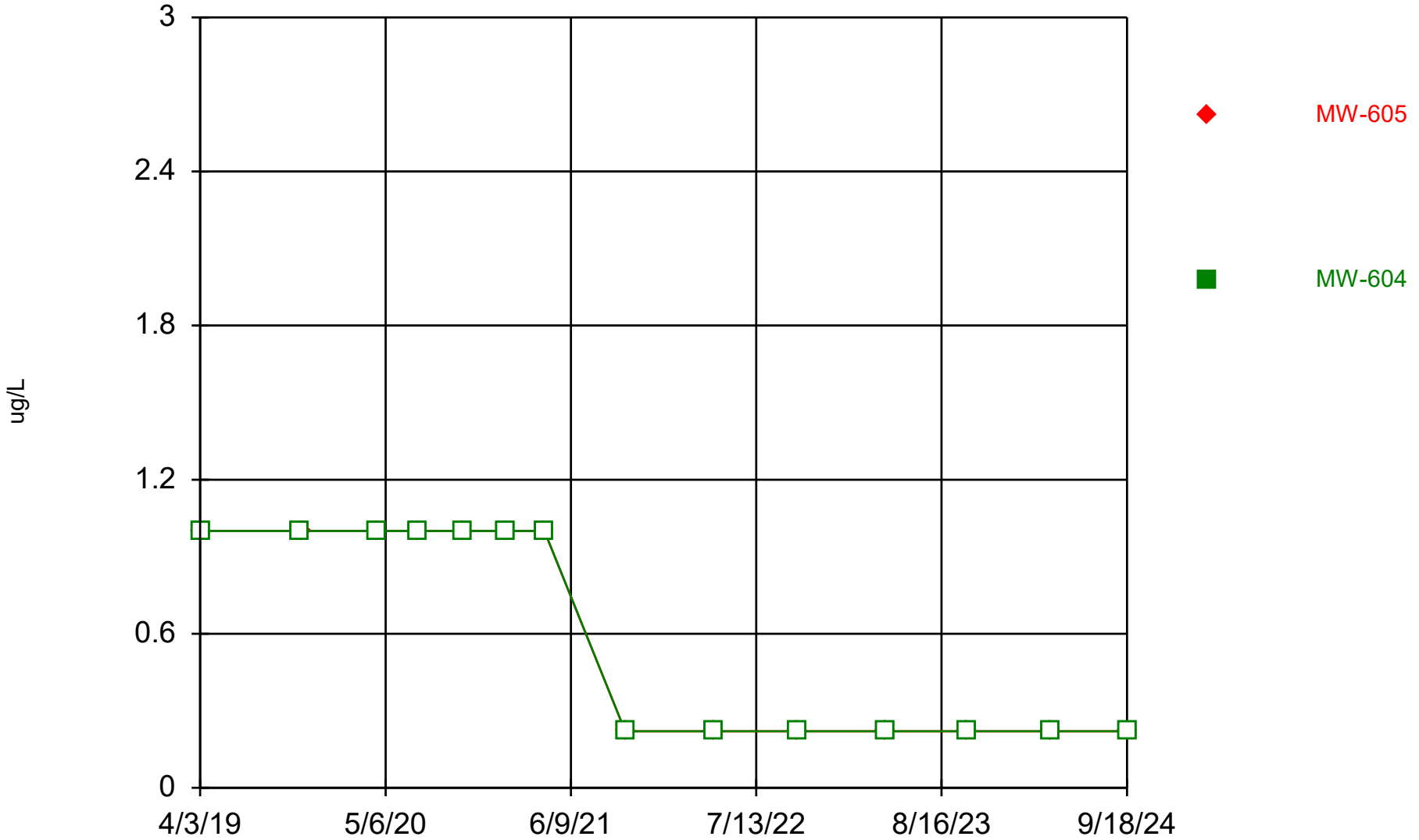

Constituent: 1,1-Dichloroethane Analysis Run 12/17/2024 1:23 PM View: All Wells - Appendix I VOCs

DMASWA Data: DMASWA Database_Updated

Sanitas™ v.10.0.15 Software licensed to HDR, Inc. UG
Hollow symbols indicate censored values.

Time Series

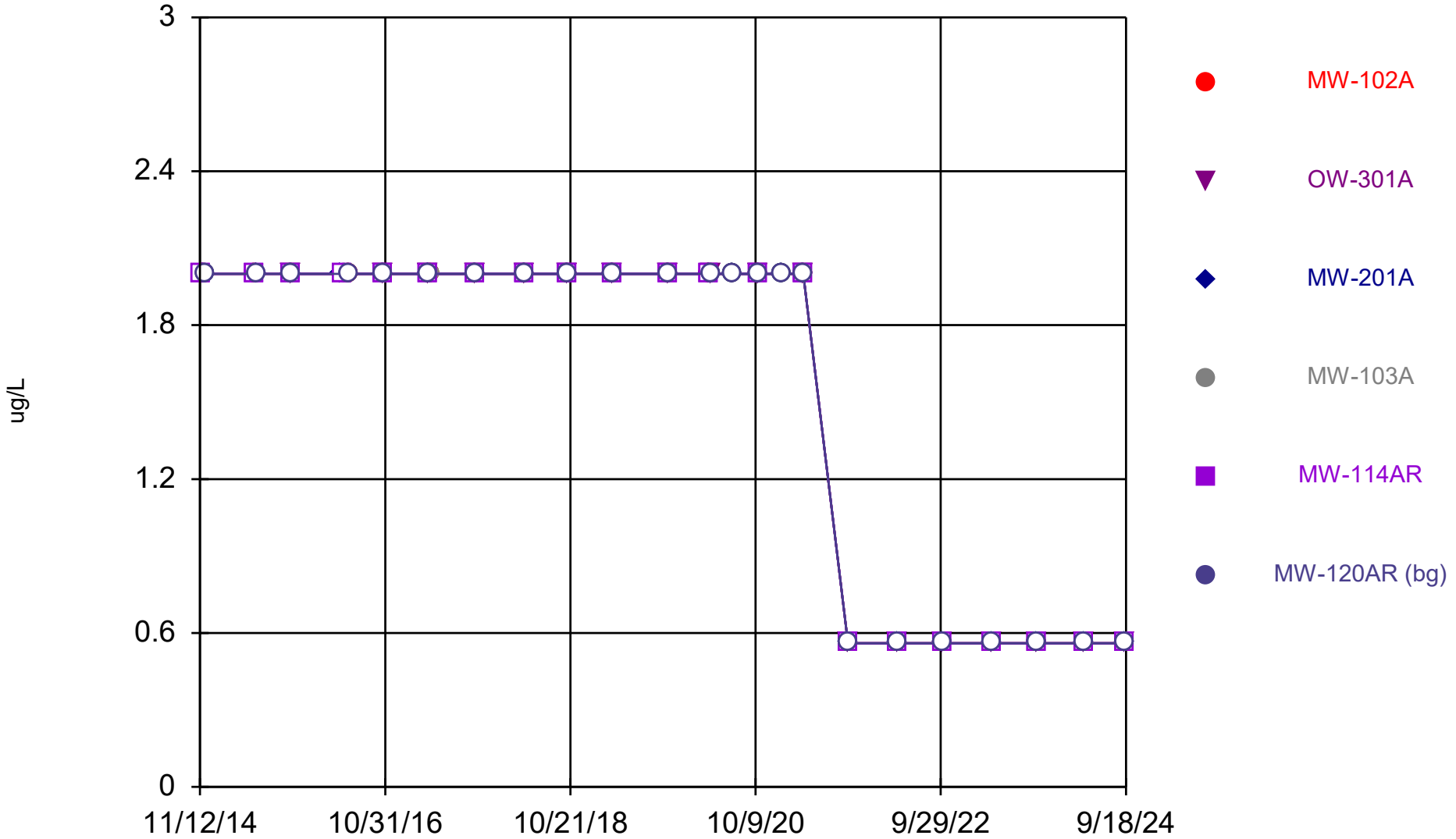

Constituent: 1,1-Dichloroethene Analysis Run 12/17/2024 1:23 PM View: All Wells - Appendix I VOCs

DMASWA Data: DMASWA Database_Updated

Sanitas™ v.10.0.15 Software licensed to HDR, Inc. UG
Hollow symbols indicate censored values.

Time Series

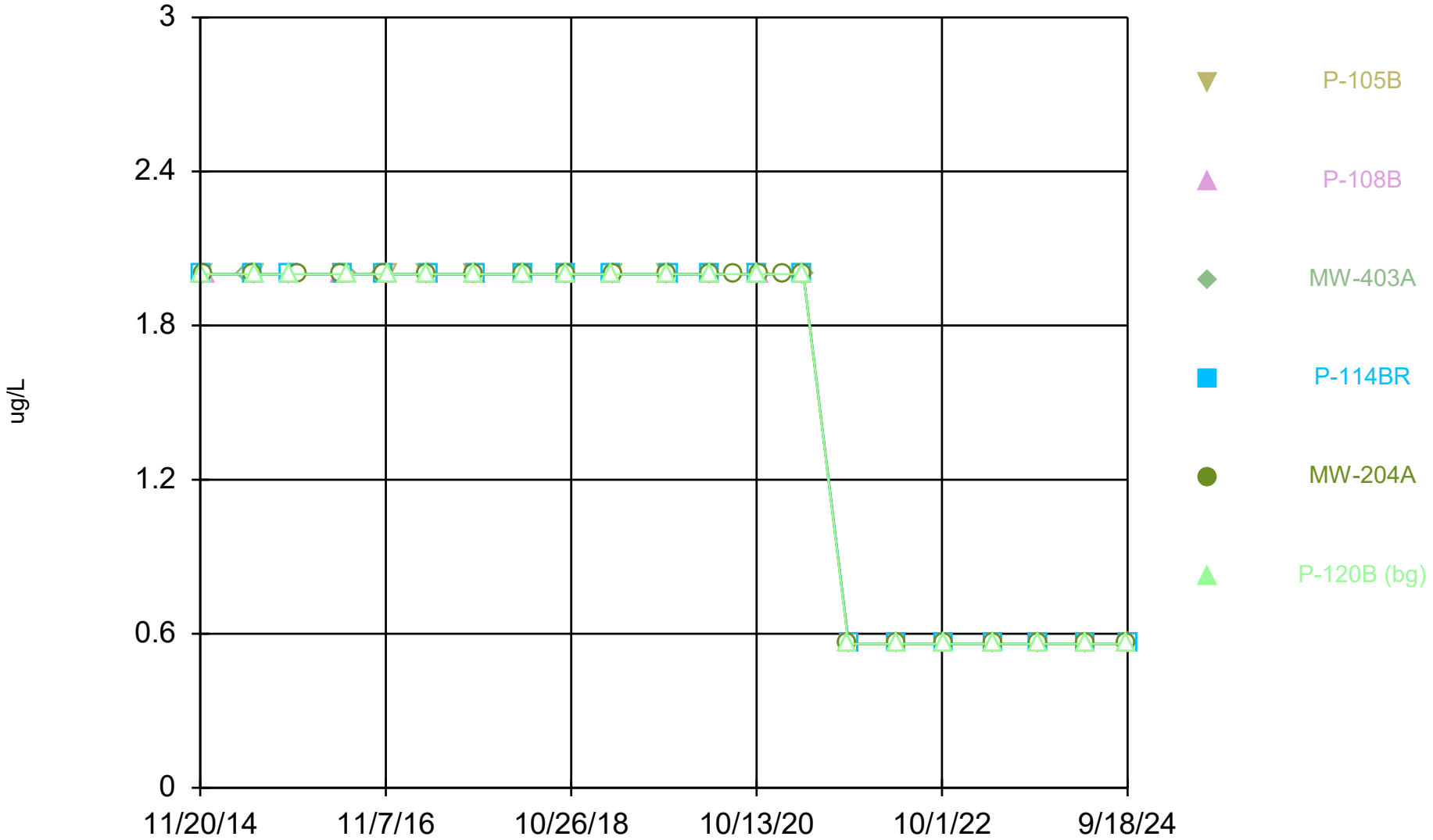

Constituent: 1,1-Dichloroethene Analysis Run 12/17/2024 1:23 PM View: All Wells - Appendix I VOCs
DMASWA Data: DMASWA Database_Updated

Sanitas™ v.10.0.15 Software licensed to HDR, Inc. UG
Hollow symbols indicate censored values.

Time Series

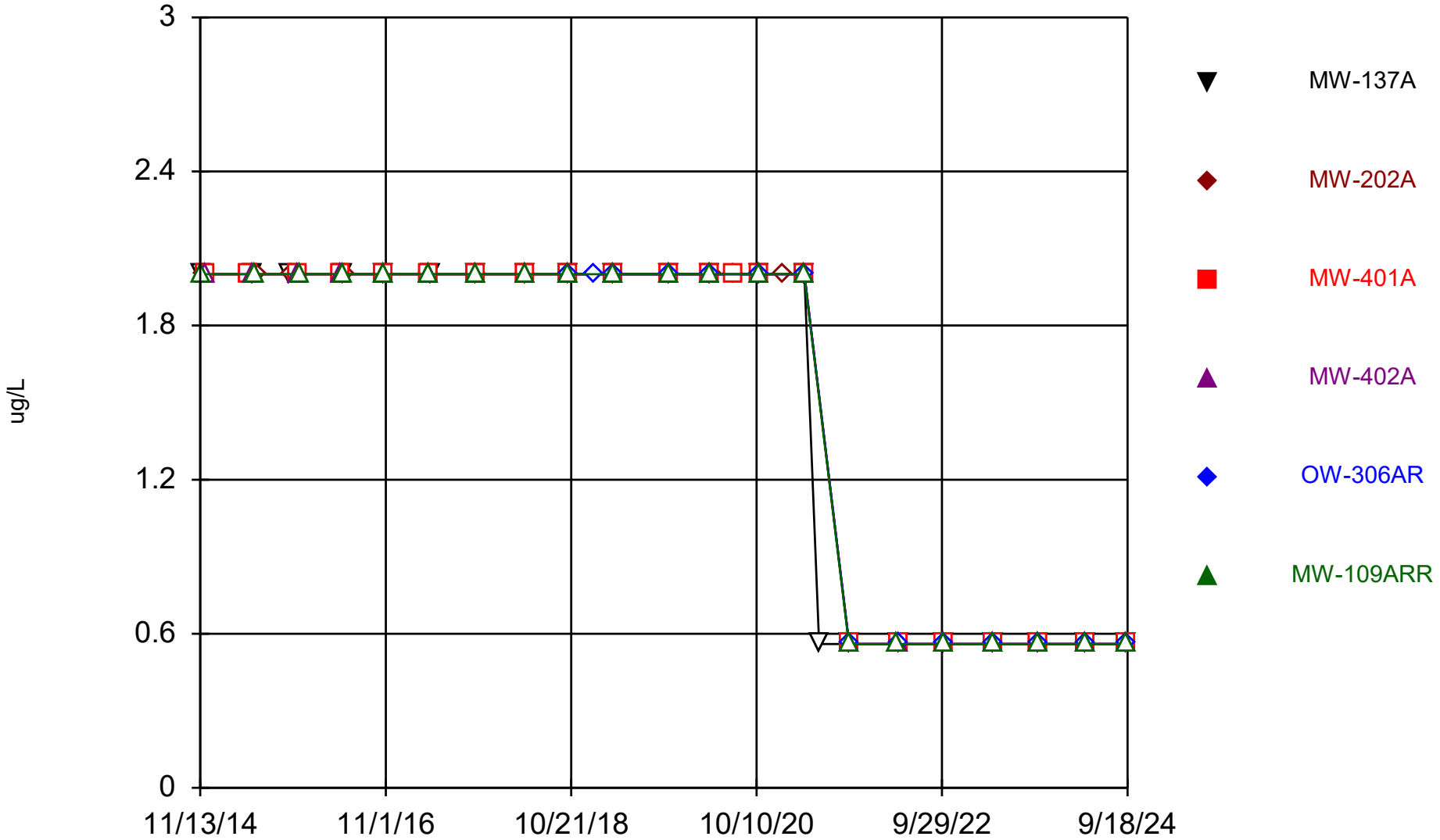

Constituent: 1,1-Dichloroethene Analysis Run 12/17/2024 1:23 PM View: All Wells - Appendix I VOCs

DMASWA Data: DMASWA Database_Updated

Sanitas™ v.10.0.15 Software licensed to HDR, Inc. UG
Hollow symbols indicate censored values.

Time Series

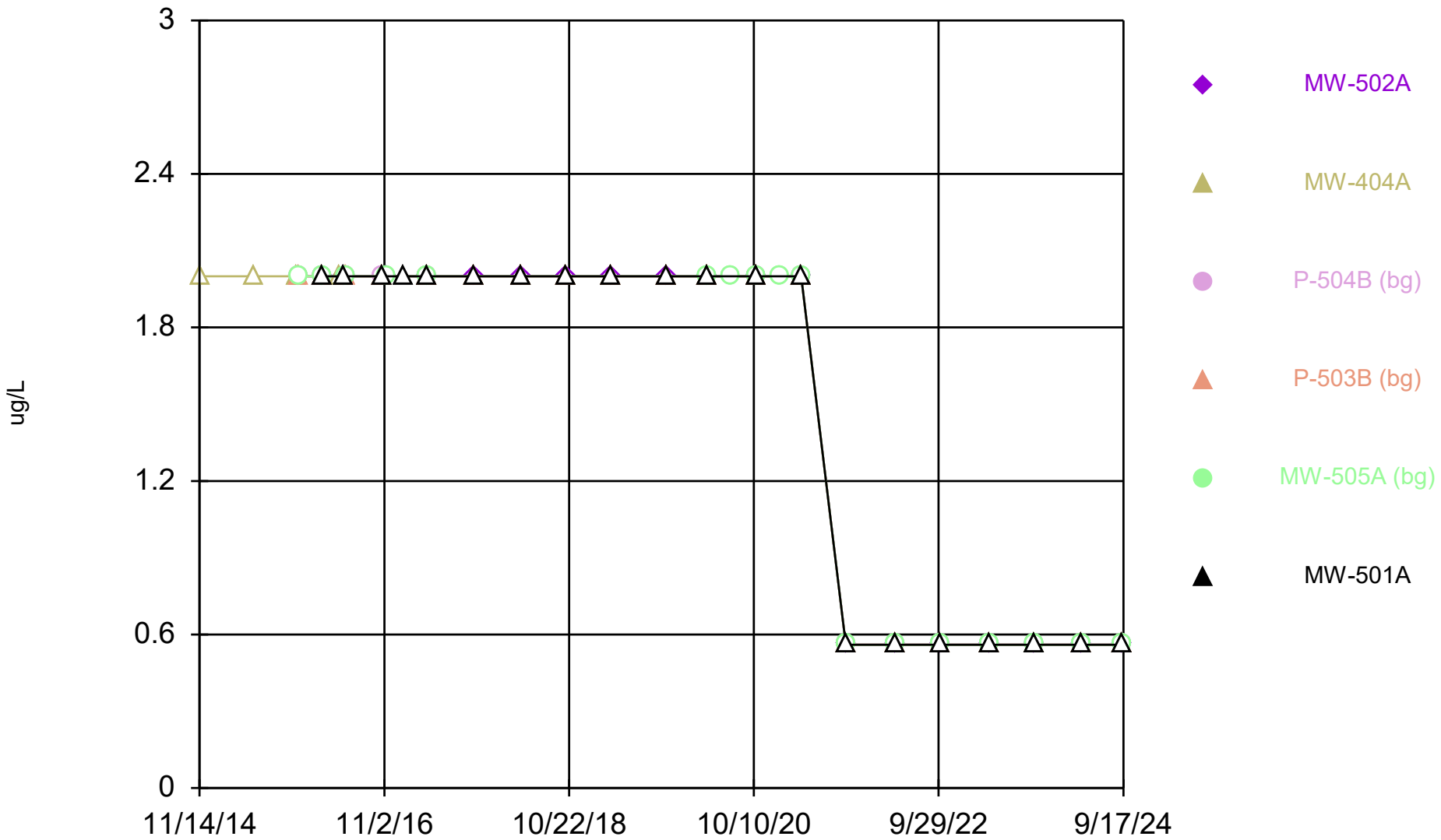

Constituent: 1,1-Dichloroethene Analysis Run 12/17/2024 1:23 PM View: All Wells - Appendix I VOCs
DMASWA Data: DMASWA Database_Updated

Sanitas™ v.10.0.15 Software licensed to HDR, Inc. UG
Hollow symbols indicate censored values.

Time Series

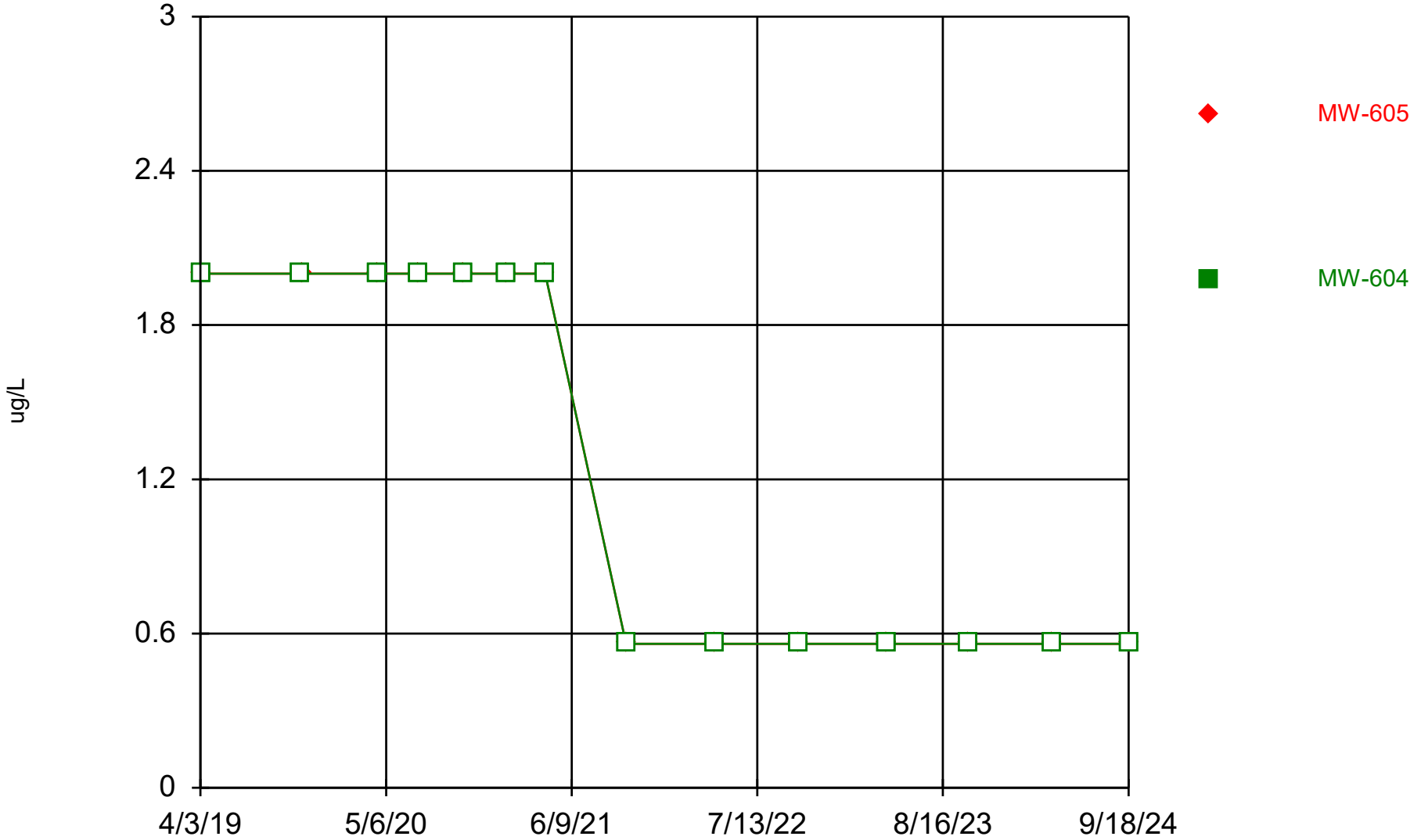

Constituent: 1,1-Dichloroethene Analysis Run 12/17/2024 1:23 PM View: All Wells - Appendix I VOCs

DMASWA Data: DMASWA Database_Updated

Sanitas™ v.10.0.15 Software licensed to HDR, Inc. UG
Hollow symbols indicate censored values.

Time Series

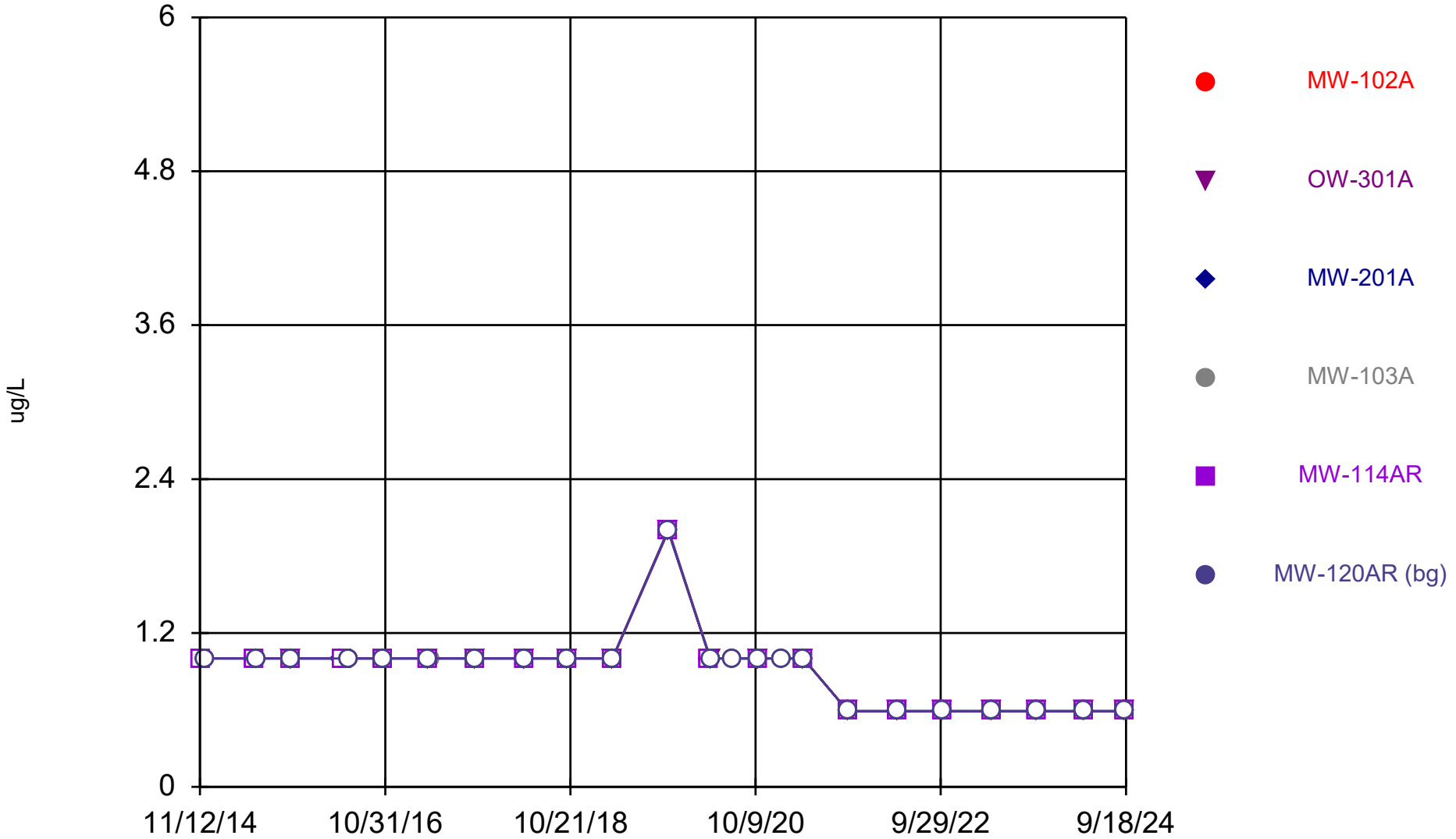

Constituent: 1,2,3-Trichloropropane Analysis Run 12/17/2024 1:23 PM View: All Wells - Appendix I VOCs

DMASWA Data: DMASWA Database_Updated

Sanitas™ v.10.0.15 Software licensed to HDR, Inc. UG
Hollow symbols indicate censored values.

Time Series

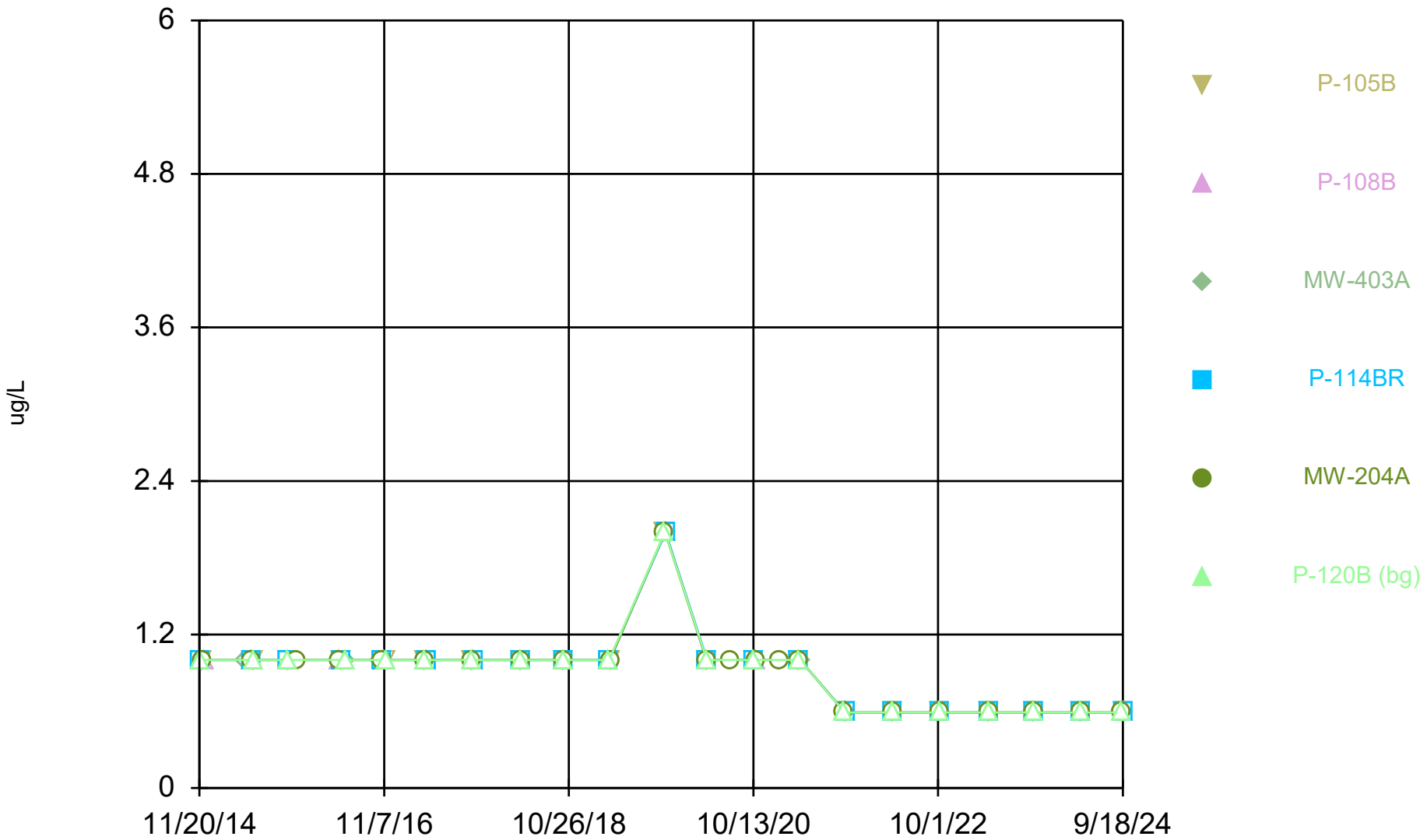

Constituent: 1,2,3-Trichloropropane Analysis Run 12/17/2024 1:23 PM View: All Wells - Appendix I VOCs

DMASWA Data: DMASWA Database_Updated

Sanitas™ v.10.0.15 Software licensed to HDR, Inc. UG
Hollow symbols indicate censored values.

Time Series

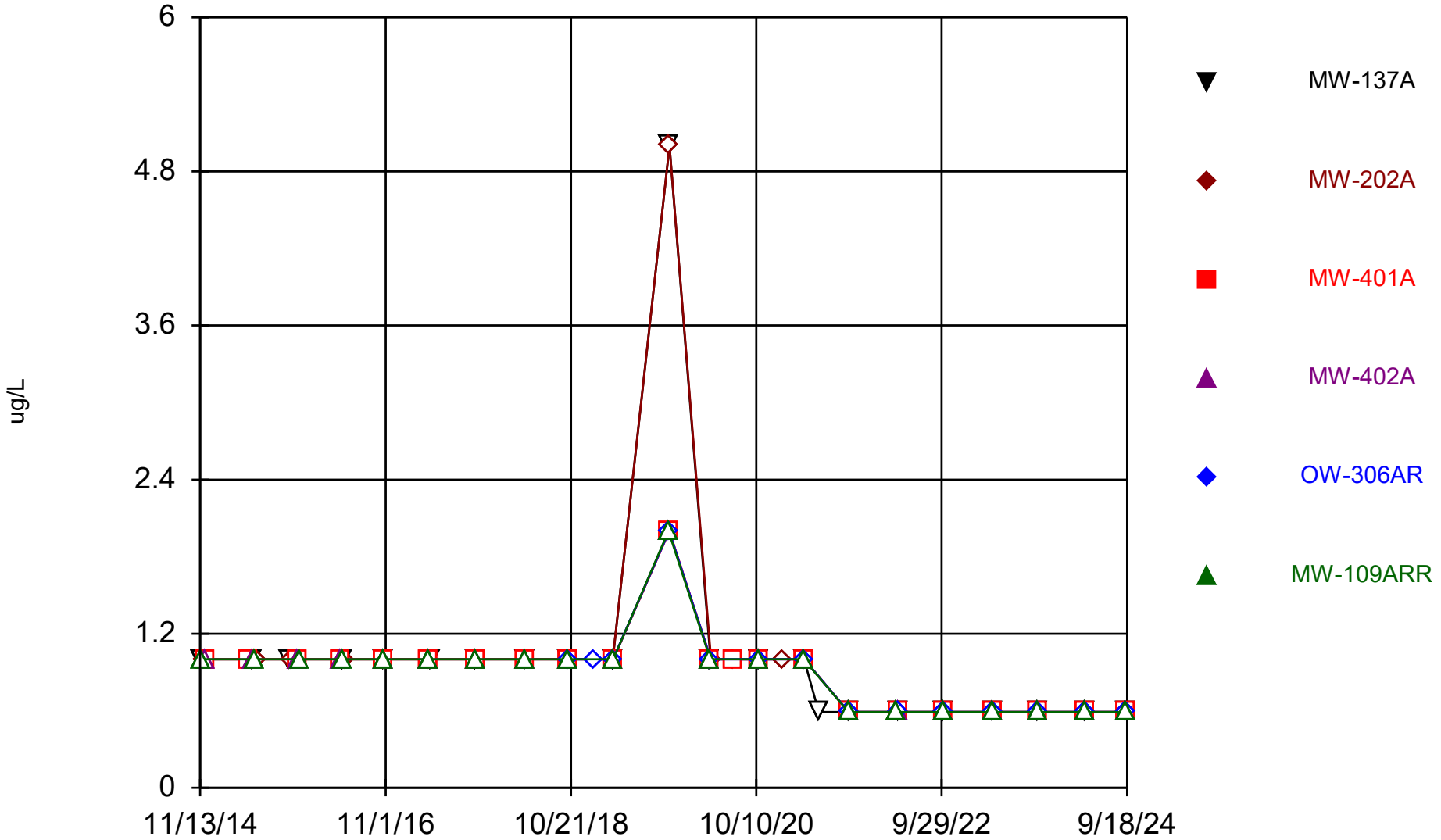

Constituent: 1,2,3-Trichloropropane Analysis Run 12/17/2024 1:23 PM View: All Wells - Appendix I VOCs

DMASWA Data: DMASWA Database_Updated

Sanitas™ v.10.0.15 Software licensed to HDR, Inc. UG
Hollow symbols indicate censored values.

Time Series

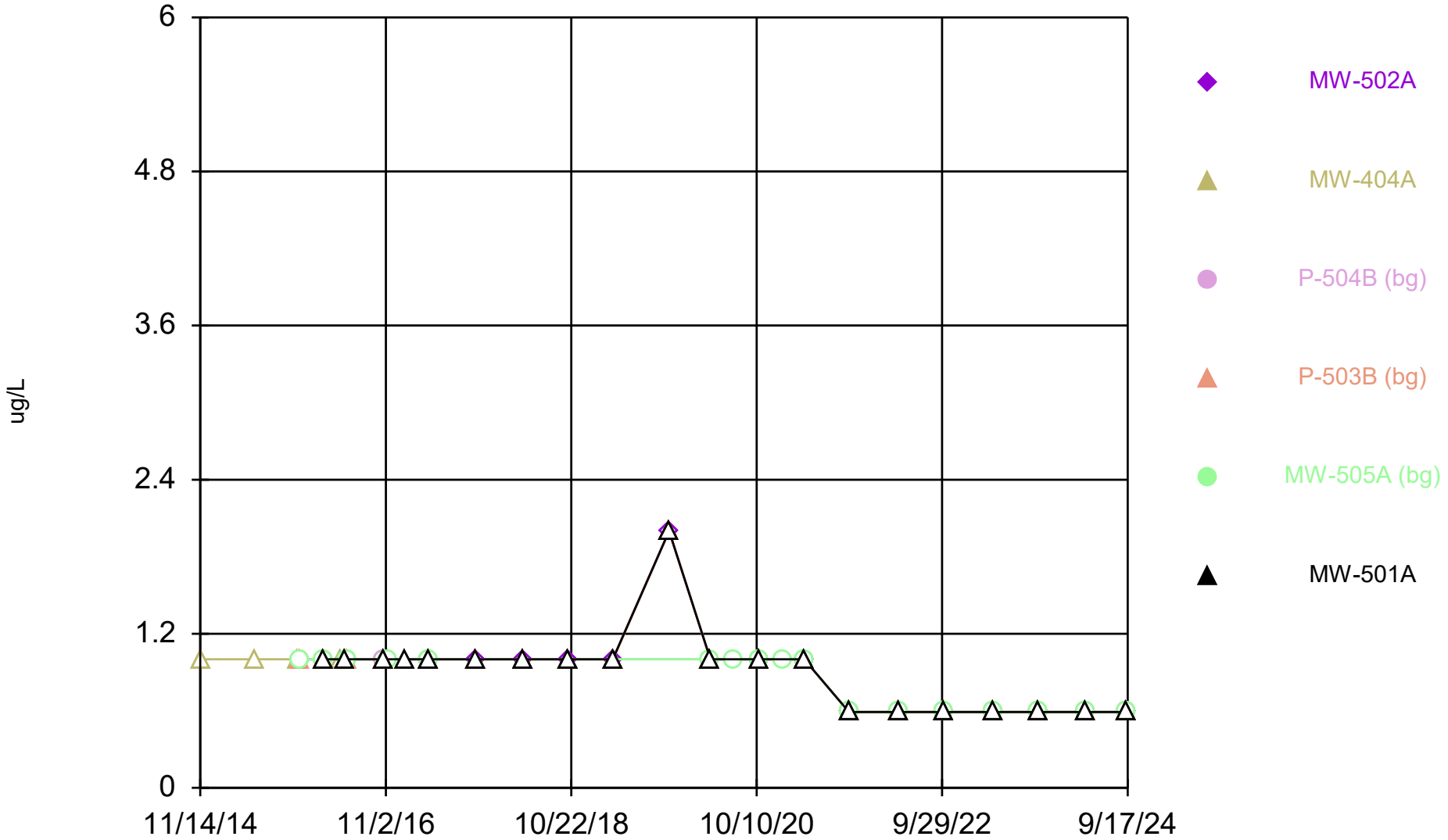

Constituent: 1,2,3-Trichloropropane Analysis Run 12/17/2024 1:23 PM View: All Wells - Appendix I VOCs

DMASWA Data: DMASWA Database_Updated

Sanitas™ v.10.0.15 Software licensed to HDR, Inc. UG
Hollow symbols indicate censored values.

Time Series

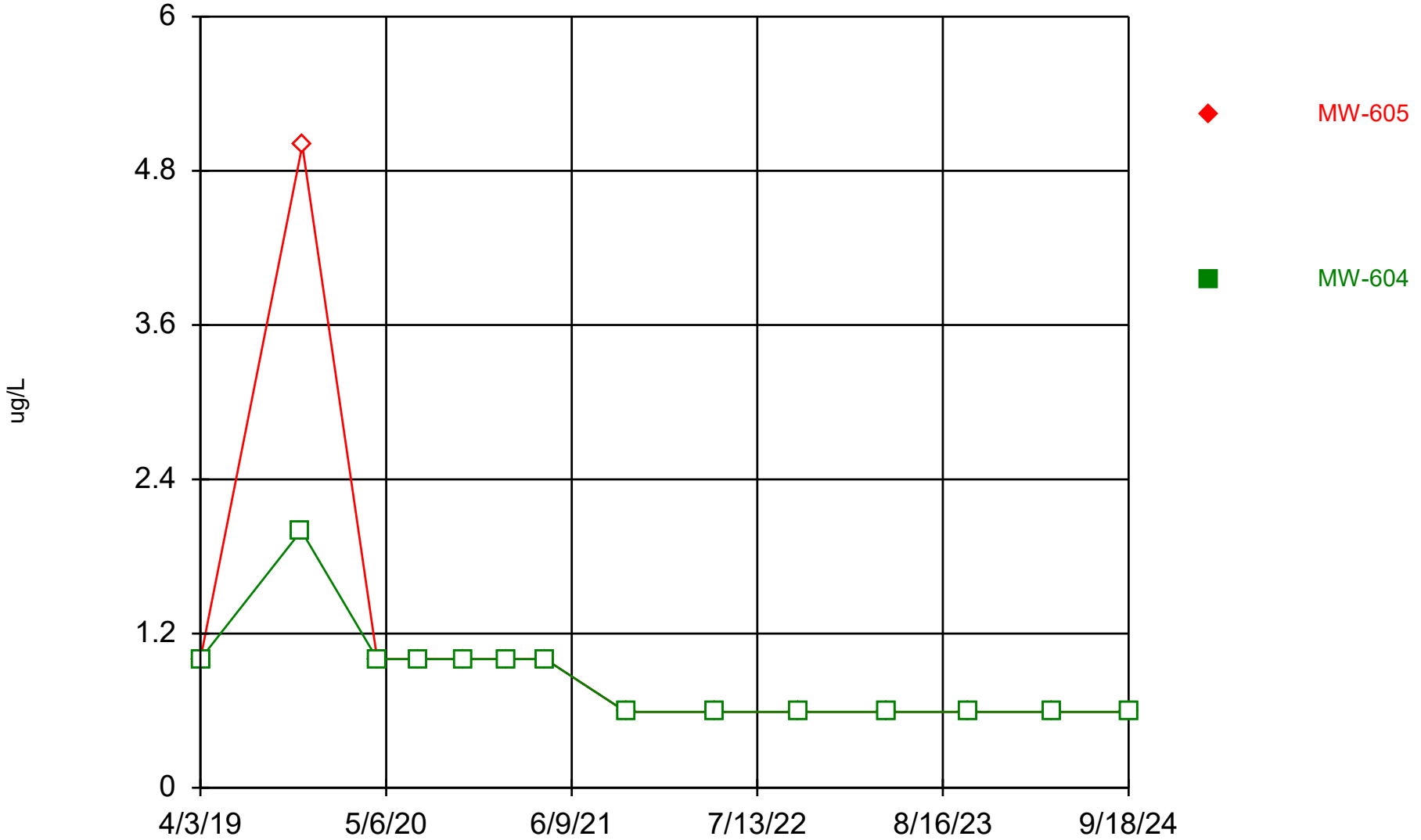

Constituent: 1,2,3-Trichloropropane Analysis Run 12/17/2024 1:23 PM View: All Wells - Appendix I VOCs

DMASWA Data: DMASWA Database_Updated

Sanitas™ v.10.0.15 Software licensed to HDR, Inc. UG
Hollow symbols indicate censored values.

Time Series

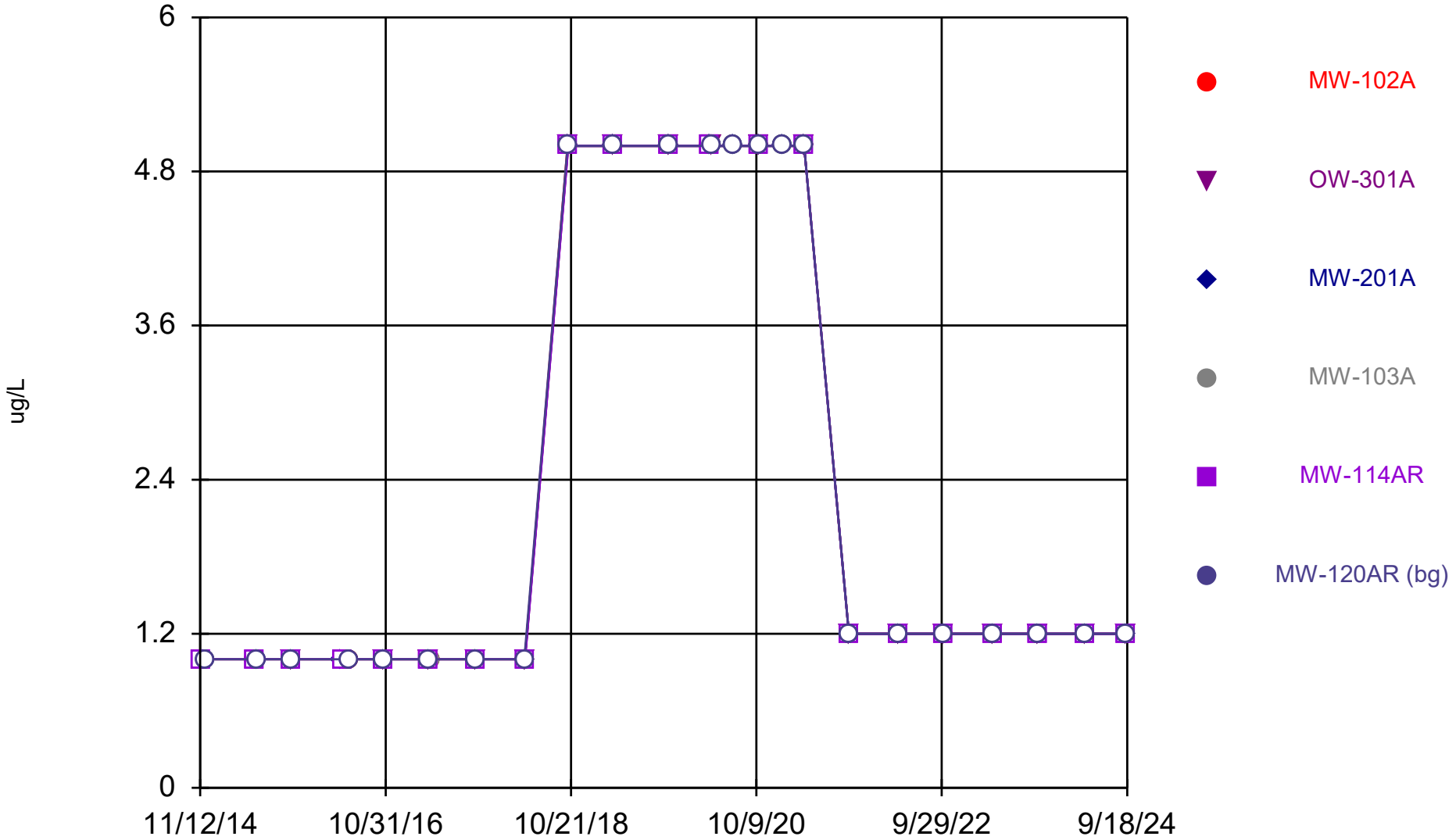

Constituent: 1,2-Dibromo-3-chloropropane Analysis Run 12/17/2024 1:23 PM View: All Wells - Appendix I

DMASWA Data: DMASWA Database_Updated

Sanitas™ v.10.0.15 Software licensed to HDR, Inc. UG
Hollow symbols indicate censored values.

Time Series

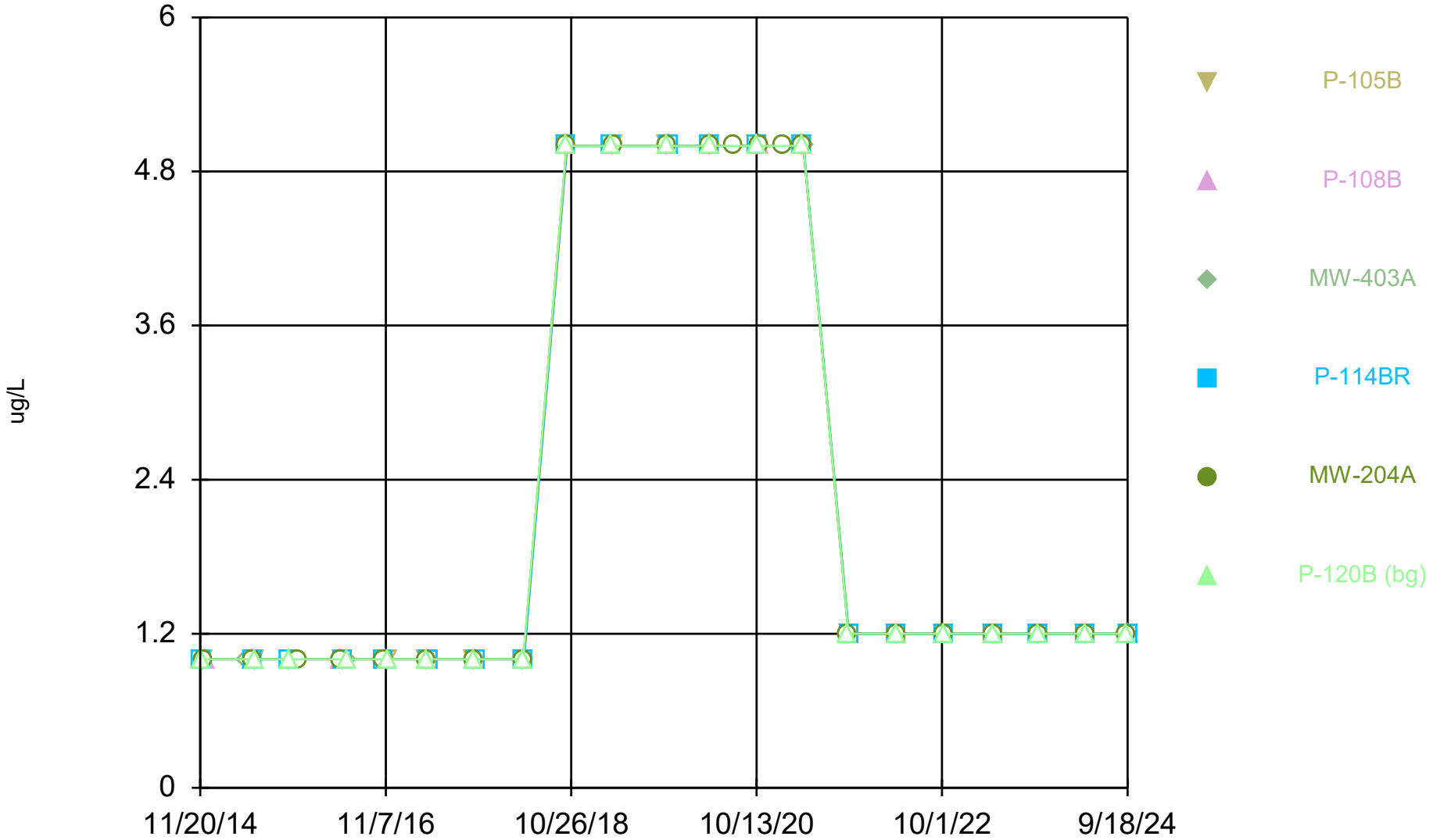

Constituent: 1,2-Dibromo-3-chloropropane Analysis Run 12/17/2024 1:23 PM View: All Wells - Appendix I

DMASWA Data: DMASWA Database_Updated

Sanitas™ v.10.0.15 Software licensed to HDR, Inc. UG
Hollow symbols indicate censored values.

Time Series

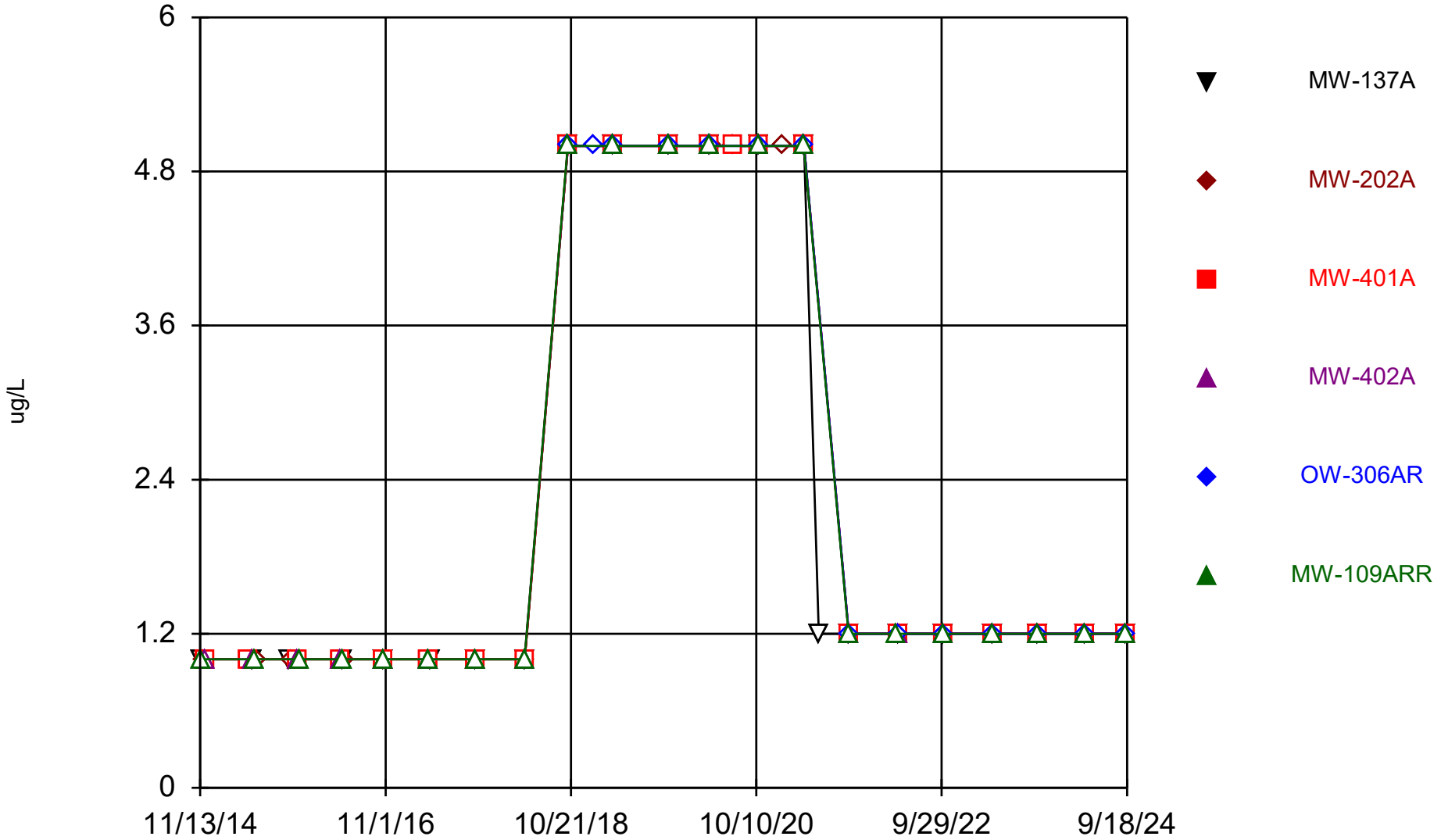

Constituent: 1,2-Dibromo-3-chloropropane Analysis Run 12/17/2024 1:24 PM View: All Wells - Appendix I

DMASWA Data: DMASWA Database_Updated

Sanitas™ v.10.0.15 Software licensed to HDR, Inc. UG
Hollow symbols indicate censored values.

Time Series

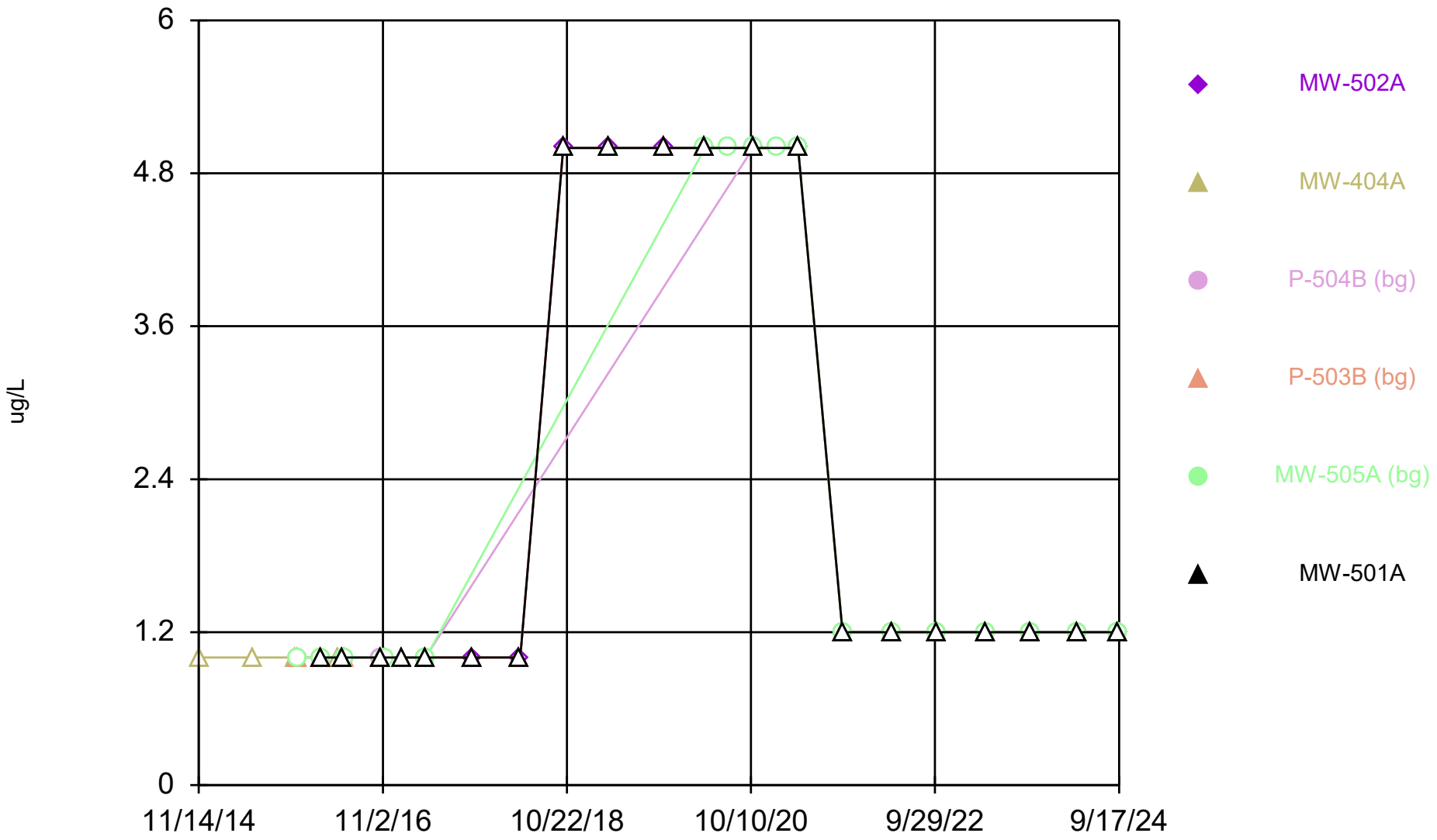

Constituent: 1,2-Dibromo-3-chloropropane Analysis Run 12/17/2024 1:24 PM View: All Wells - Appendix I

DMASWA Data: DMASWA Database_Updated

Sanitas™ v.10.0.15 Software licensed to HDR, Inc. UG
Hollow symbols indicate censored values.

Time Series

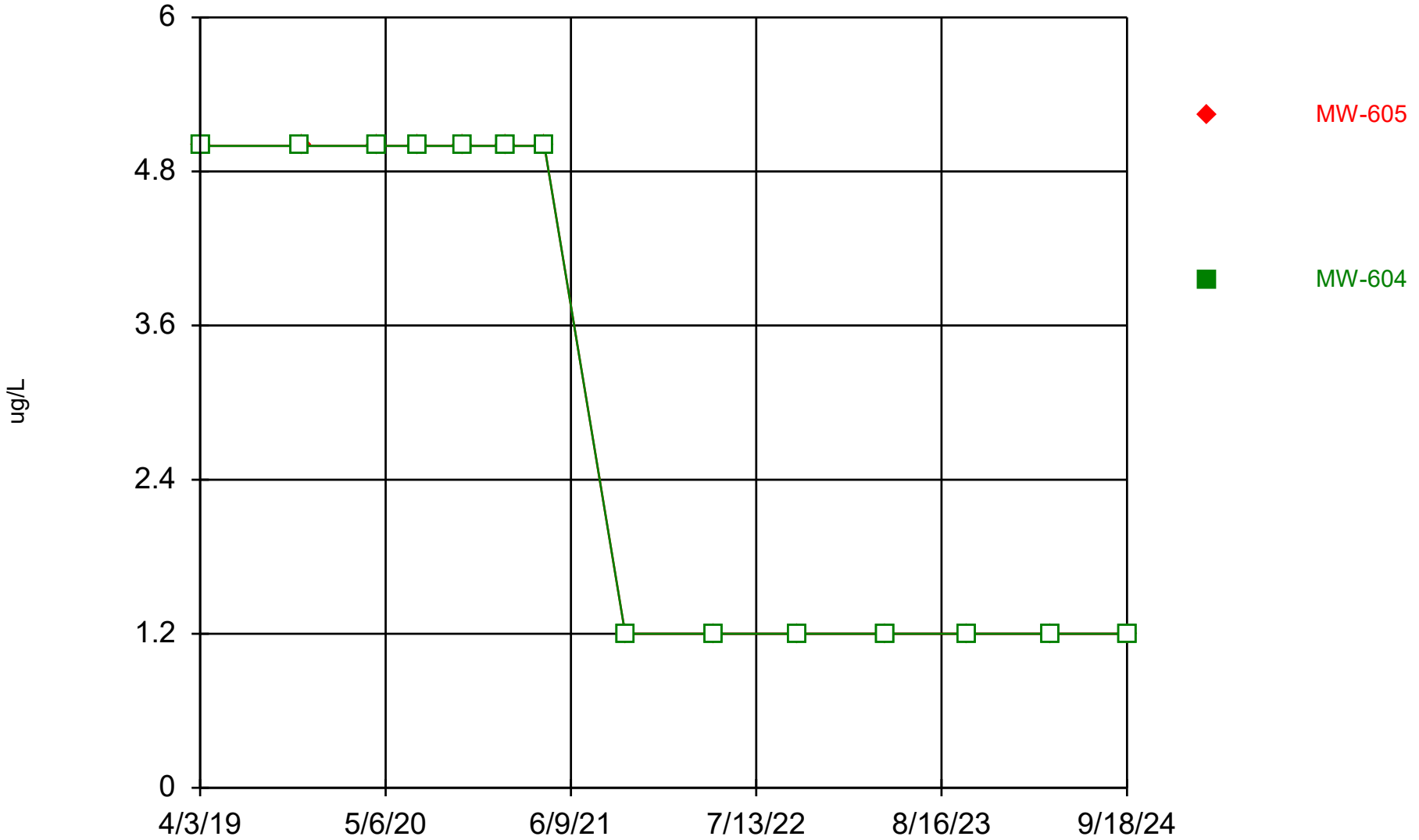

Constituent: 1,2-Dibromo-3-chloropropane Analysis Run 12/17/2024 1:24 PM View: All Wells - Appendix I

DMASWA Data: DMASWA Database_Updated

Sanitas™ v.10.0.15 Software licensed to HDR, Inc. UG
Hollow symbols indicate censored values.

Time Series

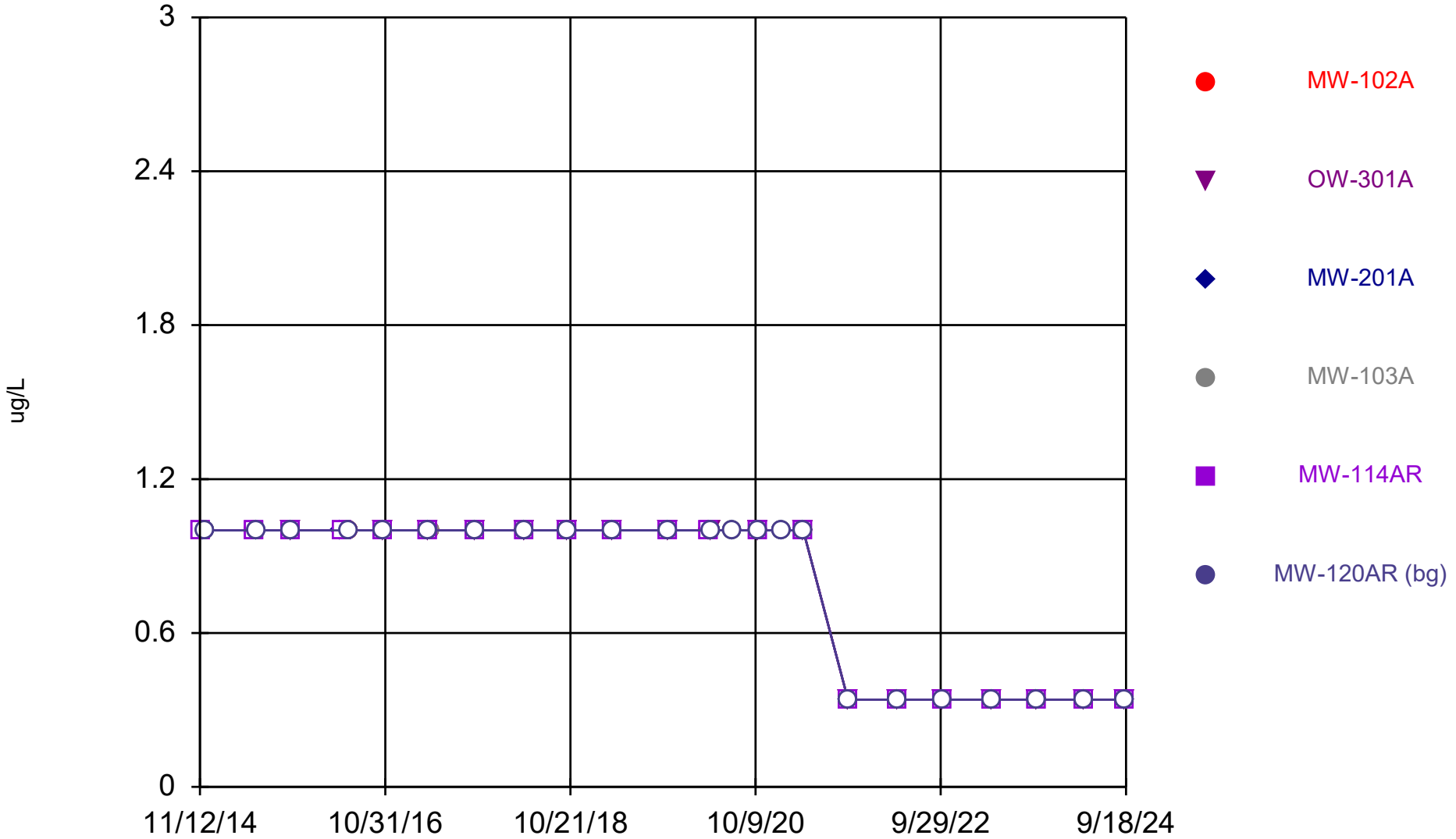

Constituent: 1,2-Dibromoethane [EDB] Analysis Run 12/17/2024 1:24 PM View: All Wells - Appendix I VO DMASWA Data: DMASWA Database_Updated

Sanitas™ v.10.0.15 Software licensed to HDR, Inc. UG
Hollow symbols indicate censored values.

Time Series

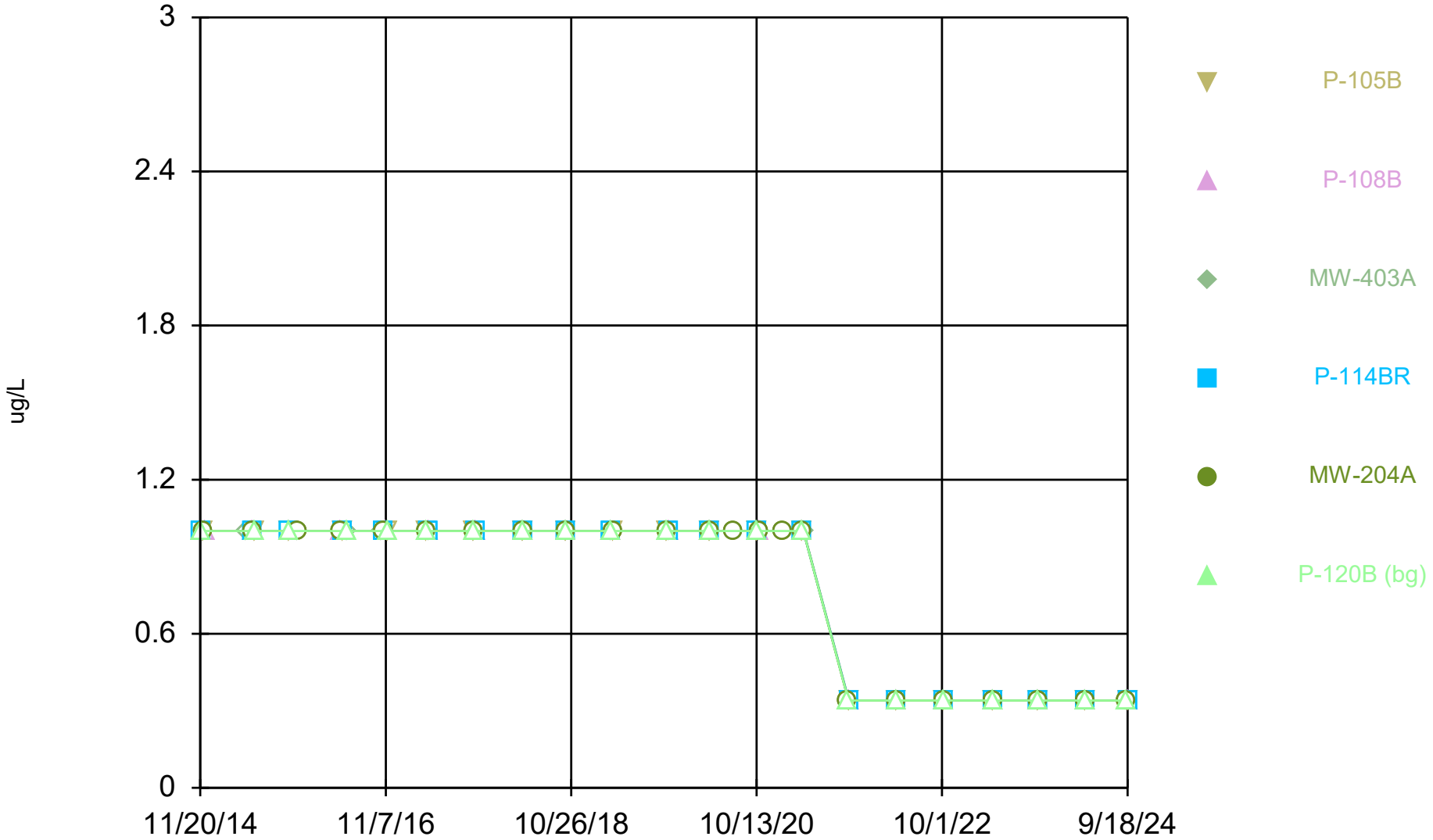

Constituent: 1,2-Dibromoethane [EDB] Analysis Run 12/17/2024 1:24 PM View: All Wells - Appendix I VO DMASWA Data: DMASWA Database_Updated

Sanitas™ v.10.0.15 Software licensed to HDR, Inc. UG
Hollow symbols indicate censored values.

Time Series

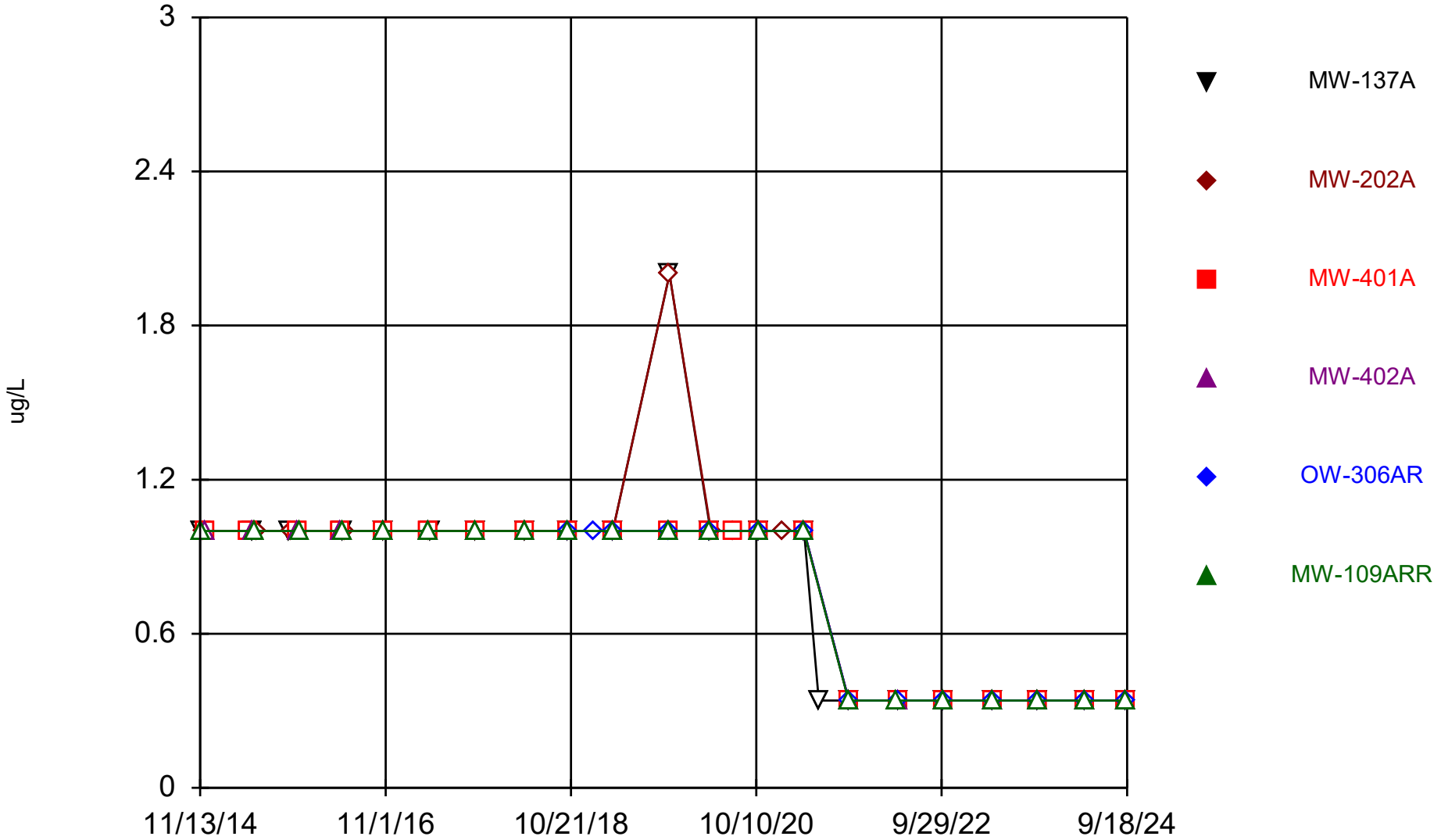

Constituent: 1,2-Dibromoethane [EDB] Analysis Run 12/17/2024 1:24 PM View: All Wells - Appendix I VO DMASWA Data: DMASWA Database_Updated

Sanitas™ v.10.0.15 Software licensed to HDR, Inc. UG
Hollow symbols indicate censored values.

Time Series

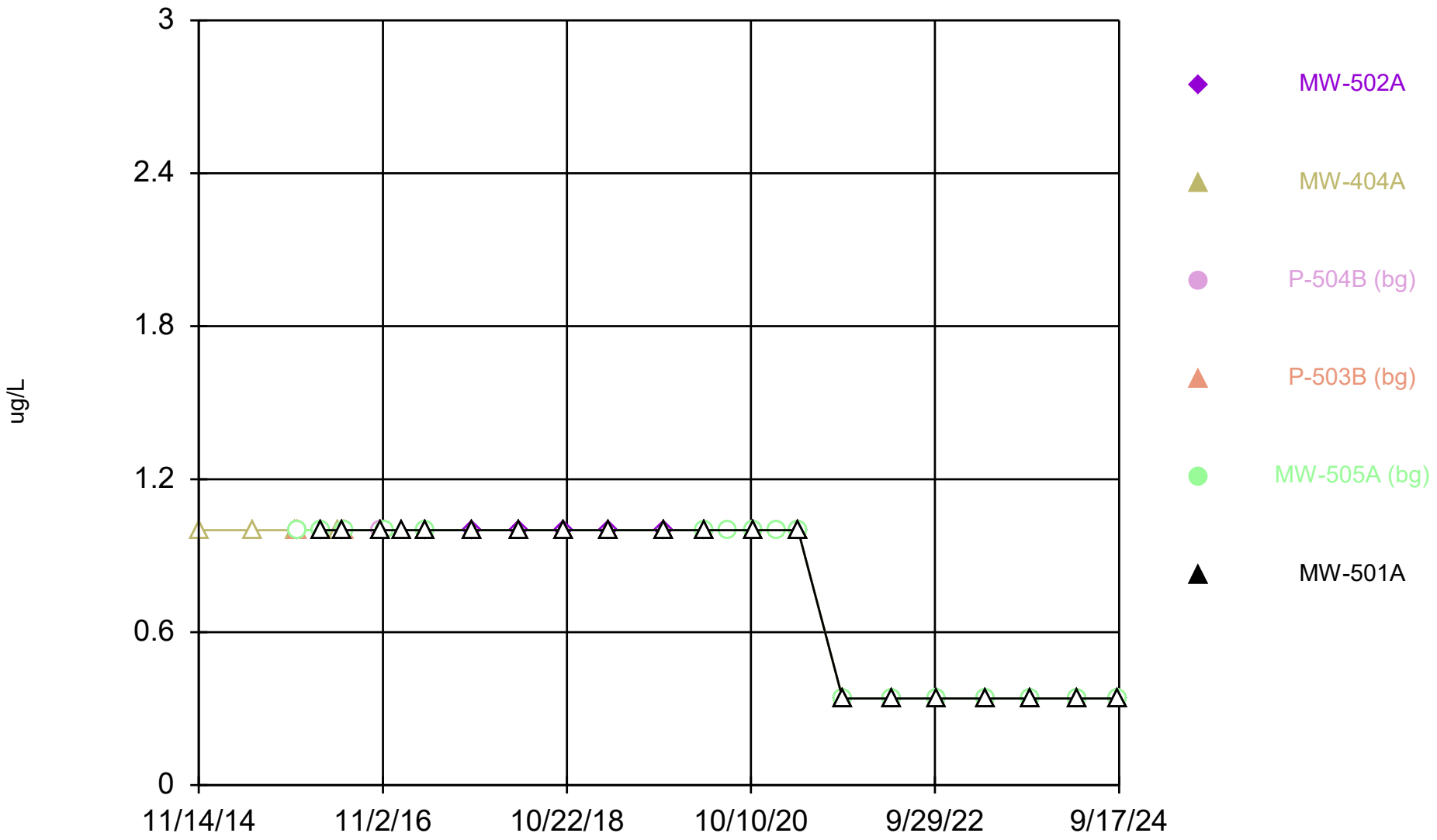

Constituent: 1,2-Dibromoethane [EDB] Analysis Run 12/17/2024 1:24 PM View: All Wells - Appendix I VO DMASWA Data: DMASWA Database_Updated

Sanitas™ v.10.0.15 Software licensed to HDR, Inc. UG
Hollow symbols indicate censored values.

Time Series

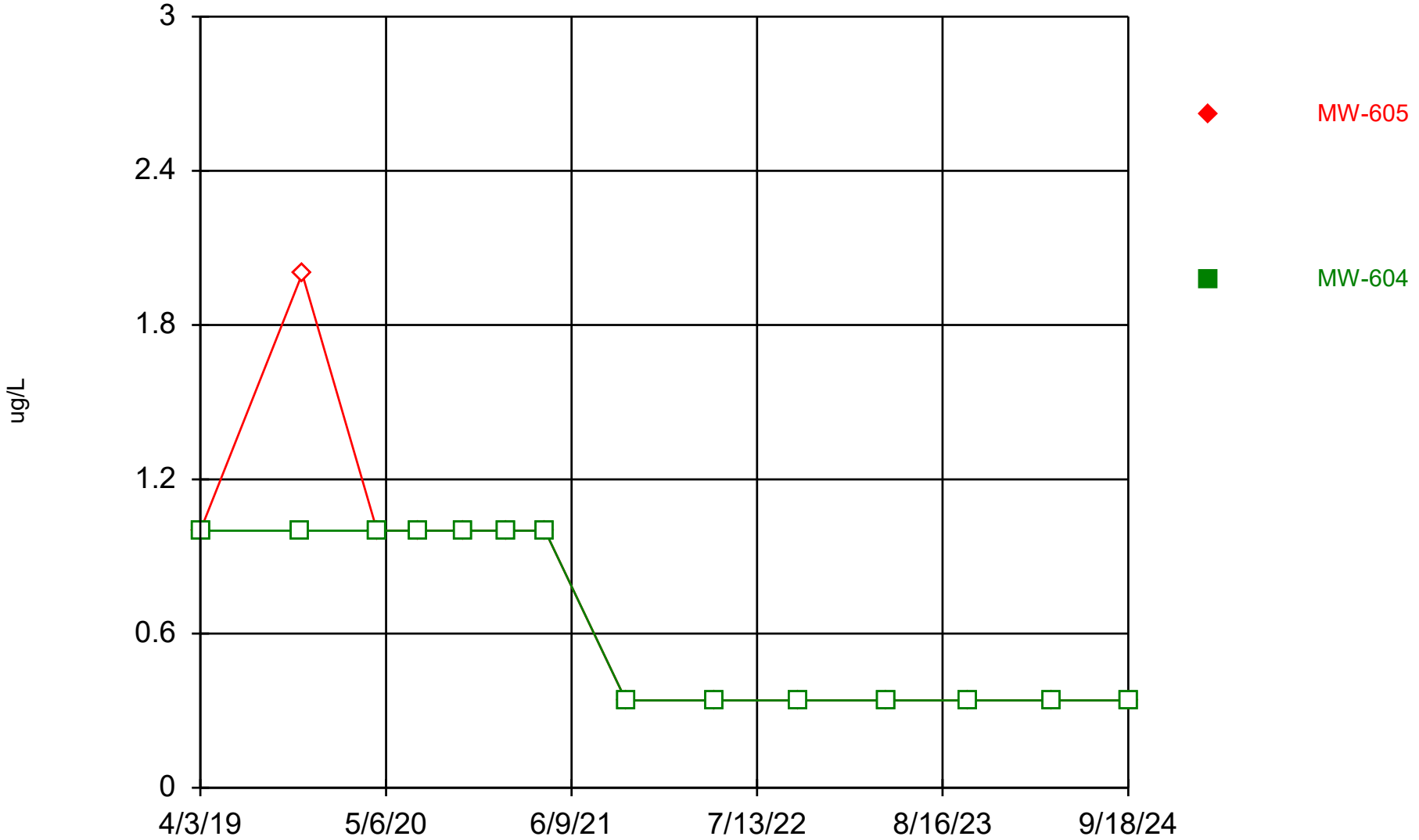

Constituent: 1,2-Dibromoethane [EDB] Analysis Run 12/17/2024 1:24 PM View: All Wells - Appendix I VO DMASWA Data: DMASWA Database_Updated

Sanitas™ v.10.0.15 Software licensed to HDR, Inc. UG
Hollow symbols indicate censored values.

Time Series

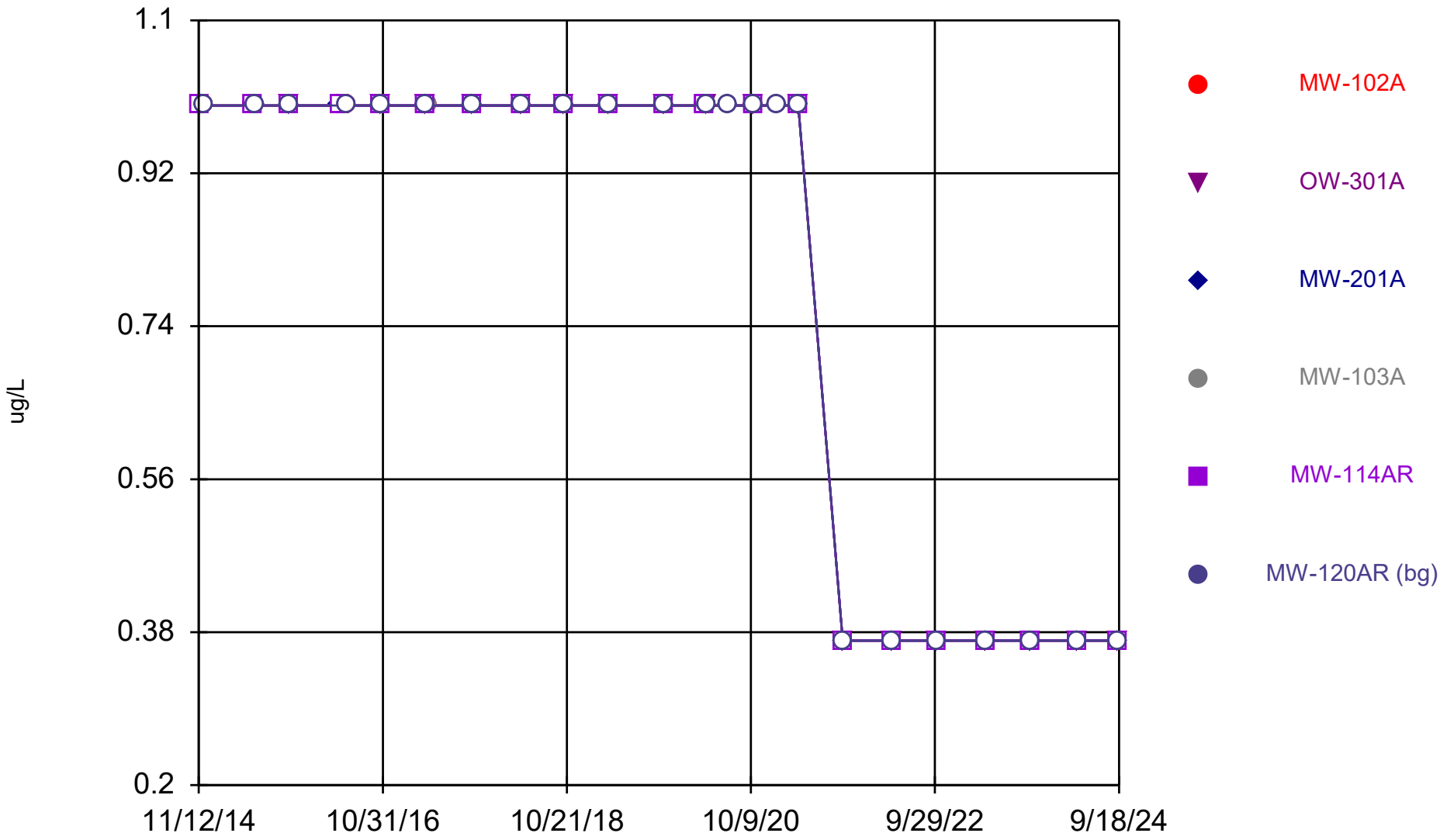

Constituent: 1,2-Dichlorobenzene Analysis Run 12/17/2024 1:24 PM View: All Wells - Appendix I VOCs
DMASWA Data: DMASWA Database_Updated

Sanitas™ v.10.0.15 Software licensed to HDR, Inc. UG
Hollow symbols indicate censored values.

Time Series

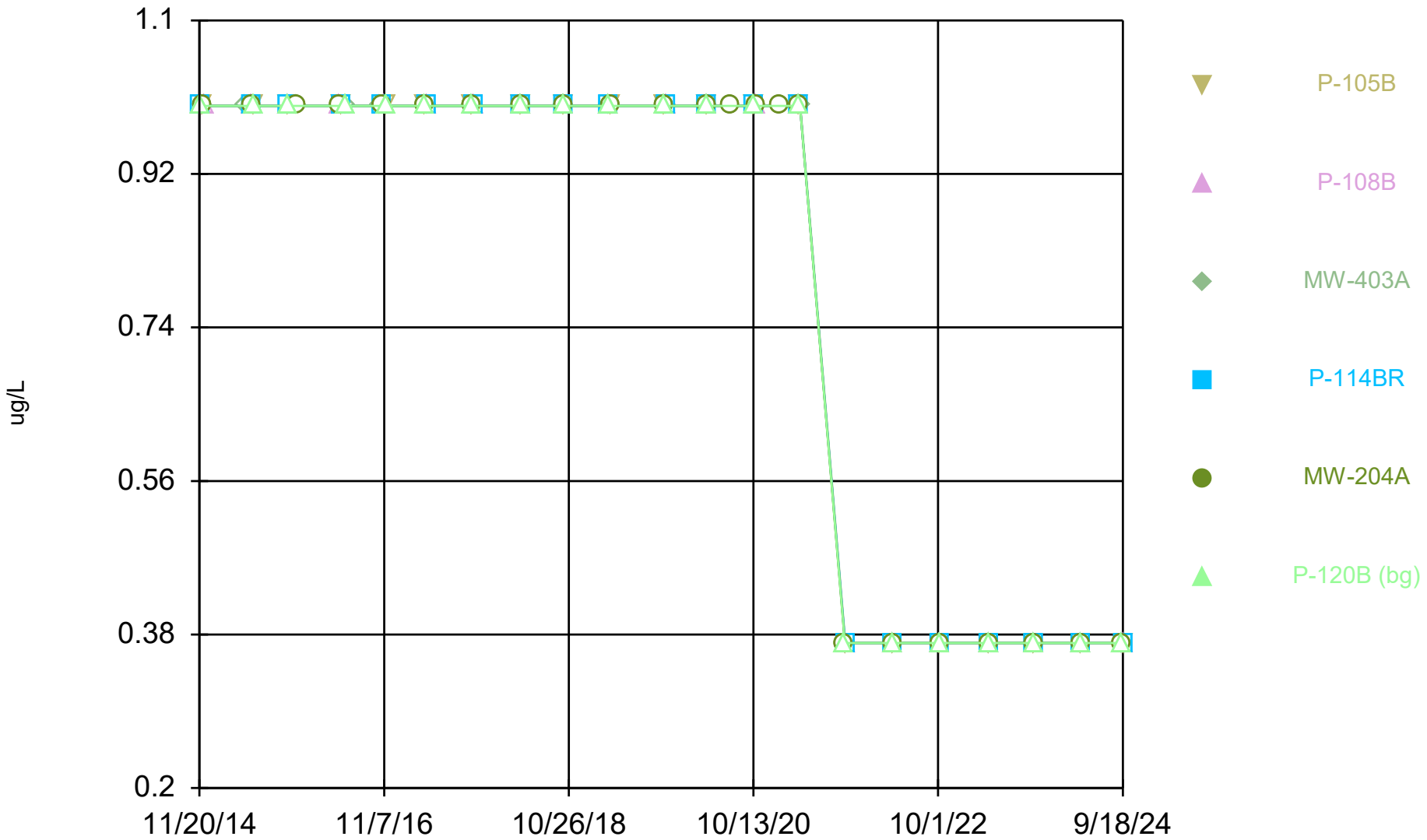

Constituent: 1,2-Dichlorobenzene Analysis Run 12/17/2024 1:24 PM View: All Wells - Appendix I VOCs
DMASWA Data: DMASWA Database_Updated

Sanitas™ v.10.0.15 Software licensed to HDR, Inc. UG
Hollow symbols indicate censored values.

Time Series

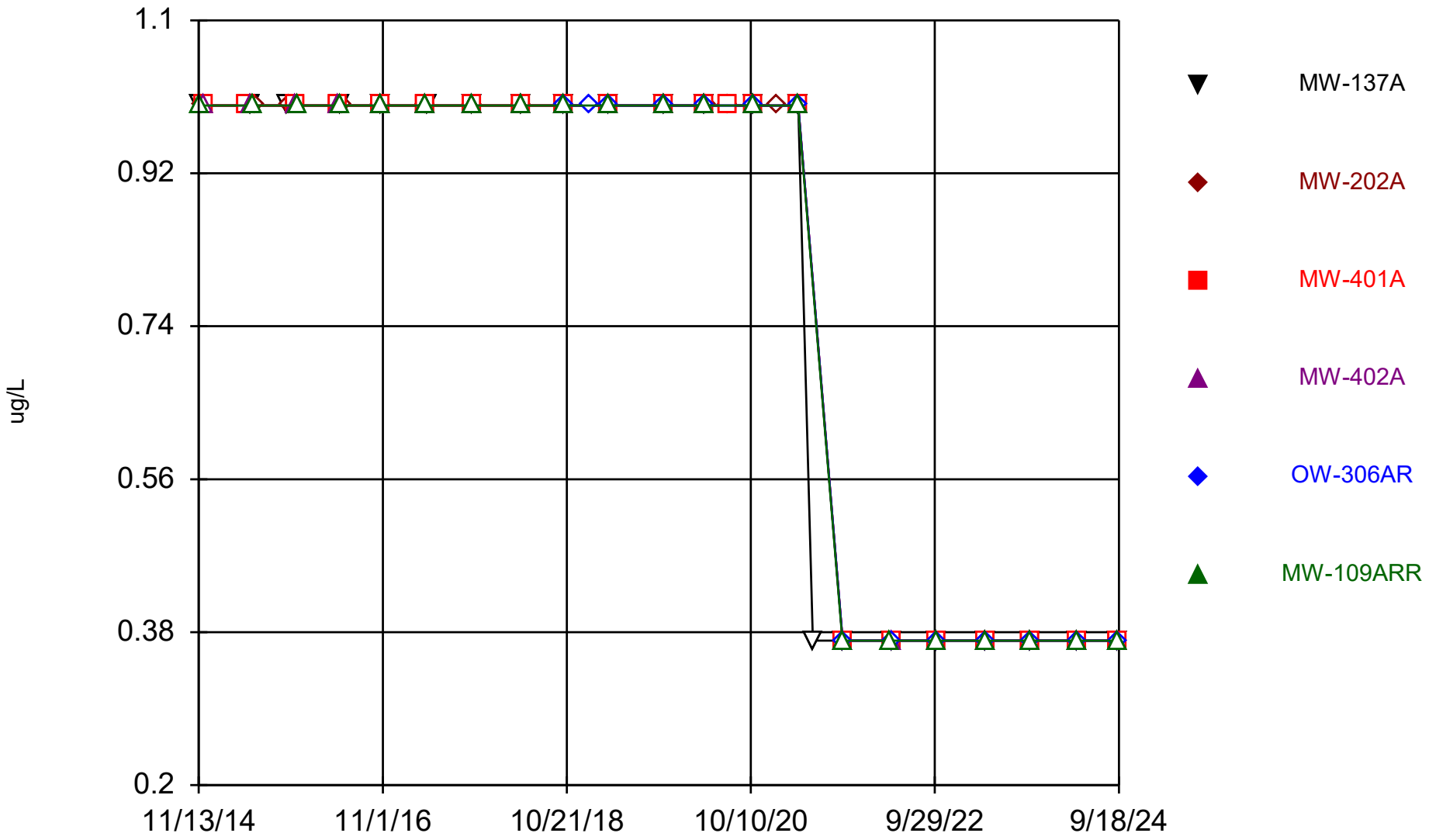

Constituent: 1,2-Dichlorobenzene Analysis Run 12/17/2024 1:24 PM View: All Wells - Appendix I VOCs
DMASWA Data: DMASWA Database_Updated

Sanitas™ v.10.0.15 Software licensed to HDR, Inc. UG
Hollow symbols indicate censored values.

Time Series

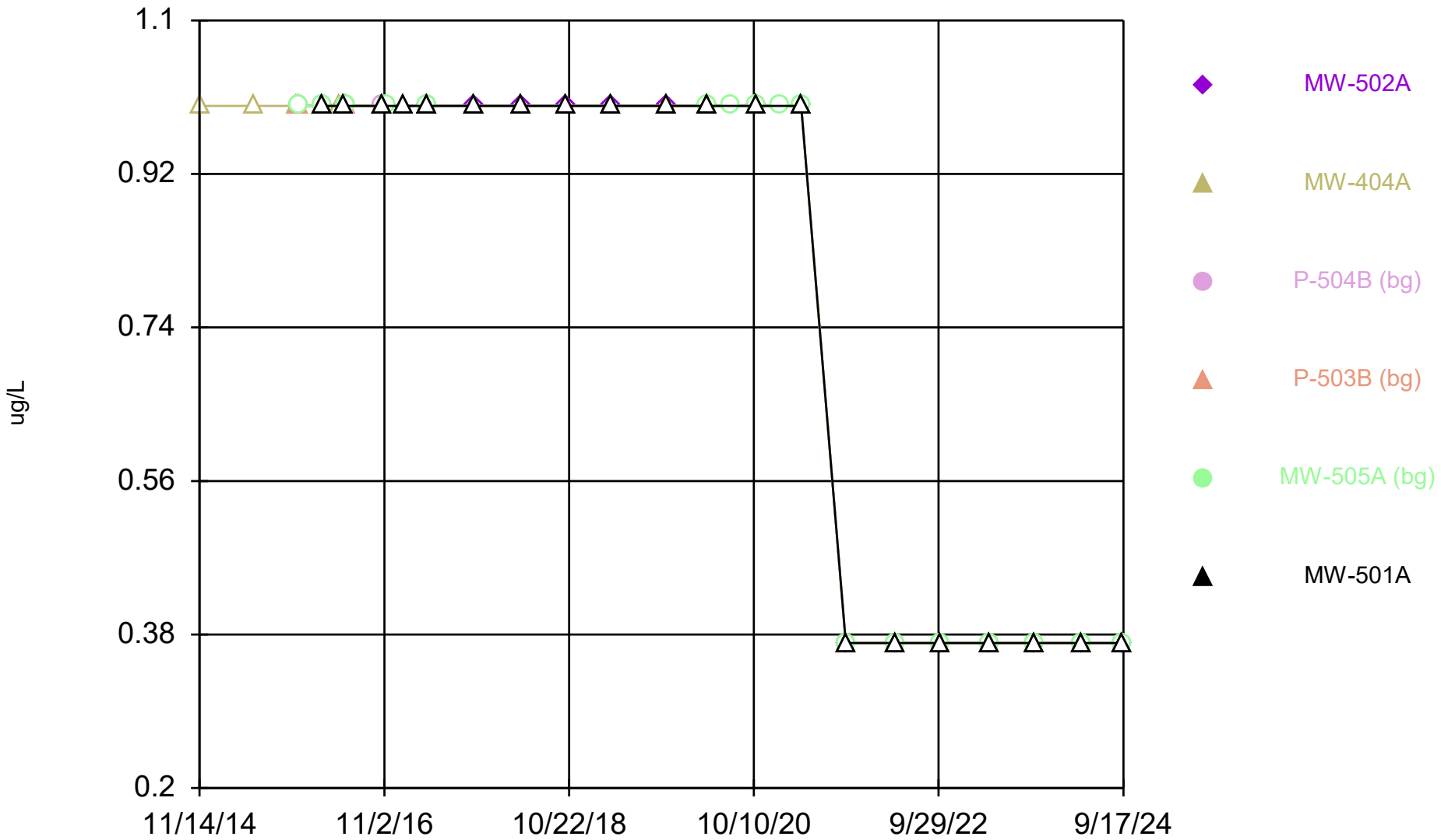

Constituent: 1,2-Dichlorobenzene Analysis Run 12/17/2024 1:24 PM View: All Wells - Appendix I VOCs
DMASWA Data: DMASWA Database_Updated

Sanitas™ v.10.0.15 Software licensed to HDR, Inc. UG
Hollow symbols indicate censored values.

Time Series

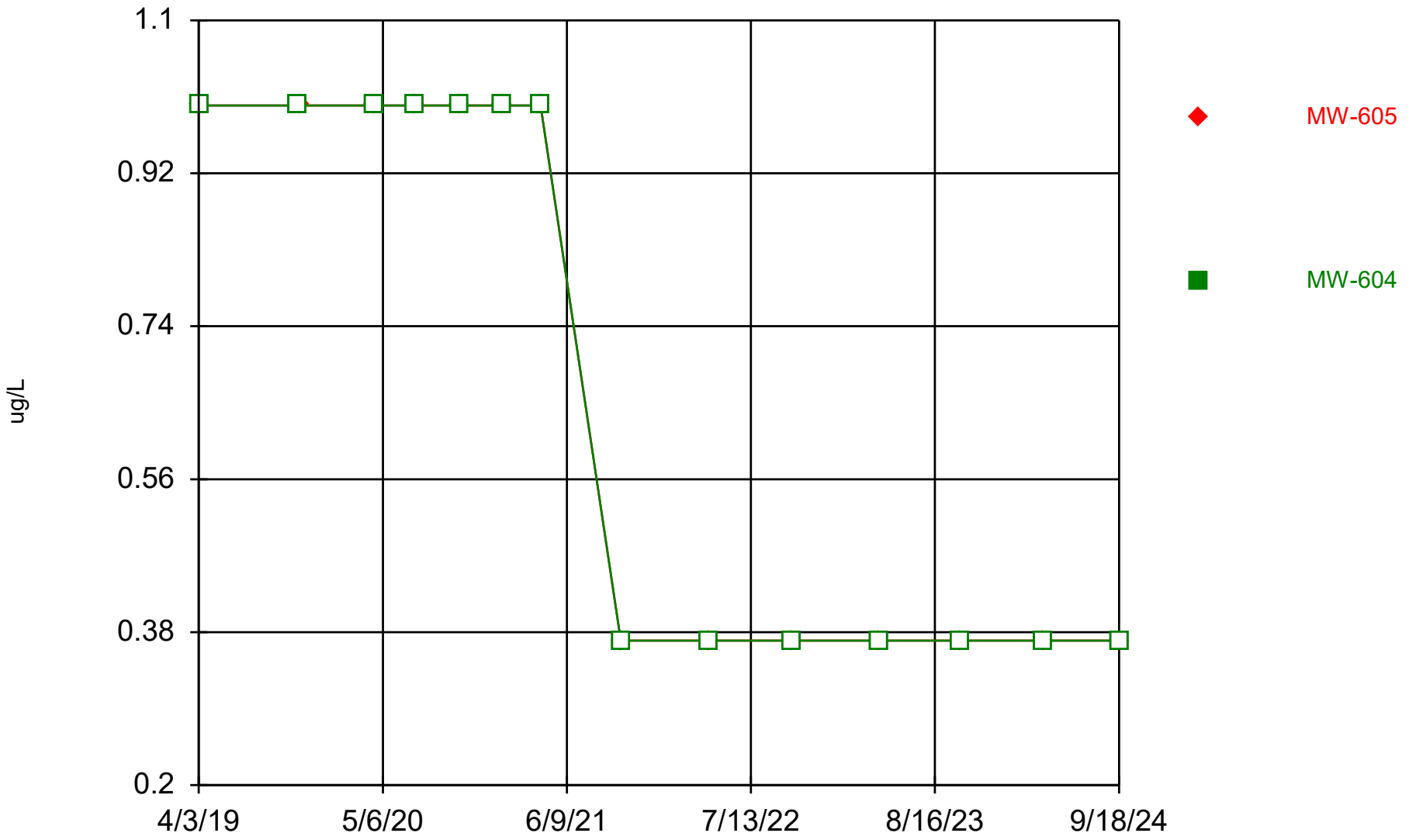

Constituent: 1,2-Dichlorobenzene Analysis Run 12/17/2024 1:24 PM View: All Wells - Appendix I VOCs
DMASWA Data: DMASWA Database_Updated

Sanitas™ v.10.0.15 Software licensed to HDR, Inc. UG
Hollow symbols indicate censored values.

Time Series

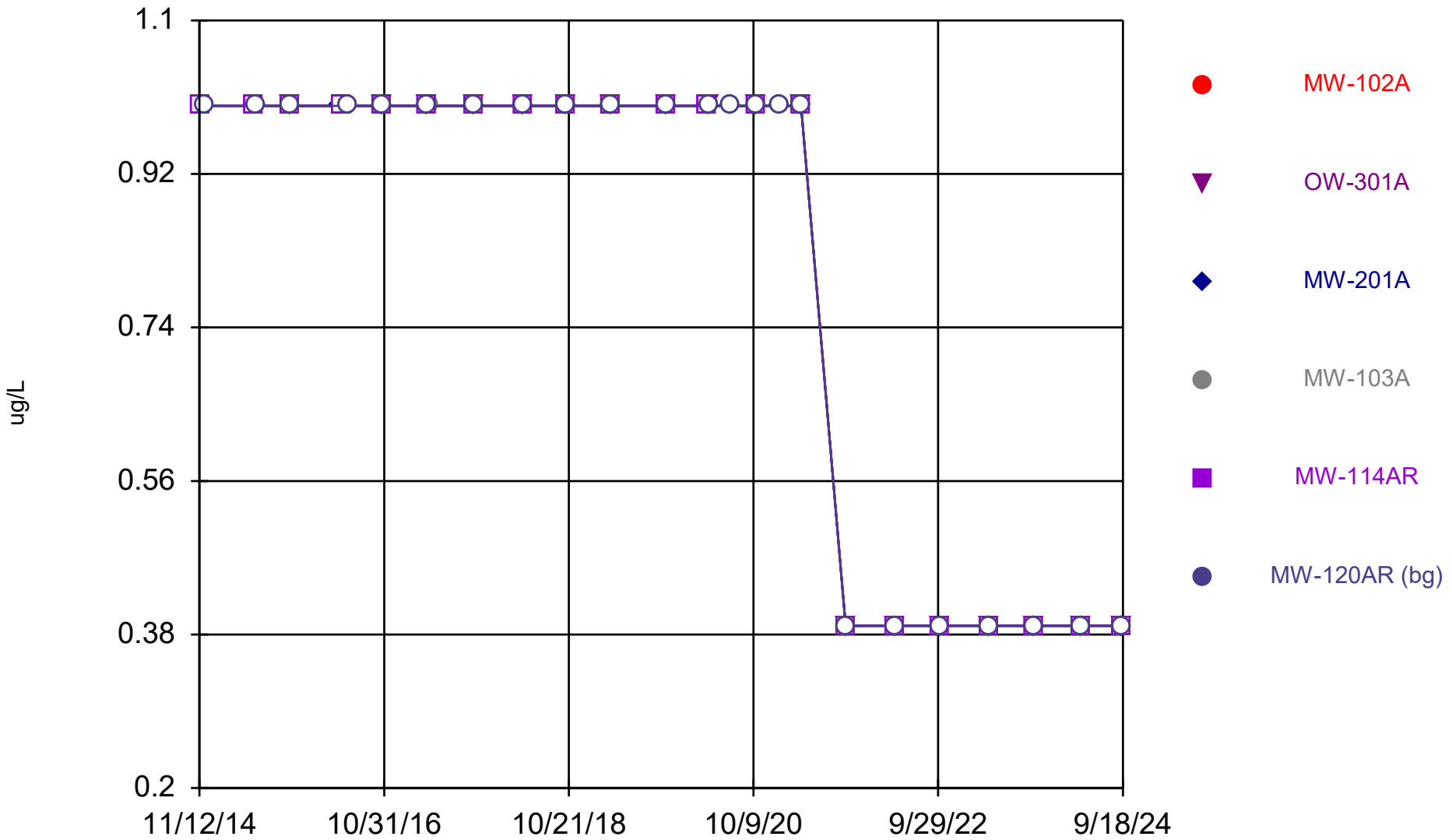

Constituent: 1,2-Dichloroethane Analysis Run 12/17/2024 1:24 PM View: All Wells - Appendix I VOCs
DMASWA Data: DMASWA Database_Updated

Sanitas™ v.10.0.15 Software licensed to HDR, Inc. UG
Hollow symbols indicate censored values.

Time Series

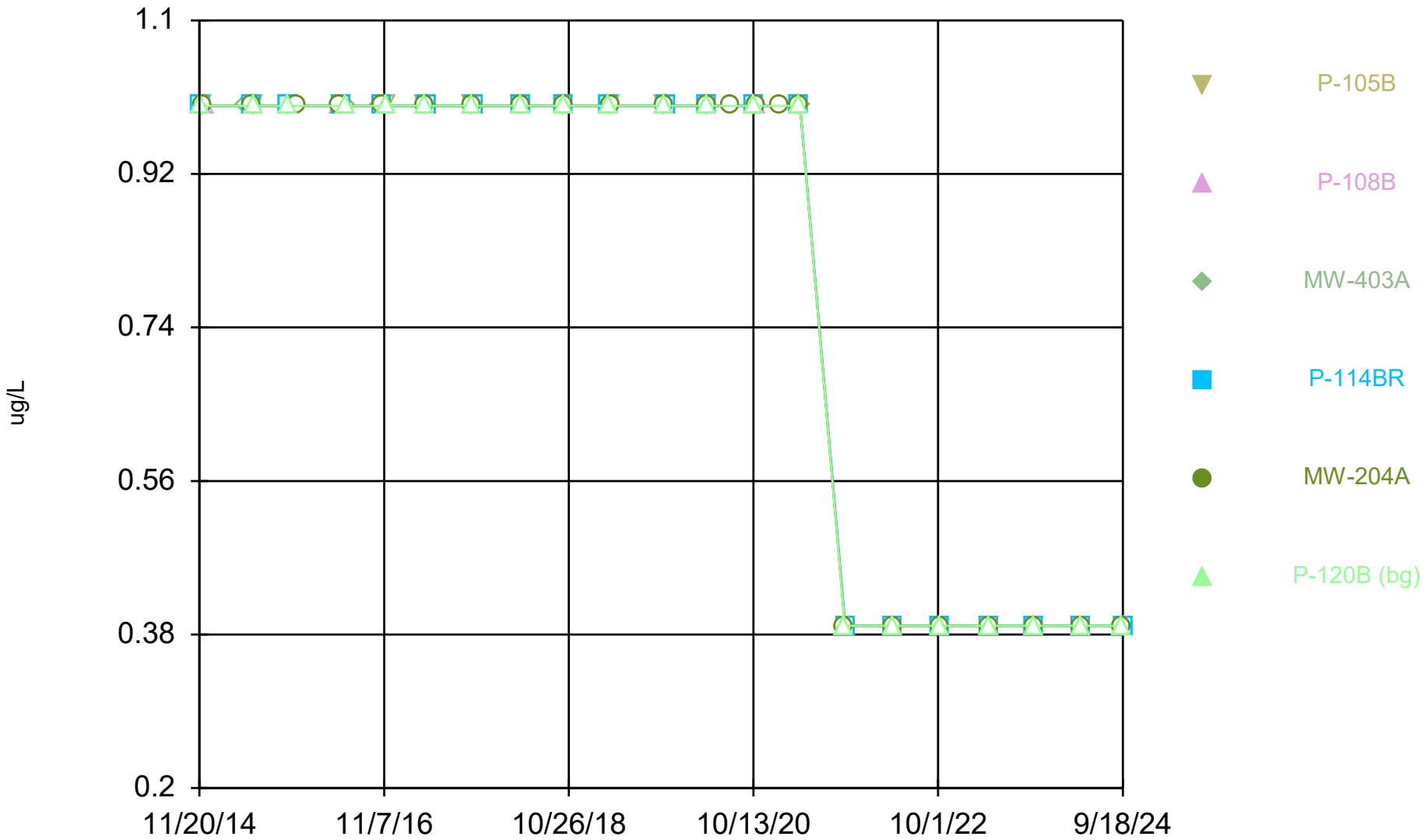

Constituent: 1,2-Dichloroethane Analysis Run 12/17/2024 1:24 PM View: All Wells - Appendix I VOCs
DMASWA Data: DMASWA Database_Updated

Sanitas™ v.10.0.15 Software licensed to HDR, Inc. UG
Hollow symbols indicate censored values.

Time Series

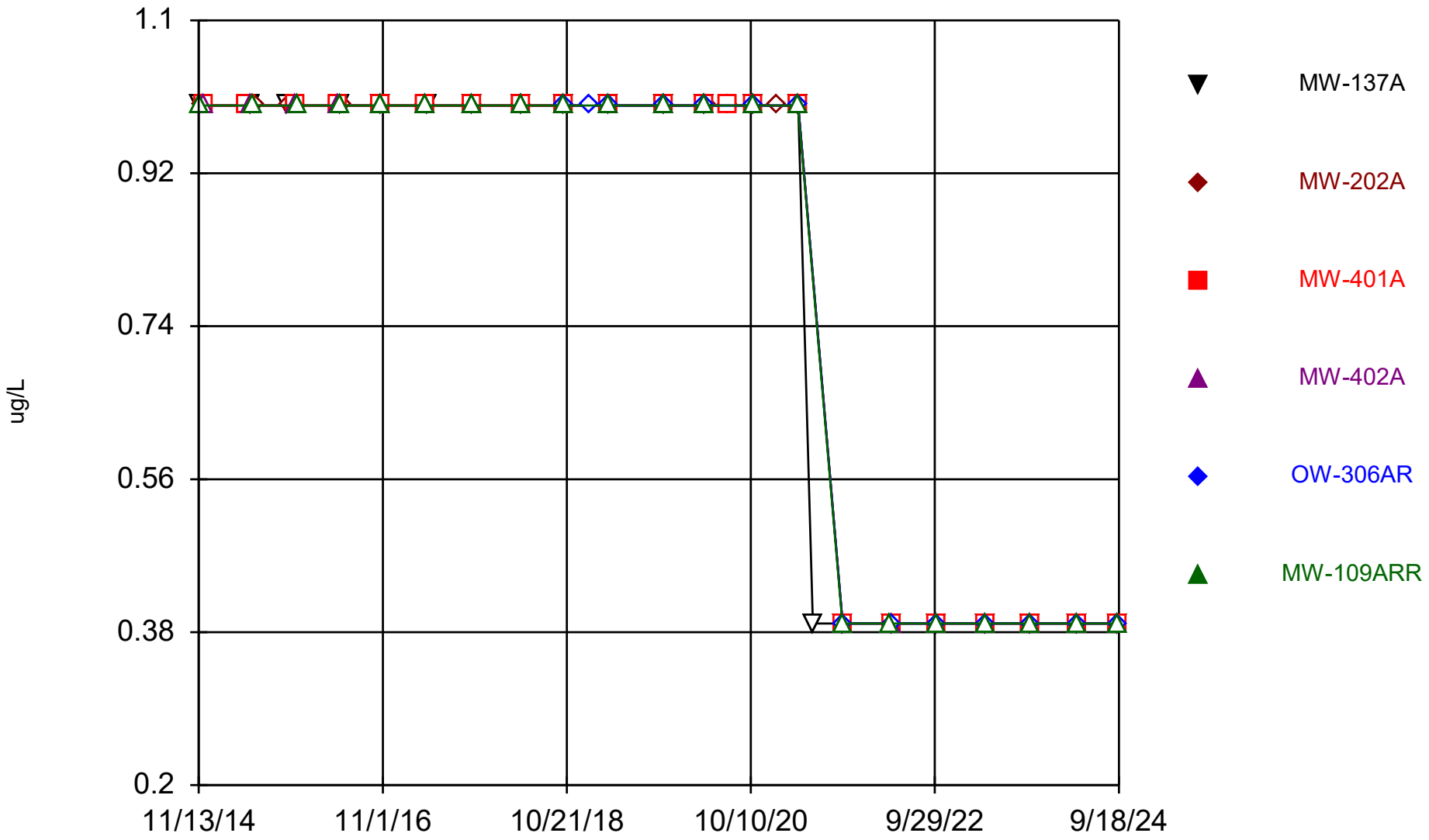

Constituent: 1,2-Dichloroethane Analysis Run 12/17/2024 1:24 PM View: All Wells - Appendix I VOCs

DMASWA Data: DMASWA Database_Updated

Sanitas™ v.10.0.15 Software licensed to HDR, Inc. UG
Hollow symbols indicate censored values.

Time Series

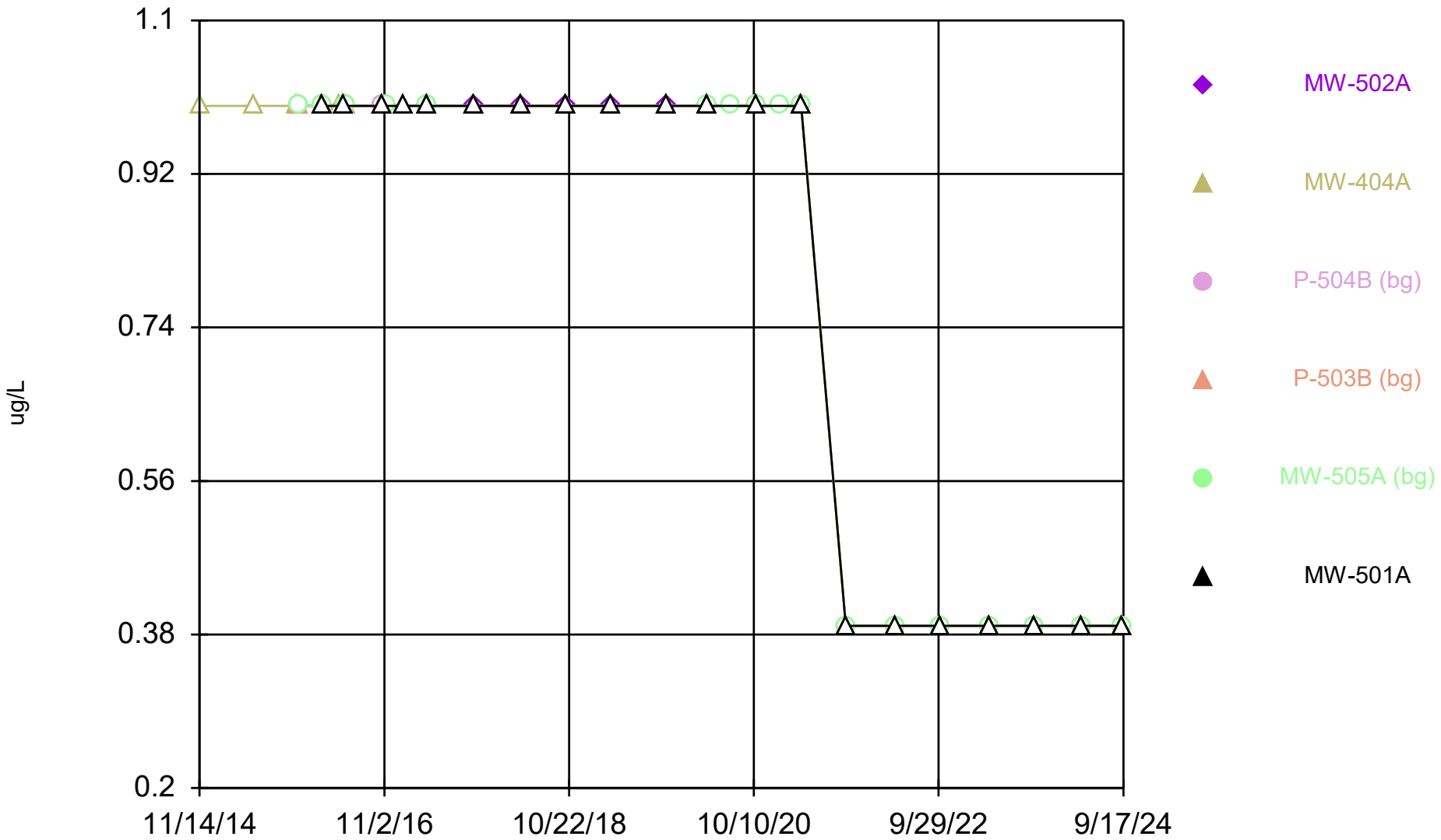

Constituent: 1,2-Dichloroethane Analysis Run 12/17/2024 1:24 PM View: All Wells - Appendix I VOCs

DMASWA Data: DMASWA Database_Updated

Sanitas™ v.10.0.15 Software licensed to HDR, Inc. UG
Hollow symbols indicate censored values.

Time Series

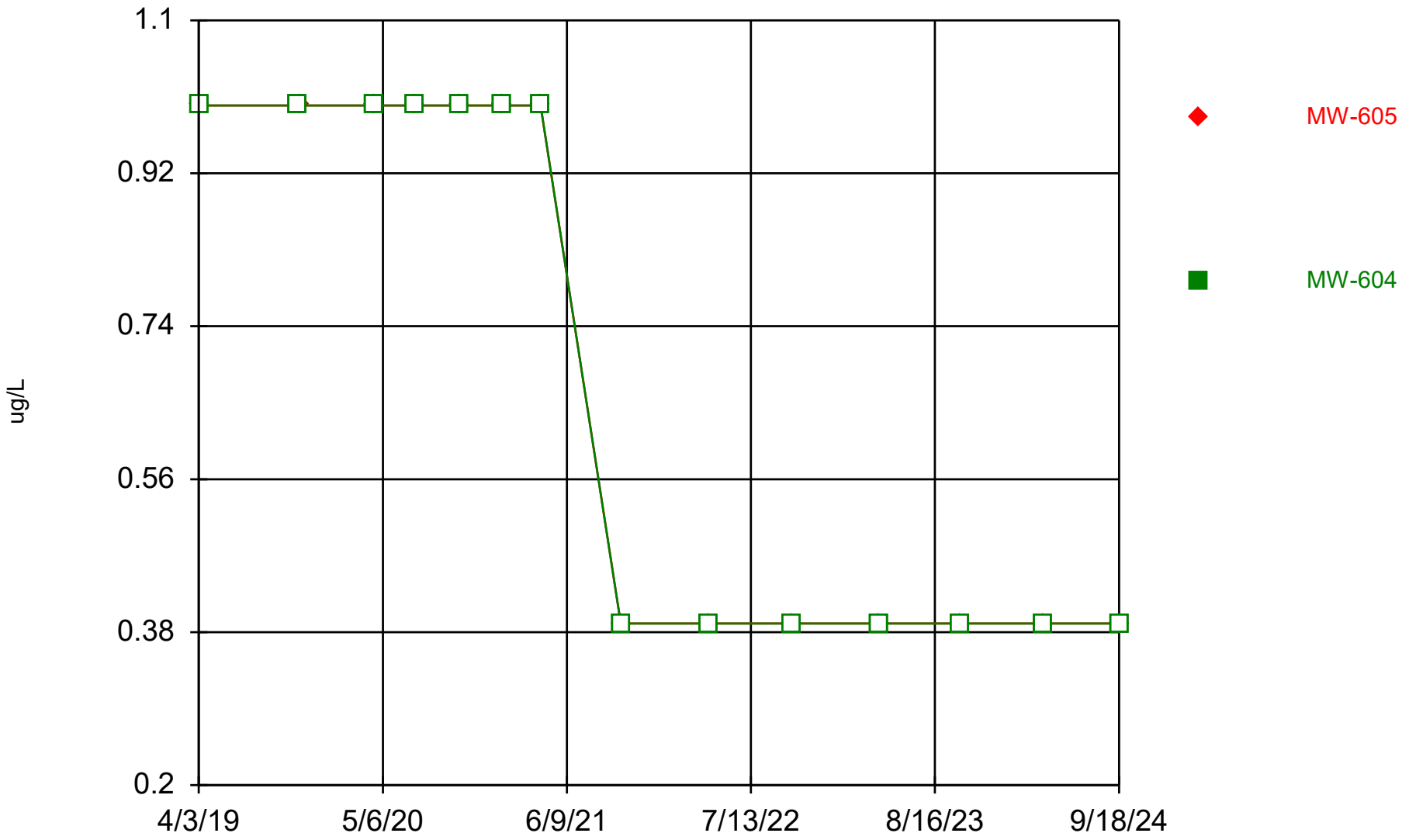

Constituent: 1,2-Dichloroethane Analysis Run 12/17/2024 1:24 PM View: All Wells - Appendix I VOCs

DMASWA Data: DMASWA Database_Updated

Sanitas™ v.10.0.15 Software licensed to HDR, Inc. UG
Hollow symbols indicate censored values.

Time Series

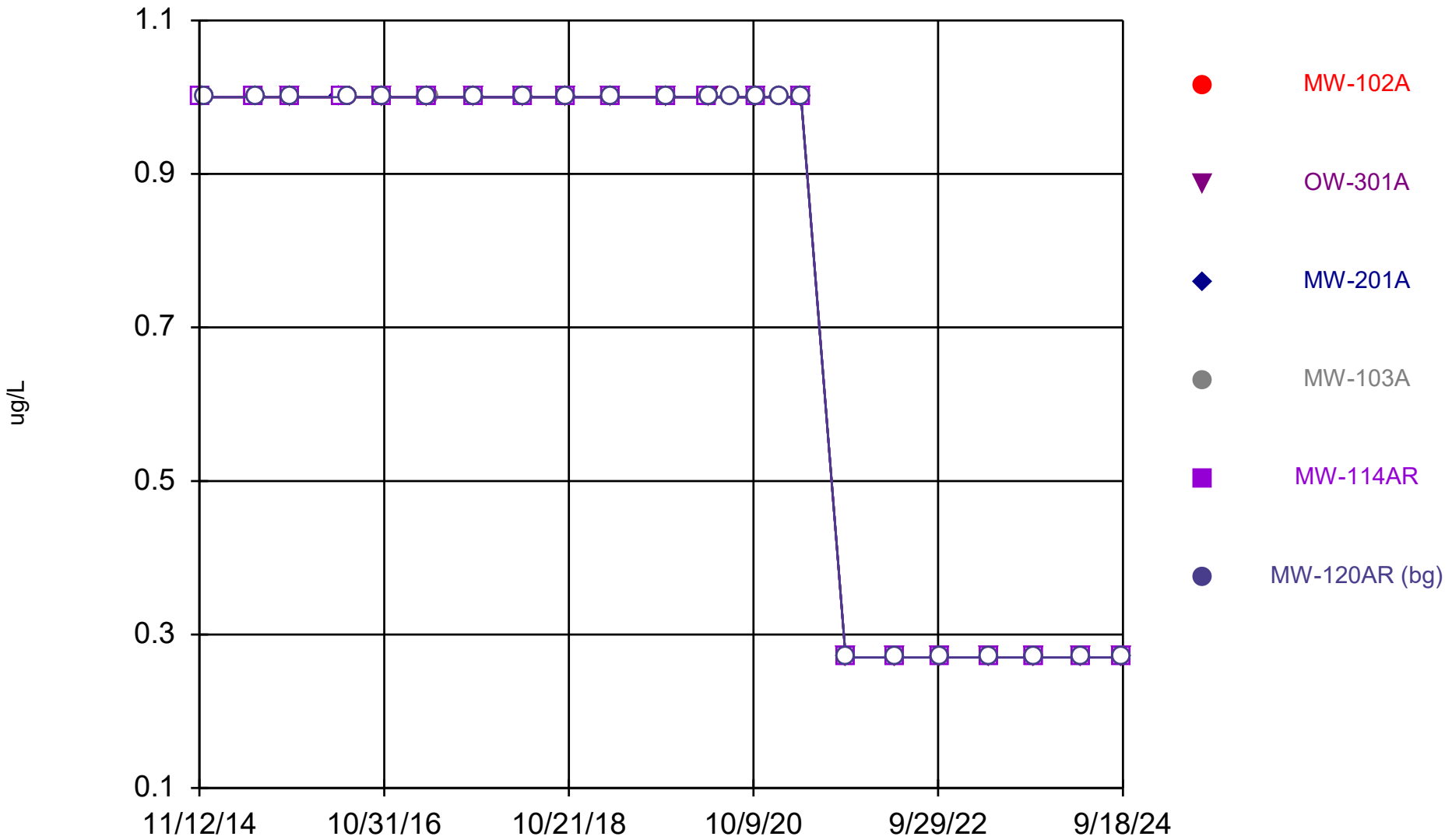

Constituent: 1,2-Dichloropropane Analysis Run 12/17/2024 1:24 PM View: All Wells - Appendix I VOCs
DMASWA Data: DMASWA Database_Updated

Sanitas™ v.10.0.15 Software licensed to HDR, Inc. UG
Hollow symbols indicate censored values.

Time Series

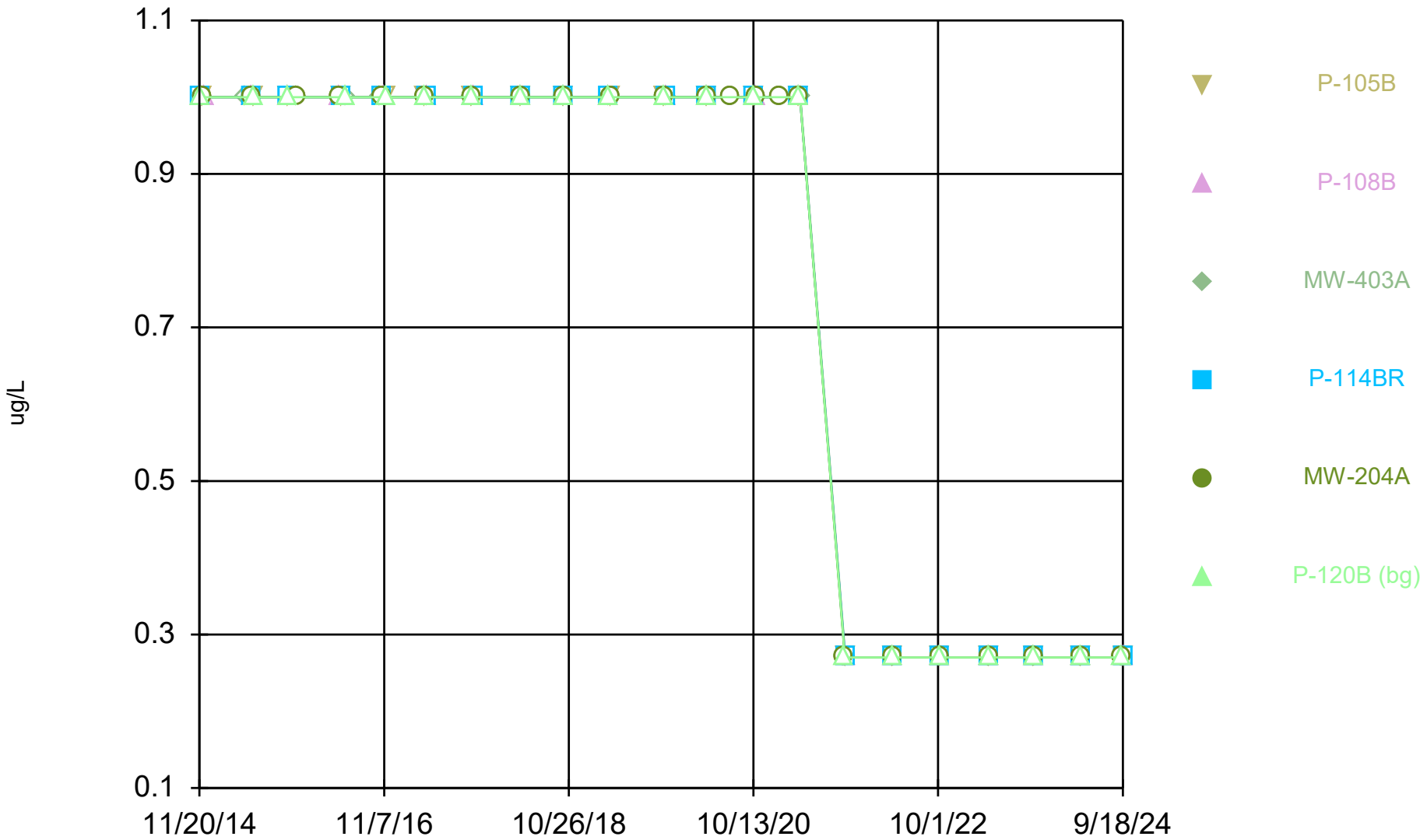

Constituent: 1,2-Dichloropropane Analysis Run 12/17/2024 1:24 PM View: All Wells - Appendix I VOCs
DMASWA Data: DMASWA Database_Updated

Sanitas™ v.10.0.15 Software licensed to HDR, Inc. UG
Hollow symbols indicate censored values.

Time Series

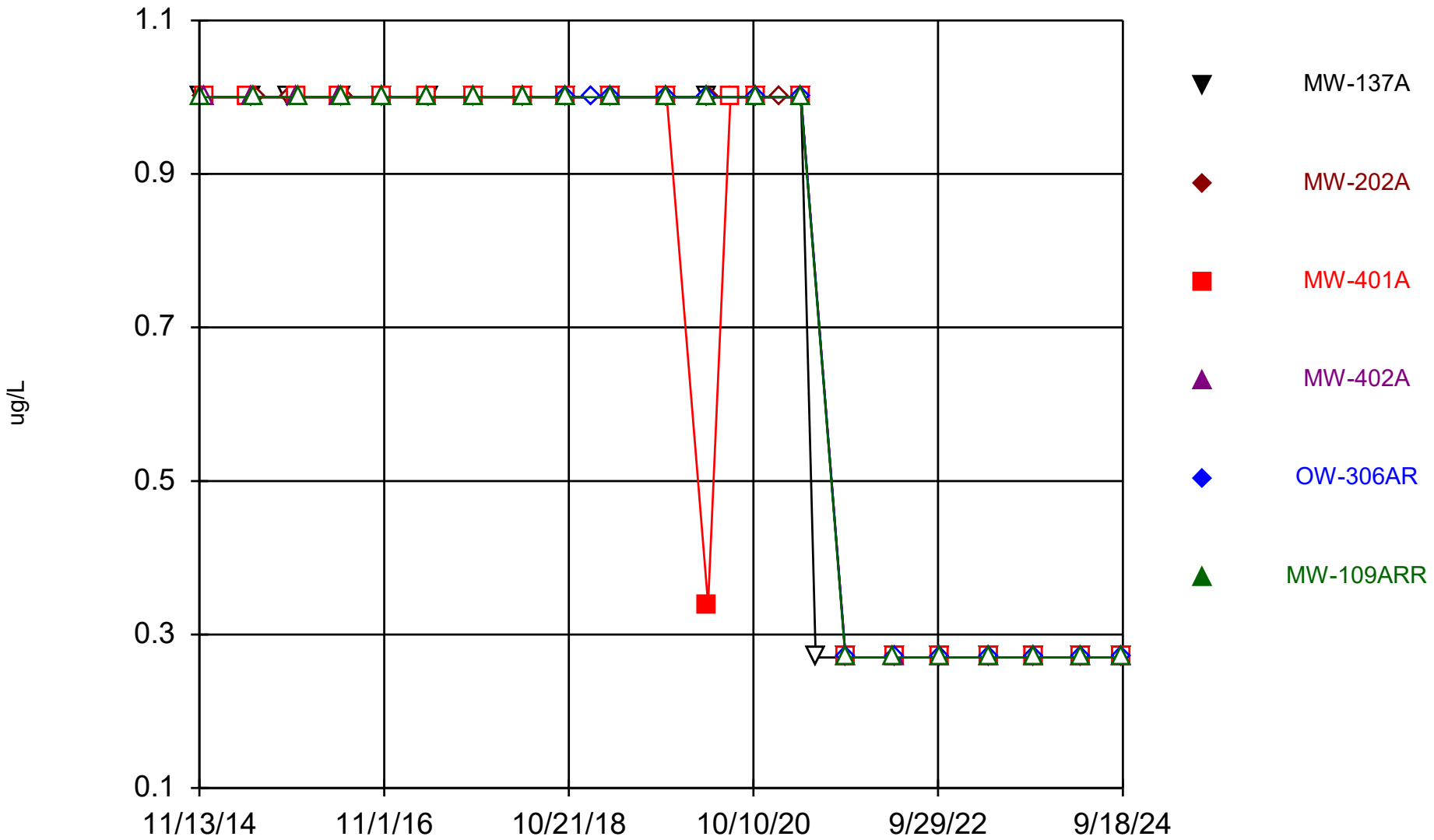

Constituent: 1,2-Dichloropropane Analysis Run 12/17/2024 1:24 PM View: All Wells - Appendix I VOCs

DMASWA Data: DMASWA Database_Updated

Sanitas™ v.10.0.15 Software licensed to HDR, Inc. UG
Hollow symbols indicate censored values.

Time Series

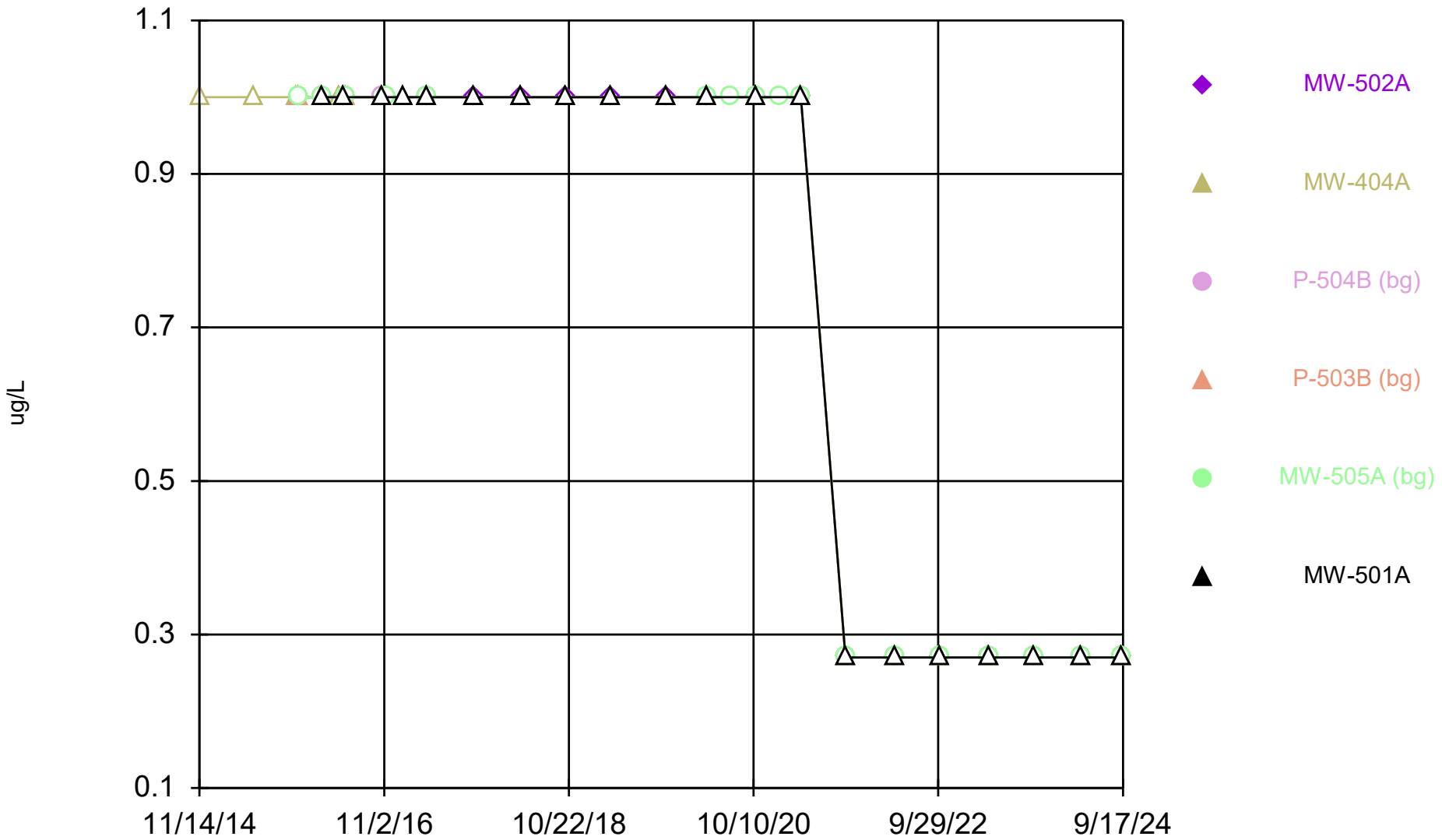

Constituent: 1,2-Dichloropropane Analysis Run 12/17/2024 1:24 PM View: All Wells - Appendix I VOCs

DMASWA Data: DMASWA Database_Updated

Sanitas™ v.10.0.15 Software licensed to HDR, Inc. UG
Hollow symbols indicate censored values.

Time Series

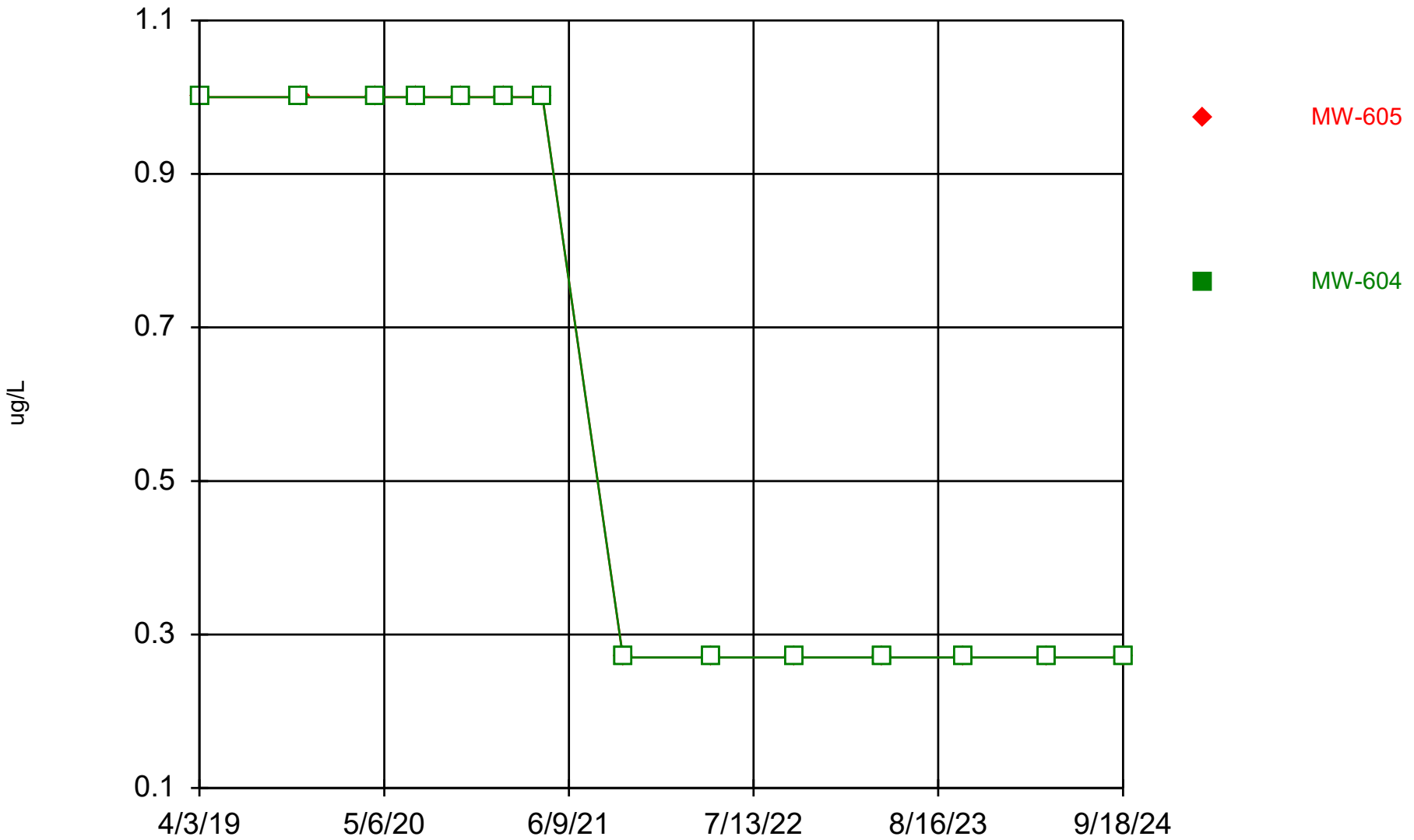

Constituent: 1,2-Dichloropropane Analysis Run 12/17/2024 1:24 PM View: All Wells - Appendix I VOCs
DMASWA Data: DMASWA Database_Updated

Sanitas™ v.10.0.15 Software licensed to HDR, Inc. UG
Hollow symbols indicate censored values.

Time Series

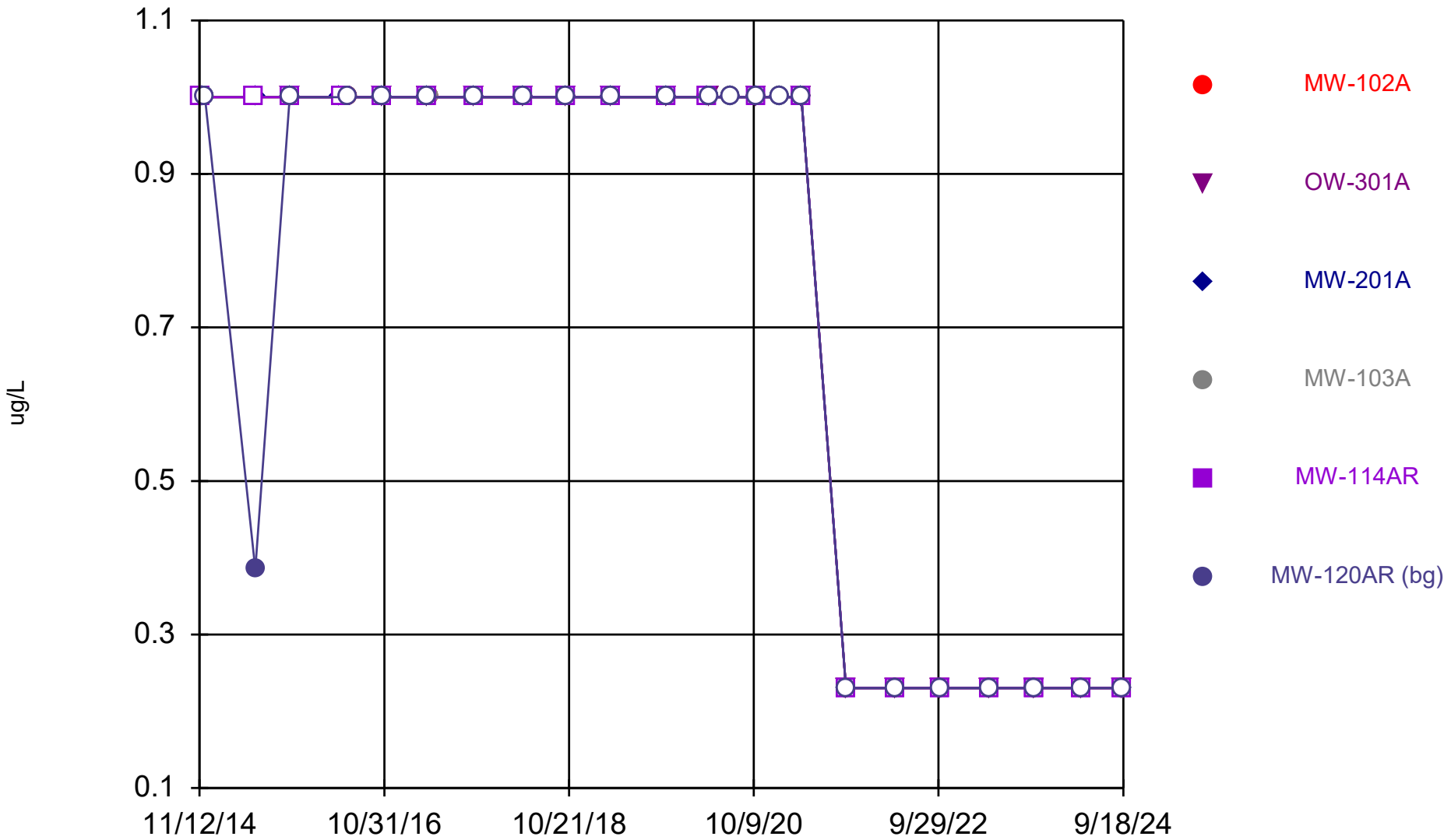

Constituent: 1,4-Dichlorobenzene Analysis Run 12/17/2024 1:24 PM View: All Wells - Appendix I VOCs
DMASWA Data: DMASWA Database_Updated

Sanitas™ v.10.0.15 Software licensed to HDR, Inc. UG
Hollow symbols indicate censored values.

Time Series

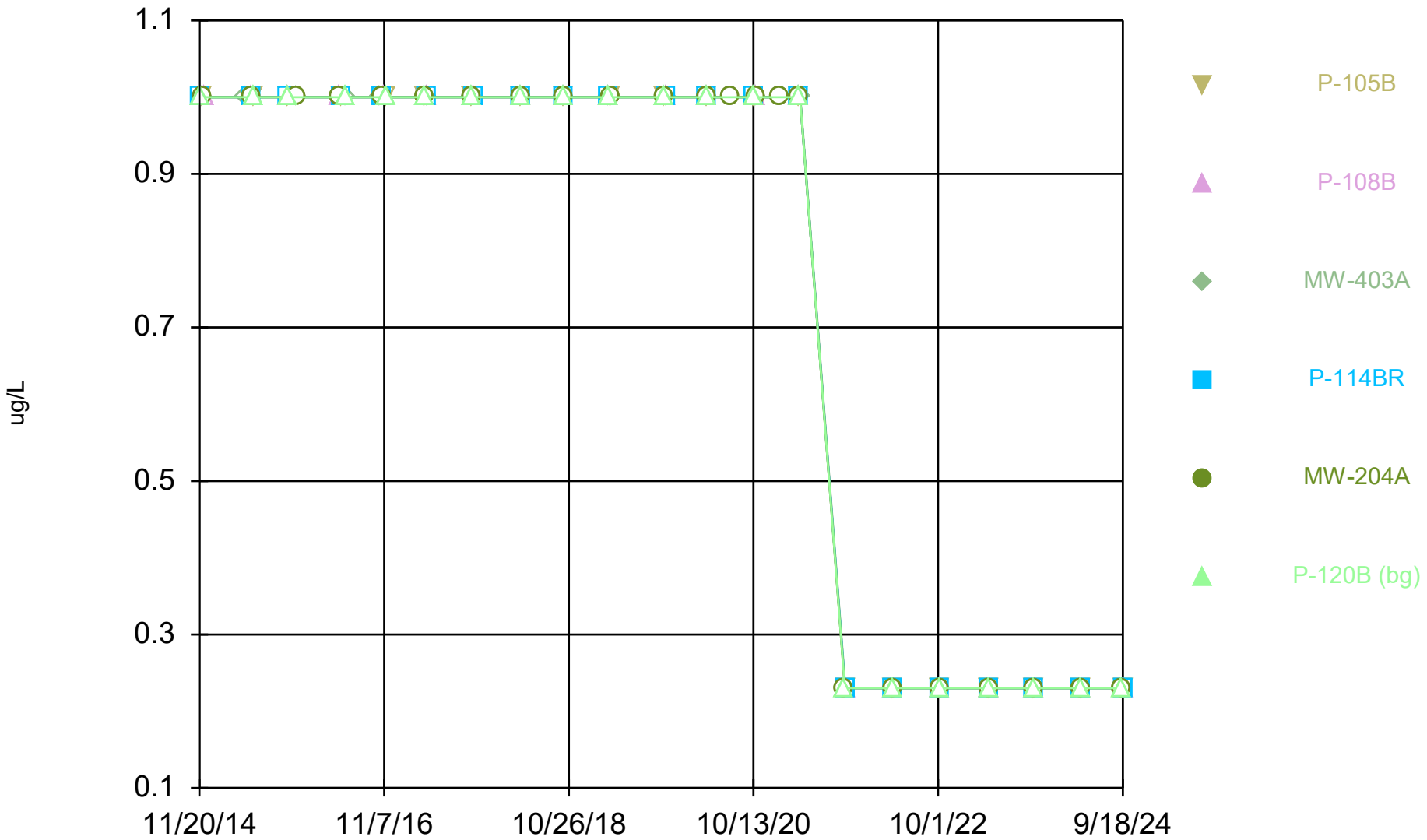

Constituent: 1,4-Dichlorobenzene Analysis Run 12/17/2024 1:24 PM View: All Wells - Appendix I VOCs
DMASWA Data: DMASWA Database_Updated

Sanitas™ v.10.0.15 Software licensed to HDR, Inc. UG
Hollow symbols indicate censored values.

Time Series

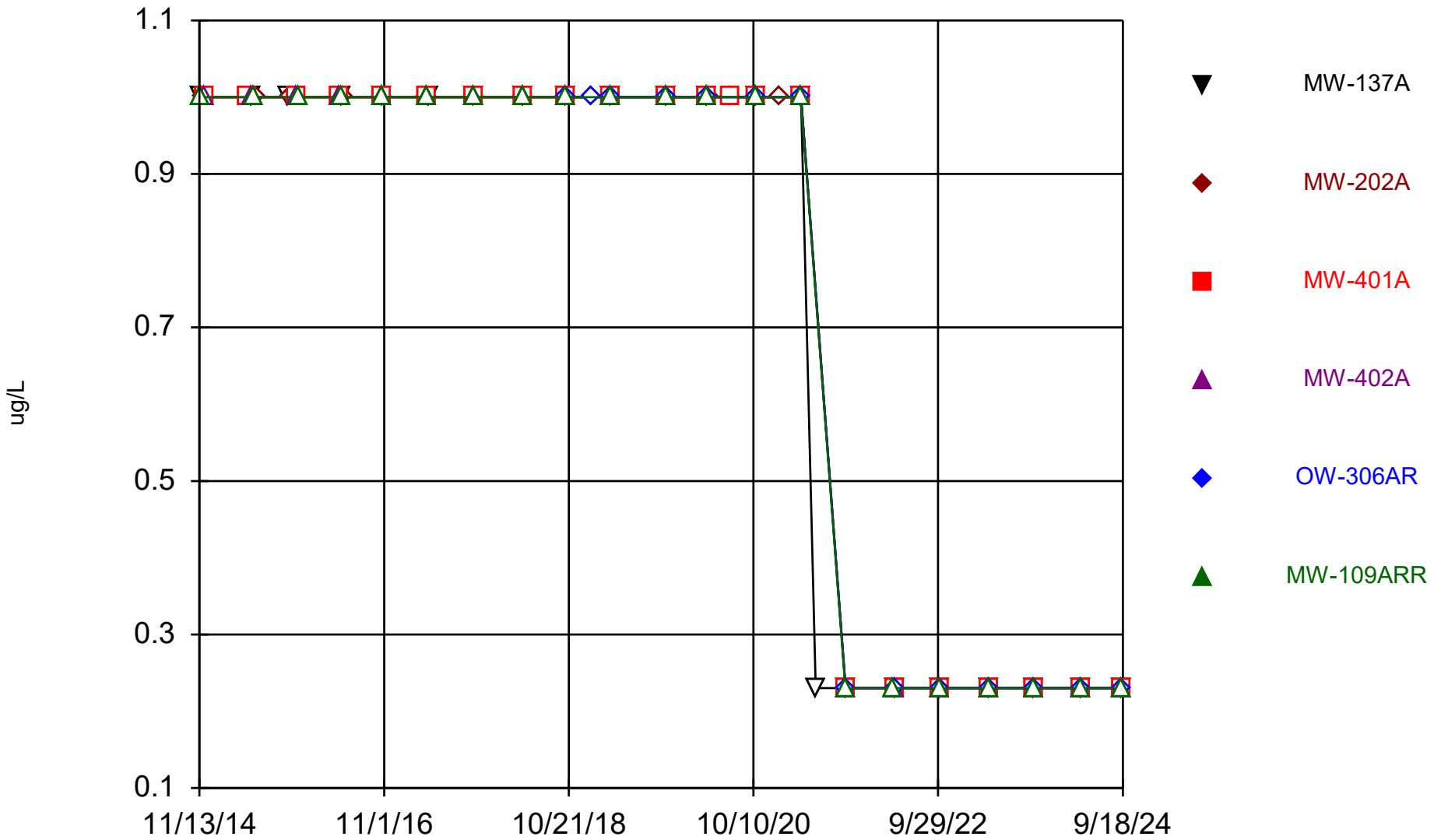

Constituent: 1,4-Dichlorobenzene Analysis Run 12/17/2024 1:24 PM View: All Wells - Appendix I VOCs
DMASWA Data: DMASWA Database_Updated

Sanitas™ v.10.0.15 Software licensed to HDR, Inc. UG
Hollow symbols indicate censored values.

Time Series

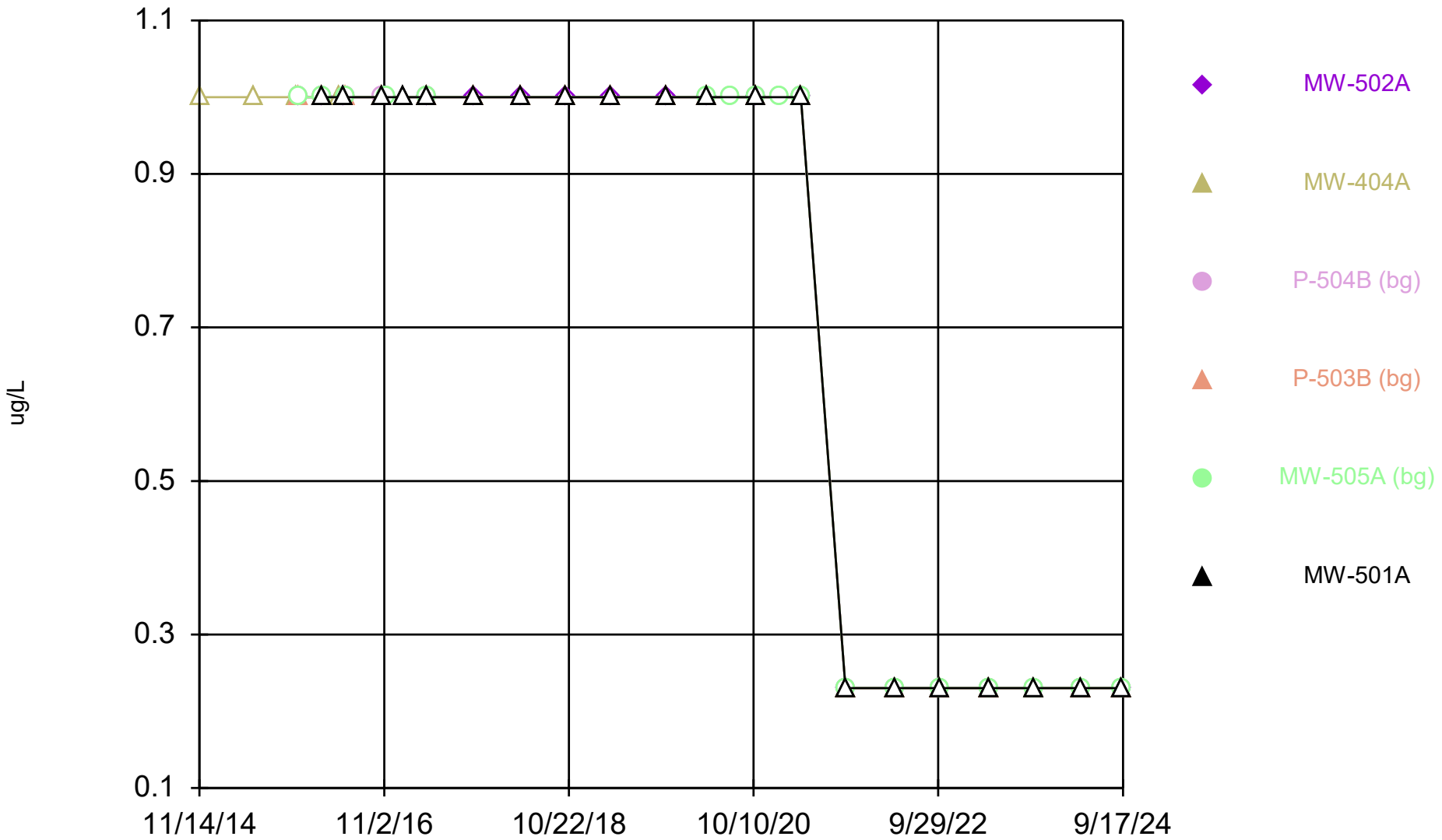

Constituent: 1,4-Dichlorobenzene Analysis Run 12/17/2024 1:24 PM View: All Wells - Appendix I VOCs
DMASWA Data: DMASWA Database_Updated

Sanitas™ v.10.0.15 Software licensed to HDR, Inc. UG
Hollow symbols indicate censored values.

Time Series

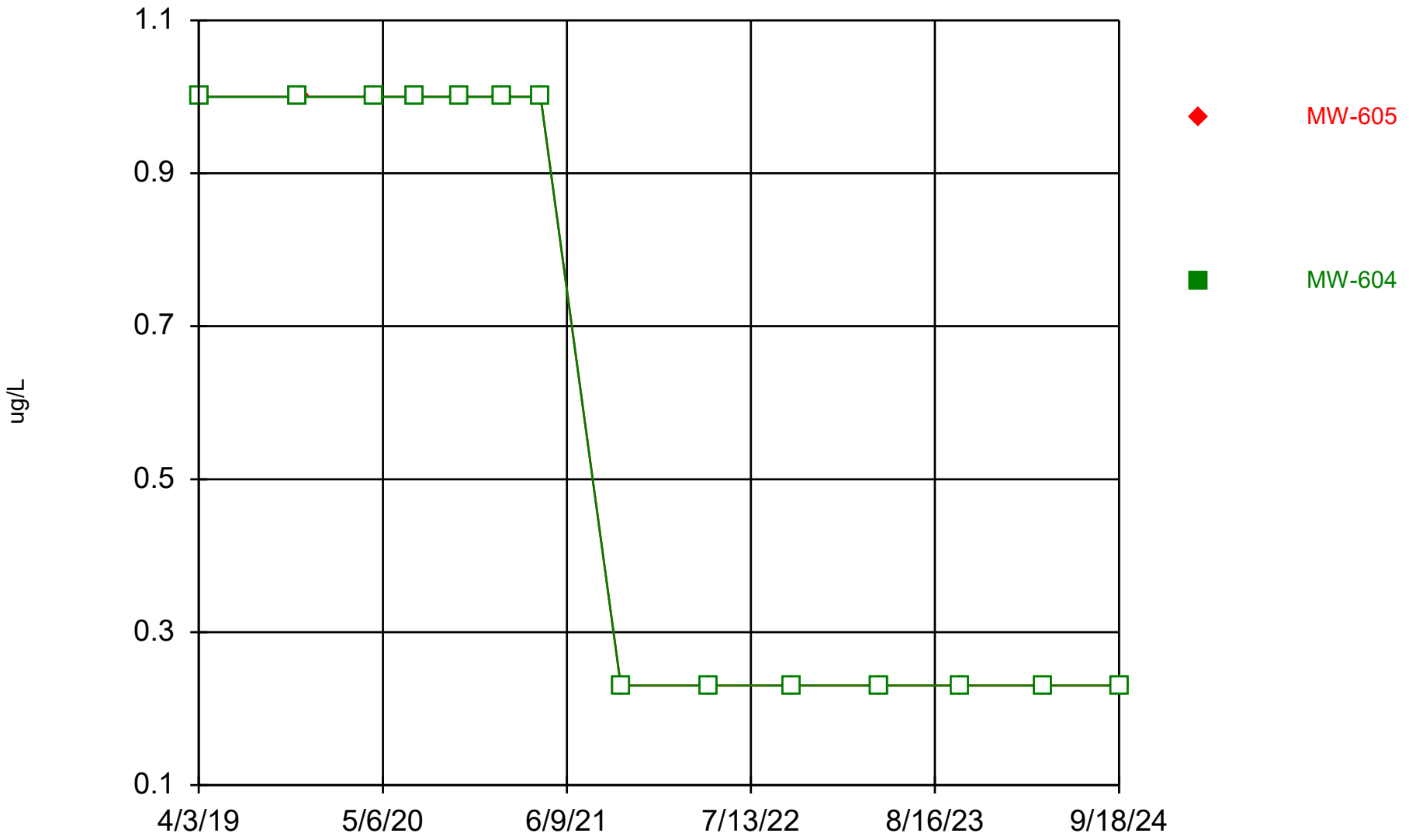

Constituent: 1,4-Dichlorobenzene Analysis Run 12/17/2024 1:24 PM View: All Wells - Appendix I VOCs
DMASWA Data: DMASWA Database_Updated

Sanitas™ v.10.0.15 Software licensed to HDR, Inc. UG
Hollow symbols indicate censored values.

Time Series

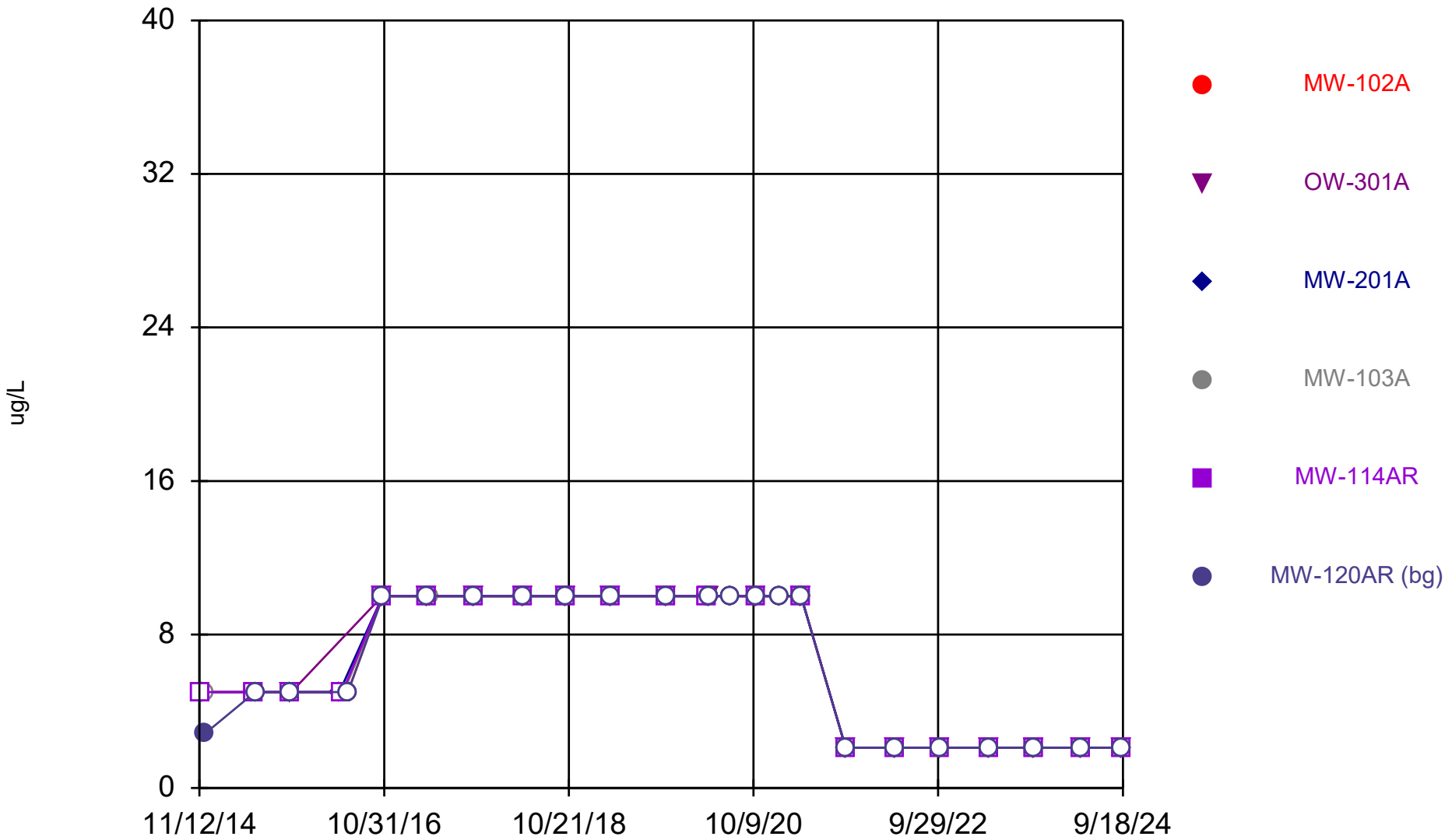

Constituent: 2-Butanone [MEK] Analysis Run 12/17/2024 1:24 PM View: All Wells - Appendix I VOCs

DMASWA Data: DMASWA Database_Updated

Sanitas™ v.10.0.15 Software licensed to HDR, Inc. UG
Hollow symbols indicate censored values.

Time Series

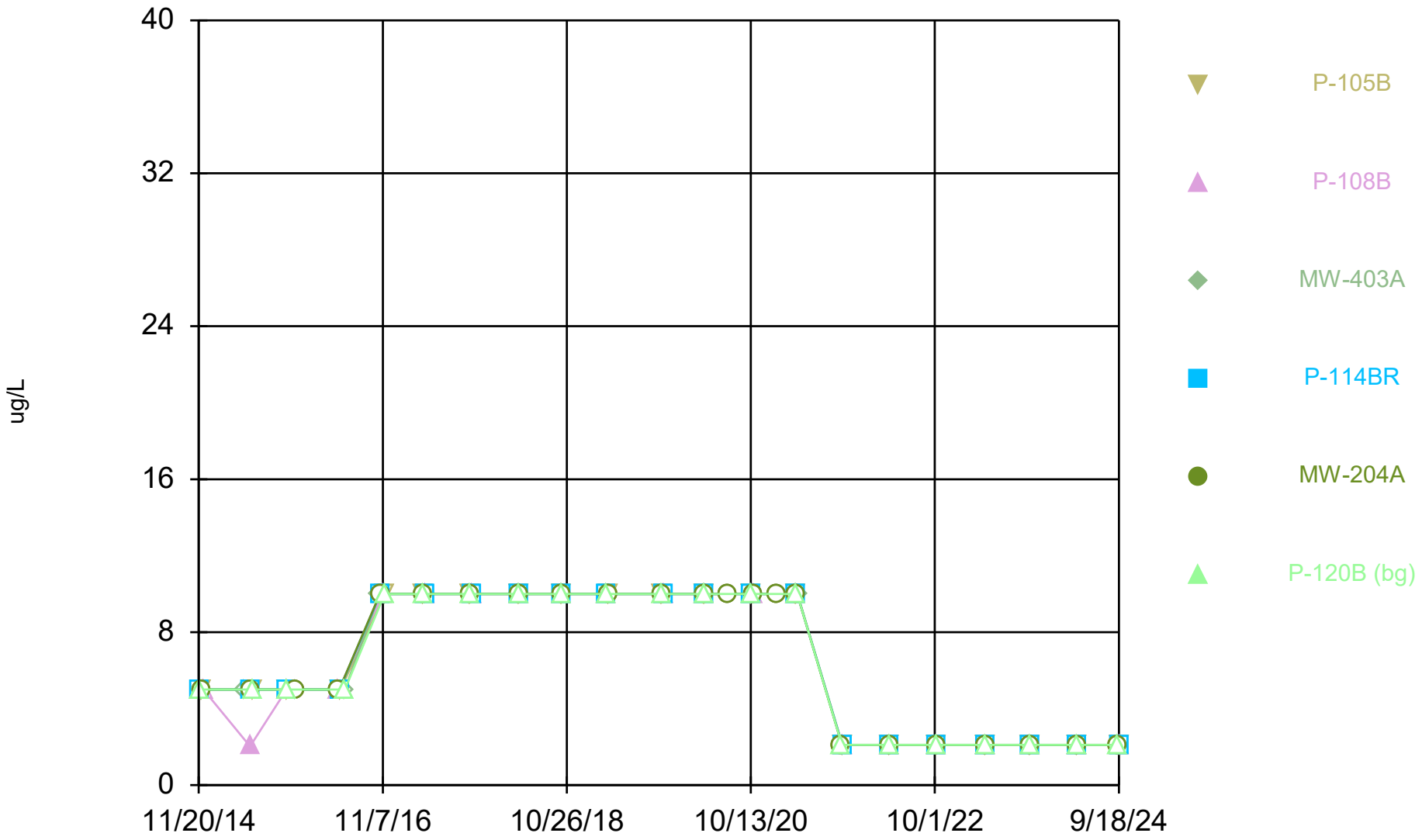

Constituent: 2-Butanone [MEK] Analysis Run 12/17/2024 1:24 PM View: All Wells - Appendix I VOCs DMASWA Data: DMASWA Database_Updated

Sanitas™ v.10.0.15 Software licensed to HDR, Inc. UG
Hollow symbols indicate censored values.

Time Series

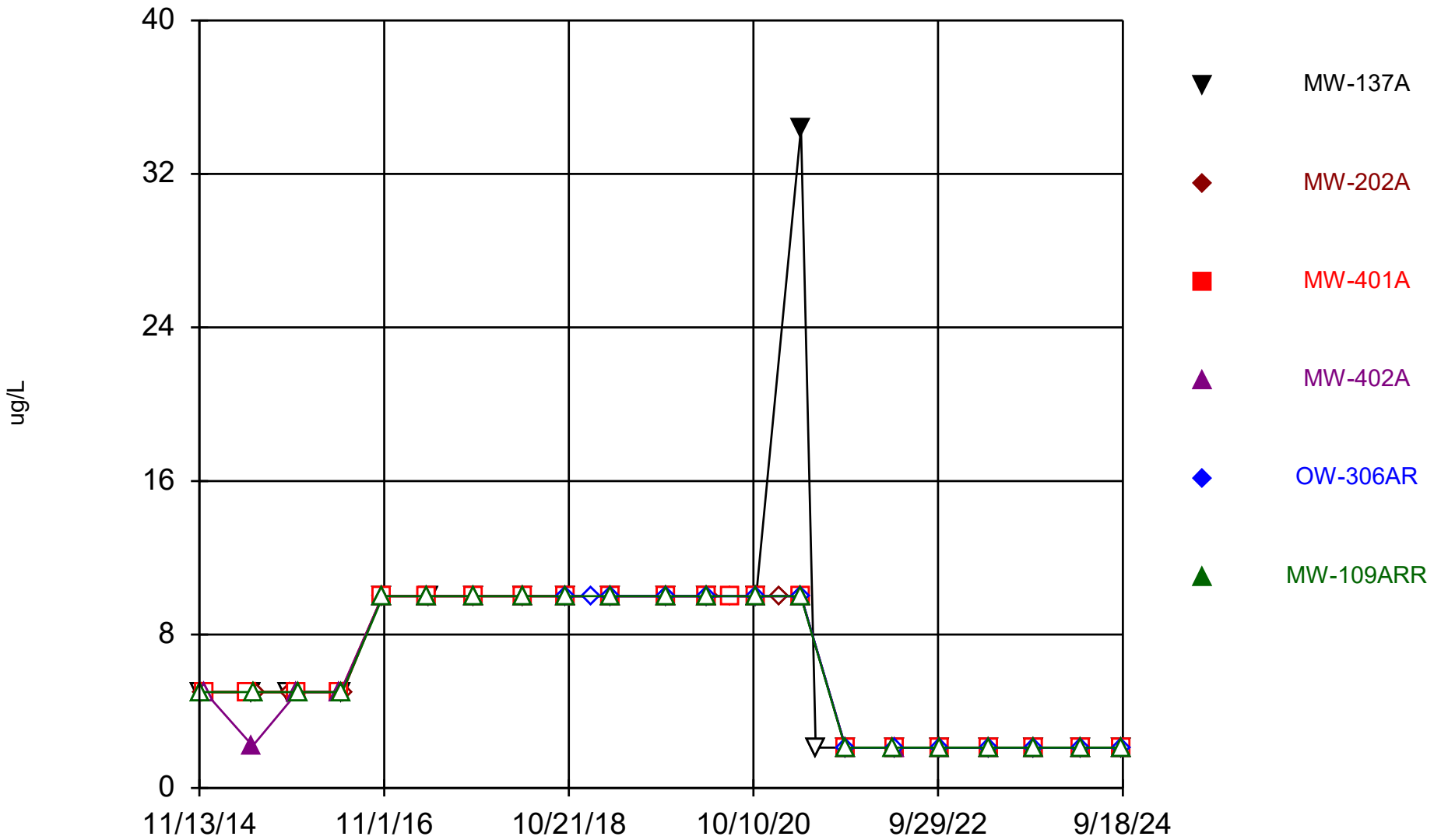

Constituent: 2-Butanone [MEK] Analysis Run 12/17/2024 1:24 PM View: All Wells - Appendix I VOCs
DMASWA Data: DMASWA Database_Updated

Sanitas™ v.10.0.15 Software licensed to HDR, Inc. UG
Hollow symbols indicate censored values.

Time Series

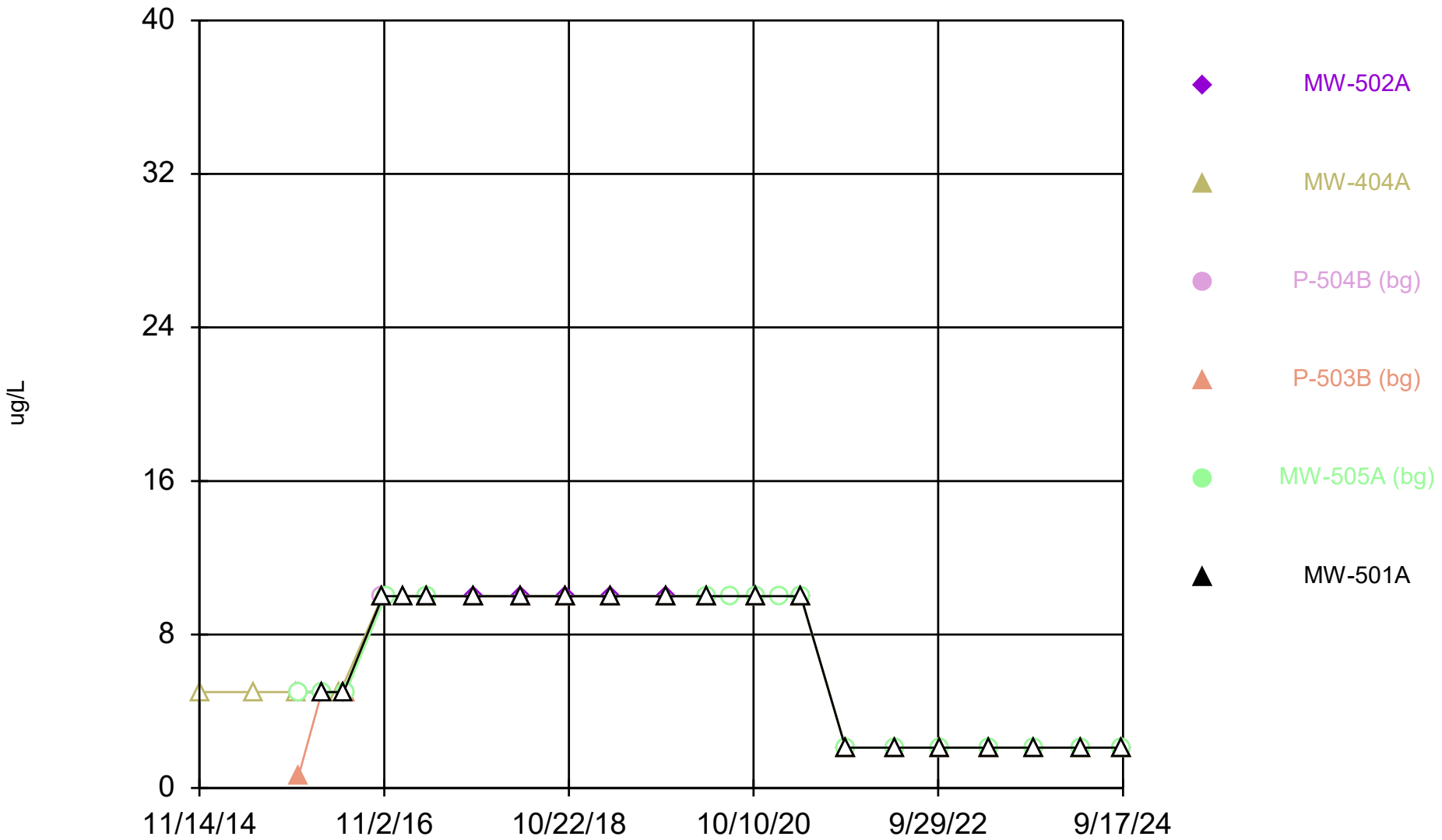

Constituent: 2-Butanone [MEK] Analysis Run 12/17/2024 1:24 PM View: All Wells - Appendix I VOCs
DMASWA Data: DMASWA Database_Updated

Sanitas™ v.10.0.15 Software licensed to HDR, Inc. UG
Hollow symbols indicate censored values.

Time Series

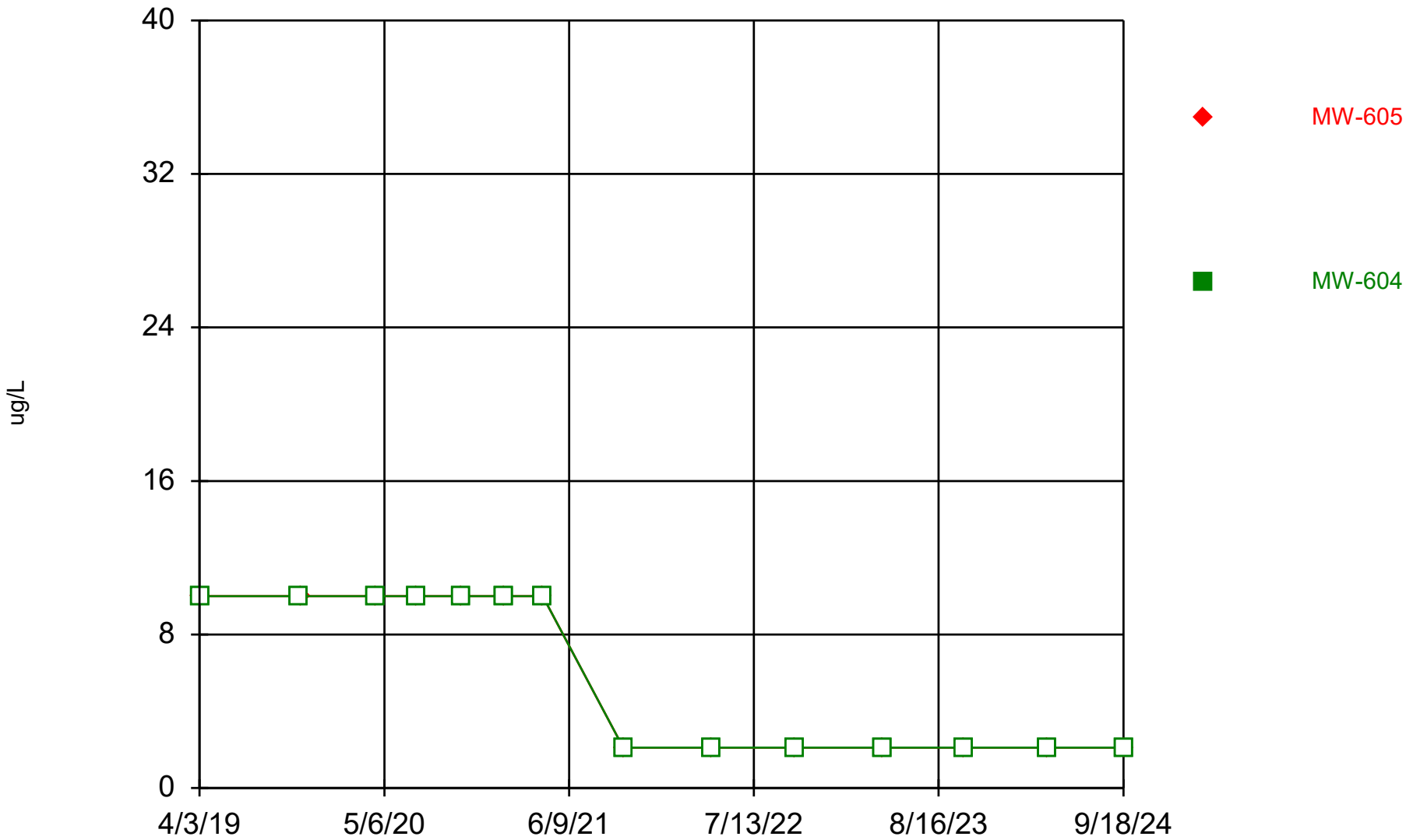

Constituent: 2-Butanone [MEK] Analysis Run 12/17/2024 1:24 PM View: All Wells - Appendix I VOCs DMASWA Data: DMASWA Database_Updated

Sanitas™ v.10.0.15 Software licensed to HDR, Inc. UG
Hollow symbols indicate censored values.

Time Series

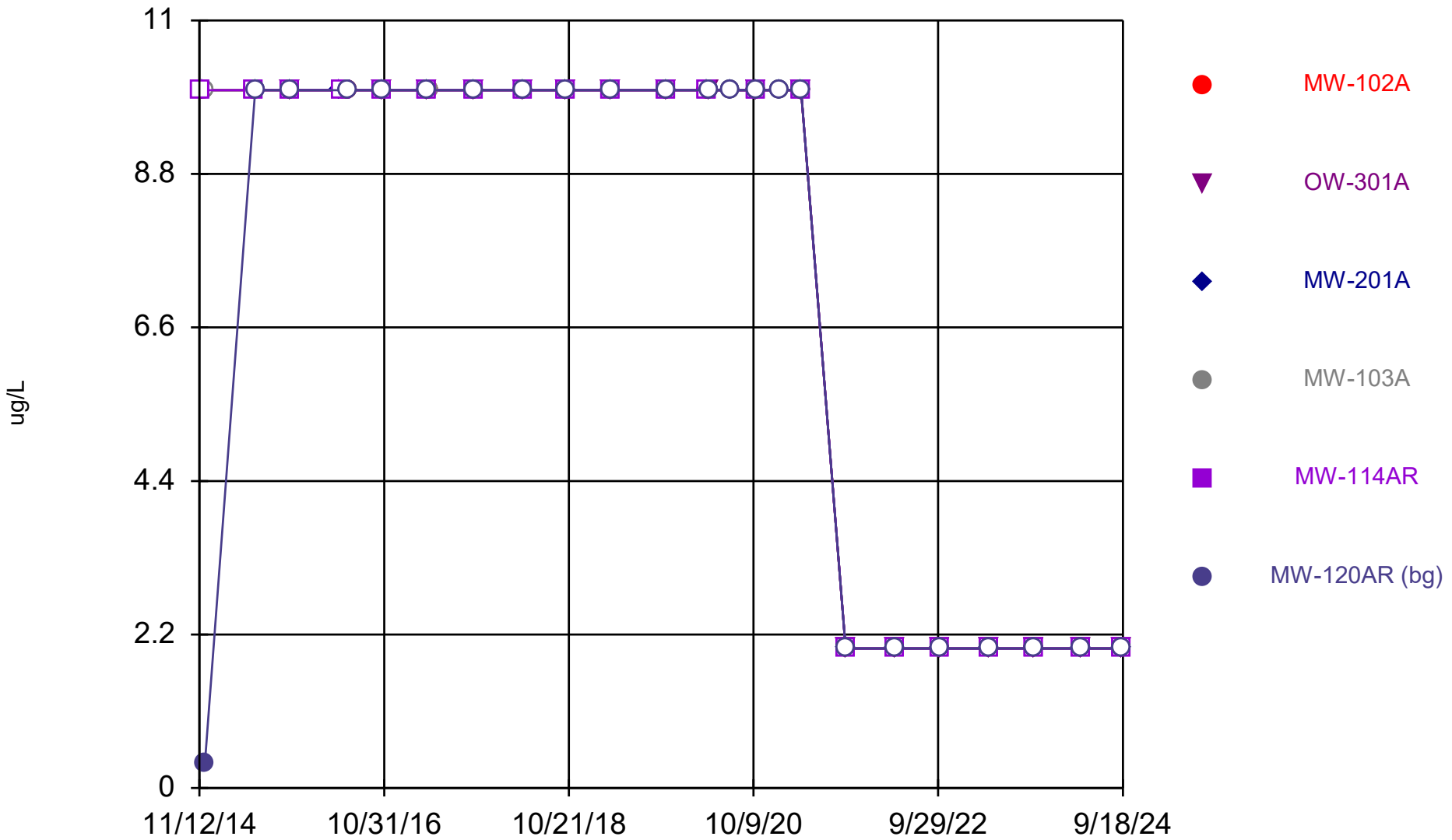

Constituent: 2-Hexanone Analysis Run 12/17/2024 1:24 PM View: All Wells - Appendix I VOCs

DMASWA Data: DMASWA Database_Updated

Sanitas™ v.10.0.15 Software licensed to HDR, Inc. UG
Hollow symbols indicate censored values.

Time Series

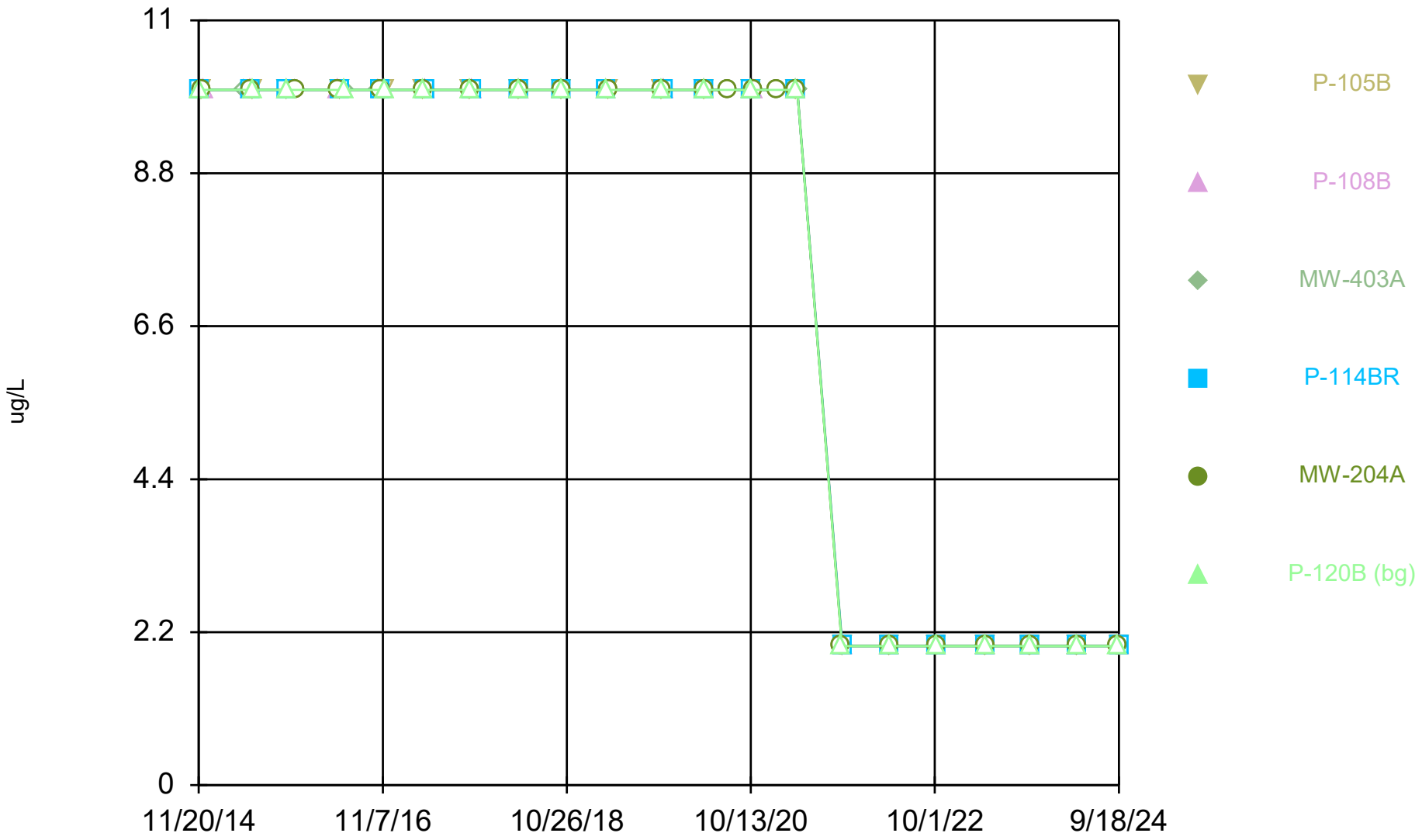

Constituent: 2-Hexanone Analysis Run 12/17/2024 1:24 PM View: All Wells - Appendix I VOCs DMASWA Data: DMASWA Database_Updated

Sanitas™ v.10.0.15 Software licensed to HDR, Inc. UG
Hollow symbols indicate censored values.

Time Series

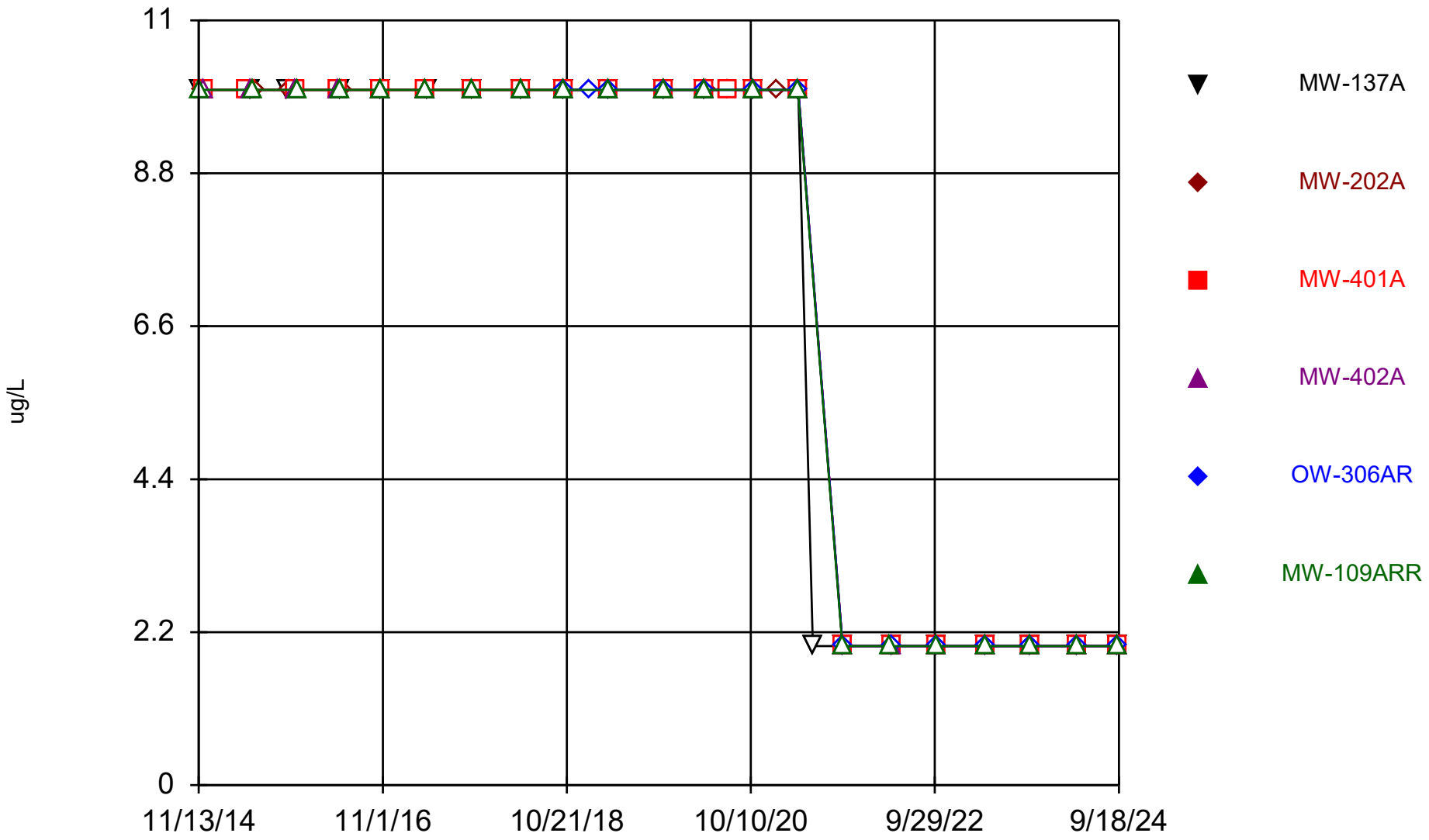

Constituent: 2-Hexanone Analysis Run 12/17/2024 1:24 PM View: All Wells - Appendix I VOCs

DMASWA Data: DMASWA Database_Updated

Sanitas™ v.10.0.15 Software licensed to HDR, Inc. UG
Hollow symbols indicate censored values.

Time Series

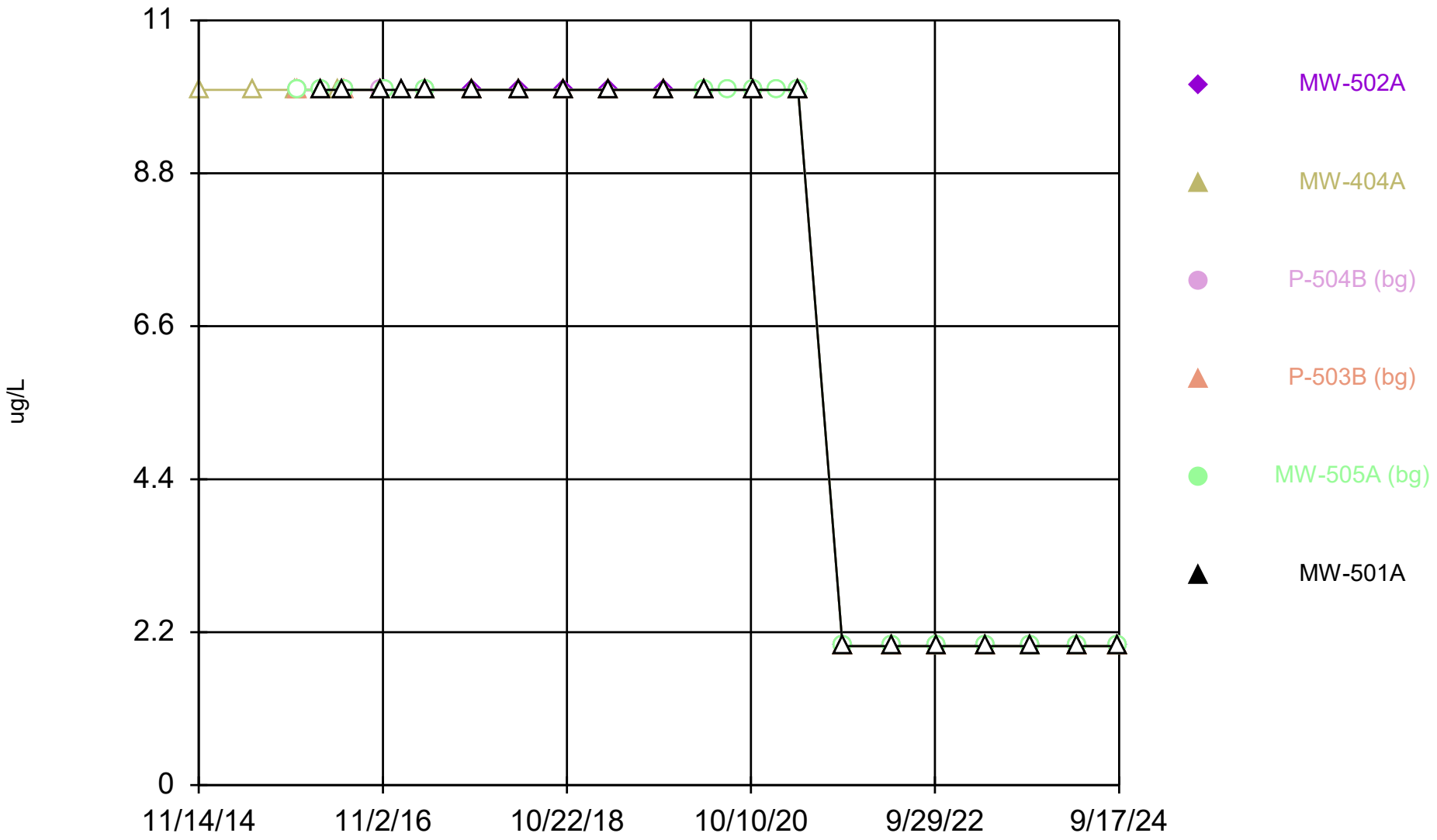

Constituent: 2-Hexanone Analysis Run 12/17/2024 1:24 PM View: All Wells - Appendix I VOCs
DMASWA Data: DMASWA Database_Updated

Sanitas™ v.10.0.15 Software licensed to HDR, Inc. UG
Hollow symbols indicate censored values.

Time Series

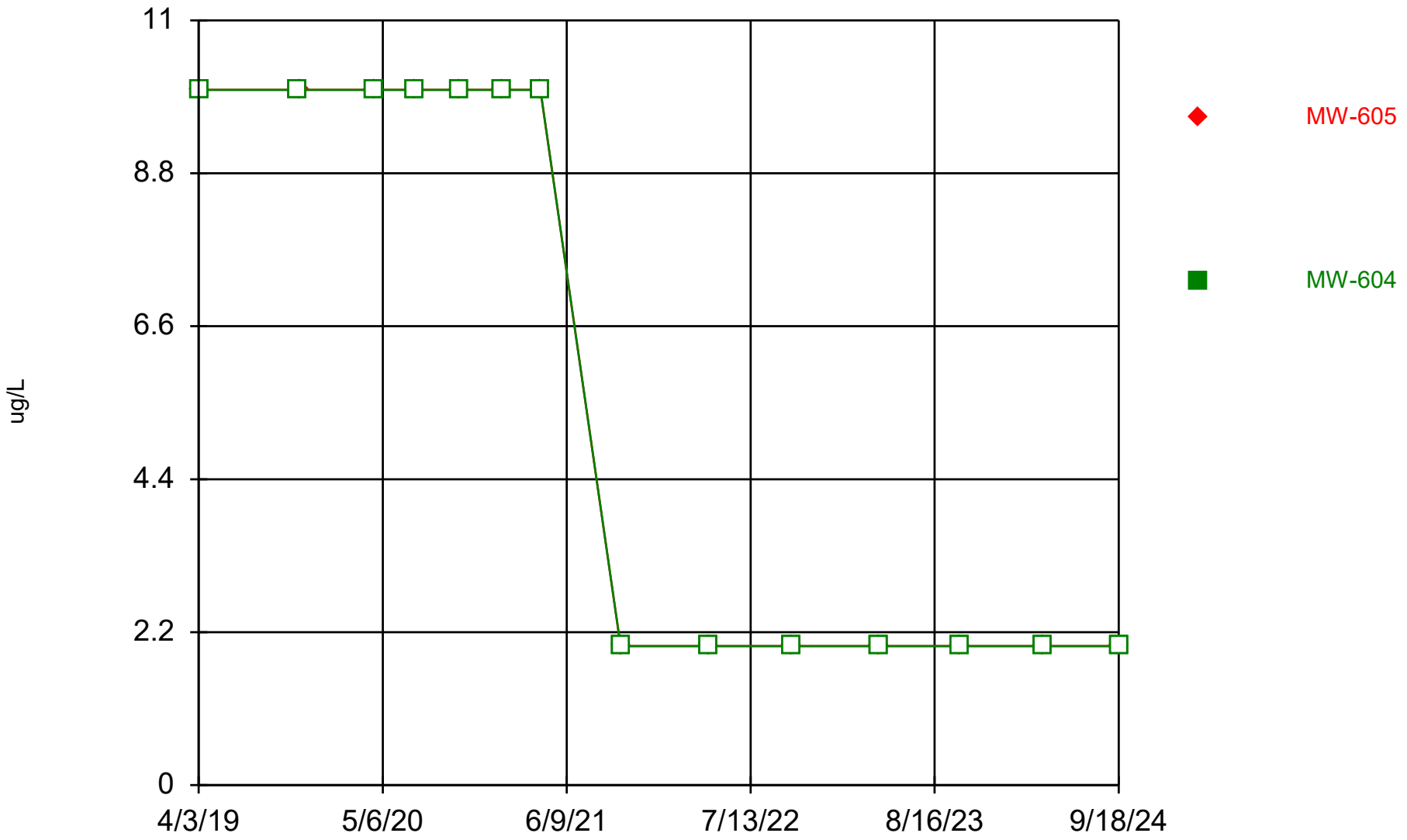

Constituent: 2-Hexanone Analysis Run 12/17/2024 1:24 PM View: All Wells - Appendix I VOCs
DMASWA Data: DMASWA Database_Updated

Sanitas™ v.10.0.15 Software licensed to HDR, Inc. UG
Hollow symbols indicate censored values.

Time Series

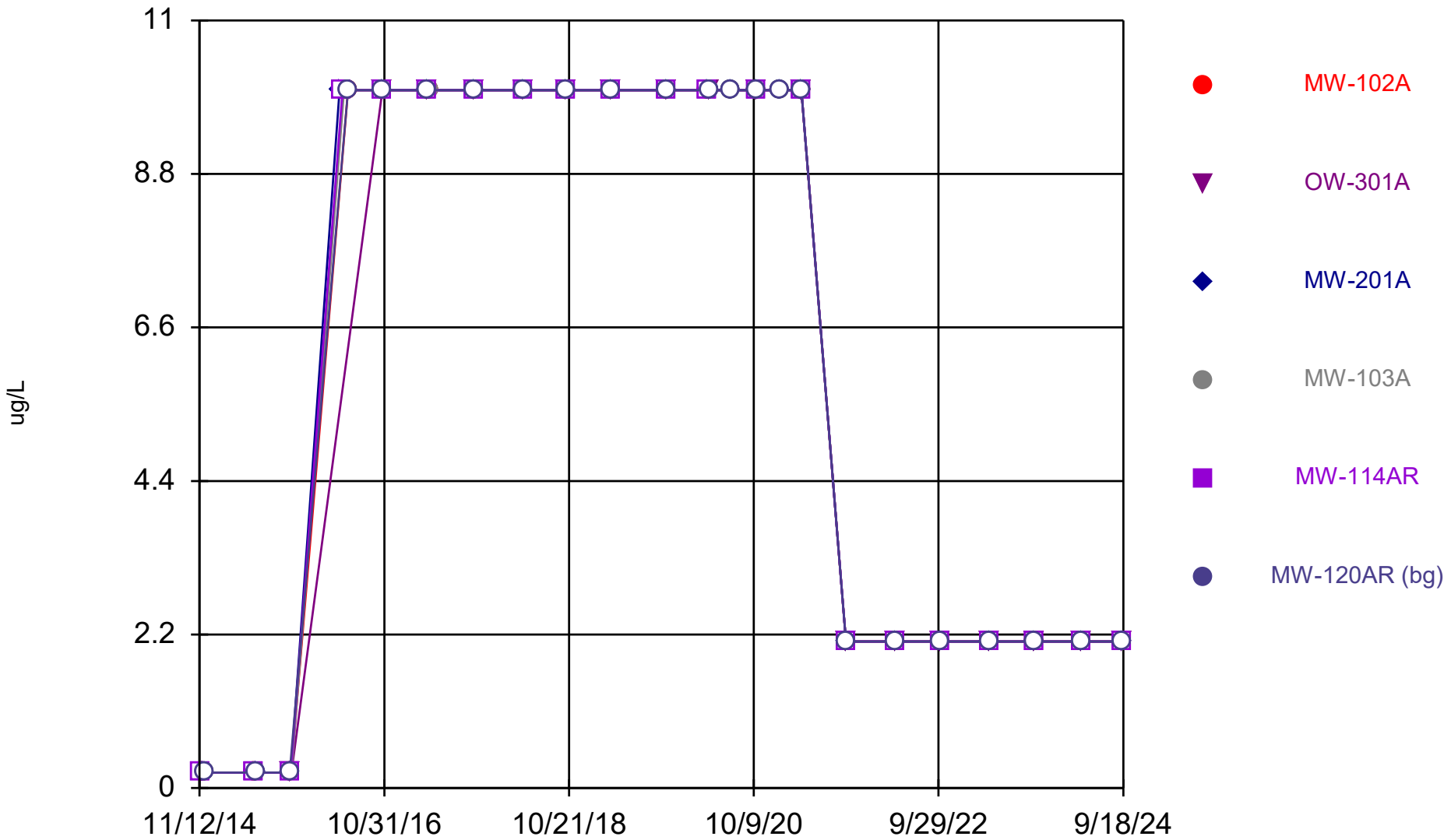

Constituent: 4-Methyl-2-pentanone Analysis Run 12/17/2024 1:24 PM View: All Wells - Appendix I VOCs
DMASWA Data: DMASWA Database_Updated

Sanitas™ v.10.0.15 Software licensed to HDR, Inc. UG
Hollow symbols indicate censored values.

Time Series

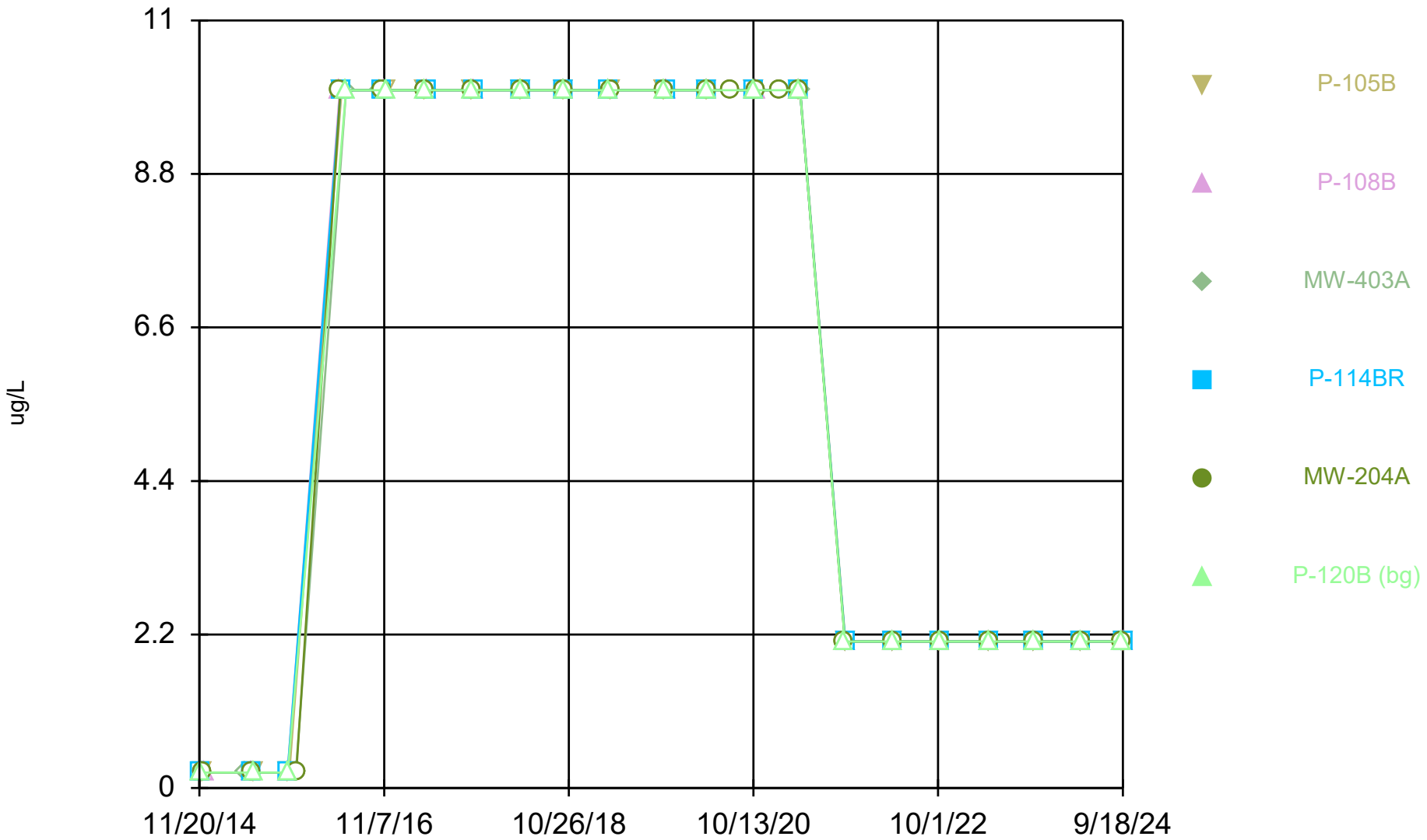

Constituent: 4-Methyl-2-pentanone Analysis Run 12/17/2024 1:24 PM View: All Wells - Appendix I VOCs
DMASWA Data: DMASWA Database_Updated

Sanitas™ v.10.0.15 Software licensed to HDR, Inc. UG
Hollow symbols indicate censored values.

Time Series

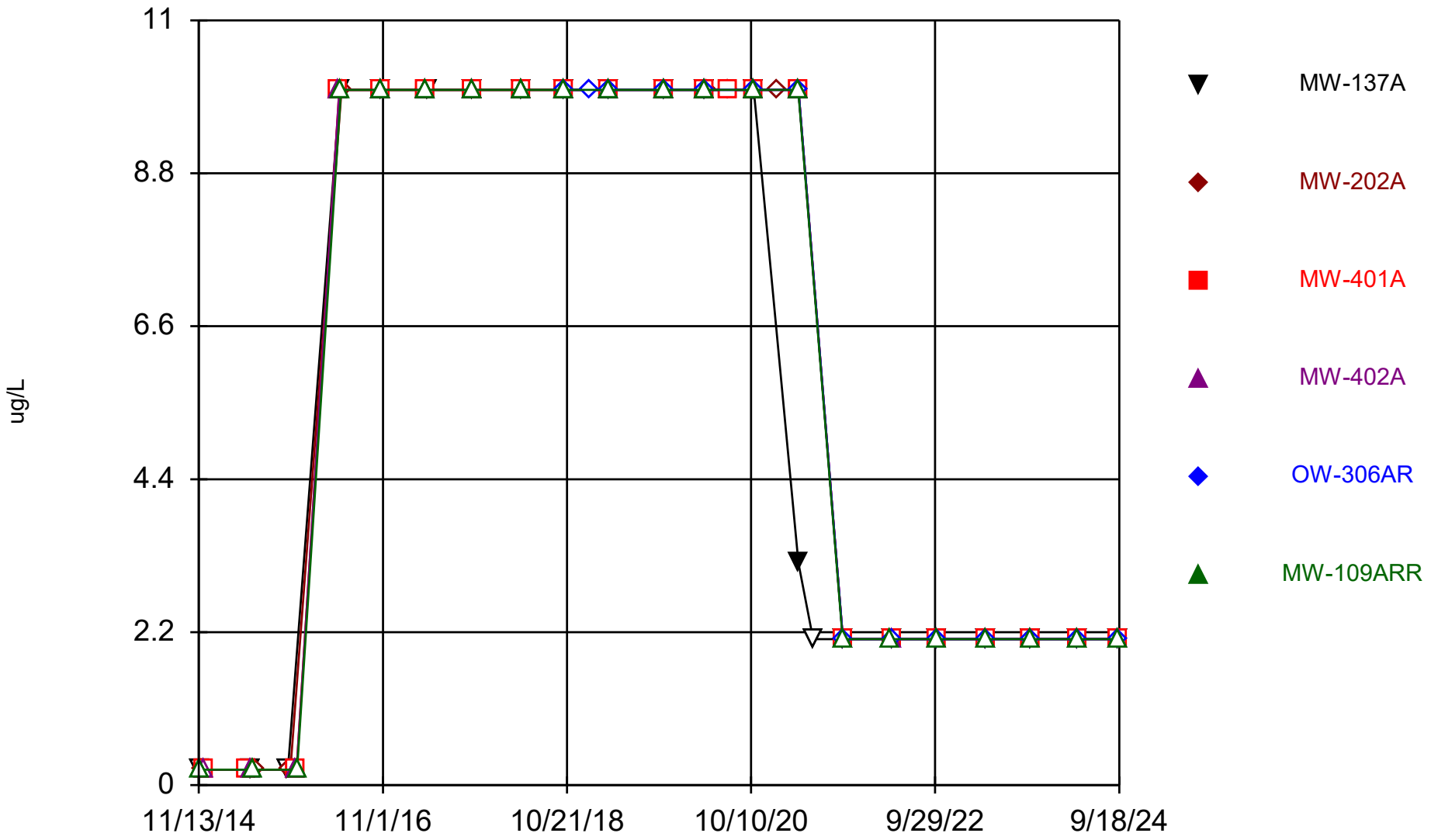

Constituent: 4-Methyl-2-pentanone Analysis Run 12/17/2024 1:24 PM View: All Wells - Appendix I VOCs
DMASWA Data: DMASWA Database_Updated

Sanitas™ v.10.0.15 Software licensed to HDR, Inc. UG
Hollow symbols indicate censored values.

Time Series

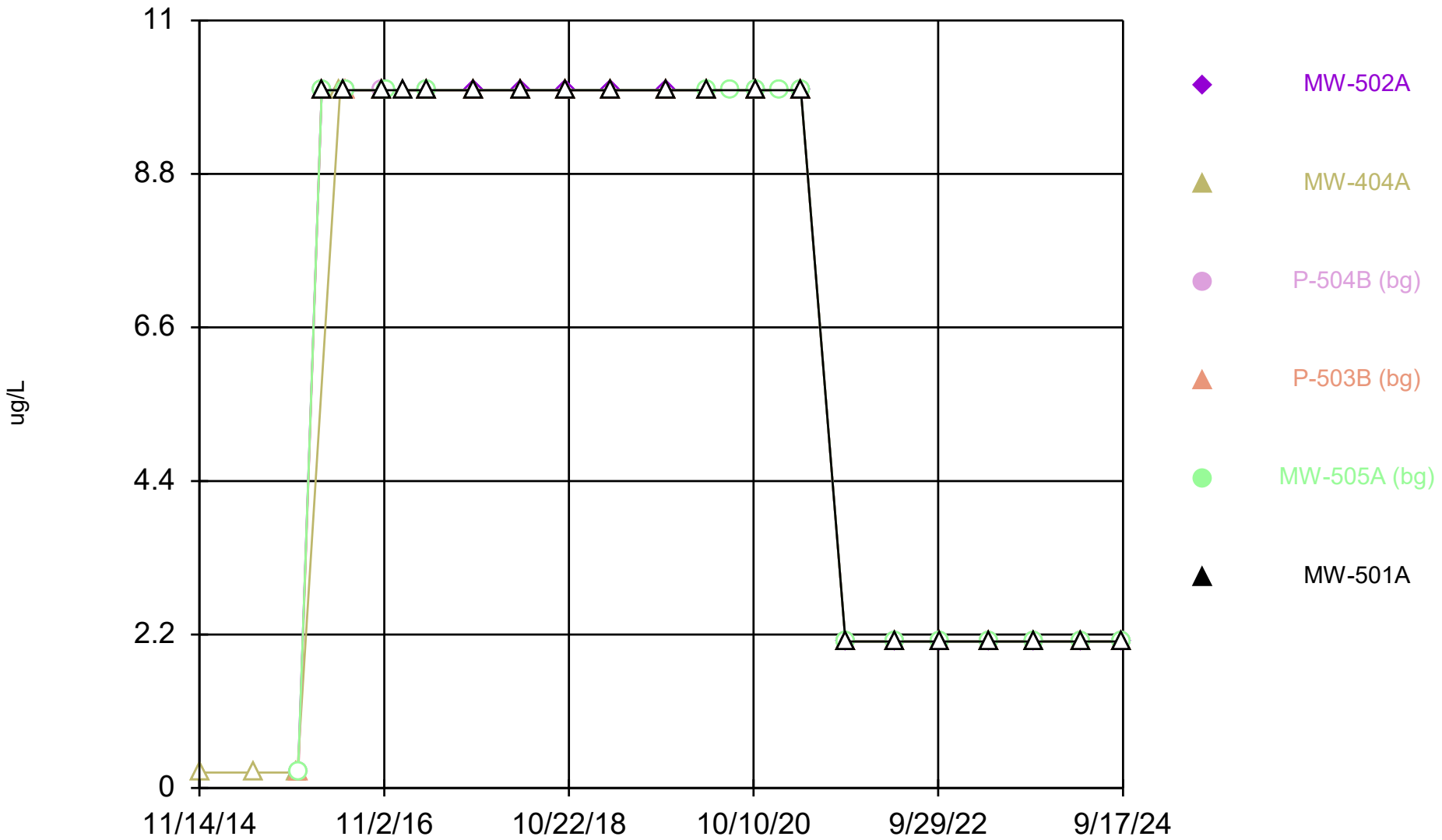

Constituent: 4-Methyl-2-pentanone Analysis Run 12/17/2024 1:24 PM View: All Wells - Appendix I VOCs

DMASWA Data: DMASWA Database_Updated

Sanitas™ v.10.0.15 Software licensed to HDR, Inc. UG
Hollow symbols indicate censored values.

Time Series

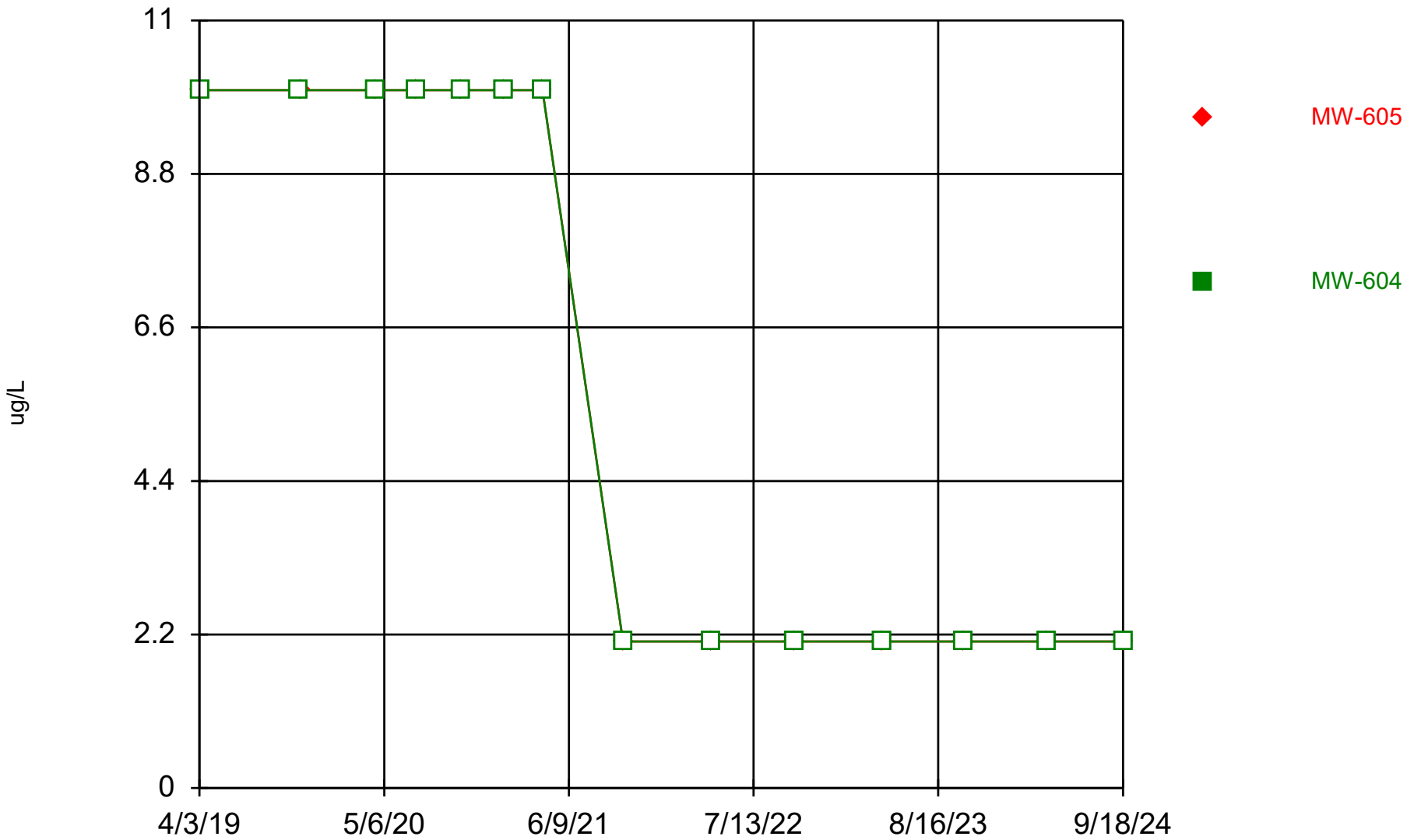

Constituent: 4-Methyl-2-pentanone Analysis Run 12/17/2024 1:24 PM View: All Wells - Appendix I VOCs
DMASWA Data: DMASWA Database_Updated

Sanitas™ v.10.0.15 Software licensed to HDR, Inc. UG
Hollow symbols indicate censored values.

Time Series

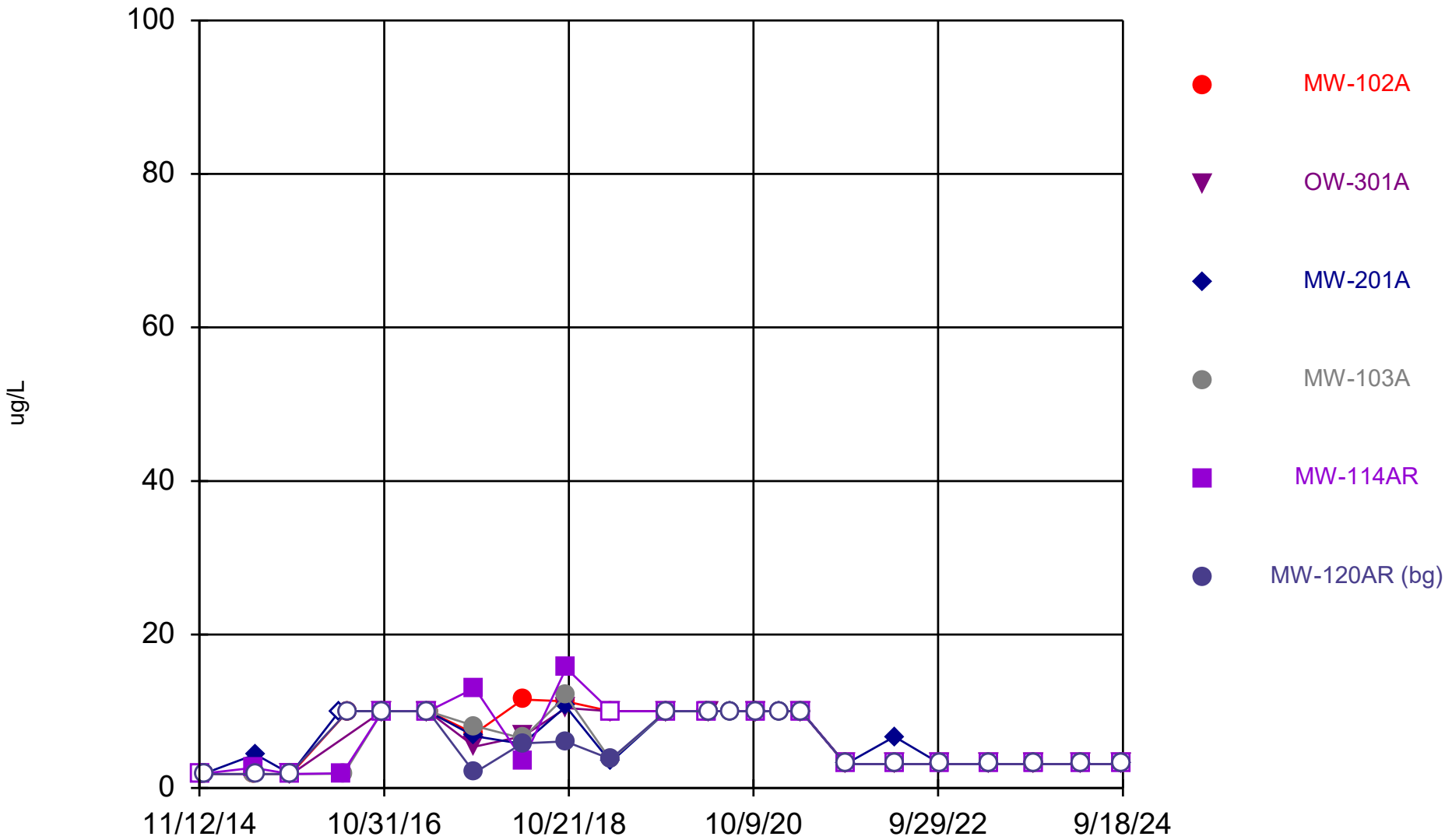

Constituent: Acetone Analysis Run 12/17/2024 1:24 PM View: All Wells - Appendix I VOCs

DMASWA Data: DMASWA Database_Updated

Sanitas™ v.10.0.15 Software licensed to HDR, Inc. UG
Hollow symbols indicate censored values.

Time Series

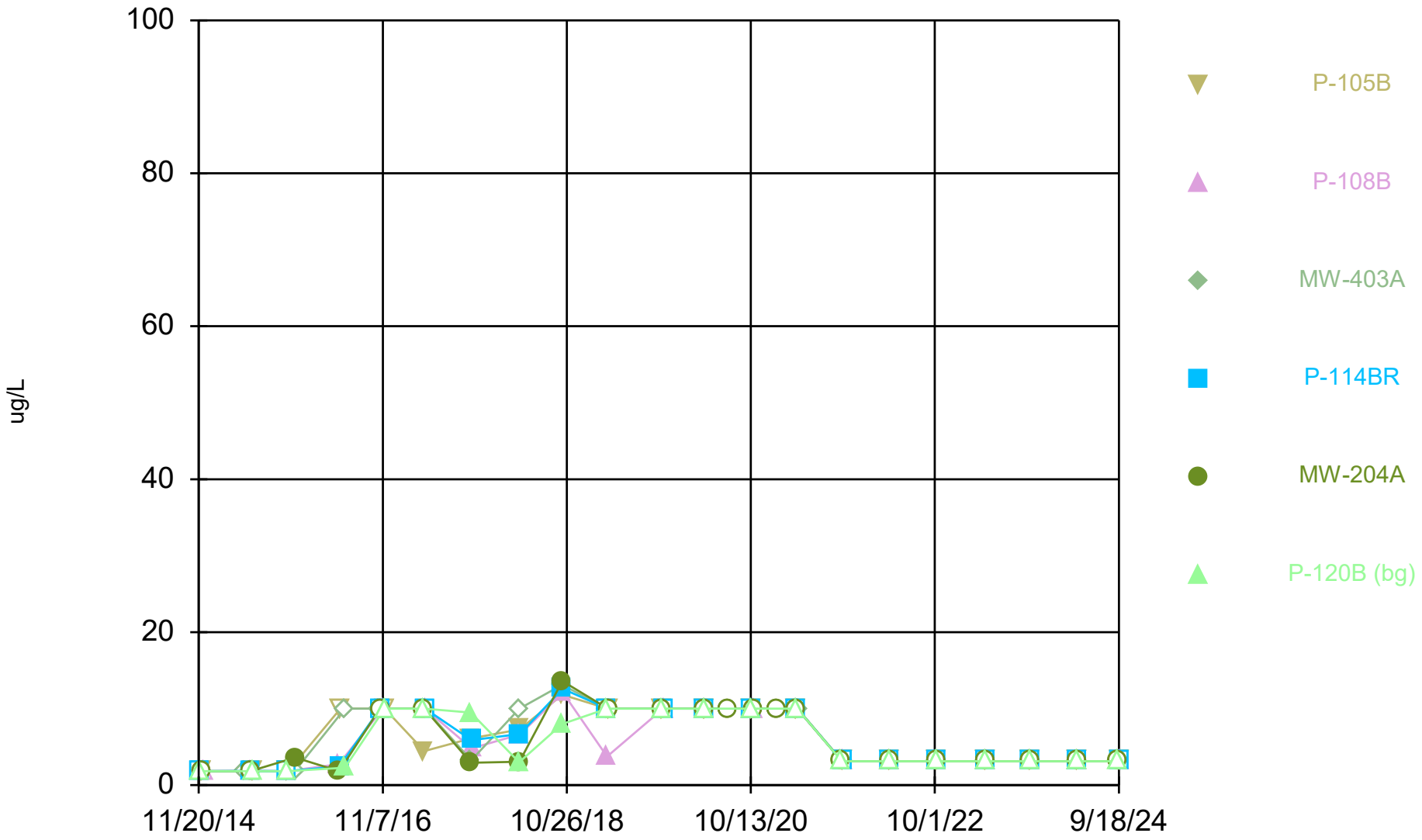

Constituent: Acetone Analysis Run 12/17/2024 1:24 PM View: All Wells - Appendix I VOCs
DMASWA Data: DMASWA Database_Updated

Sanitas™ v.10.0.15 Software licensed to HDR, Inc. UG
Hollow symbols indicate censored values.

Time Series

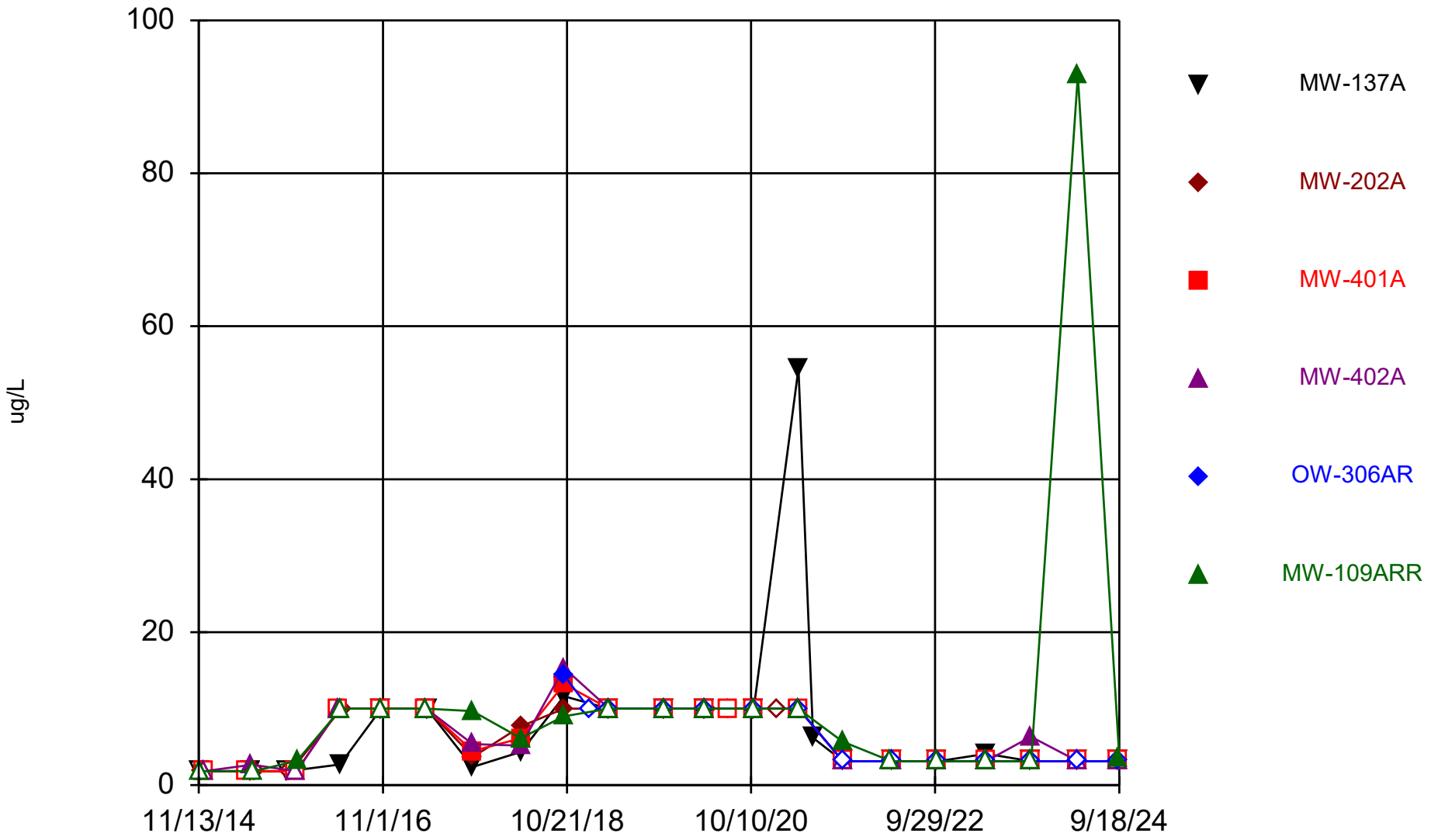

Constituent: Acetone Analysis Run 12/17/2024 1:24 PM View: All Wells - Appendix I VOCs

DMASWA Data: DMASWA Database_Updated

Sanitas™ v.10.0.15 Software licensed to HDR, Inc. UG
Hollow symbols indicate censored values.

Time Series

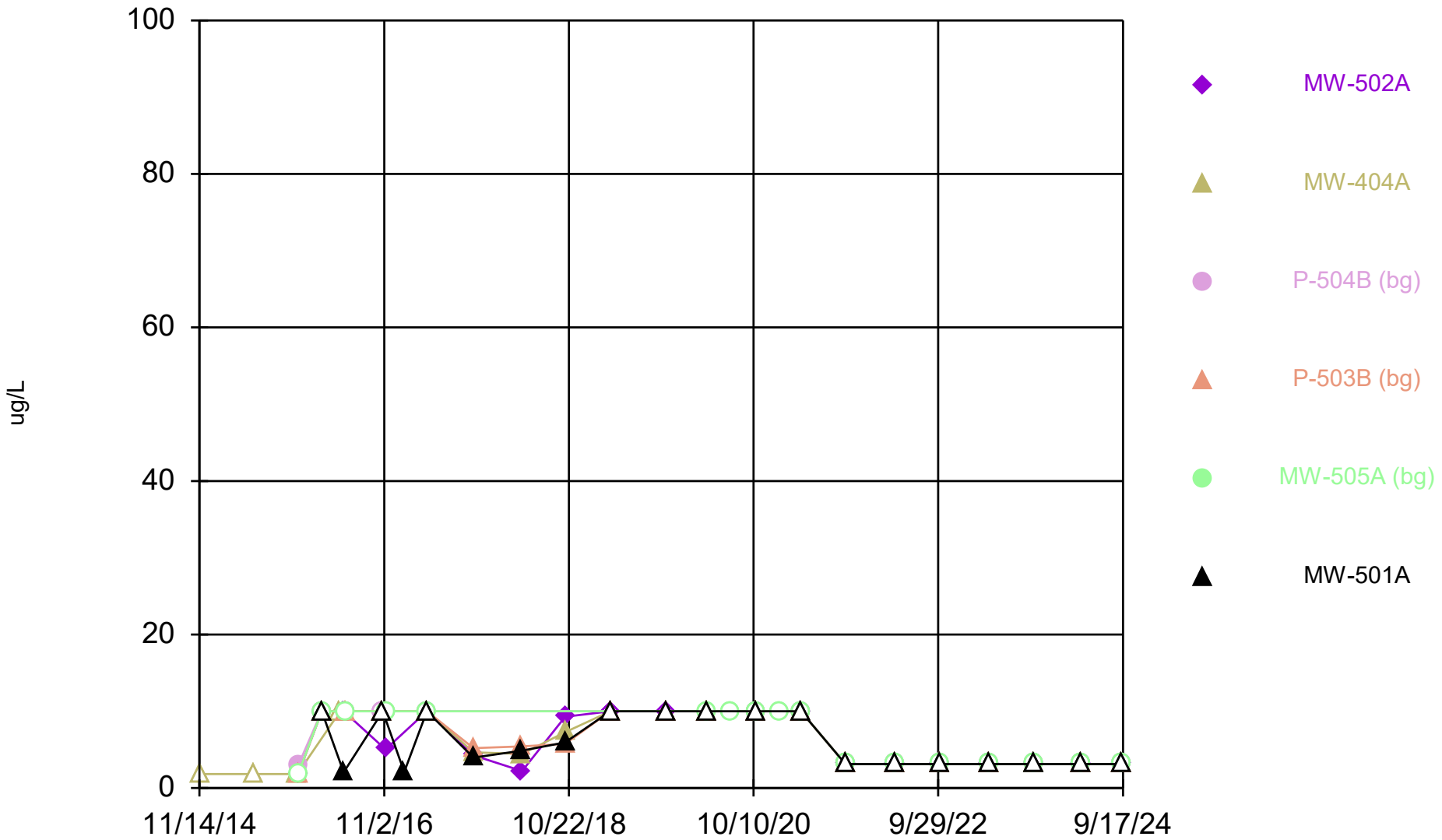

Constituent: Acetone Analysis Run 12/17/2024 1:24 PM View: All Wells - Appendix I VOCs
DMASWA Data: DMASWA Database_Updated

Sanitas™ v.10.0.15 Software licensed to HDR, Inc. UG
Hollow symbols indicate censored values.

Time Series

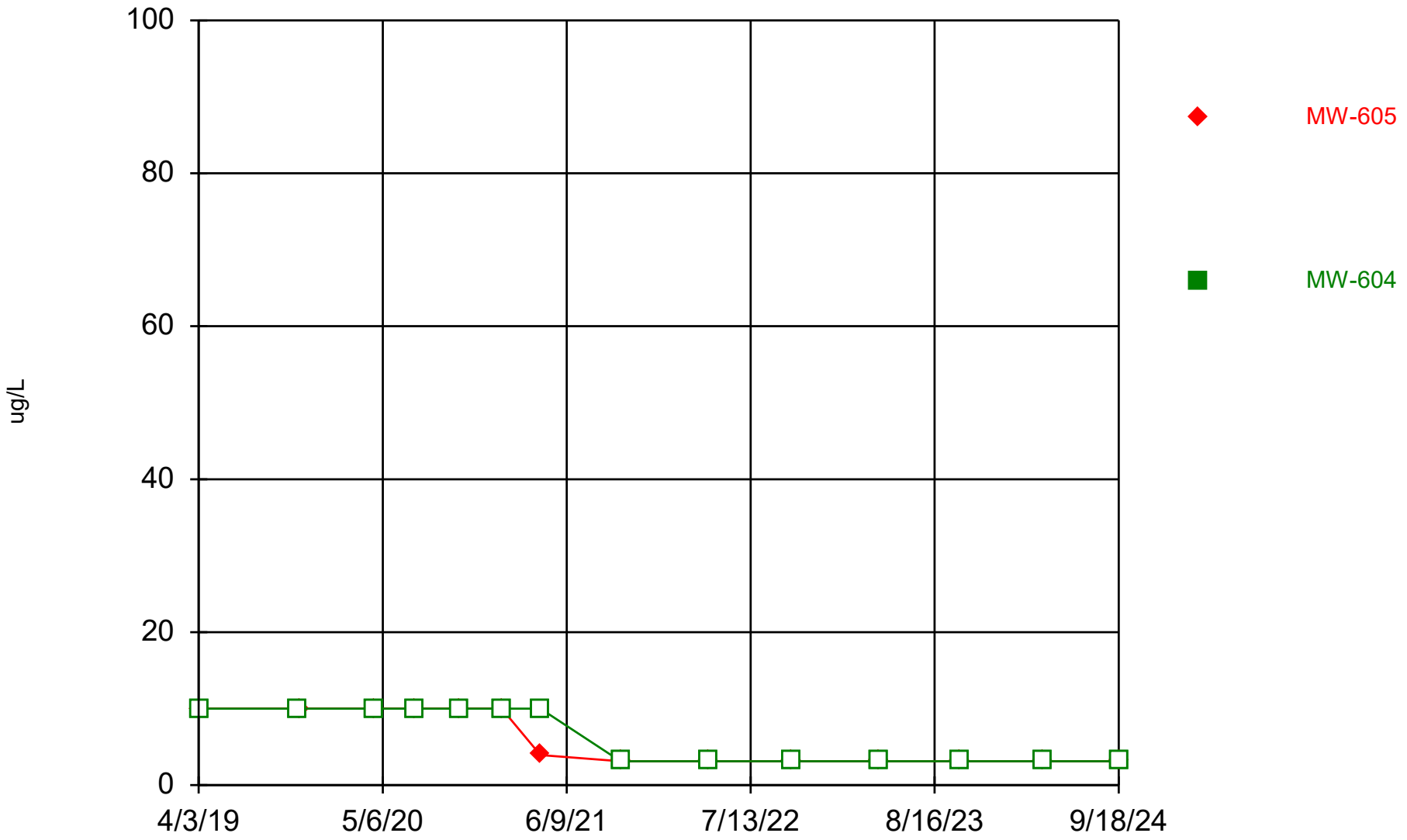

Constituent: Acetone Analysis Run 12/17/2024 1:24 PM View: All Wells - Appendix I VOCs
DMASWA Data: DMASWA Database_Updated

Sanitas™ v.10.0.15 Software licensed to HDR, Inc. UG
Hollow symbols indicate censored values.

Time Series

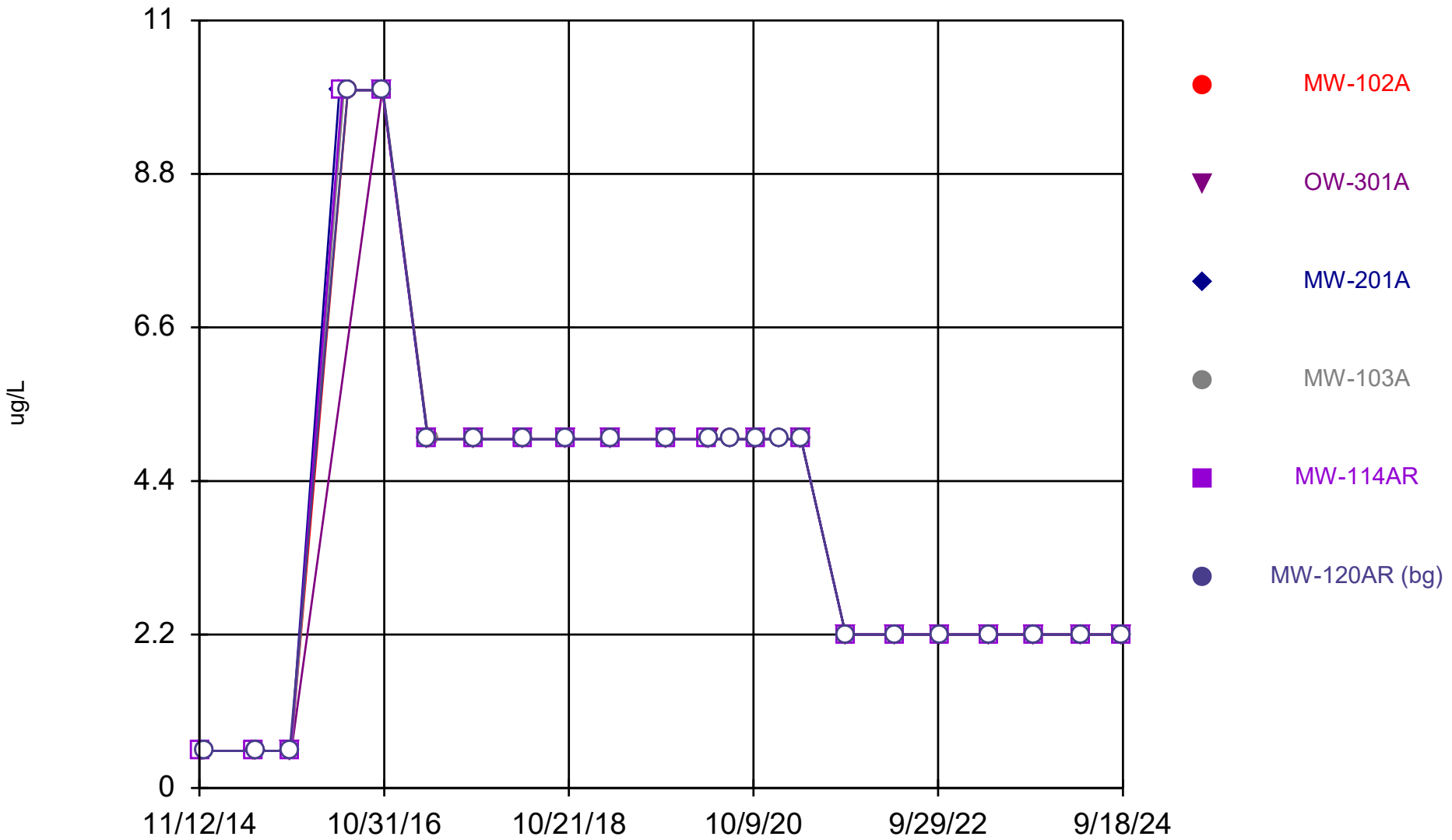

Constituent: Acrylonitrile Analysis Run 12/17/2024 1:24 PM View: All Wells - Appendix I VOCs DMASWA Data: DMASWA Database_Updated

Sanitas™ v.10.0.15 Software licensed to HDR, Inc. UG
Hollow symbols indicate censored values.

Time Series

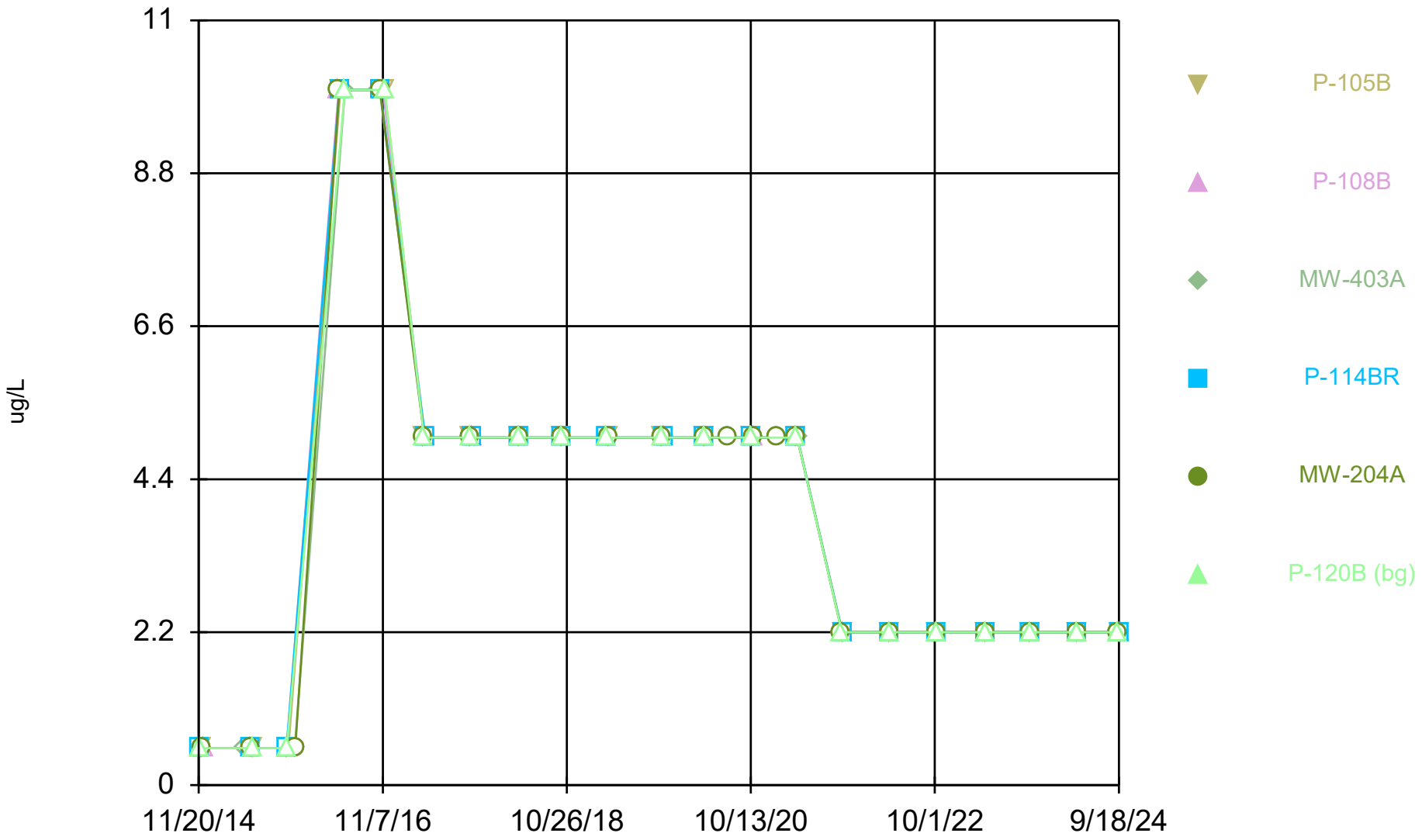

Constituent: Acrylonitrile Analysis Run 12/17/2024 1:24 PM View: All Wells - Appendix I VOCs DMASWA Data: DMASWA Database_Updated

Sanitas™ v.10.0.15 Software licensed to HDR, Inc. UG
Hollow symbols indicate censored values.

Time Series

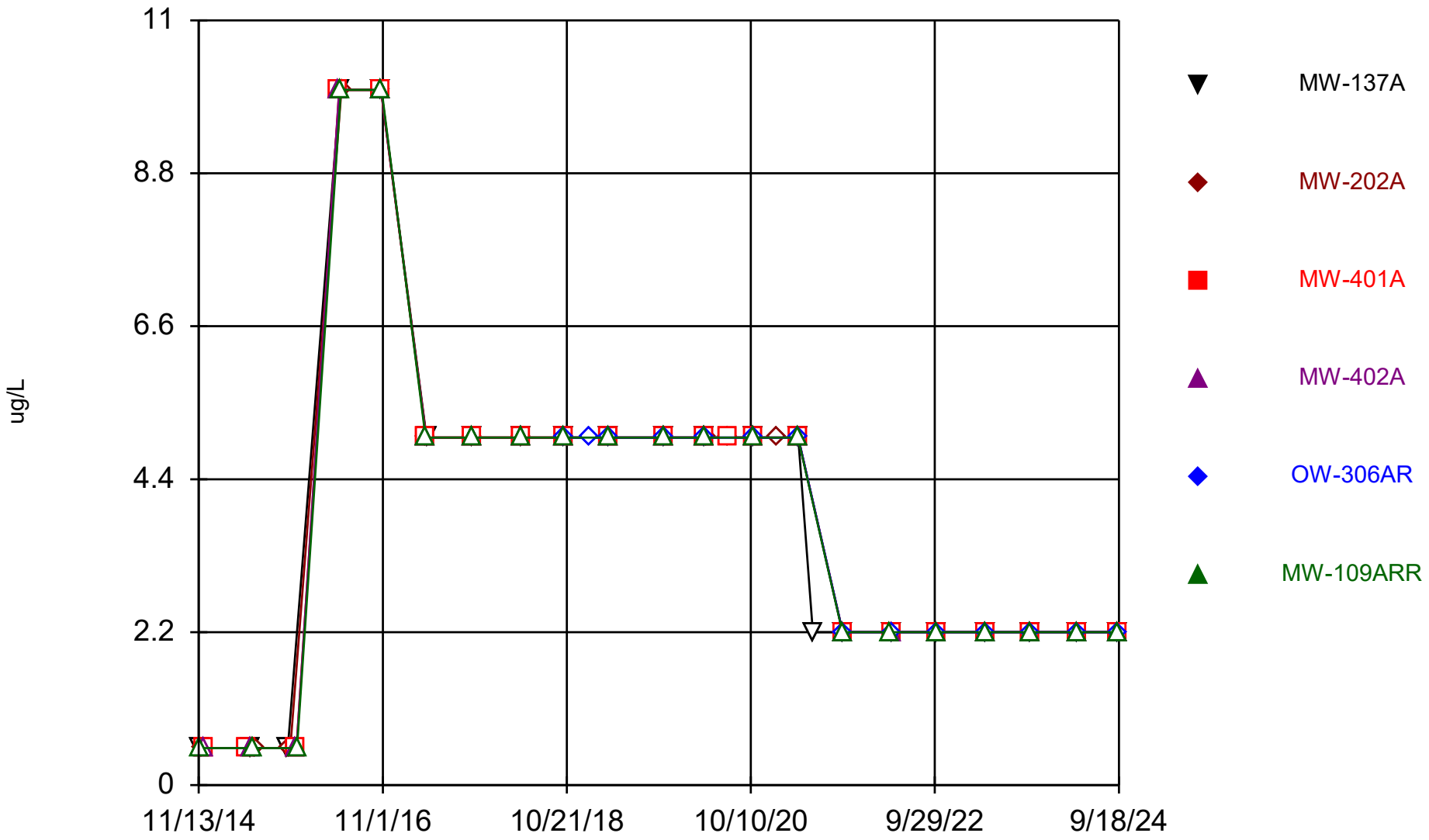

Constituent: Acrylonitrile Analysis Run 12/17/2024 1:24 PM View: All Wells - Appendix I VOCs
DMASWA Data: DMASWA Database_Updated

Sanitas™ v.10.0.15 Software licensed to HDR, Inc. UG
Hollow symbols indicate censored values.

Time Series

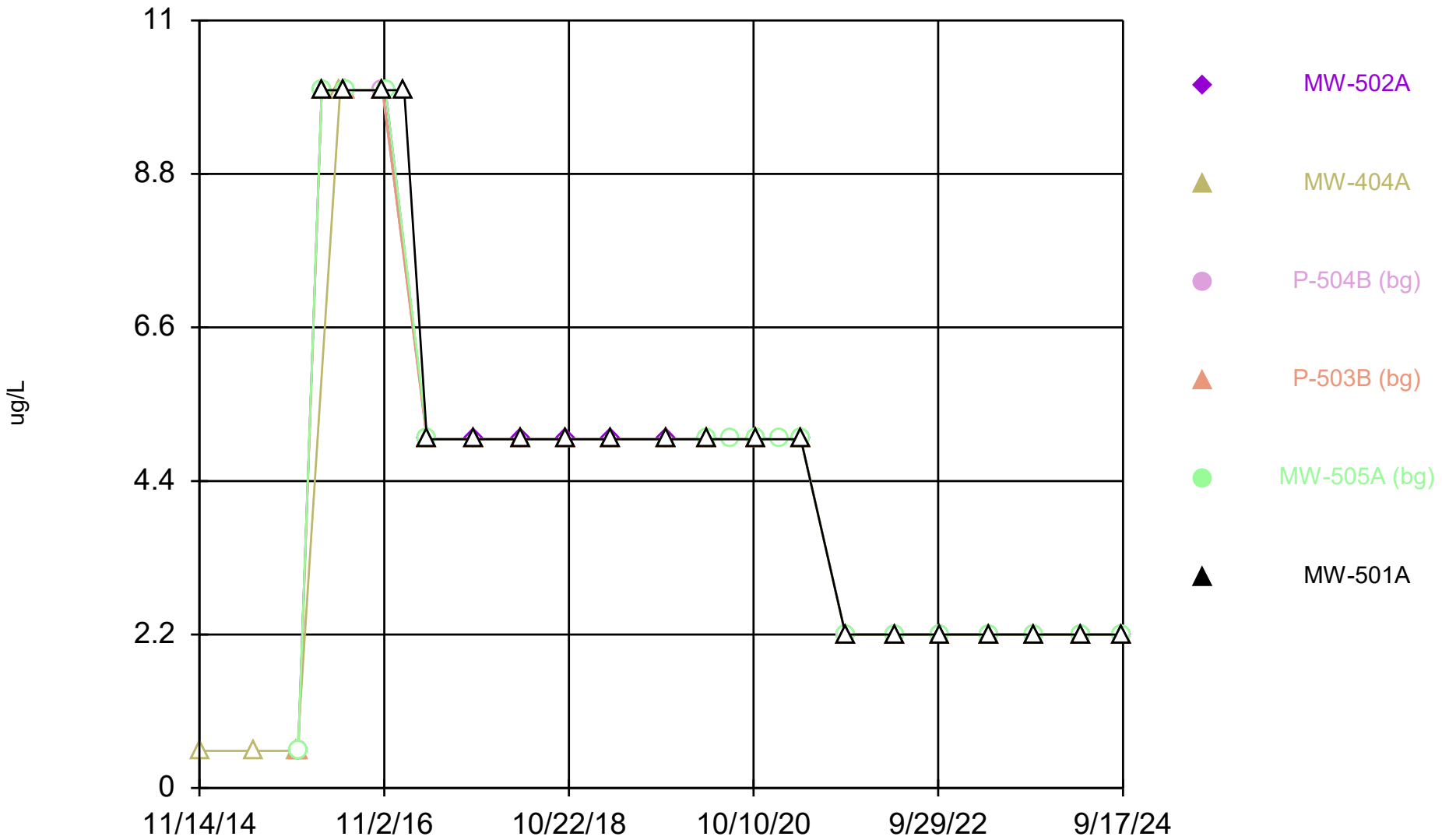

Constituent: Acrylonitrile Analysis Run 12/17/2024 1:24 PM View: All Wells - Appendix I VOCs
DMASWA Data: DMASWA Database_Updated

Sanitas™ v.10.0.15 Software licensed to HDR, Inc. UG
Hollow symbols indicate censored values.

Time Series

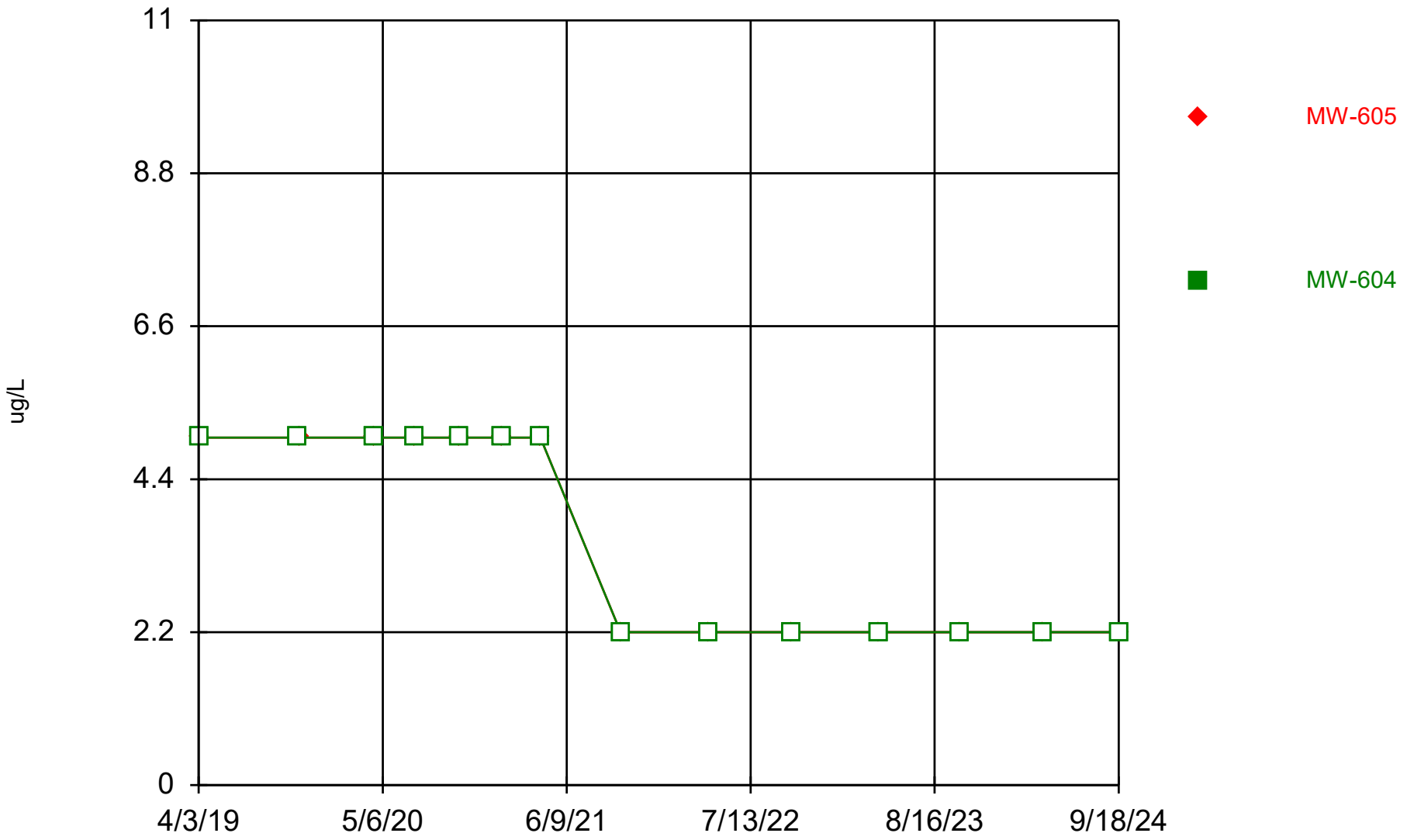

Constituent: Acrylonitrile Analysis Run 12/17/2024 1:24 PM View: All Wells - Appendix I VOCs
DMASWA Data: DMASWA Database_Updated

Sanitas™ v.10.0.15 Software licensed to HDR, Inc. UG
Hollow symbols indicate censored values.

Time Series

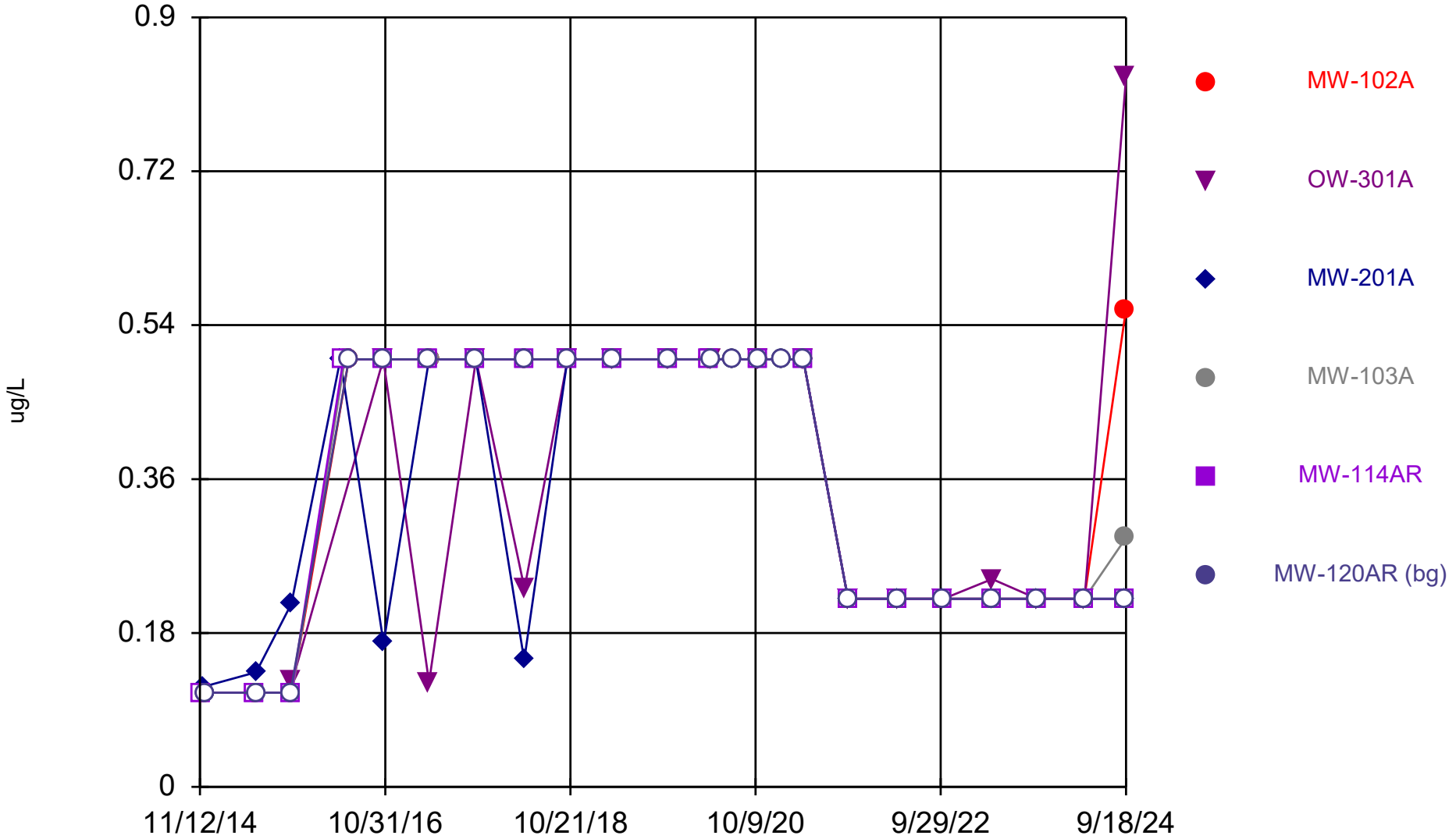

Constituent: Benzene Analysis Run 12/17/2024 1:24 PM View: All Wells - Appendix I VOCs

DMASWA Data: DMASWA Database_Updated

Sanitas™ v.10.0.15 Software licensed to HDR, Inc. UG
Hollow symbols indicate censored values.

Time Series

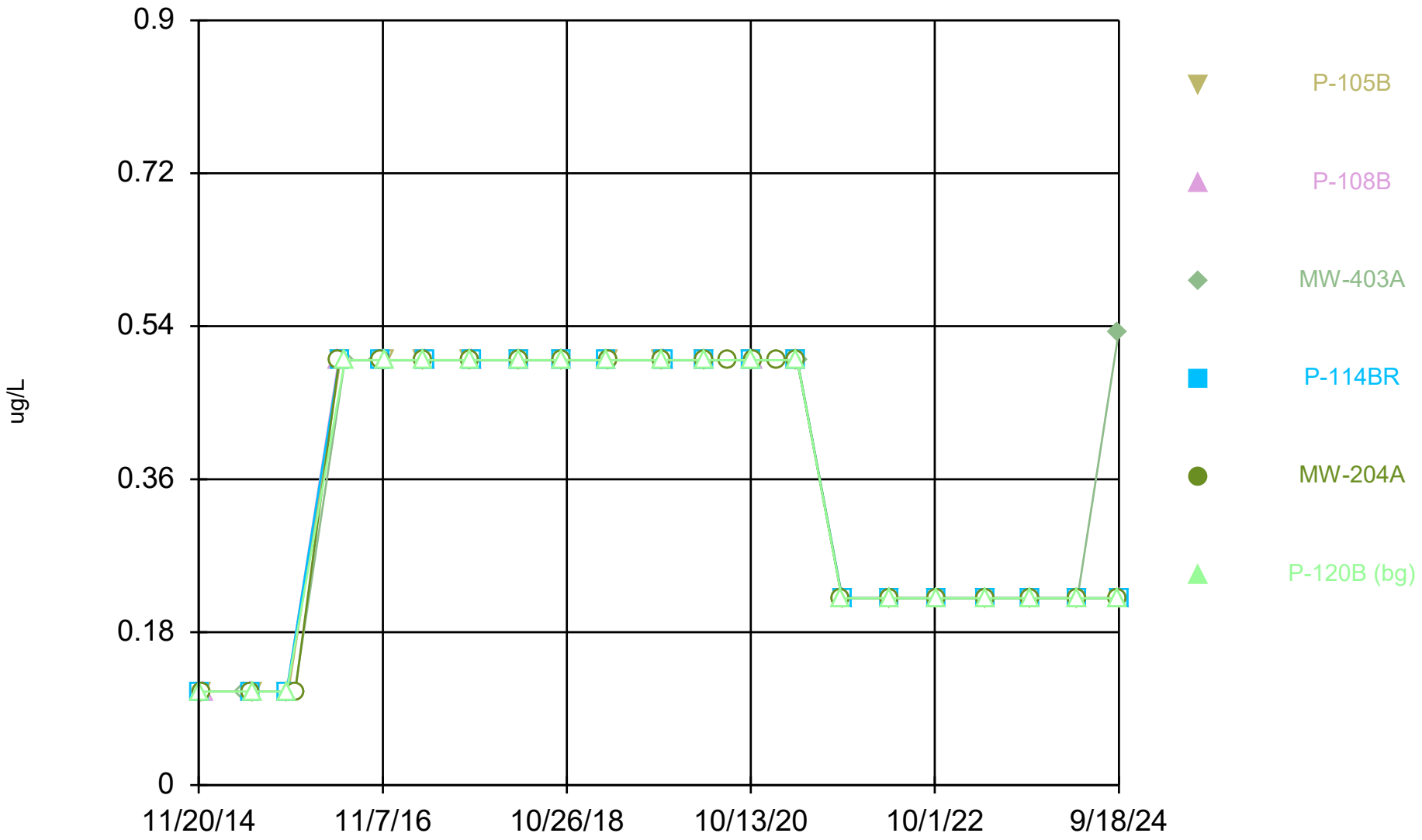

Constituent: Benzene Analysis Run 12/17/2024 1:24 PM View: All Wells - Appendix I VOCs
DMASWA Data: DMASWA Database_Updated

Sanitas™ v.10.0.15 Software licensed to HDR, Inc. UG
Hollow symbols indicate censored values.

Time Series

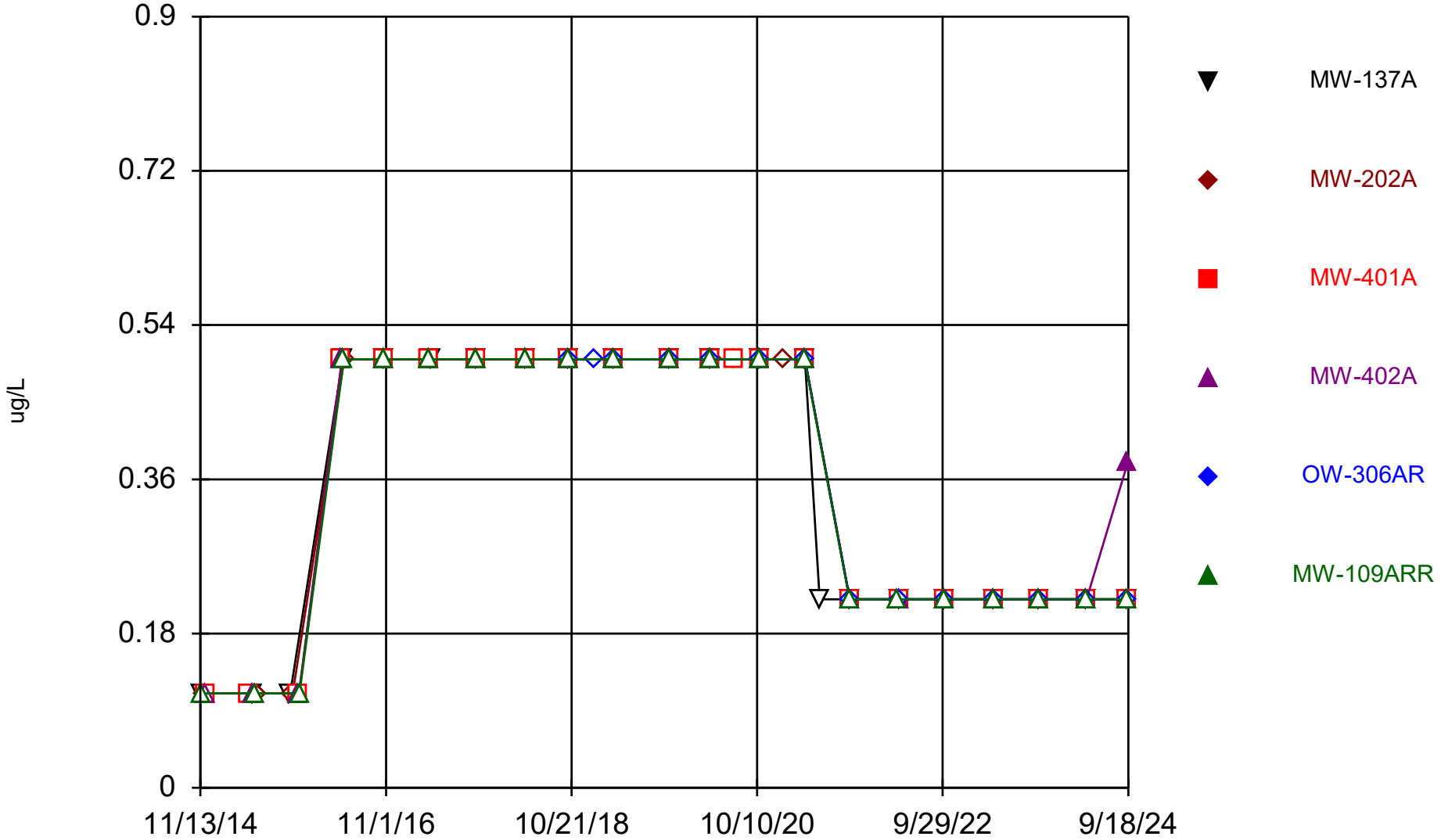

Constituent: Benzene Analysis Run 12/17/2024 1:24 PM View: All Wells - Appendix I VOCs
DMASWA Data: DMASWA Database_Updated

Sanitas™ v.10.0.15 Software licensed to HDR, Inc. UG
Hollow symbols indicate censored values.

Time Series

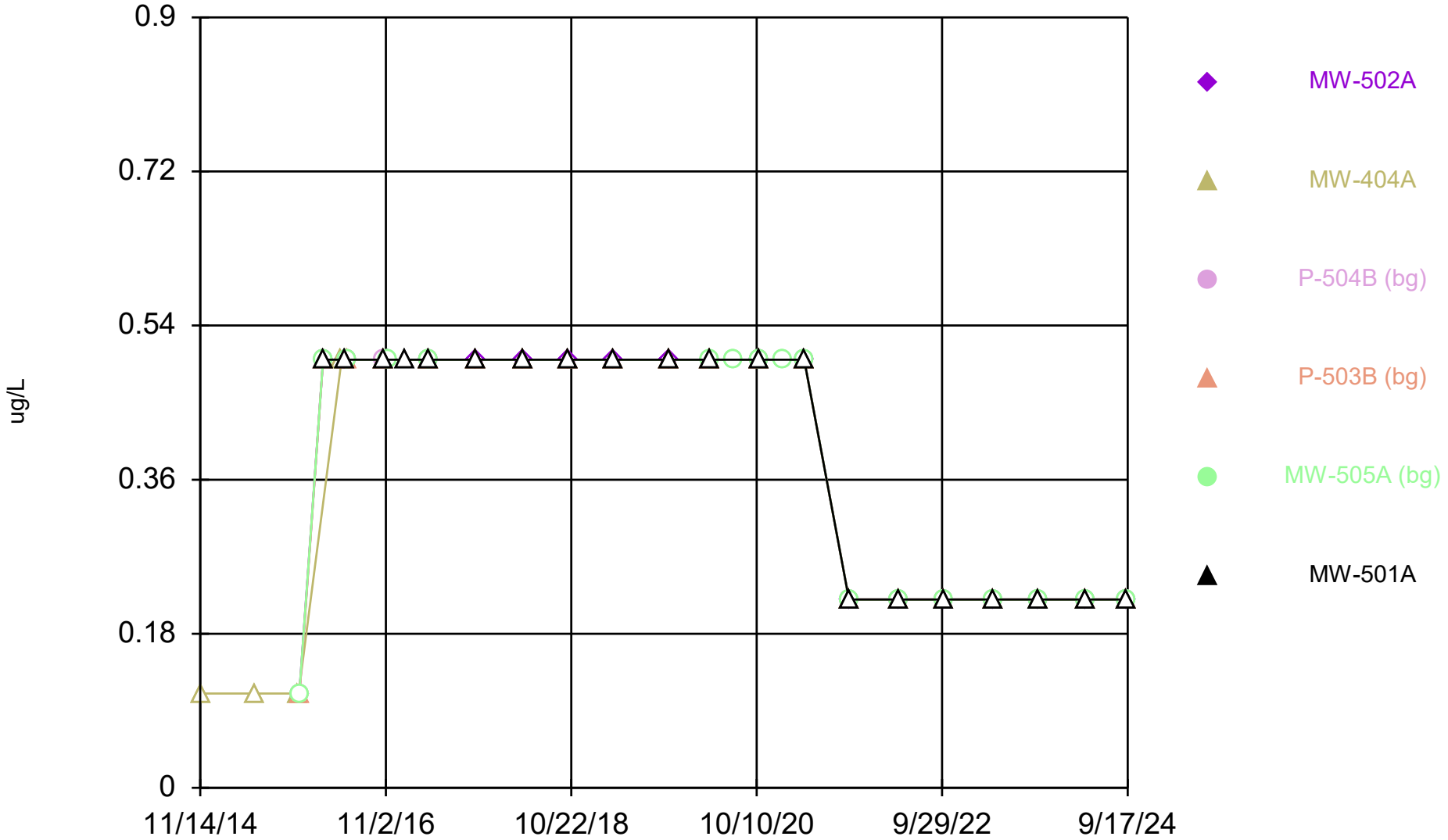

Constituent: Benzene Analysis Run 12/17/2024 1:24 PM View: All Wells - Appendix I VOCs
DMASWA Data: DMASWA Database_Updated

Sanitas™ v.10.0.15 Software licensed to HDR, Inc. UG
Hollow symbols indicate censored values.

Time Series

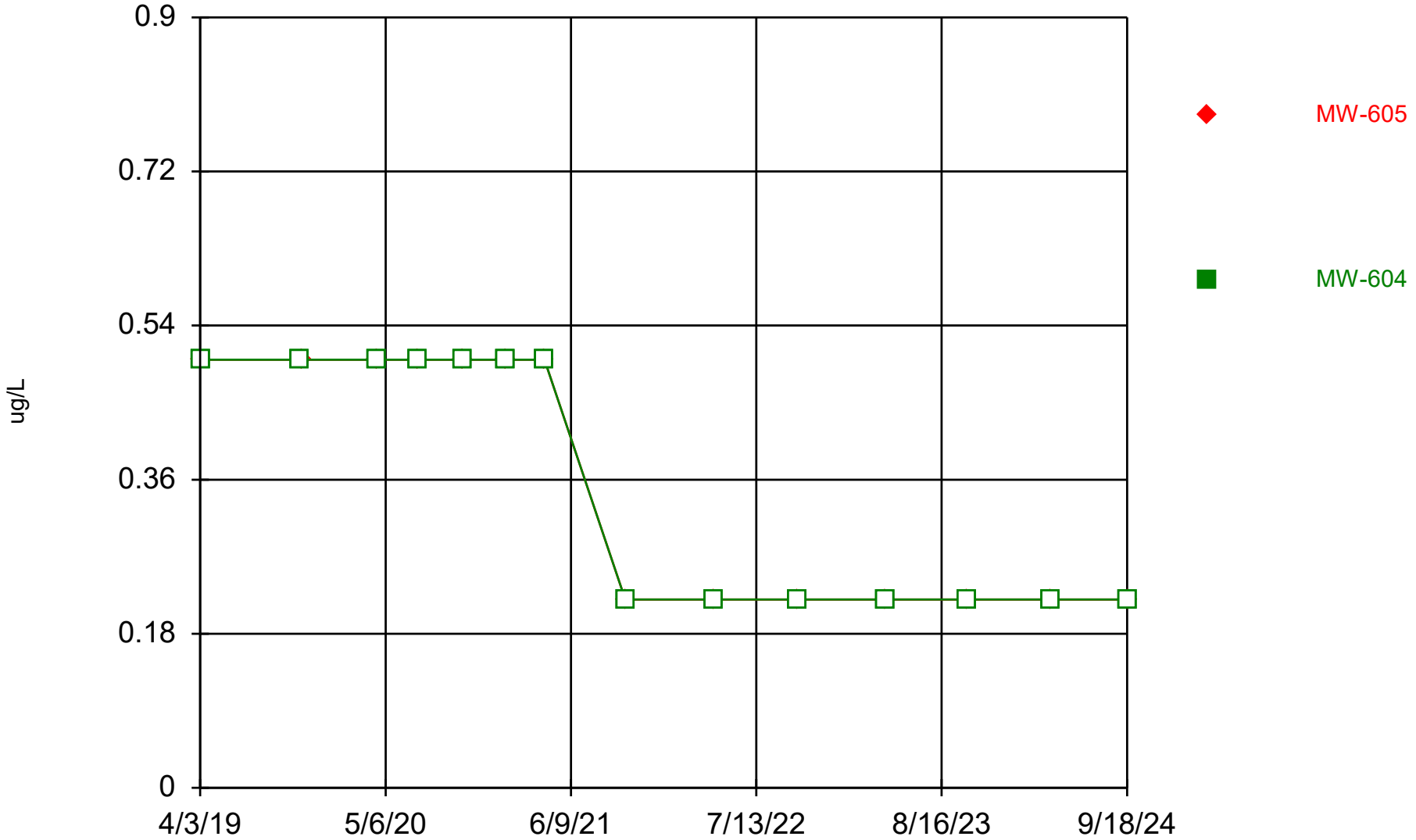

Constituent: Benzene Analysis Run 12/17/2024 1:24 PM View: All Wells - Appendix I VOCs
DMASWA Data: DMASWA Database_Updated

Sanitas™ v.10.0.15 Software licensed to HDR, Inc. UG
Hollow symbols indicate censored values.

Time Series

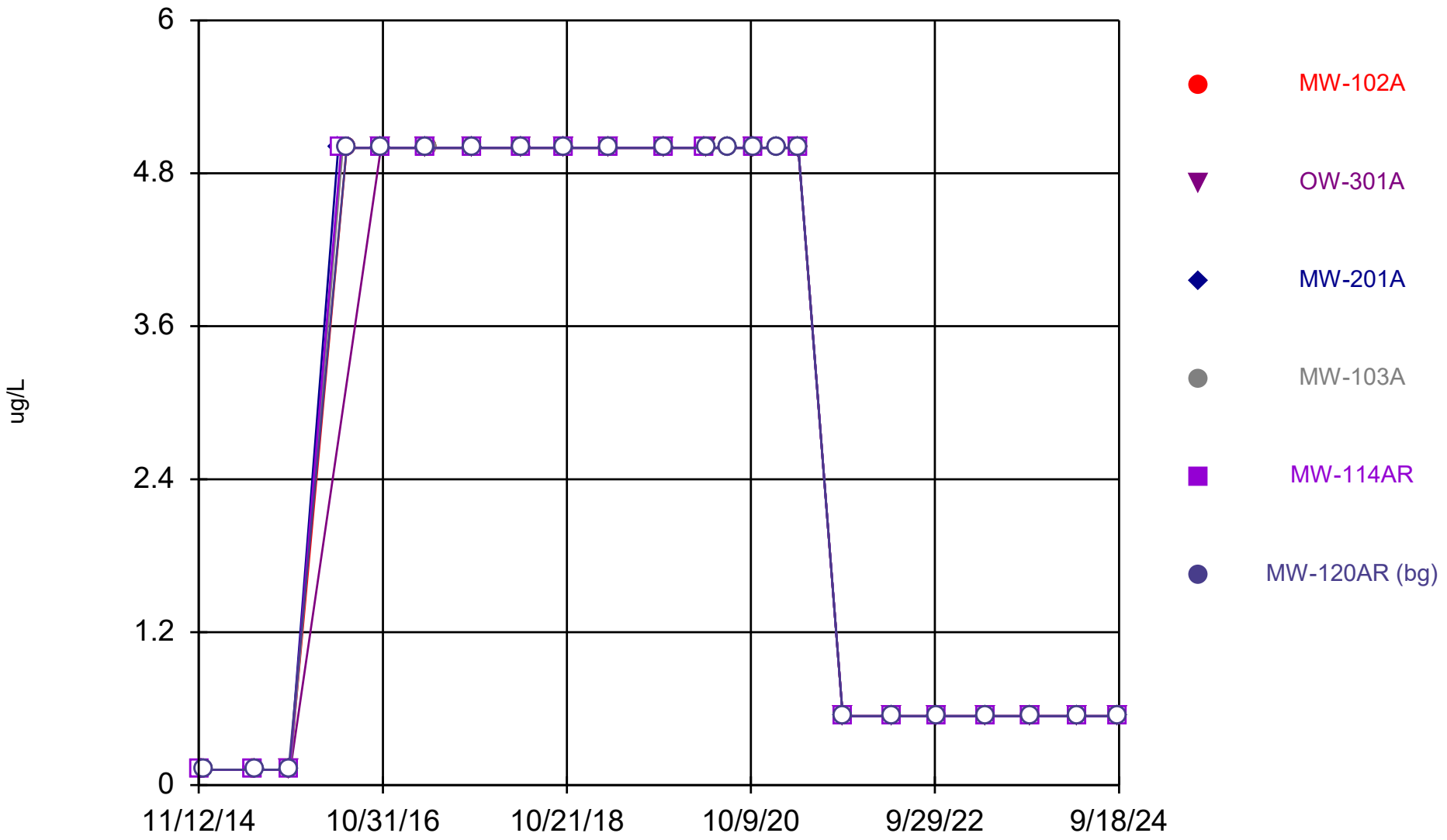

Constituent: Bromochloromethane Analysis Run 12/17/2024 1:24 PM View: All Wells - Appendix I VOCs

DMASWA Data: DMASWA Database_Updated

Sanitas™ v.10.0.15 Software licensed to HDR, Inc. UG
Hollow symbols indicate censored values.

Time Series

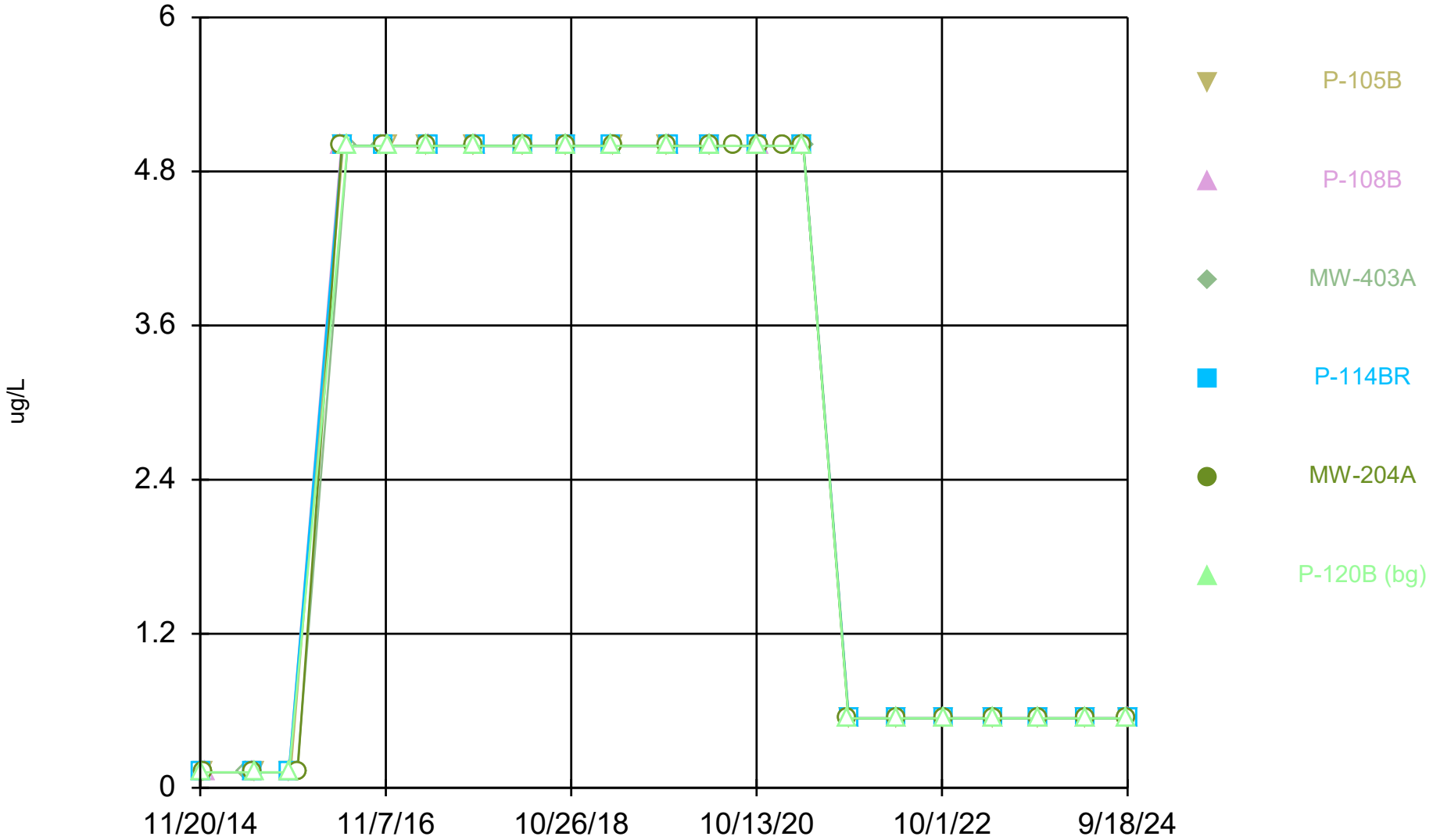

Constituent: Bromochloromethane Analysis Run 12/17/2024 1:24 PM View: All Wells - Appendix I VOCs
DMASWA Data: DMASWA Database_Updated

Sanitas™ v.10.0.15 Software licensed to HDR, Inc. UG
Hollow symbols indicate censored values.

Time Series

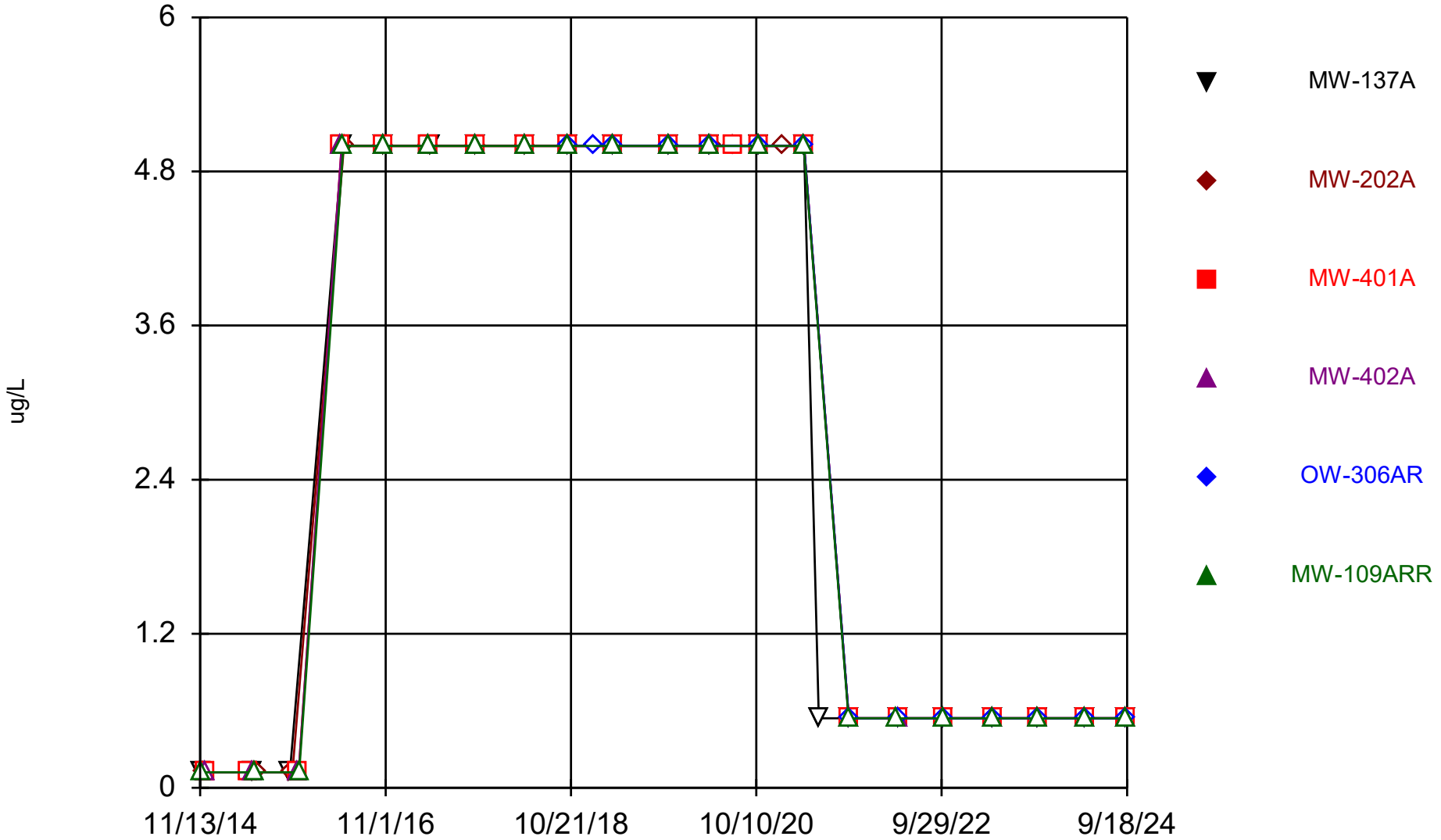

Constituent: Bromochloromethane Analysis Run 12/17/2024 1:24 PM View: All Wells - Appendix I VOCs
DMASWA Data: DMASWA Database_Updated

Sanitas™ v.10.0.15 Software licensed to HDR, Inc. UG
Hollow symbols indicate censored values.

Time Series

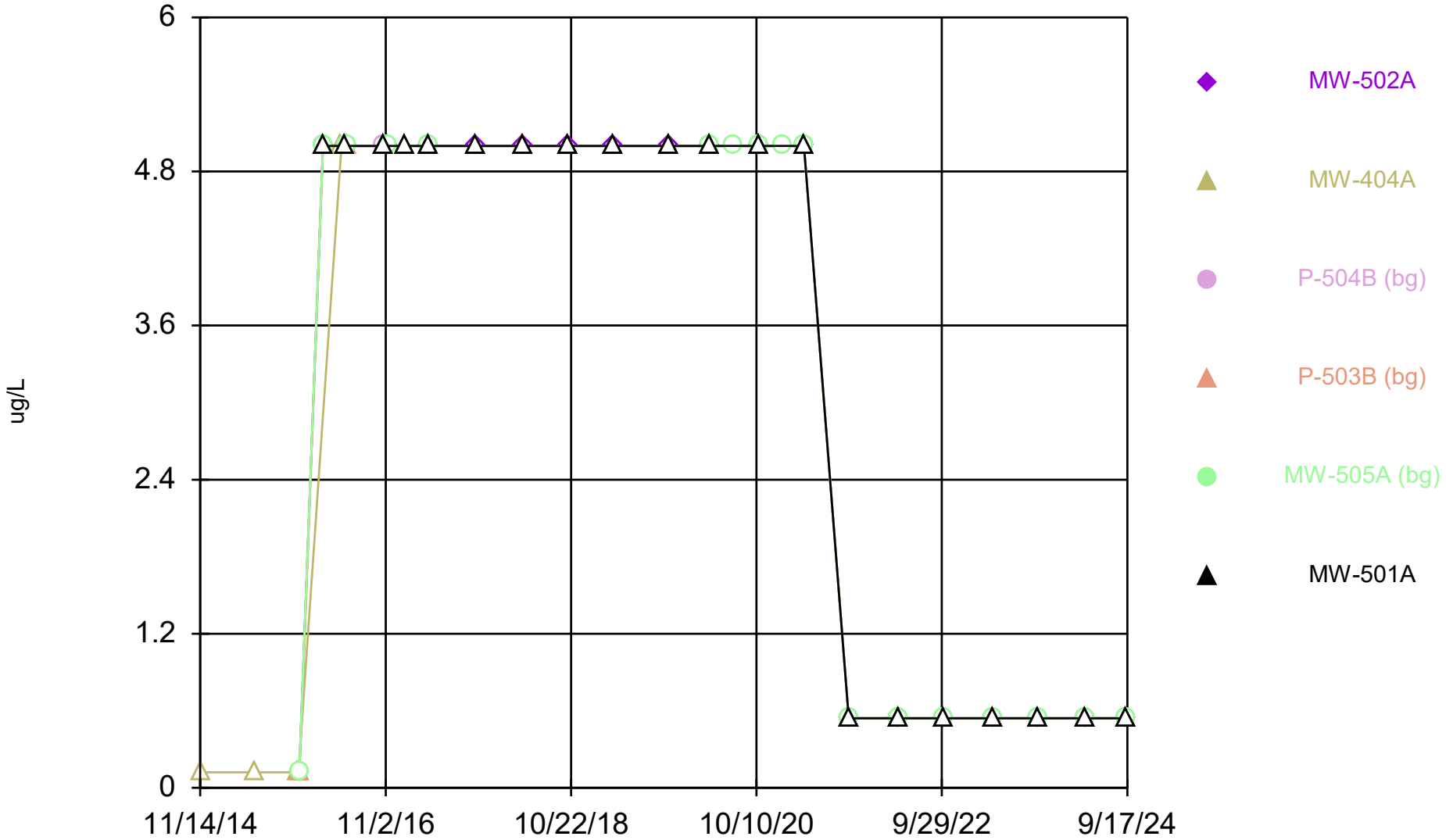

Constituent: Bromochloromethane Analysis Run 12/17/2024 1:24 PM View: All Wells - Appendix I VOCs
DMASWA Data: DMASWA Database_Updated

Sanitas™ v.10.0.15 Software licensed to HDR, Inc. UG
Hollow symbols indicate censored values.

Time Series

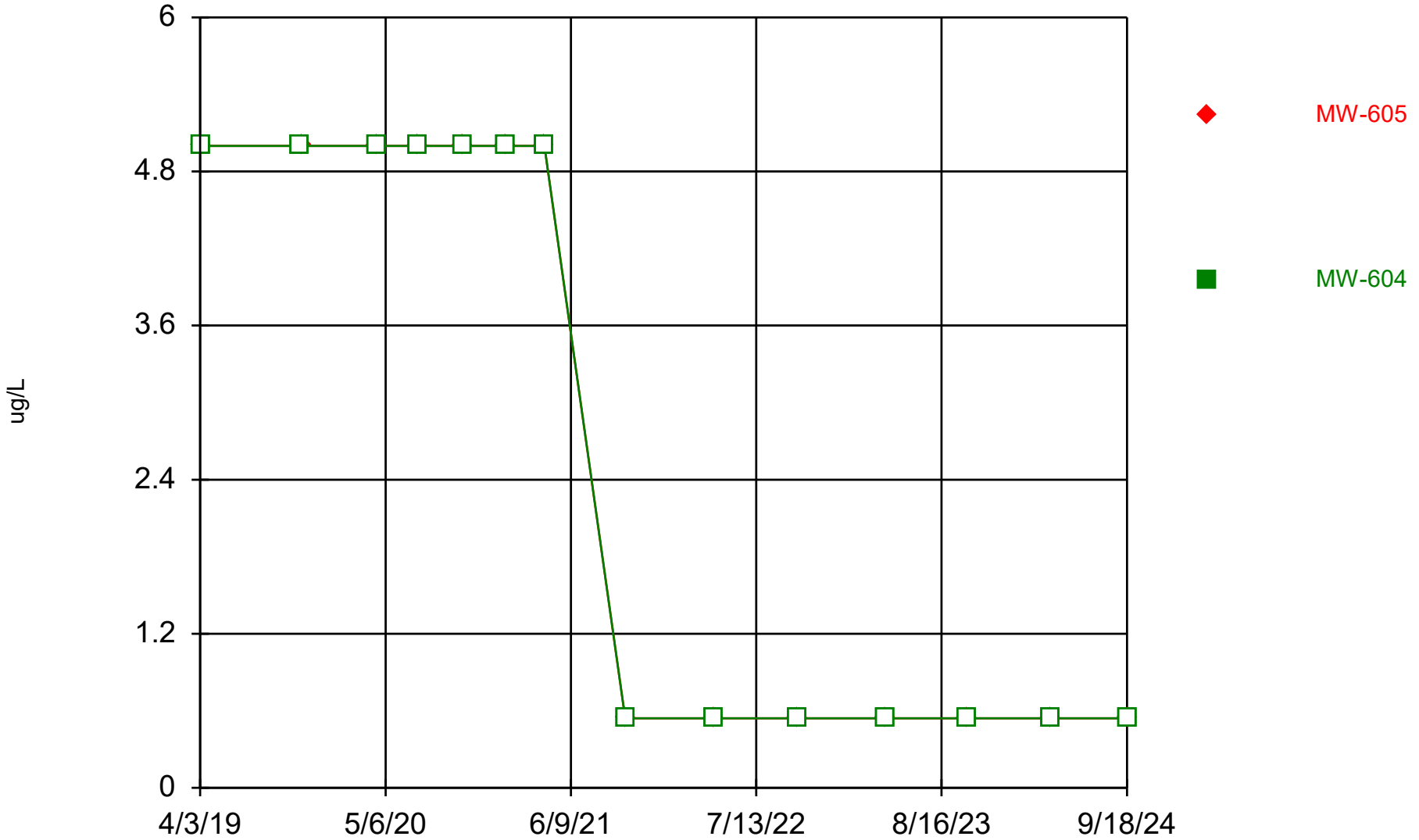

Constituent: Bromochloromethane Analysis Run 12/17/2024 1:24 PM View: All Wells - Appendix I VOCs
DMASWA Data: DMASWA Database_Updated

Sanitas™ v.10.0.15 Software licensed to HDR, Inc. UG
Hollow symbols indicate censored values.

Time Series

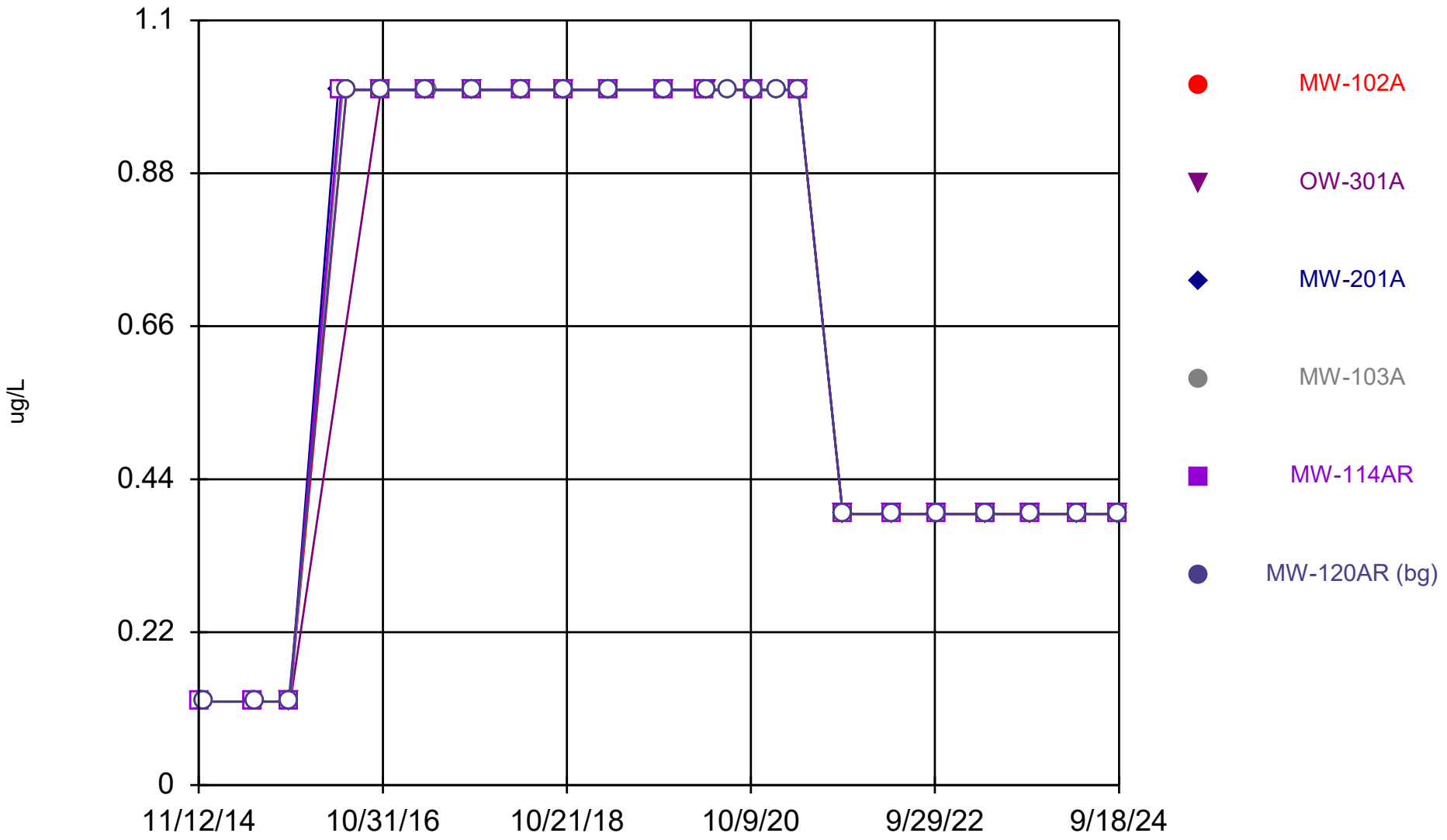

Constituent: Bromodichloromethane Analysis Run 12/17/2024 1:24 PM View: All Wells - Appendix I VOCs
DMASWA Data: DMASWA Database_Updated

Sanitas™ v.10.0.15 Software licensed to HDR, Inc. UG
Hollow symbols indicate censored values.

Time Series

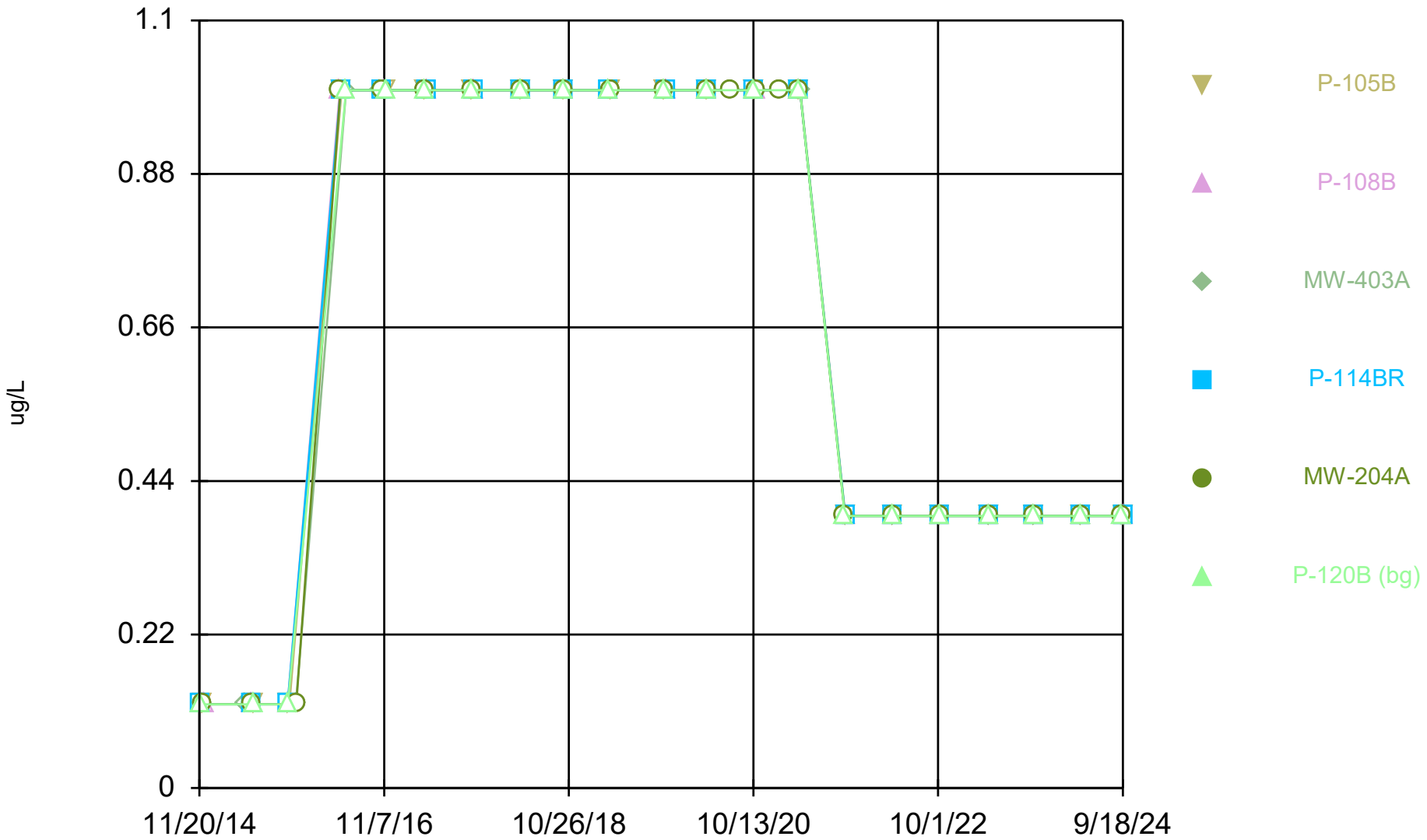

Constituent: Bromodichloromethane Analysis Run 12/17/2024 1:24 PM View: All Wells - Appendix I VOCs
DMASWA Data: DMASWA Database_Updated

Sanitas™ v.10.0.15 Software licensed to HDR, Inc. UG
Hollow symbols indicate censored values.

Time Series

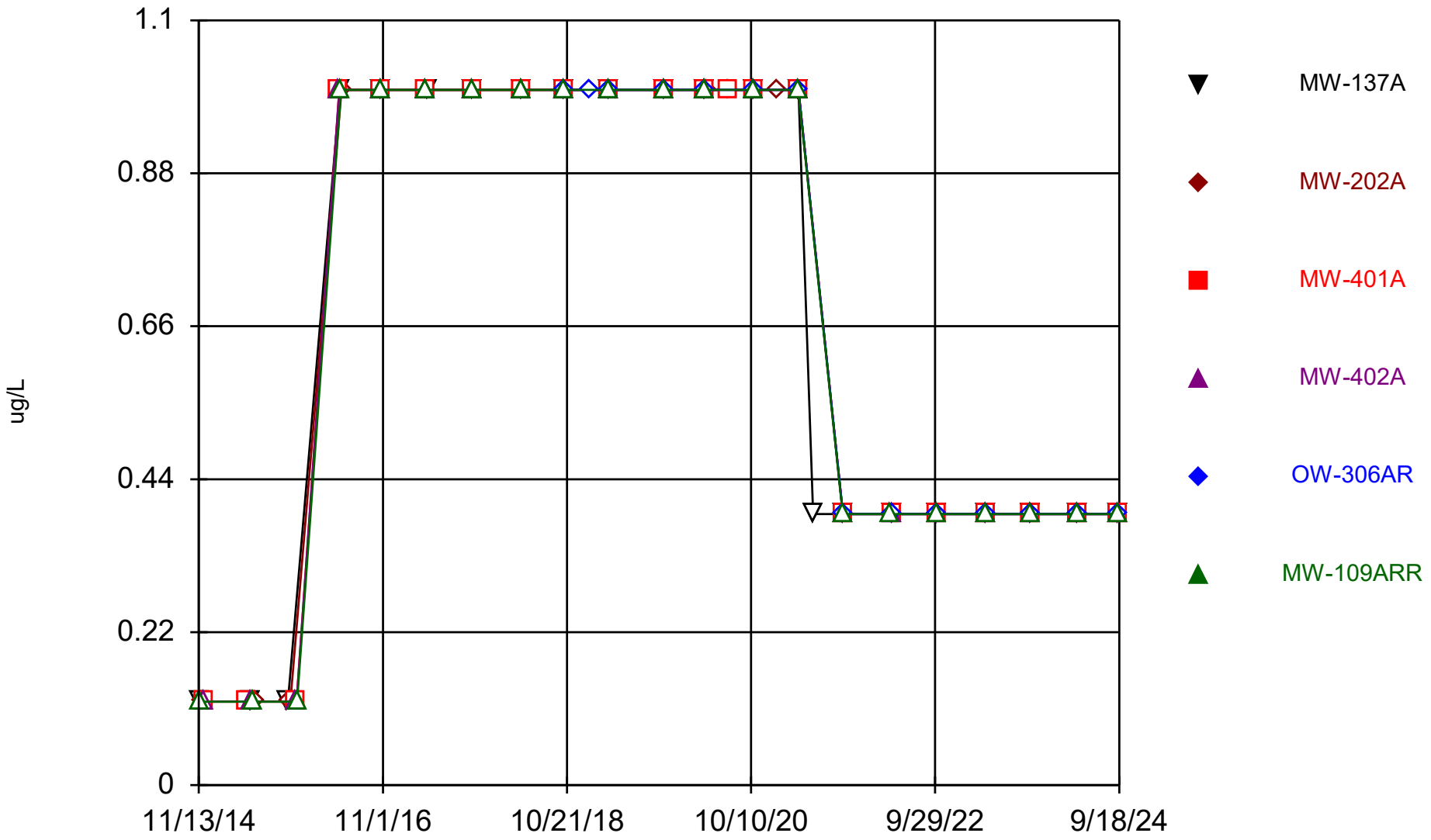

Constituent: Bromodichloromethane Analysis Run 12/17/2024 1:24 PM View: All Wells - Appendix I VOCs

DMASWA Data: DMASWA Database_Updated

Sanitas™ v.10.0.15 Software licensed to HDR, Inc. UG
Hollow symbols indicate censored values.

Time Series

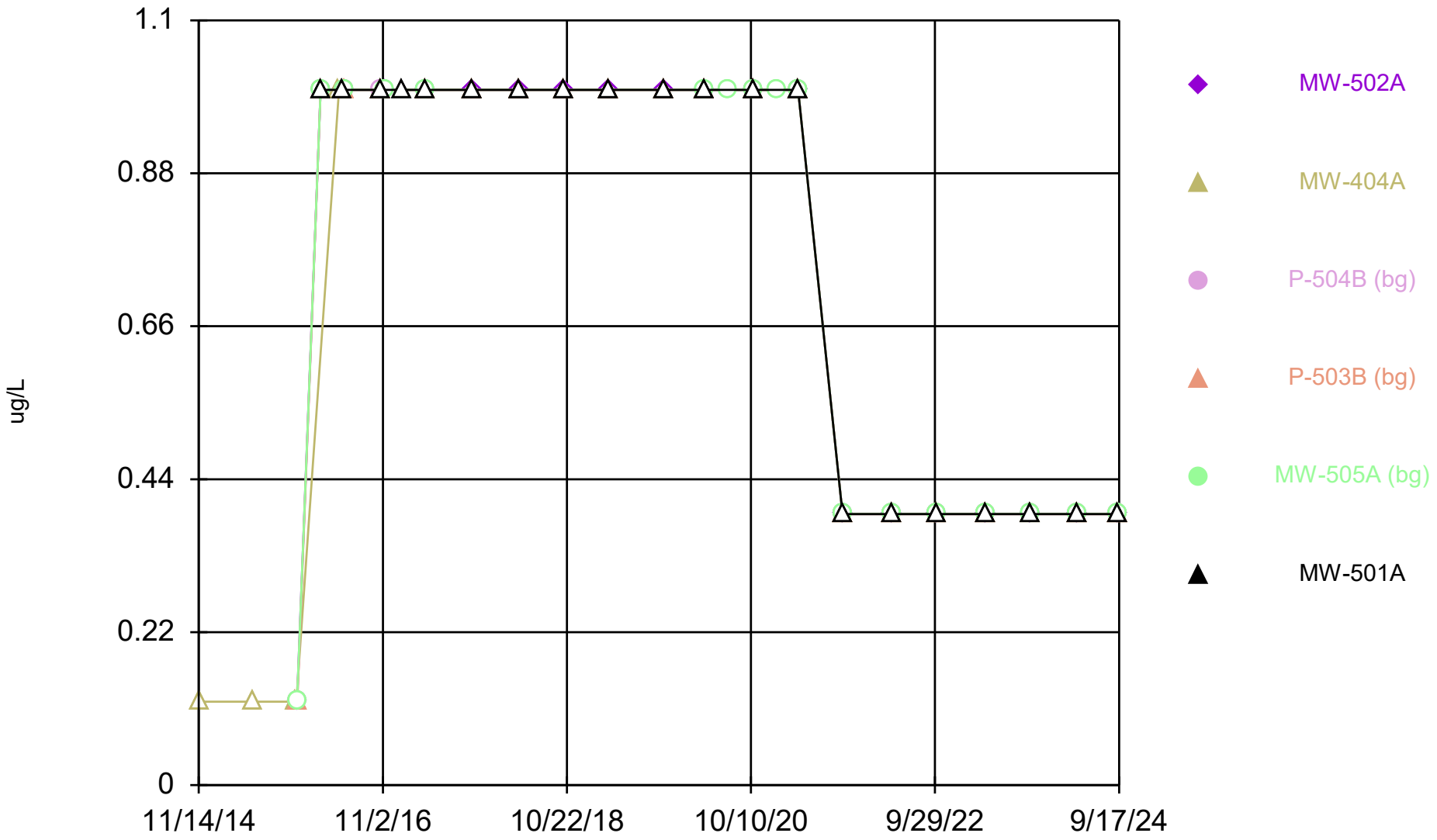

Constituent: Bromodichloromethane Analysis Run 12/17/2024 1:24 PM View: All Wells - Appendix I VOCs
DMASWA Data: DMASWA Database_Updated

Sanitas™ v.10.0.15 Software licensed to HDR, Inc. UG
Hollow symbols indicate censored values.

Time Series

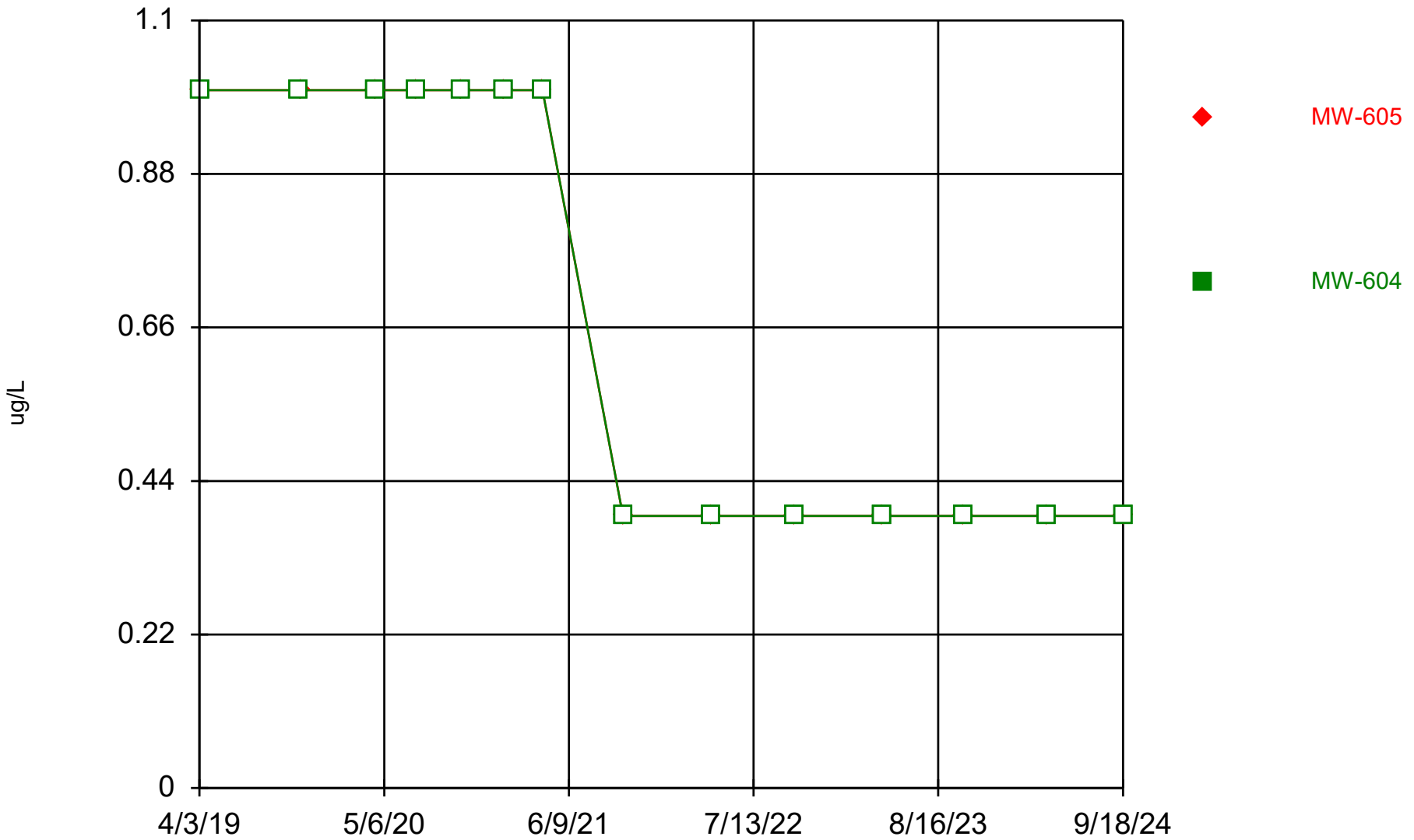

Constituent: Bromodichloromethane Analysis Run 12/17/2024 1:24 PM View: All Wells - Appendix I VOCs
DMASWA Data: DMASWA Database_Updated

Sanitas™ v.10.0.15 Software licensed to HDR, Inc. UG
Hollow symbols indicate censored values.

Time Series

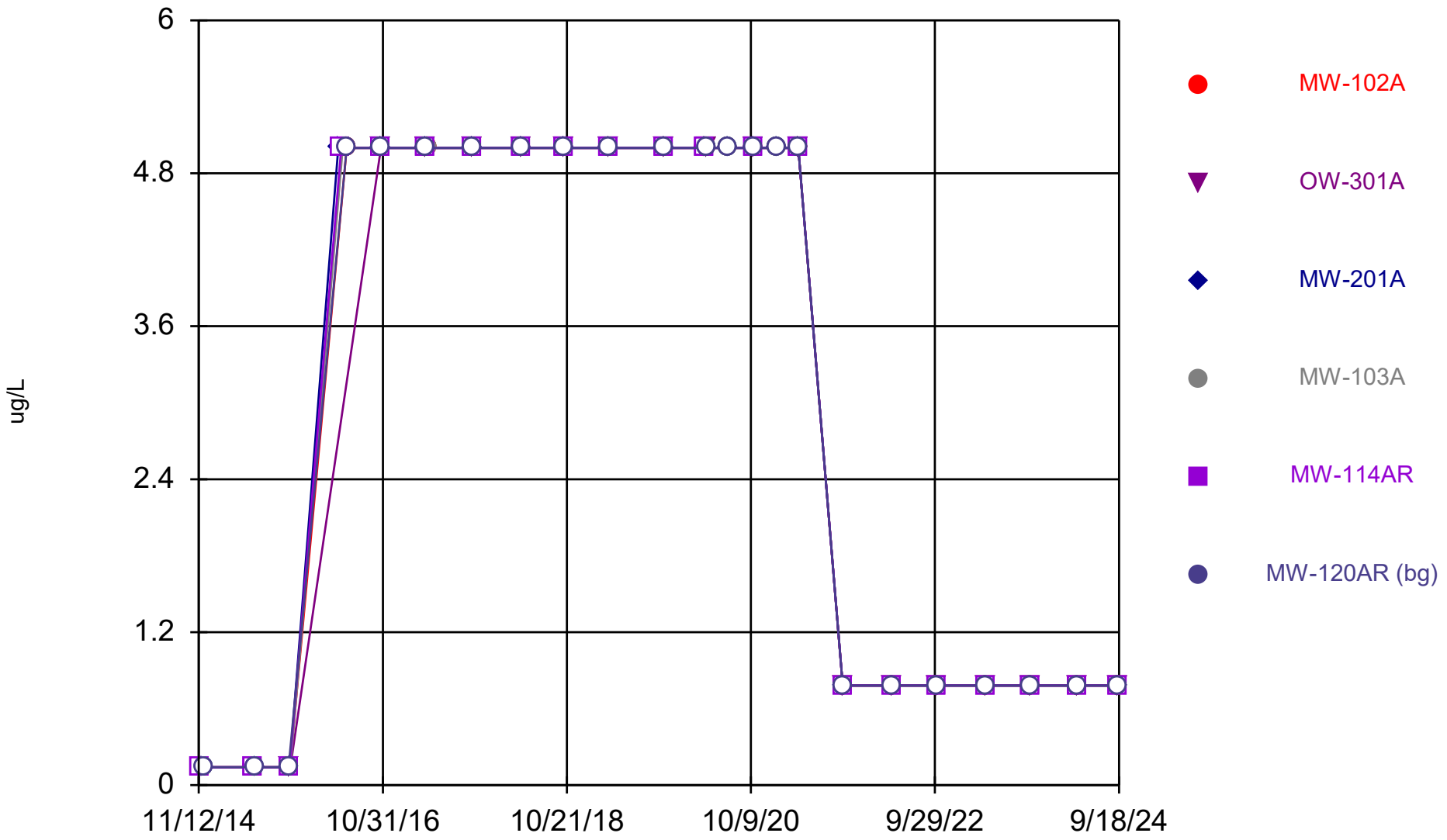

Constituent: Bromoform Analysis Run 12/17/2024 1:24 PM View: All Wells - Appendix I VOCs
DMASWA Data: DMASWA Database_Updated

Sanitas™ v.10.0.15 Software licensed to HDR, Inc. UG
Hollow symbols indicate censored values.

Time Series

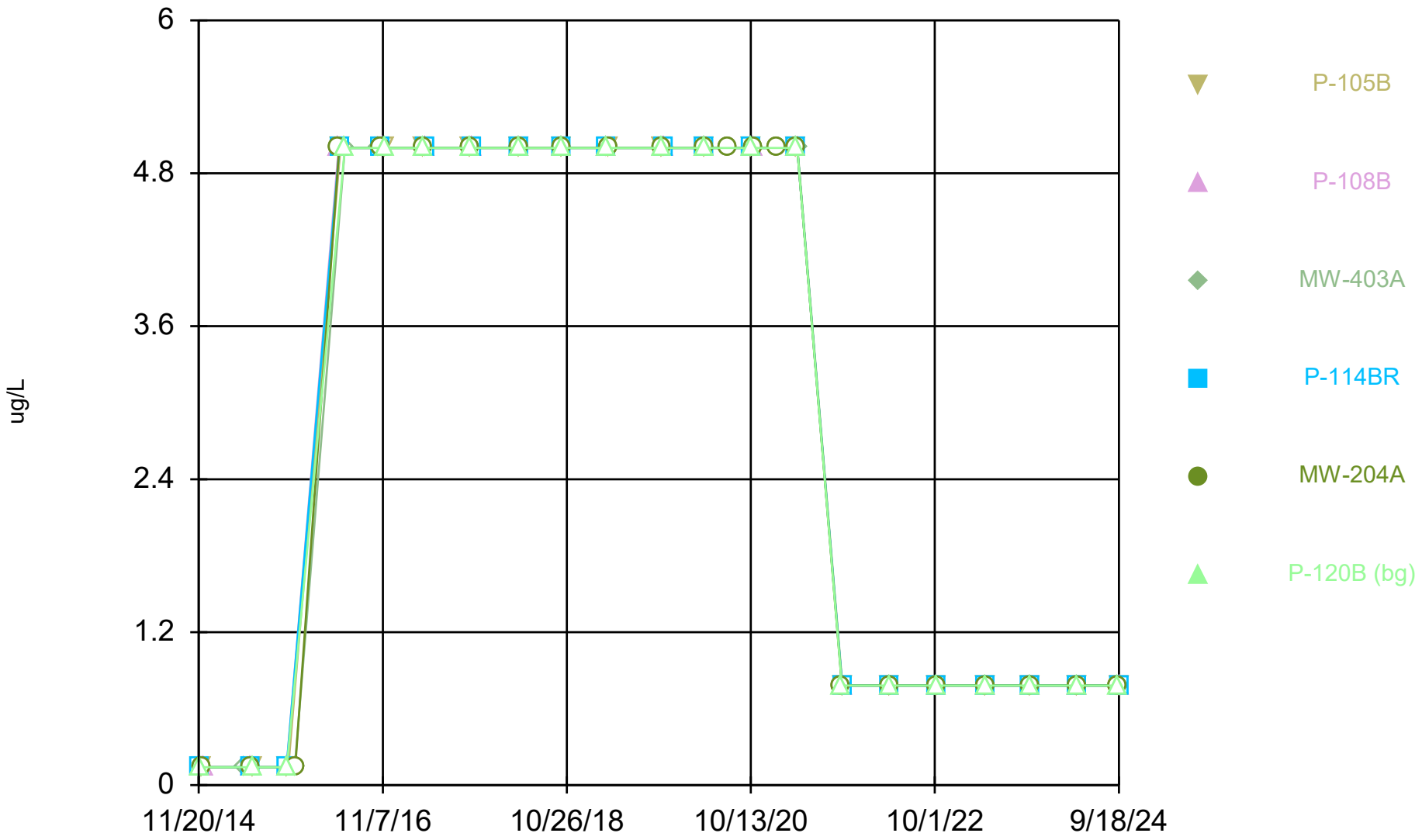

Constituent: Bromoform Analysis Run 12/17/2024 1:25 PM View: All Wells - Appendix I VOCs DMASWA Data: DMASWA Database_Updated

Sanitas™ v.10.0.15 Software licensed to HDR, Inc. UG
Hollow symbols indicate censored values.

Time Series

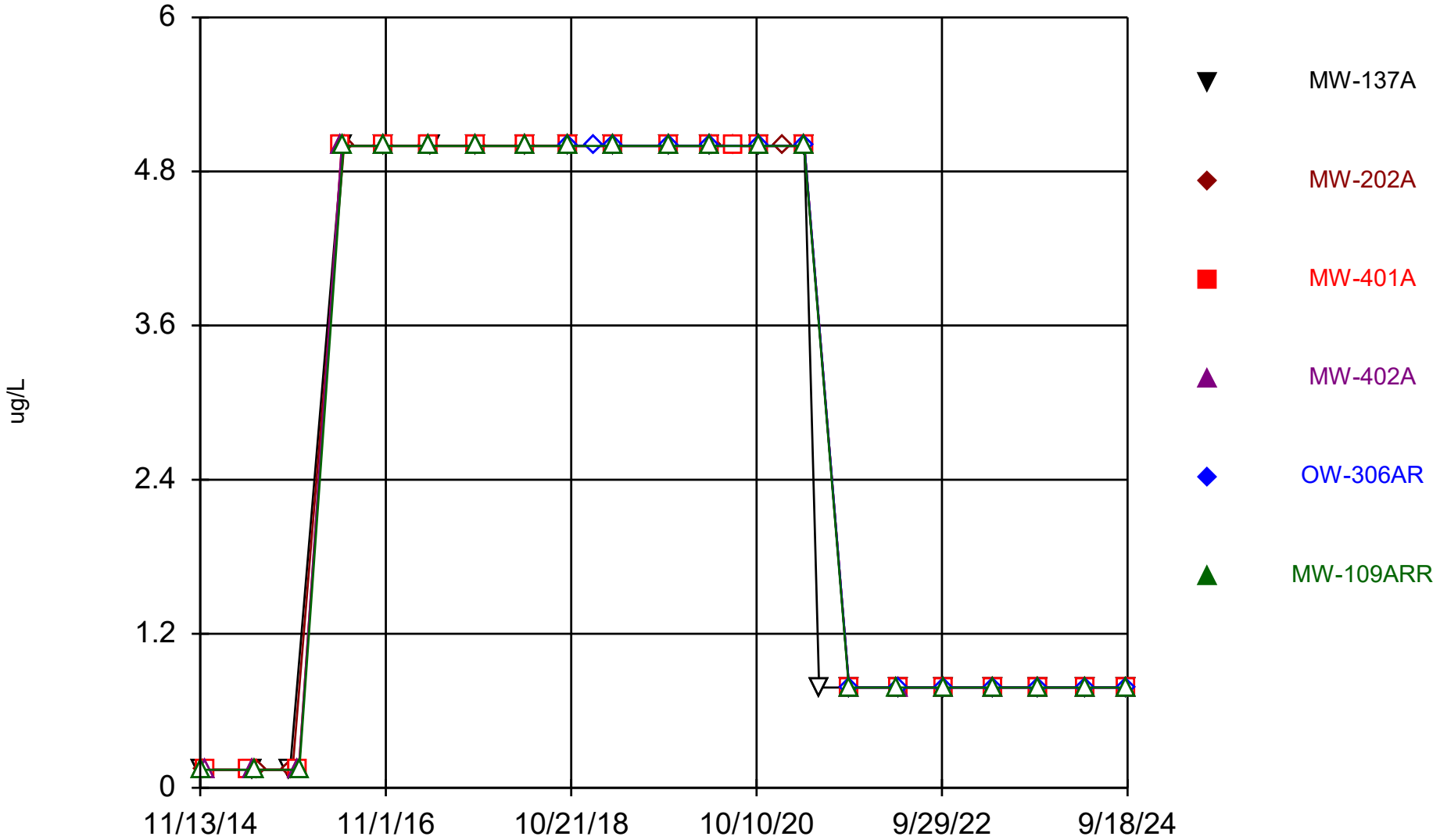

Constituent: Bromoform Analysis Run 12/17/2024 1:25 PM View: All Wells - Appendix I VOCs

DMASWA Data: DMASWA Database_Updated

Sanitas™ v.10.0.15 Software licensed to HDR, Inc. UG
Hollow symbols indicate censored values.

Time Series

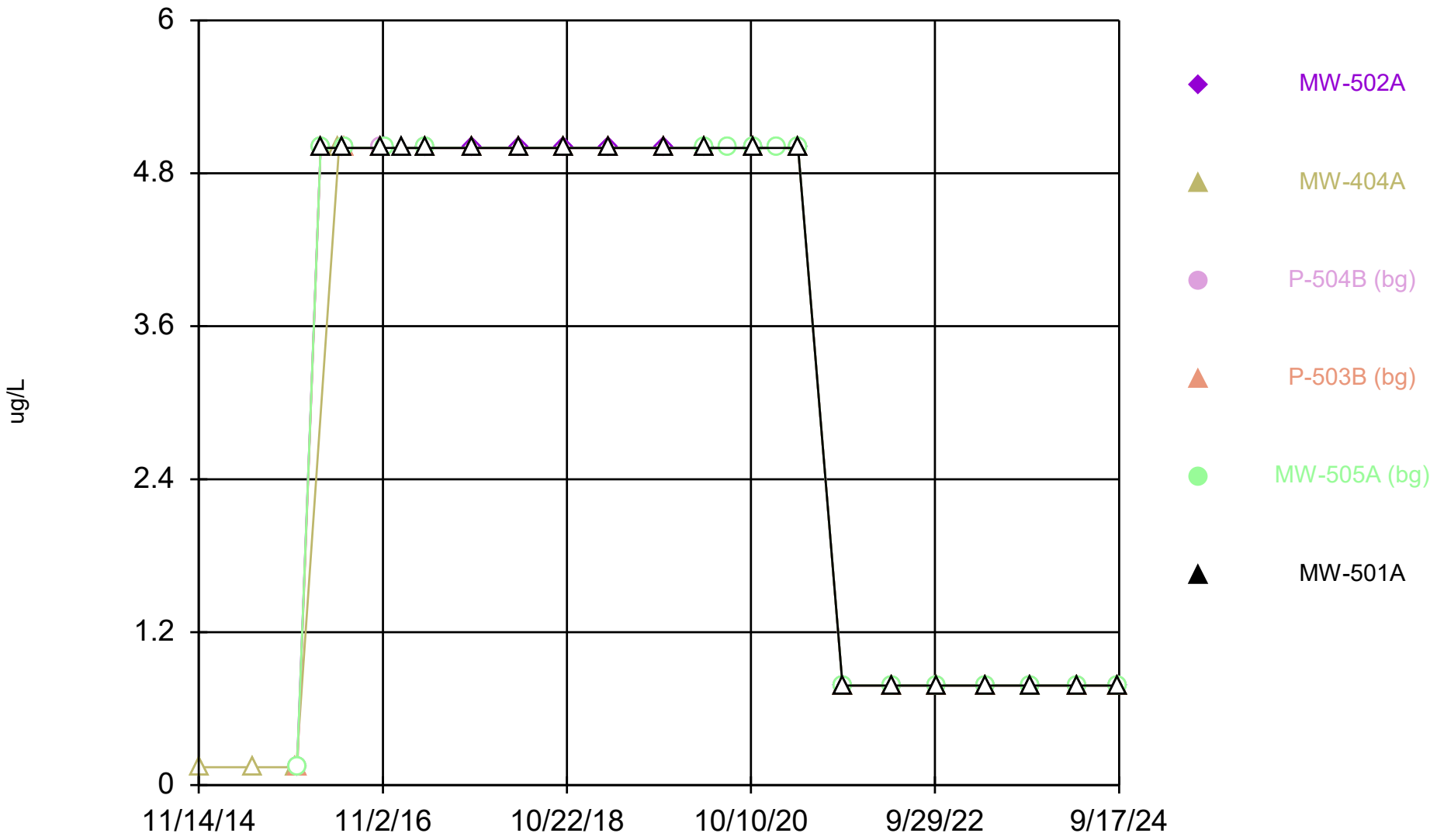

Constituent: Bromoform Analysis Run 12/17/2024 1:25 PM View: All Wells - Appendix I VOCs
DMASWA Data: DMASWA Database_Updated

Sanitas™ v.10.0.15 Software licensed to HDR, Inc. UG
Hollow symbols indicate censored values.

Time Series

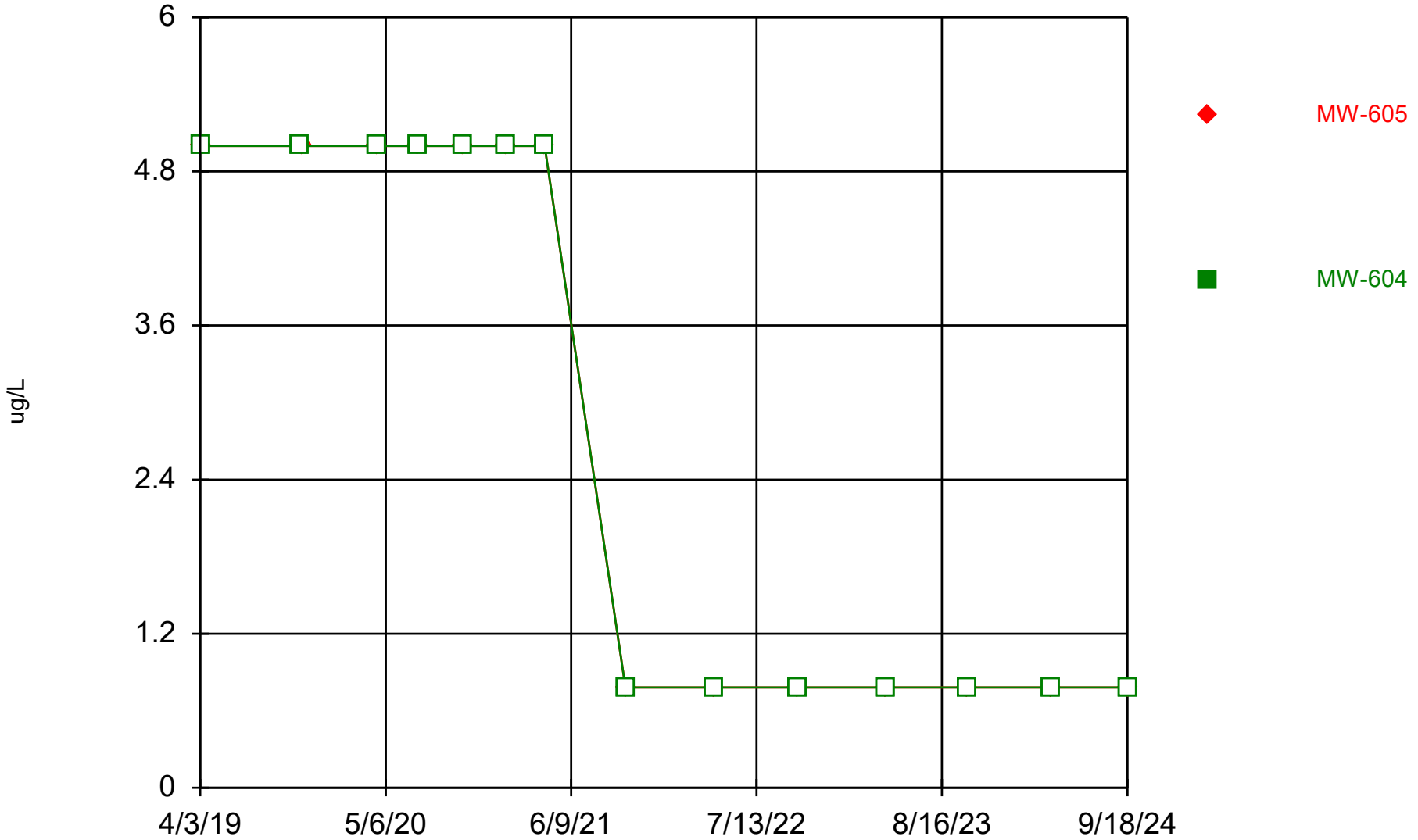

Constituent: Bromoform Analysis Run 12/17/2024 1:25 PM View: All Wells - Appendix I VOCs

DMASWA Data: DMASWA Database_Updated

Sanitas™ v.10.0.15 Software licensed to HDR, Inc. UG
Hollow symbols indicate censored values.

Time Series

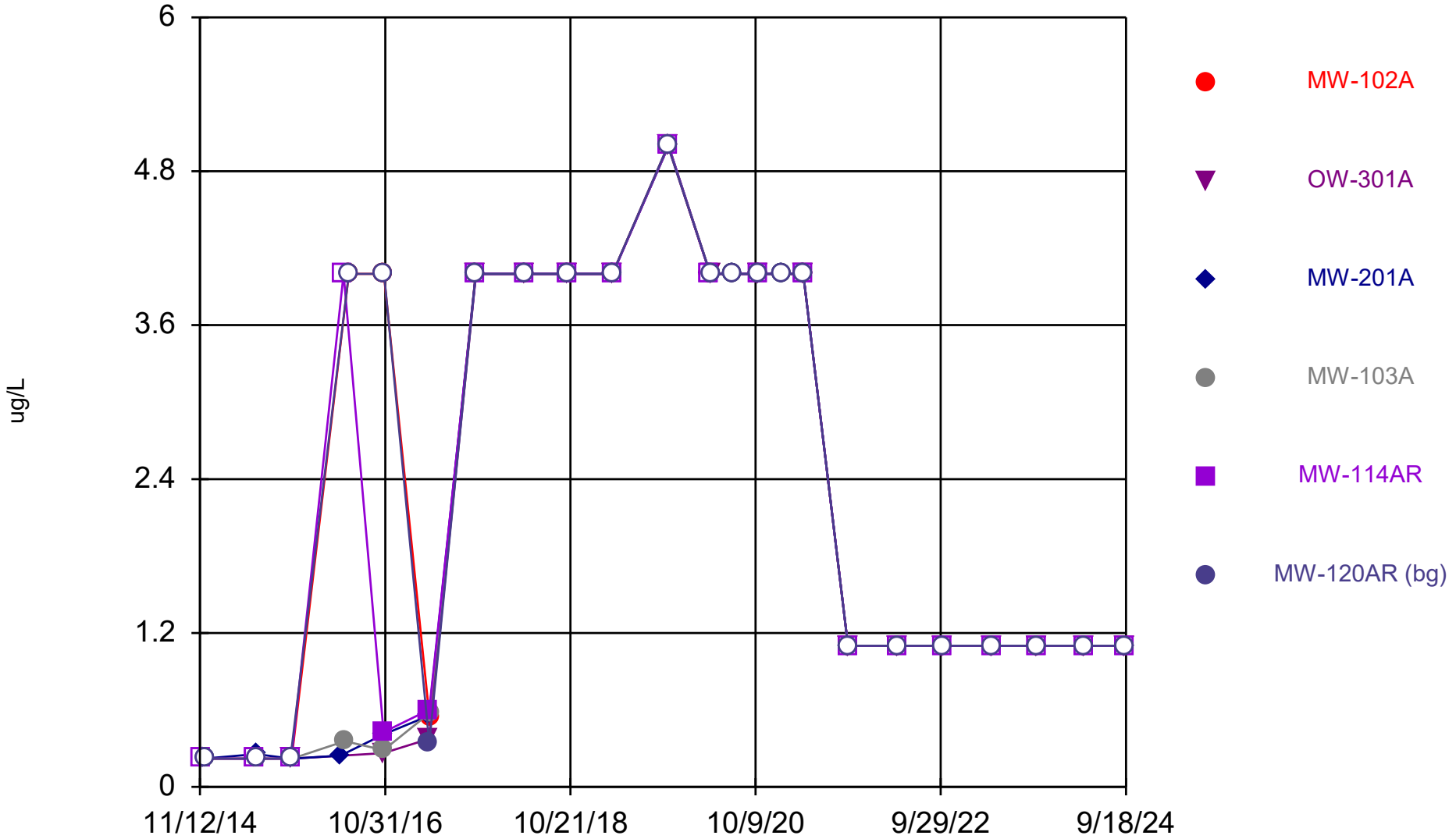

Constituent: Bromomethane Analysis Run 12/17/2024 1:25 PM View: All Wells - Appendix I VOCs
DMASWA Data: DMASWA Database_Updated

Sanitas™ v.10.0.15 Software licensed to HDR, Inc. UG
Hollow symbols indicate censored values.

Time Series

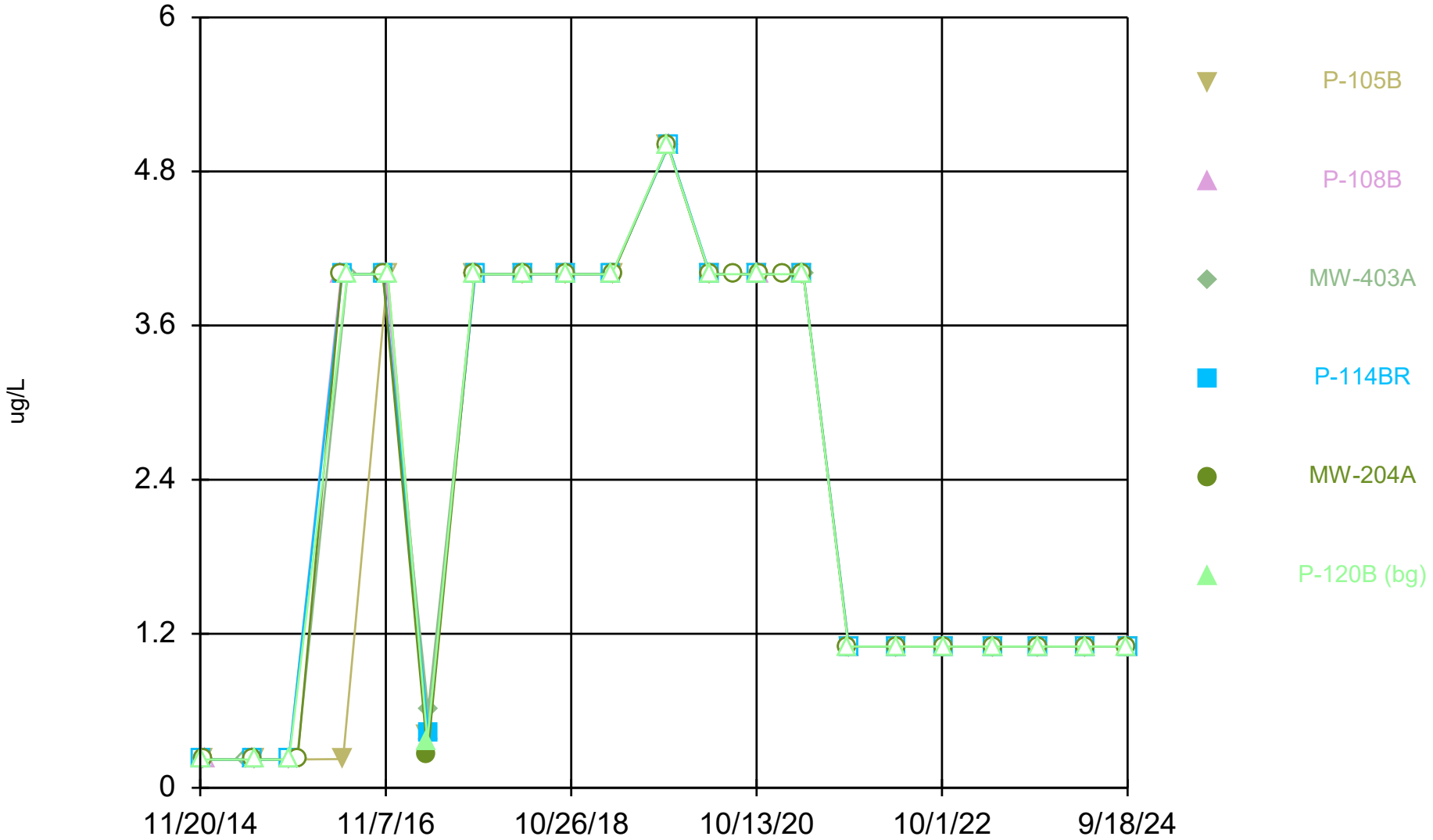

Constituent: Bromomethane Analysis Run 12/17/2024 1:25 PM View: All Wells - Appendix I VOCs
DMASWA Data: DMASWA Database_Updated

Sanitas™ v.10.0.15 Software licensed to HDR, Inc. UG
Hollow symbols indicate censored values.

Time Series

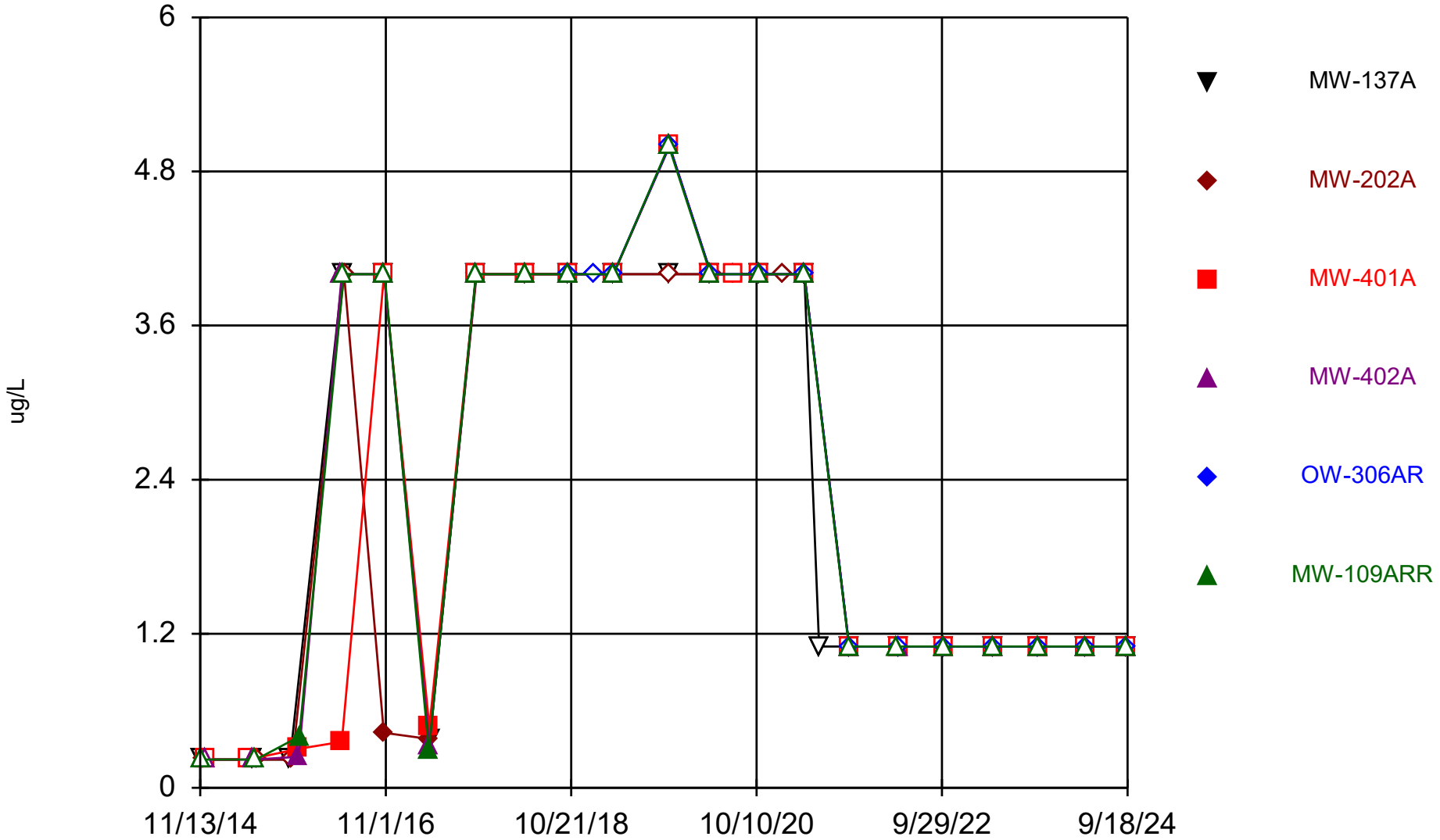

Constituent: Bromomethane Analysis Run 12/17/2024 1:25 PM View: All Wells - Appendix I VOCs
DMASWA Data: DMASWA Database_Updated

Sanitas™ v.10.0.15 Software licensed to HDR, Inc. UG
Hollow symbols indicate censored values.

Time Series

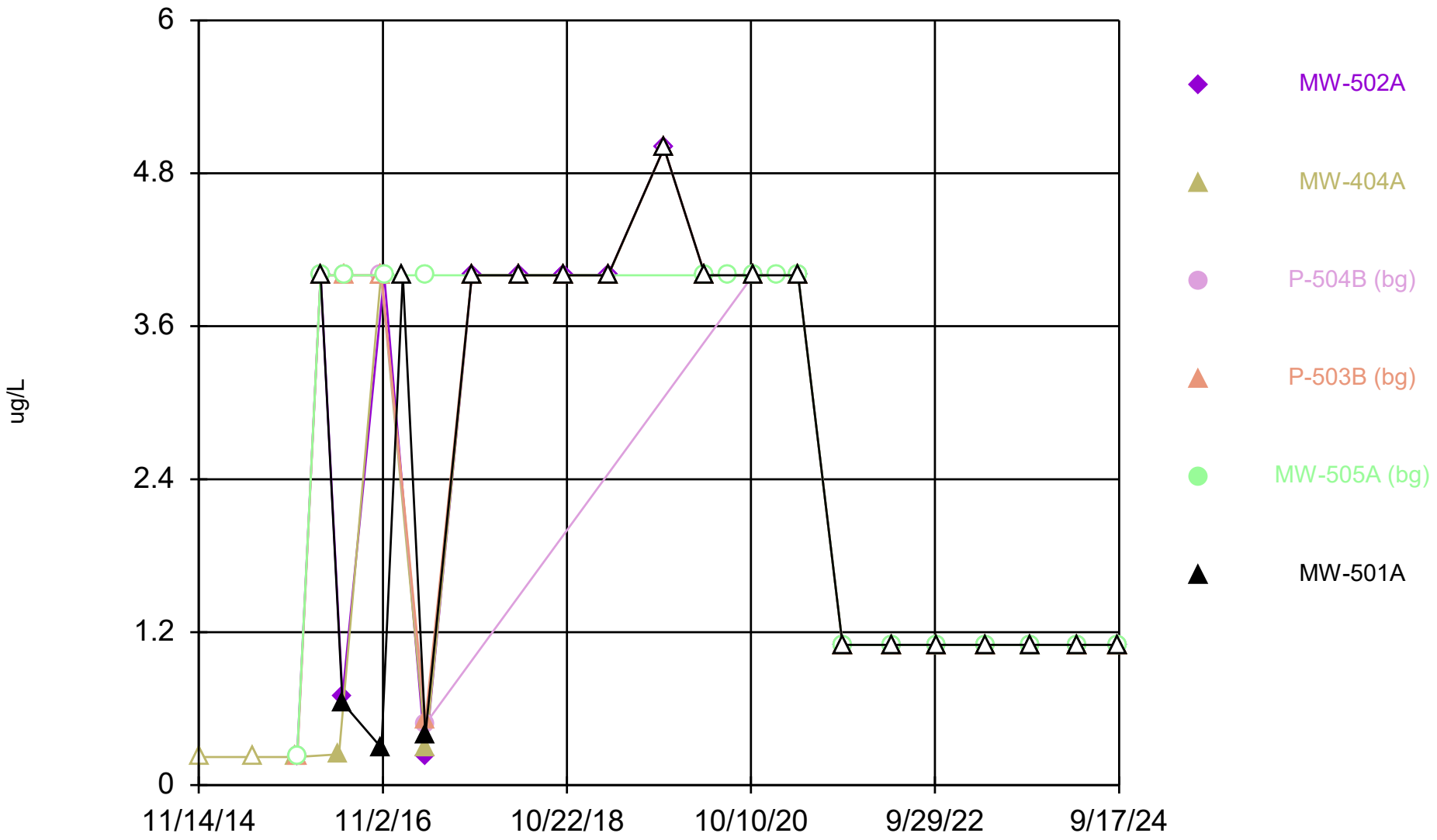

Constituent: Bromomethane Analysis Run 12/17/2024 1:25 PM View: All Wells - Appendix I VOCs
DMASWA Data: DMASWA Database_Updated

Sanitas™ v.10.0.15 Software licensed to HDR, Inc. UG
Hollow symbols indicate censored values.

Time Series

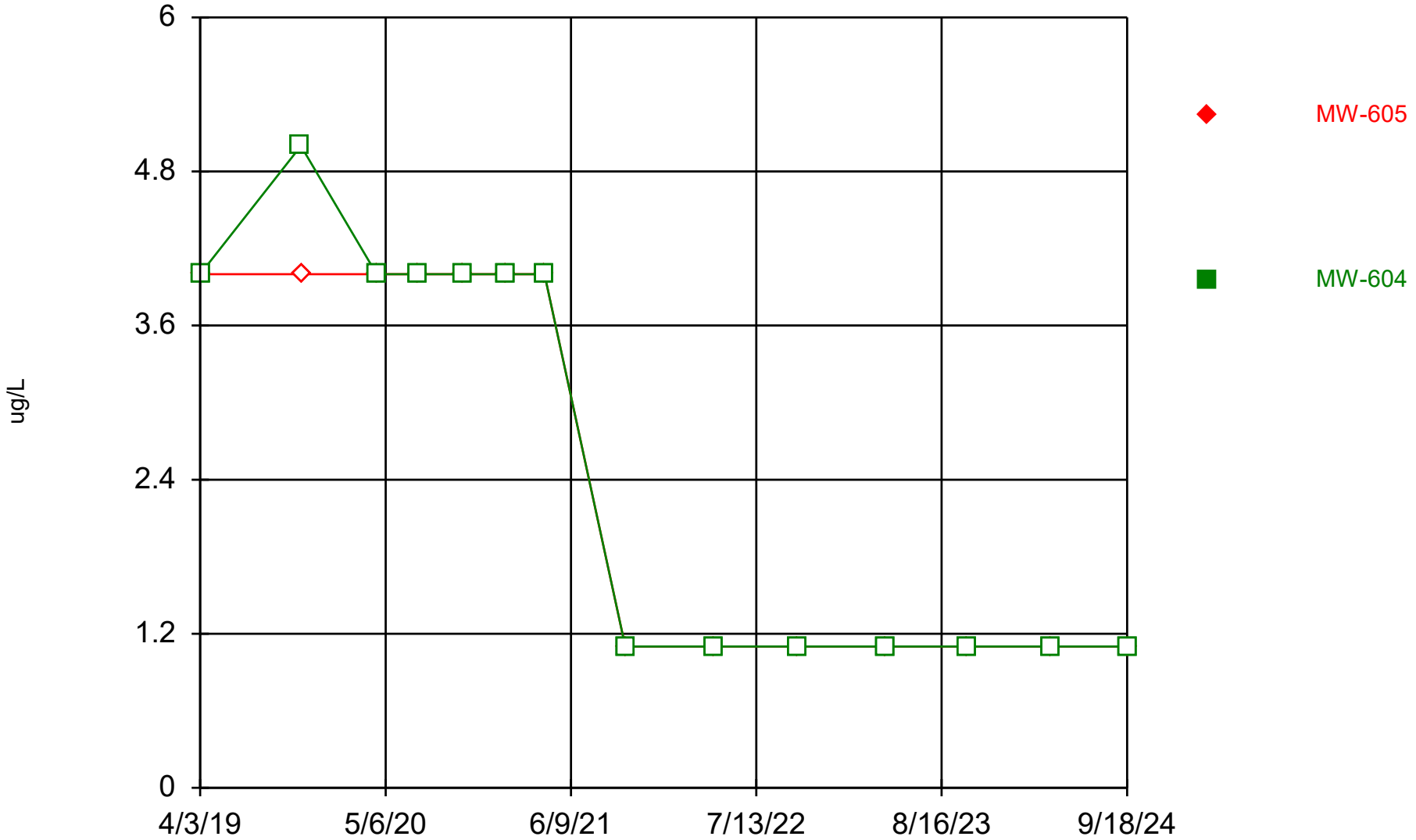

Constituent: Bromomethane Analysis Run 12/17/2024 1:25 PM View: All Wells - Appendix I VOCs

DMASWA Data: DMASWA Database_Updated

Sanitas™ v.10.0.15 Software licensed to HDR, Inc. UG
Hollow symbols indicate censored values.

Time Series

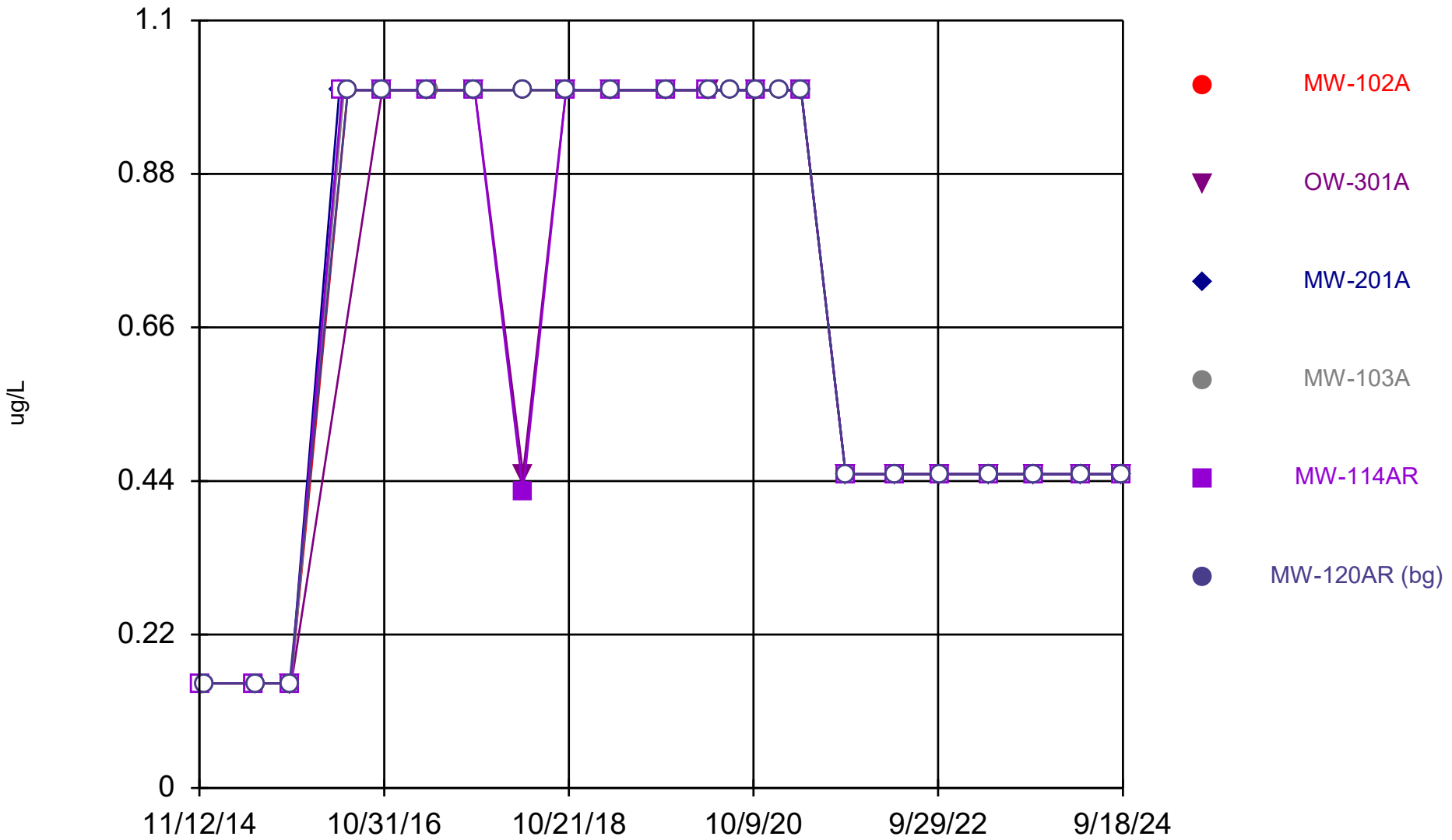

Constituent: Carbon disulfide Analysis Run 12/17/2024 1:25 PM View: All Wells - Appendix I VOCs
DMASWA Data: DMASWA Database_Updated

Sanitas™ v.10.0.15 Software licensed to HDR, Inc. UG
Hollow symbols indicate censored values.

Time Series

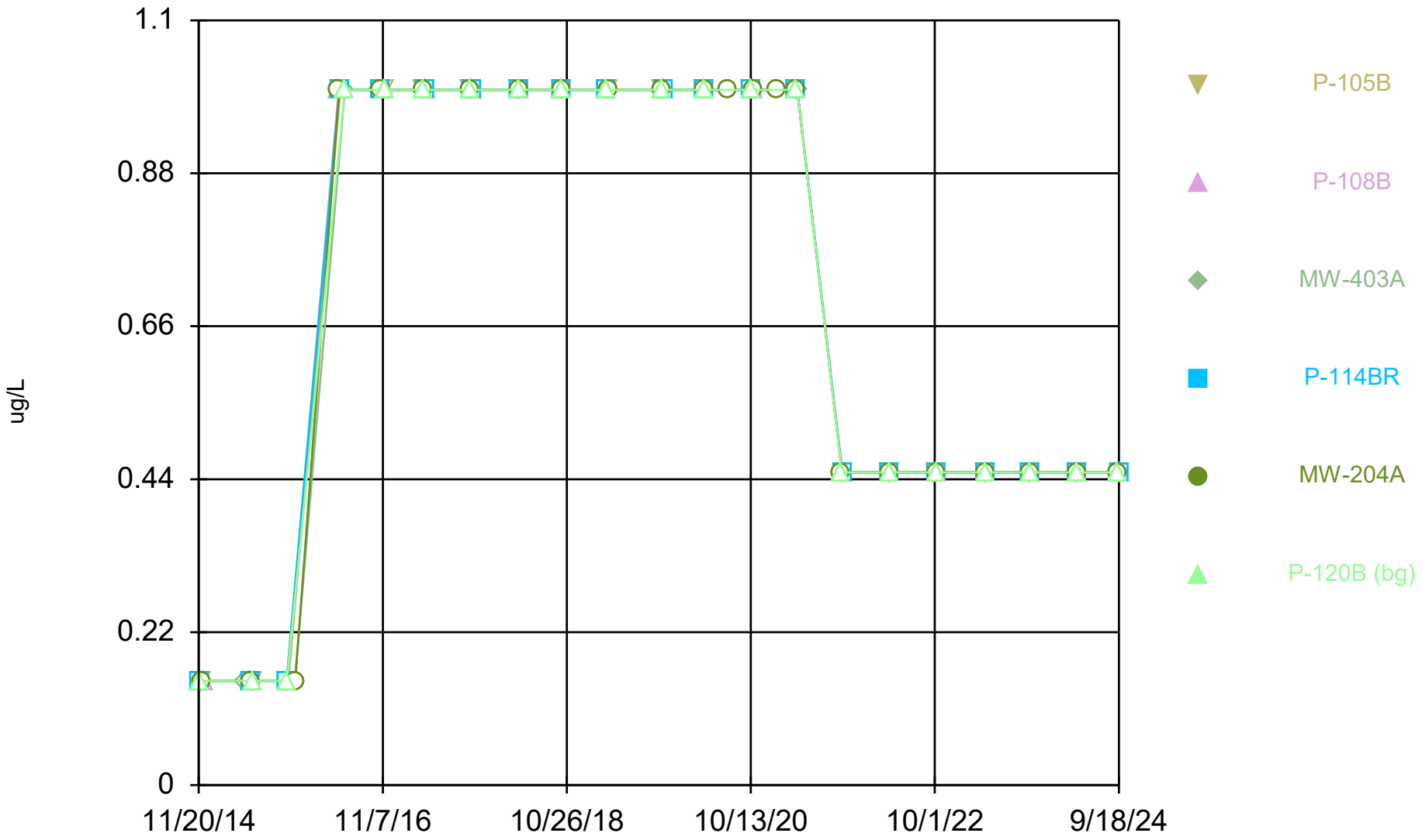

Constituent: Carbon disulfide Analysis Run 12/17/2024 1:25 PM View: All Wells - Appendix I VOCs
DMASWA Data: DMASWA Database_Updated

Sanitas™ v.10.0.15 Software licensed to HDR, Inc. UG
Hollow symbols indicate censored values.

Time Series

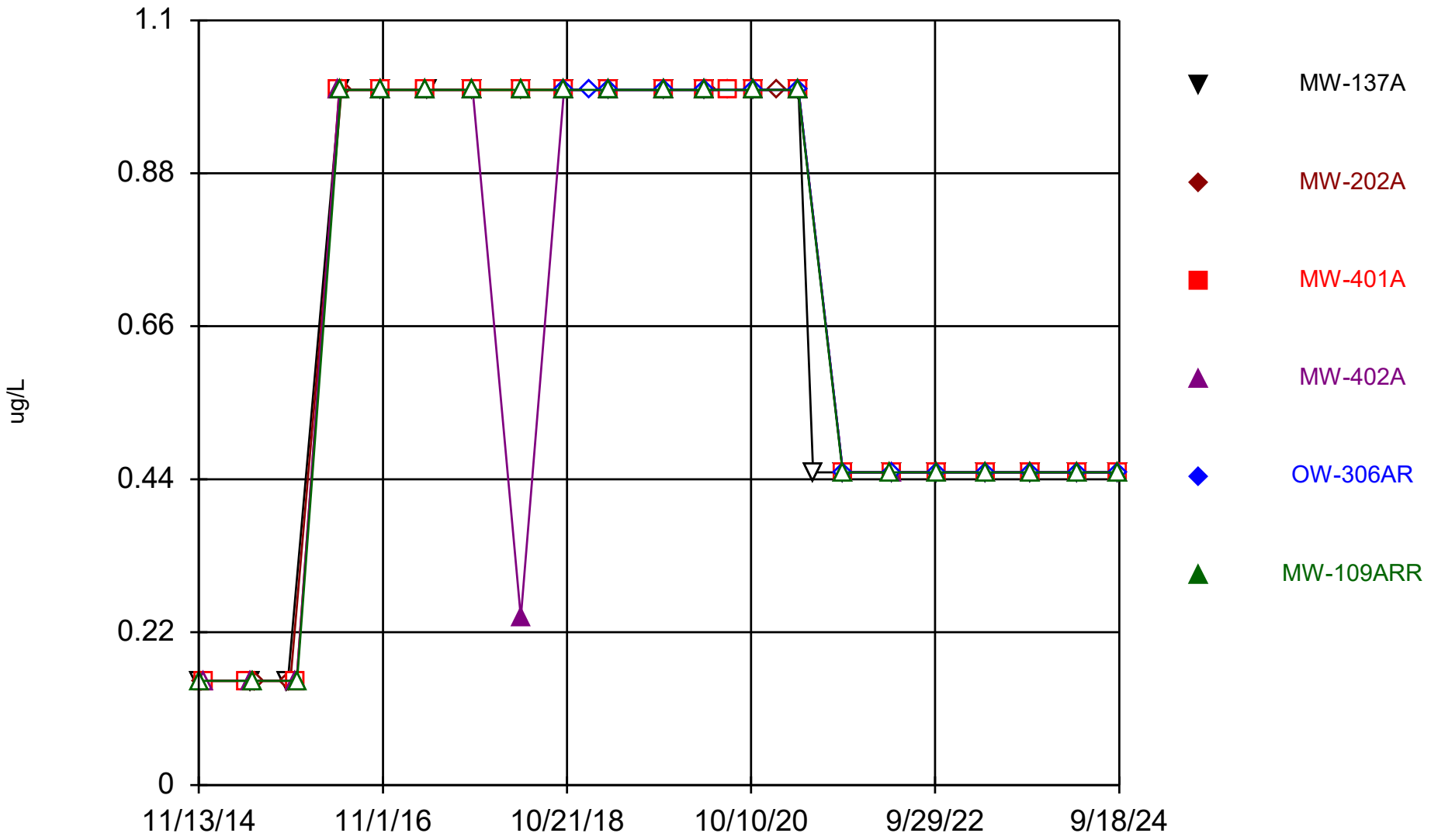

Constituent: Carbon disulfide Analysis Run 12/17/2024 1:25 PM View: All Wells - Appendix I VOCs

DMASWA Data: DMASWA Database_Updated

Sanitas™ v.10.0.15 Software licensed to HDR, Inc. UG
Hollow symbols indicate censored values.

Time Series

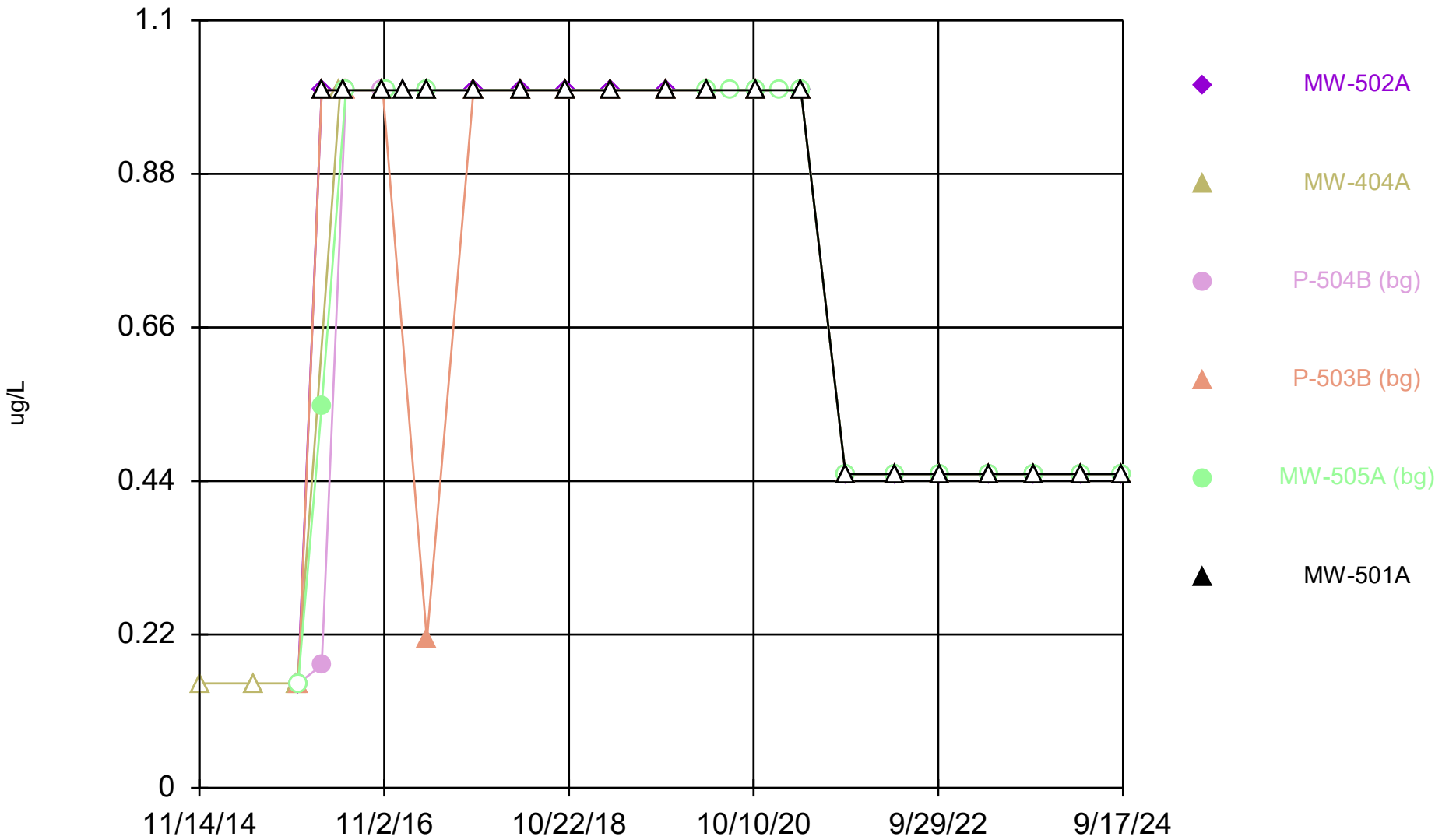

Constituent: Carbon disulfide Analysis Run 12/17/2024 1:25 PM View: All Wells - Appendix I VOCs
DMASWA Data: DMASWA Database_Updated

Sanitas™ v.10.0.15 Software licensed to HDR, Inc. UG
Hollow symbols indicate censored values.

Time Series

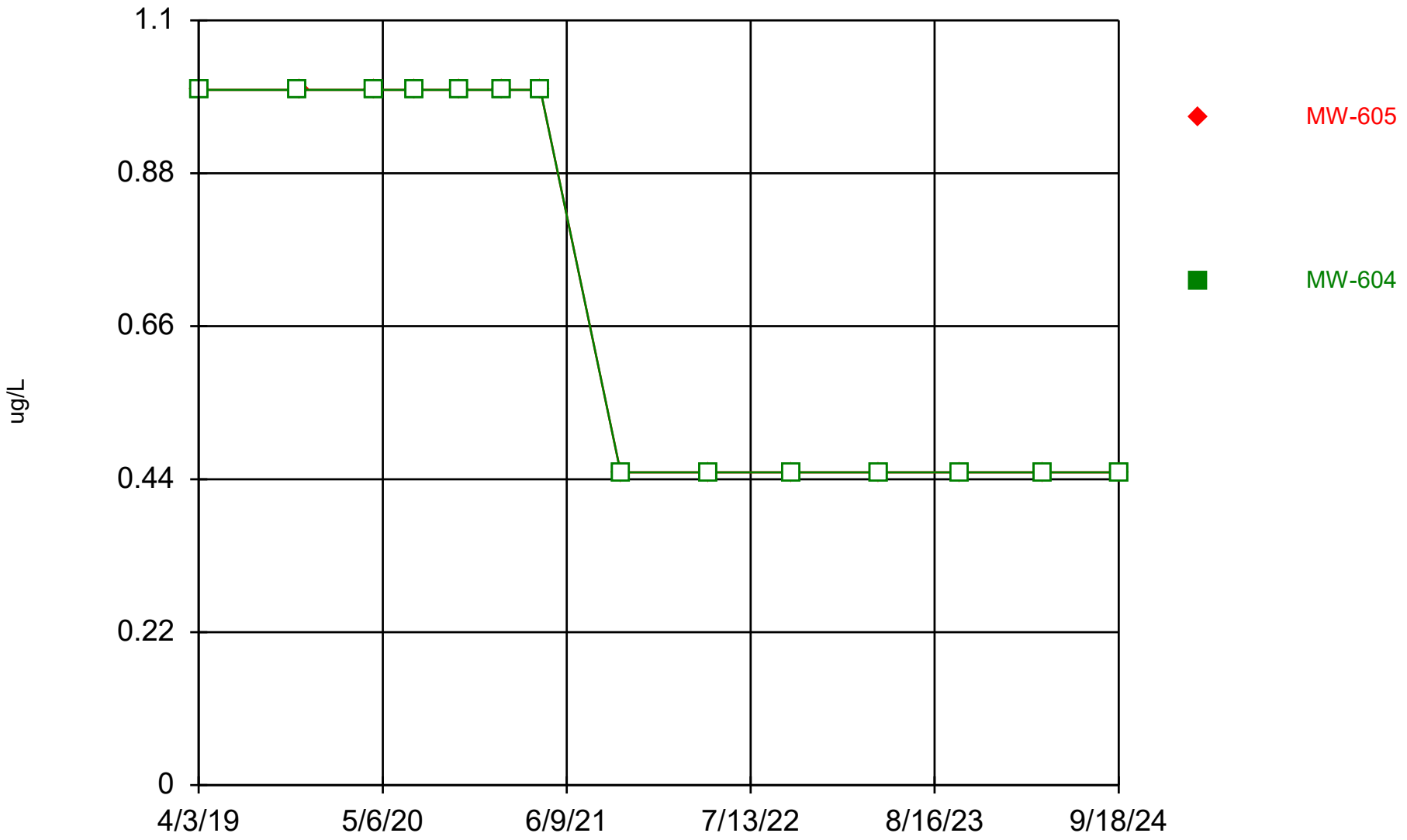

Constituent: Carbon disulfide Analysis Run 12/17/2024 1:25 PM View: All Wells - Appendix I VOCs

DMASWA Data: DMASWA Database_Updated

Sanitas™ v.10.0.15 Software licensed to HDR, Inc. UG
Hollow symbols indicate censored values.

Time Series

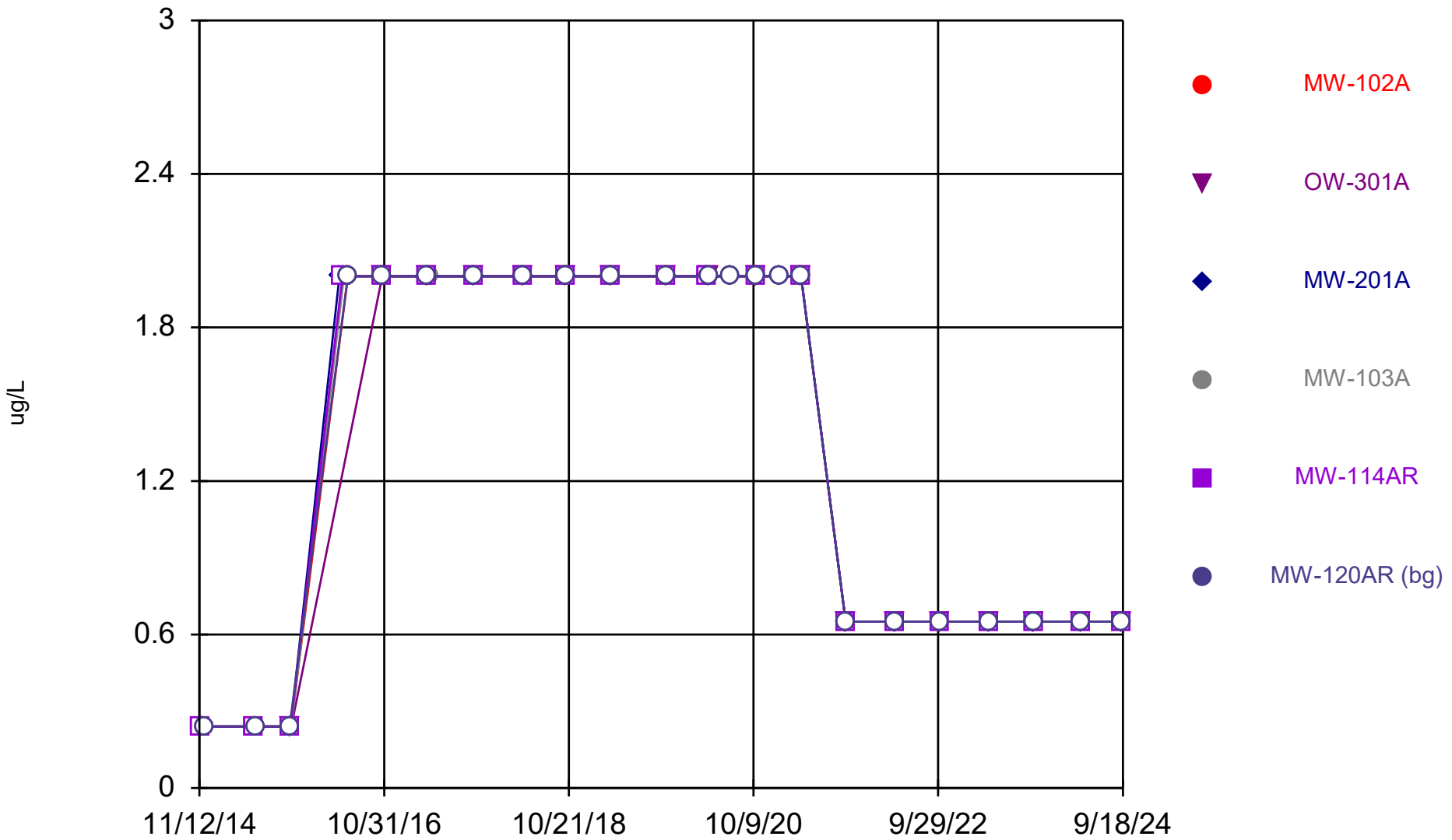

Constituent: Carbon Tetrachloride Analysis Run 12/17/2024 1:25 PM View: All Wells - Appendix I VOCs

DMASWA Data: DMASWA Database_Updated

Sanitas™ v.10.0.15 Software licensed to HDR, Inc. UG
Hollow symbols indicate censored values.

Time Series

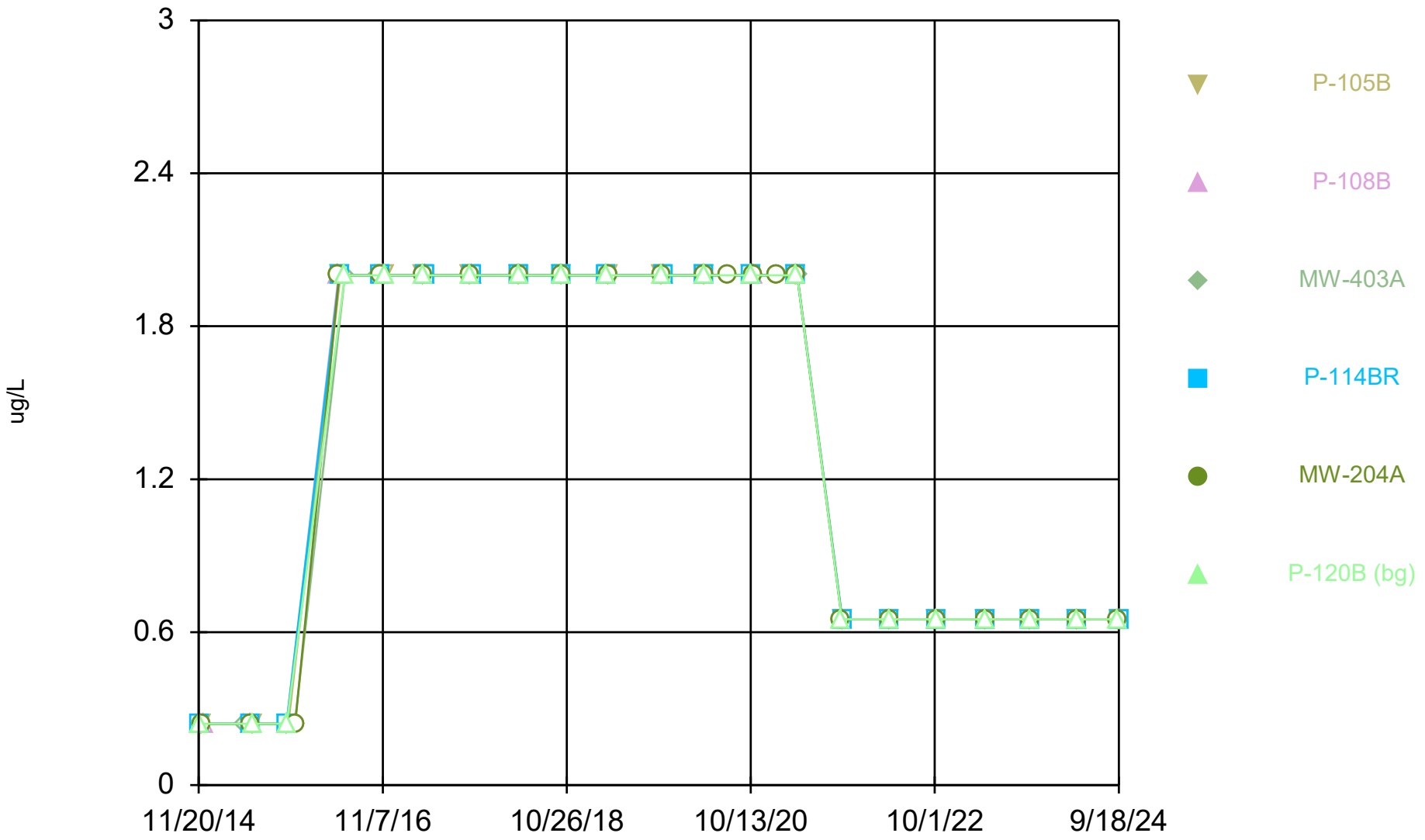

Constituent: Carbon Tetrachloride Analysis Run 12/17/2024 1:25 PM View: All Wells - Appendix I VOCs

DMASWA Data: DMASWA Database_Updated

Sanitas™ v.10.0.15 Software licensed to HDR, Inc. UG
Hollow symbols indicate censored values.

Time Series

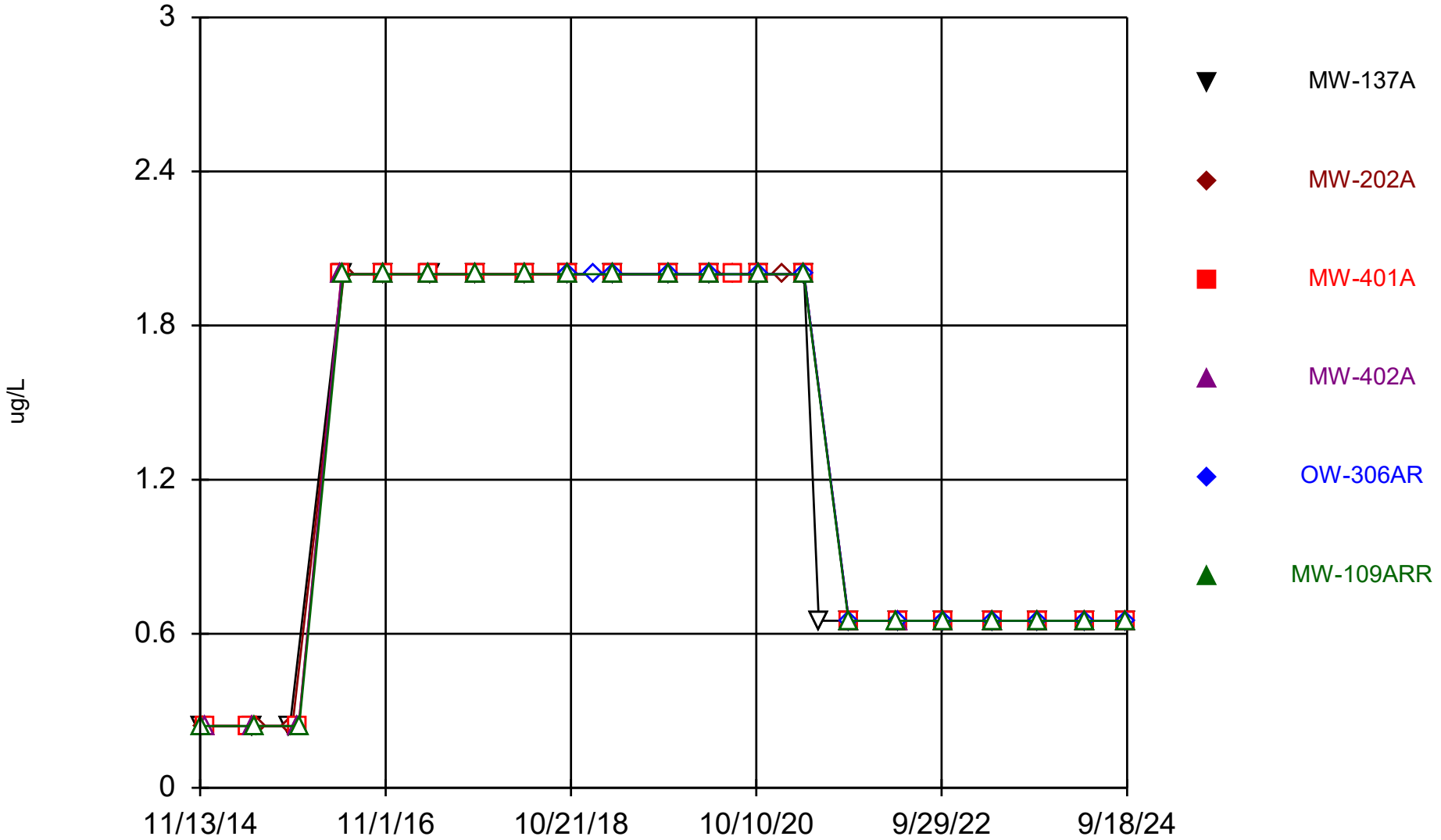

Constituent: Carbon Tetrachloride Analysis Run 12/17/2024 1:25 PM View: All Wells - Appendix I VOCs

DMASWA Data: DMASWA Database_Updated

Sanitas™ v.10.0.15 Software licensed to HDR, Inc. UG
Hollow symbols indicate censored values.

Time Series

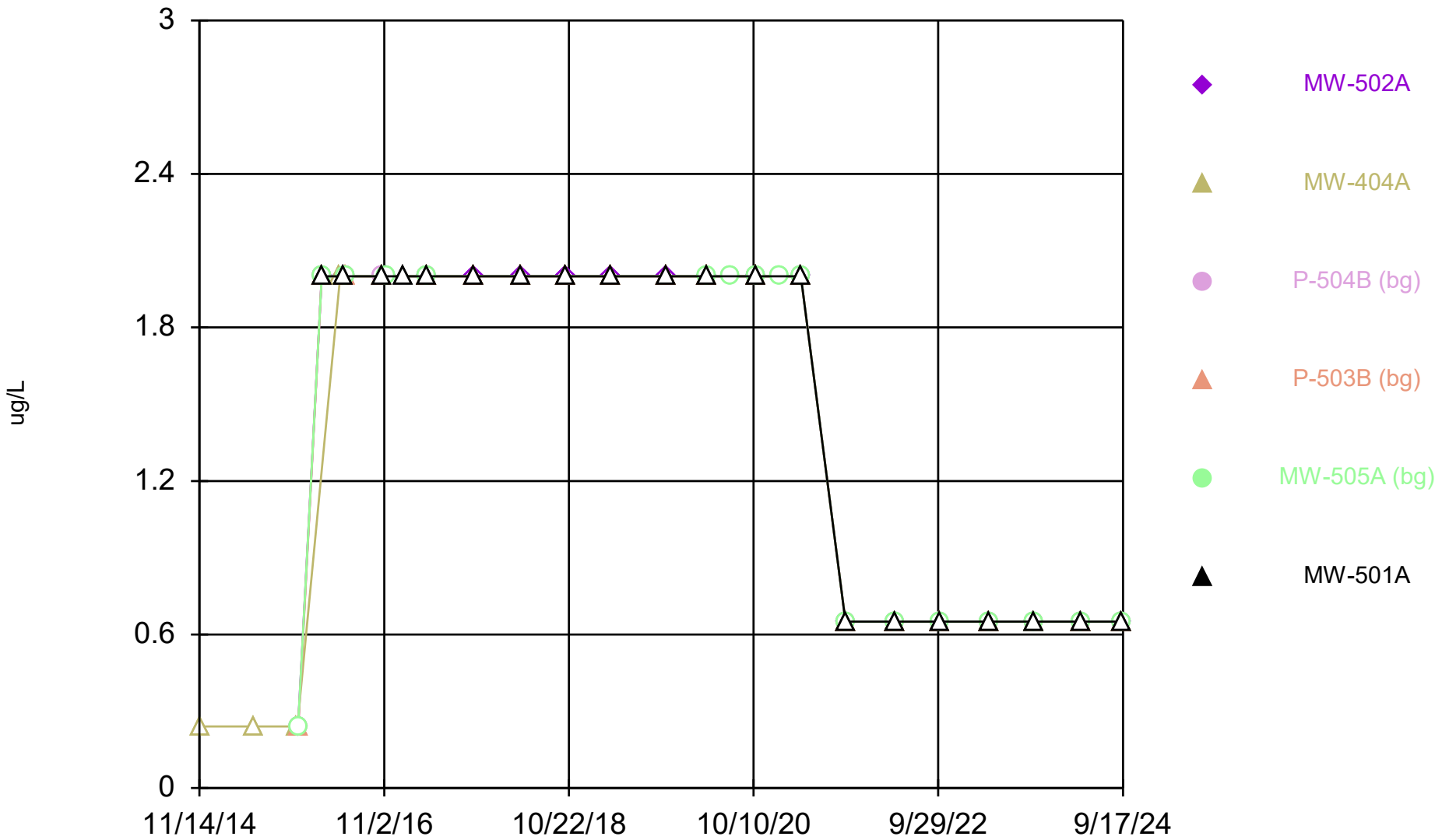

Constituent: Carbon Tetrachloride Analysis Run 12/17/2024 1:25 PM View: All Wells - Appendix I VOCs

DMASWA Data: DMASWA Database_Updated

Sanitas™ v.10.0.15 Software licensed to HDR, Inc. UG
Hollow symbols indicate censored values.

Time Series

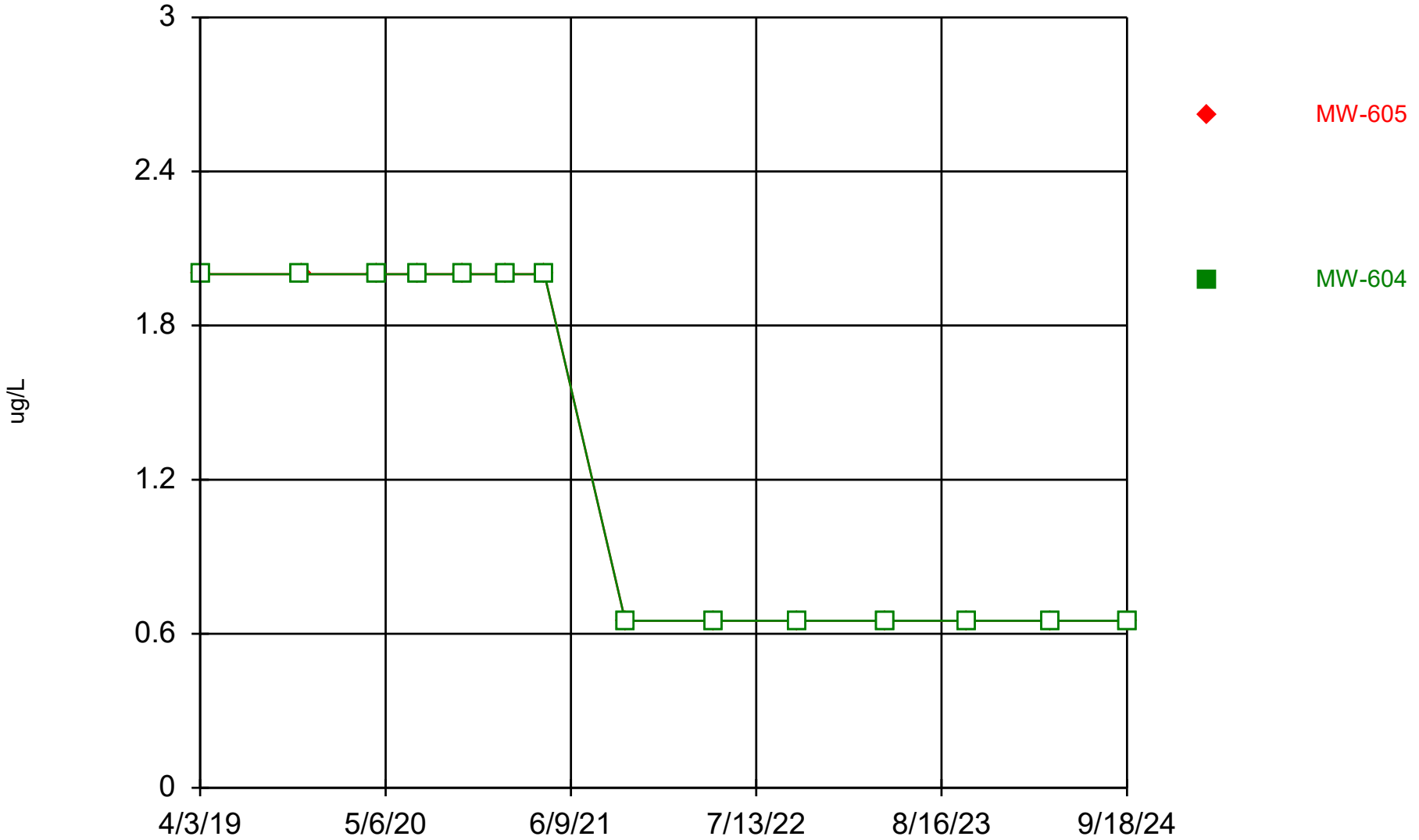

Constituent: Carbon Tetrachloride Analysis Run 12/17/2024 1:25 PM View: All Wells - Appendix I VOCs

DMASWA Data: DMASWA Database_Updated

Sanitas™ v.10.0.15 Software licensed to HDR, Inc. UG
Hollow symbols indicate censored values.

Time Series

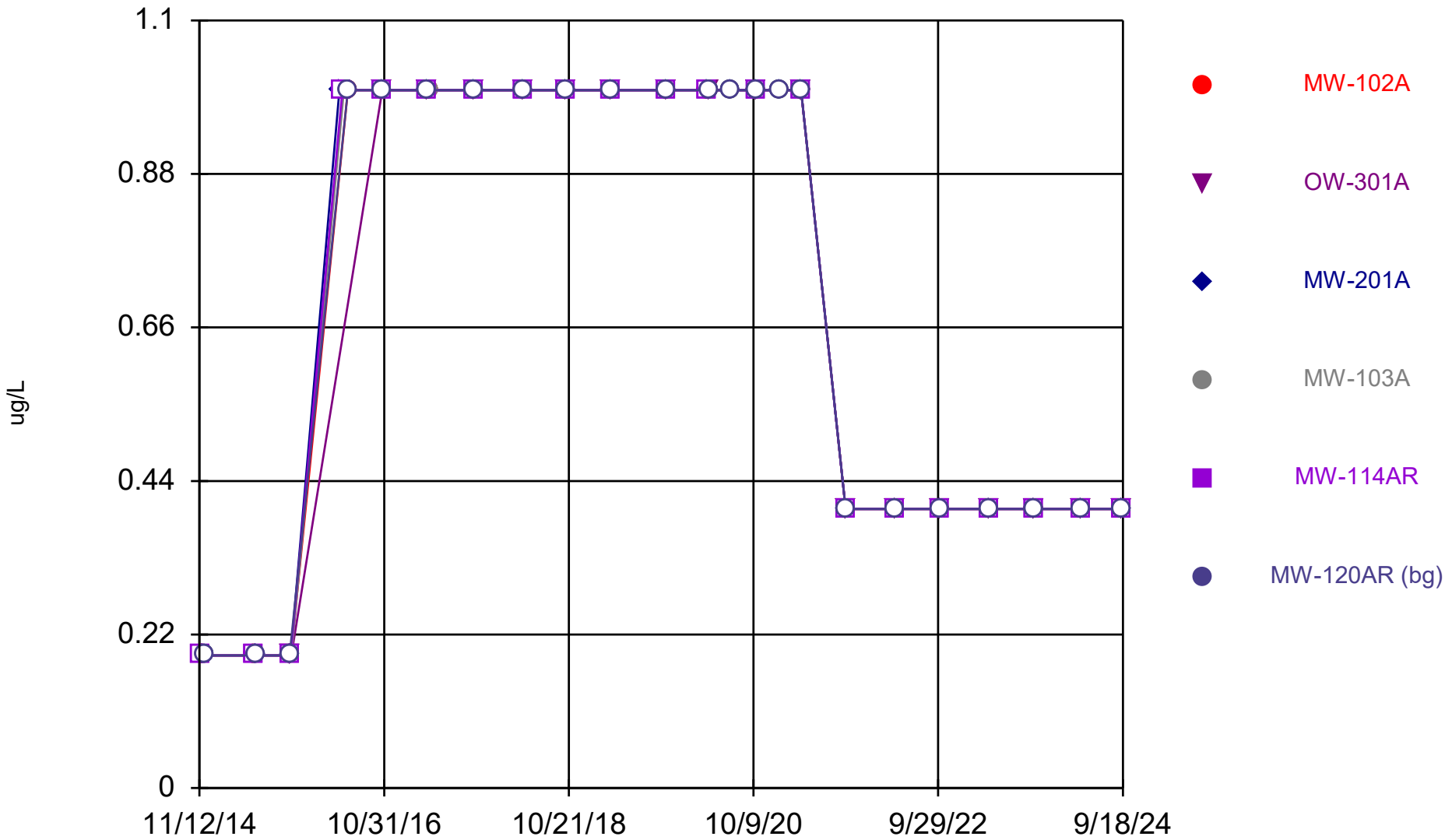

Constituent: Chlorobenzene Analysis Run 12/17/2024 1:25 PM View: All Wells - Appendix I VOCs
DMASWA Data: DMASWA Database_Updated

Sanitas™ v.10.0.15 Software licensed to HDR, Inc. UG
Hollow symbols indicate censored values.

Time Series

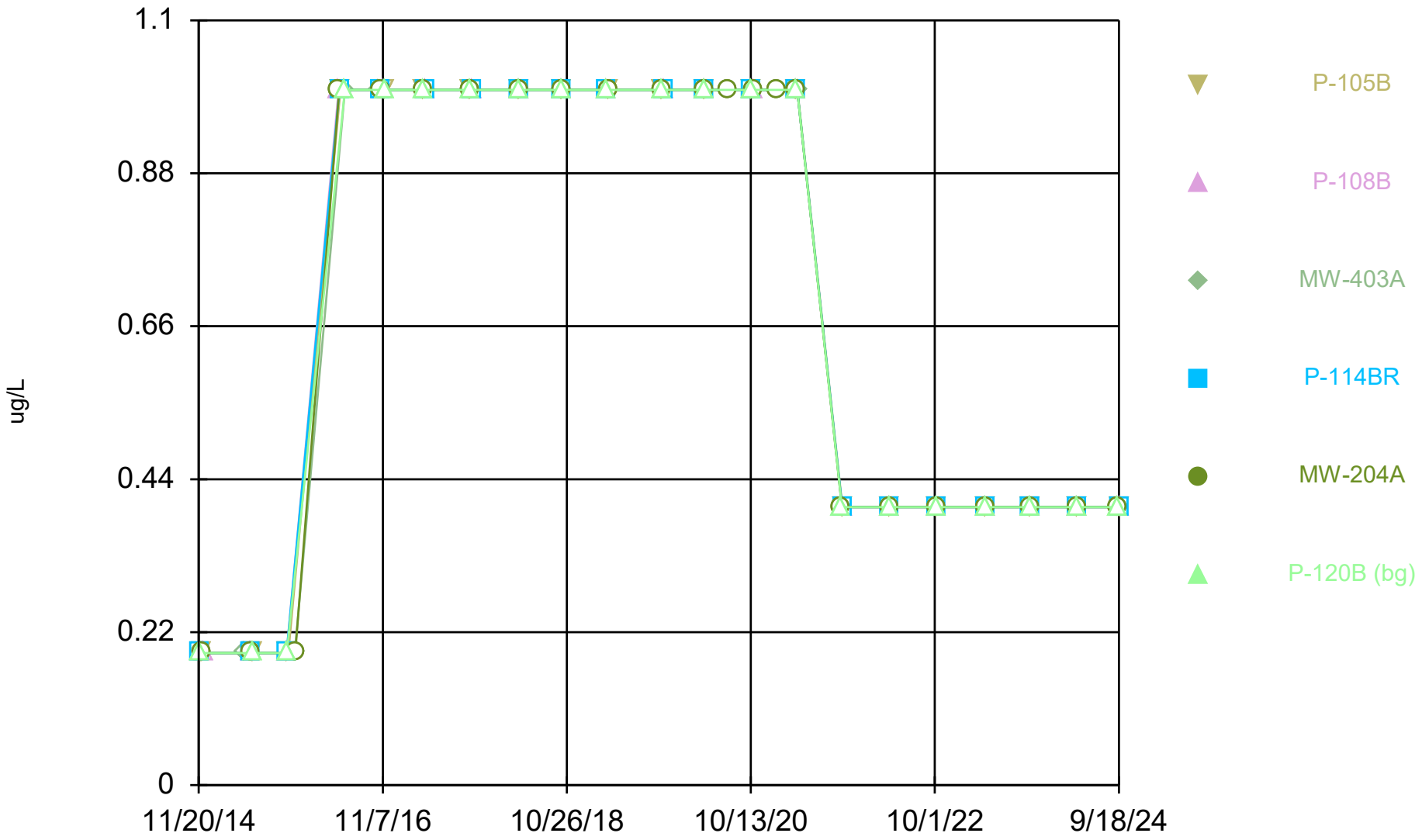

Constituent: Chlorobenzene Analysis Run 12/17/2024 1:25 PM View: All Wells - Appendix I VOCs
DMASWA Data: DMASWA Database_Updated

Sanitas™ v.10.0.15 Software licensed to HDR, Inc. UG
Hollow symbols indicate censored values.

Time Series

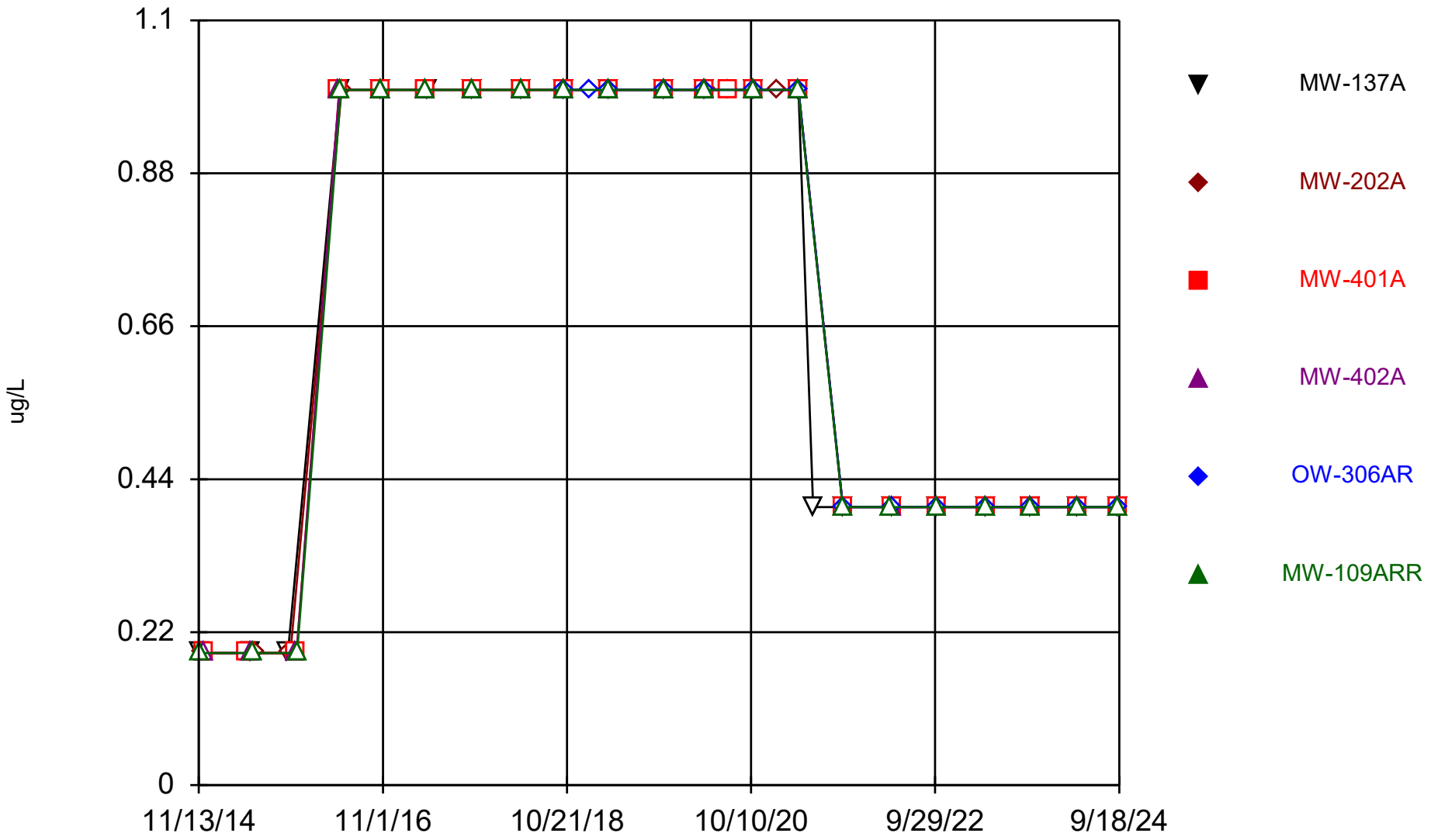

Constituent: Chlorobenzene Analysis Run 12/17/2024 1:25 PM View: All Wells - Appendix I VOCs
DMASWA Data: DMASWA Database_Updated

Sanitas™ v.10.0.15 Software licensed to HDR, Inc. UG
Hollow symbols indicate censored values.

Time Series

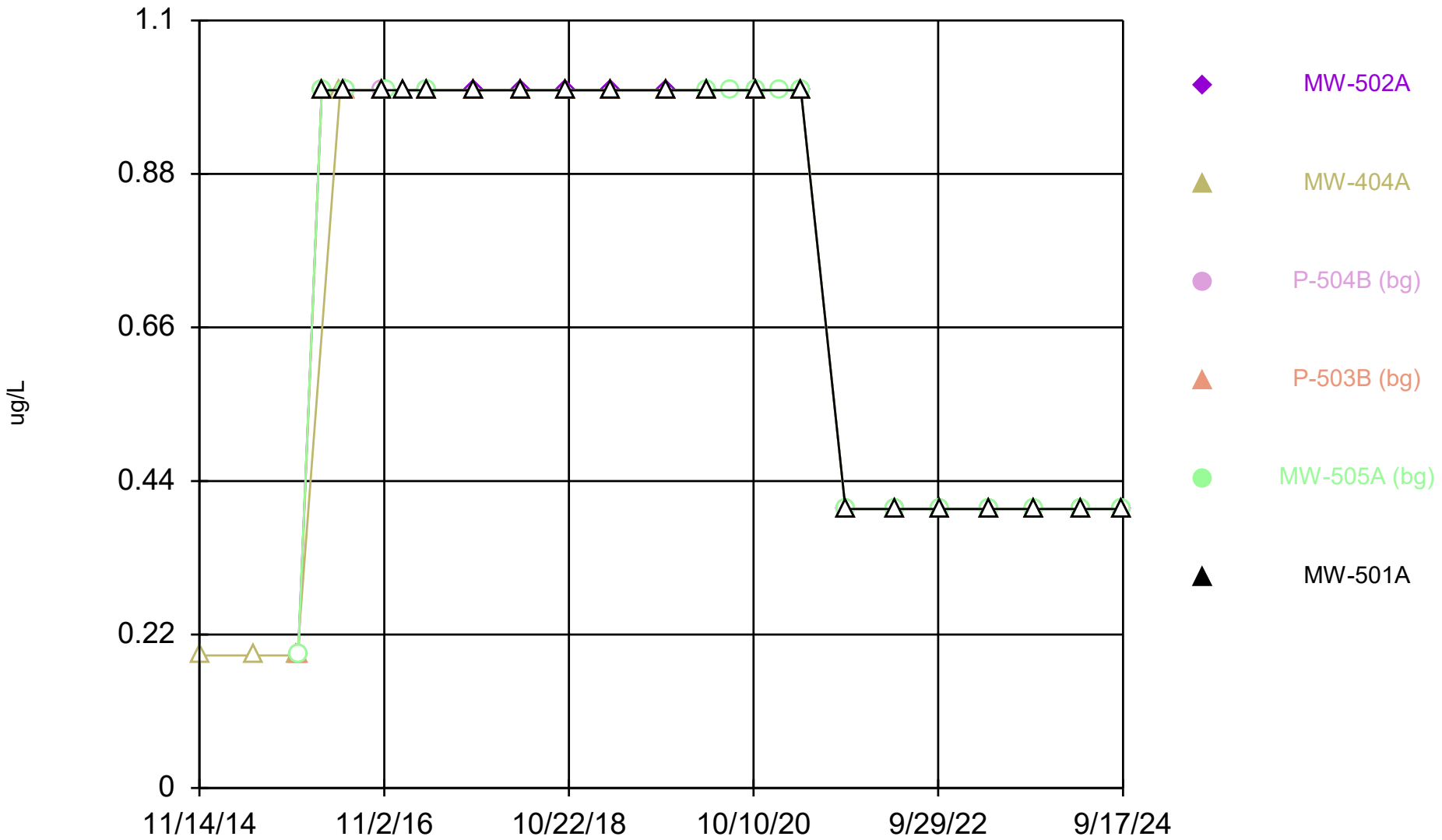

Constituent: Chlorobenzene Analysis Run 12/17/2024 1:25 PM View: All Wells - Appendix I VOCs
DMASWA Data: DMASWA Database_Updated

Sanitas™ v.10.0.15 Software licensed to HDR, Inc. UG
Hollow symbols indicate censored values.

Time Series

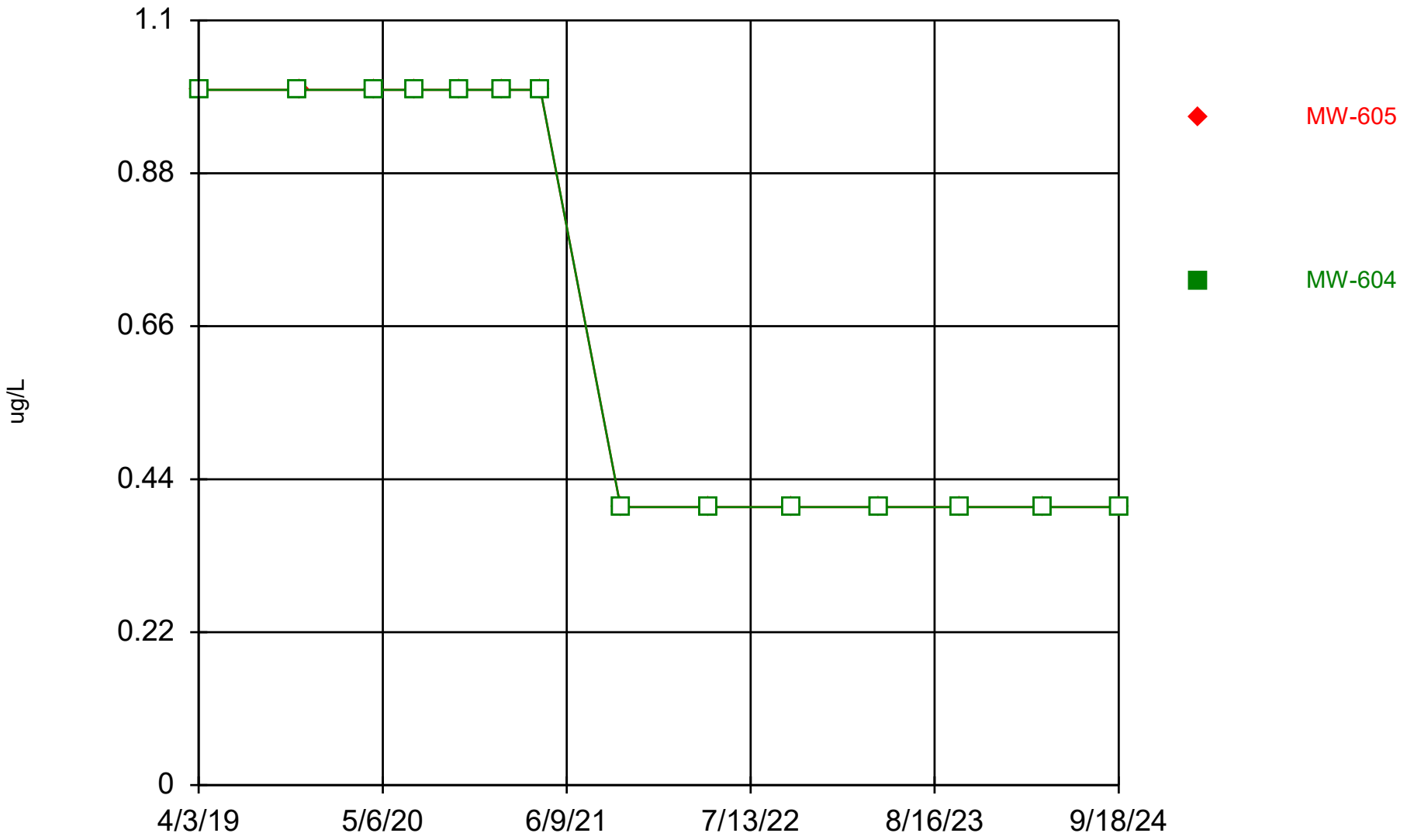

Constituent: Chlorobenzene Analysis Run 12/17/2024 1:25 PM View: All Wells - Appendix I VOCs
DMASWA Data: DMASWA Database_Updated

Sanitas™ v.10.0.15 Software licensed to HDR, Inc. UG
Hollow symbols indicate censored values.

Time Series

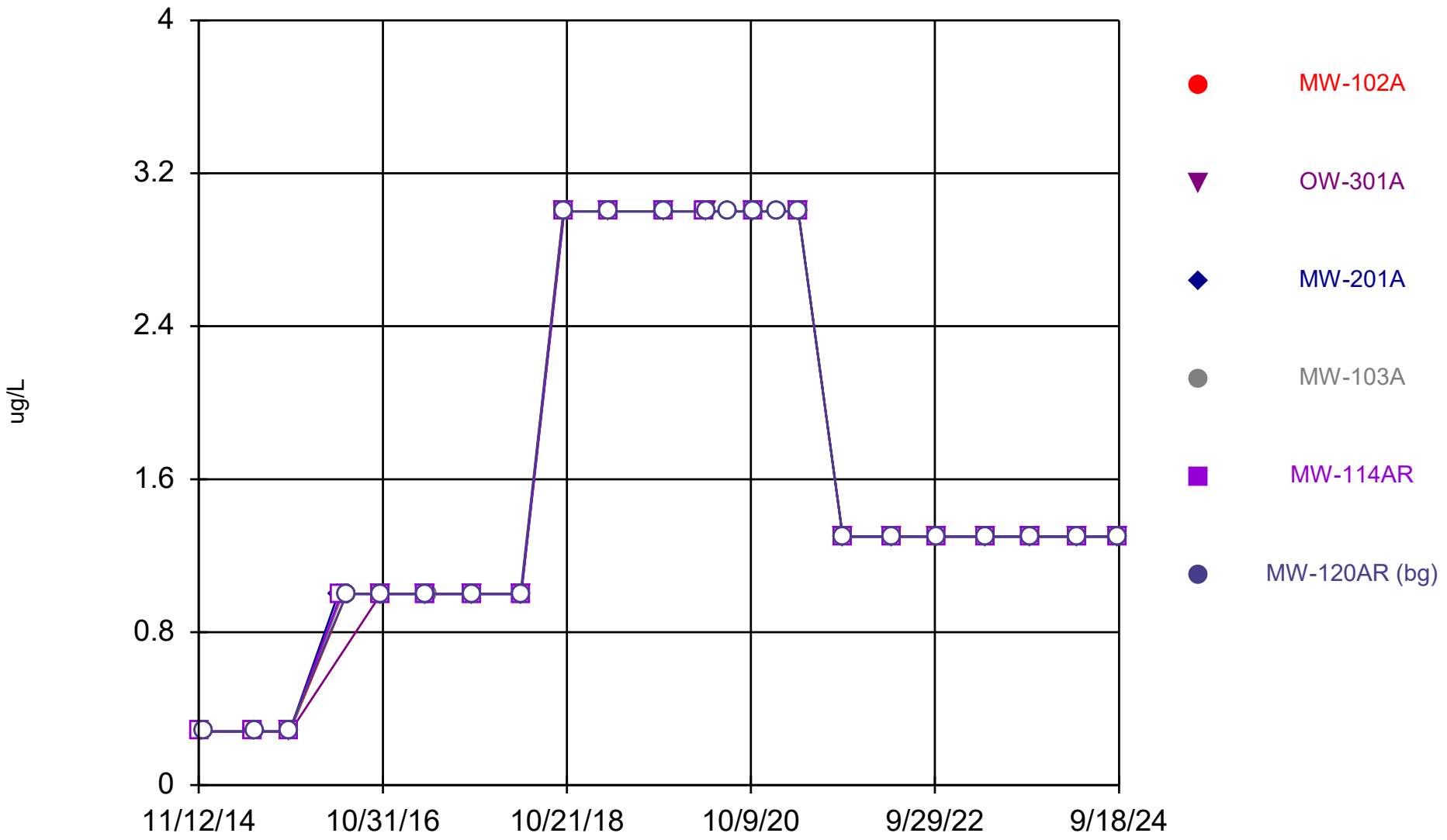

Constituent: Chloroform Analysis Run 12/17/2024 1:25 PM View: All Wells - Appendix I VOCs
DMASWA Data: DMASWA Database_Updated

Sanitas™ v.10.0.15 Software licensed to HDR, Inc. UG
Hollow symbols indicate censored values.

Time Series

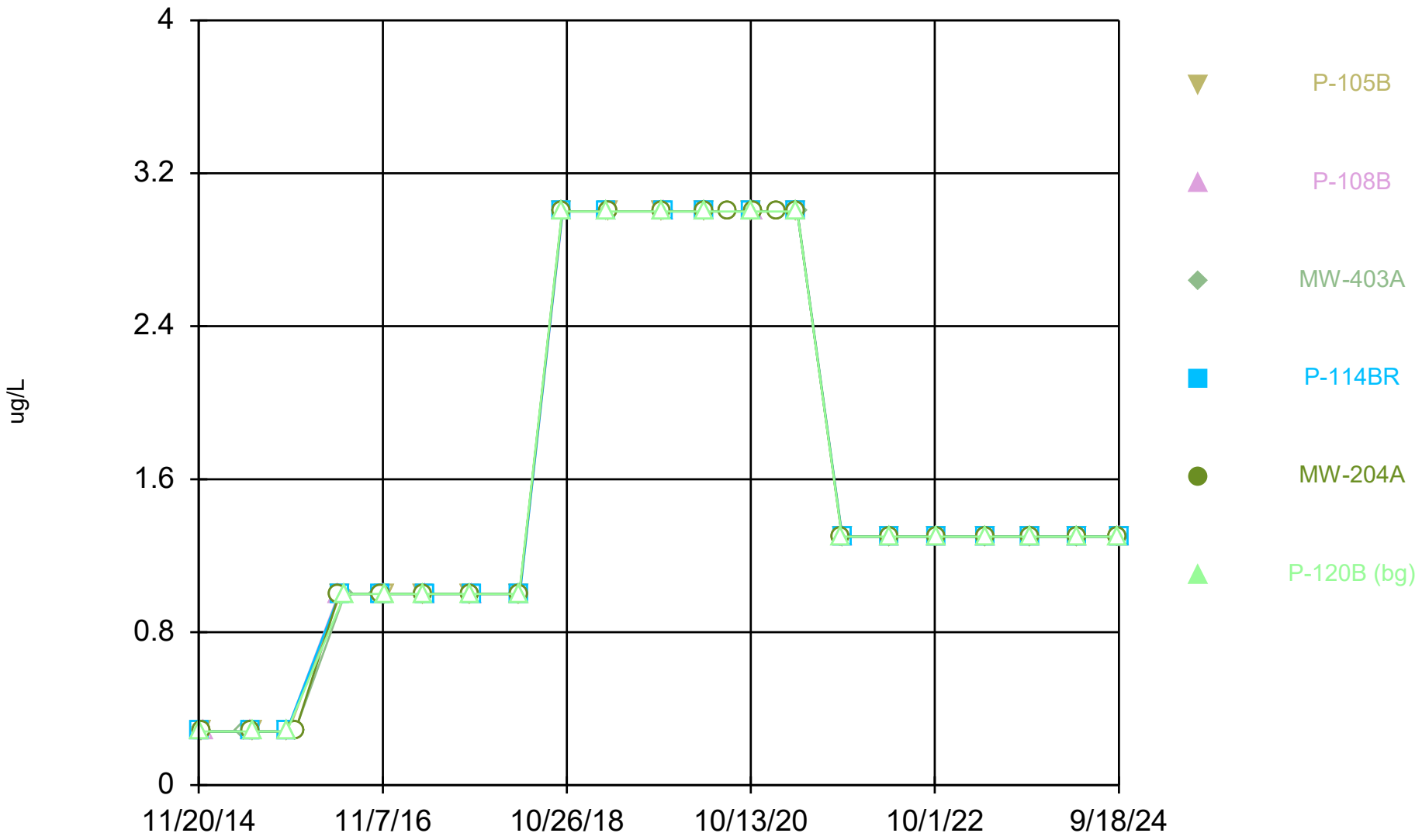

Constituent: Chloroform Analysis Run 12/17/2024 1:25 PM View: All Wells - Appendix I VOCs DMASWA Data: DMASWA Database_Updated

Sanitas™ v.10.0.15 Software licensed to HDR, Inc. UG
Hollow symbols indicate censored values.

Time Series

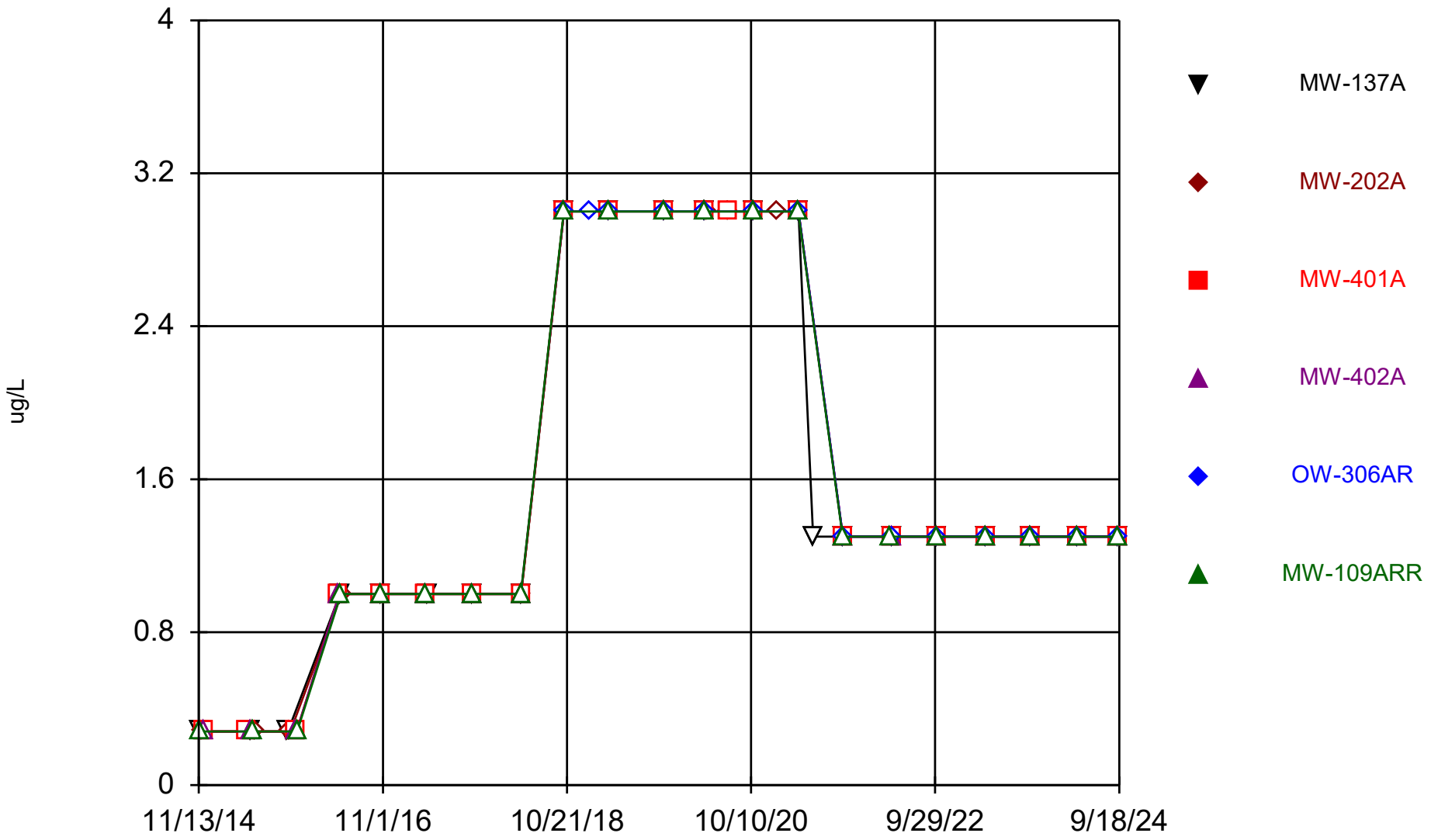

Constituent: Chloroform Analysis Run 12/17/2024 1:25 PM View: All Wells - Appendix I VOCs
DMASWA Data: DMASWA Database_Updated

Sanitas™ v.10.0.15 Software licensed to HDR, Inc. UG
Hollow symbols indicate censored values.

Time Series

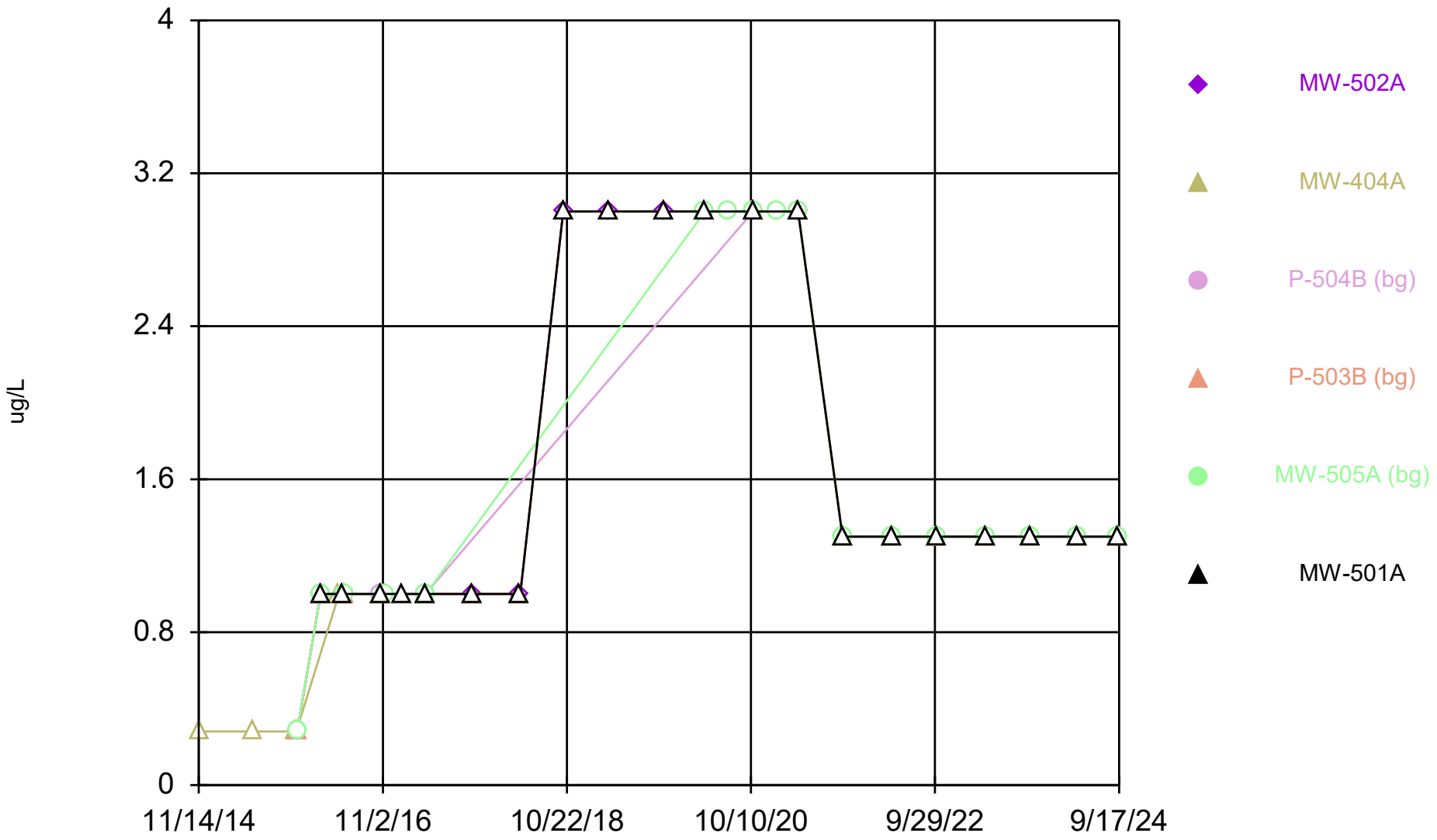

Constituent: Chloroform Analysis Run 12/17/2024 1:25 PM View: All Wells - Appendix I VOCs
DMASWA Data: DMASWA Database_Updated

Sanitas™ v.10.0.15 Software licensed to HDR, Inc. UG
Hollow symbols indicate censored values.

Time Series

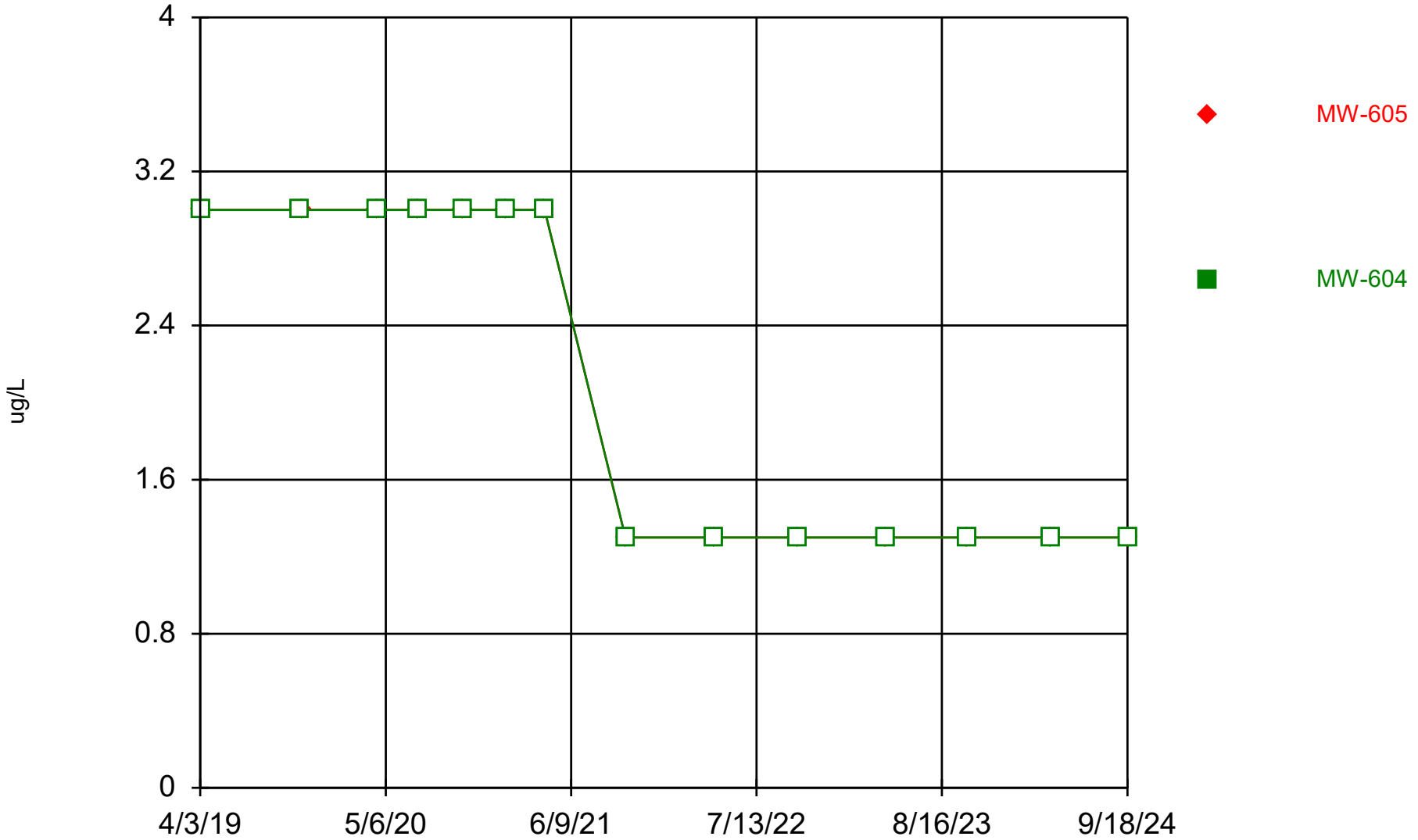

Constituent: Chloroform Analysis Run 12/17/2024 1:25 PM View: All Wells - Appendix I VOCs

DMASWA Data: DMASWA Database_Updated

Sanitas™ v.10.0.15 Software licensed to HDR, Inc. UG
Hollow symbols indicate censored values.

Time Series

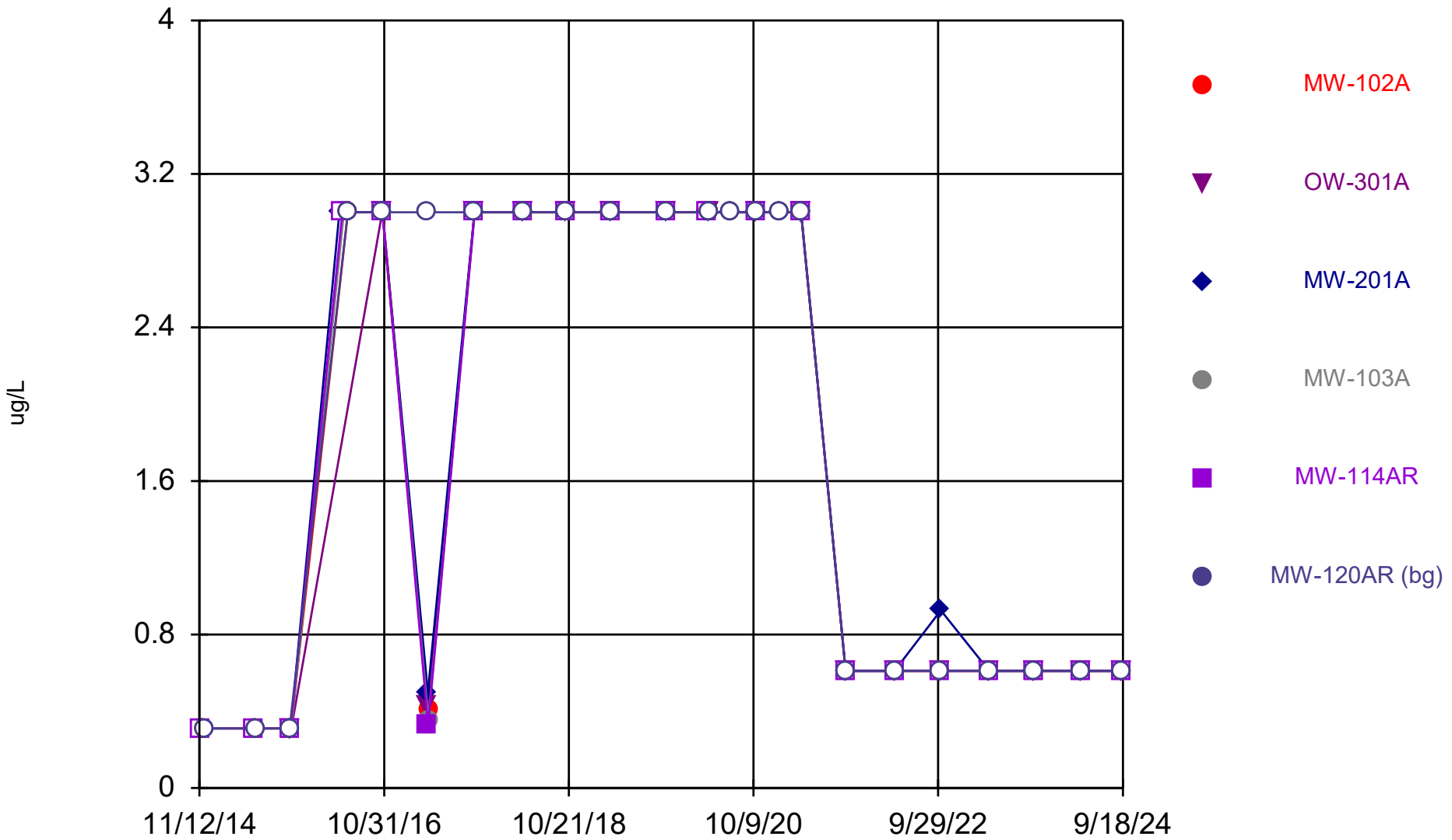

Constituent: Chloromethane Analysis Run 12/17/2024 1:25 PM View: All Wells - Appendix I VOCs
DMASWA Data: DMASWA Database_Updated

Sanitas™ v.10.0.15 Software licensed to HDR, Inc. UG
Hollow symbols indicate censored values.

Time Series

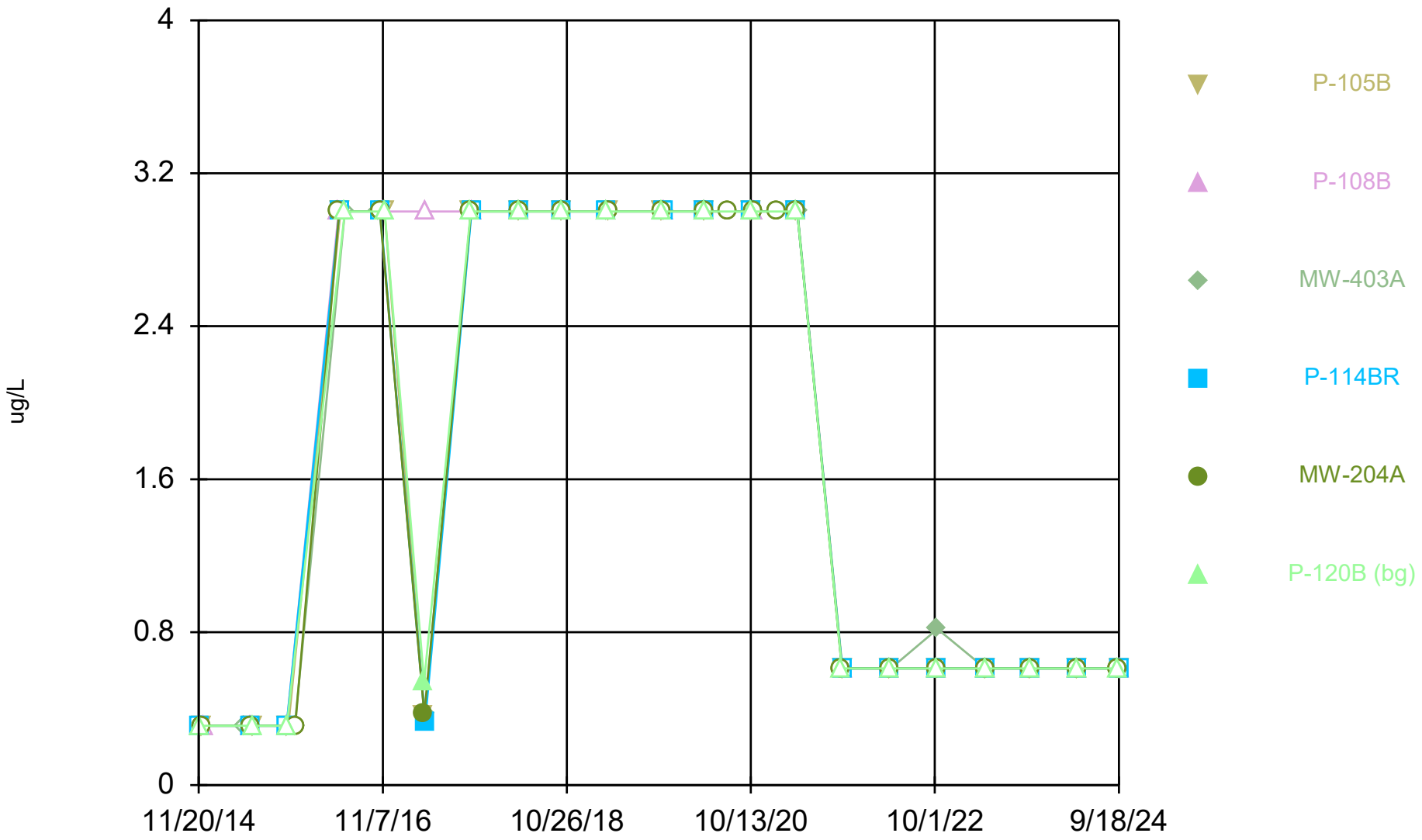

Constituent: Chloromethane Analysis Run 12/17/2024 1:25 PM View: All Wells - Appendix I VOCs
DMASWA Data: DMASWA Database_Updated

Sanitas™ v.10.0.15 Software licensed to HDR, Inc. UG
Hollow symbols indicate censored values.

Time Series

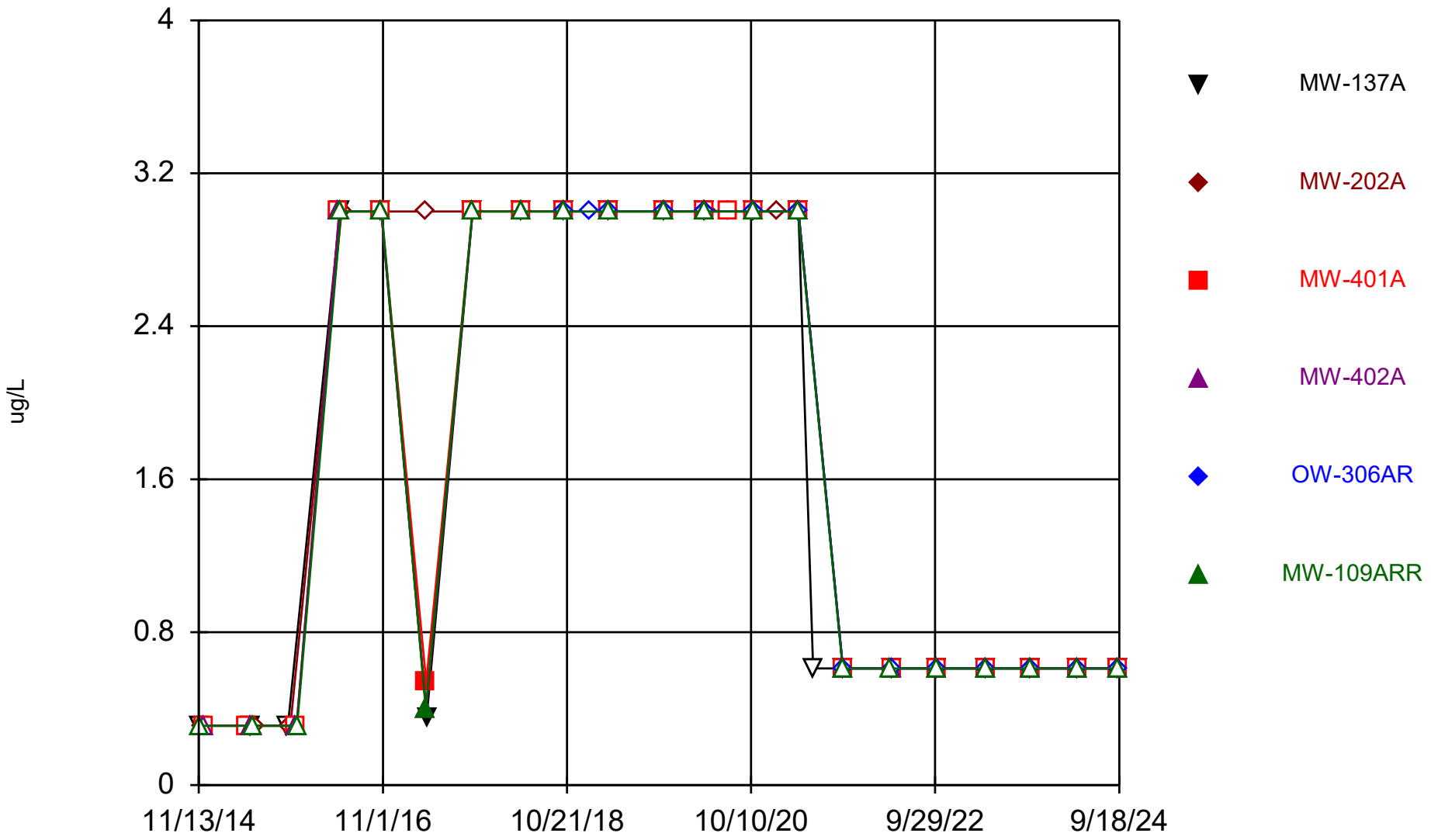

Constituent: Chloromethane Analysis Run 12/17/2024 1:25 PM View: All Wells - Appendix I VOCs
DMASWA Data: DMASWA Database_Updated

Sanitas™ v.10.0.15 Software licensed to HDR, Inc. UG
Hollow symbols indicate censored values.

Time Series

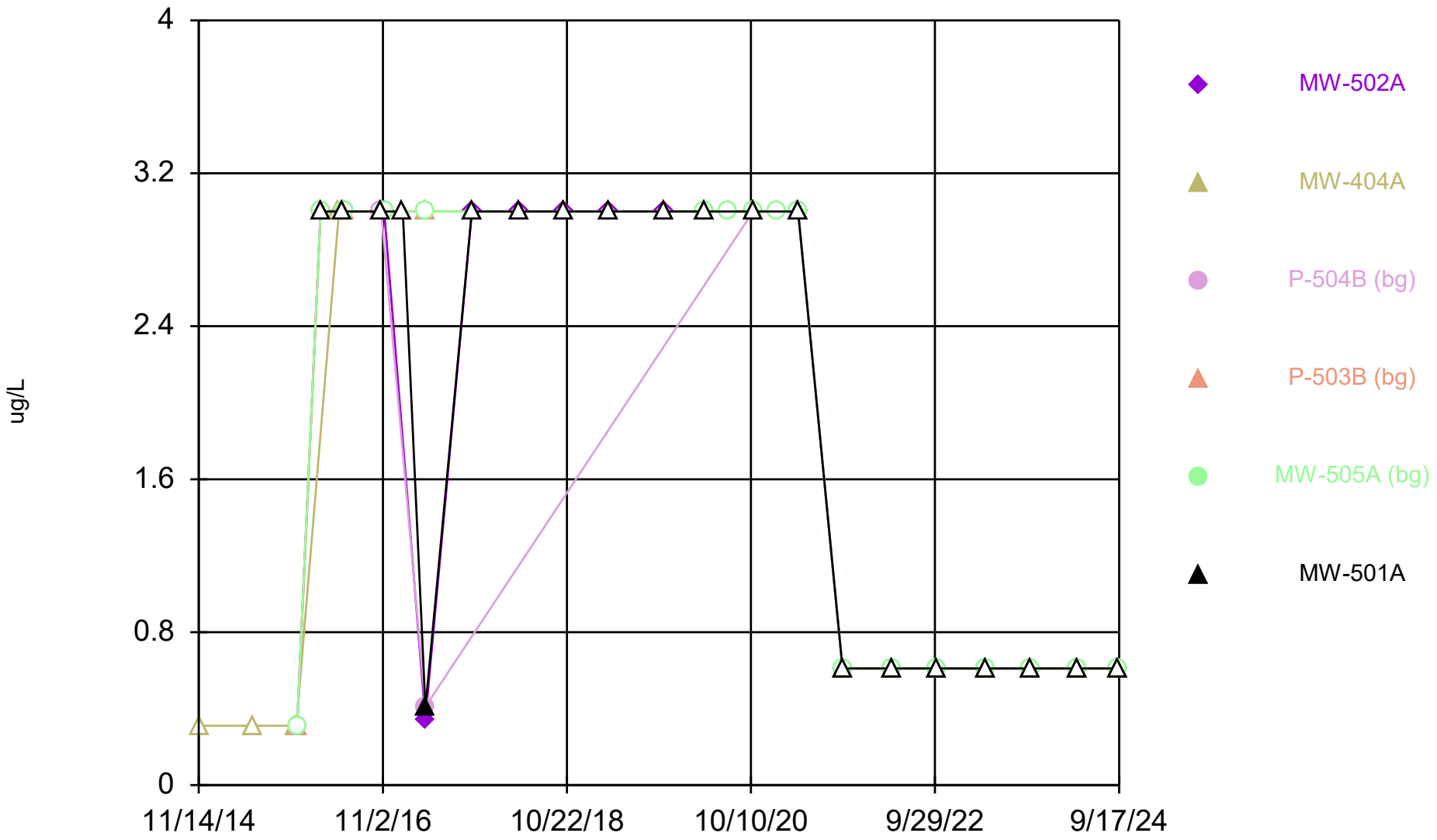

Constituent: Chloromethane Analysis Run 12/17/2024 1:25 PM View: All Wells - Appendix I VOCs
DMASWA Data: DMASWA Database_Updated

Sanitas™ v.10.0.15 Software licensed to HDR, Inc. UG
Hollow symbols indicate censored values.

Time Series

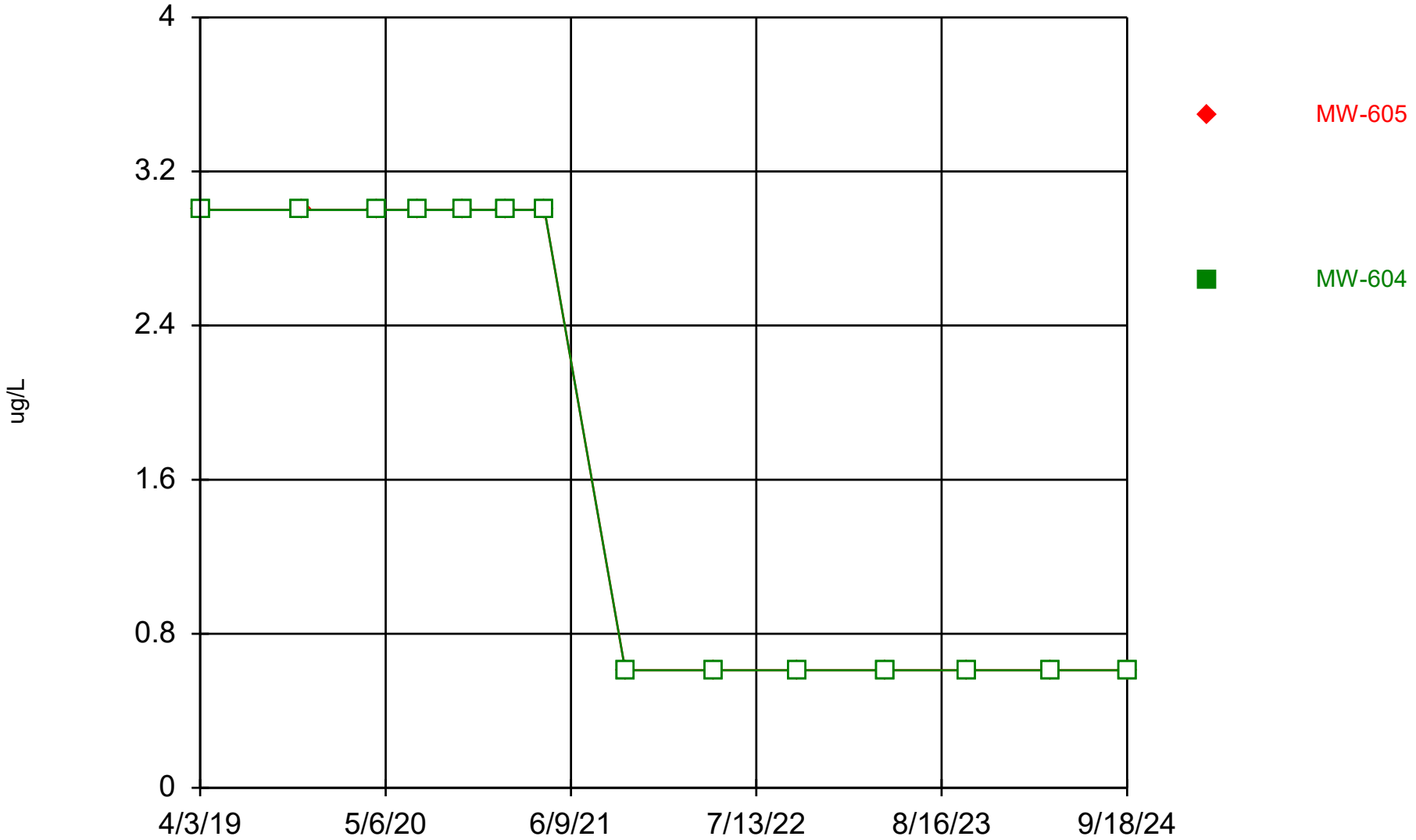

Constituent: Chloromethane Analysis Run 12/17/2024 1:25 PM View: All Wells - Appendix I VOCs
DMASWA Data: DMASWA Database_Updated

Sanitas™ v.10.0.15 Software licensed to HDR, Inc. UG
Hollow symbols indicate censored values.

Time Series

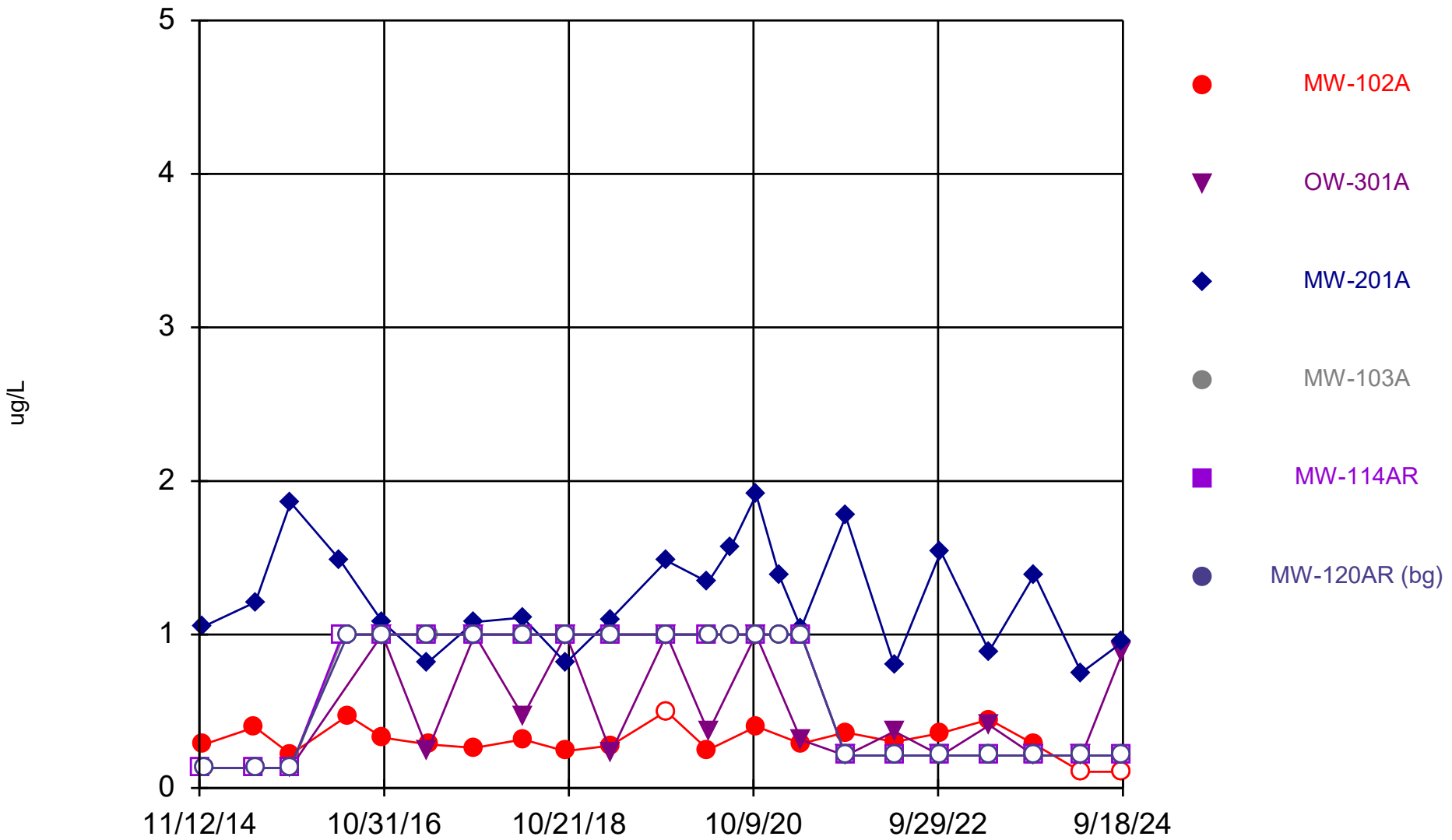

Constituent: cis-1,2-Dichloroethene Analysis Run 12/17/2024 1:25 PM View: All Wells - Appendix I VOCs

DMASWA Data: DMASWA Database_Updated

Sanitas™ v.10.0.15 Software licensed to HDR, Inc. UG
Hollow symbols indicate censored values.

Time Series

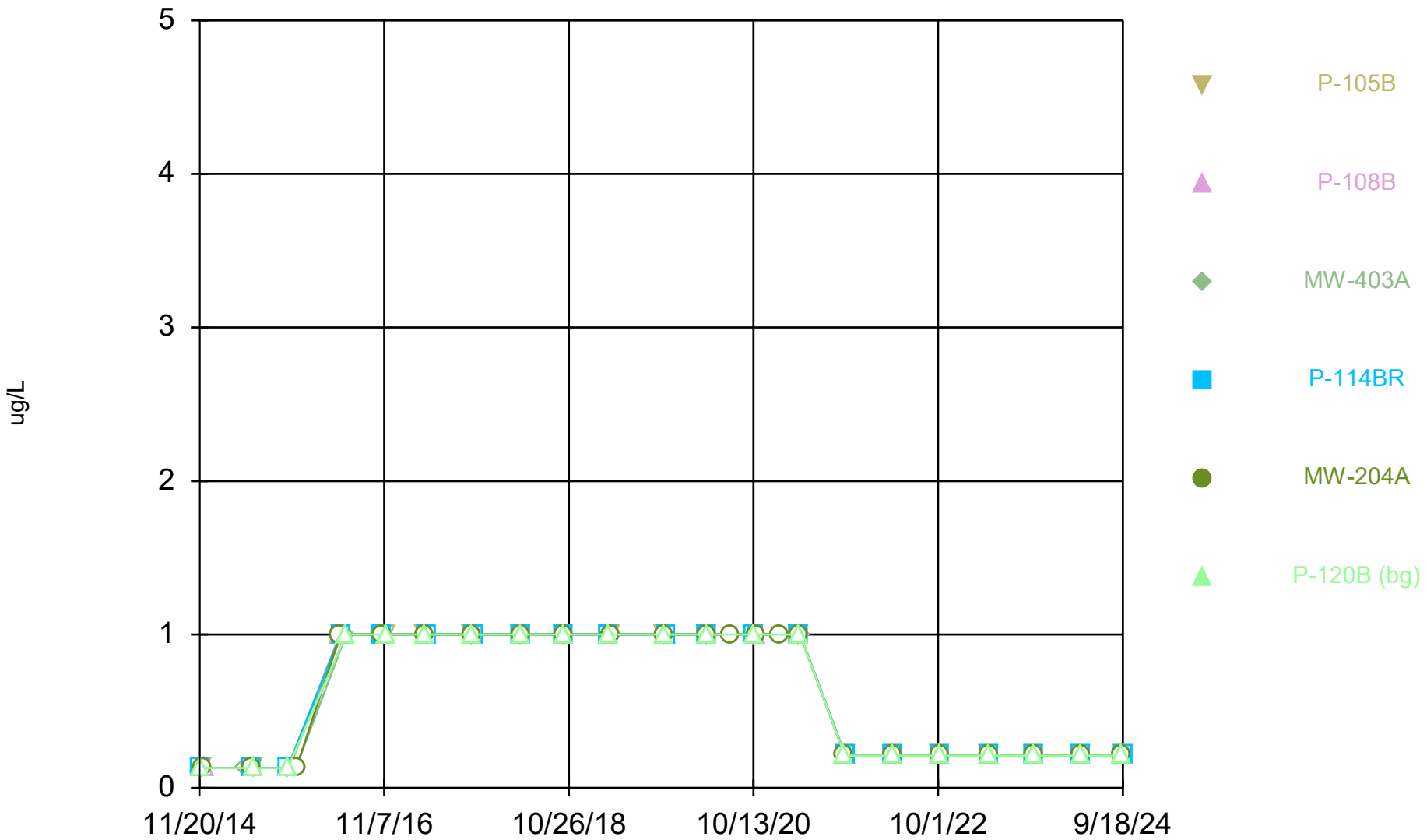

Constituent: cis-1,2-Dichloroethene Analysis Run 12/17/2024 1:25 PM View: All Wells - Appendix I VOCs
DMASWA Data: DMASWA Database_Updated

Sanitas™ v.10.0.15 Software licensed to HDR, Inc. UG
Hollow symbols indicate censored values.

Time Series

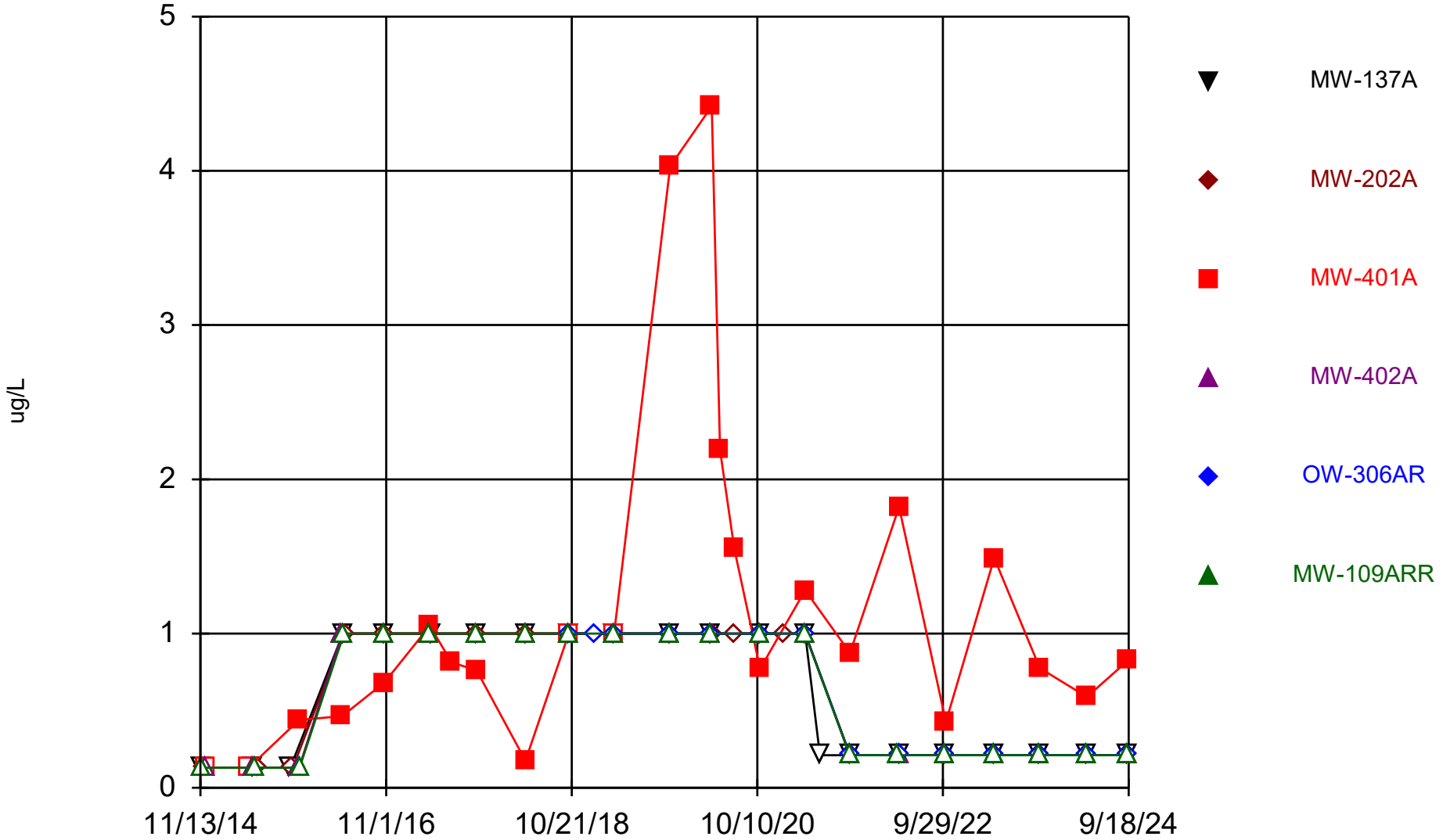

Constituent: cis-1,2-Dichloroethene Analysis Run 12/17/2024 1:25 PM View: All Wells - Appendix I VOCs

DMASWA Data: DMASWA Database_Updated

Sanitas™ v.10.0.15 Software licensed to HDR, Inc. UG
Hollow symbols indicate censored values.

Time Series

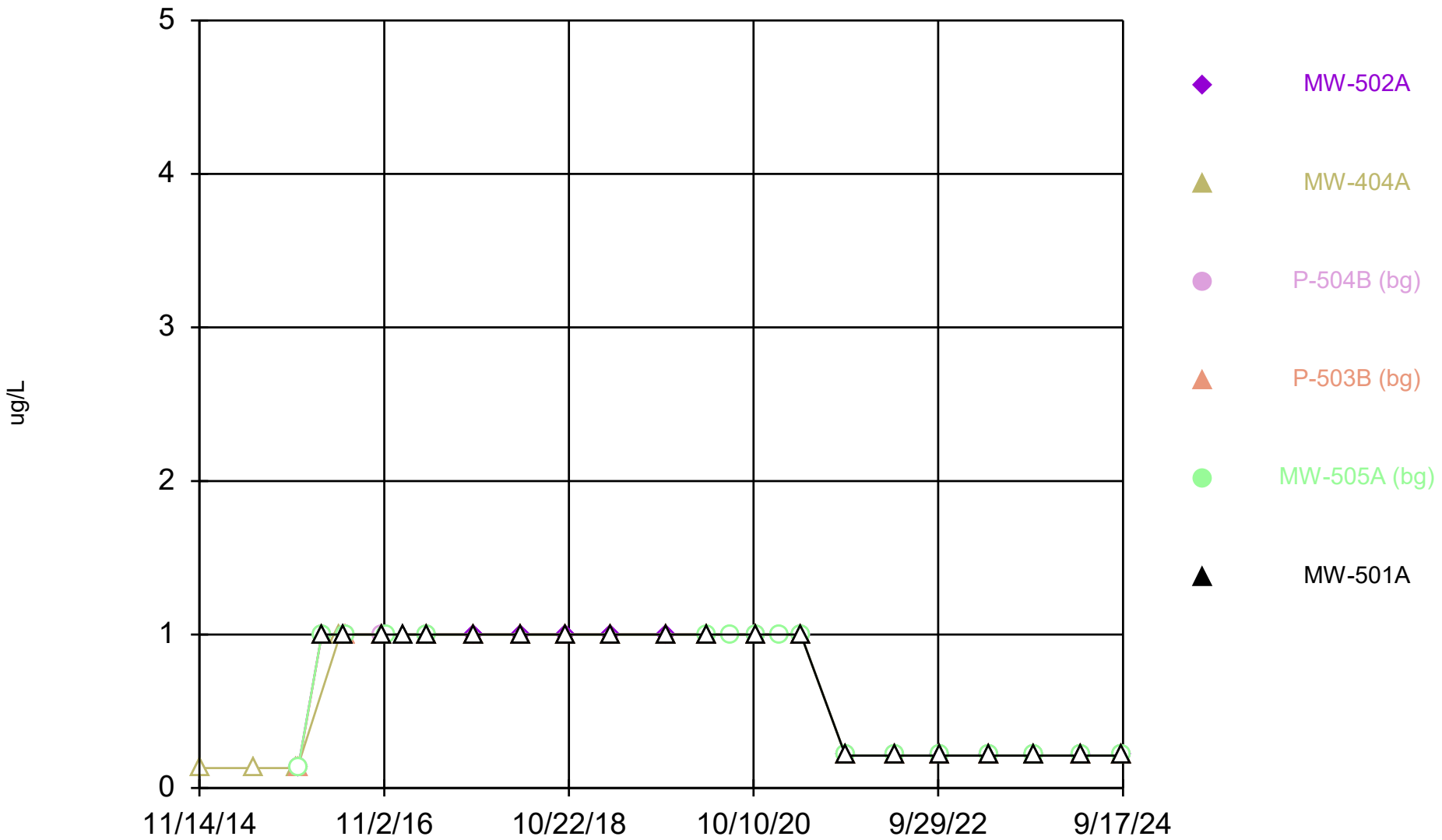

Constituent: cis-1,2-Dichloroethene Analysis Run 12/17/2024 1:25 PM View: All Wells - Appendix I VOCs

DMASWA Data: DMASWA Database_Updated

Sanitas™ v.10.0.15 Software licensed to HDR, Inc. UG
Hollow symbols indicate censored values.

Time Series

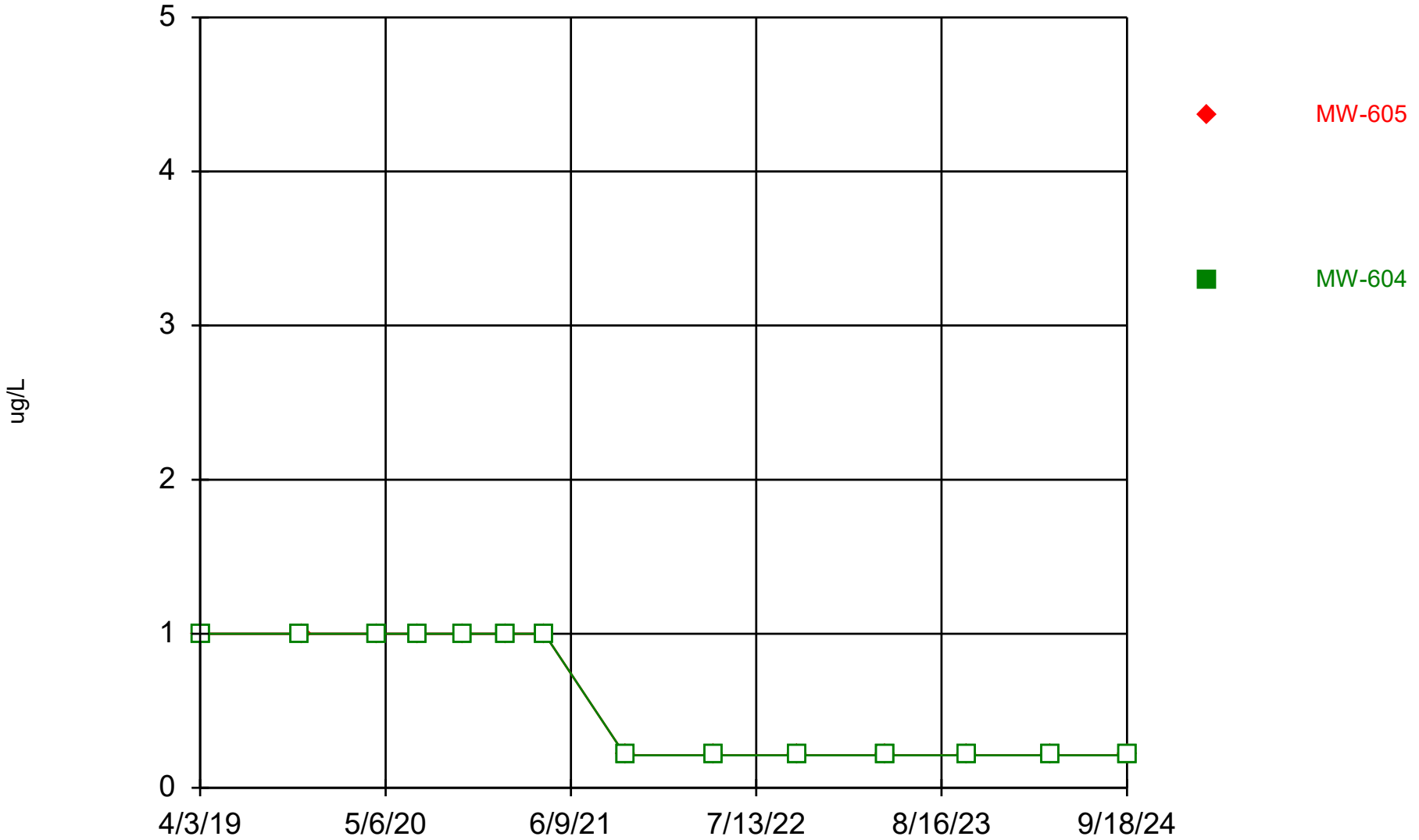

Constituent: cis-1,2-Dichloroethene Analysis Run 12/17/2024 1:25 PM View: All Wells - Appendix I VOCs

DMASWA Data: DMASWA Database_Updated

Sanitas™ v.10.0.15 Software licensed to HDR, Inc. UG
Hollow symbols indicate censored values.

Time Series

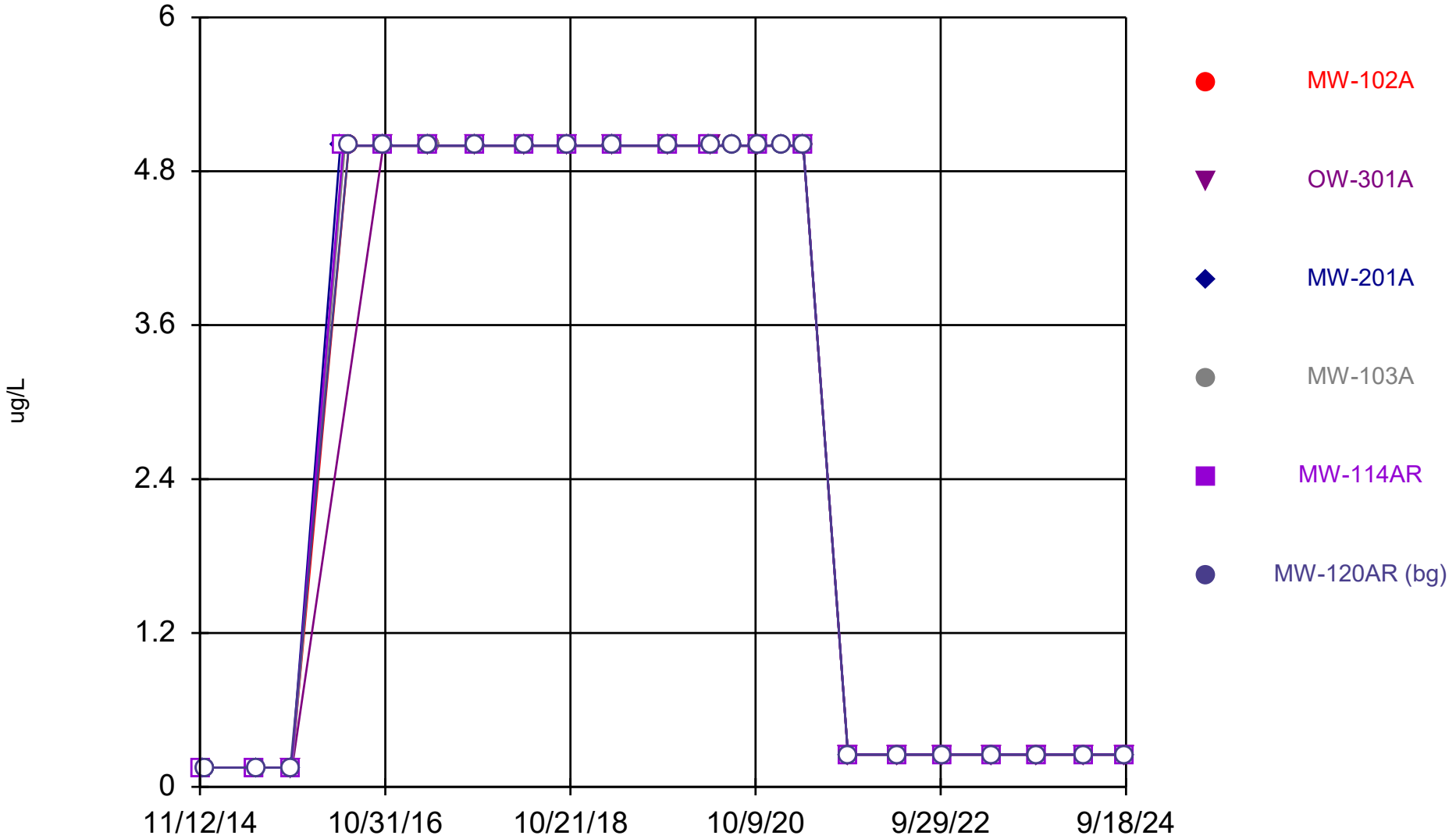

Constituent: cis-1,3-Dichloropropene Analysis Run 12/17/2024 1:25 PM View: All Wells - Appendix I VOCs
DMASWA Data: DMASWA Database_Updated

Sanitas™ v.10.0.15 Software licensed to HDR, Inc. UG
Hollow symbols indicate censored values.

Time Series

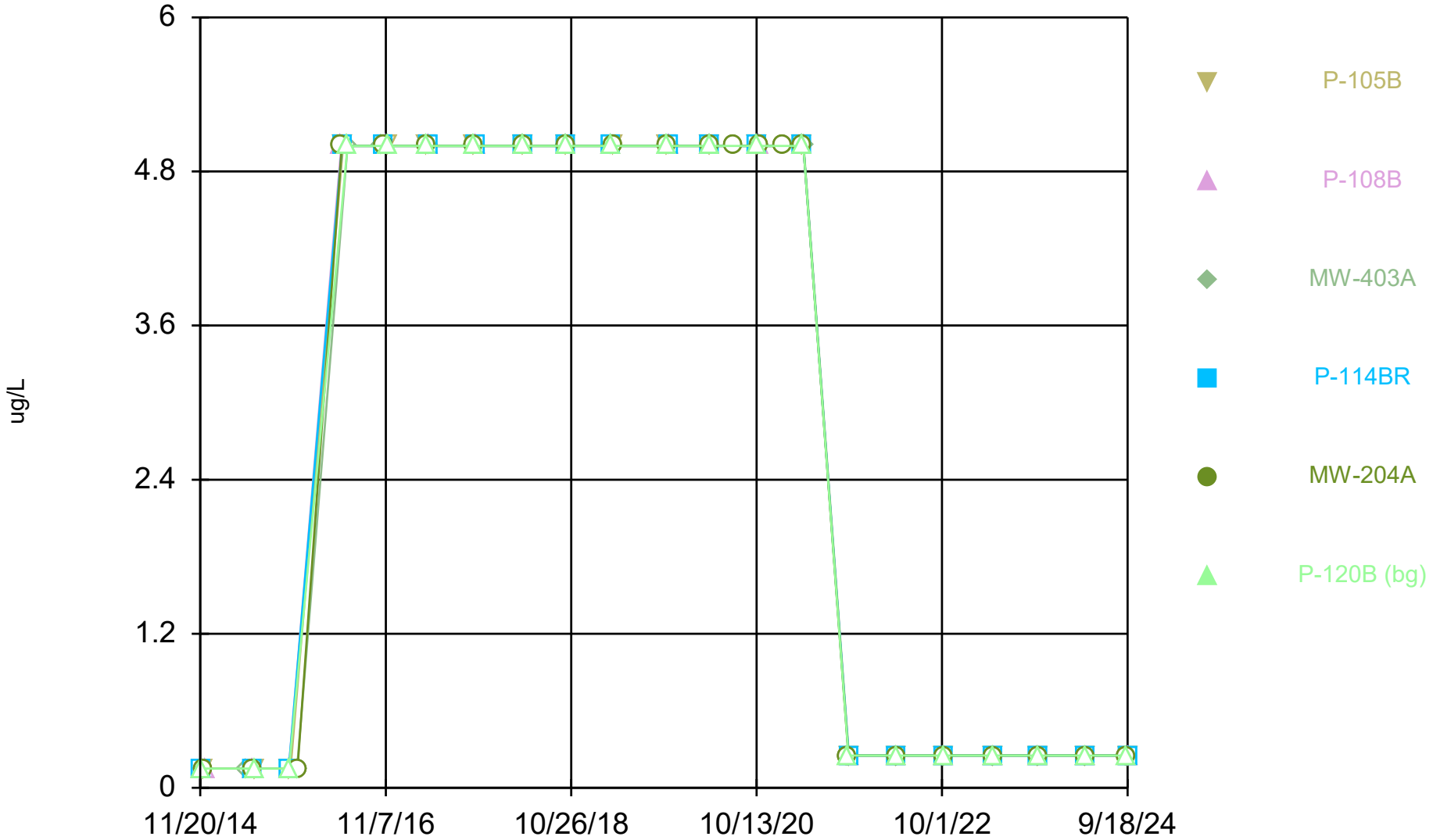

Constituent: cis-1,3-Dichloropropene Analysis Run 12/17/2024 1:25 PM View: All Wells - Appendix I VOCs
DMASWA Data: DMASWA Database_Updated

Sanitas™ v.10.0.15 Software licensed to HDR, Inc. UG
Hollow symbols indicate censored values.

Time Series

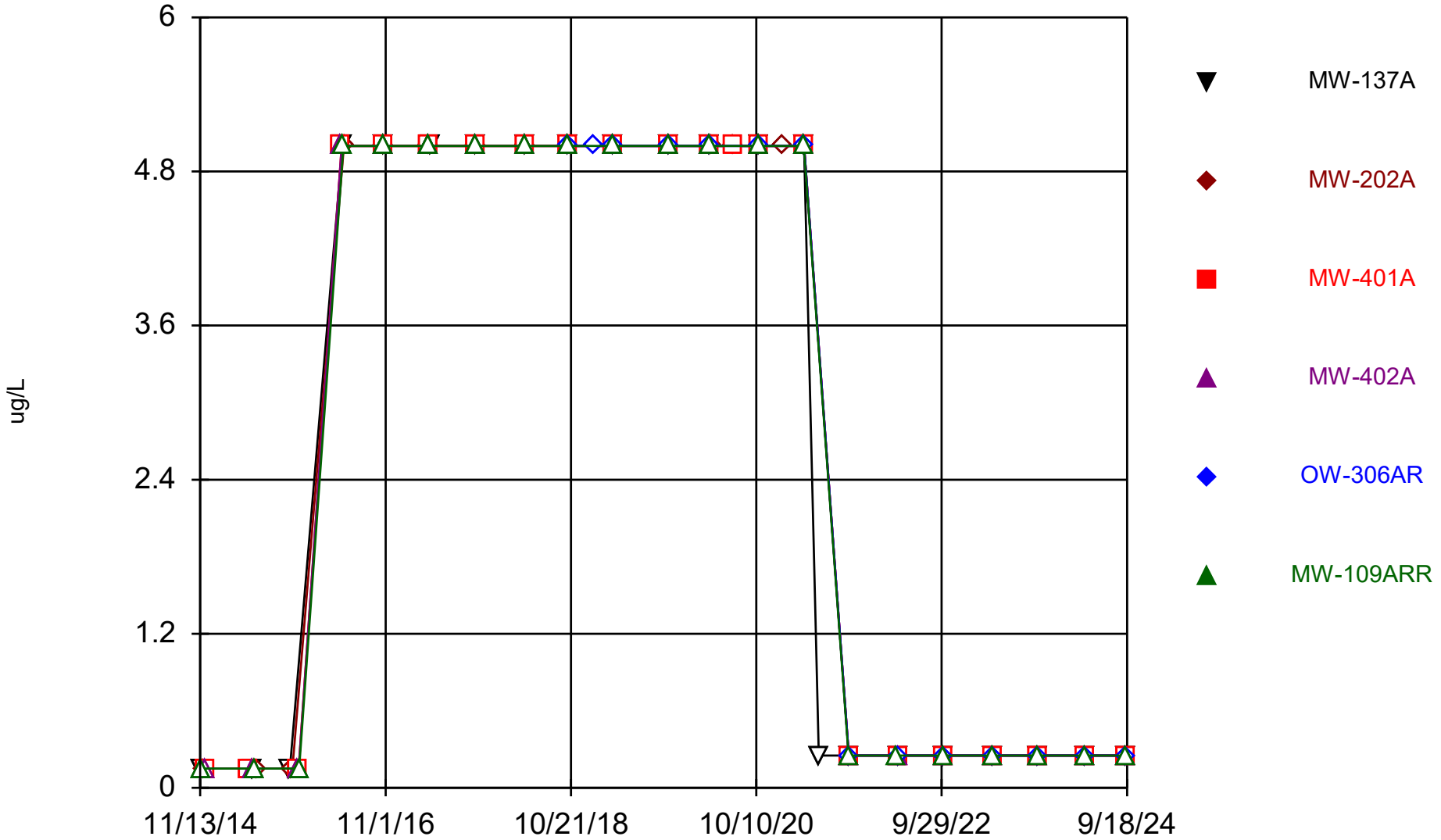

Constituent: cis-1,3-Dichloropropene Analysis Run 12/17/2024 1:25 PM View: All Wells - Appendix I VOCs

DMASWA Data: DMASWA Database_Updated

Sanitas™ v.10.0.15 Software licensed to HDR, Inc. UG
Hollow symbols indicate censored values.

Time Series

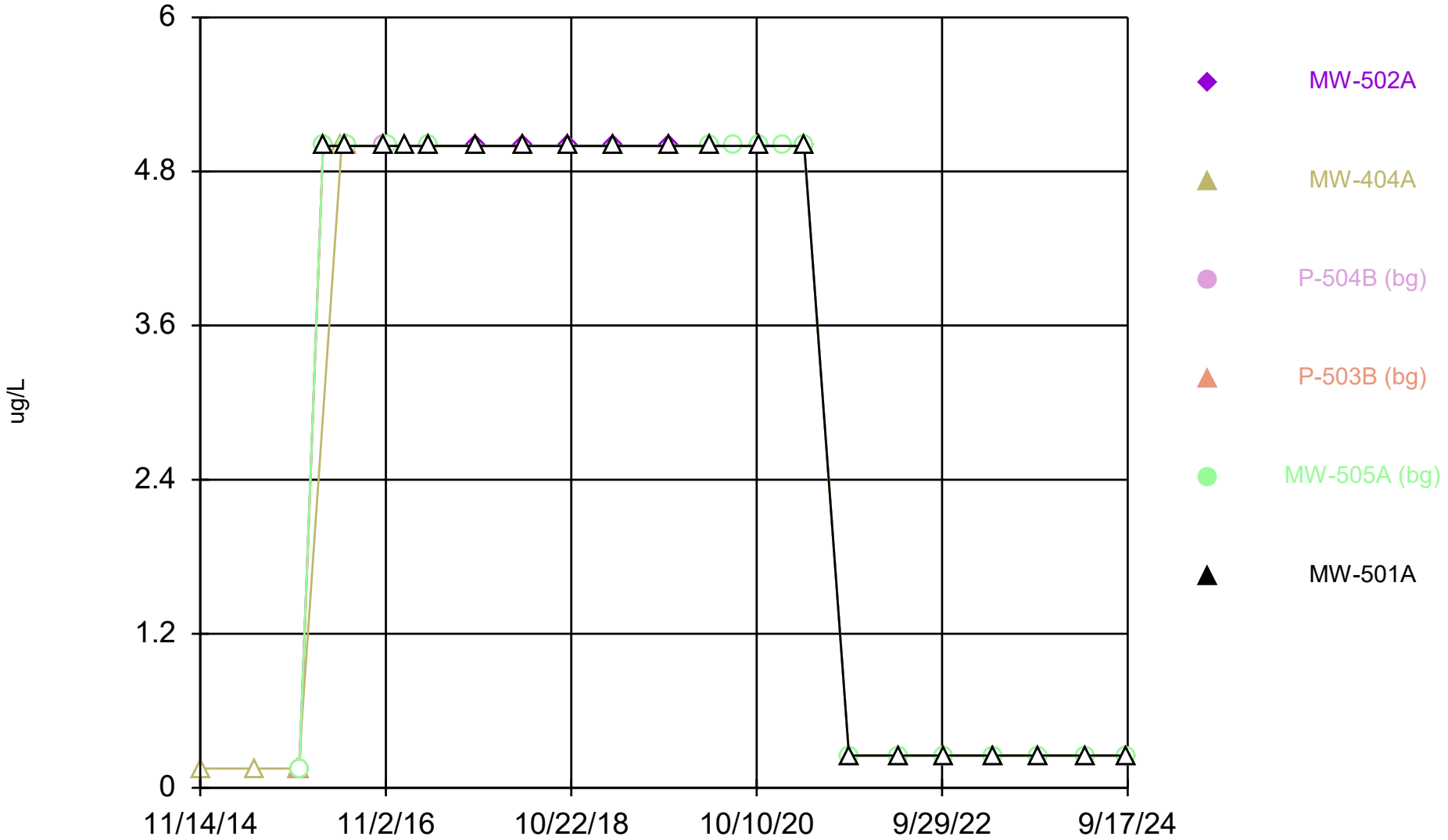

Constituent: cis-1,3-Dichloropropene Analysis Run 12/17/2024 1:25 PM View: All Wells - Appendix I VOCs
DMASWA Data: DMASWA Database_Updated

Sanitas™ v.10.0.15 Software licensed to HDR, Inc. UG
Hollow symbols indicate censored values.

Time Series

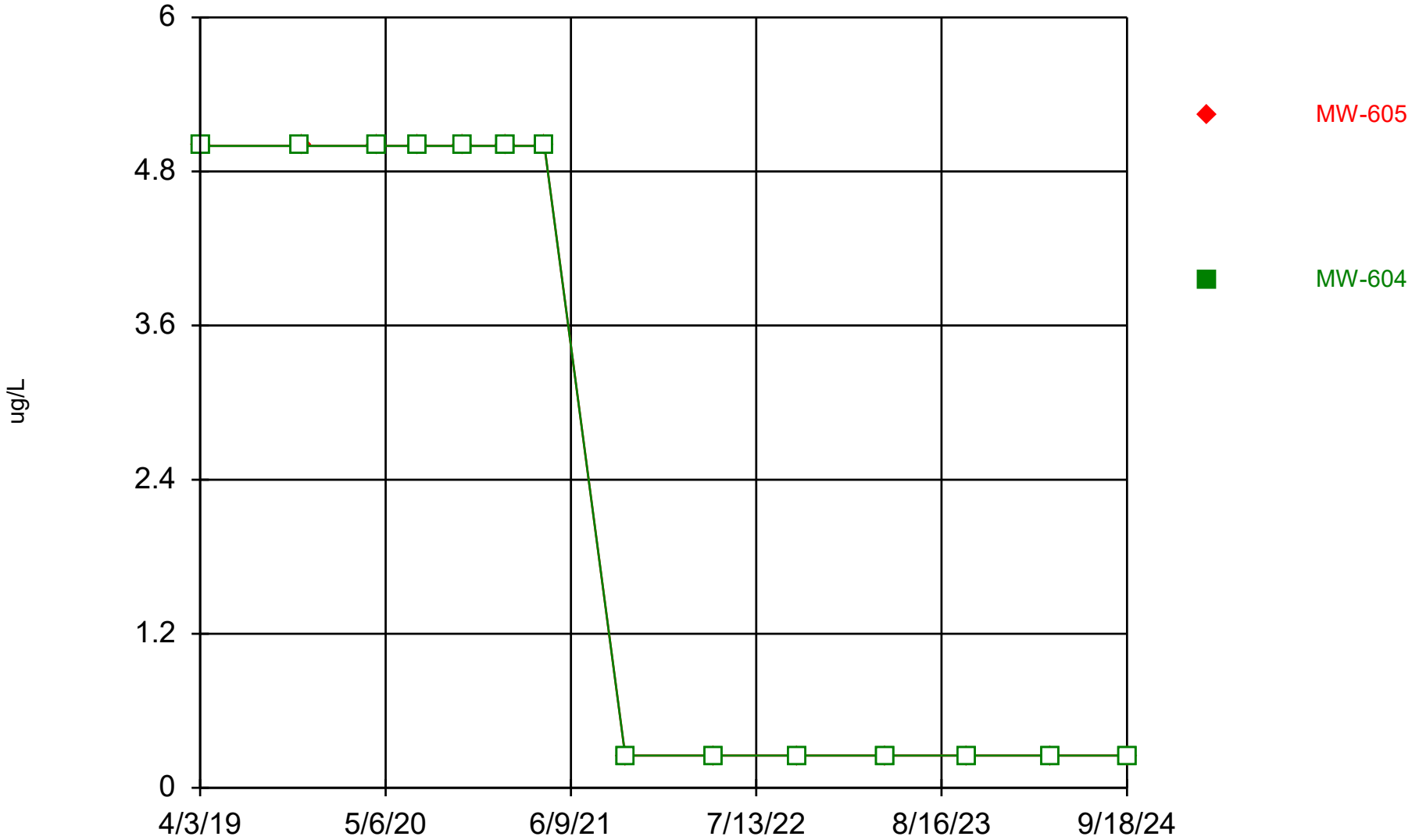

Constituent: cis-1,3-Dichloropropene Analysis Run 12/17/2024 1:25 PM View: All Wells - Appendix I VOCs
DMASWA Data: DMASWA Database_Updated

Sanitas™ v.10.0.15 Software licensed to HDR, Inc. UG
Hollow symbols indicate censored values.

Time Series

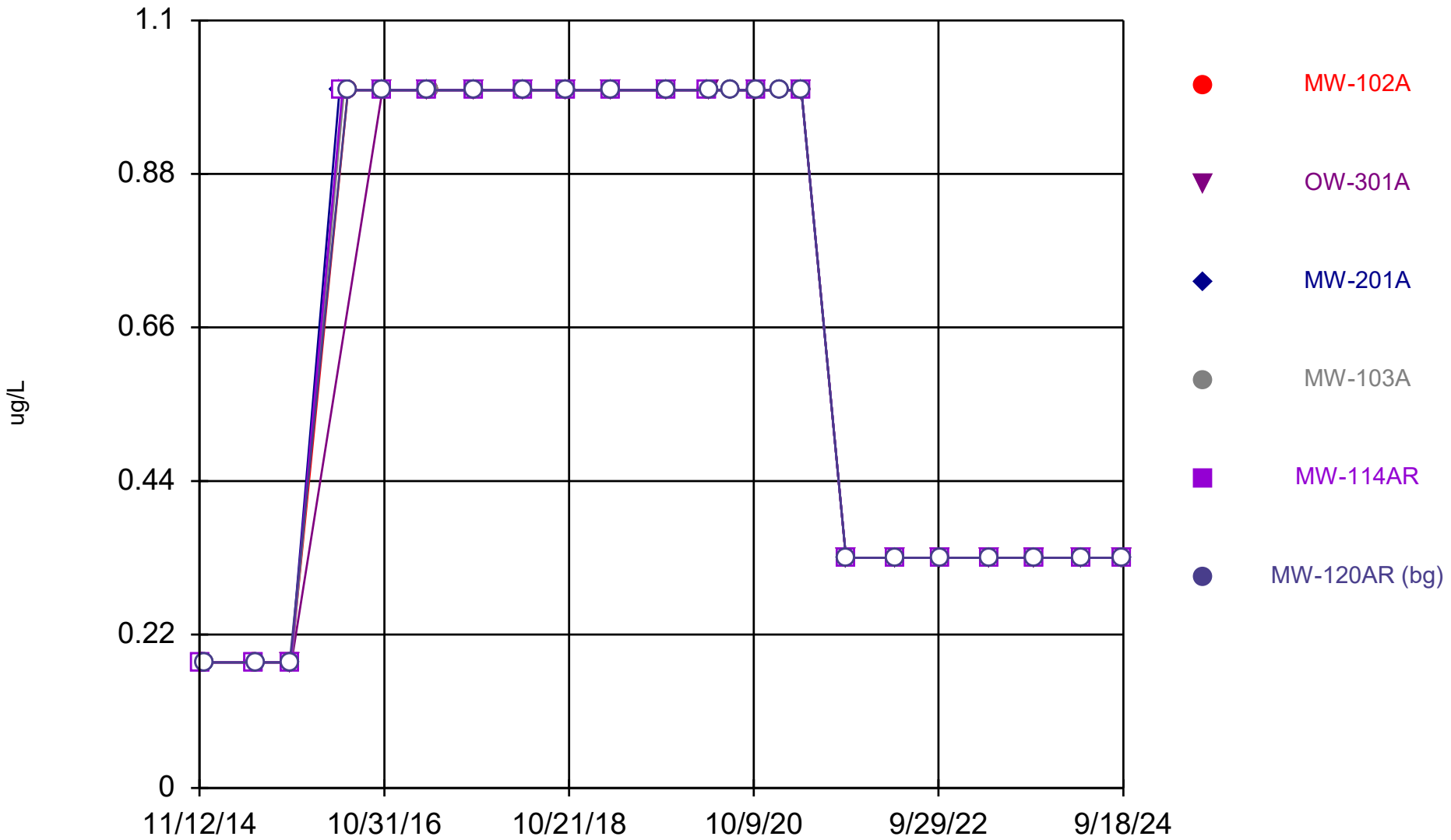

Constituent: Dibromomethane Analysis Run 12/17/2024 1:25 PM View: All Wells - Appendix I VOCs
DMASWA Data: DMASWA Database_Updated

Sanitas™ v.10.0.15 Software licensed to HDR, Inc. UG
Hollow symbols indicate censored values.

Time Series

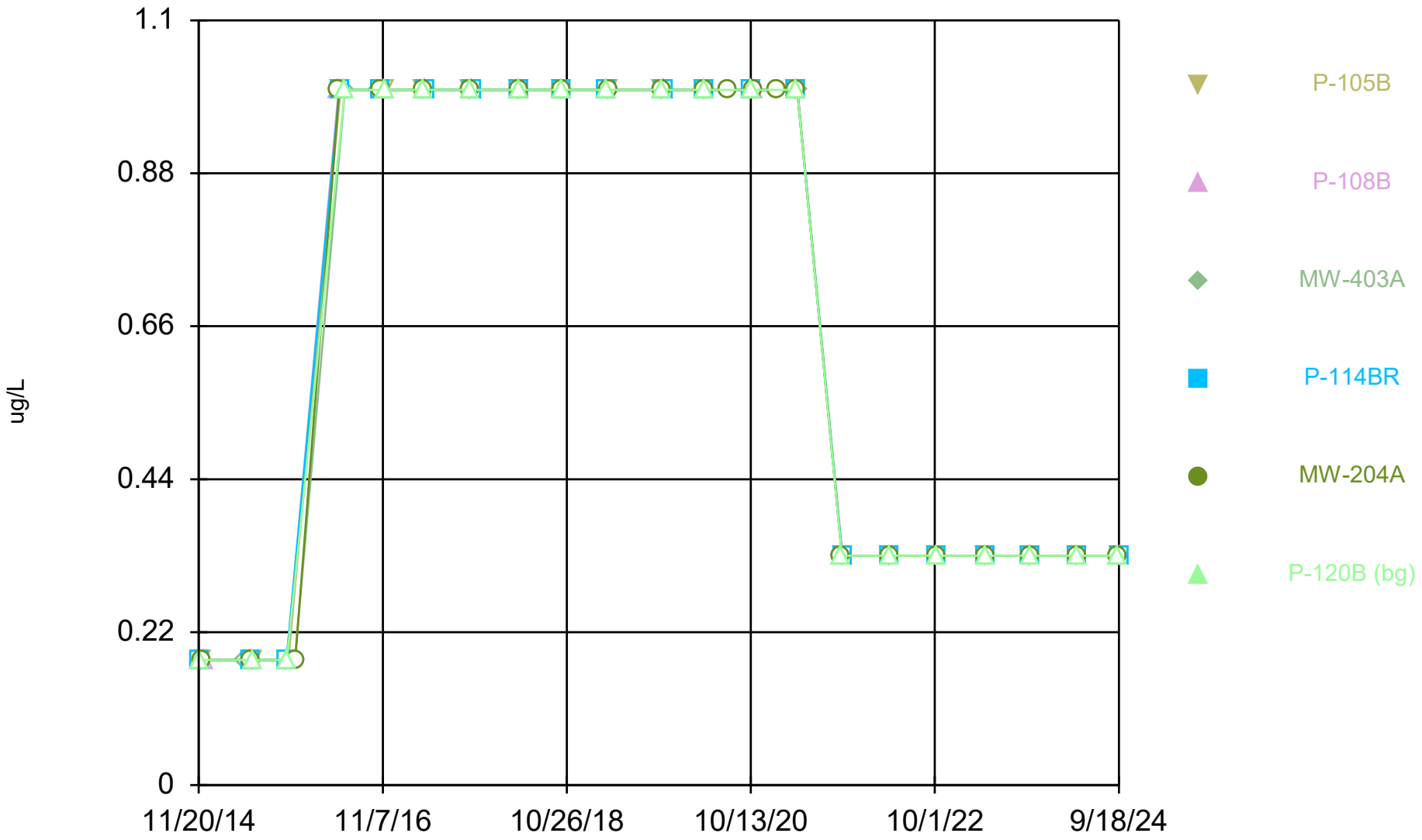

Constituent: Dibromomethane Analysis Run 12/17/2024 1:25 PM View: All Wells - Appendix I VOCs
DMASWA Data: DMASWA Database_Updated

Sanitas™ v.10.0.15 Software licensed to HDR, Inc. UG
Hollow symbols indicate censored values.

Time Series

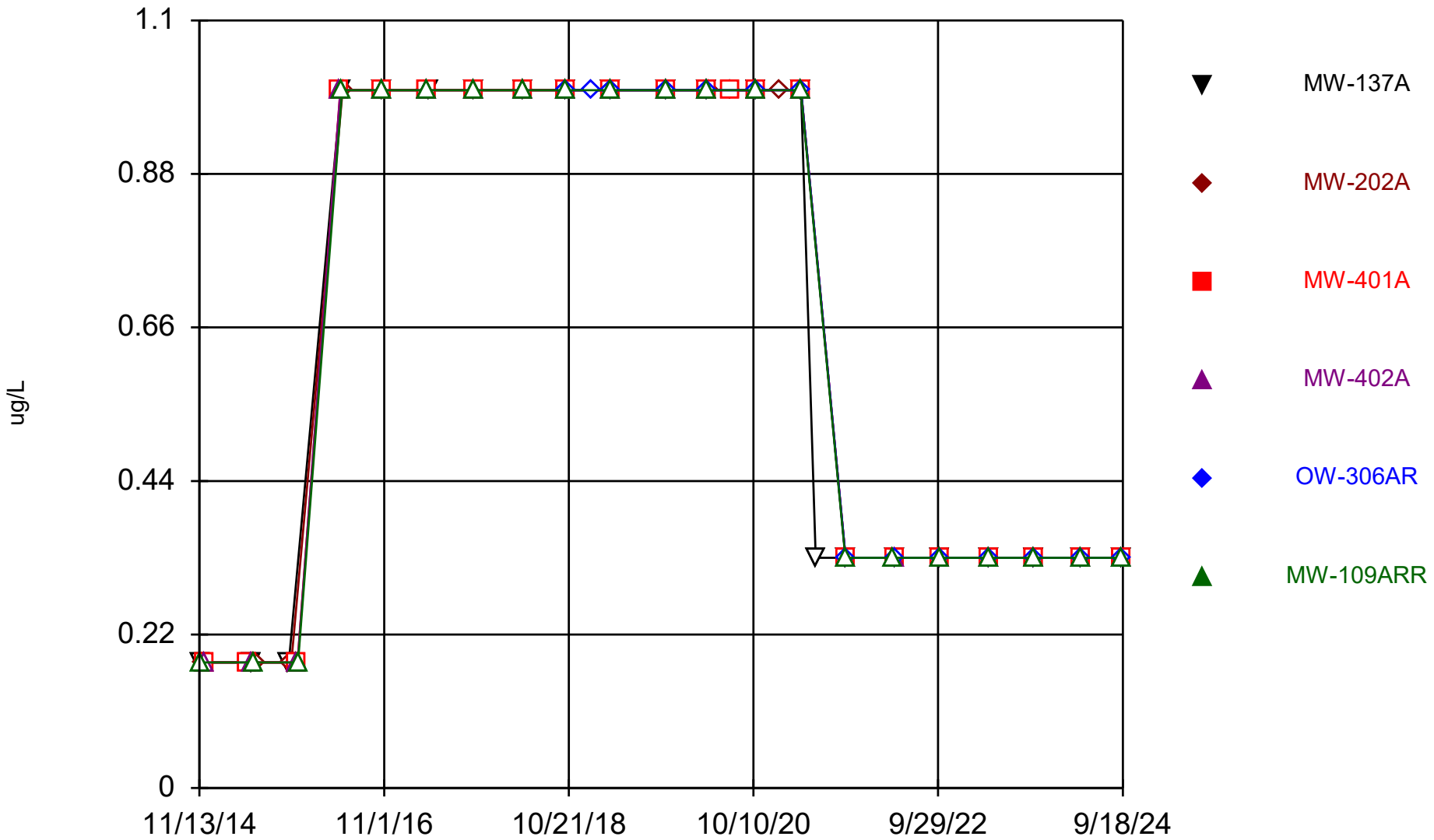

Constituent: Dibromomethane Analysis Run 12/17/2024 1:25 PM View: All Wells - Appendix I VOCs
DMASWA Data: DMASWA Database_Updated

Sanitas™ v.10.0.15 Software licensed to HDR, Inc. UG
Hollow symbols indicate censored values.

Time Series

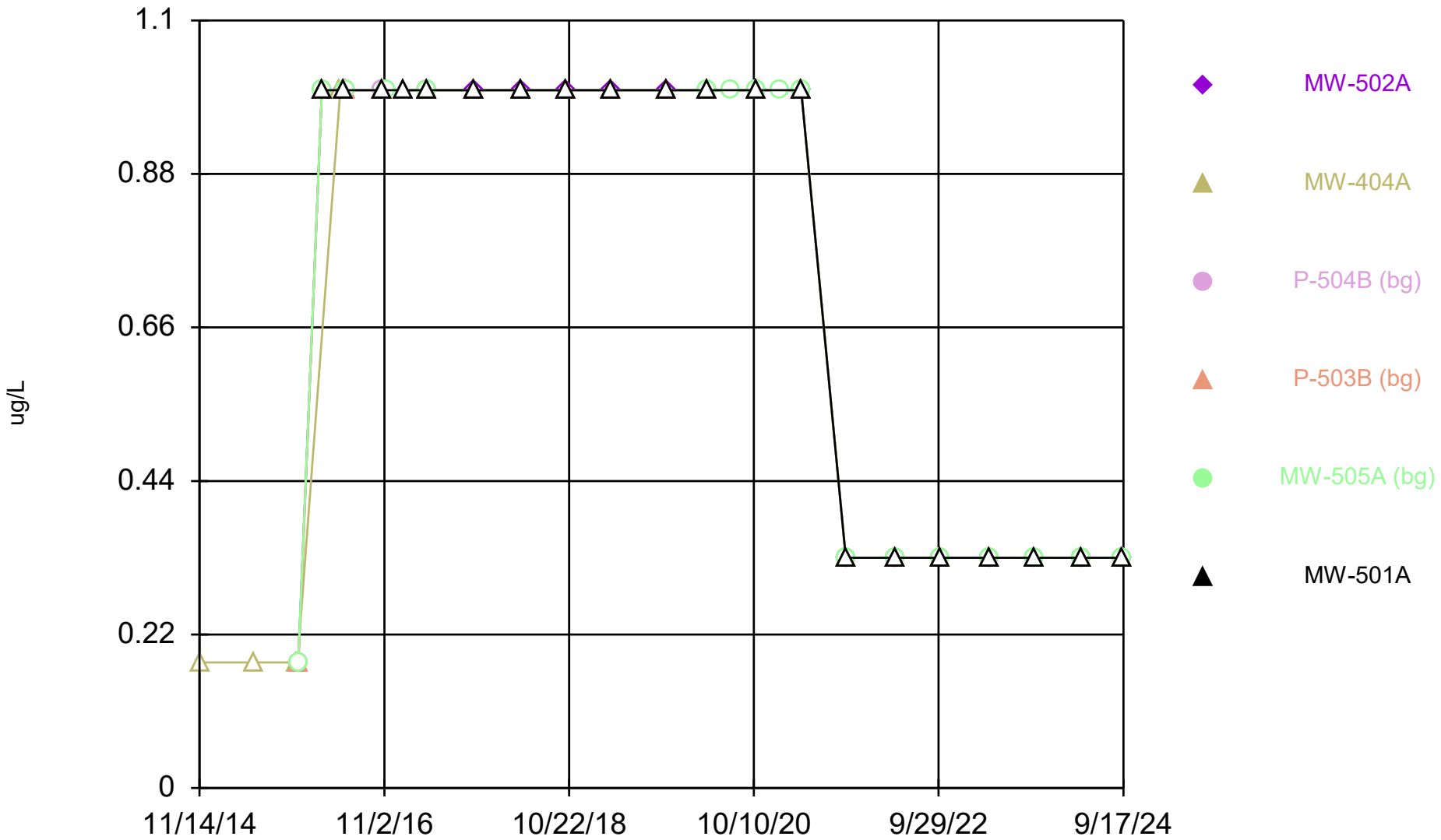

Constituent: Dibromomethane Analysis Run 12/17/2024 1:25 PM View: All Wells - Appendix I VOCs
DMASWA Data: DMASWA Database_Updated

Sanitas™ v.10.0.15 Software licensed to HDR, Inc. UG
Hollow symbols indicate censored values.

Time Series

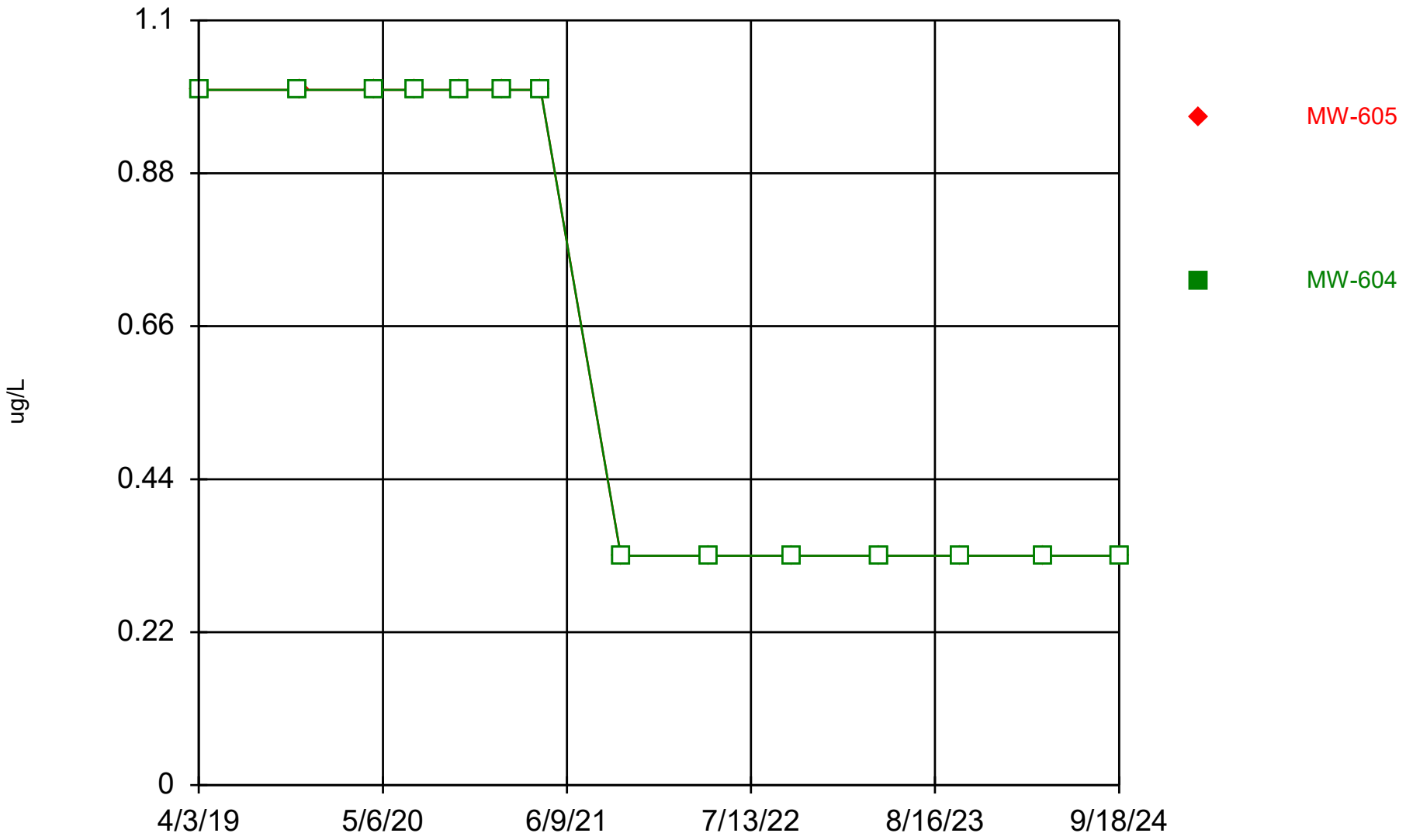

Constituent: Dibromomethane Analysis Run 12/17/2024 1:25 PM View: All Wells - Appendix I VOCs DMASWA Data: DMASWA Database_Updated

Sanitas™ v.10.0.15 Software licensed to HDR, Inc. UG
Hollow symbols indicate censored values.

Time Series

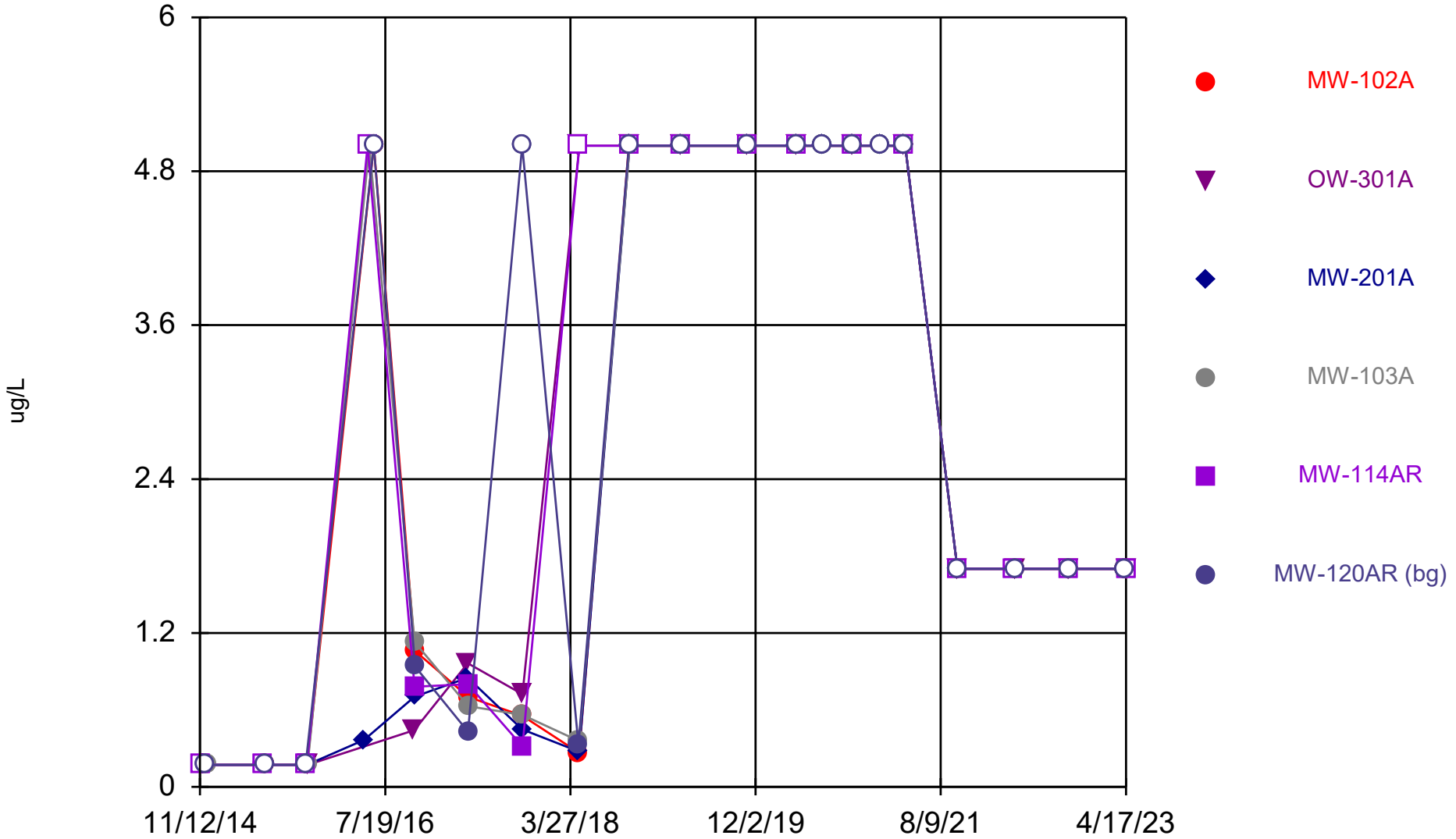

Constituent: Dichloromethane Analysis Run 12/17/2024 1:25 PM View: All Wells - Appendix I VOCs

DMASWA Data: DMASWA Database_Updated

Sanitas™ v.10.0.15 Software licensed to HDR, Inc. UG
Hollow symbols indicate censored values.

Time Series

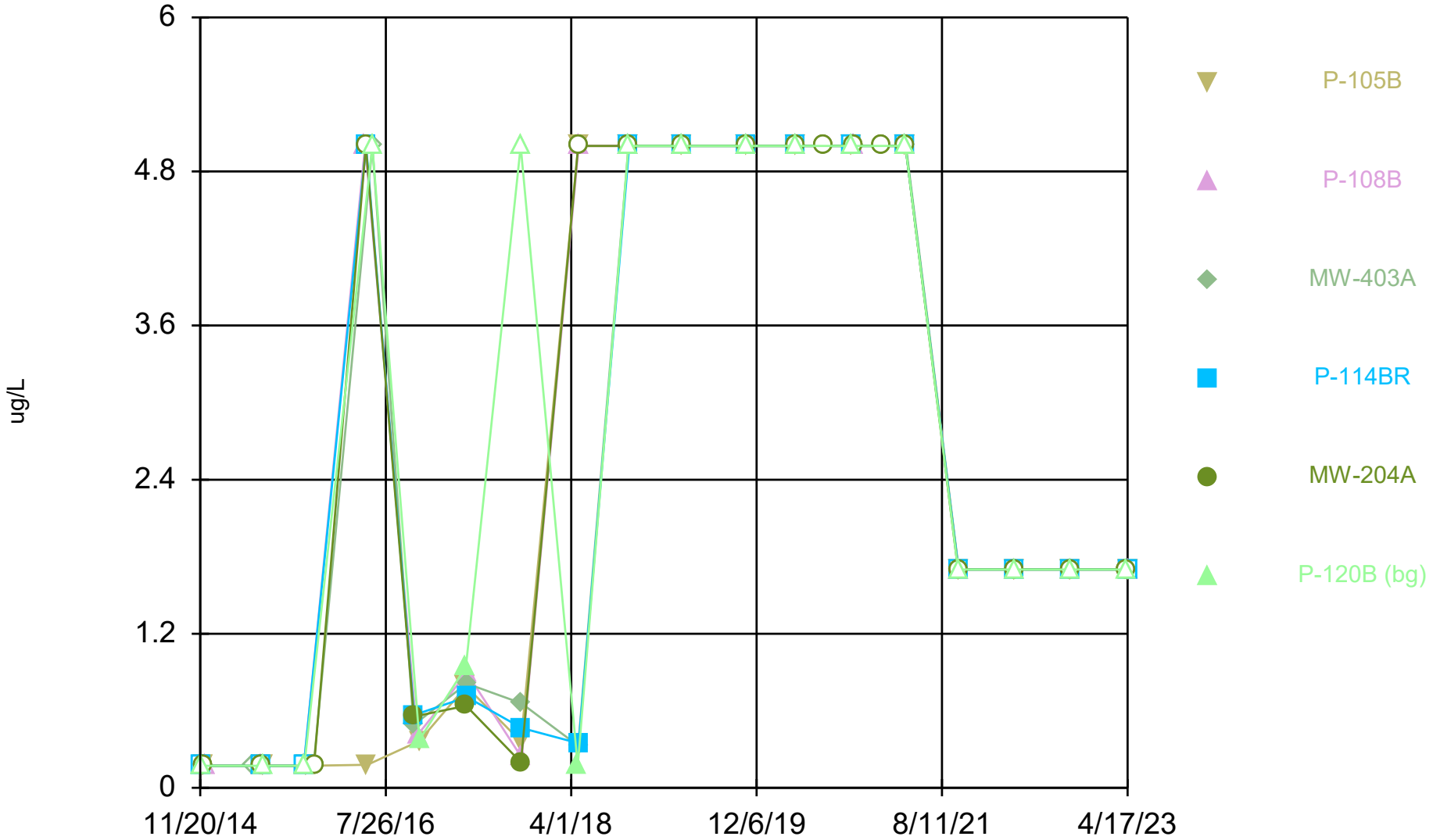

Constituent: Dichloromethane Analysis Run 12/17/2024 1:25 PM View: All Wells - Appendix I VOCs
DMASWA Data: DMASWA Database_Updated

Sanitas™ v.10.0.15 Software licensed to HDR, Inc. UG
Hollow symbols indicate censored values.

Time Series

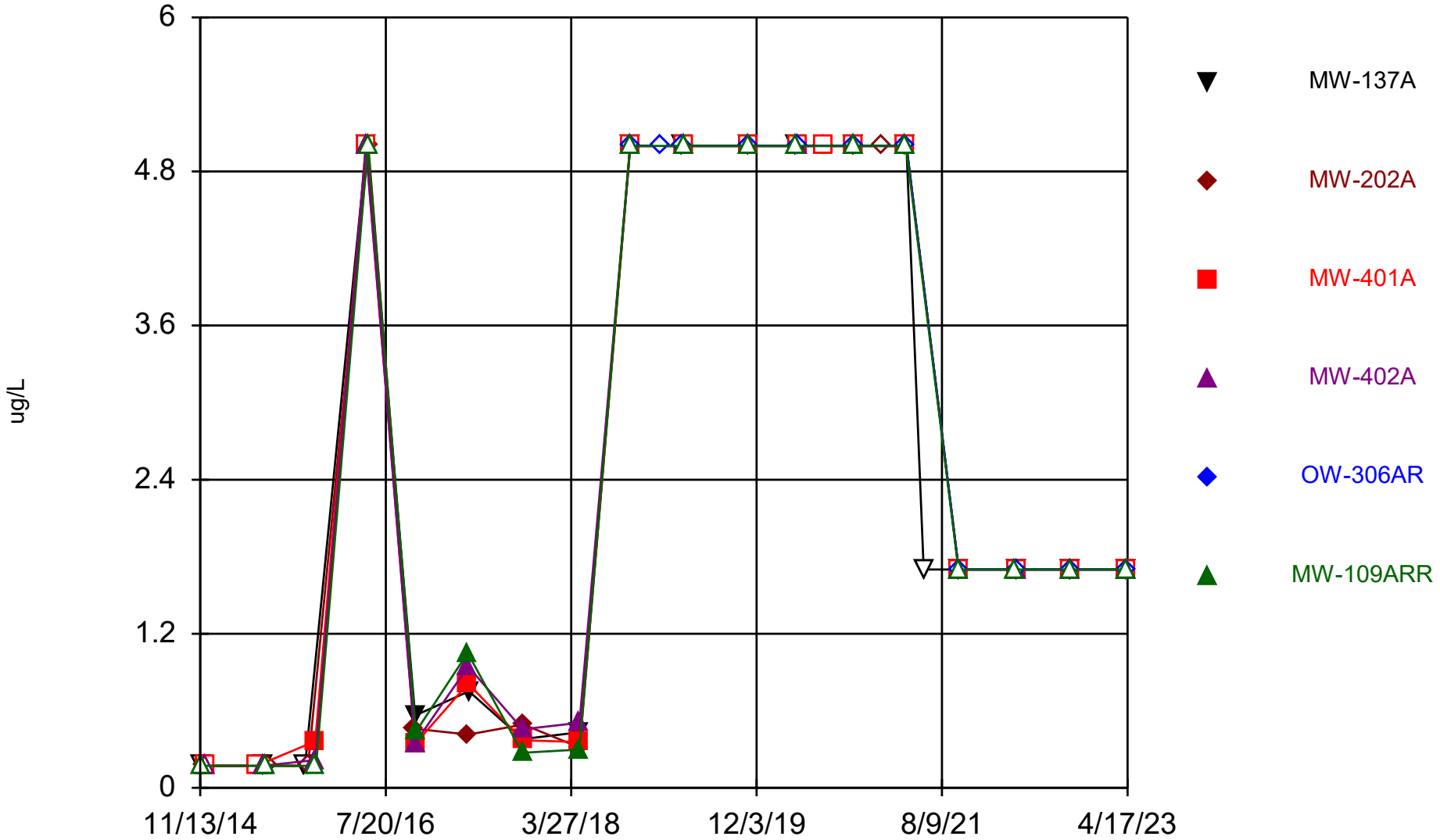

Constituent: Dichloromethane Analysis Run 12/17/2024 1:25 PM View: All Wells - Appendix I VOCs

DMASWA Data: DMASWA Database_Updated

Sanitas™ v.10.0.15 Software licensed to HDR, Inc. UG
Hollow symbols indicate censored values.

Time Series

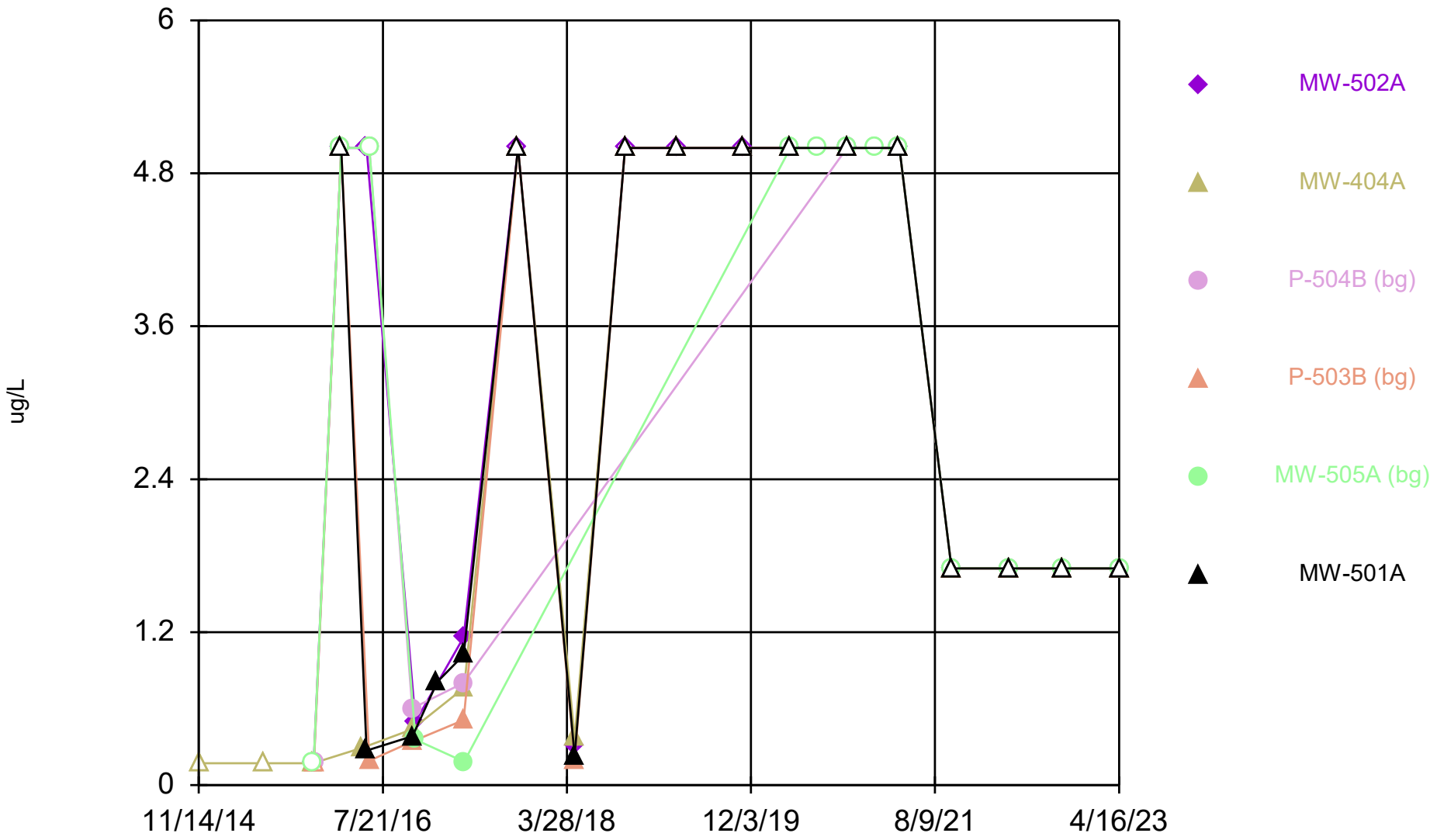

Constituent: Dichloromethane Analysis Run 12/17/2024 1:25 PM View: All Wells - Appendix I VOCs
DMASWA Data: DMASWA Database_Updated

Sanitas™ v.10.0.15 Software licensed to HDR, Inc. UG
Hollow symbols indicate censored values.

Time Series

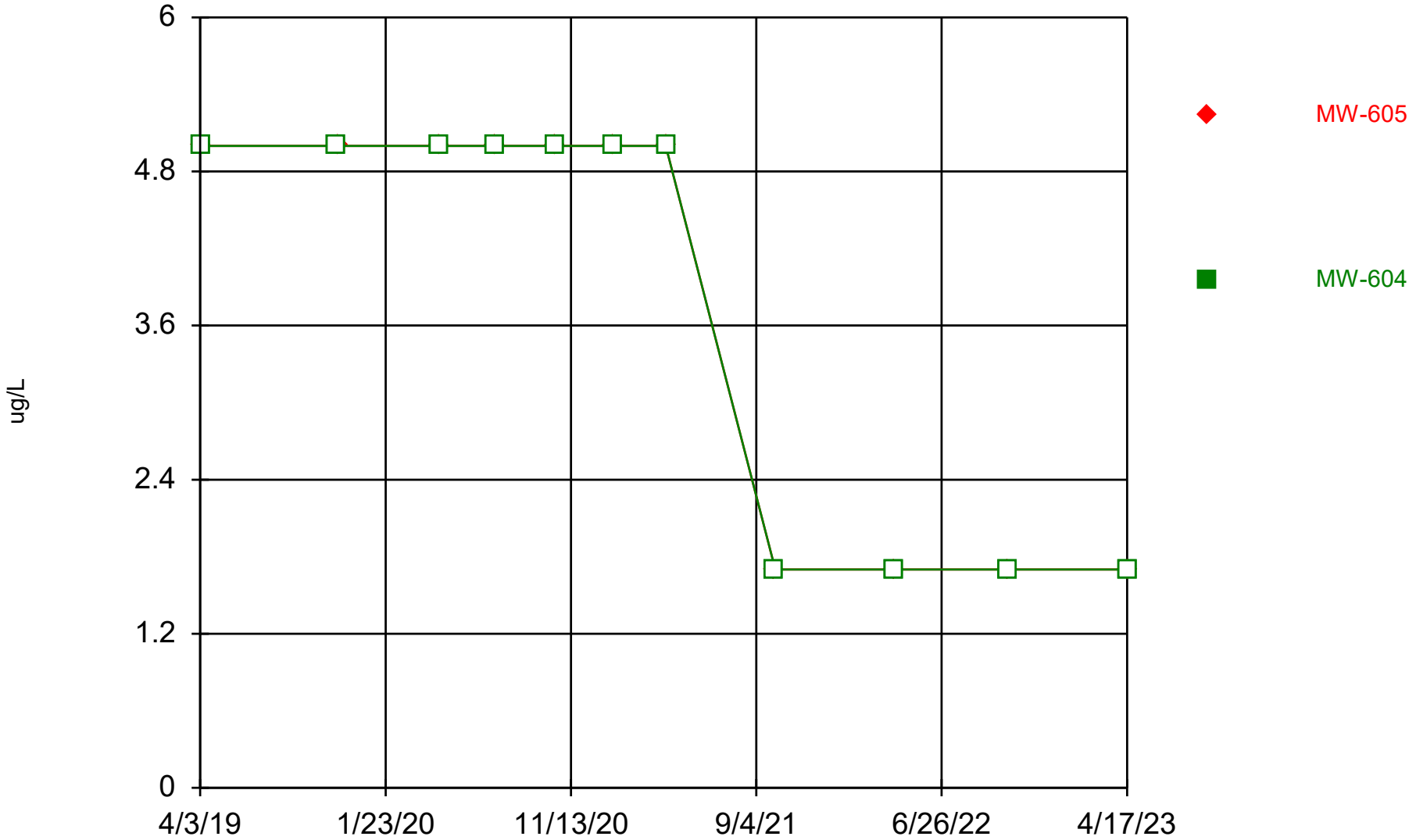

Constituent: Dichloromethane Analysis Run 12/17/2024 1:25 PM View: All Wells - Appendix I VOCs
DMASWA Data: DMASWA Database_Updated

Sanitas™ v.10.0.15 Software licensed to HDR, Inc. UG
Hollow symbols indicate censored values.

Time Series

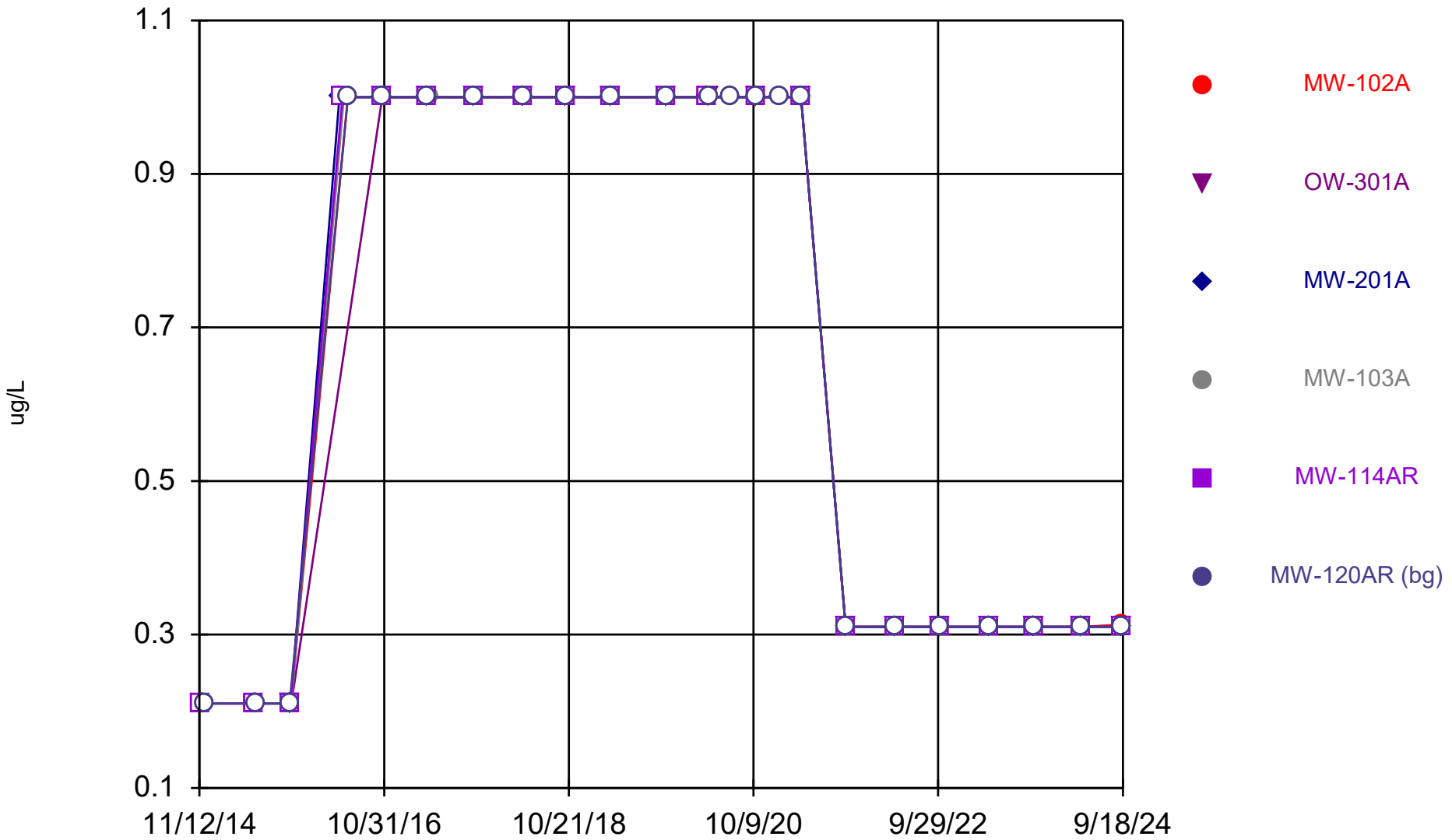

Constituent: Ethylbenzene Analysis Run 12/17/2024 1:25 PM View: All Wells - Appendix I VOCs
DMASWA Data: DMASWA Database_Updated

Sanitas™ v.10.0.15 Software licensed to HDR, Inc. UG
Hollow symbols indicate censored values.

Time Series

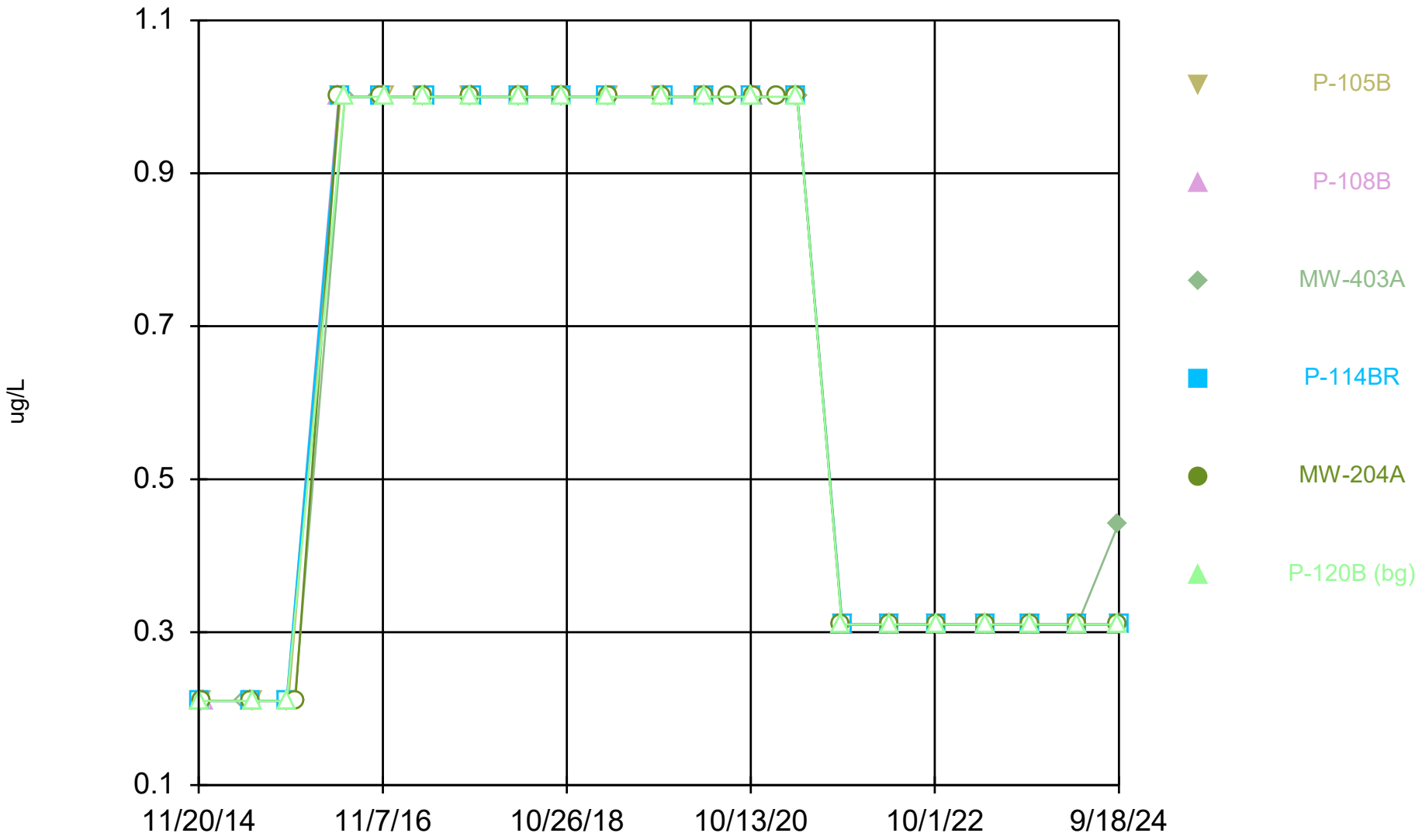

Constituent: Ethylbenzene Analysis Run 12/17/2024 1:25 PM View: All Wells - Appendix I VOCs DMASWA Data: DMASWA Database_Updated

Sanitas™ v.10.0.15 Software licensed to HDR, Inc. UG
Hollow symbols indicate censored values.

Time Series

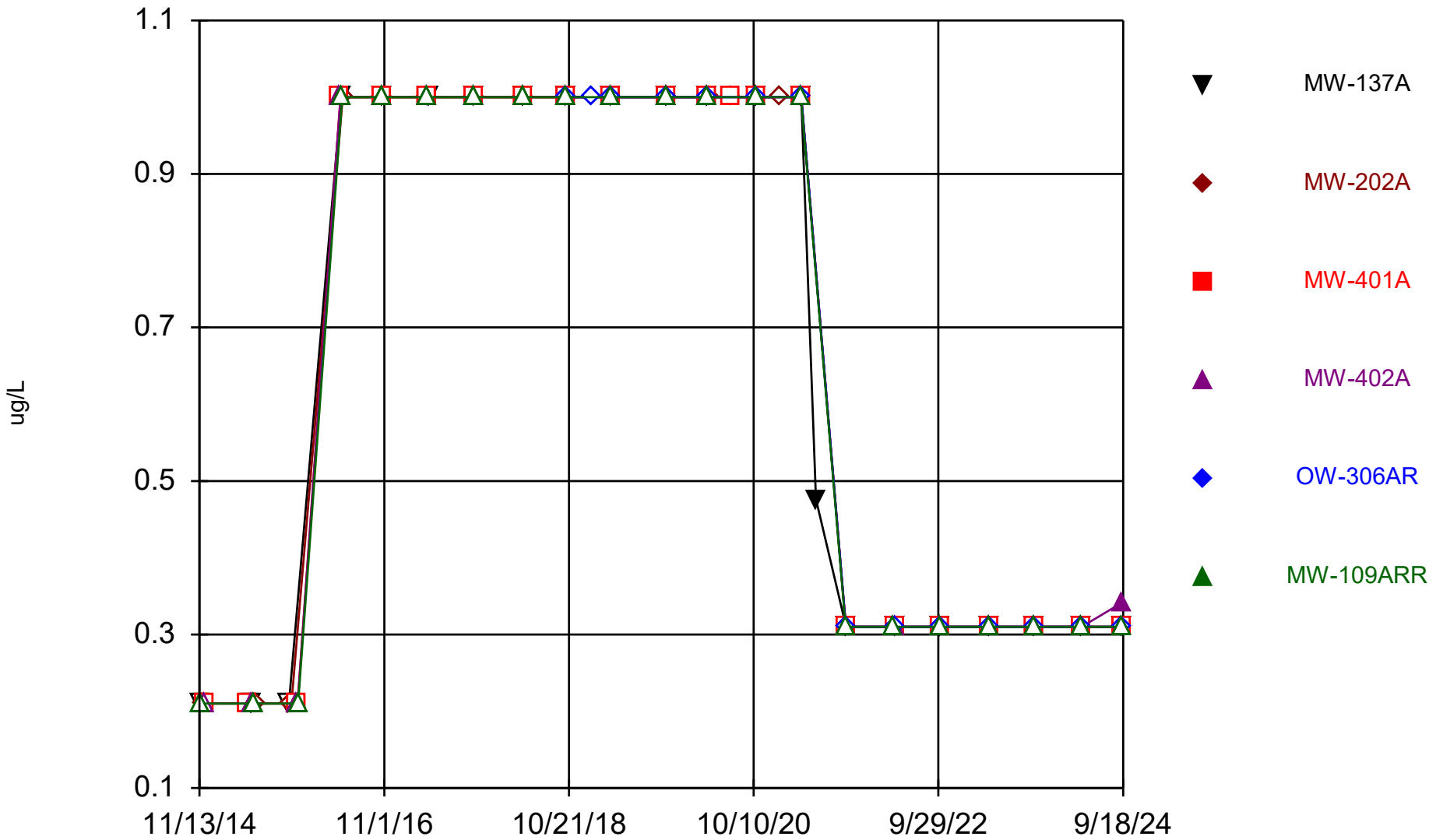

Constituent: Ethylbenzene Analysis Run 12/17/2024 1:25 PM View: All Wells - Appendix I VOCs
DMASWA Data: DMASWA Database_Updated

Sanitas™ v.10.0.15 Software licensed to HDR, Inc. UG
Hollow symbols indicate censored values.

Time Series

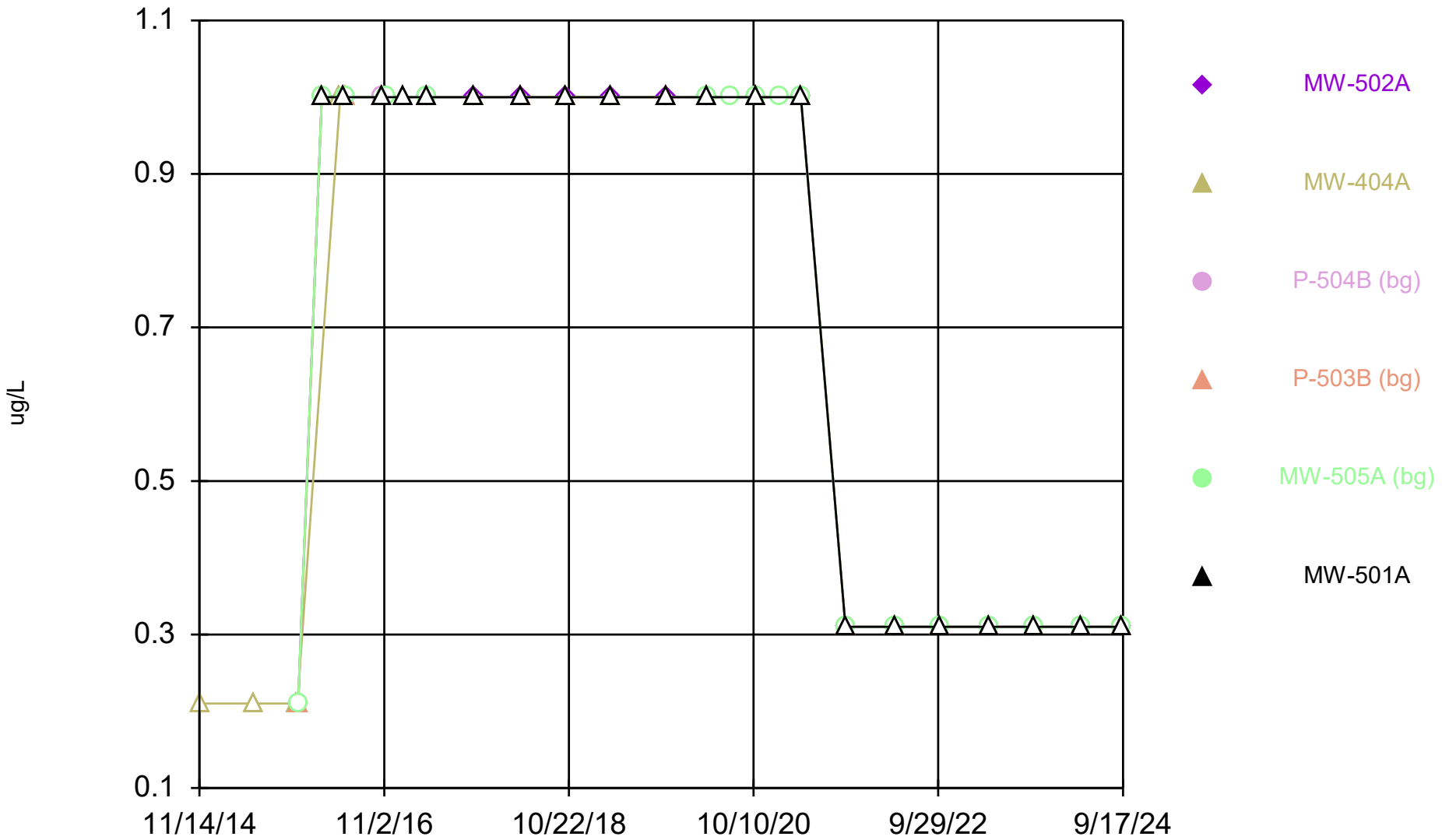

Constituent: Ethylbenzene Analysis Run 12/17/2024 1:25 PM View: All Wells - Appendix I VOCs
DMASWA Data: DMASWA Database_Updated

Sanitas™ v.10.0.15 Software licensed to HDR, Inc. UG
Hollow symbols indicate censored values.

Time Series

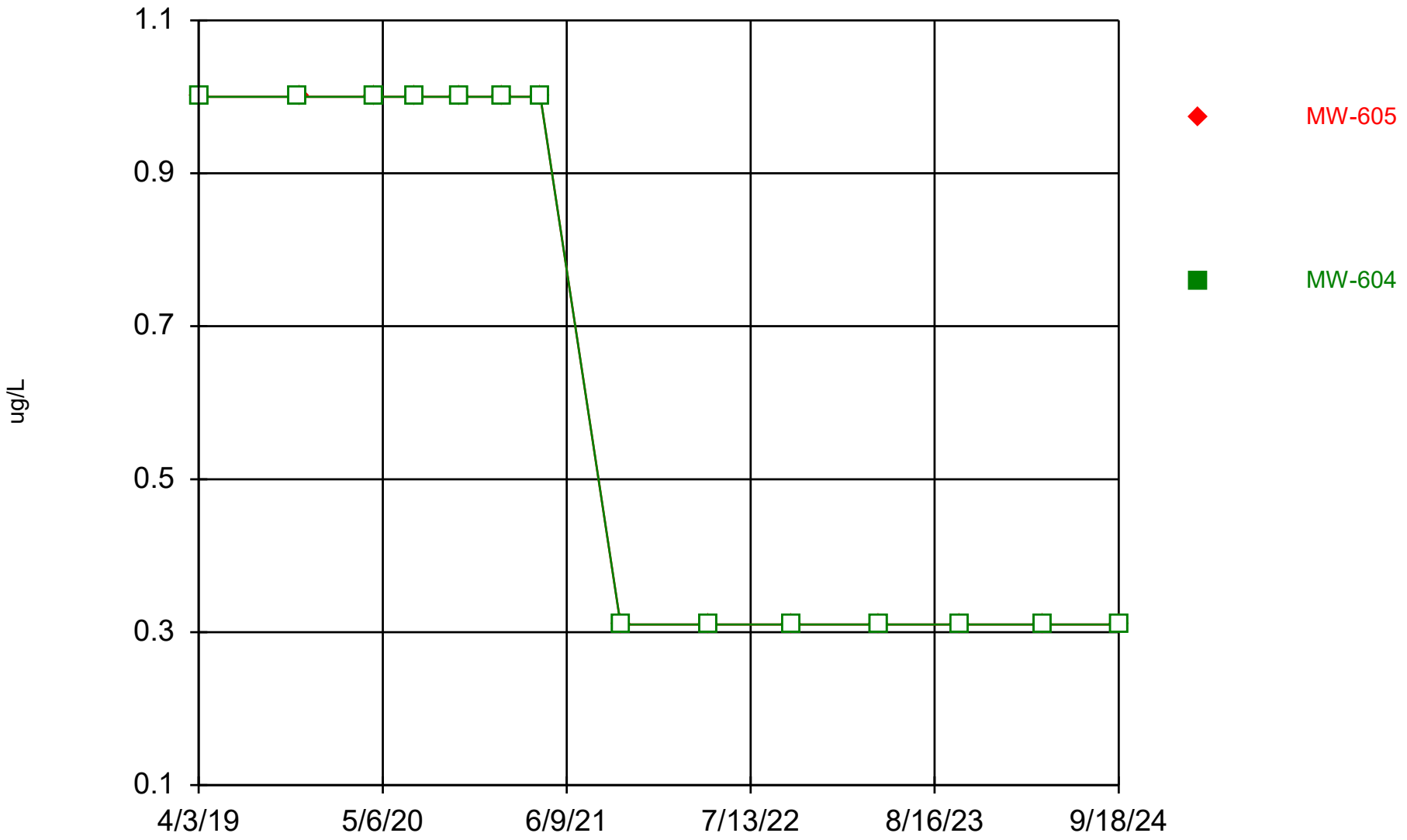

Constituent: Ethylbenzene Analysis Run 12/17/2024 1:25 PM View: All Wells - Appendix I VOCs
DMASWA Data: DMASWA Database_Updated

Sanitas™ v.10.0.15 Software licensed to HDR, Inc. UG
Hollow symbols indicate censored values.

Time Series

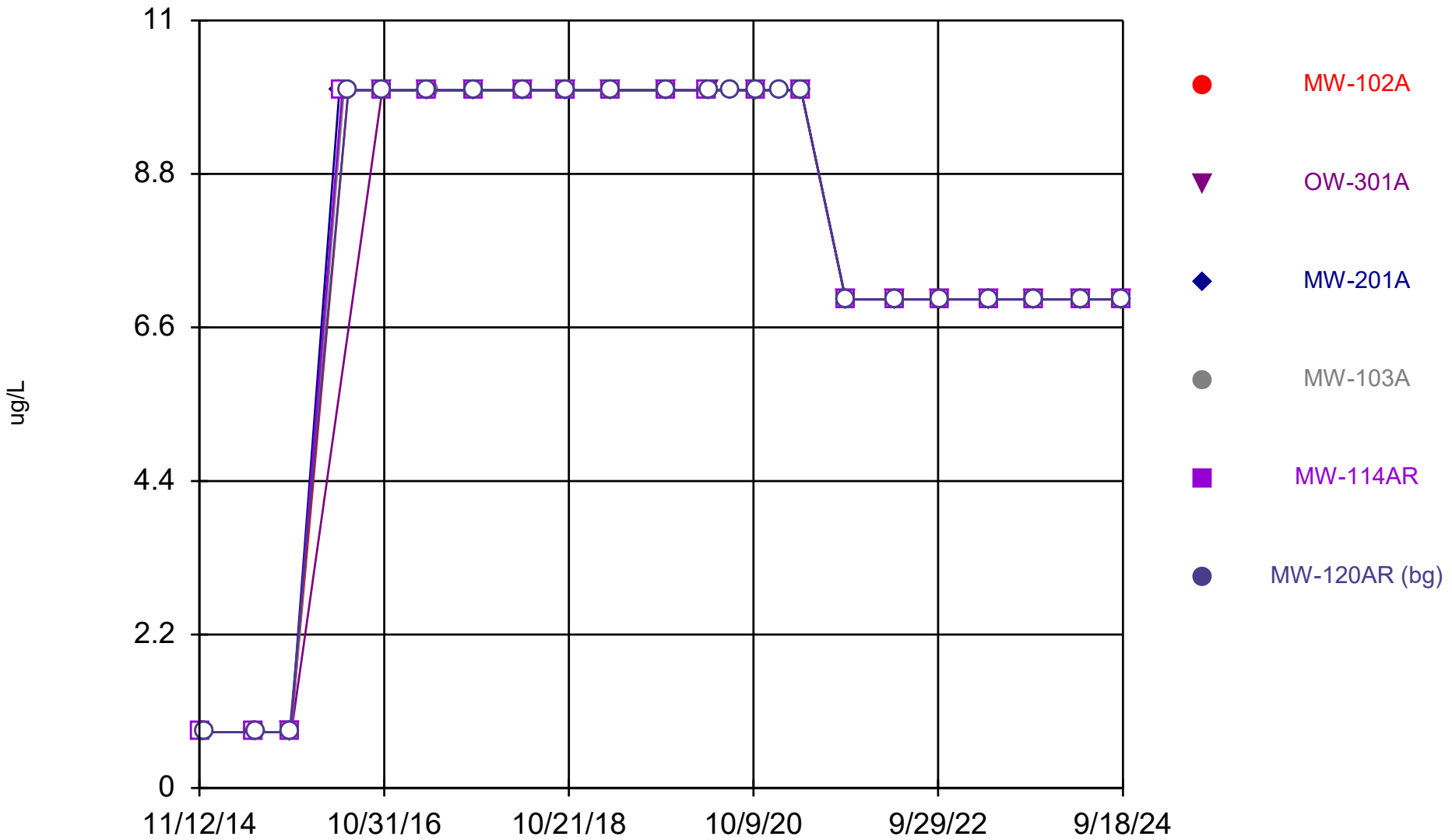

Constituent: Iodomethane Analysis Run 12/17/2024 1:25 PM View: All Wells - Appendix I VOCs
DMASWA Data: DMASWA Database_Updated

Sanitas™ v.10.0.15 Software licensed to HDR, Inc. UG
Hollow symbols indicate censored values.

Time Series

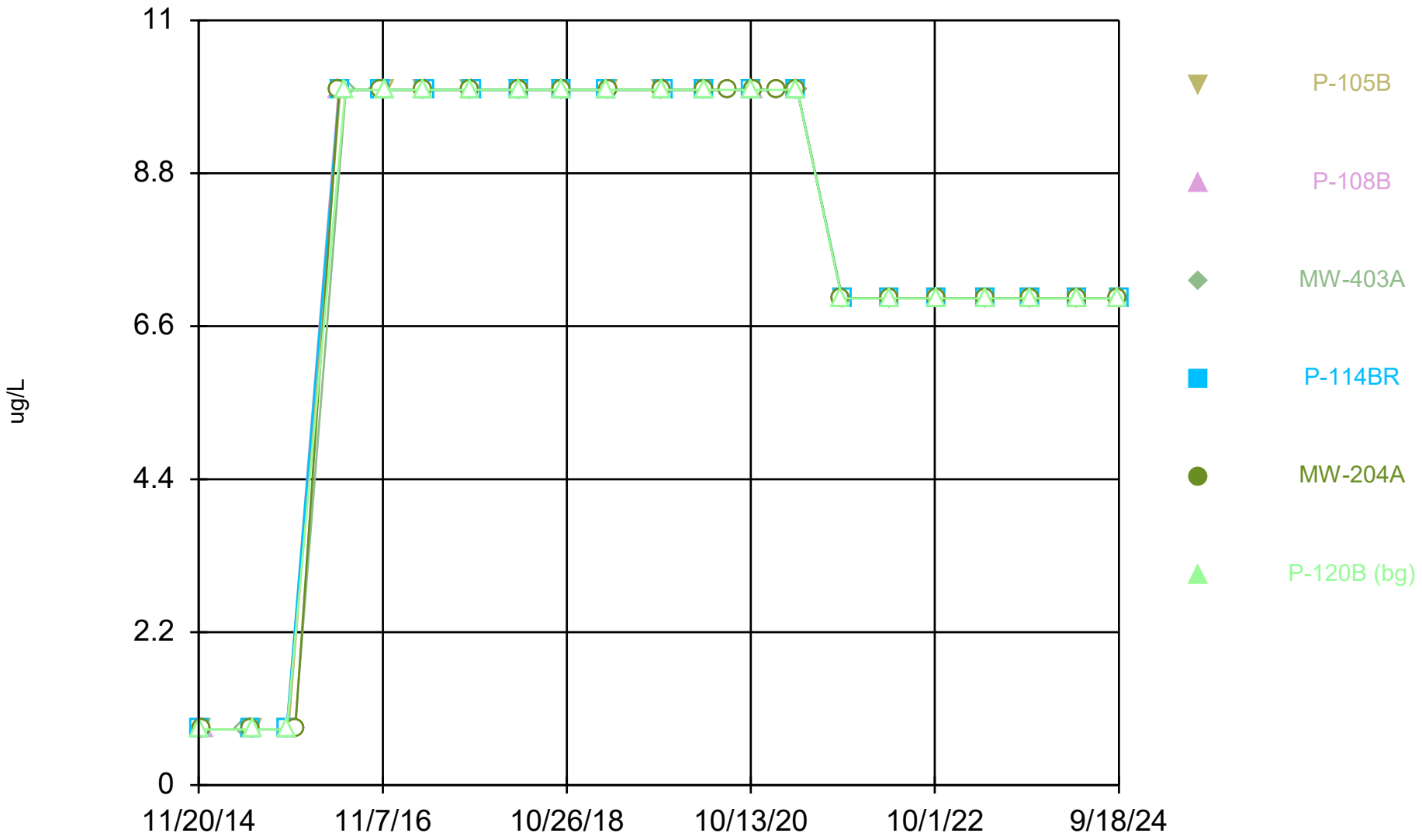

Constituent: Iodomethane Analysis Run 12/17/2024 1:25 PM View: All Wells - Appendix I VOCs DMASWA Data: DMASWA Database_Updated

Sanitas™ v.10.0.15 Software licensed to HDR, Inc. UG
Hollow symbols indicate censored values.

Time Series

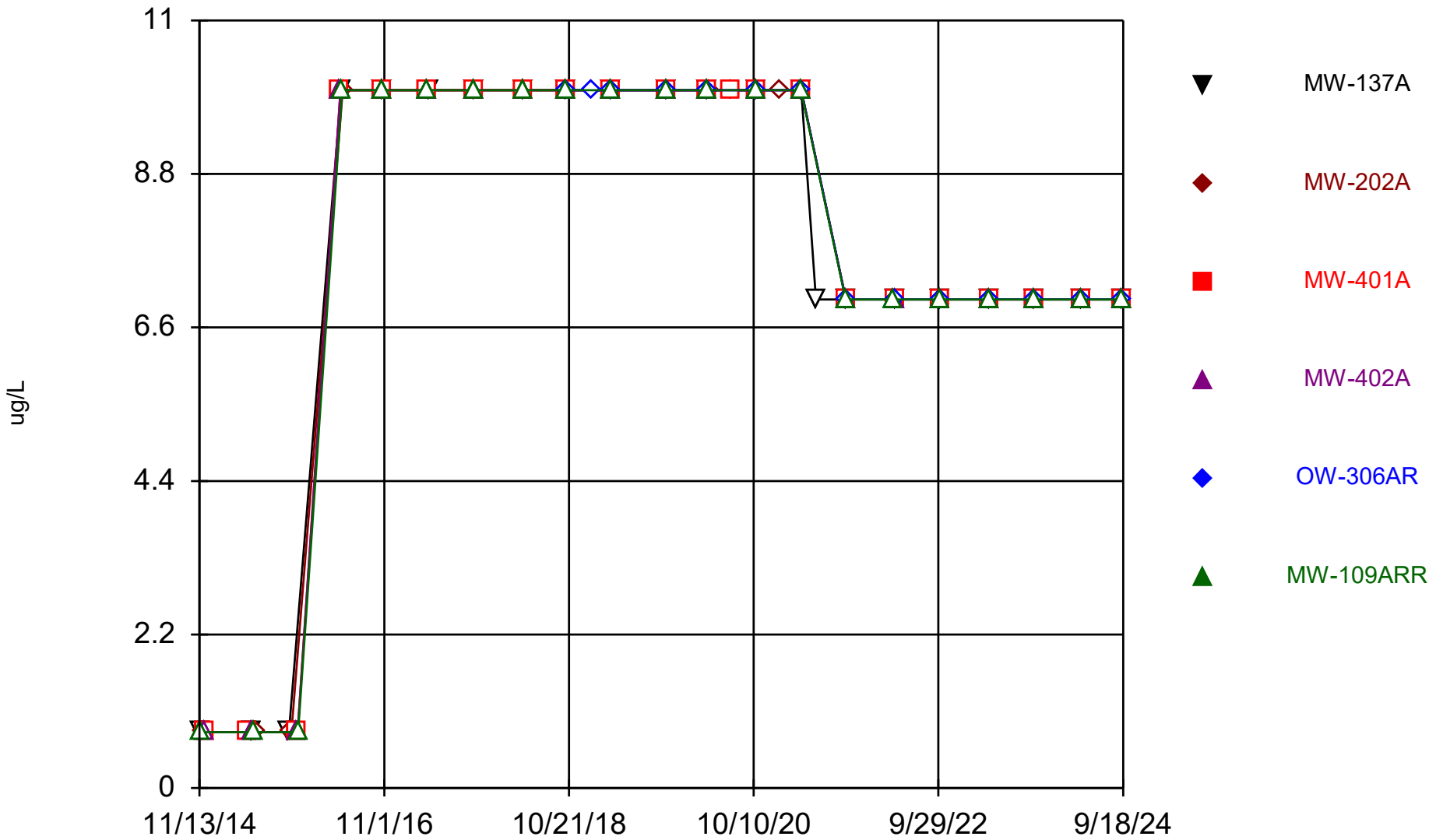

Constituent: Iodomethane Analysis Run 12/17/2024 1:25 PM View: All Wells - Appendix I VOCs

DMASWA Data: DMASWA Database_Updated

Sanitas™ v.10.0.15 Software licensed to HDR, Inc. UG
Hollow symbols indicate censored values.

Time Series

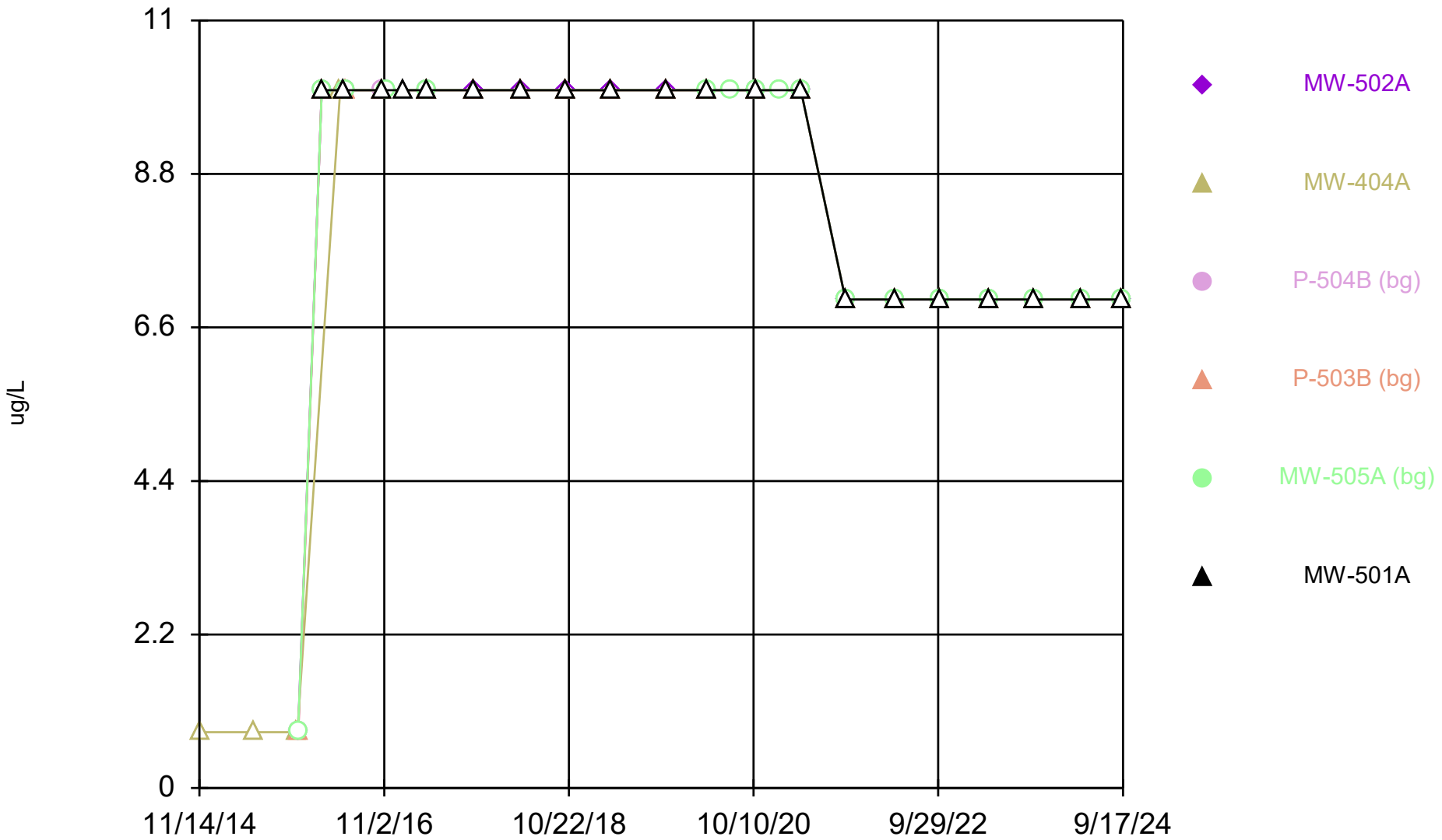

Constituent: Iodomethane Analysis Run 12/17/2024 1:25 PM View: All Wells - Appendix I VOCs

DMASWA Data: DMASWA Database_Updated

Sanitas™ v.10.0.15 Software licensed to HDR, Inc. UG
Hollow symbols indicate censored values.

Time Series

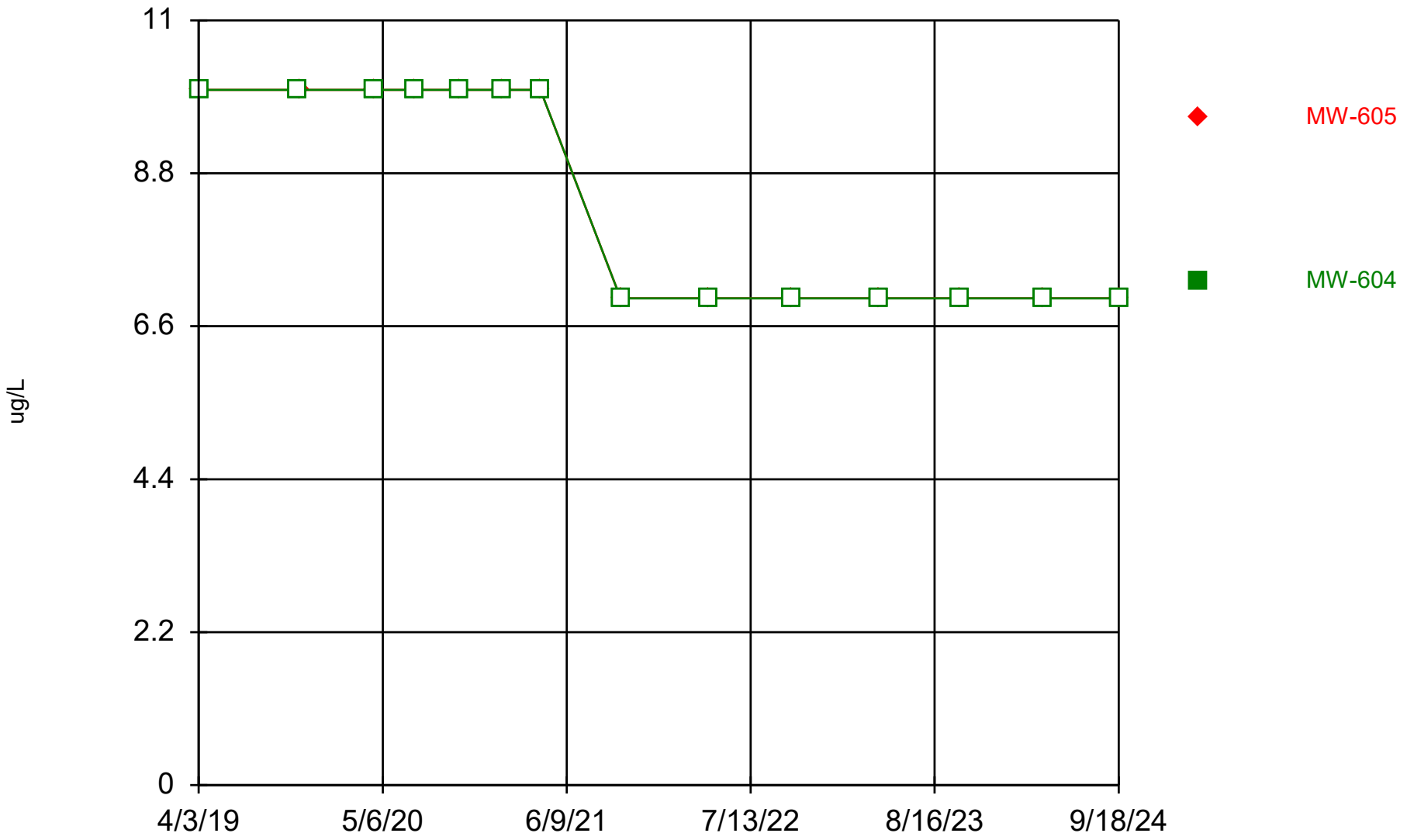

Constituent: Iodomethane Analysis Run 12/17/2024 1:25 PM View: All Wells - Appendix I VOCs DMASWA Data: DMASWA Database_Updated

Sanitas™ v.10.0.15 Software licensed to HDR, Inc. UG
Hollow symbols indicate censored values.

Time Series

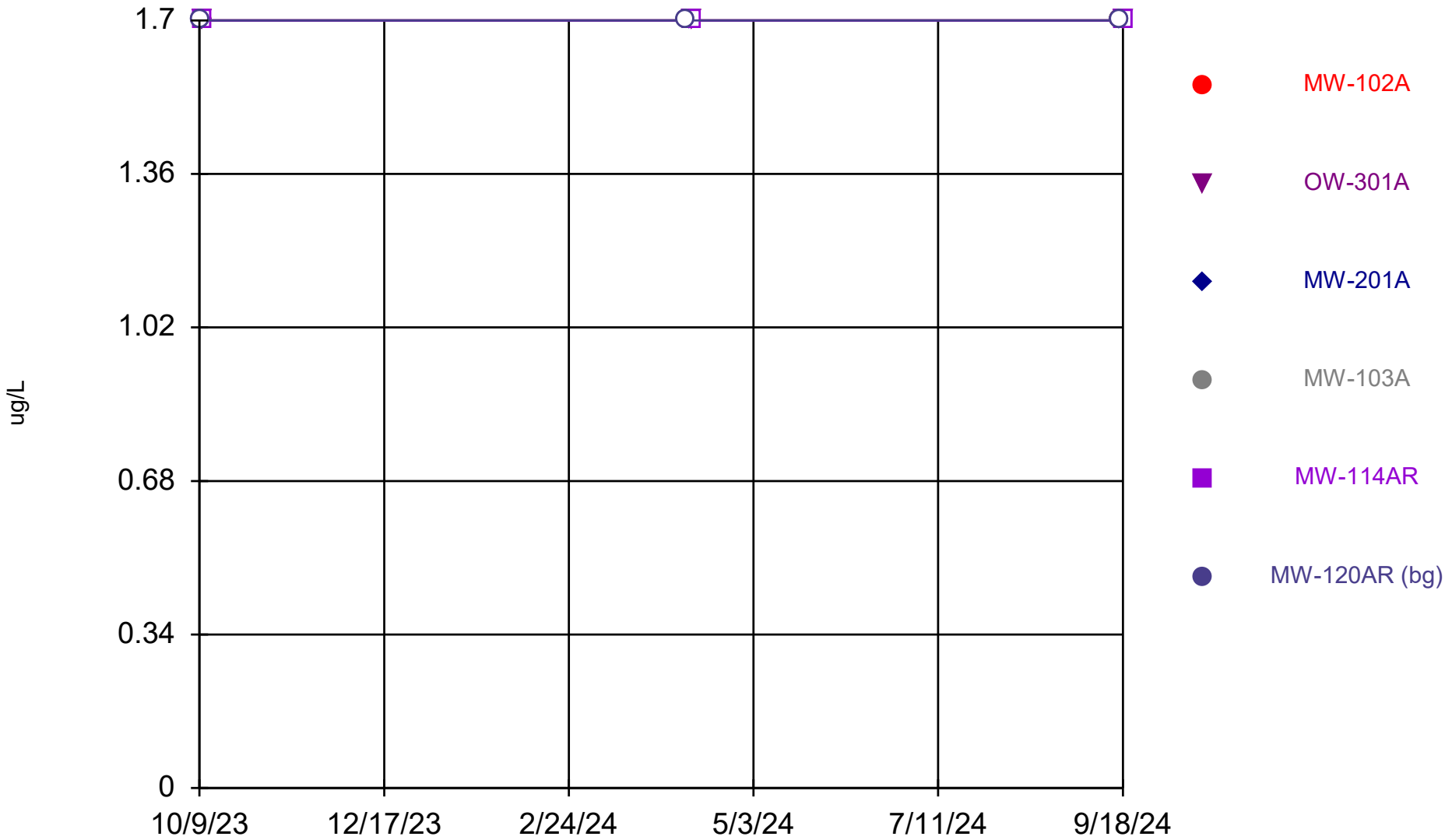

Constituent: Methylene chloride Analysis Run 12/17/2024 1:25 PM View: All Wells - Appendix I VOCs DMASWA Data: DMASWA Database_Updated

Sanitas™ v.10.0.15 Software licensed to HDR, Inc. UG
Hollow symbols indicate censored values.

Time Series

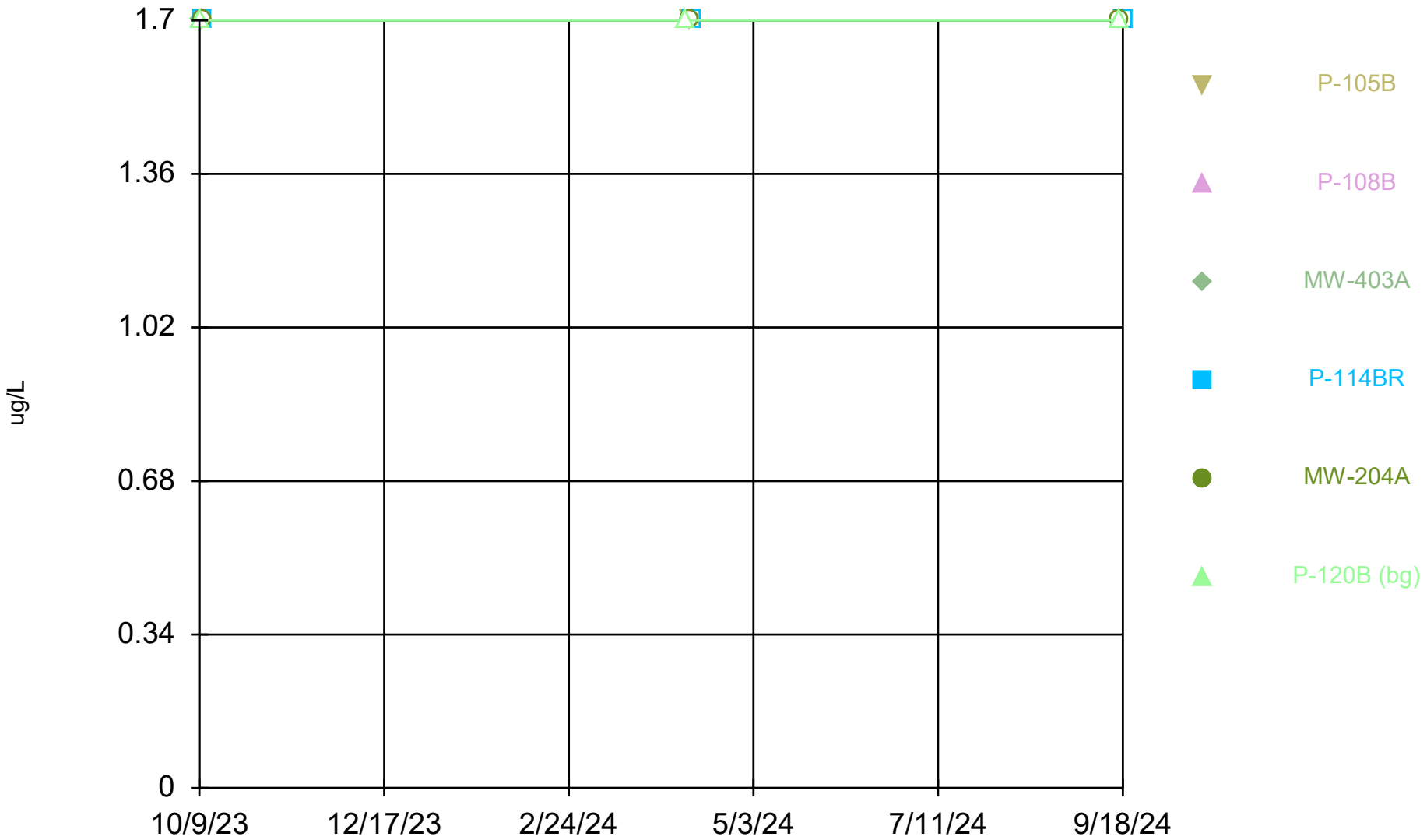

Constituent: Methylene chloride Analysis Run 12/17/2024 1:25 PM View: All Wells - Appendix I VOCs DMASWA Data: DMASWA Database_Updated

Sanitas™ v.10.0.15 Software licensed to HDR, Inc. UG
Hollow symbols indicate censored values.

Time Series

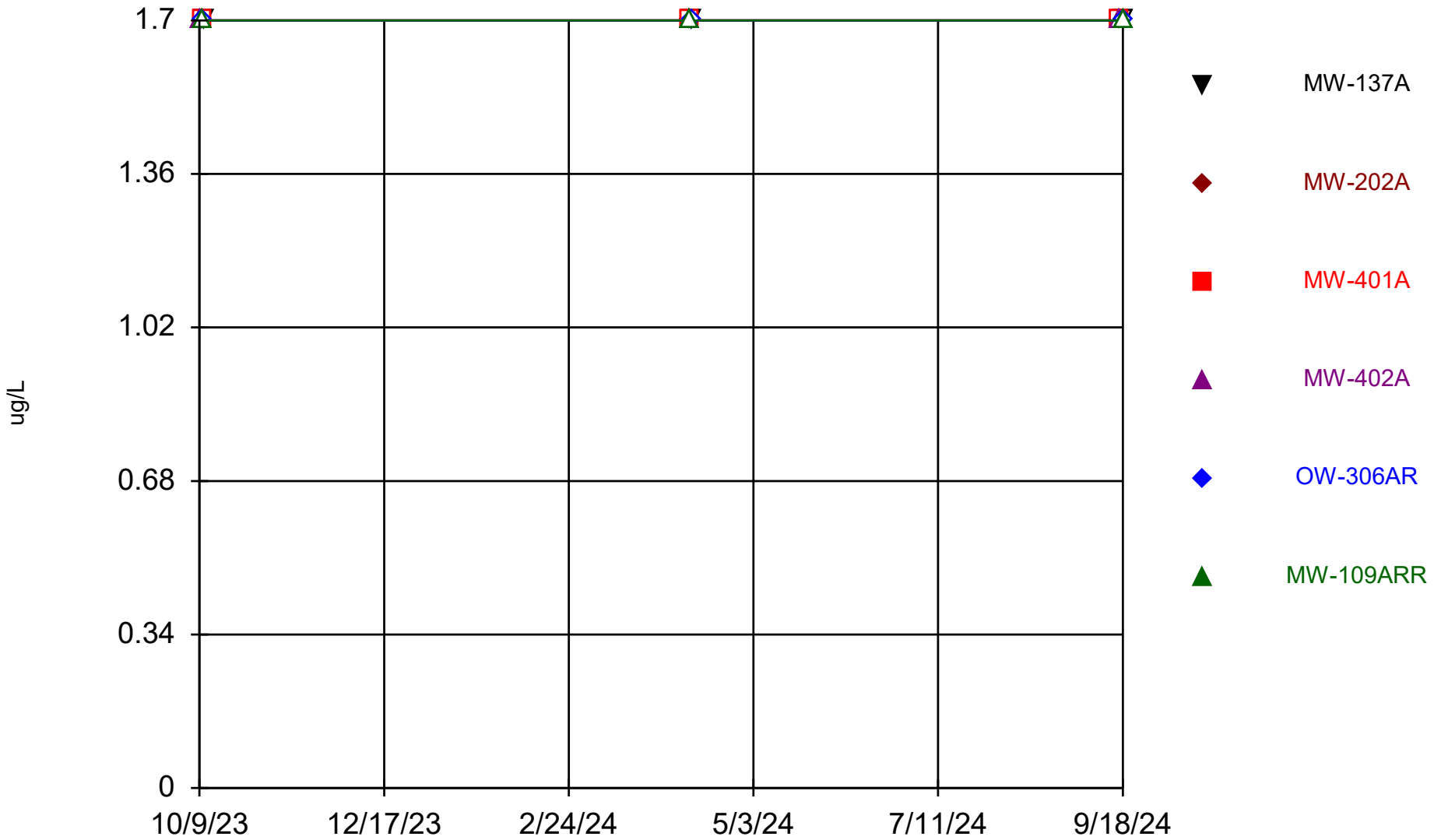

Constituent: Methylene chloride Analysis Run 12/17/2024 1:25 PM View: All Wells - Appendix I VOCs

DMASWA Data: DMASWA Database_Updated

Sanitas™ v.10.0.15 Software licensed to HDR, Inc. UG
Hollow symbols indicate censored values.

Time Series

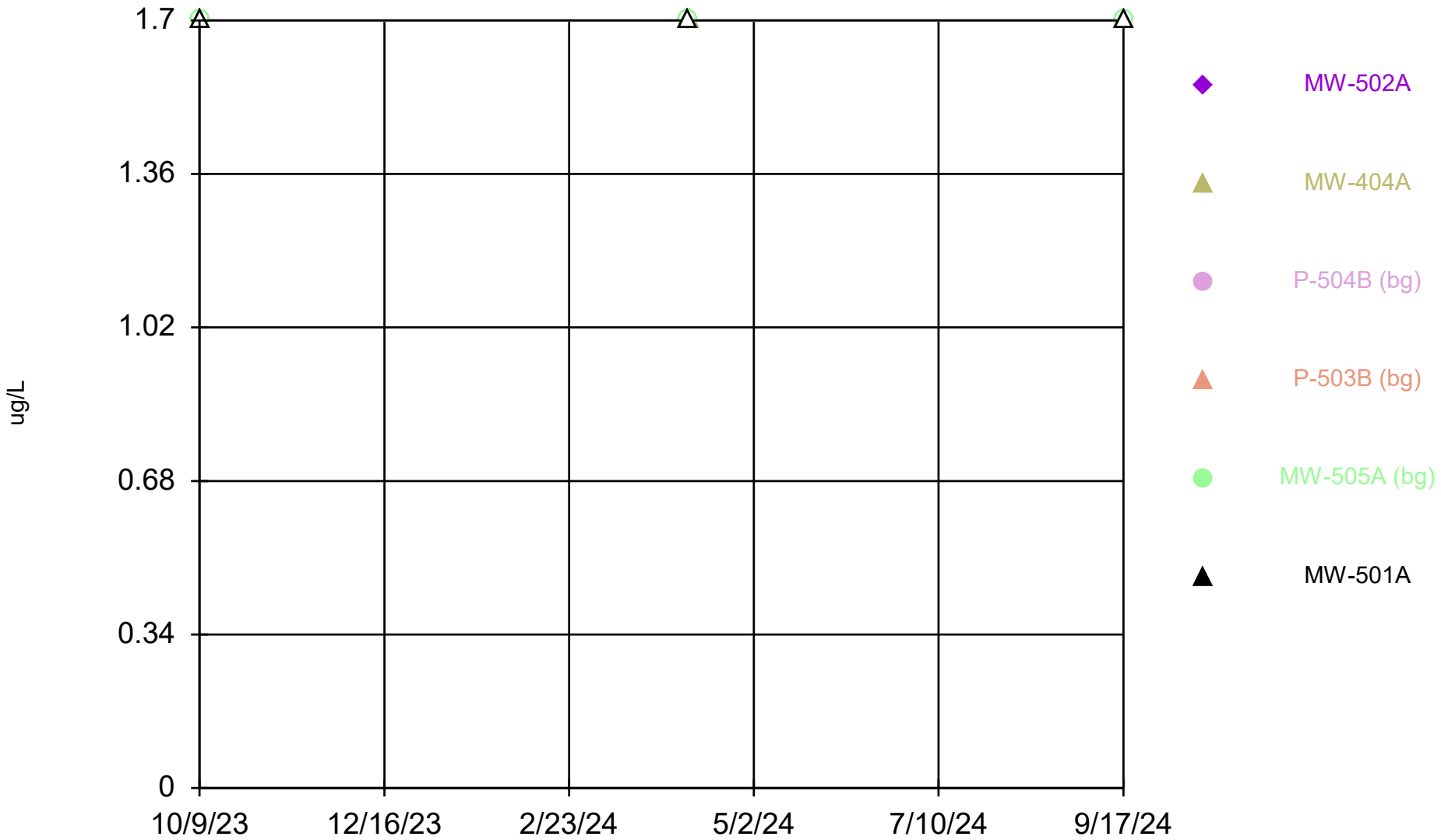

Constituent: Methylene chloride Analysis Run 12/17/2024 1:25 PM View: All Wells - Appendix I VOCs
DMASWA Data: DMASWA Database_Updated

Sanitas™ v.10.0.15 Software licensed to HDR, Inc. UG
Hollow symbols indicate censored values.

Time Series

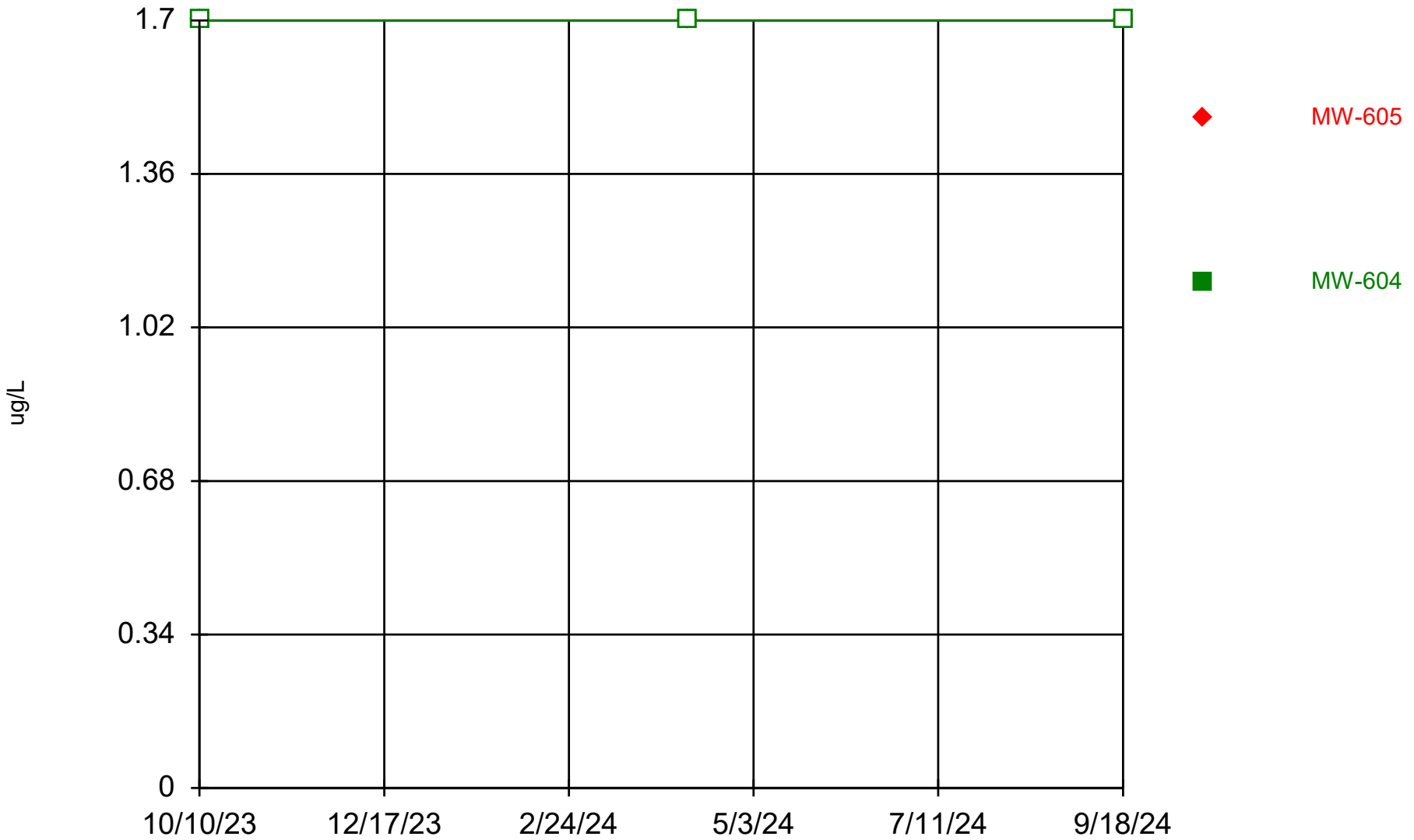

Constituent: Methylene chloride Analysis Run 12/17/2024 1:25 PM View: All Wells - Appendix I VOCs

DMASWA Data: DMASWA Database_Updated

Sanitas™ v.10.0.15 Software licensed to HDR, Inc. UG
Hollow symbols indicate censored values.

Time Series

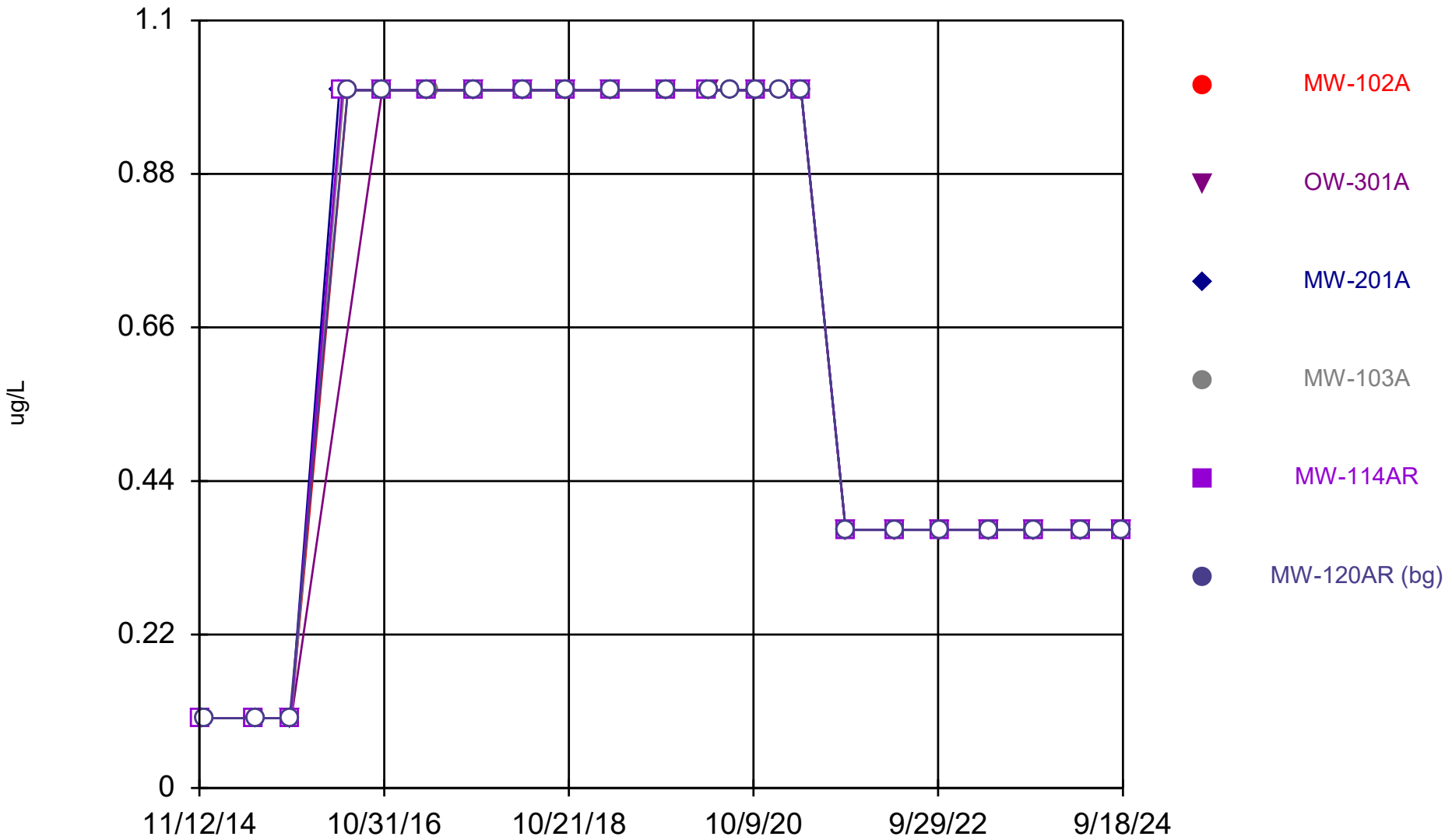

Constituent: Styrene Analysis Run 12/17/2024 1:26 PM View: All Wells - Appendix I VOCs

DMASWA Data: DMASWA Database_Updated

Sanitas™ v.10.0.15 Software licensed to HDR, Inc. UG
Hollow symbols indicate censored values.

Time Series

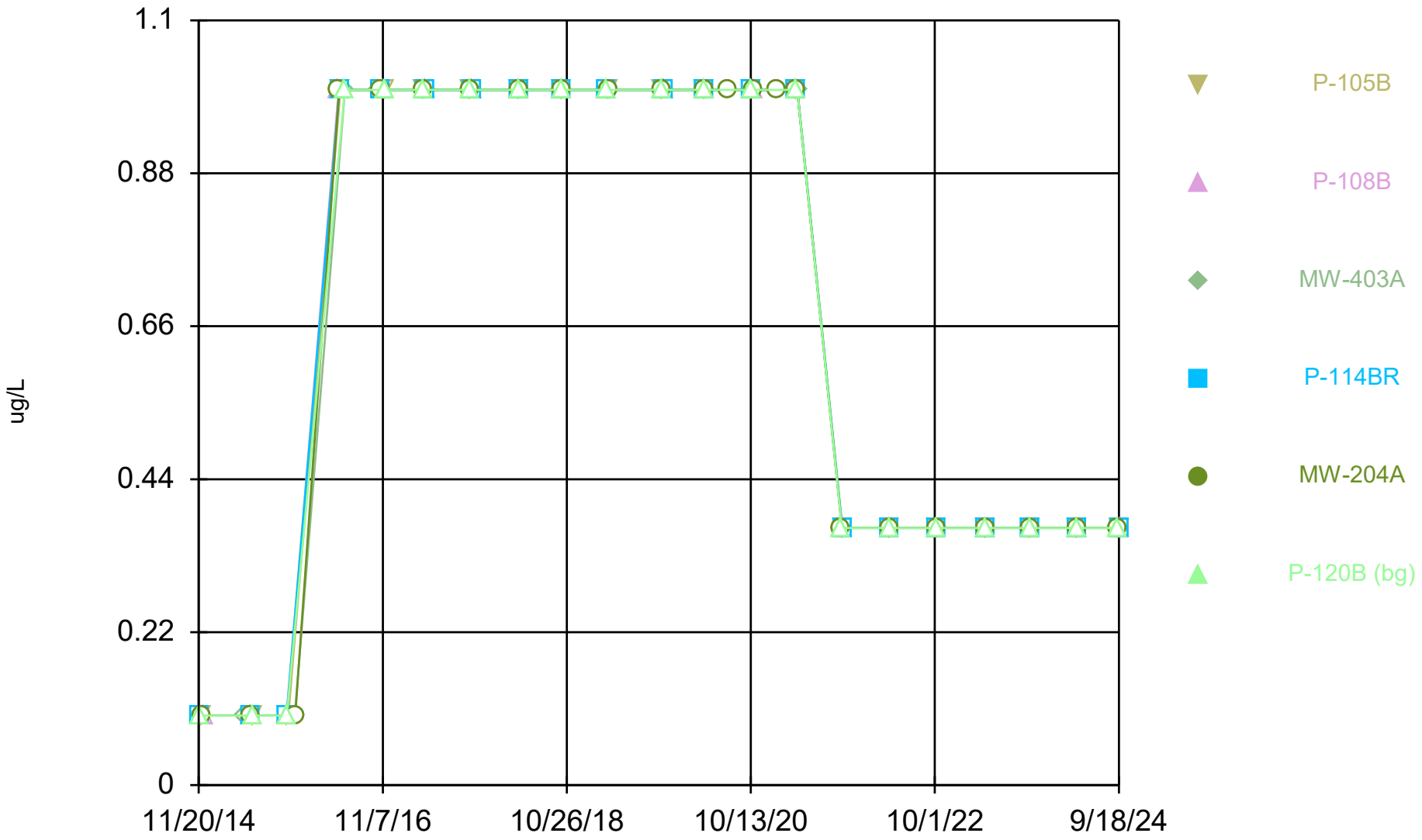

Constituent: Styrene Analysis Run 12/17/2024 1:26 PM View: All Wells - Appendix I VOCs
DMASWA Data: DMASWA Database_Updated

Sanitas™ v.10.0.15 Software licensed to HDR, Inc. UG
Hollow symbols indicate censored values.

Time Series

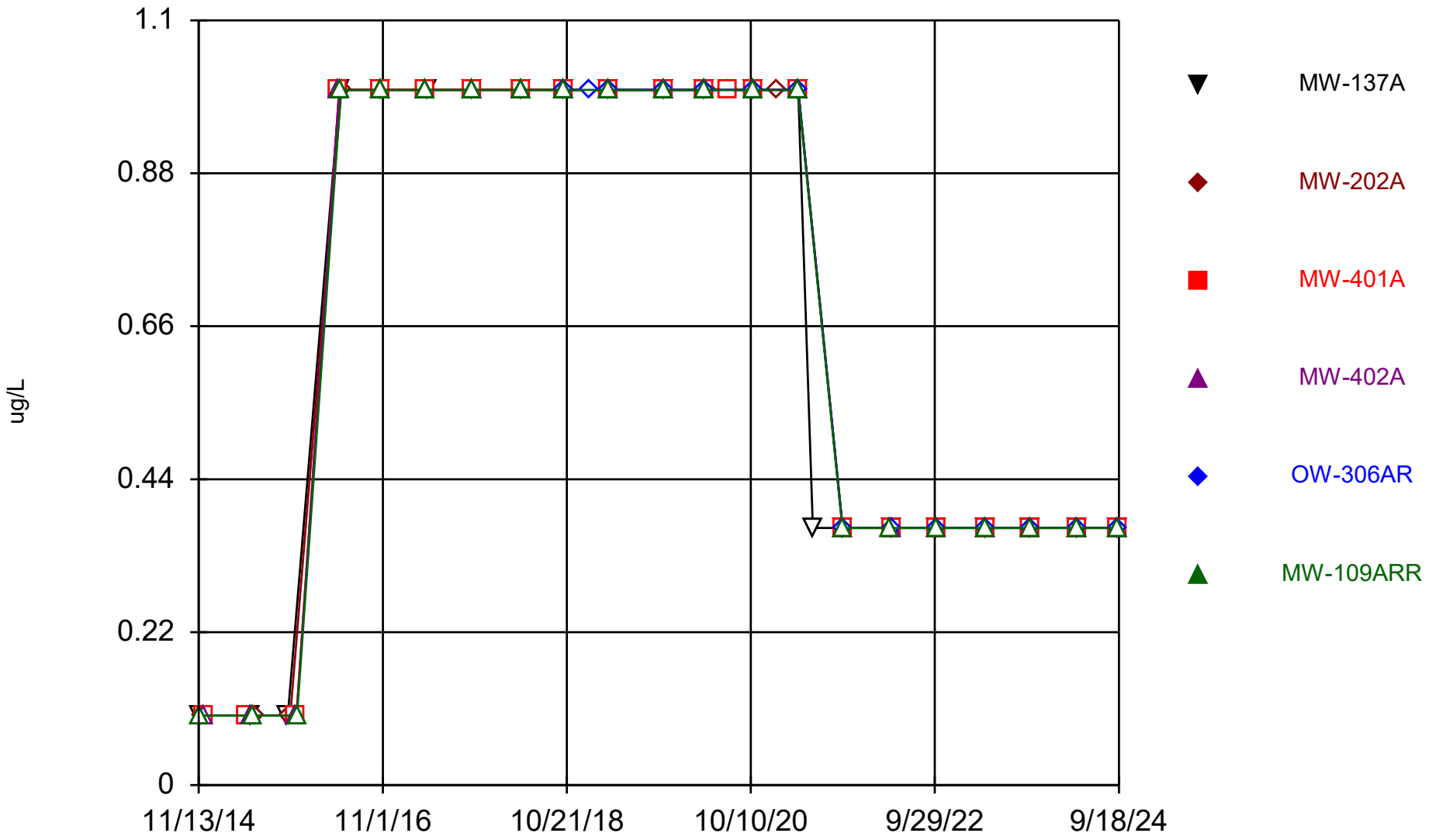

Constituent: Styrene Analysis Run 12/17/2024 1:26 PM View: All Wells - Appendix I VOCs

DMASWA Data: DMASWA Database_Updated

Sanitas™ v.10.0.15 Software licensed to HDR, Inc. UG
Hollow symbols indicate censored values.

Time Series

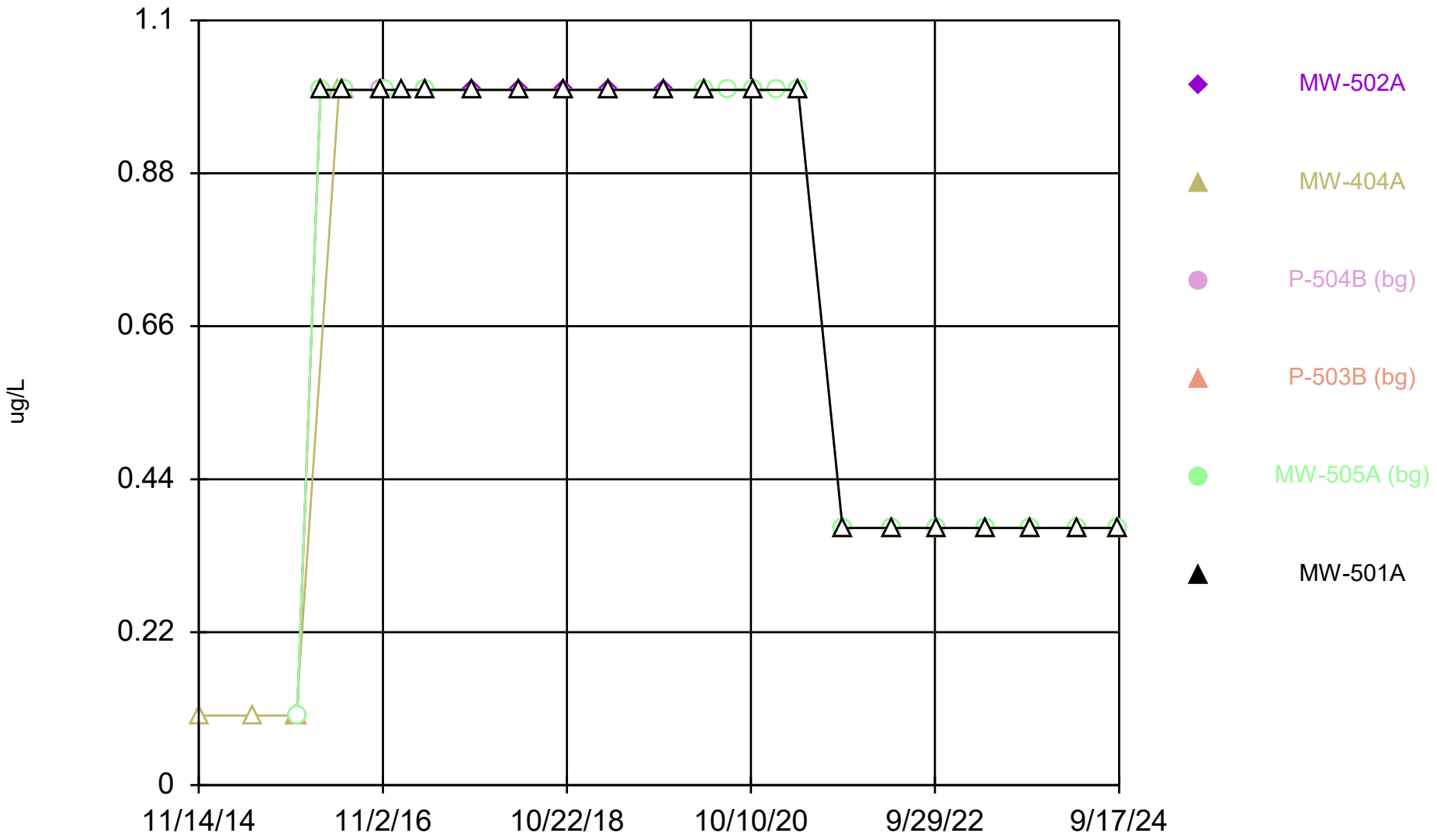

Constituent: Styrene Analysis Run 12/17/2024 1:26 PM View: All Wells - Appendix I VOCs
DMASWA Data: DMASWA Database_Updated

Sanitas™ v.10.0.15 Software licensed to HDR, Inc. UG
Hollow symbols indicate censored values.

Time Series

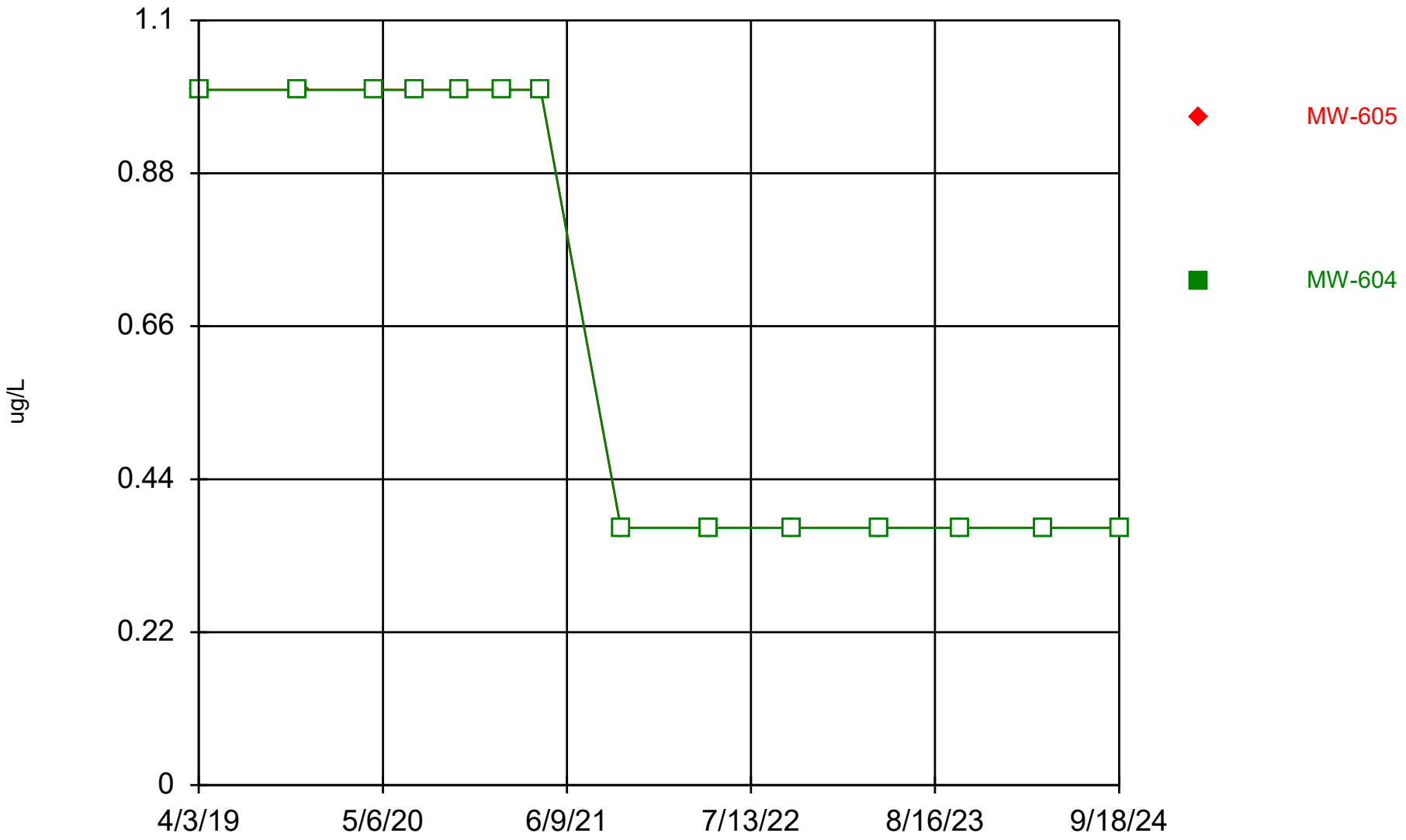

Constituent: Styrene Analysis Run 12/17/2024 1:26 PM View: All Wells - Appendix I VOCs
DMASWA Data: DMASWA Database_Updated

Sanitas™ v.10.0.15 Software licensed to HDR, Inc. UG
Hollow symbols indicate censored values.

Time Series

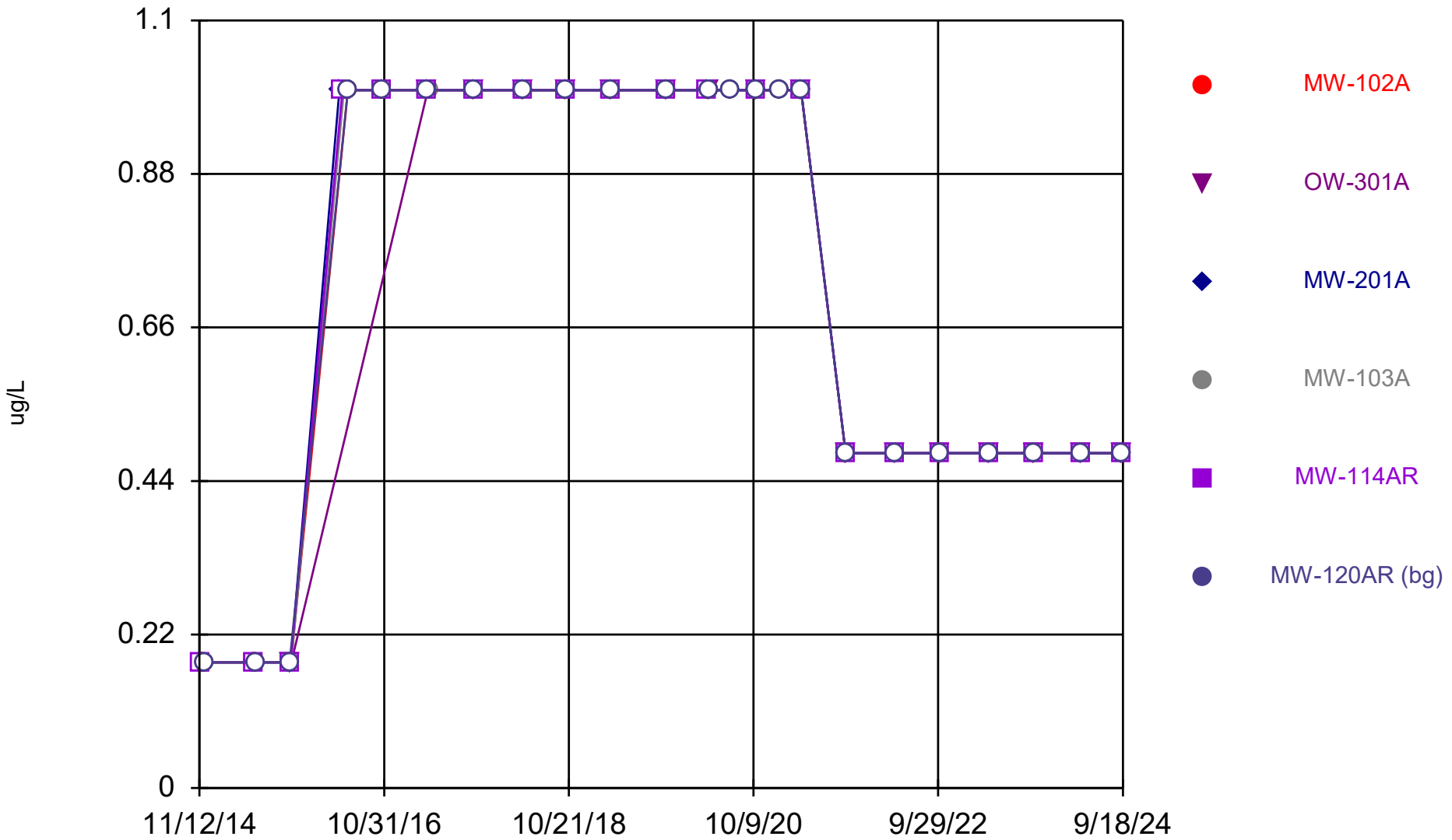

Constituent: Tetrachloroethene Analysis Run 12/17/2024 1:26 PM View: All Wells - Appendix I VOCs
DMASWA Data: DMASWA Database_Updated

Sanitas™ v.10.0.15 Software licensed to HDR, Inc. UG
Hollow symbols indicate censored values.

Time Series

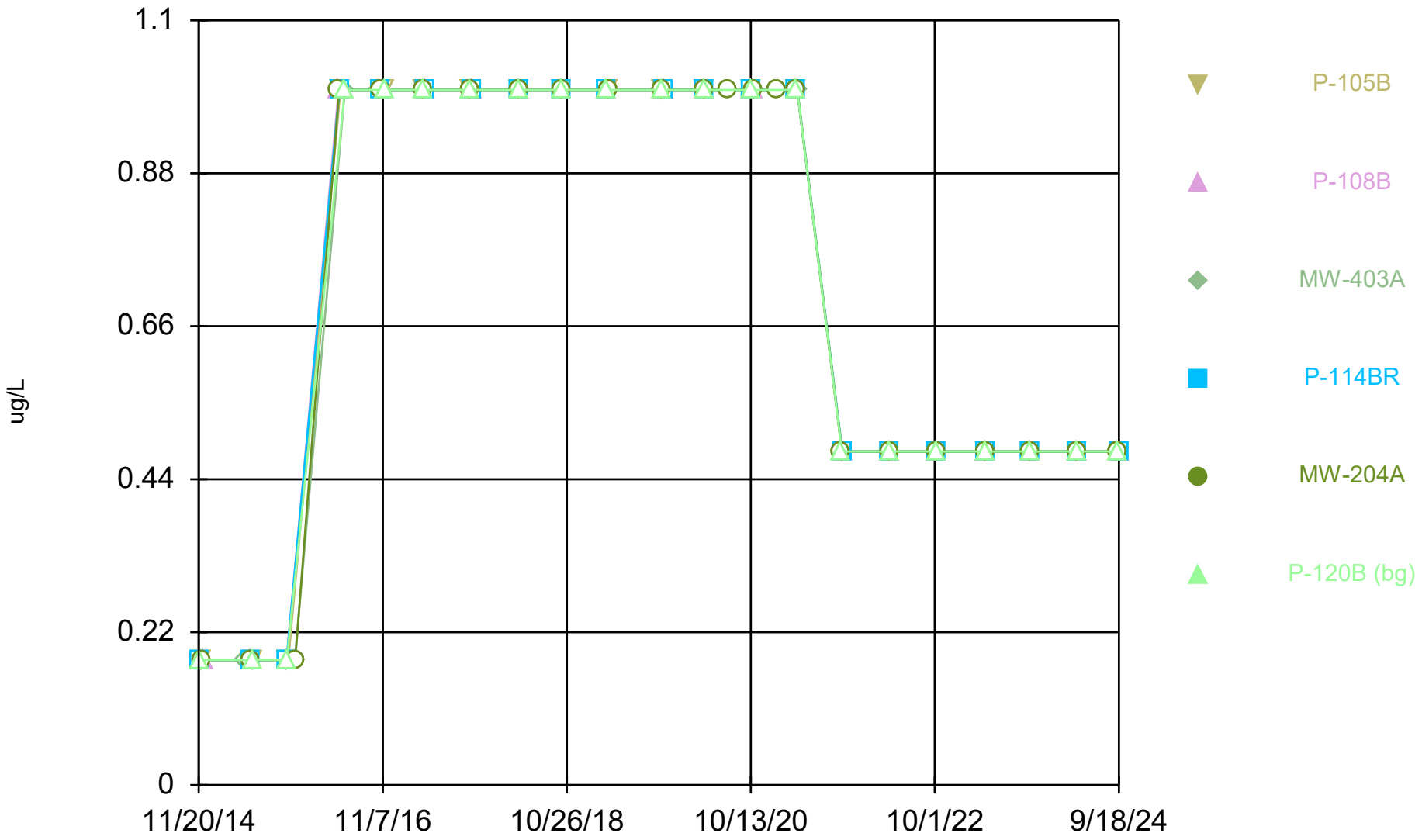

Constituent: Tetrachloroethene Analysis Run 12/17/2024 1:26 PM View: All Wells - Appendix I VOCs
DMASWA Data: DMASWA Database_Updated

Sanitas™ v.10.0.15 Software licensed to HDR, Inc. UG
Hollow symbols indicate censored values.

Time Series

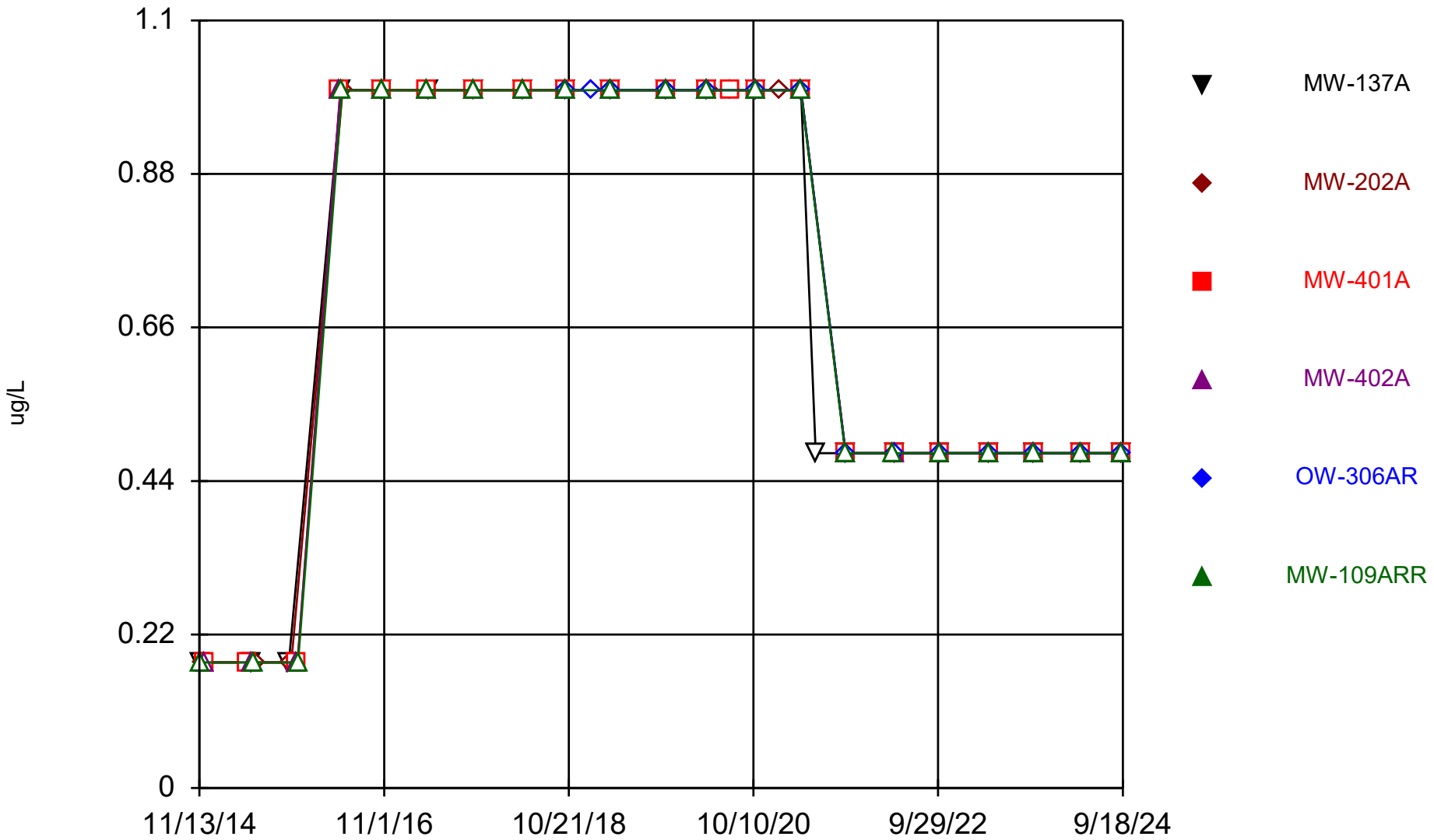

Constituent: Tetrachloroethene Analysis Run 12/17/2024 1:26 PM View: All Wells - Appendix I VOCs
DMASWA Data: DMASWA Database_Updated

Sanitas™ v.10.0.15 Software licensed to HDR, Inc. UG
Hollow symbols indicate censored values.

Time Series

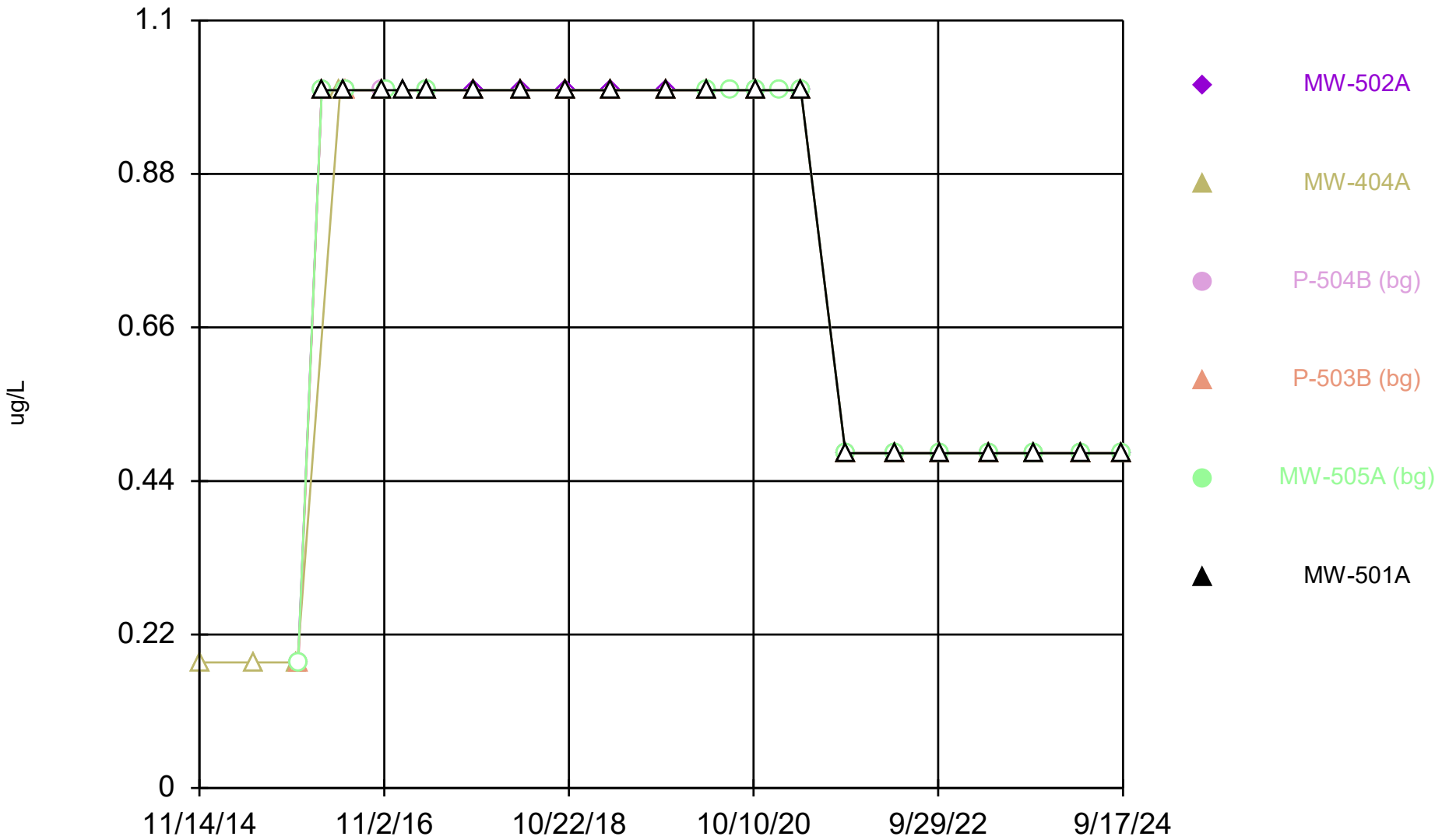

Constituent: Tetrachloroethene Analysis Run 12/17/2024 1:26 PM View: All Wells - Appendix I VOCs
DMASWA Data: DMASWA Database_Updated

Sanitas™ v.10.0.15 Software licensed to HDR, Inc. UG
Hollow symbols indicate censored values.

Time Series

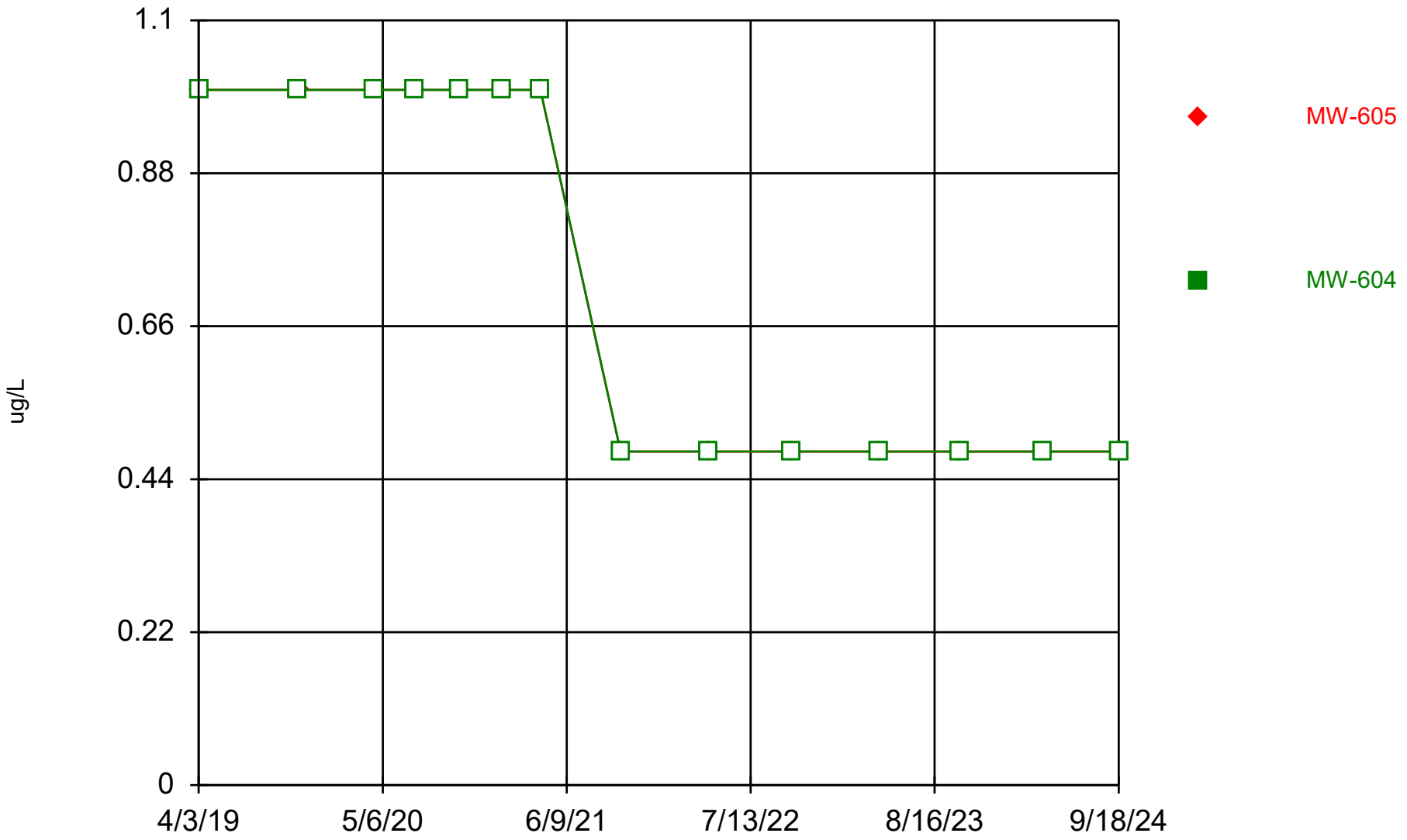

Constituent: Tetrachloroethene Analysis Run 12/17/2024 1:26 PM View: All Wells - Appendix I VOCs
DMASWA Data: DMASWA Database_Updated

Sanitas™ v.10.0.15 Software licensed to HDR, Inc. UG
Hollow symbols indicate censored values.

Time Series

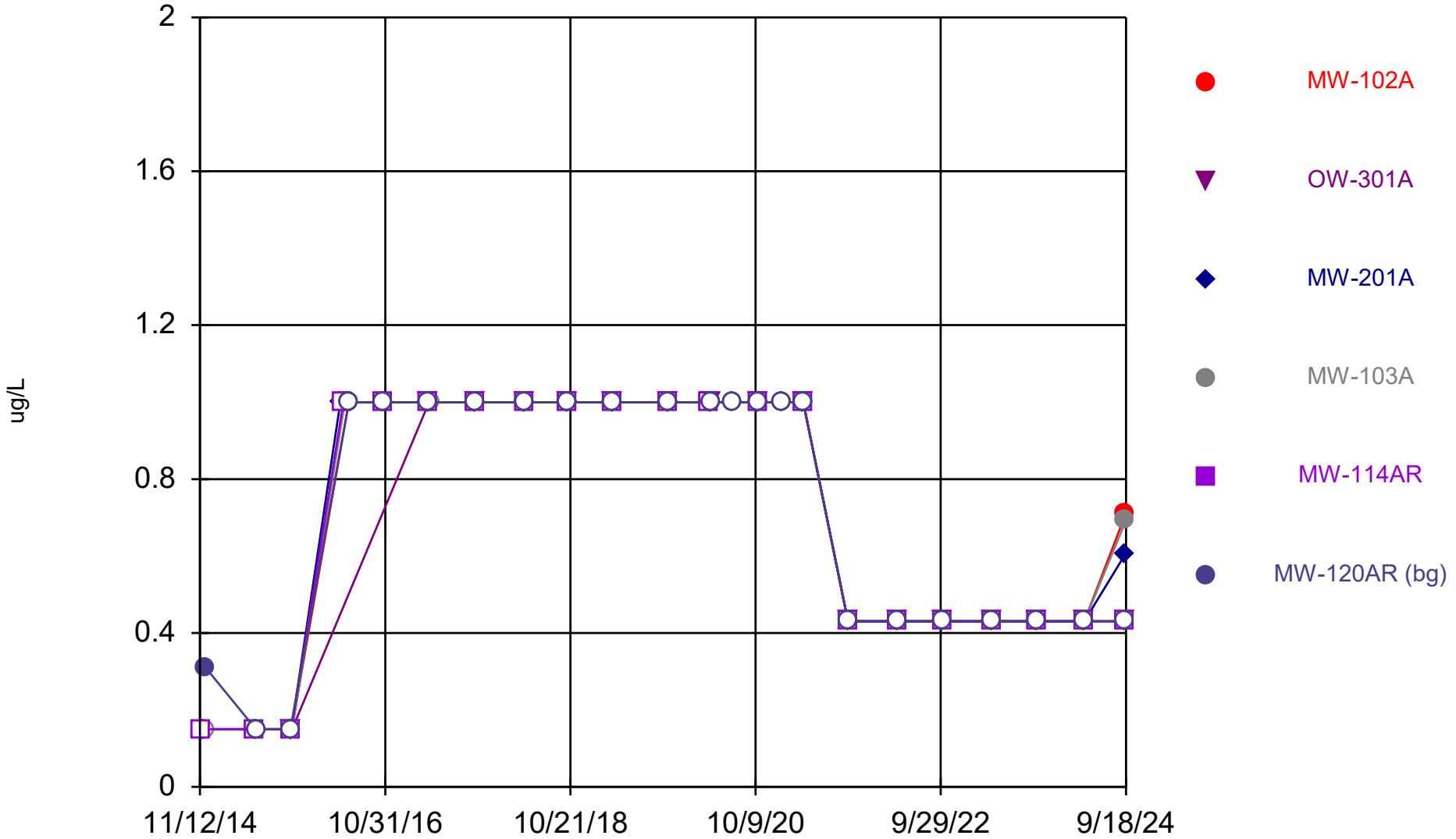

Constituent: Toluene Analysis Run 12/17/2024 1:26 PM View: All Wells - Appendix I VOCs

DMASWA Data: DMASWA Database_Updated

Sanitas™ v.10.0.15 Software licensed to HDR, Inc. UG
Hollow symbols indicate censored values.

Time Series

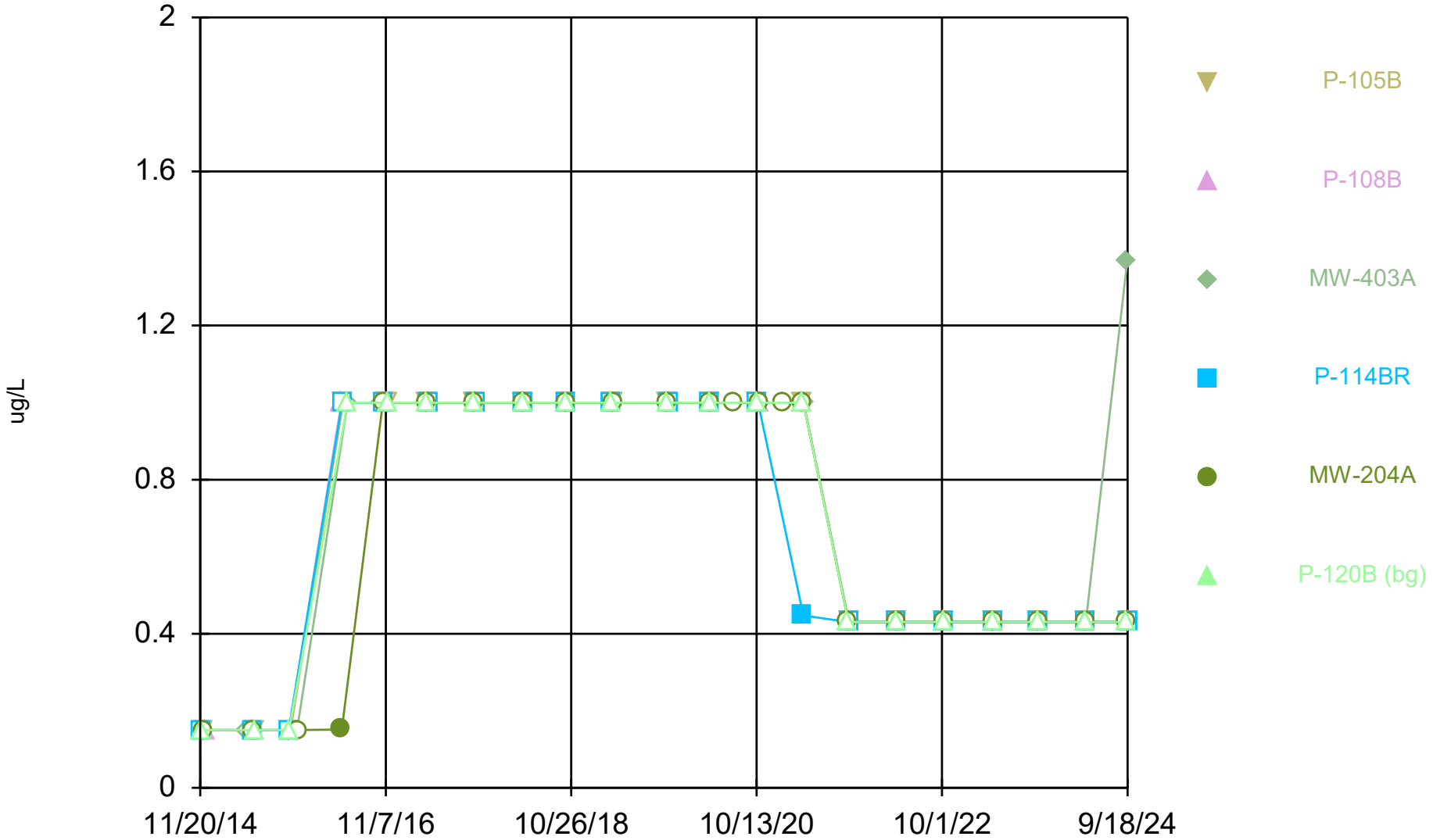

Constituent: Toluene Analysis Run 12/17/2024 1:26 PM View: All Wells - Appendix I VOCs
DMASWA Data: DMASWA Database_Updated

Sanitas™ v.10.0.15 Software licensed to HDR, Inc. UG
Hollow symbols indicate censored values.

Time Series

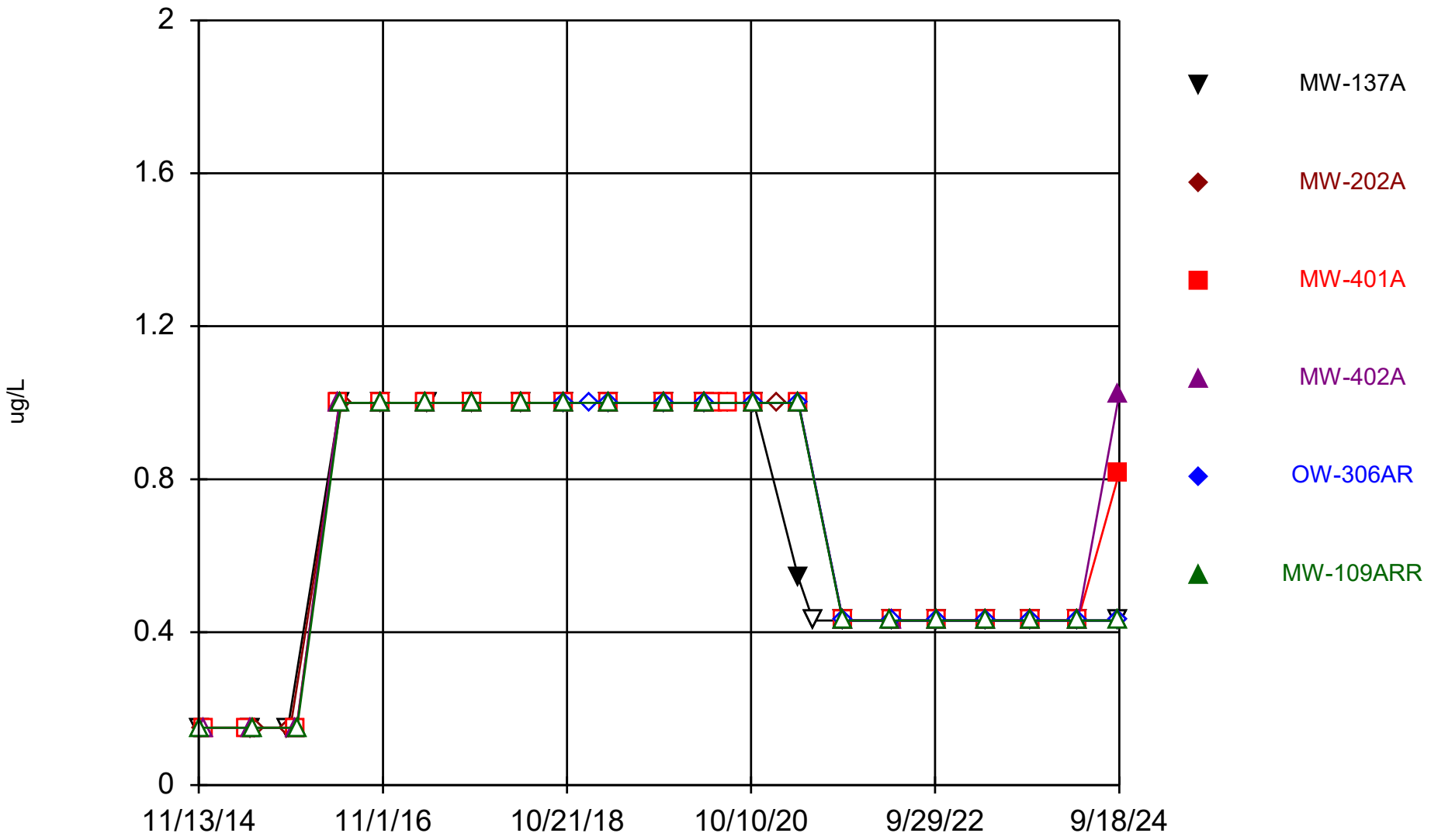

Constituent: Toluene Analysis Run 12/17/2024 1:26 PM View: All Wells - Appendix I VOCs

DMASWA Data: DMASWA Database_Updated

Sanitas™ v.10.0.15 Software licensed to HDR, Inc. UG
Hollow symbols indicate censored values.

Time Series

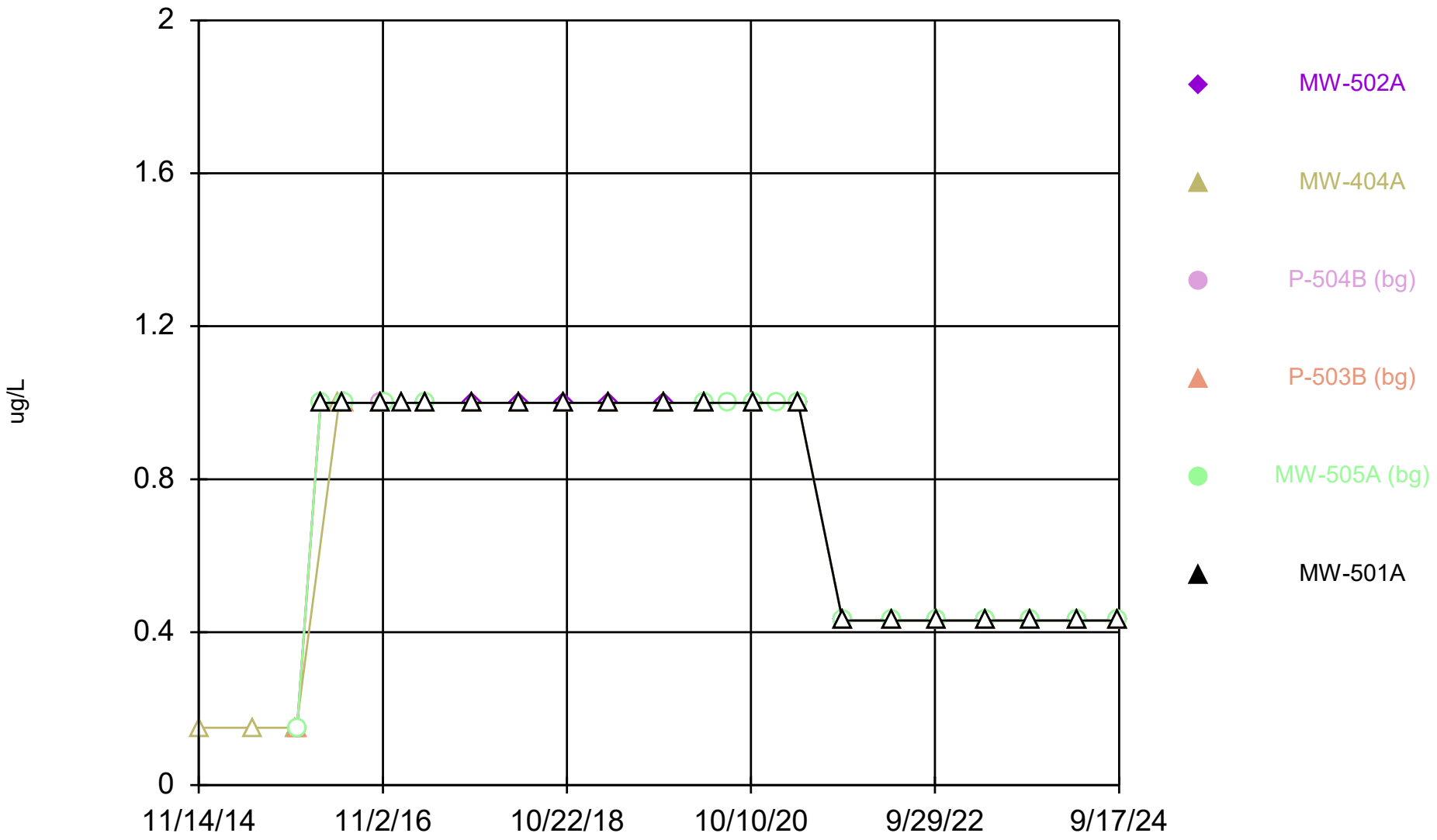

Constituent: Toluene Analysis Run 12/17/2024 1:26 PM View: All Wells - Appendix I VOCs
DMASWA Data: DMASWA Database_Updated

Sanitas™ v.10.0.15 Software licensed to HDR, Inc. UG
Hollow symbols indicate censored values.

Time Series

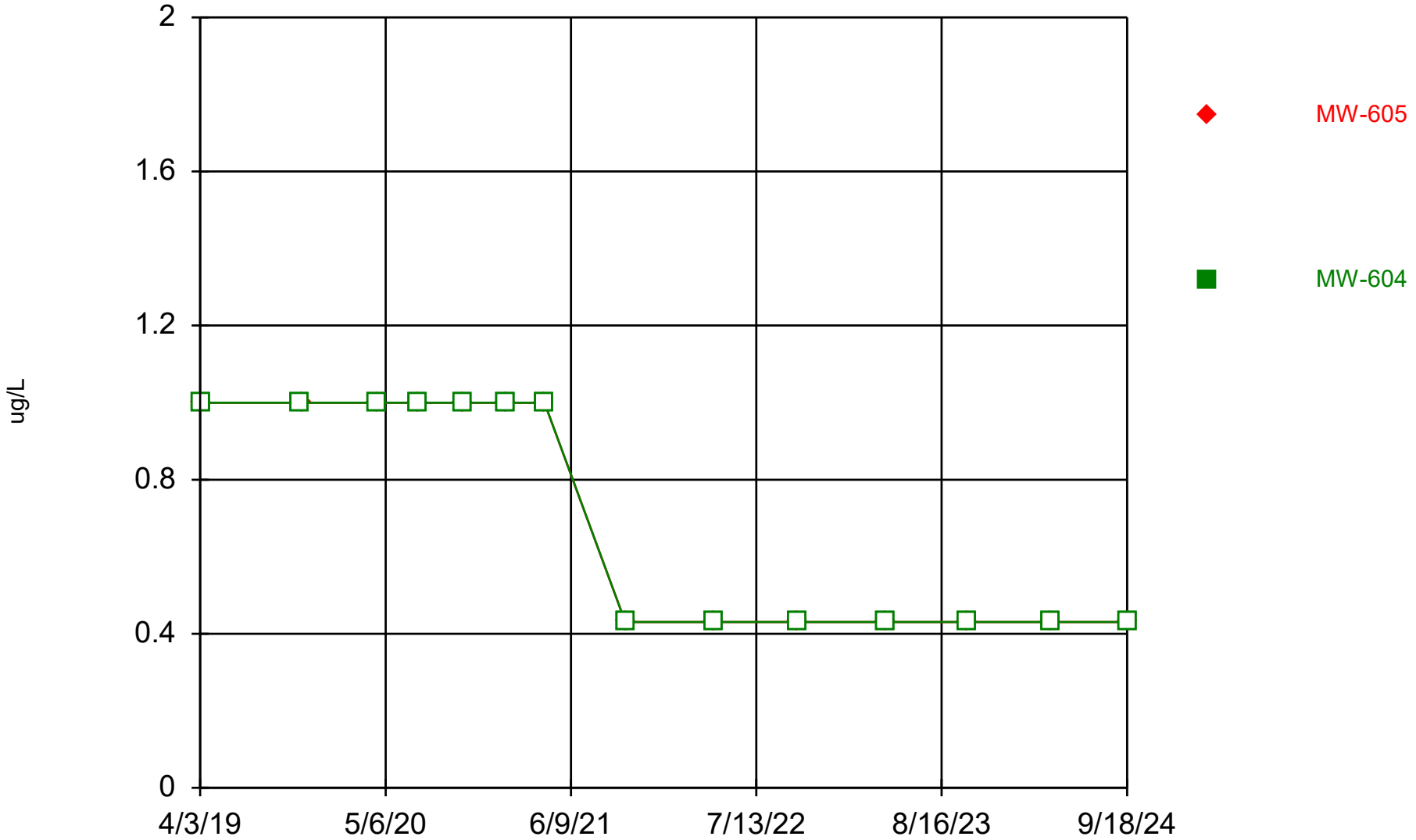

Constituent: Toluene Analysis Run 12/17/2024 1:26 PM View: All Wells - Appendix I VOCs
DMASWA Data: DMASWA Database_Updated

Sanitas™ v.10.0.15 Software licensed to HDR, Inc. UG
Hollow symbols indicate censored values.

Time Series

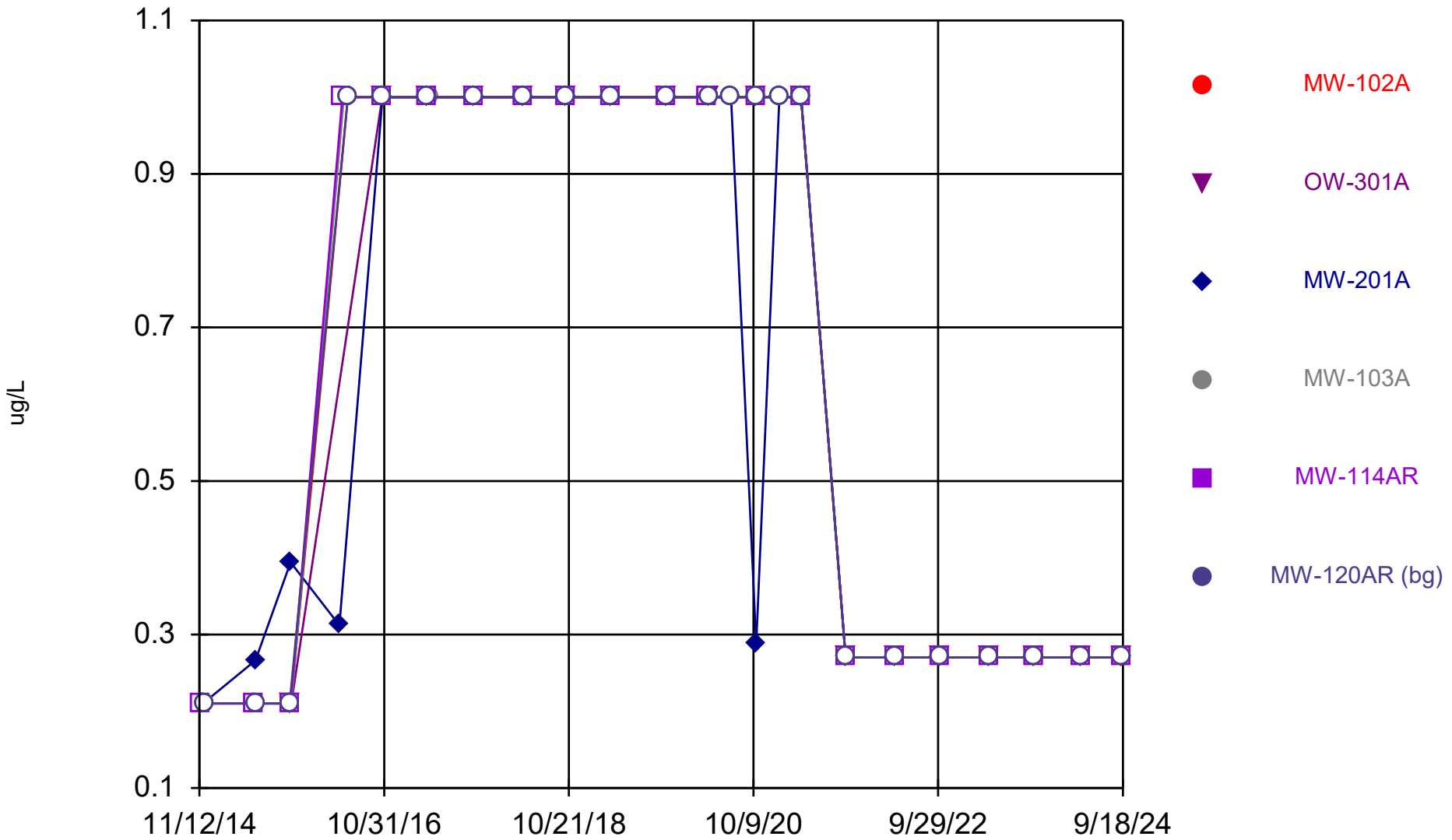

Constituent: trans-1,2-Dichloroethene Analysis Run 12/17/2024 1:26 PM View: All Wells - Appendix I VOC DMASWA Data: DMASWA Database_Updated

Sanitas™ v.10.0.15 Software licensed to HDR, Inc. UG
Hollow symbols indicate censored values.

Time Series

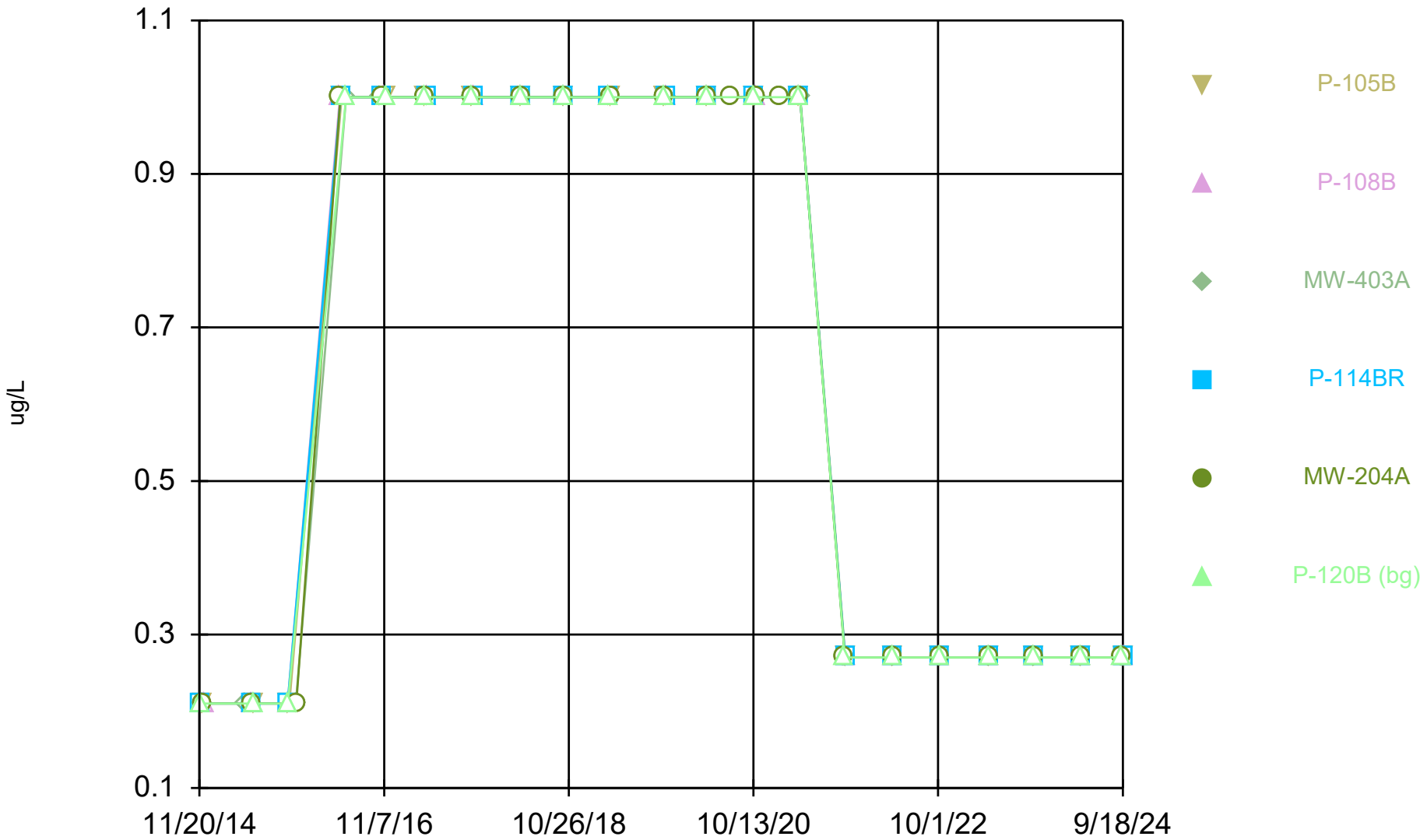

Constituent: trans-1,2-Dichloroethene Analysis Run 12/17/2024 1:26 PM View: All Wells - Appendix I VOC DMASWA Data: DMASWA Database_Updated

Sanitas™ v.10.0.15 Software licensed to HDR, Inc. UG
Hollow symbols indicate censored values.

Time Series

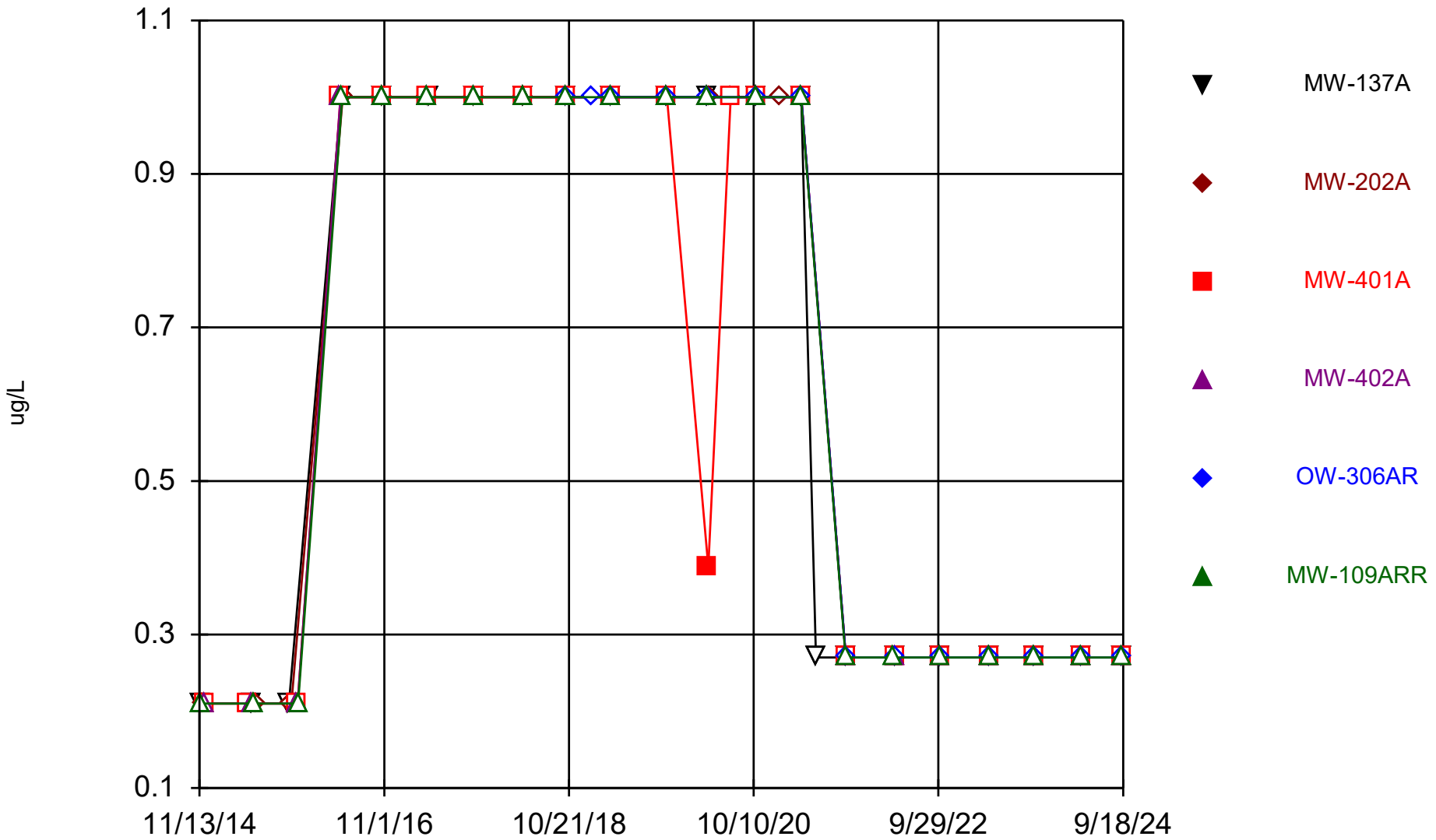

Constituent: trans-1,2-Dichloroethene Analysis Run 12/17/2024 1:26 PM View: All Wells - Appendix I VOC DMASWA Data: DMASWA Database_Updated

Sanitas™ v.10.0.15 Software licensed to HDR, Inc. UG
Hollow symbols indicate censored values.

Time Series

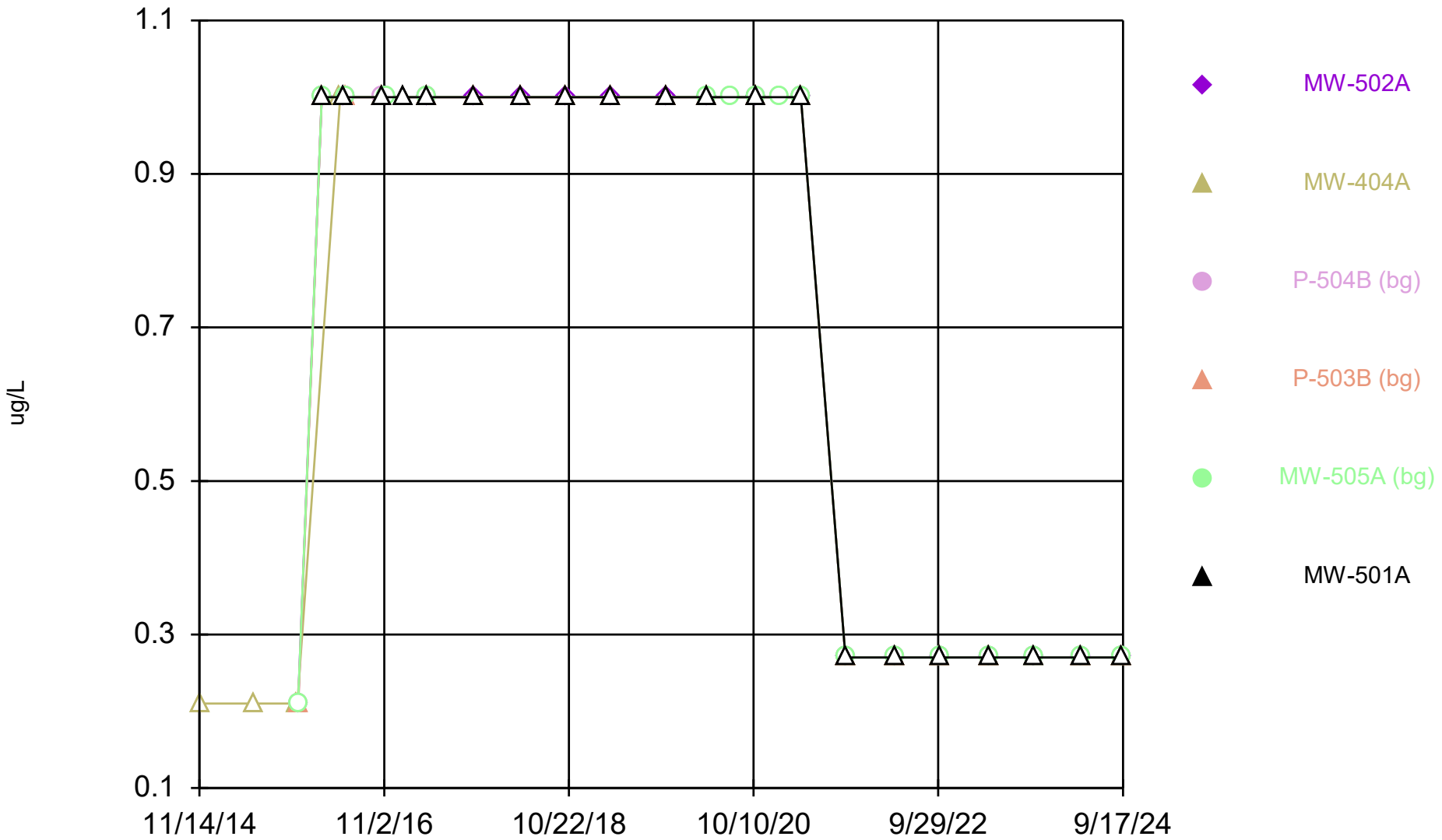

Constituent: trans-1,2-Dichloroethene Analysis Run 12/17/2024 1:26 PM View: All Wells - Appendix I VOC DMASWA Data: DMASWA Database_Updated

Sanitas™ v.10.0.15 Software licensed to HDR, Inc. UG
Hollow symbols indicate censored values.

Time Series

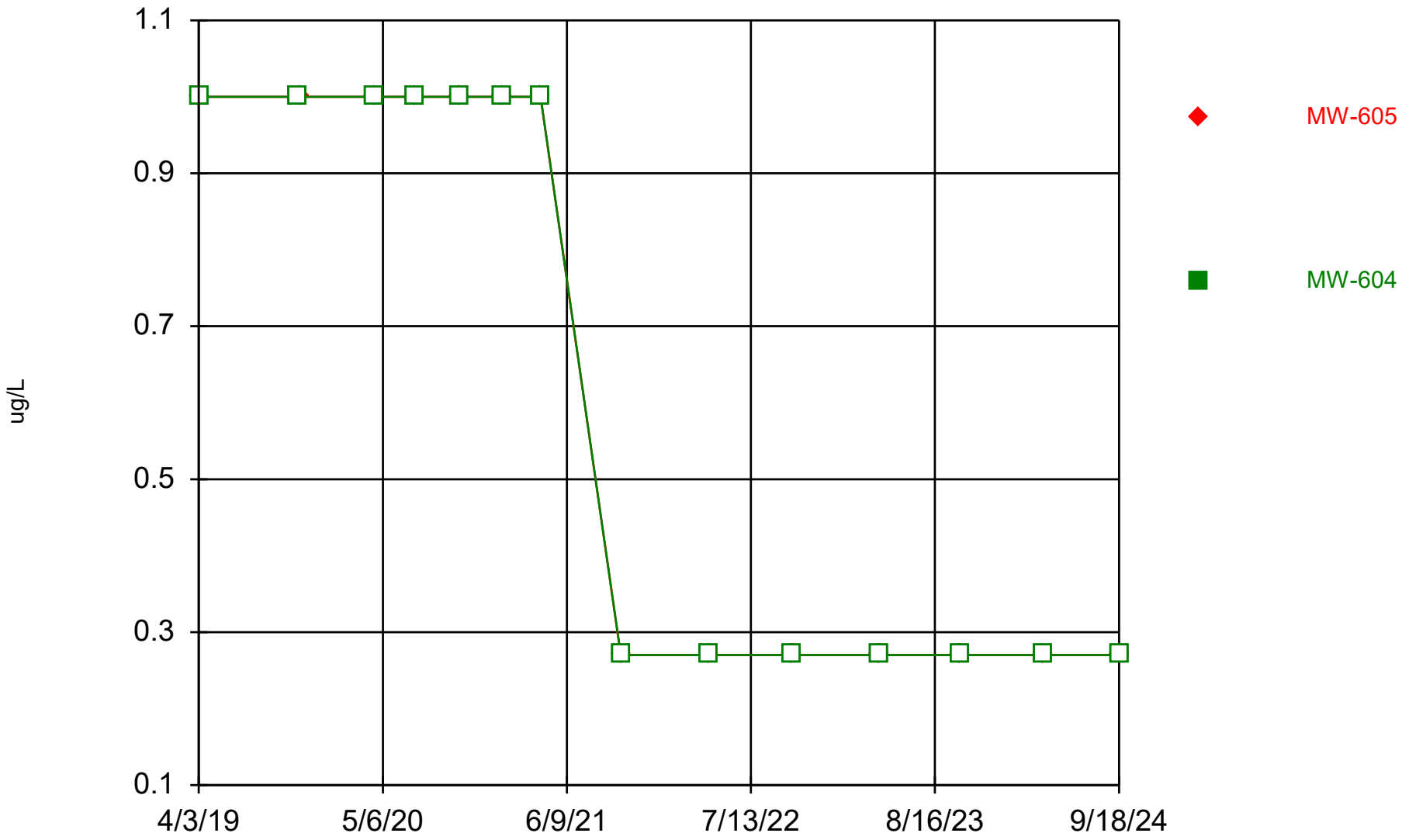

Constituent: trans-1,2-Dichloroethene Analysis Run 12/17/2024 1:26 PM View: All Wells - Appendix I VOC DMASWA Data: DMASWA Database_Updated

Sanitas™ v.10.0.15 Software licensed to HDR, Inc. UG
Hollow symbols indicate censored values.

Time Series

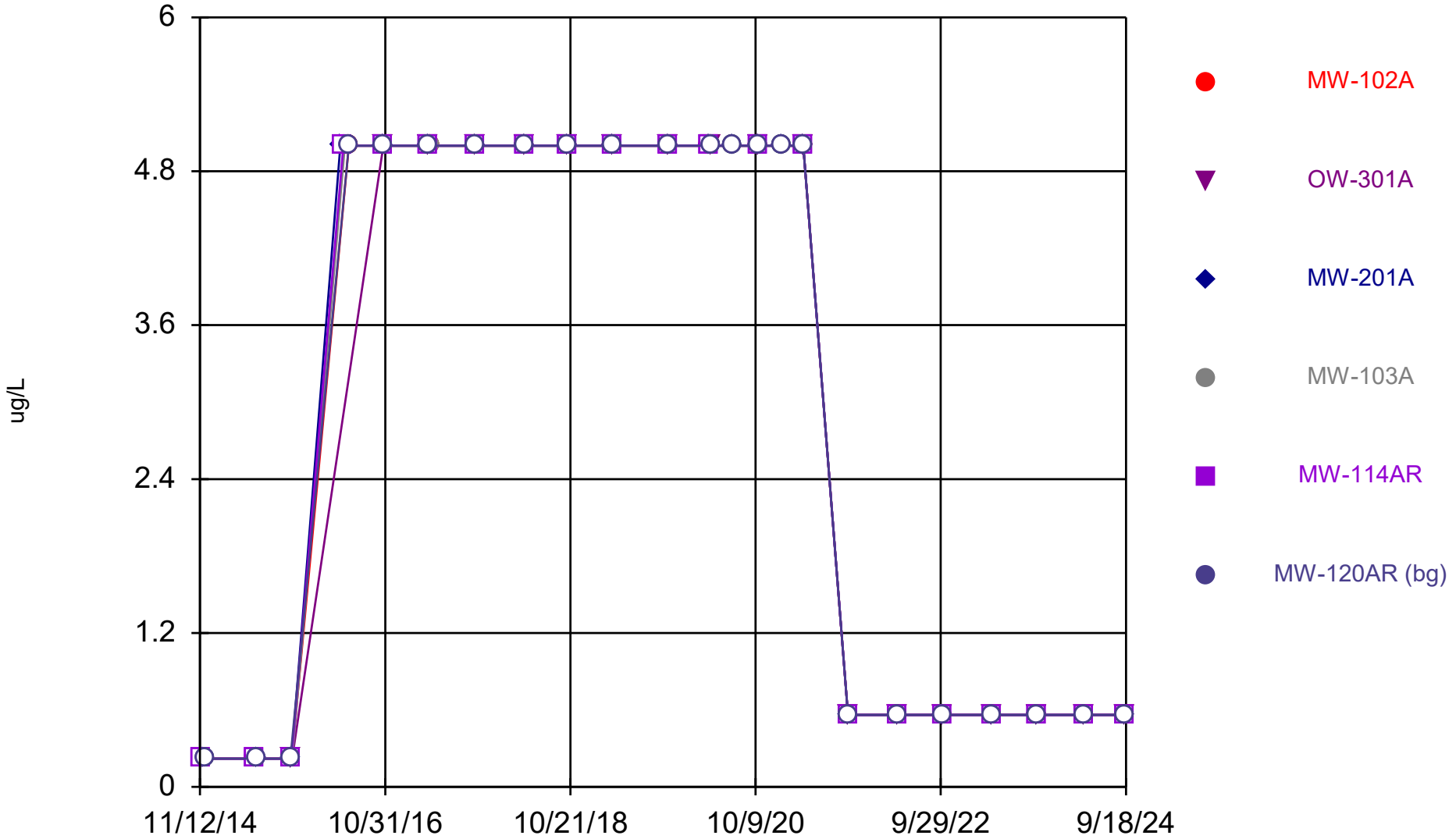

Constituent: trans-1,3-Dichloropropene Analysis Run 12/17/2024 1:26 PM View: All Wells - Appendix I VO DMASWA Data: DMASWA Database_Updated

Sanitas™ v.10.0.15 Software licensed to HDR, Inc. UG
Hollow symbols indicate censored values.

Time Series

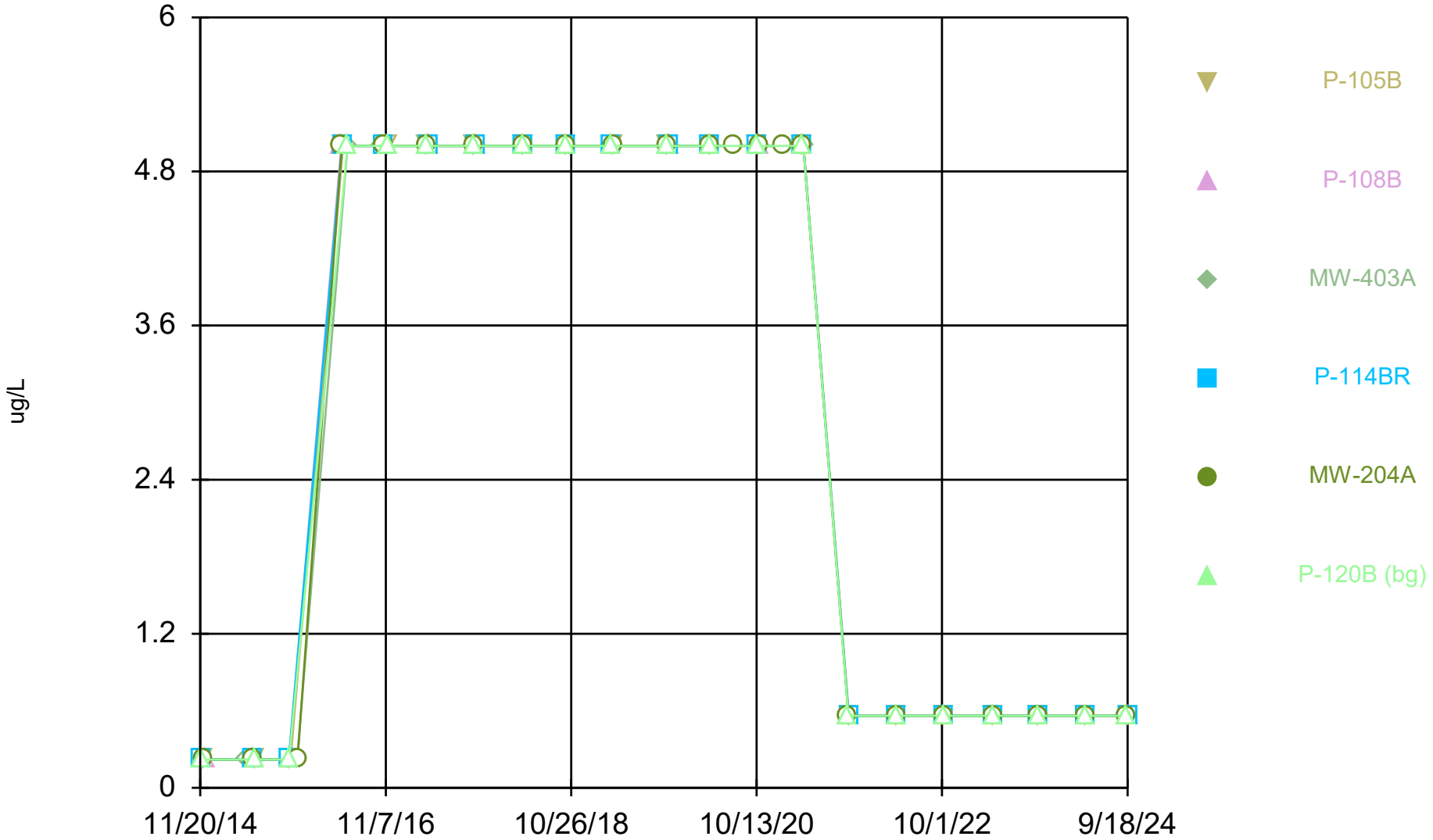

Constituent: trans-1,3-Dichloropropene Analysis Run 12/17/2024 1:26 PM View: All Wells - Appendix I VO DMASWA Data: DMASWA Database_Updated

Sanitas™ v.10.0.15 Software licensed to HDR, Inc. UG
Hollow symbols indicate censored values.

Time Series

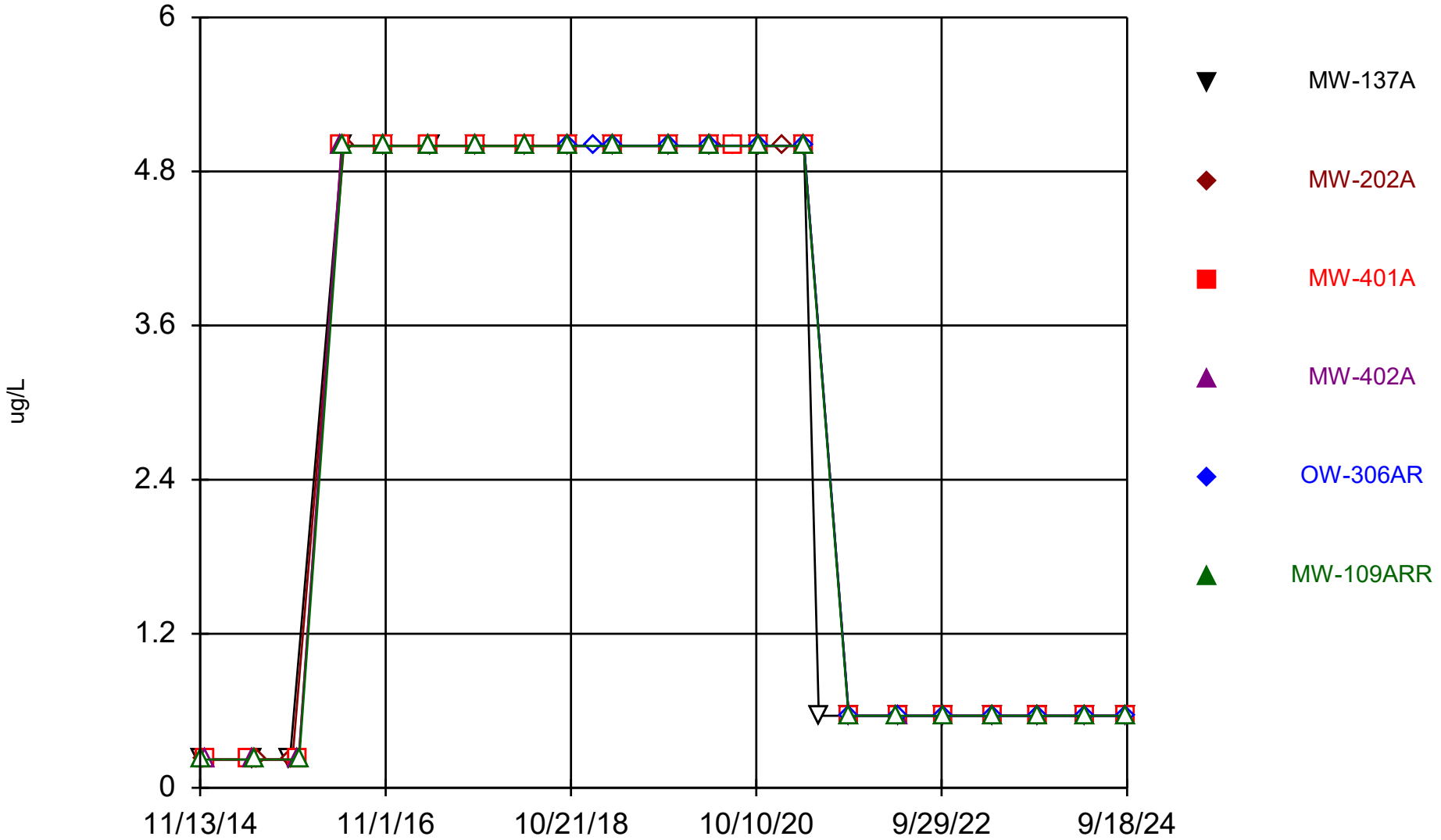

Constituent: trans-1,3-Dichloropropene Analysis Run 12/17/2024 1:26 PM View: All Wells - Appendix I VO DMASWA Data: DMASWA Database_Updated

Sanitas™ v.10.0.15 Software licensed to HDR, Inc. UG
Hollow symbols indicate censored values.

Time Series

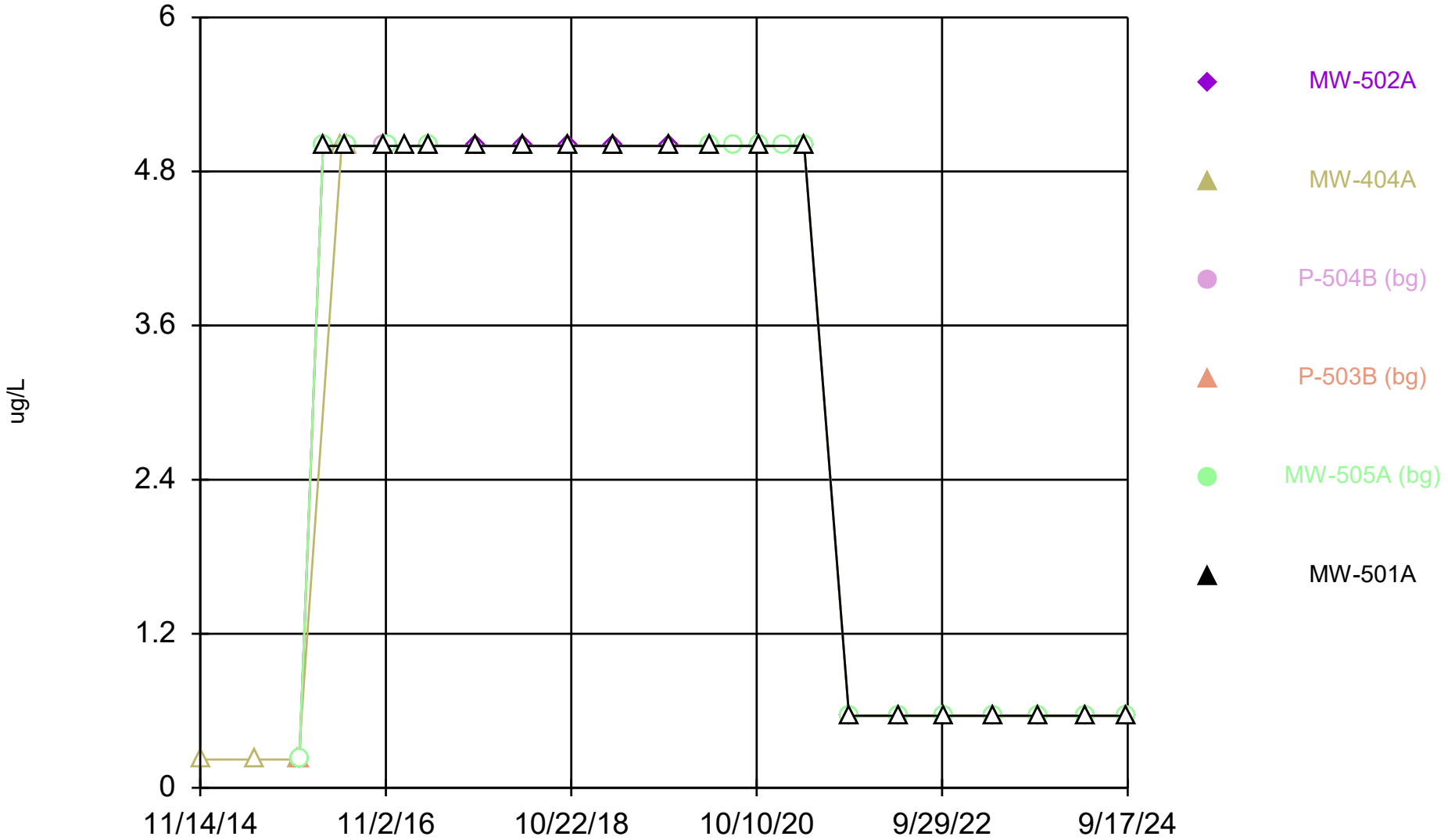

Constituent: trans-1,3-Dichloropropene Analysis Run 12/17/2024 1:26 PM View: All Wells - Appendix I VO DMASWA Data: DMASWA Database_Updated

Sanitas™ v.10.0.15 Software licensed to HDR, Inc. UG
Hollow symbols indicate censored values.

Time Series

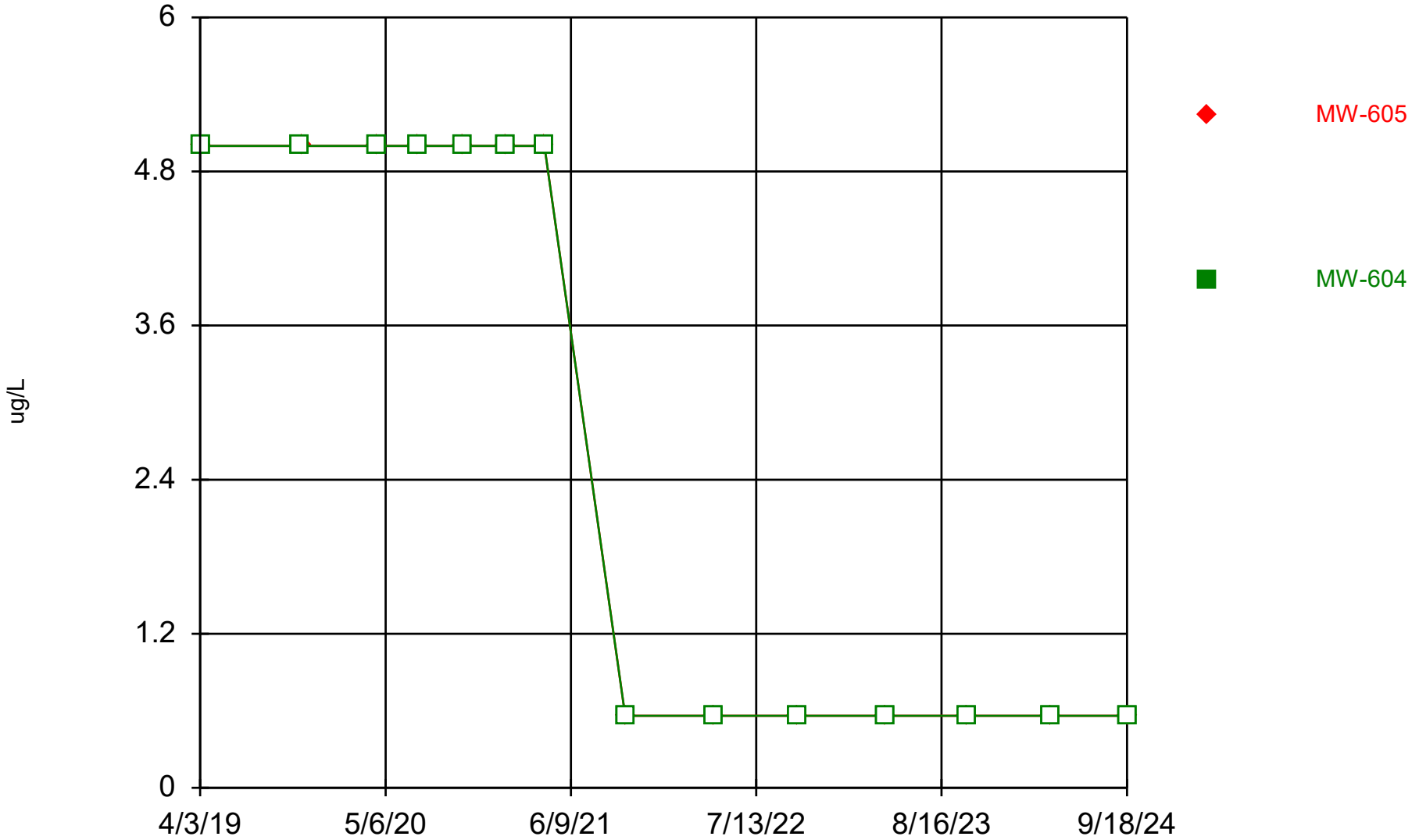

Constituent: trans-1,3-Dichloropropene Analysis Run 12/17/2024 1:26 PM View: All Wells - Appendix I VO DMASWA Data: DMASWA Database_Updated

Sanitas™ v.10.0.15 Software licensed to HDR, Inc. UG
Hollow symbols indicate censored values.

Time Series

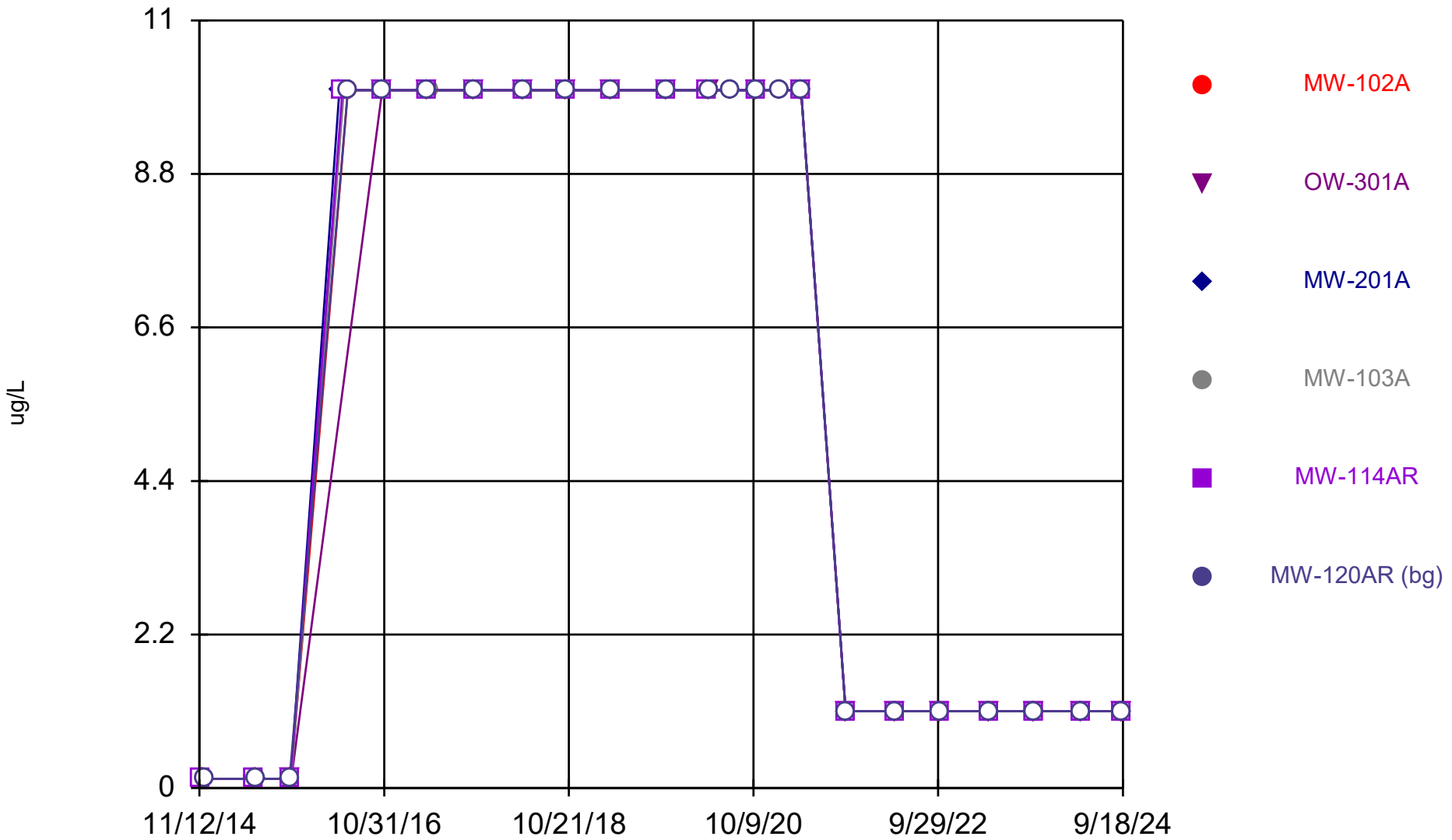

Constituent: trans-1,4-Dichloro-2-butene Analysis Run 12/17/2024 1:26 PM View: All Wells - Appendix I V DMASWA Data: DMASWA Database_Updated

Sanitas™ v.10.0.15 Software licensed to HDR, Inc. UG
Hollow symbols indicate censored values.

Time Series

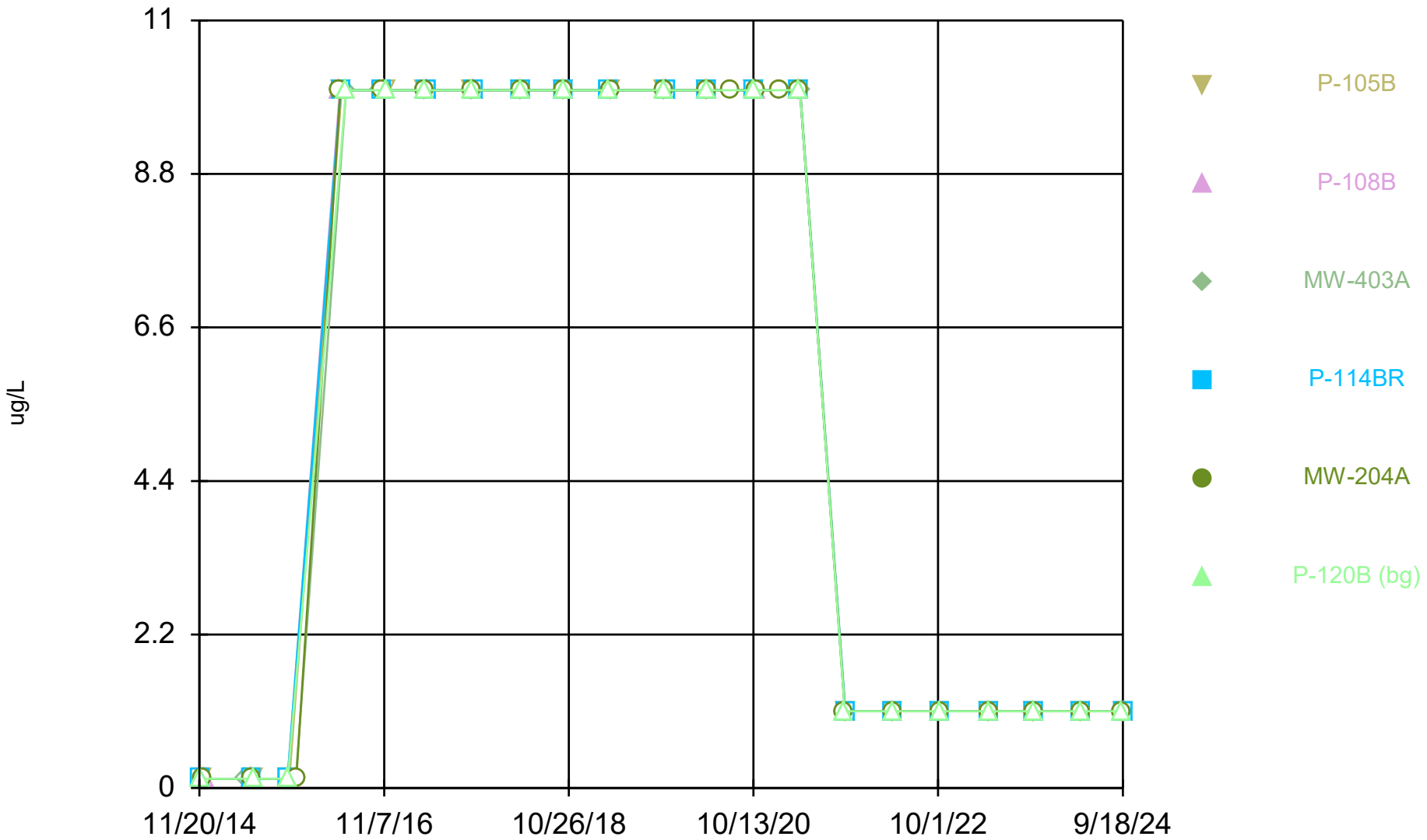

Constituent: trans-1,4-Dichloro-2-butene Analysis Run 12/17/2024 1:26 PM View: All Wells - Appendix I V DMASWA Data: DMASWA Database_Updated

Sanitas™ v.10.0.15 Software licensed to HDR, Inc. UG
Hollow symbols indicate censored values.

Time Series

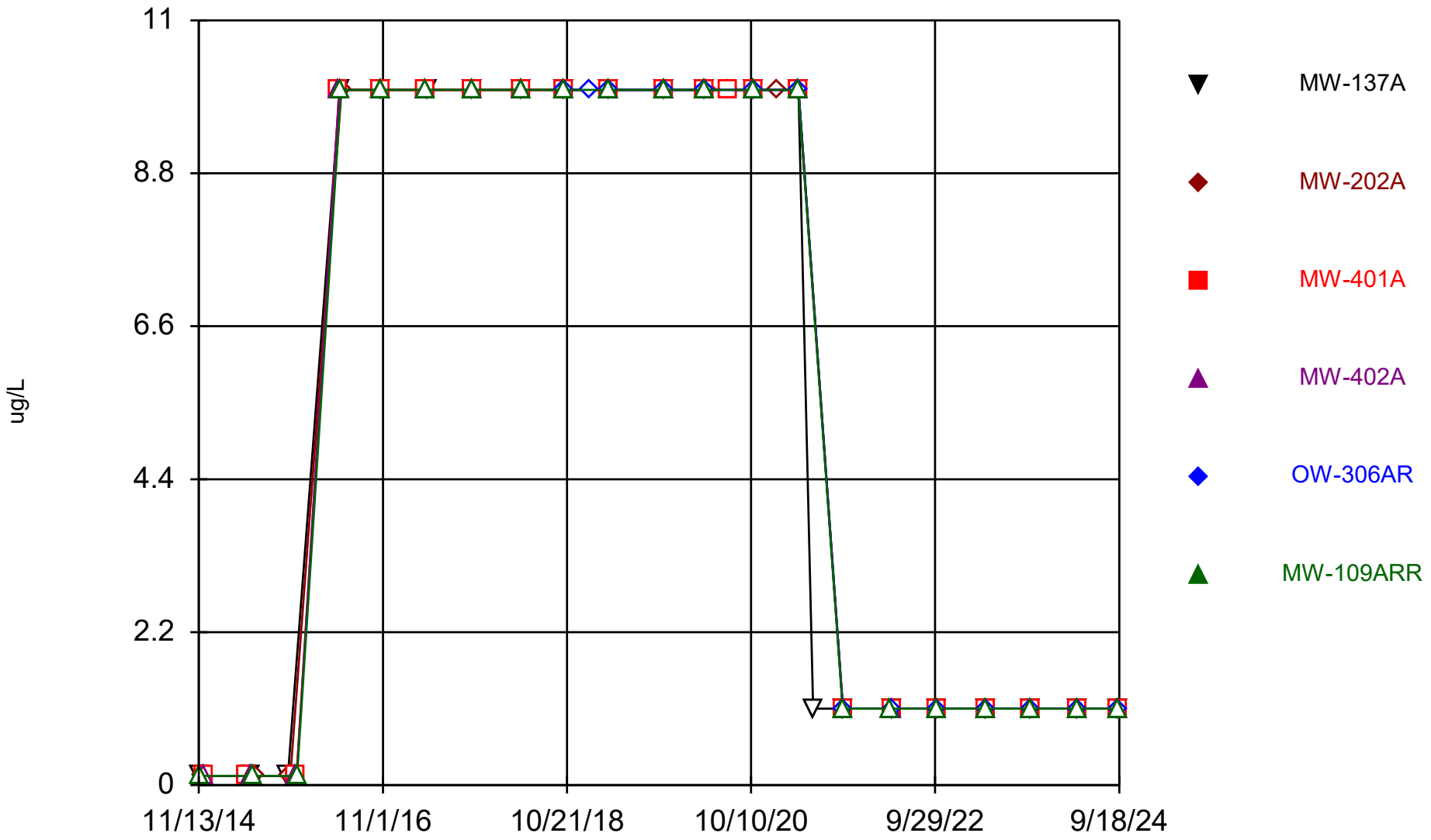

Constituent: trans-1,4-Dichloro-2-butene Analysis Run 12/17/2024 1:26 PM View: All Wells - Appendix I V DMASWA Data: DMASWA Database_Updated

Sanitas™ v.10.0.15 Software licensed to HDR, Inc. UG
Hollow symbols indicate censored values.

Time Series

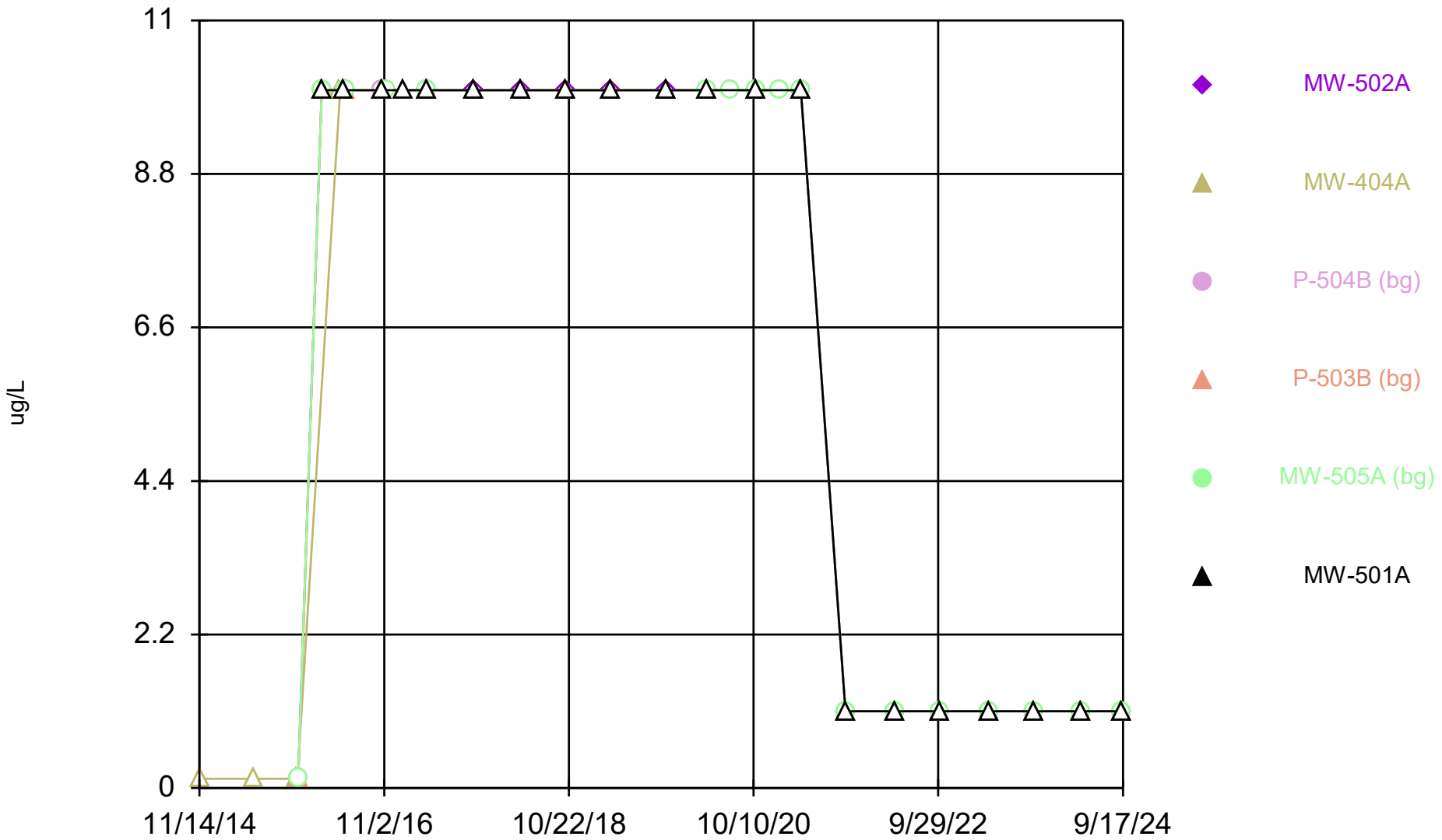

Constituent: trans-1,4-Dichloro-2-butene Analysis Run 12/17/2024 1:26 PM View: All Wells - Appendix I V DMASWA Data: DMASWA Database_Updated

Sanitas™ v.10.0.15 Software licensed to HDR, Inc. UG
Hollow symbols indicate censored values.

Time Series

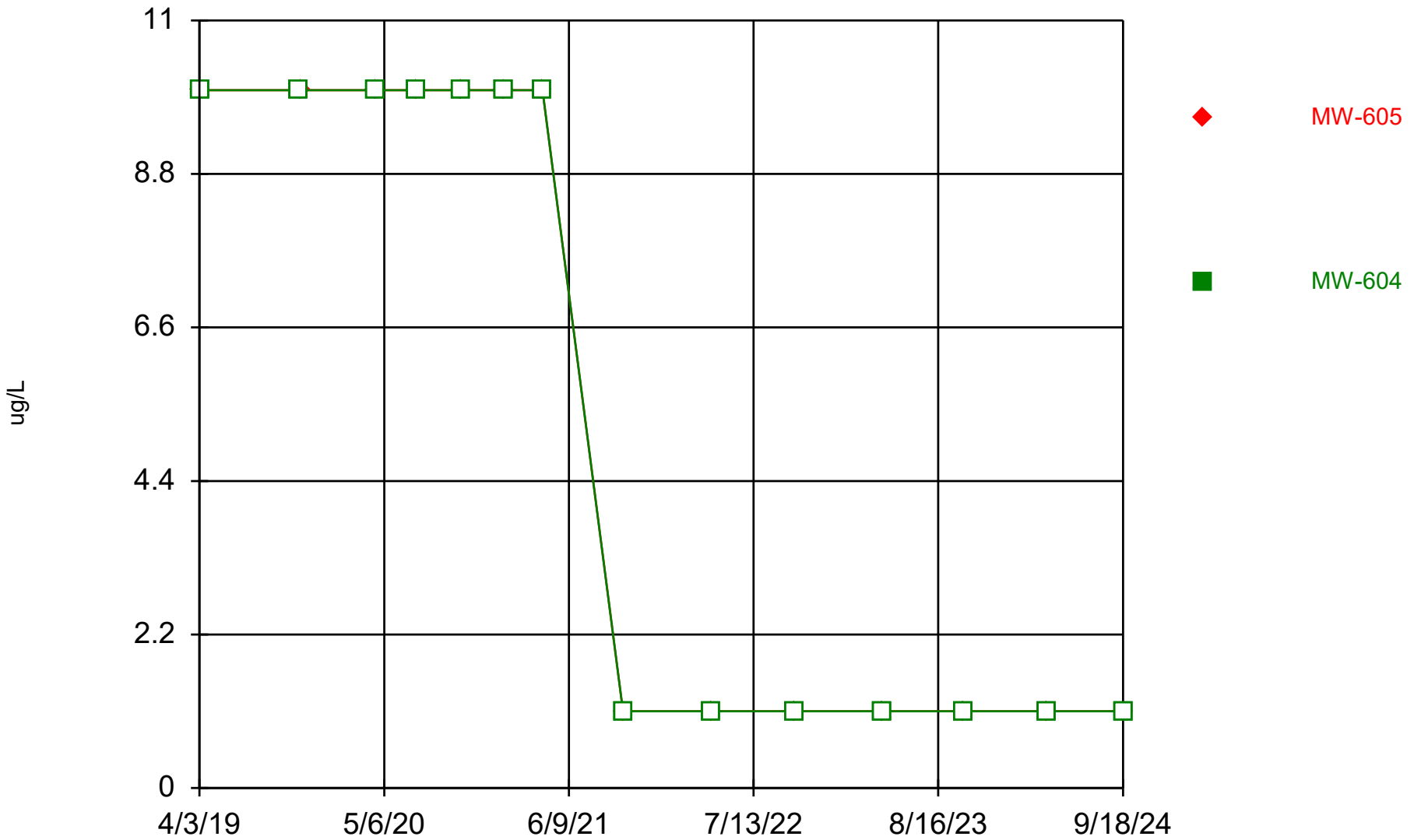

Constituent: trans-1,4-Dichloro-2-butene Analysis Run 12/17/2024 1:26 PM View: All Wells - Appendix I V DMASWA Data: DMASWA Database_Updated

Sanitas™ v.10.0.15 Software licensed to HDR, Inc. UG
Hollow symbols indicate censored values.

Time Series

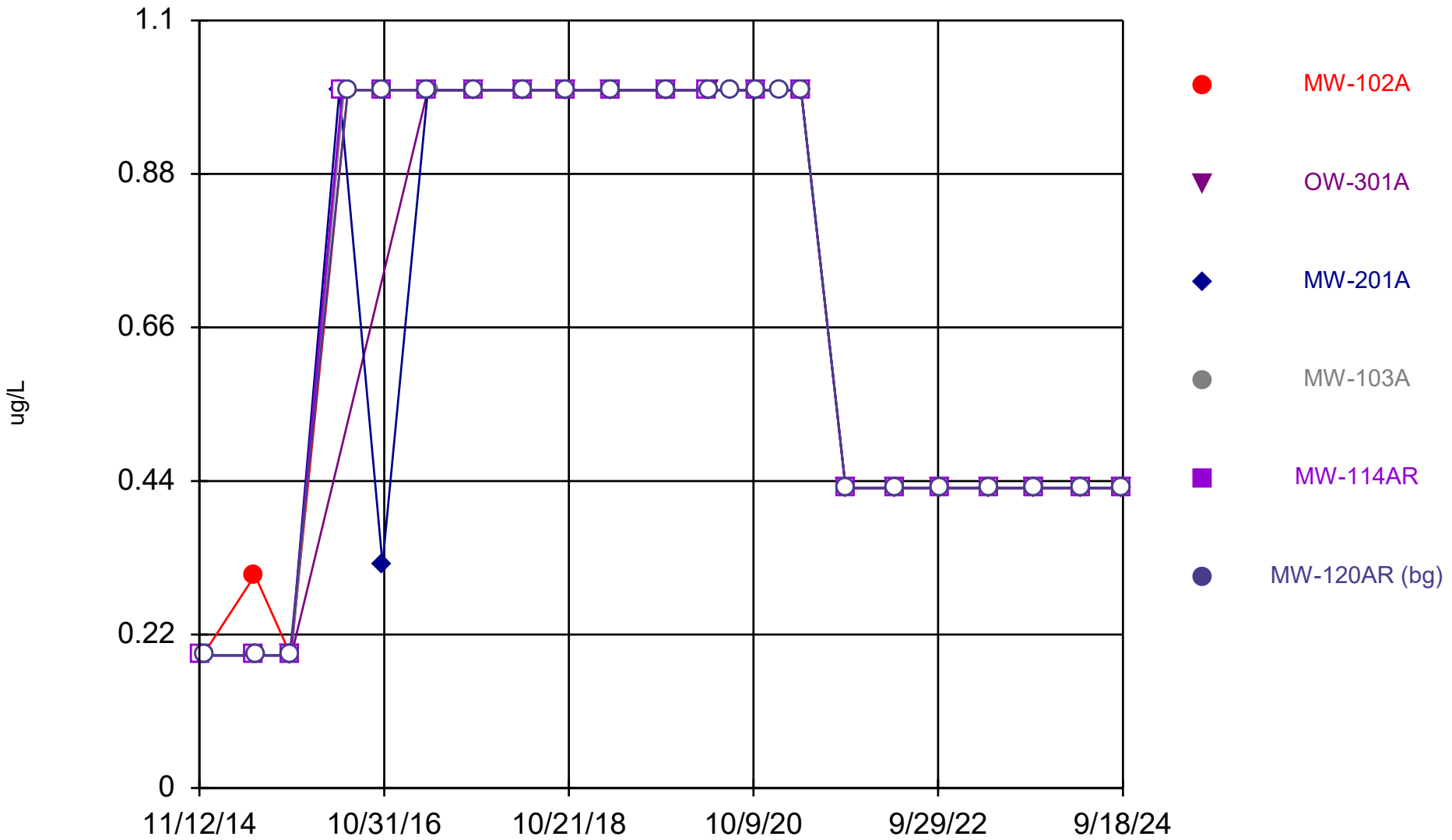

Constituent: Trichloroethene Analysis Run 12/17/2024 1:26 PM View: All Wells - Appendix I VOCs
DMASWA Data: DMASWA Database_Updated

Sanitas™ v.10.0.15 Software licensed to HDR, Inc. UG
Hollow symbols indicate censored values.

Time Series

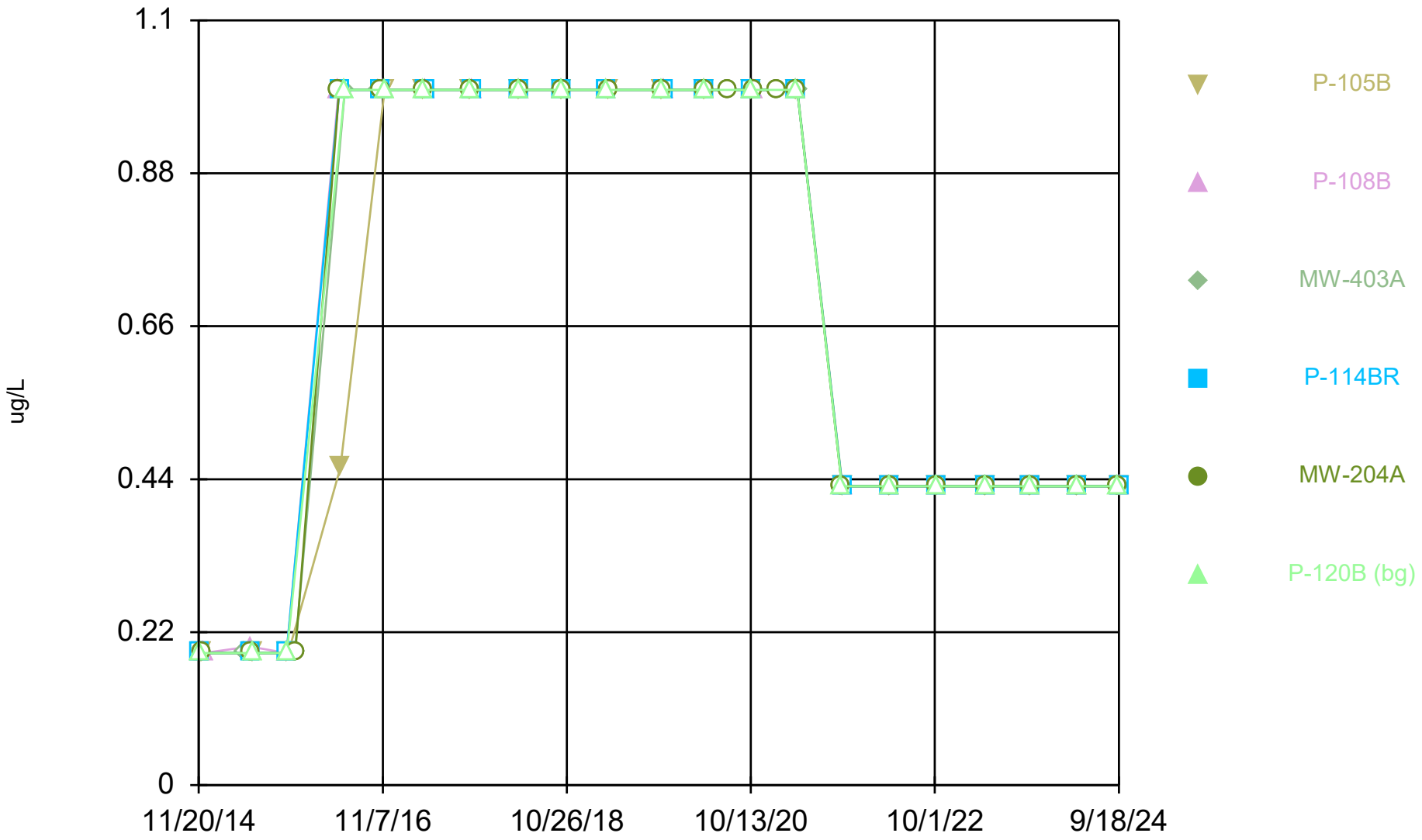

Constituent: Trichloroethene Analysis Run 12/17/2024 1:26 PM View: All Wells - Appendix I VOCs
DMASWA Data: DMASWA Database_Updated

Sanitas™ v.10.0.15 Software licensed to HDR, Inc. UG
Hollow symbols indicate censored values.

Time Series

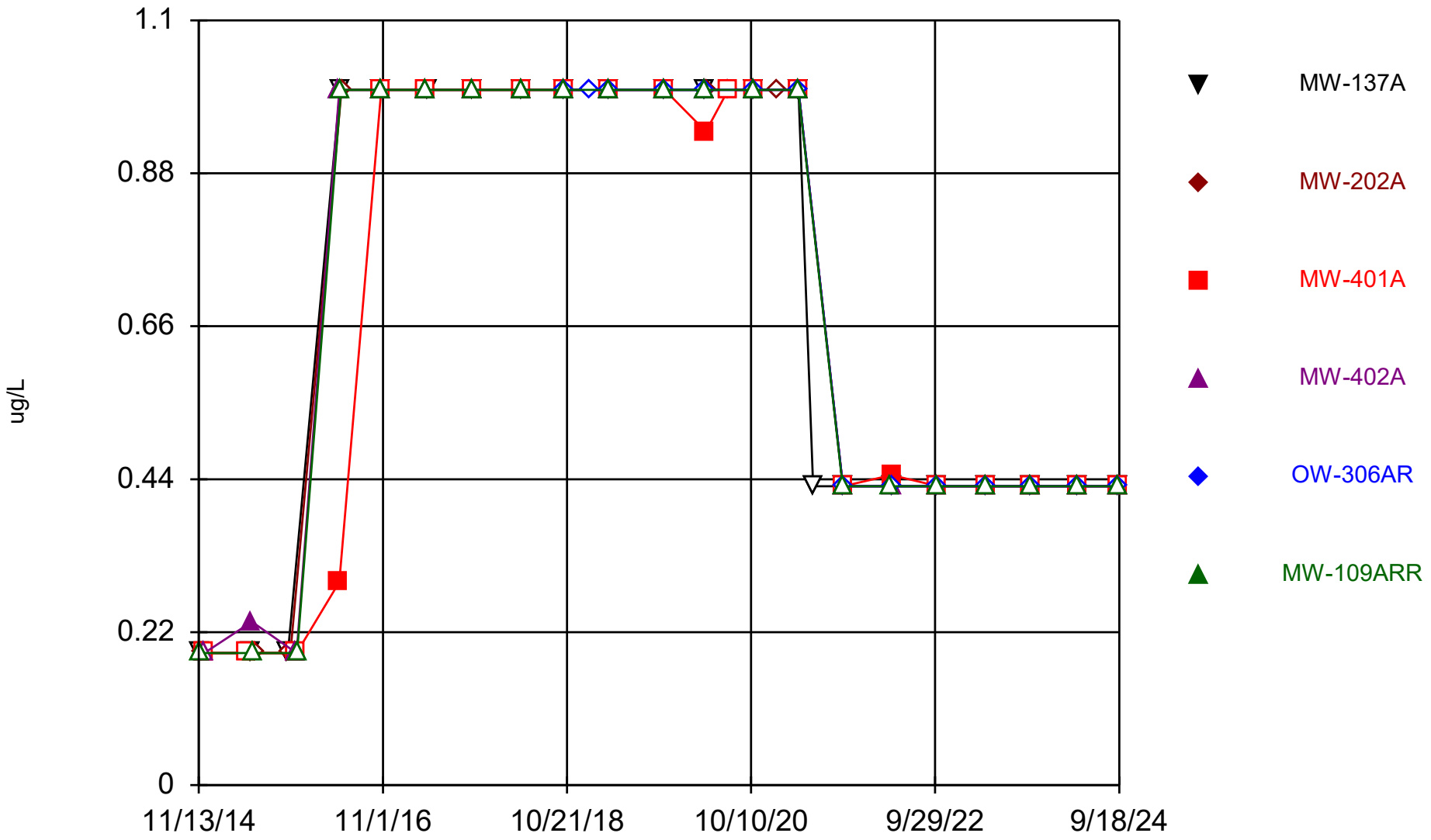

Constituent: Trichloroethene Analysis Run 12/17/2024 1:26 PM View: All Wells - Appendix I VOCs
DMASWA Data: DMASWA Database_Updated

Sanitas™ v.10.0.15 Software licensed to HDR, Inc. UG
Hollow symbols indicate censored values.

Time Series

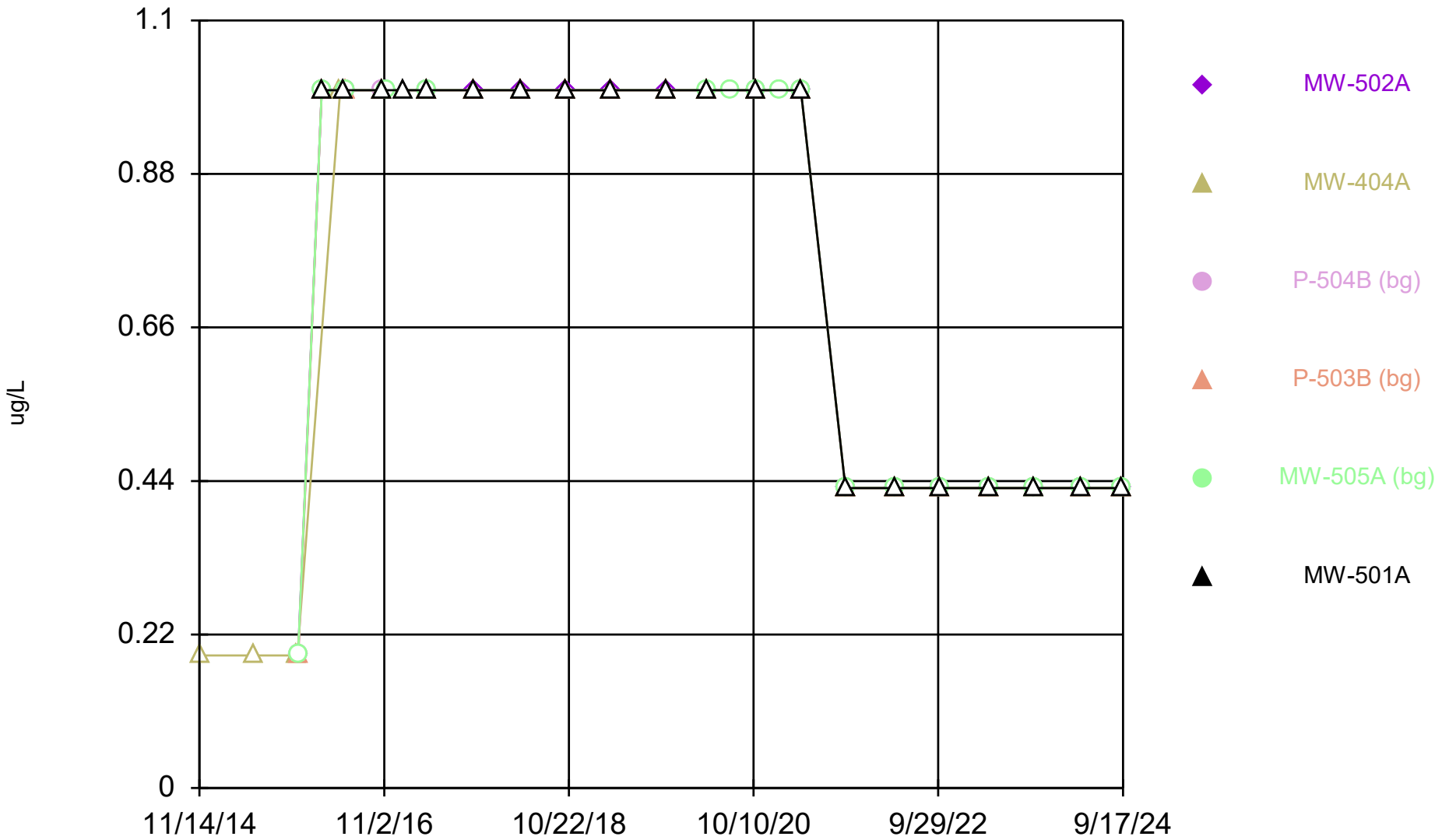

Constituent: Trichloroethene Analysis Run 12/17/2024 1:26 PM View: All Wells - Appendix I VOCs
DMASWA Data: DMASWA Database_Updated

Sanitas™ v.10.0.15 Software licensed to HDR, Inc. UG
Hollow symbols indicate censored values.

Time Series

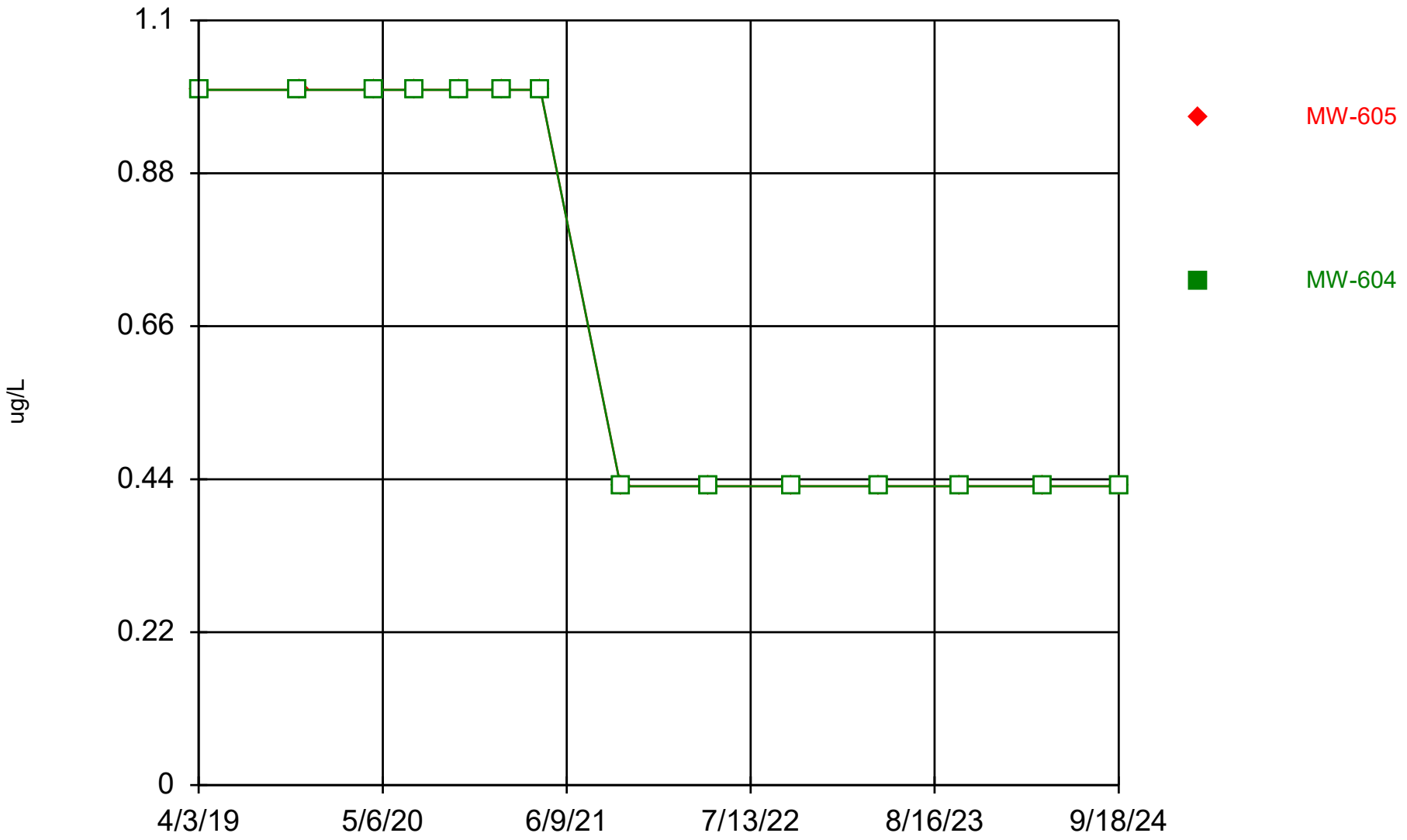

Constituent: Trichloroethene Analysis Run 12/17/2024 1:26 PM View: All Wells - Appendix I VOCs
DMASWA Data: DMASWA Database_Updated

Sanitas™ v.10.0.15 Software licensed to HDR, Inc. UG
Hollow symbols indicate censored values.

Time Series

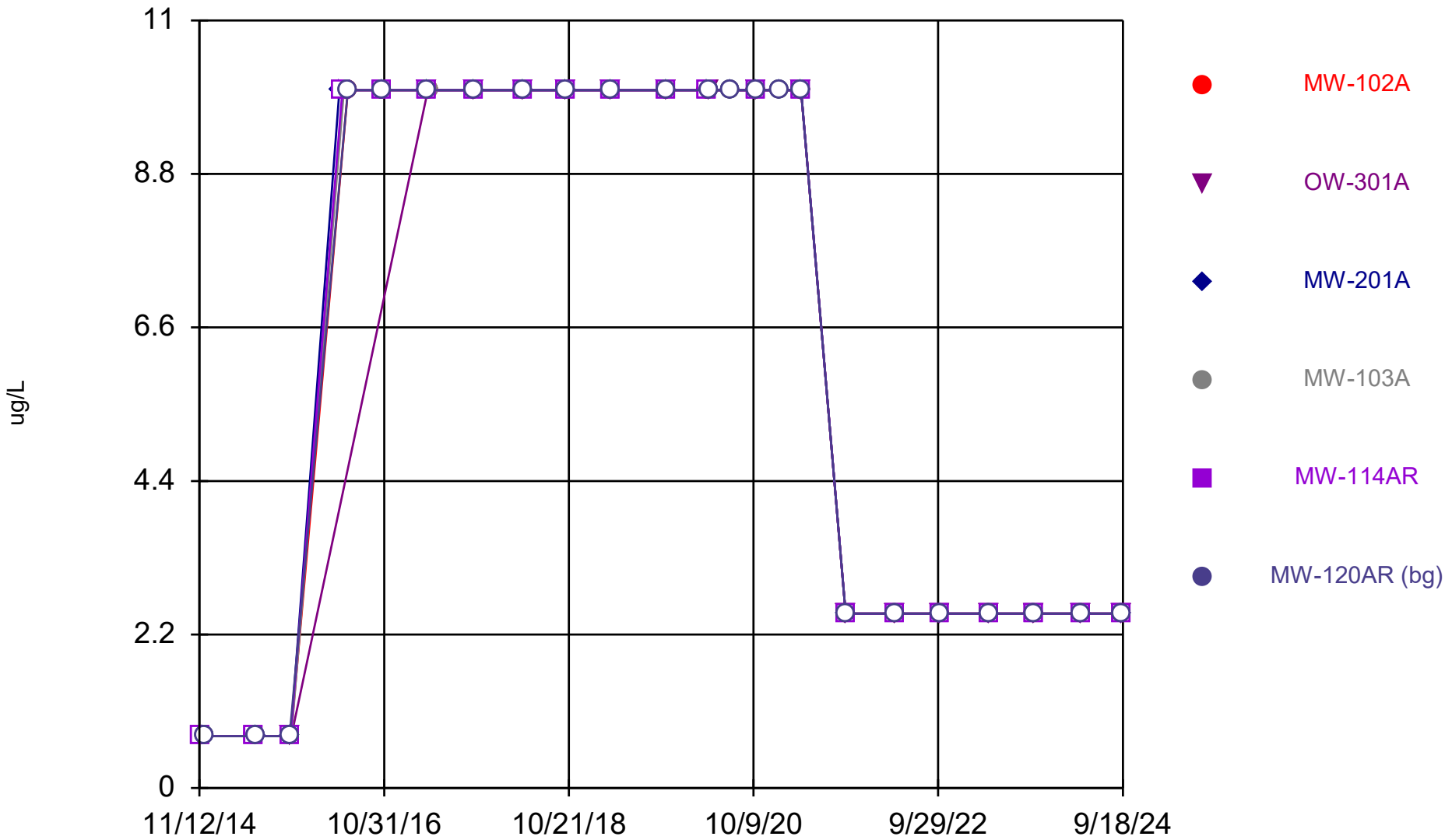

Constituent: Vinyl Acetate Analysis Run 12/17/2024 1:26 PM View: All Wells - Appendix I VOCs
DMASWA Data: DMASWA Database_Updated

Sanitas™ v.10.0.15 Software licensed to HDR, Inc. UG
Hollow symbols indicate censored values.

Time Series

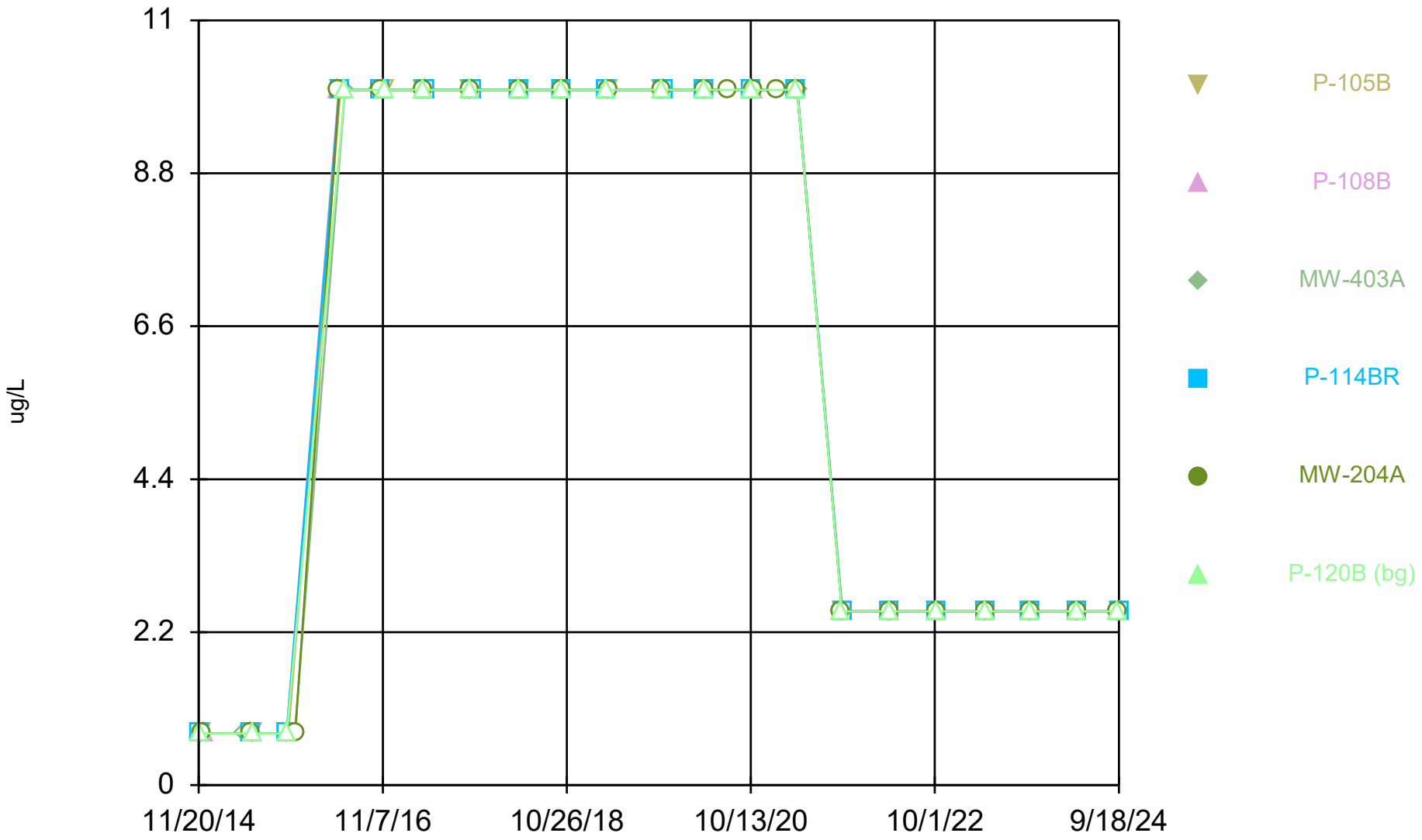

Constituent: Vinyl Acetate Analysis Run 12/17/2024 1:26 PM View: All Wells - Appendix I VOCs
DMASWA Data: DMASWA Database_Updated

Sanitas™ v.10.0.15 Software licensed to HDR, Inc. UG
Hollow symbols indicate censored values.

Time Series

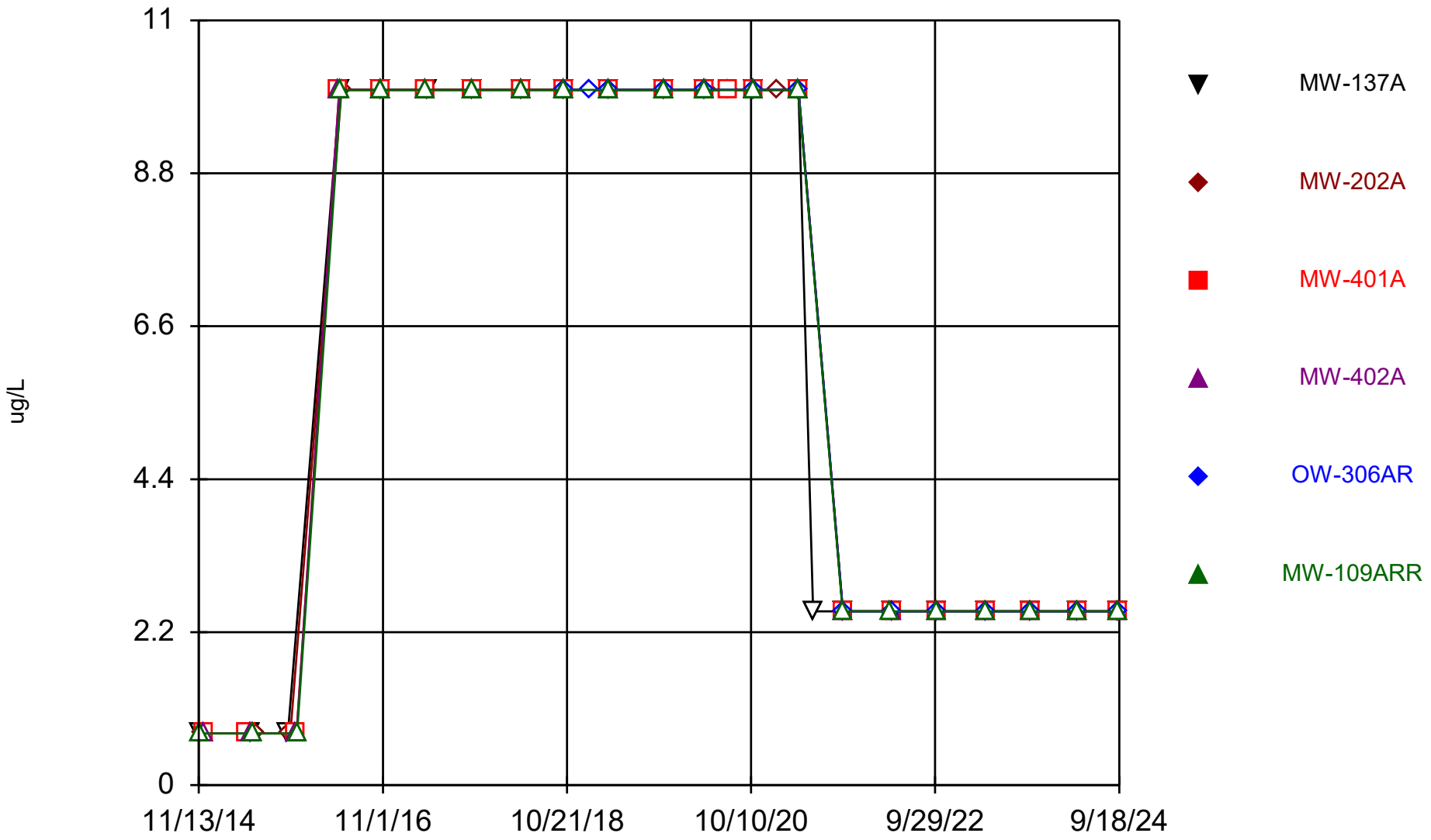

Constituent: Vinyl Acetate Analysis Run 12/17/2024 1:26 PM View: All Wells - Appendix I VOCs

DMASWA Data: DMASWA Database_Updated

Sanitas™ v.10.0.15 Software licensed to HDR, Inc. UG
Hollow symbols indicate censored values.

Time Series

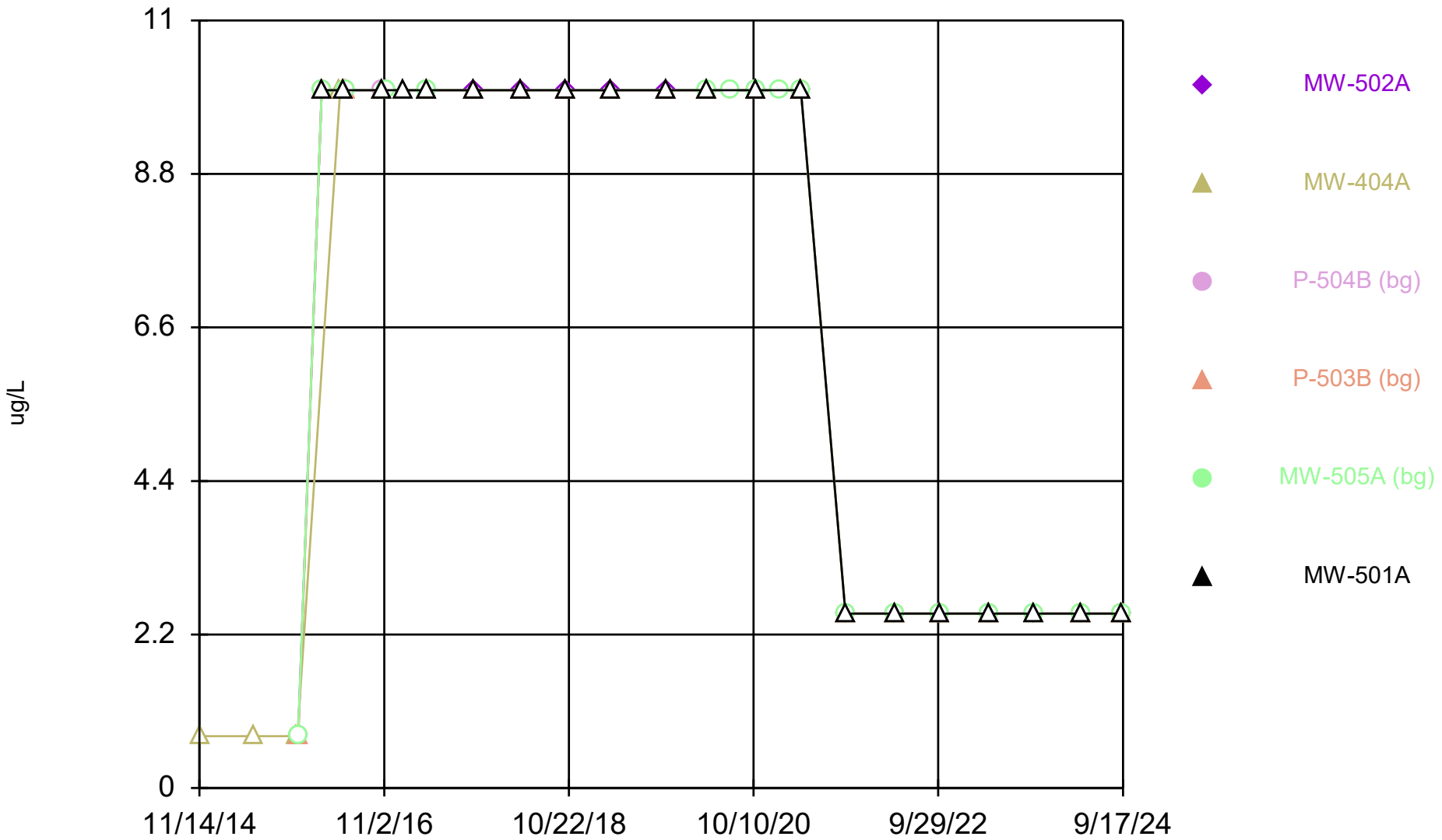

Constituent: Vinyl Acetate Analysis Run 12/17/2024 1:26 PM View: All Wells - Appendix I VOCs
DMASWA Data: DMASWA Database_Updated

Sanitas™ v.10.0.15 Software licensed to HDR, Inc. UG
Hollow symbols indicate censored values.

Time Series

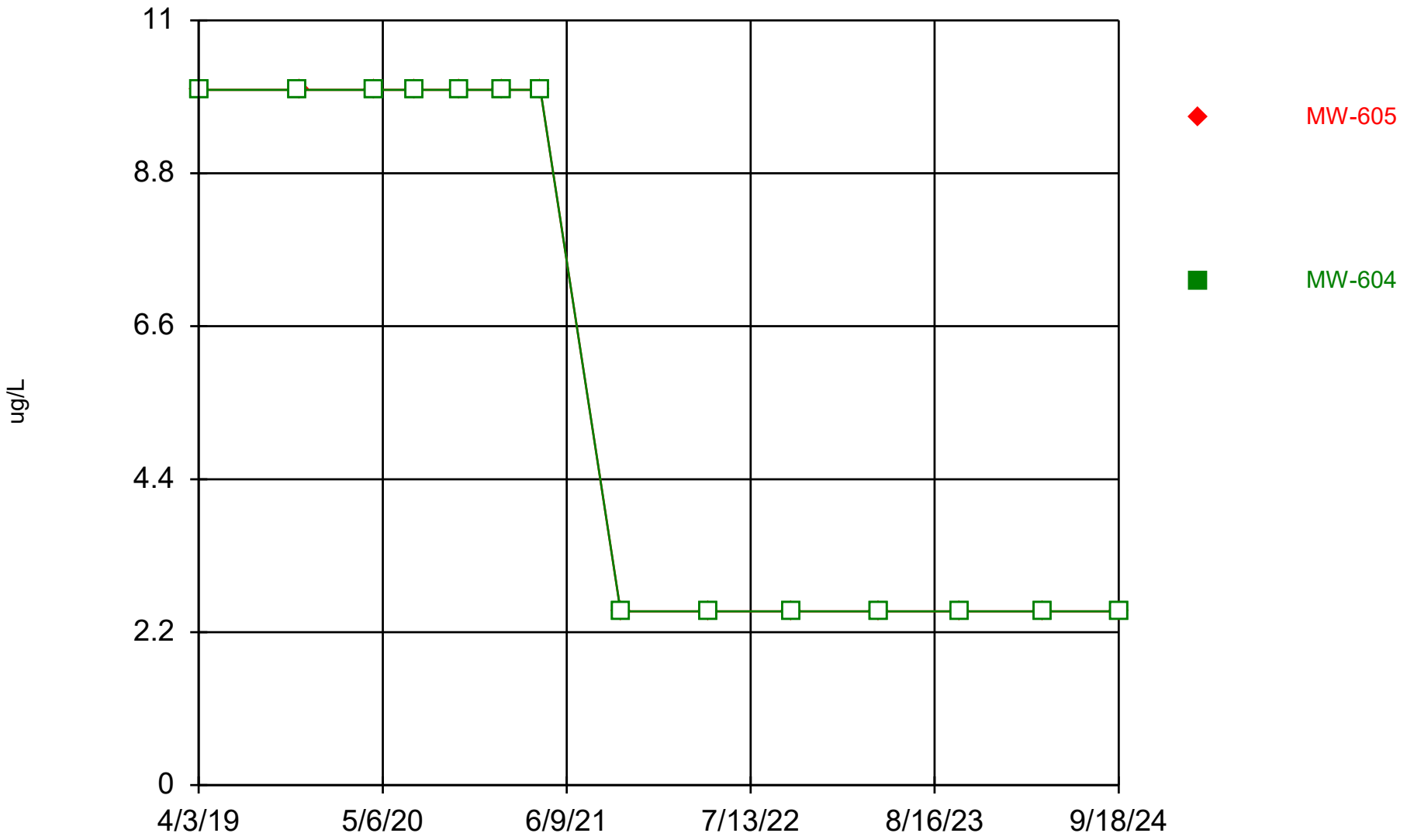

Constituent: Vinyl Acetate Analysis Run 12/17/2024 1:26 PM View: All Wells - Appendix I VOCs
DMASWA Data: DMASWA Database_Updated

Sanitas™ v.10.0.15 Software licensed to HDR, Inc. UG
Hollow symbols indicate censored values.

Time Series

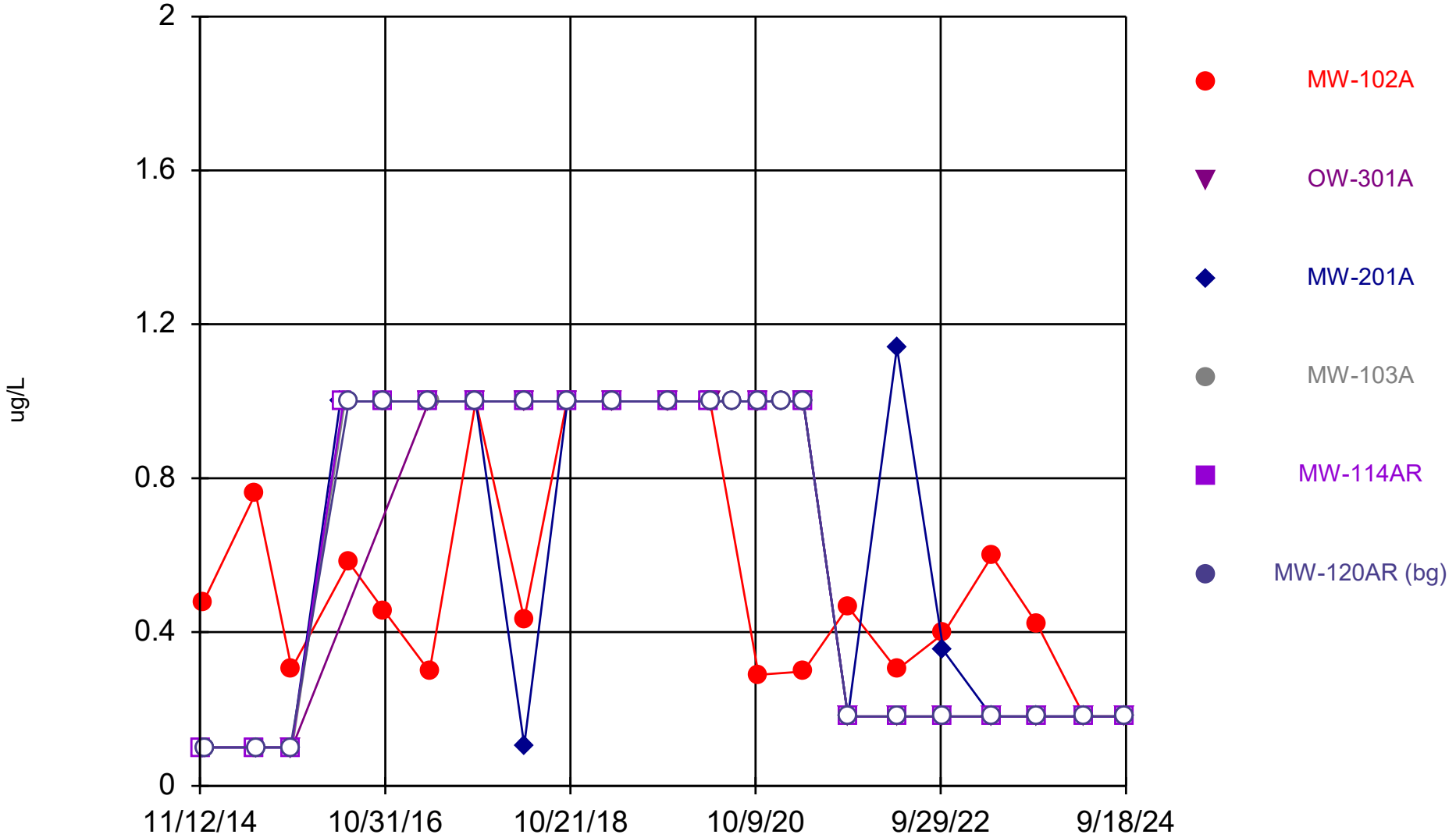

Constituent: Vinyl chloride Analysis Run 12/17/2024 1:26 PM View: All Wells - Appendix I VOCs
DMASWA Data: DMASWA Database_Updated

Sanitas™ v.10.0.15 Software licensed to HDR, Inc. UG
Hollow symbols indicate censored values.

Time Series

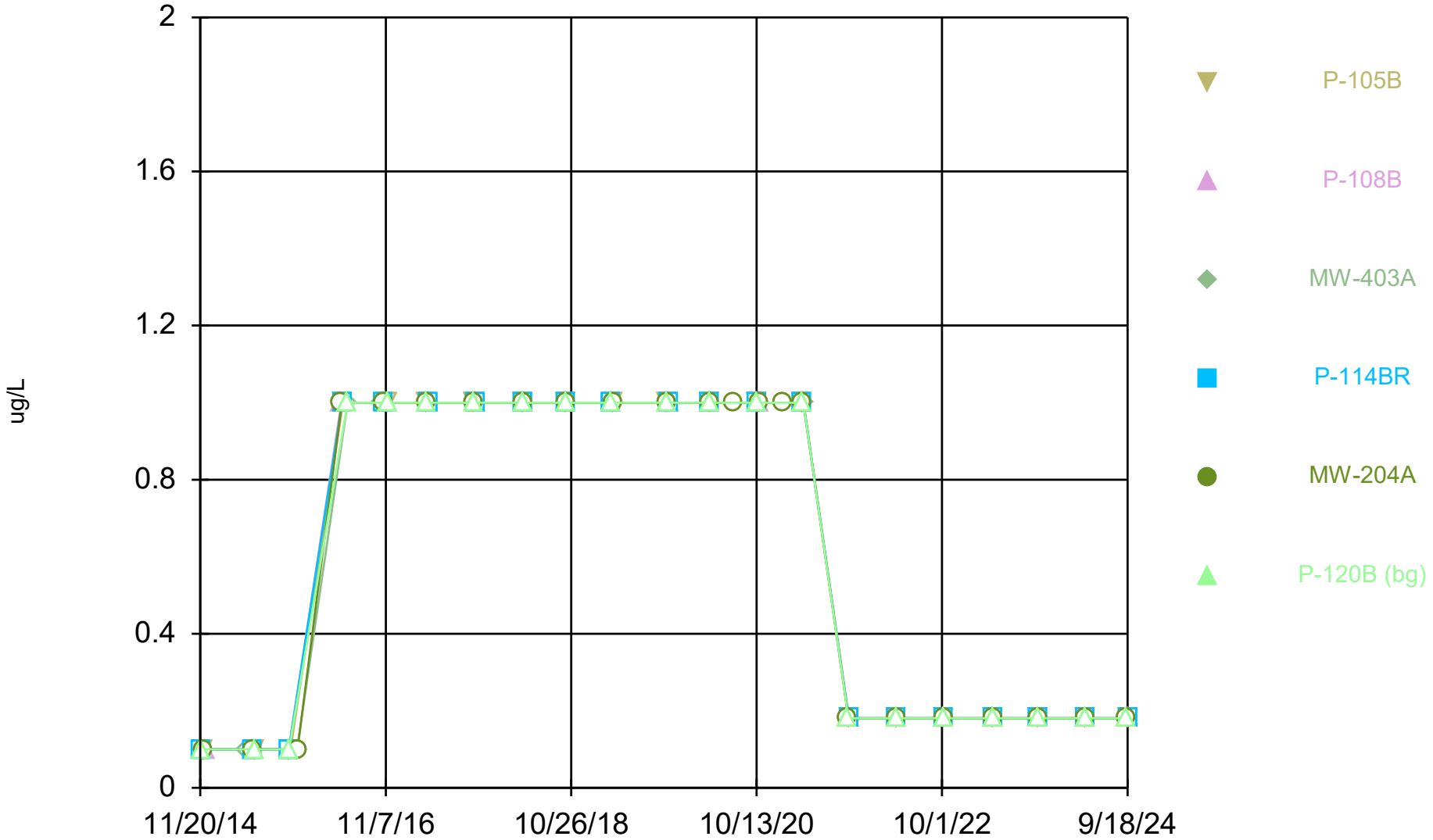

Constituent: Vinyl chloride Analysis Run 12/17/2024 1:26 PM View: All Wells - Appendix I VOCs DMASWA Data: DMASWA Database_Updated

Sanitas™ v.10.0.15 Software licensed to HDR, Inc. UG
Hollow symbols indicate censored values.

Time Series

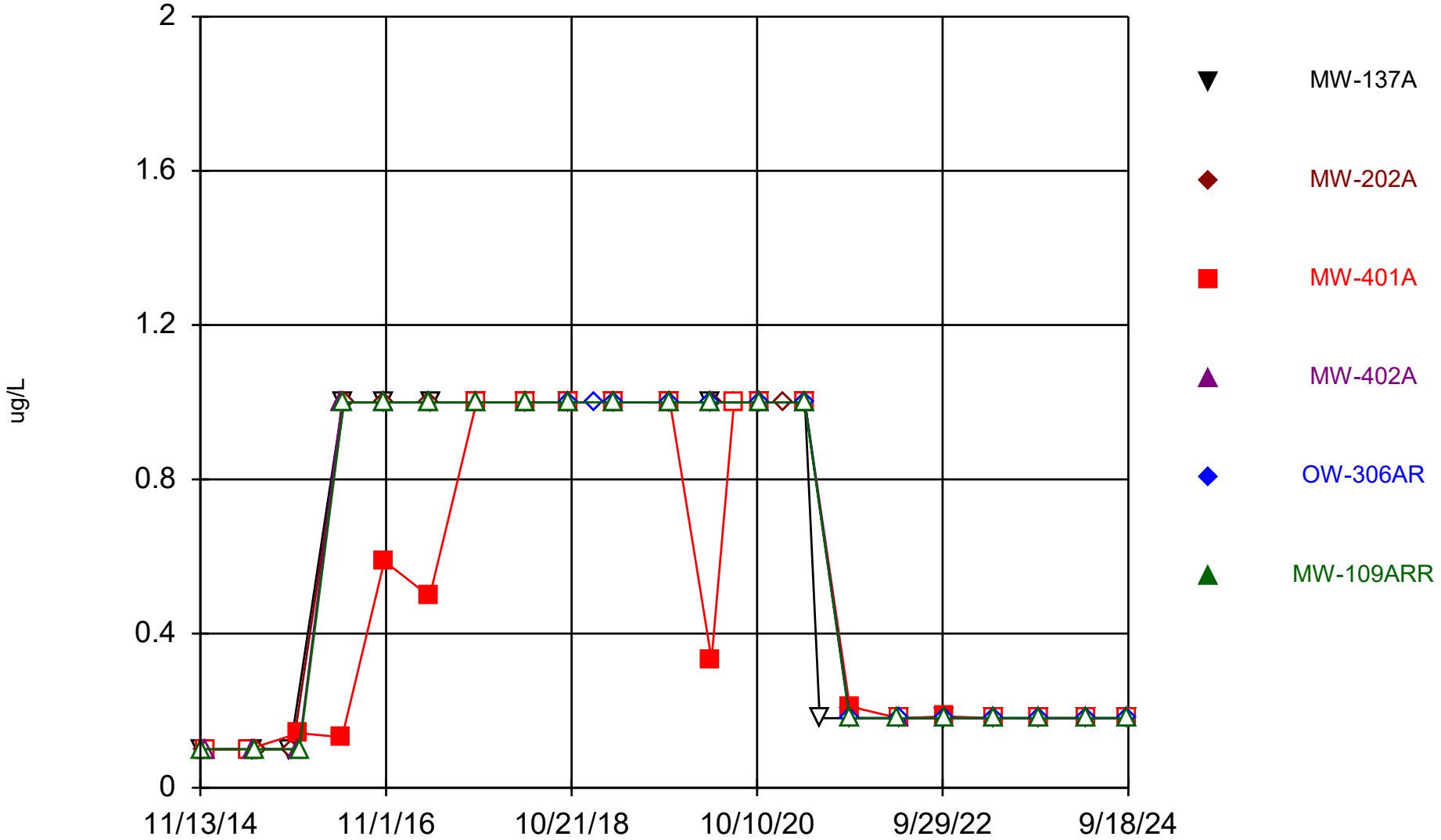

Constituent: Vinyl chloride Analysis Run 12/17/2024 1:26 PM View: All Wells - Appendix I VOCs

DMASWA Data: DMASWA Database_Updated

Sanitas™ v.10.0.15 Software licensed to HDR, Inc. UG
Hollow symbols indicate censored values.

Time Series

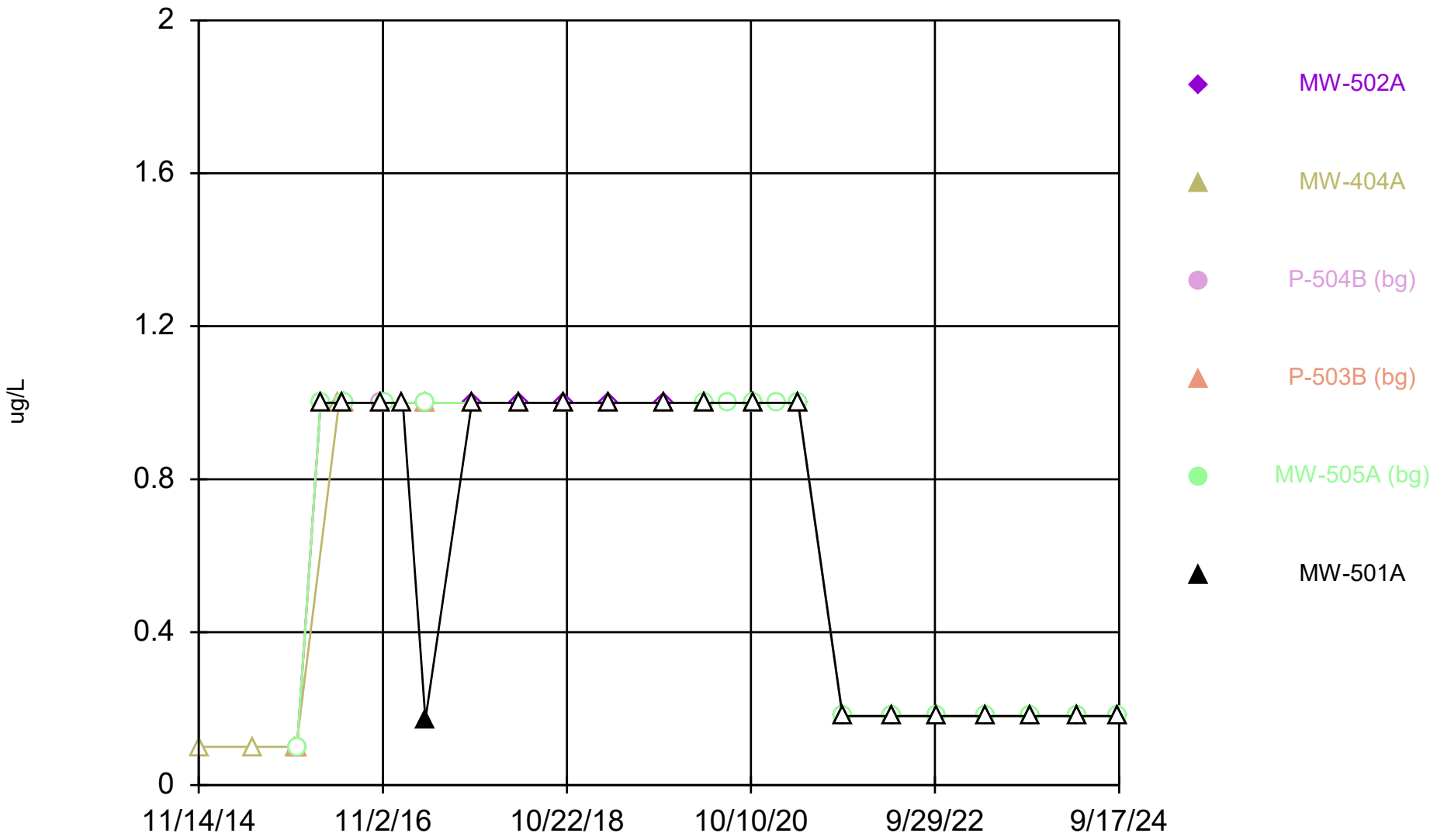

Constituent: Vinyl chloride Analysis Run 12/17/2024 1:26 PM View: All Wells - Appendix I VOCs
DMASWA Data: DMASWA Database_Updated

Sanitas™ v.10.0.15 Software licensed to HDR, Inc. UG
Hollow symbols indicate censored values.

Time Series

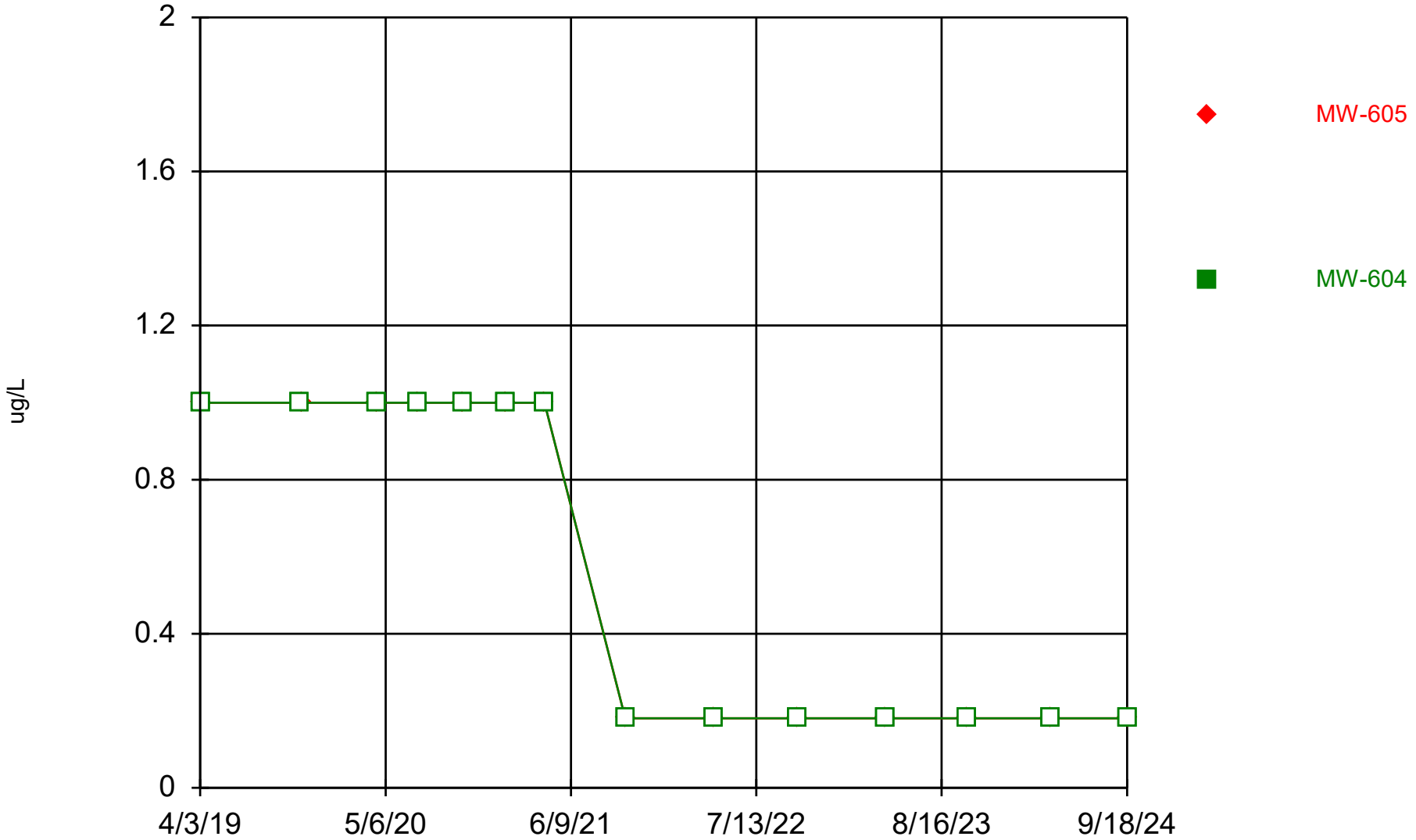

Constituent: Vinyl chloride Analysis Run 12/17/2024 1:26 PM View: All Wells - Appendix I VOCs

DMASWA Data: DMASWA Database_Updated

Sanitas™ v.10.0.15 Software licensed to HDR, Inc. UG
Hollow symbols indicate censored values.

Time Series

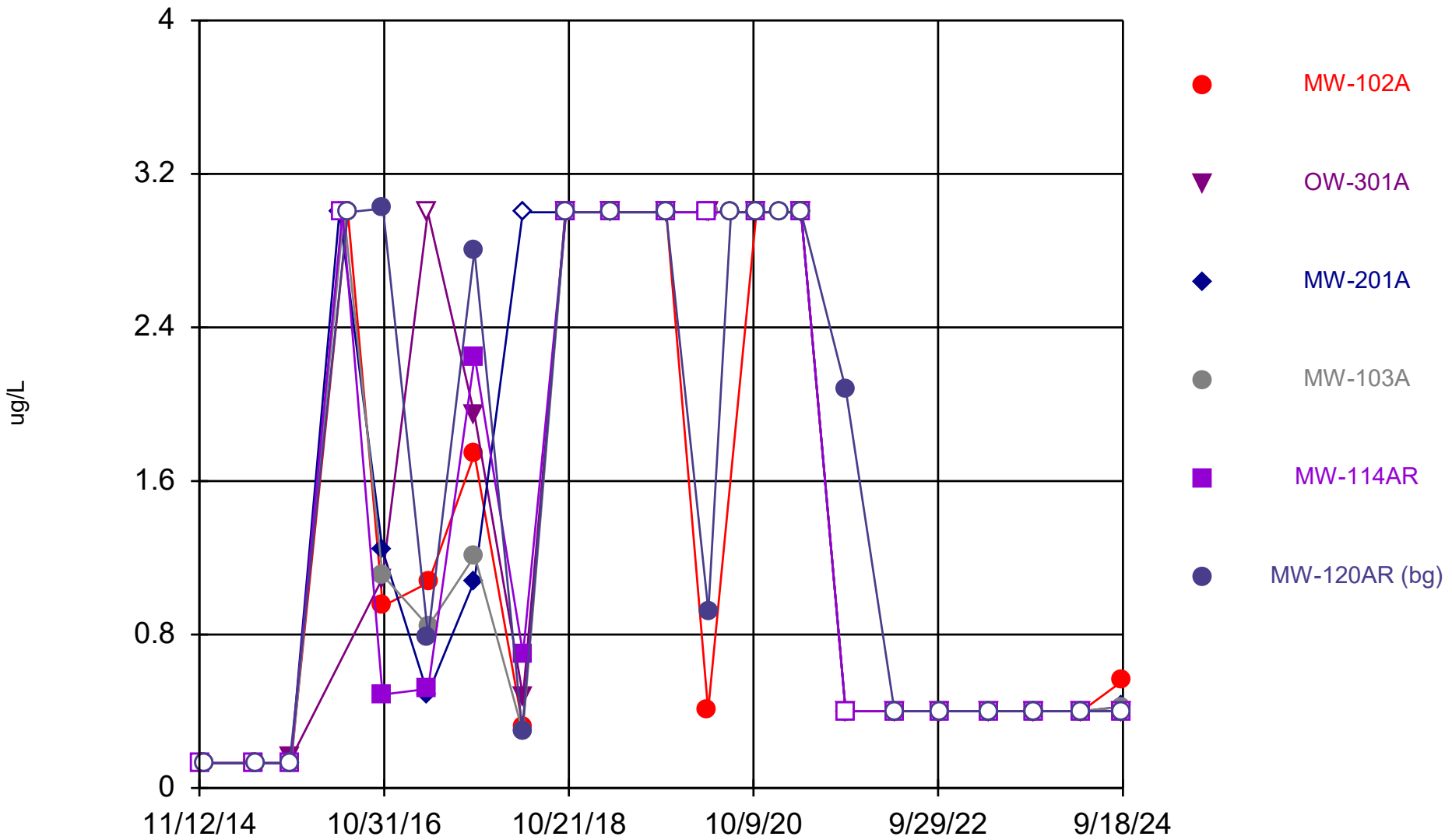

Constituent: Xylenes, Total Analysis Run 12/17/2024 1:26 PM View: All Wells - Appendix I VOCs

DMASWA Data: DMASWA Database_Updated

Sanitas™ v.10.0.15 Software licensed to HDR, Inc. UG
Hollow symbols indicate censored values.

Time Series

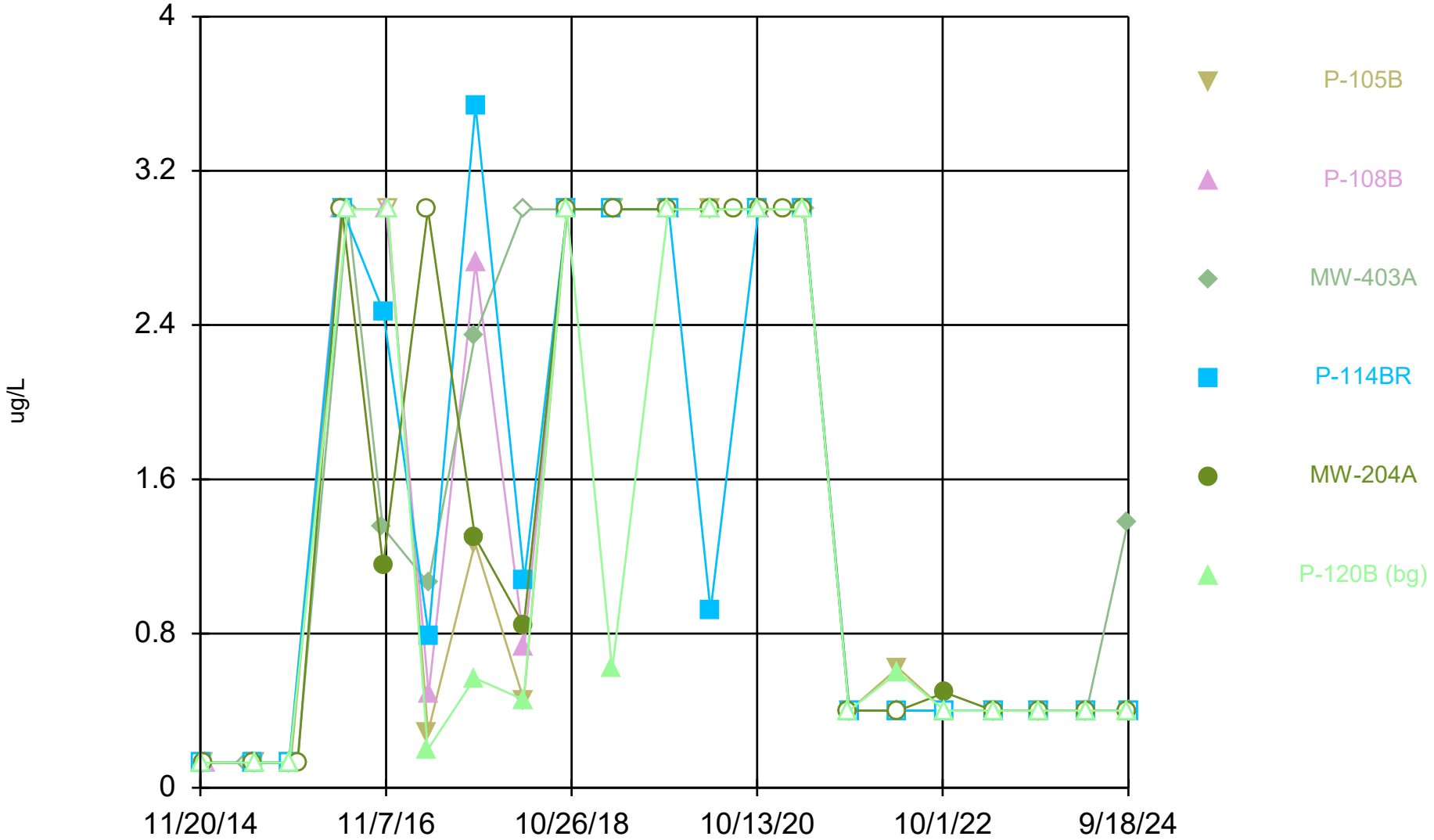

Constituent: Xylenes, Total Analysis Run 12/17/2024 1:26 PM View: All Wells - Appendix I VOCs
DMASWA Data: DMASWA Database_Updated

Sanitas™ v.10.0.15 Software licensed to HDR, Inc. UG
Hollow symbols indicate censored values.

Time Series

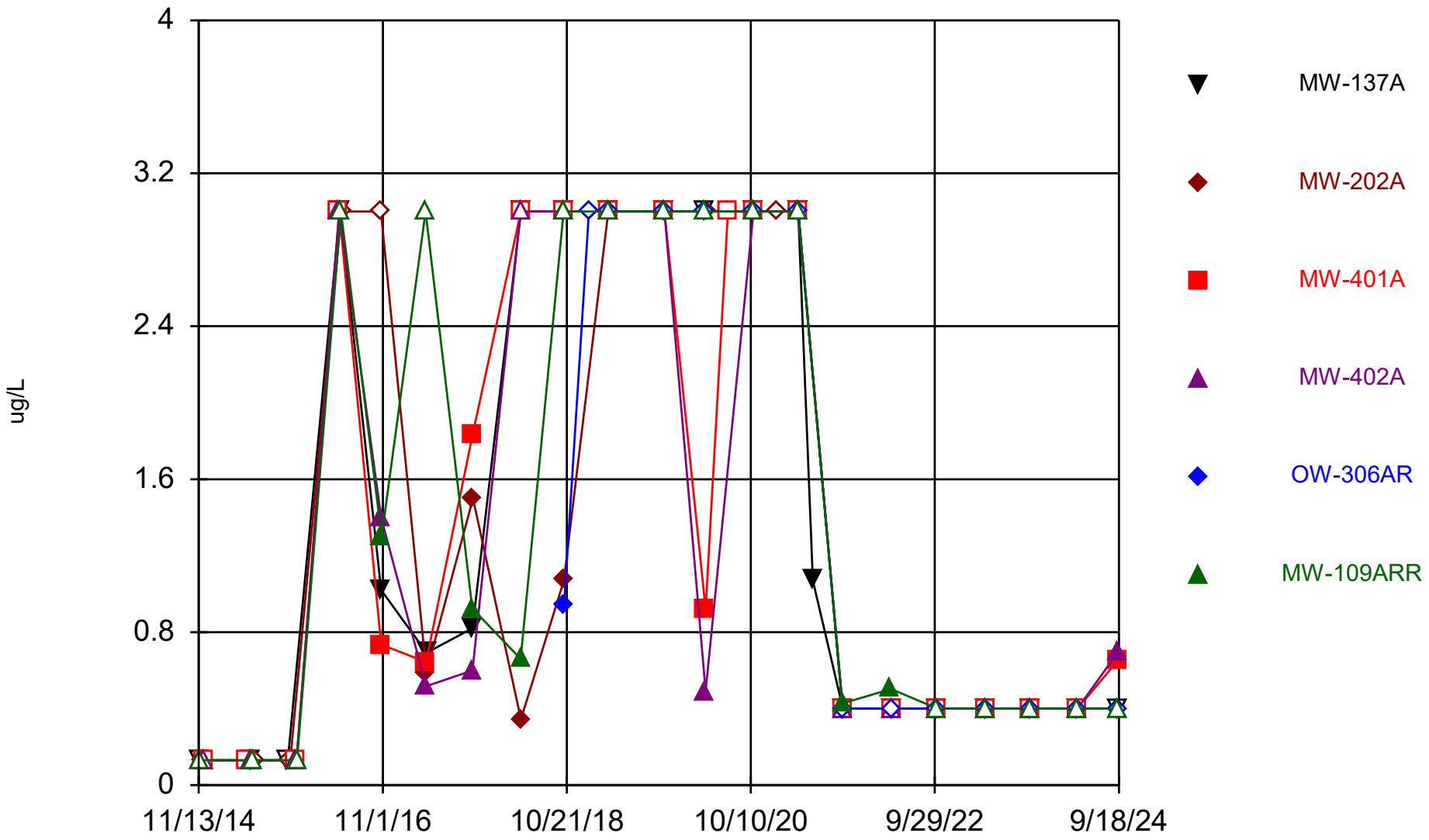

Constituent: Xylenes, Total Analysis Run 12/17/2024 1:26 PM View: All Wells - Appendix I VOCs

DMASWA Data: DMASWA Database_Updated

Sanitas™ v.10.0.15 Software licensed to HDR, Inc. UG
Hollow symbols indicate censored values.

Time Series

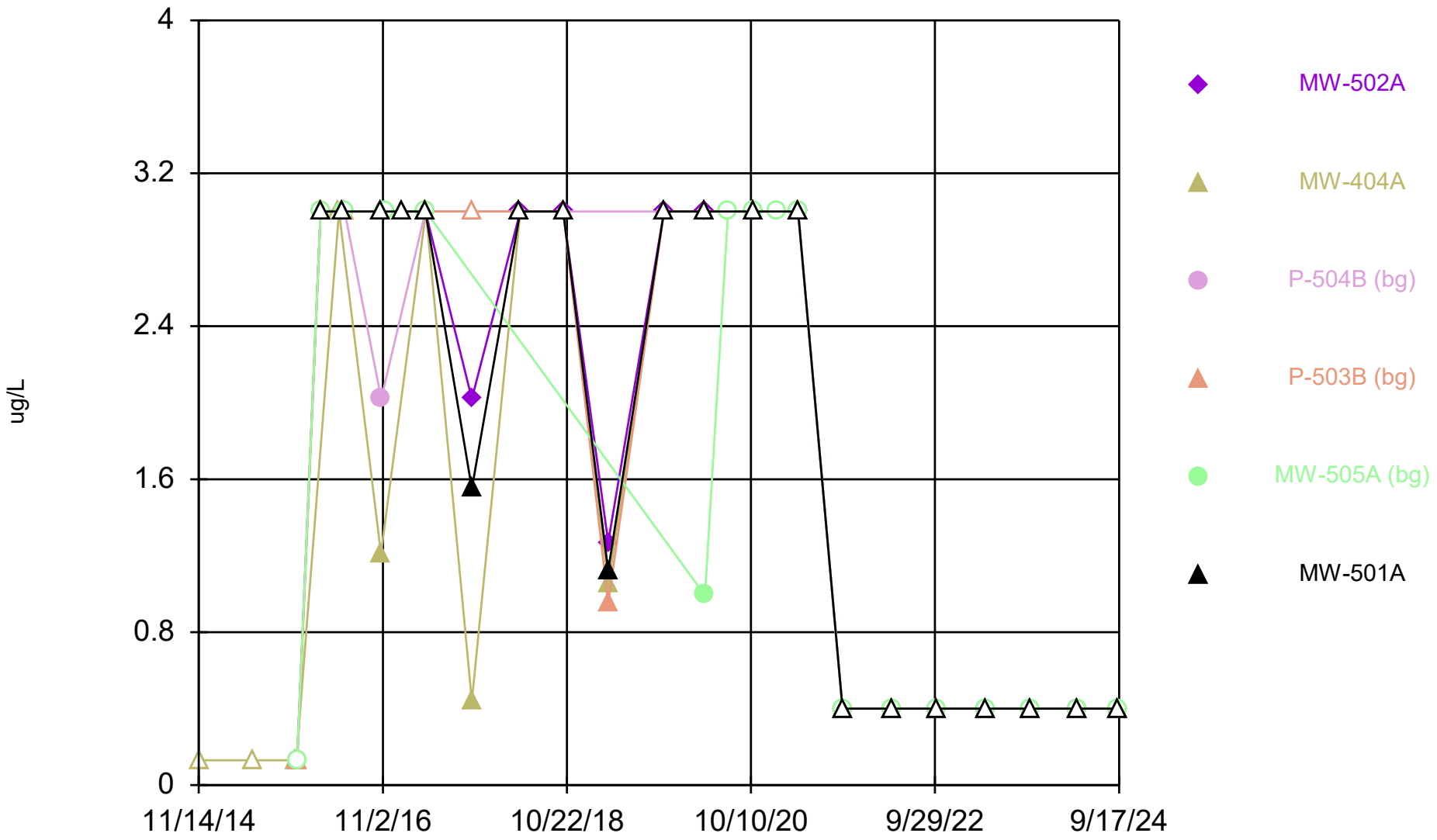

Constituent: Xylenes, Total Analysis Run 12/17/2024 1:26 PM View: All Wells - Appendix I VOCs
DMASWA Data: DMASWA Database_Updated

Sanitas™ v.10.0.15 Software licensed to HDR, Inc. UG
Hollow symbols indicate censored values.

Time Series

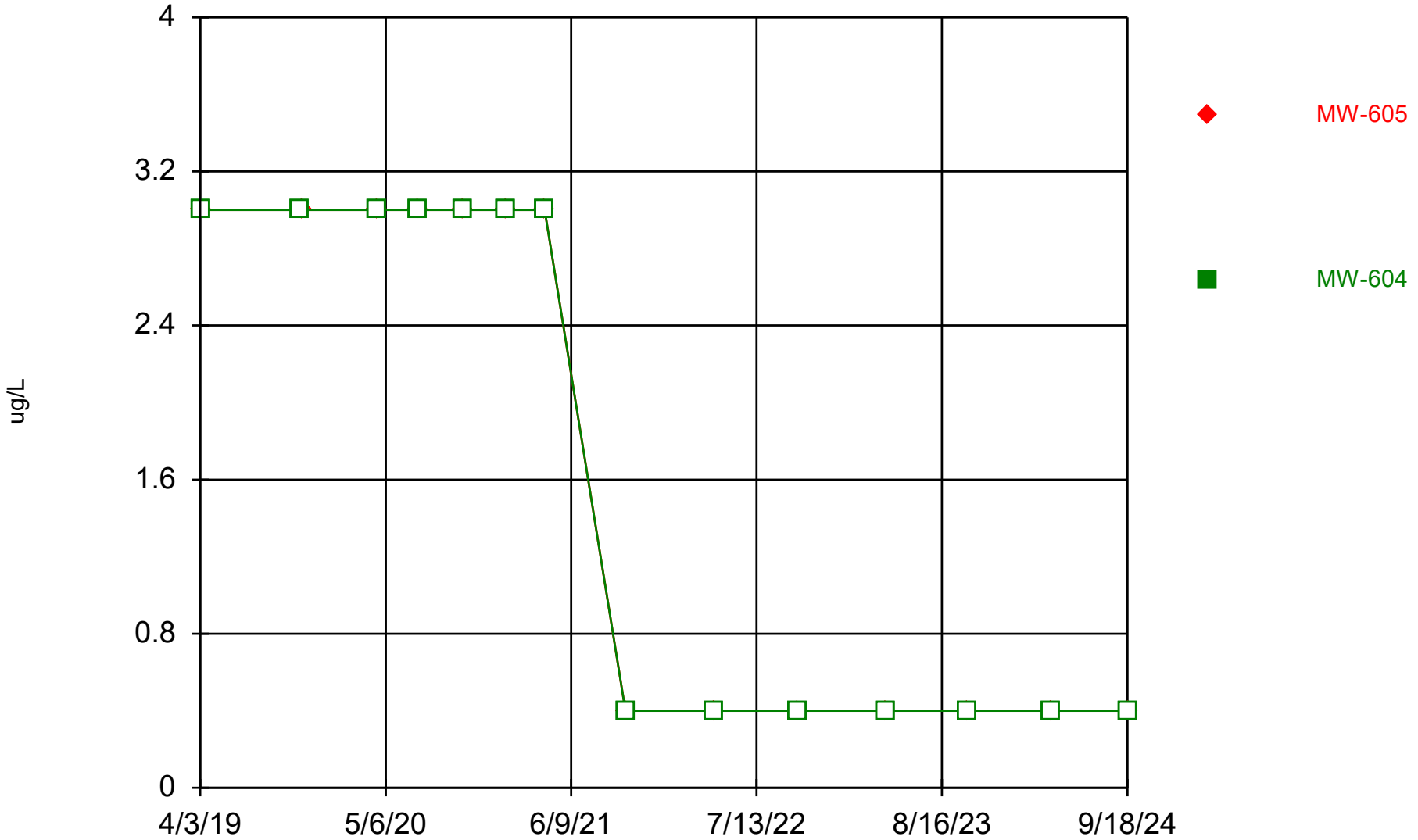

Constituent: Xylenes, Total Analysis Run 12/17/2024 1:26 PM View: All Wells - Appendix I VOCs
DMASWA Data: DMASWA Database_Updated

Monitoring Wells – Appendix I VOCs

Box & Whisker Plots

This page intentionally left blank.

Sanitas™ v.10.0.15 Software licensed to HDR, Inc. UG

Box & Whiskers Plot

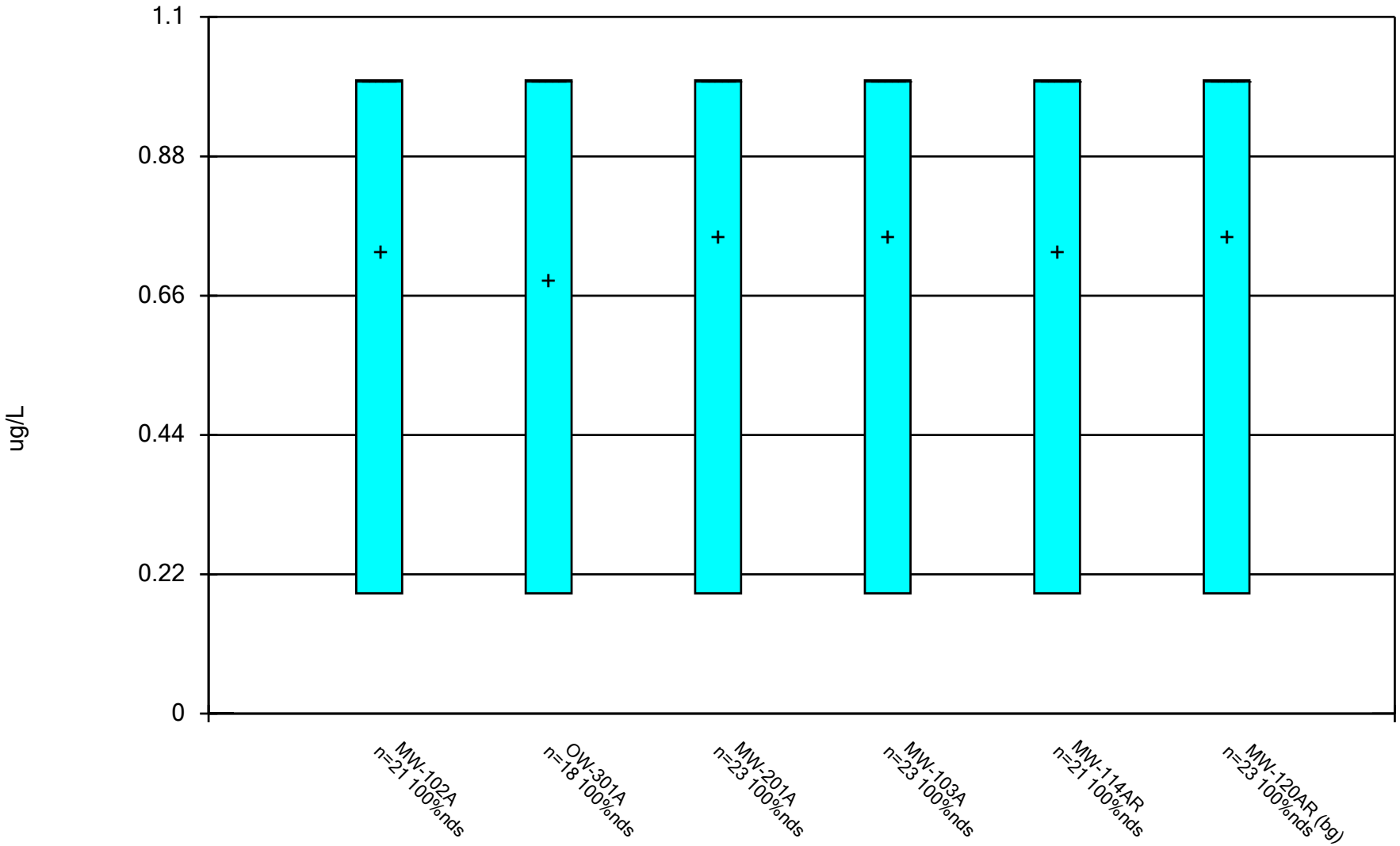

Constituent: 1,1,1-Trichloroethane Analysis Run 12/17/2024 1:35 PM View: All Wells - Appendix I VOCs

DMASWA Data: DMASWA Database_Updated

Sanitas™ v.10.0.15 Software licensed to HDR, Inc. UG

Box & Whiskers Plot

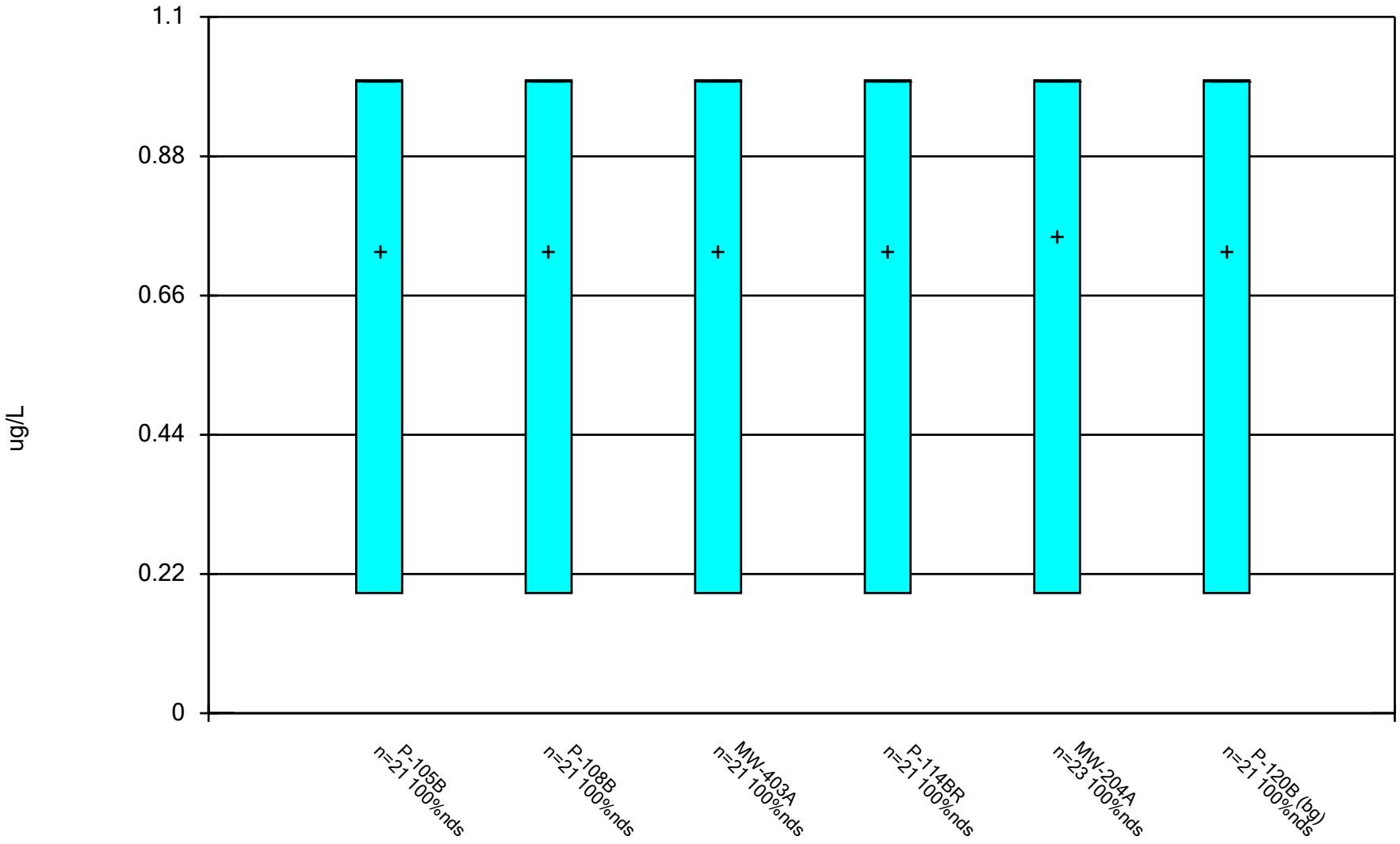

Constituent: 1,1,1-Trichloroethane Analysis Run 12/17/2024 1:35 PM View: All Wells - Appendix I VOCs

DMASWA Data: DMASWA Database_Updated

Box & Whiskers Plot

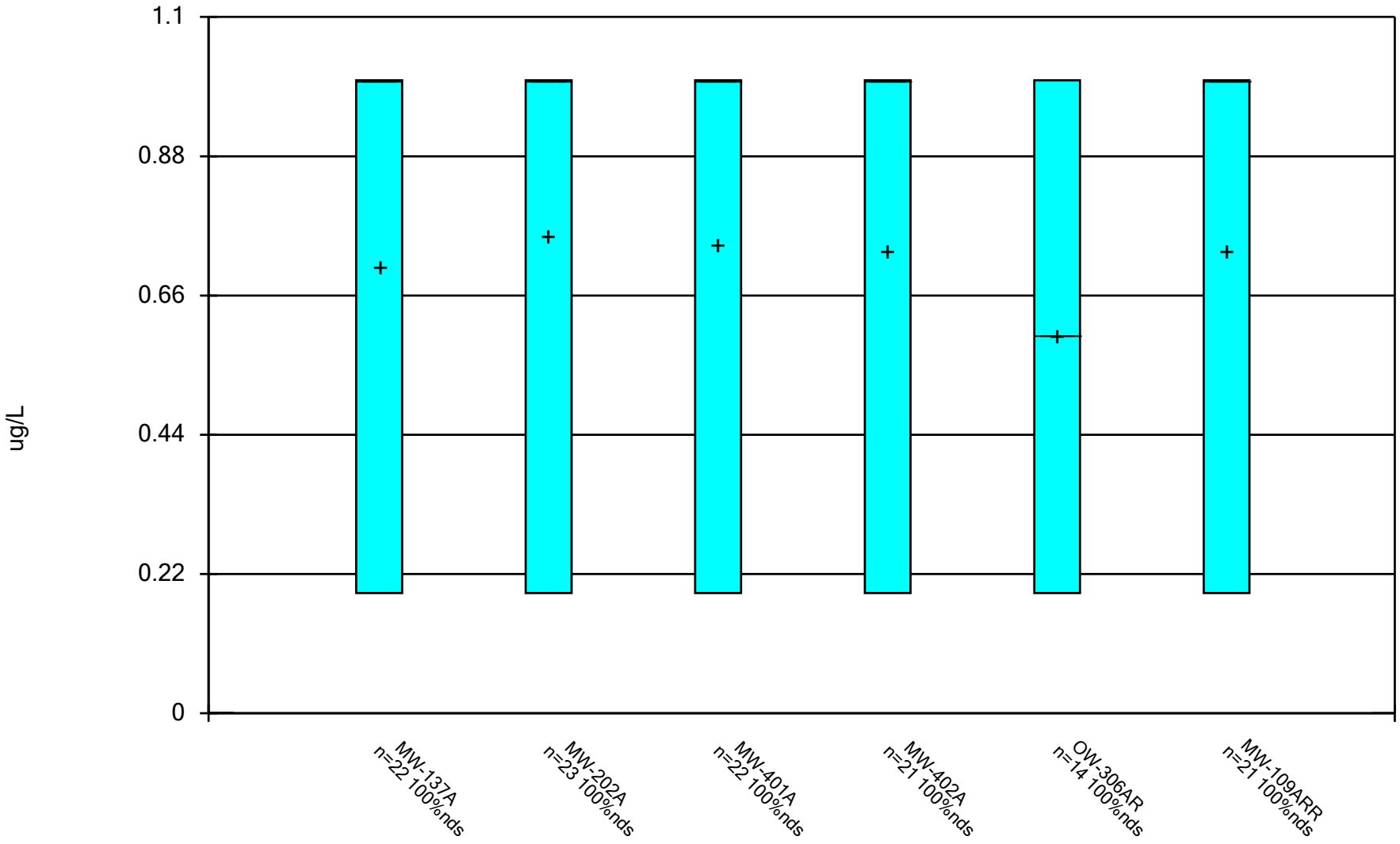

Constituent: 1,1,1-Trichloroethane Analysis Run 12/17/2024 1:35 PM View: All Wells - Appendix I VOCs

DMASWA Data: DMASWA Database_Updated

Sanitas™ v.10.0.15 Software licensed to HDR, Inc. UG

Box & Whiskers Plot

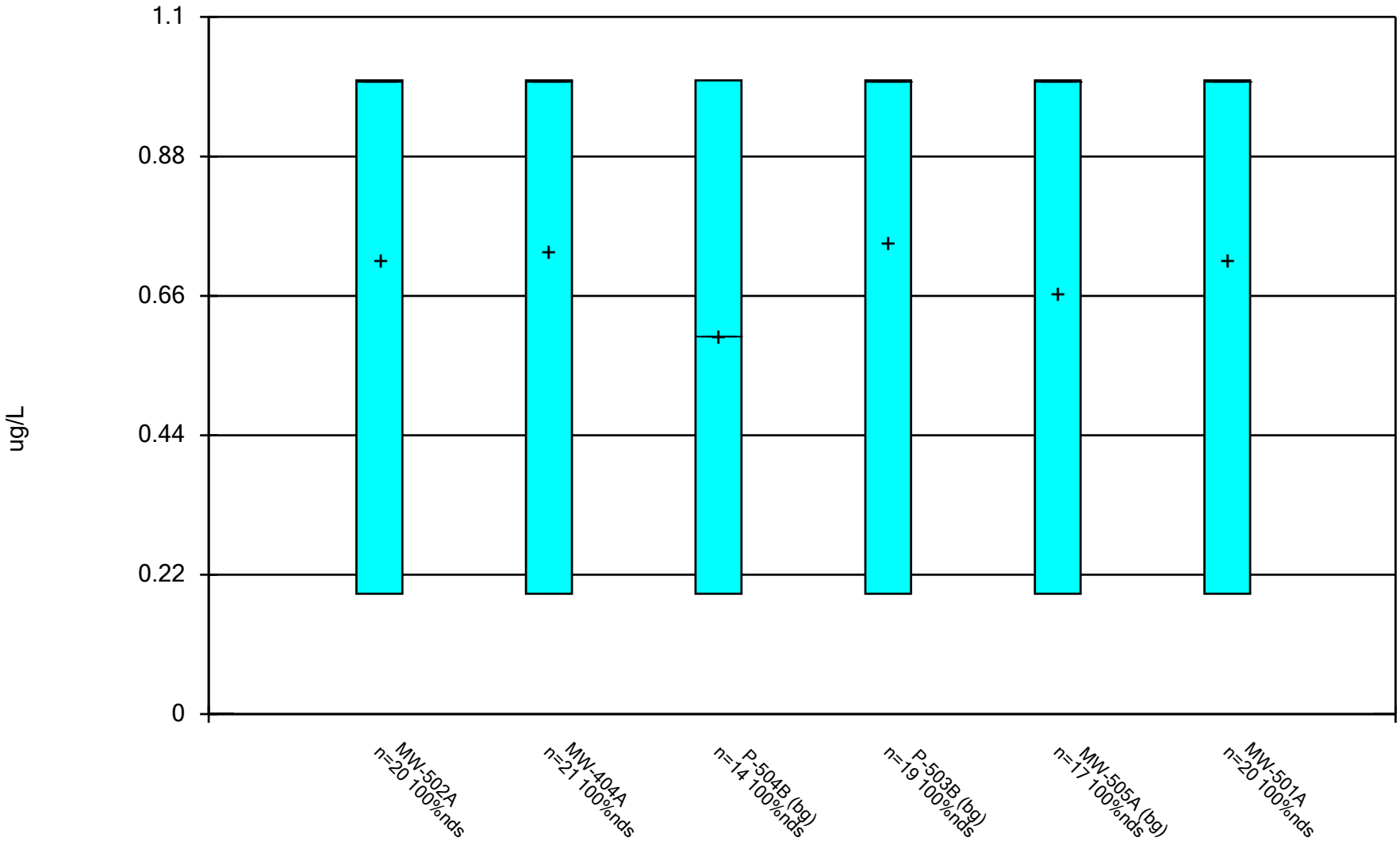

Constituent: 1,1,1-Trichloroethane Analysis Run 12/17/2024 1:35 PM View: All Wells - Appendix I VOCs

DMASWA Data: DMASWA Database_Updated

Sanitas™ v.10.0.15 Software licensed to HDR, Inc. UG

Box & Whiskers Plot

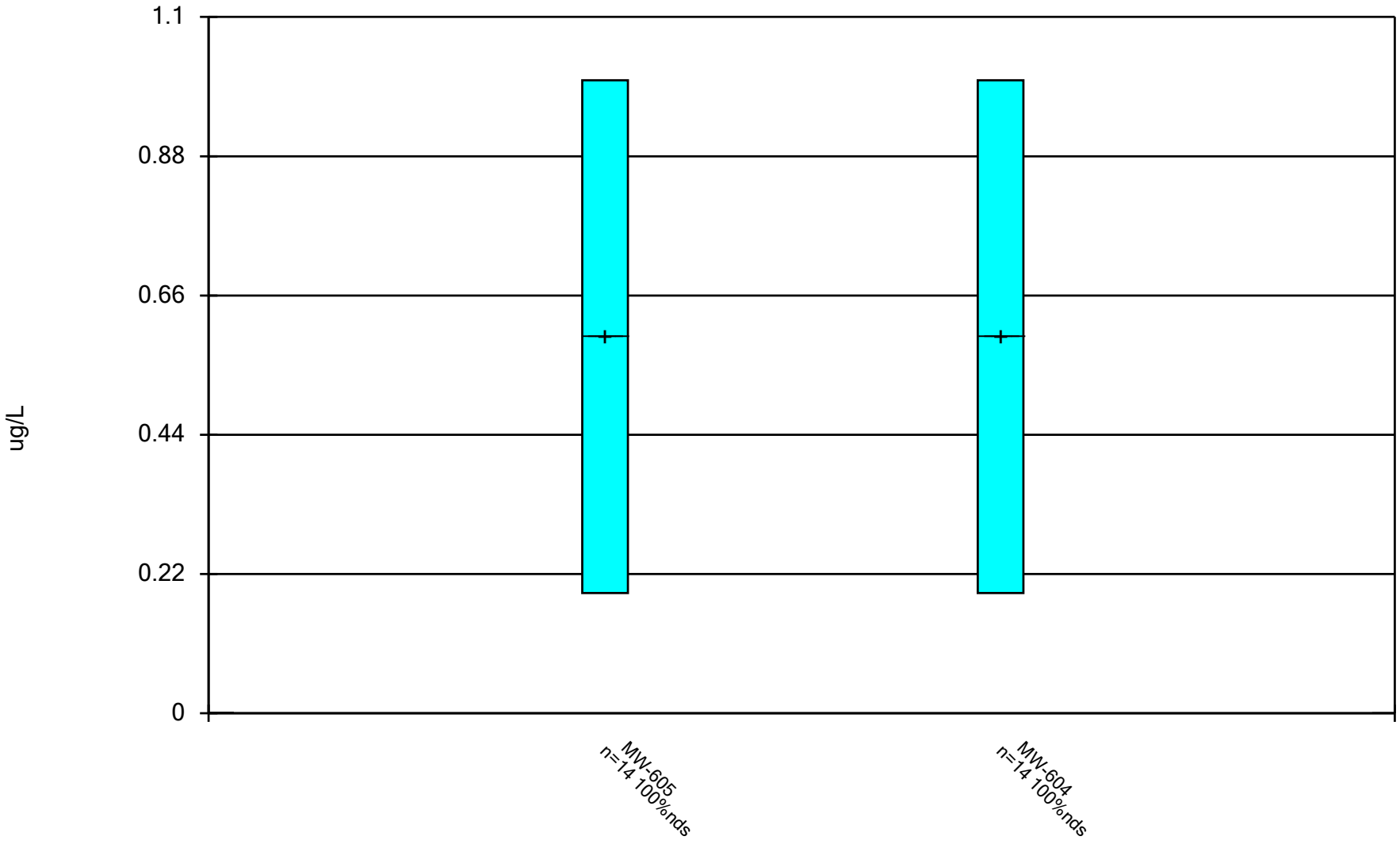

Constituent: 1,1,1-Trichloroethane Analysis Run 12/17/2024 1:36 PM View: All Wells - Appendix I VOCs
DMASWA Data: DMASWA Database_Updated

Sanitas™ v.10.0.15 Software licensed to HDR, Inc. UG

Box & Whiskers Plot

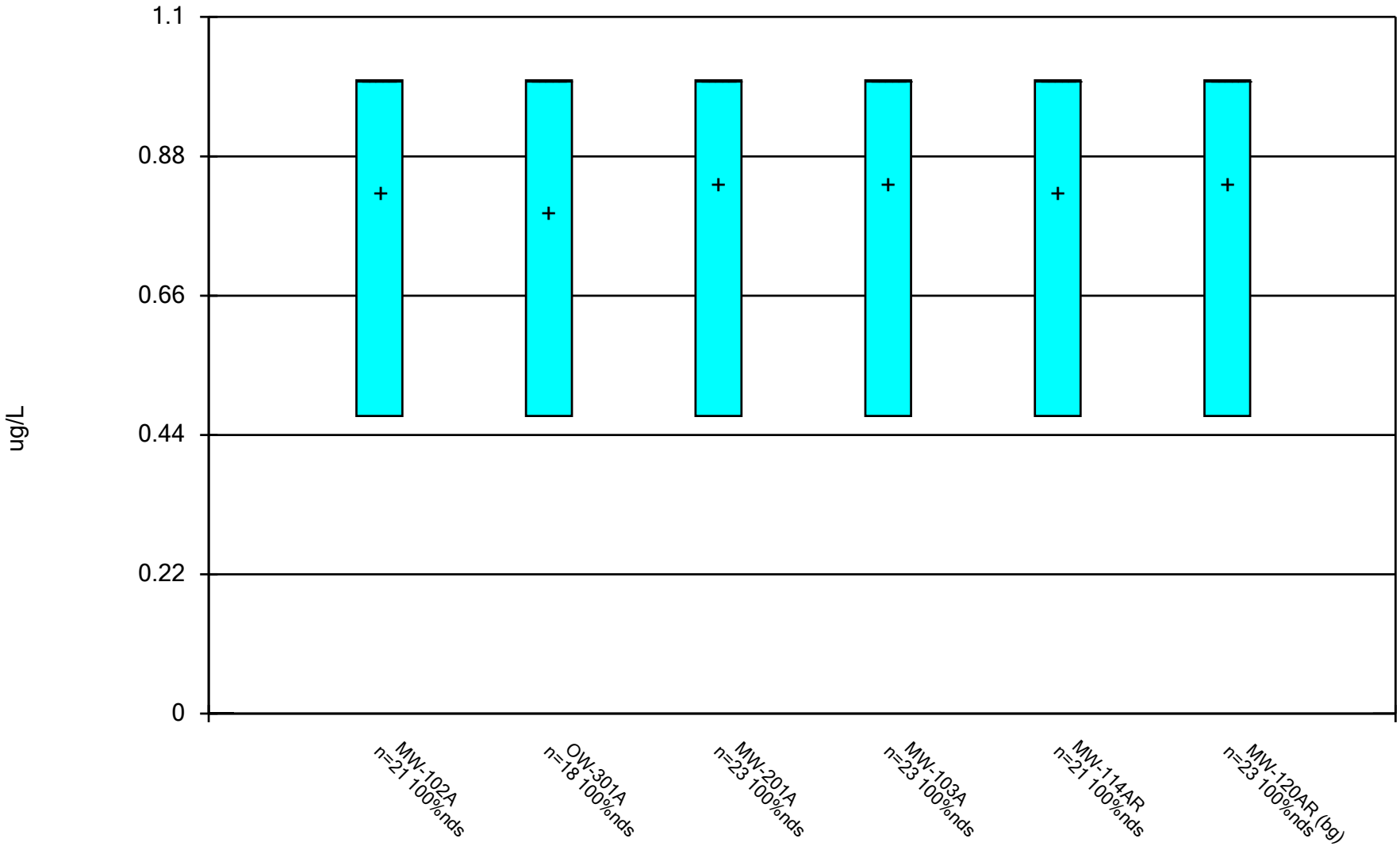

Constituent: 1,1,2,2-Tetrachloroethane Analysis Run 12/17/2024 1:36 PM View: All Wells - Appendix I VO DMASWA Data: DMASWA Database_Updated

Box & Whiskers Plot

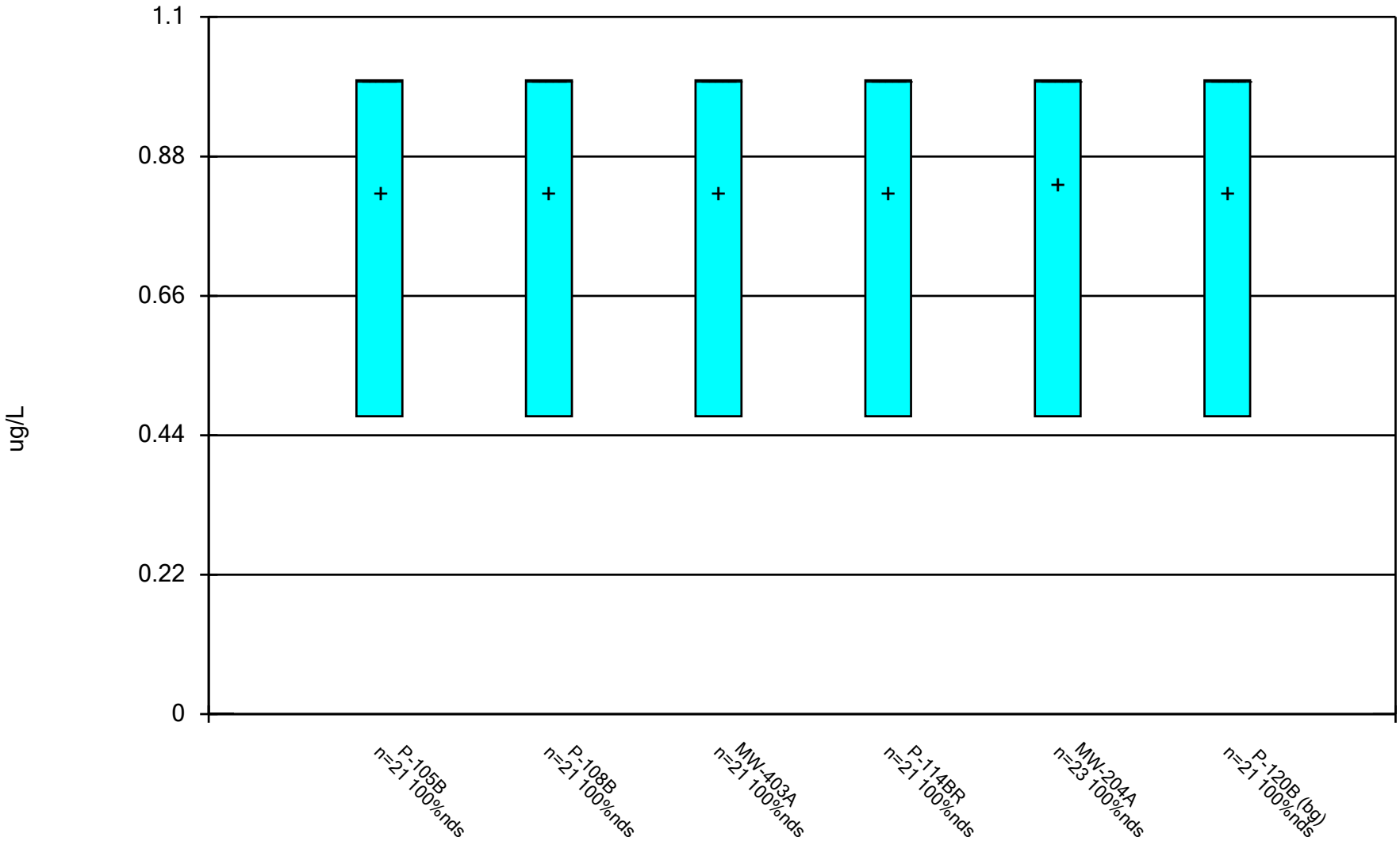

Constituent: 1,1,2,2-Tetrachloroethane Analysis Run 12/17/2024 1:36 PM View: All Wells - Appendix I VO DMASWA Data: DMASWA Database_Updated

Sanitas™ v.10.0.15 Software licensed to HDR, Inc. UG

Box & Whiskers Plot

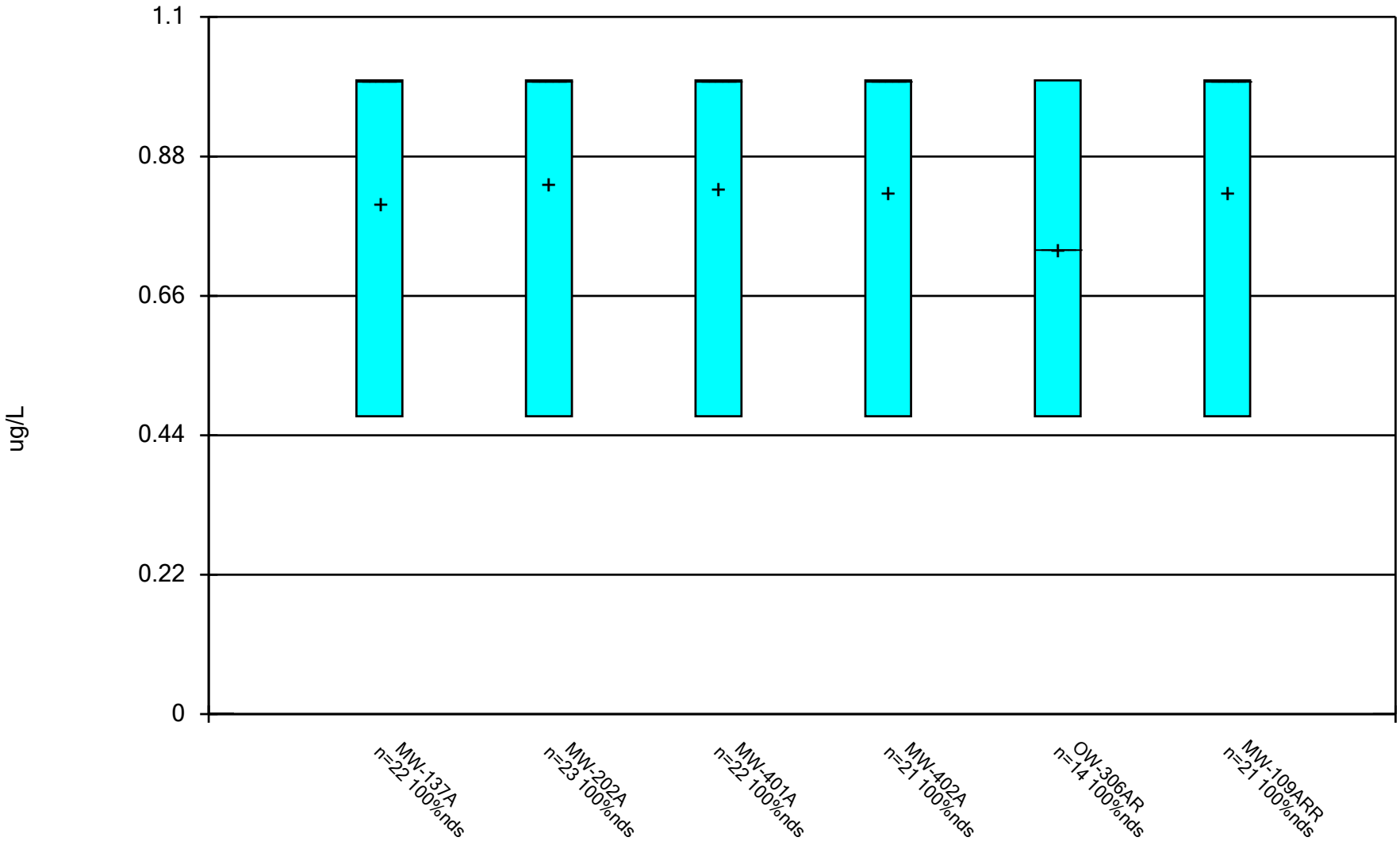

Constituent: 1,1,2,2-Tetrachloroethane Analysis Run 12/17/2024 1:36 PM View: All Wells - Appendix I VO DMASWA Data: DMASWA Database_Updated

Sanitas™ v.10.0.15 Software licensed to HDR, Inc. UG

Box & Whiskers Plot

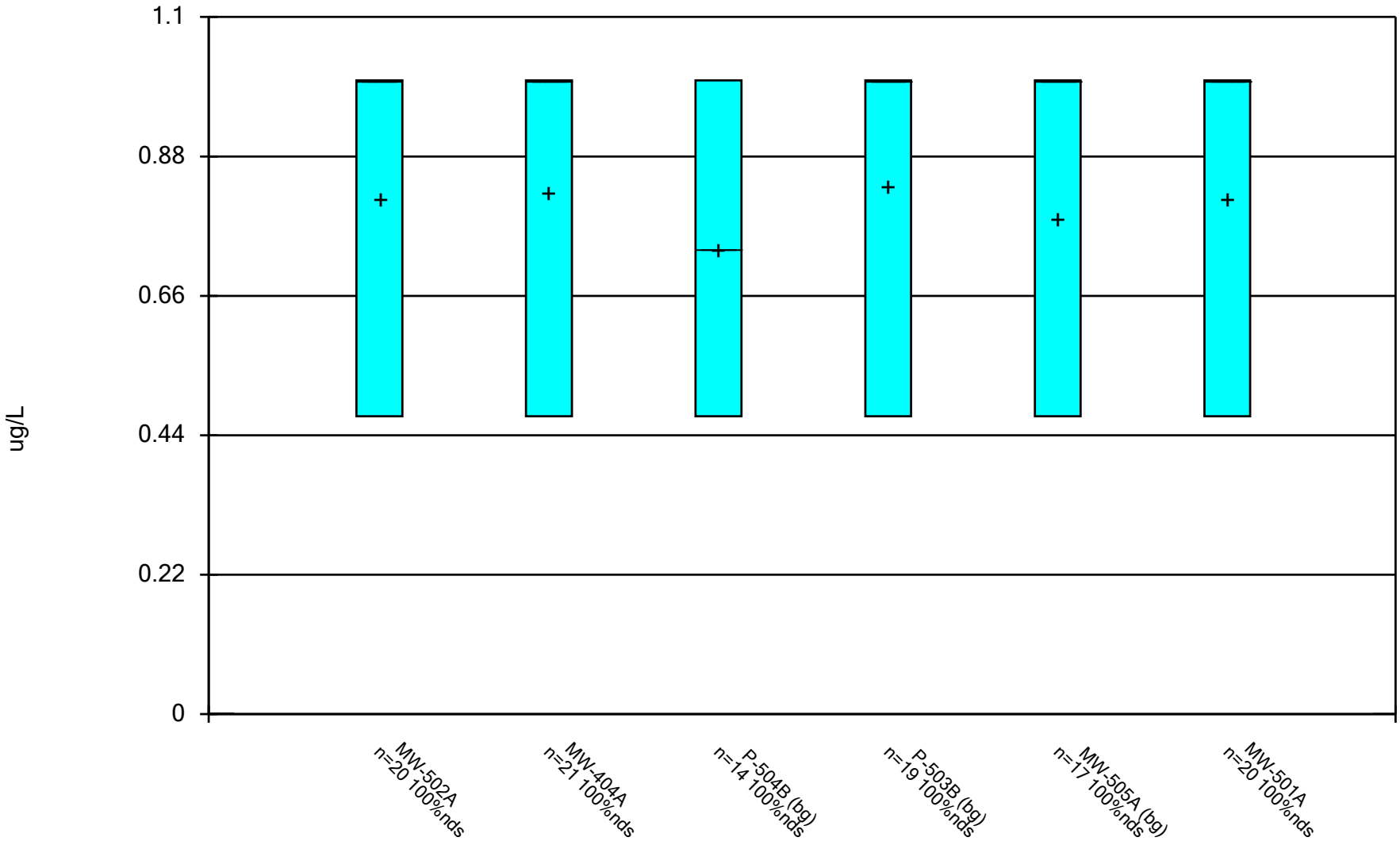

Constituent: 1,1,2,2-Tetrachloroethane Analysis Run 12/17/2024 1:36 PM View: All Wells - Appendix I VO DMASWA Data: DMASWA Database_Updated

Sanitas™ v.10.0.15 Software licensed to HDR, Inc. UG

Box & Whiskers Plot

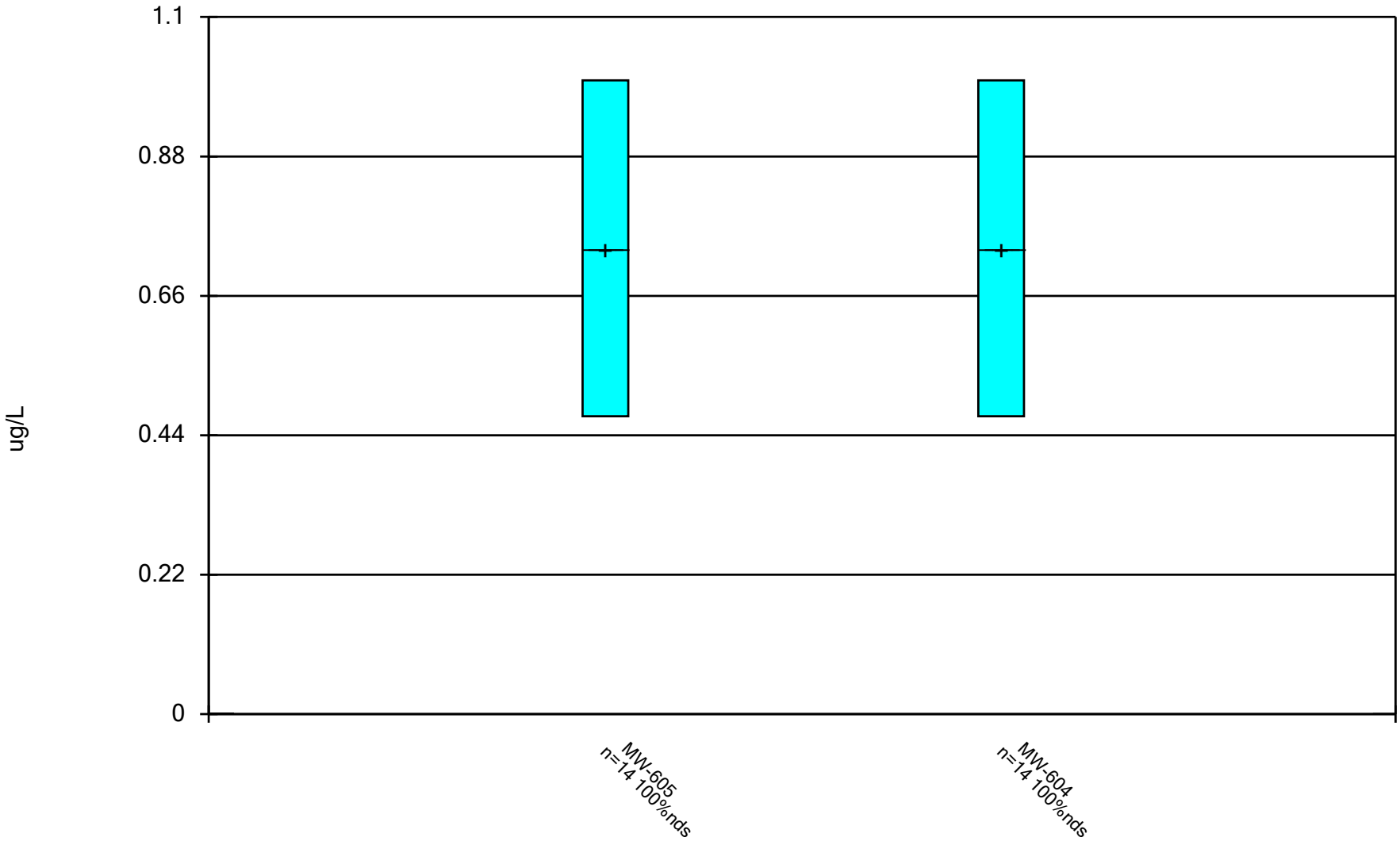

Constituent: 1,1,2,2-Tetrachloroethane Analysis Run 12/17/2024 1:36 PM View: All Wells - Appendix I VOC DMASWA Data: DMASWA Database_Updated

Sanitas™ v.10.0.15 Software licensed to HDR, Inc. UG

Box & Whiskers Plot

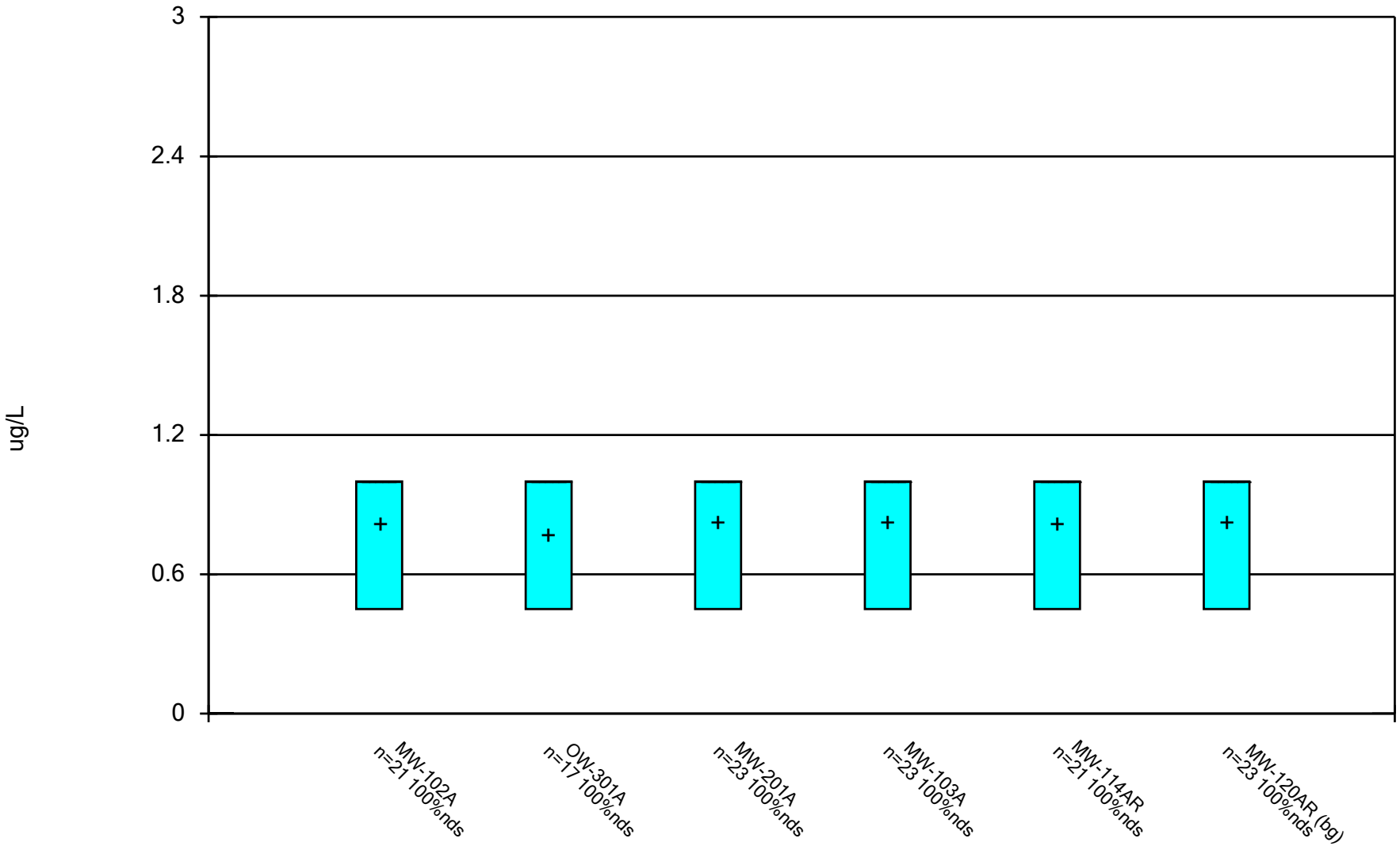

Constituent: 1,1,2-Trichloroethane Analysis Run 12/17/2024 1:36 PM View: All Wells - Appendix I VOCs
DMASWA Data: DMASWA Database_Updated

Box & Whiskers Plot

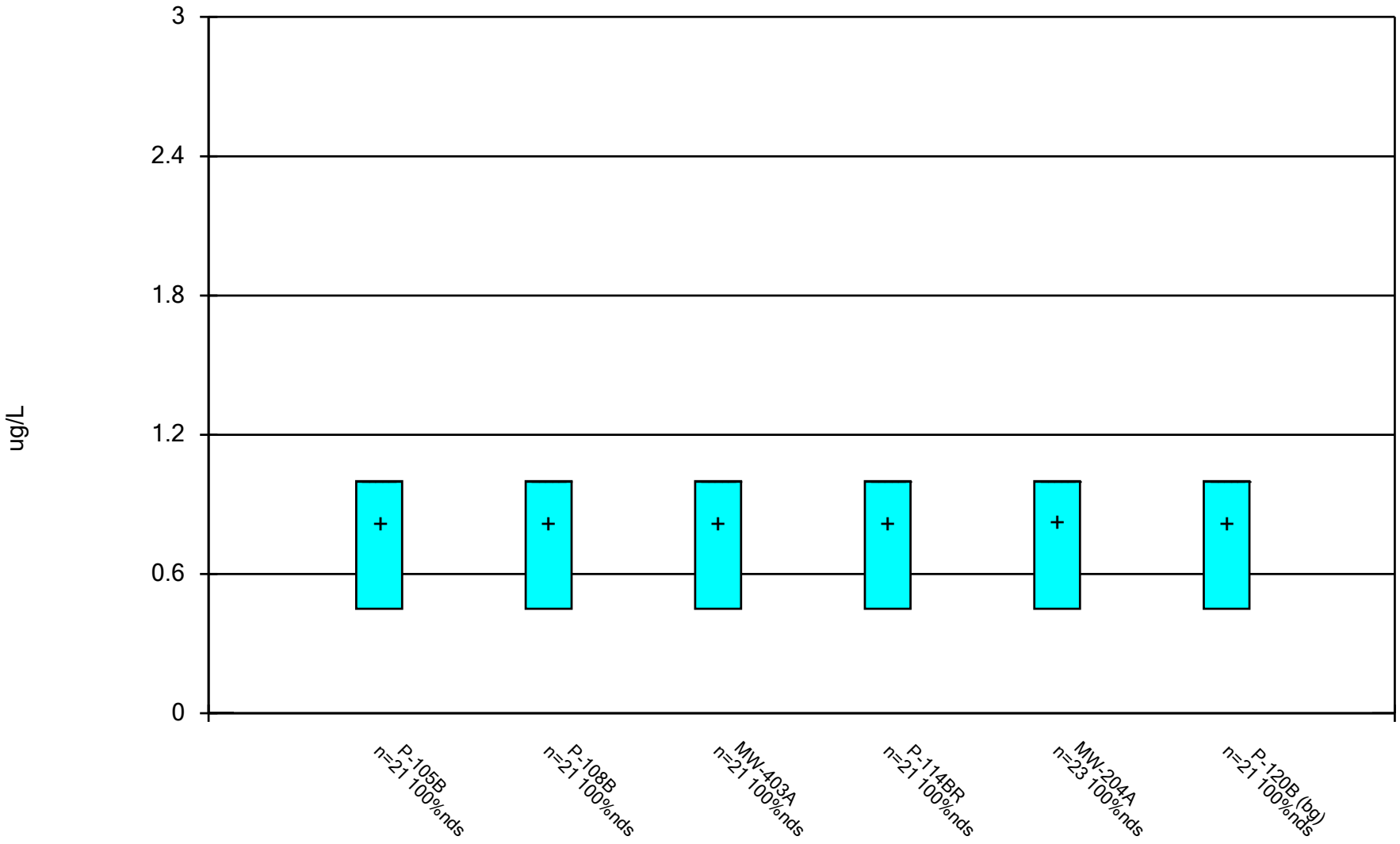

Constituent: 1,1,2-Trichloroethane Analysis Run 12/17/2024 1:36 PM View: All Wells - Appendix I VOCs

DMASWA Data: DMASWA Database_Updated

Sanitas™ v.10.0.15 Software licensed to HDR, Inc. UG

Box & Whiskers Plot

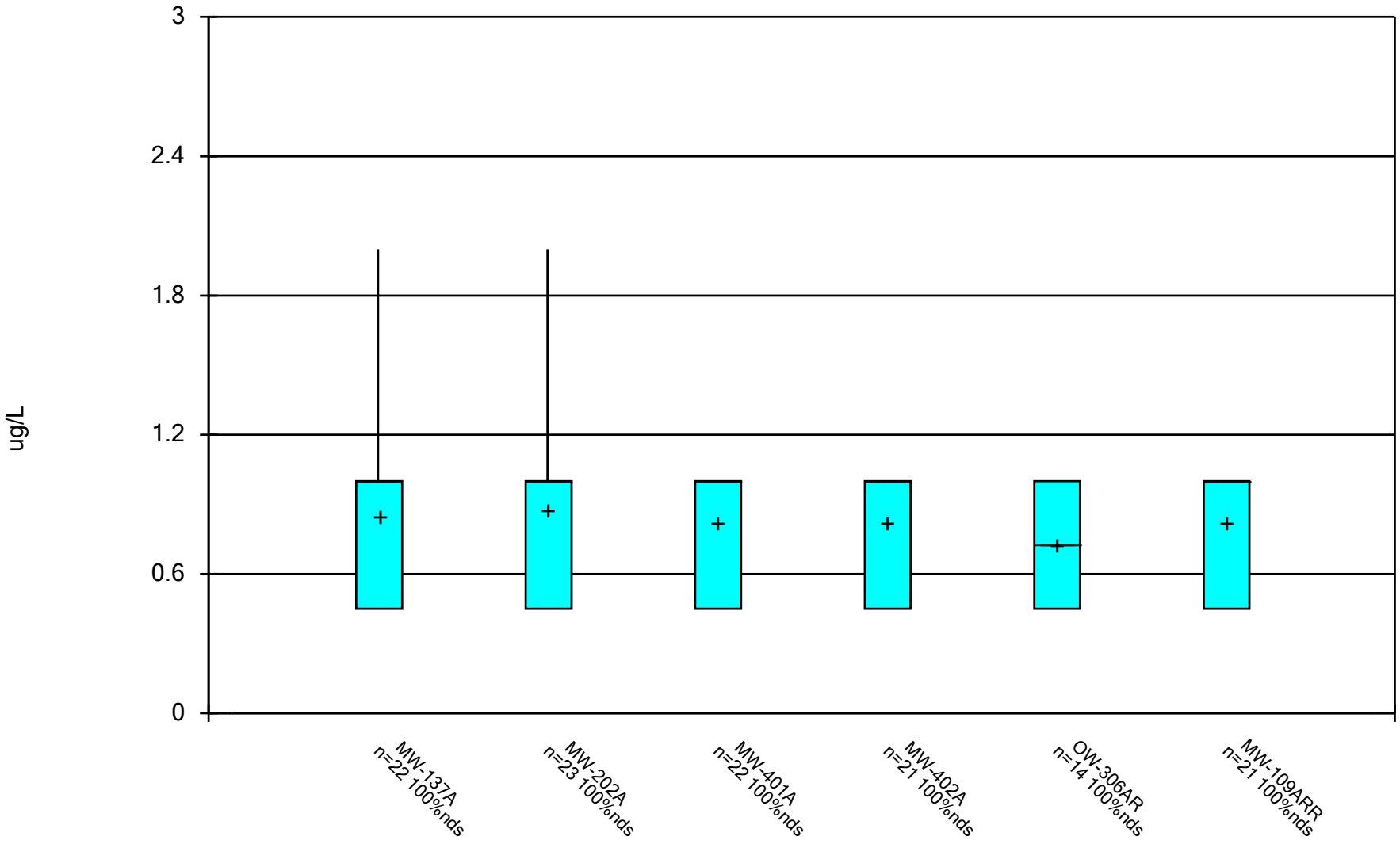

Constituent: 1,1,2-Trichloroethane Analysis Run 12/17/2024 1:36 PM View: All Wells - Appendix I VOCs

DMASWA Data: DMASWA Database_Updated

Sanitas™ v.10.0.15 Software licensed to HDR, Inc. UG

Box & Whiskers Plot

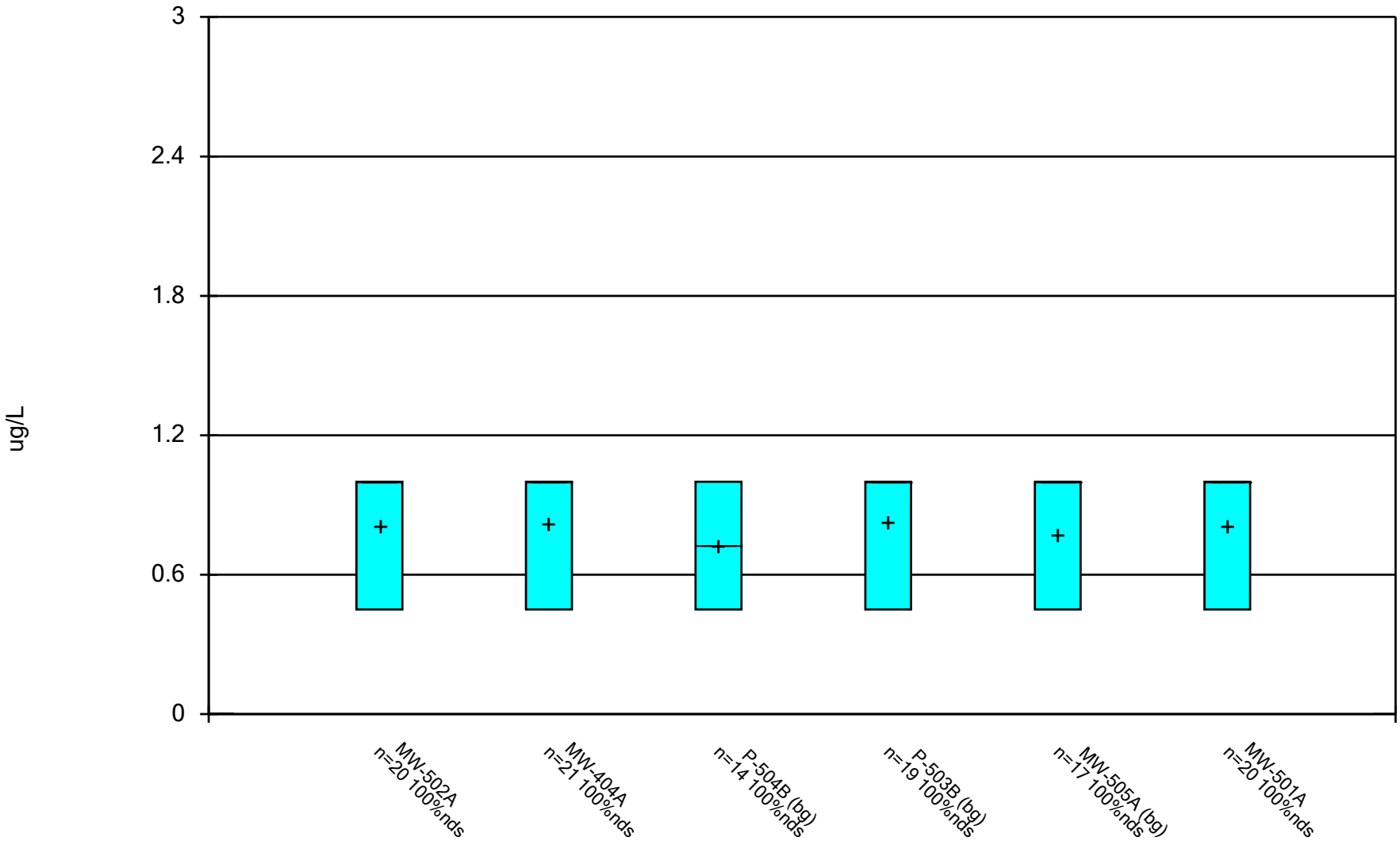

Constituent: 1,1,2-Trichloroethane Analysis Run 12/17/2024 1:36 PM View: All Wells - Appendix I VOCs

DMASWA Data: DMASWA Database_Updated

Sanitas™ v.10.0.15 Software licensed to HDR, Inc. UG

Box & Whiskers Plot

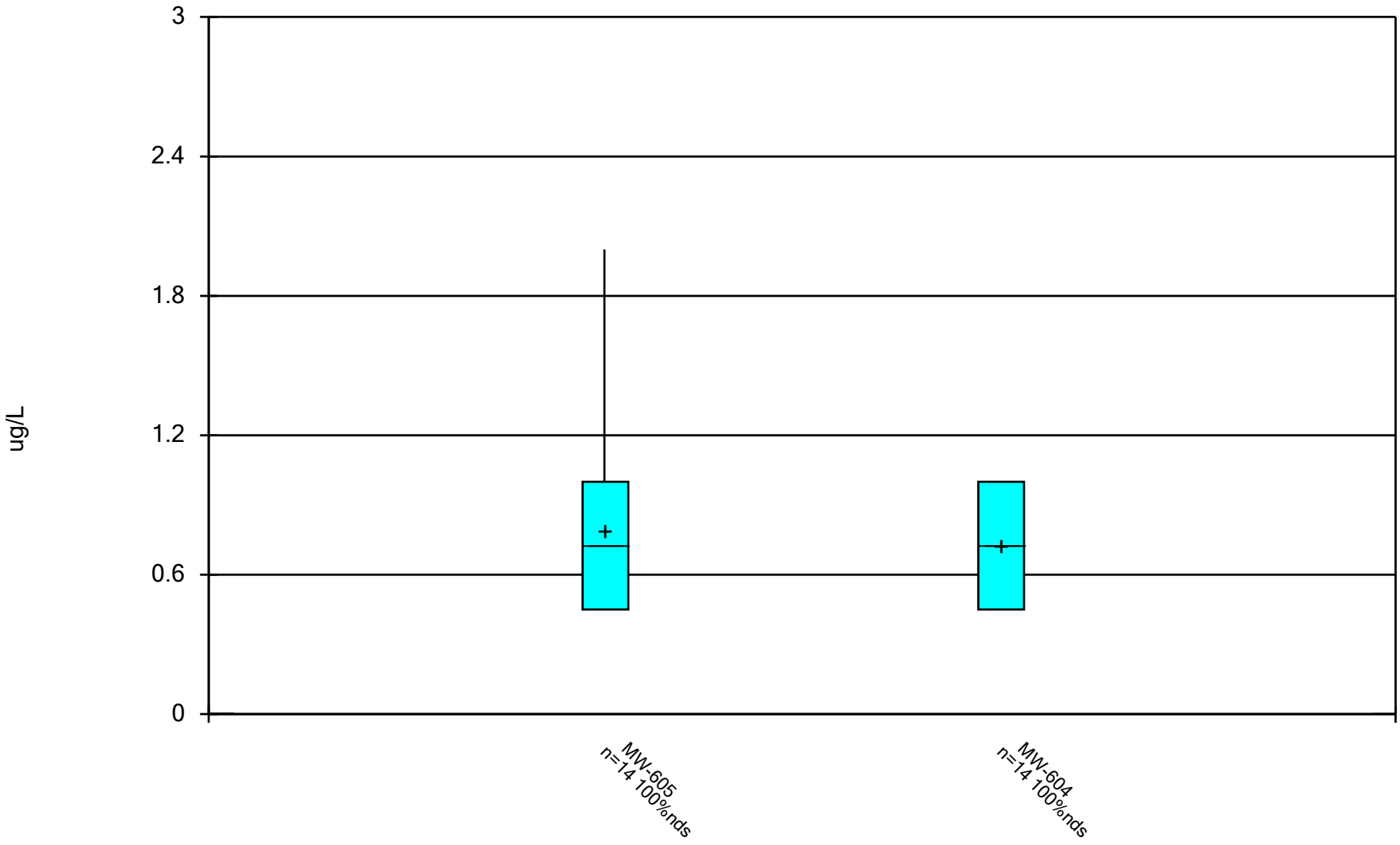

Constituent: 1,1,2-Trichloroethane Analysis Run 12/17/2024 1:36 PM View: All Wells - Appendix I VOCs
DMASWA Data: DMASWA Database_Updated

Sanitas™ v.10.0.15 Software licensed to HDR, Inc. UG

Box & Whiskers Plot

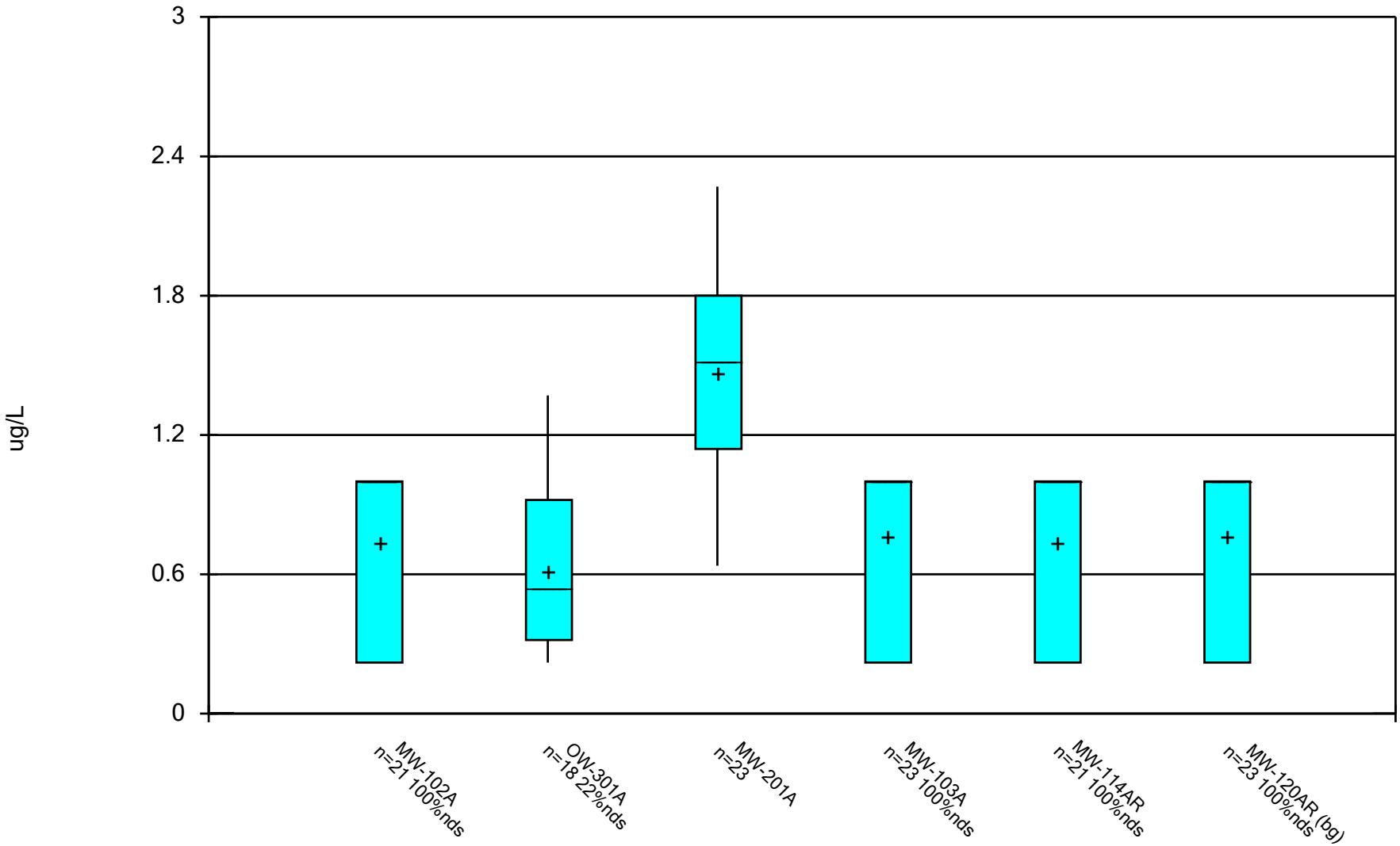

Constituent: 1,1-Dichloroethane Analysis Run 12/17/2024 1:36 PM View: All Wells - Appendix I VOCs

DMASWA Data: DMASWA Database_Updated

Sanitas™ v.10.0.15 Software licensed to HDR, Inc. UG

Box & Whiskers Plot

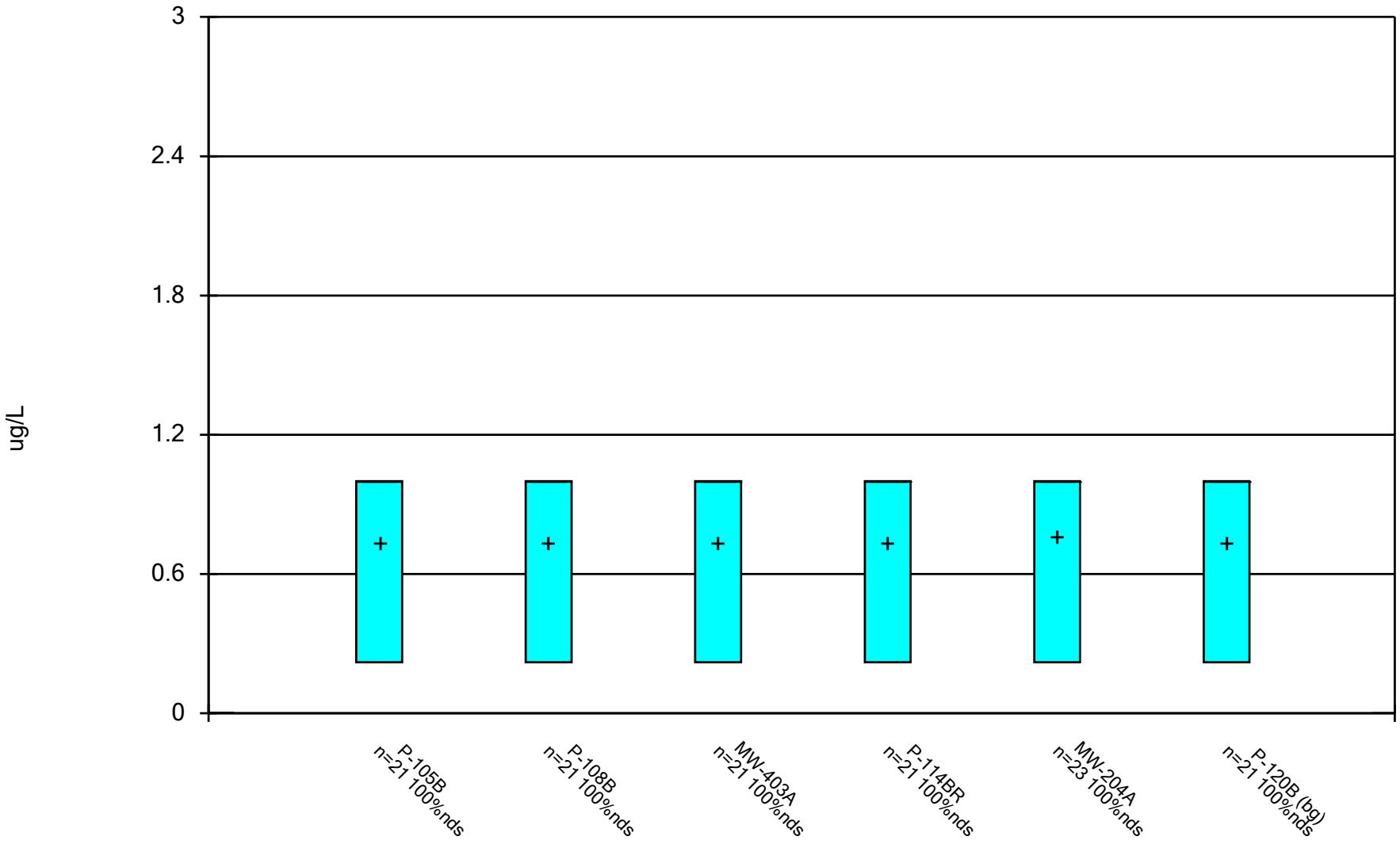

Constituent: 1,1-Dichloroethane Analysis Run 12/17/2024 1:36 PM View: All Wells - Appendix I VOCs

DMASWA Data: DMASWA Database_Updated

Sanitas™ v.10.0.15 Software licensed to HDR, Inc. UG

Box & Whiskers Plot

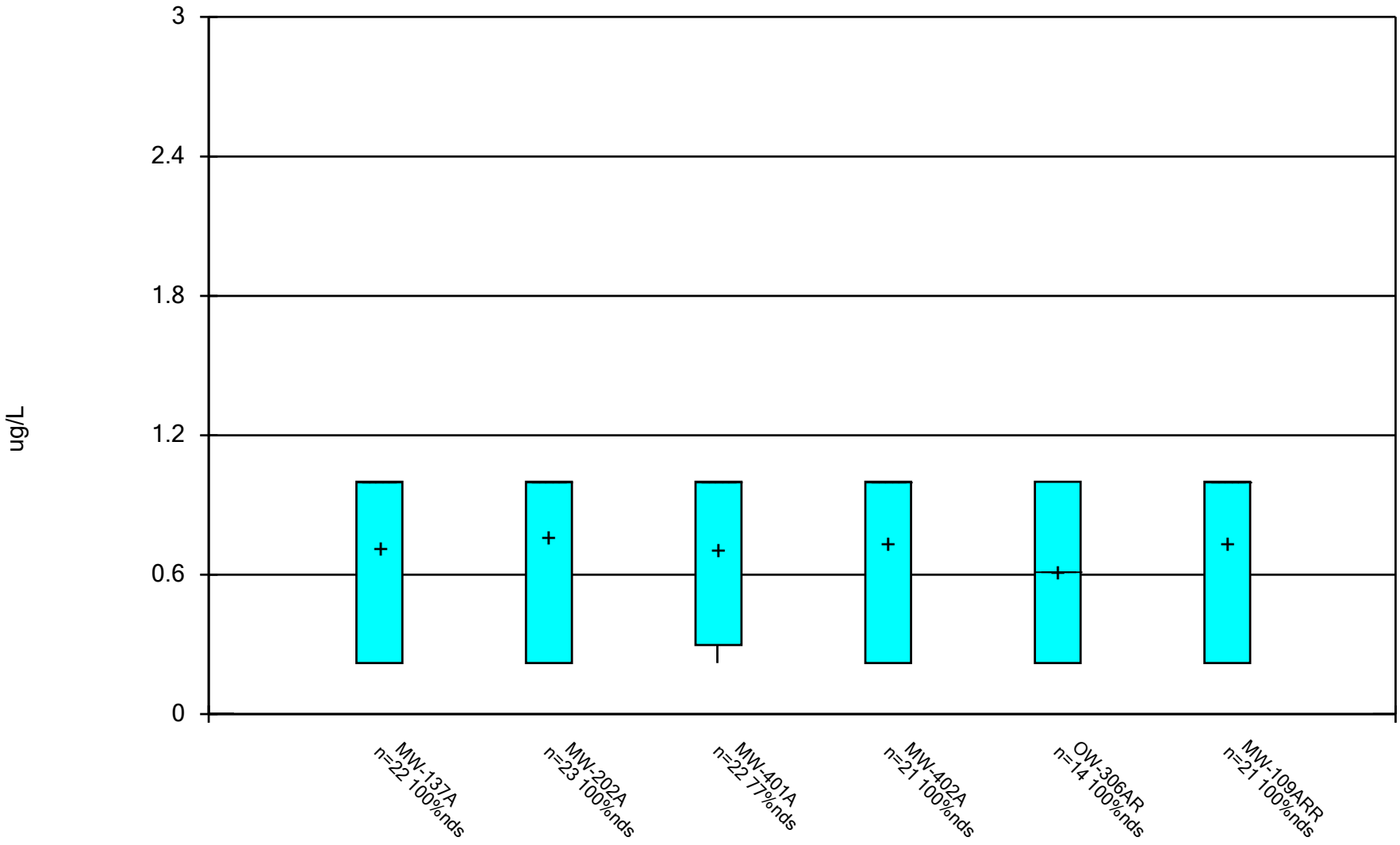

Constituent: 1,1-Dichloroethane Analysis Run 12/17/2024 1:36 PM View: All Wells - Appendix I VOCs

DMASWA Data: DMASWA Database_Updated

Sanitas™ v.10.0.15 Software licensed to HDR, Inc. UG

Box & Whiskers Plot

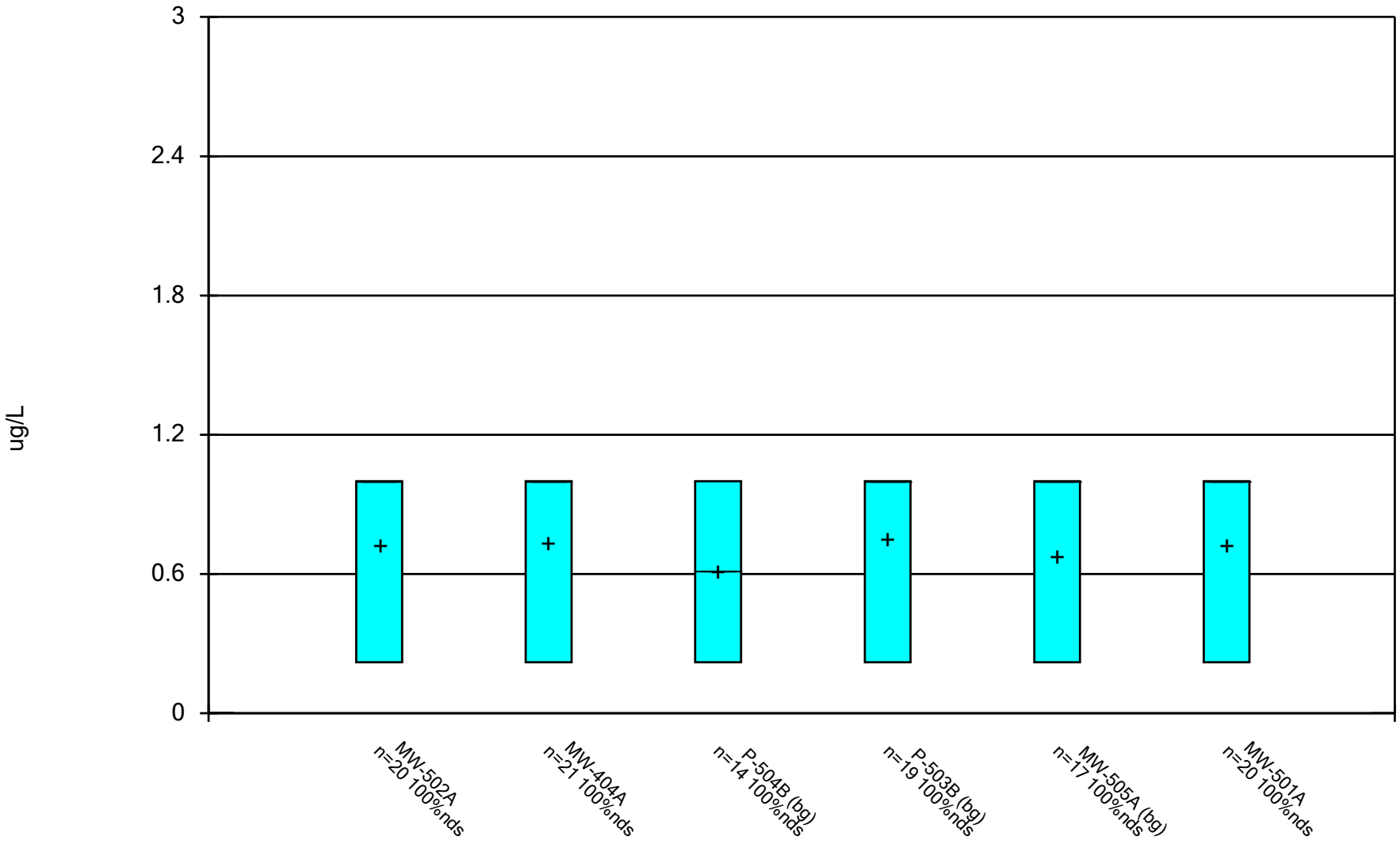

Constituent: 1,1-Dichloroethane Analysis Run 12/17/2024 1:36 PM View: All Wells - Appendix I VOCs

DMASWA Data: DMASWA Database_Updated

Sanitas™ v.10.0.15 Software licensed to HDR, Inc. UG

Box & Whiskers Plot

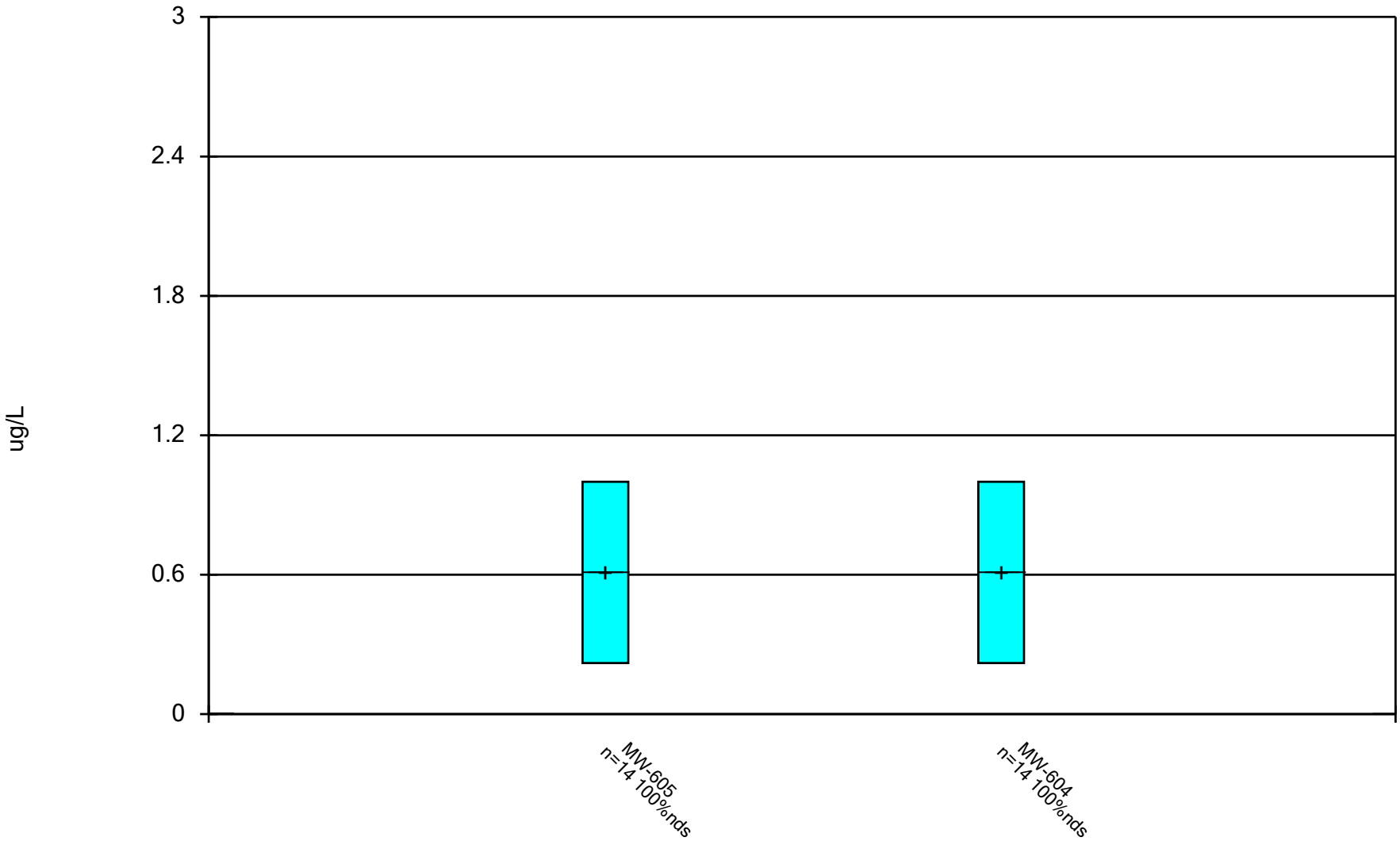

Constituent: 1,1-Dichloroethane Analysis Run 12/17/2024 1:36 PM View: All Wells - Appendix I VOCs DMASWA Data: DMASWA Database_Updated

Sanitas™ v.10.0.15 Software licensed to HDR, Inc. UG

Box & Whiskers Plot

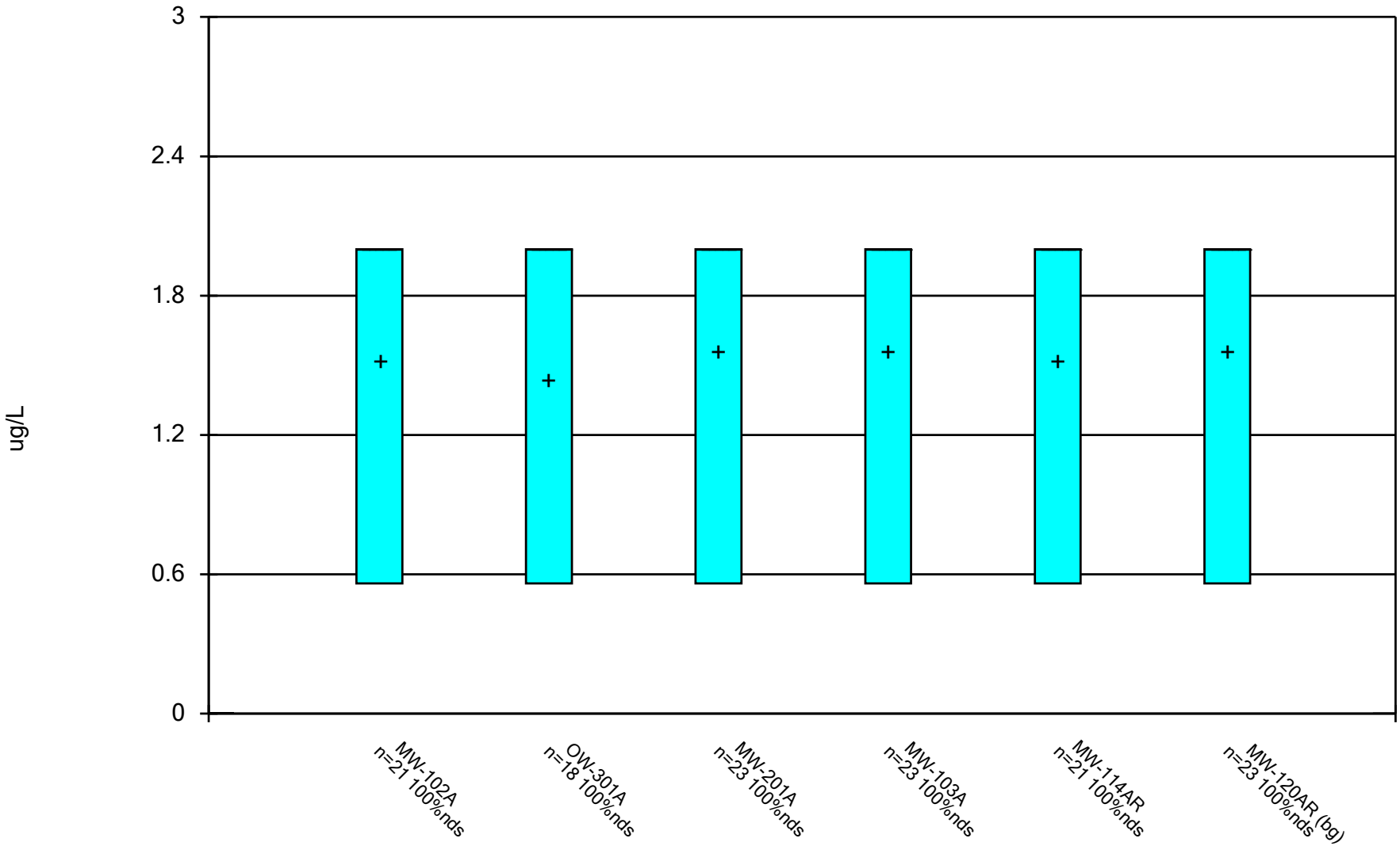

Constituent: 1,1-Dichloroethene Analysis Run 12/17/2024 1:36 PM View: All Wells - Appendix I VOCs

DMASWA Data: DMASWA Database_Updated

Sanitas™ v.10.0.15 Software licensed to HDR, Inc. UG

Box & Whiskers Plot

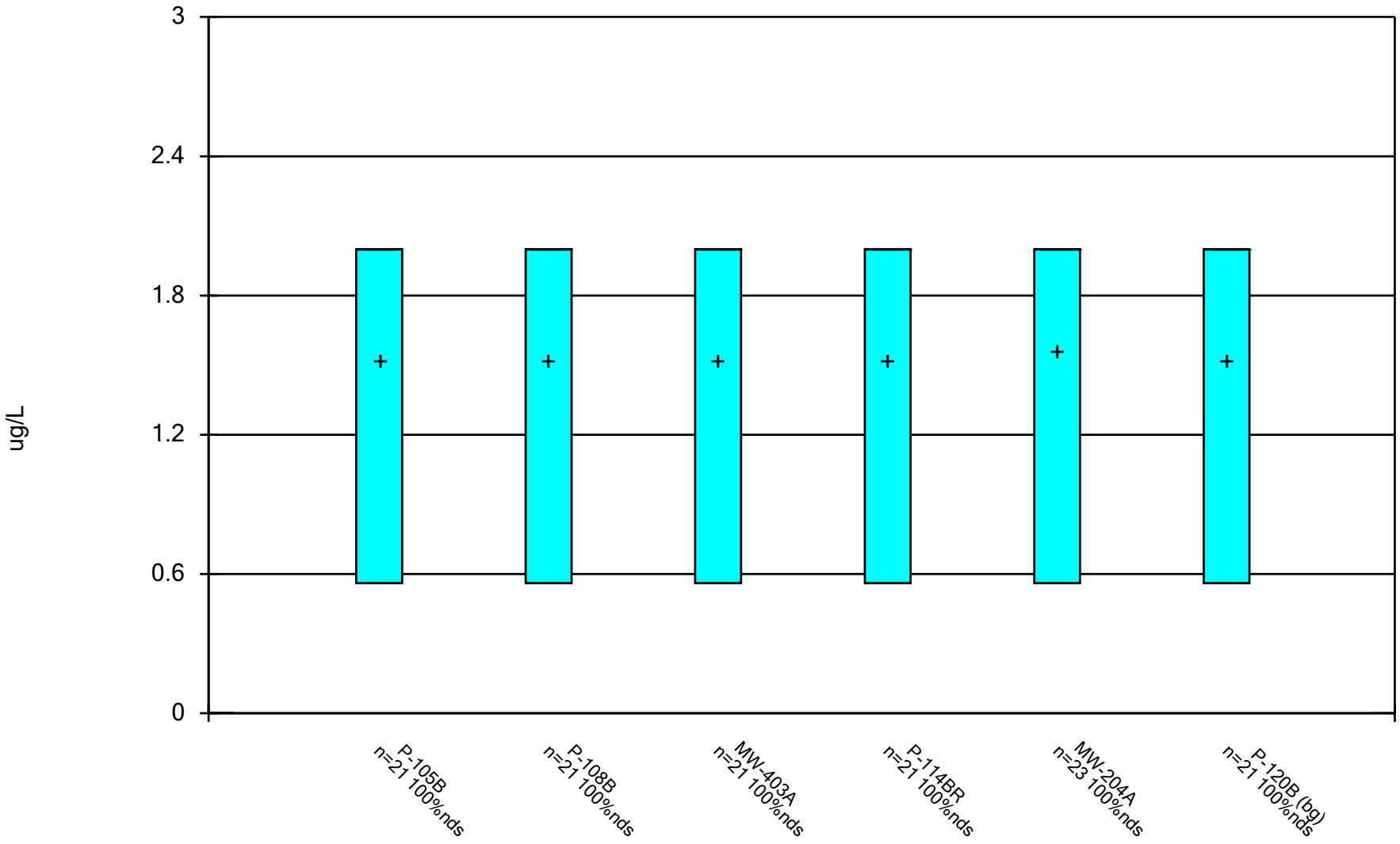

Constituent: 1,1-Dichloroethene Analysis Run 12/17/2024 1:36 PM View: All Wells - Appendix I VOCs

DMASWA Data: DMASWA Database_Updated

Sanitas™ v.10.0.15 Software licensed to HDR, Inc. UG

Box & Whiskers Plot

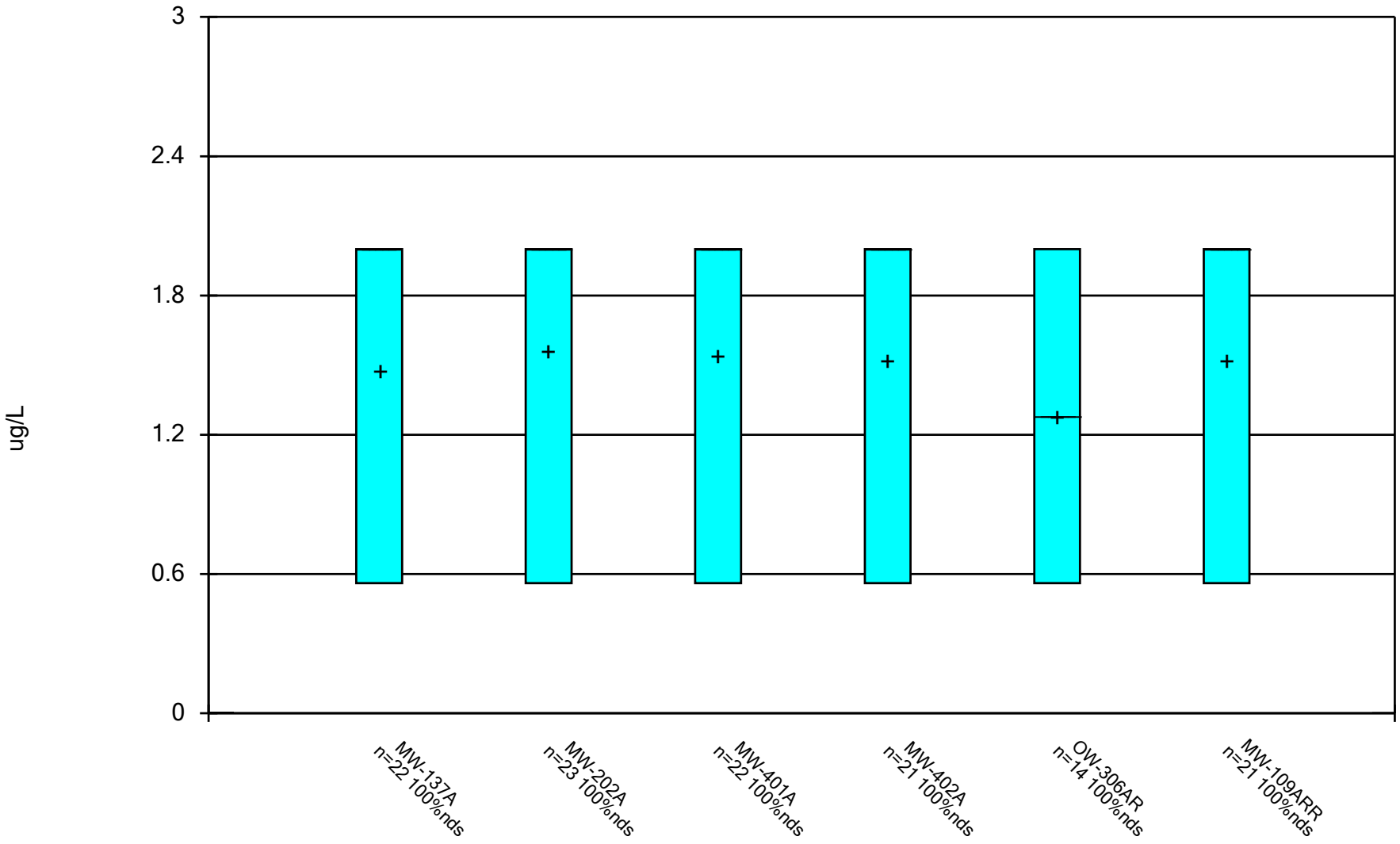

Constituent: 1,1-Dichloroethene Analysis Run 12/17/2024 1:36 PM View: All Wells - Appendix I VOCs DMASWA Data: DMASWA Database_Updated

Sanitas™ v.10.0.15 Software licensed to HDR, Inc. UG

Box & Whiskers Plot

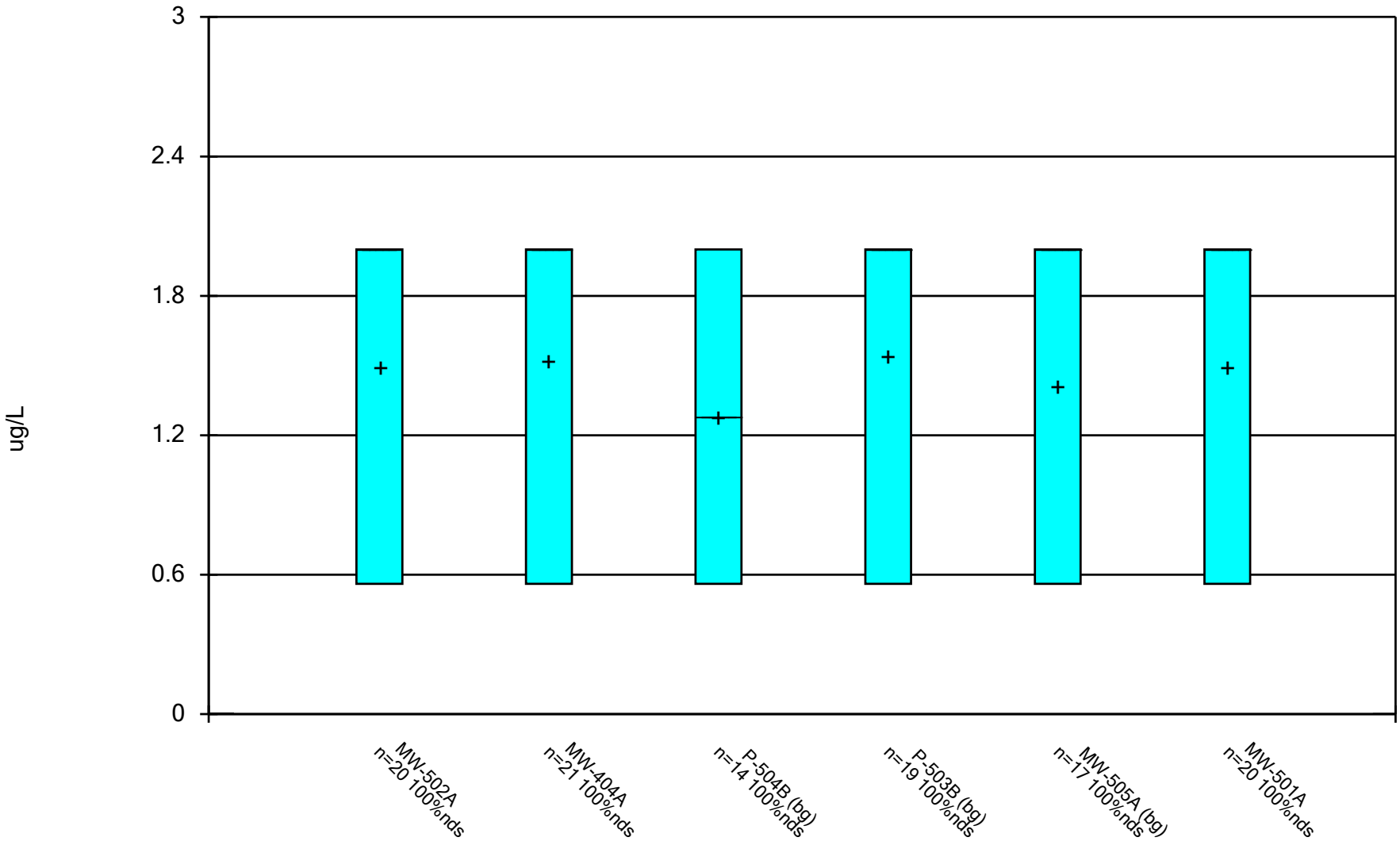

Constituent: 1,1-Dichloroethene Analysis Run 12/17/2024 1:36 PM View: All Wells - Appendix I VOCs

DMASWA Data: DMASWA Database_Updated

Sanitas™ v.10.0.15 Software licensed to HDR, Inc. UG

Box & Whiskers Plot

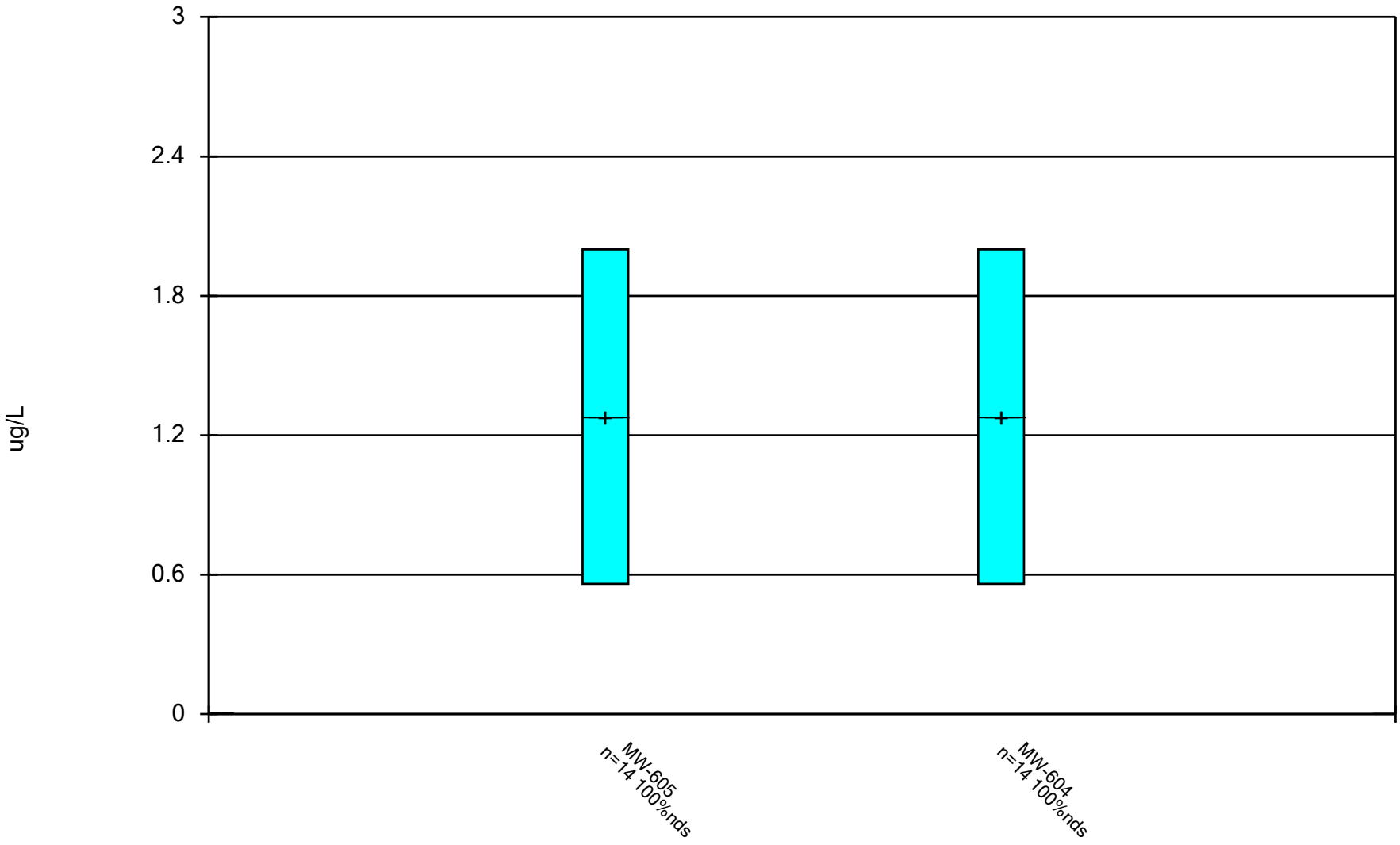

Constituent: 1,1-Dichloroethene Analysis Run 12/17/2024 1:36 PM View: All Wells - Appendix I VOCs DMASWA Data: DMASWA Database_Updated

Sanitas™ v.10.0.15 Software licensed to HDR, Inc. UG

Box & Whiskers Plot

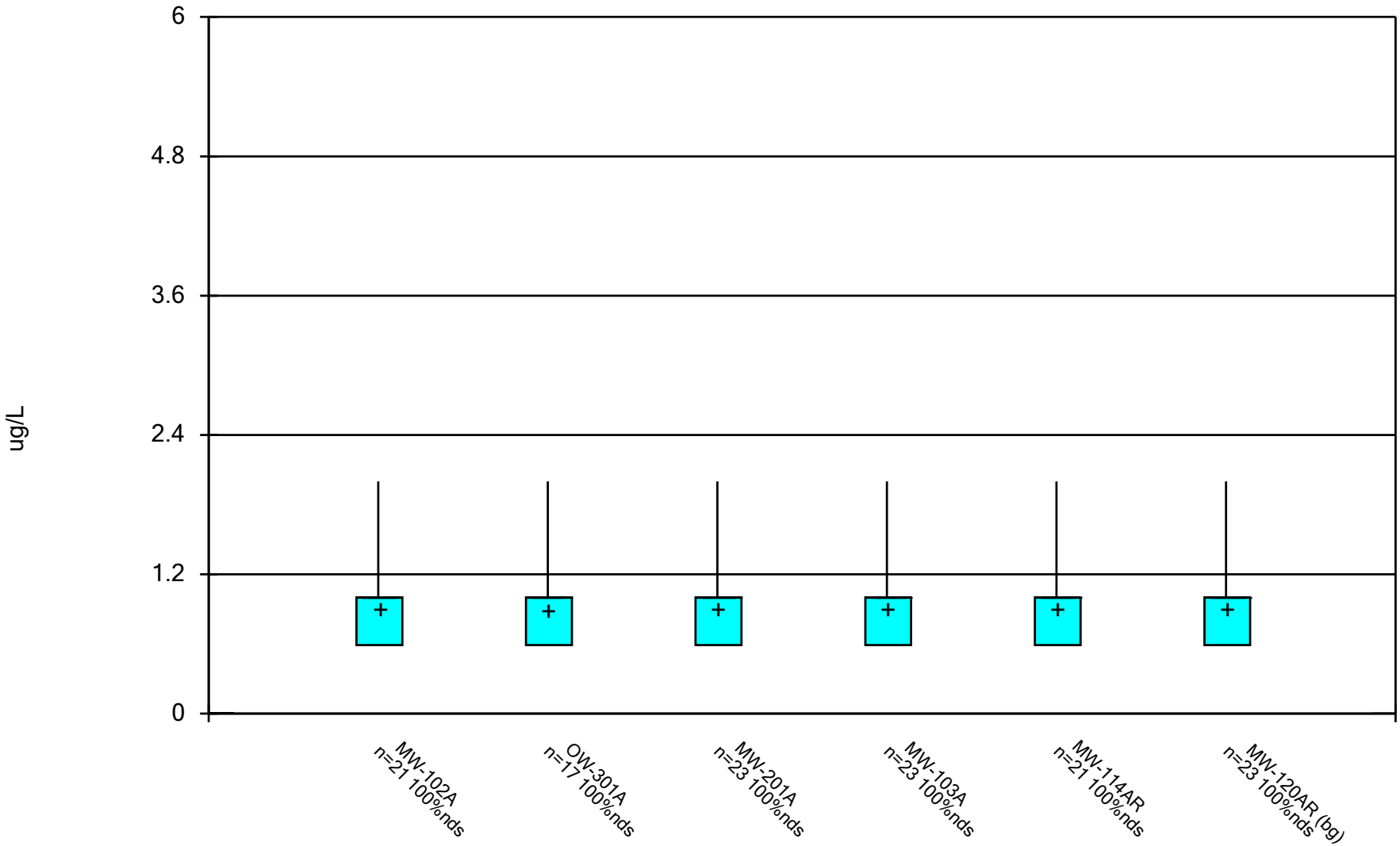

Constituent: 1,2,3-Trichloropropane Analysis Run 12/17/2024 1:36 PM View: All Wells - Appendix I VOCs

DMASWA Data: DMASWA Database_Updated

Sanitas™ v.10.0.15 Software licensed to HDR, Inc. UG

Box & Whiskers Plot

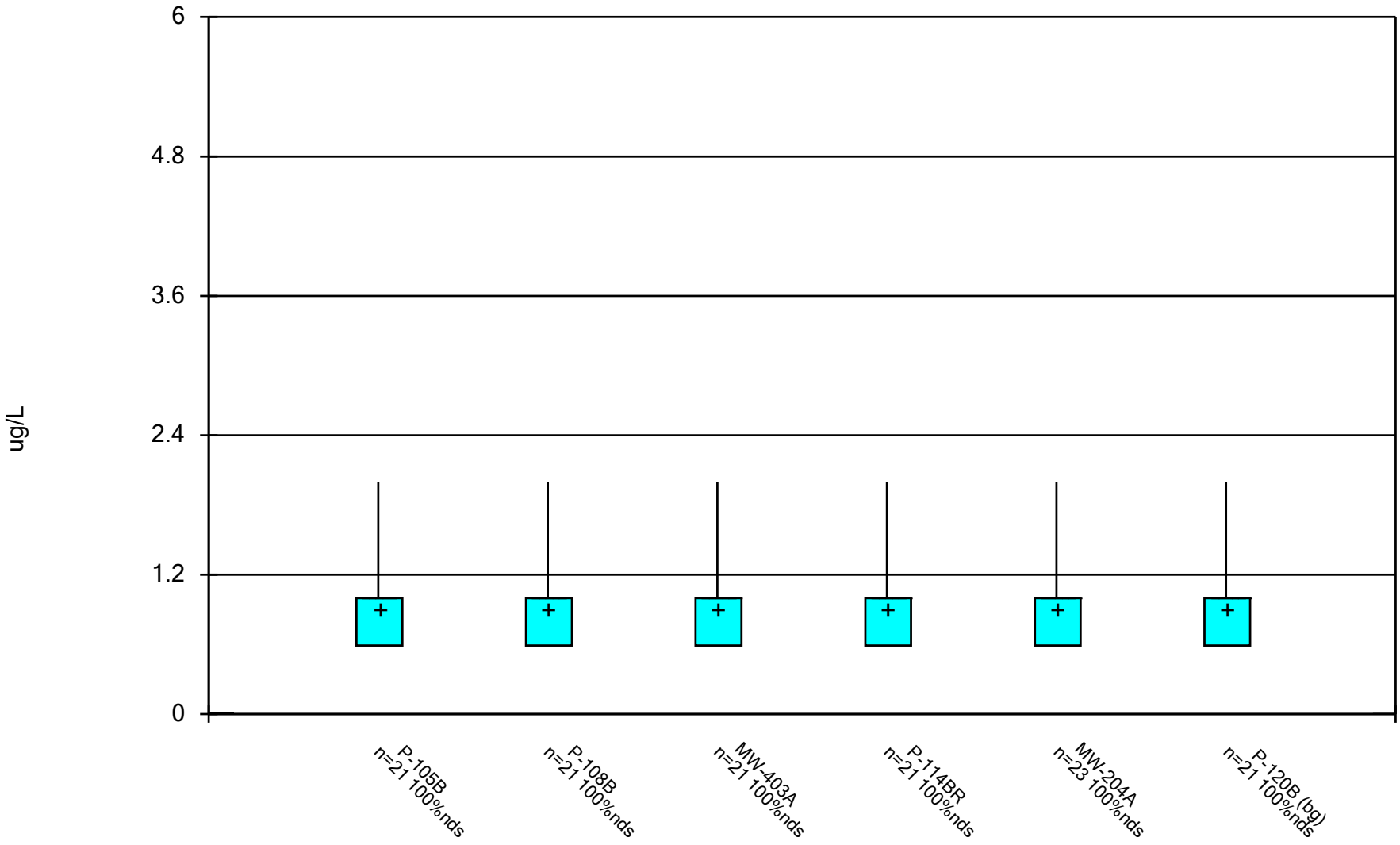

Constituent: 1,2,3-Trichloropropane Analysis Run 12/17/2024 1:36 PM View: All Wells - Appendix I VOCs

DMASWA Data: DMASWA Database_Updated

Sanitas™ v.10.0.15 Software licensed to HDR, Inc. UG

Box & Whiskers Plot

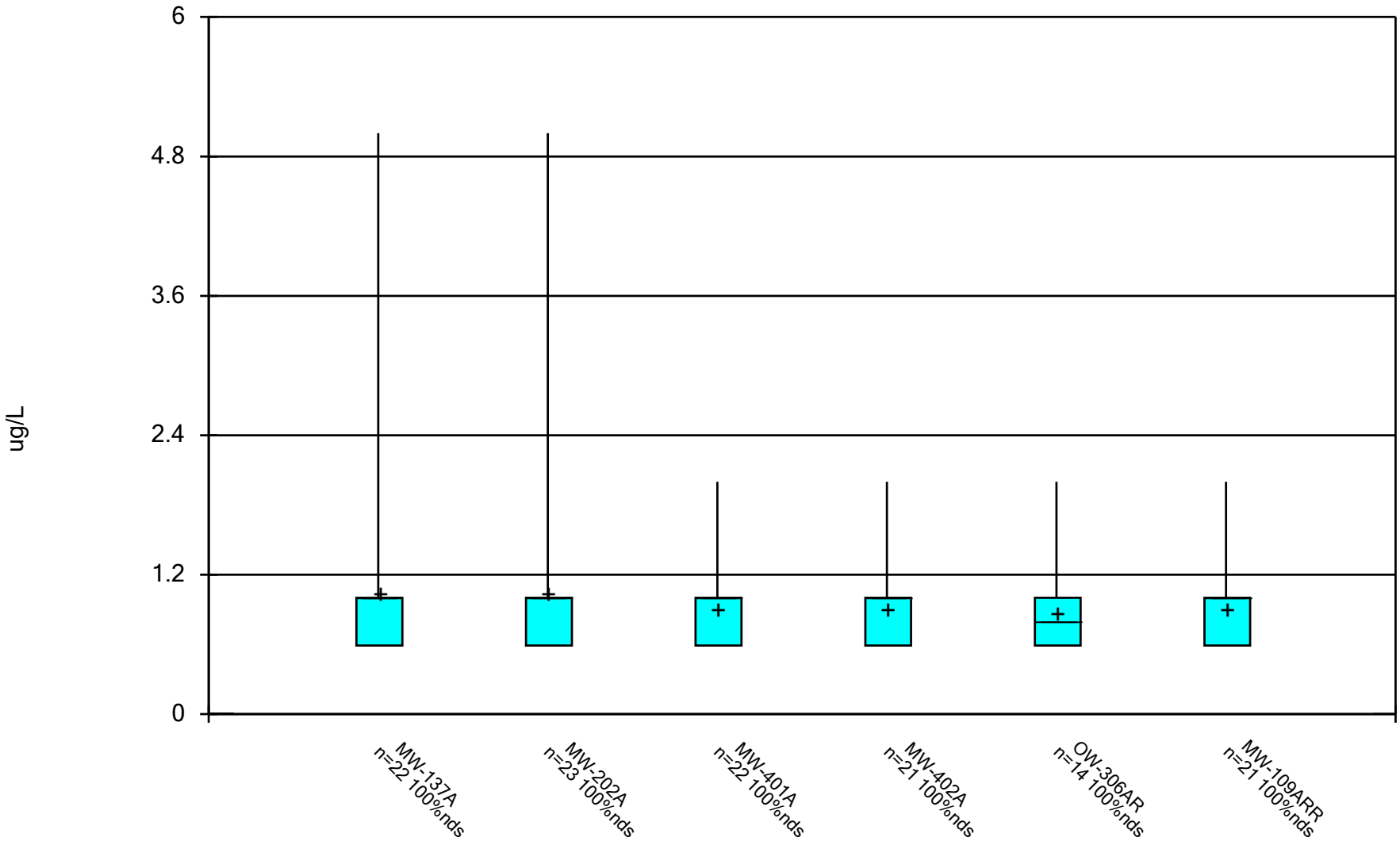

Constituent: 1,2,3-Trichloropropane Analysis Run 12/17/2024 1:36 PM View: All Wells - Appendix I VOCs

DMASWA Data: DMASWA Database_Updated

Sanitas™ v.10.0.15 Software licensed to HDR, Inc. UG

Box & Whiskers Plot

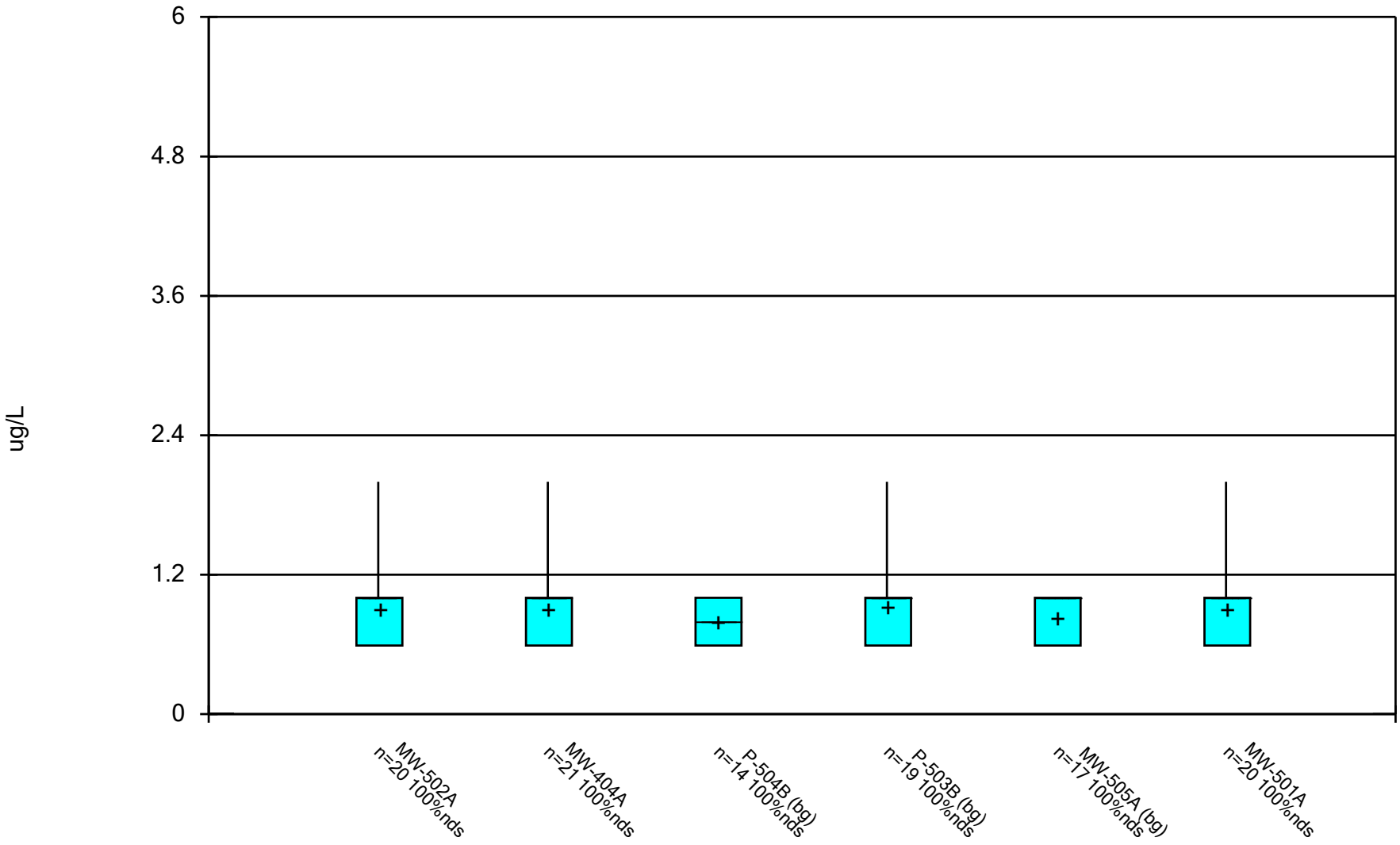

Constituent: 1,2,3-Trichloropropane Analysis Run 12/17/2024 1:36 PM View: All Wells - Appendix I VOCs

DMASWA Data: DMASWA Database_Updated

Box & Whiskers Plot

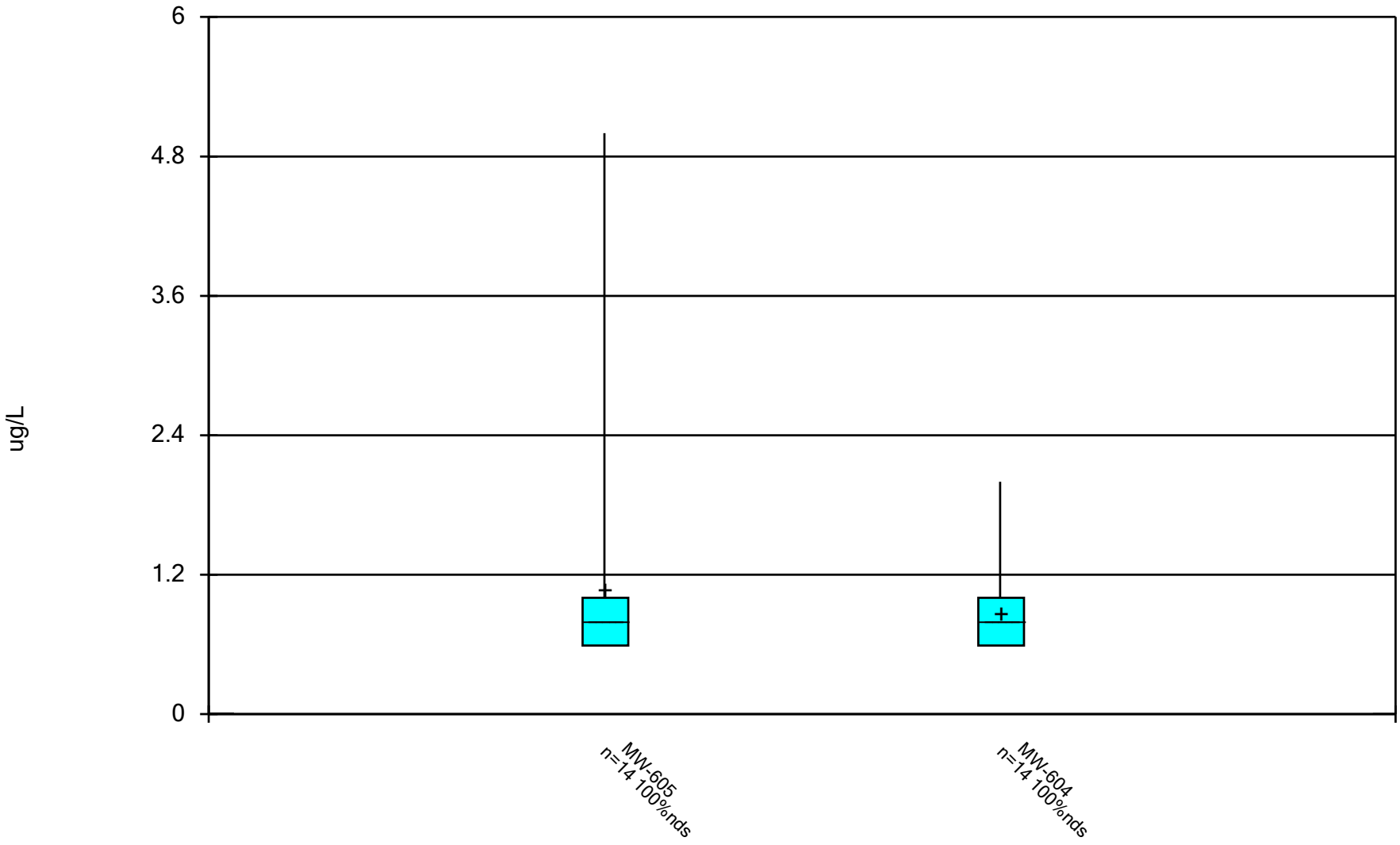

Constituent: 1,2,3-Trichloropropane Analysis Run 12/17/2024 1:36 PM View: All Wells - Appendix I VOCs
DMASWA Data: DMASWA Database_Updated

Box & Whiskers Plot

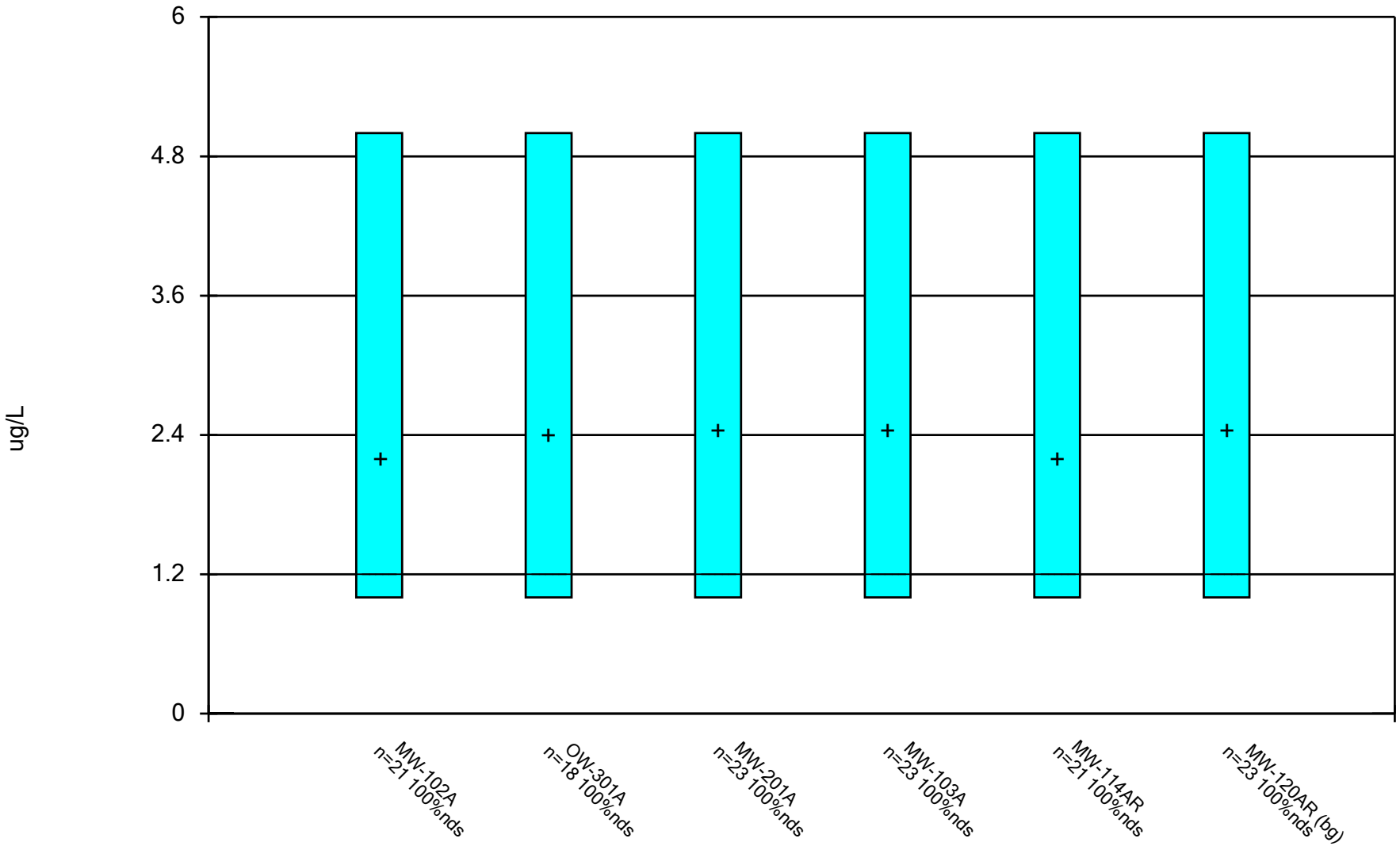

Constituent: 1,2-Dibromo-3-chloropropane Analysis Run 12/17/2024 1:36 PM View: All Wells - Appendix I

DMASWA Data: DMASWA Database_Updated

Box & Whiskers Plot

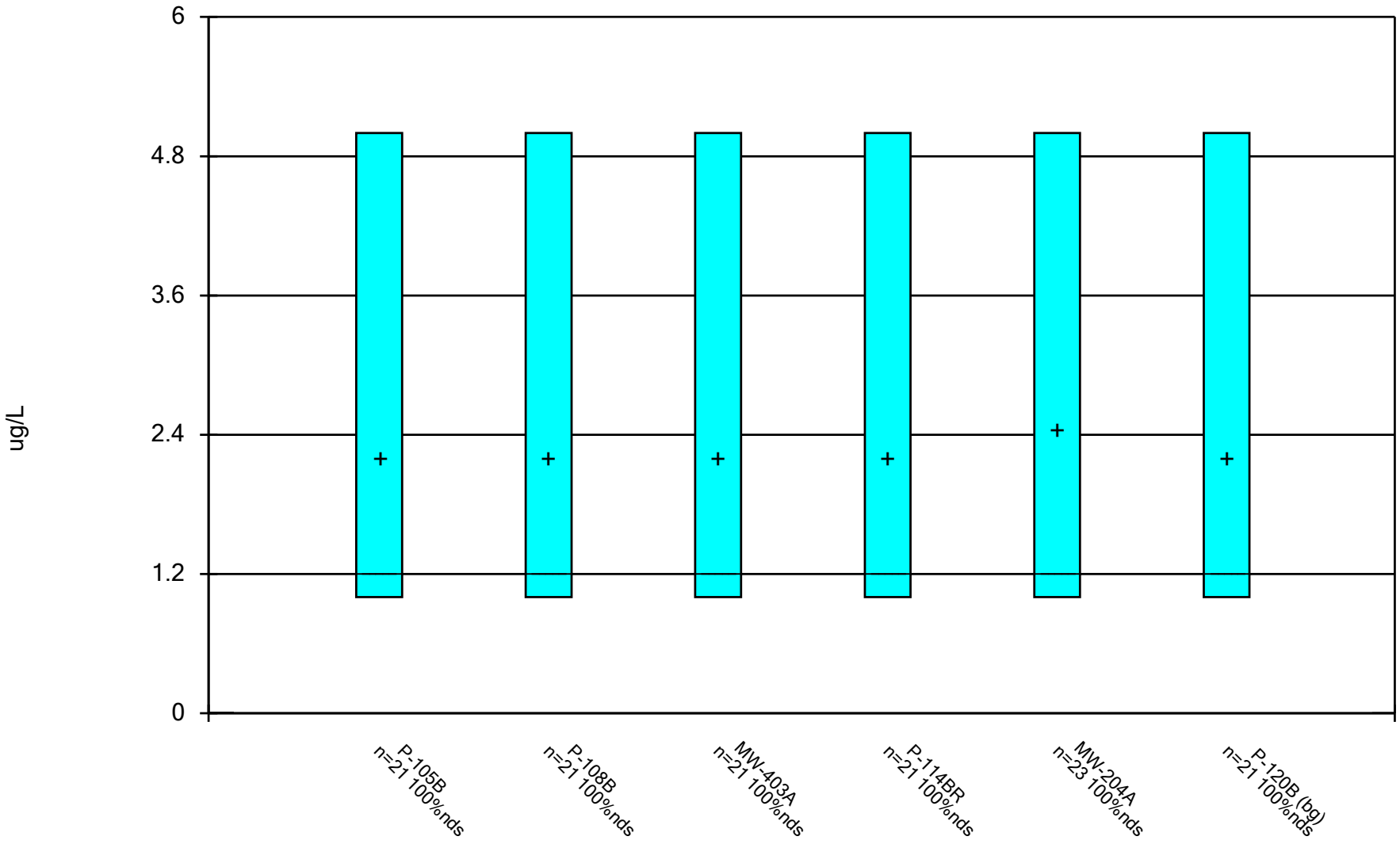

Constituent: 1,2-Dibromo-3-chloropropane Analysis Run 12/17/2024 1:36 PM View: All Wells - Appendix I

DMASWA Data: DMASWA Database_Updated

Sanitas™ v.10.0.15 Software licensed to HDR, Inc. UG

Box & Whiskers Plot

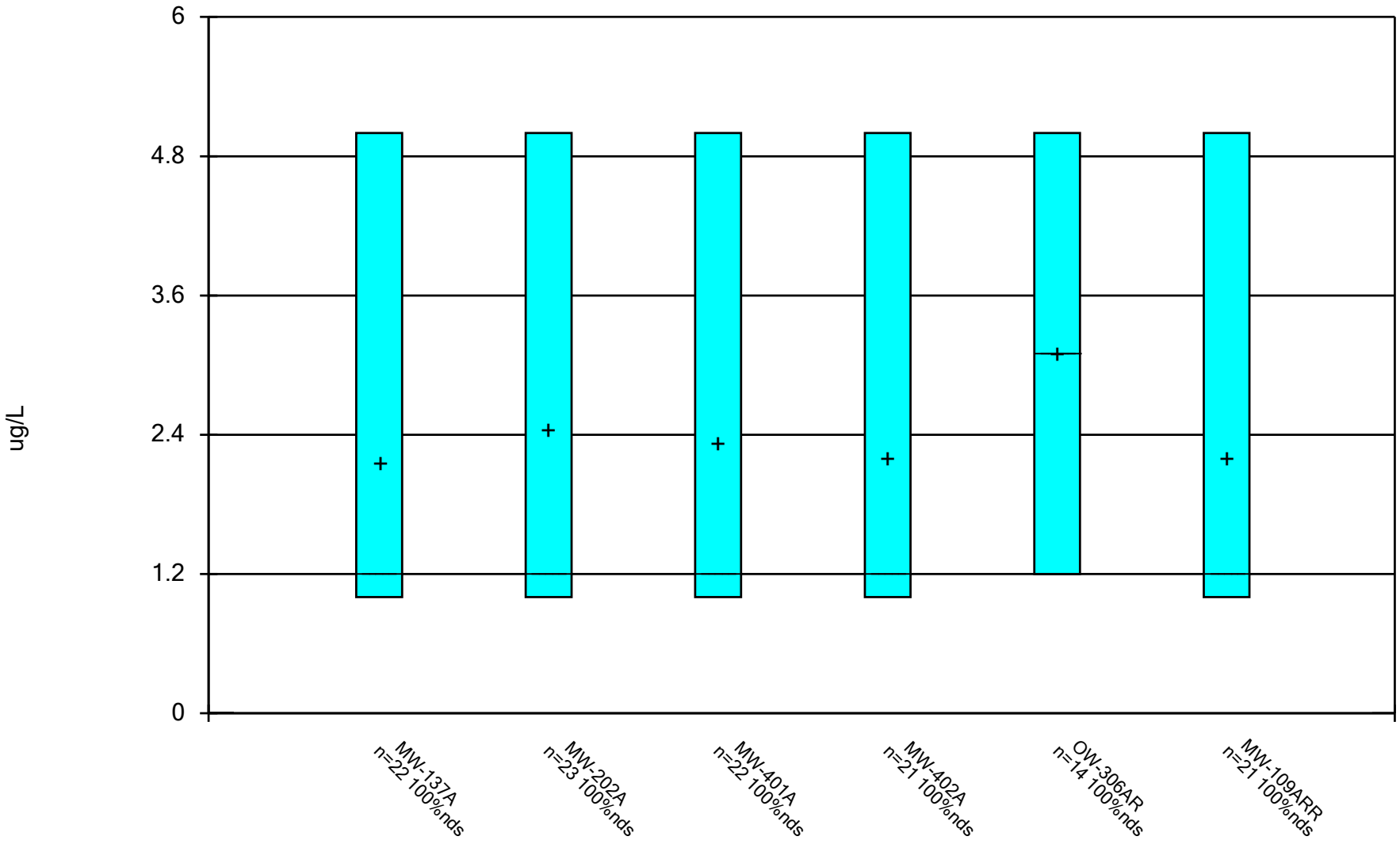

Constituent: 1,2-Dibromo-3-chloropropane Analysis Run 12/17/2024 1:36 PM View: All Wells - Appendix I

DMASWA Data: DMASWA Database_Updated

Box & Whiskers Plot

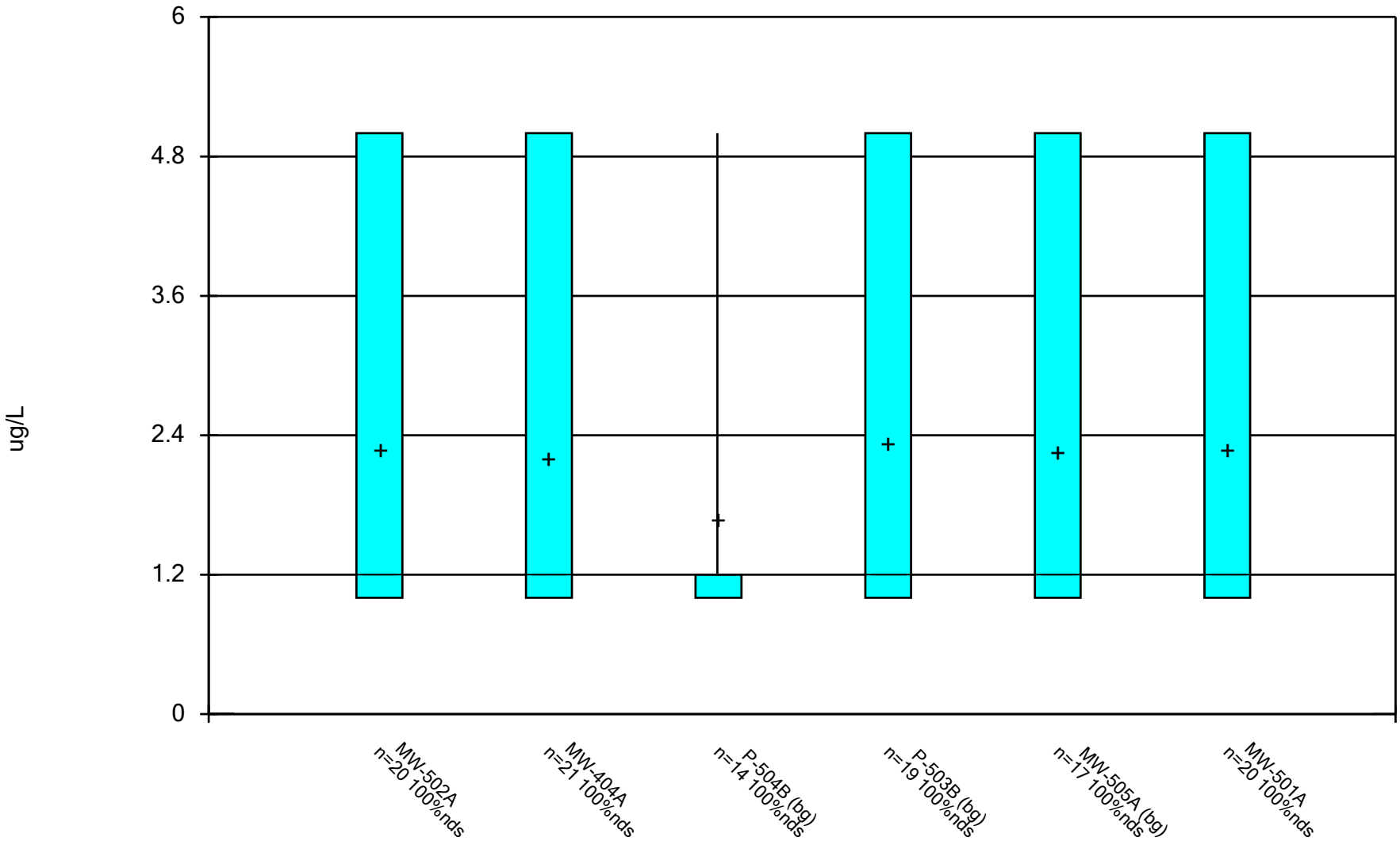

Constituent: 1,2-Dibromo-3-chloropropane Analysis Run 12/17/2024 1:36 PM View: All Wells - Appendix I

DMASWA Data: DMASWA Database_Updated

Sanitas™ v.10.0.15 Software licensed to HDR, Inc. UG

Box & Whiskers Plot

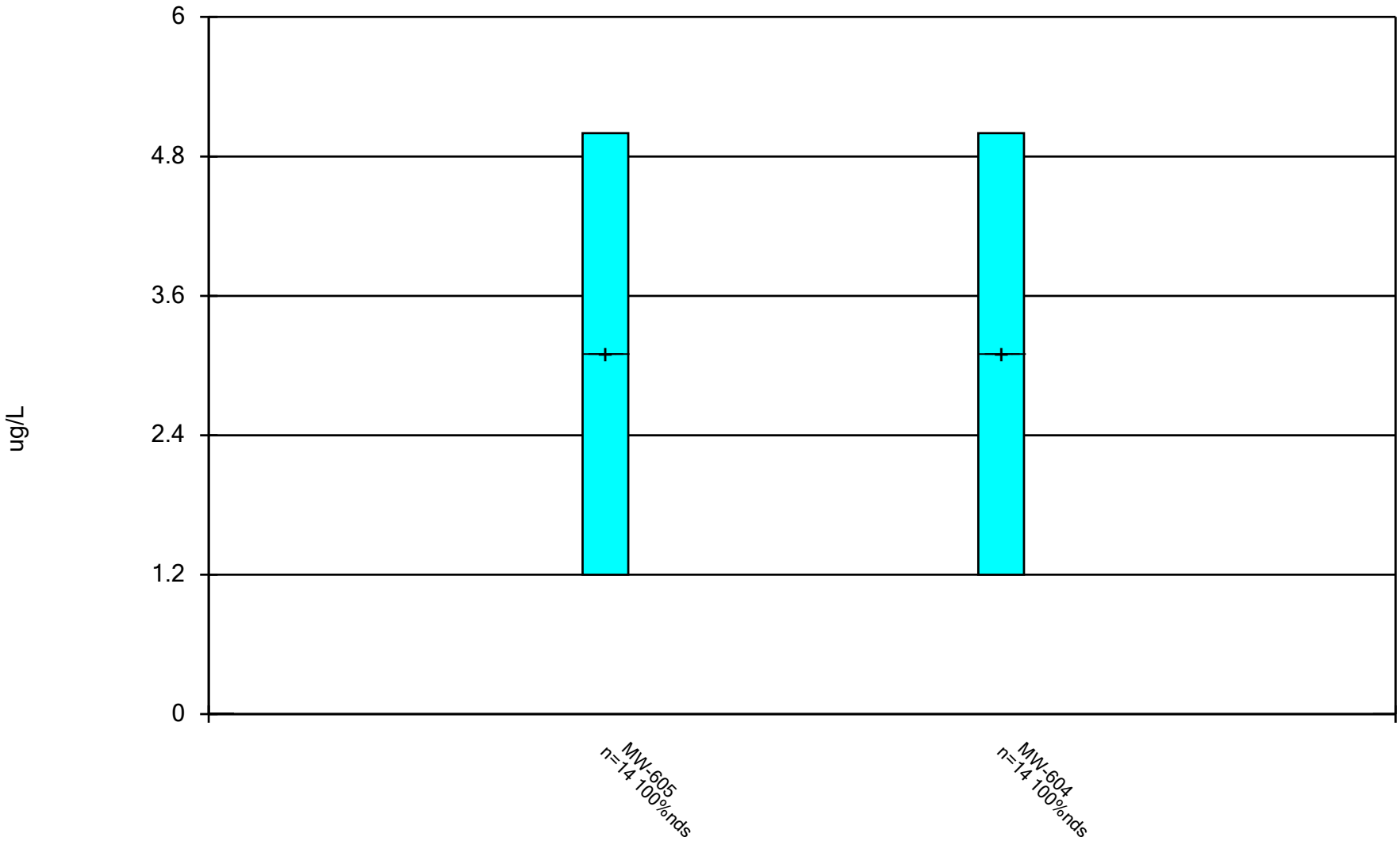

Constituent: 1,2-Dibromo-3-chloropropane Analysis Run 12/17/2024 1:36 PM View: All Wells - Appendix I

DMASWA Data: DMASWA Database_Updated

Sanitas™ v.10.0.15 Software licensed to HDR, Inc. UG

Box & Whiskers Plot

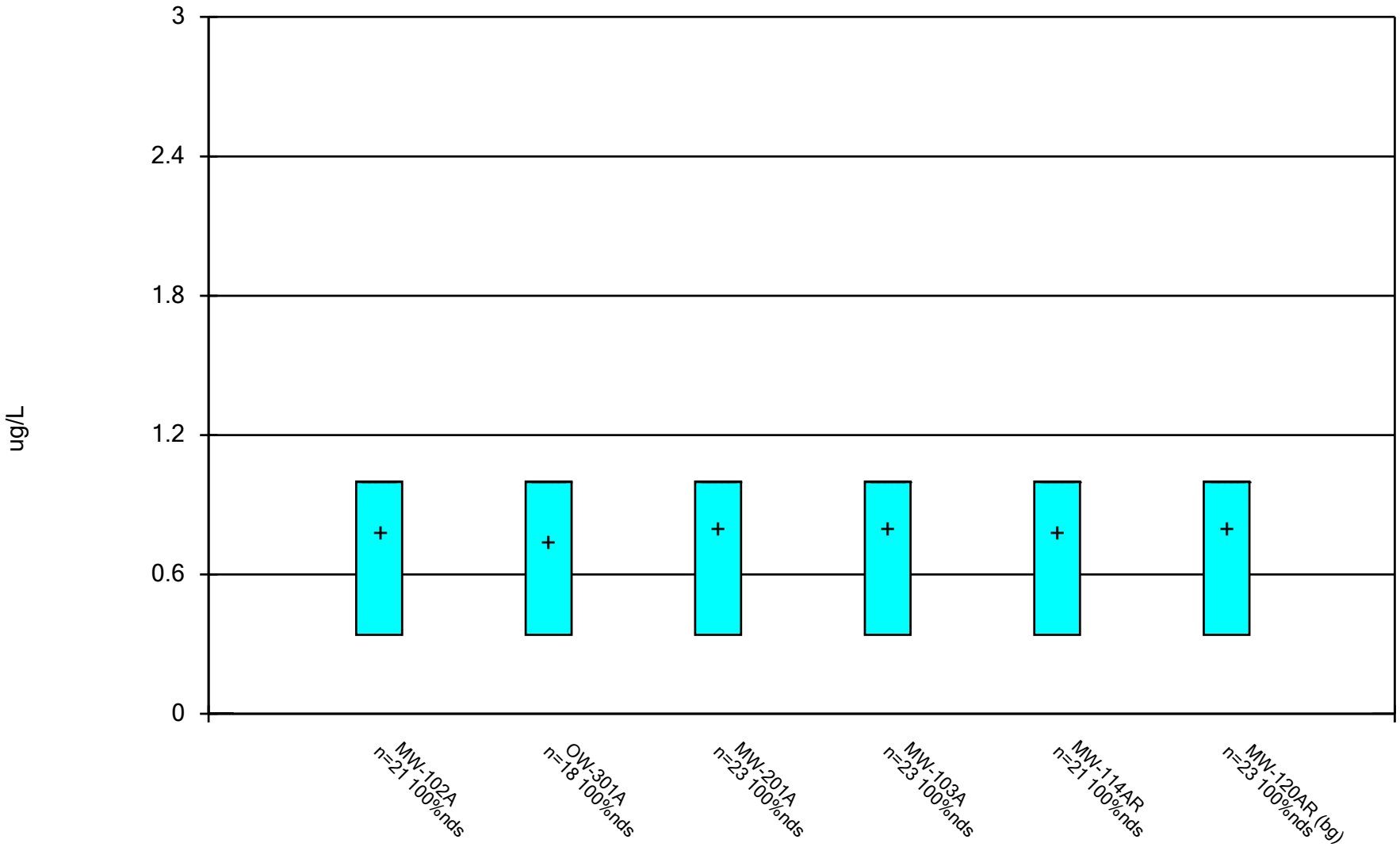

Constituent: 1,2-Dibromoethane [EDB] Analysis Run 12/17/2024 1:36 PM View: All Wells - Appendix I VO DMASWA Data: DMASWA Database_Updated

Sanitas™ v.10.0.15 Software licensed to HDR, Inc. UG

Box & Whiskers Plot

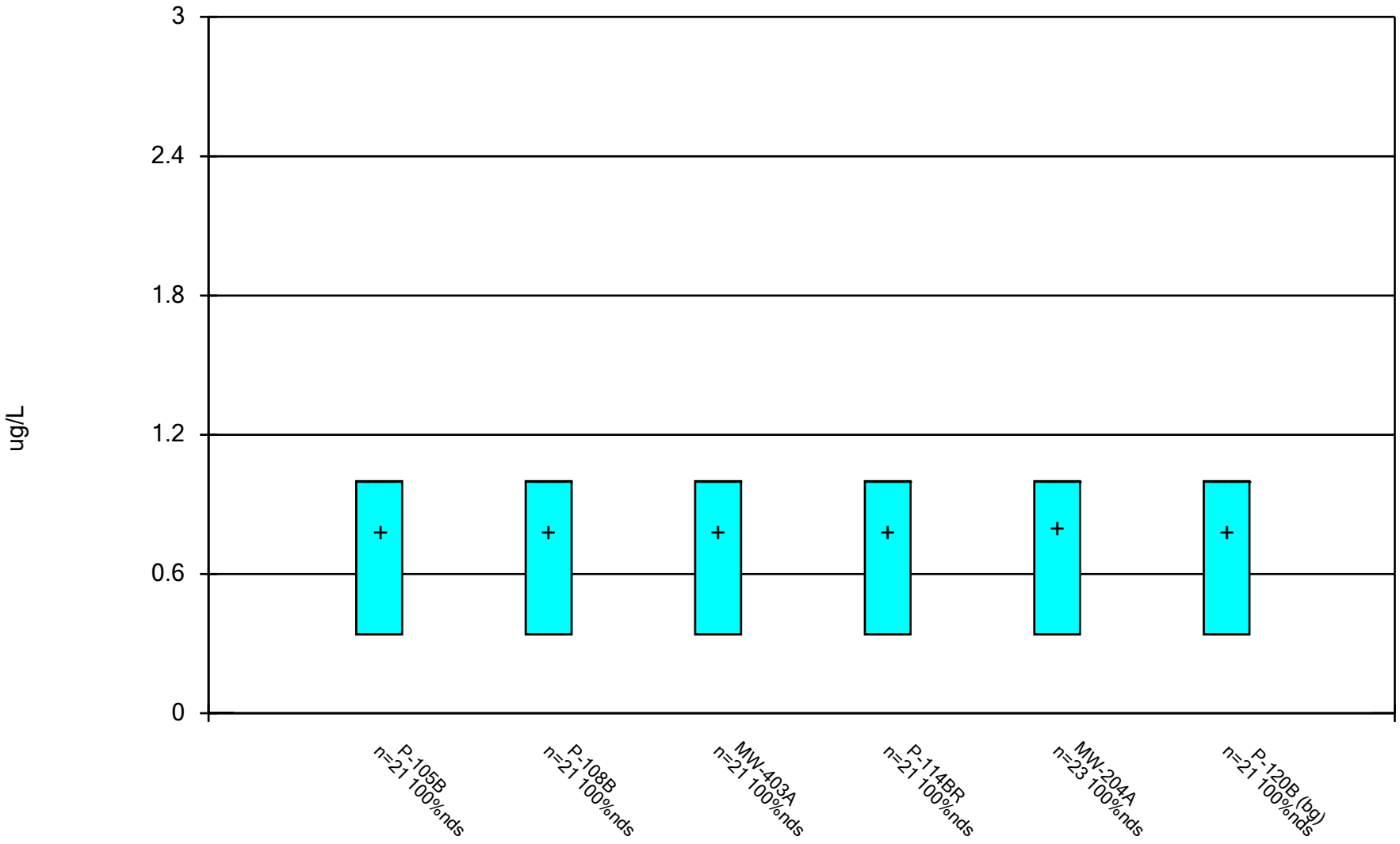

Constituent: 1,2-Dibromoethane [EDB] Analysis Run 12/17/2024 1:36 PM View: All Wells - Appendix I VO DMASWA Data: DMASWA Database_Updated

Sanitas™ v.10.0.15 Software licensed to HDR, Inc. UG

Box & Whiskers Plot

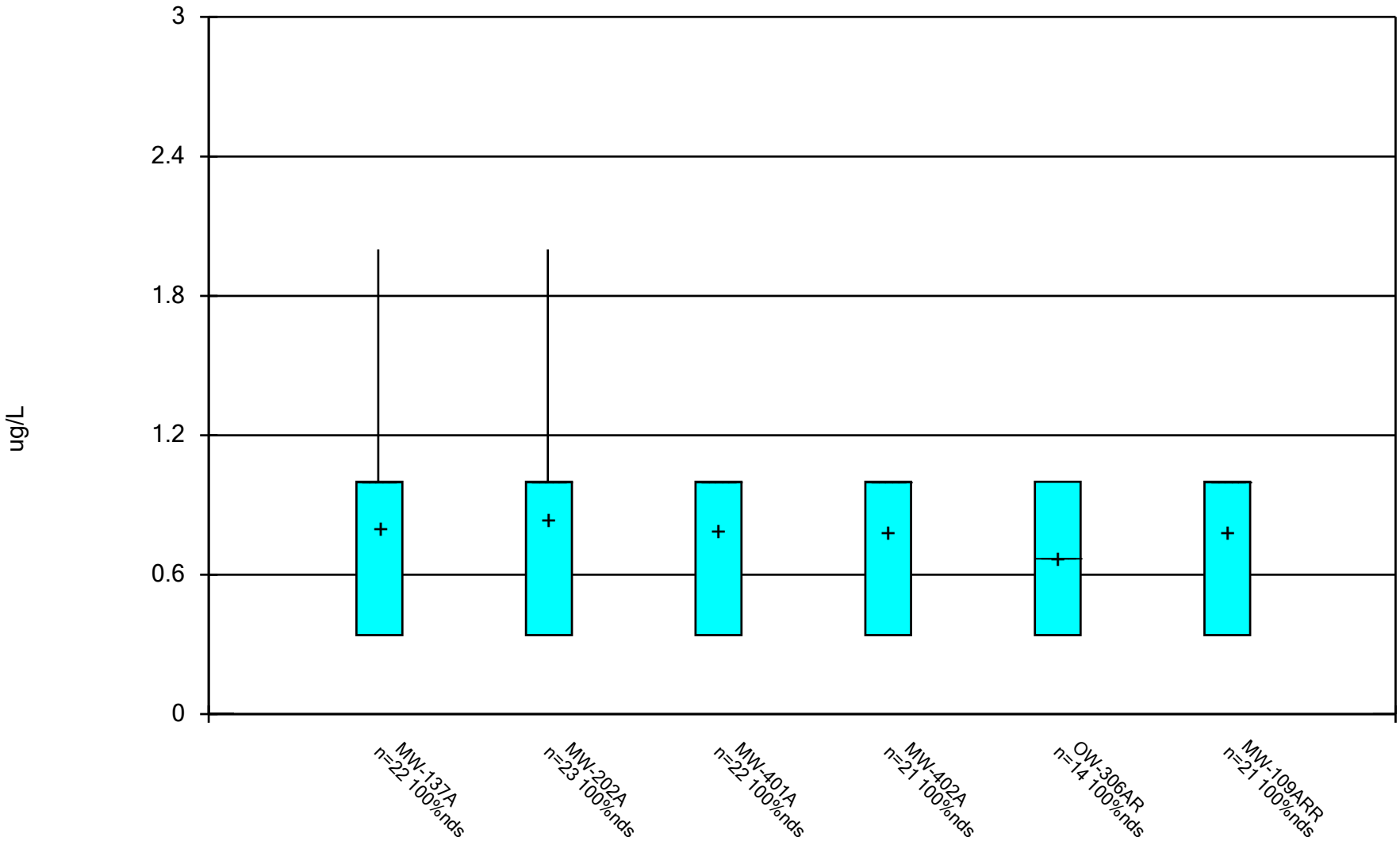

Constituent: 1,2-Dibromoethane [EDB] Analysis Run 12/17/2024 1:36 PM View: All Wells - Appendix I VOC DMASWA Data: DMASWA Database_Updated

Sanitas™ v.10.0.15 Software licensed to HDR, Inc. UG

Box & Whiskers Plot

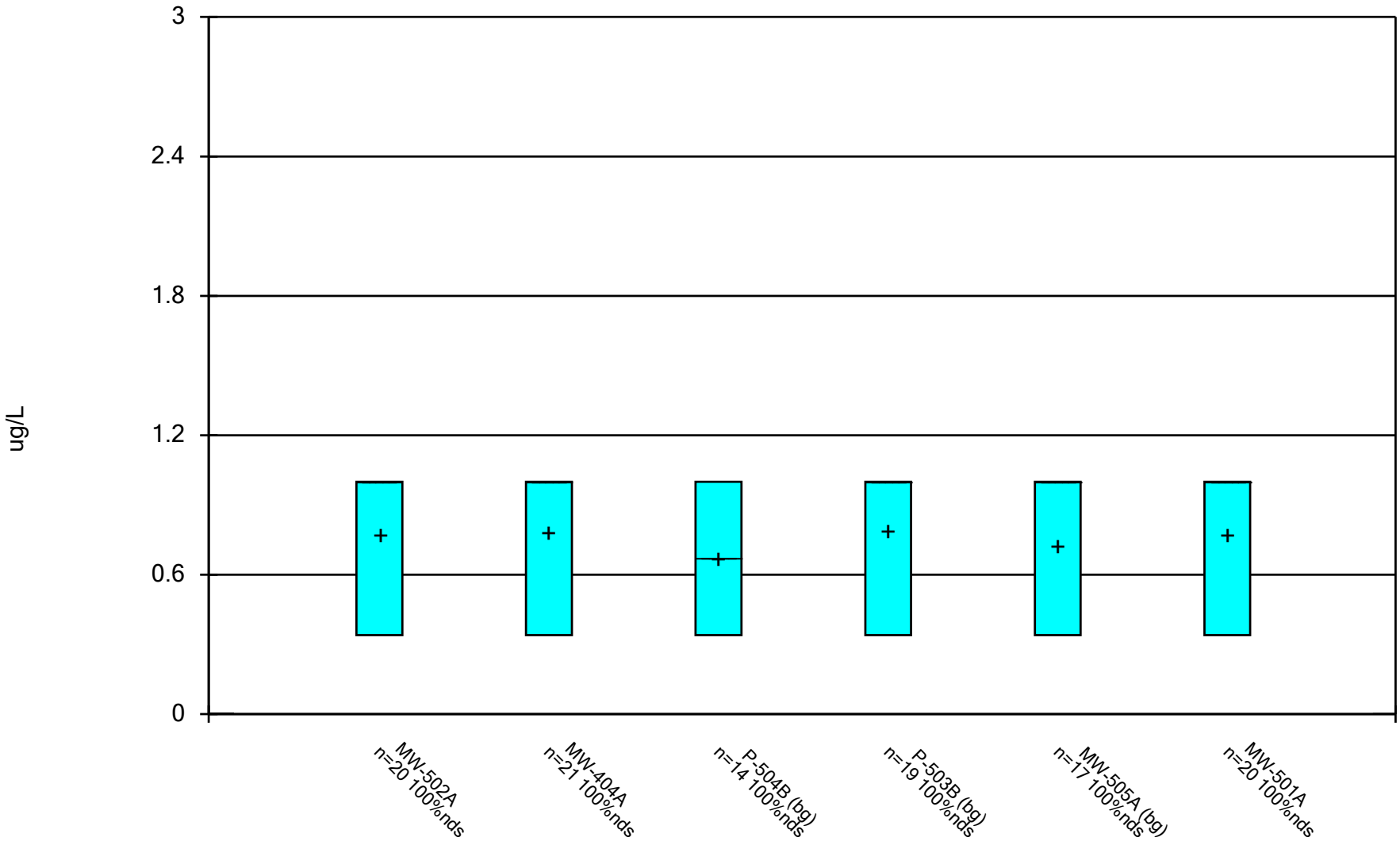

Constituent: 1,2-Dibromoethane [EDB] Analysis Run 12/17/2024 1:36 PM View: All Wells - Appendix I VO DMASWA Data: DMASWA Database_Updated

Sanitas™ v.10.0.15 Software licensed to HDR, Inc. UG

Box & Whiskers Plot

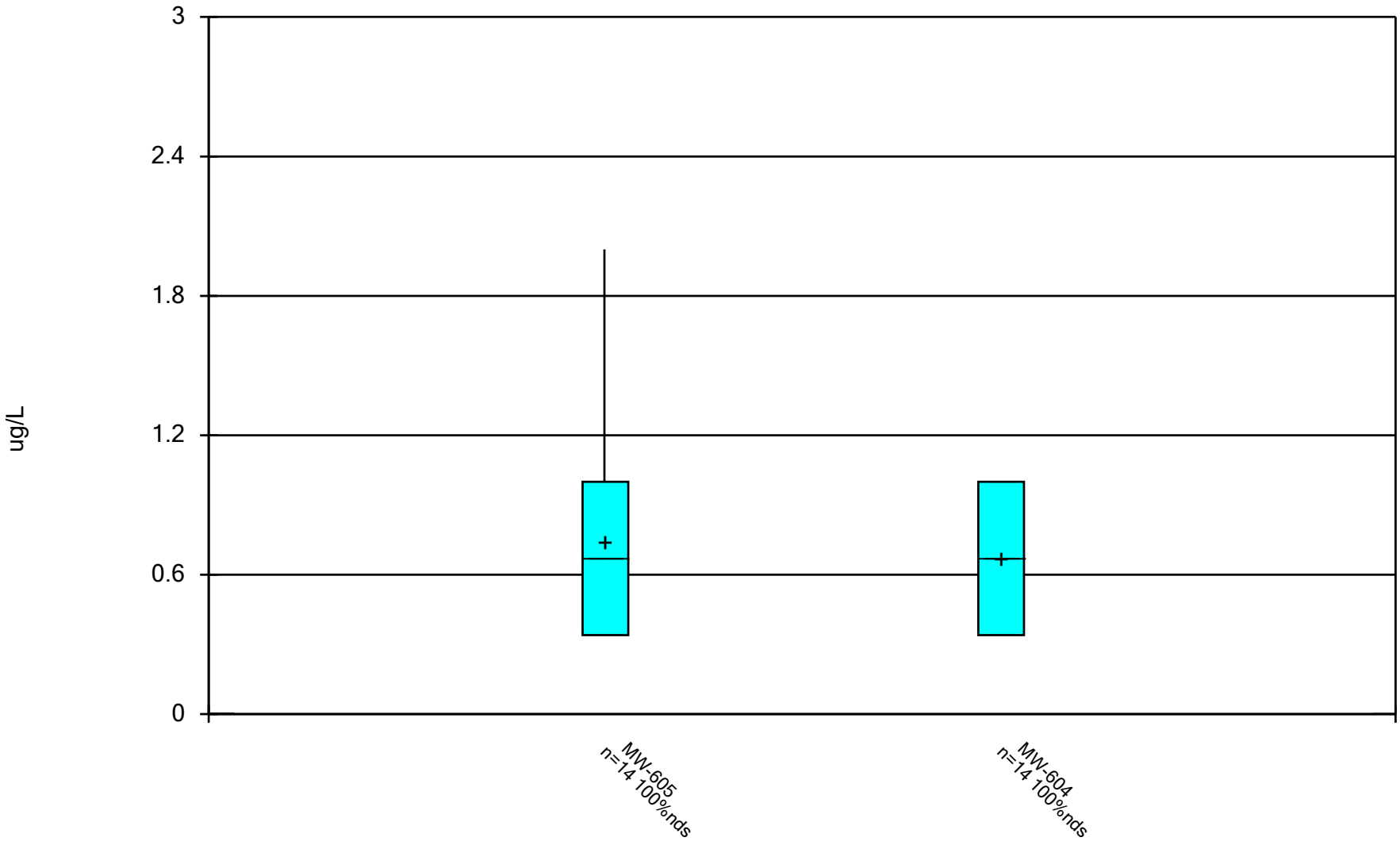

Constituent: 1,2-Dibromoethane [EDB] Analysis Run 12/17/2024 1:36 PM View: All Wells - Appendix I VOC DMASWA Data: DMASWA Database_Updated

Sanitas™ v.10.0.15 Software licensed to HDR, Inc. UG

Box & Whiskers Plot

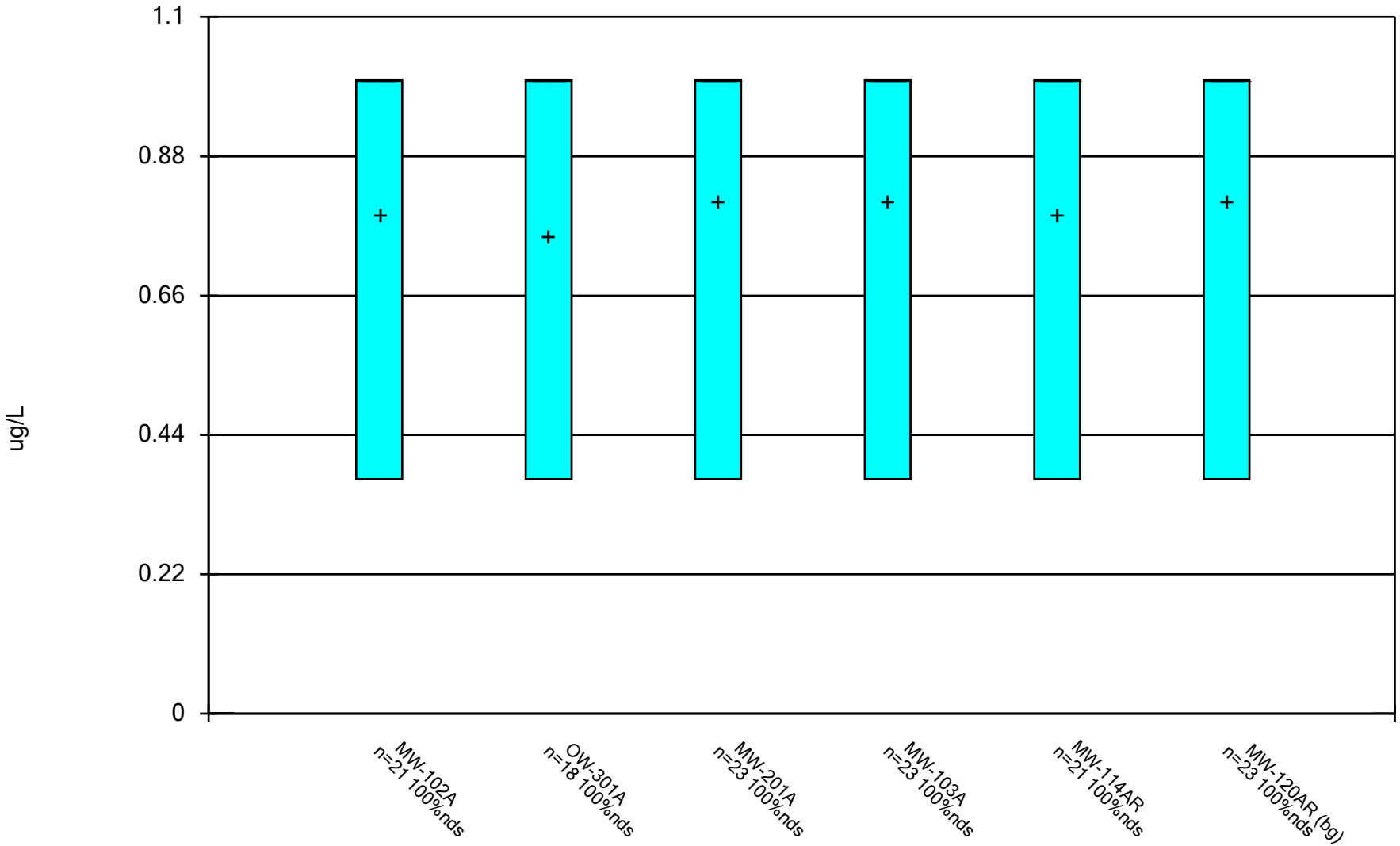

Constituent: 1,2-Dichlorobenzene Analysis Run 12/17/2024 1:36 PM View: All Wells - Appendix I VOCs
DMASWA Data: DMASWA Database_Updated

Sanitas™ v.10.0.15 Software licensed to HDR, Inc. UG

Box & Whiskers Plot

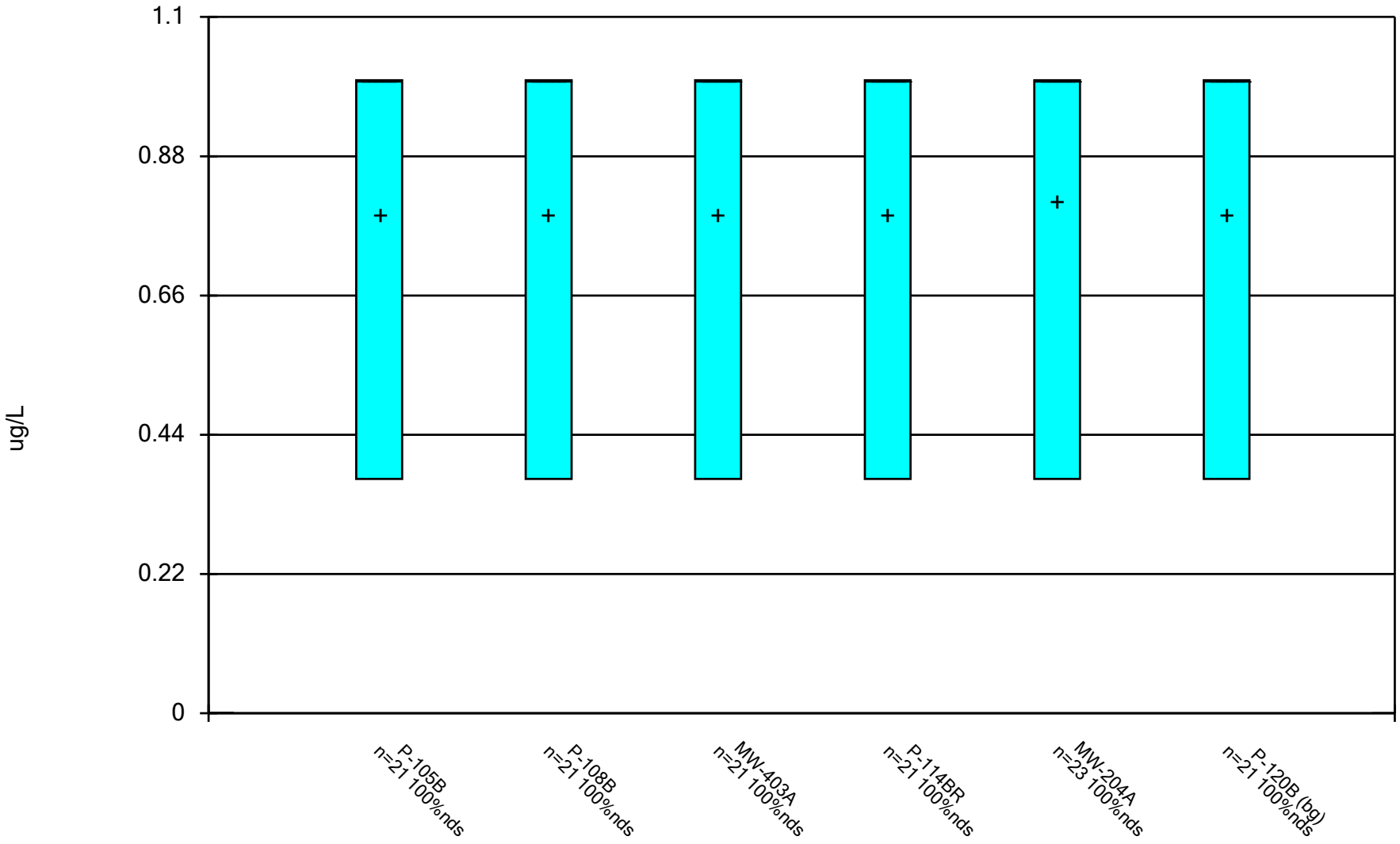

Constituent: 1,2-Dichlorobenzene Analysis Run 12/17/2024 1:36 PM View: All Wells - Appendix I VOCs
DMASWA Data: DMASWA Database_Updated

Box & Whiskers Plot

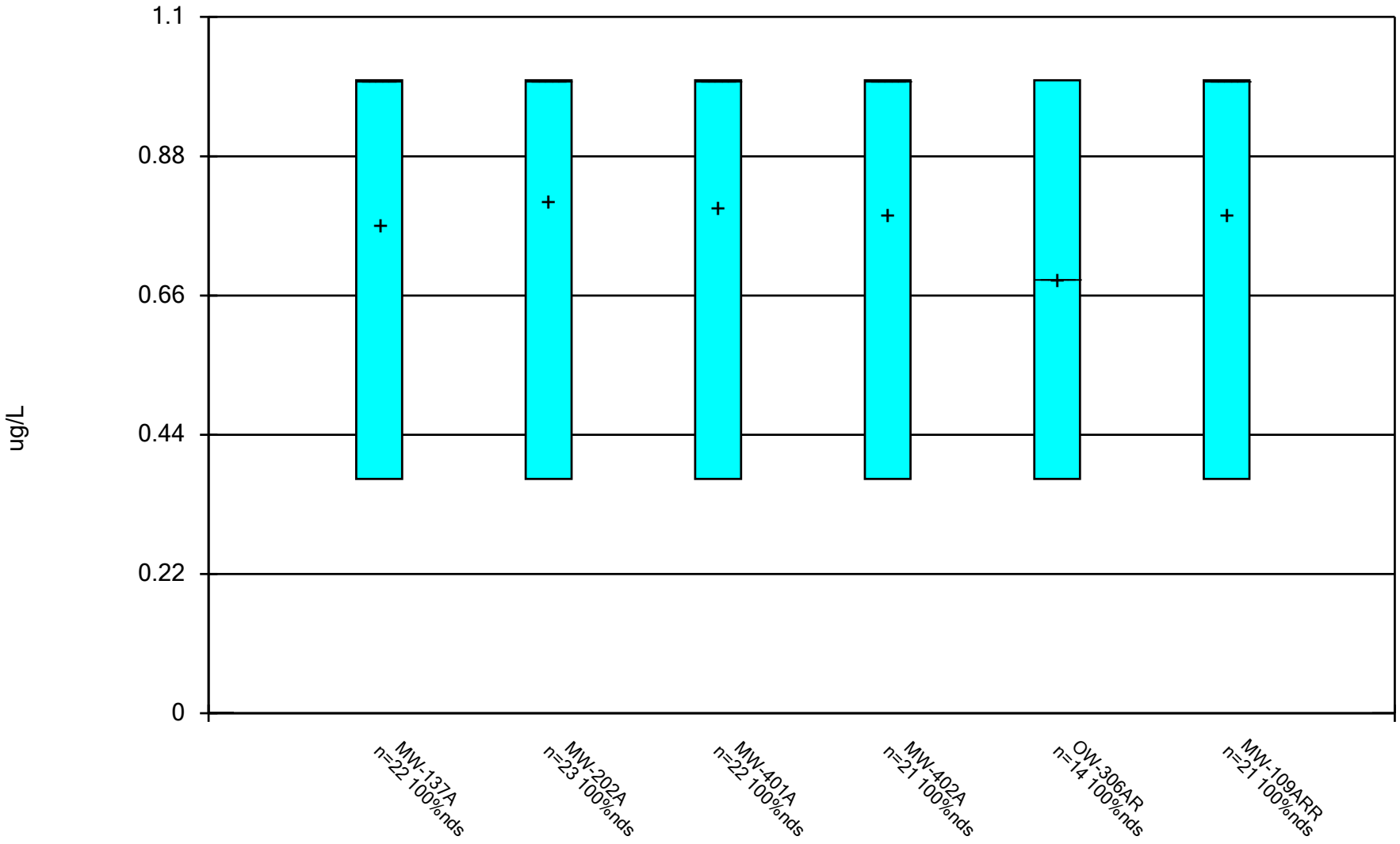

Constituent: 1,2-Dichlorobenzene Analysis Run 12/17/2024 1:36 PM View: All Wells - Appendix I VOCs
DMASWA Data: DMASWA Database_Updated

Sanitas™ v.10.0.15 Software licensed to HDR, Inc. UG

Box & Whiskers Plot

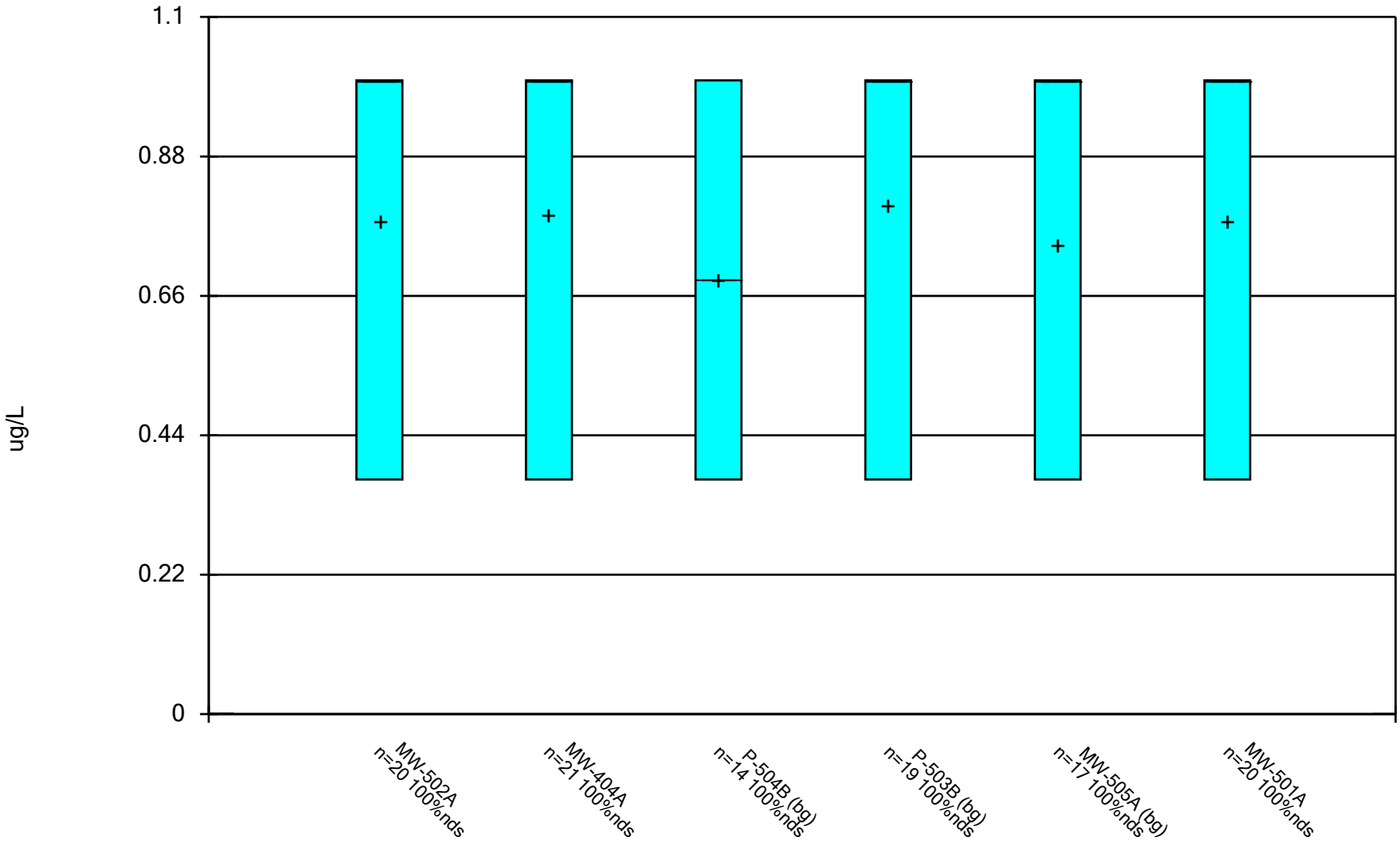

Constituent: 1,2-Dichlorobenzene Analysis Run 12/17/2024 1:36 PM View: All Wells - Appendix I VOCs

DMASWA Data: DMASWA Database_Updated

Sanitas™ v.10.0.15 Software licensed to HDR, Inc. UG

Box & Whiskers Plot

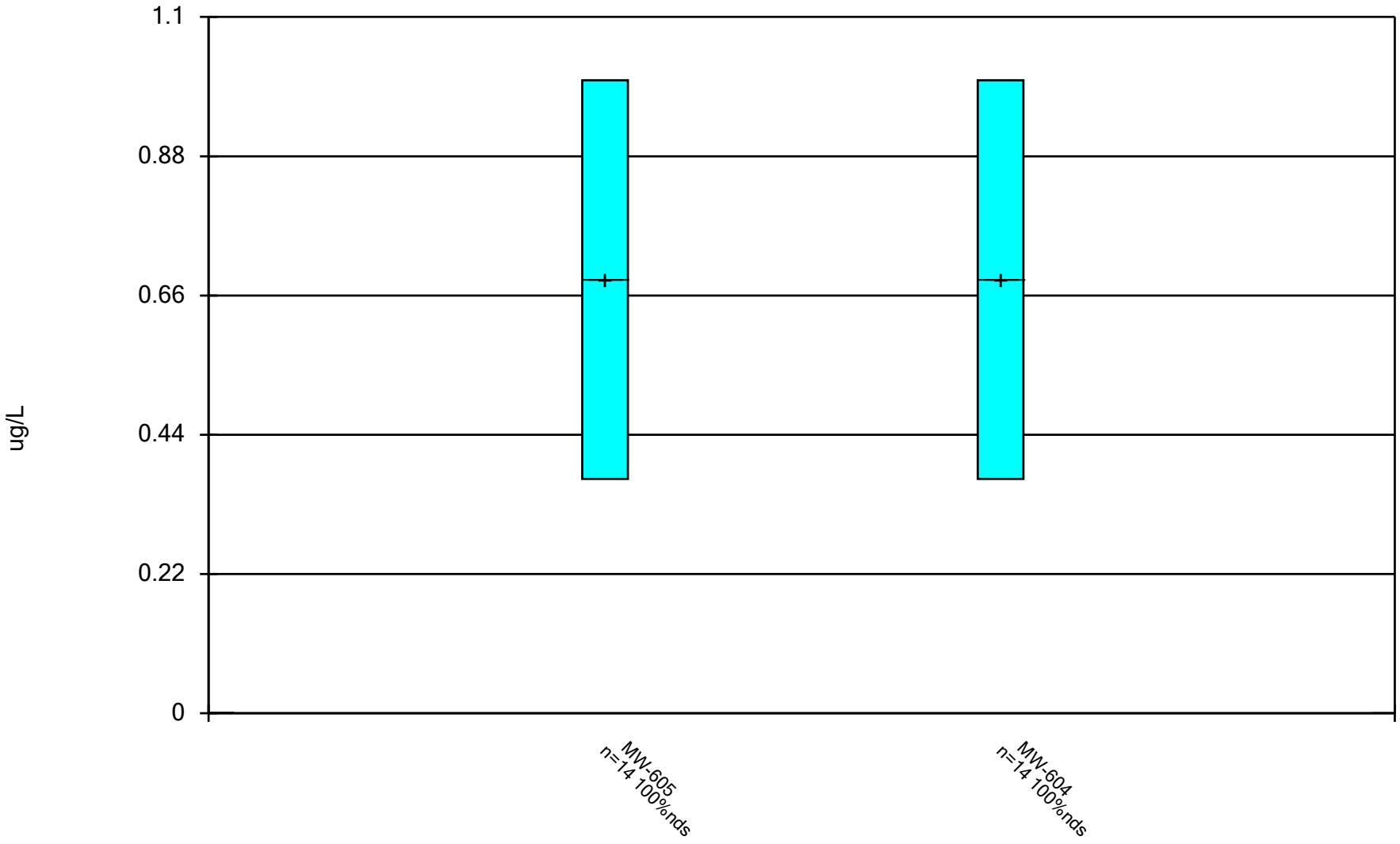

Constituent: 1,2-Dichlorobenzene Analysis Run 12/17/2024 1:36 PM View: All Wells - Appendix I VOCs
DMASWA Data: DMASWA Database_Updated

Sanitas™ v.10.0.15 Software licensed to HDR, Inc. UG

Box & Whiskers Plot

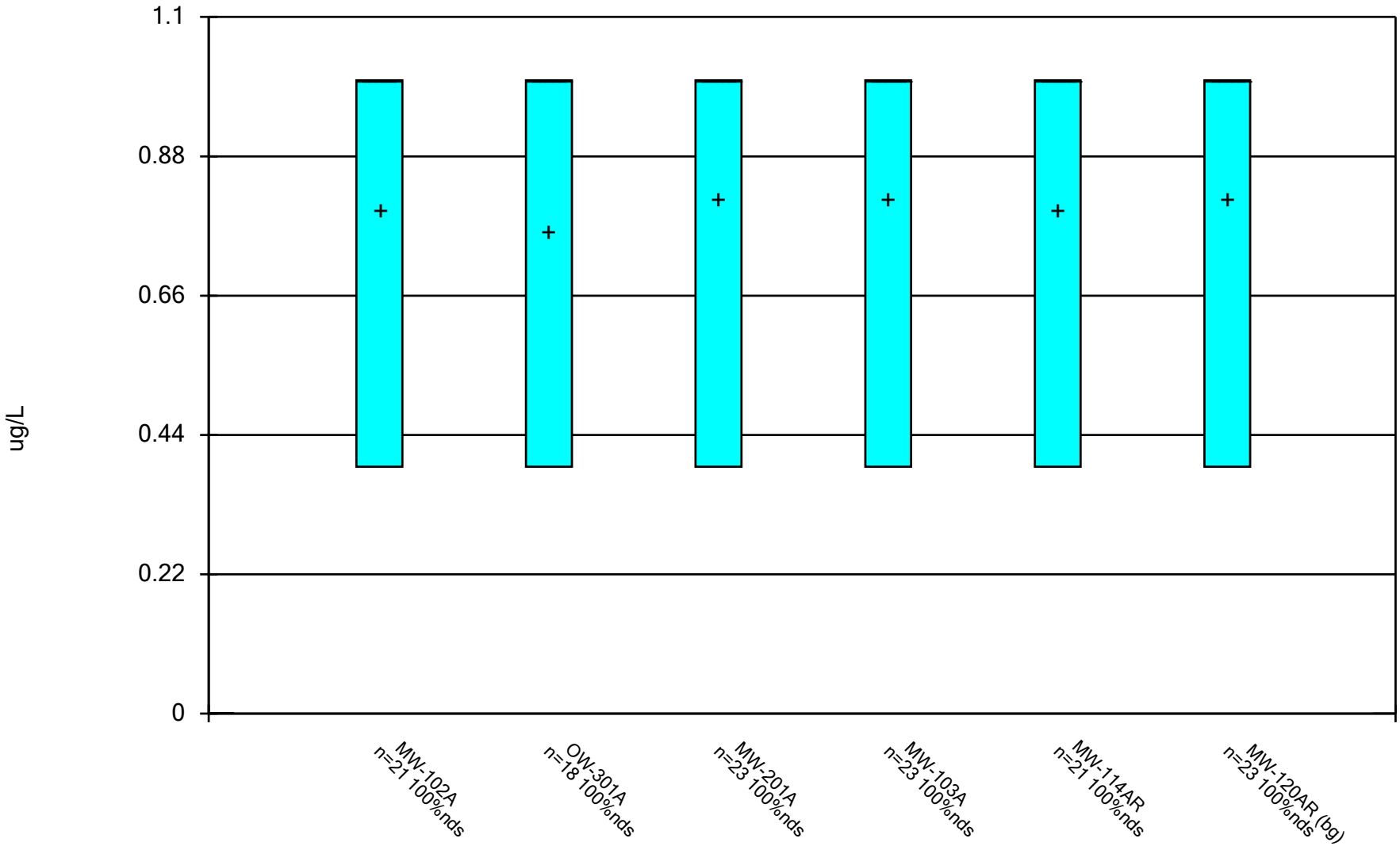

Constituent: 1,2-Dichloroethane Analysis Run 12/17/2024 1:36 PM View: All Wells - Appendix I VOCs

DMASWA Data: DMASWA Database_Updated

Box & Whiskers Plot

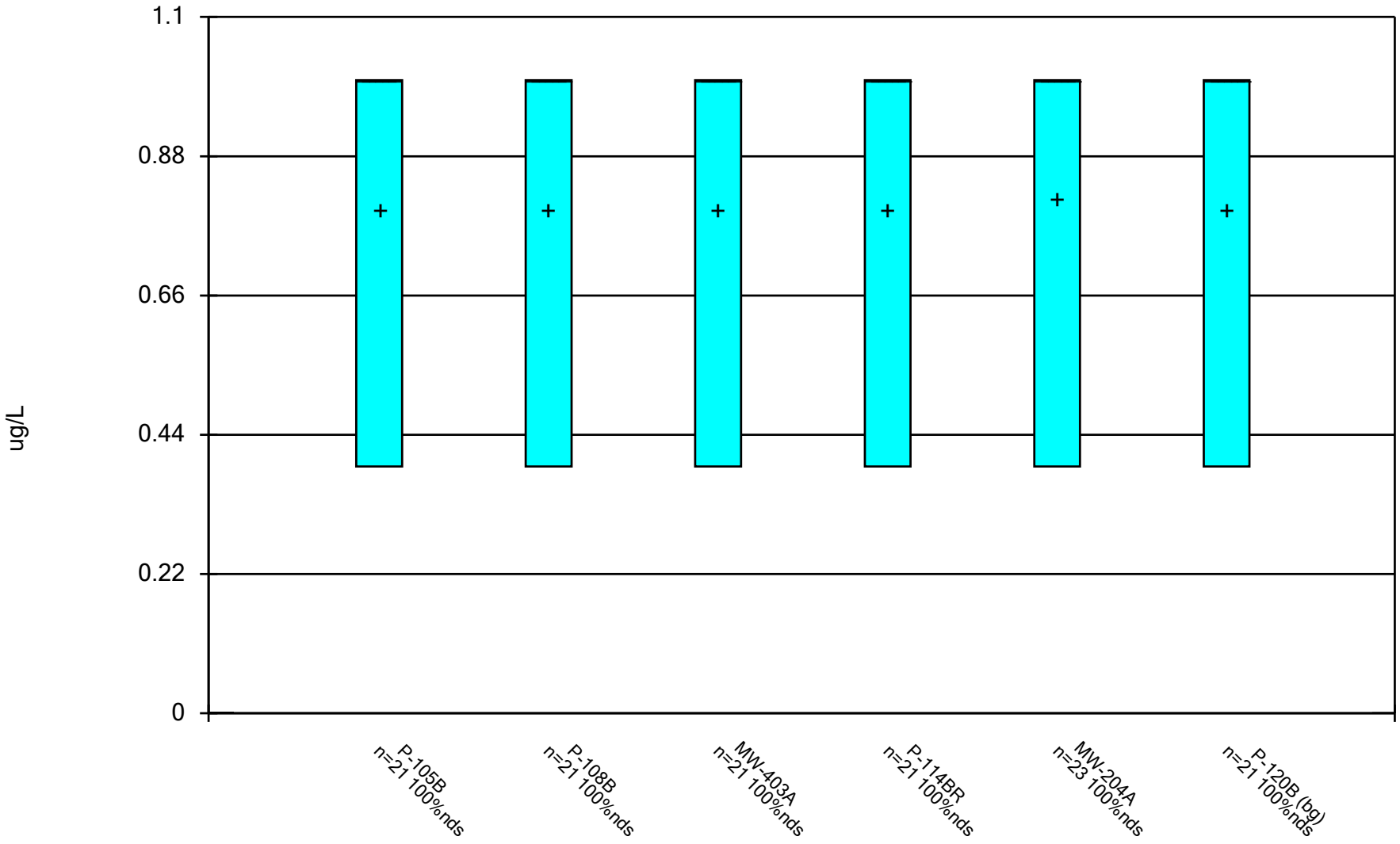

Constituent: 1,2-Dichloroethane Analysis Run 12/17/2024 1:36 PM View: All Wells - Appendix I VOCs DMASWA Data: DMASWA Database_Updated

Sanitas™ v.10.0.15 Software licensed to HDR, Inc. UG

Box & Whiskers Plot

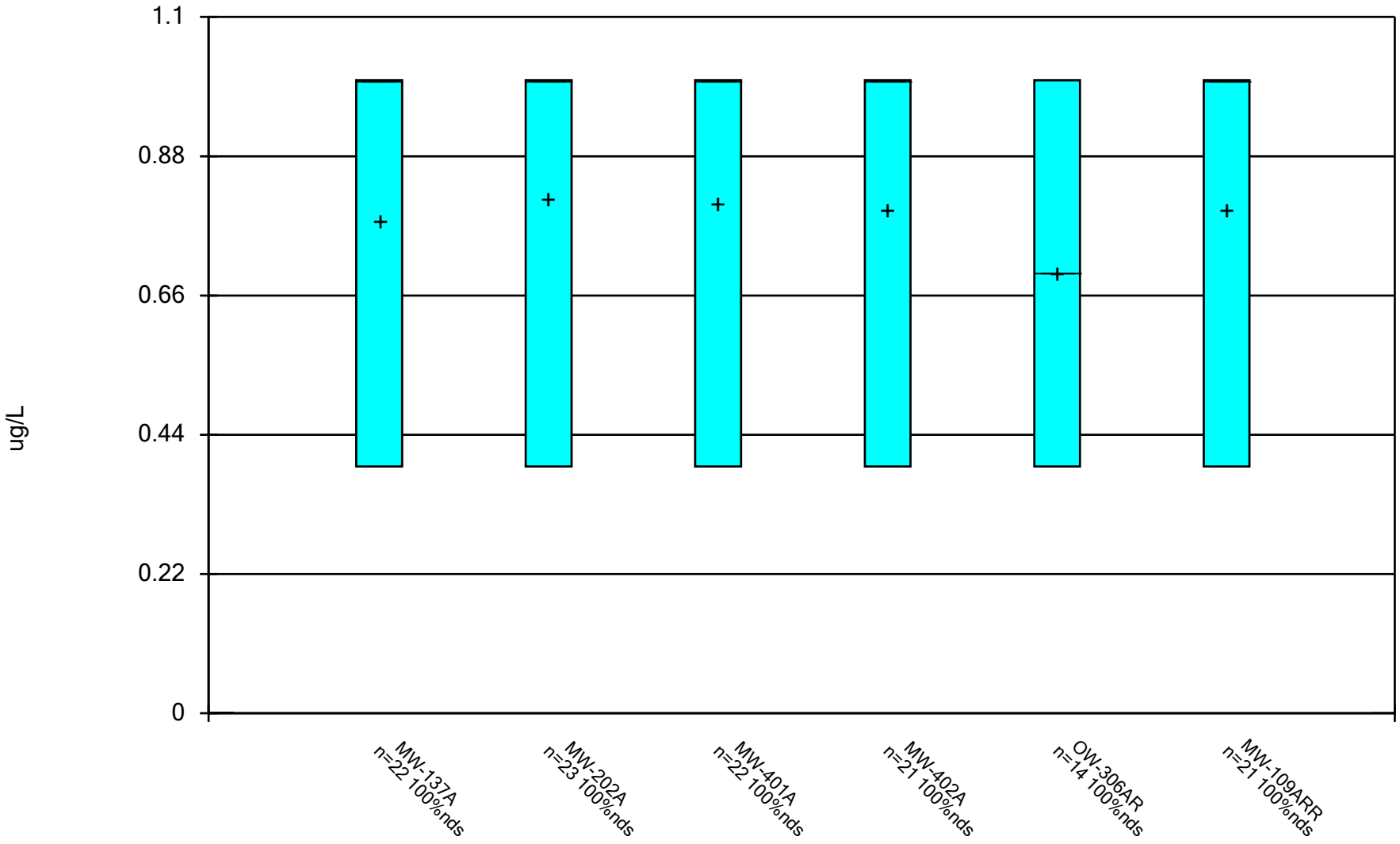

Constituent: 1,2-Dichloroethane Analysis Run 12/17/2024 1:36 PM View: All Wells - Appendix I VOCs

DMASWA Data: DMASWA Database_Updated

Sanitas™ v.10.0.15 Software licensed to HDR, Inc. UG

Box & Whiskers Plot

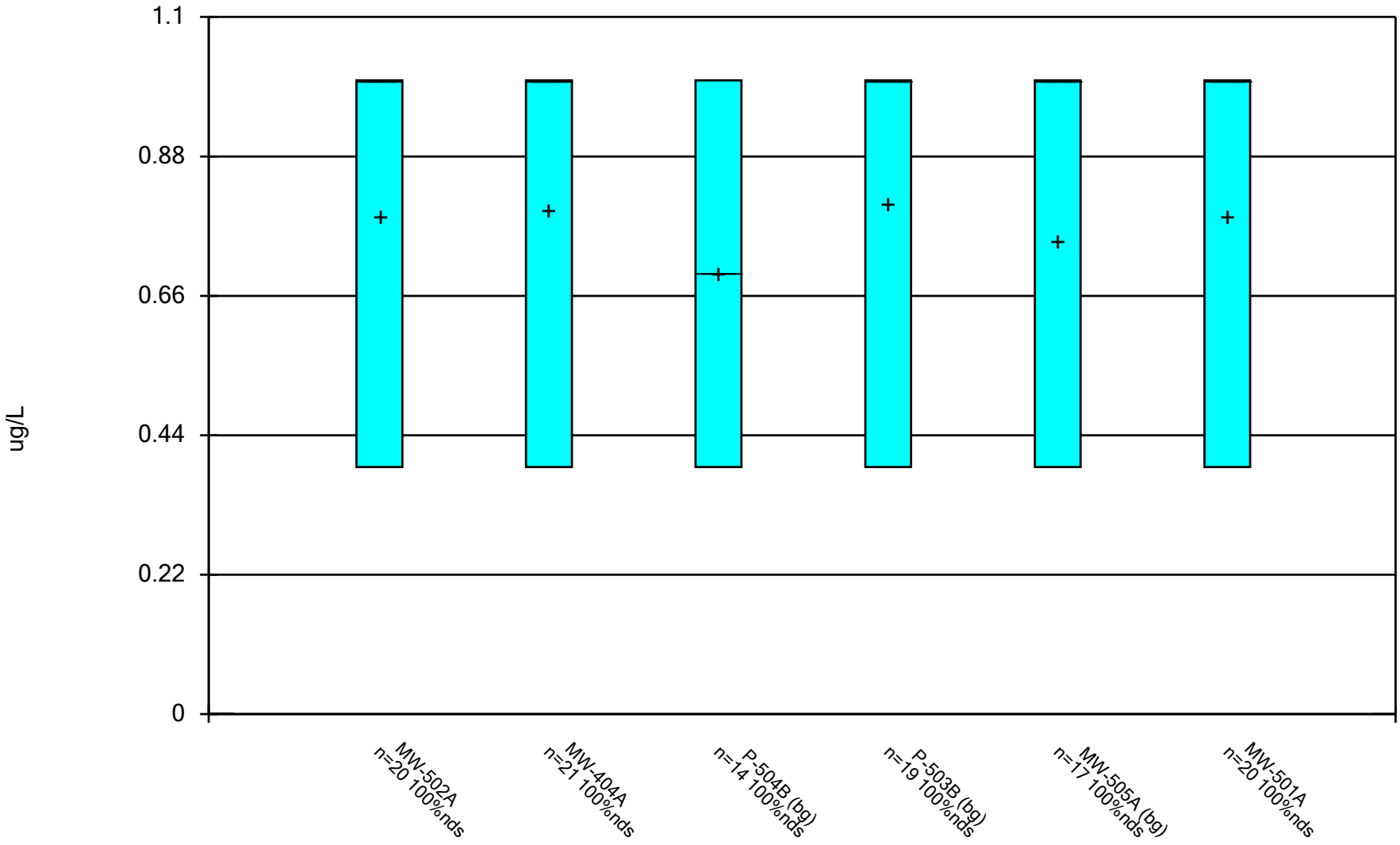

Constituent: 1,2-Dichloroethane Analysis Run 12/17/2024 1:36 PM View: All Wells - Appendix I VOCs

DMASWA Data: DMASWA Database_Updated

Sanitas™ v.10.0.15 Software licensed to HDR, Inc. UG

Box & Whiskers Plot

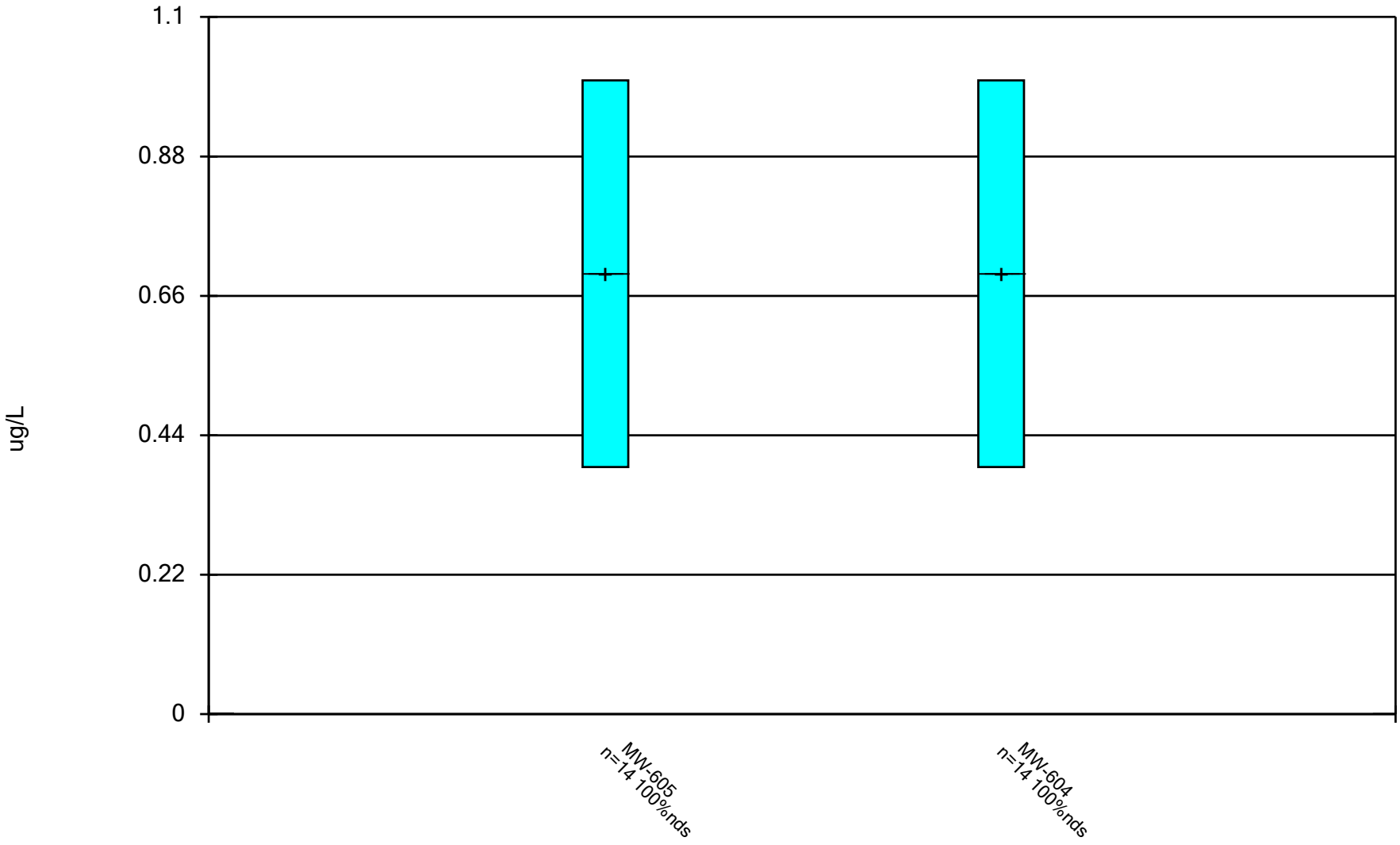

Constituent: 1,2-Dichloroethane Analysis Run 12/17/2024 1:36 PM View: All Wells - Appendix I VOCs DMASWA Data: DMASWA Database_Updated

Sanitas™ v.10.0.15 Software licensed to HDR, Inc. UG

Box & Whiskers Plot

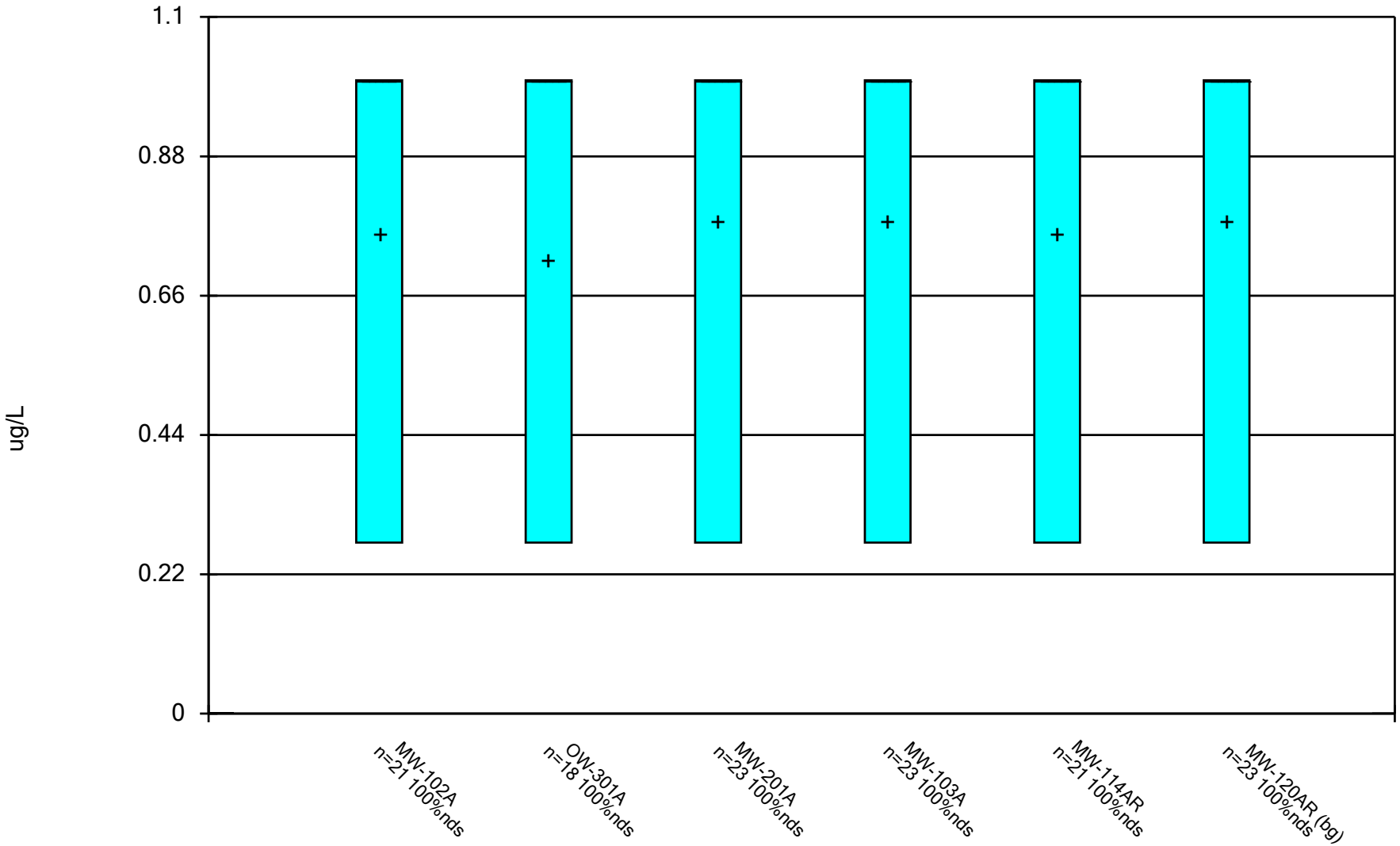

Constituent: 1,2-Dichloropropane Analysis Run 12/17/2024 1:36 PM View: All Wells - Appendix I VOCs DMASWA Data: DMASWA Database_Updated

Box & Whiskers Plot

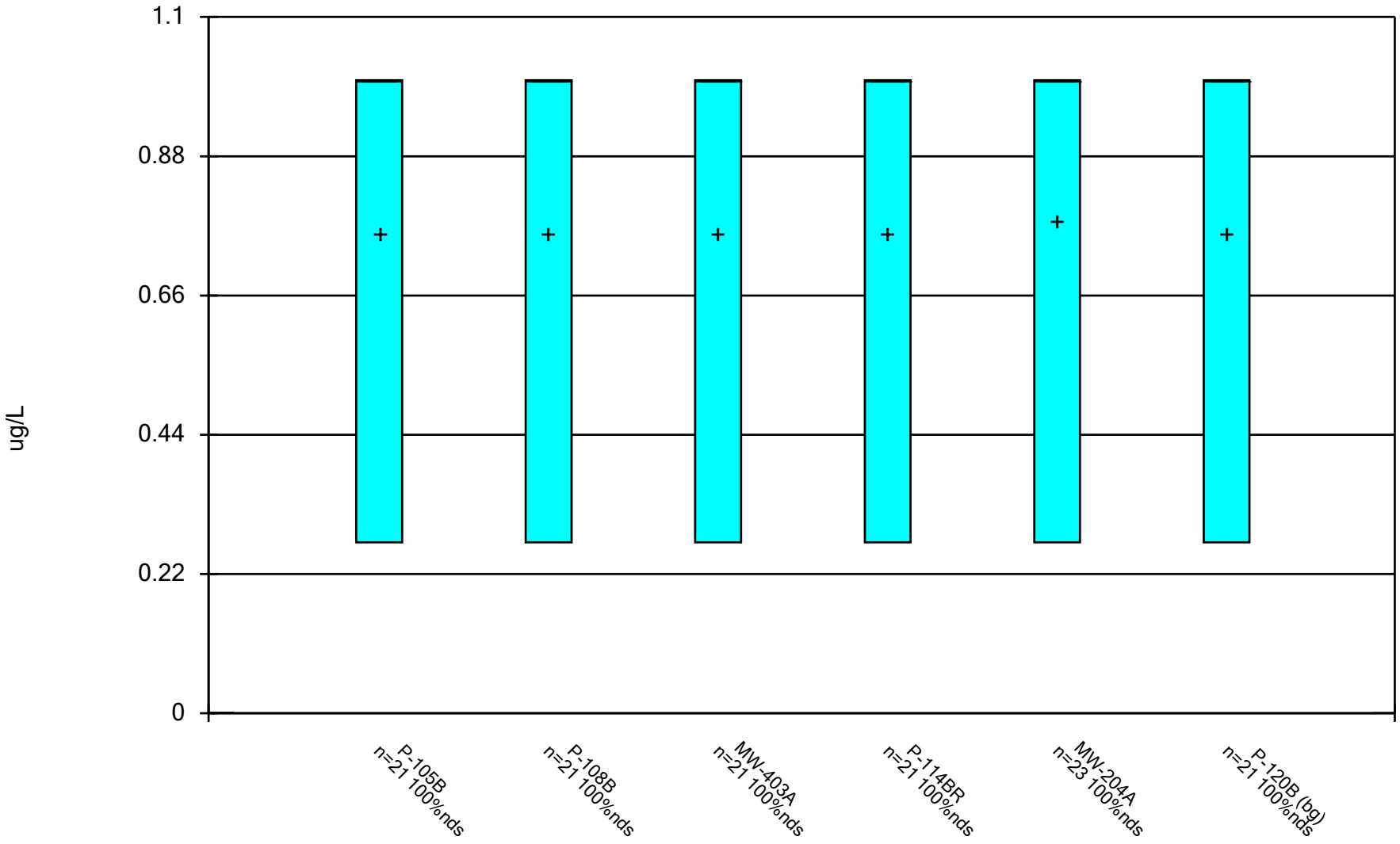

Constituent: 1,2-Dichloropropane Analysis Run 12/17/2024 1:36 PM View: All Wells - Appendix I VOCs

DMASWA Data: DMASWA Database_Updated

Sanitas™ v.10.0.15 Software licensed to HDR, Inc. UG

Box & Whiskers Plot

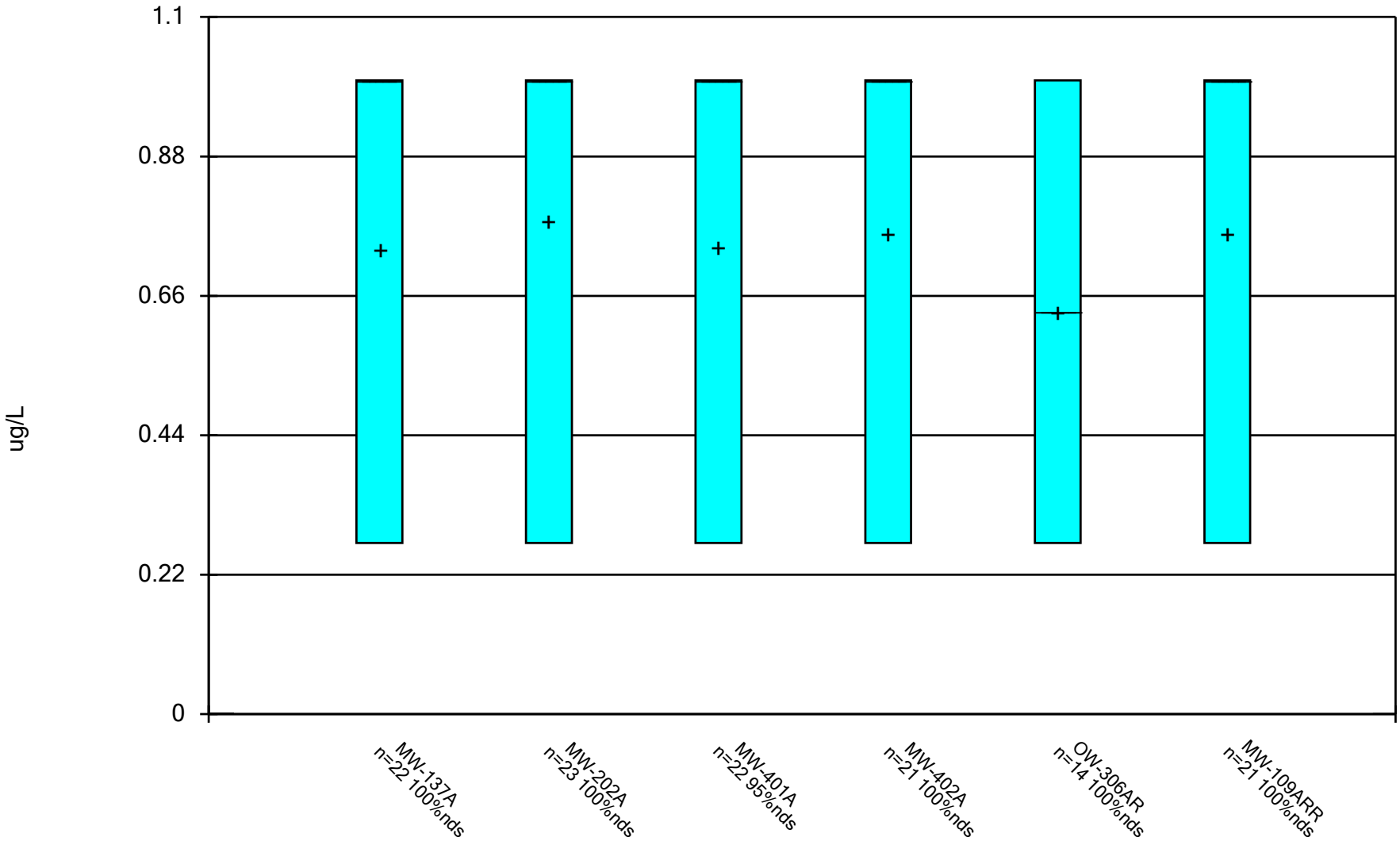

Constituent: 1,2-Dichloropropane Analysis Run 12/17/2024 1:36 PM View: All Wells - Appendix I VOCs

DMASWA Data: DMASWA Database_Updated

Sanitas™ v.10.0.15 Software licensed to HDR, Inc. UG

Box & Whiskers Plot

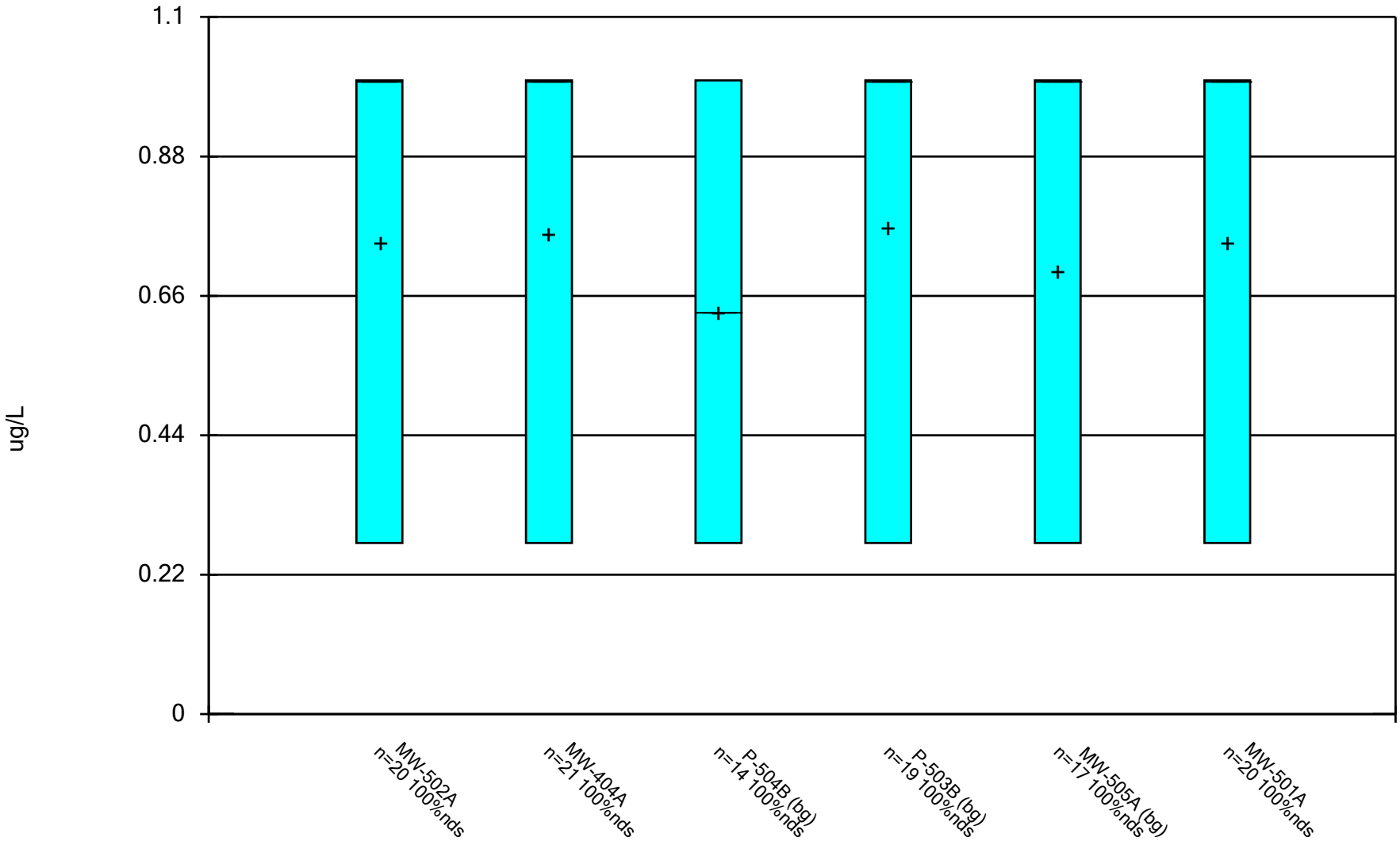

Constituent: 1,2-Dichloropropane Analysis Run 12/17/2024 1:36 PM View: All Wells - Appendix I VOCs

DMASWA Data: DMASWA Database_Updated

Sanitas™ v.10.0.15 Software licensed to HDR, Inc. UG

Box & Whiskers Plot

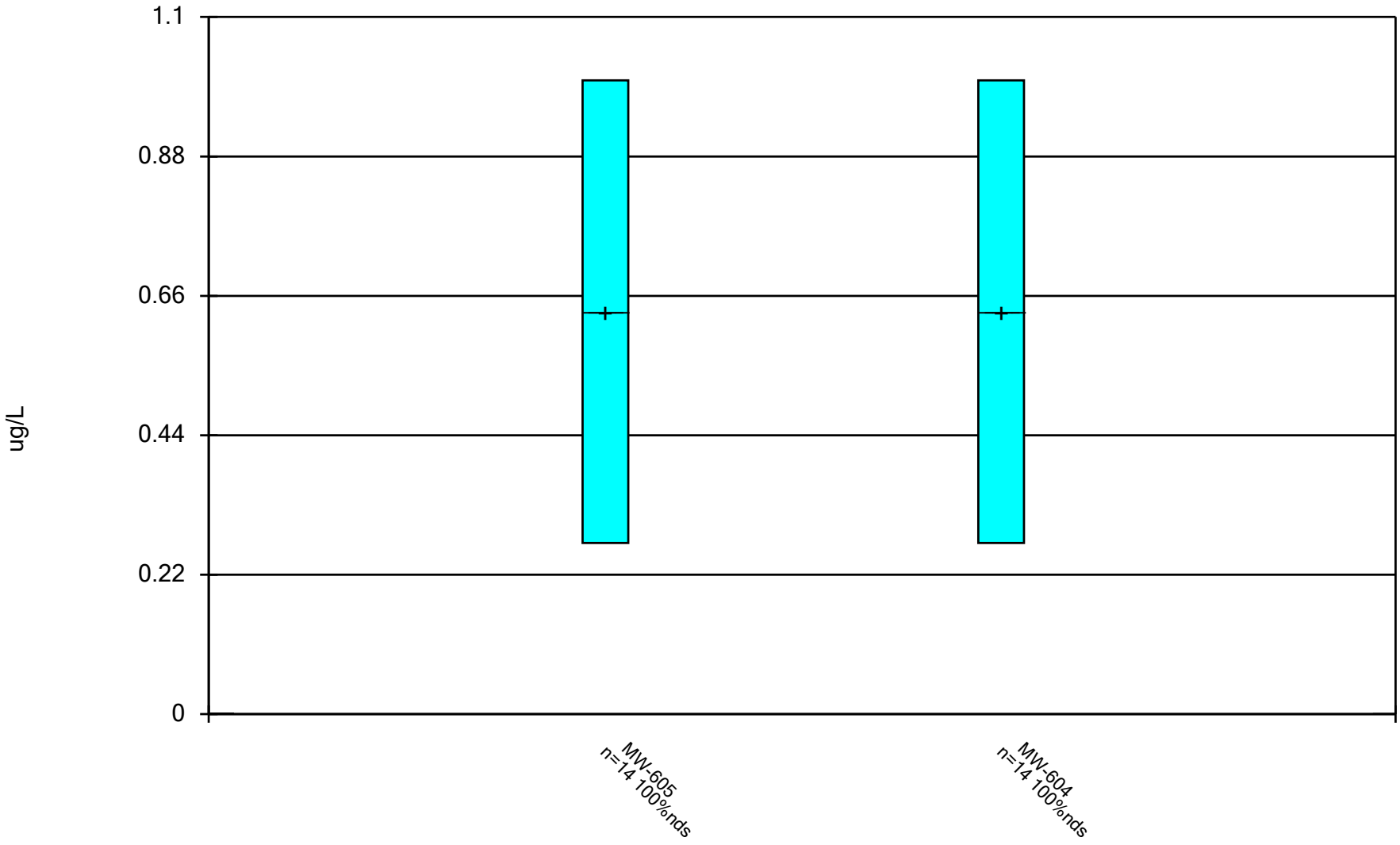

Constituent: 1,2-Dichloropropane Analysis Run 12/17/2024 1:36 PM View: All Wells - Appendix I VOCs

DMASWA Data: DMASWA Database_Updated

Box & Whiskers Plot

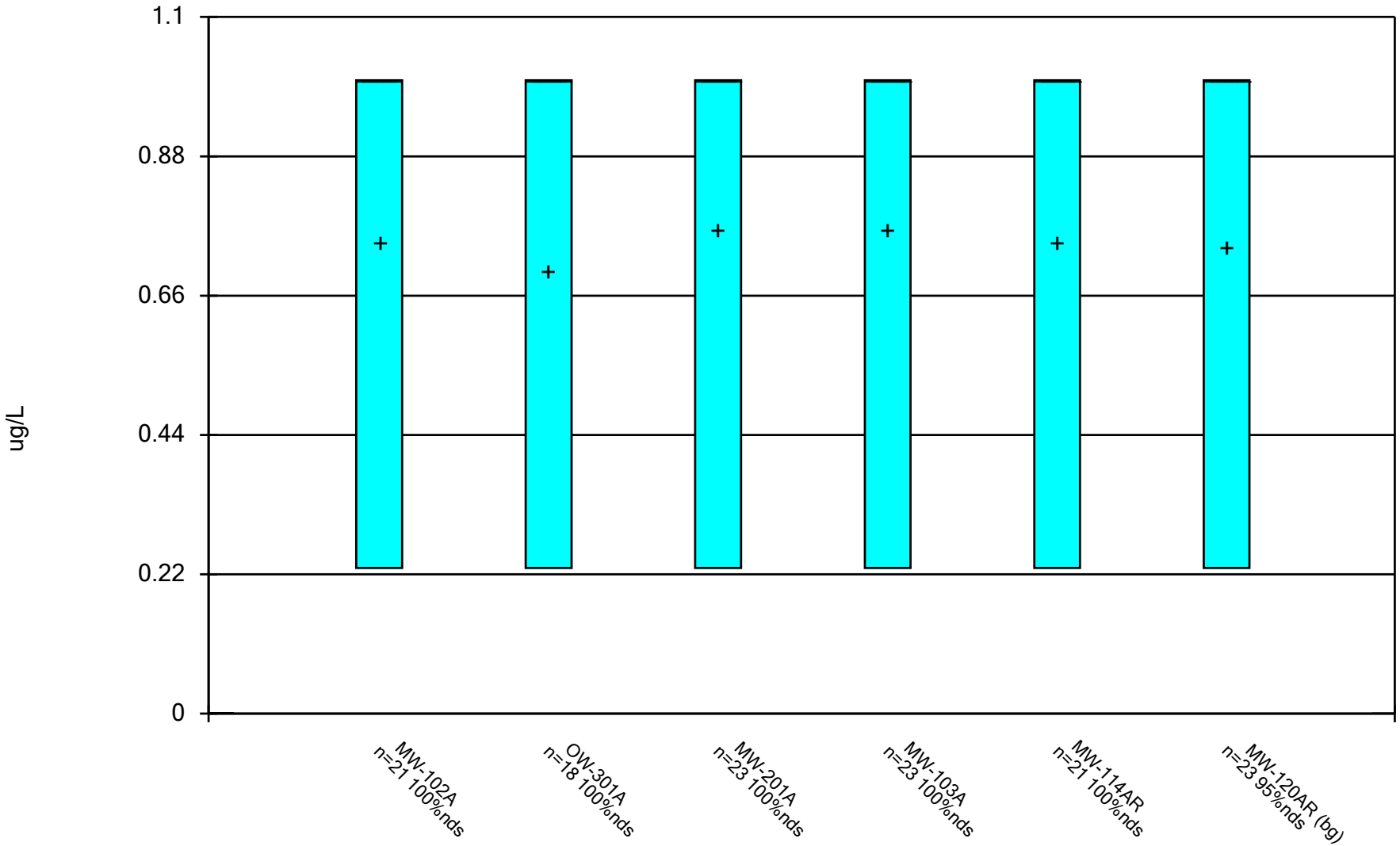

Constituent: 1,4-Dichlorobenzene Analysis Run 12/17/2024 1:36 PM View: All Wells - Appendix I VOCs
DMASWA Data: DMASWA Database_Updated

Sanitas™ v.10.0.15 Software licensed to HDR, Inc. UG

Box & Whiskers Plot

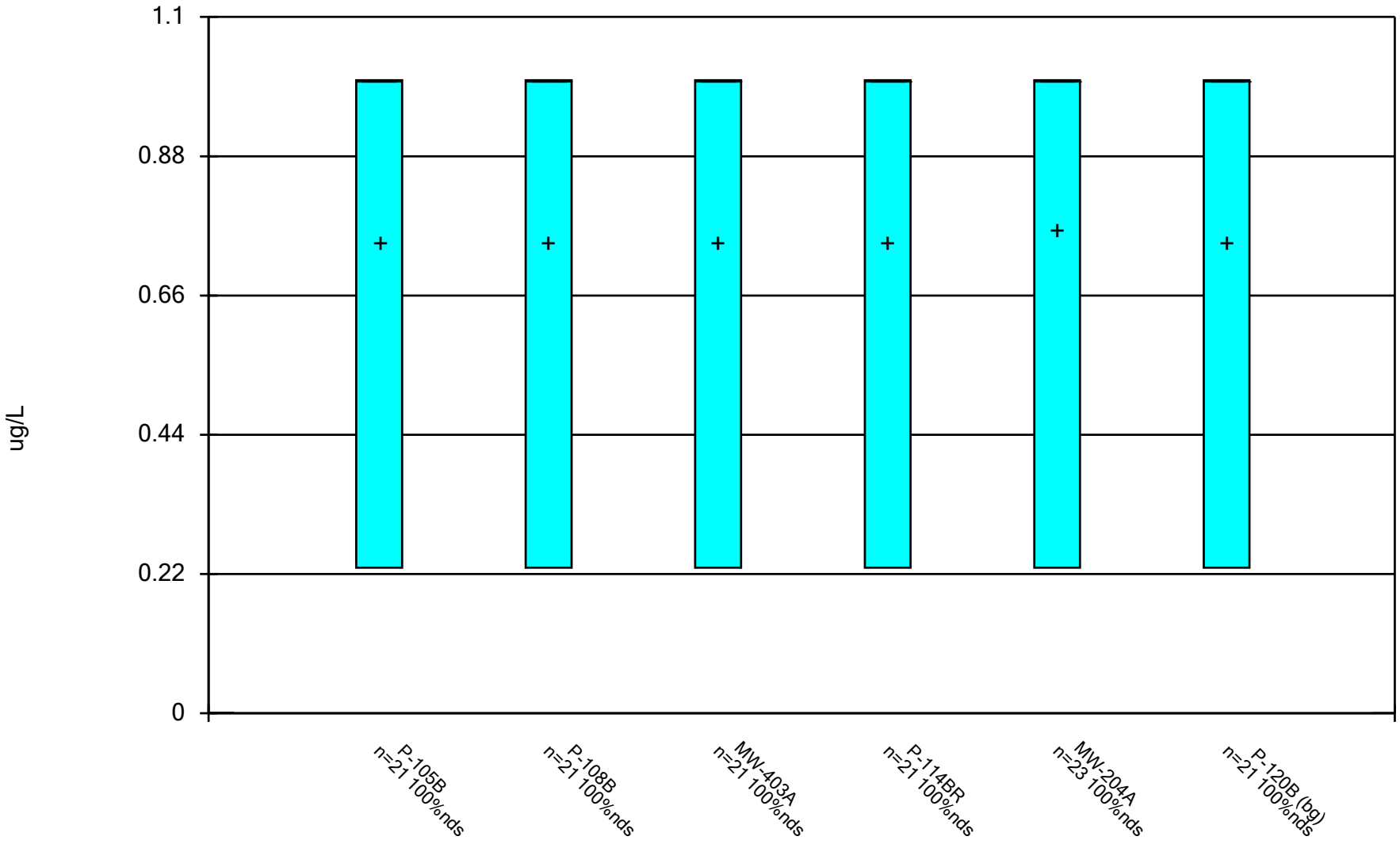

Constituent: 1,4-Dichlorobenzene Analysis Run 12/17/2024 1:36 PM View: All Wells - Appendix I VOCs

DMASWA Data: DMASWA Database_Updated

Sanitas™ v.10.0.15 Software licensed to HDR, Inc. UG

Box & Whiskers Plot

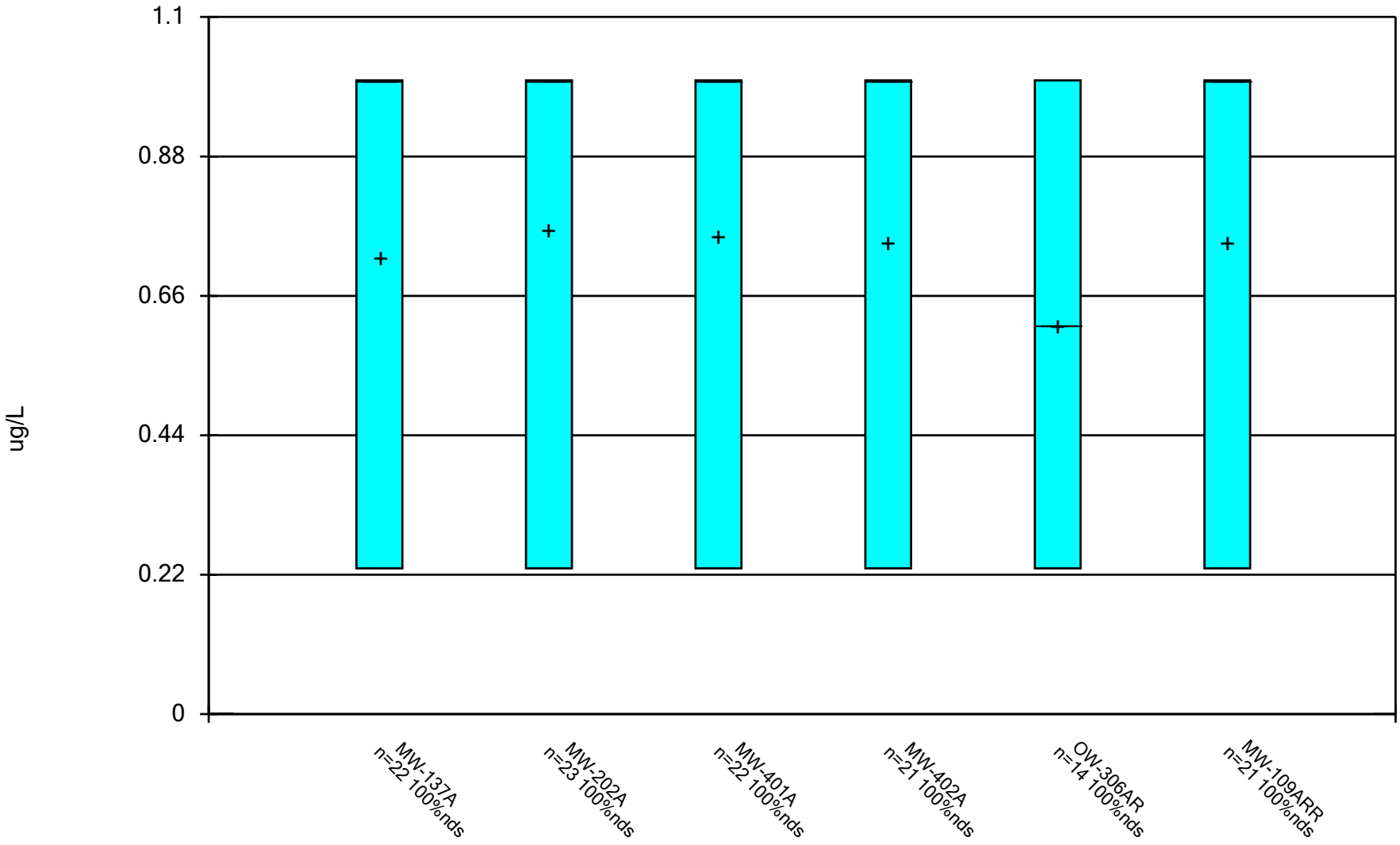

Constituent: 1,4-Dichlorobenzene Analysis Run 12/17/2024 1:36 PM View: All Wells - Appendix I VOCs
DMASWA Data: DMASWA Database_Updated

Sanitas™ v.10.0.15 Software licensed to HDR, Inc. UG

Box & Whiskers Plot

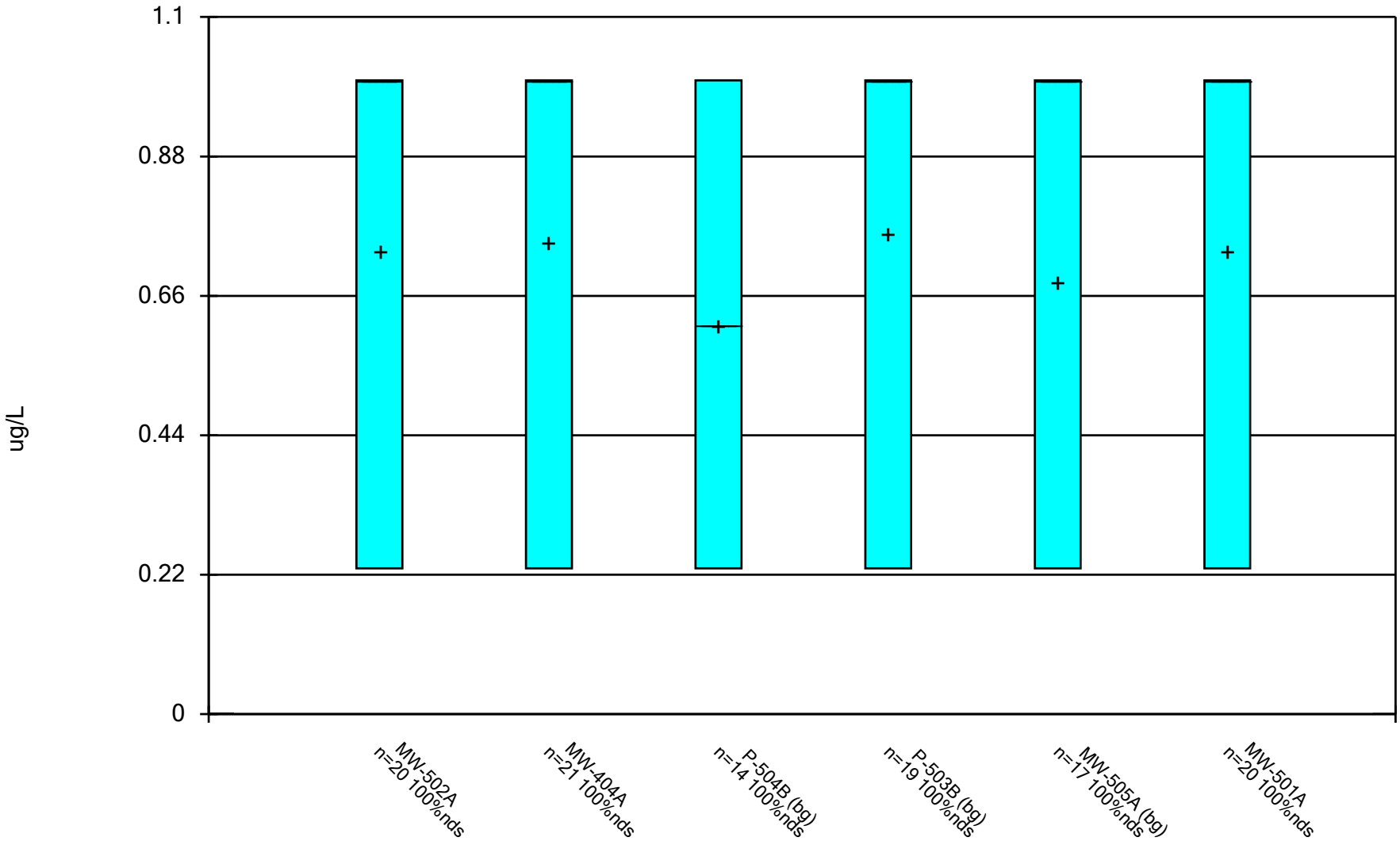

Constituent: 1,4-Dichlorobenzene Analysis Run 12/17/2024 1:36 PM View: All Wells - Appendix I VOCs

DMASWA Data: DMASWA Database_Updated

Sanitas™ v.10.0.15 Software licensed to HDR, Inc. UG

Box & Whiskers Plot

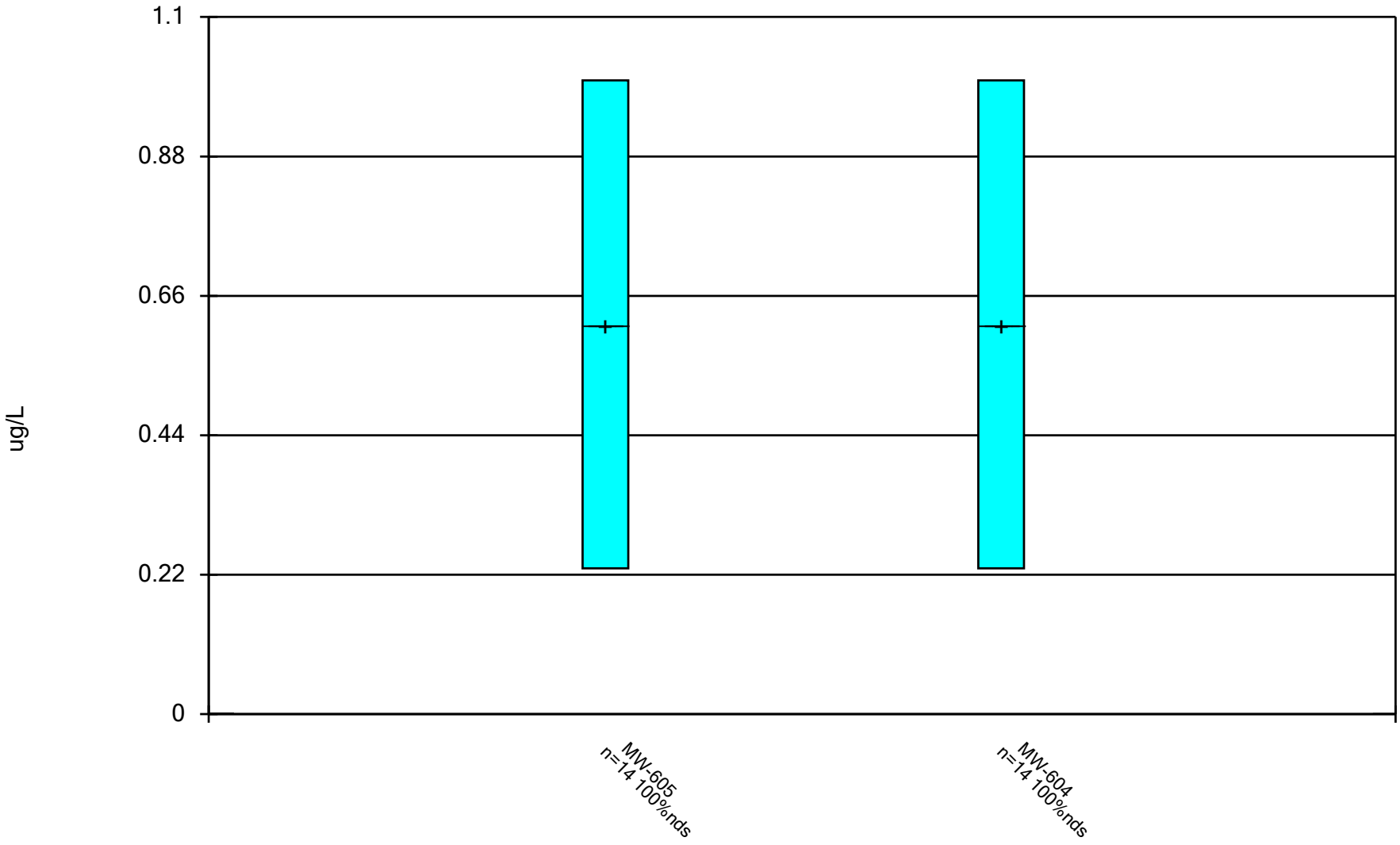

Constituent: 1,4-Dichlorobenzene Analysis Run 12/17/2024 1:36 PM View: All Wells - Appendix I VOCs
DMASWA Data: DMASWA Database_Updated

Sanitas™ v.10.0.15 Software licensed to HDR, Inc. UG

Box & Whiskers Plot

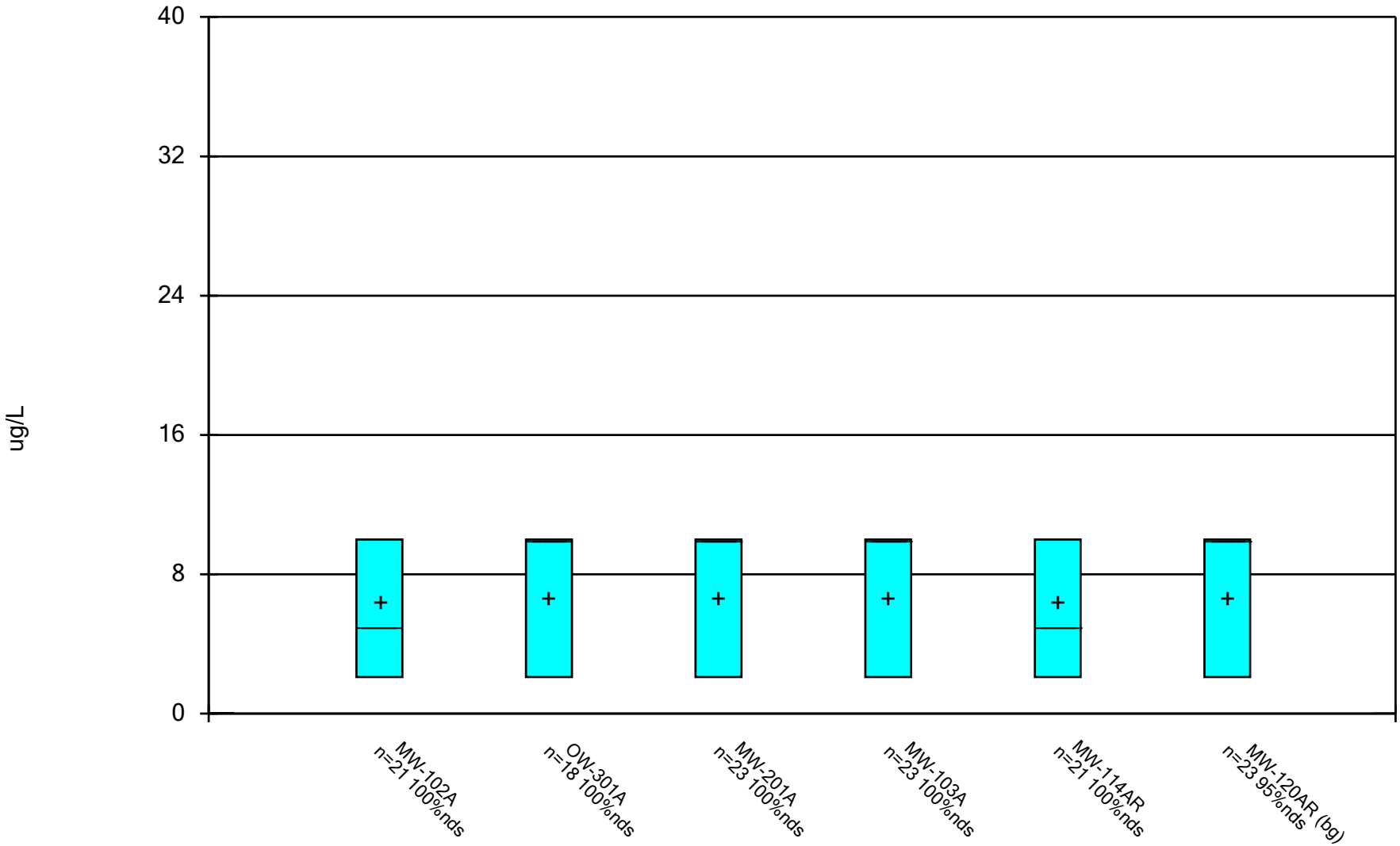

Constituent: 2-Butanone [MEK] Analysis Run 12/17/2024 1:36 PM View: All Wells - Appendix I VOCs
DMASWA Data: DMASWA Database_Updated

Sanitas™ v.10.0.15 Software licensed to HDR, Inc. UG

Box & Whiskers Plot

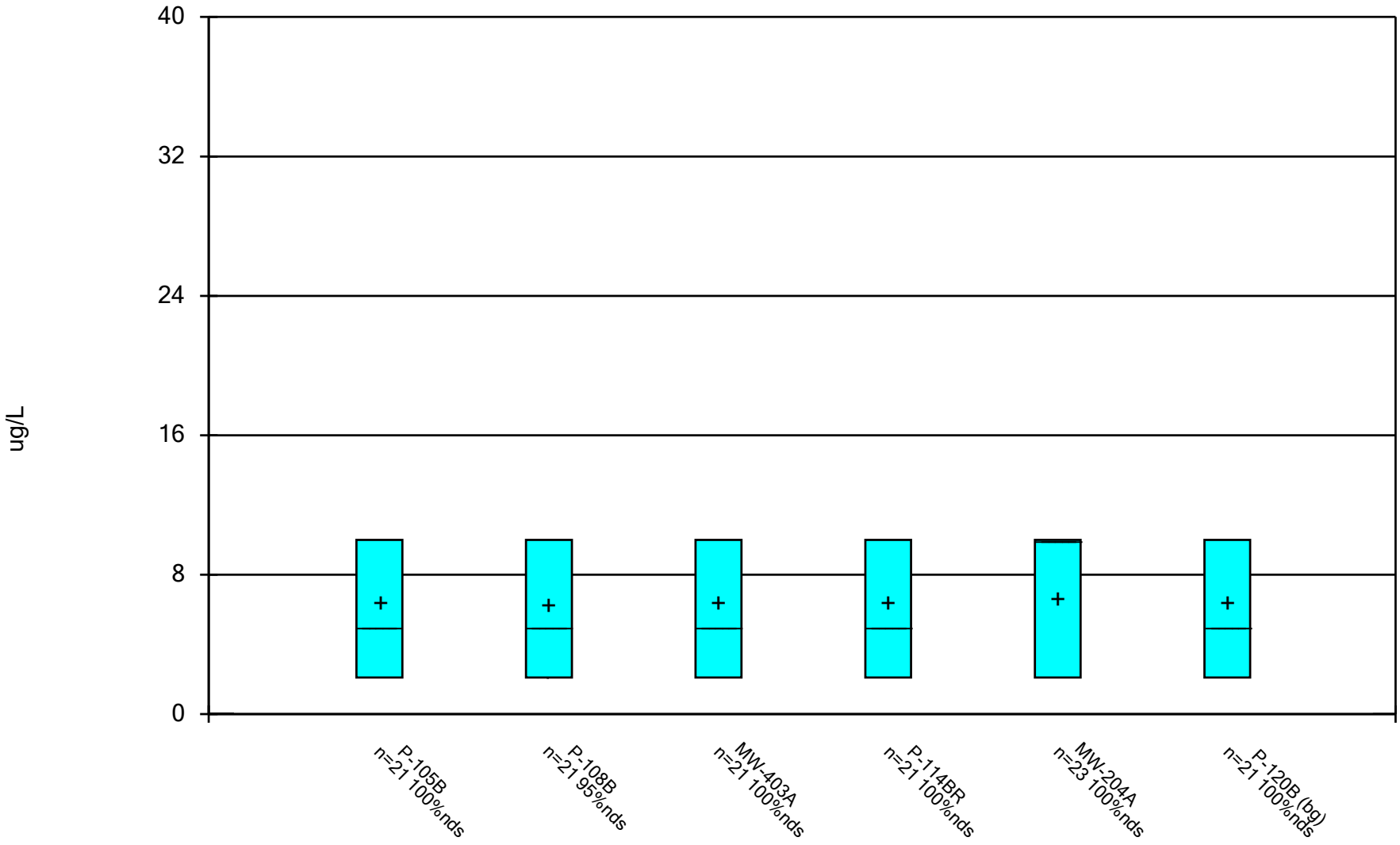

Constituent: 2-Butanone [MEK] Analysis Run 12/17/2024 1:36 PM View: All Wells - Appendix I VOCs DMASWA Data: DMASWA Database_Updated

Sanitas™ v.10.0.15 Software licensed to HDR, Inc. UG

Box & Whiskers Plot

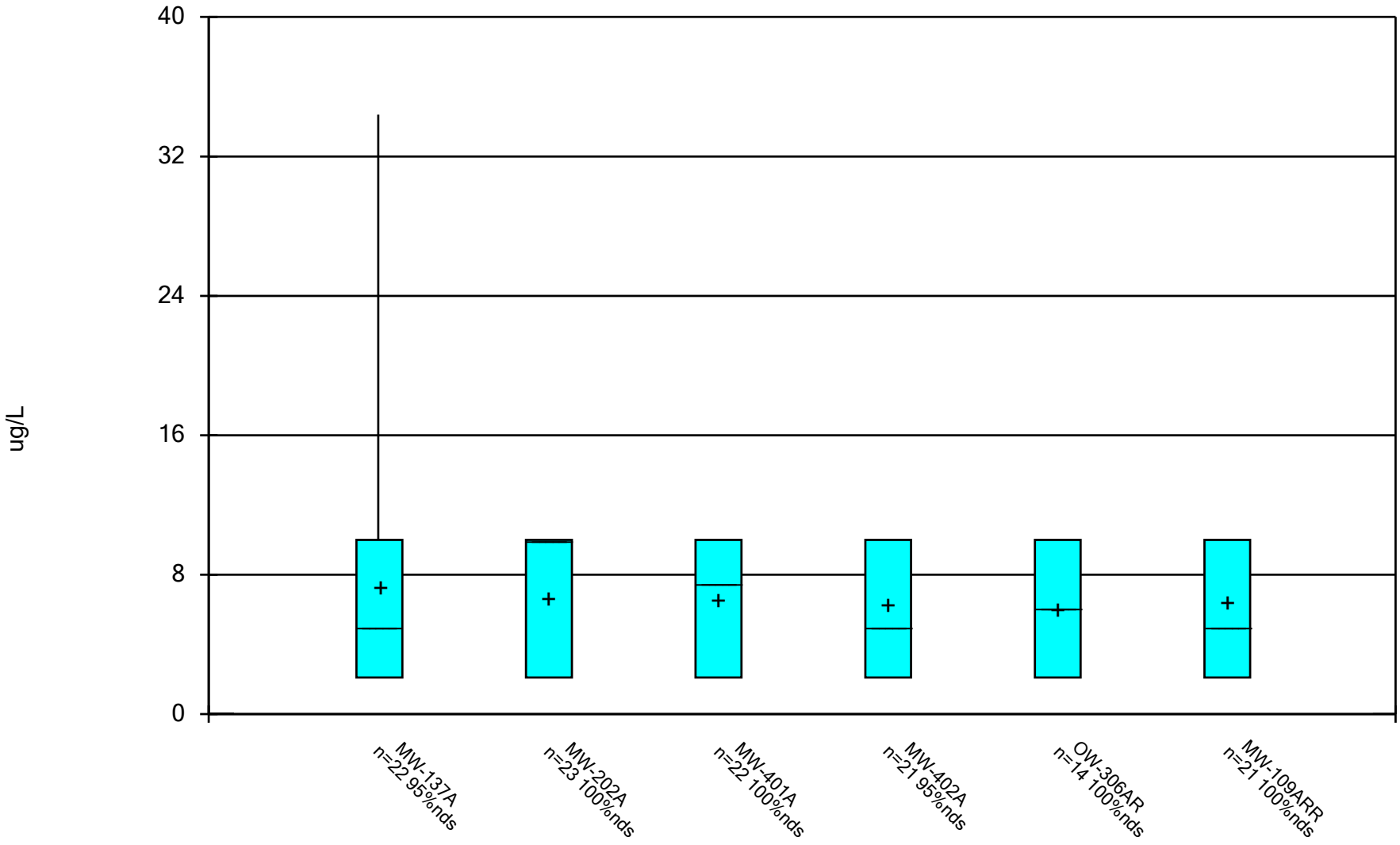

Constituent: 2-Butanone [MEK] Analysis Run 12/17/2024 1:36 PM View: All Wells - Appendix I VOCs DMASWA Data: DMASWA Database_Updated

Sanitas™ v.10.0.15 Software licensed to HDR, Inc. UG

Box & Whiskers Plot

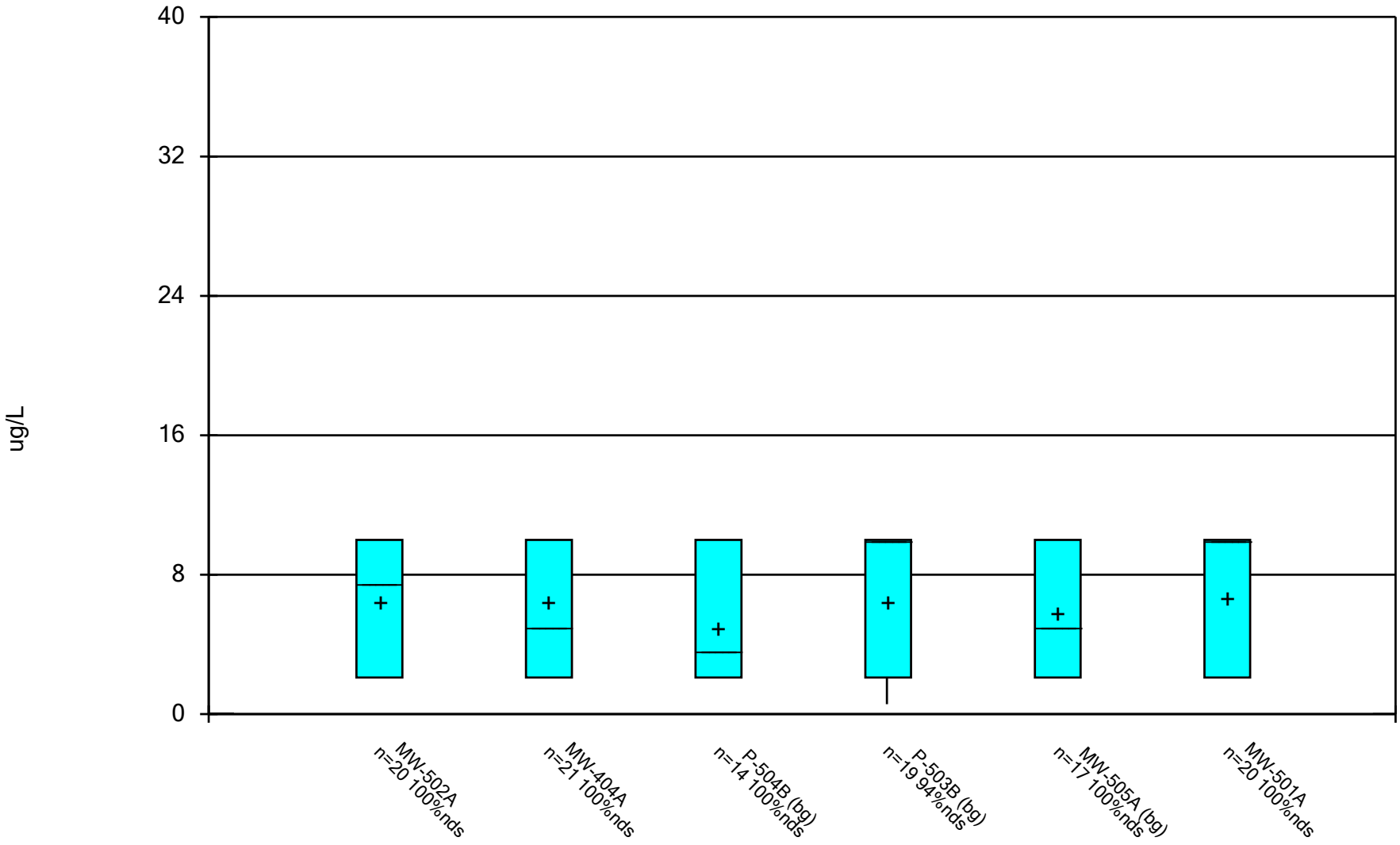

Constituent: 2-Butanone [MEK] Analysis Run 12/17/2024 1:36 PM View: All Wells - Appendix I VOCs

DMASWA Data: DMASWA Database_Updated

Sanitas™ v.10.0.15 Software licensed to HDR, Inc. UG

Box & Whiskers Plot

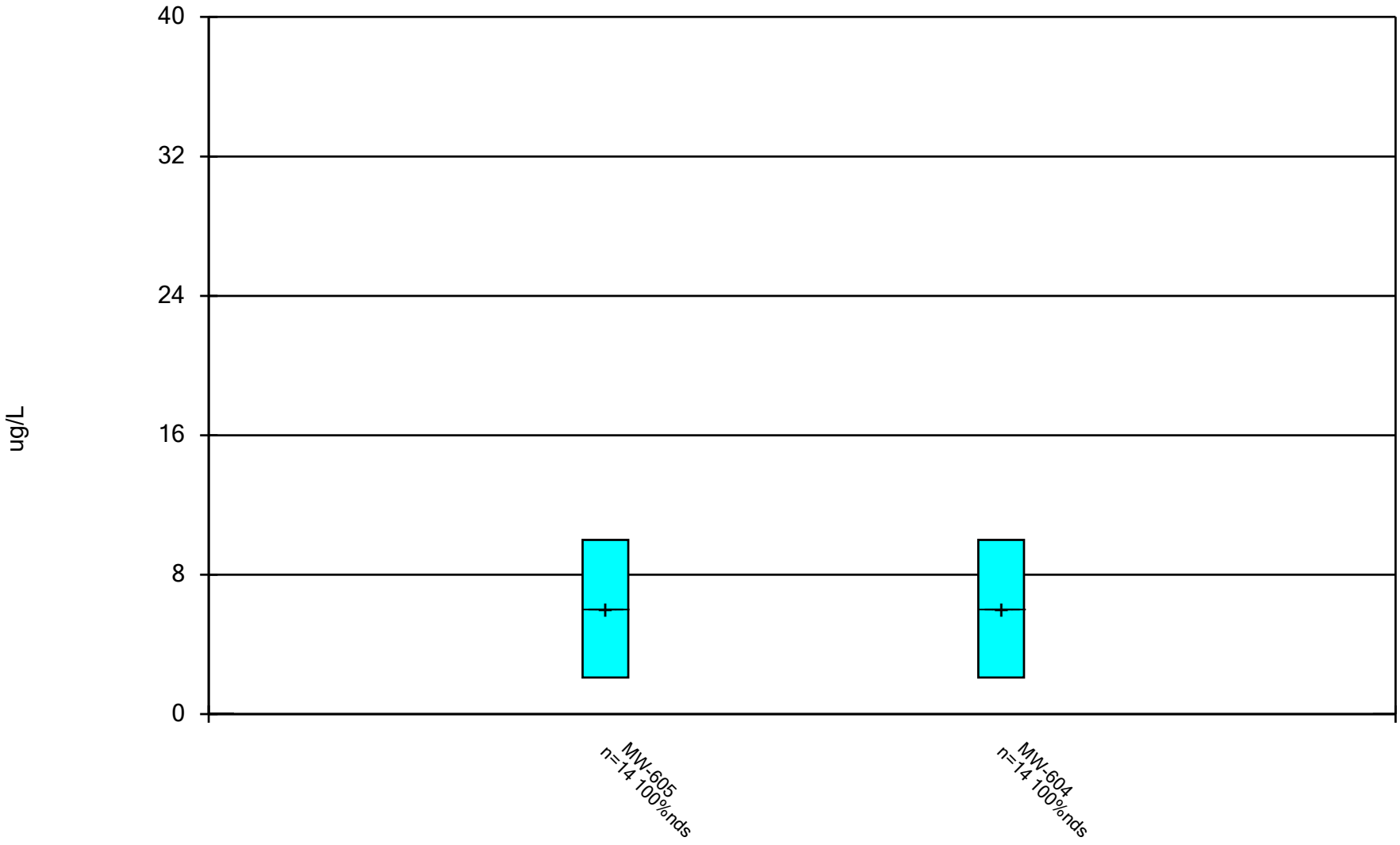

Constituent: 2-Butanone [MEK] Analysis Run 12/17/2024 1:36 PM View: All Wells - Appendix I VOCs DMASWA Data: DMASWA Database_Updated

Sanitas™ v.10.0.15 Software licensed to HDR, Inc. UG

Box & Whiskers Plot

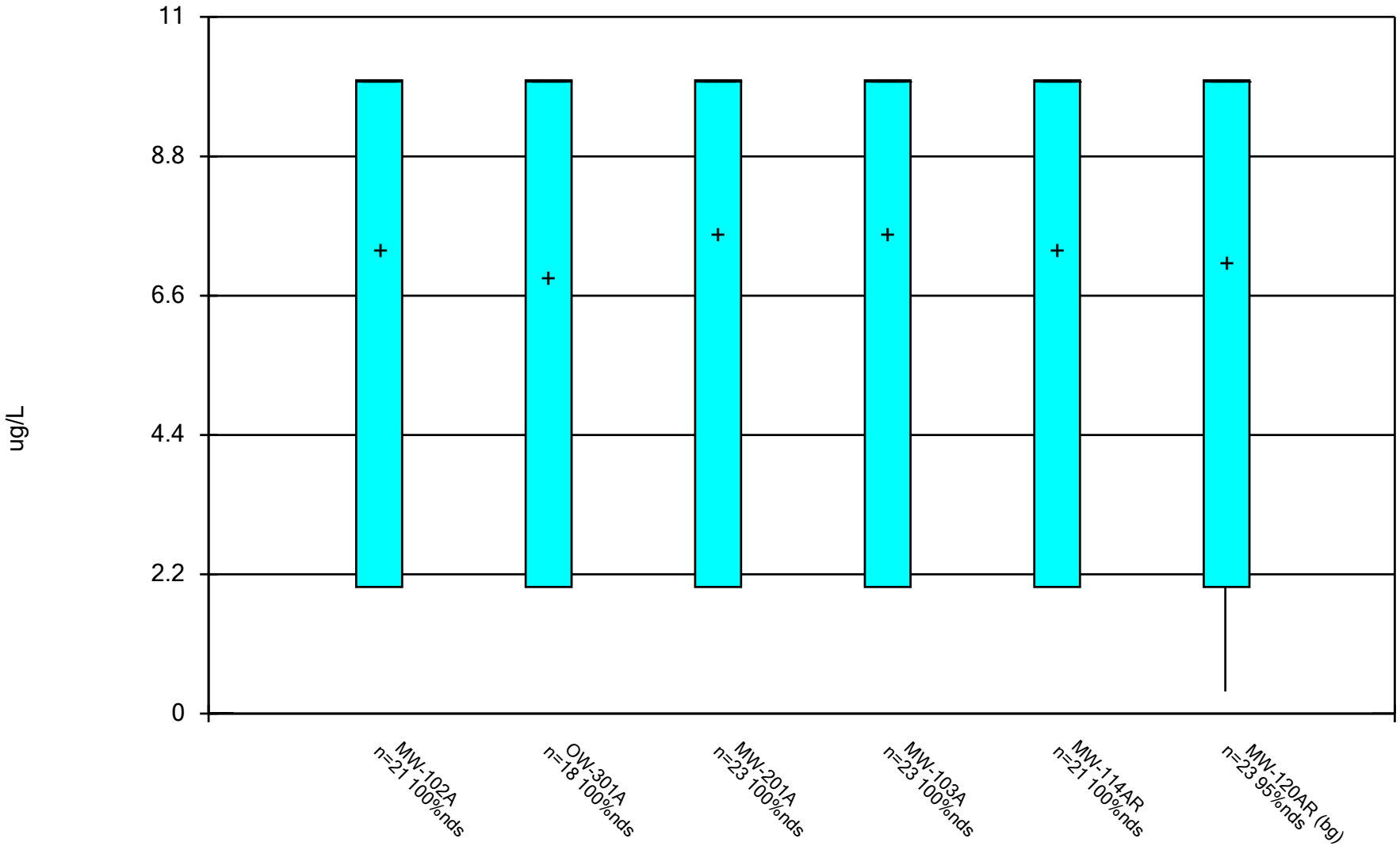

Constituent: 2-Hexanone Analysis Run 12/17/2024 1:36 PM View: All Wells - Appendix I VOCs

DMASWA Data: DMASWA Database_Updated

Sanitas™ v.10.0.15 Software licensed to HDR, Inc. UG

Box & Whiskers Plot

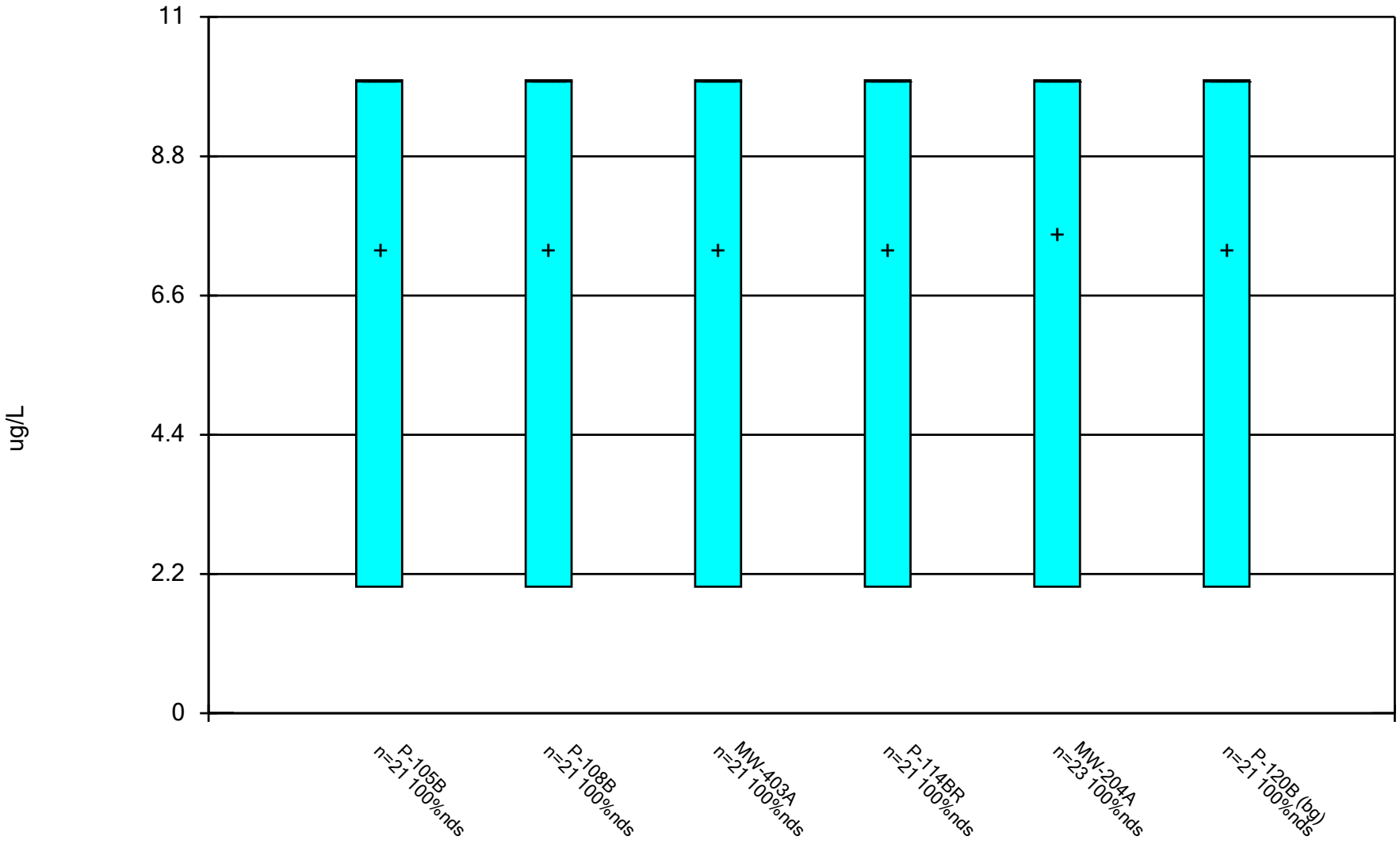

Constituent: 2-Hexanone Analysis Run 12/17/2024 1:36 PM View: All Wells - Appendix I VOCs

DMASWA Data: DMASWA Database_Updated

Sanitas™ v.10.0.15 Software licensed to HDR, Inc. UG

Box & Whiskers Plot

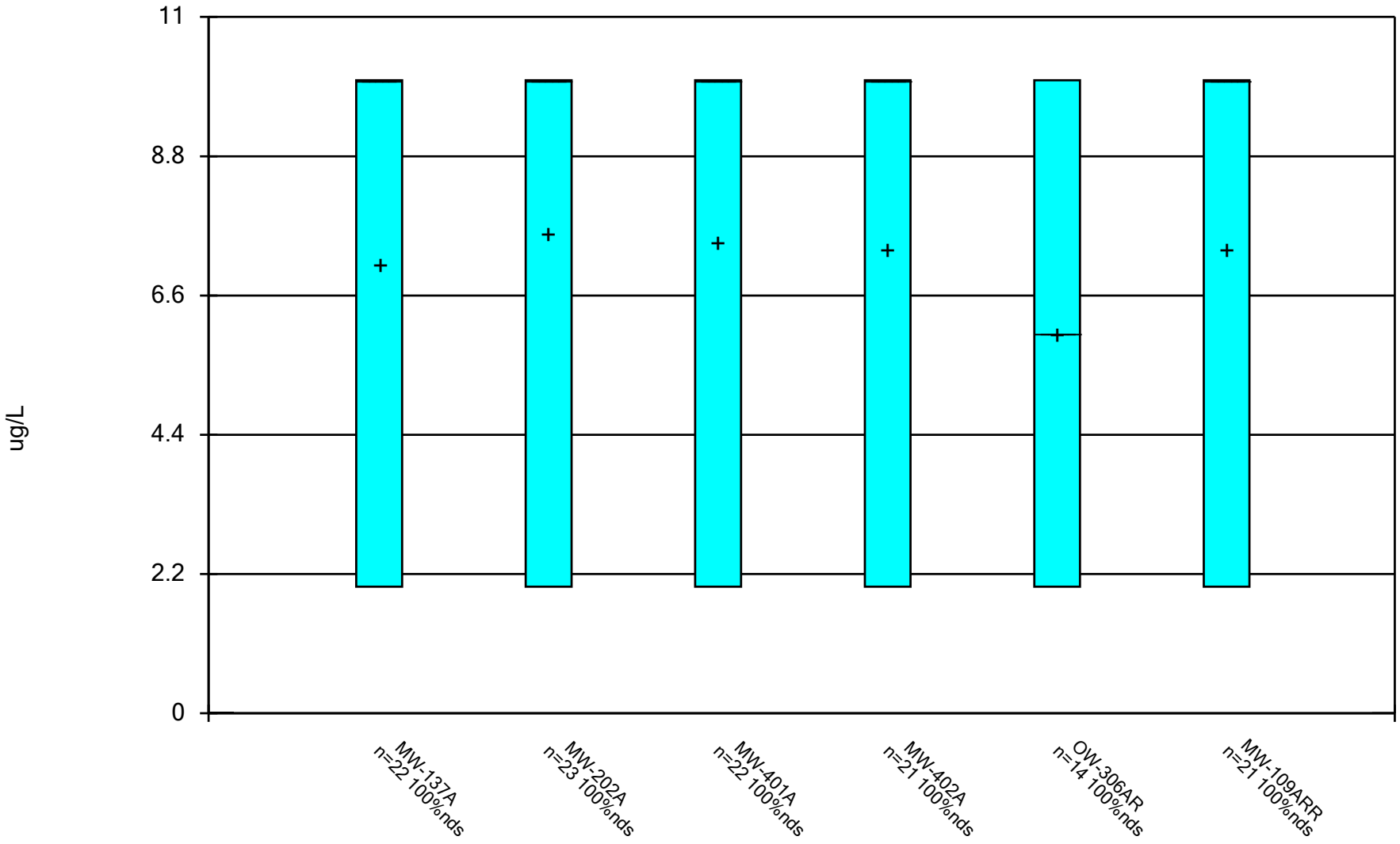

Constituent: 2-Hexanone Analysis Run 12/17/2024 1:36 PM View: All Wells - Appendix I VOCs
DMASWA Data: DMASWA Database_Updated

Sanitas™ v.10.0.15 Software licensed to HDR, Inc. UG

Box & Whiskers Plot

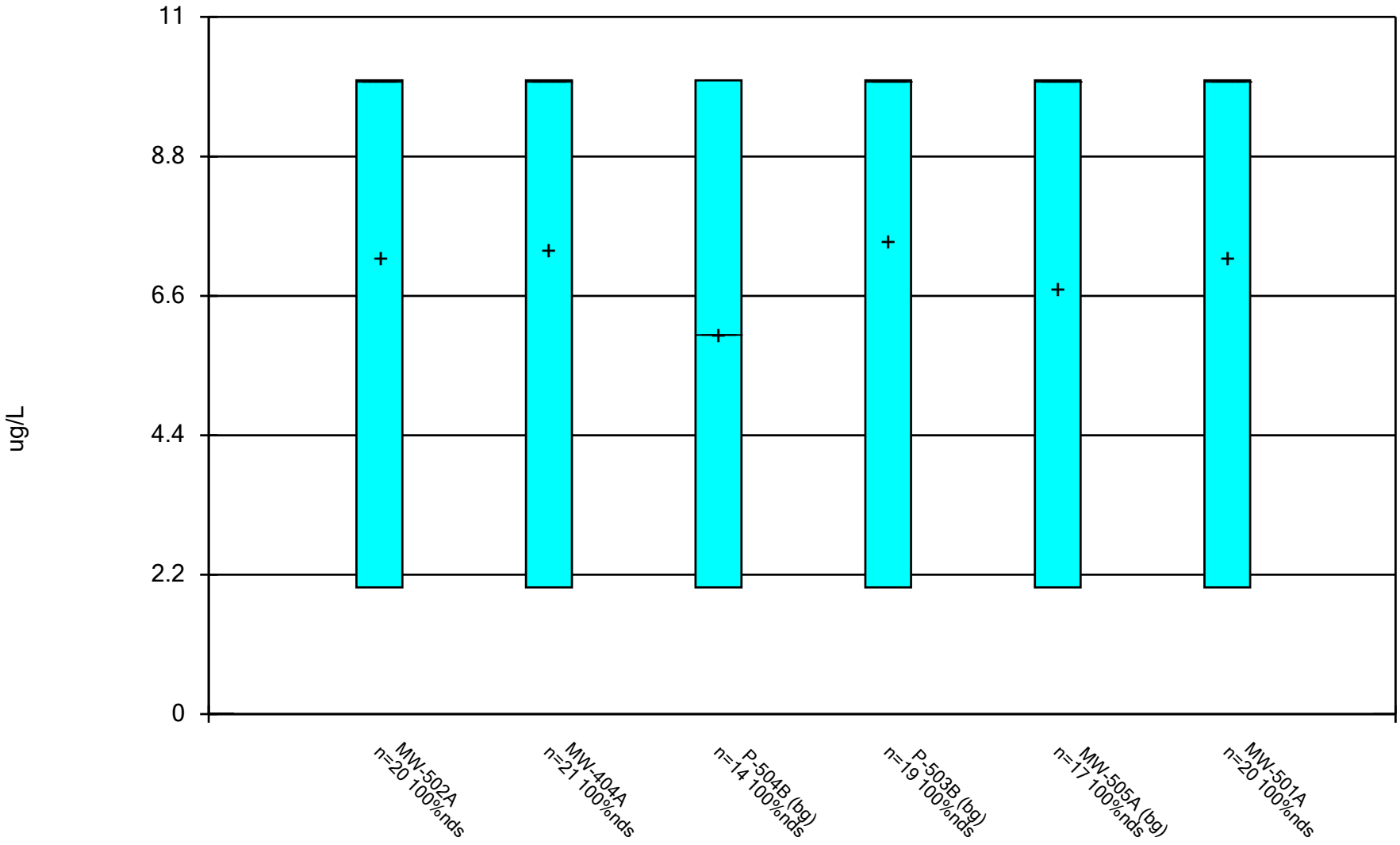

Constituent: 2-Hexanone Analysis Run 12/17/2024 1:36 PM View: All Wells - Appendix I VOCs

DMASWA Data: DMASWA Database_Updated

Sanitas™ v.10.0.15 Software licensed to HDR, Inc. UG

Box & Whiskers Plot

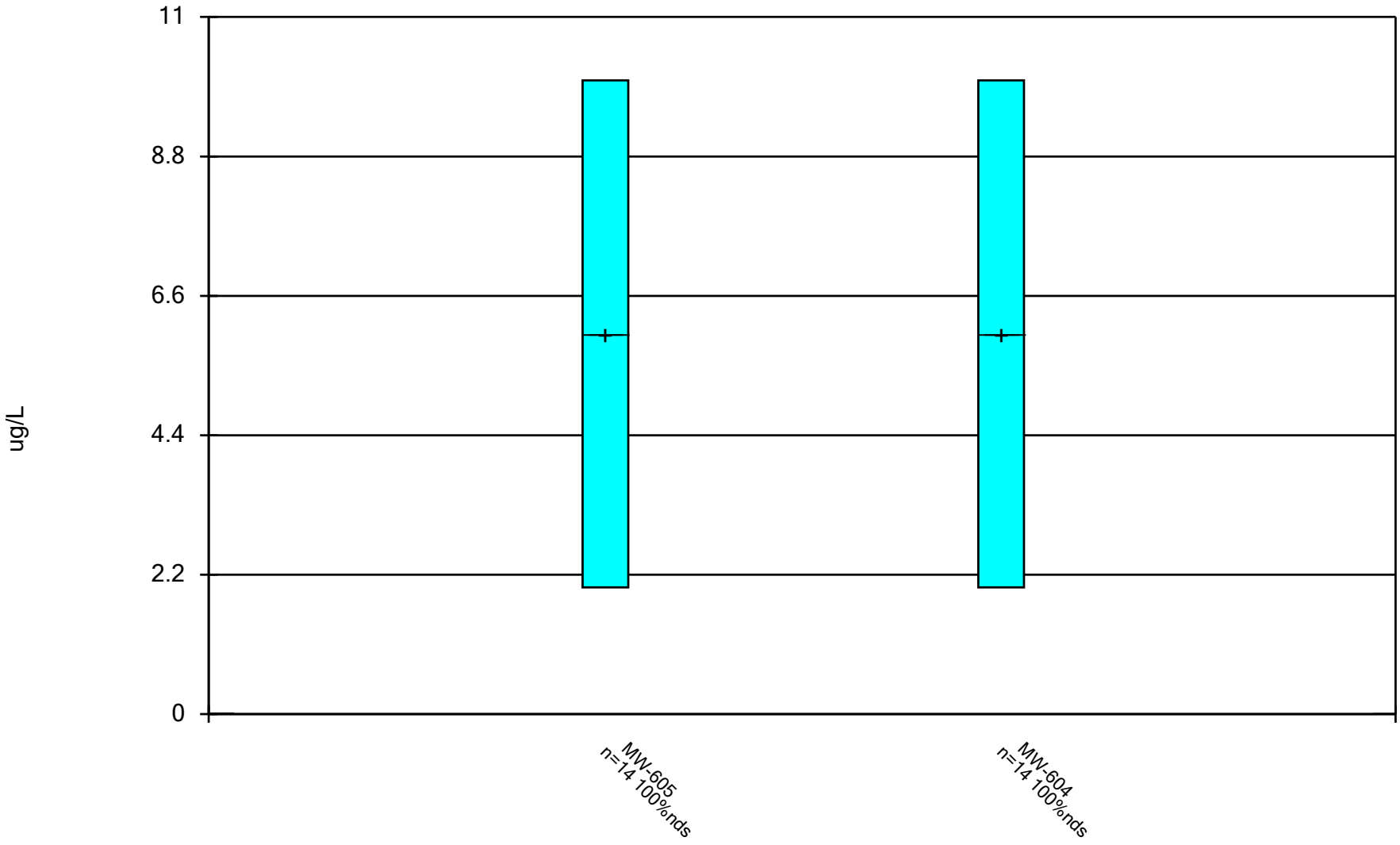

Constituent: 2-Hexanone Analysis Run 12/17/2024 1:36 PM View: All Wells - Appendix I VOCs
DMASWA Data: DMASWA Database_Updated

Sanitas™ v.10.0.15 Software licensed to HDR, Inc. UG

Box & Whiskers Plot

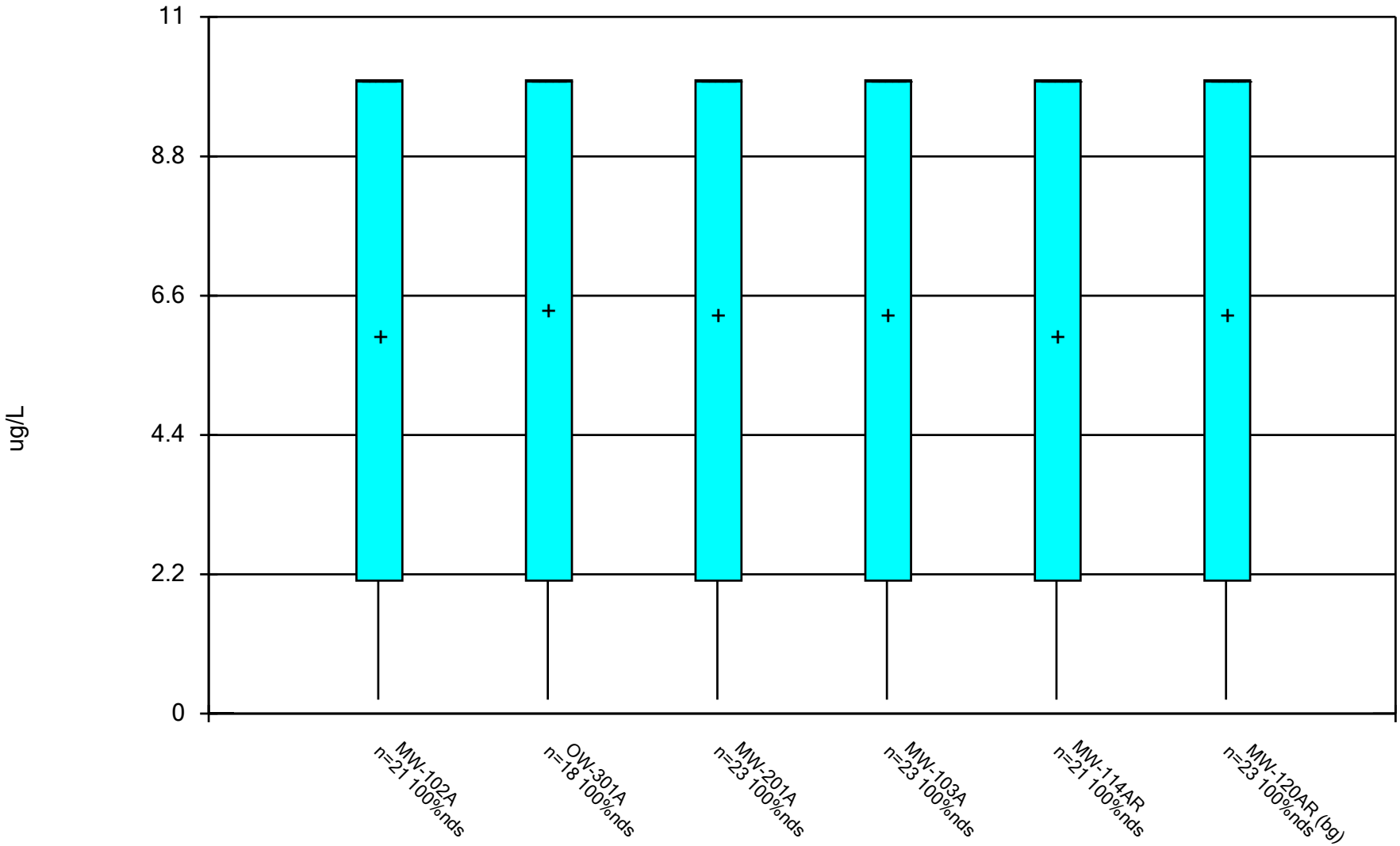

Constituent: 4-Methyl-2-pentanone Analysis Run 12/17/2024 1:36 PM View: All Wells - Appendix I VOCs

DMASWA Data: DMASWA Database_Updated

Sanitas™ v.10.0.15 Software licensed to HDR, Inc. UG

Box & Whiskers Plot

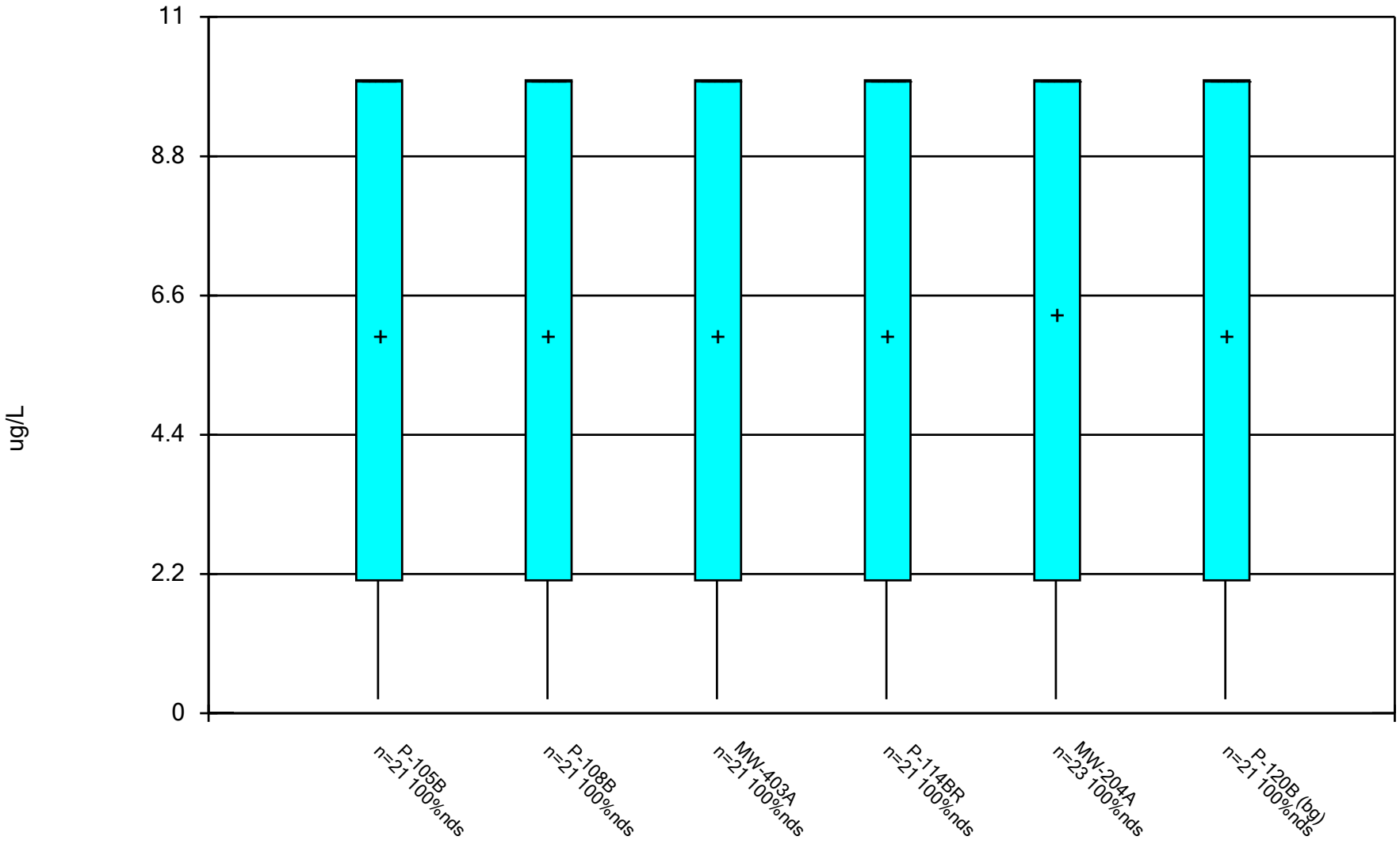

Constituent: 4-Methyl-2-pentanone Analysis Run 12/17/2024 1:36 PM View: All Wells - Appendix I VOCs

DMASWA Data: DMASWA Database_Updated

Sanitas™ v.10.0.15 Software licensed to HDR, Inc. UG

Box & Whiskers Plot

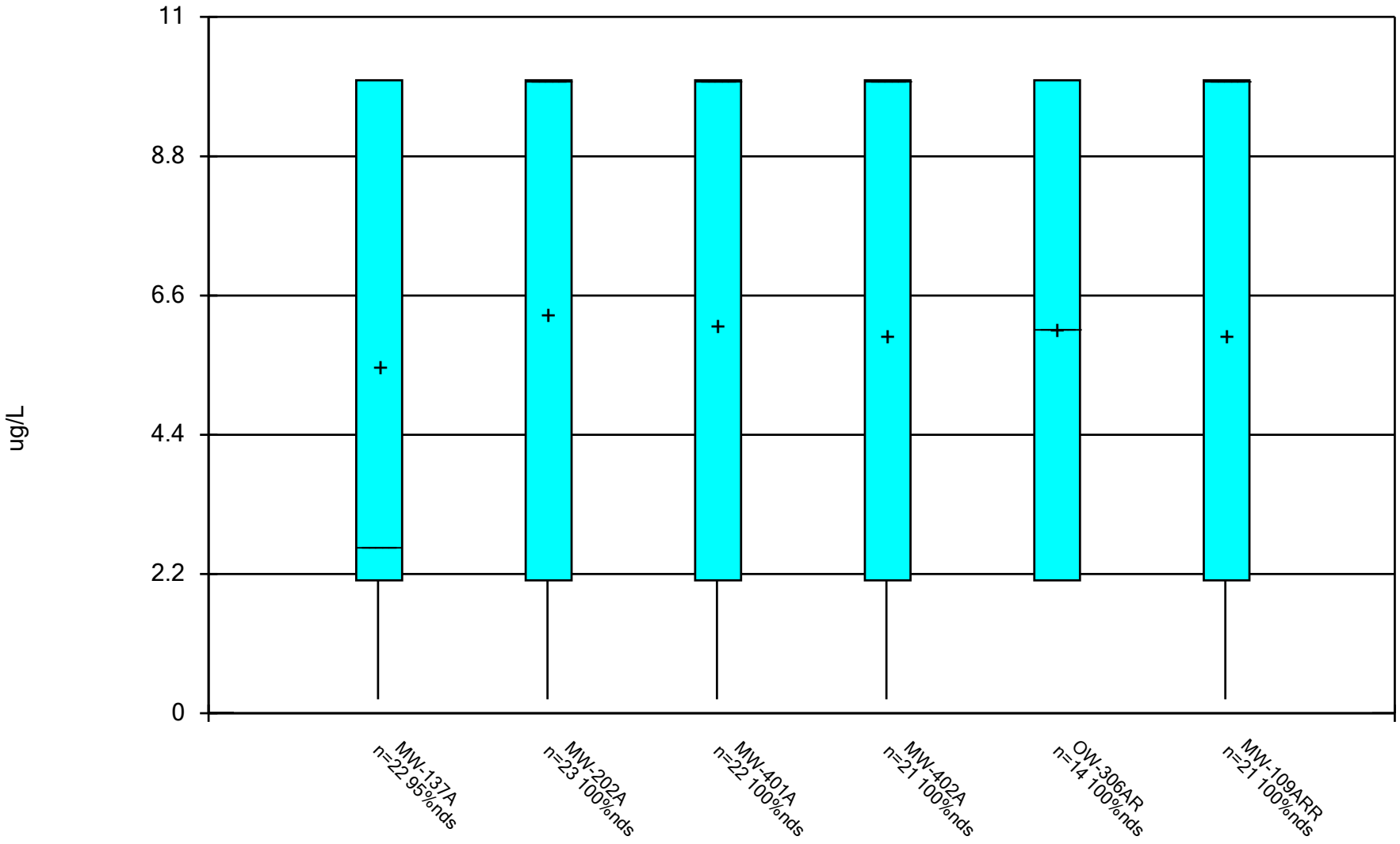

Constituent: 4-Methyl-2-pentanone Analysis Run 12/17/2024 1:36 PM View: All Wells - Appendix I VOCs

DMASWA Data: DMASWA Database_Updated

Sanitas™ v.10.0.15 Software licensed to HDR, Inc. UG

Box & Whiskers Plot

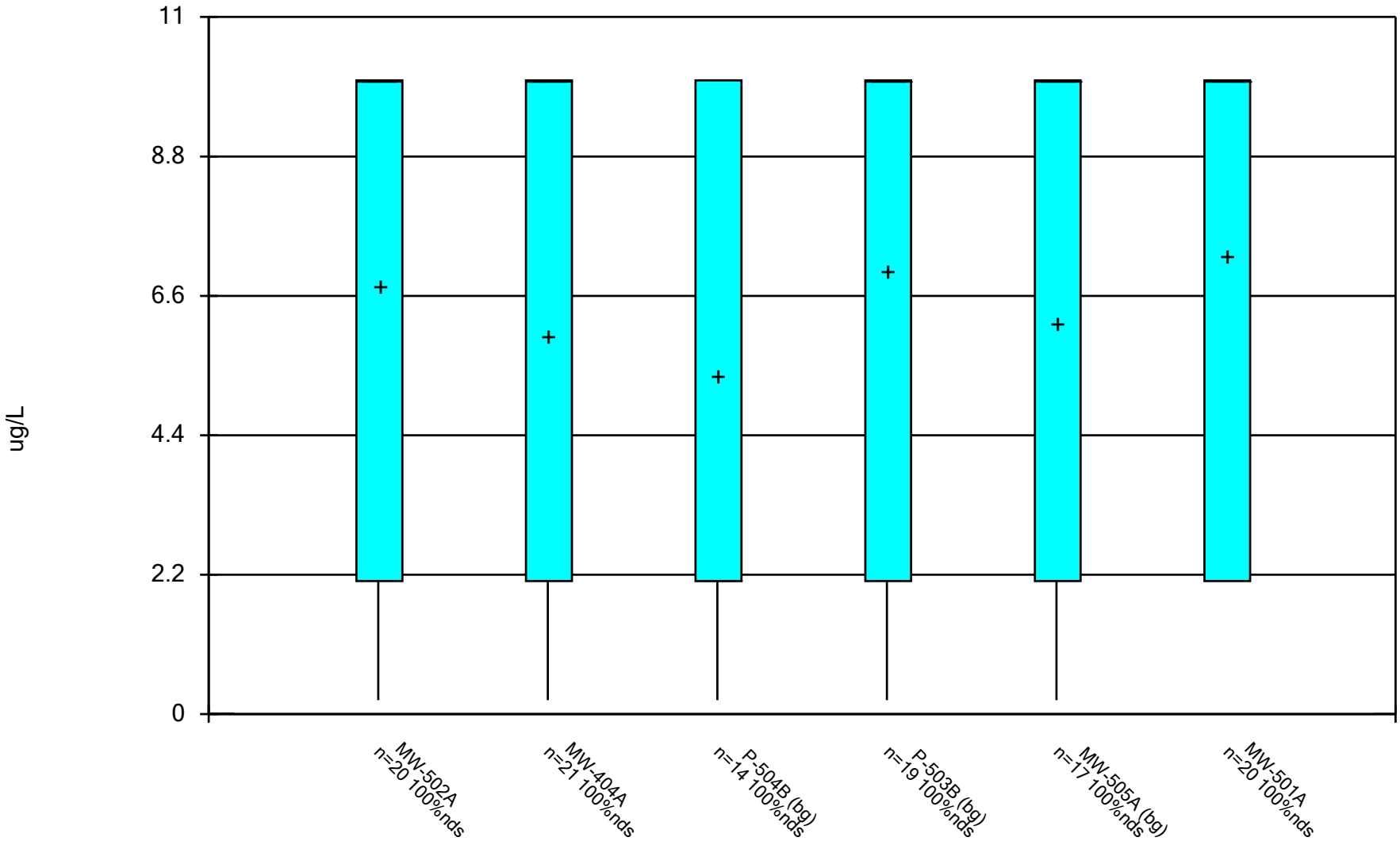

Constituent: 4-Methyl-2-pentanone Analysis Run 12/17/2024 1:37 PM View: All Wells - Appendix I VOCs

DMASWA Data: DMASWA Database_Updated

Sanitas™ v.10.0.15 Software licensed to HDR, Inc. UG

Box & Whiskers Plot

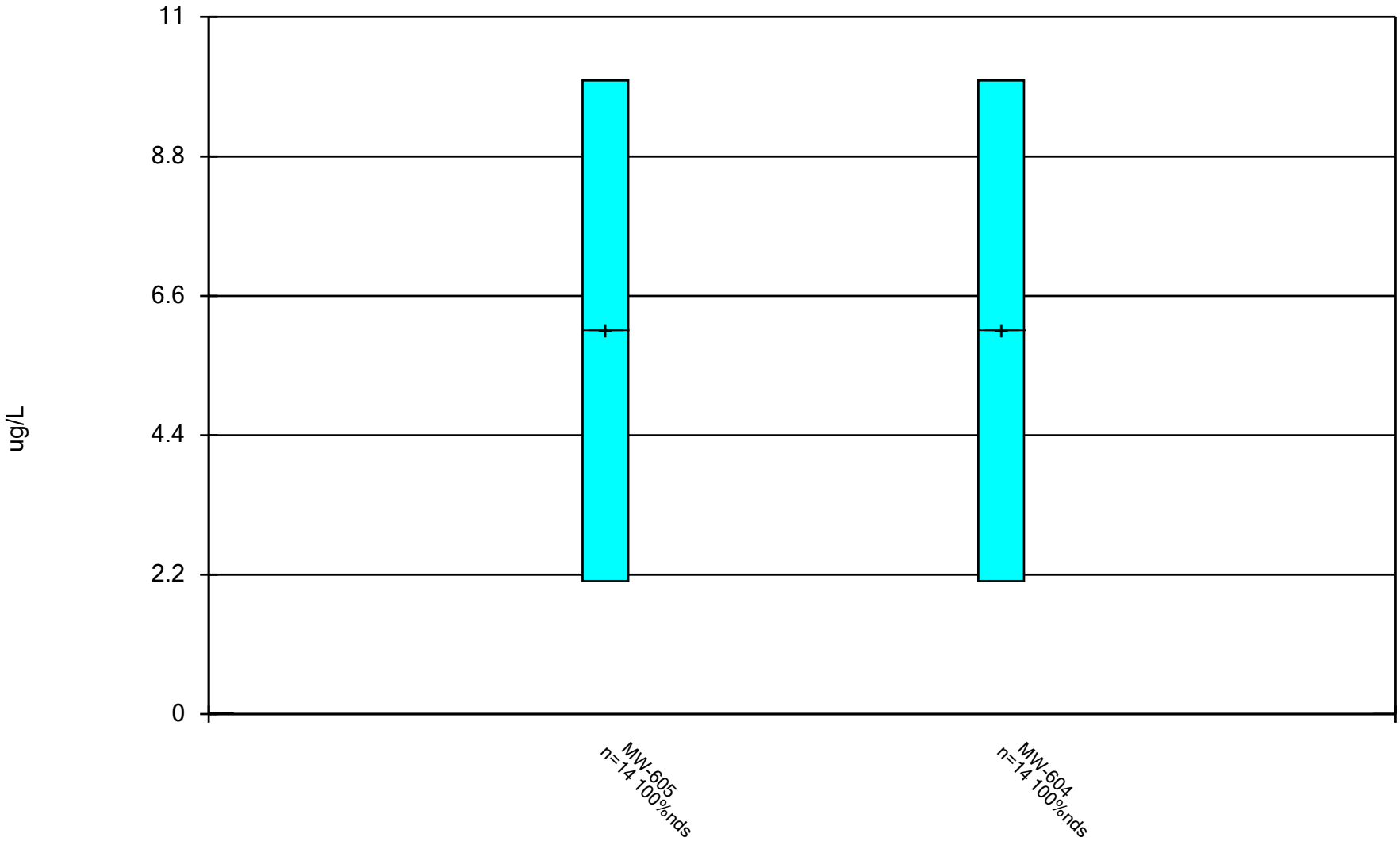

Constituent: 4-Methyl-2-pentanone Analysis Run 12/17/2024 1:37 PM View: All Wells - Appendix I VOCs DMASWA Data: DMASWA Database_Updated

Sanitas™ v.10.0.15 Software licensed to HDR, Inc. UG

Box & Whiskers Plot

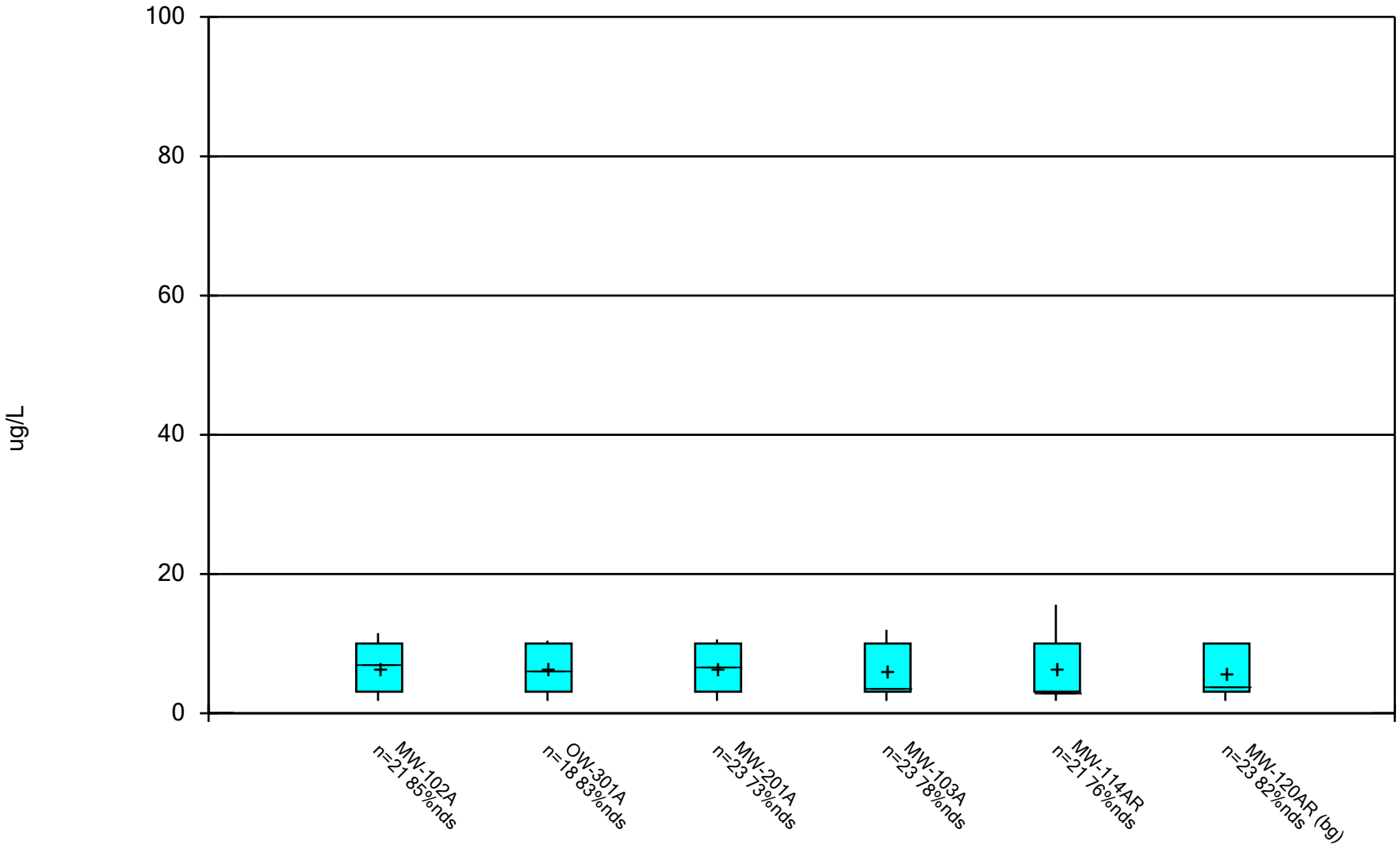

Constituent: Acetone Analysis Run 12/17/2024 1:37 PM View: All Wells - Appendix I VOCs DMASWA Data: DMASWA Database_Updated

Sanitas™ v.10.0.15 Software licensed to HDR, Inc. UG

Box & Whiskers Plot

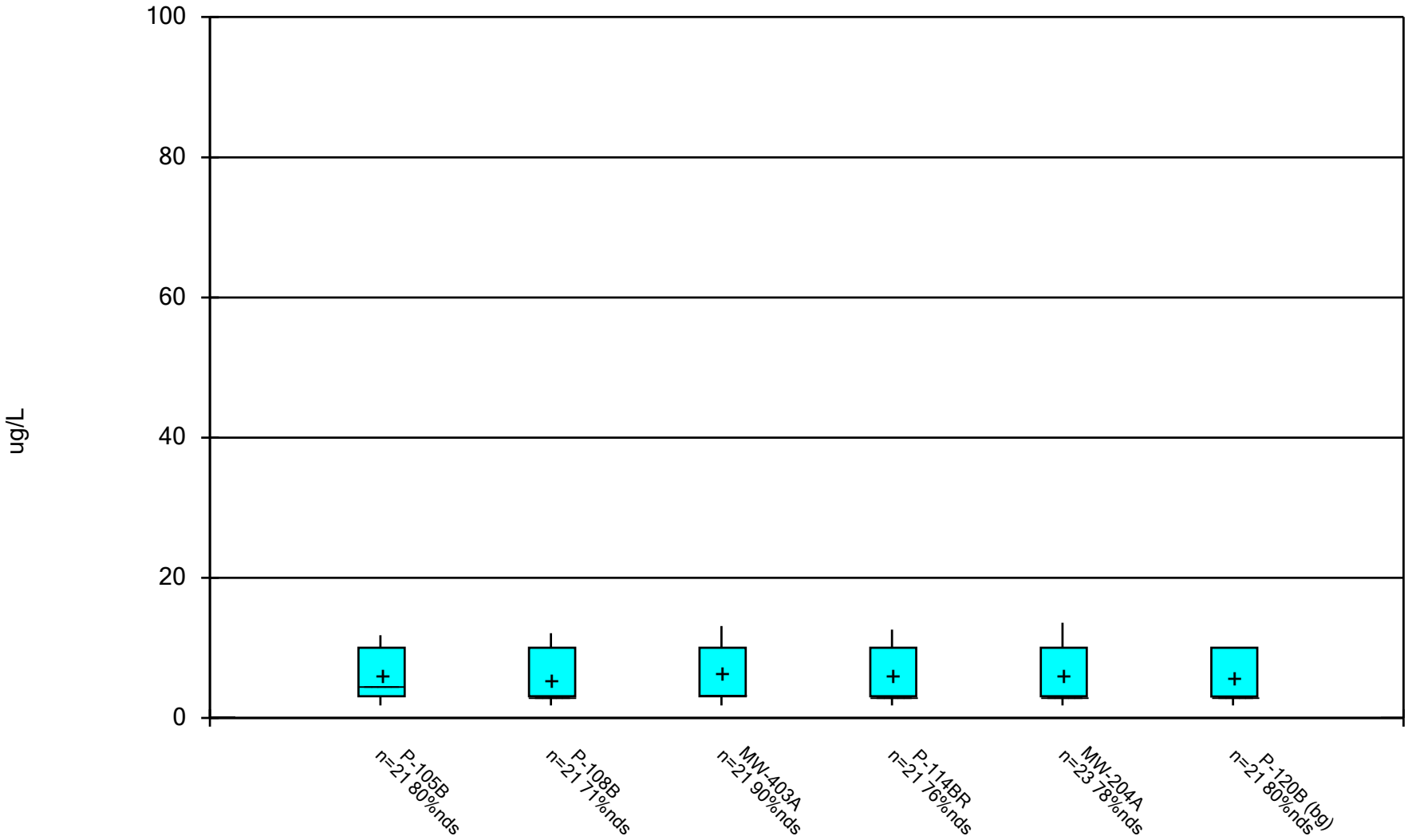

Constituent: Acetone Analysis Run 12/17/2024 1:37 PM View: All Wells - Appendix I VOCs

DMASWA Data: DMASWA Database_Updated

Sanitas™ v.10.0.15 Software licensed to HDR, Inc. UG

Box & Whiskers Plot

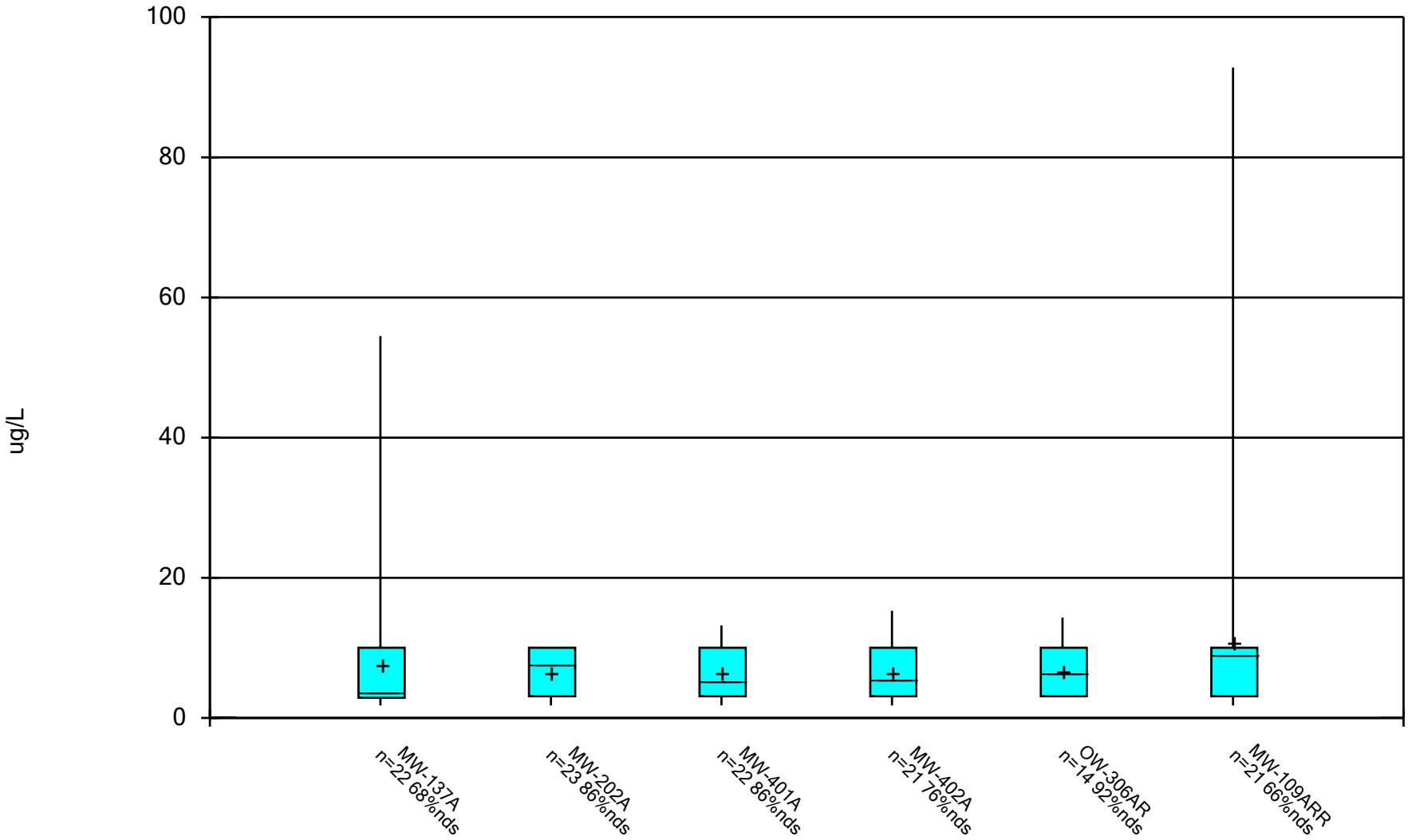

Constituent: Acetone Analysis Run 12/17/2024 1:37 PM View: All Wells - Appendix I VOCs
DMASWA Data: DMASWA Database_Updated

Sanitas™ v.10.0.15 Software licensed to HDR, Inc. UG

Box & Whiskers Plot

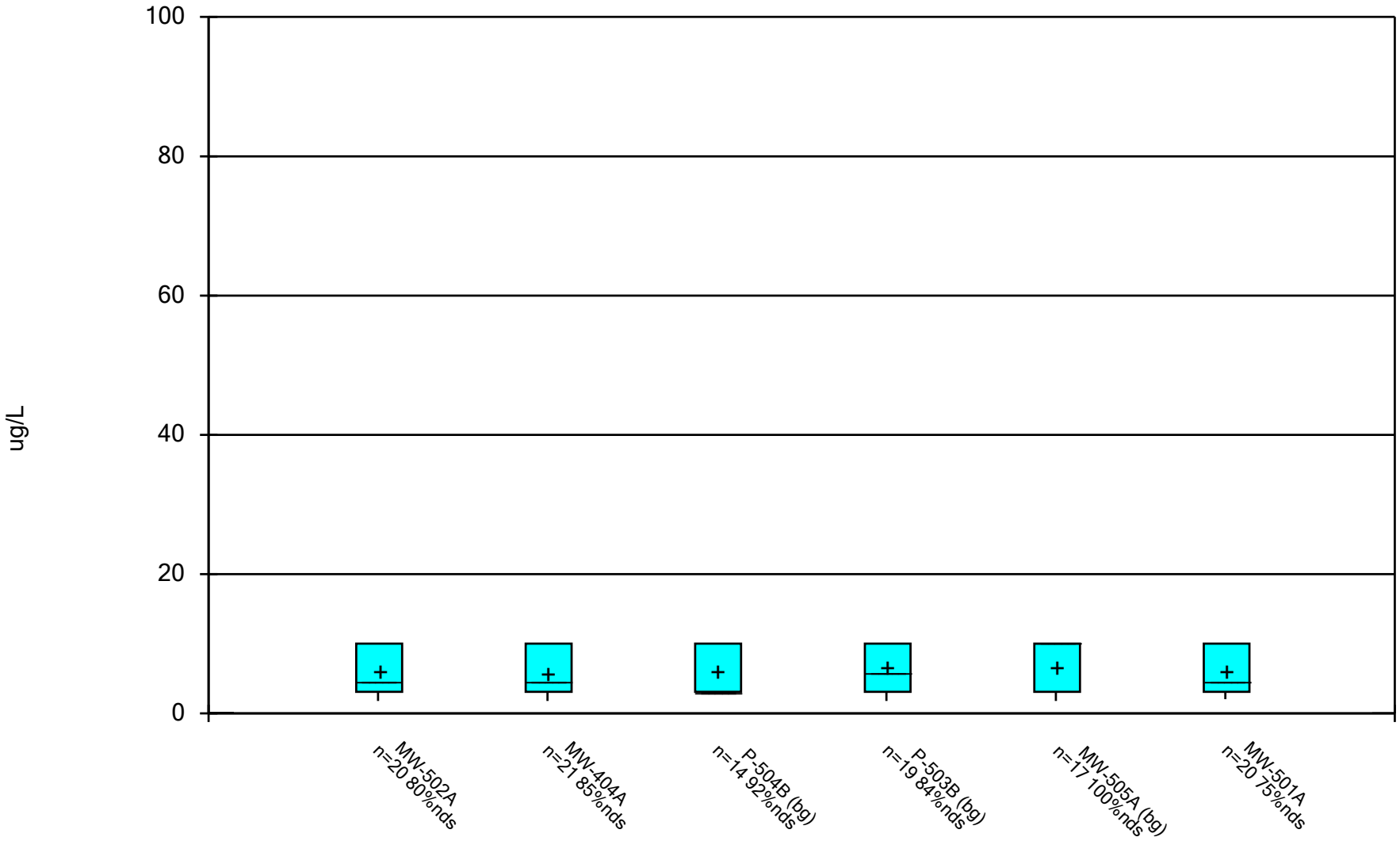

Constituent: Acetone Analysis Run 12/17/2024 1:37 PM View: All Wells - Appendix I VOCs

DMASWA Data: DMASWA Database_Updated

Sanitas™ v.10.0.15 Software licensed to HDR, Inc. UG

Box & Whiskers Plot

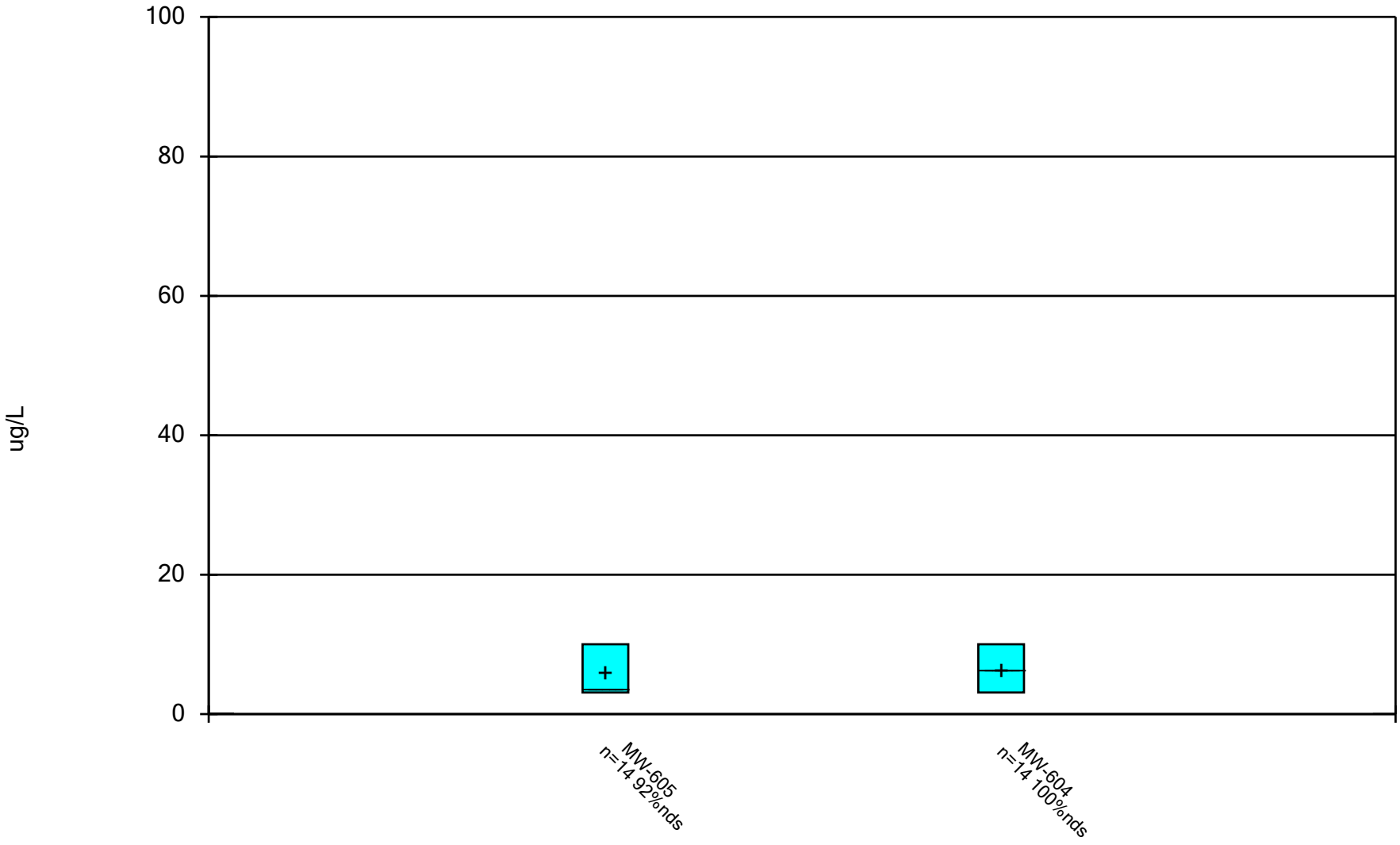

Constituent: Acetone Analysis Run 12/17/2024 1:37 PM View: All Wells - Appendix I VOCs

DMASWA Data: DMASWA Database_Updated

Sanitas™ v.10.0.15 Software licensed to HDR, Inc. UG

Box & Whiskers Plot

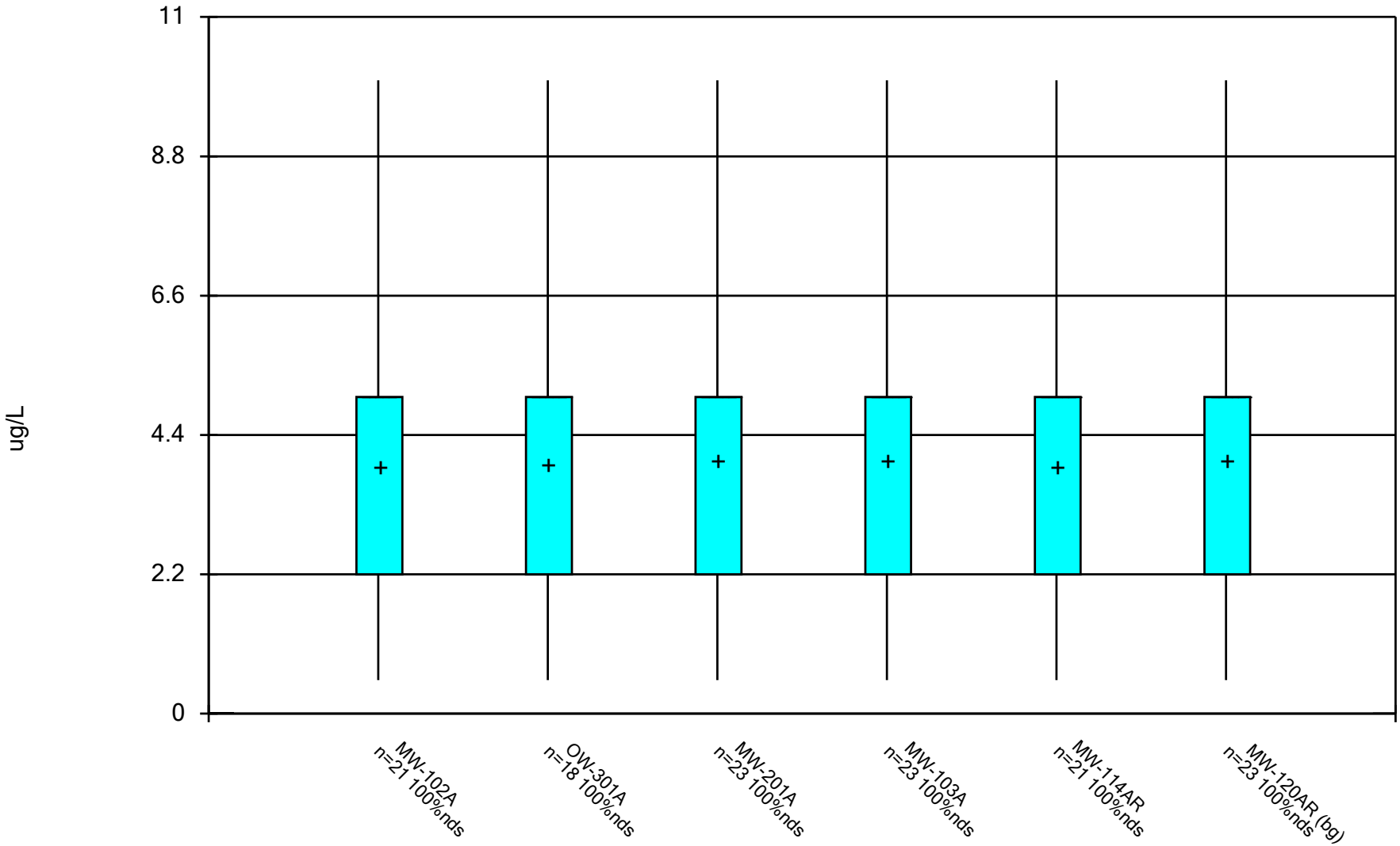

Constituent: Acrylonitrile Analysis Run 12/17/2024 1:37 PM View: All Wells - Appendix I VOCs

DMASWA Data: DMASWA Database_Updated

Sanitas™ v.10.0.15 Software licensed to HDR, Inc. UG

Box & Whiskers Plot

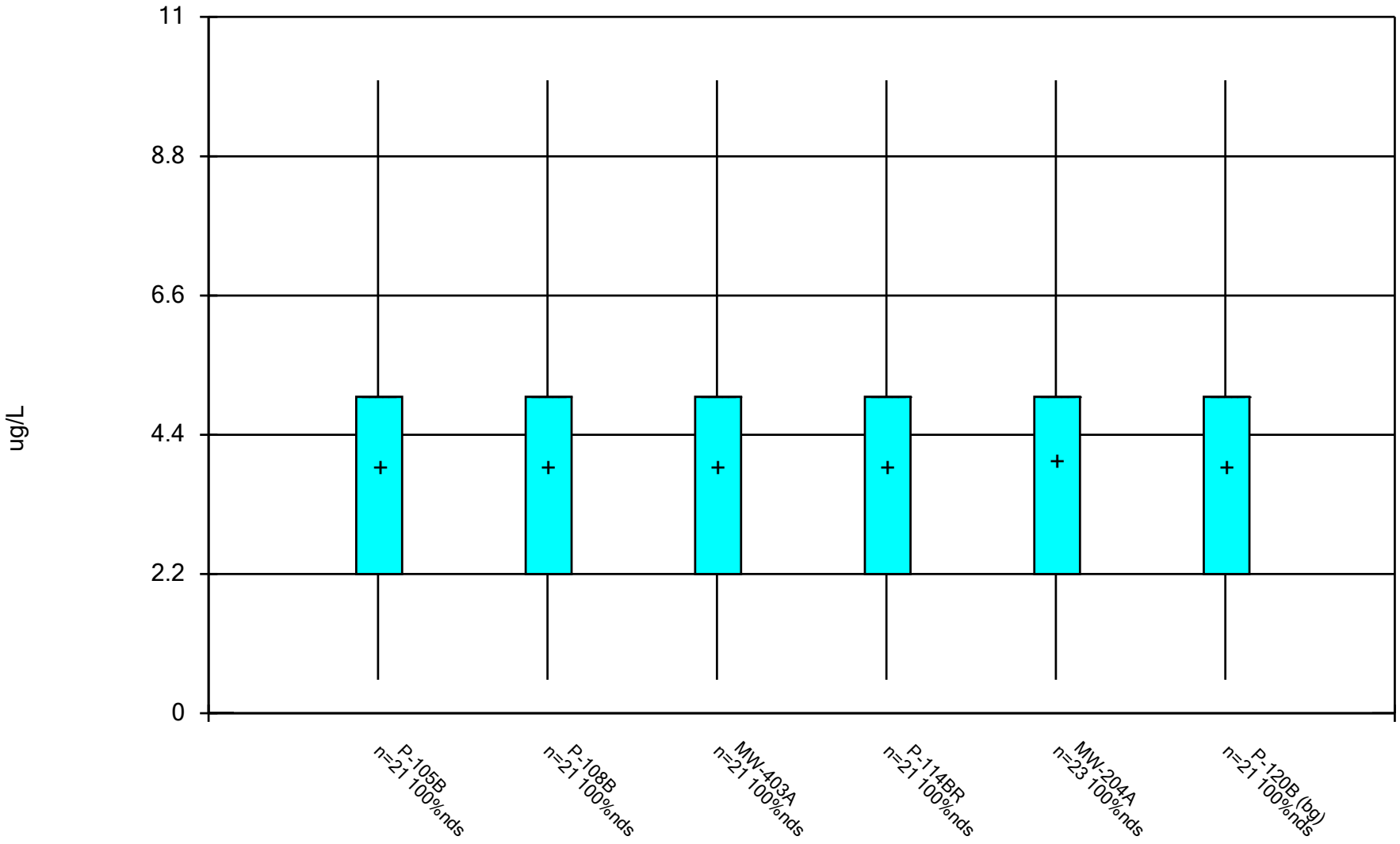

Constituent: Acrylonitrile Analysis Run 12/17/2024 1:37 PM View: All Wells - Appendix I VOCs DMASWA Data: DMASWA Database_Updated

Sanitas™ v.10.0.15 Software licensed to HDR, Inc. UG

Box & Whiskers Plot

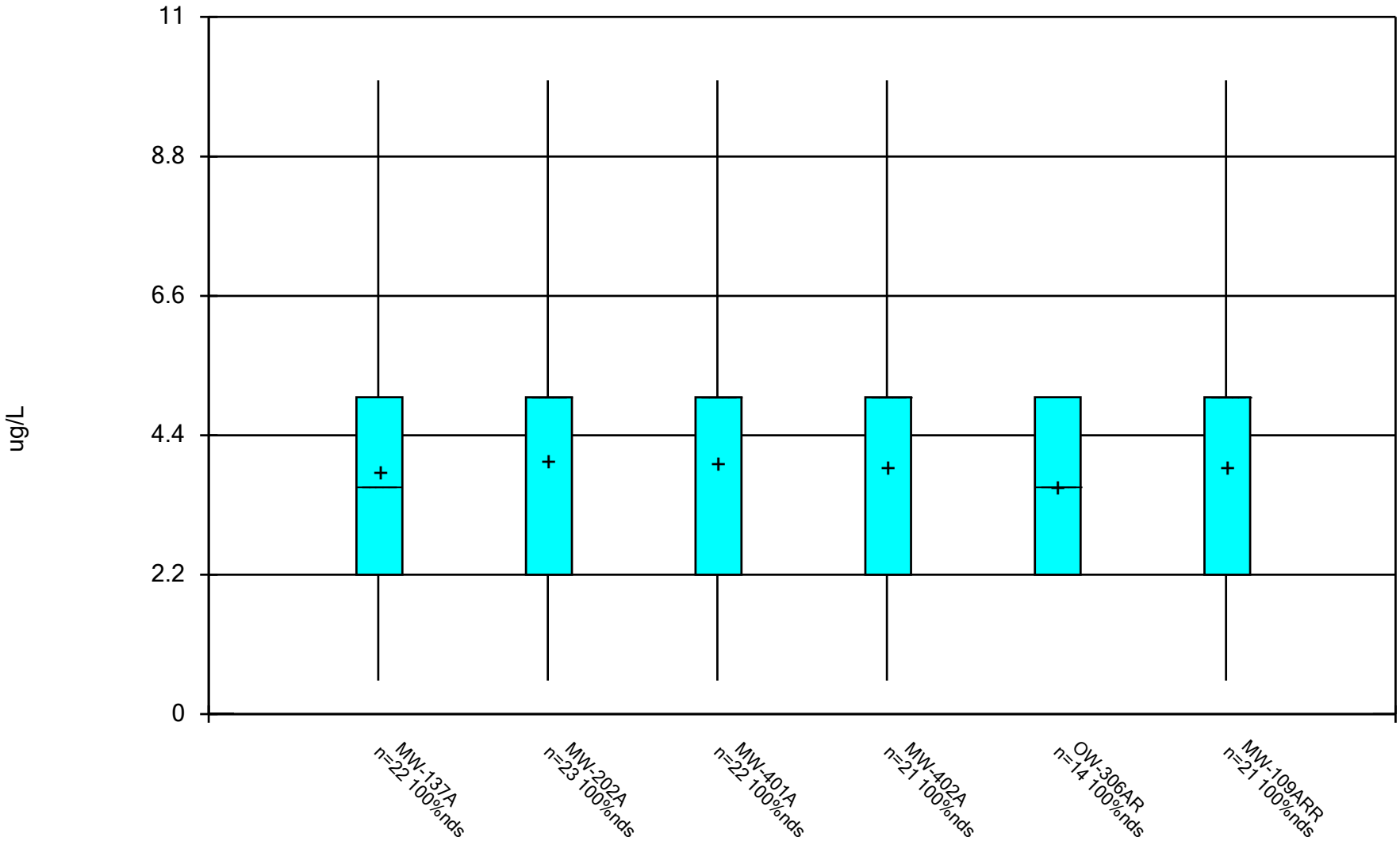

Constituent: Acrylonitrile Analysis Run 12/17/2024 1:37 PM View: All Wells - Appendix I VOCs DMASWA Data: DMASWA Database_Updated

Sanitas™ v.10.0.15 Software licensed to HDR, Inc. UG

Box & Whiskers Plot

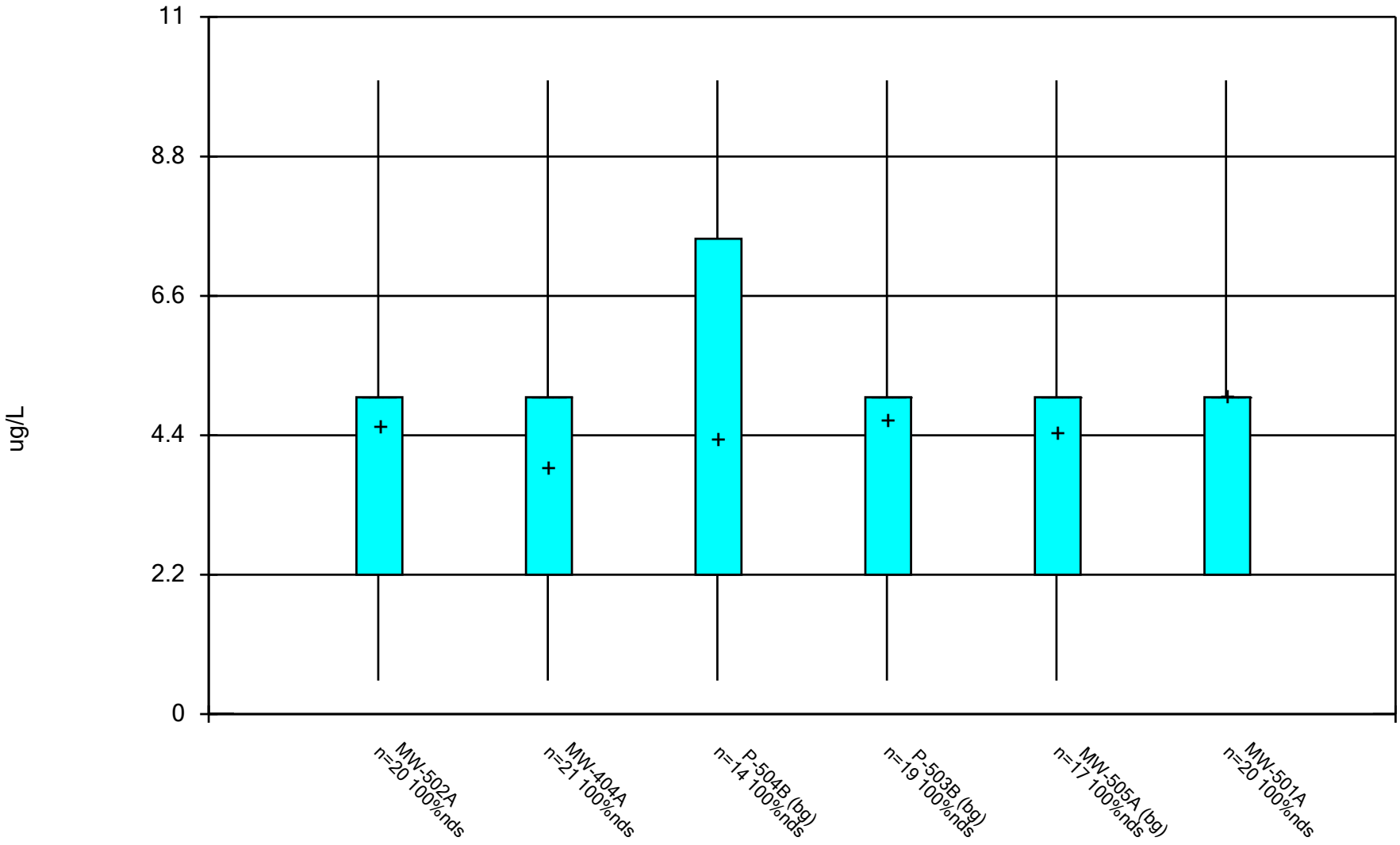

Constituent: Acrylonitrile Analysis Run 12/17/2024 1:37 PM View: All Wells - Appendix I VOCs DMASWA Data: DMASWA Database_Updated

Sanitas™ v.10.0.15 Software licensed to HDR, Inc. UG

Box & Whiskers Plot

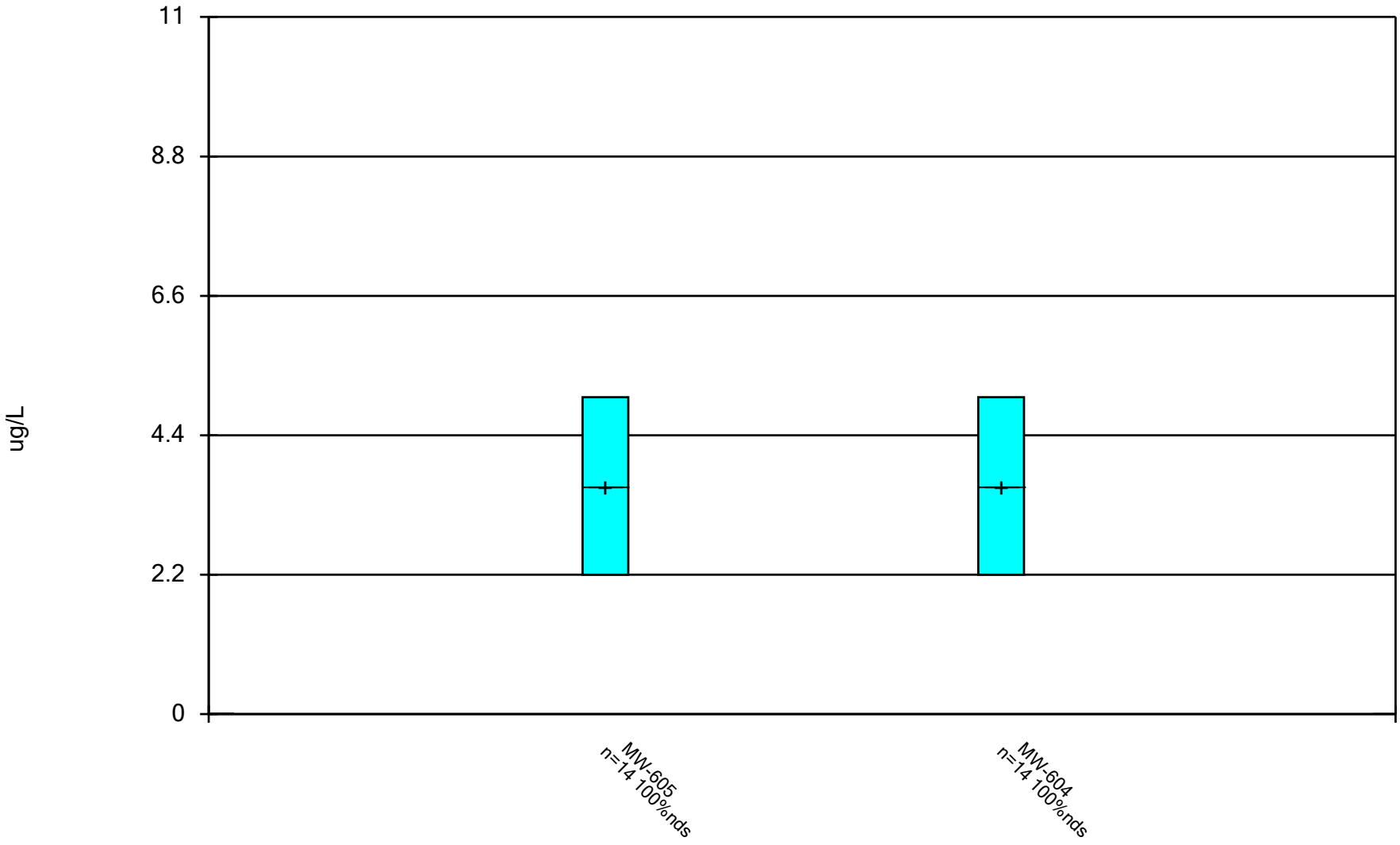

Constituent: Acrylonitrile Analysis Run 12/17/2024 1:37 PM View: All Wells - Appendix I VOCs DMASWA Data: DMASWA Database_Updated

Sanitas™ v.10.0.15 Software licensed to HDR, Inc. UG

Box & Whiskers Plot

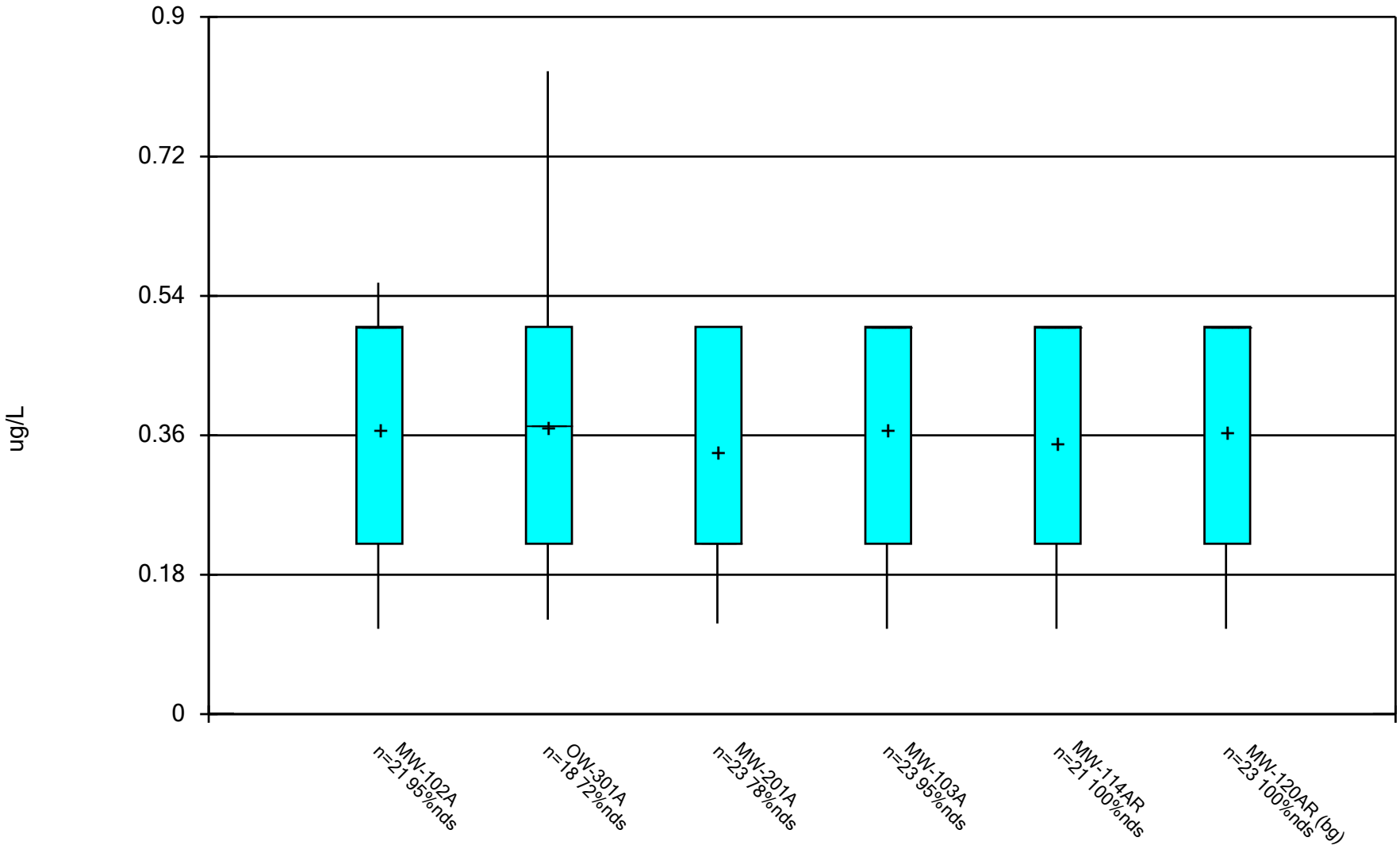

Constituent: Benzene Analysis Run 12/17/2024 1:37 PM View: All Wells - Appendix I VOCs

DMASWA Data: DMASWA Database_Updated

Sanitas™ v.10.0.15 Software licensed to HDR, Inc. UG

Box & Whiskers Plot

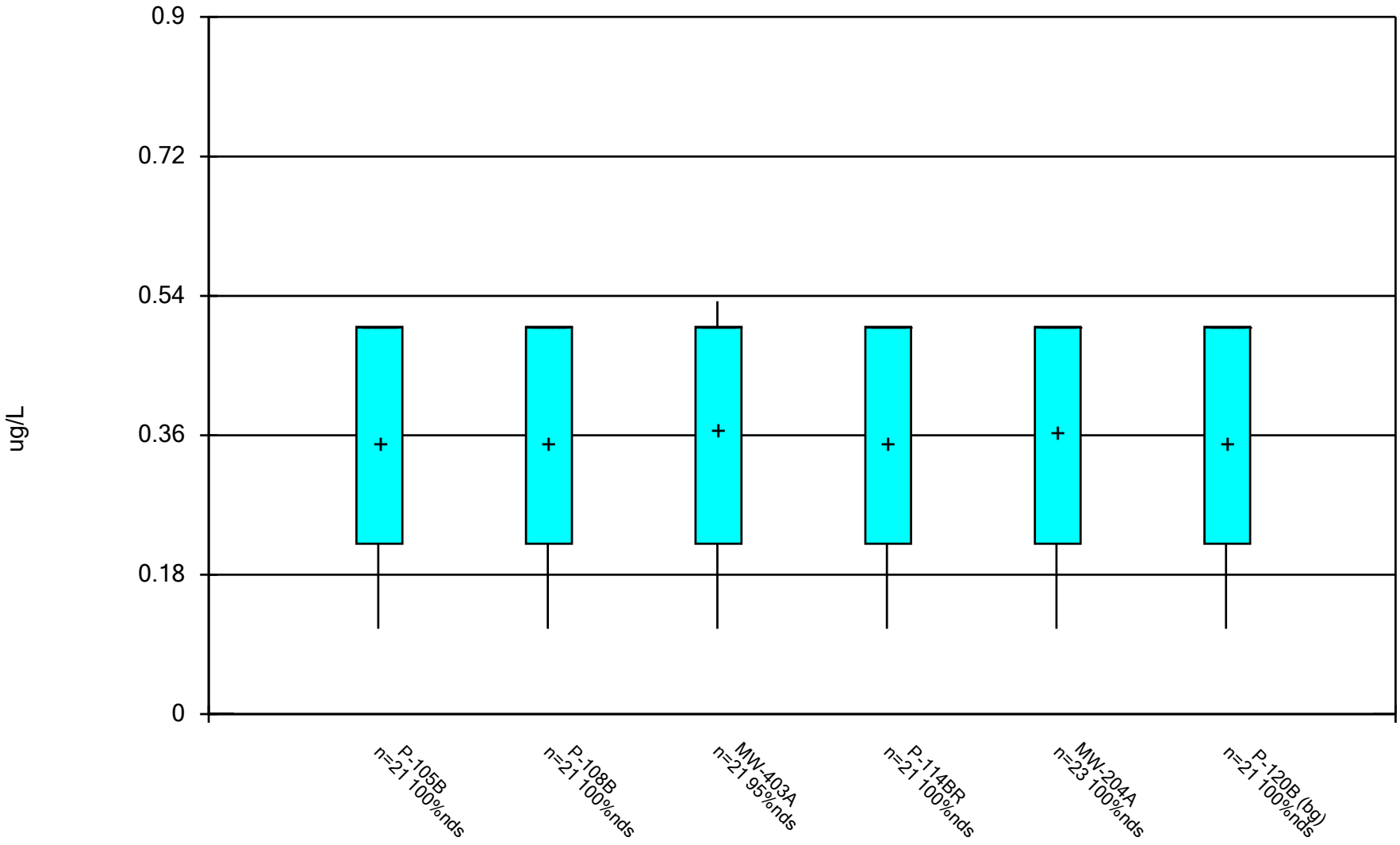

Constituent: Benzene Analysis Run 12/17/2024 1:37 PM View: All Wells - Appendix I VOCs

DMASWA Data: DMASWA Database_Updated

Sanitas™ v.10.0.15 Software licensed to HDR, Inc. UG

Box & Whiskers Plot

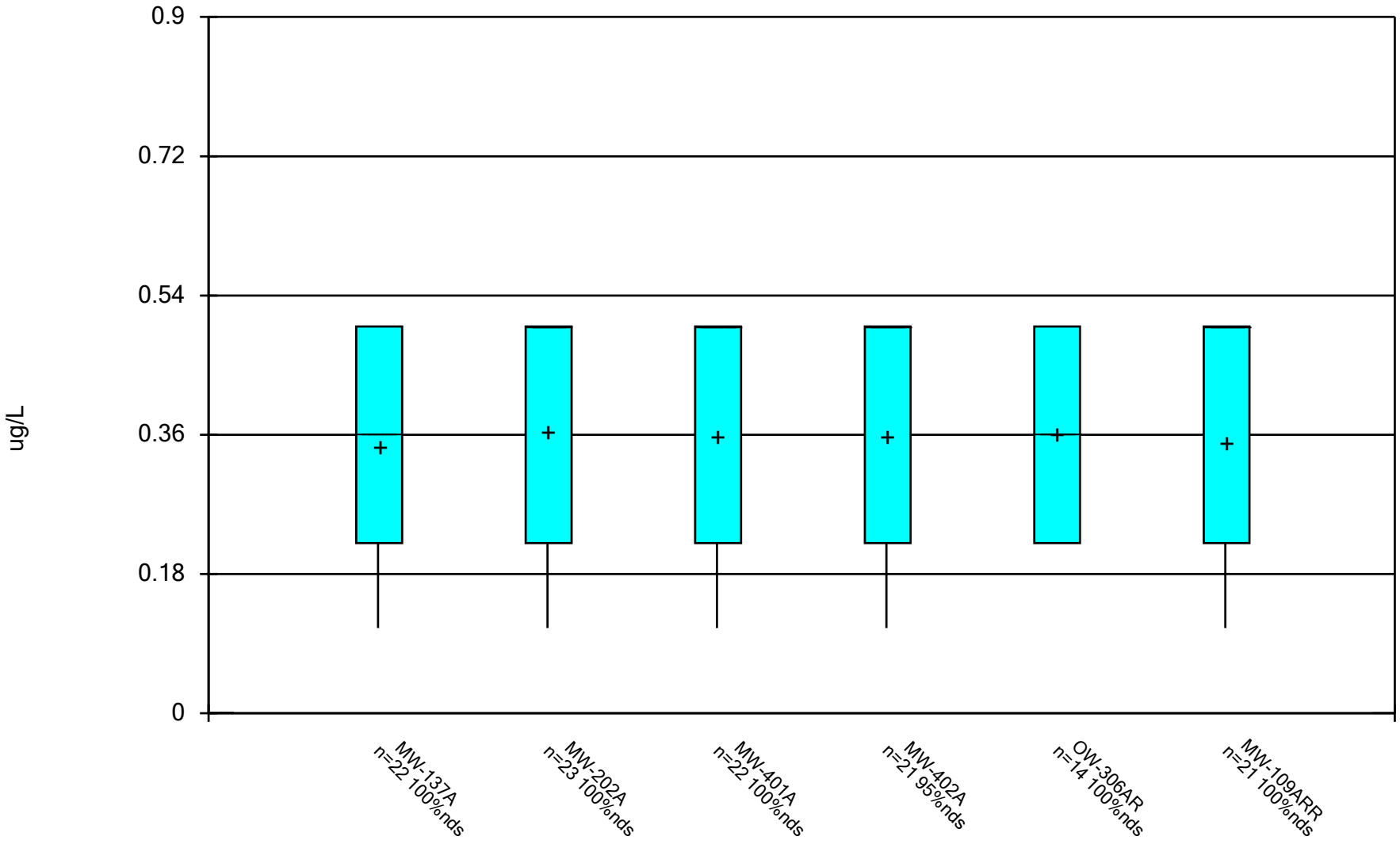

Constituent: Benzene Analysis Run 12/17/2024 1:37 PM View: All Wells - Appendix I VOCs
DMASWA Data: DMASWA Database_Updated

Sanitas™ v.10.0.15 Software licensed to HDR, Inc. UG

Box & Whiskers Plot

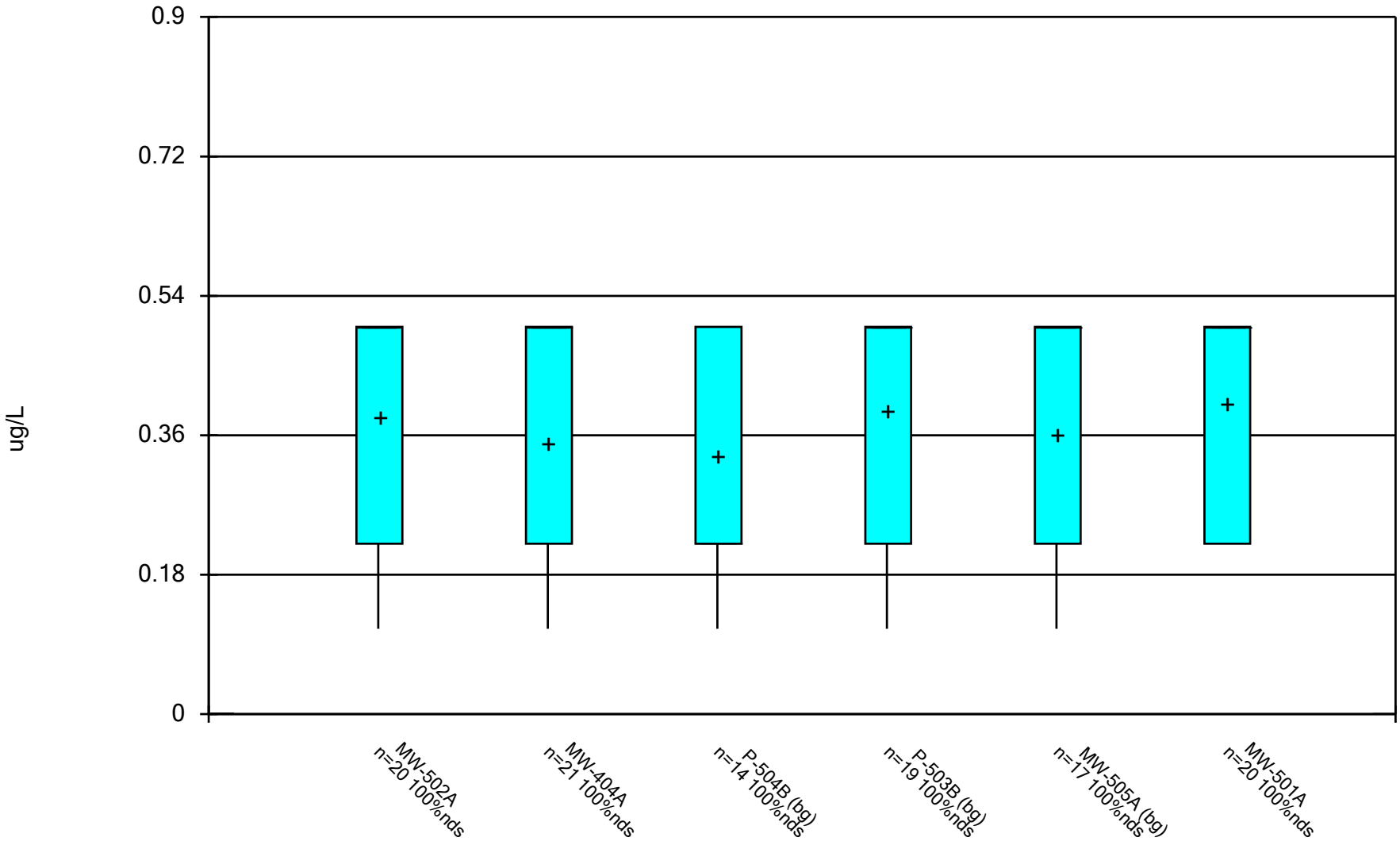

Constituent: Benzene Analysis Run 12/17/2024 1:37 PM View: All Wells - Appendix I VOCs

DMASWA Data: DMASWA Database_Updated

Sanitas™ v.10.0.15 Software licensed to HDR, Inc. UG

Box & Whiskers Plot

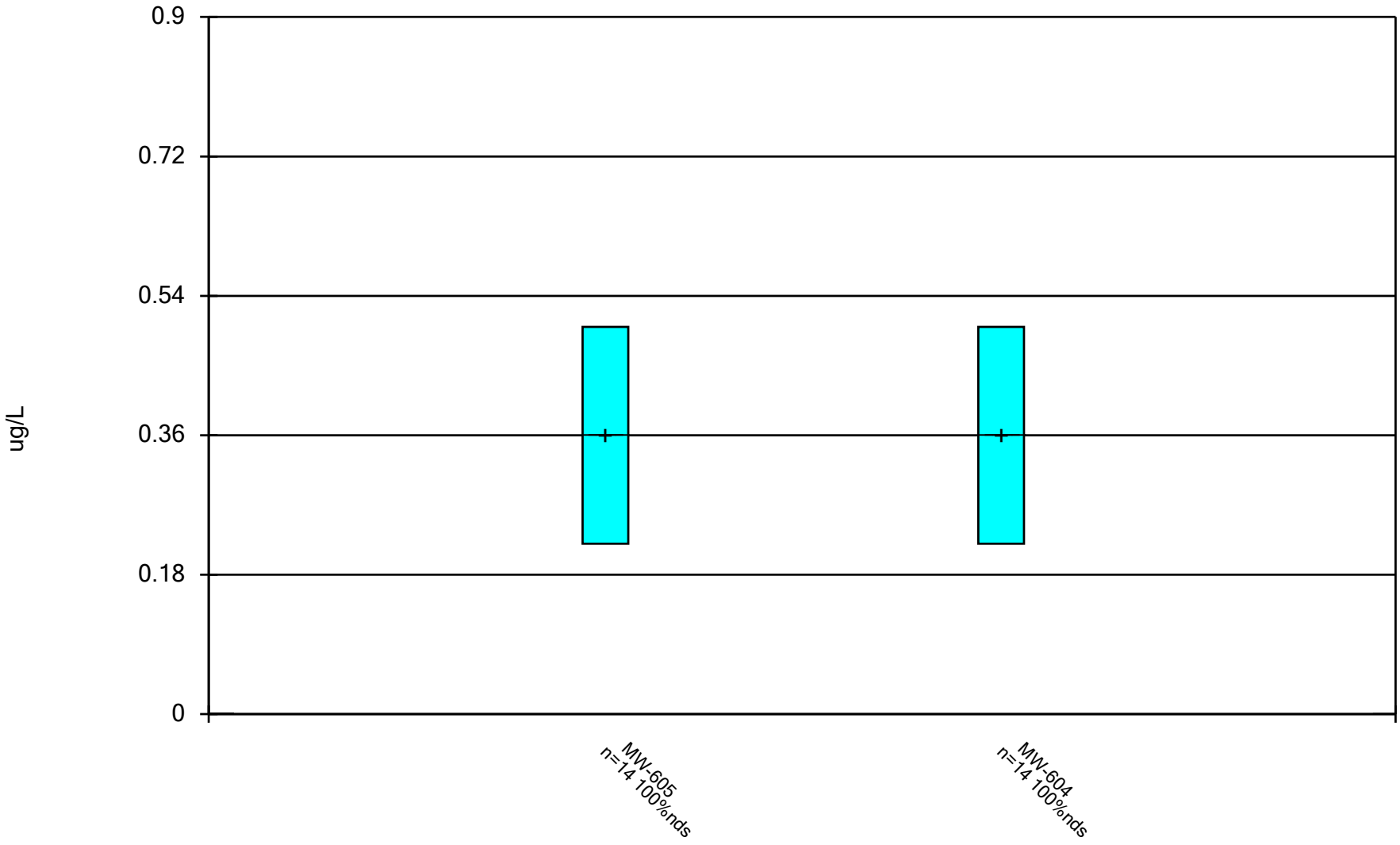

Constituent: Benzene Analysis Run 12/17/2024 1:37 PM View: All Wells - Appendix I VOCs
DMASWA Data: DMASWA Database_Updated

Sanitas™ v.10.0.15 Software licensed to HDR, Inc. UG

Box & Whiskers Plot

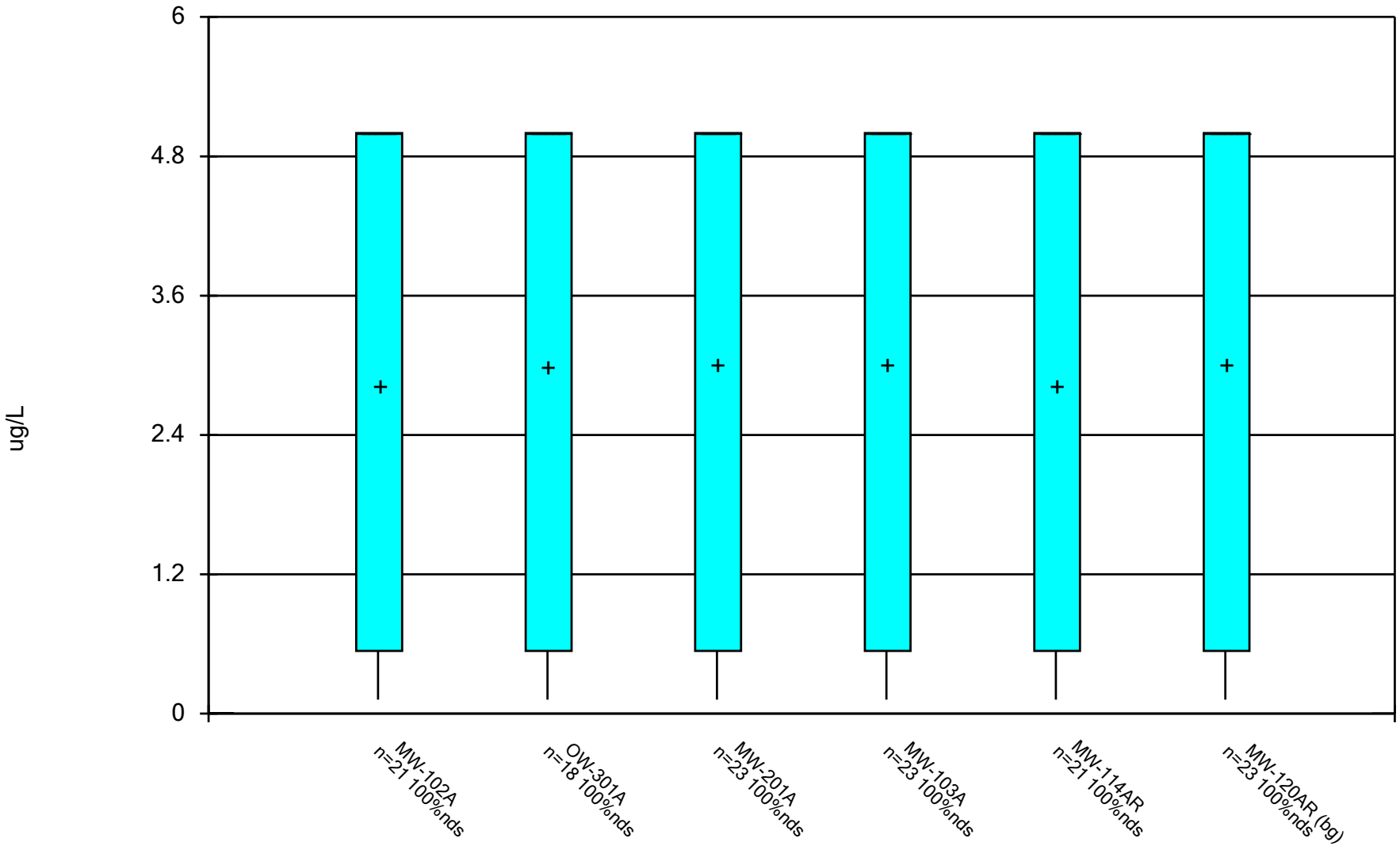

Constituent: Bromochloromethane Analysis Run 12/17/2024 1:37 PM View: All Wells - Appendix I VOCs
DMASWA Data: DMASWA Database_Updated

Sanitas™ v.10.0.15 Software licensed to HDR, Inc. UG

Box & Whiskers Plot

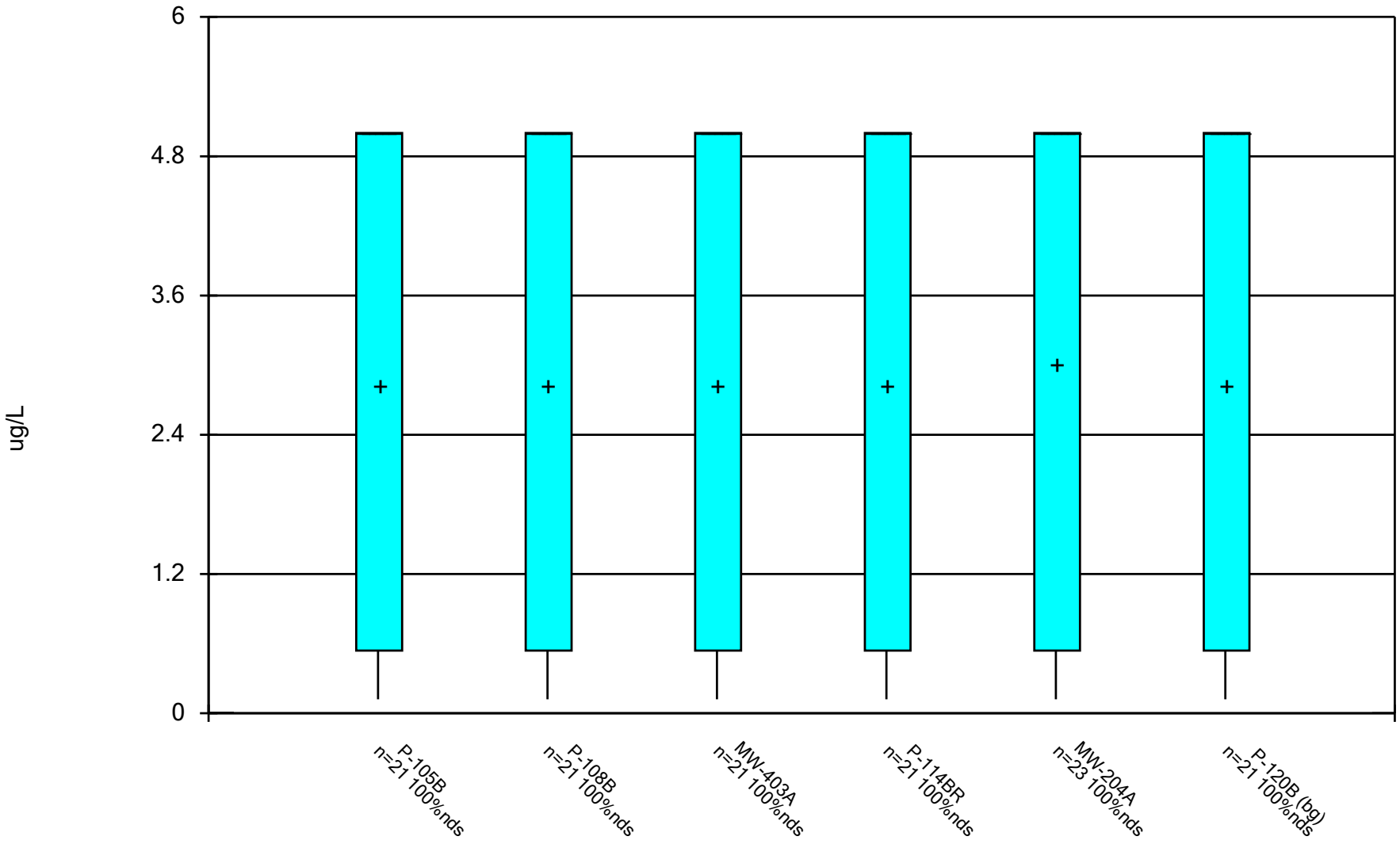

Constituent: Bromochloromethane Analysis Run 12/17/2024 1:37 PM View: All Wells - Appendix I VOCs
DMASWA Data: DMASWA Database_Updated

Sanitas™ v.10.0.15 Software licensed to HDR, Inc. UG

Box & Whiskers Plot

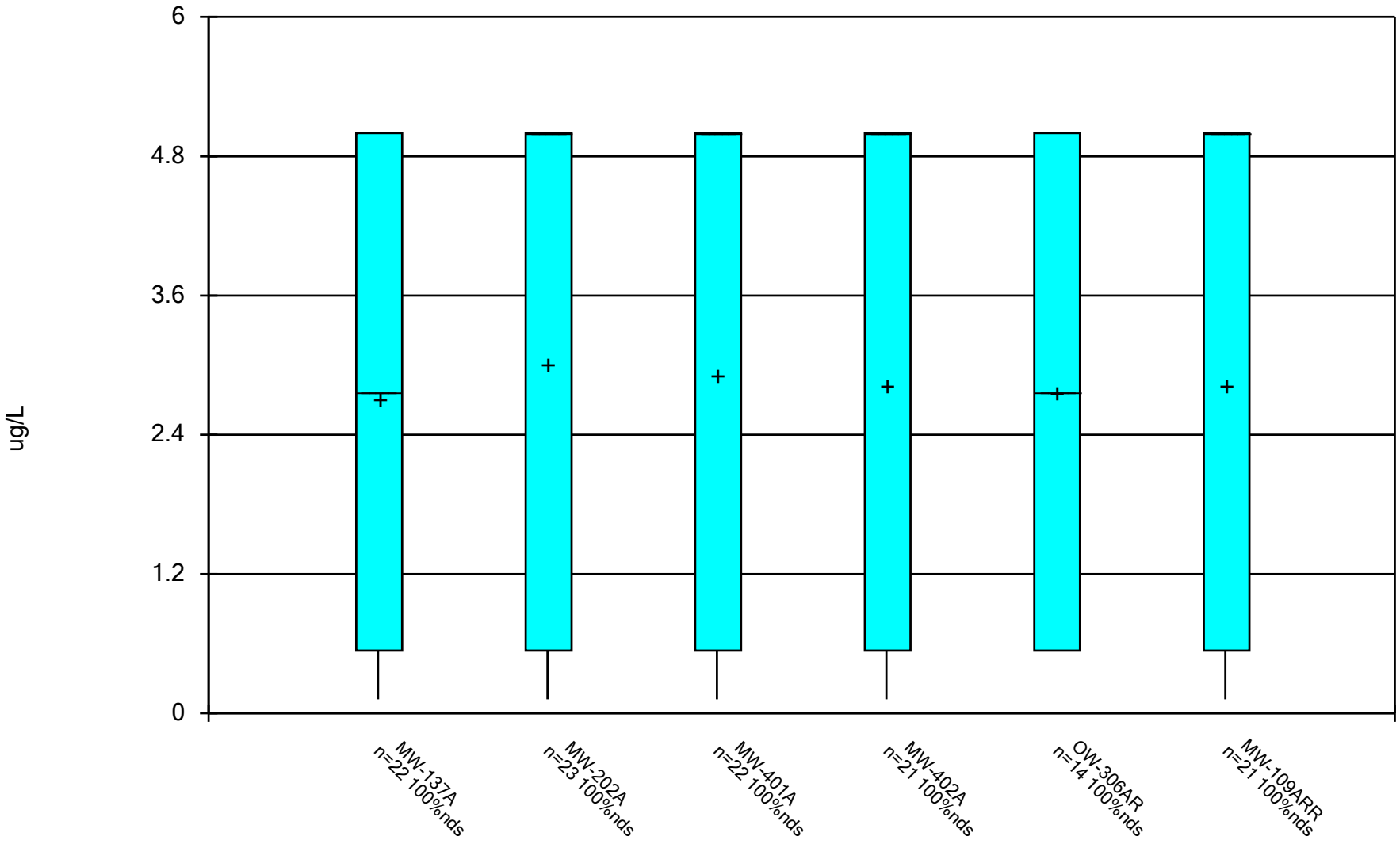

Constituent: Bromochloromethane Analysis Run 12/17/2024 1:37 PM View: All Wells - Appendix I VOCs

DMASWA Data: DMASWA Database_Updated

Sanitas™ v.10.0.15 Software licensed to HDR, Inc. UG

Box & Whiskers Plot

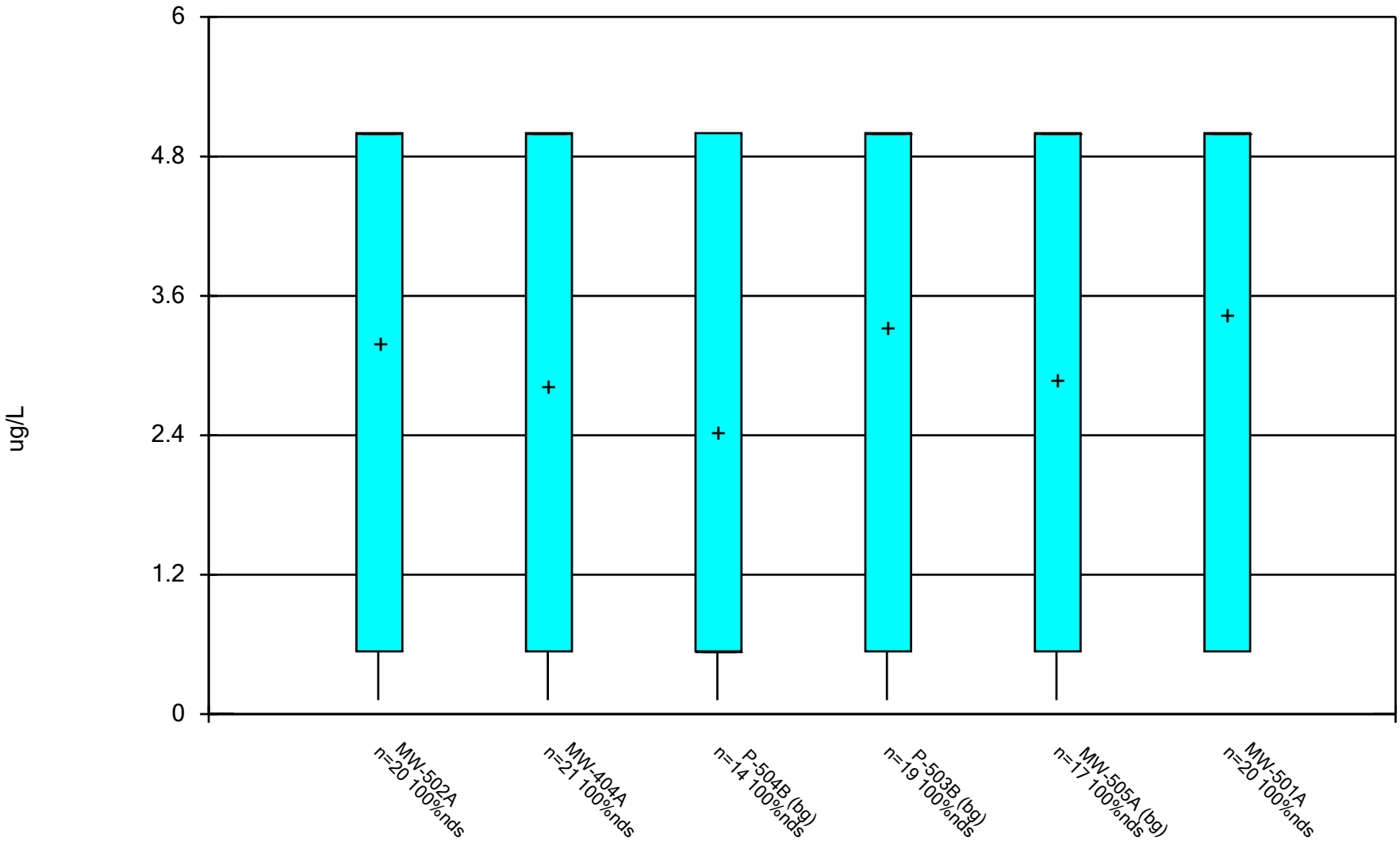

Constituent: Bromochloromethane Analysis Run 12/17/2024 1:37 PM View: All Wells - Appendix I VOCs

DMASWA Data: DMASWA Database_Updated

Sanitas™ v.10.0.15 Software licensed to HDR, Inc. UG

Box & Whiskers Plot

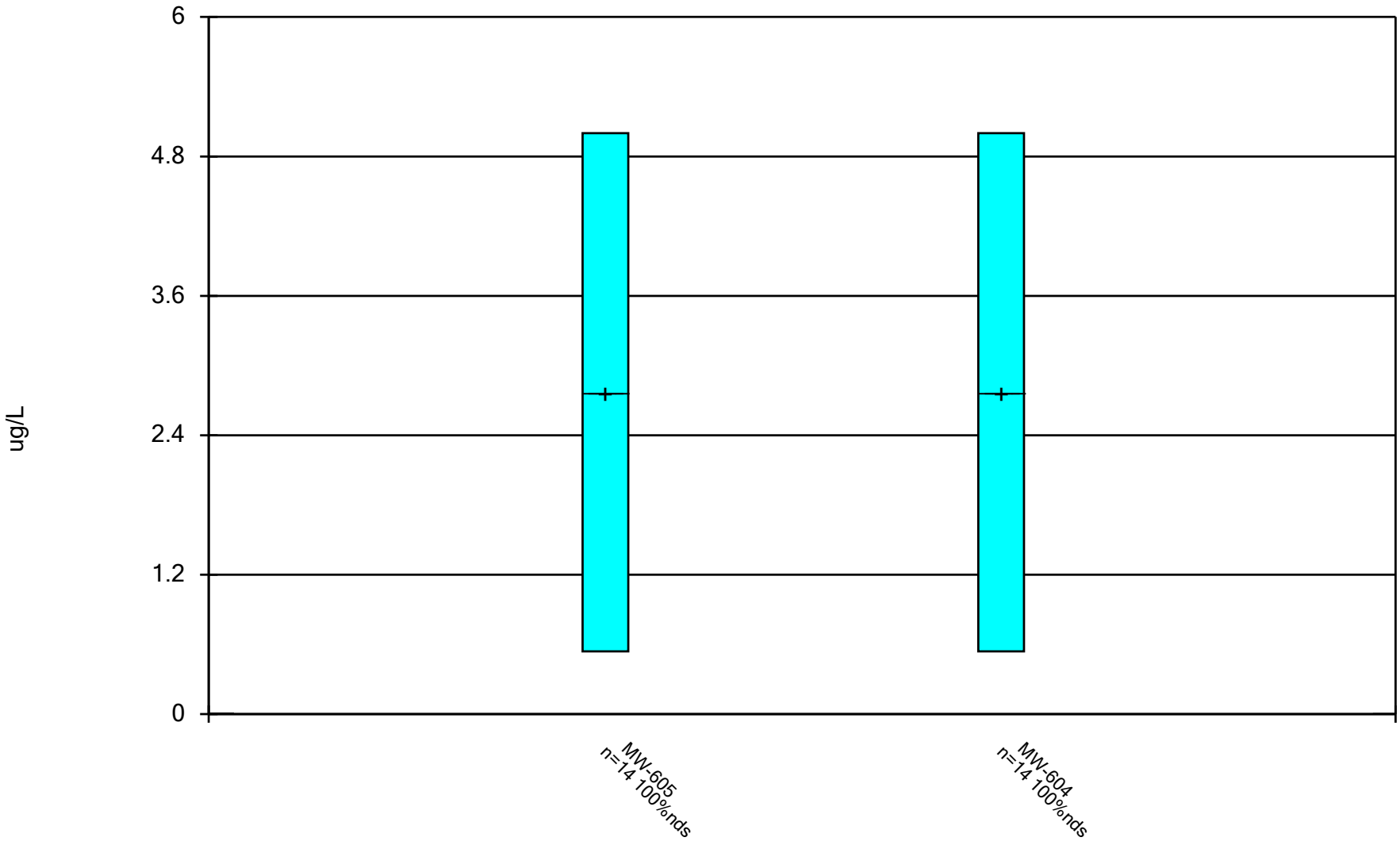

Constituent: Bromochloromethane Analysis Run 12/17/2024 1:37 PM View: All Wells - Appendix I VOCs DMASWA Data: DMASWA Database_Updated

Sanitas™ v.10.0.15 Software licensed to HDR, Inc. UG

Box & Whiskers Plot

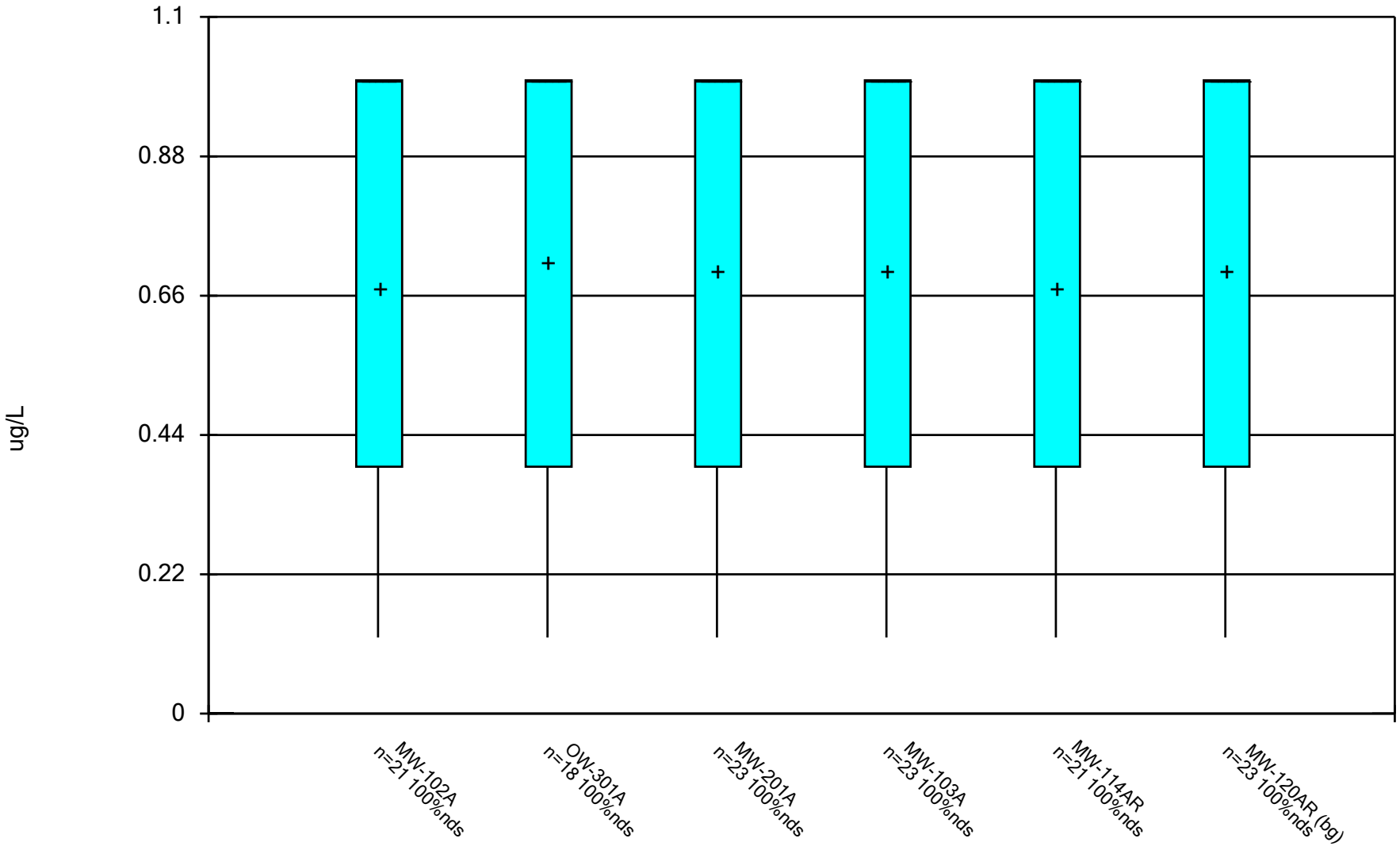

Constituent: Bromodichloromethane Analysis Run 12/17/2024 1:37 PM View: All Wells - Appendix I VOCs

DMASWA Data: DMASWA Database_Updated

Sanitas™ v.10.0.15 Software licensed to HDR, Inc. UG

Box & Whiskers Plot

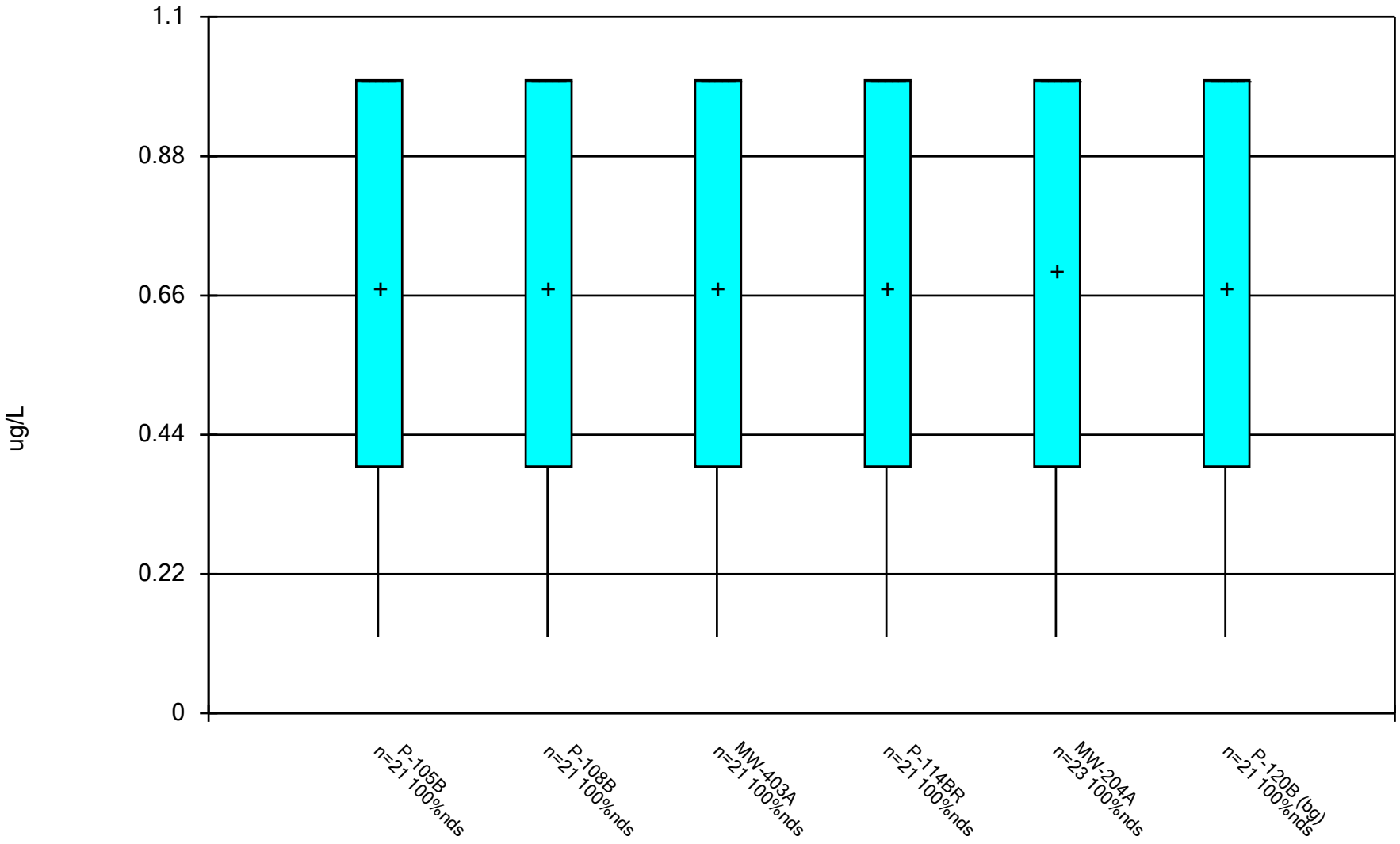

Constituent: Bromodichloromethane Analysis Run 12/17/2024 1:37 PM View: All Wells - Appendix I VOCs

DMASWA Data: DMASWA Database_Updated

Sanitas™ v.10.0.15 Software licensed to HDR, Inc. UG

Box & Whiskers Plot

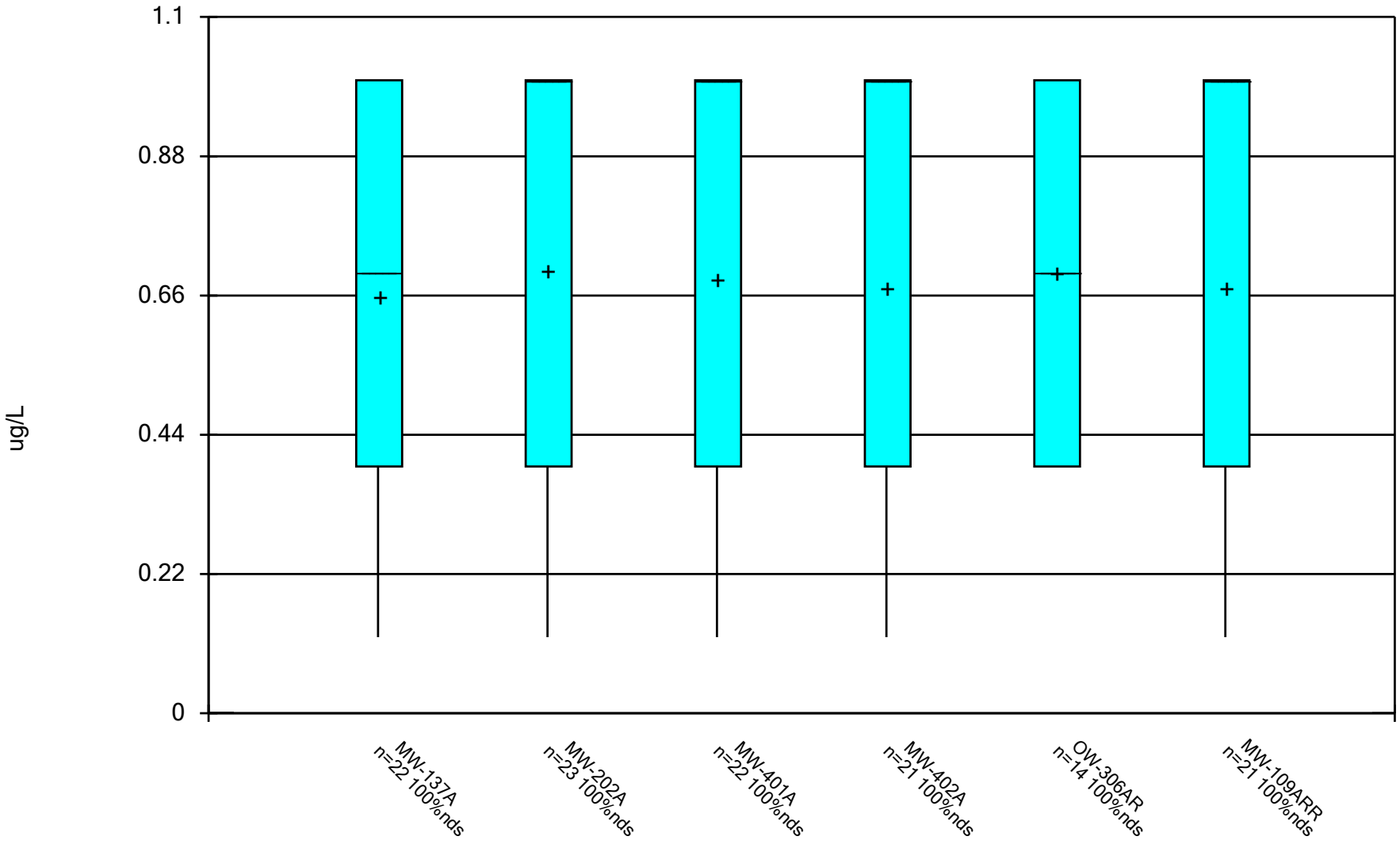

Constituent: Bromodichloromethane Analysis Run 12/17/2024 1:37 PM View: All Wells - Appendix I VOCs

DMASWA Data: DMASWA Database_Updated

Sanitas™ v.10.0.15 Software licensed to HDR, Inc. UG

Box & Whiskers Plot

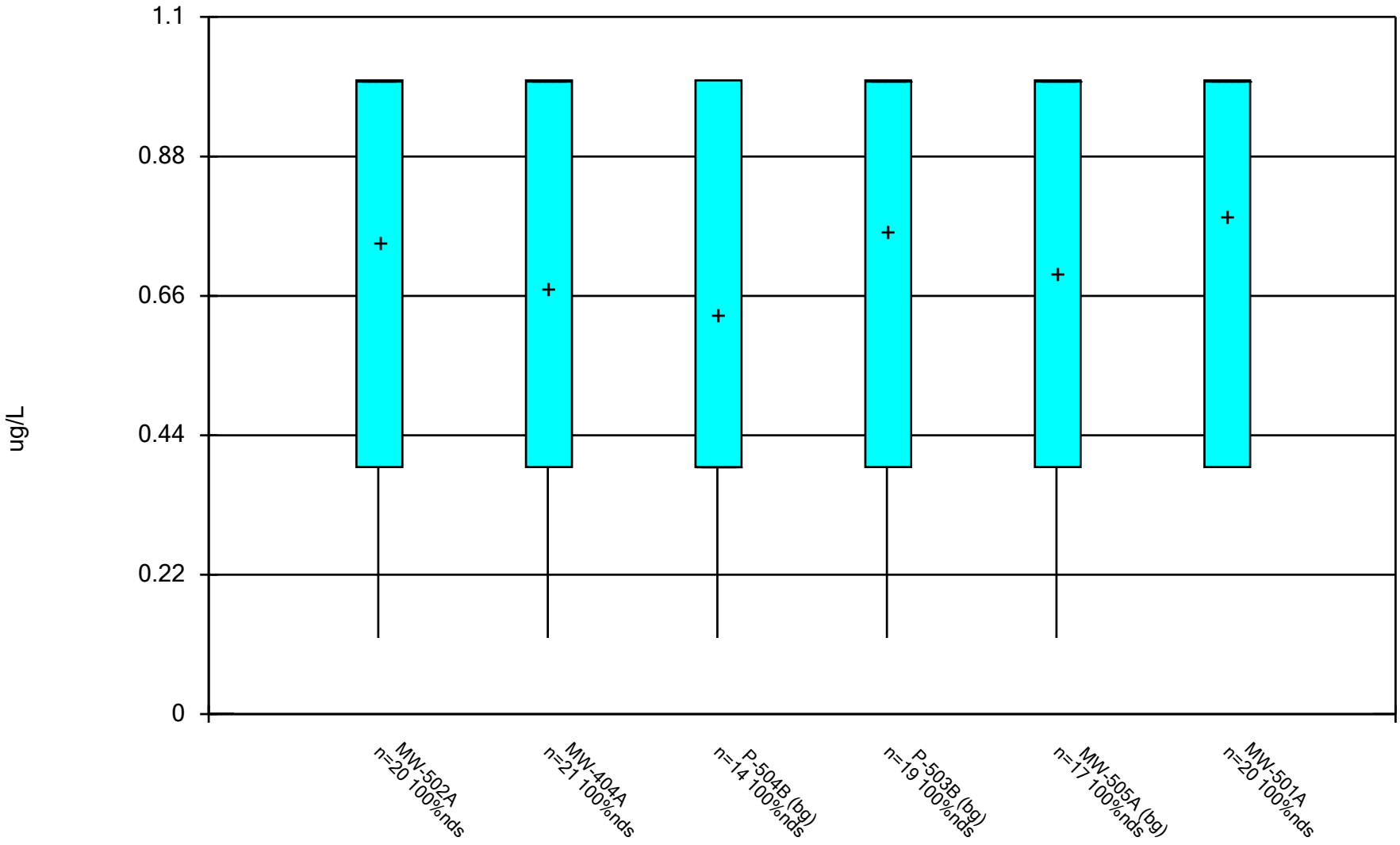

Constituent: Bromodichloromethane Analysis Run 12/17/2024 1:37 PM View: All Wells - Appendix I VOCs

DMASWA Data: DMASWA Database_Updated

Sanitas™ v.10.0.15 Software licensed to HDR, Inc. UG

Box & Whiskers Plot

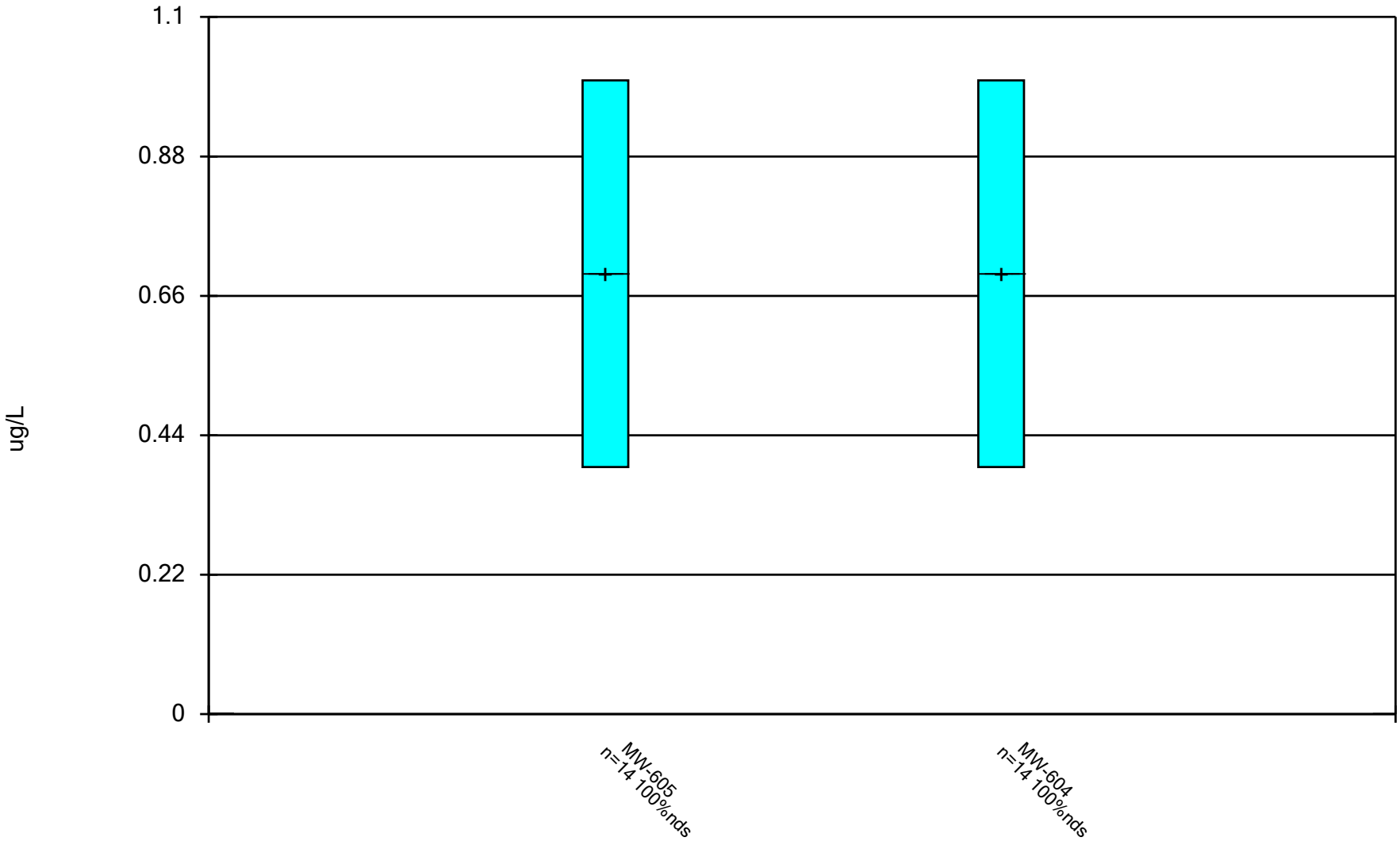

Constituent: Bromodichloromethane Analysis Run 12/17/2024 1:37 PM View: All Wells - Appendix I VOCs DMASWA Data: DMASWA Database_Updated

Sanitas™ v.10.0.15 Software licensed to HDR, Inc. UG

Box & Whiskers Plot

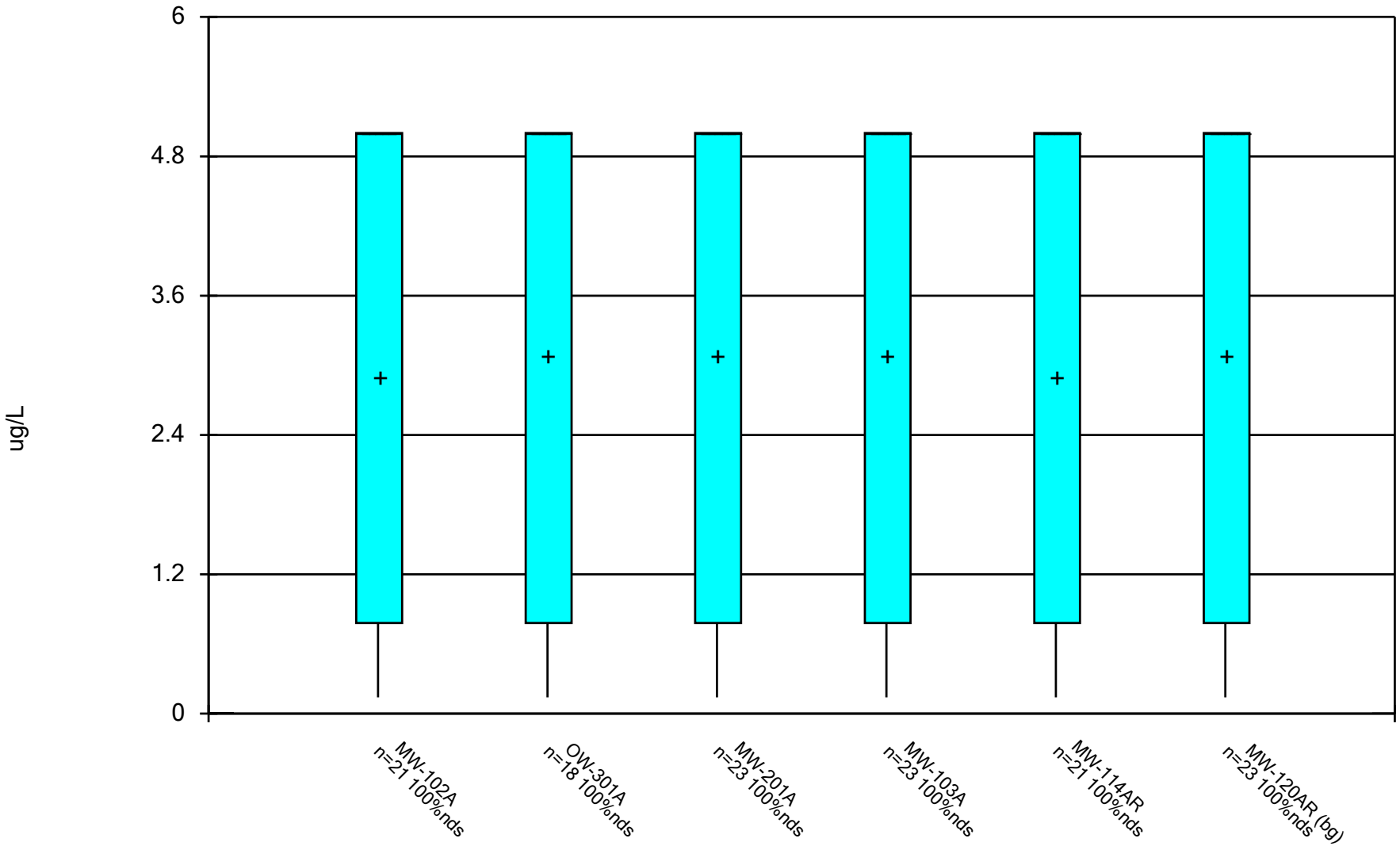

Constituent: Bromoform Analysis Run 12/17/2024 1:37 PM View: All Wells - Appendix I VOCs

DMASWA Data: DMASWA Database_Updated

Sanitas™ v.10.0.15 Software licensed to HDR, Inc. UG

Box & Whiskers Plot

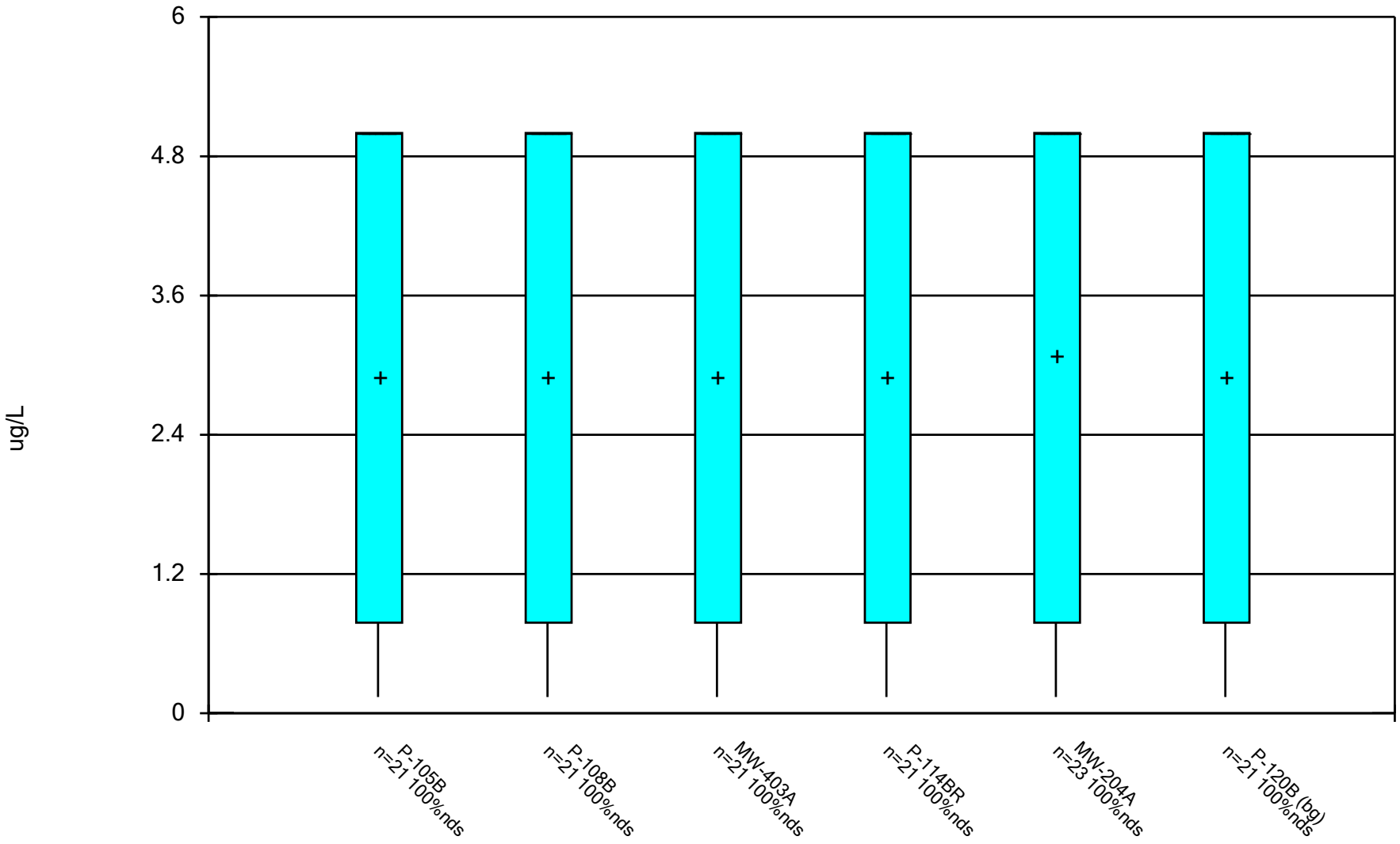

Constituent: Bromoform Analysis Run 12/17/2024 1:37 PM View: All Wells - Appendix I VOCs

DMASWA Data: DMASWA Database_Updated

Sanitas™ v.10.0.15 Software licensed to HDR, Inc. UG

Box & Whiskers Plot

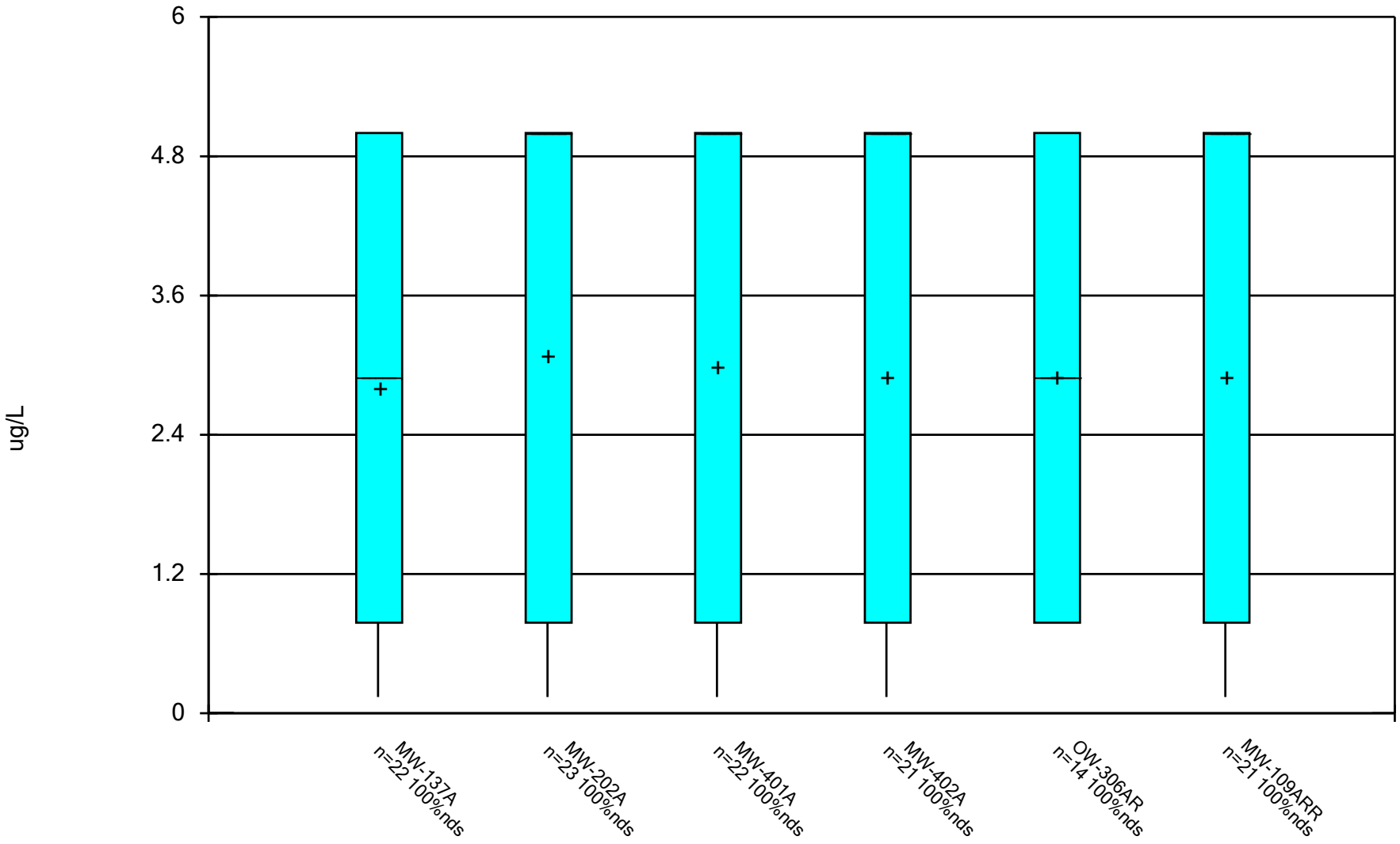

Constituent: Bromoform Analysis Run 12/17/2024 1:37 PM View: All Wells - Appendix I VOCs

DMASWA Data: DMASWA Database_Updated

Sanitas™ v.10.0.15 Software licensed to HDR, Inc. UG

Box & Whiskers Plot

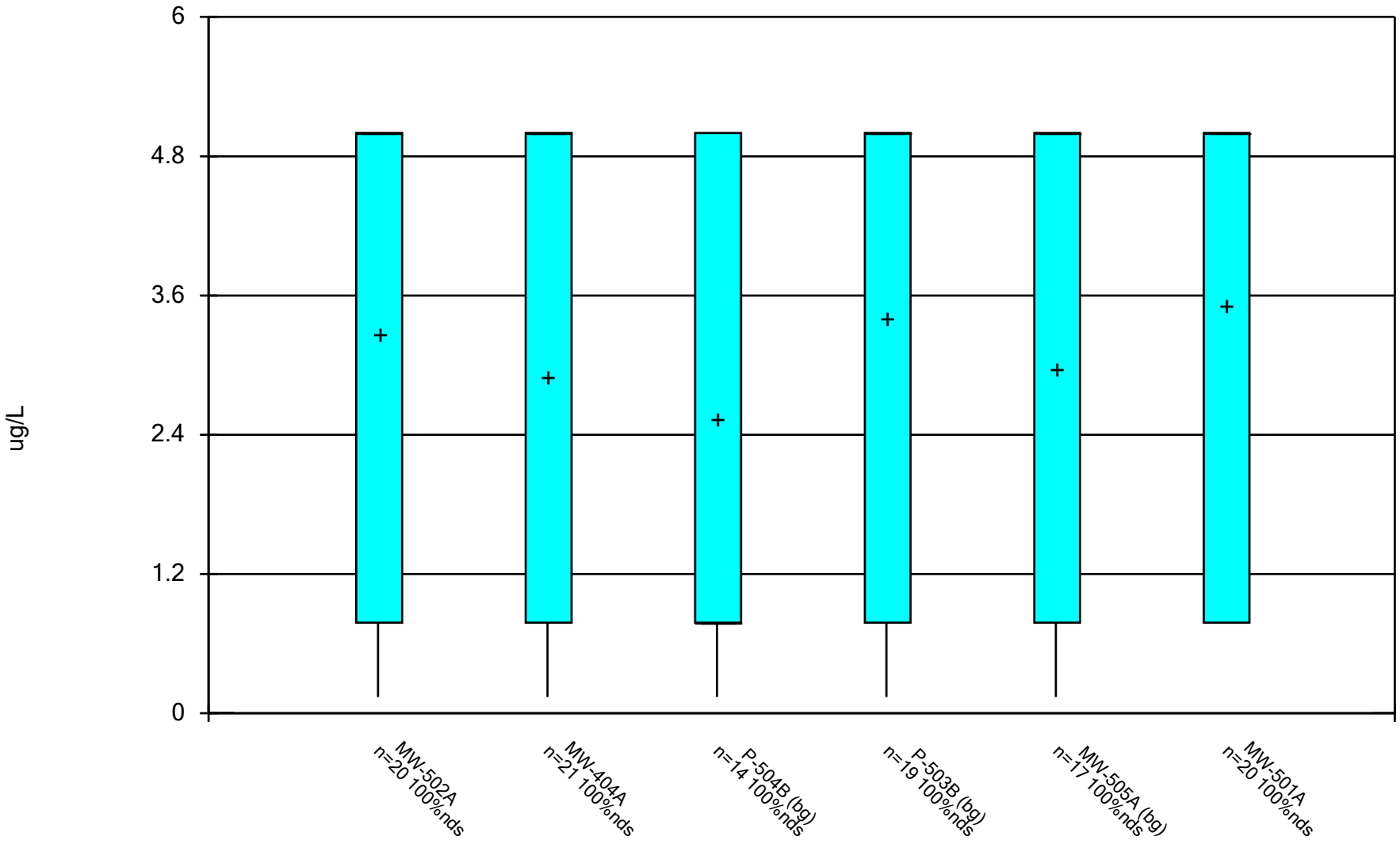

Constituent: Bromoform Analysis Run 12/17/2024 1:37 PM View: All Wells - Appendix I VOCs DMASWA Data: DMASWA Database_Updated

Sanitas™ v.10.0.15 Software licensed to HDR, Inc. UG

Box & Whiskers Plot

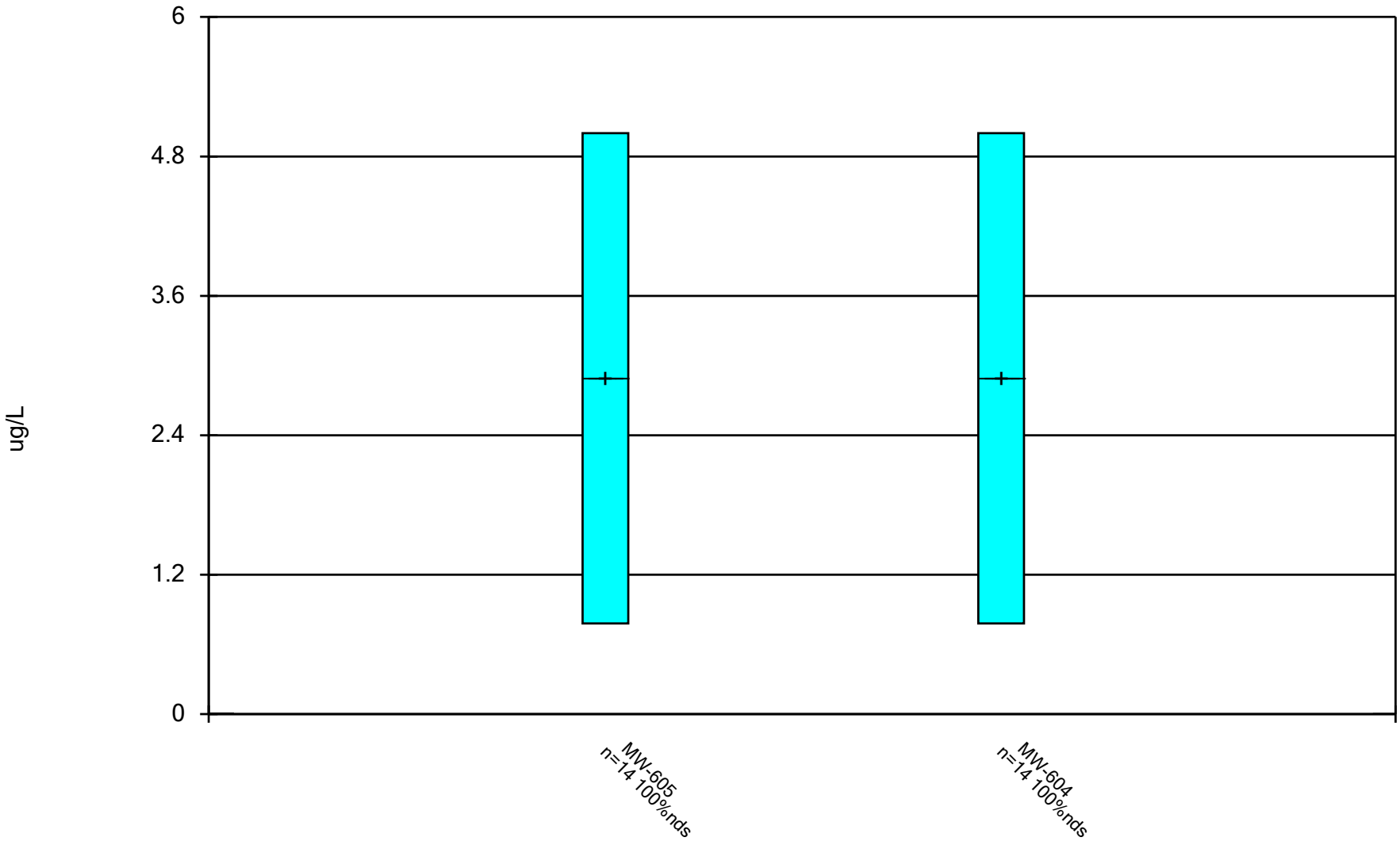

Constituent: Bromoform Analysis Run 12/17/2024 1:37 PM View: All Wells - Appendix I VOCs

DMASWA Data: DMASWA Database_Updated

Sanitas™ v.10.0.15 Software licensed to HDR, Inc. UG

Box & Whiskers Plot

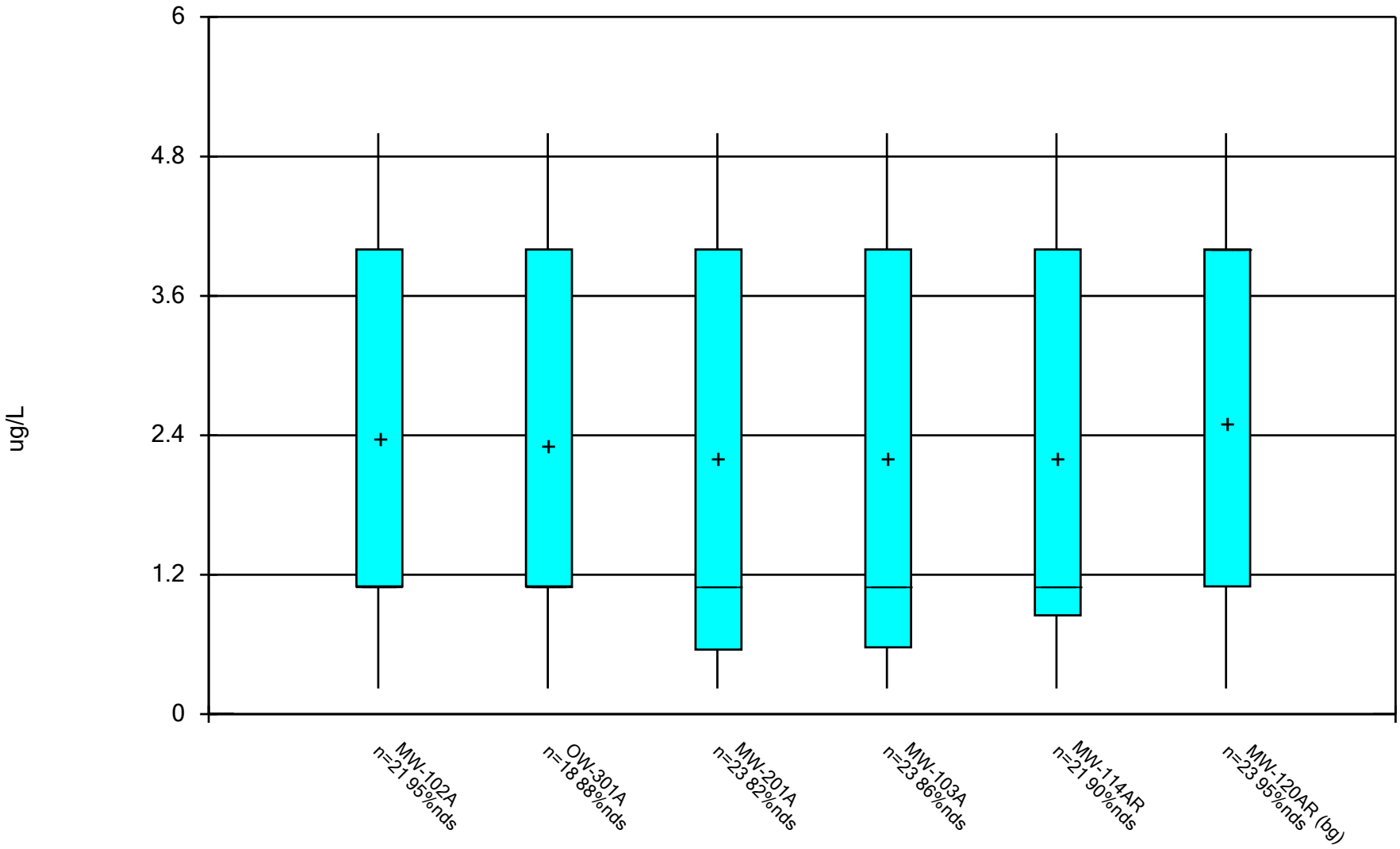

Constituent: Bromomethane Analysis Run 12/17/2024 1:37 PM View: All Wells - Appendix I VOCs

DMASWA Data: DMASWA Database_Updated

Sanitas™ v.10.0.15 Software licensed to HDR, Inc. UG

Box & Whiskers Plot

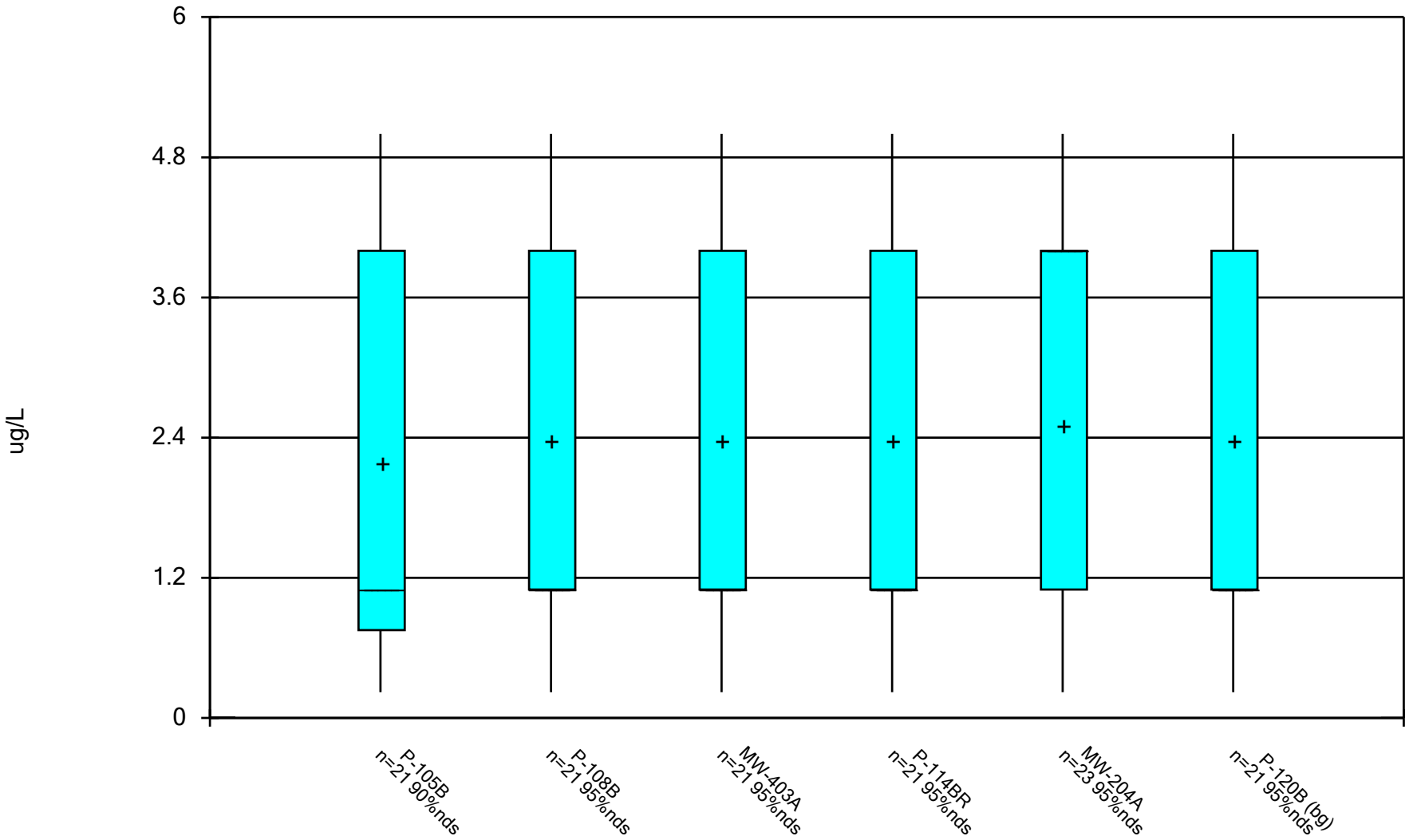

Constituent: Bromomethane Analysis Run 12/17/2024 1:37 PM View: All Wells - Appendix I VOCs DMASWA Data: DMASWA Database_Updated

Sanitas™ v.10.0.15 Software licensed to HDR, Inc. UG

Box & Whiskers Plot

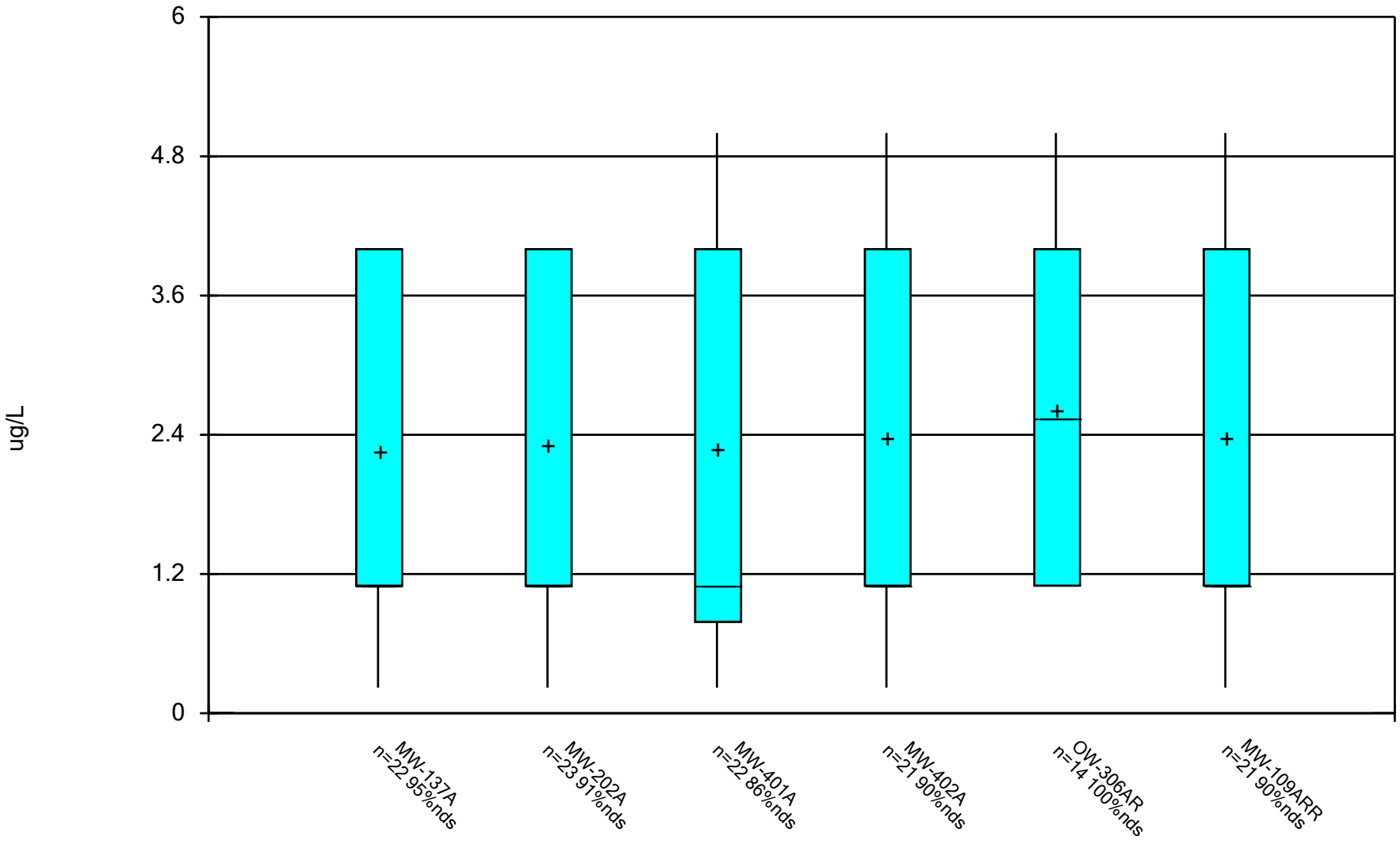

Constituent: Bromomethane Analysis Run 12/17/2024 1:37 PM View: All Wells - Appendix I VOCs

DMASWA Data: DMASWA Database_Updated

Sanitas™ v.10.0.15 Software licensed to HDR, Inc. UG

Box & Whiskers Plot

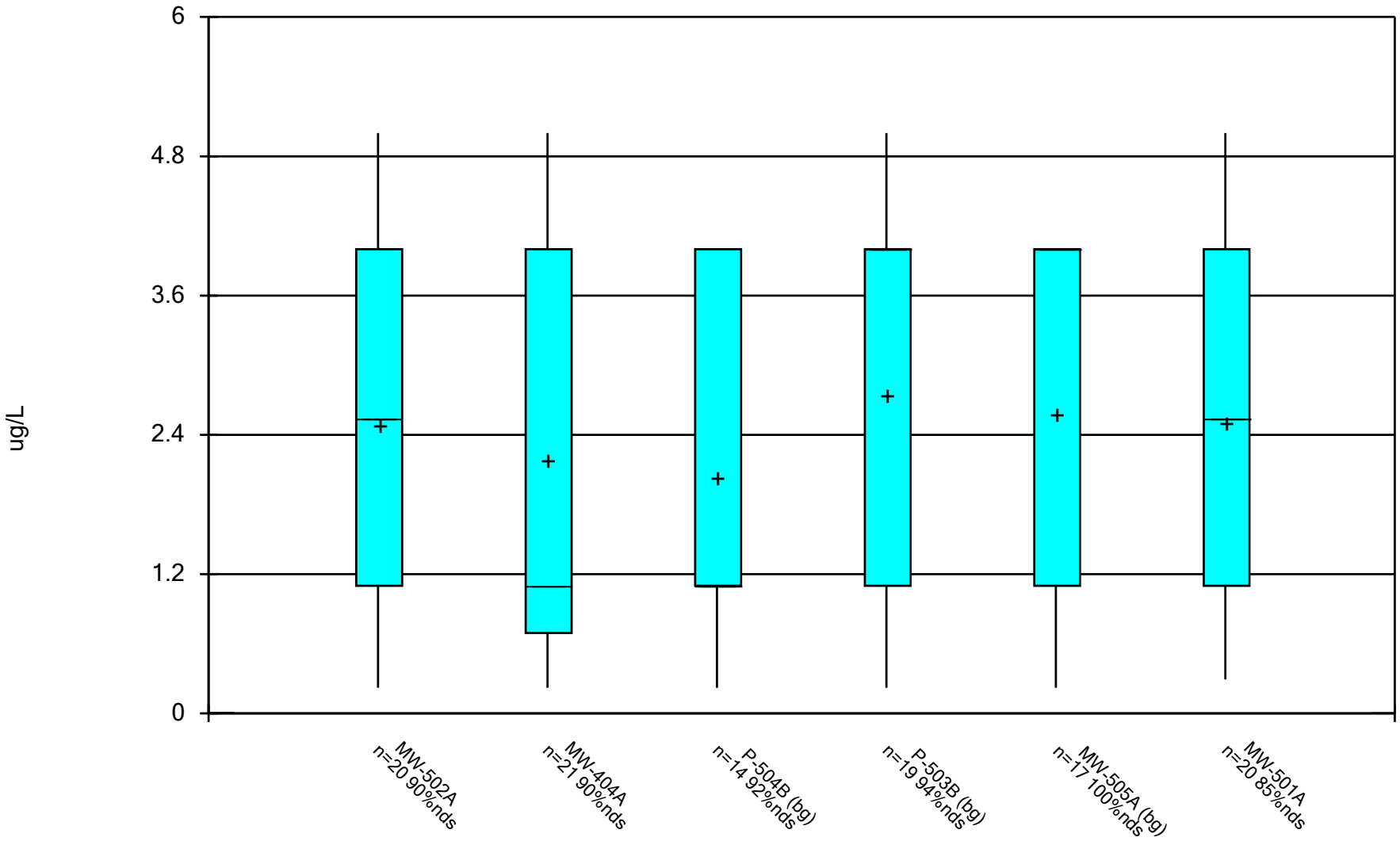

Constituent: Bromomethane Analysis Run 12/17/2024 1:37 PM View: All Wells - Appendix I VOCs

DMASWA Data: DMASWA Database_Updated

Sanitas™ v.10.0.15 Software licensed to HDR, Inc. UG

Box & Whiskers Plot

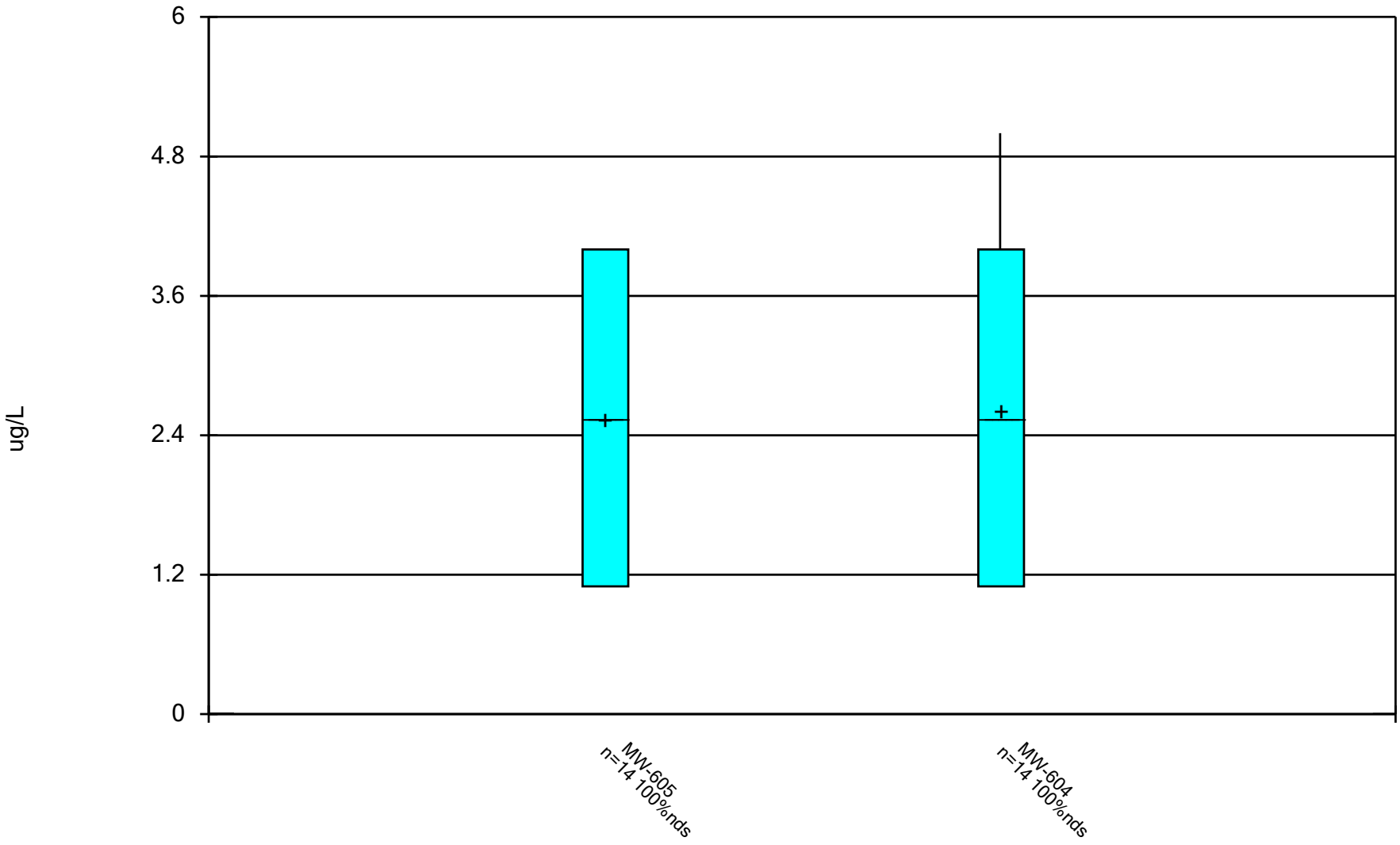

Constituent: Bromomethane Analysis Run 12/17/2024 1:37 PM View: All Wells - Appendix I VOCs

DMASWA Data: DMASWA Database_Updated

Sanitas™ v.10.0.15 Software licensed to HDR, Inc. UG

Box & Whiskers Plot

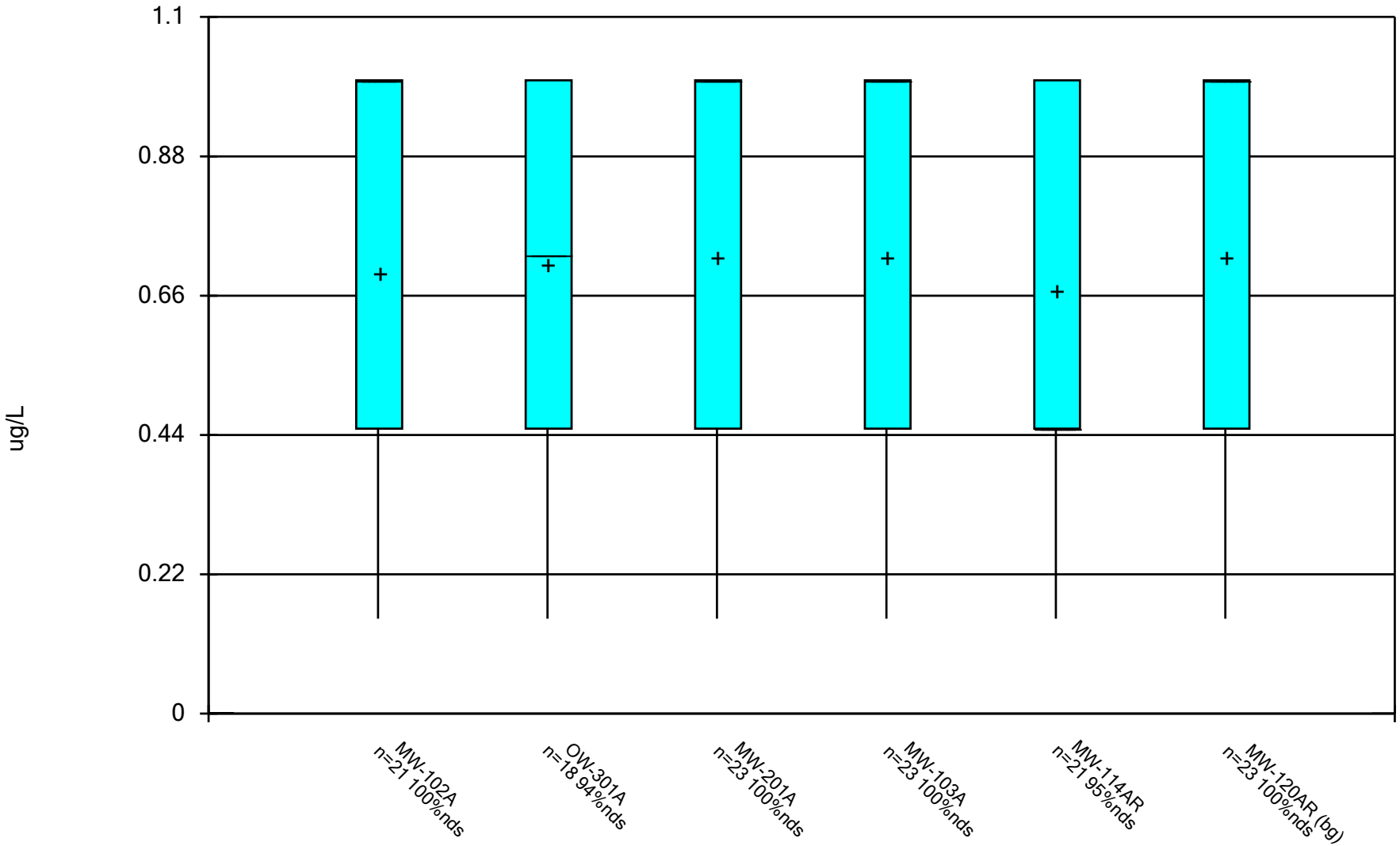

Constituent: Carbon disulfide Analysis Run 12/17/2024 1:37 PM View: All Wells - Appendix I VOCs

DMASWA Data: DMASWA Database_Updated

Sanitas™ v.10.0.15 Software licensed to HDR, Inc. UG

Box & Whiskers Plot

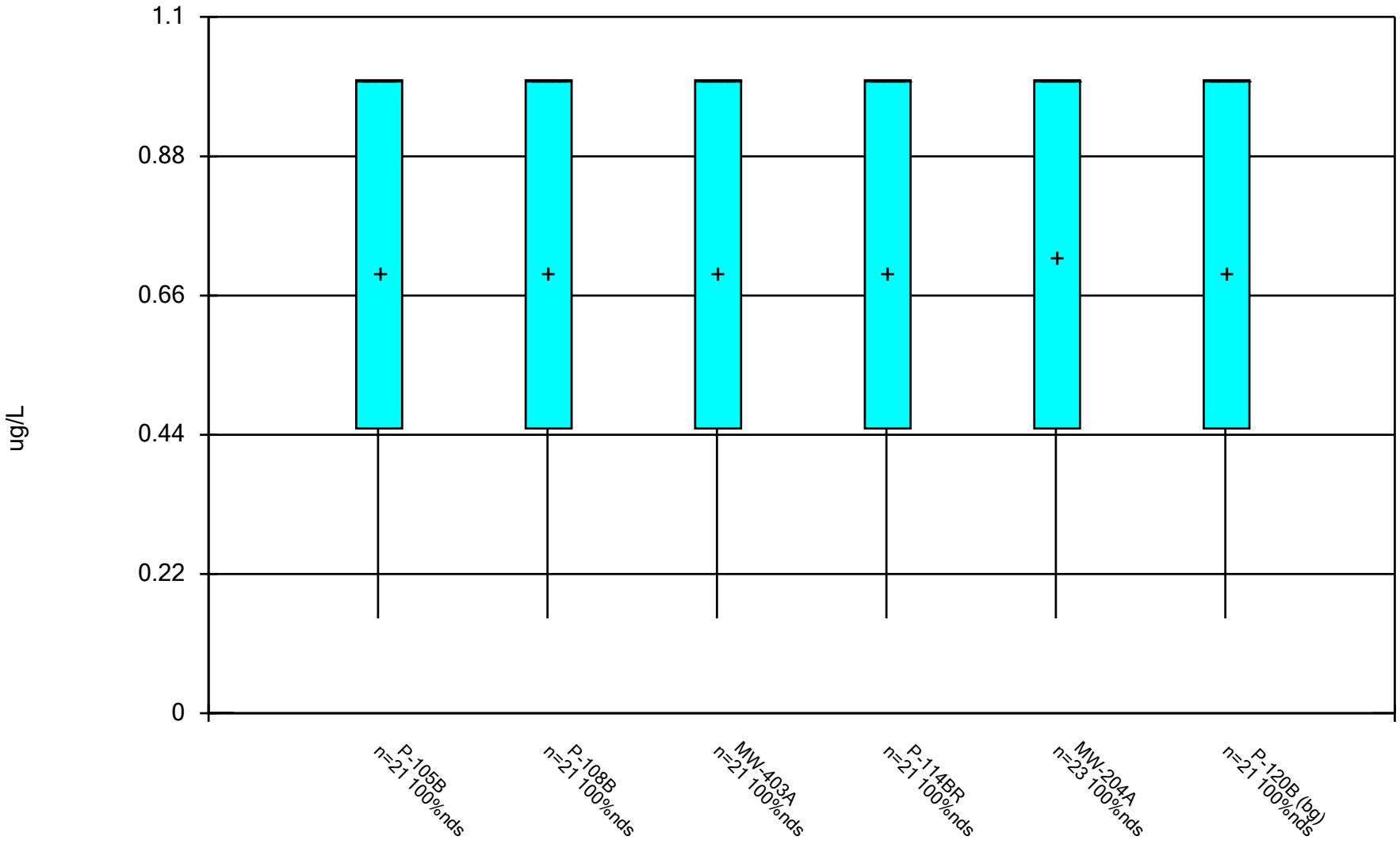

Constituent: Carbon disulfide Analysis Run 12/17/2024 1:37 PM View: All Wells - Appendix I VOCs

DMASWA Data: DMASWA Database_Updated

Sanitas™ v.10.0.15 Software licensed to HDR, Inc. UG

Box & Whiskers Plot

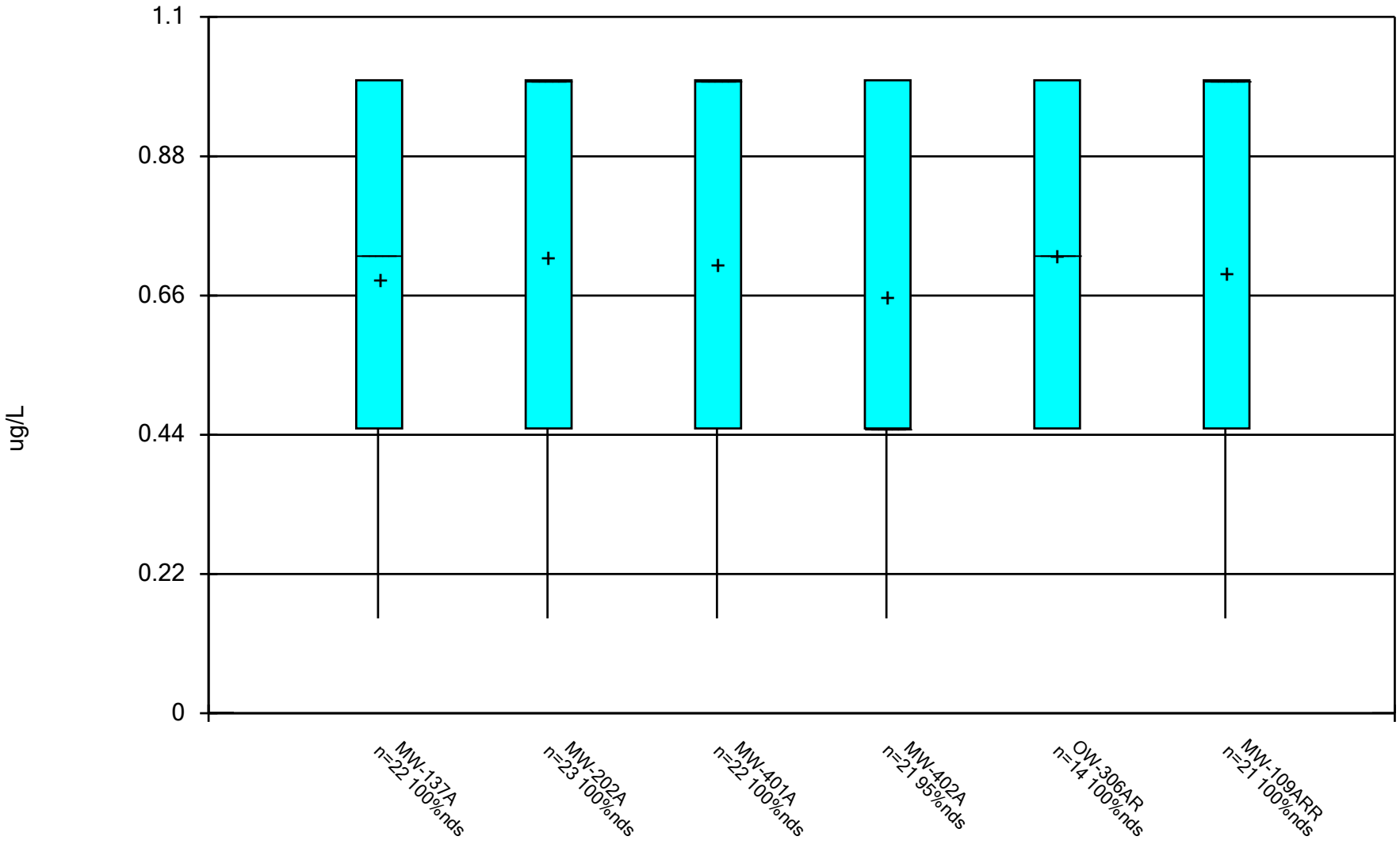

Constituent: Carbon disulfide Analysis Run 12/17/2024 1:37 PM View: All Wells - Appendix I VOCs

DMASWA Data: DMASWA Database_Updated

Sanitas™ v.10.0.15 Software licensed to HDR, Inc. UG

Box & Whiskers Plot

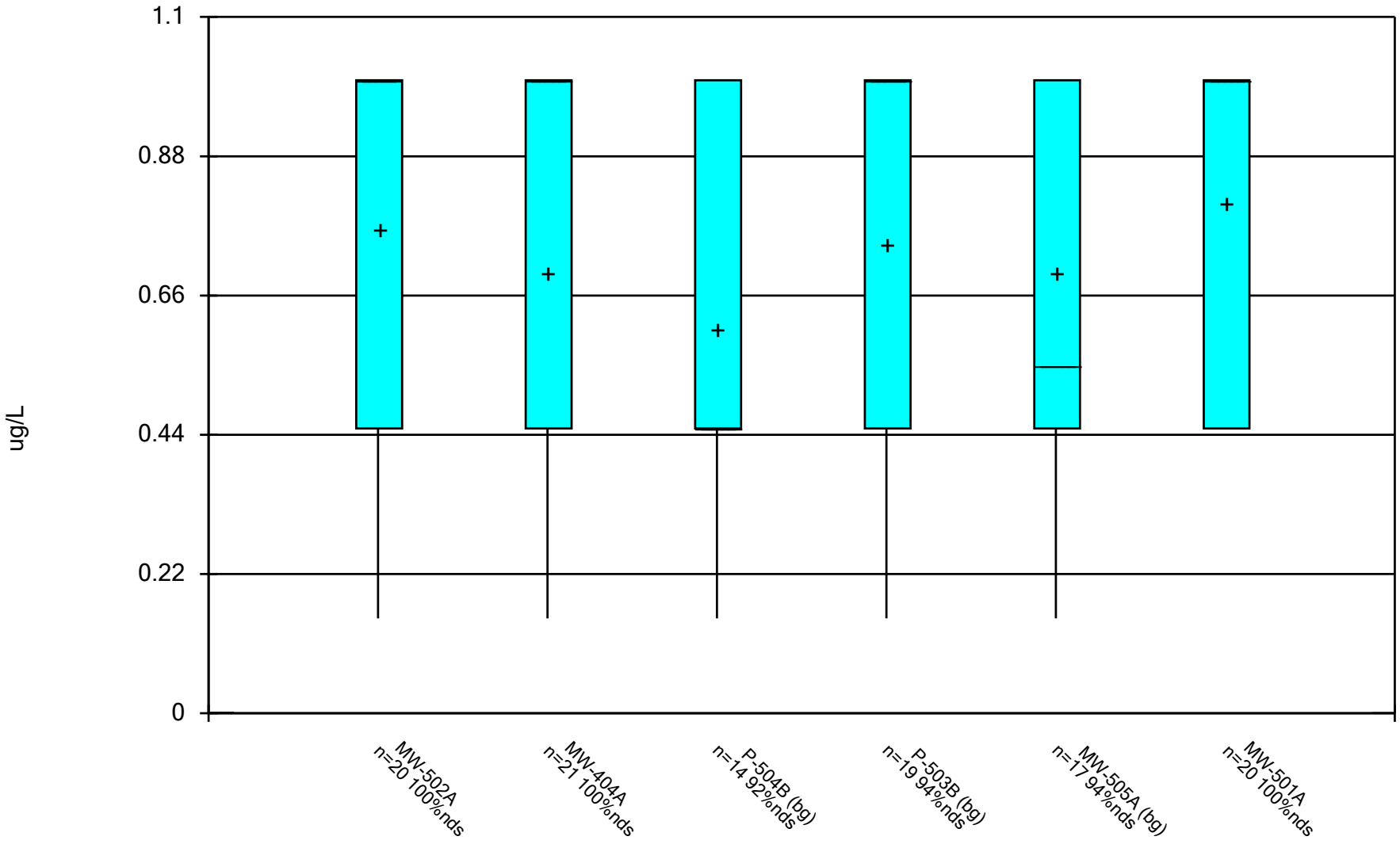

Constituent: Carbon disulfide Analysis Run 12/17/2024 1:37 PM View: All Wells - Appendix I VOCs

DMASWA Data: DMASWA Database_Updated

Sanitas™ v.10.0.15 Software licensed to HDR, Inc. UG

Box & Whiskers Plot

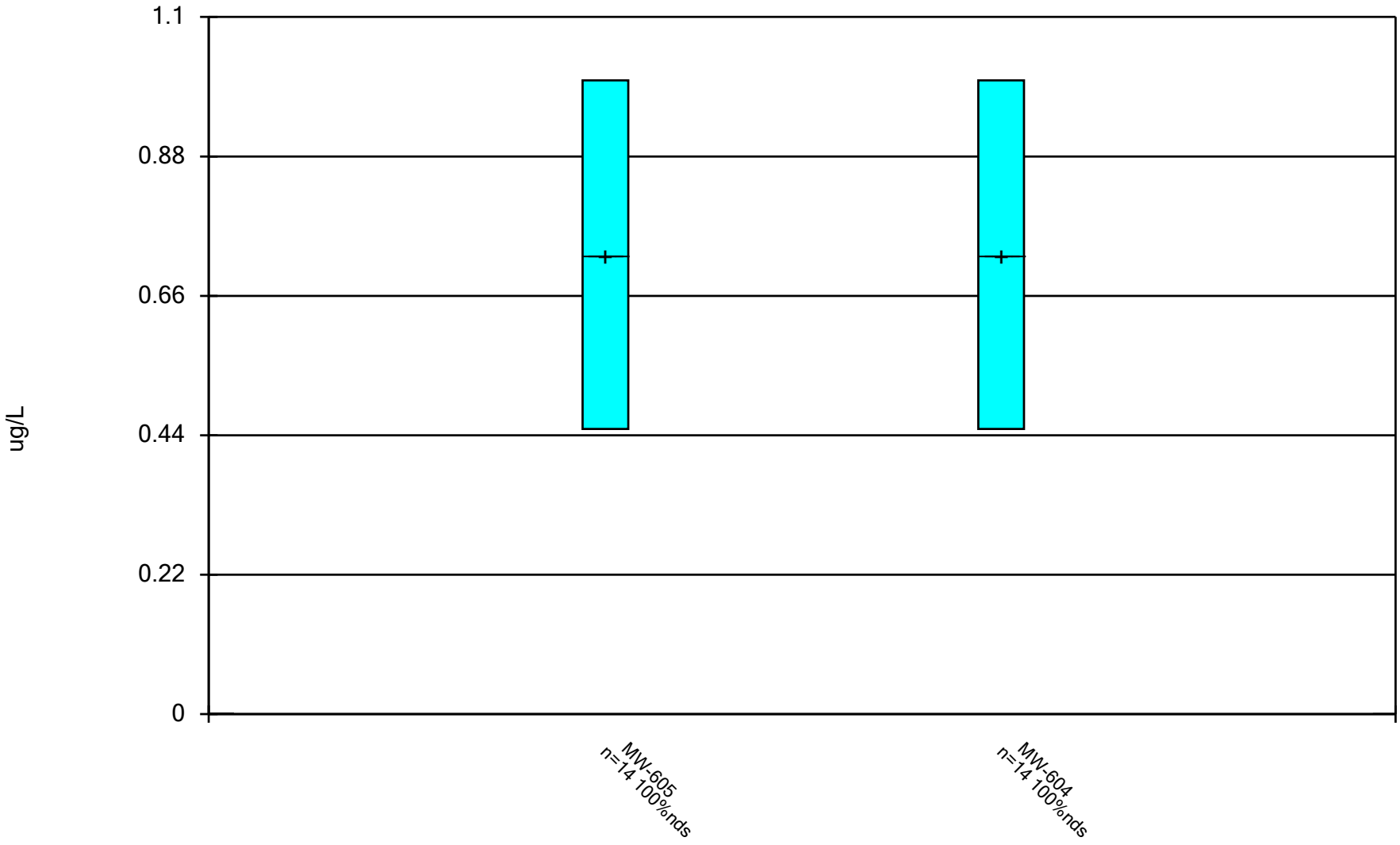

Constituent: Carbon disulfide Analysis Run 12/17/2024 1:37 PM View: All Wells - Appendix I VOCs

DMASWA Data: DMASWA Database_Updated

Sanitas™ v.10.0.15 Software licensed to HDR, Inc. UG

Box & Whiskers Plot

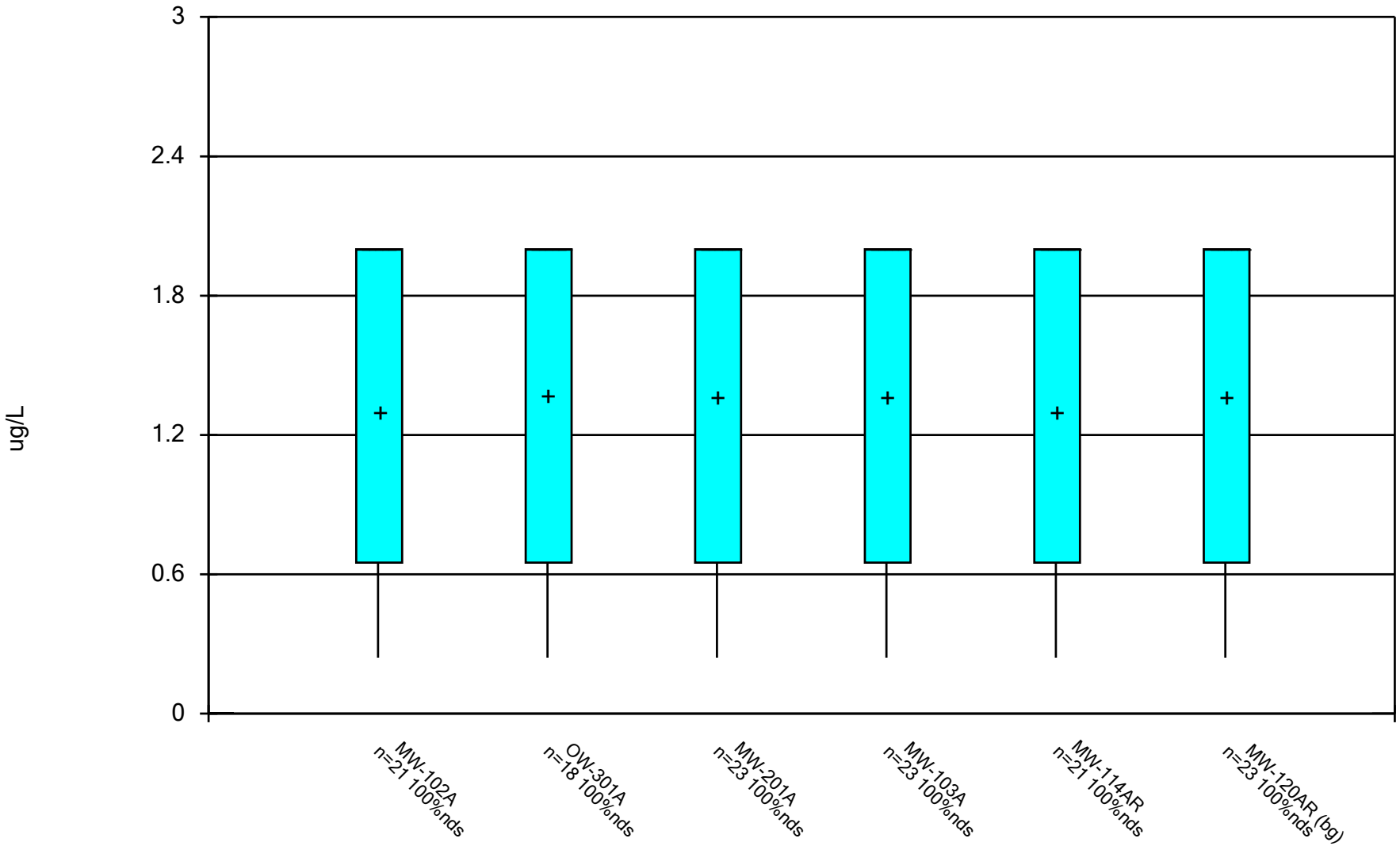

Constituent: Carbon Tetrachloride Analysis Run 12/17/2024 1:37 PM View: All Wells - Appendix I VOCs

DMASWA Data: DMASWA Database_Updated

Sanitas™ v.10.0.15 Software licensed to HDR, Inc. UG

Box & Whiskers Plot

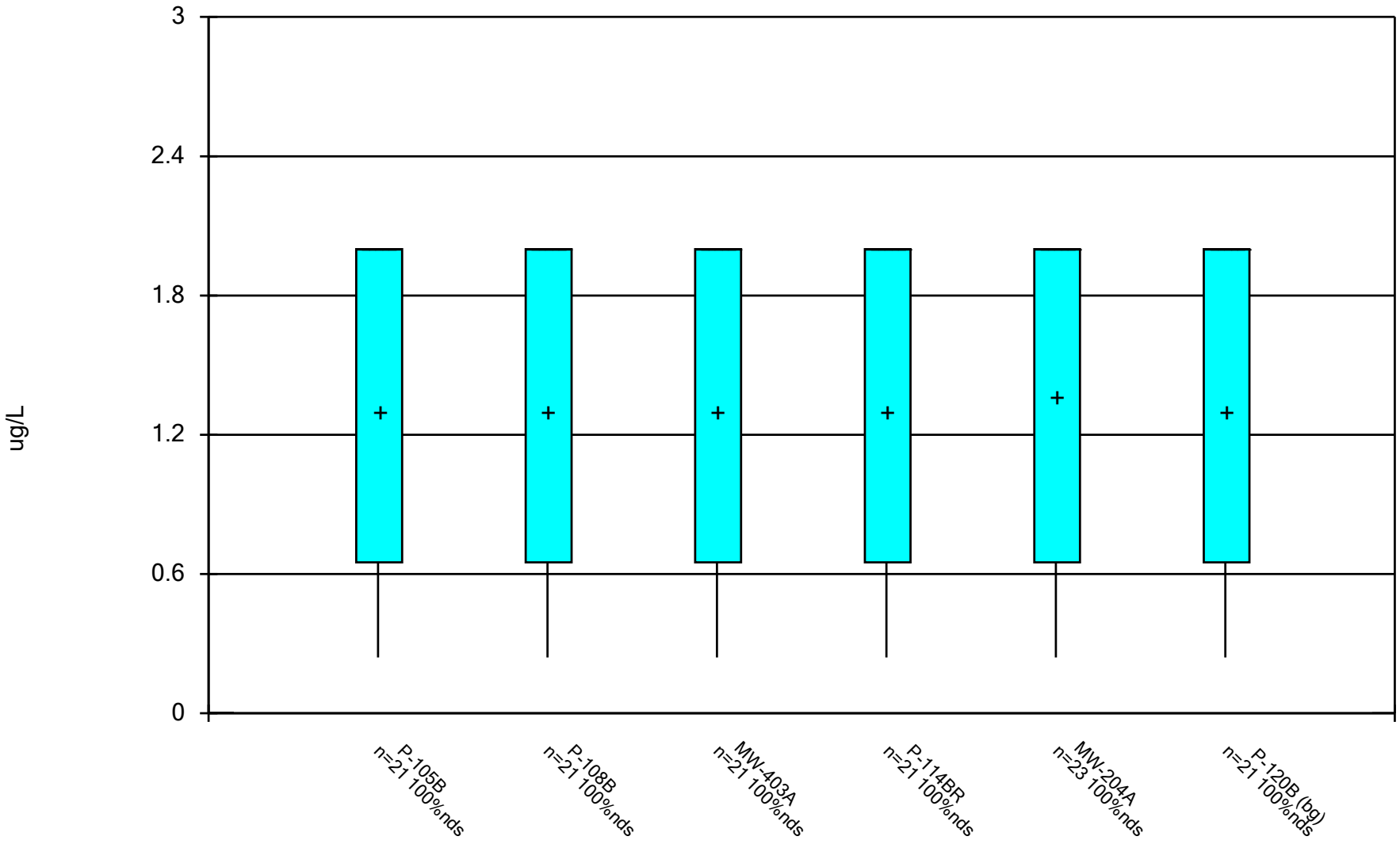

Constituent: Carbon Tetrachloride Analysis Run 12/17/2024 1:37 PM View: All Wells - Appendix I VOCs

DMASWA Data: DMASWA Database_Updated

Sanitas™ v.10.0.15 Software licensed to HDR, Inc. UG

Box & Whiskers Plot

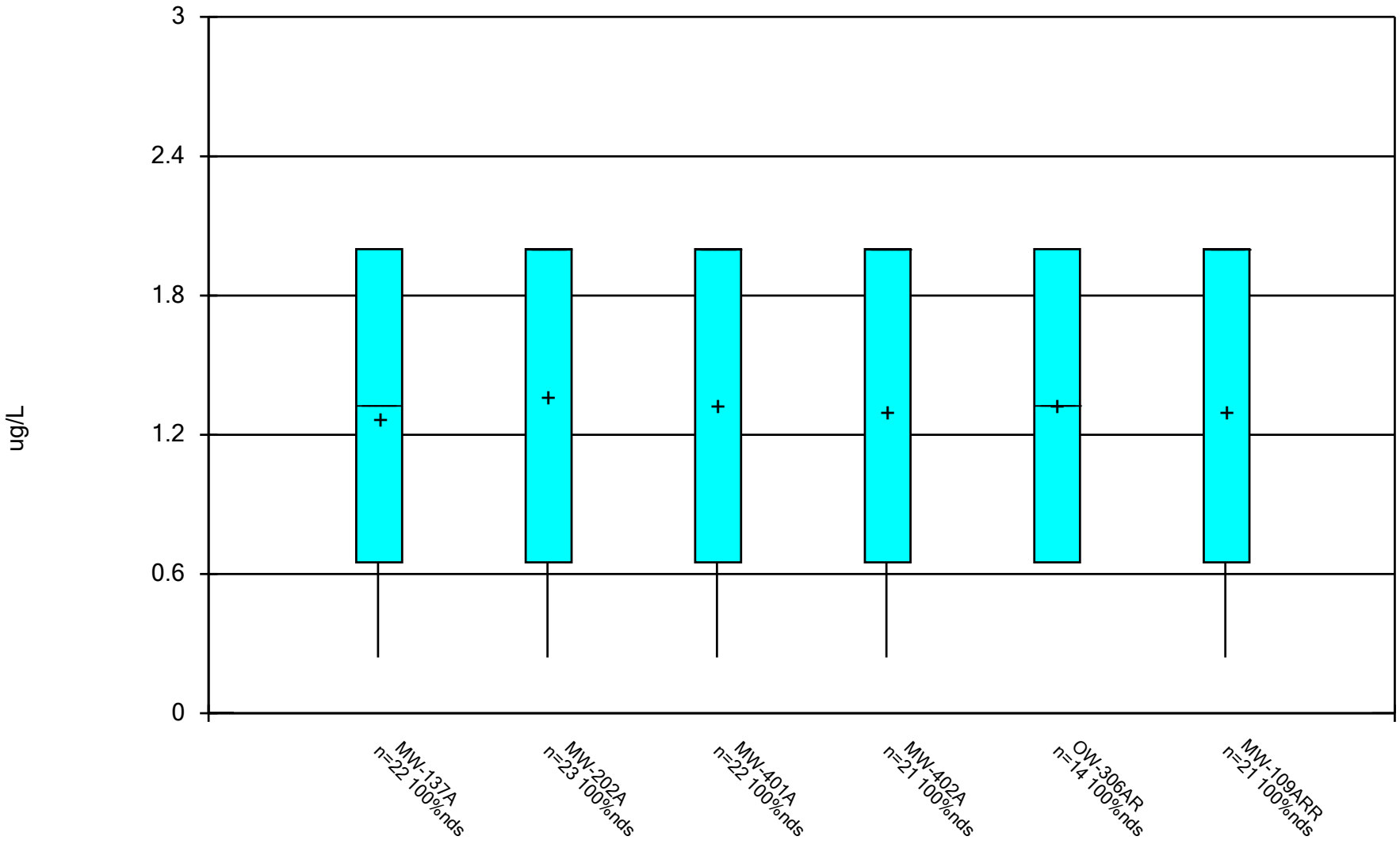

Constituent: Carbon Tetrachloride Analysis Run 12/17/2024 1:37 PM View: All Wells - Appendix I VOCs

DMASWA Data: DMASWA Database_Updated

Sanitas™ v.10.0.15 Software licensed to HDR, Inc. UG

Box & Whiskers Plot

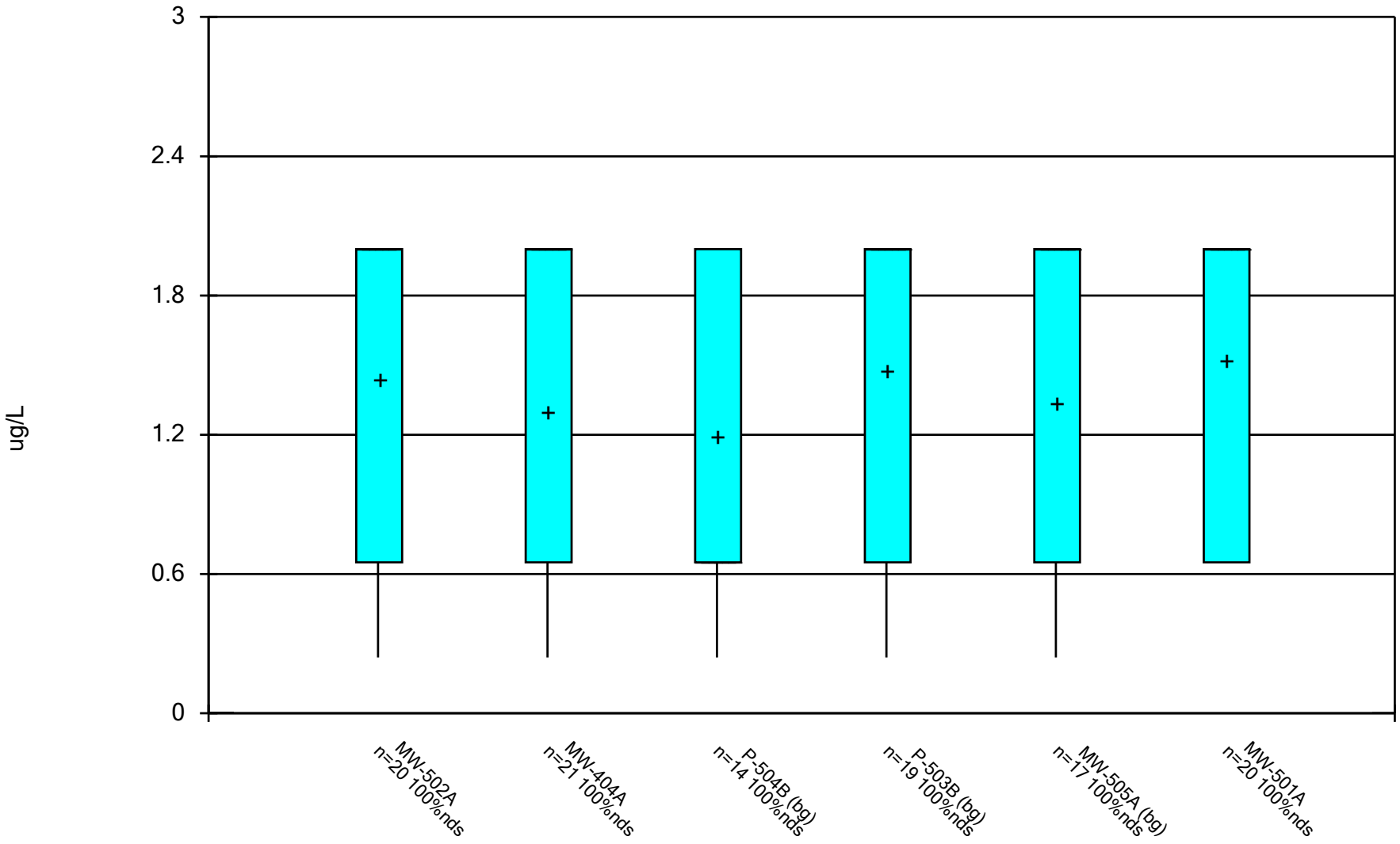

Constituent: Carbon Tetrachloride Analysis Run 12/17/2024 1:37 PM View: All Wells - Appendix I VOCs

DMASWA Data: DMASWA Database_Updated

Sanitas™ v.10.0.15 Software licensed to HDR, Inc. UG

Box & Whiskers Plot

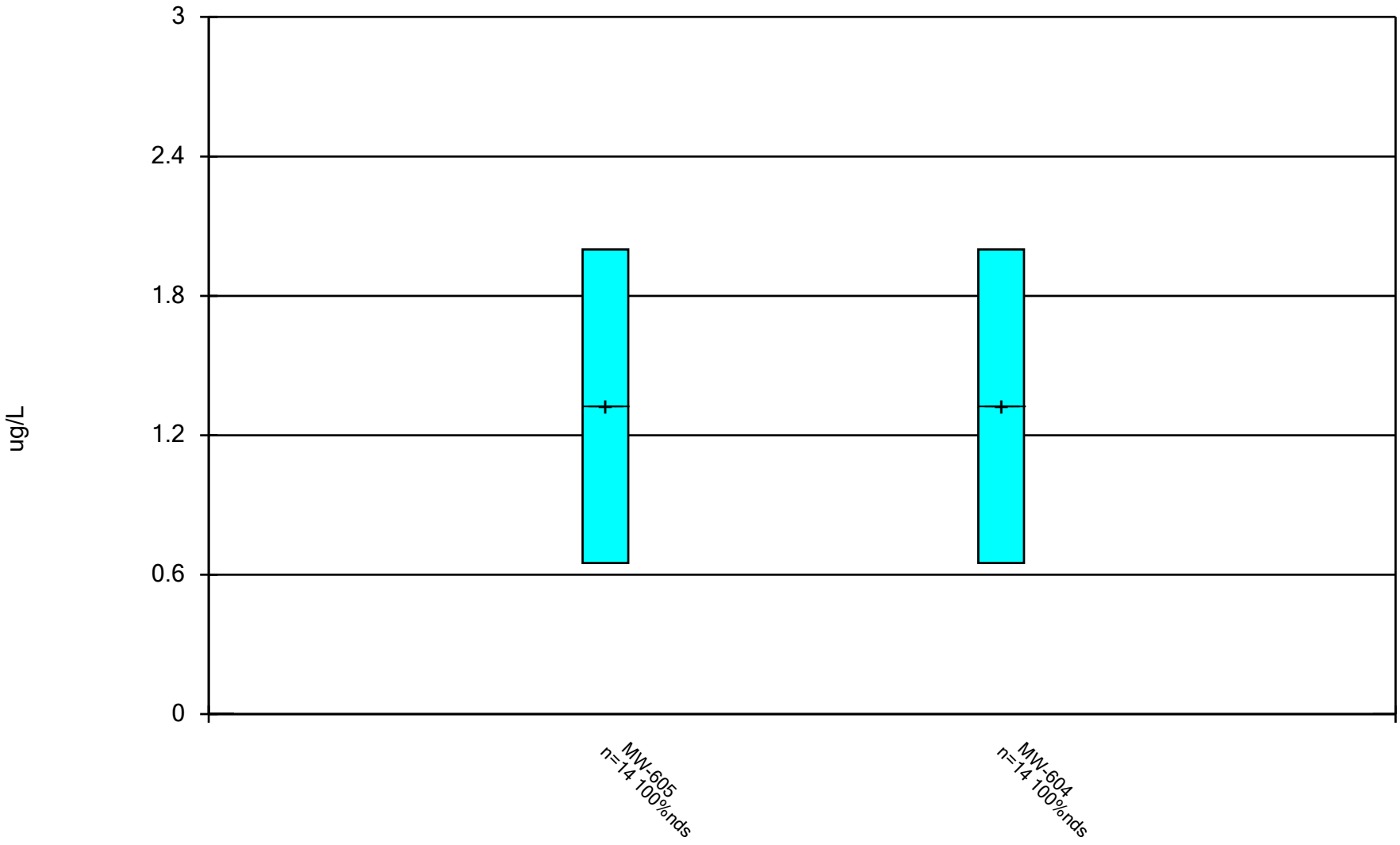

Constituent: Carbon Tetrachloride Analysis Run 12/17/2024 1:37 PM View: All Wells - Appendix I VOCs

DMASWA Data: DMASWA Database_Updated

Sanitas™ v.10.0.15 Software licensed to HDR, Inc. UG

Box & Whiskers Plot

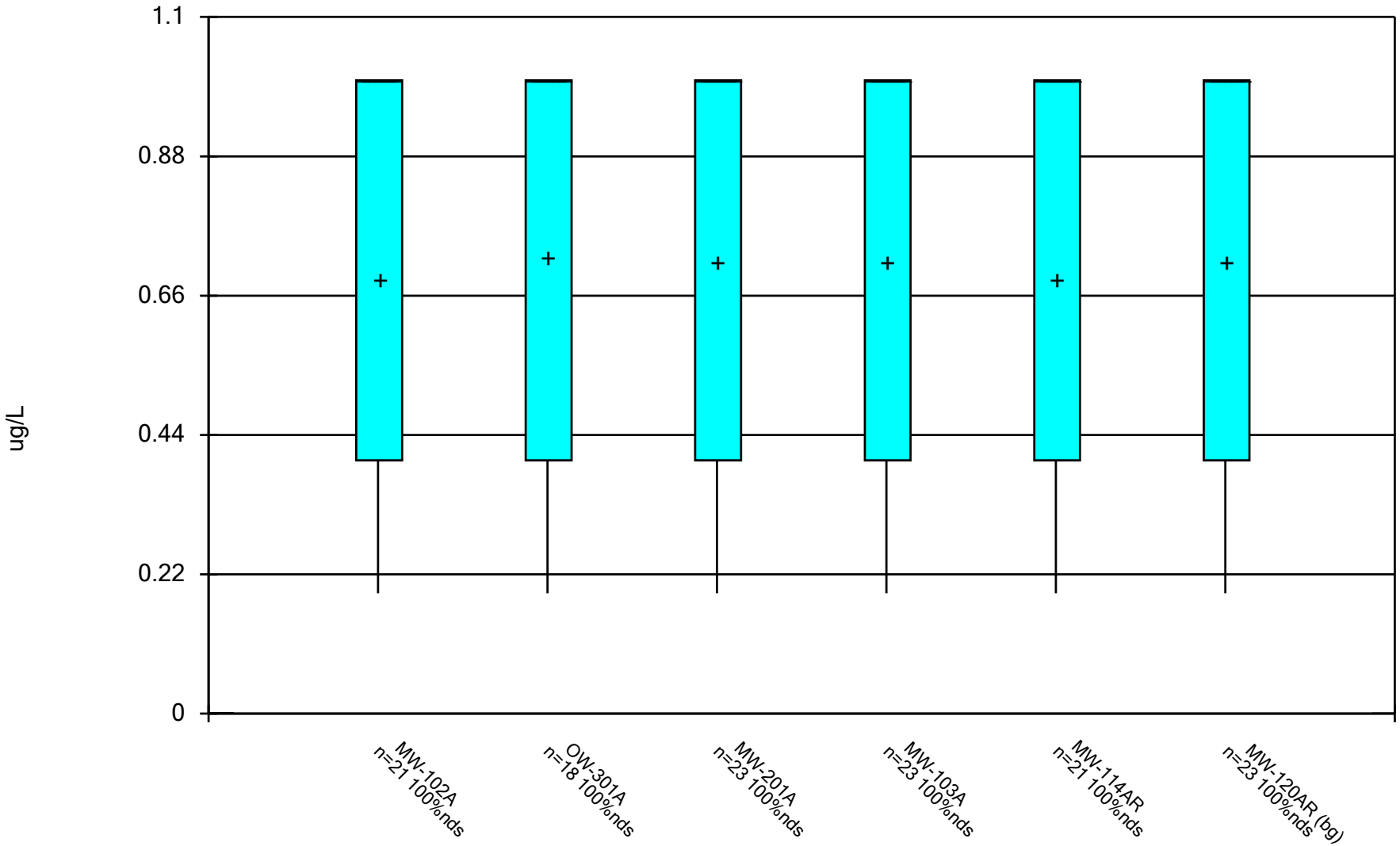

Constituent: Chlorobenzene Analysis Run 12/17/2024 1:37 PM View: All Wells - Appendix I VOCs
DMASWA Data: DMASWA Database_Updated

Sanitas™ v.10.0.15 Software licensed to HDR, Inc. UG

Box & Whiskers Plot

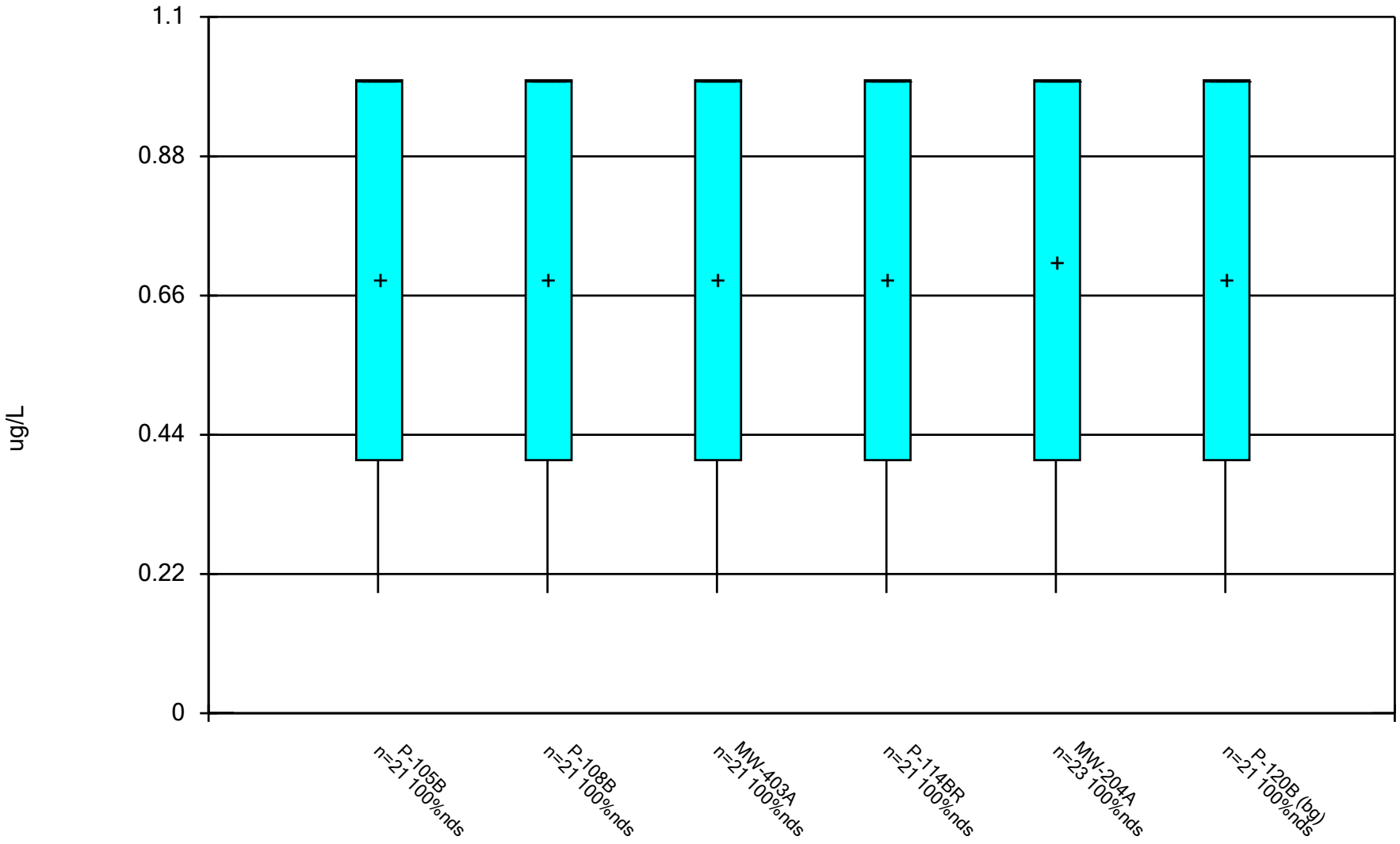

Constituent: Chlorobenzene Analysis Run 12/17/2024 1:37 PM View: All Wells - Appendix I VOCs
DMASWA Data: DMASWA Database_Updated

Sanitas™ v.10.0.15 Software licensed to HDR, Inc. UG

Box & Whiskers Plot

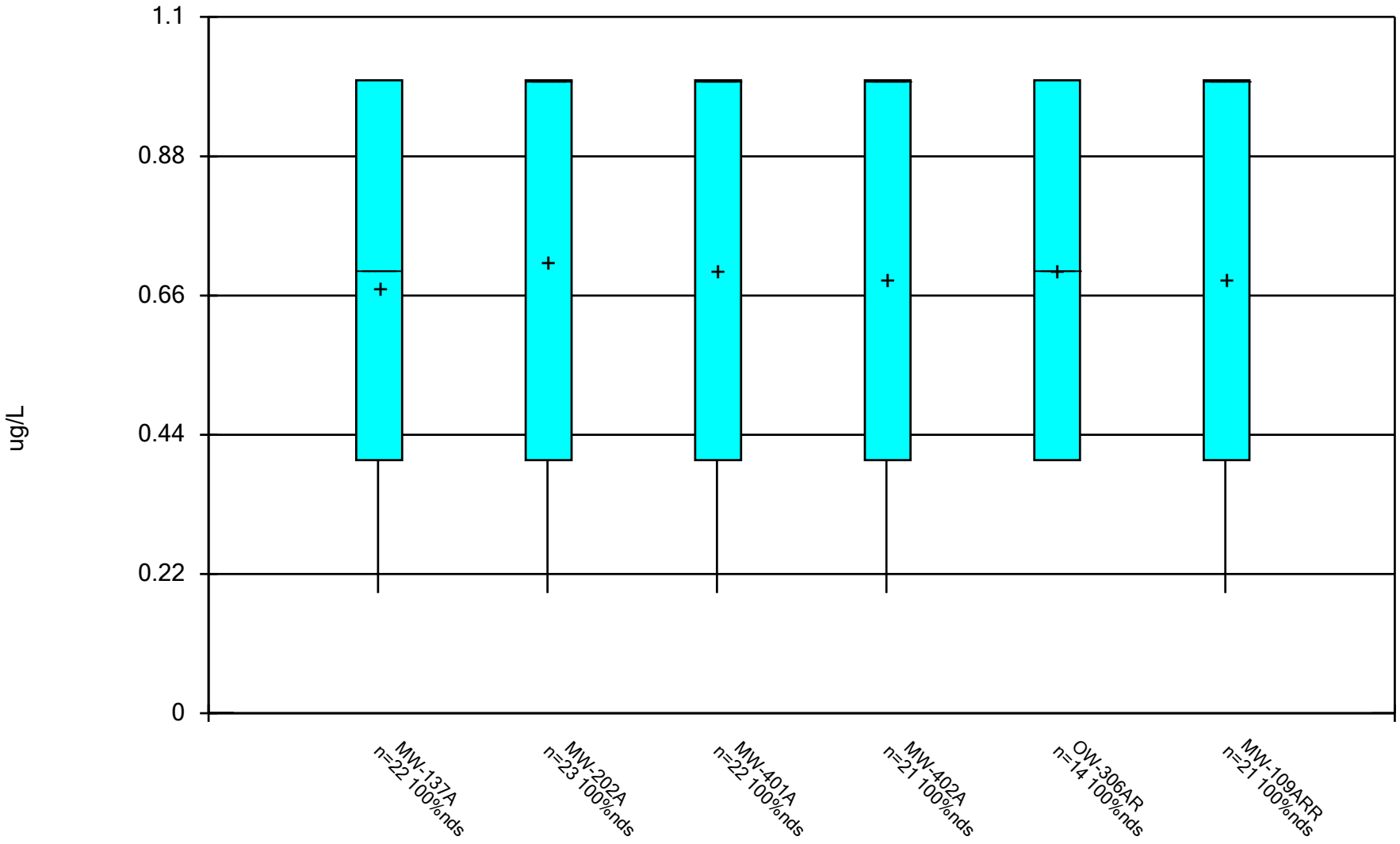

Constituent: Chlorobenzene Analysis Run 12/17/2024 1:37 PM View: All Wells - Appendix I VOCs
DMASWA Data: DMASWA Database_Updated

Sanitas™ v.10.0.15 Software licensed to HDR, Inc. UG

Box & Whiskers Plot

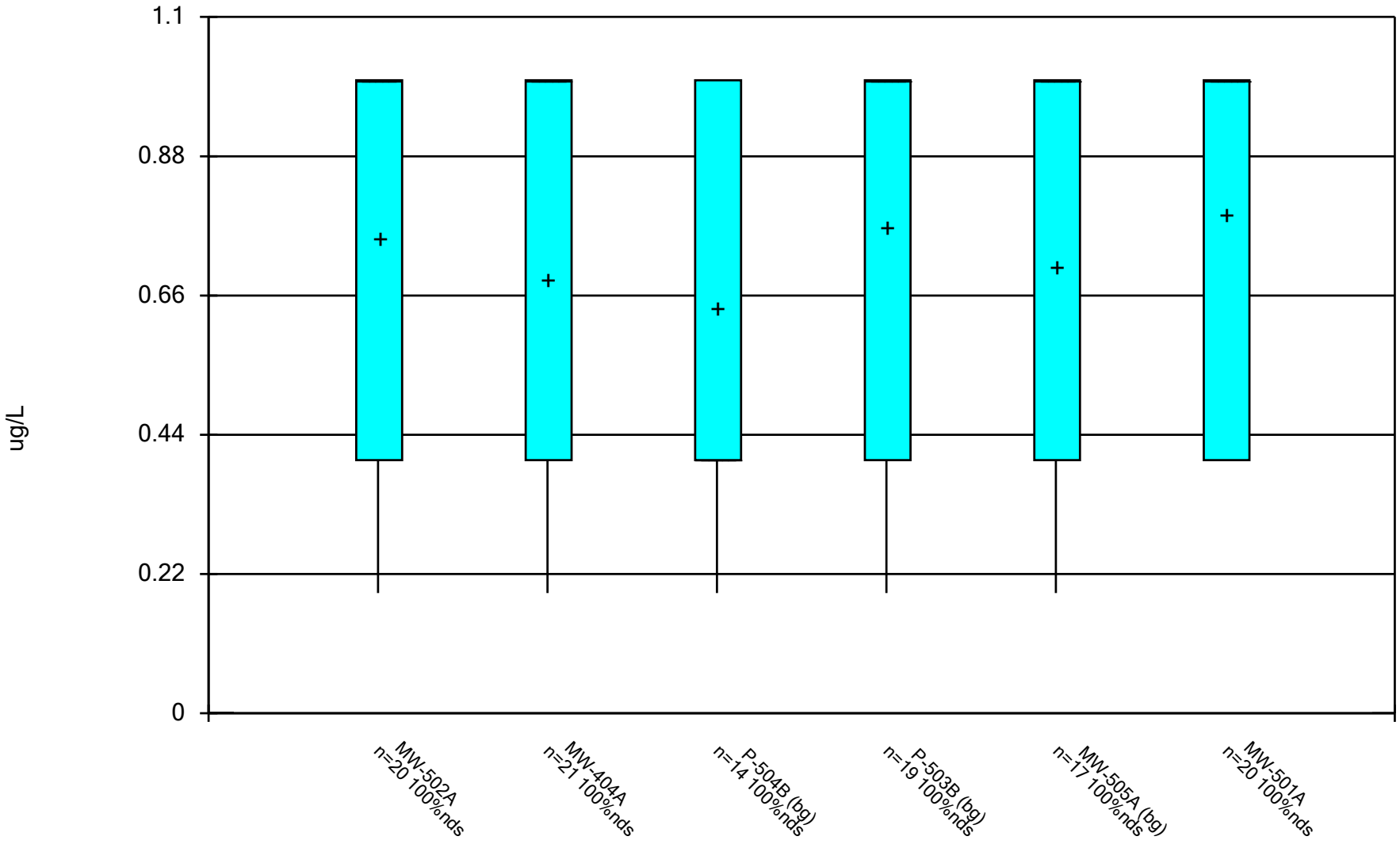

Constituent: Chlorobenzene Analysis Run 12/17/2024 1:37 PM View: All Wells - Appendix I VOCs

DMASWA Data: DMASWA Database_Updated

Sanitas™ v.10.0.15 Software licensed to HDR, Inc. UG

Box & Whiskers Plot

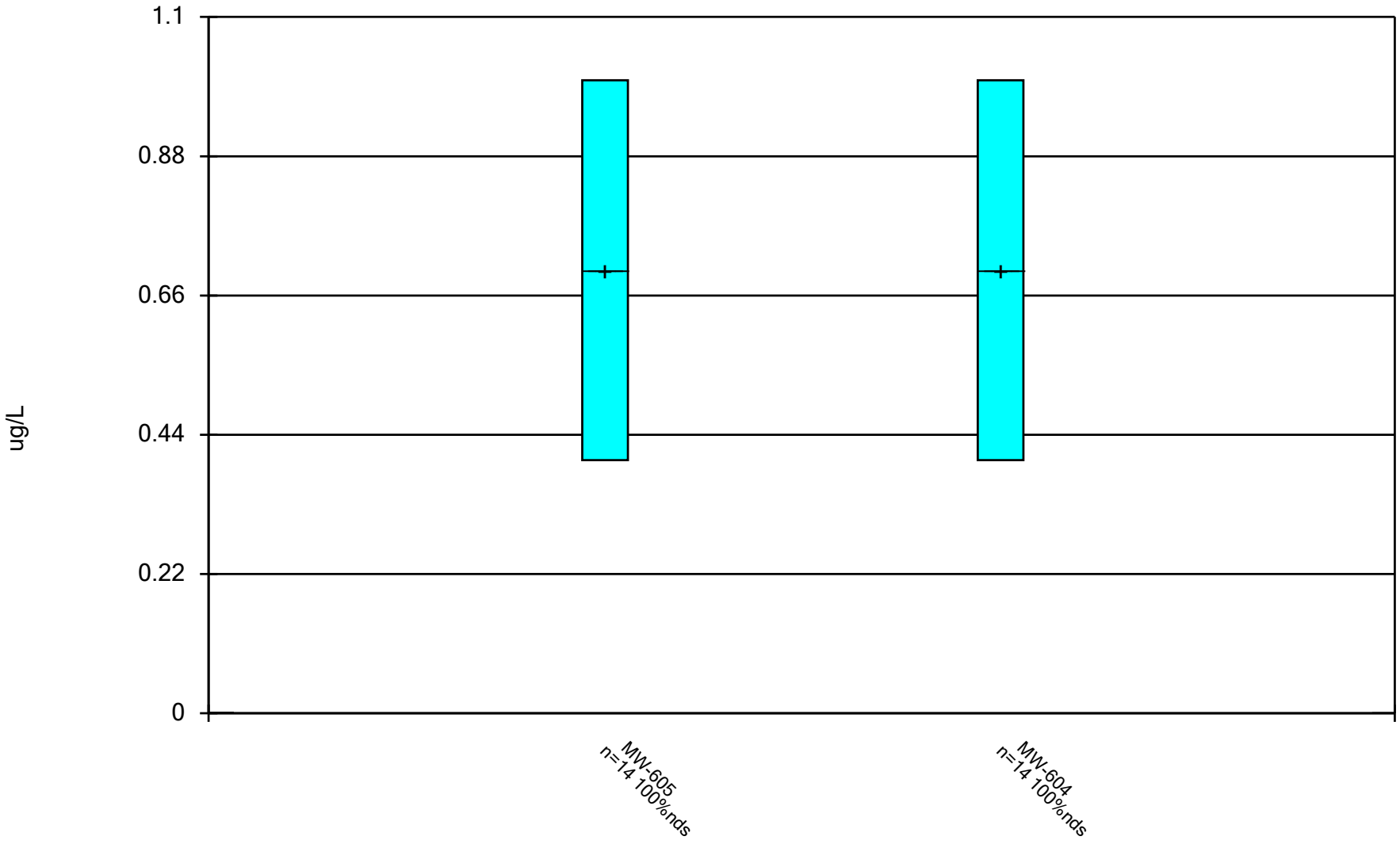

Constituent: Chlorobenzene Analysis Run 12/17/2024 1:37 PM View: All Wells - Appendix I VOCs
DMASWA Data: DMASWA Database_Updated

Sanitas™ v.10.0.15 Software licensed to HDR, Inc. UG

Box & Whiskers Plot

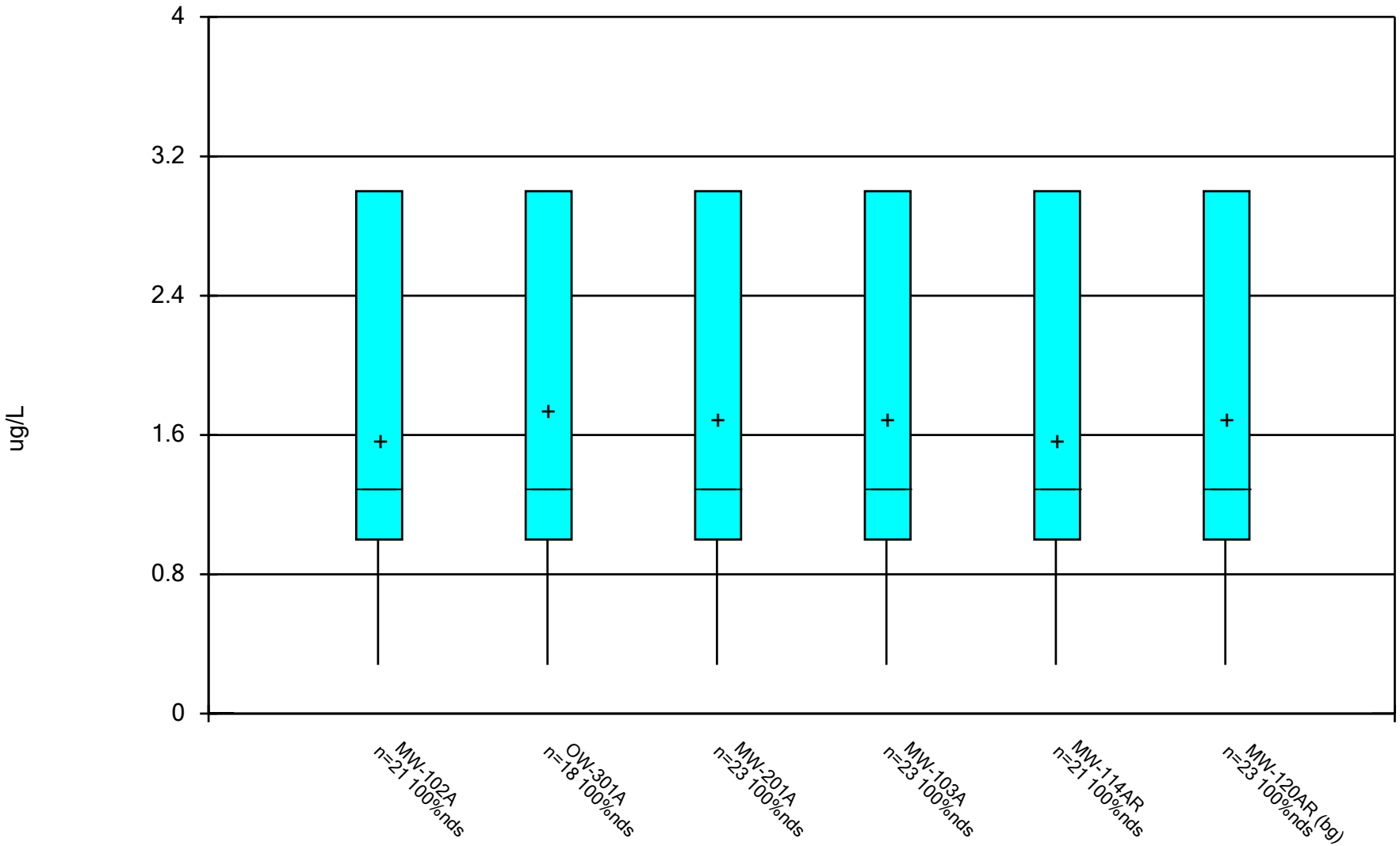

Constituent: Chloroform Analysis Run 12/17/2024 1:37 PM View: All Wells - Appendix I VOCs

DMASWA Data: DMASWA Database_Updated

Sanitas™ v.10.0.15 Software licensed to HDR, Inc. UG

Box & Whiskers Plot

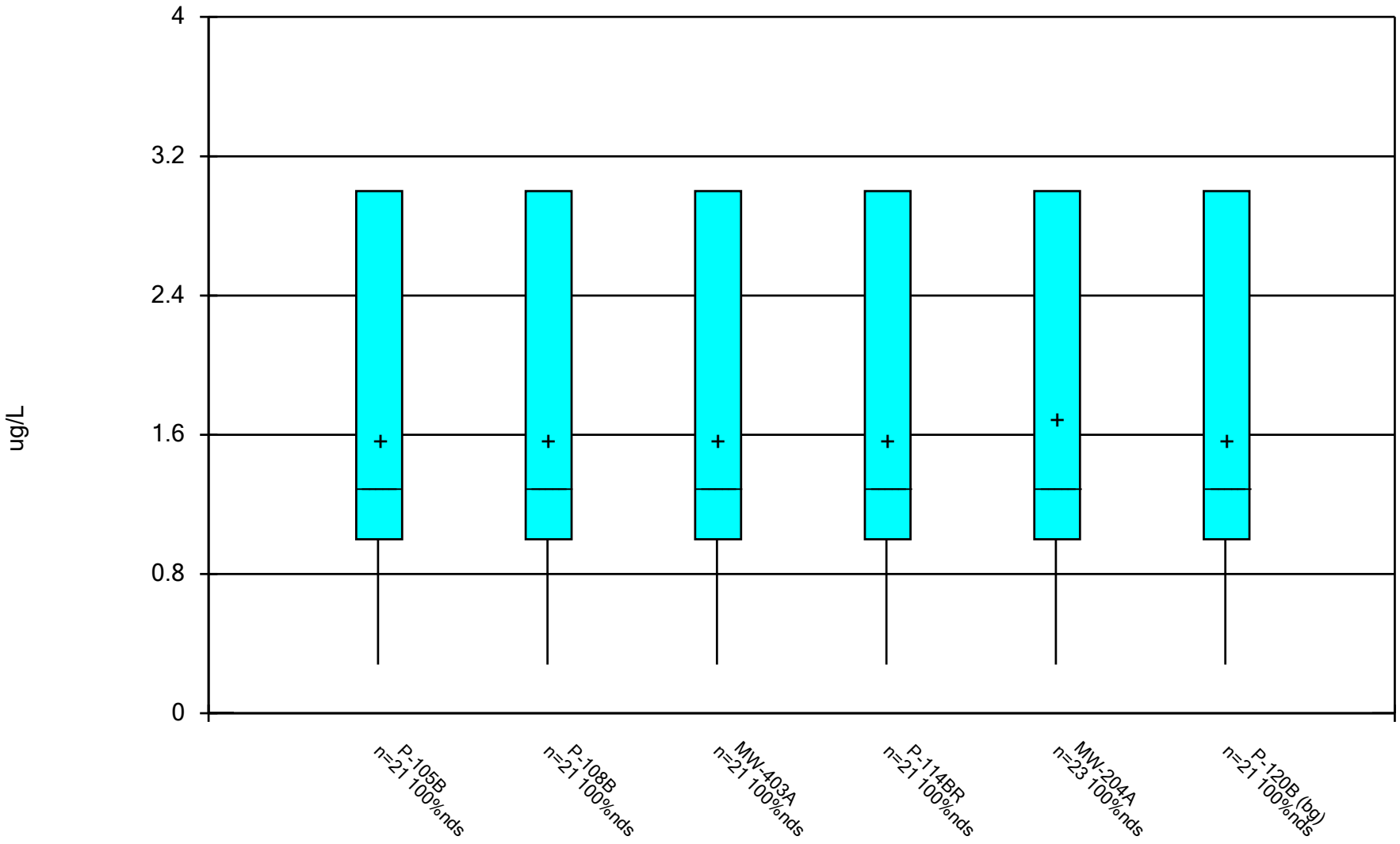

Constituent: Chloroform Analysis Run 12/17/2024 1:37 PM View: All Wells - Appendix I VOCs

DMASWA Data: DMASWA Database_Updated

Sanitas™ v.10.0.15 Software licensed to HDR, Inc. UG

Box & Whiskers Plot

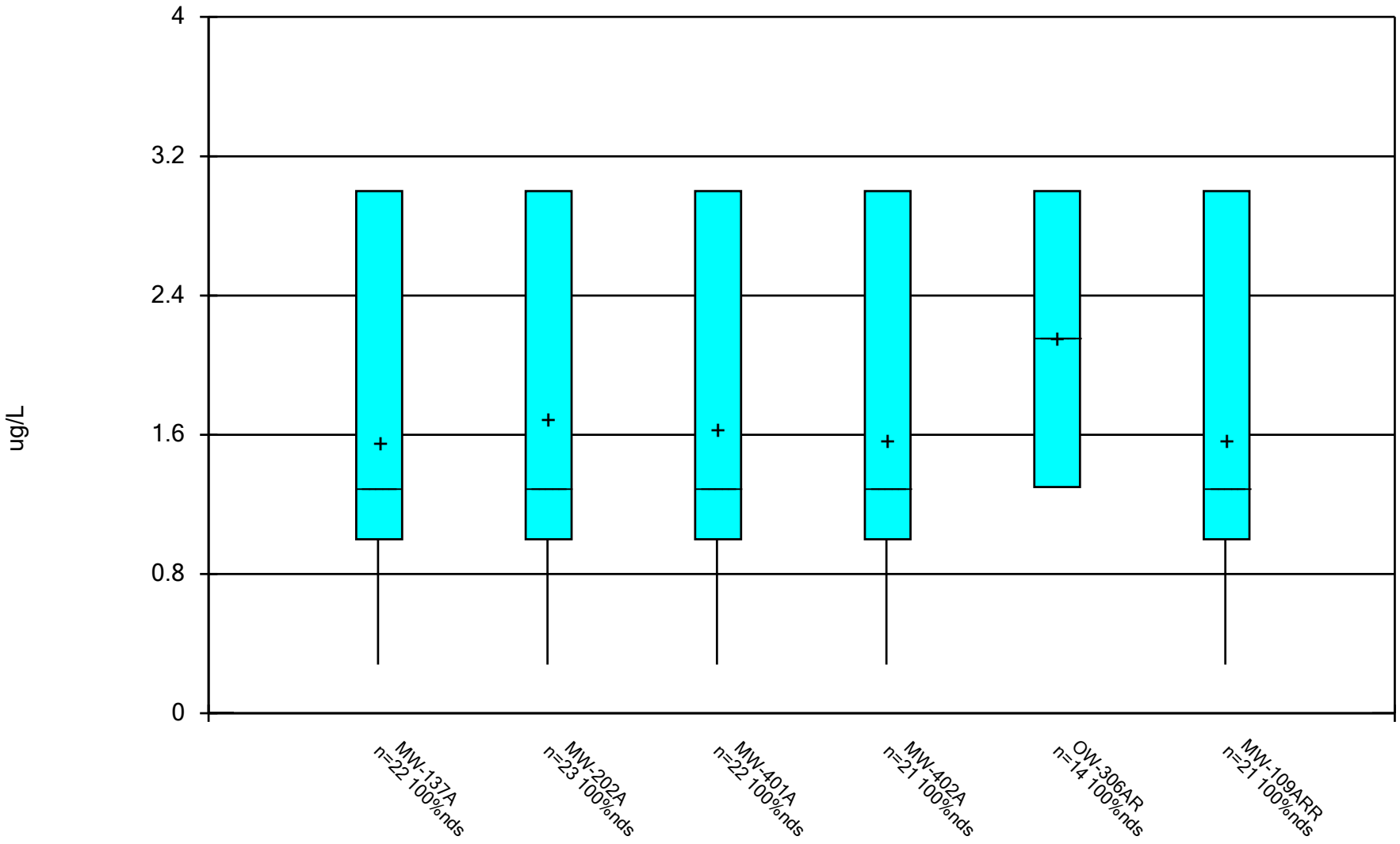

Constituent: Chloroform Analysis Run 12/17/2024 1:37 PM View: All Wells - Appendix I VOCs

DMASWA Data: DMASWA Database_Updated

Sanitas™ v.10.0.15 Software licensed to HDR, Inc. UG

Box & Whiskers Plot

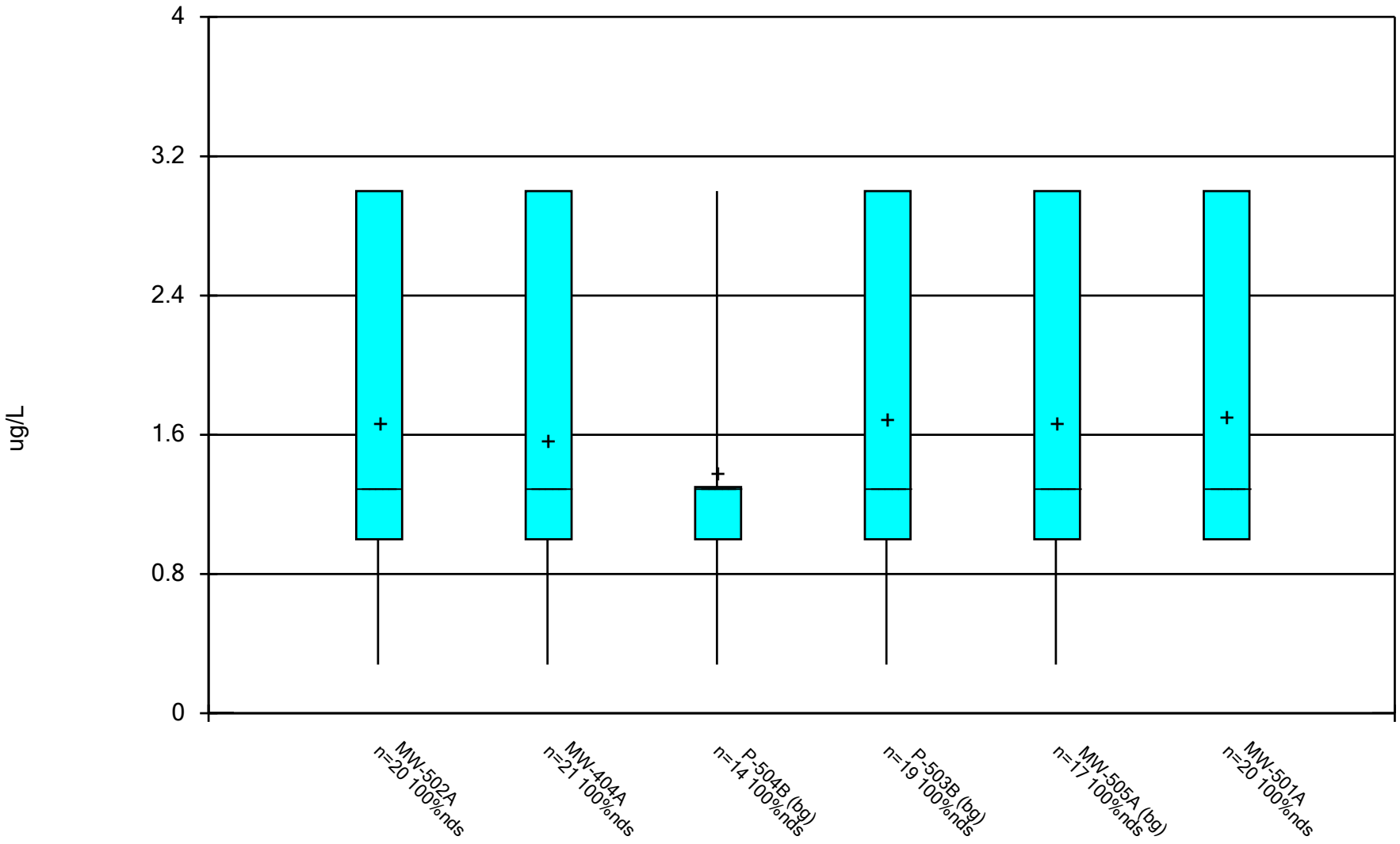

Constituent: Chloroform Analysis Run 12/17/2024 1:37 PM View: All Wells - Appendix I VOCs

DMASWA Data: DMASWA Database_Updated

Sanitas™ v.10.0.15 Software licensed to HDR, Inc. UG

Box & Whiskers Plot

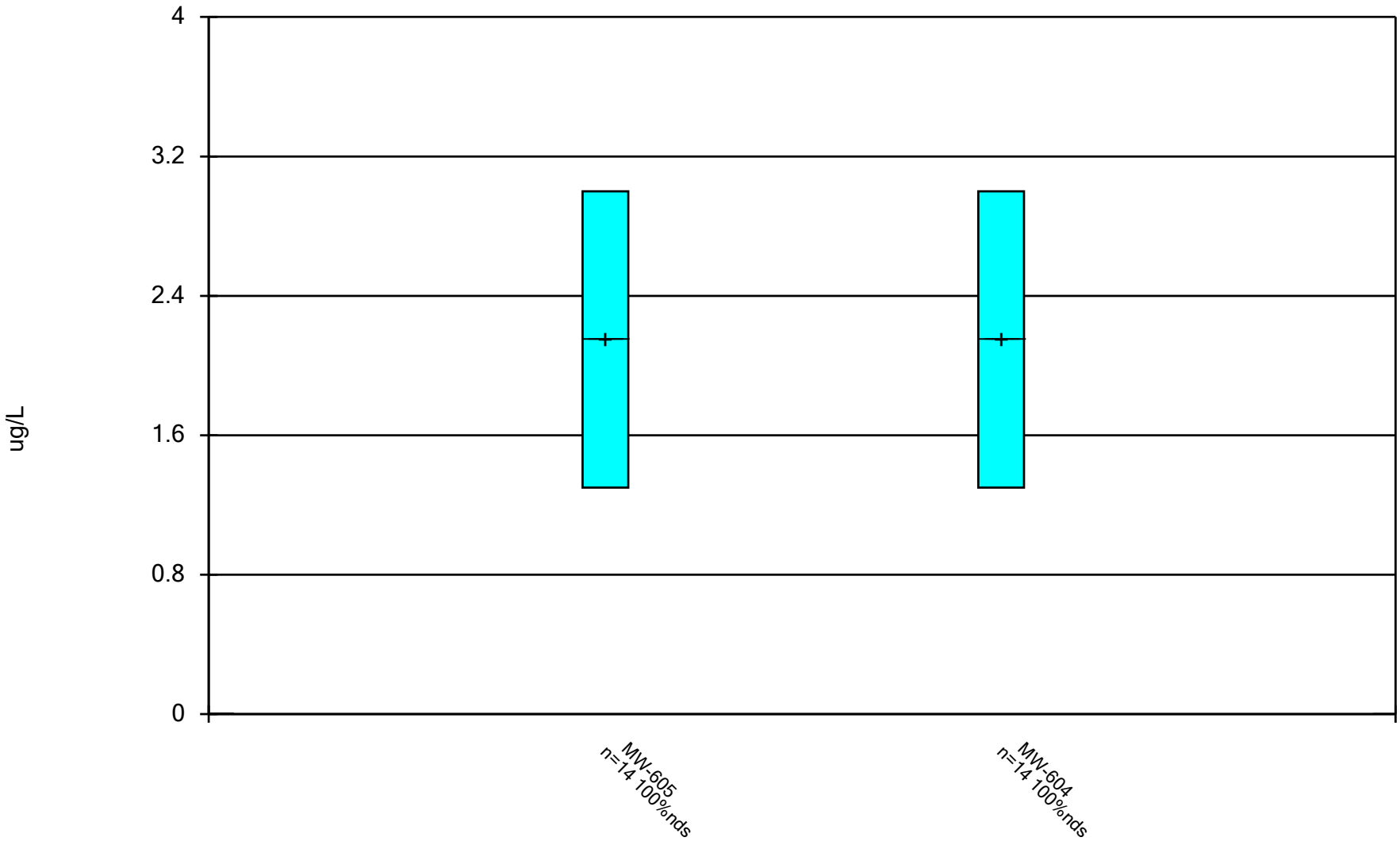

Constituent: Chloroform Analysis Run 12/17/2024 1:37 PM View: All Wells - Appendix I VOCs
DMASWA Data: DMASWA Database_Updated

Sanitas™ v.10.0.15 Software licensed to HDR, Inc. UG

Box & Whiskers Plot

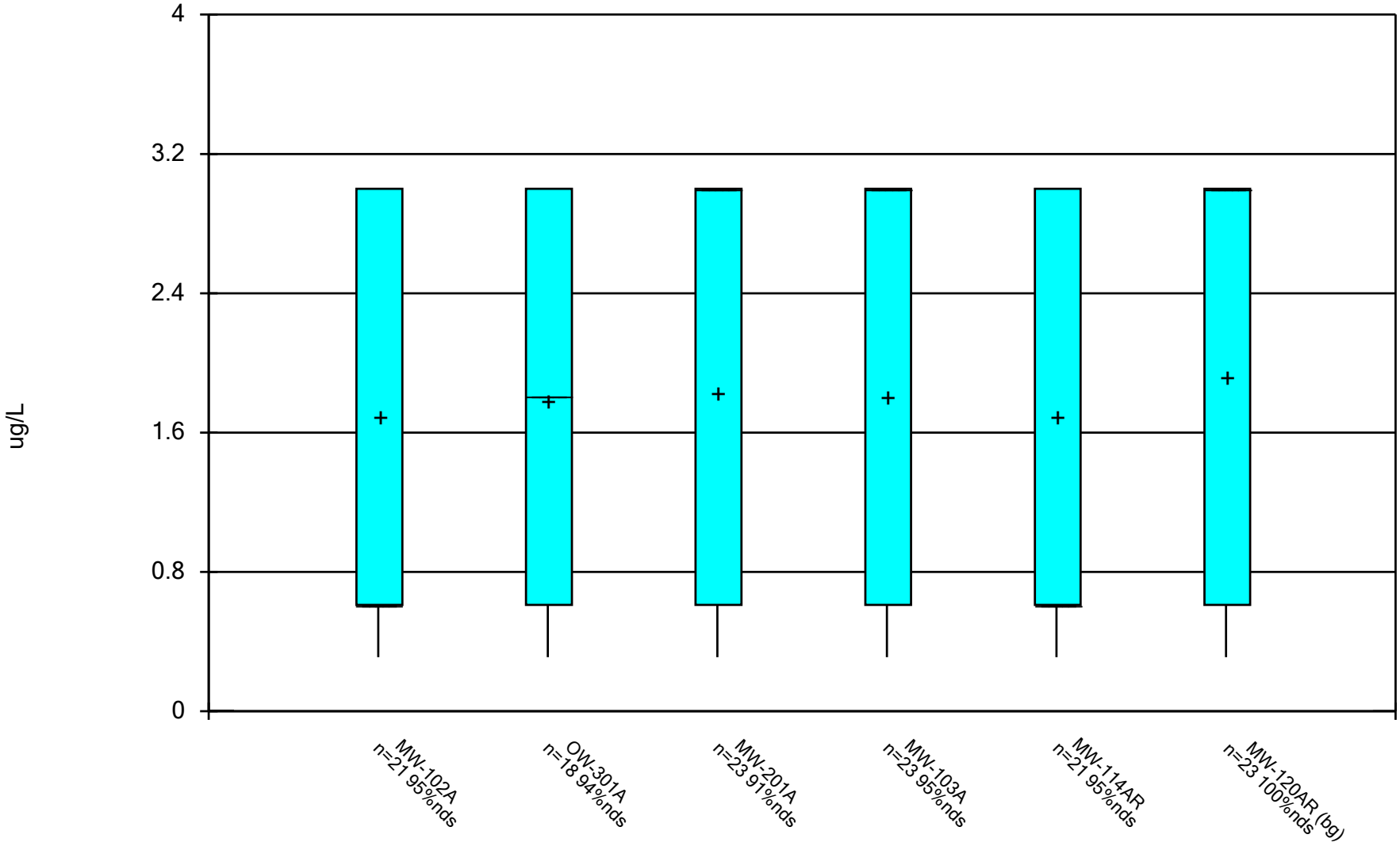

Constituent: Chloromethane Analysis Run 12/17/2024 1:37 PM View: All Wells - Appendix I VOCs

DMASWA Data: DMASWA Database_Updated

Sanitas™ v.10.0.15 Software licensed to HDR, Inc. UG

Box & Whiskers Plot

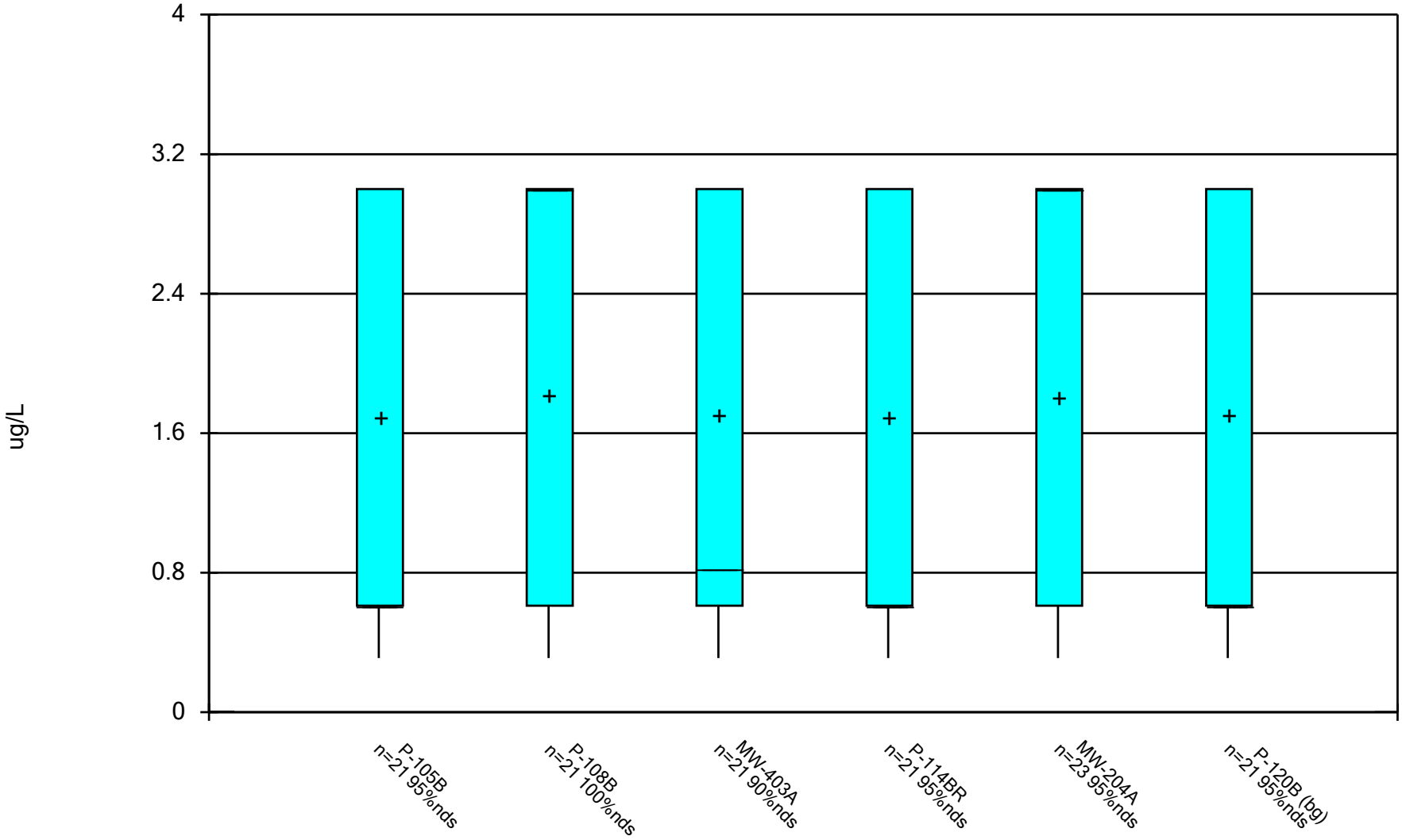

Constituent: Chloromethane Analysis Run 12/17/2024 1:37 PM View: All Wells - Appendix I VOCs

DMASWA Data: DMASWA Database_Updated

Sanitas™ v.10.0.15 Software licensed to HDR, Inc. UG

Box & Whiskers Plot

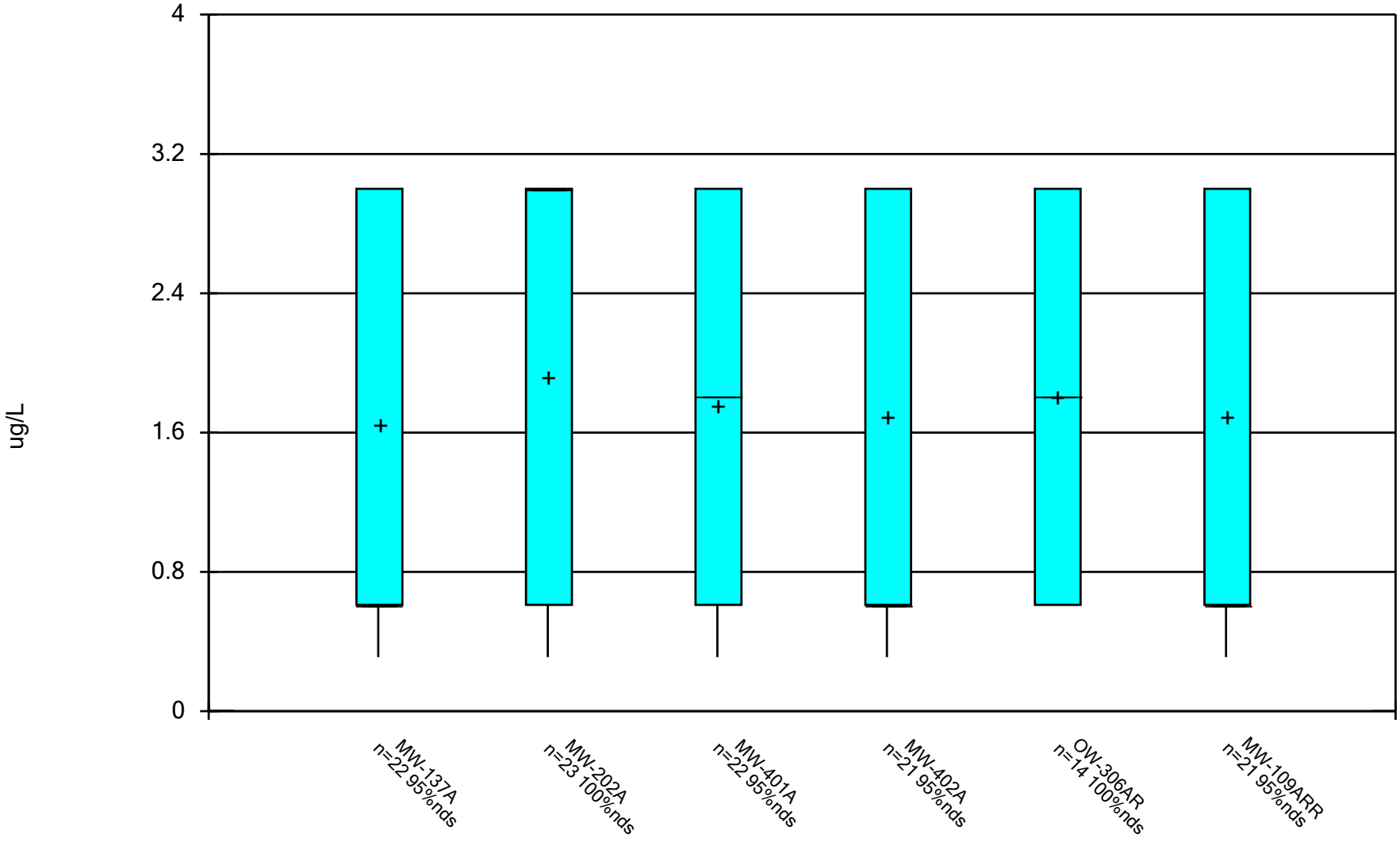

Constituent: Chloromethane Analysis Run 12/17/2024 1:37 PM View: All Wells - Appendix I VOCs

DMASWA Data: DMASWA Database_Updated

Sanitas™ v.10.0.15 Software licensed to HDR, Inc. UG

Box & Whiskers Plot

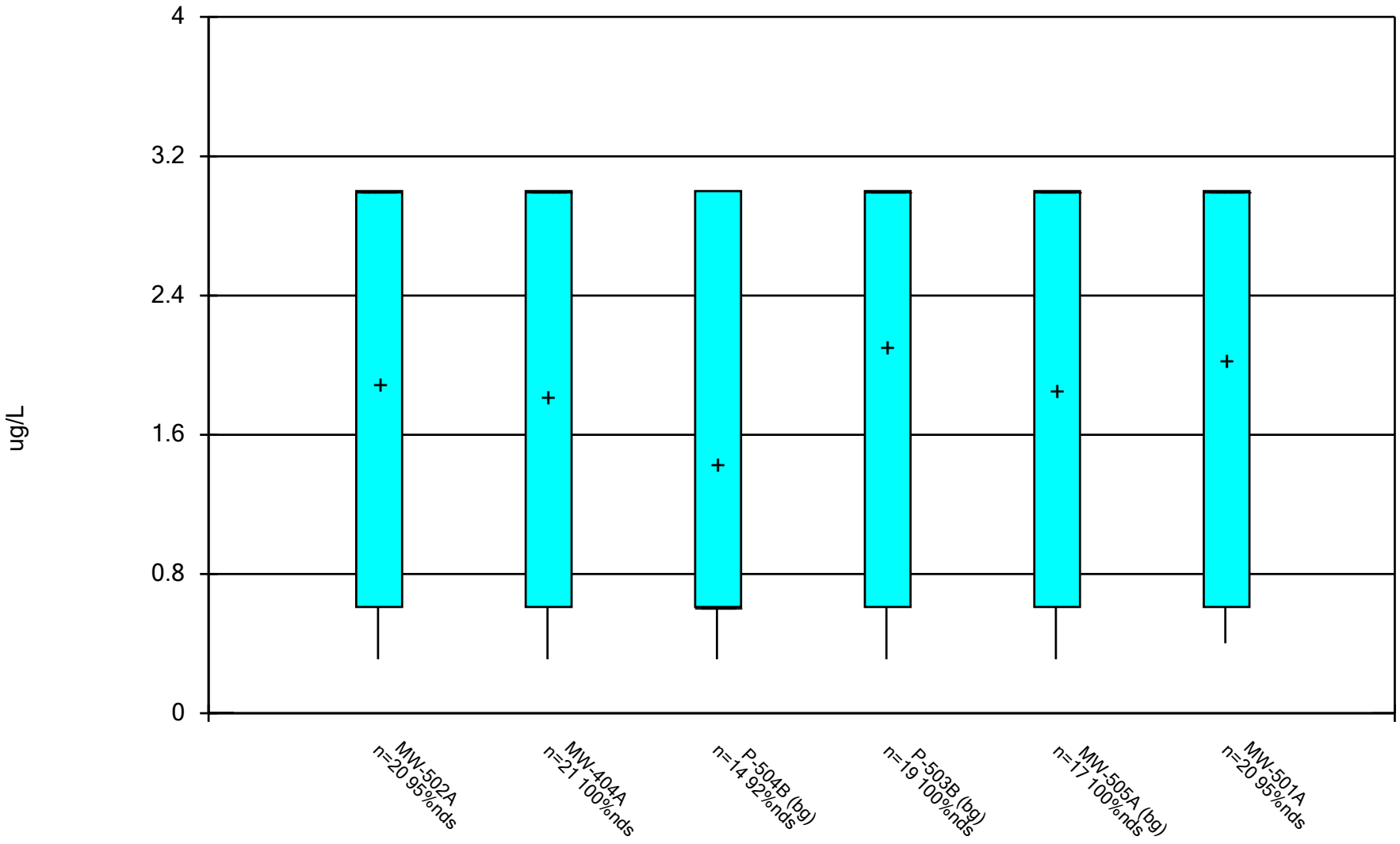

Constituent: Chloromethane Analysis Run 12/17/2024 1:37 PM View: All Wells - Appendix I VOCs

DMASWA Data: DMASWA Database_Updated

Sanitas™ v.10.0.15 Software licensed to HDR, Inc. UG

Box & Whiskers Plot

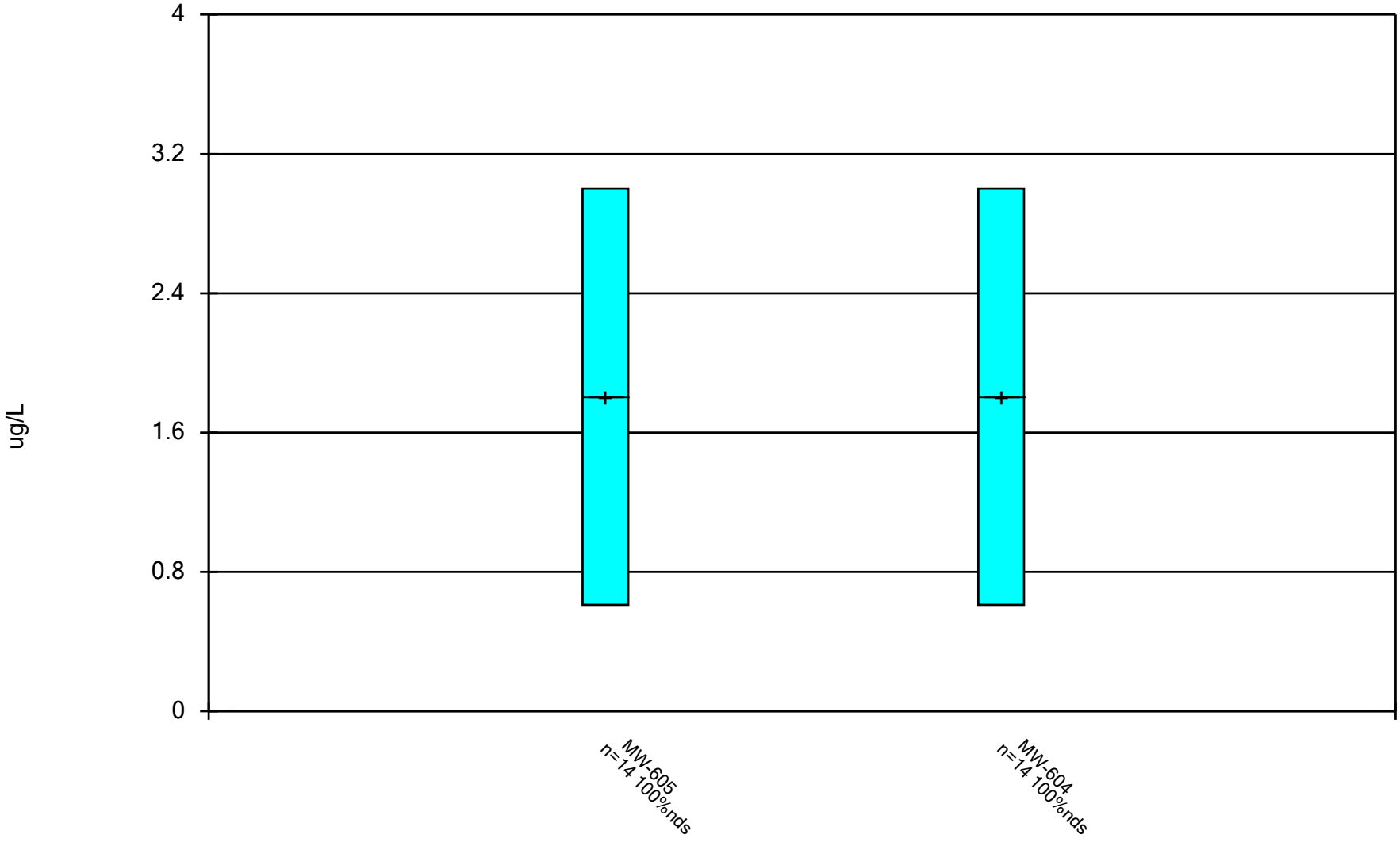

Constituent: Chloromethane Analysis Run 12/17/2024 1:37 PM View: All Wells - Appendix I VOCs

DMASWA Data: DMASWA Database_Updated

Sanitas™ v.10.0.15 Software licensed to HDR, Inc. UG

Box & Whiskers Plot

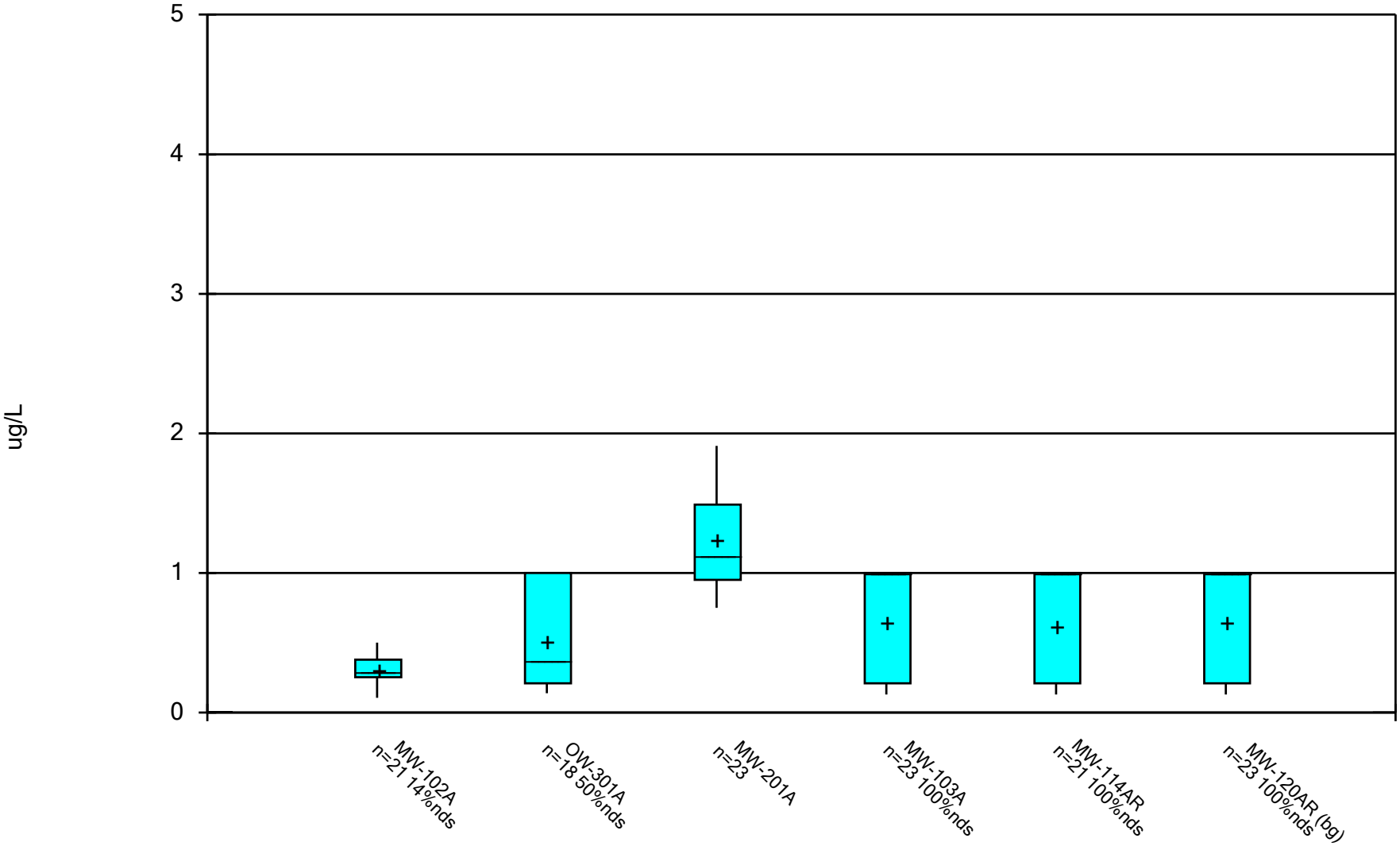

Constituent: cis-1,2-Dichloroethene Analysis Run 12/17/2024 1:37 PM View: All Wells - Appendix I VOCs

DMASWA Data: DMASWA Database_Updated

Sanitas™ v.10.0.15 Software licensed to HDR, Inc. UG

Box & Whiskers Plot

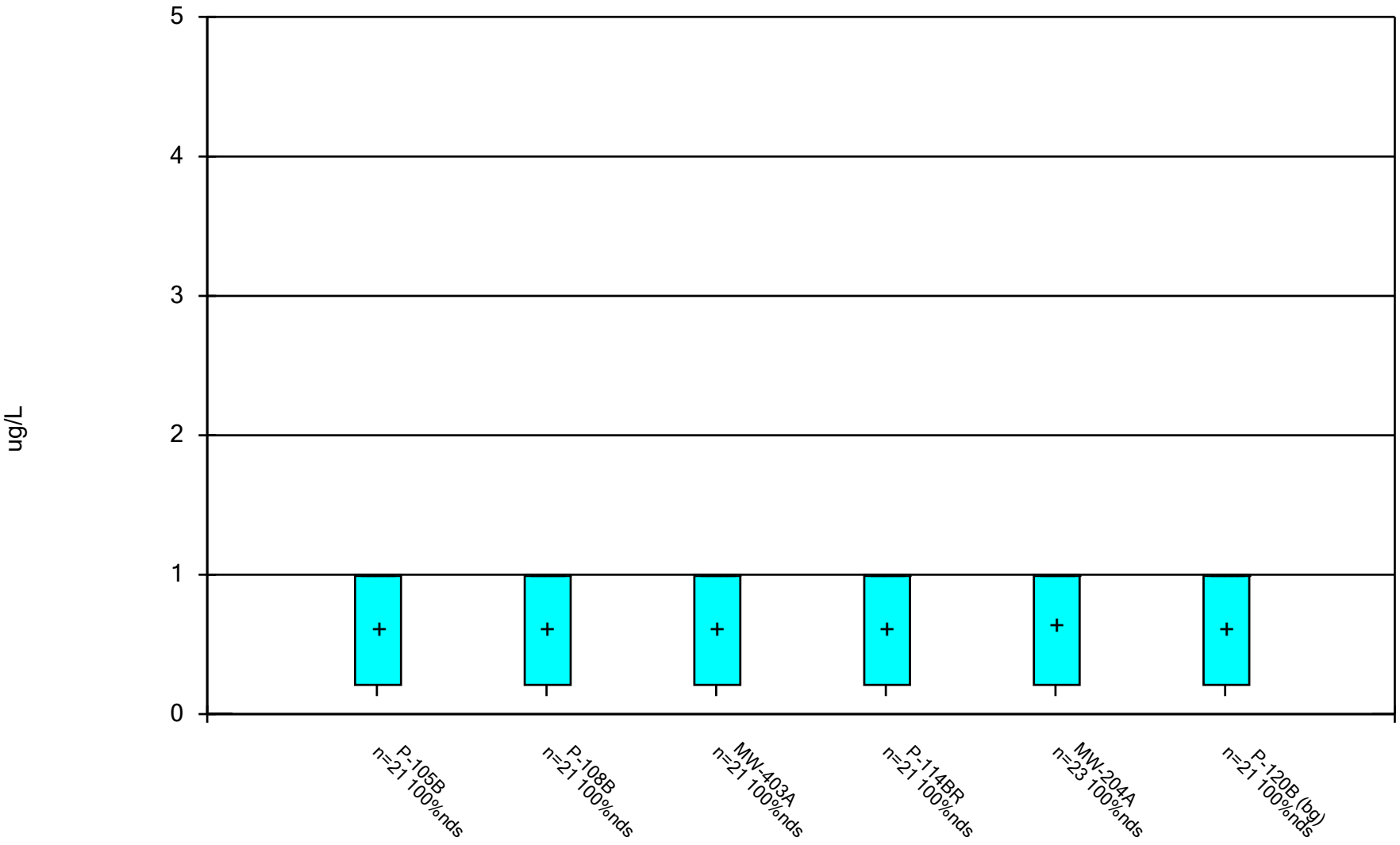

Constituent: cis-1,2-Dichloroethene Analysis Run 12/17/2024 1:37 PM View: All Wells - Appendix I VOCs

DMASWA Data: DMASWA Database_Updated

Sanitas™ v.10.0.15 Software licensed to HDR, Inc. UG

Box & Whiskers Plot

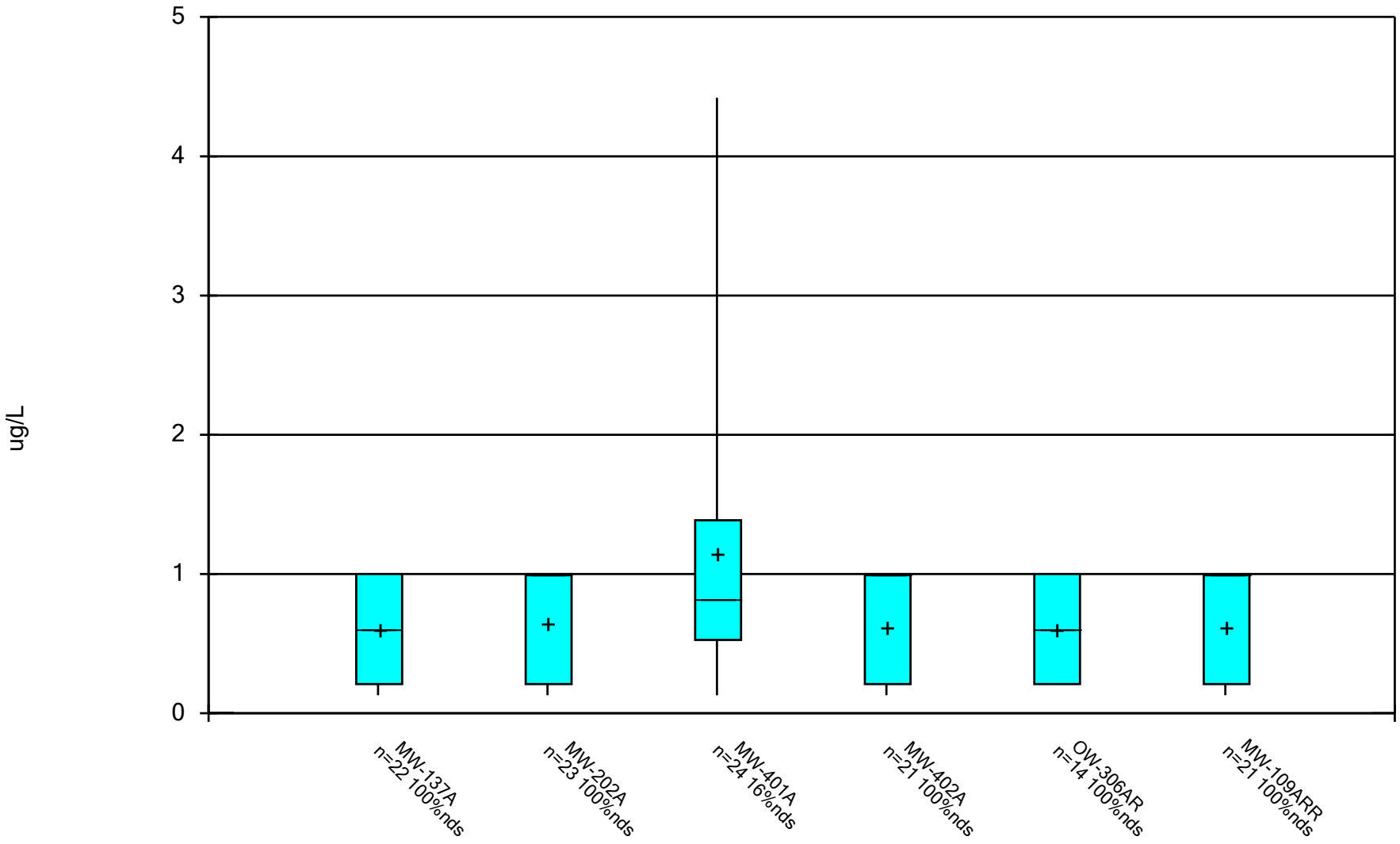

Constituent: cis-1,2-Dichloroethene Analysis Run 12/17/2024 1:37 PM View: All Wells - Appendix I VOCs

DMASWA Data: DMASWA Database_Updated

Sanitas™ v.10.0.15 Software licensed to HDR, Inc. UG

Box & Whiskers Plot

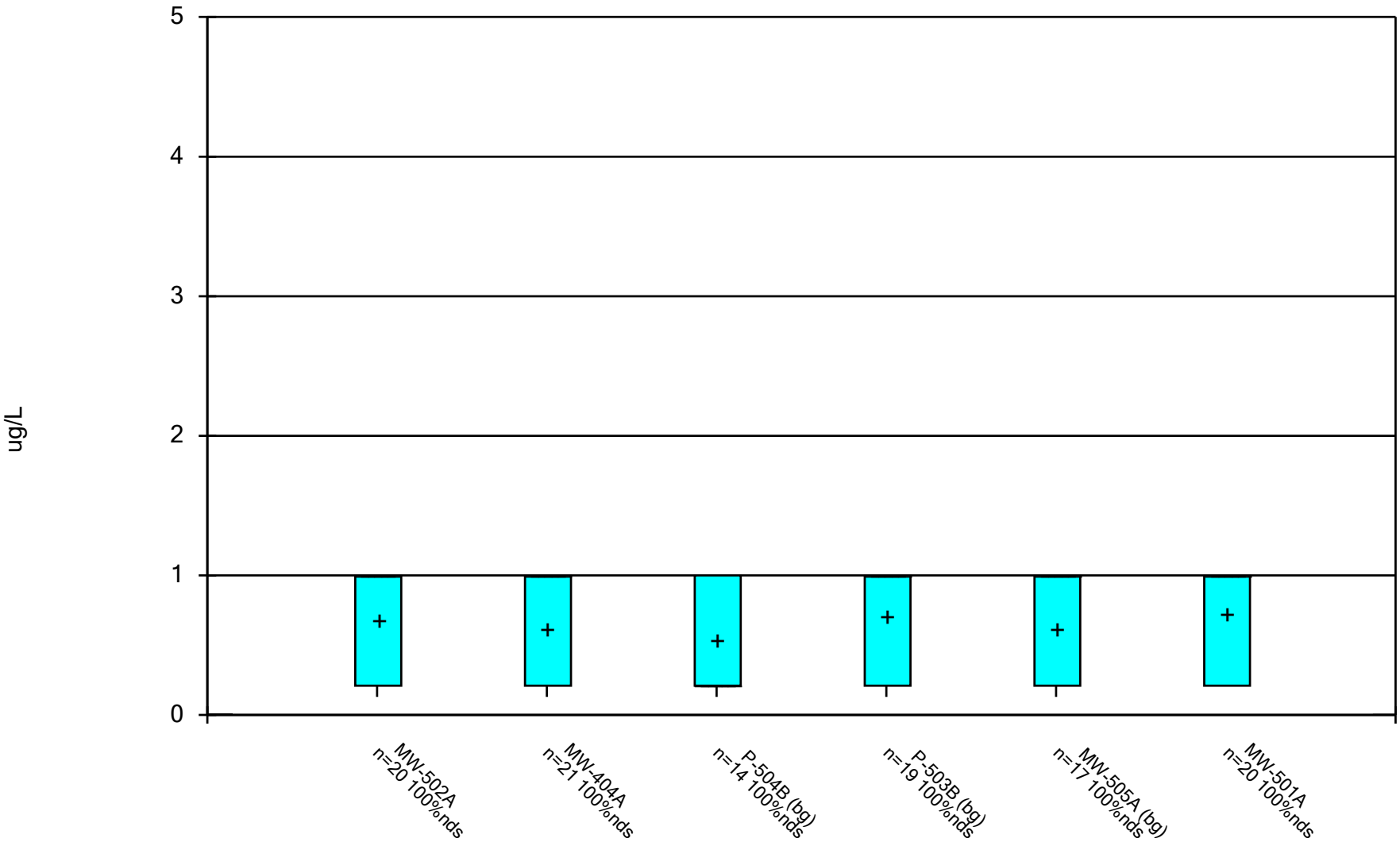

Constituent: cis-1,2-Dichloroethene Analysis Run 12/17/2024 1:37 PM View: All Wells - Appendix I VOCs

DMASWA Data: DMASWA Database_Updated

Sanitas™ v.10.0.15 Software licensed to HDR, Inc. UG

Box & Whiskers Plot

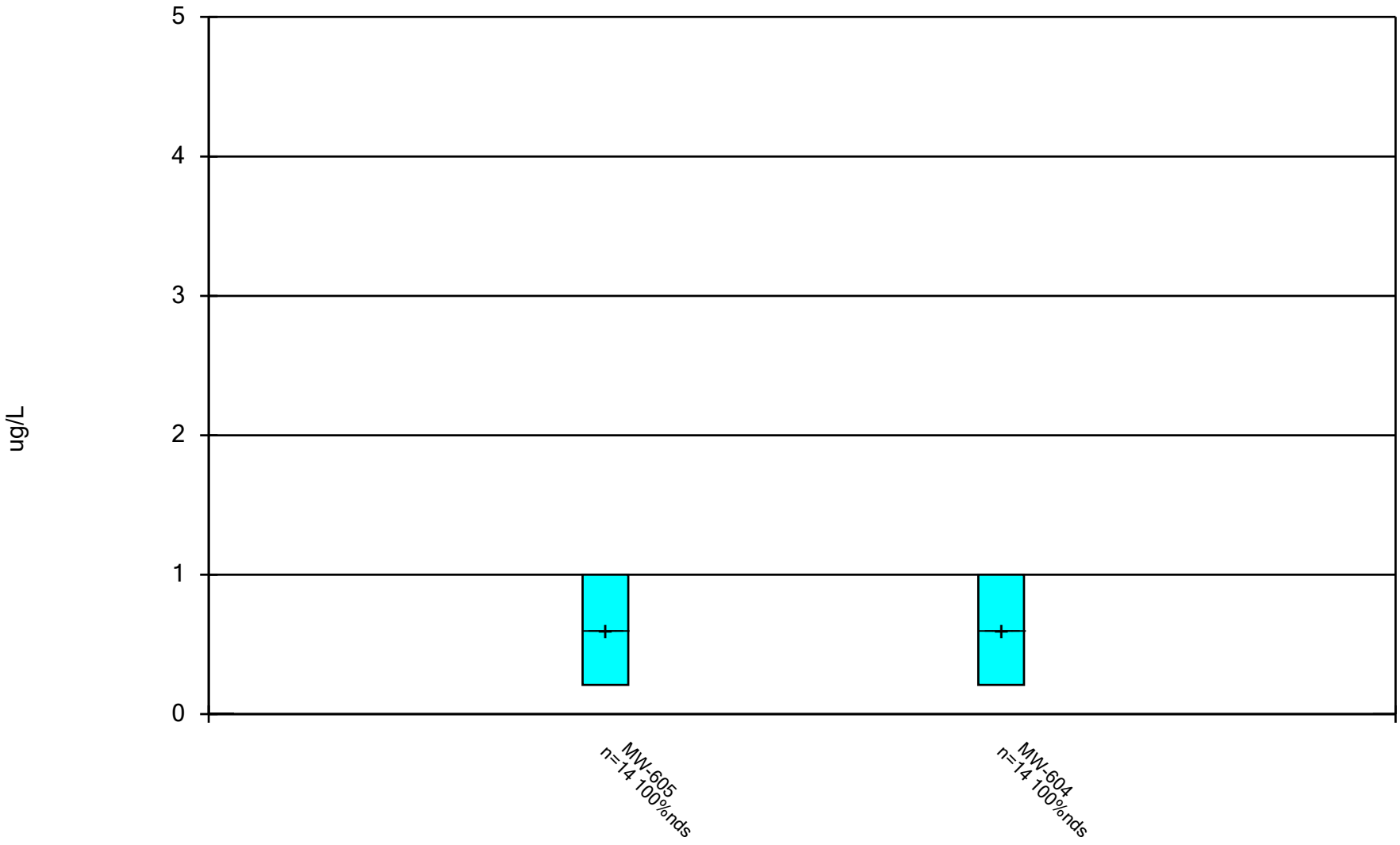

Constituent: cis-1,2-Dichloroethene Analysis Run 12/17/2024 1:37 PM View: All Wells - Appendix I VOCs DMASWA Data: DMASWA Database_Updated

Sanitas™ v.10.0.15 Software licensed to HDR, Inc. UG

Box & Whiskers Plot

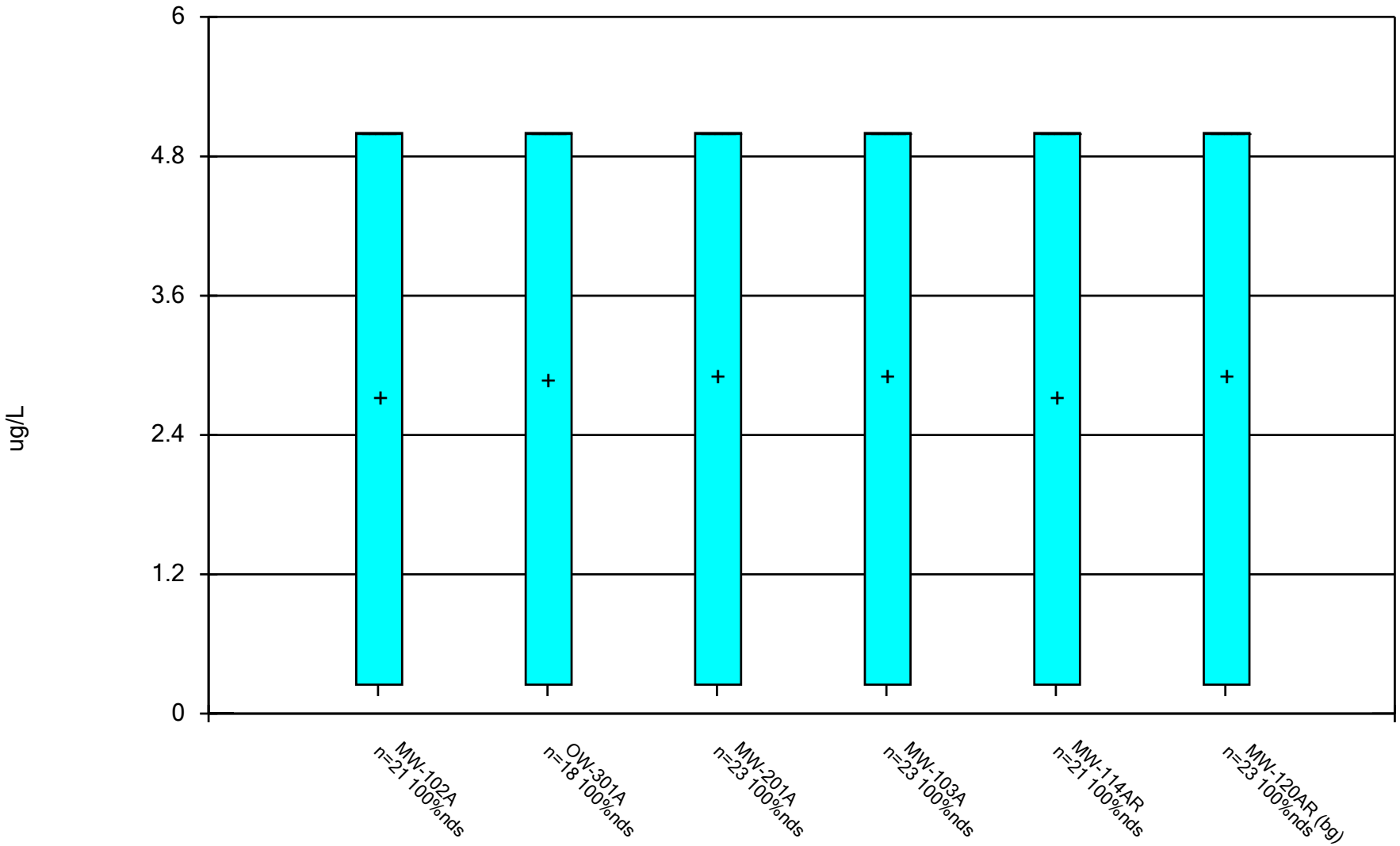

Constituent: cis-1,3-Dichloropropene Analysis Run 12/17/2024 1:38 PM View: All Wells - Appendix I VOCs

DMASWA Data: DMASWA Database_Updated

Sanitas™ v.10.0.15 Software licensed to HDR, Inc. UG

Box & Whiskers Plot

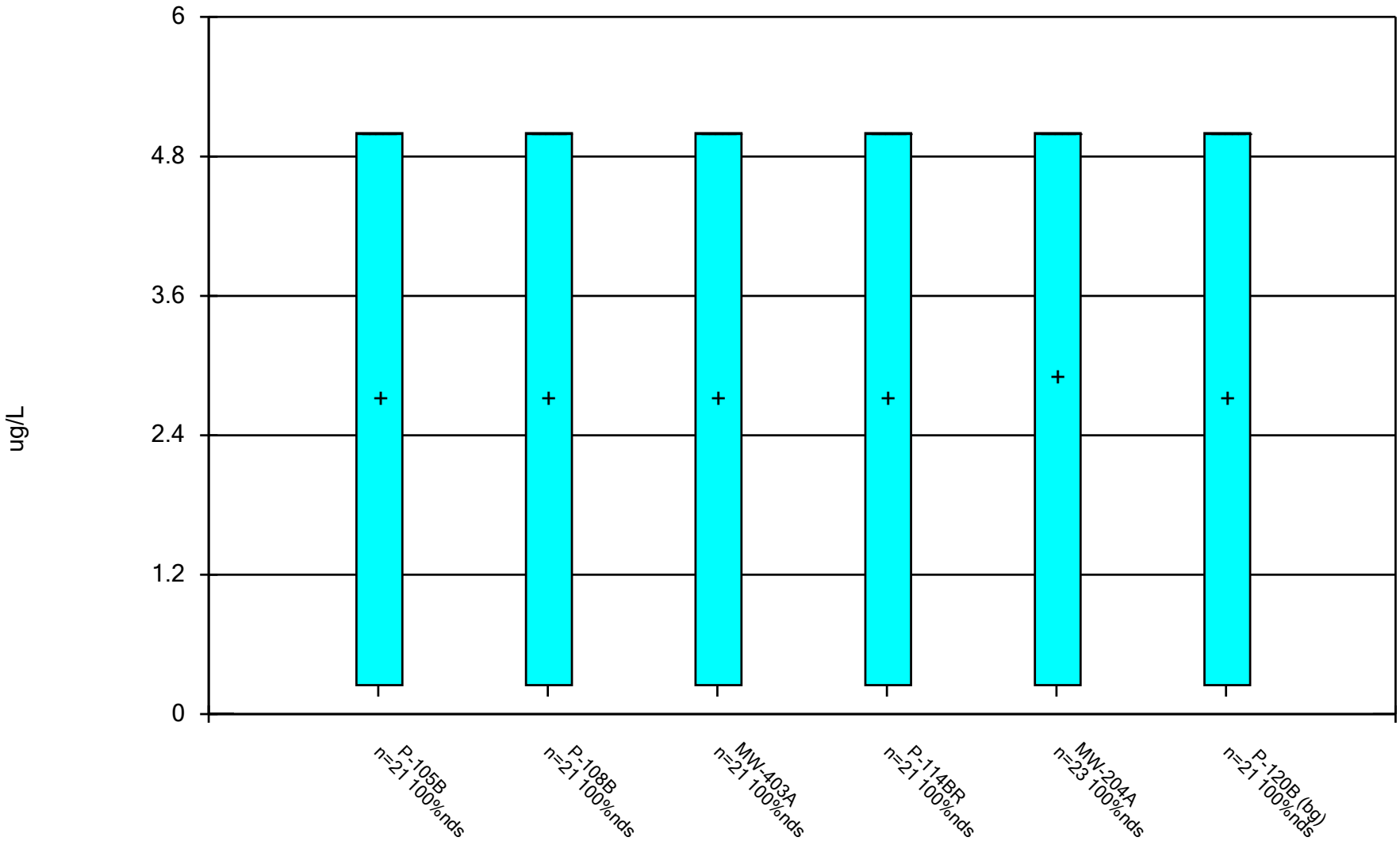

Constituent: cis-1,3-Dichloropropene Analysis Run 12/17/2024 1:38 PM View: All Wells - Appendix I VOCs

DMASWA Data: DMASWA Database_Updated

Sanitas™ v.10.0.15 Software licensed to HDR, Inc. UG

Box & Whiskers Plot

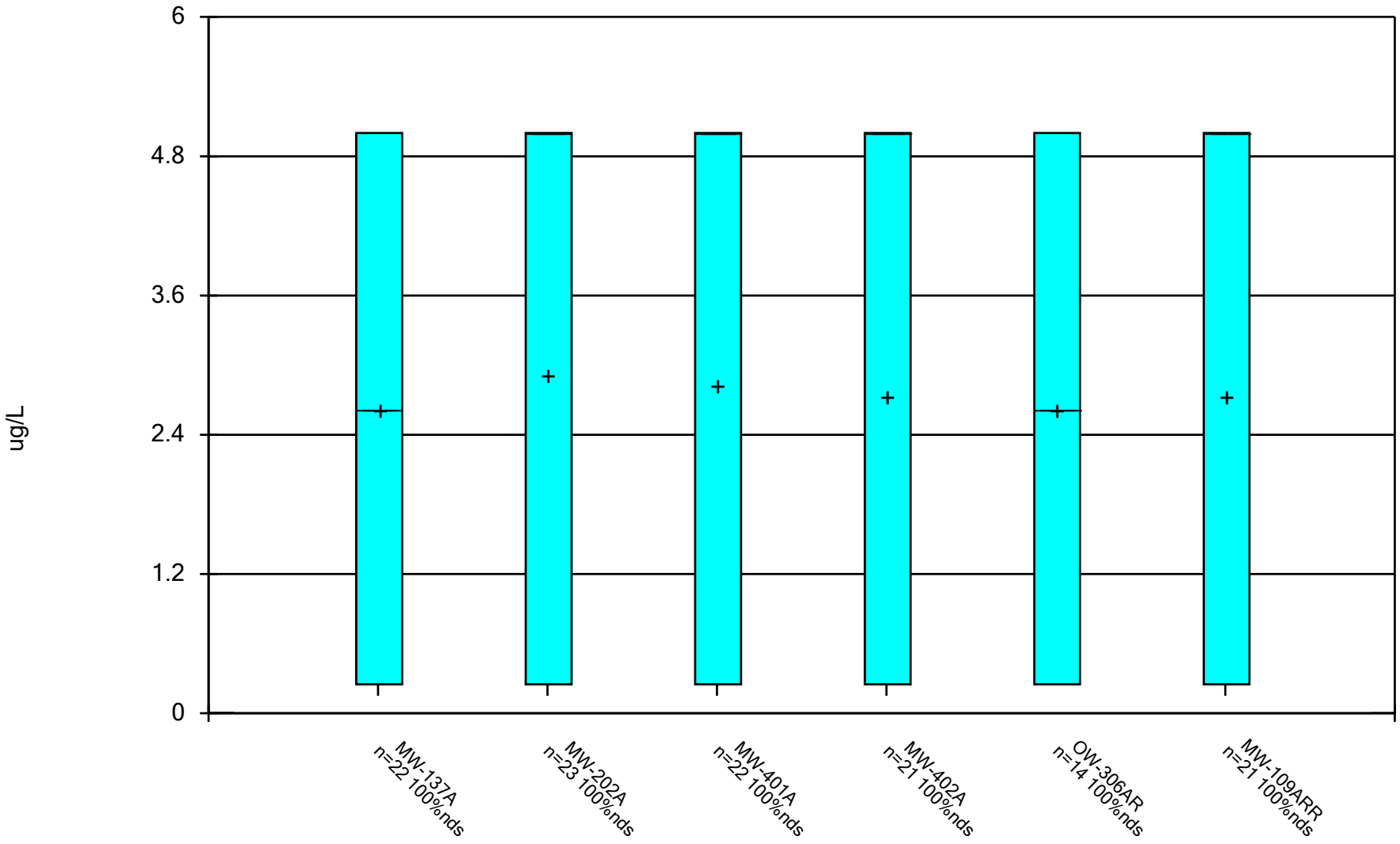

Constituent: cis-1,3-Dichloropropene Analysis Run 12/17/2024 1:38 PM View: All Wells - Appendix I VOCs DMASWA Data: DMASWA Database_Updated

Sanitas™ v.10.0.15 Software licensed to HDR, Inc. UG

Box & Whiskers Plot

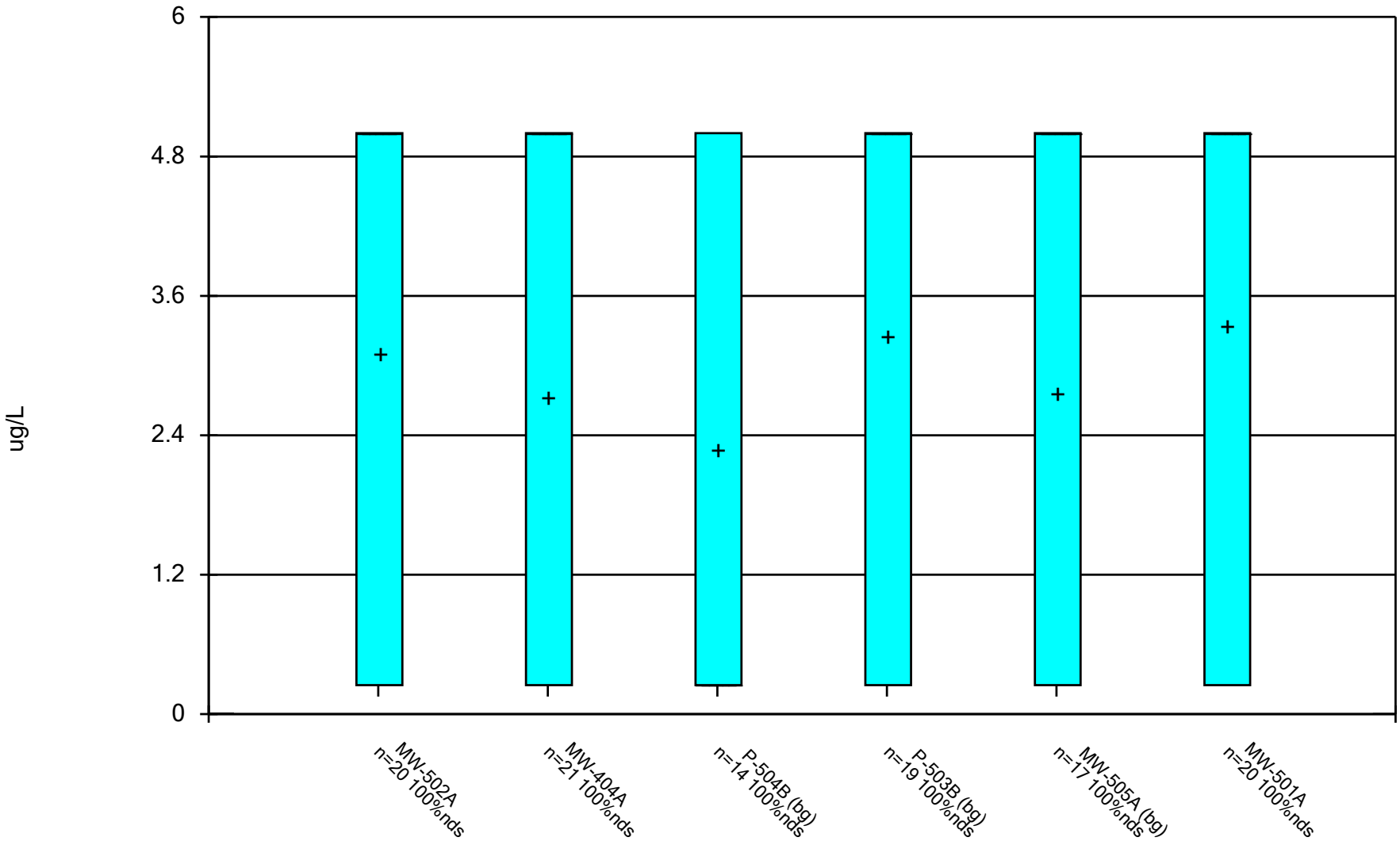

Constituent: cis-1,3-Dichloropropene Analysis Run 12/17/2024 1:38 PM View: All Wells - Appendix I VOCs DMASWA Data: DMASWA Database_Updated

Sanitas™ v.10.0.15 Software licensed to HDR, Inc. UG

Box & Whiskers Plot

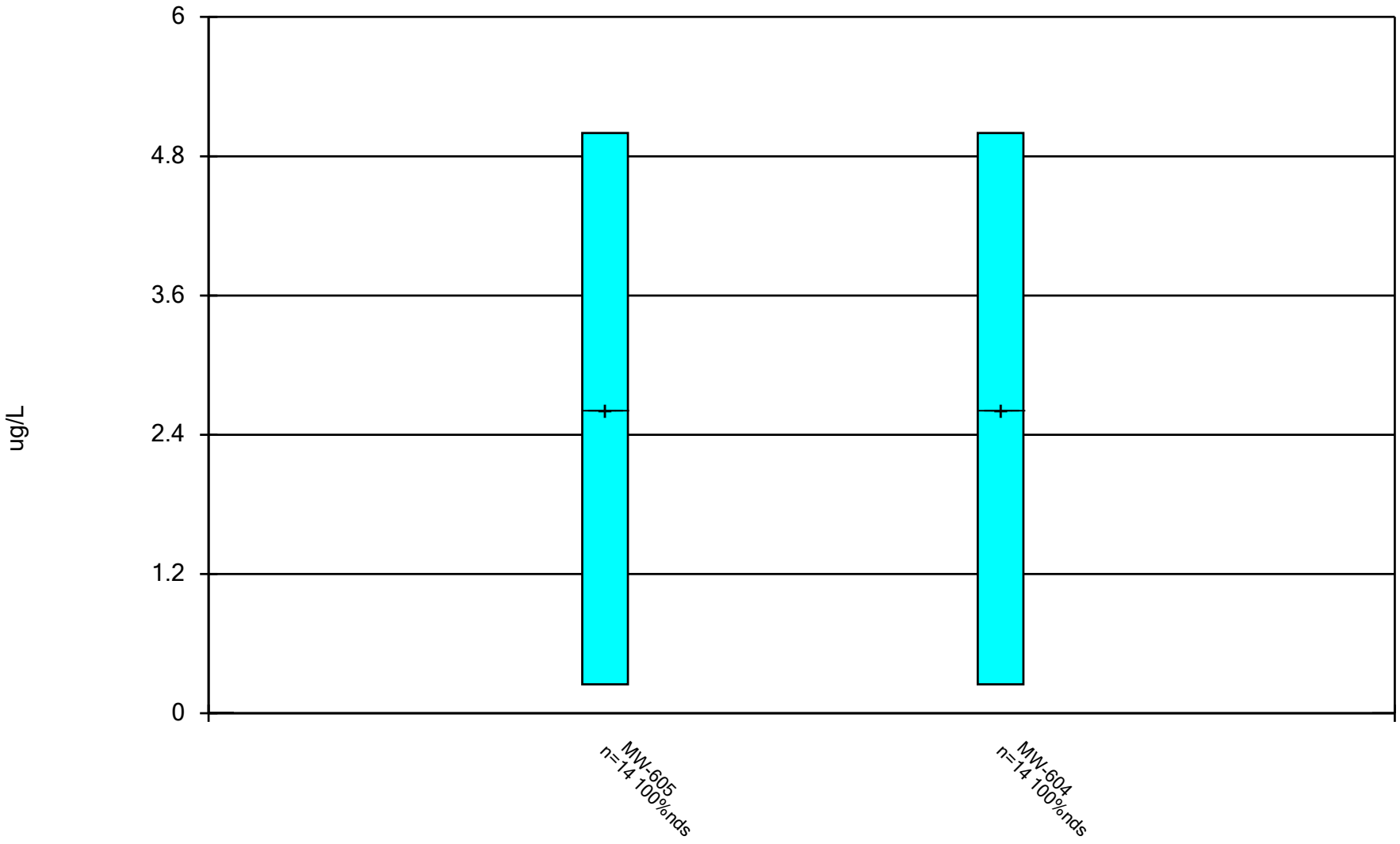

Constituent: cis-1,3-Dichloropropene Analysis Run 12/17/2024 1:38 PM View: All Wells - Appendix I VOCs DMASWA Data: DMASWA Database_Updated

Sanitas™ v.10.0.15 Software licensed to HDR, Inc. UG

Box & Whiskers Plot

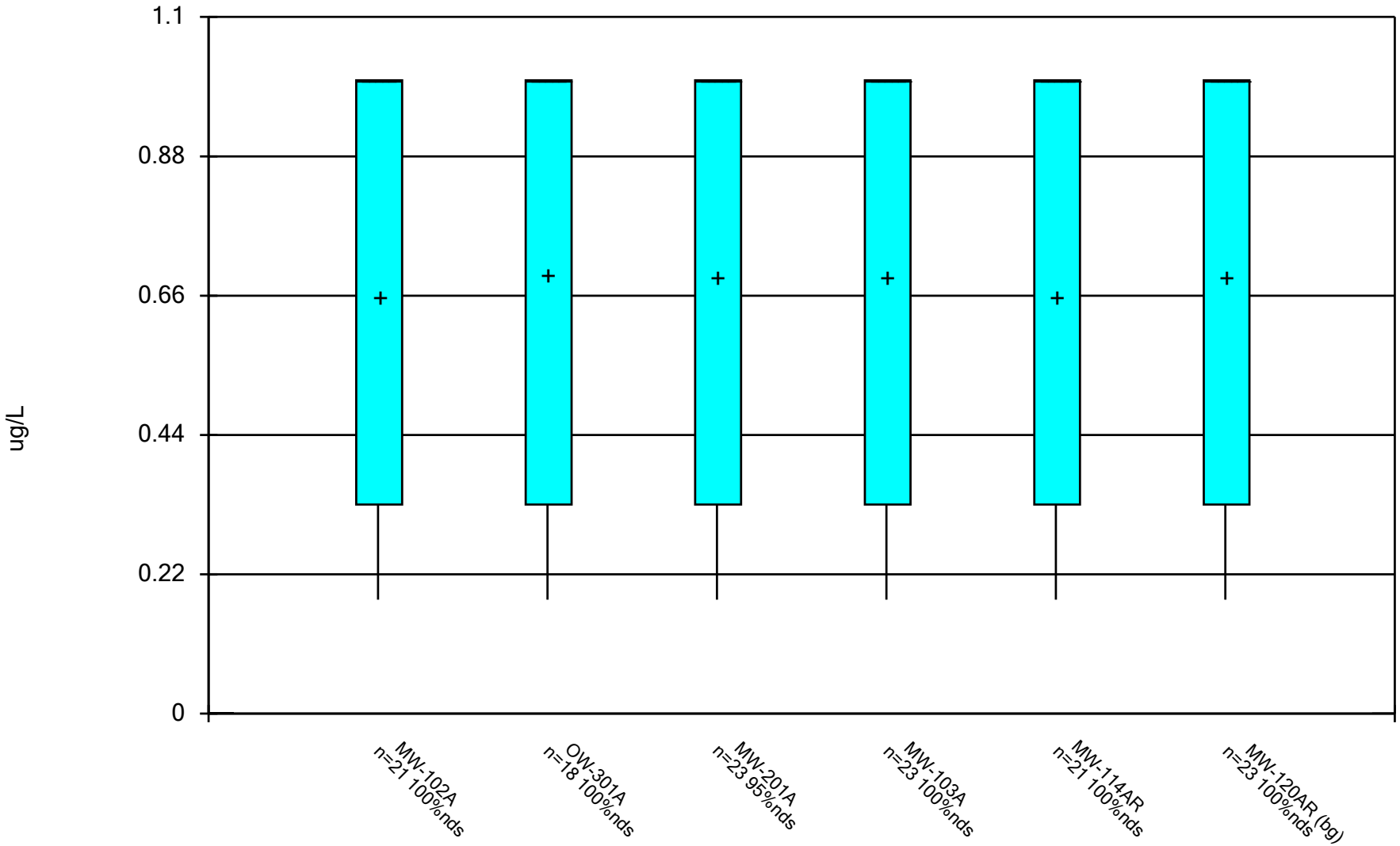

Constituent: Dibromomethane Analysis Run 12/17/2024 1:38 PM View: All Wells - Appendix I VOCs
DMASWA Data: DMASWA Database_Updated

Sanitas™ v.10.0.15 Software licensed to HDR, Inc. UG

Box & Whiskers Plot

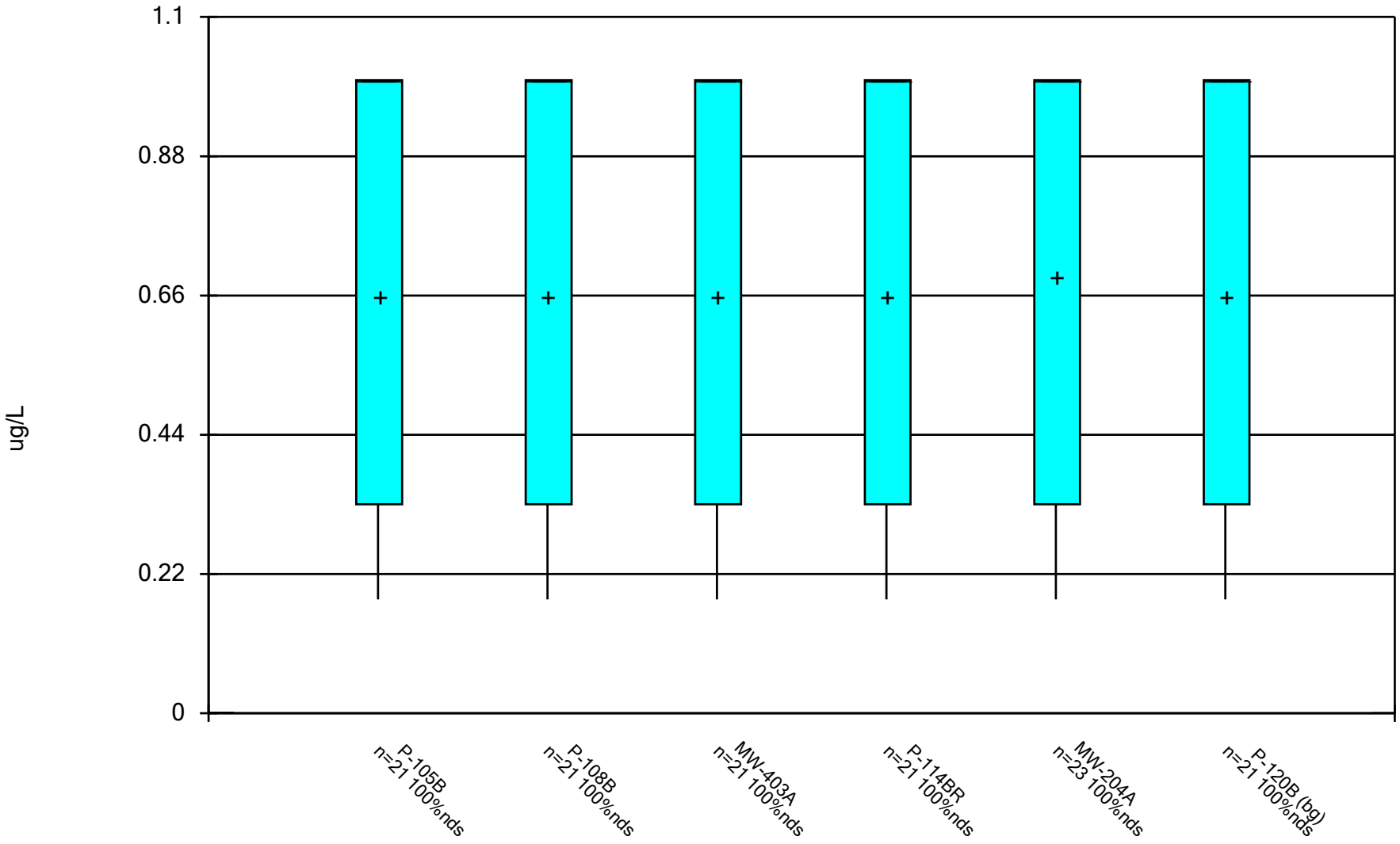

Constituent: Dibromomethane Analysis Run 12/17/2024 1:38 PM View: All Wells - Appendix I VOCs DMASWA Data: DMASWA Database_Updated

Sanitas™ v.10.0.15 Software licensed to HDR, Inc. UG

Box & Whiskers Plot

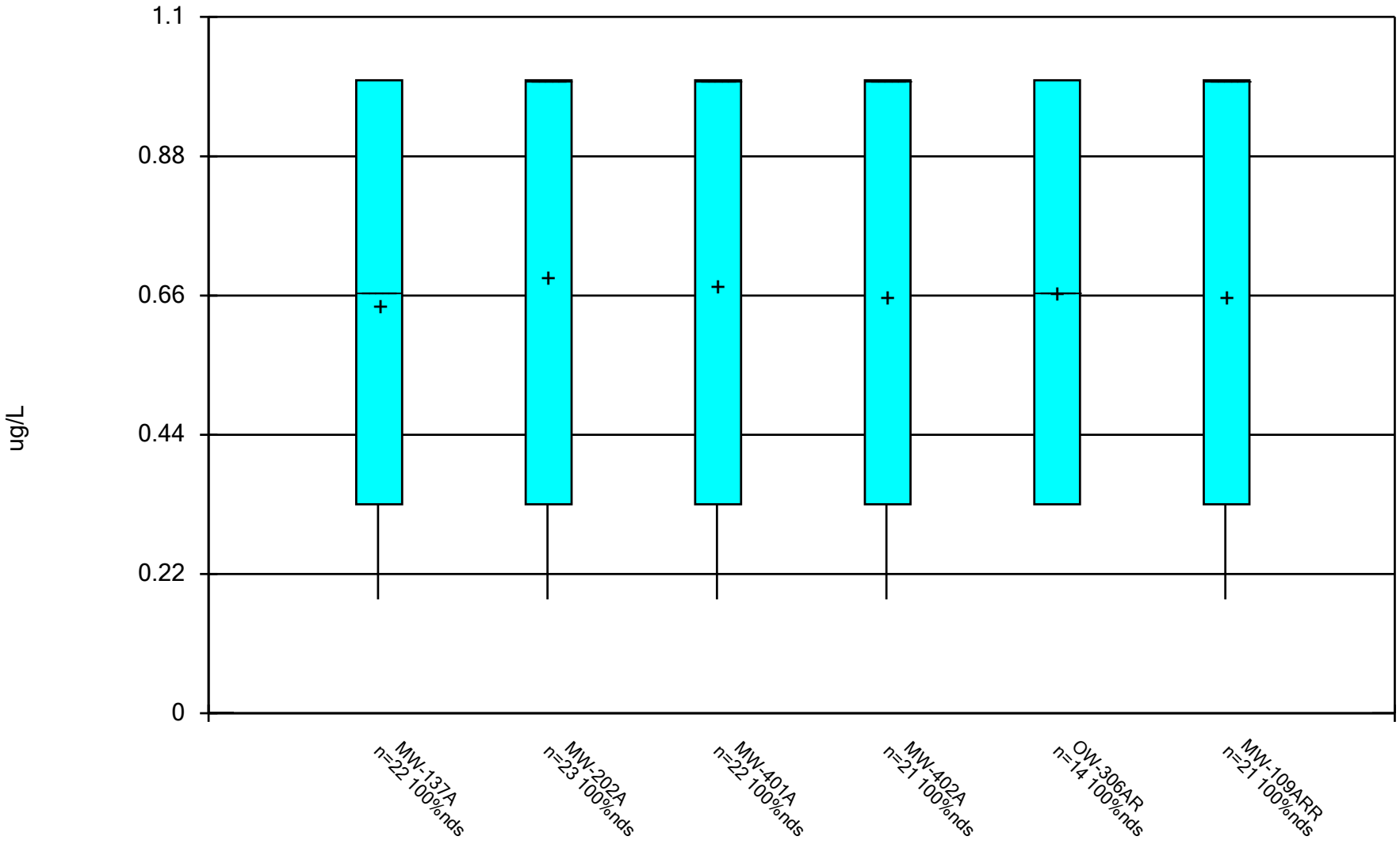

Constituent: Dibromomethane Analysis Run 12/17/2024 1:38 PM View: All Wells - Appendix I VOCs
DMASWA Data: DMASWA Database_Updated

Sanitas™ v.10.0.15 Software licensed to HDR, Inc. UG

Box & Whiskers Plot

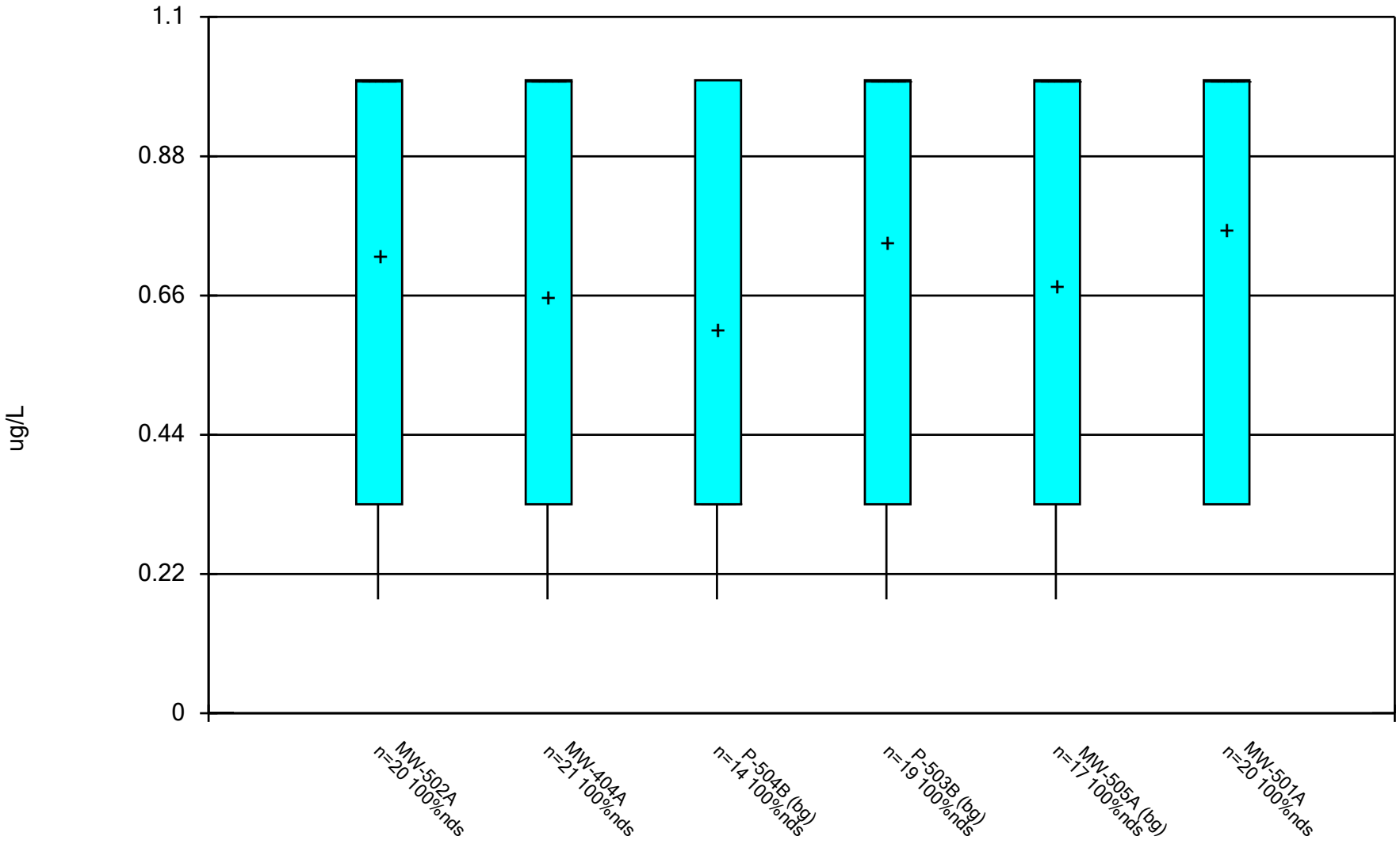

Constituent: Dibromomethane Analysis Run 12/17/2024 1:38 PM View: All Wells - Appendix I VOCs DMASWA Data: DMASWA Database_Updated

Sanitas™ v.10.0.15 Software licensed to HDR, Inc. UG

Box & Whiskers Plot

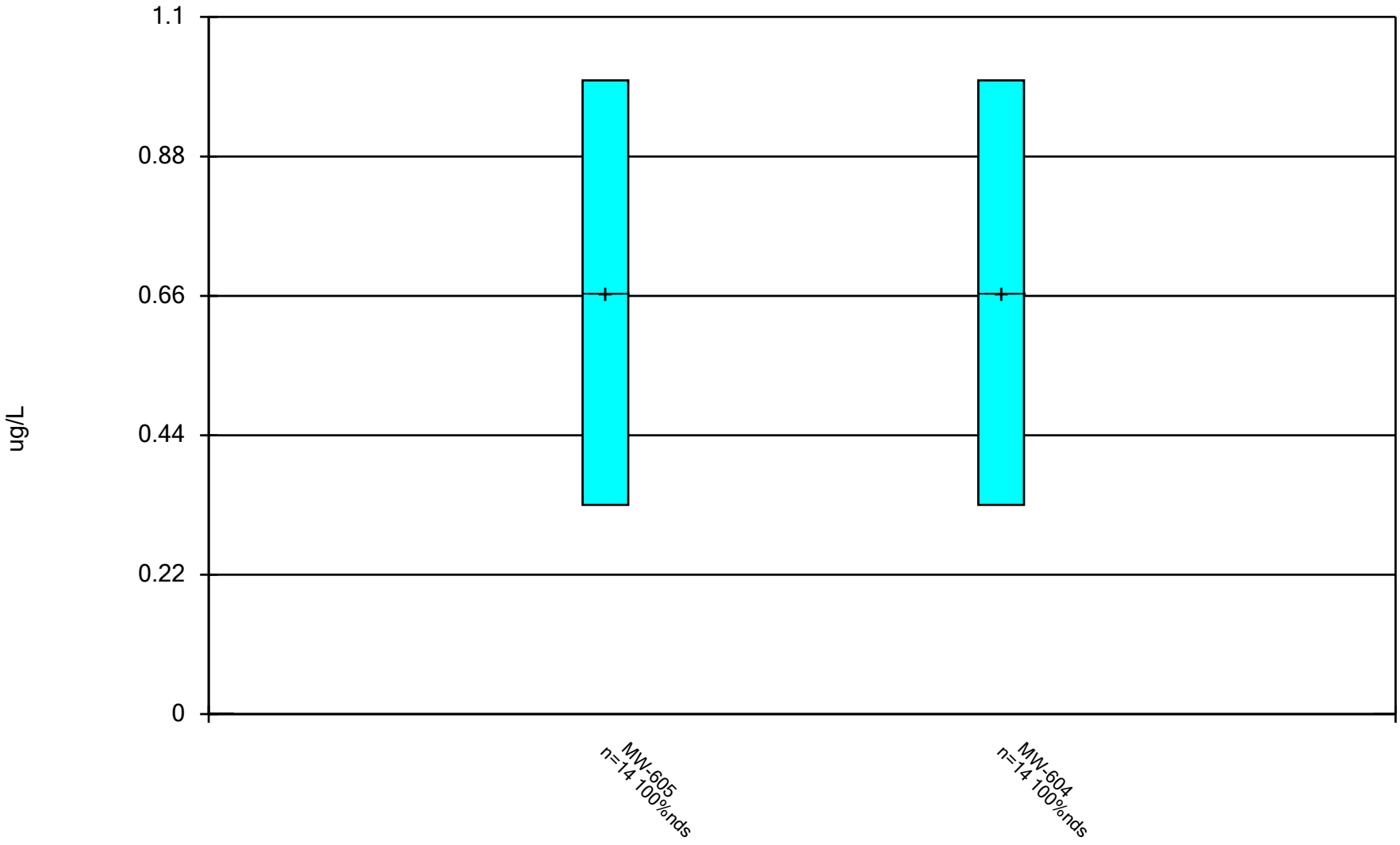

Constituent: Dibromomethane Analysis Run 12/17/2024 1:38 PM View: All Wells - Appendix I VOCs

DMASWA Data: DMASWA Database_Updated

Sanitas™ v.10.0.15 Software licensed to HDR, Inc. UG

Box & Whiskers Plot

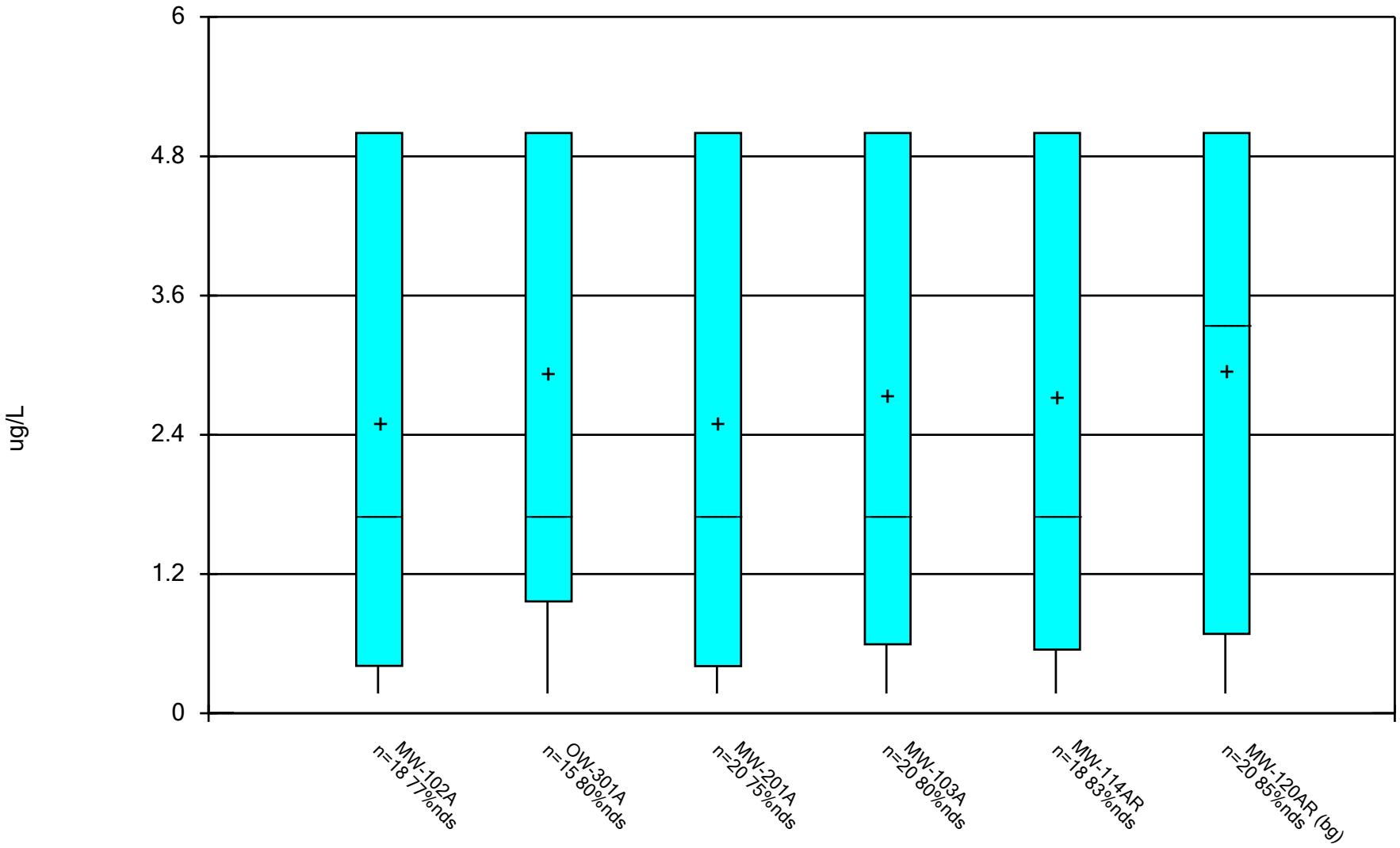

Constituent: Dichloromethane Analysis Run 12/17/2024 1:38 PM View: All Wells - Appendix I VOCs
DMASWA Data: DMASWA Database_Updated

Sanitas™ v.10.0.15 Software licensed to HDR, Inc. UG

Box & Whiskers Plot

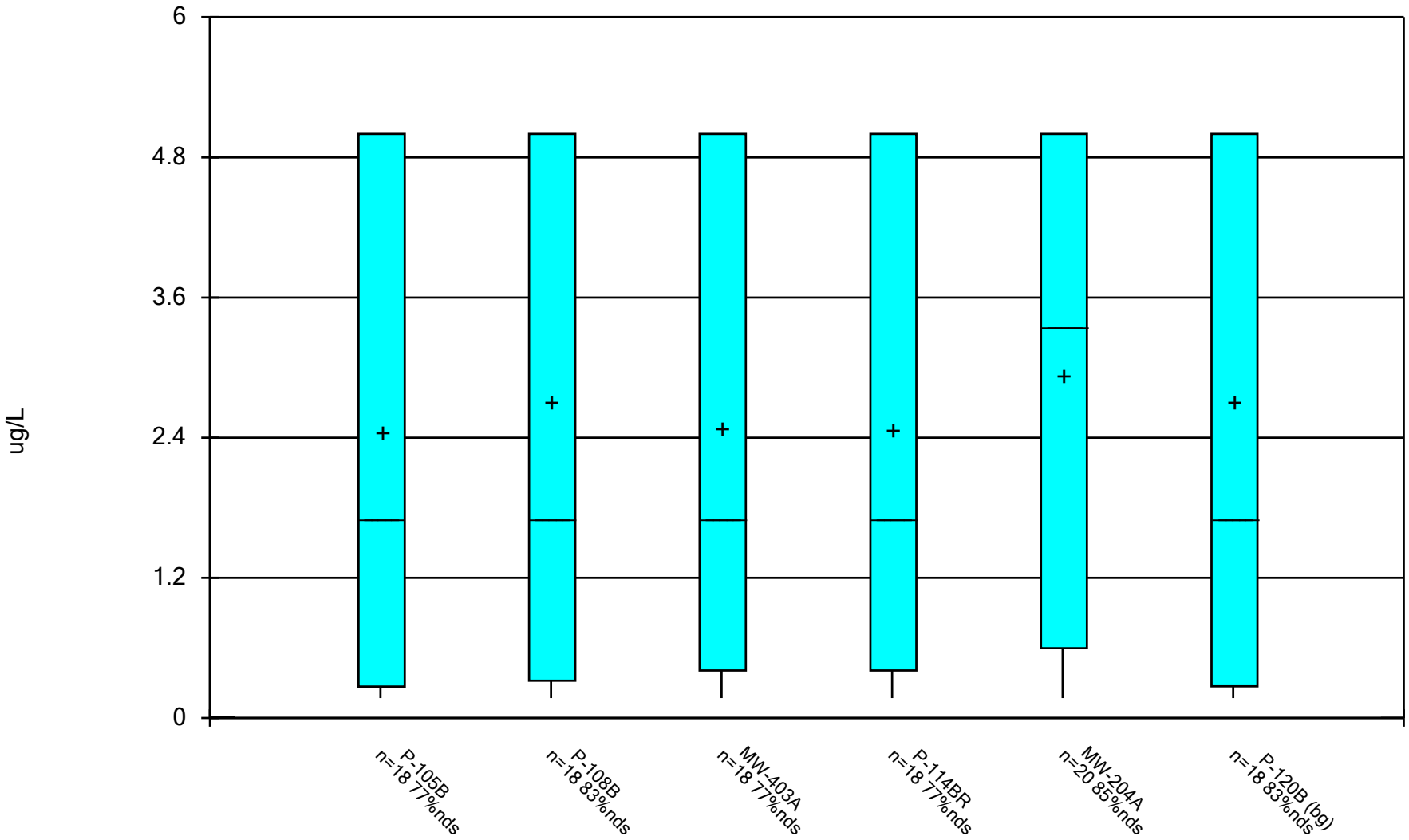

Constituent: Dichloromethane Analysis Run 12/17/2024 1:38 PM View: All Wells - Appendix I VOCs
DMASWA Data: DMASWA Database_Updated

Sanitas™ v.10.0.15 Software licensed to HDR, Inc. UG

Box & Whiskers Plot

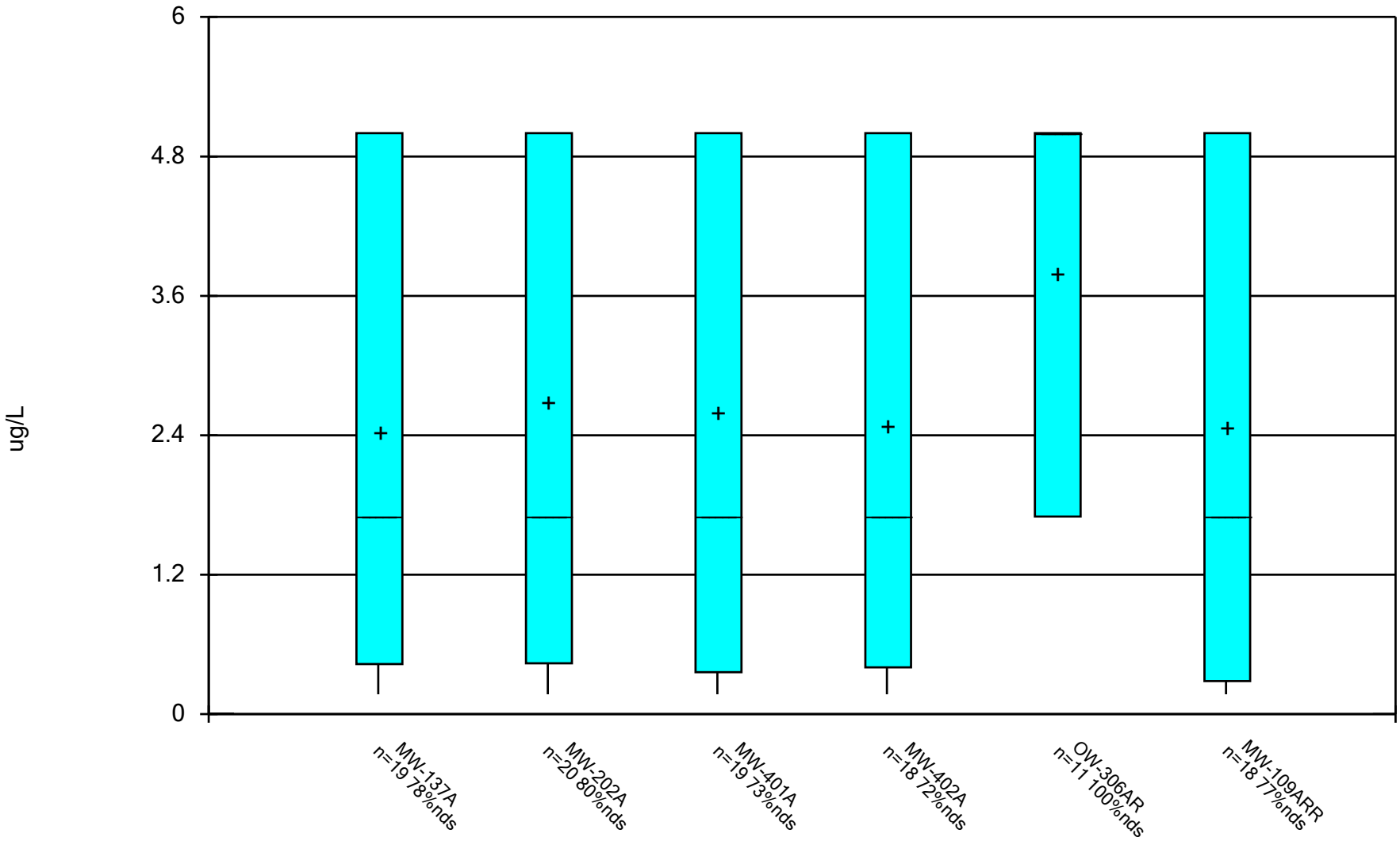

Constituent: Dichloromethane Analysis Run 12/17/2024 1:38 PM View: All Wells - Appendix I VOCs
DMASWA Data: DMASWA Database_Updated

Sanitas™ v.10.0.15 Software licensed to HDR, Inc. UG

Box & Whiskers Plot

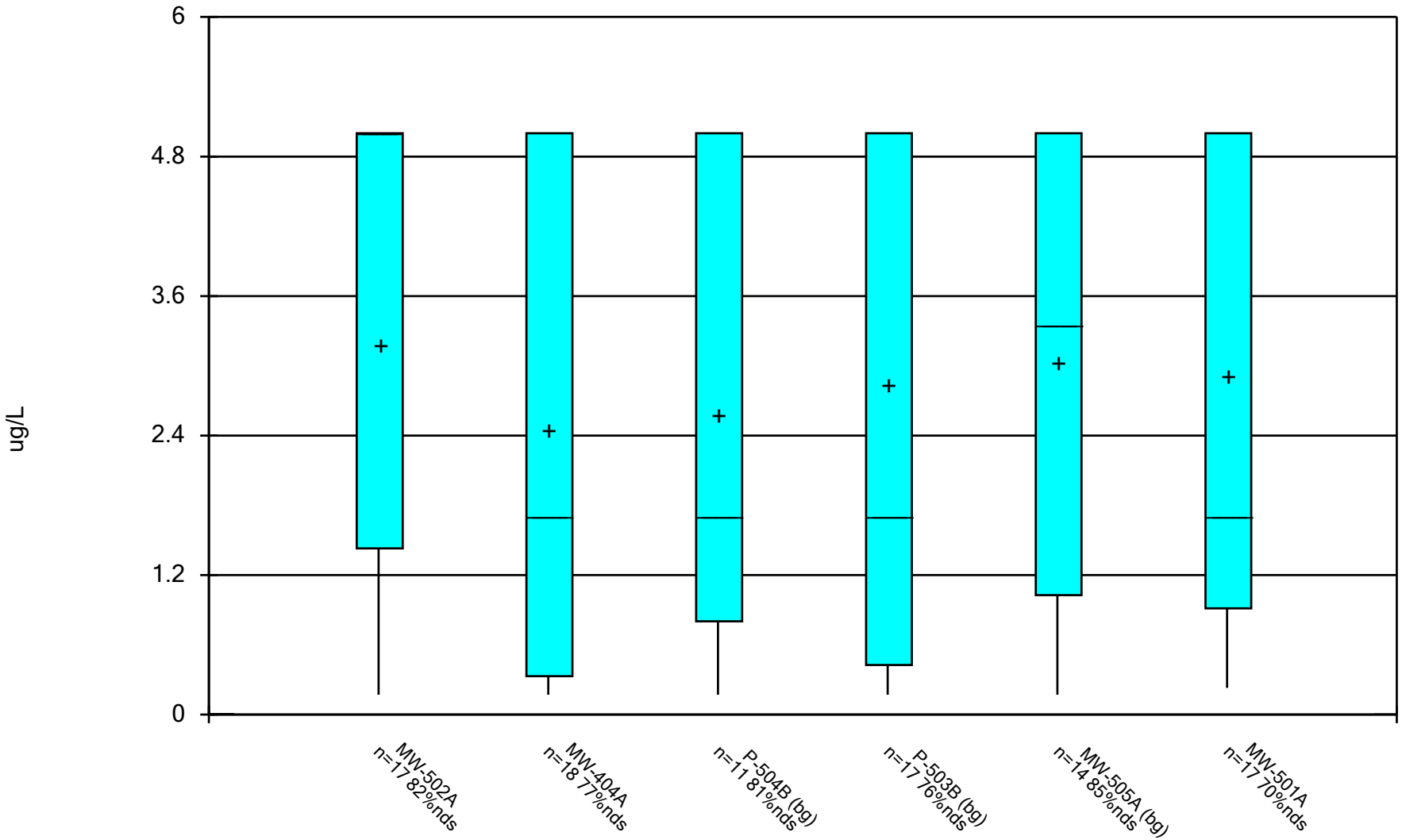

Constituent: Dichloromethane Analysis Run 12/17/2024 1:38 PM View: All Wells - Appendix I VOCs DMASWA Data: DMASWA Database_Updated

Sanitas™ v.10.0.15 Software licensed to HDR, Inc. UG

Box & Whiskers Plot

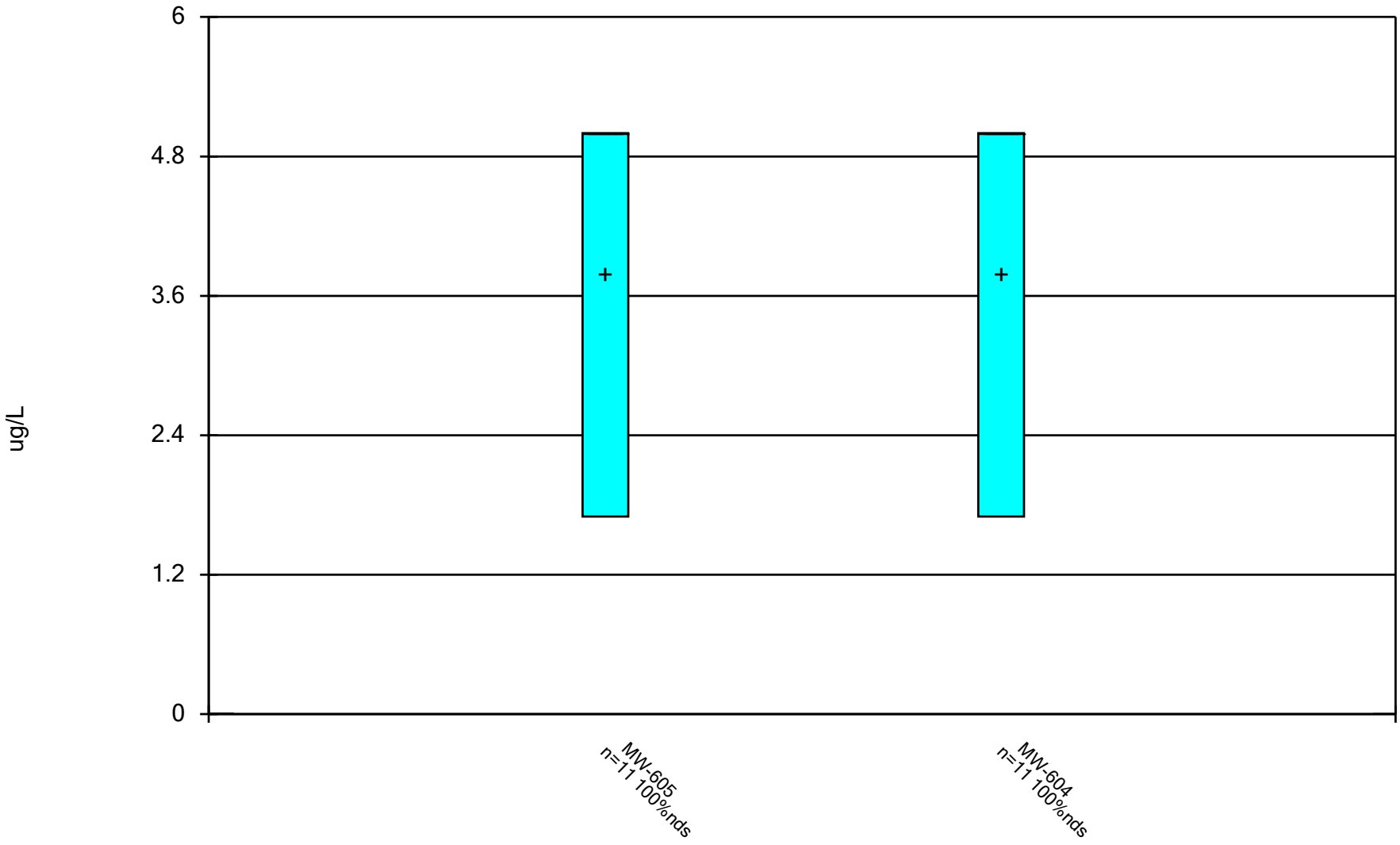

Constituent: Dichloromethane Analysis Run 12/17/2024 1:38 PM View: All Wells - Appendix I VOCs DMASWA Data: DMASWA Database_Updated

Sanitas™ v.10.0.15 Software licensed to HDR, Inc. UG

Box & Whiskers Plot

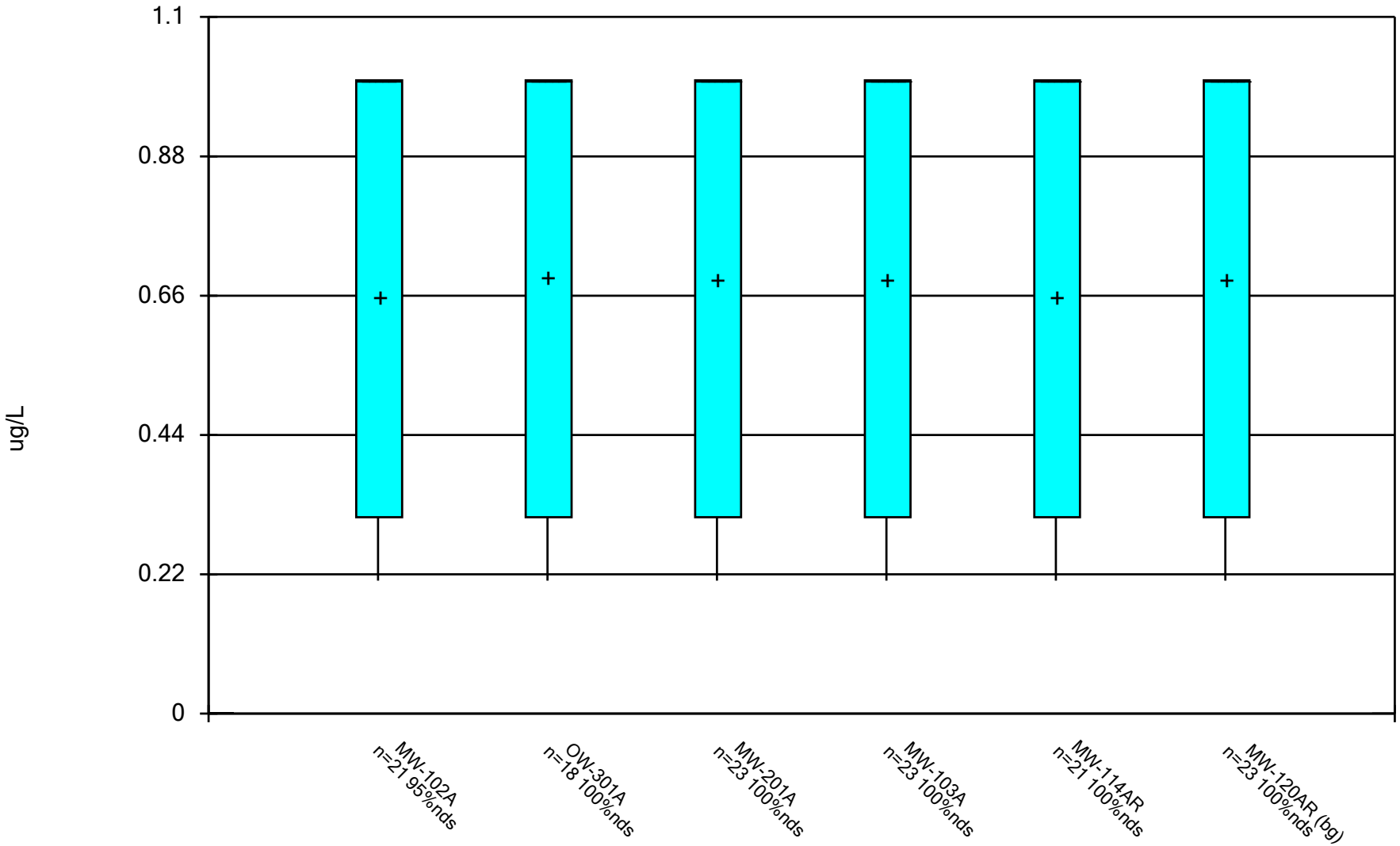

Constituent: Ethylbenzene Analysis Run 12/17/2024 1:38 PM View: All Wells - Appendix I VOCs
DMASWA Data: DMASWA Database_Updated

Sanitas™ v.10.0.15 Software licensed to HDR, Inc. UG

Box & Whiskers Plot

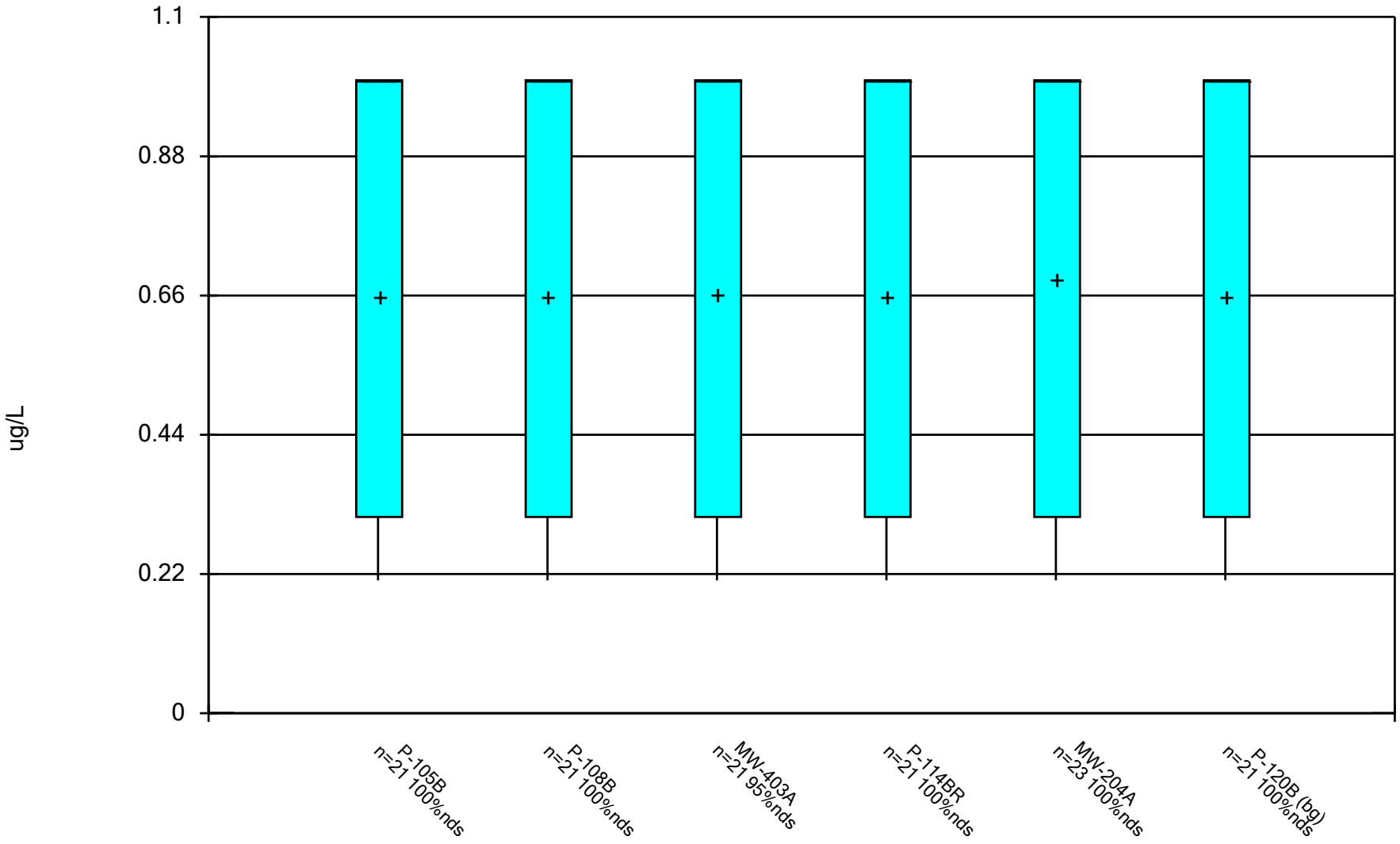

Constituent: Ethylbenzene Analysis Run 12/17/2024 1:38 PM View: All Wells - Appendix I VOCs
DMASWA Data: DMASWA Database_Updated

Sanitas™ v.10.0.15 Software licensed to HDR, Inc. UG

Box & Whiskers Plot

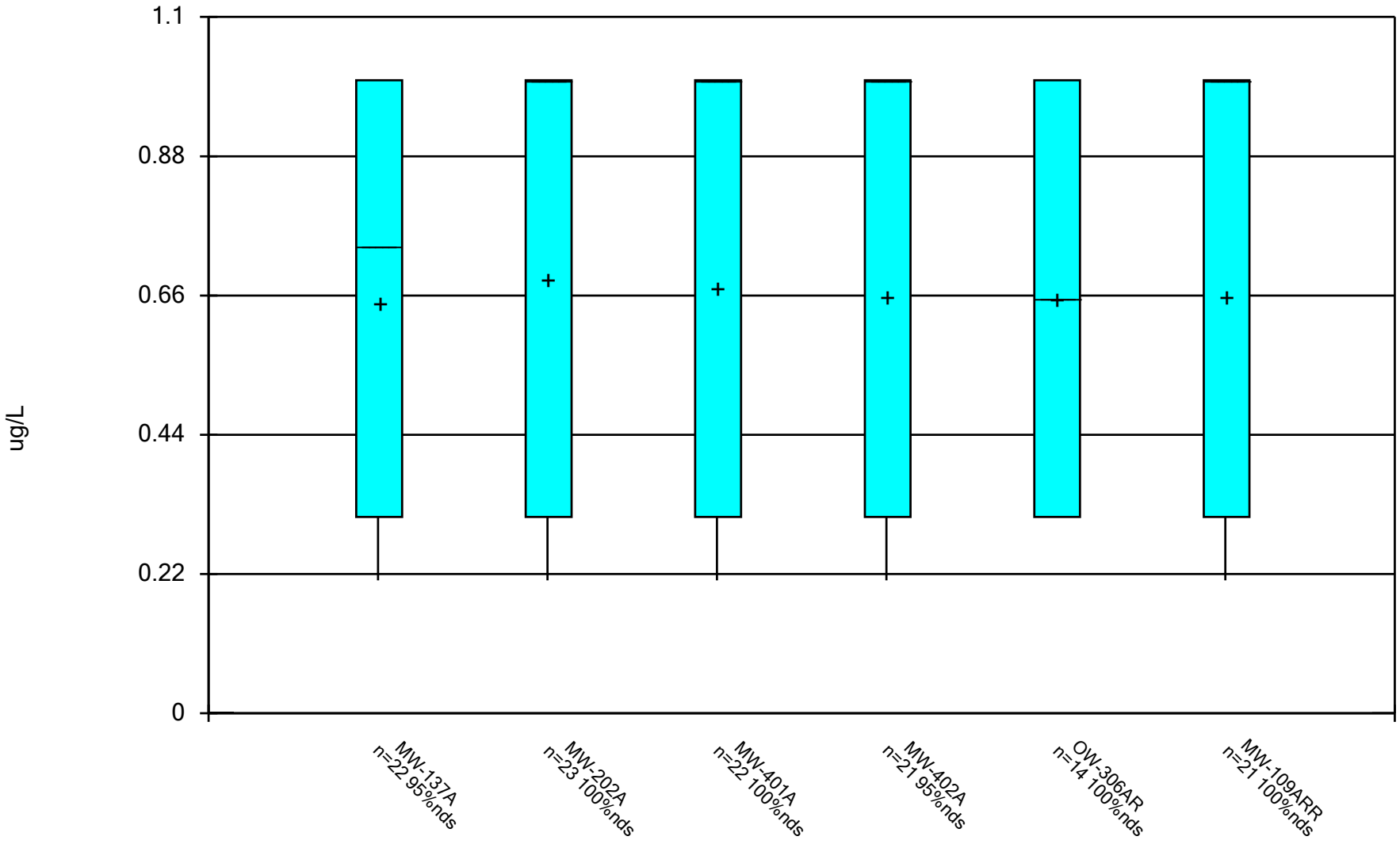

Constituent: Ethylbenzene Analysis Run 12/17/2024 1:38 PM View: All Wells - Appendix I VOCs
DMASWA Data: DMASWA Database_Updated

Sanitas™ v.10.0.15 Software licensed to HDR, Inc. UG

Box & Whiskers Plot

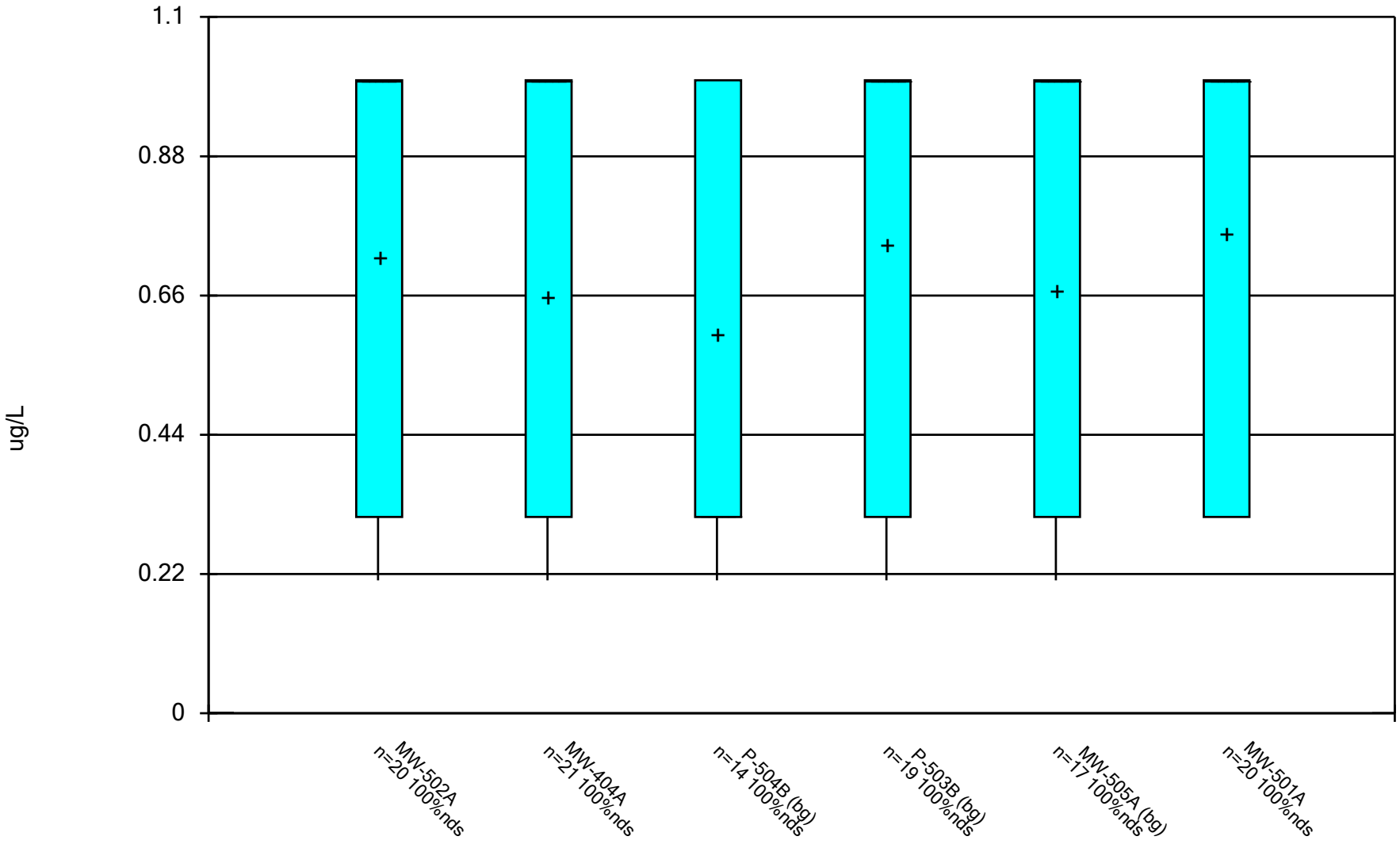

Constituent: Ethylbenzene Analysis Run 12/17/2024 1:38 PM View: All Wells - Appendix I VOCs
DMASWA Data: DMASWA Database_Updated

Sanitas™ v.10.0.15 Software licensed to HDR, Inc. UG

Box & Whiskers Plot

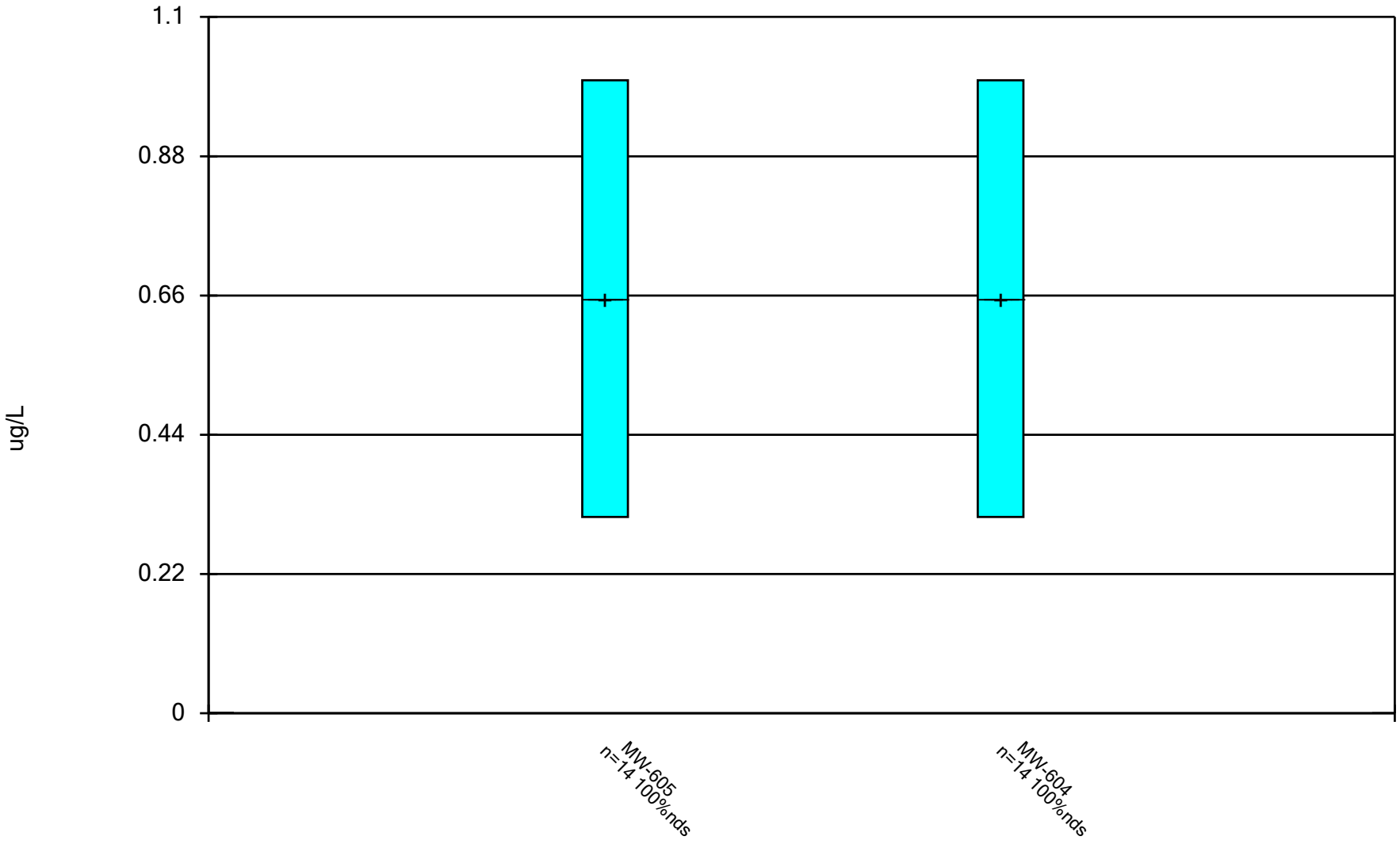

Constituent: Ethylbenzene Analysis Run 12/17/2024 1:38 PM View: All Wells - Appendix I VOCs
DMASWA Data: DMASWA Database_Updated

Sanitas™ v.10.0.15 Software licensed to HDR, Inc. UG

Box & Whiskers Plot

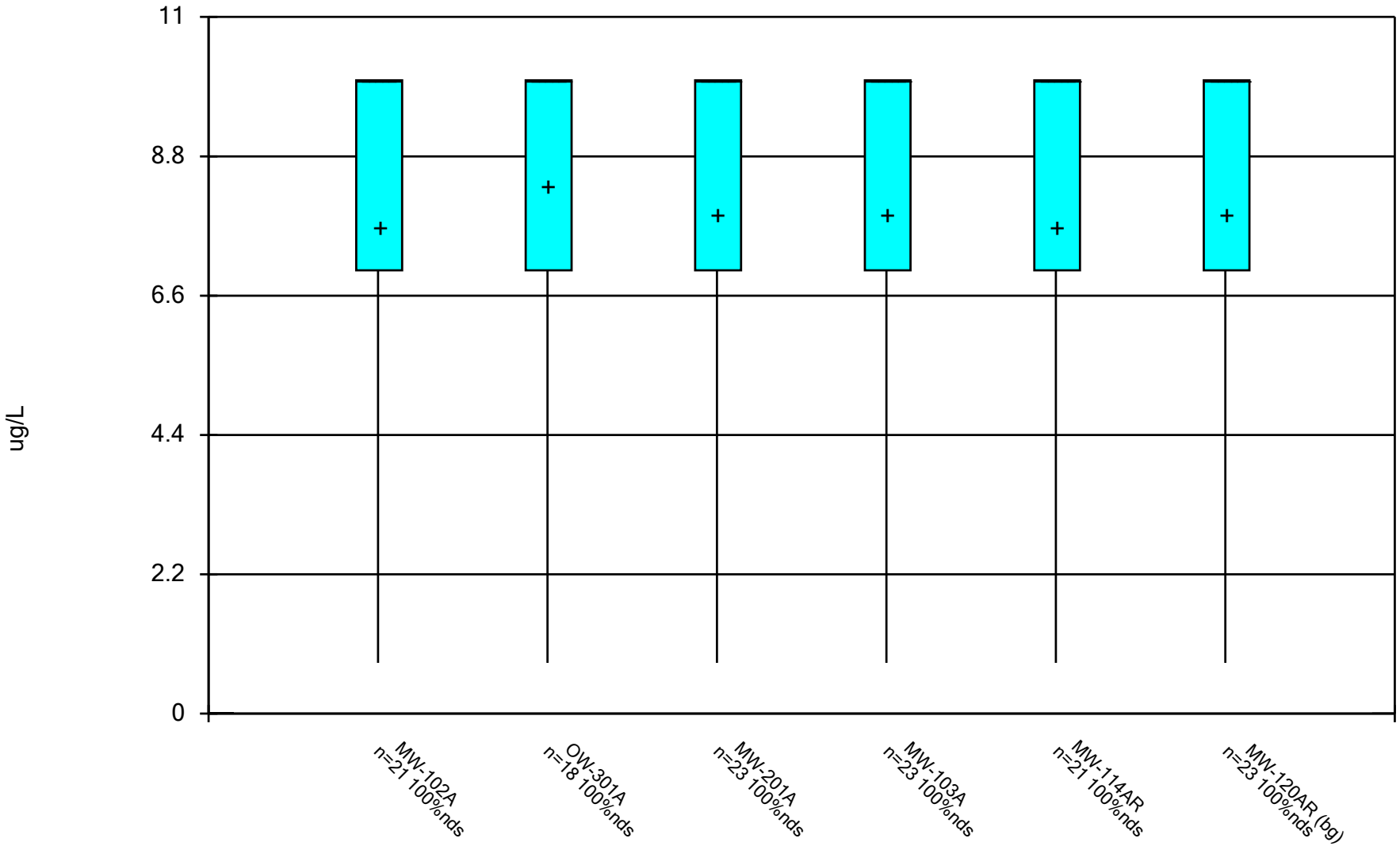

Constituent: Iodomethane Analysis Run 12/17/2024 1:38 PM View: All Wells - Appendix I VOCs

DMASWA Data: DMASWA Database_Updated

Sanitas™ v.10.0.15 Software licensed to HDR, Inc. UG

Box & Whiskers Plot

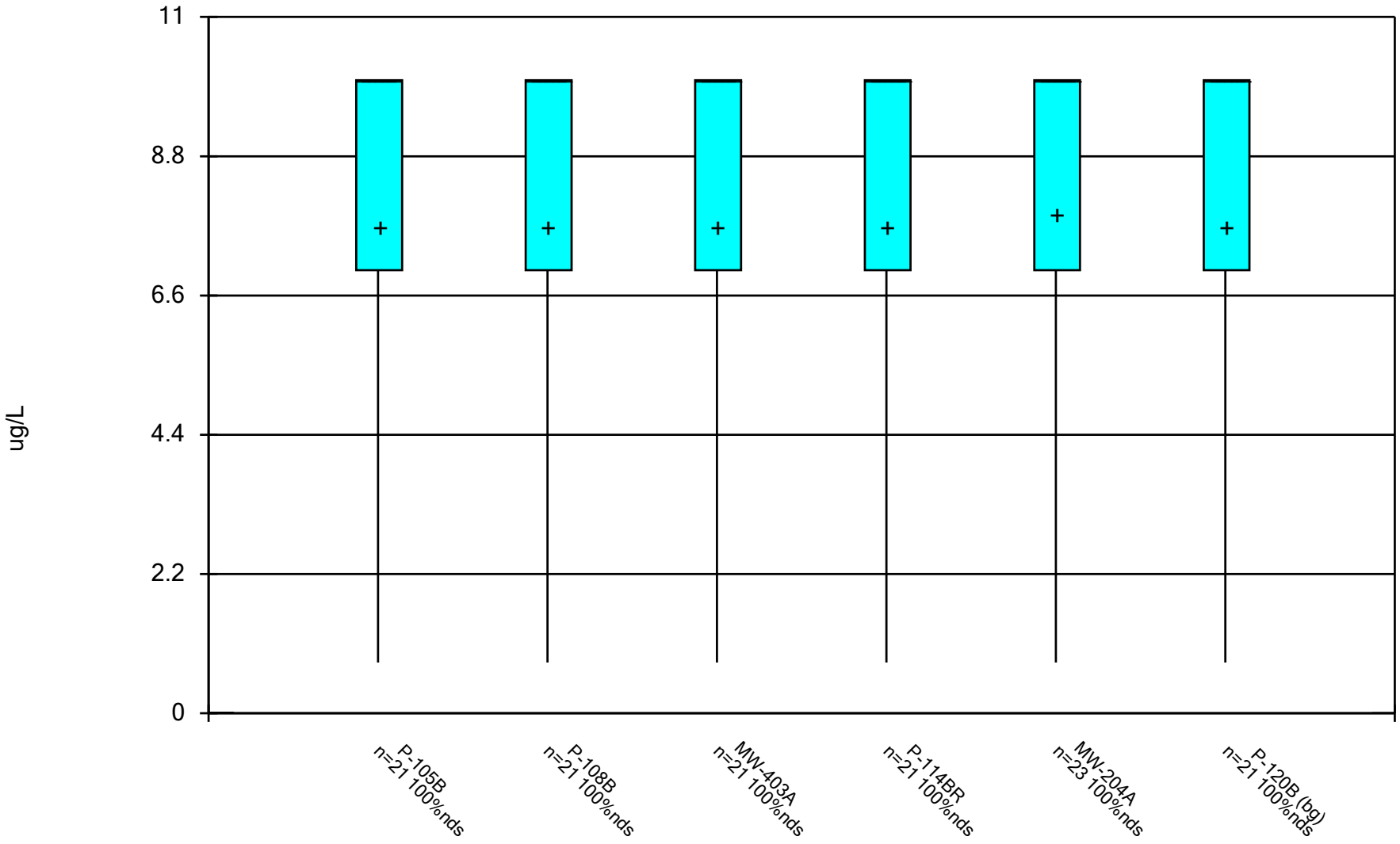

Constituent: Iodomethane Analysis Run 12/17/2024 1:38 PM View: All Wells - Appendix I VOCs

DMASWA Data: DMASWA Database_Updated

Sanitas™ v.10.0.15 Software licensed to HDR, Inc. UG

Box & Whiskers Plot

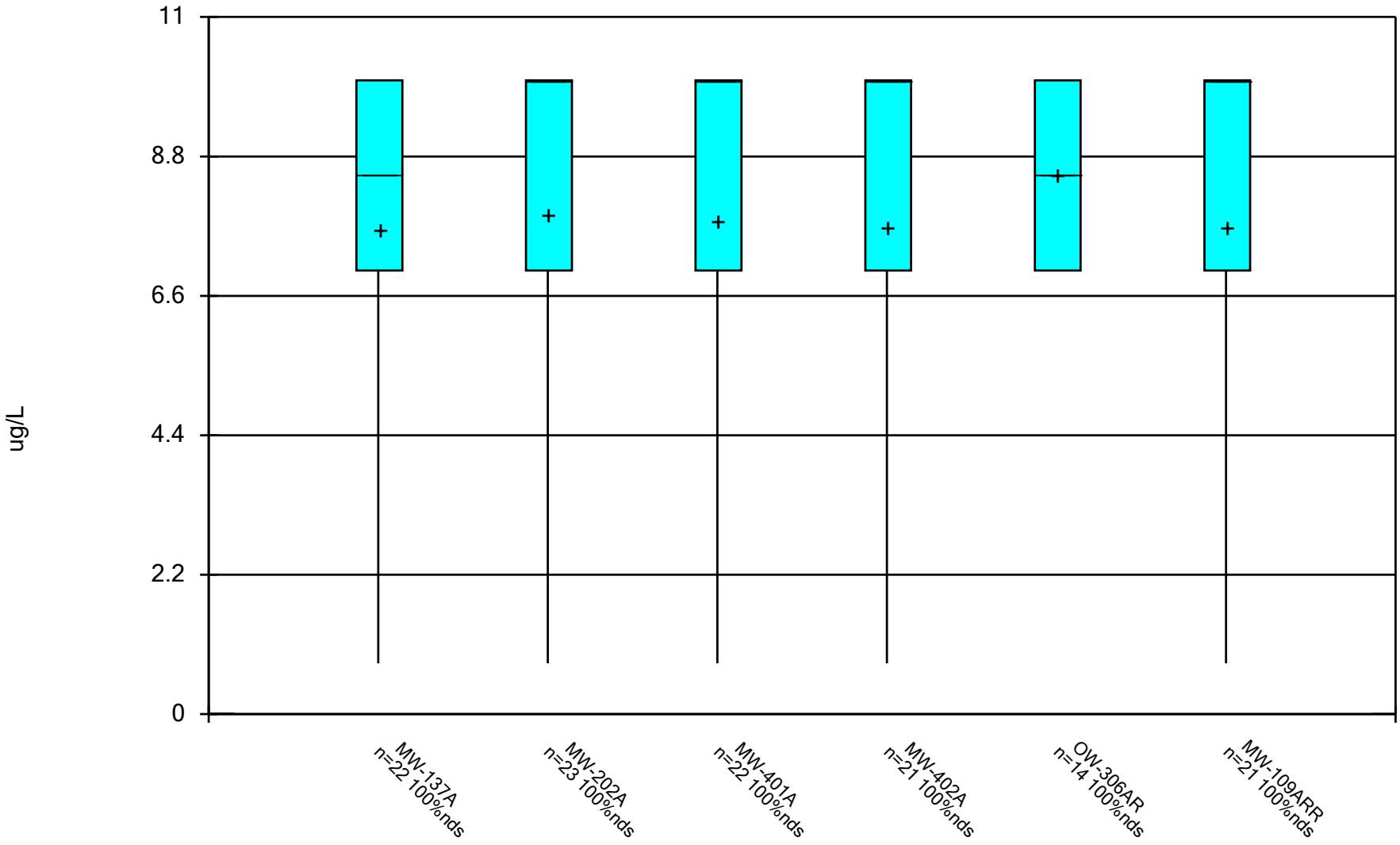

Constituent: Iodomethane Analysis Run 12/17/2024 1:38 PM View: All Wells - Appendix I VOCs DMASWA Data: DMASWA Database_Updated

Sanitas™ v.10.0.15 Software licensed to HDR, Inc. UG

Box & Whiskers Plot

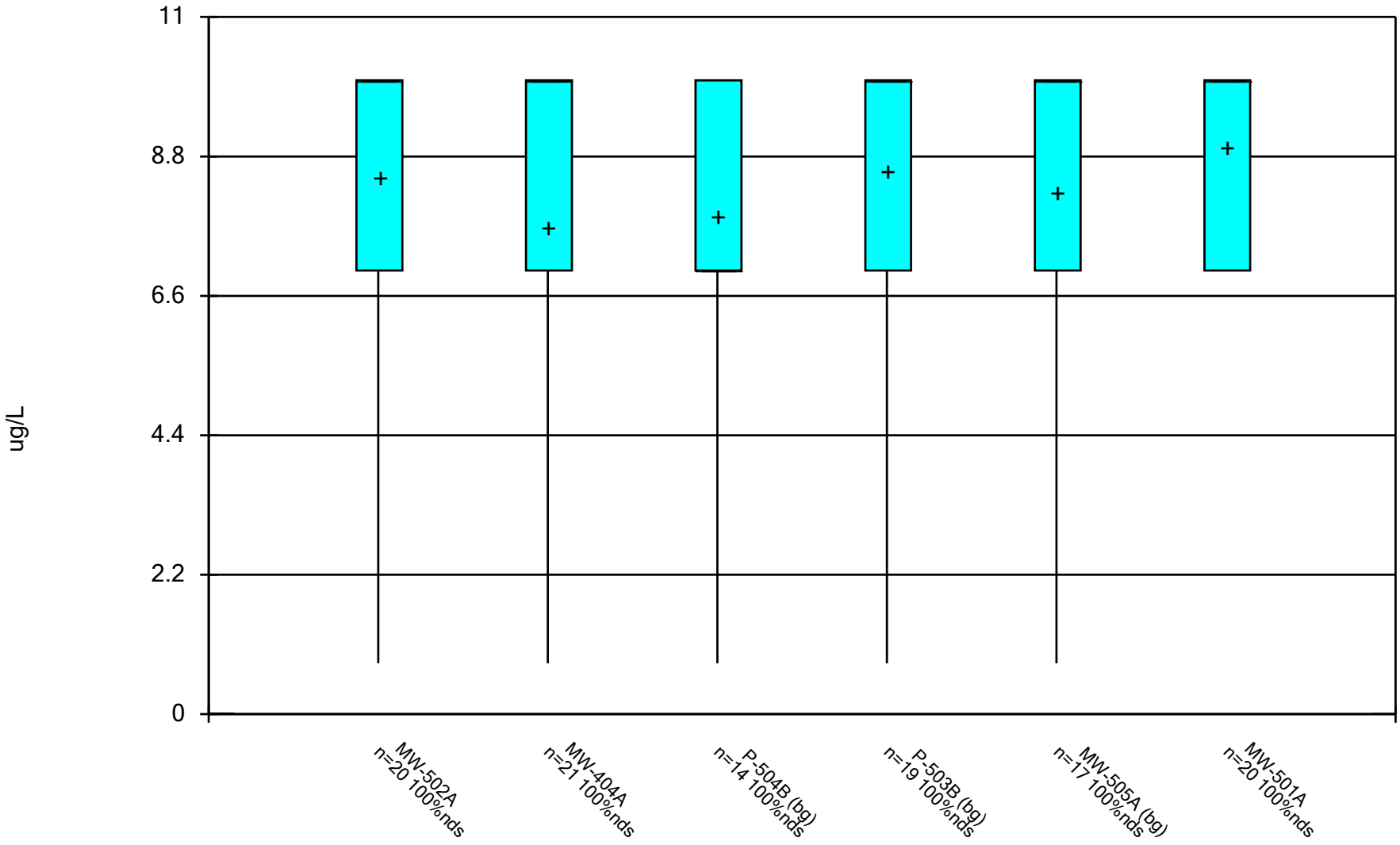

Constituent: Iodomethane Analysis Run 12/17/2024 1:38 PM View: All Wells - Appendix I VOCs DMASWA Data: DMASWA Database_Updated

Sanitas™ v.10.0.15 Software licensed to HDR, Inc. UG

Box & Whiskers Plot

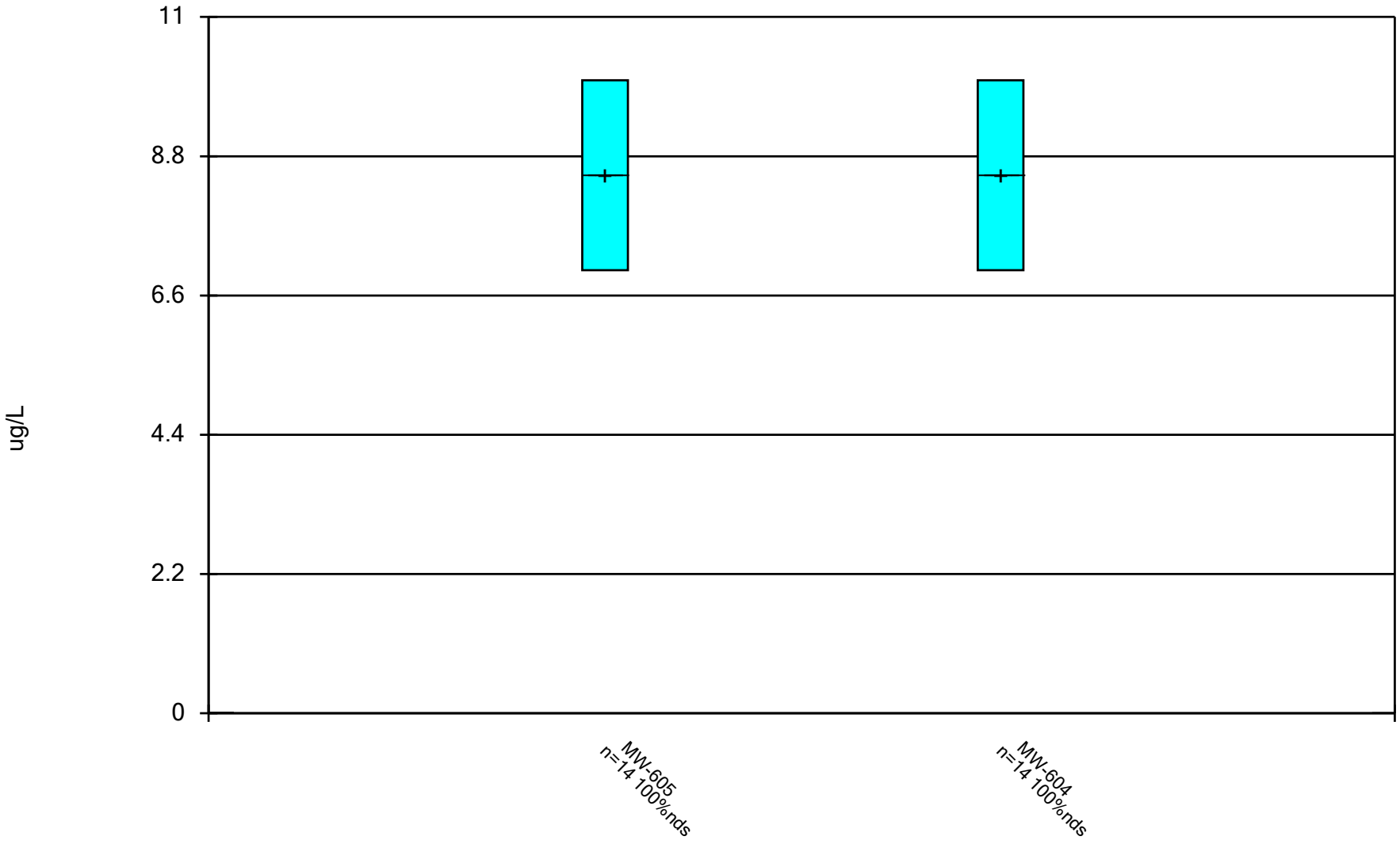

Constituent: Iodomethane Analysis Run 12/17/2024 1:38 PM View: All Wells - Appendix I VOCs DMASWA Data: DMASWA Database_Updated

Sanitas™ v.10.0.15 Software licensed to HDR, Inc. UG

Box & Whiskers Plot

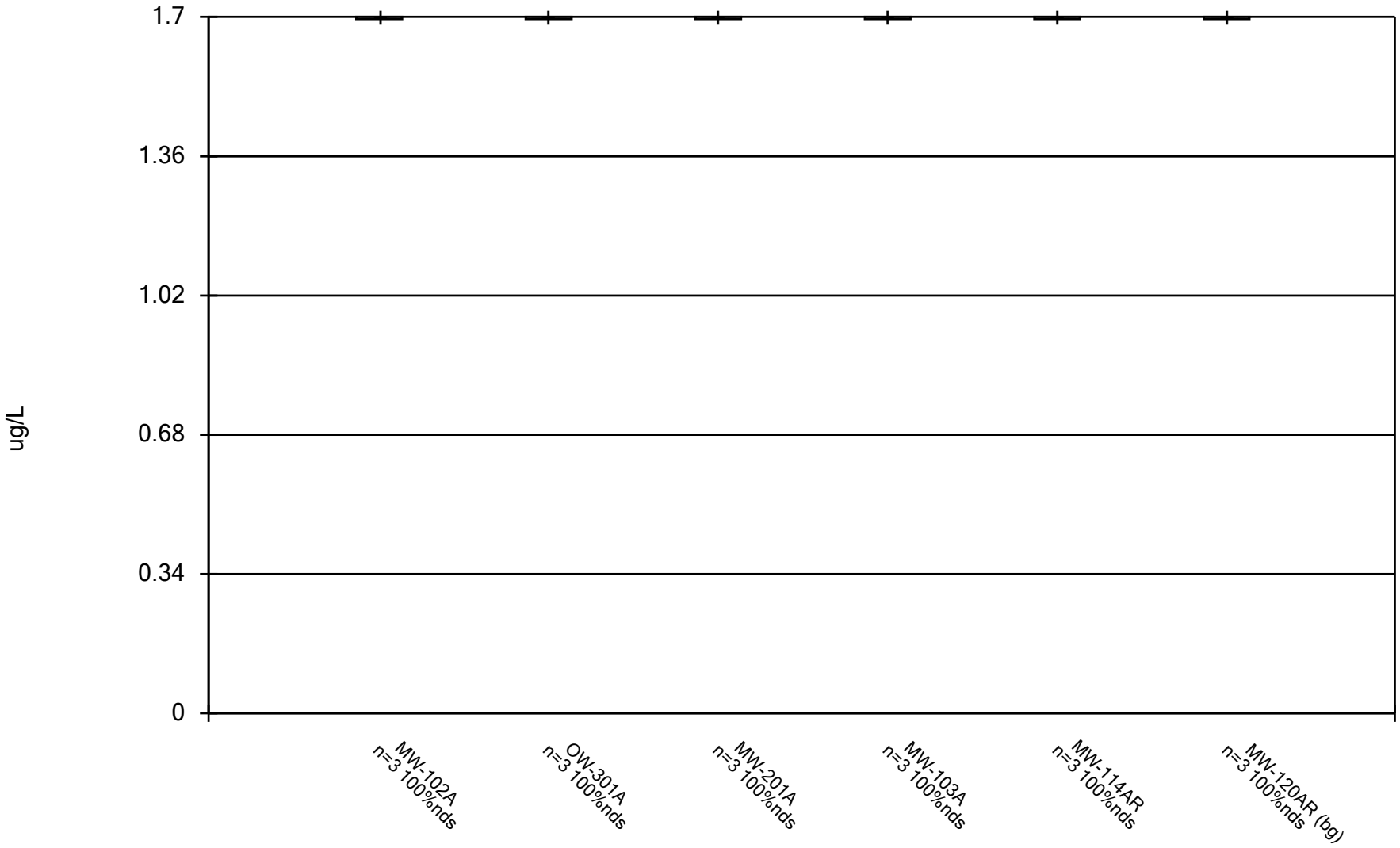

Constituent: Methylene chloride Analysis Run 12/17/2024 1:38 PM View: All Wells - Appendix I VOCs DMASWA Data: DMASWA Database_Updated

Sanitas™ v.10.0.15 Software licensed to HDR, Inc. UG

Box & Whiskers Plot

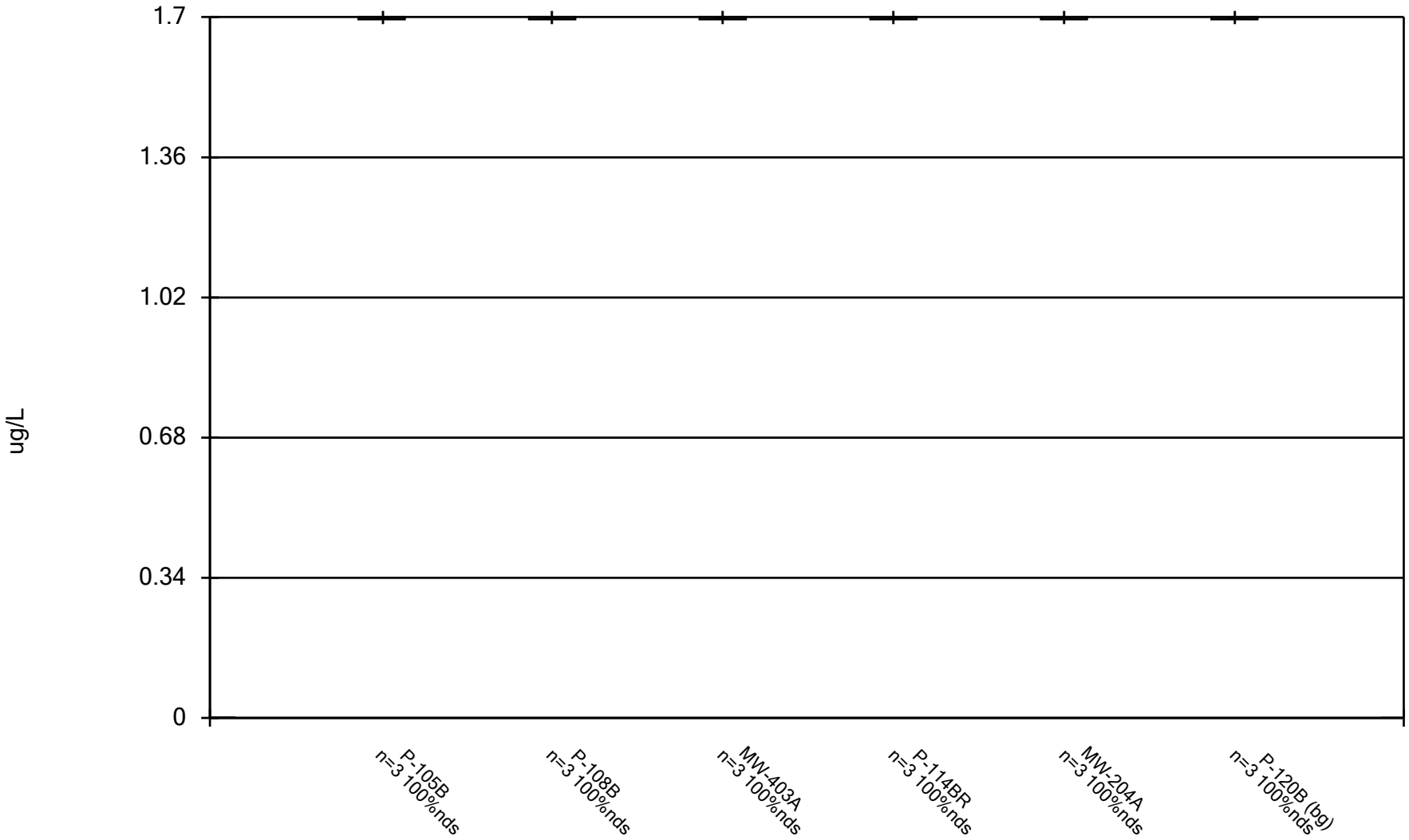

Constituent: Methylene chloride Analysis Run 12/17/2024 1:38 PM View: All Wells - Appendix I VOCs DMASWA Data: DMASWA Database_Updated

Sanitas™ v.10.0.15 Software licensed to HDR, Inc. UG

Box & Whiskers Plot

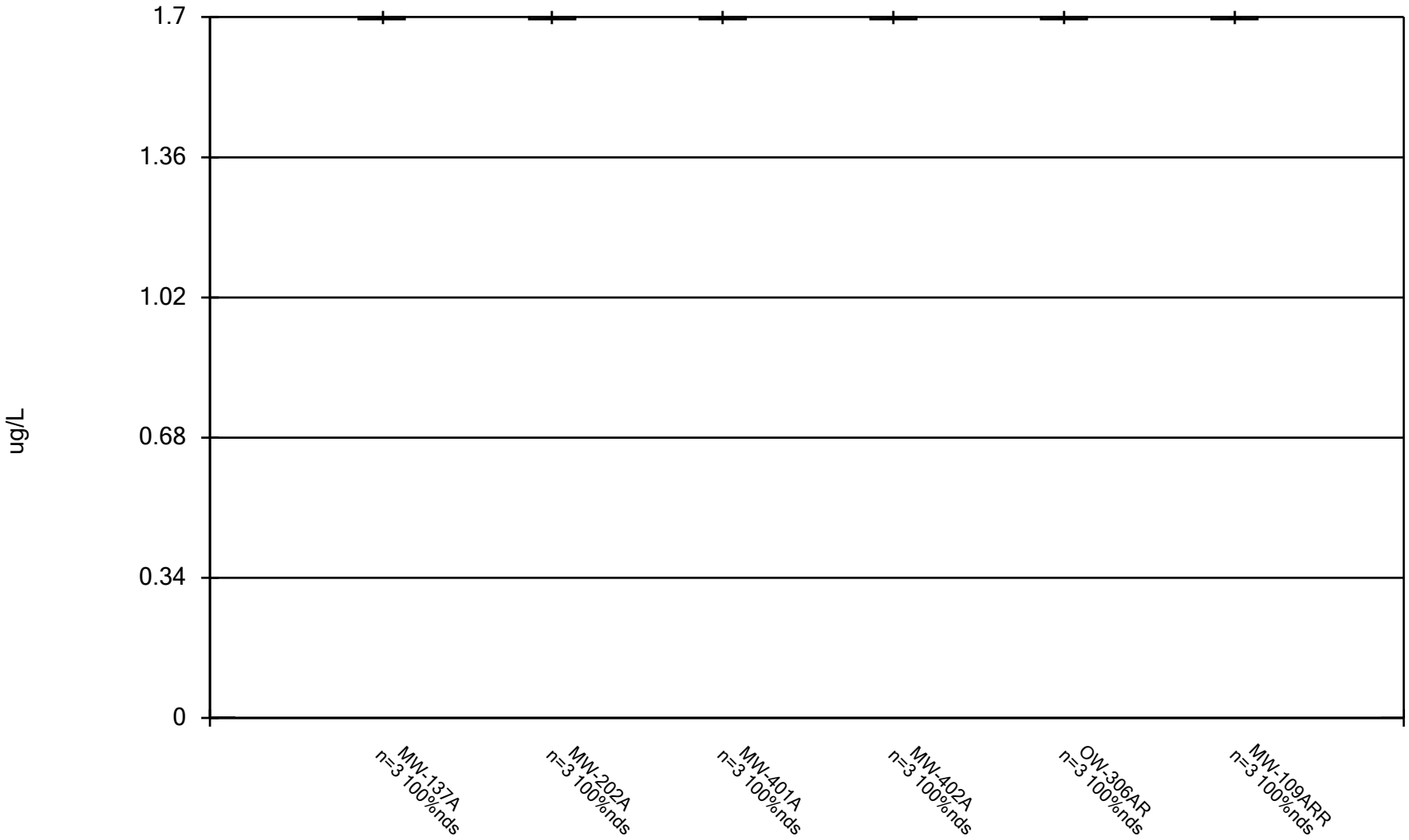

Constituent: Methylene chloride Analysis Run 12/17/2024 1:38 PM View: All Wells - Appendix I VOCs DMASWA Data: DMASWA Database_Updated

Sanitas™ v.10.0.15 Software licensed to HDR, Inc. UG

Box & Whiskers Plot

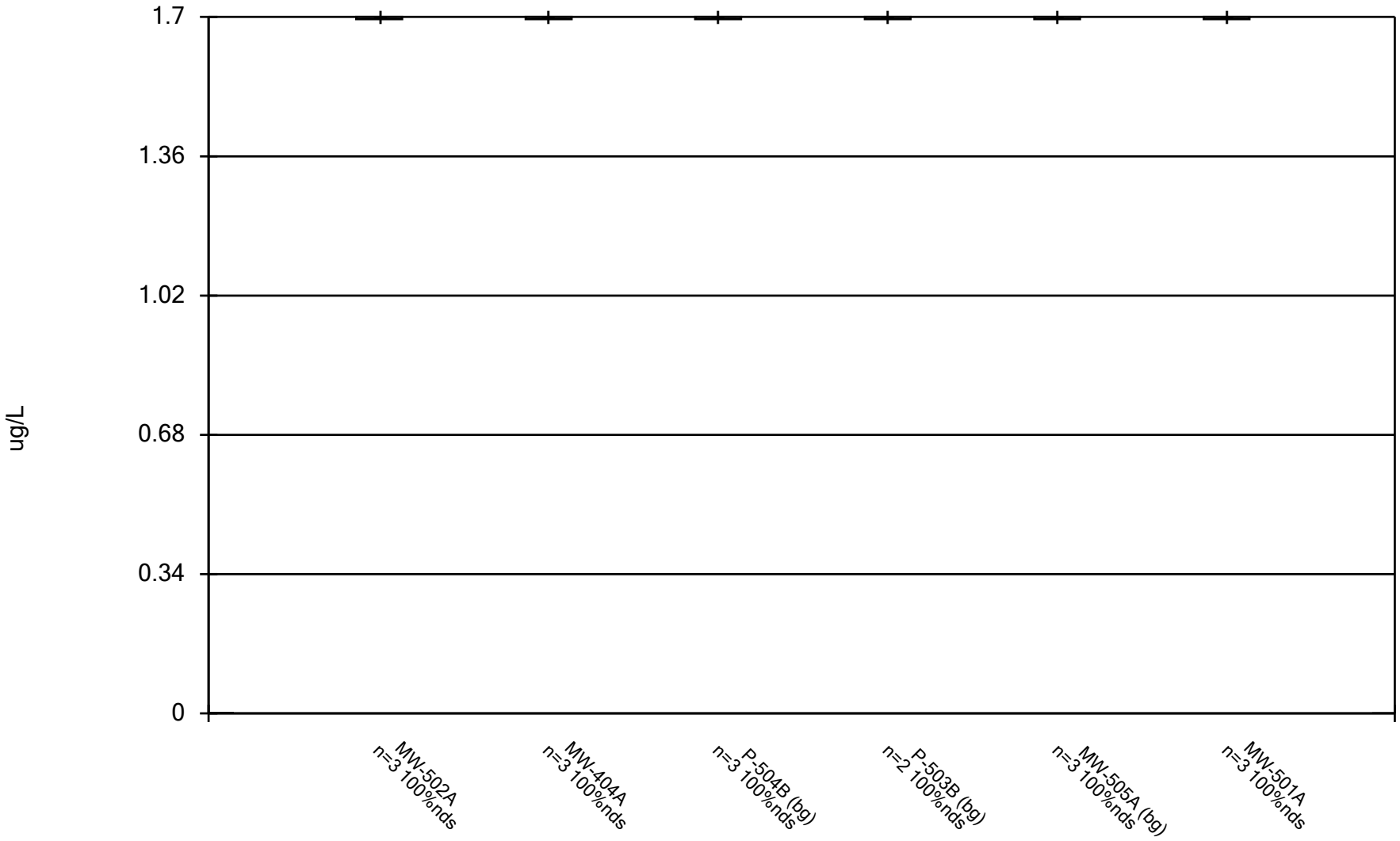

Constituent: Methylene chloride Analysis Run 12/17/2024 1:38 PM View: All Wells - Appendix I VOCs DMASWA Data: DMASWA Database_Updated

Sanitas™ v.10.0.15 Software licensed to HDR, Inc. UG

Box & Whiskers Plot

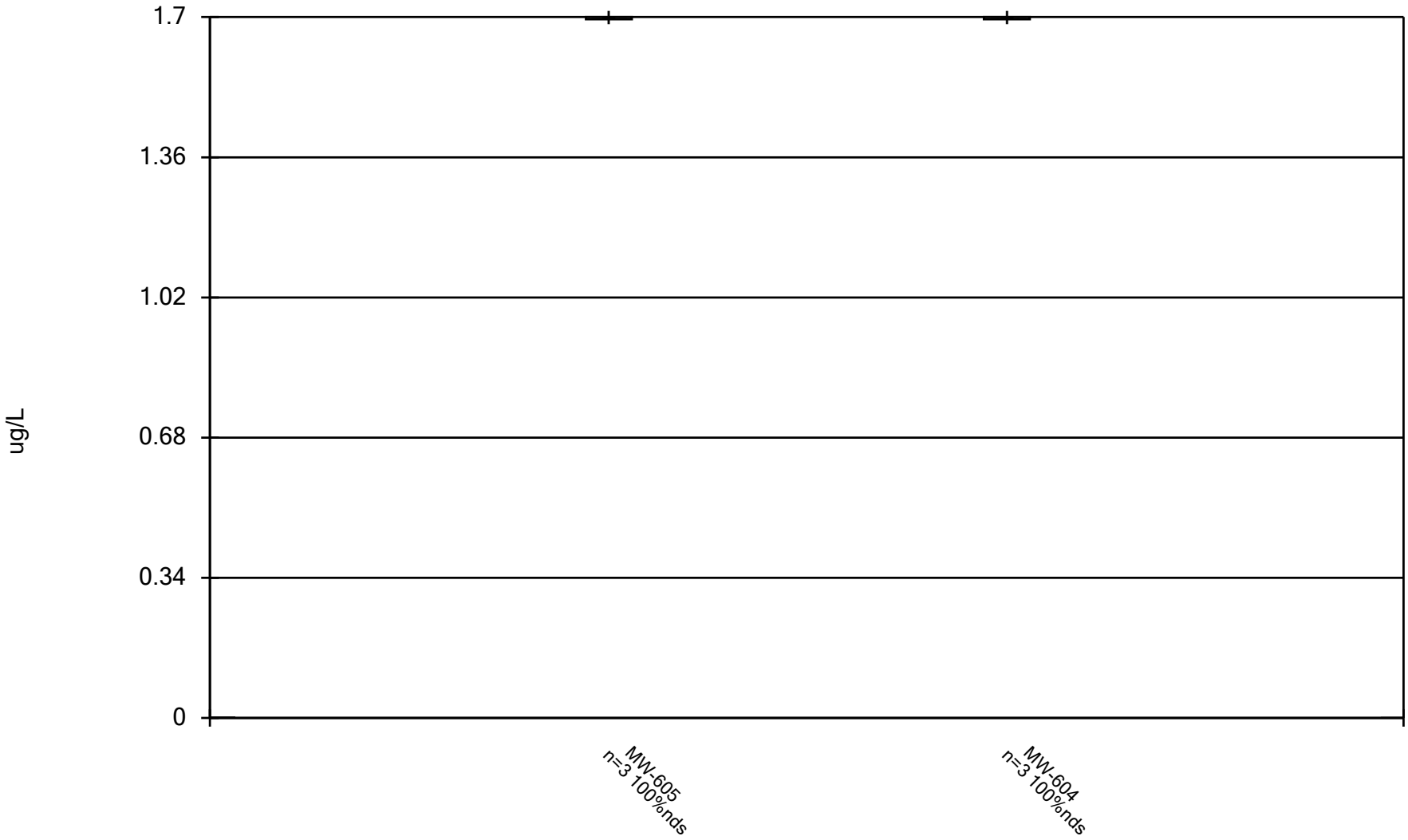

Constituent: Methylene chloride Analysis Run 12/17/2024 1:38 PM View: All Wells - Appendix I VOCs DMASWA Data: DMASWA Database_Updated

Sanitas™ v.10.0.15 Software licensed to HDR, Inc. UG

Box & Whiskers Plot

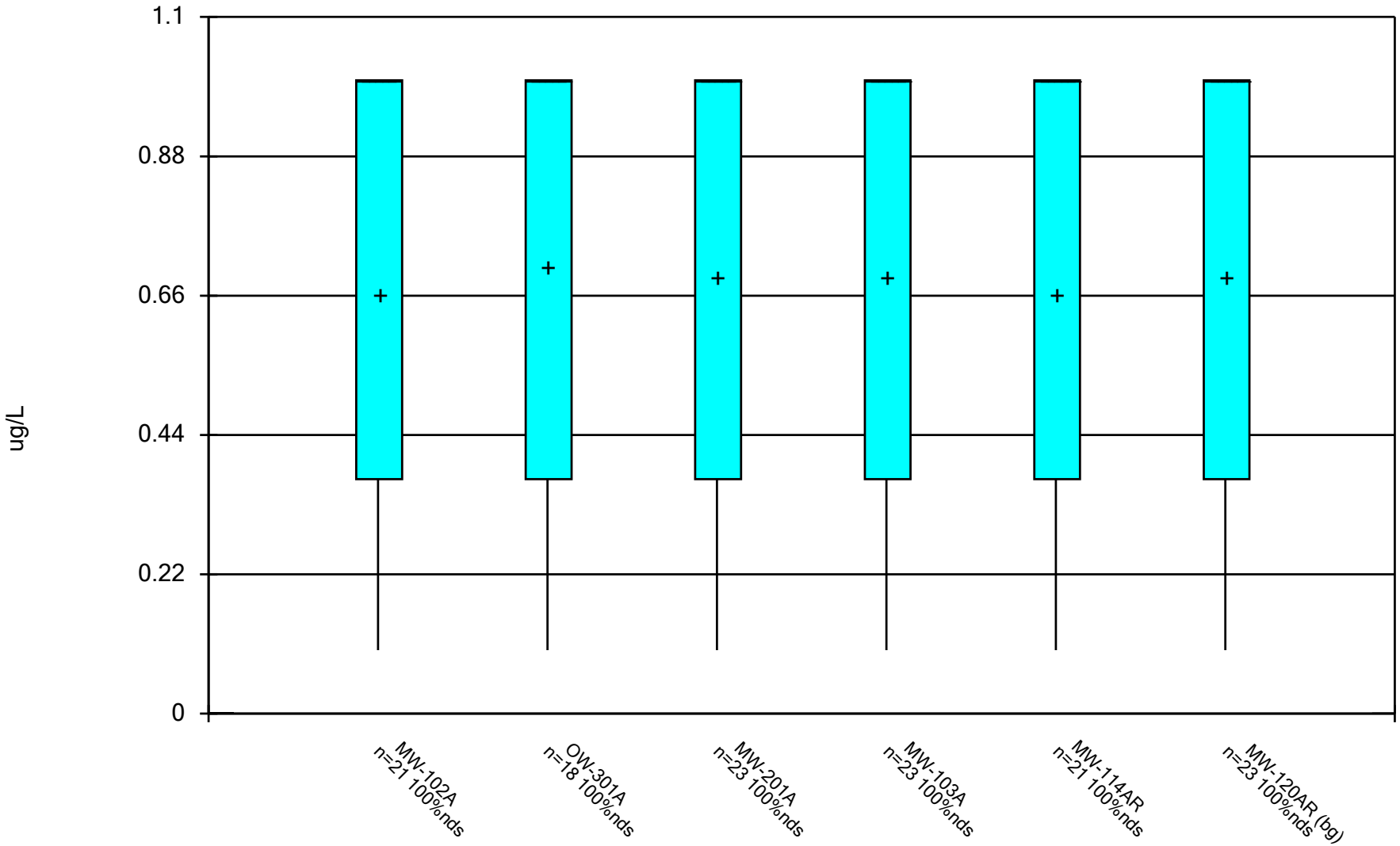

Constituent: Styrene Analysis Run 12/17/2024 1:38 PM View: All Wells - Appendix I VOCs

DMASWA Data: DMASWA Database_Updated

Sanitas™ v.10.0.15 Software licensed to HDR, Inc. UG

Box & Whiskers Plot

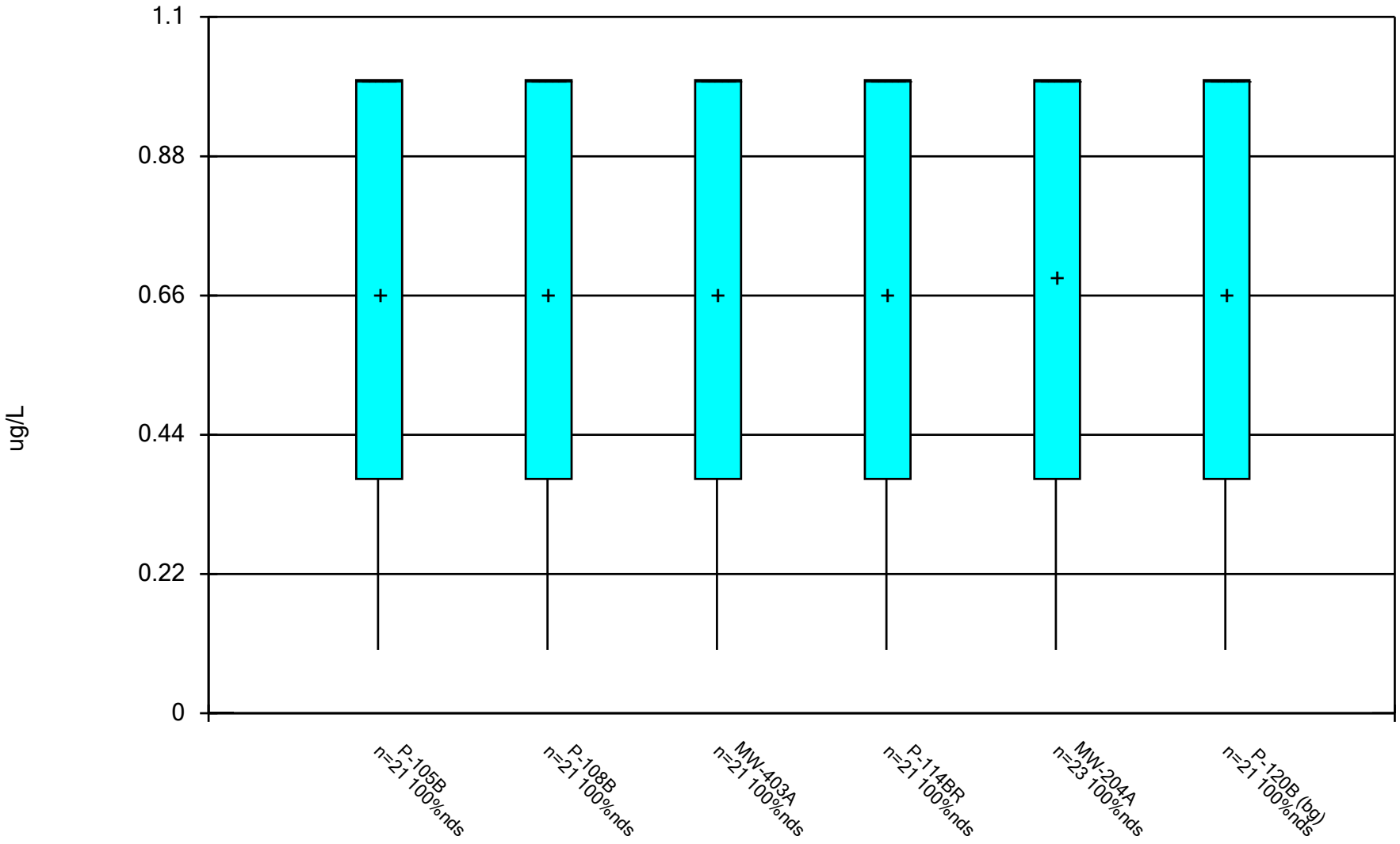

Constituent: Styrene Analysis Run 12/17/2024 1:38 PM View: All Wells - Appendix I VOCs

DMASWA Data: DMASWA Database_Updated

Sanitas™ v.10.0.15 Software licensed to HDR, Inc. UG

Box & Whiskers Plot

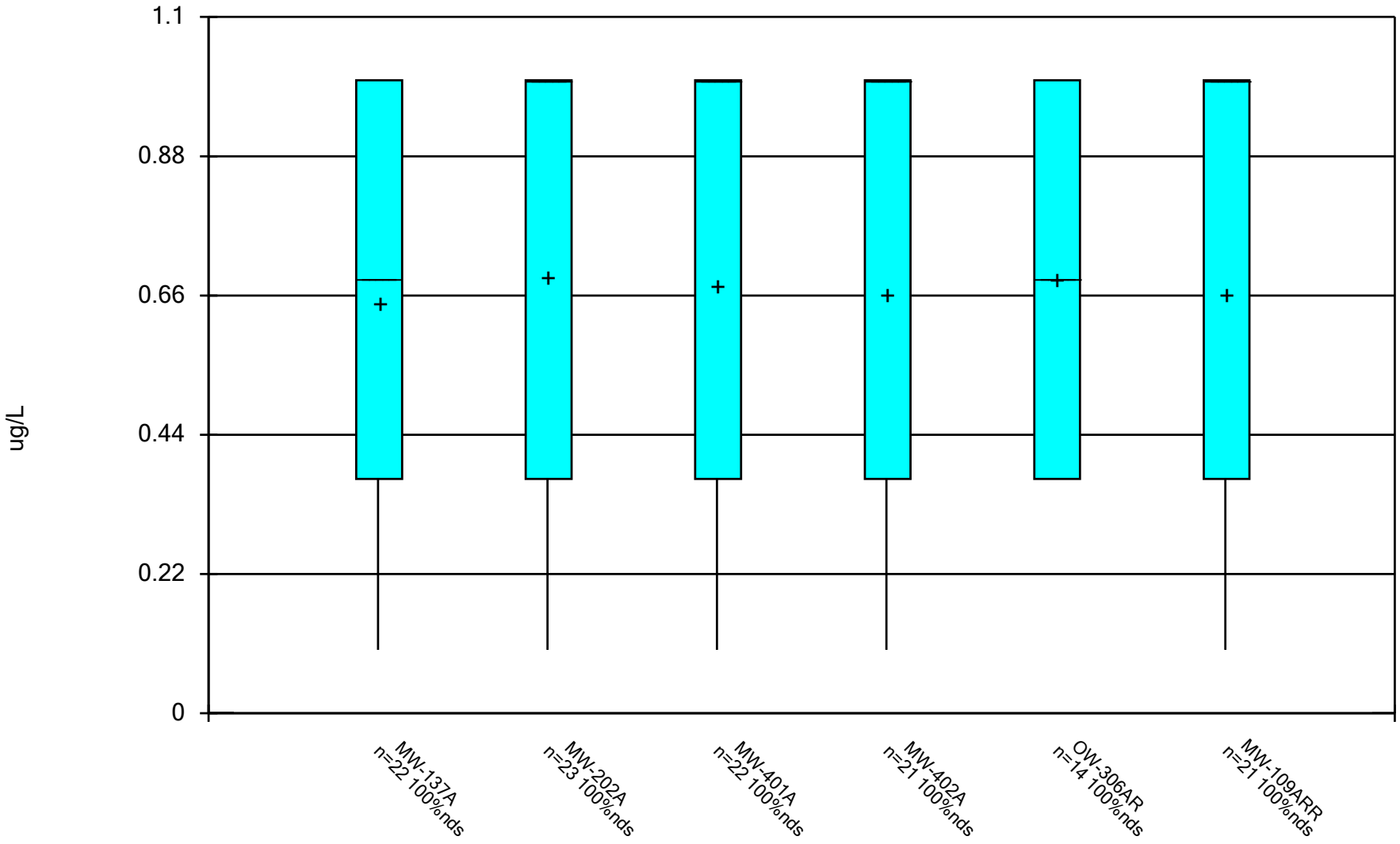

Constituent: Styrene Analysis Run 12/17/2024 1:38 PM View: All Wells - Appendix I VOCs

DMASWA Data: DMASWA Database_Updated

Sanitas™ v.10.0.15 Software licensed to HDR, Inc. UG

Box & Whiskers Plot

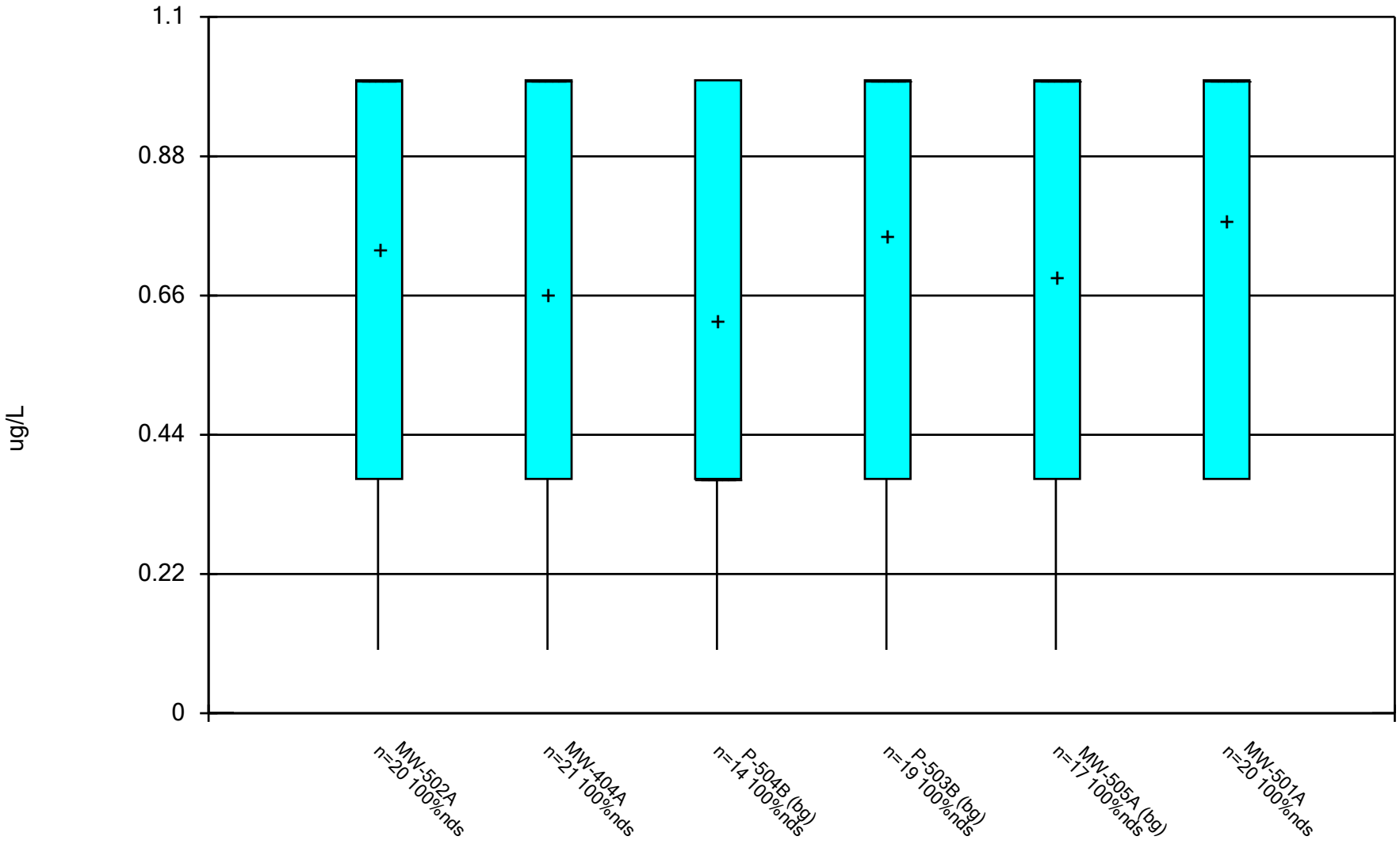

Constituent: Styrene Analysis Run 12/17/2024 1:38 PM View: All Wells - Appendix I VOCs

DMASWA Data: DMASWA Database_Updated

Sanitas™ v.10.0.15 Software licensed to HDR, Inc. UG

Box & Whiskers Plot

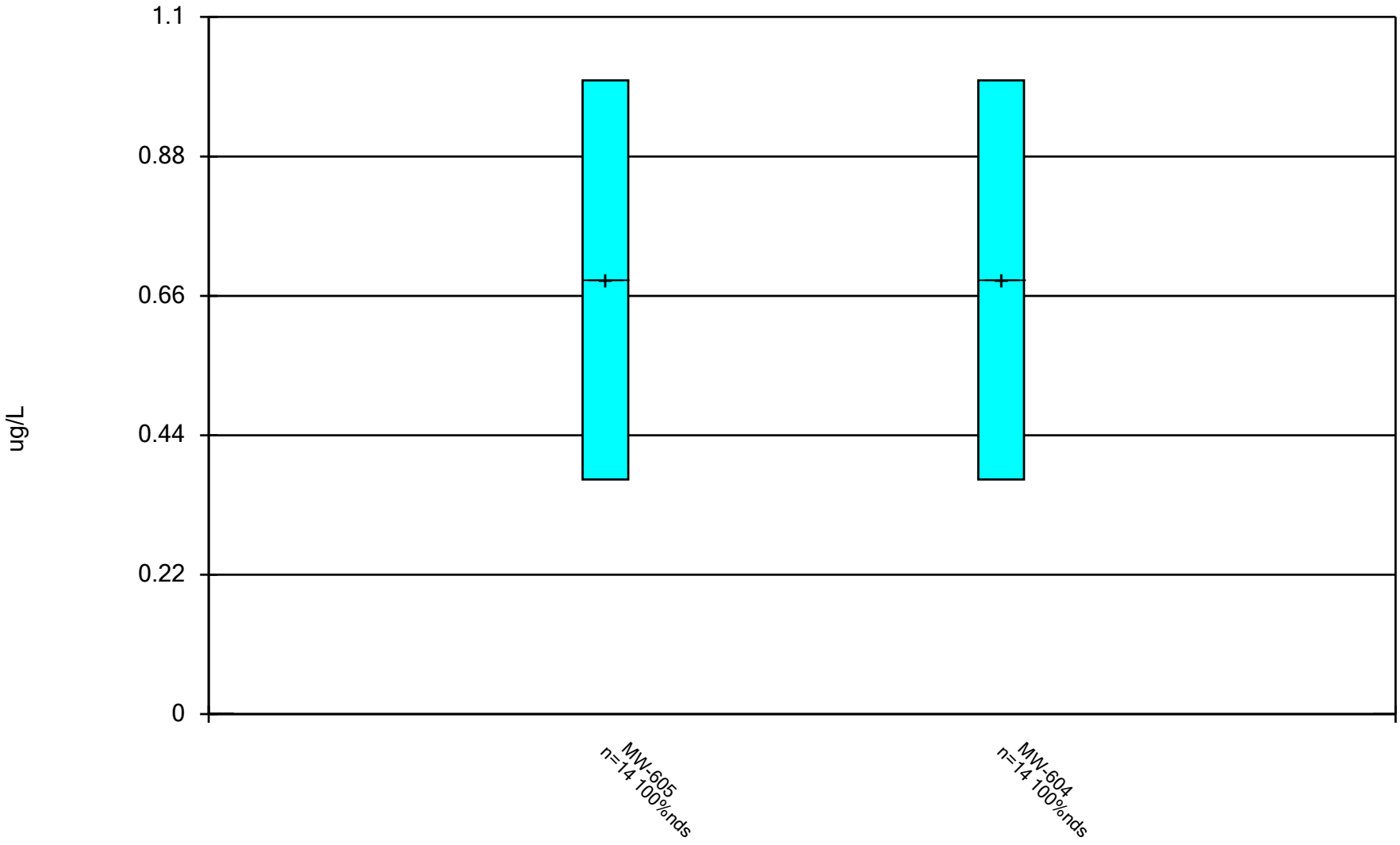

Constituent: Styrene Analysis Run 12/17/2024 1:38 PM View: All Wells - Appendix I VOCs
DMASWA Data: DMASWA Database_Updated

Sanitas™ v.10.0.15 Software licensed to HDR, Inc. UG

Box & Whiskers Plot

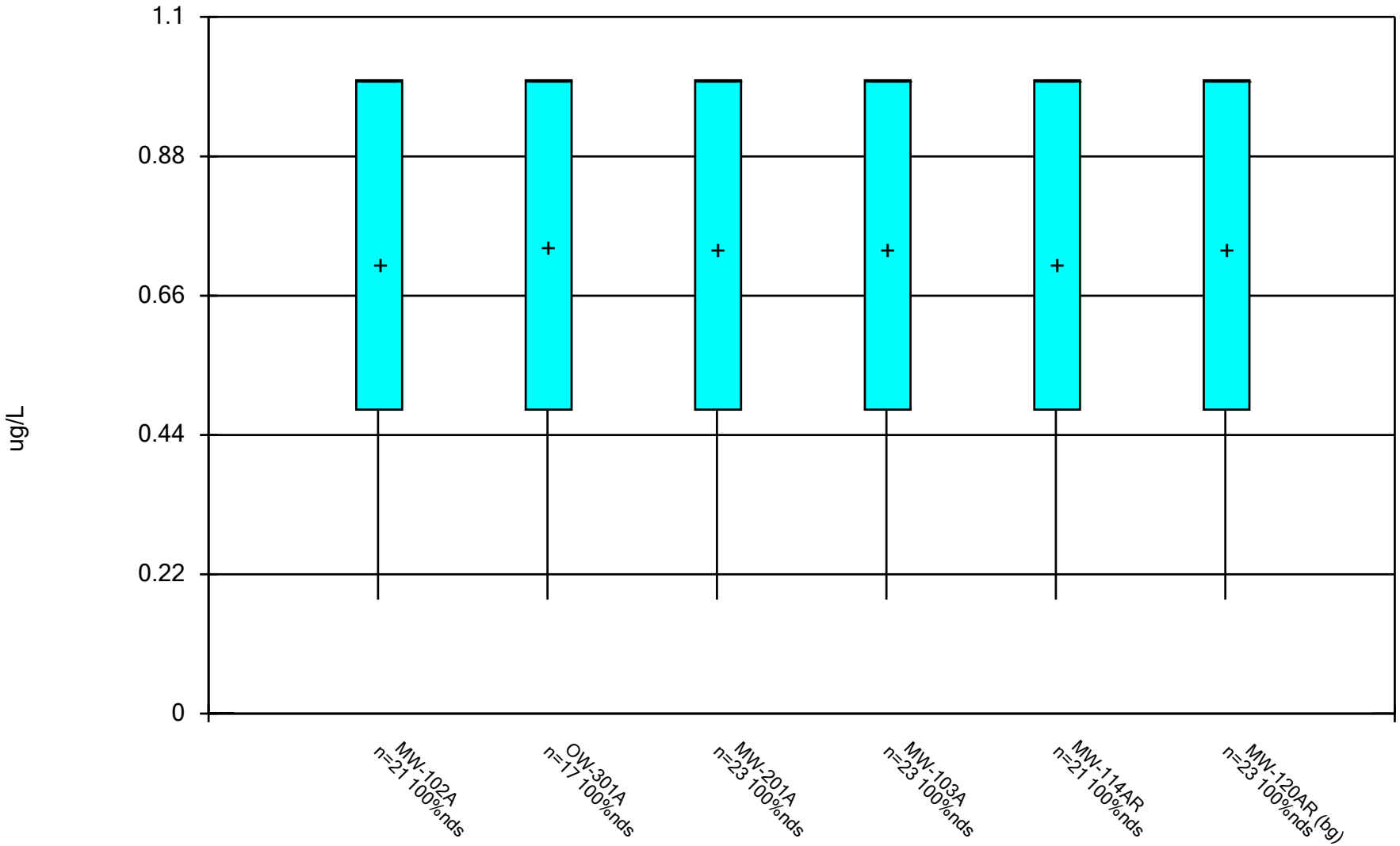

Constituent: Tetrachloroethene Analysis Run 12/17/2024 1:38 PM View: All Wells - Appendix I VOCs

DMASWA Data: DMASWA Database_Updated

Sanitas™ v.10.0.15 Software licensed to HDR, Inc. UG

Box & Whiskers Plot

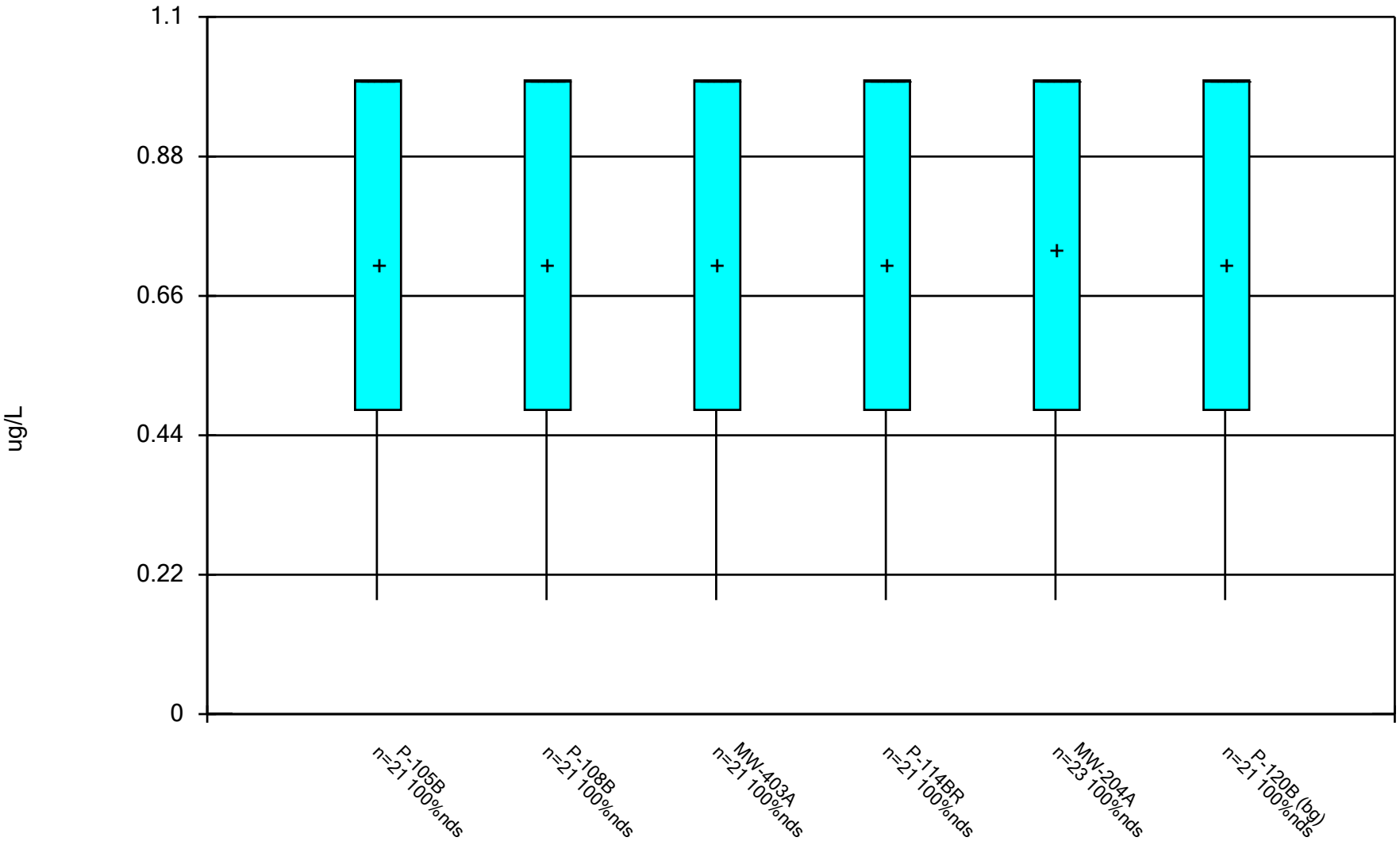

Constituent: Tetrachloroethene Analysis Run 12/17/2024 1:38 PM View: All Wells - Appendix I VOCs

DMASWA Data: DMASWA Database_Updated

Sanitas™ v.10.0.15 Software licensed to HDR, Inc. UG

Box & Whiskers Plot

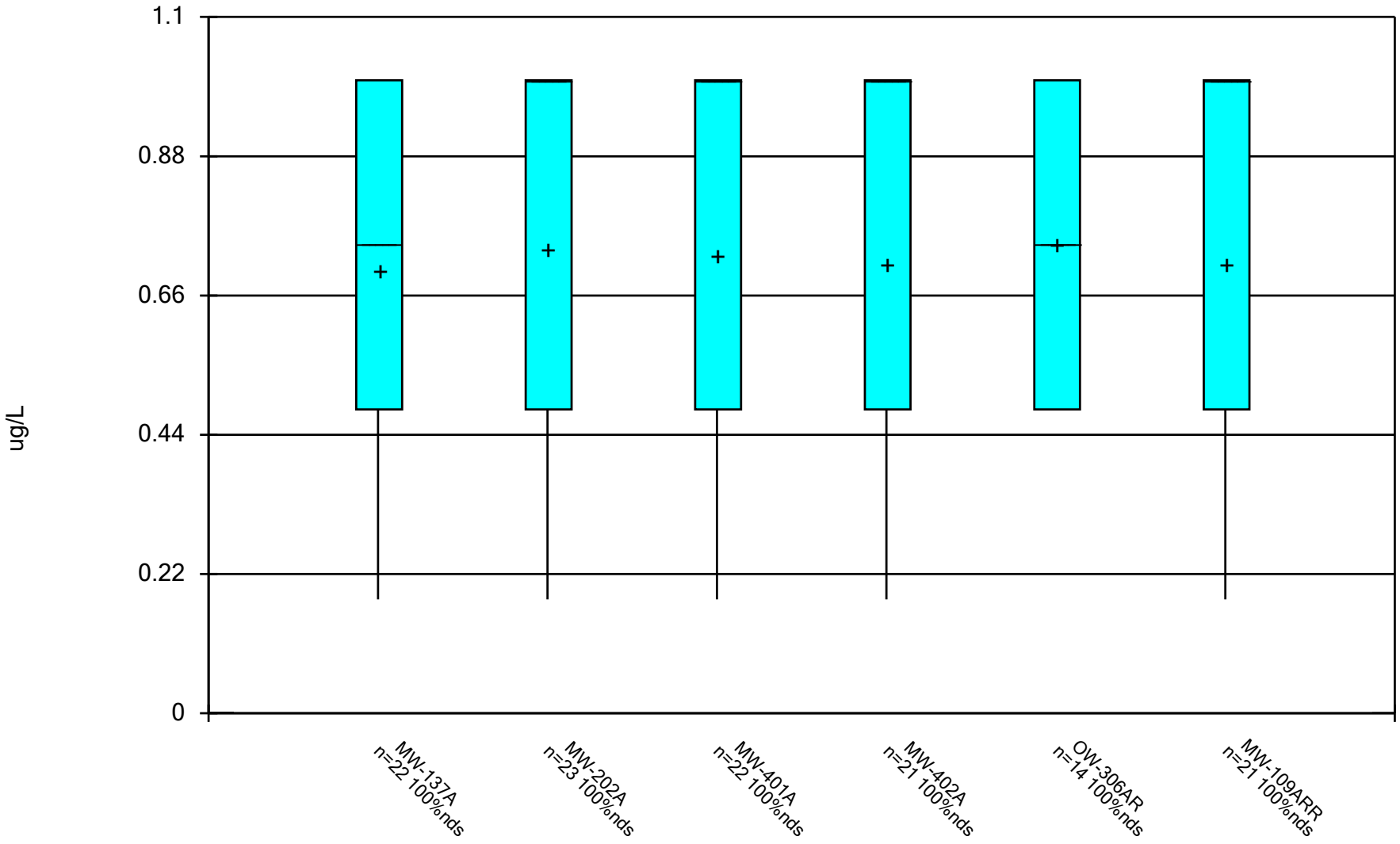

Constituent: Tetrachloroethene Analysis Run 12/17/2024 1:38 PM View: All Wells - Appendix I VOCs
DMASWA Data: DMASWA Database_Updated

Sanitas™ v.10.0.15 Software licensed to HDR, Inc. UG

Box & Whiskers Plot

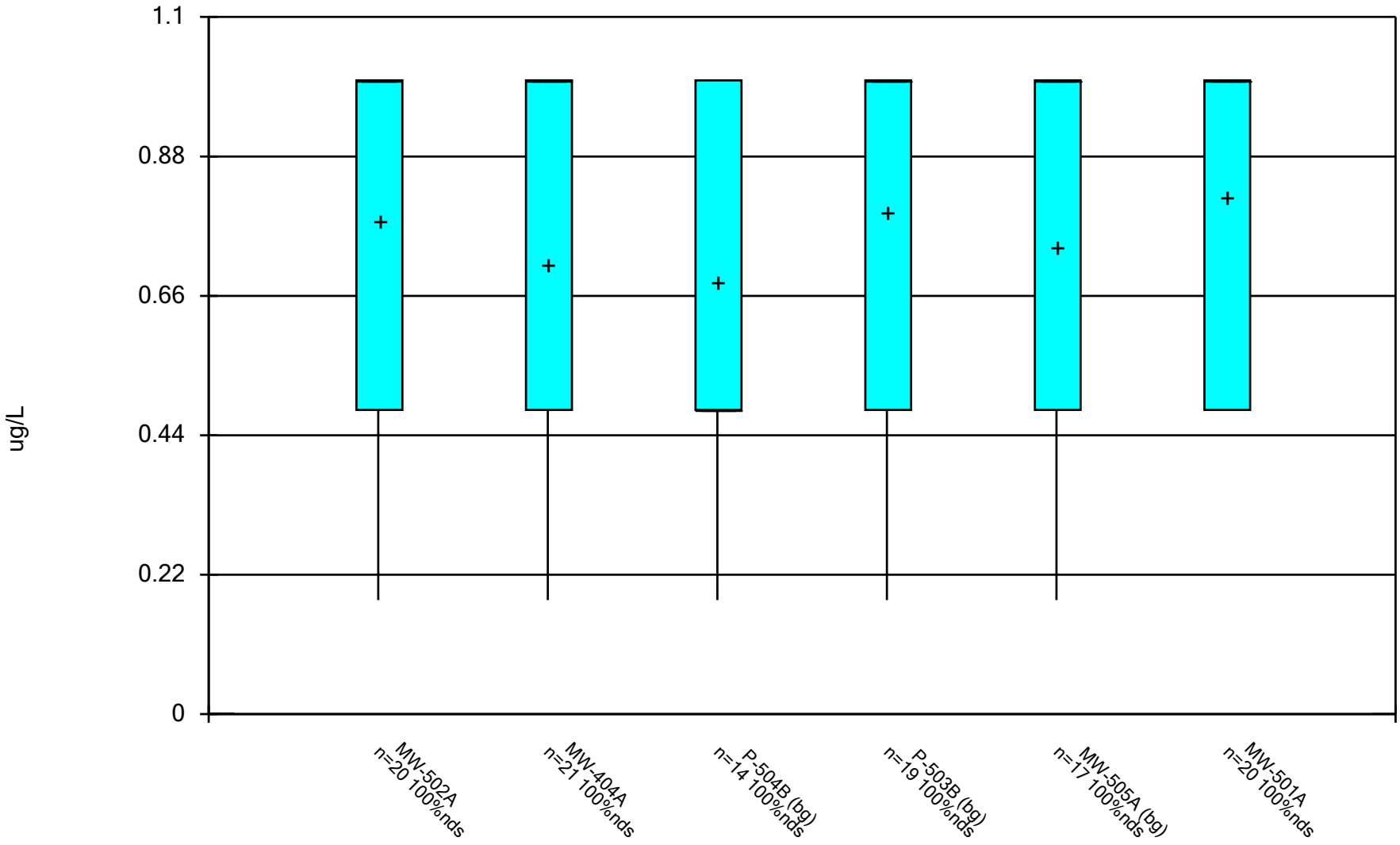

Constituent: Tetrachloroethene Analysis Run 12/17/2024 1:38 PM View: All Wells - Appendix I VOCs

DMASWA Data: DMASWA Database_Updated

Sanitas™ v.10.0.15 Software licensed to HDR, Inc. UG

Box & Whiskers Plot

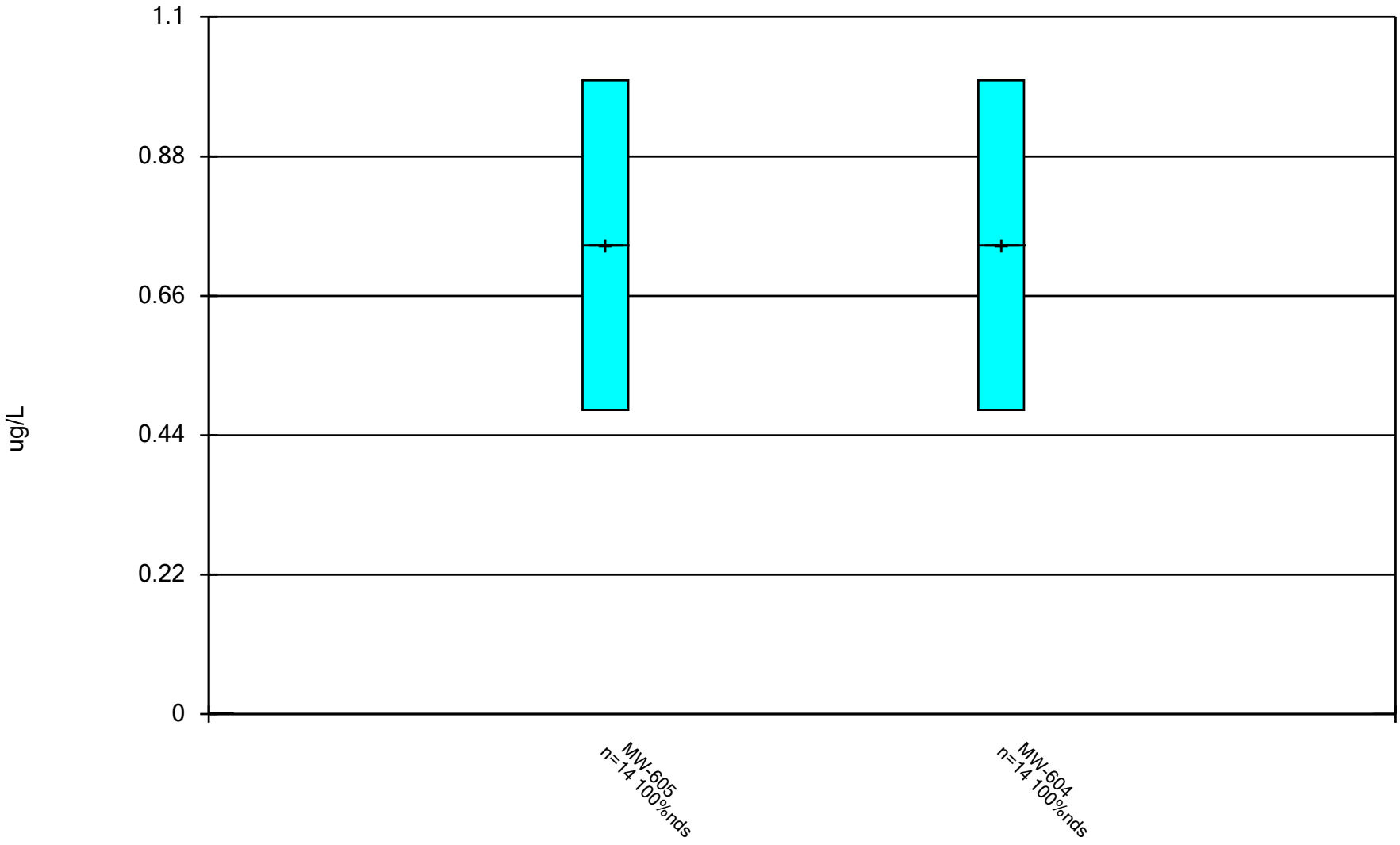

Constituent: Tetrachloroethene Analysis Run 12/17/2024 1:38 PM View: All Wells - Appendix I VOCs
DMASWA Data: DMASWA Database_Updated

Sanitas™ v.10.0.15 Software licensed to HDR, Inc. UG

Box & Whiskers Plot

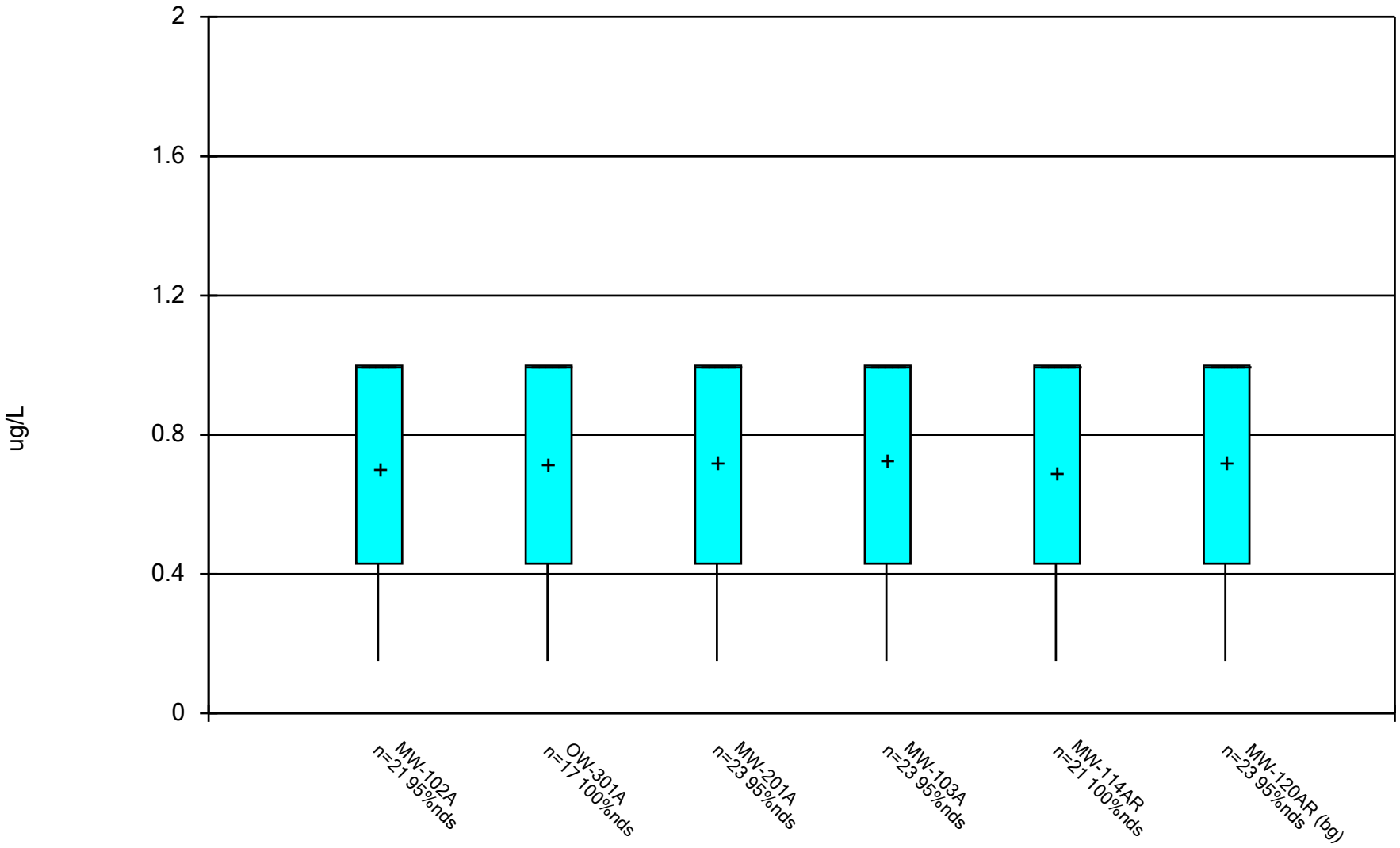

Constituent: Toluene Analysis Run 12/17/2024 1:38 PM View: All Wells - Appendix I VOCs
DMASWA Data: DMASWA Database_Updated

Sanitas™ v.10.0.15 Software licensed to HDR, Inc. UG

Box & Whiskers Plot

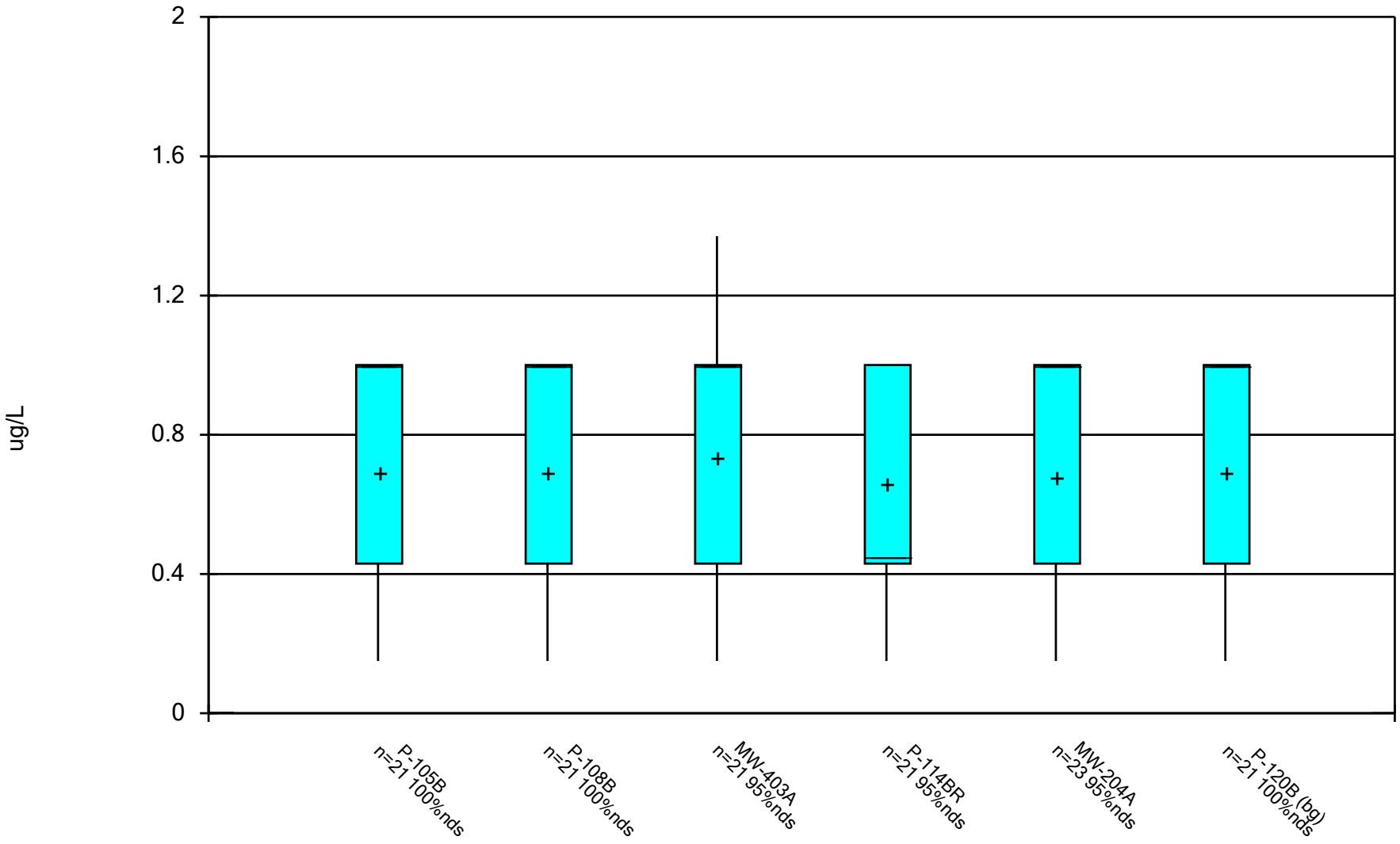

Constituent: Toluene Analysis Run 12/17/2024 1:38 PM View: All Wells - Appendix I VOCs

DMASWA Data: DMASWA Database_Updated

Sanitas™ v.10.0.15 Software licensed to HDR, Inc. UG

Box & Whiskers Plot

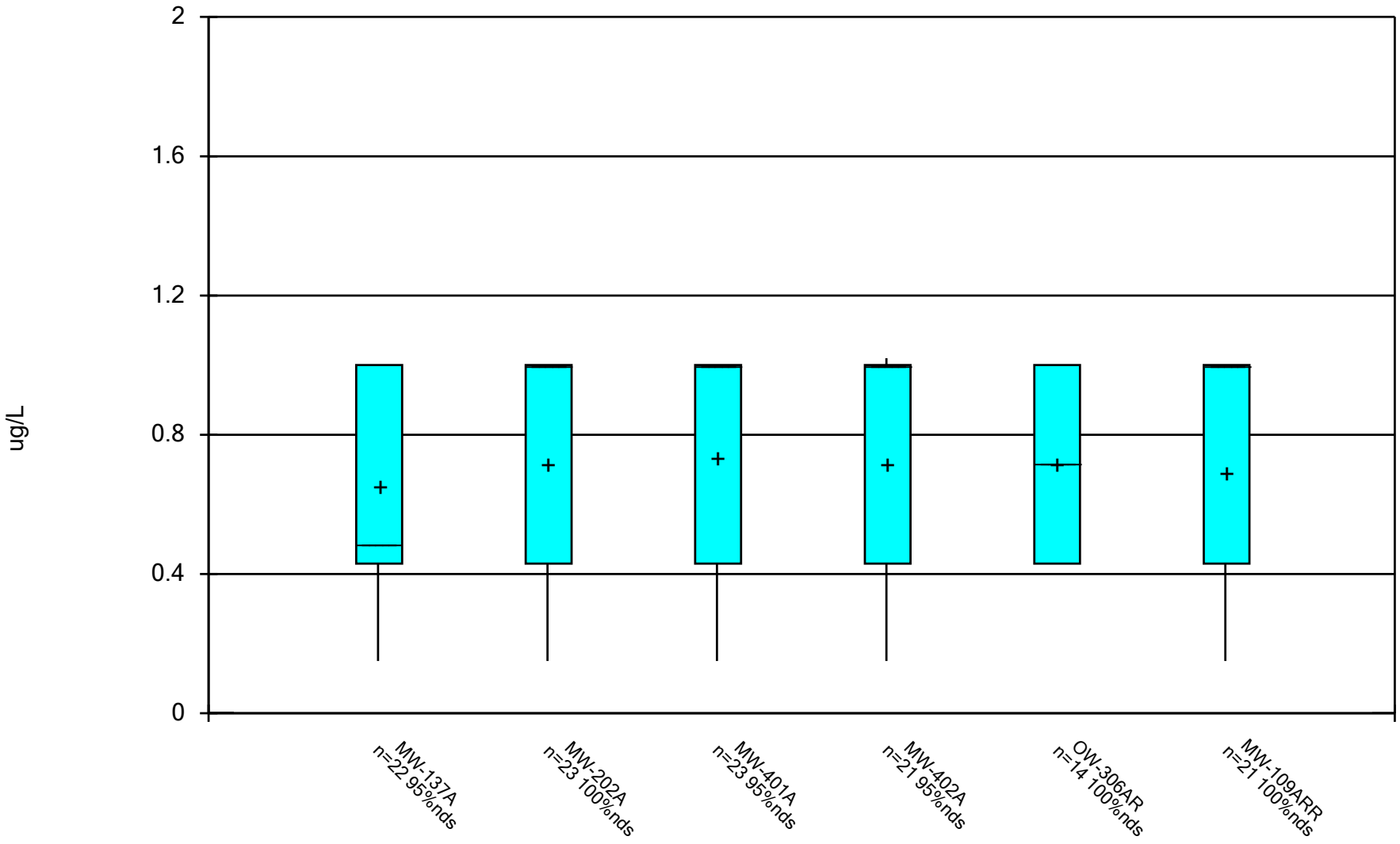

Constituent: Toluene Analysis Run 12/17/2024 1:38 PM View: All Wells - Appendix I VOCs

DMASWA Data: DMASWA Database_Updated

Sanitas™ v.10.0.15 Software licensed to HDR, Inc. UG

Box & Whiskers Plot

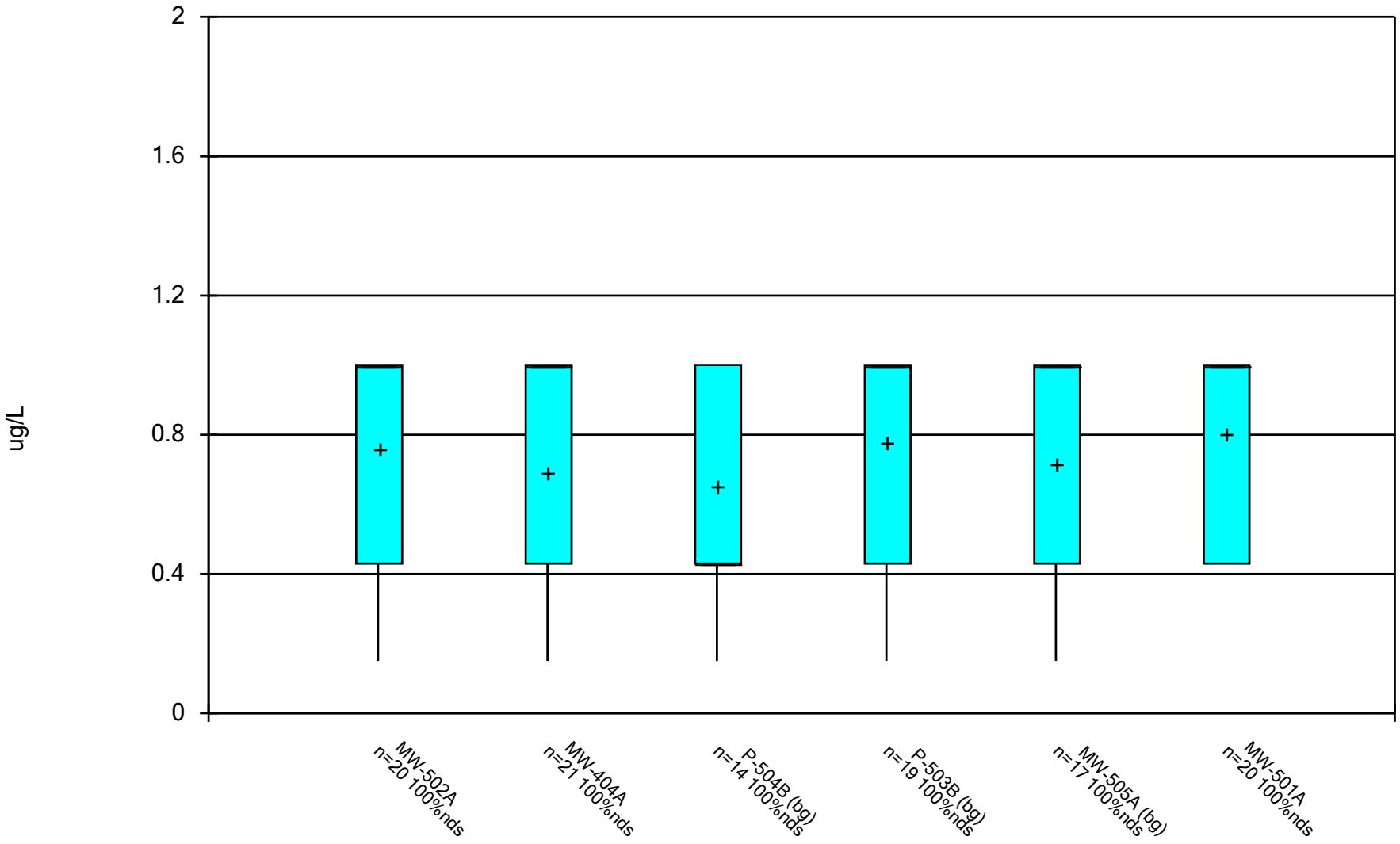

Constituent: Toluene Analysis Run 12/17/2024 1:38 PM View: All Wells - Appendix I VOCs

DMASWA Data: DMASWA Database_Updated

Sanitas™ v.10.0.15 Software licensed to HDR, Inc. UG

Box & Whiskers Plot

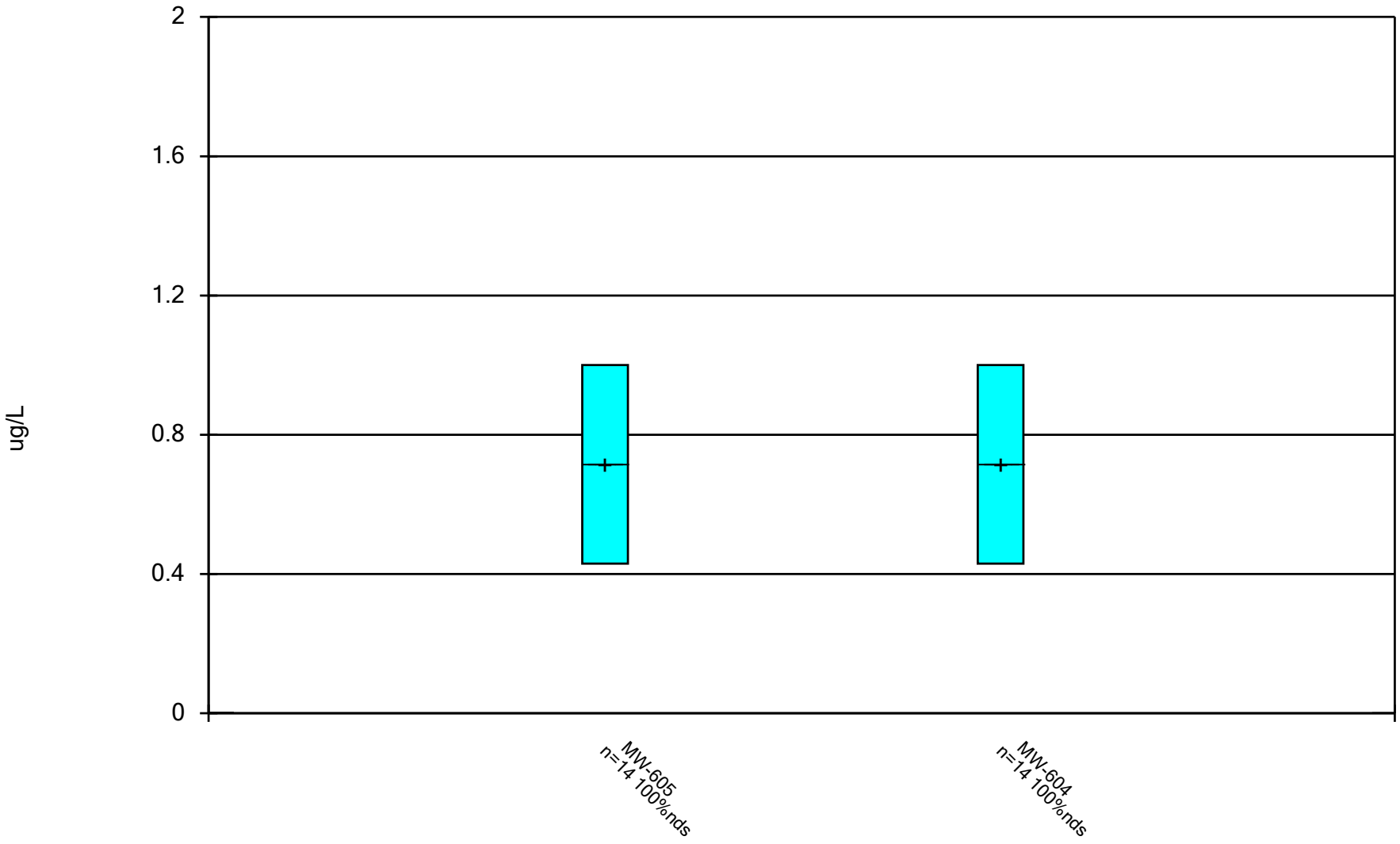

Constituent: Toluene Analysis Run 12/17/2024 1:38 PM View: All Wells - Appendix I VOCs
DMASWA Data: DMASWA Database_Updated

Sanitas™ v.10.0.15 Software licensed to HDR, Inc. UG

Box & Whiskers Plot

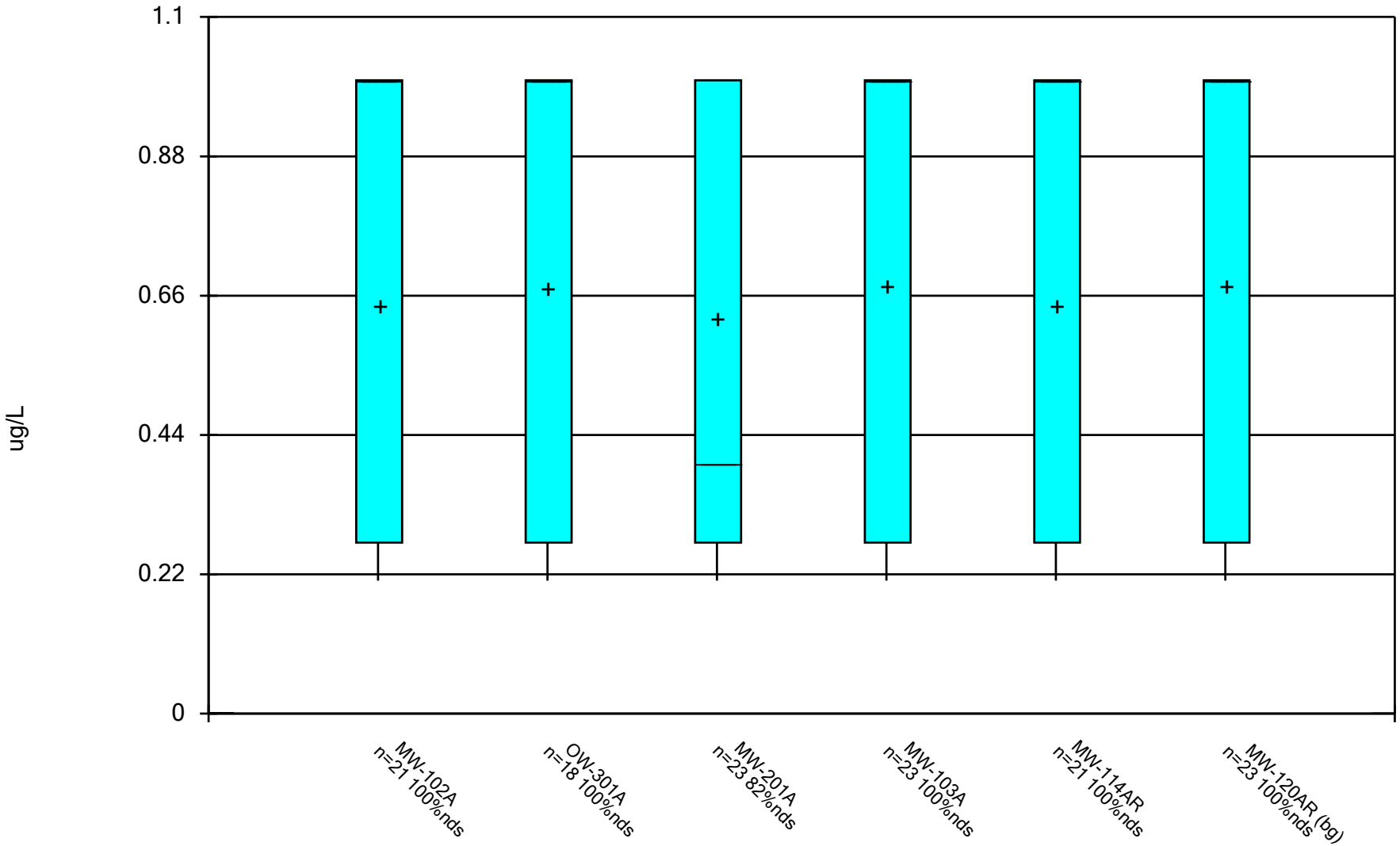

Constituent: trans-1,2-Dichloroethene Analysis Run 12/17/2024 1:38 PM View: All Wells - Appendix I VOC DMASWA Data: DMASWA Database_Updated

Sanitas™ v.10.0.15 Software licensed to HDR, Inc. UG

Box & Whiskers Plot

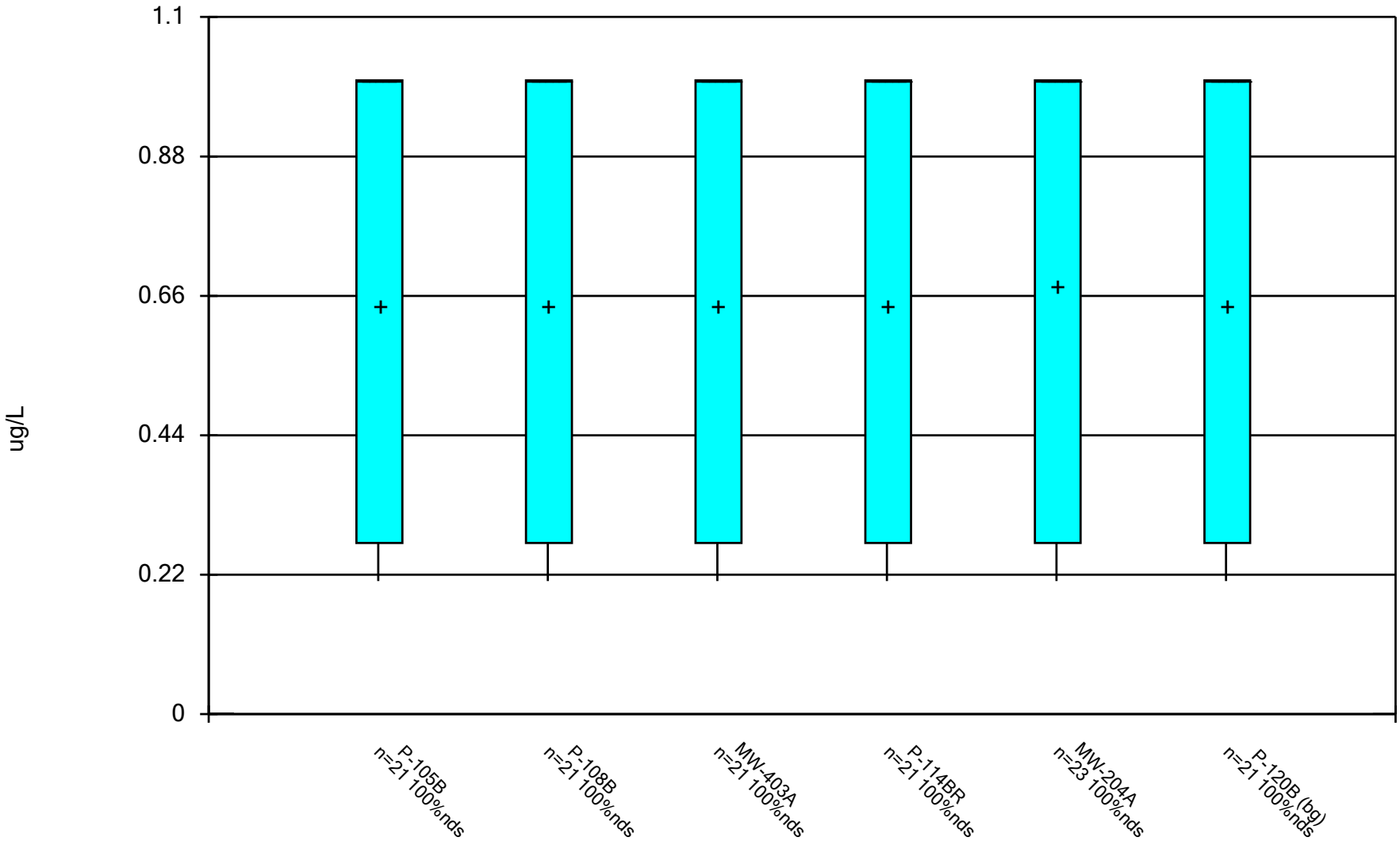

Constituent: trans-1,2-Dichloroethene Analysis Run 12/17/2024 1:38 PM View: All Wells - Appendix I VOC

DMASWA Data: DMASWA Database_Updated

Sanitas™ v.10.0.15 Software licensed to HDR, Inc. UG

Box & Whiskers Plot

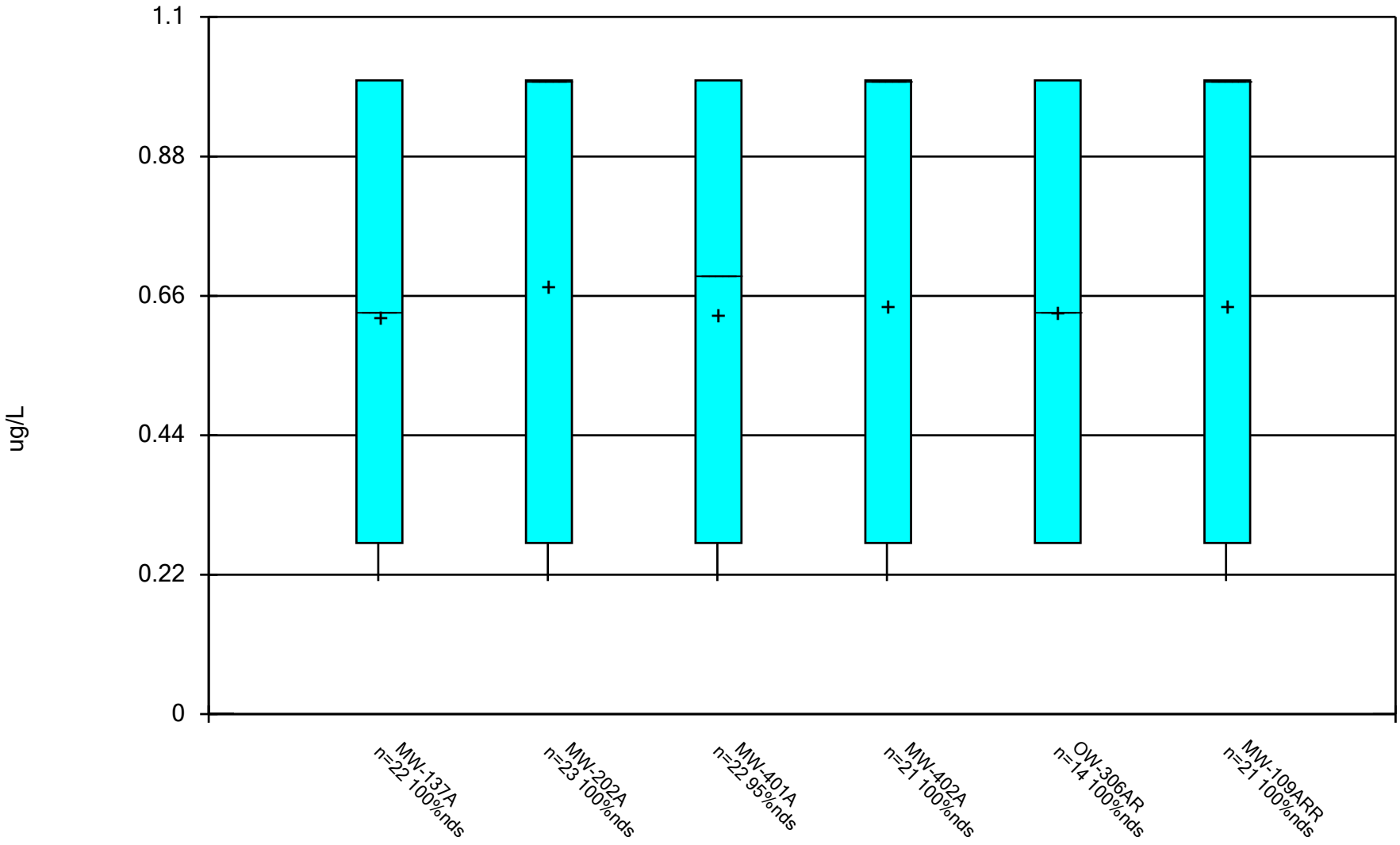

Constituent: trans-1,2-Dichloroethene Analysis Run 12/17/2024 1:38 PM View: All Wells - Appendix I VOC DMASWA Data: DMASWA Database_Updated

Sanitas™ v.10.0.15 Software licensed to HDR, Inc. UG

Box & Whiskers Plot

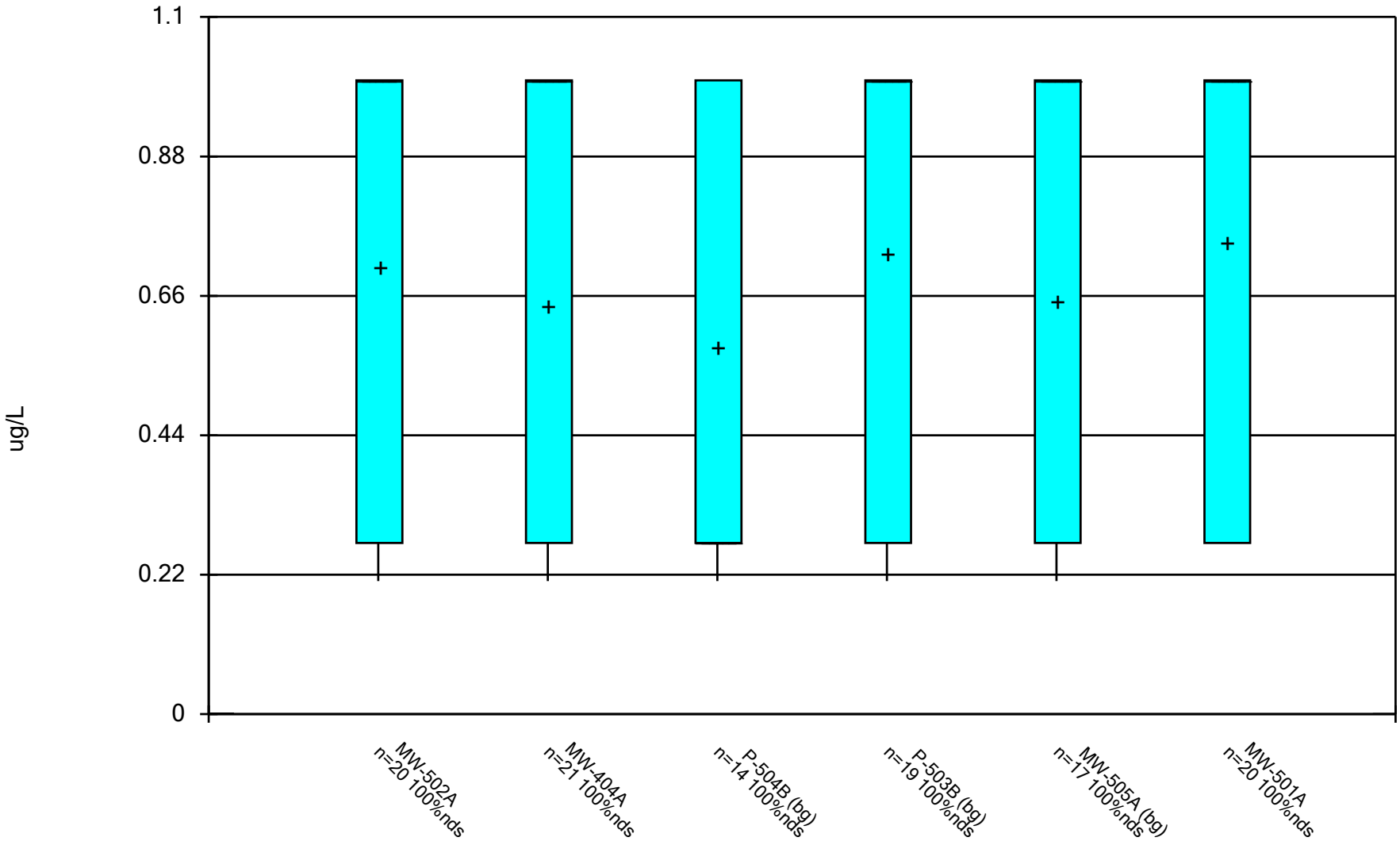

Constituent: trans-1,2-Dichloroethene Analysis Run 12/17/2024 1:38 PM View: All Wells - Appendix I VOC

DMASWA Data: DMASWA Database_Updated

Sanitas™ v.10.0.15 Software licensed to HDR, Inc. UG

Box & Whiskers Plot

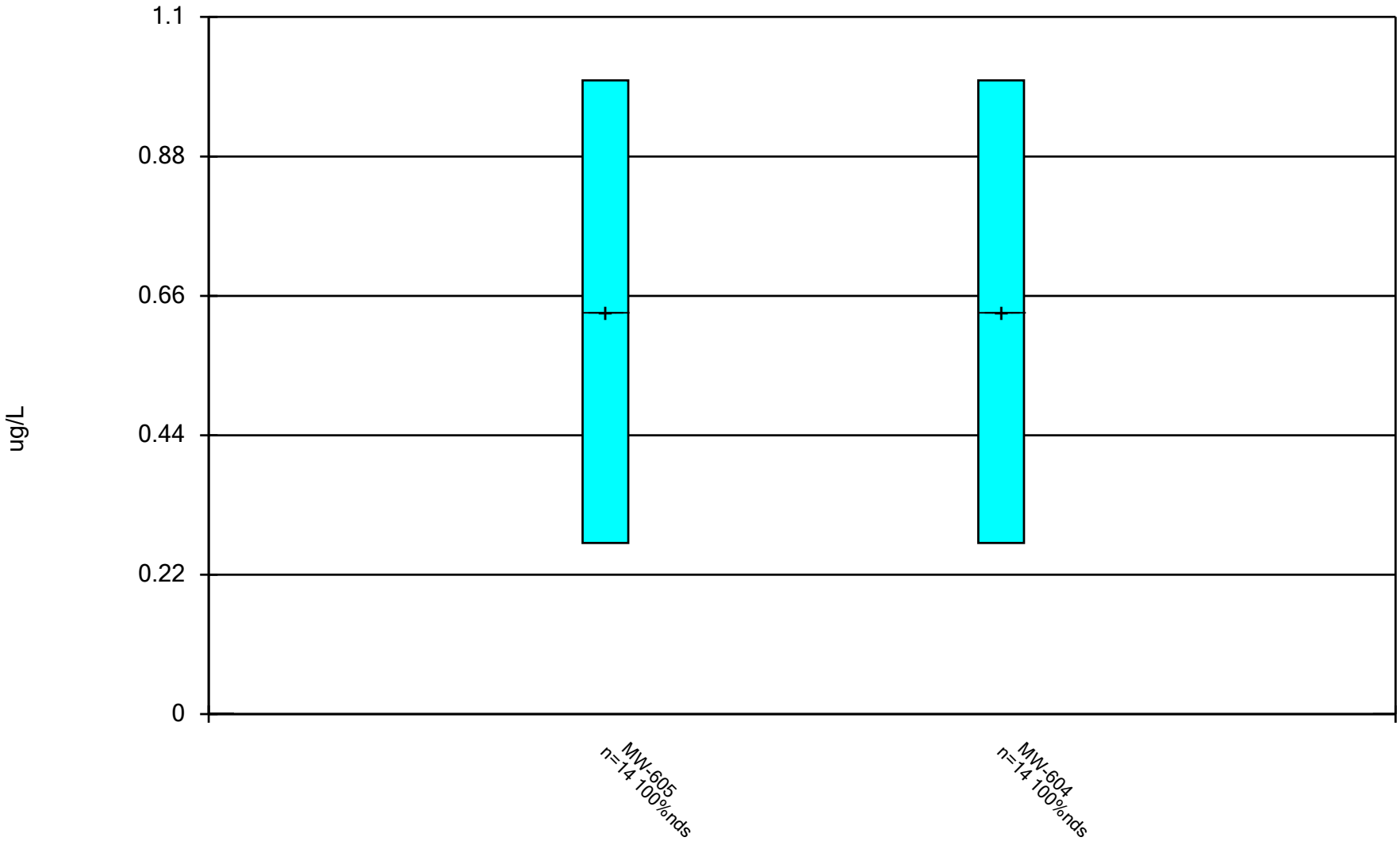

Constituent: trans-1,2-Dichloroethene Analysis Run 12/17/2024 1:38 PM View: All Wells - Appendix I VOC DMASWA Data: DMASWA Database_Updated

Sanitas™ v.10.0.15 Software licensed to HDR, Inc. UG

Box & Whiskers Plot

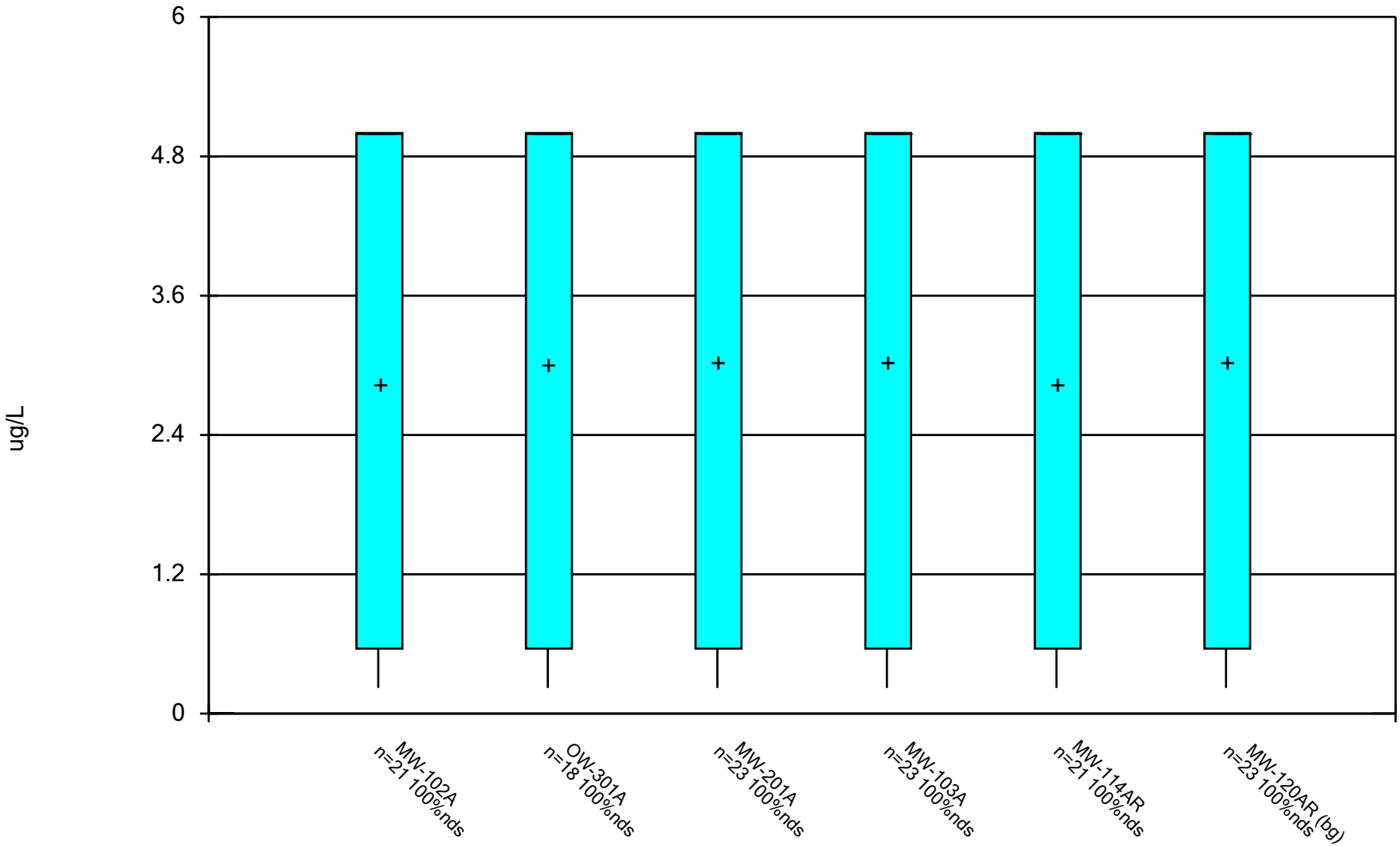

Constituent: trans-1,3-Dichloropropene Analysis Run 12/17/2024 1:38 PM View: All Wells - Appendix I VO DMASWA Data: DMASWA Database_Updated

Sanitas™ v.10.0.15 Software licensed to HDR, Inc. UG

Box & Whiskers Plot

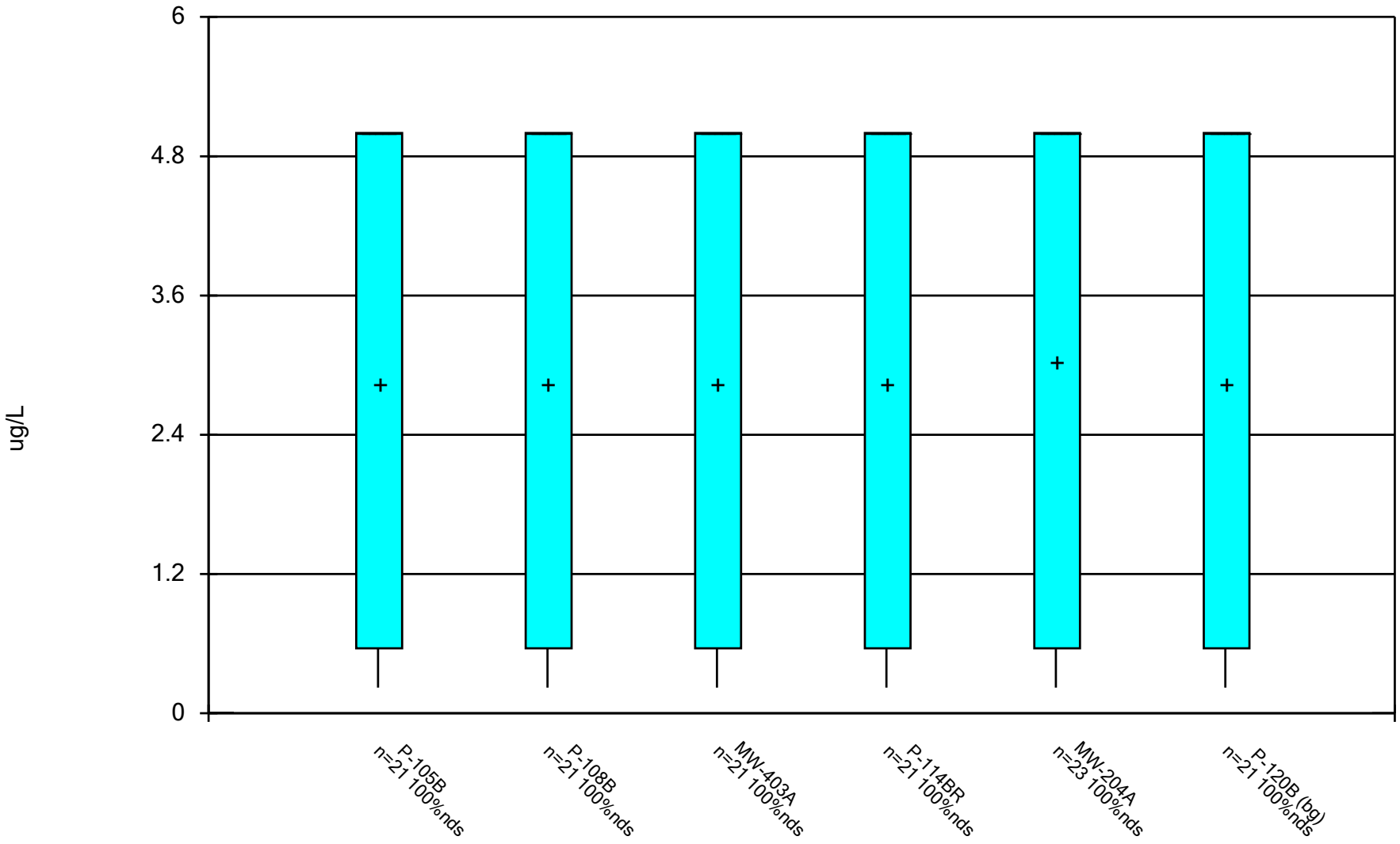

Constituent: trans-1,3-Dichloropropene Analysis Run 12/17/2024 1:38 PM View: All Wells - Appendix I VO DMASWA Data: DMASWA Database_Updated

Sanitas™ v.10.0.15 Software licensed to HDR, Inc. UG

Box & Whiskers Plot

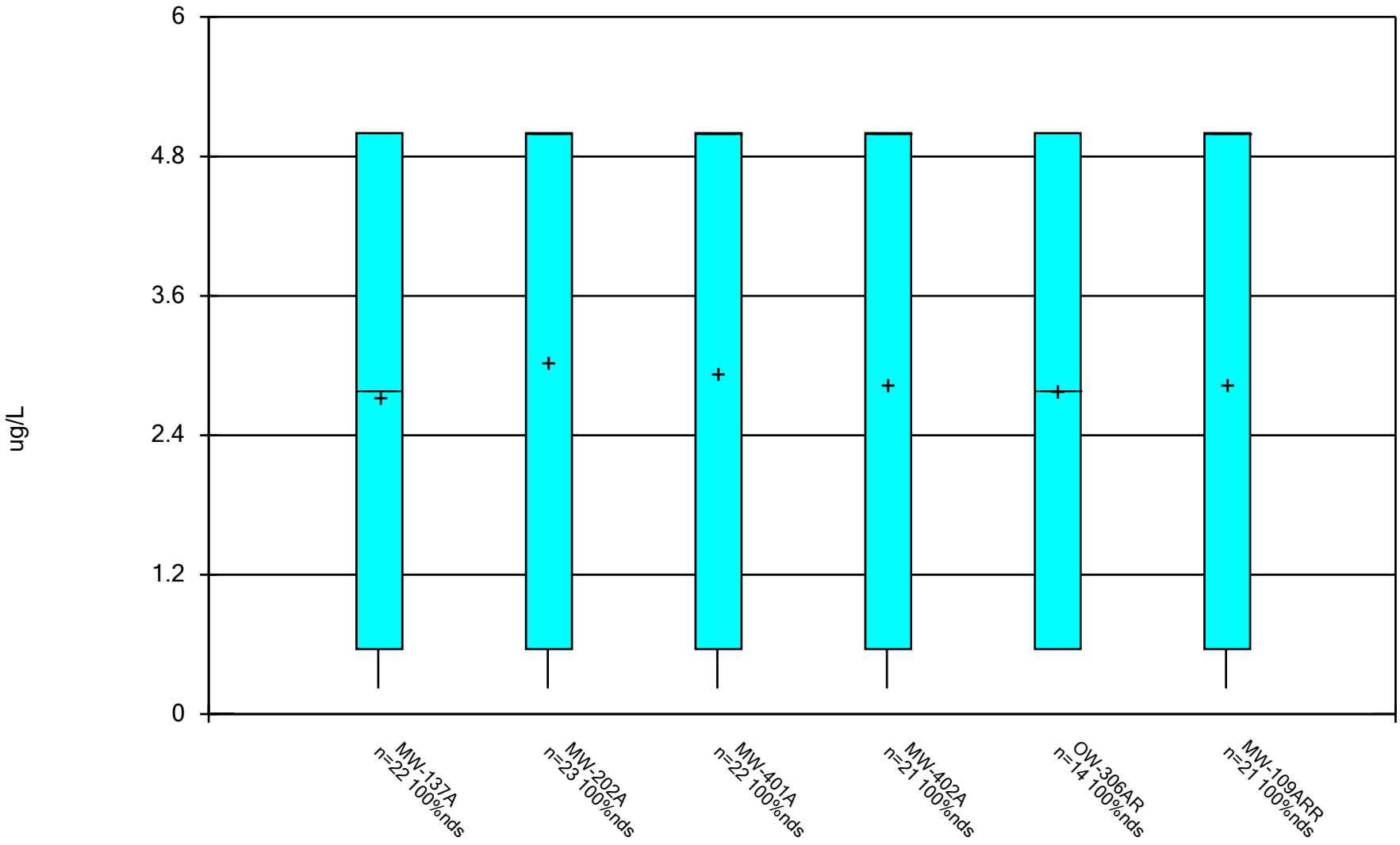

Constituent: trans-1,3-Dichloropropene Analysis Run 12/17/2024 1:38 PM View: All Wells - Appendix I VO DMASWA Data: DMASWA Database_Updated

Sanitas™ v.10.0.15 Software licensed to HDR, Inc. UG

Box & Whiskers Plot

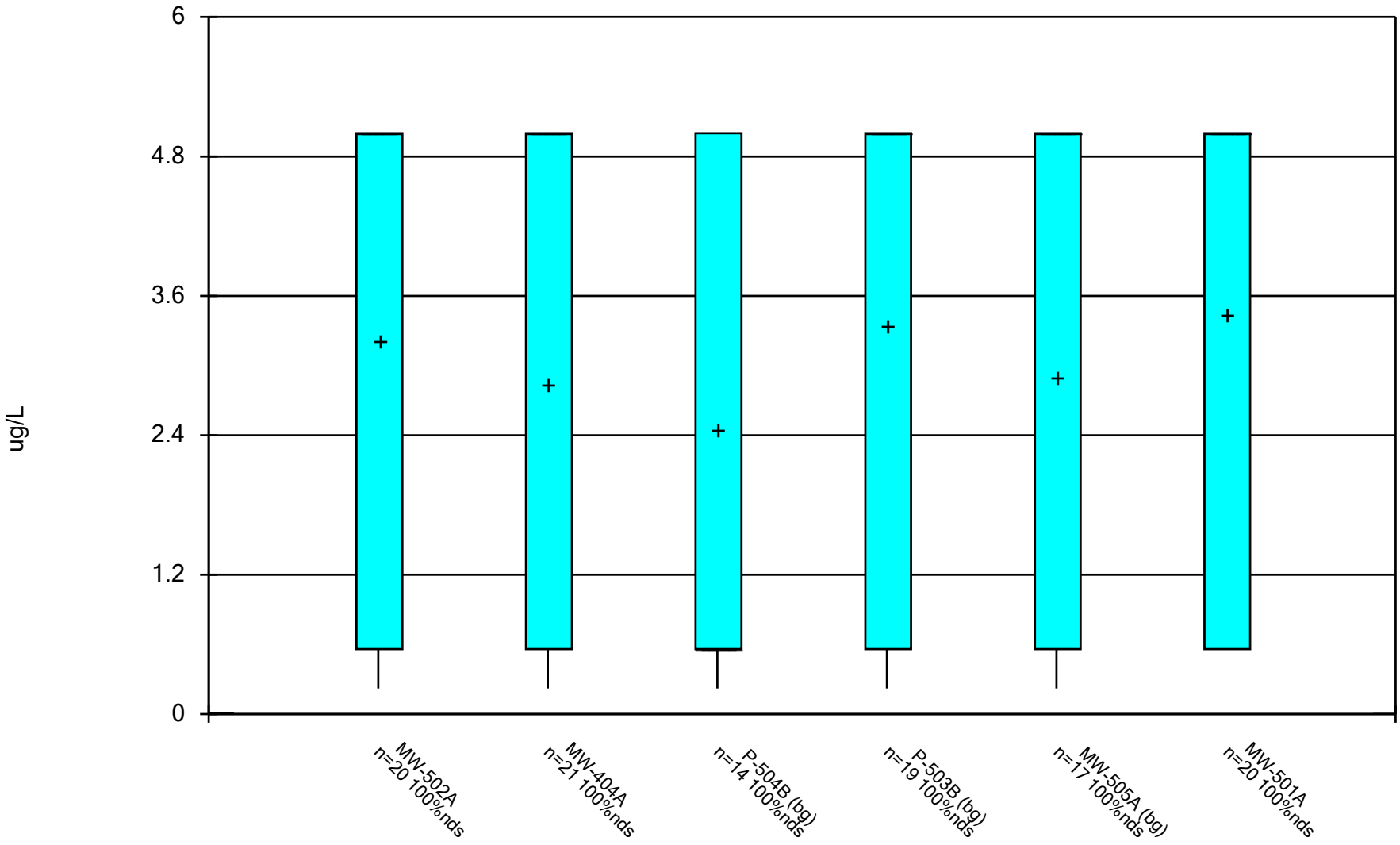

Constituent: trans-1,3-Dichloropropene Analysis Run 12/17/2024 1:38 PM View: All Wells - Appendix I VO DMASWA Data: DMASWA Database_Updated

Sanitas™ v.10.0.15 Software licensed to HDR, Inc. UG

Box & Whiskers Plot

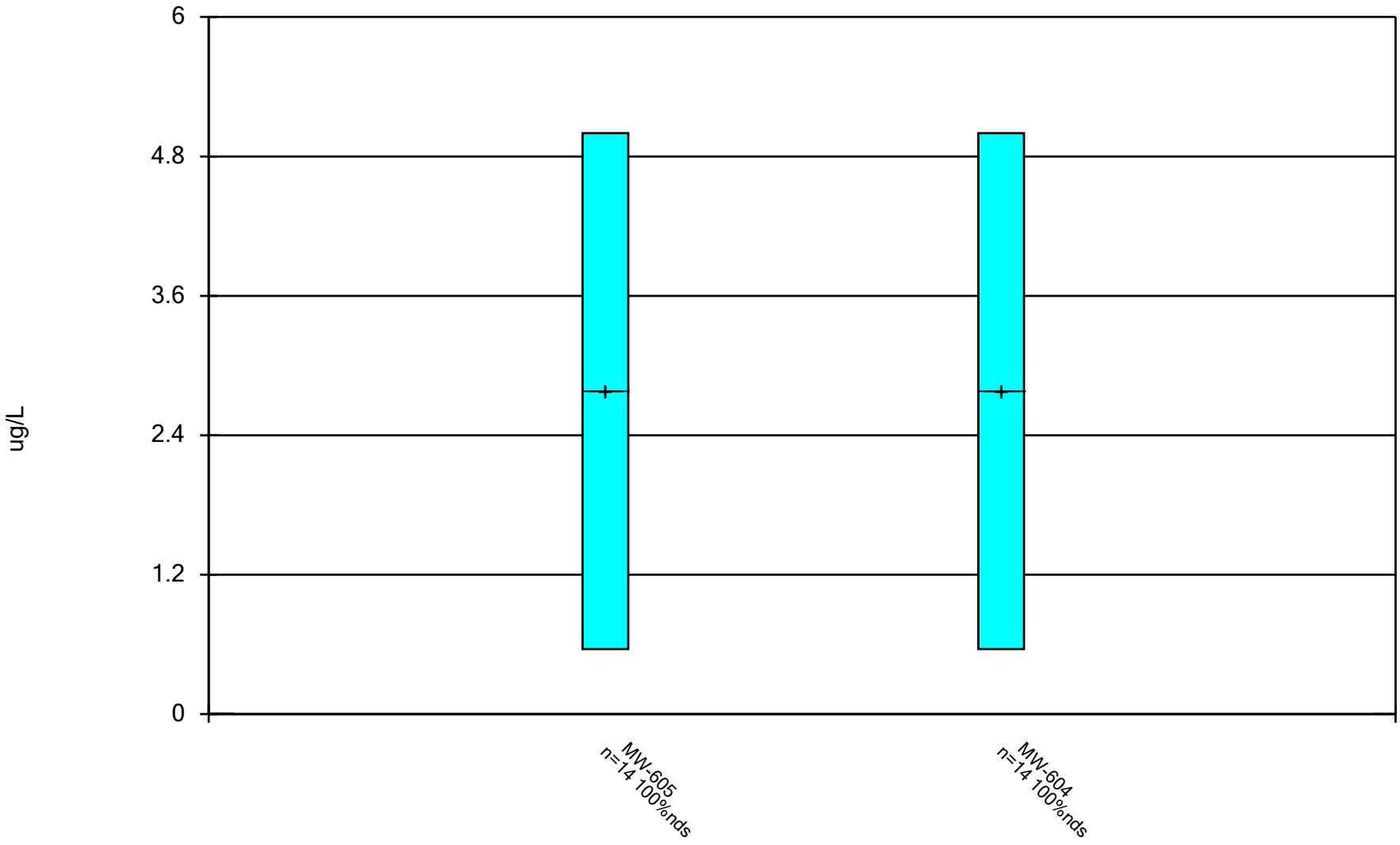

Constituent: trans-1,3-Dichloropropene Analysis Run 12/17/2024 1:38 PM View: All Wells - Appendix I VO DMASWA Data: DMASWA Database_Updated

Box & Whiskers Plot

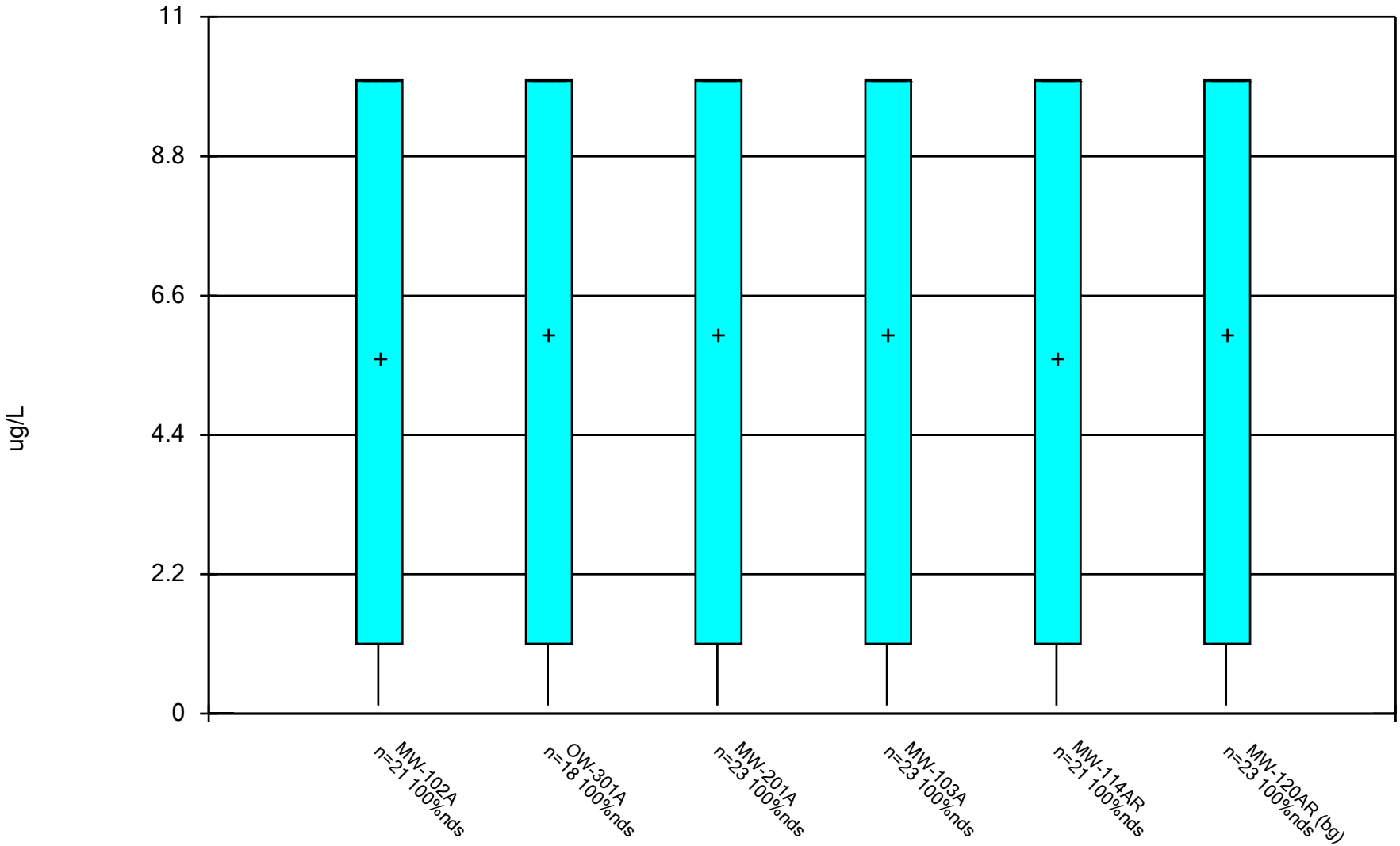

Constituent: trans-1,4-Dichloro-2-butene Analysis Run 12/17/2024 1:38 PM View: All Wells - Appendix I V DMASWA Data: DMASWA Database_Updated

Sanitas™ v.10.0.15 Software licensed to HDR, Inc. UG

Box & Whiskers Plot

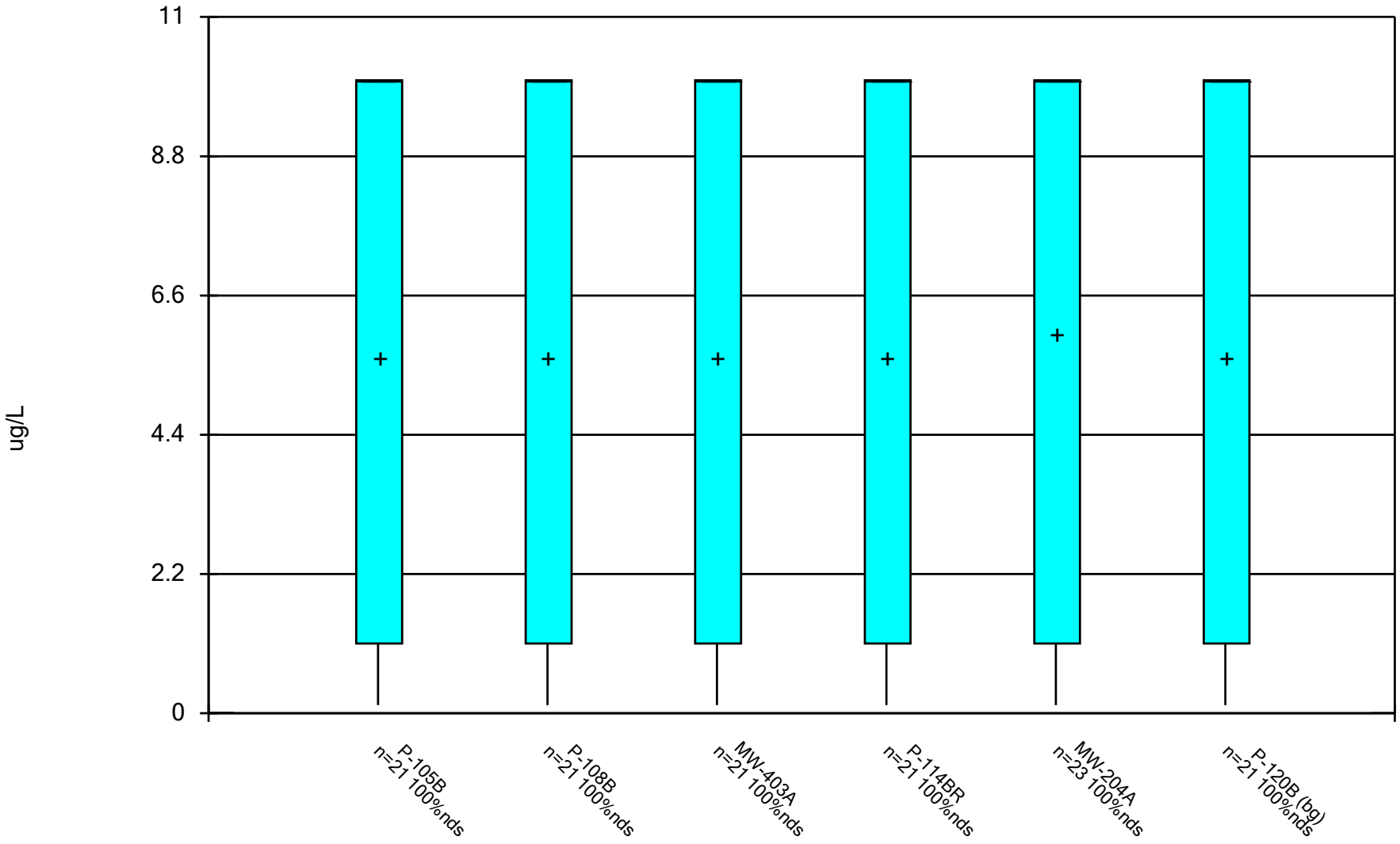

Constituent: trans-1,4-Dichloro-2-butene Analysis Run 12/17/2024 1:38 PM View: All Wells - Appendix I V DMASWA Data: DMASWA Database_Updated

Sanitas™ v.10.0.15 Software licensed to HDR, Inc. UG

Box & Whiskers Plot

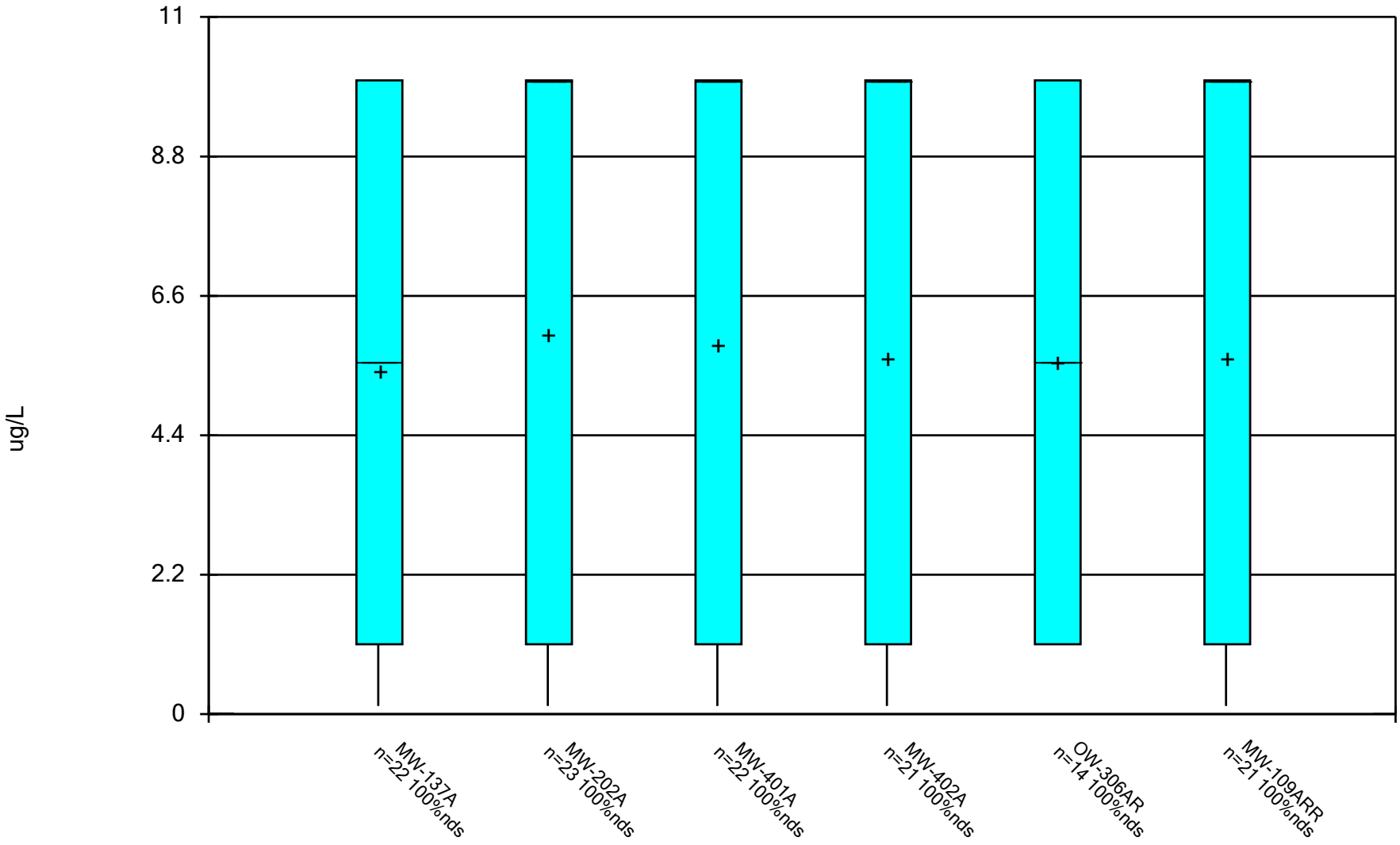

Constituent: trans-1,4-Dichloro-2-butene Analysis Run 12/17/2024 1:38 PM View: All Wells - Appendix I V DMASWA Data: DMASWA Database_Updated

Box & Whiskers Plot

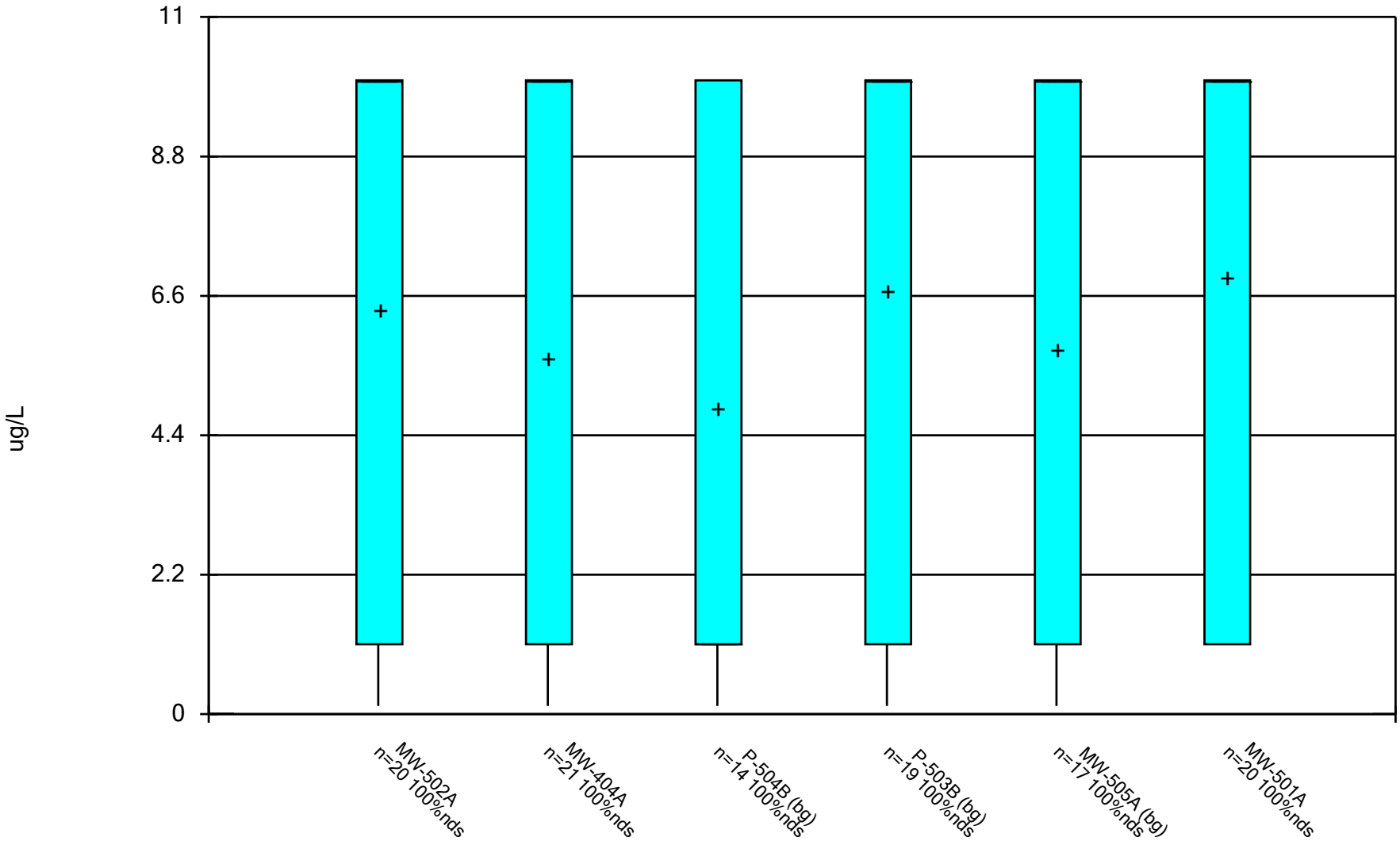

Constituent: trans-1,4-Dichloro-2-butene Analysis Run 12/17/2024 1:38 PM View: All Wells - Appendix I V DMASWA Data: DMASWA Database_Updated

Sanitas™ v.10.0.15 Software licensed to HDR, Inc. UG

Box & Whiskers Plot

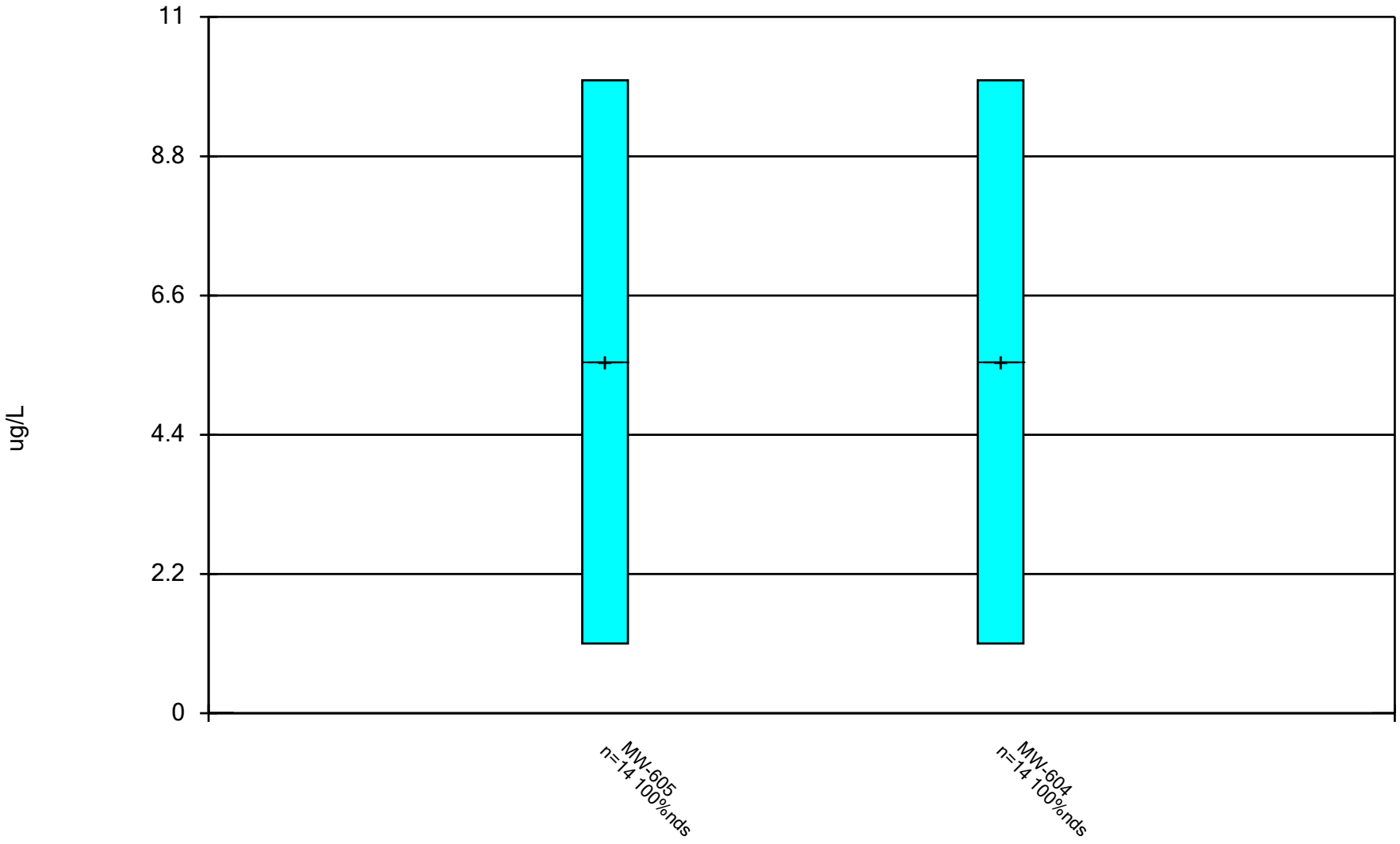

Constituent: trans-1,4-Dichloro-2-butene Analysis Run 12/17/2024 1:38 PM View: All Wells - Appendix I V DMASWA Data: DMASWA Database_Updated

Sanitas™ v.10.0.15 Software licensed to HDR, Inc. UG

Box & Whiskers Plot

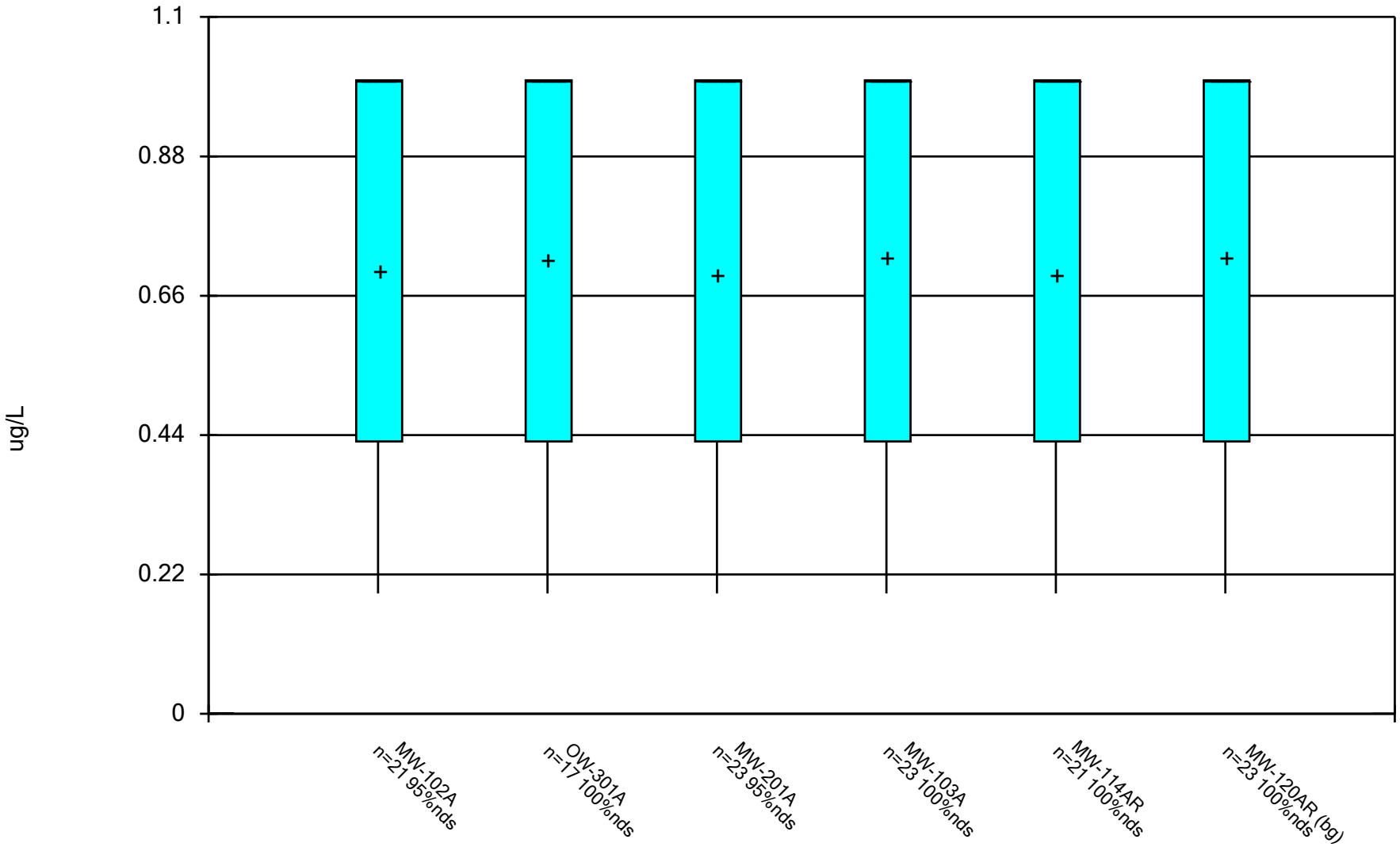

Constituent: Trichloroethene Analysis Run 12/17/2024 1:38 PM View: All Wells - Appendix I VOCs

DMASWA Data: DMASWA Database_Updated

Sanitas™ v.10.0.15 Software licensed to HDR, Inc. UG

Box & Whiskers Plot

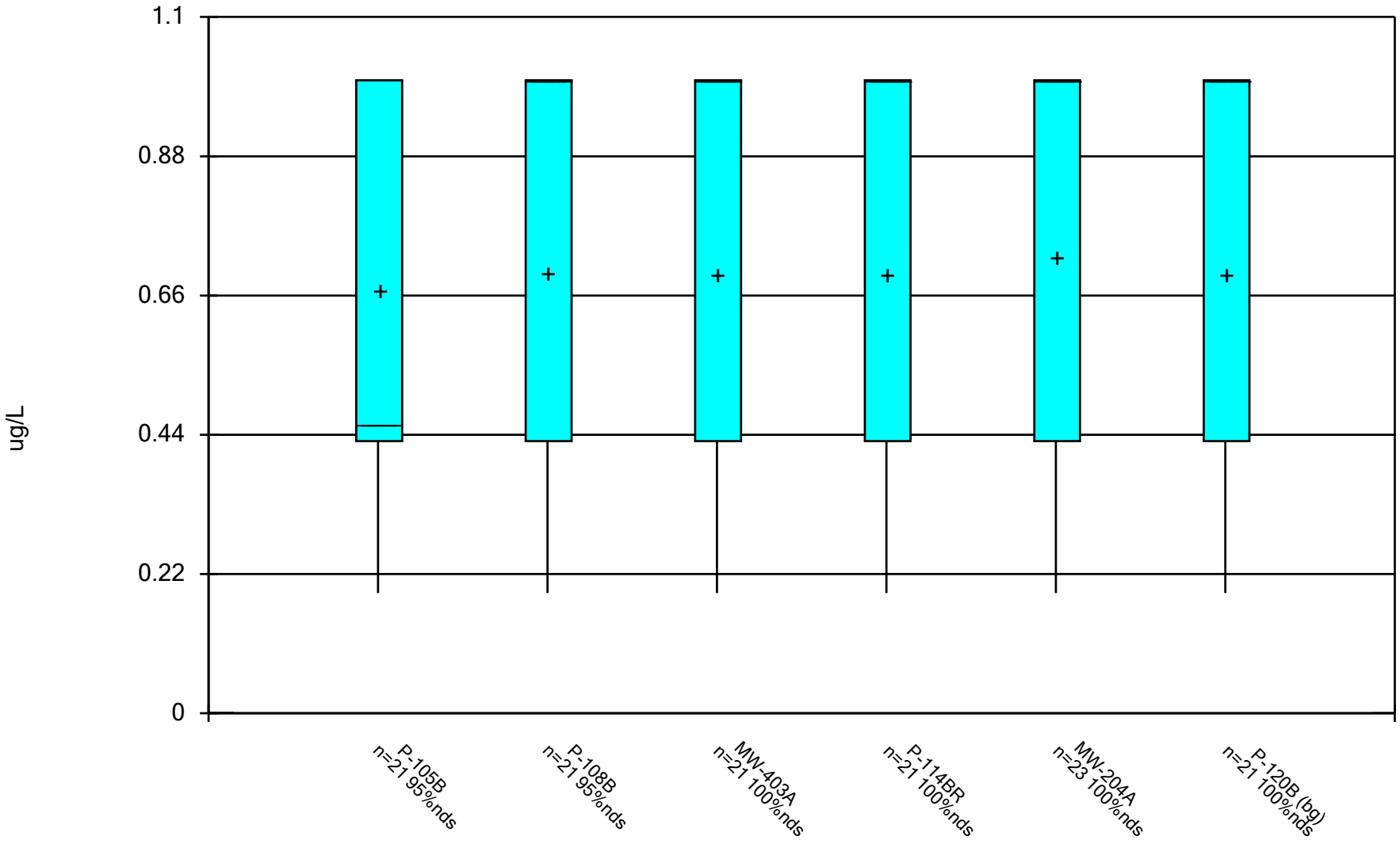

Constituent: Trichloroethene Analysis Run 12/17/2024 1:38 PM View: All Wells - Appendix I VOCs

DMASWA Data: DMASWA Database_Updated

Sanitas™ v.10.0.15 Software licensed to HDR, Inc. UG

Box & Whiskers Plot

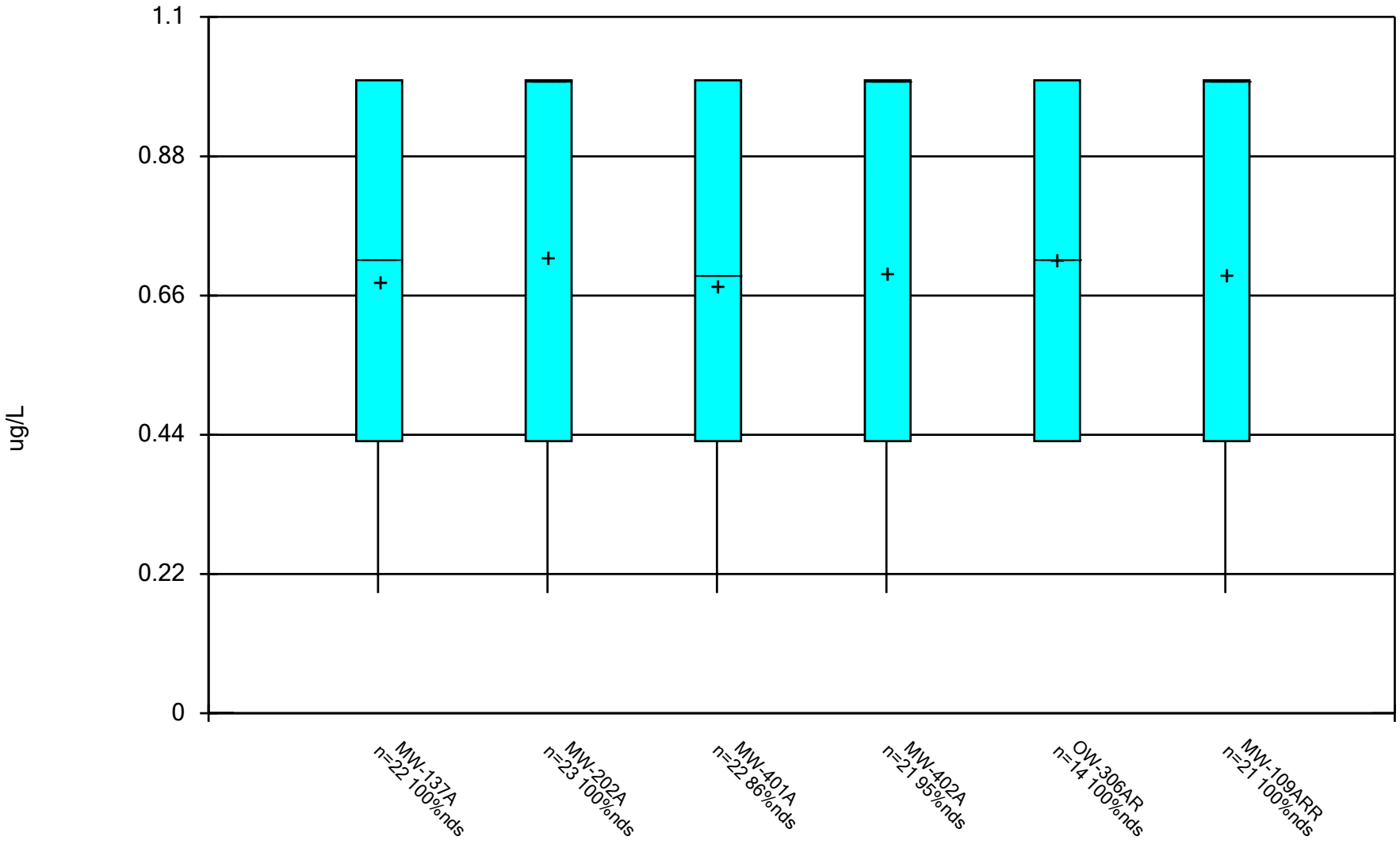

Constituent: Trichloroethene Analysis Run 12/17/2024 1:38 PM View: All Wells - Appendix I VOCs DMASWA Data: DMASWA Database_Updated

Sanitas™ v.10.0.15 Software licensed to HDR, Inc. UG

Box & Whiskers Plot

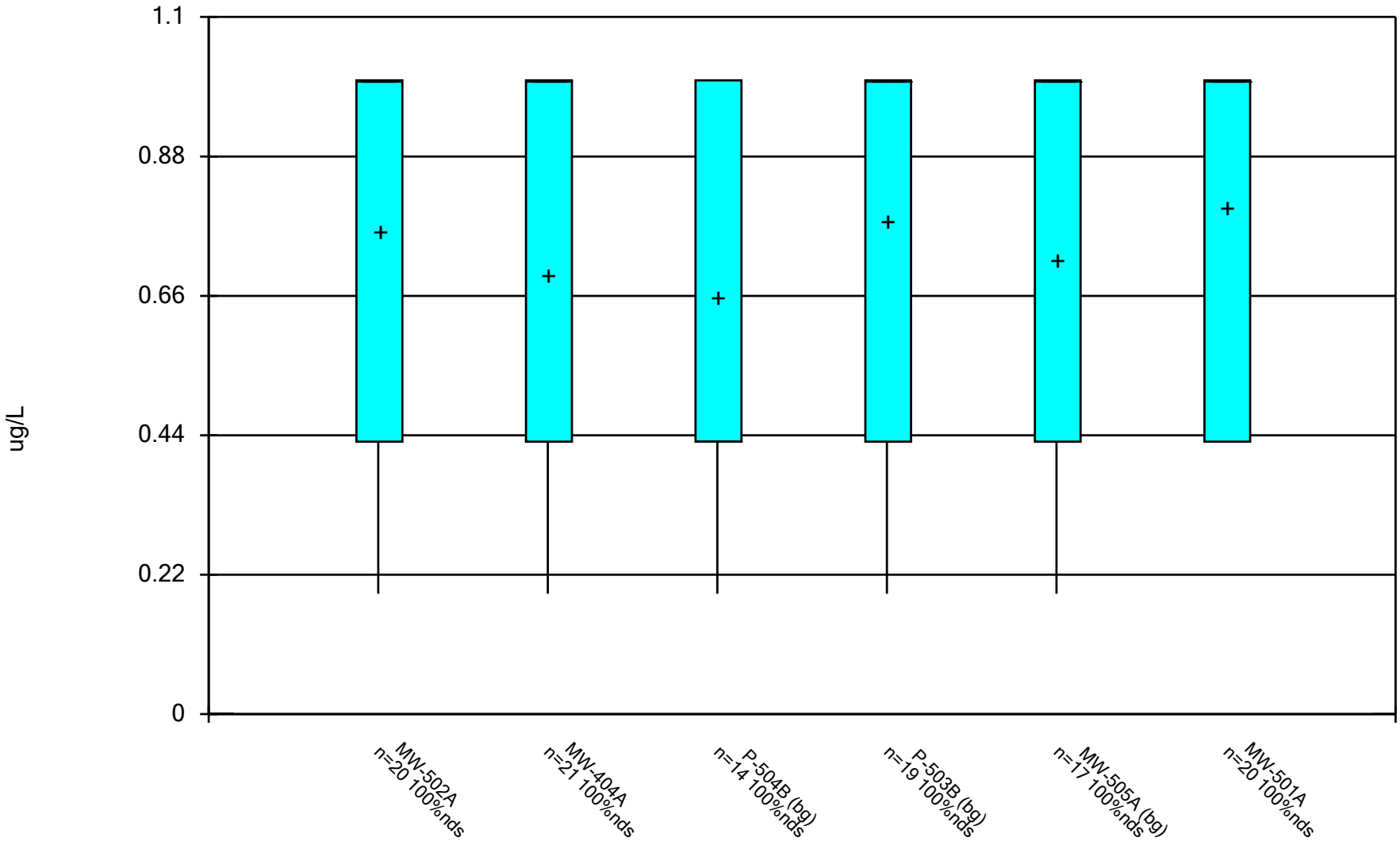

Constituent: Trichloroethene Analysis Run 12/17/2024 1:38 PM View: All Wells - Appendix I VOCs DMASWA Data: DMASWA Database_Updated

Sanitas™ v.10.0.15 Software licensed to HDR, Inc. UG

Box & Whiskers Plot

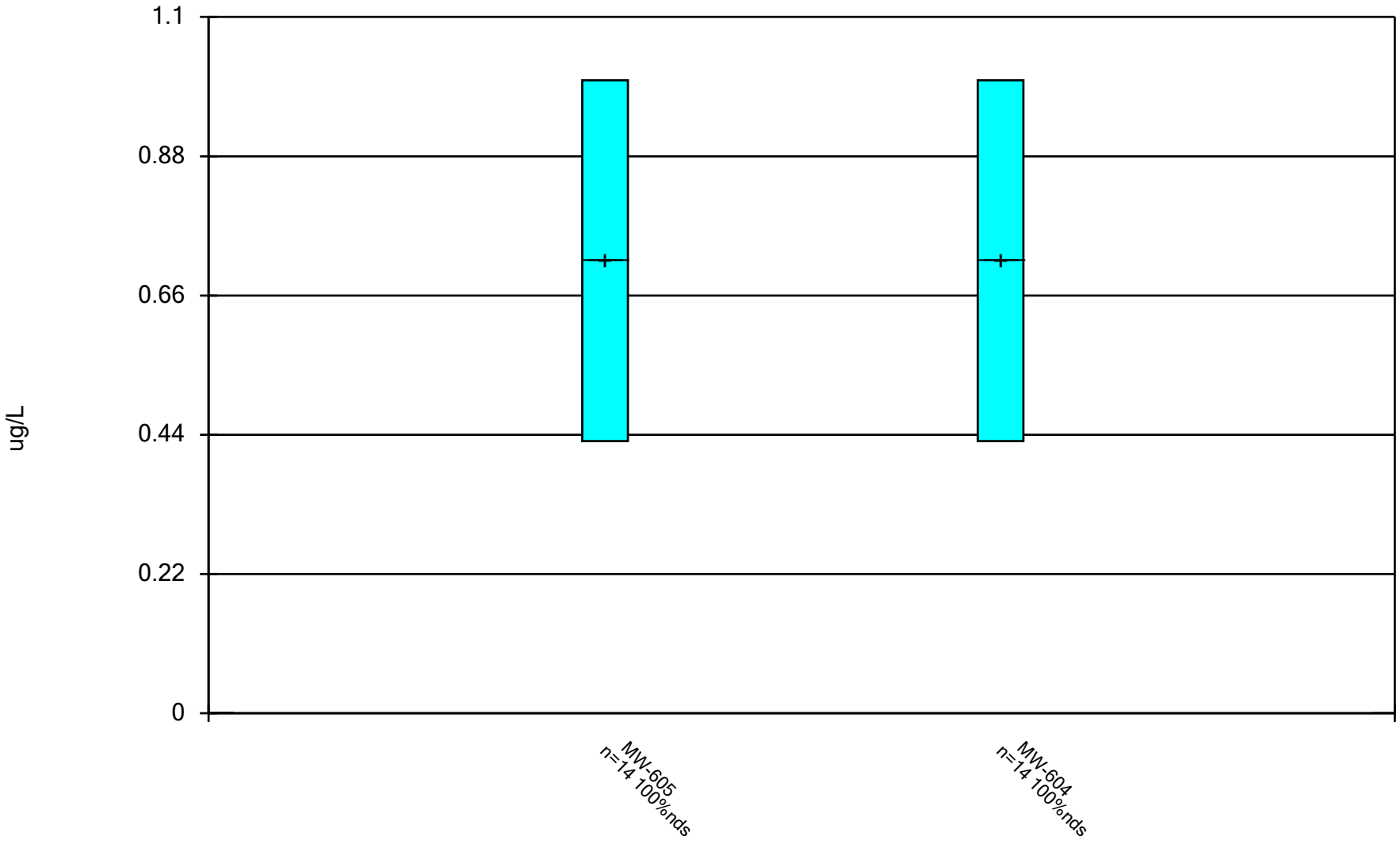

Constituent: Trichloroethene Analysis Run 12/17/2024 1:38 PM View: All Wells - Appendix I VOCs
DMASWA Data: DMASWA Database_Updated

Sanitas™ v.10.0.15 Software licensed to HDR, Inc. UG

Box & Whiskers Plot

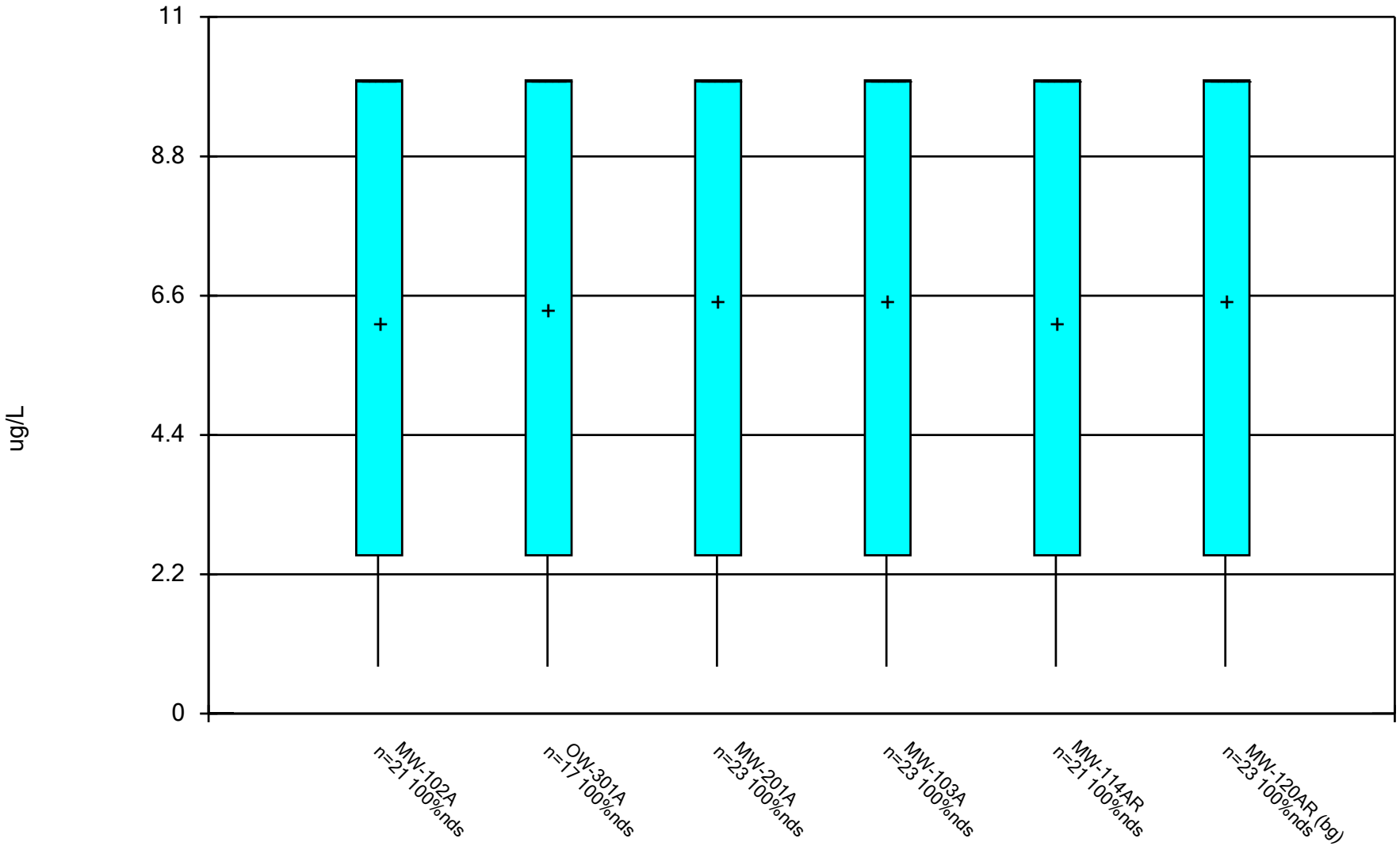

Constituent: Vinyl Acetate Analysis Run 12/17/2024 1:38 PM View: All Wells - Appendix I VOCs

DMASWA Data: DMASWA Database_Updated

Sanitas™ v.10.0.15 Software licensed to HDR, Inc. UG

Box & Whiskers Plot

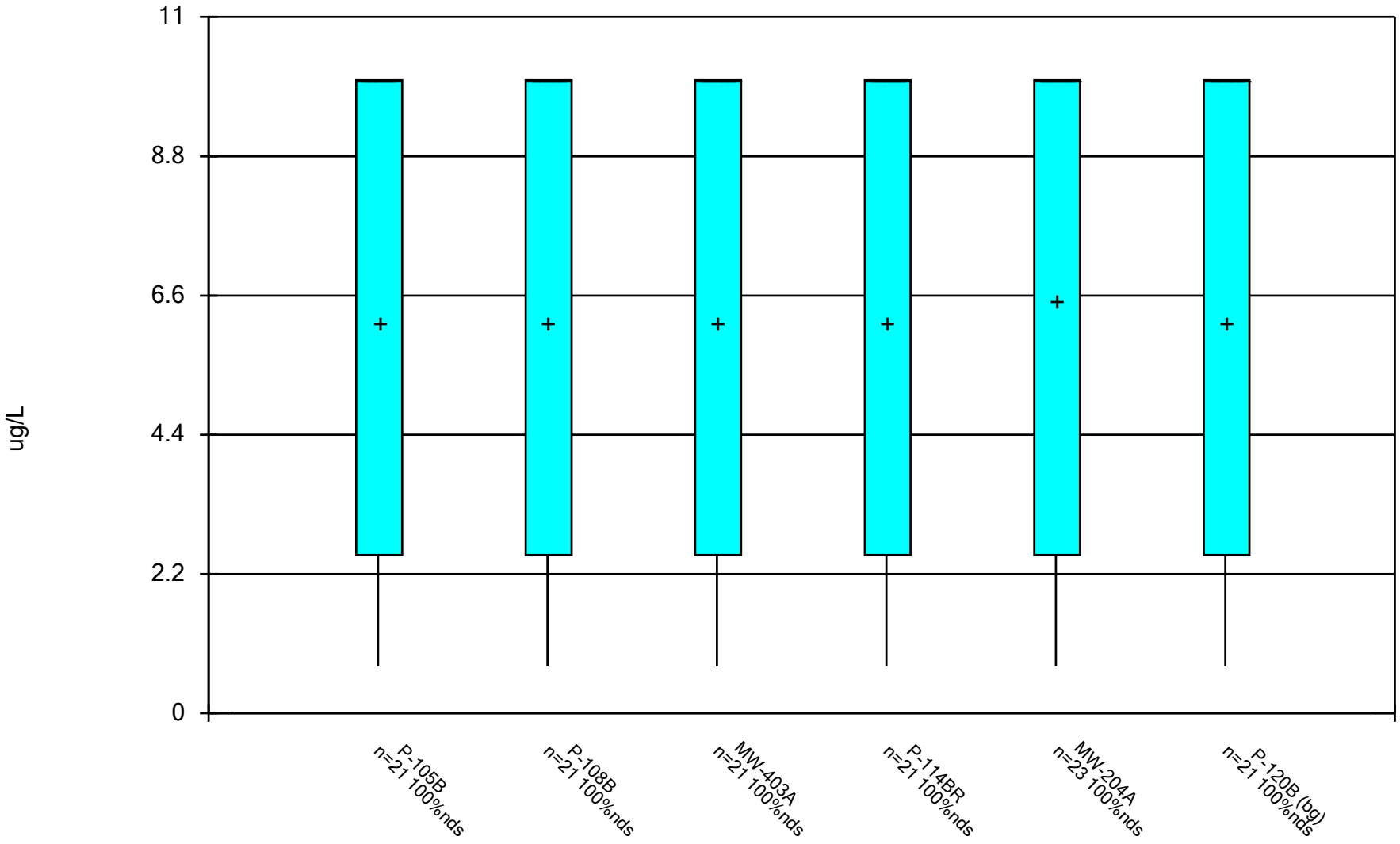

Constituent: Vinyl Acetate Analysis Run 12/17/2024 1:38 PM View: All Wells - Appendix I VOCs

DMASWA Data: DMASWA Database_Updated

Sanitas™ v.10.0.15 Software licensed to HDR, Inc. UG

Box & Whiskers Plot

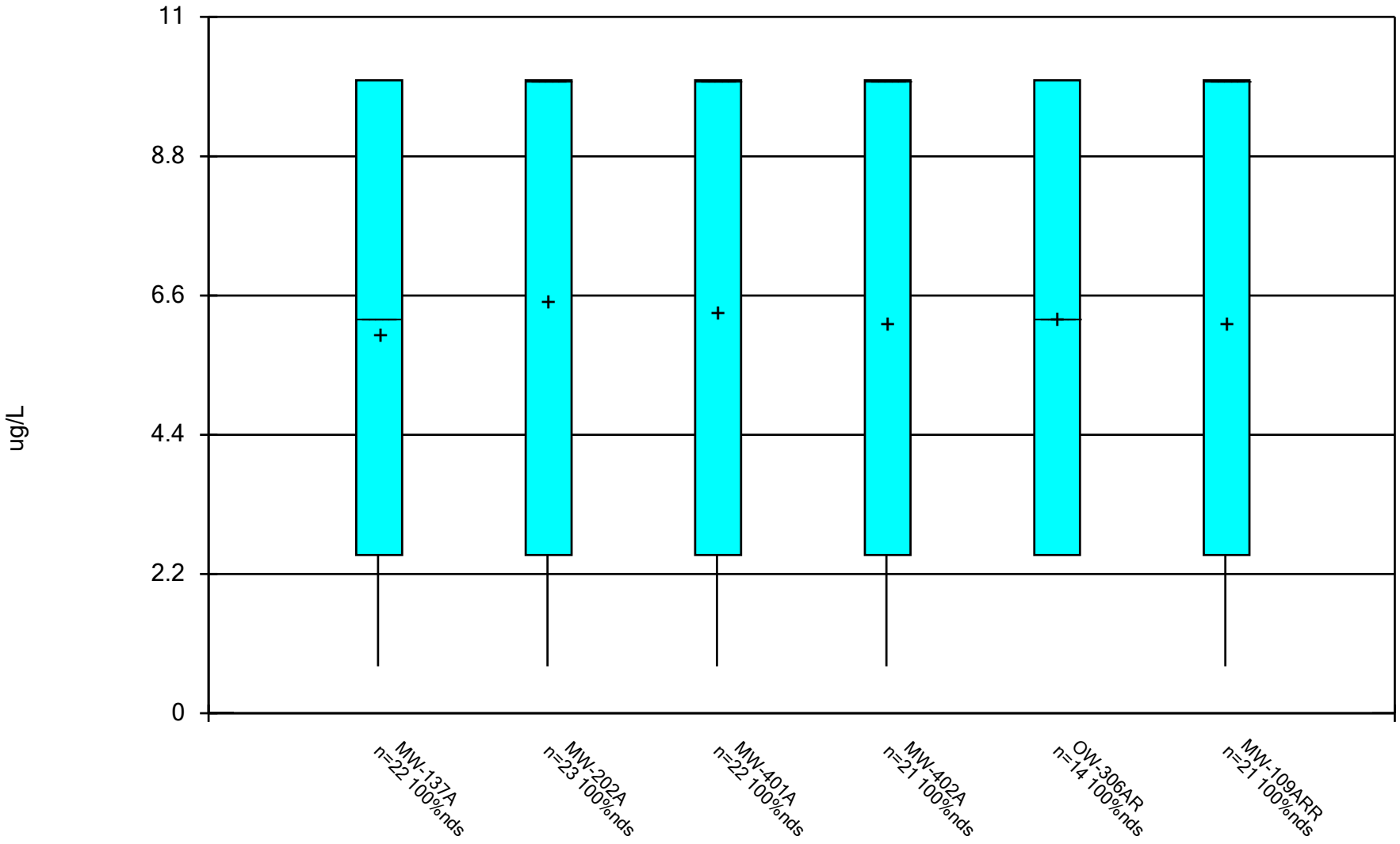

Constituent: Vinyl Acetate Analysis Run 12/17/2024 1:38 PM View: All Wells - Appendix I VOCs

DMASWA Data: DMASWA Database_Updated

Sanitas™ v.10.0.15 Software licensed to HDR, Inc. UG

Box & Whiskers Plot

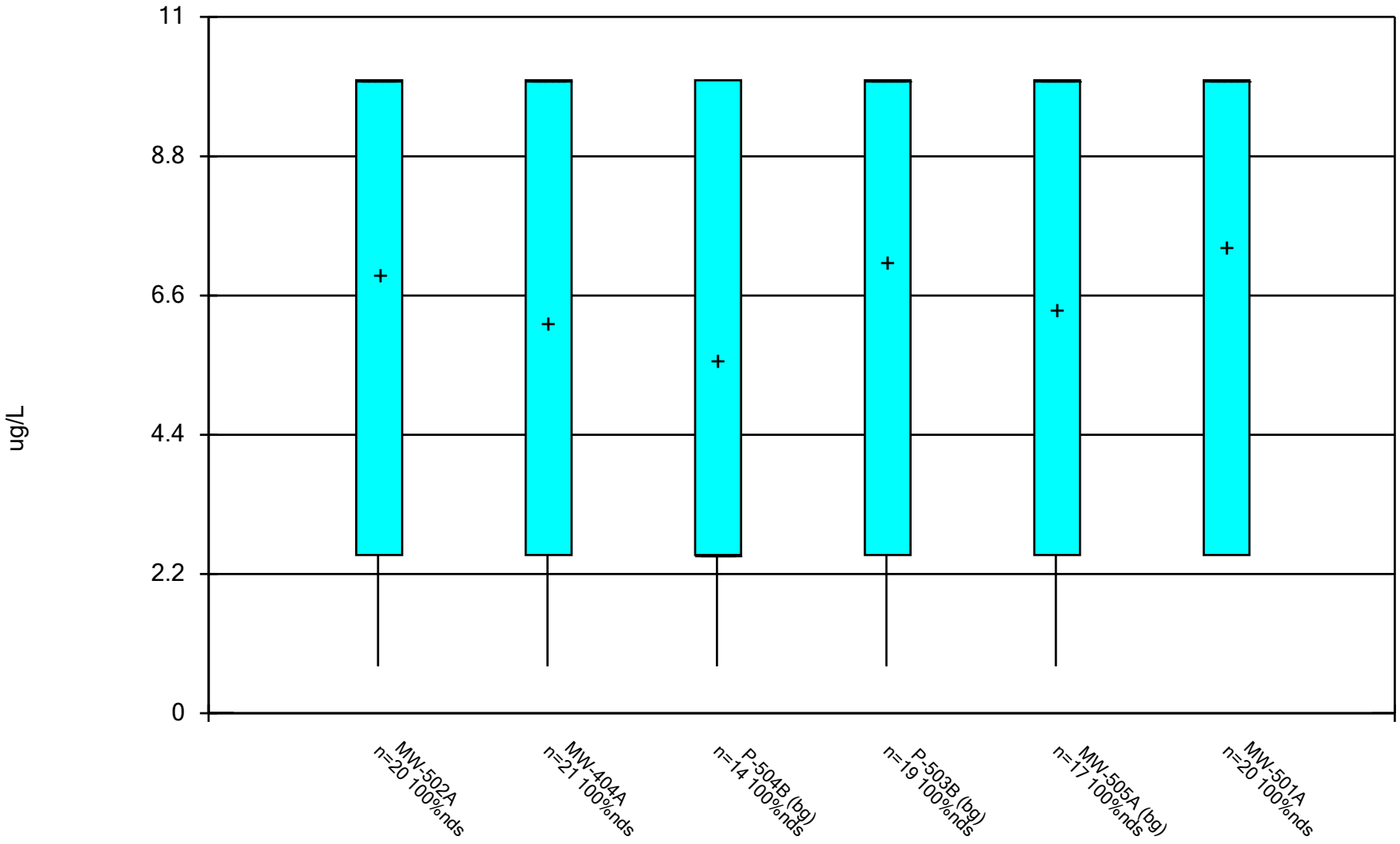

Constituent: Vinyl Acetate Analysis Run 12/17/2024 1:38 PM View: All Wells - Appendix I VOCs

DMASWA Data: DMASWA Database_Updated

Sanitas™ v.10.0.15 Software licensed to HDR, Inc. UG

Box & Whiskers Plot

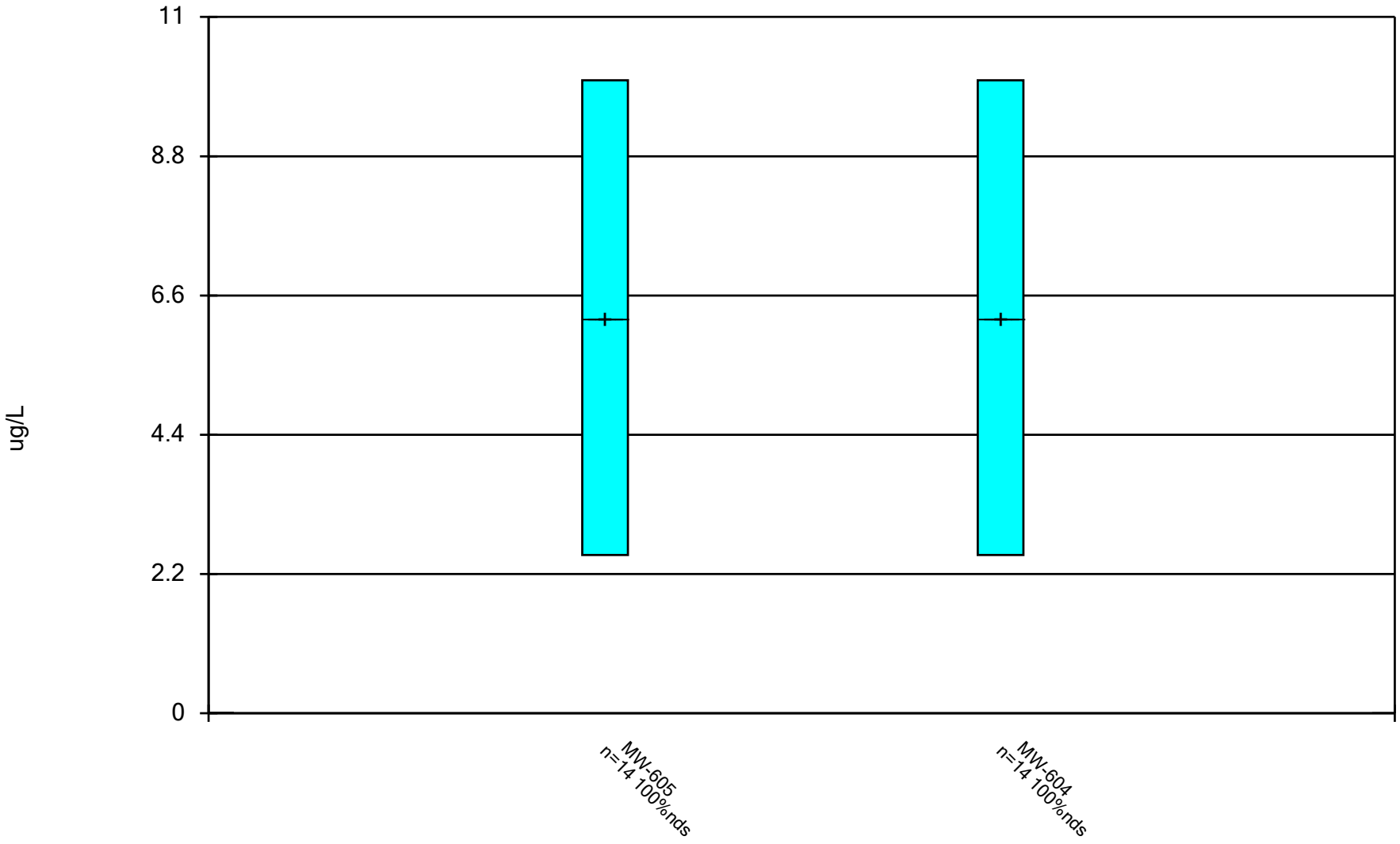

Constituent: Vinyl Acetate Analysis Run 12/17/2024 1:39 PM View: All Wells - Appendix I VOCs DMASWA Data: DMASWA Database_Updated

Sanitas™ v.10.0.15 Software licensed to HDR, Inc. UG

Box & Whiskers Plot

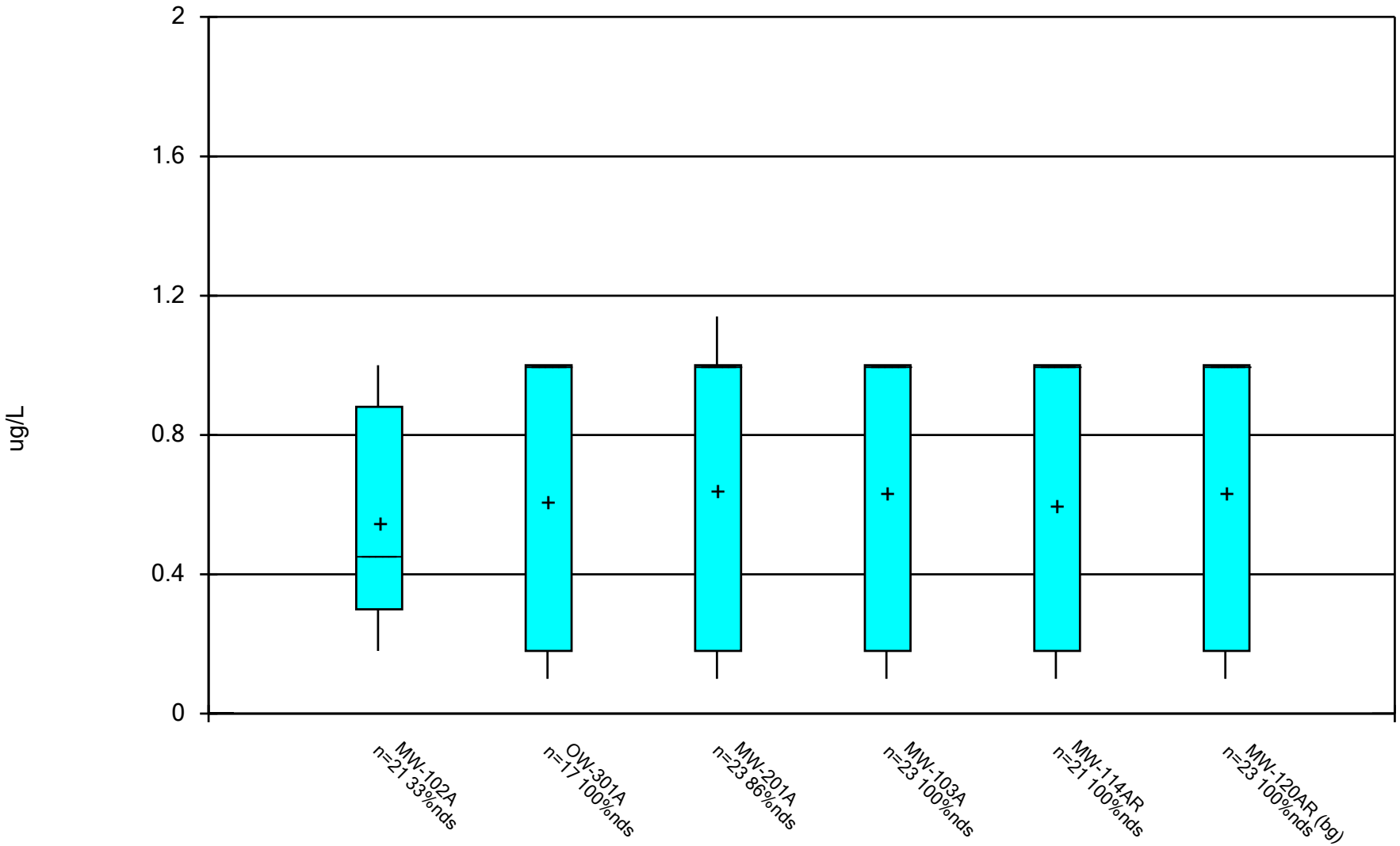

Constituent: Vinyl chloride Analysis Run 12/17/2024 1:39 PM View: All Wells - Appendix I VOCs

DMASWA Data: DMASWA Database_Updated

Sanitas™ v.10.0.15 Software licensed to HDR, Inc. UG

Box & Whiskers Plot

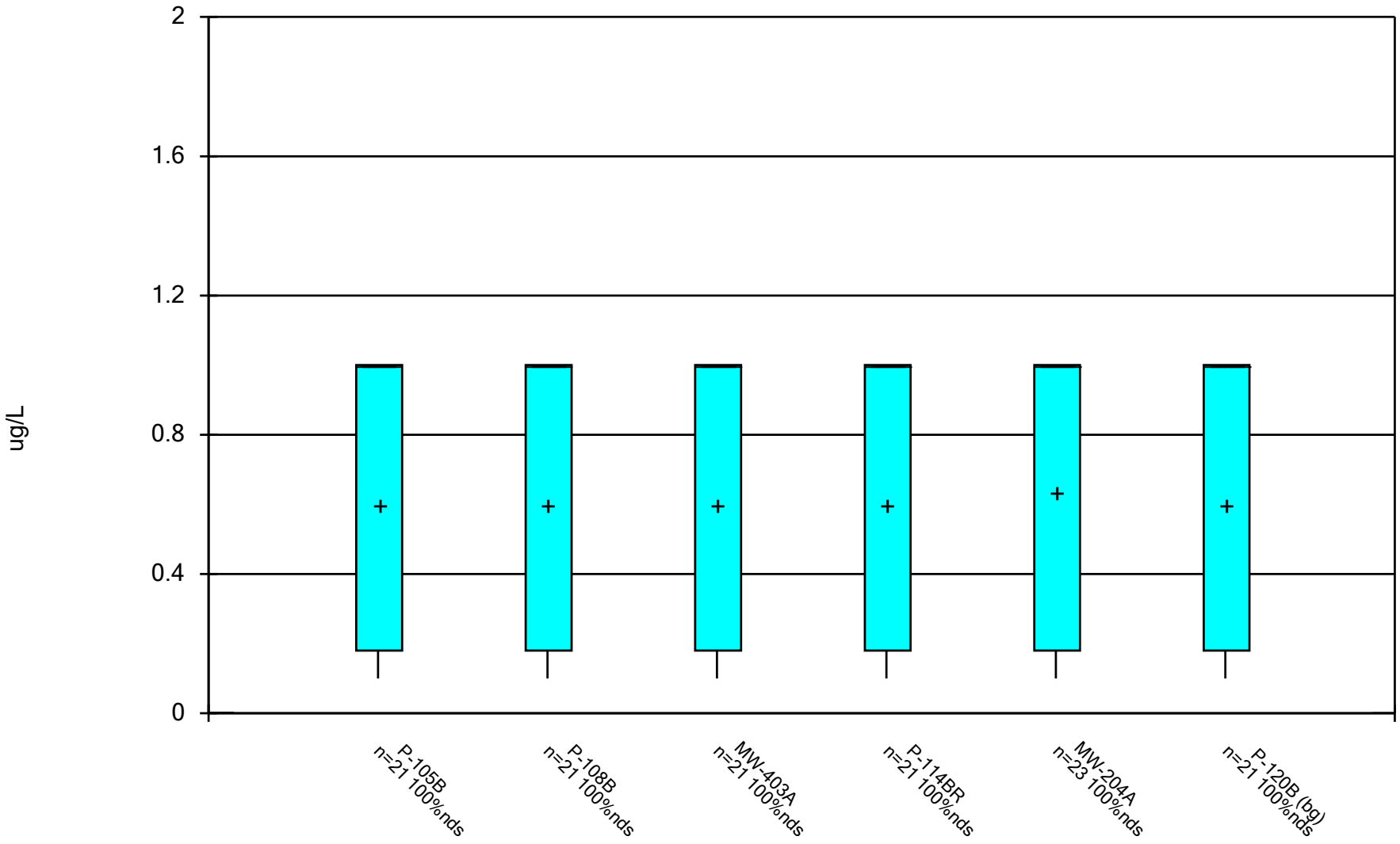

Constituent: Vinyl chloride Analysis Run 12/17/2024 1:39 PM View: All Wells - Appendix I VOCs

DMASWA Data: DMASWA Database_Updated

Sanitas™ v.10.0.15 Software licensed to HDR, Inc. UG

Box & Whiskers Plot

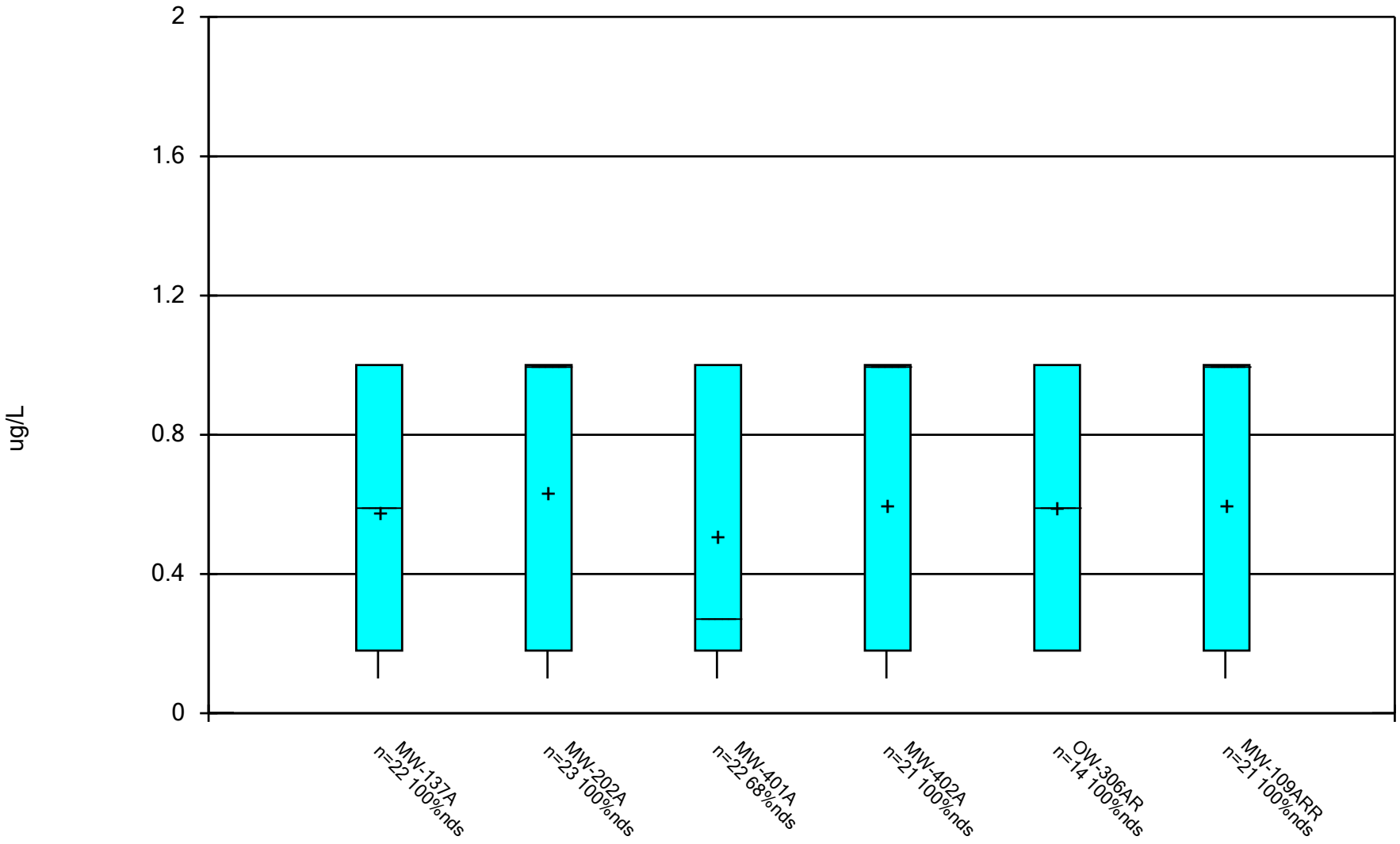

Constituent: Vinyl chloride Analysis Run 12/17/2024 1:39 PM View: All Wells - Appendix I VOCs

DMASWA Data: DMASWA Database_Updated

Sanitas™ v.10.0.15 Software licensed to HDR, Inc. UG

Box & Whiskers Plot

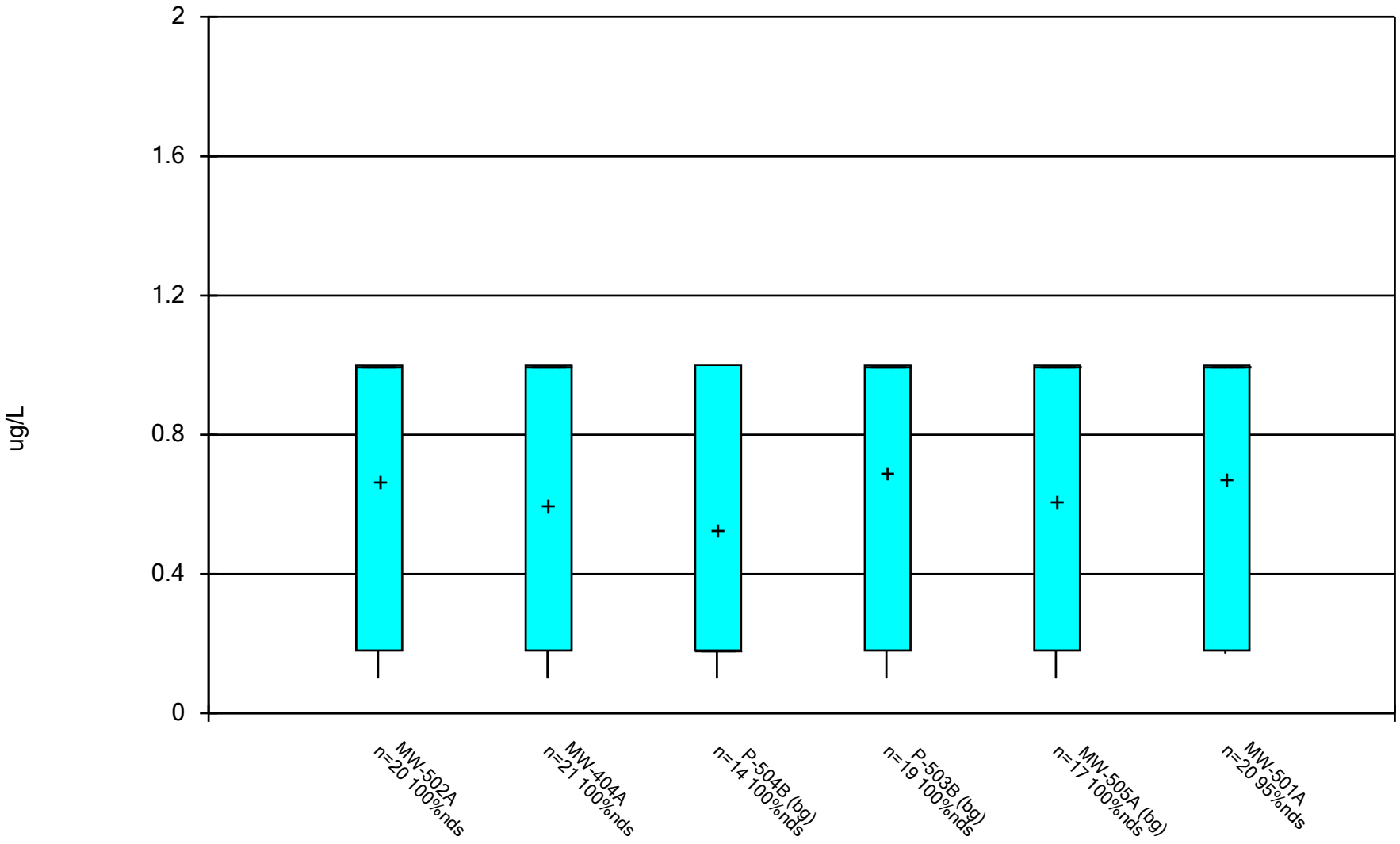

Constituent: Vinyl chloride Analysis Run 12/17/2024 1:39 PM View: All Wells - Appendix I VOCs

DMASWA Data: DMASWA Database_Updated

Sanitas™ v.10.0.15 Software licensed to HDR, Inc. UG

Box & Whiskers Plot

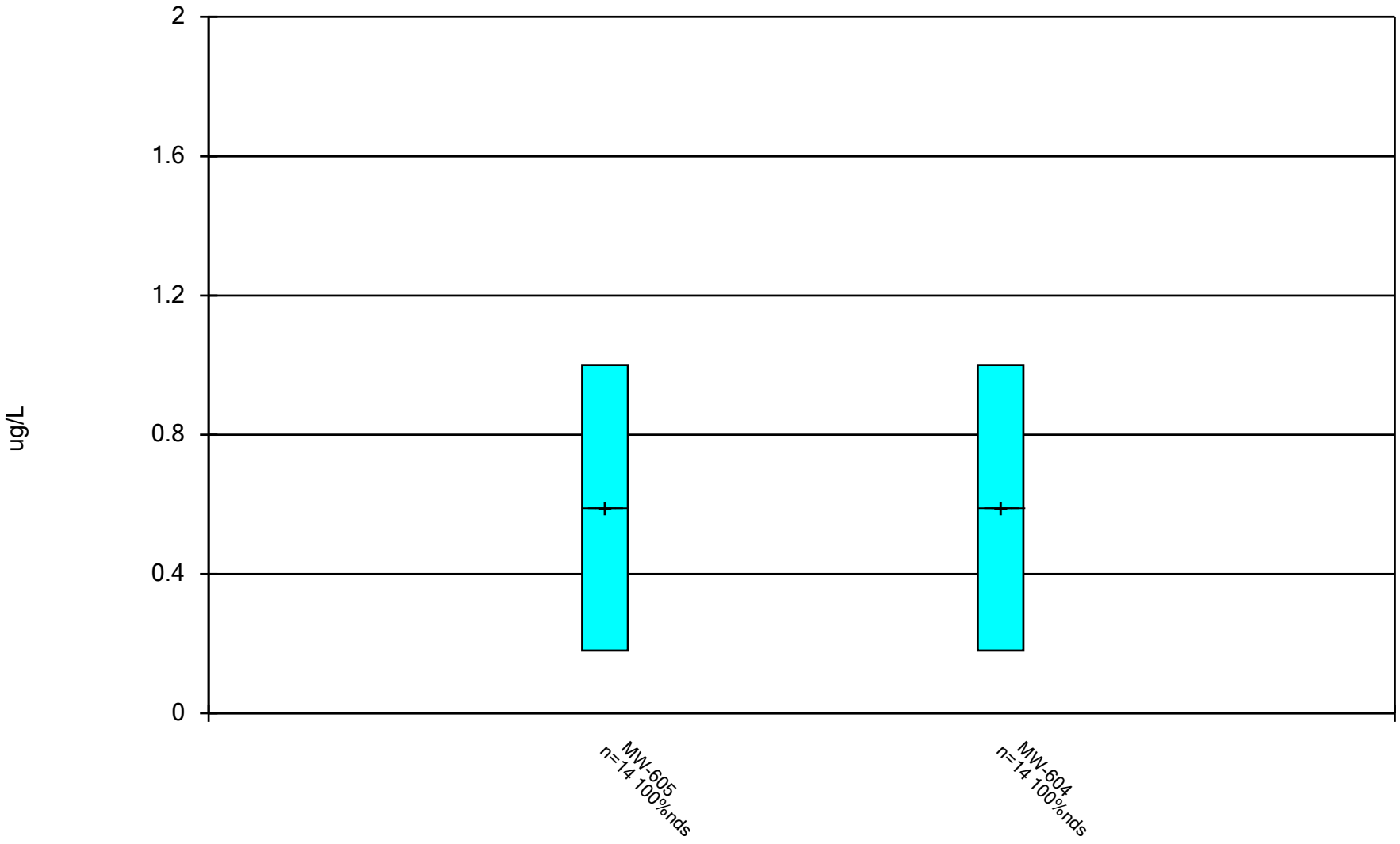

Constituent: Vinyl chloride Analysis Run 12/17/2024 1:39 PM View: All Wells - Appendix I VOCs
DMASWA Data: DMASWA Database_Updated

Sanitas™ v.10.0.15 Software licensed to HDR, Inc. UG

Box & Whiskers Plot

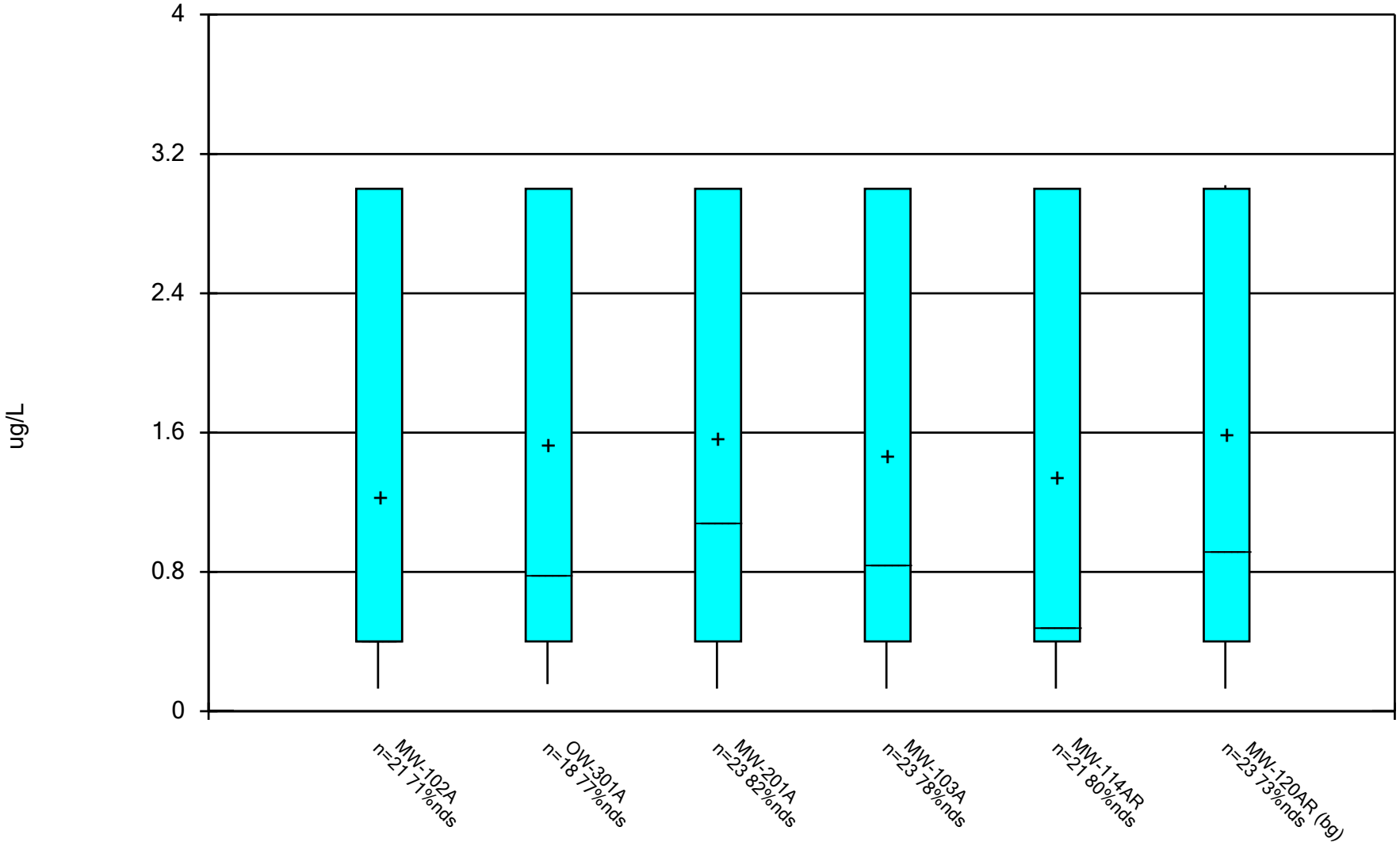

Constituent: Xylenes, Total Analysis Run 12/17/2024 1:39 PM View: All Wells - Appendix I VOCs

DMASWA Data: DMASWA Database_Updated

Sanitas™ v.10.0.15 Software licensed to HDR, Inc. UG

Box & Whiskers Plot

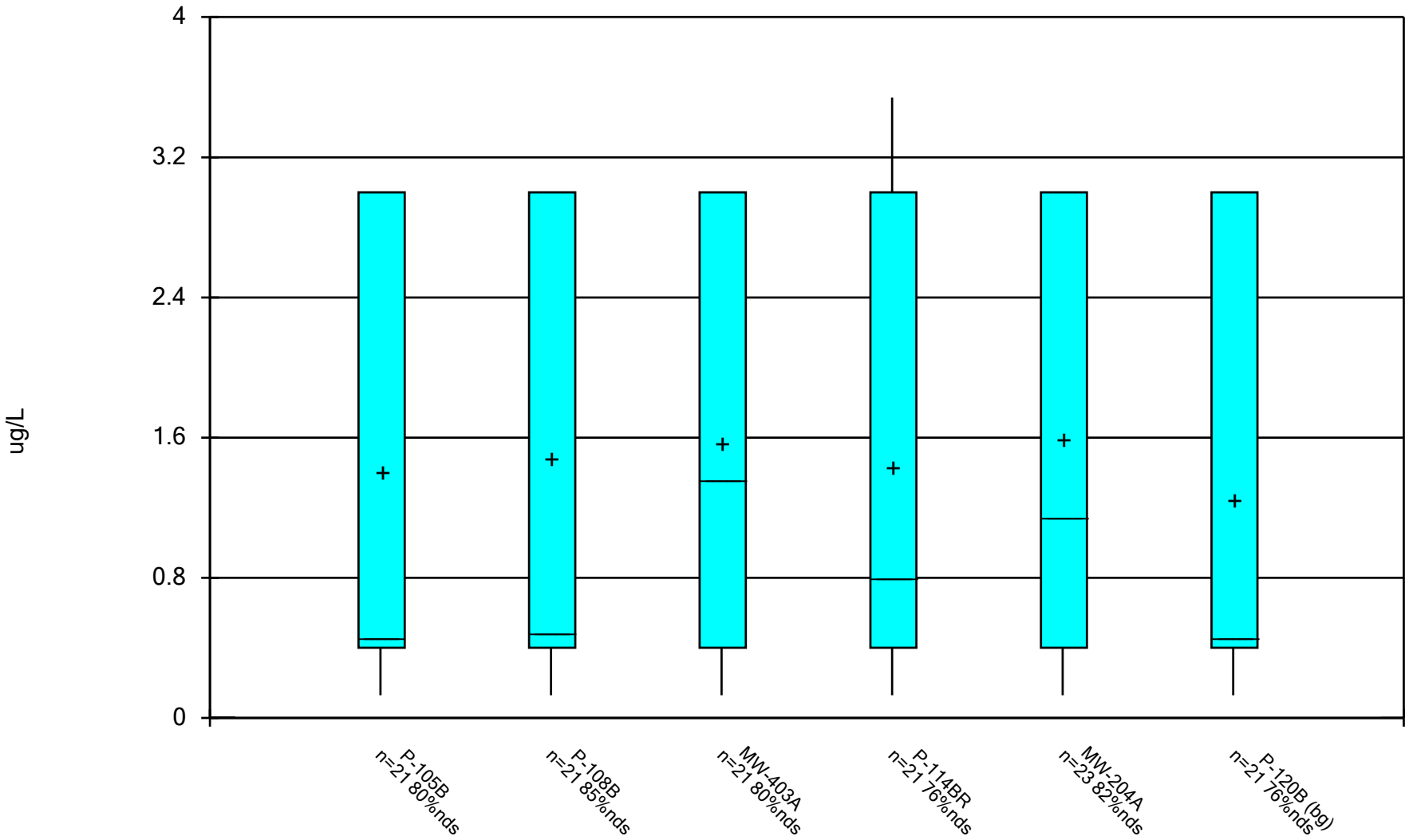

Constituent: Xylenes, Total Analysis Run 12/17/2024 1:39 PM View: All Wells - Appendix I VOCs

DMASWA Data: DMASWA Database_Updated

Sanitas™ v.10.0.15 Software licensed to HDR, Inc. UG

Box & Whiskers Plot

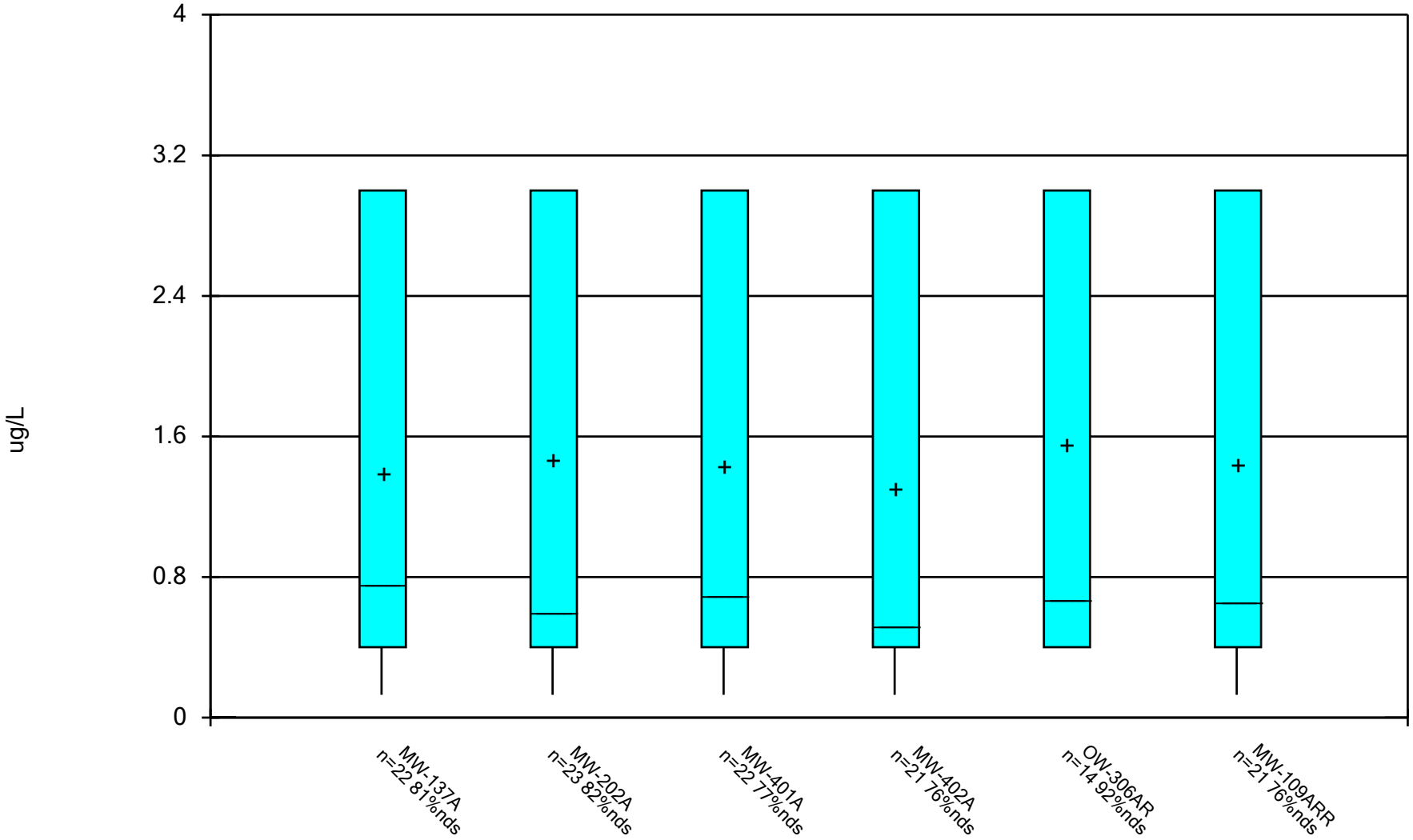

Constituent: Xylenes, Total Analysis Run 12/17/2024 1:39 PM View: All Wells - Appendix I VOCs

DMASWA Data: DMASWA Database_Updated

Sanitas™ v.10.0.15 Software licensed to HDR, Inc. UG

Box & Whiskers Plot

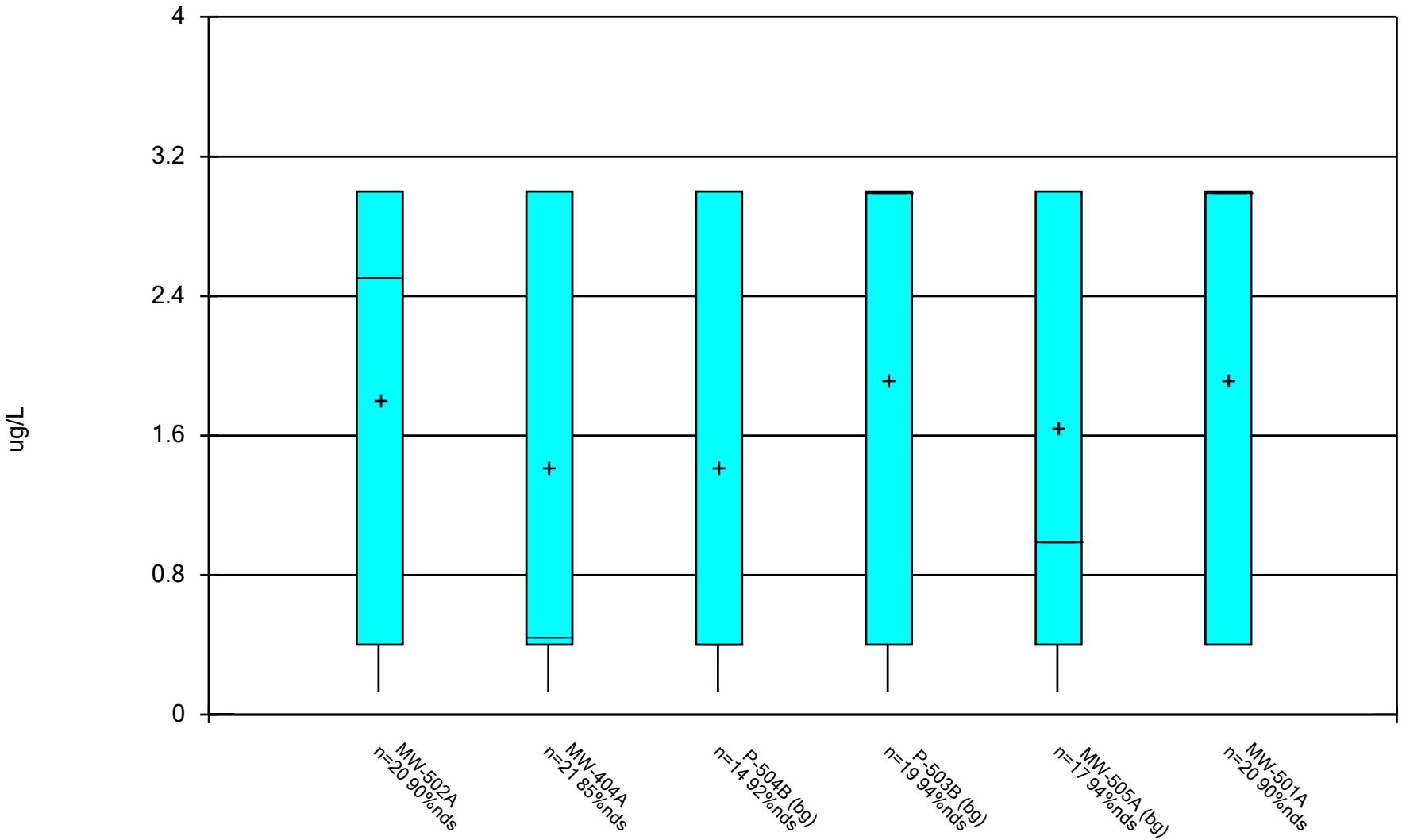

Constituent: Xylenes, Total Analysis Run 12/17/2024 1:39 PM View: All Wells - Appendix I VOCs

DMASWA Data: DMASWA Database_Updated

Sanitas™ v.10.0.15 Software licensed to HDR, Inc. UG

Box & Whiskers Plot

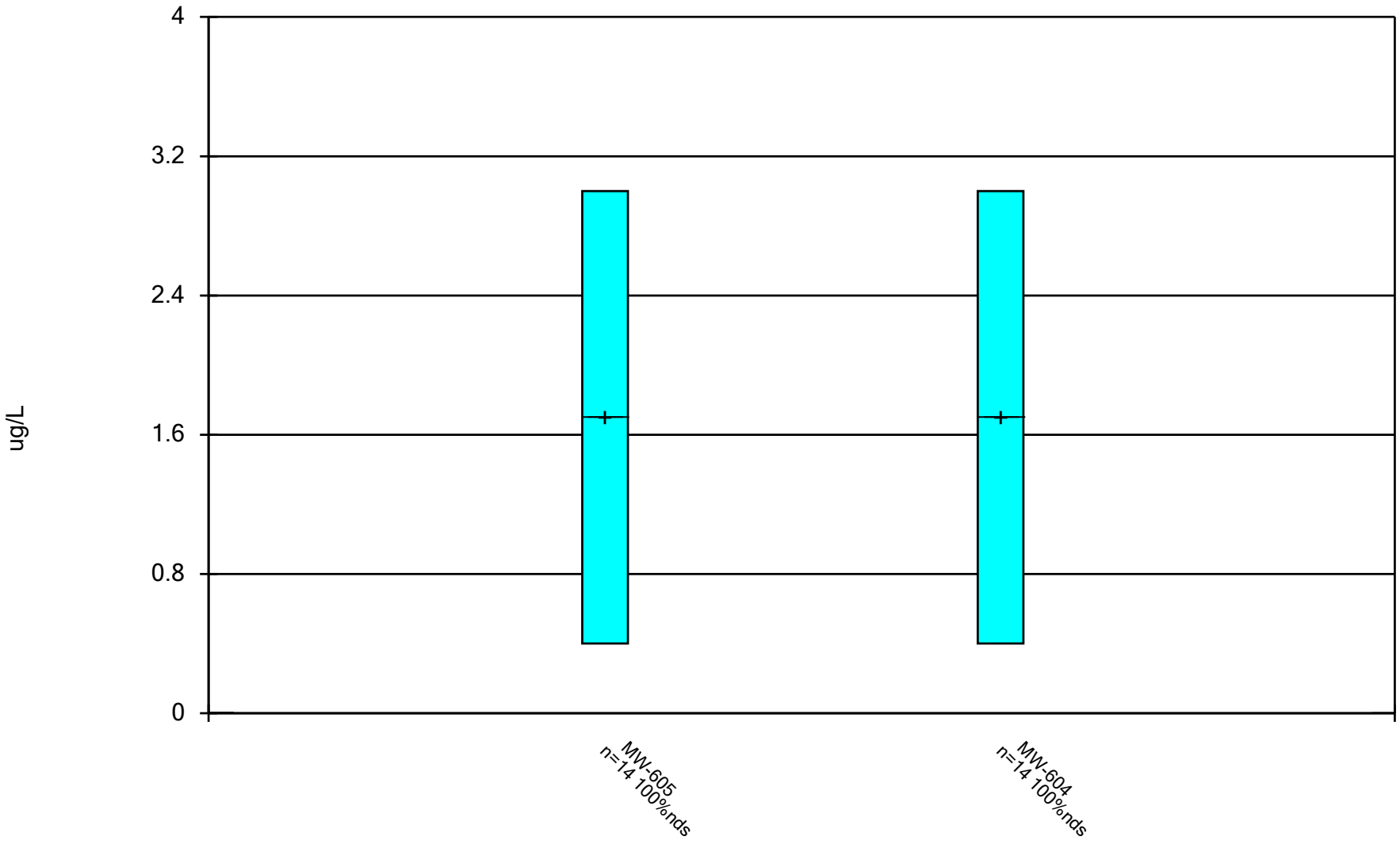

Constituent: Xylenes, Total Analysis Run 12/17/2024 1:39 PM View: All Wells - Appendix I VOCs
DMASWA Data: DMASWA Database_Updated

Box & Whiskers Plot

DMASWA Data: DMASWA Database_Updated Printed 12/17/2024, 1:42 PM

Constituent	Well	N	Mean	Std. Dev.	Std. Err.	Median	Min.	Max.	%NDs
1,1,1-Trichloroethane (ug/L)	MW-102A	21	0.73	0.3913	0.08538	1	0.19	1	100
1,1,1-Trichloroethane (ug/L)	OW-301A	18	0.685	0.4063	0.09577	1	0.19	1	100
1,1,1-Trichloroethane (ug/L)	MW-201A	23	0.7535	0.3811	0.07946	1	0.19	1	100
1,1,1-Trichloroethane (ug/L)	MW-103A	23	0.7535	0.3811	0.07946	1	0.19	1	100
1,1,1-Trichloroethane (ug/L)	MW-114AR	21	0.73	0.3913	0.08538	1	0.19	1	100
1,1,1-Trichloroethane (ug/L)	MW-120AR (bg)	23	0.7535	0.3811	0.07946	1	0.19	1	100
1,1,1-Trichloroethane (ug/L)	P-105B	21	0.73	0.3913	0.08538	1	0.19	1	100
1,1,1-Trichloroethane (ug/L)	P-108B	21	0.73	0.3913	0.08538	1	0.19	1	100
1,1,1-Trichloroethane (ug/L)	MW-403A	21	0.73	0.3913	0.08538	1	0.19	1	100
1,1,1-Trichloroethane (ug/L)	P-114BR	21	0.73	0.3913	0.08538	1	0.19	1	100
1,1,1-Trichloroethane (ug/L)	MW-204A	23	0.7535	0.3811	0.07946	1	0.19	1	100
1,1,1-Trichloroethane (ug/L)	P-120B (bg)	21	0.73	0.3913	0.08538	1	0.19	1	100
1,1,1-Trichloroethane (ug/L)	MW-137A	22	0.7055	0.3988	0.08503	1	0.19	1	100
1,1,1-Trichloroethane (ug/L)	MW-202A	23	0.7535	0.3811	0.07946	1	0.19	1	100
1,1,1-Trichloroethane (ug/L)	MW-401A	22	0.7423	0.3862	0.08233	1	0.19	1	100
1,1,1-Trichloroethane (ug/L)	MW-402A	21	0.73	0.3913	0.08538	1	0.19	1	100
1,1,1-Trichloroethane (ug/L)	OW-306AR	14	0.595	0.4203	0.1123	0.595	0.19	1	100
1,1,1-Trichloroethane (ug/L)	MW-109ARR	21	0.73	0.3913	0.08538	1	0.19	1	100
1,1,1-Trichloroethane (ug/L)	MW-502A	20	0.7165	0.3964	0.08863	1	0.19	1	100
1,1,1-Trichloroethane (ug/L)	MW-404A	21	0.73	0.3913	0.08538	1	0.19	1	100
1,1,1-Trichloroethane (ug/L)	P-504B (bg)	14	0.595	0.4203	0.1123	0.595	0.19	1	100
1,1,1-Trichloroethane (ug/L)	P-503B (bg)	19	0.7442	0.3868	0.08874	1	0.19	1	100
1,1,1-Trichloroethane (ug/L)	MW-505A (bg)	17	0.6665	0.4109	0.09966	1	0.19	1	100
1,1,1-Trichloroethane (ug/L)	MW-501A	20	0.7165	0.3964	0.08863	1	0.19	1	100
1,1,1-Trichloroethane (ug/L)	MW-605	14	0.595	0.4203	0.1123	0.595	0.19	1	100
1,1,1-Trichloroethane (ug/L)	MW-604	14	0.595	0.4203	0.1123	0.595	0.19	1	100
1,1,2,2-Tetrachloroethane (ug/L)	MW-102A	21	0.8233	0.256	0.05587	1	0.47	1	100
1,1,2,2-Tetrachloroethane (ug/L)	OW-301A	18	0.7939	0.2659	0.06266	1	0.47	1	100
1,1,2,2-Tetrachloroethane (ug/L)	MW-201A	23	0.8387	0.2494	0.05199	1	0.47	1	100
1,1,2,2-Tetrachloroethane (ug/L)	MW-103A	23	0.8387	0.2494	0.05199	1	0.47	1	100
1,1,2,2-Tetrachloroethane (ug/L)	MW-114AR	21	0.8233	0.256	0.05587	1	0.47	1	100
1,1,2,2-Tetrachloroethane (ug/L)	MW-120AR (bg)	23	0.8387	0.2494	0.05199	1	0.47	1	100
1,1,2,2-Tetrachloroethane (ug/L)	P-105B	21	0.8233	0.256	0.05587	1	0.47	1	100
1,1,2,2-Tetrachloroethane (ug/L)	P-108B	21	0.8233	0.256	0.05587	1	0.47	1	100
1,1,2,2-Tetrachloroethane (ug/L)	MW-403A	21	0.8233	0.256	0.05587	1	0.47	1	100
1,1,2,2-Tetrachloroethane (ug/L)	P-114BR	21	0.8233	0.256	0.05587	1	0.47	1	100
1,1,2,2-Tetrachloroethane (ug/L)	MW-204A	23	0.8387	0.2494	0.05199	1	0.47	1	100
1,1,2,2-Tetrachloroethane (ug/L)	P-120B (bg)	21	0.8233	0.256	0.05587	1	0.47	1	100
1,1,2,2-Tetrachloroethane (ug/L)	MW-137A	22	0.8073	0.261	0.05564	1	0.47	1	100
1,1,2,2-Tetrachloroethane (ug/L)	MW-202A	23	0.8387	0.2494	0.05199	1	0.47	1	100
1,1,2,2-Tetrachloroethane (ug/L)	MW-401A	22	0.8314	0.2527	0.05387	1	0.47	1	100
1,1,2,2-Tetrachloroethane (ug/L)	MW-402A	21	0.8233	0.256	0.05587	1	0.47	1	100
1,1,2,2-Tetrachloroethane (ug/L)	OW-306AR	14	0.735	0.275	0.0735	0.735	0.47	1	100
1,1,2,2-Tetrachloroethane (ug/L)	MW-109ARR	21	0.8233	0.256	0.05587	1	0.47	1	100
1,1,2,2-Tetrachloroethane (ug/L)	MW-502A	20	0.8145	0.2594	0.05799	1	0.47	1	100
1,1,2,2-Tetrachloroethane (ug/L)	MW-404A	21	0.8233	0.256	0.05587	1	0.47	1	100
1,1,2,2-Tetrachloroethane (ug/L)	P-504B (bg)	14	0.735	0.275	0.0735	0.735	0.47	1	100
1,1,2,2-Tetrachloroethane (ug/L)	P-503B (bg)	19	0.8326	0.2531	0.05807	1	0.47	1	100
1,1,2,2-Tetrachloroethane (ug/L)	MW-505A (bg)	17	0.7818	0.2689	0.06521	1	0.47	1	100
1,1,2,2-Tetrachloroethane (ug/L)	MW-501A	20	0.8145	0.2594	0.05799	1	0.47	1	100

Box & Whiskers Plot

DMASWA Data: DMASWA Database_Updated Printed 12/17/2024, 1:42 PM

Constituent	Well	N	Mean	Std. Dev.	Std. Err.	Median	Min.	Max.	%NDs
1,1,2,2-Tetrachloroethane (ug/L)	MW-605	14	0.735	0.275	0.0735	0.735	0.47	1	100
1,1,2,2-Tetrachloroethane (ug/L)	MW-604	14	0.735	0.275	0.0735	0.735	0.47	1	100
1,1,2-Trichloroethane (ug/L)	MW-102A	21	0.8167	0.2657	0.05798	1	0.45	1	100
1,1,2-Trichloroethane (ug/L)	OW-301A	17	0.7735	0.279	0.06767	1	0.45	1	100
1,1,2-Trichloroethane (ug/L)	MW-201A	23	0.8326	0.2588	0.05396	1	0.45	1	100
1,1,2-Trichloroethane (ug/L)	MW-103A	23	0.8326	0.2588	0.05396	1	0.45	1	100
1,1,2-Trichloroethane (ug/L)	MW-114AR	21	0.8167	0.2657	0.05798	1	0.45	1	100
1,1,2-Trichloroethane (ug/L)	MW-120AR (bg)	23	0.8326	0.2588	0.05396	1	0.45	1	100
1,1,2-Trichloroethane (ug/L)	P-105B	21	0.8167	0.2657	0.05798	1	0.45	1	100
1,1,2-Trichloroethane (ug/L)	P-108B	21	0.8167	0.2657	0.05798	1	0.45	1	100
1,1,2-Trichloroethane (ug/L)	MW-403A	21	0.8167	0.2657	0.05798	1	0.45	1	100
1,1,2-Trichloroethane (ug/L)	P-114BR	21	0.8167	0.2657	0.05798	1	0.45	1	100
1,1,2-Trichloroethane (ug/L)	MW-204A	23	0.8326	0.2588	0.05396	1	0.45	1	100
1,1,2-Trichloroethane (ug/L)	P-120B (bg)	21	0.8167	0.2657	0.05798	1	0.45	1	100
1,1,2-Trichloroethane (ug/L)	MW-137A	22	0.8455	0.3713	0.07915	1	0.45	2	100
1,1,2-Trichloroethane (ug/L)	MW-202A	23	0.8761	0.3545	0.07391	1	0.45	2	100
1,1,2-Trichloroethane (ug/L)	MW-401A	22	0.825	0.2622	0.0559	1	0.45	1	100
1,1,2-Trichloroethane (ug/L)	MW-402A	21	0.8167	0.2657	0.05798	1	0.45	1	100
1,1,2-Trichloroethane (ug/L)	OW-306AR	14	0.725	0.2854	0.07627	0.725	0.45	1	100
1,1,2-Trichloroethane (ug/L)	MW-109ARR	21	0.8167	0.2657	0.05798	1	0.45	1	100
1,1,2-Trichloroethane (ug/L)	MW-502A	20	0.8075	0.2691	0.06018	1	0.45	1	100
1,1,2-Trichloroethane (ug/L)	MW-404A	21	0.8167	0.2657	0.05798	1	0.45	1	100
1,1,2-Trichloroethane (ug/L)	P-504B (bg)	14	0.725	0.2854	0.07627	0.725	0.45	1	100
1,1,2-Trichloroethane (ug/L)	P-503B (bg)	19	0.8263	0.2627	0.06026	1	0.45	1	100
1,1,2-Trichloroethane (ug/L)	MW-505A (bg)	17	0.7735	0.279	0.06767	1	0.45	1	100
1,1,2-Trichloroethane (ug/L)	MW-501A	20	0.8075	0.2691	0.06018	1	0.45	1	100
1,1,2-Trichloroethane (ug/L)	MW-605	14	0.7964	0.4418	0.1181	0.725	0.45	2	100
1,1,2-Trichloroethane (ug/L)	MW-604	14	0.725	0.2854	0.07627	0.725	0.45	1	100
1,1-Dichloroethane (ug/L)	MW-102A	21	0.74	0.3768	0.08222	1	0.22	1	100
1,1-Dichloroethane (ug/L)	OW-301A	18	0.6167	0.3571	0.08418	0.5425	0.22	1.37	22.22
1,1-Dichloroethane (ug/L)	MW-201A	23	1.466	0.3992	0.08325	1.51	0.637	2.27	0
1,1-Dichloroethane (ug/L)	MW-103A	23	0.7626	0.367	0.07652	1	0.22	1	100
1,1-Dichloroethane (ug/L)	MW-114AR	21	0.74	0.3768	0.08222	1	0.22	1	100
1,1-Dichloroethane (ug/L)	MW-120AR (bg)	23	0.7626	0.367	0.07652	1	0.22	1	100
1,1-Dichloroethane (ug/L)	P-105B	21	0.74	0.3768	0.08222	1	0.22	1	100
1,1-Dichloroethane (ug/L)	P-108B	21	0.74	0.3768	0.08222	1	0.22	1	100
1,1-Dichloroethane (ug/L)	MW-403A	21	0.74	0.3768	0.08222	1	0.22	1	100
1,1-Dichloroethane (ug/L)	P-114BR	21	0.74	0.3768	0.08222	1	0.22	1	100
1,1-Dichloroethane (ug/L)	MW-204A	23	0.7626	0.367	0.07652	1	0.22	1	100
1,1-Dichloroethane (ug/L)	P-120B (bg)	21	0.74	0.3768	0.08222	1	0.22	1	100
1,1-Dichloroethane (ug/L)	MW-137A	22	0.7164	0.384	0.08188	1	0.22	1	100
1,1-Dichloroethane (ug/L)	MW-202A	23	0.7626	0.367	0.07652	1	0.22	1	100
1,1-Dichloroethane (ug/L)	MW-401A	22	0.7109	0.358	0.07632	1	0.22	1	77.27
1,1-Dichloroethane (ug/L)	MW-402A	21	0.74	0.3768	0.08222	1	0.22	1	100
1,1-Dichloroethane (ug/L)	OW-306AR	14	0.61	0.4047	0.1082	0.61	0.22	1	100
1,1-Dichloroethane (ug/L)	MW-109ARR	21	0.74	0.3768	0.08222	1	0.22	1	100
1,1-Dichloroethane (ug/L)	MW-502A	20	0.727	0.3817	0.08535	1	0.22	1	100
1,1-Dichloroethane (ug/L)	MW-404A	21	0.74	0.3768	0.08222	1	0.22	1	100
1,1-Dichloroethane (ug/L)	P-504B (bg)	14	0.61	0.4047	0.1082	0.61	0.22	1	100
1,1-Dichloroethane (ug/L)	P-503B (bg)	19	0.7537	0.3725	0.08546	1	0.22	1	100

Box & Whiskers Plot

DMASWA Data: DMASWA Database_Updated Printed 12/17/2024, 1:42 PM

Constituent	Well	N	Mean	Std. Dev.	Std. Err.	Median	Min.	Max.	%NDs
1,1-Dichloroethane (ug/L)	MW-505A (bg)	17	0.6788	0.3957	0.09597	1	0.22	1	100
1,1-Dichloroethane (ug/L)	MW-501A	20	0.727	0.3817	0.08535	1	0.22	1	100
1,1-Dichloroethane (ug/L)	MW-605	14	0.61	0.4047	0.1082	0.61	0.22	1	100
1,1-Dichloroethane (ug/L)	MW-604	14	0.61	0.4047	0.1082	0.61	0.22	1	100
1,1-Dichloroethene (ug/L)	MW-102A	21	1.52	0.6956	0.1518	2	0.56	2	100
1,1-Dichloroethene (ug/L)	OW-301A	18	1.44	0.7223	0.1703	2	0.56	2	100
1,1-Dichloroethene (ug/L)	MW-201A	23	1.562	0.6775	0.1413	2	0.56	2	100
1,1-Dichloroethene (ug/L)	MW-103A	23	1.562	0.6775	0.1413	2	0.56	2	100
1,1-Dichloroethene (ug/L)	MW-114AR	21	1.52	0.6956	0.1518	2	0.56	2	100
1,1-Dichloroethene (ug/L)	MW-120AR (bg)	23	1.562	0.6775	0.1413	2	0.56	2	100
1,1-Dichloroethene (ug/L)	P-105B	21	1.52	0.6956	0.1518	2	0.56	2	100
1,1-Dichloroethene (ug/L)	P-108B	21	1.52	0.6956	0.1518	2	0.56	2	100
1,1-Dichloroethene (ug/L)	MW-403A	21	1.52	0.6956	0.1518	2	0.56	2	100
1,1-Dichloroethene (ug/L)	P-114BR	21	1.52	0.6956	0.1518	2	0.56	2	100
1,1-Dichloroethene (ug/L)	MW-204A	23	1.562	0.6775	0.1413	2	0.56	2	100
1,1-Dichloroethene (ug/L)	P-120B (bg)	21	1.52	0.6956	0.1518	2	0.56	2	100
1,1-Dichloroethene (ug/L)	MW-137A	22	1.476	0.709	0.1512	2	0.56	2	100
1,1-Dichloroethene (ug/L)	MW-202A	23	1.562	0.6775	0.1413	2	0.56	2	100
1,1-Dichloroethene (ug/L)	MW-401A	22	1.542	0.6865	0.1464	2	0.56	2	100
1,1-Dichloroethene (ug/L)	MW-402A	21	1.52	0.6956	0.1518	2	0.56	2	100
1,1-Dichloroethene (ug/L)	OW-306AR	14	1.28	0.7472	0.1997	1.28	0.56	2	100
1,1-Dichloroethene (ug/L)	MW-109ARR	21	1.52	0.6956	0.1518	2	0.56	2	100
1,1-Dichloroethene (ug/L)	MW-502A	20	1.496	0.7047	0.1576	2	0.56	2	100
1,1-Dichloroethene (ug/L)	MW-404A	21	1.52	0.6956	0.1518	2	0.56	2	100
1,1-Dichloroethene (ug/L)	P-504B (bg)	14	1.28	0.7472	0.1997	1.28	0.56	2	100
1,1-Dichloroethene (ug/L)	P-503B (bg)	19	1.545	0.6877	0.1578	2	0.56	2	100
1,1-Dichloroethene (ug/L)	MW-505A (bg)	17	1.407	0.7305	0.1772	2	0.56	2	100
1,1-Dichloroethene (ug/L)	MW-501A	20	1.496	0.7047	0.1576	2	0.56	2	100
1,1-Dichloroethene (ug/L)	MW-605	14	1.28	0.7472	0.1997	1.28	0.56	2	100
1,1-Dichloroethene (ug/L)	MW-604	14	1.28	0.7472	0.1997	1.28	0.56	2	100
1,2,3-Trichloropropane (ug/L)	MW-102A	21	0.911	0.317	0.06918	1	0.59	2	100
1,2,3-Trichloropropane (ug/L)	OW-301A	17	0.89	0.351	0.08513	1	0.59	2	100
1,2,3-Trichloropropane (ug/L)	MW-201A	23	0.9187	0.3034	0.06326	1	0.59	2	100
1,2,3-Trichloropropane (ug/L)	MW-103A	23	0.9187	0.3034	0.06326	1	0.59	2	100
1,2,3-Trichloropropane (ug/L)	MW-114AR	21	0.911	0.317	0.06918	1	0.59	2	100
1,2,3-Trichloropropane (ug/L)	MW-120AR (bg)	23	0.9187	0.3034	0.06326	1	0.59	2	100
1,2,3-Trichloropropane (ug/L)	P-105B	21	0.911	0.317	0.06918	1	0.59	2	100
1,2,3-Trichloropropane (ug/L)	P-108B	21	0.911	0.317	0.06918	1	0.59	2	100
1,2,3-Trichloropropane (ug/L)	MW-403A	21	0.911	0.317	0.06918	1	0.59	2	100
1,2,3-Trichloropropane (ug/L)	P-114BR	21	0.911	0.317	0.06918	1	0.59	2	100
1,2,3-Trichloropropane (ug/L)	MW-204A	23	0.9187	0.3034	0.06326	1	0.59	2	100
1,2,3-Trichloropropane (ug/L)	P-120B (bg)	21	0.911	0.317	0.06918	1	0.59	2	100
1,2,3-Trichloropropane (ug/L)	MW-137A	22	1.033	0.9082	0.1936	1	0.59	5	100
1,2,3-Trichloropropane (ug/L)	MW-202A	23	1.049	0.8822	0.1839	1	0.59	5	100
1,2,3-Trichloropropane (ug/L)	MW-401A	22	0.915	0.31	0.06609	1	0.59	2	100
1,2,3-Trichloropropane (ug/L)	MW-402A	21	0.911	0.317	0.06918	1	0.59	2	100
1,2,3-Trichloropropane (ug/L)	OW-306AR	14	0.8664	0.385	0.1029	0.795	0.59	2	100
1,2,3-Trichloropropane (ug/L)	MW-109ARR	21	0.911	0.317	0.06918	1	0.59	2	100
1,2,3-Trichloropropane (ug/L)	MW-502A	20	0.9065	0.3246	0.07258	1	0.59	2	100
1,2,3-Trichloropropane (ug/L)	MW-404A	21	0.911	0.317	0.06918	1	0.59	2	100

Box & Whiskers Plot

DMASWA Data: DMASWA Database_Updated Printed 12/17/2024, 1:42 PM

Constituent	Well	N	Mean	Std. Dev.	Std. Err.	Median	Min.	Max.	%NDs
1,2,3-Trichloropropane (ug/L)	P-504B (bg)	14	0.795	0.2127	0.05686	0.795	0.59	1	100
1,2,3-Trichloropropane (ug/L)	P-503B (bg)	19	0.9232	0.3246	0.07447	1	0.59	2	100
1,2,3-Trichloropropane (ug/L)	MW-505A (bg)	17	0.8312	0.208	0.05045	1	0.59	1	100
1,2,3-Trichloropropane (ug/L)	MW-501A	20	0.9065	0.3246	0.07258	1	0.59	2	100
1,2,3-Trichloropropane (ug/L)	MW-605	14	1.081	1.146	0.3064	0.795	0.59	5	100
1,2,3-Trichloropropane (ug/L)	MW-604	14	0.8664	0.385	0.1029	0.795	0.59	2	100
1,2-Dibromo-3-chloropropane (ug/L)	MW-102A	21	2.21	1.81	0.3951	1.2	1	5	100
1,2-Dibromo-3-chloropropane (ug/L)	OW-301A	18	2.411	1.886	0.4444	1.2	1	5	100
1,2-Dibromo-3-chloropropane (ug/L)	MW-201A	23	2.452	1.904	0.3971	1.2	1	5	100
1,2-Dibromo-3-chloropropane (ug/L)	MW-103A	23	2.452	1.904	0.3971	1.2	1	5	100
1,2-Dibromo-3-chloropropane (ug/L)	MW-114AR	21	2.21	1.81	0.3951	1.2	1	5	100
1,2-Dibromo-3-chloropropane (ug/L)	MW-120AR (bg)	23	2.452	1.904	0.3971	1.2	1	5	100
1,2-Dibromo-3-chloropropane (ug/L)	P-105B	21	2.21	1.81	0.3951	1.2	1	5	100
1,2-Dibromo-3-chloropropane (ug/L)	P-108B	21	2.21	1.81	0.3951	1.2	1	5	100
1,2-Dibromo-3-chloropropane (ug/L)	MW-403A	21	2.21	1.81	0.3951	1.2	1	5	100
1,2-Dibromo-3-chloropropane (ug/L)	P-114BR	21	2.21	1.81	0.3951	1.2	1	5	100
1,2-Dibromo-3-chloropropane (ug/L)	MW-204A	23	2.452	1.904	0.3971	1.2	1	5	100
1,2-Dibromo-3-chloropropane (ug/L)	P-120B (bg)	21	2.21	1.81	0.3951	1.2	1	5	100
1,2-Dibromo-3-chloropropane (ug/L)	MW-137A	22	2.164	1.78	0.3795	1.2	1	5	100
1,2-Dibromo-3-chloropropane (ug/L)	MW-202A	23	2.452	1.904	0.3971	1.2	1	5	100
1,2-Dibromo-3-chloropropane (ug/L)	MW-401A	22	2.336	1.864	0.3975	1.2	1	5	100
1,2-Dibromo-3-chloropropane (ug/L)	MW-402A	21	2.21	1.81	0.3951	1.2	1	5	100
1,2-Dibromo-3-chloropropane (ug/L)	OW-306AR	14	3.1	1.972	0.527	3.1	1.2	5	100
1,2-Dibromo-3-chloropropane (ug/L)	MW-109ARR	21	2.21	1.81	0.3951	1.2	1	5	100
1,2-Dibromo-3-chloropropane (ug/L)	MW-502A	20	2.27	1.836	0.4105	1.2	1	5	100
1,2-Dibromo-3-chloropropane (ug/L)	MW-404A	21	2.21	1.81	0.3951	1.2	1	5	100
1,2-Dibromo-3-chloropropane (ug/L)	P-504B (bg)	14	1.671	1.413	0.3777	1.2	1	5	100
1,2-Dibromo-3-chloropropane (ug/L)	P-503B (bg)	19	2.326	1.868	0.4286	1.2	1	5	100
1,2-Dibromo-3-chloropropane (ug/L)	MW-505A (bg)	17	2.259	1.826	0.4428	1.2	1	5	100
1,2-Dibromo-3-chloropropane (ug/L)	MW-501A	20	2.27	1.836	0.4105	1.2	1	5	100
1,2-Dibromo-3-chloropropane (ug/L)	MW-605	14	3.1	1.972	0.527	3.1	1.2	5	100
1,2-Dibromo-3-chloropropane (ug/L)	MW-604	14	3.1	1.972	0.527	3.1	1.2	5	100
1,2-Dibromoethane [EDB] (ug/L)	MW-102A	21	0.78	0.3188	0.06957	1	0.34	1	100
1,2-Dibromoethane [EDB] (ug/L)	OW-301A	18	0.7433	0.3311	0.07804	1	0.34	1	100
1,2-Dibromoethane [EDB] (ug/L)	MW-201A	23	0.7991	0.3105	0.06475	1	0.34	1	100
1,2-Dibromoethane [EDB] (ug/L)	MW-103A	23	0.7991	0.3105	0.06475	1	0.34	1	100
1,2-Dibromoethane [EDB] (ug/L)	MW-114AR	21	0.78	0.3188	0.06957	1	0.34	1	100
1,2-Dibromoethane [EDB] (ug/L)	MW-120AR (bg)	23	0.7991	0.3105	0.06475	1	0.34	1	100
1,2-Dibromoethane [EDB] (ug/L)	P-105B	21	0.78	0.3188	0.06957	1	0.34	1	100
1,2-Dibromoethane [EDB] (ug/L)	P-108B	21	0.78	0.3188	0.06957	1	0.34	1	100
1,2-Dibromoethane [EDB] (ug/L)	MW-403A	21	0.78	0.3188	0.06957	1	0.34	1	100
1,2-Dibromoethane [EDB] (ug/L)	P-114BR	21	0.78	0.3188	0.06957	1	0.34	1	100
1,2-Dibromoethane [EDB] (ug/L)	MW-204A	23	0.7991	0.3105	0.06475	1	0.34	1	100
1,2-Dibromoethane [EDB] (ug/L)	P-120B (bg)	21	0.78	0.3188	0.06957	1	0.34	1	100
1,2-Dibromoethane [EDB] (ug/L)	MW-137A	22	0.8055	0.417	0.08891	1	0.34	2	100
1,2-Dibromoethane [EDB] (ug/L)	MW-202A	23	0.8426	0.3977	0.08292	1	0.34	2	100
1,2-Dibromoethane [EDB] (ug/L)	MW-401A	22	0.79	0.3146	0.06708	1	0.34	1	100
1,2-Dibromoethane [EDB] (ug/L)	MW-402A	21	0.78	0.3188	0.06957	1	0.34	1	100
1,2-Dibromoethane [EDB] (ug/L)	OW-306AR	14	0.67	0.3425	0.09153	0.67	0.34	1	100
1,2-Dibromoethane [EDB] (ug/L)	MW-109ARR	21	0.78	0.3188	0.06957	1	0.34	1	100

Box & Whiskers Plot

DMASWA Data: DMASWA Database_Updated Printed 12/17/2024, 1:42 PM

Constituent	Well	N	Mean	Std. Dev.	Std. Err.	Median	Min.	Max.	%NDs
1,2-Dibromoethane [EDB] (ug/L)	MW-502A	20	0.769	0.323	0.07222	1	0.34	1	100
1,2-Dibromoethane [EDB] (ug/L)	MW-404A	21	0.78	0.3188	0.06957	1	0.34	1	100
1,2-Dibromoethane [EDB] (ug/L)	P-504B (bg)	14	0.67	0.3425	0.09153	0.67	0.34	1	100
1,2-Dibromoethane [EDB] (ug/L)	P-503B (bg)	19	0.7916	0.3152	0.07231	1	0.34	1	100
1,2-Dibromoethane [EDB] (ug/L)	MW-505A (bg)	17	0.7282	0.3348	0.08121	1	0.34	1	100
1,2-Dibromoethane [EDB] (ug/L)	MW-501A	20	0.769	0.323	0.07222	1	0.34	1	100
1,2-Dibromoethane [EDB] (ug/L)	MW-605	14	0.7414	0.4894	0.1308	0.67	0.34	2	100
1,2-Dibromoethane [EDB] (ug/L)	MW-604	14	0.67	0.3425	0.09153	0.67	0.34	1	100
1,2-Dichlorobenzene (ug/L)	MW-102A	21	0.79	0.3043	0.06641	1	0.37	1	100
1,2-Dichlorobenzene (ug/L)	OW-301A	18	0.755	0.316	0.07449	1	0.37	1	100
1,2-Dichlorobenzene (ug/L)	MW-201A	23	0.8083	0.2964	0.0618	1	0.37	1	100
1,2-Dichlorobenzene (ug/L)	MW-103A	23	0.8083	0.2964	0.0618	1	0.37	1	100
1,2-Dichlorobenzene (ug/L)	MW-114AR	21	0.79	0.3043	0.06641	1	0.37	1	100
1,2-Dichlorobenzene (ug/L)	MW-120AR (bg)	23	0.8083	0.2964	0.0618	1	0.37	1	100
1,2-Dichlorobenzene (ug/L)	P-105B	21	0.79	0.3043	0.06641	1	0.37	1	100
1,2-Dichlorobenzene (ug/L)	P-108B	21	0.79	0.3043	0.06641	1	0.37	1	100
1,2-Dichlorobenzene (ug/L)	MW-403A	21	0.79	0.3043	0.06641	1	0.37	1	100
1,2-Dichlorobenzene (ug/L)	P-114BR	21	0.79	0.3043	0.06641	1	0.37	1	100
1,2-Dichlorobenzene (ug/L)	MW-204A	23	0.8083	0.2964	0.0618	1	0.37	1	100
1,2-Dichlorobenzene (ug/L)	P-120B (bg)	21	0.79	0.3043	0.06641	1	0.37	1	100
1,2-Dichlorobenzene (ug/L)	MW-137A	22	0.7709	0.3102	0.06613	1	0.37	1	100
1,2-Dichlorobenzene (ug/L)	MW-202A	23	0.8083	0.2964	0.0618	1	0.37	1	100
1,2-Dichlorobenzene (ug/L)	MW-401A	22	0.7995	0.3003	0.06403	1	0.37	1	100
1,2-Dichlorobenzene (ug/L)	MW-402A	21	0.79	0.3043	0.06641	1	0.37	1	100
1,2-Dichlorobenzene (ug/L)	OW-306AR	14	0.685	0.3269	0.08737	0.685	0.37	1	100
1,2-Dichlorobenzene (ug/L)	MW-109ARR	21	0.79	0.3043	0.06641	1	0.37	1	100
1,2-Dichlorobenzene (ug/L)	MW-502A	20	0.7795	0.3083	0.06894	1	0.37	1	100
1,2-Dichlorobenzene (ug/L)	MW-404A	21	0.79	0.3043	0.06641	1	0.37	1	100
1,2-Dichlorobenzene (ug/L)	P-504B (bg)	14	0.685	0.3269	0.08737	0.685	0.37	1	100
1,2-Dichlorobenzene (ug/L)	P-503B (bg)	19	0.8011	0.3009	0.06902	1	0.37	1	100
1,2-Dichlorobenzene (ug/L)	MW-505A (bg)	17	0.7406	0.3196	0.07751	1	0.37	1	100
1,2-Dichlorobenzene (ug/L)	MW-501A	20	0.7795	0.3083	0.06894	1	0.37	1	100
1,2-Dichlorobenzene (ug/L)	MW-605	14	0.685	0.3269	0.08737	0.685	0.37	1	100
1,2-Dichlorobenzene (ug/L)	MW-604	14	0.685	0.3269	0.08737	0.685	0.37	1	100
1,2-Dichloroethane (ug/L)	MW-102A	21	0.7967	0.2947	0.0643	1	0.39	1	100
1,2-Dichloroethane (ug/L)	OW-301A	18	0.7628	0.306	0.07212	1	0.39	1	100
1,2-Dichloroethane (ug/L)	MW-201A	23	0.8143	0.287	0.05984	1	0.39	1	100
1,2-Dichloroethane (ug/L)	MW-103A	23	0.8143	0.287	0.05984	1	0.39	1	100
1,2-Dichloroethane (ug/L)	MW-114AR	21	0.7967	0.2947	0.0643	1	0.39	1	100
1,2-Dichloroethane (ug/L)	MW-120AR (bg)	23	0.8143	0.287	0.05984	1	0.39	1	100
1,2-Dichloroethane (ug/L)	P-105B	21	0.7967	0.2947	0.0643	1	0.39	1	100
1,2-Dichloroethane (ug/L)	P-108B	21	0.7967	0.2947	0.0643	1	0.39	1	100
1,2-Dichloroethane (ug/L)	MW-403A	21	0.7967	0.2947	0.0643	1	0.39	1	100
1,2-Dichloroethane (ug/L)	P-114BR	21	0.7967	0.2947	0.0643	1	0.39	1	100
1,2-Dichloroethane (ug/L)	MW-204A	23	0.8143	0.287	0.05984	1	0.39	1	100
1,2-Dichloroethane (ug/L)	P-120B (bg)	21	0.7967	0.2947	0.0643	1	0.39	1	100
1,2-Dichloroethane (ug/L)	MW-137A	22	0.7782	0.3003	0.06403	1	0.39	1	100
1,2-Dichloroethane (ug/L)	MW-202A	23	0.8143	0.287	0.05984	1	0.39	1	100
1,2-Dichloroethane (ug/L)	MW-401A	22	0.8059	0.2908	0.062	1	0.39	1	100
1,2-Dichloroethane (ug/L)	MW-402A	21	0.7967	0.2947	0.0643	1	0.39	1	100

Box & Whiskers Plot

DMASWA Data: DMASWA Database_Updated Printed 12/17/2024, 1:42 PM

Constituent	Well	N	Mean	Std. Dev.	Std. Err.	Median	Min.	Max.	%NDs
1,2-Dichloroethane (ug/L)	OW-306AR	14	0.695	0.3165	0.08459	0.695	0.39	1	100
1,2-Dichloroethane (ug/L)	MW-109ARR	21	0.7967	0.2947	0.0643	1	0.39	1	100
1,2-Dichloroethane (ug/L)	MW-502A	20	0.7865	0.2985	0.06675	1	0.39	1	100
1,2-Dichloroethane (ug/L)	MW-404A	21	0.7967	0.2947	0.0643	1	0.39	1	100
1,2-Dichloroethane (ug/L)	P-504B (bg)	14	0.695	0.3165	0.08459	0.695	0.39	1	100
1,2-Dichloroethane (ug/L)	P-503B (bg)	19	0.8074	0.2913	0.06683	1	0.39	1	100
1,2-Dichloroethane (ug/L)	MW-505A (bg)	17	0.7488	0.3095	0.07505	1	0.39	1	100
1,2-Dichloroethane (ug/L)	MW-501A	20	0.7865	0.2985	0.06675	1	0.39	1	100
1,2-Dichloroethane (ug/L)	MW-605	14	0.695	0.3165	0.08459	0.695	0.39	1	100
1,2-Dichloroethane (ug/L)	MW-604	14	0.695	0.3165	0.08459	0.695	0.39	1	100
1,2-Dichloropropane (ug/L)	MW-102A	21	0.7567	0.3526	0.07695	1	0.27	1	100
1,2-Dichloropropane (ug/L)	OW-301A	18	0.7161	0.3662	0.08631	1	0.27	1	100
1,2-Dichloropropane (ug/L)	MW-201A	23	0.7778	0.3434	0.07161	1	0.27	1	100
1,2-Dichloropropane (ug/L)	MW-103A	23	0.7778	0.3434	0.07161	1	0.27	1	100
1,2-Dichloropropane (ug/L)	MW-114AR	21	0.7567	0.3526	0.07695	1	0.27	1	100
1,2-Dichloropropane (ug/L)	MW-120AR (bg)	23	0.7778	0.3434	0.07161	1	0.27	1	100
1,2-Dichloropropane (ug/L)	P-105B	21	0.7567	0.3526	0.07695	1	0.27	1	100
1,2-Dichloropropane (ug/L)	P-108B	21	0.7567	0.3526	0.07695	1	0.27	1	100
1,2-Dichloropropane (ug/L)	MW-403A	21	0.7567	0.3526	0.07695	1	0.27	1	100
1,2-Dichloropropane (ug/L)	P-114BR	21	0.7567	0.3526	0.07695	1	0.27	1	100
1,2-Dichloropropane (ug/L)	MW-204A	23	0.7778	0.3434	0.07161	1	0.27	1	100
1,2-Dichloropropane (ug/L)	P-120B (bg)	21	0.7567	0.3526	0.07695	1	0.27	1	100
1,2-Dichloropropane (ug/L)	MW-137A	22	0.7345	0.3594	0.07663	1	0.27	1	100
1,2-Dichloropropane (ug/L)	MW-202A	23	0.7778	0.3434	0.07161	1	0.27	1	100
1,2-Dichloropropane (ug/L)	MW-401A	22	0.7377	0.3555	0.07578	1	0.27	1	95.45
1,2-Dichloropropane (ug/L)	MW-402A	21	0.7567	0.3526	0.07695	1	0.27	1	100
1,2-Dichloropropane (ug/L)	OW-306AR	14	0.635	0.3788	0.1012	0.635	0.27	1	100
1,2-Dichloropropane (ug/L)	MW-109ARR	21	0.7567	0.3526	0.07695	1	0.27	1	100
1,2-Dichloropropane (ug/L)	MW-502A	20	0.7445	0.3572	0.07988	1	0.27	1	100
1,2-Dichloropropane (ug/L)	MW-404A	21	0.7567	0.3526	0.07695	1	0.27	1	100
1,2-Dichloropropane (ug/L)	P-504B (bg)	14	0.635	0.3788	0.1012	0.635	0.27	1	100
1,2-Dichloropropane (ug/L)	P-503B (bg)	19	0.7695	0.3486	0.07998	1	0.27	1	100
1,2-Dichloropropane (ug/L)	MW-505A (bg)	17	0.6994	0.3703	0.08982	1	0.27	1	100
1,2-Dichloropropane (ug/L)	MW-501A	20	0.7445	0.3572	0.07988	1	0.27	1	100
1,2-Dichloropropane (ug/L)	MW-605	14	0.635	0.3788	0.1012	0.635	0.27	1	100
1,2-Dichloropropane (ug/L)	MW-604	14	0.635	0.3788	0.1012	0.635	0.27	1	100
1,4-Dichlorobenzene (ug/L)	MW-102A	21	0.7433	0.3719	0.08117	1	0.23	1	100
1,4-Dichlorobenzene (ug/L)	OW-301A	18	0.7006	0.3863	0.09104	1	0.23	1	100
1,4-Dichlorobenzene (ug/L)	MW-201A	23	0.7657	0.3623	0.07554	1	0.23	1	100
1,4-Dichlorobenzene (ug/L)	MW-103A	23	0.7657	0.3623	0.07554	1	0.23	1	100
1,4-Dichlorobenzene (ug/L)	MW-114AR	21	0.7433	0.3719	0.08117	1	0.23	1	100
1,4-Dichlorobenzene (ug/L)	MW-120AR (bg)	23	0.7389	0.3668	0.07649	1	0.23	1	95.65
1,4-Dichlorobenzene (ug/L)	P-105B	21	0.7433	0.3719	0.08117	1	0.23	1	100
1,4-Dichlorobenzene (ug/L)	P-108B	21	0.7433	0.3719	0.08117	1	0.23	1	100
1,4-Dichlorobenzene (ug/L)	MW-403A	21	0.7433	0.3719	0.08117	1	0.23	1	100
1,4-Dichlorobenzene (ug/L)	P-114BR	21	0.7433	0.3719	0.08117	1	0.23	1	100
1,4-Dichlorobenzene (ug/L)	MW-204A	23	0.7657	0.3623	0.07554	1	0.23	1	100
1,4-Dichlorobenzene (ug/L)	P-120B (bg)	21	0.7433	0.3719	0.08117	1	0.23	1	100
1,4-Dichlorobenzene (ug/L)	MW-137A	22	0.72	0.3791	0.08083	1	0.23	1	100
1,4-Dichlorobenzene (ug/L)	MW-202A	23	0.7657	0.3623	0.07554	1	0.23	1	100

Box & Whiskers Plot

DMASWA Data: DMASWA Database_Updated Printed 12/17/2024, 1:42 PM

Constituent	Well	N	Mean	Std. Dev.	Std. Err.	Median	Min.	Max.	%NDs
1,4-Dichlorobenzene (ug/L)	MW-401A	22	0.755	0.3671	0.07826	1	0.23	1	100
1,4-Dichlorobenzene (ug/L)	MW-402A	21	0.7433	0.3719	0.08117	1	0.23	1	100
1,4-Dichlorobenzene (ug/L)	OW-306AR	14	0.615	0.3995	0.1068	0.615	0.23	1	100
1,4-Dichlorobenzene (ug/L)	MW-109ARR	21	0.7433	0.3719	0.08117	1	0.23	1	100
1,4-Dichlorobenzene (ug/L)	MW-502A	20	0.7305	0.3768	0.08426	1	0.23	1	100
1,4-Dichlorobenzene (ug/L)	MW-404A	21	0.7433	0.3719	0.08117	1	0.23	1	100
1,4-Dichlorobenzene (ug/L)	P-504B (bg)	14	0.615	0.3995	0.1068	0.615	0.23	1	100
1,4-Dichlorobenzene (ug/L)	P-503B (bg)	19	0.7568	0.3677	0.08436	1	0.23	1	100
1,4-Dichlorobenzene (ug/L)	MW-505A (bg)	17	0.6829	0.3906	0.09474	1	0.23	1	100
1,4-Dichlorobenzene (ug/L)	MW-501A	20	0.7305	0.3768	0.08426	1	0.23	1	100
1,4-Dichlorobenzene (ug/L)	MW-605	14	0.615	0.3995	0.1068	0.615	0.23	1	100
1,4-Dichlorobenzene (ug/L)	MW-604	14	0.615	0.3995	0.1068	0.615	0.23	1	100
2-Butanone [MEK] (ug/L)	MW-102A	21	6.414	3.653	0.7971	5	2.1	10	100
2-Butanone [MEK] (ug/L)	OW-301A	18	6.65	3.91	0.9215	10	2.1	10	100
2-Butanone [MEK] (ug/L)	MW-201A	23	6.726	3.633	0.7575	10	2.1	10	100
2-Butanone [MEK] (ug/L)	MW-103A	23	6.726	3.633	0.7575	10	2.1	10	100
2-Butanone [MEK] (ug/L)	MW-114AR	21	6.414	3.653	0.7971	5	2.1	10	100
2-Butanone [MEK] (ug/L)	MW-120AR (bg)	23	6.632	3.707	0.773	10	2.1	10	95.65
2-Butanone [MEK] (ug/L)	P-105B	21	6.414	3.653	0.7971	5	2.1	10	100
2-Butanone [MEK] (ug/L)	P-108B	21	6.272	3.767	0.8219	5	2.02	10	95.24
2-Butanone [MEK] (ug/L)	MW-403A	21	6.414	3.653	0.7971	5	2.1	10	100
2-Butanone [MEK] (ug/L)	P-114BR	21	6.414	3.653	0.7971	5	2.1	10	100
2-Butanone [MEK] (ug/L)	MW-204A	23	6.726	3.633	0.7575	10	2.1	10	100
2-Butanone [MEK] (ug/L)	P-120B (bg)	21	6.414	3.653	0.7971	5	2.1	10	100
2-Butanone [MEK] (ug/L)	MW-137A	22	7.327	7.029	1.499	5	2.1	34.4	95.45
2-Butanone [MEK] (ug/L)	MW-202A	23	6.726	3.633	0.7575	10	2.1	10	100
2-Butanone [MEK] (ug/L)	MW-401A	22	6.577	3.646	0.7773	7.5	2.1	10	100
2-Butanone [MEK] (ug/L)	MW-402A	21	6.28	3.757	0.8199	5	2.1	10	95.24
2-Butanone [MEK] (ug/L)	OW-306AR	14	6.05	4.099	1.096	6.05	2.1	10	100
2-Butanone [MEK] (ug/L)	MW-109ARR	21	6.414	3.653	0.7971	5	2.1	10	100
2-Butanone [MEK] (ug/L)	MW-502A	20	6.485	3.733	0.8347	7.5	2.1	10	100
2-Butanone [MEK] (ug/L)	MW-404A	21	6.414	3.653	0.7971	5	2.1	10	100
2-Butanone [MEK] (ug/L)	P-504B (bg)	14	4.979	3.496	0.9343	3.55	2.1	10	100
2-Butanone [MEK] (ug/L)	P-503B (bg)	19	6.483	3.932	0.902	10	0.574	10	94.74
2-Butanone [MEK] (ug/L)	MW-505A (bg)	17	5.865	3.718	0.9017	5	2.1	10	100
2-Butanone [MEK] (ug/L)	MW-501A	20	6.735	3.795	0.8486	10	2.1	10	100
2-Butanone [MEK] (ug/L)	MW-605	14	6.05	4.099	1.096	6.05	2.1	10	100
2-Butanone [MEK] (ug/L)	MW-604	14	6.05	4.099	1.096	6.05	2.1	10	100
2-Hexanone (ug/L)	MW-102A	21	7.333	3.864	0.8433	10	2	10	100
2-Hexanone (ug/L)	OW-301A	18	6.889	4.013	0.9459	10	2	10	100
2-Hexanone (ug/L)	MW-201A	23	7.565	3.764	0.7848	10	2	10	100
2-Hexanone (ug/L)	MW-103A	23	7.565	3.764	0.7848	10	2	10	100
2-Hexanone (ug/L)	MW-114AR	21	7.333	3.864	0.8433	10	2	10	100
2-Hexanone (ug/L)	MW-120AR (bg)	23	7.146	4.01	0.8361	10	0.35	10	95.65
2-Hexanone (ug/L)	P-105B	21	7.333	3.864	0.8433	10	2	10	100
2-Hexanone (ug/L)	P-108B	21	7.333	3.864	0.8433	10	2	10	100
2-Hexanone (ug/L)	MW-403A	21	7.333	3.864	0.8433	10	2	10	100
2-Hexanone (ug/L)	P-114BR	21	7.333	3.864	0.8433	10	2	10	100
2-Hexanone (ug/L)	MW-204A	23	7.565	3.764	0.7848	10	2	10	100
2-Hexanone (ug/L)	P-120B (bg)	21	7.333	3.864	0.8433	10	2	10	100

Box & Whiskers Plot

DMASWA Data: DMASWA Database_Updated Printed 12/17/2024, 1:42 PM

Constituent	Well	N	Mean	Std. Dev.	Std. Err.	Median	Min.	Max.	%NDs
2-Hexanone (ug/L)	MW-137A	22	7.091	3.939	0.8398	10	2	10	100
2-Hexanone (ug/L)	MW-202A	23	7.565	3.764	0.7848	10	2	10	100
2-Hexanone (ug/L)	MW-401A	22	7.455	3.814	0.8131	10	2	10	100
2-Hexanone (ug/L)	MW-402A	21	7.333	3.864	0.8433	10	2	10	100
2-Hexanone (ug/L)	OW-306AR	14	6	4.151	1.109	6	2	10	100
2-Hexanone (ug/L)	MW-109ARR	21	7.333	3.864	0.8433	10	2	10	100
2-Hexanone (ug/L)	MW-502A	20	7.2	3.915	0.8754	10	2	10	100
2-Hexanone (ug/L)	MW-404A	21	7.333	3.864	0.8433	10	2	10	100
2-Hexanone (ug/L)	P-504B (bg)	14	6	4.151	1.109	6	2	10	100
2-Hexanone (ug/L)	P-503B (bg)	19	7.474	3.821	0.8765	10	2	10	100
2-Hexanone (ug/L)	MW-505A (bg)	17	6.706	4.058	0.9843	10	2	10	100
2-Hexanone (ug/L)	MW-501A	20	7.2	3.915	0.8754	10	2	10	100
2-Hexanone (ug/L)	MW-605	14	6	4.151	1.109	6	2	10	100
2-Hexanone (ug/L)	MW-604	14	6	4.151	1.109	6	2	10	100
4-Methyl-2-pentanone (ug/L)	MW-102A	21	5.97	4.374	0.9545	10	0.22	10	100
4-Methyl-2-pentanone (ug/L)	OW-301A	18	6.384	4.181	0.9855	10	0.22	10	100
4-Methyl-2-pentanone (ug/L)	MW-201A	23	6.32	4.329	0.9027	10	0.22	10	100
4-Methyl-2-pentanone (ug/L)	MW-103A	23	6.32	4.329	0.9027	10	0.22	10	100
4-Methyl-2-pentanone (ug/L)	MW-114AR	21	5.97	4.374	0.9545	10	0.22	10	100
4-Methyl-2-pentanone (ug/L)	MW-120AR (bg)	23	6.32	4.329	0.9027	10	0.22	10	100
4-Methyl-2-pentanone (ug/L)	P-105B	21	5.97	4.374	0.9545	10	0.22	10	100
4-Methyl-2-pentanone (ug/L)	P-108B	21	5.97	4.374	0.9545	10	0.22	10	100
4-Methyl-2-pentanone (ug/L)	MW-403A	21	5.97	4.374	0.9545	10	0.22	10	100
4-Methyl-2-pentanone (ug/L)	P-114BR	21	5.97	4.374	0.9545	10	0.22	10	100
4-Methyl-2-pentanone (ug/L)	MW-204A	23	6.32	4.329	0.9027	10	0.22	10	100
4-Methyl-2-pentanone (ug/L)	P-120B (bg)	21	5.97	4.374	0.9545	10	0.22	10	100
4-Methyl-2-pentanone (ug/L)	MW-137A	22	5.484	4.276	0.9116	2.645	0.22	10	95.45
4-Methyl-2-pentanone (ug/L)	MW-202A	23	6.32	4.329	0.9027	10	0.22	10	100
4-Methyl-2-pentanone (ug/L)	MW-401A	22	6.153	4.354	0.9284	10	0.22	10	100
4-Methyl-2-pentanone (ug/L)	MW-402A	21	5.97	4.374	0.9545	10	0.22	10	100
4-Methyl-2-pentanone (ug/L)	OW-306AR	14	6.05	4.099	1.096	6.05	2.1	10	100
4-Methyl-2-pentanone (ug/L)	MW-109ARR	21	5.97	4.374	0.9545	10	0.22	10	100
4-Methyl-2-pentanone (ug/L)	MW-502A	20	6.746	4.109	0.9187	10	0.22	10	100
4-Methyl-2-pentanone (ug/L)	MW-404A	21	5.97	4.374	0.9545	10	0.22	10	100
4-Methyl-2-pentanone (ug/L)	P-504B (bg)	14	5.351	4.206	1.124	2.1	0.22	10	100
4-Methyl-2-pentanone (ug/L)	P-503B (bg)	19	6.991	4.069	0.9335	10	0.22	10	100
4-Methyl-2-pentanone (ug/L)	MW-505A (bg)	17	6.172	4.208	1.021	10	0.22	10	100
4-Methyl-2-pentanone (ug/L)	MW-501A	20	7.235	3.866	0.8645	10	2.1	10	100
4-Methyl-2-pentanone (ug/L)	MW-605	14	6.05	4.099	1.096	6.05	2.1	10	100
4-Methyl-2-pentanone (ug/L)	MW-604	14	6.05	4.099	1.096	6.05	2.1	10	100
Acetone (ug/L)	MW-102A	21	6.521	3.833	0.8364	7.08	1.79	11.5	85.71
Acetone (ug/L)	OW-301A	18	6.444	3.475	0.8191	6.055	1.79	10.4	83.33
Acetone (ug/L)	MW-201A	23	6.507	3.411	0.7112	6.66	1.79	10.6	73.91
Acetone (ug/L)	MW-103A	23	6.047	3.713	0.7742	3.63	1.79	12	78.26
Acetone (ug/L)	MW-114AR	21	6.287	4.357	0.9507	3.1	1.79	15.6	76.19
Acetone (ug/L)	MW-120AR (bg)	23	5.856	3.547	0.7395	3.77	1.79	10	82.61
Acetone (ug/L)	P-105B	21	6.03	3.618	0.7894	4.42	1.79	11.8	80.95
Acetone (ug/L)	P-108B	21	5.575	3.596	0.7847	3.1	1.79	12.1	71.43
Acetone (ug/L)	MW-403A	21	6.353	3.946	0.8611	3.25	1.79	13.1	90.48
Acetone (ug/L)	P-114BR	21	5.938	3.744	0.817	3.1	1.79	12.6	76.19

Box & Whiskers Plot

DMASWA Data: DMASWA Database_Updated Printed 12/17/2024, 1:42 PM

Constituent	Well	N	Mean	Std. Dev.	Std. Err.	Median	Min.	Max.	%NDs
Acetone (ug/L)	MW-204A	23	6.097	3.918	0.8169	3.1	1.79	13.6	78.26
Acetone (ug/L)	P-120B (bg)	21	5.703	3.613	0.7884	3.1	1.79	10	80.95
Acetone (ug/L)	MW-137A	22	7.713	11.02	2.349	3.59	1.79	54.5	68.18
Acetone (ug/L)	MW-202A	23	6.455	3.64	0.7589	7.69	1.79	10	86.96
Acetone (ug/L)	MW-401A	22	6.4	3.822	0.8149	5.27	1.79	13.2	86.36
Acetone (ug/L)	MW-402A	21	6.52	3.919	0.8553	5.33	1.79	15.3	76.19
Acetone (ug/L)	OW-306AR	14	6.857	4.052	1.083	6.55	3.1	14.3	92.86
Acetone (ug/L)	MW-109ARR	21	10.76	19.09	4.167	8.99	1.79	92.8	66.67
Acetone (ug/L)	MW-502A	20	6.21	3.503	0.7833	4.625	1.79	10	80
Acetone (ug/L)	MW-404A	21	5.876	3.504	0.7647	4.45	1.79	10	85.71
Acetone (ug/L)	P-504B (bg)	14	6.047	3.553	0.9495	3.1	2.96	10	92.86
Acetone (ug/L)	P-503B (bg)	19	6.669	3.373	0.7738	5.74	1.79	10	84.21
Acetone (ug/L)	MW-505A (bg)	17	6.676	3.647	0.8846	10	1.79	10	100
Acetone (ug/L)	MW-501A	20	6.026	3.431	0.7672	4.405	2.03	10	75
Acetone (ug/L)	MW-605	14	6.114	3.498	0.935	3.5	3.1	10	92.86
Acetone (ug/L)	MW-604	14	6.55	3.58	0.9569	6.55	3.1	10	100
Acrylonitrile (ug/L)	MW-102A	21	3.904	2.642	0.5765	5	0.53	10	100
Acrylonitrile (ug/L)	OW-301A	18	3.941	2.165	0.5102	5	0.53	10	100
Acrylonitrile (ug/L)	MW-201A	23	4	2.539	0.5294	5	0.53	10	100
Acrylonitrile (ug/L)	MW-103A	23	4	2.539	0.5294	5	0.53	10	100
Acrylonitrile (ug/L)	MW-114AR	21	3.904	2.642	0.5765	5	0.53	10	100
Acrylonitrile (ug/L)	MW-120AR (bg)	23	4	2.539	0.5294	5	0.53	10	100
Acrylonitrile (ug/L)	P-105B	21	3.904	2.642	0.5765	5	0.53	10	100
Acrylonitrile (ug/L)	P-108B	21	3.904	2.642	0.5765	5	0.53	10	100
Acrylonitrile (ug/L)	MW-403A	21	3.904	2.642	0.5765	5	0.53	10	100
Acrylonitrile (ug/L)	P-114BR	21	3.904	2.642	0.5765	5	0.53	10	100
Acrylonitrile (ug/L)	MW-204A	23	4	2.539	0.5294	5	0.53	10	100
Acrylonitrile (ug/L)	P-120B (bg)	21	3.904	2.642	0.5765	5	0.53	10	100
Acrylonitrile (ug/L)	MW-137A	22	3.827	2.604	0.5551	3.6	0.53	10	100
Acrylonitrile (ug/L)	MW-202A	23	4	2.539	0.5294	5	0.53	10	100
Acrylonitrile (ug/L)	MW-401A	22	3.954	2.589	0.552	5	0.53	10	100
Acrylonitrile (ug/L)	MW-402A	21	3.904	2.642	0.5765	5	0.53	10	100
Acrylonitrile (ug/L)	OW-306AR	14	3.6	1.453	0.3883	3.6	2.2	5	100
Acrylonitrile (ug/L)	MW-109ARR	21	3.904	2.642	0.5765	5	0.53	10	100
Acrylonitrile (ug/L)	MW-502A	20	4.547	2.77	0.6193	5	0.53	10	100
Acrylonitrile (ug/L)	MW-404A	21	3.904	2.642	0.5765	5	0.53	10	100
Acrylonitrile (ug/L)	P-504B (bg)	14	4.352	3.328	0.8895	2.2	0.53	10	100
Acrylonitrile (ug/L)	P-503B (bg)	19	4.67	2.788	0.6397	5	0.53	10	100
Acrylonitrile (ug/L)	MW-505A (bg)	17	4.466	3.011	0.7302	5	0.53	10	100
Acrylonitrile (ug/L)	MW-501A	20	5.02	2.855	0.6384	5	2.2	10	100
Acrylonitrile (ug/L)	MW-605	14	3.6	1.453	0.3883	3.6	2.2	5	100
Acrylonitrile (ug/L)	MW-604	14	3.6	1.453	0.3883	3.6	2.2	5	100
Benzene (ug/L)	MW-102A	21	0.367	0.1671	0.03647	0.5	0.11	0.557	95.24
Benzene (ug/L)	OW-301A	18	0.3694	0.1905	0.0449	0.3715	0.122	0.83	72.22
Benzene (ug/L)	MW-201A	23	0.34	0.1591	0.03317	0.22	0.117	0.5	78.26
Benzene (ug/L)	MW-103A	23	0.367	0.16	0.03337	0.5	0.11	0.5	95.65
Benzene (ug/L)	MW-114AR	21	0.351	0.1641	0.03581	0.5	0.11	0.5	100
Benzene (ug/L)	MW-120AR (bg)	23	0.3639	0.1622	0.03383	0.5	0.11	0.5	100
Benzene (ug/L)	P-105B	21	0.351	0.1641	0.03581	0.5	0.11	0.5	100
Benzene (ug/L)	P-108B	21	0.351	0.1641	0.03581	0.5	0.11	0.5	100

Box & Whiskers Plot

DMASWA Data: DMASWA Database_Updated Printed 12/17/2024, 1:42 PM

Constituent	Well	N	Mean	Std. Dev.	Std. Err.	Median	Min.	Max.	%NDs
Benzene (ug/L)	MW-403A	21	0.3659	0.1658	0.03618	0.5	0.11	0.533	95.24
Benzene (ug/L)	P-114BR	21	0.351	0.1641	0.03581	0.5	0.11	0.5	100
Benzene (ug/L)	MW-204A	23	0.3639	0.1622	0.03383	0.5	0.11	0.5	100
Benzene (ug/L)	P-120B (bg)	21	0.351	0.1641	0.03581	0.5	0.11	0.5	100
Benzene (ug/L)	MW-137A	22	0.345	0.1626	0.03466	0.36	0.11	0.5	100
Benzene (ug/L)	MW-202A	23	0.3639	0.1622	0.03383	0.5	0.11	0.5	100
Benzene (ug/L)	MW-401A	22	0.3577	0.1633	0.03481	0.5	0.11	0.5	100
Benzene (ug/L)	MW-402A	21	0.3586	0.1614	0.03522	0.5	0.11	0.5	95.24
Benzene (ug/L)	OW-306AR	14	0.36	0.1453	0.03883	0.36	0.22	0.5	100
Benzene (ug/L)	MW-109ARR	21	0.351	0.1641	0.03581	0.5	0.11	0.5	100
Benzene (ug/L)	MW-502A	20	0.3825	0.1495	0.03343	0.5	0.11	0.5	100
Benzene (ug/L)	MW-404A	21	0.351	0.1641	0.03581	0.5	0.11	0.5	100
Benzene (ug/L)	P-504B (bg)	14	0.3321	0.1535	0.04103	0.22	0.11	0.5	100
Benzene (ug/L)	P-503B (bg)	19	0.3911	0.1485	0.03407	0.5	0.11	0.5	100
Benzene (ug/L)	MW-505A (bg)	17	0.3618	0.1533	0.03718	0.5	0.11	0.5	100
Benzene (ug/L)	MW-501A	20	0.402	0.137	0.03064	0.5	0.22	0.5	100
Benzene (ug/L)	MW-605	14	0.36	0.1453	0.03883	0.36	0.22	0.5	100
Benzene (ug/L)	MW-604	14	0.36	0.1453	0.03883	0.36	0.22	0.5	100
Bromochloromethane (ug/L)	MW-102A	21	2.816	2.351	0.513	5	0.12	5	100
Bromochloromethane (ug/L)	OW-301A	18	2.994	2.309	0.5443	5	0.12	5	100
Bromochloromethane (ug/L)	MW-201A	23	3.006	2.328	0.4854	5	0.12	5	100
Bromochloromethane (ug/L)	MW-103A	23	3.006	2.328	0.4854	5	0.12	5	100
Bromochloromethane (ug/L)	MW-114AR	21	2.816	2.351	0.513	5	0.12	5	100
Bromochloromethane (ug/L)	MW-120AR (bg)	23	3.006	2.328	0.4854	5	0.12	5	100
Bromochloromethane (ug/L)	P-105B	21	2.816	2.351	0.513	5	0.12	5	100
Bromochloromethane (ug/L)	P-108B	21	2.816	2.351	0.513	5	0.12	5	100
Bromochloromethane (ug/L)	MW-403A	21	2.816	2.351	0.513	5	0.12	5	100
Bromochloromethane (ug/L)	P-114BR	21	2.816	2.351	0.513	5	0.12	5	100
Bromochloromethane (ug/L)	MW-204A	23	3.006	2.328	0.4854	5	0.12	5	100
Bromochloromethane (ug/L)	P-120B (bg)	21	2.816	2.351	0.513	5	0.12	5	100
Bromochloromethane (ug/L)	MW-137A	22	2.713	2.345	0.5	2.77	0.12	5	100
Bromochloromethane (ug/L)	MW-202A	23	3.006	2.328	0.4854	5	0.12	5	100
Bromochloromethane (ug/L)	MW-401A	22	2.915	2.341	0.4991	5	0.12	5	100
Bromochloromethane (ug/L)	MW-402A	21	2.816	2.351	0.513	5	0.12	5	100
Bromochloromethane (ug/L)	OW-306AR	14	2.77	2.314	0.6185	2.77	0.54	5	100
Bromochloromethane (ug/L)	MW-109ARR	21	2.816	2.351	0.513	5	0.12	5	100
Bromochloromethane (ug/L)	MW-502A	20	3.195	2.27	0.5076	5	0.12	5	100
Bromochloromethane (ug/L)	MW-404A	21	2.816	2.351	0.513	5	0.12	5	100
Bromochloromethane (ug/L)	P-504B (bg)	14	2.421	2.32	0.62	0.54	0.12	5	100
Bromochloromethane (ug/L)	P-503B (bg)	19	3.335	2.242	0.5143	5	0.12	5	100
Bromochloromethane (ug/L)	MW-505A (bg)	17	2.876	2.324	0.5636	5	0.12	5	100
Bromochloromethane (ug/L)	MW-501A	20	3.439	2.183	0.488	5	0.54	5	100
Bromochloromethane (ug/L)	MW-605	14	2.77	2.314	0.6185	2.77	0.54	5	100
Bromochloromethane (ug/L)	MW-604	14	2.77	2.314	0.6185	2.77	0.54	5	100
Bromodichloromethane (ug/L)	MW-102A	21	0.671	0.3643	0.0795	1	0.12	1	100
Bromodichloromethane (ug/L)	OW-301A	18	0.7139	0.3348	0.07891	1	0.12	1	100
Bromodichloromethane (ug/L)	MW-201A	23	0.6996	0.36	0.07507	1	0.12	1	100
Bromodichloromethane (ug/L)	MW-103A	23	0.6996	0.36	0.07507	1	0.12	1	100
Bromodichloromethane (ug/L)	MW-114AR	21	0.671	0.3643	0.0795	1	0.12	1	100
Bromodichloromethane (ug/L)	MW-120AR (bg)	23	0.6996	0.36	0.07507	1	0.12	1	100

Box & Whiskers Plot

DMASWA Data: DMASWA Database_Updated Printed 12/17/2024, 1:42 PM

Constituent	Well	N	Mean	Std. Dev.	Std. Err.	Median	Min.	Max.	%NDs
Bromodichloromethane (ug/L)	P-105B	21	0.671	0.3643	0.0795	1	0.12	1	100
Bromodichloromethane (ug/L)	P-108B	21	0.671	0.3643	0.0795	1	0.12	1	100
Bromodichloromethane (ug/L)	MW-403A	21	0.671	0.3643	0.0795	1	0.12	1	100
Bromodichloromethane (ug/L)	P-114BR	21	0.671	0.3643	0.0795	1	0.12	1	100
Bromodichloromethane (ug/L)	MW-204A	23	0.6996	0.36	0.07507	1	0.12	1	100
Bromodichloromethane (ug/L)	P-120B (bg)	21	0.671	0.3643	0.0795	1	0.12	1	100
Bromodichloromethane (ug/L)	MW-137A	22	0.6582	0.3605	0.07686	0.695	0.12	1	100
Bromodichloromethane (ug/L)	MW-202A	23	0.6996	0.36	0.07507	1	0.12	1	100
Bromodichloromethane (ug/L)	MW-401A	22	0.6859	0.3624	0.07726	1	0.12	1	100
Bromodichloromethane (ug/L)	MW-402A	21	0.671	0.3643	0.0795	1	0.12	1	100
Bromodichloromethane (ug/L)	OW-306AR	14	0.695	0.3165	0.08459	0.695	0.39	1	100
Bromodichloromethane (ug/L)	MW-109ARR	21	0.671	0.3643	0.0795	1	0.12	1	100
Bromodichloromethane (ug/L)	MW-502A	20	0.7425	0.3287	0.0735	1	0.12	1	100
Bromodichloromethane (ug/L)	MW-404A	21	0.671	0.3643	0.0795	1	0.12	1	100
Bromodichloromethane (ug/L)	P-504B (bg)	14	0.6321	0.3379	0.09032	0.39	0.12	1	100
Bromodichloromethane (ug/L)	P-503B (bg)	19	0.7611	0.3268	0.07497	1	0.12	1	100
Bromodichloromethane (ug/L)	MW-505A (bg)	17	0.6971	0.3372	0.08178	1	0.12	1	100
Bromodichloromethane (ug/L)	MW-501A	20	0.7865	0.2985	0.06675	1	0.39	1	100
Bromodichloromethane (ug/L)	MW-605	14	0.695	0.3165	0.08459	0.695	0.39	1	100
Bromodichloromethane (ug/L)	MW-604	14	0.695	0.3165	0.08459	0.695	0.39	1	100
Bromoform (ug/L)	MW-102A	21	2.899	2.267	0.4948	5	0.14	5	100
Bromoform (ug/L)	OW-301A	18	3.089	2.203	0.5194	5	0.14	5	100
Bromoform (ug/L)	MW-201A	23	3.082	2.245	0.4681	5	0.14	5	100
Bromoform (ug/L)	MW-103A	23	3.082	2.245	0.4681	5	0.14	5	100
Bromoform (ug/L)	MW-114AR	21	2.899	2.267	0.4948	5	0.14	5	100
Bromoform (ug/L)	MW-120AR (bg)	23	3.082	2.245	0.4681	5	0.14	5	100
Bromoform (ug/L)	P-105B	21	2.899	2.267	0.4948	5	0.14	5	100
Bromoform (ug/L)	P-108B	21	2.899	2.267	0.4948	5	0.14	5	100
Bromoform (ug/L)	MW-403A	21	2.899	2.267	0.4948	5	0.14	5	100
Bromoform (ug/L)	P-114BR	21	2.899	2.267	0.4948	5	0.14	5	100
Bromoform (ug/L)	MW-204A	23	3.082	2.245	0.4681	5	0.14	5	100
Bromoform (ug/L)	P-120B (bg)	21	2.899	2.267	0.4948	5	0.14	5	100
Bromoform (ug/L)	MW-137A	22	2.803	2.258	0.4815	2.89	0.14	5	100
Bromoform (ug/L)	MW-202A	23	3.082	2.245	0.4681	5	0.14	5	100
Bromoform (ug/L)	MW-401A	22	2.995	2.258	0.4813	5	0.14	5	100
Bromoform (ug/L)	MW-402A	21	2.899	2.267	0.4948	5	0.14	5	100
Bromoform (ug/L)	OW-306AR	14	2.89	2.19	0.5852	2.89	0.78	5	100
Bromoform (ug/L)	MW-109ARR	21	2.899	2.267	0.4948	5	0.14	5	100
Bromoform (ug/L)	MW-502A	20	3.28	2.166	0.4843	5	0.14	5	100
Bromoform (ug/L)	MW-404A	21	2.899	2.267	0.4948	5	0.14	5	100
Bromoform (ug/L)	P-504B (bg)	14	2.543	2.215	0.5919	0.78	0.14	5	100
Bromoform (ug/L)	P-503B (bg)	19	3.412	2.141	0.4912	5	0.14	5	100
Bromoform (ug/L)	MW-505A (bg)	17	2.976	2.217	0.5378	5	0.14	5	100
Bromoform (ug/L)	MW-501A	20	3.523	2.065	0.4618	5	0.78	5	100
Bromoform (ug/L)	MW-605	14	2.89	2.19	0.5852	2.89	0.78	5	100
Bromoform (ug/L)	MW-604	14	2.89	2.19	0.5852	2.89	0.78	5	100
Bromomethane (ug/L)	MW-102A	21	2.376	1.723	0.3759	1.1	0.22	5	95.24
Bromomethane (ug/L)	OW-301A	18	2.309	1.711	0.4034	1.1	0.22	5	88.89
Bromomethane (ug/L)	MW-201A	23	2.2	1.743	0.3635	1.1	0.22	5	82.61
Bromomethane (ug/L)	MW-103A	23	2.199	1.744	0.3637	1.1	0.22	5	86.96

Box & Whiskers Plot

DMASWA Data: DMASWA Database_Updated Printed 12/17/2024, 1:42 PM

Constituent	Well	N	Mean	Std. Dev.	Std. Err.	Median	Min.	Max.	%NDs
Bromomethane (ug/L)	MW-114AR	21	2.209	1.728	0.377	1.1	0.22	5	90.48
Bromomethane (ug/L)	MW-120AR (bg)	23	2.509	1.719	0.3584	4	0.22	5	95.65
Bromomethane (ug/L)	P-105B	21	2.19	1.748	0.3815	1.1	0.22	5	90.48
Bromomethane (ug/L)	P-108B	21	2.372	1.728	0.377	1.1	0.22	5	95.24
Bromomethane (ug/L)	MW-403A	21	2.379	1.719	0.3751	1.1	0.22	5	95.24
Bromomethane (ug/L)	P-114BR	21	2.37	1.729	0.3773	1.1	0.22	5	95.24
Bromomethane (ug/L)	MW-204A	23	2.505	1.724	0.3594	4	0.22	5	95.65
Bromomethane (ug/L)	P-120B (bg)	21	2.368	1.732	0.378	1.1	0.22	5	95.24
Bromomethane (ug/L)	MW-137A	22	2.265	1.649	0.3516	1.1	0.22	4	95.45
Bromomethane (ug/L)	MW-202A	23	2.312	1.679	0.3501	1.1	0.22	4	91.3
Bromomethane (ug/L)	MW-401A	22	2.285	1.734	0.3696	1.1	0.22	5	86.36
Bromomethane (ug/L)	MW-402A	21	2.367	1.733	0.3782	1.1	0.22	5	90.48
Bromomethane (ug/L)	OW-306AR	14	2.621	1.6	0.4275	2.55	1.1	5	100
Bromomethane (ug/L)	MW-109ARR	21	2.373	1.726	0.3767	1.1	0.22	5	90.48
Bromomethane (ug/L)	MW-502A	20	2.492	1.683	0.3763	2.55	0.22	5	90
Bromomethane (ug/L)	MW-404A	21	2.185	1.753	0.3826	1.1	0.22	5	90.48
Bromomethane (ug/L)	P-504B (bg)	14	2.028	1.548	0.4137	1.1	0.22	4	92.86
Bromomethane (ug/L)	P-503B (bg)	19	2.754	1.641	0.3764	4	0.22	5	94.74
Bromomethane (ug/L)	MW-505A (bg)	17	2.584	1.562	0.3789	4	0.22	4	100
Bromomethane (ug/L)	MW-501A	20	2.502	1.669	0.3733	2.55	0.292	5	85
Bromomethane (ug/L)	MW-605	14	2.55	1.505	0.4022	2.55	1.1	4	100
Bromomethane (ug/L)	MW-604	14	2.621	1.6	0.4275	2.55	1.1	5	100
Carbon disulfide (ug/L)	MW-102A	21	0.6952	0.3417	0.07455	1	0.15	1	100
Carbon disulfide (ug/L)	OW-301A	18	0.7083	0.3079	0.07256	0.725	0.15	1	94.44
Carbon disulfide (ug/L)	MW-201A	23	0.7217	0.3374	0.07035	1	0.15	1	100
Carbon disulfide (ug/L)	MW-103A	23	0.7217	0.3374	0.07035	1	0.15	1	100
Carbon disulfide (ug/L)	MW-114AR	21	0.6679	0.339	0.07398	0.45	0.15	1	95.24
Carbon disulfide (ug/L)	MW-120AR (bg)	23	0.7217	0.3374	0.07035	1	0.15	1	100
Carbon disulfide (ug/L)	P-105B	21	0.6952	0.3417	0.07455	1	0.15	1	100
Carbon disulfide (ug/L)	P-108B	21	0.6952	0.3417	0.07455	1	0.15	1	100
Carbon disulfide (ug/L)	MW-403A	21	0.6952	0.3417	0.07455	1	0.15	1	100
Carbon disulfide (ug/L)	P-114BR	21	0.6952	0.3417	0.07455	1	0.15	1	100
Carbon disulfide (ug/L)	MW-204A	23	0.7217	0.3374	0.07035	1	0.15	1	100
Carbon disulfide (ug/L)	P-120B (bg)	21	0.6952	0.3417	0.07455	1	0.15	1	100
Carbon disulfide (ug/L)	MW-137A	22	0.6841	0.3375	0.07195	0.725	0.15	1	100
Carbon disulfide (ug/L)	MW-202A	23	0.7217	0.3374	0.07035	1	0.15	1	100
Carbon disulfide (ug/L)	MW-401A	22	0.7091	0.3397	0.07242	1	0.15	1	100
Carbon disulfide (ug/L)	MW-402A	21	0.6591	0.3479	0.07592	0.45	0.15	1	95.24
Carbon disulfide (ug/L)	OW-306AR	14	0.725	0.2854	0.07627	0.725	0.45	1	100
Carbon disulfide (ug/L)	MW-109ARR	21	0.6952	0.3417	0.07455	1	0.15	1	100
Carbon disulfide (ug/L)	MW-502A	20	0.765	0.3022	0.06758	1	0.15	1	100
Carbon disulfide (ug/L)	MW-404A	21	0.6952	0.3417	0.07455	1	0.15	1	100
Carbon disulfide (ug/L)	P-504B (bg)	14	0.6054	0.321	0.08579	0.45	0.15	1	92.86
Carbon disulfide (ug/L)	P-503B (bg)	19	0.7401	0.3228	0.07405	1	0.15	1	94.74
Carbon disulfide (ug/L)	MW-505A (bg)	17	0.6969	0.3044	0.07384	0.548	0.15	1	94.12
Carbon disulfide (ug/L)	MW-501A	20	0.8075	0.2691	0.06018	1	0.45	1	100
Carbon disulfide (ug/L)	MW-605	14	0.725	0.2854	0.07627	0.725	0.45	1	100
Carbon disulfide (ug/L)	MW-604	14	0.725	0.2854	0.07627	0.725	0.45	1	100
Carbon Tetrachloride (ug/L)	MW-102A	21	1.299	0.7654	0.167	2	0.24	2	100
Carbon Tetrachloride (ug/L)	OW-301A	18	1.377	0.7225	0.1703	2	0.24	2	100

Box & Whiskers Plot

DMASWA Data: DMASWA Database_Updated Printed 12/17/2024, 1:42 PM

Constituent	Well	N	Mean	Std. Dev.	Std. Err.	Median	Min.	Max.	%NDs
Carbon Tetrachloride (ug/L)	MW-201A	23	1.36	0.7573	0.1579	2	0.24	2	100
Carbon Tetrachloride (ug/L)	MW-103A	23	1.36	0.7573	0.1579	2	0.24	2	100
Carbon Tetrachloride (ug/L)	MW-114AR	21	1.299	0.7654	0.167	2	0.24	2	100
Carbon Tetrachloride (ug/L)	MW-120AR (bg)	23	1.36	0.7573	0.1579	2	0.24	2	100
Carbon Tetrachloride (ug/L)	P-105B	21	1.299	0.7654	0.167	2	0.24	2	100
Carbon Tetrachloride (ug/L)	P-108B	21	1.299	0.7654	0.167	2	0.24	2	100
Carbon Tetrachloride (ug/L)	MW-403A	21	1.299	0.7654	0.167	2	0.24	2	100
Carbon Tetrachloride (ug/L)	P-114BR	21	1.299	0.7654	0.167	2	0.24	2	100
Carbon Tetrachloride (ug/L)	MW-204A	23	1.36	0.7573	0.1579	2	0.24	2	100
Carbon Tetrachloride (ug/L)	P-120B (bg)	21	1.299	0.7654	0.167	2	0.24	2	100
Carbon Tetrachloride (ug/L)	MW-137A	22	1.269	0.7597	0.162	1.325	0.24	2	100
Carbon Tetrachloride (ug/L)	MW-202A	23	1.36	0.7573	0.1579	2	0.24	2	100
Carbon Tetrachloride (ug/L)	MW-401A	22	1.33	0.7618	0.1624	2	0.24	2	100
Carbon Tetrachloride (ug/L)	MW-402A	21	1.299	0.7654	0.167	2	0.24	2	100
Carbon Tetrachloride (ug/L)	OW-306AR	14	1.325	0.7005	0.1872	1.325	0.65	2	100
Carbon Tetrachloride (ug/L)	MW-109ARR	21	1.299	0.7654	0.167	2	0.24	2	100
Carbon Tetrachloride (ug/L)	MW-502A	20	1.439	0.7098	0.1587	2	0.24	2	100
Carbon Tetrachloride (ug/L)	MW-404A	21	1.299	0.7654	0.167	2	0.24	2	100
Carbon Tetrachloride (ug/L)	P-504B (bg)	14	1.199	0.7274	0.1944	0.65	0.24	2	100
Carbon Tetrachloride (ug/L)	P-503B (bg)	19	1.481	0.7038	0.1615	2	0.24	2	100
Carbon Tetrachloride (ug/L)	MW-505A (bg)	17	1.341	0.7273	0.1764	2	0.24	2	100
Carbon Tetrachloride (ug/L)	MW-501A	20	1.527	0.6606	0.1477	2	0.65	2	100
Carbon Tetrachloride (ug/L)	MW-605	14	1.325	0.7005	0.1872	1.325	0.65	2	100
Carbon Tetrachloride (ug/L)	MW-604	14	1.325	0.7005	0.1872	1.325	0.65	2	100
Chlorobenzene (ug/L)	MW-102A	21	0.6843	0.3461	0.07552	1	0.19	1	100
Chlorobenzene (ug/L)	OW-301A	18	0.7217	0.3237	0.0763	1	0.19	1	100
Chlorobenzene (ug/L)	MW-201A	23	0.7117	0.3423	0.07137	1	0.19	1	100
Chlorobenzene (ug/L)	MW-103A	23	0.7117	0.3423	0.07137	1	0.19	1	100
Chlorobenzene (ug/L)	MW-114AR	21	0.6843	0.3461	0.07552	1	0.19	1	100
Chlorobenzene (ug/L)	MW-120AR (bg)	23	0.7117	0.3423	0.07137	1	0.19	1	100
Chlorobenzene (ug/L)	P-105B	21	0.6843	0.3461	0.07552	1	0.19	1	100
Chlorobenzene (ug/L)	P-108B	21	0.6843	0.3461	0.07552	1	0.19	1	100
Chlorobenzene (ug/L)	MW-403A	21	0.6843	0.3461	0.07552	1	0.19	1	100
Chlorobenzene (ug/L)	P-114BR	21	0.6843	0.3461	0.07552	1	0.19	1	100
Chlorobenzene (ug/L)	MW-204A	23	0.7117	0.3423	0.07137	1	0.19	1	100
Chlorobenzene (ug/L)	P-120B (bg)	21	0.6843	0.3461	0.07552	1	0.19	1	100
Chlorobenzene (ug/L)	MW-137A	22	0.6714	0.3431	0.07315	0.7	0.19	1	100
Chlorobenzene (ug/L)	MW-202A	23	0.7117	0.3423	0.07137	1	0.19	1	100
Chlorobenzene (ug/L)	MW-401A	22	0.6986	0.3444	0.07342	1	0.19	1	100
Chlorobenzene (ug/L)	MW-402A	21	0.6843	0.3461	0.07552	1	0.19	1	100
Chlorobenzene (ug/L)	OW-306AR	14	0.7	0.3113	0.08321	0.7	0.4	1	100
Chlorobenzene (ug/L)	MW-109ARR	21	0.6843	0.3461	0.07552	1	0.19	1	100
Chlorobenzene (ug/L)	MW-502A	20	0.7495	0.318	0.0711	1	0.19	1	100
Chlorobenzene (ug/L)	MW-404A	21	0.6843	0.3461	0.07552	1	0.19	1	100
Chlorobenzene (ug/L)	P-504B (bg)	14	0.6421	0.3262	0.08718	0.4	0.19	1	100
Chlorobenzene (ug/L)	P-503B (bg)	19	0.7679	0.3156	0.0724	1	0.19	1	100
Chlorobenzene (ug/L)	MW-505A (bg)	17	0.7053	0.3259	0.07905	1	0.19	1	100
Chlorobenzene (ug/L)	MW-501A	20	0.79	0.2936	0.06565	1	0.4	1	100
Chlorobenzene (ug/L)	MW-605	14	0.7	0.3113	0.08321	0.7	0.4	1	100
Chlorobenzene (ug/L)	MW-604	14	0.7	0.3113	0.08321	0.7	0.4	1	100

Box & Whiskers Plot

DMASWA Data: DMASWA Database_Updated Printed 12/17/2024, 1:42 PM

Constituent	Well	N	Mean	Std. Dev.	Std. Err.	Median	Min.	Max.	%NDs
Chloroform (ug/L)	MW-102A	21	1.569	0.9848	0.2149	1.3	0.28	3	100
Chloroform (ug/L)	OW-301A	18	1.743	0.9457	0.2229	1.3	0.28	3	100
Chloroform (ug/L)	MW-201A	23	1.693	1.026	0.2138	1.3	0.28	3	100
Chloroform (ug/L)	MW-103A	23	1.693	1.026	0.2138	1.3	0.28	3	100
Chloroform (ug/L)	MW-114AR	21	1.569	0.9848	0.2149	1.3	0.28	3	100
Chloroform (ug/L)	MW-120AR (bg)	23	1.693	1.026	0.2138	1.3	0.28	3	100
Chloroform (ug/L)	P-105B	21	1.569	0.9848	0.2149	1.3	0.28	3	100
Chloroform (ug/L)	P-108B	21	1.569	0.9848	0.2149	1.3	0.28	3	100
Chloroform (ug/L)	MW-403A	21	1.569	0.9848	0.2149	1.3	0.28	3	100
Chloroform (ug/L)	P-114BR	21	1.569	0.9848	0.2149	1.3	0.28	3	100
Chloroform (ug/L)	MW-204A	23	1.693	1.026	0.2138	1.3	0.28	3	100
Chloroform (ug/L)	P-120B (bg)	21	1.569	0.9848	0.2149	1.3	0.28	3	100
Chloroform (ug/L)	MW-137A	22	1.556	0.9628	0.2053	1.3	0.28	3	100
Chloroform (ug/L)	MW-202A	23	1.693	1.026	0.2138	1.3	0.28	3	100
Chloroform (ug/L)	MW-401A	22	1.634	1.008	0.215	1.3	0.28	3	100
Chloroform (ug/L)	MW-402A	21	1.569	0.9848	0.2149	1.3	0.28	3	100
Chloroform (ug/L)	OW-306AR	14	2.15	0.8821	0.2357	2.15	1.3	3	100
Chloroform (ug/L)	MW-109ARR	21	1.569	0.9848	0.2149	1.3	0.28	3	100
Chloroform (ug/L)	MW-502A	20	1.669	0.9233	0.2065	1.3	0.28	3	100
Chloroform (ug/L)	MW-404A	21	1.569	0.9848	0.2149	1.3	0.28	3	100
Chloroform (ug/L)	P-504B (bg)	14	1.384	0.738	0.1972	1.3	0.28	3	100
Chloroform (ug/L)	P-503B (bg)	19	1.688	0.9444	0.2167	1.3	0.28	3	100
Chloroform (ug/L)	MW-505A (bg)	17	1.669	0.9196	0.223	1.3	0.28	3	100
Chloroform (ug/L)	MW-501A	20	1.705	0.8793	0.1966	1.3	1	3	100
Chloroform (ug/L)	MW-605	14	2.15	0.8821	0.2357	2.15	1.3	3	100
Chloroform (ug/L)	MW-604	14	2.15	0.8821	0.2357	2.15	1.3	3	100
Chloromethane (ug/L)	MW-102A	21	1.696	1.278	0.2789	0.61	0.31	3	95.24
Chloromethane (ug/L)	OW-301A	18	1.778	1.26	0.2969	1.805	0.31	3	94.44
Chloromethane (ug/L)	MW-201A	23	1.827	1.259	0.2626	3	0.31	3	91.3
Chloromethane (ug/L)	MW-103A	23	1.807	1.278	0.2665	3	0.31	3	95.65
Chloromethane (ug/L)	MW-114AR	21	1.692	1.283	0.2799	0.61	0.31	3	95.24
Chloromethane (ug/L)	MW-120AR (bg)	23	1.922	1.26	0.2628	3	0.31	3	100
Chloromethane (ug/L)	P-105B	21	1.693	1.281	0.2795	0.61	0.31	3	95.24
Chloromethane (ug/L)	P-108B	21	1.819	1.273	0.2778	3	0.31	3	100
Chloromethane (ug/L)	MW-403A	21	1.704	1.272	0.2776	0.816	0.31	3	90.48
Chloromethane (ug/L)	P-114BR	21	1.692	1.282	0.2798	0.61	0.31	3	95.24
Chloromethane (ug/L)	MW-204A	23	1.807	1.277	0.2664	3	0.31	3	95.65
Chloromethane (ug/L)	P-120B (bg)	21	1.702	1.272	0.2776	0.61	0.31	3	95.24
Chloromethane (ug/L)	MW-137A	22	1.644	1.271	0.271	0.61	0.31	3	95.45
Chloromethane (ug/L)	MW-202A	23	1.922	1.26	0.2628	3	0.31	3	100
Chloromethane (ug/L)	MW-401A	22	1.761	1.272	0.2712	1.805	0.31	3	95.45
Chloromethane (ug/L)	MW-402A	21	1.695	1.279	0.2791	0.61	0.31	3	95.24
Chloromethane (ug/L)	OW-306AR	14	1.805	1.24	0.3314	1.805	0.61	3	100
Chloromethane (ug/L)	MW-109ARR	21	1.695	1.279	0.2791	0.61	0.31	3	95.24
Chloromethane (ug/L)	MW-502A	20	1.896	1.255	0.2805	3	0.31	3	95
Chloromethane (ug/L)	MW-404A	21	1.819	1.273	0.2778	3	0.31	3	100
Chloromethane (ug/L)	P-504B (bg)	14	1.428	1.219	0.3259	0.61	0.31	3	92.86
Chloromethane (ug/L)	P-503B (bg)	19	2.104	1.207	0.277	3	0.31	3	100
Chloromethane (ug/L)	MW-505A (bg)	17	1.858	1.251	0.3034	3	0.31	3	100
Chloromethane (ug/L)	MW-501A	20	2.034	1.215	0.2717	3	0.402	3	95

Box & Whiskers Plot

DMASWA Data: DMASWA Database_Updated Printed 12/17/2024, 1:42 PM

Constituent	Well	N	Mean	Std. Dev.	Std. Err.	Median	Min.	Max.	%NDs
Chloromethane (ug/L)	MW-605	14	1.805	1.24	0.3314	1.805	0.61	3	100
Chloromethane (ug/L)	MW-604	14	1.805	1.24	0.3314	1.805	0.61	3	100
cis-1,2-Dichloroethene (ug/L)	MW-102A	21	0.3077	0.1021	0.02228	0.289	0.105	0.5	14.29
cis-1,2-Dichloroethene (ug/L)	OW-301A	18	0.5145	0.3502	0.08255	0.3655	0.139	1	50
cis-1,2-Dichloroethene (ug/L)	MW-201A	23	1.236	0.3472	0.0724	1.11	0.751	1.91	0
cis-1,2-Dichloroethene (ug/L)	MW-103A	23	0.6461	0.4133	0.08619	1	0.13	1	100
cis-1,2-Dichloroethene (ug/L)	MW-114AR	21	0.6124	0.4174	0.09108	1	0.13	1	100
cis-1,2-Dichloroethene (ug/L)	MW-120AR (bg)	23	0.6461	0.4133	0.08619	1	0.13	1	100
cis-1,2-Dichloroethene (ug/L)	P-105B	21	0.6124	0.4174	0.09108	1	0.13	1	100
cis-1,2-Dichloroethene (ug/L)	P-108B	21	0.6124	0.4174	0.09108	1	0.13	1	100
cis-1,2-Dichloroethene (ug/L)	MW-403A	21	0.6124	0.4174	0.09108	1	0.13	1	100
cis-1,2-Dichloroethene (ug/L)	P-114BR	21	0.6124	0.4174	0.09108	1	0.13	1	100
cis-1,2-Dichloroethene (ug/L)	MW-204A	23	0.6461	0.4133	0.08619	1	0.13	1	100
cis-1,2-Dichloroethene (ug/L)	P-120B (bg)	21	0.6124	0.4174	0.09108	1	0.13	1	100
cis-1,2-Dichloroethene (ug/L)	MW-137A	22	0.5941	0.4163	0.08875	0.605	0.13	1	100
cis-1,2-Dichloroethene (ug/L)	MW-202A	23	0.6461	0.4133	0.08619	1	0.13	1	100
cis-1,2-Dichloroethene (ug/L)	MW-401A	24	1.154	1.077	0.2198	0.8195	0.13	4.42	16.67
cis-1,2-Dichloroethene (ug/L)	MW-402A	21	0.6124	0.4174	0.09108	1	0.13	1	100
cis-1,2-Dichloroethene (ug/L)	OW-306AR	14	0.605	0.4099	0.1096	0.605	0.21	1	100
cis-1,2-Dichloroethene (ug/L)	MW-109ARR	21	0.6124	0.4174	0.09108	1	0.13	1	100
cis-1,2-Dichloroethene (ug/L)	MW-502A	20	0.68	0.4025	0.08999	1	0.13	1	100
cis-1,2-Dichloroethene (ug/L)	MW-404A	21	0.6124	0.4174	0.09108	1	0.13	1	100
cis-1,2-Dichloroethene (ug/L)	P-504B (bg)	14	0.5429	0.4114	0.1099	0.21	0.13	1	100
cis-1,2-Dichloroethene (ug/L)	P-503B (bg)	19	0.7047	0.3976	0.09121	1	0.13	1	100
cis-1,2-Dichloroethene (ug/L)	MW-505A (bg)	17	0.6235	0.412	0.09993	1	0.13	1	100
cis-1,2-Dichloroethene (ug/L)	MW-501A	20	0.7235	0.3866	0.08645	1	0.21	1	100
cis-1,2-Dichloroethene (ug/L)	MW-605	14	0.605	0.4099	0.1096	0.605	0.21	1	100
cis-1,2-Dichloroethene (ug/L)	MW-604	14	0.605	0.4099	0.1096	0.605	0.21	1	100
cis-1,3-Dichloropropene (ug/L)	MW-102A	21	2.724	2.446	0.5339	5	0.15	5	100
cis-1,3-Dichloropropene (ug/L)	OW-301A	18	2.883	2.435	0.574	5	0.15	5	100
cis-1,3-Dichloropropene (ug/L)	MW-201A	23	2.922	2.423	0.5052	5	0.15	5	100
cis-1,3-Dichloropropene (ug/L)	MW-103A	23	2.922	2.423	0.5052	5	0.15	5	100
cis-1,3-Dichloropropene (ug/L)	MW-114AR	21	2.724	2.446	0.5339	5	0.15	5	100
cis-1,3-Dichloropropene (ug/L)	MW-120AR (bg)	23	2.922	2.423	0.5052	5	0.15	5	100
cis-1,3-Dichloropropene (ug/L)	P-105B	21	2.724	2.446	0.5339	5	0.15	5	100
cis-1,3-Dichloropropene (ug/L)	P-108B	21	2.724	2.446	0.5339	5	0.15	5	100
cis-1,3-Dichloropropene (ug/L)	MW-403A	21	2.724	2.446	0.5339	5	0.15	5	100
cis-1,3-Dichloropropene (ug/L)	P-114BR	21	2.724	2.446	0.5339	5	0.15	5	100
cis-1,3-Dichloropropene (ug/L)	MW-204A	23	2.922	2.423	0.5052	5	0.15	5	100
cis-1,3-Dichloropropene (ug/L)	P-120B (bg)	21	2.724	2.446	0.5339	5	0.15	5	100
cis-1,3-Dichloropropene (ug/L)	MW-137A	22	2.611	2.445	0.5213	2.625	0.15	5	100
cis-1,3-Dichloropropene (ug/L)	MW-202A	23	2.922	2.423	0.5052	5	0.15	5	100
cis-1,3-Dichloropropene (ug/L)	MW-401A	22	2.827	2.436	0.5194	5	0.15	5	100
cis-1,3-Dichloropropene (ug/L)	MW-402A	21	2.724	2.446	0.5339	5	0.15	5	100
cis-1,3-Dichloropropene (ug/L)	OW-306AR	14	2.625	2.465	0.6587	2.625	0.25	5	100
cis-1,3-Dichloropropene (ug/L)	MW-109ARR	21	2.724	2.446	0.5339	5	0.15	5	100
cis-1,3-Dichloropropene (ug/L)	MW-502A	20	3.095	2.394	0.5353	5	0.15	5	100
cis-1,3-Dichloropropene (ug/L)	MW-404A	21	2.724	2.446	0.5339	5	0.15	5	100
cis-1,3-Dichloropropene (ug/L)	P-504B (bg)	14	2.279	2.446	0.6537	0.25	0.15	5	100
cis-1,3-Dichloropropene (ug/L)	P-503B (bg)	19	3.245	2.361	0.5417	5	0.15	5	100

Box & Whiskers Plot

DMASWA Data: DMASWA Database_Updated Printed 12/17/2024, 1:42 PM

Constituent	Well	N	Mean	Std. Dev.	Std. Err.	Median	Min.	Max.	%NDs
cis-1,3-Dichloropropene (ug/L)	MW-505A (bg)	17	2.759	2.45	0.5943	5	0.15	5	100
cis-1,3-Dichloropropene (ug/L)	MW-501A	20	3.338	2.324	0.5198	5	0.25	5	100
cis-1,3-Dichloropropene (ug/L)	MW-605	14	2.625	2.465	0.6587	2.625	0.25	5	100
cis-1,3-Dichloropropene (ug/L)	MW-604	14	2.625	2.465	0.6587	2.625	0.25	5	100
Dibromomethane (ug/L)	MW-102A	21	0.6595	0.3691	0.08055	1	0.18	1	100
Dibromomethane (ug/L)	OW-301A	18	0.6939	0.3538	0.08339	1	0.18	1	100
Dibromomethane (ug/L)	MW-201A	23	0.6891	0.3654	0.07618	1	0.18	1	95.65
Dibromomethane (ug/L)	MW-103A	23	0.6891	0.3654	0.07618	1	0.18	1	100
Dibromomethane (ug/L)	MW-114AR	21	0.6595	0.3691	0.08055	1	0.18	1	100
Dibromomethane (ug/L)	MW-120AR (bg)	23	0.6891	0.3654	0.07618	1	0.18	1	100
Dibromomethane (ug/L)	P-105B	21	0.6595	0.3691	0.08055	1	0.18	1	100
Dibromomethane (ug/L)	P-108B	21	0.6595	0.3691	0.08055	1	0.18	1	100
Dibromomethane (ug/L)	MW-403A	21	0.6595	0.3691	0.08055	1	0.18	1	100
Dibromomethane (ug/L)	P-114BR	21	0.6595	0.3691	0.08055	1	0.18	1	100
Dibromomethane (ug/L)	MW-204A	23	0.6891	0.3654	0.07618	1	0.18	1	100
Dibromomethane (ug/L)	P-120B (bg)	21	0.6595	0.3691	0.08055	1	0.18	1	100
Dibromomethane (ug/L)	MW-137A	22	0.6445	0.367	0.07825	0.665	0.18	1	100
Dibromomethane (ug/L)	MW-202A	23	0.6891	0.3654	0.07618	1	0.18	1	100
Dibromomethane (ug/L)	MW-401A	22	0.675	0.3675	0.07835	1	0.18	1	100
Dibromomethane (ug/L)	MW-402A	21	0.6595	0.3691	0.08055	1	0.18	1	100
Dibromomethane (ug/L)	OW-306AR	14	0.665	0.3476	0.09291	0.665	0.33	1	100
Dibromomethane (ug/L)	MW-109ARR	21	0.6595	0.3691	0.08055	1	0.18	1	100
Dibromomethane (ug/L)	MW-502A	20	0.7245	0.3477	0.07774	1	0.18	1	100
Dibromomethane (ug/L)	MW-404A	21	0.6595	0.3691	0.08055	1	0.18	1	100
Dibromomethane (ug/L)	P-504B (bg)	14	0.6064	0.3558	0.0951	0.33	0.18	1	100
Dibromomethane (ug/L)	P-503B (bg)	19	0.7453	0.3442	0.07897	1	0.18	1	100
Dibromomethane (ug/L)	MW-505A (bg)	17	0.6759	0.3561	0.08636	1	0.18	1	100
Dibromomethane (ug/L)	MW-501A	20	0.7655	0.3279	0.07331	1	0.33	1	100
Dibromomethane (ug/L)	MW-605	14	0.665	0.3476	0.09291	0.665	0.33	1	100
Dibromomethane (ug/L)	MW-604	14	0.665	0.3476	0.09291	0.665	0.33	1	100
Dichloromethane (ug/L)	MW-102A	18	2.494	2.124	0.5006	1.7	0.17	5	77.78
Dichloromethane (ug/L)	OW-301A	15	2.94	2.046	0.5282	1.7	0.17	5	80
Dichloromethane (ug/L)	MW-201A	20	2.497	2.159	0.4827	1.7	0.17	5	75
Dichloromethane (ug/L)	MW-103A	20	2.749	2.147	0.4801	1.7	0.17	5	80
Dichloromethane (ug/L)	MW-114AR	18	2.734	2.149	0.5065	1.7	0.17	5	83.33
Dichloromethane (ug/L)	MW-120AR (bg)	20	2.95	2.161	0.4832	3.35	0.17	5	85
Dichloromethane (ug/L)	P-105B	18	2.445	2.169	0.5113	1.7	0.17	5	77.78
Dichloromethane (ug/L)	P-108B	18	2.714	2.171	0.5117	1.7	0.17	5	83.33
Dichloromethane (ug/L)	MW-403A	18	2.477	2.137	0.5036	1.7	0.17	5	77.78
Dichloromethane (ug/L)	P-114BR	18	2.466	2.146	0.5059	1.7	0.17	5	77.78
Dichloromethane (ug/L)	MW-204A	20	2.935	2.178	0.487	3.35	0.17	5	85
Dichloromethane (ug/L)	P-120B (bg)	18	2.711	2.175	0.5126	1.7	0.17	5	83.33
Dichloromethane (ug/L)	MW-137A	19	2.428	2.091	0.4798	1.7	0.17	5	78.95
Dichloromethane (ug/L)	MW-202A	20	2.699	2.196	0.4911	1.7	0.17	5	80
Dichloromethane (ug/L)	MW-401A	19	2.599	2.166	0.4969	1.7	0.17	5	73.68
Dichloromethane (ug/L)	MW-402A	18	2.478	2.136	0.5036	1.7	0.17	5	72.22
Dichloromethane (ug/L)	OW-306AR	11	3.8	1.665	0.502	5	1.7	5	100
Dichloromethane (ug/L)	MW-109ARR	18	2.465	2.152	0.5073	1.7	0.17	5	77.78
Dichloromethane (ug/L)	MW-502A	17	3.173	2.048	0.4968	5	0.17	5	82.35
Dichloromethane (ug/L)	MW-404A	18	2.454	2.159	0.5089	1.7	0.17	5	77.78

Box & Whiskers Plot

DMASWA Data: DMASWA Database_Updated Printed 12/17/2024, 1:42 PM

Constituent	Well	N	Mean	Std. Dev.	Std. Err.	Median	Min.	Max.	%NDs
Dichloromethane (ug/L)	P-504B (bg)	11	2.579	1.985	0.5986	1.7	0.17	5	81.82
Dichloromethane (ug/L)	P-503B (bg)	17	2.836	2.17	0.5262	1.7	0.17	5	76.47
Dichloromethane (ug/L)	MW-505A (bg)	14	3.036	2.106	0.563	3.35	0.17	5	85.71
Dichloromethane (ug/L)	MW-501A	17	2.912	2.082	0.5048	1.7	0.229	5	70.59
Dichloromethane (ug/L)	MW-605	11	3.8	1.665	0.502	5	1.7	5	100
Dichloromethane (ug/L)	MW-604	11	3.8	1.665	0.502	5	1.7	5	100
Ethylbenzene (ug/L)	MW-102A	21	0.6573	0.3698	0.08069	1	0.21	1	95.24
Ethylbenzene (ug/L)	OW-301A	18	0.6878	0.3599	0.08483	1	0.21	1	100
Ethylbenzene (ug/L)	MW-201A	23	0.687	0.3663	0.07637	1	0.21	1	100
Ethylbenzene (ug/L)	MW-103A	23	0.687	0.3663	0.07637	1	0.21	1	100
Ethylbenzene (ug/L)	MW-114AR	21	0.6571	0.3699	0.08072	1	0.21	1	100
Ethylbenzene (ug/L)	MW-120AR (bg)	23	0.687	0.3663	0.07637	1	0.21	1	100
Ethylbenzene (ug/L)	P-105B	21	0.6571	0.3699	0.08072	1	0.21	1	100
Ethylbenzene (ug/L)	P-108B	21	0.6571	0.3699	0.08072	1	0.21	1	100
Ethylbenzene (ug/L)	MW-403A	21	0.6634	0.3648	0.0796	1	0.21	1	95.24
Ethylbenzene (ug/L)	P-114BR	21	0.6571	0.3699	0.08072	1	0.21	1	100
Ethylbenzene (ug/L)	MW-204A	23	0.687	0.3663	0.07637	1	0.21	1	100
Ethylbenzene (ug/L)	P-120B (bg)	21	0.6571	0.3699	0.08072	1	0.21	1	100
Ethylbenzene (ug/L)	MW-137A	22	0.6489	0.363	0.0774	0.738	0.21	1	95.45
Ethylbenzene (ug/L)	MW-202A	23	0.687	0.3663	0.07637	1	0.21	1	100
Ethylbenzene (ug/L)	MW-401A	22	0.6727	0.3683	0.07852	1	0.21	1	100
Ethylbenzene (ug/L)	MW-402A	21	0.6587	0.3685	0.0804	1	0.21	1	95.24
Ethylbenzene (ug/L)	OW-306AR	14	0.655	0.358	0.09569	0.655	0.31	1	100
Ethylbenzene (ug/L)	MW-109ARR	21	0.6571	0.3699	0.08072	1	0.21	1	100
Ethylbenzene (ug/L)	MW-502A	20	0.719	0.3537	0.0791	1	0.21	1	100
Ethylbenzene (ug/L)	MW-404A	21	0.6571	0.3699	0.08072	1	0.21	1	100
Ethylbenzene (ug/L)	P-504B (bg)	14	0.5986	0.3617	0.09667	0.31	0.21	1	100
Ethylbenzene (ug/L)	P-503B (bg)	19	0.7405	0.3497	0.08023	1	0.21	1	100
Ethylbenzene (ug/L)	MW-505A (bg)	17	0.6694	0.3622	0.08784	1	0.21	1	100
Ethylbenzene (ug/L)	MW-501A	20	0.7585	0.3377	0.0755	1	0.31	1	100
Ethylbenzene (ug/L)	MW-605	14	0.655	0.358	0.09569	0.655	0.31	1	100
Ethylbenzene (ug/L)	MW-604	14	0.655	0.358	0.09569	0.655	0.31	1	100
Iodomethane (ug/L)	MW-102A	21	7.686	3.197	0.6977	10	0.8	10	100
Iodomethane (ug/L)	OW-301A	18	8.322	2.388	0.5629	10	0.8	10	100
Iodomethane (ug/L)	MW-201A	23	7.887	3.121	0.6507	10	0.8	10	100
Iodomethane (ug/L)	MW-103A	23	7.887	3.121	0.6507	10	0.8	10	100
Iodomethane (ug/L)	MW-114AR	21	7.686	3.197	0.6977	10	0.8	10	100
Iodomethane (ug/L)	MW-120AR (bg)	23	7.887	3.121	0.6507	10	0.8	10	100
Iodomethane (ug/L)	P-105B	21	7.686	3.197	0.6977	10	0.8	10	100
Iodomethane (ug/L)	P-108B	21	7.686	3.197	0.6977	10	0.8	10	100
Iodomethane (ug/L)	MW-403A	21	7.686	3.197	0.6977	10	0.8	10	100
Iodomethane (ug/L)	P-114BR	21	7.686	3.197	0.6977	10	0.8	10	100
Iodomethane (ug/L)	MW-204A	23	7.887	3.121	0.6507	10	0.8	10	100
Iodomethane (ug/L)	P-120B (bg)	21	7.686	3.197	0.6977	10	0.8	10	100
Iodomethane (ug/L)	MW-137A	22	7.655	3.124	0.666	8.5	0.8	10	100
Iodomethane (ug/L)	MW-202A	23	7.887	3.121	0.6507	10	0.8	10	100
Iodomethane (ug/L)	MW-401A	22	7.791	3.159	0.6735	10	0.8	10	100
Iodomethane (ug/L)	MW-402A	21	7.686	3.197	0.6977	10	0.8	10	100
Iodomethane (ug/L)	OW-306AR	14	8.5	1.557	0.416	8.5	7	10	100
Iodomethane (ug/L)	MW-109ARR	21	7.686	3.197	0.6977	10	0.8	10	100

Box & Whiskers Plot

DMASWA Data: DMASWA Database_Updated Printed 12/17/2024, 1:42 PM

Constituent	Well	N	Mean	Std. Dev.	Std. Err.	Median	Min.	Max.	%NDs
Iodomethane (ug/L)	MW-502A	20	8.49	2.317	0.5182	10	0.8	10	100
Iodomethane (ug/L)	MW-404A	21	7.686	3.197	0.6977	10	0.8	10	100
Iodomethane (ug/L)	P-504B (bg)	14	7.843	2.519	0.6732	7	0.8	10	100
Iodomethane (ug/L)	P-503B (bg)	19	8.568	2.353	0.5399	10	0.8	10	100
Iodomethane (ug/L)	MW-505A (bg)	17	8.224	2.424	0.5878	10	0.8	10	100
Iodomethane (ug/L)	MW-501A	20	8.95	1.468	0.3283	10	7	10	100
Iodomethane (ug/L)	MW-605	14	8.5	1.557	0.416	8.5	7	10	100
Iodomethane (ug/L)	MW-604	14	8.5	1.557	0.416	8.5	7	10	100
Methylene chloride (ug/L)	MW-102A	3	1.7	0	0	1.7	1.7	1.7	100
Methylene chloride (ug/L)	OW-301A	3	1.7	0	0	1.7	1.7	1.7	100
Methylene chloride (ug/L)	MW-201A	3	1.7	0	0	1.7	1.7	1.7	100
Methylene chloride (ug/L)	MW-103A	3	1.7	0	0	1.7	1.7	1.7	100
Methylene chloride (ug/L)	MW-114AR	3	1.7	0	0	1.7	1.7	1.7	100
Methylene chloride (ug/L)	MW-120AR (bg)	3	1.7	0	0	1.7	1.7	1.7	100
Methylene chloride (ug/L)	P-105B	3	1.7	0	0	1.7	1.7	1.7	100
Methylene chloride (ug/L)	P-108B	3	1.7	0	0	1.7	1.7	1.7	100
Methylene chloride (ug/L)	MW-403A	3	1.7	0	0	1.7	1.7	1.7	100
Methylene chloride (ug/L)	P-114BR	3	1.7	0	0	1.7	1.7	1.7	100
Methylene chloride (ug/L)	MW-204A	3	1.7	0	0	1.7	1.7	1.7	100
Methylene chloride (ug/L)	P-120B (bg)	3	1.7	0	0	1.7	1.7	1.7	100
Methylene chloride (ug/L)	MW-137A	3	1.7	0	0	1.7	1.7	1.7	100
Methylene chloride (ug/L)	MW-202A	3	1.7	0	0	1.7	1.7	1.7	100
Methylene chloride (ug/L)	MW-401A	3	1.7	0	0	1.7	1.7	1.7	100
Methylene chloride (ug/L)	MW-402A	3	1.7	0	0	1.7	1.7	1.7	100
Methylene chloride (ug/L)	OW-306AR	3	1.7	0	0	1.7	1.7	1.7	100
Methylene chloride (ug/L)	MW-109ARR	3	1.7	0	0	1.7	1.7	1.7	100
Methylene chloride (ug/L)	MW-502A	3	1.7	0	0	1.7	1.7	1.7	100
Methylene chloride (ug/L)	MW-404A	3	1.7	0	0	1.7	1.7	1.7	100
Methylene chloride (ug/L)	P-504B (bg)	3	1.7	0	0	1.7	1.7	1.7	100
Methylene chloride (ug/L)	P-503B (bg)	2	1.7	0	0	1.7	1.7	1.7	100
Methylene chloride (ug/L)	MW-505A (bg)	3	1.7	0	0	1.7	1.7	1.7	100
Methylene chloride (ug/L)	MW-501A	3	1.7	0	0	1.7	1.7	1.7	100
Methylene chloride (ug/L)	MW-605	3	1.7	0	0	1.7	1.7	1.7	100
Methylene chloride (ug/L)	MW-604	3	1.7	0	0	1.7	1.7	1.7	100
Styrene (ug/L)	MW-102A	21	0.6614	0.3742	0.08167	1	0.1	1	100
Styrene (ug/L)	OW-301A	18	0.705	0.3449	0.08129	1	0.1	1	100
Styrene (ug/L)	MW-201A	23	0.6909	0.3699	0.07713	1	0.1	1	100
Styrene (ug/L)	MW-103A	23	0.6909	0.3699	0.07713	1	0.1	1	100
Styrene (ug/L)	MW-114AR	21	0.6614	0.3742	0.08167	1	0.1	1	100
Styrene (ug/L)	MW-120AR (bg)	23	0.6909	0.3699	0.07713	1	0.1	1	100
Styrene (ug/L)	P-105B	21	0.6614	0.3742	0.08167	1	0.1	1	100
Styrene (ug/L)	P-108B	21	0.6614	0.3742	0.08167	1	0.1	1	100
Styrene (ug/L)	MW-403A	21	0.6614	0.3742	0.08167	1	0.1	1	100
Styrene (ug/L)	P-114BR	21	0.6614	0.3742	0.08167	1	0.1	1	100
Styrene (ug/L)	MW-204A	23	0.6909	0.3699	0.07713	1	0.1	1	100
Styrene (ug/L)	P-120B (bg)	21	0.6614	0.3742	0.08167	1	0.1	1	100
Styrene (ug/L)	MW-137A	22	0.6482	0.3705	0.07898	0.685	0.1	1	100
Styrene (ug/L)	MW-202A	23	0.6909	0.3699	0.07713	1	0.1	1	100
Styrene (ug/L)	MW-401A	22	0.6768	0.3723	0.07937	1	0.1	1	100
Styrene (ug/L)	MW-402A	21	0.6614	0.3742	0.08167	1	0.1	1	100

Box & Whiskers Plot

DMASWA Data: DMASWA Database_Updated Printed 12/17/2024, 1:42 PM

Constituent	Well	N	Mean	Std. Dev.	Std. Err.	Median	Min.	Max.	%NDs
Styrene (ug/L)	OW-306AR	14	0.685	0.3269	0.08737	0.685	0.37	1	100
Styrene (ug/L)	MW-109ARR	21	0.6614	0.3742	0.08167	1	0.1	1	100
Styrene (ug/L)	MW-502A	20	0.7345	0.3386	0.07572	1	0.1	1	100
Styrene (ug/L)	MW-404A	21	0.6614	0.3742	0.08167	1	0.1	1	100
Styrene (ug/L)	P-504B (bg)	14	0.6207	0.348	0.09301	0.37	0.1	1	100
Styrene (ug/L)	P-503B (bg)	19	0.7537	0.3365	0.07721	1	0.1	1	100
Styrene (ug/L)	MW-505A (bg)	17	0.6876	0.3473	0.08423	1	0.1	1	100
Styrene (ug/L)	MW-501A	20	0.7795	0.3083	0.06894	1	0.37	1	100
Styrene (ug/L)	MW-605	14	0.685	0.3269	0.08737	0.685	0.37	1	100
Styrene (ug/L)	MW-604	14	0.685	0.3269	0.08737	0.685	0.37	1	100
Tetrachloroethene (ug/L)	MW-102A	21	0.7095	0.327	0.07135	1	0.18	1	100
Tetrachloroethene (ug/L)	OW-301A	17	0.7376	0.2953	0.07162	1	0.18	1	100
Tetrachloroethene (ug/L)	MW-201A	23	0.7348	0.3228	0.06731	1	0.18	1	100
Tetrachloroethene (ug/L)	MW-103A	23	0.7348	0.3228	0.06731	1	0.18	1	100
Tetrachloroethene (ug/L)	MW-114AR	21	0.7095	0.327	0.07135	1	0.18	1	100
Tetrachloroethene (ug/L)	MW-120AR (bg)	23	0.7348	0.3228	0.06731	1	0.18	1	100
Tetrachloroethene (ug/L)	P-105B	21	0.7095	0.327	0.07135	1	0.18	1	100
Tetrachloroethene (ug/L)	P-108B	21	0.7095	0.327	0.07135	1	0.18	1	100
Tetrachloroethene (ug/L)	MW-403A	21	0.7095	0.327	0.07135	1	0.18	1	100
Tetrachloroethene (ug/L)	P-114BR	21	0.7095	0.327	0.07135	1	0.18	1	100
Tetrachloroethene (ug/L)	MW-204A	23	0.7348	0.3228	0.06731	1	0.18	1	100
Tetrachloroethene (ug/L)	P-120B (bg)	21	0.7095	0.327	0.07135	1	0.18	1	100
Tetrachloroethene (ug/L)	MW-137A	22	0.6991	0.3228	0.06882	0.74	0.18	1	100
Tetrachloroethene (ug/L)	MW-202A	23	0.7348	0.3228	0.06731	1	0.18	1	100
Tetrachloroethene (ug/L)	MW-401A	22	0.7227	0.325	0.0693	1	0.18	1	100
Tetrachloroethene (ug/L)	MW-402A	21	0.7095	0.327	0.07135	1	0.18	1	100
Tetrachloroethene (ug/L)	OW-306AR	14	0.74	0.2698	0.07211	0.74	0.48	1	100
Tetrachloroethene (ug/L)	MW-109ARR	21	0.7095	0.327	0.07135	1	0.18	1	100
Tetrachloroethene (ug/L)	MW-502A	20	0.777	0.2875	0.06429	1	0.18	1	100
Tetrachloroethene (ug/L)	MW-404A	21	0.7095	0.327	0.07135	1	0.18	1	100
Tetrachloroethene (ug/L)	P-504B (bg)	14	0.6814	0.2967	0.0793	0.48	0.18	1	100
Tetrachloroethene (ug/L)	P-503B (bg)	19	0.7926	0.2865	0.06573	1	0.18	1	100
Tetrachloroethene (ug/L)	MW-505A (bg)	17	0.7376	0.2953	0.07162	1	0.18	1	100
Tetrachloroethene (ug/L)	MW-501A	20	0.818	0.2545	0.0569	1	0.48	1	100
Tetrachloroethene (ug/L)	MW-605	14	0.74	0.2698	0.07211	0.74	0.48	1	100
Tetrachloroethene (ug/L)	MW-604	14	0.74	0.2698	0.07211	0.74	0.48	1	100
Toluene (ug/L)	MW-102A	21	0.7019	0.3417	0.07456	1	0.15	1	95.24
Toluene (ug/L)	OW-301A	17	0.7153	0.3181	0.07715	1	0.15	1	100
Toluene (ug/L)	MW-201A	23	0.7233	0.3378	0.07044	1	0.15	1	95.65
Toluene (ug/L)	MW-103A	23	0.727	0.337	0.07027	1	0.15	1	95.65
Toluene (ug/L)	MW-114AR	21	0.6886	0.3468	0.07567	1	0.15	1	100
Toluene (ug/L)	MW-120AR (bg)	23	0.7226	0.332	0.06924	1	0.15	1	95.65
Toluene (ug/L)	P-105B	21	0.6886	0.3468	0.07567	1	0.15	1	100
Toluene (ug/L)	P-108B	21	0.6886	0.3468	0.07567	1	0.15	1	100
Toluene (ug/L)	MW-403A	21	0.7333	0.3715	0.08107	1	0.15	1.37	95.24
Toluene (ug/L)	P-114BR	21	0.6622	0.3429	0.07483	0.447	0.15	1	95.24
Toluene (ug/L)	MW-204A	23	0.6787	0.356	0.07424	1	0.15	1	95.65
Toluene (ug/L)	P-120B (bg)	21	0.6886	0.3468	0.07567	1	0.15	1	100
Toluene (ug/L)	MW-137A	22	0.656	0.3362	0.07167	0.4855	0.15	1	95.45
Toluene (ug/L)	MW-202A	23	0.7157	0.3426	0.07144	1	0.15	1	100

Box & Whiskers Plot

DMASWA Data: DMASWA Database_Updated Printed 12/17/2024, 1:42 PM

Constituent	Well	N	Mean	Std. Dev.	Std. Err.	Median	Min.	Max.	%NDs
Toluene (ug/L)	MW-401A	23	0.7324	0.3374	0.07035	1	0.15	1	95.65
Toluene (ug/L)	MW-402A	21	0.7167	0.3487	0.07609	1	0.15	1.02	95.24
Toluene (ug/L)	OW-306AR	14	0.715	0.2958	0.07904	0.715	0.43	1	100
Toluene (ug/L)	MW-109ARR	21	0.6886	0.3468	0.07567	1	0.15	1	100
Toluene (ug/L)	MW-502A	20	0.758	0.31	0.06931	1	0.15	1	100
Toluene (ug/L)	MW-404A	21	0.6886	0.3468	0.07567	1	0.15	1	100
Toluene (ug/L)	P-504B (bg)	14	0.6543	0.3191	0.08528	0.43	0.15	1	100
Toluene (ug/L)	P-503B (bg)	19	0.7753	0.3084	0.07076	1	0.15	1	100
Toluene (ug/L)	MW-505A (bg)	17	0.7153	0.3181	0.07715	1	0.15	1	100
Toluene (ug/L)	MW-501A	20	0.8005	0.2789	0.06237	1	0.43	1	100
Toluene (ug/L)	MW-605	14	0.715	0.2958	0.07904	0.715	0.43	1	100
Toluene (ug/L)	MW-604	14	0.715	0.2958	0.07904	0.715	0.43	1	100
trans-1,2-Dichloroethene (ug/L)	MW-102A	21	0.6438	0.3833	0.08364	1	0.21	1	100
trans-1,2-Dichloroethene (ug/L)	OW-301A	18	0.6722	0.3773	0.08894	1	0.21	1	100
trans-1,2-Dichloroethene (ug/L)	MW-201A	23	0.6243	0.369	0.07694	0.394	0.21	1	82.61
trans-1,2-Dichloroethene (ug/L)	MW-103A	23	0.6748	0.3796	0.07915	1	0.21	1	100
trans-1,2-Dichloroethene (ug/L)	MW-114AR	21	0.6438	0.3833	0.08364	1	0.21	1	100
trans-1,2-Dichloroethene (ug/L)	MW-120AR (bg)	23	0.6748	0.3796	0.07915	1	0.21	1	100
trans-1,2-Dichloroethene (ug/L)	P-105B	21	0.6438	0.3833	0.08364	1	0.21	1	100
trans-1,2-Dichloroethene (ug/L)	P-108B	21	0.6438	0.3833	0.08364	1	0.21	1	100
trans-1,2-Dichloroethene (ug/L)	MW-403A	21	0.6438	0.3833	0.08364	1	0.21	1	100
trans-1,2-Dichloroethene (ug/L)	P-114BR	21	0.6438	0.3833	0.08364	1	0.21	1	100
trans-1,2-Dichloroethene (ug/L)	MW-204A	23	0.6748	0.3796	0.07915	1	0.21	1	100
trans-1,2-Dichloroethene (ug/L)	P-120B (bg)	21	0.6438	0.3833	0.08364	1	0.21	1	100
trans-1,2-Dichloroethene (ug/L)	MW-137A	22	0.6268	0.3825	0.08154	0.635	0.21	1	100
trans-1,2-Dichloroethene (ug/L)	MW-202A	23	0.6748	0.3796	0.07915	1	0.21	1	100
trans-1,2-Dichloroethene (ug/L)	MW-401A	22	0.6322	0.378	0.08059	0.694	0.21	1	95.45
trans-1,2-Dichloroethene (ug/L)	MW-402A	21	0.6438	0.3833	0.08364	1	0.21	1	100
trans-1,2-Dichloroethene (ug/L)	OW-306AR	14	0.635	0.3788	0.1012	0.635	0.27	1	100
trans-1,2-Dichloroethene (ug/L)	MW-109ARR	21	0.6438	0.3833	0.08364	1	0.21	1	100
trans-1,2-Dichloroethene (ug/L)	MW-502A	20	0.705	0.3709	0.08294	1	0.21	1	100
trans-1,2-Dichloroethene (ug/L)	MW-404A	21	0.6438	0.3833	0.08364	1	0.21	1	100
trans-1,2-Dichloroethene (ug/L)	P-504B (bg)	14	0.5786	0.3791	0.1013	0.27	0.21	1	100
trans-1,2-Dichloroethene (ug/L)	P-503B (bg)	19	0.7279	0.3663	0.08403	1	0.21	1	100
trans-1,2-Dichloroethene (ug/L)	MW-505A (bg)	17	0.6529	0.3797	0.09209	1	0.21	1	100
trans-1,2-Dichloroethene (ug/L)	MW-501A	20	0.7445	0.3572	0.07988	1	0.27	1	100
trans-1,2-Dichloroethene (ug/L)	MW-605	14	0.635	0.3788	0.1012	0.635	0.27	1	100
trans-1,2-Dichloroethene (ug/L)	MW-604	14	0.635	0.3788	0.1012	0.635	0.27	1	100
trans-1,3-Dichloropropene (ug/L)	MW-102A	21	2.837	2.327	0.5078	5	0.22	5	100
trans-1,3-Dichloropropene (ug/L)	OW-301A	18	3.008	2.293	0.5405	5	0.22	5	100
trans-1,3-Dichloropropene (ug/L)	MW-201A	23	3.025	2.305	0.4805	5	0.22	5	100
trans-1,3-Dichloropropene (ug/L)	MW-103A	23	3.025	2.305	0.4805	5	0.22	5	100
trans-1,3-Dichloropropene (ug/L)	MW-114AR	21	2.837	2.327	0.5078	5	0.22	5	100
trans-1,3-Dichloropropene (ug/L)	MW-120AR (bg)	23	3.025	2.305	0.4805	5	0.22	5	100
trans-1,3-Dichloropropene (ug/L)	P-105B	21	2.837	2.327	0.5078	5	0.22	5	100
trans-1,3-Dichloropropene (ug/L)	P-108B	21	2.837	2.327	0.5078	5	0.22	5	100
trans-1,3-Dichloropropene (ug/L)	MW-403A	21	2.837	2.327	0.5078	5	0.22	5	100
trans-1,3-Dichloropropene (ug/L)	P-114BR	21	2.837	2.327	0.5078	5	0.22	5	100
trans-1,3-Dichloropropene (ug/L)	MW-204A	23	3.025	2.305	0.4805	5	0.22	5	100
trans-1,3-Dichloropropene (ug/L)	P-120B (bg)	21	2.837	2.327	0.5078	5	0.22	5	100

Box & Whiskers Plot

DMASWA Data: DMASWA Database_Updated Printed 12/17/2024, 1:42 PM

Constituent	Well	N	Mean	Std. Dev.	Std. Err.	Median	Min.	Max.	%NDs
trans-1,3-Dichloropropene (ug/L)	MW-137A	22	2.734	2.322	0.4951	2.78	0.22	5	100
trans-1,3-Dichloropropene (ug/L)	MW-202A	23	3.025	2.305	0.4805	5	0.22	5	100
trans-1,3-Dichloropropene (ug/L)	MW-401A	22	2.935	2.317	0.4941	5	0.22	5	100
trans-1,3-Dichloropropene (ug/L)	MW-402A	21	2.837	2.327	0.5078	5	0.22	5	100
trans-1,3-Dichloropropene (ug/L)	OW-306AR	14	2.78	2.304	0.6157	2.78	0.56	5	100
trans-1,3-Dichloropropene (ug/L)	MW-109ARR	21	2.837	2.327	0.5078	5	0.22	5	100
trans-1,3-Dichloropropene (ug/L)	MW-502A	20	3.207	2.254	0.5041	5	0.22	5	100
trans-1,3-Dichloropropene (ug/L)	MW-404A	21	2.837	2.327	0.5078	5	0.22	5	100
trans-1,3-Dichloropropene (ug/L)	P-504B (bg)	14	2.439	2.304	0.6157	0.56	0.22	5	100
trans-1,3-Dichloropropene (ug/L)	P-503B (bg)	19	3.346	2.226	0.5106	5	0.22	5	100
trans-1,3-Dichloropropene (ug/L)	MW-505A (bg)	17	2.891	2.308	0.5597	5	0.22	5	100
trans-1,3-Dichloropropene (ug/L)	MW-501A	20	3.446	2.173	0.4858	5	0.56	5	100
trans-1,3-Dichloropropene (ug/L)	MW-605	14	2.78	2.304	0.6157	2.78	0.56	5	100
trans-1,3-Dichloropropene (ug/L)	MW-604	14	2.78	2.304	0.6157	2.78	0.56	5	100
trans-1,4-Dichloro-2-butene (ug/L)	MW-102A	21	5.623	4.714	1.029	10	0.13	10	100
trans-1,4-Dichloro-2-butene (ug/L)	OW-301A	18	5.991	4.618	1.088	10	0.13	10	100
trans-1,4-Dichloro-2-butene (ug/L)	MW-201A	23	6.004	4.668	0.9734	10	0.13	10	100
trans-1,4-Dichloro-2-butene (ug/L)	MW-103A	23	6.004	4.668	0.9734	10	0.13	10	100
trans-1,4-Dichloro-2-butene (ug/L)	MW-114AR	21	5.623	4.714	1.029	10	0.13	10	100
trans-1,4-Dichloro-2-butene (ug/L)	MW-120AR (bg)	23	6.004	4.668	0.9734	10	0.13	10	100
trans-1,4-Dichloro-2-butene (ug/L)	P-105B	21	5.623	4.714	1.029	10	0.13	10	100
trans-1,4-Dichloro-2-butene (ug/L)	P-108B	21	5.623	4.714	1.029	10	0.13	10	100
trans-1,4-Dichloro-2-butene (ug/L)	MW-403A	21	5.623	4.714	1.029	10	0.13	10	100
trans-1,4-Dichloro-2-butene (ug/L)	P-114BR	21	5.623	4.714	1.029	10	0.13	10	100
trans-1,4-Dichloro-2-butene (ug/L)	MW-204A	23	6.004	4.668	0.9734	10	0.13	10	100
trans-1,4-Dichloro-2-butene (ug/L)	P-120B (bg)	21	5.623	4.714	1.029	10	0.13	10	100
trans-1,4-Dichloro-2-butene (ug/L)	MW-137A	22	5.418	4.701	1.002	5.55	0.13	10	100
trans-1,4-Dichloro-2-butene (ug/L)	MW-202A	23	6.004	4.668	0.9734	10	0.13	10	100
trans-1,4-Dichloro-2-butene (ug/L)	MW-401A	22	5.822	4.694	1.001	10	0.13	10	100
trans-1,4-Dichloro-2-butene (ug/L)	MW-402A	21	5.623	4.714	1.029	10	0.13	10	100
trans-1,4-Dichloro-2-butene (ug/L)	OW-306AR	14	5.55	4.618	1.234	5.55	1.1	10	100
trans-1,4-Dichloro-2-butene (ug/L)	MW-109ARR	21	5.623	4.714	1.029	10	0.13	10	100
trans-1,4-Dichloro-2-butene (ug/L)	MW-502A	20	6.392	4.539	1.015	10	0.13	10	100
trans-1,4-Dichloro-2-butene (ug/L)	MW-404A	21	5.623	4.714	1.029	10	0.13	10	100
trans-1,4-Dichloro-2-butene (ug/L)	P-504B (bg)	14	4.845	4.64	1.24	1.1	0.13	10	100
trans-1,4-Dichloro-2-butene (ug/L)	P-503B (bg)	19	6.67	4.484	1.029	10	0.13	10	100
trans-1,4-Dichloro-2-butene (ug/L)	MW-505A (bg)	17	5.755	4.647	1.127	10	0.13	10	100
trans-1,4-Dichloro-2-butene (ug/L)	MW-501A	20	6.885	4.355	0.9739	10	1.1	10	100
trans-1,4-Dichloro-2-butene (ug/L)	MW-605	14	5.55	4.618	1.234	5.55	1.1	10	100
trans-1,4-Dichloro-2-butene (ug/L)	MW-604	14	5.55	4.618	1.234	5.55	1.1	10	100
Trichloroethene (ug/L)	MW-102A	21	0.6998	0.3299	0.07199	1	0.19	1	95.24
Trichloroethene (ug/L)	OW-301A	17	0.7176	0.3138	0.0761	1	0.19	1	100
Trichloroethene (ug/L)	MW-201A	23	0.6913	0.3379	0.07047	1	0.19	1	95.65
Trichloroethene (ug/L)	MW-103A	23	0.7209	0.3338	0.06959	1	0.19	1	100
Trichloroethene (ug/L)	MW-114AR	21	0.6943	0.3376	0.07368	1	0.19	1	100
Trichloroethene (ug/L)	MW-120AR (bg)	23	0.7209	0.3338	0.06959	1	0.19	1	100
Trichloroethene (ug/L)	P-105B	21	0.6684	0.3338	0.07285	0.457	0.19	1	95.24
Trichloroethene (ug/L)	P-108B	21	0.6947	0.337	0.07353	1	0.19	1	95.24
Trichloroethene (ug/L)	MW-403A	21	0.6943	0.3376	0.07368	1	0.19	1	100
Trichloroethene (ug/L)	P-114BR	21	0.6943	0.3376	0.07368	1	0.19	1	100

Box & Whiskers Plot

DMASWA Data: DMASWA Database_Updated Printed 12/17/2024, 1:42 PM

Constituent	Well	N	Mean	Std. Dev.	Std. Err.	Median	Min.	Max.	%NDs
Trichloroethene (ug/L)	MW-204A	23	0.7209	0.3338	0.06959	1	0.19	1	100
Trichloroethene (ug/L)	P-120B (bg)	21	0.6943	0.3376	0.07368	1	0.19	1	100
Trichloroethene (ug/L)	MW-137A	22	0.6823	0.3343	0.07127	0.715	0.19	1	100
Trichloroethene (ug/L)	MW-202A	23	0.7209	0.3338	0.06959	1	0.19	1	100
Trichloroethene (ug/L)	MW-401A	22	0.674	0.3375	0.07195	0.693	0.19	1	86.36
Trichloroethene (ug/L)	MW-402A	21	0.6964	0.3344	0.07297	1	0.19	1	95.24
Trichloroethene (ug/L)	OW-306AR	14	0.715	0.2958	0.07904	0.715	0.43	1	100
Trichloroethene (ug/L)	MW-109ARR	21	0.6943	0.3376	0.07368	1	0.19	1	100
Trichloroethene (ug/L)	MW-502A	20	0.76	0.3059	0.06841	1	0.19	1	100
Trichloroethene (ug/L)	MW-404A	21	0.6943	0.3376	0.07368	1	0.19	1	100
Trichloroethene (ug/L)	P-504B (bg)	14	0.6571	0.3144	0.08402	0.43	0.19	1	100
Trichloroethene (ug/L)	P-503B (bg)	19	0.7774	0.304	0.06975	1	0.19	1	100
Trichloroethene (ug/L)	MW-505A (bg)	17	0.7176	0.3138	0.0761	1	0.19	1	100
Trichloroethene (ug/L)	MW-501A	20	0.8005	0.2789	0.06237	1	0.43	1	100
Trichloroethene (ug/L)	MW-605	14	0.715	0.2958	0.07904	0.715	0.43	1	100
Trichloroethene (ug/L)	MW-604	14	0.715	0.2958	0.07904	0.715	0.43	1	100
Vinyl Acetate (ug/L)	MW-102A	21	6.177	4.148	0.9051	10	0.74	10	100
Vinyl Acetate (ug/L)	OW-301A	17	6.367	3.993	0.9685	10	0.74	10	100
Vinyl Acetate (ug/L)	MW-201A	23	6.51	4.105	0.856	10	0.74	10	100
Vinyl Acetate (ug/L)	MW-103A	23	6.51	4.105	0.856	10	0.74	10	100
Vinyl Acetate (ug/L)	MW-114AR	21	6.177	4.148	0.9051	10	0.74	10	100
Vinyl Acetate (ug/L)	MW-120AR (bg)	23	6.51	4.105	0.856	10	0.74	10	100
Vinyl Acetate (ug/L)	P-105B	21	6.177	4.148	0.9051	10	0.74	10	100
Vinyl Acetate (ug/L)	P-108B	21	6.177	4.148	0.9051	10	0.74	10	100
Vinyl Acetate (ug/L)	MW-403A	21	6.177	4.148	0.9051	10	0.74	10	100
Vinyl Acetate (ug/L)	P-114BR	21	6.177	4.148	0.9051	10	0.74	10	100
Vinyl Acetate (ug/L)	MW-204A	23	6.51	4.105	0.856	10	0.74	10	100
Vinyl Acetate (ug/L)	P-120B (bg)	21	6.177	4.148	0.9051	10	0.74	10	100
Vinyl Acetate (ug/L)	MW-137A	22	6.01	4.123	0.879	6.25	0.74	10	100
Vinyl Acetate (ug/L)	MW-202A	23	6.51	4.105	0.856	10	0.74	10	100
Vinyl Acetate (ug/L)	MW-401A	22	6.351	4.129	0.8803	10	0.74	10	100
Vinyl Acetate (ug/L)	MW-402A	21	6.177	4.148	0.9051	10	0.74	10	100
Vinyl Acetate (ug/L)	OW-306AR	14	6.25	3.892	1.04	6.25	2.5	10	100
Vinyl Acetate (ug/L)	MW-109ARR	21	6.177	4.148	0.9051	10	0.74	10	100
Vinyl Acetate (ug/L)	MW-502A	20	6.912	3.899	0.8718	10	0.74	10	100
Vinyl Acetate (ug/L)	MW-404A	21	6.177	4.148	0.9051	10	0.74	10	100
Vinyl Acetate (ug/L)	P-504B (bg)	14	5.589	3.991	1.067	2.5	0.74	10	100
Vinyl Acetate (ug/L)	P-503B (bg)	19	7.144	3.861	0.8857	10	0.74	10	100
Vinyl Acetate (ug/L)	MW-505A (bg)	17	6.367	3.993	0.9685	10	0.74	10	100
Vinyl Acetate (ug/L)	MW-501A	20	7.375	3.67	0.8207	10	2.5	10	100
Vinyl Acetate (ug/L)	MW-605	14	6.25	3.892	1.04	6.25	2.5	10	100
Vinyl Acetate (ug/L)	MW-604	14	6.25	3.892	1.04	6.25	2.5	10	100
Vinyl chloride (ug/L)	MW-102A	21	0.5445	0.2939	0.06413	0.456	0.18	1	33.33
Vinyl chloride (ug/L)	OW-301A	17	0.6094	0.4274	0.1037	1	0.1	1	100
Vinyl chloride (ug/L)	MW-201A	23	0.6433	0.4321	0.09009	1	0.1	1.14	86.96
Vinyl chloride (ug/L)	MW-103A	23	0.633	0.4285	0.08935	1	0.1	1	100
Vinyl chloride (ug/L)	MW-114AR	21	0.5981	0.4327	0.09442	1	0.1	1	100
Vinyl chloride (ug/L)	MW-120AR (bg)	23	0.633	0.4285	0.08935	1	0.1	1	100
Vinyl chloride (ug/L)	P-105B	21	0.5981	0.4327	0.09442	1	0.1	1	100
Vinyl chloride (ug/L)	P-108B	21	0.5981	0.4327	0.09442	1	0.1	1	100

Box & Whiskers Plot

DMASWA Data: DMASWA Database_Updated Printed 12/17/2024, 1:42 PM

Constituent	Well	N	Mean	Std. Dev.	Std. Err.	Median	Min.	Max.	%NDs
Vinyl chloride (ug/L)	MW-403A	21	0.5981	0.4327	0.09442	1	0.1	1	100
Vinyl chloride (ug/L)	P-114BR	21	0.5981	0.4327	0.09442	1	0.1	1	100
Vinyl chloride (ug/L)	MW-204A	23	0.633	0.4285	0.08935	1	0.1	1	100
Vinyl chloride (ug/L)	P-120B (bg)	21	0.5981	0.4327	0.09442	1	0.1	1	100
Vinyl chloride (ug/L)	MW-137A	22	0.5791	0.4316	0.09201	0.59	0.1	1	100
Vinyl chloride (ug/L)	MW-202A	23	0.633	0.4285	0.08935	1	0.1	1	100
Vinyl chloride (ug/L)	MW-401A	22	0.5084	0.3972	0.08469	0.272	0.1	1	68.18
Vinyl chloride (ug/L)	MW-402A	21	0.5981	0.4327	0.09442	1	0.1	1	100
Vinyl chloride (ug/L)	OW-306AR	14	0.59	0.4255	0.1137	0.59	0.18	1	100
Vinyl chloride (ug/L)	MW-109ARR	21	0.5981	0.4327	0.09442	1	0.1	1	100
Vinyl chloride (ug/L)	MW-502A	20	0.668	0.4175	0.09336	1	0.1	1	100
Vinyl chloride (ug/L)	MW-404A	21	0.5981	0.4327	0.09442	1	0.1	1	100
Vinyl chloride (ug/L)	P-504B (bg)	14	0.5257	0.4268	0.1141	0.18	0.1	1	100
Vinyl chloride (ug/L)	P-503B (bg)	19	0.6937	0.4124	0.09462	1	0.1	1	100
Vinyl chloride (ug/L)	MW-505A (bg)	17	0.6094	0.4274	0.1037	1	0.1	1	100
Vinyl chloride (ug/L)	MW-501A	20	0.6716	0.4127	0.09229	1	0.171	1	95
Vinyl chloride (ug/L)	MW-605	14	0.59	0.4255	0.1137	0.59	0.18	1	100
Vinyl chloride (ug/L)	MW-604	14	0.59	0.4255	0.1137	0.59	0.18	1	100
Xylenes, Total (ug/L)	MW-102A	21	1.23	1.202	0.2623	0.402	0.13	3	71.43
Xylenes, Total (ug/L)	OW-301A	18	1.526	1.27	0.2993	0.784	0.156	3	77.78
Xylenes, Total (ug/L)	MW-201A	23	1.566	1.309	0.273	1.08	0.13	3	82.61
Xylenes, Total (ug/L)	MW-103A	23	1.464	1.286	0.2682	0.842	0.13	3	78.26
Xylenes, Total (ug/L)	MW-114AR	21	1.34	1.275	0.2782	0.487	0.13	3	80.95
Xylenes, Total (ug/L)	MW-120AR (bg)	23	1.596	1.302	0.2715	0.923	0.13	3.02	73.91
Xylenes, Total (ug/L)	P-105B	21	1.401	1.305	0.2848	0.455	0.13	3	80.95
Xylenes, Total (ug/L)	P-108B	21	1.482	1.327	0.2895	0.487	0.13	3	85.71
Xylenes, Total (ug/L)	MW-403A	21	1.568	1.26	0.2749	1.35	0.13	3	80.95
Xylenes, Total (ug/L)	P-114BR	21	1.428	1.296	0.2829	0.791	0.13	3.54	76.19
Xylenes, Total (ug/L)	MW-204A	23	1.59	1.294	0.2697	1.15	0.13	3	82.61
Xylenes, Total (ug/L)	P-120B (bg)	21	1.249	1.276	0.2785	0.456	0.13	3	76.19
Xylenes, Total (ug/L)	MW-137A	22	1.4	1.261	0.2689	0.756	0.13	3	81.82
Xylenes, Total (ug/L)	MW-202A	23	1.465	1.291	0.2692	0.589	0.13	3	82.61
Xylenes, Total (ug/L)	MW-401A	22	1.435	1.259	0.2684	0.696	0.13	3	77.27
Xylenes, Total (ug/L)	MW-402A	21	1.309	1.251	0.2731	0.517	0.13	3	76.19
Xylenes, Total (ug/L)	OW-306AR	14	1.553	1.308	0.3496	0.6715	0.4	3	92.86
Xylenes, Total (ug/L)	MW-109ARR	21	1.438	1.281	0.2796	0.659	0.13	3	76.19
Xylenes, Total (ug/L)	MW-502A	20	1.811	1.282	0.2867	2.51	0.13	3	90
Xylenes, Total (ug/L)	MW-404A	21	1.423	1.292	0.282	0.438	0.13	3	85.71
Xylenes, Total (ug/L)	P-504B (bg)	14	1.425	1.295	0.346	0.4	0.13	3	92.86
Xylenes, Total (ug/L)	P-503B (bg)	19	1.92	1.309	0.3003	3	0.13	3	94.74
Xylenes, Total (ug/L)	MW-505A (bg)	17	1.642	1.329	0.3223	0.992	0.13	3	94.12
Xylenes, Total (ug/L)	MW-501A	20	1.924	1.252	0.2799	3	0.4	3	90
Xylenes, Total (ug/L)	MW-605	14	1.7	1.349	0.3606	1.7	0.4	3	100
Xylenes, Total (ug/L)	MW-604	14	1.7	1.349	0.3606	1.7	0.4	3	100

This page intentionally left blank.

Monitoring Wells – Appendix I VOCs

Trend Analysis

This page intentionally left blank.

Sanitas™ v.10.0.15 Software licensed to HDR, Inc. UG
Hollow symbols indicate censored values.

Sen's Slope Estimator

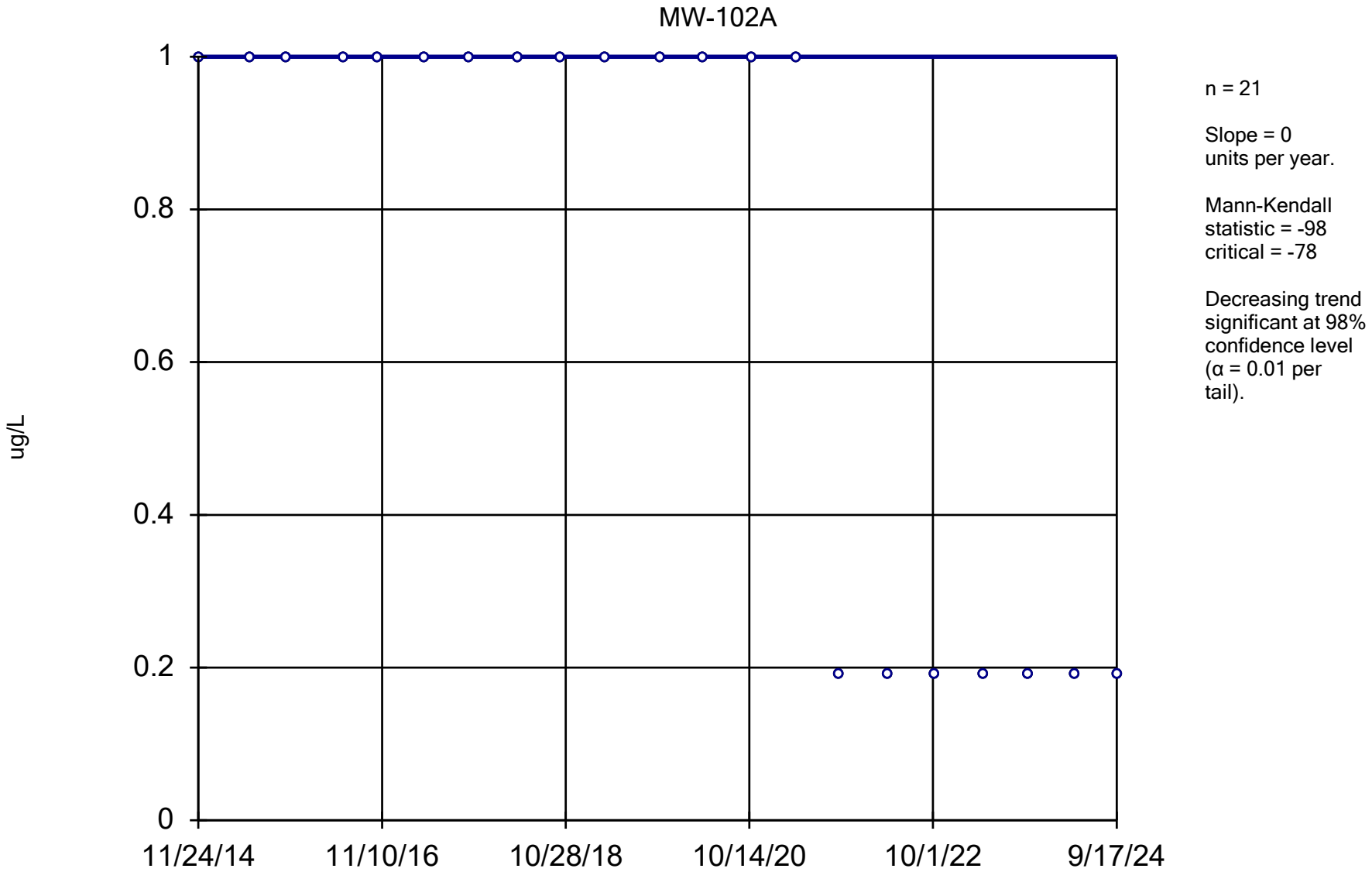

Constituent: 1,1,1-Trichloroethane Analysis Run 12/17/2024 1:44 PM View: All Wells - Appendix I VOCs

DMASWA Data: DMASWA Database_Updated

Sanitas™ v.10.0.15 Software licensed to HDR, Inc. UG
Hollow symbols indicate censored values.

Sen's Slope Estimator

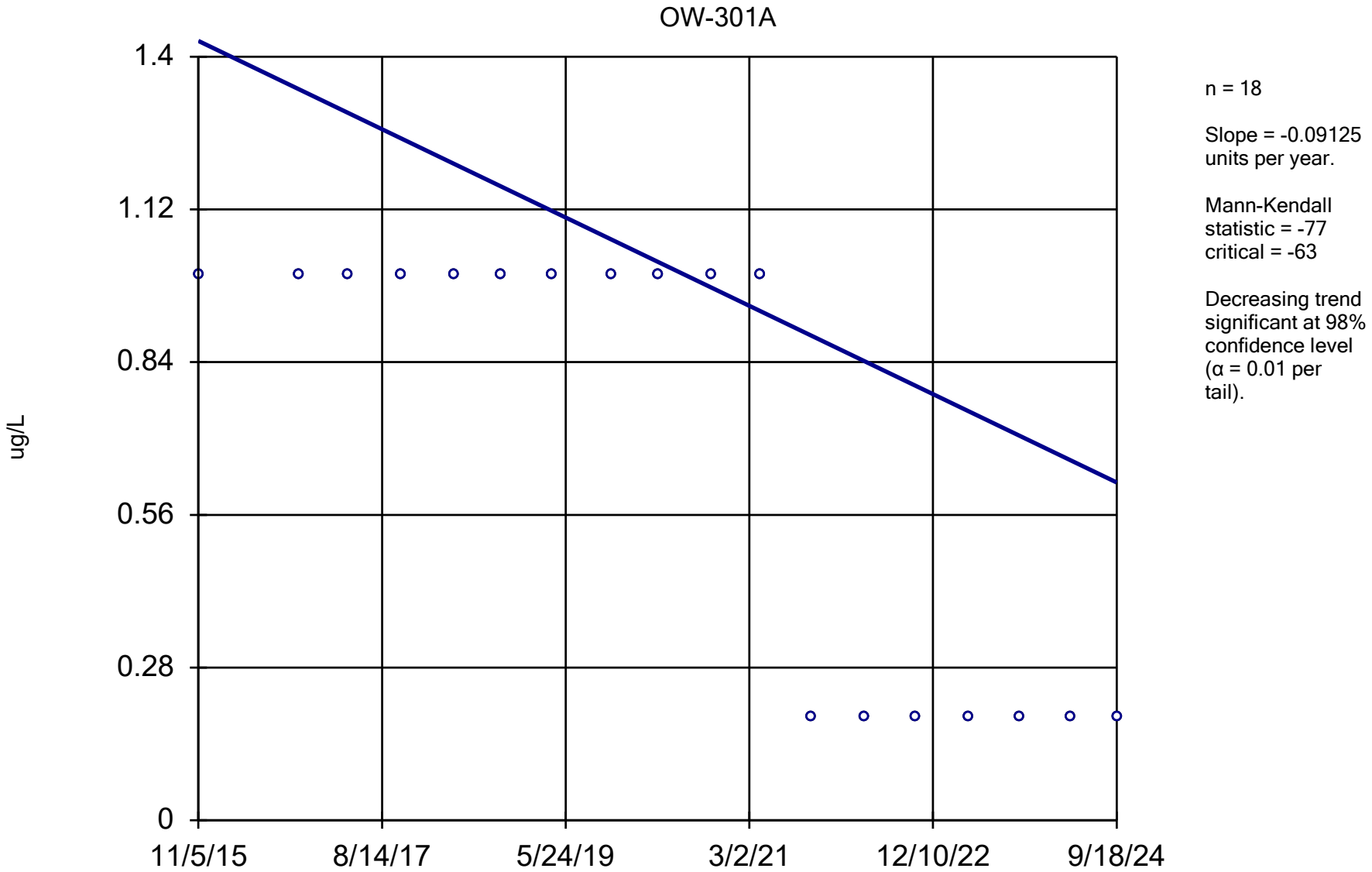

Constituent: 1,1,1-Trichloroethane Analysis Run 12/17/2024 1:44 PM View: All Wells - Appendix I VOCs

DMASWA Data: DMASWA Database_Updated

Sanitas™ v.10.0.15 Software licensed to HDR, Inc. UG
Hollow symbols indicate censored values.

Sen's Slope Estimator

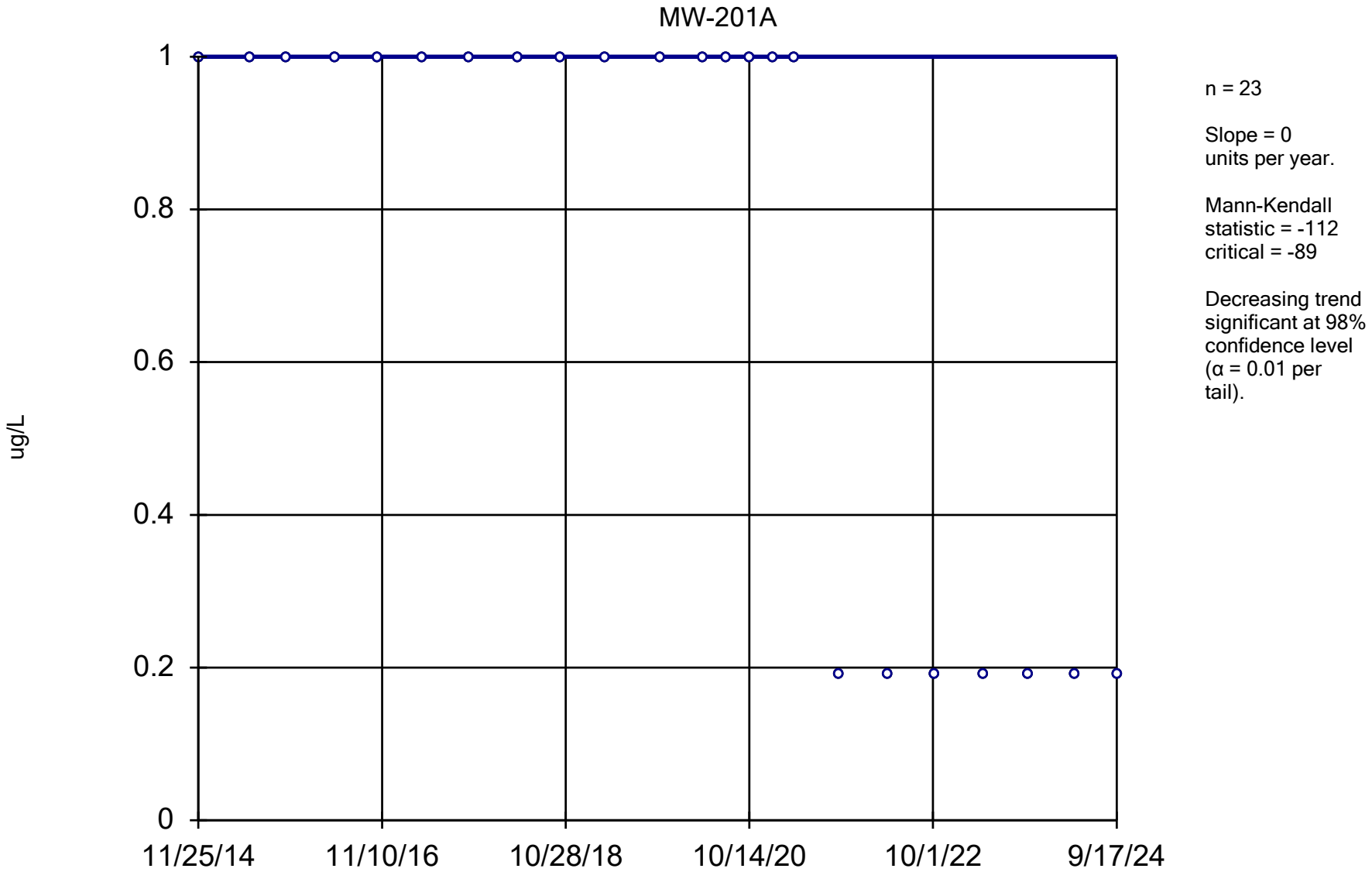

Constituent: 1,1,1-Trichloroethane Analysis Run 12/17/2024 1:44 PM View: All Wells - Appendix I VOCs

DMASWA Data: DMASWA Database_Updated

Sanitas™ v.10.0.15 Software licensed to HDR, Inc. UG
Hollow symbols indicate censored values.

Sen's Slope Estimator

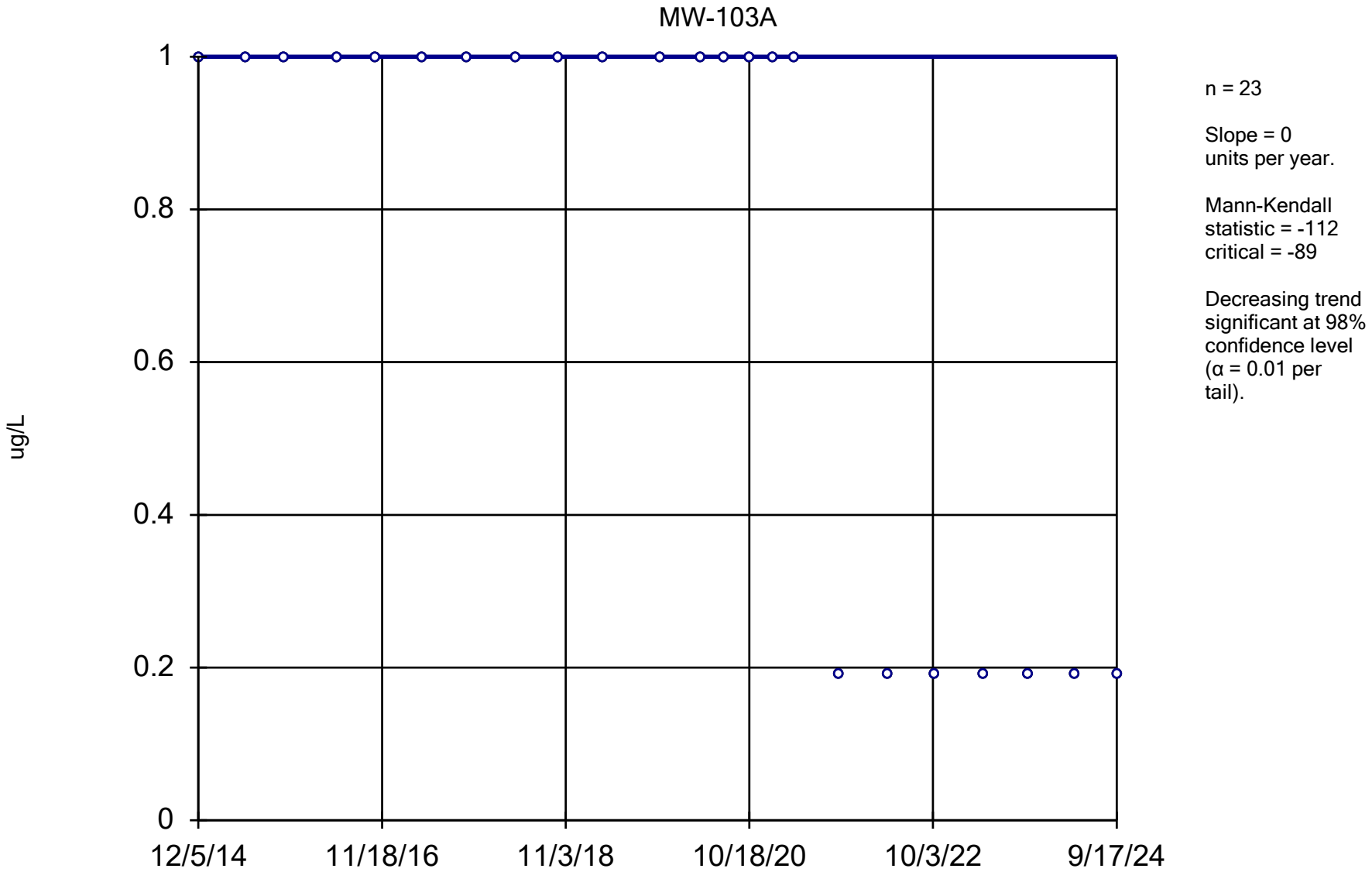

Constituent: 1,1,1-Trichloroethane Analysis Run 12/17/2024 1:44 PM View: All Wells - Appendix I VOCs

DMASWA Data: DMASWA Database_Updated

Sanitas™ v.10.0.15 Software licensed to HDR, Inc. UG
Hollow symbols indicate censored values.

Sen's Slope Estimator

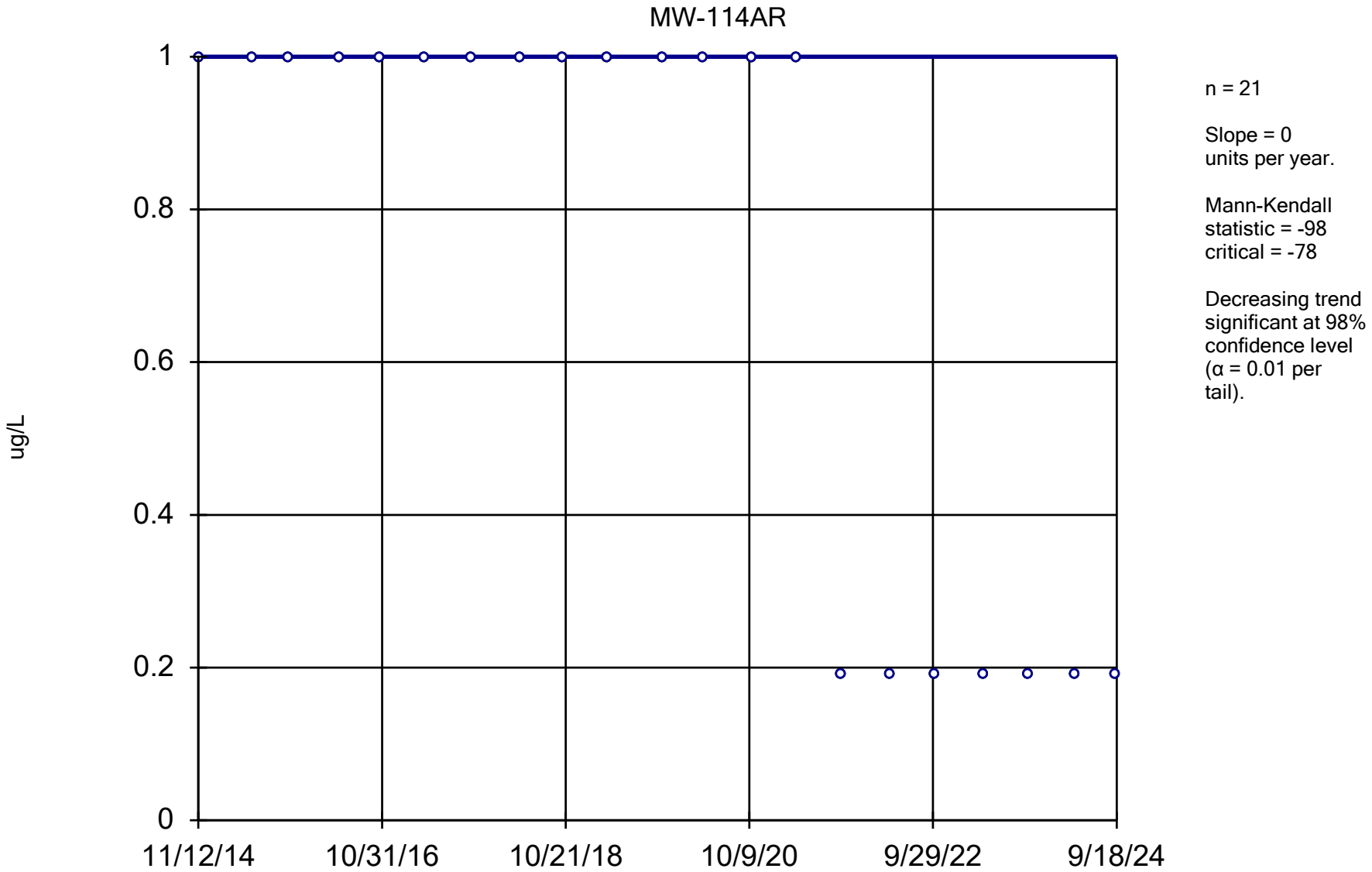

Constituent: 1,1,1-Trichloroethane Analysis Run 12/17/2024 1:44 PM View: All Wells - Appendix I VOCs

DMASWA Data: DMASWA Database_Updated

Sanitas™ v.10.0.15 Software licensed to HDR, Inc. UG
Hollow symbols indicate censored values.

Sen's Slope Estimator

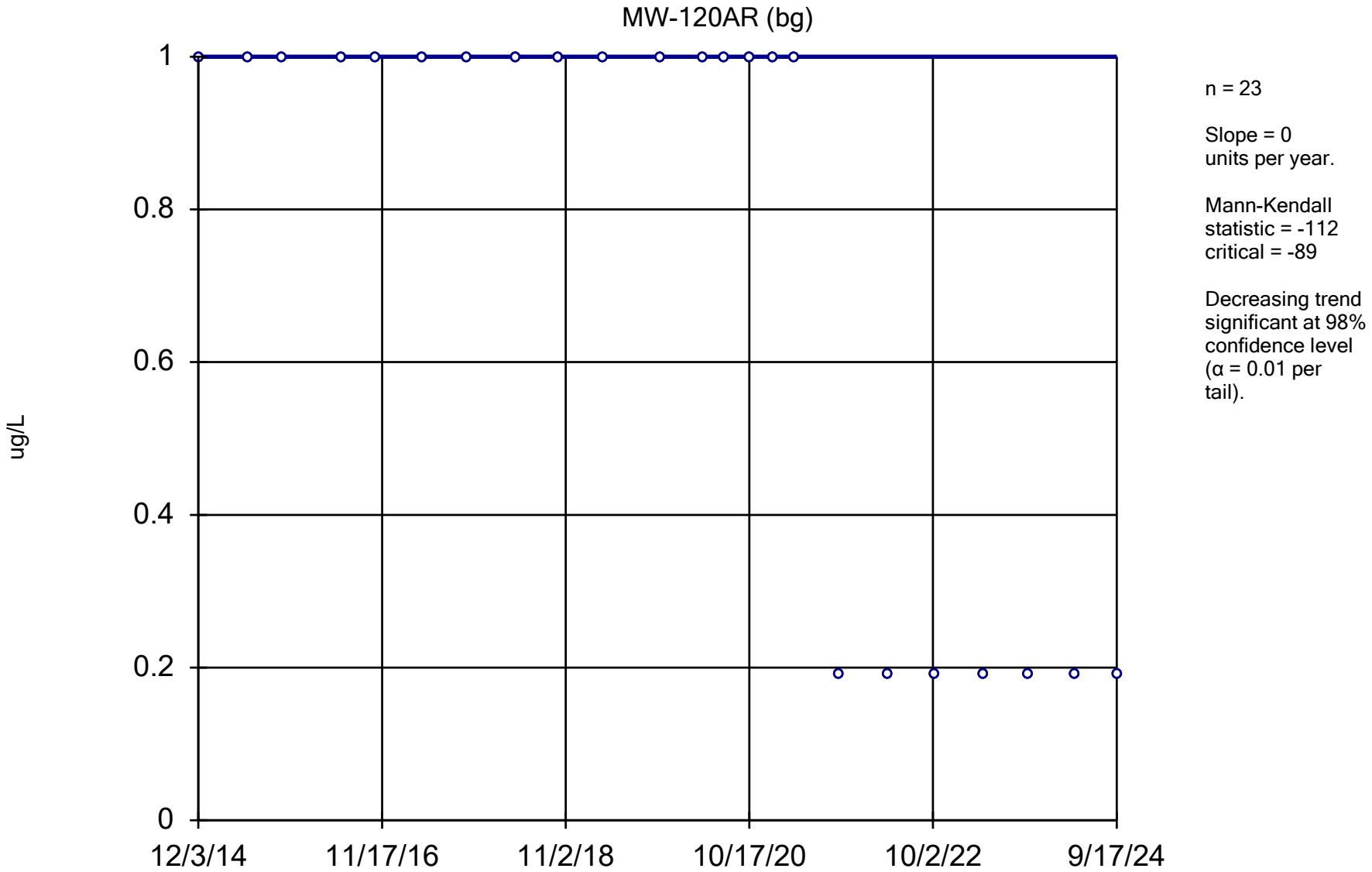

Constituent: 1,1,1-Trichloroethane Analysis Run 12/17/2024 1:45 PM View: All Wells - Appendix I VOCs

DMASWA Data: DMASWA Database_Updated

Sanitas™ v.10.0.15 Software licensed to HDR, Inc. UG
Hollow symbols indicate censored values.

Sen's Slope Estimator

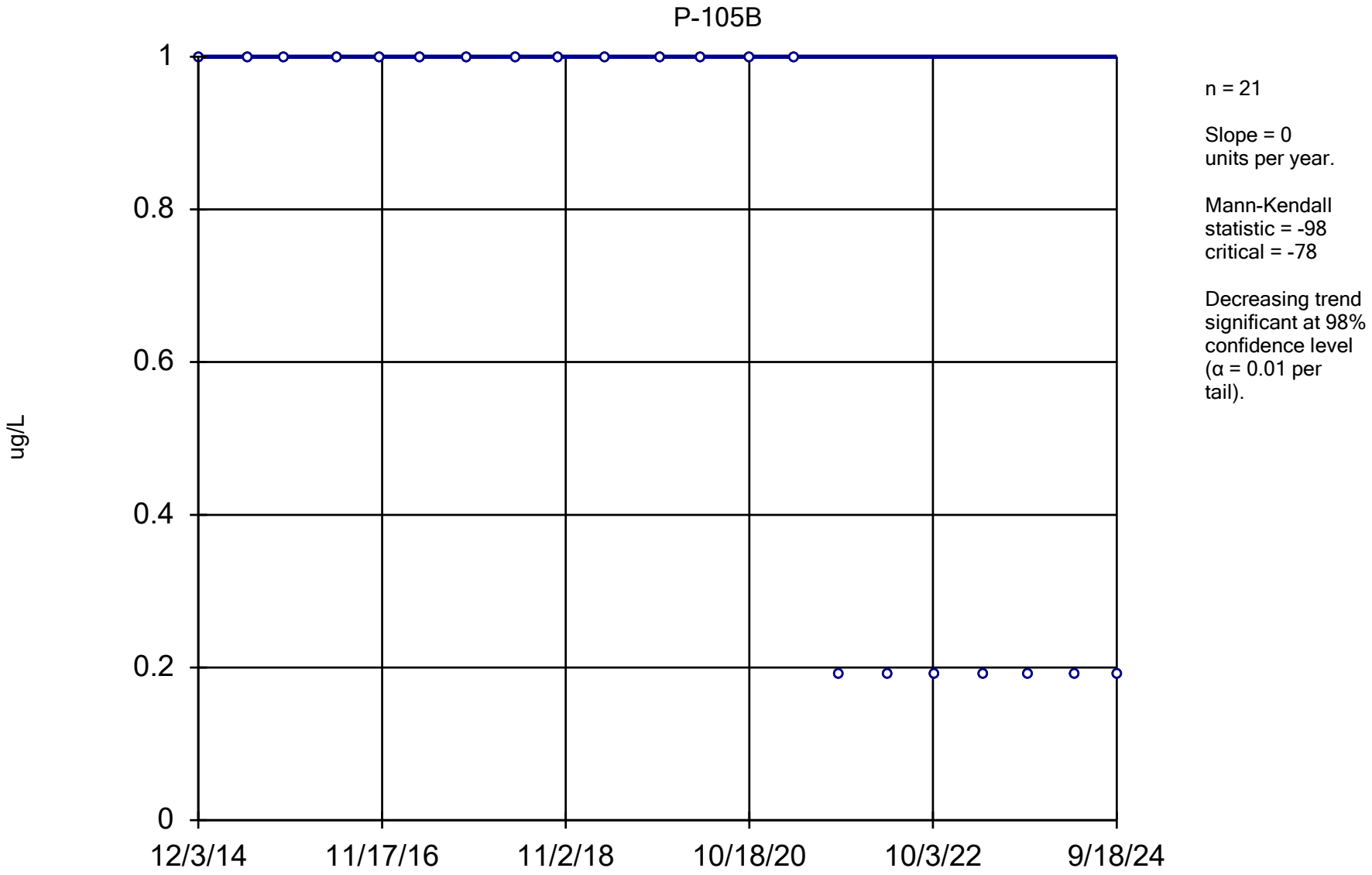

Constituent: 1,1,1-Trichloroethane Analysis Run 12/17/2024 1:45 PM View: All Wells - Appendix I VOCs

DMASWA Data: DMASWA Database_Updated

Sanitas™ v.10.0.15 Software licensed to HDR, Inc. UG
Hollow symbols indicate censored values.

Sen's Slope Estimator

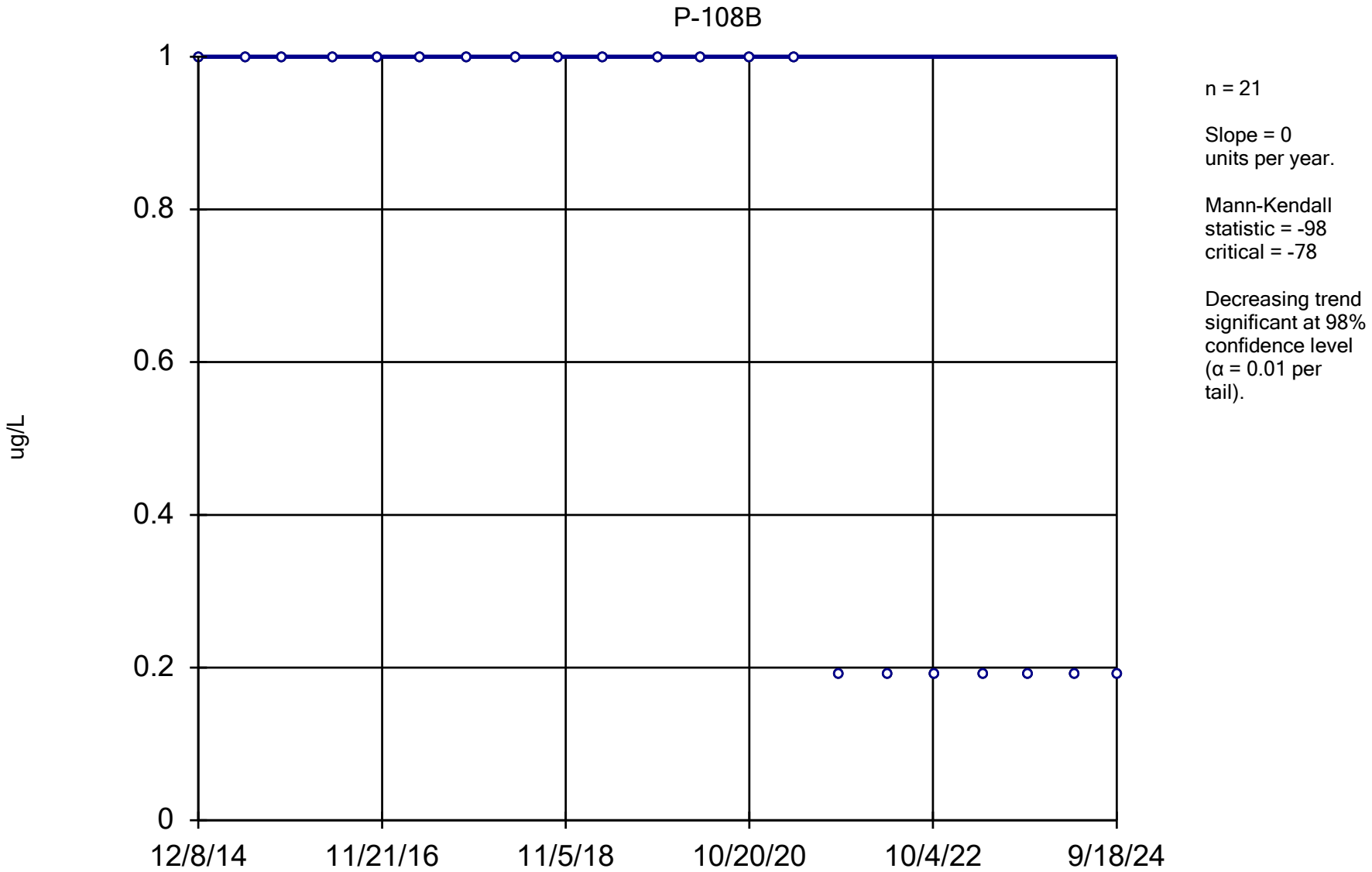

Constituent: 1,1,1-Trichloroethane Analysis Run 12/17/2024 1:45 PM View: All Wells - Appendix I VOCs

DMASWA Data: DMASWA Database_Updated

Sanitas™ v.10.0.15 Software licensed to HDR, Inc. UG
Hollow symbols indicate censored values.

Sen's Slope Estimator

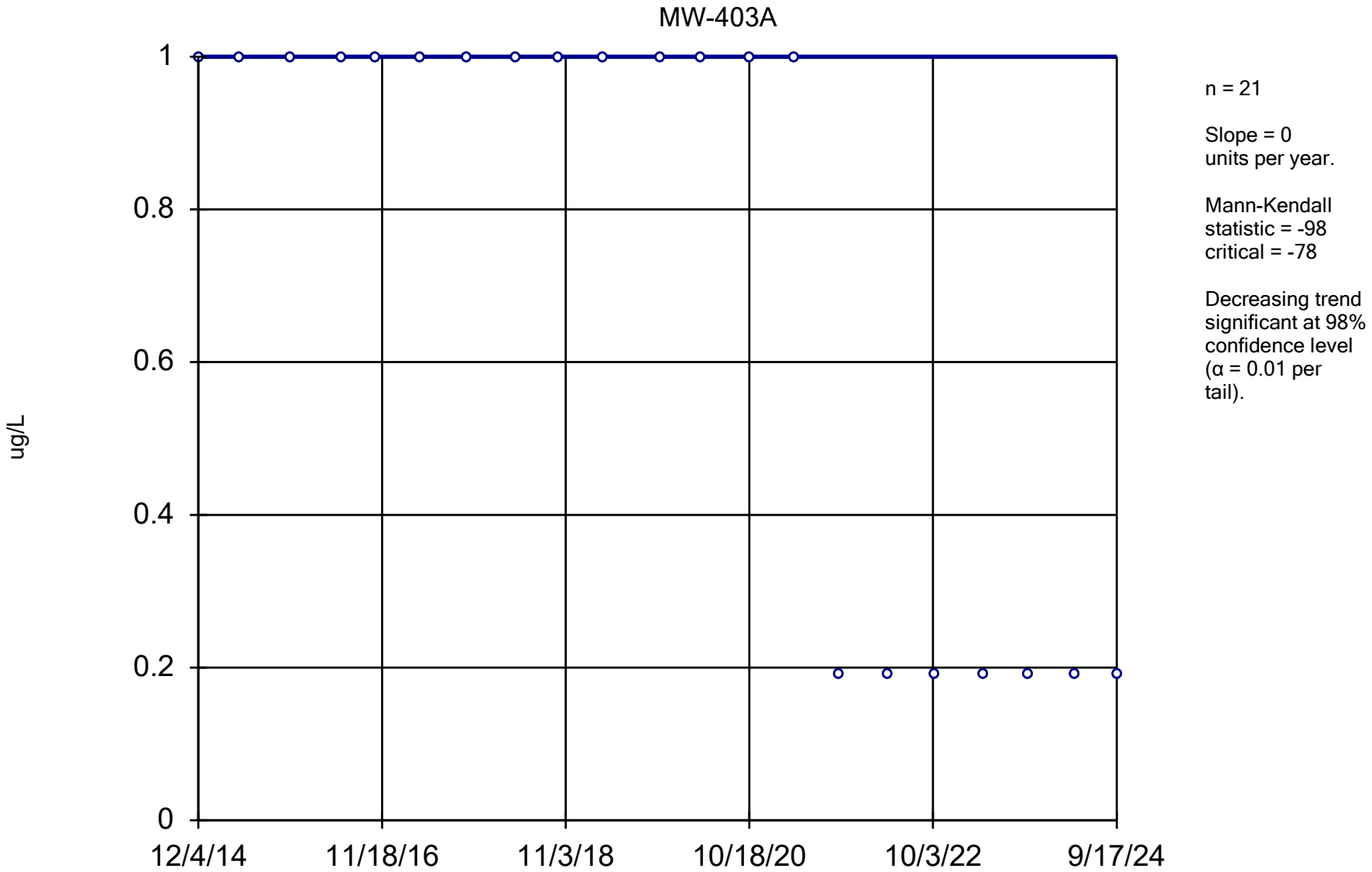

Constituent: 1,1,1-Trichloroethane Analysis Run 12/17/2024 1:45 PM View: All Wells - Appendix I VOCs

DMASWA Data: DMASWA Database_Updated

Sanitas™ v.10.0.15 Software licensed to HDR, Inc. UG
Hollow symbols indicate censored values.

Sen's Slope Estimator

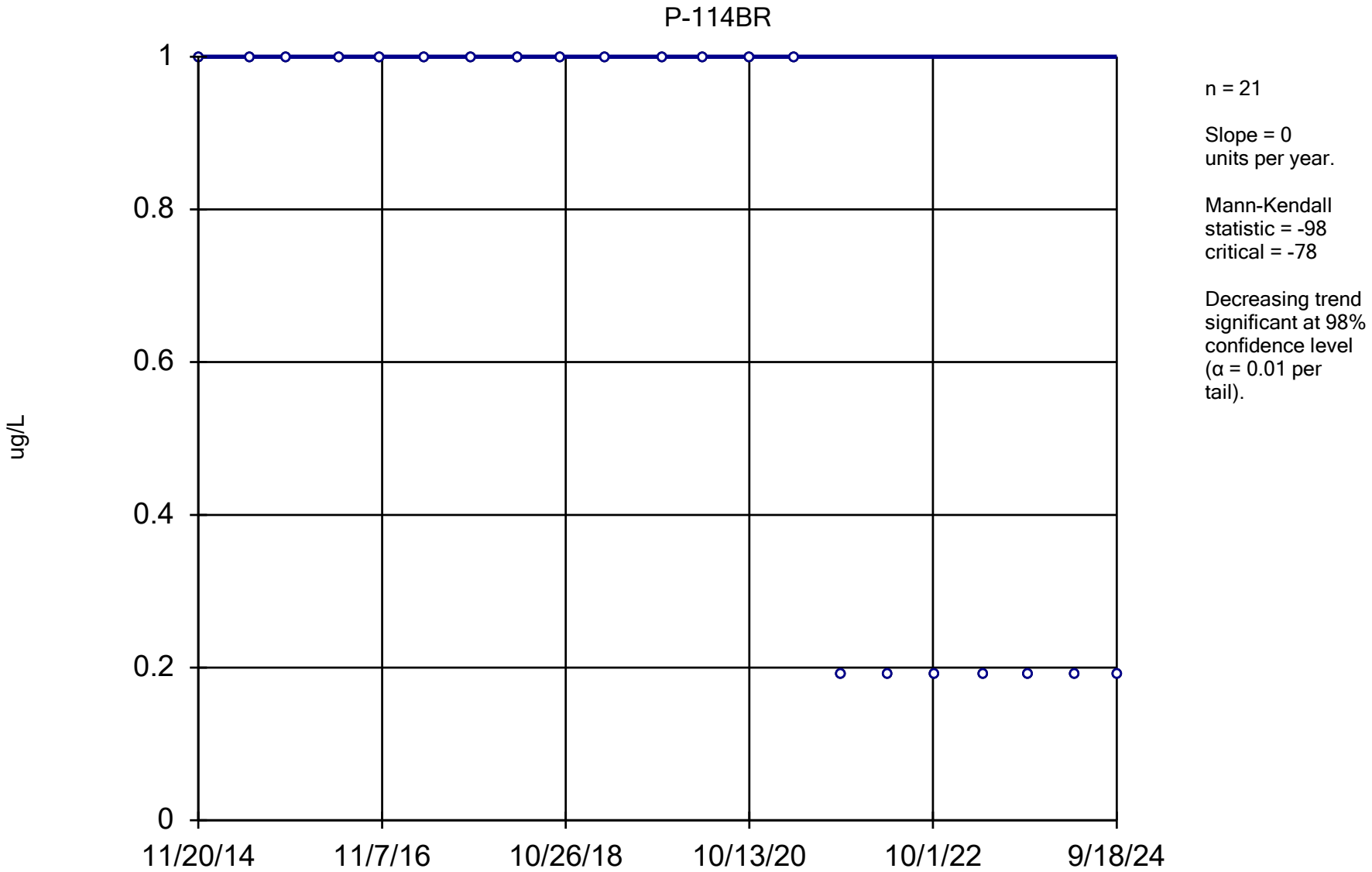

Constituent: 1,1,1-Trichloroethane Analysis Run 12/17/2024 1:45 PM View: All Wells - Appendix I VOCs

DMASWA Data: DMASWA Database_Updated

Sanitas™ v.10.0.15 Software licensed to HDR, Inc. UG
Hollow symbols indicate censored values.

Sen's Slope Estimator

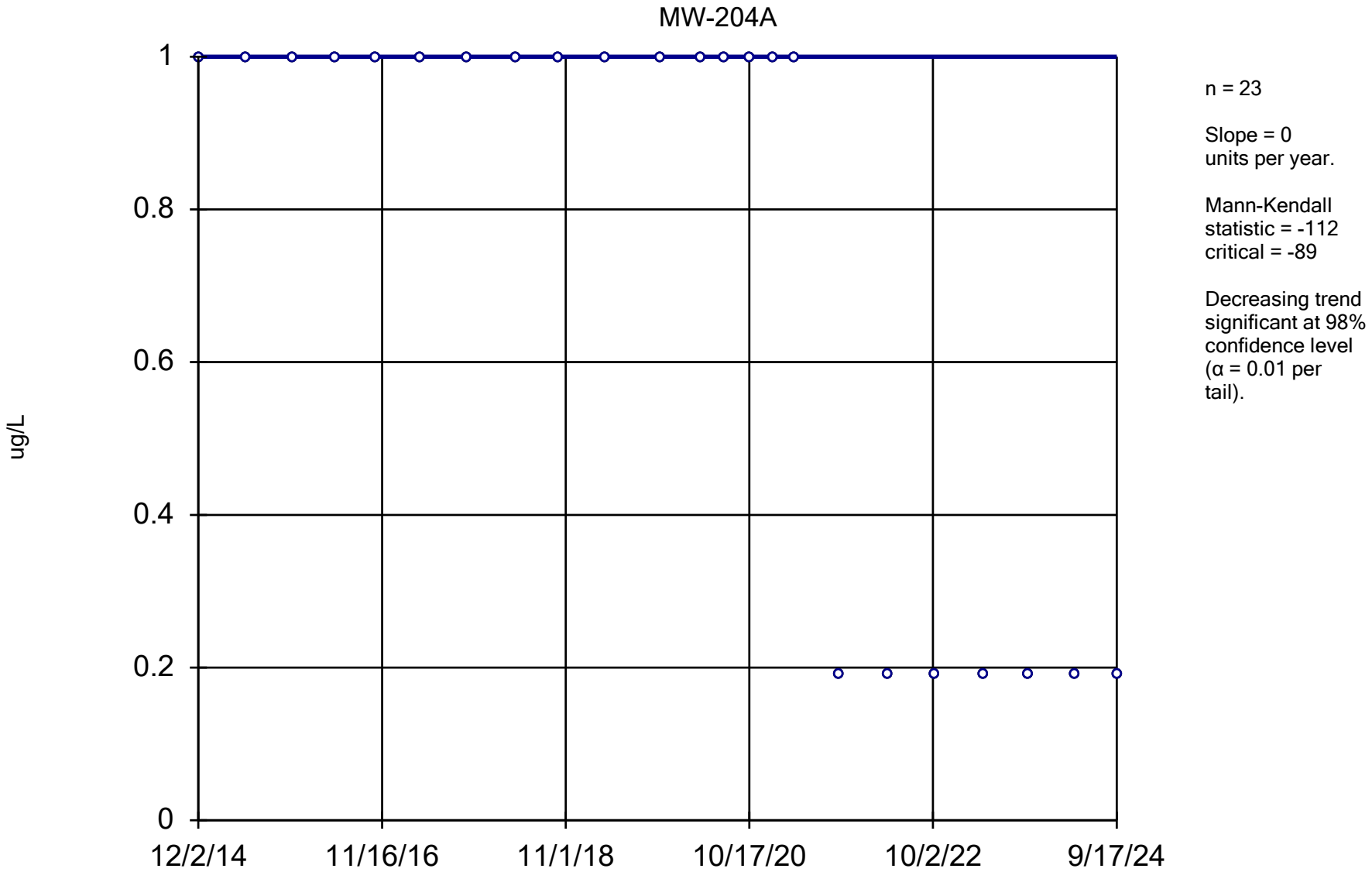

Constituent: 1,1,1-Trichloroethane Analysis Run 12/17/2024 1:45 PM View: All Wells - Appendix I VOCs

DMASWA Data: DMASWA Database_Updated

Sanitas™ v.10.0.15 Software licensed to HDR, Inc. UG
Hollow symbols indicate censored values.

Sen's Slope Estimator

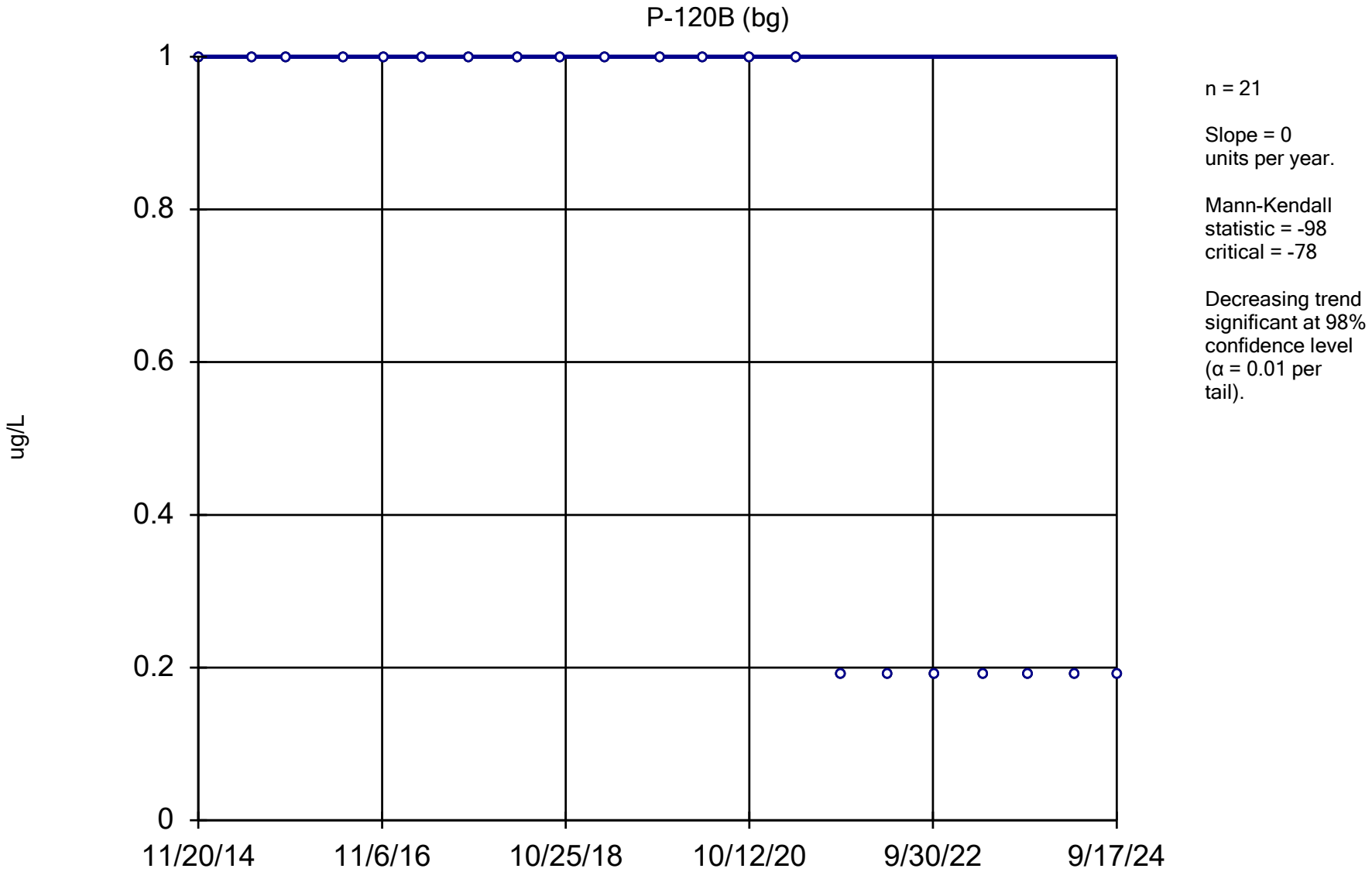

Constituent: 1,1,1-Trichloroethane Analysis Run 12/17/2024 1:45 PM View: All Wells - Appendix I VOCs

DMASWA Data: DMASWA Database_Updated

Sanitas™ v.10.0.15 Software licensed to HDR, Inc. UG
Hollow symbols indicate censored values.

Sen's Slope Estimator

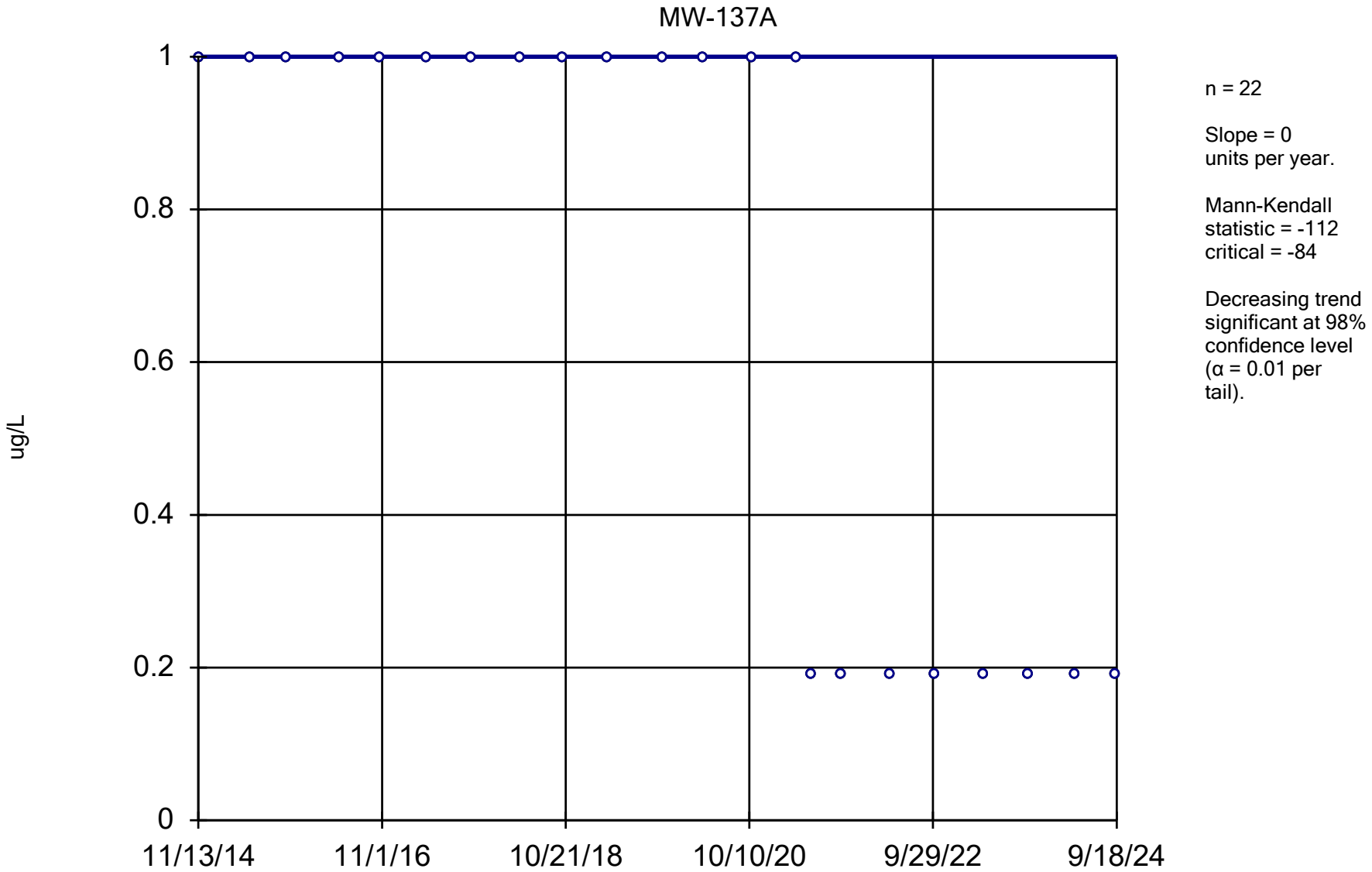

Constituent: 1,1,1-Trichloroethane Analysis Run 12/17/2024 1:45 PM View: All Wells - Appendix I VOCs

DMASWA Data: DMASWA Database_Updated

Sanitas™ v.10.0.15 Software licensed to HDR, Inc. UG
Hollow symbols indicate censored values.

Sen's Slope Estimator

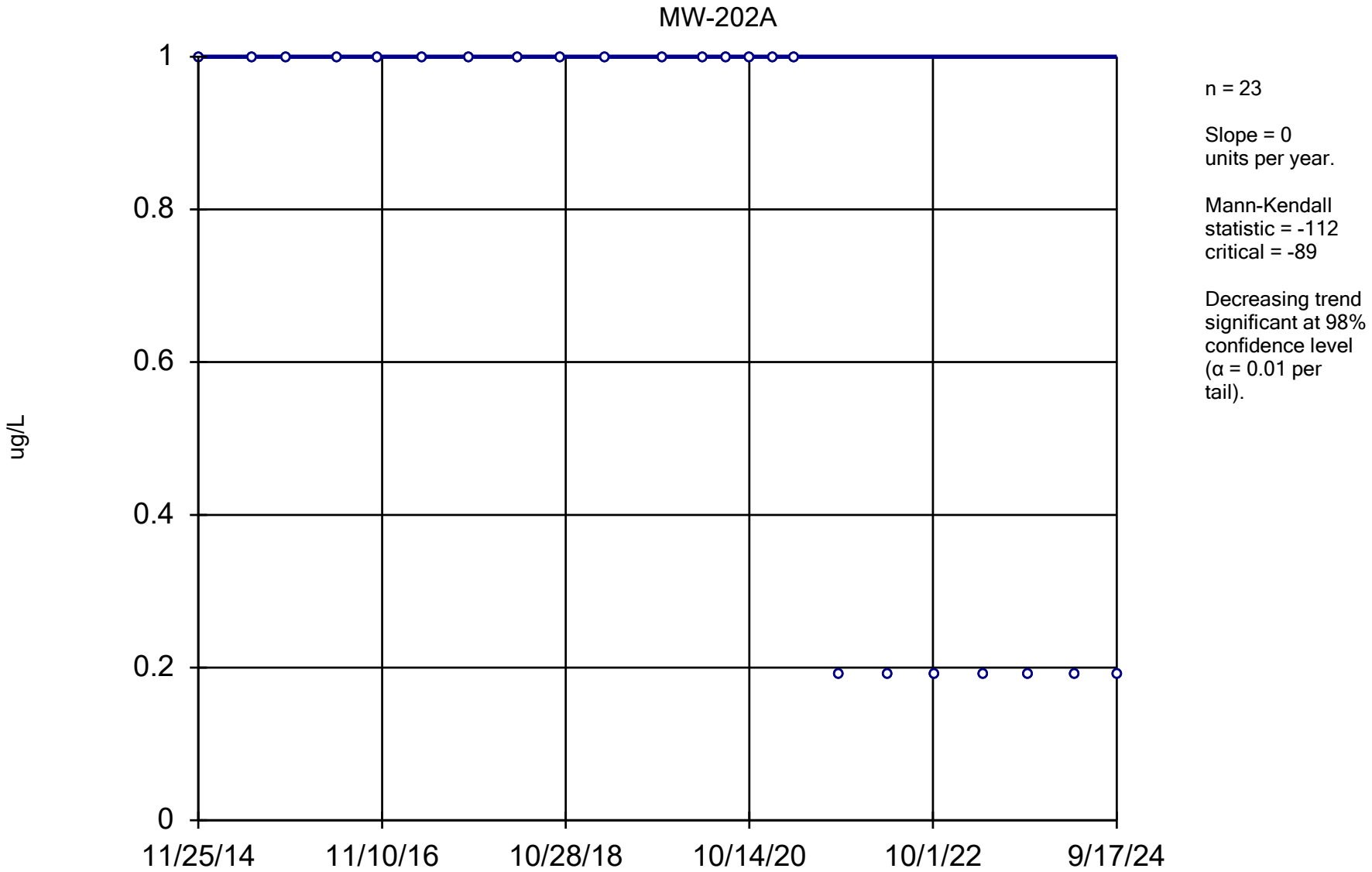

Constituent: 1,1,1-Trichloroethane Analysis Run 12/17/2024 1:45 PM View: All Wells - Appendix I VOCs

DMASWA Data: DMASWA Database_Updated

Sanitas™ v.10.0.15 Software licensed to HDR, Inc. UG
Hollow symbols indicate censored values.

Sen's Slope Estimator

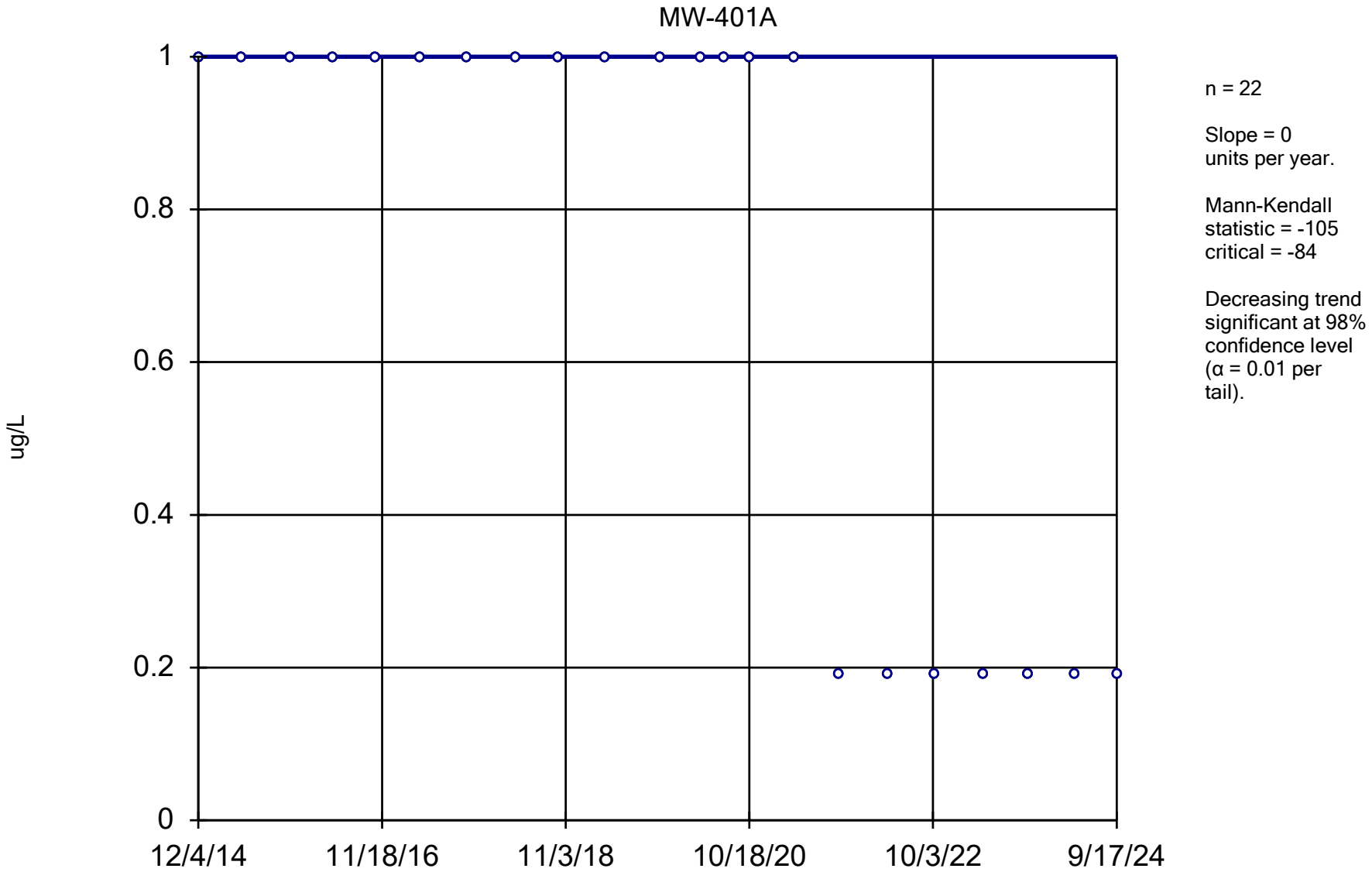

Constituent: 1,1,1-Trichloroethane Analysis Run 12/17/2024 1:45 PM View: All Wells - Appendix I VOCs

DMASWA Data: DMASWA Database_Updated

Sanitas™ v.10.0.15 Software licensed to HDR, Inc. UG
Hollow symbols indicate censored values.

Sen's Slope Estimator

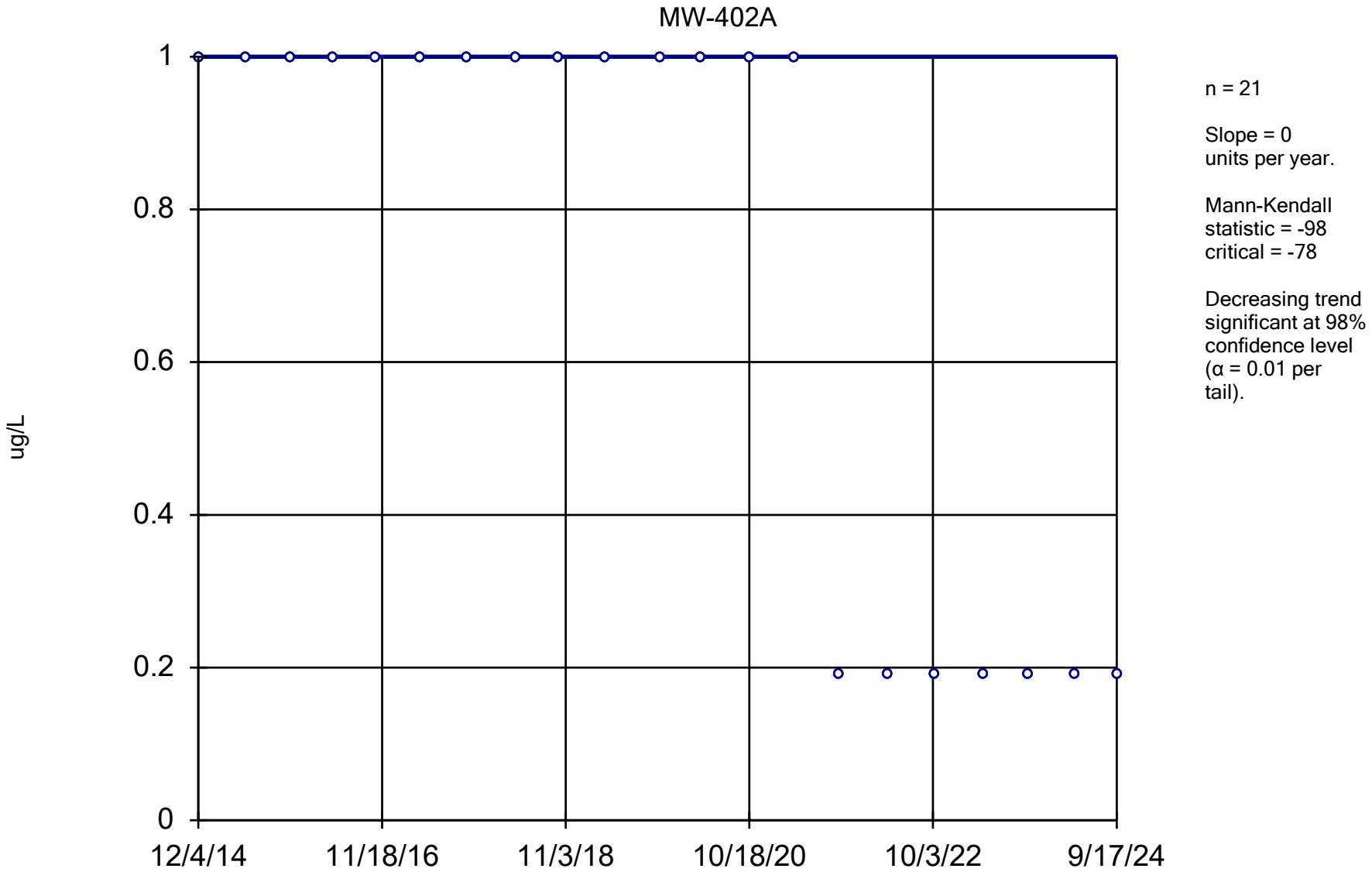

Constituent: 1,1,1-Trichloroethane Analysis Run 12/17/2024 1:45 PM View: All Wells - Appendix I VOCs

DMASWA Data: DMASWA Database_Updated

Sanitas™ v.10.0.15 Software licensed to HDR, Inc. UG
Hollow symbols indicate censored values.

Sen's Slope Estimator

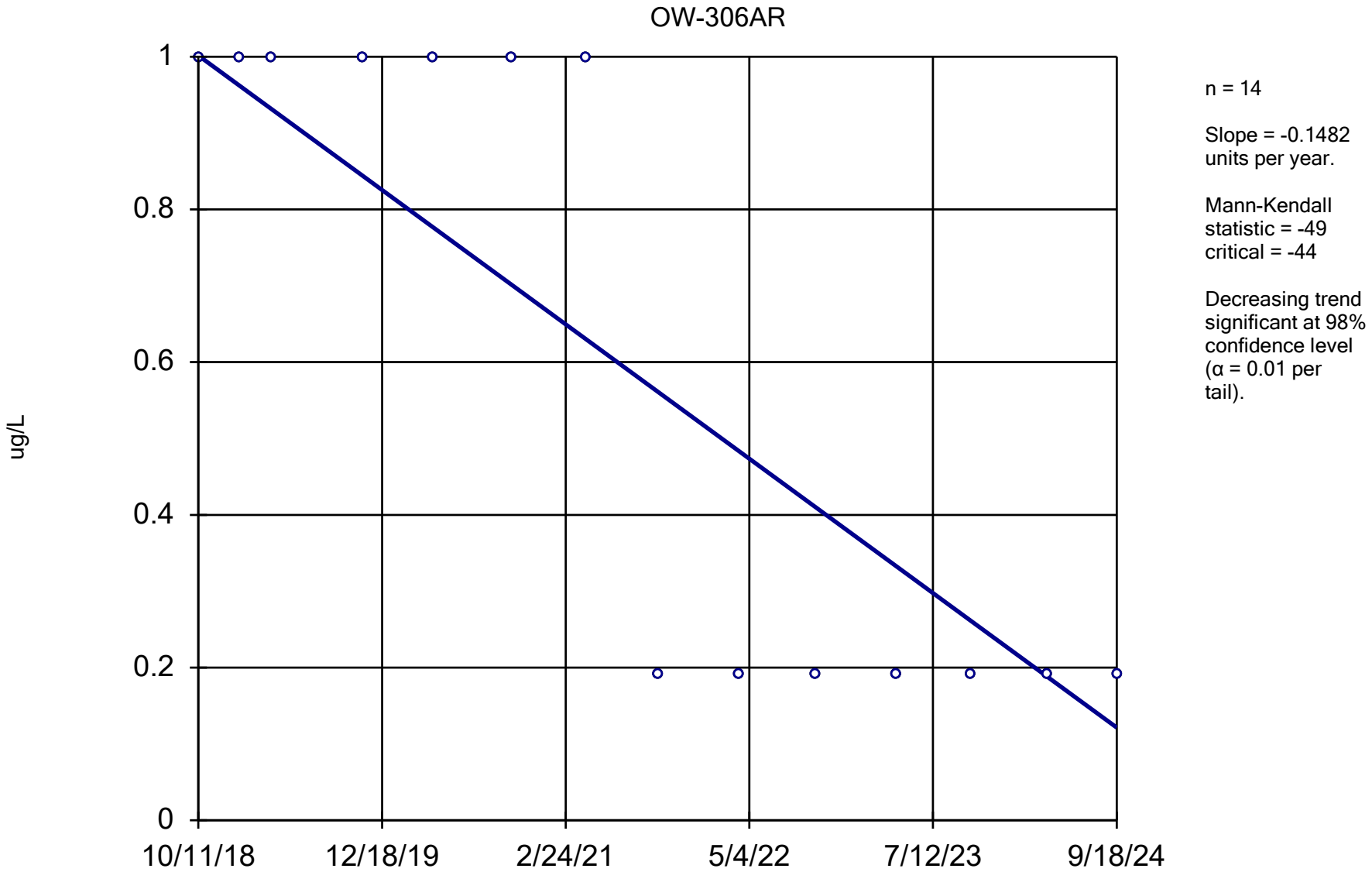

n = 14

Slope = -0.1482 units per year.

Mann-Kendall statistic = -49
critical = -44

Decreasing trend significant at 98% confidence level (α = 0.01 per tail).

Constituent: 1,1,1-Trichloroethane Analysis Run 12/17/2024 1:45 PM View: All Wells - Appendix I VOCs

DMASWA Data: DMASWA Database_Updated

Sanitas™ v.10.0.15 Software licensed to HDR, Inc. UG
Hollow symbols indicate censored values.

Sen's Slope Estimator

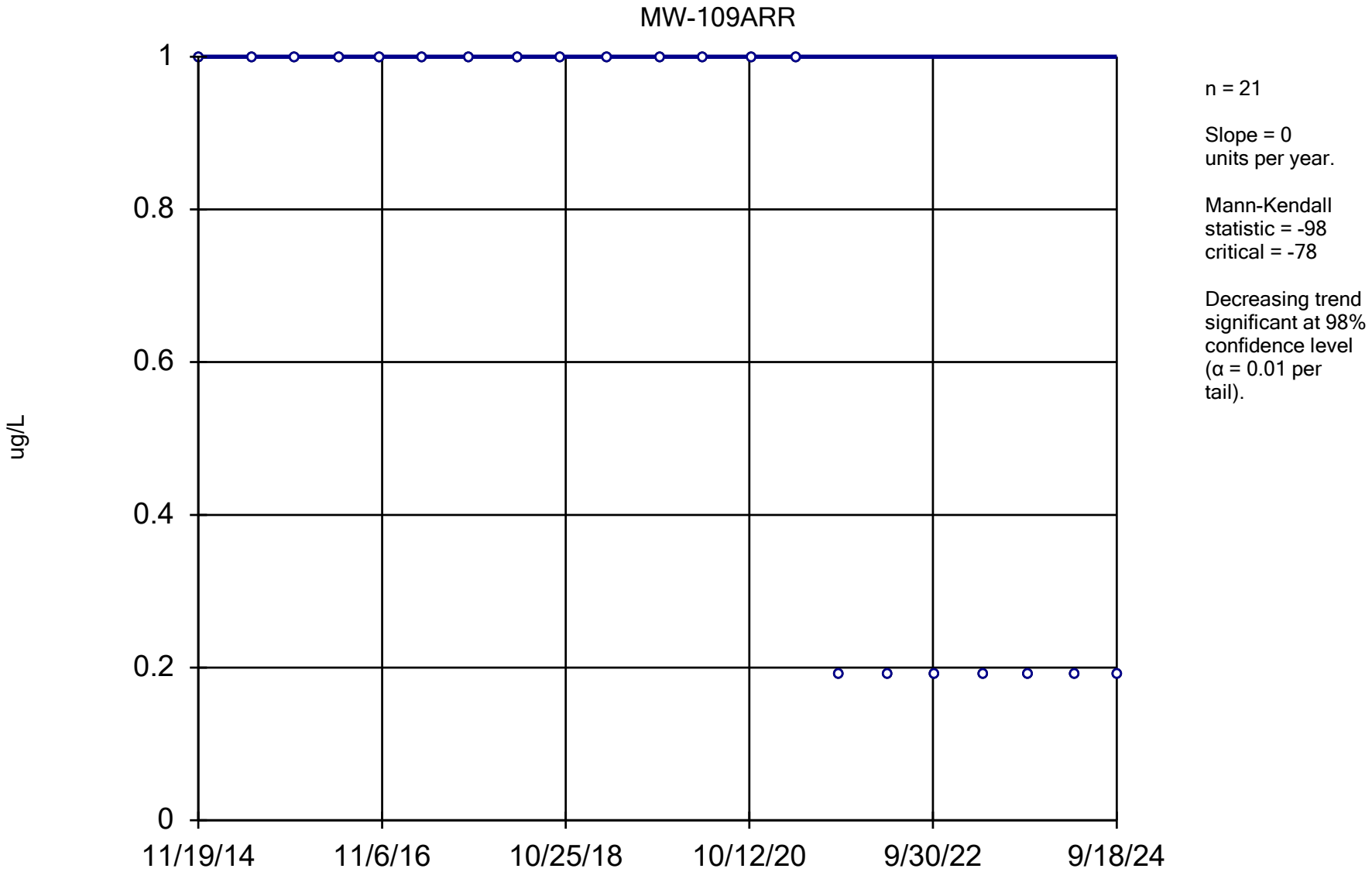

Constituent: 1,1,1-Trichloroethane Analysis Run 12/17/2024 1:45 PM View: All Wells - Appendix I VOCs

DMASWA Data: DMASWA Database_Updated

Sanitas™ v.10.0.15 Software licensed to HDR, Inc. UG
Hollow symbols indicate censored values.

Sen's Slope Estimator

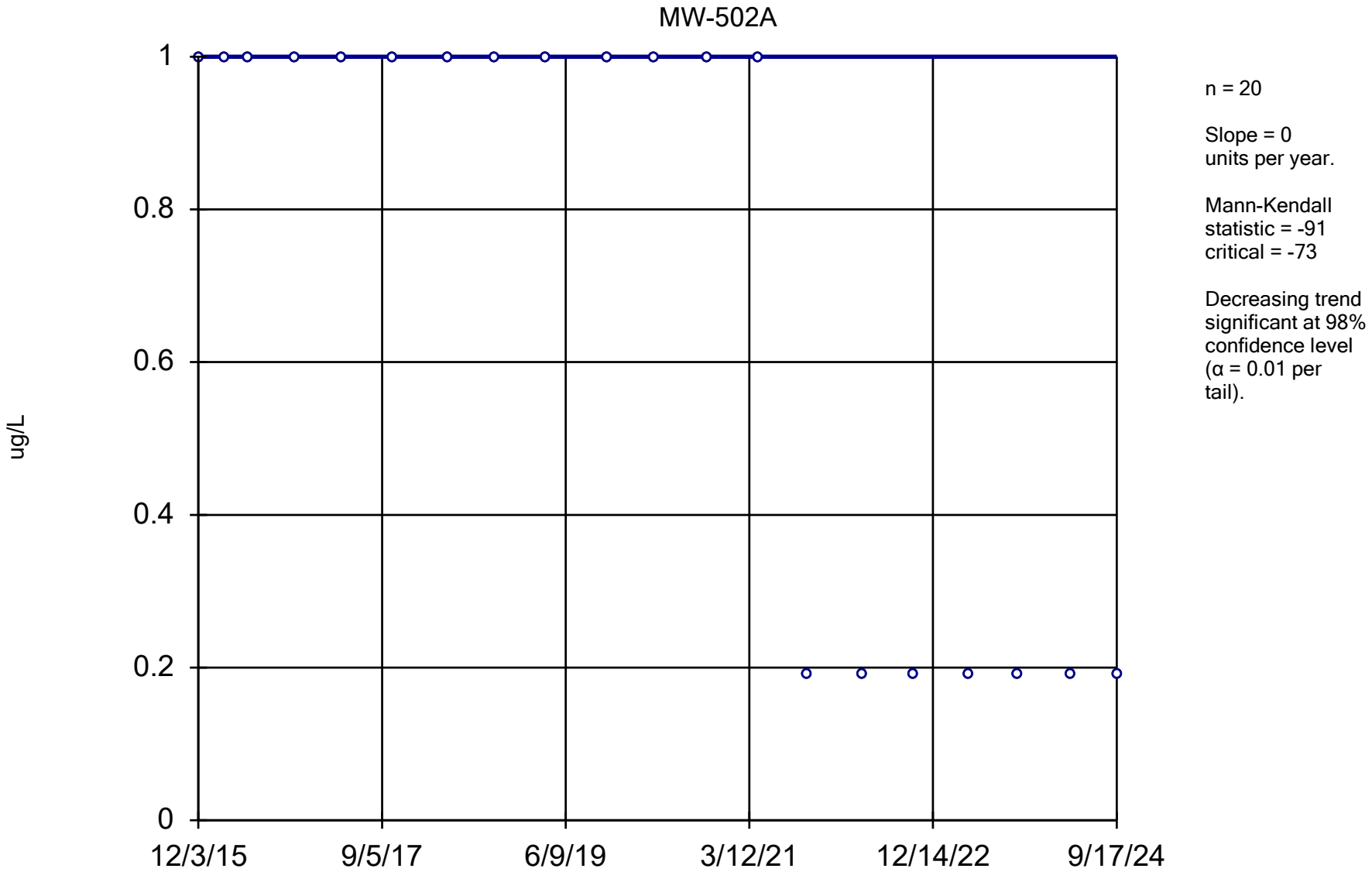

Constituent: 1,1,1-Trichloroethane Analysis Run 12/17/2024 1:45 PM View: All Wells - Appendix I VOCs

DMASWA Data: DMASWA Database_Updated

Sanitas™ v.10.0.15 Software licensed to HDR, Inc. UG
Hollow symbols indicate censored values.

Sen's Slope Estimator

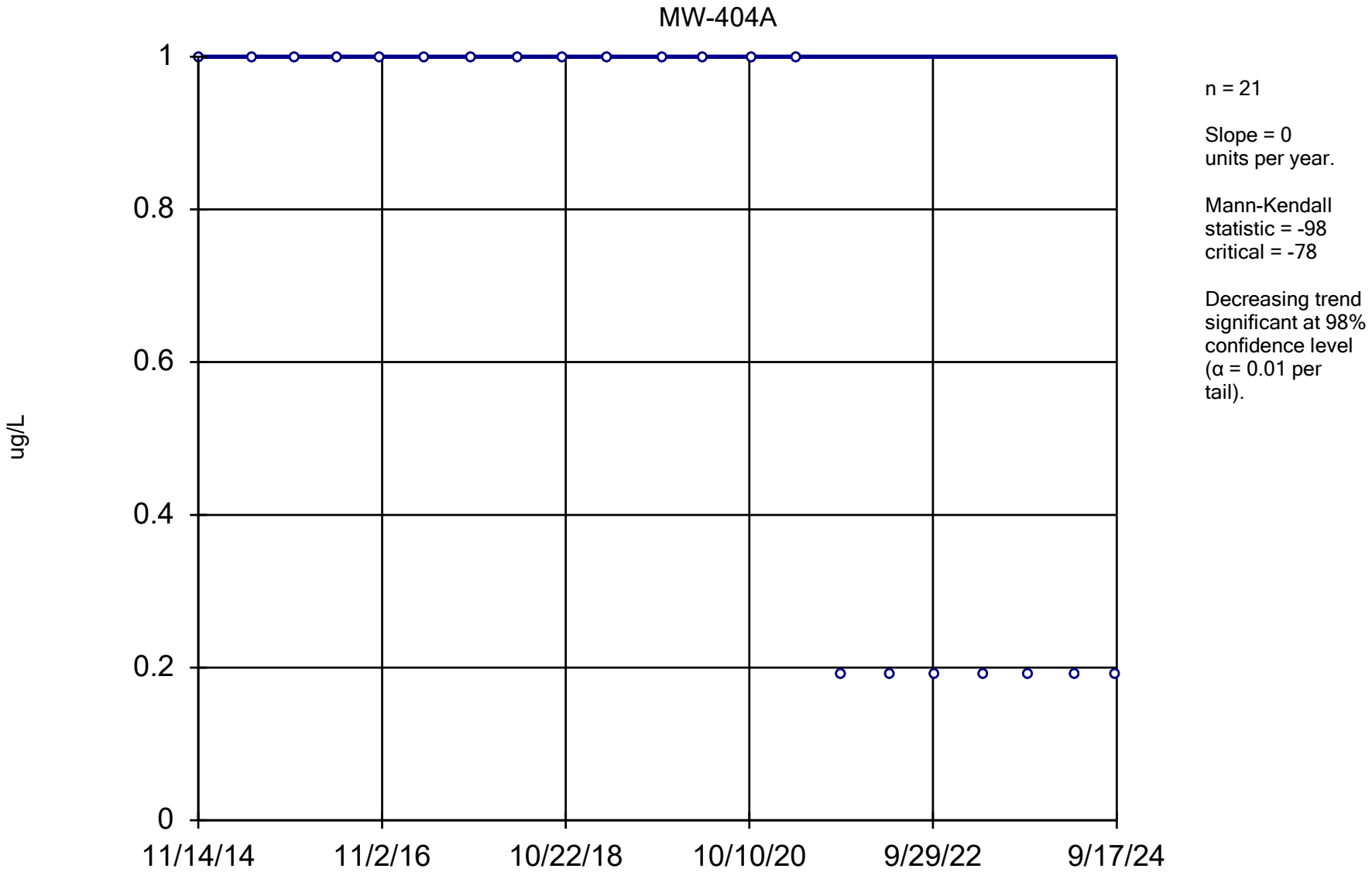

Constituent: 1,1,1-Trichloroethane Analysis Run 12/17/2024 1:45 PM View: All Wells - Appendix I VOCs

DMASWA Data: DMASWA Database_Updated

Sanitas™ v.10.0.15 Software licensed to HDR, Inc. UG
Hollow symbols indicate censored values.

Sen's Slope Estimator

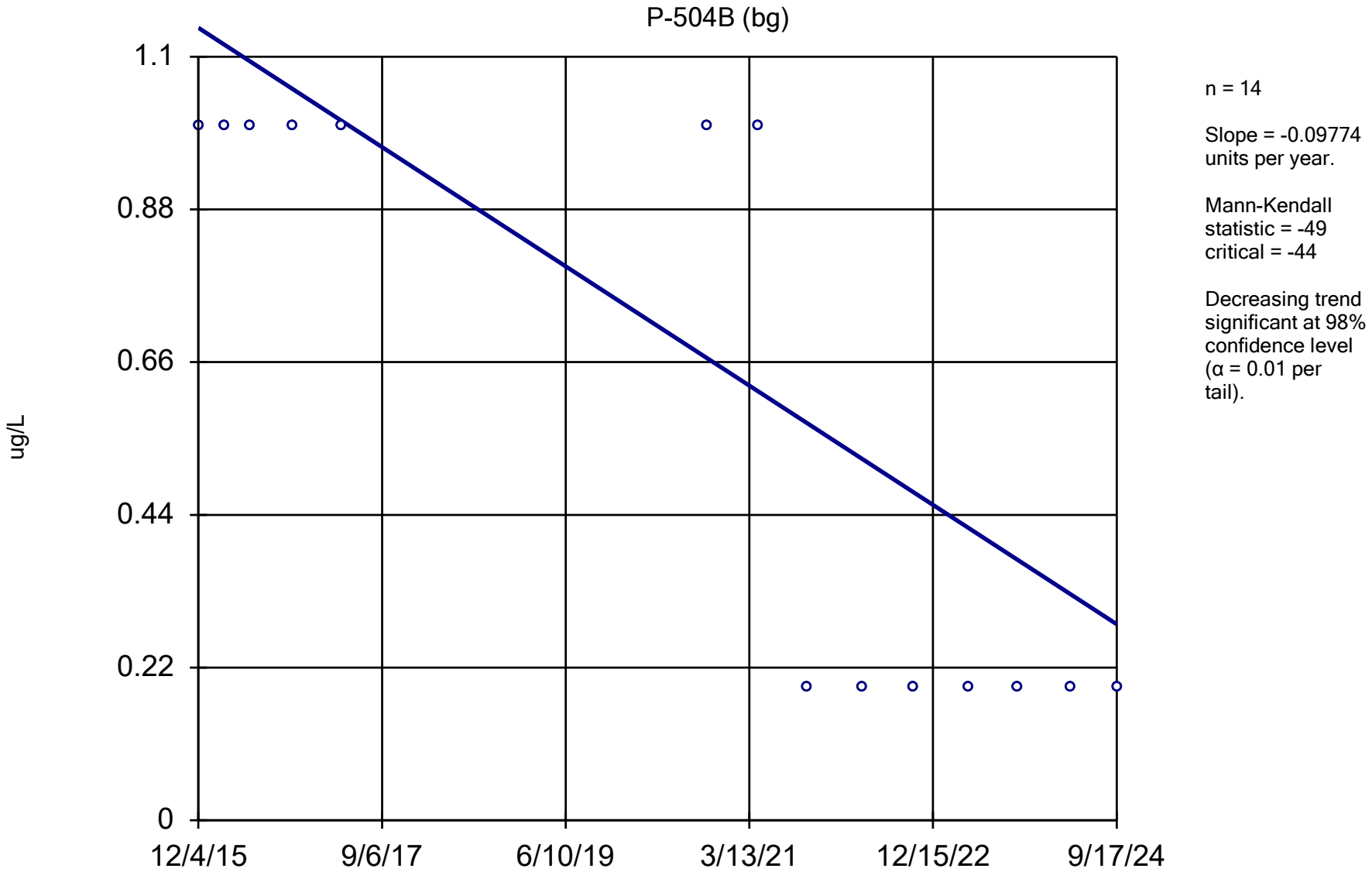

Constituent: 1,1,1-Trichloroethane Analysis Run 12/17/2024 1:45 PM View: All Wells - Appendix I VOCs

DMASWA Data: DMASWA Database_Updated

Sanitas™ v.10.0.15 Software licensed to HDR, Inc. UG
Hollow symbols indicate censored values.

Sen's Slope Estimator

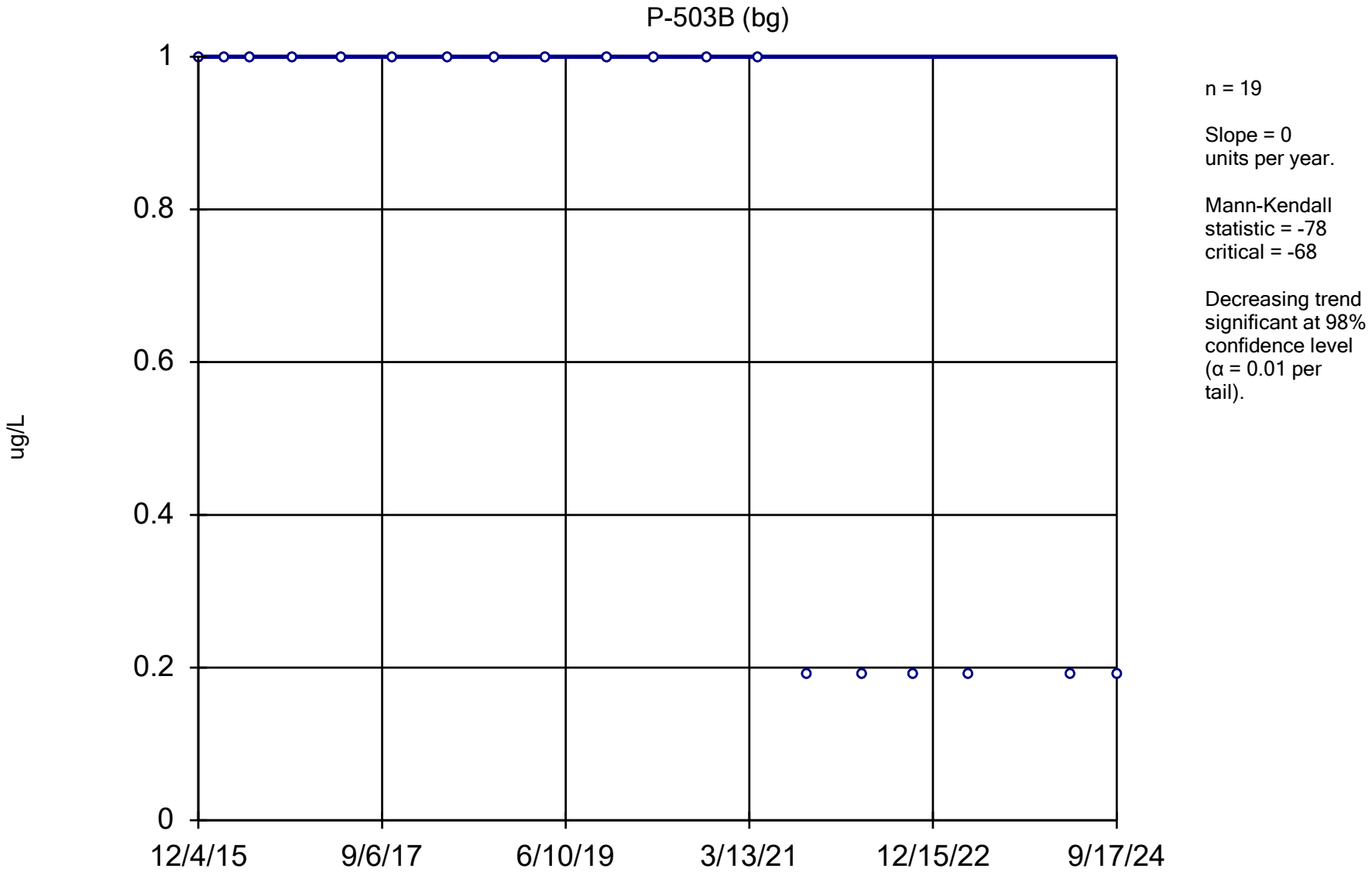

Constituent: 1,1,1-Trichloroethane Analysis Run 12/17/2024 1:45 PM View: All Wells - Appendix I VOCs

DMASWA Data: DMASWA Database_Updated

Sanitas™ v.10.0.15 Software licensed to HDR, Inc. UG
Hollow symbols indicate censored values.

Sen's Slope Estimator

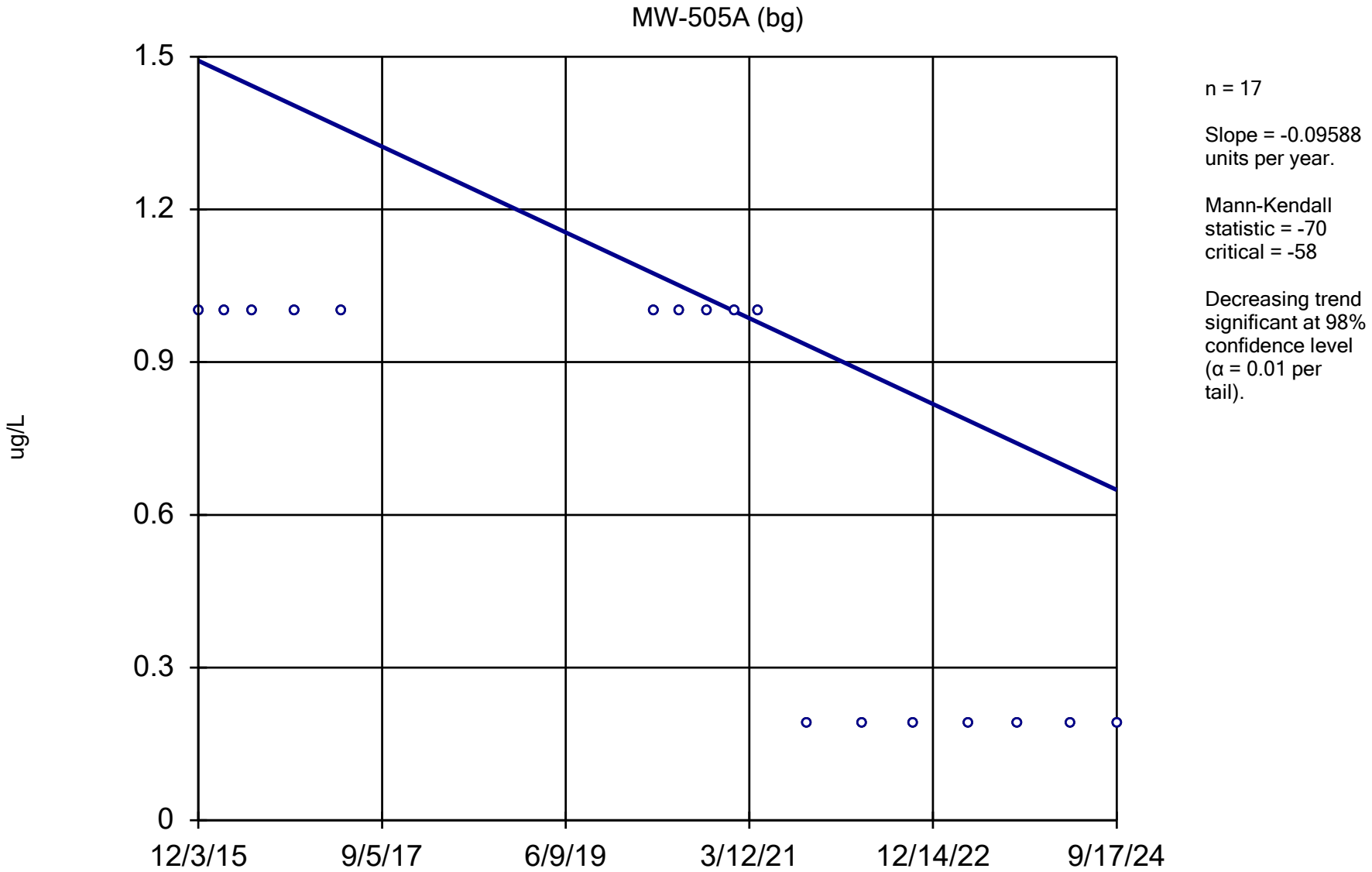

Constituent: 1,1,1-Trichloroethane Analysis Run 12/17/2024 1:45 PM View: All Wells - Appendix I VOCs

DMASWA Data: DMASWA Database_Updated

Sanitas™ v.10.0.15 Software licensed to HDR, Inc. UG
Hollow symbols indicate censored values.

Sen's Slope Estimator

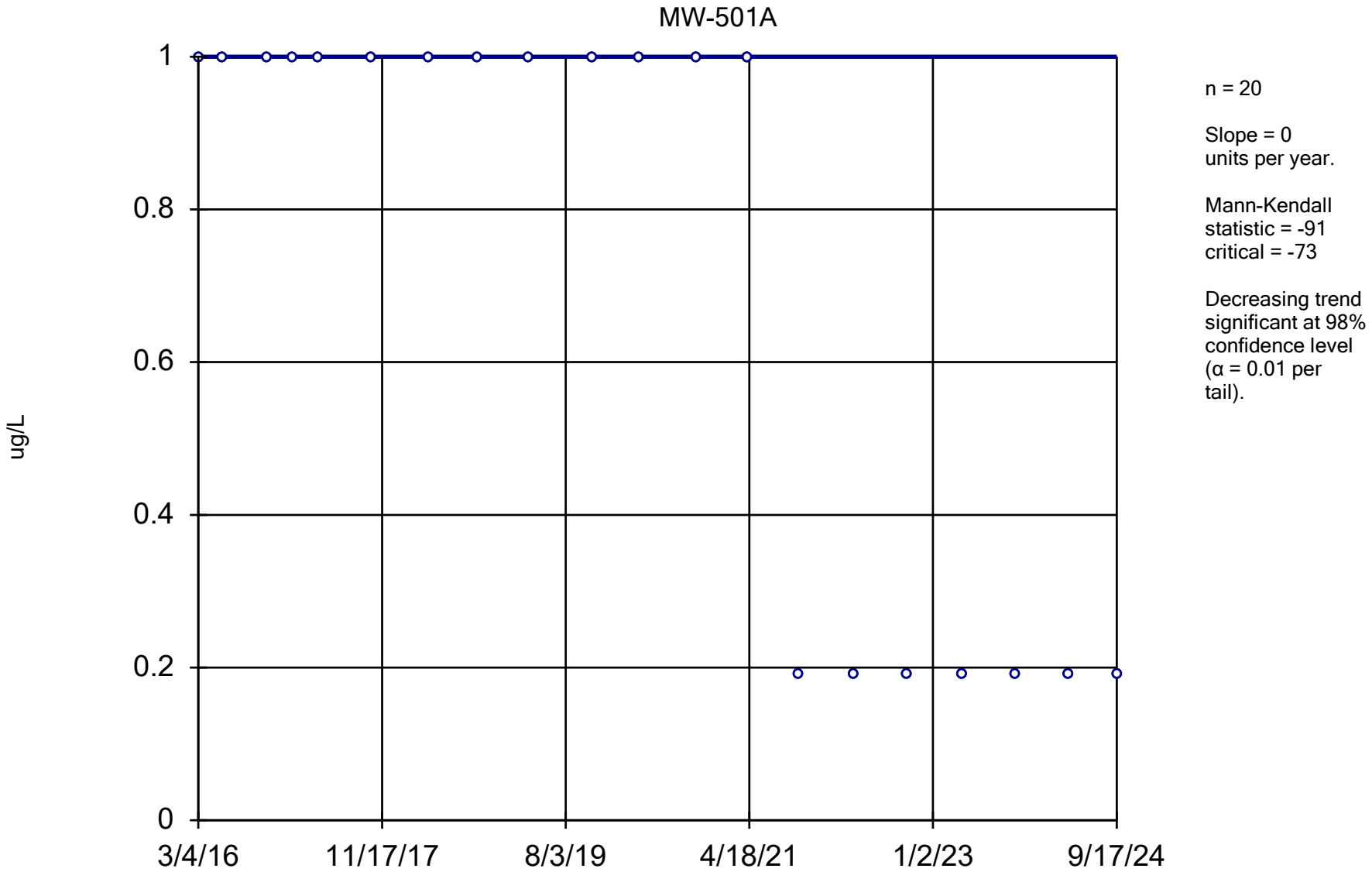

Constituent: 1,1,1-Trichloroethane Analysis Run 12/17/2024 1:45 PM View: All Wells - Appendix I VOCs

DMASWA Data: DMASWA Database_Updated

Sanitas™ v.10.0.15 Software licensed to HDR, Inc. UG
Hollow symbols indicate censored values.

Sen's Slope Estimator

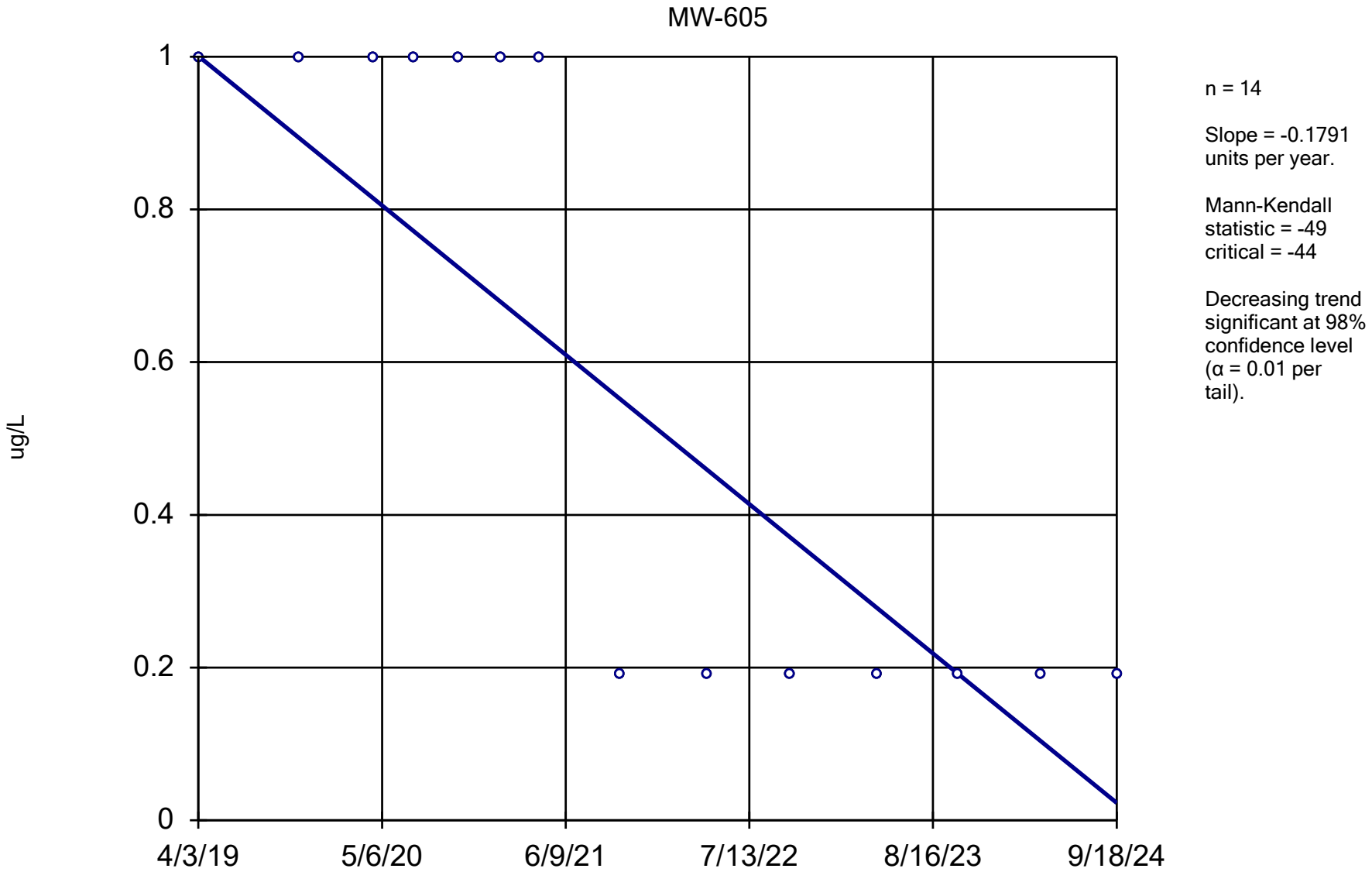

Constituent: 1,1,1-Trichloroethane Analysis Run 12/17/2024 1:45 PM View: All Wells - Appendix I VOCs

DMASWA Data: DMASWA Database_Updated

Sanitas™ v.10.0.15 Software licensed to HDR, Inc. UG
Hollow symbols indicate censored values.

Sen's Slope Estimator

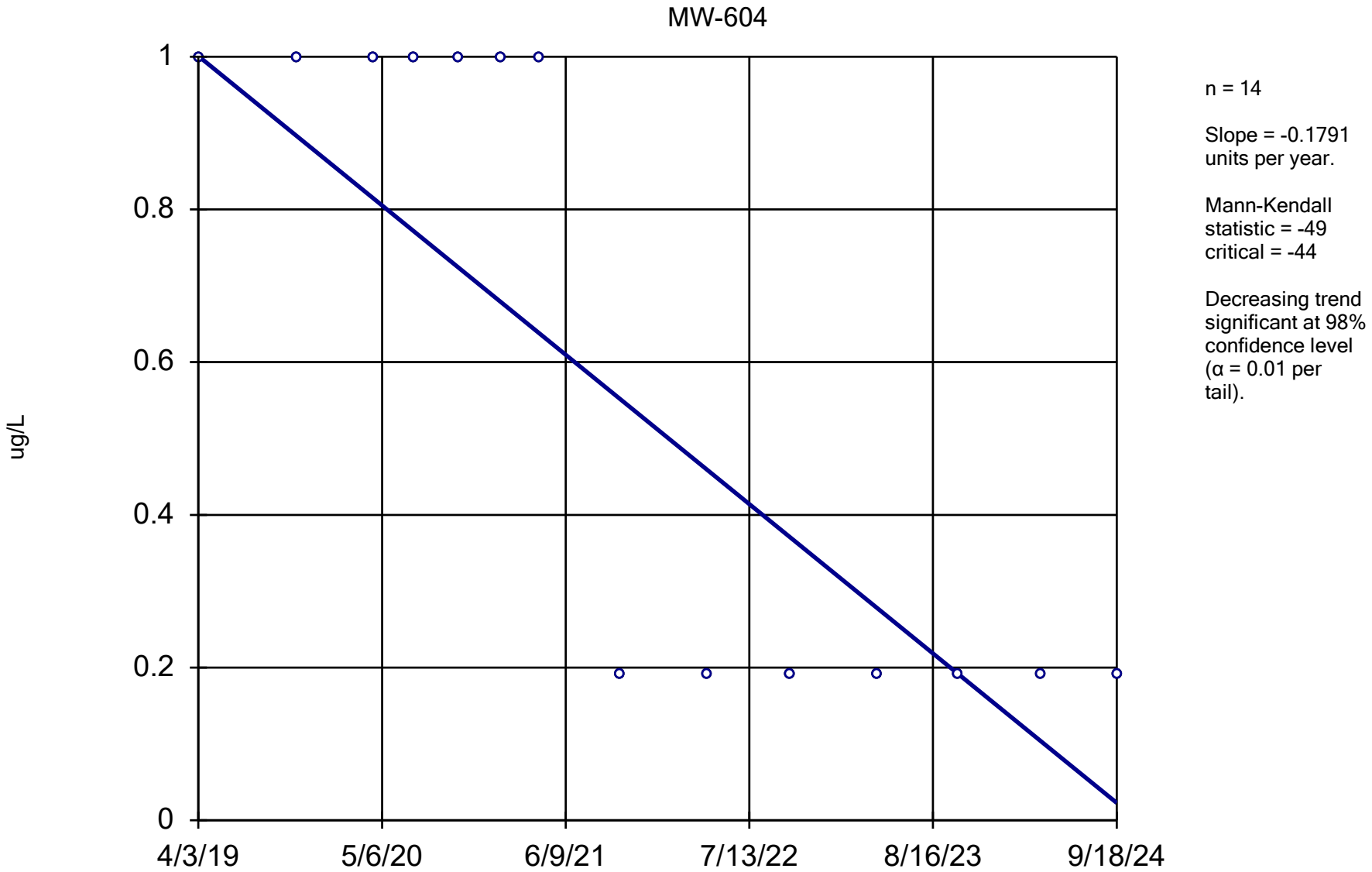

Constituent: 1,1,1-Trichloroethane Analysis Run 12/17/2024 1:45 PM View: All Wells - Appendix I VOCs

DMASWA Data: DMASWA Database_Updated

Sanitas™ v.10.0.15 Software licensed to HDR, Inc. UG
Hollow symbols indicate censored values.

Sen's Slope Estimator

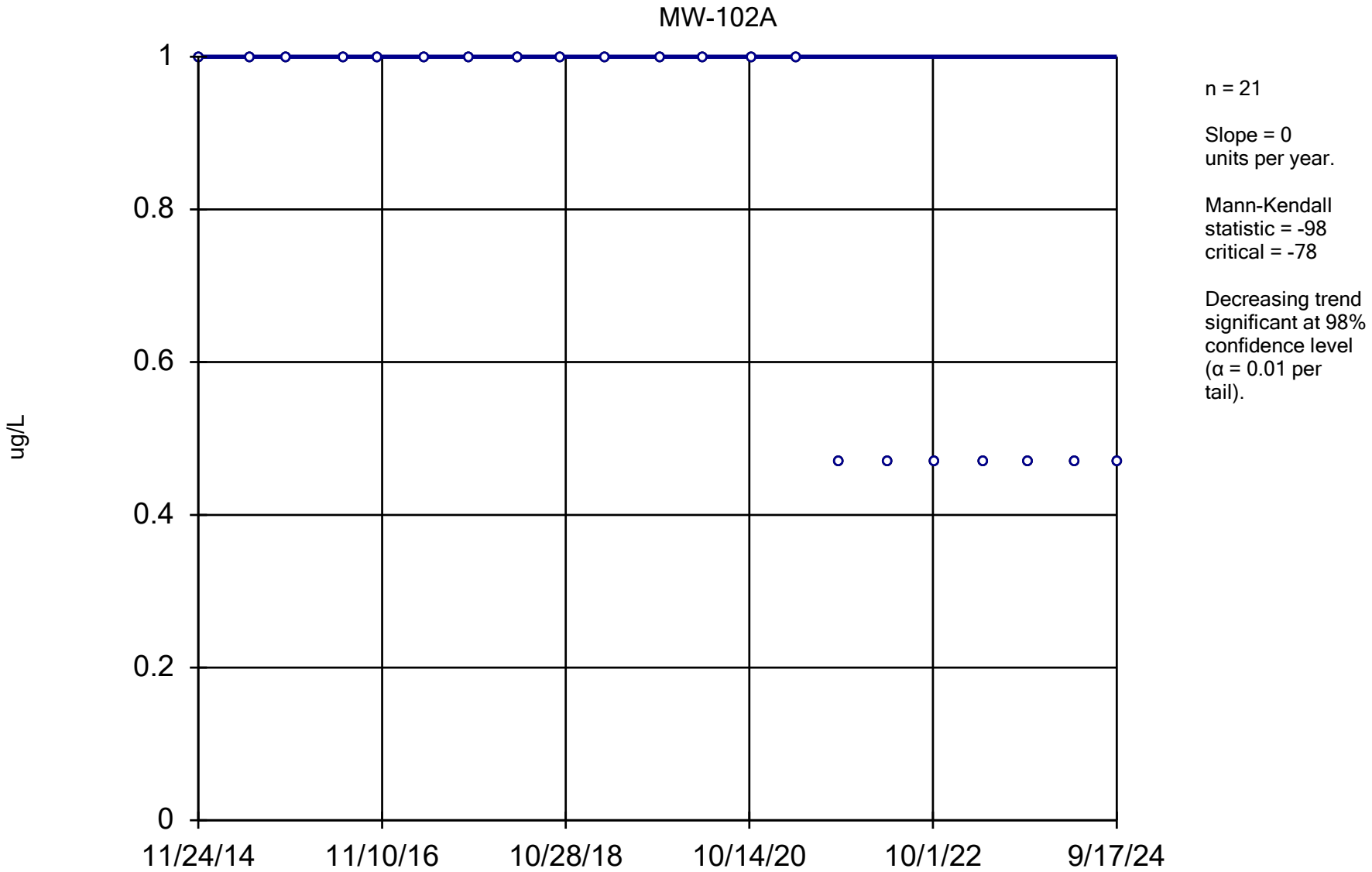

Constituent: 1,1,2,2-Tetrachloroethane Analysis Run 12/17/2024 1:45 PM View: All Wells - Appendix I VO DMASWA Data: DMASWA Database_Updated

Sanitas™ v.10.0.15 Software licensed to HDR, Inc. UG
Hollow symbols indicate censored values.

Sen's Slope Estimator

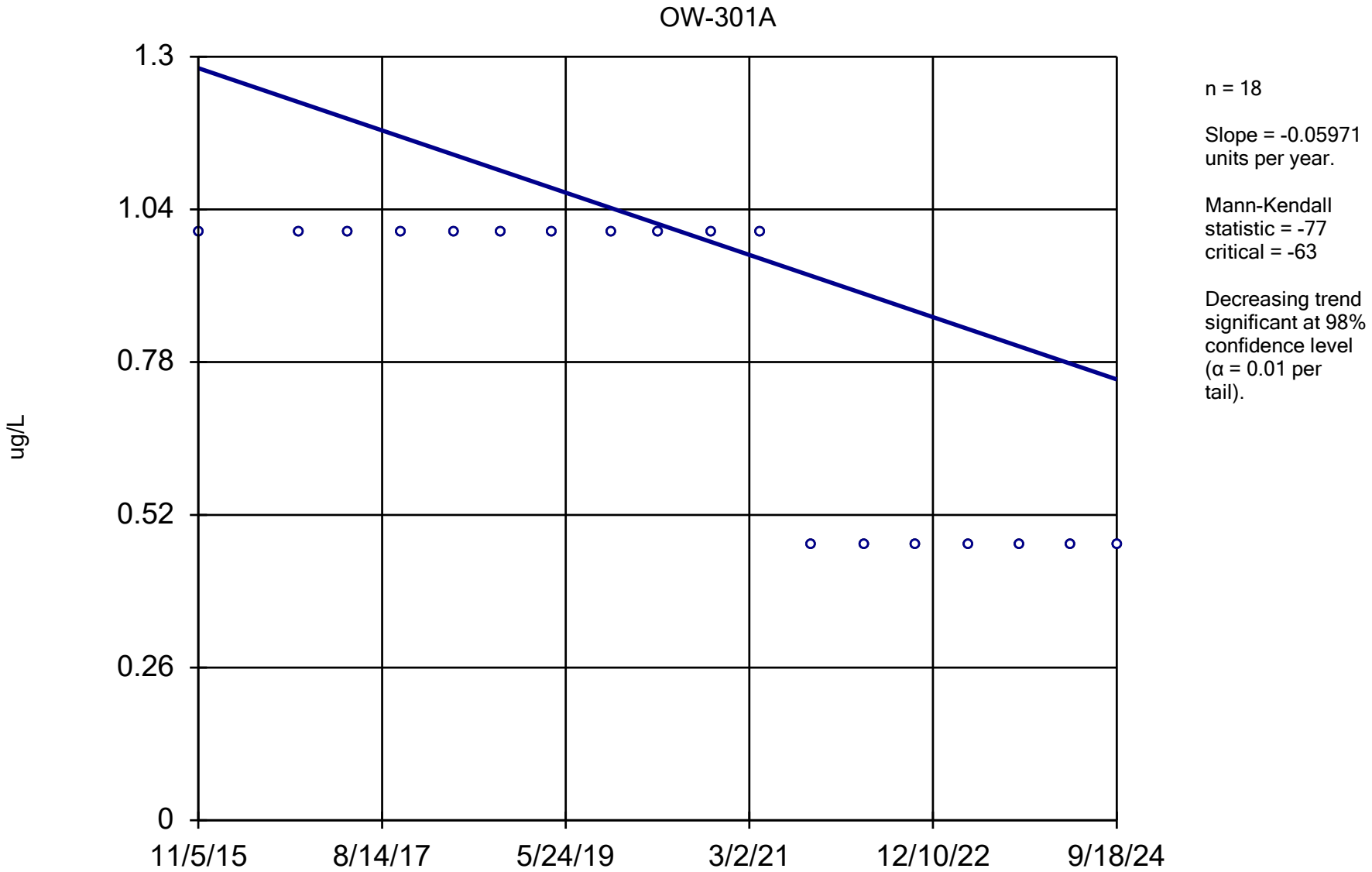

Constituent: 1,1,2,2-Tetrachloroethane Analysis Run 12/17/2024 1:45 PM View: All Wells - Appendix I VO DMASWA Data: DMASWA Database_Updated

Sanitas™ v.10.0.15 Software licensed to HDR, Inc. UG
Hollow symbols indicate censored values.

Sen's Slope Estimator

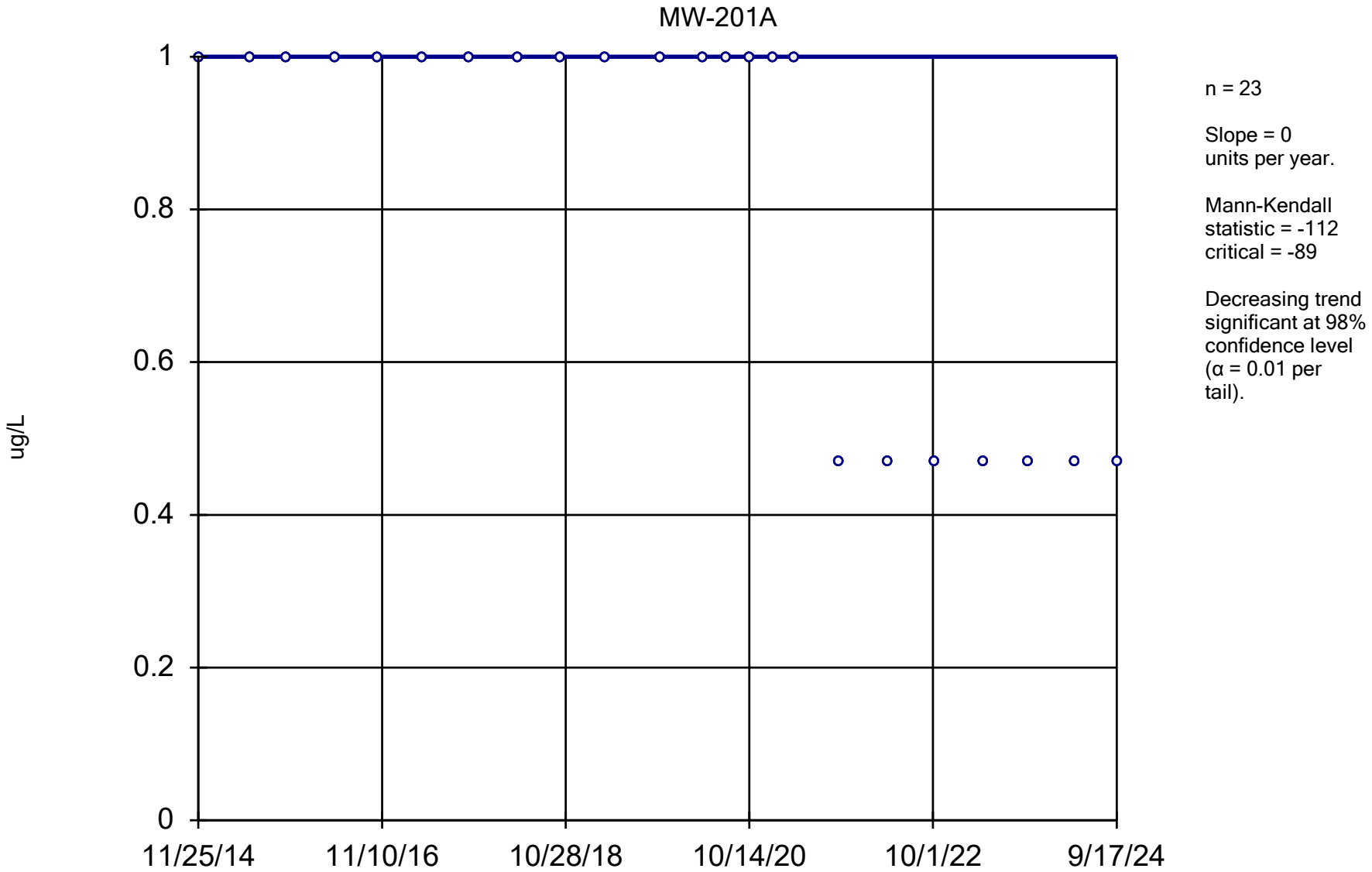

Constituent: 1,1,2,2-Tetrachloroethane Analysis Run 12/17/2024 1:45 PM View: All Wells - Appendix I VO DMASWA Data: DMASWA Database_Updated

Sanitas™ v.10.0.15 Software licensed to HDR, Inc. UG
Hollow symbols indicate censored values.

Sen's Slope Estimator

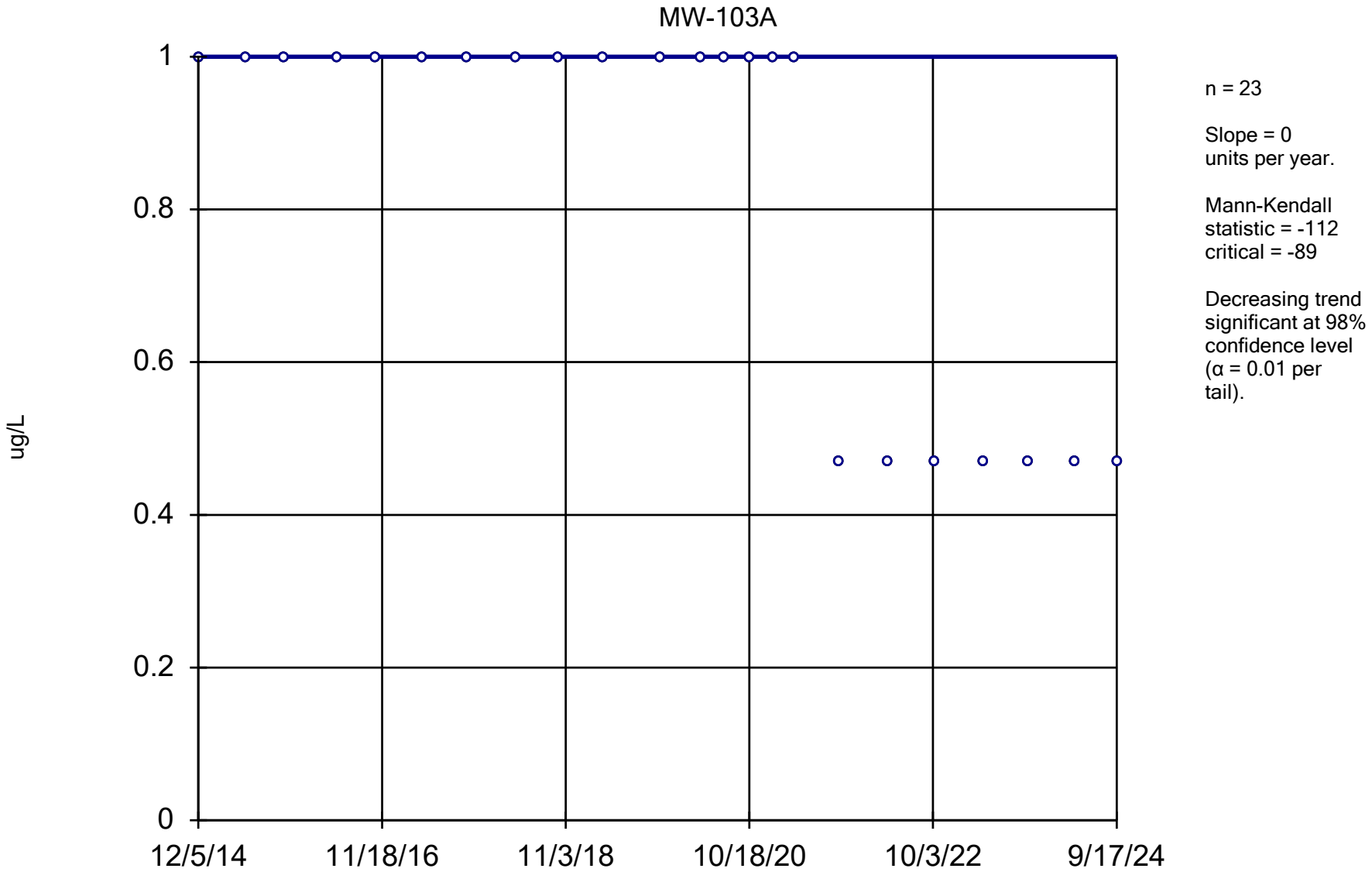

Constituent: 1,1,2,2-Tetrachloroethane Analysis Run 12/17/2024 1:45 PM View: All Wells - Appendix I VO DMASWA Data: DMASWA Database_Updated

Sanitas™ v.10.0.15 Software licensed to HDR, Inc. UG
Hollow symbols indicate censored values.

Sen's Slope Estimator

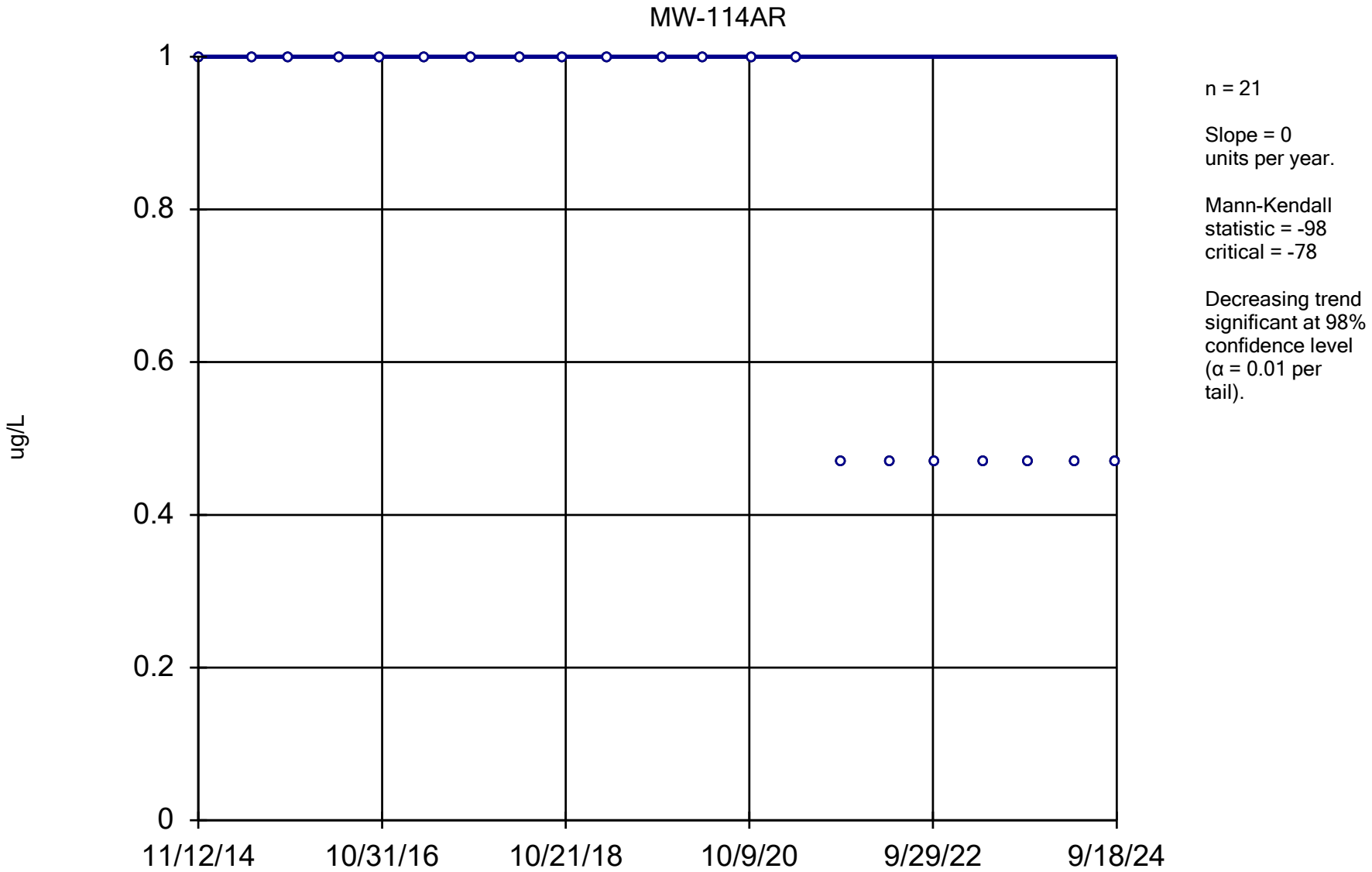

Constituent: 1,1,2,2-Tetrachloroethane Analysis Run 12/17/2024 1:45 PM View: All Wells - Appendix I VO DMASWA Data: DMASWA Database_Updated

Sanitas™ v.10.0.15 Software licensed to HDR, Inc. UG
Hollow symbols indicate censored values.

Sen's Slope Estimator

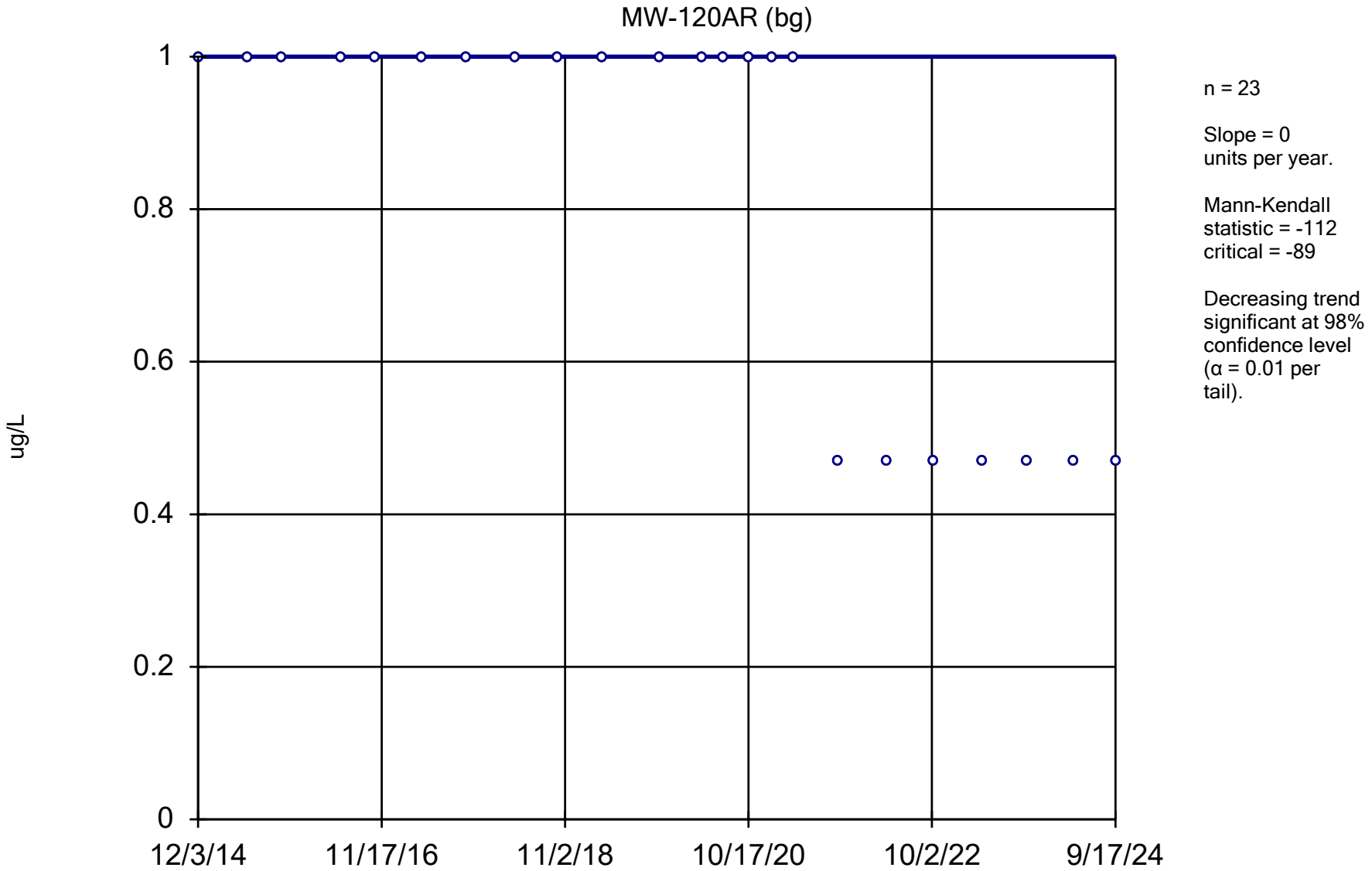

Constituent: 1,1,2,2-Tetrachloroethane Analysis Run 12/17/2024 1:45 PM View: All Wells - Appendix I VO DMASWA Data: DMASWA Database_Updated

Sanitas™ v.10.0.15 Software licensed to HDR, Inc. UG
Hollow symbols indicate censored values.

Sen's Slope Estimator

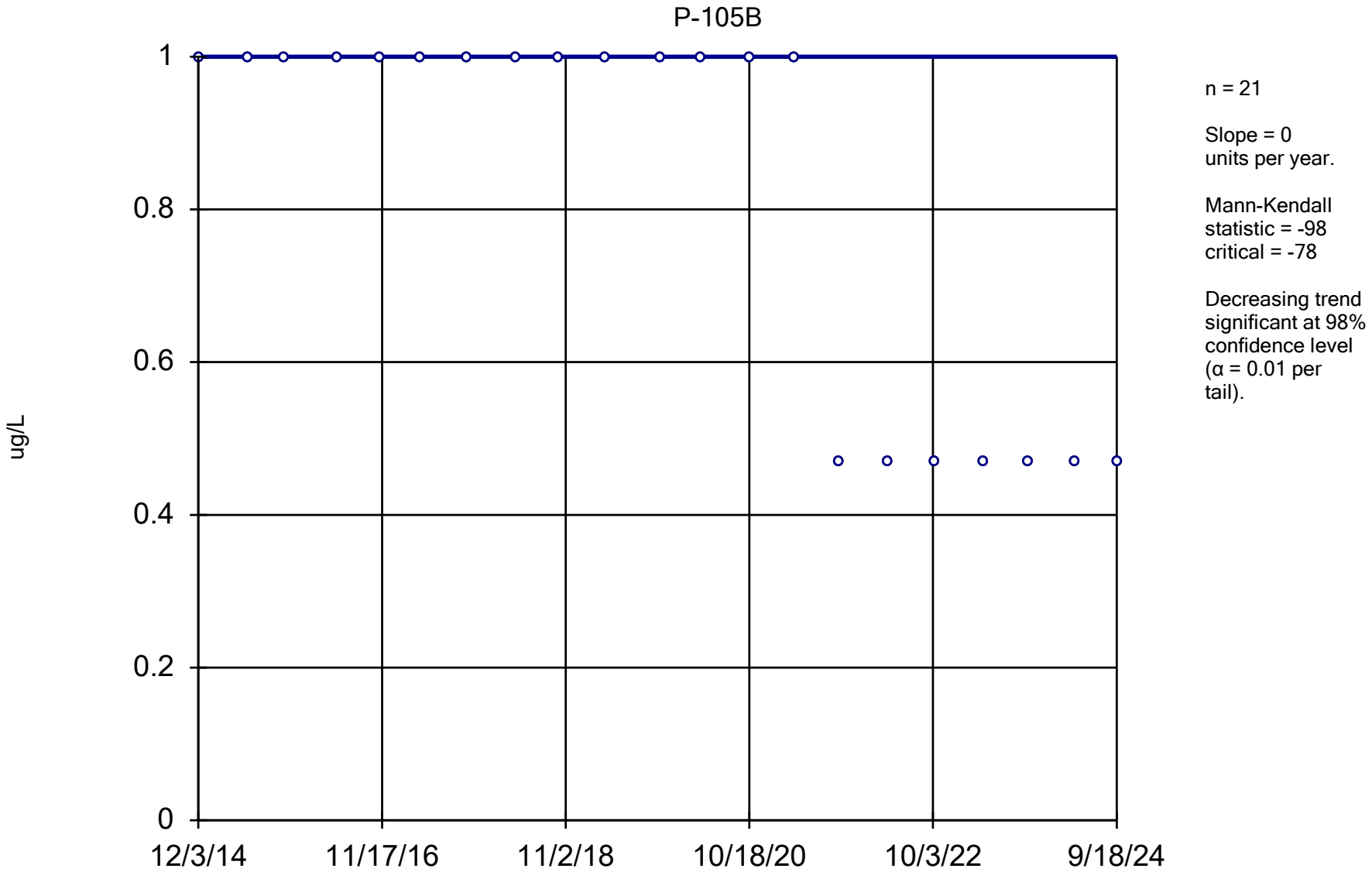

Constituent: 1,1,2,2-Tetrachloroethane Analysis Run 12/17/2024 1:45 PM View: All Wells - Appendix I VO DMASWA Data: DMASWA Database_Updated

Sanitas™ v.10.0.15 Software licensed to HDR, Inc. UG
Hollow symbols indicate censored values.

Sen's Slope Estimator

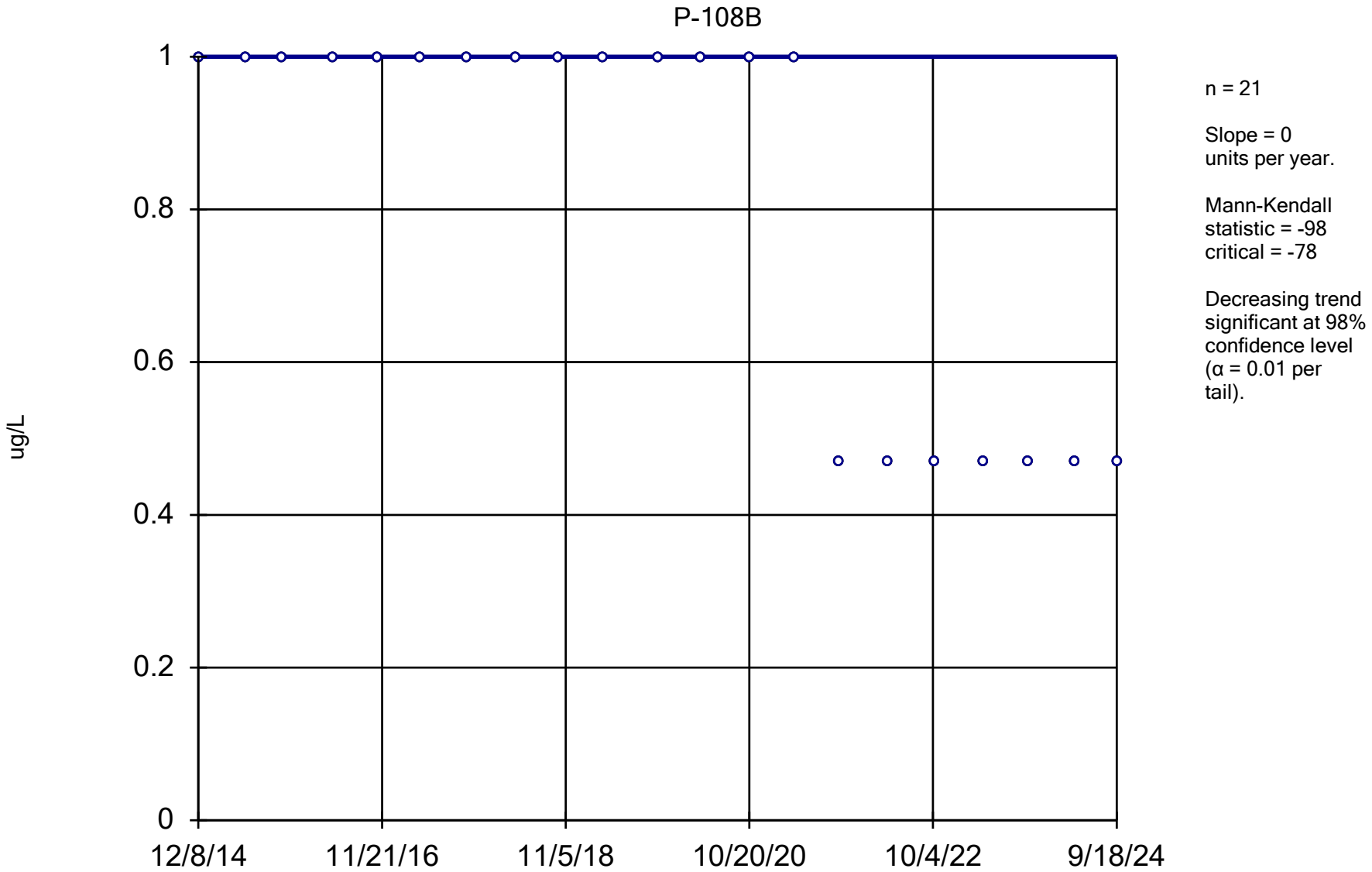

Constituent: 1,1,2,2-Tetrachloroethane Analysis Run 12/17/2024 1:45 PM View: All Wells - Appendix I VO DMASWA Data: DMASWA Database_Updated

Sanitas™ v.10.0.15 Software licensed to HDR, Inc. UG
Hollow symbols indicate censored values.

Sen's Slope Estimator

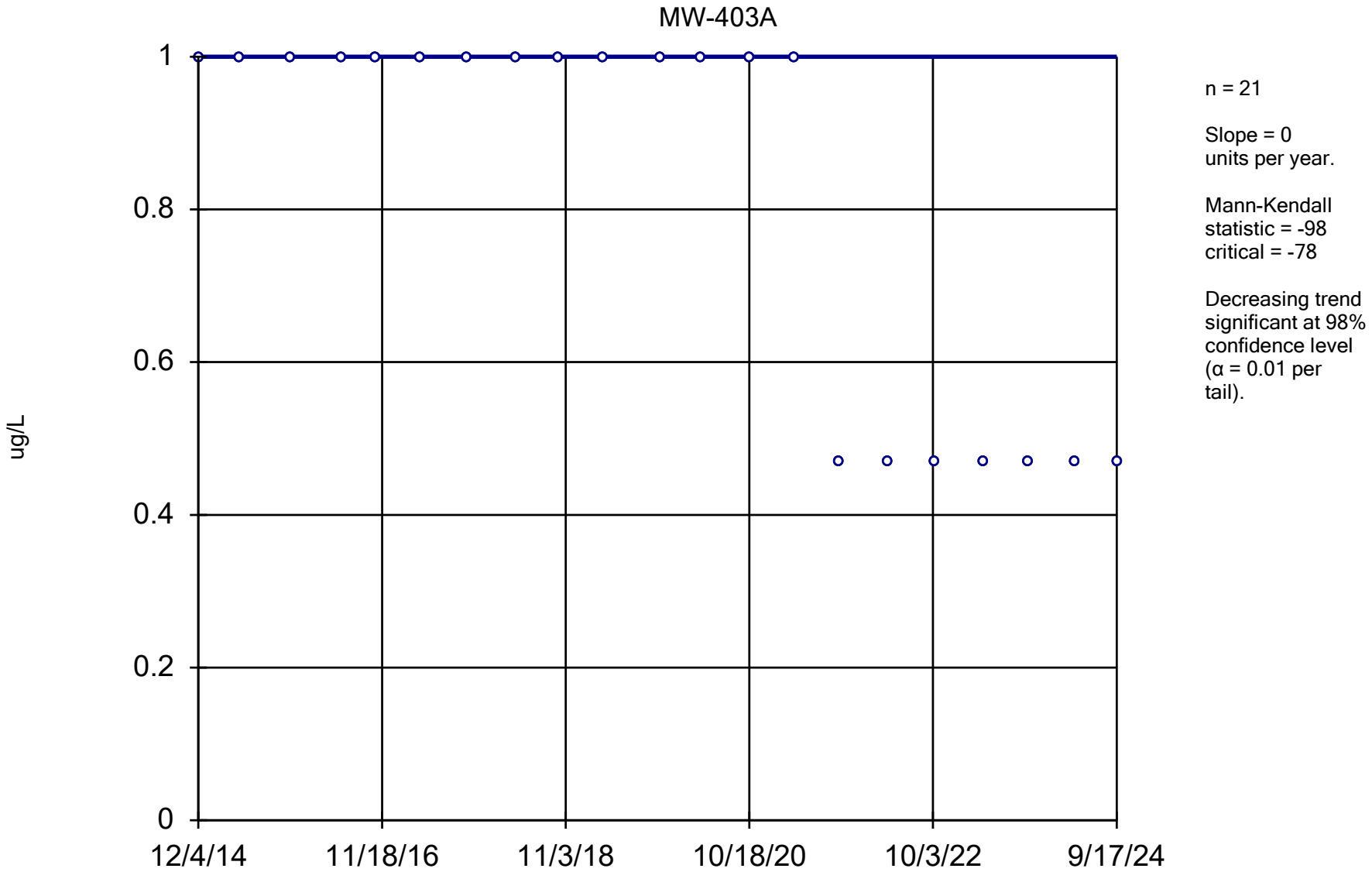

Constituent: 1,1,2,2-Tetrachloroethane Analysis Run 12/17/2024 1:45 PM View: All Wells - Appendix I VO DMASWA Data: DMASWA Database_Updated

Sanitas™ v.10.0.15 Software licensed to HDR, Inc. UG
Hollow symbols indicate censored values.

Sen's Slope Estimator

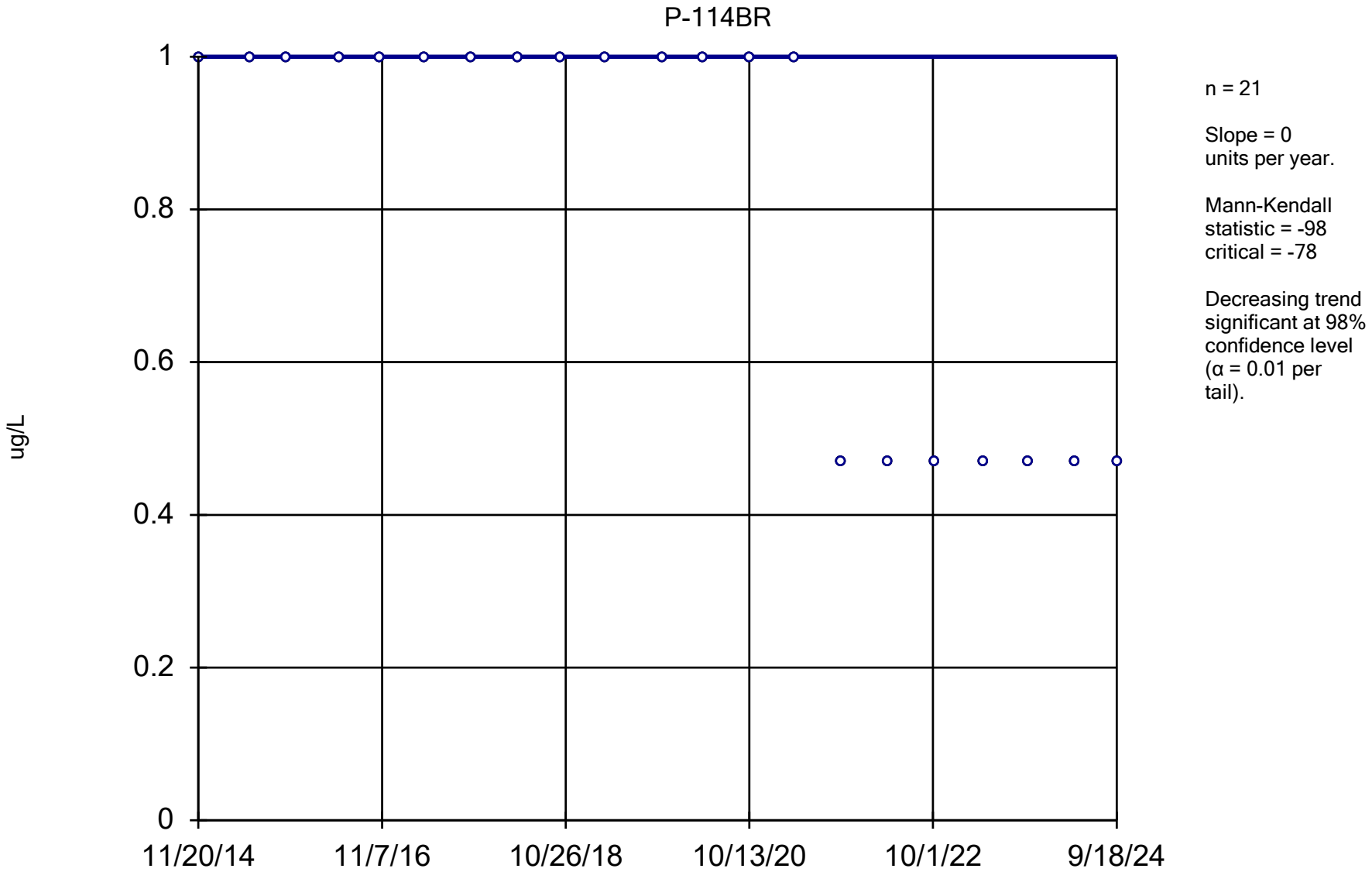

Constituent: 1,1,2,2-Tetrachloroethane Analysis Run 12/17/2024 1:45 PM View: All Wells - Appendix I VO DMASWA Data: DMASWA Database_Updated

Sanitas™ v.10.0.15 Software licensed to HDR, Inc. UG
Hollow symbols indicate censored values.

Sen's Slope Estimator

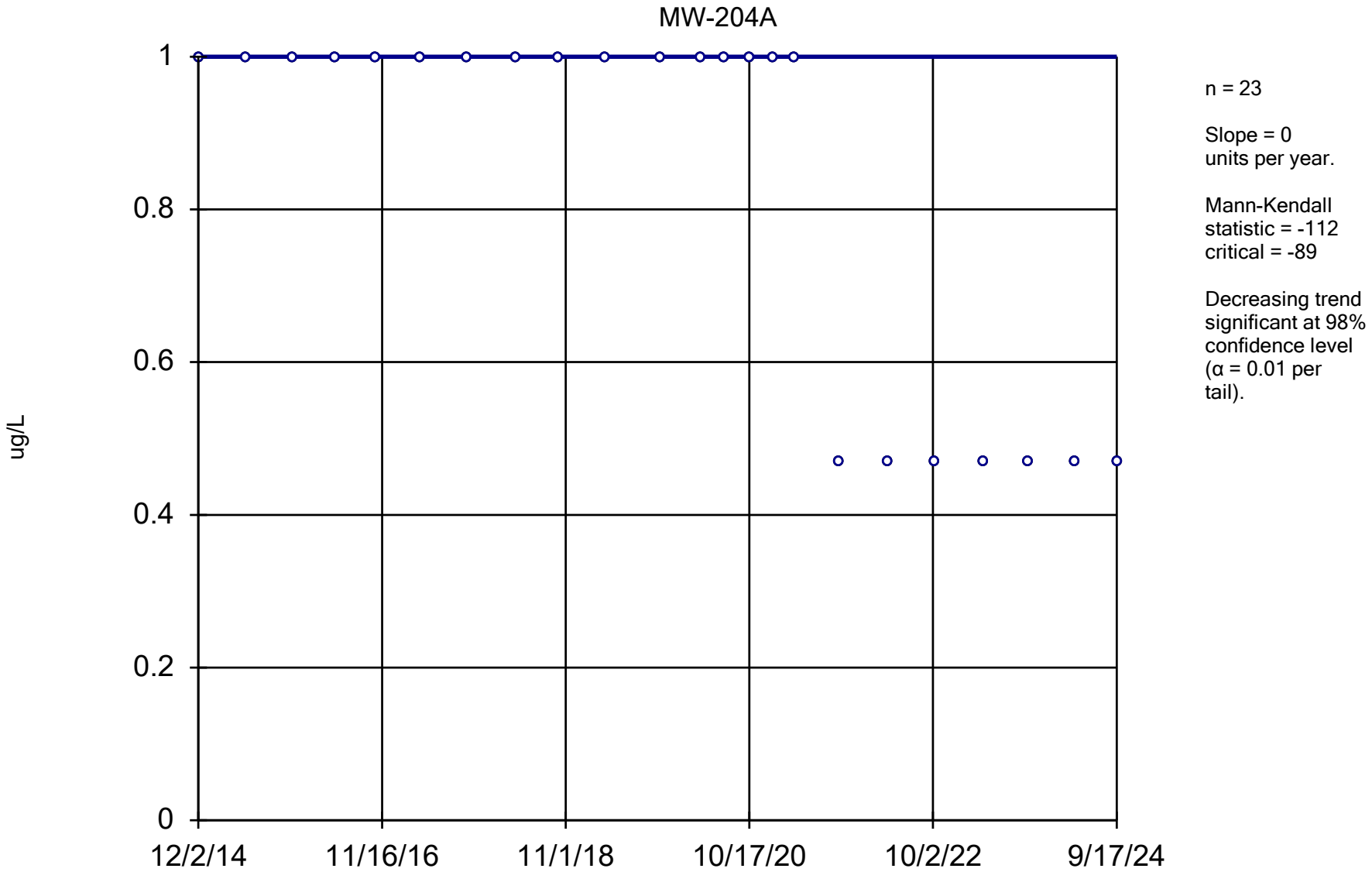

Constituent: 1,1,2,2-Tetrachloroethane Analysis Run 12/17/2024 1:45 PM View: All Wells - Appendix I VO DMASWA Data: DMASWA Database_Updated

Sanitas™ v.10.0.15 Software licensed to HDR, Inc. UG
Hollow symbols indicate censored values.

Sen's Slope Estimator

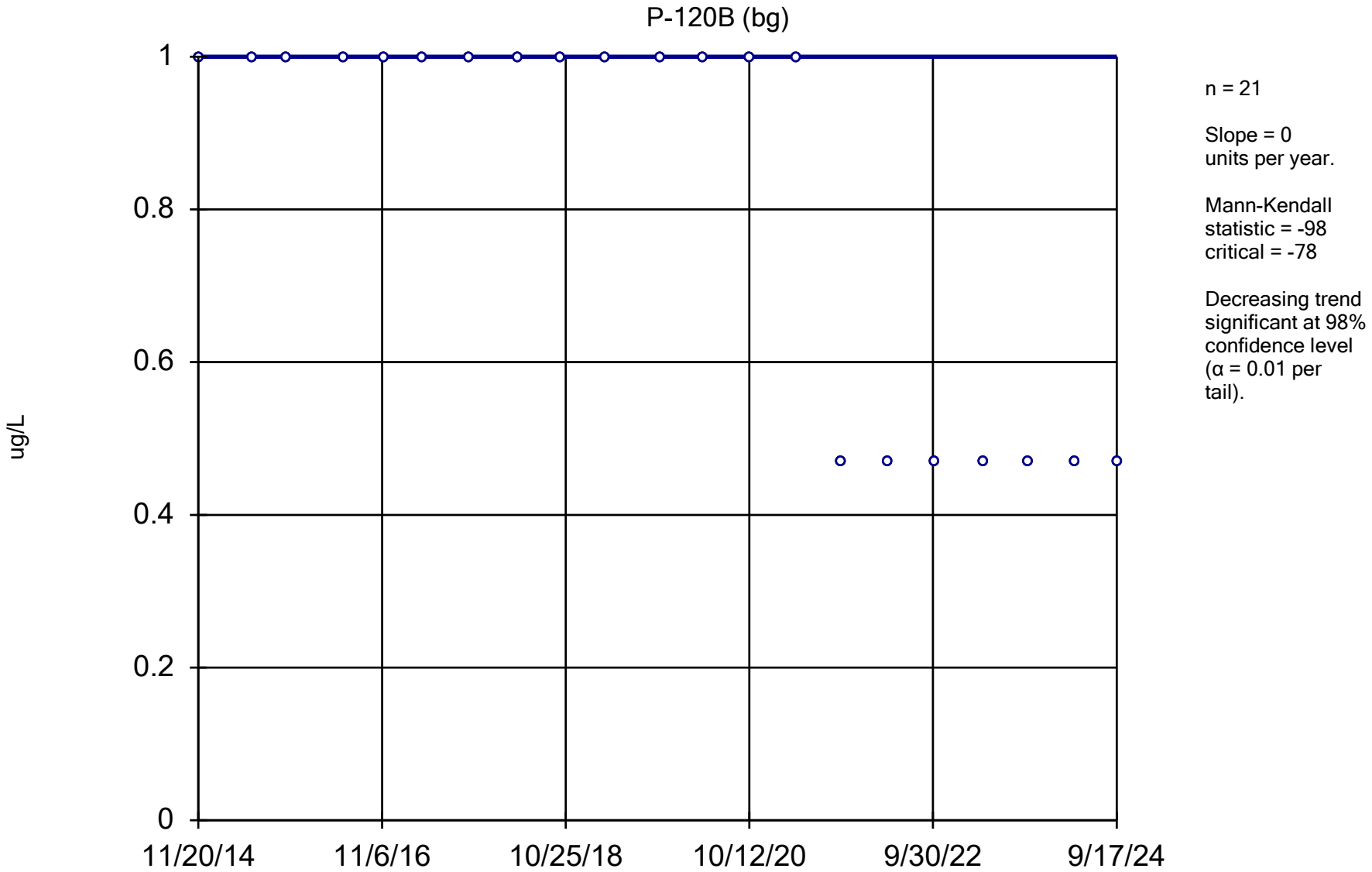

Constituent: 1,1,2,2-Tetrachloroethane Analysis Run 12/17/2024 1:45 PM View: All Wells - Appendix I VO DMASWA Data: DMASWA Database_Updated

Sanitas™ v.10.0.15 Software licensed to HDR, Inc. UG
Hollow symbols indicate censored values.

Sen's Slope Estimator

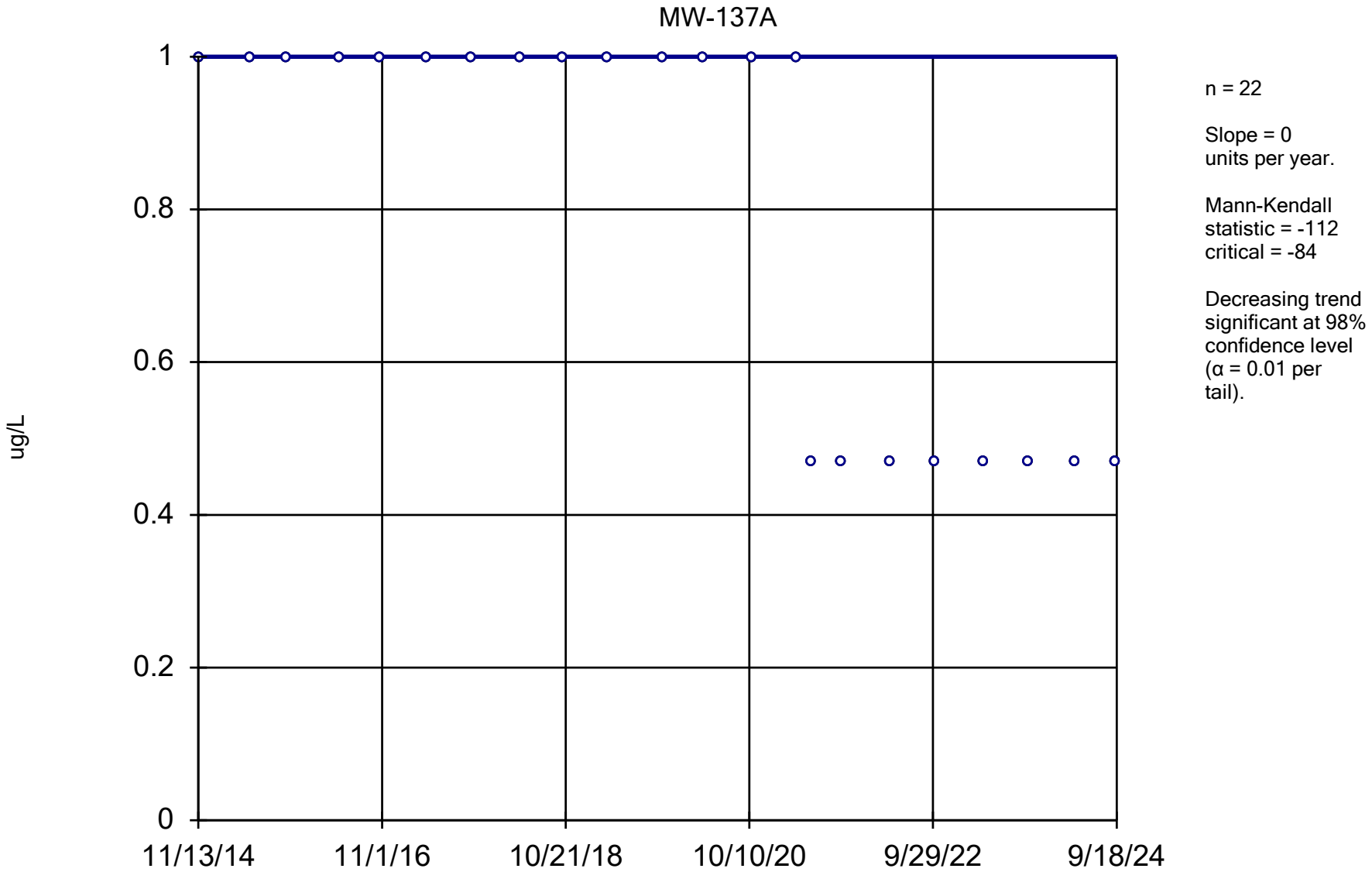

Constituent: 1,1,2,2-Tetrachloroethane Analysis Run 12/17/2024 1:45 PM View: All Wells - Appendix I VO DMASWA Data: DMASWA Database_Updated

Sanitas™ v.10.0.15 Software licensed to HDR, Inc. UG
Hollow symbols indicate censored values.

Sen's Slope Estimator

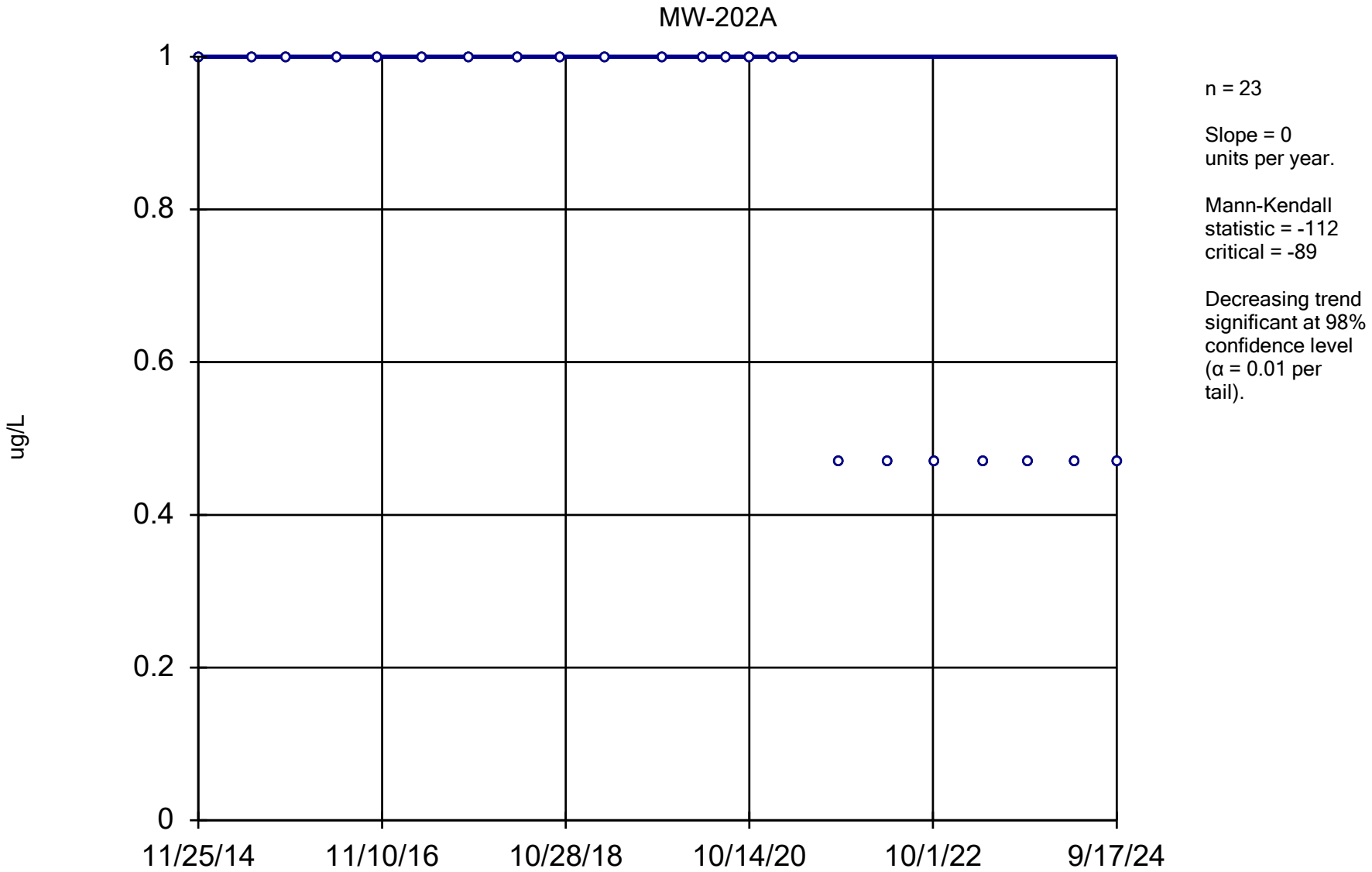

Constituent: 1,1,2,2-Tetrachloroethane Analysis Run 12/17/2024 1:45 PM View: All Wells - Appendix I VO DMASWA Data: DMASWA Database_Updated

Sanitas™ v.10.0.15 Software licensed to HDR, Inc. UG
Hollow symbols indicate censored values.

Sen's Slope Estimator

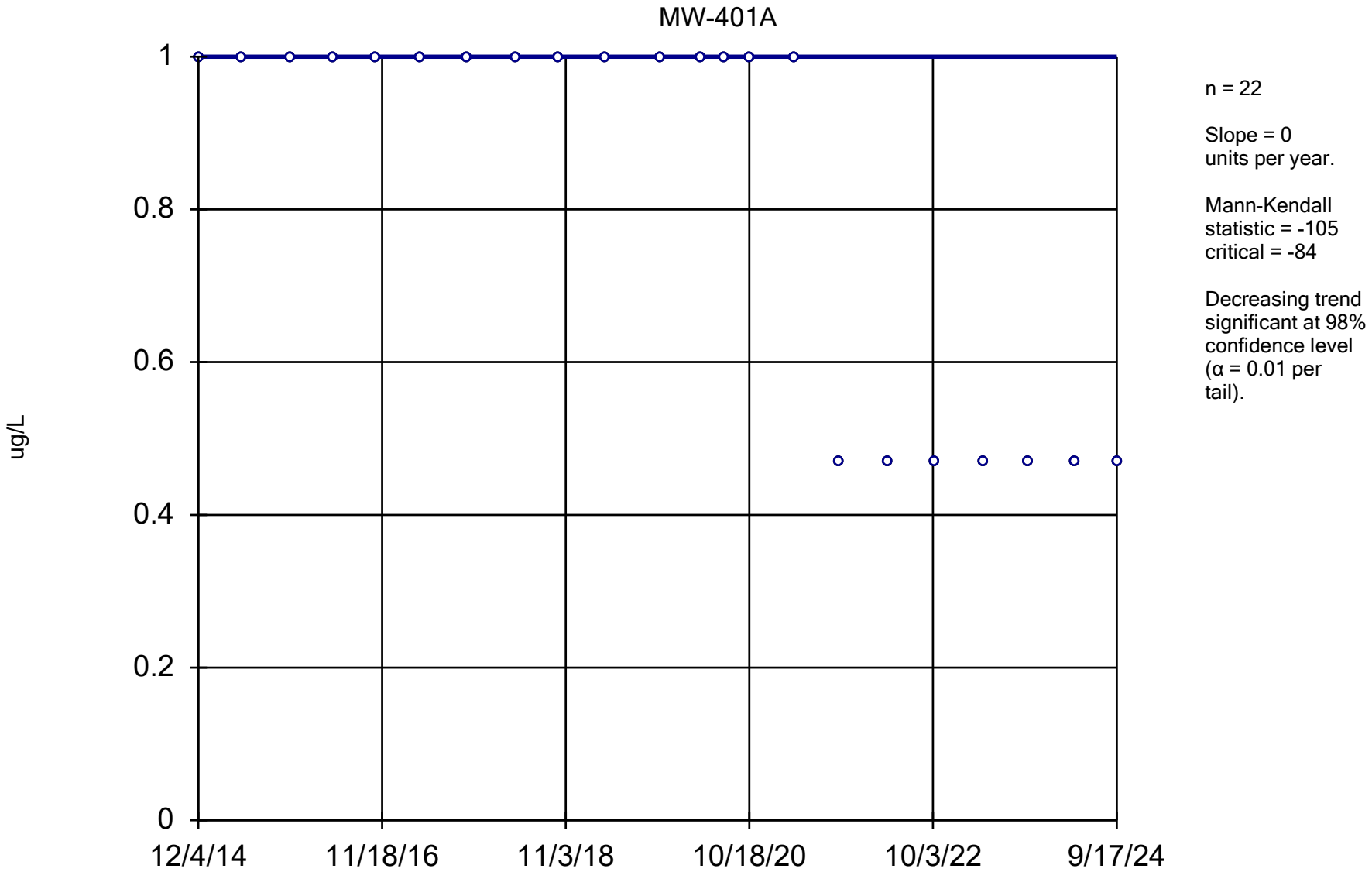

Constituent: 1,1,2,2-Tetrachloroethane Analysis Run 12/17/2024 1:45 PM View: All Wells - Appendix I VO DMASWA Data: DMASWA Database_Updated

Sanitas™ v.10.0.15 Software licensed to HDR, Inc. UG
Hollow symbols indicate censored values.

Sen's Slope Estimator

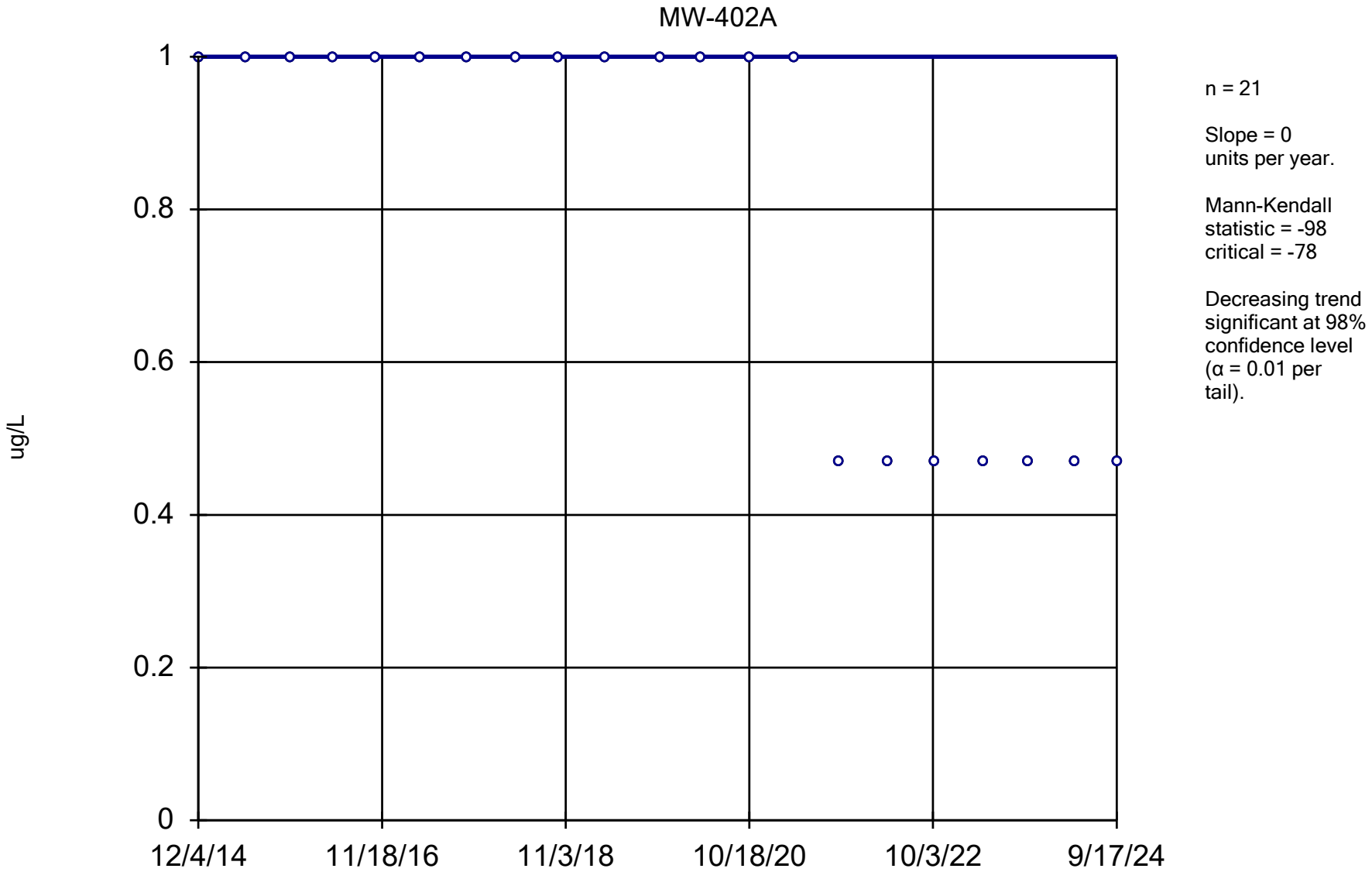

Constituent: 1,1,2,2-Tetrachloroethane Analysis Run 12/17/2024 1:45 PM View: All Wells - Appendix I VO DMASWA Data: DMASWA Database_Updated

Sanitas™ v.10.0.15 Software licensed to HDR, Inc. UG
Hollow symbols indicate censored values.

Sen's Slope Estimator

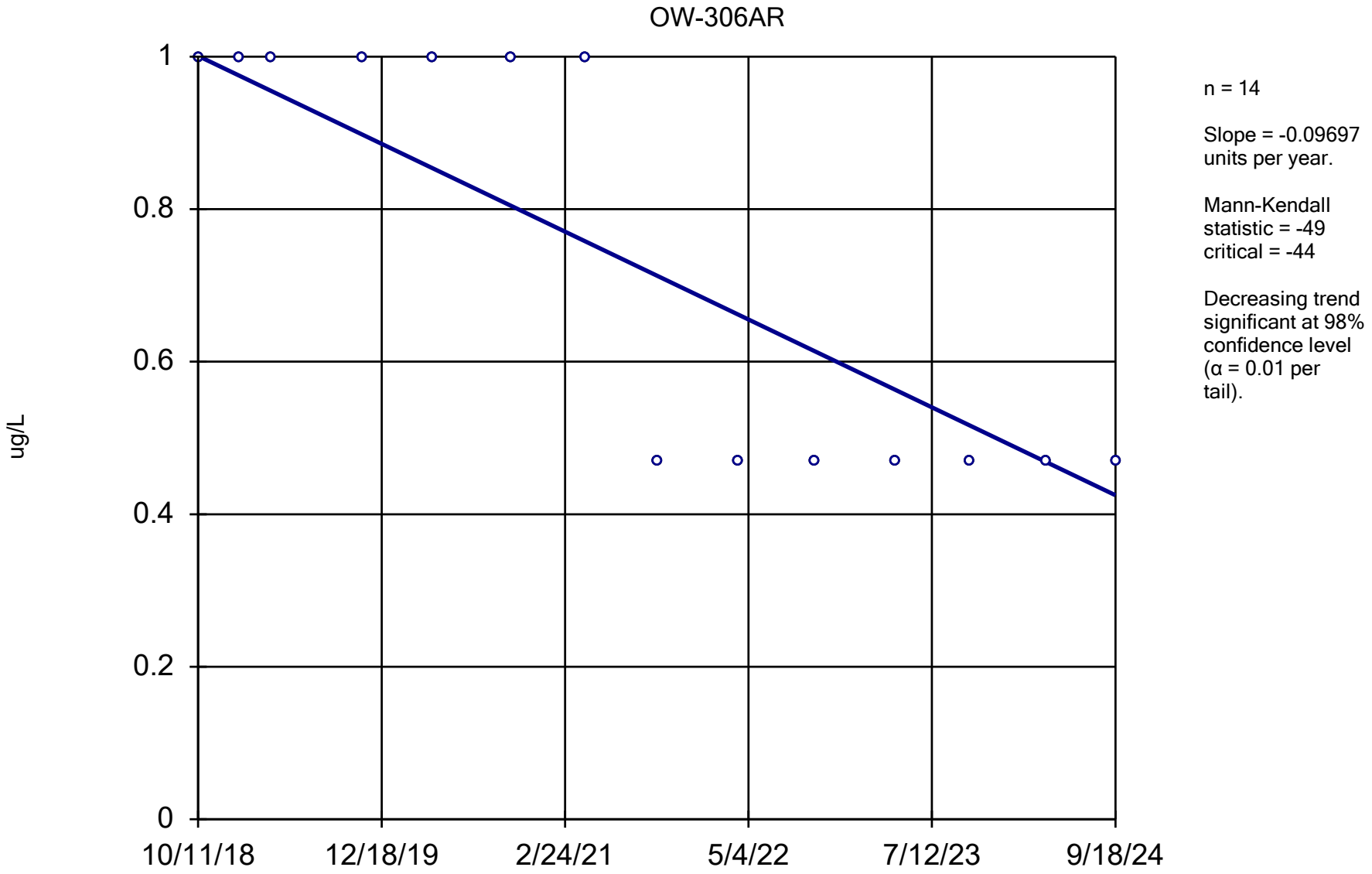

Constituent: 1,1,2,2-Tetrachloroethane Analysis Run 12/17/2024 1:45 PM View: All Wells - Appendix I VO DMASWA Data: DMASWA Database_Updated

Sanitas™ v.10.0.15 Software licensed to HDR, Inc. UG
Hollow symbols indicate censored values.

Sen's Slope Estimator

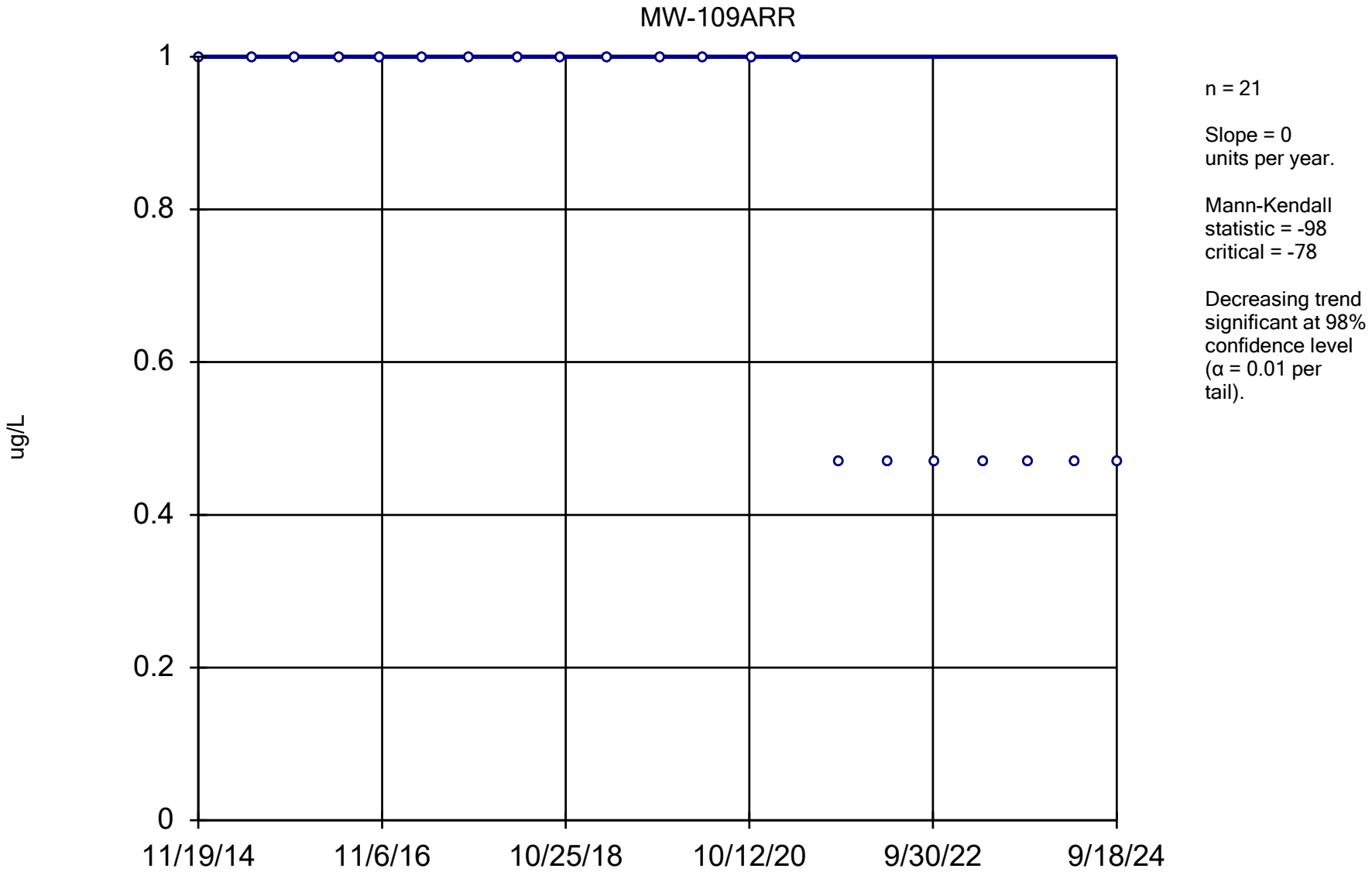

Constituent: 1,1,2,2-Tetrachloroethane Analysis Run 12/17/2024 1:45 PM View: All Wells - Appendix I VO DMASWA Data: DMASWA Database_Updated

Sanitas™ v.10.0.15 Software licensed to HDR, Inc. UG
Hollow symbols indicate censored values.

Sen's Slope Estimator

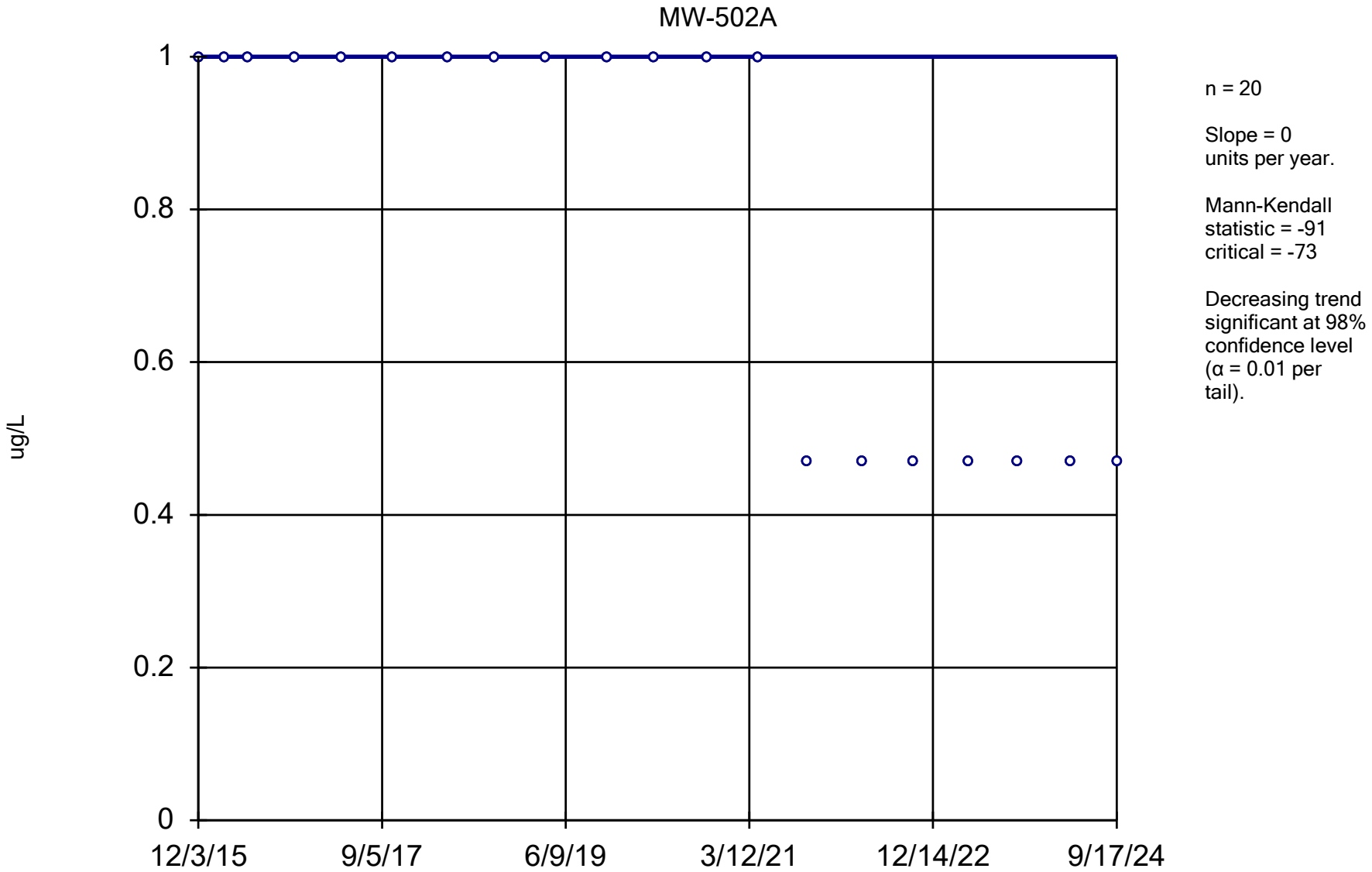

Constituent: 1,1,2,2-Tetrachloroethane Analysis Run 12/17/2024 1:45 PM View: All Wells - Appendix I VO DMASWA Data: DMASWA Database_Updated

Sanitas™ v.10.0.15 Software licensed to HDR, Inc. UG
Hollow symbols indicate censored values.

Sen's Slope Estimator

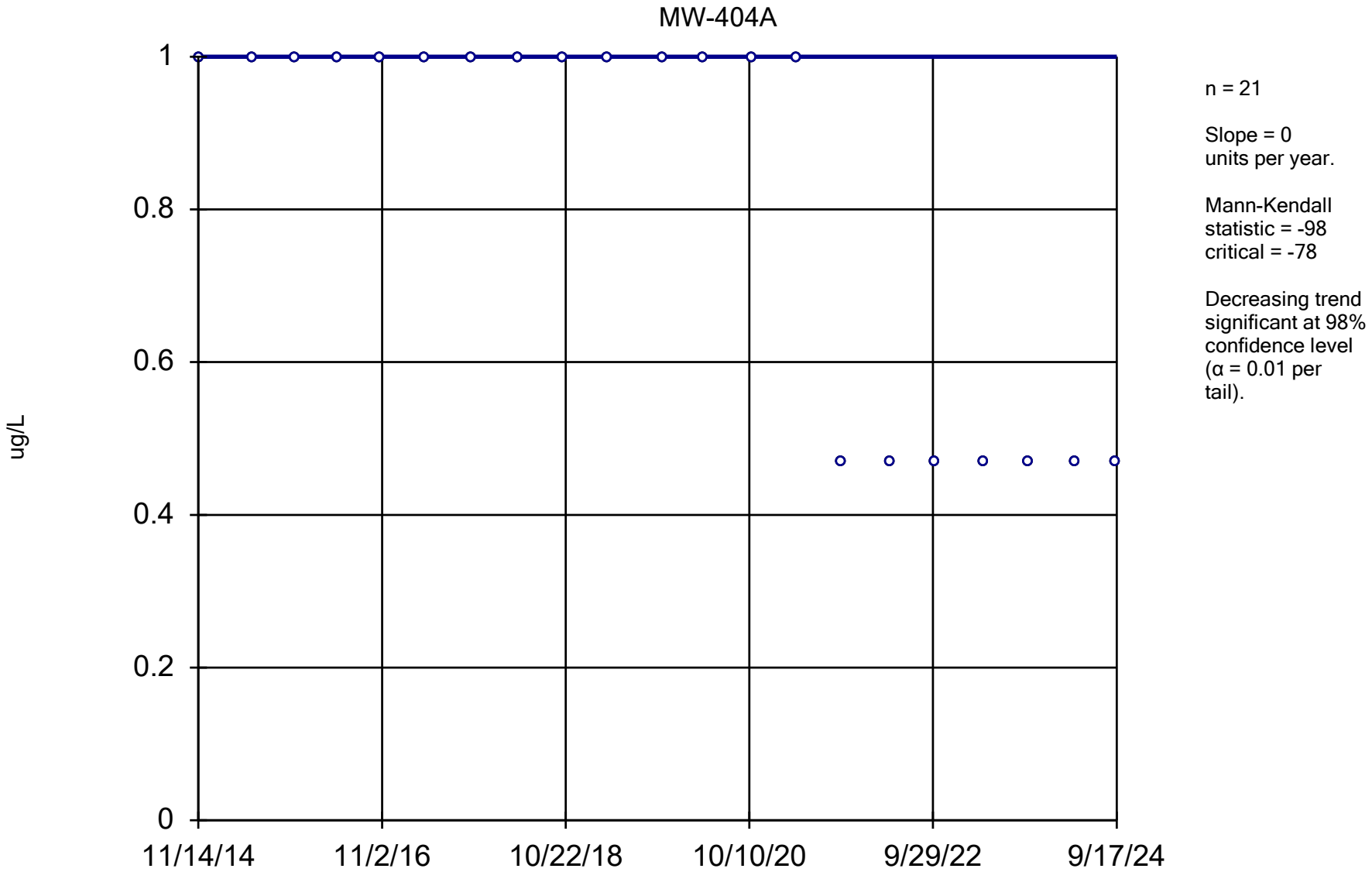

Constituent: 1,1,2,2-Tetrachloroethane Analysis Run 12/17/2024 1:45 PM View: All Wells - Appendix I VO DMASWA Data: DMASWA Database_Updated

Sanitas™ v.10.0.15 Software licensed to HDR, Inc. UG
Hollow symbols indicate censored values.

Sen's Slope Estimator

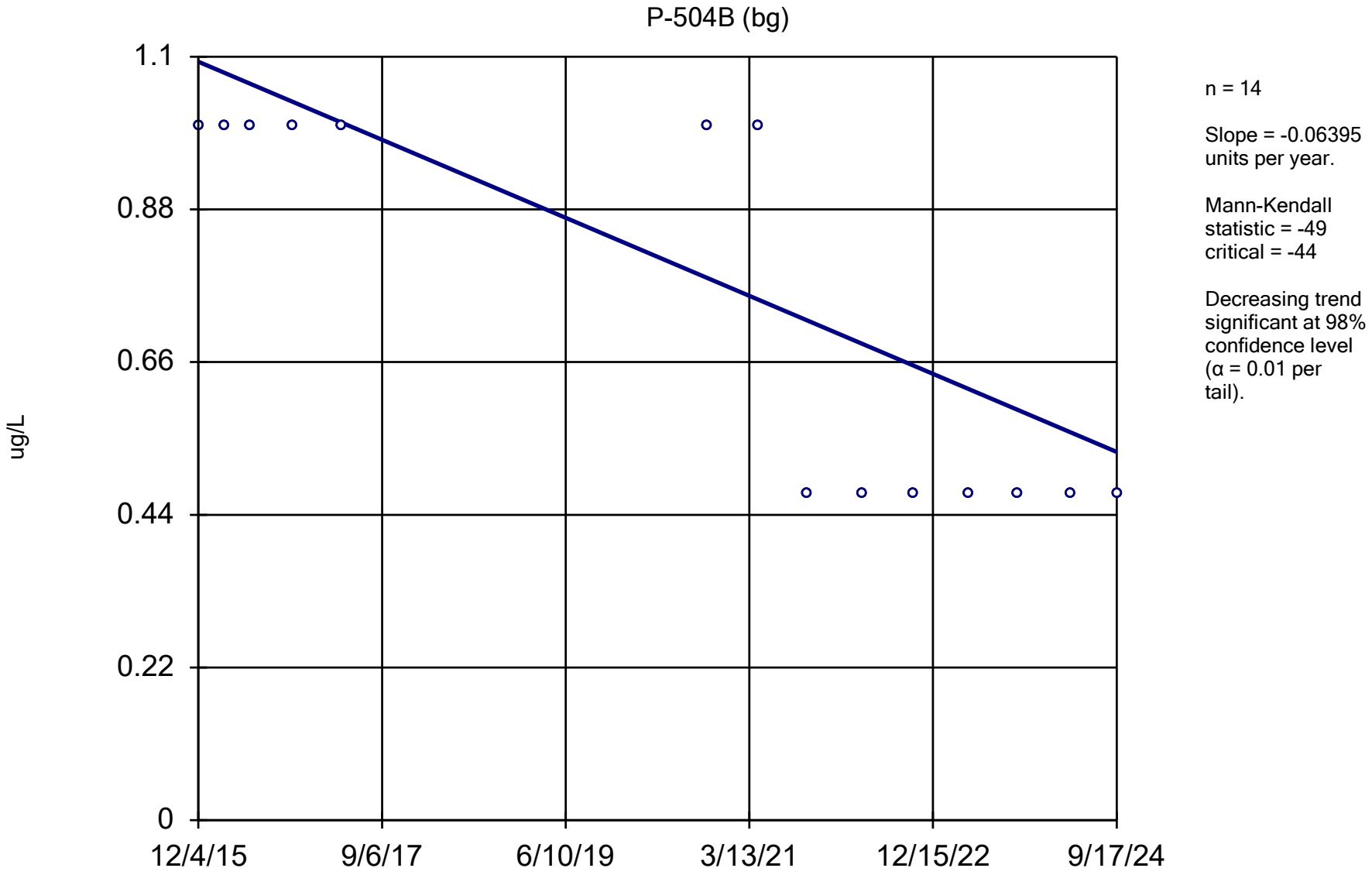

Constituent: 1,1,2,2-Tetrachloroethane Analysis Run 12/17/2024 1:45 PM View: All Wells - Appendix I VO DMASWA Data: DMASWA Database_Updated

Sanitas™ v.10.0.15 Software licensed to HDR, Inc. UG
Hollow symbols indicate censored values.

Sen's Slope Estimator

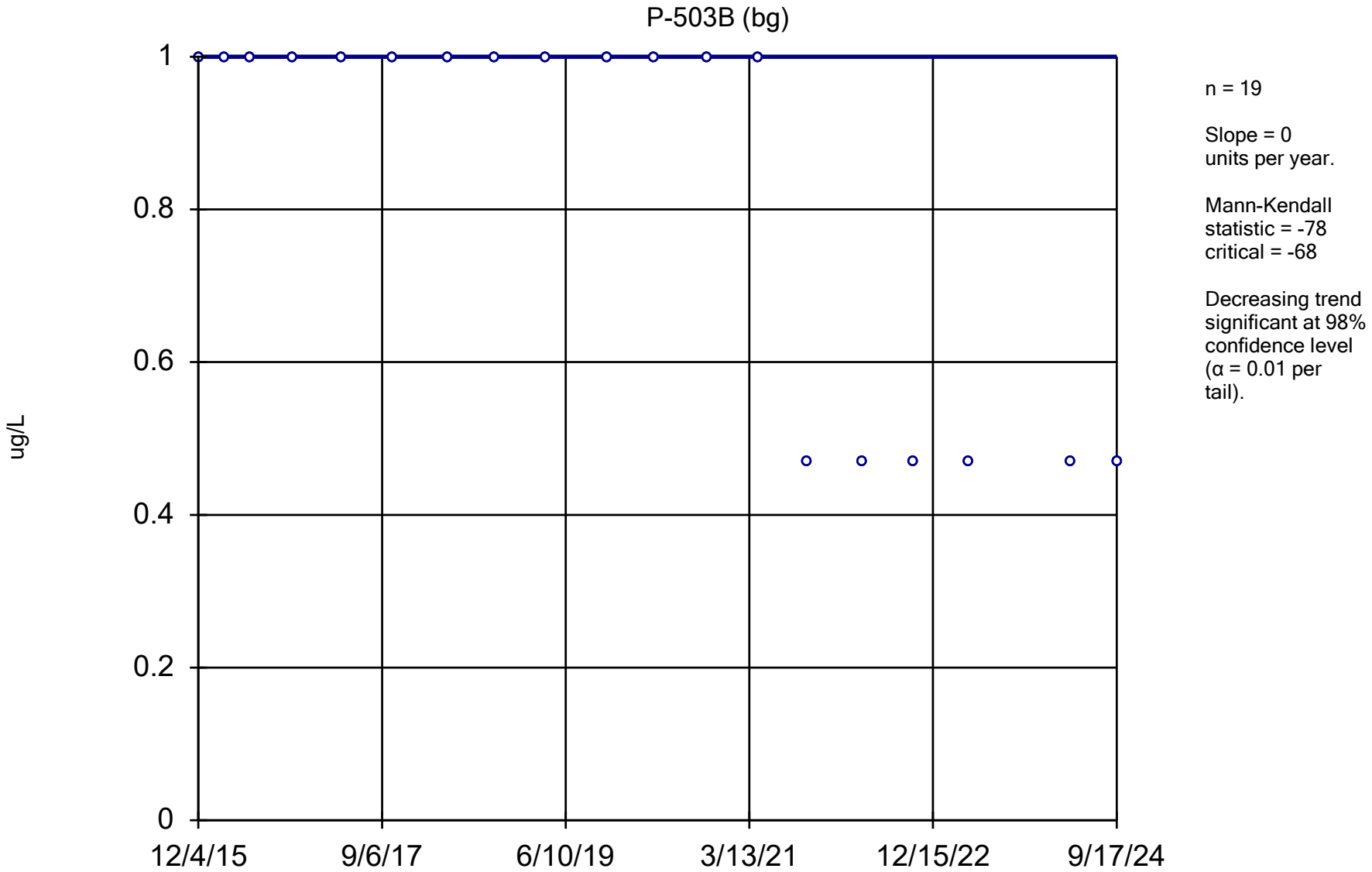

Constituent: 1,1,2,2-Tetrachloroethane Analysis Run 12/17/2024 1:45 PM View: All Wells - Appendix I VO DMASWA Data: DMASWA Database_Updated

Sanitas™ v.10.0.15 Software licensed to HDR, Inc. UG
Hollow symbols indicate censored values.

Sen's Slope Estimator

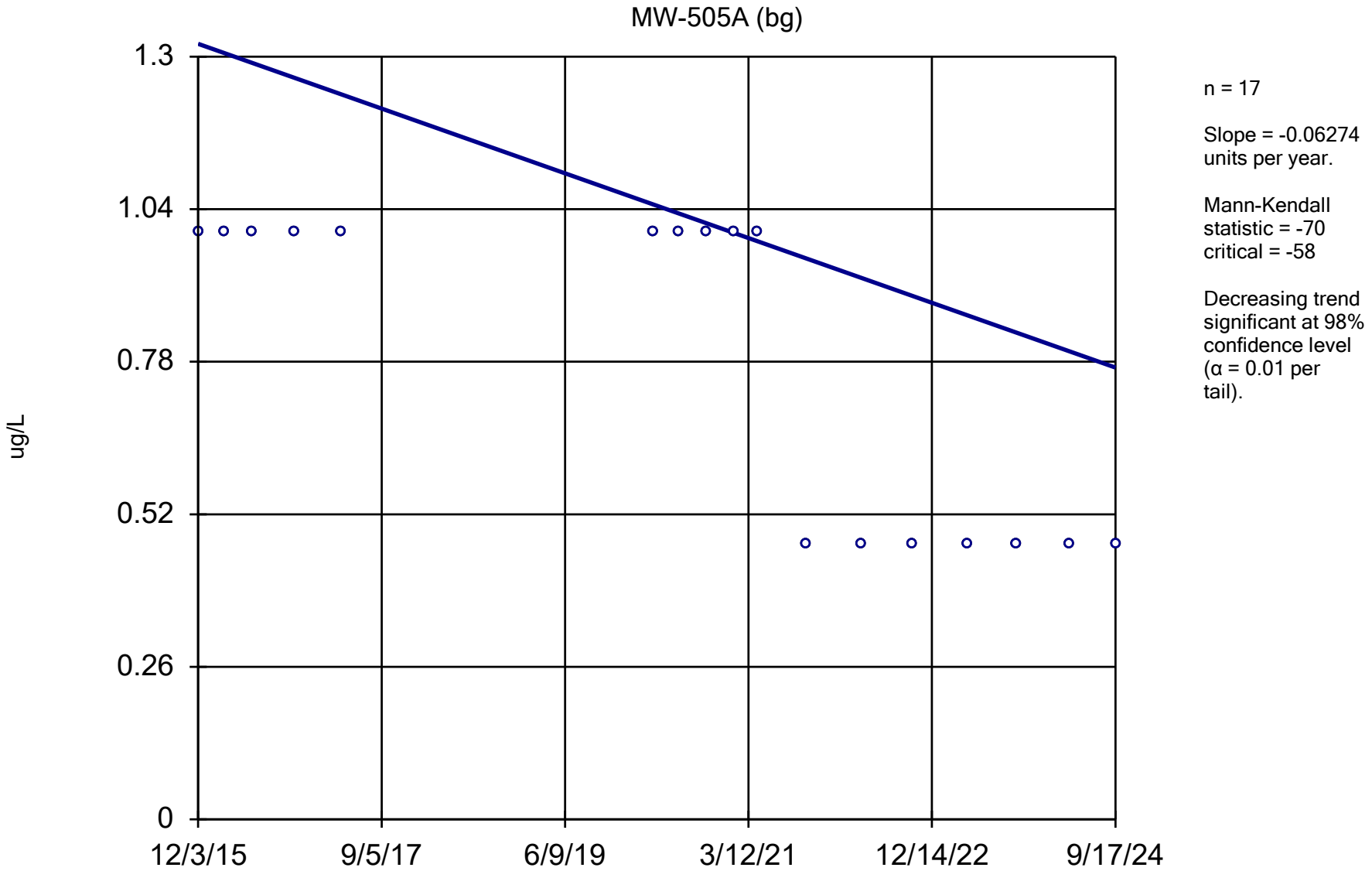

Constituent: 1,1,2,2-Tetrachloroethane Analysis Run 12/17/2024 1:45 PM View: All Wells - Appendix I VO DMASWA Data: DMASWA Database_Updated

Sanitas™ v.10.0.15 Software licensed to HDR, Inc. UG
Hollow symbols indicate censored values.

Sen's Slope Estimator

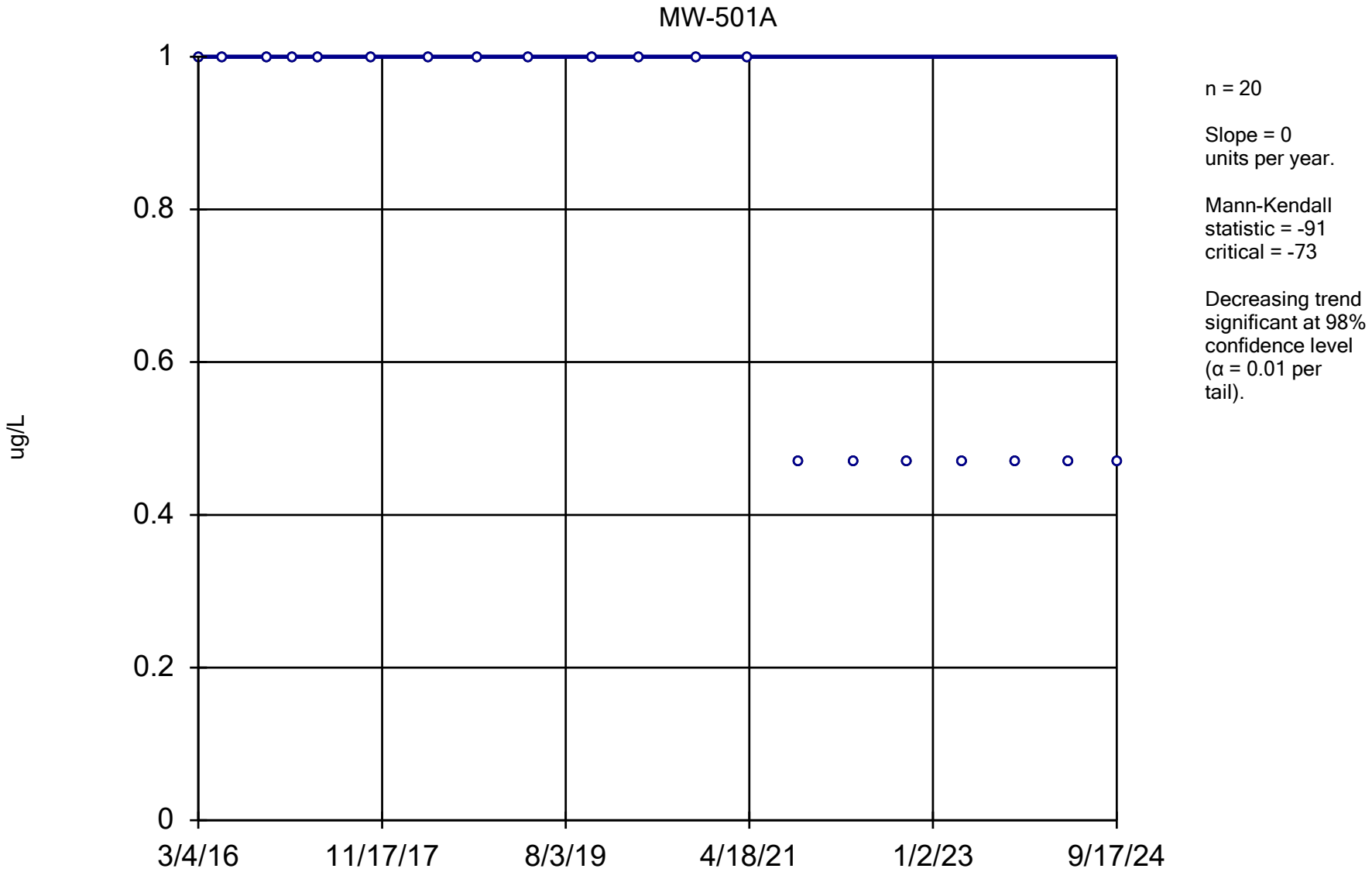

Constituent: 1,1,2,2-Tetrachloroethane Analysis Run 12/17/2024 1:45 PM View: All Wells - Appendix I VO DMASWA Data: DMASWA Database_Updated

Sanitas™ v.10.0.15 Software licensed to HDR, Inc. UG
Hollow symbols indicate censored values.

Sen's Slope Estimator

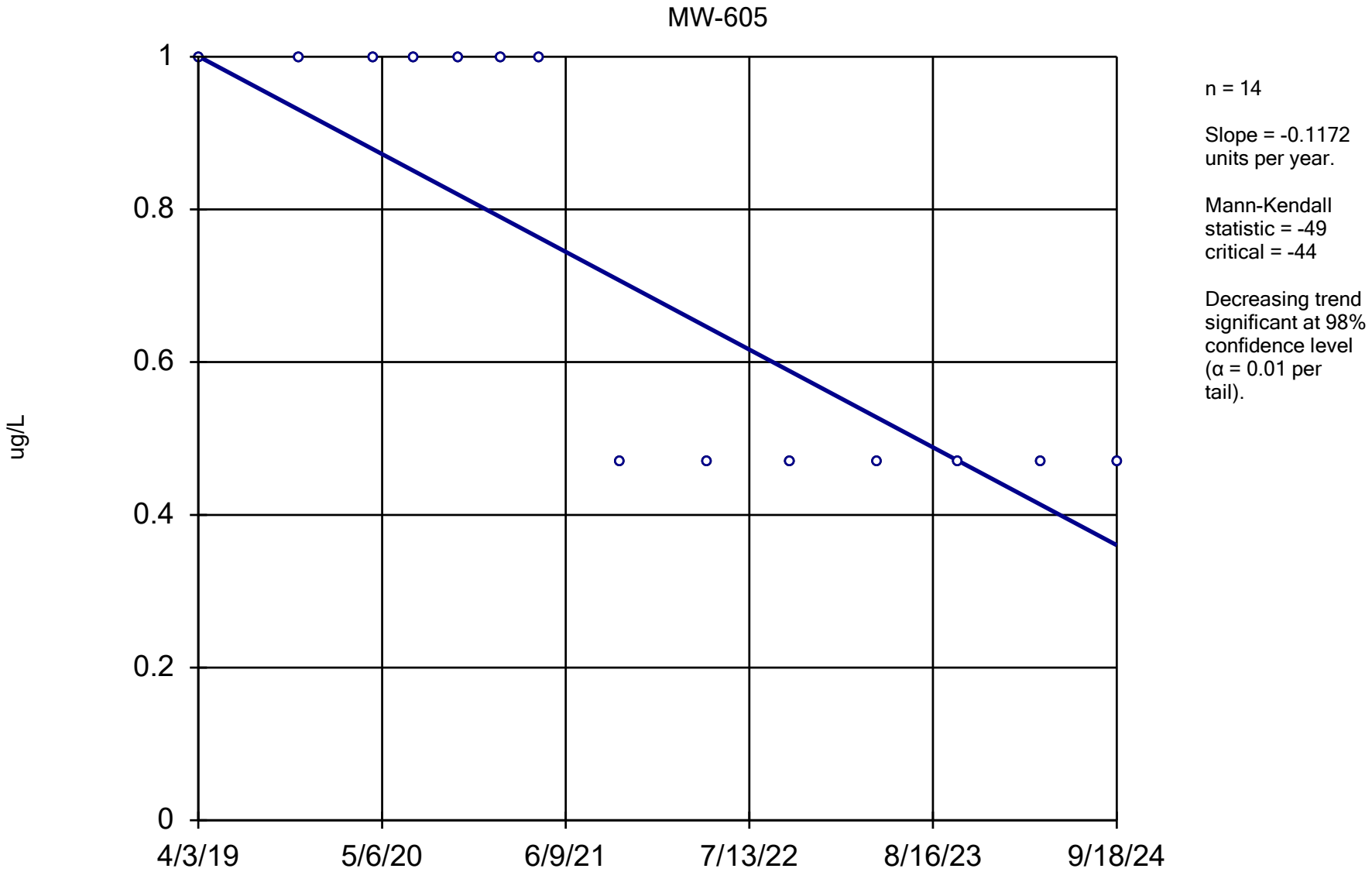

n = 14

Slope = -0.1172 units per year.

Mann-Kendall statistic = -49
critical = -44

Decreasing trend significant at 98% confidence level (α = 0.01 per tail).

Constituent: 1,1,2,2-Tetrachloroethane Analysis Run 12/17/2024 1:45 PM View: All Wells - Appendix I VO DMASWA Data: DMASWA Database_Updated

Sanitas™ v.10.0.15 Software licensed to HDR, Inc. UG
Hollow symbols indicate censored values.

Sen's Slope Estimator

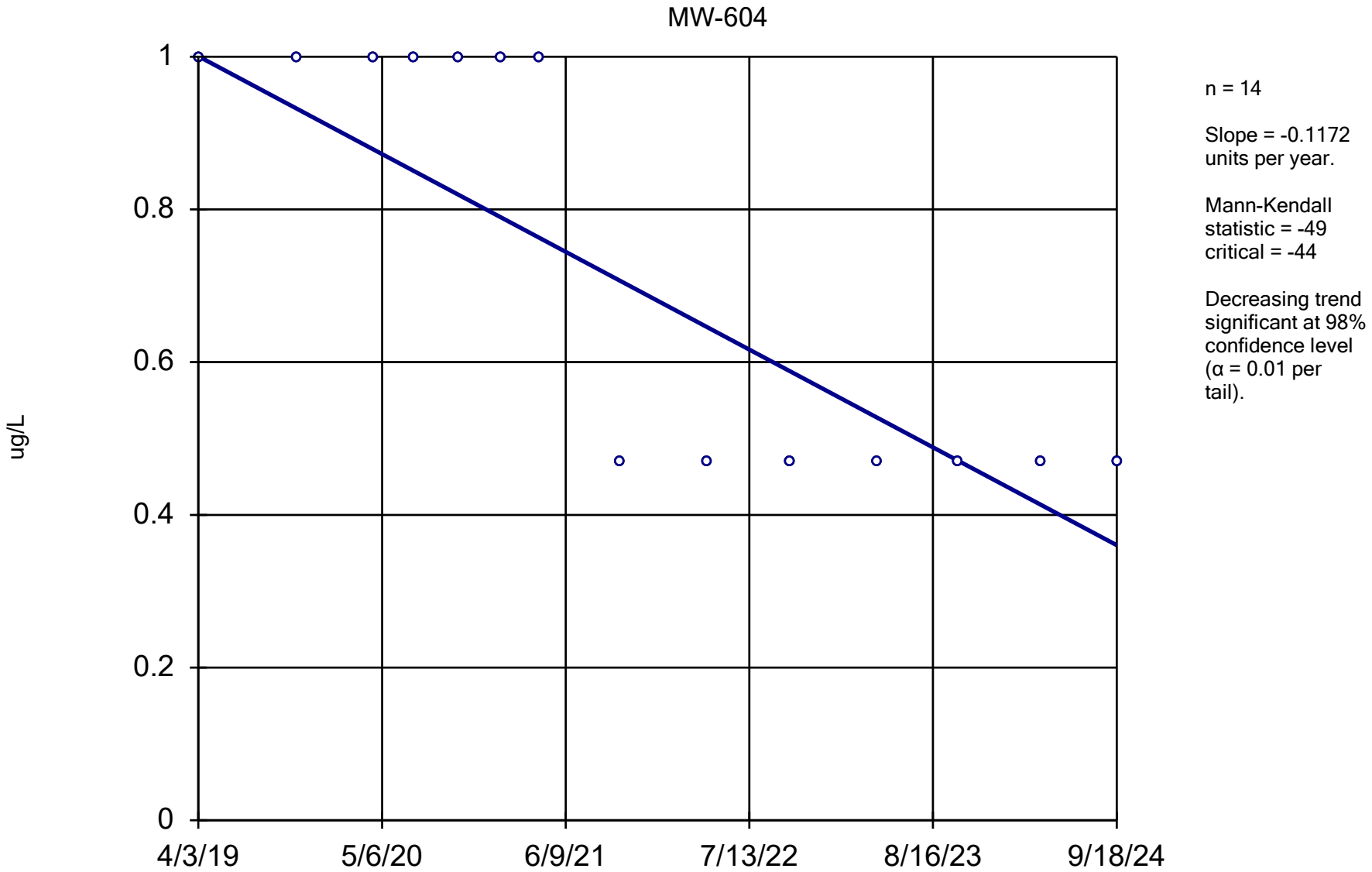

Constituent: 1,1,2,2-Tetrachloroethane Analysis Run 12/17/2024 1:45 PM View: All Wells - Appendix I VO DMASWA Data: DMASWA Database_Updated

Sanitas™ v.10.0.15 Software licensed to HDR, Inc. UG
Hollow symbols indicate censored values.

Sen's Slope Estimator

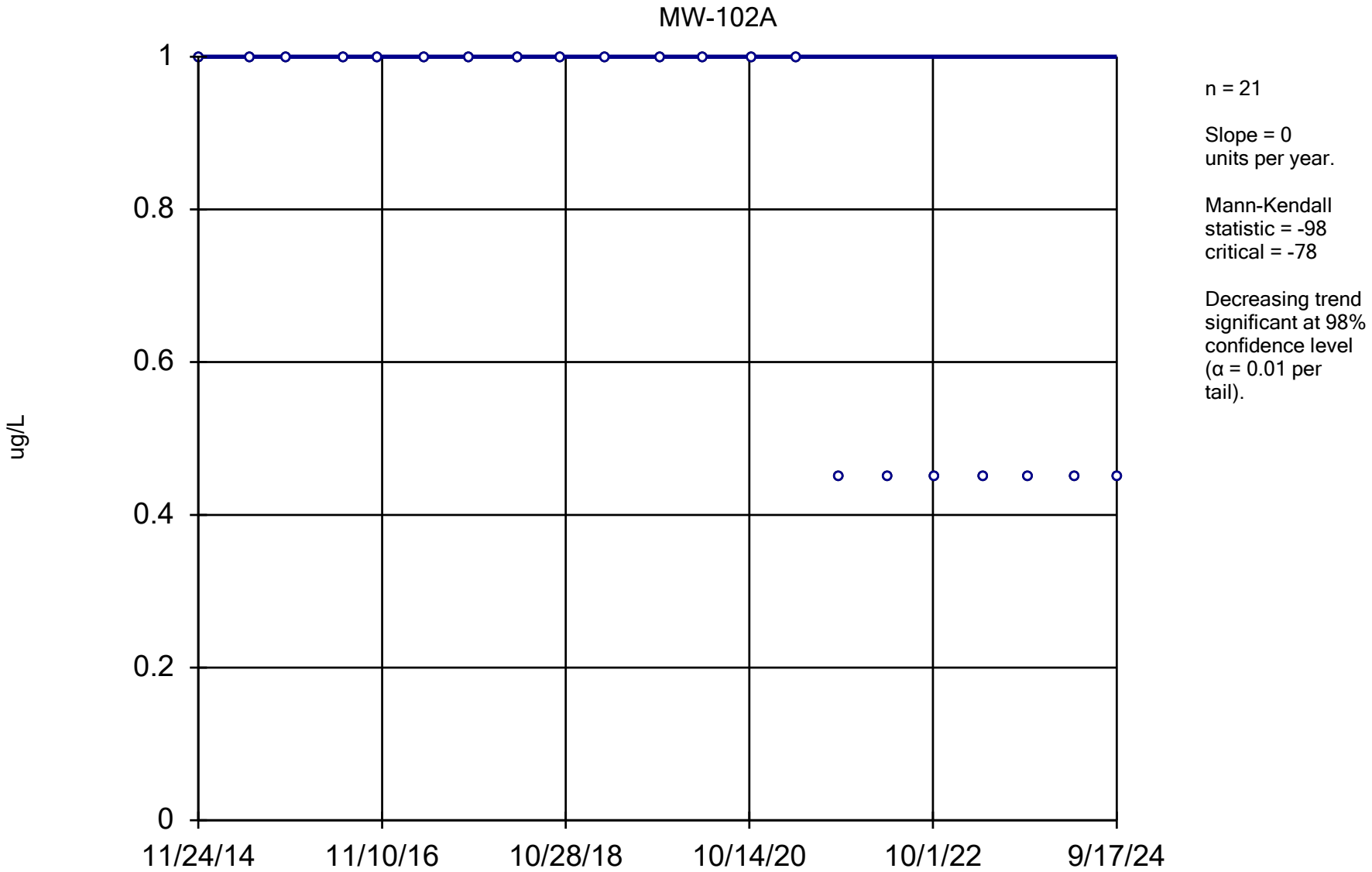

Constituent: 1,1,2-Trichloroethane Analysis Run 12/17/2024 1:45 PM View: All Wells - Appendix I VOCs

DMASWA Data: DMASWA Database_Updated

Sanitas™ v.10.0.15 Software licensed to HDR, Inc. UG
Hollow symbols indicate censored values.

Sen's Slope Estimator

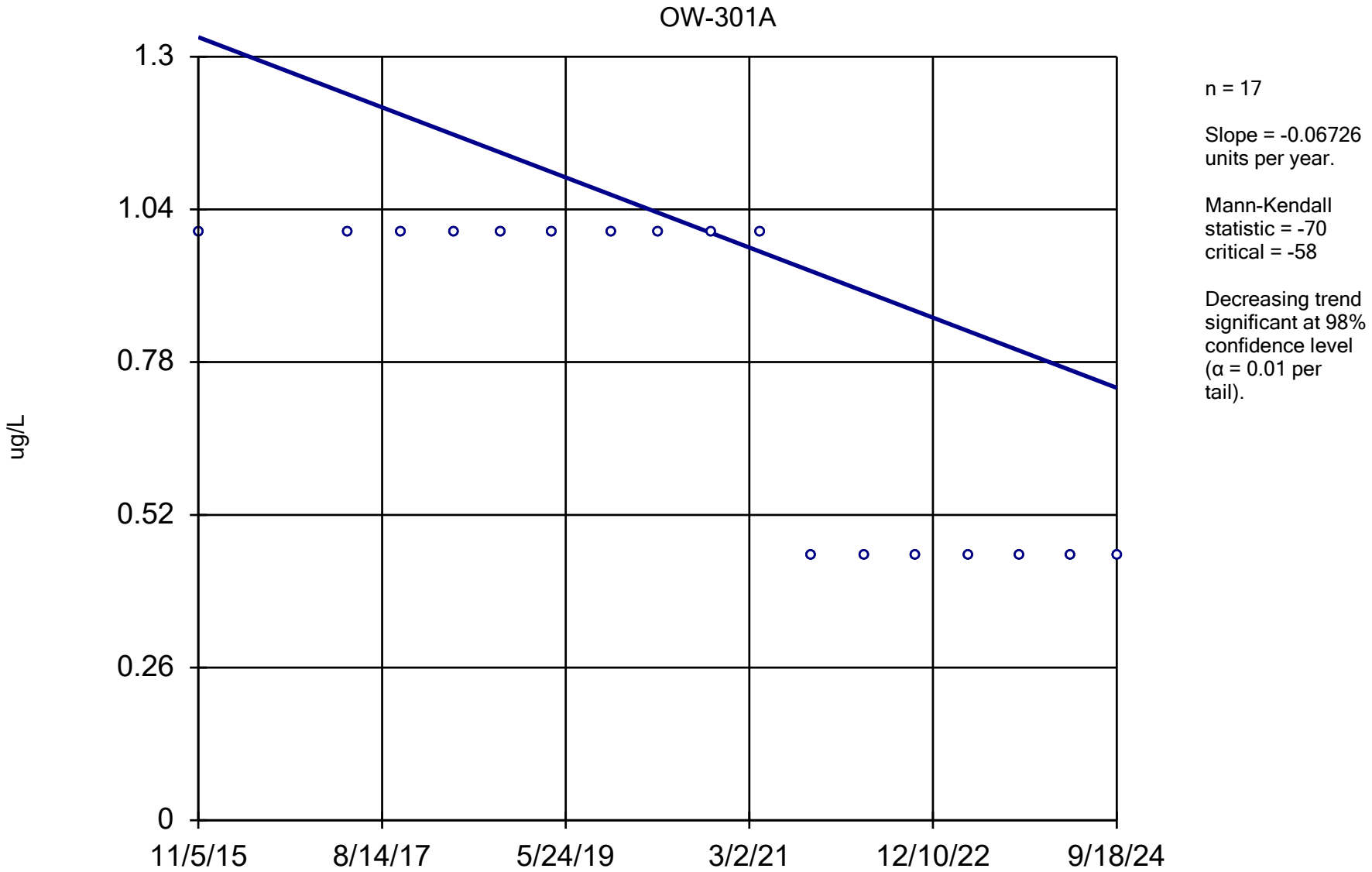

Constituent: 1,1,2-Trichloroethane Analysis Run 12/17/2024 1:45 PM View: All Wells - Appendix I VOCs

DMASWA Data: DMASWA Database_Updated

Sanitas™ v.10.0.15 Software licensed to HDR, Inc. UG
Hollow symbols indicate censored values.

Sen's Slope Estimator

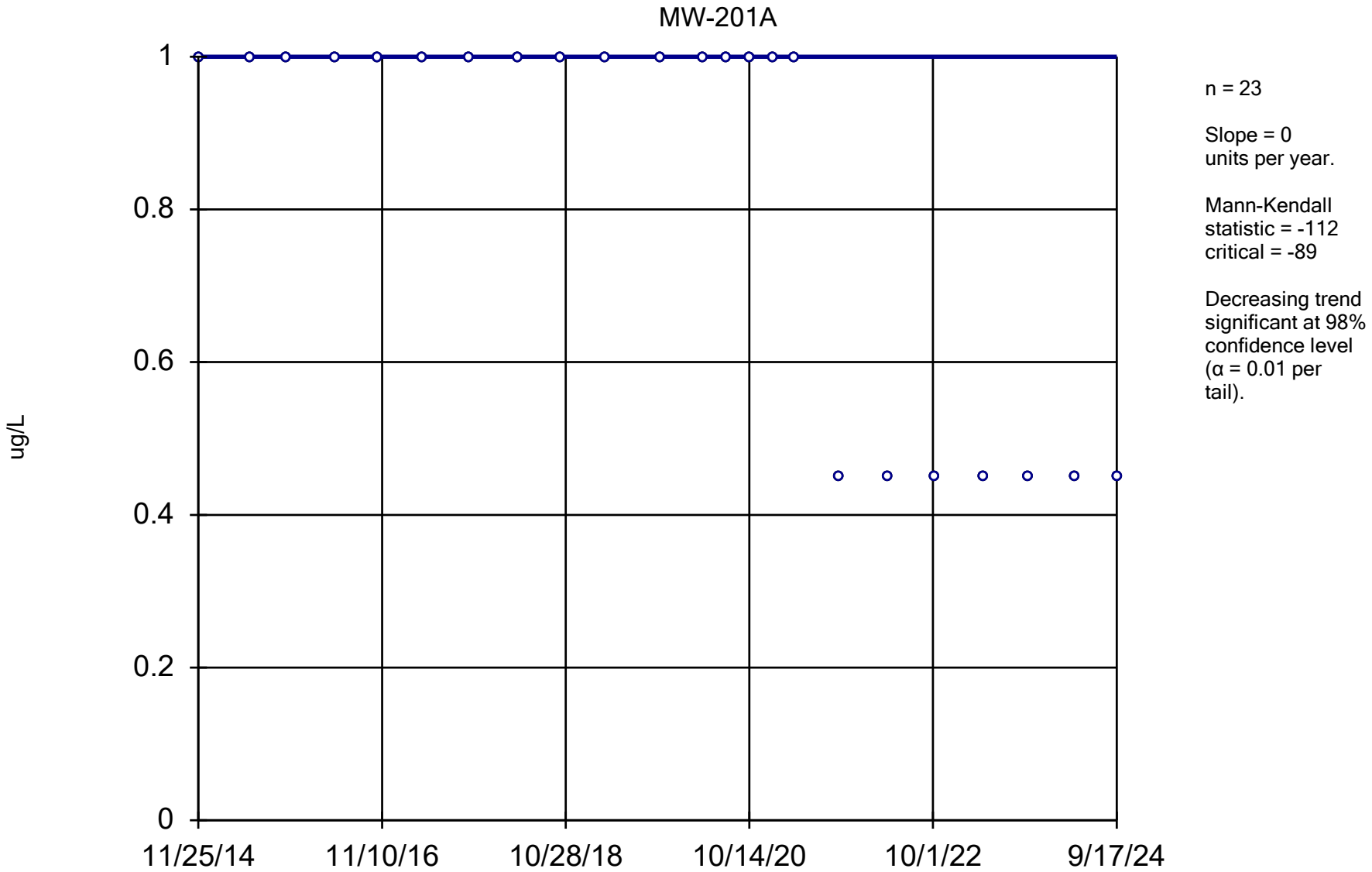

Constituent: 1,1,2-Trichloroethane Analysis Run 12/17/2024 1:45 PM View: All Wells - Appendix I VOCs

DMASWA Data: DMASWA Database_Updated

Sanitas™ v.10.0.15 Software licensed to HDR, Inc. UG
Hollow symbols indicate censored values.

Sen's Slope Estimator

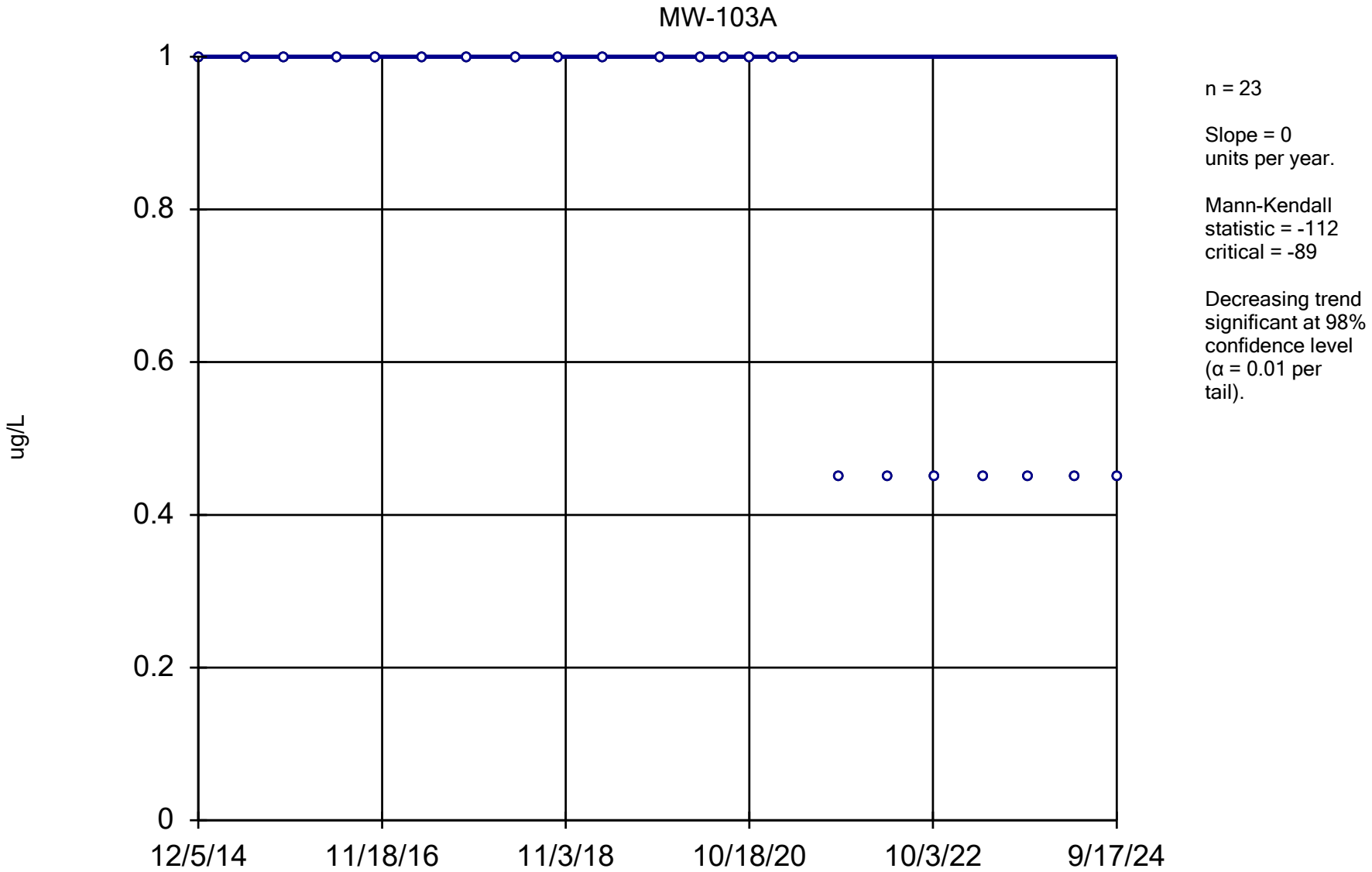

Constituent: 1,1,2-Trichloroethane Analysis Run 12/17/2024 1:45 PM View: All Wells - Appendix I VOCs

DMASWA Data: DMASWA Database_Updated

Sanitas™ v.10.0.15 Software licensed to HDR, Inc. UG
Hollow symbols indicate censored values.

Sen's Slope Estimator

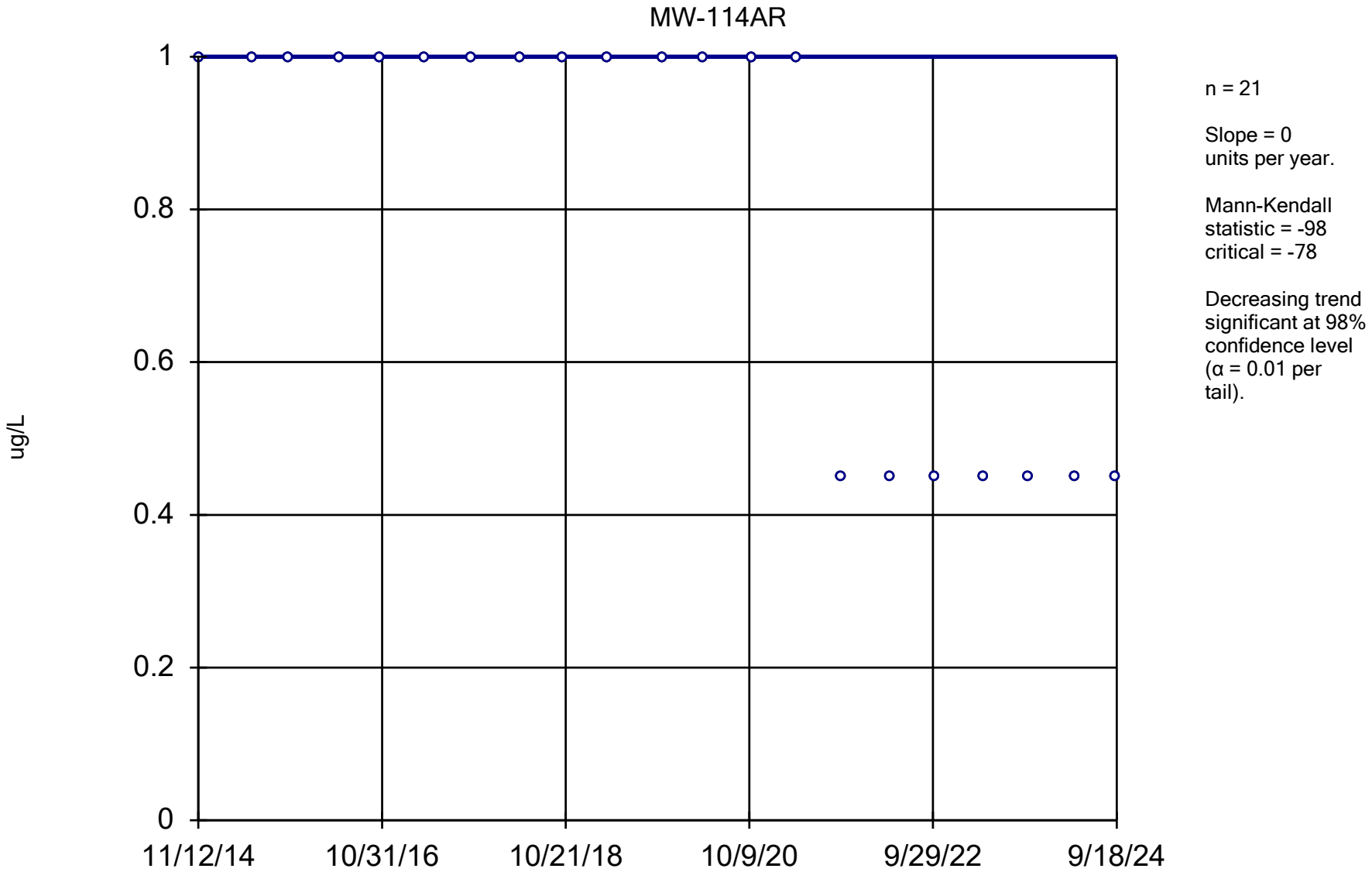

Constituent: 1,1,2-Trichloroethane Analysis Run 12/17/2024 1:45 PM View: All Wells - Appendix I VOCs

DMASWA Data: DMASWA Database_Updated

Sanitas™ v.10.0.15 Software licensed to HDR, Inc. UG
Hollow symbols indicate censored values.

Sen's Slope Estimator

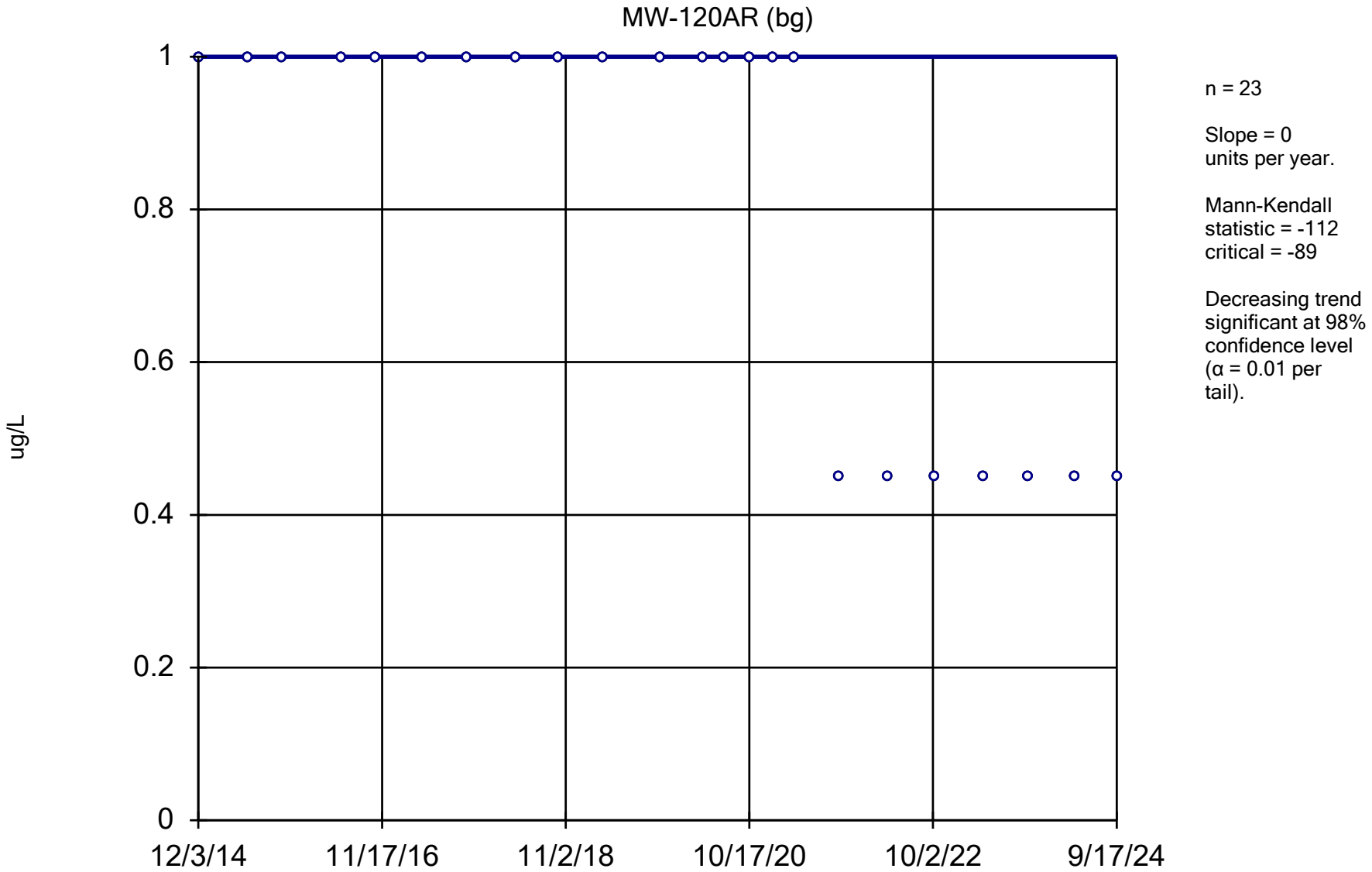

Constituent: 1,1,2-Trichloroethane Analysis Run 12/17/2024 1:45 PM View: All Wells - Appendix I VOCs

DMASWA Data: DMASWA Database_Updated

Sanitas™ v.10.0.15 Software licensed to HDR, Inc. UG
Hollow symbols indicate censored values.

Sen's Slope Estimator

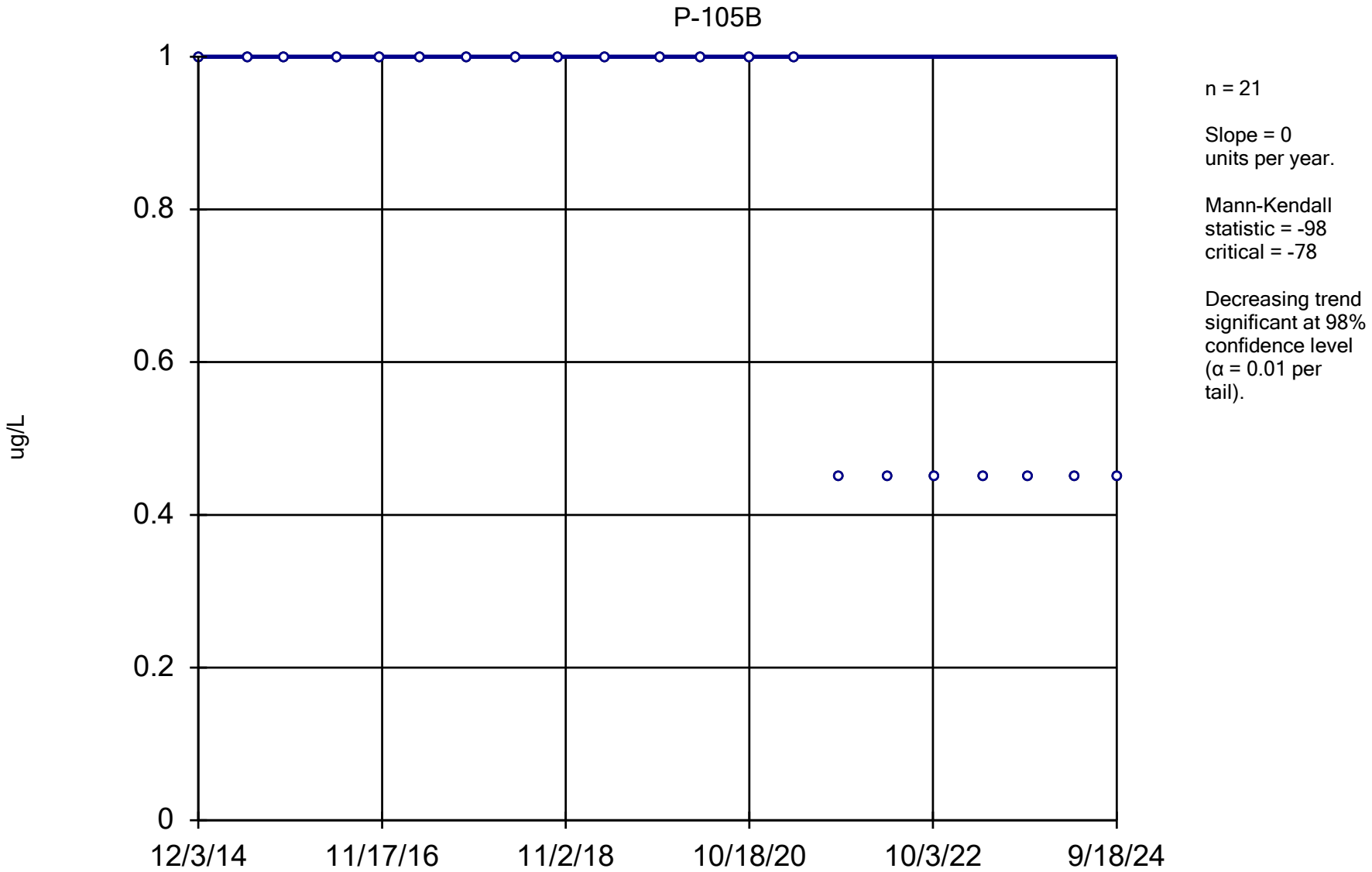

Constituent: 1,1,2-Trichloroethane Analysis Run 12/17/2024 1:45 PM View: All Wells - Appendix I VOCs

DMASWA Data: DMASWA Database_Updated

Sanitas™ v.10.0.15 Software licensed to HDR, Inc. UG
Hollow symbols indicate censored values.

Sen's Slope Estimator

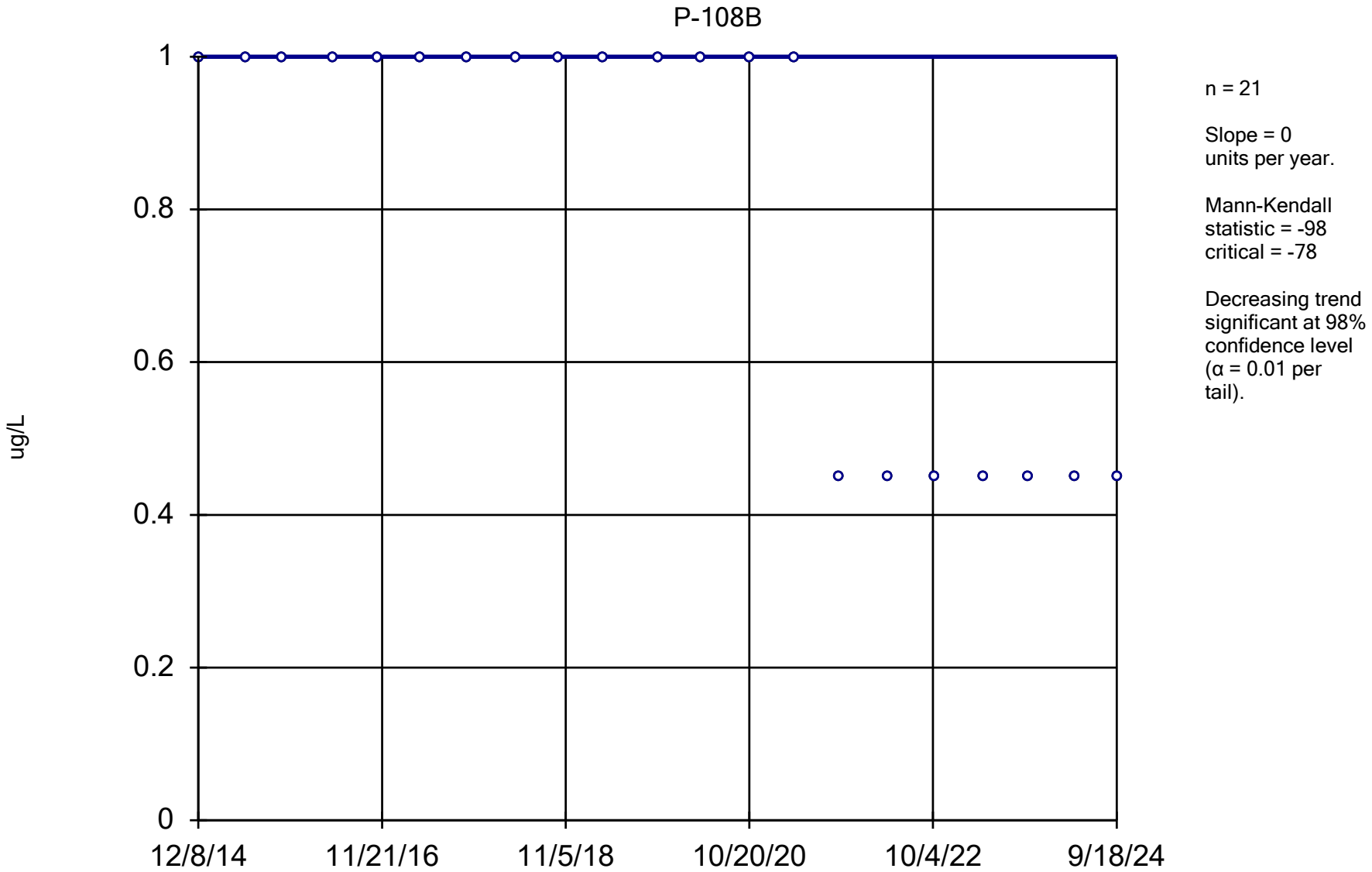

Constituent: 1,1,2-Trichloroethane Analysis Run 12/17/2024 1:45 PM View: All Wells - Appendix I VOCs

DMASWA Data: DMASWA Database_Updated

Sanitas™ v.10.0.15 Software licensed to HDR, Inc. UG
Hollow symbols indicate censored values.

Sen's Slope Estimator

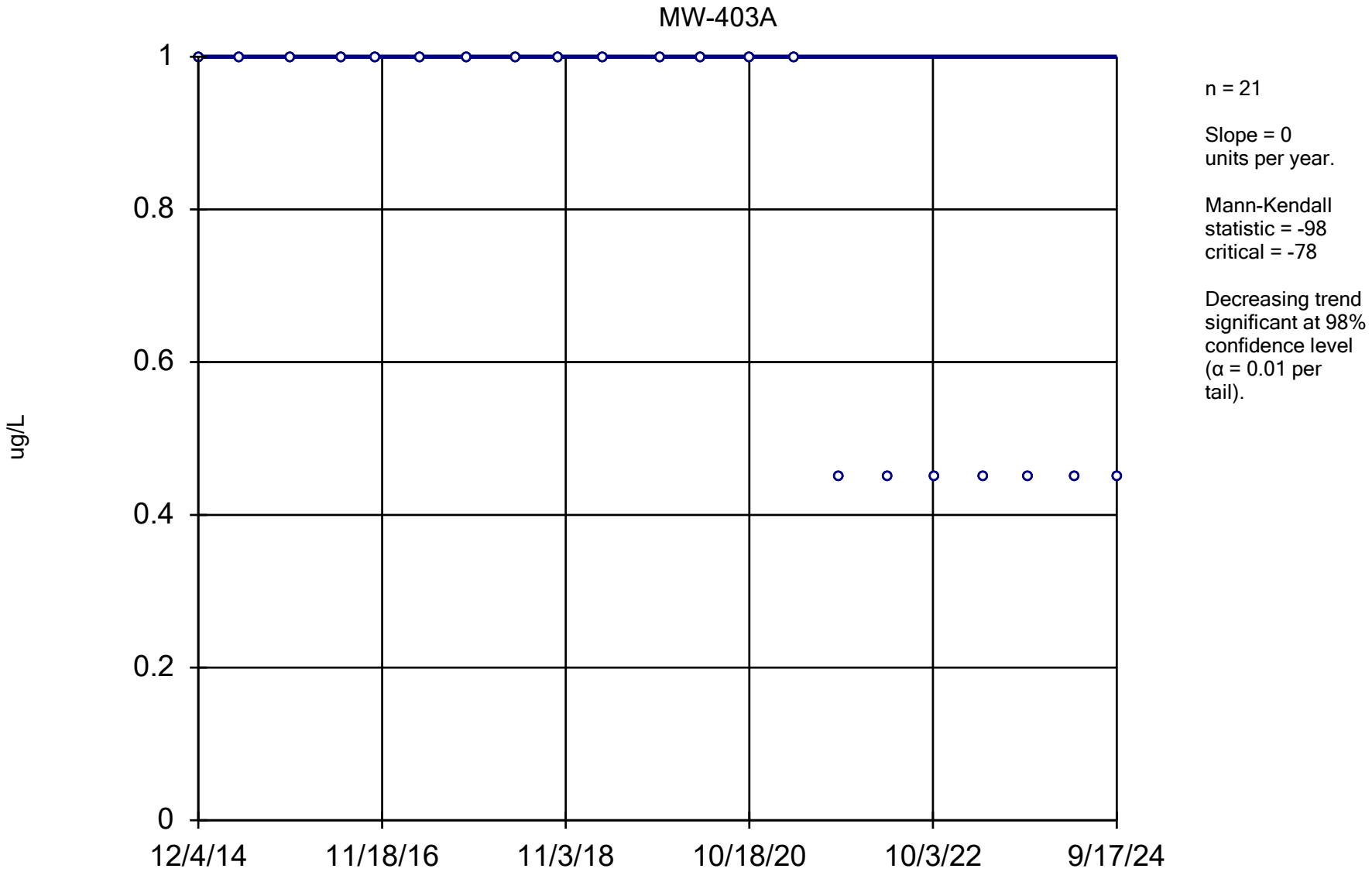

Constituent: 1,1,2-Trichloroethane Analysis Run 12/17/2024 1:45 PM View: All Wells - Appendix I VOCs

DMASWA Data: DMASWA Database_Updated

Sanitas™ v.10.0.15 Software licensed to HDR, Inc. UG
Hollow symbols indicate censored values.

Sen's Slope Estimator

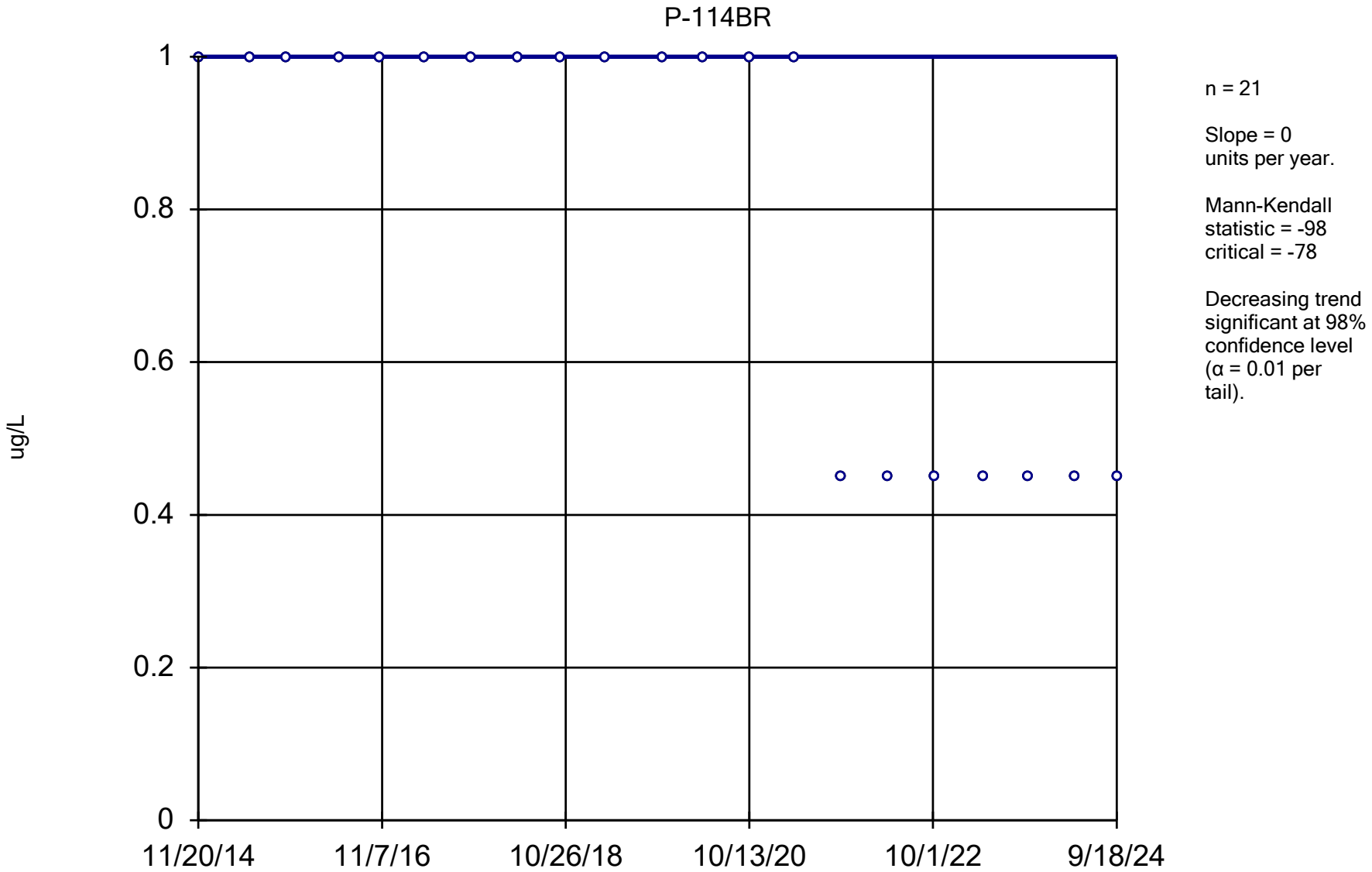

Constituent: 1,1,2-Trichloroethane Analysis Run 12/17/2024 1:45 PM View: All Wells - Appendix I VOCs

DMASWA Data: DMASWA Database_Updated

Sanitas™ v.10.0.15 Software licensed to HDR, Inc. UG
Hollow symbols indicate censored values.

Sen's Slope Estimator

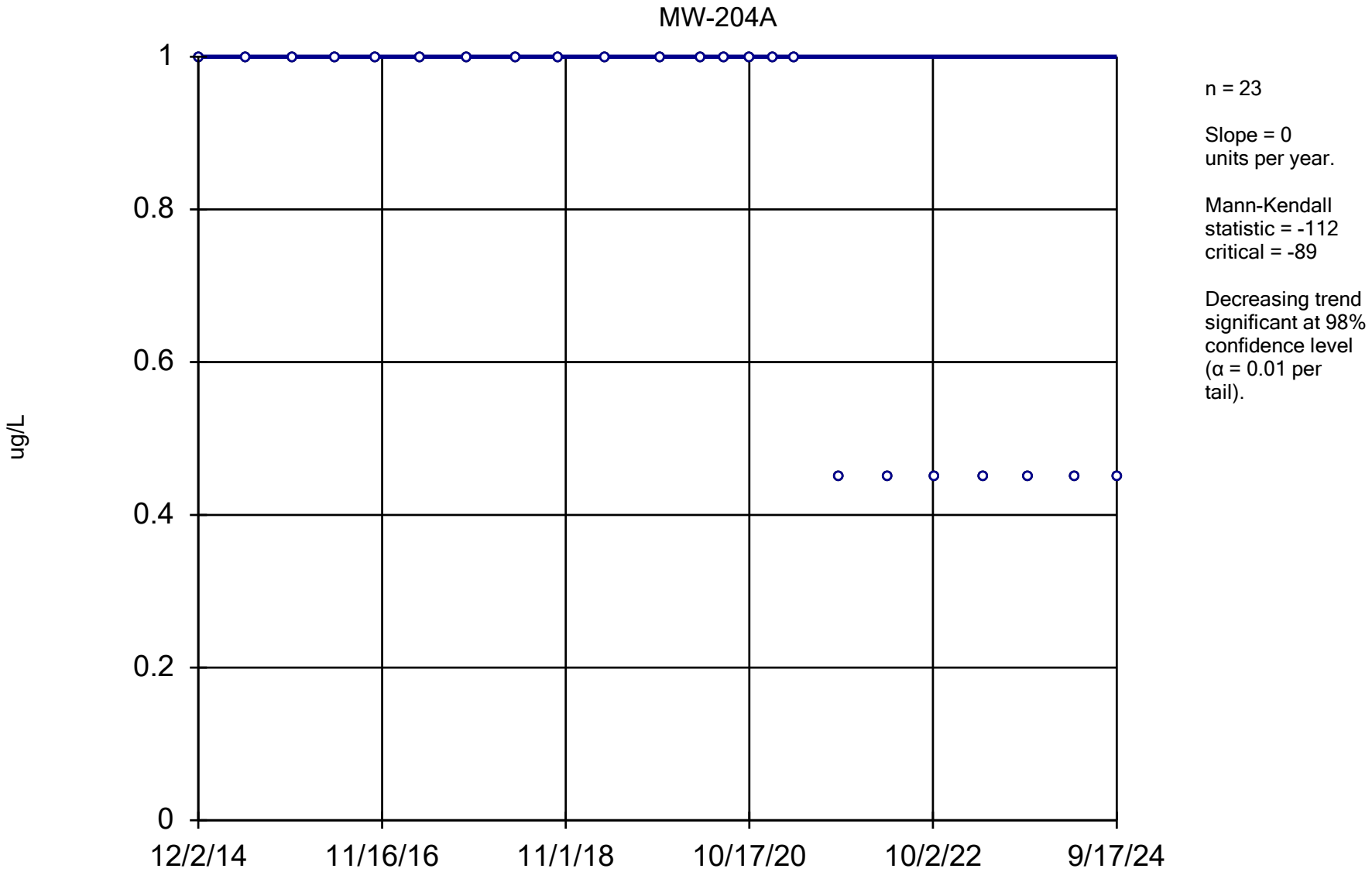

Constituent: 1,1,2-Trichloroethane Analysis Run 12/17/2024 1:45 PM View: All Wells - Appendix I VOCs

DMASWA Data: DMASWA Database_Updated

Sanitas™ v.10.0.15 Software licensed to HDR, Inc. UG
Hollow symbols indicate censored values.

Sen's Slope Estimator

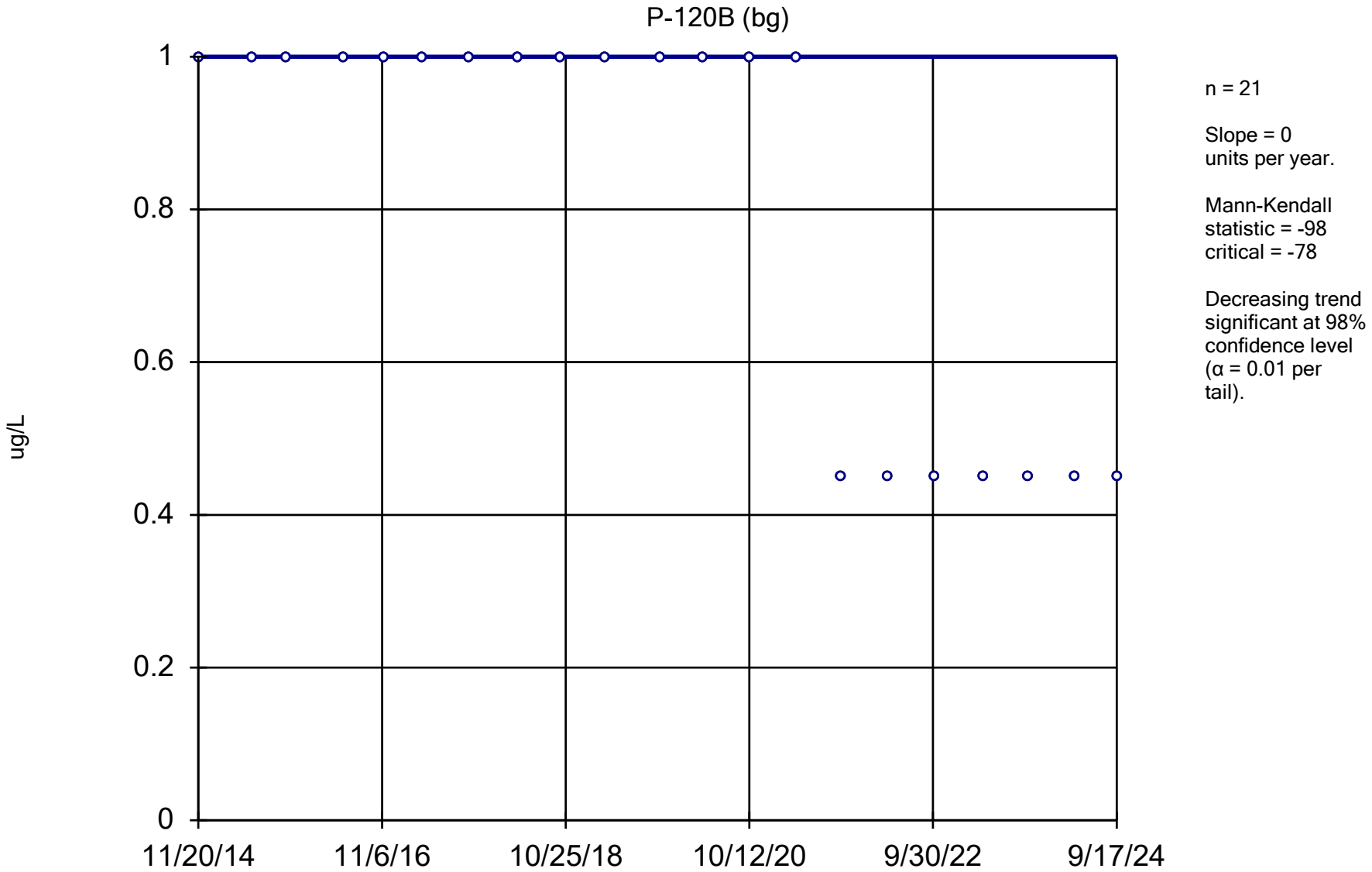

Constituent: 1,1,2-Trichloroethane Analysis Run 12/17/2024 1:45 PM View: All Wells - Appendix I VOCs

DMASWA Data: DMASWA Database_Updated

Sanitas™ v.10.0.15 Software licensed to HDR, Inc. UG
Hollow symbols indicate censored values.

Sen's Slope Estimator

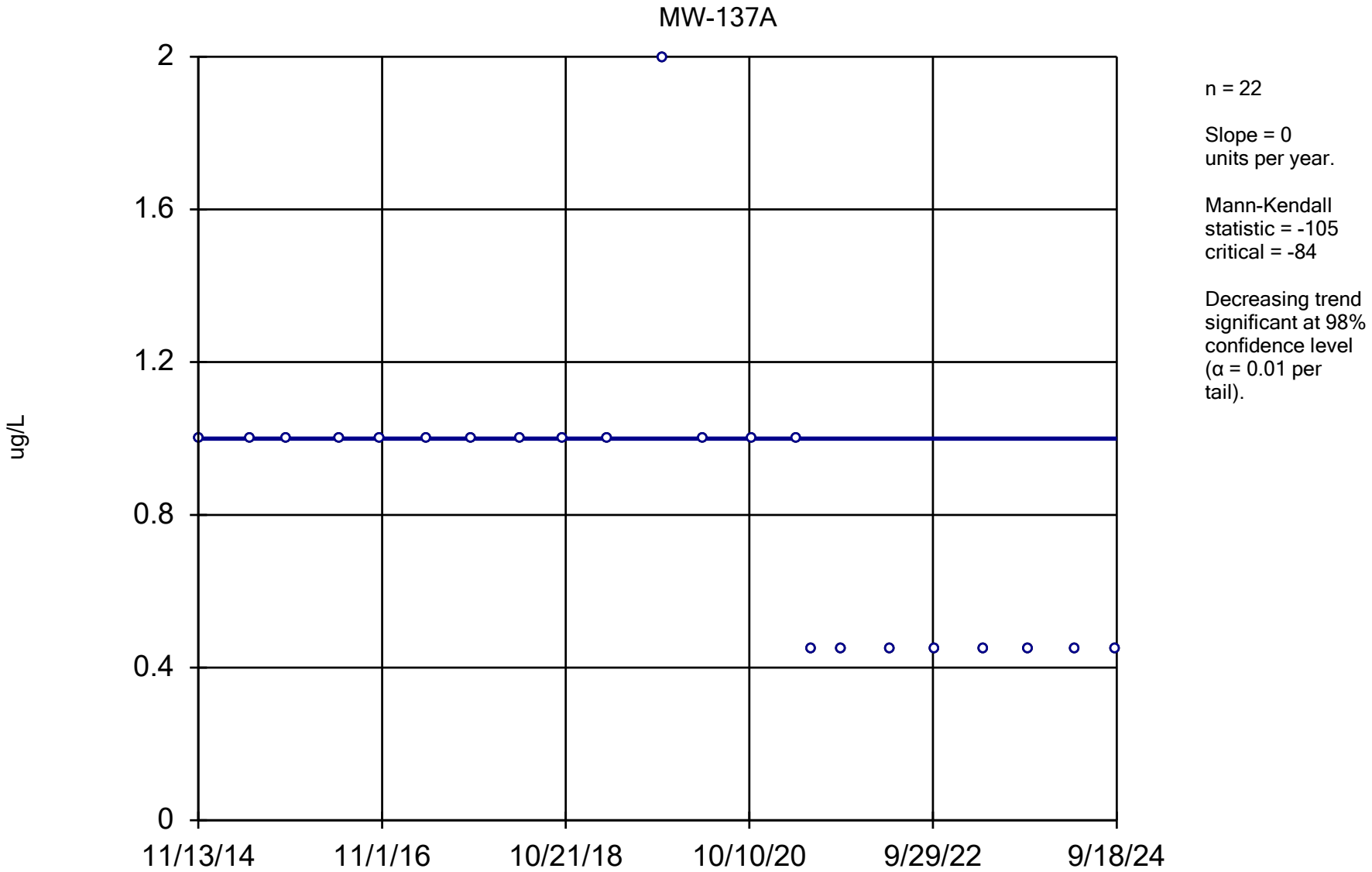

Constituent: 1,1,2-Trichloroethane Analysis Run 12/17/2024 1:45 PM View: All Wells - Appendix I VOCs

DMASWA Data: DMASWA Database_Updated

Sanitas™ v.10.0.15 Software licensed to HDR, Inc. UG
Hollow symbols indicate censored values.

Sen's Slope Estimator

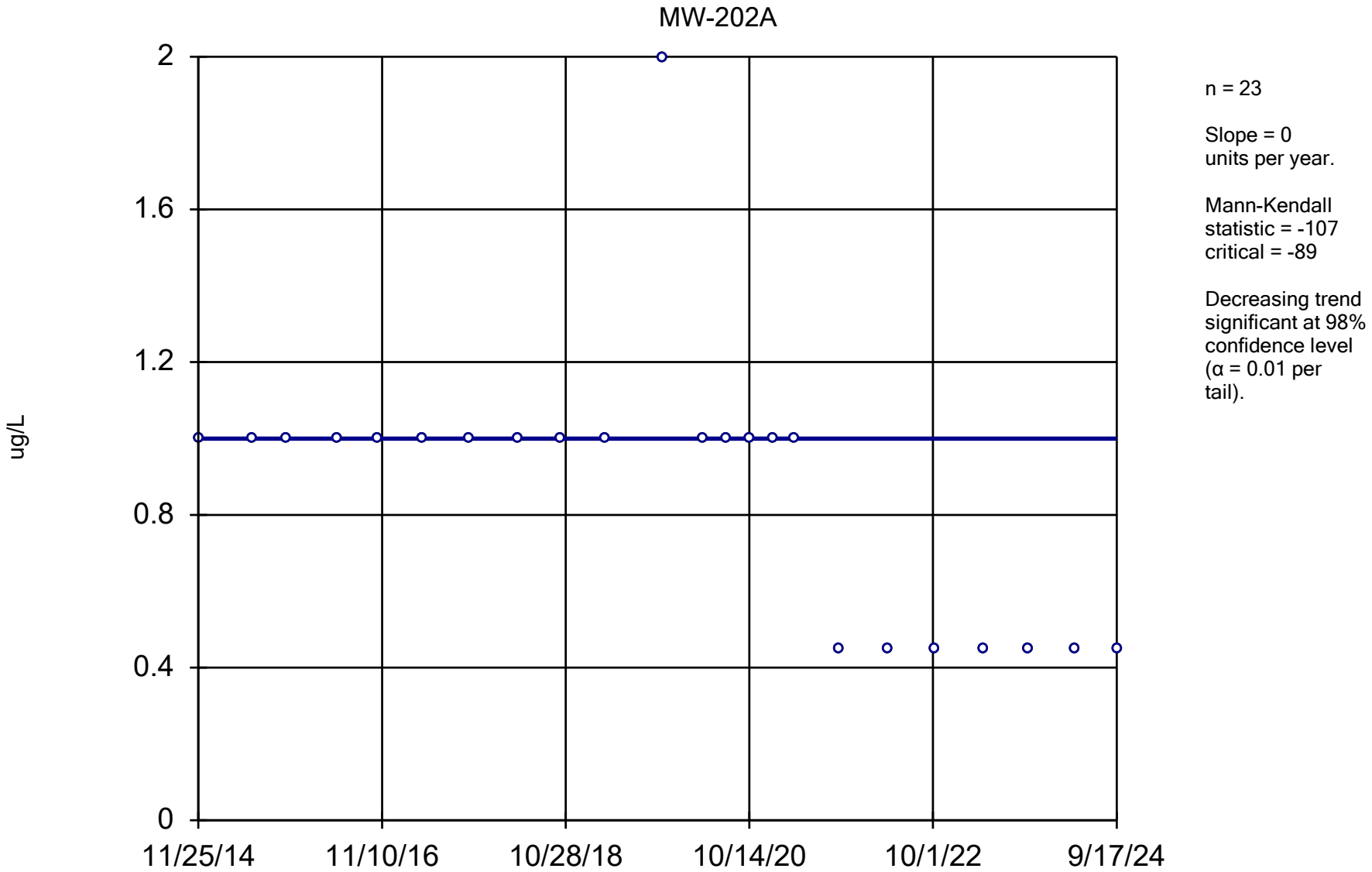

Constituent: 1,1,2-Trichloroethane Analysis Run 12/17/2024 1:45 PM View: All Wells - Appendix I VOCs

DMASWA Data: DMASWA Database_Updated

Sanitas™ v.10.0.15 Software licensed to HDR, Inc. UG
Hollow symbols indicate censored values.

Sen's Slope Estimator

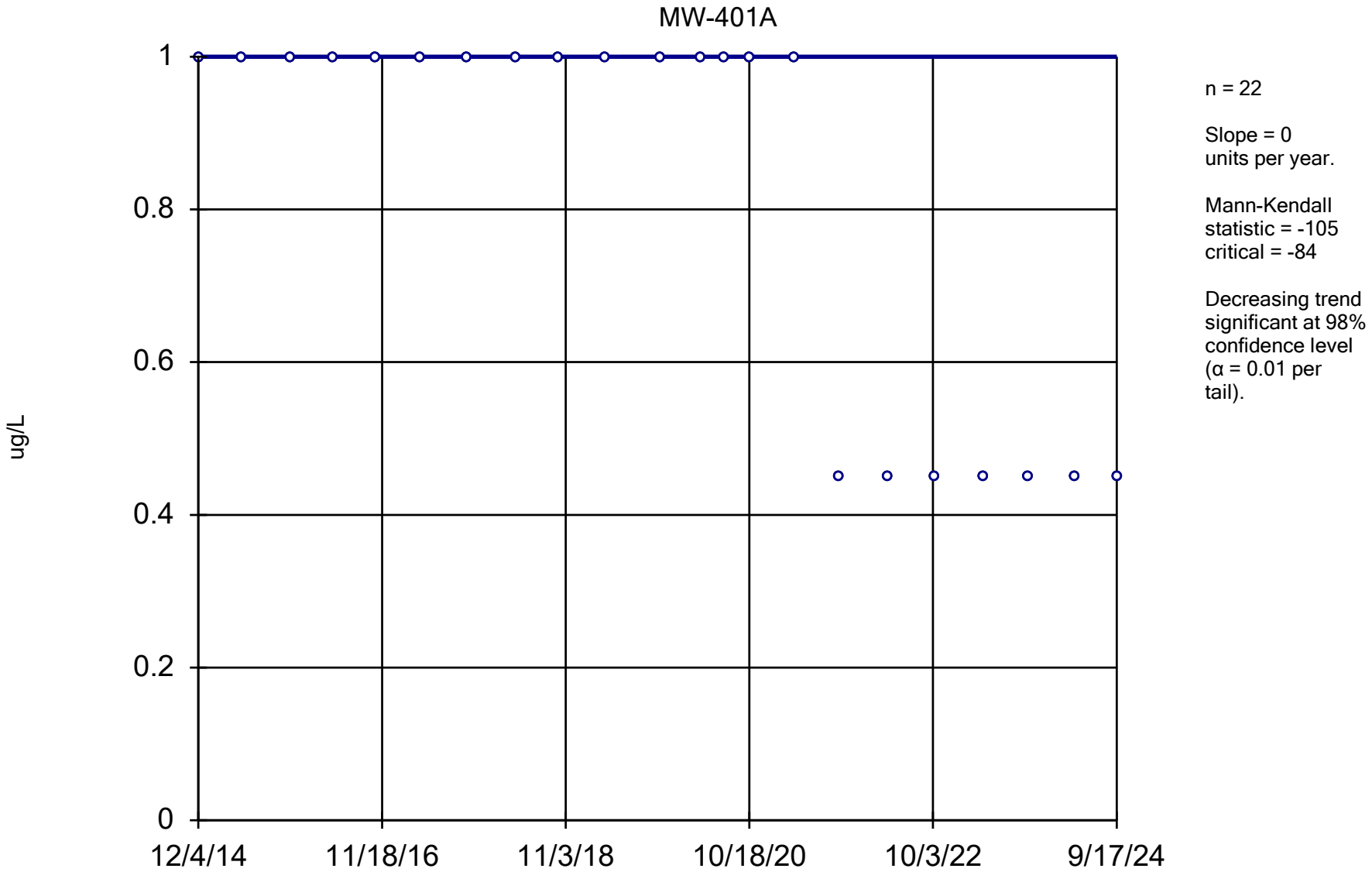

Constituent: 1,1,2-Trichloroethane Analysis Run 12/17/2024 1:45 PM View: All Wells - Appendix I VOCs

DMASWA Data: DMASWA Database_Updated

Sanitas™ v.10.0.15 Software licensed to HDR, Inc. UG
Hollow symbols indicate censored values.

Sen's Slope Estimator

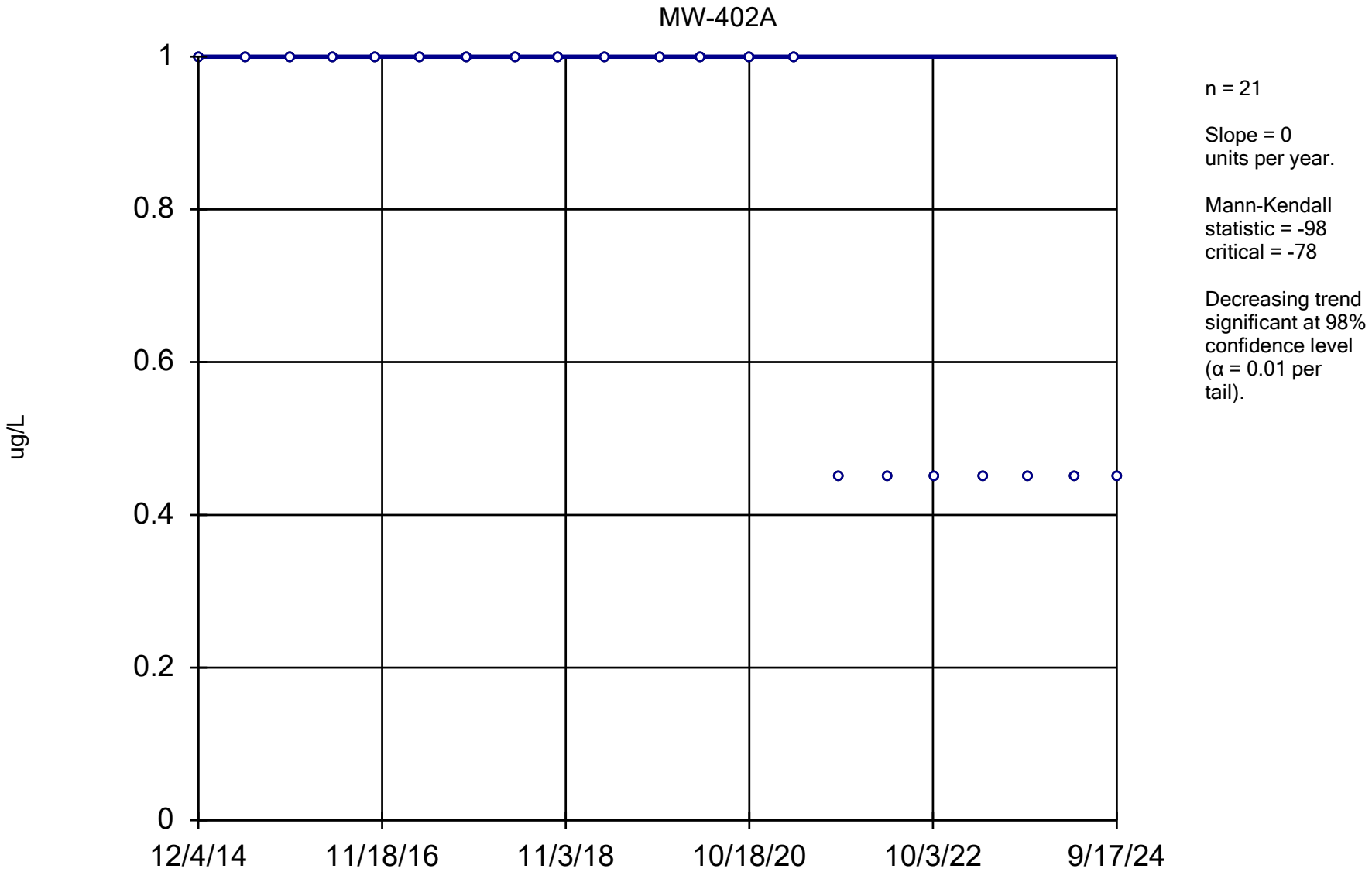

Constituent: 1,1,2-Trichloroethane Analysis Run 12/17/2024 1:45 PM View: All Wells - Appendix I VOCs

DMASWA Data: DMASWA Database_Updated

Sanitas™ v.10.0.15 Software licensed to HDR, Inc. UG
Hollow symbols indicate censored values.

Sen's Slope Estimator

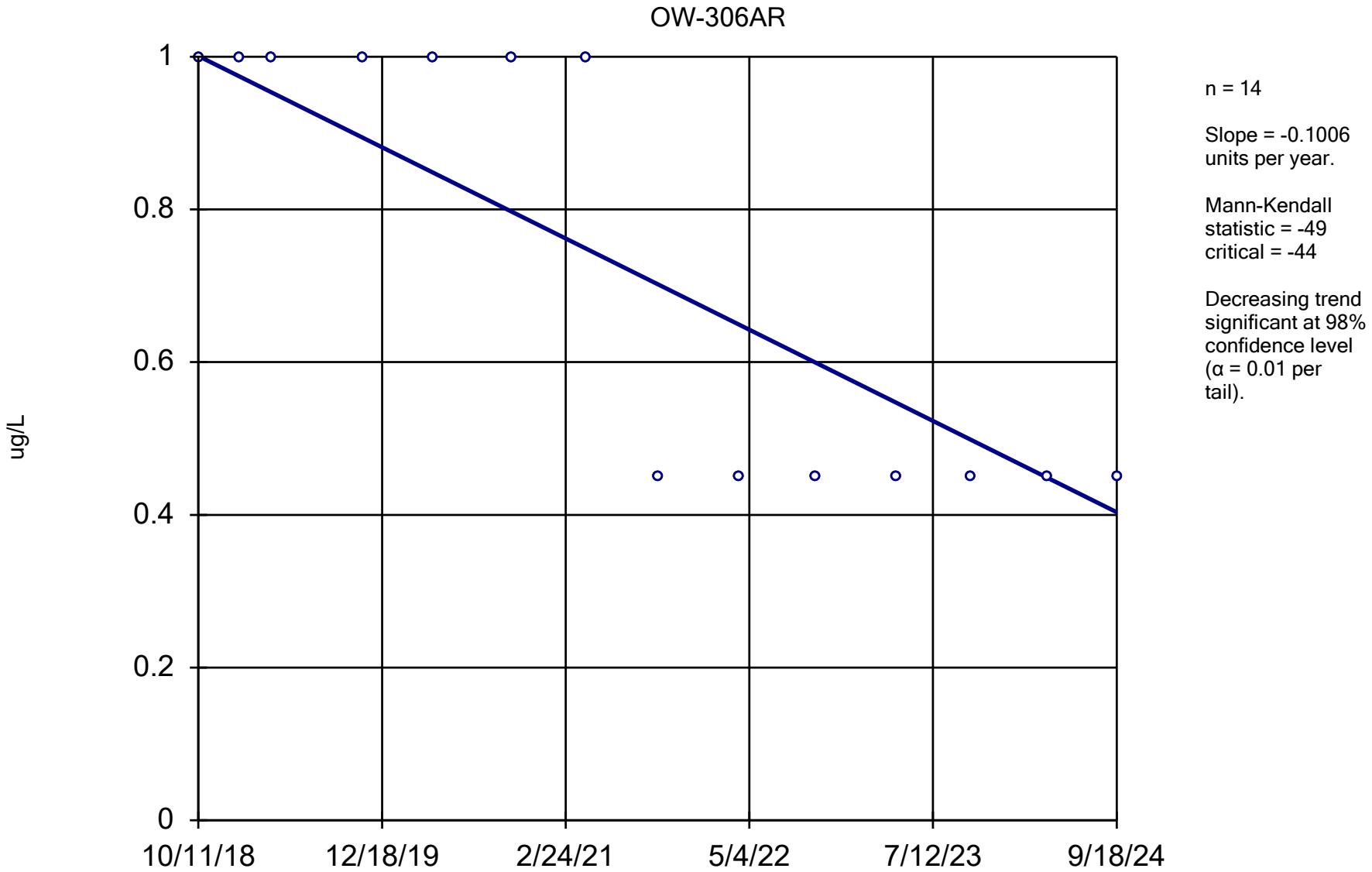

Constituent: 1,1,2-Trichloroethane Analysis Run 12/17/2024 1:45 PM View: All Wells - Appendix I VOCs

DMASWA Data: DMASWA Database_Updated

Sanitas™ v.10.0.15 Software licensed to HDR, Inc. UG
Hollow symbols indicate censored values.

Sen's Slope Estimator

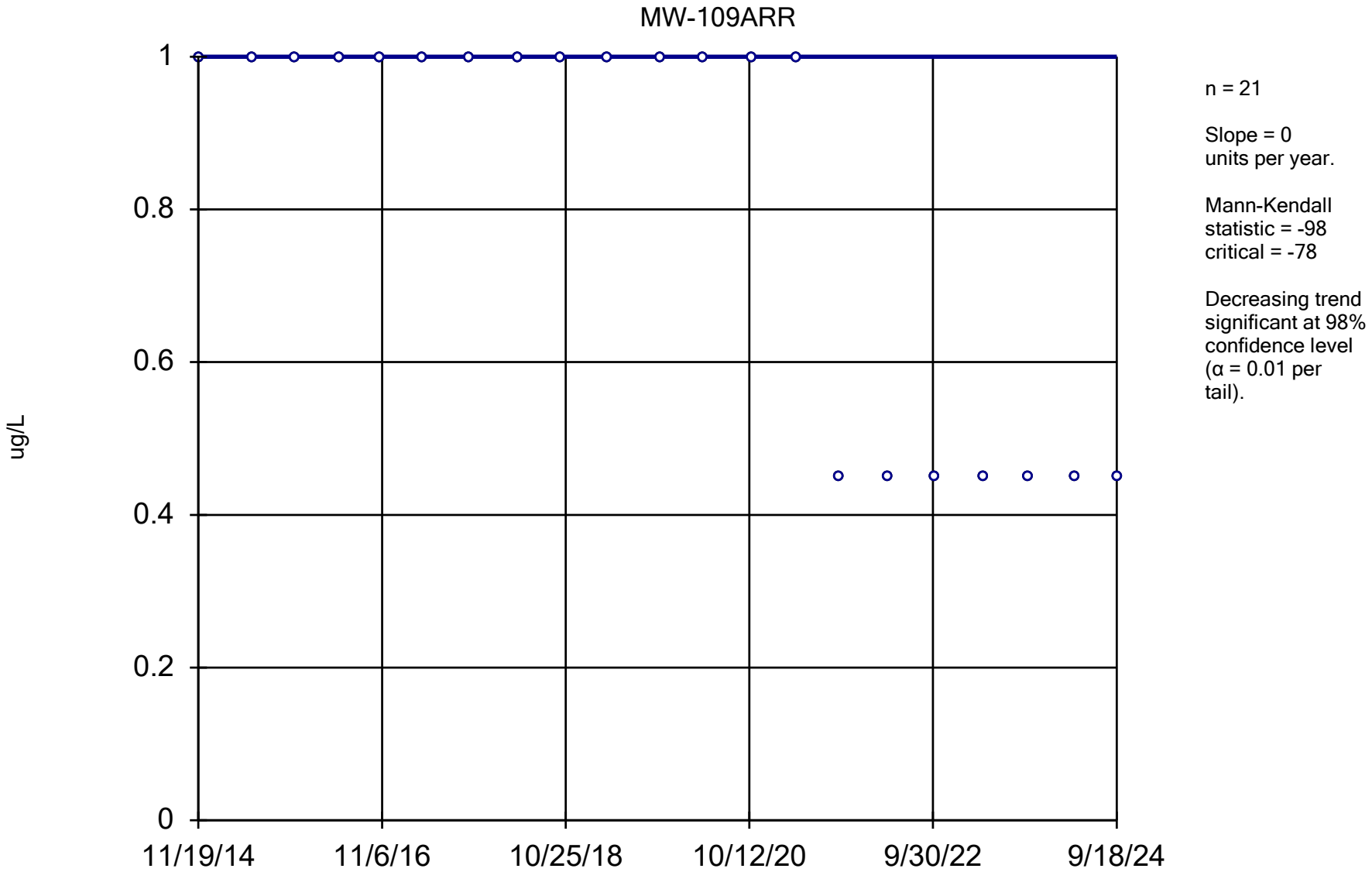

Constituent: 1,1,2-Trichloroethane Analysis Run 12/17/2024 1:45 PM View: All Wells - Appendix I VOCs

DMASWA Data: DMASWA Database_Updated

Sanitas™ v.10.0.15 Software licensed to HDR, Inc. UG
Hollow symbols indicate censored values.

Sen's Slope Estimator

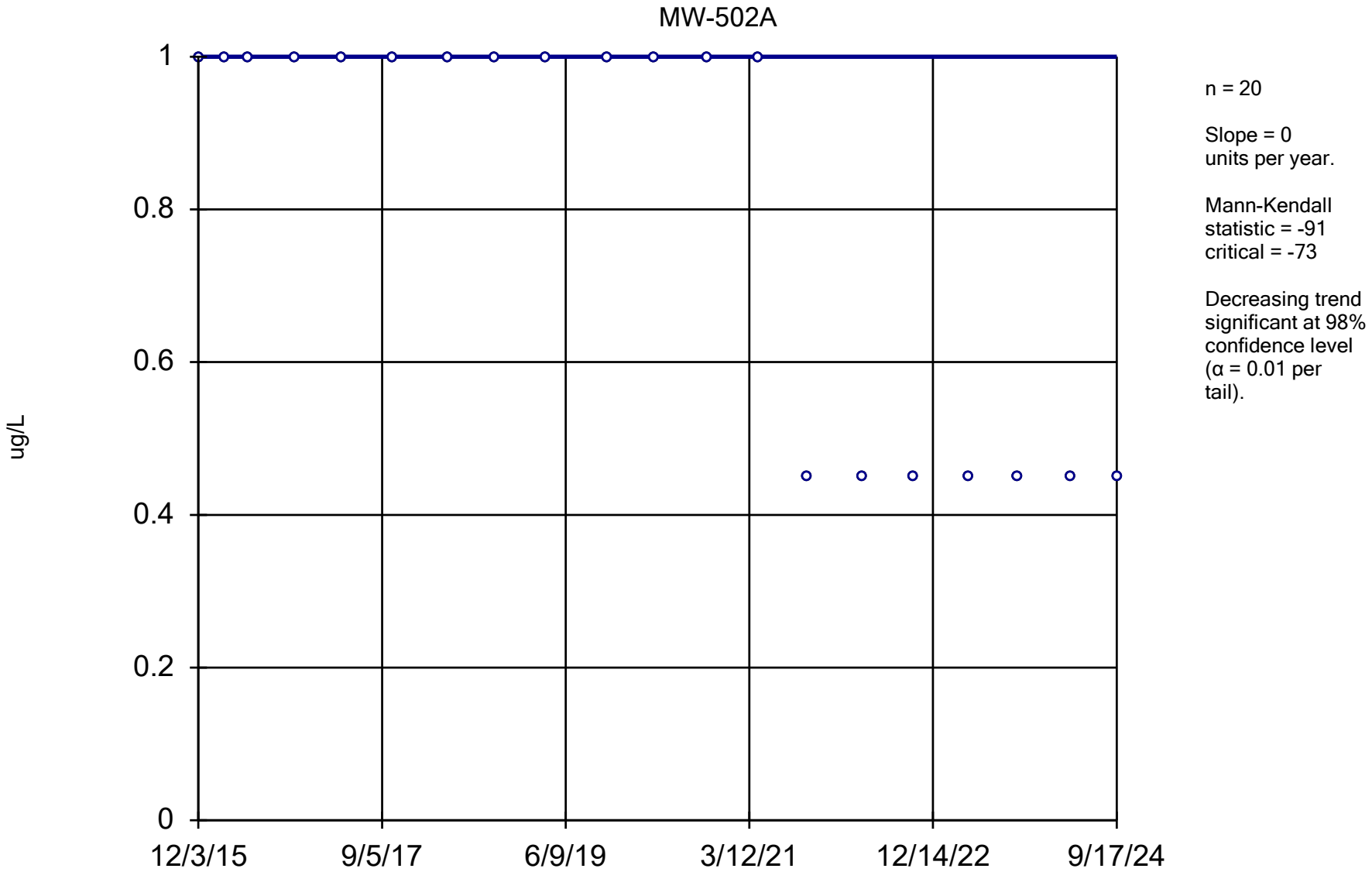

Constituent: 1,1,2-Trichloroethane Analysis Run 12/17/2024 1:45 PM View: All Wells - Appendix I VOCs

DMASWA Data: DMASWA Database_Updated

Sanitas™ v.10.0.15 Software licensed to HDR, Inc. UG
Hollow symbols indicate censored values.

Sen's Slope Estimator

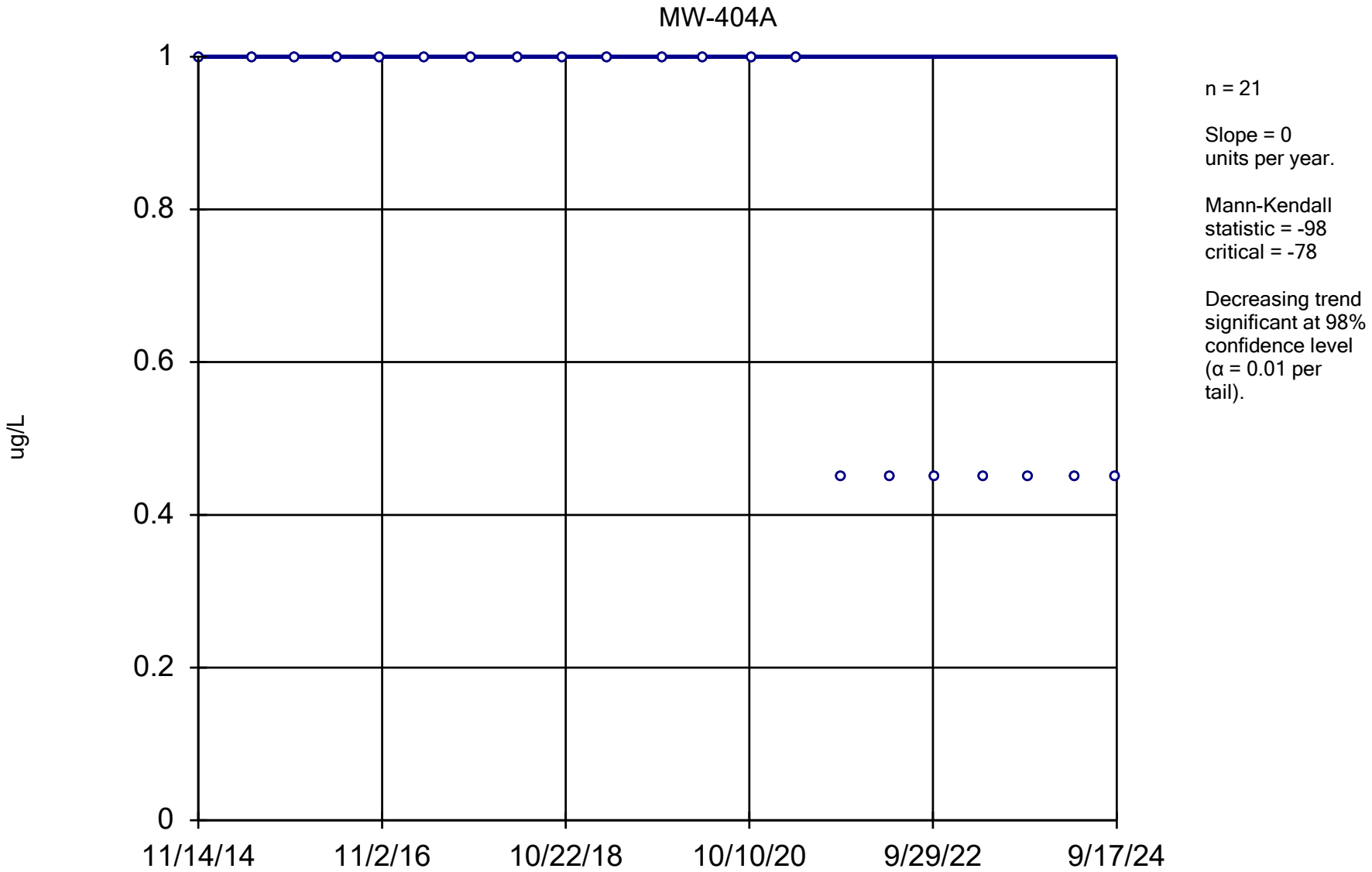

Constituent: 1,1,2-Trichloroethane Analysis Run 12/17/2024 1:45 PM View: All Wells - Appendix I VOCs

DMASWA Data: DMASWA Database_Updated

Sanitas™ v.10.0.15 Software licensed to HDR, Inc. UG
Hollow symbols indicate censored values.

Sen's Slope Estimator

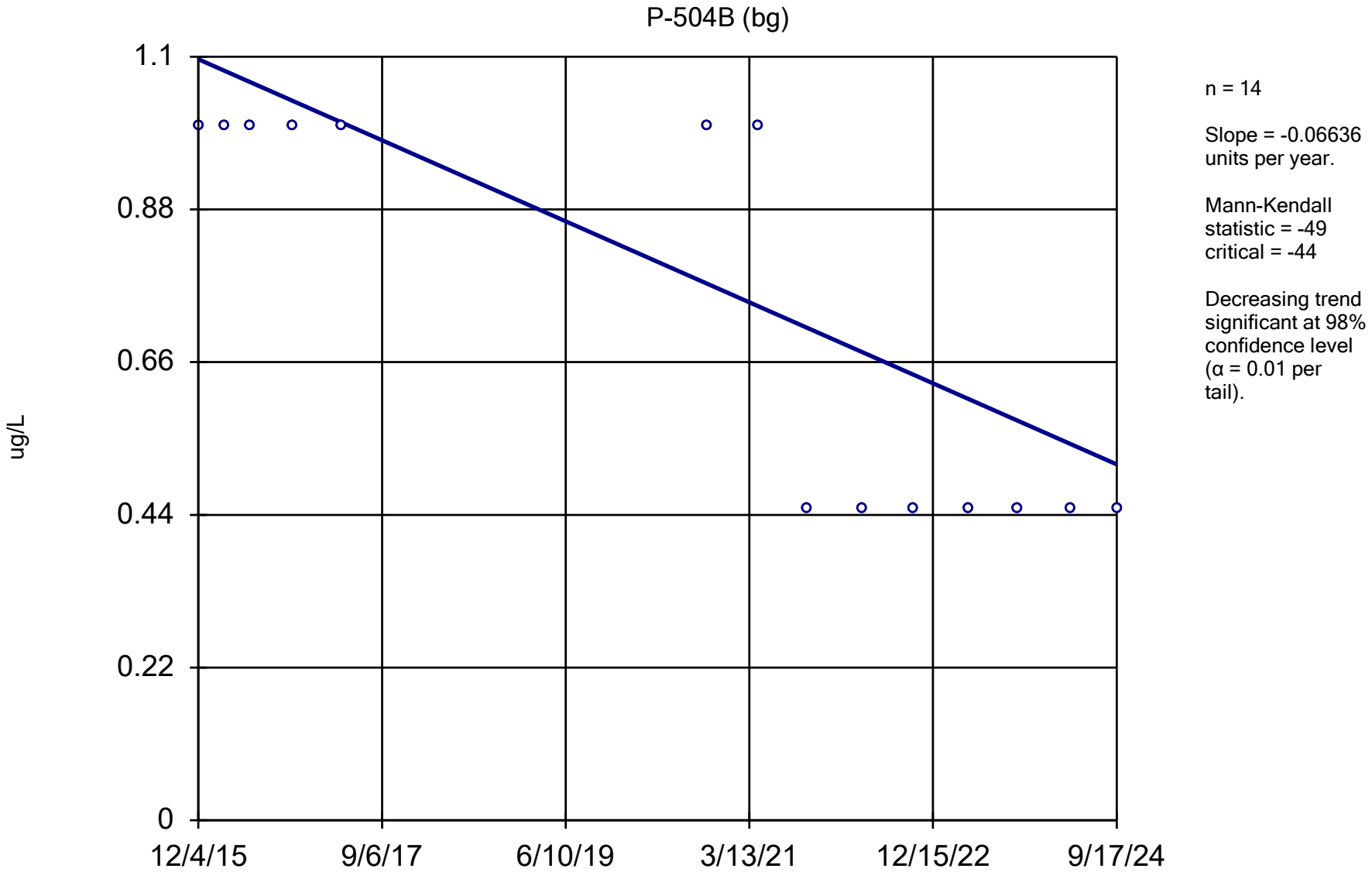

Constituent: 1,1,2-Trichloroethane Analysis Run 12/17/2024 1:45 PM View: All Wells - Appendix I VOCs

DMASWA Data: DMASWA Database_Updated

Sanitas™ v.10.0.15 Software licensed to HDR, Inc. UG
Hollow symbols indicate censored values.

Sen's Slope Estimator

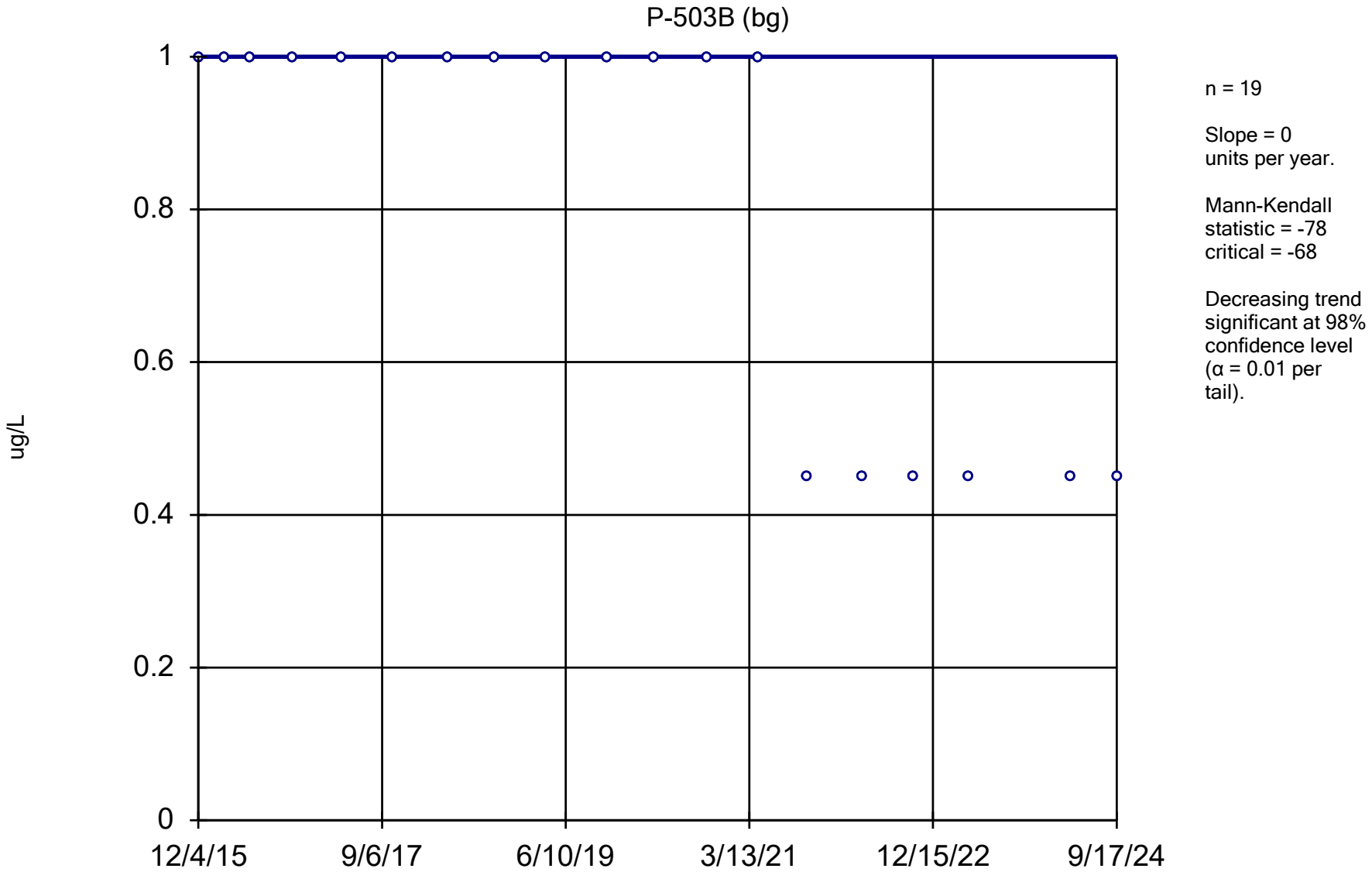

Constituent: 1,1,2-Trichloroethane Analysis Run 12/17/2024 1:45 PM View: All Wells - Appendix I VOCs

DMASWA Data: DMASWA Database_Updated

Sanitas™ v.10.0.15 Software licensed to HDR, Inc. UG
Hollow symbols indicate censored values.

Sen's Slope Estimator

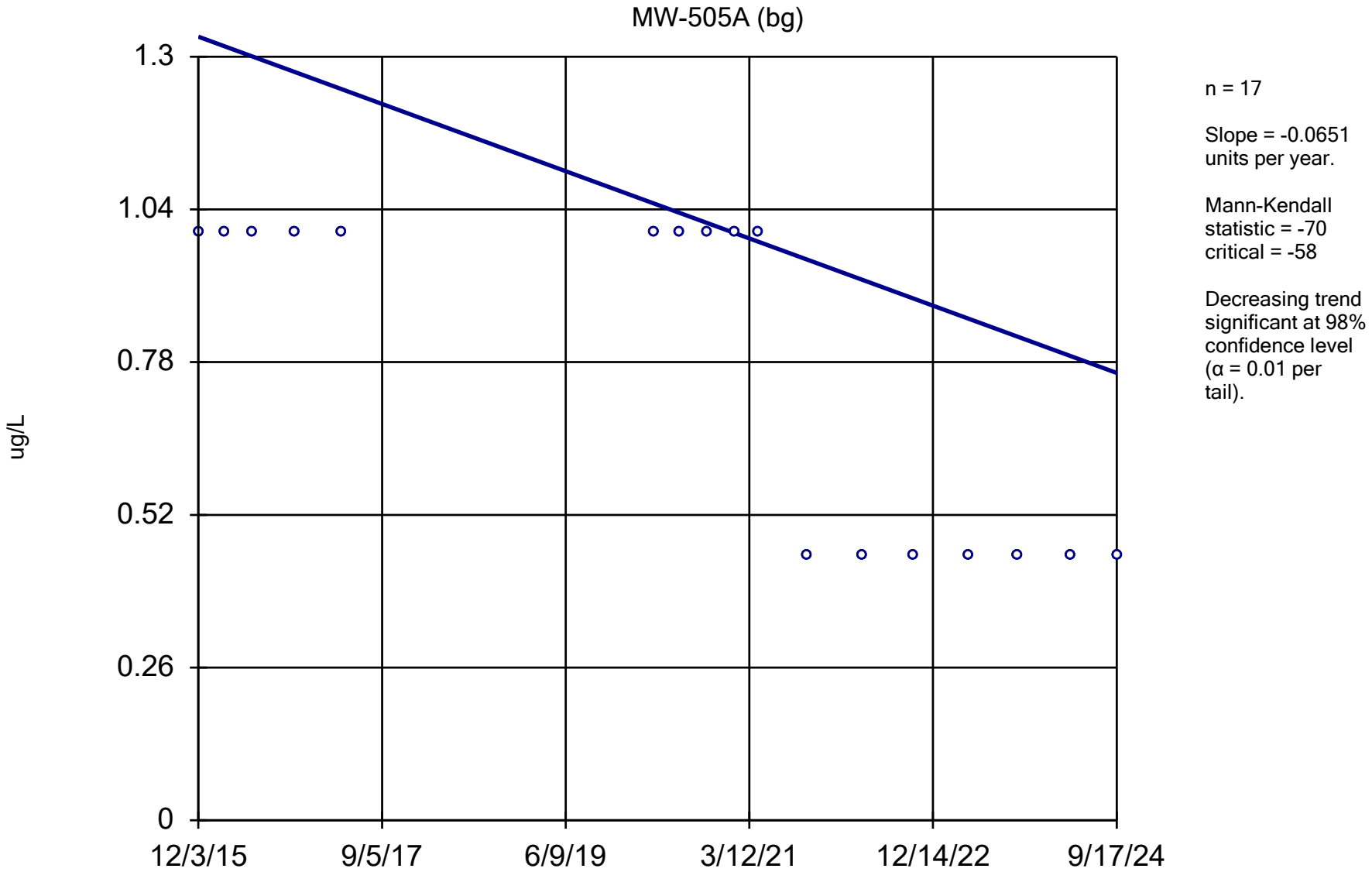

Constituent: 1,1,2-Trichloroethane Analysis Run 12/17/2024 1:45 PM View: All Wells - Appendix I VOCs

DMASWA Data: DMASWA Database_Updated

Sanitas™ v.10.0.15 Software licensed to HDR, Inc. UG
Hollow symbols indicate censored values.

Sen's Slope Estimator

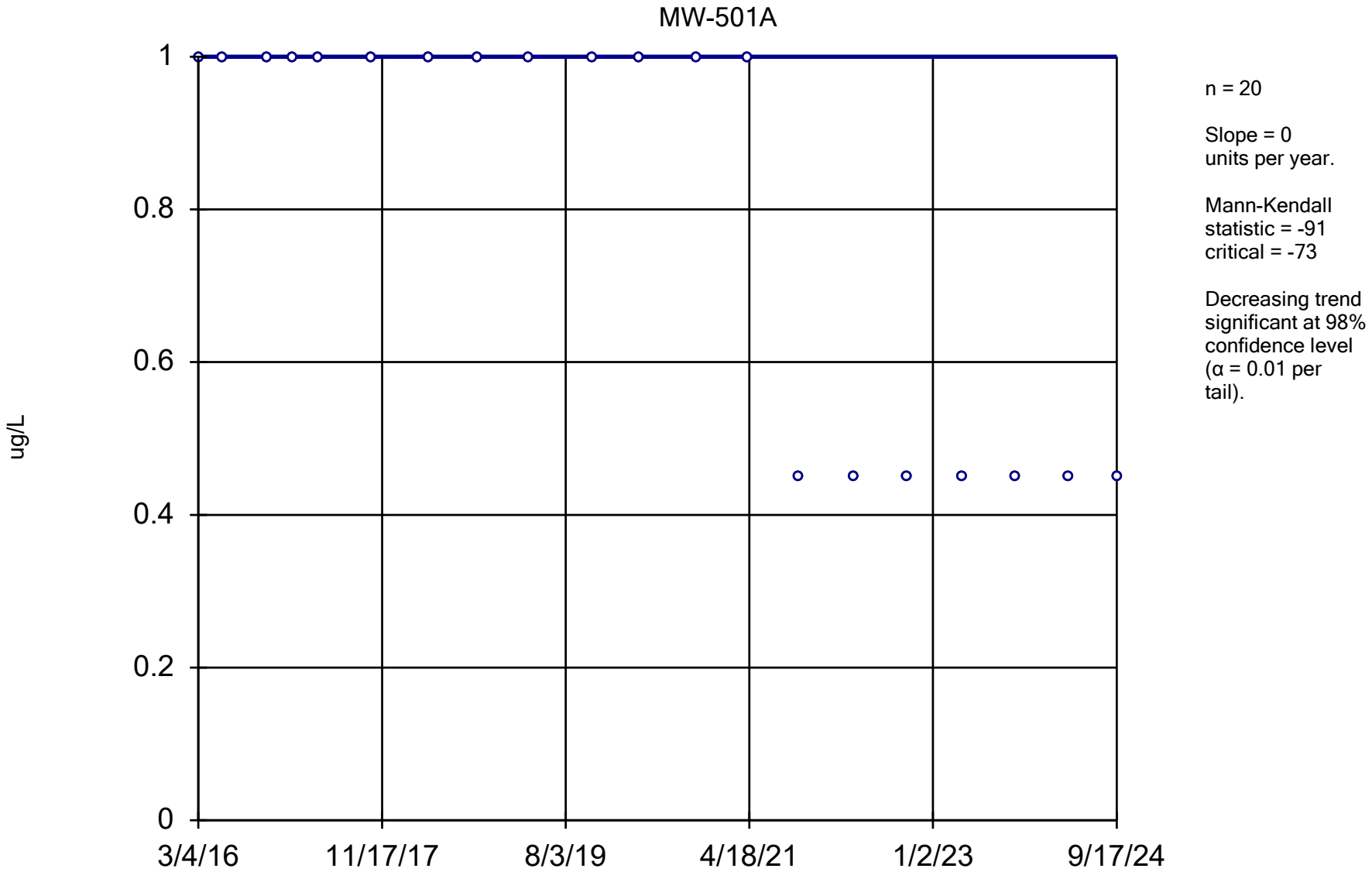

Constituent: 1,1,2-Trichloroethane Analysis Run 12/17/2024 1:45 PM View: All Wells - Appendix I VOCs

DMASWA Data: DMASWA Database_Updated

Sanitas™ v.10.0.15 Software licensed to HDR, Inc. UG
Hollow symbols indicate censored values.

Sen's Slope Estimator

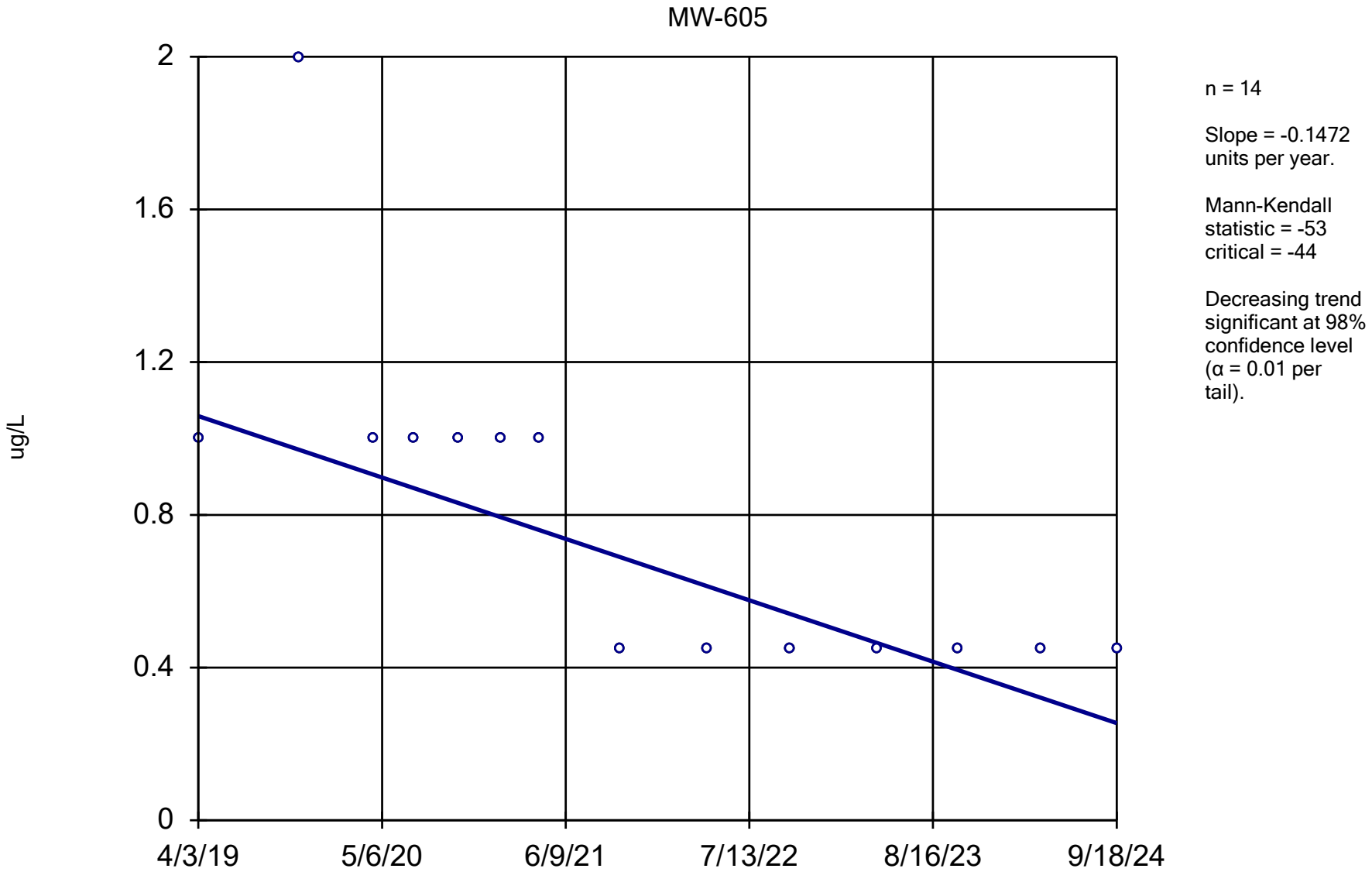

Constituent: 1,1,2-Trichloroethane Analysis Run 12/17/2024 1:45 PM View: All Wells - Appendix I VOCs

DMASWA Data: DMASWA Database_Updated

Sanitas™ v.10.0.15 Software licensed to HDR, Inc. UG
Hollow symbols indicate censored values.

Sen's Slope Estimator

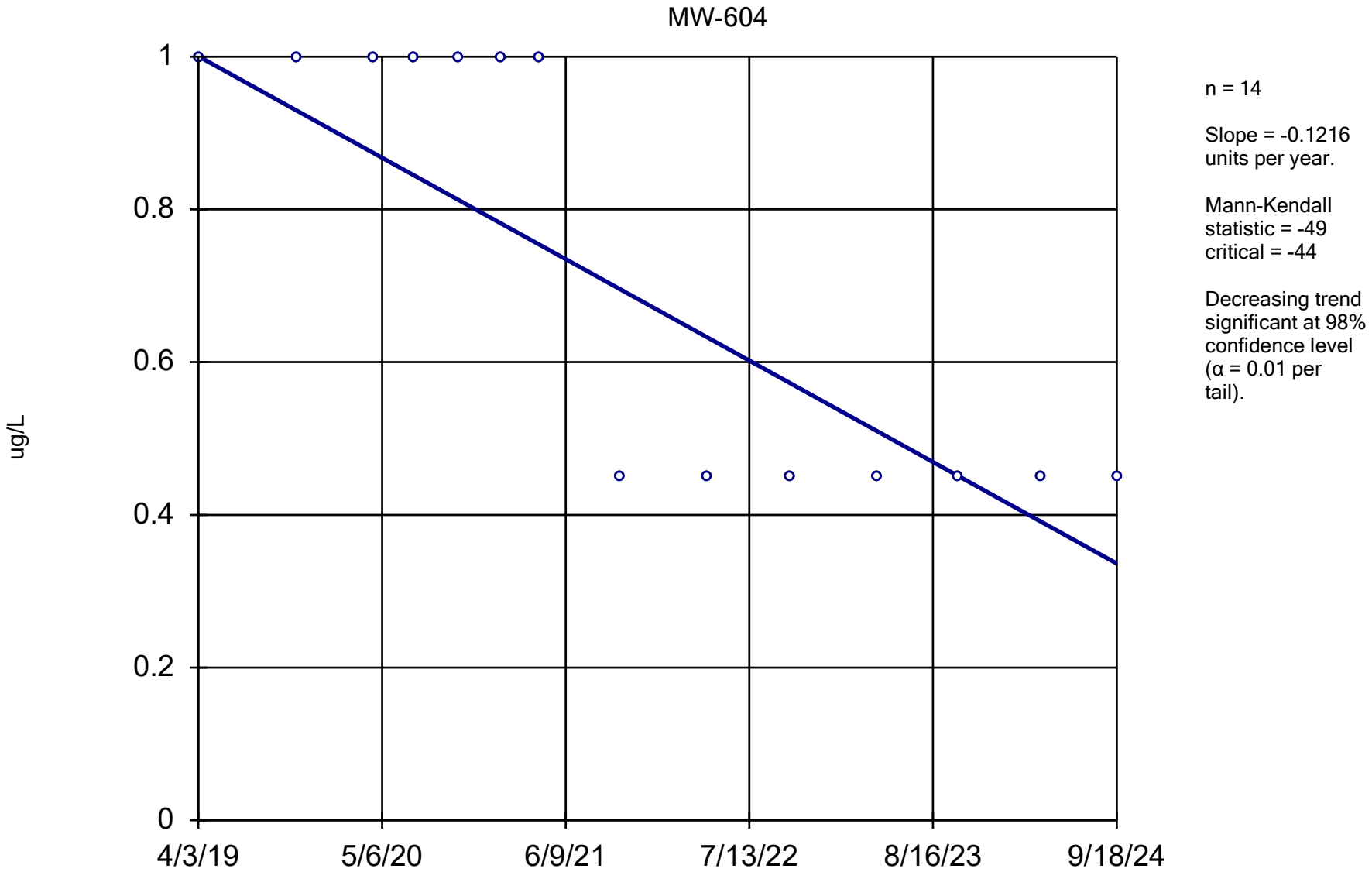

Constituent: 1,1,2-Trichloroethane Analysis Run 12/17/2024 1:45 PM View: All Wells - Appendix I VOCs

DMASWA Data: DMASWA Database_Updated

Sanitas™ v.10.0.15 Software licensed to HDR, Inc. UG
Hollow symbols indicate censored values.

Sen's Slope Estimator

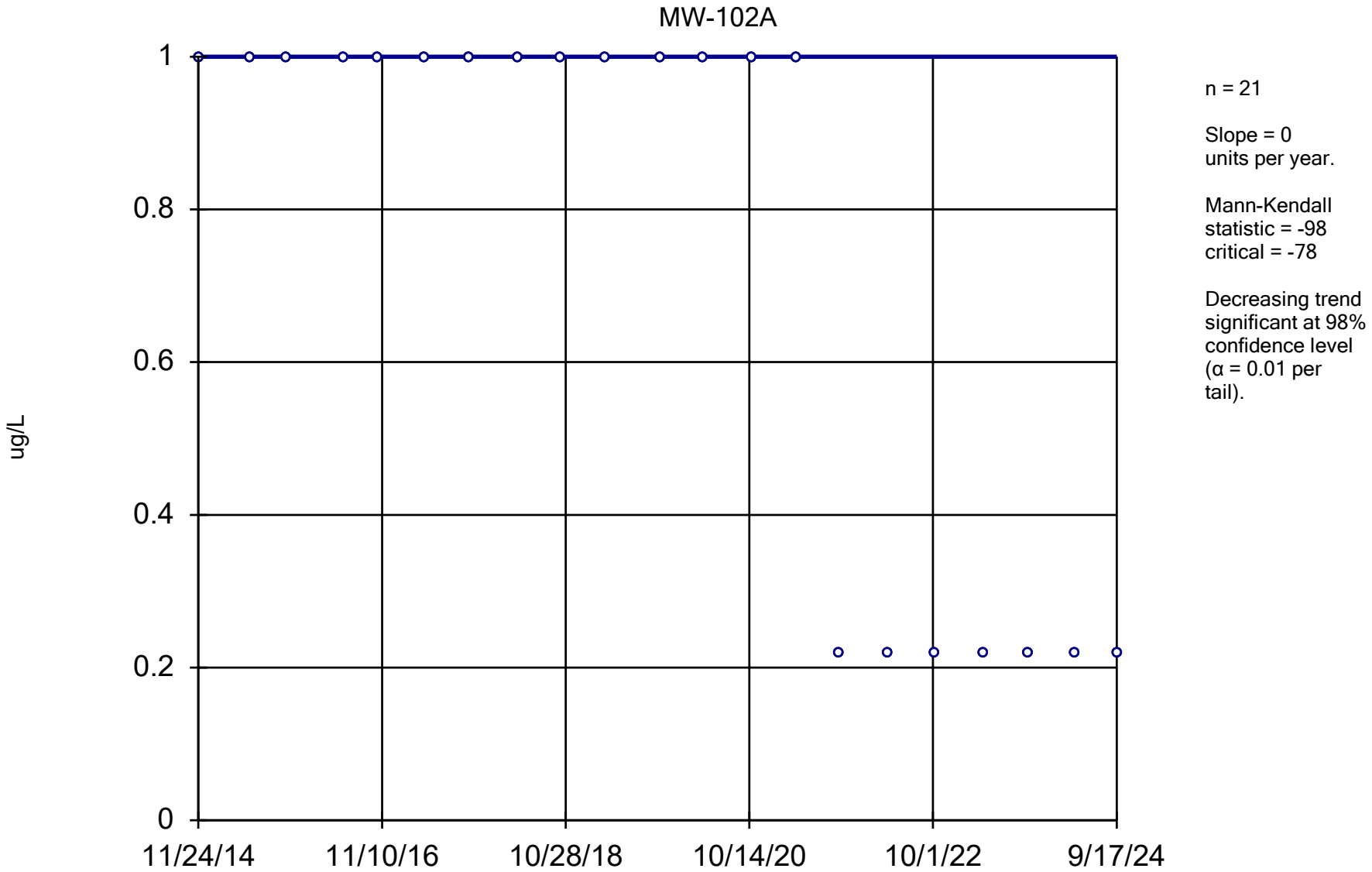

Constituent: 1,1-Dichloroethane Analysis Run 12/17/2024 1:45 PM View: All Wells - Appendix I VOCs

DMASWA Data: DMASWA Database_Updated

Sanitas™ v.10.0.15 Software licensed to HDR, Inc. UG
Hollow symbols indicate censored values.

Sen's Slope Estimator

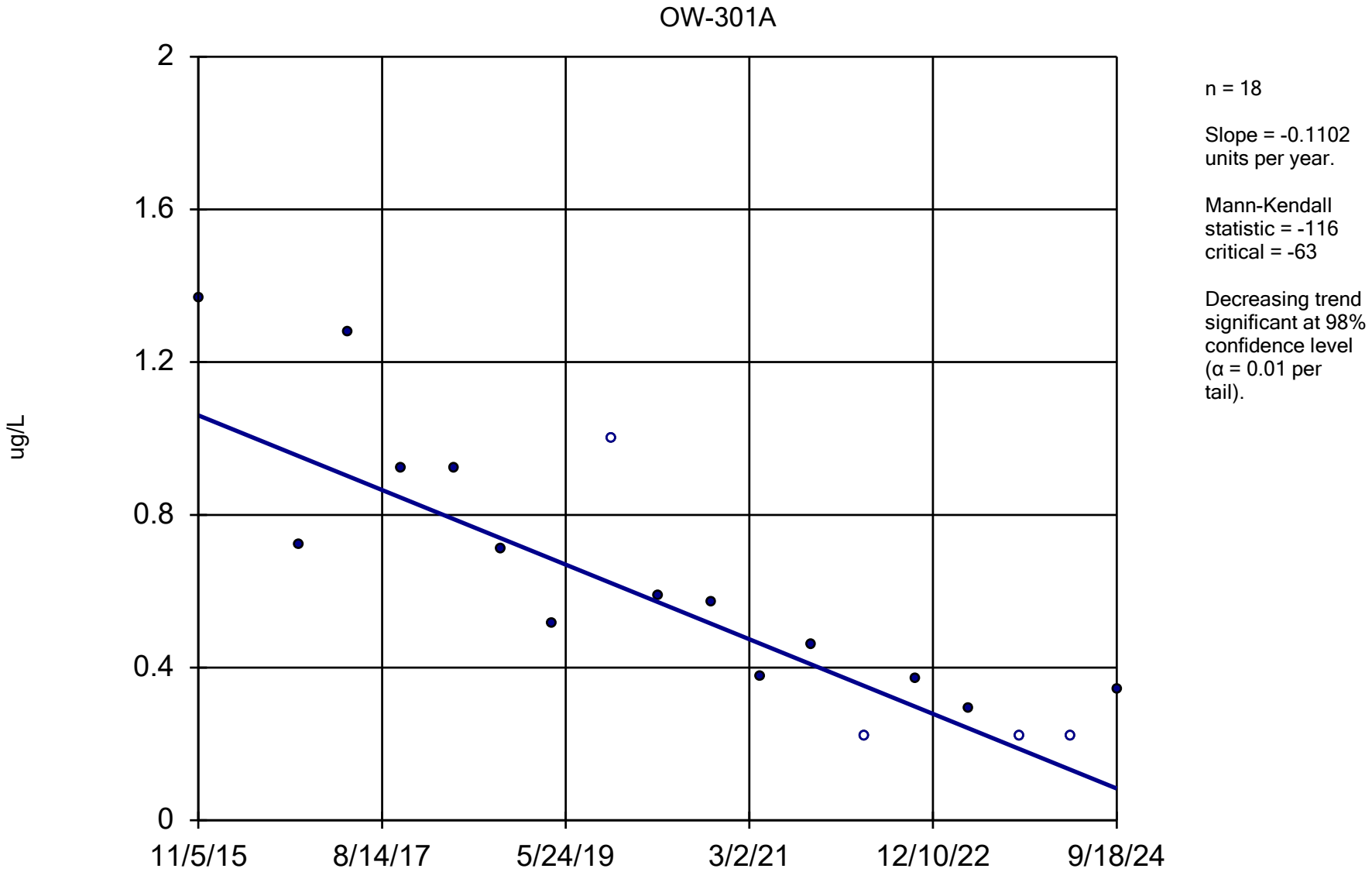

Constituent: 1,1-Dichloroethane Analysis Run 12/17/2024 1:45 PM View: All Wells - Appendix I VOCs

DMASWA Data: DMASWA Database_Updated

Sanitas™ v.10.0.15 Software licensed to HDR, Inc. UG
Hollow symbols indicate censored values.

Sen's Slope Estimator

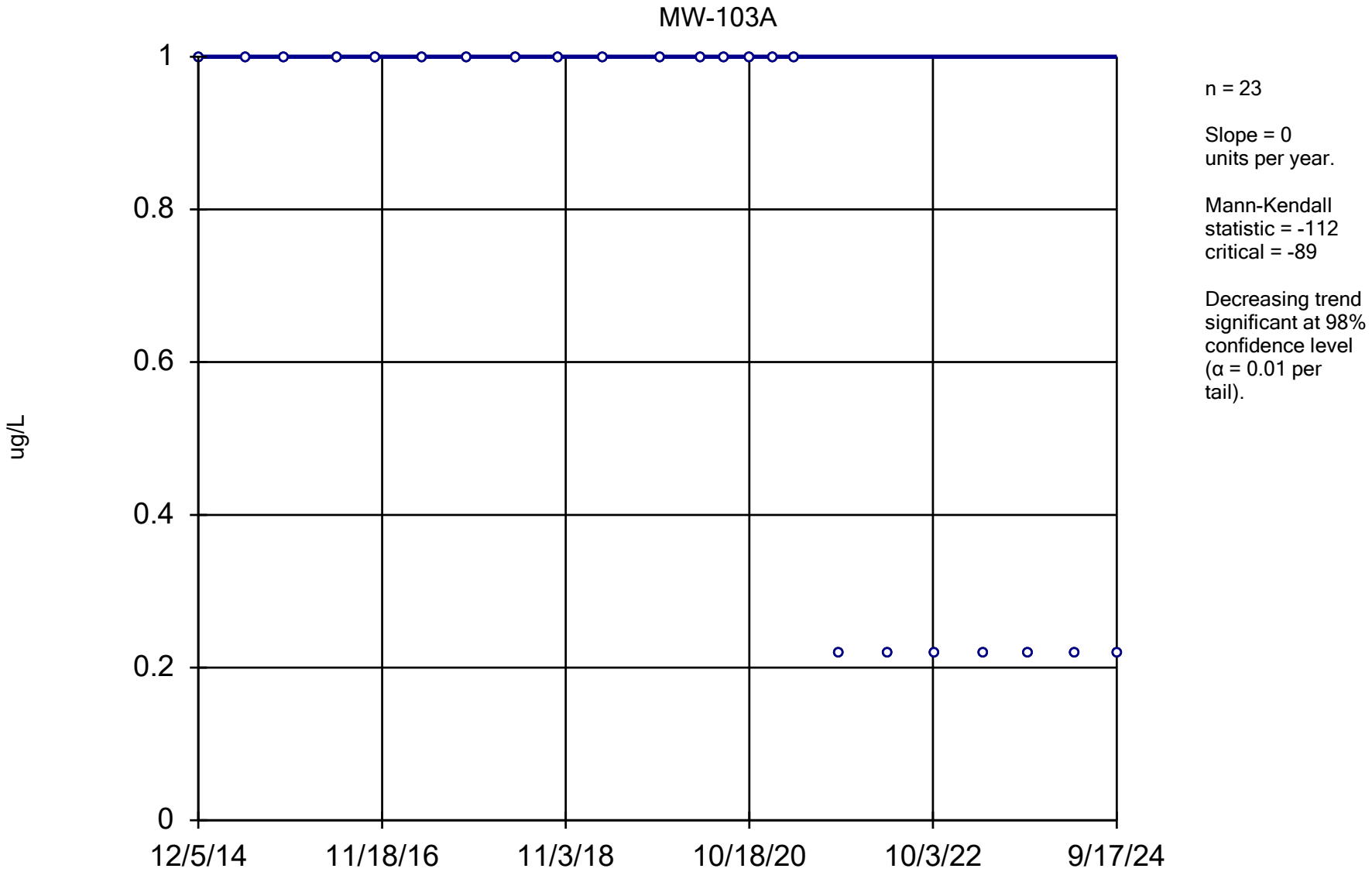

Constituent: 1,1-Dichloroethane Analysis Run 12/17/2024 1:46 PM View: All Wells - Appendix I VOCs

DMASWA Data: DMASWA Database_Updated

Sanitas™ v.10.0.15 Software licensed to HDR, Inc. UG
Hollow symbols indicate censored values.

Sen's Slope Estimator

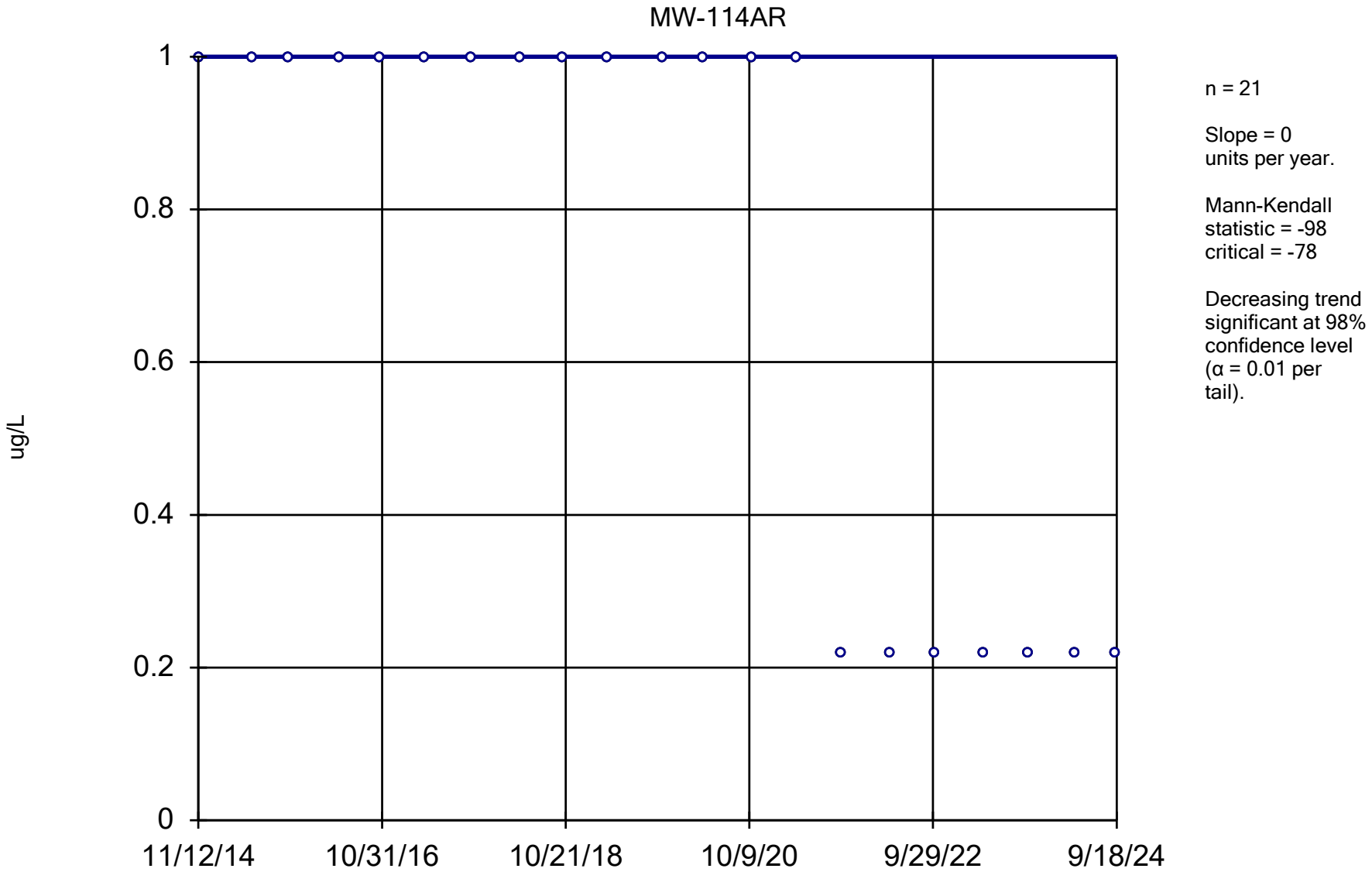

Constituent: 1,1-Dichloroethane Analysis Run 12/17/2024 1:46 PM View: All Wells - Appendix I VOCs

DMASWA Data: DMASWA Database_Updated

Sanitas™ v.10.0.15 Software licensed to HDR, Inc. UG
Hollow symbols indicate censored values.

Sen's Slope Estimator

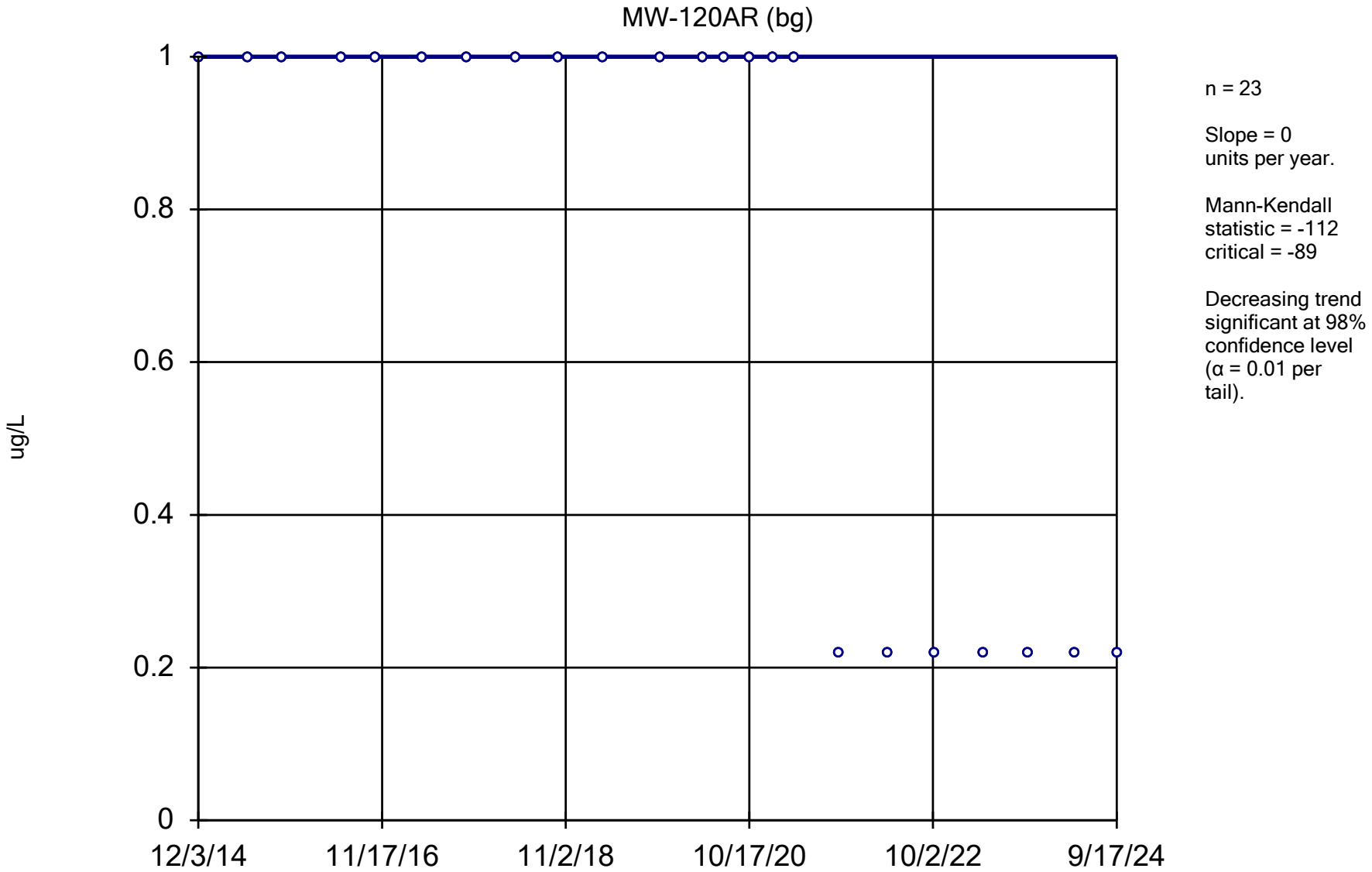

Constituent: 1,1-Dichloroethane Analysis Run 12/17/2024 1:46 PM View: All Wells - Appendix I VOCs

DMASWA Data: DMASWA Database_Updated

Sanitas™ v.10.0.15 Software licensed to HDR, Inc. UG
Hollow symbols indicate censored values.

Sen's Slope Estimator

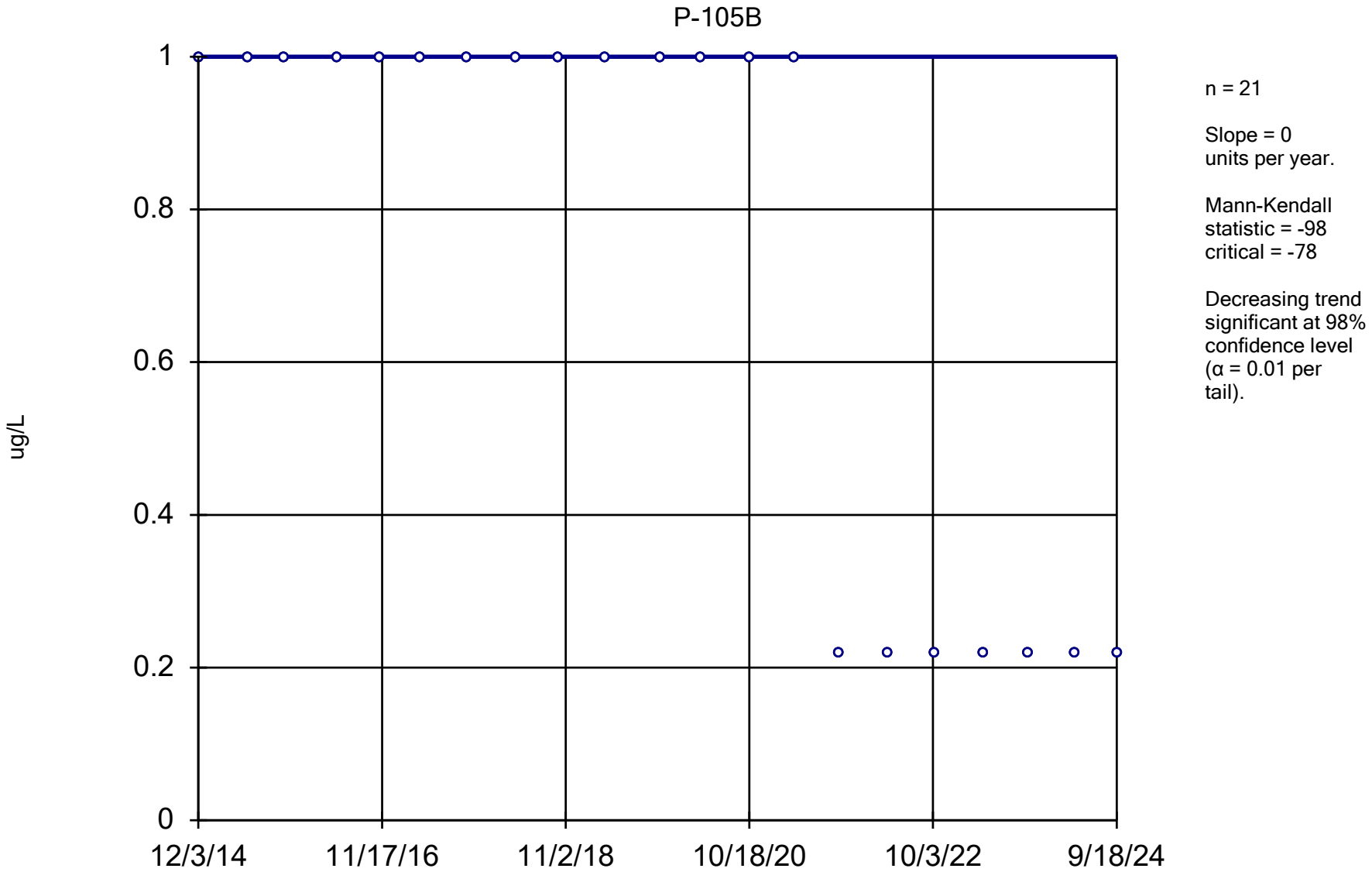

Constituent: 1,1-Dichloroethane Analysis Run 12/17/2024 1:46 PM View: All Wells - Appendix I VOCs

DMASWA Data: DMASWA Database_Updated

Sanitas™ v.10.0.15 Software licensed to HDR, Inc. UG
Hollow symbols indicate censored values.

Sen's Slope Estimator

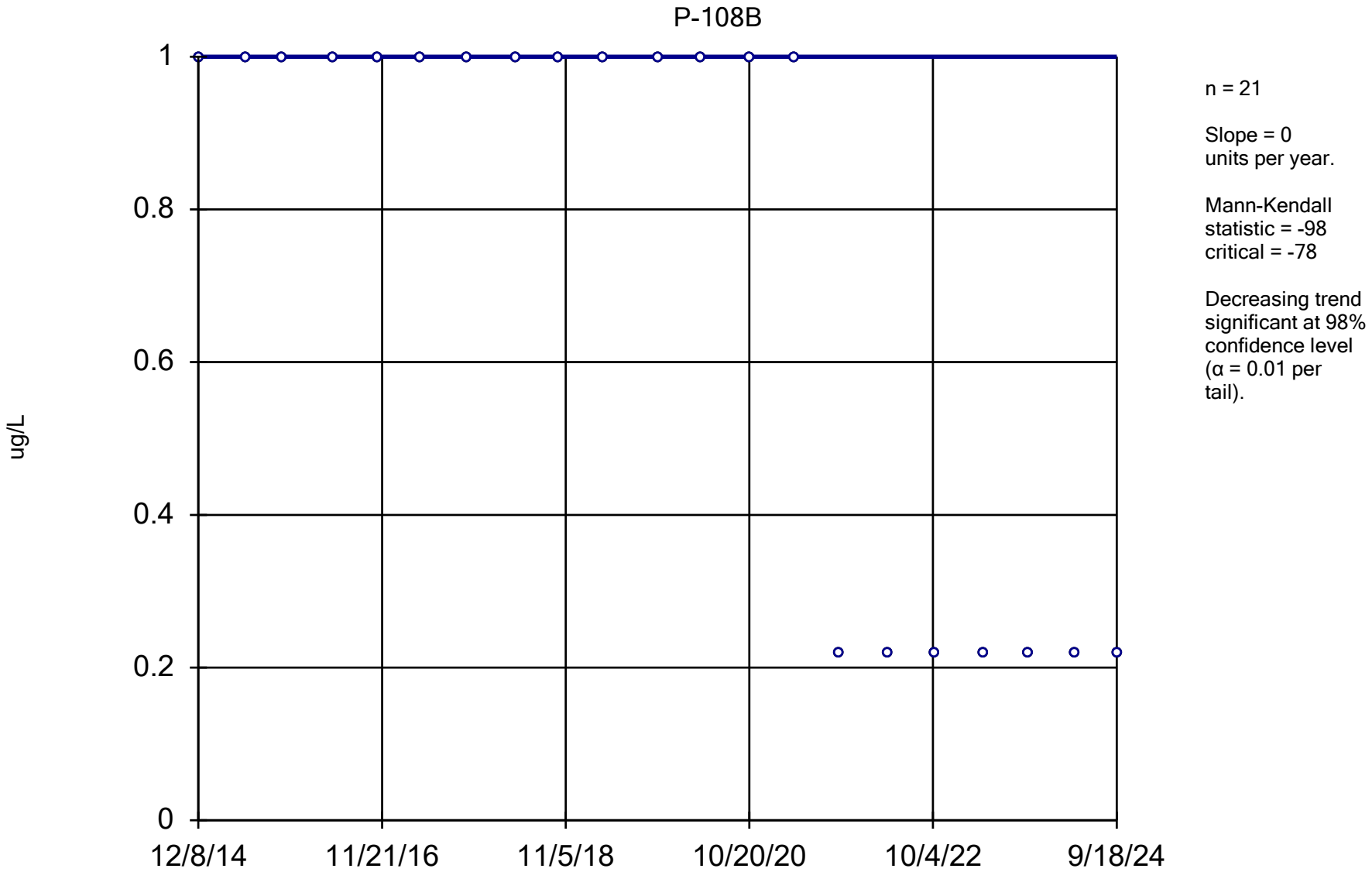

Constituent: 1,1-Dichloroethane Analysis Run 12/17/2024 1:46 PM View: All Wells - Appendix I VOCs

DMASWA Data: DMASWA Database_Updated

Sanitas™ v.10.0.15 Software licensed to HDR, Inc. UG
Hollow symbols indicate censored values.

Sen's Slope Estimator

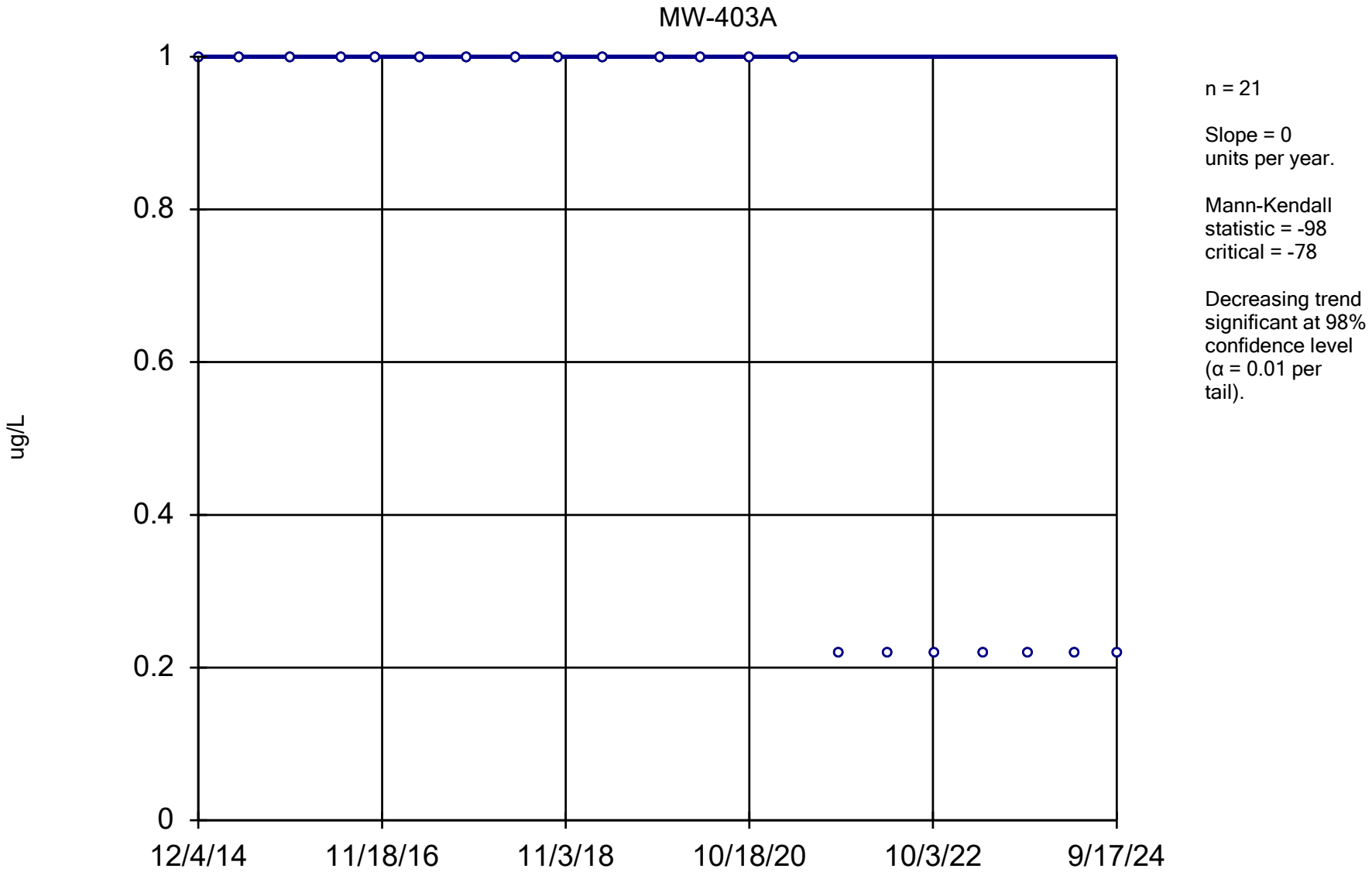

Constituent: 1,1-Dichloroethane Analysis Run 12/17/2024 1:46 PM View: All Wells - Appendix I VOCs

DMASWA Data: DMASWA Database_Updated

Sanitas™ v.10.0.15 Software licensed to HDR, Inc. UG
Hollow symbols indicate censored values.

Sen's Slope Estimator

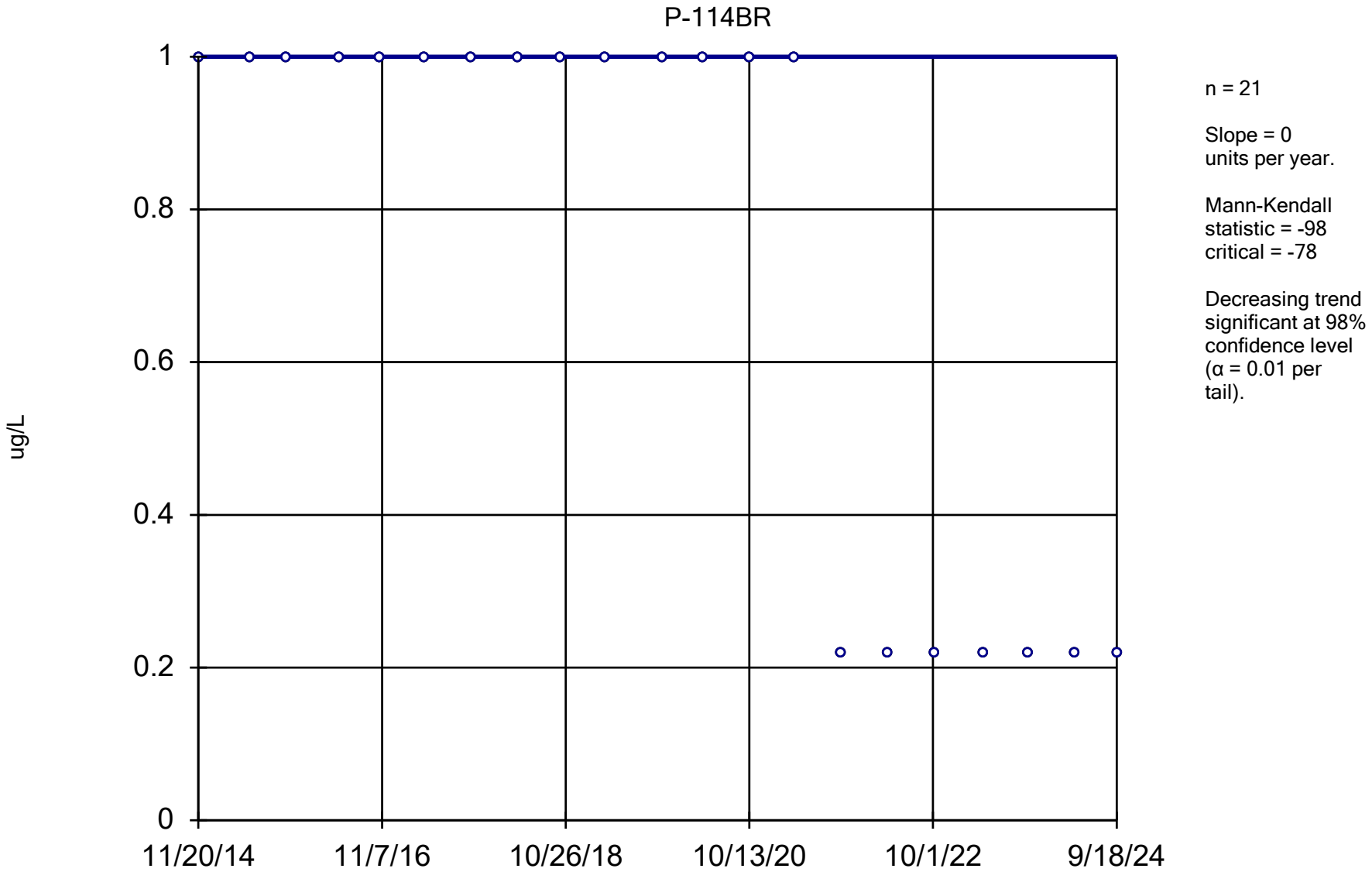

Constituent: 1,1-Dichloroethane Analysis Run 12/17/2024 1:46 PM View: All Wells - Appendix I VOCs

DMASWA Data: DMASWA Database_Updated

Sanitas™ v.10.0.15 Software licensed to HDR, Inc. UG
Hollow symbols indicate censored values.

Sen's Slope Estimator

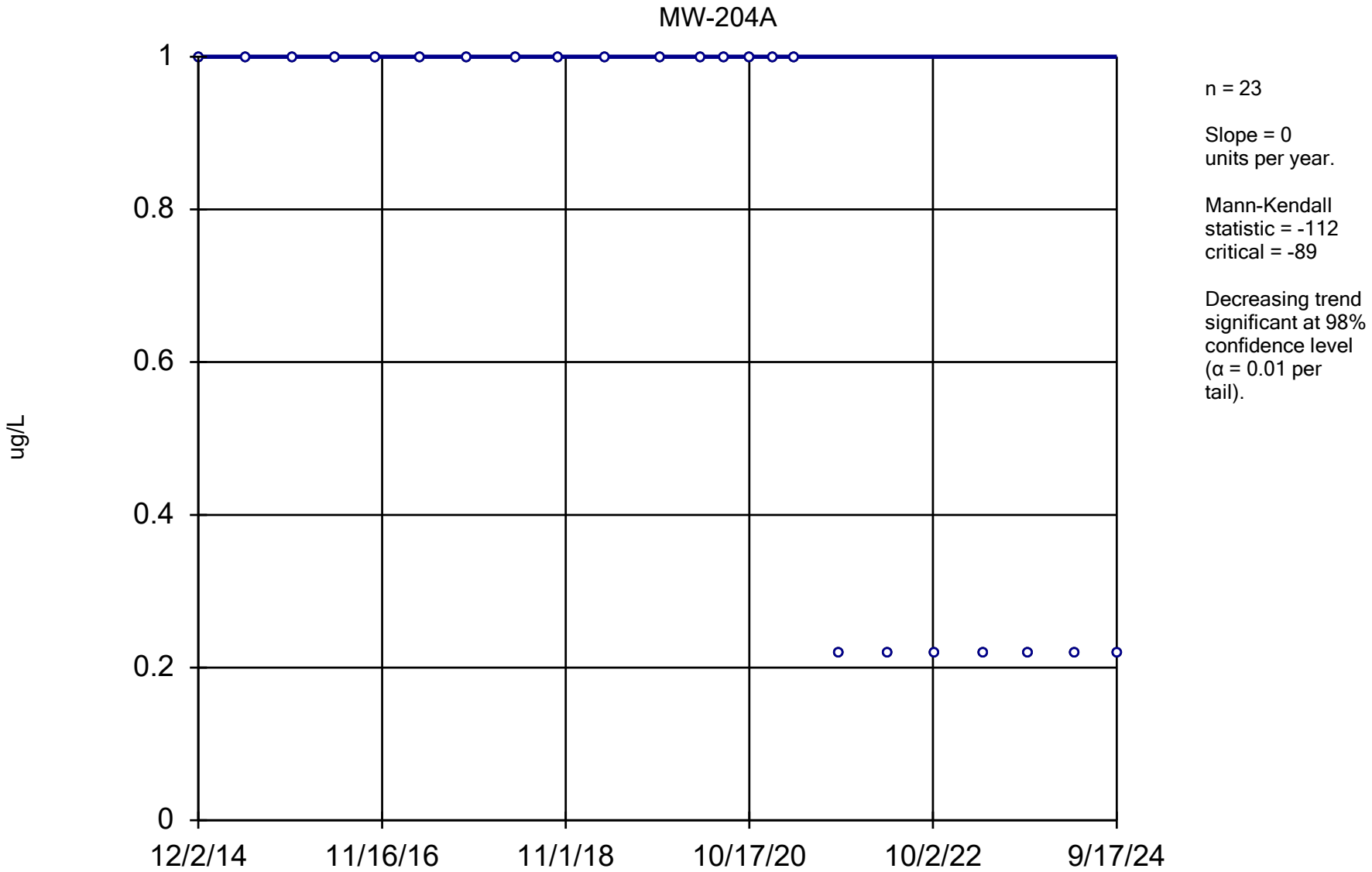

Constituent: 1,1-Dichloroethane Analysis Run 12/17/2024 1:46 PM View: All Wells - Appendix I VOCs

DMASWA Data: DMASWA Database_Updated

Sanitas™ v.10.0.15 Software licensed to HDR, Inc. UG
Hollow symbols indicate censored values.

Sen's Slope Estimator

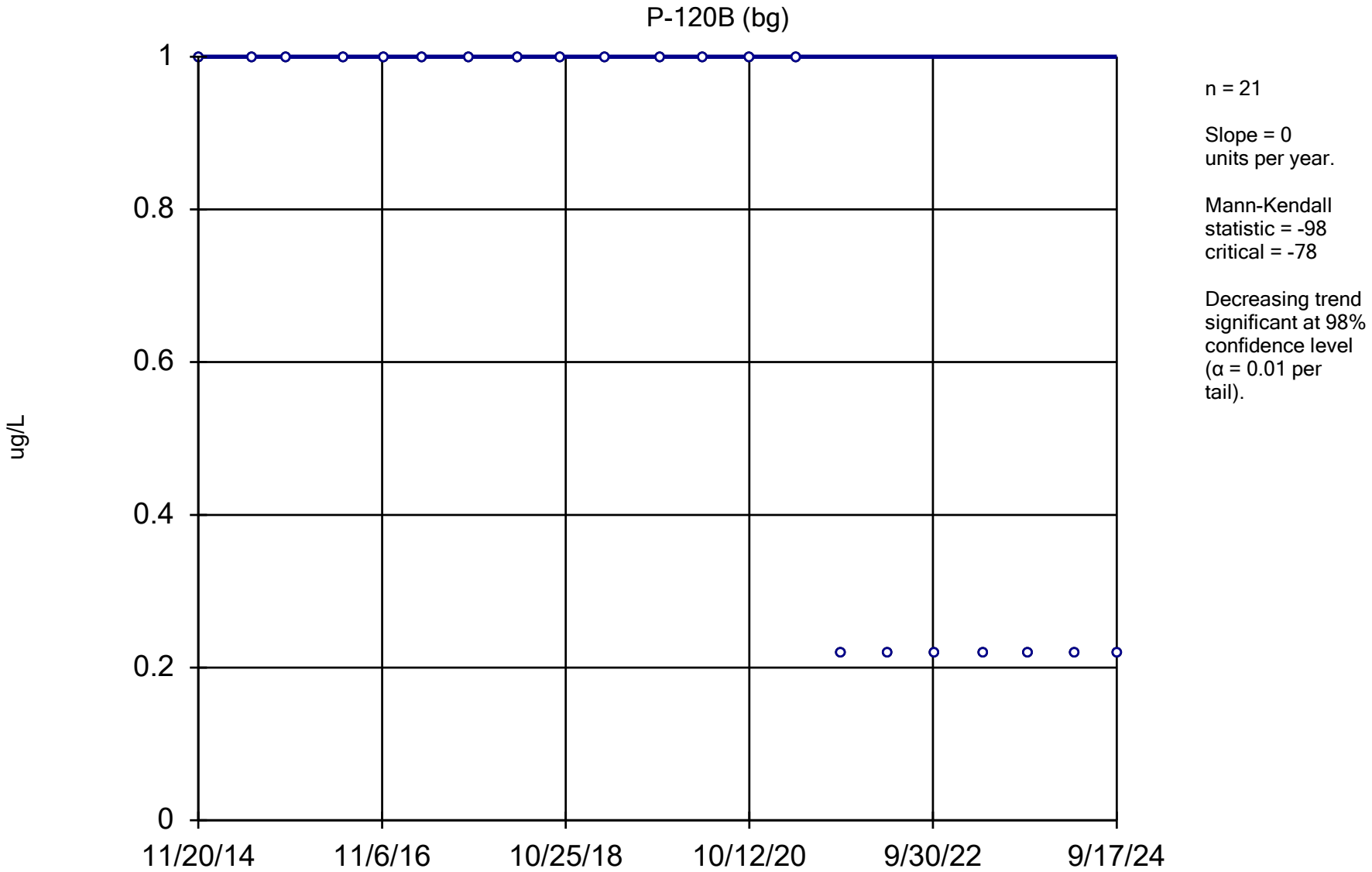

Constituent: 1,1-Dichloroethane Analysis Run 12/17/2024 1:46 PM View: All Wells - Appendix I VOCs

DMASWA Data: DMASWA Database_Updated

Sanitas™ v.10.0.15 Software licensed to HDR, Inc. UG
Hollow symbols indicate censored values.

Sen's Slope Estimator

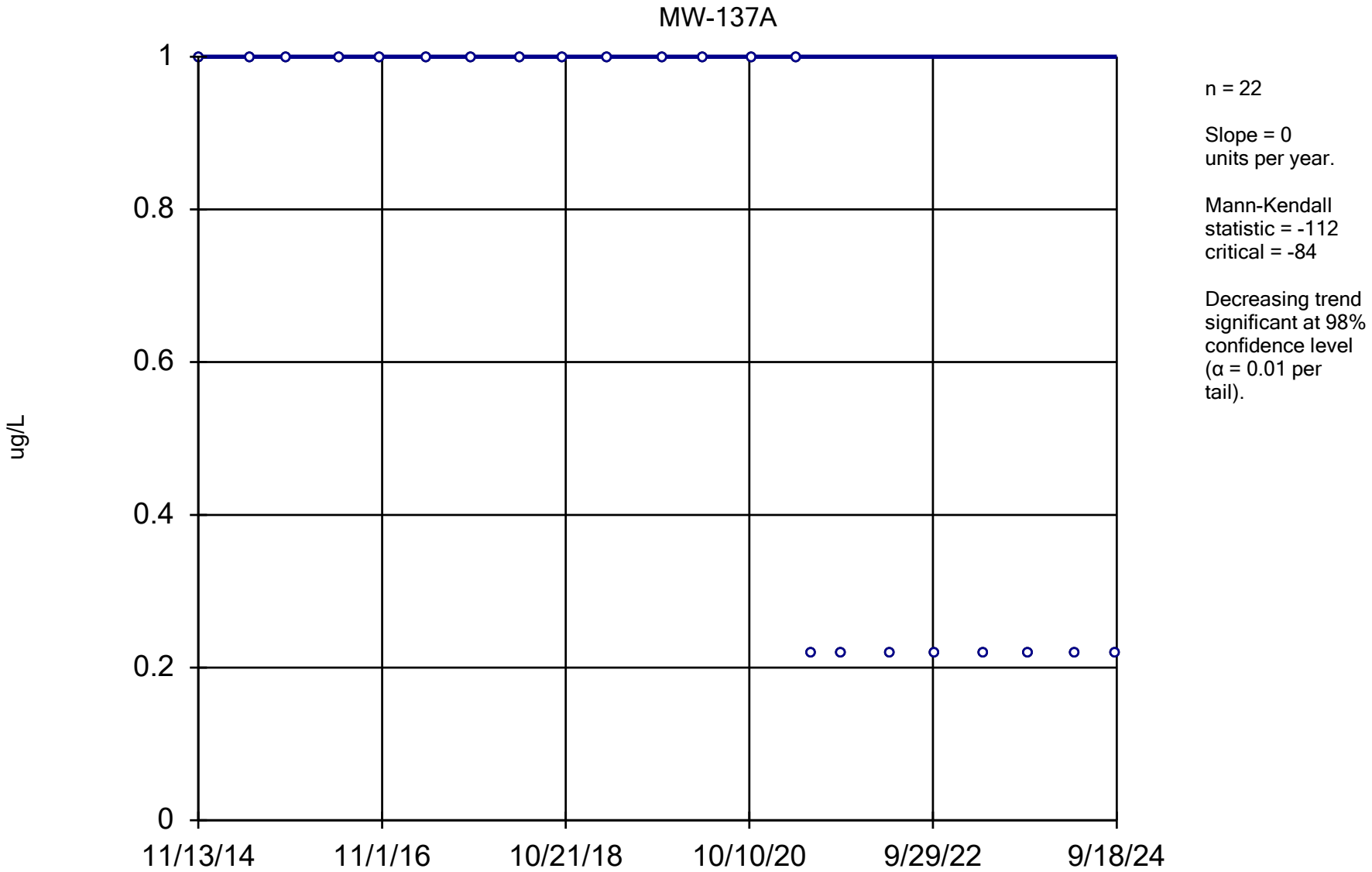

Constituent: 1,1-Dichloroethane Analysis Run 12/17/2024 1:46 PM View: All Wells - Appendix I VOCs

DMASWA Data: DMASWA Database_Updated

Sanitas™ v.10.0.15 Software licensed to HDR, Inc. UG
Hollow symbols indicate censored values.

Sen's Slope Estimator

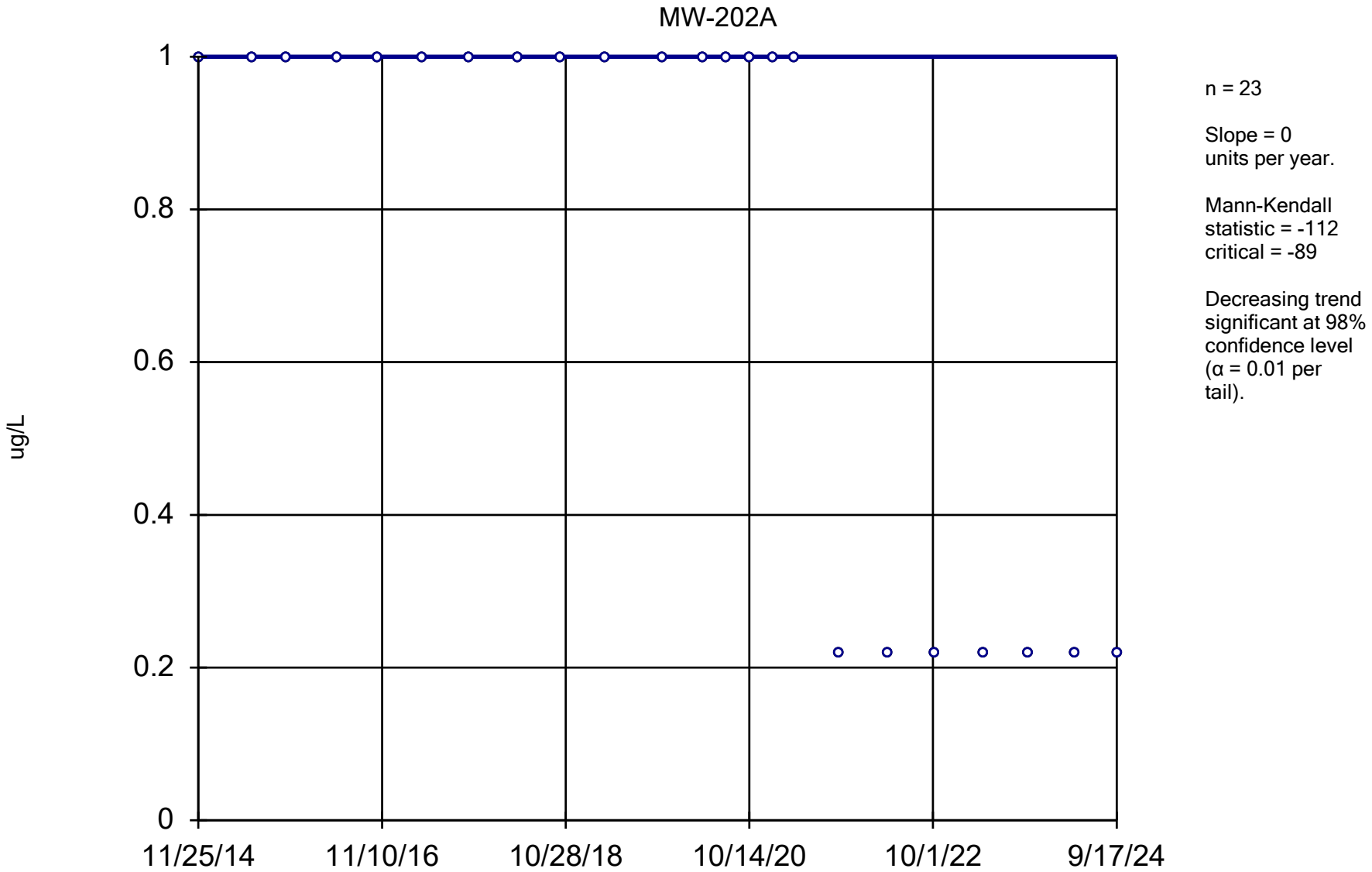

Constituent: 1,1-Dichloroethane Analysis Run 12/17/2024 1:46 PM View: All Wells - Appendix I VOCs

DMASWA Data: DMASWA Database_Updated

Sanitas™ v.10.0.15 Software licensed to HDR, Inc. UG
Hollow symbols indicate censored values.

Sen's Slope Estimator

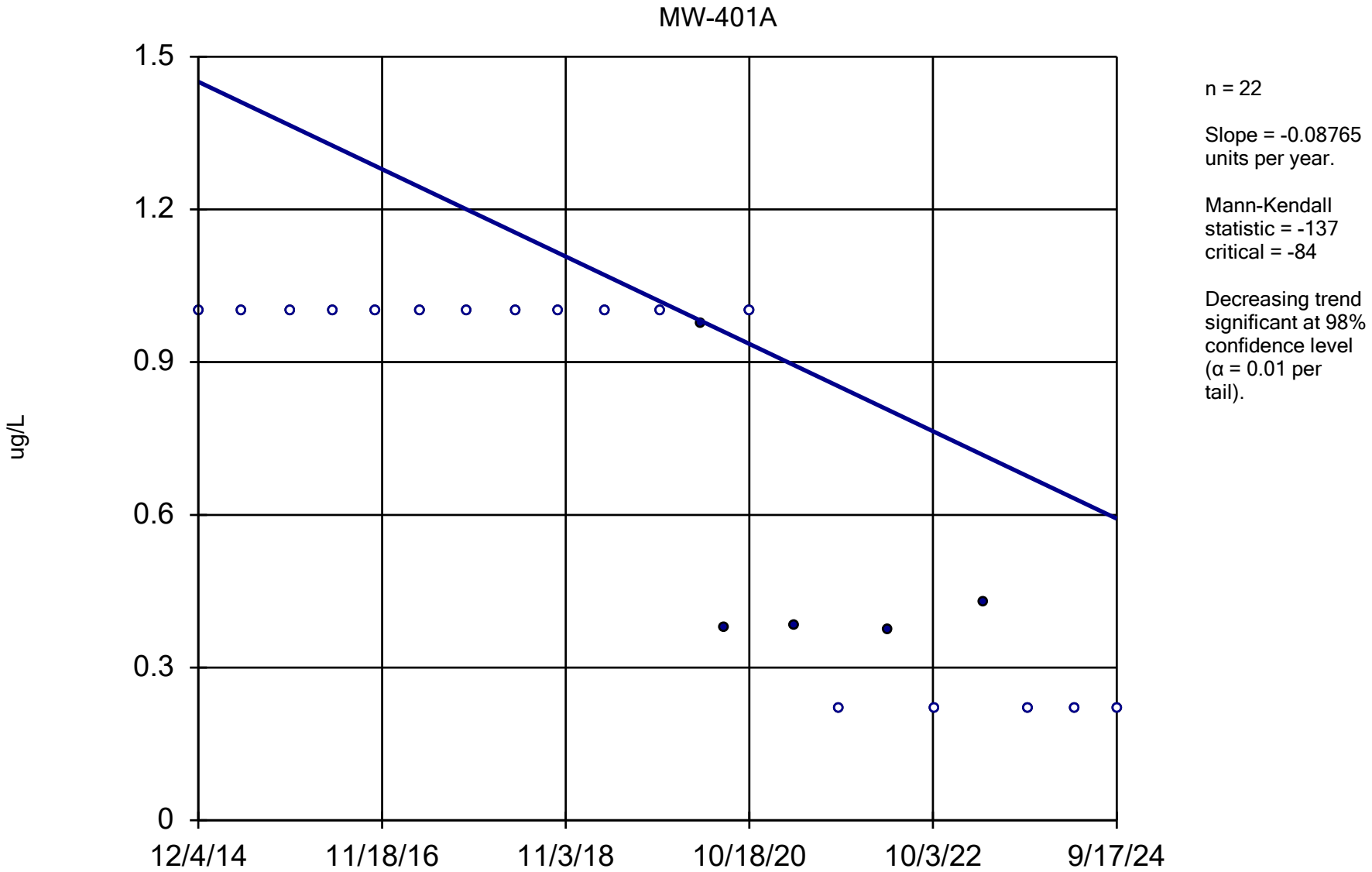

Constituent: 1,1-Dichloroethane Analysis Run 12/17/2024 1:46 PM View: All Wells - Appendix I VOCs

DMASWA Data: DMASWA Database_Updated

Sanitas™ v.10.0.15 Software licensed to HDR, Inc. UG
Hollow symbols indicate censored values.

Sen's Slope Estimator

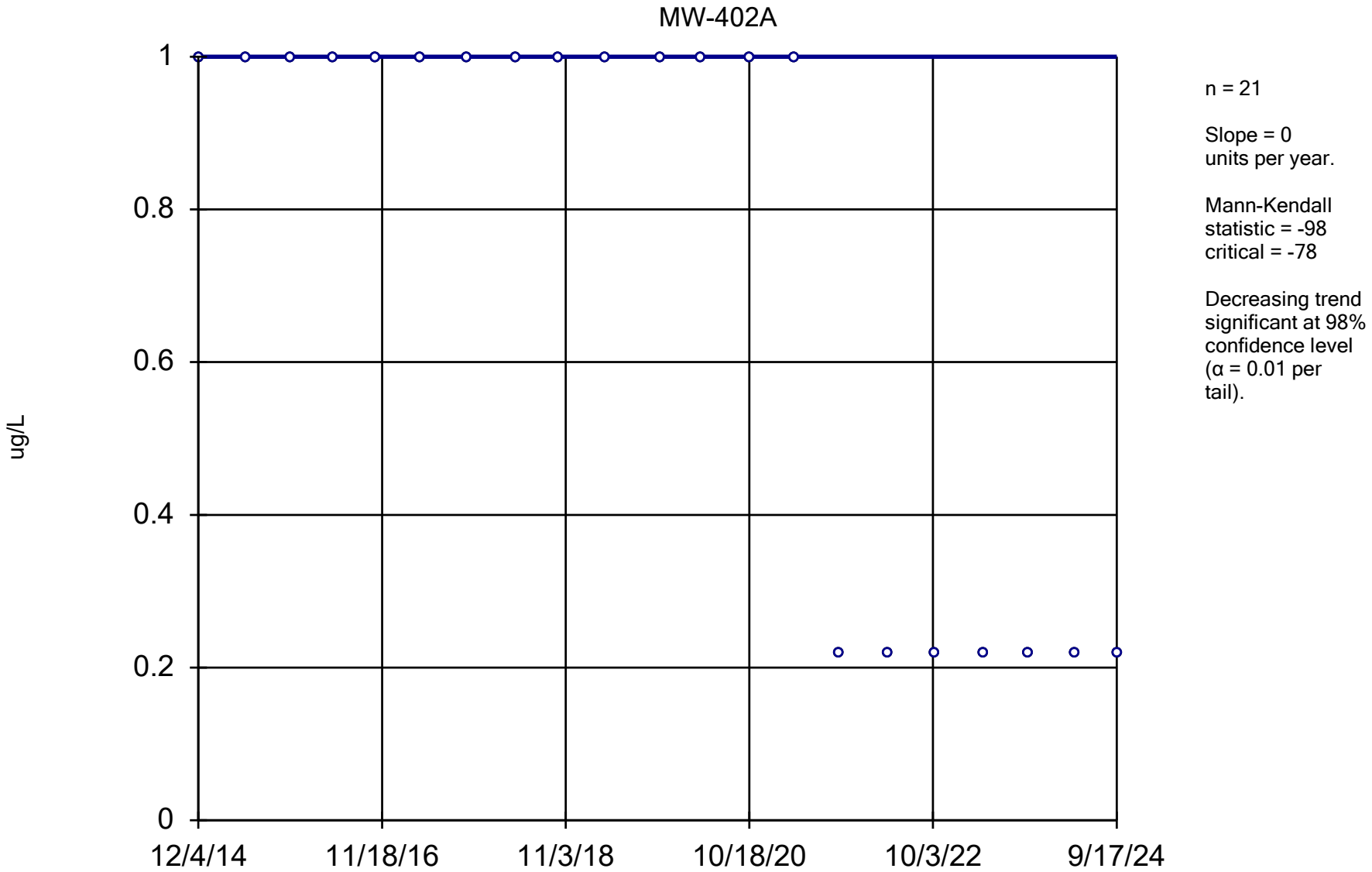

Constituent: 1,1-Dichloroethane Analysis Run 12/17/2024 1:46 PM View: All Wells - Appendix I VOCs

DMASWA Data: DMASWA Database_Updated

Sanitas™ v.10.0.15 Software licensed to HDR, Inc. UG
Hollow symbols indicate censored values.

Sen's Slope Estimator

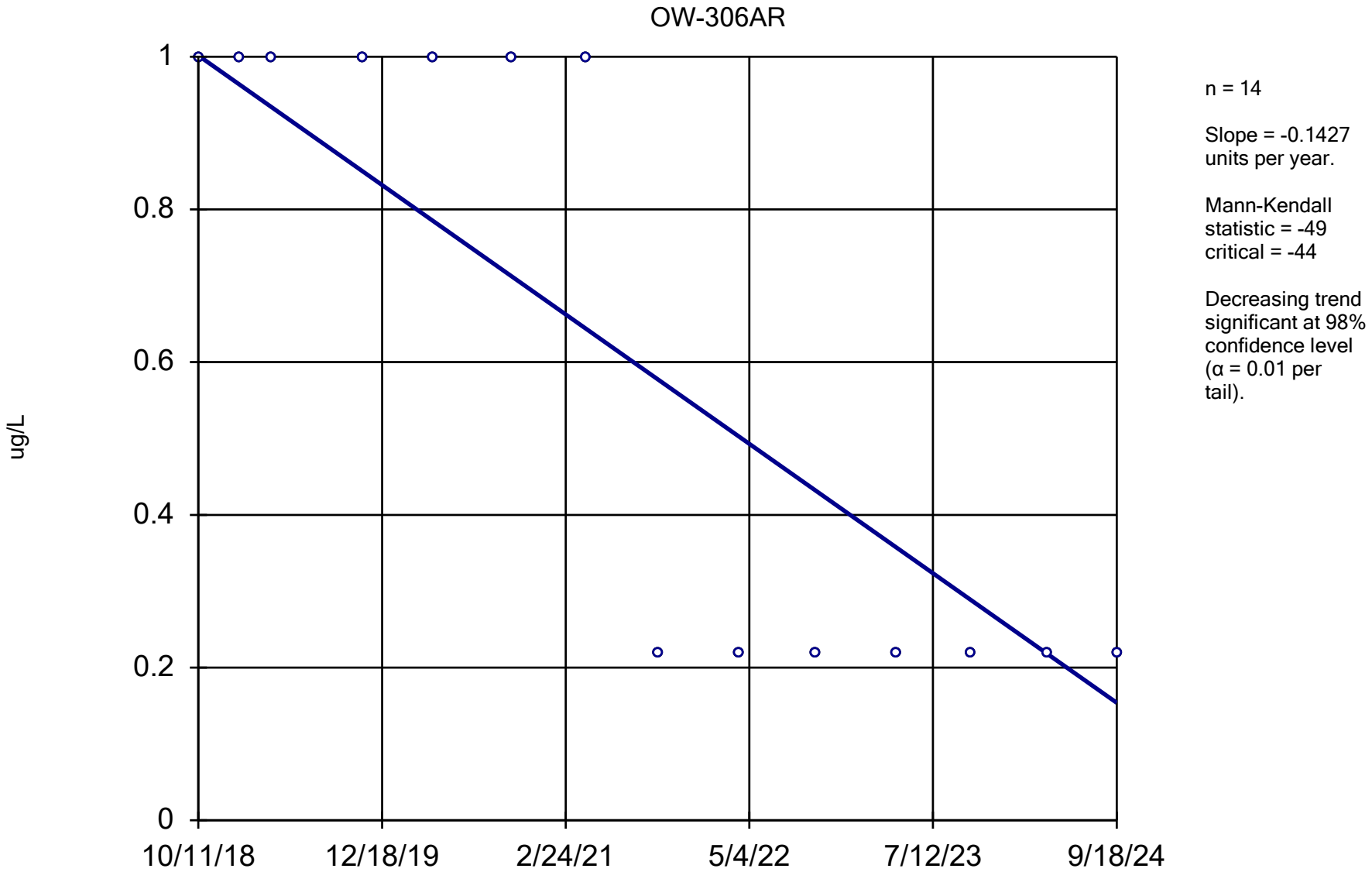

Constituent: 1,1-Dichloroethane Analysis Run 12/17/2024 1:46 PM View: All Wells - Appendix I VOCs

DMASWA Data: DMASWA Database_Updated

Sanitas™ v.10.0.15 Software licensed to HDR, Inc. UG
Hollow symbols indicate censored values.

Sen's Slope Estimator

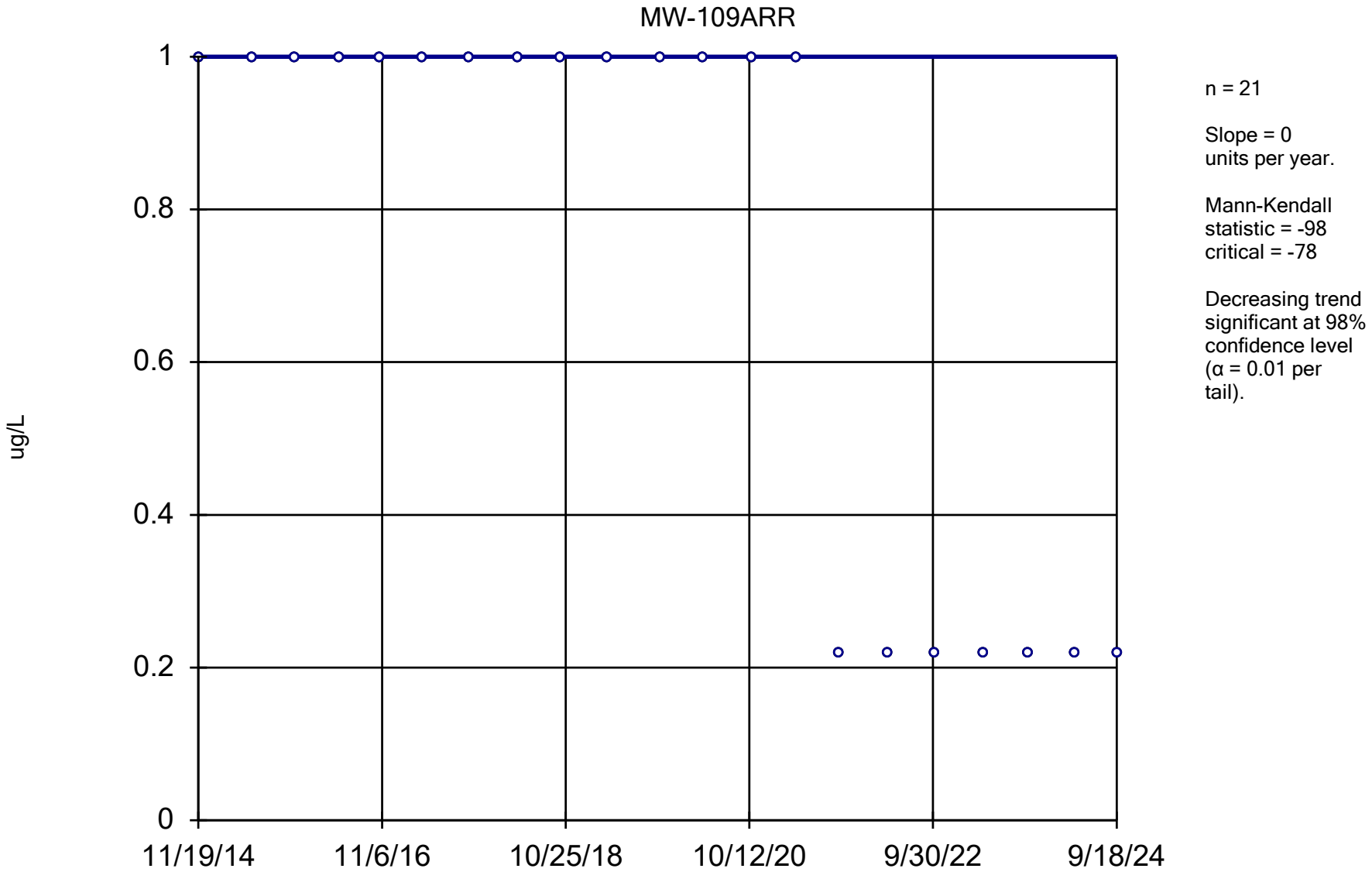

Constituent: 1,1-Dichloroethane Analysis Run 12/17/2024 1:46 PM View: All Wells - Appendix I VOCs

DMASWA Data: DMASWA Database_Updated

Sanitas™ v.10.0.15 Software licensed to HDR, Inc. UG
Hollow symbols indicate censored values.

Sen's Slope Estimator

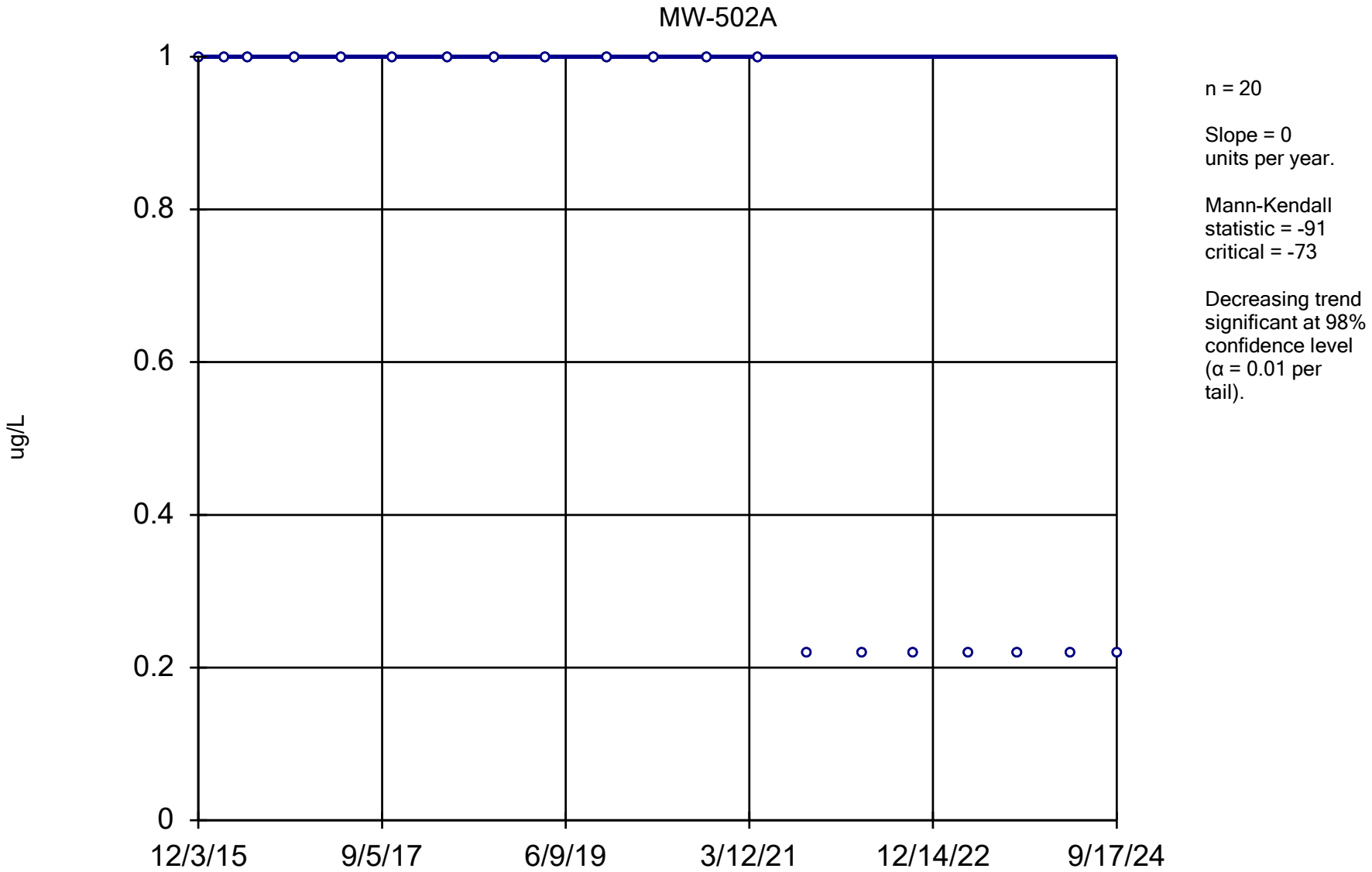

Constituent: 1,1-Dichloroethane Analysis Run 12/17/2024 1:46 PM View: All Wells - Appendix I VOCs

DMASWA Data: DMASWA Database_Updated

Sanitas™ v.10.0.15 Software licensed to HDR, Inc. UG
Hollow symbols indicate censored values.

Sen's Slope Estimator

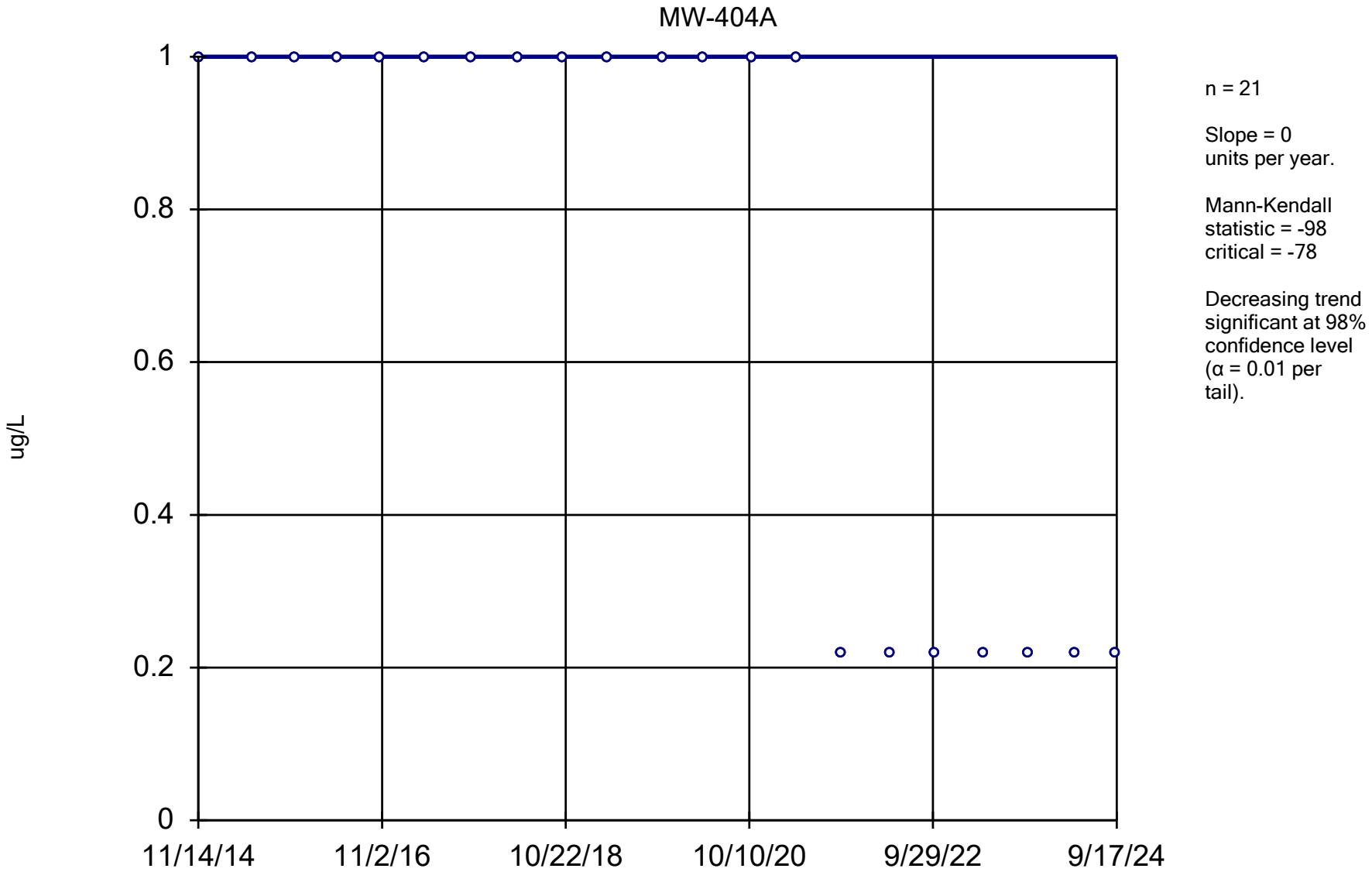

Constituent: 1,1-Dichloroethane Analysis Run 12/17/2024 1:46 PM View: All Wells - Appendix I VOCs

DMASWA Data: DMASWA Database_Updated

Sanitas™ v.10.0.15 Software licensed to HDR, Inc. UG
Hollow symbols indicate censored values.

Sen's Slope Estimator

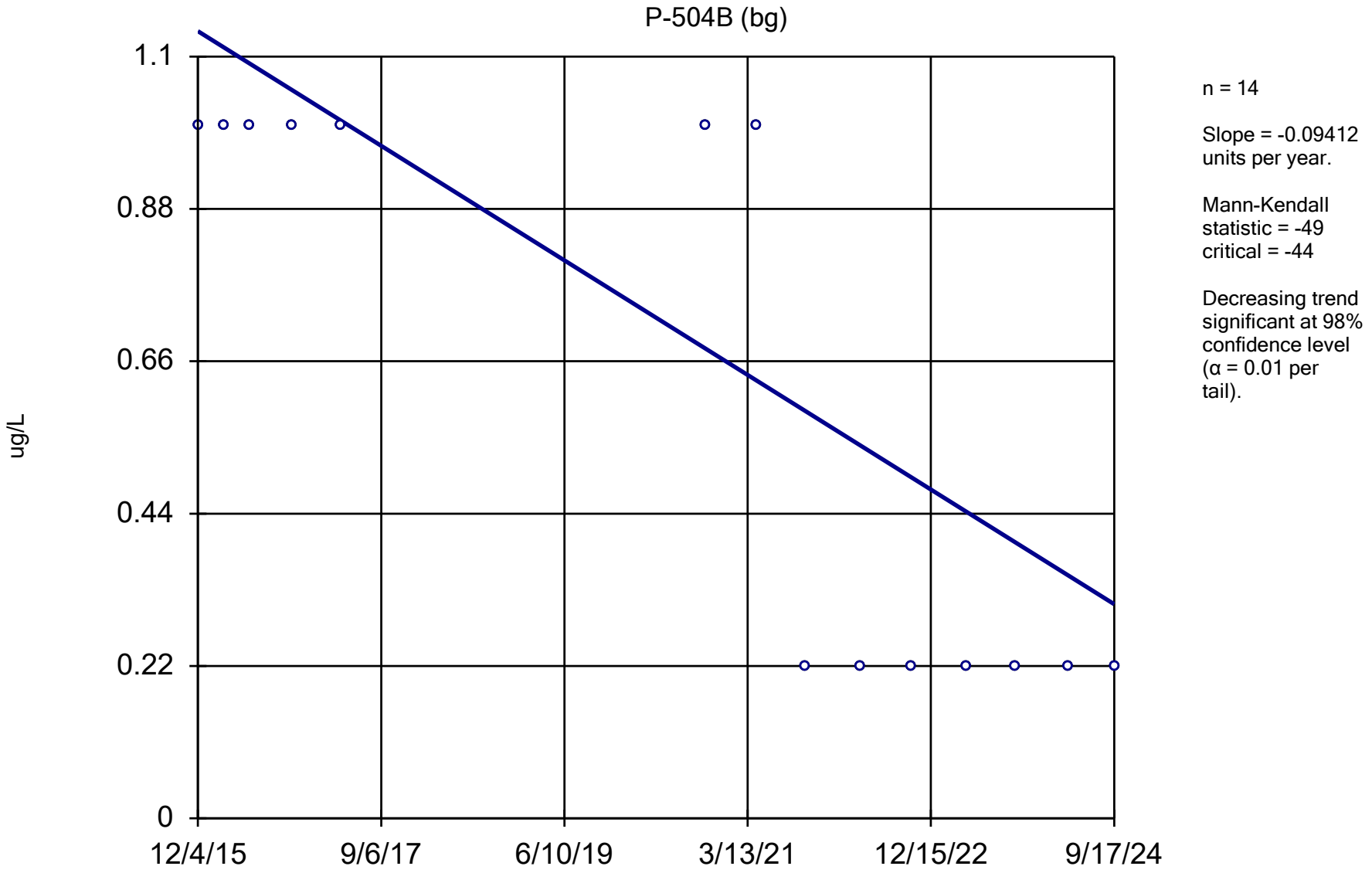

Constituent: 1,1-Dichloroethane Analysis Run 12/17/2024 1:46 PM View: All Wells - Appendix I VOCs

DMASWA Data: DMASWA Database_Updated

Sanitas™ v.10.0.15 Software licensed to HDR, Inc. UG
Hollow symbols indicate censored values.

Sen's Slope Estimator

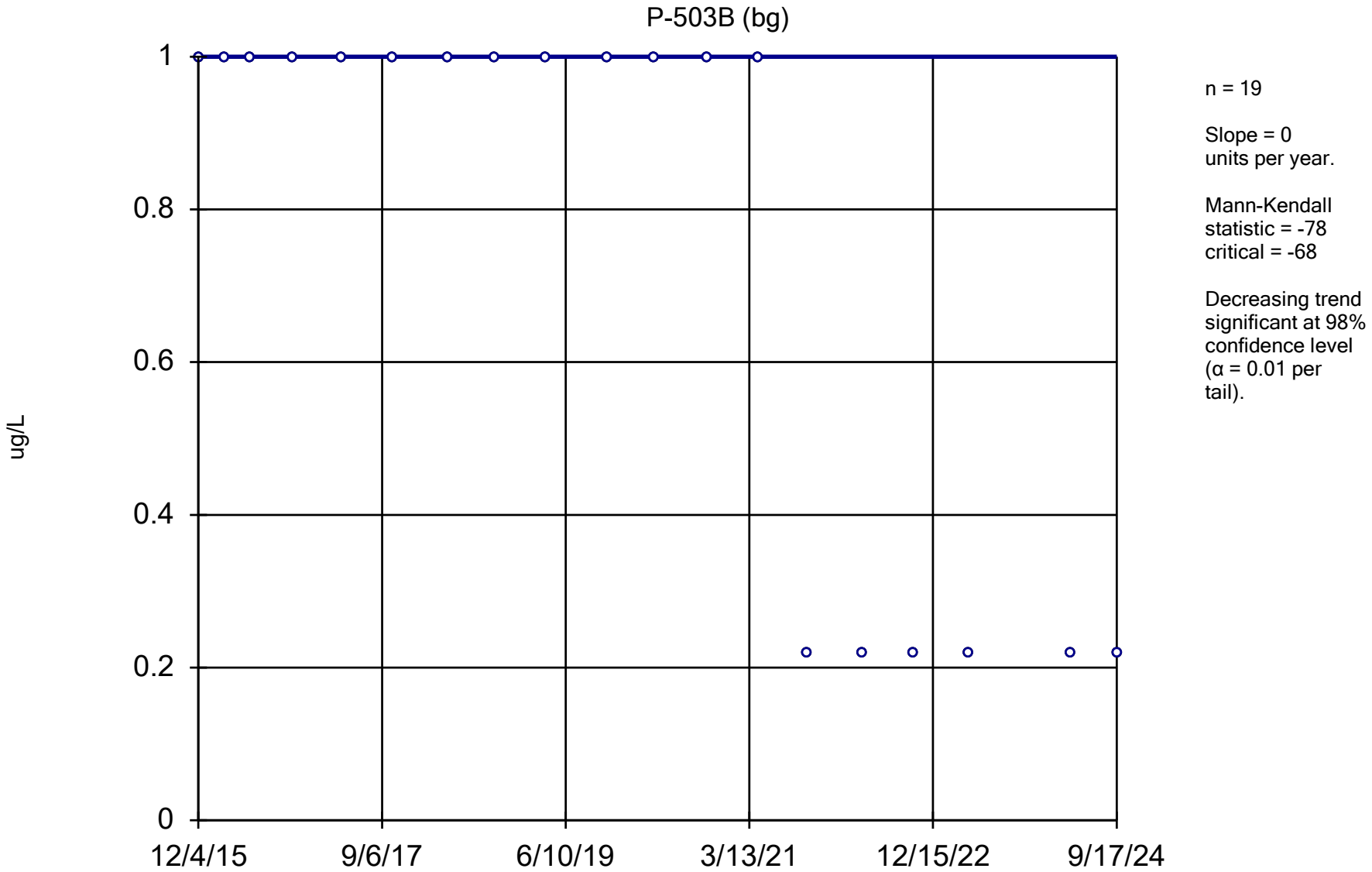

Constituent: 1,1-Dichloroethane Analysis Run 12/17/2024 1:46 PM View: All Wells - Appendix I VOCs

DMASWA Data: DMASWA Database_Updated

Sanitas™ v.10.0.15 Software licensed to HDR, Inc. UG
Hollow symbols indicate censored values.

Sen's Slope Estimator

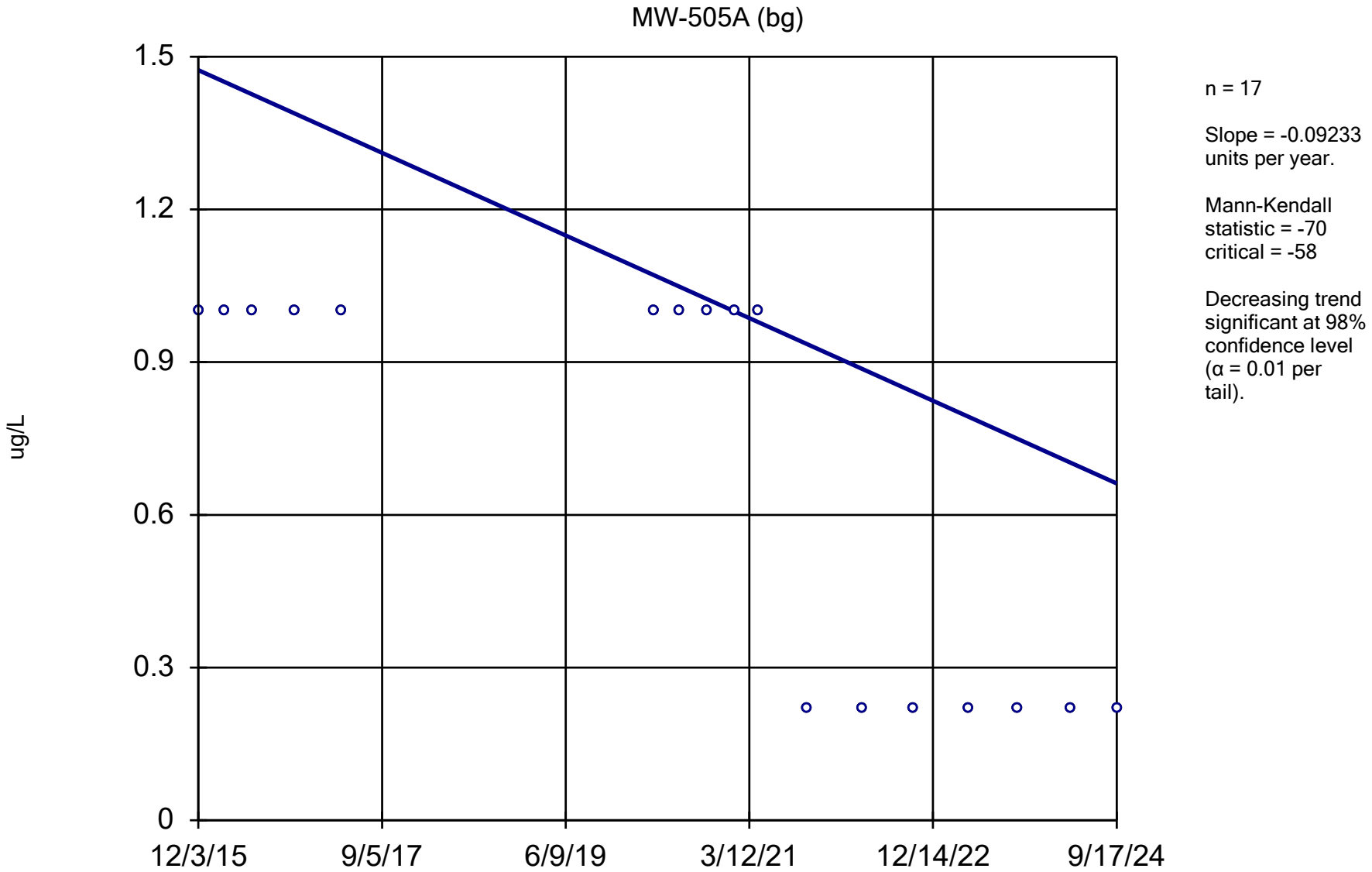

Constituent: 1,1-Dichloroethane Analysis Run 12/17/2024 1:46 PM View: All Wells - Appendix I VOCs

DMASWA Data: DMASWA Database_Updated

Sanitas™ v.10.0.15 Software licensed to HDR, Inc. UG
Hollow symbols indicate censored values.

Sen's Slope Estimator

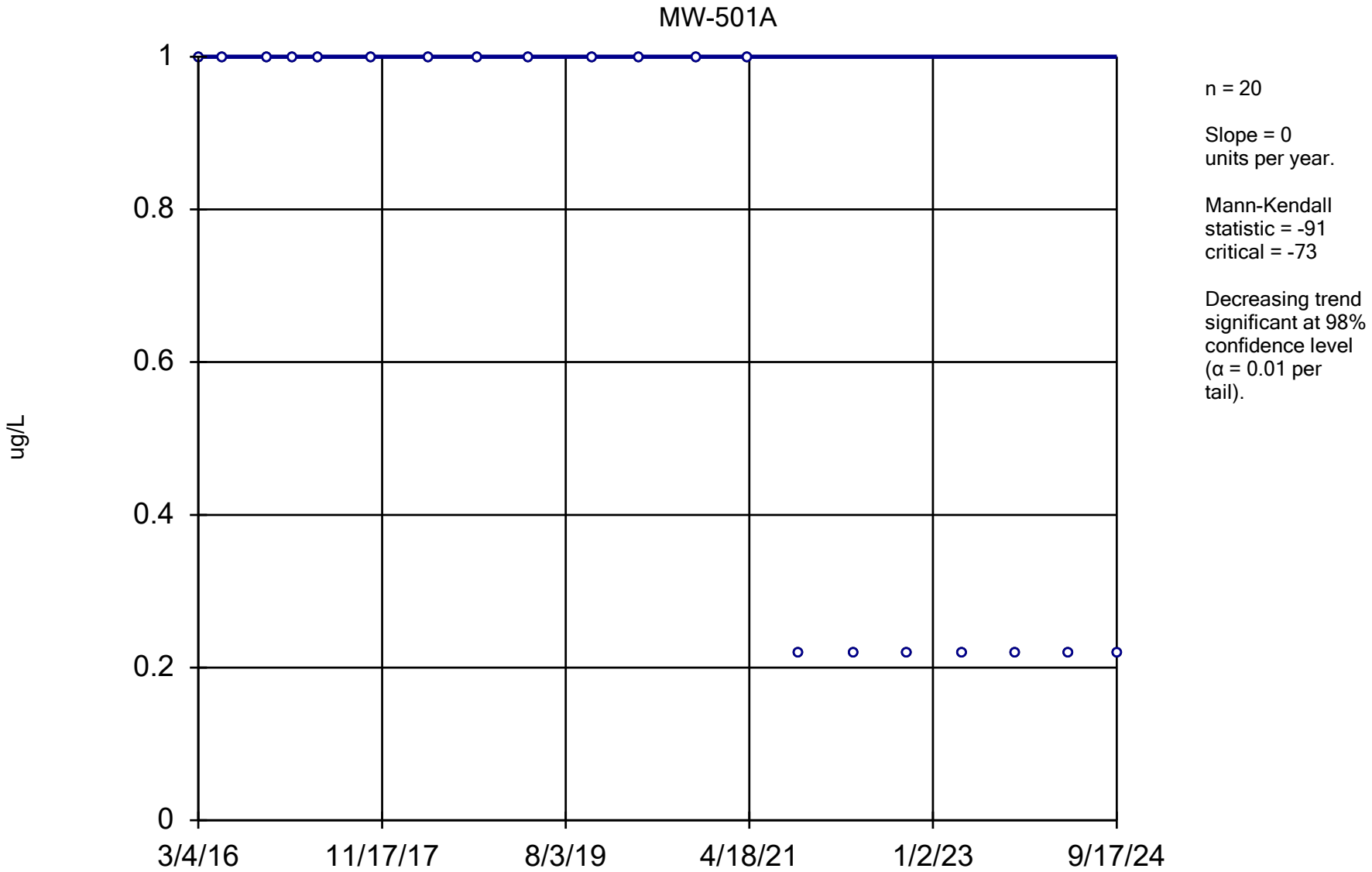

Constituent: 1,1-Dichloroethane Analysis Run 12/17/2024 1:46 PM View: All Wells - Appendix I VOCs

DMASWA Data: DMASWA Database_Updated

Sanitas™ v.10.0.15 Software licensed to HDR, Inc. UG
Hollow symbols indicate censored values.

Sen's Slope Estimator

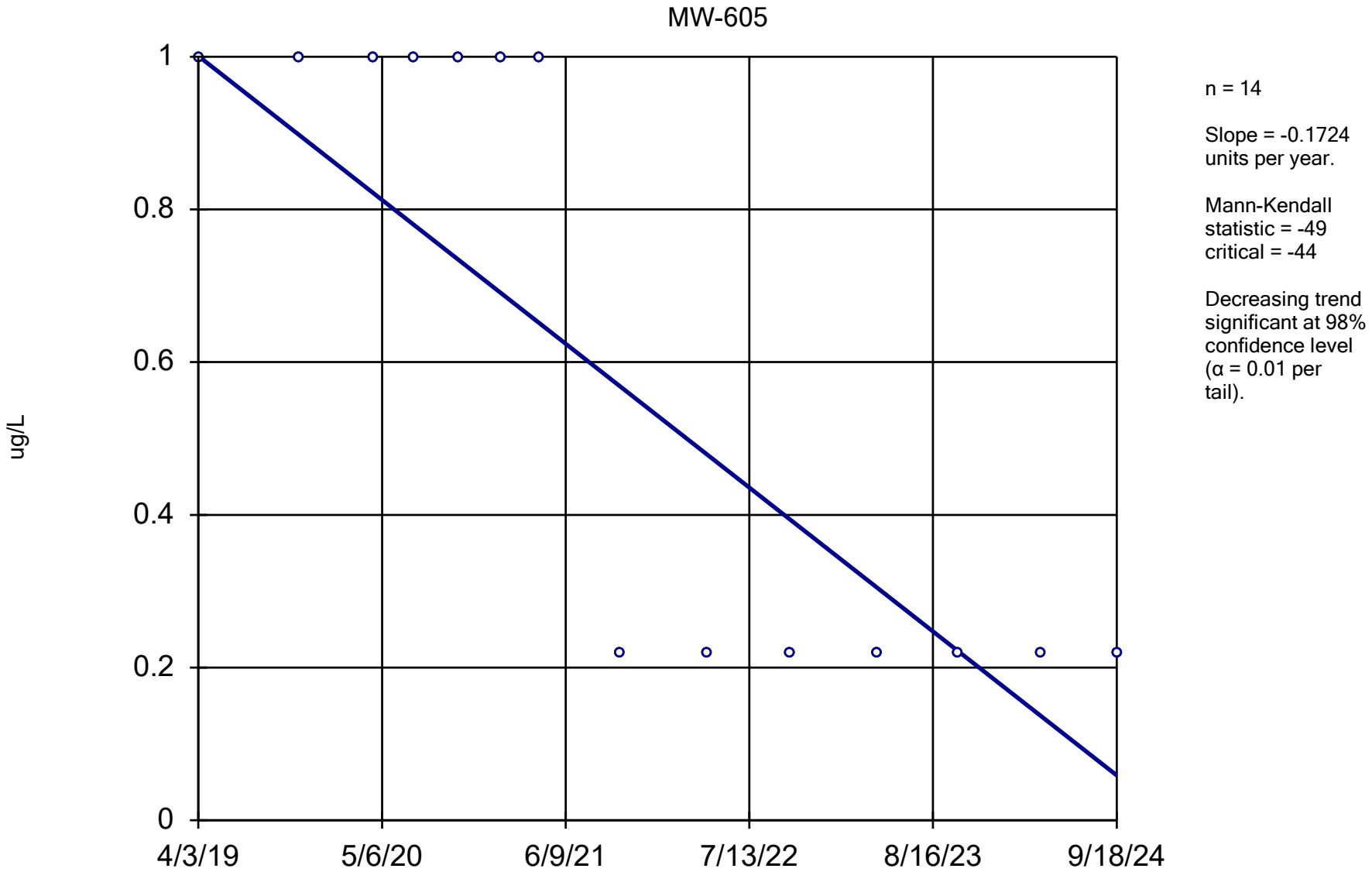

Constituent: 1,1-Dichloroethane Analysis Run 12/17/2024 1:46 PM View: All Wells - Appendix I VOCs

DMASWA Data: DMASWA Database_Updated

Sanitas™ v.10.0.15 Software licensed to HDR, Inc. UG
Hollow symbols indicate censored values.

Sen's Slope Estimator

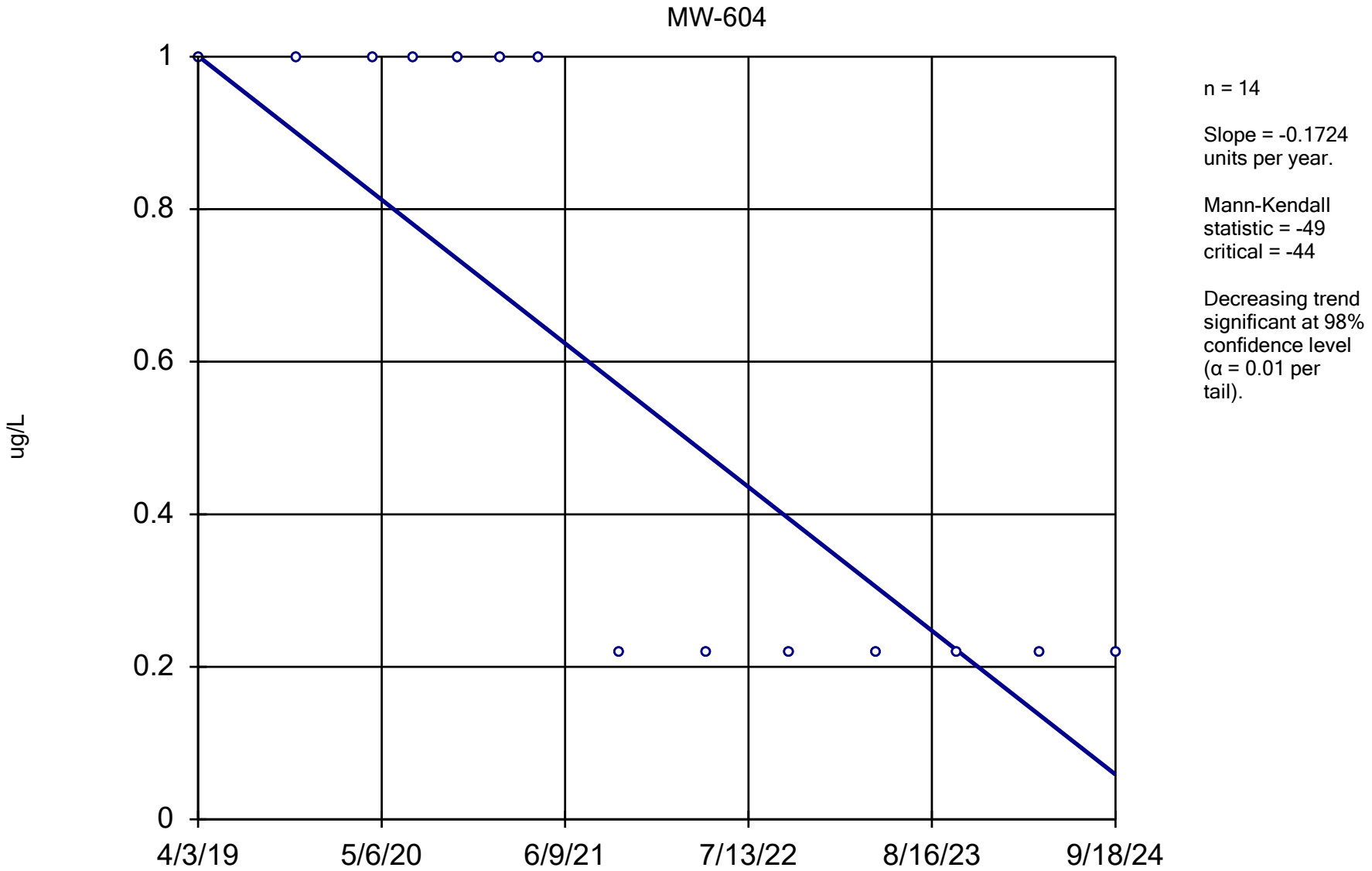

Constituent: 1,1-Dichloroethane Analysis Run 12/17/2024 1:46 PM View: All Wells - Appendix I VOCs

DMASWA Data: DMASWA Database_Updated

Sanitas™ v.10.0.15 Software licensed to HDR, Inc. UG
Hollow symbols indicate censored values.

Sen's Slope Estimator

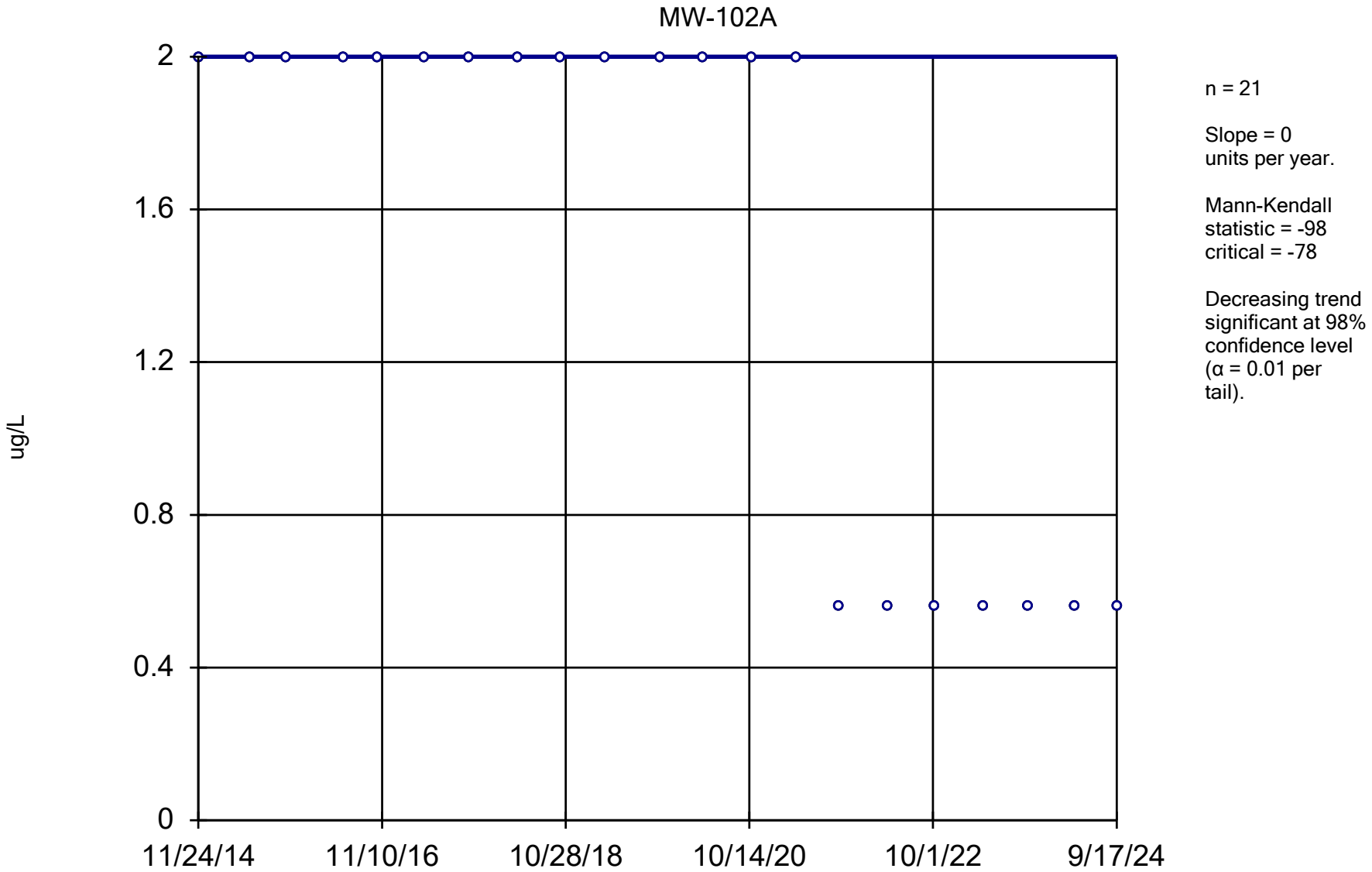

Constituent: 1,1-Dichloroethene Analysis Run 12/17/2024 1:46 PM View: All Wells - Appendix I VOCs

DMASWA Data: DMASWA Database_Updated

Sanitas™ v.10.0.15 Software licensed to HDR, Inc. UG
Hollow symbols indicate censored values.

Sen's Slope Estimator

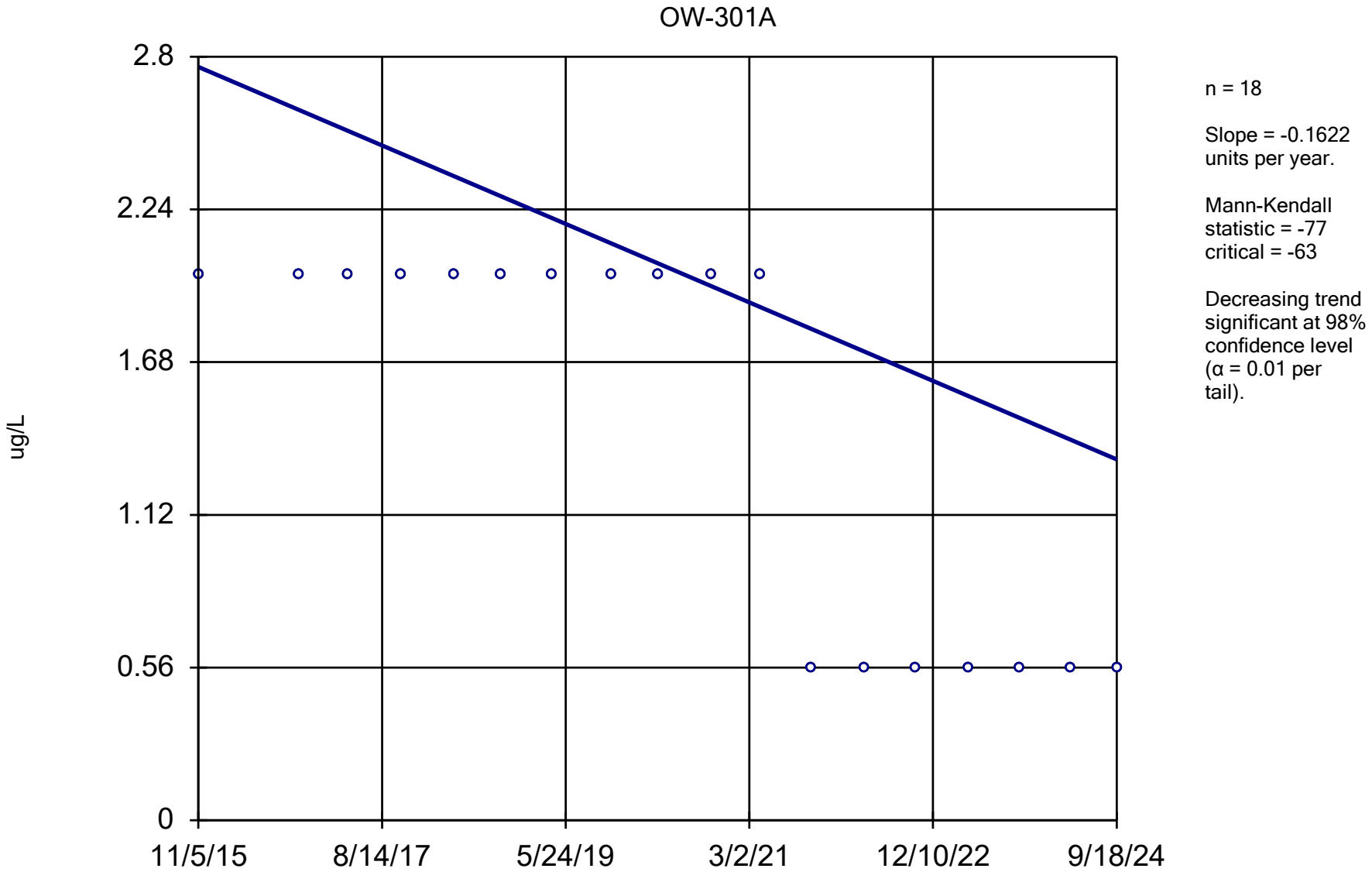

Constituent: 1,1-Dichloroethene Analysis Run 12/17/2024 1:46 PM View: All Wells - Appendix I VOCs

DMASWA Data: DMASWA Database_Updated

Sanitas™ v.10.0.15 Software licensed to HDR, Inc. UG
Hollow symbols indicate censored values.

Sen's Slope Estimator

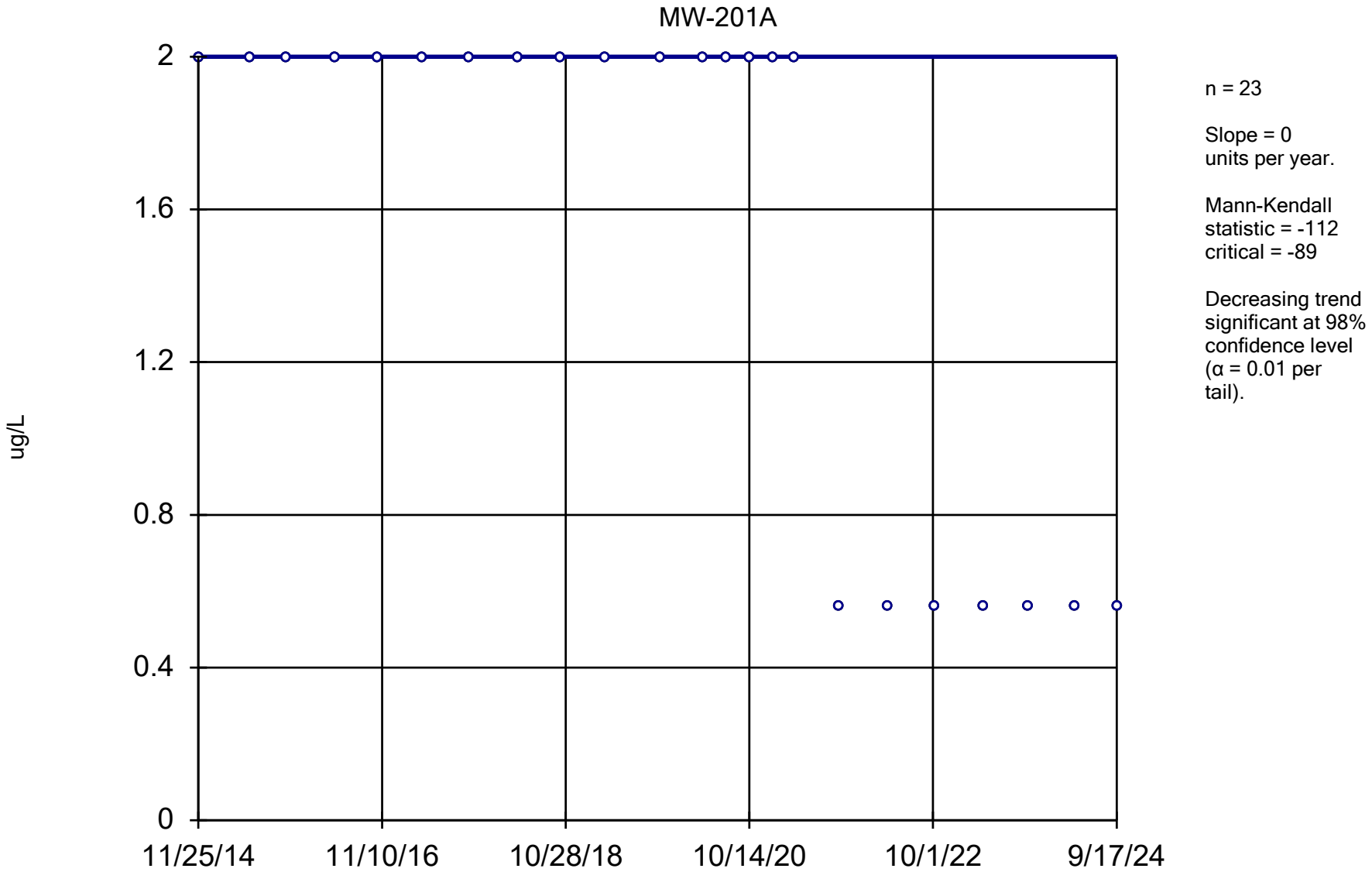

Constituent: 1,1-Dichloroethene Analysis Run 12/17/2024 1:46 PM View: All Wells - Appendix I VOCs

DMASWA Data: DMASWA Database_Updated

Sanitas™ v.10.0.15 Software licensed to HDR, Inc. UG
Hollow symbols indicate censored values.

Sen's Slope Estimator

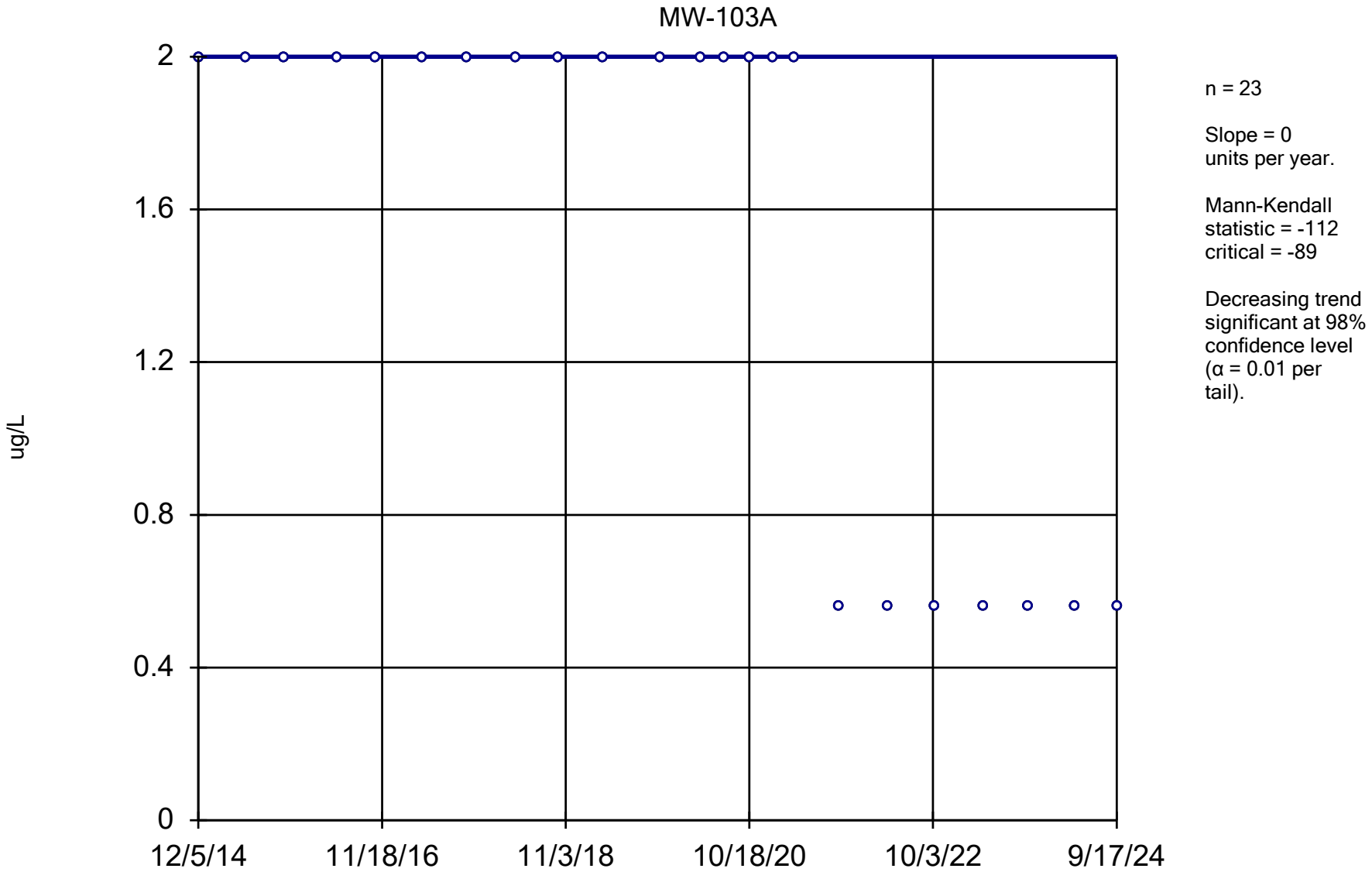

Constituent: 1,1-Dichloroethene Analysis Run 12/17/2024 1:46 PM View: All Wells - Appendix I VOCs

DMASWA Data: DMASWA Database_Updated

Sanitas™ v.10.0.15 Software licensed to HDR, Inc. UG
Hollow symbols indicate censored values.

Sen's Slope Estimator

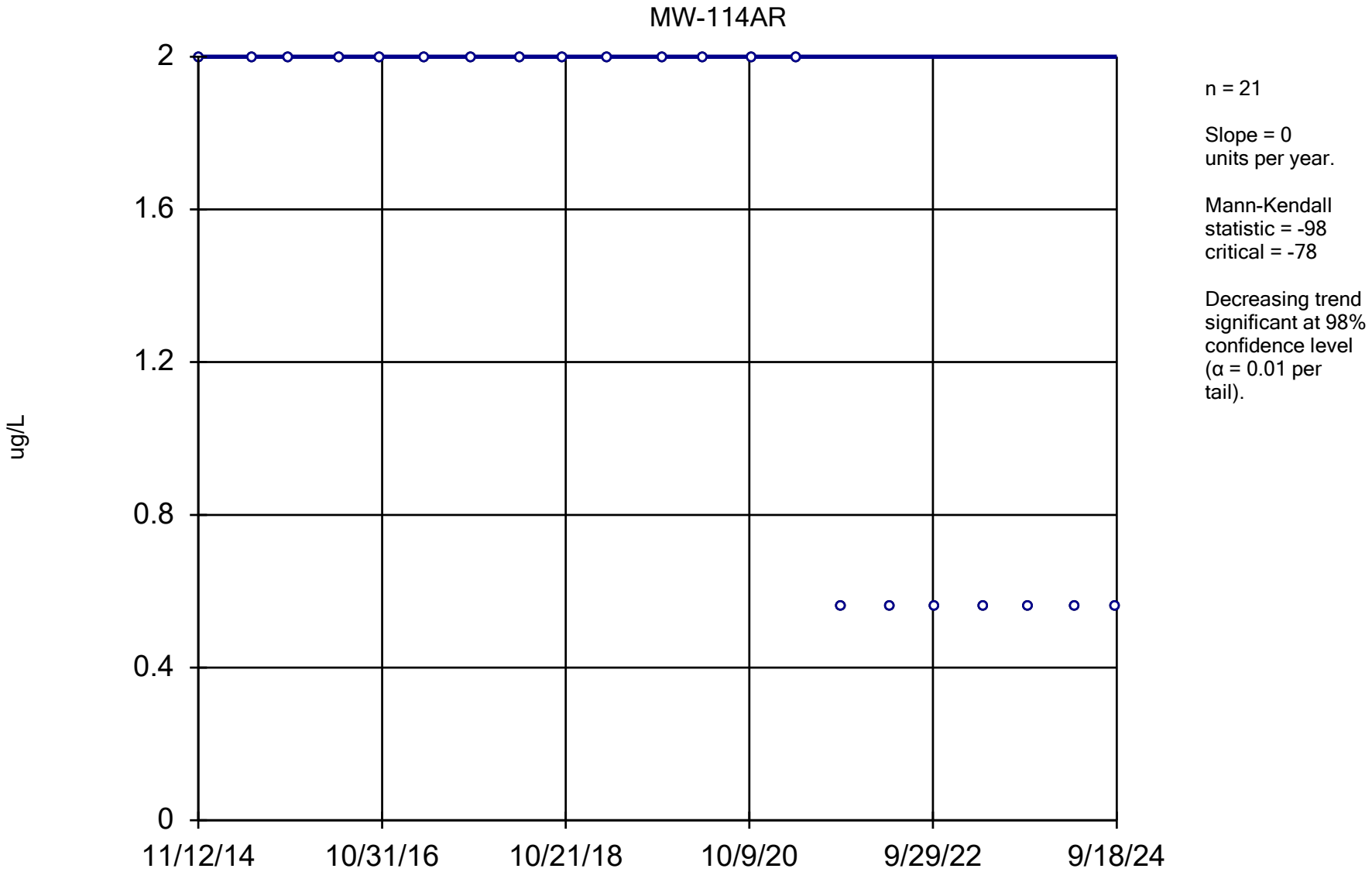

Constituent: 1,1-Dichloroethene Analysis Run 12/17/2024 1:46 PM View: All Wells - Appendix I VOCs

DMASWA Data: DMASWA Database_Updated

Sanitas™ v.10.0.15 Software licensed to HDR, Inc. UG
Hollow symbols indicate censored values.

Sen's Slope Estimator

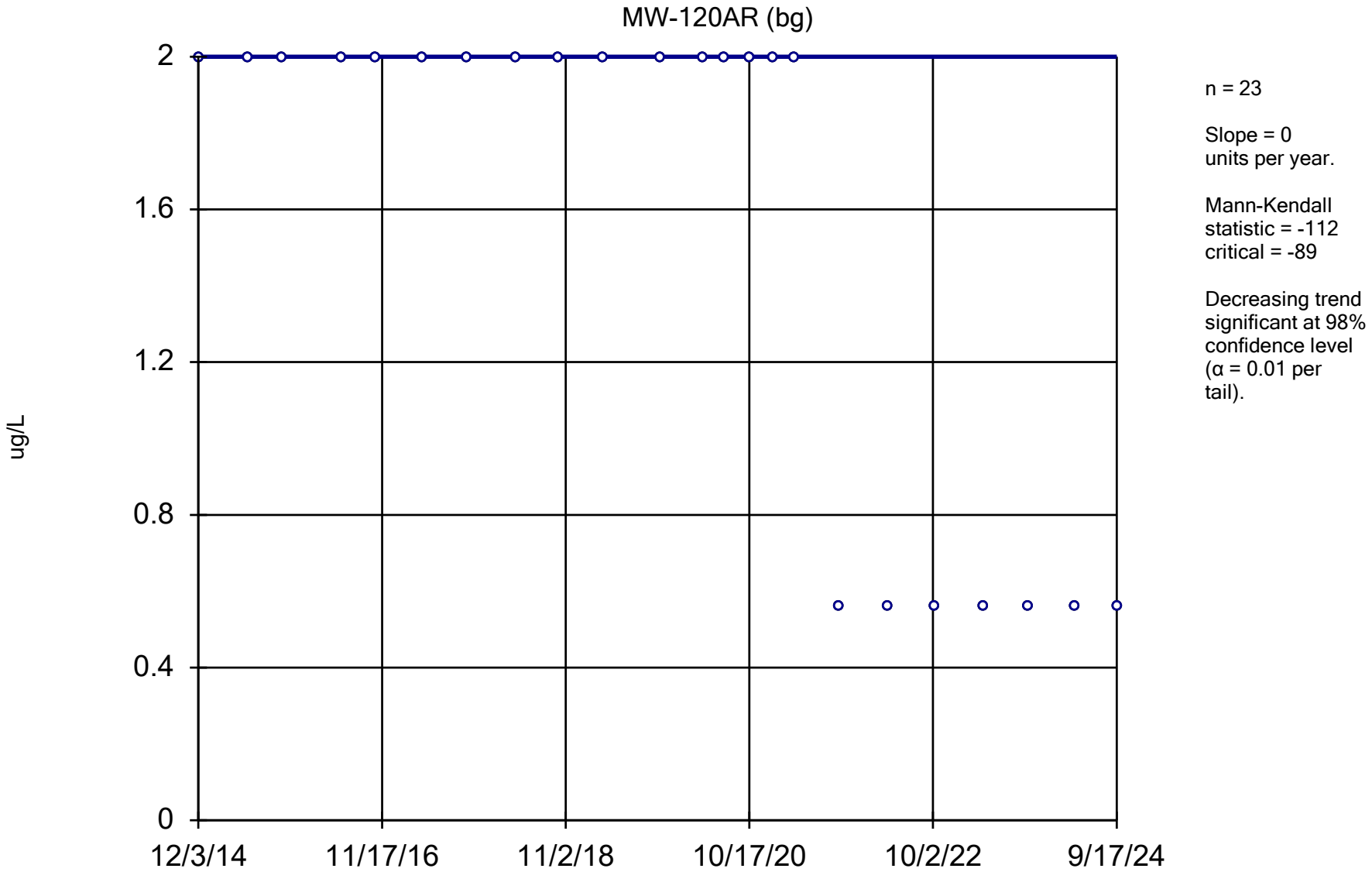

Constituent: 1,1-Dichloroethene Analysis Run 12/17/2024 1:46 PM View: All Wells - Appendix I VOCs

DMASWA Data: DMASWA Database_Updated

Sanitas™ v.10.0.15 Software licensed to HDR, Inc. UG
Hollow symbols indicate censored values.

Sen's Slope Estimator

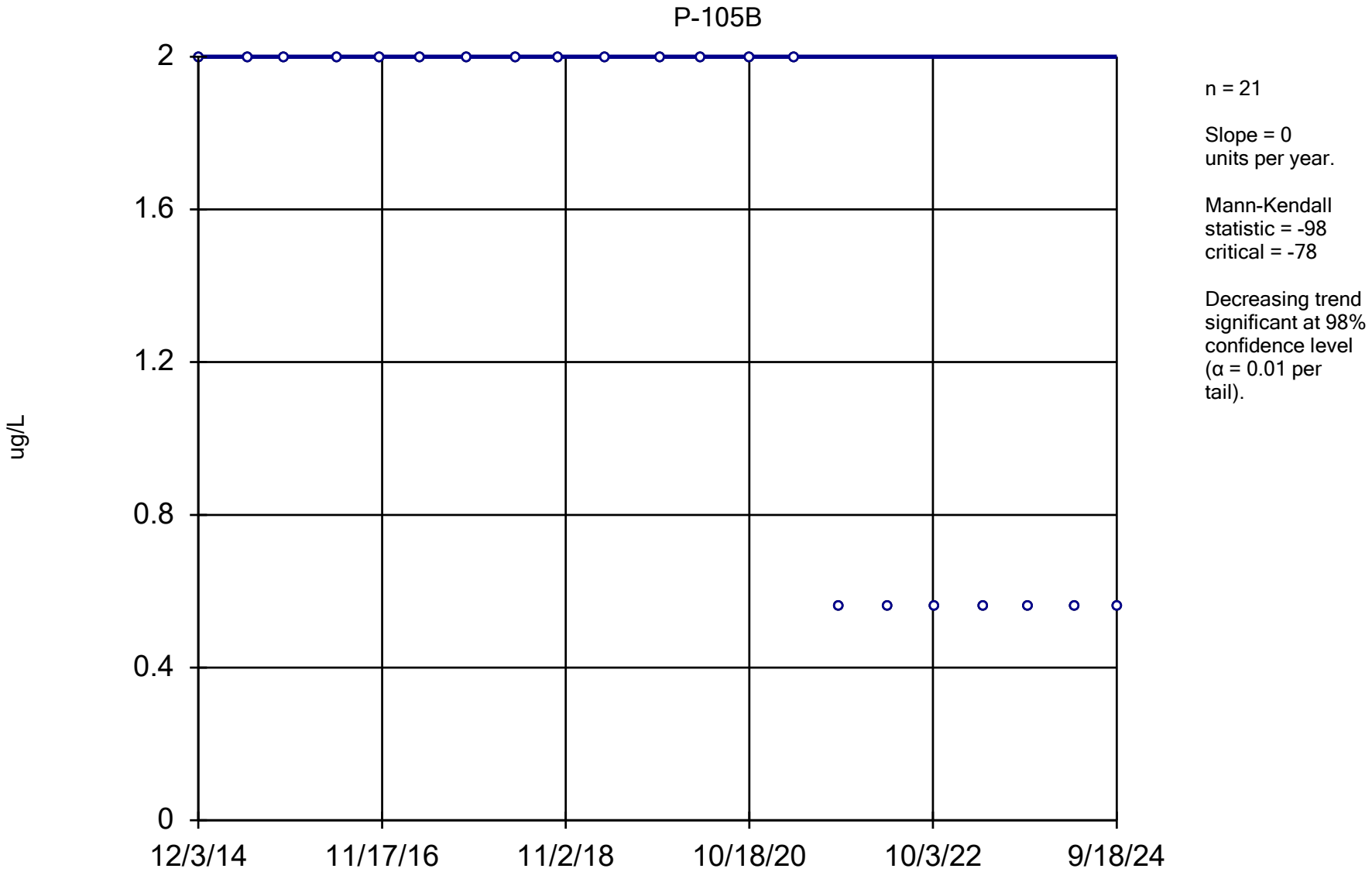

Constituent: 1,1-Dichloroethene Analysis Run 12/17/2024 1:46 PM View: All Wells - Appendix I VOCs

DMASWA Data: DMASWA Database_Updated

Sanitas™ v.10.0.15 Software licensed to HDR, Inc. UG
Hollow symbols indicate censored values.

Sen's Slope Estimator

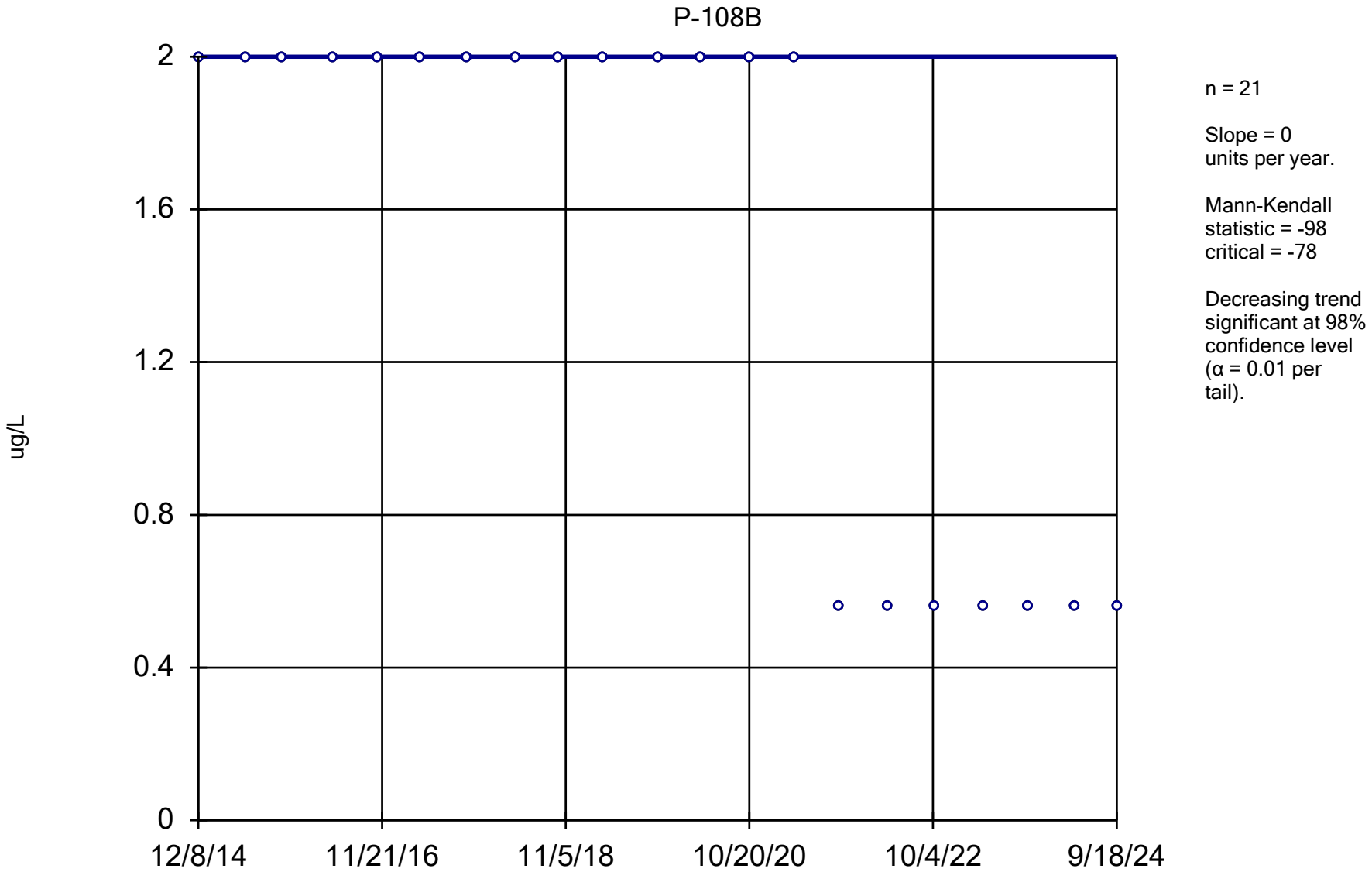

Constituent: 1,1-Dichloroethene Analysis Run 12/17/2024 1:46 PM View: All Wells - Appendix I VOCs

DMASWA Data: DMASWA Database_Updated

Sanitas™ v.10.0.15 Software licensed to HDR, Inc. UG
Hollow symbols indicate censored values.

Sen's Slope Estimator

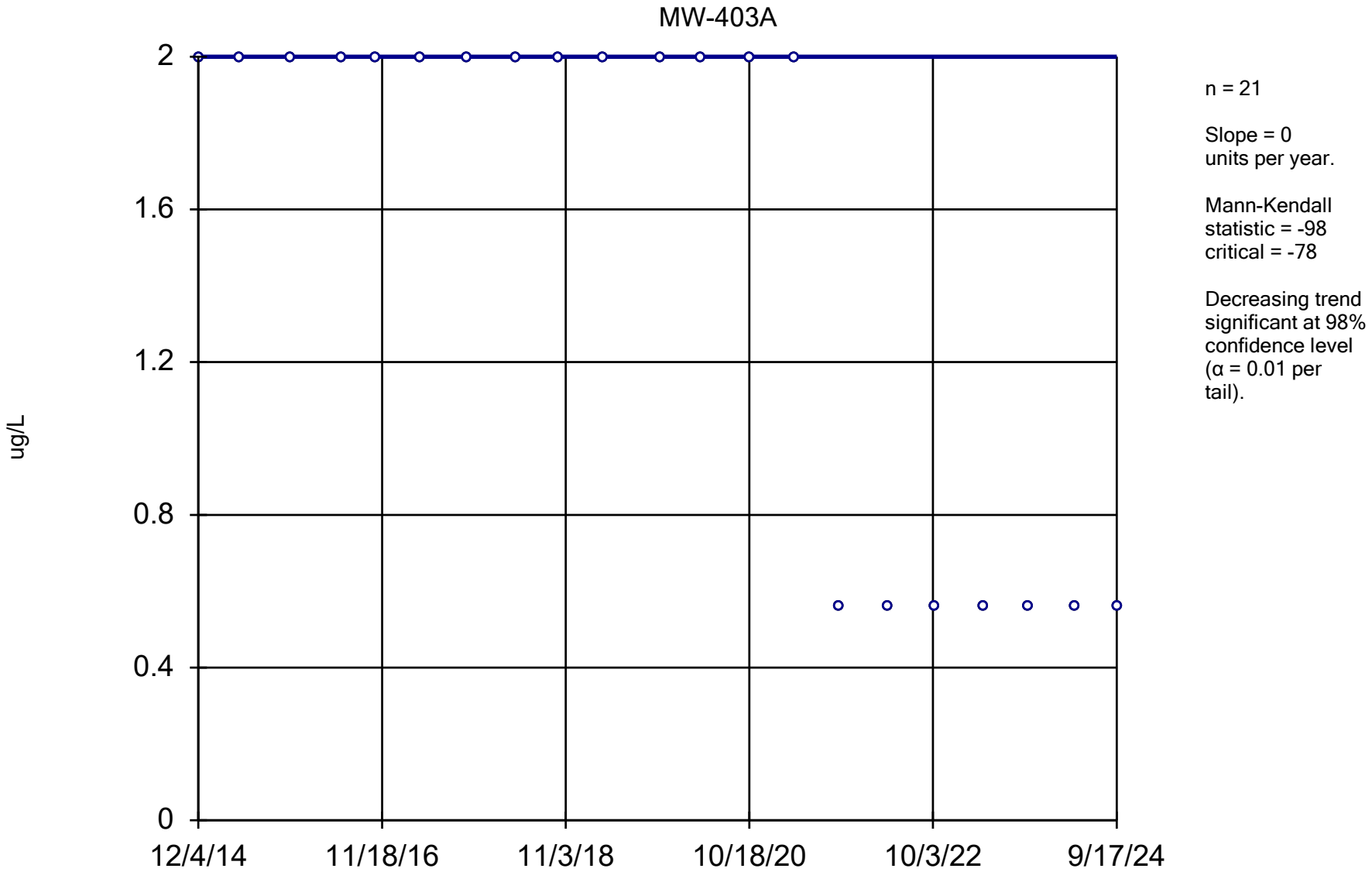

Constituent: 1,1-Dichloroethene Analysis Run 12/17/2024 1:46 PM View: All Wells - Appendix I VOCs

DMASWA Data: DMASWA Database_Updated

Sanitas™ v.10.0.15 Software licensed to HDR, Inc. UG
Hollow symbols indicate censored values.

Sen's Slope Estimator

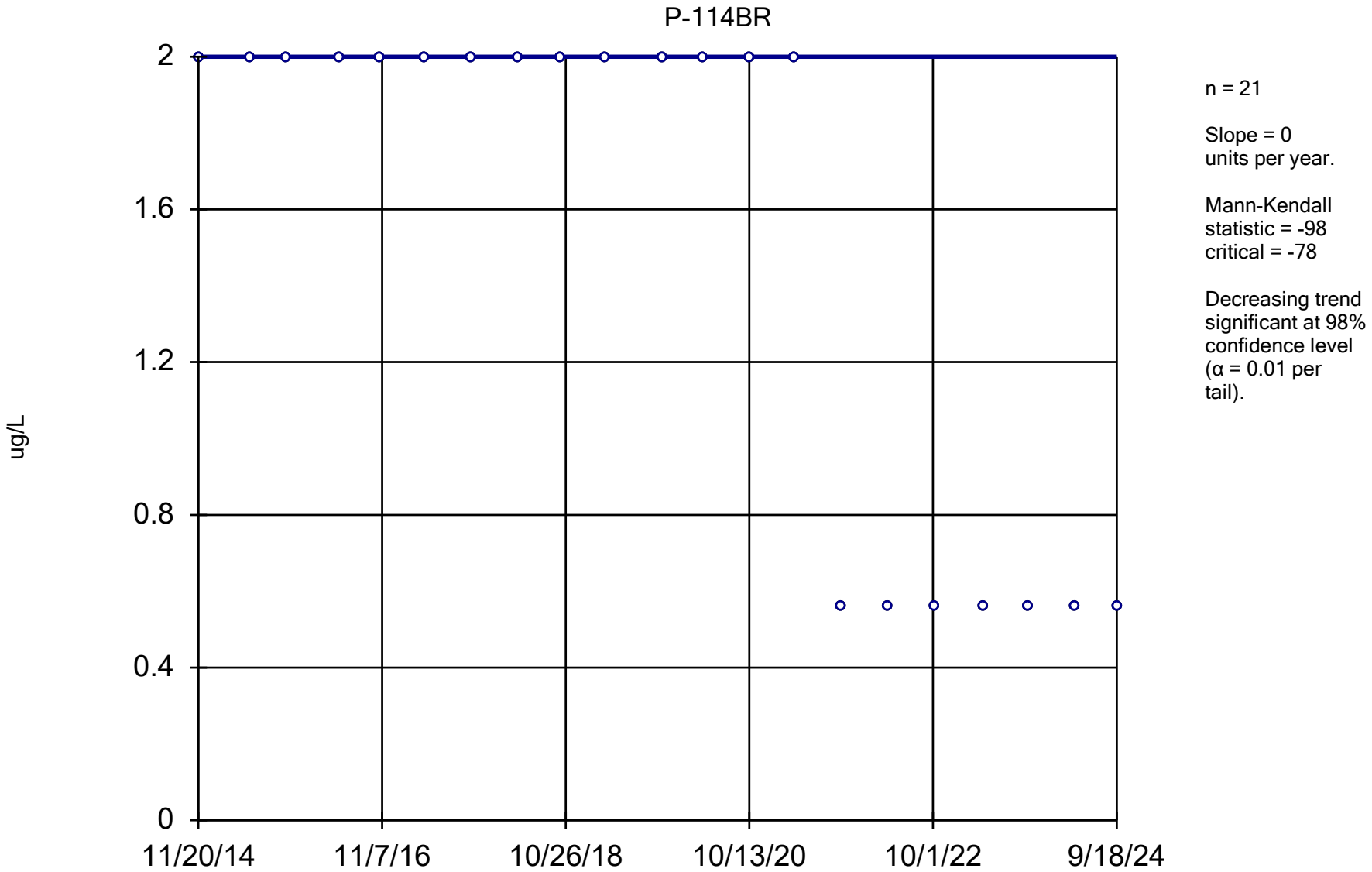

Constituent: 1,1-Dichloroethene Analysis Run 12/17/2024 1:46 PM View: All Wells - Appendix I VOCs

DMASWA Data: DMASWA Database_Updated

Sanitas™ v.10.0.15 Software licensed to HDR, Inc. UG
Hollow symbols indicate censored values.

Sen's Slope Estimator

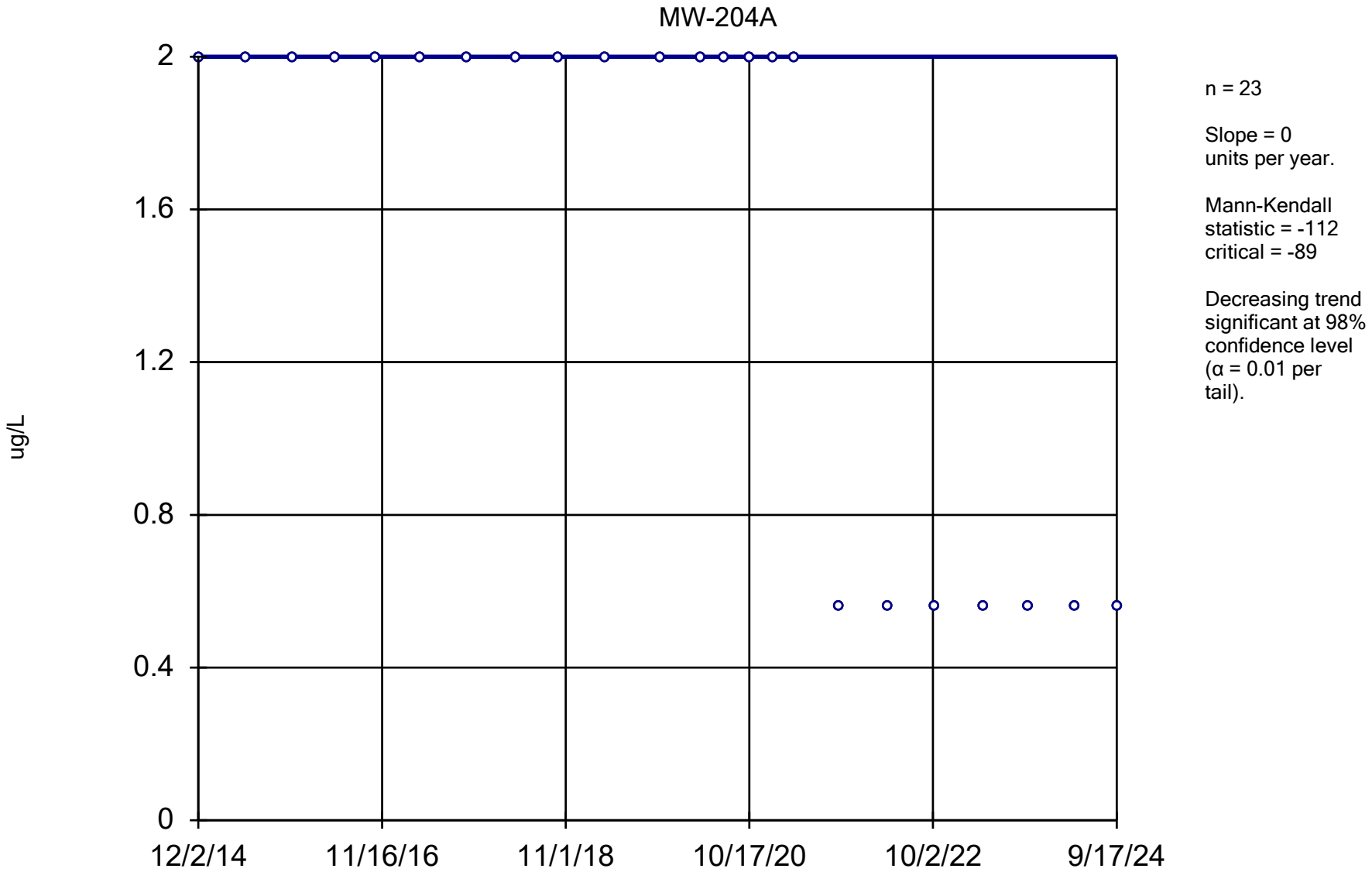

Constituent: 1,1-Dichloroethene Analysis Run 12/17/2024 1:46 PM View: All Wells - Appendix I VOCs

DMASWA Data: DMASWA Database_Updated

Sanitas™ v.10.0.15 Software licensed to HDR, Inc. UG
Hollow symbols indicate censored values.

Sen's Slope Estimator

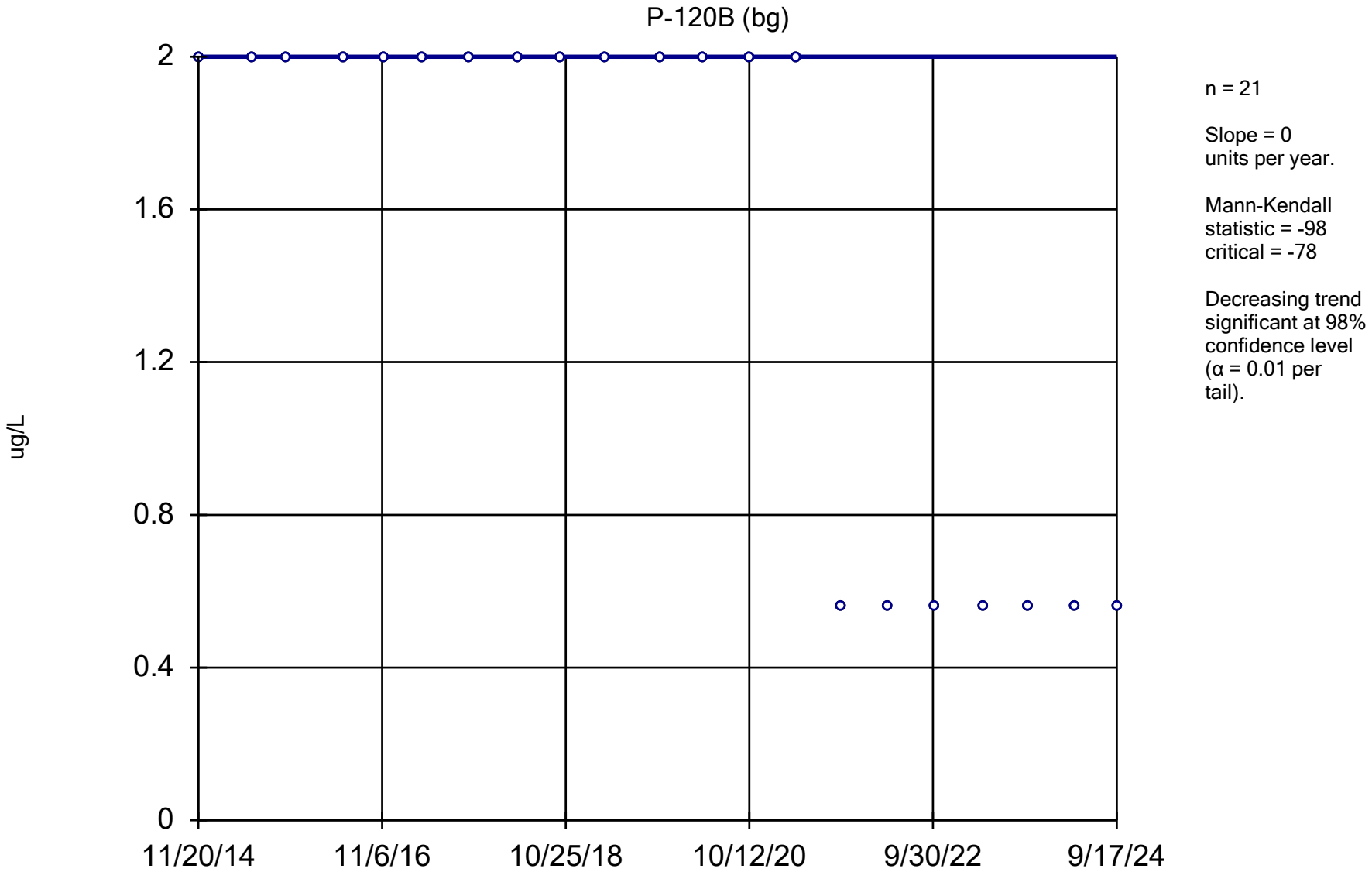

Constituent: 1,1-Dichloroethene Analysis Run 12/17/2024 1:46 PM View: All Wells - Appendix I VOCs

DMASWA Data: DMASWA Database_Updated

Sanitas™ v.10.0.15 Software licensed to HDR, Inc. UG
Hollow symbols indicate censored values.

Sen's Slope Estimator

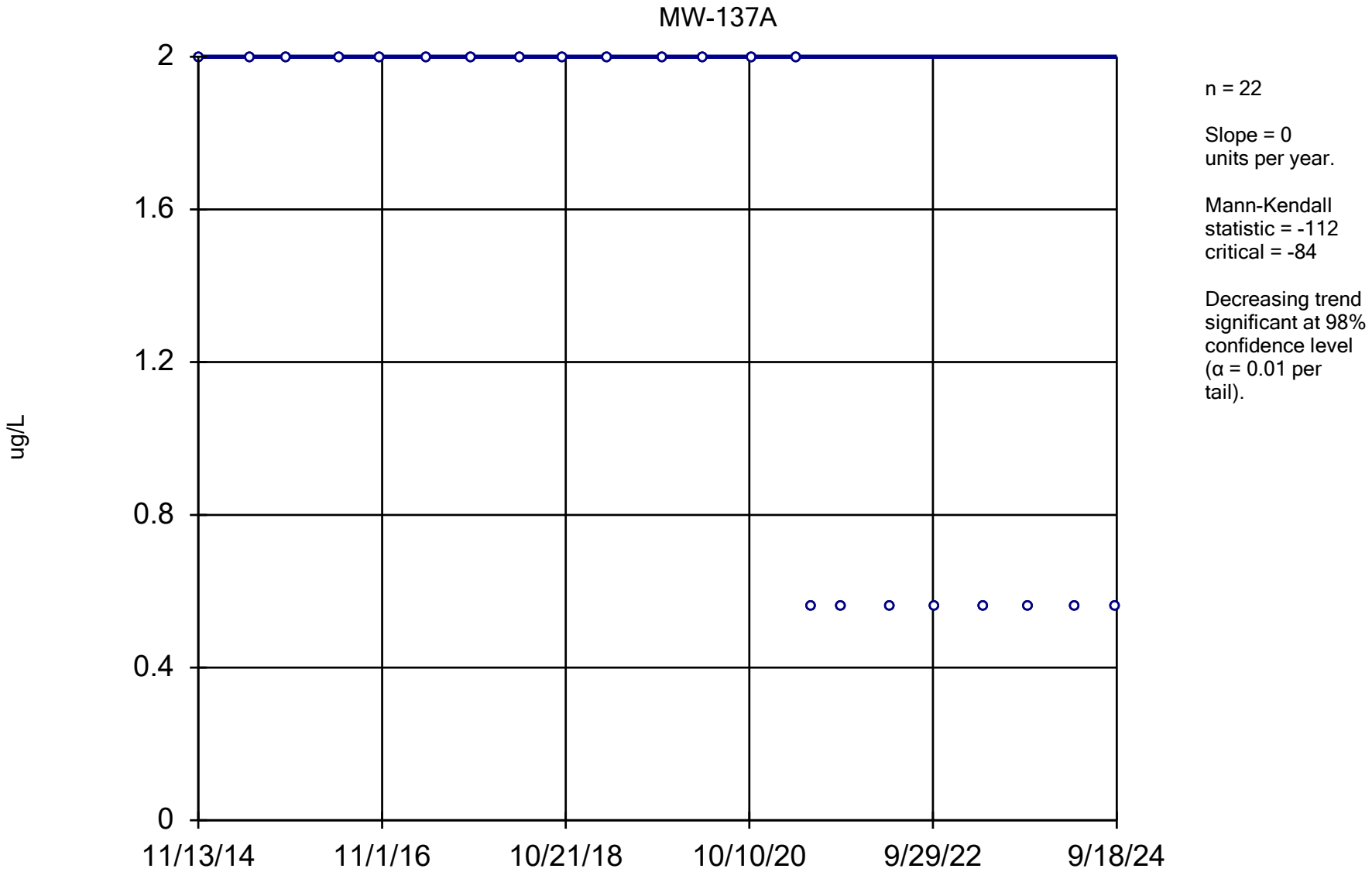

Constituent: 1,1-Dichloroethene Analysis Run 12/17/2024 1:46 PM View: All Wells - Appendix I VOCs

DMASWA Data: DMASWA Database_Updated

Sanitas™ v.10.0.15 Software licensed to HDR, Inc. UG
Hollow symbols indicate censored values.

Sen's Slope Estimator

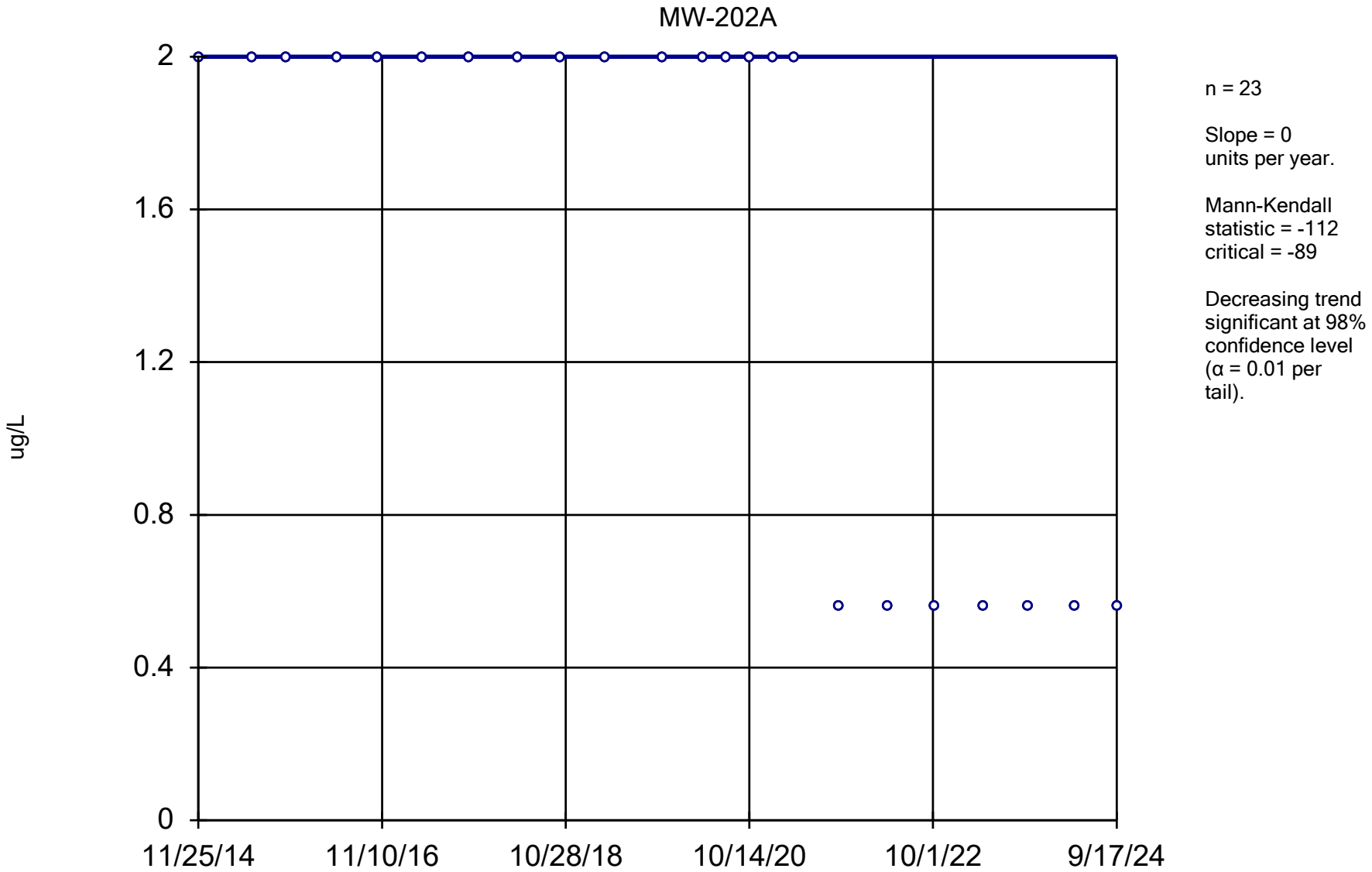

Constituent: 1,1-Dichloroethene Analysis Run 12/17/2024 1:46 PM View: All Wells - Appendix I VOCs

DMASWA Data: DMASWA Database_Updated

Sanitas™ v.10.0.15 Software licensed to HDR, Inc. UG
Hollow symbols indicate censored values.

Sen's Slope Estimator

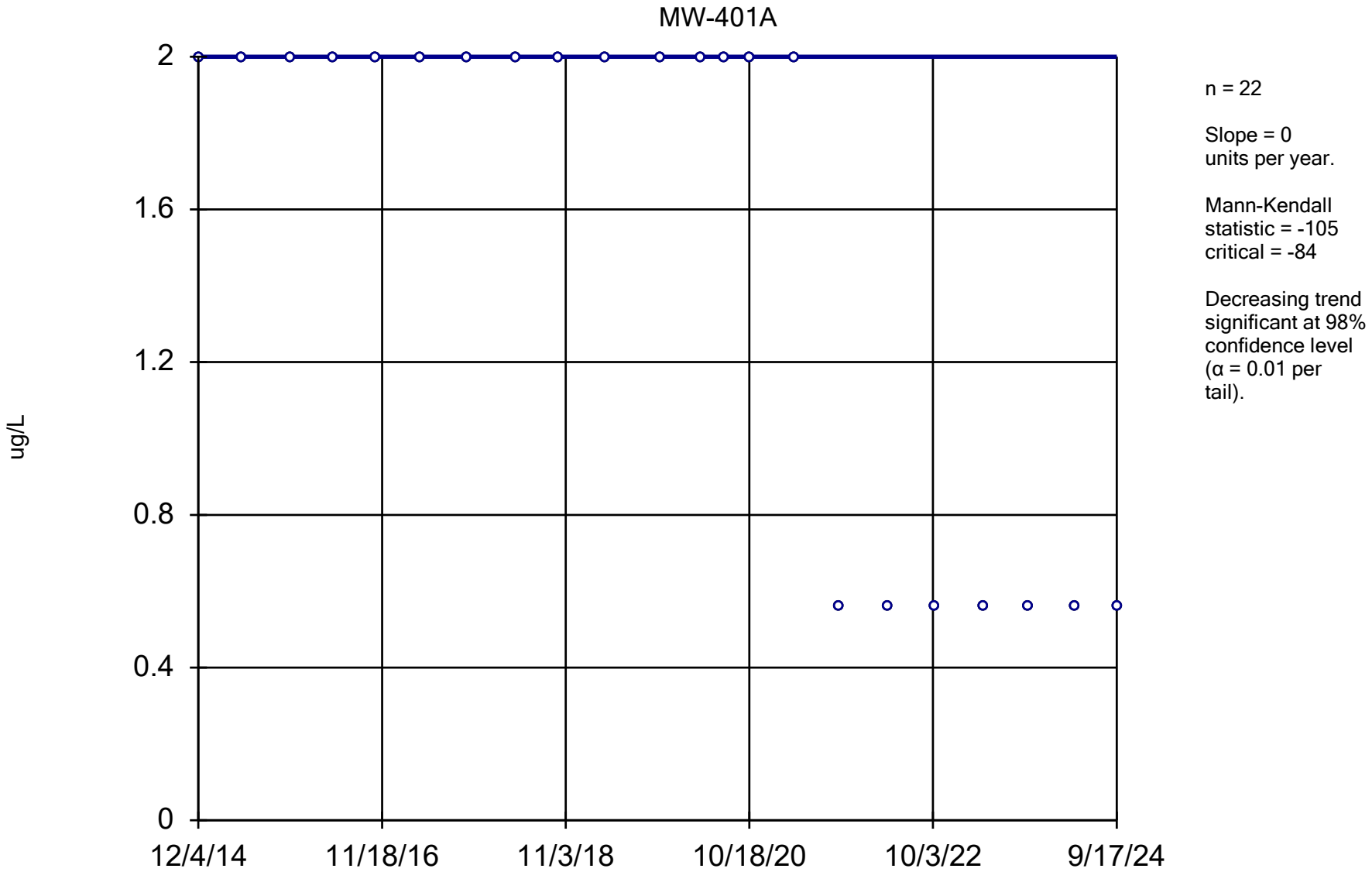

Constituent: 1,1-Dichloroethene Analysis Run 12/17/2024 1:46 PM View: All Wells - Appendix I VOCs

DMASWA Data: DMASWA Database_Updated

Sanitas™ v.10.0.15 Software licensed to HDR, Inc. UG
Hollow symbols indicate censored values.

Sen's Slope Estimator

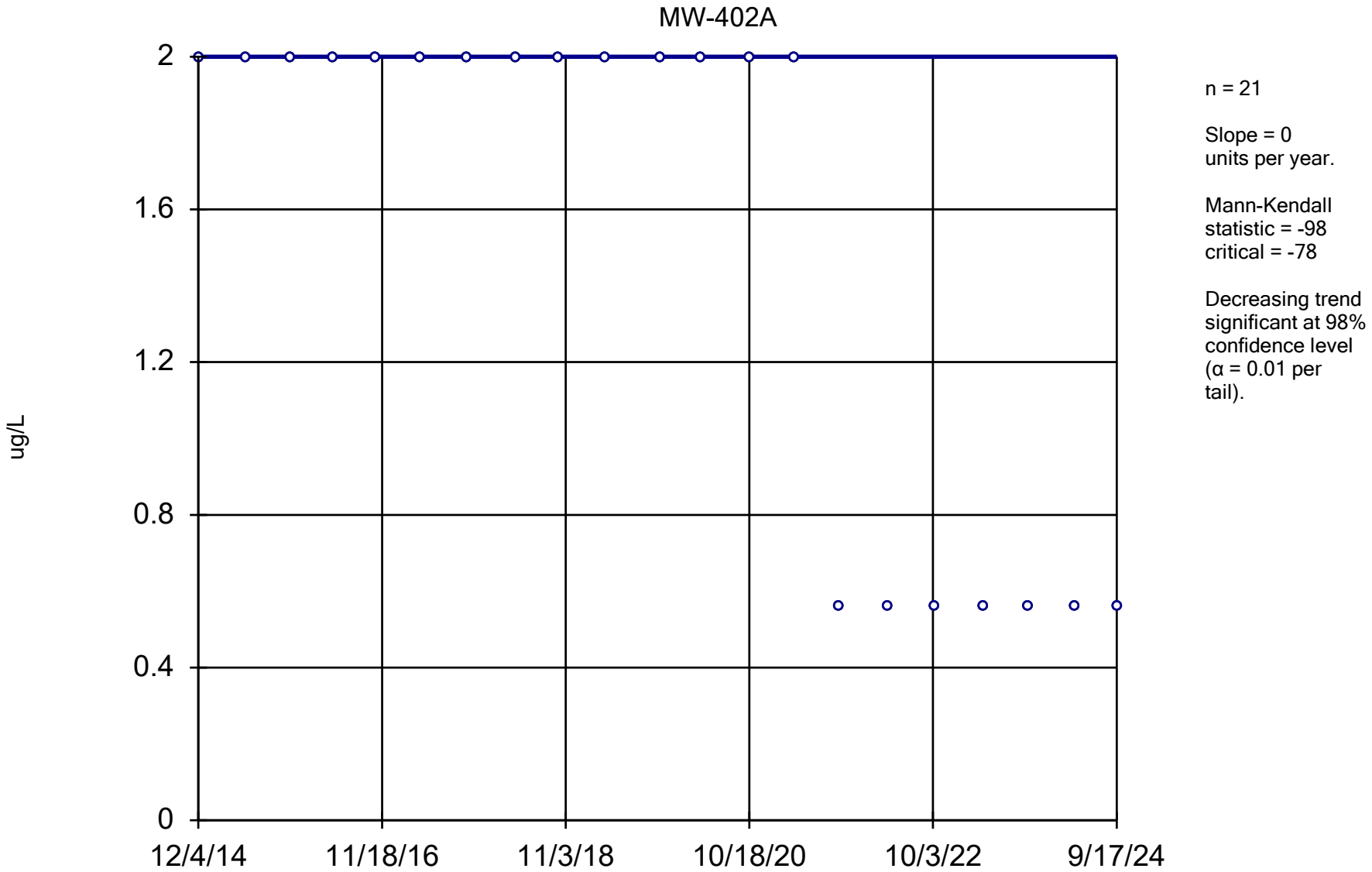

Constituent: 1,1-Dichloroethene Analysis Run 12/17/2024 1:46 PM View: All Wells - Appendix I VOCs

DMASWA Data: DMASWA Database_Updated

Sanitas™ v.10.0.15 Software licensed to HDR, Inc. UG
Hollow symbols indicate censored values.

Sen's Slope Estimator

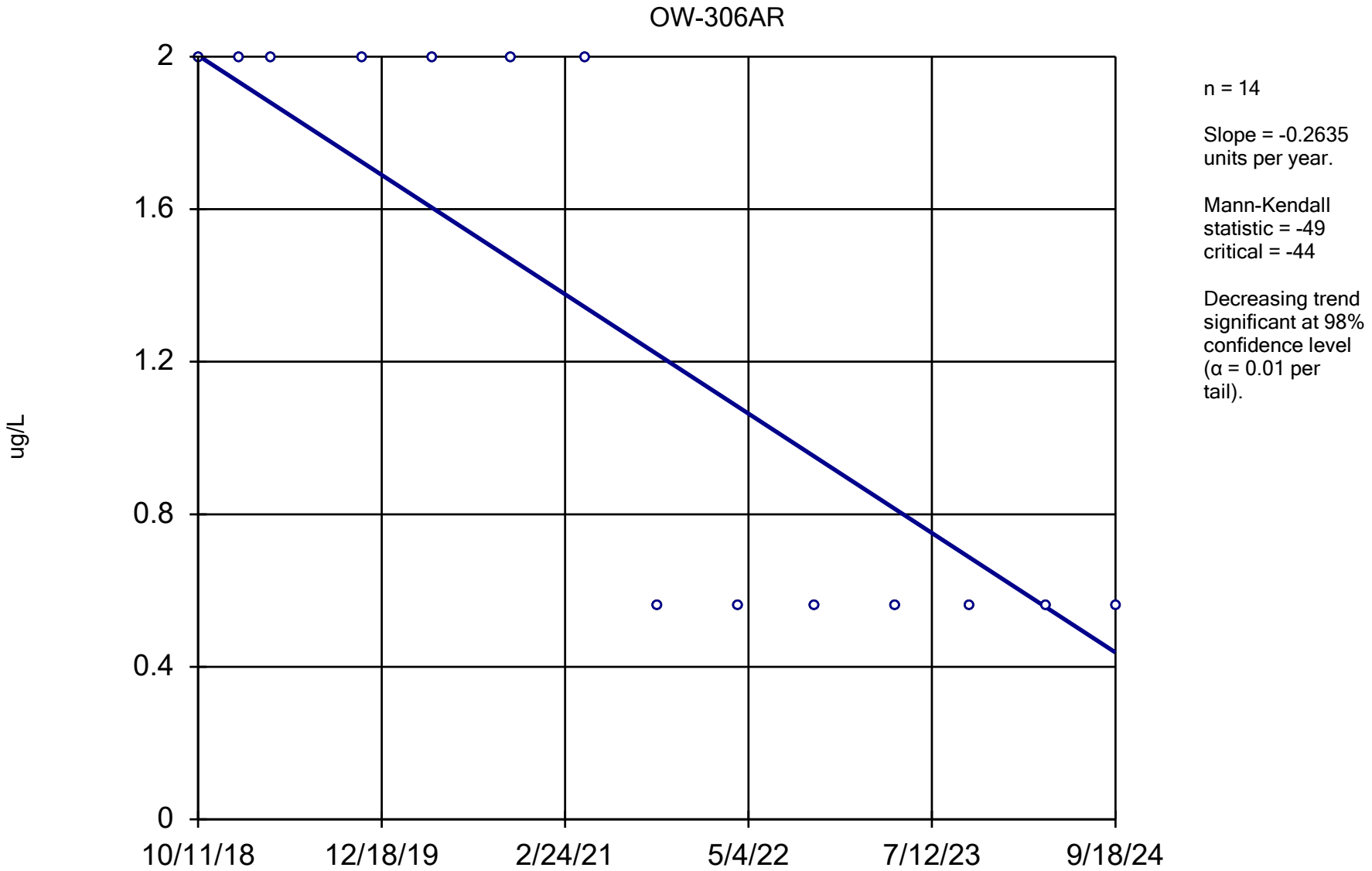

Constituent: 1,1-Dichloroethene Analysis Run 12/17/2024 1:46 PM View: All Wells - Appendix I VOCs

DMASWA Data: DMASWA Database_Updated

Sanitas™ v.10.0.15 Software licensed to HDR, Inc. UG
Hollow symbols indicate censored values.

Sen's Slope Estimator

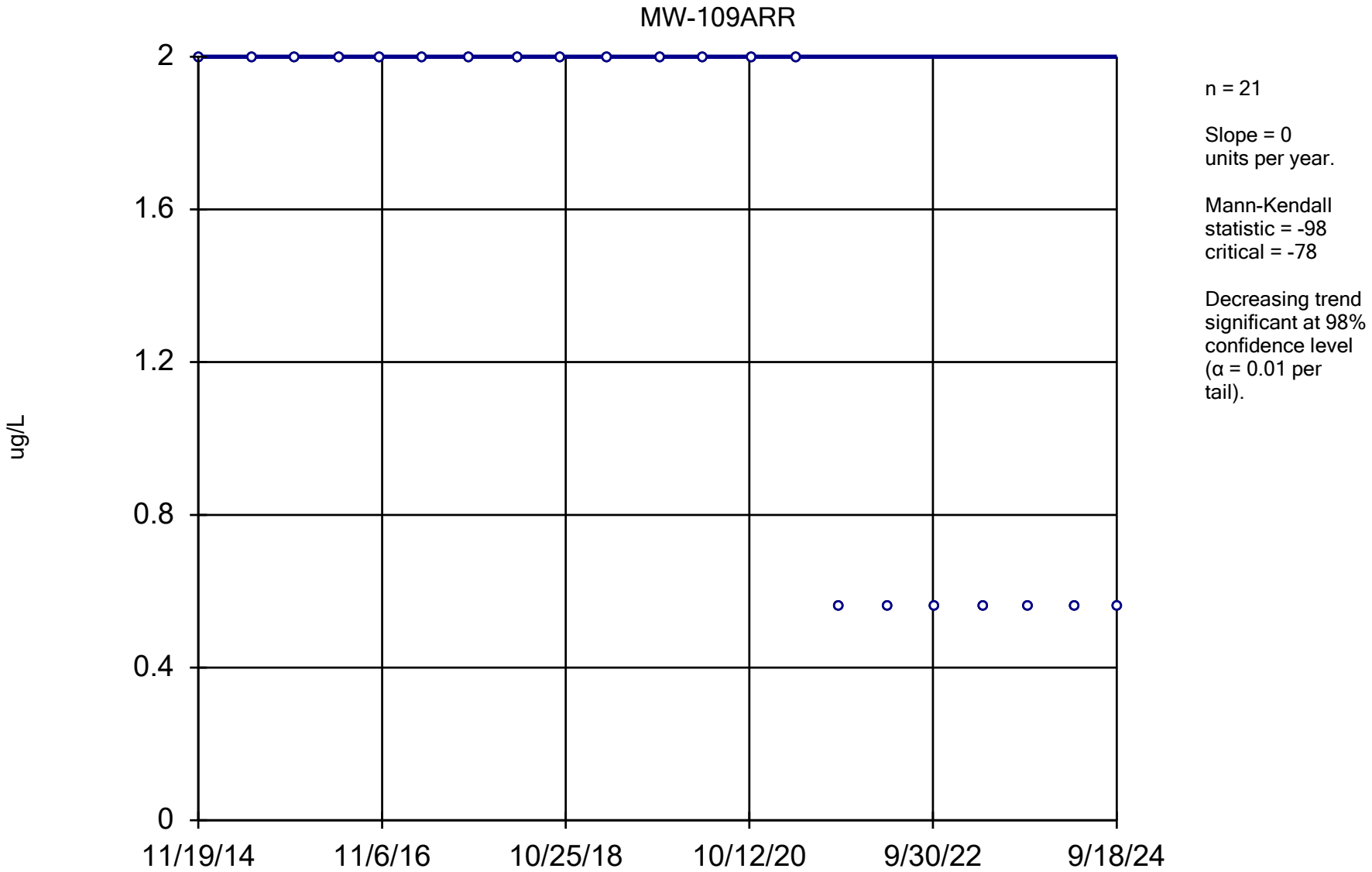

Constituent: 1,1-Dichloroethene Analysis Run 12/17/2024 1:46 PM View: All Wells - Appendix I VOCs

DMASWA Data: DMASWA Database_Updated

Sanitas™ v.10.0.15 Software licensed to HDR, Inc. UG
Hollow symbols indicate censored values.

Sen's Slope Estimator

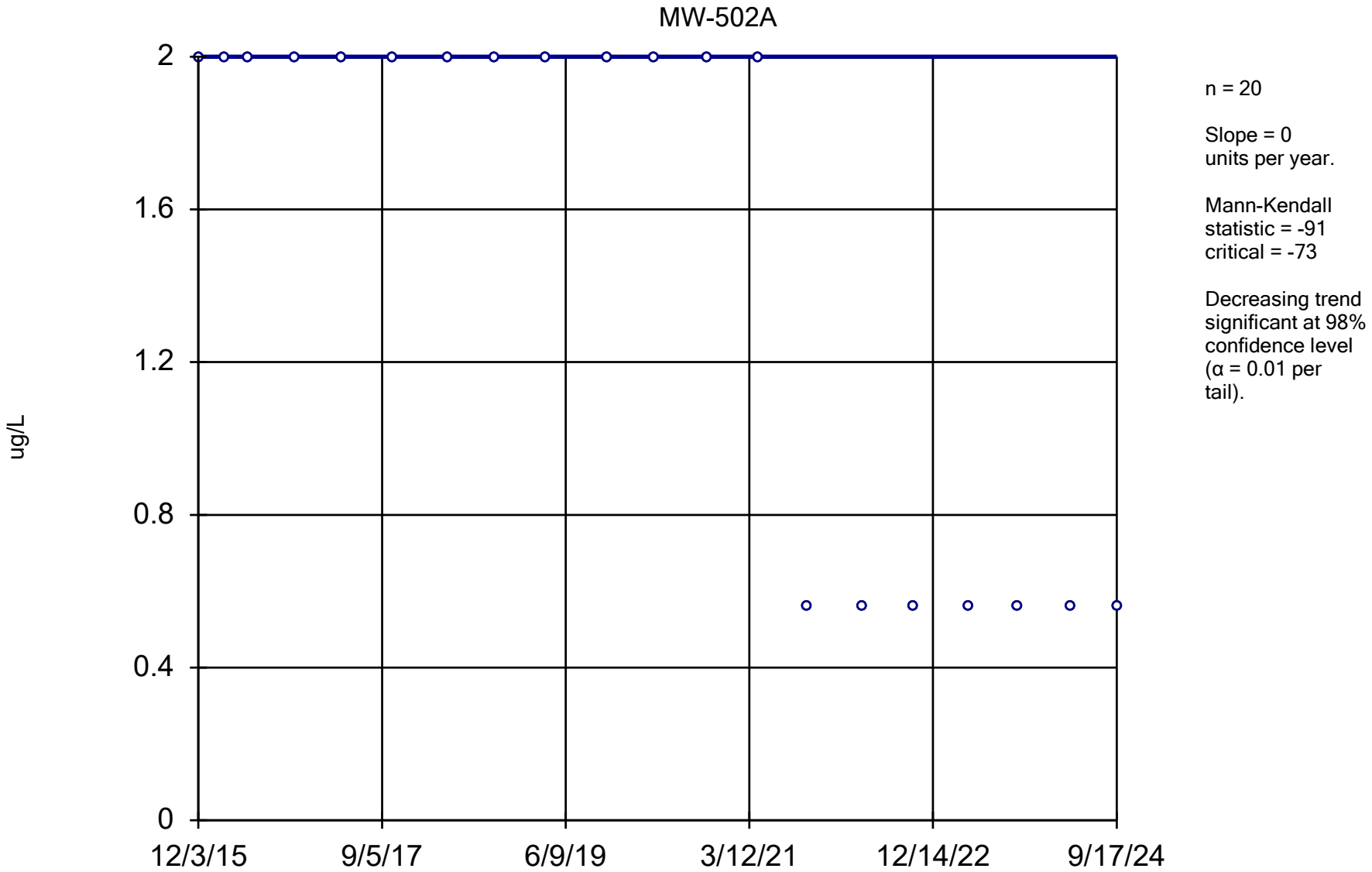

Constituent: 1,1-Dichloroethene Analysis Run 12/17/2024 1:46 PM View: All Wells - Appendix I VOCs

DMASWA Data: DMASWA Database_Updated

Sanitas™ v.10.0.15 Software licensed to HDR, Inc. UG
Hollow symbols indicate censored values.

Sen's Slope Estimator

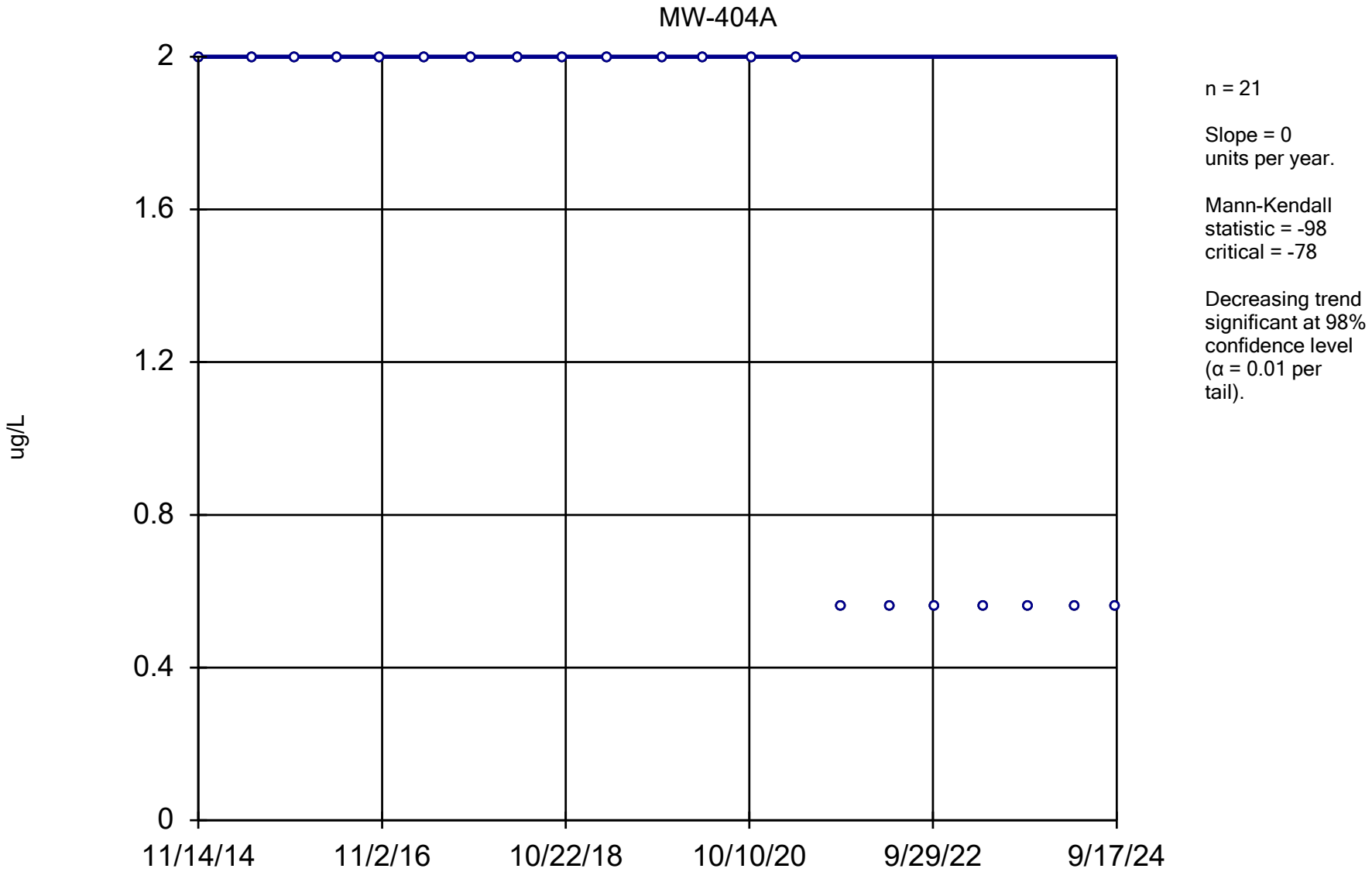

Constituent: 1,1-Dichloroethene Analysis Run 12/17/2024 1:46 PM View: All Wells - Appendix I VOCs

DMASWA Data: DMASWA Database_Updated

Sanitas™ v.10.0.15 Software licensed to HDR, Inc. UG
Hollow symbols indicate censored values.

Sen's Slope Estimator

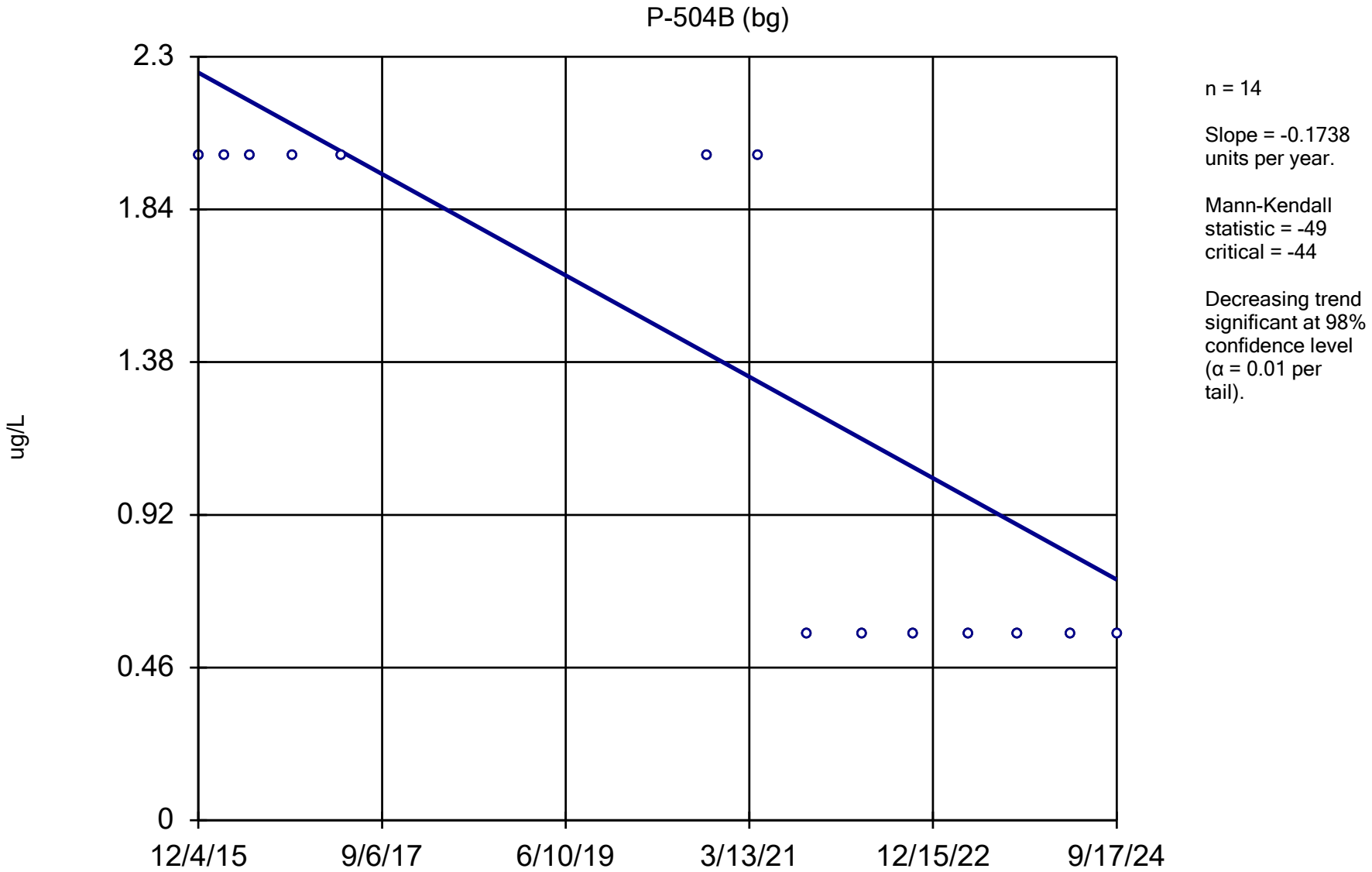

Constituent: 1,1-Dichloroethene Analysis Run 12/17/2024 1:46 PM View: All Wells - Appendix I VOCs

DMASWA Data: DMASWA Database_Updated

Sanitas™ v.10.0.15 Software licensed to HDR, Inc. UG
Hollow symbols indicate censored values.

Sen's Slope Estimator

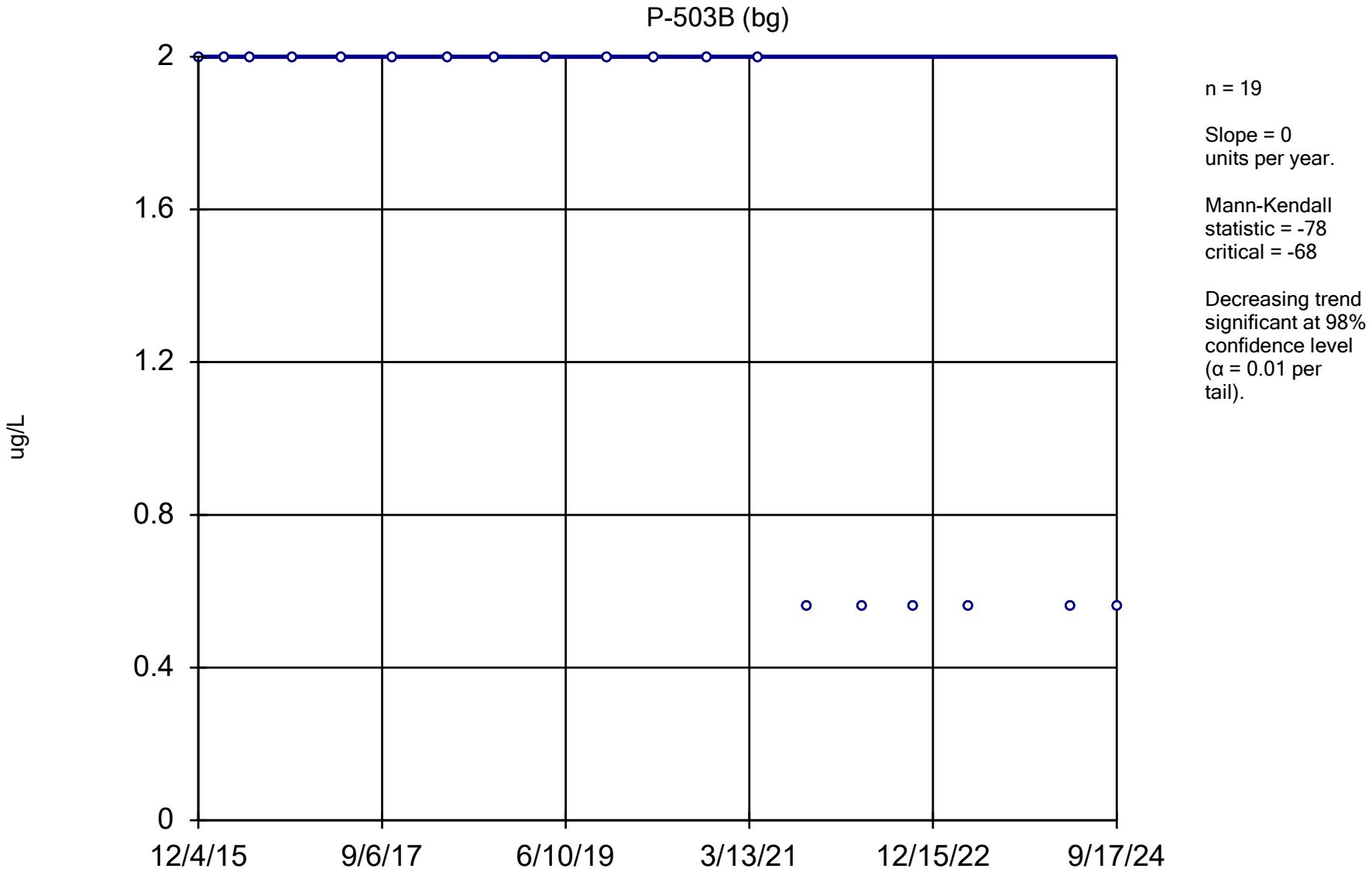

Constituent: 1,1-Dichloroethene Analysis Run 12/17/2024 1:46 PM View: All Wells - Appendix I VOCs

DMASWA Data: DMASWA Database_Updated

Sanitas™ v.10.0.15 Software licensed to HDR, Inc. UG
Hollow symbols indicate censored values.

Sen's Slope Estimator

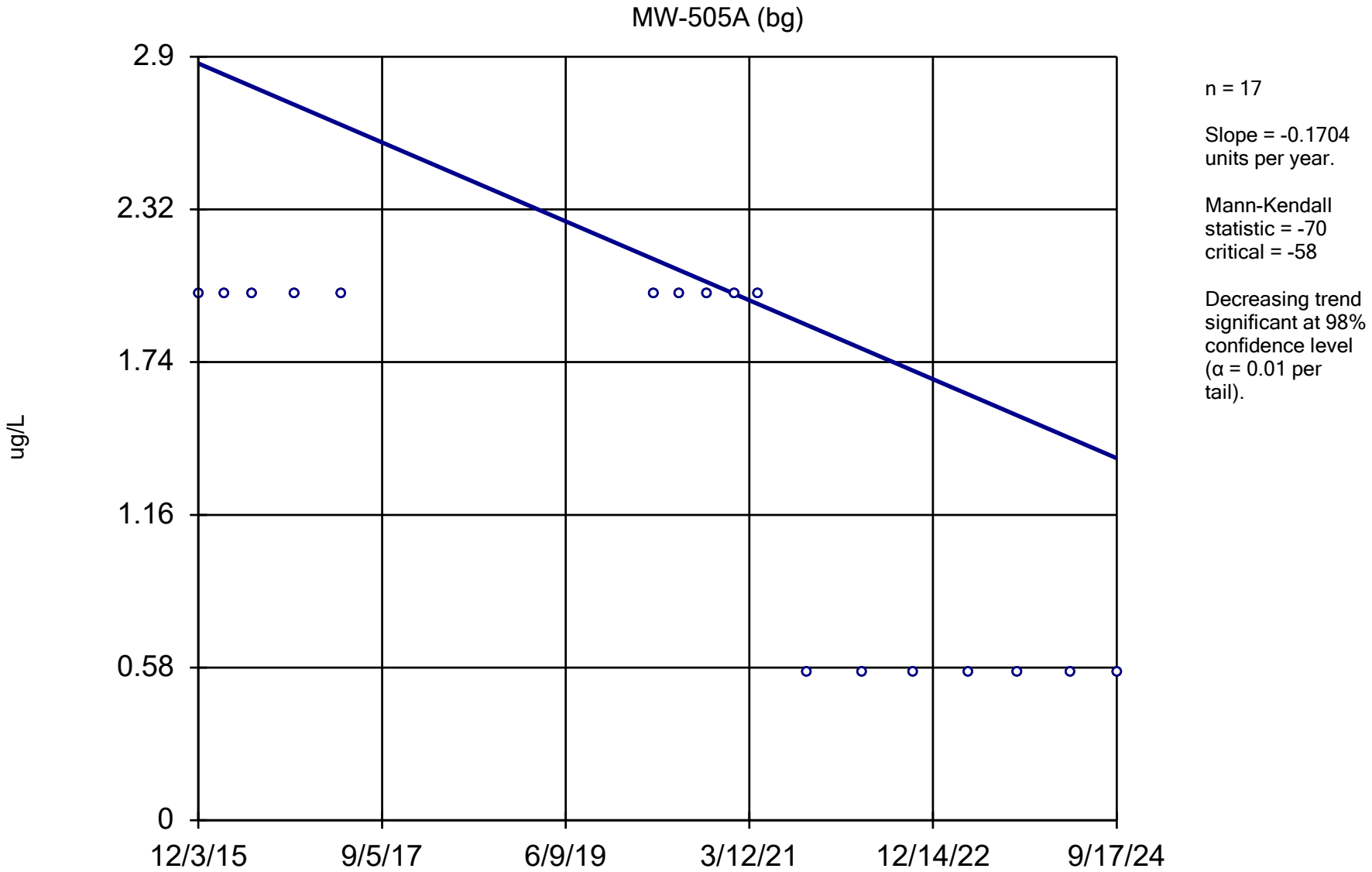

Constituent: 1,1-Dichloroethene Analysis Run 12/17/2024 1:46 PM View: All Wells - Appendix I VOCs DMASWA Data: DMASWA Database_Updated

Sanitas™ v.10.0.15 Software licensed to HDR, Inc. UG
Hollow symbols indicate censored values.

Sen's Slope Estimator

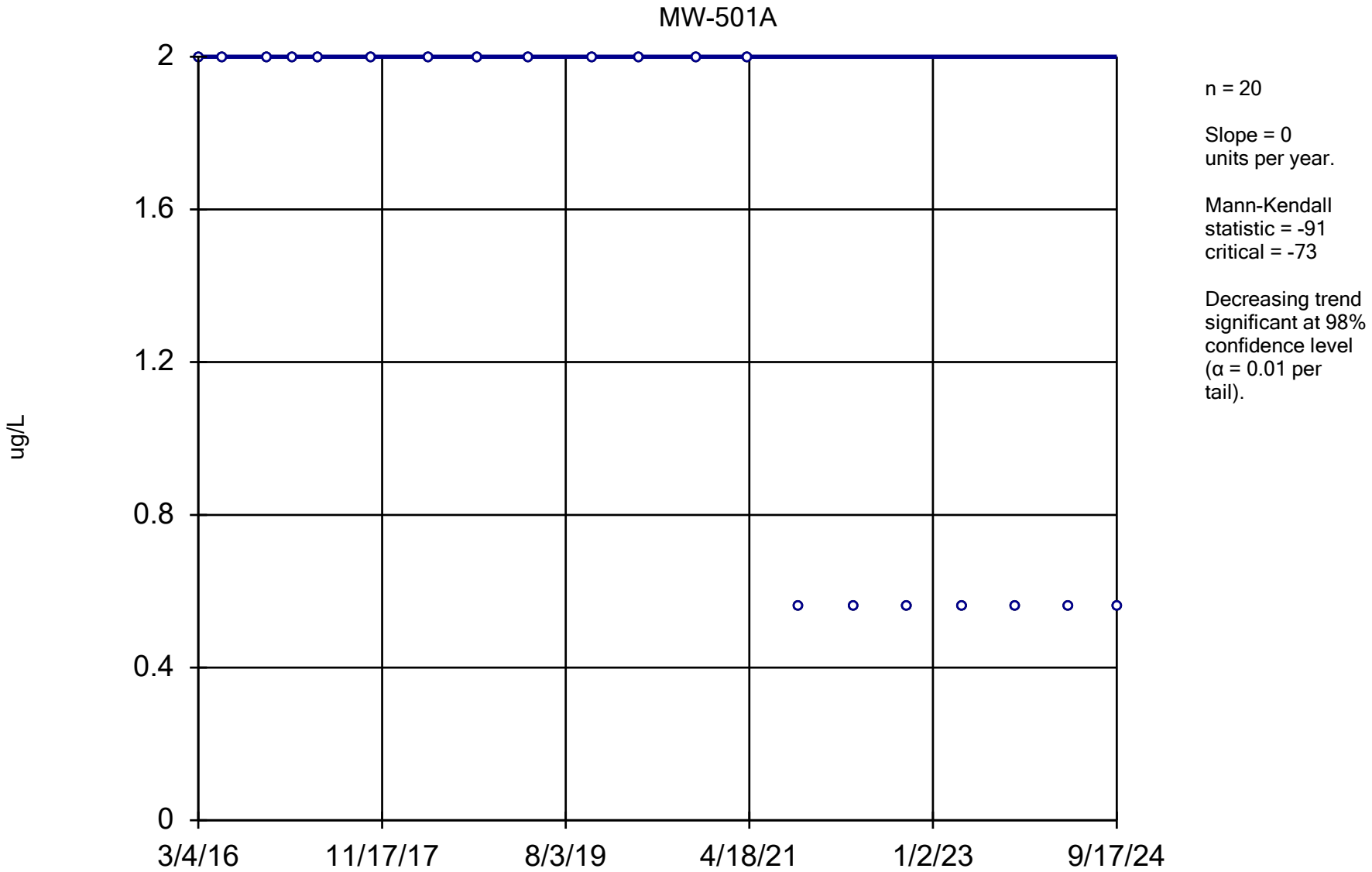

Constituent: 1,1-Dichloroethene Analysis Run 12/17/2024 1:46 PM View: All Wells - Appendix I VOCs

DMASWA Data: DMASWA Database_Updated

Sanitas™ v.10.0.15 Software licensed to HDR, Inc. UG
Hollow symbols indicate censored values.

Sen's Slope Estimator

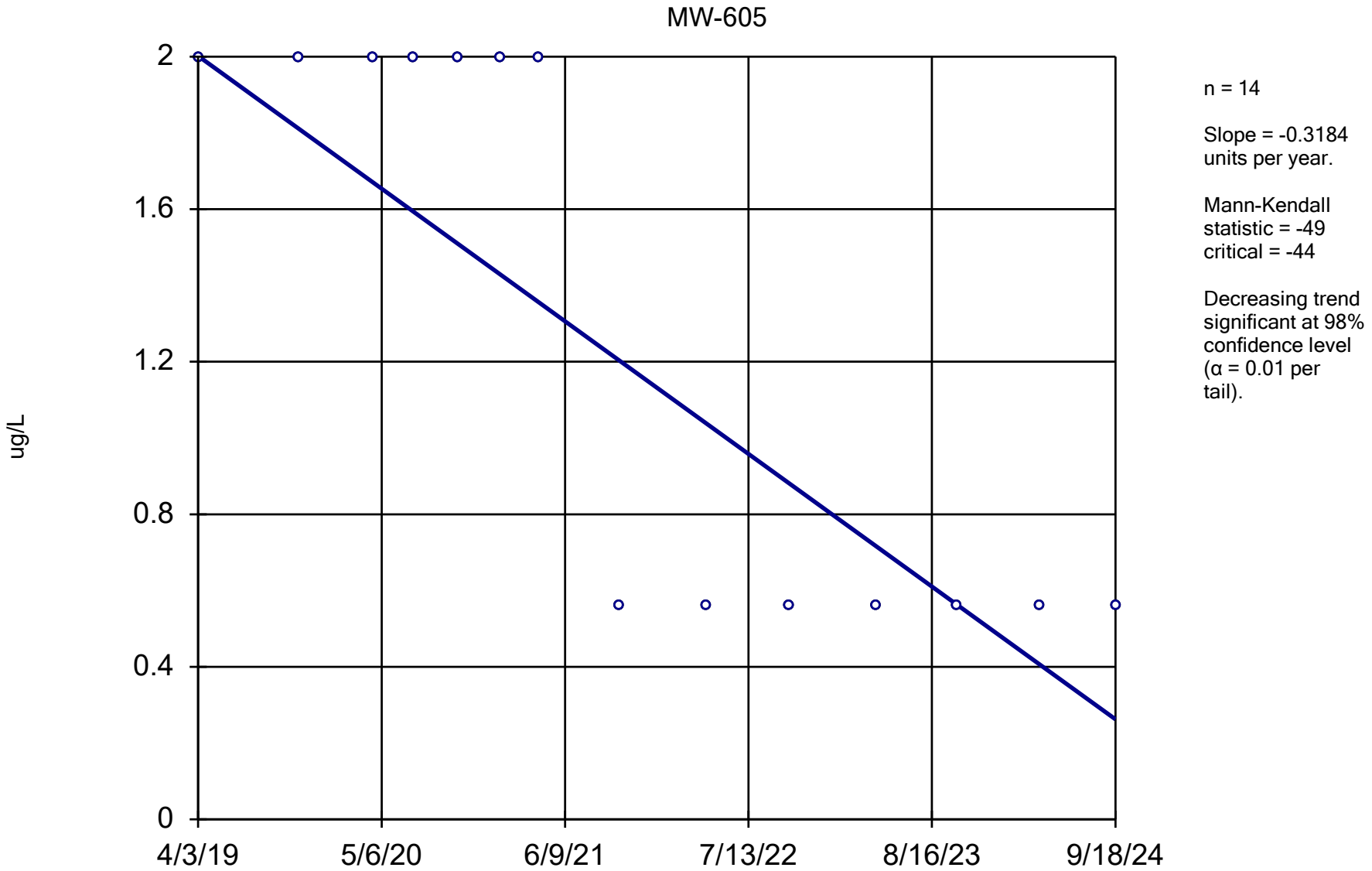

Constituent: 1,1-Dichloroethene Analysis Run 12/17/2024 1:46 PM View: All Wells - Appendix I VOCs

DMASWA Data: DMASWA Database_Updated

Sanitas™ v.10.0.15 Software licensed to HDR, Inc. UG
Hollow symbols indicate censored values.

Sen's Slope Estimator

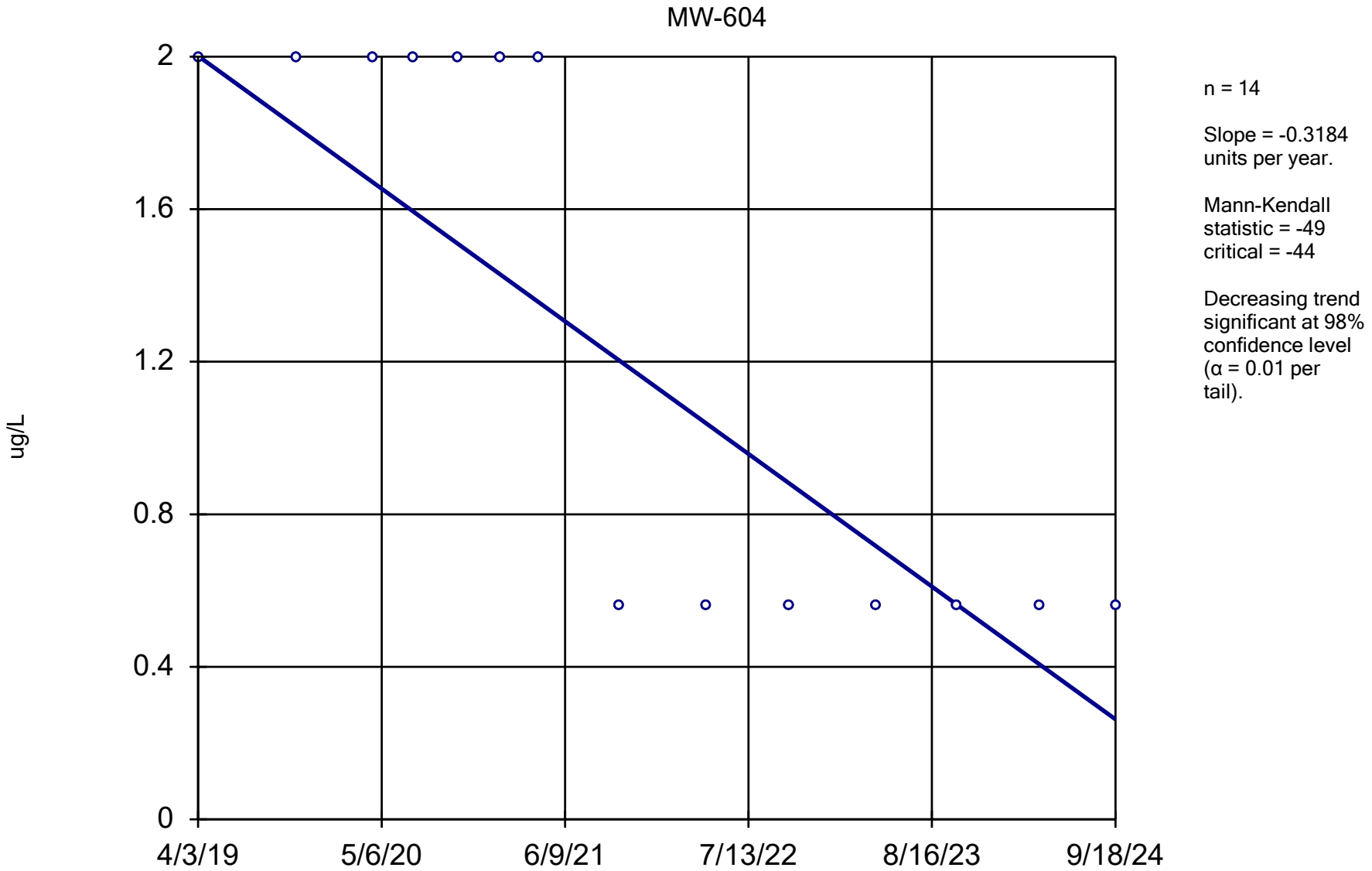

Constituent: 1,1-Dichloroethene Analysis Run 12/17/2024 1:46 PM View: All Wells - Appendix I VOCs

DMASWA Data: DMASWA Database_Updated

Sanitas™ v.10.0.15 Software licensed to HDR, Inc. UG
Hollow symbols indicate censored values.

Sen's Slope Estimator

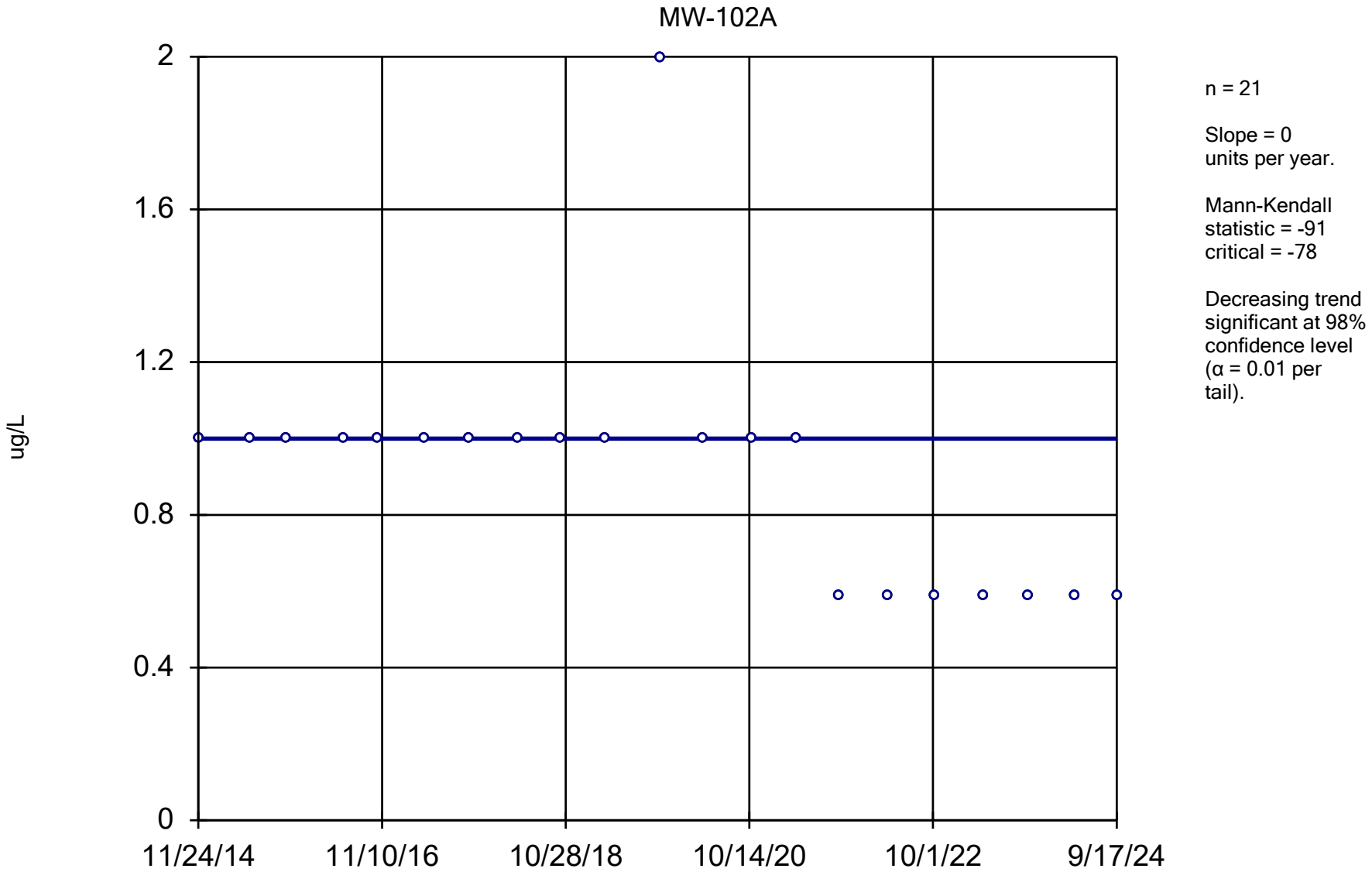

Constituent: 1,2,3-Trichloropropane Analysis Run 12/17/2024 1:46 PM View: All Wells - Appendix I VOCs

DMASWA Data: DMASWA Database_Updated

Sanitas™ v.10.0.15 Software licensed to HDR, Inc. UG
Hollow symbols indicate censored values.

Sen's Slope Estimator

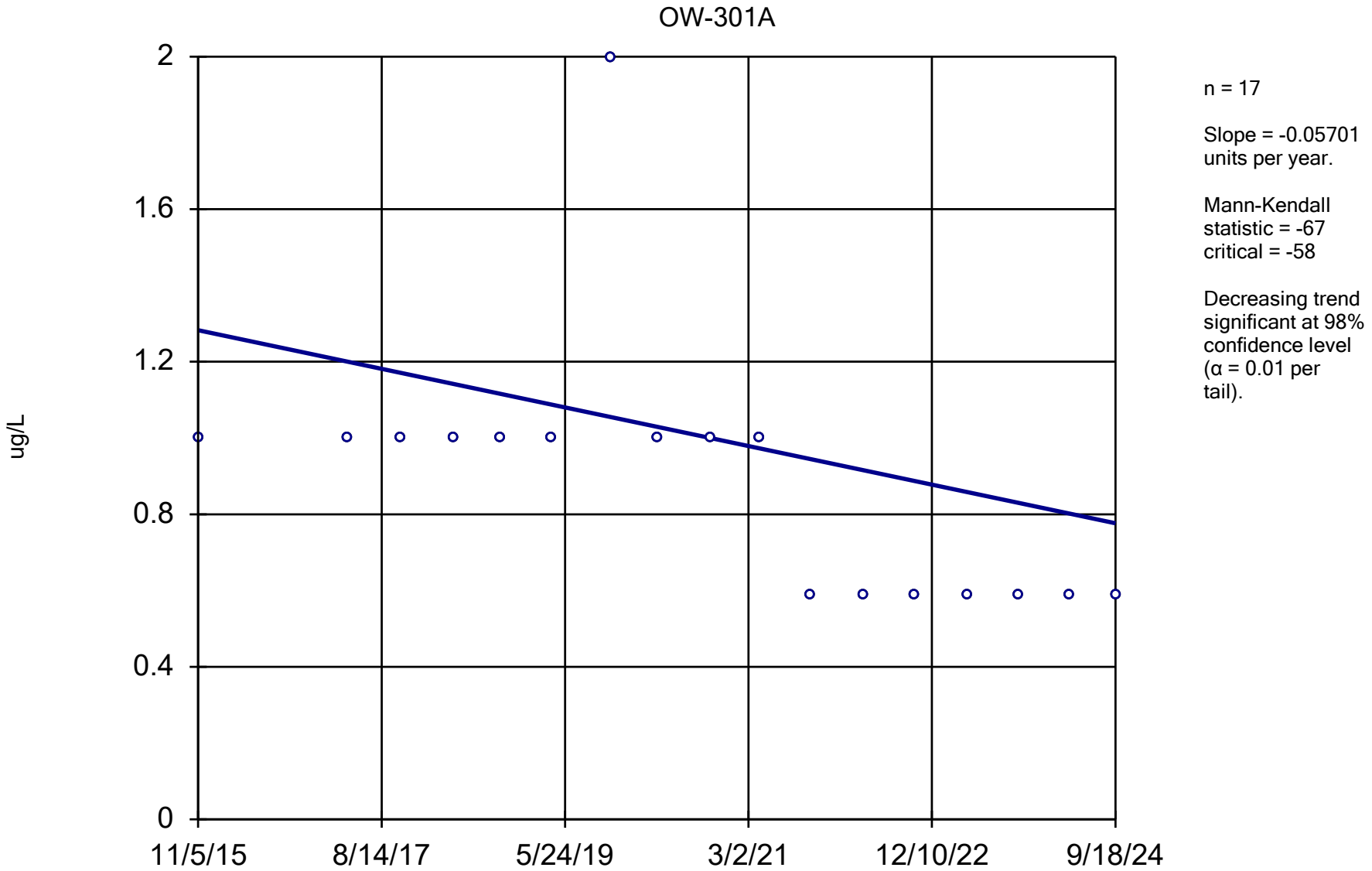

Constituent: 1,2,3-Trichloropropane Analysis Run 12/17/2024 1:46 PM View: All Wells - Appendix I VOCs

DMASWA Data: DMASWA Database_Updated

Sanitas™ v.10.0.15 Software licensed to HDR, Inc. UG
Hollow symbols indicate censored values.

Sen's Slope Estimator

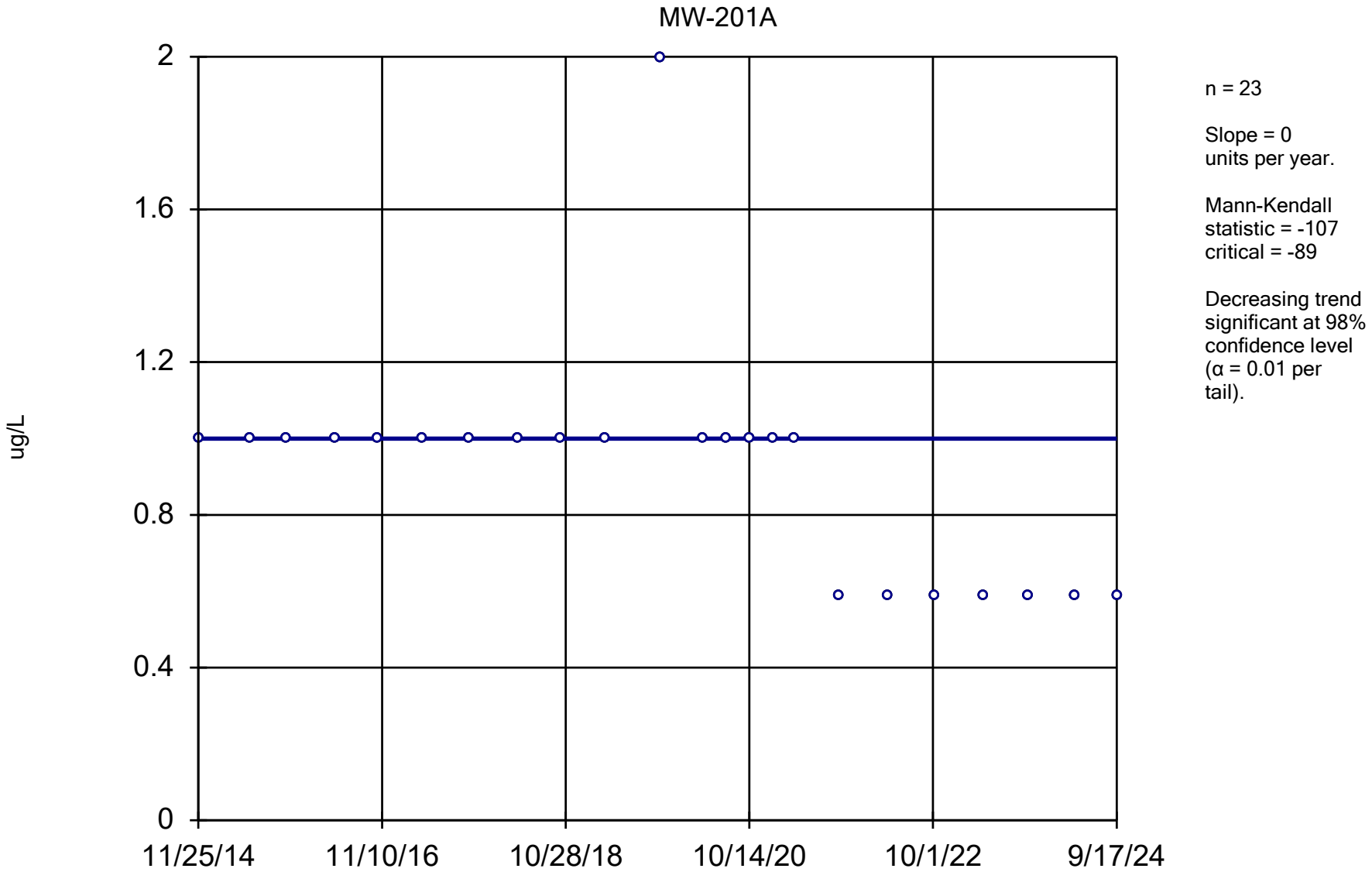

Constituent: 1,2,3-Trichloropropane Analysis Run 12/17/2024 1:46 PM View: All Wells - Appendix I VOCs

DMASWA Data: DMASWA Database_Updated

Sanitas™ v.10.0.15 Software licensed to HDR, Inc. UG
Hollow symbols indicate censored values.

Sen's Slope Estimator

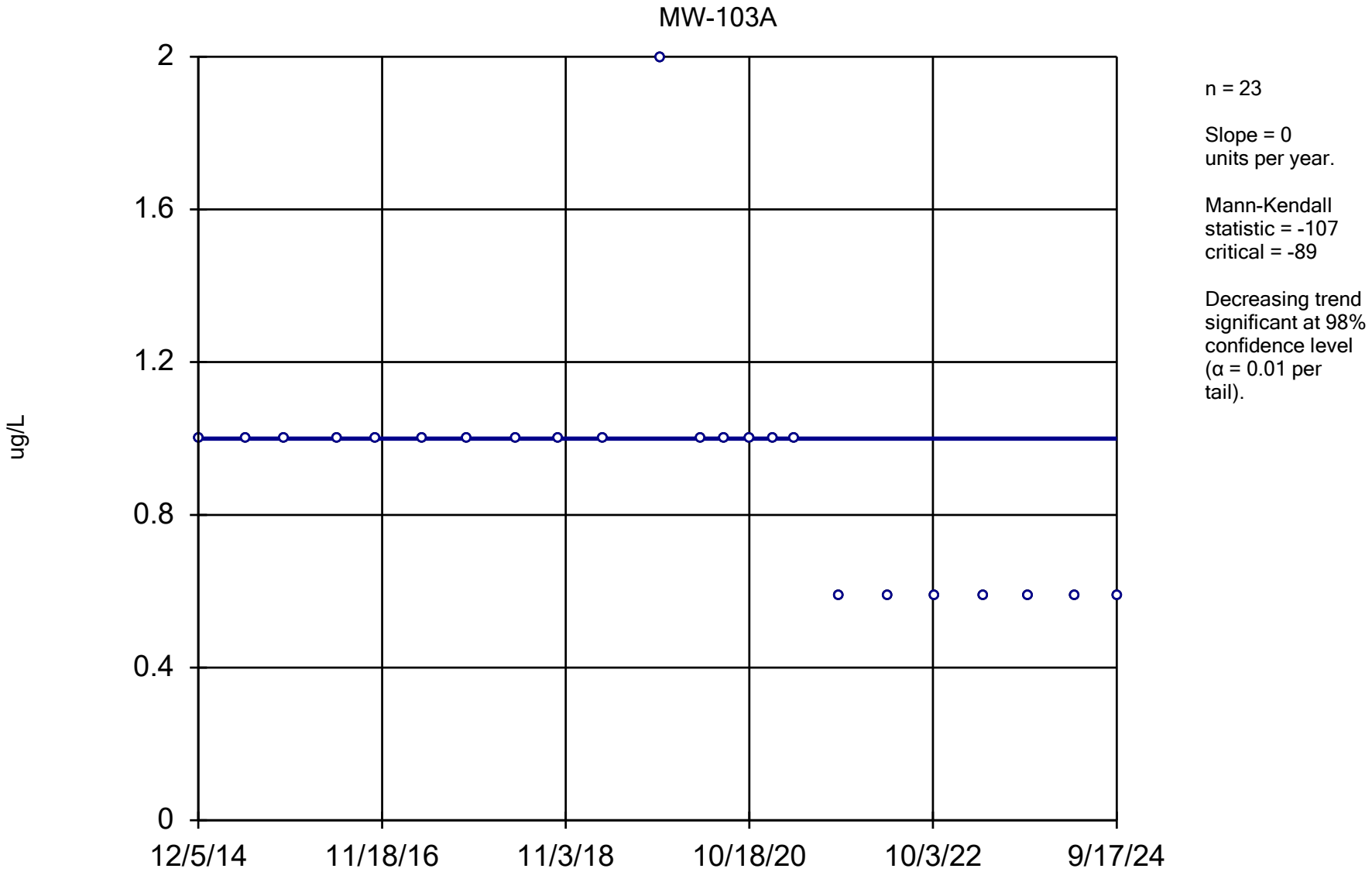

Constituent: 1,2,3-Trichloropropane Analysis Run 12/17/2024 1:46 PM View: All Wells - Appendix I VOCs

DMASWA Data: DMASWA Database_Updated

Sanitas™ v.10.0.15 Software licensed to HDR, Inc. UG
Hollow symbols indicate censored values.

Sen's Slope Estimator

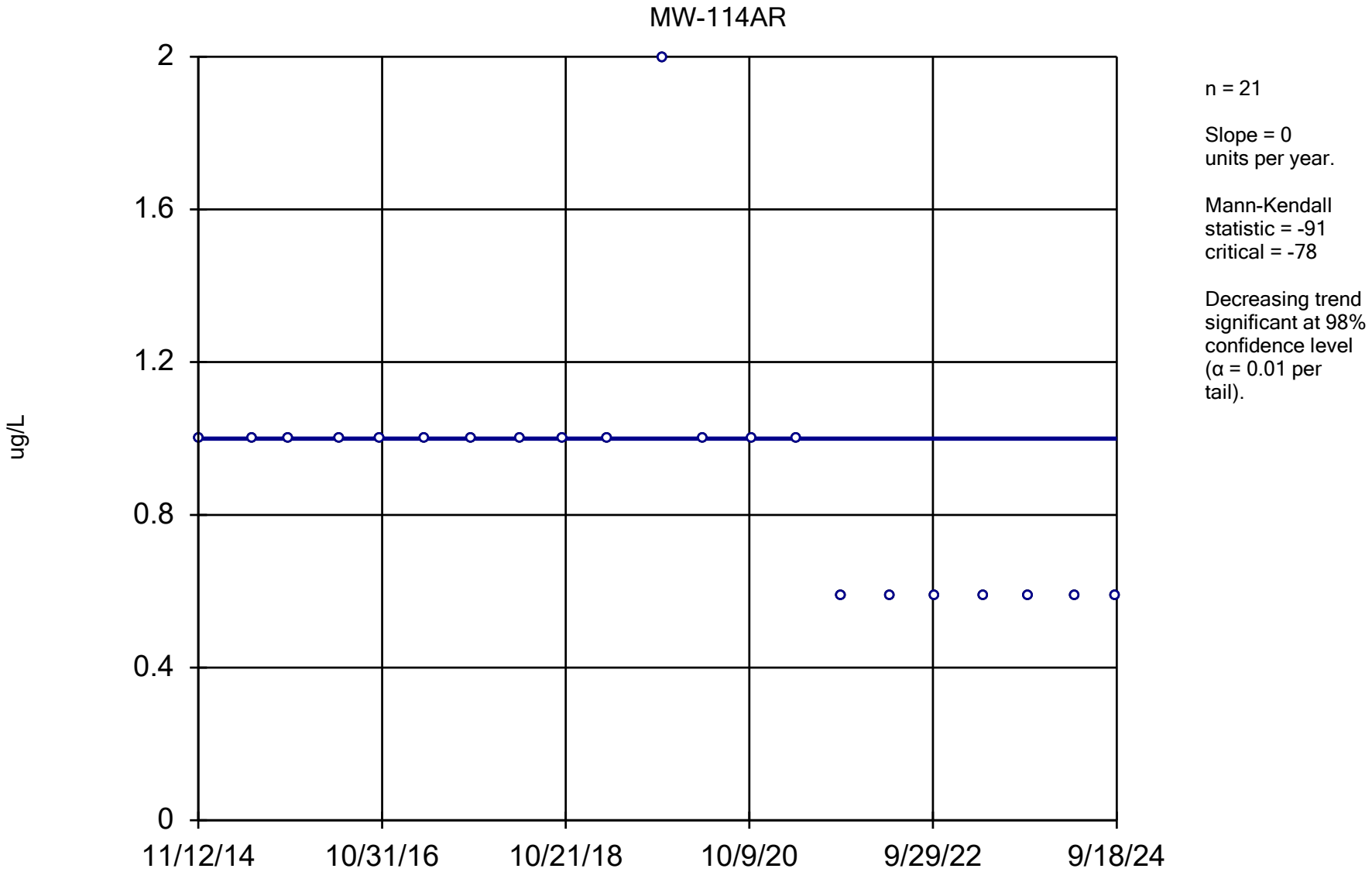

Constituent: 1,2,3-Trichloropropane Analysis Run 12/17/2024 1:46 PM View: All Wells - Appendix I VOCs

DMASWA Data: DMASWA Database_Updated

Sanitas™ v.10.0.15 Software licensed to HDR, Inc. UG
Hollow symbols indicate censored values.

Sen's Slope Estimator

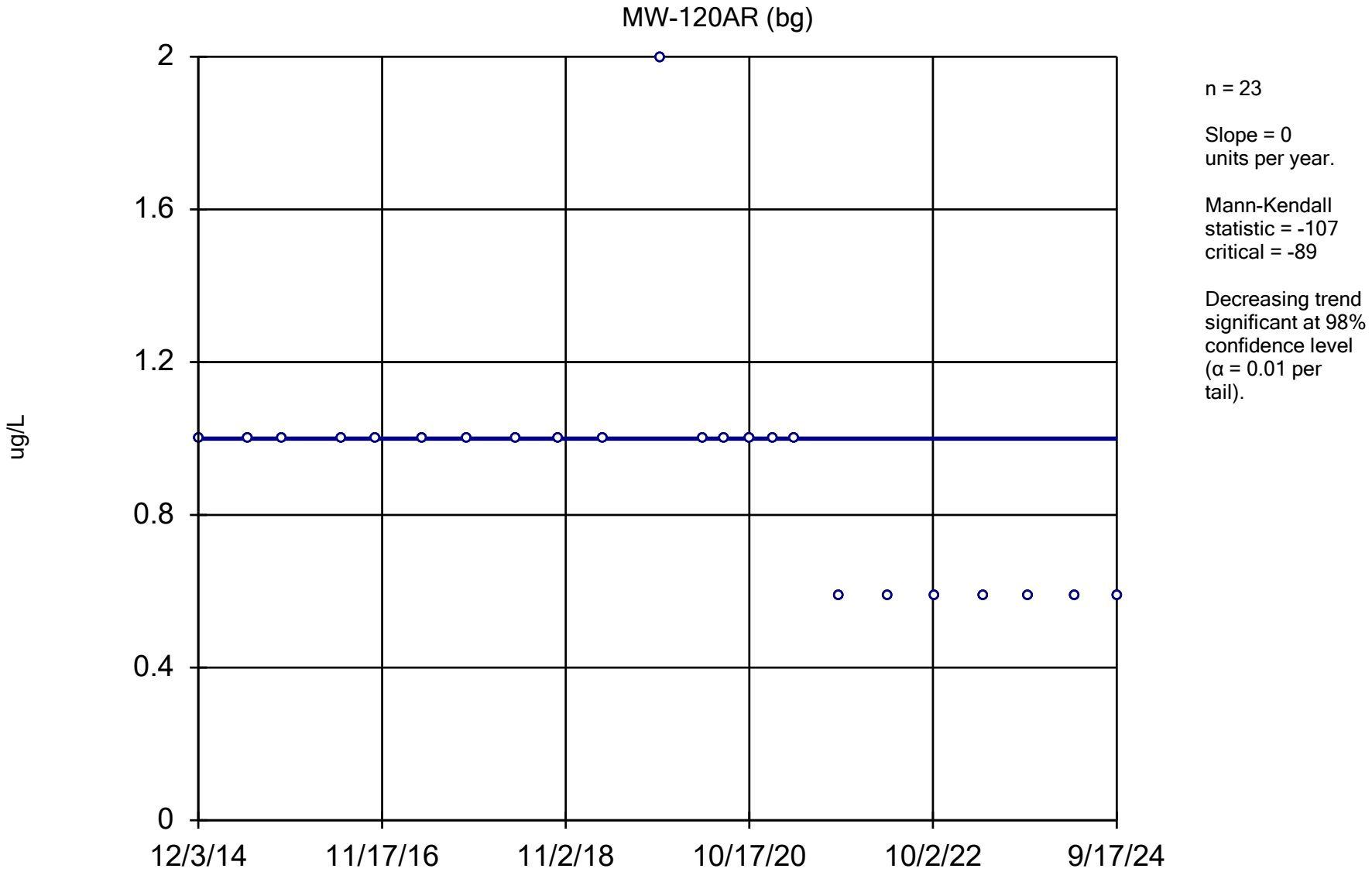

Constituent: 1,2,3-Trichloropropane Analysis Run 12/17/2024 1:46 PM View: All Wells - Appendix I VOCs

DMASWA Data: DMASWA Database_Updated

Sanitas™ v.10.0.15 Software licensed to HDR, Inc. UG
Hollow symbols indicate censored values.

Sen's Slope Estimator

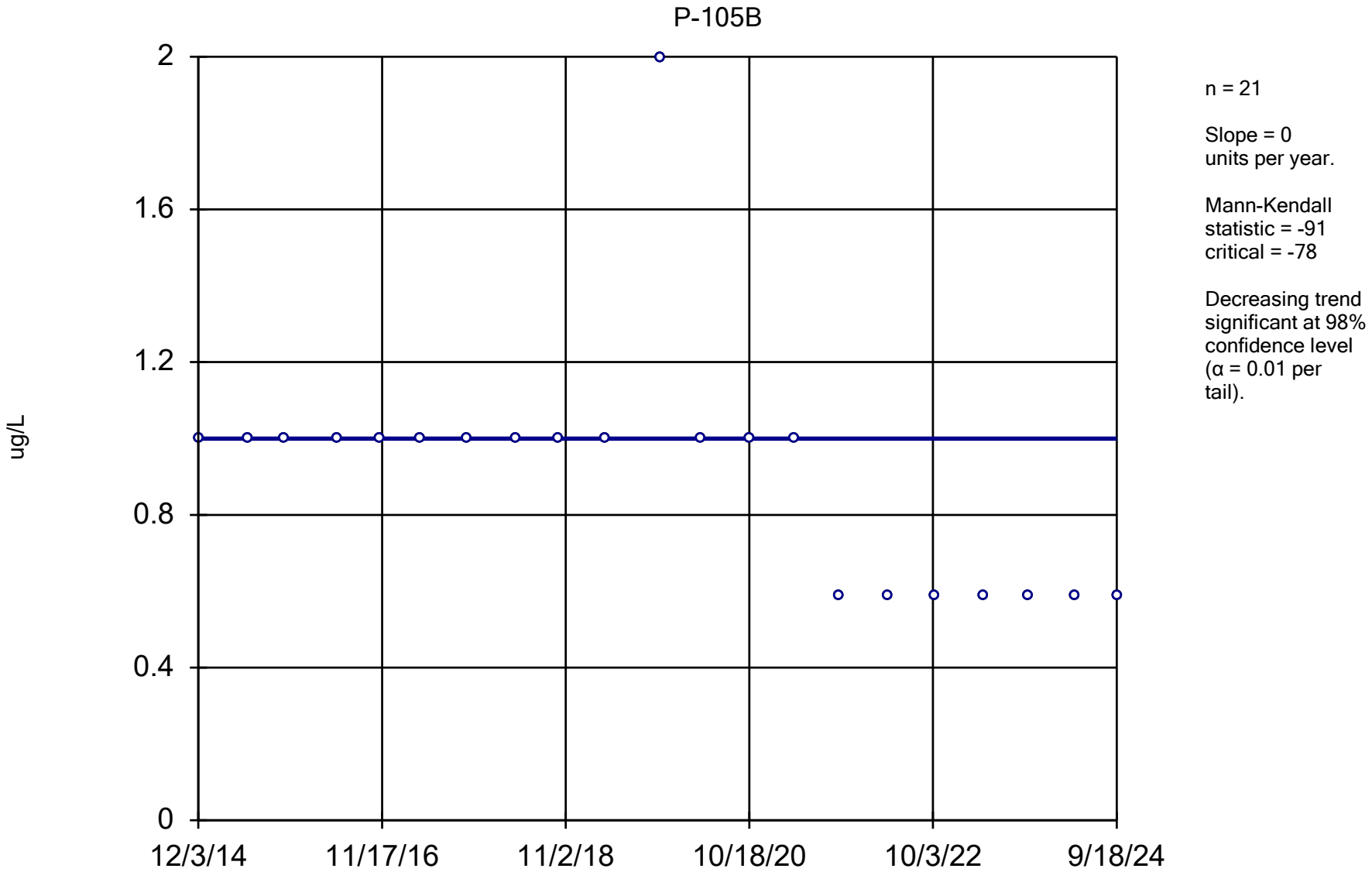

Constituent: 1,2,3-Trichloropropane Analysis Run 12/17/2024 1:46 PM View: All Wells - Appendix I VOCs

DMASWA Data: DMASWA Database_Updated

Sanitas™ v.10.0.15 Software licensed to HDR, Inc. UG
Hollow symbols indicate censored values.

Sen's Slope Estimator

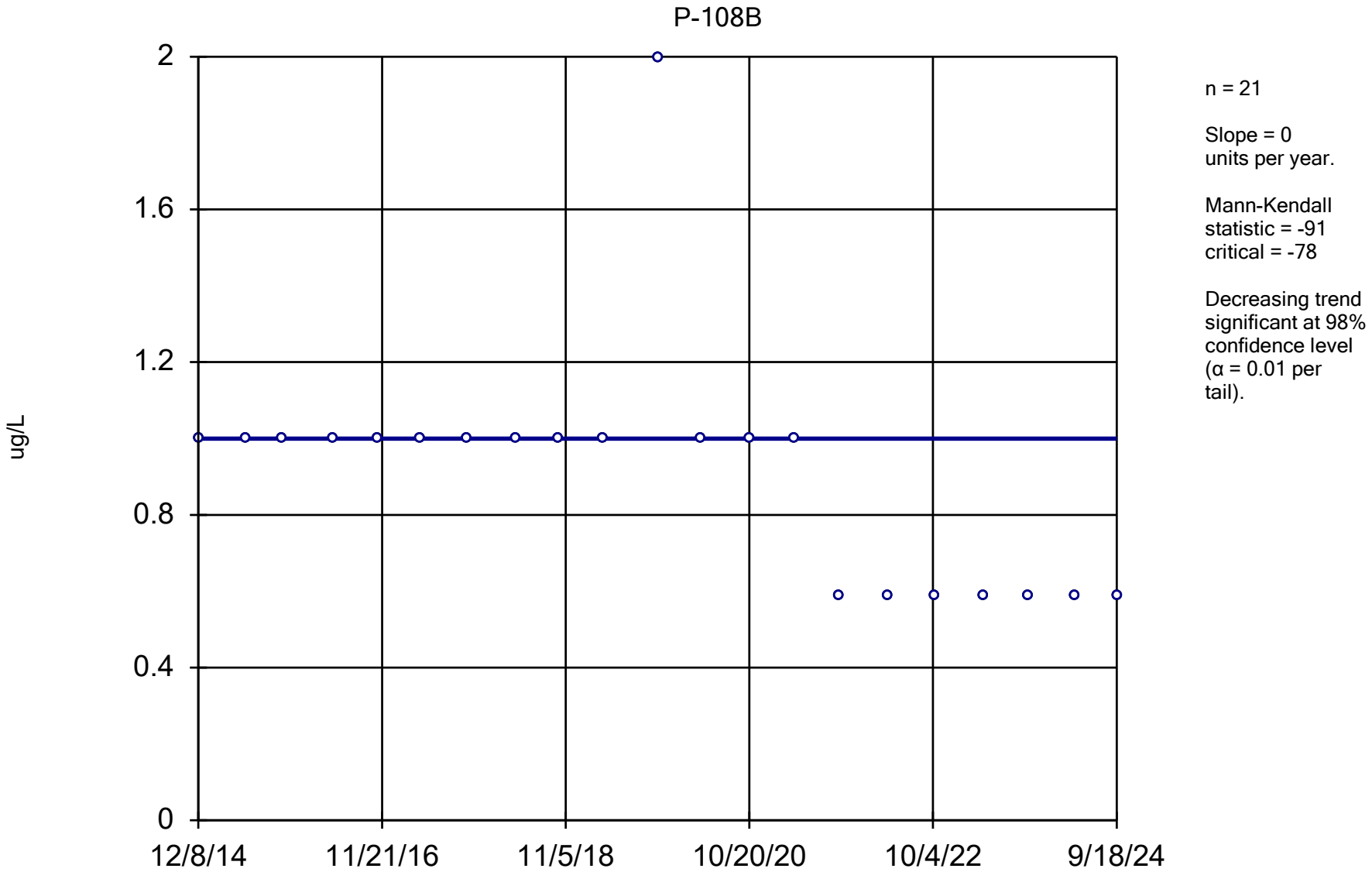

Constituent: 1,2,3-Trichloropropane Analysis Run 12/17/2024 1:46 PM View: All Wells - Appendix I VOCs

DMASWA Data: DMASWA Database_Updated

Sanitas™ v.10.0.15 Software licensed to HDR, Inc. UG
Hollow symbols indicate censored values.

Sen's Slope Estimator

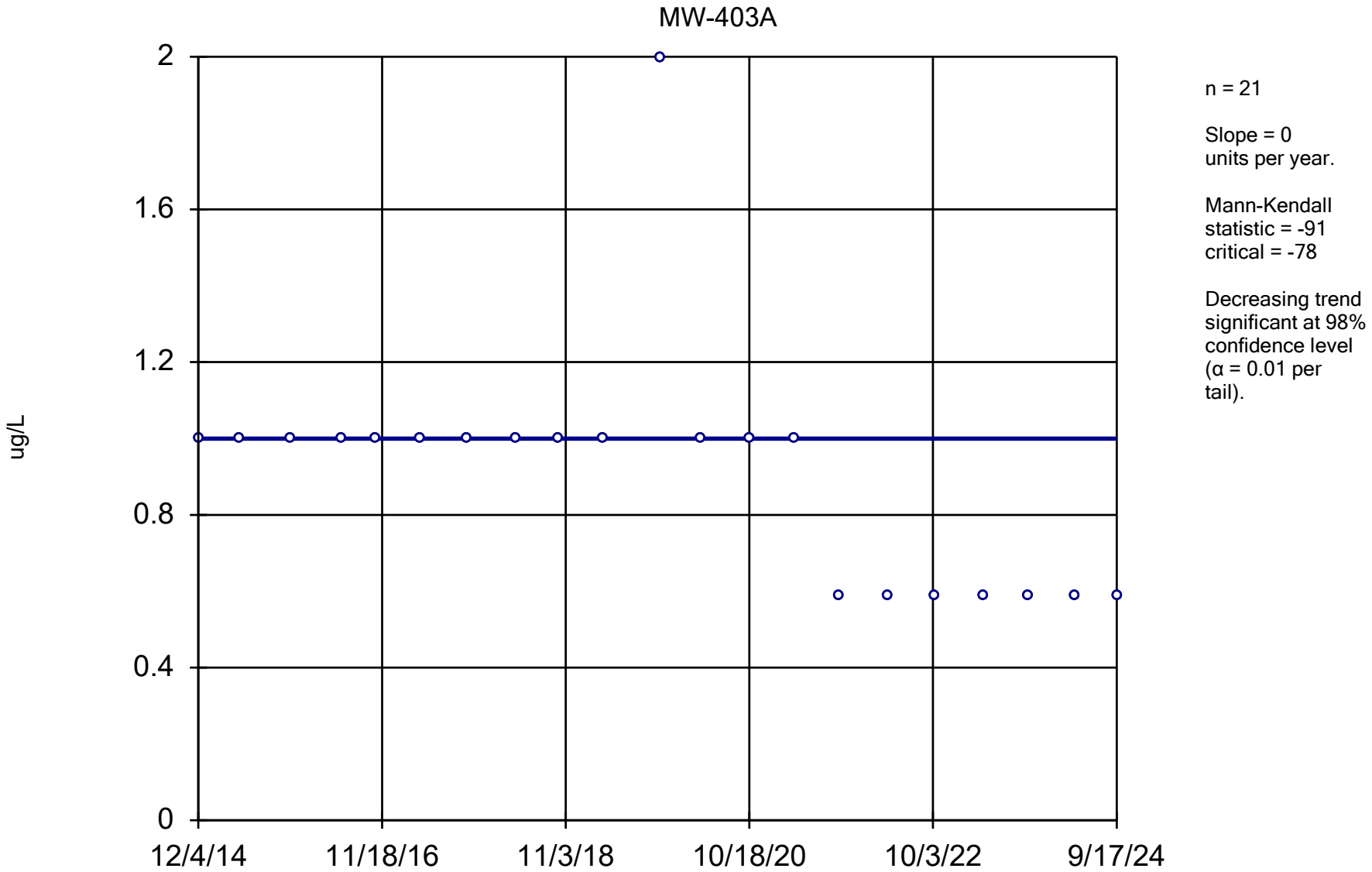

Constituent: 1,2,3-Trichloropropane Analysis Run 12/17/2024 1:46 PM View: All Wells - Appendix I VOCs

DMASWA Data: DMASWA Database_Updated

Sanitas™ v.10.0.15 Software licensed to HDR, Inc. UG
Hollow symbols indicate censored values.

Sen's Slope Estimator

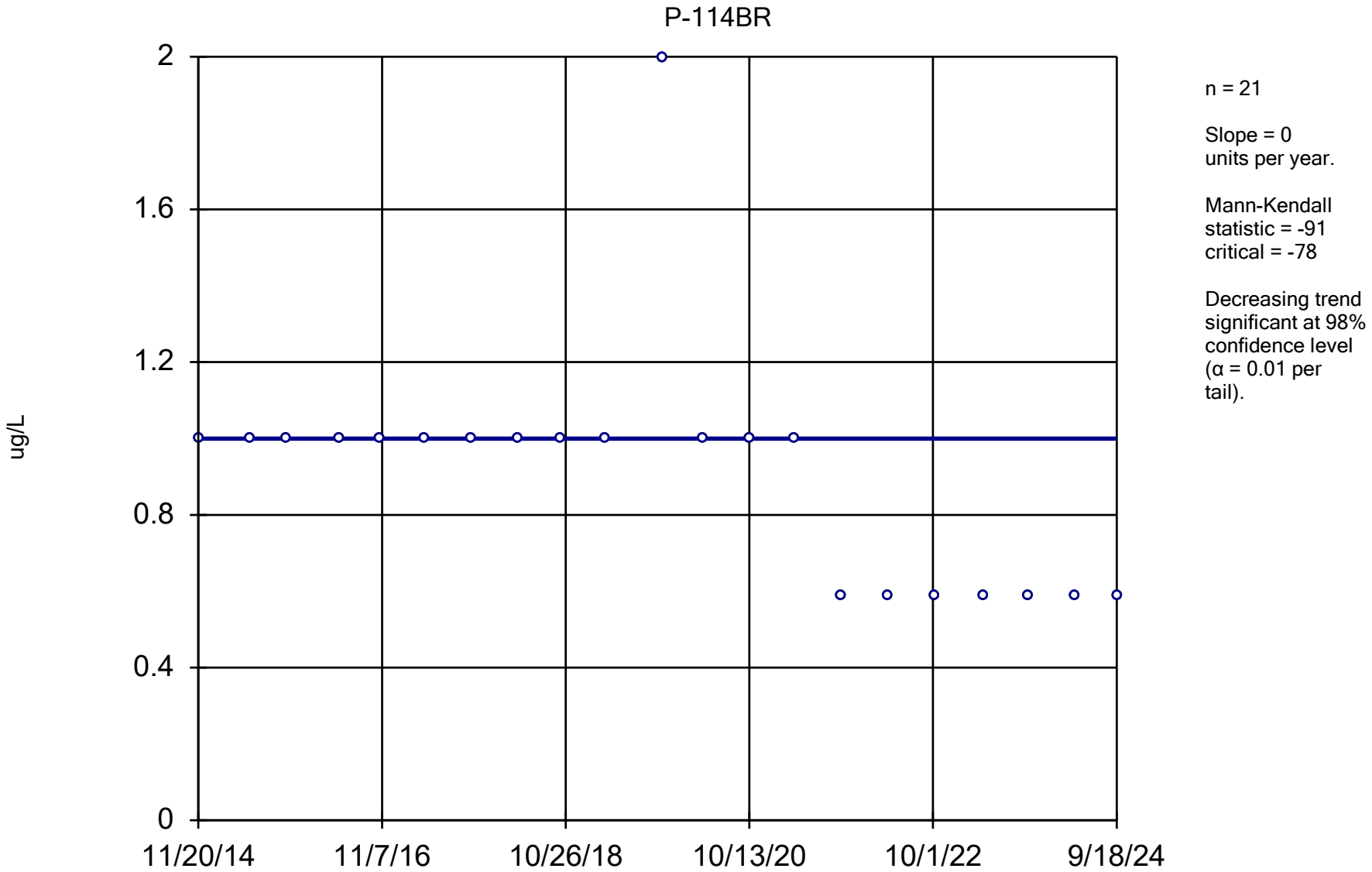

Constituent: 1,2,3-Trichloropropane Analysis Run 12/17/2024 1:46 PM View: All Wells - Appendix I VOCs

DMASWA Data: DMASWA Database_Updated

Sanitas™ v.10.0.15 Software licensed to HDR, Inc. UG
Hollow symbols indicate censored values.

Sen's Slope Estimator

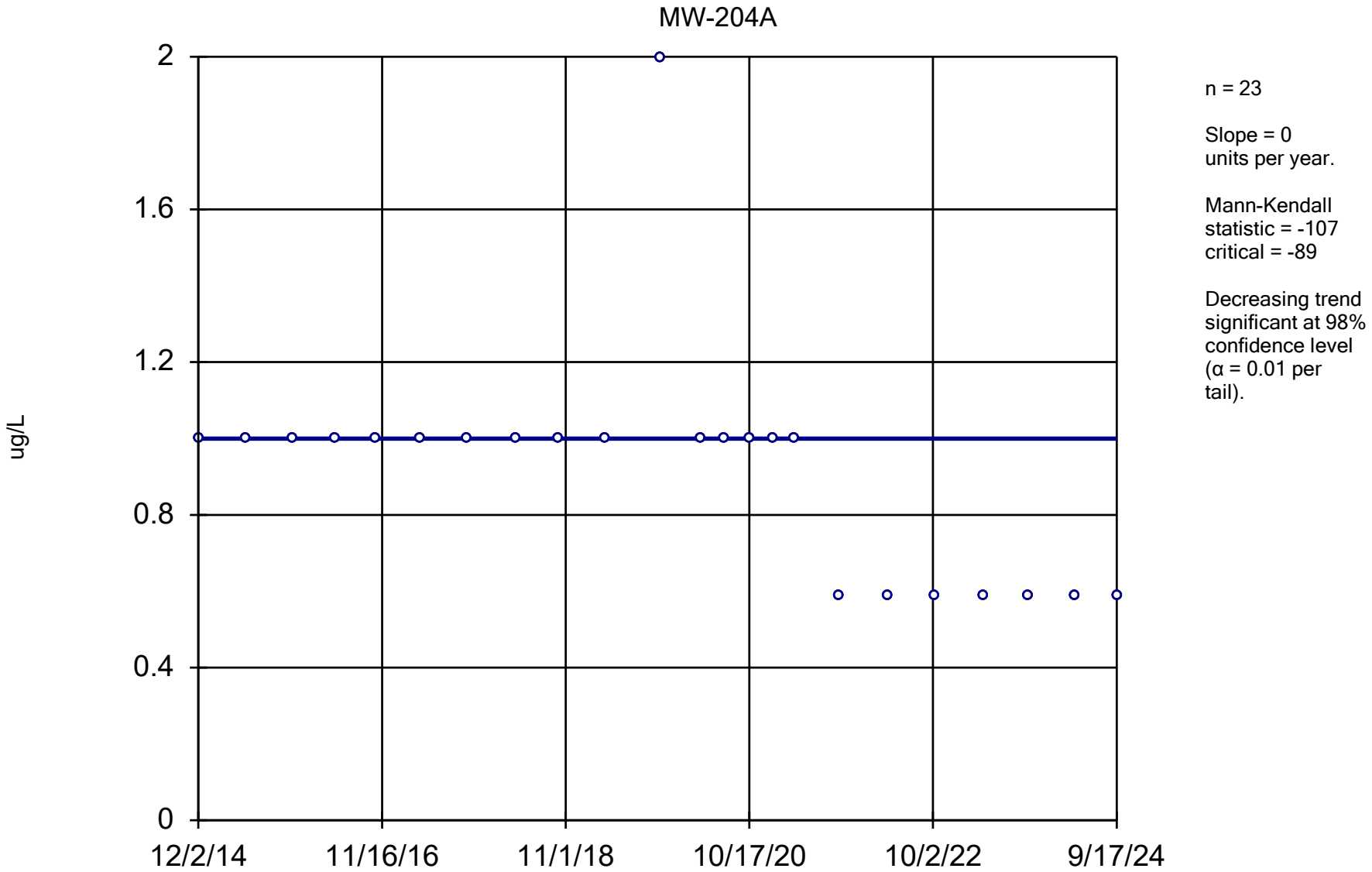

Constituent: 1,2,3-Trichloropropane Analysis Run 12/17/2024 1:46 PM View: All Wells - Appendix I VOCs

DMASWA Data: DMASWA Database_Updated

Sanitas™ v.10.0.15 Software licensed to HDR, Inc. UG
Hollow symbols indicate censored values.

Sen's Slope Estimator

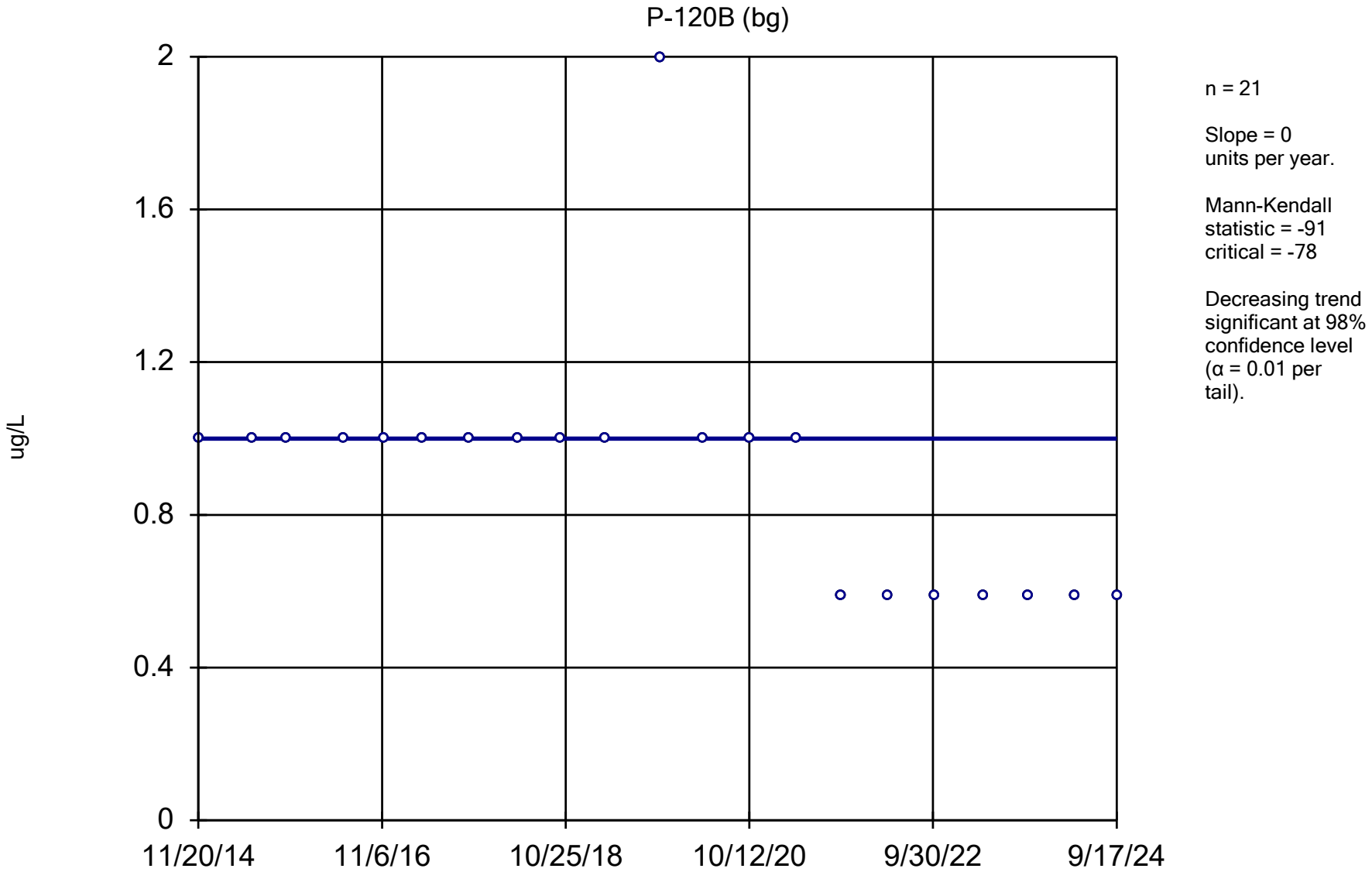

Constituent: 1,2,3-Trichloropropane Analysis Run 12/17/2024 1:46 PM View: All Wells - Appendix I VOCs

DMASWA Data: DMASWA Database_Updated

Sanitas™ v.10.0.15 Software licensed to HDR, Inc. UG
Hollow symbols indicate censored values.

Sen's Slope Estimator

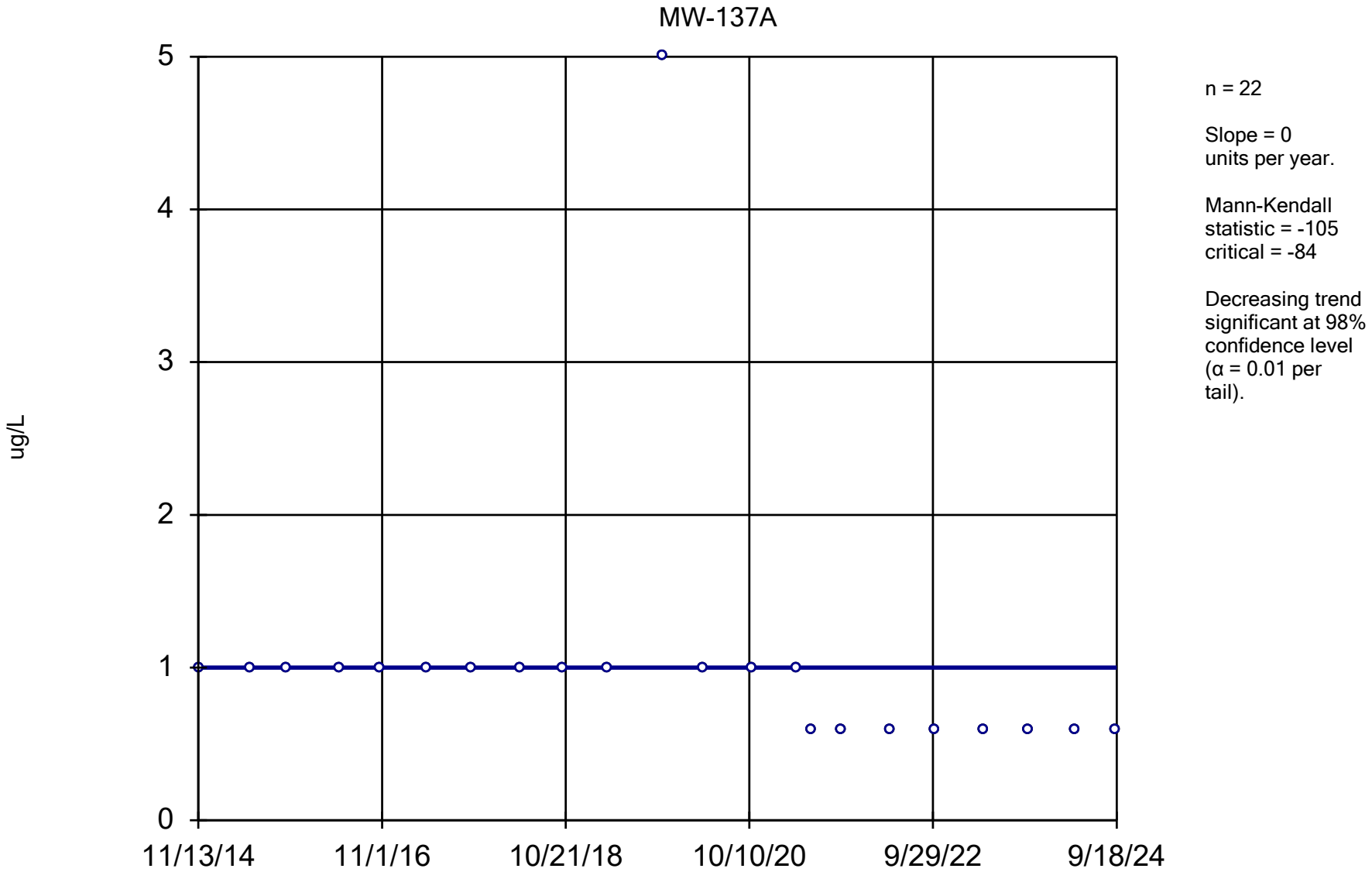

Constituent: 1,2,3-Trichloropropane Analysis Run 12/17/2024 1:46 PM View: All Wells - Appendix I VOCs

DMASWA Data: DMASWA Database_Updated

Sanitas™ v.10.0.15 Software licensed to HDR, Inc. UG
Hollow symbols indicate censored values.

Sen's Slope Estimator

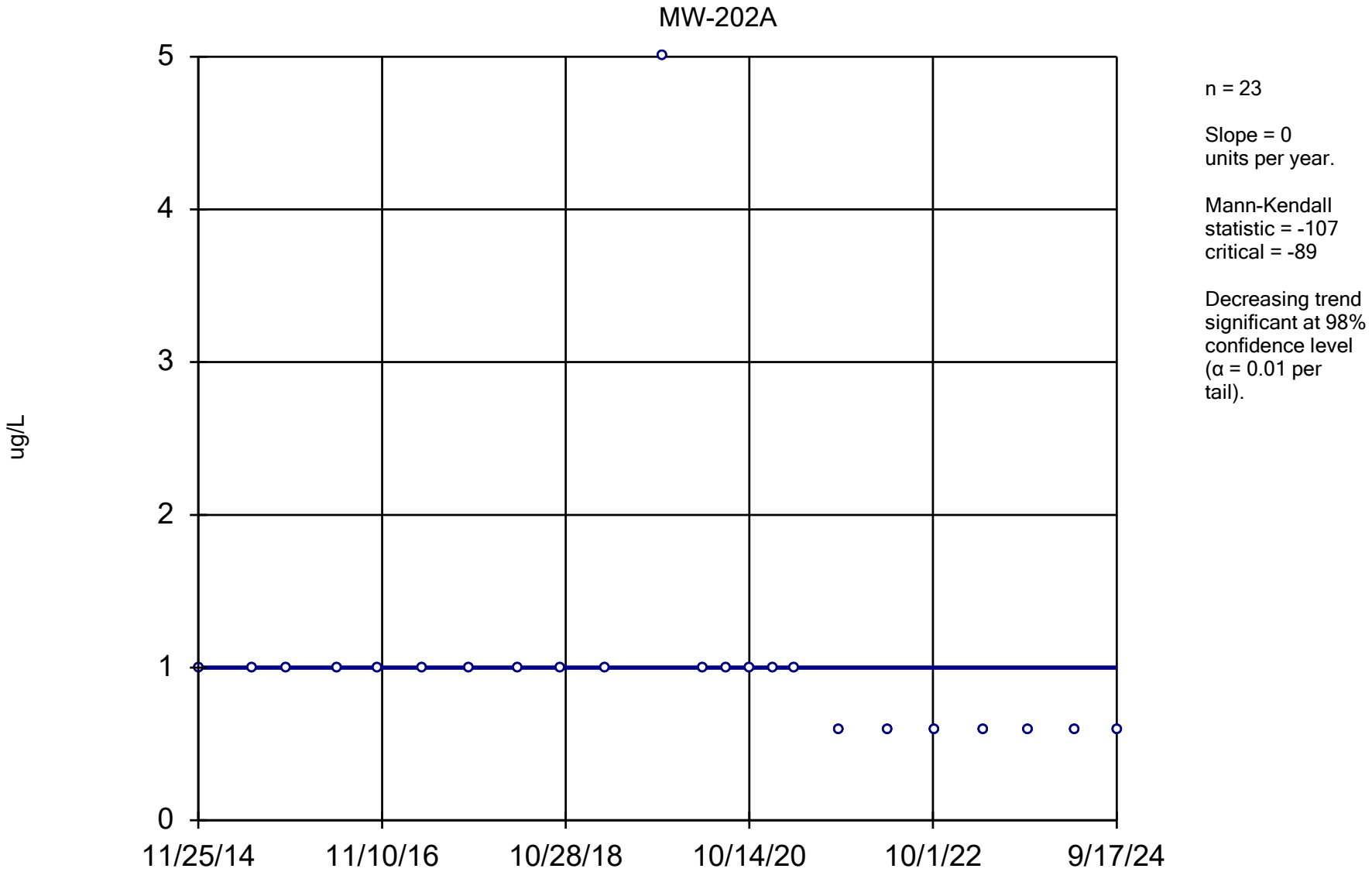

Constituent: 1,2,3-Trichloropropane Analysis Run 12/17/2024 1:46 PM View: All Wells - Appendix I VOCs

DMASWA Data: DMASWA Database_Updated

Sanitas™ v.10.0.15 Software licensed to HDR, Inc. UG
Hollow symbols indicate censored values.

Sen's Slope Estimator

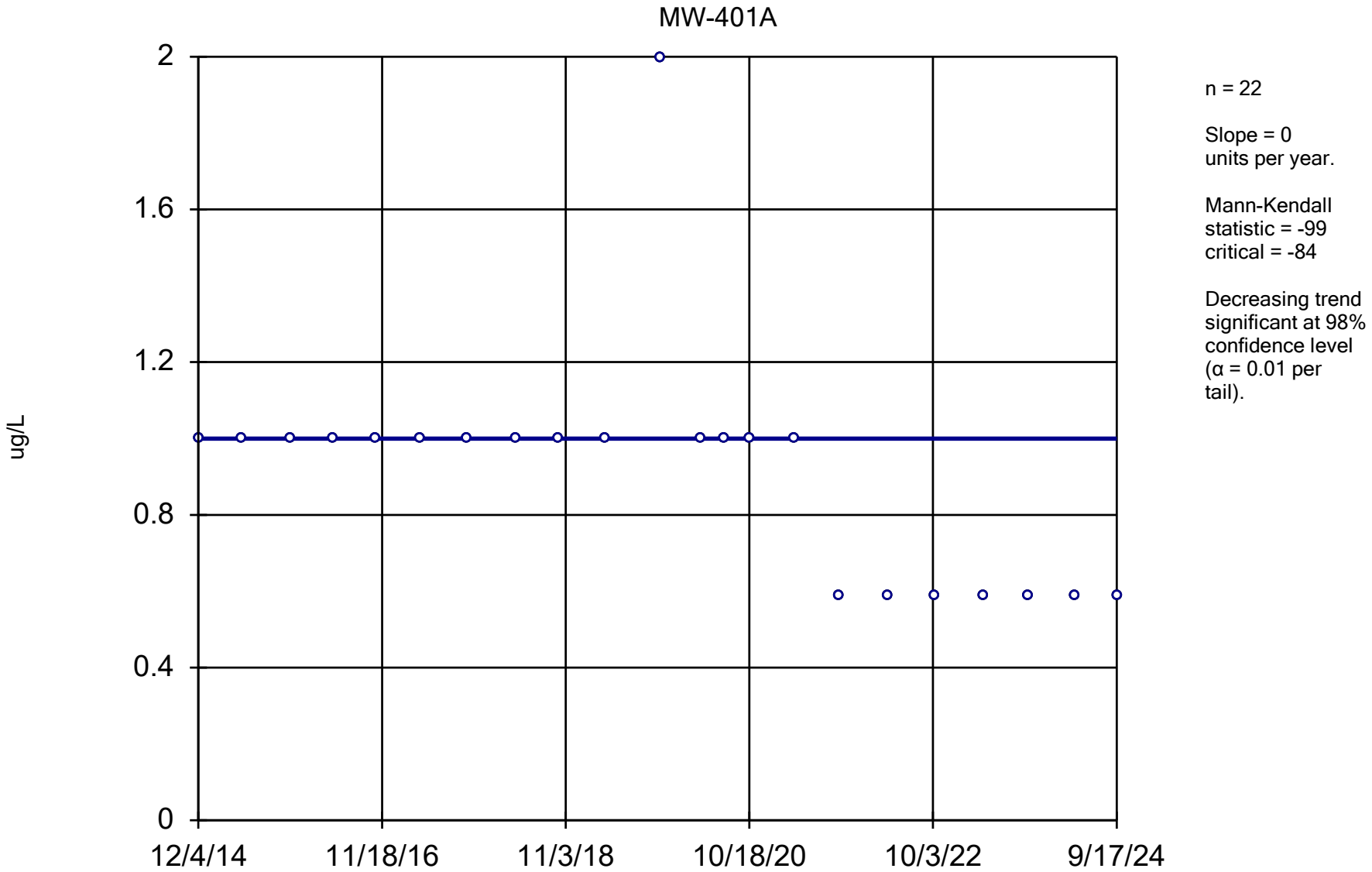

Constituent: 1,2,3-Trichloropropane Analysis Run 12/17/2024 1:46 PM View: All Wells - Appendix I VOCs

DMASWA Data: DMASWA Database_Updated

Sanitas™ v.10.0.15 Software licensed to HDR, Inc. UG
Hollow symbols indicate censored values.

Sen's Slope Estimator

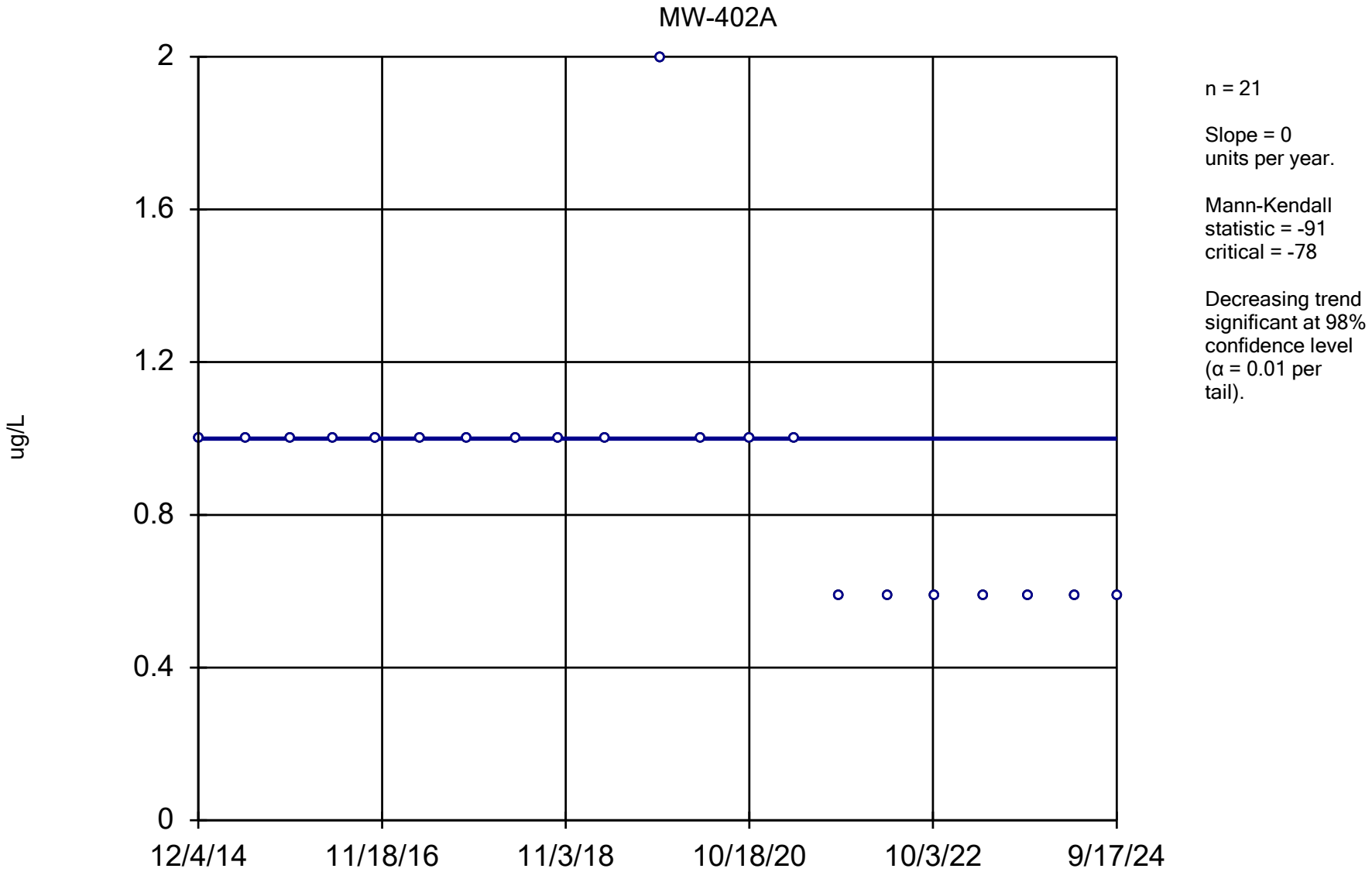

Constituent: 1,2,3-Trichloropropane Analysis Run 12/17/2024 1:46 PM View: All Wells - Appendix I VOCs

DMASWA Data: DMASWA Database_Updated

Sanitas™ v.10.0.15 Software licensed to HDR, Inc. UG
Hollow symbols indicate censored values.

Sen's Slope Estimator

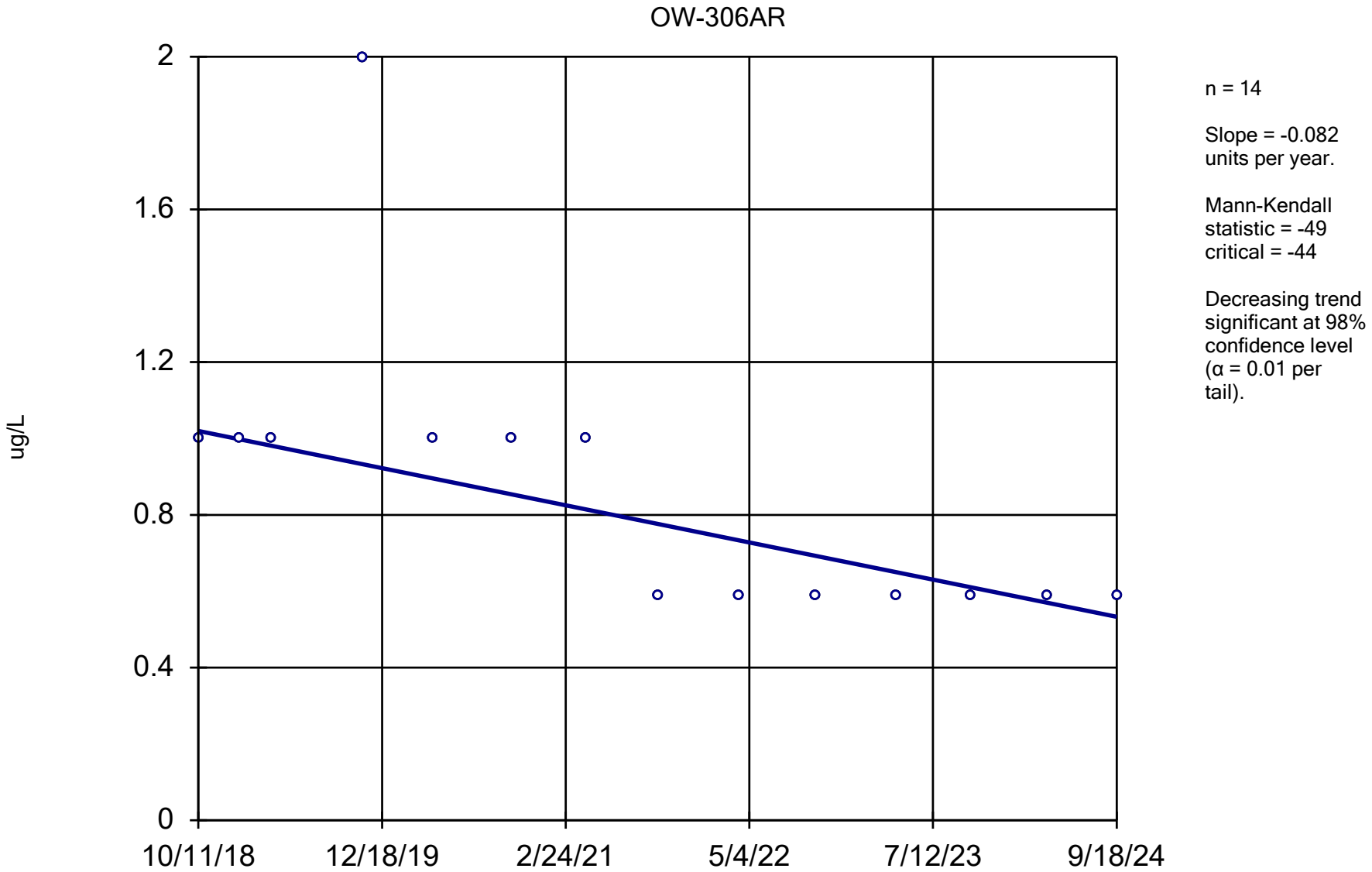

Constituent: 1,2,3-Trichloropropane Analysis Run 12/17/2024 1:46 PM View: All Wells - Appendix I VOCs

DMASWA Data: DMASWA Database_Updated

Sanitas™ v.10.0.15 Software licensed to HDR, Inc. UG
Hollow symbols indicate censored values.

Sen's Slope Estimator

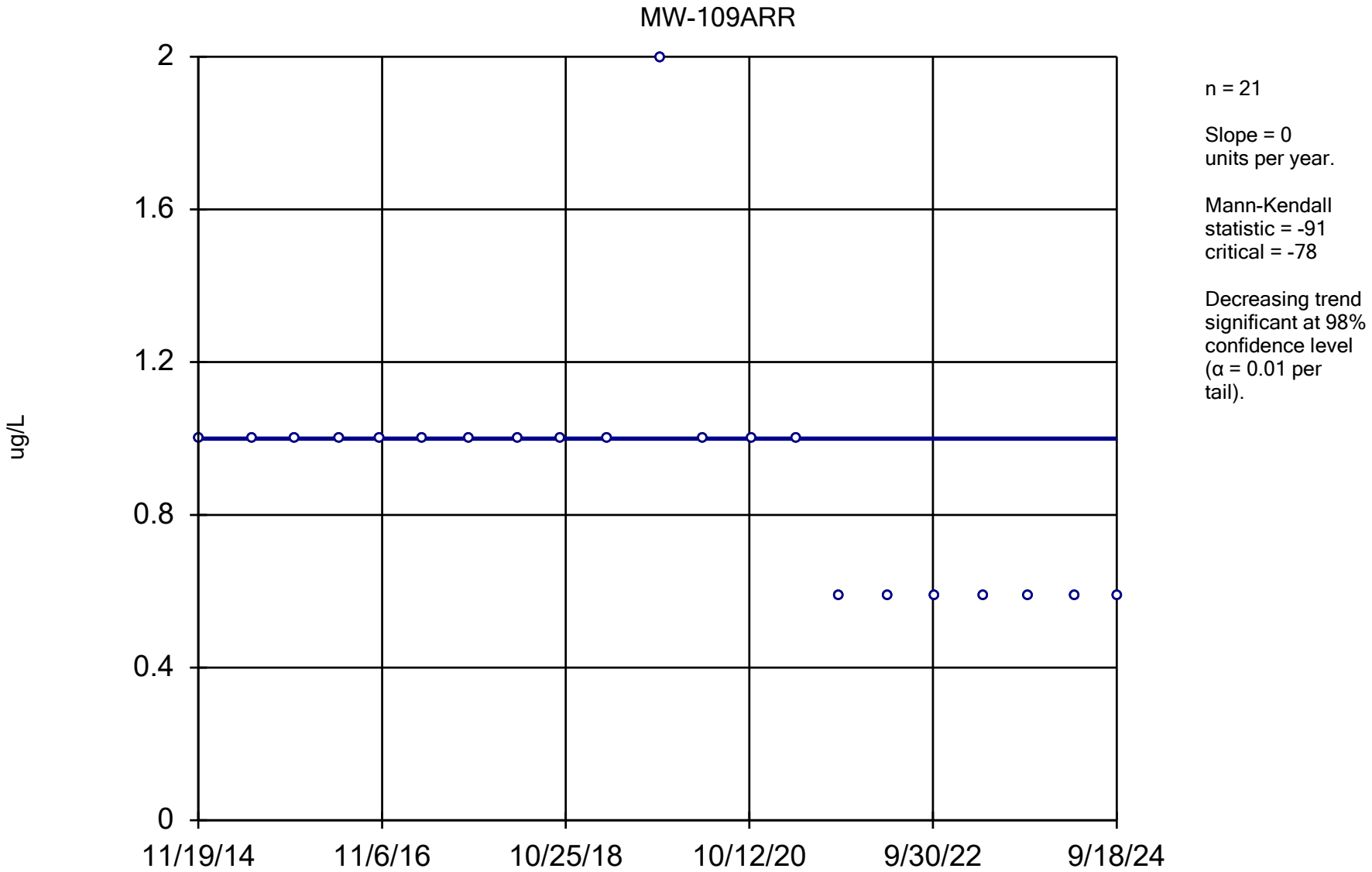

Constituent: 1,2,3-Trichloropropane Analysis Run 12/17/2024 1:46 PM View: All Wells - Appendix I VOCs

DMASWA Data: DMASWA Database_Updated

Sanitas™ v.10.0.15 Software licensed to HDR, Inc. UG
Hollow symbols indicate censored values.

Sen's Slope Estimator

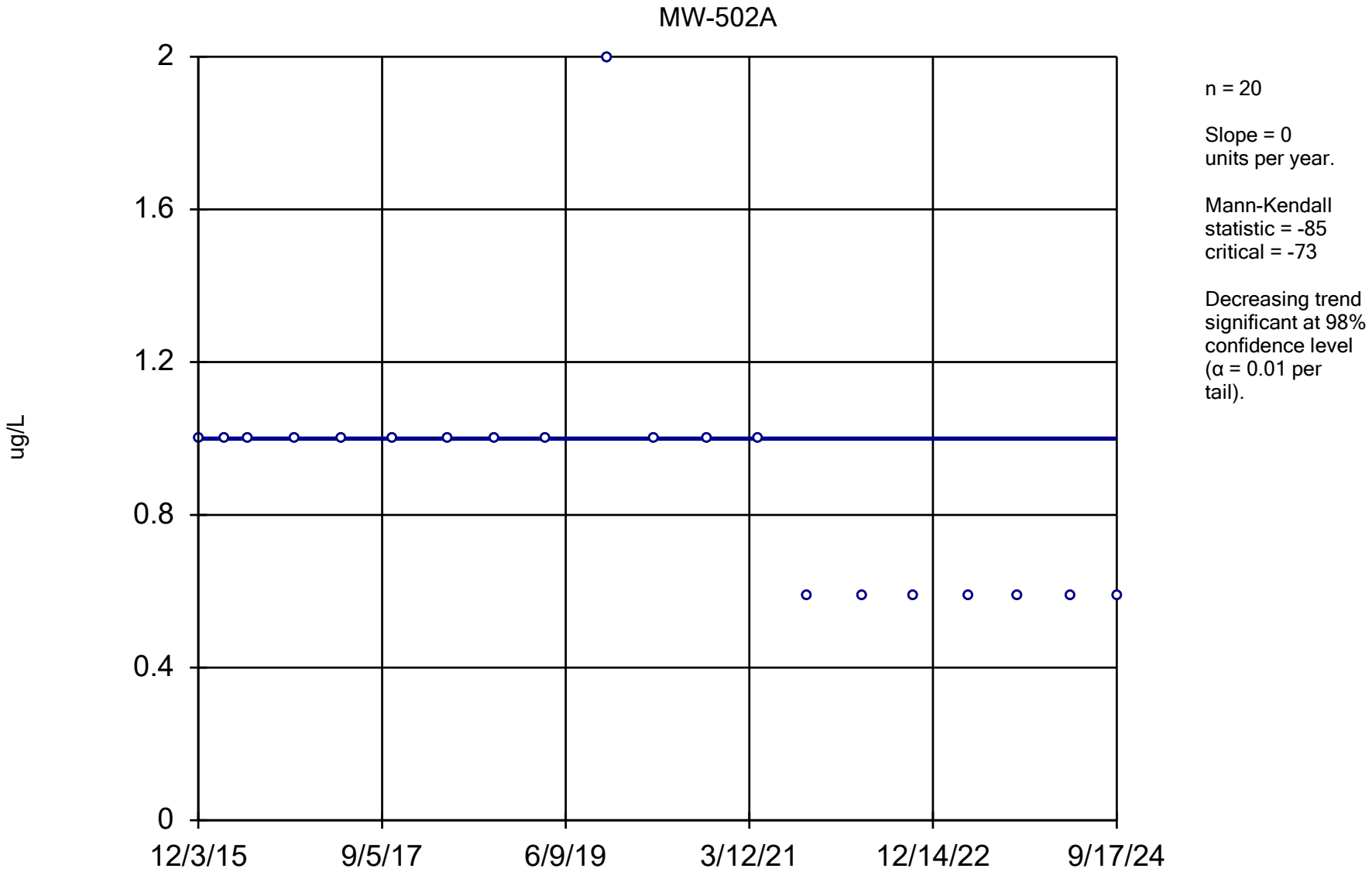

Constituent: 1,2,3-Trichloropropane Analysis Run 12/17/2024 1:46 PM View: All Wells - Appendix I VOCs

DMASWA Data: DMASWA Database_Updated

Sanitas™ v.10.0.15 Software licensed to HDR, Inc. UG
Hollow symbols indicate censored values.

Sen's Slope Estimator

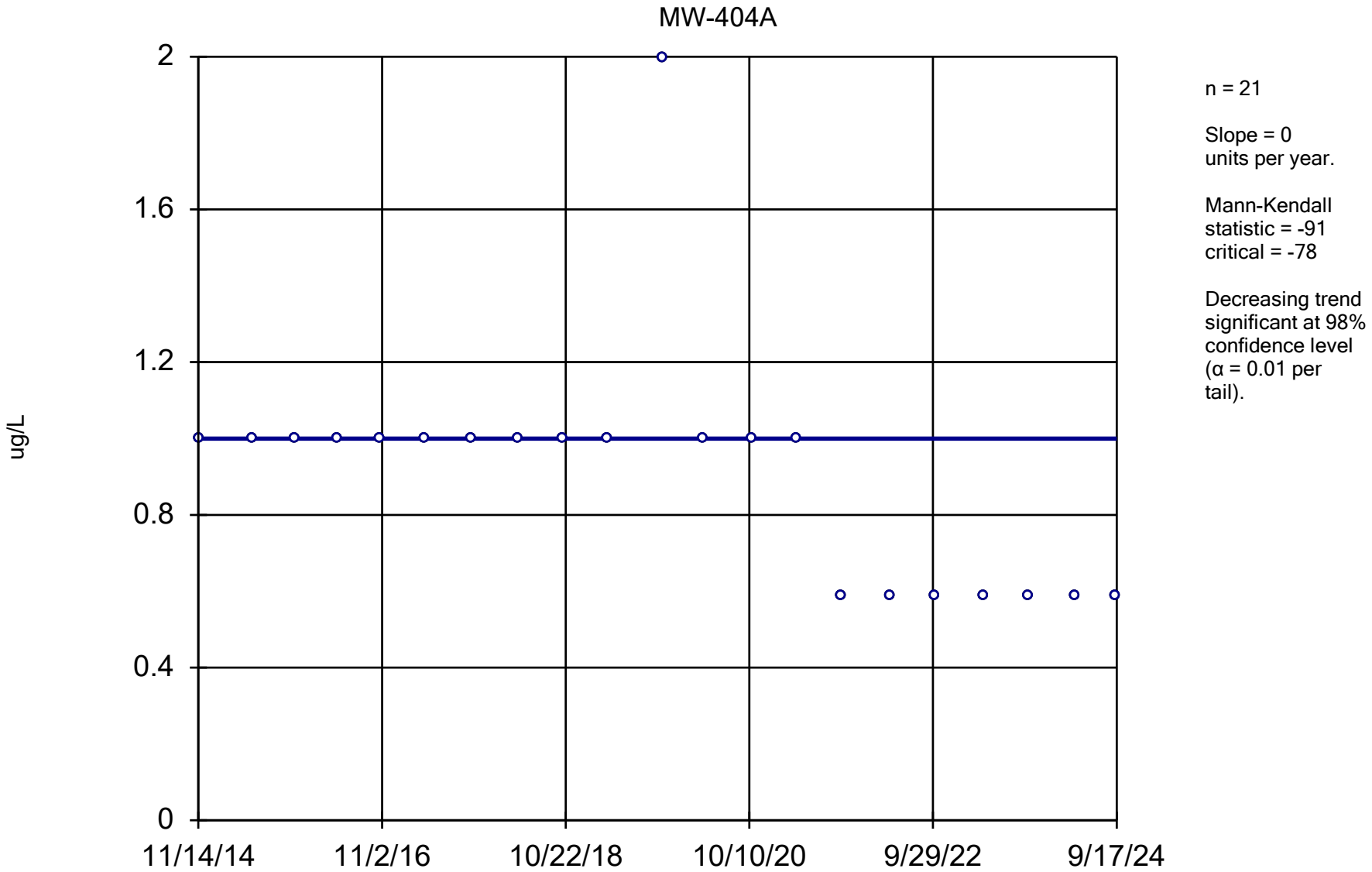

Constituent: 1,2,3-Trichloropropane Analysis Run 12/17/2024 1:46 PM View: All Wells - Appendix I VOCs

DMASWA Data: DMASWA Database_Updated

Sanitas™ v.10.0.15 Software licensed to HDR, Inc. UG
Hollow symbols indicate censored values.

Sen's Slope Estimator

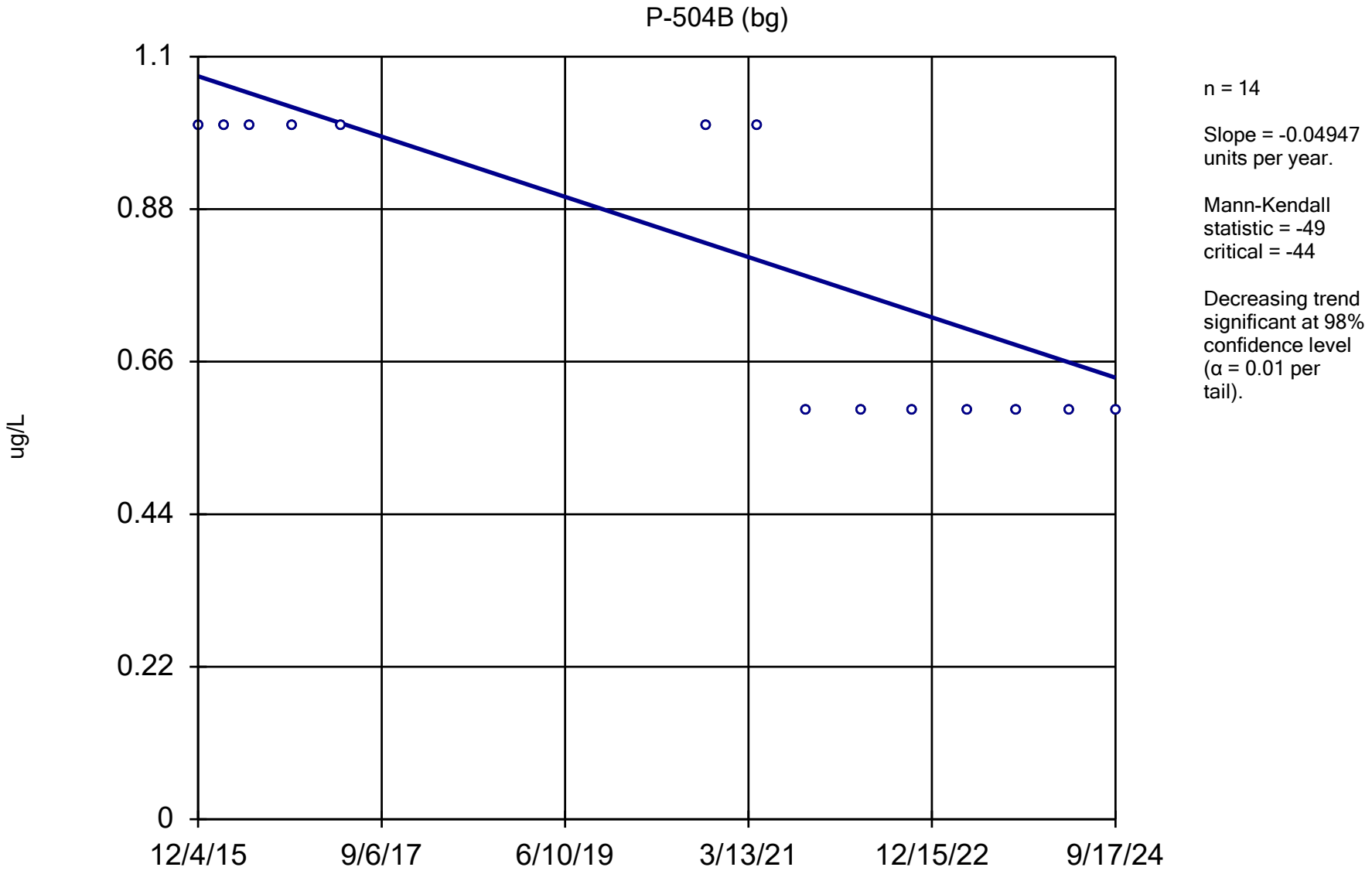

Constituent: 1,2,3-Trichloropropane Analysis Run 12/17/2024 1:46 PM View: All Wells - Appendix I VOCs

DMASWA Data: DMASWA Database_Updated

Sanitas™ v.10.0.15 Software licensed to HDR, Inc. UG
Hollow symbols indicate censored values.

Sen's Slope Estimator

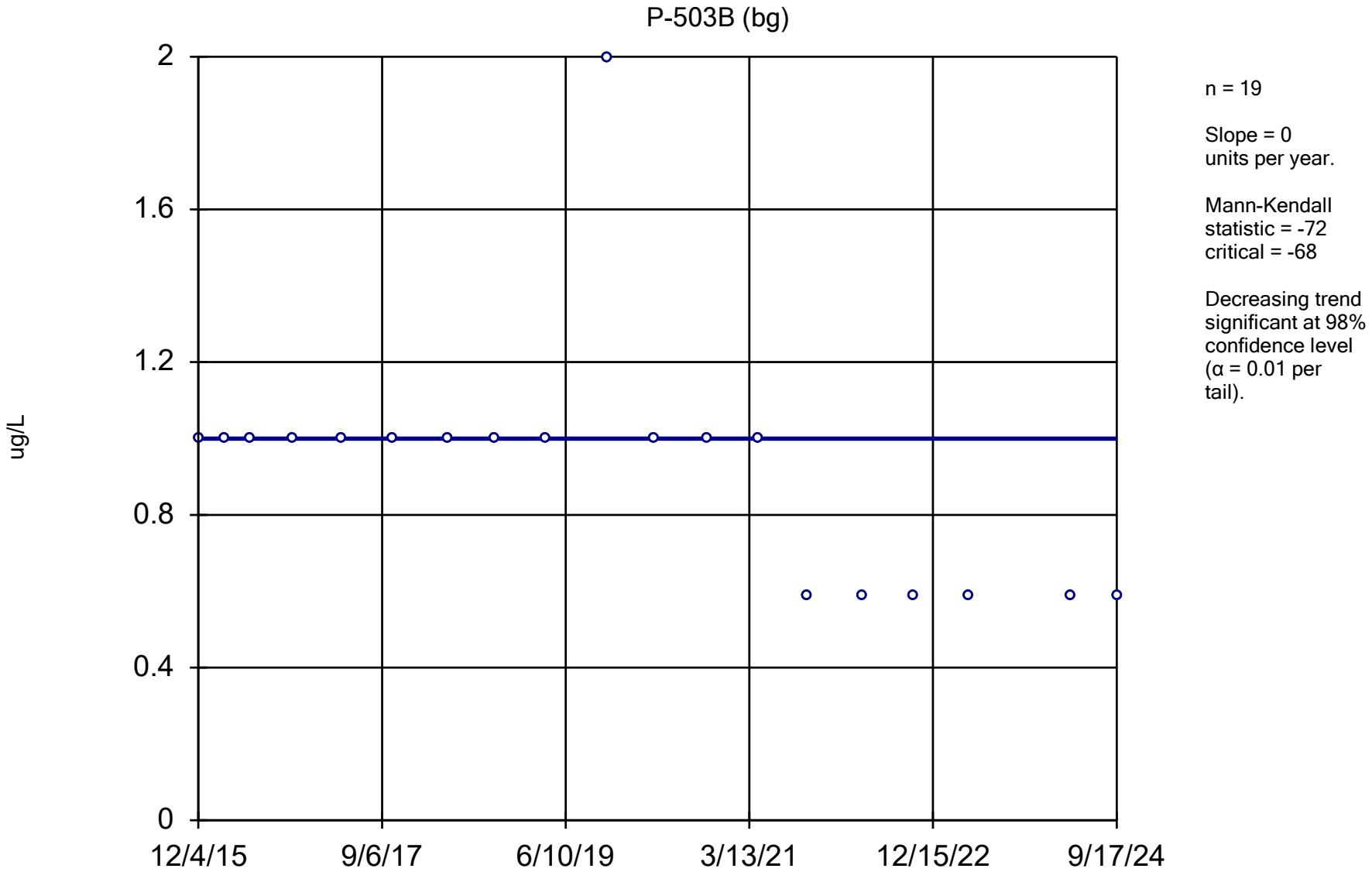

Constituent: 1,2,3-Trichloropropane Analysis Run 12/17/2024 1:46 PM View: All Wells - Appendix I VOCs

DMASWA Data: DMASWA Database_Updated

Sanitas™ v.10.0.15 Software licensed to HDR, Inc. UG
Hollow symbols indicate censored values.

Sen's Slope Estimator

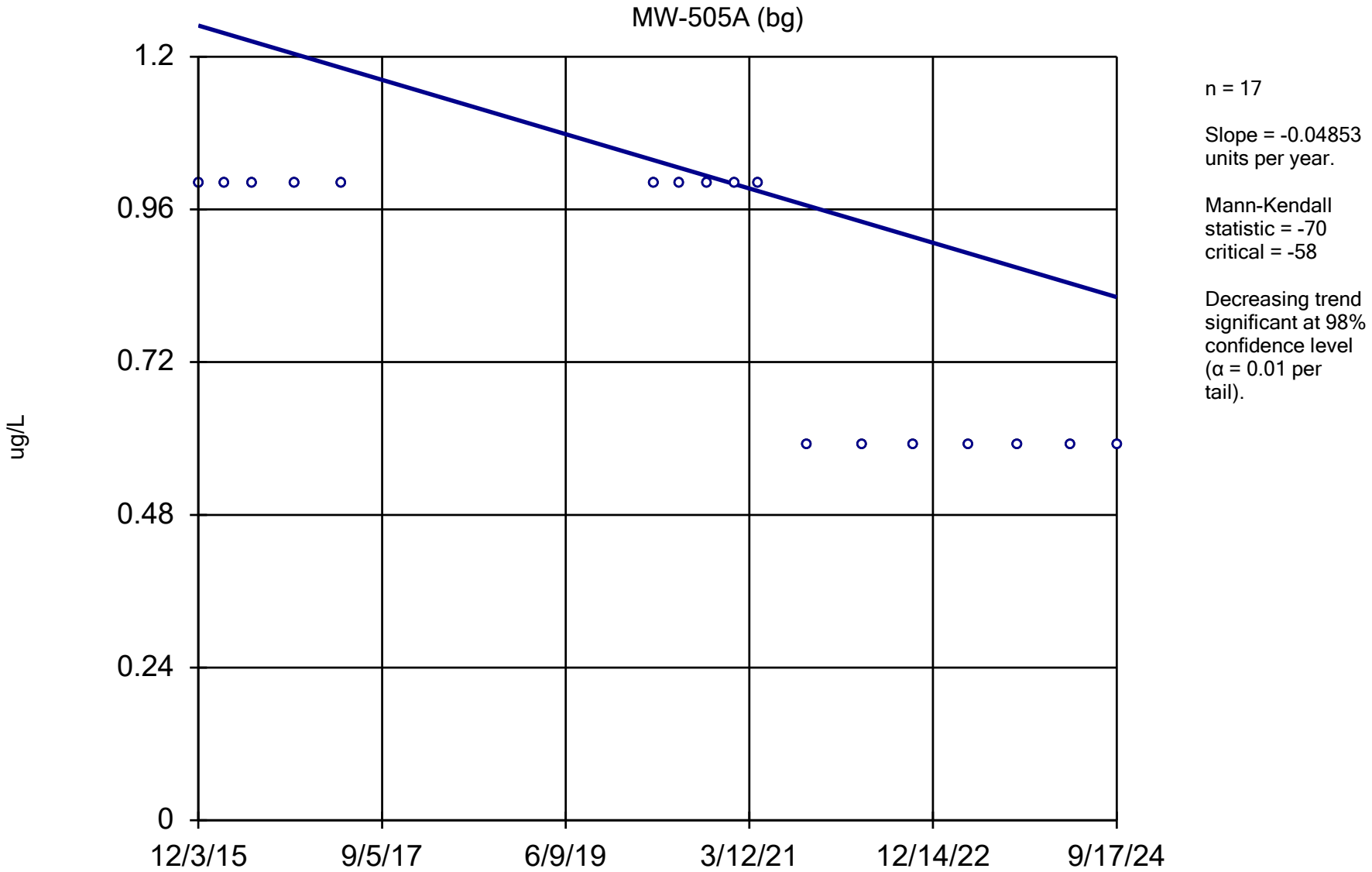

Constituent: 1,2,3-Trichloropropane Analysis Run 12/17/2024 1:46 PM View: All Wells - Appendix I VOCs

DMASWA Data: DMASWA Database_Updated

Sanitas™ v.10.0.15 Software licensed to HDR, Inc. UG
Hollow symbols indicate censored values.

Sen's Slope Estimator

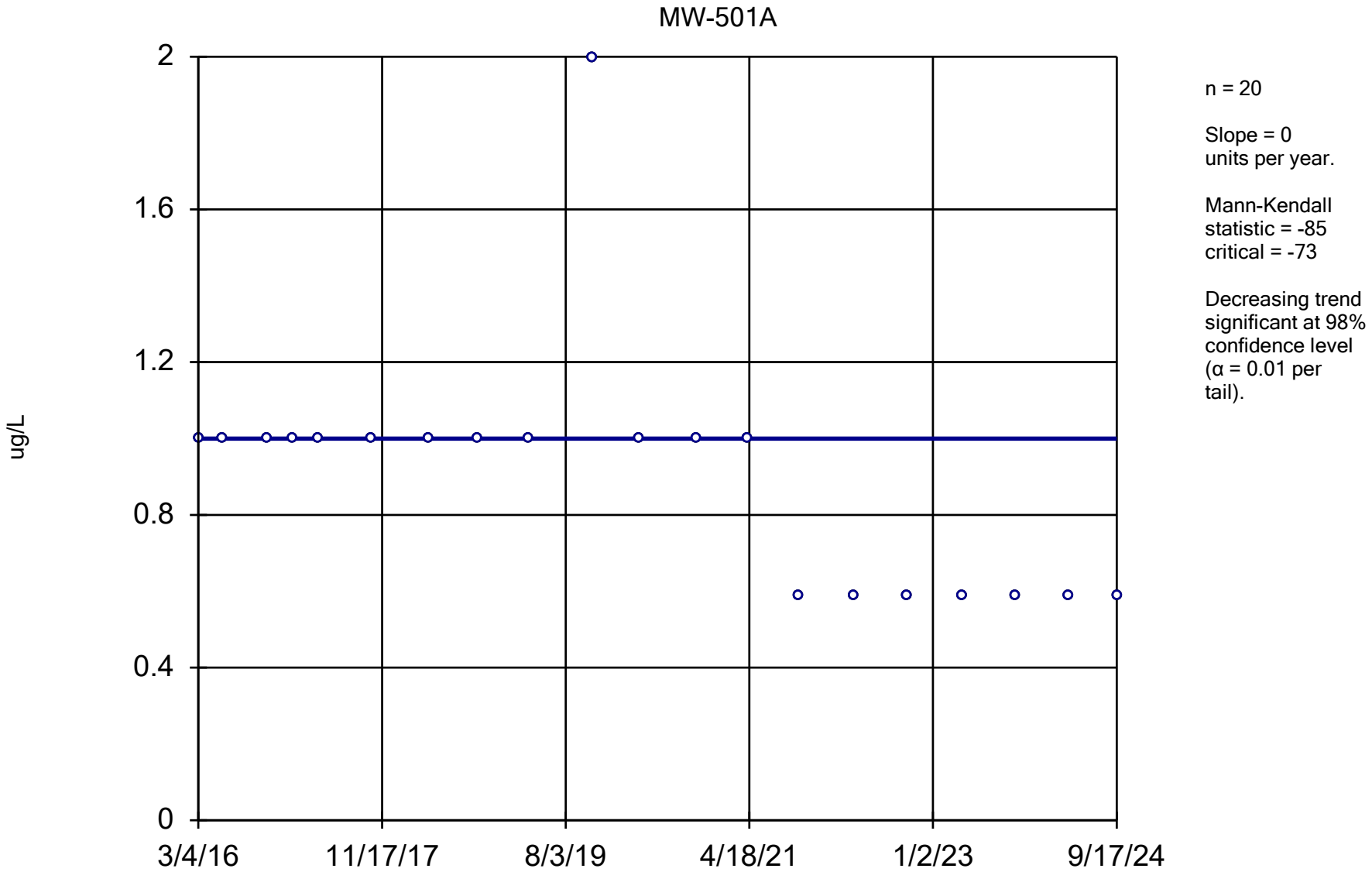

Constituent: 1,2,3-Trichloropropane Analysis Run 12/17/2024 1:46 PM View: All Wells - Appendix I VOCs

DMASWA Data: DMASWA Database_Updated

Sanitas™ v.10.0.15 Software licensed to HDR, Inc. UG
Hollow symbols indicate censored values.

Sen's Slope Estimator

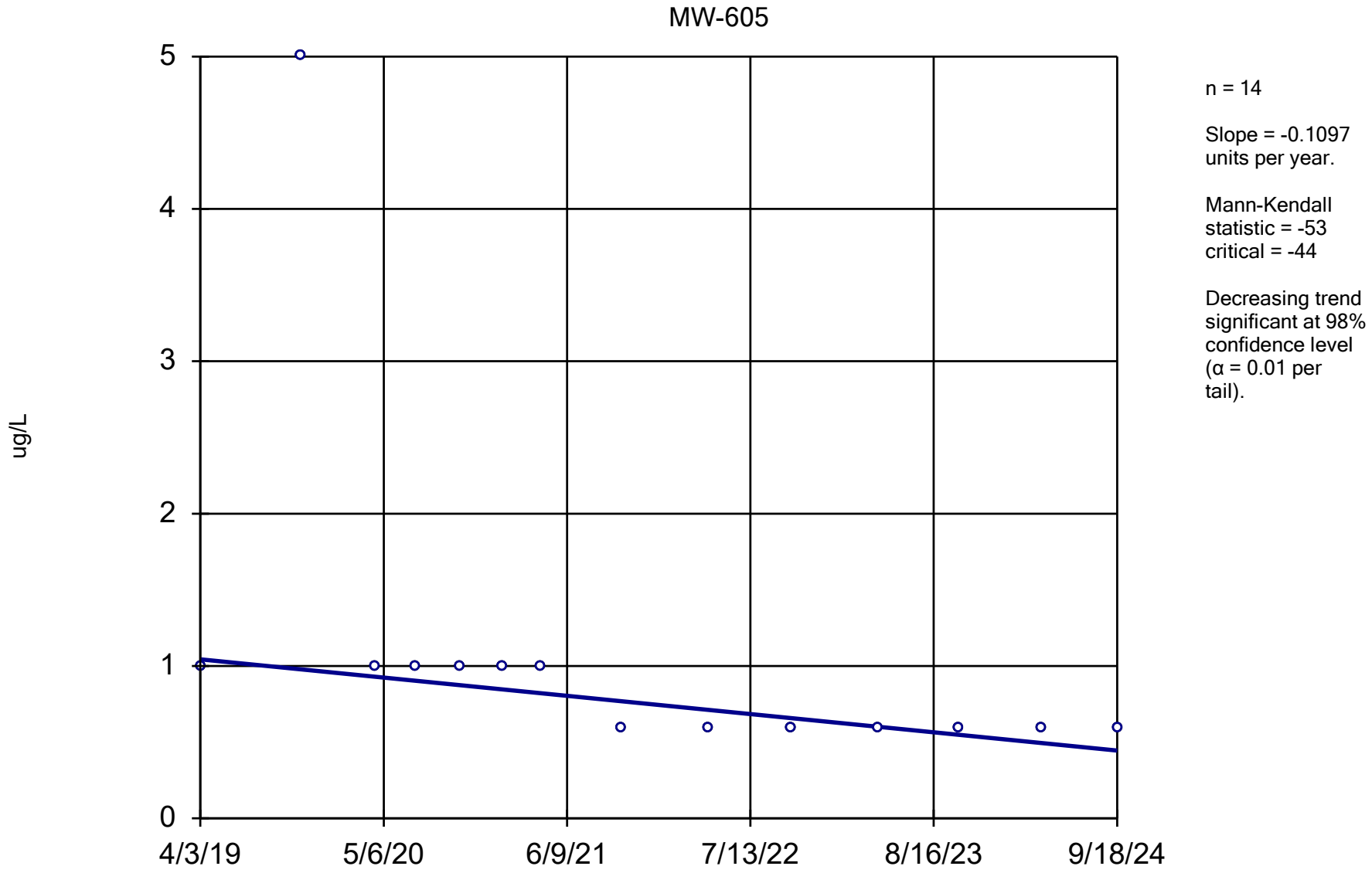

Constituent: 1,2,3-Trichloropropane Analysis Run 12/17/2024 1:46 PM View: All Wells - Appendix I VOCs

DMASWA Data: DMASWA Database_Updated

Sanitas™ v.10.0.15 Software licensed to HDR, Inc. UG
Hollow symbols indicate censored values.

Sen's Slope Estimator

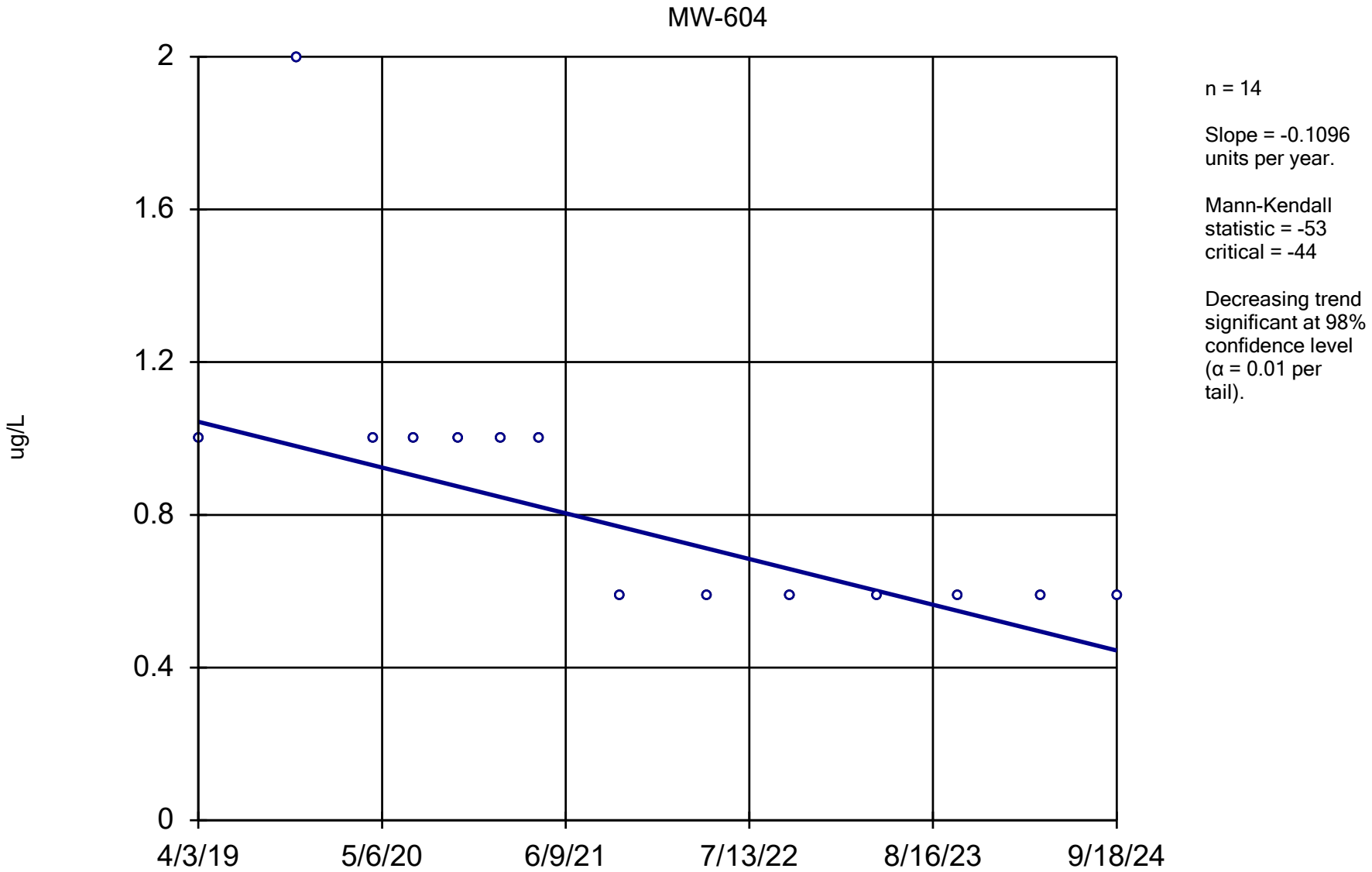

Constituent: 1,2,3-Trichloropropane Analysis Run 12/17/2024 1:47 PM View: All Wells - Appendix I VOCs

DMASWA Data: DMASWA Database_Updated

Sanitas™ v.10.0.15 Software licensed to HDR, Inc. UG
Hollow symbols indicate censored values.

Sen's Slope Estimator

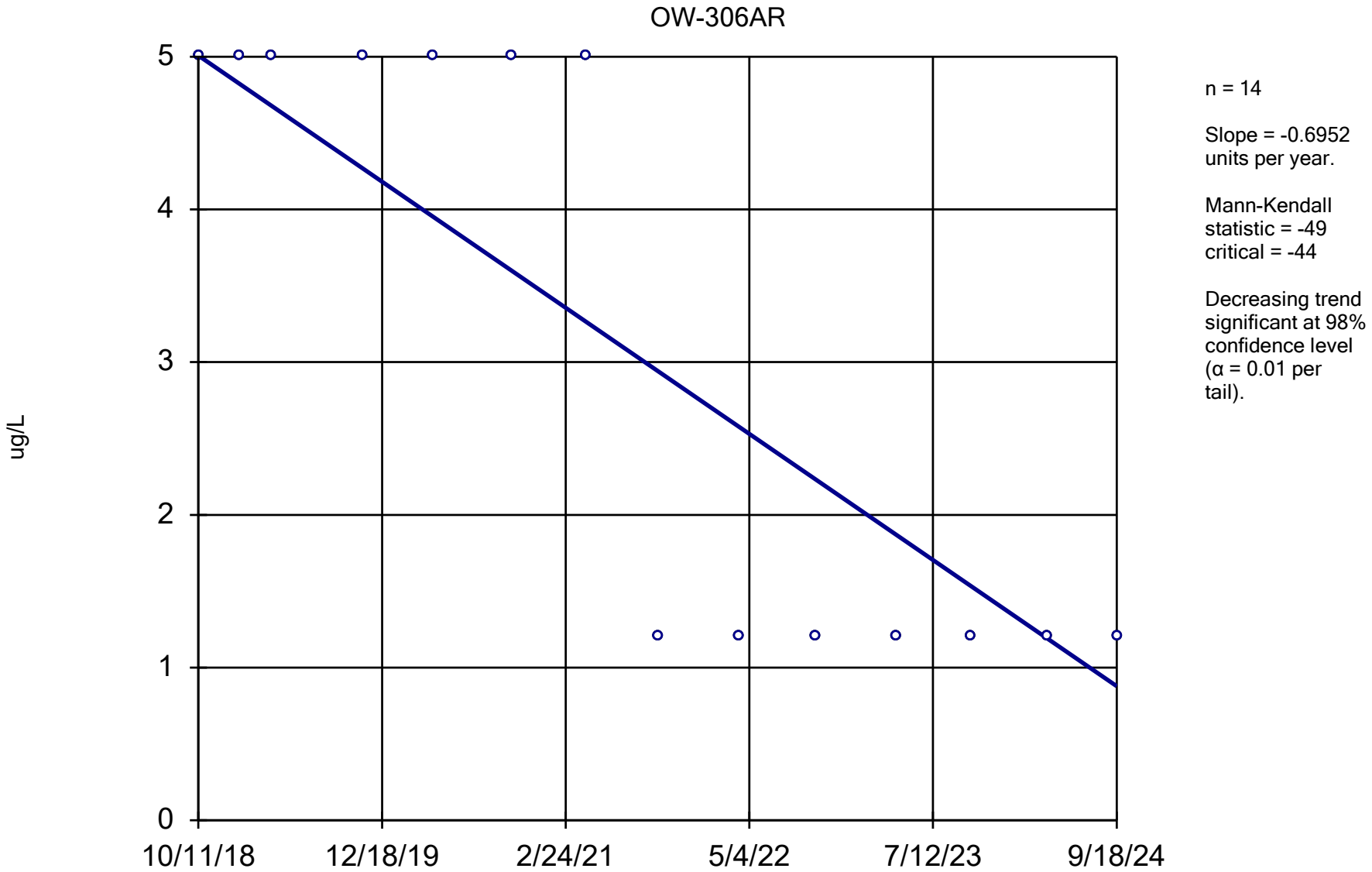

Constituent: 1,2-Dibromo-3-chloropropane Analysis Run 12/17/2024 1:47 PM View: All Wells - Appendix I

DMASWA Data: DMASWA Database_Updated

Sanitas™ v.10.0.15 Software licensed to HDR, Inc. UG
Hollow symbols indicate censored values.

Sen's Slope Estimator

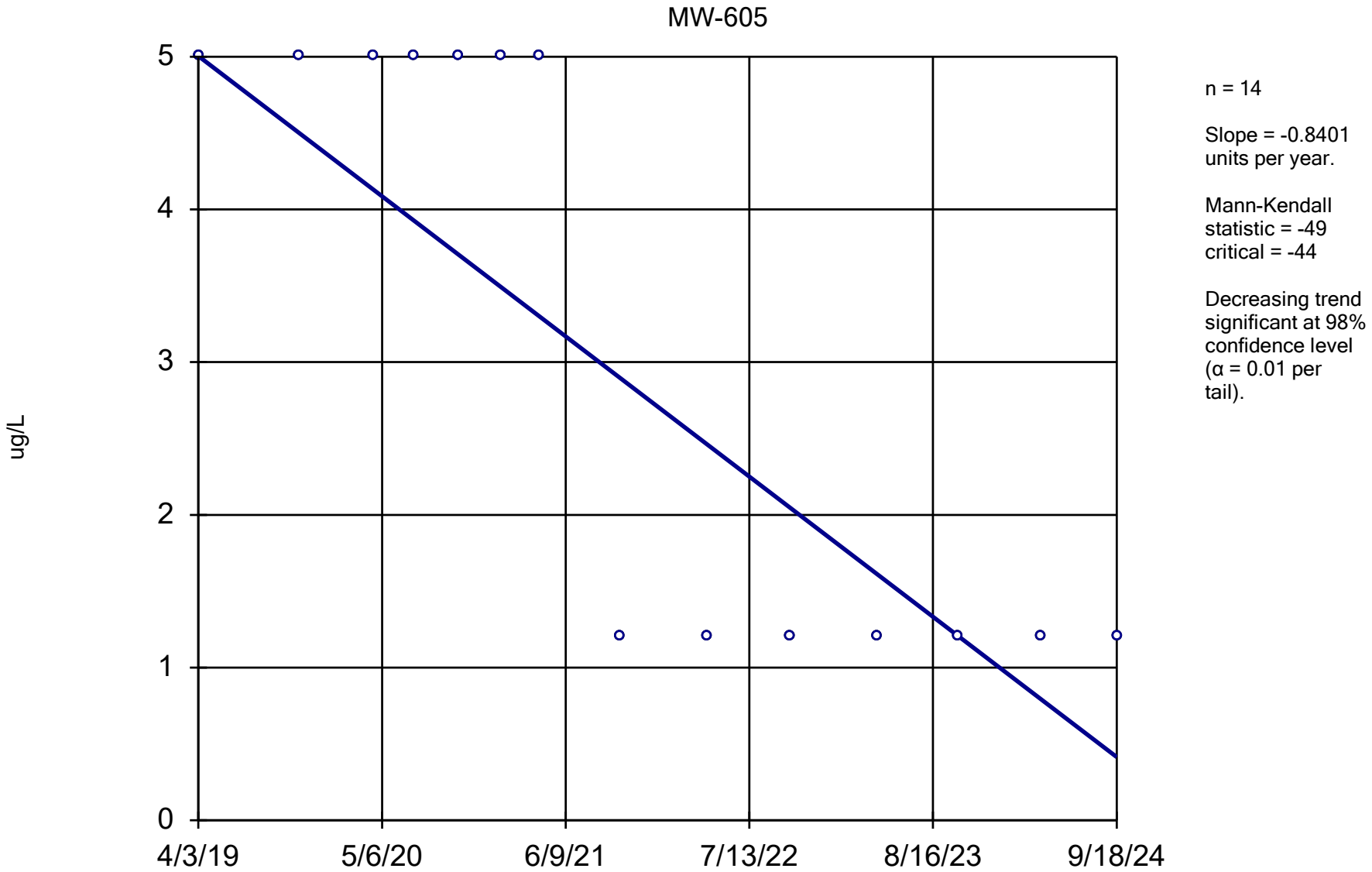

Constituent: 1,2-Dibromo-3-chloropropane Analysis Run 12/17/2024 1:47 PM View: All Wells - Appendix I

DMASWA Data: DMASWA Database_Updated

Sanitas™ v.10.0.15 Software licensed to HDR, Inc. UG
Hollow symbols indicate censored values.

Sen's Slope Estimator

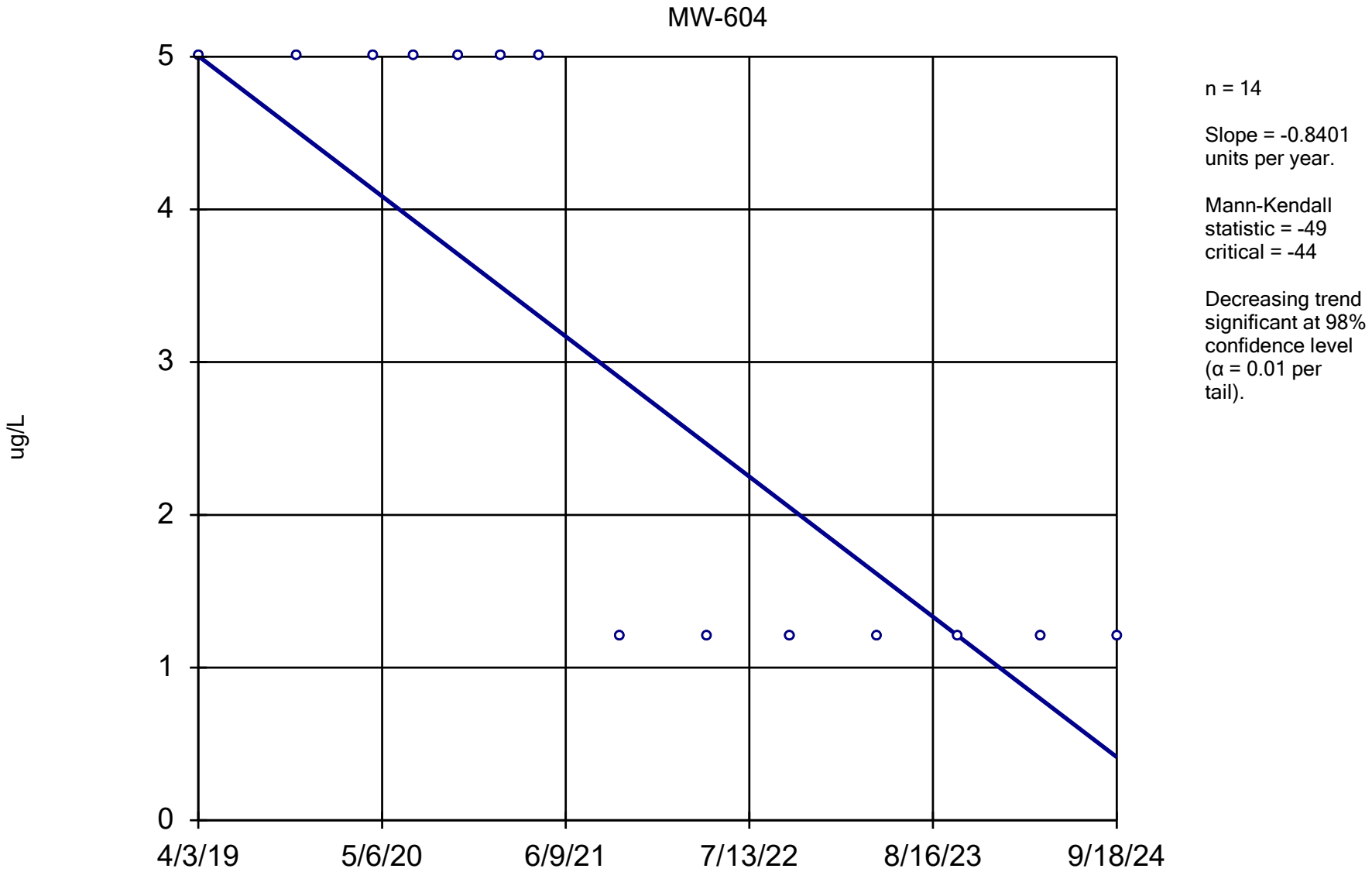

Constituent: 1,2-Dibromo-3-chloropropane Analysis Run 12/17/2024 1:47 PM View: All Wells - Appendix I

DMASWA Data: DMASWA Database_Updated

Sanitas™ v.10.0.15 Software licensed to HDR, Inc. UG
Hollow symbols indicate censored values.

Sen's Slope Estimator

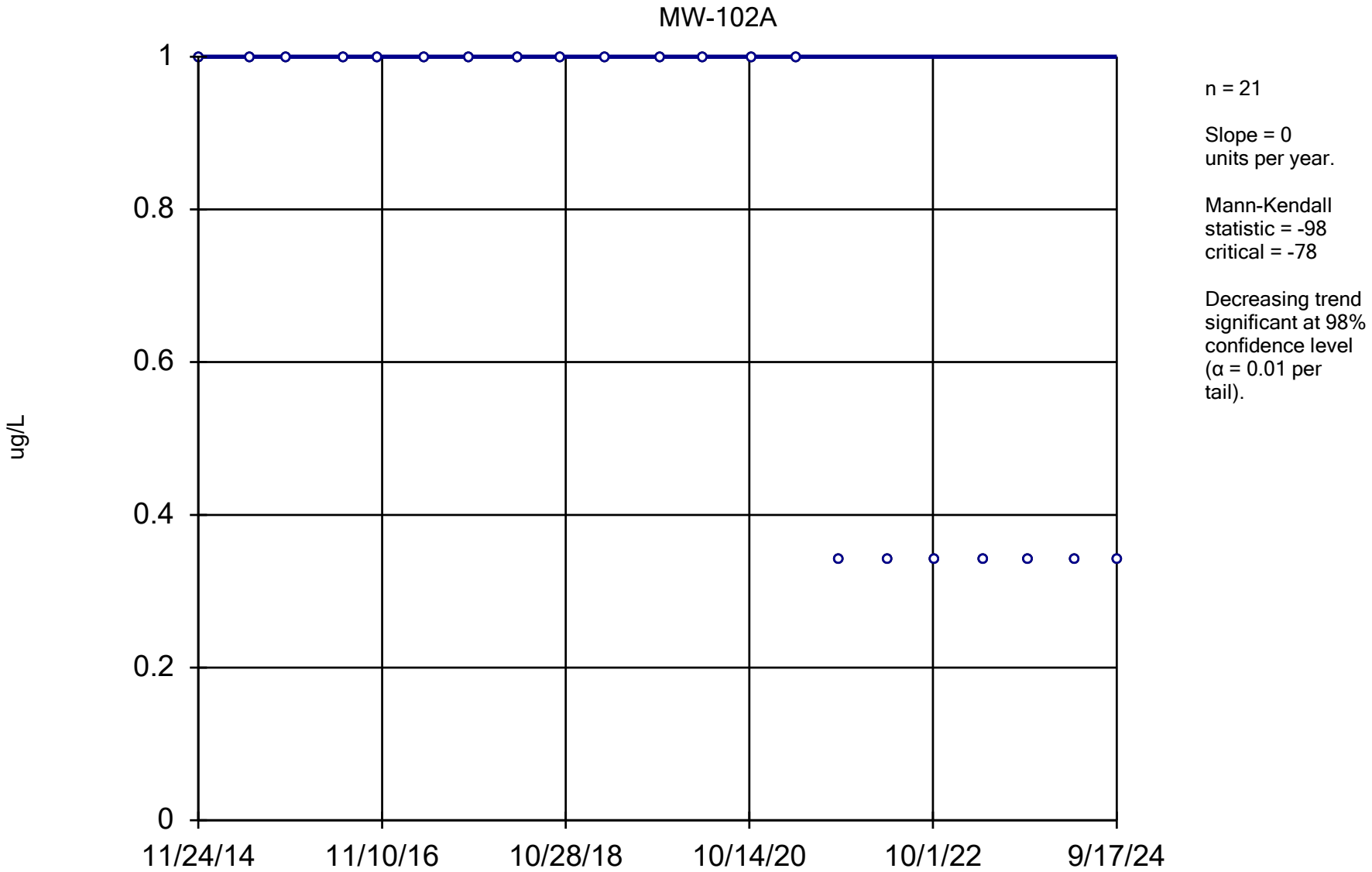

Constituent: 1,2-Dibromoethane [EDB] Analysis Run 12/17/2024 1:47 PM View: All Wells - Appendix I VO DMASWA Data: DMASWA Database_Updated

Sanitas™ v.10.0.15 Software licensed to HDR, Inc. UG
Hollow symbols indicate censored values.

Sen's Slope Estimator

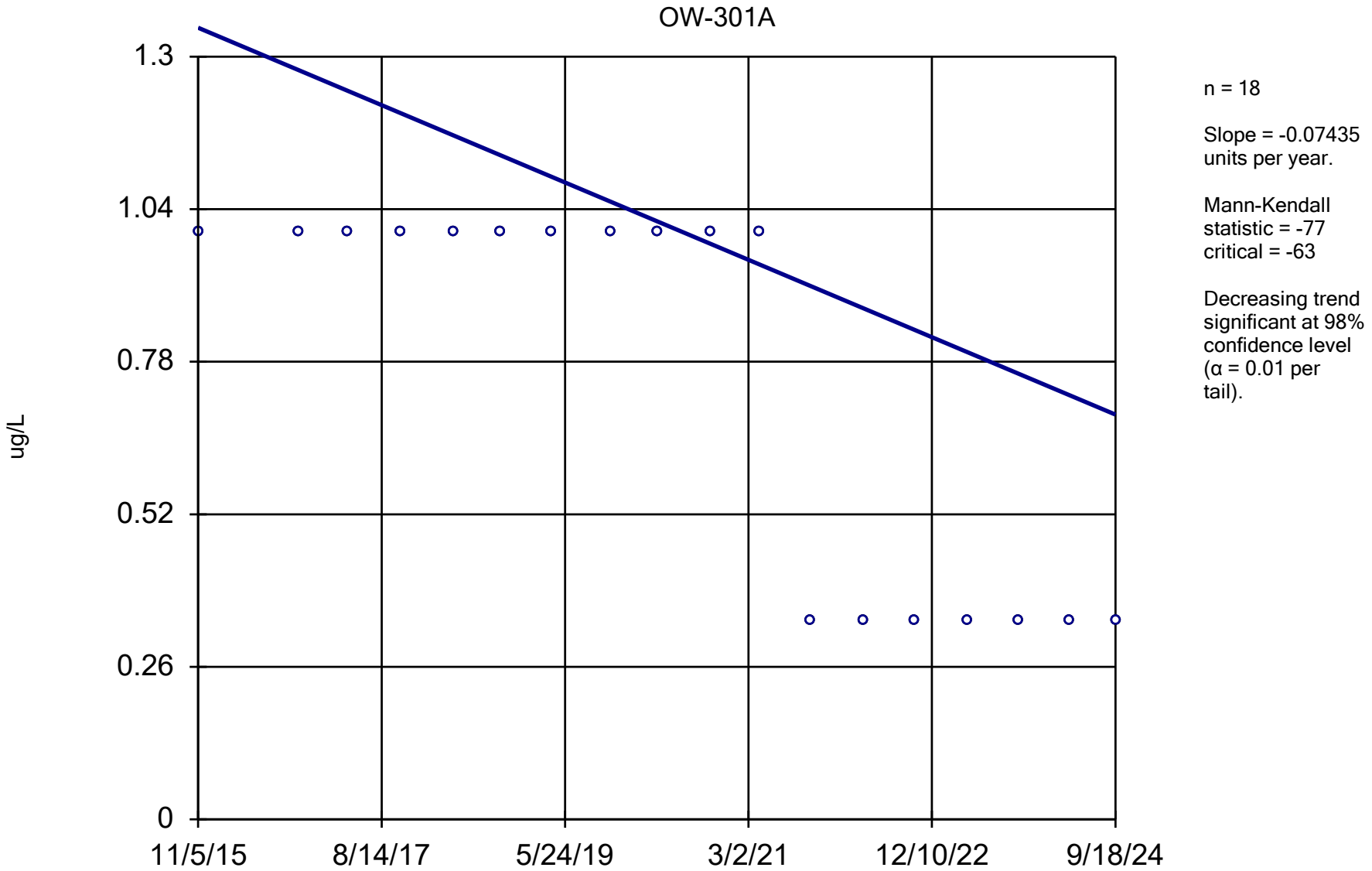

Constituent: 1,2-Dibromoethane [EDB] Analysis Run 12/17/2024 1:47 PM View: All Wells - Appendix I VO DMASWA Data: DMASWA Database_Updated

Sanitas™ v.10.0.15 Software licensed to HDR, Inc. UG
Hollow symbols indicate censored values.

Sen's Slope Estimator

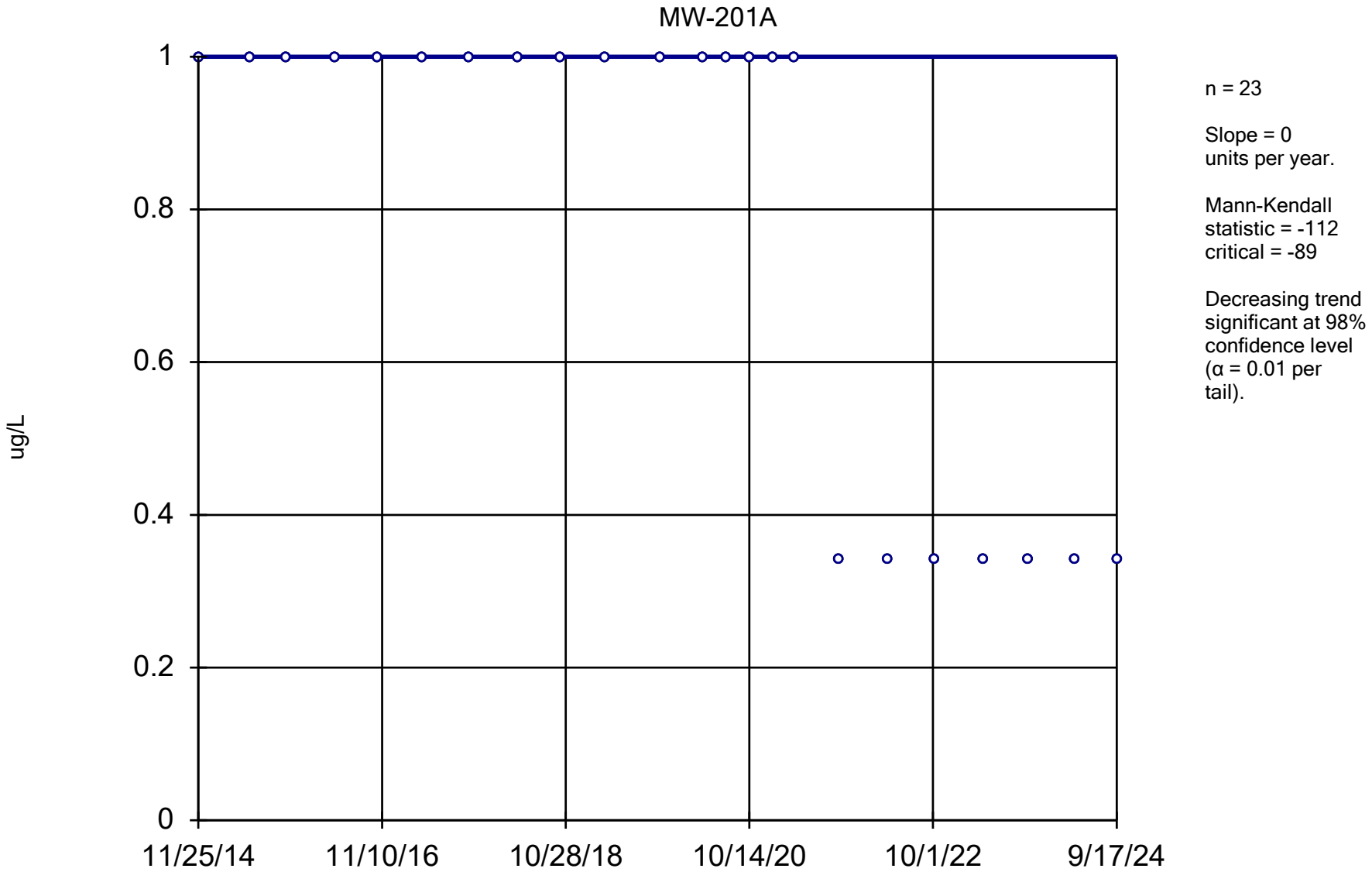

Constituent: 1,2-Dibromoethane [EDB] Analysis Run 12/17/2024 1:47 PM View: All Wells - Appendix I VO DMASWA Data: DMASWA Database_Updated

Sanitas™ v.10.0.15 Software licensed to HDR, Inc. UG
Hollow symbols indicate censored values.

Sen's Slope Estimator

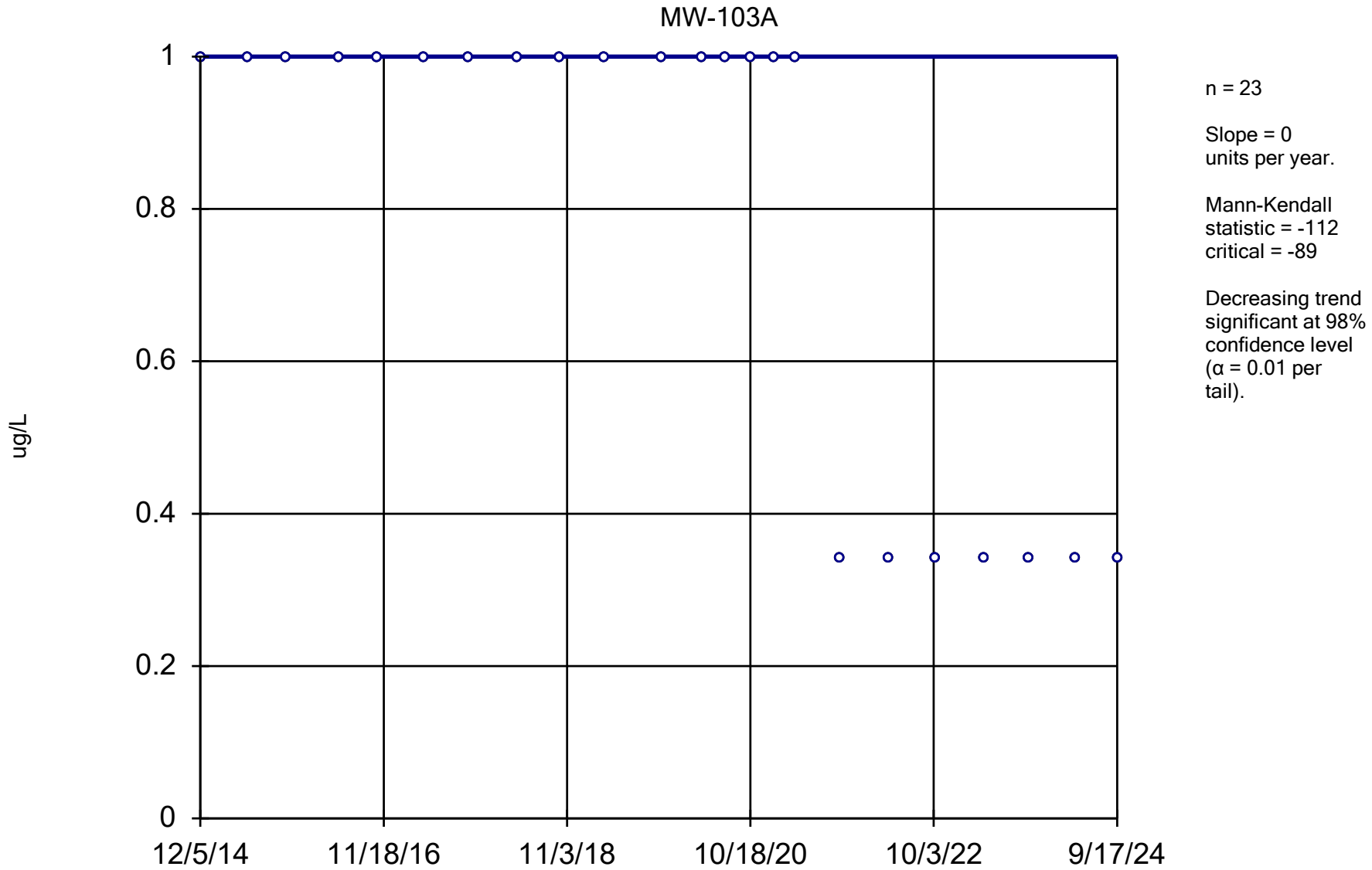

Constituent: 1,2-Dibromoethane [EDB] Analysis Run 12/17/2024 1:47 PM View: All Wells - Appendix I VO DMASWA Data: DMASWA Database_Updated

Sanitas™ v.10.0.15 Software licensed to HDR, Inc. UG
Hollow symbols indicate censored values.

Sen's Slope Estimator

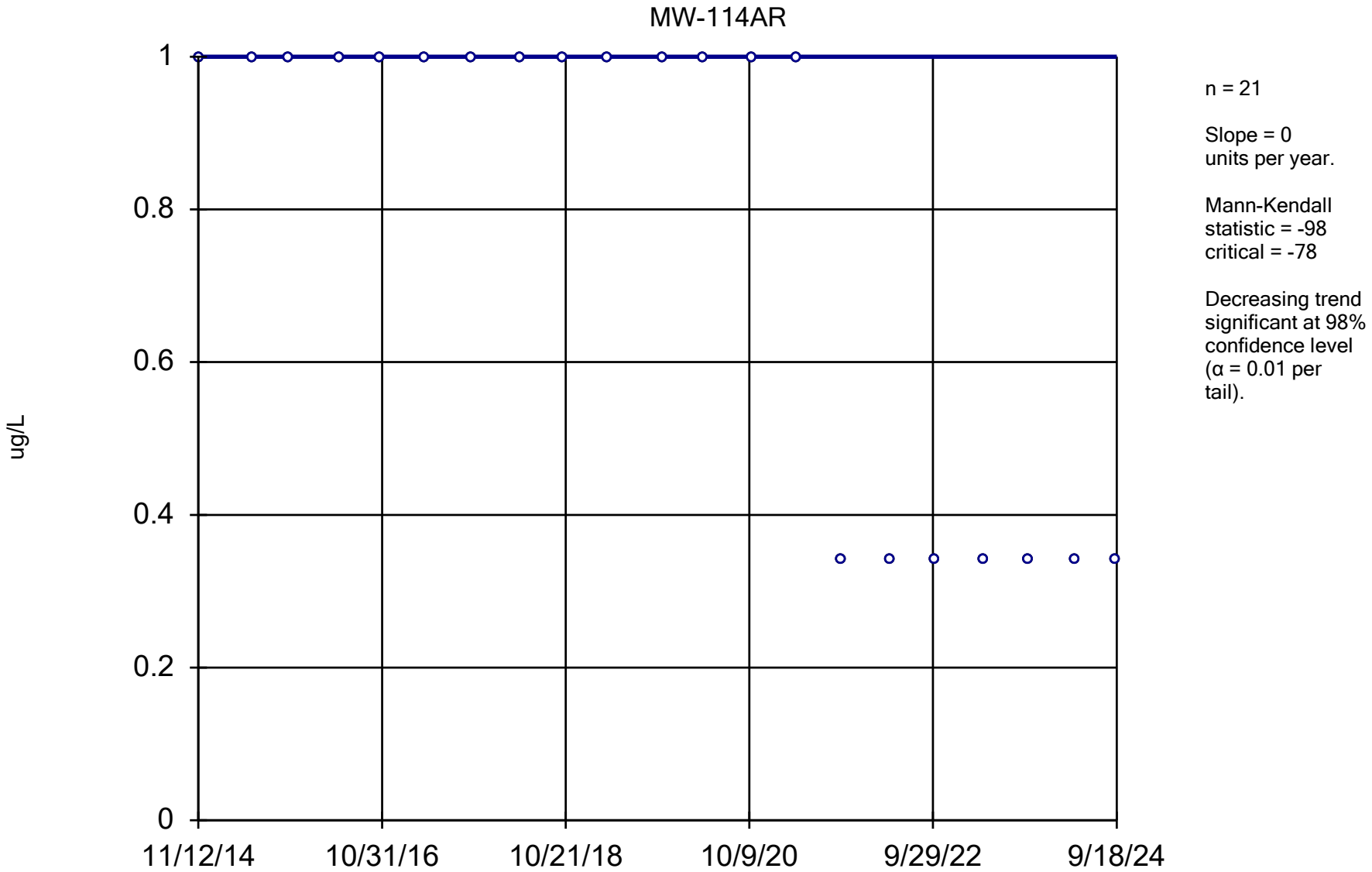

Constituent: 1,2-Dibromoethane [EDB] Analysis Run 12/17/2024 1:47 PM View: All Wells - Appendix I VO DMASWA Data: DMASWA Database_Updated

Sanitas™ v.10.0.15 Software licensed to HDR, Inc. UG
Hollow symbols indicate censored values.

Sen's Slope Estimator

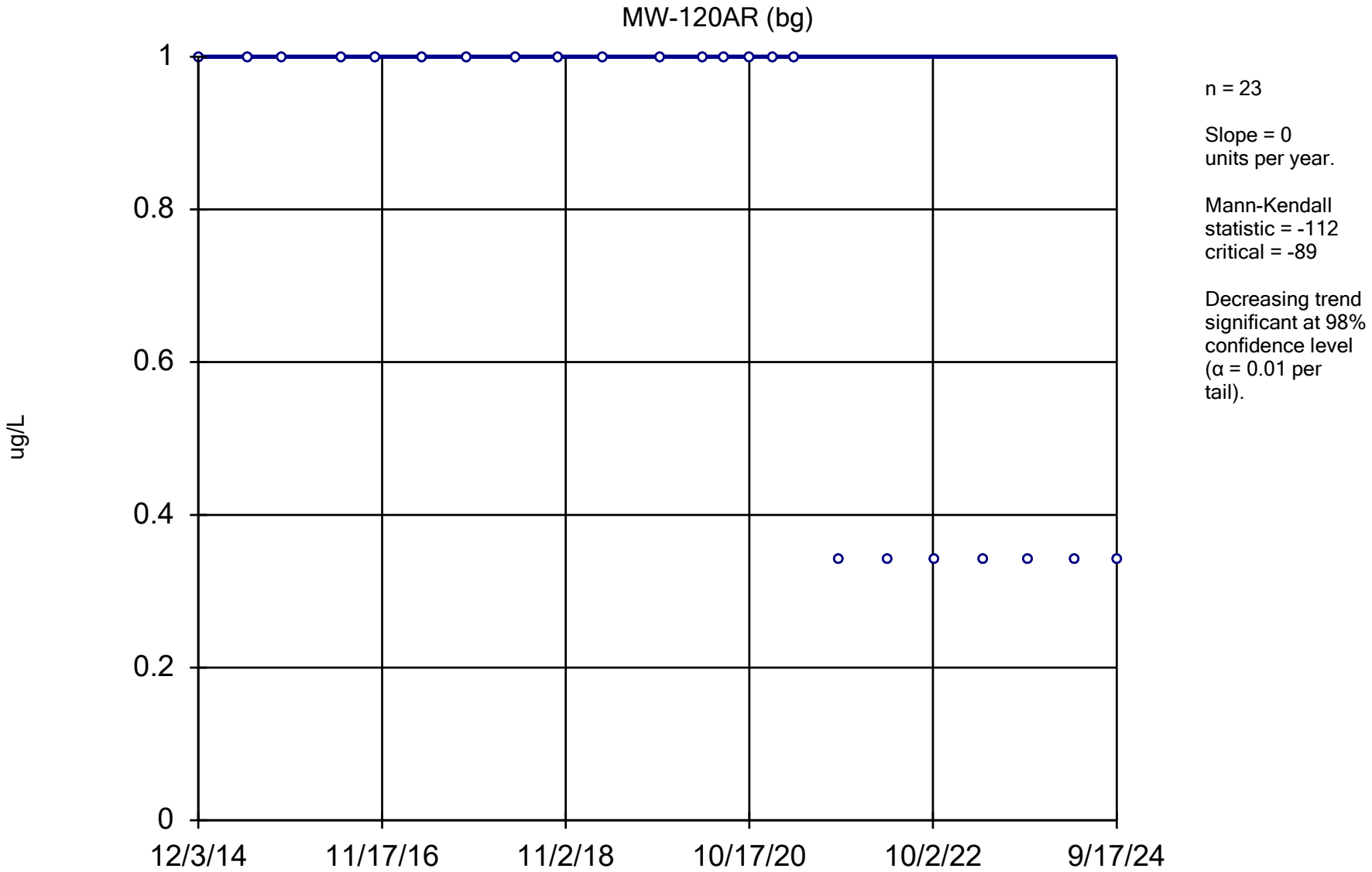

Constituent: 1,2-Dibromoethane [EDB] Analysis Run 12/17/2024 1:47 PM View: All Wells - Appendix I VO DMASWA Data: DMASWA Database_Updated

Sanitas™ v.10.0.15 Software licensed to HDR, Inc. UG
Hollow symbols indicate censored values.

Sen's Slope Estimator

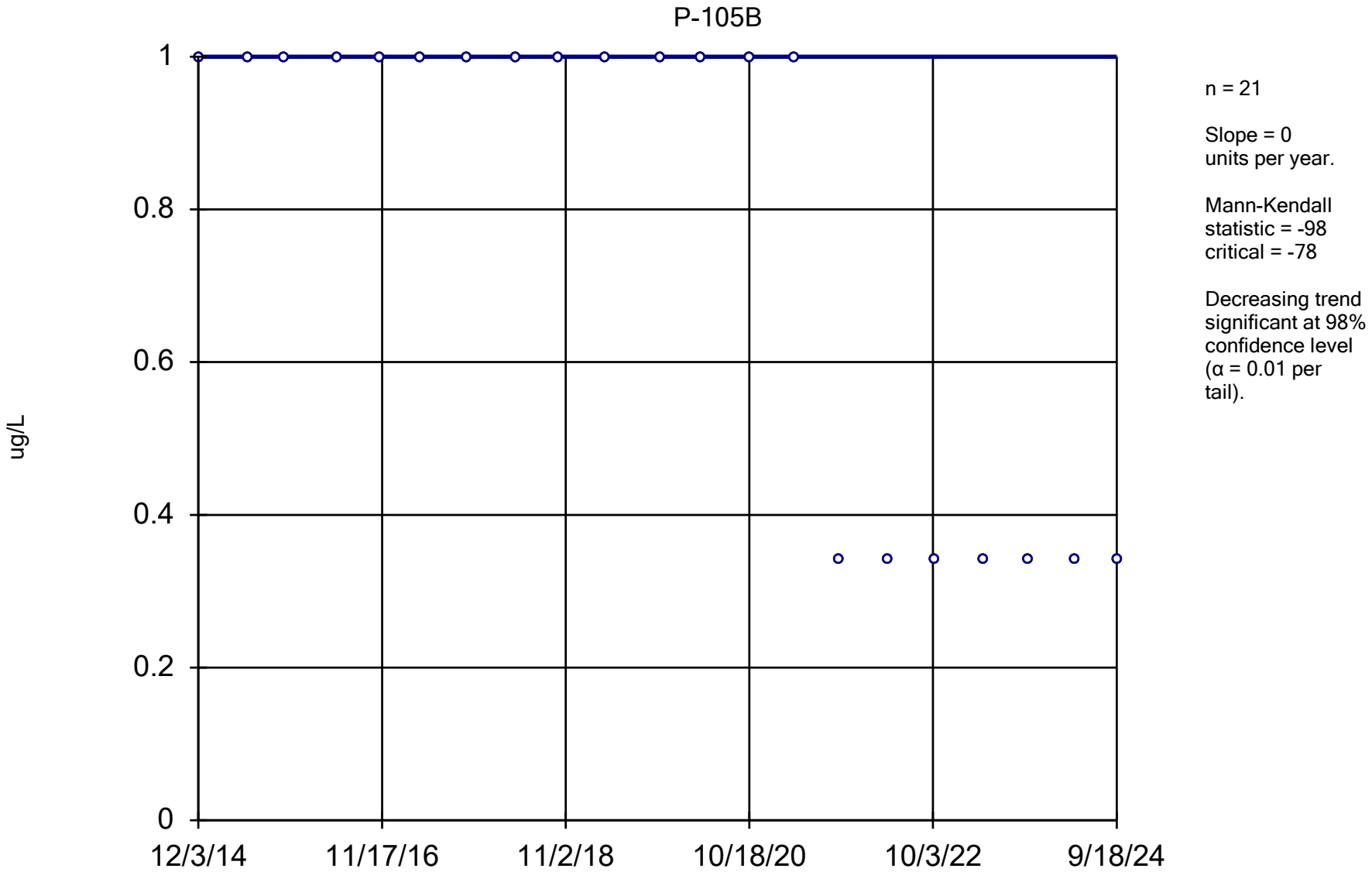

Constituent: 1,2-Dibromoethane [EDB] Analysis Run 12/17/2024 1:47 PM View: All Wells - Appendix I VO DMASWA Data: DMASWA Database_Updated

Sanitas™ v.10.0.15 Software licensed to HDR, Inc. UG
Hollow symbols indicate censored values.

Sen's Slope Estimator

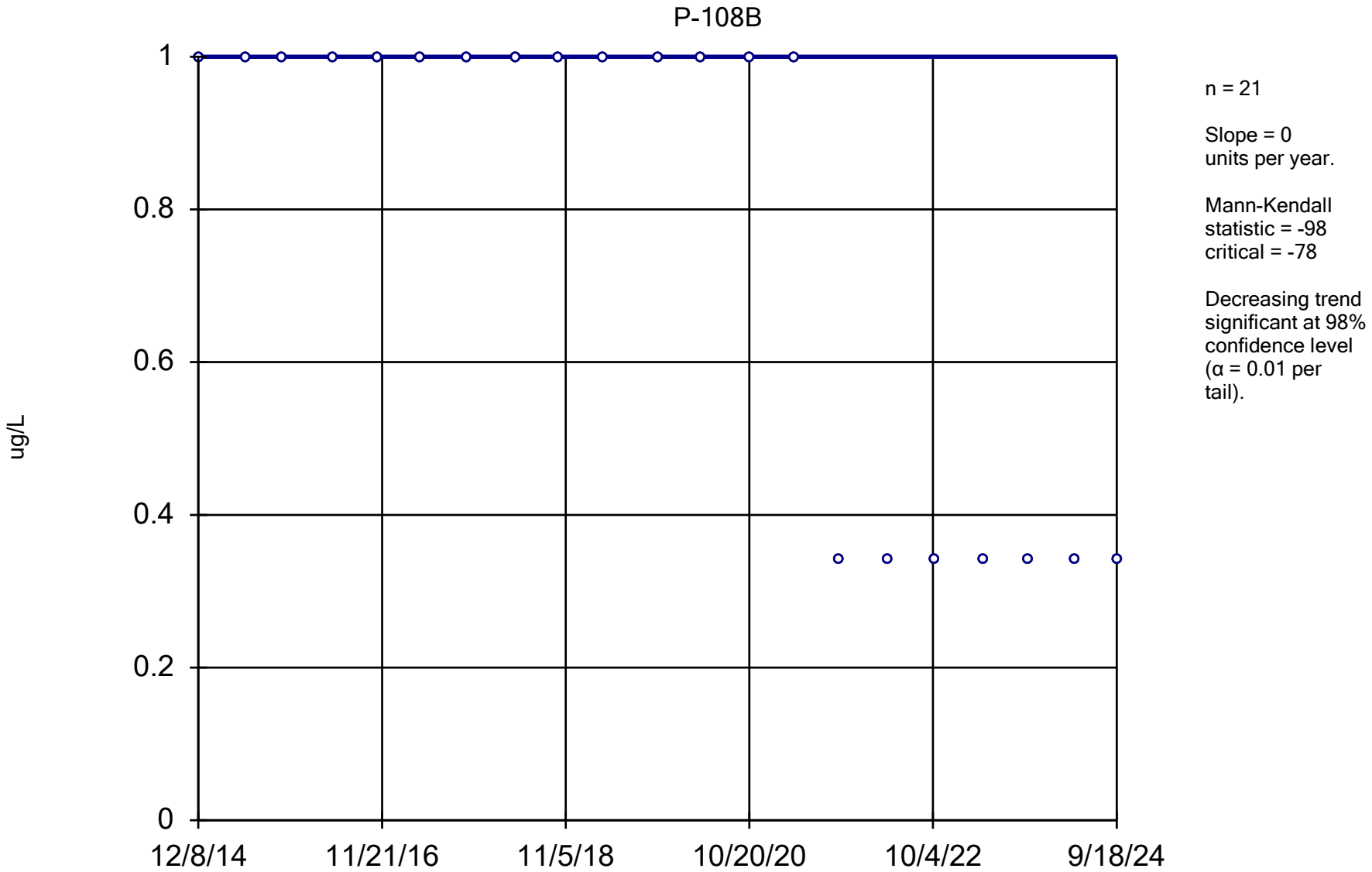

Constituent: 1,2-Dibromoethane [EDB] Analysis Run 12/17/2024 1:47 PM View: All Wells - Appendix I VO DMASWA Data: DMASWA Database_Updated

Sanitas™ v.10.0.15 Software licensed to HDR, Inc. UG
Hollow symbols indicate censored values.

Sen's Slope Estimator

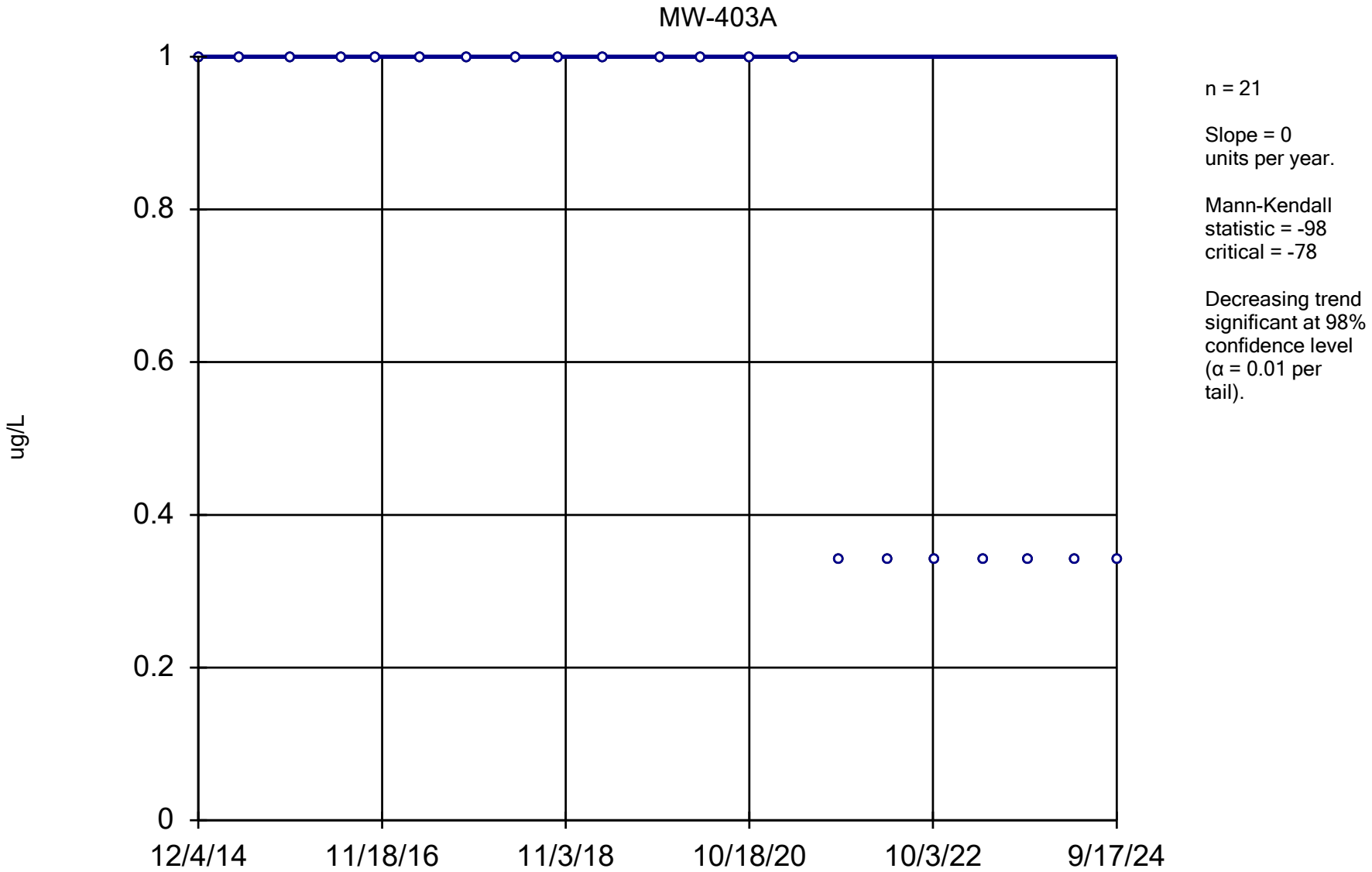

Constituent: 1,2-Dibromoethane [EDB] Analysis Run 12/17/2024 1:47 PM View: All Wells - Appendix I VO DMASWA Data: DMASWA Database_Updated

Sanitas™ v.10.0.15 Software licensed to HDR, Inc. UG
Hollow symbols indicate censored values.

Sen's Slope Estimator

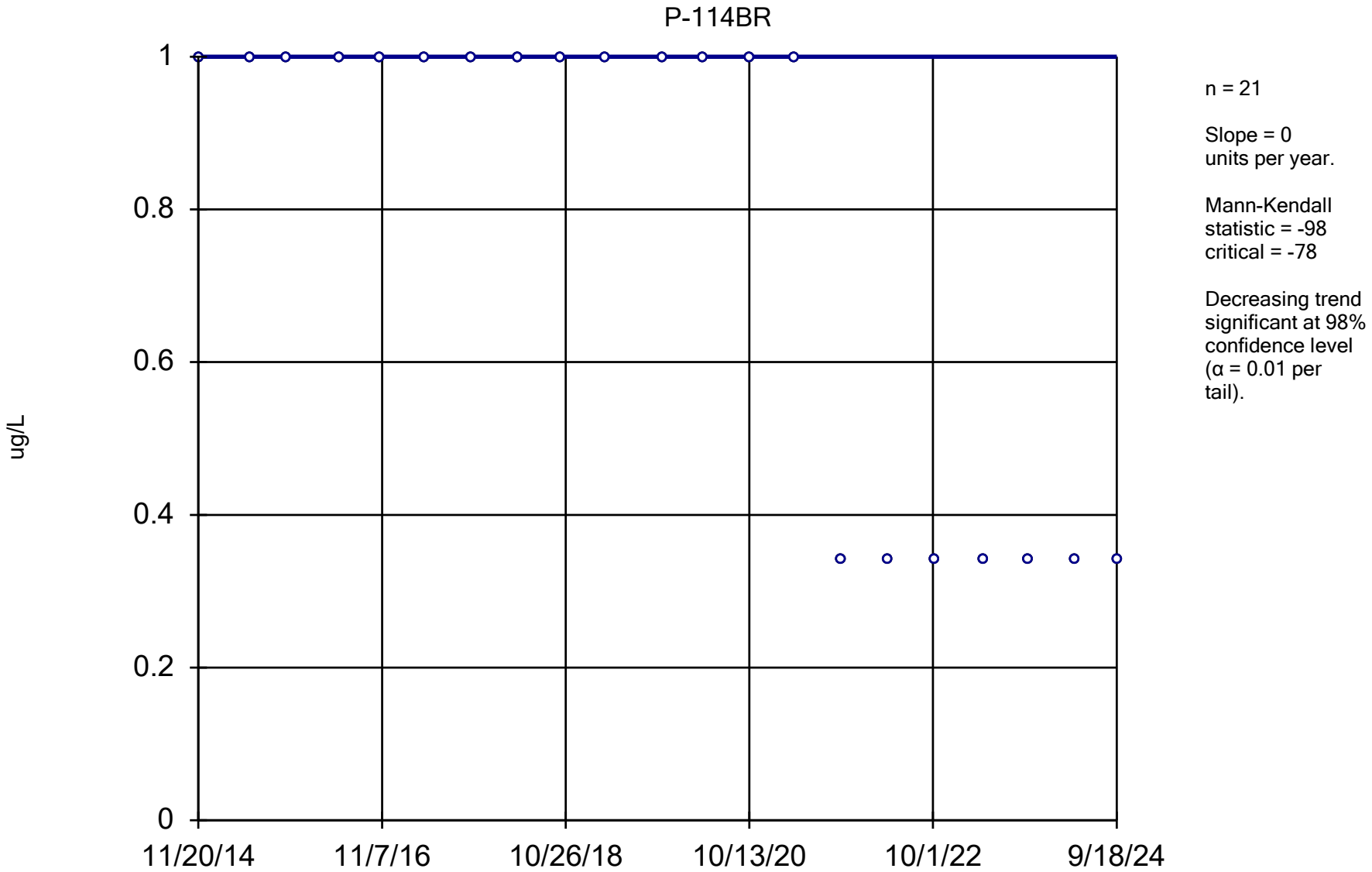

Constituent: 1,2-Dibromoethane [EDB] Analysis Run 12/17/2024 1:47 PM View: All Wells - Appendix I VO DMASWA Data: DMASWA Database_Updated

Sanitas™ v.10.0.15 Software licensed to HDR, Inc. UG
Hollow symbols indicate censored values.

Sen's Slope Estimator

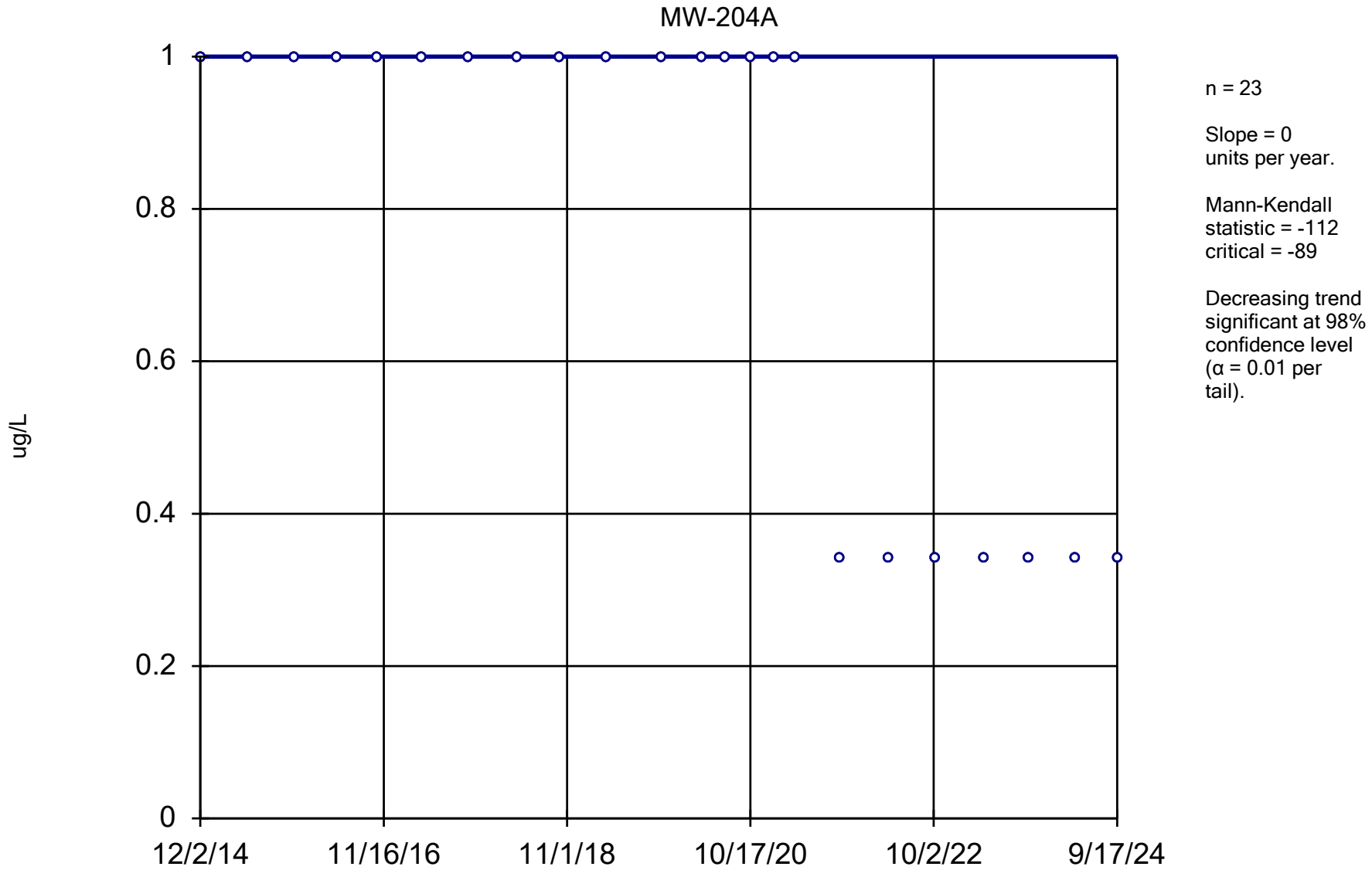

Constituent: 1,2-Dibromoethane [EDB] Analysis Run 12/17/2024 1:47 PM View: All Wells - Appendix I VO DMASWA Data: DMASWA Database_Updated

Sanitas™ v.10.0.15 Software licensed to HDR, Inc. UG
Hollow symbols indicate censored values.

Sen's Slope Estimator

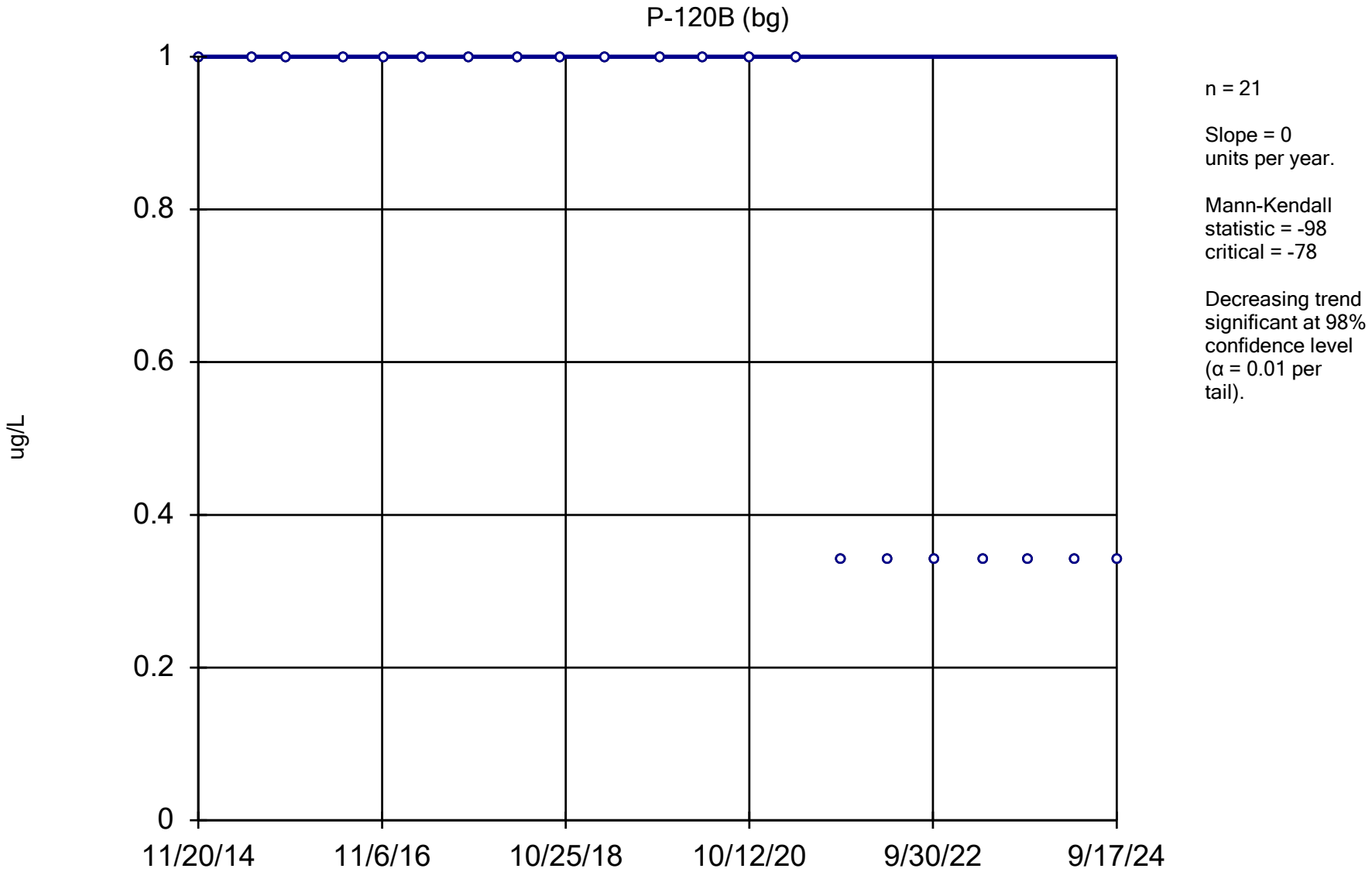

Constituent: 1,2-Dibromoethane [EDB] Analysis Run 12/17/2024 1:47 PM View: All Wells - Appendix I VO DMASWA Data: DMASWA Database_Updated

Sanitas™ v.10.0.15 Software licensed to HDR, Inc. UG
Hollow symbols indicate censored values.

Sen's Slope Estimator

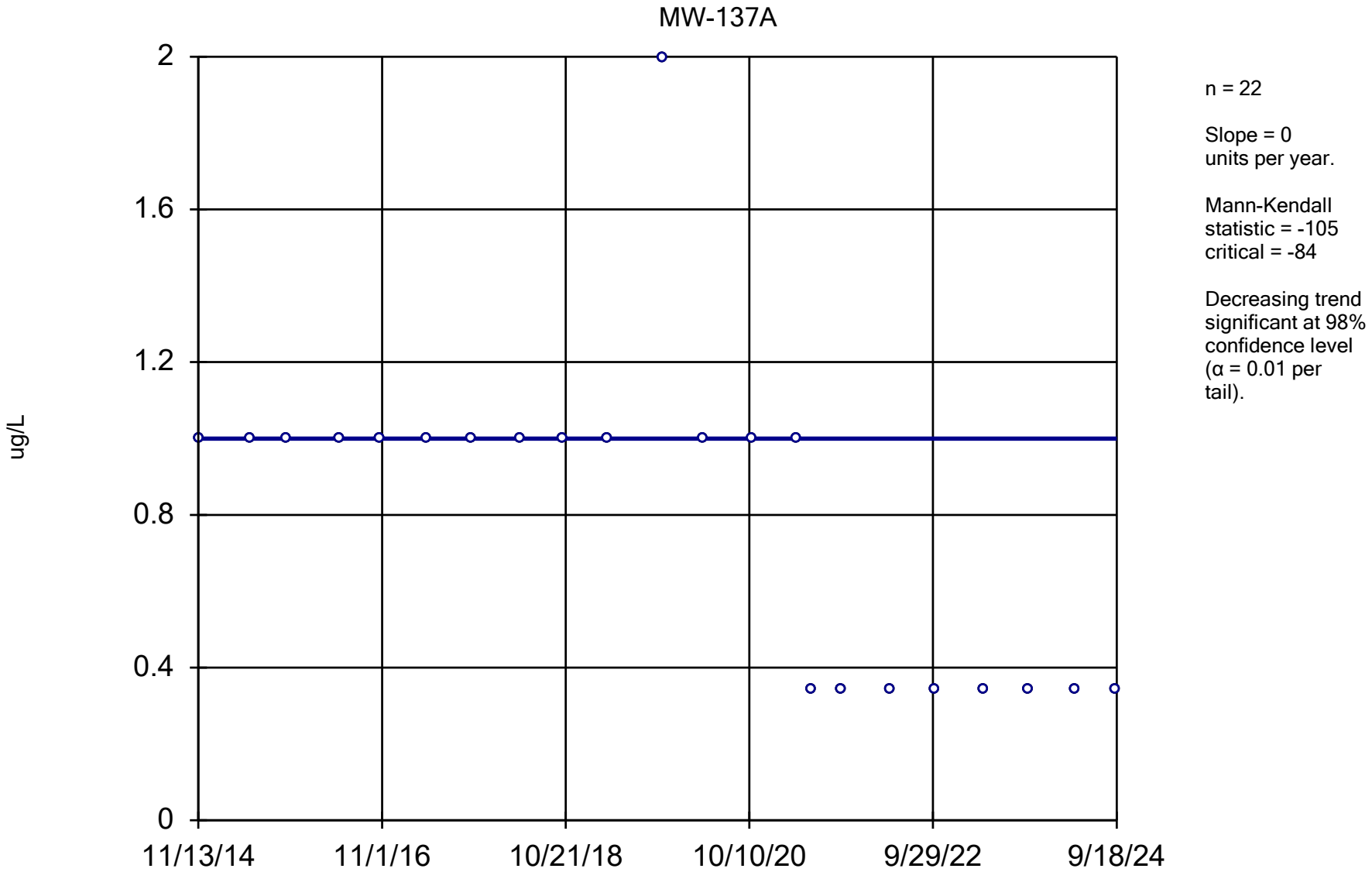

Constituent: 1,2-Dibromoethane [EDB] Analysis Run 12/17/2024 1:47 PM View: All Wells - Appendix I VO DMASWA Data: DMASWA Database_Updated

Sanitas™ v.10.0.15 Software licensed to HDR, Inc. UG
Hollow symbols indicate censored values.

Sen's Slope Estimator

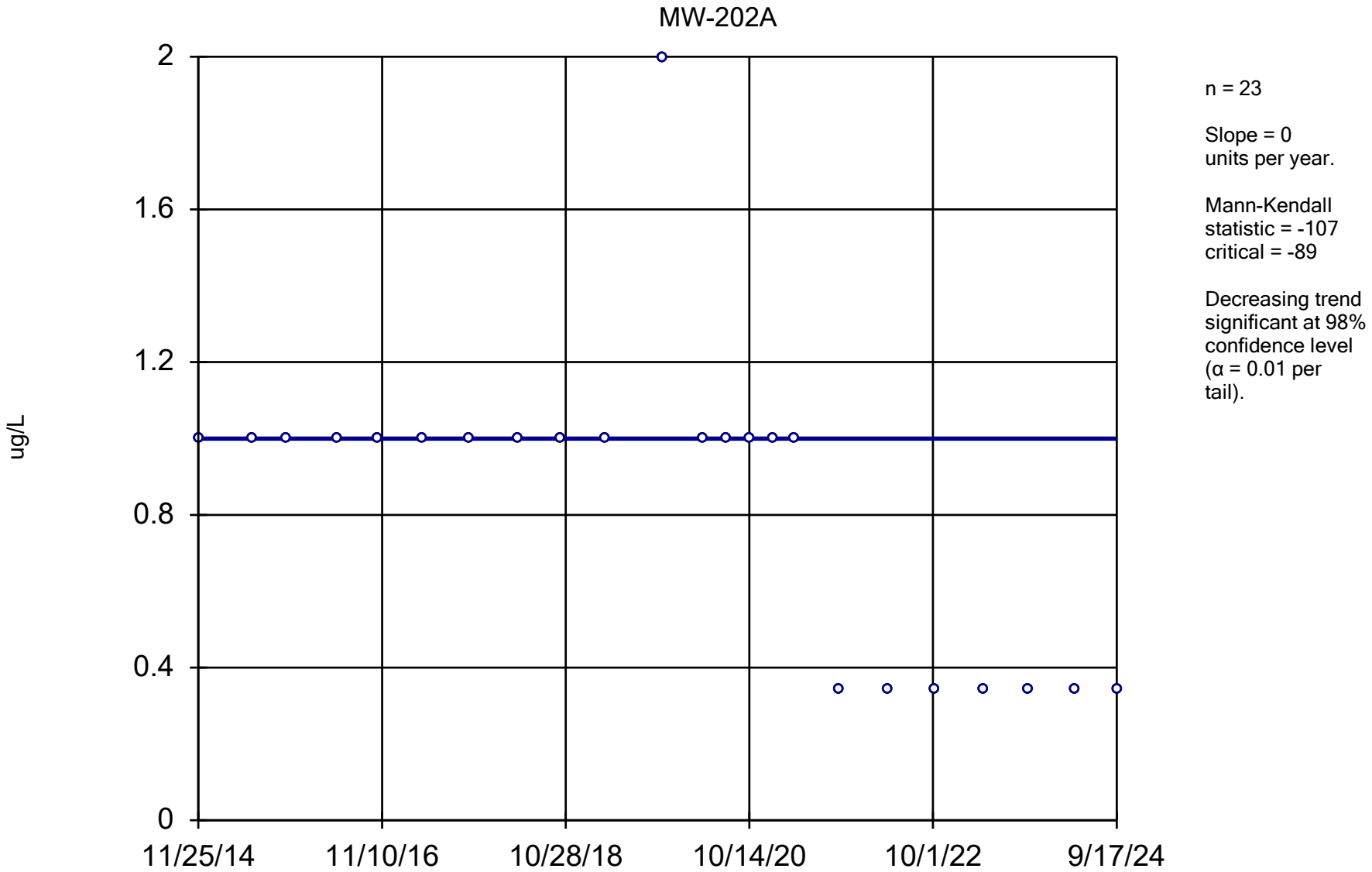

Constituent: 1,2-Dibromoethane [EDB] Analysis Run 12/17/2024 1:47 PM View: All Wells - Appendix I VO DMASWA Data: DMASWA Database_Updated

Sanitas™ v.10.0.15 Software licensed to HDR, Inc. UG
Hollow symbols indicate censored values.

Sen's Slope Estimator

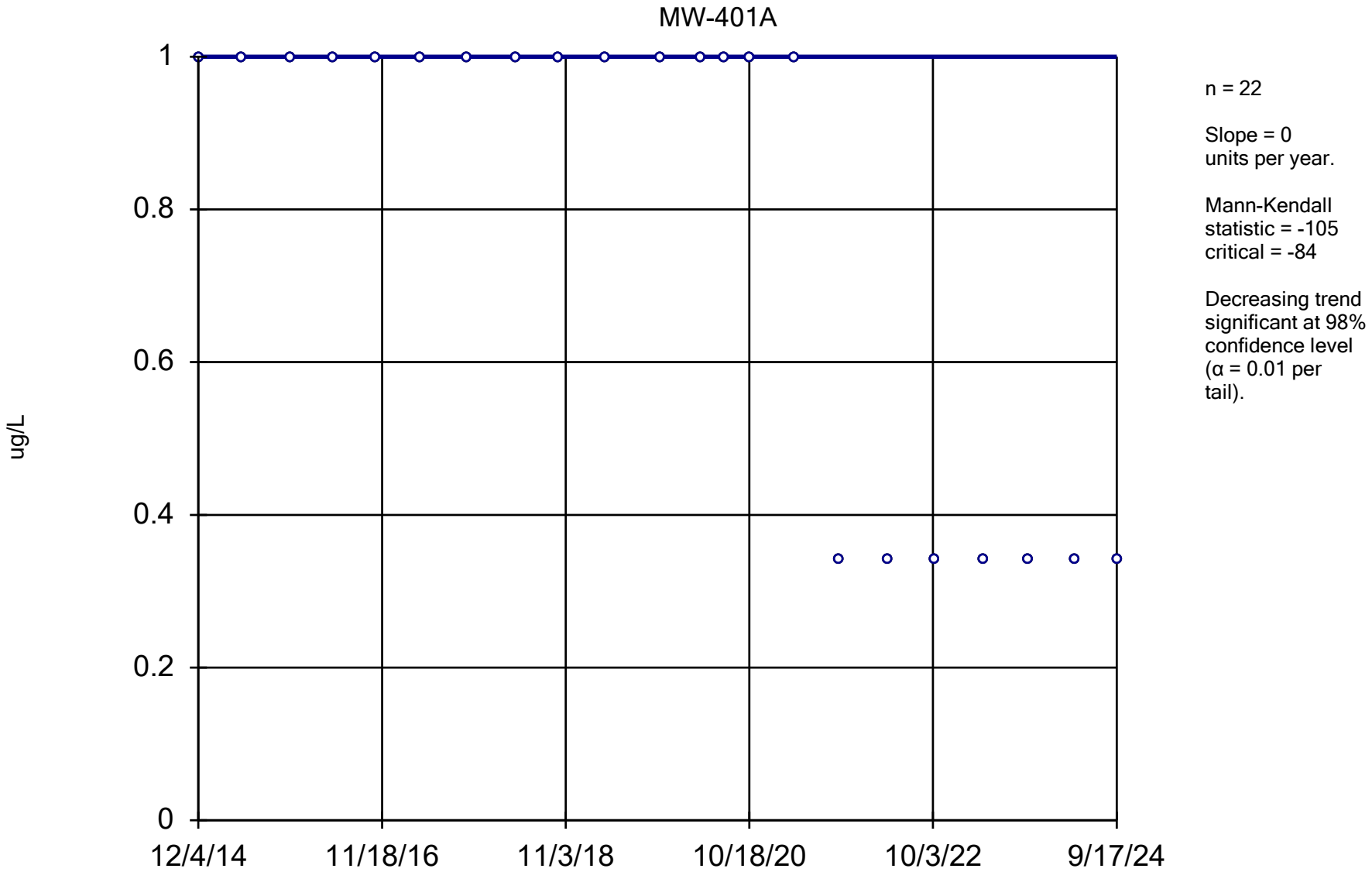

Constituent: 1,2-Dibromoethane [EDB] Analysis Run 12/17/2024 1:47 PM View: All Wells - Appendix I VO DMASWA Data: DMASWA Database_Updated

Sanitas™ v.10.0.15 Software licensed to HDR, Inc. UG
Hollow symbols indicate censored values.

Sen's Slope Estimator

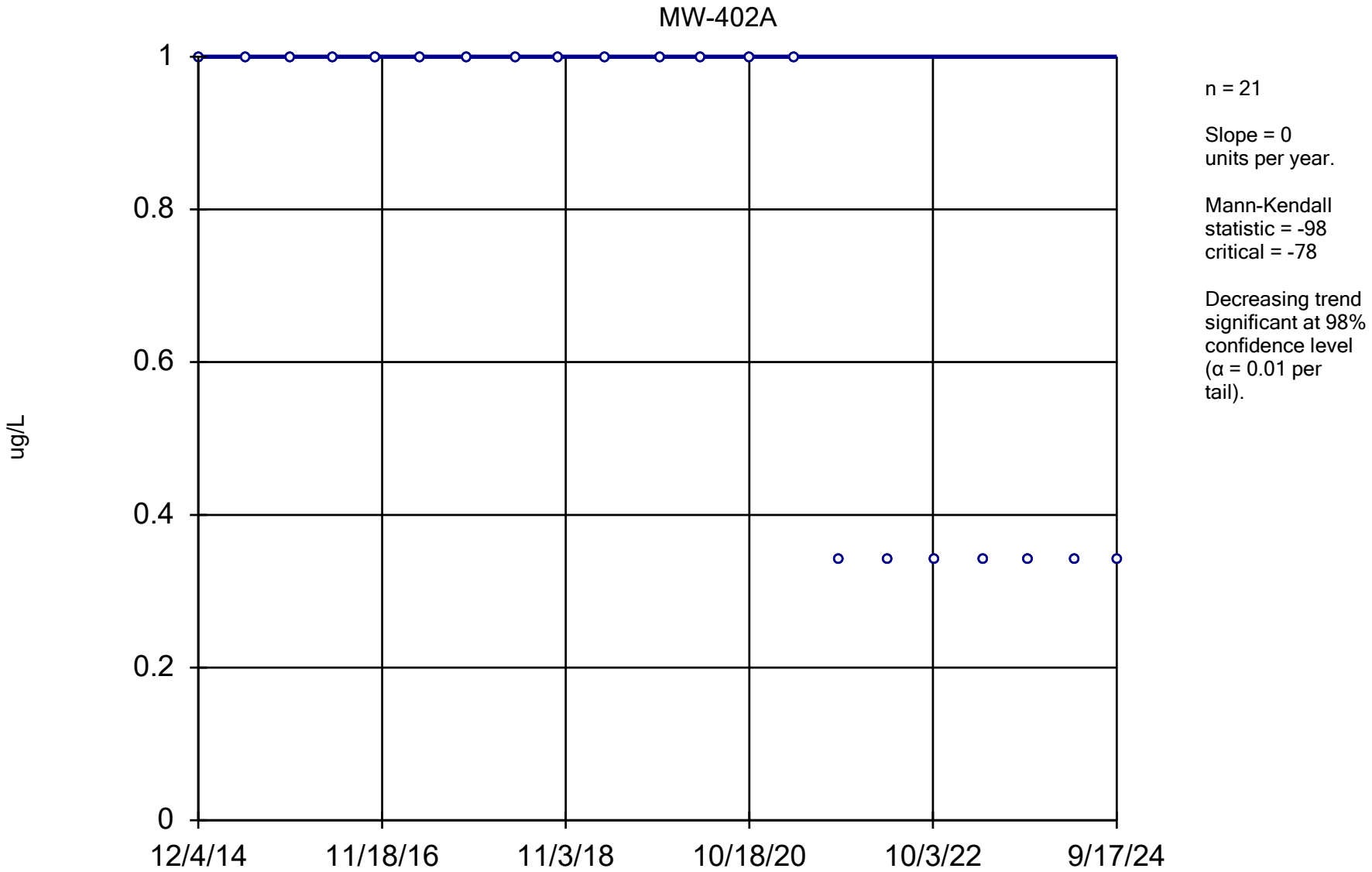

Constituent: 1,2-Dibromoethane [EDB] Analysis Run 12/17/2024 1:47 PM View: All Wells - Appendix I VO DMASWA Data: DMASWA Database_Updated

Sanitas™ v.10.0.15 Software licensed to HDR, Inc. UG
Hollow symbols indicate censored values.

Sen's Slope Estimator

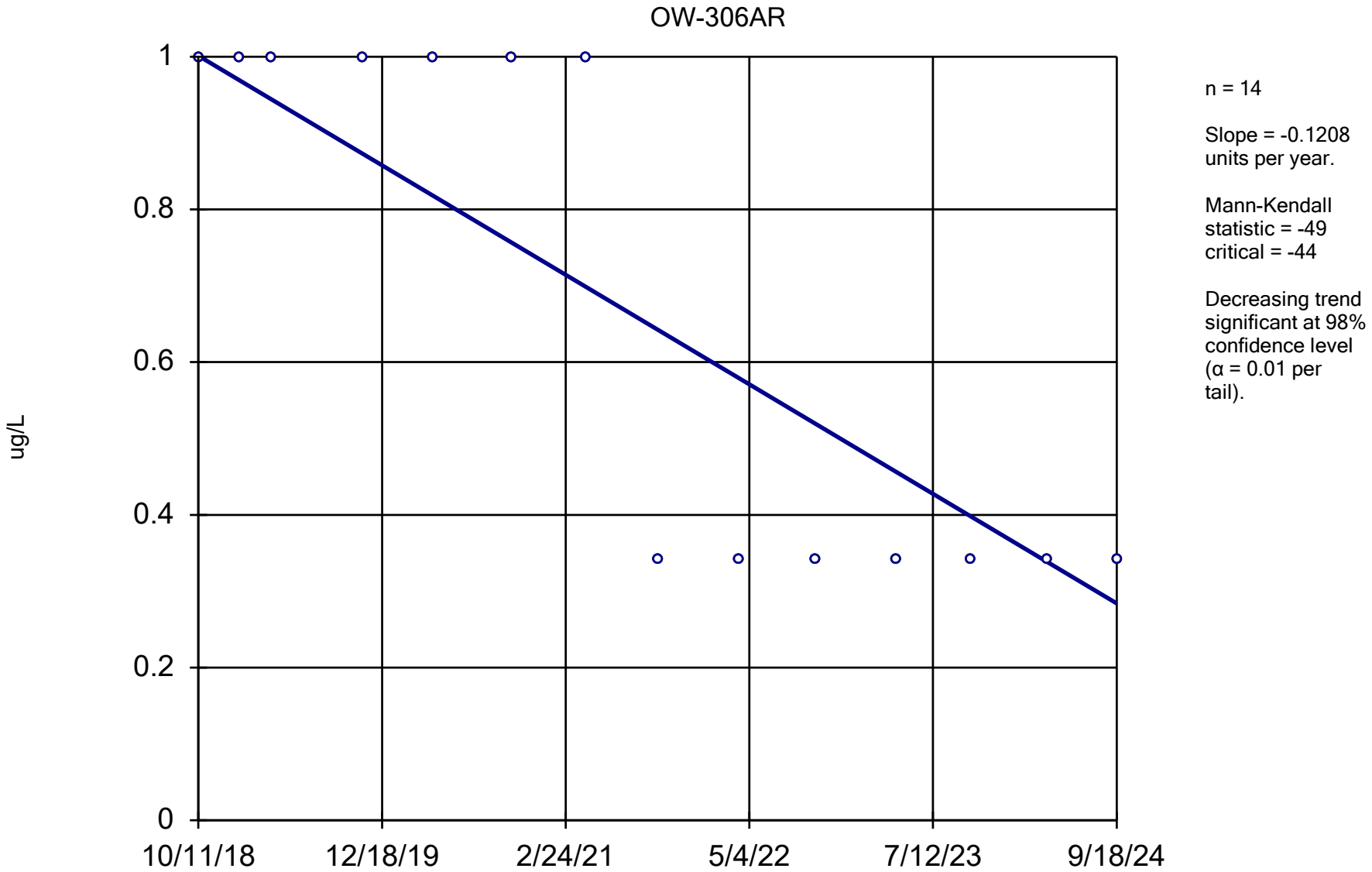

Constituent: 1,2-Dibromoethane [EDB] Analysis Run 12/17/2024 1:47 PM View: All Wells - Appendix I VO DMASWA Data: DMASWA Database_Updated

Sanitas™ v.10.0.15 Software licensed to HDR, Inc. UG
Hollow symbols indicate censored values.

Sen's Slope Estimator

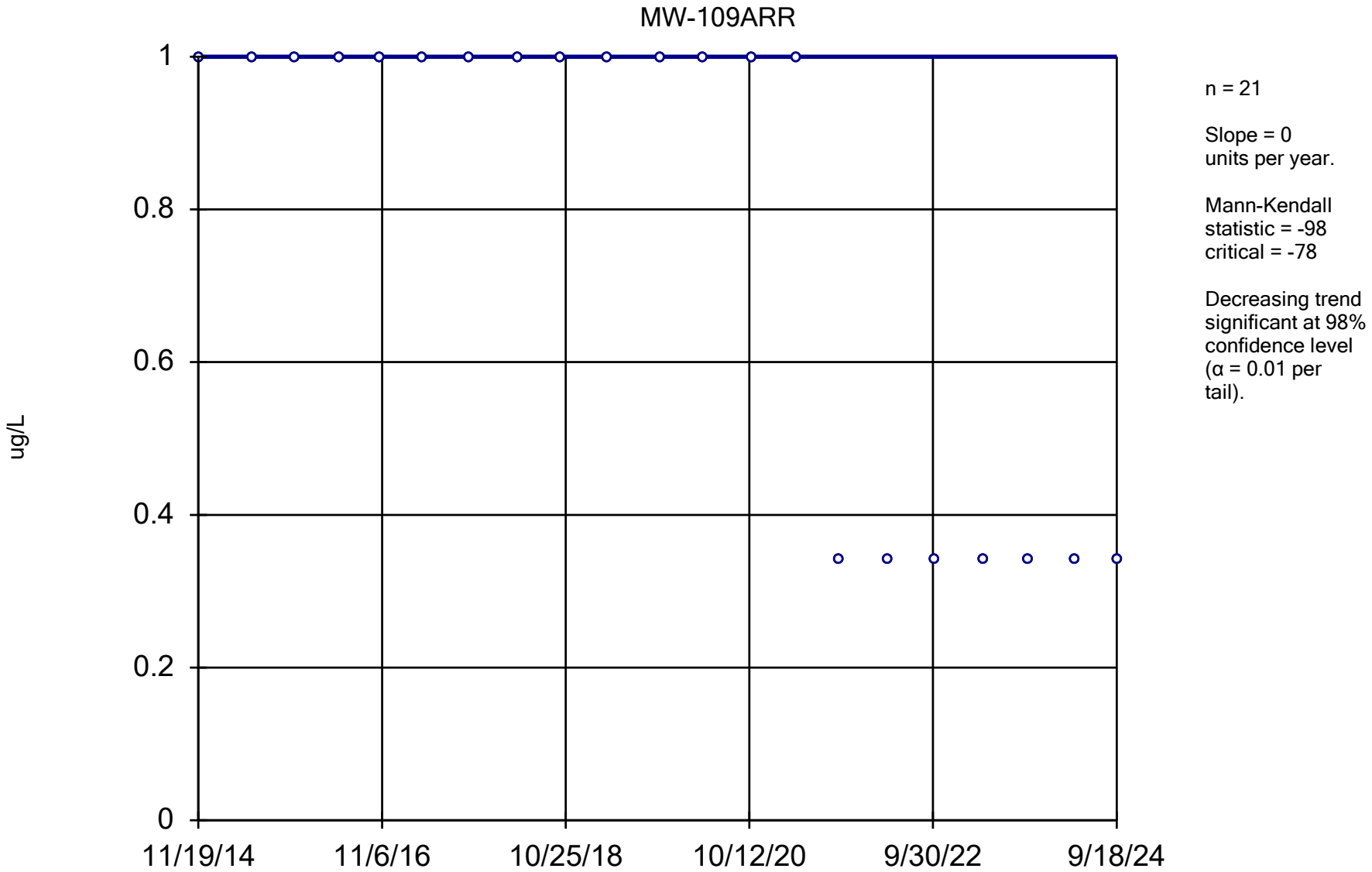

Constituent: 1,2-Dibromoethane [EDB] Analysis Run 12/17/2024 1:47 PM View: All Wells - Appendix I VO DMASWA Data: DMASWA Database_Updated

Sanitas™ v.10.0.15 Software licensed to HDR, Inc. UG
Hollow symbols indicate censored values.

Sen's Slope Estimator

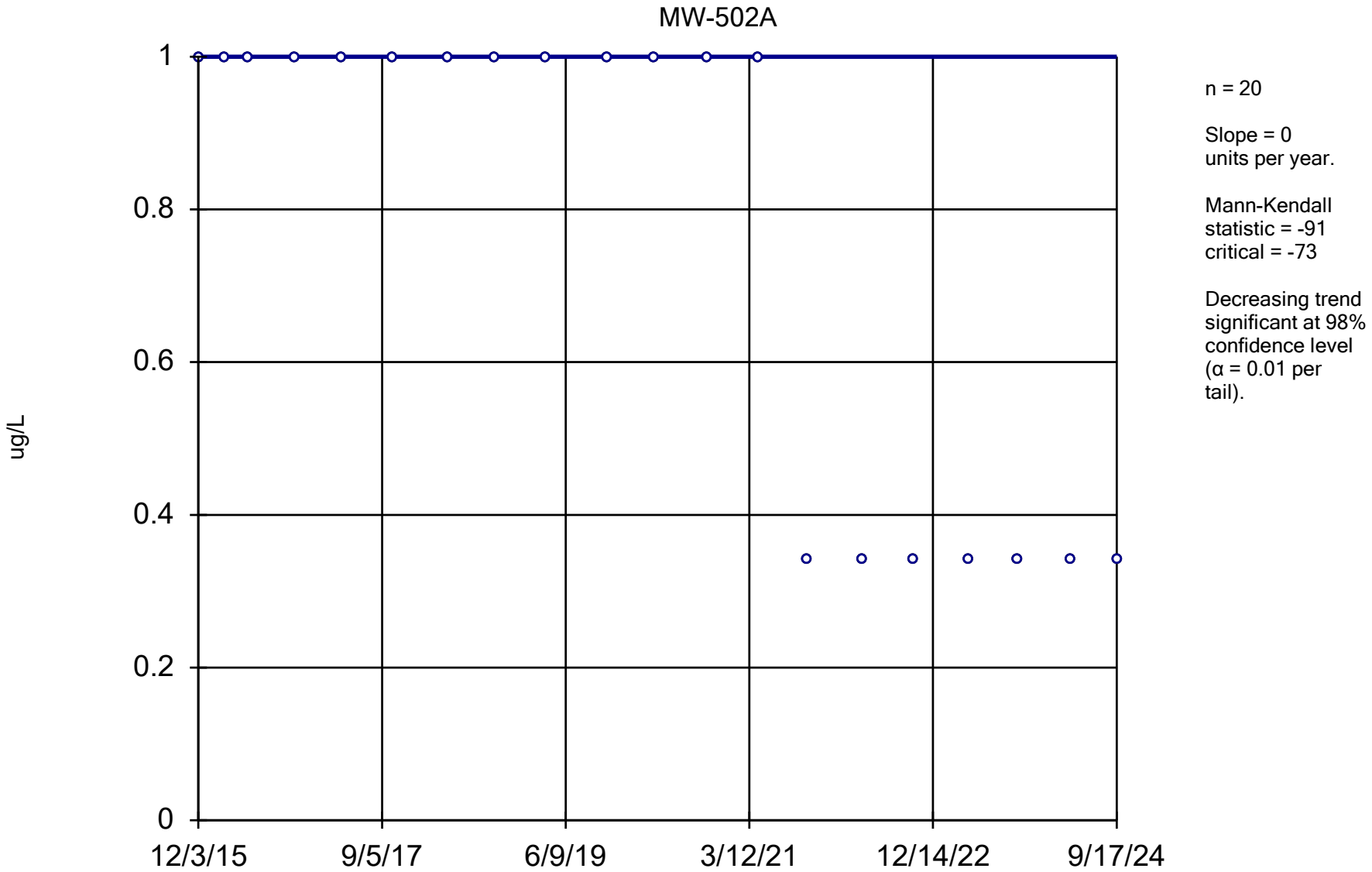

Constituent: 1,2-Dibromoethane [EDB] Analysis Run 12/17/2024 1:47 PM View: All Wells - Appendix I VO DMASWA Data: DMASWA Database_Updated

Sanitas™ v.10.0.15 Software licensed to HDR, Inc. UG
Hollow symbols indicate censored values.

Sen's Slope Estimator

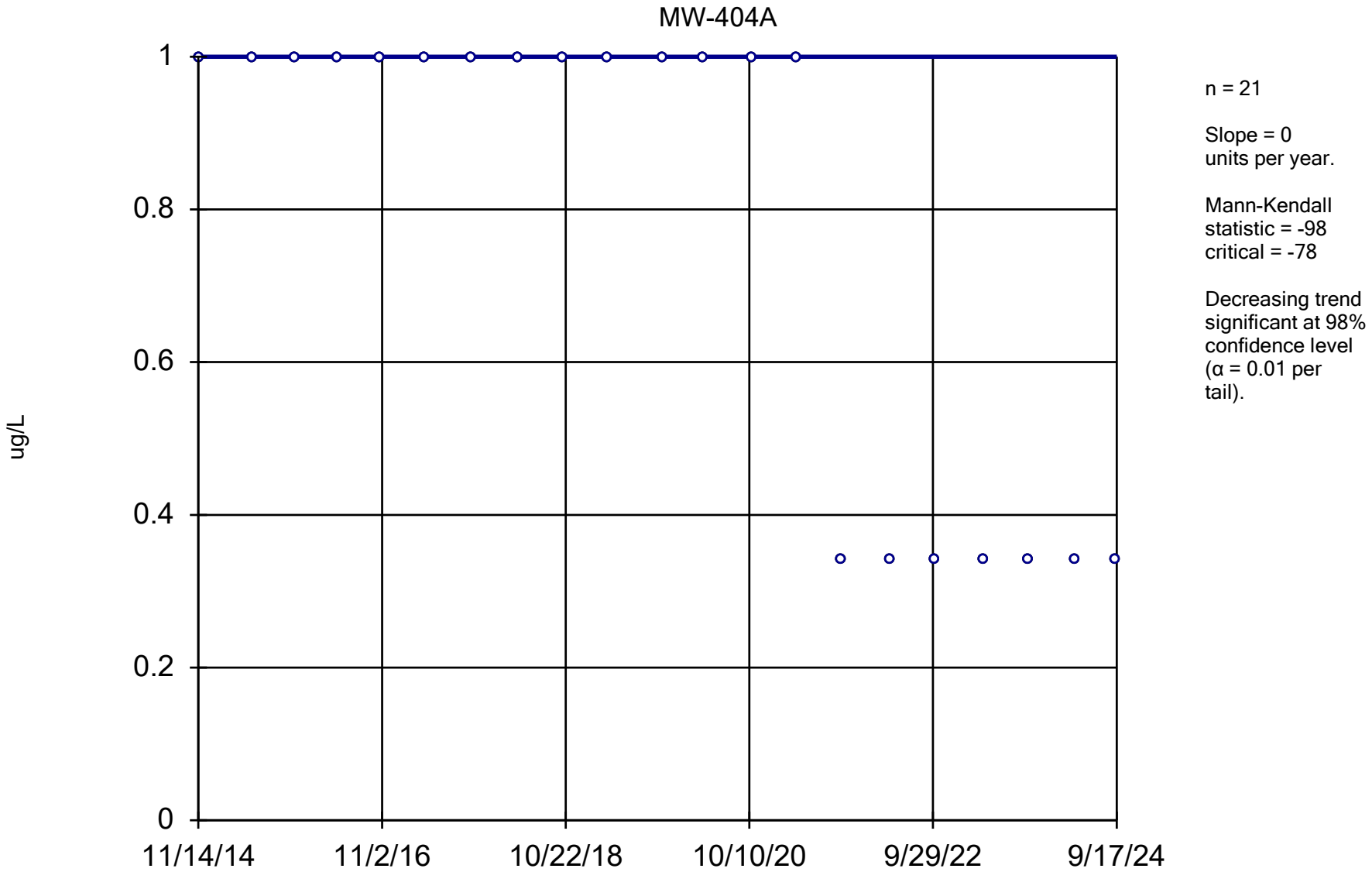

Constituent: 1,2-Dibromoethane [EDB] Analysis Run 12/17/2024 1:47 PM View: All Wells - Appendix I VO DMASWA Data: DMASWA Database_Updated

Sanitas™ v.10.0.15 Software licensed to HDR, Inc. UG
Hollow symbols indicate censored values.

Sen's Slope Estimator

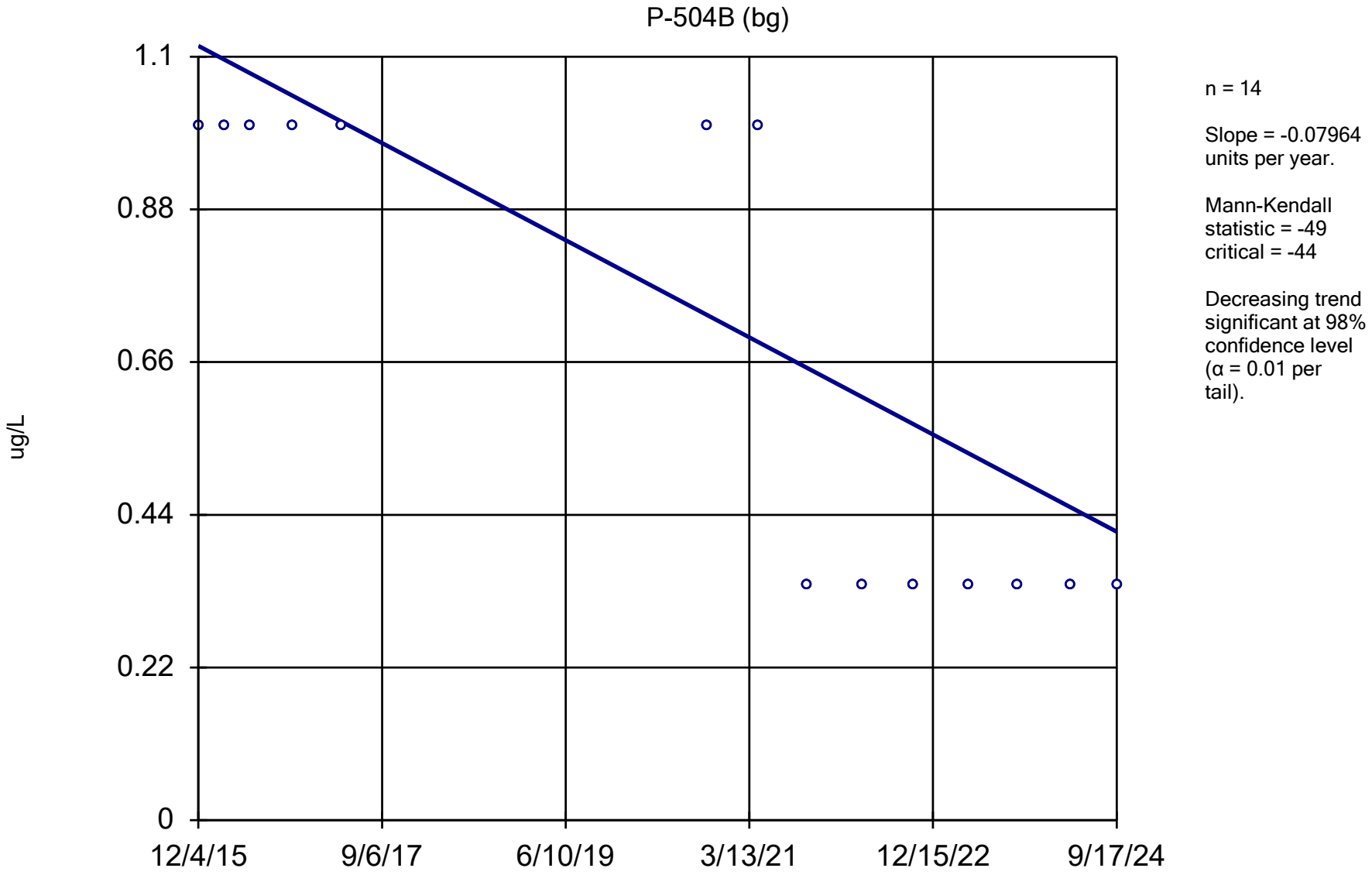

Constituent: 1,2-Dibromoethane [EDB] Analysis Run 12/17/2024 1:47 PM View: All Wells - Appendix I VO DMASWA Data: DMASWA Database_Updated

Sanitas™ v.10.0.15 Software licensed to HDR, Inc. UG
Hollow symbols indicate censored values.

Sen's Slope Estimator

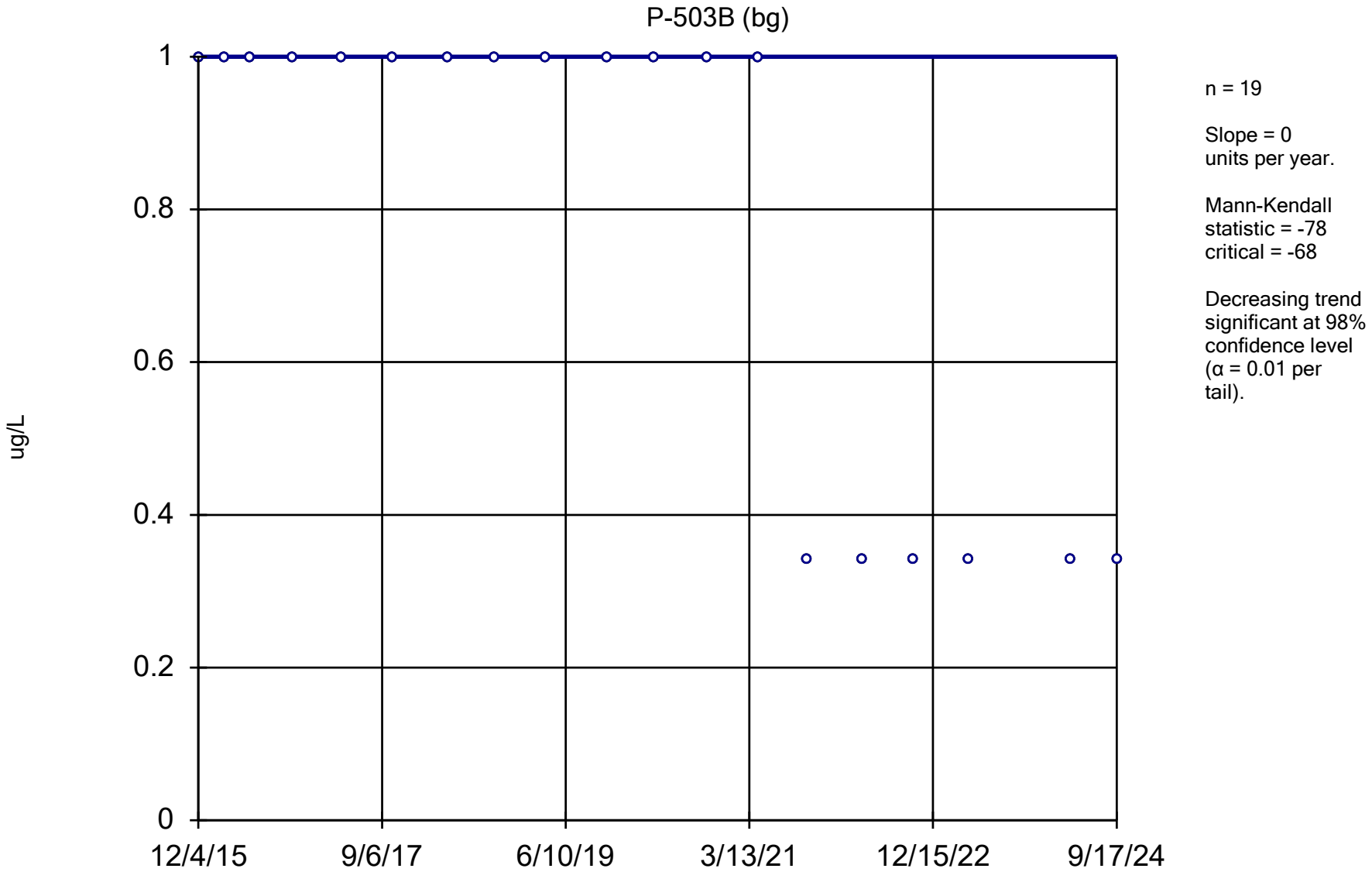

Constituent: 1,2-Dibromoethane [EDB] Analysis Run 12/17/2024 1:47 PM View: All Wells - Appendix I VO DMASWA Data: DMASWA Database_Updated

Sanitas™ v.10.0.15 Software licensed to HDR, Inc. UG
Hollow symbols indicate censored values.

Sen's Slope Estimator

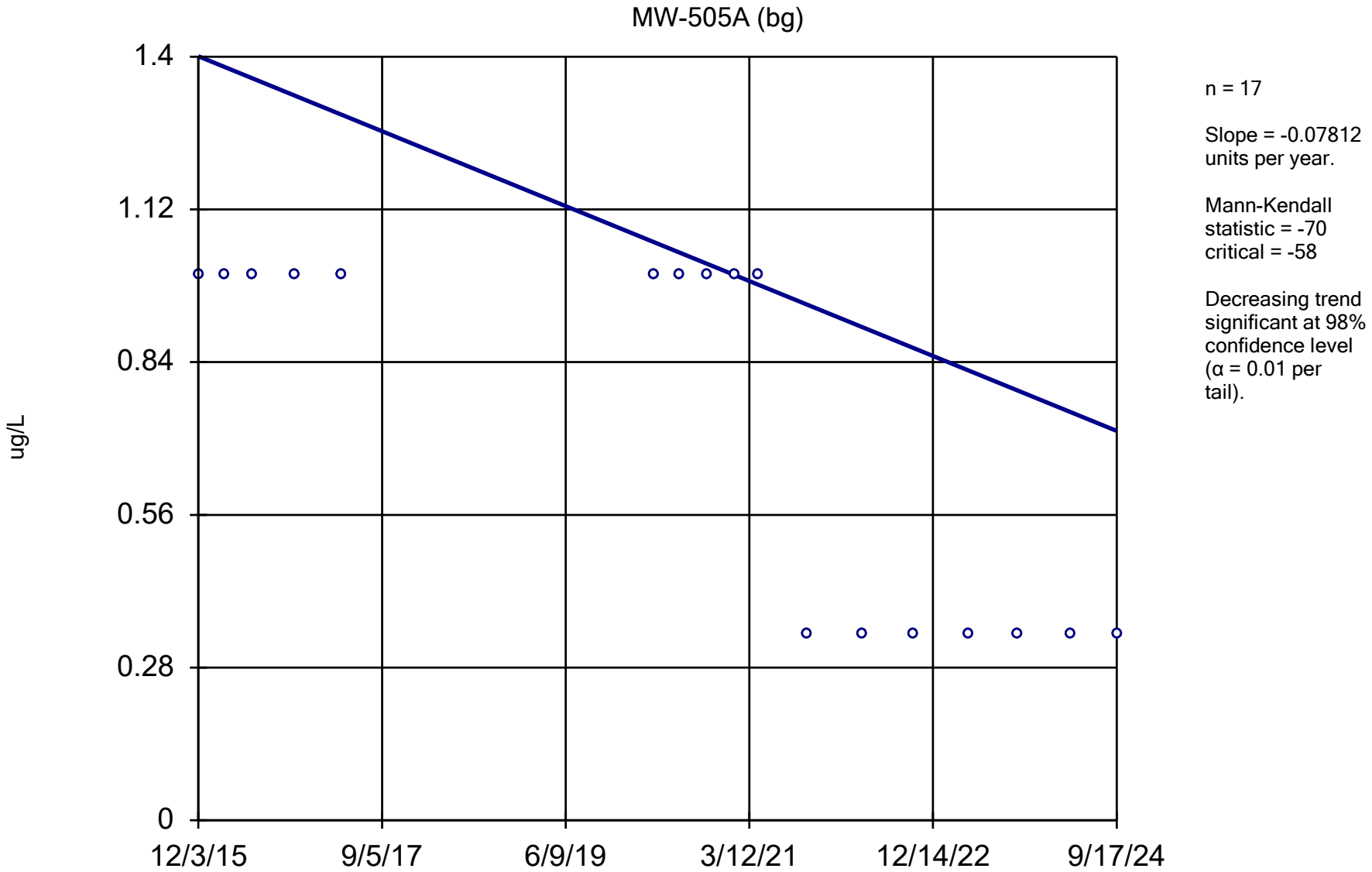

Constituent: 1,2-Dibromoethane [EDB] Analysis Run 12/17/2024 1:47 PM View: All Wells - Appendix I VO DMASWA Data: DMASWA Database_Updated

Sanitas™ v.10.0.15 Software licensed to HDR, Inc. UG
Hollow symbols indicate censored values.

Sen's Slope Estimator

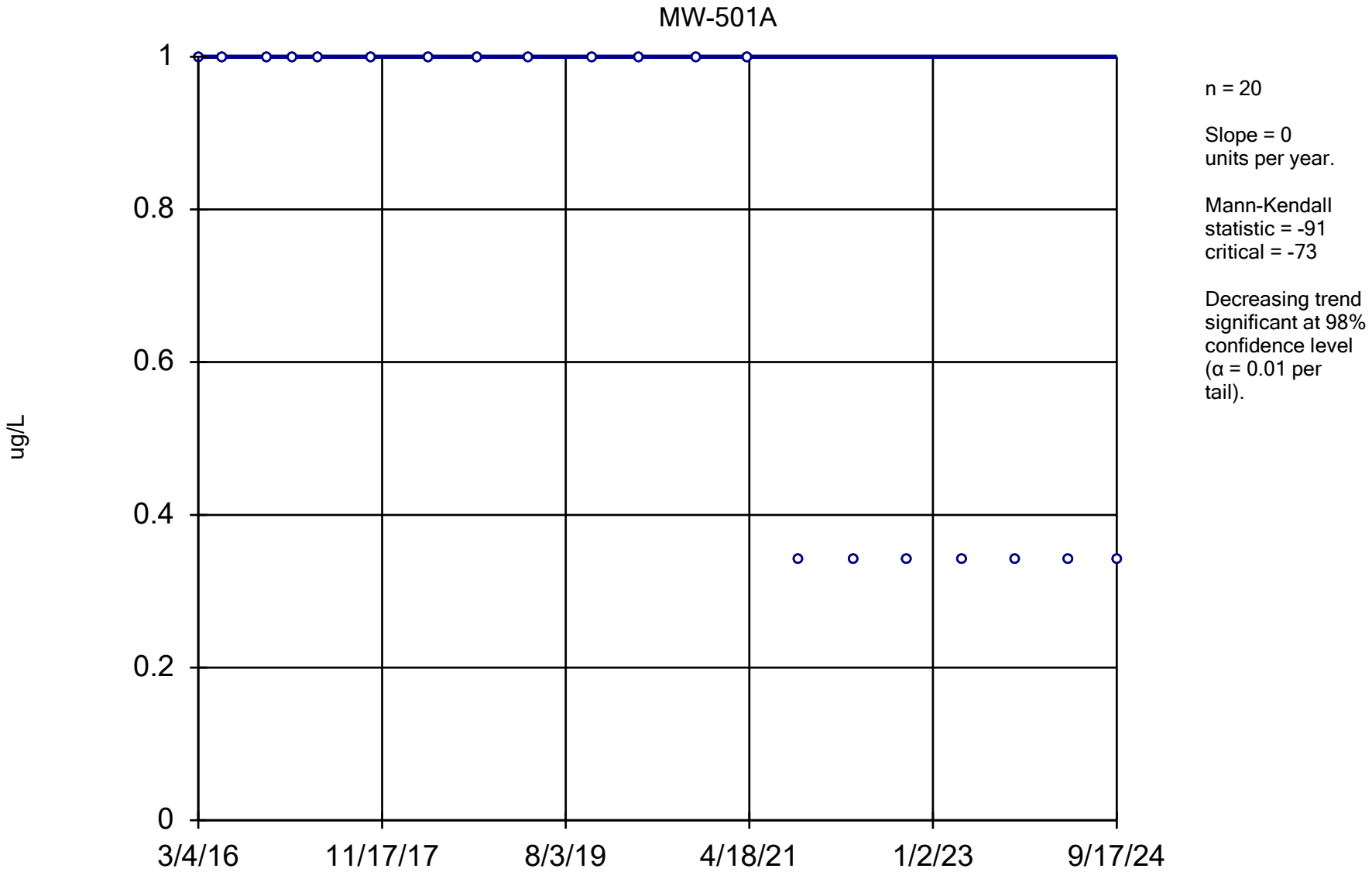

Constituent: 1,2-Dibromoethane [EDB] Analysis Run 12/17/2024 1:47 PM View: All Wells - Appendix I VO DMASWA Data: DMASWA Database_Updated

Sanitas™ v.10.0.15 Software licensed to HDR, Inc. UG
Hollow symbols indicate censored values.

Sen's Slope Estimator

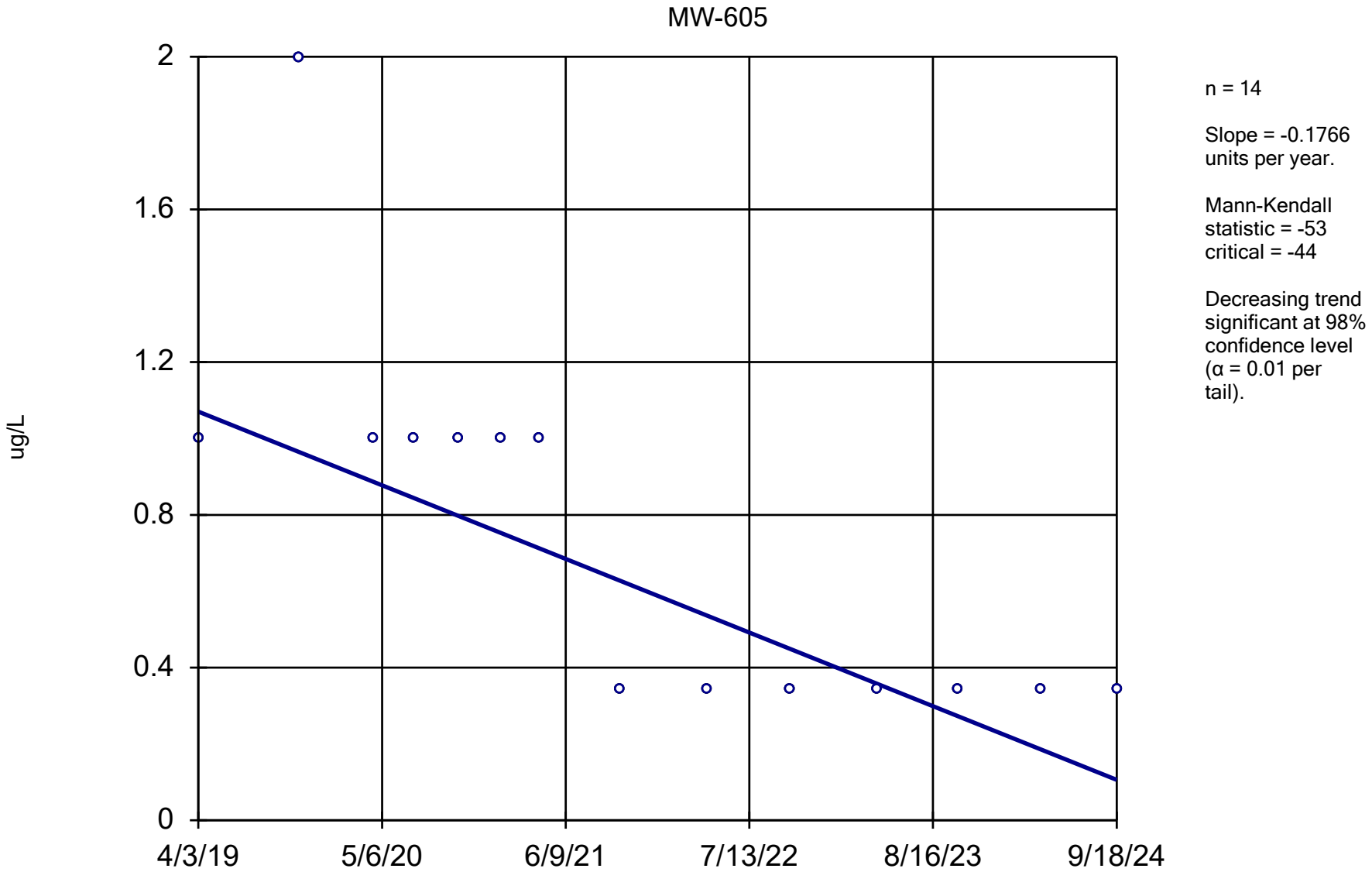

Constituent: 1,2-Dibromoethane [EDB] Analysis Run 12/17/2024 1:47 PM View: All Wells - Appendix I VO DMASWA Data: DMASWA Database_Updated

Sanitas™ v.10.0.15 Software licensed to HDR, Inc. UG
Hollow symbols indicate censored values.

Sen's Slope Estimator

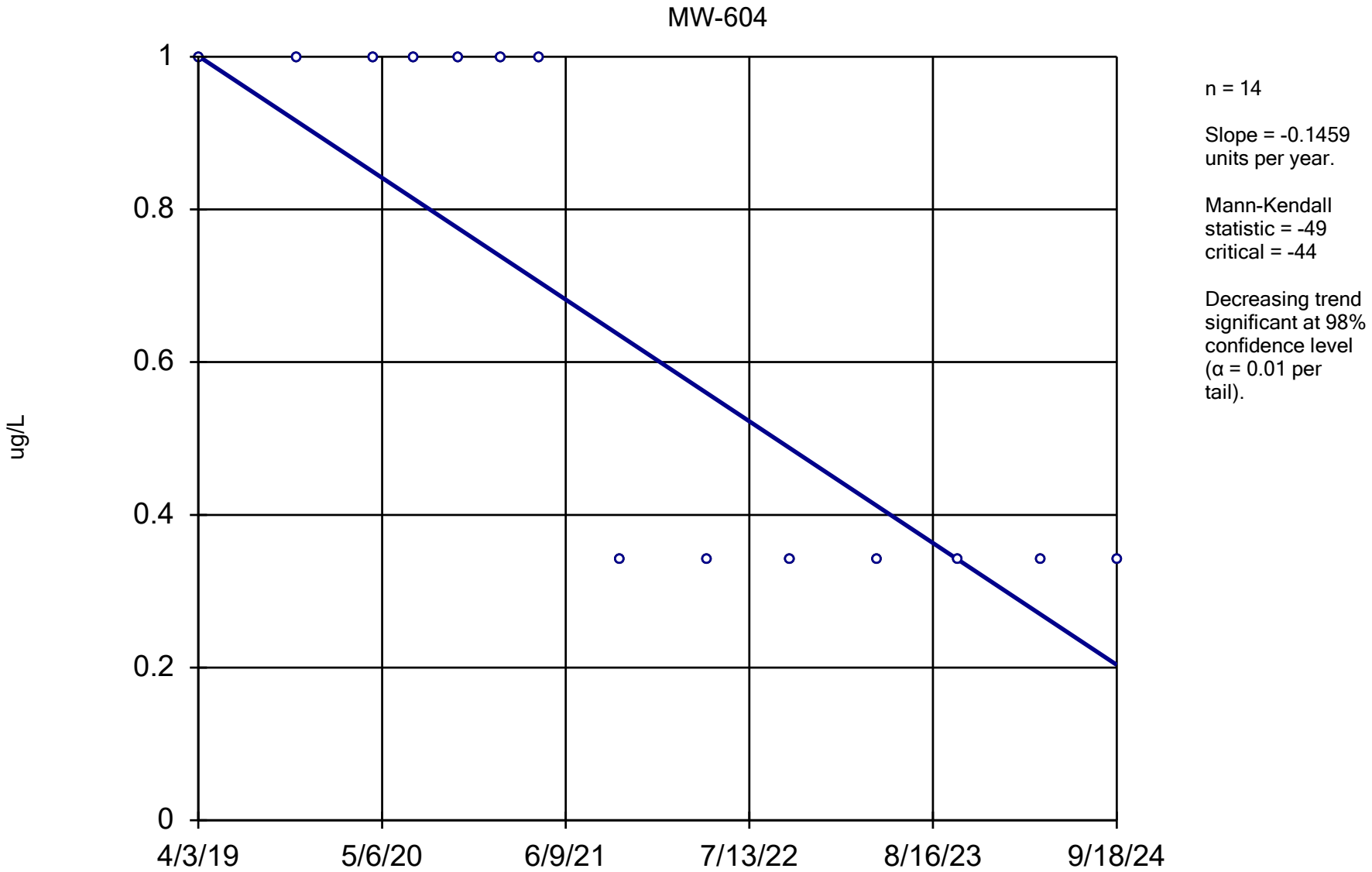

Constituent: 1,2-Dibromoethane [EDB] Analysis Run 12/17/2024 1:47 PM View: All Wells - Appendix I VO DMASWA Data: DMASWA Database_Updated

Sanitas™ v.10.0.15 Software licensed to HDR, Inc. UG
Hollow symbols indicate censored values.

Sen's Slope Estimator

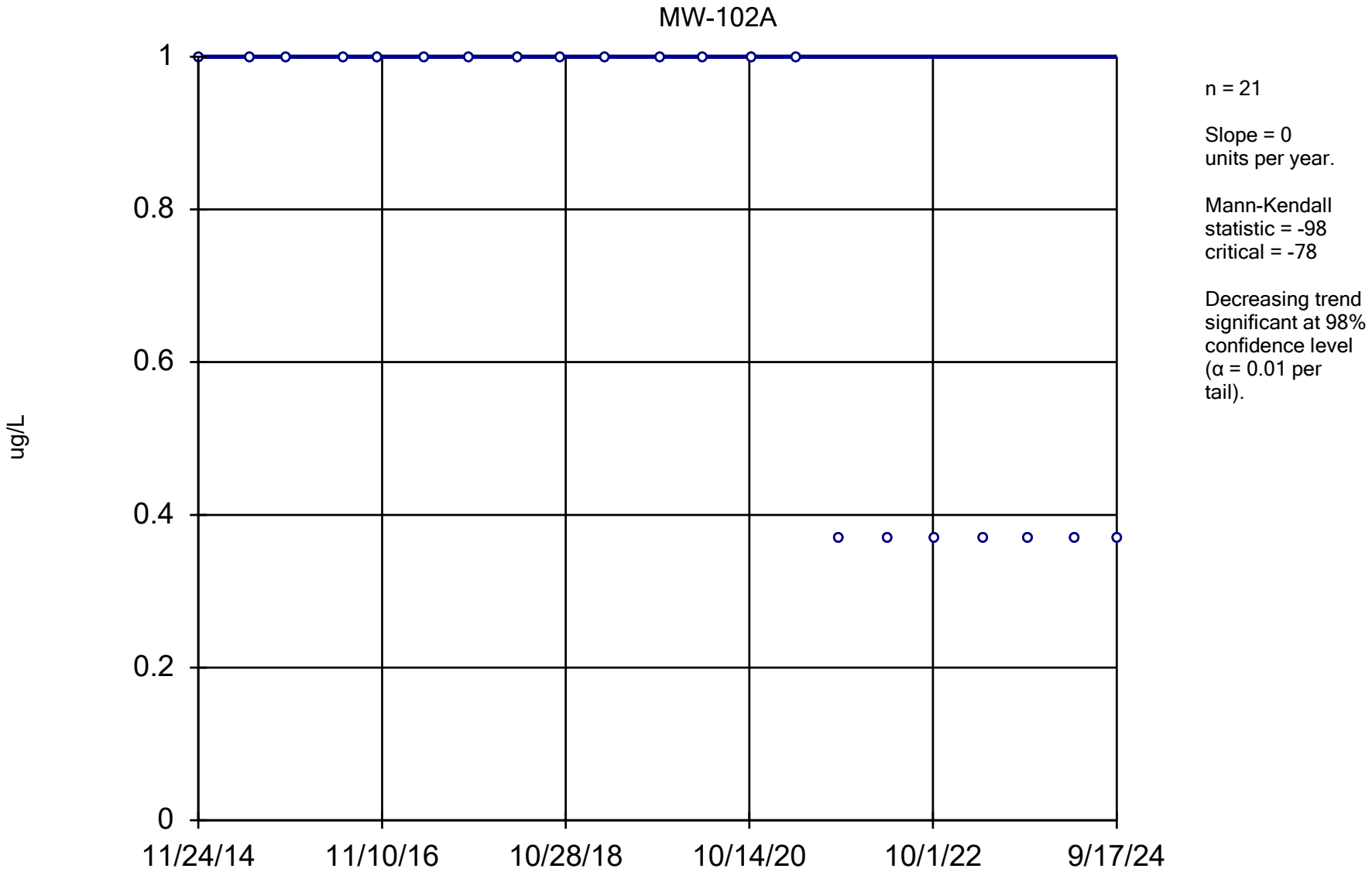

Constituent: 1,2-Dichlorobenzene Analysis Run 12/17/2024 1:47 PM View: All Wells - Appendix I VOCs
DMASWA Data: DMASWA Database_Updated

Sanitas™ v.10.0.15 Software licensed to HDR, Inc. UG
Hollow symbols indicate censored values.

Sen's Slope Estimator

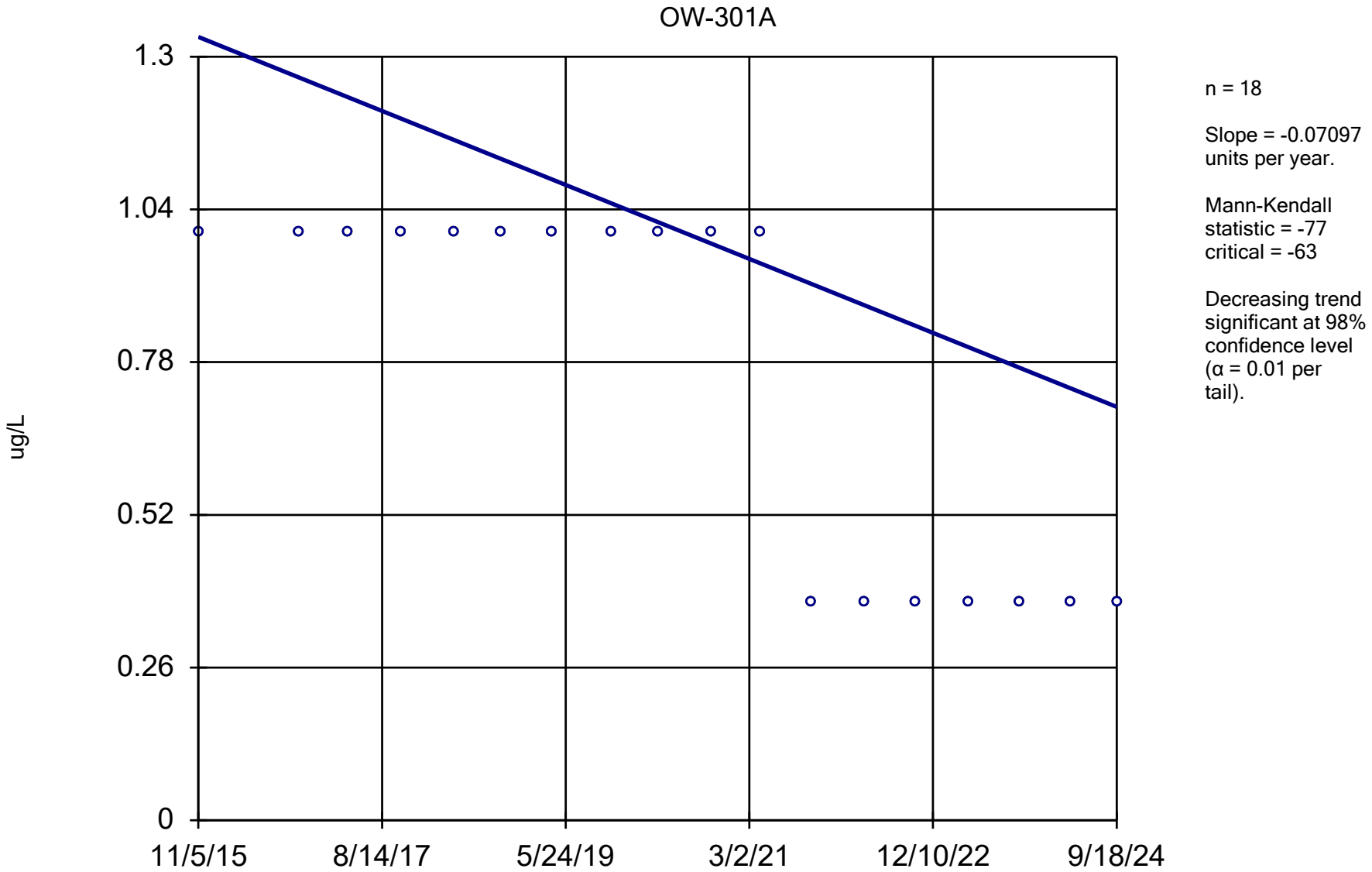

Constituent: 1,2-Dichlorobenzene Analysis Run 12/17/2024 1:47 PM View: All Wells - Appendix I VOCs DMASWA Data: DMASWA Database_Updated

Sanitas™ v.10.0.15 Software licensed to HDR, Inc. UG
Hollow symbols indicate censored values.

Sen's Slope Estimator

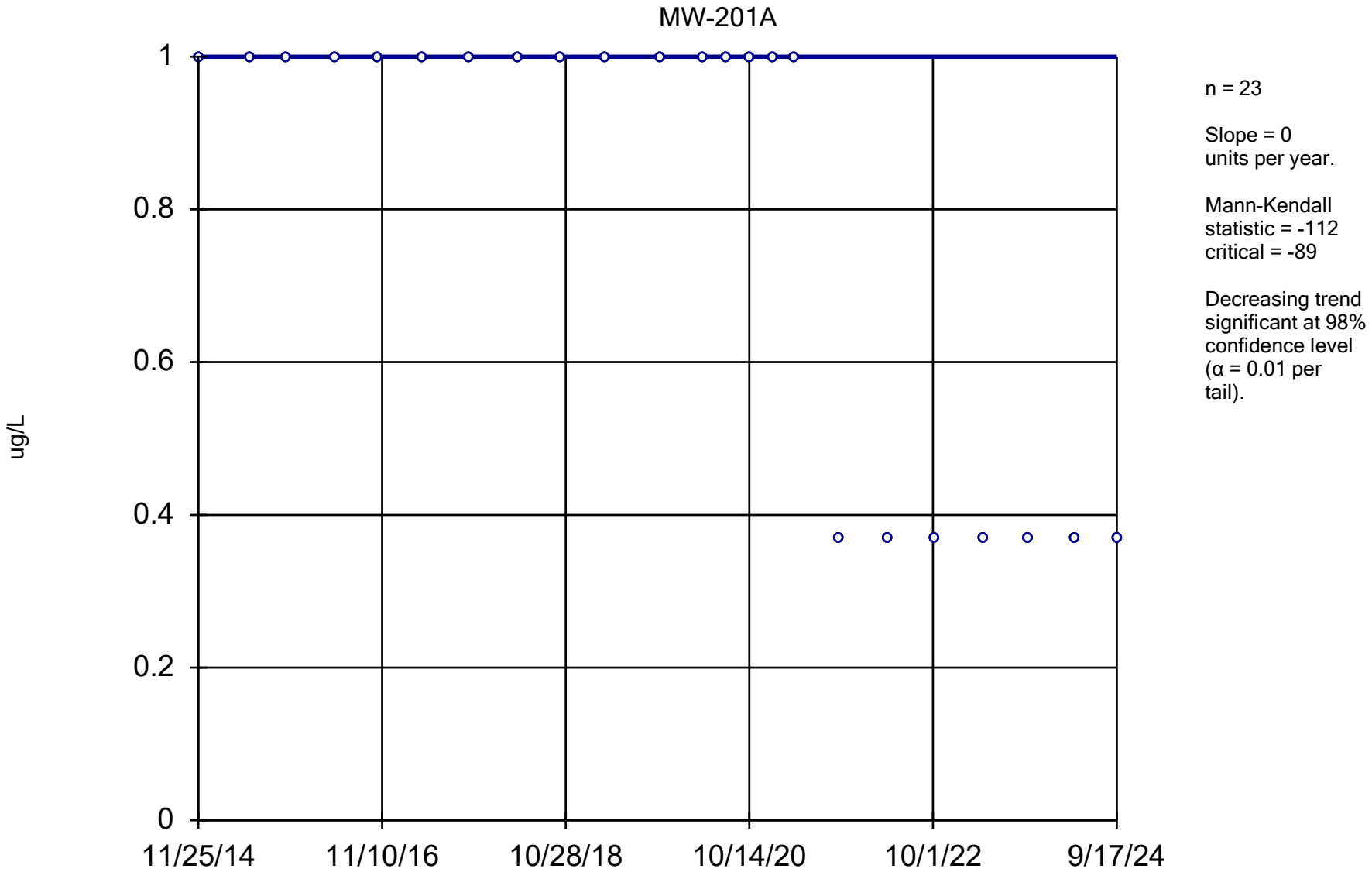

Constituent: 1,2-Dichlorobenzene Analysis Run 12/17/2024 1:47 PM View: All Wells - Appendix I VOCs

DMASWA Data: DMASWA Database_Updated

Sanitas™ v.10.0.15 Software licensed to HDR, Inc. UG
Hollow symbols indicate censored values.

Sen's Slope Estimator

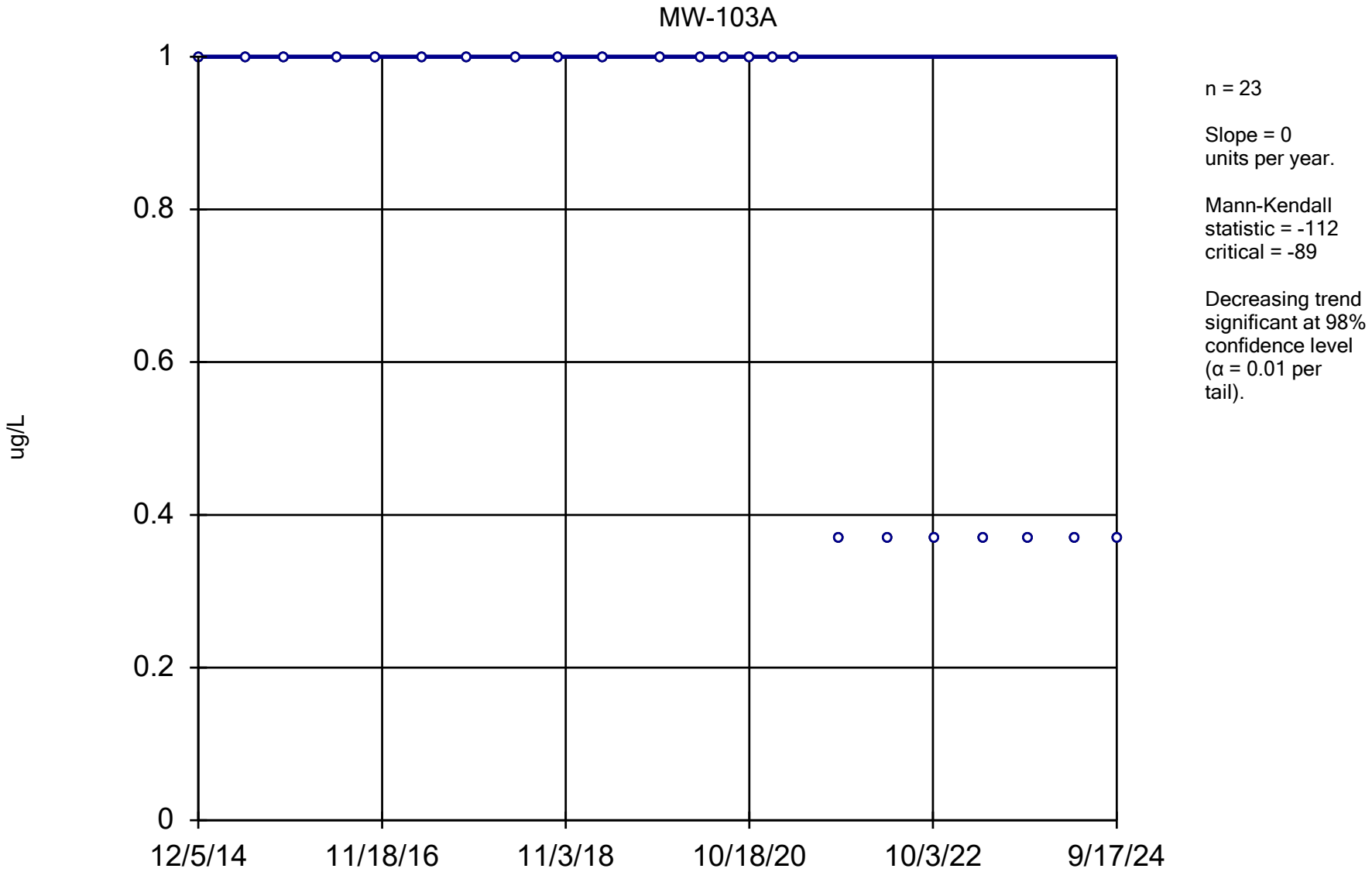

Constituent: 1,2-Dichlorobenzene Analysis Run 12/17/2024 1:47 PM View: All Wells - Appendix I VOCs

DMASWA Data: DMASWA Database_Updated

Sanitas™ v.10.0.15 Software licensed to HDR, Inc. UG
Hollow symbols indicate censored values.

Sen's Slope Estimator

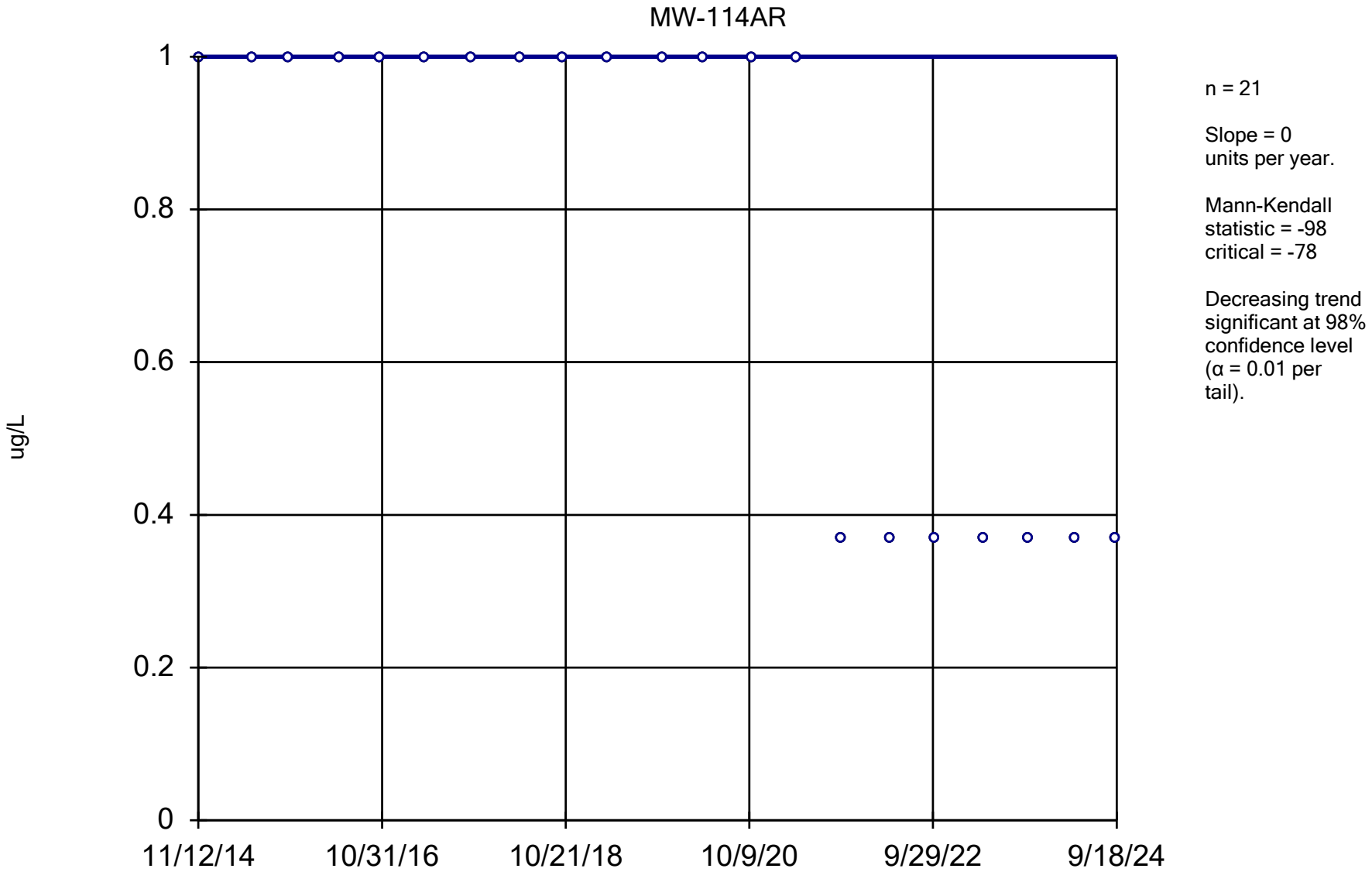

Constituent: 1,2-Dichlorobenzene Analysis Run 12/17/2024 1:47 PM View: All Wells - Appendix I VOCs

DMASWA Data: DMASWA Database_Updated

Sanitas™ v.10.0.15 Software licensed to HDR, Inc. UG
Hollow symbols indicate censored values.

Sen's Slope Estimator

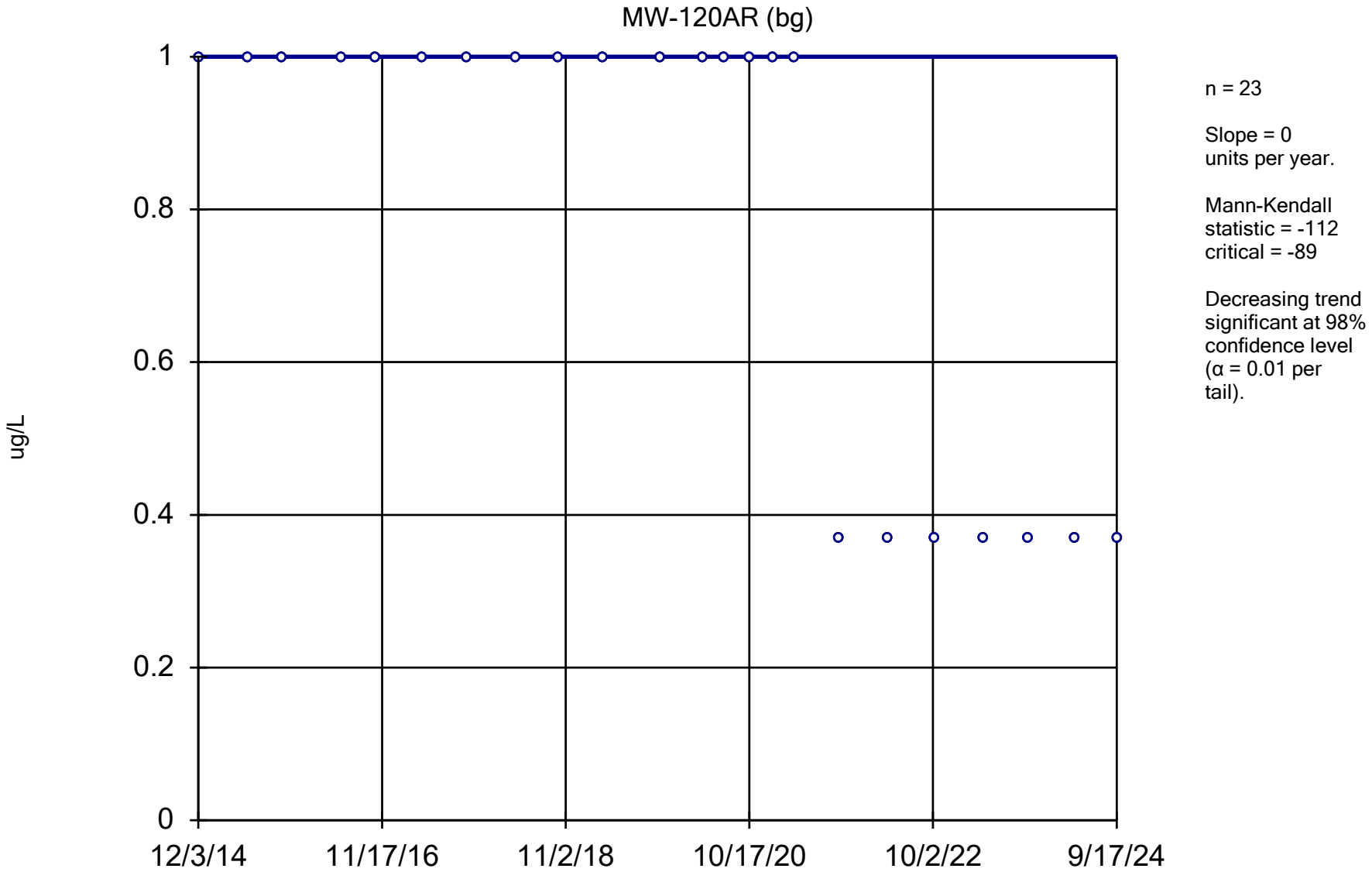

Constituent: 1,2-Dichlorobenzene Analysis Run 12/17/2024 1:47 PM View: All Wells - Appendix I VOCs

DMASWA Data: DMASWA Database_Updated

Sanitas™ v.10.0.15 Software licensed to HDR, Inc. UG
Hollow symbols indicate censored values.

Sen's Slope Estimator

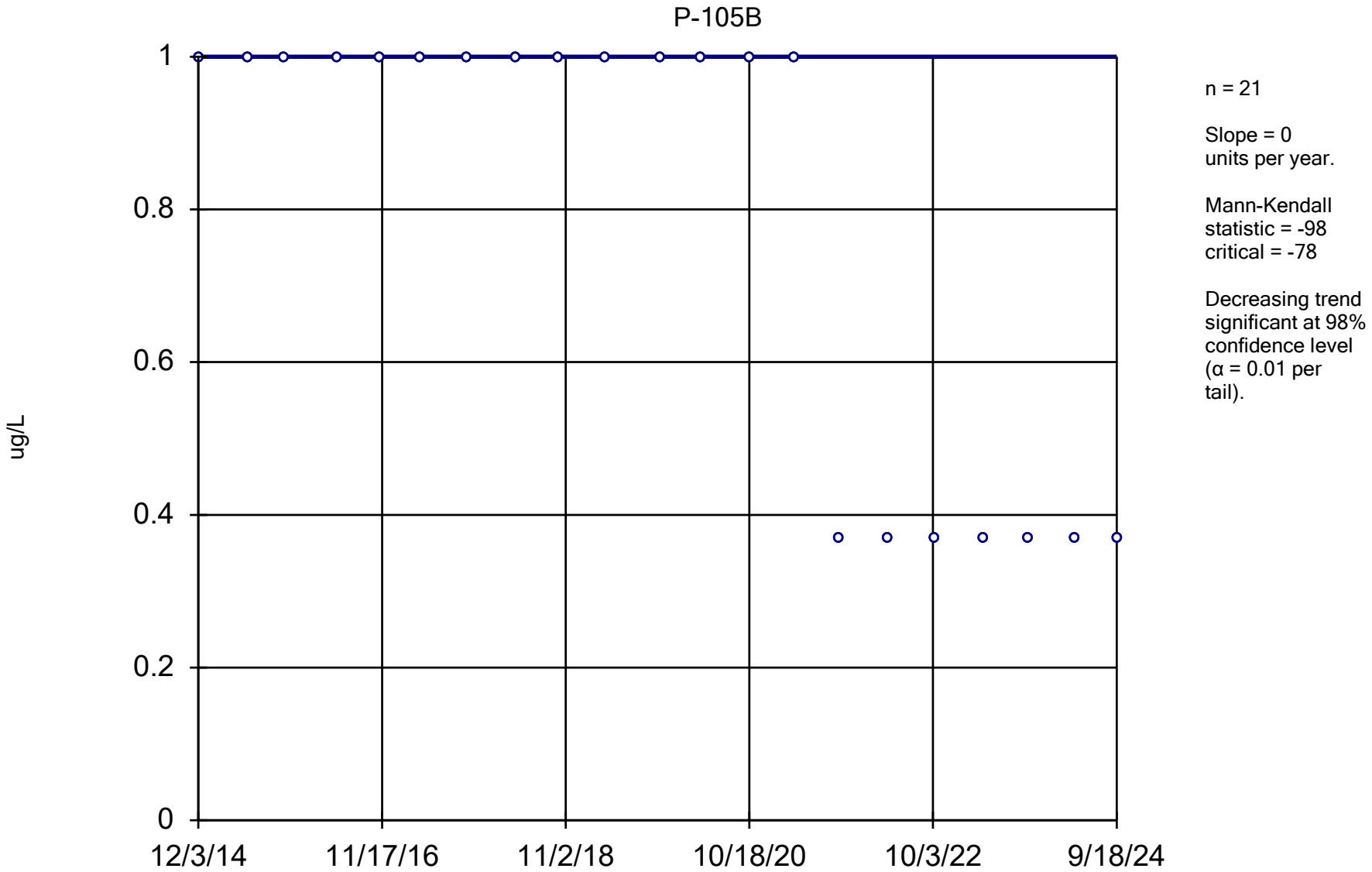

Constituent: 1,2-Dichlorobenzene Analysis Run 12/17/2024 1:47 PM View: All Wells - Appendix I VOCs

DMASWA Data: DMASWA Database_Updated

Sanitas™ v.10.0.15 Software licensed to HDR, Inc. UG
Hollow symbols indicate censored values.

Sen's Slope Estimator

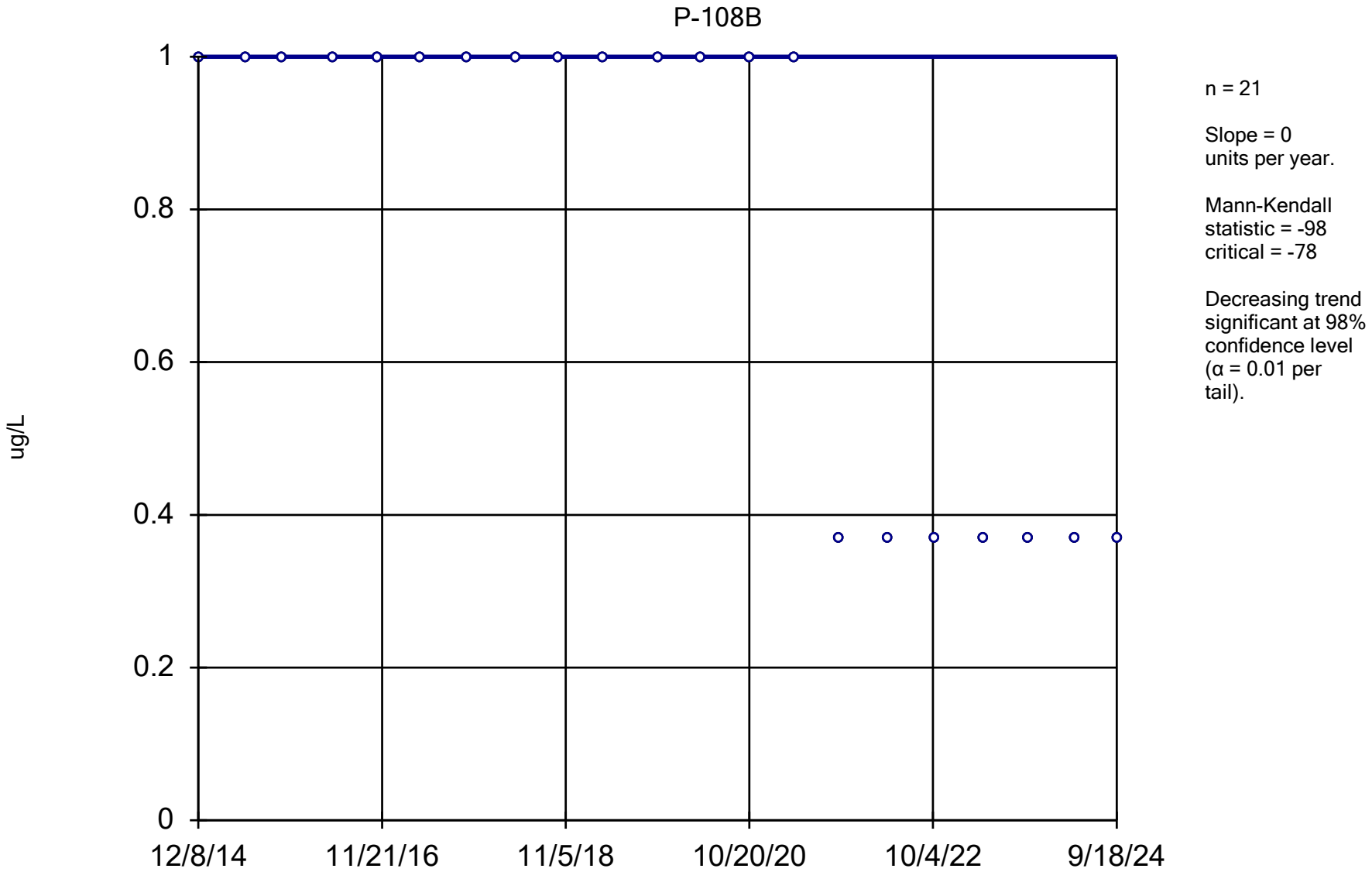

Constituent: 1,2-Dichlorobenzene Analysis Run 12/17/2024 1:47 PM View: All Wells - Appendix I VOCs

DMASWA Data: DMASWA Database_Updated

Sanitas™ v.10.0.15 Software licensed to HDR, Inc. UG
Hollow symbols indicate censored values.

Sen's Slope Estimator

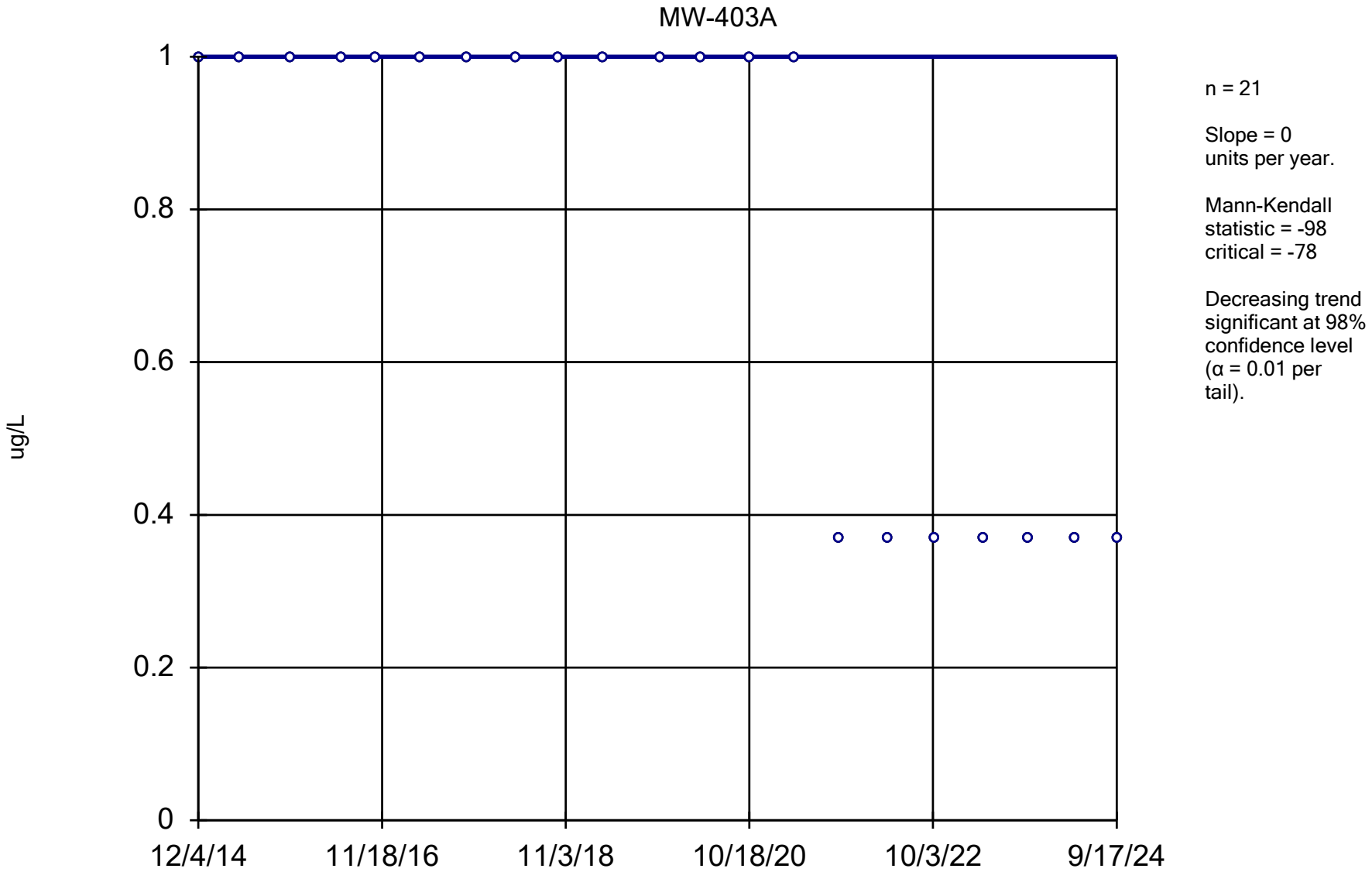

Constituent: 1,2-Dichlorobenzene Analysis Run 12/17/2024 1:47 PM View: All Wells - Appendix I VOCs

DMASWA Data: DMASWA Database_Updated

Sanitas™ v.10.0.15 Software licensed to HDR, Inc. UG
Hollow symbols indicate censored values.

Sen's Slope Estimator

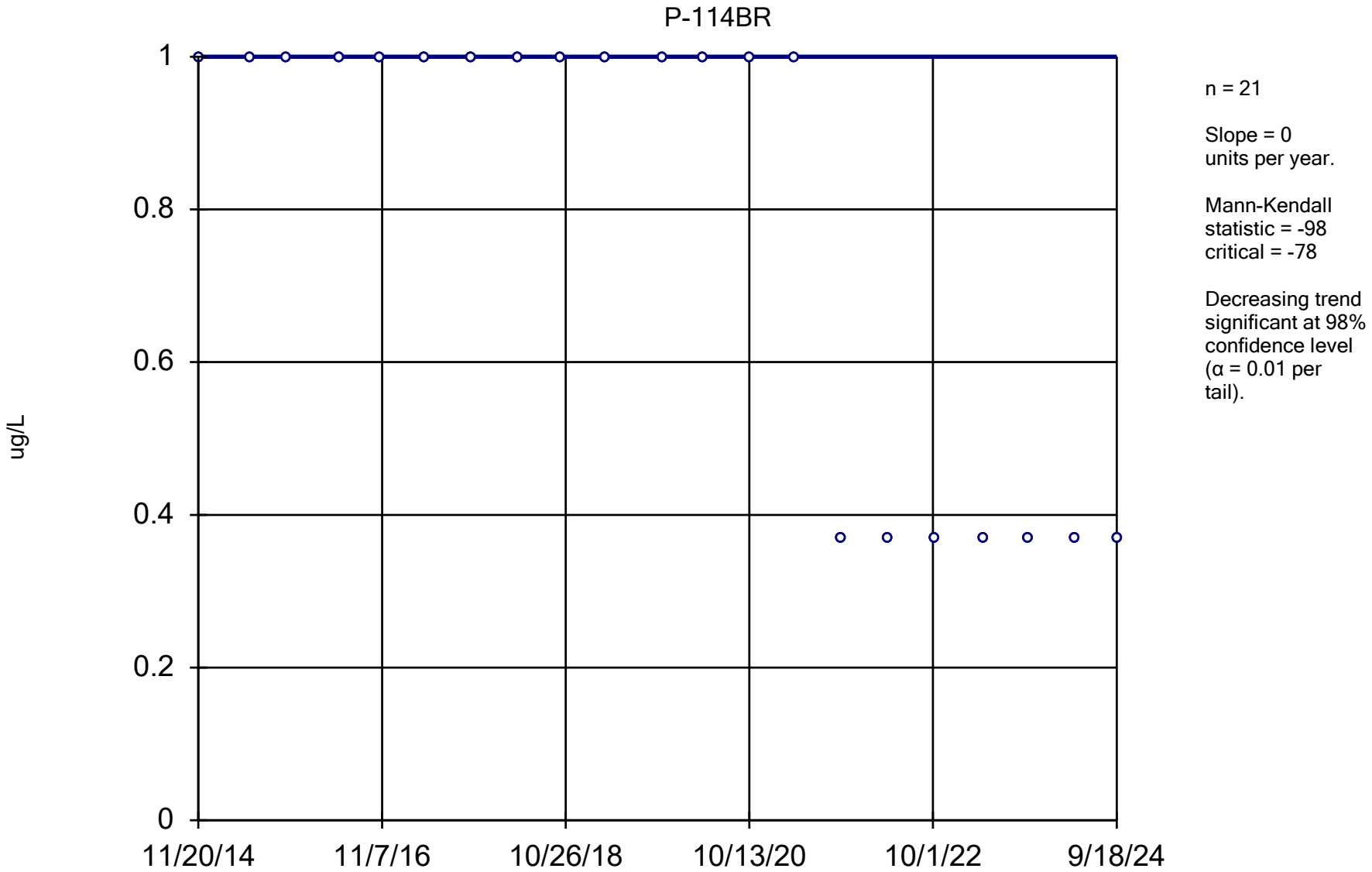

Constituent: 1,2-Dichlorobenzene Analysis Run 12/17/2024 1:47 PM View: All Wells - Appendix I VOCs

DMASWA Data: DMASWA Database_Updated

Sanitas™ v.10.0.15 Software licensed to HDR, Inc. UG
Hollow symbols indicate censored values.

Sen's Slope Estimator

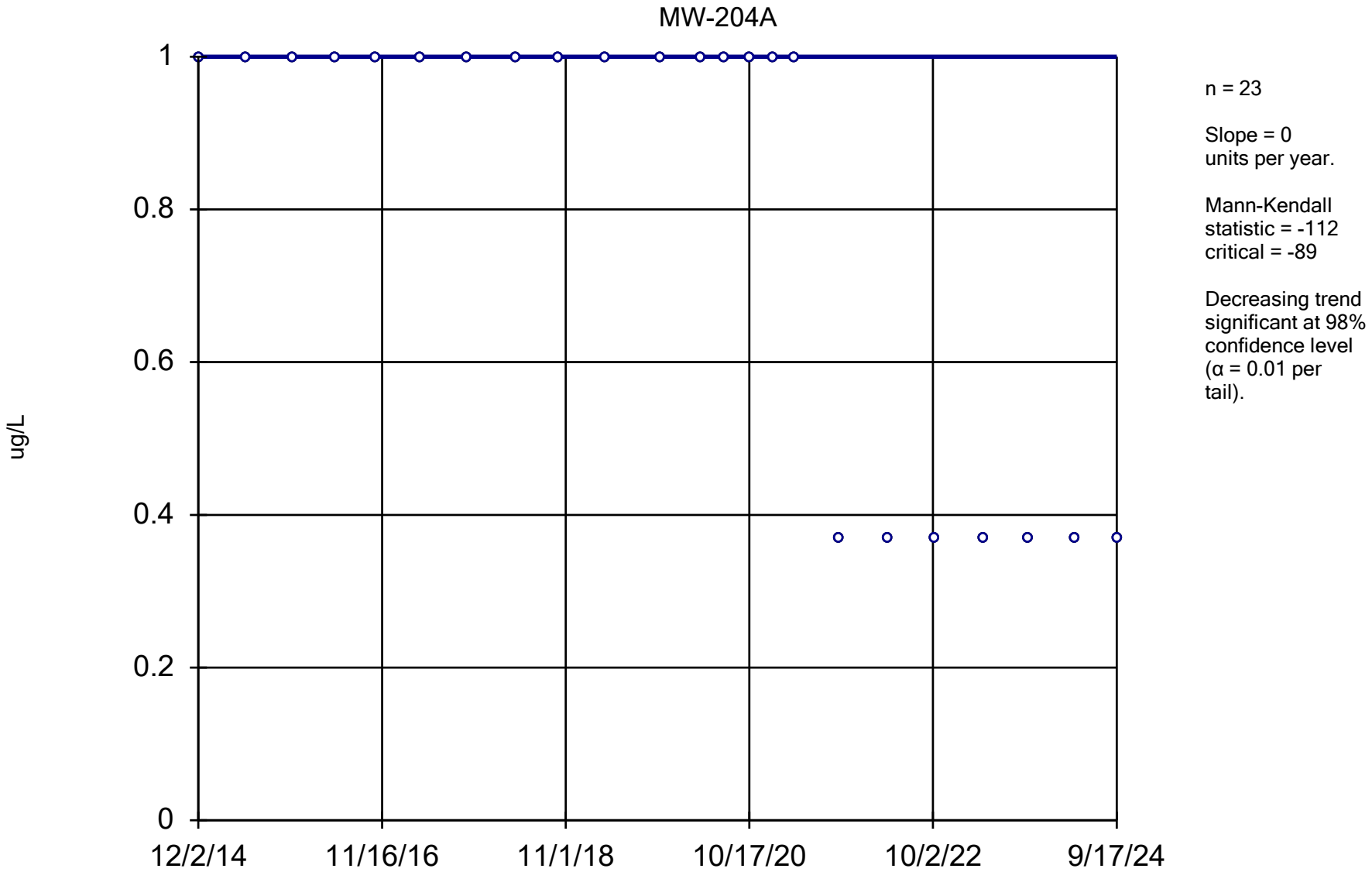

Constituent: 1,2-Dichlorobenzene Analysis Run 12/17/2024 1:47 PM View: All Wells - Appendix I VOCs

DMASWA Data: DMASWA Database_Updated

Sanitas™ v.10.0.15 Software licensed to HDR, Inc. UG
Hollow symbols indicate censored values.

Sen's Slope Estimator

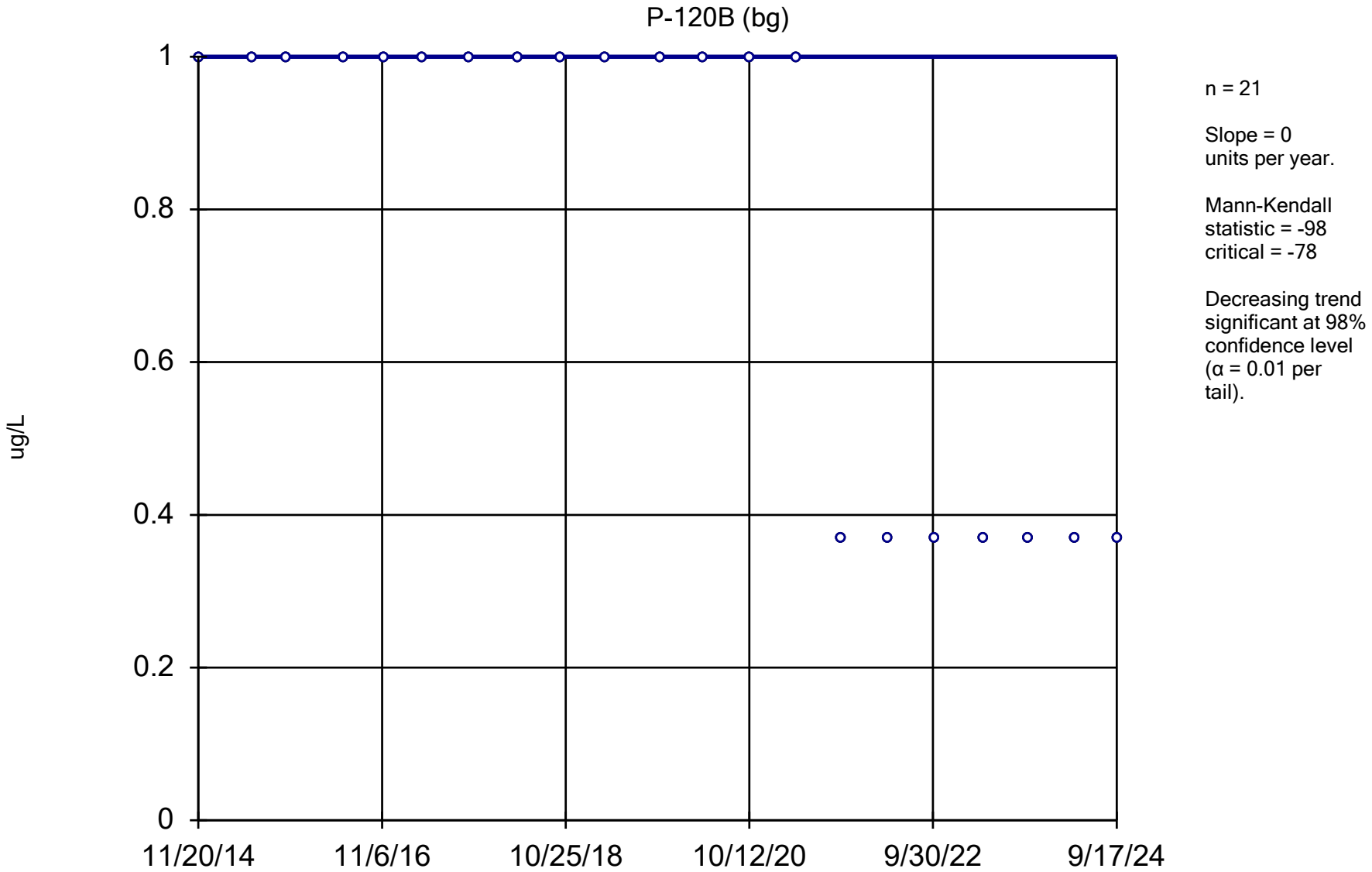

Constituent: 1,2-Dichlorobenzene Analysis Run 12/17/2024 1:47 PM View: All Wells - Appendix I VOCs

DMASWA Data: DMASWA Database_Updated

Sanitas™ v.10.0.15 Software licensed to HDR, Inc. UG
Hollow symbols indicate censored values.

Sen's Slope Estimator

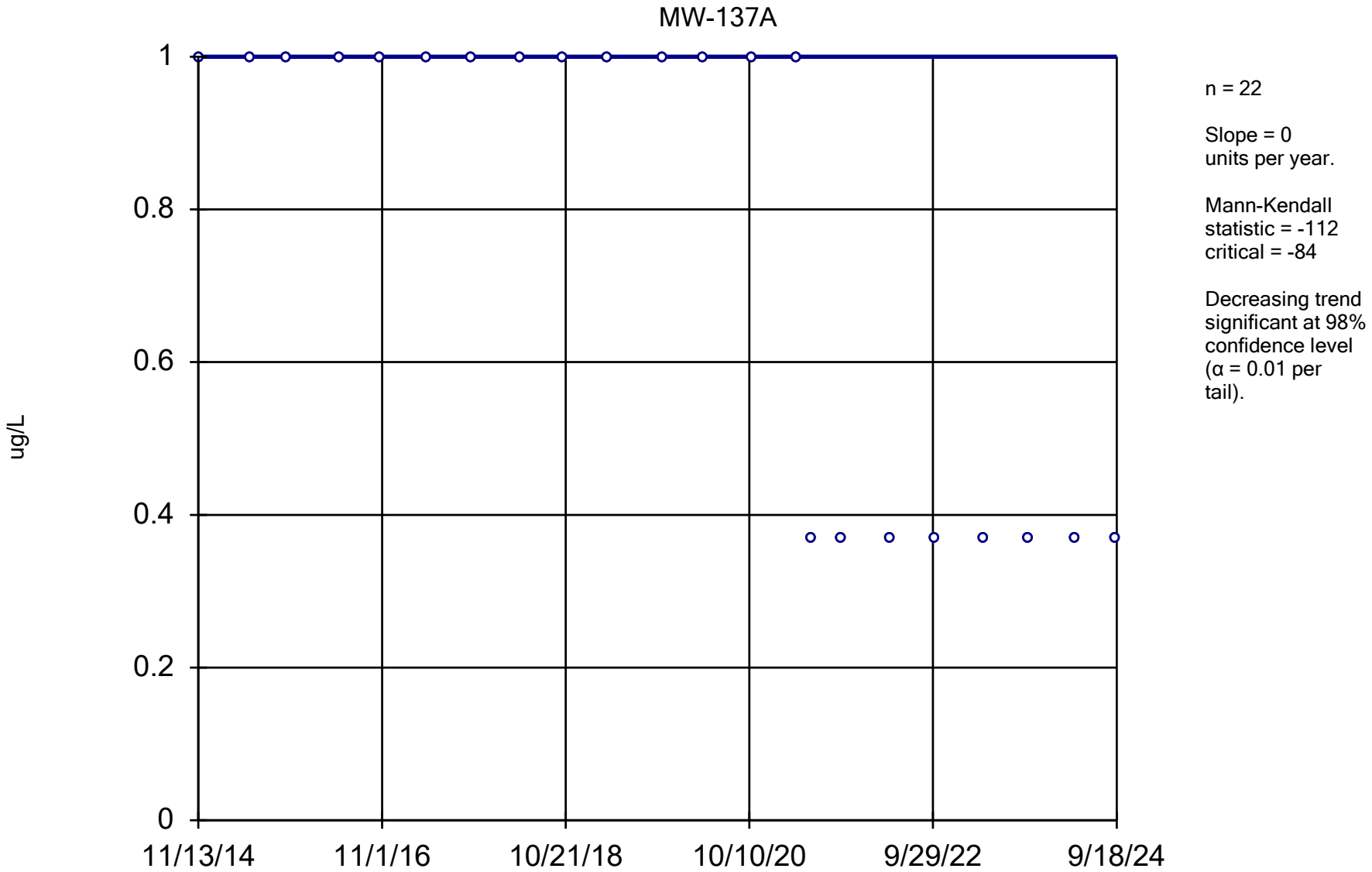

Constituent: 1,2-Dichlorobenzene Analysis Run 12/17/2024 1:47 PM View: All Wells - Appendix I VOCs

DMASWA Data: DMASWA Database_Updated

Sanitas™ v.10.0.15 Software licensed to HDR, Inc. UG
Hollow symbols indicate censored values.

Sen's Slope Estimator

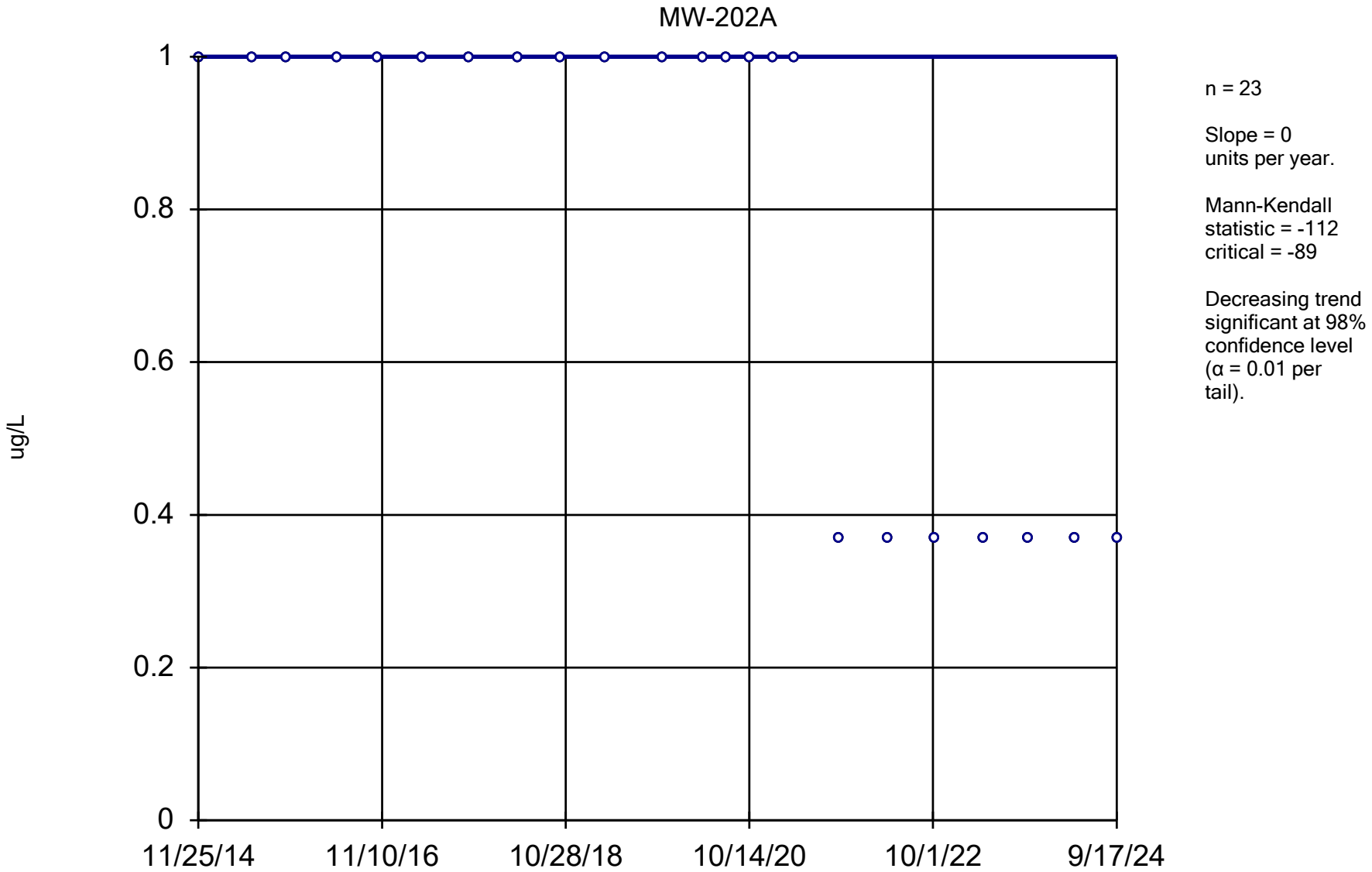

Constituent: 1,2-Dichlorobenzene Analysis Run 12/17/2024 1:47 PM View: All Wells - Appendix I VOCs

DMASWA Data: DMASWA Database_Updated

Sanitas™ v.10.0.15 Software licensed to HDR, Inc. UG
Hollow symbols indicate censored values.

Sen's Slope Estimator

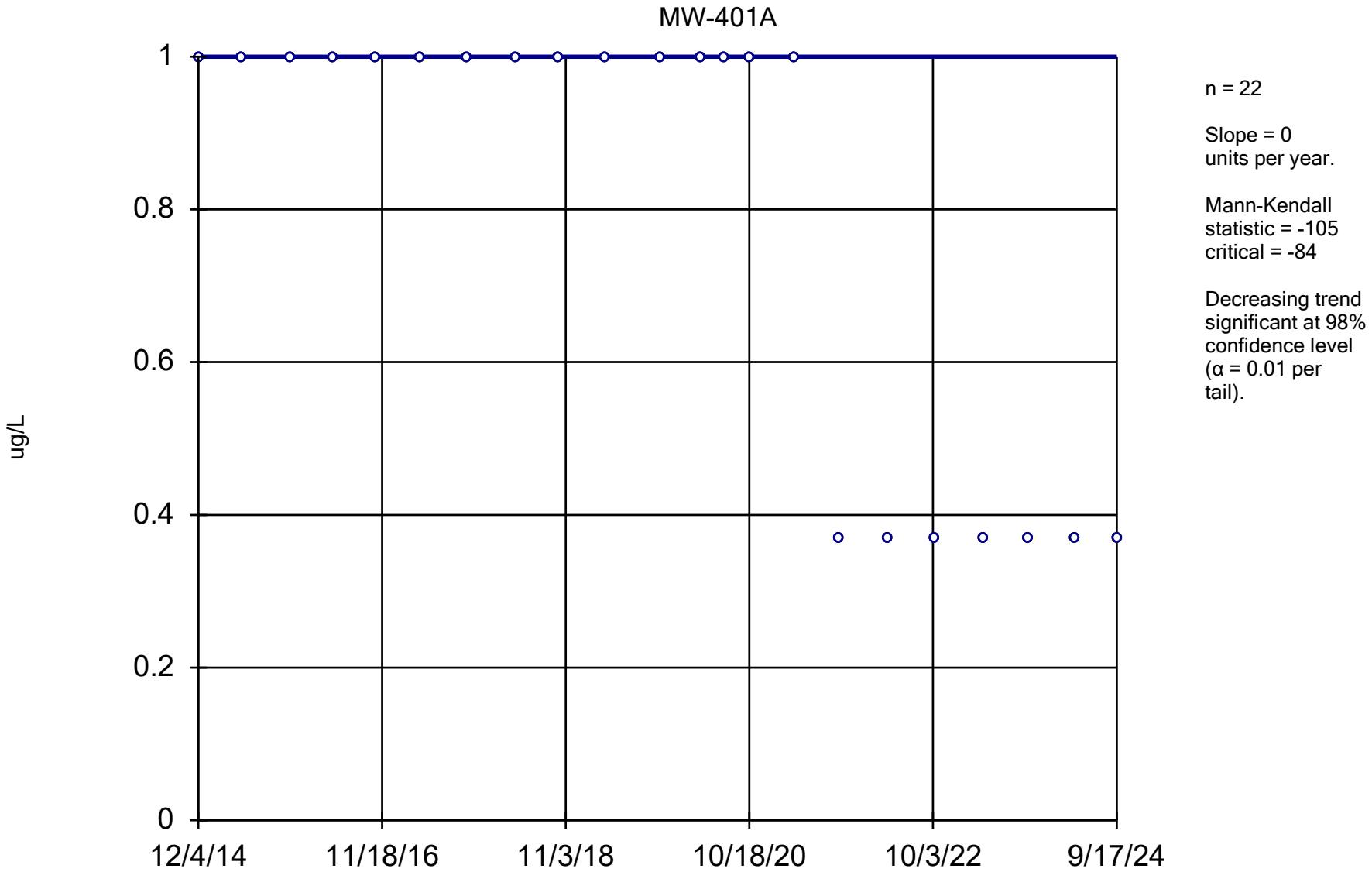

Constituent: 1,2-Dichlorobenzene Analysis Run 12/17/2024 1:47 PM View: All Wells - Appendix I VOCs

DMASWA Data: DMASWA Database_Updated

Sanitas™ v.10.0.15 Software licensed to HDR, Inc. UG
Hollow symbols indicate censored values.

Sen's Slope Estimator

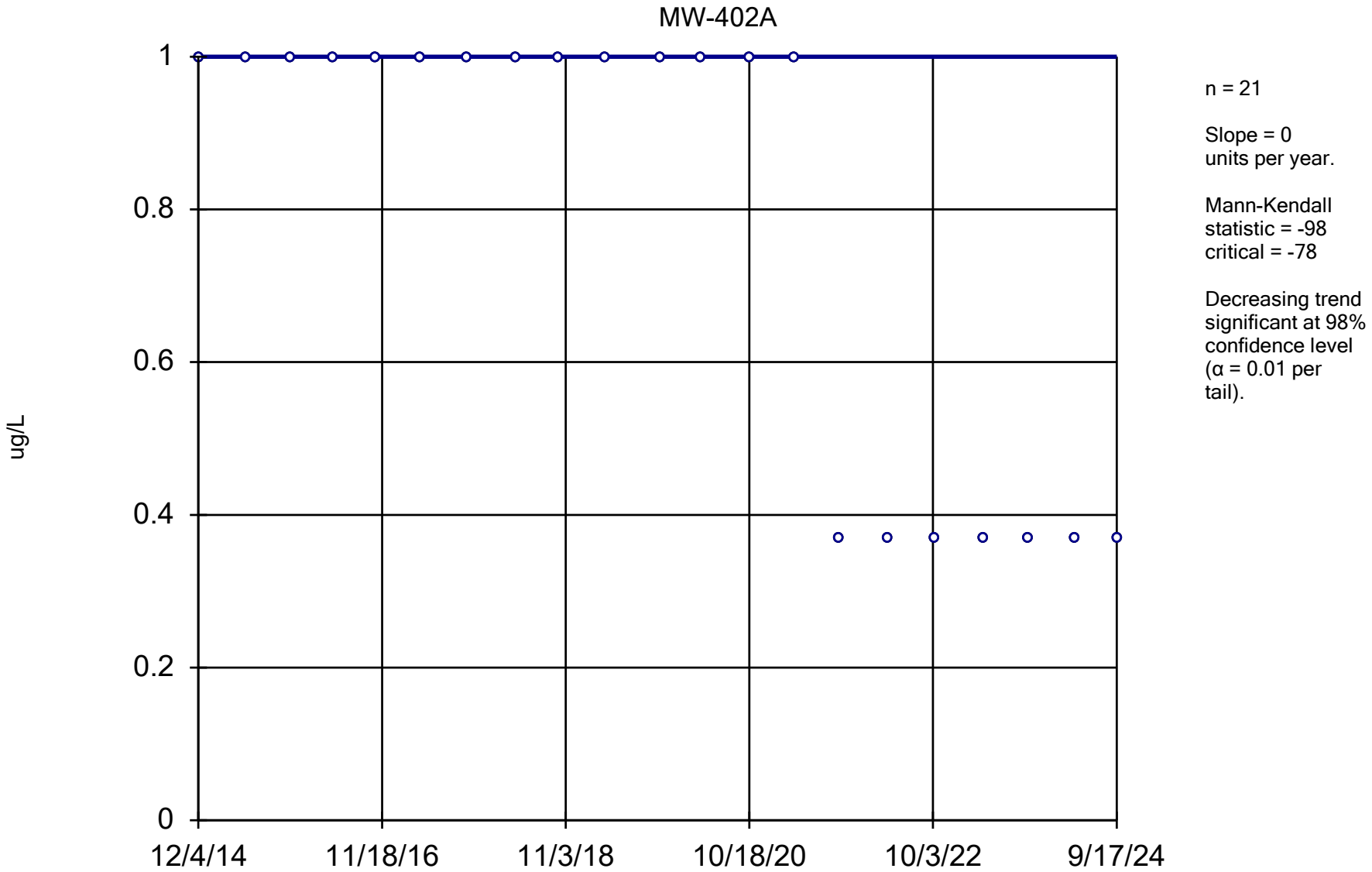

Constituent: 1,2-Dichlorobenzene Analysis Run 12/17/2024 1:47 PM View: All Wells - Appendix I VOCs

DMASWA Data: DMASWA Database_Updated

Sanitas™ v.10.0.15 Software licensed to HDR, Inc. UG
Hollow symbols indicate censored values.

Sen's Slope Estimator

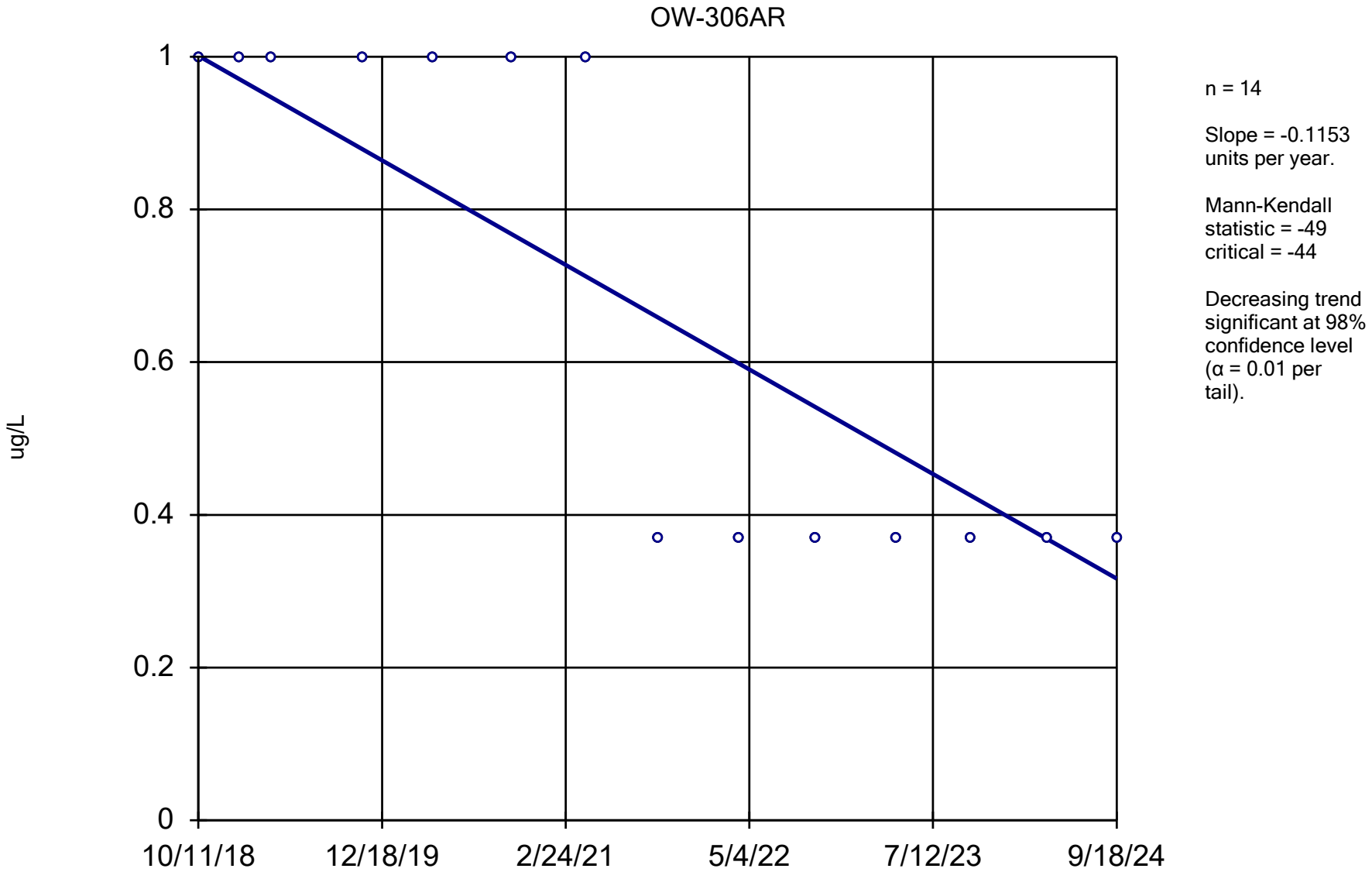

Constituent: 1,2-Dichlorobenzene Analysis Run 12/17/2024 1:47 PM View: All Wells - Appendix I VOCs DMASWA Data: DMASWA Database_Updated

Sanitas™ v.10.0.15 Software licensed to HDR, Inc. UG
Hollow symbols indicate censored values.

Sen's Slope Estimator

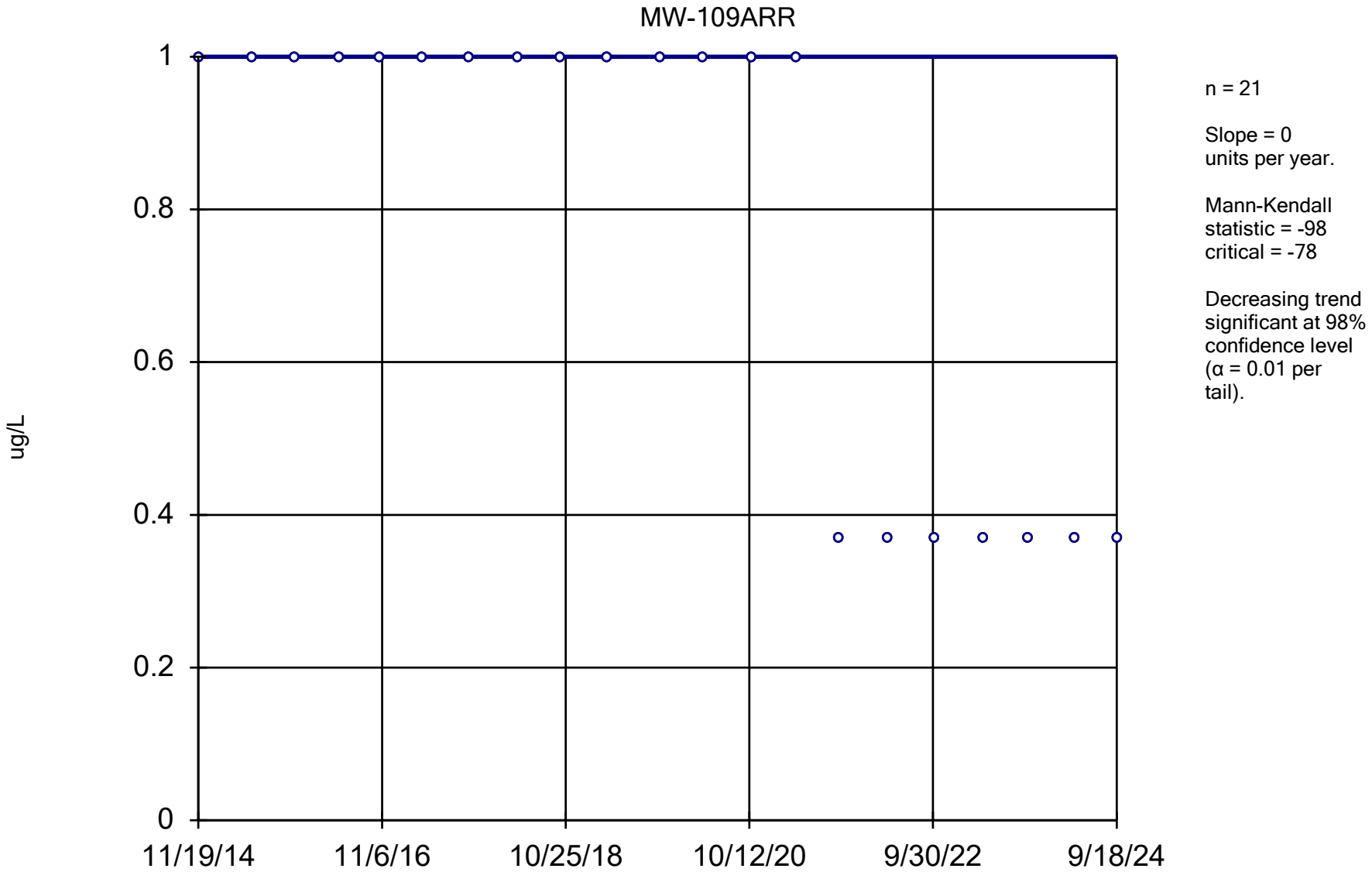

Constituent: 1,2-Dichlorobenzene Analysis Run 12/17/2024 1:47 PM View: All Wells - Appendix I VOCs

DMASWA Data: DMASWA Database_Updated

Sanitas™ v.10.0.15 Software licensed to HDR, Inc. UG
Hollow symbols indicate censored values.

Sen's Slope Estimator

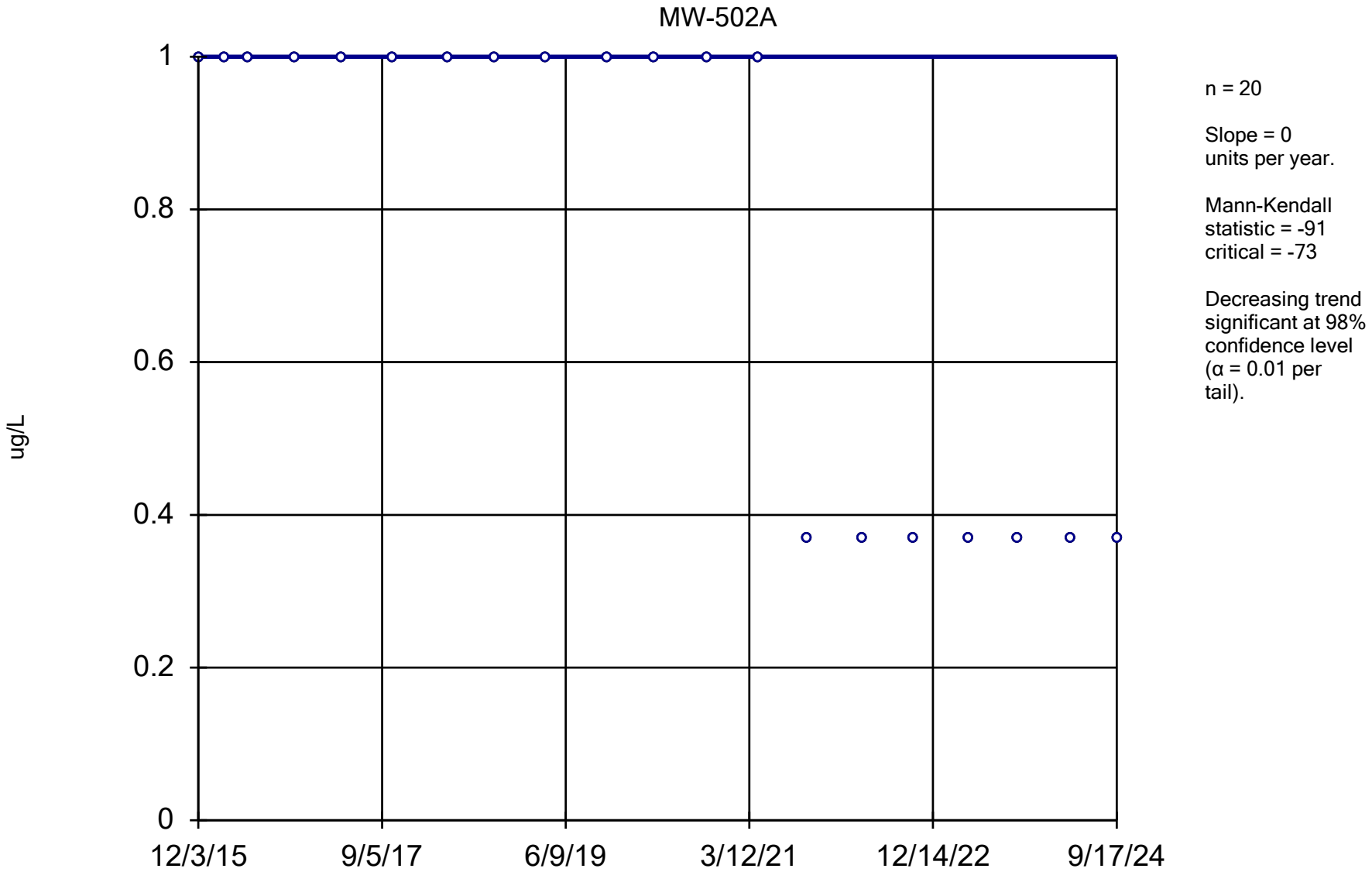

Constituent: 1,2-Dichlorobenzene Analysis Run 12/17/2024 1:47 PM View: All Wells - Appendix I VOCs

DMASWA Data: DMASWA Database_Updated

Sanitas™ v.10.0.15 Software licensed to HDR, Inc. UG
Hollow symbols indicate censored values.

Sen's Slope Estimator

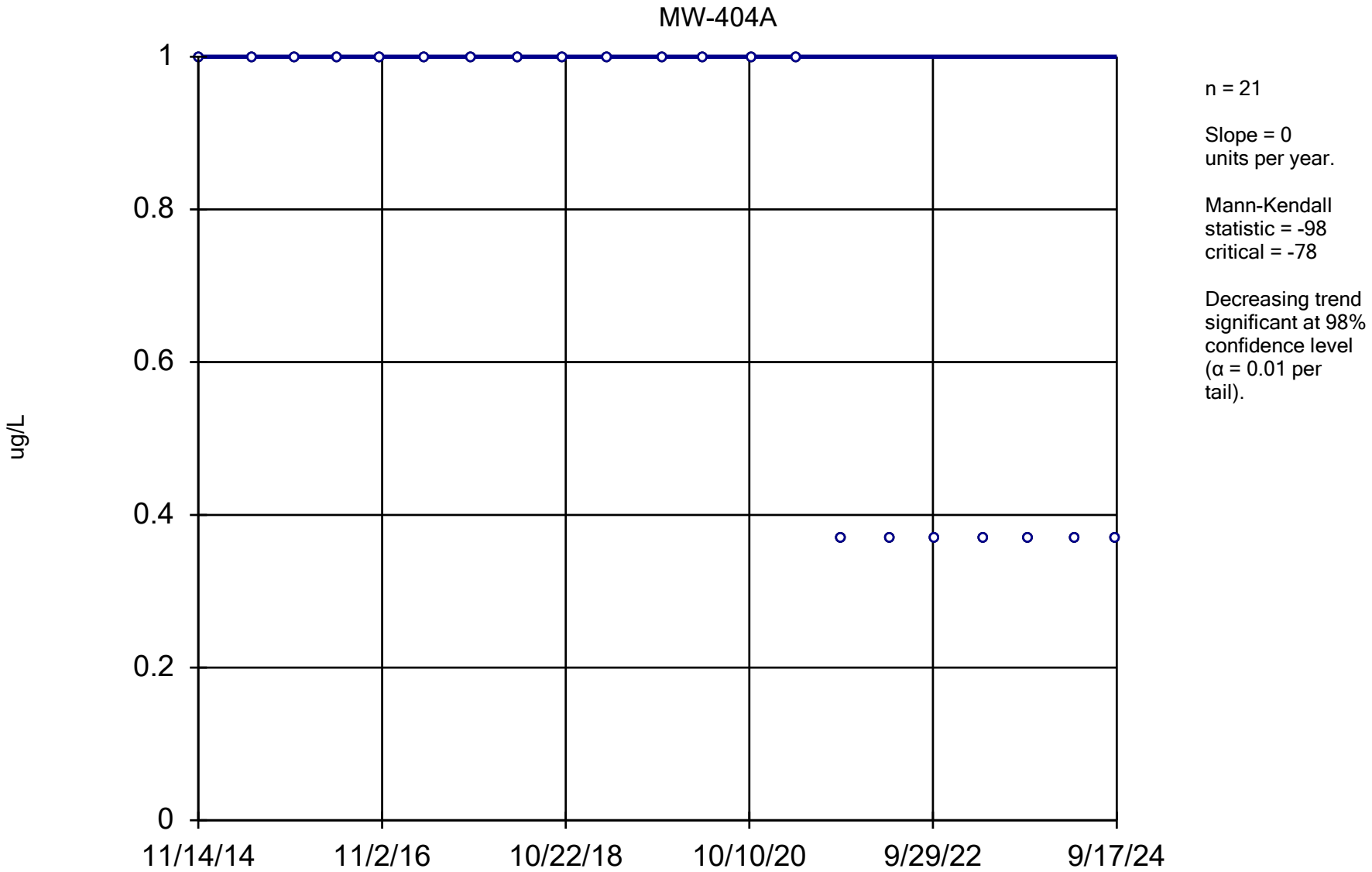

Constituent: 1,2-Dichlorobenzene Analysis Run 12/17/2024 1:47 PM View: All Wells - Appendix I VOCs
DMASWA Data: DMASWA Database_Updated

Sanitas™ v.10.0.15 Software licensed to HDR, Inc. UG
Hollow symbols indicate censored values.

Sen's Slope Estimator

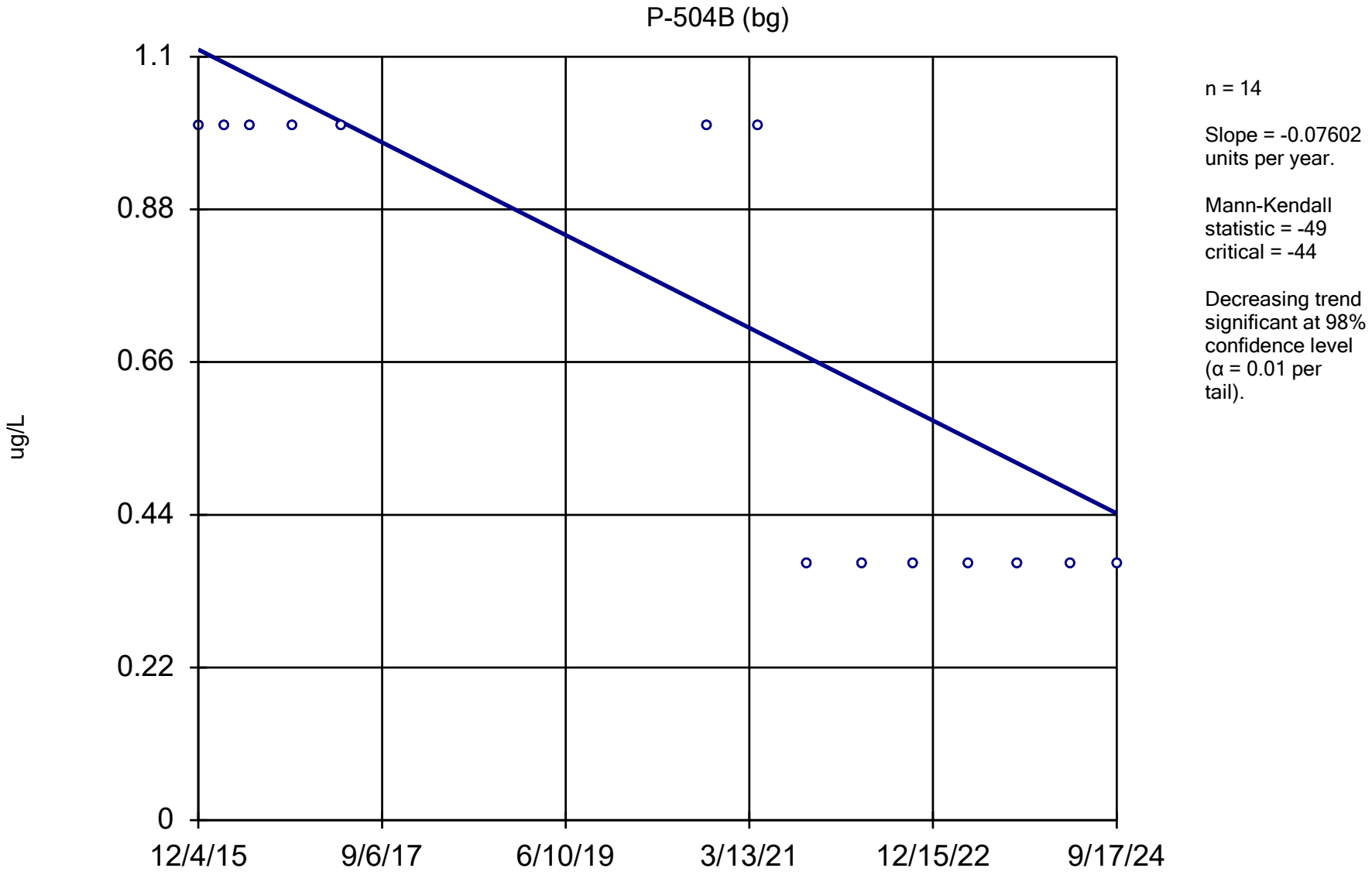

Constituent: 1,2-Dichlorobenzene Analysis Run 12/17/2024 1:47 PM View: All Wells - Appendix I VOCs

DMASWA Data: DMASWA Database_Updated

Sanitas™ v.10.0.15 Software licensed to HDR, Inc. UG
Hollow symbols indicate censored values.

Sen's Slope Estimator

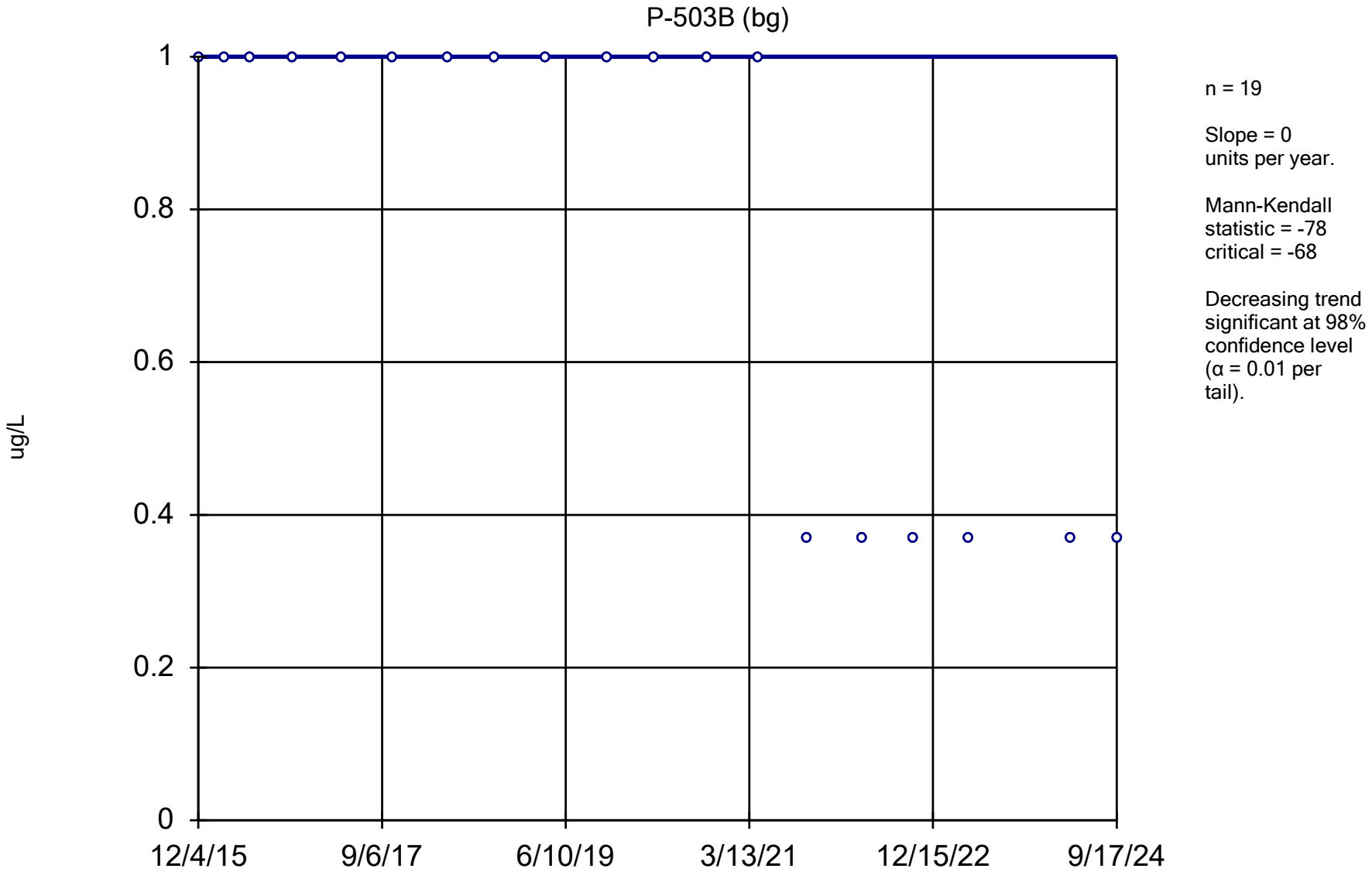

Constituent: 1,2-Dichlorobenzene Analysis Run 12/17/2024 1:47 PM View: All Wells - Appendix I VOCs

DMASWA Data: DMASWA Database_Updated

Sanitas™ v.10.0.15 Software licensed to HDR, Inc. UG
Hollow symbols indicate censored values.

Sen's Slope Estimator

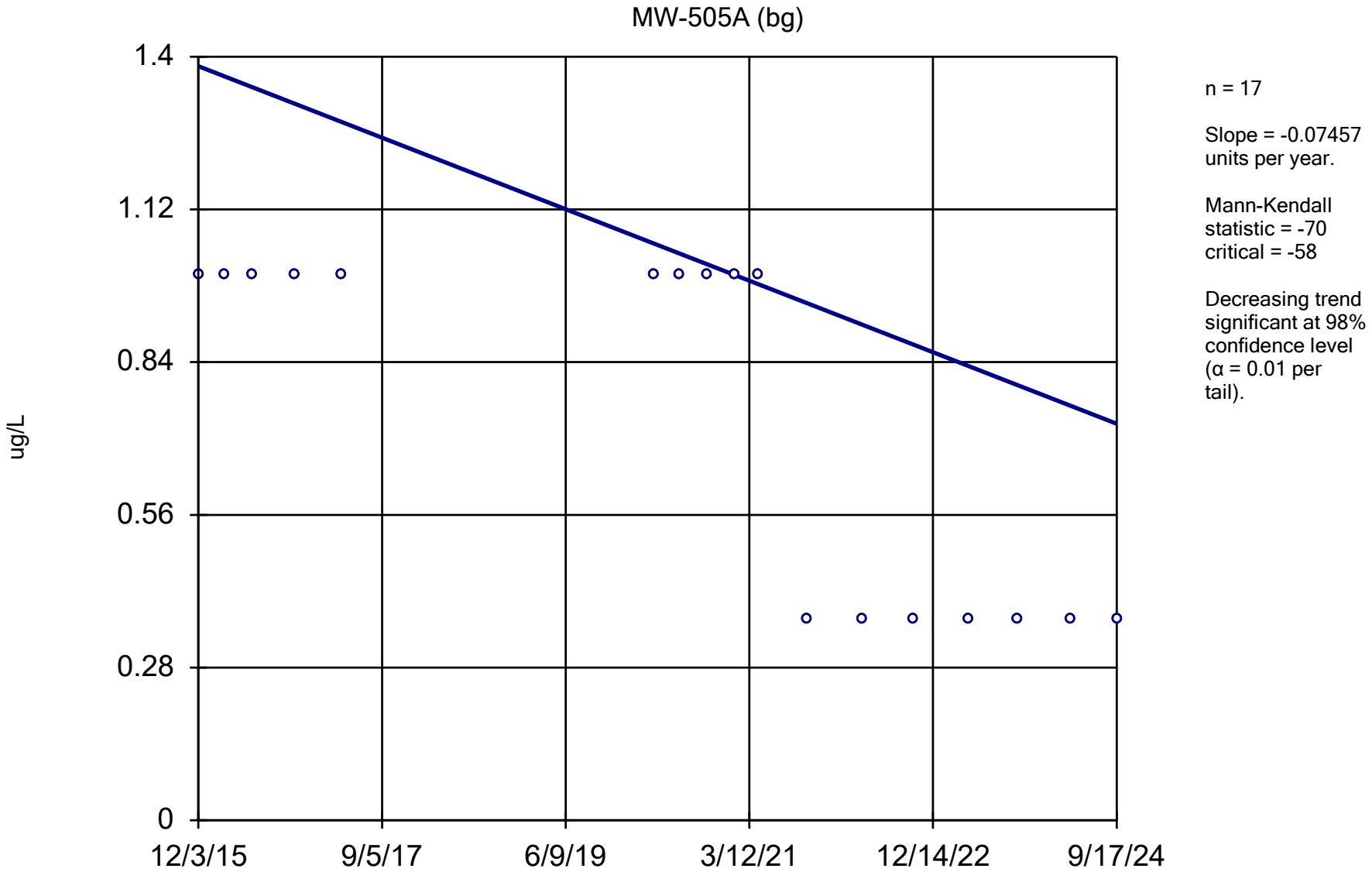

Constituent: 1,2-Dichlorobenzene Analysis Run 12/17/2024 1:47 PM View: All Wells - Appendix I VOCs

DMASWA Data: DMASWA Database_Updated

Sanitas™ v.10.0.15 Software licensed to HDR, Inc. UG
Hollow symbols indicate censored values.

Sen's Slope Estimator

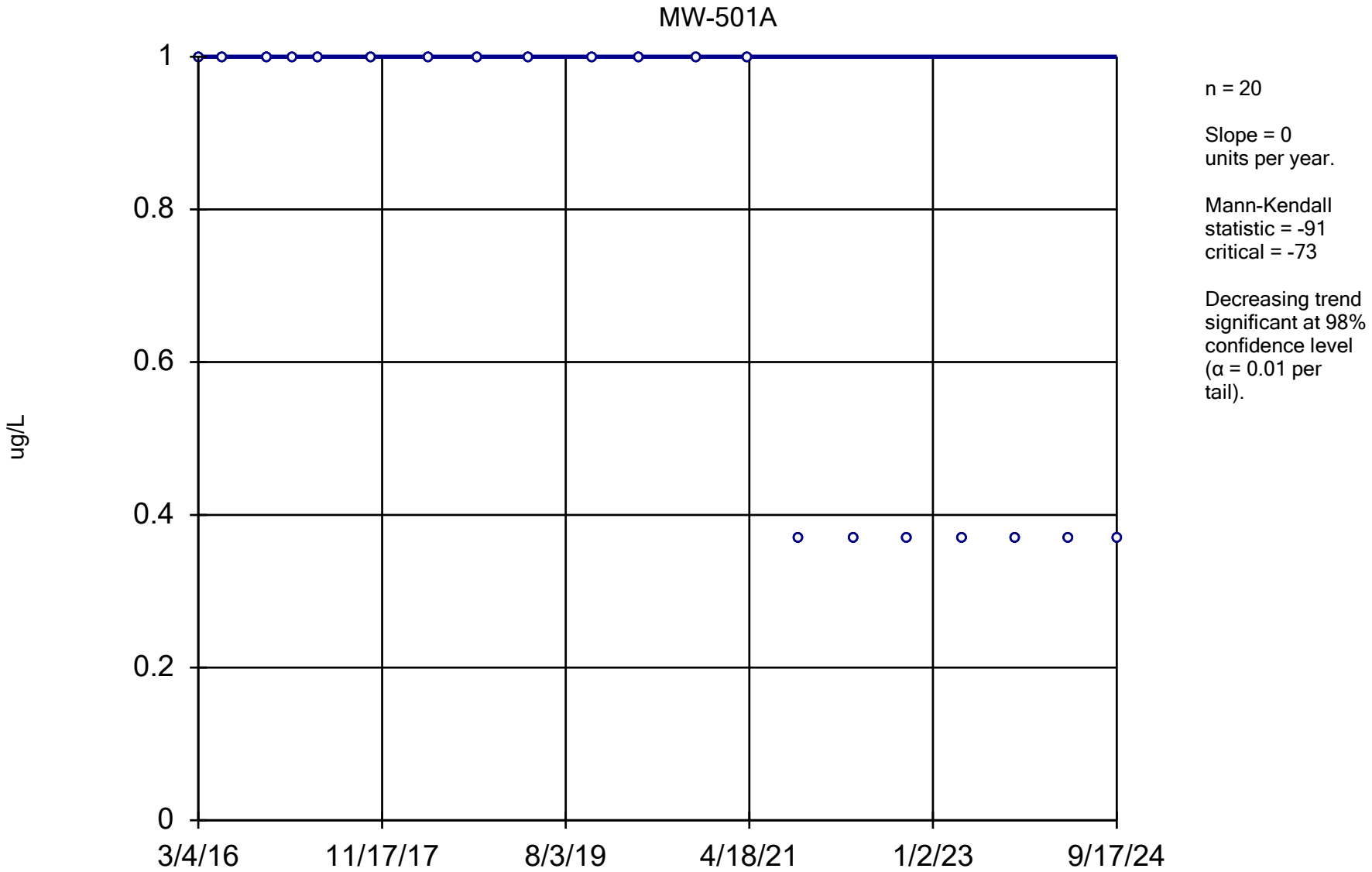

Constituent: 1,2-Dichlorobenzene Analysis Run 12/17/2024 1:47 PM View: All Wells - Appendix I VOCs

DMASWA Data: DMASWA Database_Updated

Sanitas™ v.10.0.15 Software licensed to HDR, Inc. UG
Hollow symbols indicate censored values.

Sen's Slope Estimator

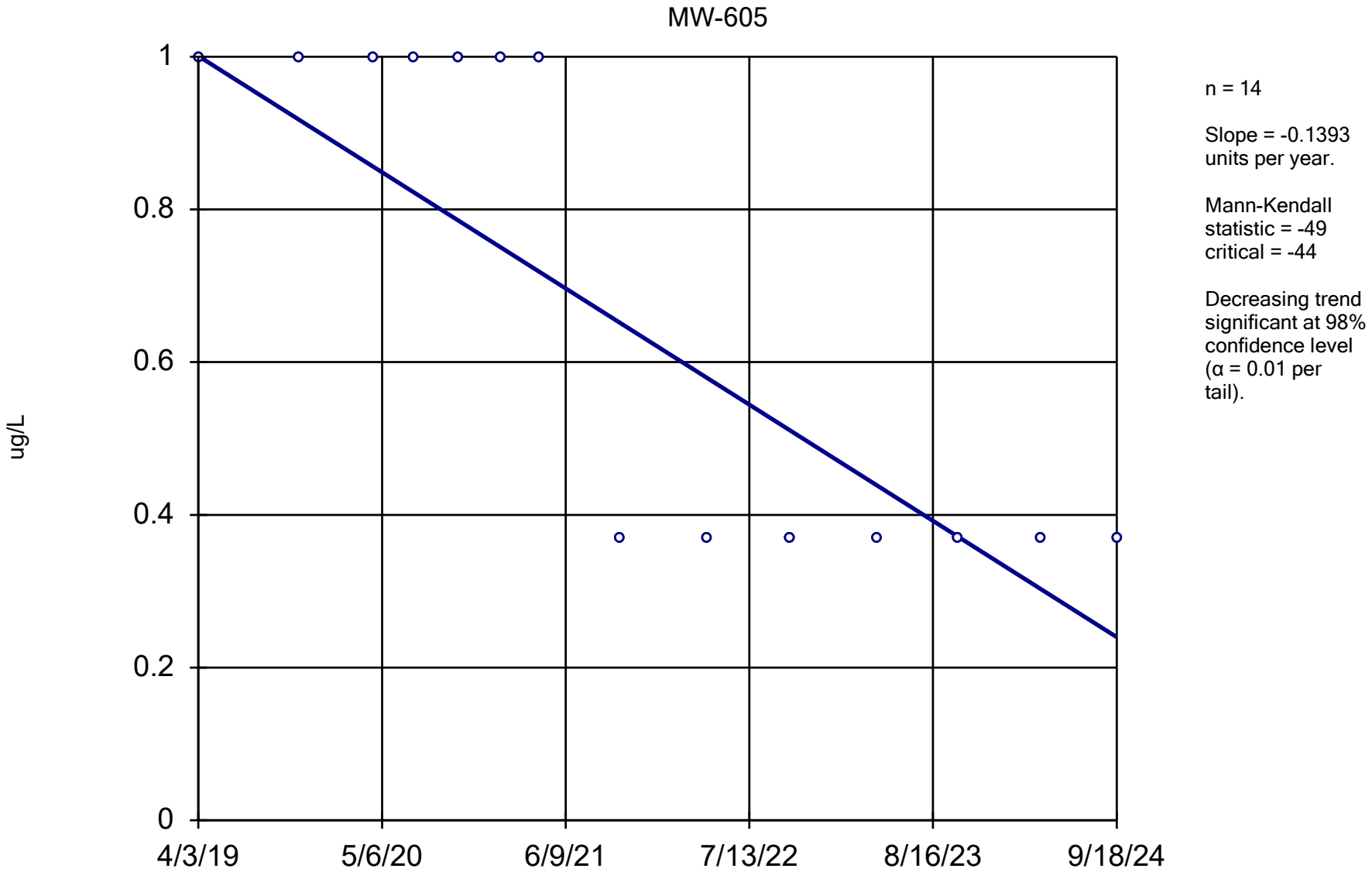

Constituent: 1,2-Dichlorobenzene Analysis Run 12/17/2024 1:47 PM View: All Wells - Appendix I VOCs DMASWA Data: DMASWA Database_Updated

Sanitas™ v.10.0.15 Software licensed to HDR, Inc. UG
Hollow symbols indicate censored values.

Sen's Slope Estimator

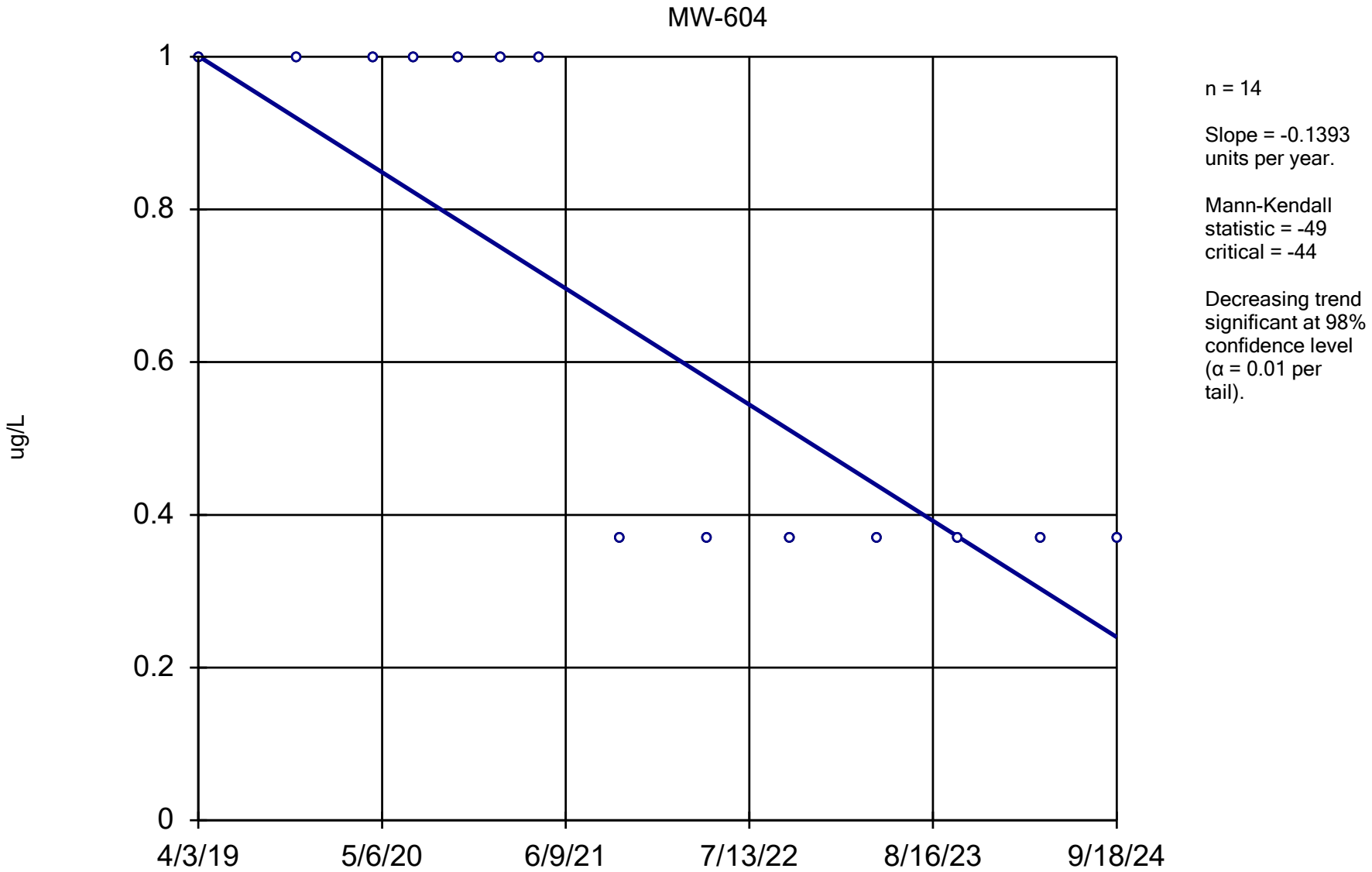

Constituent: 1,2-Dichlorobenzene Analysis Run 12/17/2024 1:48 PM View: All Wells - Appendix I VOCs

DMASWA Data: DMASWA Database_Updated

Sanitas™ v.10.0.15 Software licensed to HDR, Inc. UG
Hollow symbols indicate censored values.

Sen's Slope Estimator

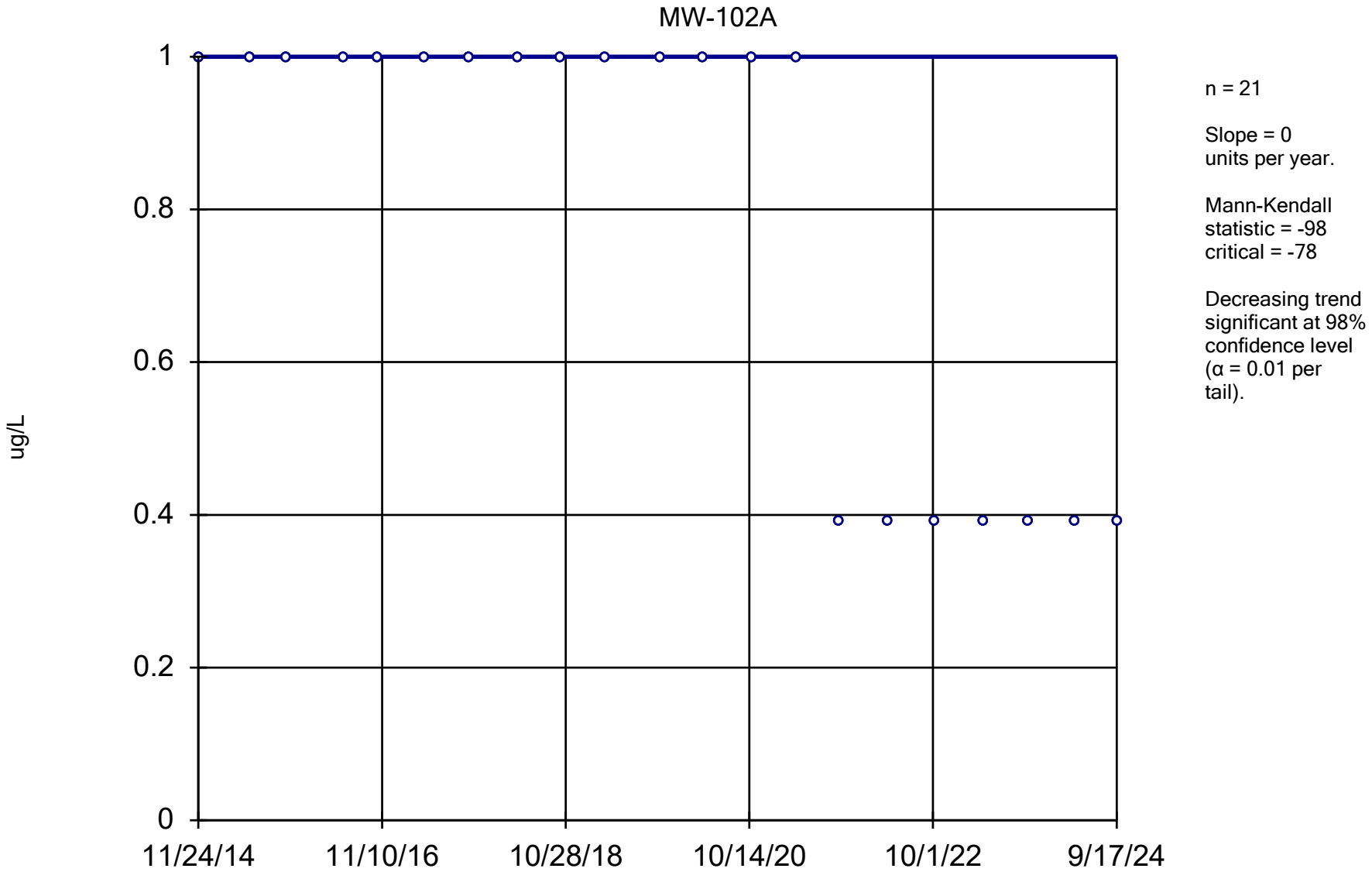

Constituent: 1,2-Dichloroethane Analysis Run 12/17/2024 1:48 PM View: All Wells - Appendix I VOCs

DMASWA Data: DMASWA Database_Updated

Sanitas™ v.10.0.15 Software licensed to HDR, Inc. UG
Hollow symbols indicate censored values.

Sen's Slope Estimator

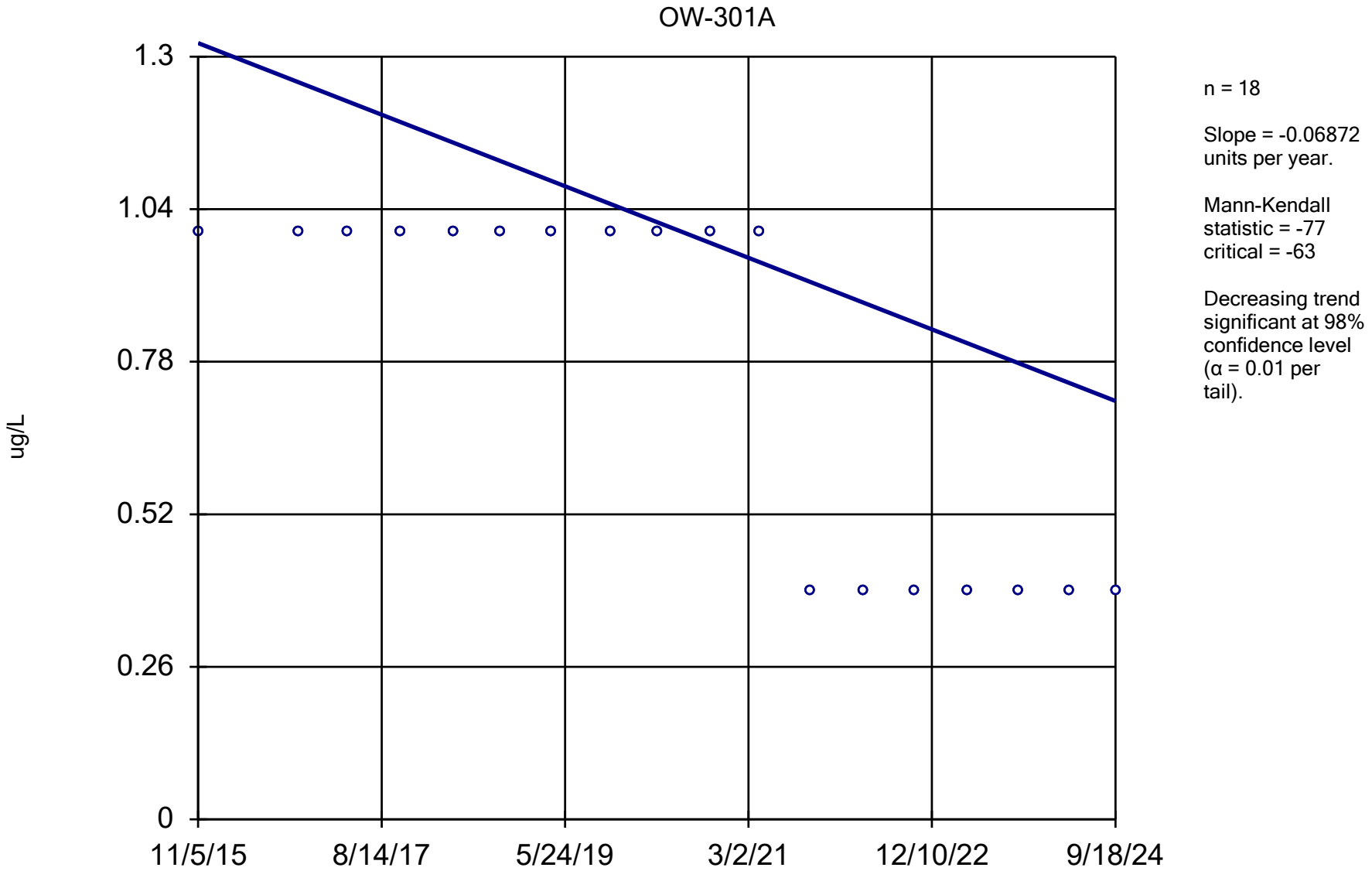

Constituent: 1,2-Dichloroethane Analysis Run 12/17/2024 1:48 PM View: All Wells - Appendix I VOCs

DMASWA Data: DMASWA Database_Updated

Sanitas™ v.10.0.15 Software licensed to HDR, Inc. UG
Hollow symbols indicate censored values.

Sen's Slope Estimator

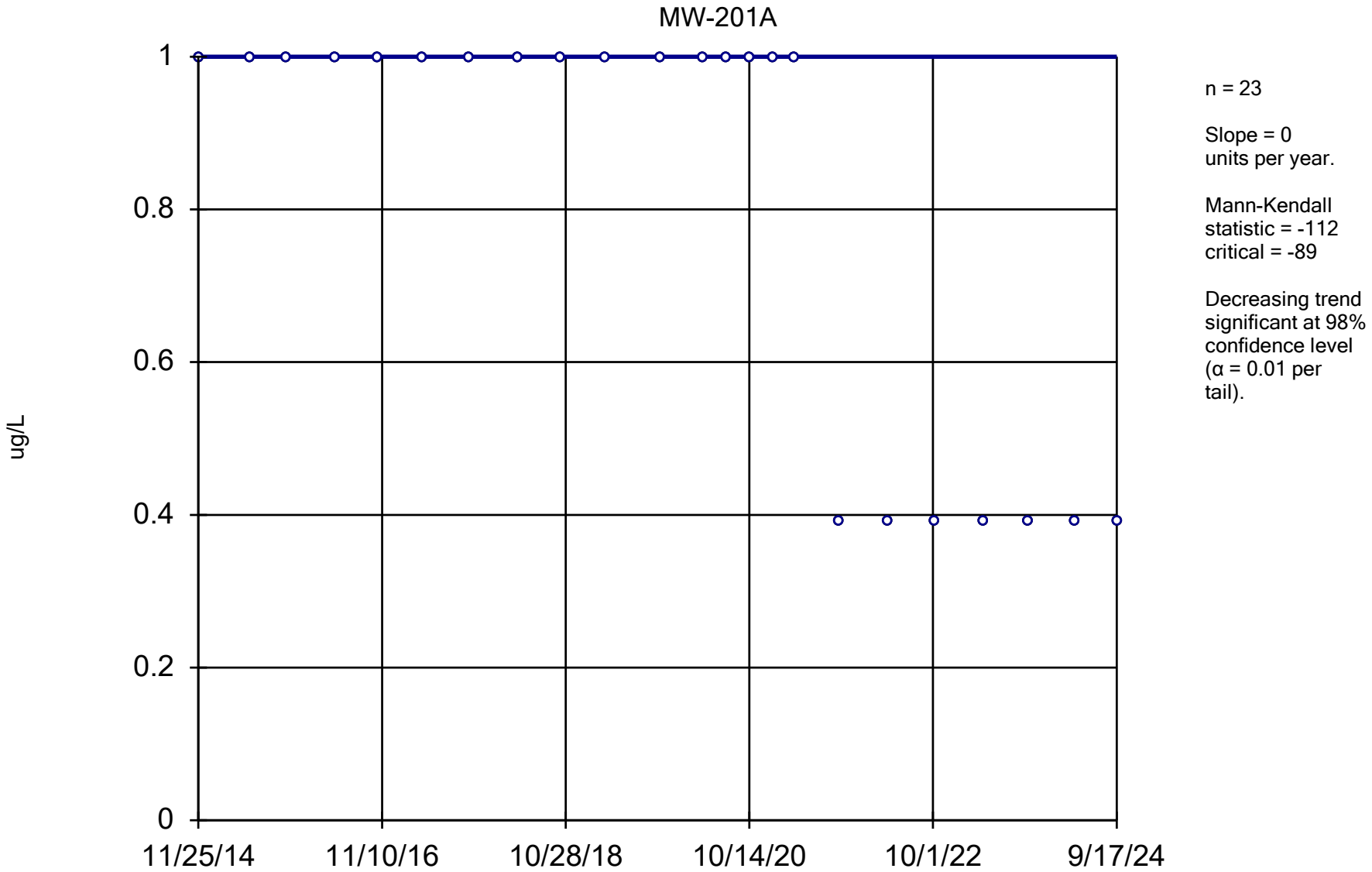

Constituent: 1,2-Dichloroethane Analysis Run 12/17/2024 1:48 PM View: All Wells - Appendix I VOCs

DMASWA Data: DMASWA Database_Updated

Sanitas™ v.10.0.15 Software licensed to HDR, Inc. UG
Hollow symbols indicate censored values.

Sen's Slope Estimator

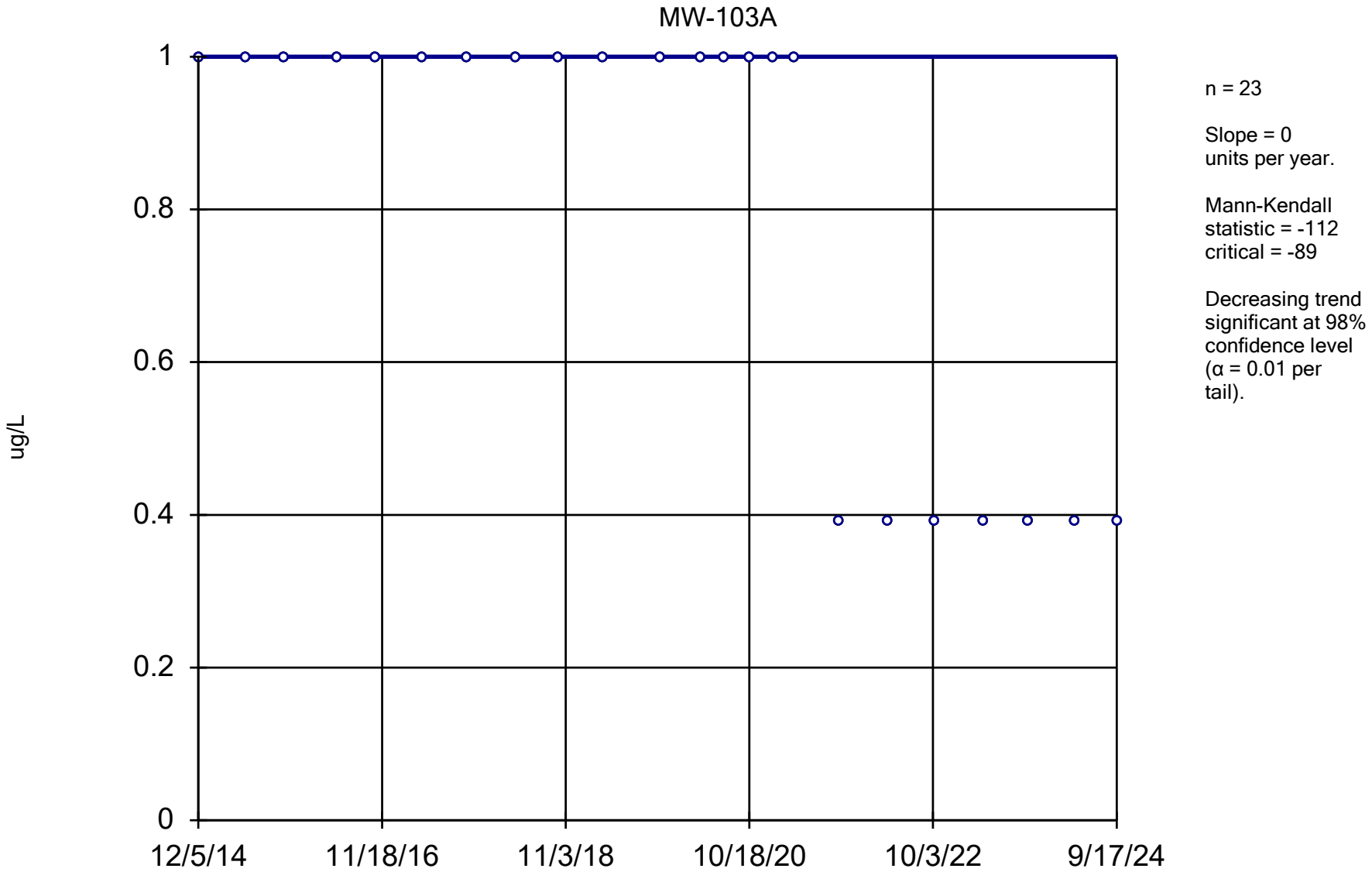

Constituent: 1,2-Dichloroethane Analysis Run 12/17/2024 1:48 PM View: All Wells - Appendix I VOCs

DMASWA Data: DMASWA Database_Updated

Sanitas™ v.10.0.15 Software licensed to HDR, Inc. UG
Hollow symbols indicate censored values.

Sen's Slope Estimator

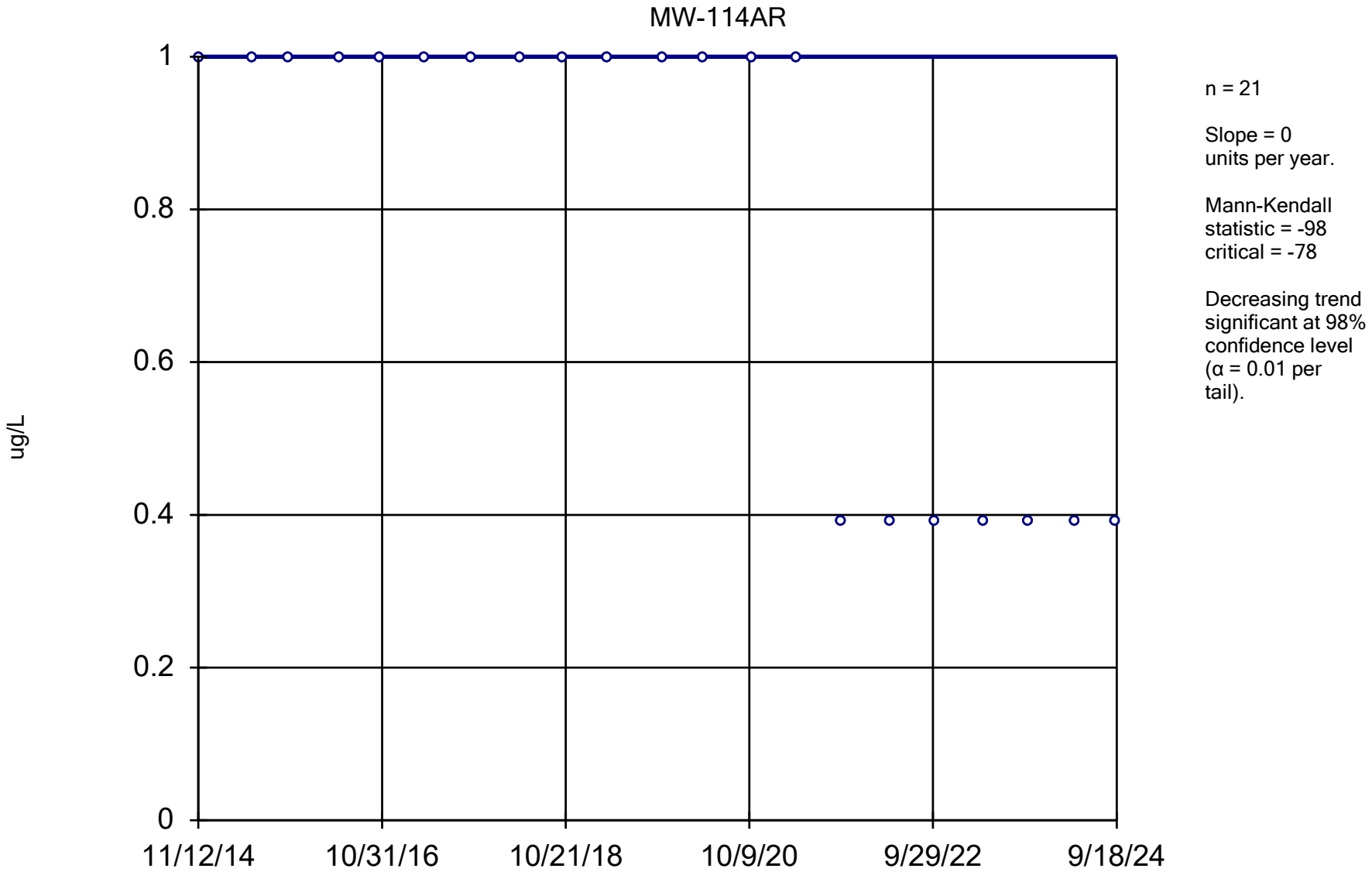

Constituent: 1,2-Dichloroethane Analysis Run 12/17/2024 1:48 PM View: All Wells - Appendix I VOCs

DMASWA Data: DMASWA Database_Updated

Sanitas™ v.10.0.15 Software licensed to HDR, Inc. UG
Hollow symbols indicate censored values.

Sen's Slope Estimator

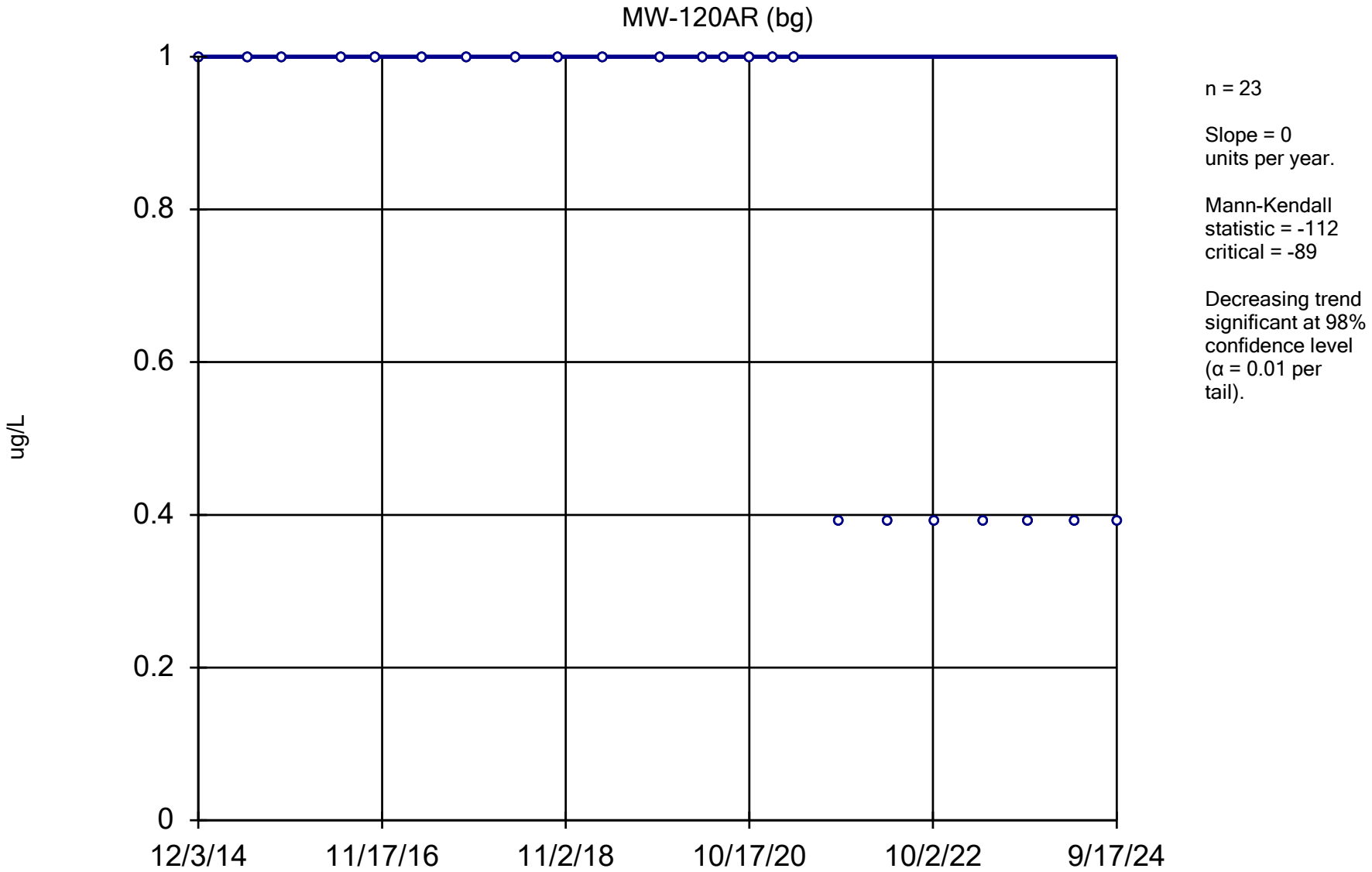

Constituent: 1,2-Dichloroethane Analysis Run 12/17/2024 1:48 PM View: All Wells - Appendix I VOCs

DMASWA Data: DMASWA Database_Updated

Sanitas™ v.10.0.15 Software licensed to HDR, Inc. UG
Hollow symbols indicate censored values.

Sen's Slope Estimator

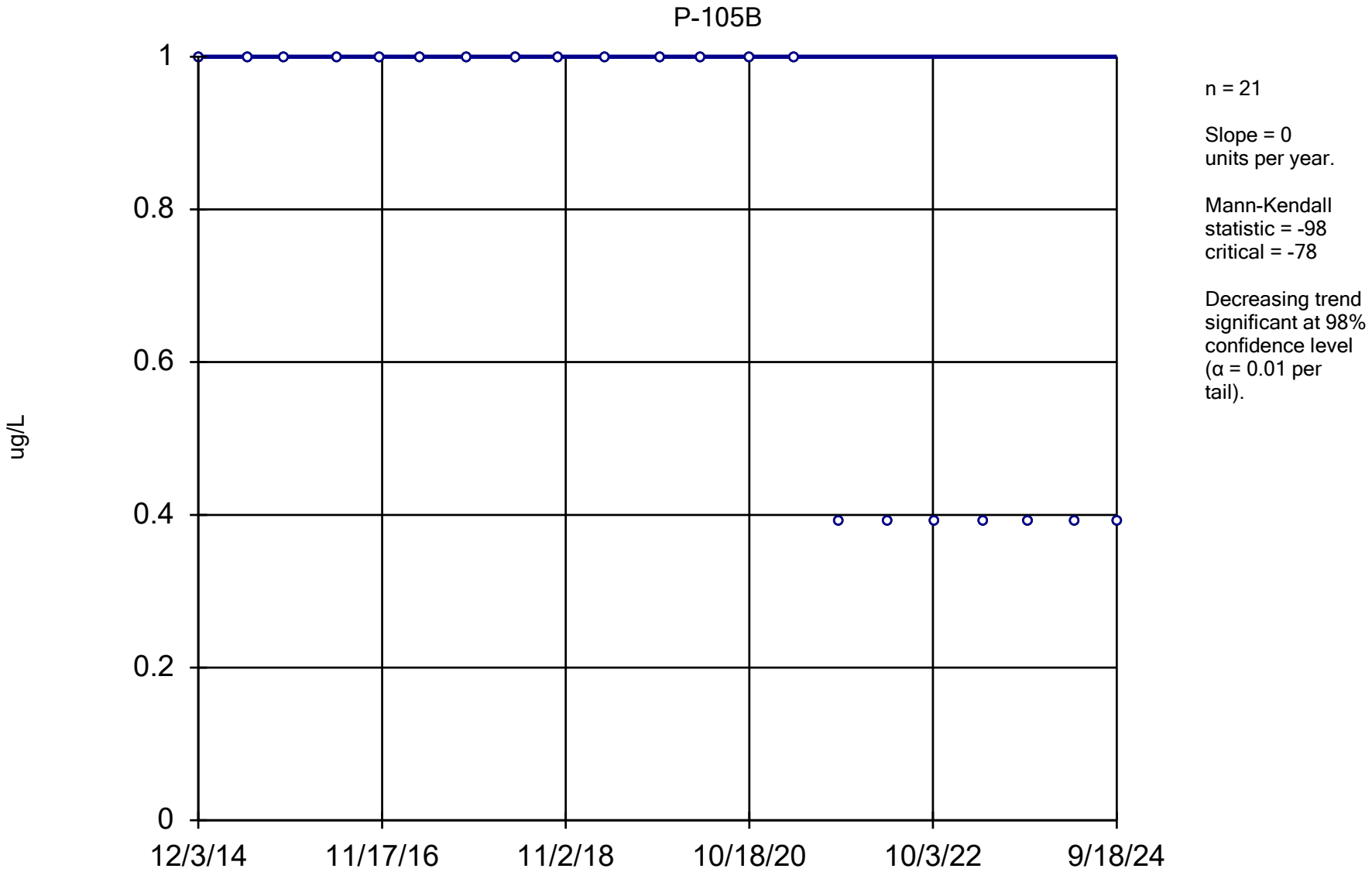

Constituent: 1,2-Dichloroethane Analysis Run 12/17/2024 1:48 PM View: All Wells - Appendix I VOCs

DMASWA Data: DMASWA Database_Updated

Sanitas™ v.10.0.15 Software licensed to HDR, Inc. UG
Hollow symbols indicate censored values.

Sen's Slope Estimator

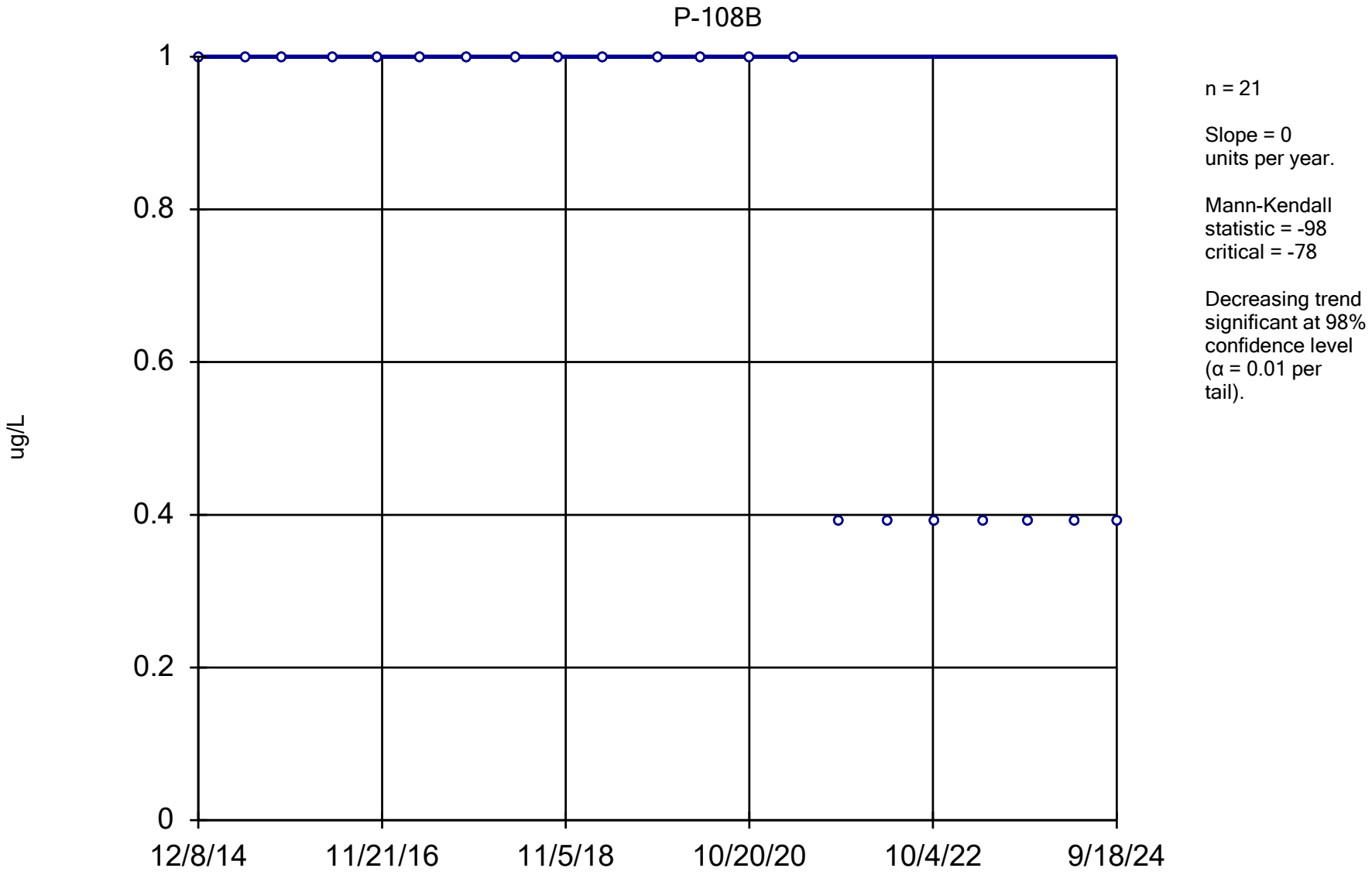

Constituent: 1,2-Dichloroethane Analysis Run 12/17/2024 1:48 PM View: All Wells - Appendix I VOCs

DMASWA Data: DMASWA Database_Updated

Sanitas™ v.10.0.15 Software licensed to HDR, Inc. UG
Hollow symbols indicate censored values.

Sen's Slope Estimator

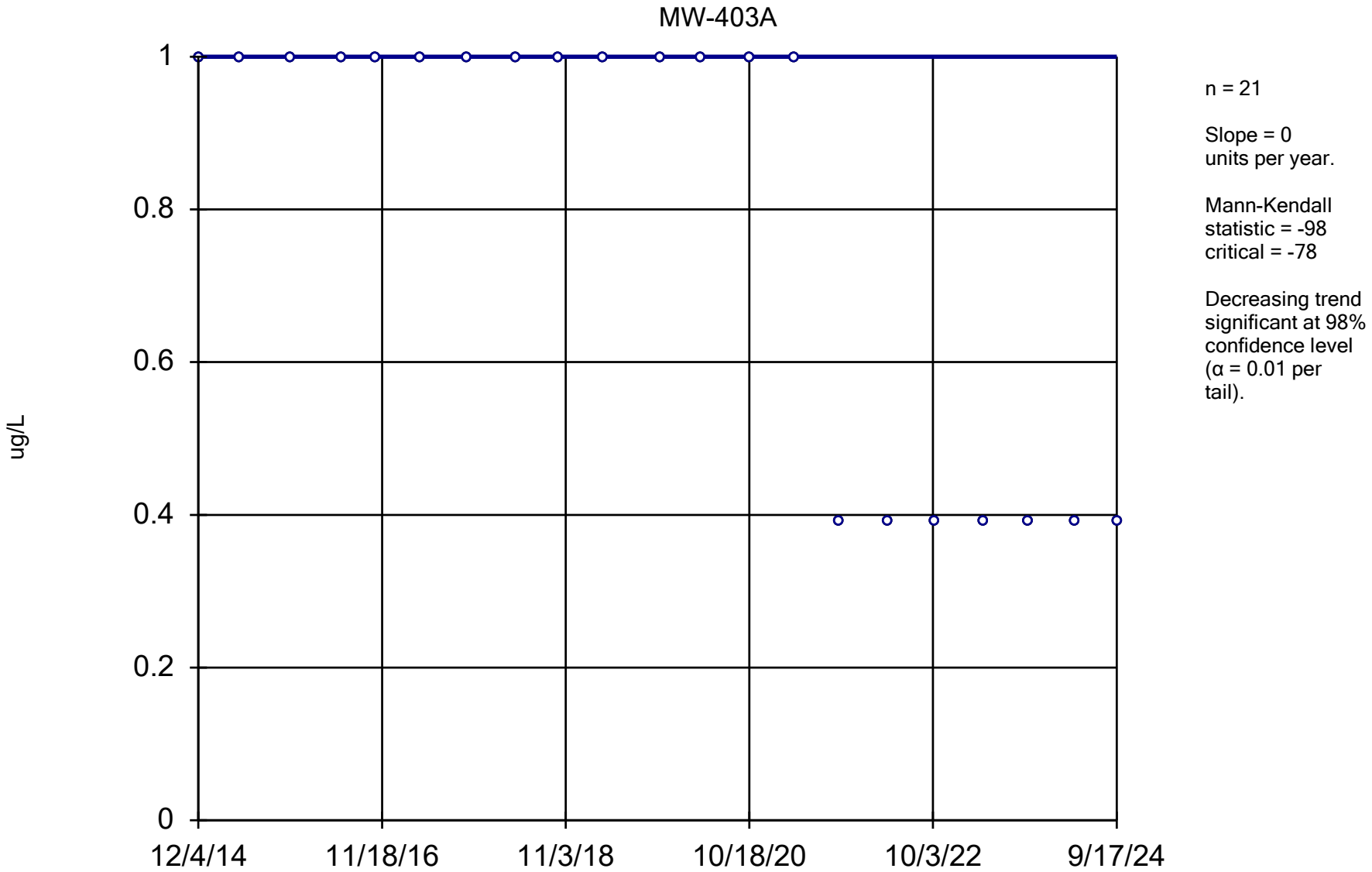

Constituent: 1,2-Dichloroethane Analysis Run 12/17/2024 1:48 PM View: All Wells - Appendix I VOCs

DMASWA Data: DMASWA Database_Updated

Sanitas™ v.10.0.15 Software licensed to HDR, Inc. UG
Hollow symbols indicate censored values.

Sen's Slope Estimator

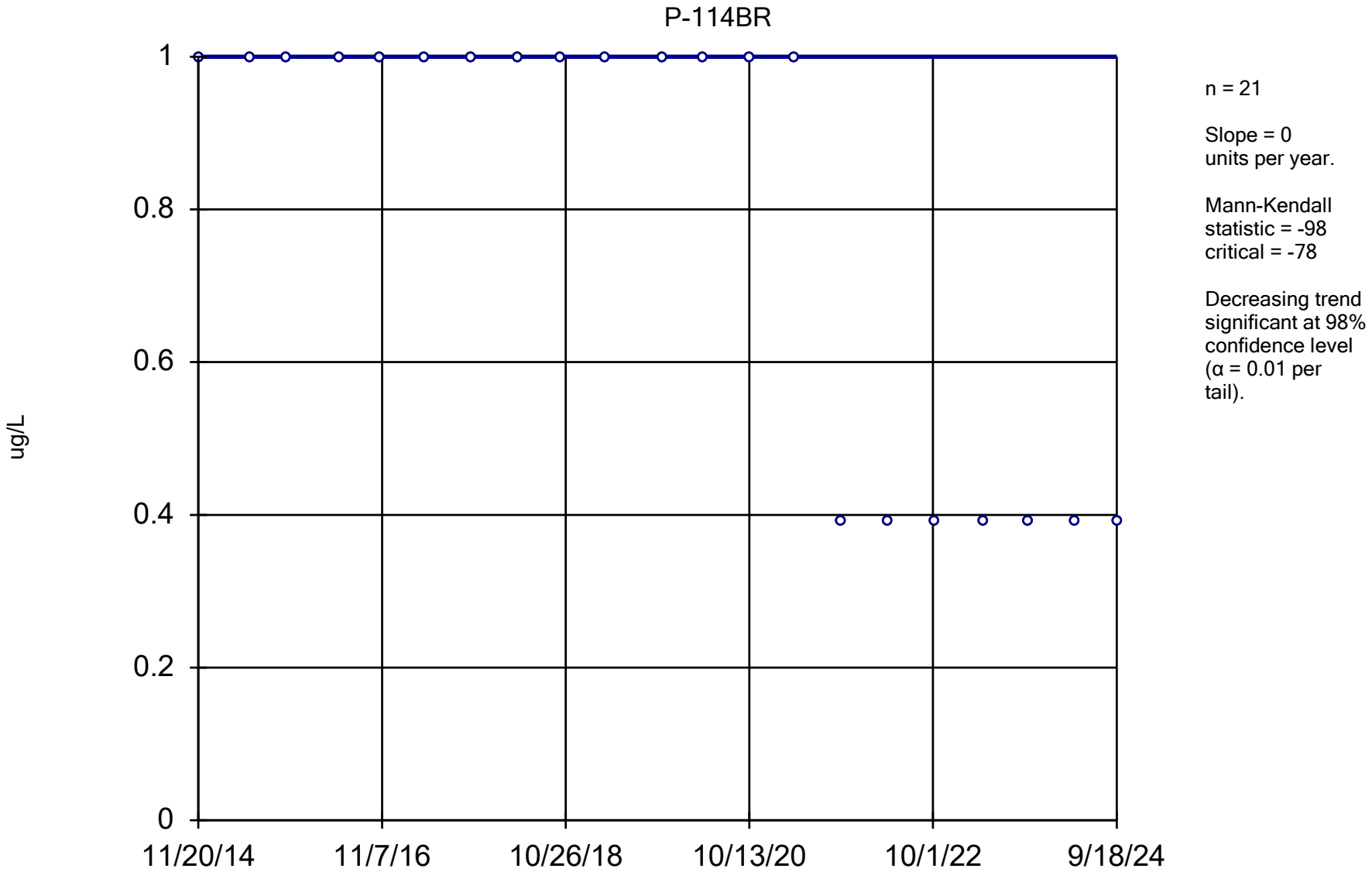

Constituent: 1,2-Dichloroethane Analysis Run 12/17/2024 1:48 PM View: All Wells - Appendix I VOCs

DMASWA Data: DMASWA Database_Updated

Sanitas™ v.10.0.15 Software licensed to HDR, Inc. UG
Hollow symbols indicate censored values.

Sen's Slope Estimator

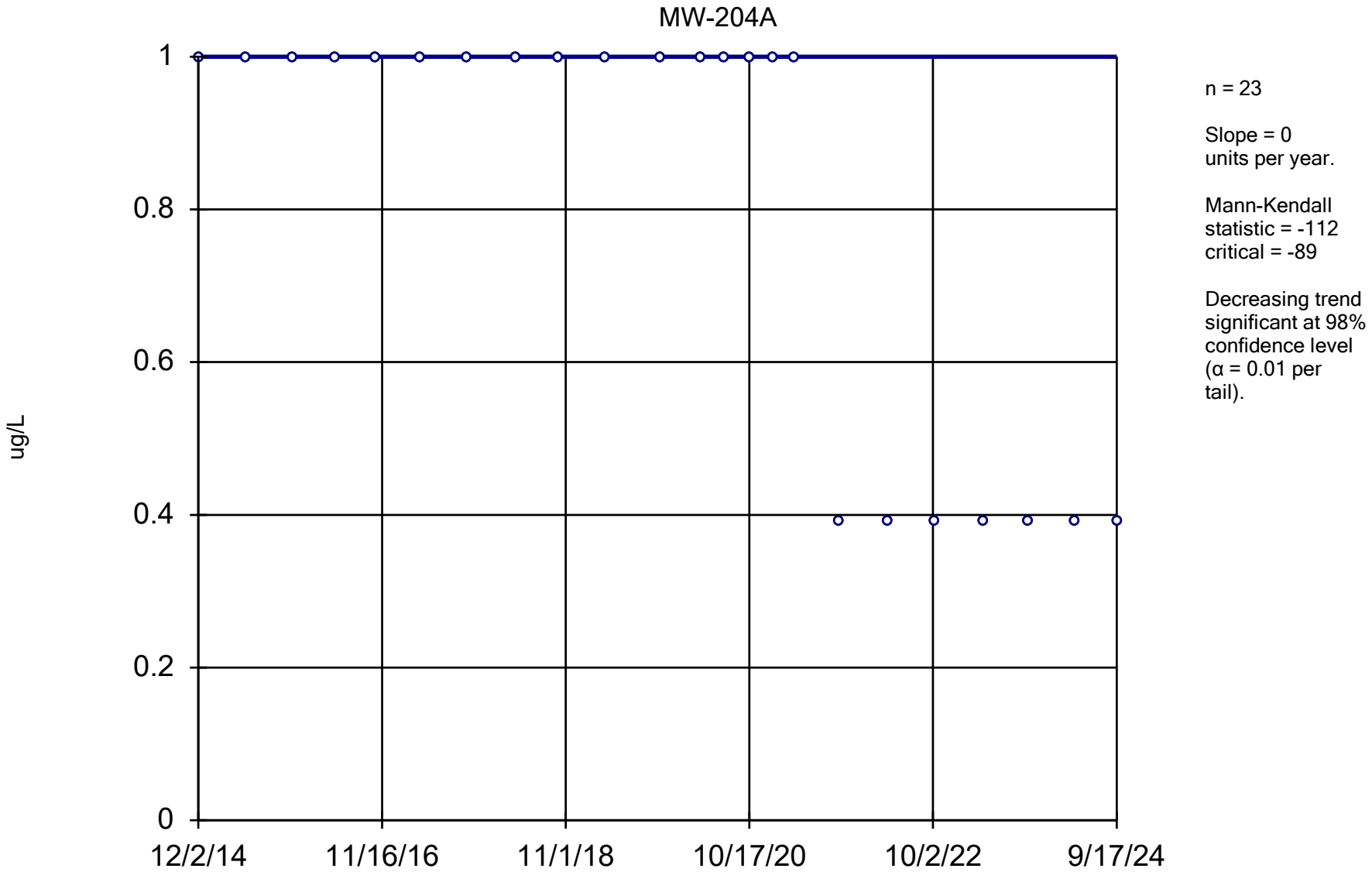

Constituent: 1,2-Dichloroethane Analysis Run 12/17/2024 1:48 PM View: All Wells - Appendix I VOCs

DMASWA Data: DMASWA Database_Updated

Sanitas™ v.10.0.15 Software licensed to HDR, Inc. UG
Hollow symbols indicate censored values.

Sen's Slope Estimator

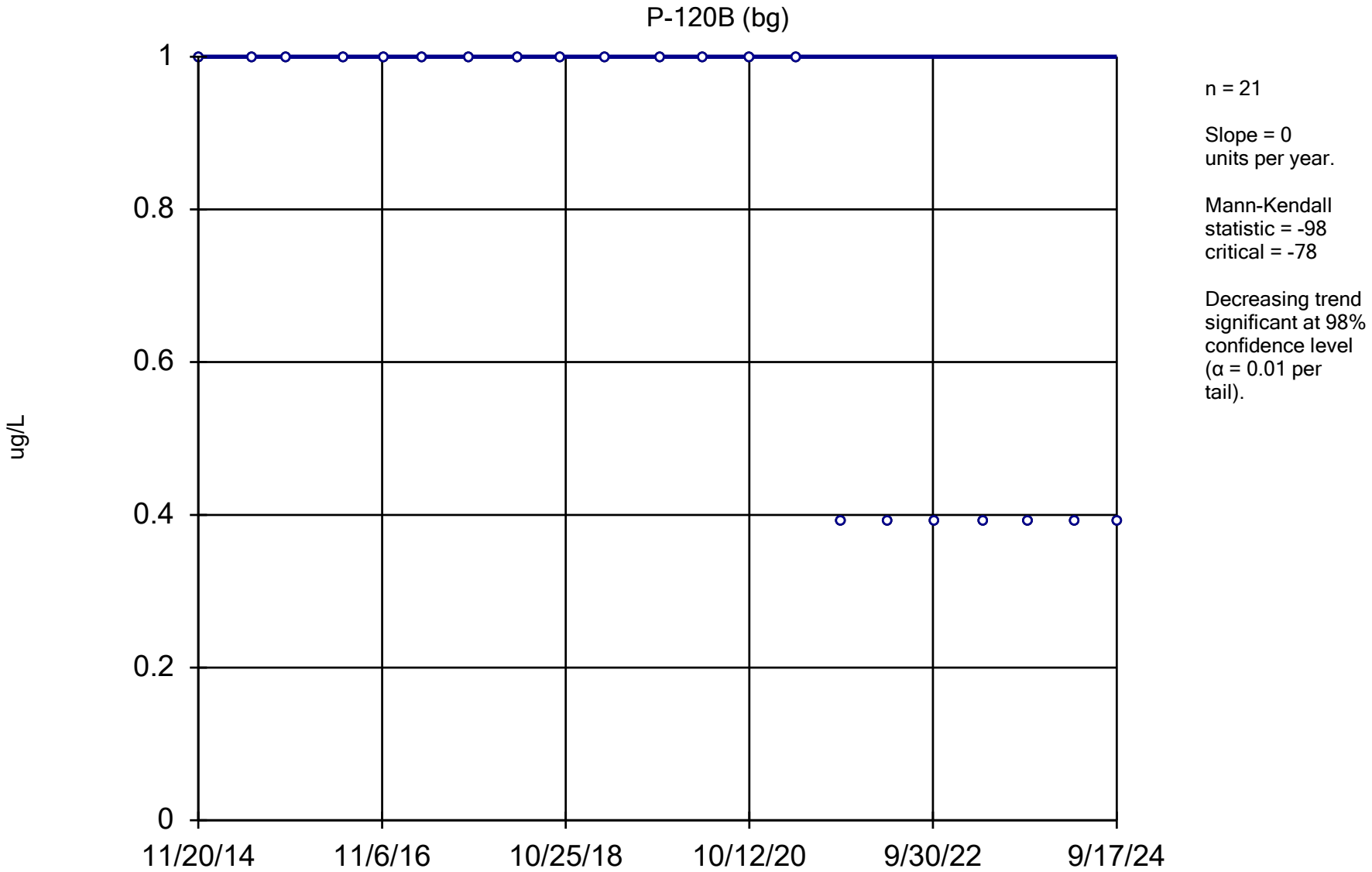

Constituent: 1,2-Dichloroethane Analysis Run 12/17/2024 1:48 PM View: All Wells - Appendix I VOCs

DMASWA Data: DMASWA Database_Updated

Sanitas™ v.10.0.15 Software licensed to HDR, Inc. UG
Hollow symbols indicate censored values.

Sen's Slope Estimator

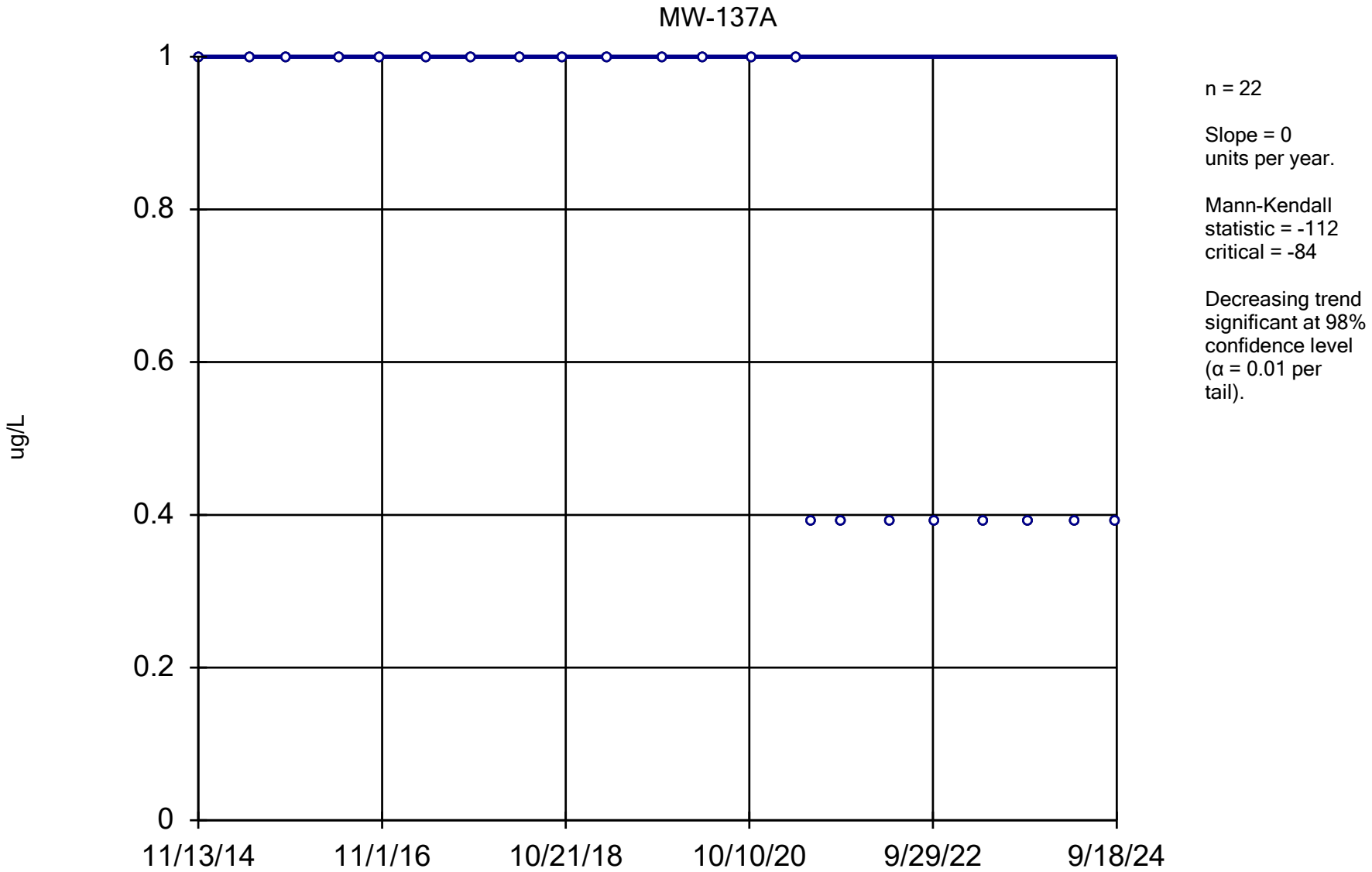

Constituent: 1,2-Dichloroethane Analysis Run 12/17/2024 1:48 PM View: All Wells - Appendix I VOCs

DMASWA Data: DMASWA Database_Updated

Sanitas™ v.10.0.15 Software licensed to HDR, Inc. UG
Hollow symbols indicate censored values.

Sen's Slope Estimator

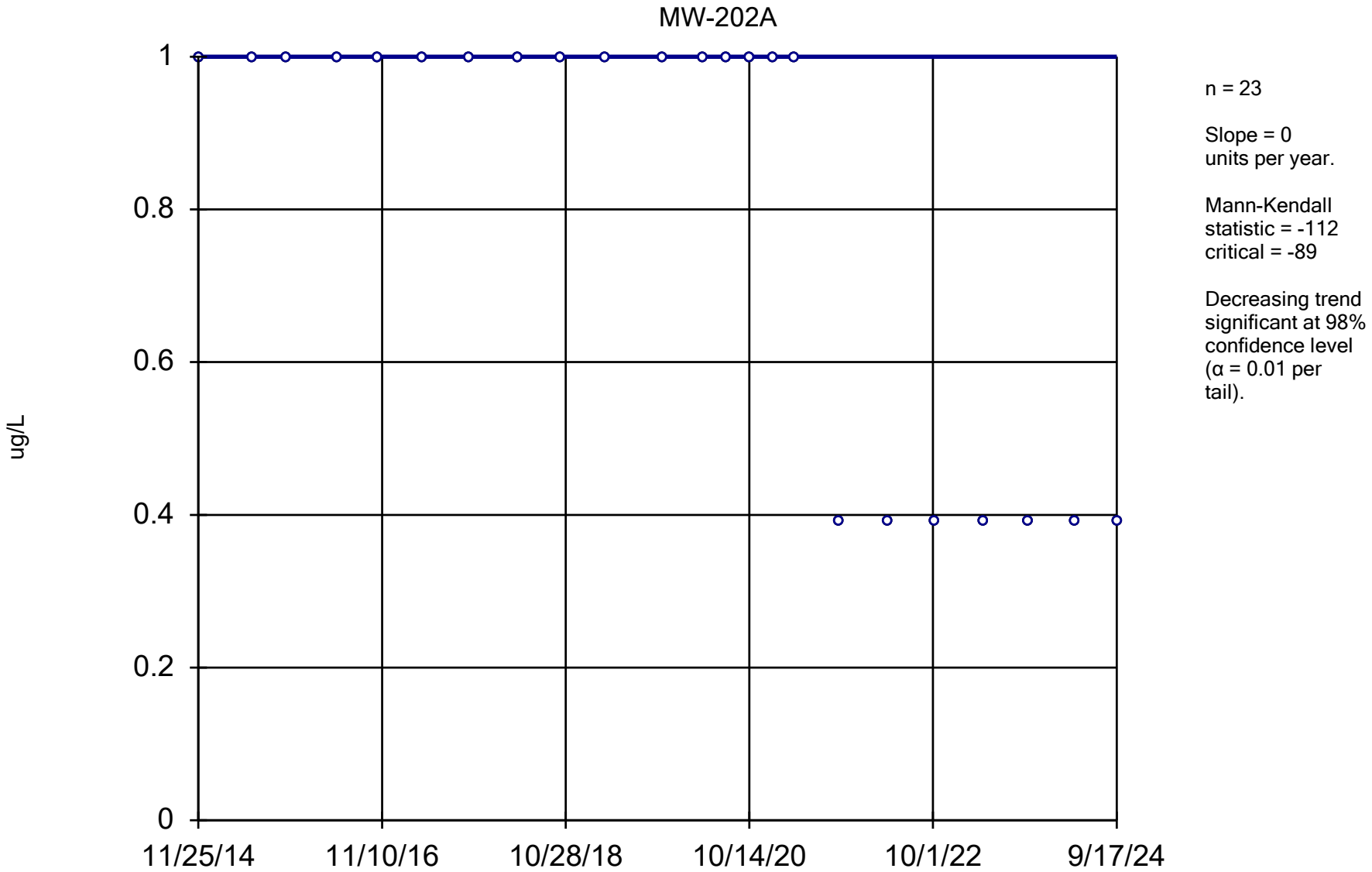

Constituent: 1,2-Dichloroethane Analysis Run 12/17/2024 1:48 PM View: All Wells - Appendix I VOCs

DMASWA Data: DMASWA Database_Updated

Sanitas™ v.10.0.15 Software licensed to HDR, Inc. UG
Hollow symbols indicate censored values.

Sen's Slope Estimator

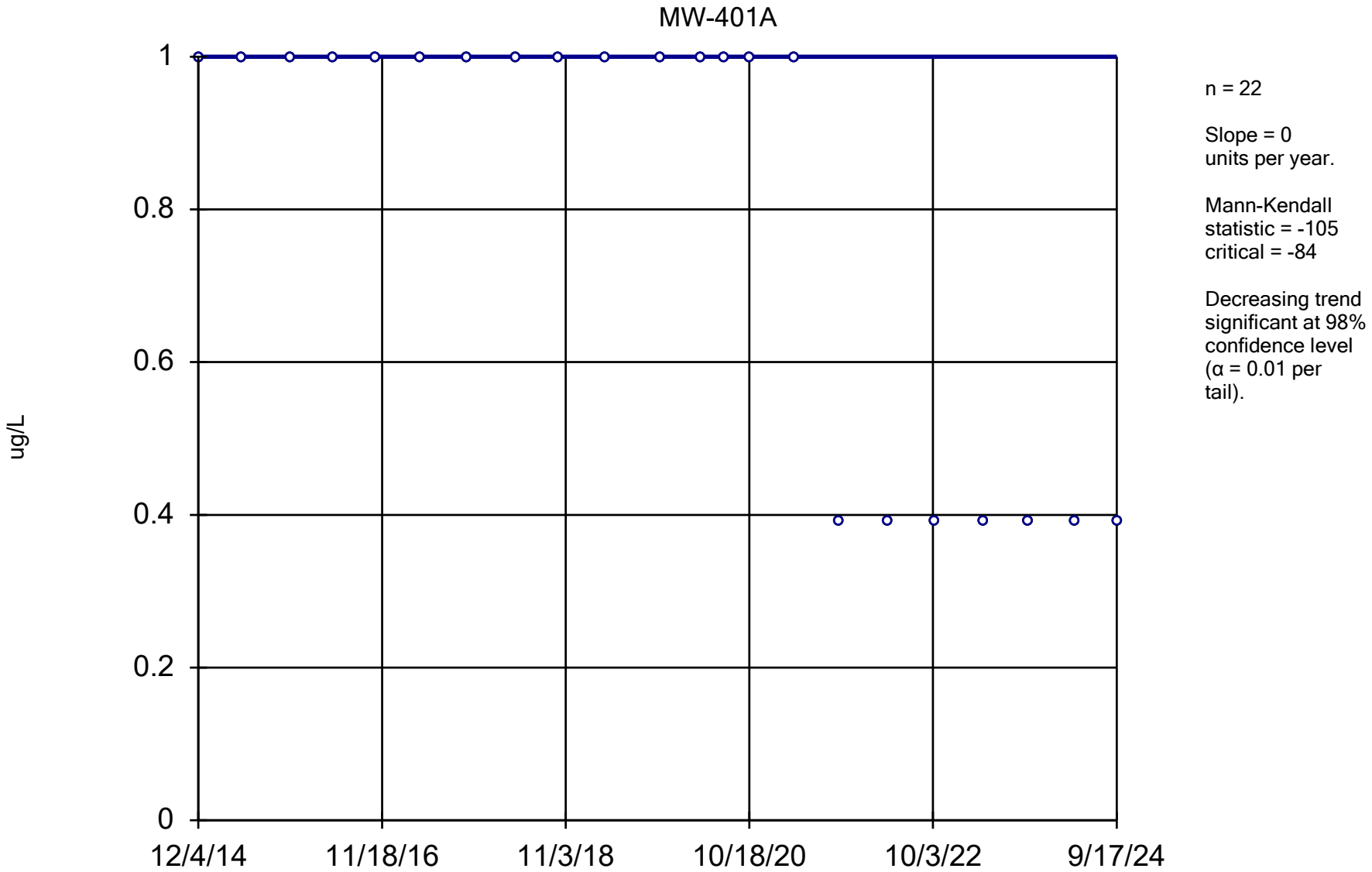

Constituent: 1,2-Dichloroethane Analysis Run 12/17/2024 1:48 PM View: All Wells - Appendix I VOCs

DMASWA Data: DMASWA Database_Updated

Sanitas™ v.10.0.15 Software licensed to HDR, Inc. UG
Hollow symbols indicate censored values.

Sen's Slope Estimator

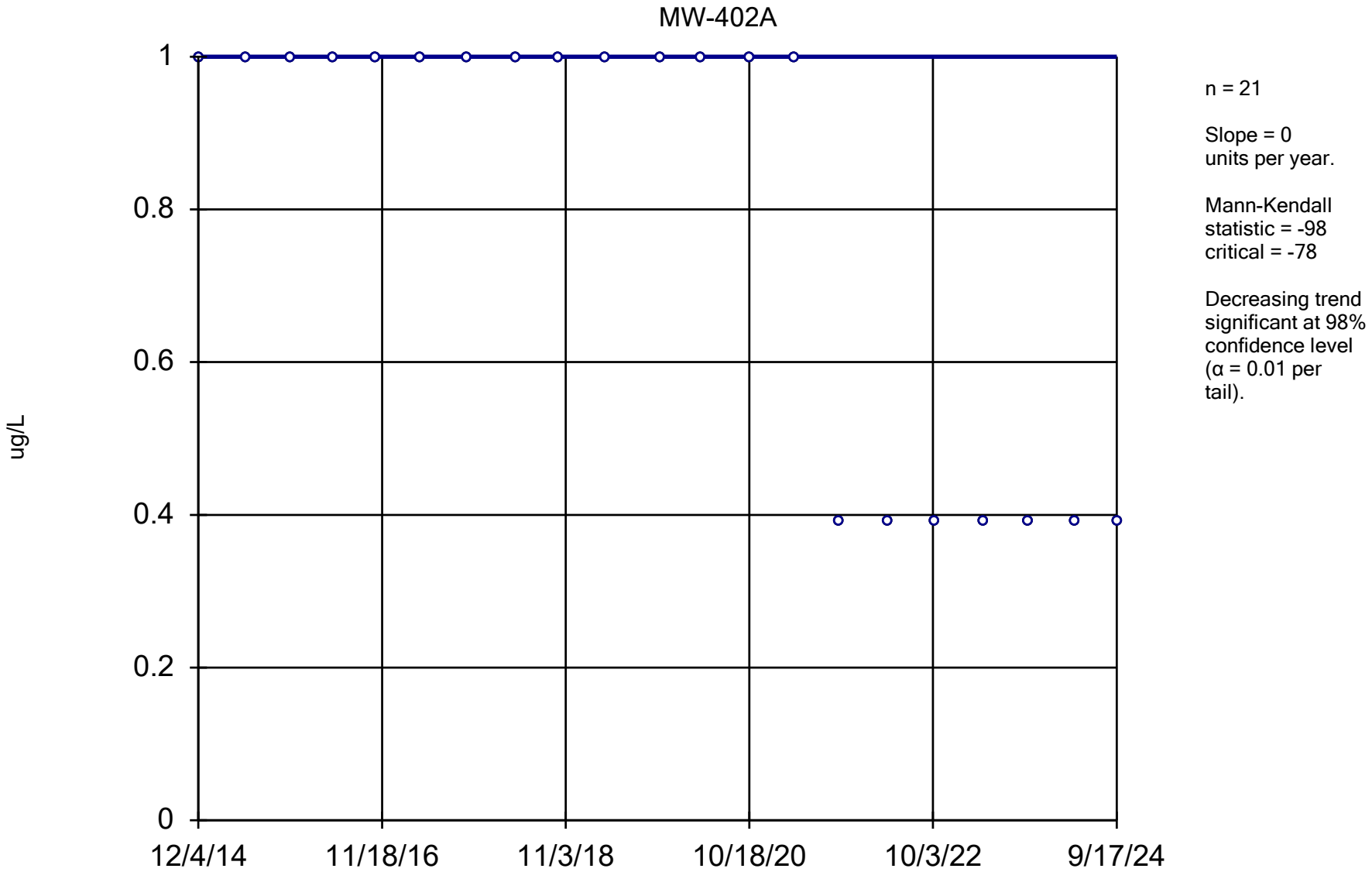

Constituent: 1,2-Dichloroethane Analysis Run 12/17/2024 1:48 PM View: All Wells - Appendix I VOCs

DMASWA Data: DMASWA Database_Updated

Sanitas™ v.10.0.15 Software licensed to HDR, Inc. UG
Hollow symbols indicate censored values.

Sen's Slope Estimator

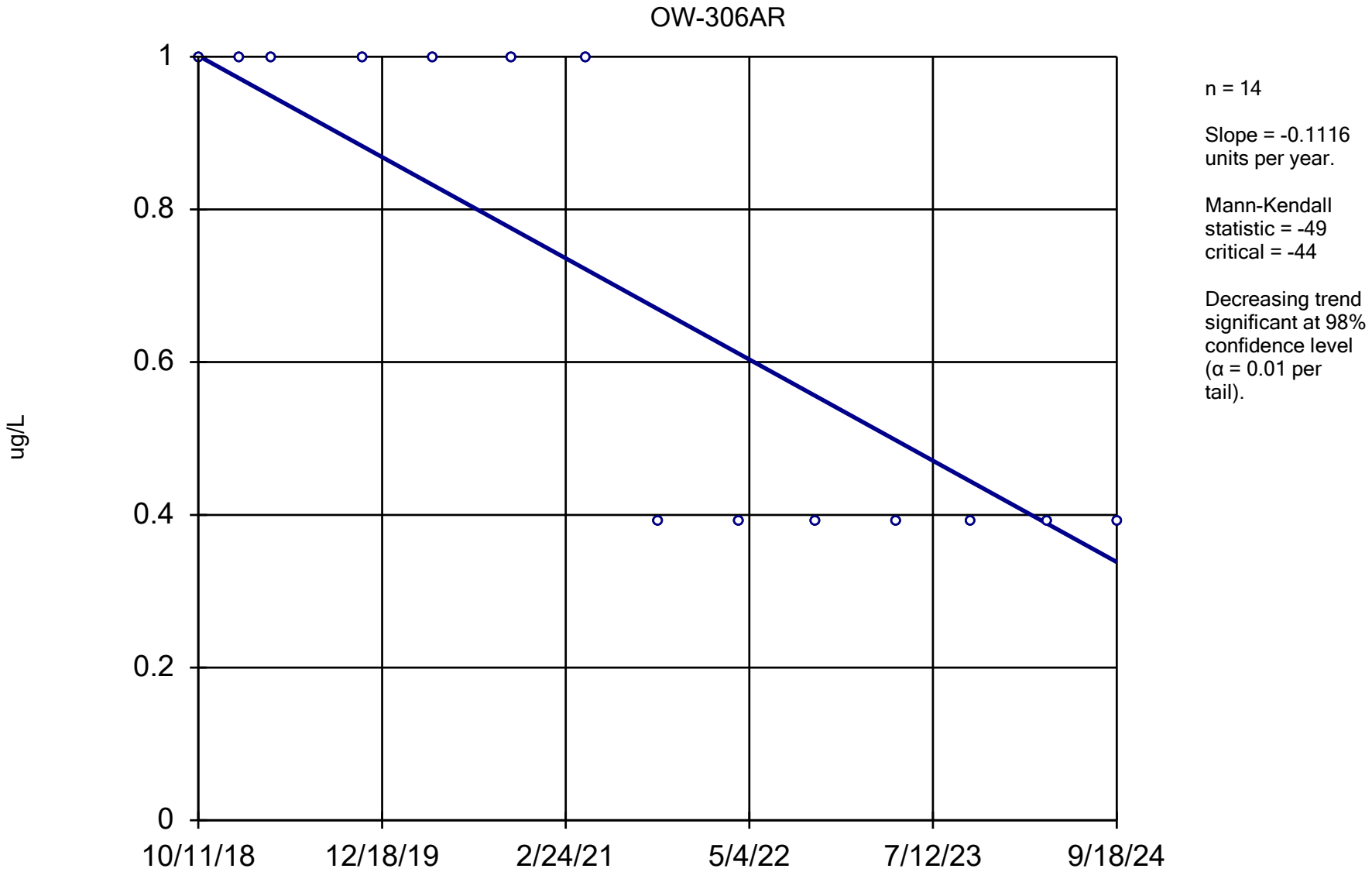

n = 14

Slope = -0.1116 units per year.

Mann-Kendall statistic = -49
critical = -44

Decreasing trend significant at 98% confidence level (α = 0.01 per tail).

Constituent: 1,2-Dichloroethane Analysis Run 12/17/2024 1:48 PM View: All Wells - Appendix I VOCs

DMASWA Data: DMASWA Database_Updated

Sanitas™ v.10.0.15 Software licensed to HDR, Inc. UG
Hollow symbols indicate censored values.

Sen's Slope Estimator

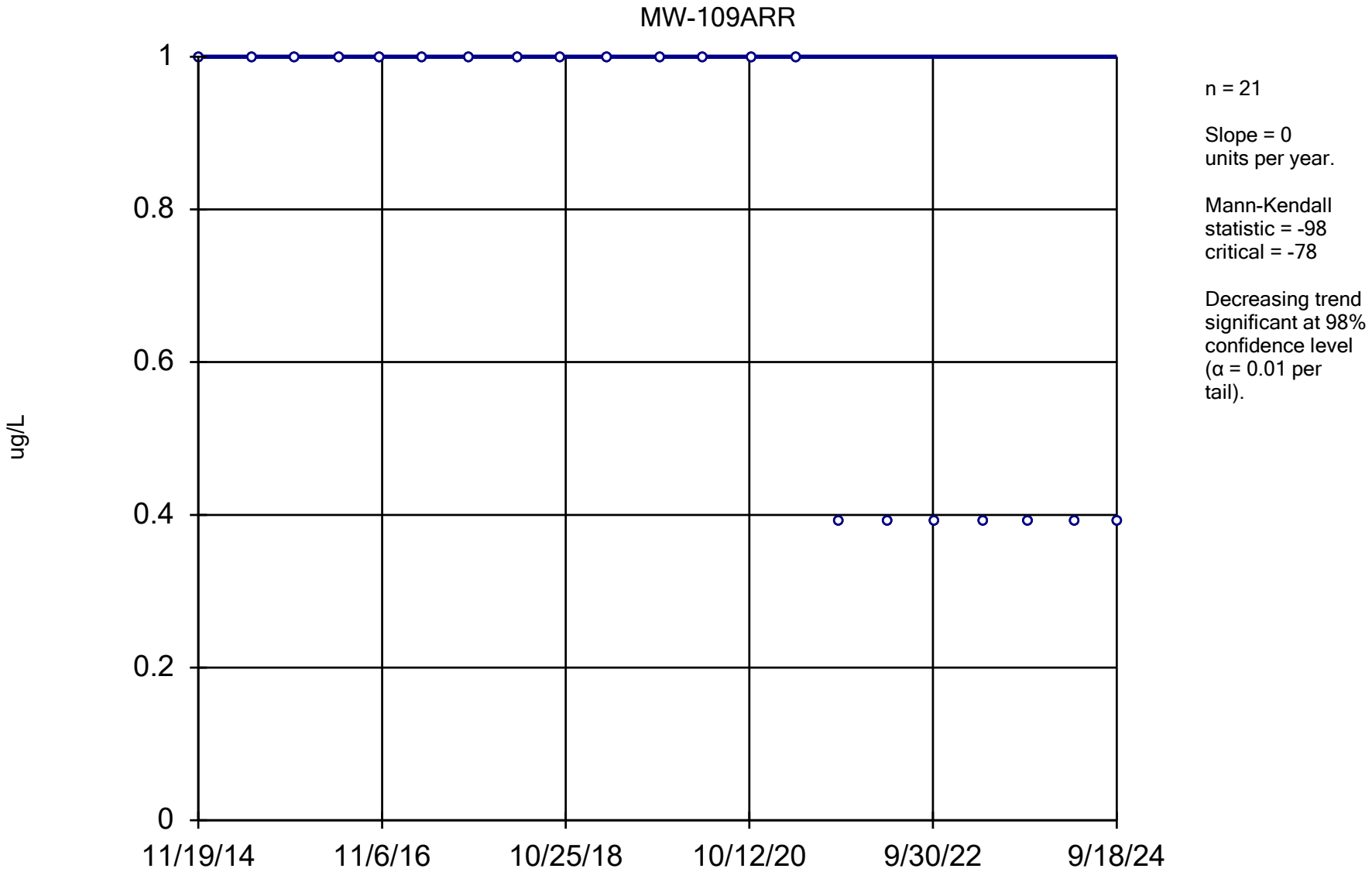

Constituent: 1,2-Dichloroethane Analysis Run 12/17/2024 1:48 PM View: All Wells - Appendix I VOCs

DMASWA Data: DMASWA Database_Updated

Sanitas™ v.10.0.15 Software licensed to HDR, Inc. UG
Hollow symbols indicate censored values.

Sen's Slope Estimator

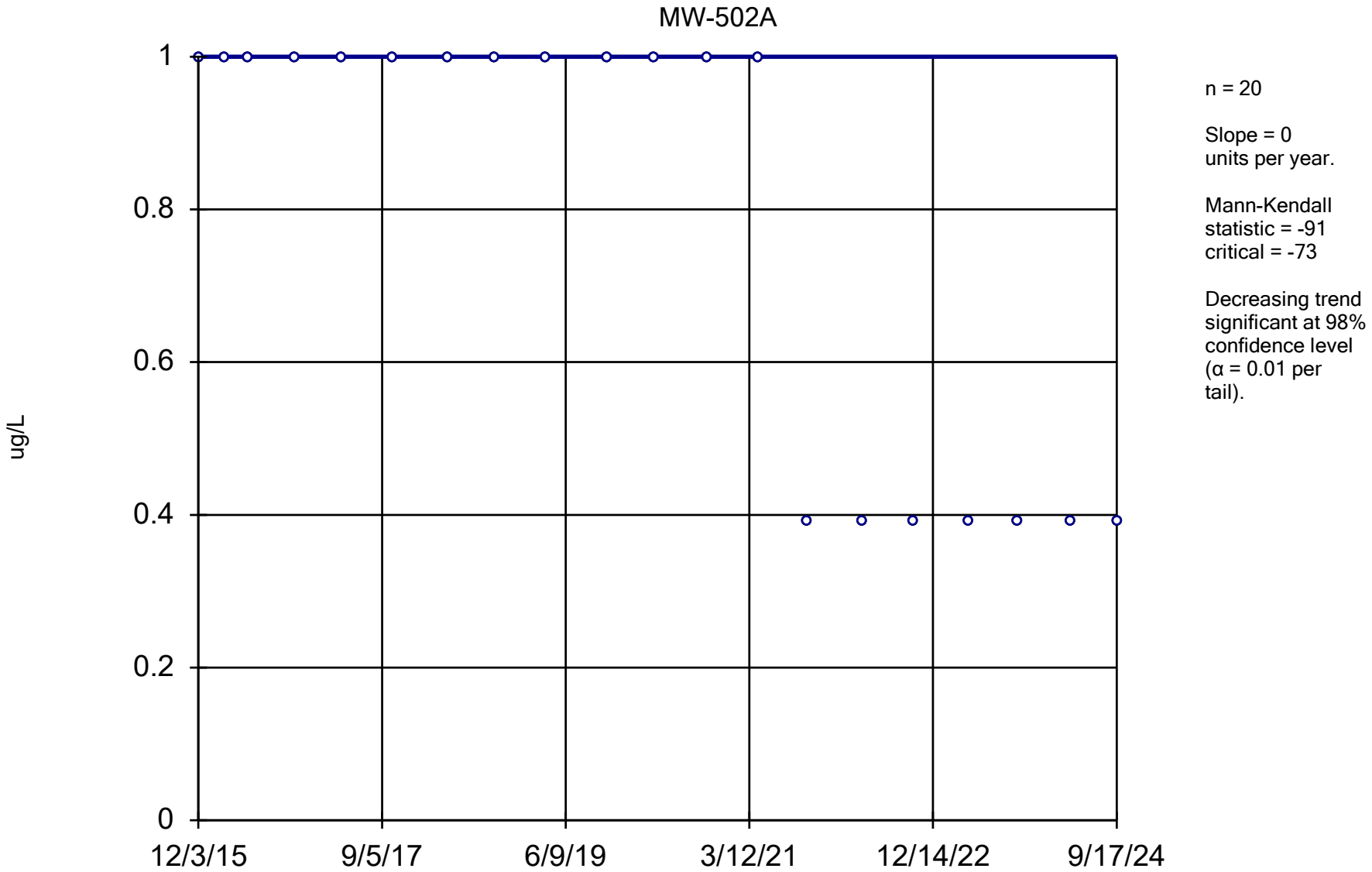

Constituent: 1,2-Dichloroethane Analysis Run 12/17/2024 1:48 PM View: All Wells - Appendix I VOCs

DMASWA Data: DMASWA Database_Updated

Sanitas™ v.10.0.15 Software licensed to HDR, Inc. UG
Hollow symbols indicate censored values.

Sen's Slope Estimator

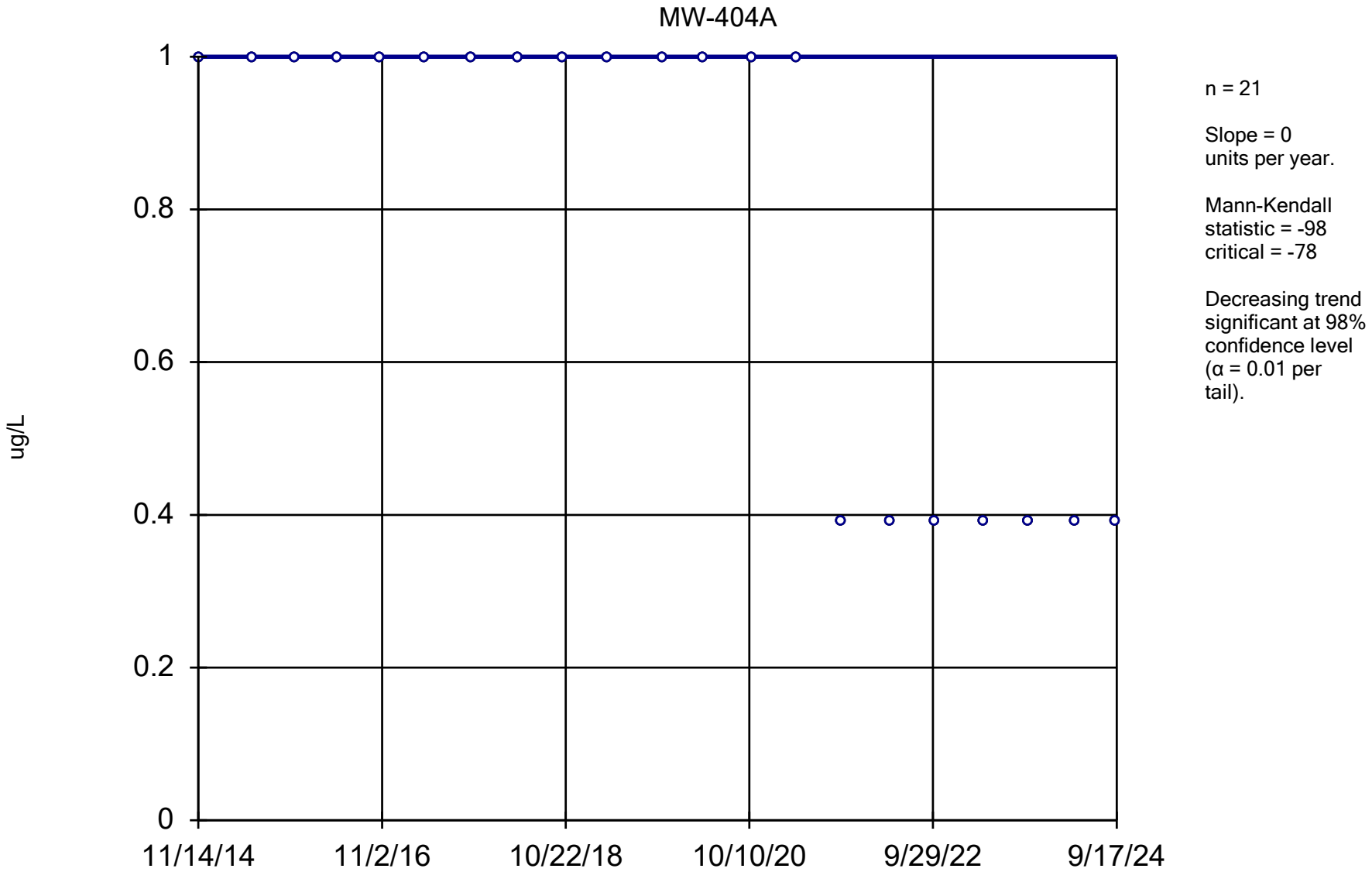

Constituent: 1,2-Dichloroethane Analysis Run 12/17/2024 1:48 PM View: All Wells - Appendix I VOCs

DMASWA Data: DMASWA Database_Updated

Sanitas™ v.10.0.15 Software licensed to HDR, Inc. UG
Hollow symbols indicate censored values.

Sen's Slope Estimator

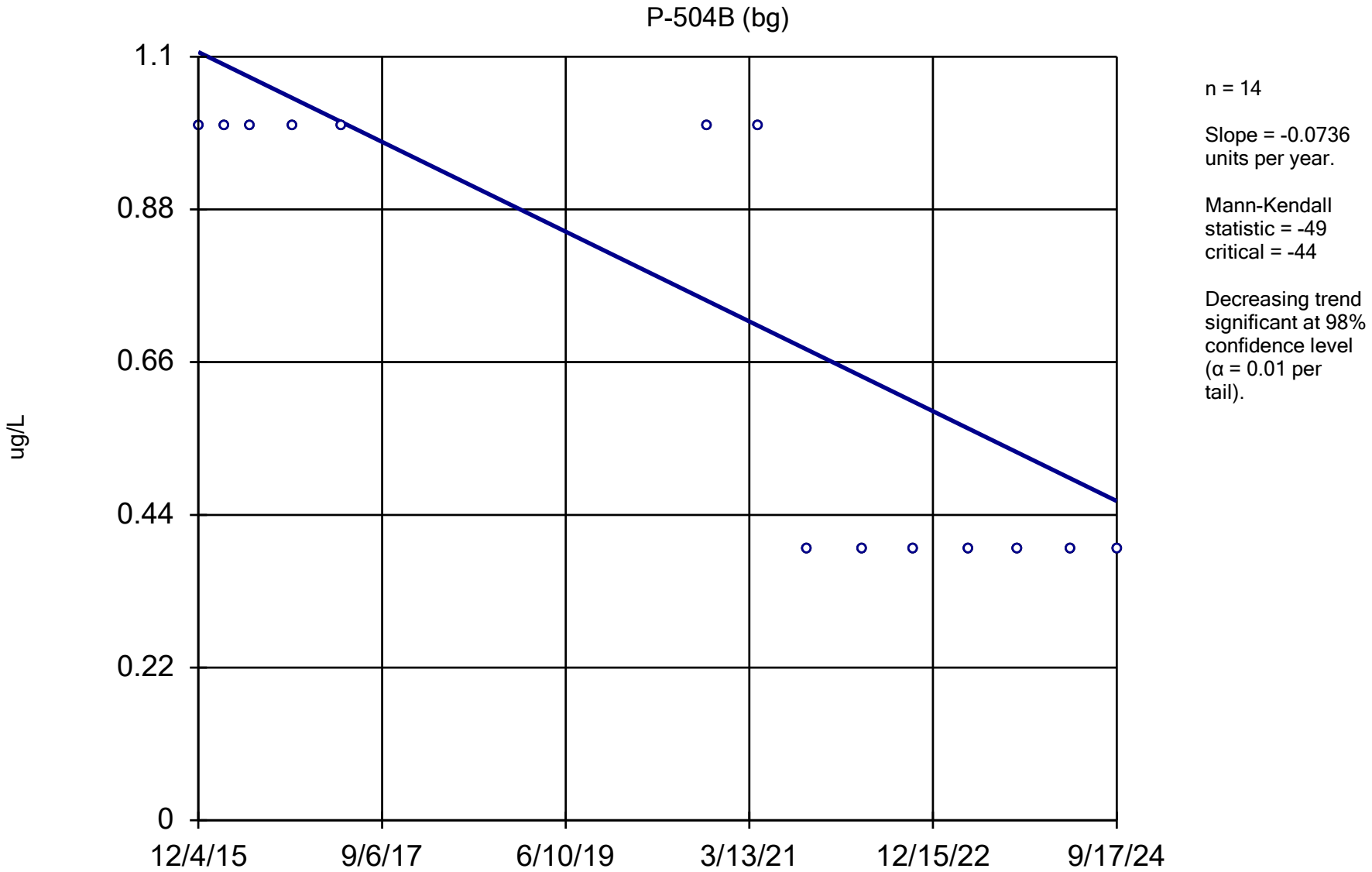

Constituent: 1,2-Dichloroethane Analysis Run 12/17/2024 1:48 PM View: All Wells - Appendix I VOCs

DMASWA Data: DMASWA Database_Updated

Sanitas™ v.10.0.15 Software licensed to HDR, Inc. UG
Hollow symbols indicate censored values.

Sen's Slope Estimator

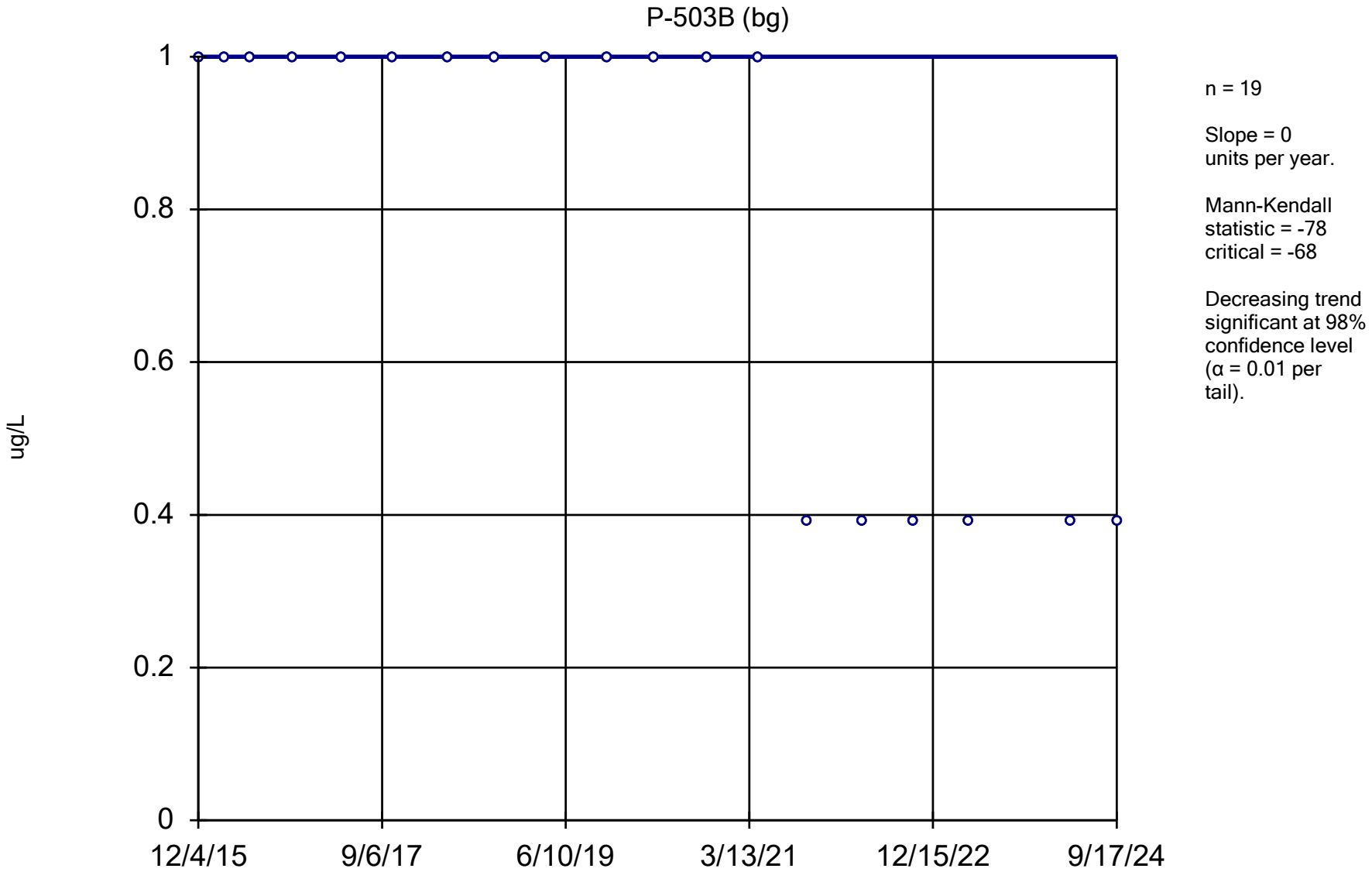

Constituent: 1,2-Dichloroethane Analysis Run 12/17/2024 1:48 PM View: All Wells - Appendix I VOCs

DMASWA Data: DMASWA Database_Updated

Sanitas™ v.10.0.15 Software licensed to HDR, Inc. UG
Hollow symbols indicate censored values.

Sen's Slope Estimator

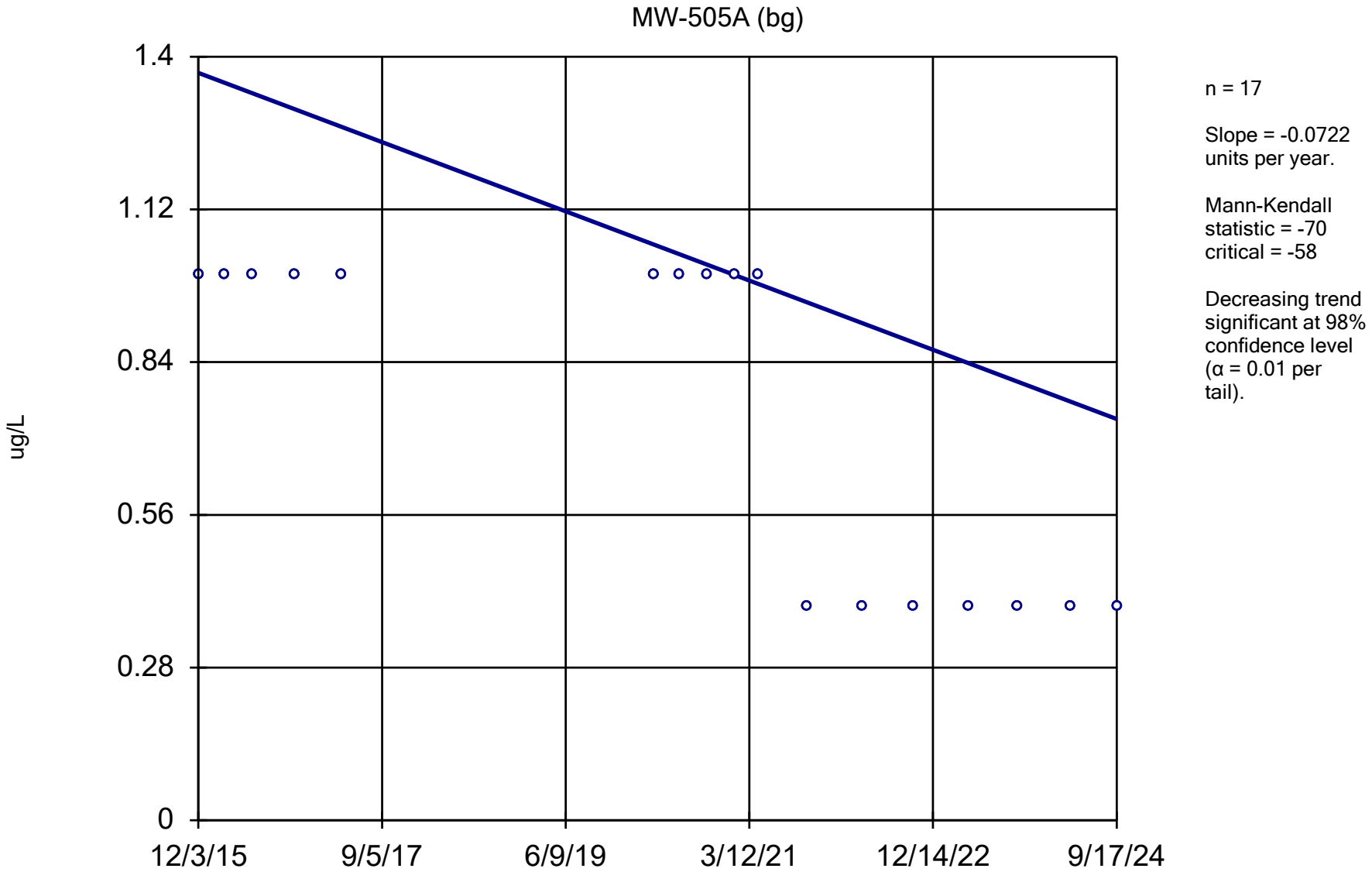

Constituent: 1,2-Dichloroethane Analysis Run 12/17/2024 1:48 PM View: All Wells - Appendix I VOCs

DMASWA Data: DMASWA Database_Updated

Sanitas™ v.10.0.15 Software licensed to HDR, Inc. UG
Hollow symbols indicate censored values.

Sen's Slope Estimator

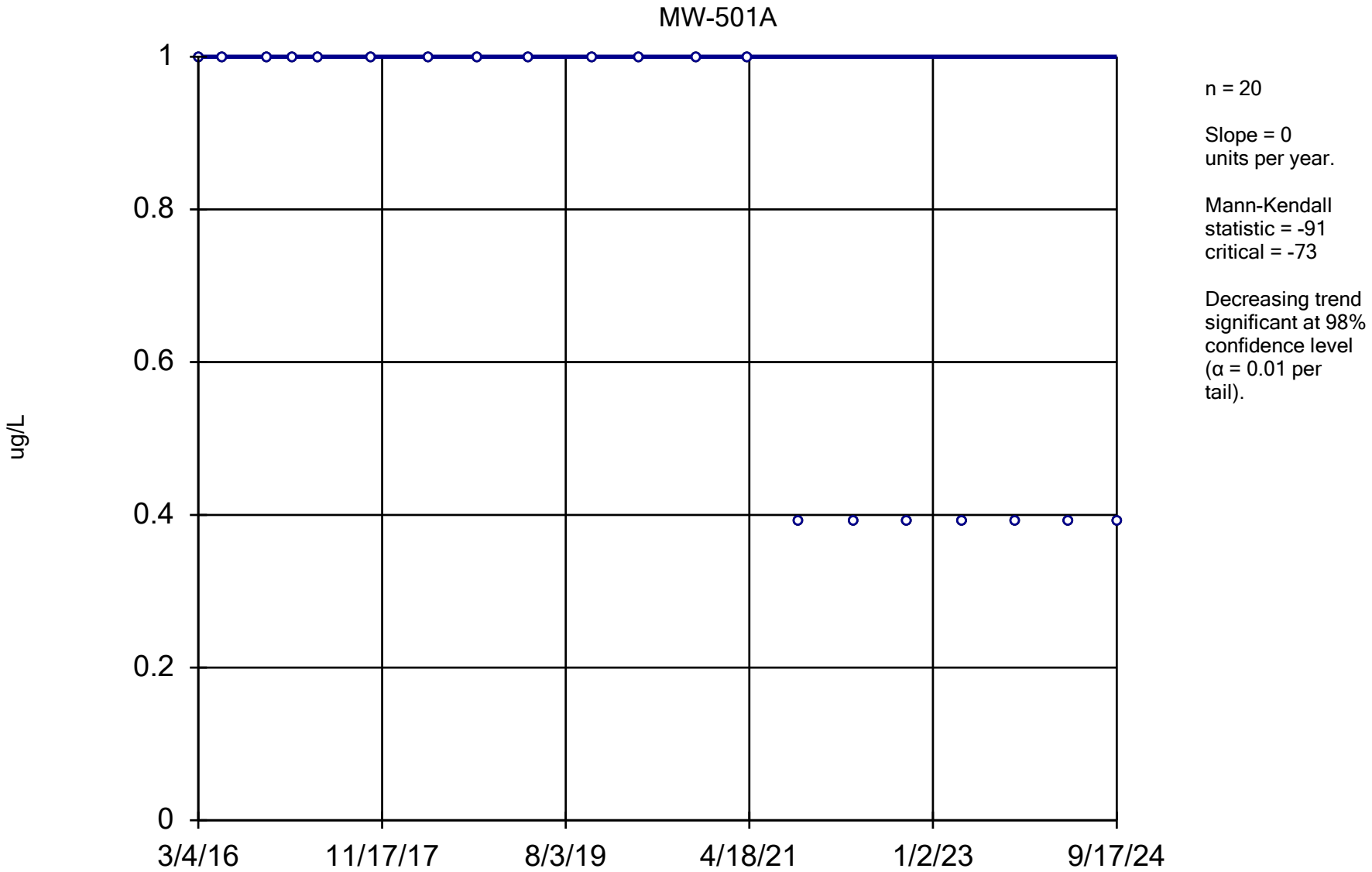

Constituent: 1,2-Dichloroethane Analysis Run 12/17/2024 1:48 PM View: All Wells - Appendix I VOCs

DMASWA Data: DMASWA Database_Updated

Sanitas™ v.10.0.15 Software licensed to HDR, Inc. UG
Hollow symbols indicate censored values.

Sen's Slope Estimator

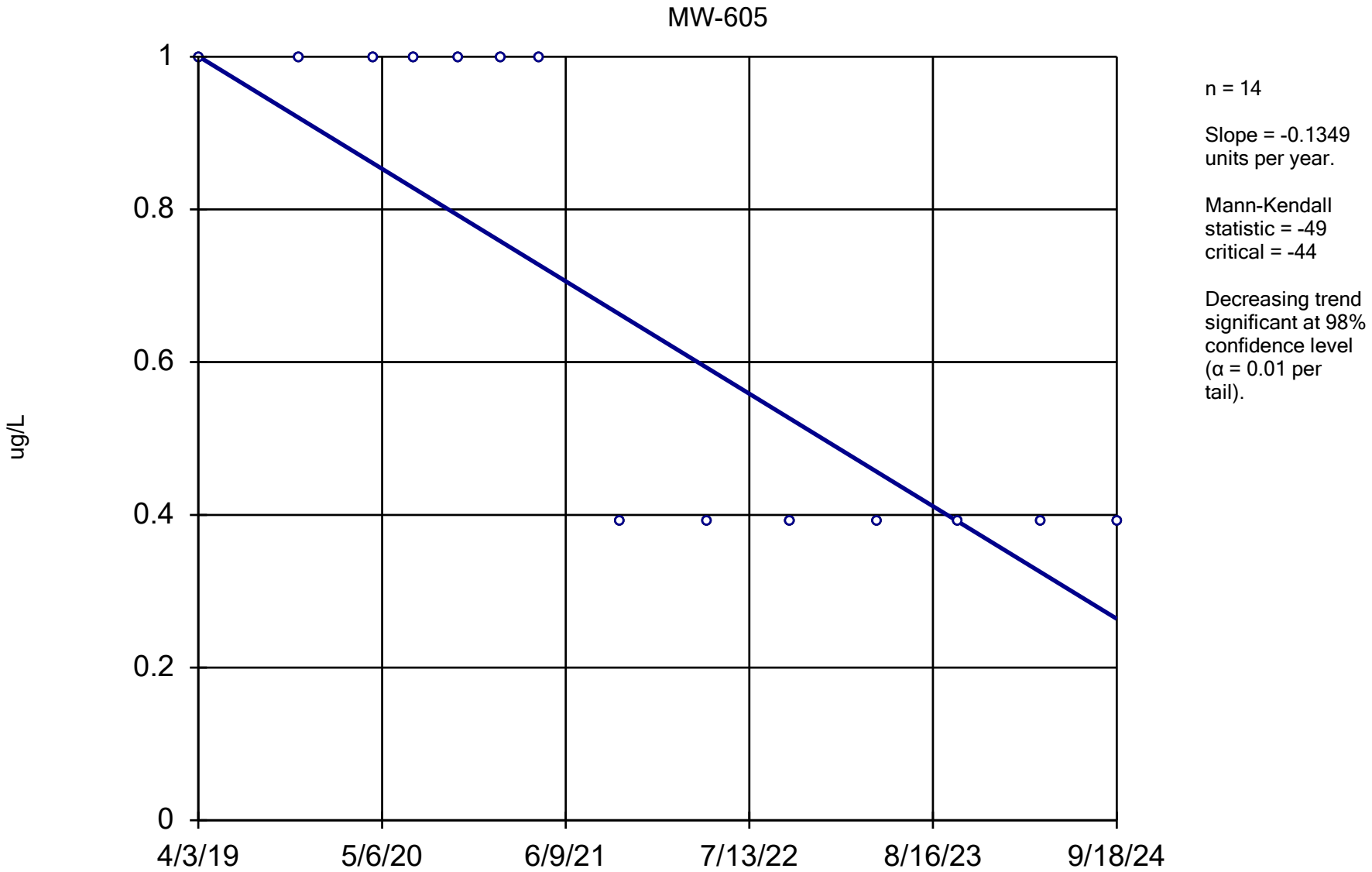

Constituent: 1,2-Dichloroethane Analysis Run 12/17/2024 1:48 PM View: All Wells - Appendix I VOCs

DMASWA Data: DMASWA Database_Updated

Sanitas™ v.10.0.15 Software licensed to HDR, Inc. UG
Hollow symbols indicate censored values.

Sen's Slope Estimator

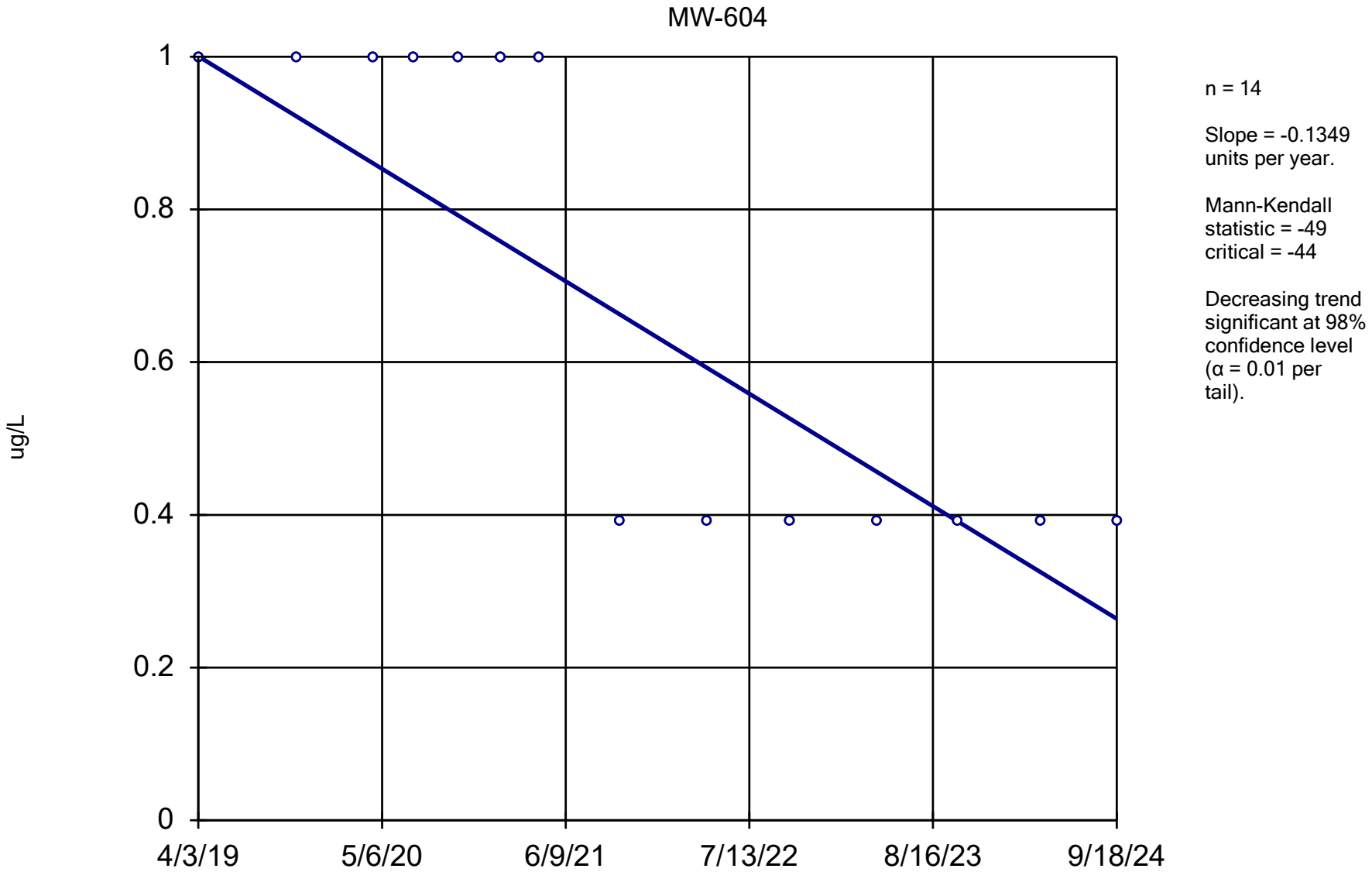

Constituent: 1,2-Dichloroethane Analysis Run 12/17/2024 1:48 PM View: All Wells - Appendix I VOCs

DMASWA Data: DMASWA Database_Updated

Sanitas™ v.10.0.15 Software licensed to HDR, Inc. UG
Hollow symbols indicate censored values.

Sen's Slope Estimator

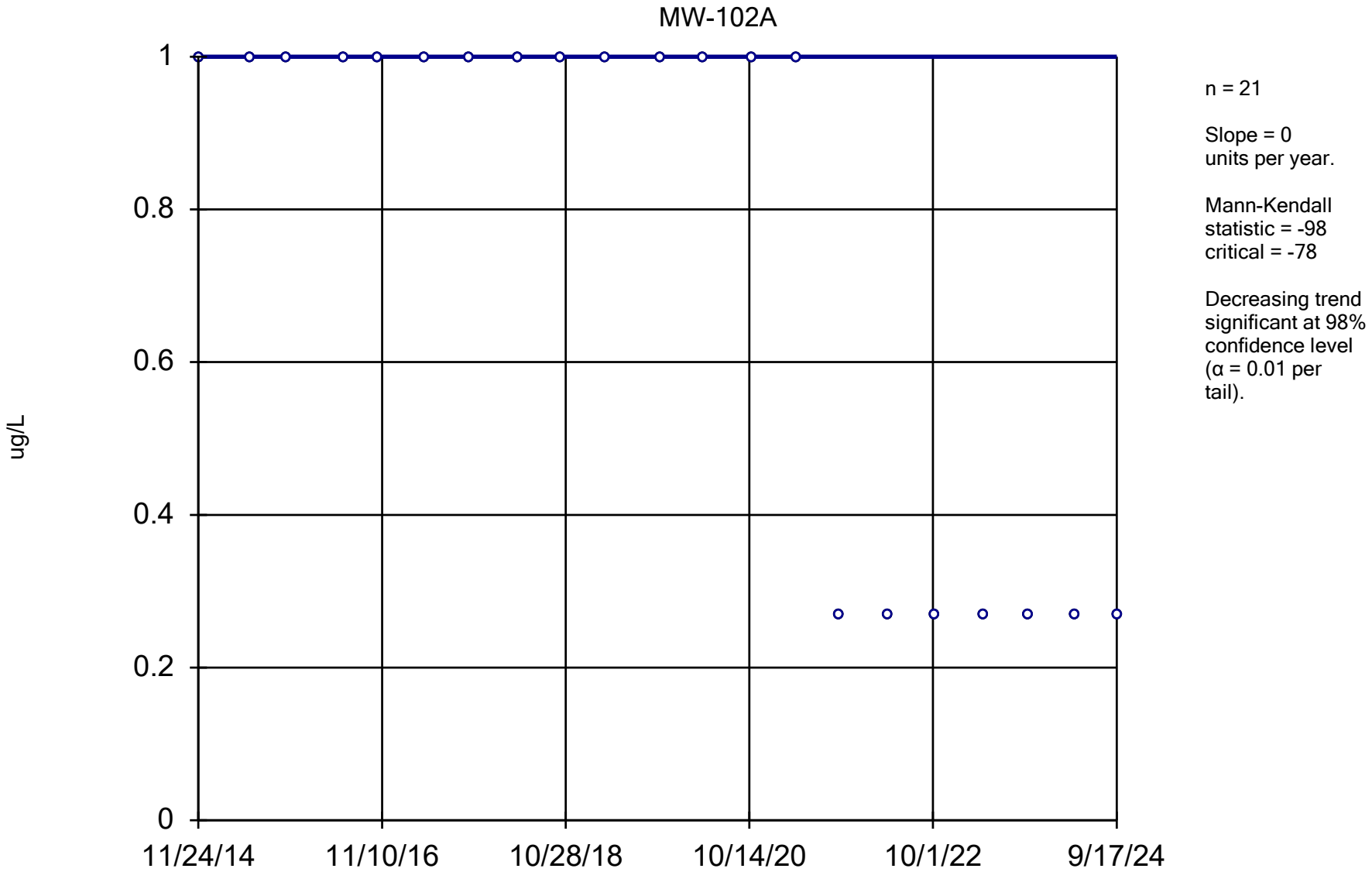

Constituent: 1,2-Dichloropropane Analysis Run 12/17/2024 1:48 PM View: All Wells - Appendix I VOCs
DMASWA Data: DMASWA Database_Updated

Sanitas™ v.10.0.15 Software licensed to HDR, Inc. UG
Hollow symbols indicate censored values.

Sen's Slope Estimator

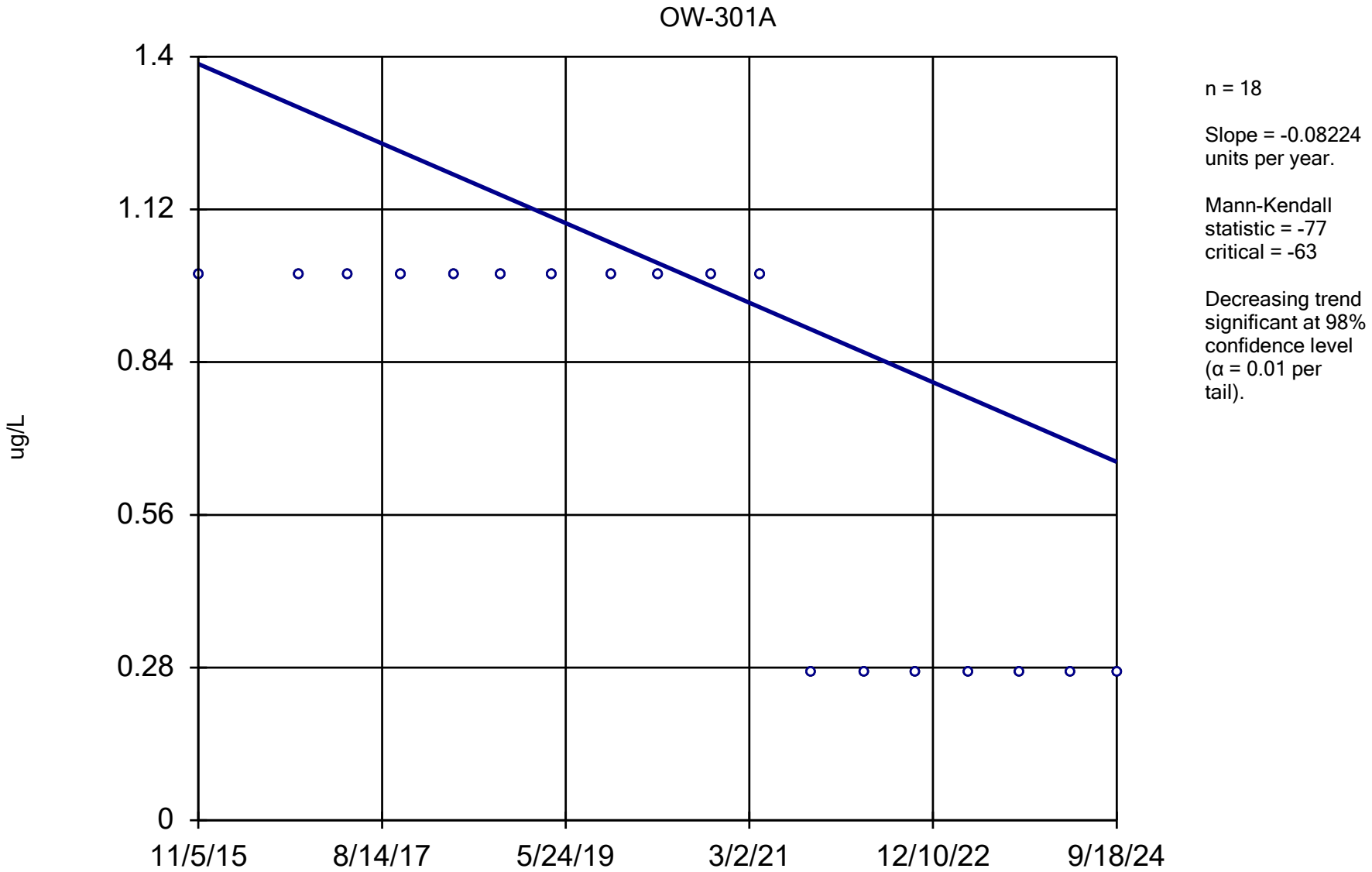

Constituent: 1,2-Dichloropropane Analysis Run 12/17/2024 1:48 PM View: All Wells - Appendix I VOCs DMASWA Data: DMASWA Database_Updated

Sanitas™ v.10.0.15 Software licensed to HDR, Inc. UG
Hollow symbols indicate censored values.

Sen's Slope Estimator

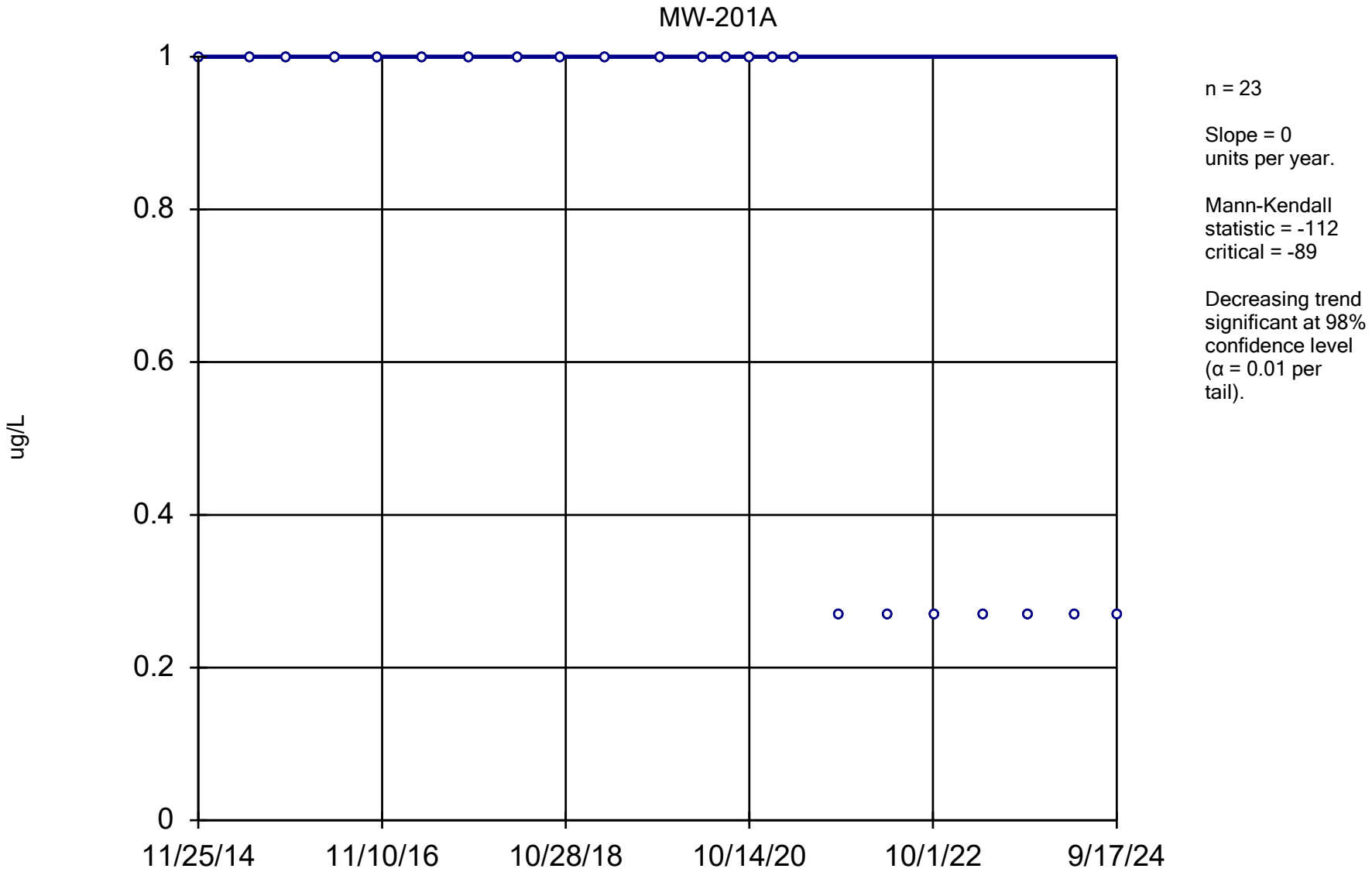

Constituent: 1,2-Dichloropropane Analysis Run 12/17/2024 1:48 PM View: All Wells - Appendix I VOCs

DMASWA Data: DMASWA Database_Updated

Sanitas™ v.10.0.15 Software licensed to HDR, Inc. UG
Hollow symbols indicate censored values.

Sen's Slope Estimator

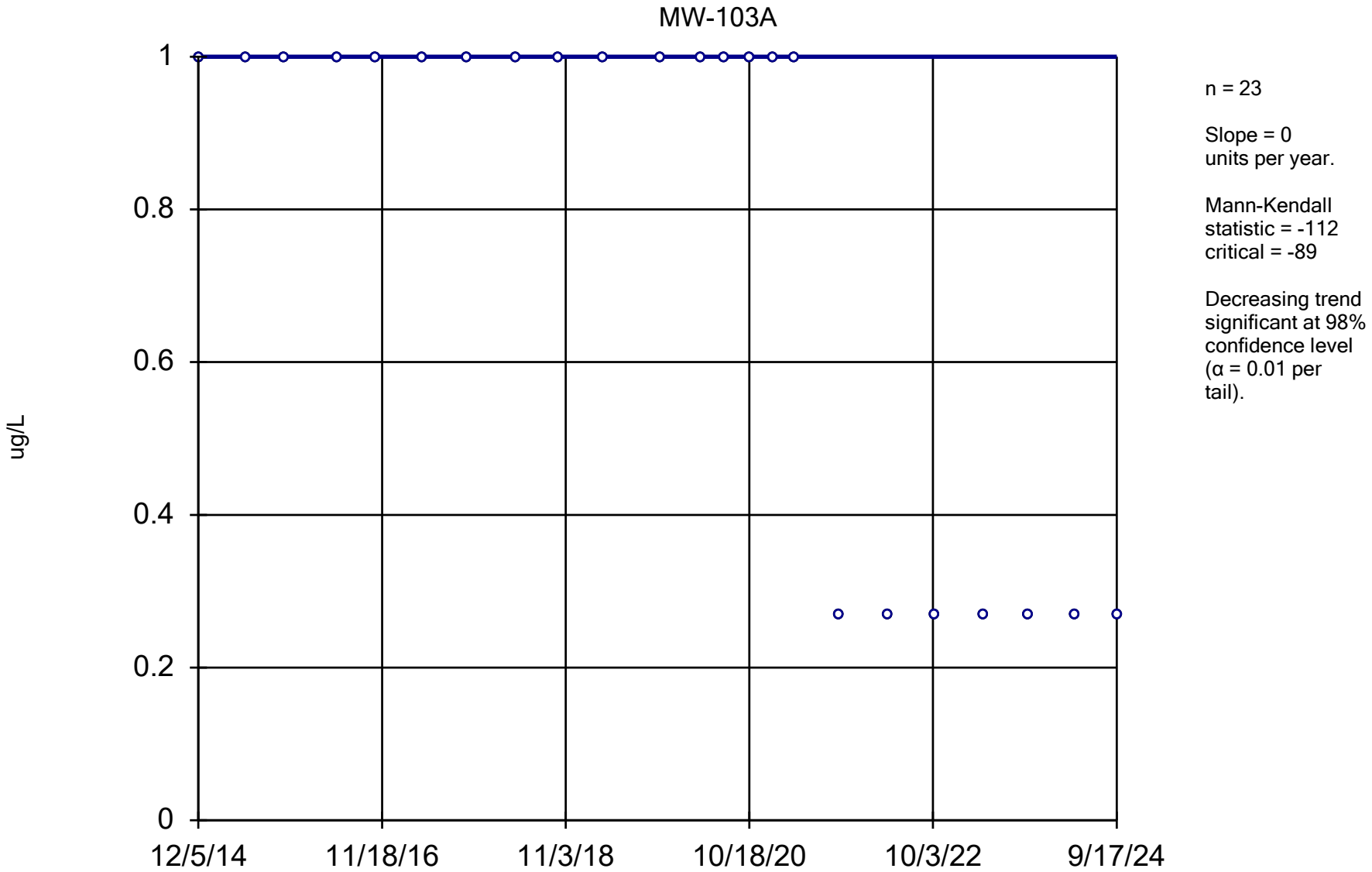

Constituent: 1,2-Dichloropropane Analysis Run 12/17/2024 1:48 PM View: All Wells - Appendix I VOCs
DMASWA Data: DMASWA Database_Updated

Sanitas™ v.10.0.15 Software licensed to HDR, Inc. UG
Hollow symbols indicate censored values.

Sen's Slope Estimator

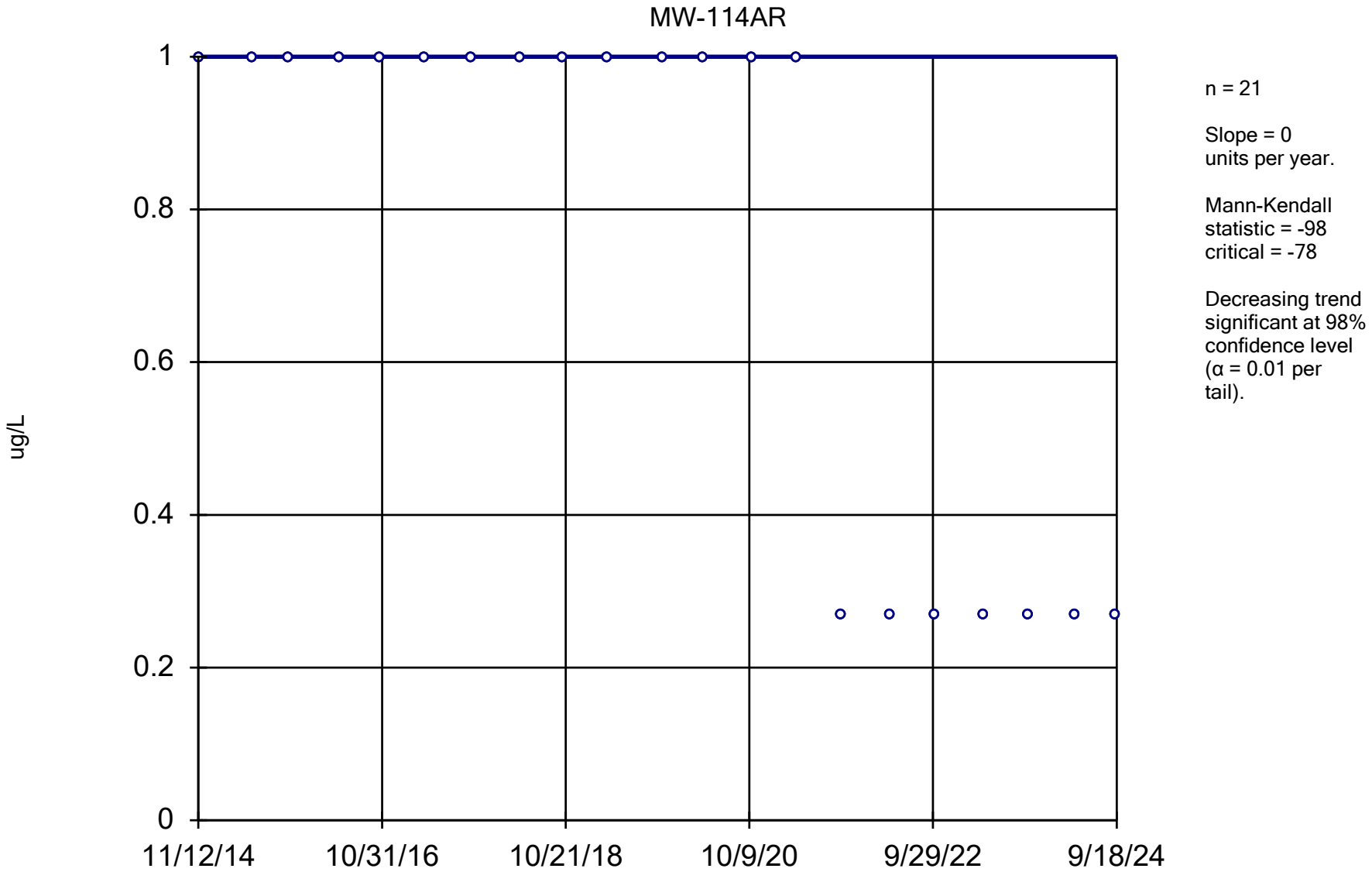

Constituent: 1,2-Dichloropropane Analysis Run 12/17/2024 1:48 PM View: All Wells - Appendix I VOCs

DMASWA Data: DMASWA Database_Updated

Sanitas™ v.10.0.15 Software licensed to HDR, Inc. UG
Hollow symbols indicate censored values.

Sen's Slope Estimator

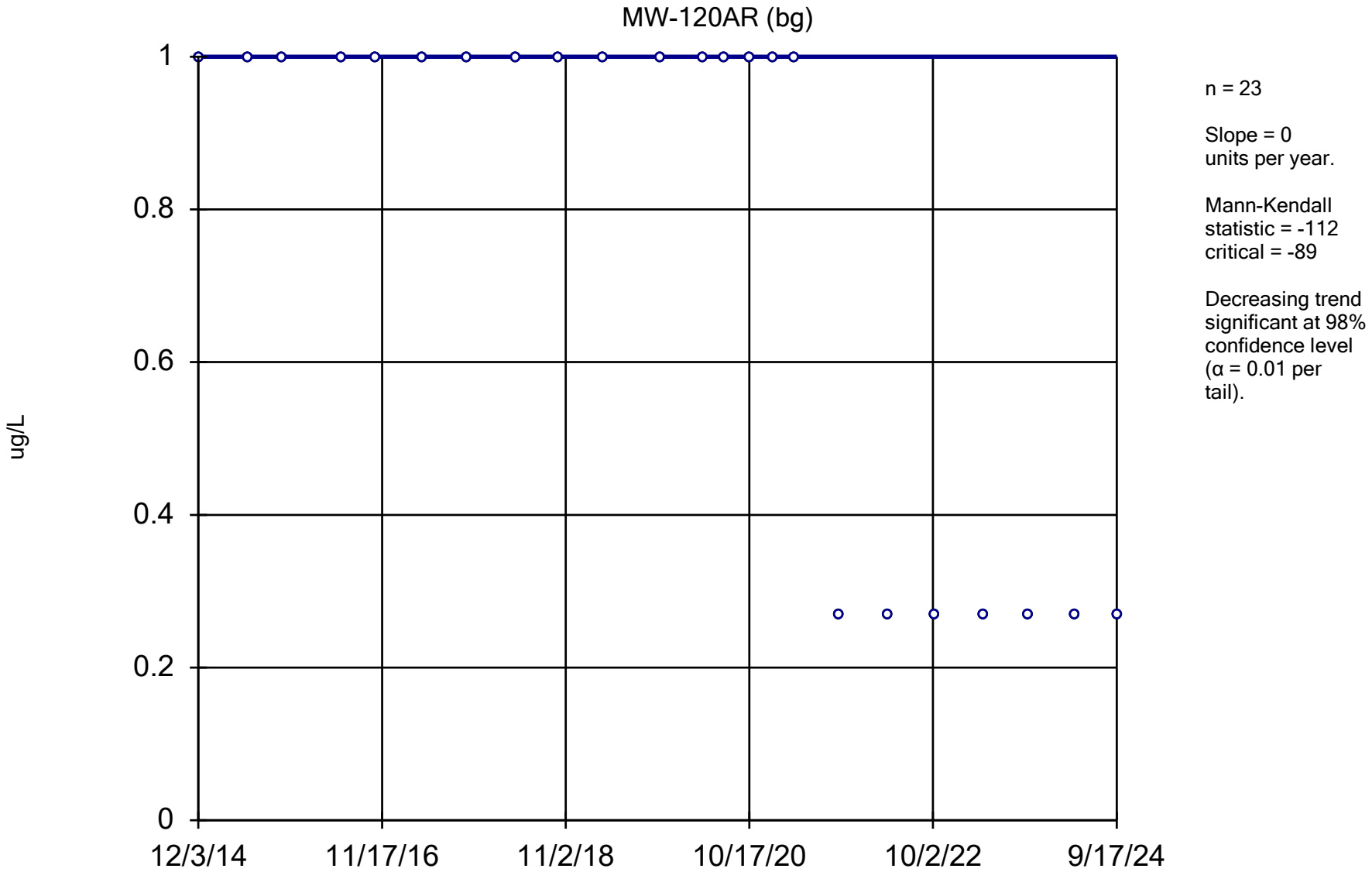

Constituent: 1,2-Dichloropropane Analysis Run 12/17/2024 1:48 PM View: All Wells - Appendix I VOCs

DMASWA Data: DMASWA Database_Updated

Sanitas™ v.10.0.15 Software licensed to HDR, Inc. UG
Hollow symbols indicate censored values.

Sen's Slope Estimator

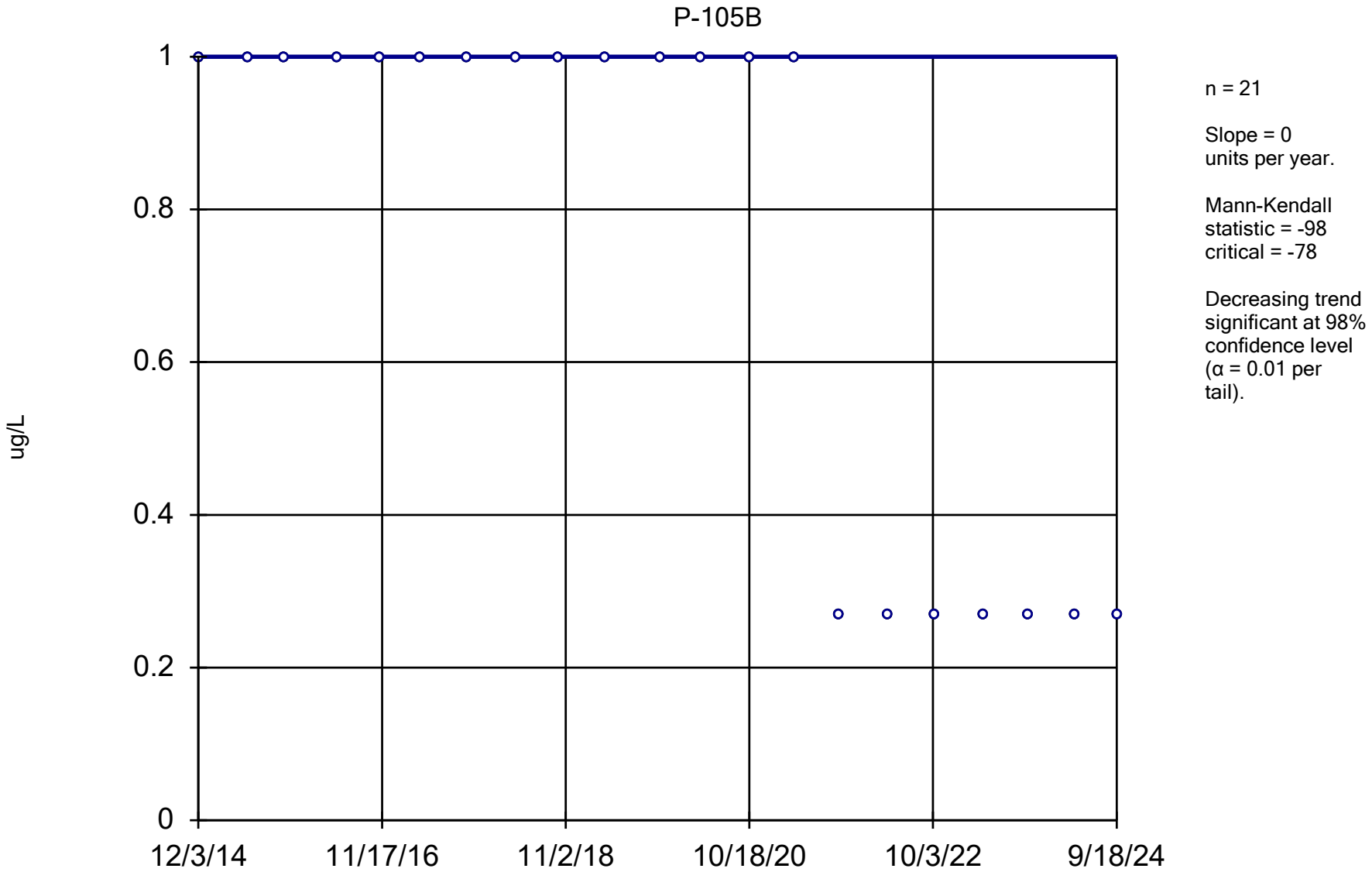

Constituent: 1,2-Dichloropropane Analysis Run 12/17/2024 1:48 PM View: All Wells - Appendix I VOCs
DMASWA Data: DMASWA Database_Updated

Sanitas™ v.10.0.15 Software licensed to HDR, Inc. UG
Hollow symbols indicate censored values.

Sen's Slope Estimator

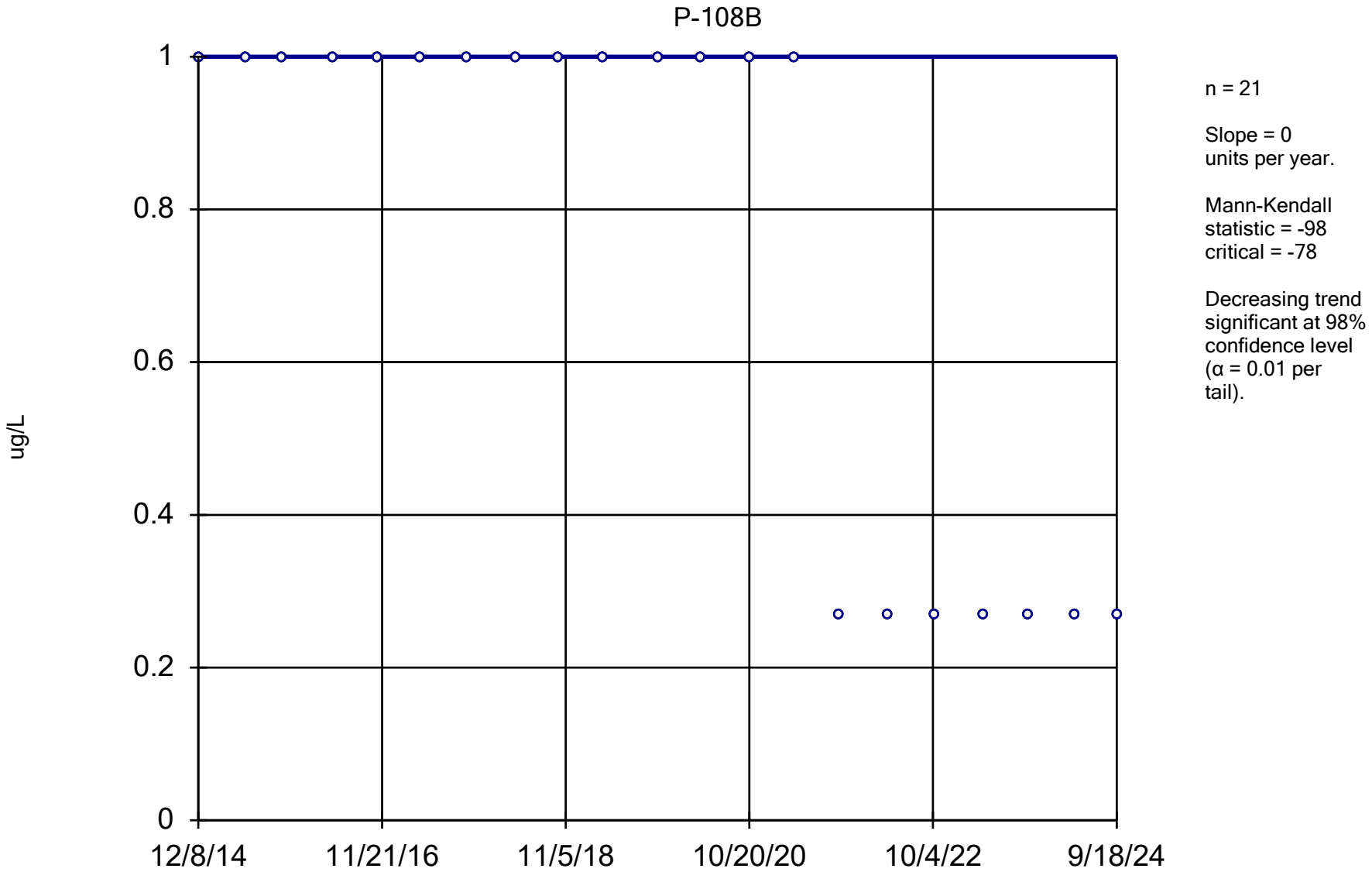

Constituent: 1,2-Dichloropropane Analysis Run 12/17/2024 1:48 PM View: All Wells - Appendix I VOCs
DMASWA Data: DMASWA Database_Updated

Sanitas™ v.10.0.15 Software licensed to HDR, Inc. UG
Hollow symbols indicate censored values.

Sen's Slope Estimator

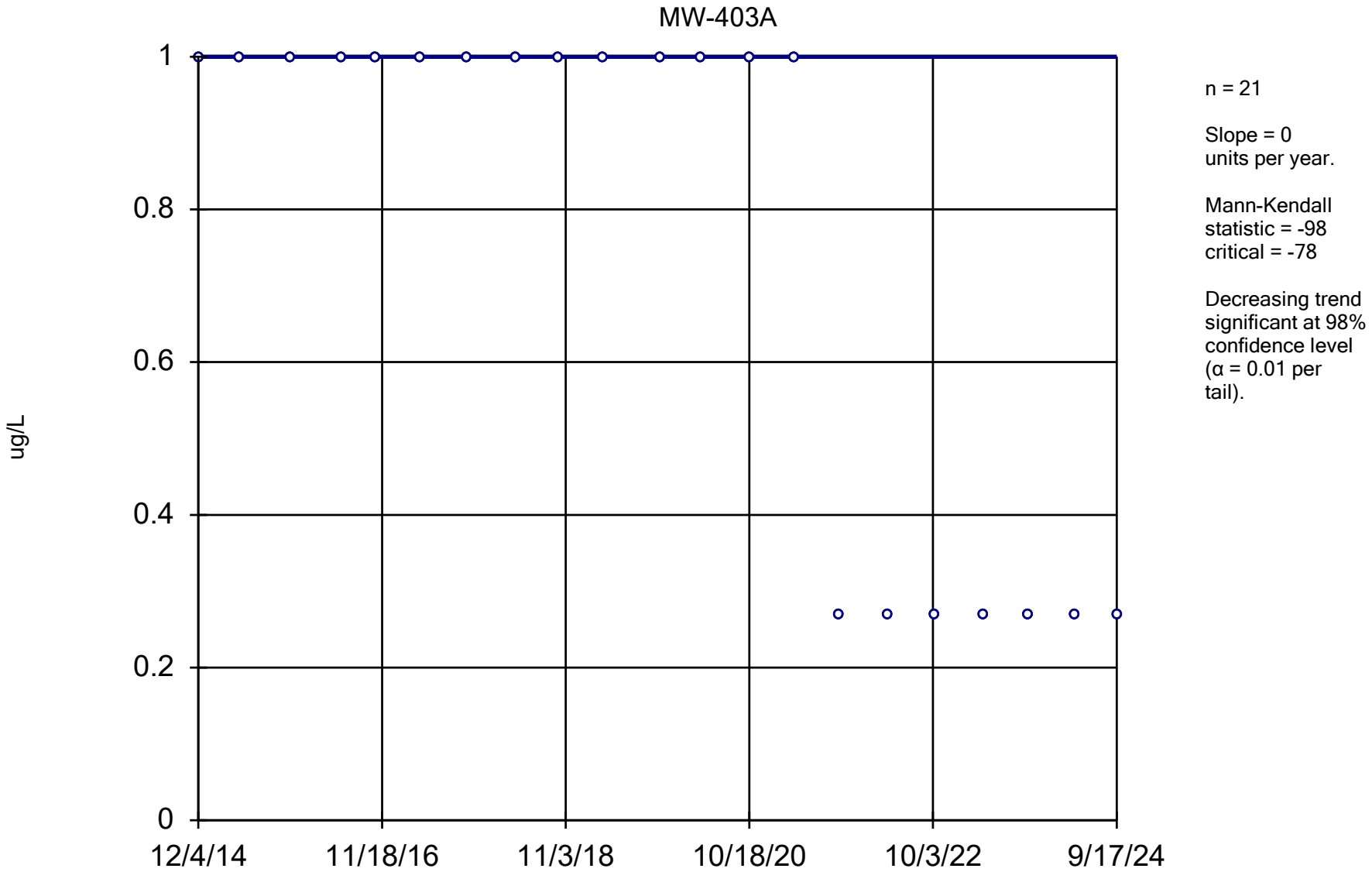

Constituent: 1,2-Dichloropropane Analysis Run 12/17/2024 1:48 PM View: All Wells - Appendix I VOCs
DMASWA Data: DMASWA Database_Updated

Sanitas™ v.10.0.15 Software licensed to HDR, Inc. UG
Hollow symbols indicate censored values.

Sen's Slope Estimator

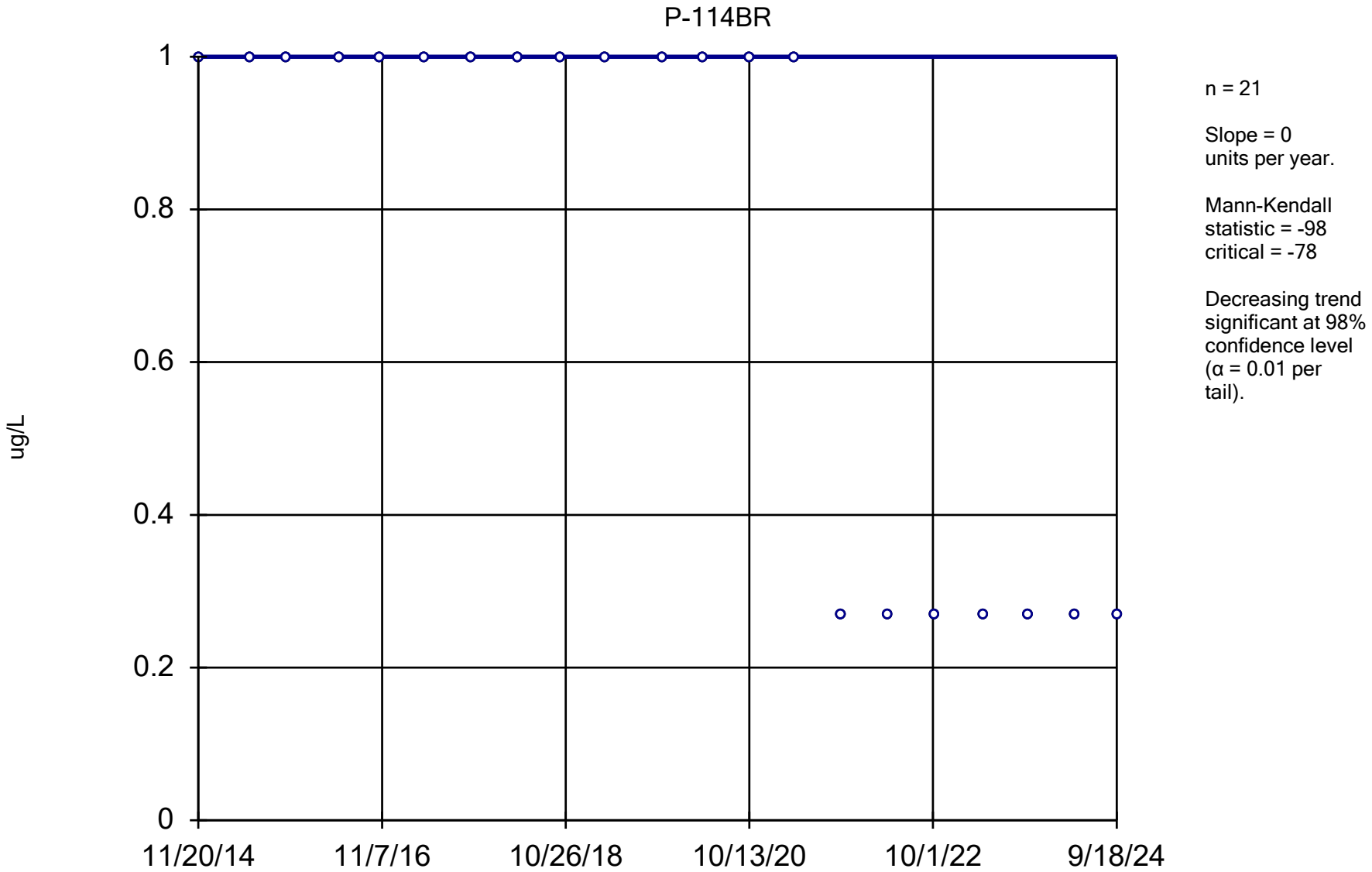

Constituent: 1,2-Dichloropropane Analysis Run 12/17/2024 1:48 PM View: All Wells - Appendix I VOCs

DMASWA Data: DMASWA Database_Updated

Sanitas™ v.10.0.15 Software licensed to HDR, Inc. UG
Hollow symbols indicate censored values.

Sen's Slope Estimator

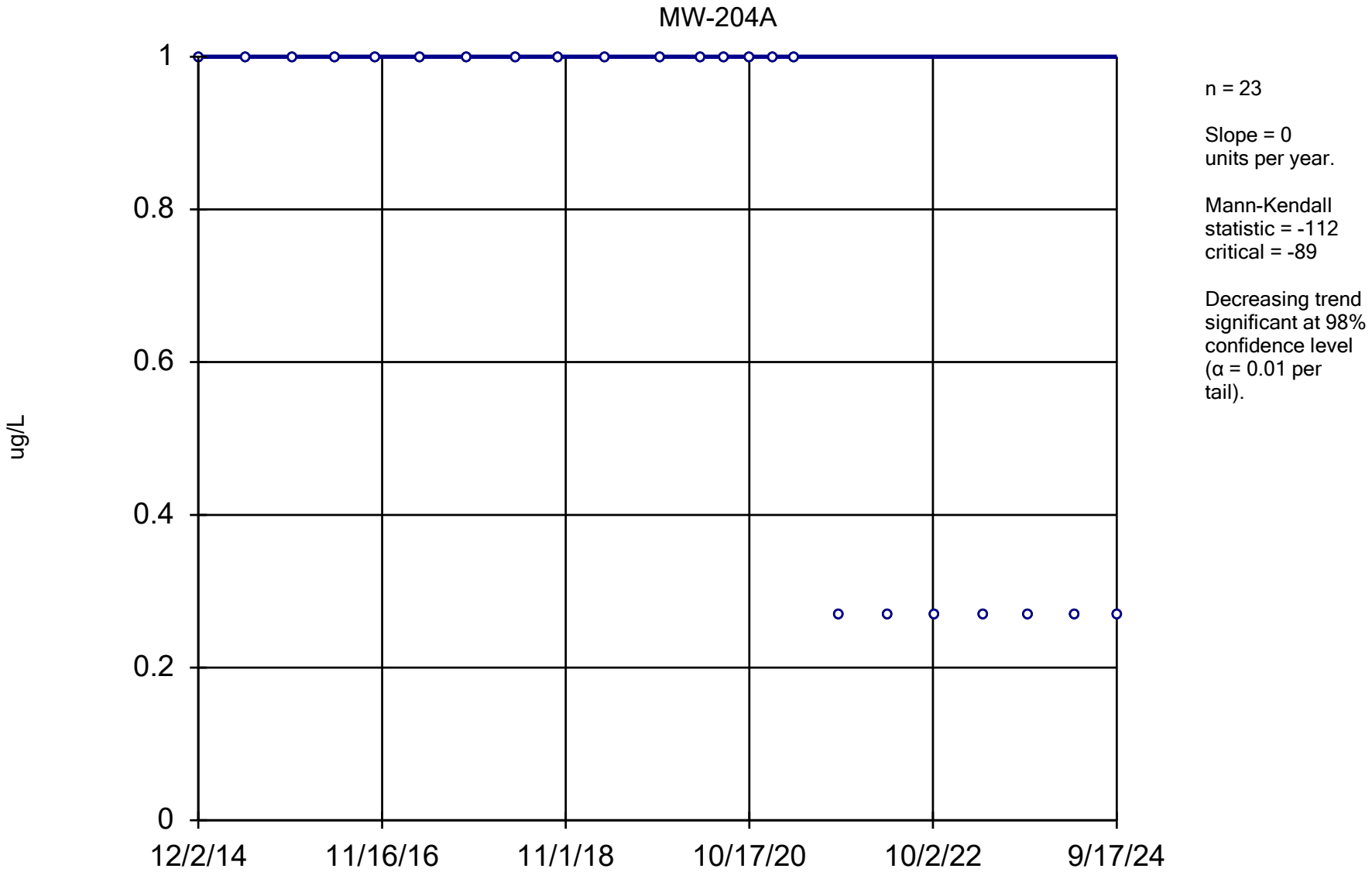

Constituent: 1,2-Dichloropropane Analysis Run 12/17/2024 1:48 PM View: All Wells - Appendix I VOCs
DMASWA Data: DMASWA Database_Updated

Sanitas™ v.10.0.15 Software licensed to HDR, Inc. UG
Hollow symbols indicate censored values.

Sen's Slope Estimator

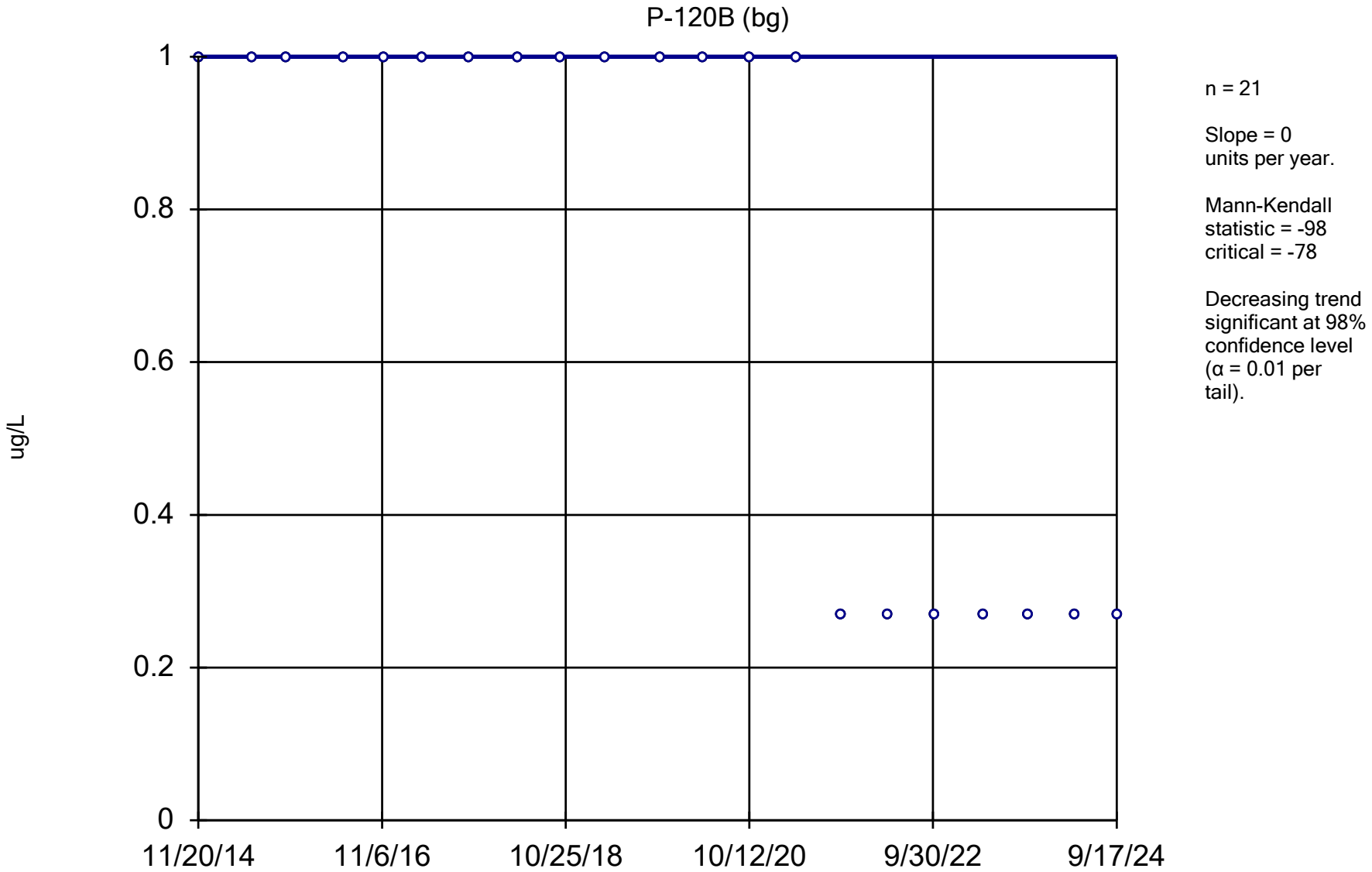

Constituent: 1,2-Dichloropropane Analysis Run 12/17/2024 1:48 PM View: All Wells - Appendix I VOCs

DMASWA Data: DMASWA Database_Updated

Sanitas™ v.10.0.15 Software licensed to HDR, Inc. UG
Hollow symbols indicate censored values.

Sen's Slope Estimator

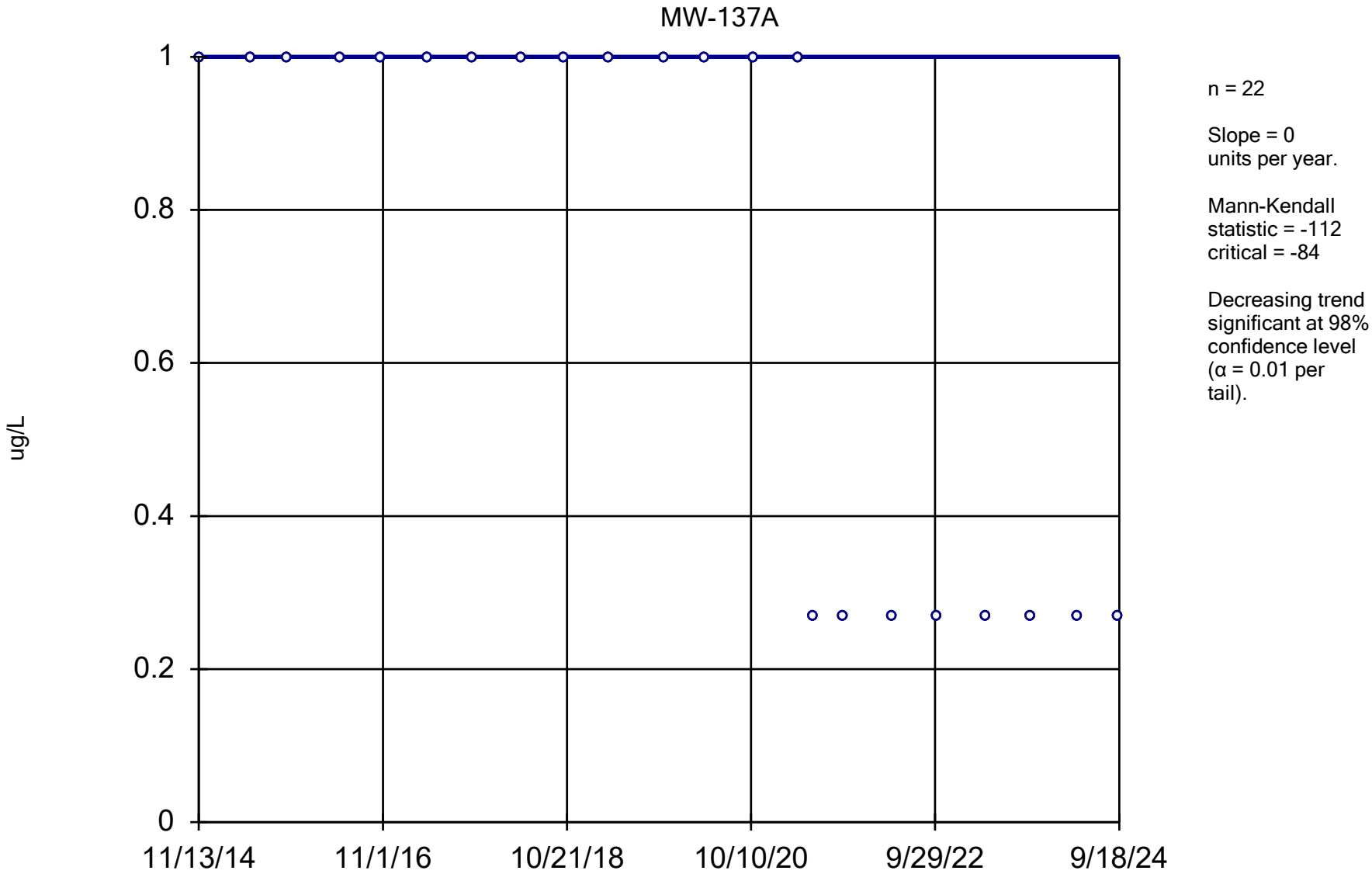

Constituent: 1,2-Dichloropropane Analysis Run 12/17/2024 1:48 PM View: All Wells - Appendix I VOCs

DMASWA Data: DMASWA Database_Updated

Sanitas™ v.10.0.15 Software licensed to HDR, Inc. UG
Hollow symbols indicate censored values.

Sen's Slope Estimator

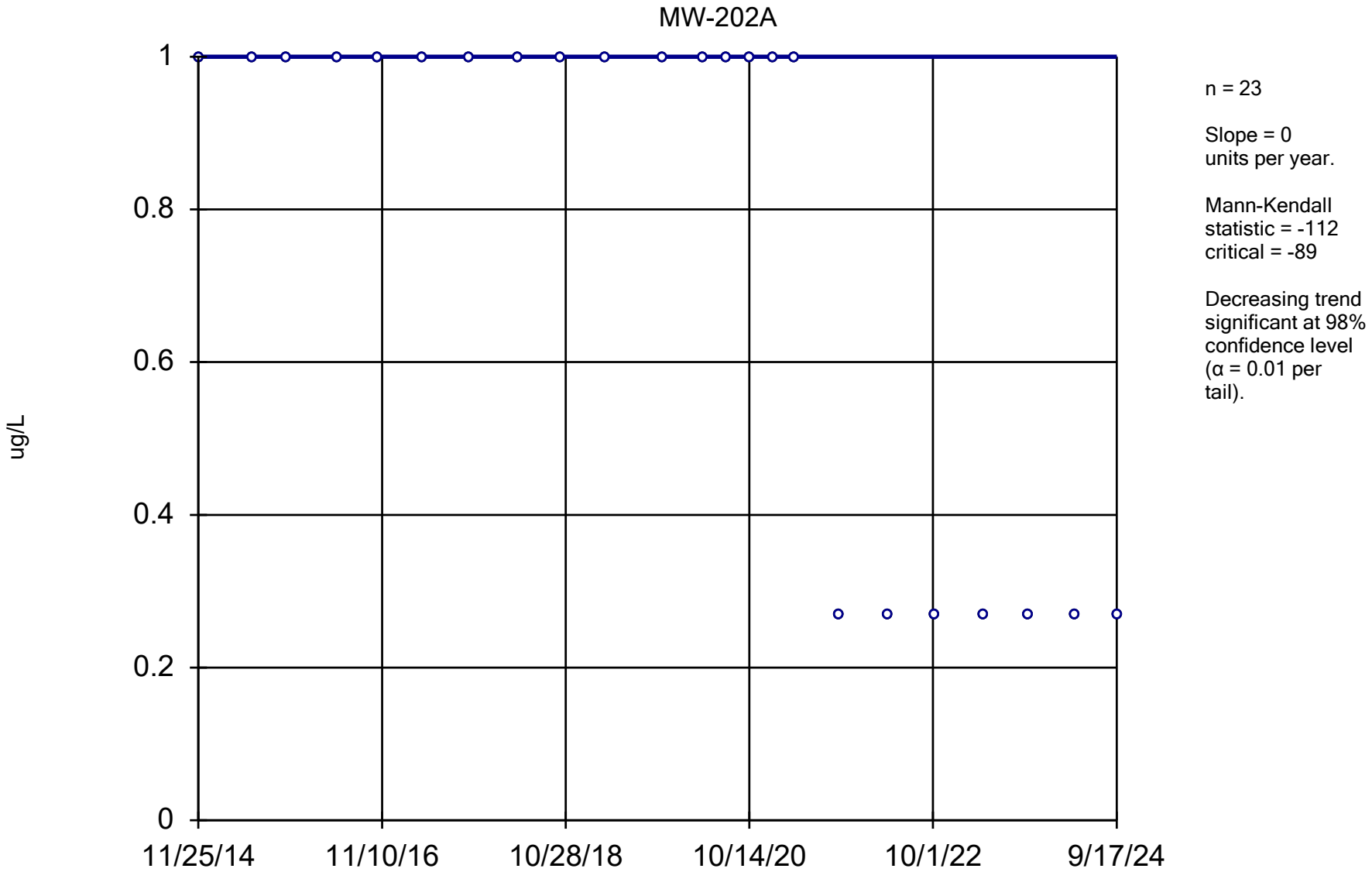

Constituent: 1,2-Dichloropropane Analysis Run 12/17/2024 1:48 PM View: All Wells - Appendix I VOCs

DMASWA Data: DMASWA Database_Updated

Sanitas™ v.10.0.15 Software licensed to HDR, Inc. UG
Hollow symbols indicate censored values.

Sen's Slope Estimator

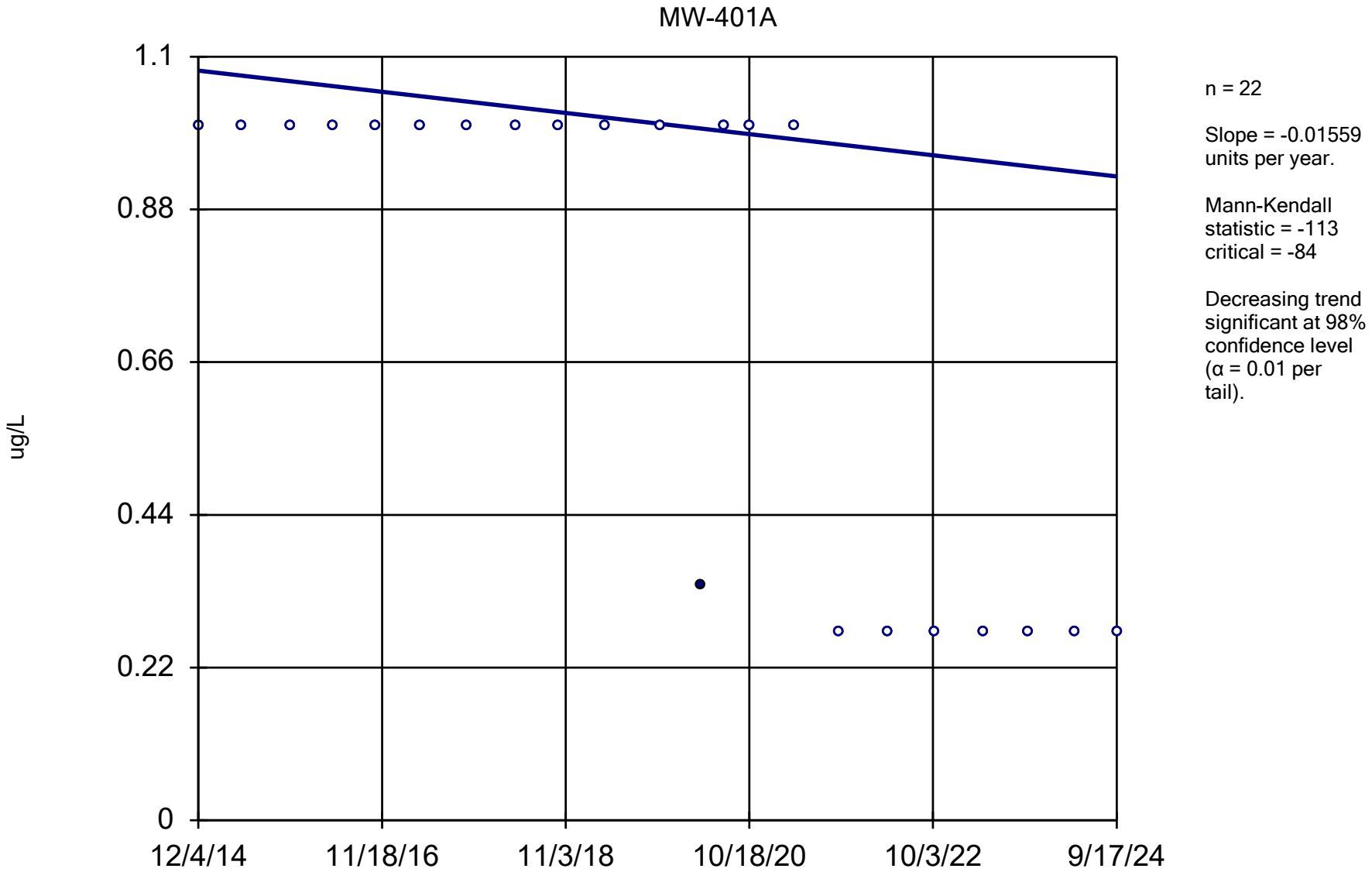

Constituent: 1,2-Dichloropropane Analysis Run 12/17/2024 1:48 PM View: All Wells - Appendix I VOCs

DMASWA Data: DMASWA Database_Updated

Sanitas™ v.10.0.15 Software licensed to HDR, Inc. UG
Hollow symbols indicate censored values.

Sen's Slope Estimator

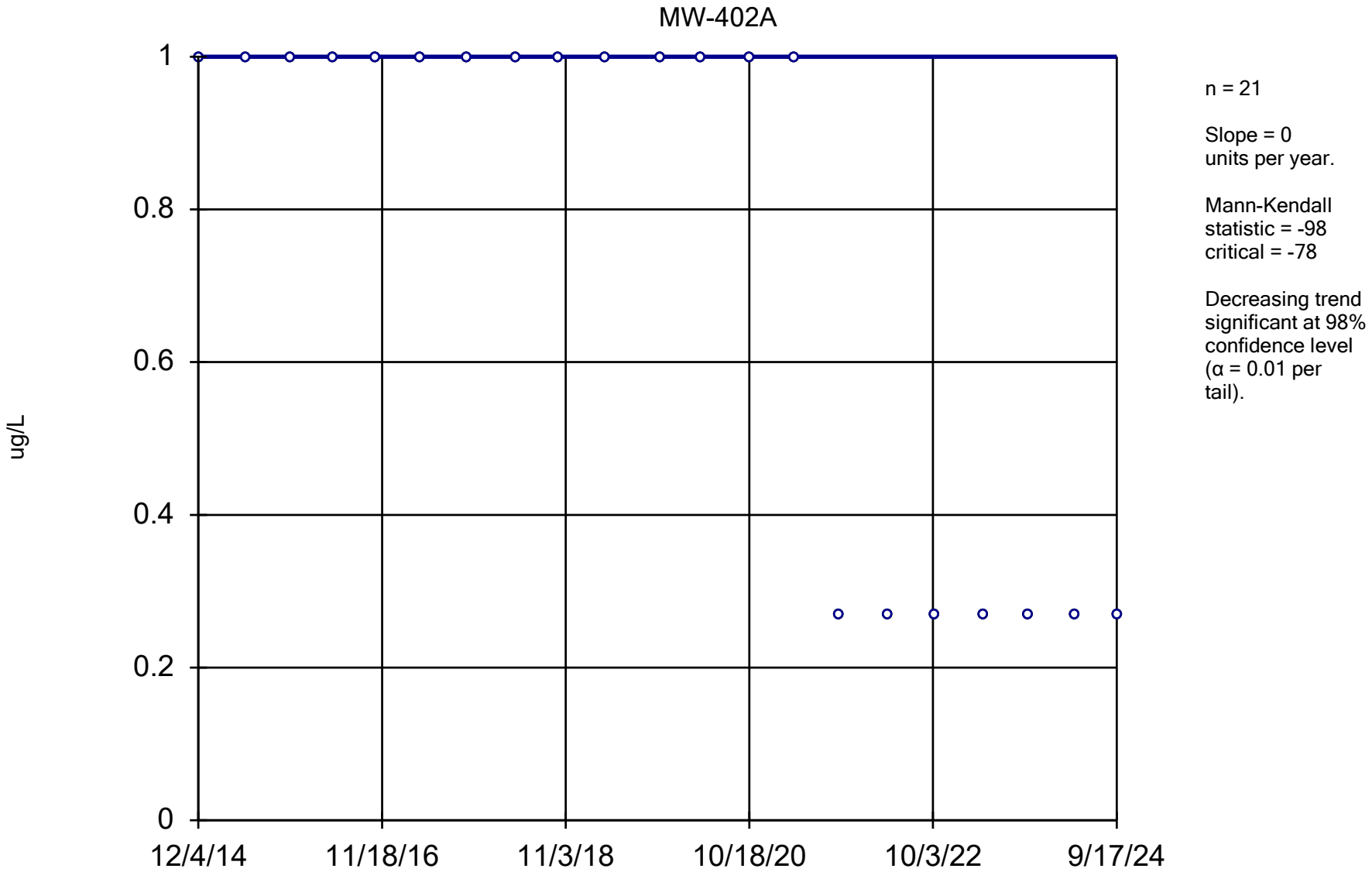

Constituent: 1,2-Dichloropropane Analysis Run 12/17/2024 1:48 PM View: All Wells - Appendix I VOCs

DMASWA Data: DMASWA Database_Updated

Sanitas™ v.10.0.15 Software licensed to HDR, Inc. UG
Hollow symbols indicate censored values.

Sen's Slope Estimator

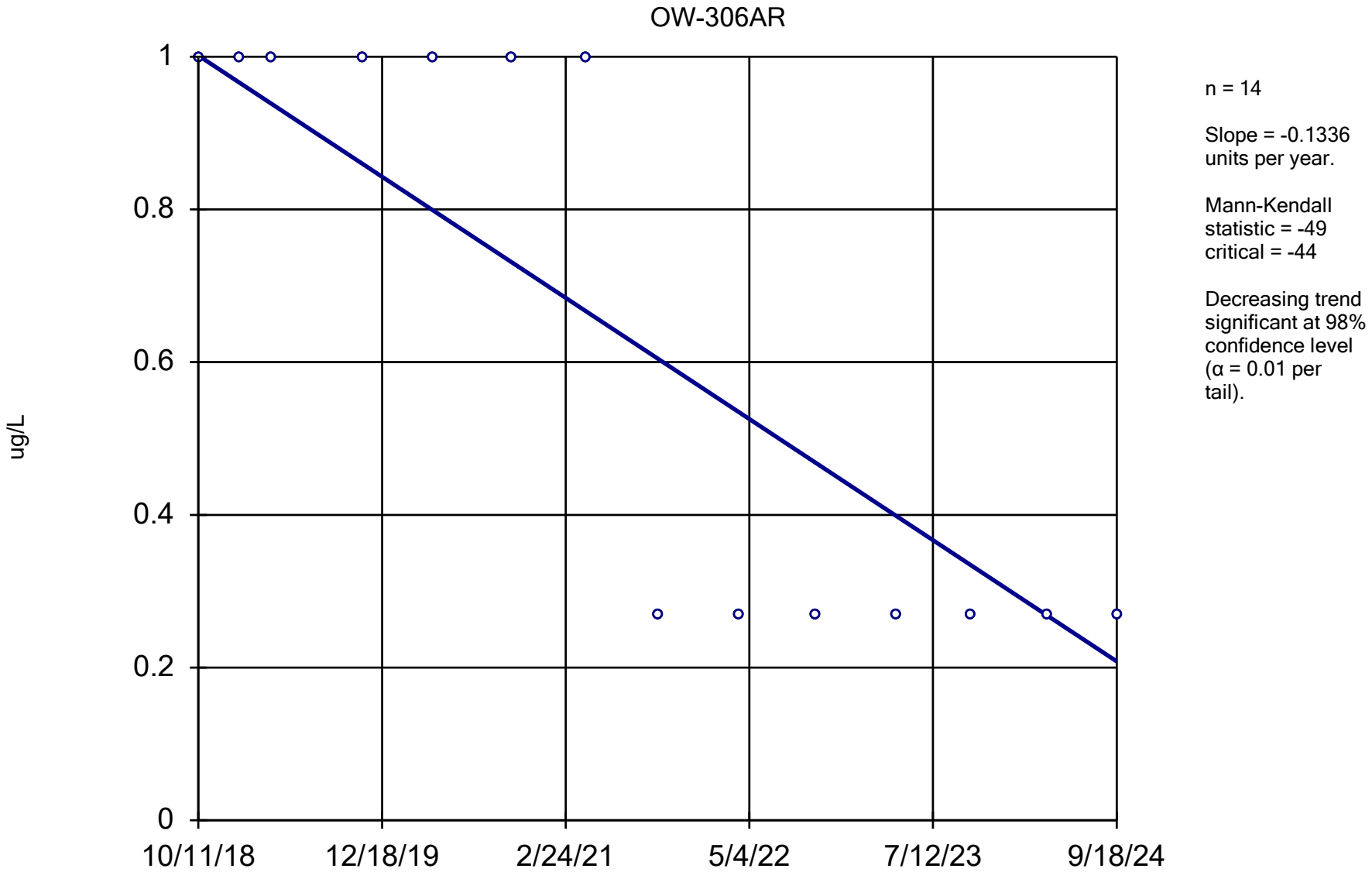

Constituent: 1,2-Dichloropropane Analysis Run 12/17/2024 1:48 PM View: All Wells - Appendix I VOCs

DMASWA Data: DMASWA Database_Updated

Sanitas™ v.10.0.15 Software licensed to HDR, Inc. UG
Hollow symbols indicate censored values.

Sen's Slope Estimator

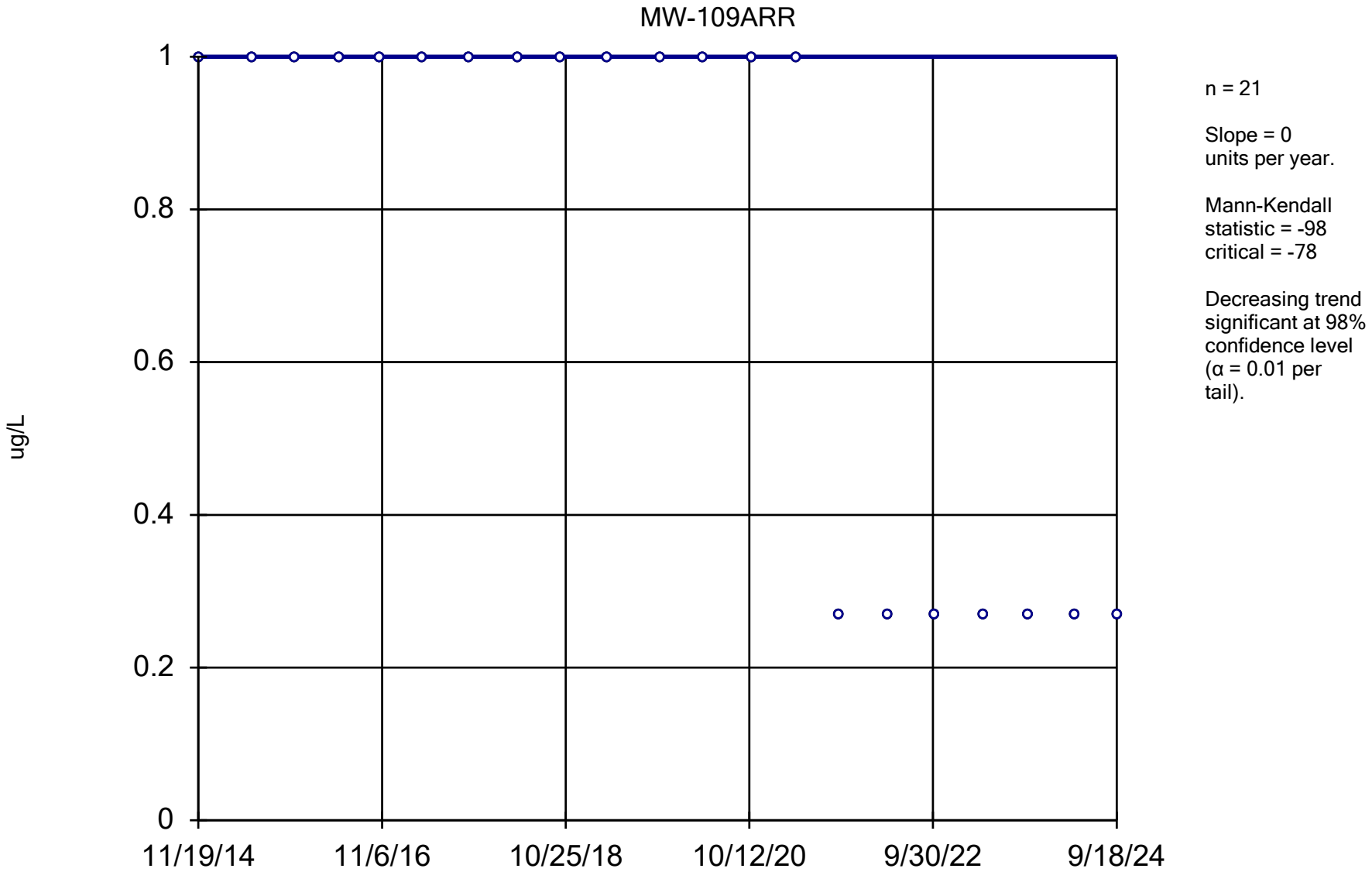

Constituent: 1,2-Dichloropropane Analysis Run 12/17/2024 1:48 PM View: All Wells - Appendix I VOCs

DMASWA Data: DMASWA Database_Updated

Sanitas™ v.10.0.15 Software licensed to HDR, Inc. UG
Hollow symbols indicate censored values.

Sen's Slope Estimator

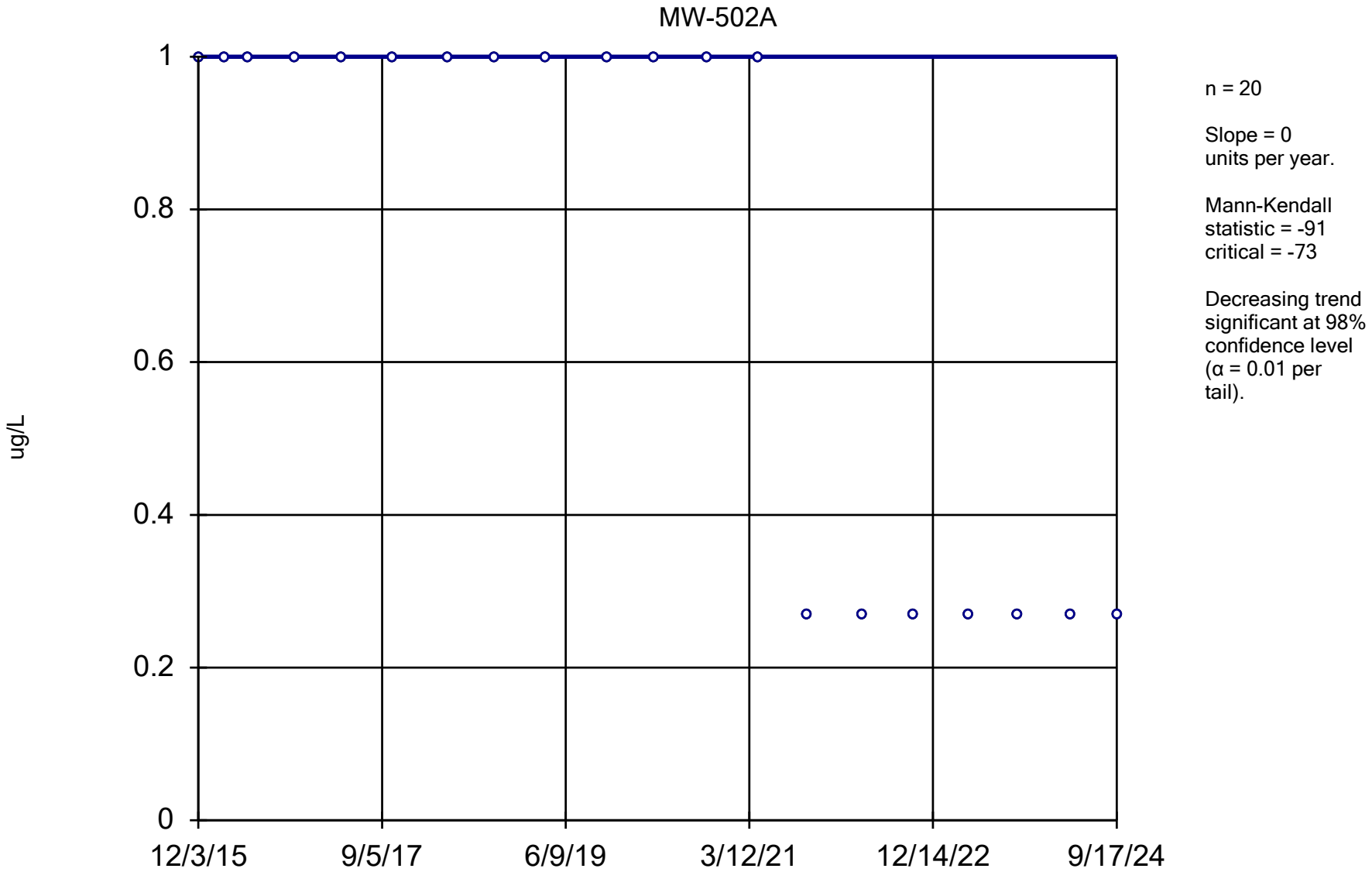

Constituent: 1,2-Dichloropropane Analysis Run 12/17/2024 1:48 PM View: All Wells - Appendix I VOCs
DMASWA Data: DMASWA Database_Updated

Sanitas™ v.10.0.15 Software licensed to HDR, Inc. UG
Hollow symbols indicate censored values.

Sen's Slope Estimator

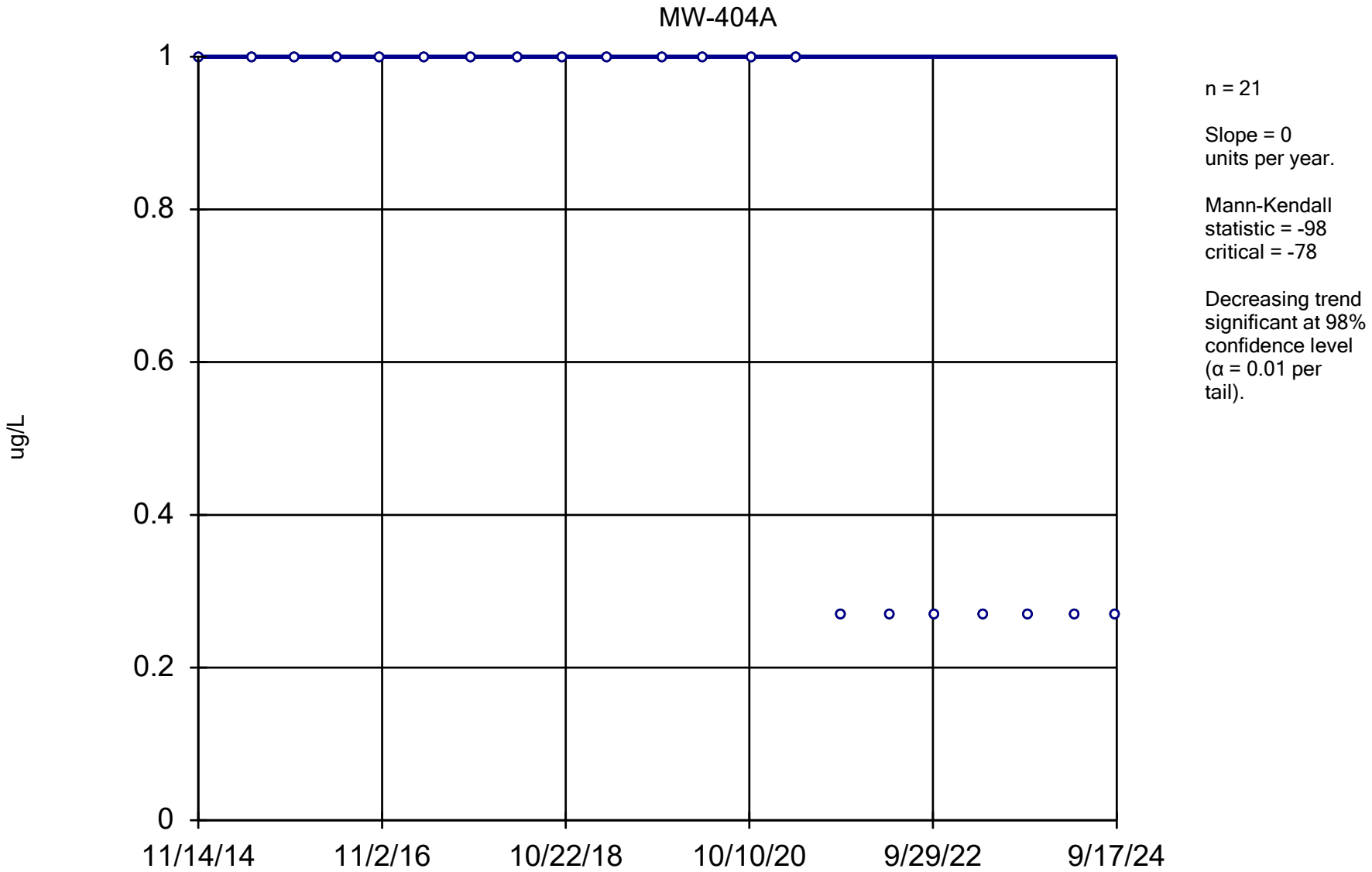

Constituent: 1,2-Dichloropropane Analysis Run 12/17/2024 1:48 PM View: All Wells - Appendix I VOCs

DMASWA Data: DMASWA Database_Updated

Sanitas™ v.10.0.15 Software licensed to HDR, Inc. UG
Hollow symbols indicate censored values.

Sen's Slope Estimator

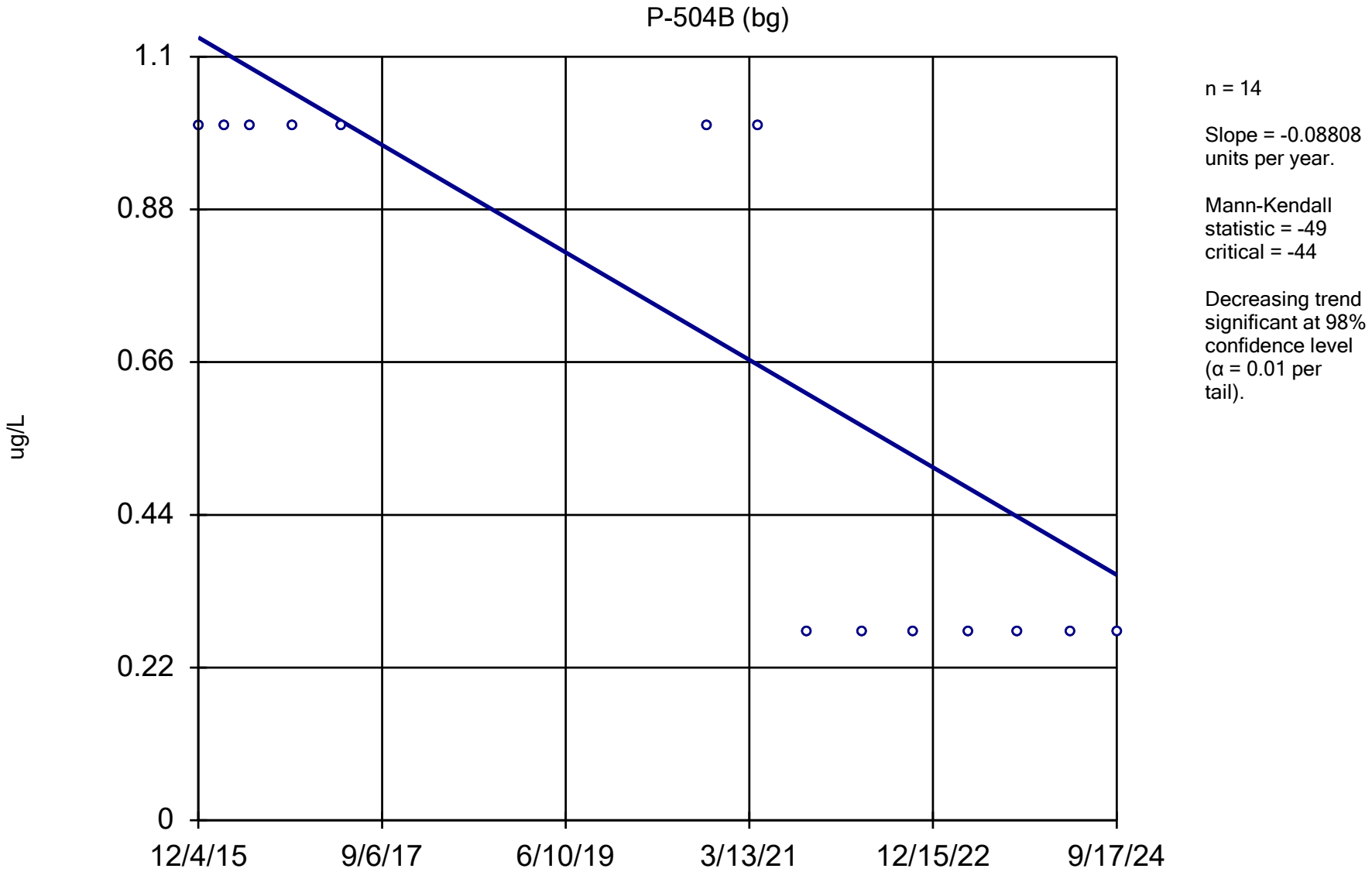

Constituent: 1,2-Dichloropropane Analysis Run 12/17/2024 1:48 PM View: All Wells - Appendix I VOCs DMASWA

Data: DMASWA Database_Updated

Sanitas™ v.10.0.15 Software licensed to HDR, Inc. UG
Hollow symbols indicate censored values.

Sen's Slope Estimator

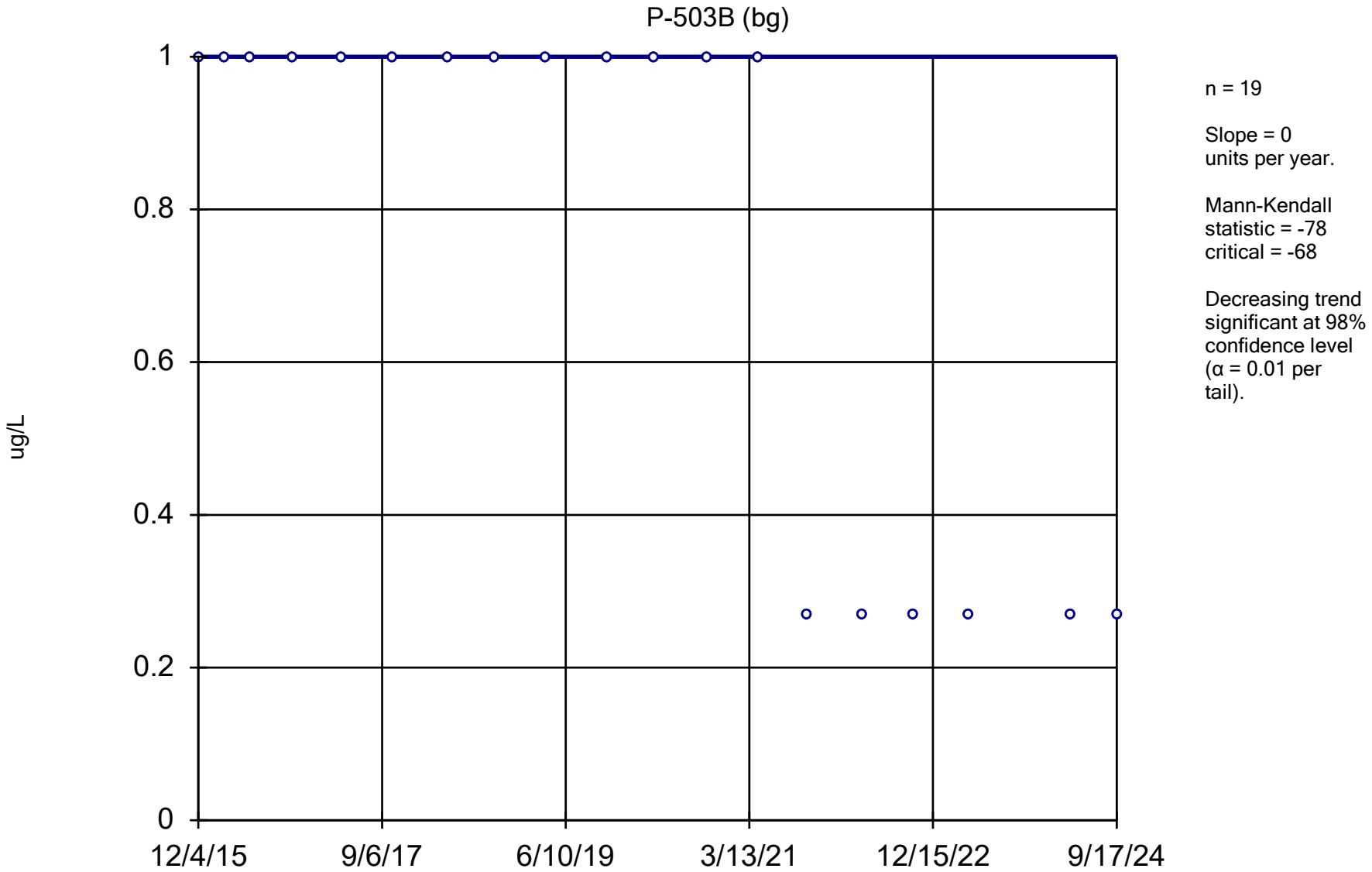

Constituent: 1,2-Dichloropropane Analysis Run 12/17/2024 1:48 PM View: All Wells - Appendix I VOCs

DMASWA Data: DMASWA Database_Updated

Sanitas™ v.10.0.15 Software licensed to HDR, Inc. UG
Hollow symbols indicate censored values.

Sen's Slope Estimator

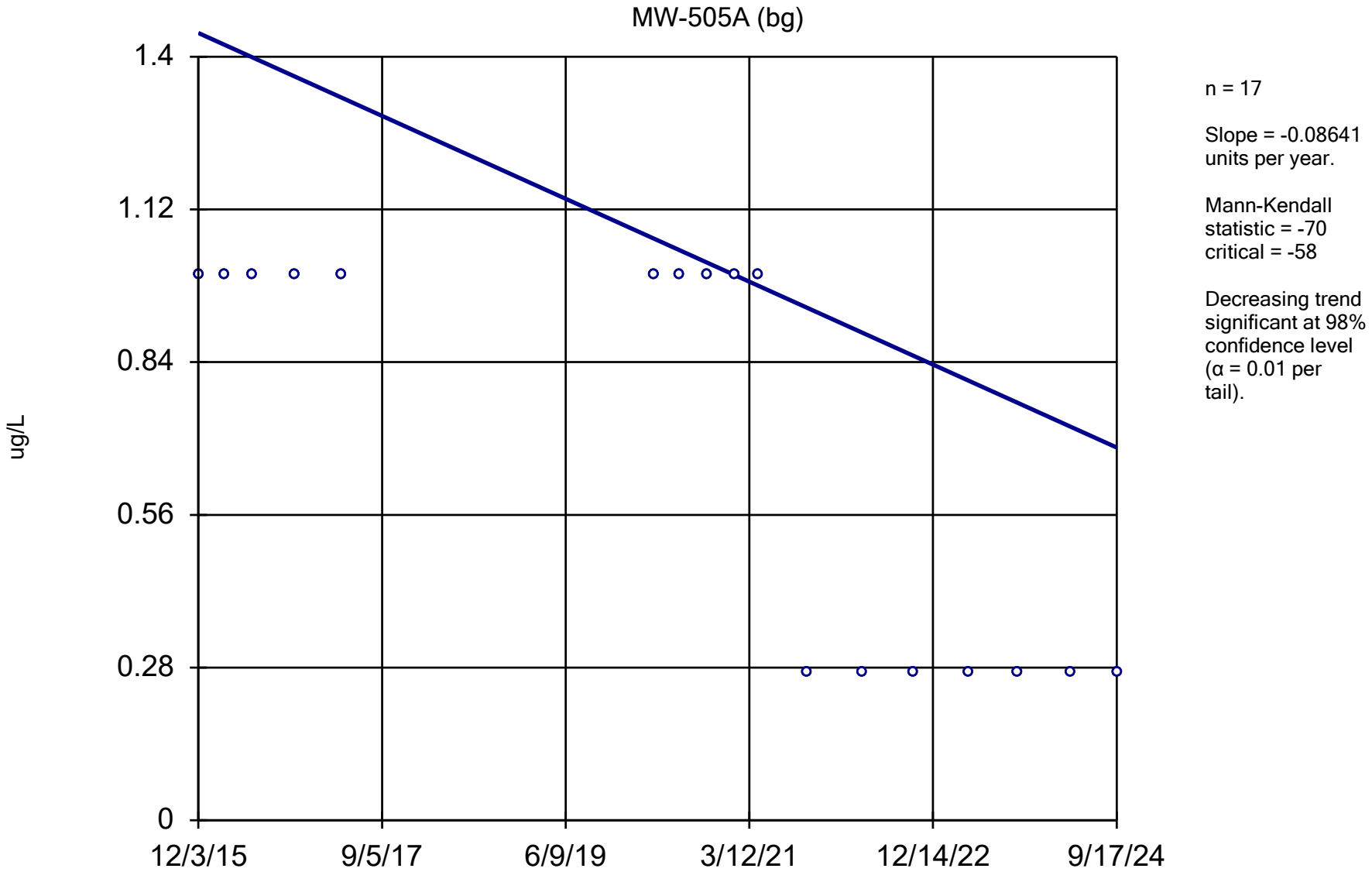

n = 17

Slope = -0.08641 units per year.

Mann-Kendall statistic = -70
critical = -58

Decreasing trend significant at 98% confidence level (α = 0.01 per tail).

Constituent: 1,2-Dichloropropane Analysis Run 12/17/2024 1:48 PM View: All Wells - Appendix I VOCs

DMASWA Data: DMASWA Database_Updated

Sanitas™ v.10.0.15 Software licensed to HDR, Inc. UG
Hollow symbols indicate censored values.

Sen's Slope Estimator

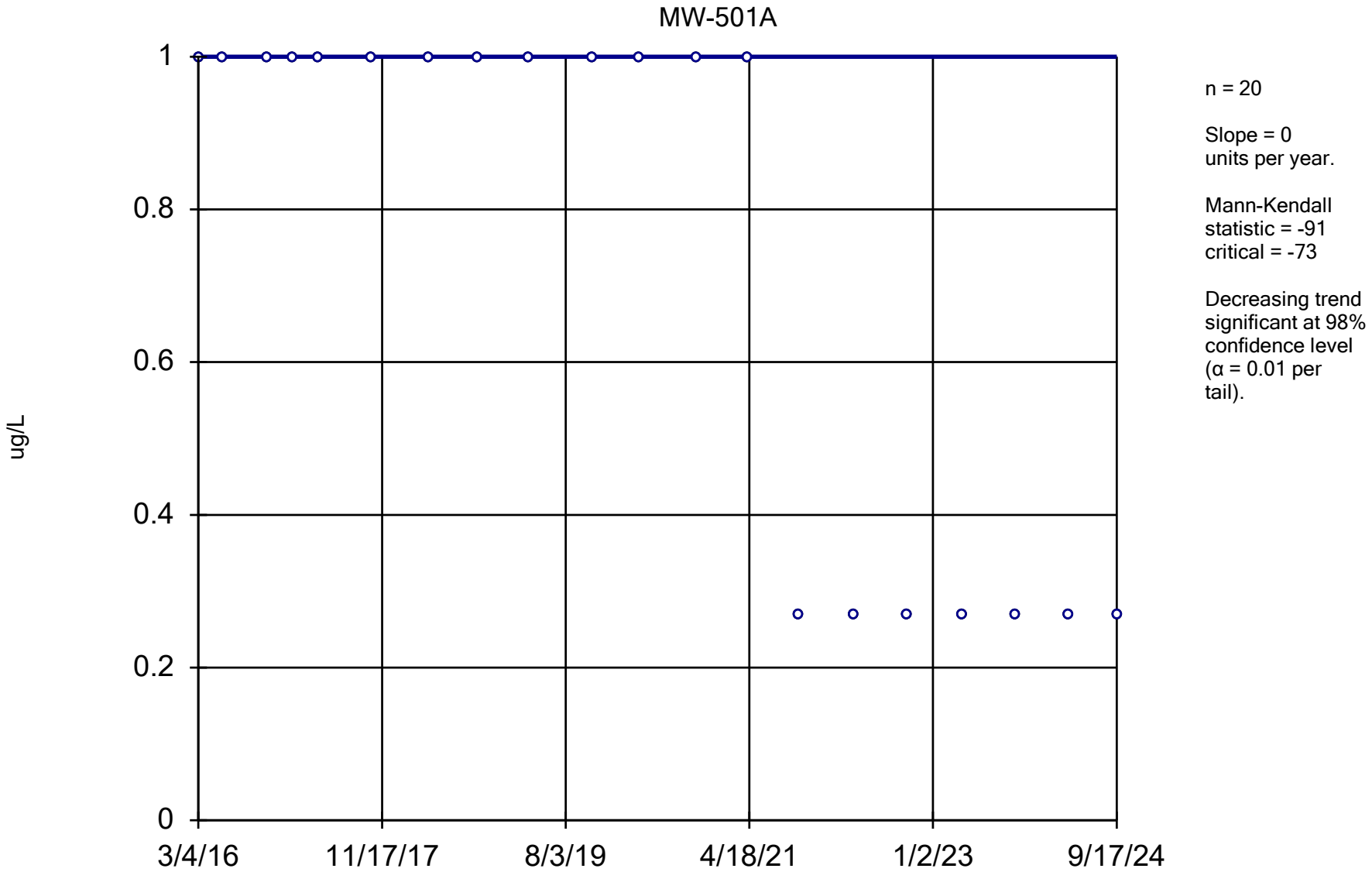

Constituent: 1,2-Dichloropropane Analysis Run 12/17/2024 1:48 PM View: All Wells - Appendix I VOCs

DMASWA Data: DMASWA Database_Updated

Sanitas™ v.10.0.15 Software licensed to HDR, Inc. UG
Hollow symbols indicate censored values.

Sen's Slope Estimator

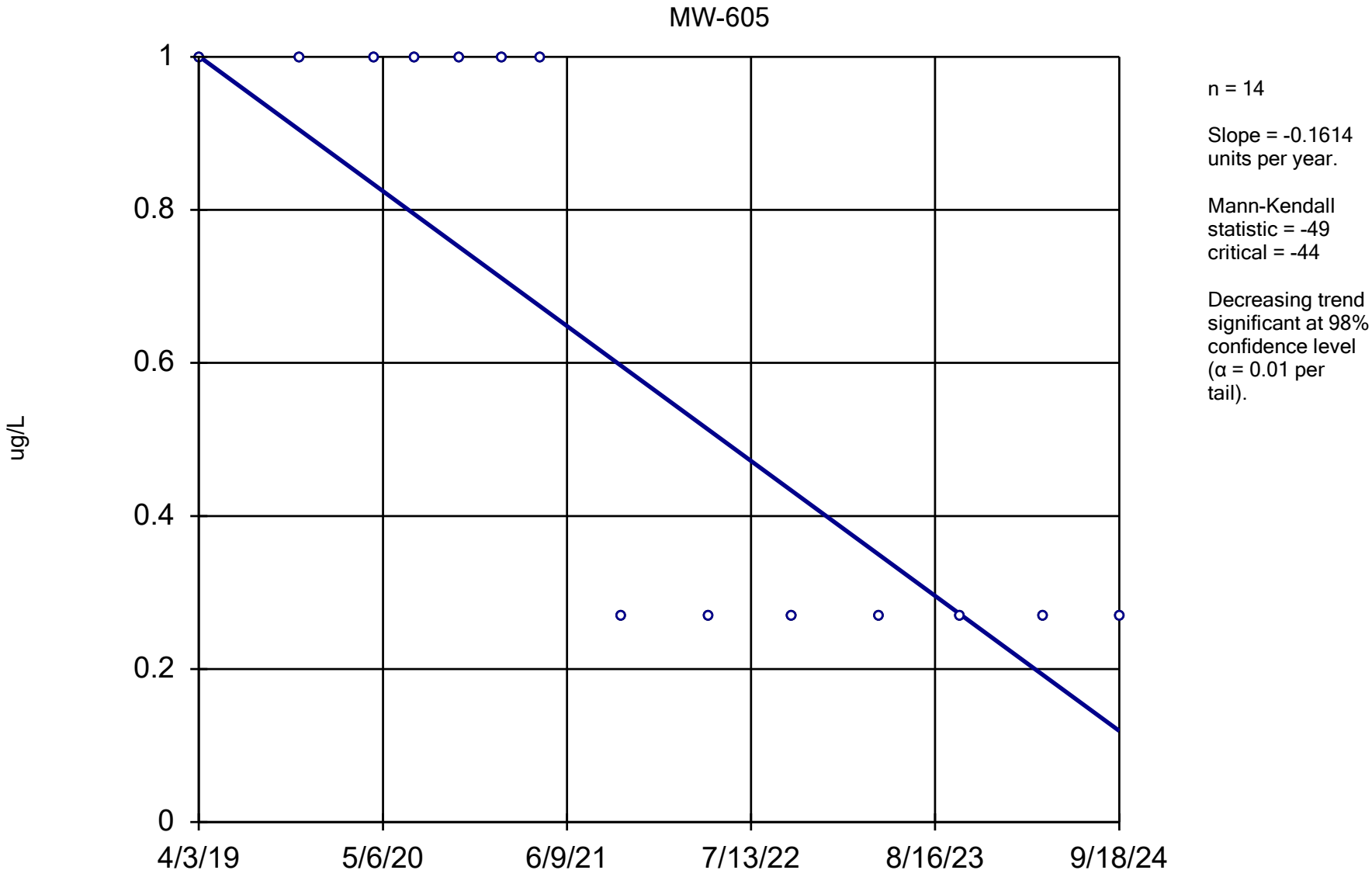

Constituent: 1,2-Dichloropropane Analysis Run 12/17/2024 1:48 PM View: All Wells - Appendix I VOCs

DMASWA Data: DMASWA Database_Updated

Sanitas™ v.10.0.15 Software licensed to HDR, Inc. UG
Hollow symbols indicate censored values.

Sen's Slope Estimator

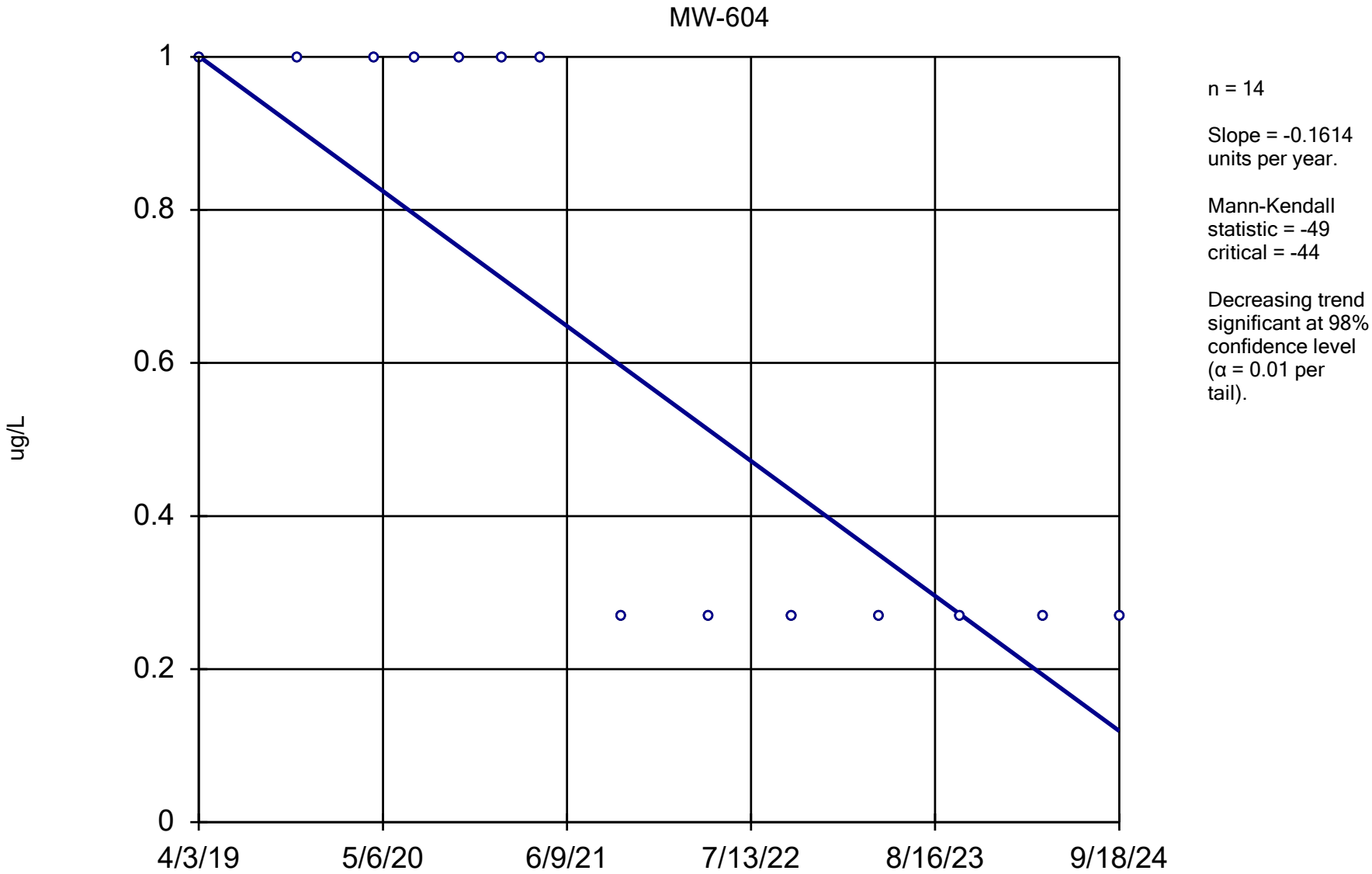

Constituent: 1,2-Dichloropropane Analysis Run 12/17/2024 1:48 PM View: All Wells - Appendix I VOCs DMASWA Data: DMASWA Database_Updated

Sanitas™ v.10.0.15 Software licensed to HDR, Inc. UG
Hollow symbols indicate censored values.

Sen's Slope Estimator

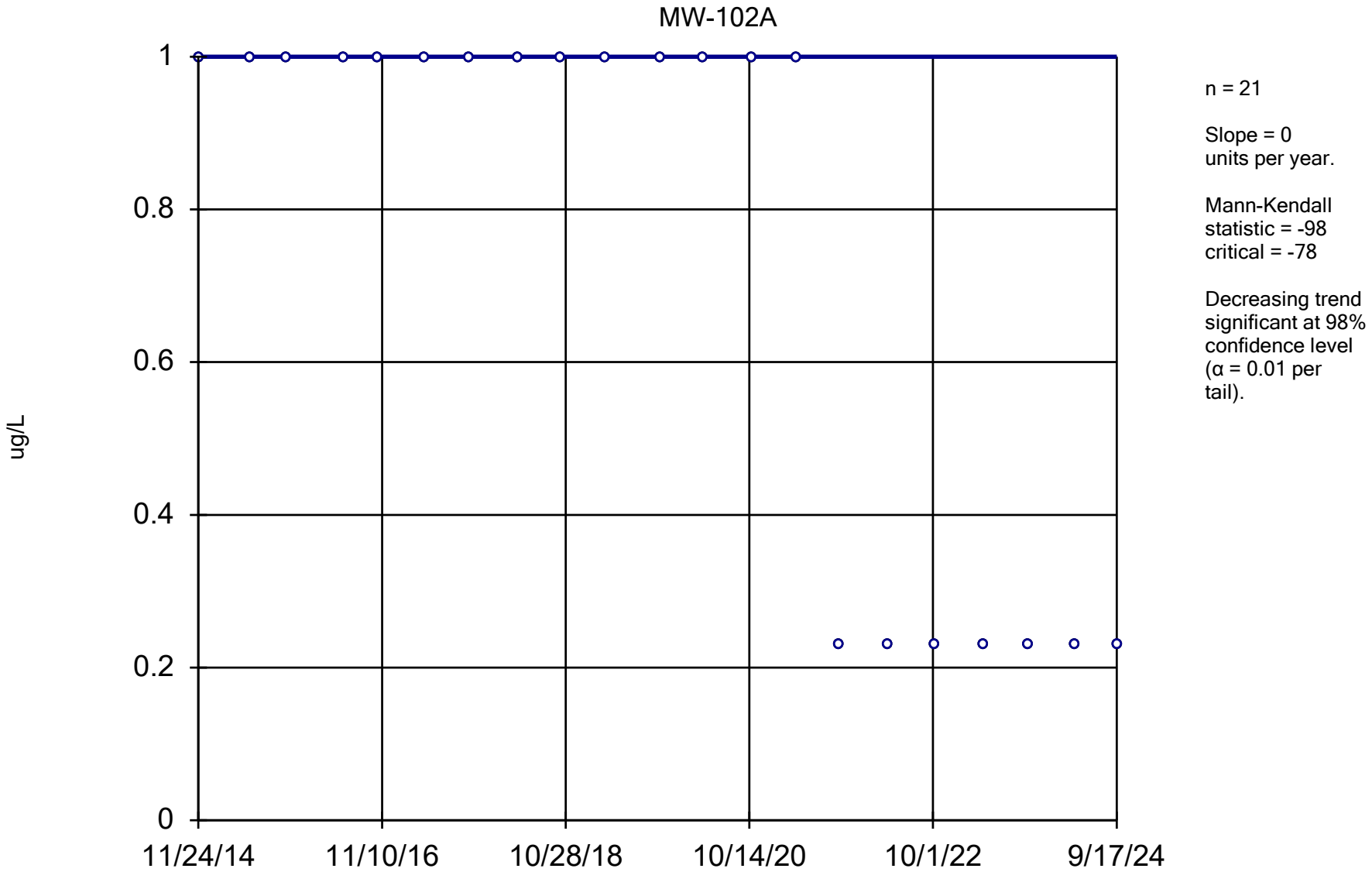

Constituent: 1,4-Dichlorobenzene Analysis Run 12/17/2024 1:48 PM View: All Wells - Appendix I VOCs

DMASWA Data: DMASWA Database_Updated

Sanitas™ v.10.0.15 Software licensed to HDR, Inc. UG
Hollow symbols indicate censored values.

Sen's Slope Estimator

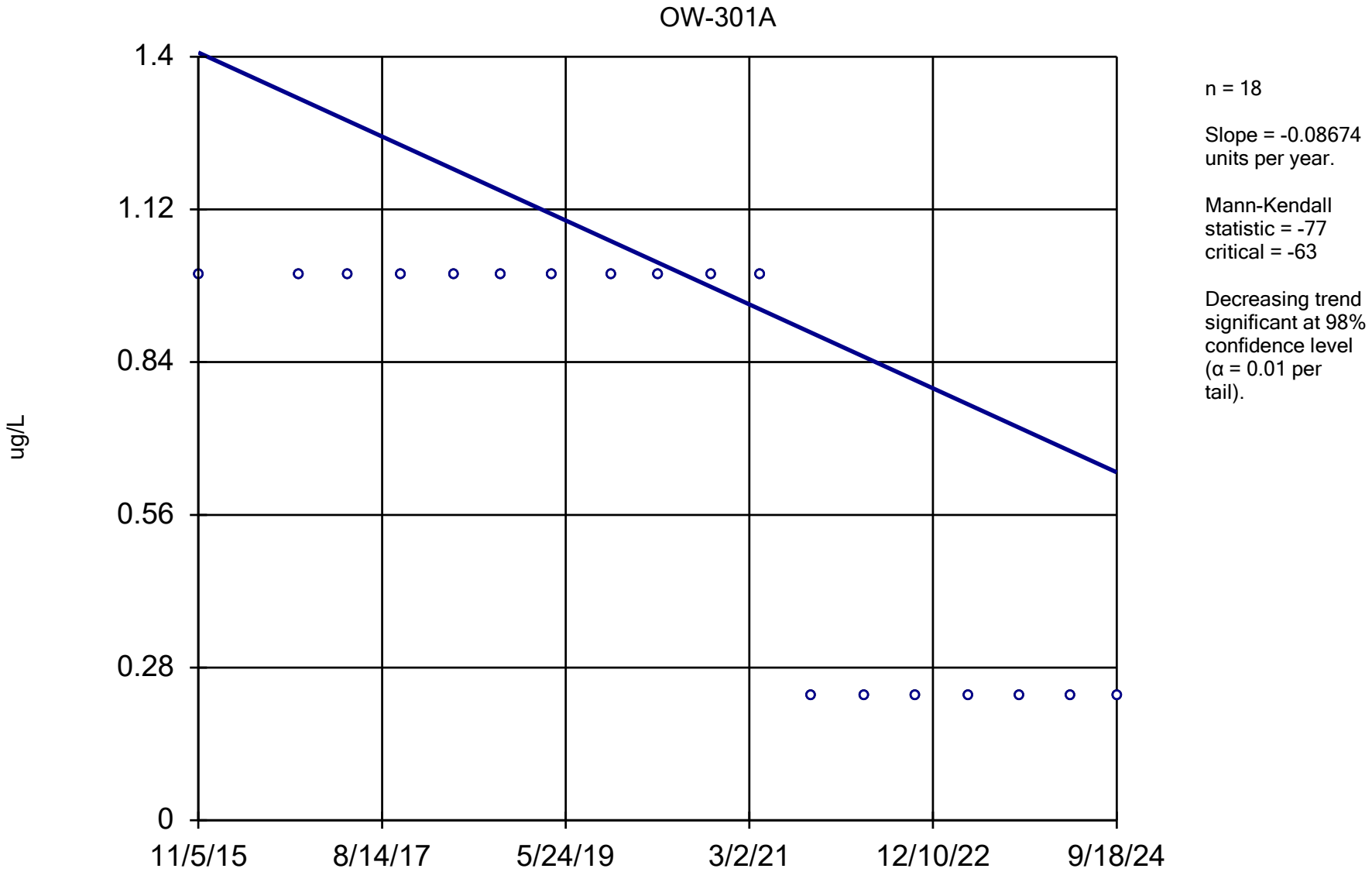

Constituent: 1,4-Dichlorobenzene Analysis Run 12/17/2024 1:48 PM View: All Wells - Appendix I VOCs

DMASWA Data: DMASWA Database_Updated

Sanitas™ v.10.0.15 Software licensed to HDR, Inc. UG
Hollow symbols indicate censored values.

Sen's Slope Estimator

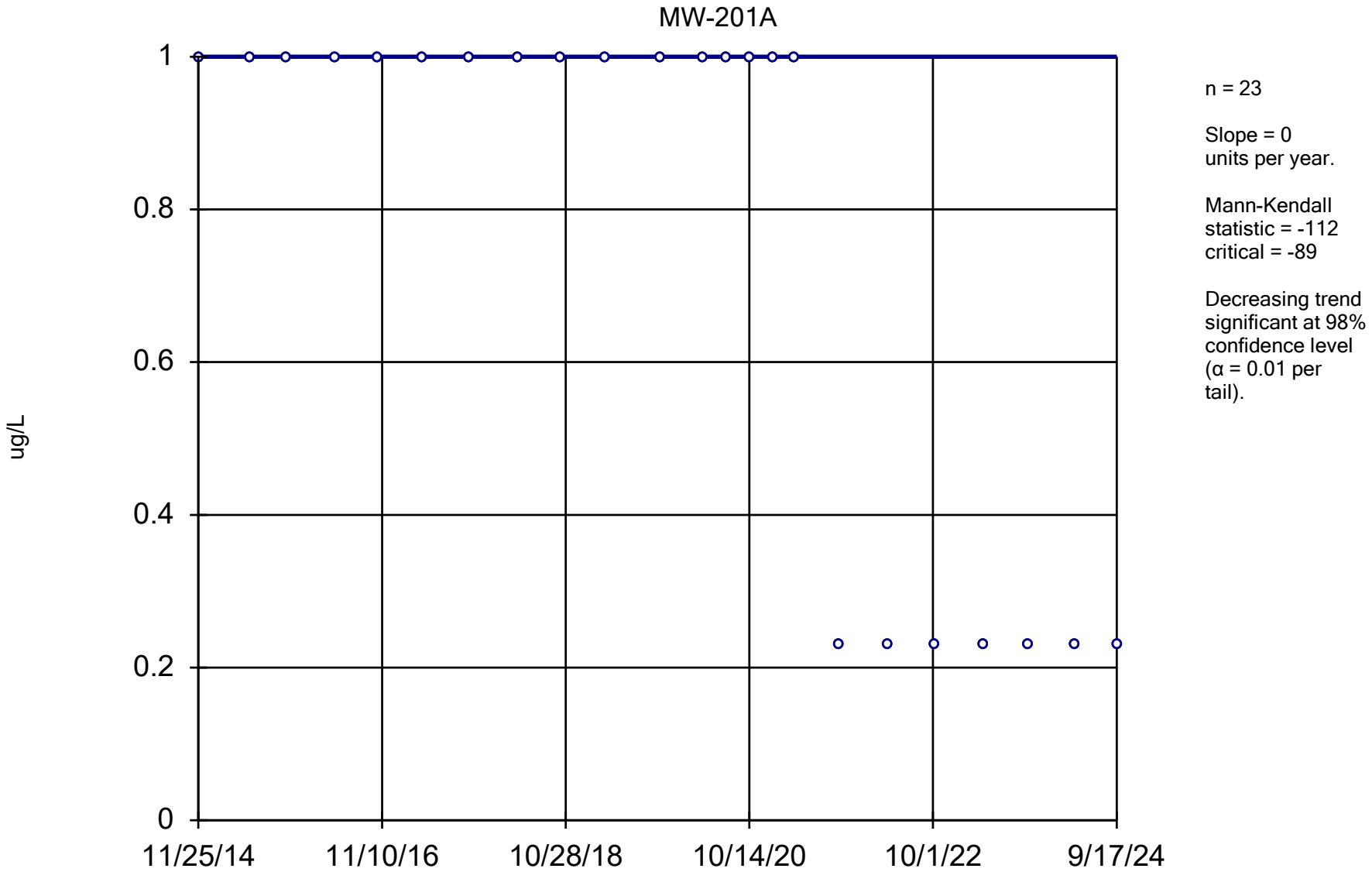

Constituent: 1,4-Dichlorobenzene Analysis Run 12/17/2024 1:48 PM View: All Wells - Appendix I VOCs

DMASWA Data: DMASWA Database_Updated

Sanitas™ v.10.0.15 Software licensed to HDR, Inc. UG
Hollow symbols indicate censored values.

Sen's Slope Estimator

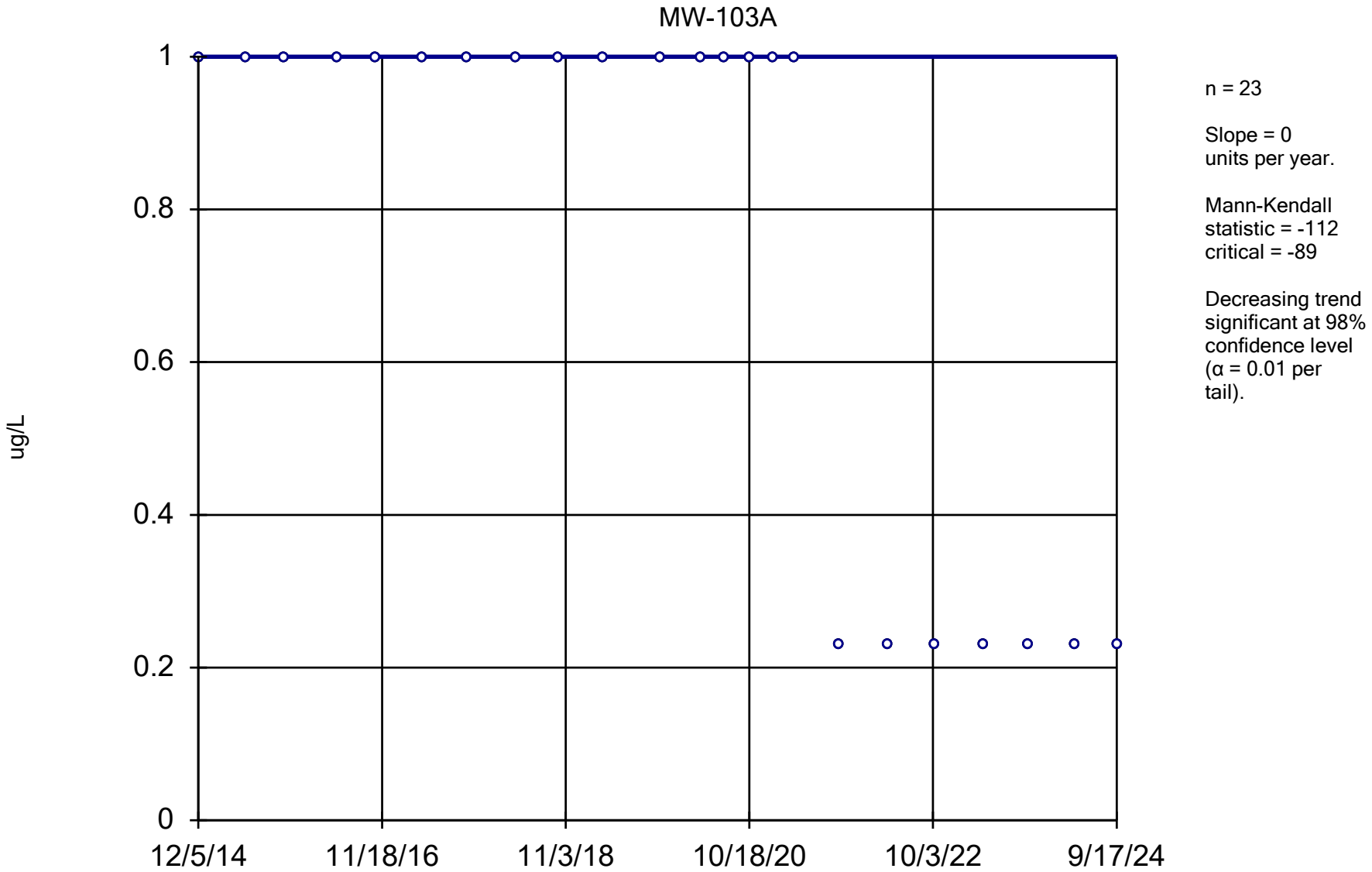

Constituent: 1,4-Dichlorobenzene Analysis Run 12/17/2024 1:48 PM View: All Wells - Appendix I VOCs

DMASWA Data: DMASWA Database_Updated

Sanitas™ v.10.0.15 Software licensed to HDR, Inc. UG
Hollow symbols indicate censored values.

Sen's Slope Estimator

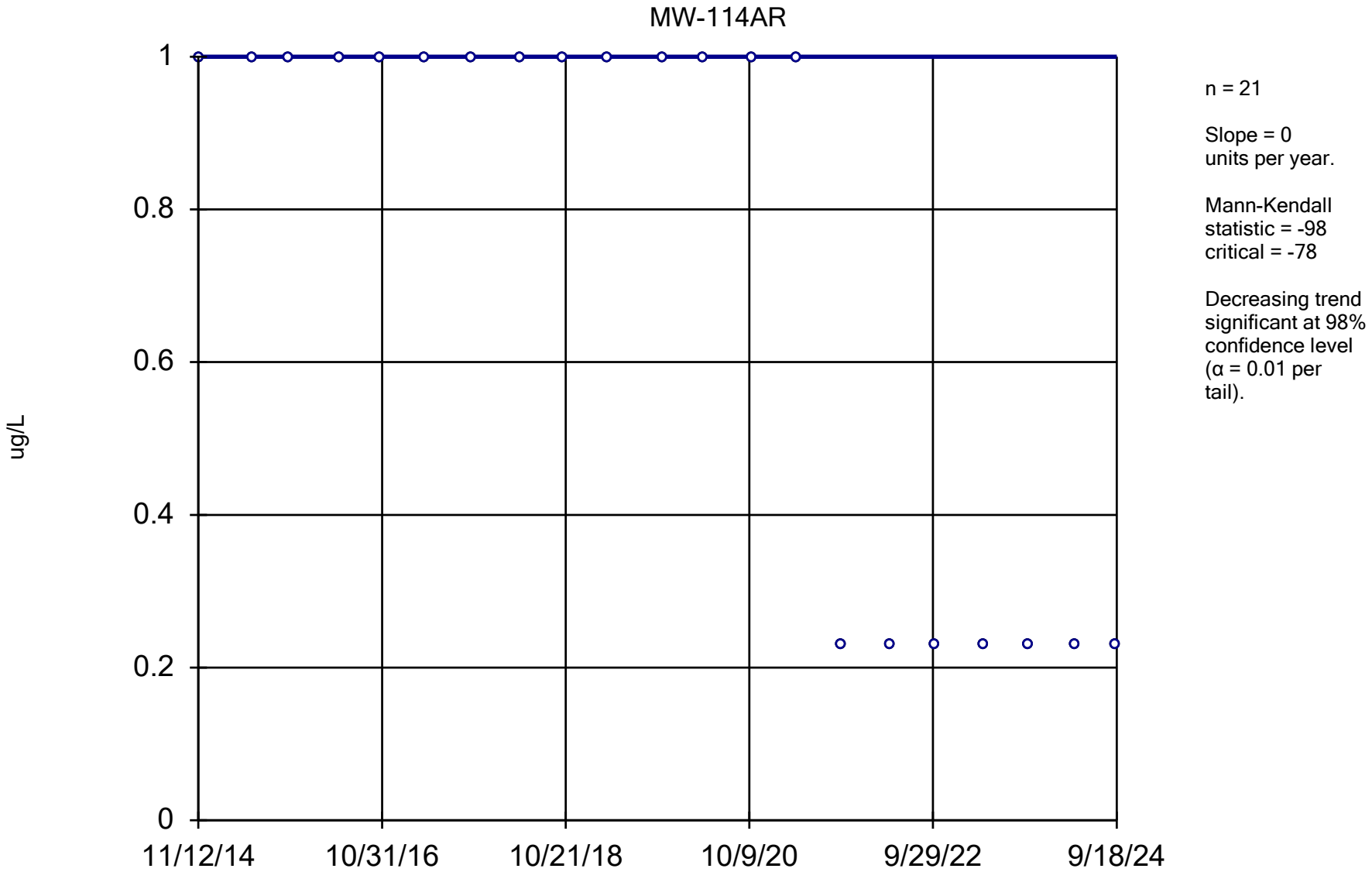

Constituent: 1,4-Dichlorobenzene Analysis Run 12/17/2024 1:48 PM View: All Wells - Appendix I VOCs

DMASWA Data: DMASWA Database_Updated

Sanitas™ v.10.0.15 Software licensed to HDR, Inc. UG
Hollow symbols indicate censored values.

Sen's Slope Estimator

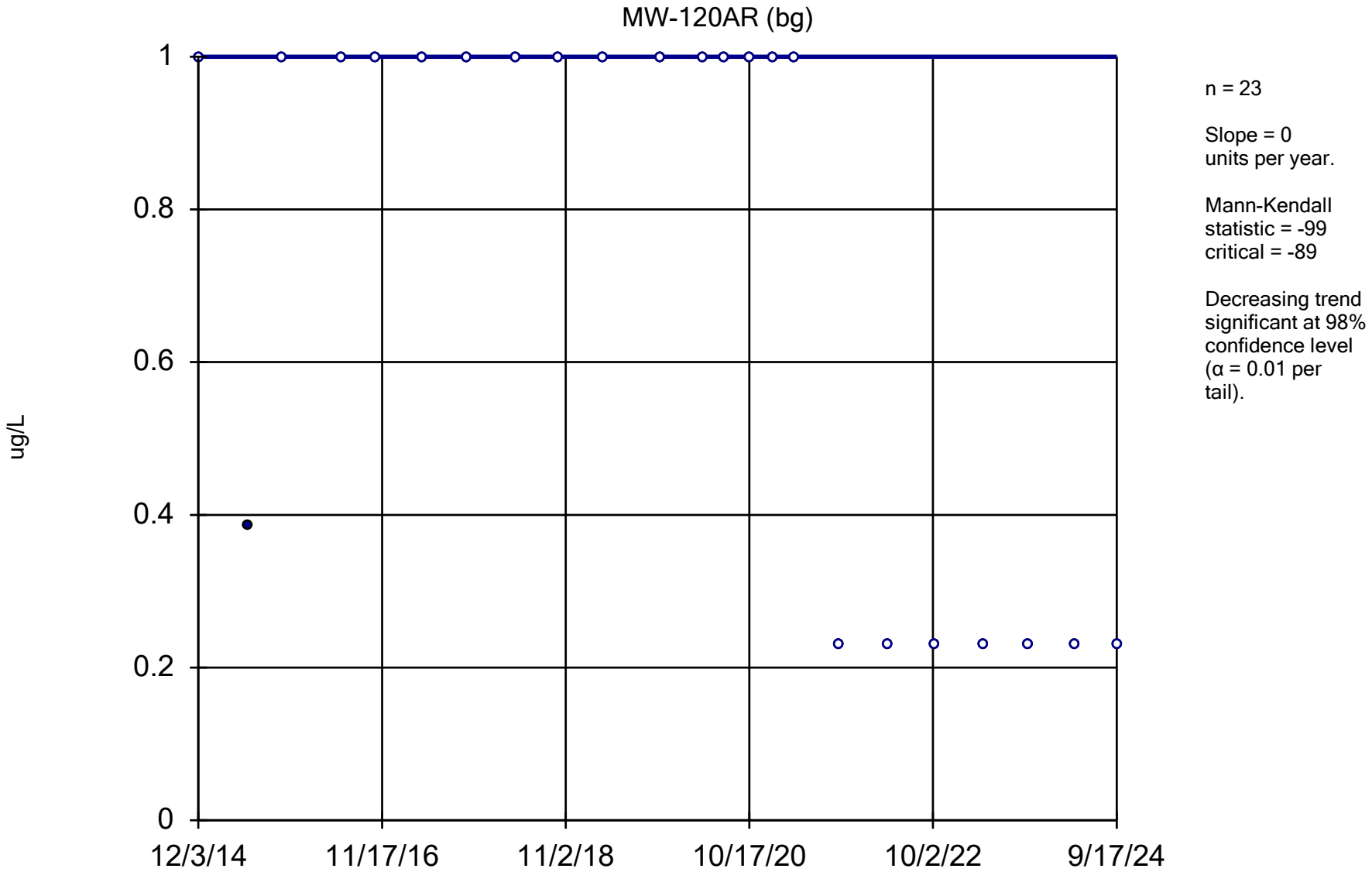

Constituent: 1,4-Dichlorobenzene Analysis Run 12/17/2024 1:48 PM View: All Wells - Appendix I VOCs

DMASWA Data: DMASWA Database_Updated

Sanitas™ v.10.0.15 Software licensed to HDR, Inc. UG
Hollow symbols indicate censored values.

Sen's Slope Estimator

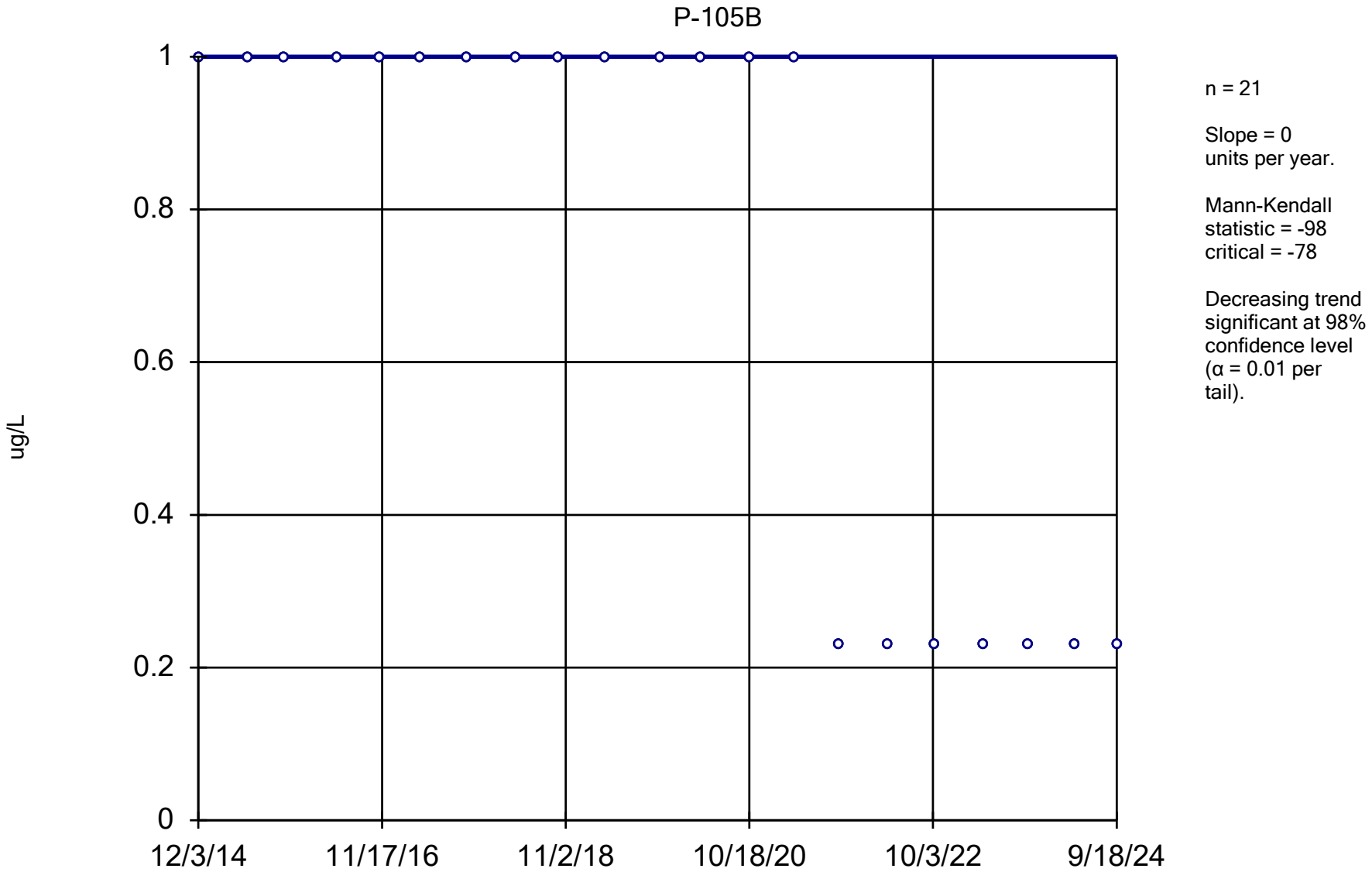

Constituent: 1,4-Dichlorobenzene Analysis Run 12/17/2024 1:48 PM View: All Wells - Appendix I VOCs

DMASWA Data: DMASWA Database_Updated

Sanitas™ v.10.0.15 Software licensed to HDR, Inc. UG
Hollow symbols indicate censored values.

Sen's Slope Estimator

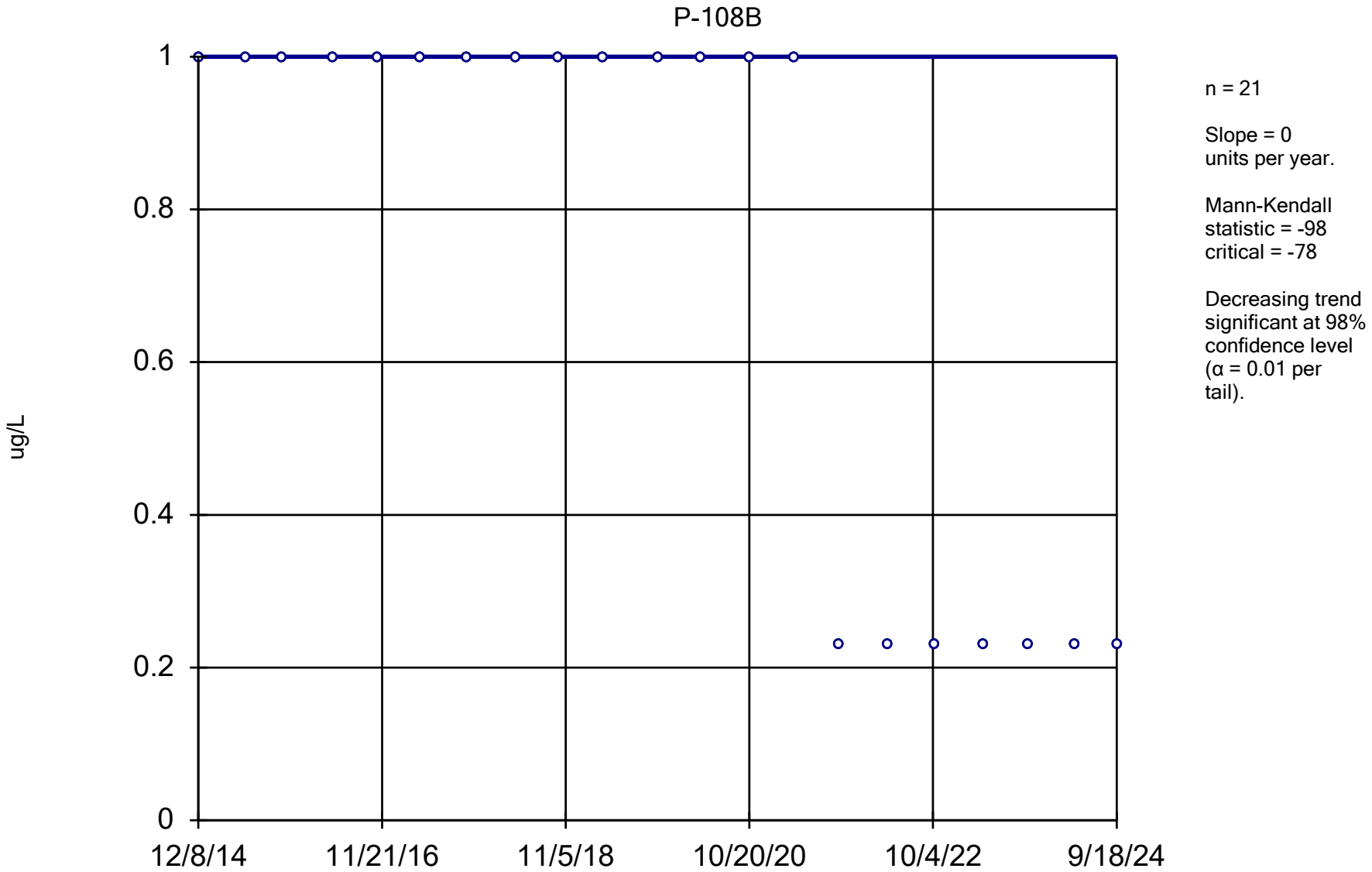

Constituent: 1,4-Dichlorobenzene Analysis Run 12/17/2024 1:48 PM View: All Wells - Appendix I VOCs

DMASWA Data: DMASWA Database_Updated

Sanitas™ v.10.0.15 Software licensed to HDR, Inc. UG
Hollow symbols indicate censored values.

Sen's Slope Estimator

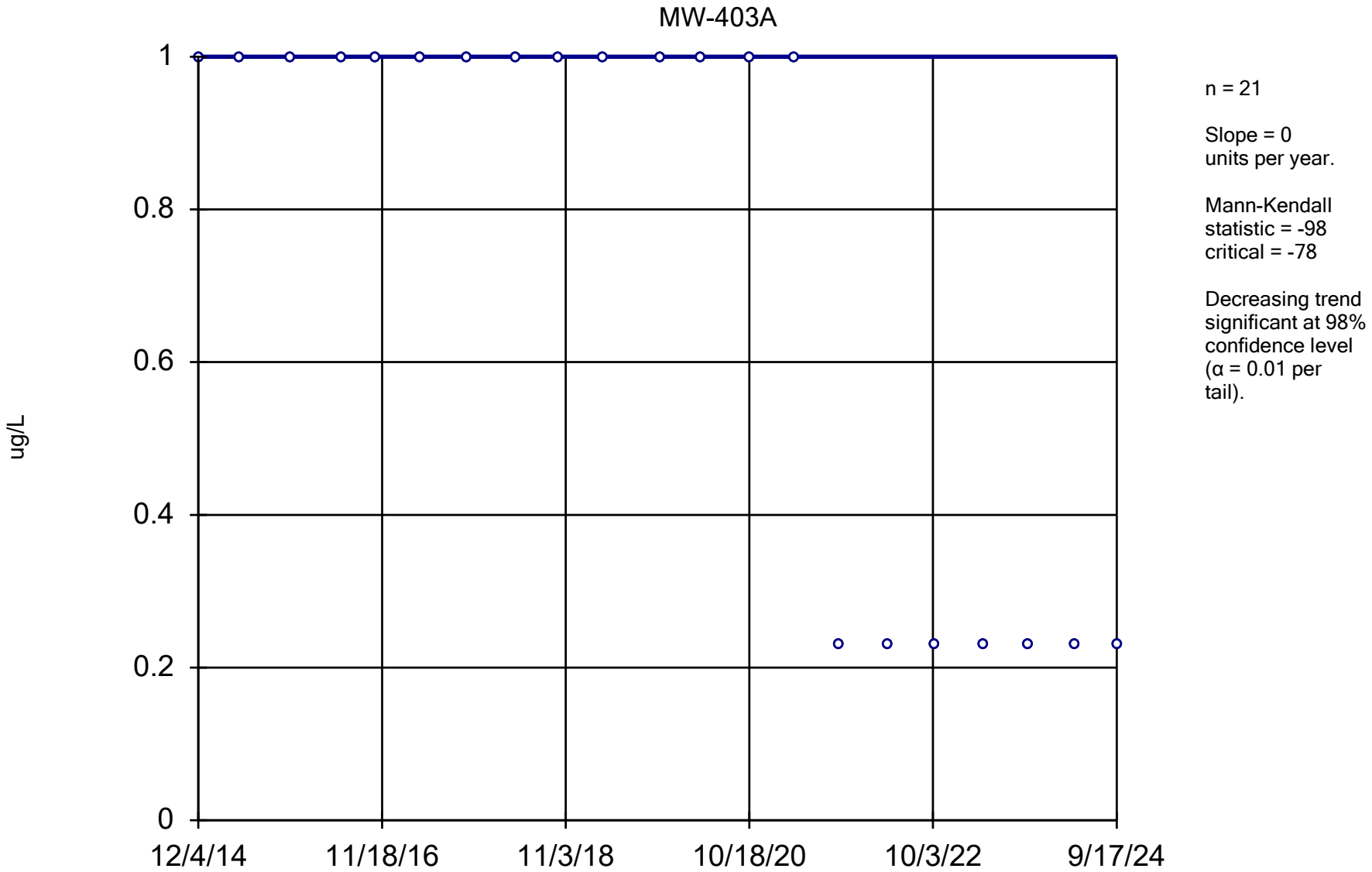

Constituent: 1,4-Dichlorobenzene Analysis Run 12/17/2024 1:48 PM View: All Wells - Appendix I VOCs

DMASWA Data: DMASWA Database_Updated

Sanitas™ v.10.0.15 Software licensed to HDR, Inc. UG
Hollow symbols indicate censored values.

Sen's Slope Estimator

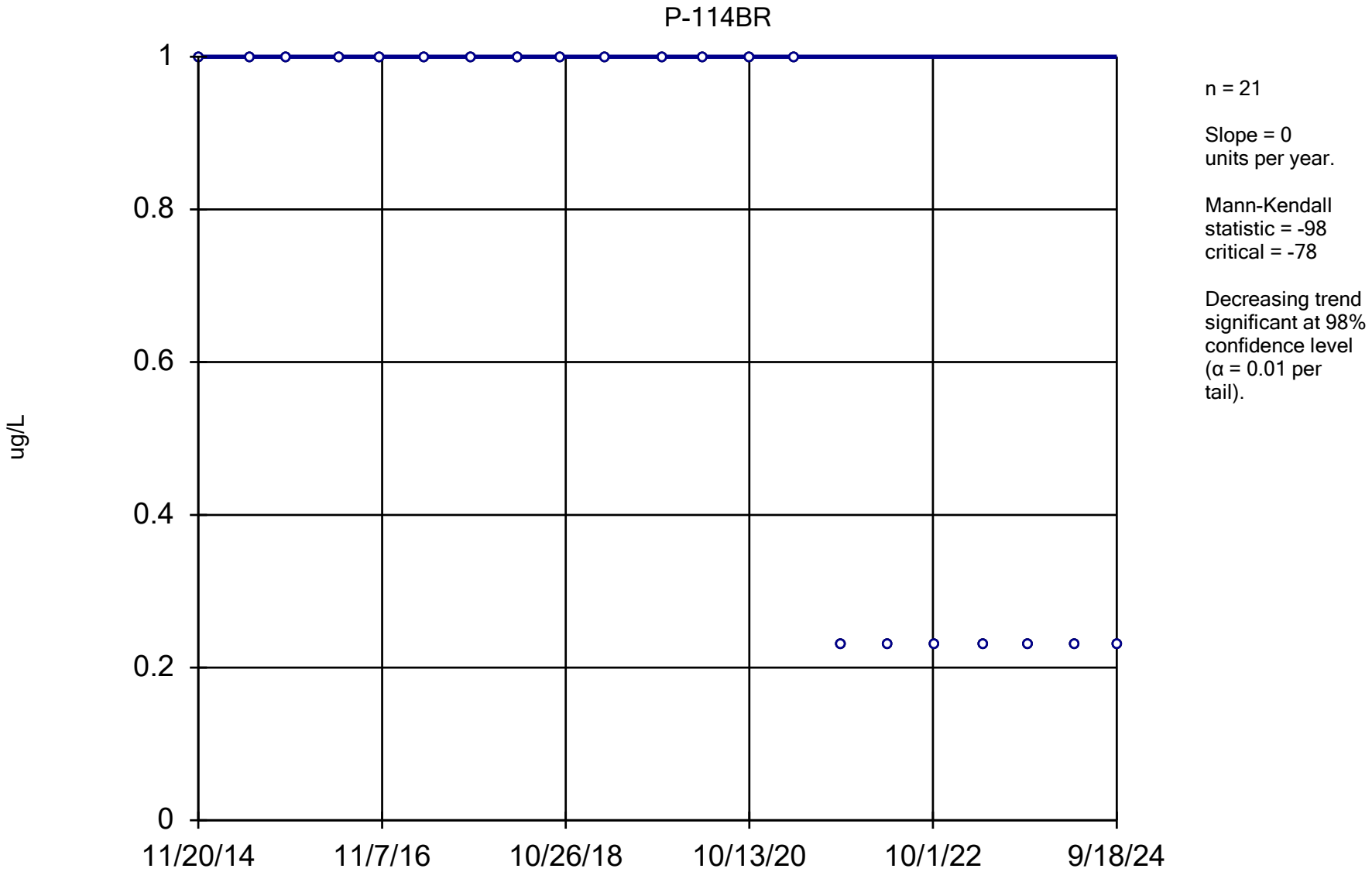

Constituent: 1,4-Dichlorobenzene Analysis Run 12/17/2024 1:48 PM View: All Wells - Appendix I VOCs

DMASWA Data: DMASWA Database_Updated

Sanitas™ v.10.0.15 Software licensed to HDR, Inc. UG
Hollow symbols indicate censored values.

Sen's Slope Estimator

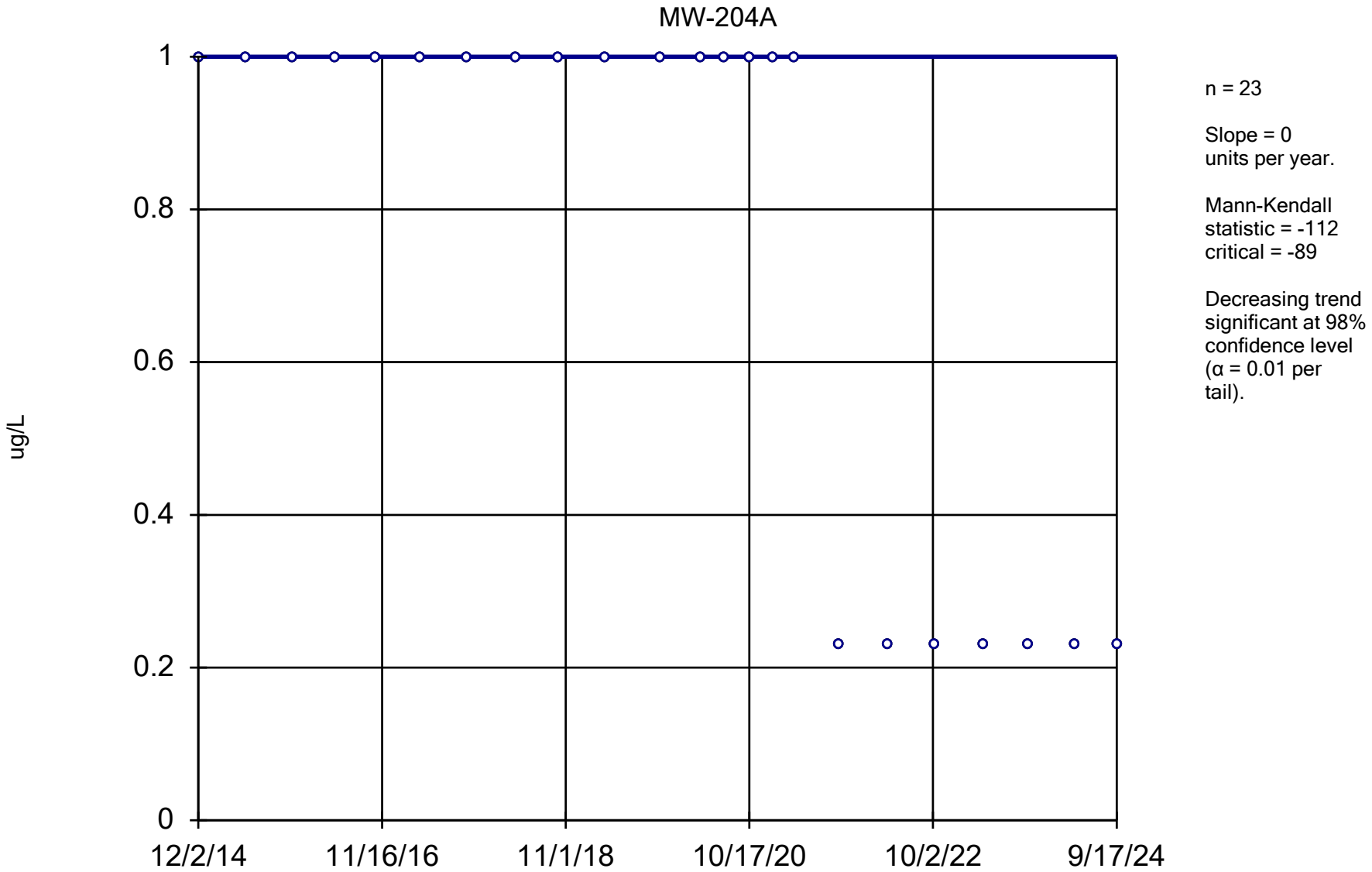

Constituent: 1,4-Dichlorobenzene Analysis Run 12/17/2024 1:48 PM View: All Wells - Appendix I VOCs

DMASWA Data: DMASWA Database_Updated

Sanitas™ v.10.0.15 Software licensed to HDR, Inc. UG
Hollow symbols indicate censored values.

Sen's Slope Estimator

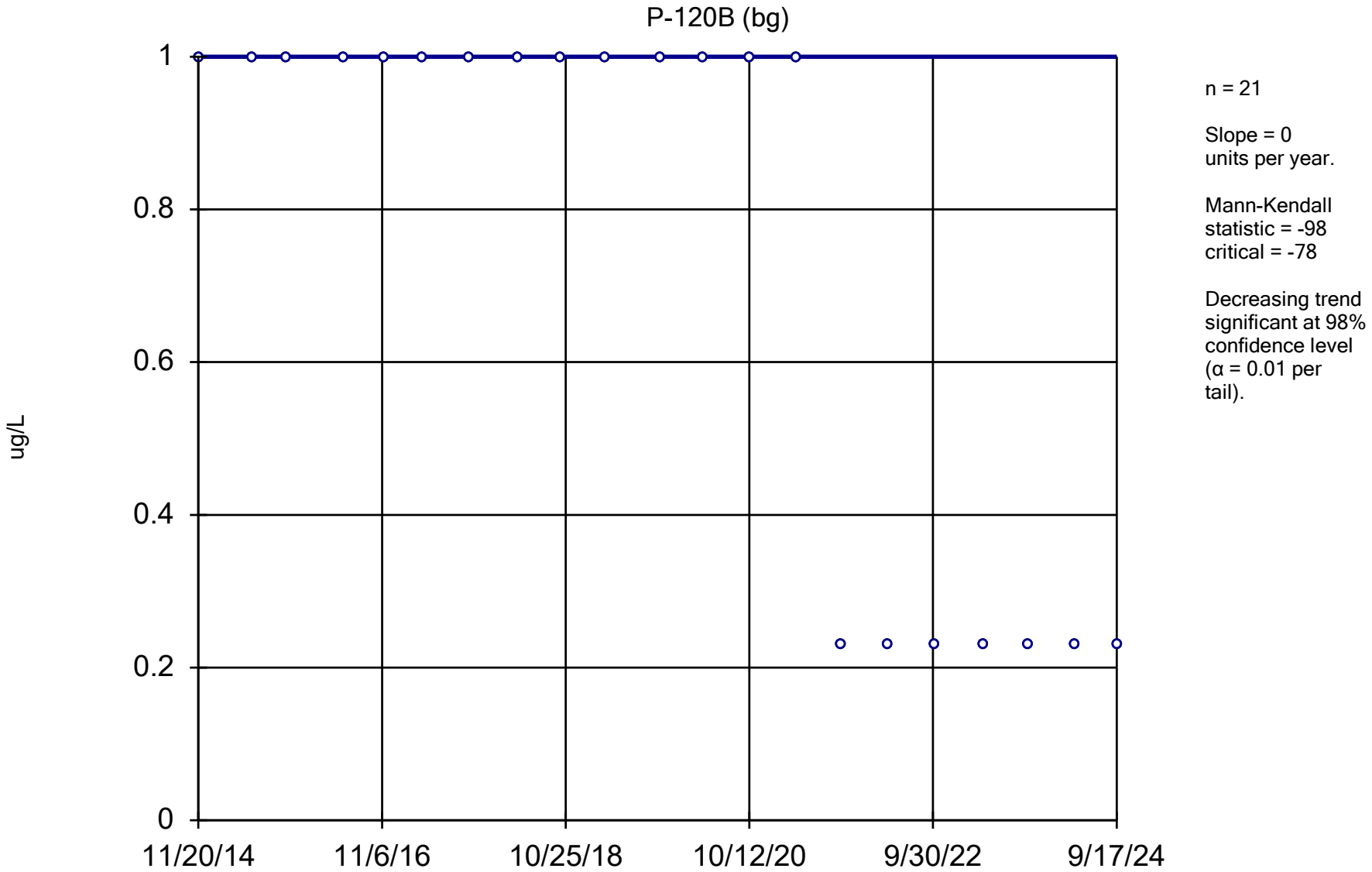

Constituent: 1,4-Dichlorobenzene Analysis Run 12/17/2024 1:48 PM View: All Wells - Appendix I VOCs

DMASWA Data: DMASWA Database_Updated

Sanitas™ v.10.0.15 Software licensed to HDR, Inc. UG
Hollow symbols indicate censored values.

Sen's Slope Estimator

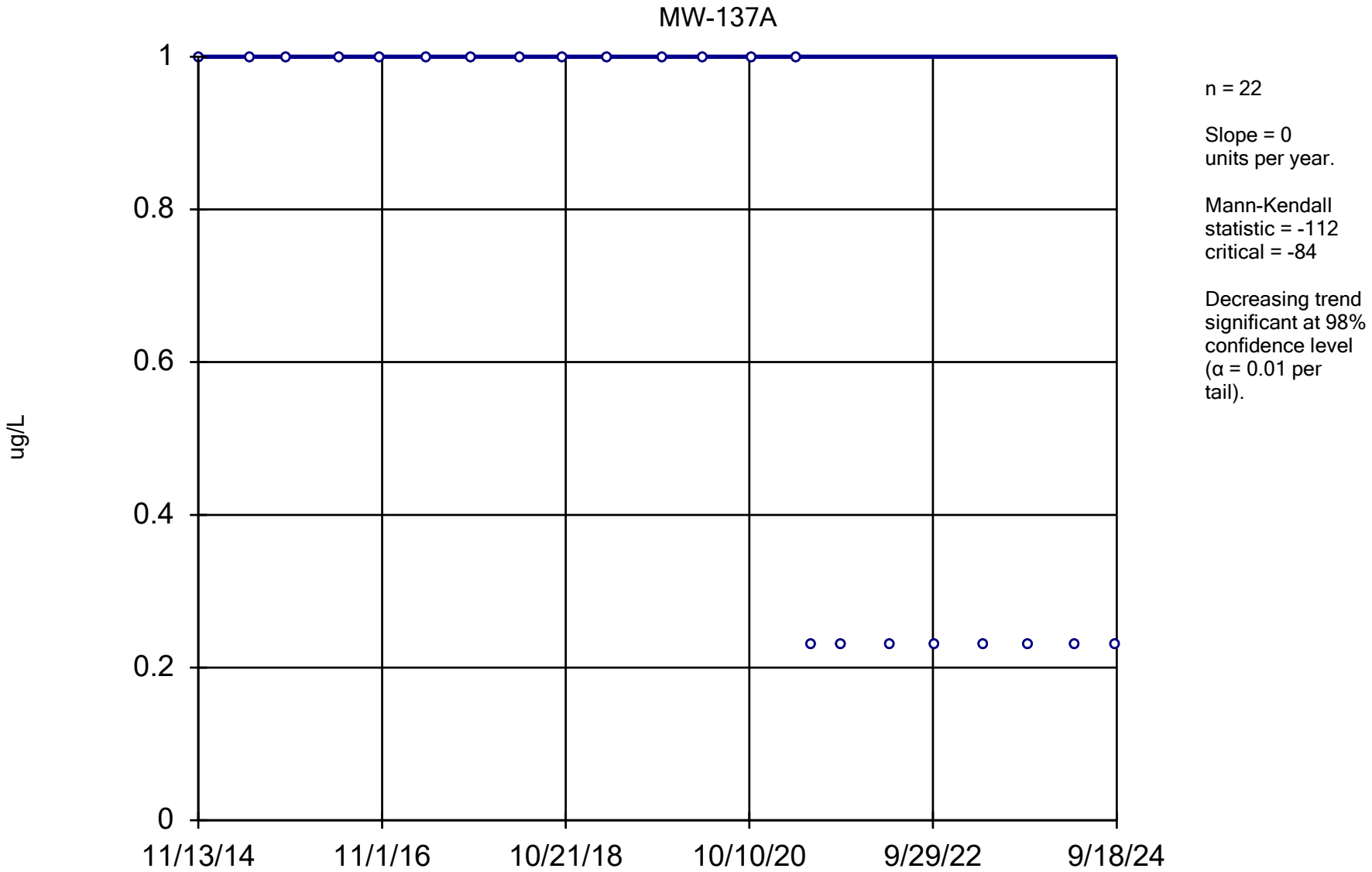

Constituent: 1,4-Dichlorobenzene Analysis Run 12/17/2024 1:48 PM View: All Wells - Appendix I VOCs

DMASWA Data: DMASWA Database_Updated

Sanitas™ v.10.0.15 Software licensed to HDR, Inc. UG
Hollow symbols indicate censored values.

Sen's Slope Estimator

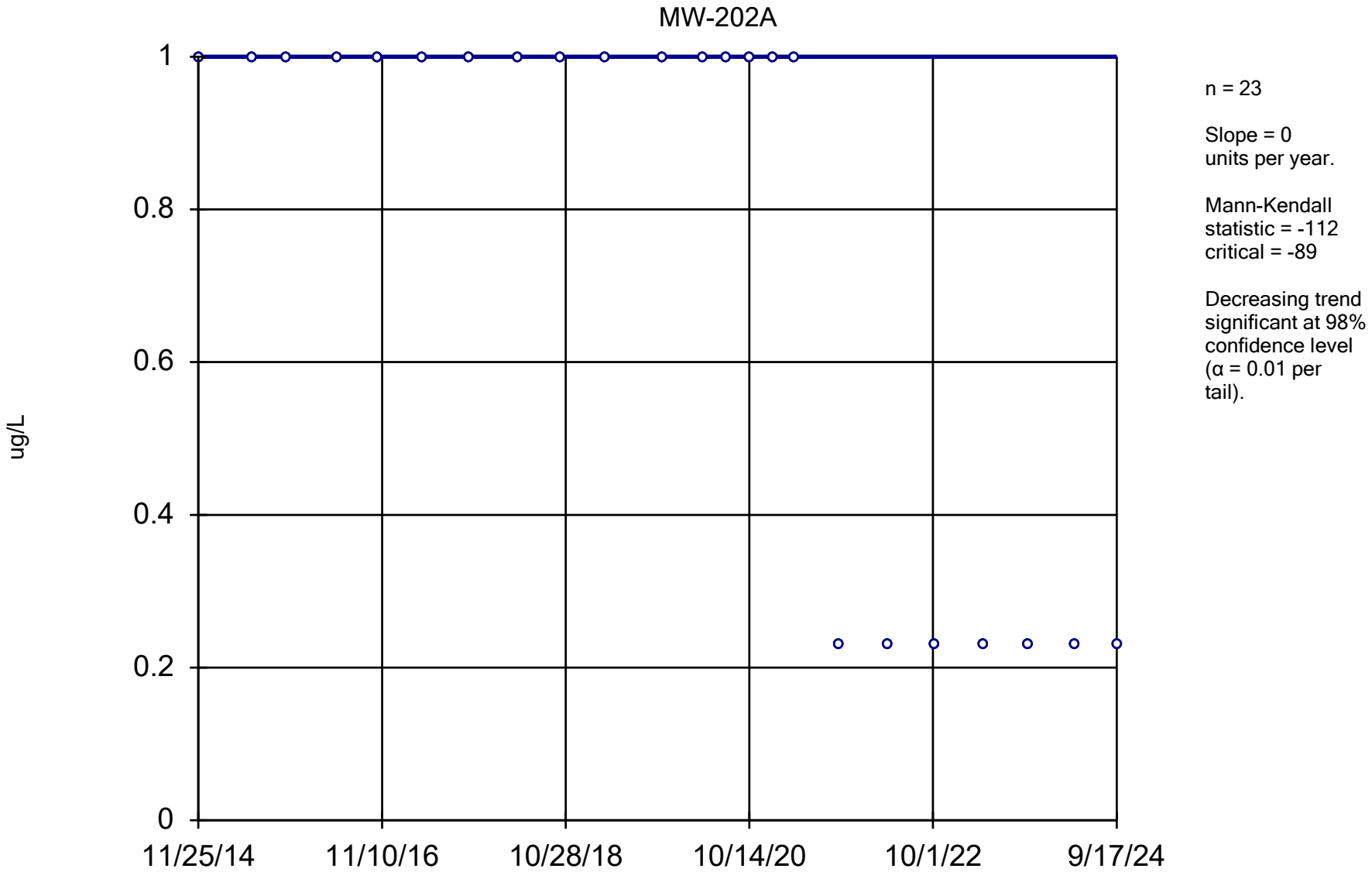

Constituent: 1,4-Dichlorobenzene Analysis Run 12/17/2024 1:48 PM View: All Wells - Appendix I VOCs

DMASWA Data: DMASWA Database_Updated

Sanitas™ v.10.0.15 Software licensed to HDR, Inc. UG
Hollow symbols indicate censored values.

Sen's Slope Estimator

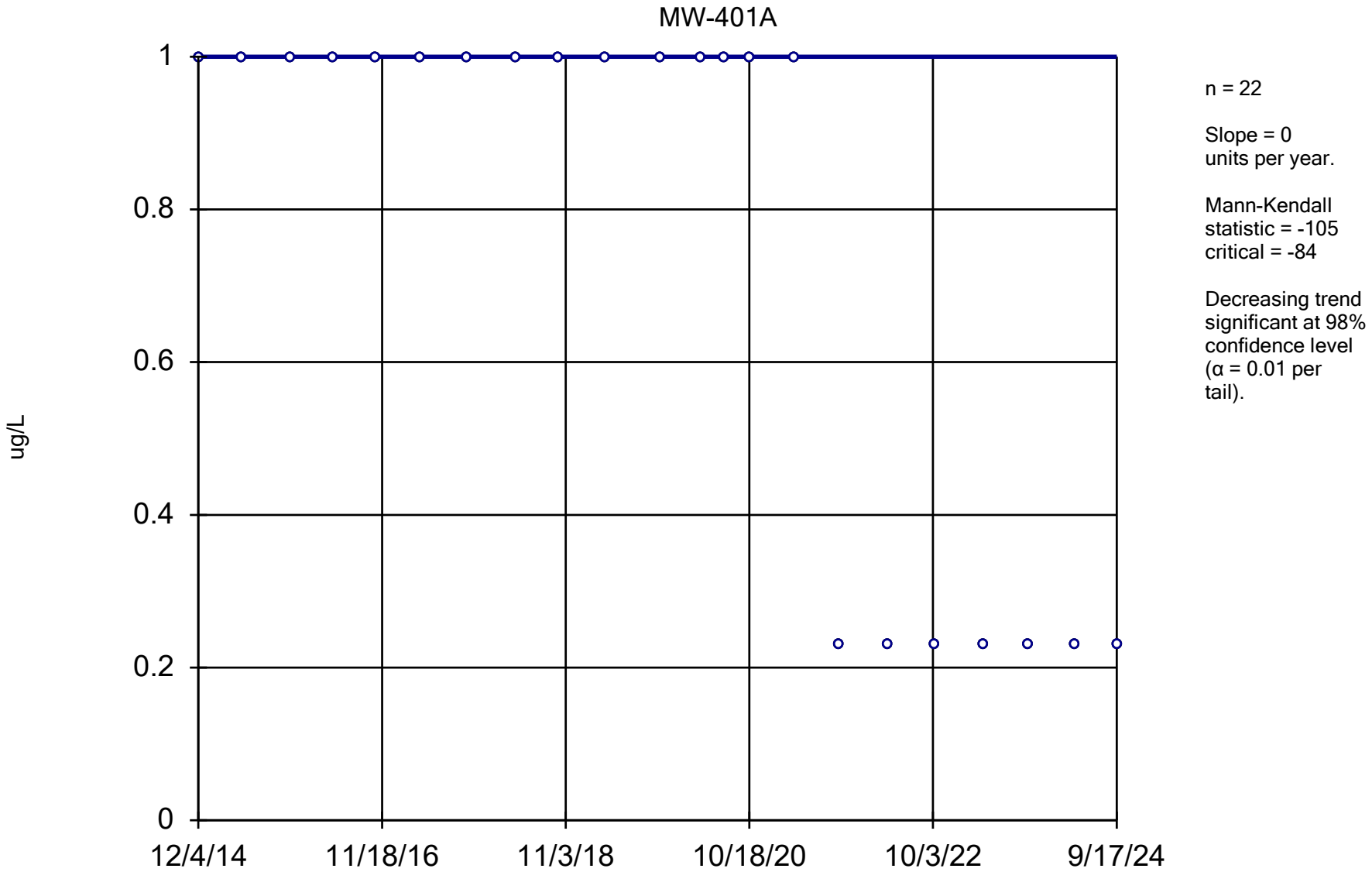

Constituent: 1,4-Dichlorobenzene Analysis Run 12/17/2024 1:48 PM View: All Wells - Appendix I VOCs

DMASWA Data: DMASWA Database_Updated

Sanitas™ v.10.0.15 Software licensed to HDR, Inc. UG
Hollow symbols indicate censored values.

Sen's Slope Estimator

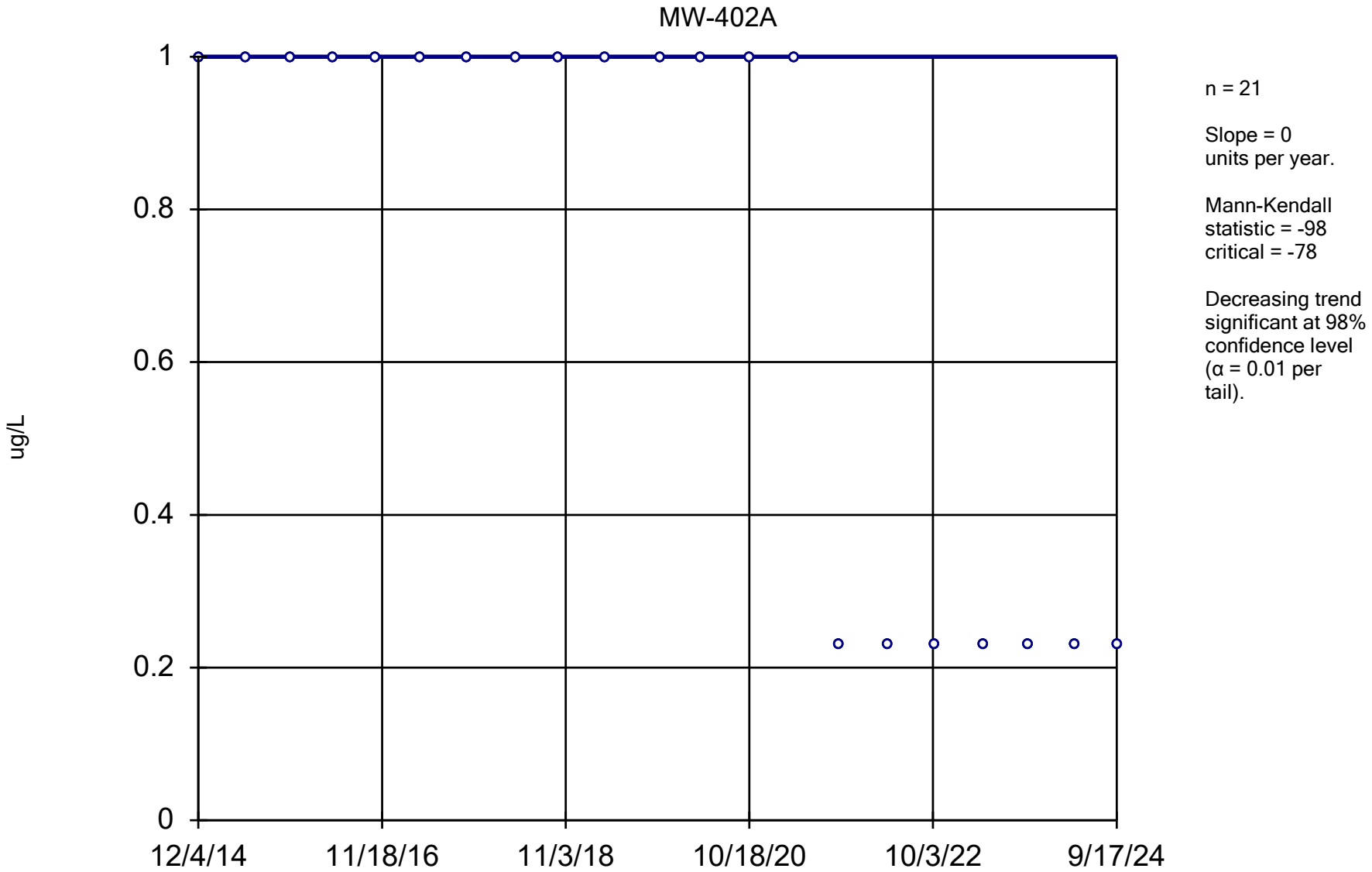

Constituent: 1,4-Dichlorobenzene Analysis Run 12/17/2024 1:48 PM View: All Wells - Appendix I VOCs

DMASWA Data: DMASWA Database_Updated

Sanitas™ v.10.0.15 Software licensed to HDR, Inc. UG
Hollow symbols indicate censored values.

Sen's Slope Estimator

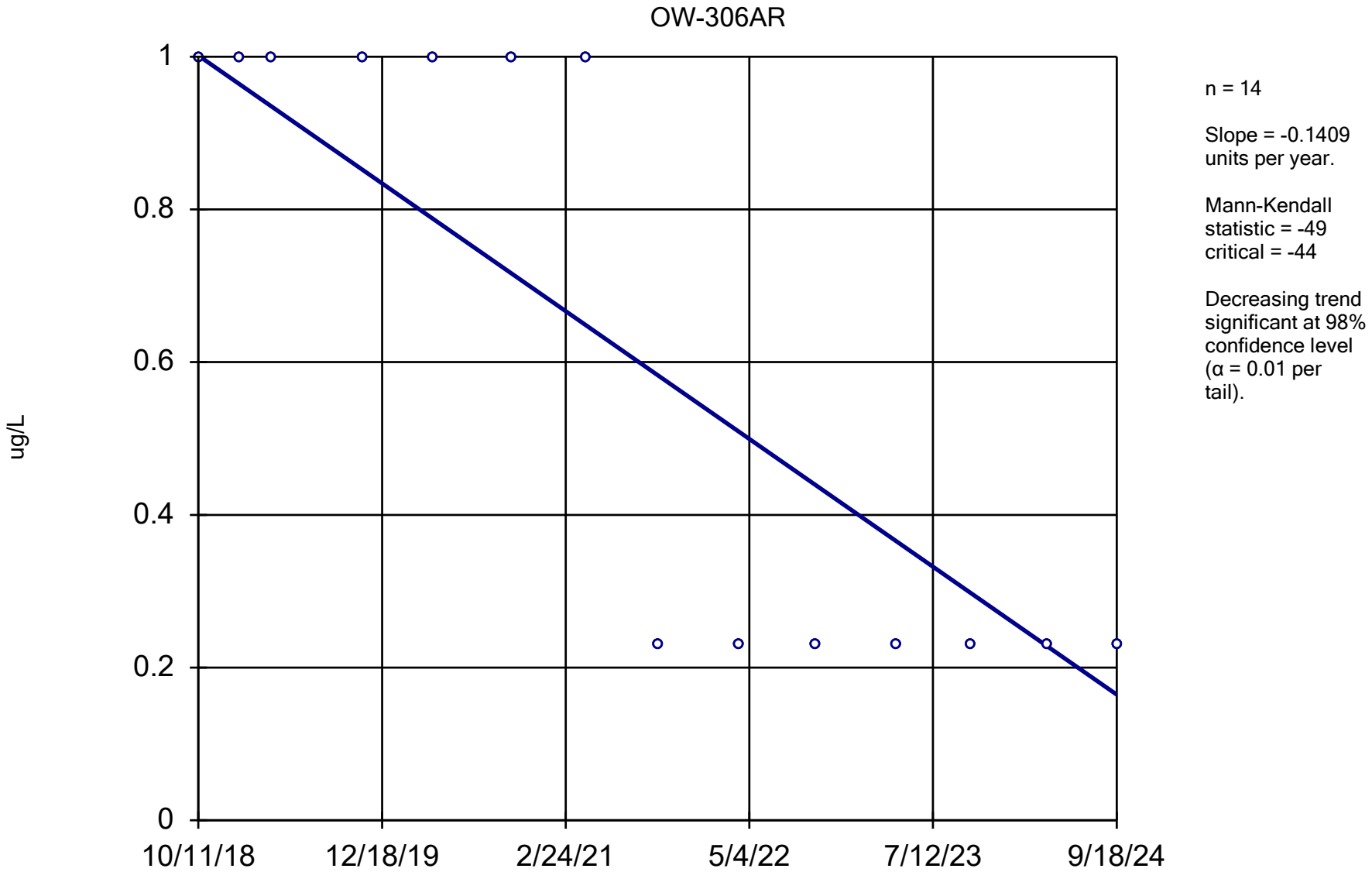

Constituent: 1,4-Dichlorobenzene Analysis Run 12/17/2024 1:48 PM View: All Wells - Appendix I VOCs

DMASWA Data: DMASWA Database_Updated

Sanitas™ v.10.0.15 Software licensed to HDR, Inc. UG
Hollow symbols indicate censored values.

Sen's Slope Estimator

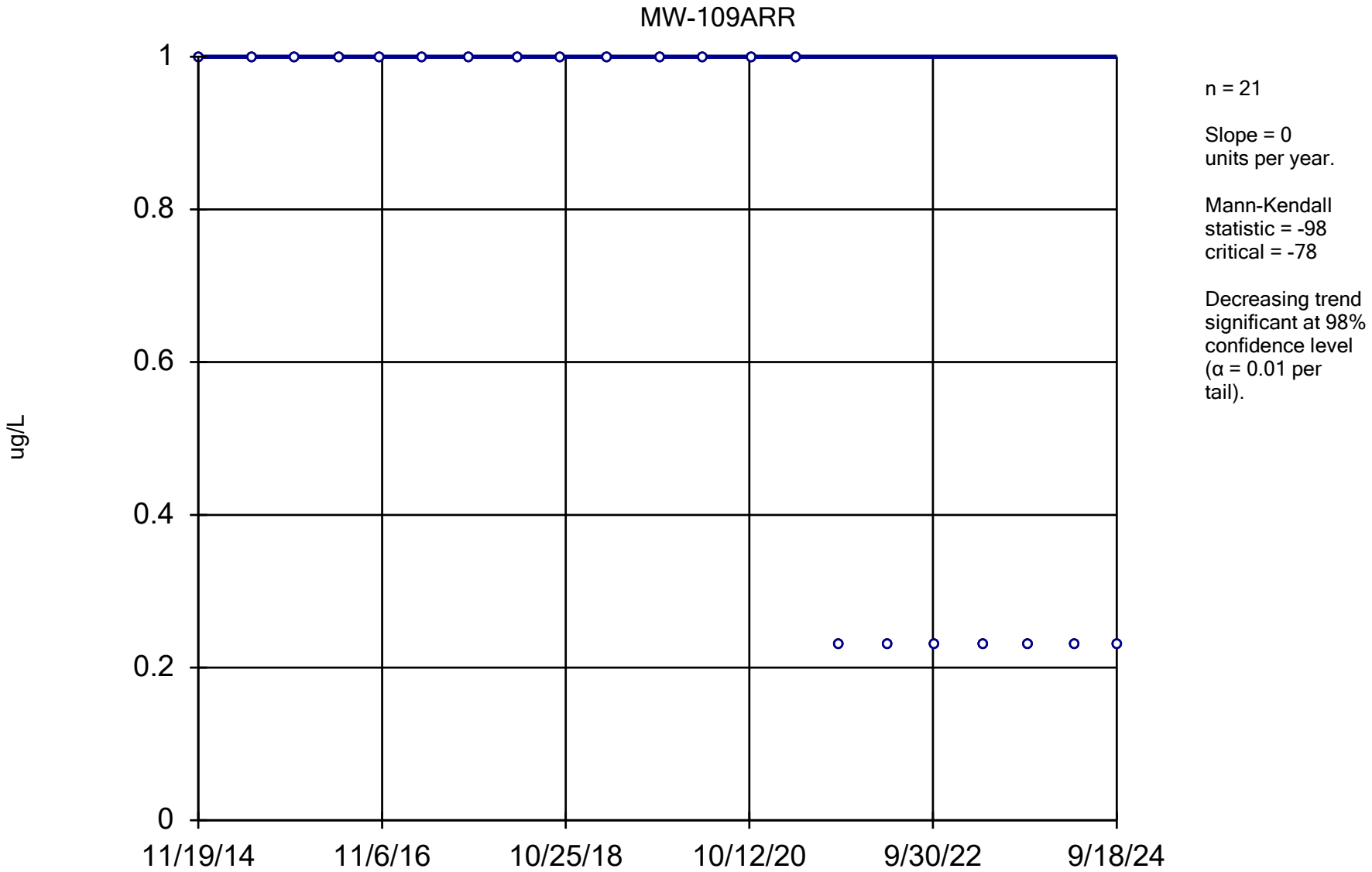

Constituent: 1,4-Dichlorobenzene Analysis Run 12/17/2024 1:48 PM View: All Wells - Appendix I VOCs

DMASWA Data: DMASWA Database_Updated

Sanitas™ v.10.0.15 Software licensed to HDR, Inc. UG
Hollow symbols indicate censored values.

Sen's Slope Estimator

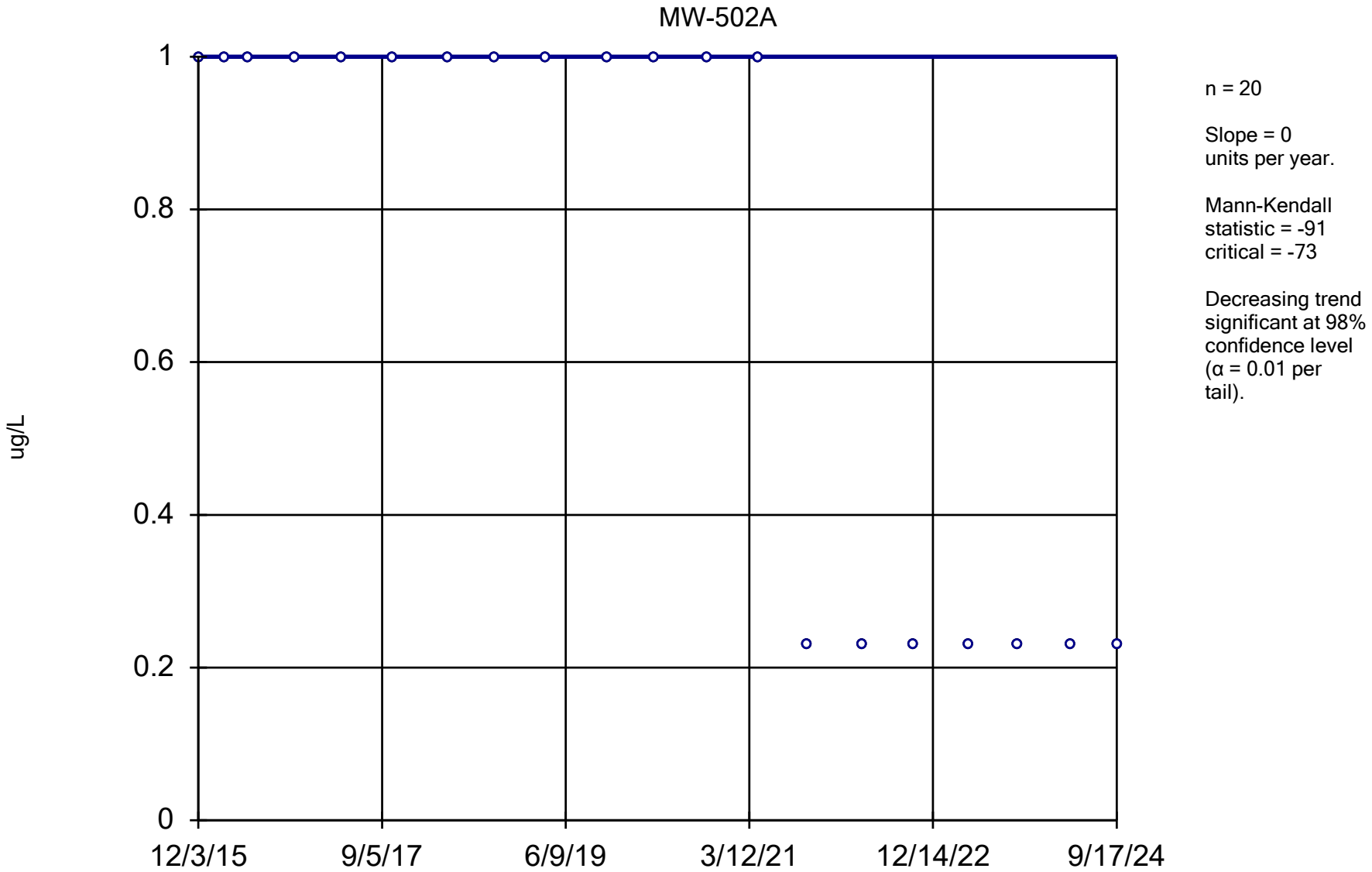

Constituent: 1,4-Dichlorobenzene Analysis Run 12/17/2024 1:48 PM View: All Wells - Appendix I VOCs

DMASWA Data: DMASWA Database_Updated

Sanitas™ v.10.0.15 Software licensed to HDR, Inc. UG
Hollow symbols indicate censored values.

Sen's Slope Estimator

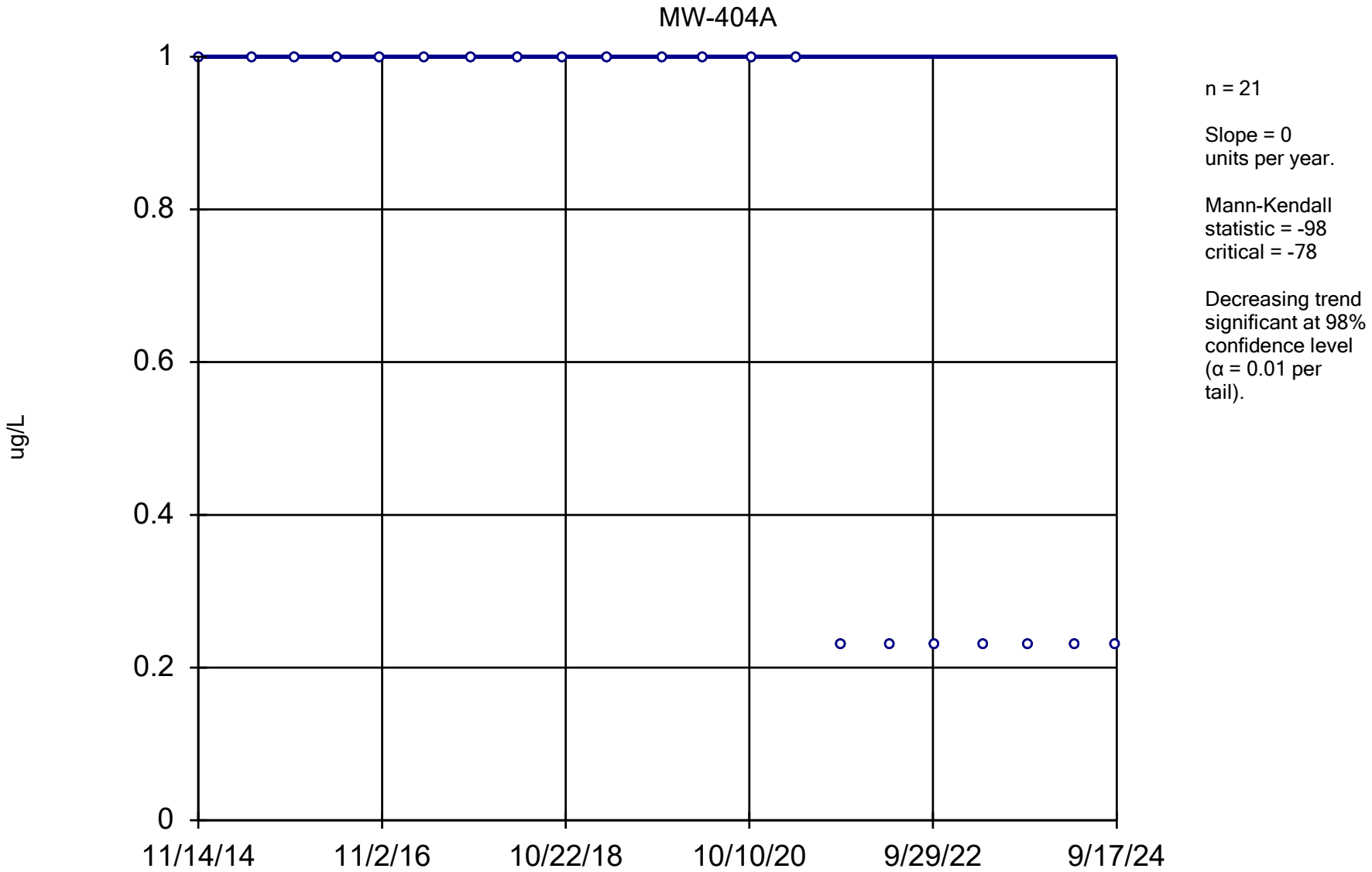

Constituent: 1,4-Dichlorobenzene Analysis Run 12/17/2024 1:48 PM View: All Wells - Appendix I VOCs

DMASWA Data: DMASWA Database_Updated

Sanitas™ v.10.0.15 Software licensed to HDR, Inc. UG
Hollow symbols indicate censored values.

Sen's Slope Estimator

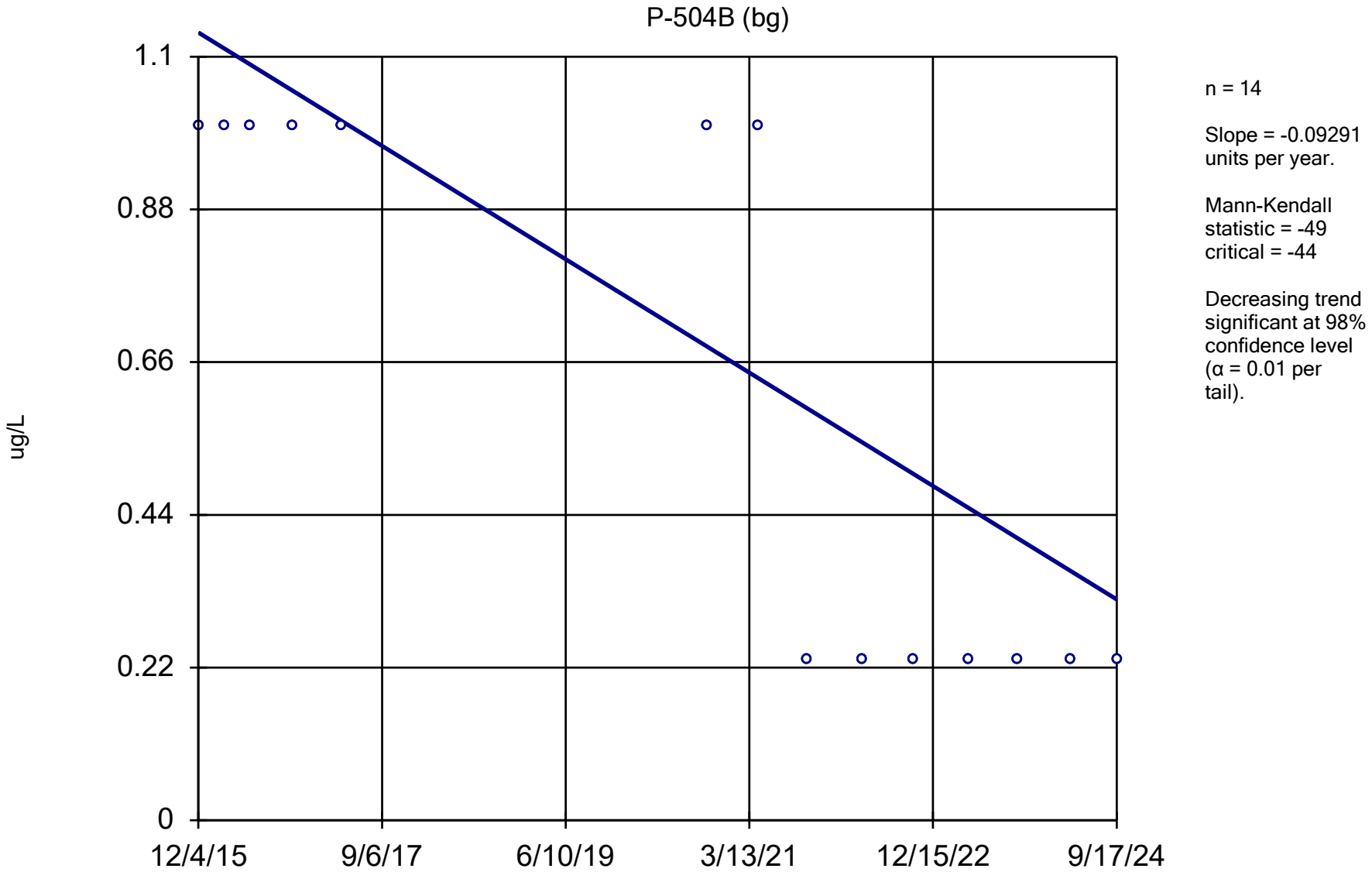

Constituent: 1,4-Dichlorobenzene Analysis Run 12/17/2024 1:48 PM View: All Wells - Appendix I VOCs

DMASWA Data: DMASWA Database_Updated

Sanitas™ v.10.0.15 Software licensed to HDR, Inc. UG
Hollow symbols indicate censored values.

Sen's Slope Estimator

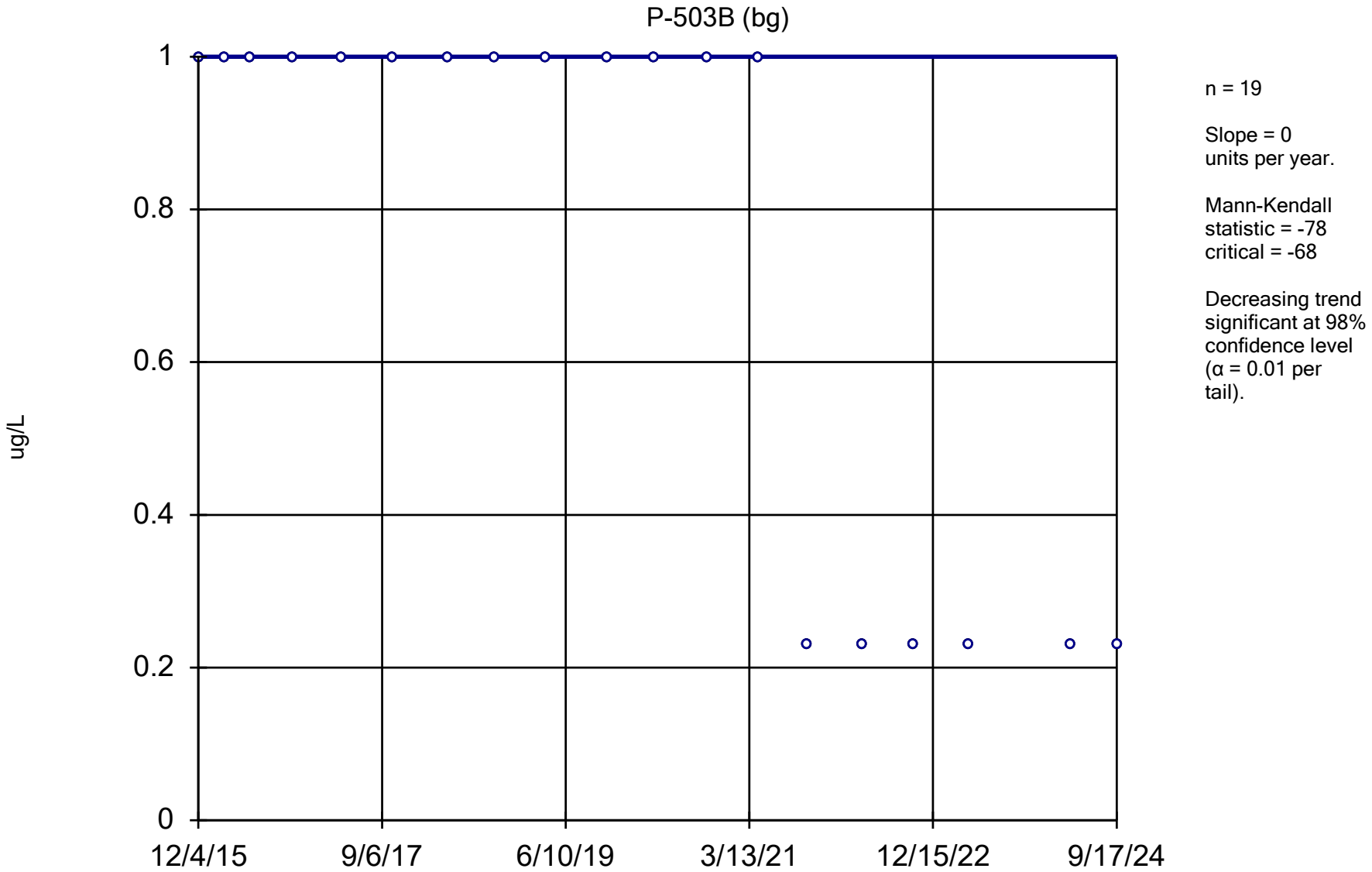

Constituent: 1,4-Dichlorobenzene Analysis Run 12/17/2024 1:48 PM View: All Wells - Appendix I VOCs

DMASWA Data: DMASWA Database_Updated

Sanitas™ v.10.0.15 Software licensed to HDR, Inc. UG
Hollow symbols indicate censored values.

Sen's Slope Estimator

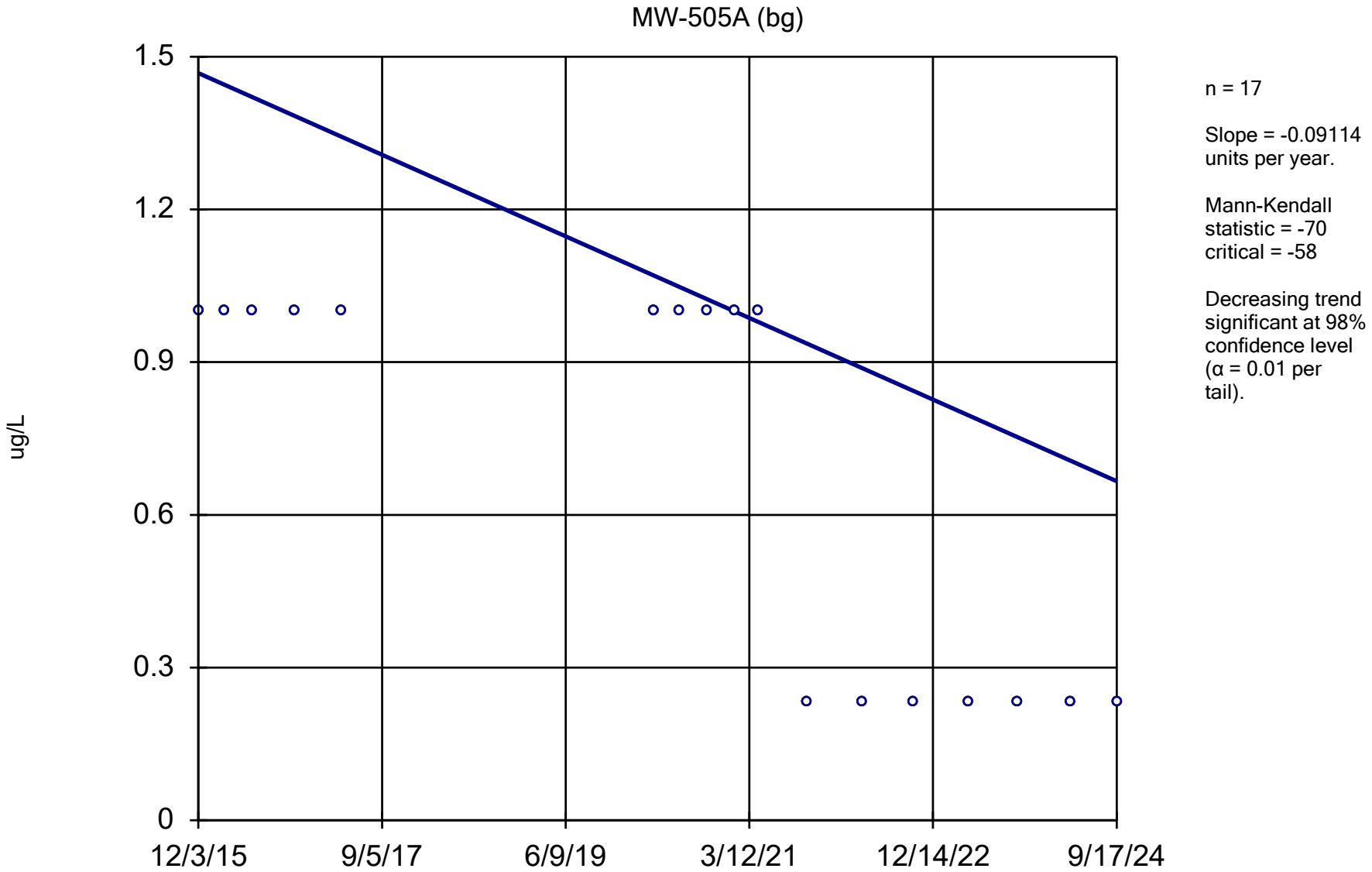

Constituent: 1,4-Dichlorobenzene Analysis Run 12/17/2024 1:49 PM View: All Wells - Appendix I VOCs

DMASWA Data: DMASWA Database_Updated

Sanitas™ v.10.0.15 Software licensed to HDR, Inc. UG
Hollow symbols indicate censored values.

Sen's Slope Estimator

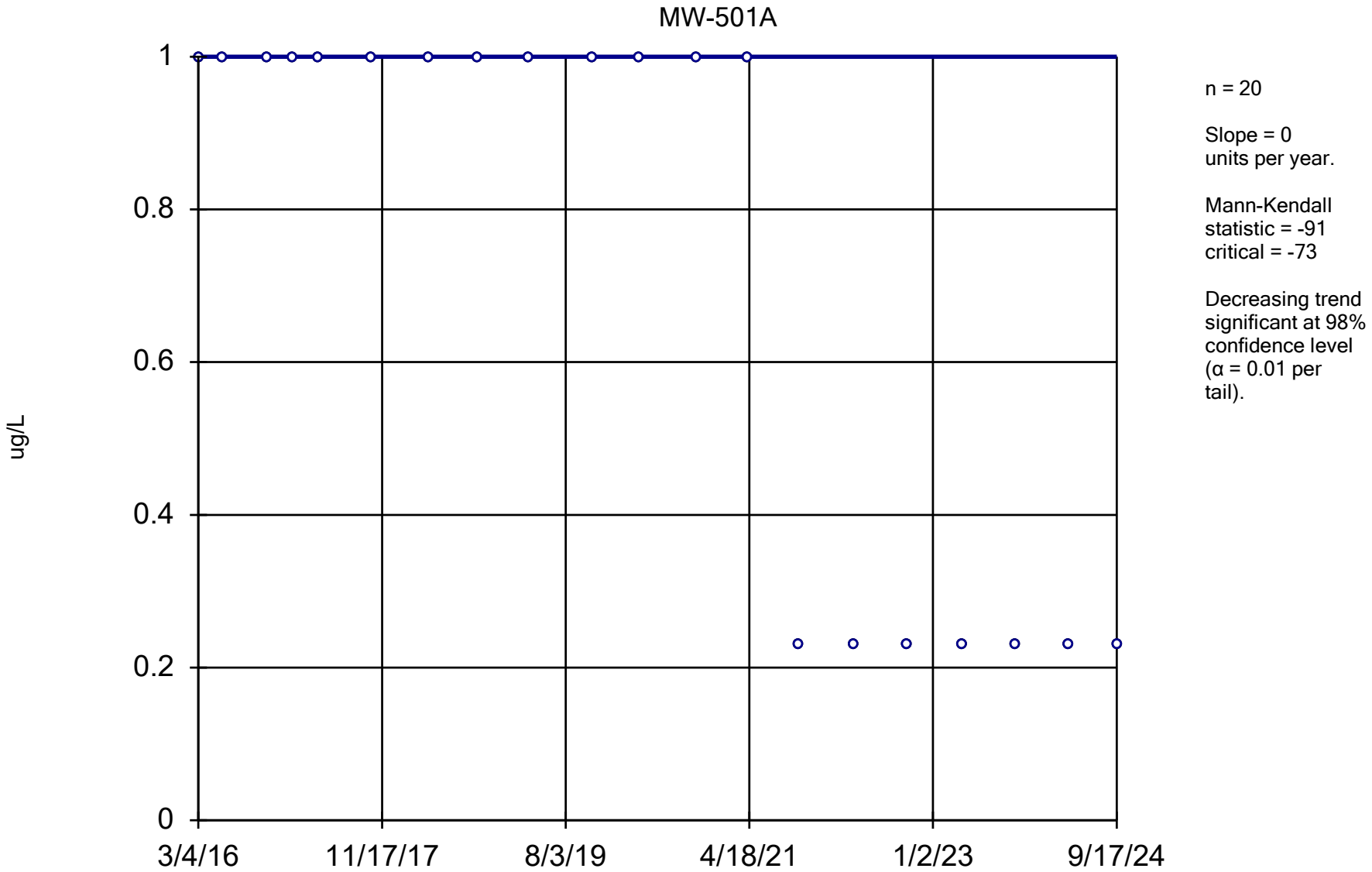

Constituent: 1,4-Dichlorobenzene Analysis Run 12/17/2024 1:49 PM View: All Wells - Appendix I VOCs

DMASWA Data: DMASWA Database_Updated

Sanitas™ v.10.0.15 Software licensed to HDR, Inc. UG
Hollow symbols indicate censored values.

Sen's Slope Estimator

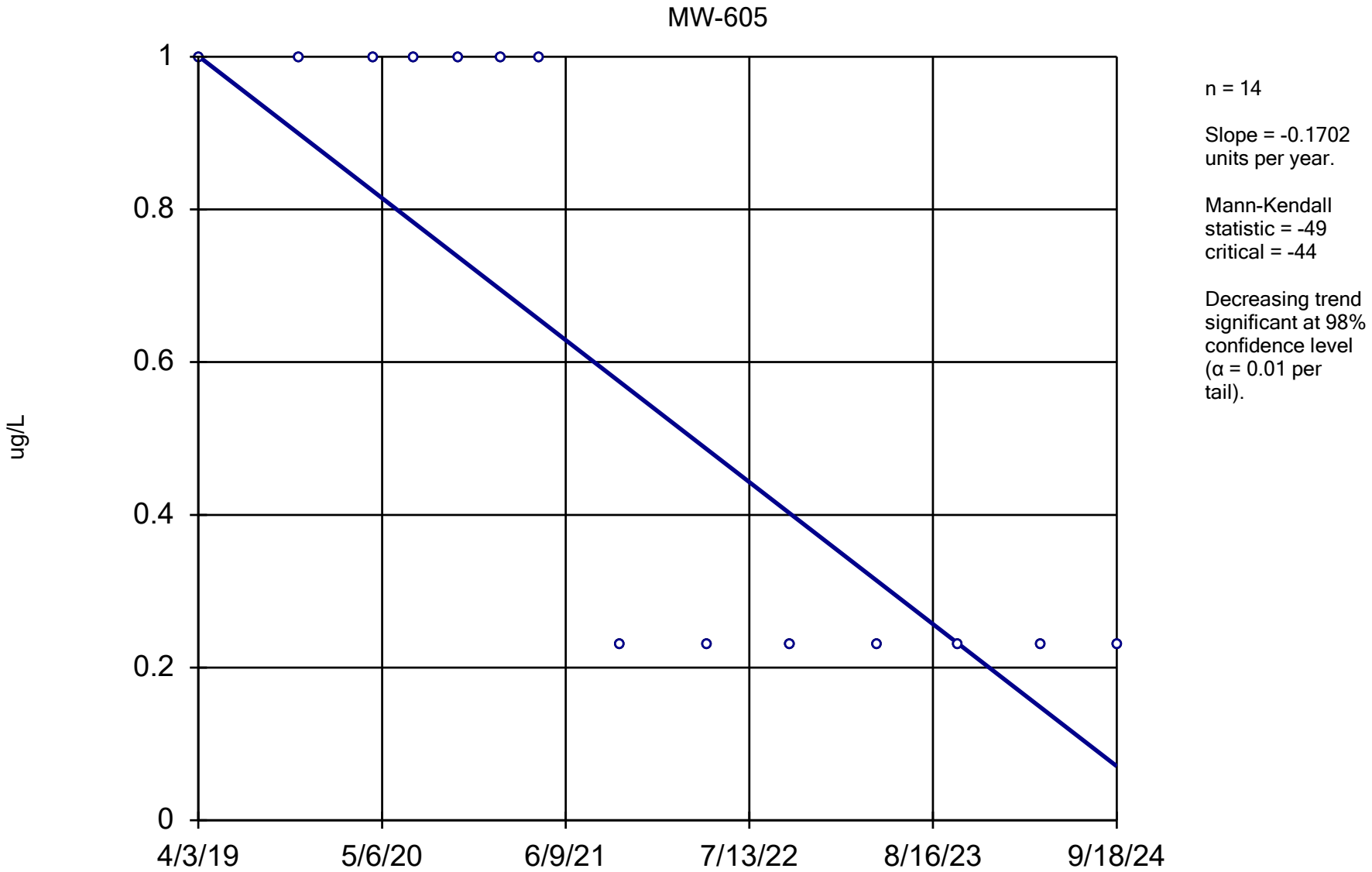

Constituent: 1,4-Dichlorobenzene Analysis Run 12/17/2024 1:49 PM View: All Wells - Appendix I VOCs

DMASWA Data: DMASWA Database_Updated

Sanitas™ v.10.0.15 Software licensed to HDR, Inc. UG
Hollow symbols indicate censored values.

Sen's Slope Estimator

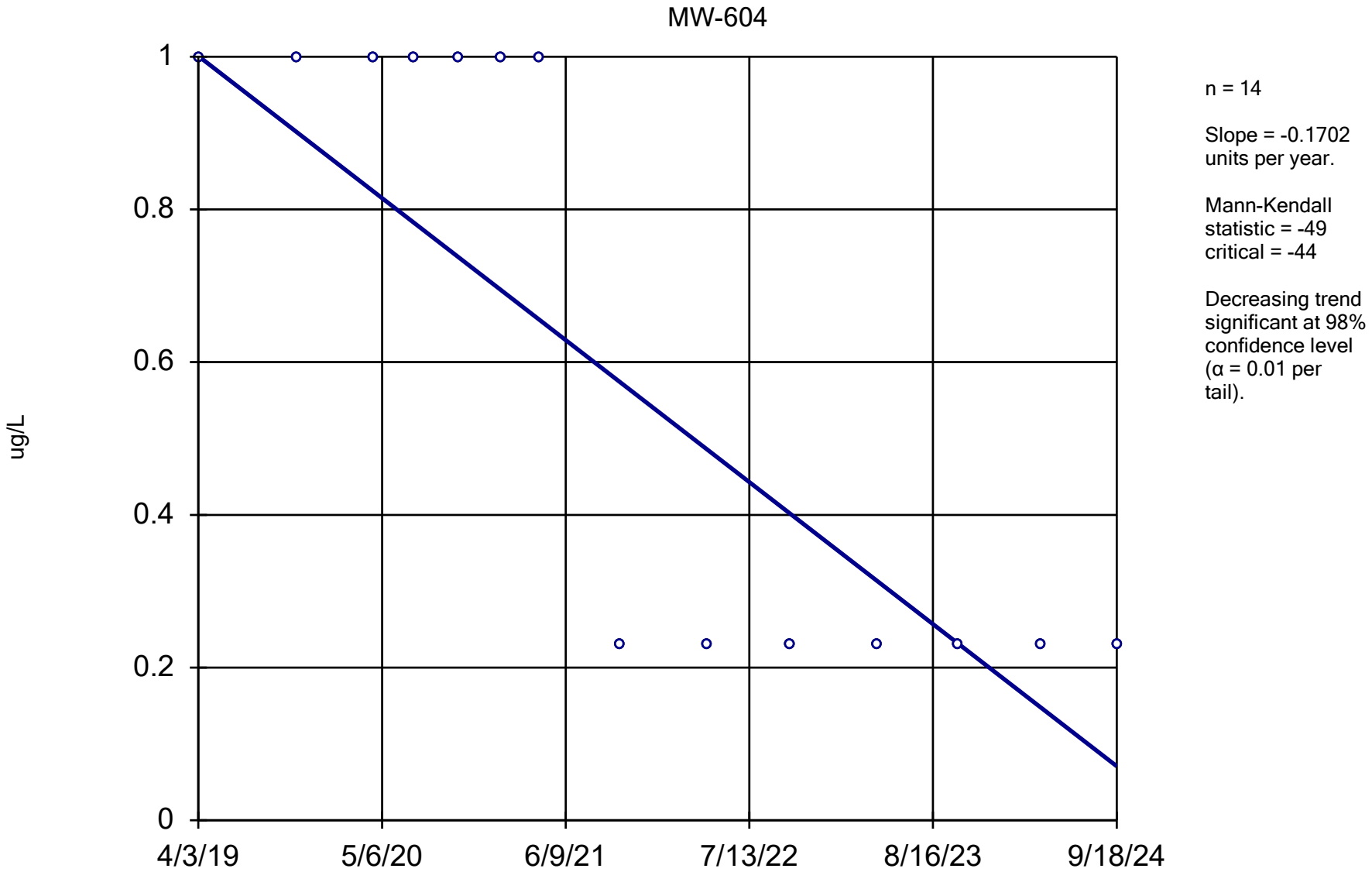

Constituent: 1,4-Dichlorobenzene Analysis Run 12/17/2024 1:49 PM View: All Wells - Appendix I VOCs

DMASWA Data: DMASWA Database_Updated

Sanitas™ v.10.0.15 Software licensed to HDR, Inc. UG
Hollow symbols indicate censored values.

Sen's Slope Estimator

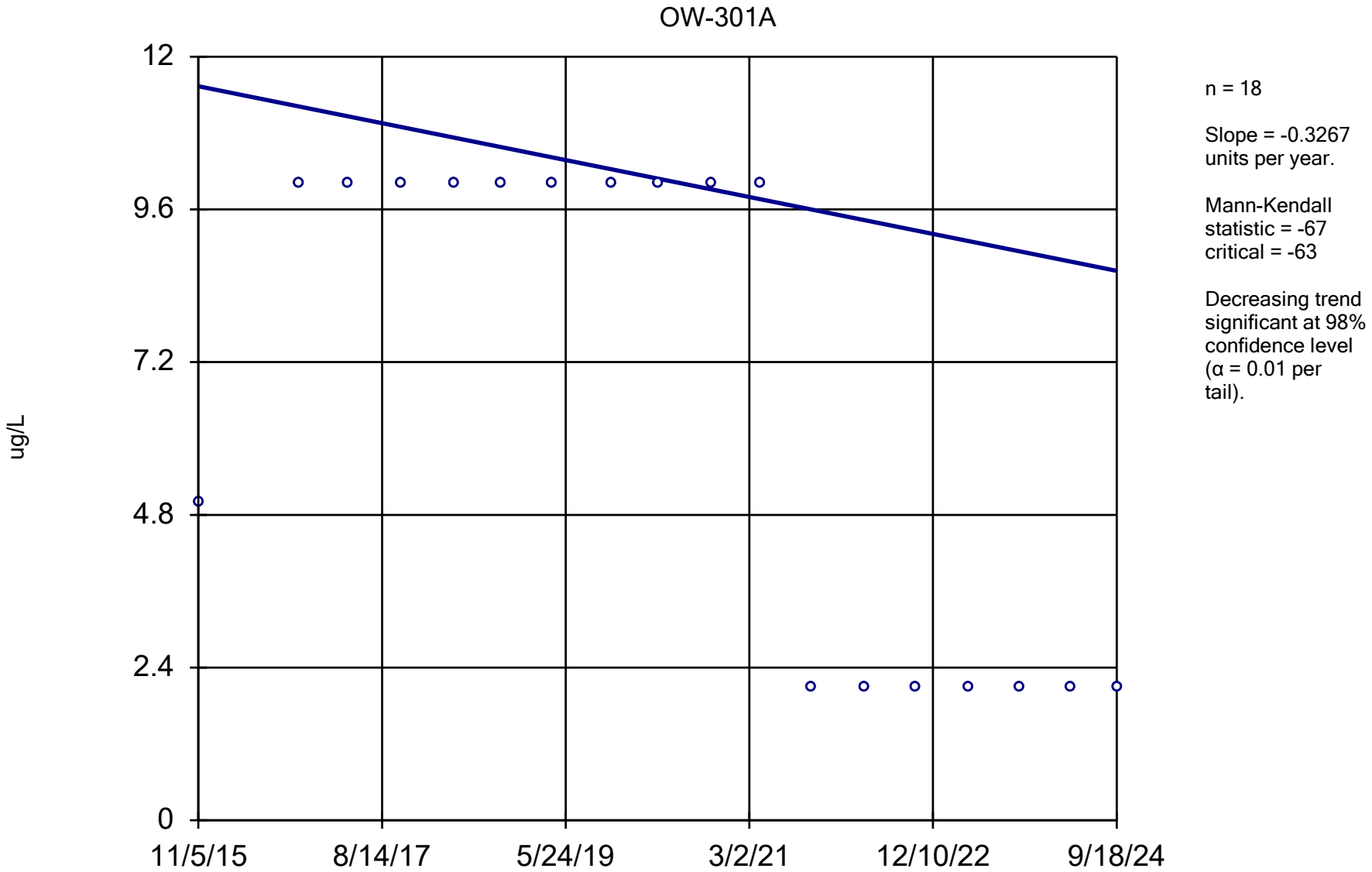

Constituent: 2-Butanone [MEK] Analysis Run 12/17/2024 1:49 PM View: All Wells - Appendix I VOCs DMASWA Data: DMASWA Database_Updated

Sanitas™ v.10.0.15 Software licensed to HDR, Inc. UG
Hollow symbols indicate censored values.

Sen's Slope Estimator

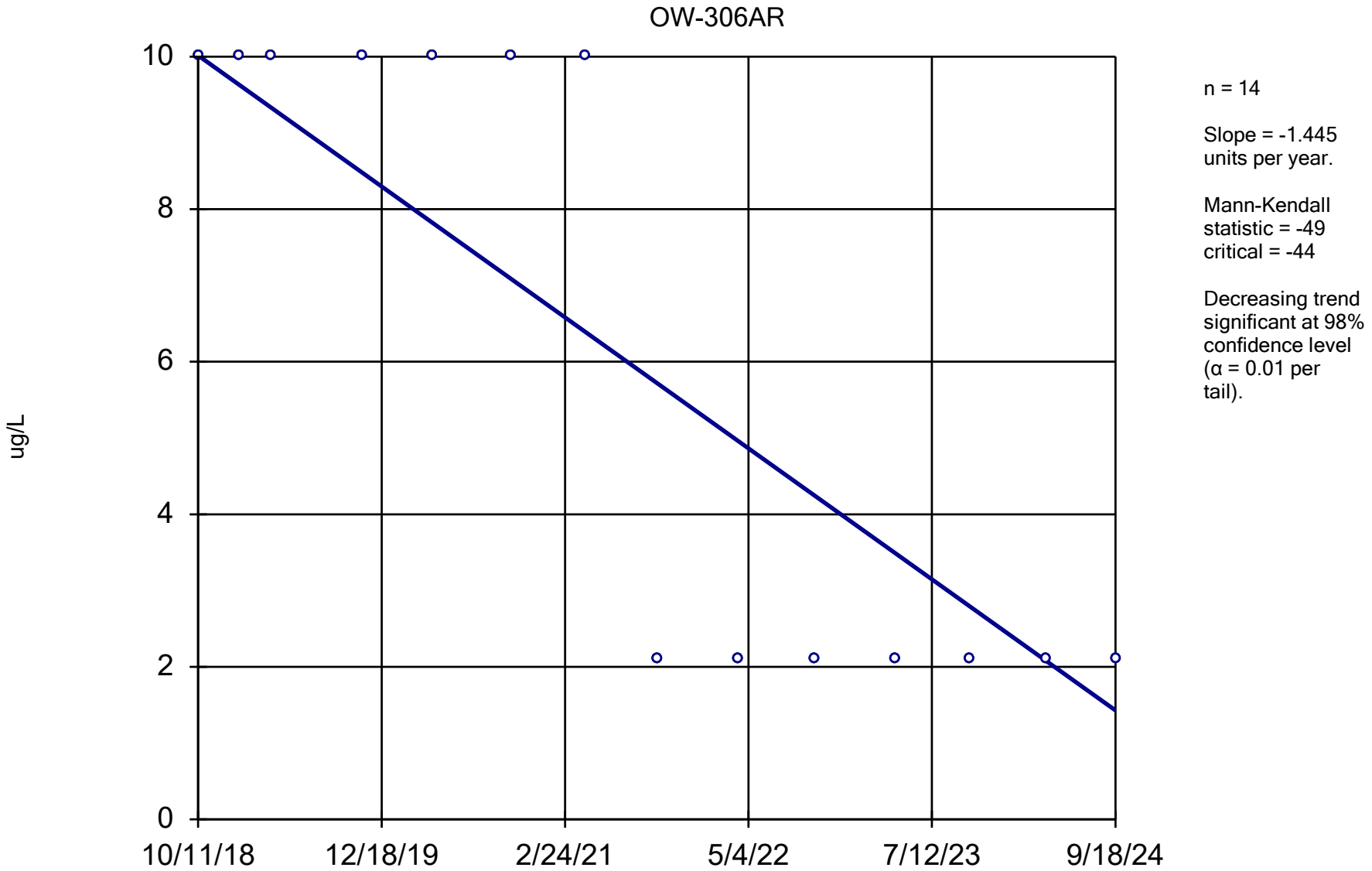

Constituent: 2-Butanone [MEK] Analysis Run 12/17/2024 1:49 PM View: All Wells - Appendix I VOCs DMASWA Data: DMASWA Database_Updated

Sanitas™ v.10.0.15 Software licensed to HDR, Inc. UG
Hollow symbols indicate censored values.

Sen's Slope Estimator

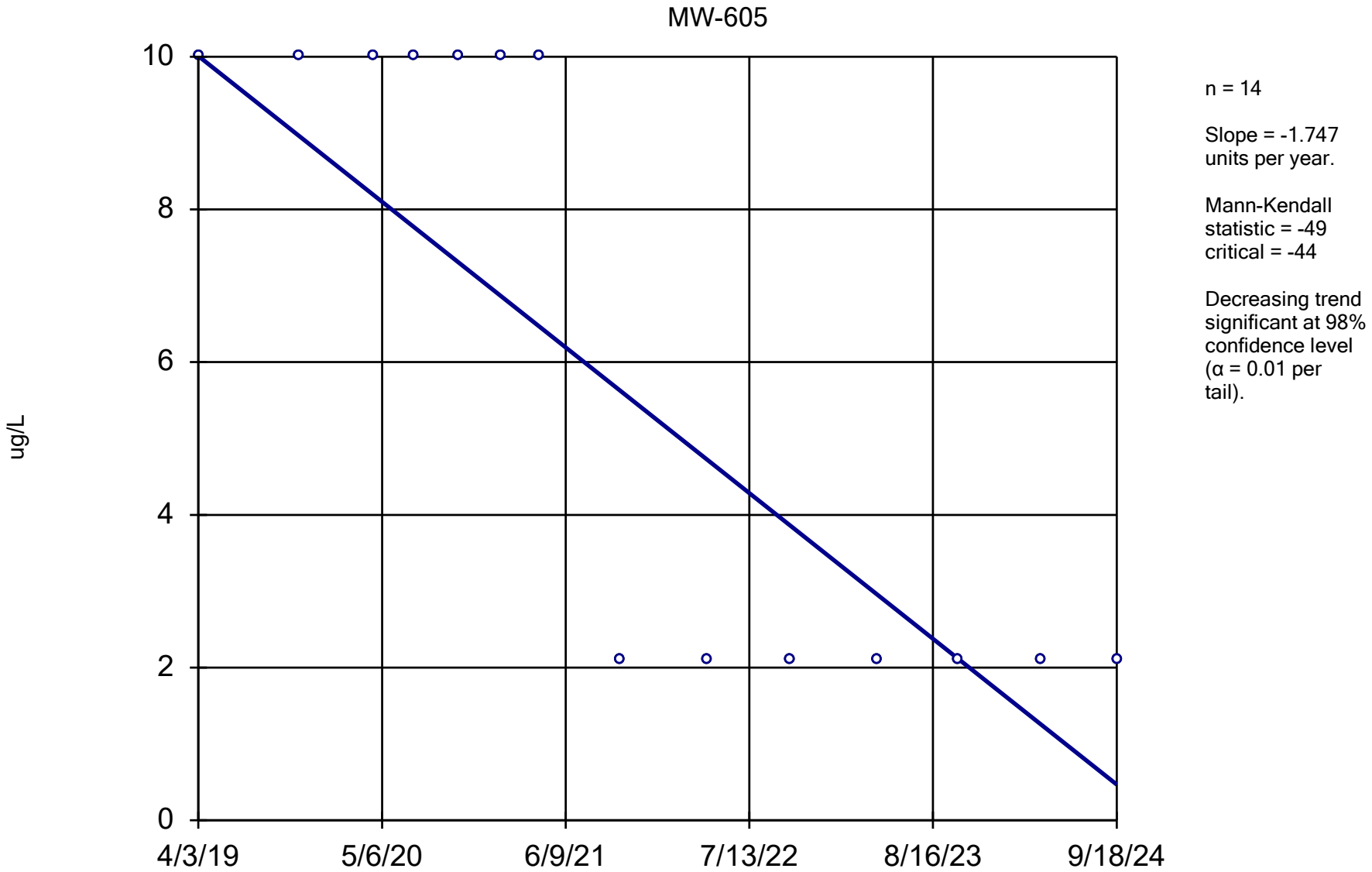

Constituent: 2-Butanone [MEK] Analysis Run 12/17/2024 1:49 PM View: All Wells - Appendix I VOCs DMASWA Data: DMASWA Database_Updated

Sanitas™ v.10.0.15 Software licensed to HDR, Inc. UG
Hollow symbols indicate censored values.

Sen's Slope Estimator

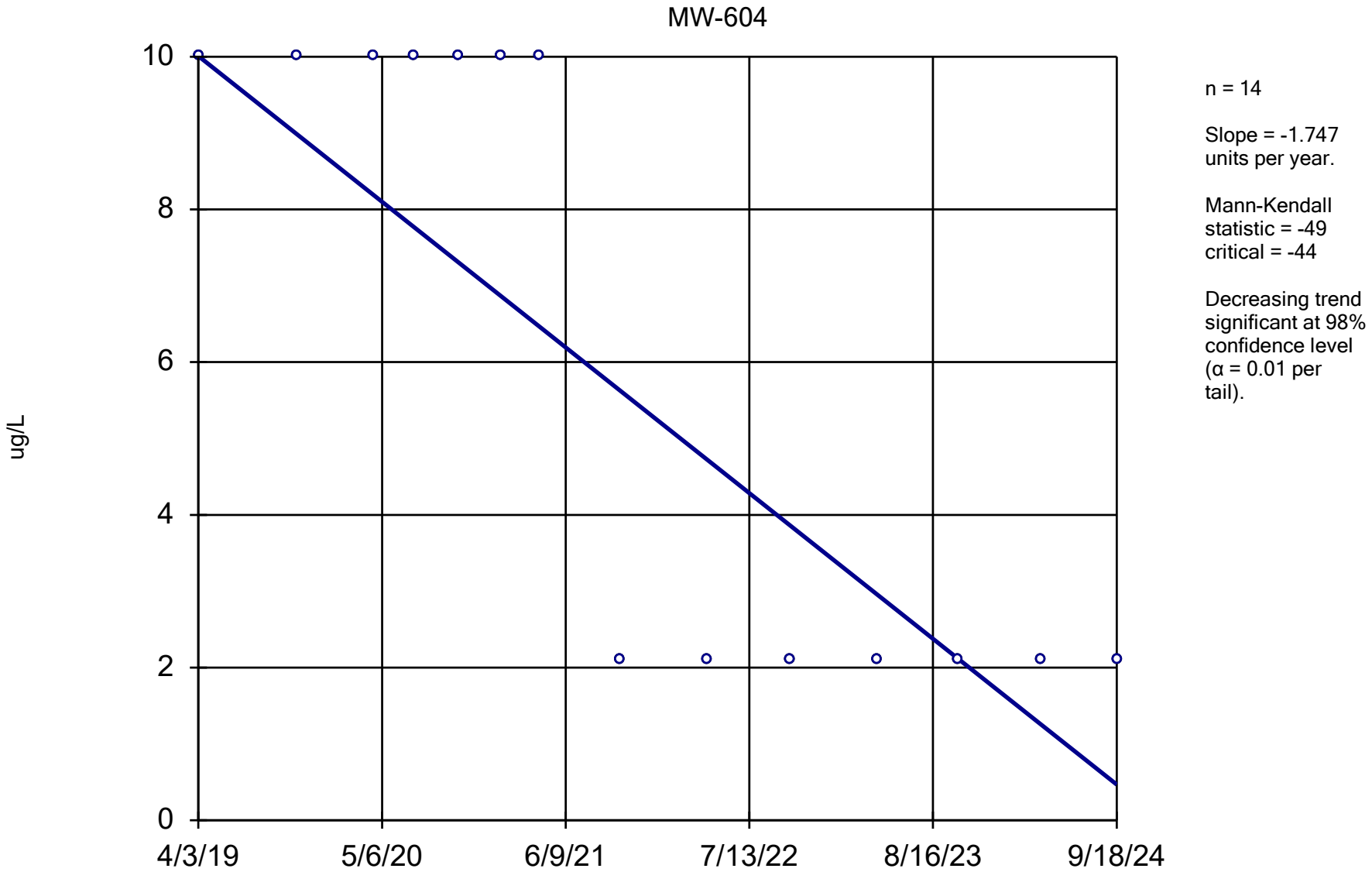

Constituent: 2-Butanone [MEK] Analysis Run 12/17/2024 1:49 PM View: All Wells - Appendix I VOCs DMASWA Data: DMASWA Database_Updated

Sanitas™ v.10.0.15 Software licensed to HDR, Inc. UG
Hollow symbols indicate censored values.

Sen's Slope Estimator

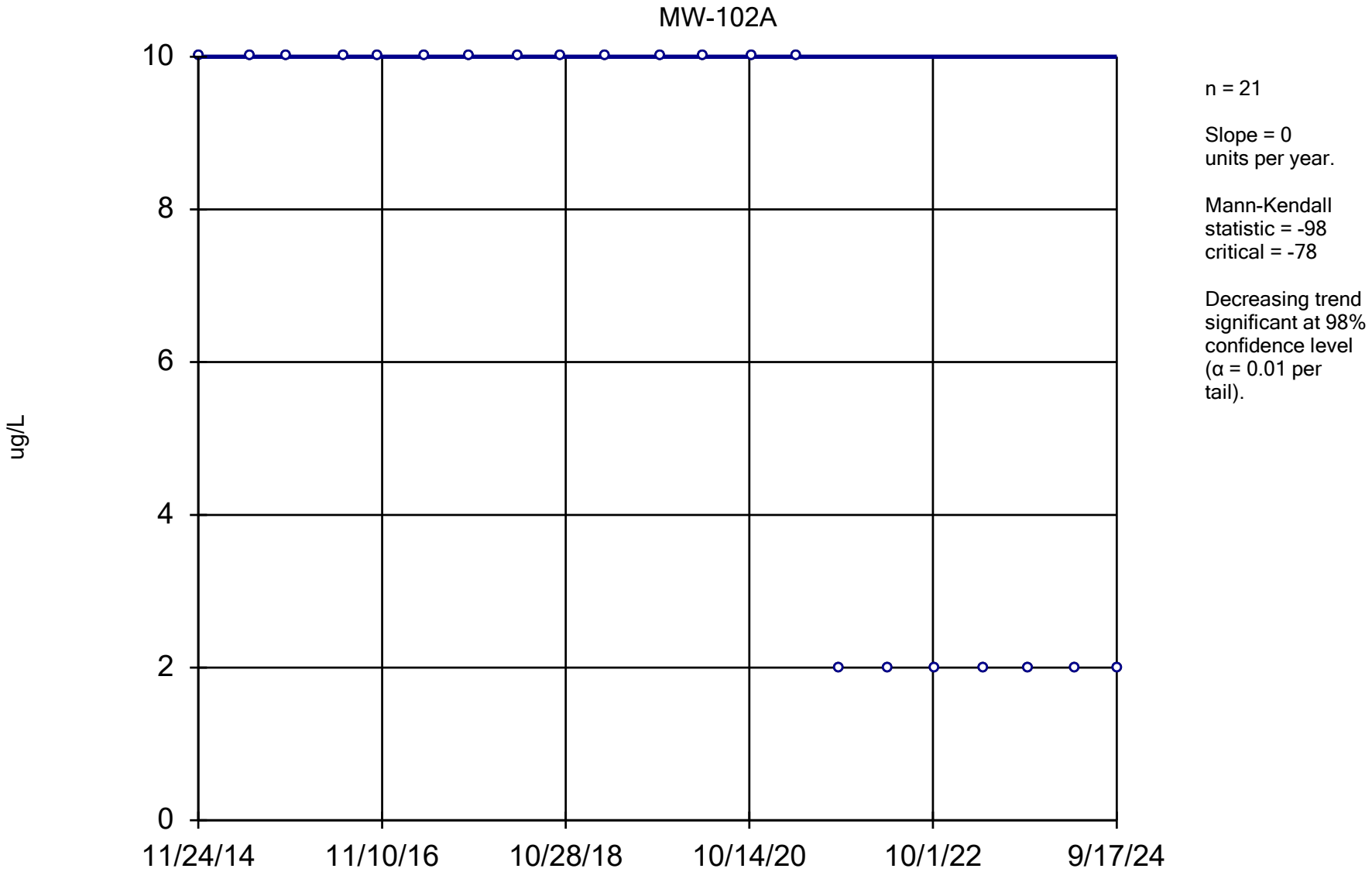

Constituent: 2-Hexanone Analysis Run 12/17/2024 1:49 PM View: All Wells - Appendix I VOCs

DMASWA Data: DMASWA Database_Updated

Sanitas™ v.10.0.15 Software licensed to HDR, Inc. UG
Hollow symbols indicate censored values.

Sen's Slope Estimator

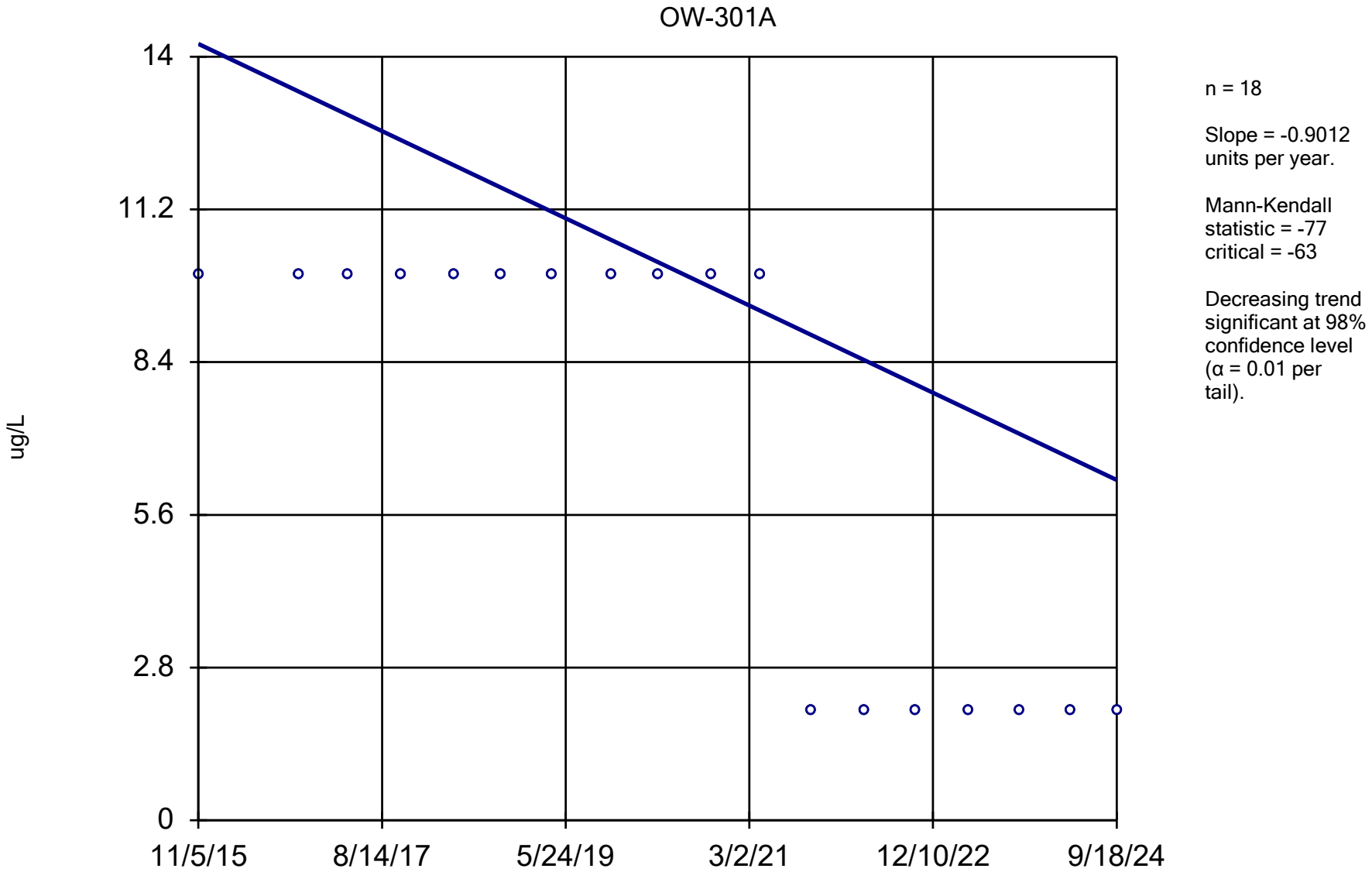

Constituent: 2-Hexanone Analysis Run 12/17/2024 1:49 PM View: All Wells - Appendix I VOCs

DMASWA Data: DMASWA Database_Updated

Sanitas™ v.10.0.15 Software licensed to HDR, Inc. UG
Hollow symbols indicate censored values.

Sen's Slope Estimator

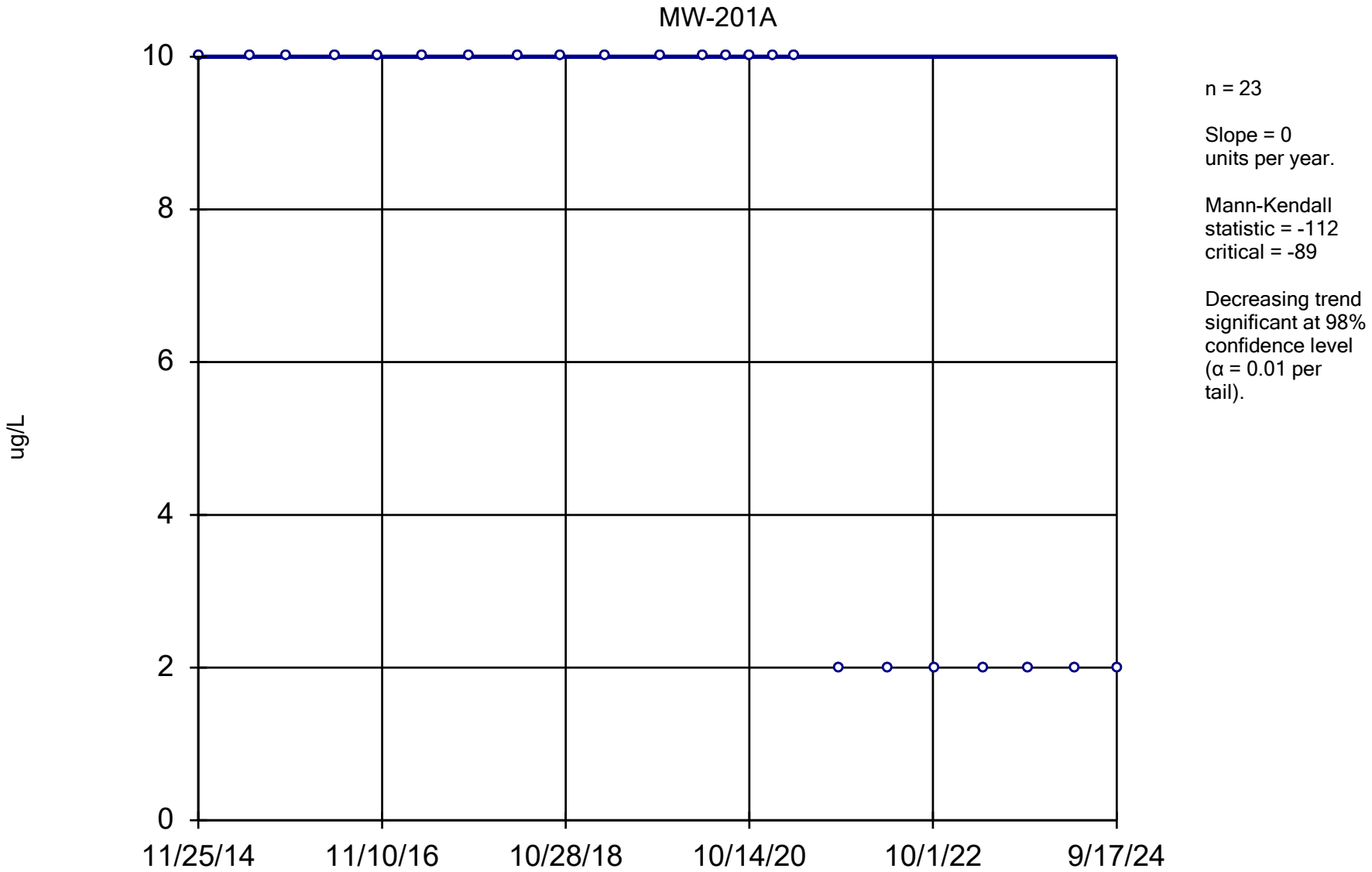

Constituent: 2-Hexanone Analysis Run 12/17/2024 1:49 PM View: All Wells - Appendix I VOCs

DMASWA Data: DMASWA Database_Updated

Sanitas™ v.10.0.15 Software licensed to HDR, Inc. UG
Hollow symbols indicate censored values.

Sen's Slope Estimator

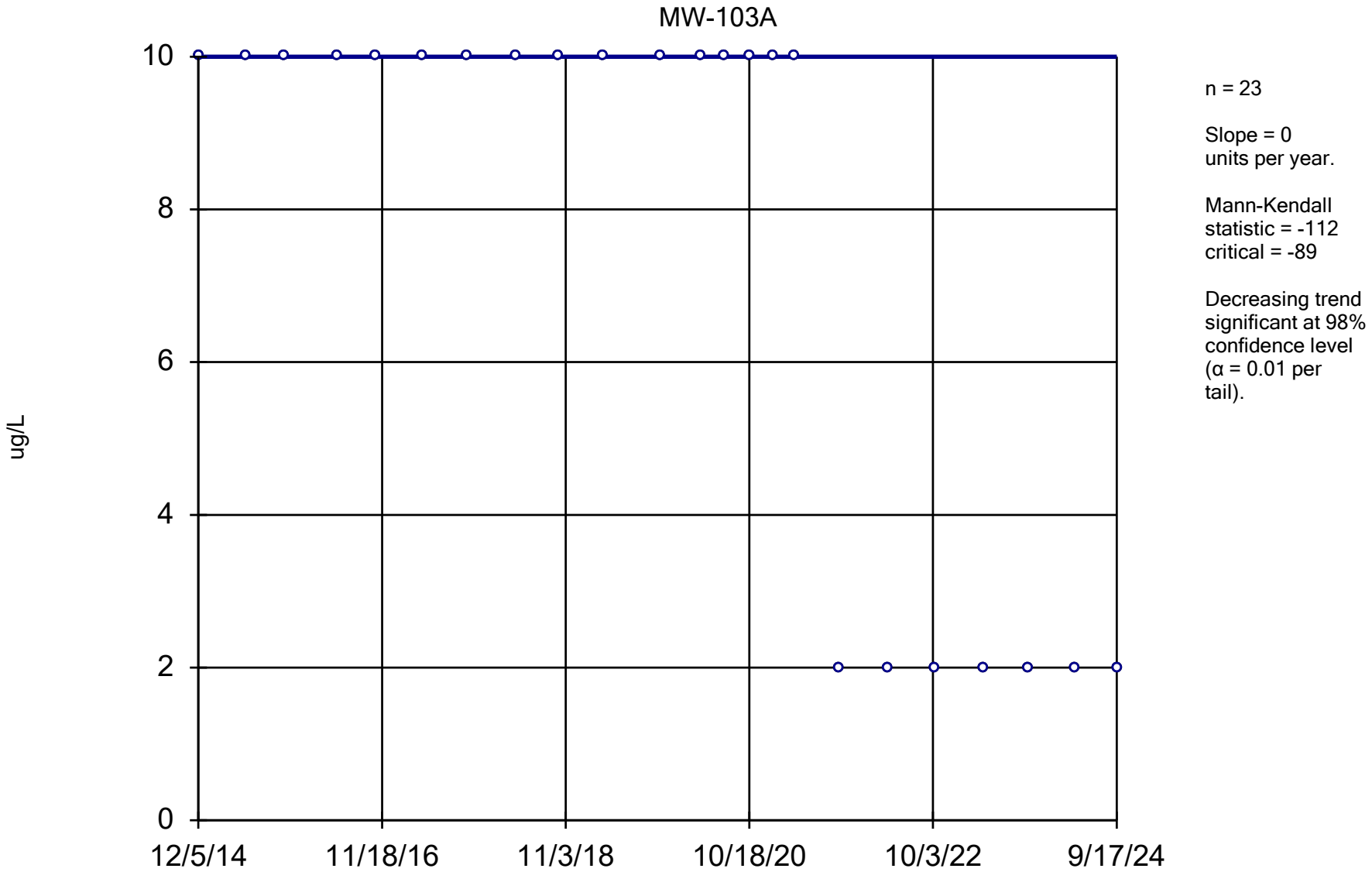

Constituent: 2-Hexanone Analysis Run 12/17/2024 1:49 PM View: All Wells - Appendix I VOCs

DMASWA Data: DMASWA Database_Updated

Sanitas™ v.10.0.15 Software licensed to HDR, Inc. UG
Hollow symbols indicate censored values.

Sen's Slope Estimator

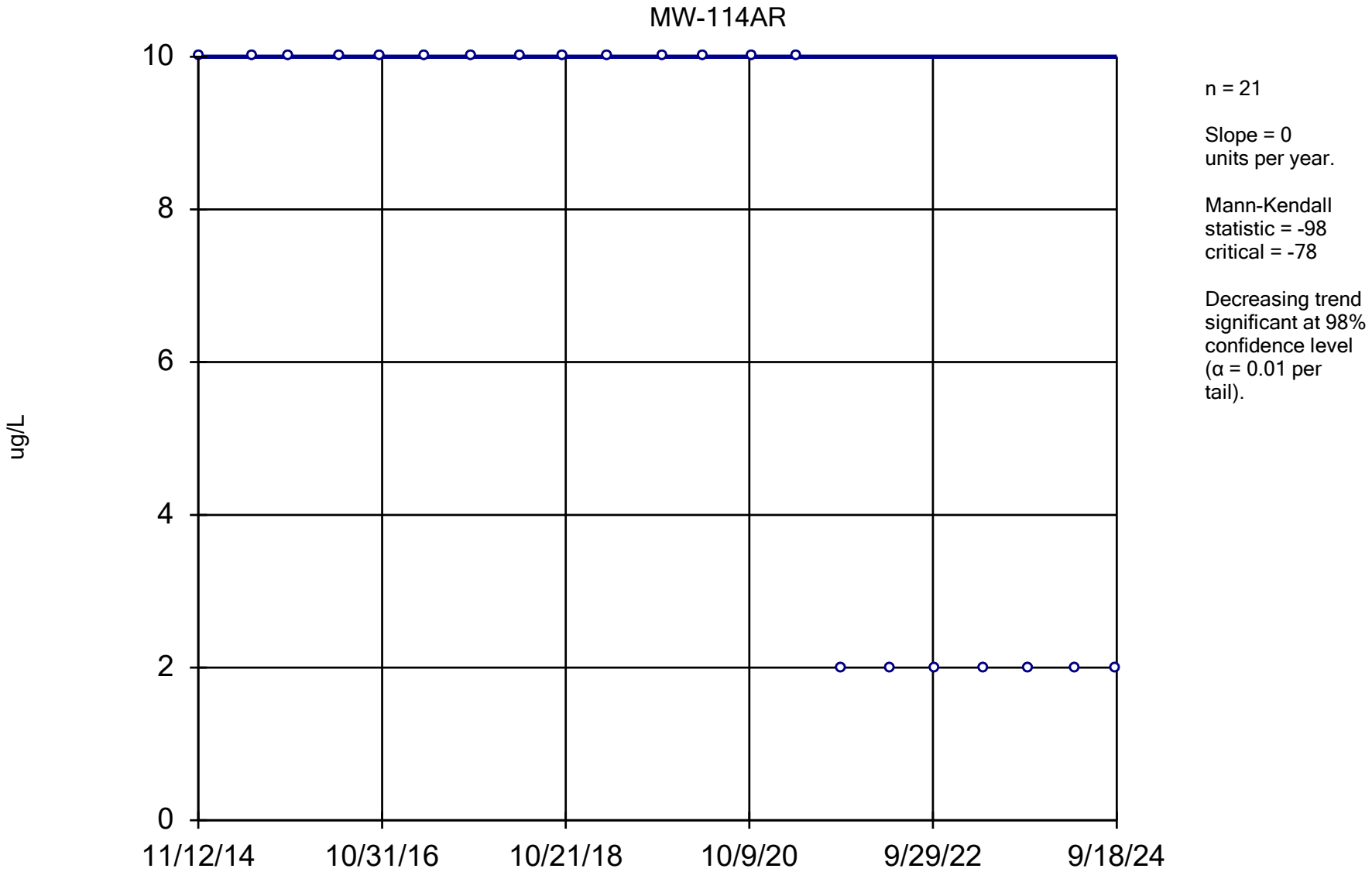

Constituent: 2-Hexanone Analysis Run 12/17/2024 1:49 PM View: All Wells - Appendix I VOCs

DMASWA Data: DMASWA Database_Updated

Sanitas™ v.10.0.15 Software licensed to HDR, Inc. UG
Hollow symbols indicate censored values.

Sen's Slope Estimator

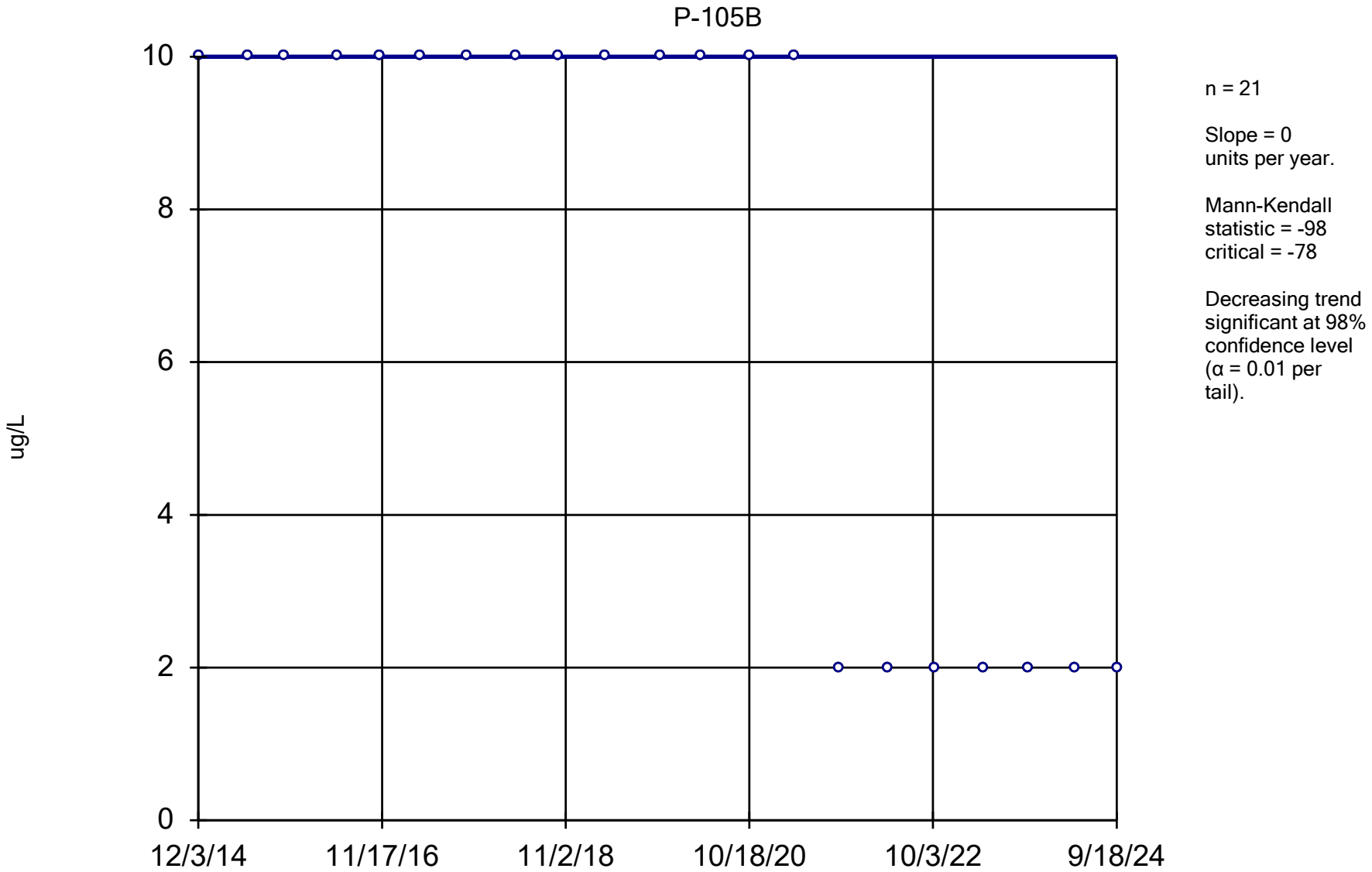

Constituent: 2-Hexanone Analysis Run 12/17/2024 1:49 PM View: All Wells - Appendix I VOCs

DMASWA Data: DMASWA Database_Updated

Sanitas™ v.10.0.15 Software licensed to HDR, Inc. UG
Hollow symbols indicate censored values.

Sen's Slope Estimator

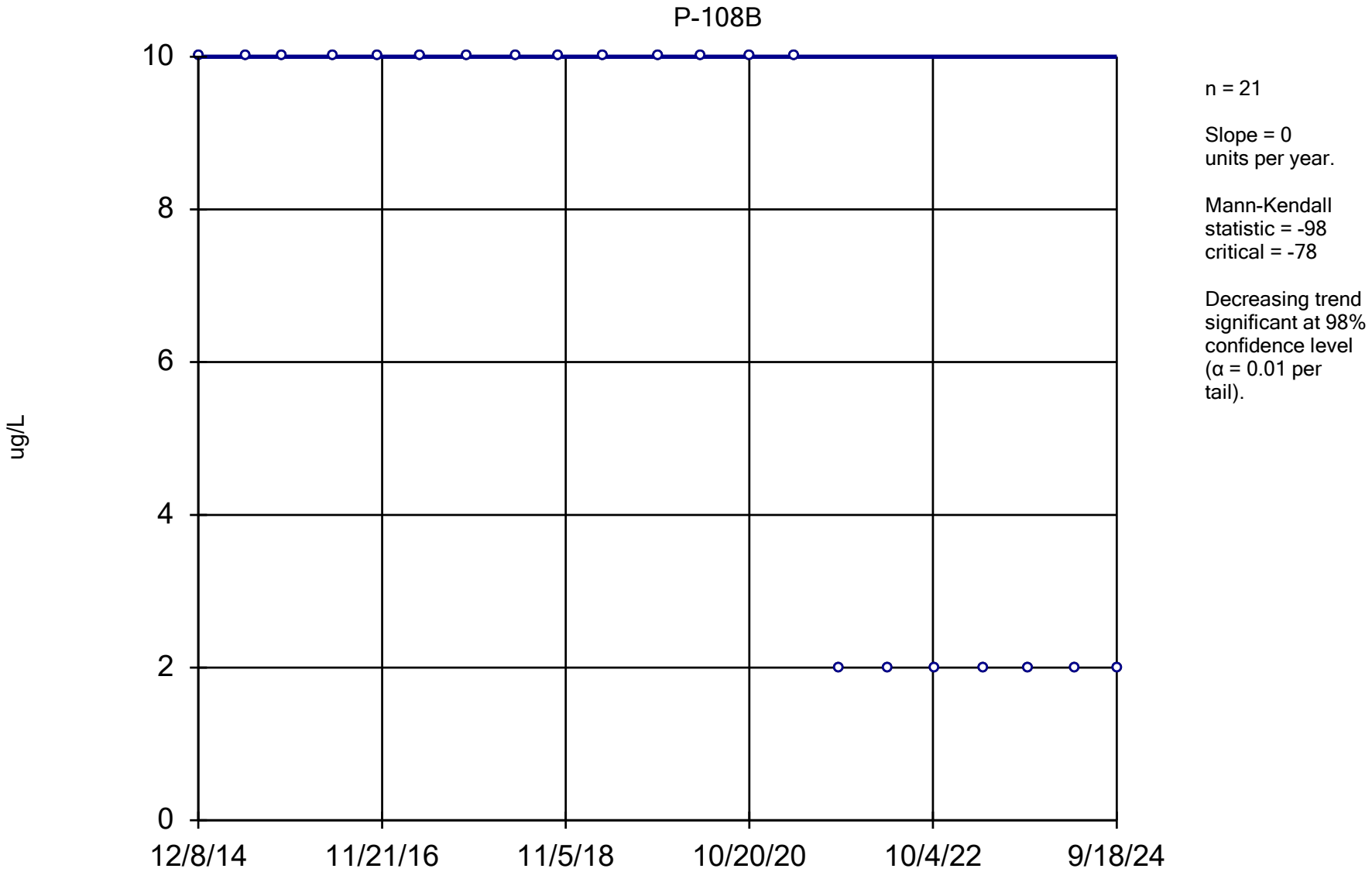

Constituent: 2-Hexanone Analysis Run 12/17/2024 1:49 PM View: All Wells - Appendix I VOCs

DMASWA Data: DMASWA Database_Updated

Sanitas™ v.10.0.15 Software licensed to HDR, Inc. UG
Hollow symbols indicate censored values.

Sen's Slope Estimator

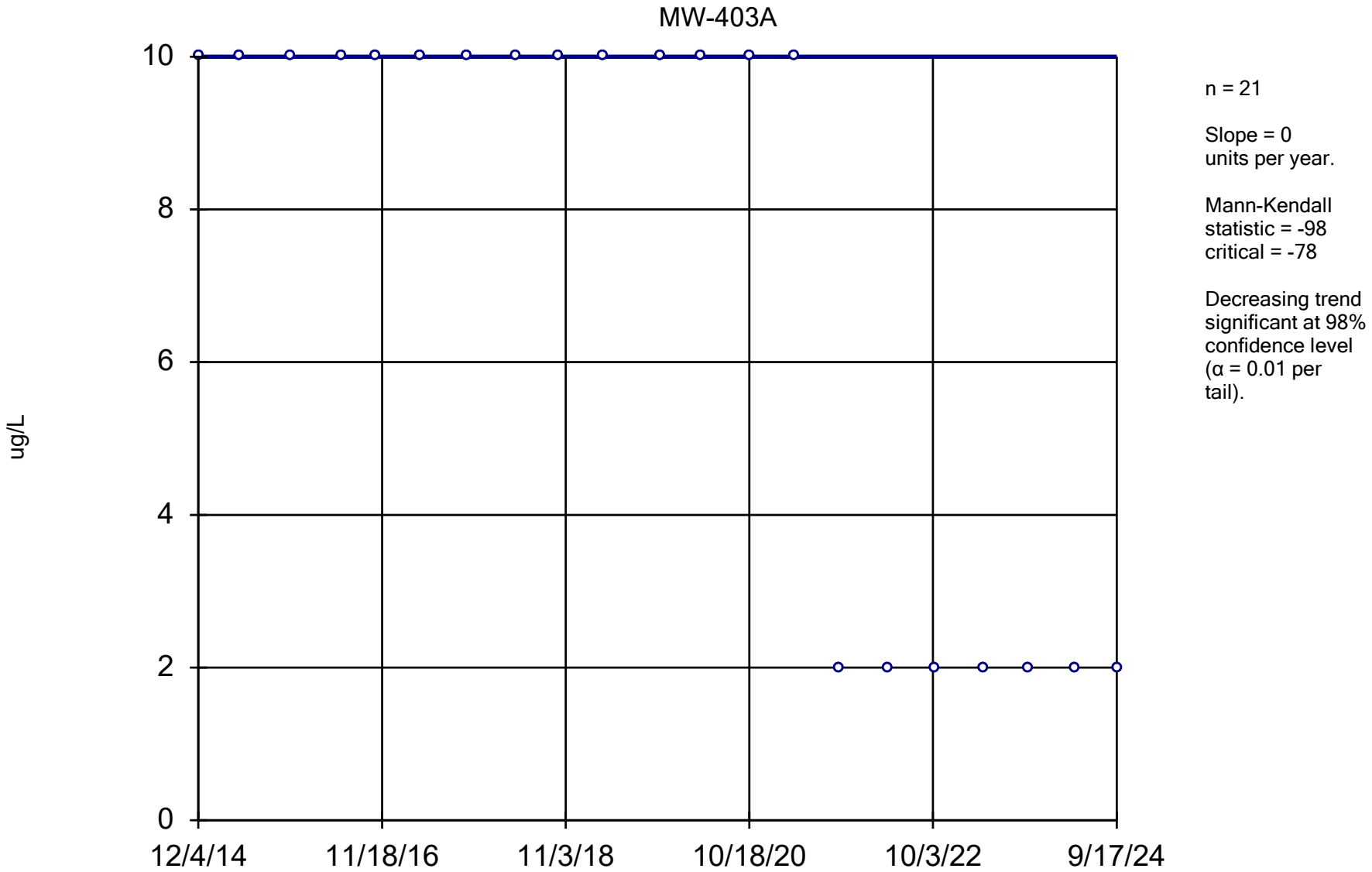

Constituent: 2-Hexanone Analysis Run 12/17/2024 1:49 PM View: All Wells - Appendix I VOCs

DMASWA Data: DMASWA Database_Updated

Sanitas™ v.10.0.15 Software licensed to HDR, Inc. UG
Hollow symbols indicate censored values.

Sen's Slope Estimator

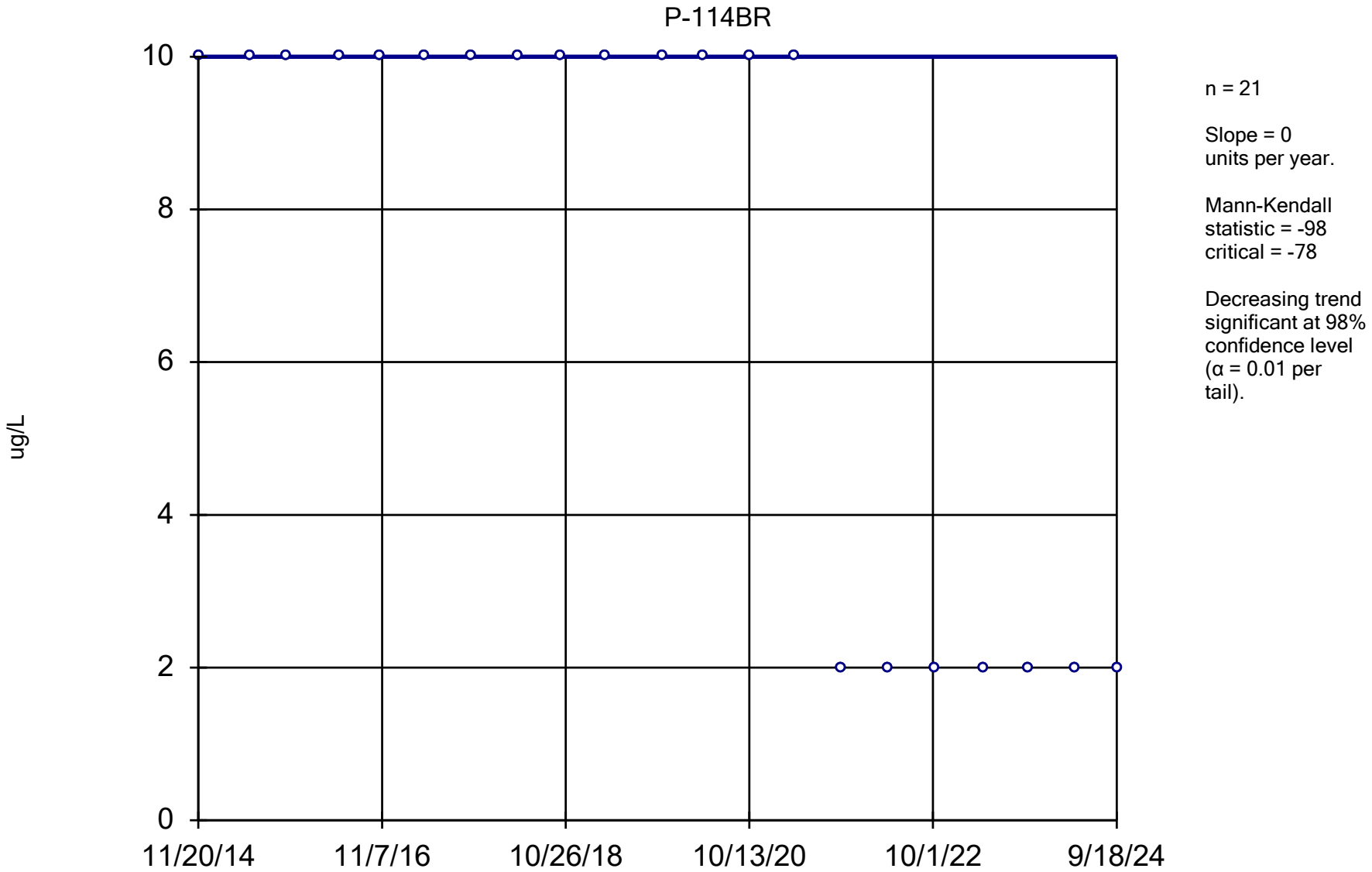

Constituent: 2-Hexanone Analysis Run 12/17/2024 1:49 PM View: All Wells - Appendix I VOCs

DMASWA Data: DMASWA Database_Updated

Sanitas™ v.10.0.15 Software licensed to HDR, Inc. UG
Hollow symbols indicate censored values.

Sen's Slope Estimator

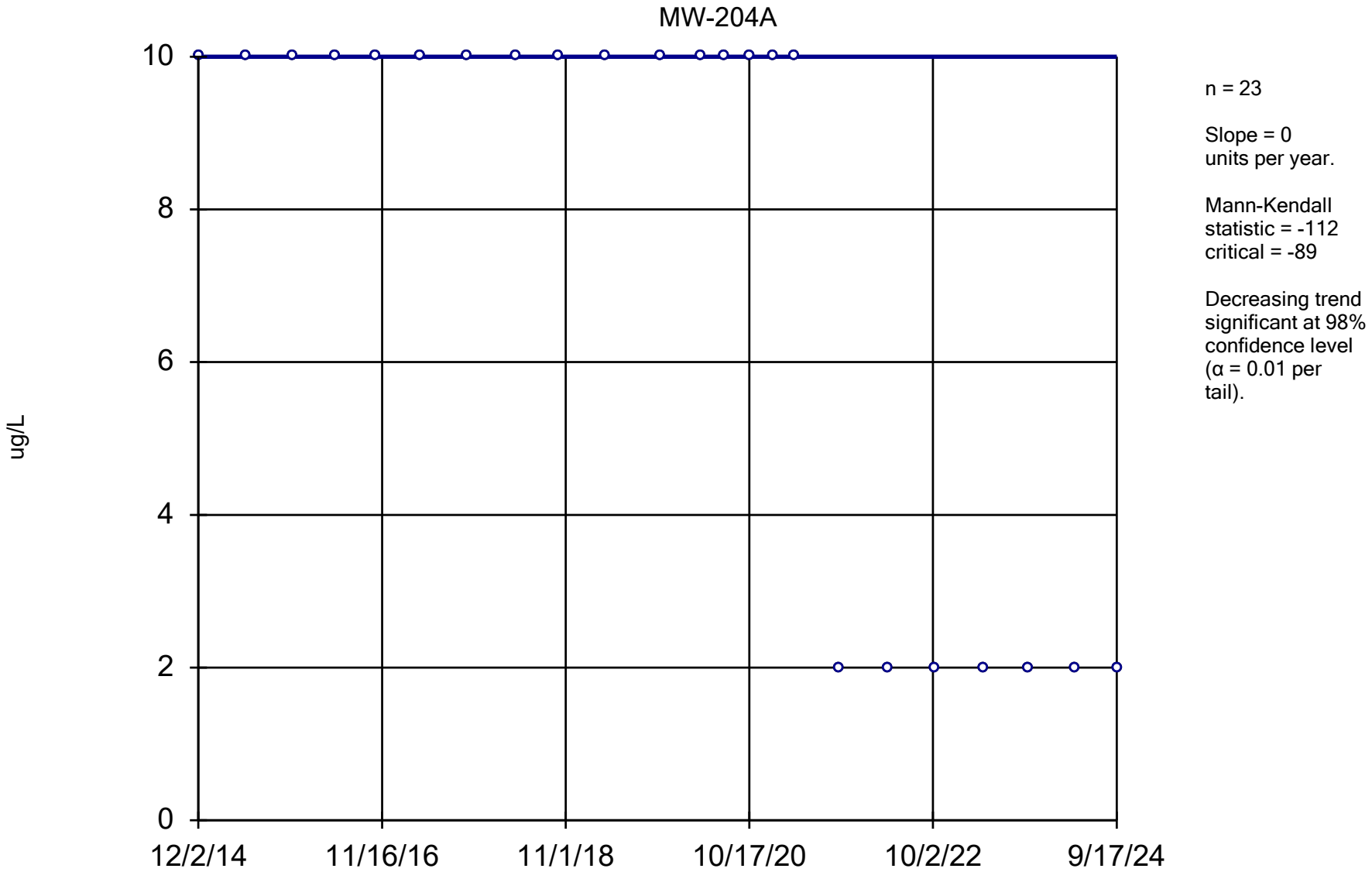

Constituent: 2-Hexanone Analysis Run 12/17/2024 1:49 PM View: All Wells - Appendix I VOCs

DMASWA Data: DMASWA Database_Updated

Sanitas™ v.10.0.15 Software licensed to HDR, Inc. UG
Hollow symbols indicate censored values.

Sen's Slope Estimator

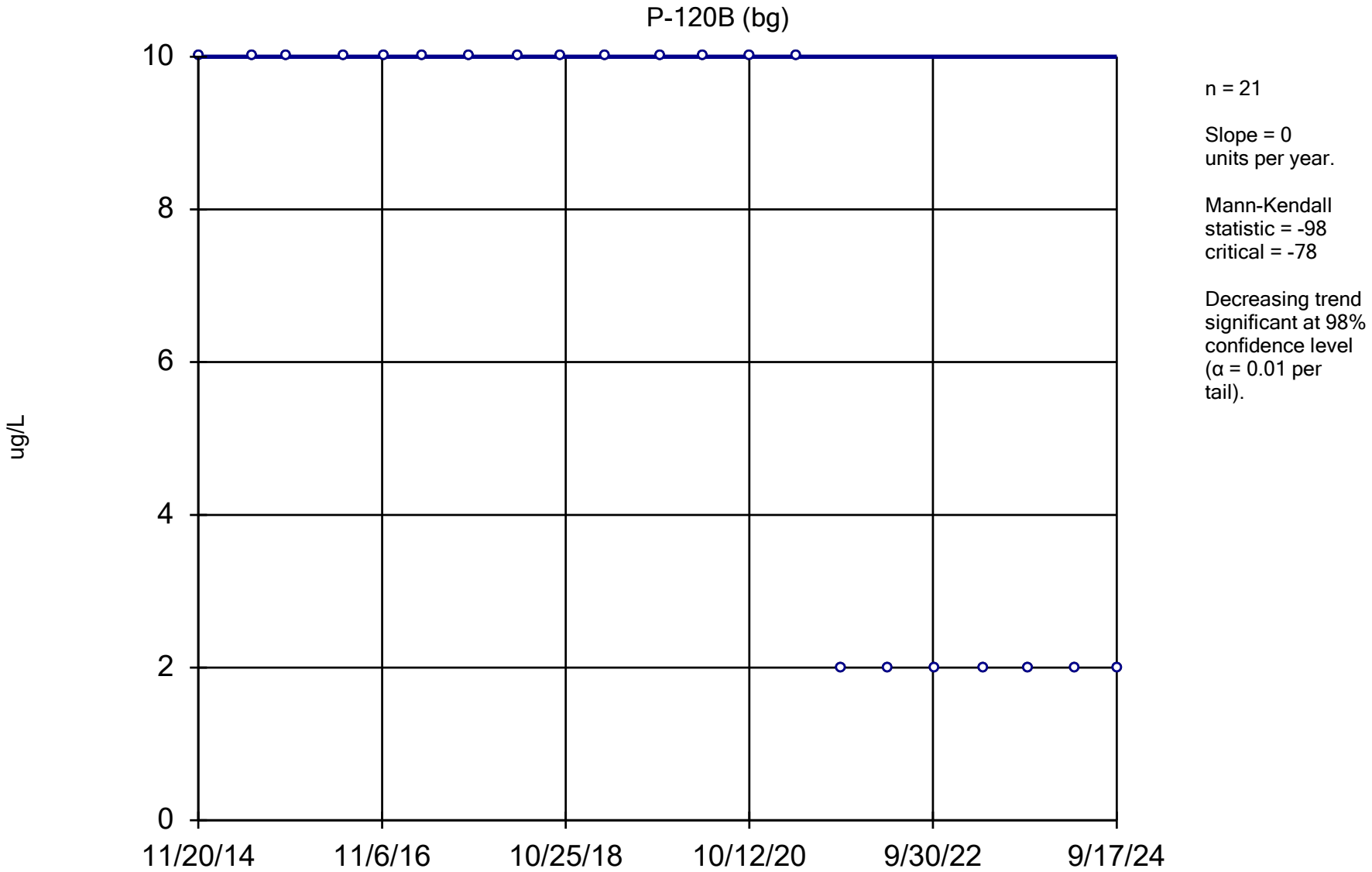

Constituent: 2-Hexanone Analysis Run 12/17/2024 1:49 PM View: All Wells - Appendix I VOCs

DMASWA Data: DMASWA Database_Updated

Sanitas™ v.10.0.15 Software licensed to HDR, Inc. UG
Hollow symbols indicate censored values.

Sen's Slope Estimator

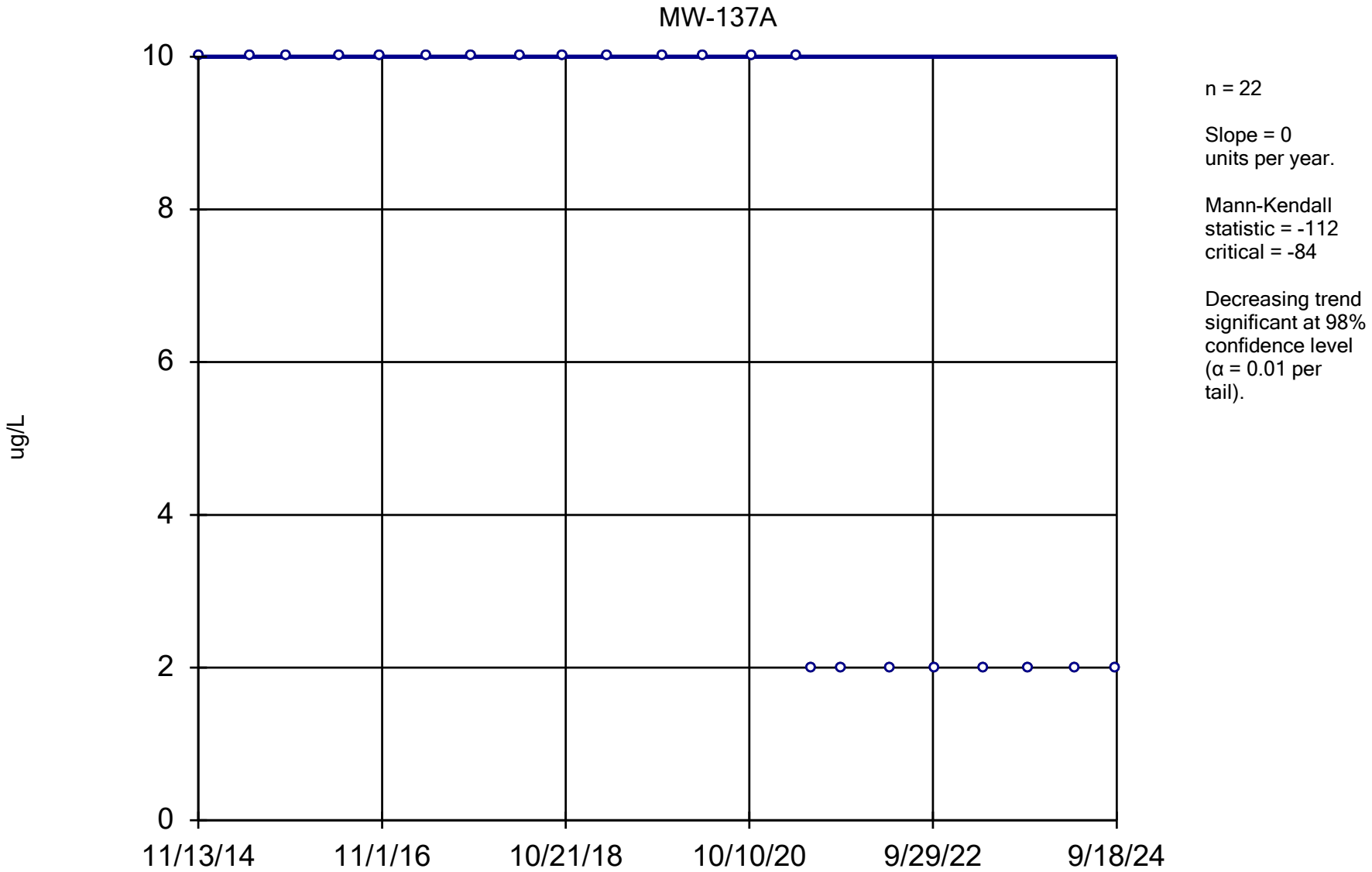

Constituent: 2-Hexanone Analysis Run 12/17/2024 1:49 PM View: All Wells - Appendix I VOCs

DMASWA Data: DMASWA Database_Updated

Sanitas™ v.10.0.15 Software licensed to HDR, Inc. UG
Hollow symbols indicate censored values.

Sen's Slope Estimator

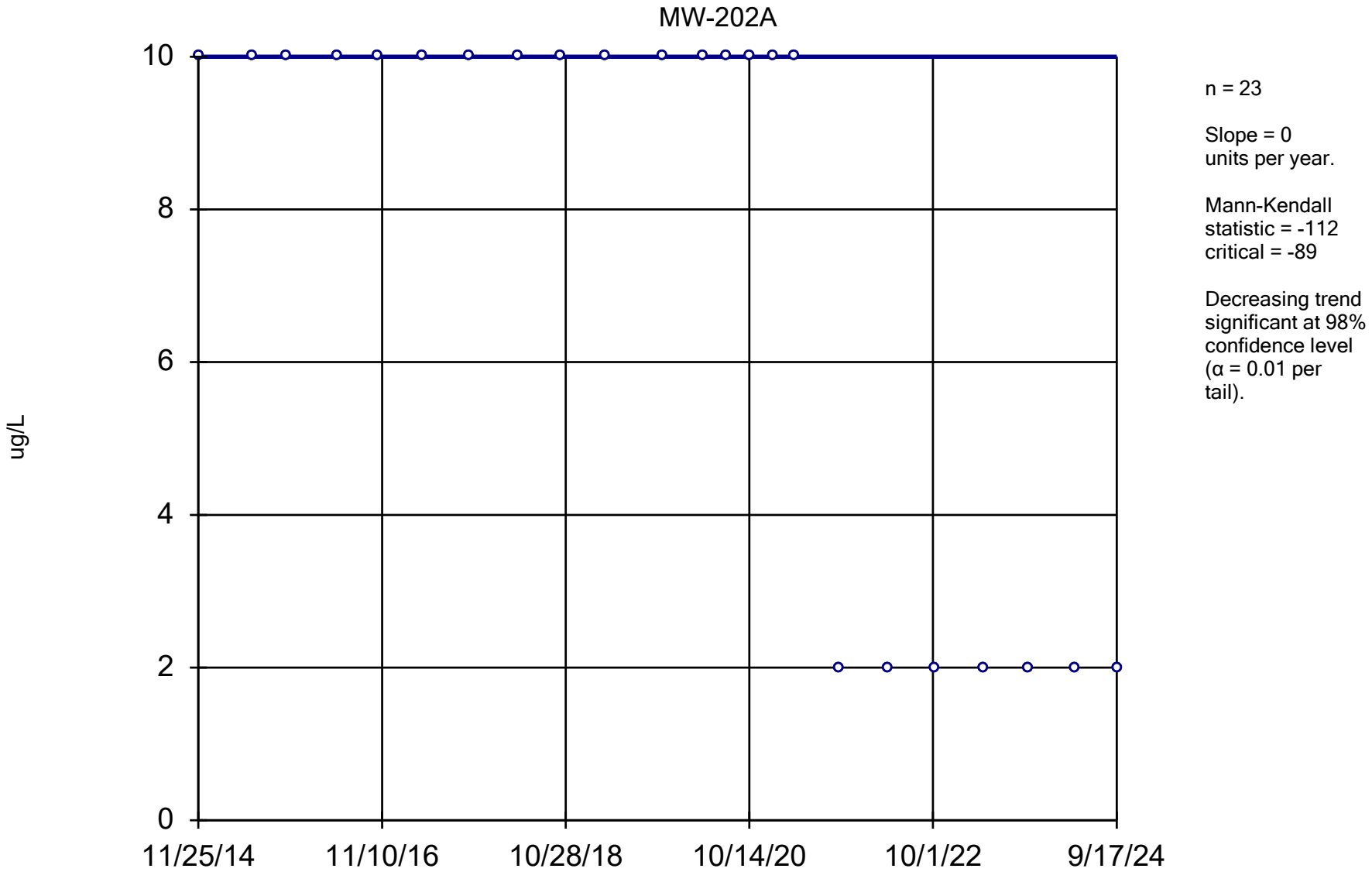

Constituent: 2-Hexanone Analysis Run 12/17/2024 1:49 PM View: All Wells - Appendix I VOCs

DMASWA Data: DMASWA Database_Updated

Sanitas™ v.10.0.15 Software licensed to HDR, Inc. UG
Hollow symbols indicate censored values.

Sen's Slope Estimator

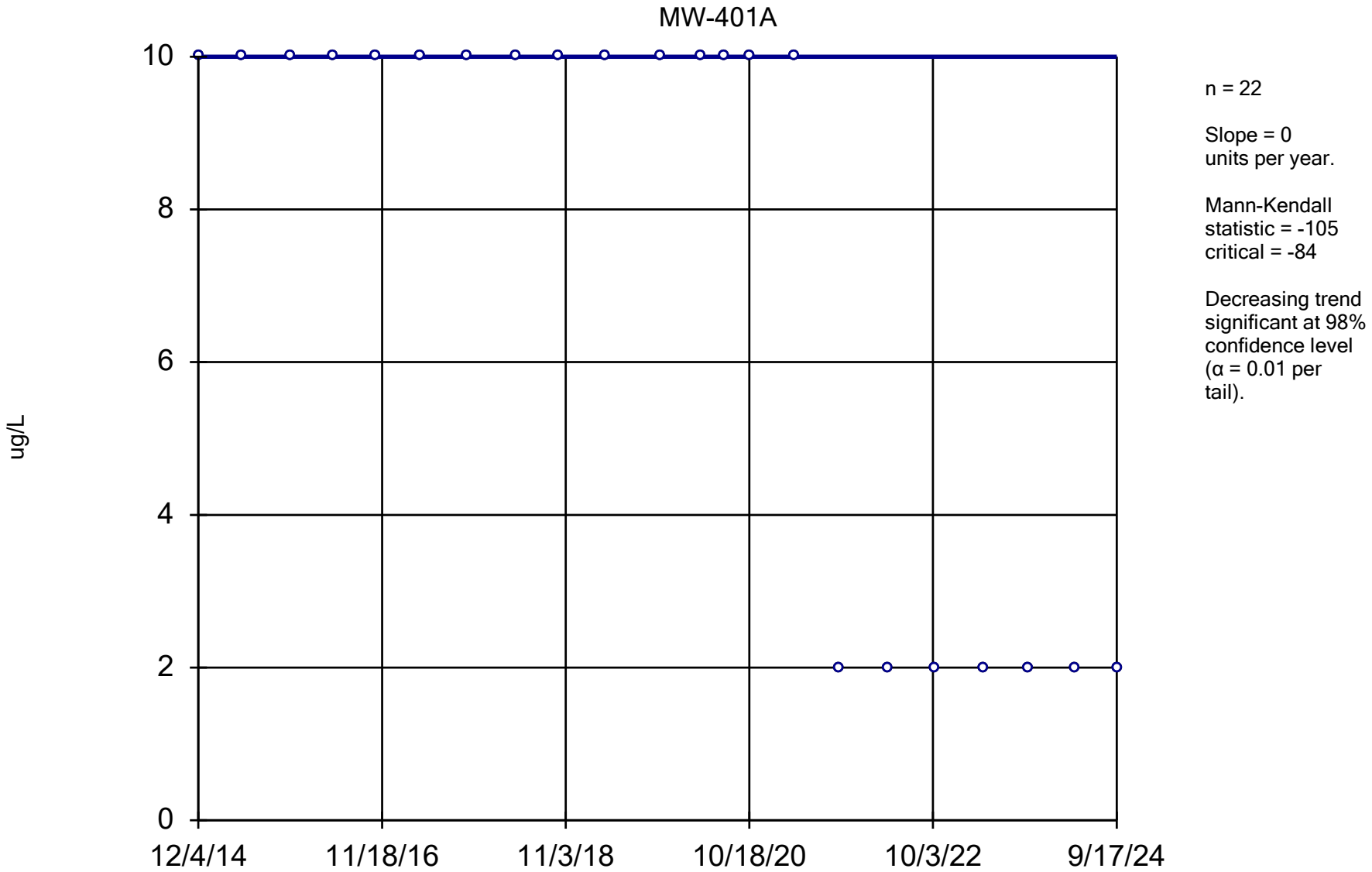

Constituent: 2-Hexanone Analysis Run 12/17/2024 1:49 PM View: All Wells - Appendix I VOCs

DMASWA Data: DMASWA Database_Updated

Sanitas™ v.10.0.15 Software licensed to HDR, Inc. UG
Hollow symbols indicate censored values.

Sen's Slope Estimator

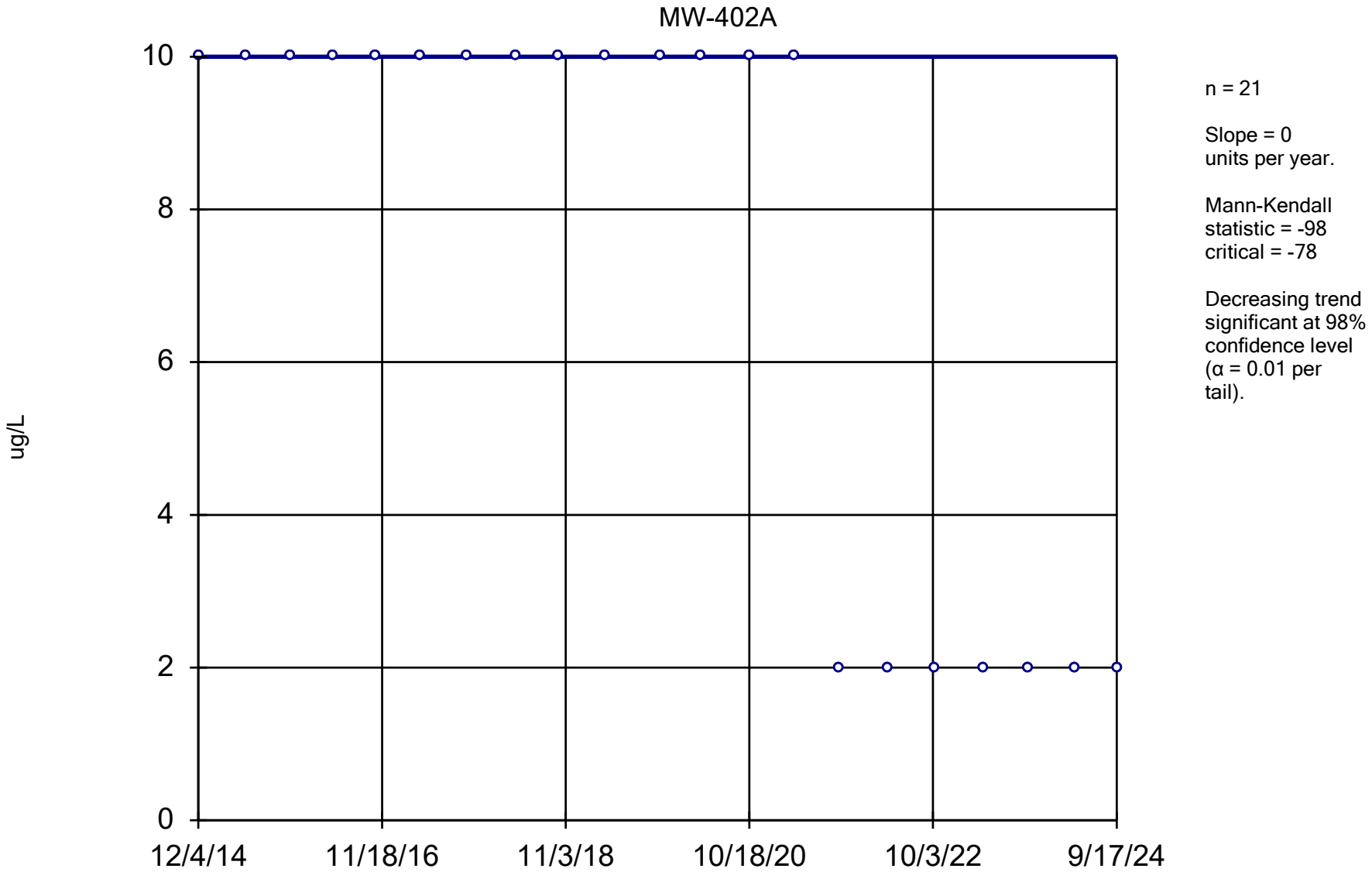

Constituent: 2-Hexanone Analysis Run 12/17/2024 1:49 PM View: All Wells - Appendix I VOCs

DMASWA Data: DMASWA Database_Updated

Sanitas™ v.10.0.15 Software licensed to HDR, Inc. UG
Hollow symbols indicate censored values.

Sen's Slope Estimator

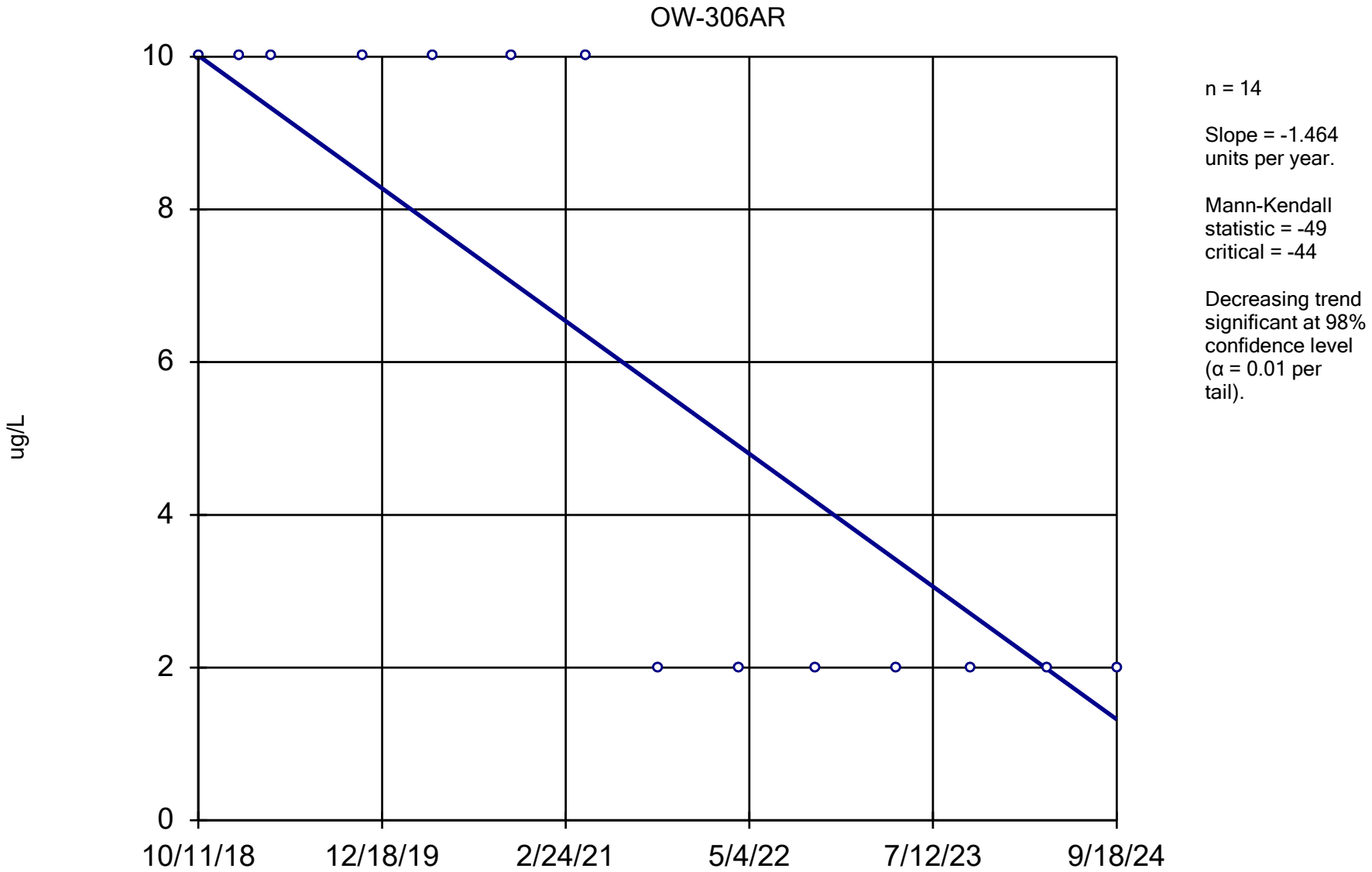

Constituent: 2-Hexanone Analysis Run 12/17/2024 1:49 PM View: All Wells - Appendix I VOCs

DMASWA Data: DMASWA Database_Updated

Sanitas™ v.10.0.15 Software licensed to HDR, Inc. UG
Hollow symbols indicate censored values.

Sen's Slope Estimator

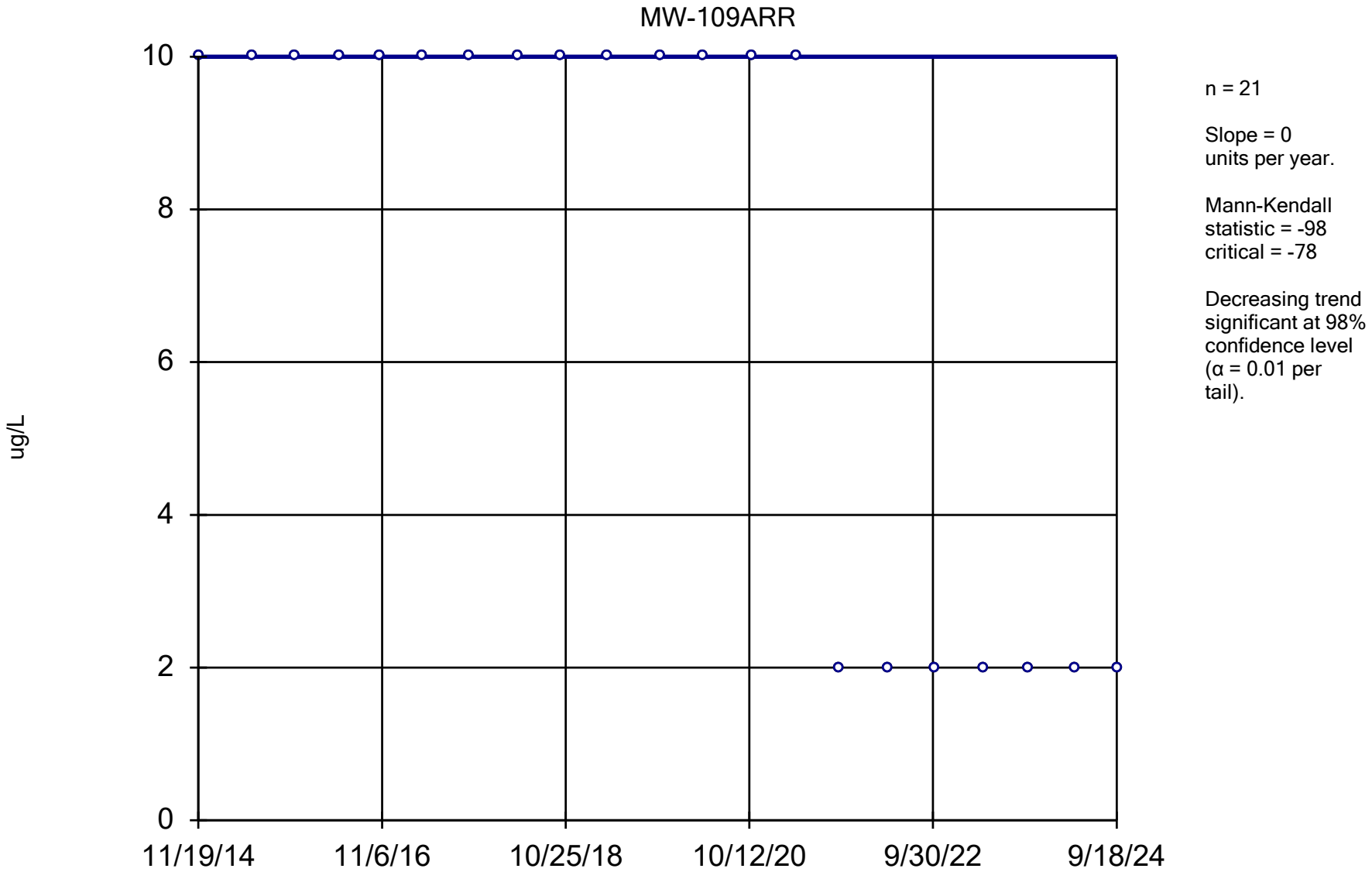

Constituent: 2-Hexanone Analysis Run 12/17/2024 1:49 PM View: All Wells - Appendix I VOCs

DMASWA Data: DMASWA Database_Updated

Sanitas™ v.10.0.15 Software licensed to HDR, Inc. UG
Hollow symbols indicate censored values.

Sen's Slope Estimator

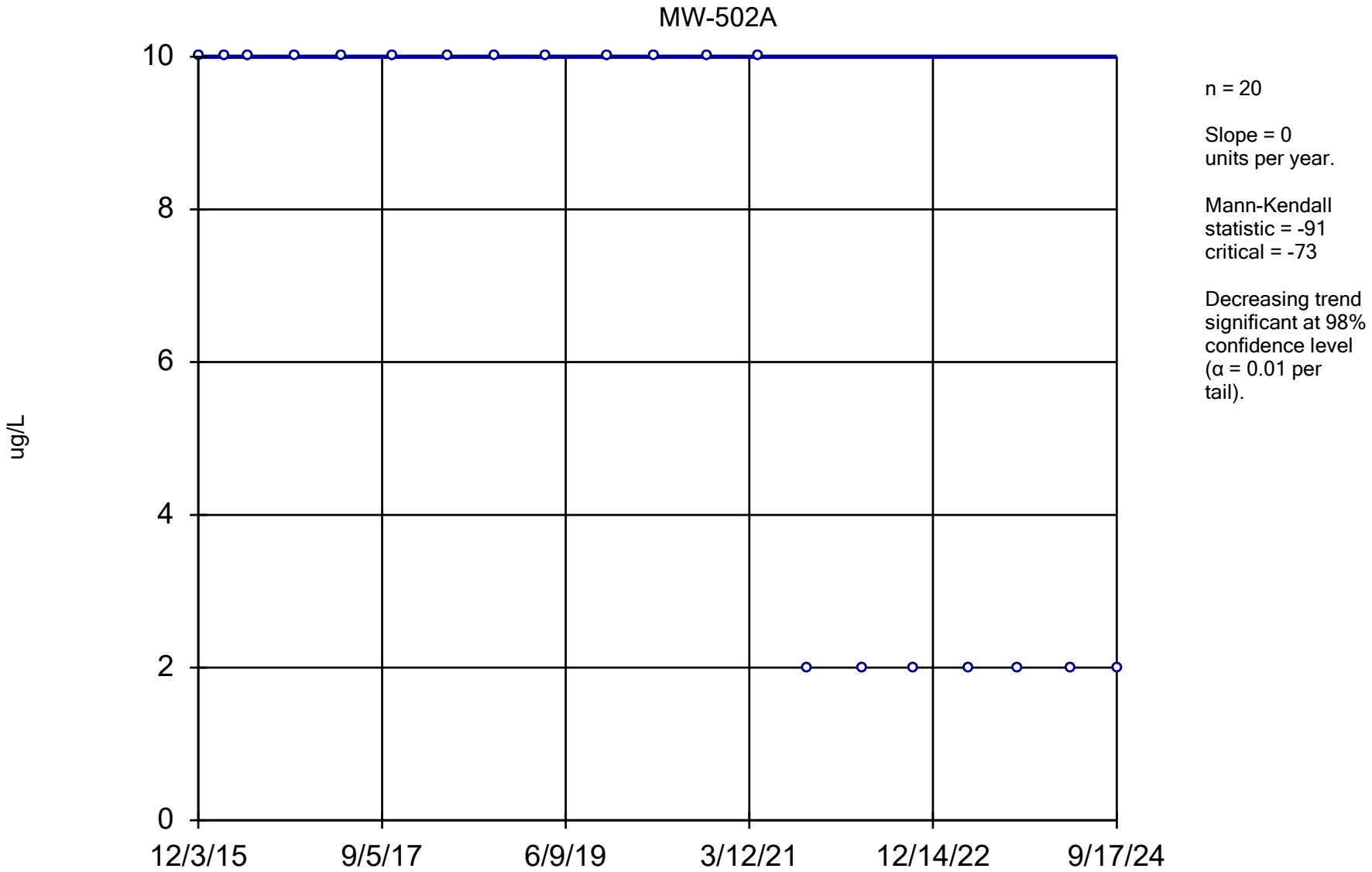

Constituent: 2-Hexanone Analysis Run 12/17/2024 1:49 PM View: All Wells - Appendix I VOCs

DMASWA Data: DMASWA Database_Updated

Sanitas™ v.10.0.15 Software licensed to HDR, Inc. UG
Hollow symbols indicate censored values.

Sen's Slope Estimator

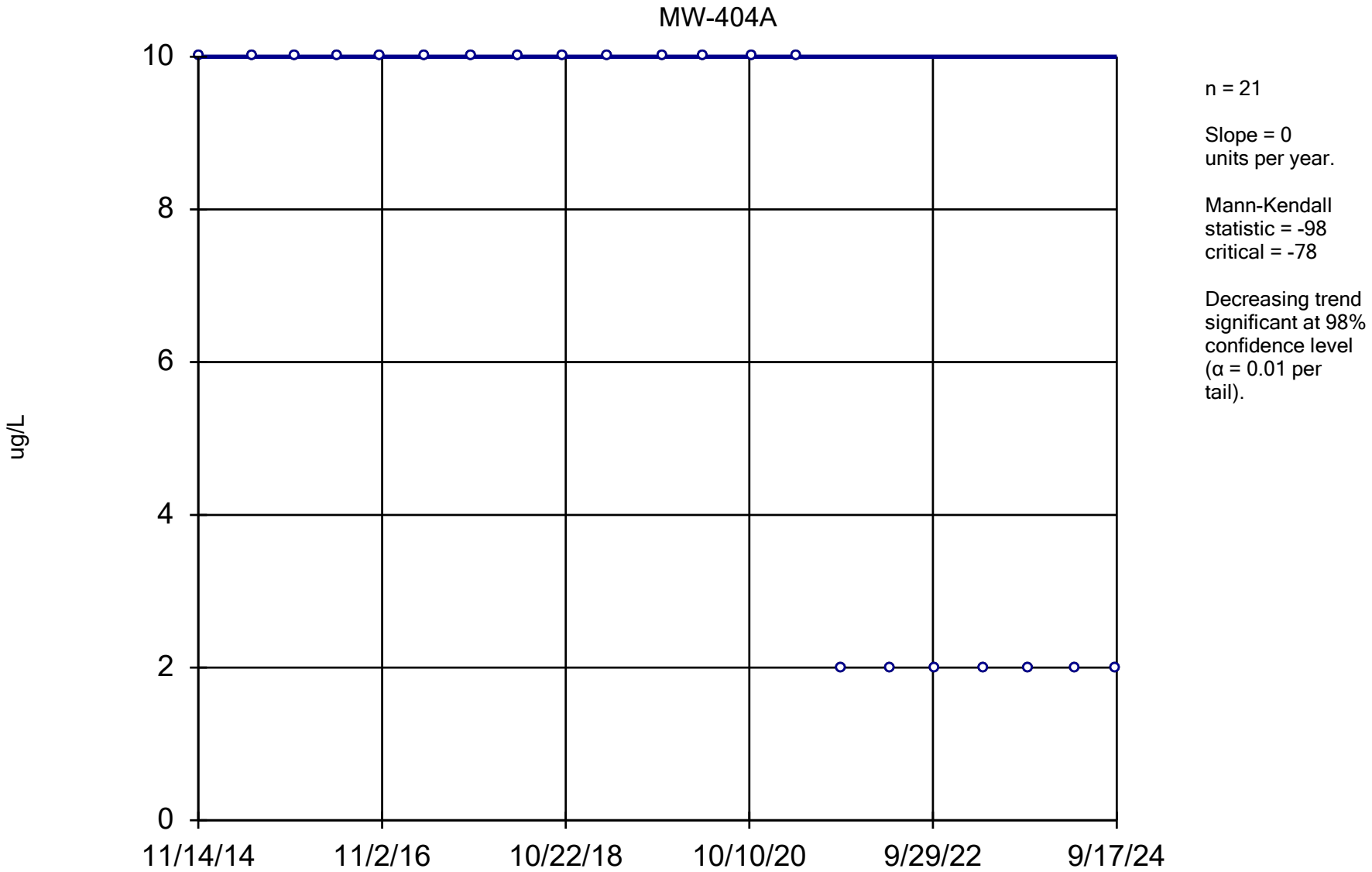

Constituent: 2-Hexanone Analysis Run 12/17/2024 1:49 PM View: All Wells - Appendix I VOCs

DMASWA Data: DMASWA Database_Updated

Sanitas™ v.10.0.15 Software licensed to HDR, Inc. UG
Hollow symbols indicate censored values.

Sen's Slope Estimator

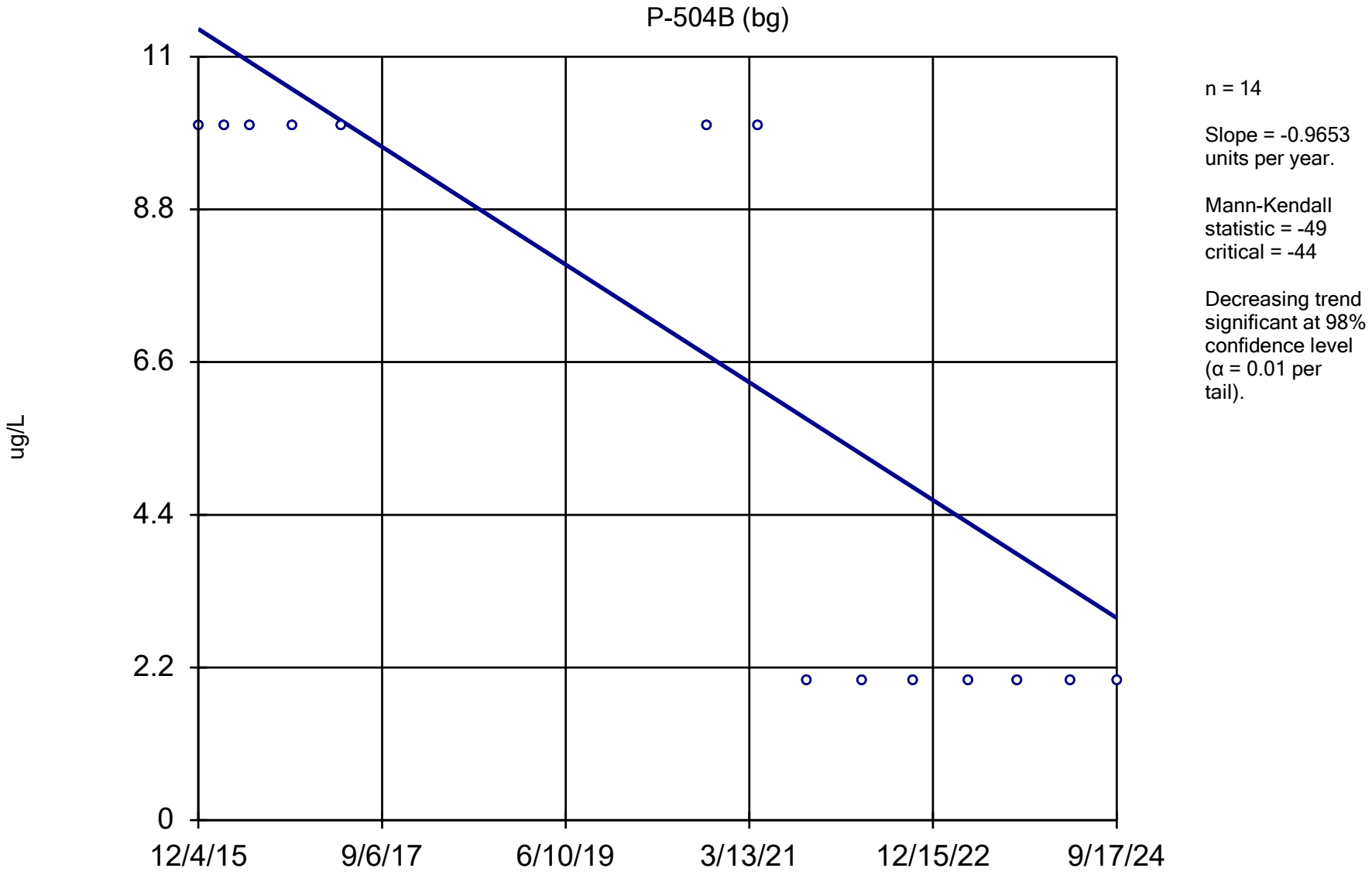

Constituent: 2-Hexanone Analysis Run 12/17/2024 1:49 PM View: All Wells - Appendix I VOCs

DMASWA Data: DMASWA Database_Updated

Sanitas™ v.10.0.15 Software licensed to HDR, Inc. UG
Hollow symbols indicate censored values.

Sen's Slope Estimator

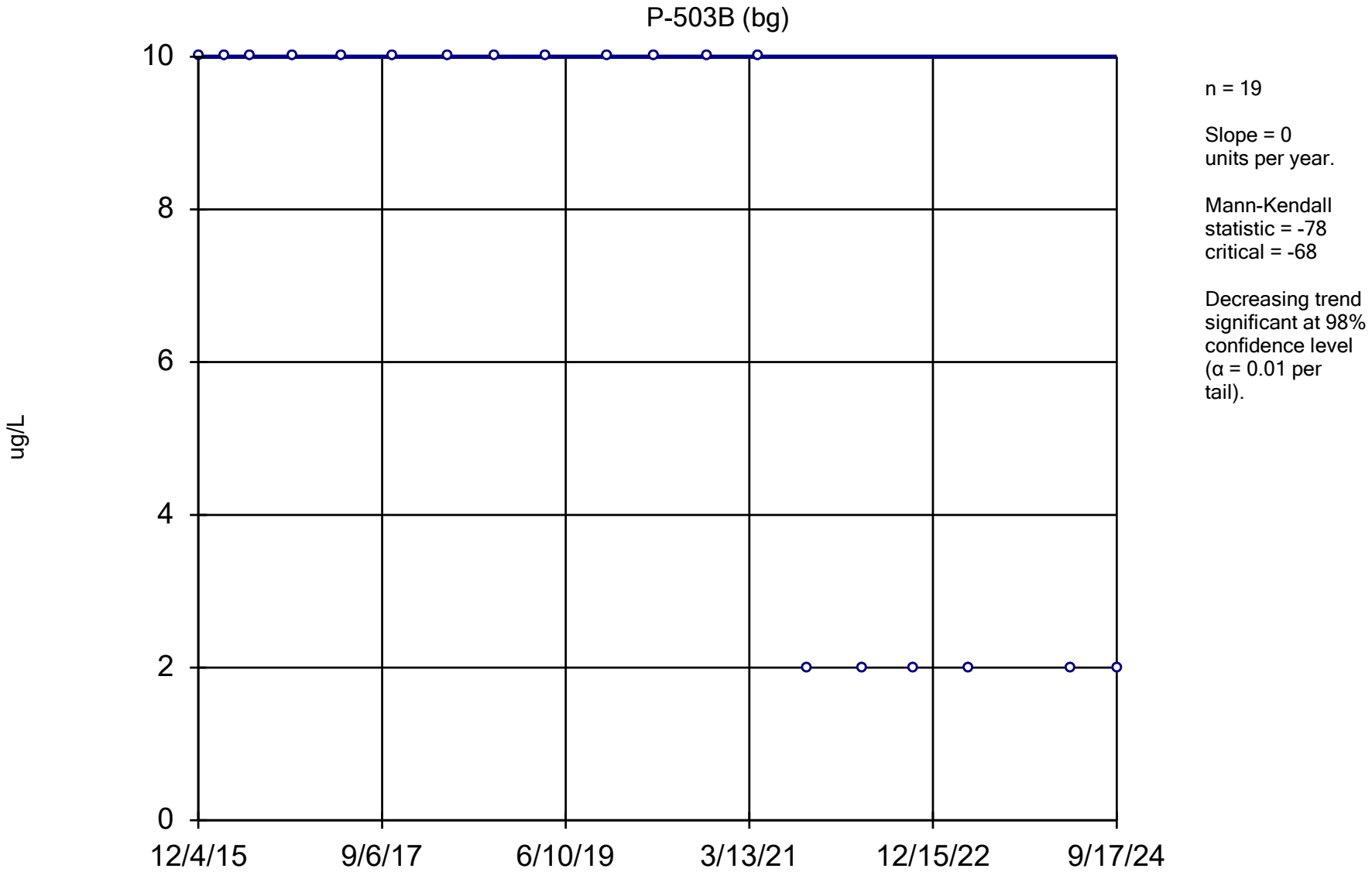

Constituent: 2-Hexanone Analysis Run 12/17/2024 1:49 PM View: All Wells - Appendix I VOCs

DMASWA Data: DMASWA Database_Updated

Sanitas™ v.10.0.15 Software licensed to HDR, Inc. UG
Hollow symbols indicate censored values.

Sen's Slope Estimator

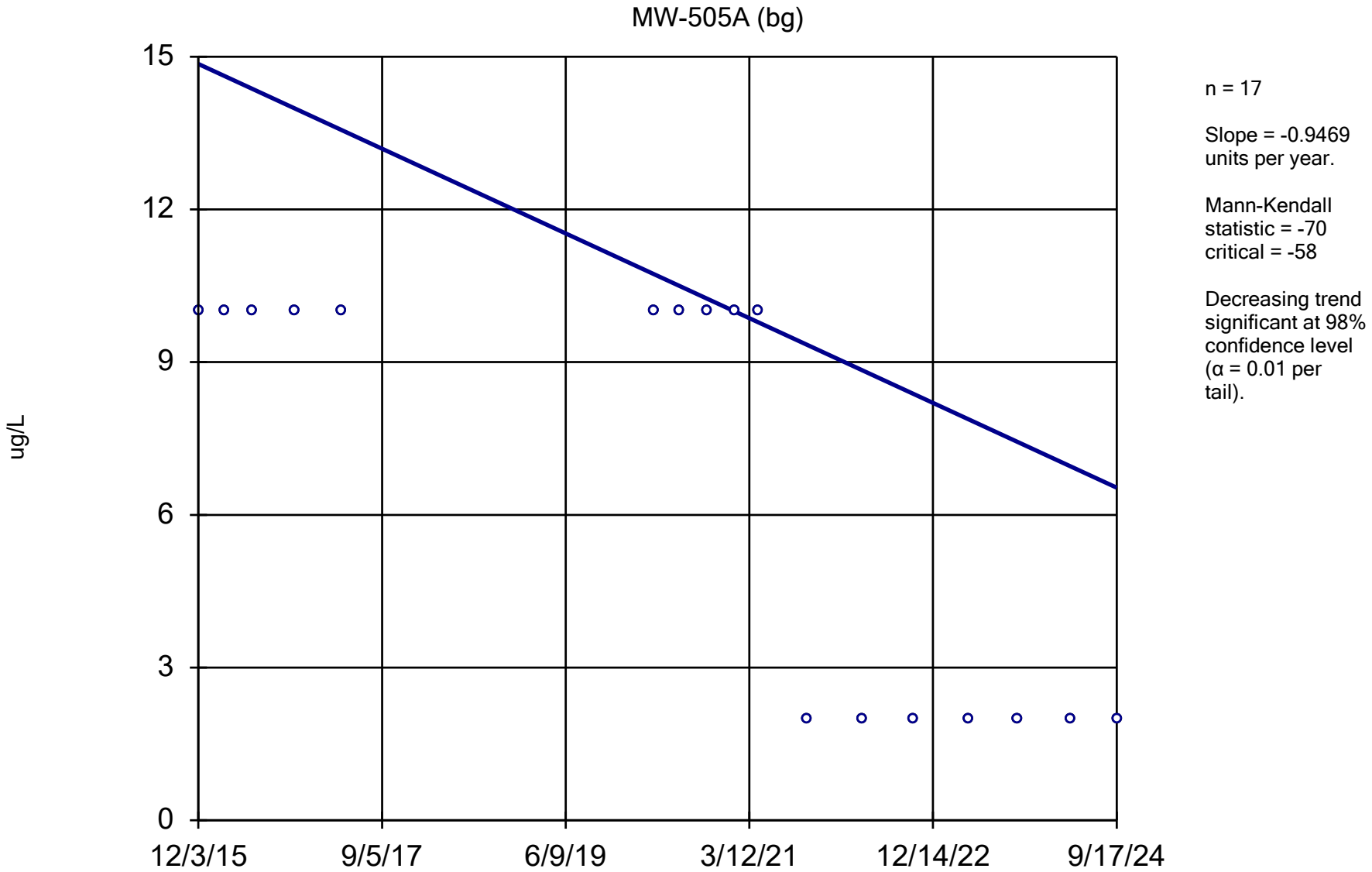

Constituent: 2-Hexanone Analysis Run 12/17/2024 1:49 PM View: All Wells - Appendix I VOCs

DMASWA Data: DMASWA Database_Updated

Sanitas™ v.10.0.15 Software licensed to HDR, Inc. UG
Hollow symbols indicate censored values.

Sen's Slope Estimator

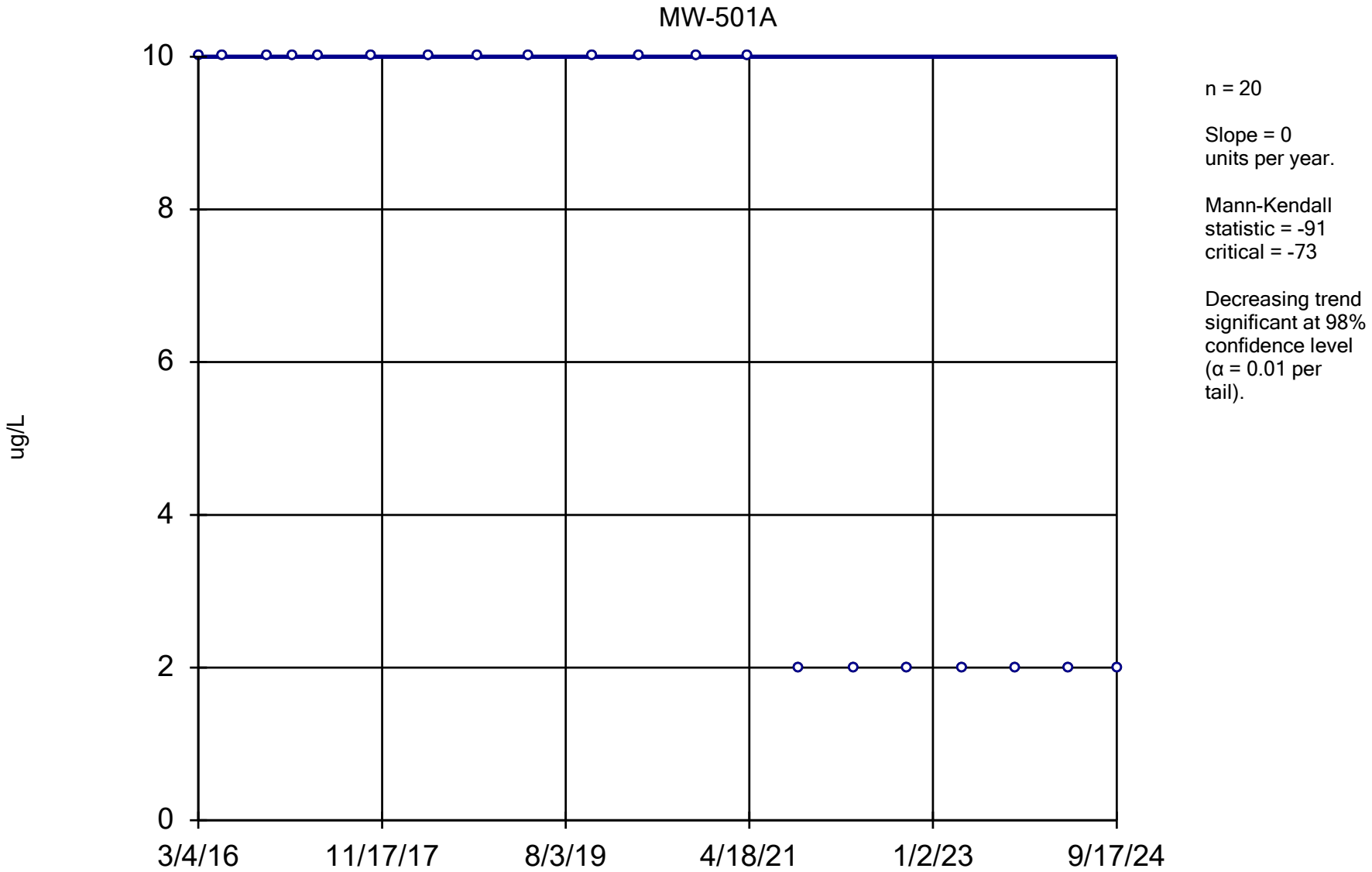

Constituent: 2-Hexanone Analysis Run 12/17/2024 1:49 PM View: All Wells - Appendix I VOCs

DMASWA Data: DMASWA Database_Updated

Sanitas™ v.10.0.15 Software licensed to HDR, Inc. UG
Hollow symbols indicate censored values.

Sen's Slope Estimator

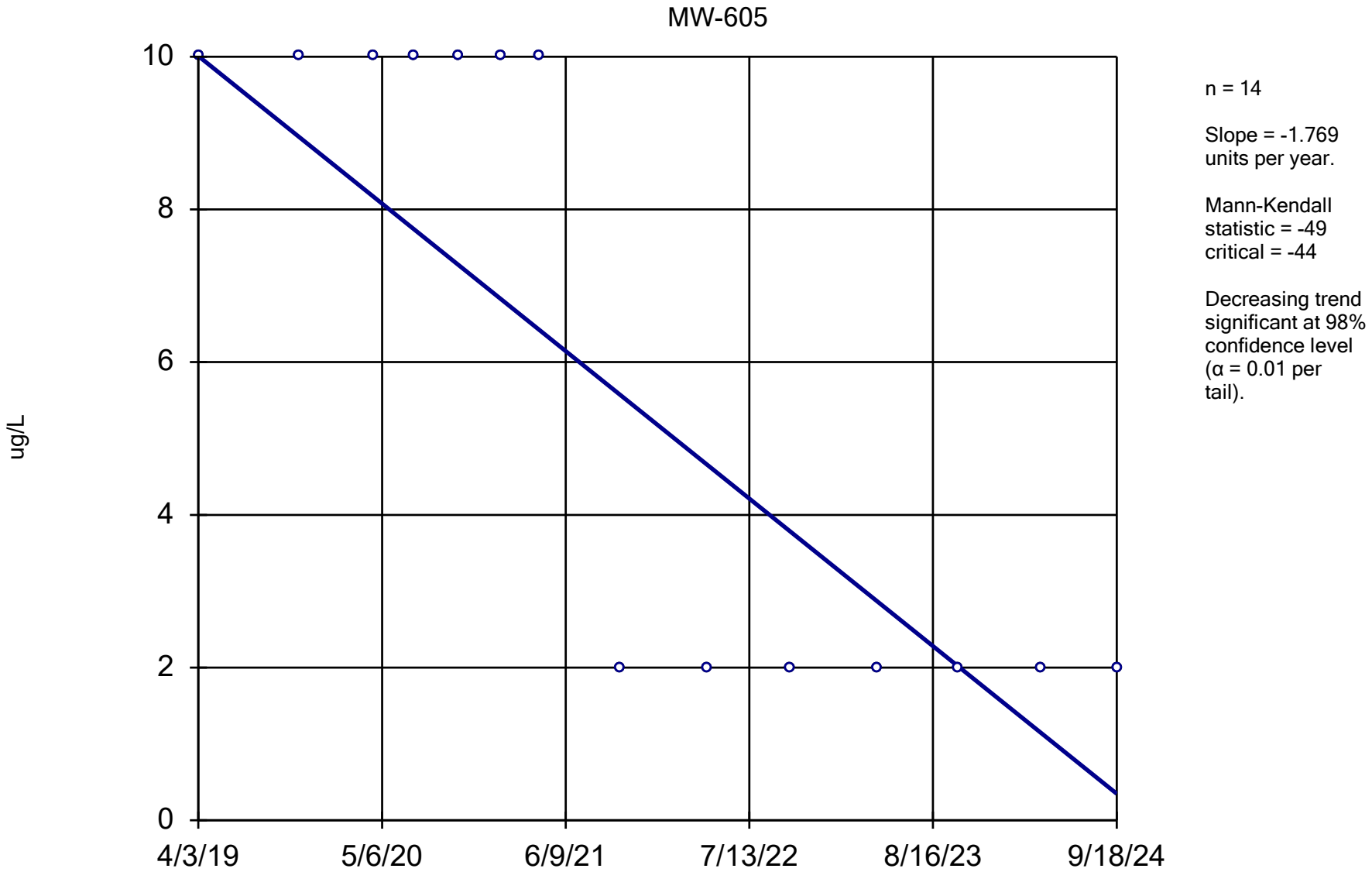

Constituent: 2-Hexanone Analysis Run 12/17/2024 1:49 PM View: All Wells - Appendix I VOCs

DMASWA Data: DMASWA Database_Updated

Sanitas™ v.10.0.15 Software licensed to HDR, Inc. UG
Hollow symbols indicate censored values.

Sen's Slope Estimator

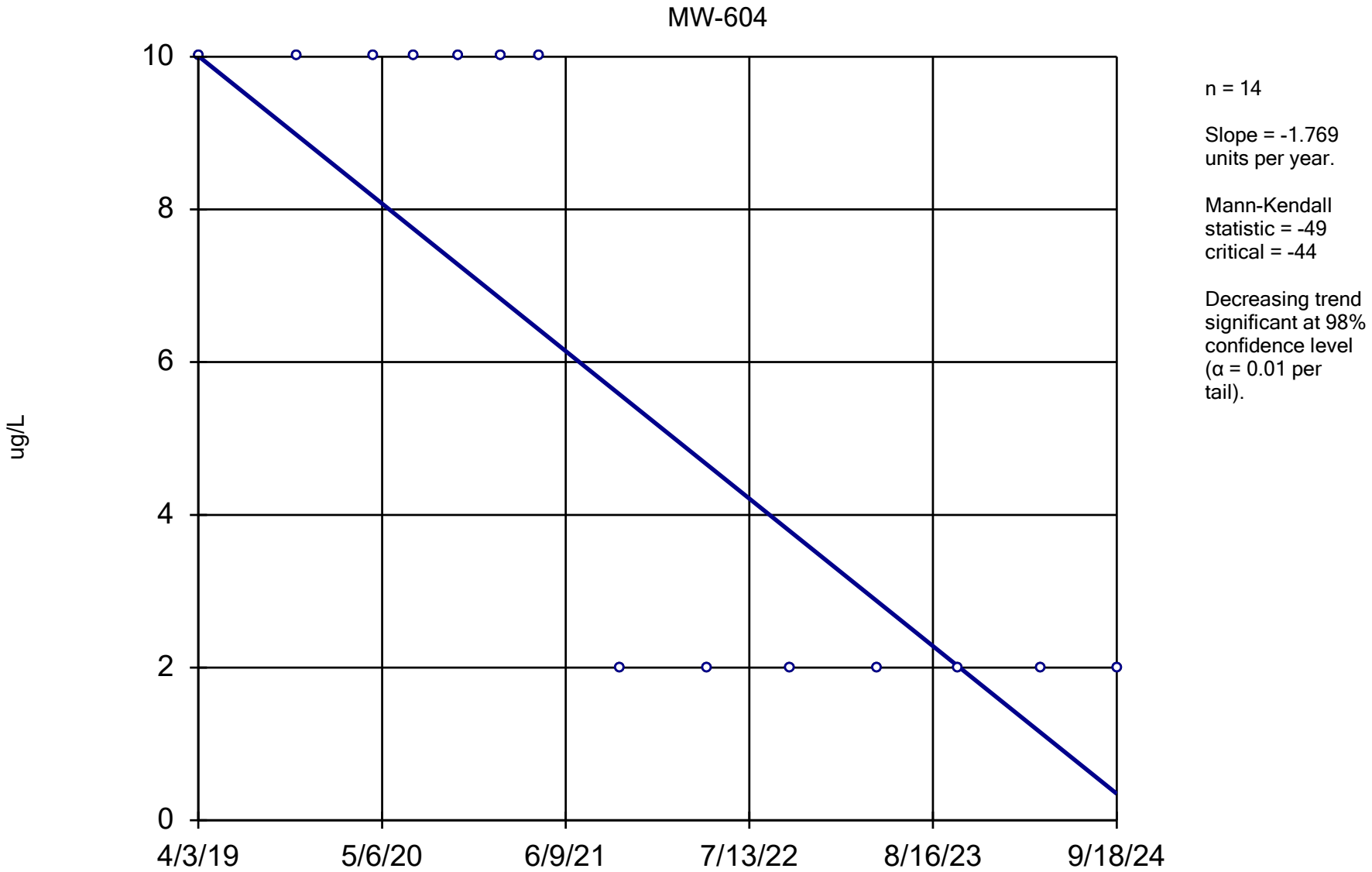

Constituent: 2-Hexanone Analysis Run 12/17/2024 1:49 PM View: All Wells - Appendix I VOCs

DMASWA Data: DMASWA Database_Updated

Sanitas™ v.10.0.15 Software licensed to HDR, Inc. UG
Hollow symbols indicate censored values.

Sen's Slope Estimator

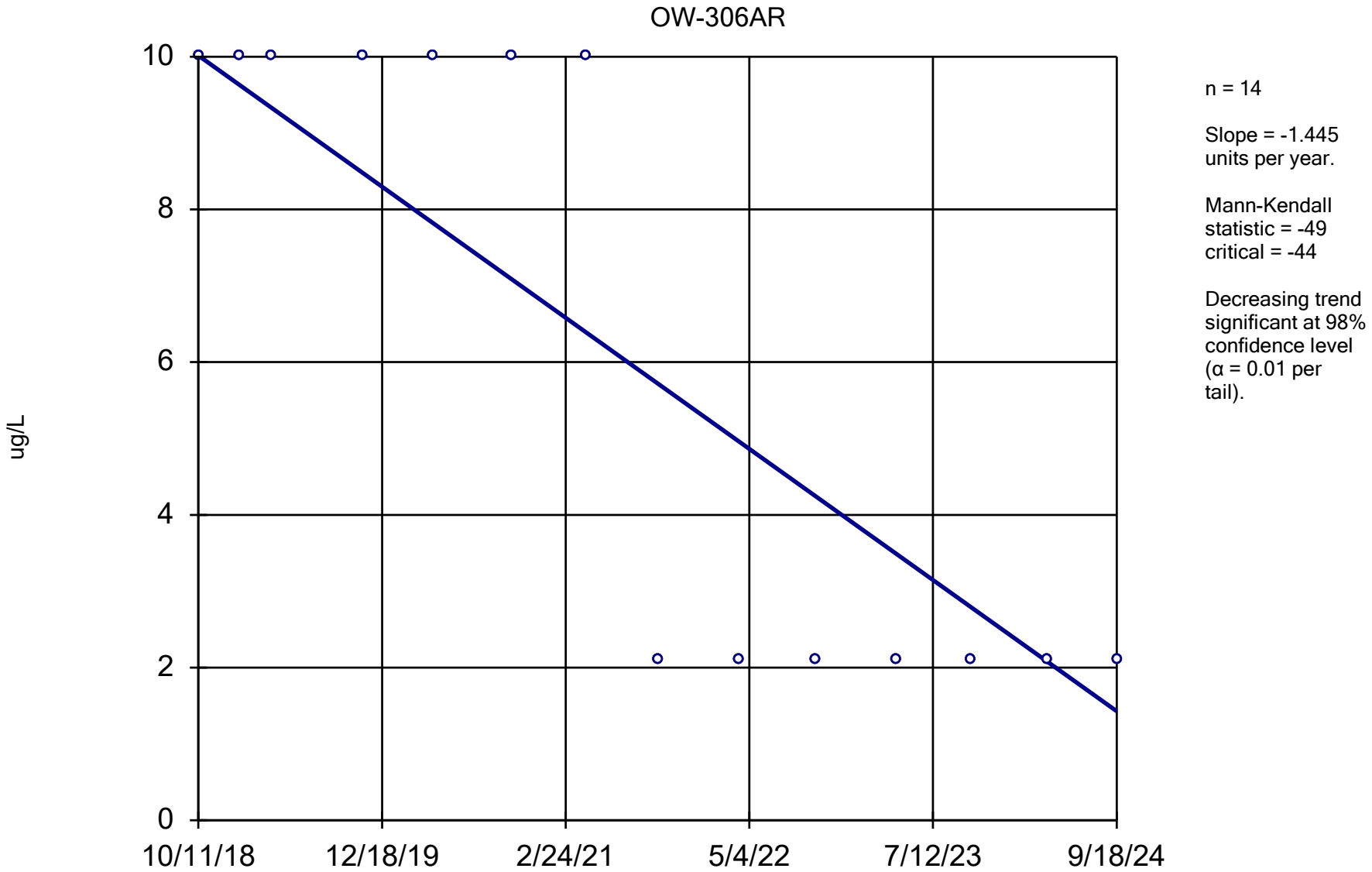

Constituent: 4-Methyl-2-pentanone Analysis Run 12/17/2024 1:49 PM View: All Wells - Appendix I VOCs

DMASWA Data: DMASWA Database_Updated

Sanitas™ v.10.0.15 Software licensed to HDR, Inc. UG
Hollow symbols indicate censored values.

Sen's Slope Estimator

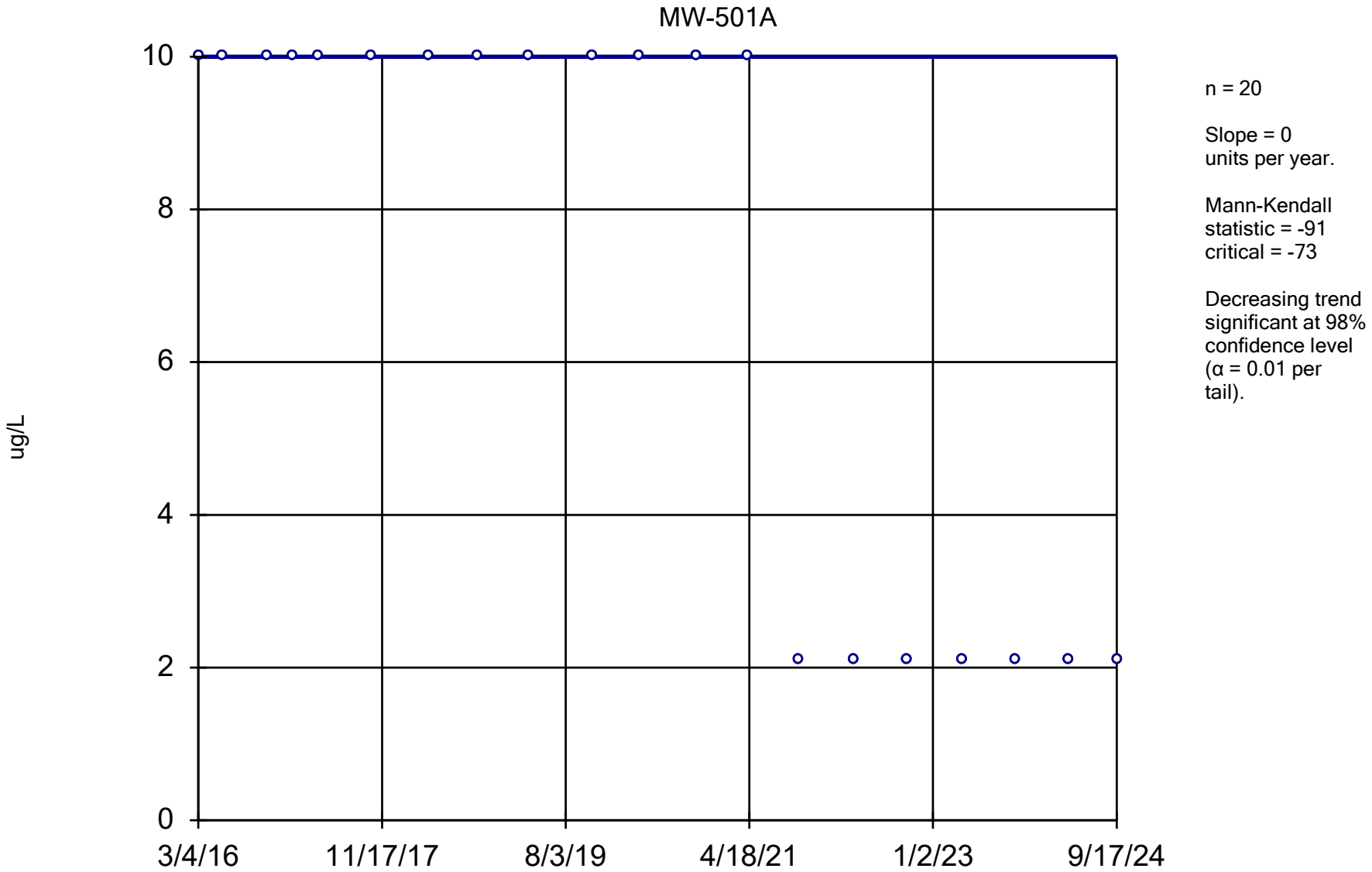

Constituent: 4-Methyl-2-pentanone Analysis Run 12/17/2024 1:50 PM View: All Wells - Appendix I VOCs

DMASWA Data: DMASWA Database_Updated

Sanitas™ v.10.0.15 Software licensed to HDR, Inc. UG
Hollow symbols indicate censored values.

Sen's Slope Estimator

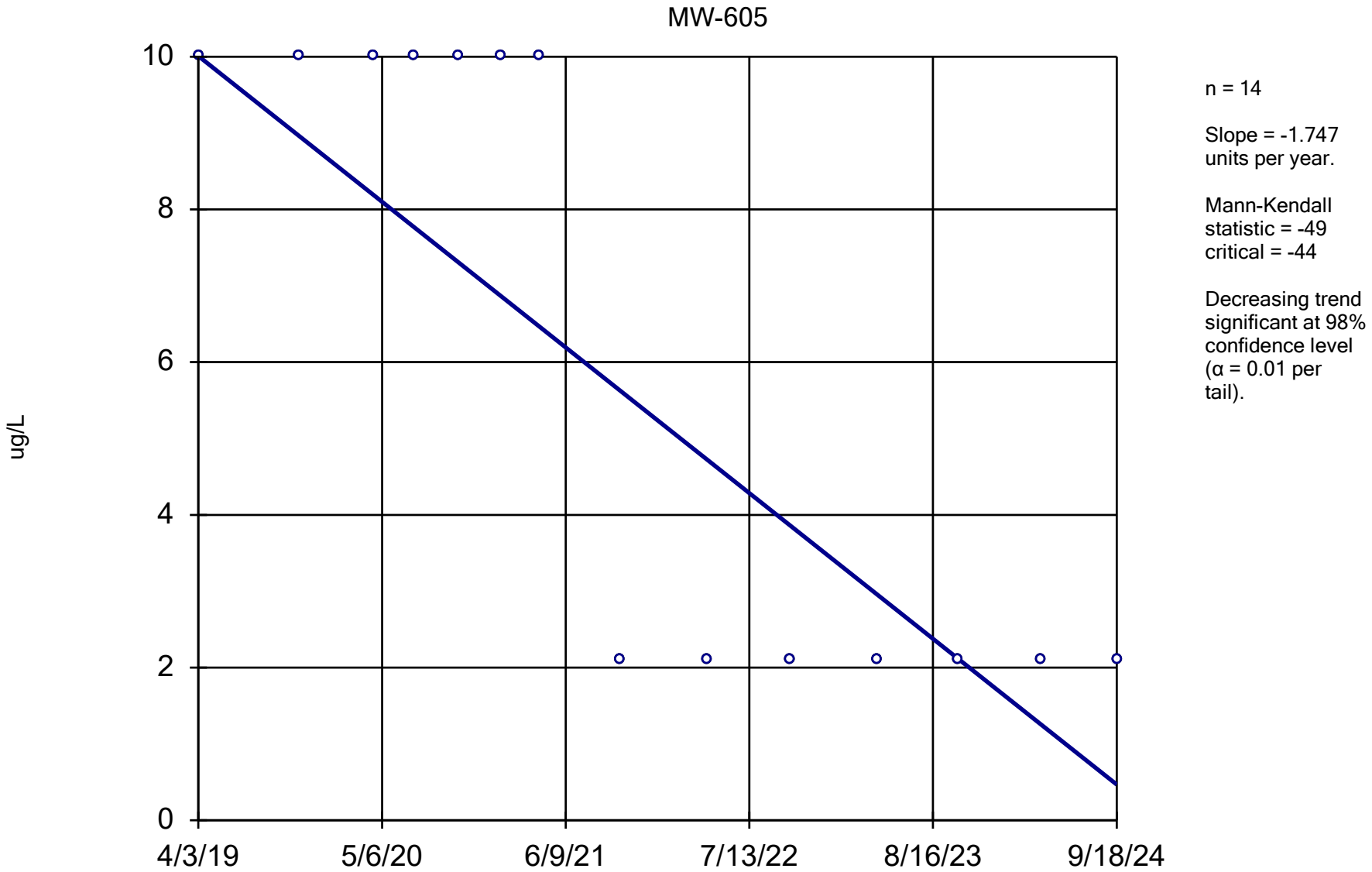

Constituent: 4-Methyl-2-pentanone Analysis Run 12/17/2024 1:50 PM View: All Wells - Appendix I VOCs

DMASWA Data: DMASWA Database_Updated

Sanitas™ v.10.0.15 Software licensed to HDR, Inc. UG
Hollow symbols indicate censored values.

Sen's Slope Estimator

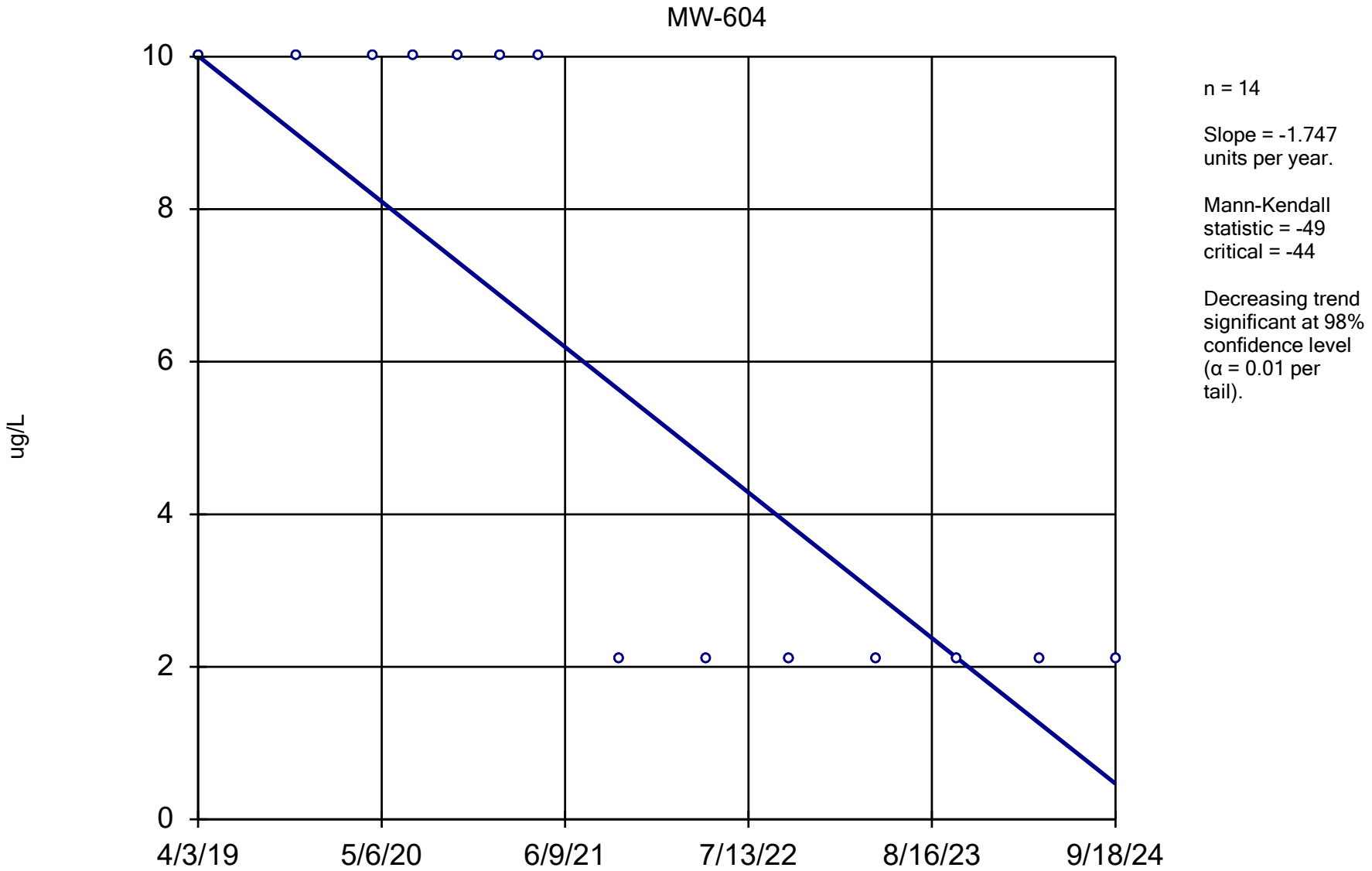

Constituent: 4-Methyl-2-pentanone Analysis Run 12/17/2024 1:50 PM View: All Wells - Appendix I VOCs

DMASWA Data: DMASWA Database_Updated

Sanitas™ v.10.0.15 Software licensed to HDR, Inc. UG
Hollow symbols indicate censored values.

Sen's Slope Estimator

OW-306AR

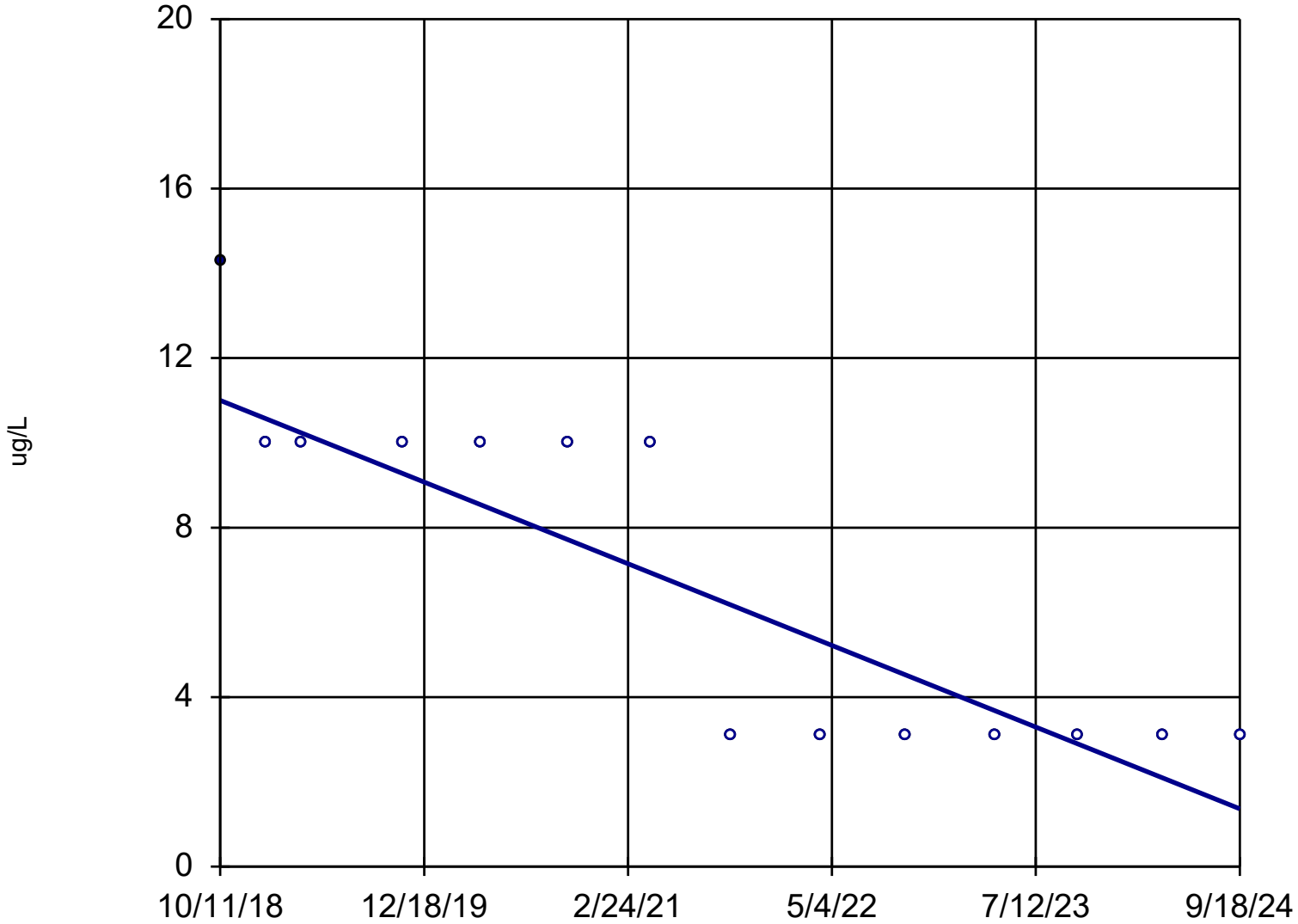

n = 14

Slope = -1.623 units per year.

Mann-Kendall statistic = -55
critical = -44

Decreasing trend significant at 98% confidence level (α = 0.01 per tail).

Constituent: Acetone Analysis Run 12/17/2024 1:50 PM View: All Wells - Appendix I VOCs

DMASWA Data: DMASWA Database_Updated

Sanitas™ v.10.0.15 Software licensed to HDR, Inc. UG
Hollow symbols indicate censored values.

Sen's Slope Estimator

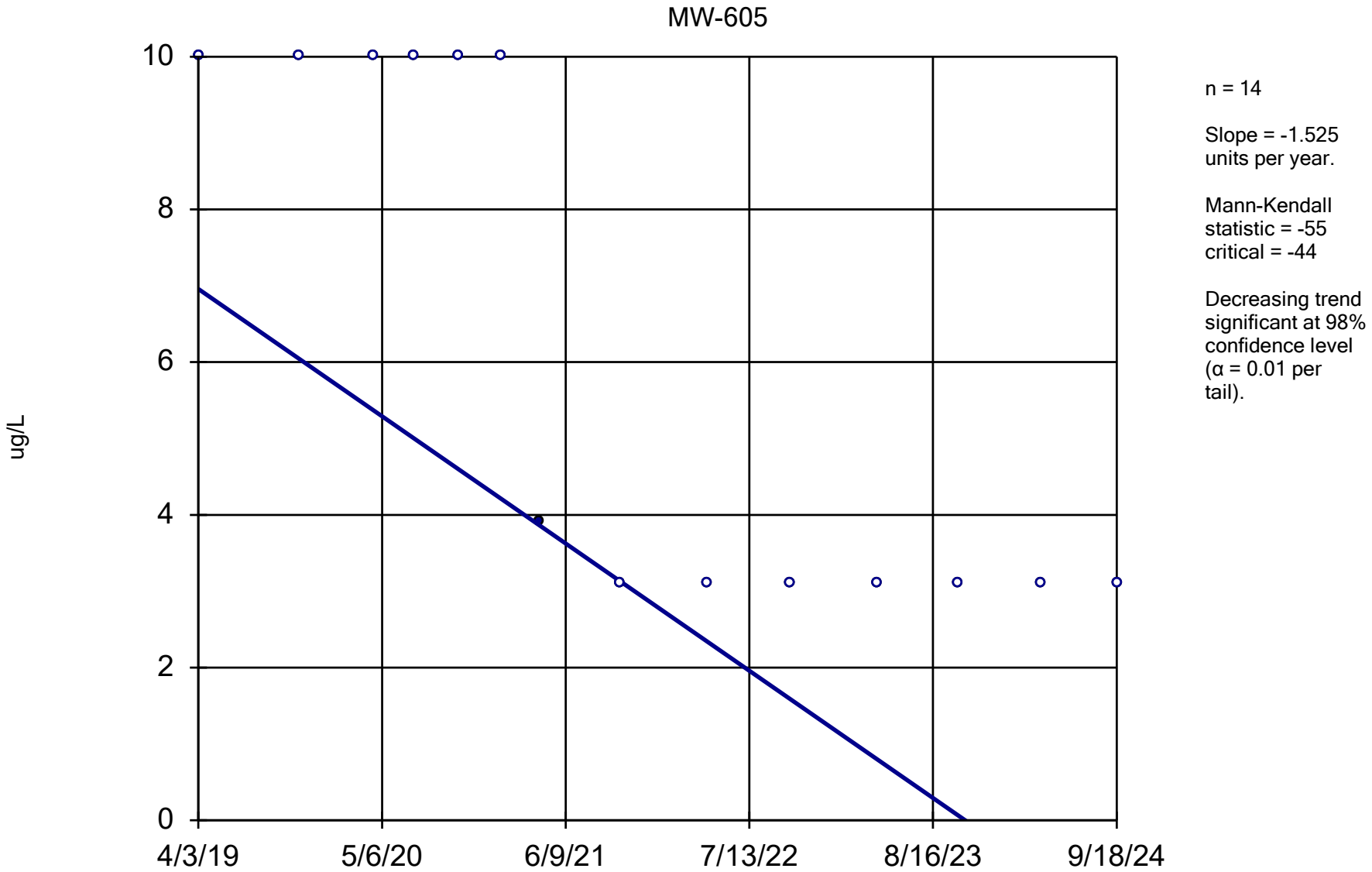

Constituent: Acetone Analysis Run 12/17/2024 1:50 PM View: All Wells - Appendix I VOCs

DMASWA Data: DMASWA Database_Updated

Sanitas™ v.10.0.15 Software licensed to HDR, Inc. UG
Hollow symbols indicate censored values.

Sen's Slope Estimator

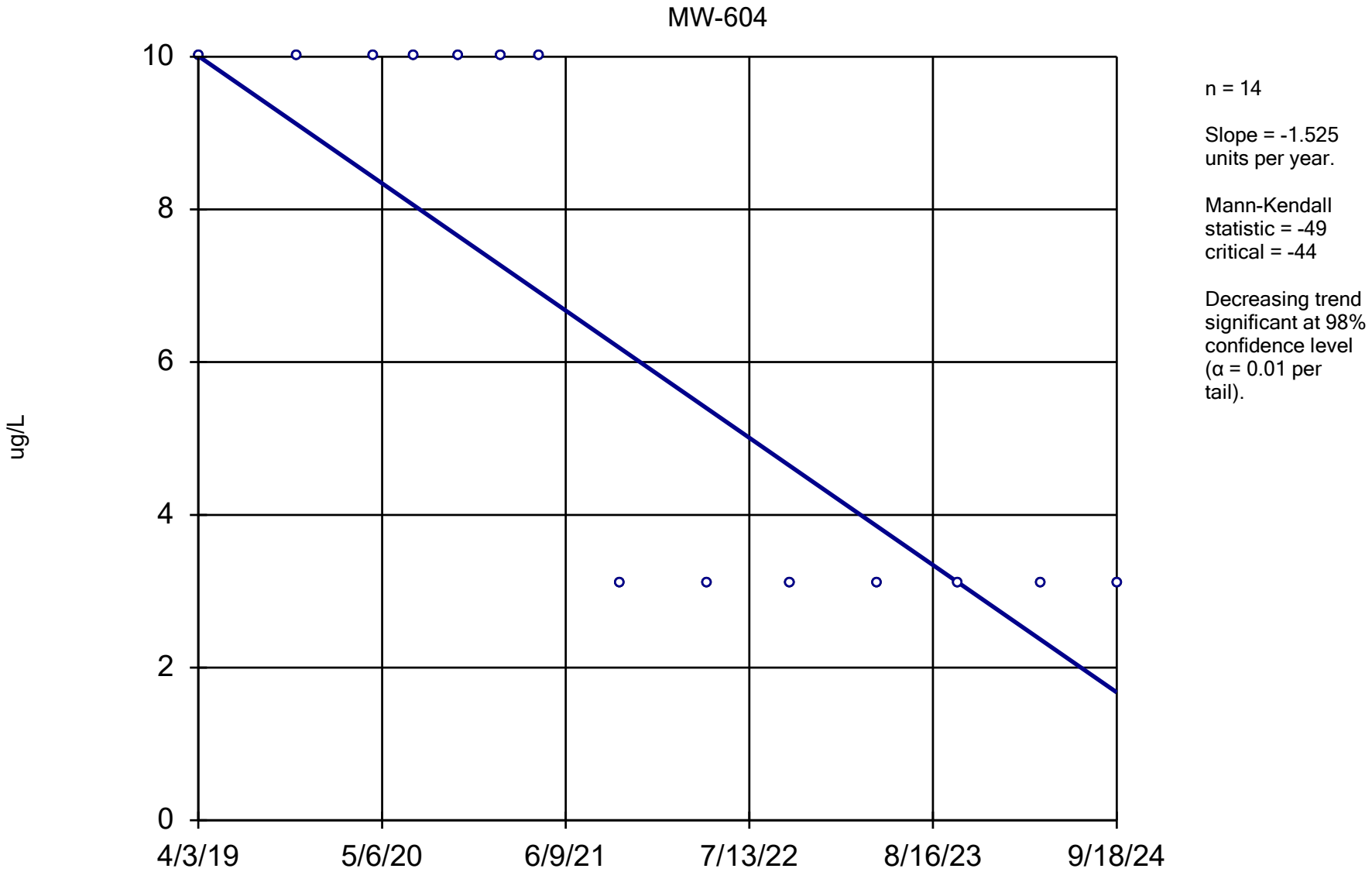

Constituent: Acetone Analysis Run 12/17/2024 1:50 PM View: All Wells - Appendix I VOCs

DMASWA Data: DMASWA Database_Updated

Sanitas™ v.10.0.15 Software licensed to HDR, Inc. UG
Hollow symbols indicate censored values.

Sen's Slope Estimator

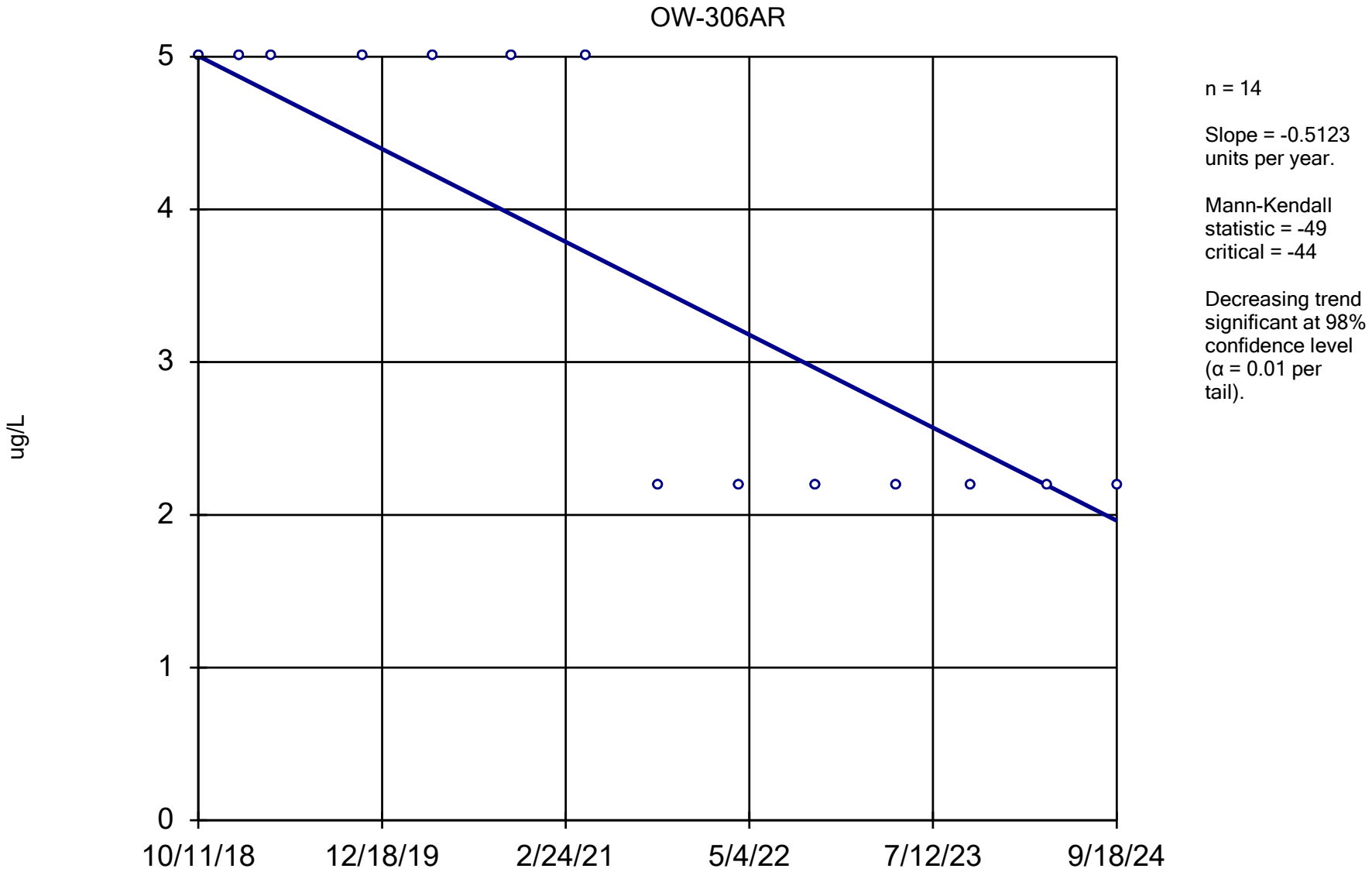

Constituent: Acrylonitrile Analysis Run 12/17/2024 1:50 PM View: All Wells - Appendix I VOCs

DMASWA Data: DMASWA Database_Updated

Sanitas™ v.10.0.15 Software licensed to HDR, Inc. UG
Hollow symbols indicate censored values.

Sen's Slope Estimator

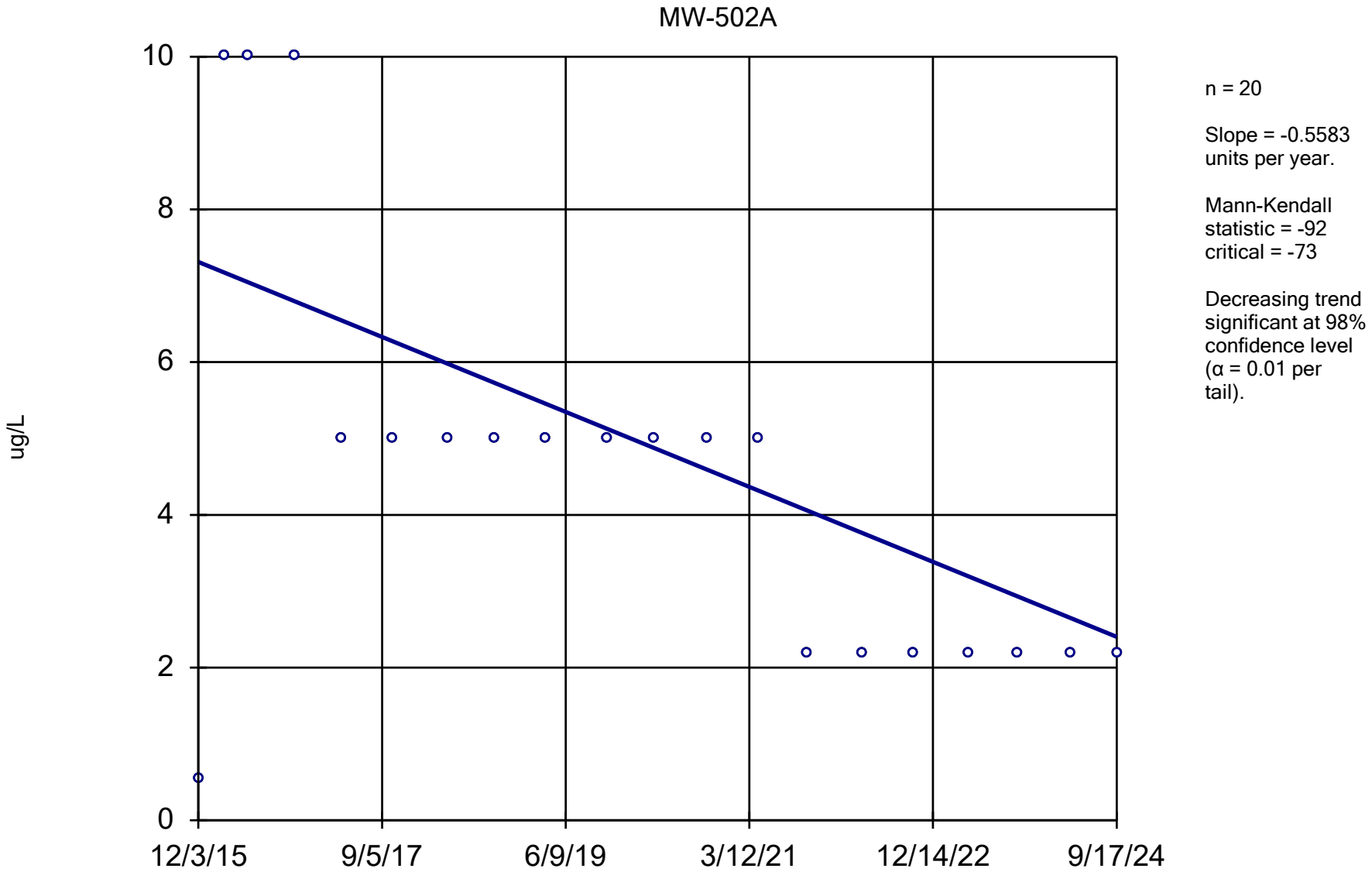

Constituent: Acrylonitrile Analysis Run 12/17/2024 1:50 PM View: All Wells - Appendix I VOCs

DMASWA Data: DMASWA Database_Updated

Sanitas™ v.10.0.15 Software licensed to HDR, Inc. UG
Hollow symbols indicate censored values.

Sen's Slope Estimator

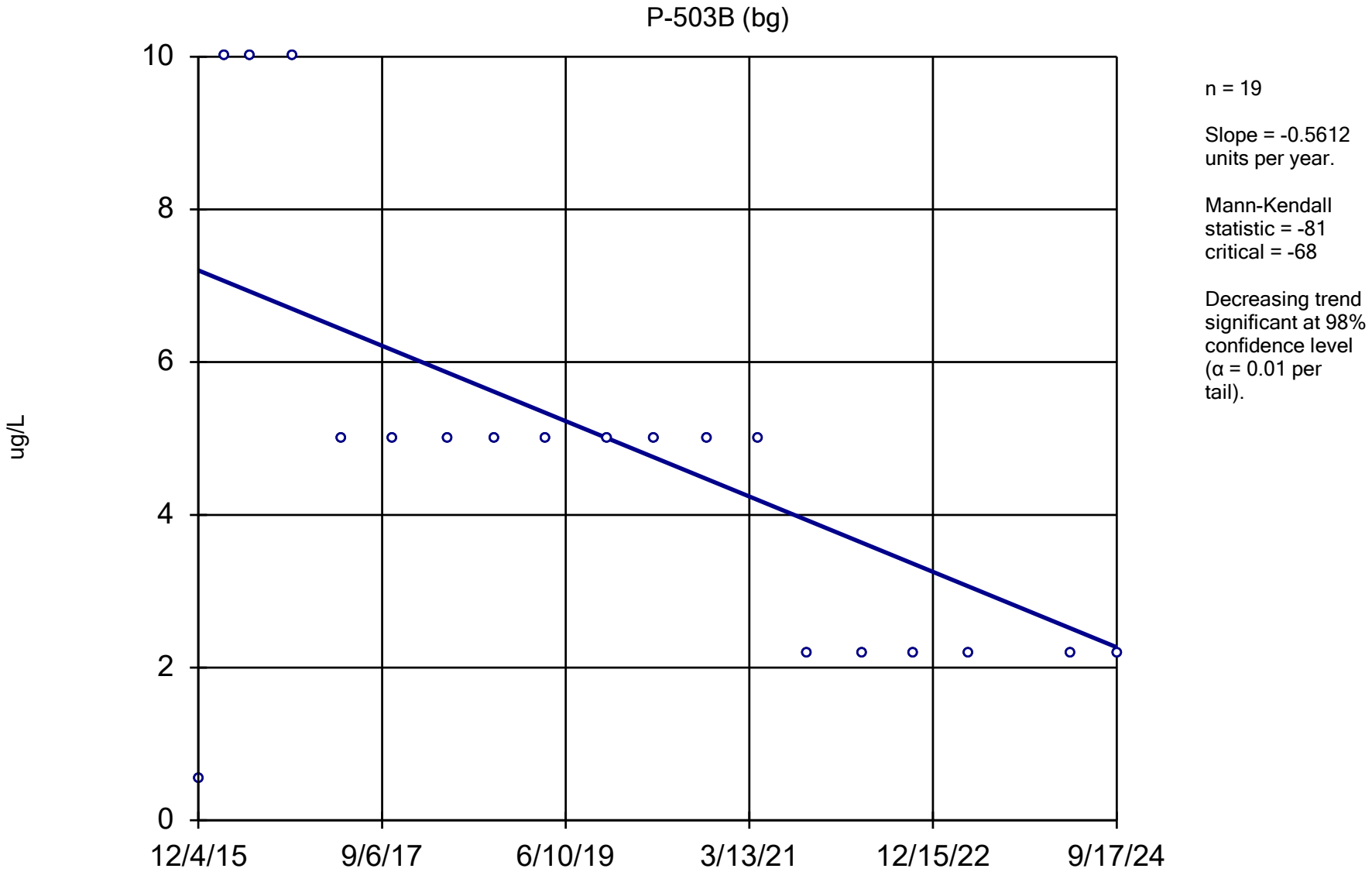

Constituent: Acrylonitrile Analysis Run 12/17/2024 1:50 PM View: All Wells - Appendix I VOCs

DMASWA Data: DMASWA Database_Updated

Sanitas™ v.10.0.15 Software licensed to HDR, Inc. UG
Hollow symbols indicate censored values.

Sen's Slope Estimator

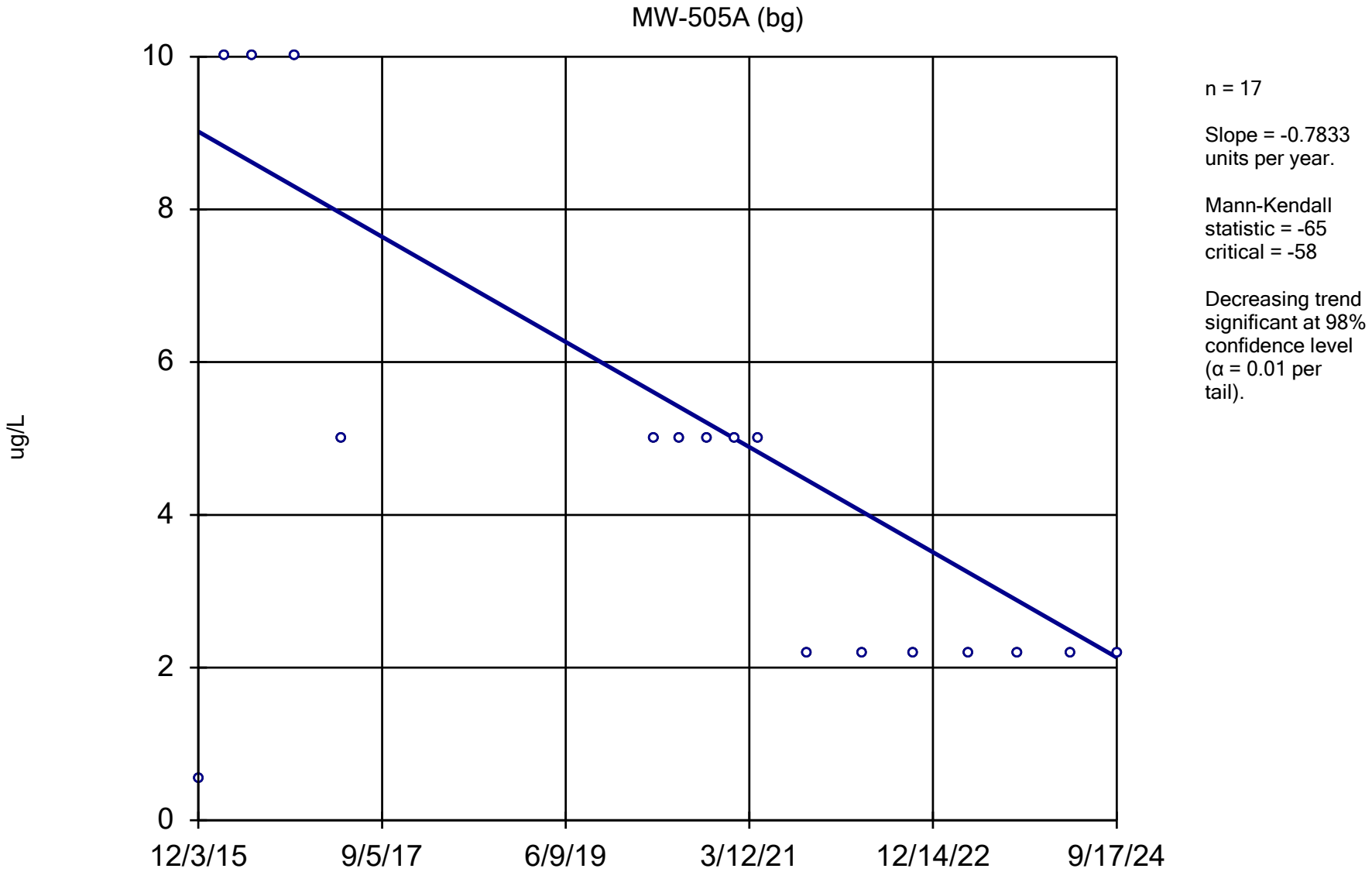

Constituent: Acrylonitrile Analysis Run 12/17/2024 1:50 PM View: All Wells - Appendix I VOCs

DMASWA Data: DMASWA Database_Updated

Sanitas™ v.10.0.15 Software licensed to HDR, Inc. UG
Hollow symbols indicate censored values.

Sen's Slope Estimator

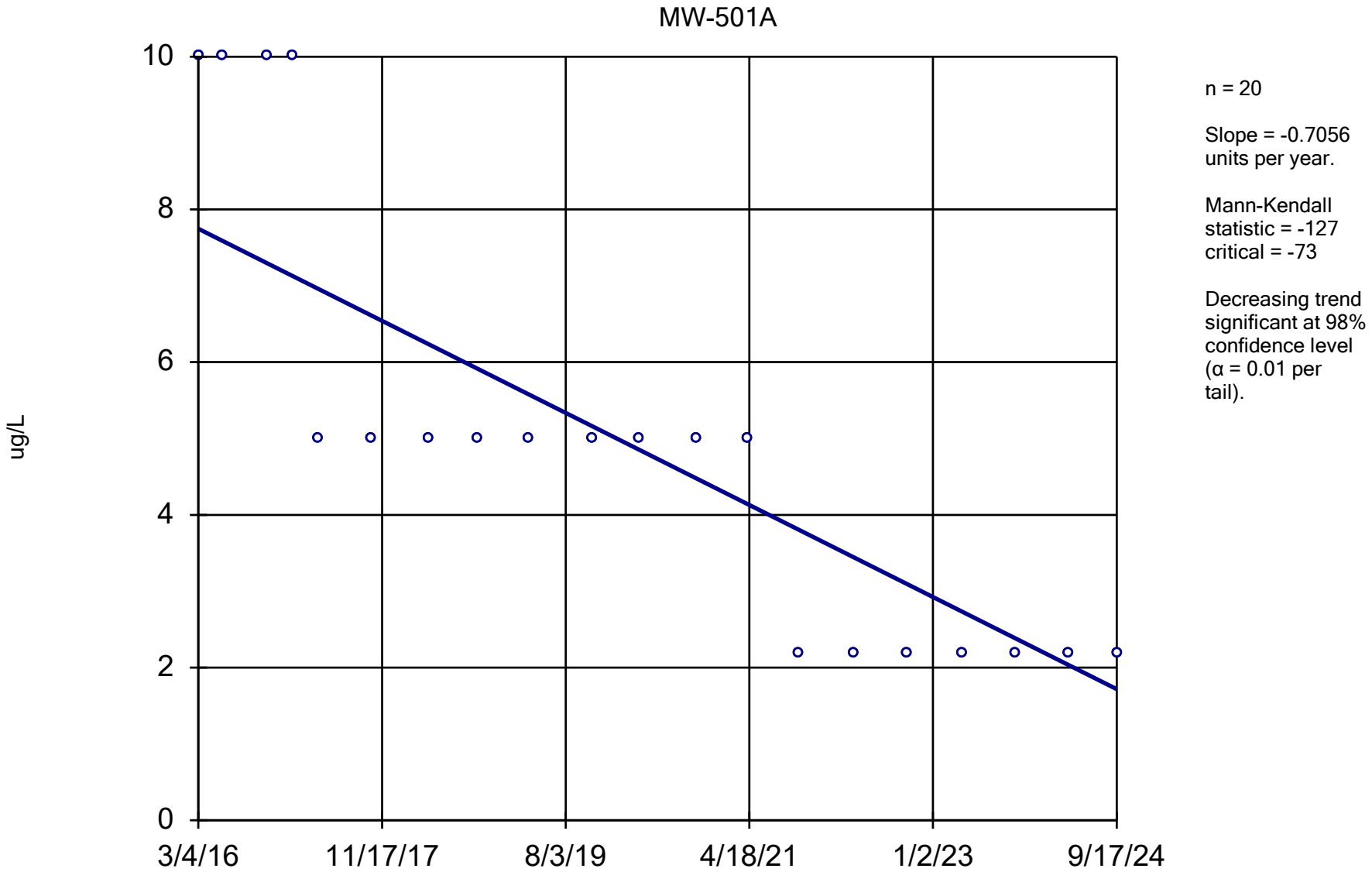

Constituent: Acrylonitrile Analysis Run 12/17/2024 1:50 PM View: All Wells - Appendix I VOCs

DMASWA Data: DMASWA Database_Updated

Sanitas™ v.10.0.15 Software licensed to HDR, Inc. UG
Hollow symbols indicate censored values.

Sen's Slope Estimator

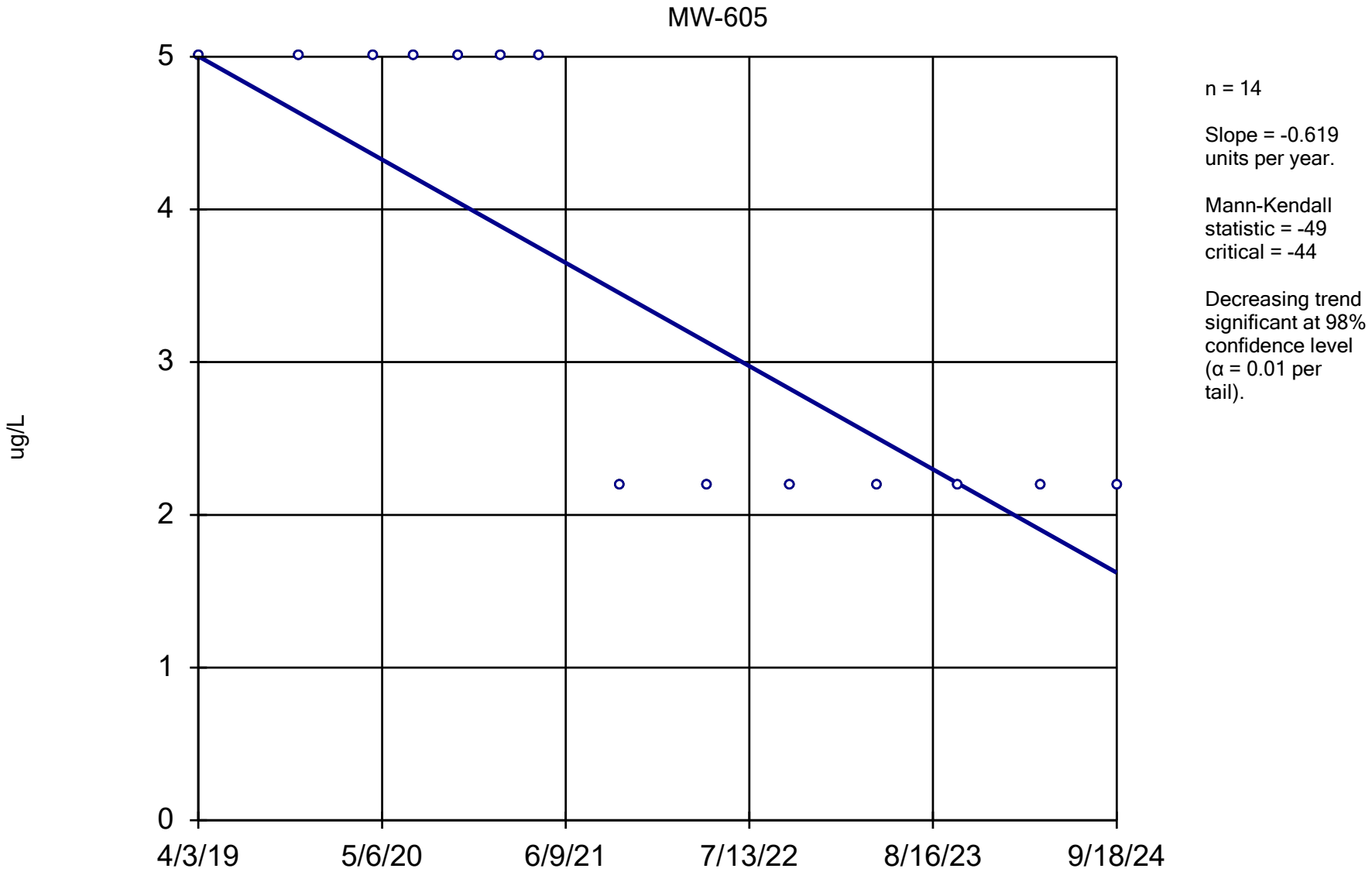

Constituent: Acrylonitrile Analysis Run 12/17/2024 1:50 PM View: All Wells - Appendix I VOCs

DMASWA Data: DMASWA Database_Updated

Sanitas™ v.10.0.15 Software licensed to HDR, Inc. UG
Hollow symbols indicate censored values.

Sen's Slope Estimator

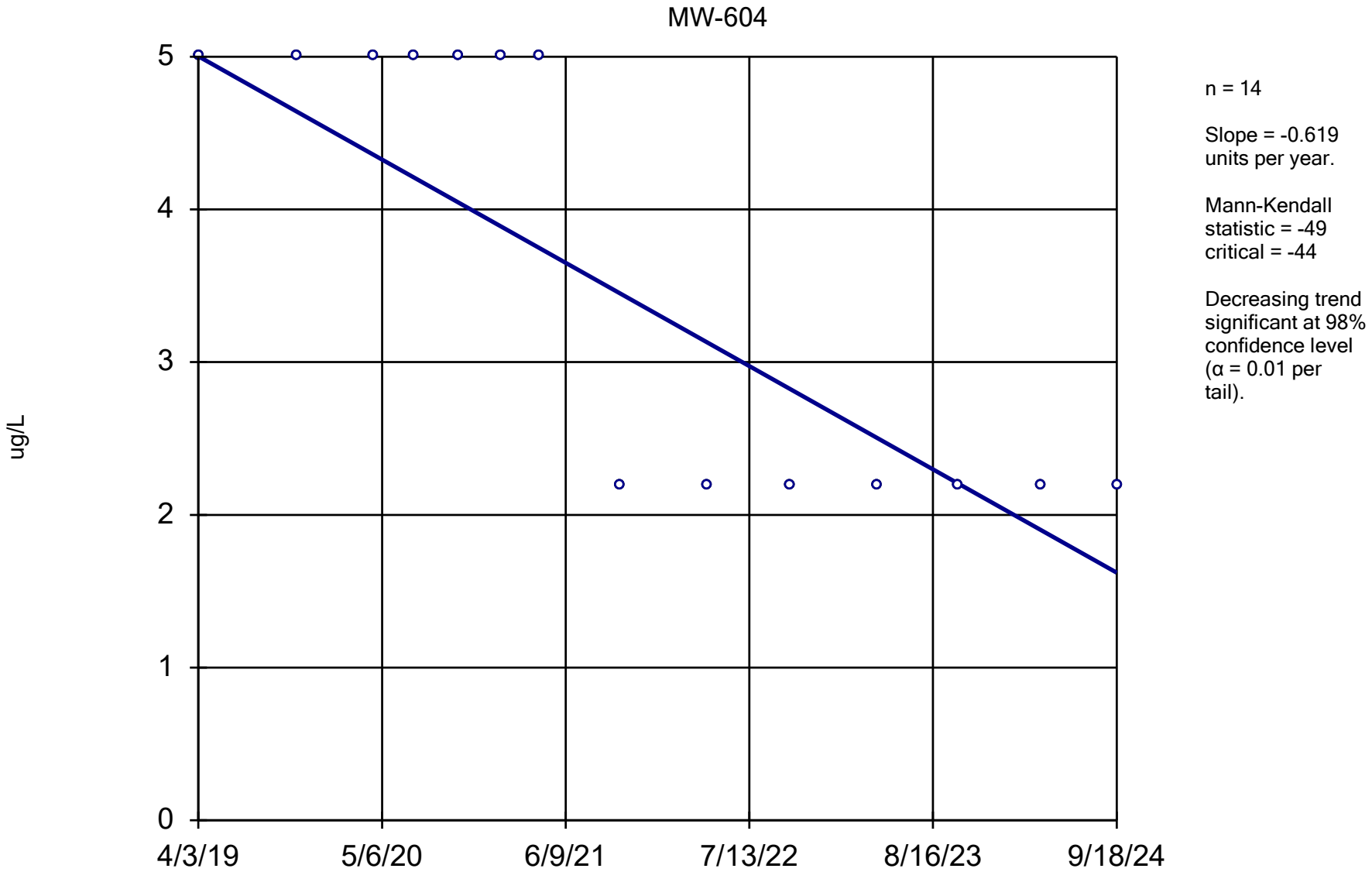

Constituent: Acrylonitrile Analysis Run 12/17/2024 1:50 PM View: All Wells - Appendix I VOCs

DMASWA Data: DMASWA Database_Updated

Sanitas™ v.10.0.15 Software licensed to HDR, Inc. UG
Hollow symbols indicate censored values.

Sen's Slope Estimator

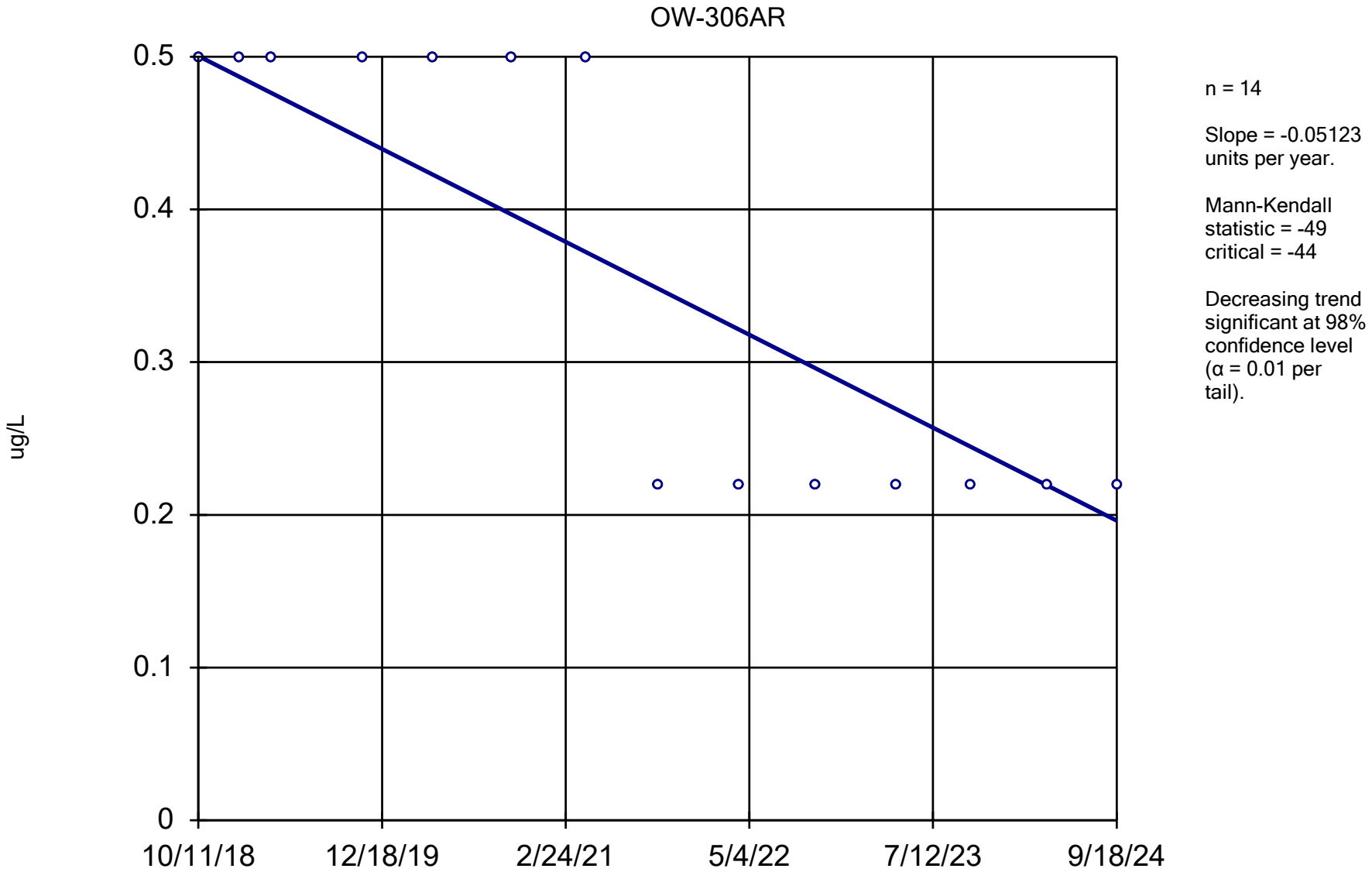

Constituent: Benzene Analysis Run 12/17/2024 1:50 PM View: All Wells - Appendix I VOCs

DMASWA Data: DMASWA Database_Updated

Sanitas™ v.10.0.15 Software licensed to HDR, Inc. UG
Hollow symbols indicate censored values.

Sen's Slope Estimator

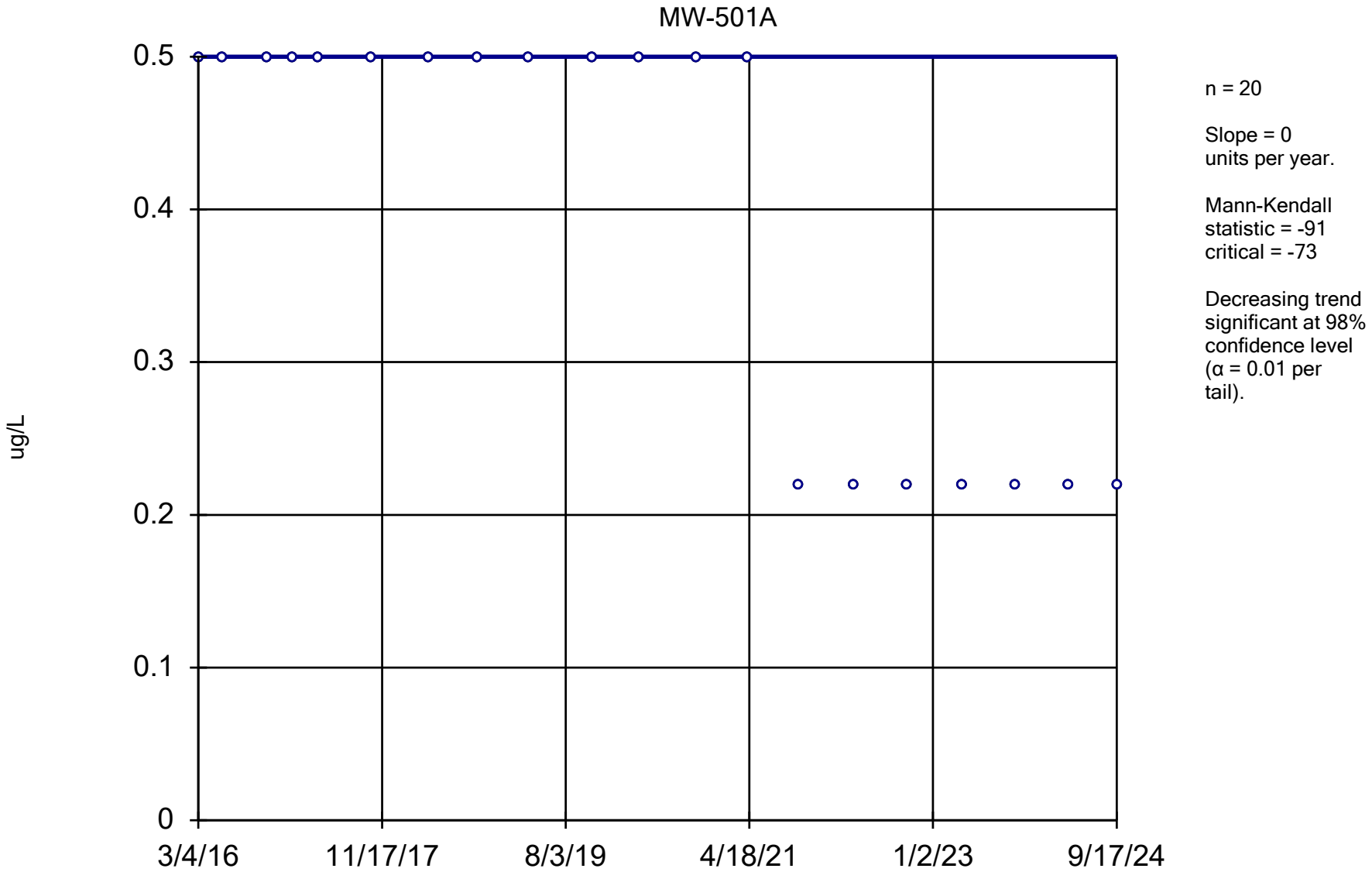

Constituent: Benzene Analysis Run 12/17/2024 1:51 PM View: All Wells - Appendix I VOCs

DMASWA Data: DMASWA Database_Updated

Sanitas™ v.10.0.15 Software licensed to HDR, Inc. UG
Hollow symbols indicate censored values.

Sen's Slope Estimator

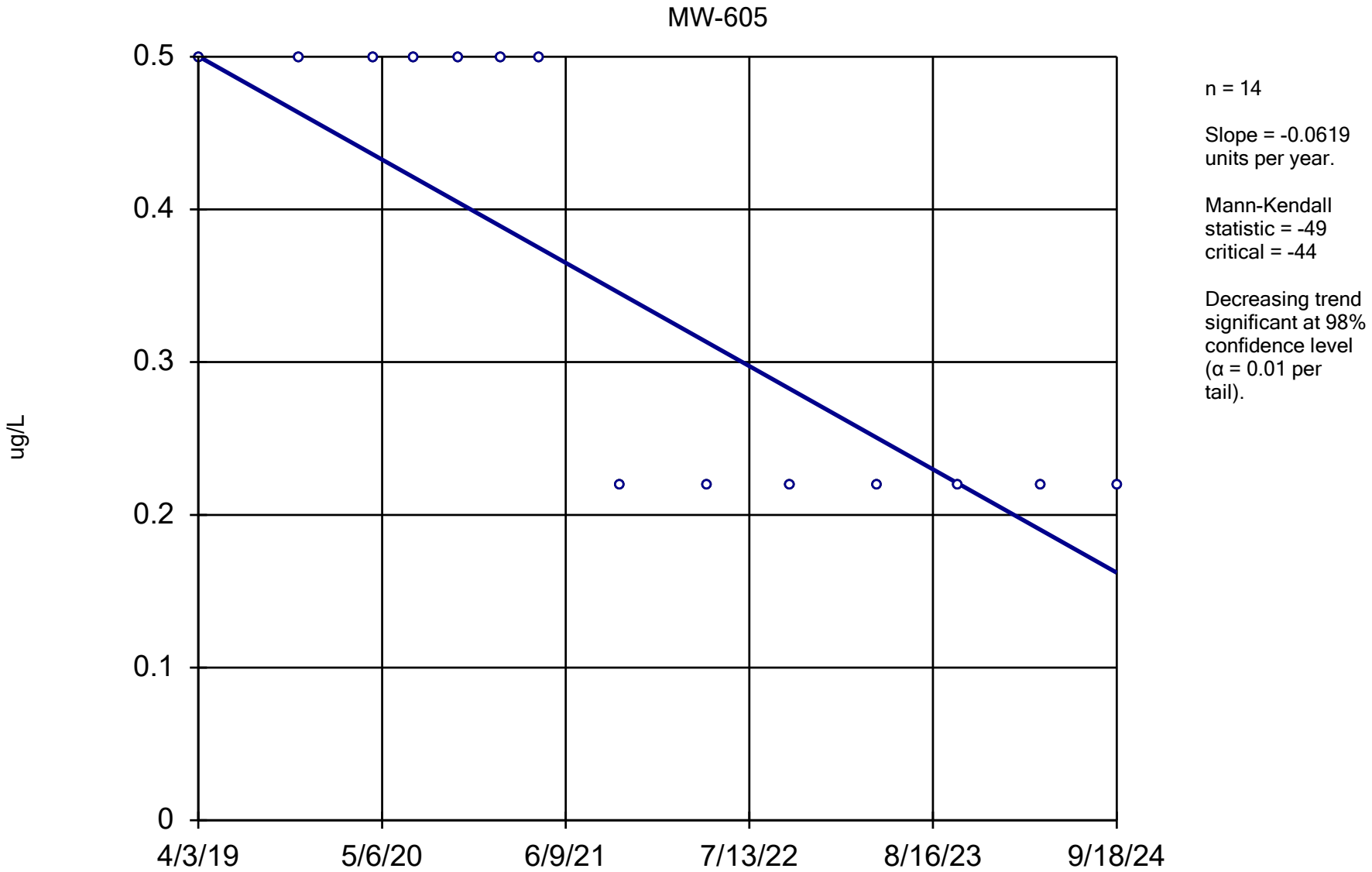

Constituent: Benzene Analysis Run 12/17/2024 1:51 PM View: All Wells - Appendix I VOCs

DMASWA Data: DMASWA Database_Updated

Sanitas™ v.10.0.15 Software licensed to HDR, Inc. UG
Hollow symbols indicate censored values.

Sen's Slope Estimator

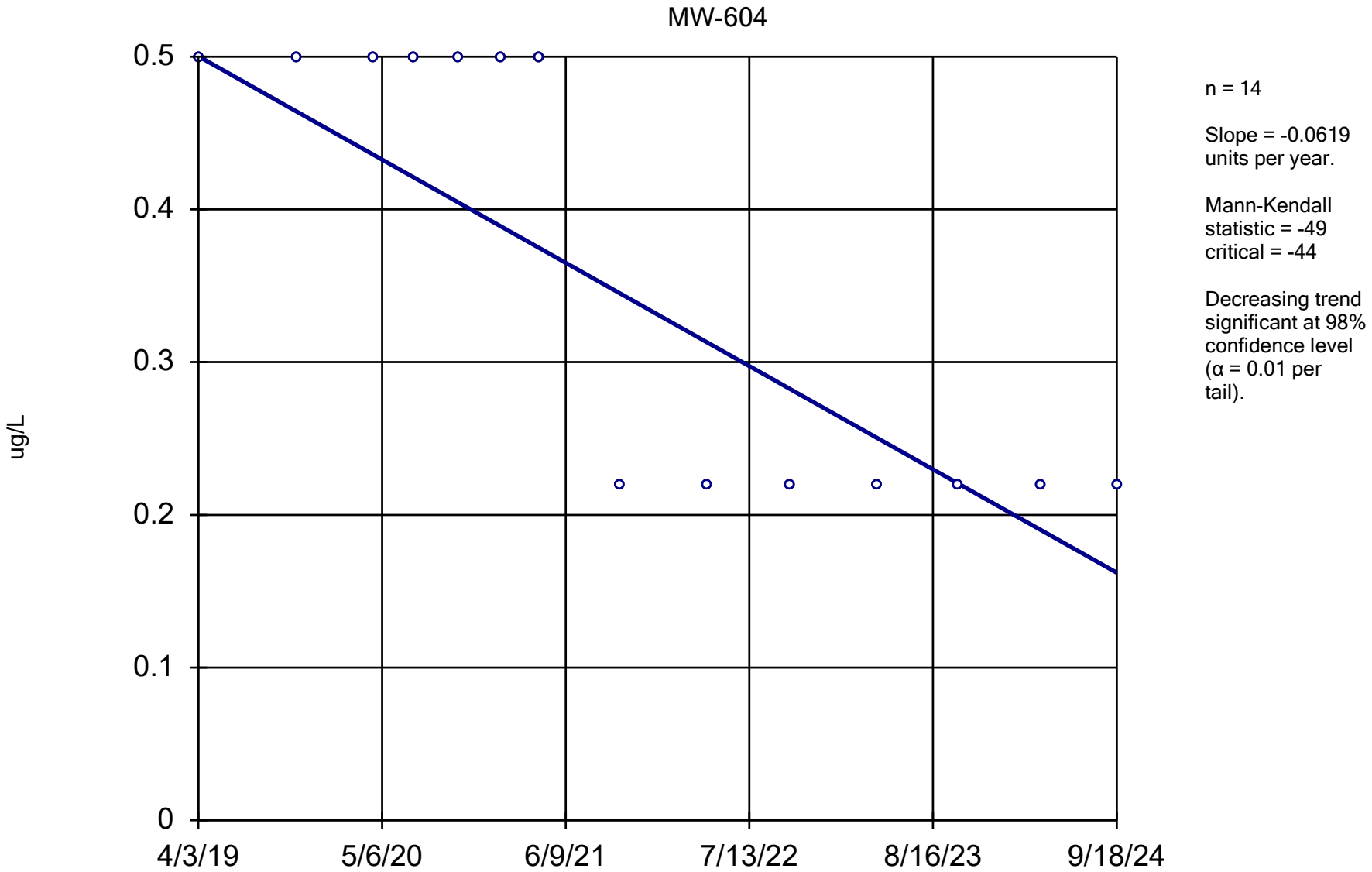

Constituent: Benzene Analysis Run 12/17/2024 1:51 PM View: All Wells - Appendix I VOCs

DMASWA Data: DMASWA Database_Updated

Sanitas™ v.10.0.15 Software licensed to HDR, Inc. UG
Hollow symbols indicate censored values.

Sen's Slope Estimator

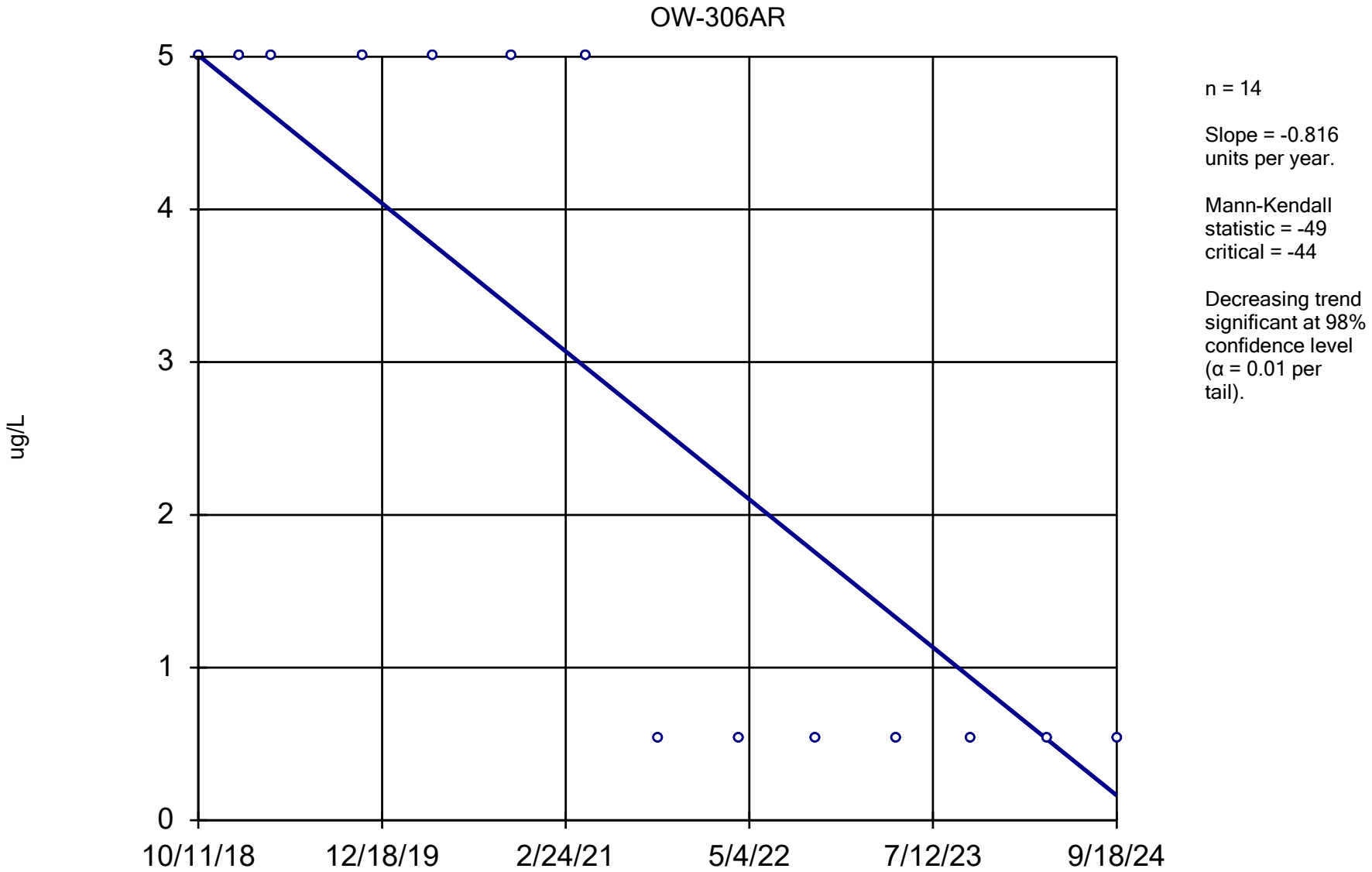

Constituent: Bromochloromethane Analysis Run 12/17/2024 1:51 PM View: All Wells - Appendix I VOCs

DMASWA Data: DMASWA Database_Updated

Sanitas™ v.10.0.15 Software licensed to HDR, Inc. UG
Hollow symbols indicate censored values.

Sen's Slope Estimator

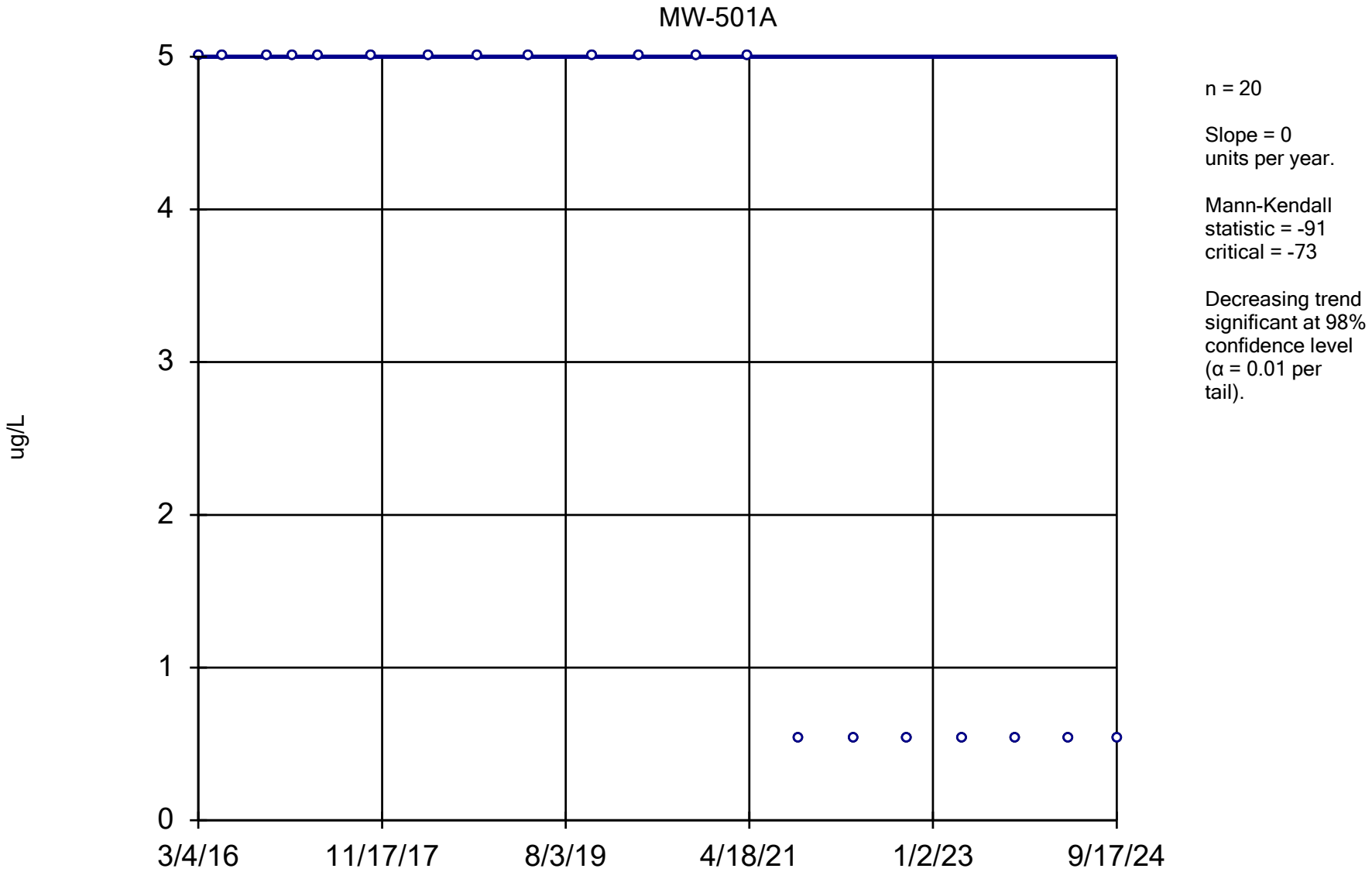

Constituent: Bromochloromethane Analysis Run 12/17/2024 1:51 PM View: All Wells - Appendix I VOCs

DMASWA Data: DMASWA Database_Updated

Sanitas™ v.10.0.15 Software licensed to HDR, Inc. UG
Hollow symbols indicate censored values.

Sen's Slope Estimator

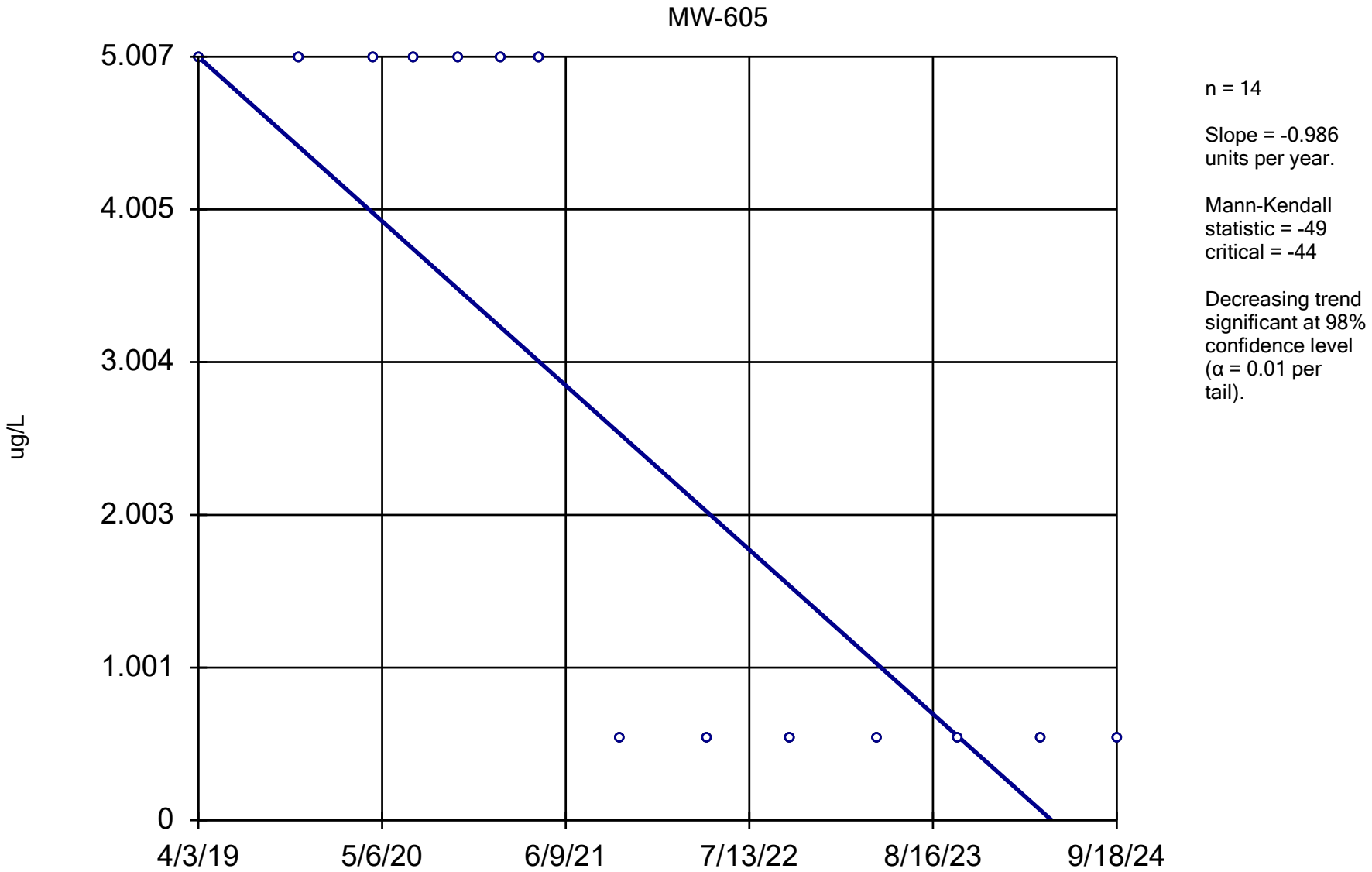

Constituent: Bromochloromethane Analysis Run 12/17/2024 1:51 PM View: All Wells - Appendix I VOCs

DMASWA Data: DMASWA Database_Updated

Sanitas™ v.10.0.15 Software licensed to HDR, Inc. UG
Hollow symbols indicate censored values.

Sen's Slope Estimator

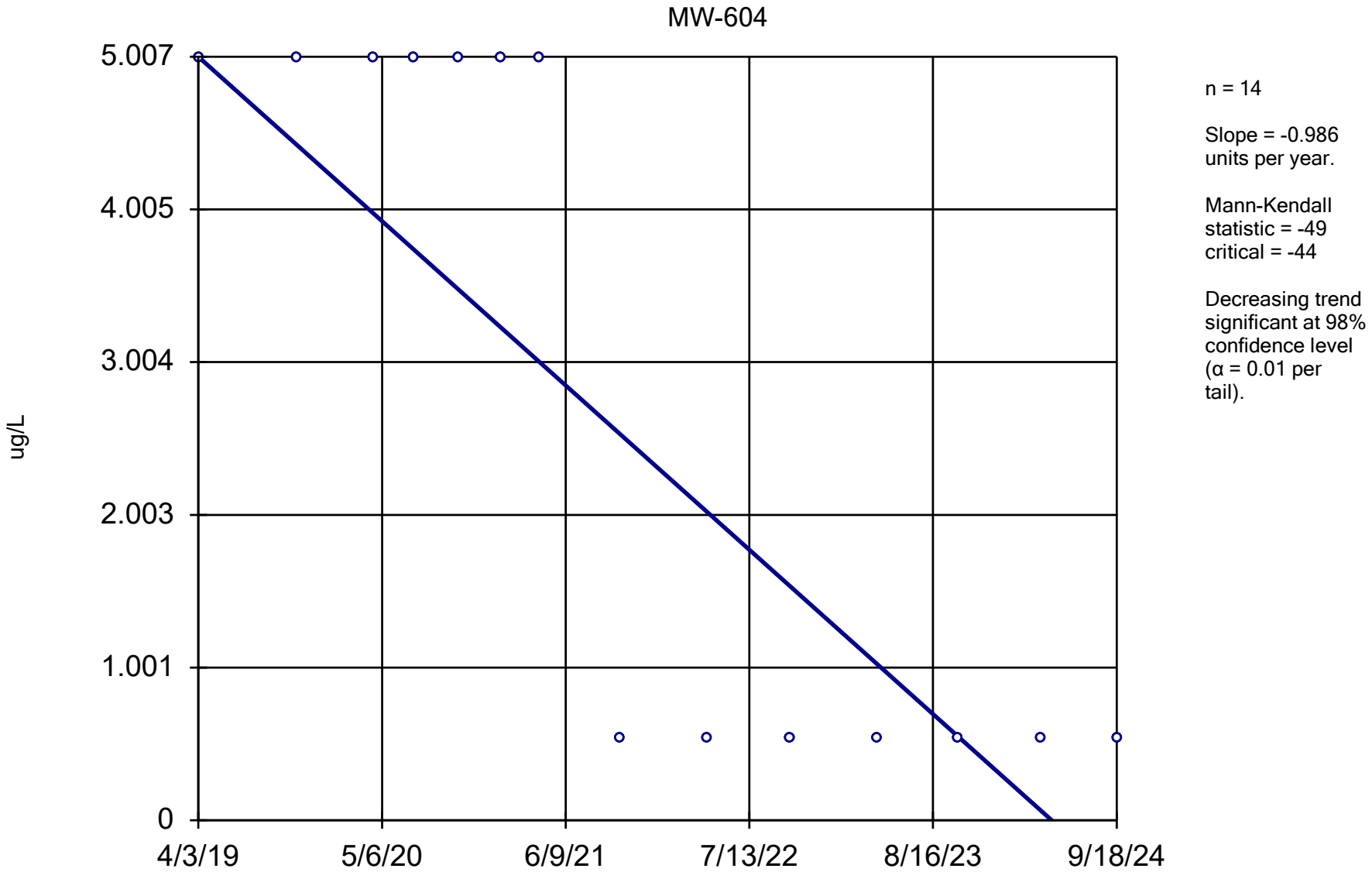

Constituent: Bromochloromethane Analysis Run 12/17/2024 1:51 PM View: All Wells - Appendix I VOCs

DMASWA Data: DMASWA Database_Updated

Sanitas™ v.10.0.15 Software licensed to HDR, Inc. UG
Hollow symbols indicate censored values.

Sen's Slope Estimator

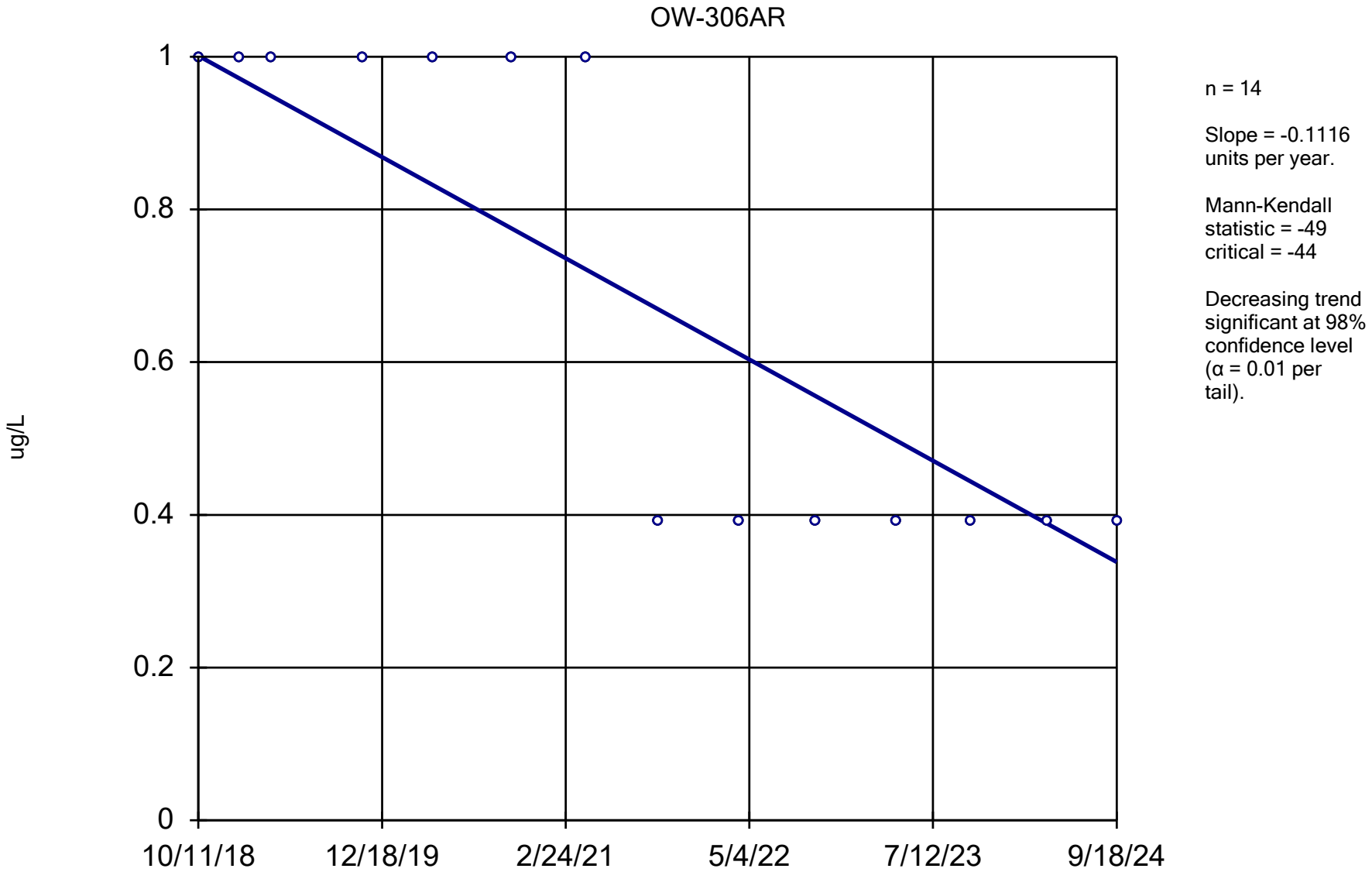

Constituent: Bromodichloromethane Analysis Run 12/17/2024 1:51 PM View: All Wells - Appendix I VOCs DMASWA Data: DMASWA Database_Updated

Sanitas™ v.10.0.15 Software licensed to HDR, Inc. UG
Hollow symbols indicate censored values.

Sen's Slope Estimator

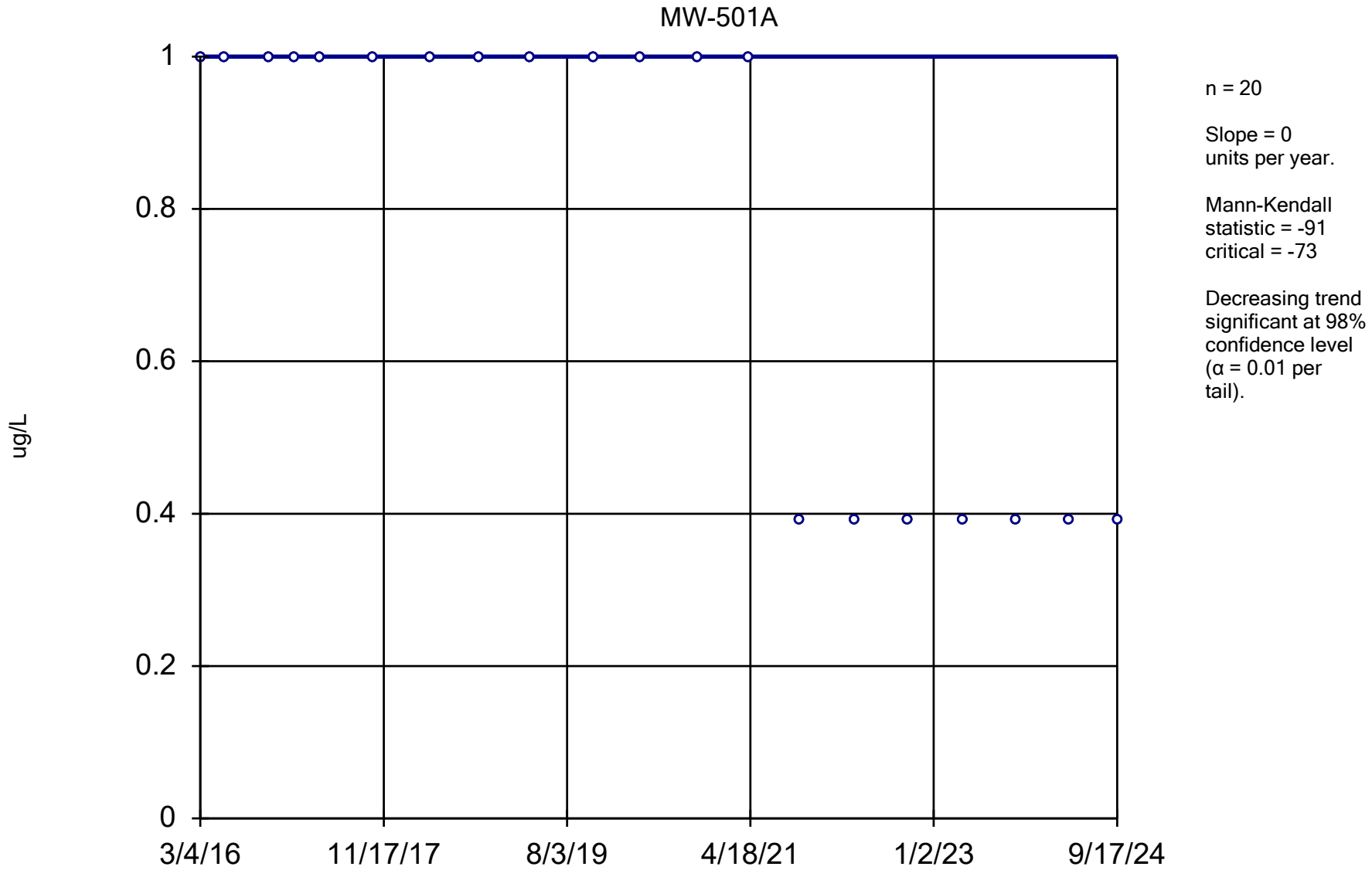

Constituent: Bromodichloromethane Analysis Run 12/17/2024 1:51 PM View: All Wells - Appendix I VOCs

DMASWA Data: DMASWA Database_Updated

Sanitas™ v.10.0.15 Software licensed to HDR, Inc. UG
Hollow symbols indicate censored values.

Sen's Slope Estimator

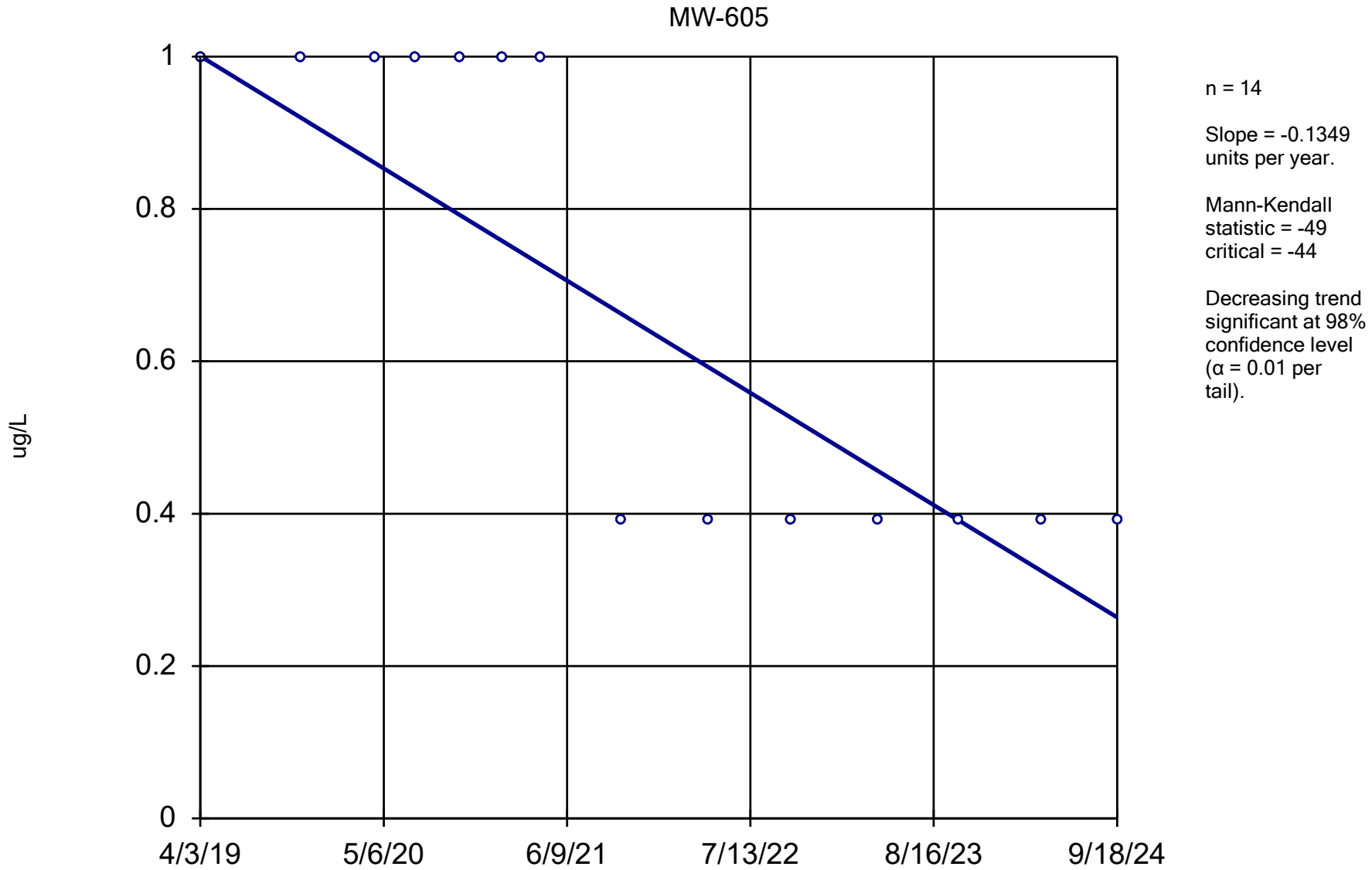

n = 14

Slope = -0.1349 units per year.

Mann-Kendall statistic = -49
critical = -44

Decreasing trend significant at 98% confidence level (α = 0.01 per tail).

Constituent: Bromodichloromethane Analysis Run 12/17/2024 1:51 PM View: All Wells - Appendix I VOCs

DMASWA Data: DMASWA Database_Updated

Sanitas™ v.10.0.15 Software licensed to HDR, Inc. UG
Hollow symbols indicate censored values.

Sen's Slope Estimator

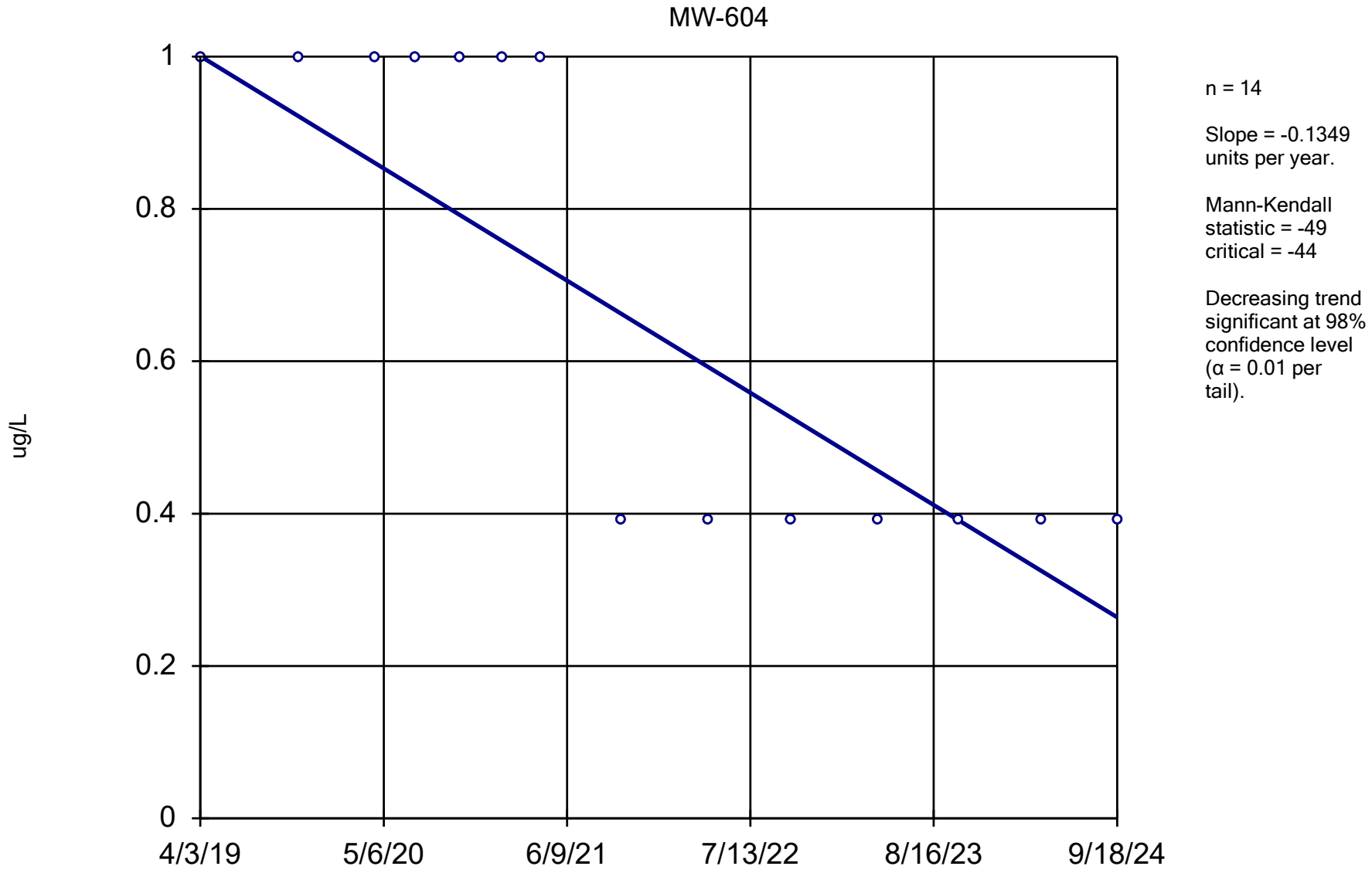

Constituent: Bromodichloromethane Analysis Run 12/17/2024 1:51 PM View: All Wells - Appendix I VOCs DMASWA Data: DMASWA Database_Updated

Sanitas™ v.10.0.15 Software licensed to HDR, Inc. UG
Hollow symbols indicate censored values.

Sen's Slope Estimator

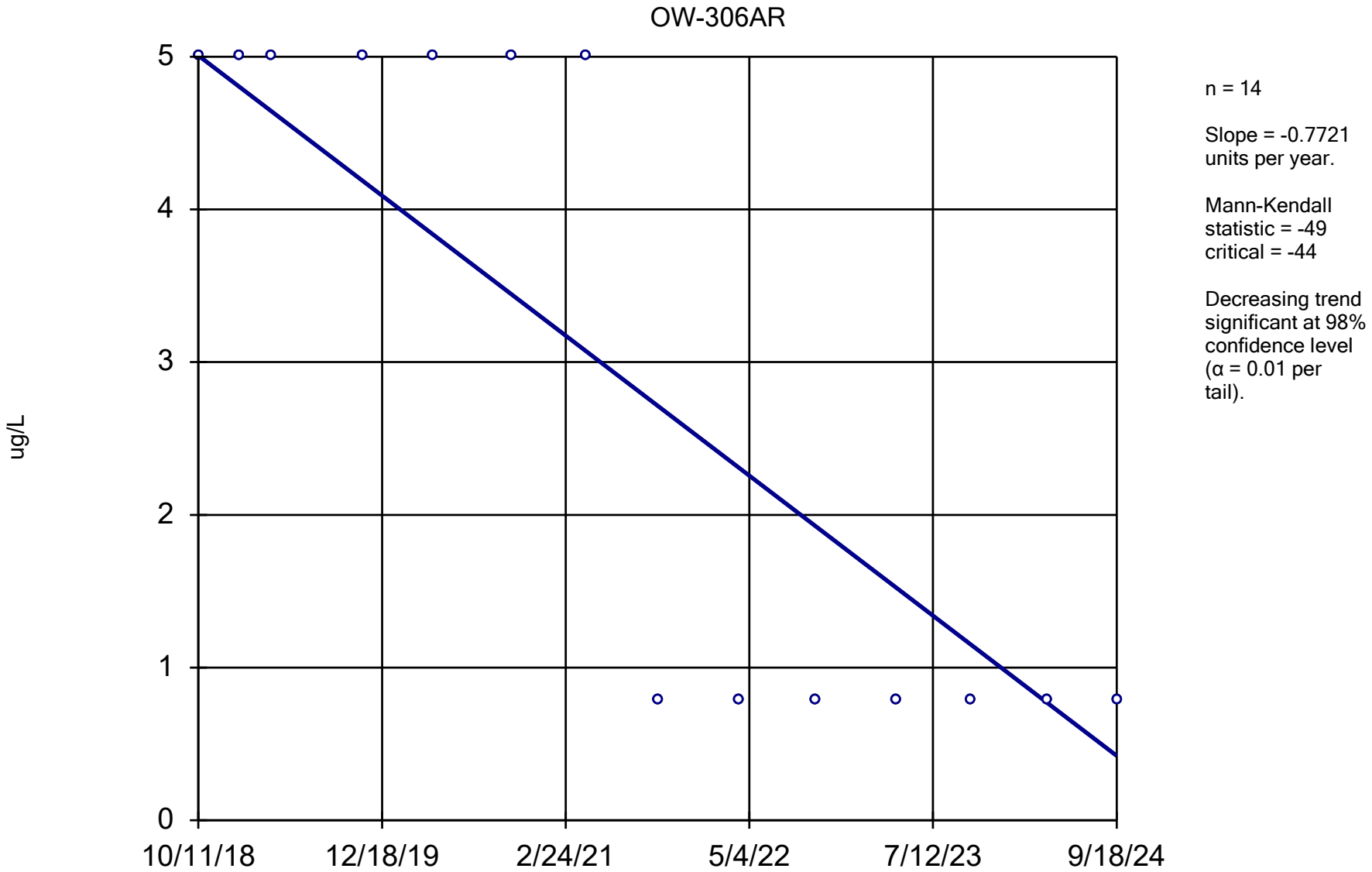

Constituent: Bromoform Analysis Run 12/17/2024 1:51 PM View: All Wells - Appendix I VOCs

DMASWA Data: DMASWA Database_Updated

Sanitas™ v.10.0.15 Software licensed to HDR, Inc. UG
Hollow symbols indicate censored values.

Sen's Slope Estimator

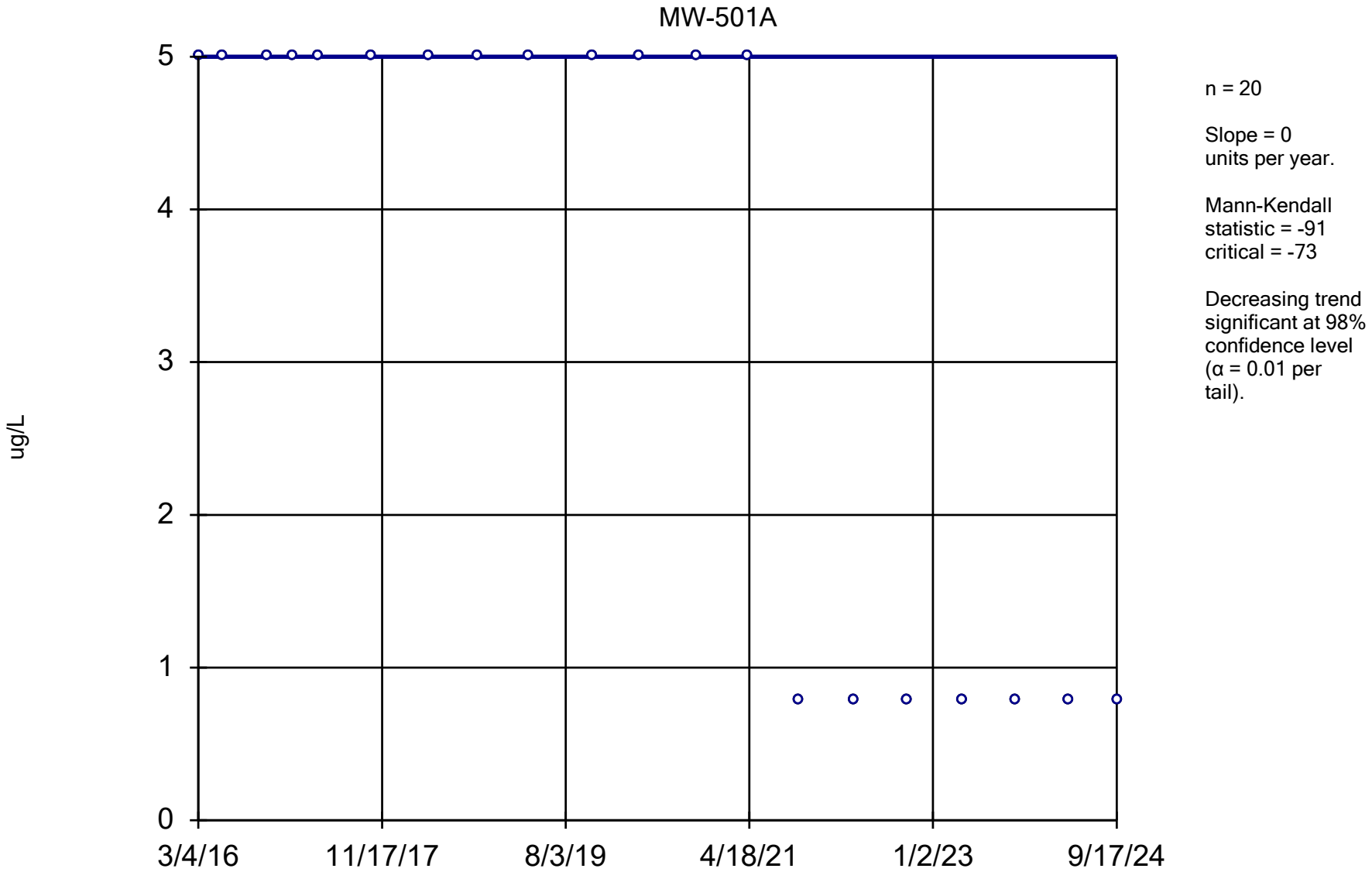

Constituent: Bromoform Analysis Run 12/17/2024 1:51 PM View: All Wells - Appendix I VOCs

DMASWA Data: DMASWA Database_Updated

Sanitas™ v.10.0.15 Software licensed to HDR, Inc. UG
Hollow symbols indicate censored values.

Sen's Slope Estimator

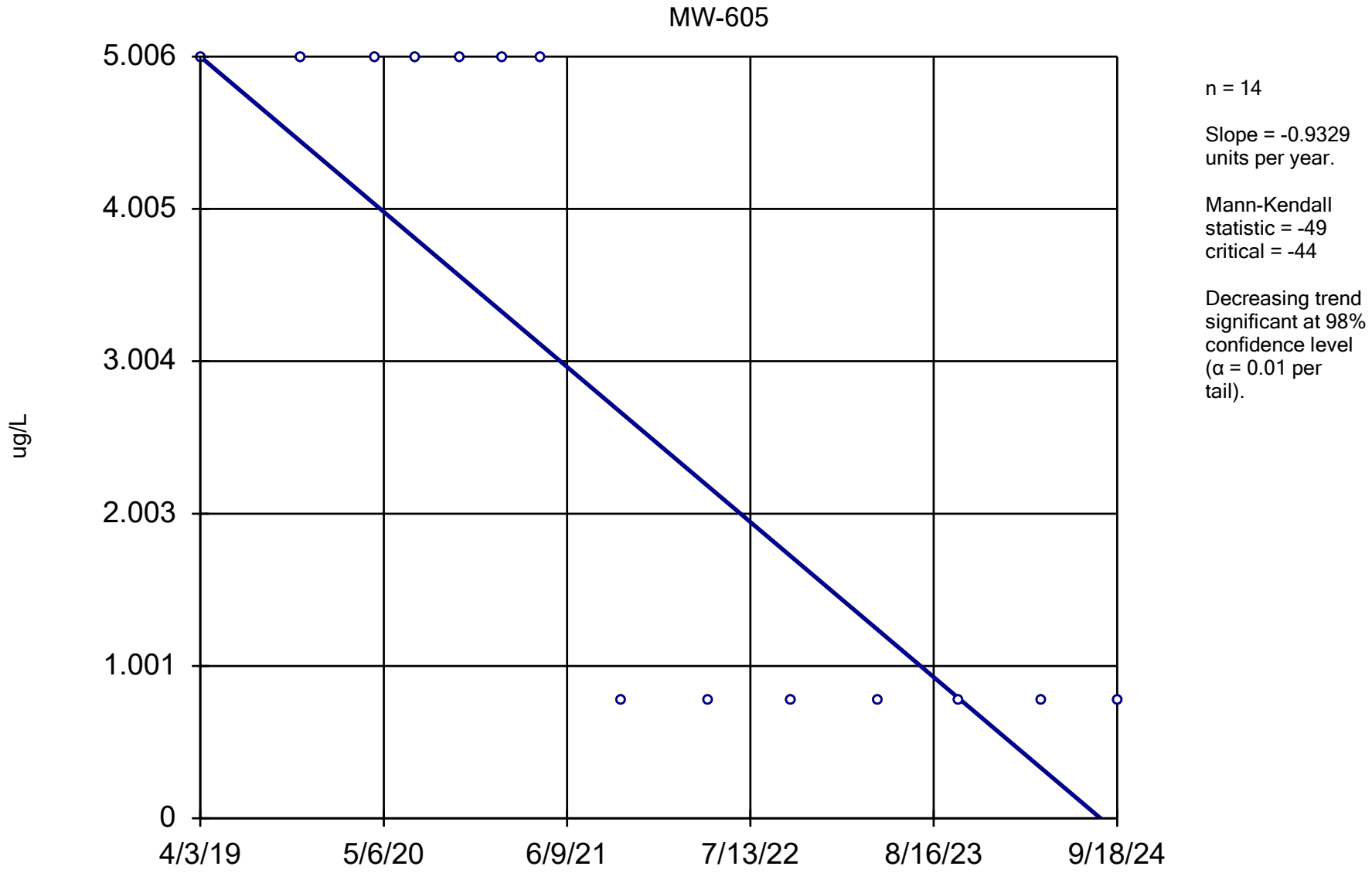

n = 14

Slope = -0.9329 units per year.

Mann-Kendall statistic = -49
critical = -44

Decreasing trend significant at 98% confidence level (α = 0.01 per tail).

Constituent: Bromoform Analysis Run 12/17/2024 1:51 PM View: All Wells - Appendix I VOCs

DMASWA Data: DMASWA Database_Updated

Sanitas™ v.10.0.15 Software licensed to HDR, Inc. UG
Hollow symbols indicate censored values.

Sen's Slope Estimator

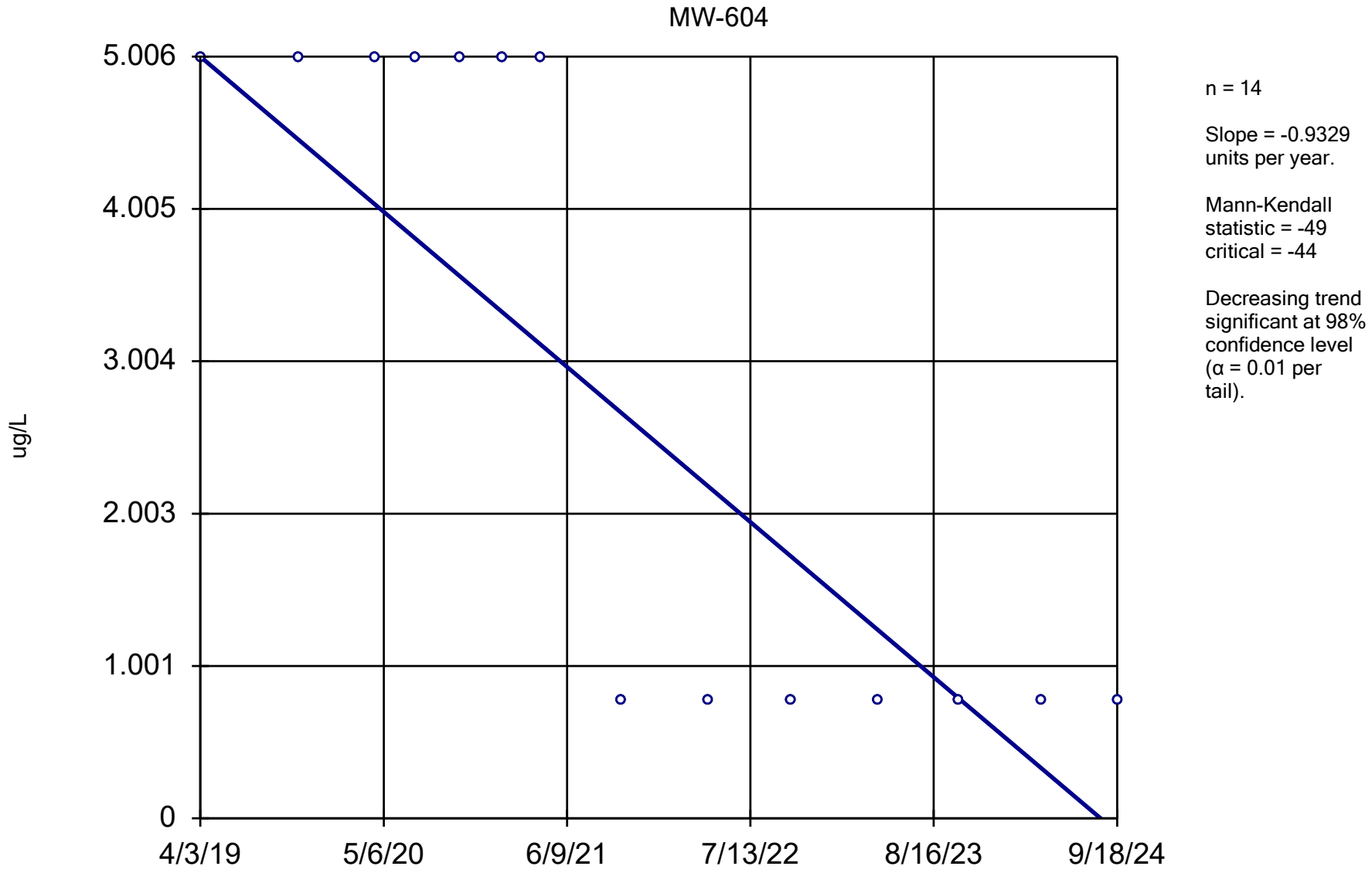

n = 14

Slope = -0.9329 units per year.

Mann-Kendall statistic = -49
critical = -44

Decreasing trend significant at 98% confidence level (α = 0.01 per tail).

Constituent: Bromoform Analysis Run 12/17/2024 1:51 PM View: All Wells - Appendix I VOCs

DMASWA Data: DMASWA Database_Updated

Sanitas™ v.10.0.15 Software licensed to HDR, Inc. UG
Hollow symbols indicate censored values.

Sen's Slope Estimator

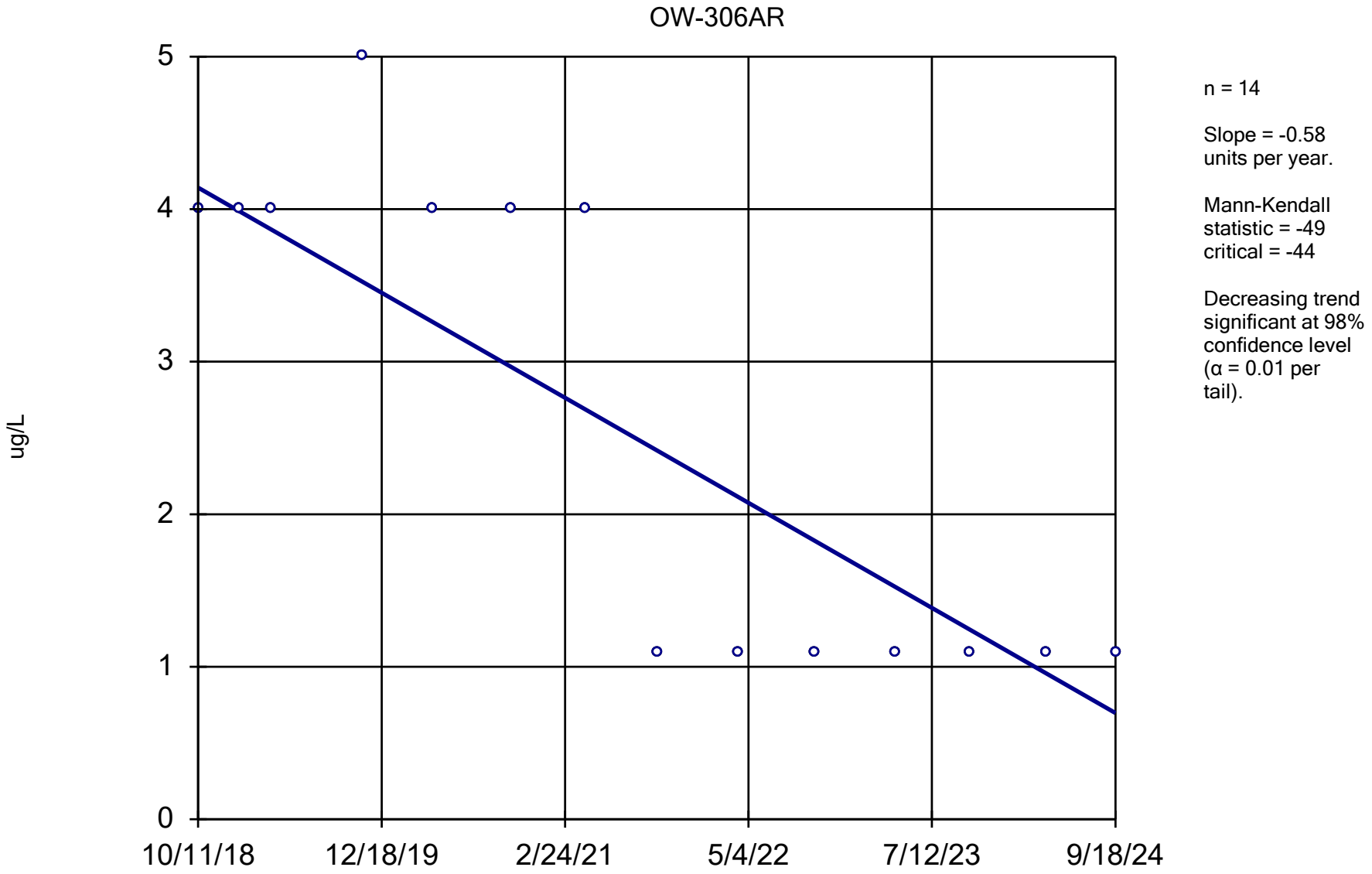

Constituent: Bromomethane Analysis Run 12/17/2024 1:52 PM View: All Wells - Appendix I VOCs

DMASWA Data: DMASWA Database_Updated

Sanitas™ v.10.0.15 Software licensed to HDR, Inc. UG
Hollow symbols indicate censored values.

Sen's Slope Estimator

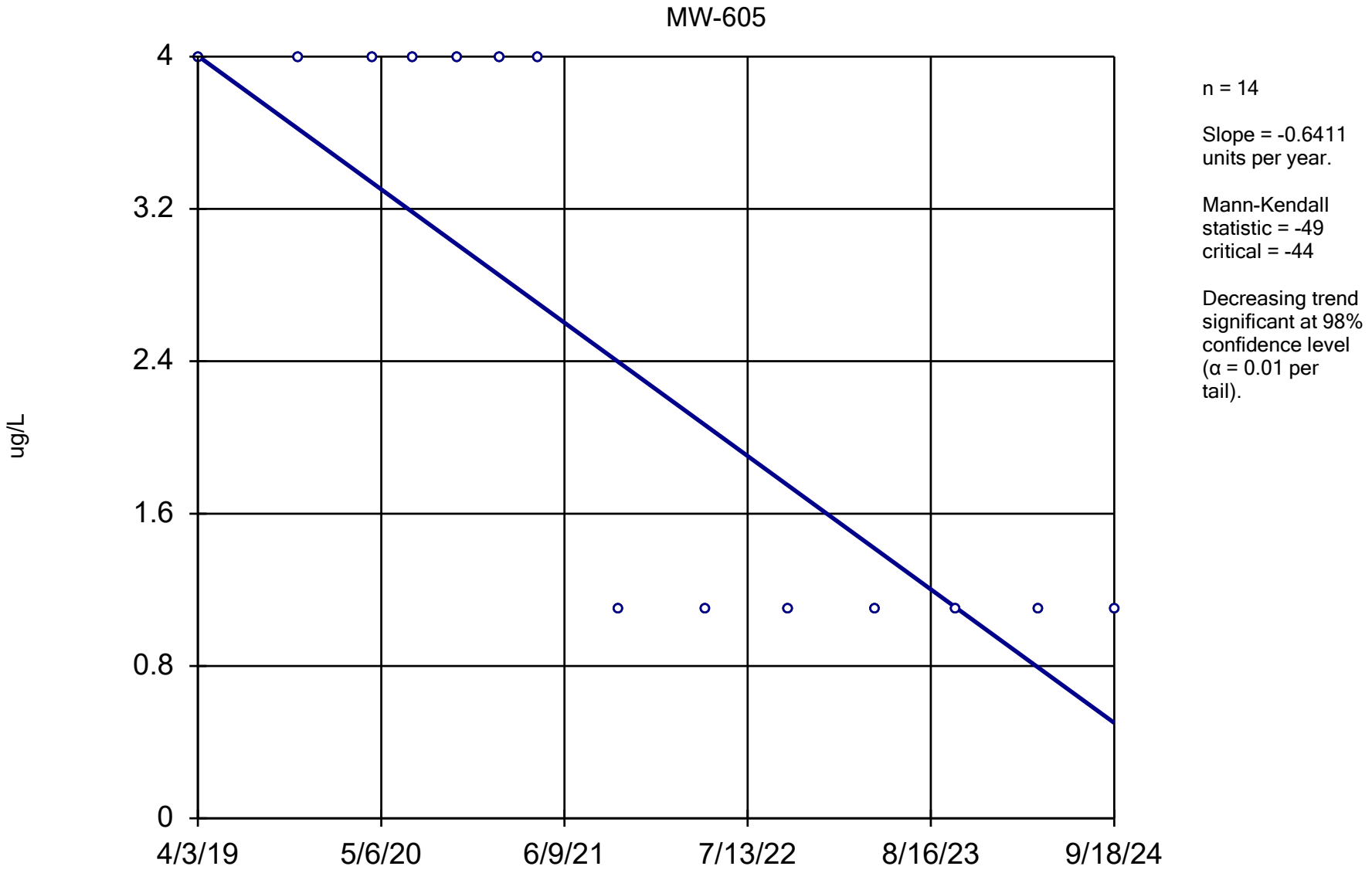

Constituent: Bromomethane Analysis Run 12/17/2024 1:52 PM View: All Wells - Appendix I VOCs

DMASWA Data: DMASWA Database_Updated

Sanitas™ v.10.0.15 Software licensed to HDR, Inc. UG
Hollow symbols indicate censored values.

Sen's Slope Estimator

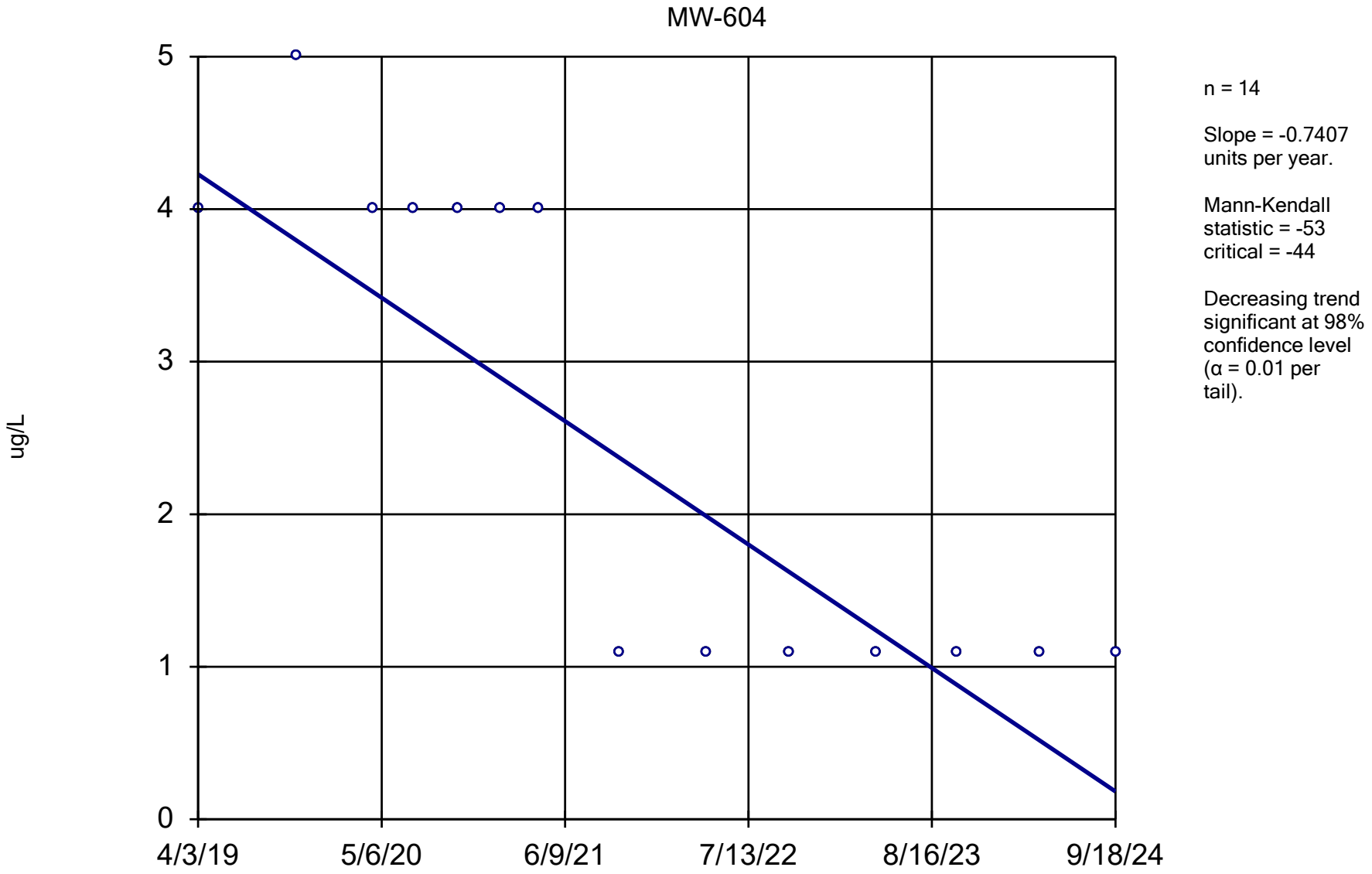

Constituent: Bromomethane Analysis Run 12/17/2024 1:52 PM View: All Wells - Appendix I VOCs

DMASWA Data: DMASWA Database_Updated

Sanitas™ v.10.0.15 Software licensed to HDR, Inc. UG
Hollow symbols indicate censored values.

Sen's Slope Estimator

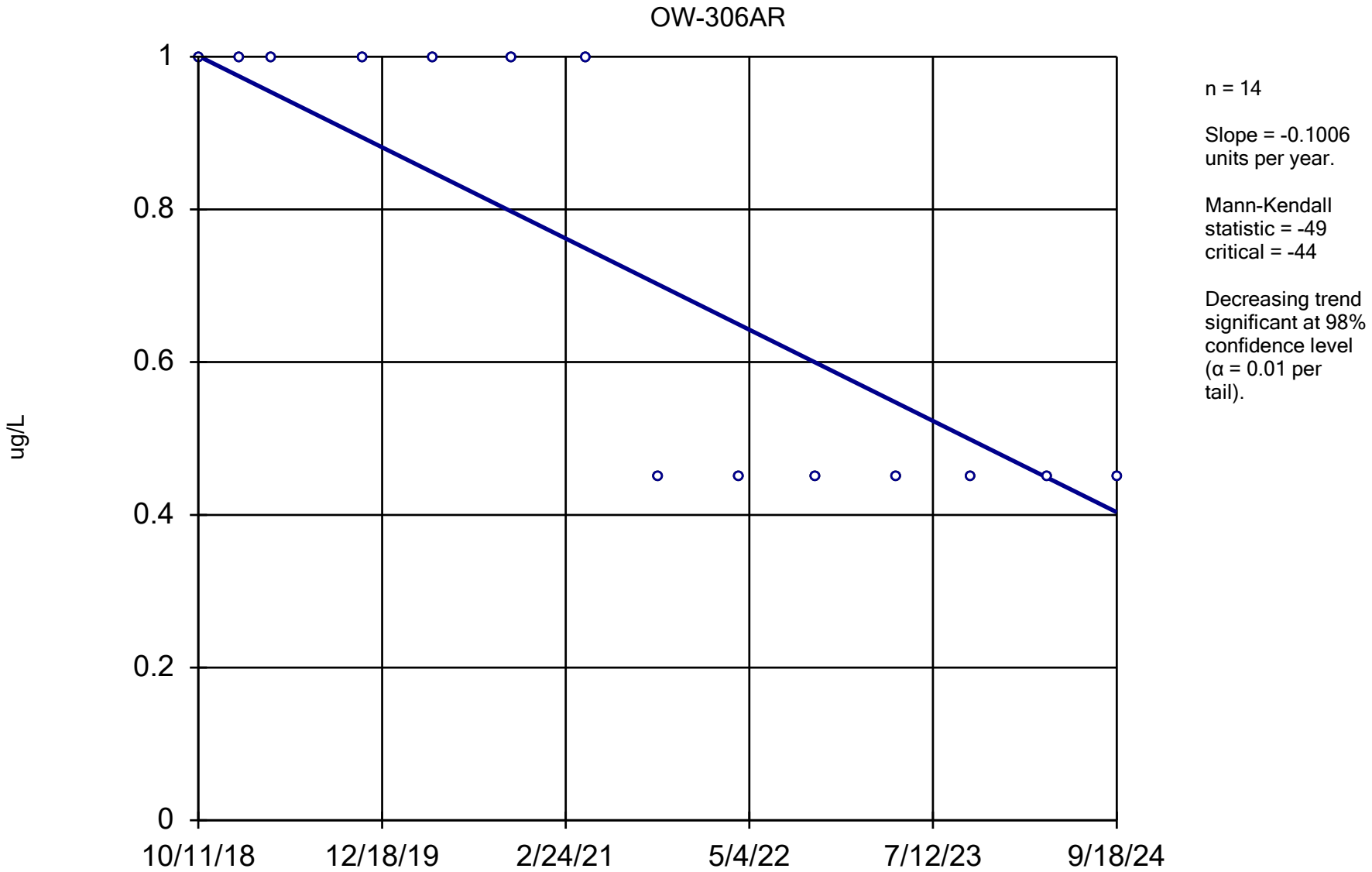

Constituent: Carbon disulfide Analysis Run 12/17/2024 1:52 PM View: All Wells - Appendix I VOCs

DMASWA Data: DMASWA Database_Updated

Sanitas™ v.10.0.15 Software licensed to HDR, Inc. UG
Hollow symbols indicate censored values.

Sen's Slope Estimator

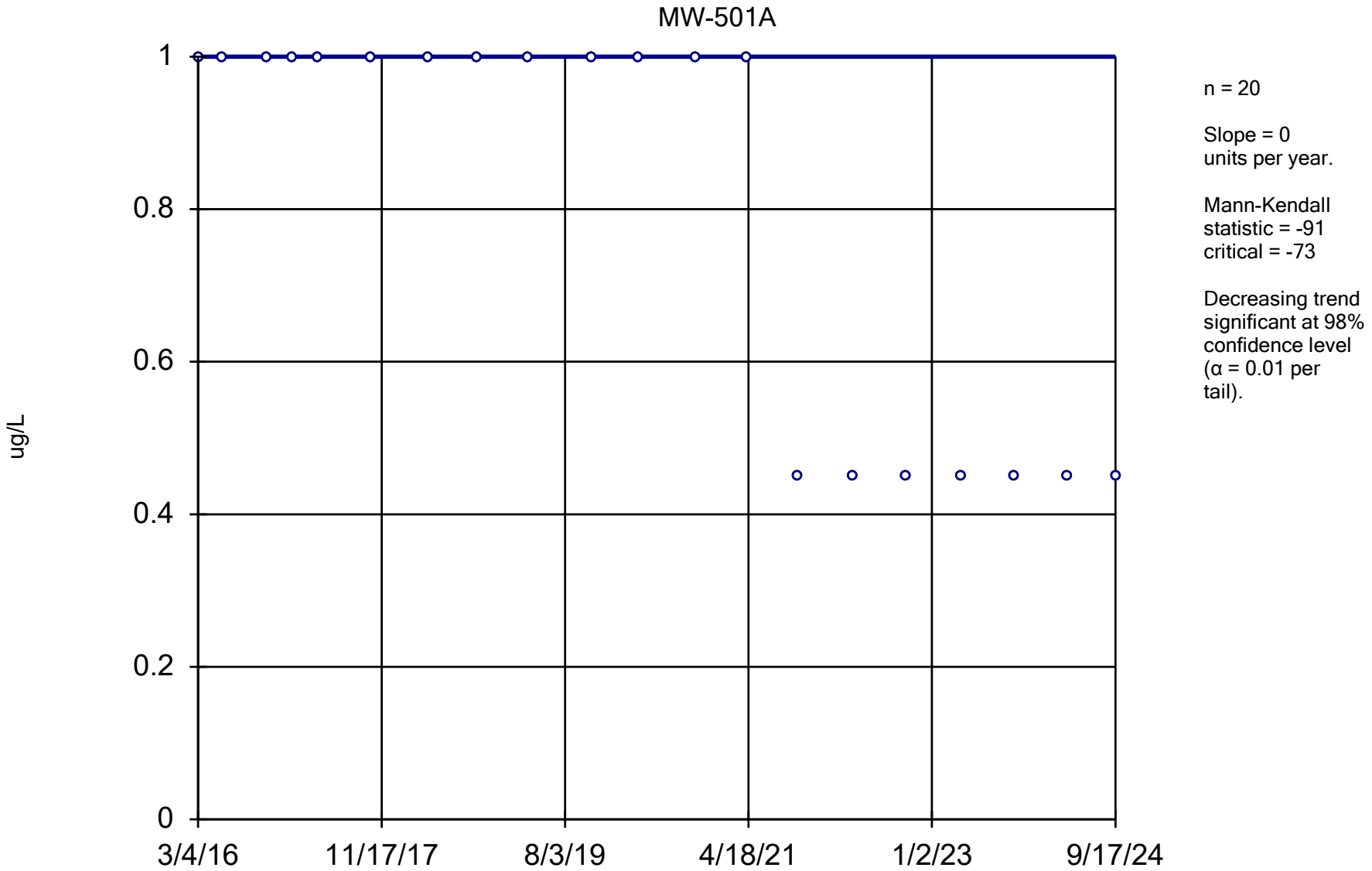

Constituent: Carbon disulfide Analysis Run 12/17/2024 1:52 PM View: All Wells - Appendix I VOCs

DMASWA Data: DMASWA Database_Updated

Sanitas™ v.10.0.15 Software licensed to HDR, Inc. UG
Hollow symbols indicate censored values.

Sen's Slope Estimator

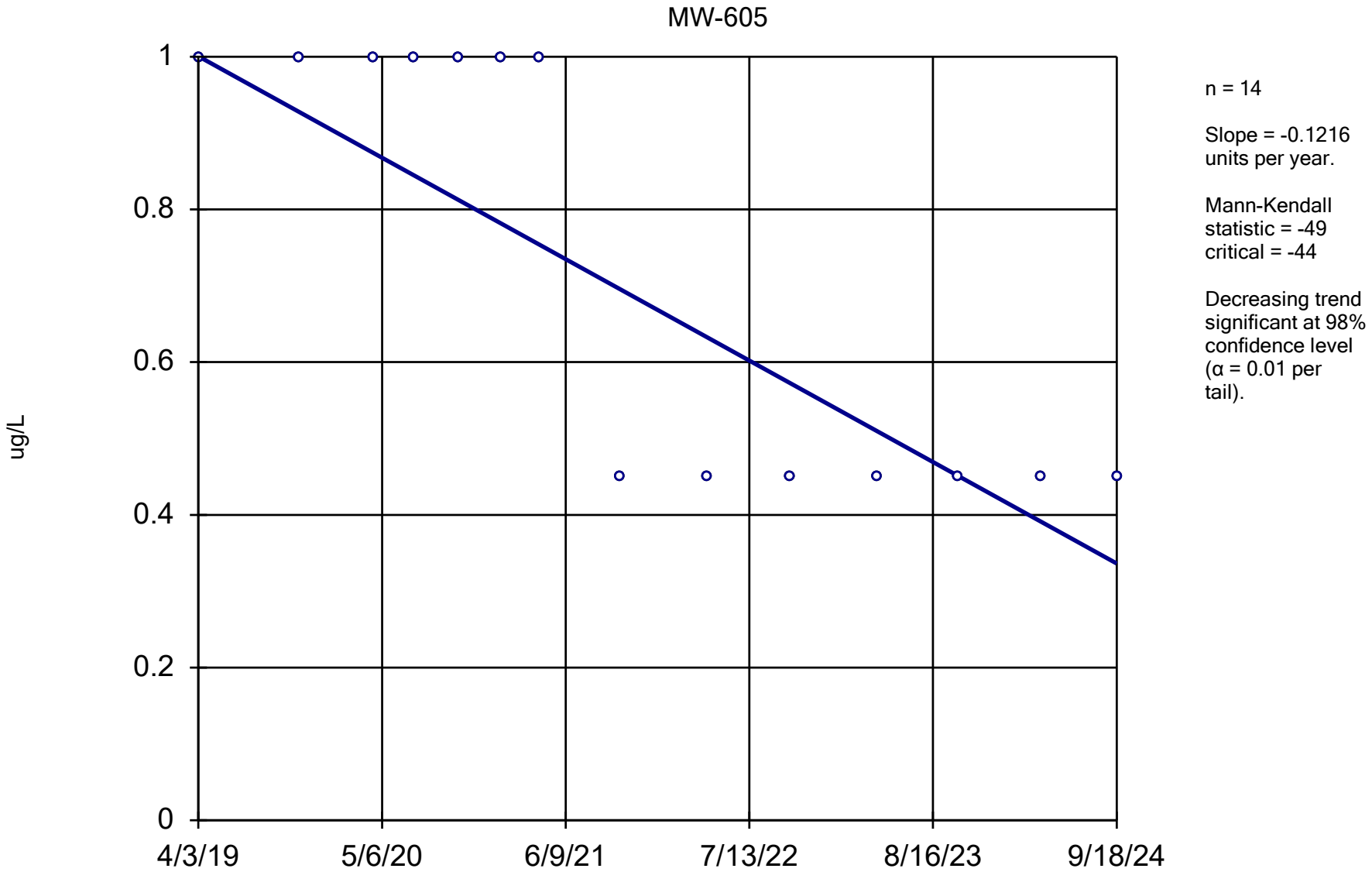

Constituent: Carbon disulfide Analysis Run 12/17/2024 1:52 PM View: All Wells - Appendix I VOCs

DMASWA Data: DMASWA Database_Updated

Sanitas™ v.10.0.15 Software licensed to HDR, Inc. UG
Hollow symbols indicate censored values.

Sen's Slope Estimator

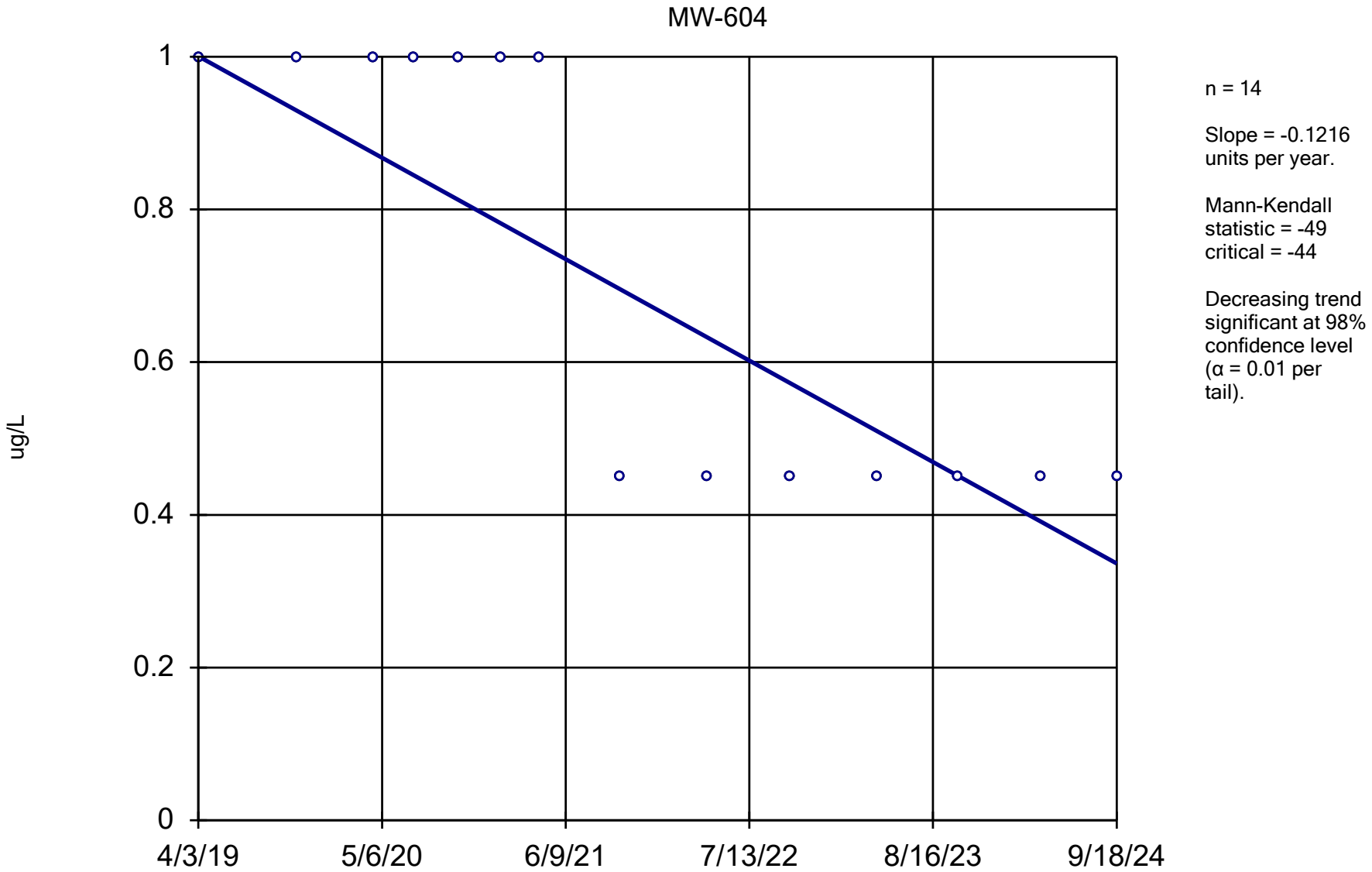

Constituent: Carbon disulfide Analysis Run 12/17/2024 1:52 PM View: All Wells - Appendix I VOCs

DMASWA Data: DMASWA Database_Updated

Sanitas™ v.10.0.15 Software licensed to HDR, Inc. UG
Hollow symbols indicate censored values.

Sen's Slope Estimator

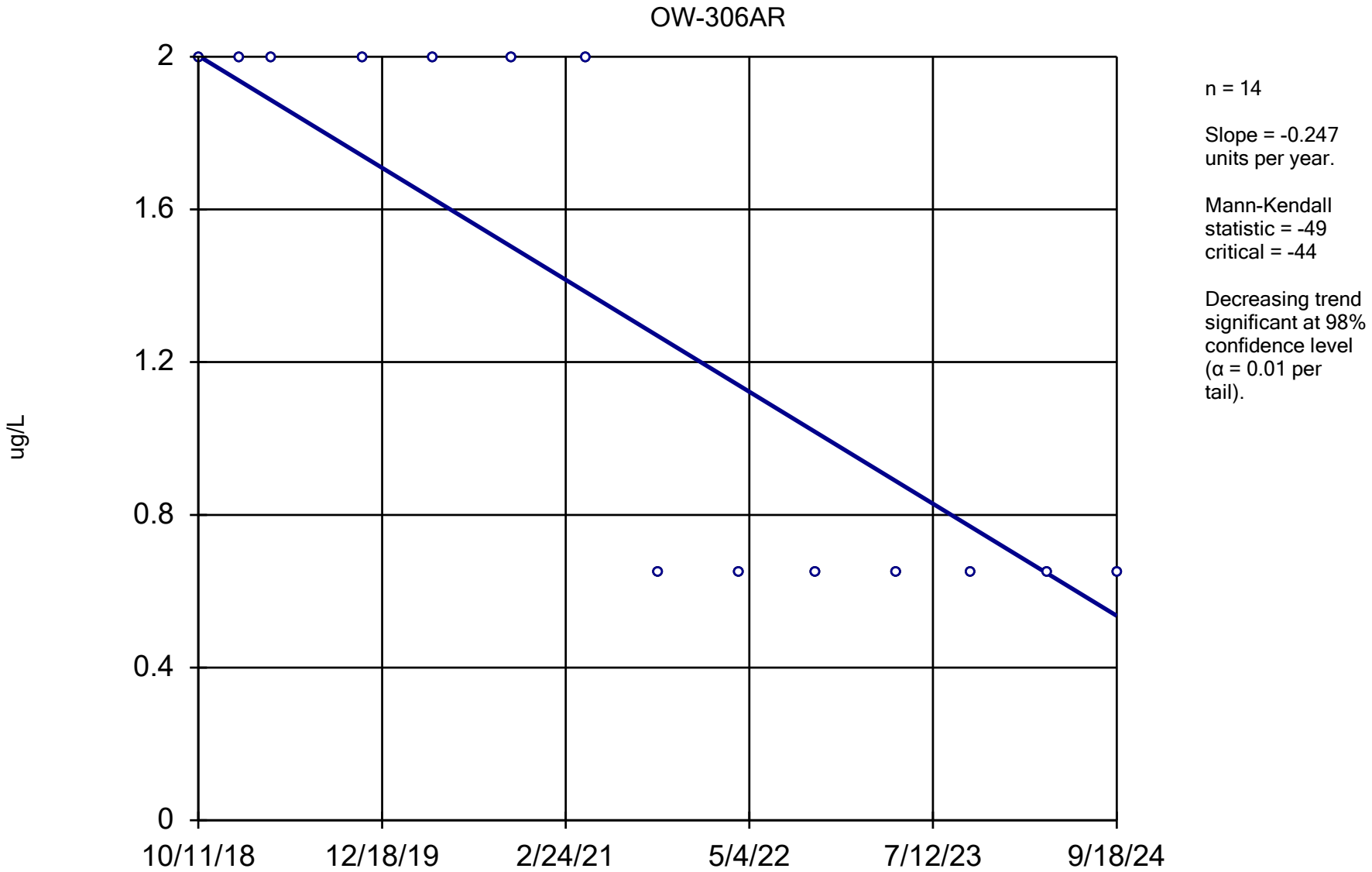

Constituent: Carbon Tetrachloride Analysis Run 12/17/2024 1:52 PM View: All Wells - Appendix I VOCs

DMASWA Data: DMASWA Database_Updated

Sanitas™ v.10.0.15 Software licensed to HDR, Inc. UG
Hollow symbols indicate censored values.

Sen's Slope Estimator

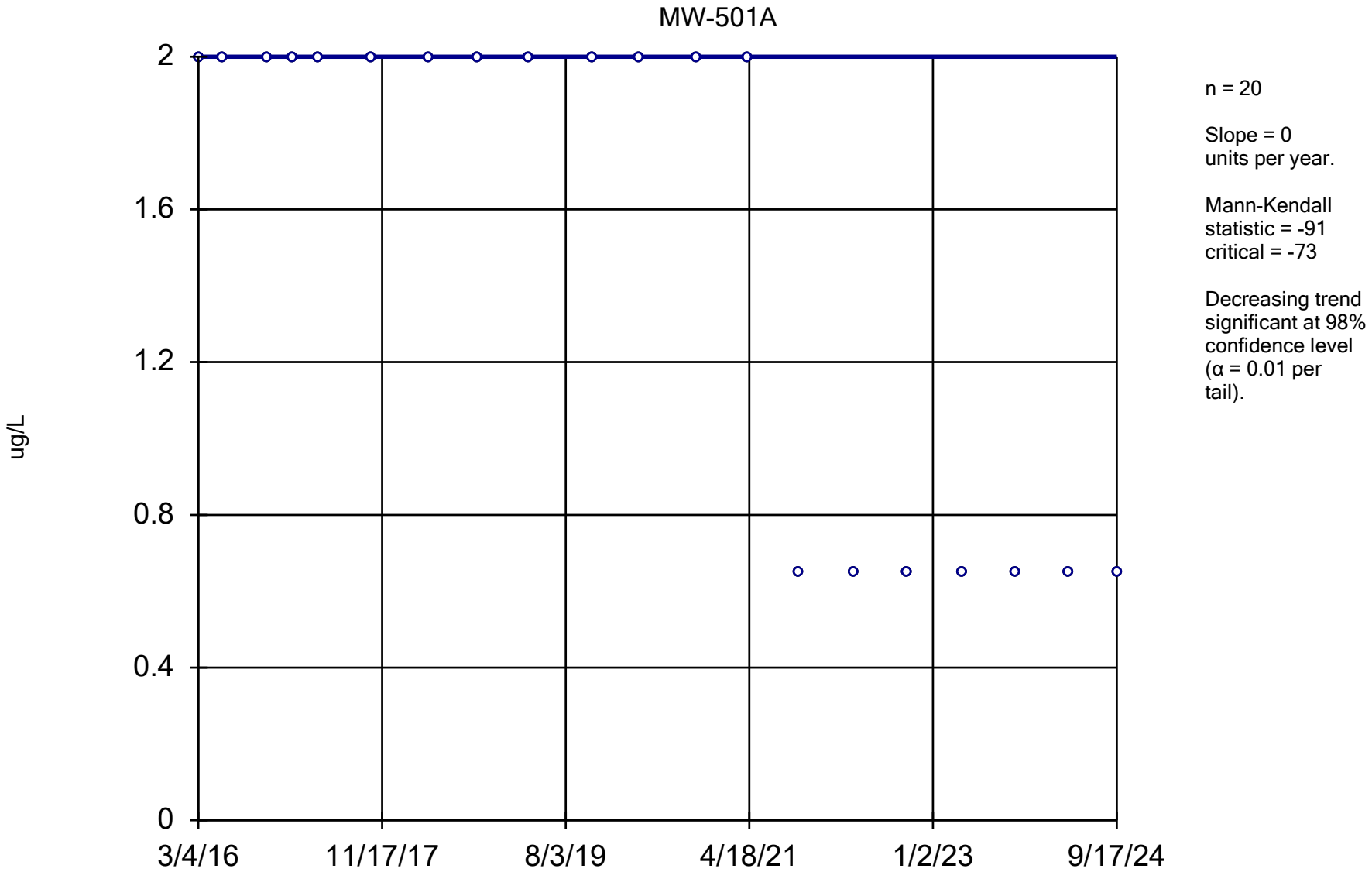

Constituent: Carbon Tetrachloride Analysis Run 12/17/2024 1:52 PM View: All Wells - Appendix I VOCs

DMASWA Data: DMASWA Database_Updated

Sanitas™ v.10.0.15 Software licensed to HDR, Inc. UG
Hollow symbols indicate censored values.

Sen's Slope Estimator

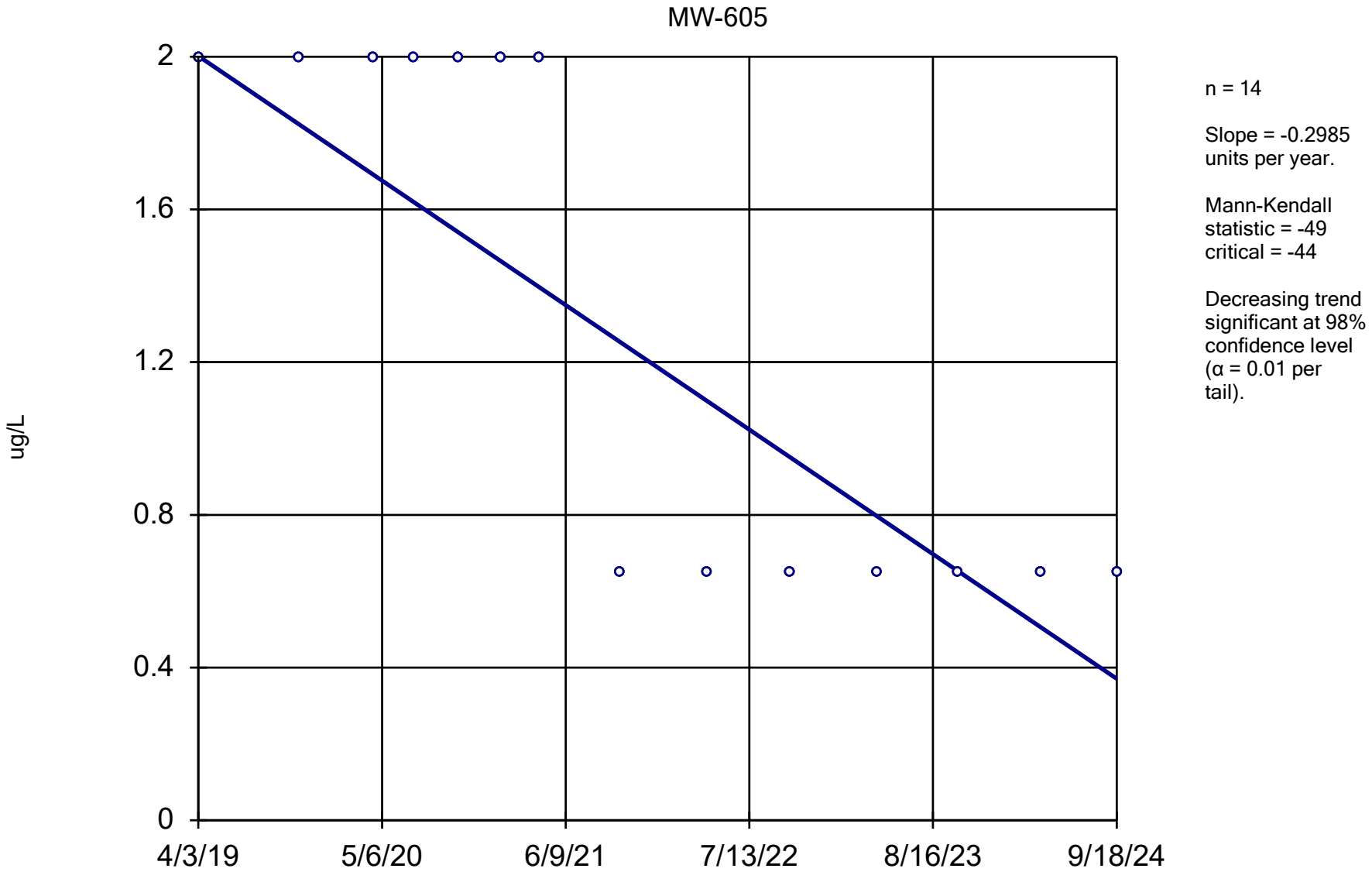

Constituent: Carbon Tetrachloride Analysis Run 12/17/2024 1:52 PM View: All Wells - Appendix I VOCs

DMASWA Data: DMASWA Database_Updated

Sanitas™ v.10.0.15 Software licensed to HDR, Inc. UG
Hollow symbols indicate censored values.

Sen's Slope Estimator

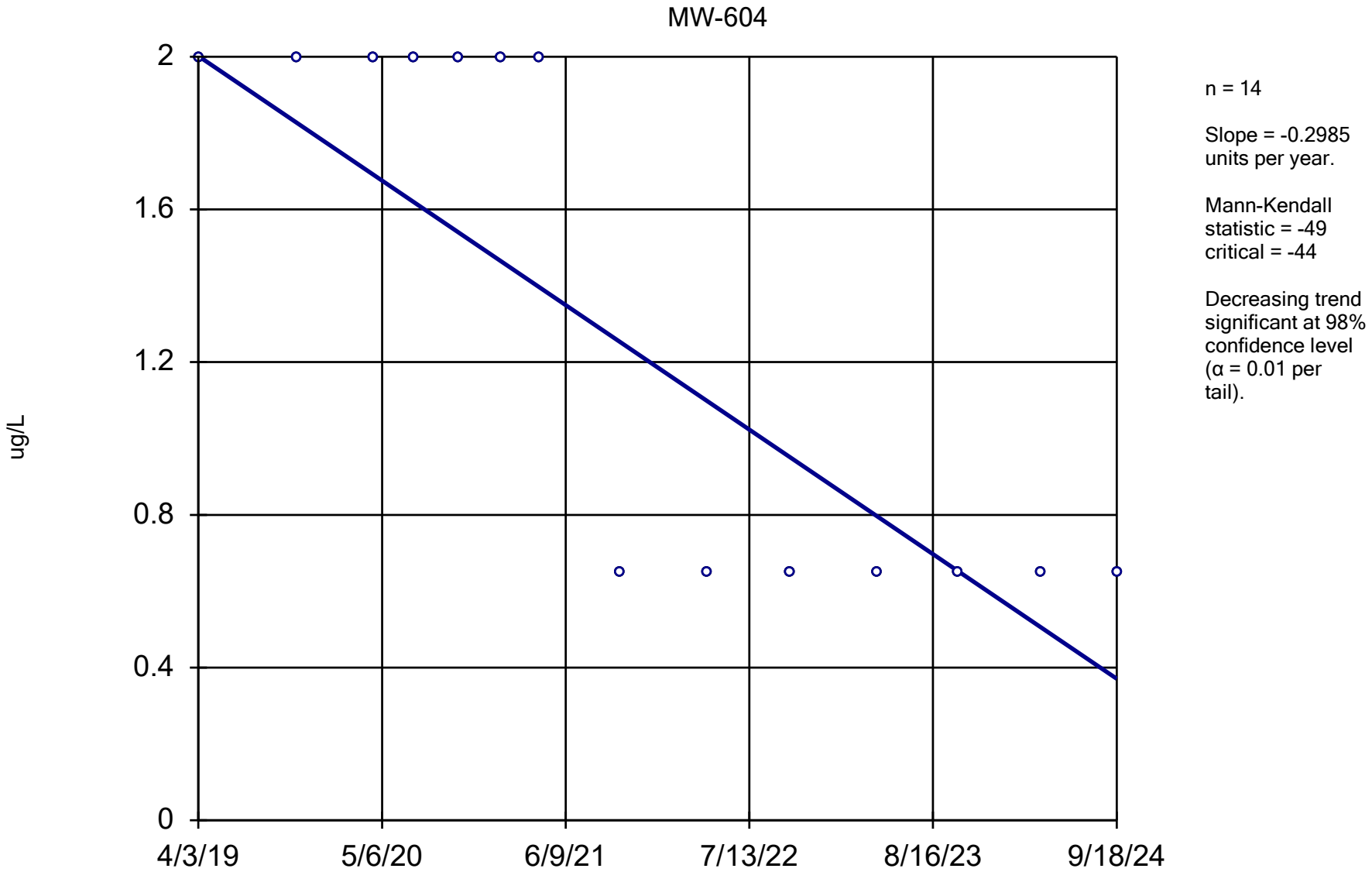

Constituent: Carbon Tetrachloride Analysis Run 12/17/2024 1:52 PM View: All Wells - Appendix I VOCs

DMASWA Data: DMASWA Database_Updated

Sanitas™ v.10.0.15 Software licensed to HDR, Inc. UG
Hollow symbols indicate censored values.

Sen's Slope Estimator

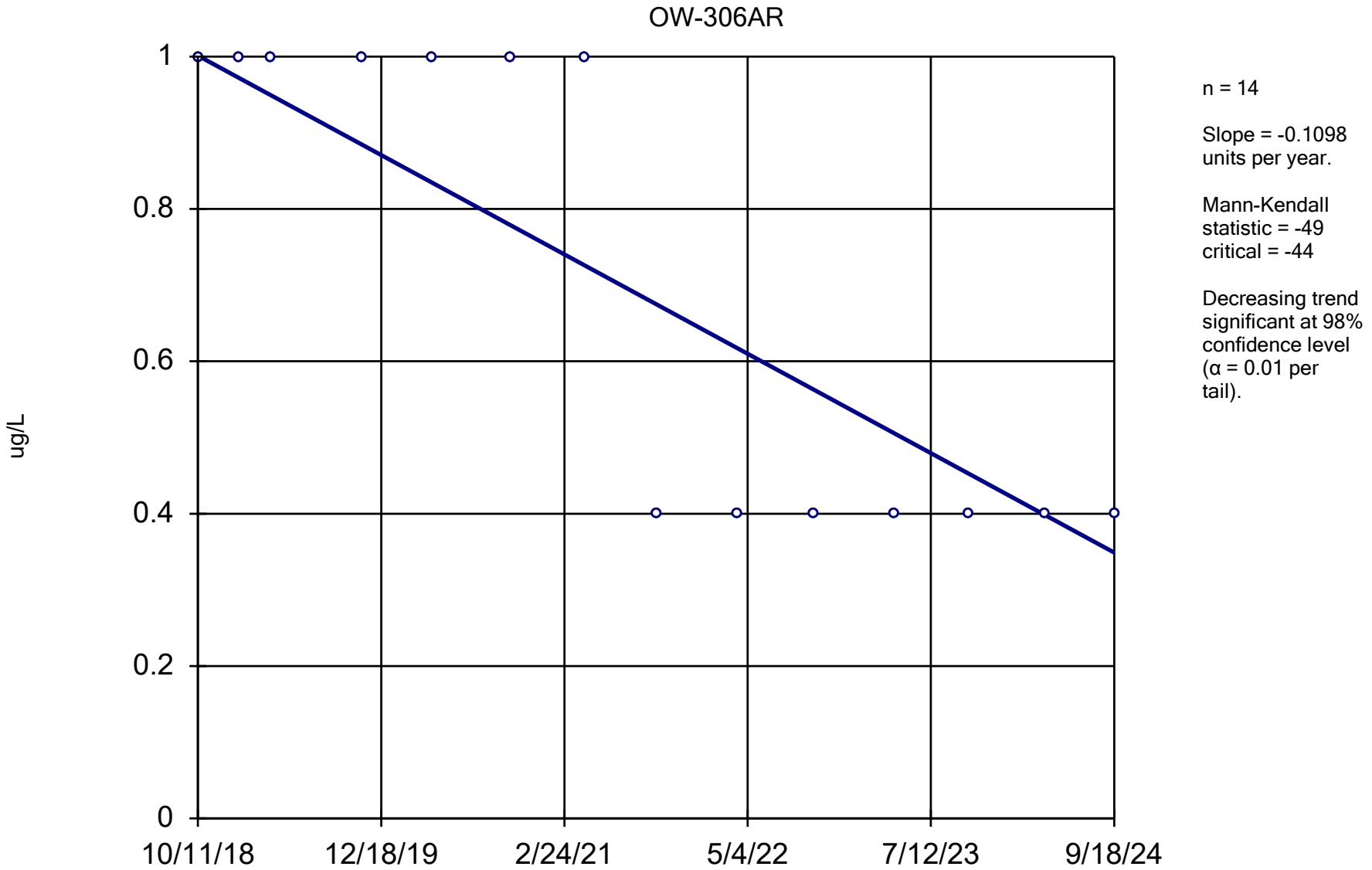

n = 14

Slope = -0.1098 units per year.

Mann-Kendall statistic = -49
critical = -44

Decreasing trend significant at 98% confidence level (α = 0.01 per tail).

Constituent: Chlorobenzene Analysis Run 12/17/2024 1:53 PM View: All Wells - Appendix I VOCs

DMASWA Data: DMASWA Database_Updated

Sanitas™ v.10.0.15 Software licensed to HDR, Inc. UG
Hollow symbols indicate censored values.

Sen's Slope Estimator

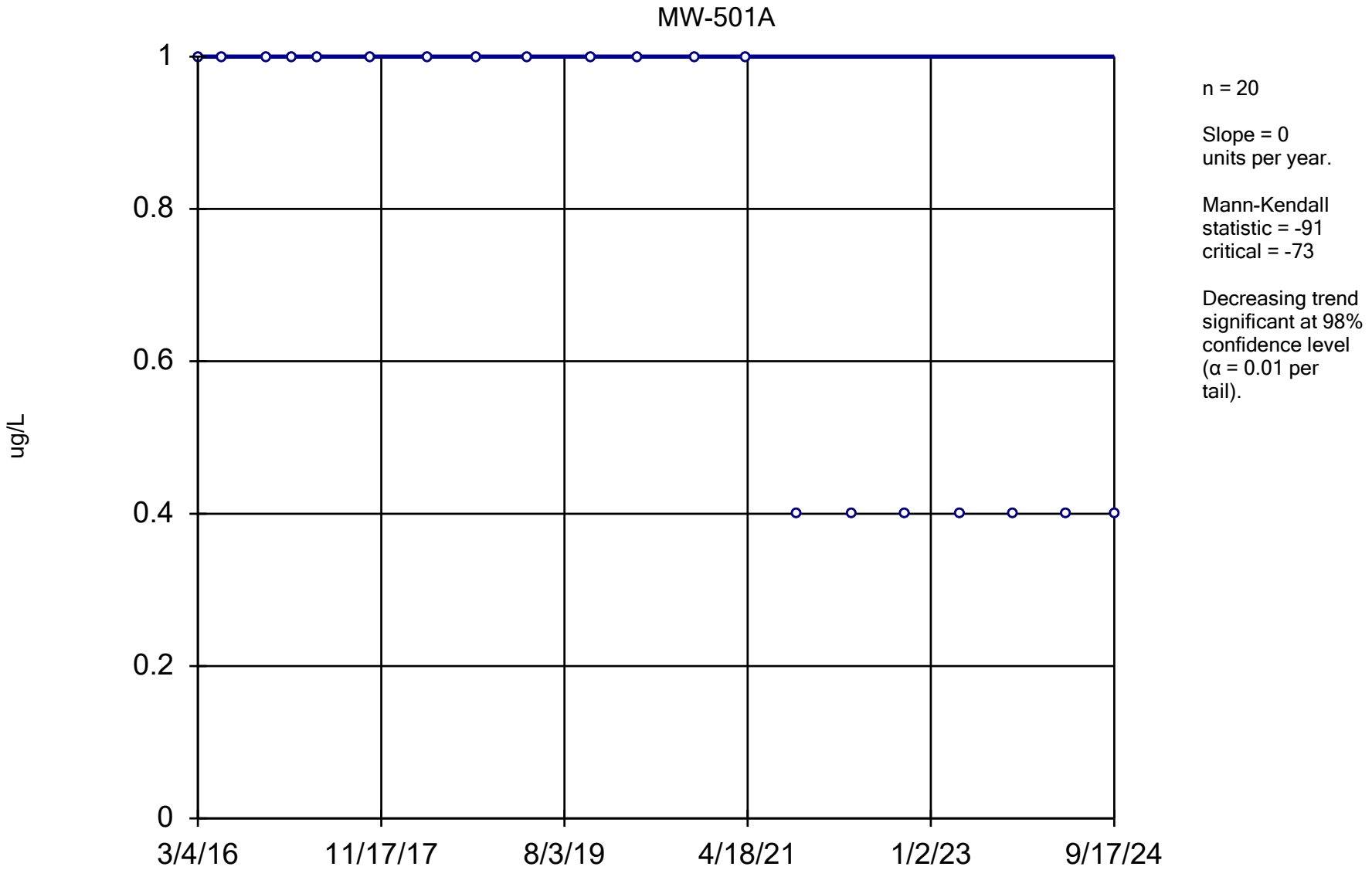

Constituent: Chlorobenzene Analysis Run 12/17/2024 1:53 PM View: All Wells - Appendix I VOCs

DMASWA Data: DMASWA Database_Updated

Sanitas™ v.10.0.15 Software licensed to HDR, Inc. UG
Hollow symbols indicate censored values.

Sen's Slope Estimator

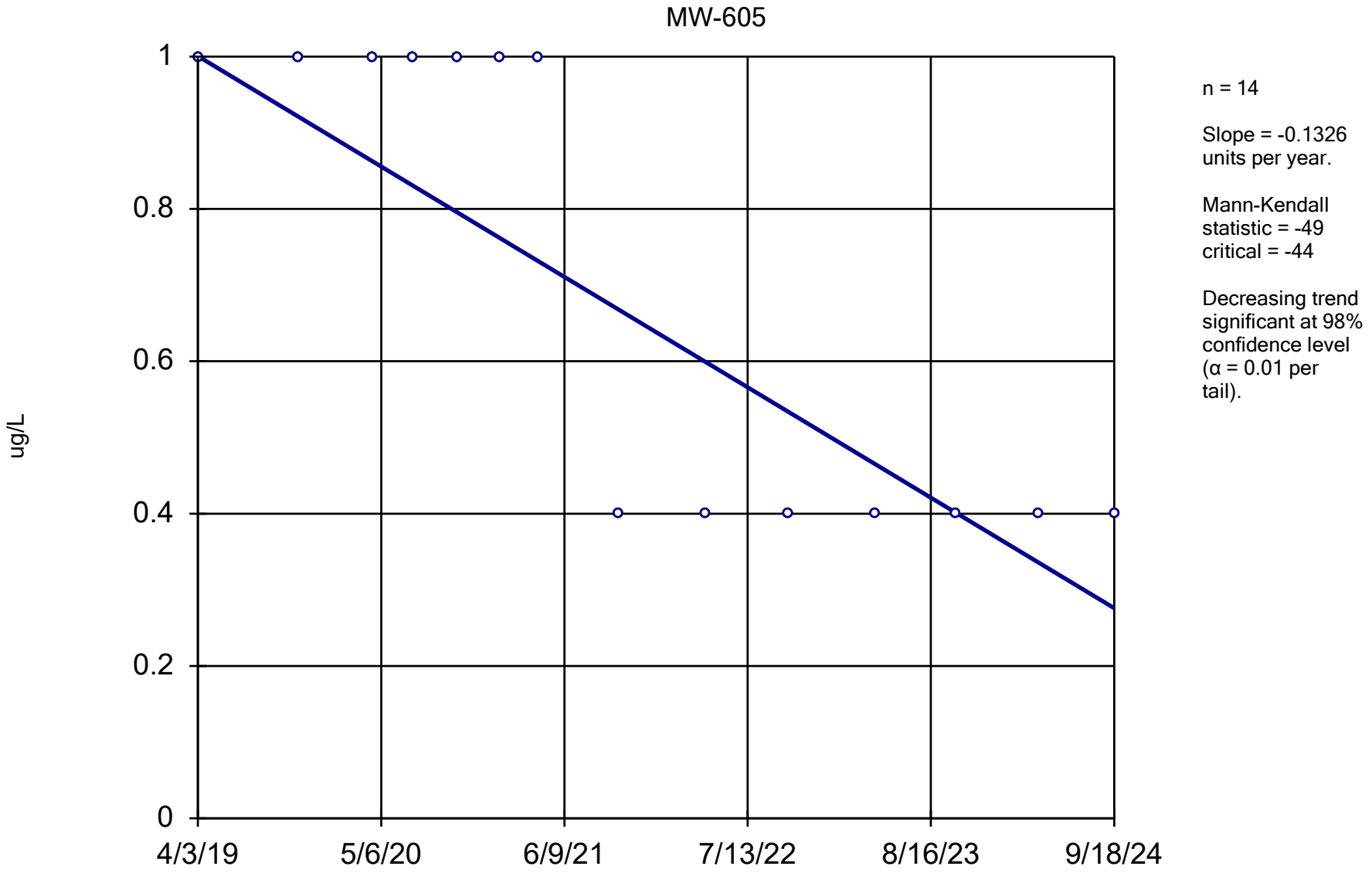

Constituent: Chlorobenzene Analysis Run 12/17/2024 1:53 PM View: All Wells - Appendix I VOCs

DMASWA Data: DMASWA Database_Updated

Sanitas™ v.10.0.15 Software licensed to HDR, Inc. UG
Hollow symbols indicate censored values.

Sen's Slope Estimator

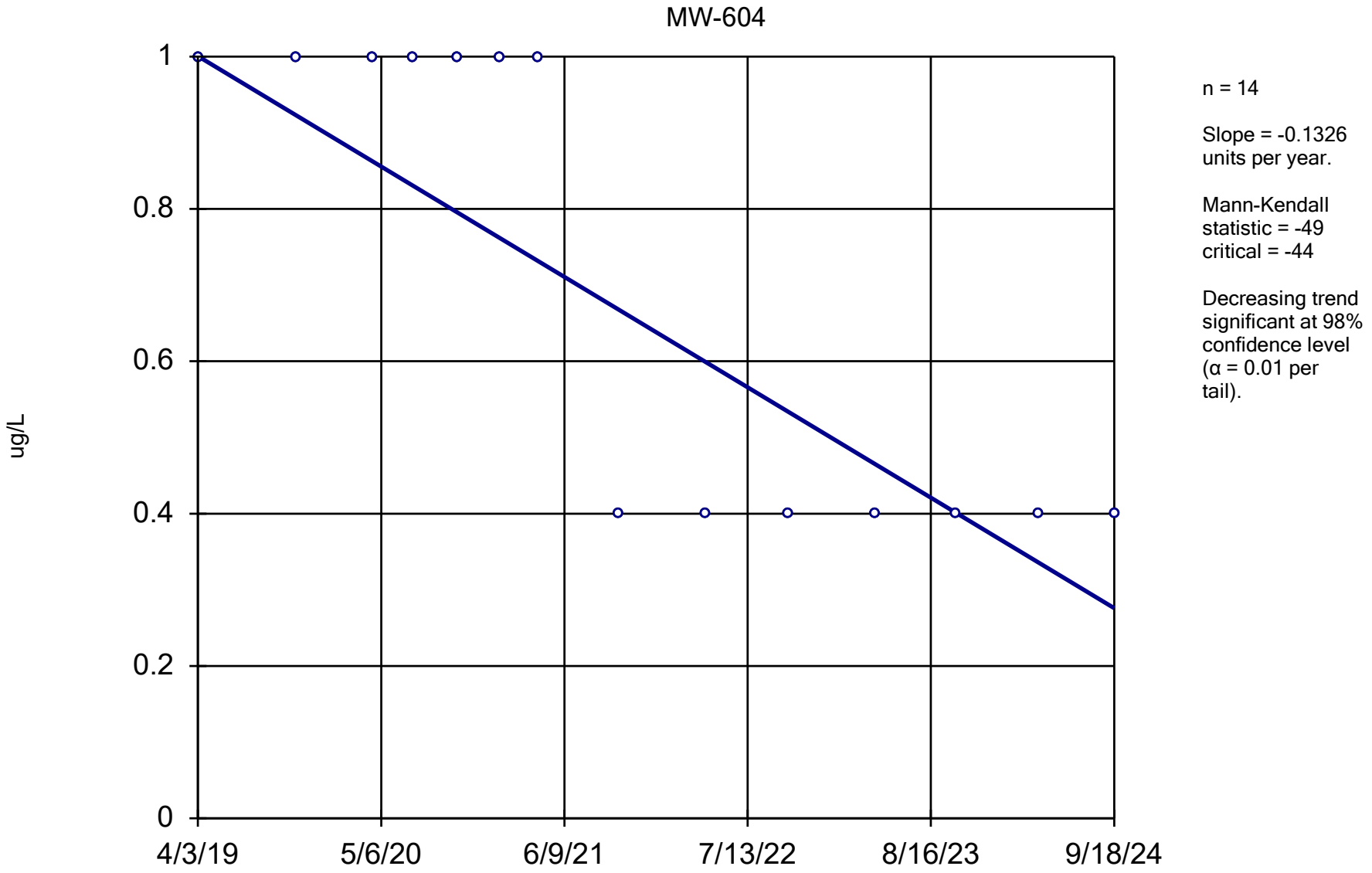

n = 14

Slope = -0.1326 units per year.

Mann-Kendall statistic = -49
critical = -44

Decreasing trend significant at 98% confidence level (α = 0.01 per tail).

Constituent: Chlorobenzene Analysis Run 12/17/2024 1:53 PM View: All Wells - Appendix I VOCs

DMASWA Data: DMASWA Database_Updated

Sanitas™ v.10.0.15 Software licensed to HDR, Inc. UG
Hollow symbols indicate censored values.

Sen's Slope Estimator

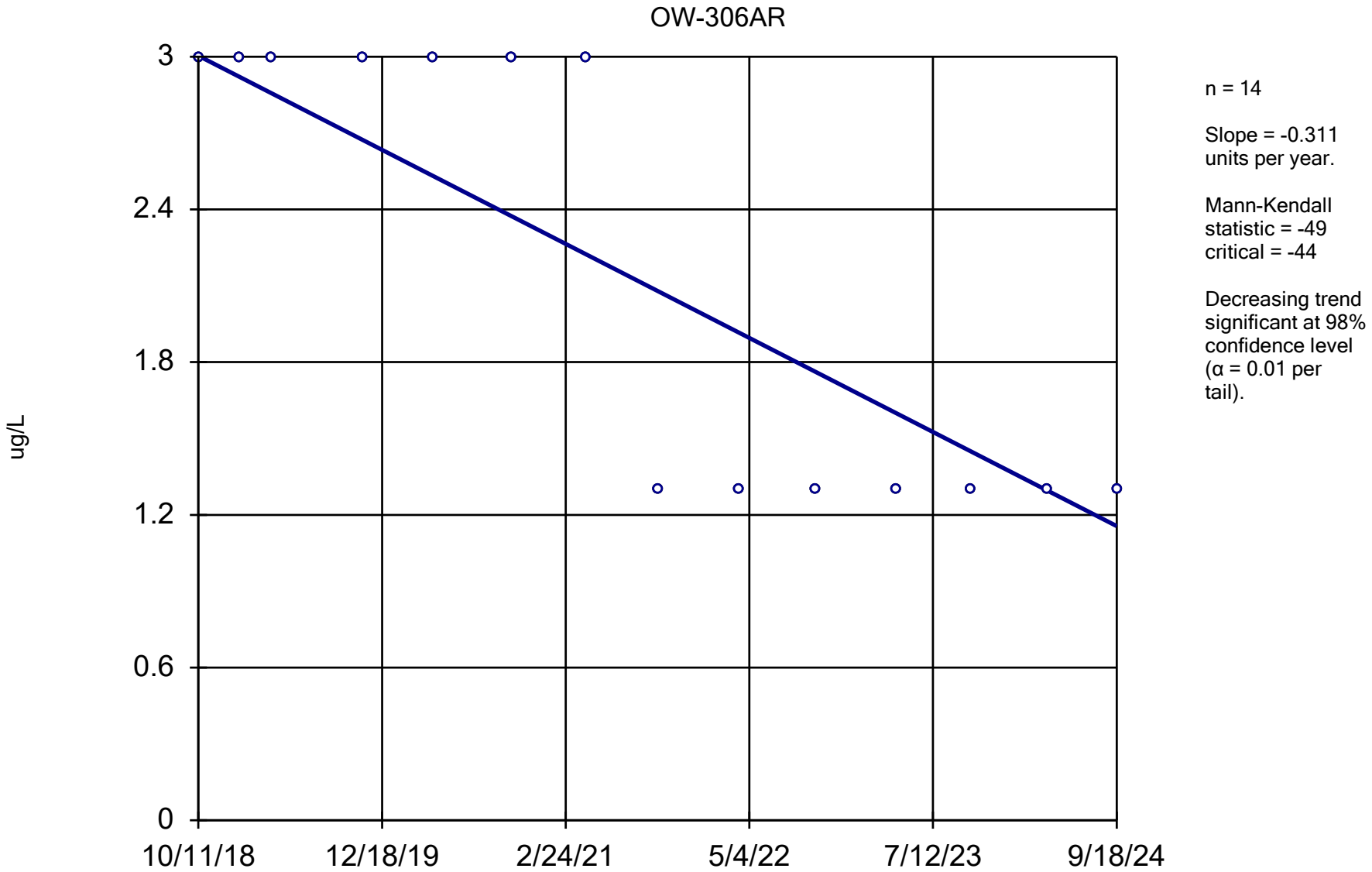

Constituent: Chloroform Analysis Run 12/17/2024 1:53 PM View: All Wells - Appendix I VOCs

DMASWA Data: DMASWA Database_Updated

Sanitas™ v.10.0.15 Software licensed to HDR, Inc. UG
Hollow symbols indicate censored values.

Sen's Slope Estimator

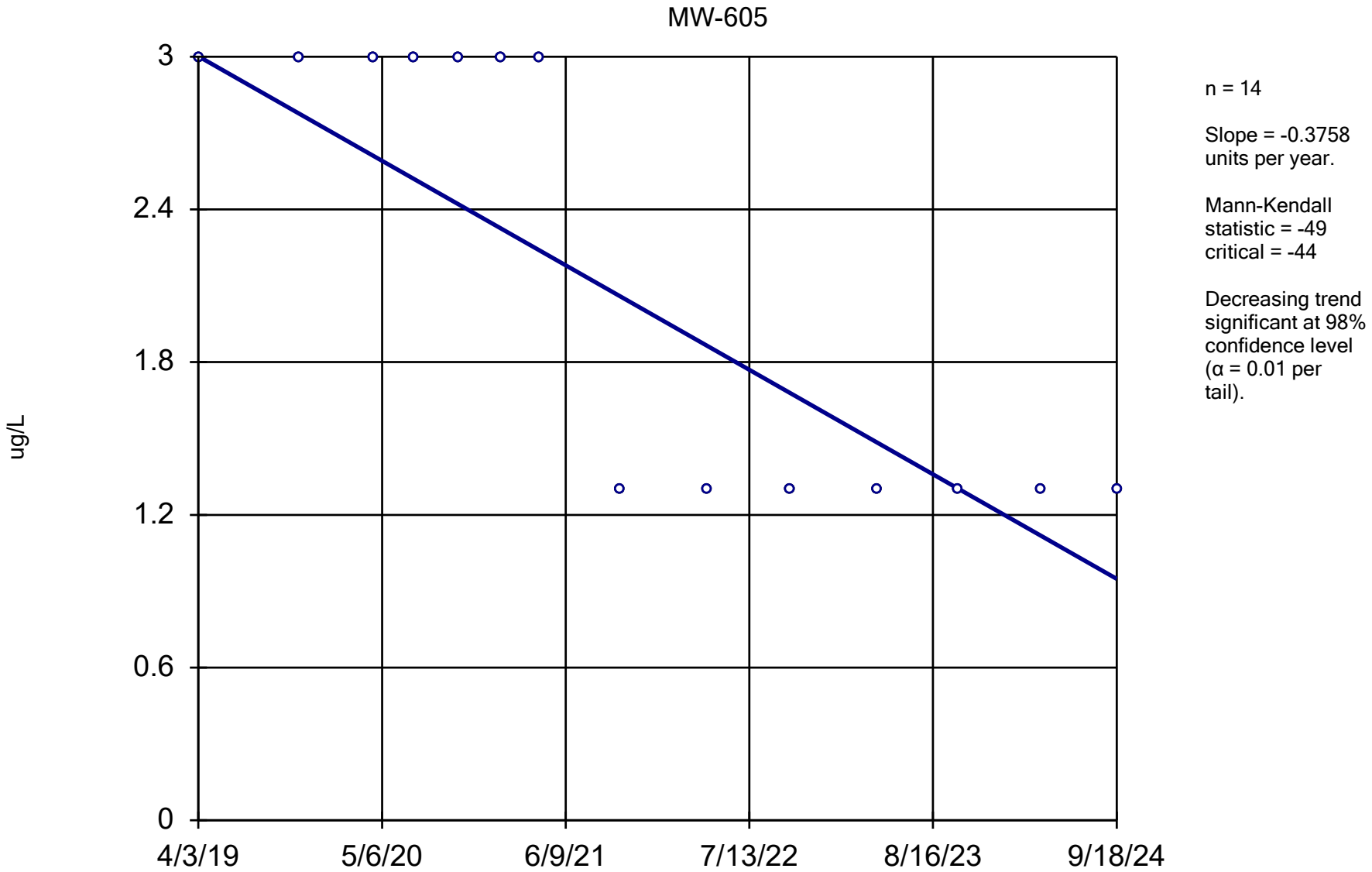

Constituent: Chloroform Analysis Run 12/17/2024 1:53 PM View: All Wells - Appendix I VOCs

DMASWA Data: DMASWA Database_Updated

Sanitas™ v.10.0.15 Software licensed to HDR, Inc. UG
Hollow symbols indicate censored values.

Sen's Slope Estimator

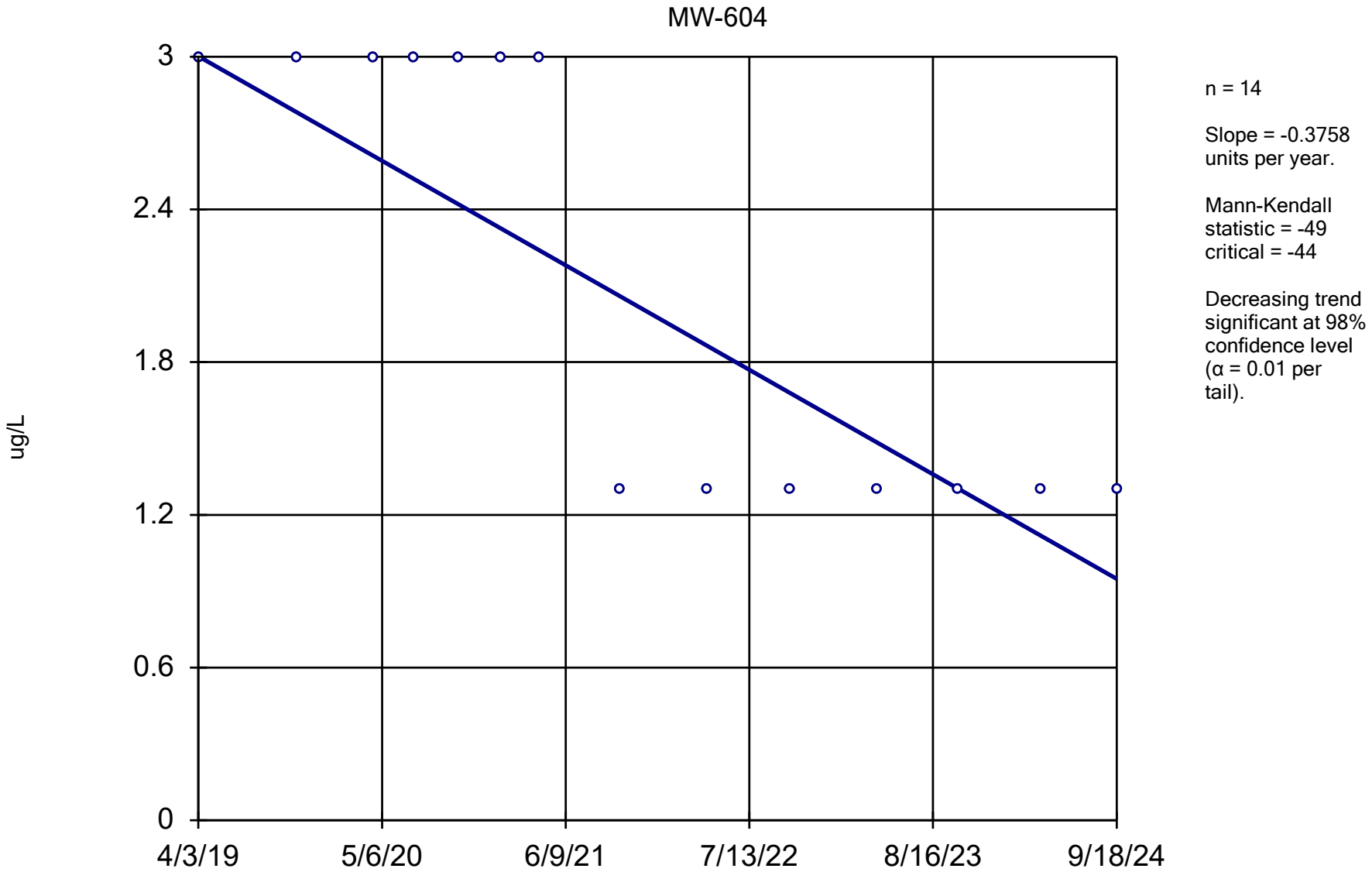

Constituent: Chloroform Analysis Run 12/17/2024 1:53 PM View: All Wells - Appendix I VOCs

DMASWA Data: DMASWA Database_Updated

Sanitas™ v.10.0.15 Software licensed to HDR, Inc. UG
Hollow symbols indicate censored values.

Sen's Slope Estimator

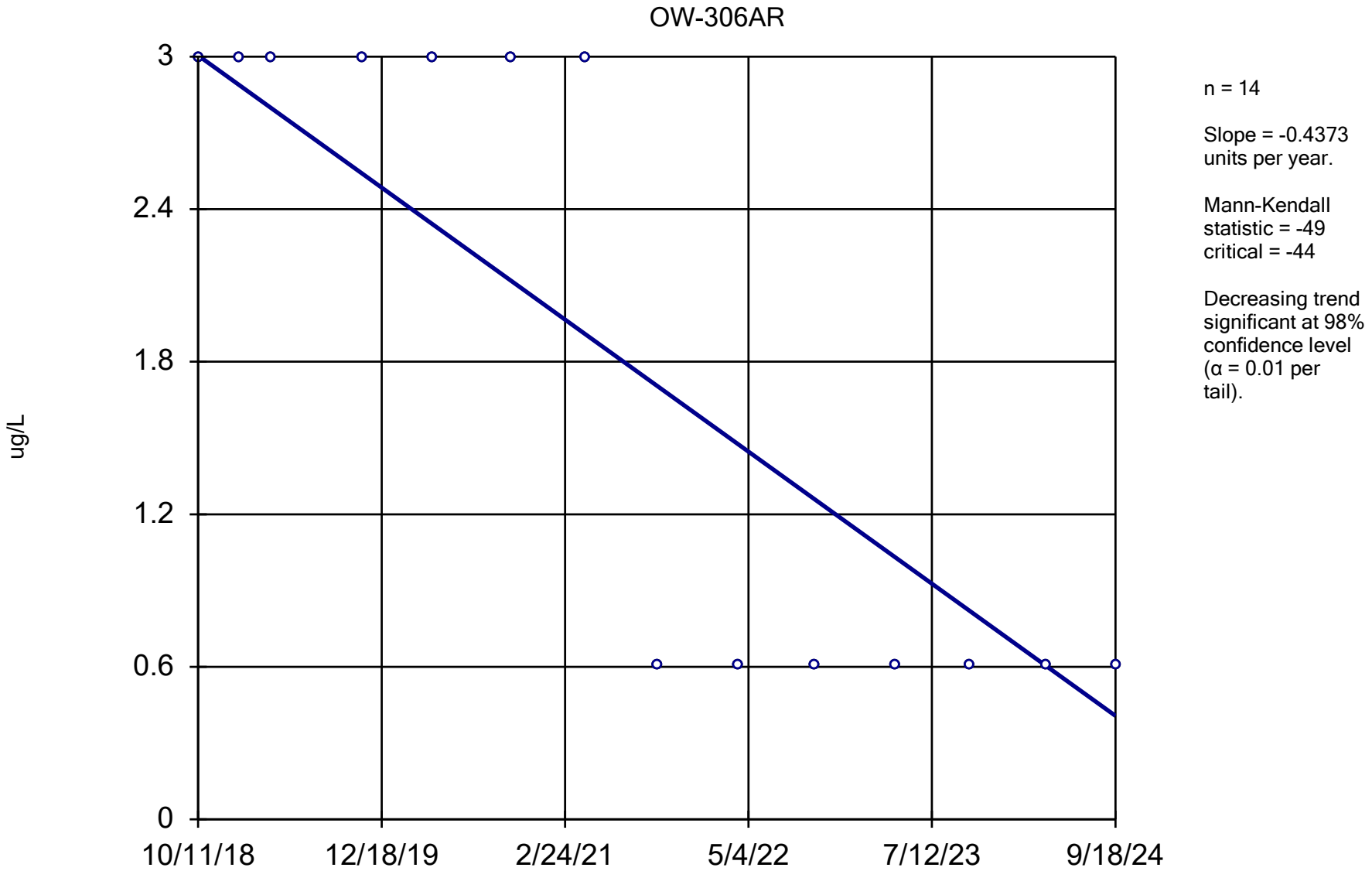

Constituent: Chloromethane Analysis Run 12/17/2024 1:53 PM View: All Wells - Appendix I VOCs

DMASWA Data: DMASWA Database_Updated

Sanitas™ v.10.0.15 Software licensed to HDR, Inc. UG
Hollow symbols indicate censored values.

Sen's Slope Estimator

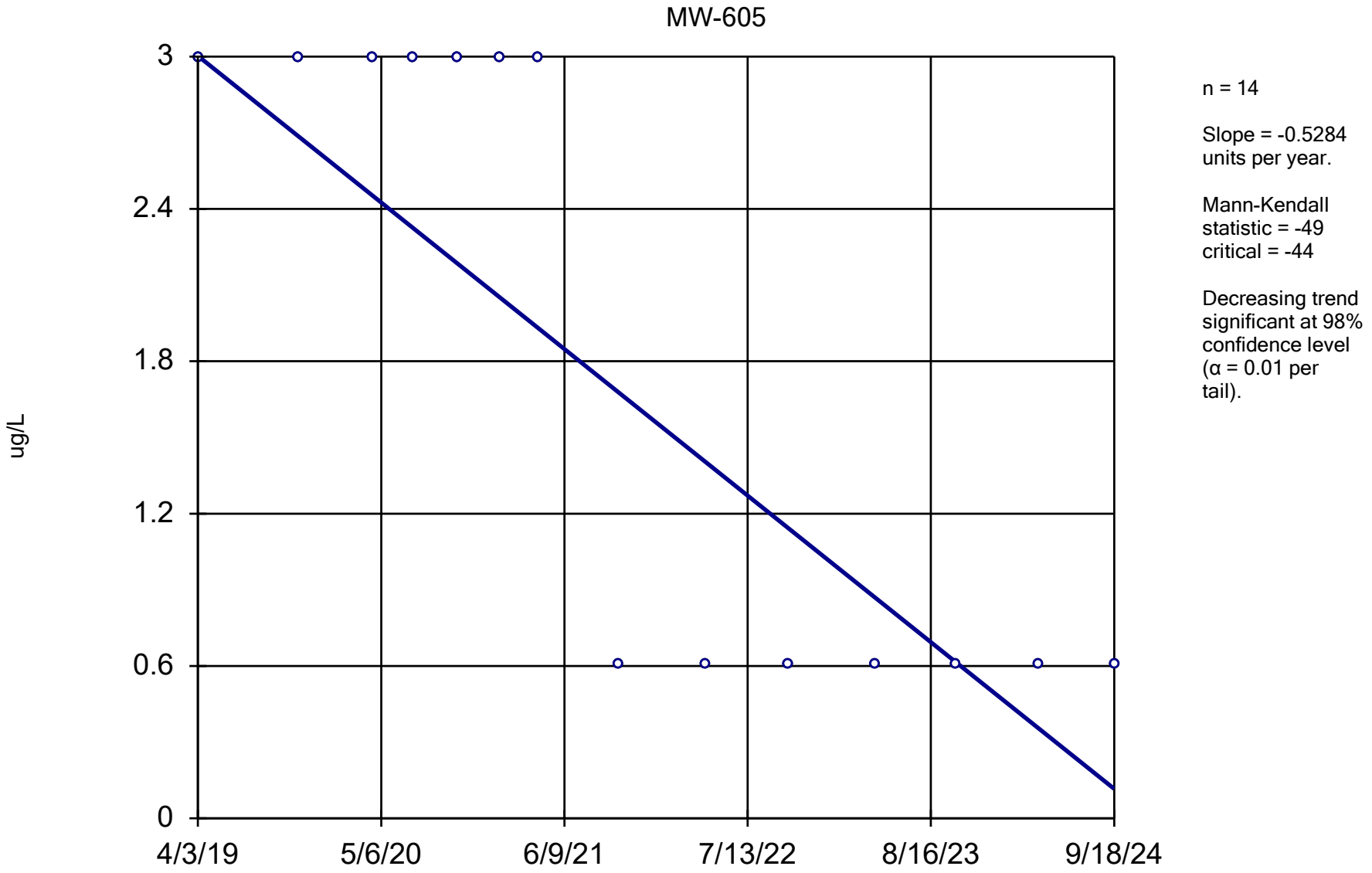

Constituent: Chloromethane Analysis Run 12/17/2024 1:53 PM View: All Wells - Appendix I VOCs

DMASWA Data: DMASWA Database_Updated

Sanitas™ v.10.0.15 Software licensed to HDR, Inc. UG
Hollow symbols indicate censored values.

Sen's Slope Estimator

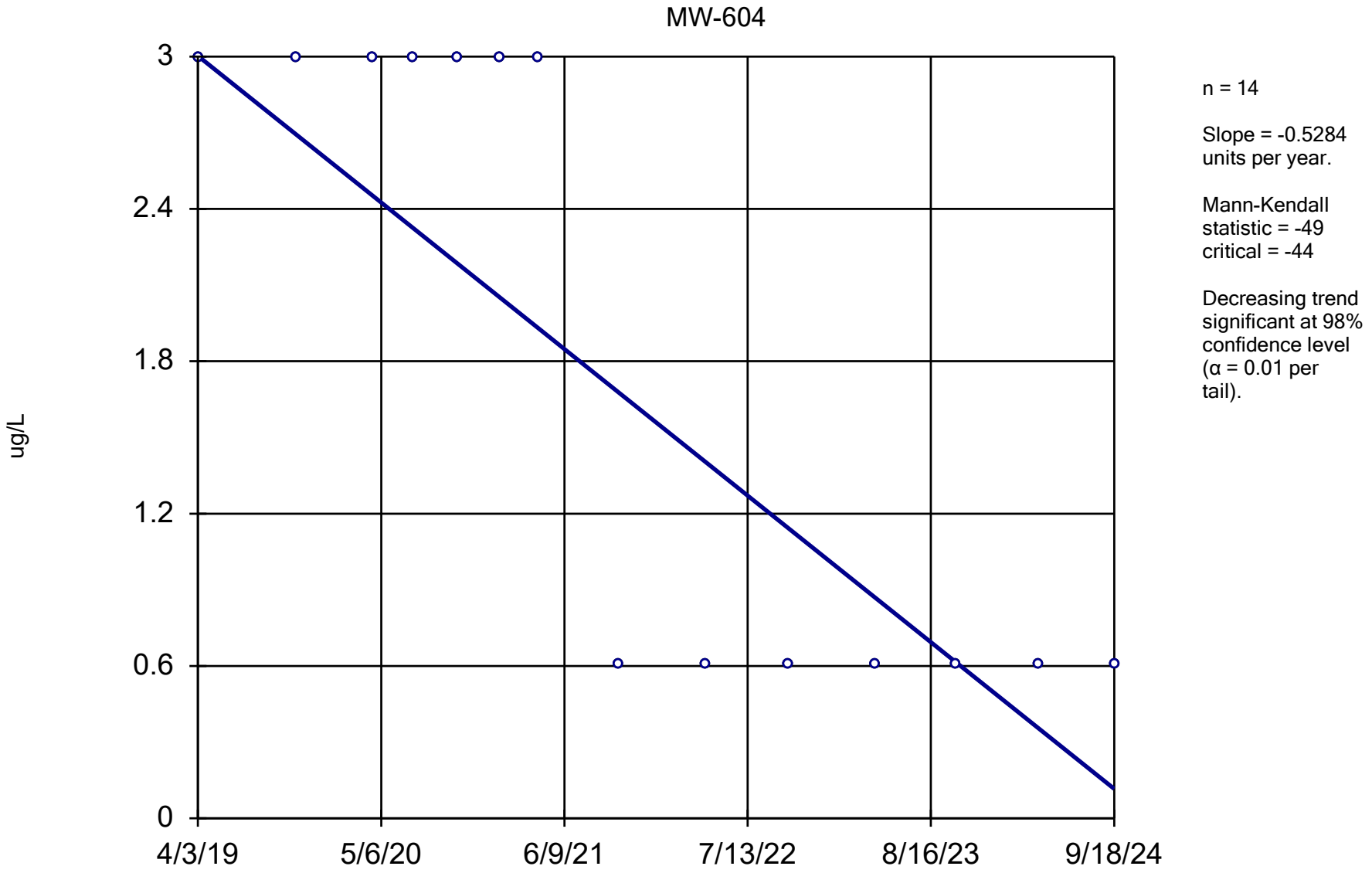

Constituent: Chloromethane Analysis Run 12/17/2024 1:53 PM View: All Wells - Appendix I VOCs

DMASWA Data: DMASWA Database_Updated

Sanitas™ v.10.0.15 Software licensed to HDR, Inc. UG
Hollow symbols indicate censored values.

Sen's Slope Estimator

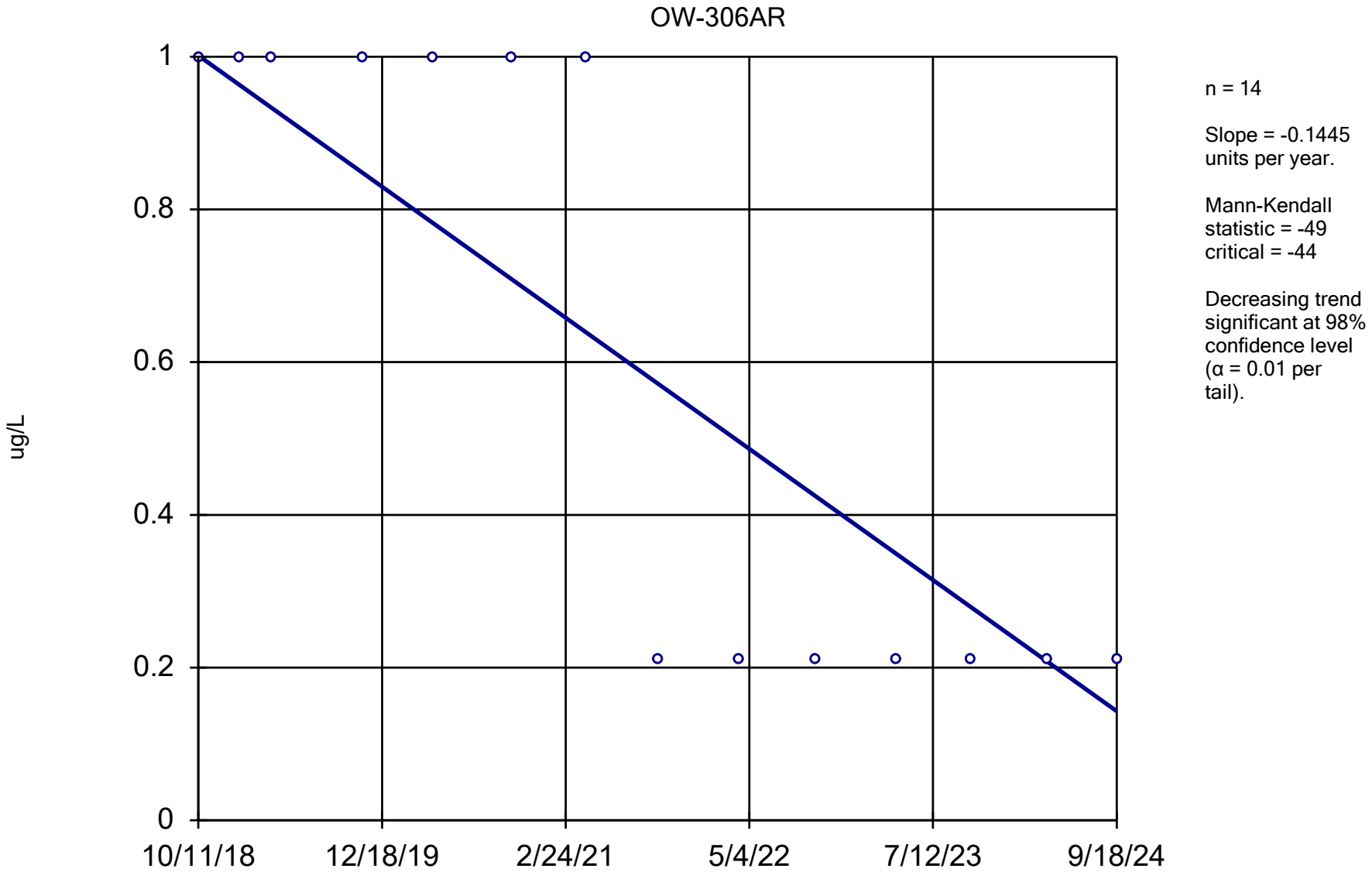

n = 14

Slope = -0.1445 units per year.

Mann-Kendall statistic = -49
critical = -44

Decreasing trend significant at 98% confidence level (α = 0.01 per tail).

Constituent: cis-1,2-Dichloroethene Analysis Run 12/17/2024 1:54 PM View: All Wells - Appendix I VOCs

DMASWA Data: DMASWA Database_Updated

Sanitas™ v.10.0.15 Software licensed to HDR, Inc. UG
Hollow symbols indicate censored values.

Sen's Slope Estimator

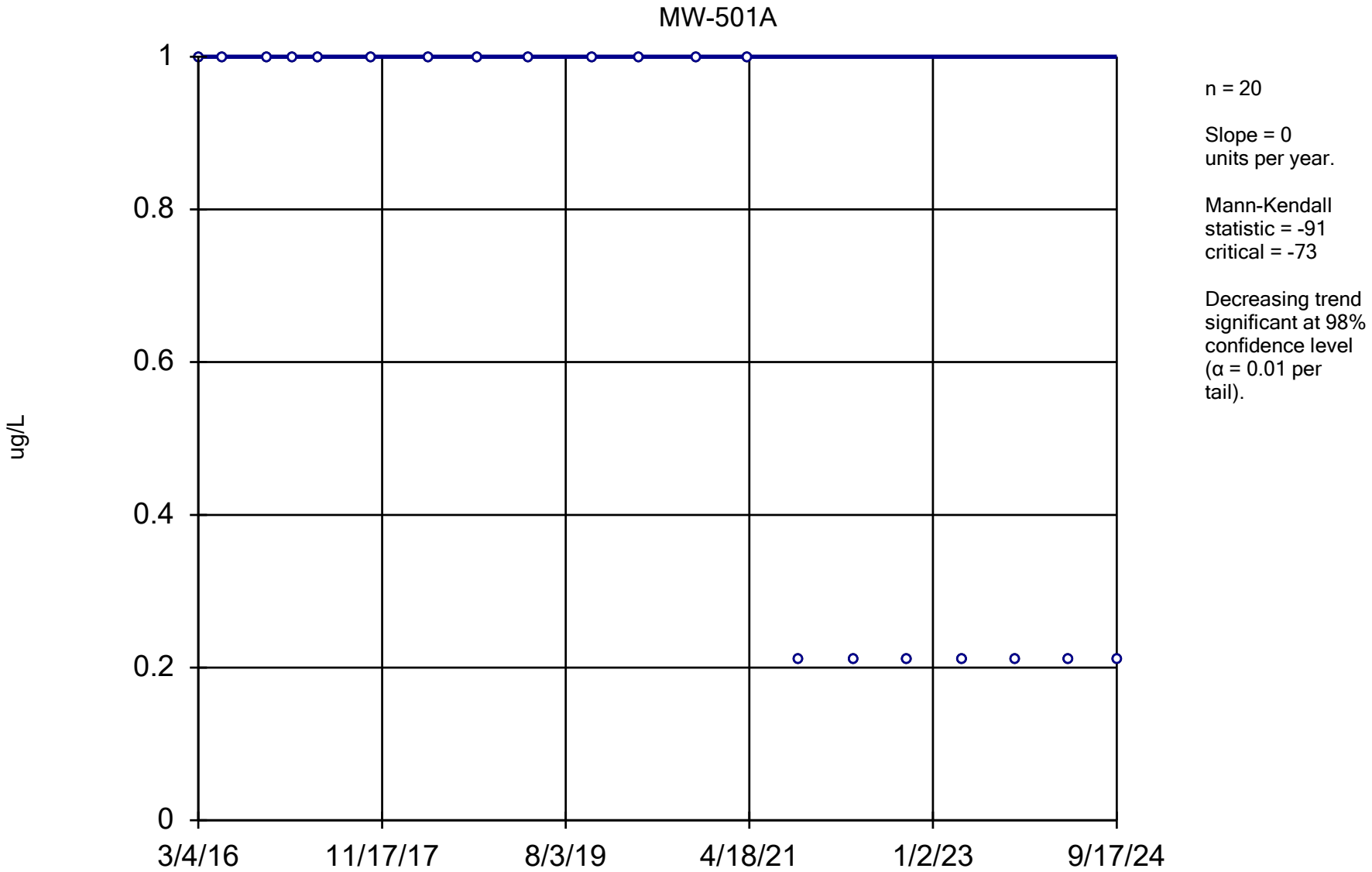

Constituent: cis-1,2-Dichloroethene Analysis Run 12/17/2024 1:54 PM View: All Wells - Appendix I VOCs

DMASWA Data: DMASWA Database_Updated

Sanitas™ v.10.0.15 Software licensed to HDR, Inc. UG
Hollow symbols indicate censored values.

Sen's Slope Estimator

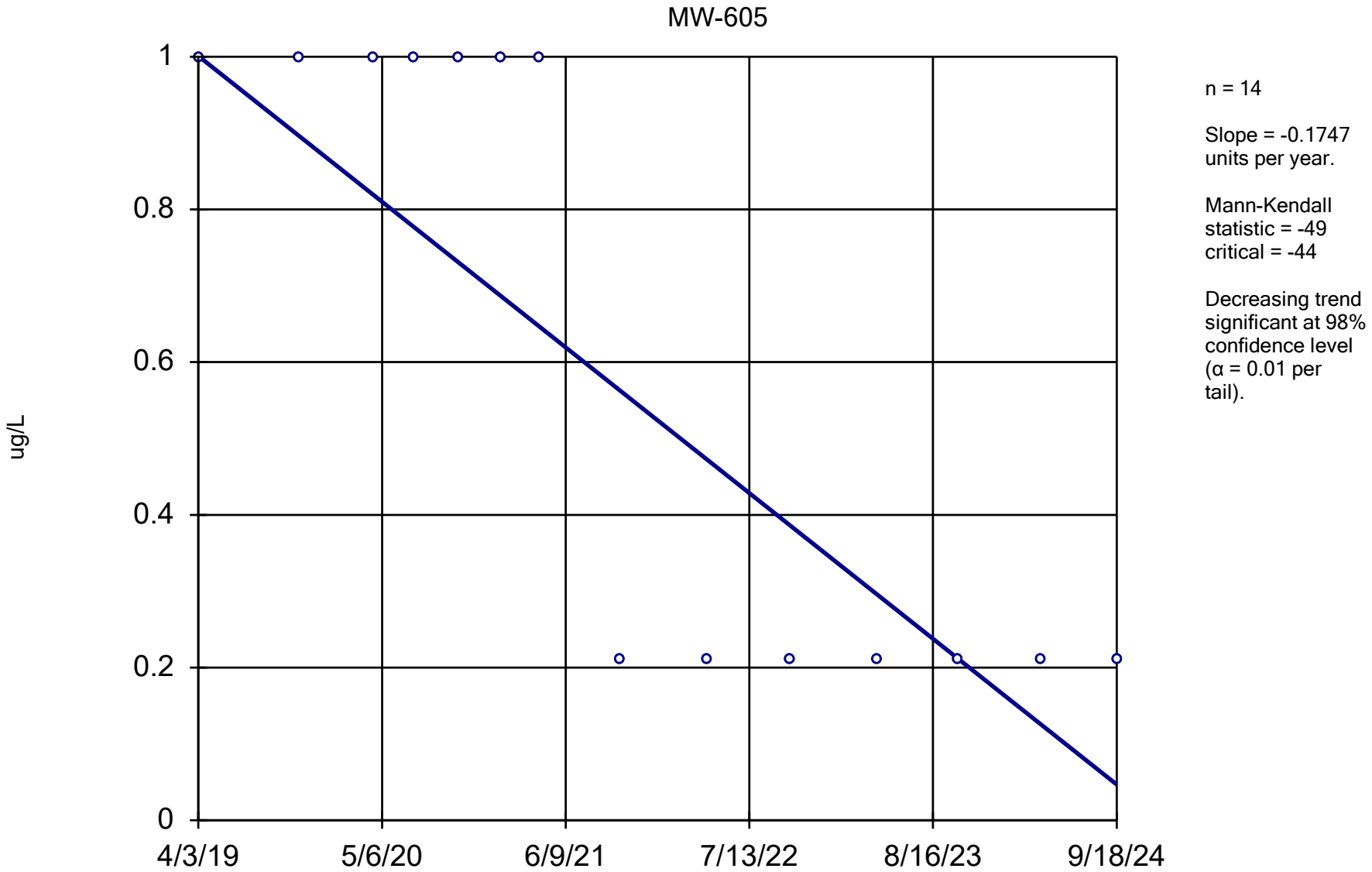

Constituent: cis-1,2-Dichloroethene Analysis Run 12/17/2024 1:54 PM View: All Wells - Appendix I VOCs

DMASWA Data: DMASWA Database_Updated

Sanitas™ v.10.0.15 Software licensed to HDR, Inc. UG
Hollow symbols indicate censored values.

Sen's Slope Estimator

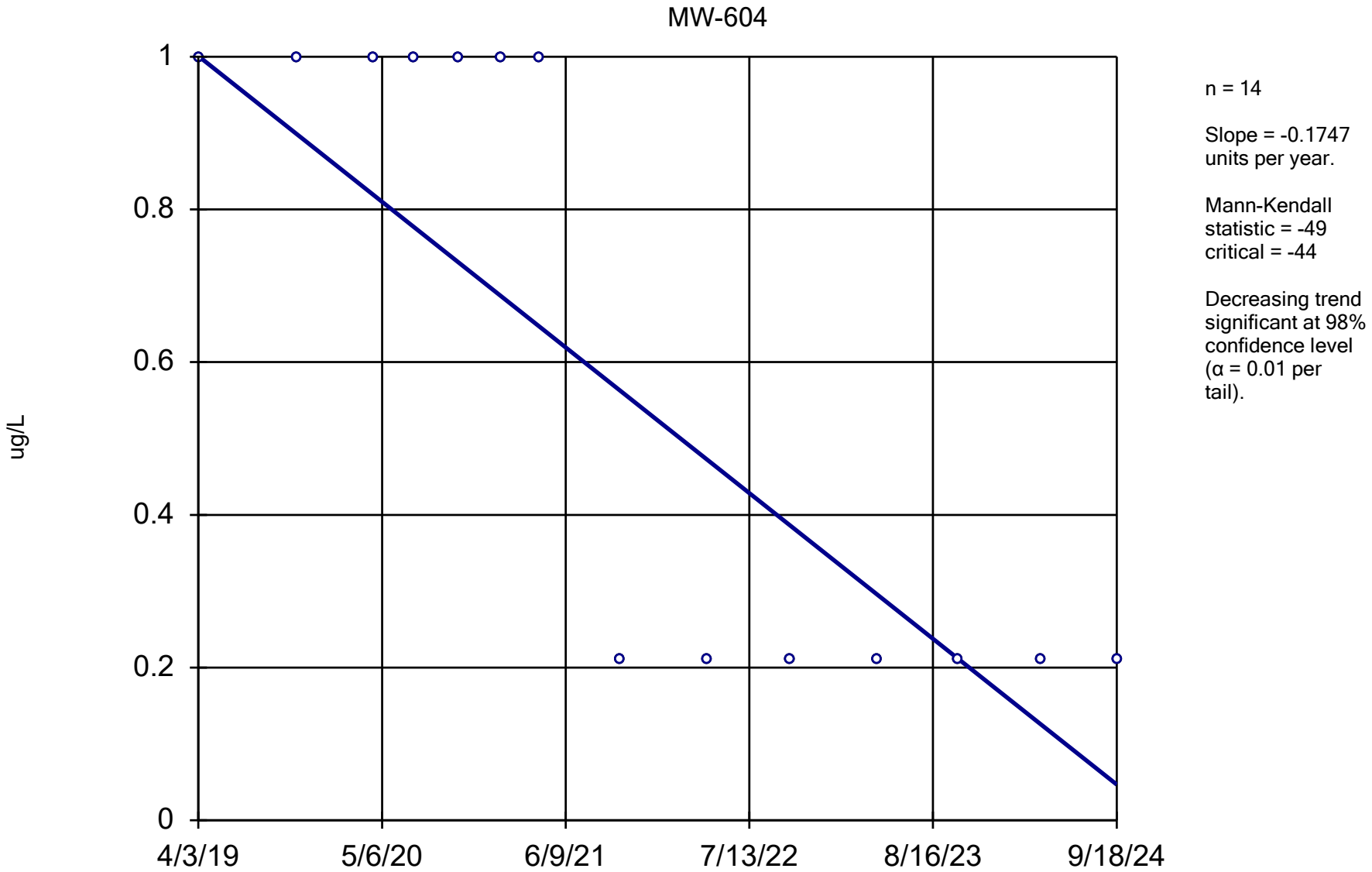

Constituent: cis-1,2-Dichloroethene Analysis Run 12/17/2024 1:54 PM View: All Wells - Appendix I VOCs

DMASWA Data: DMASWA Database_Updated

Sanitas™ v.10.0.15 Software licensed to HDR, Inc. UG
Hollow symbols indicate censored values.

Sen's Slope Estimator

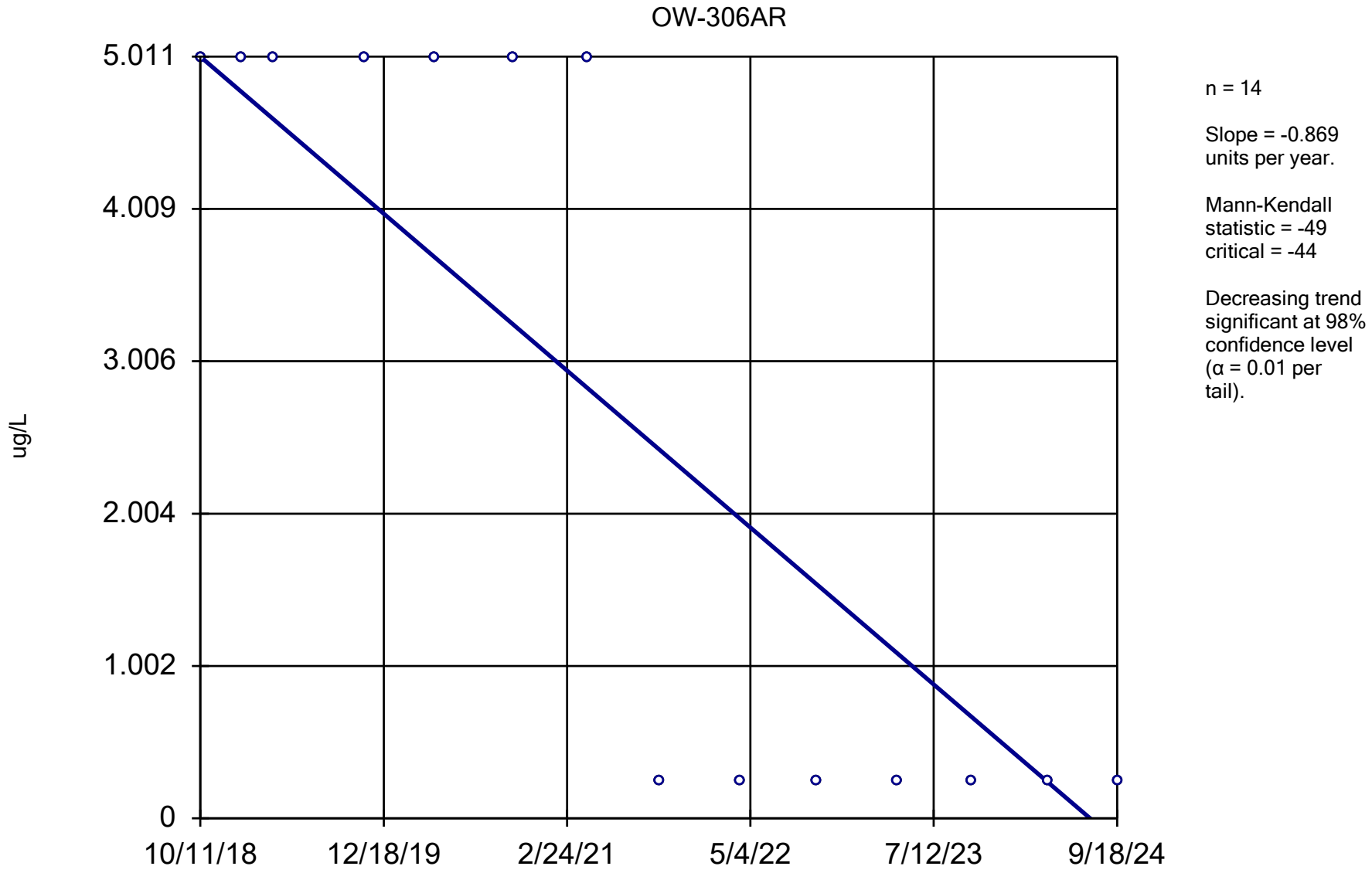

Constituent: cis-1,3-Dichloropropene Analysis Run 12/17/2024 1:54 PM View: All Wells - Appendix I VOCs

DMASWA Data: DMASWA Database_Updated

Sanitas™ v.10.0.15 Software licensed to HDR, Inc. UG
Hollow symbols indicate censored values.

Sen's Slope Estimator

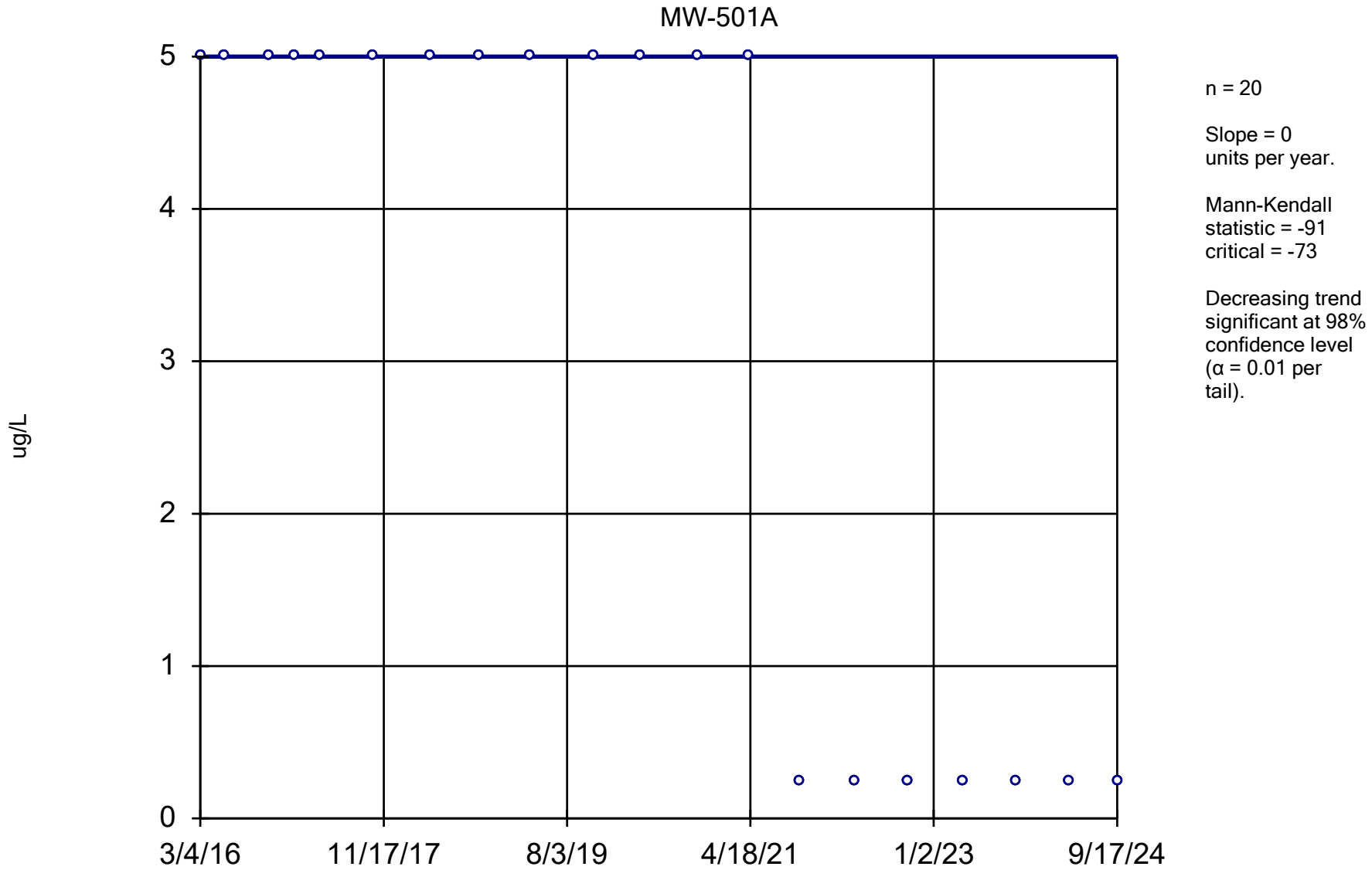

Constituent: cis-1,3-Dichloropropene Analysis Run 12/17/2024 1:54 PM View: All Wells - Appendix I VOCs

DMASWA Data: DMASWA Database_Updated

Sanitas™ v.10.0.15 Software licensed to HDR, Inc. UG
Hollow symbols indicate censored values.

Sen's Slope Estimator

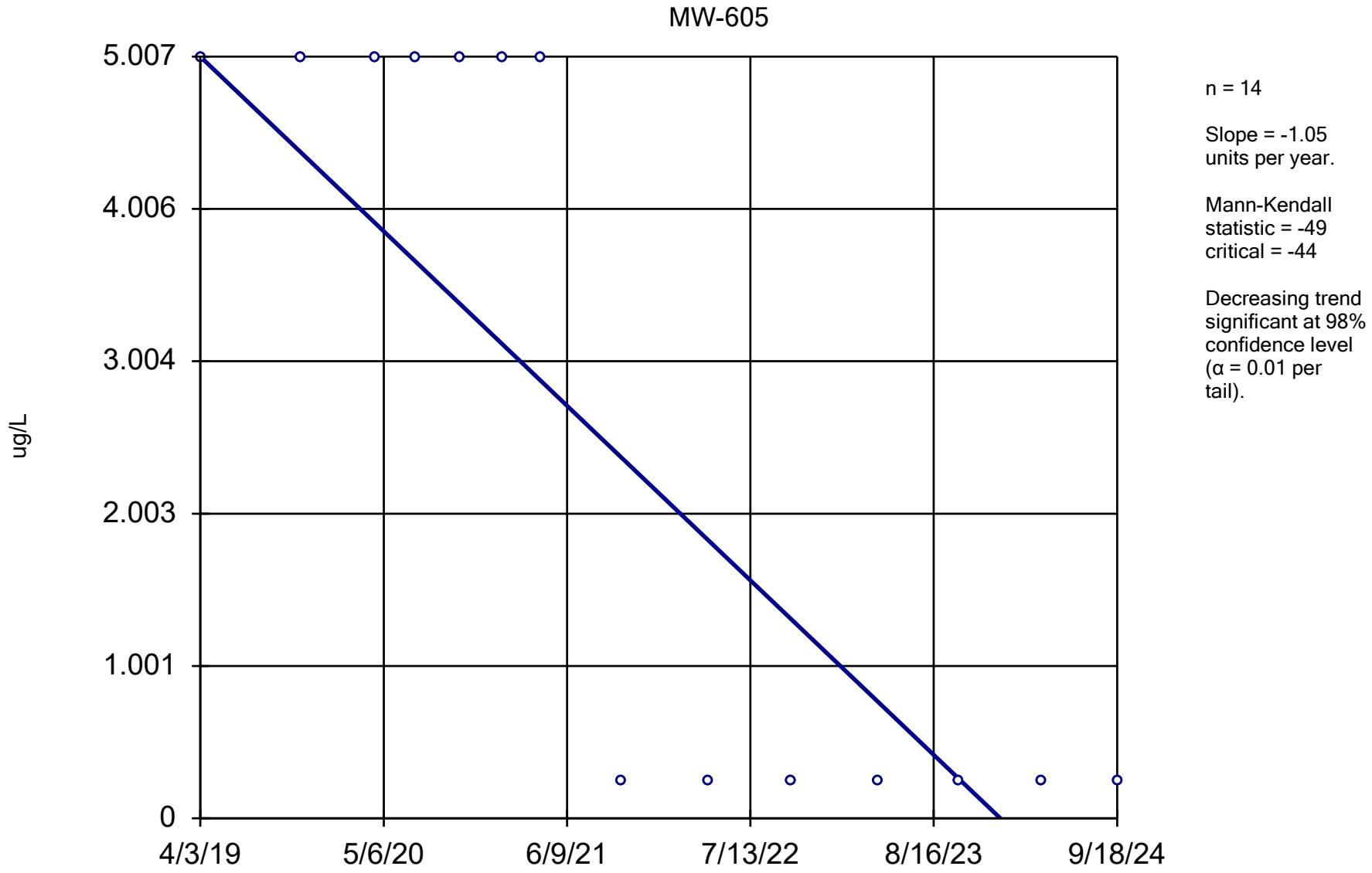

Constituent: cis-1,3-Dichloropropene Analysis Run 12/17/2024 1:54 PM View: All Wells - Appendix I VOCs

DMASWA Data: DMASWA Database_Updated

Sanitas™ v.10.0.15 Software licensed to HDR, Inc. UG
Hollow symbols indicate censored values.

Sen's Slope Estimator

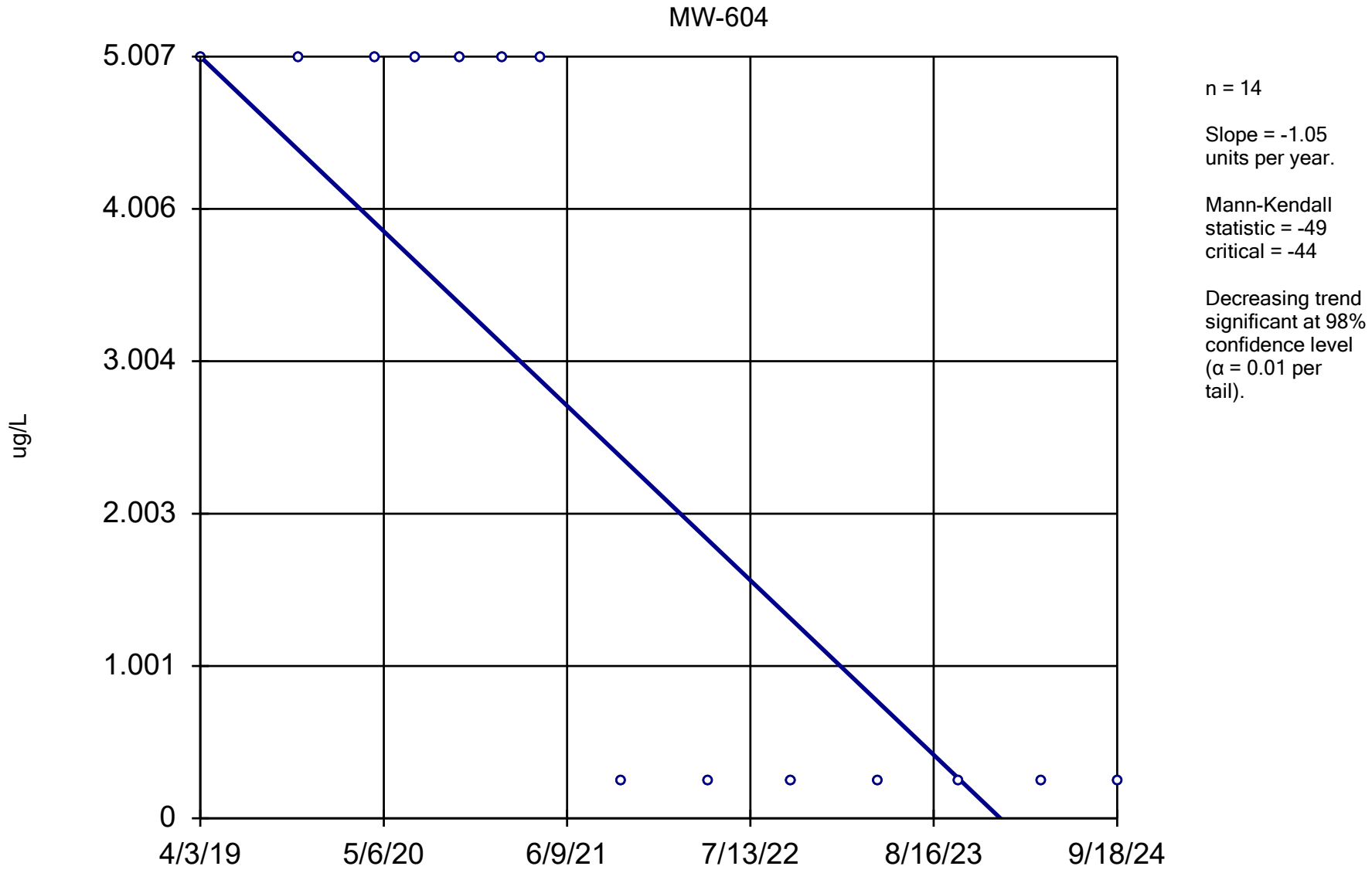

Constituent: cis-1,3-Dichloropropene Analysis Run 12/17/2024 1:54 PM View: All Wells - Appendix I VOCs

DMASWA Data: DMASWA Database_Updated

Sanitas™ v.10.0.15 Software licensed to HDR, Inc. UG
Hollow symbols indicate censored values.

Sen's Slope Estimator

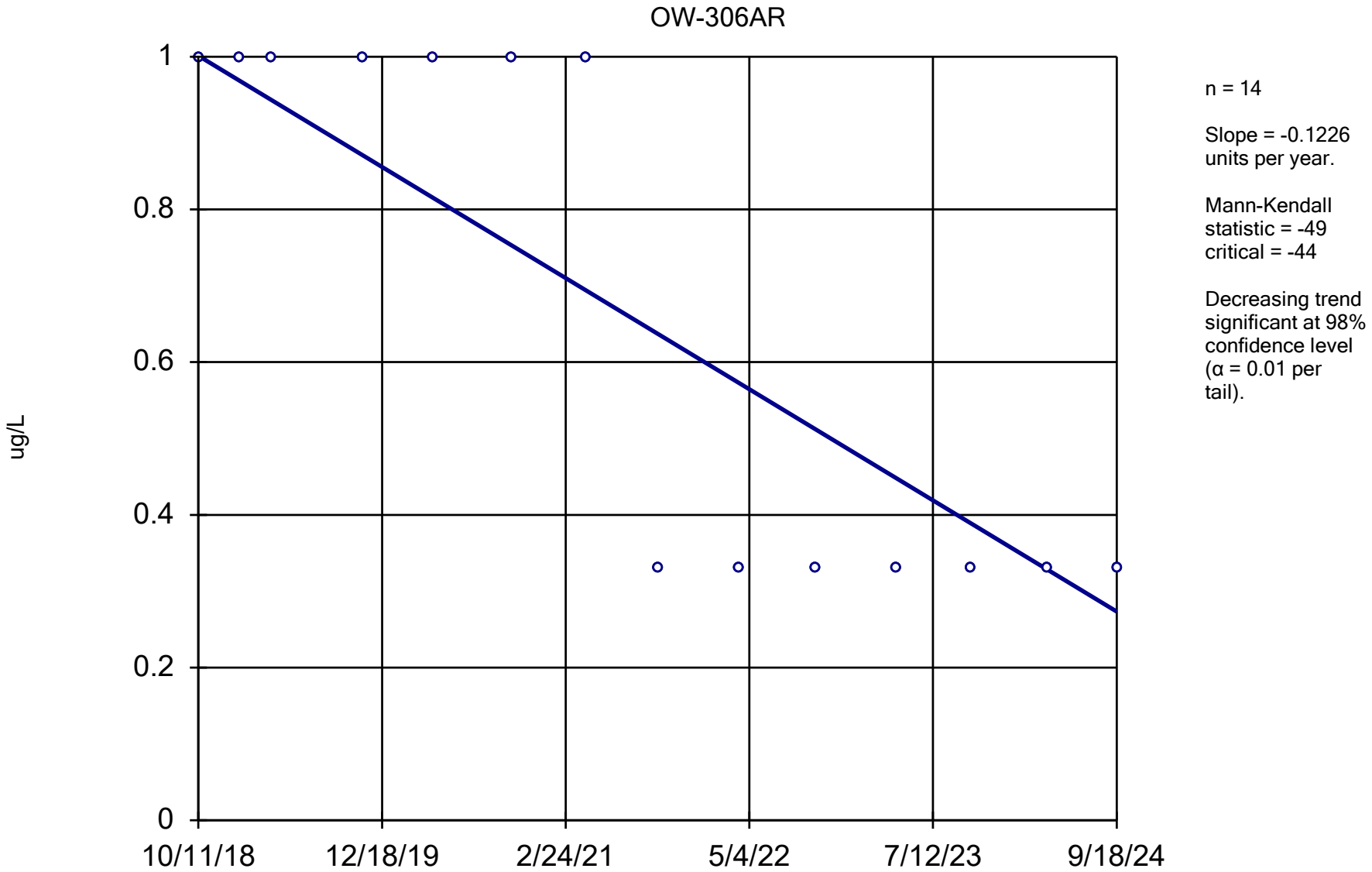

Constituent: Dibromomethane Analysis Run 12/17/2024 1:54 PM View: All Wells - Appendix I VOCs DMASWA Data: DMASWA Database_Updated

Sanitas™ v.10.0.15 Software licensed to HDR, Inc. UG
Hollow symbols indicate censored values.

Sen's Slope Estimator

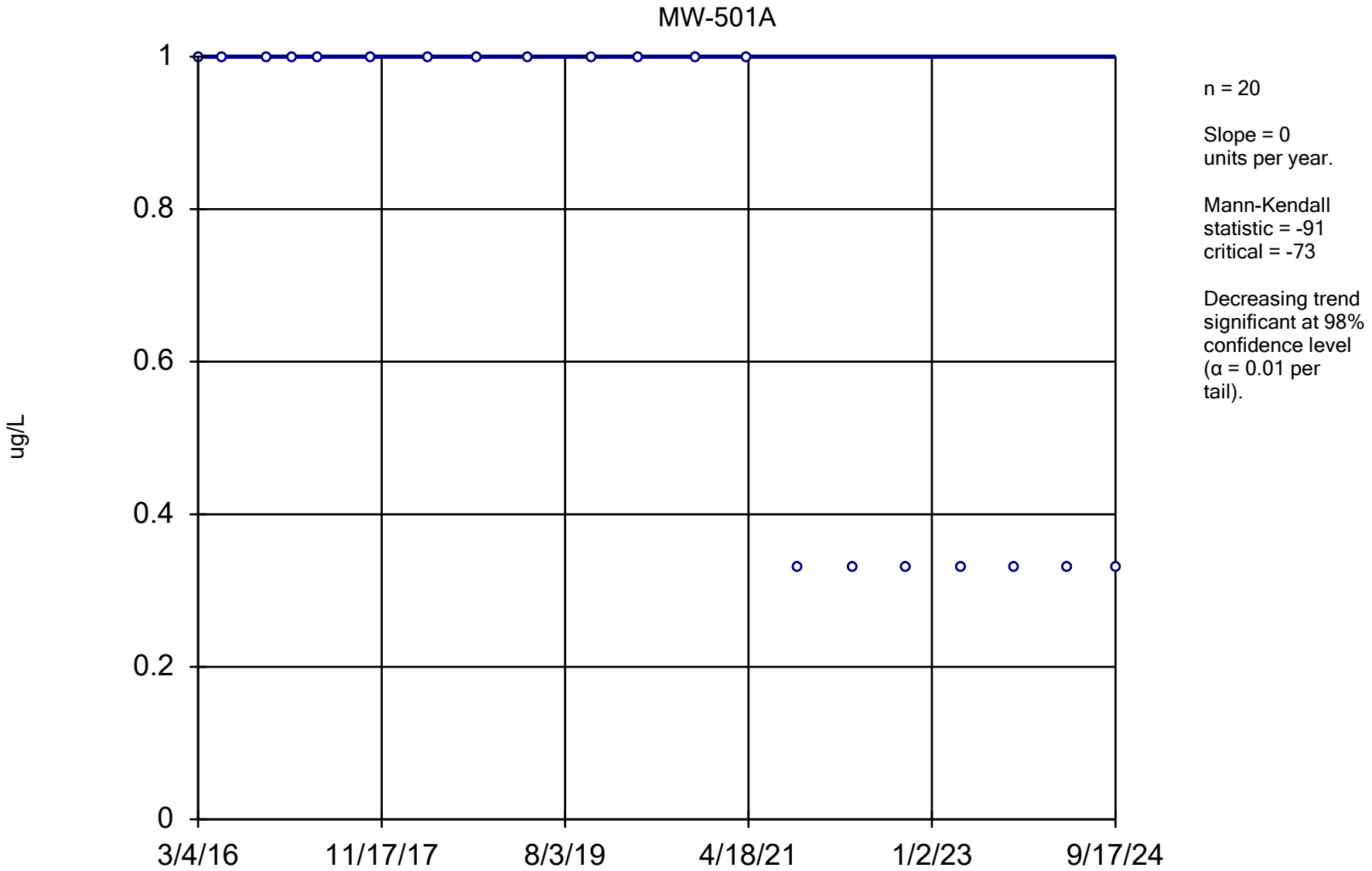

Constituent: Dibromomethane Analysis Run 12/17/2024 1:54 PM View: All Wells - Appendix I VOCs

DMASWA Data: DMASWA Database_Updated

Sanitas™ v.10.0.15 Software licensed to HDR, Inc. UG
Hollow symbols indicate censored values.

Sen's Slope Estimator

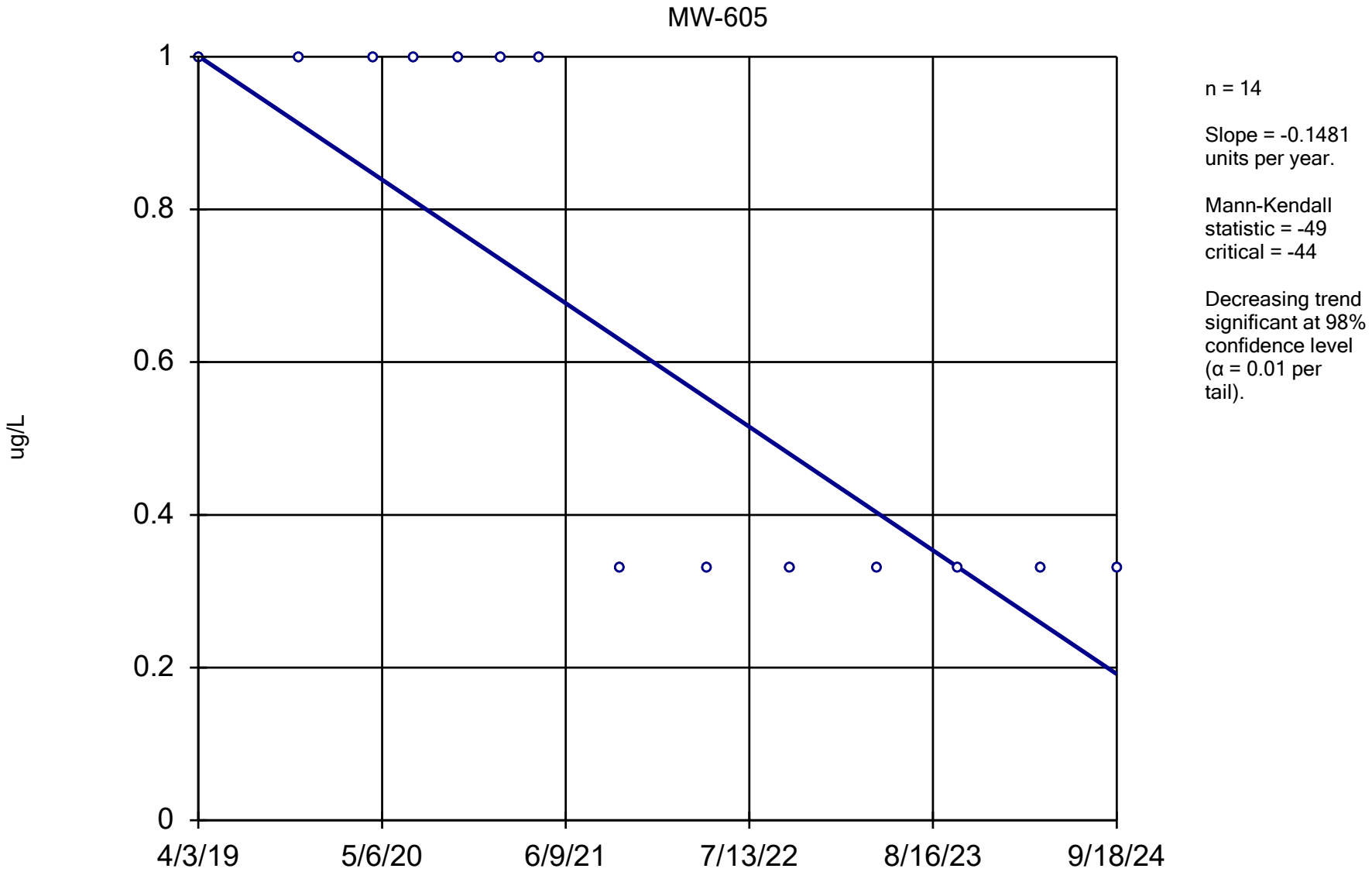

n = 14

Slope = -0.1481 units per year.

Mann-Kendall statistic = -49
critical = -44

Decreasing trend significant at 98% confidence level (α = 0.01 per tail).

Constituent: Dibromomethane Analysis Run 12/17/2024 1:54 PM View: All Wells - Appendix I VOCs
DMASWA Data: DMASWA Database_Updated

Sanitas™ v.10.0.15 Software licensed to HDR, Inc. UG
Hollow symbols indicate censored values.

Sen's Slope Estimator

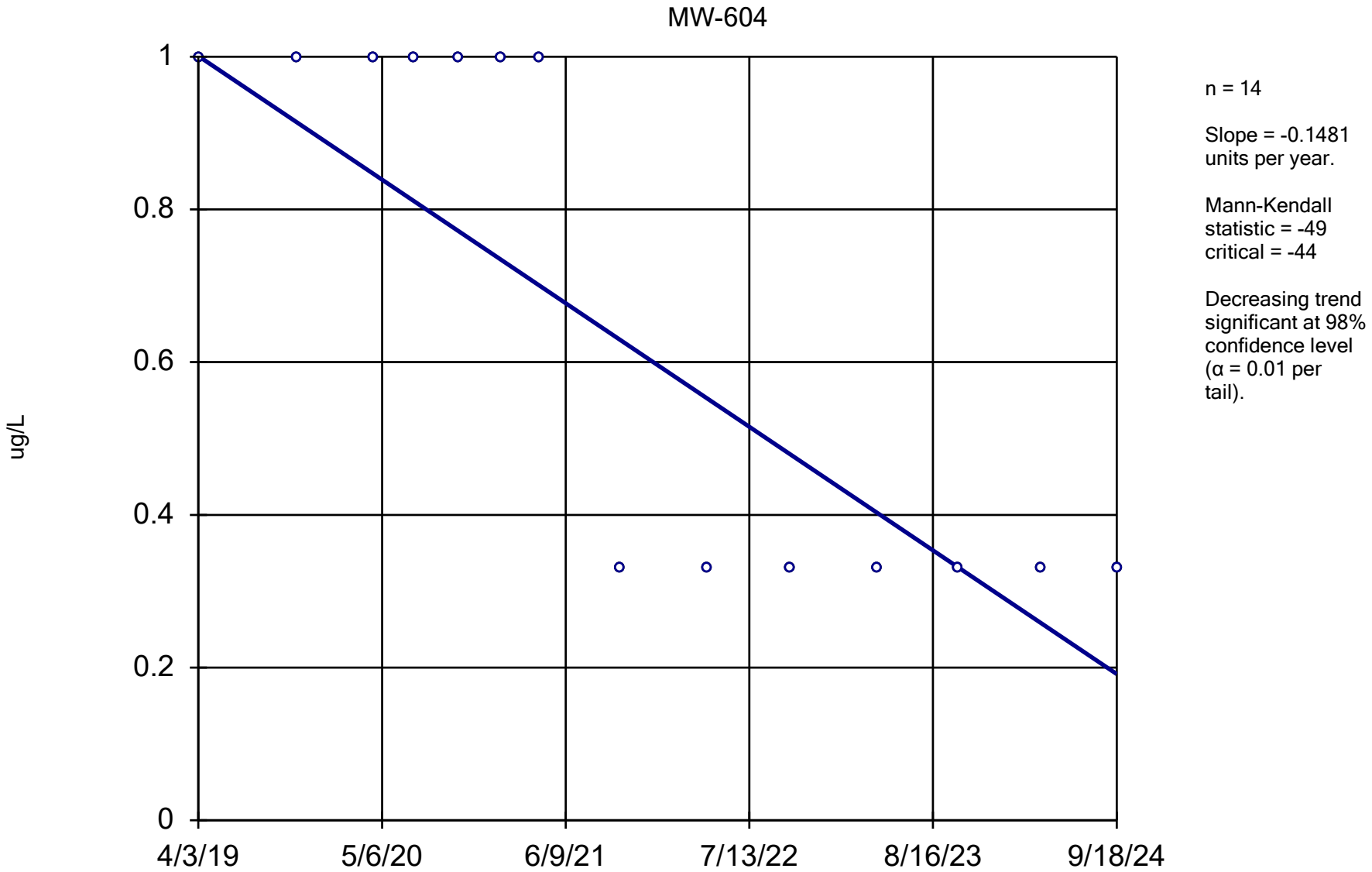

Constituent: Dibromomethane Analysis Run 12/17/2024 1:54 PM View: All Wells - Appendix I VOCs

DMASWA Data: DMASWA Database_Updated

Sanitas™ v.10.0.15 Software licensed to HDR, Inc. UG
Hollow symbols indicate censored values.

Sen's Slope Estimator

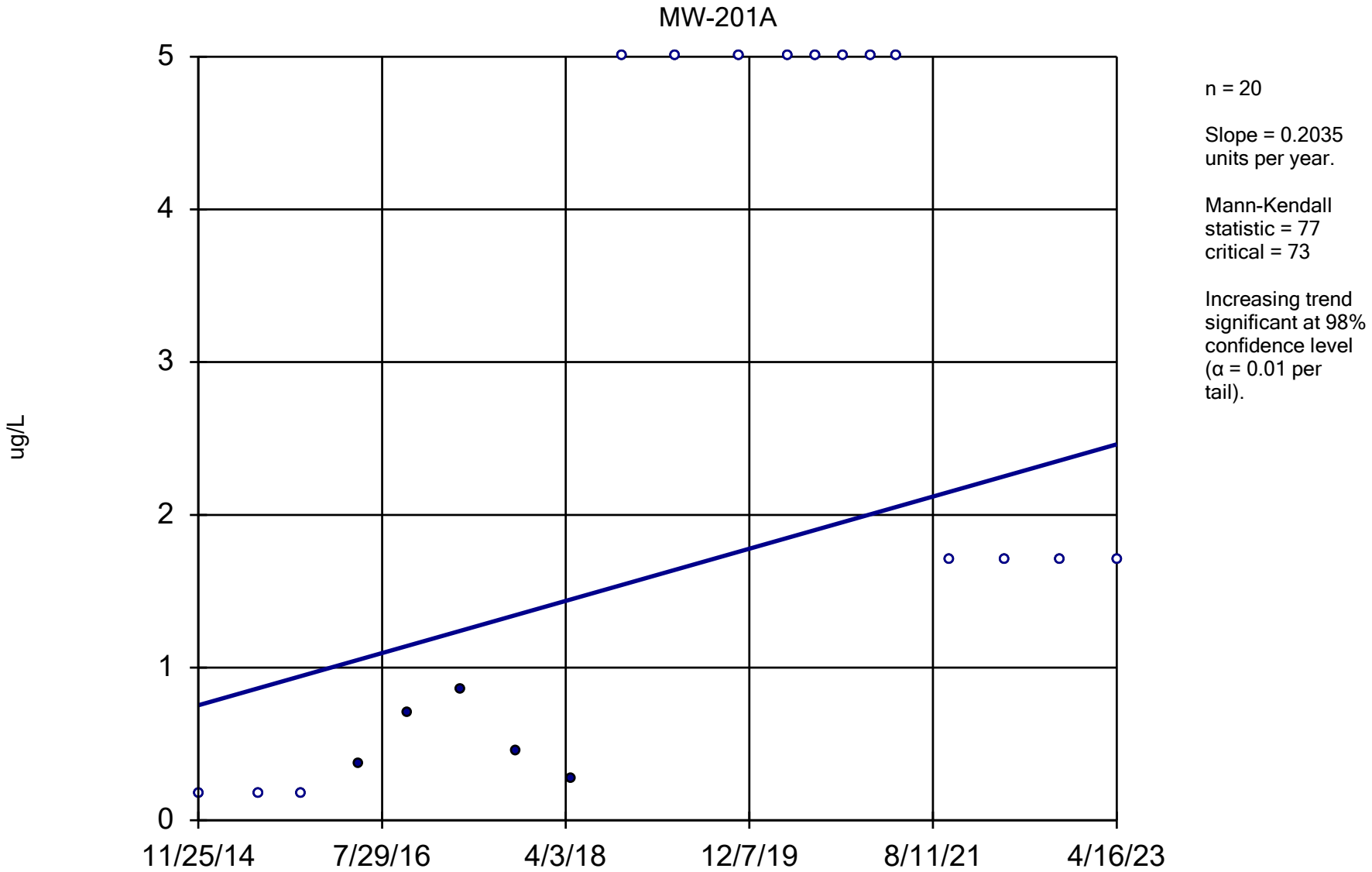

Constituent: Dichloromethane Analysis Run 12/17/2024 1:54 PM View: All Wells - Appendix I VOCs

DMASWA Data: DMASWA Database_Updated

Sanitas™ v.10.0.15 Software licensed to HDR, Inc. UG
Hollow symbols indicate censored values.

Sen's Slope Estimator

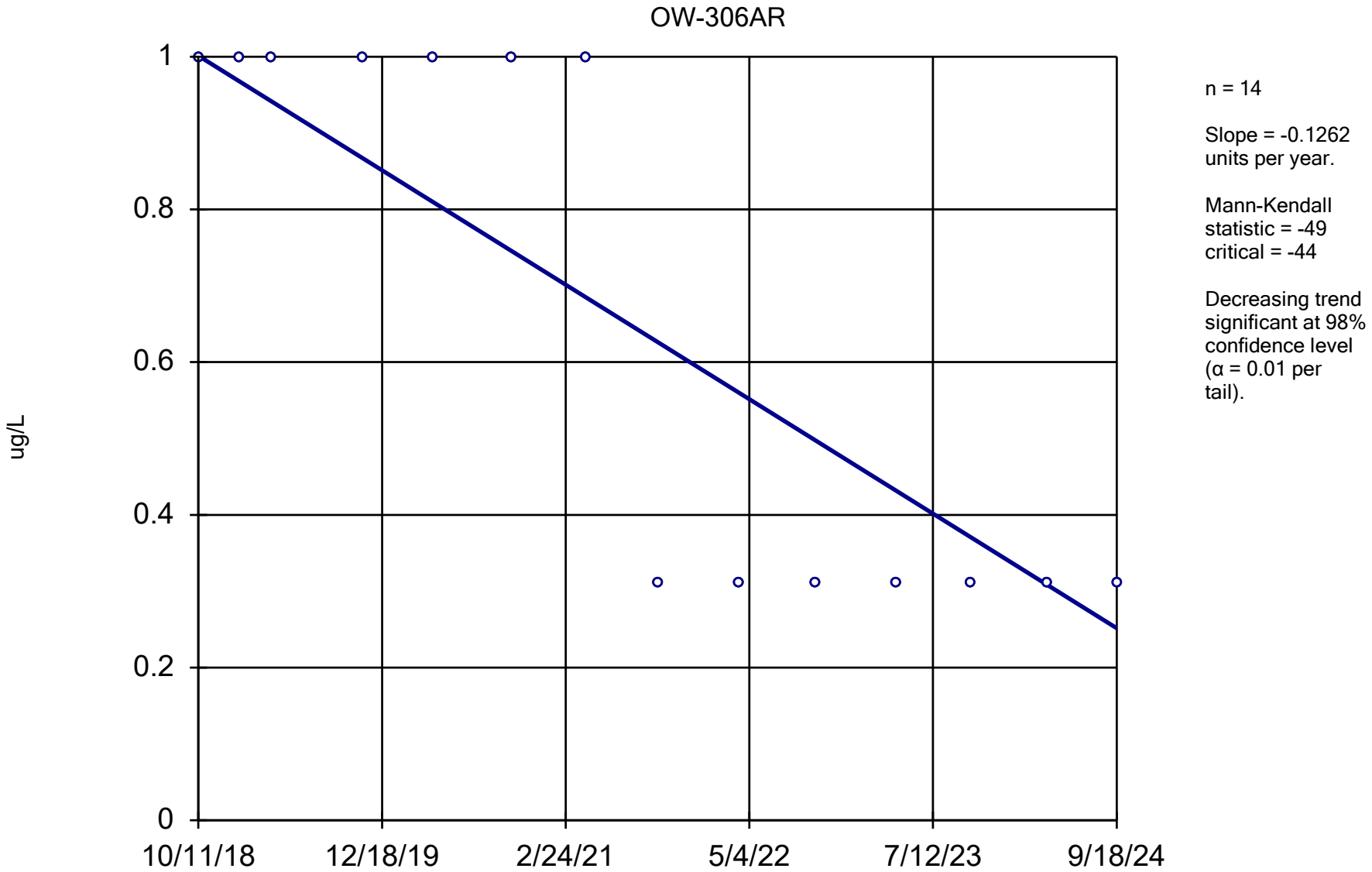

Constituent: Ethylbenzene Analysis Run 12/17/2024 1:55 PM View: All Wells - Appendix I VOCs

DMASWA Data: DMASWA Database_Updated

Sanitas™ v.10.0.15 Software licensed to HDR, Inc. UG
Hollow symbols indicate censored values.

Sen's Slope Estimator

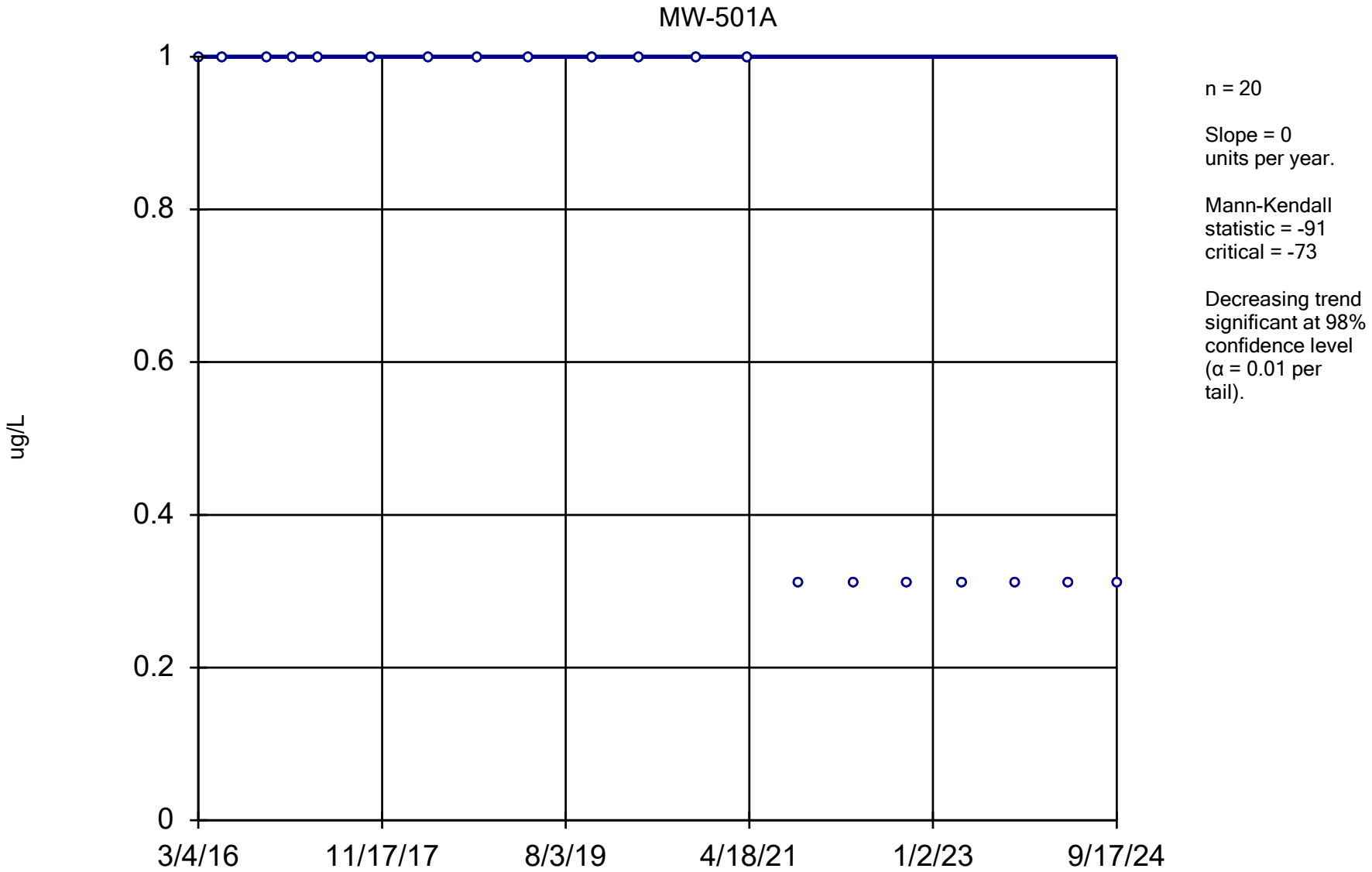

Constituent: Ethylbenzene Analysis Run 12/17/2024 1:55 PM View: All Wells - Appendix I VOCs

DMASWA Data: DMASWA Database_Updated

Sanitas™ v.10.0.15 Software licensed to HDR, Inc. UG
Hollow symbols indicate censored values.

Sen's Slope Estimator

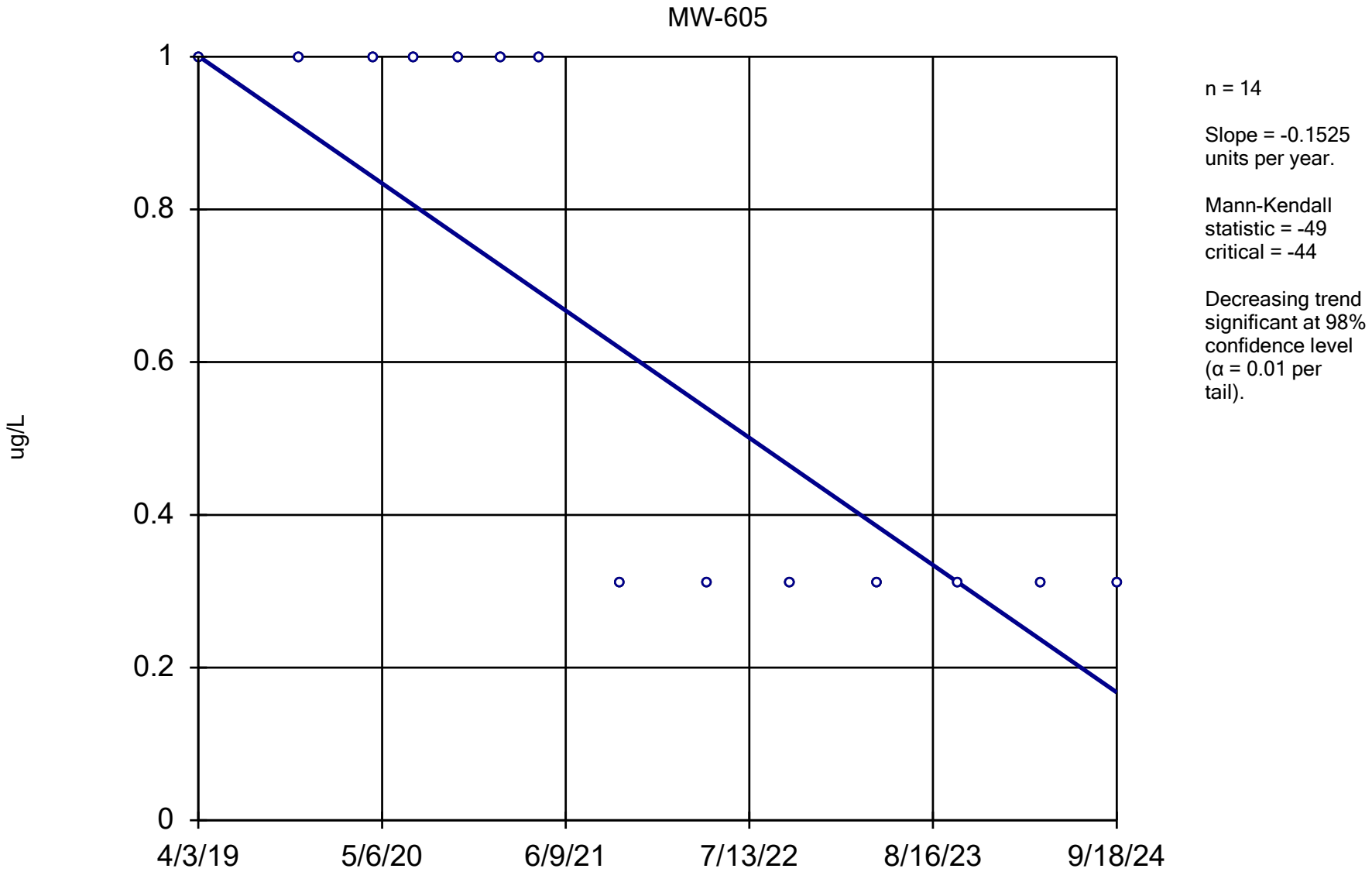

Constituent: Ethylbenzene Analysis Run 12/17/2024 1:55 PM View: All Wells - Appendix I VOCs

DMASWA Data: DMASWA Database_Updated

Sanitas™ v.10.0.15 Software licensed to HDR, Inc. UG
Hollow symbols indicate censored values.

Sen's Slope Estimator

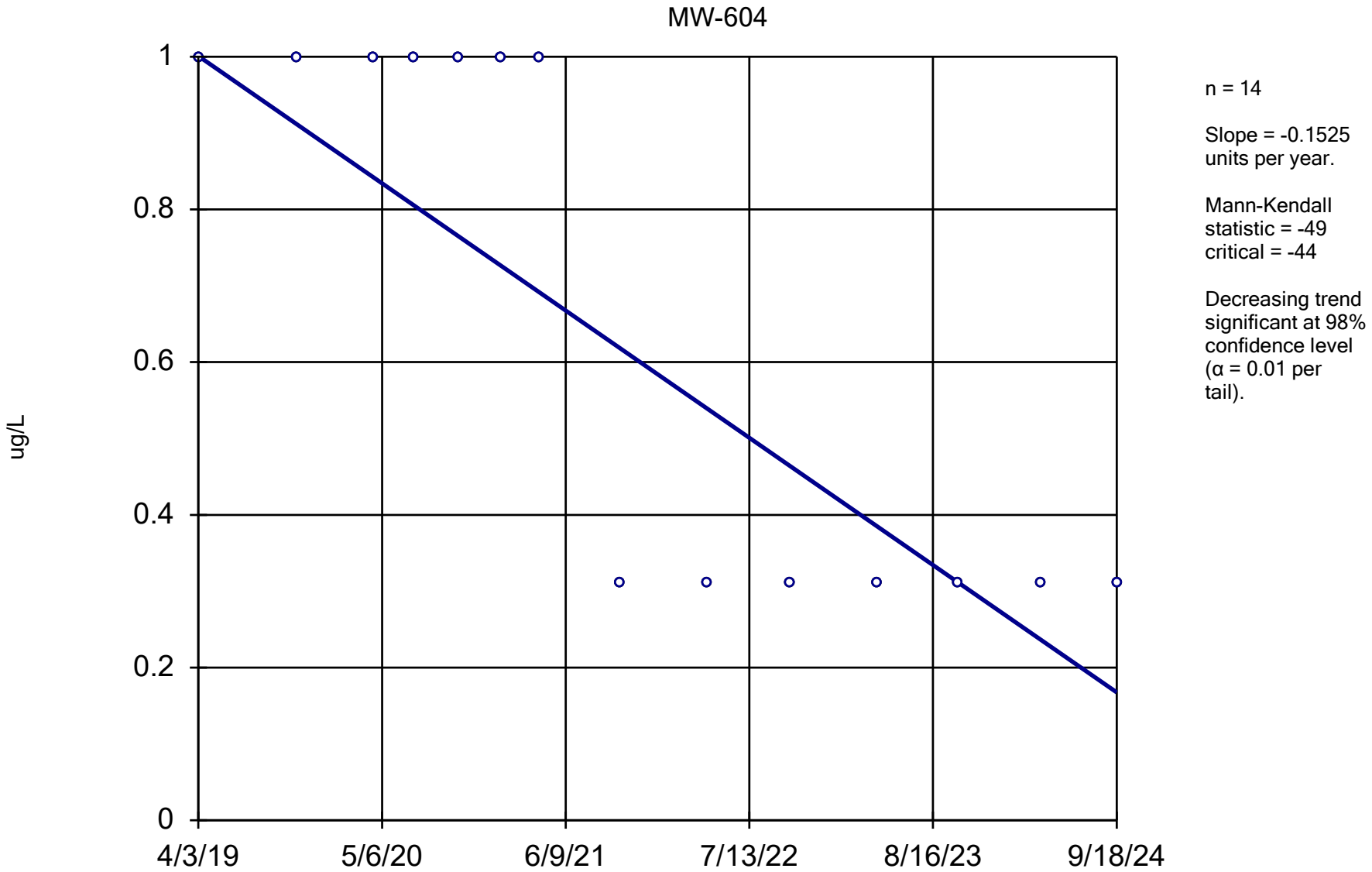

Constituent: Ethylbenzene Analysis Run 12/17/2024 1:55 PM View: All Wells - Appendix I VOCs

DMASWA Data: DMASWA Database_Updated

Sanitas™ v.10.0.15 Software licensed to HDR, Inc. UG
Hollow symbols indicate censored values.

Sen's Slope Estimator

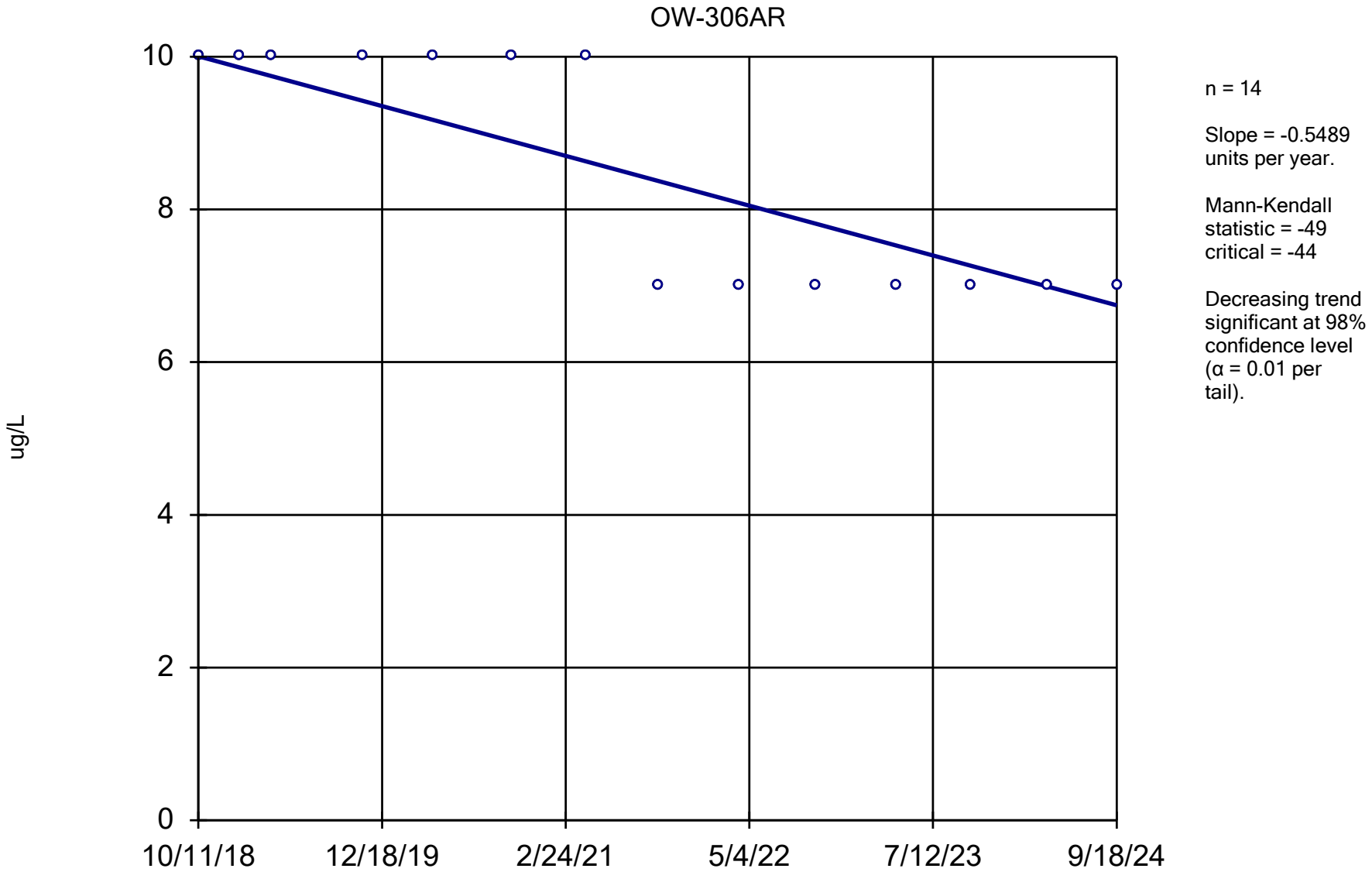

Constituent: Iodomethane Analysis Run 12/17/2024 1:55 PM View: All Wells - Appendix I VOCs

DMASWA Data: DMASWA Database_Updated

Sanitas™ v.10.0.15 Software licensed to HDR, Inc. UG
Hollow symbols indicate censored values.

Sen's Slope Estimator

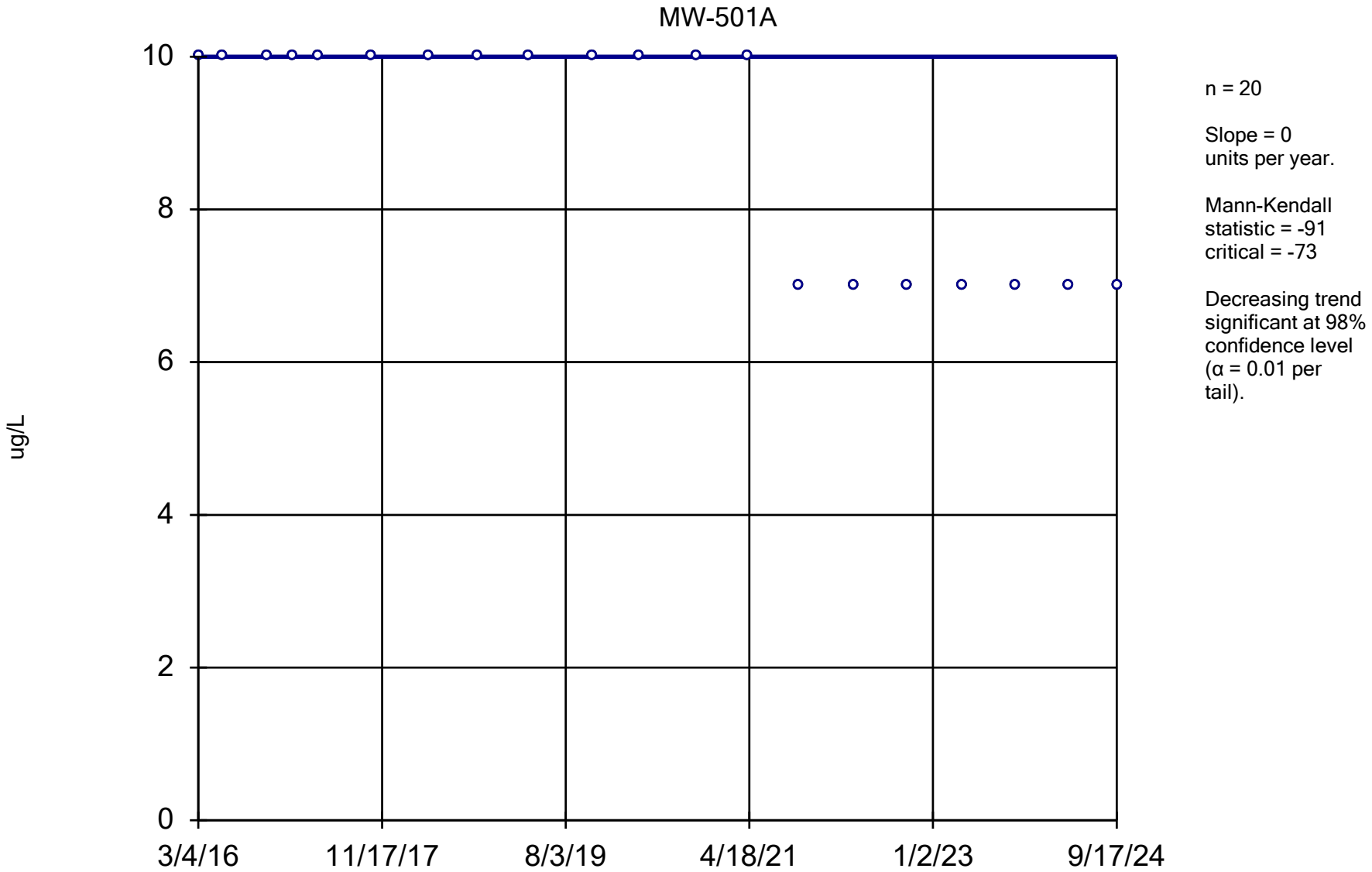

Constituent: Iodomethane Analysis Run 12/17/2024 1:55 PM View: All Wells - Appendix I VOCs

DMASWA Data: DMASWA Database_Updated

Sanitas™ v.10.0.15 Software licensed to HDR, Inc. UG
Hollow symbols indicate censored values.

Sen's Slope Estimator

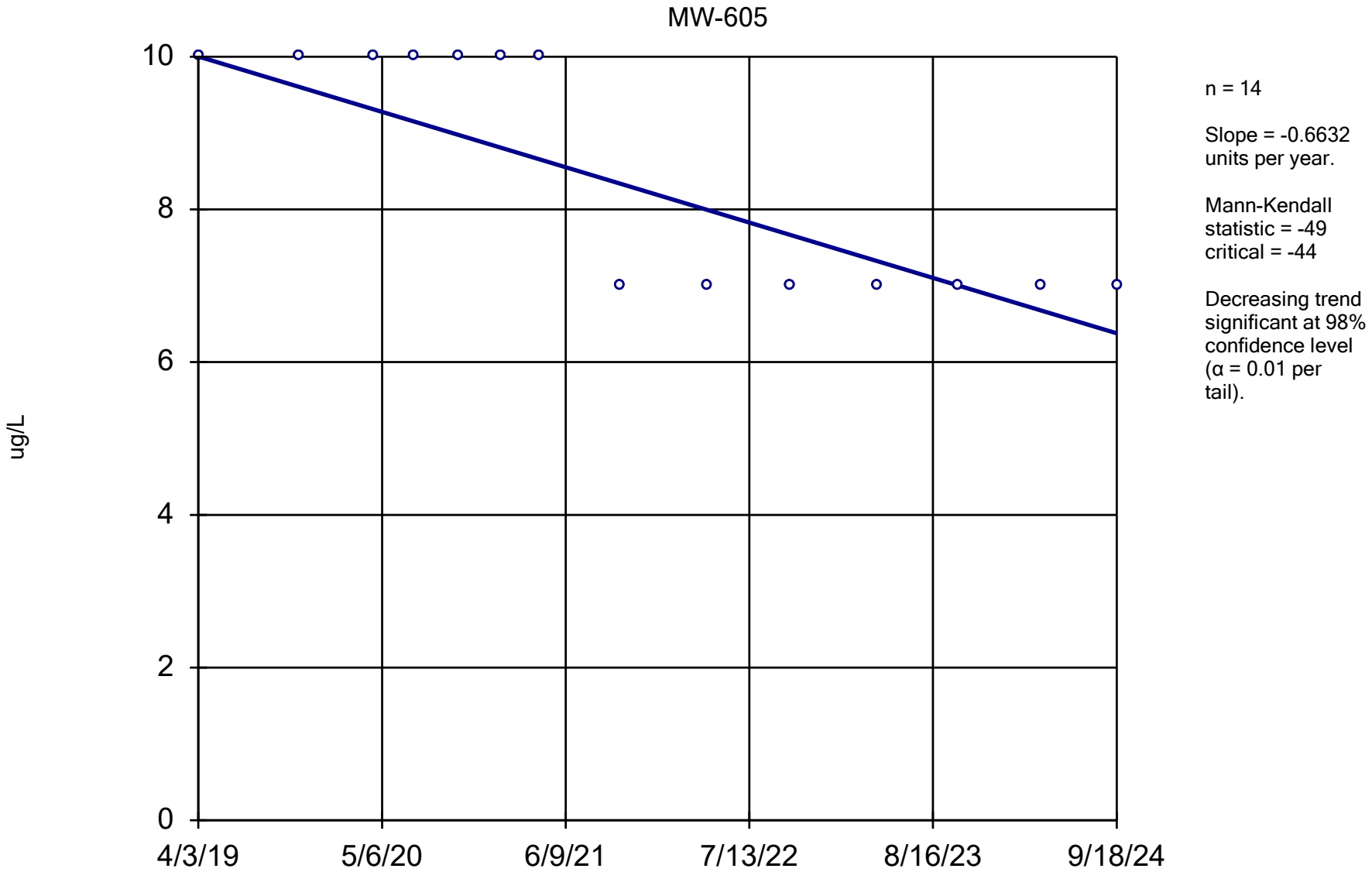

Constituent: Iodomethane Analysis Run 12/17/2024 1:55 PM View: All Wells - Appendix I VOCs

DMASWA Data: DMASWA Database_Updated

Sanitas™ v.10.0.15 Software licensed to HDR, Inc. UG
Hollow symbols indicate censored values.

Sen's Slope Estimator

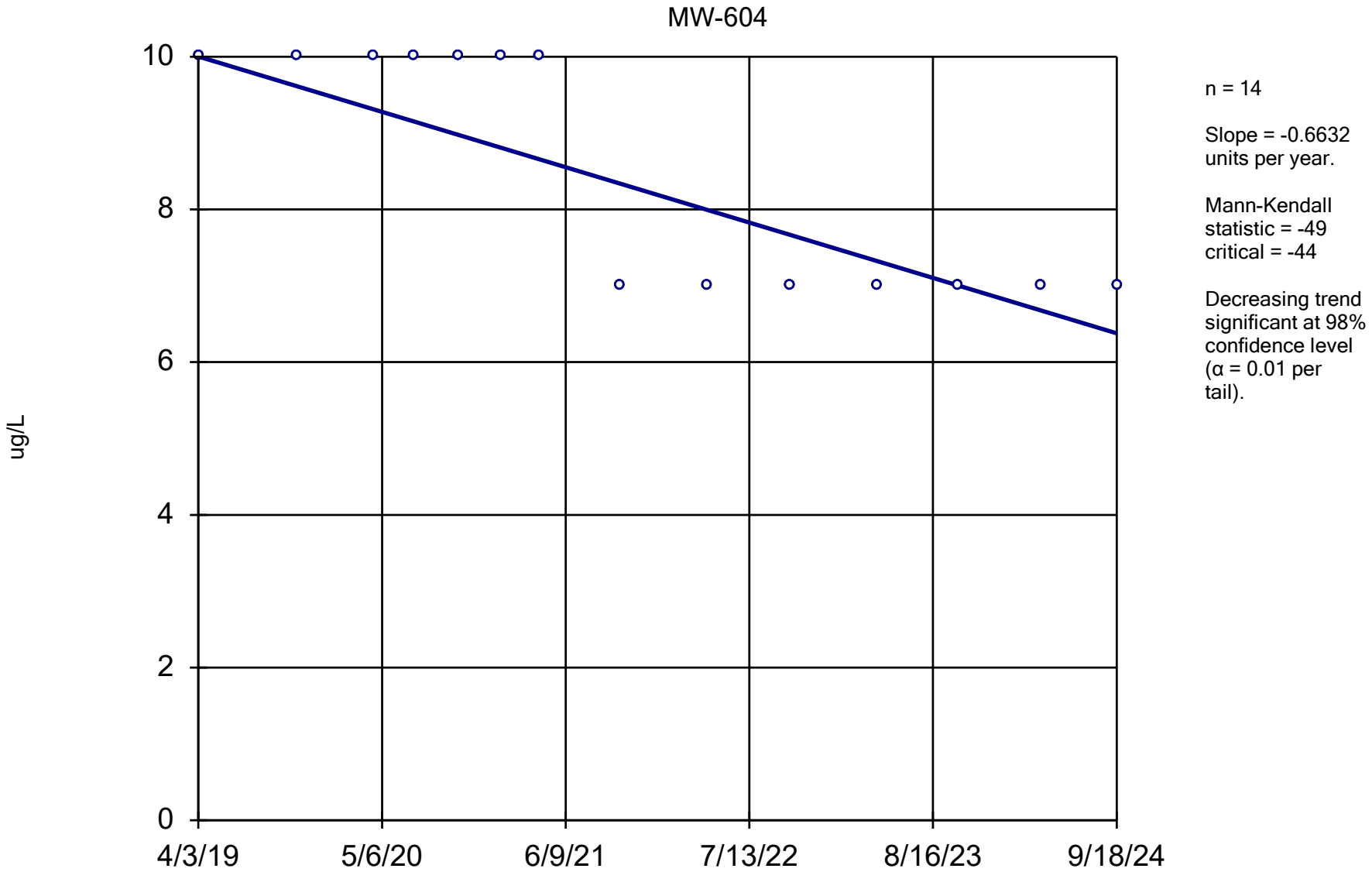

Constituent: Iodomethane Analysis Run 12/17/2024 1:55 PM View: All Wells - Appendix I VOCs

DMASWA Data: DMASWA Database_Updated

Sanitas™ v.10.0.15 Software licensed to HDR, Inc. UG
Hollow symbols indicate censored values.

Sen's Slope Estimator

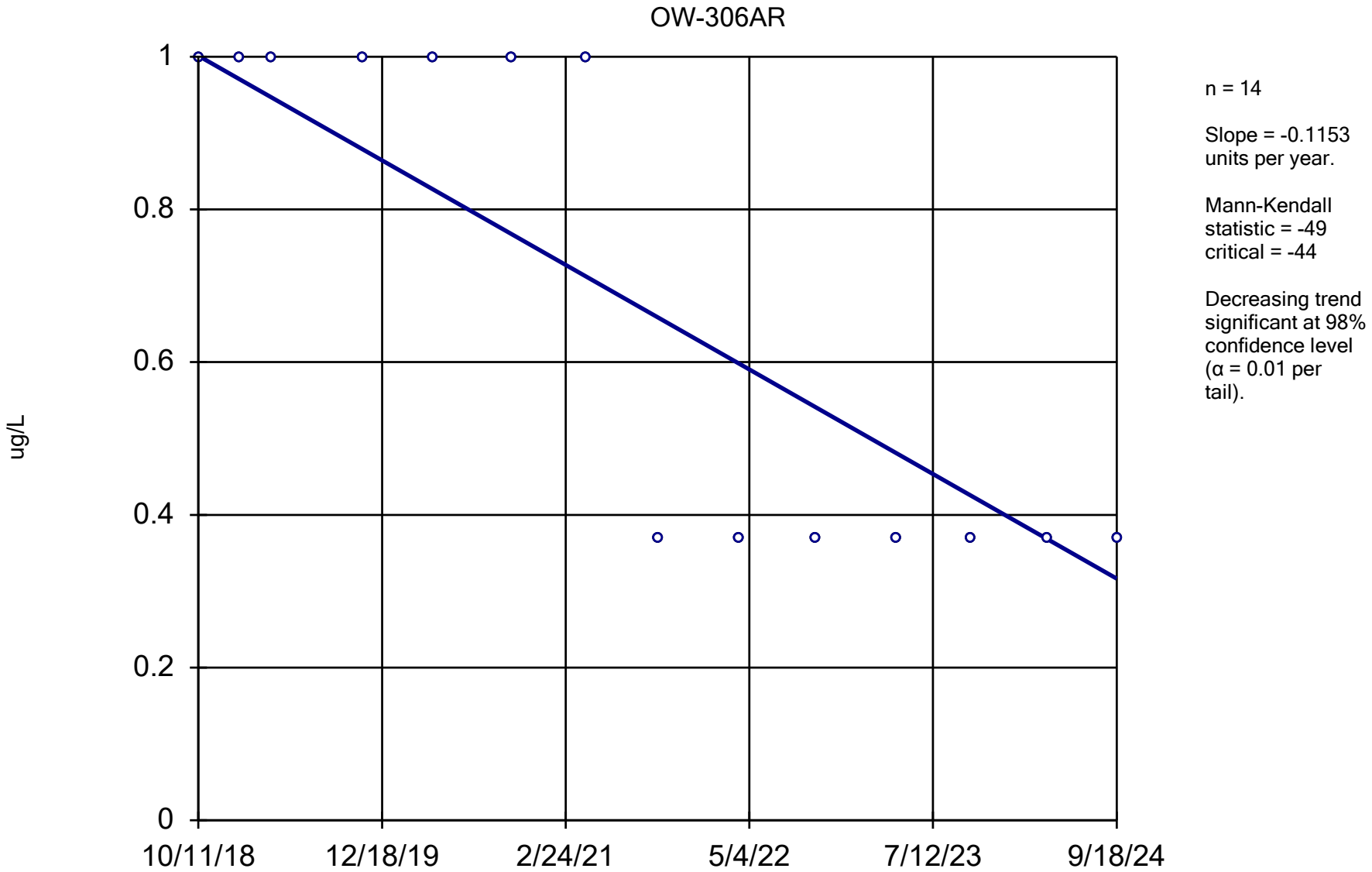

Constituent: Styrene Analysis Run 12/17/2024 1:56 PM View: All Wells - Appendix I VOCs

DMASWA Data: DMASWA Database_Updated

Sanitas™ v.10.0.15 Software licensed to HDR, Inc. UG
Hollow symbols indicate censored values.

Sen's Slope Estimator

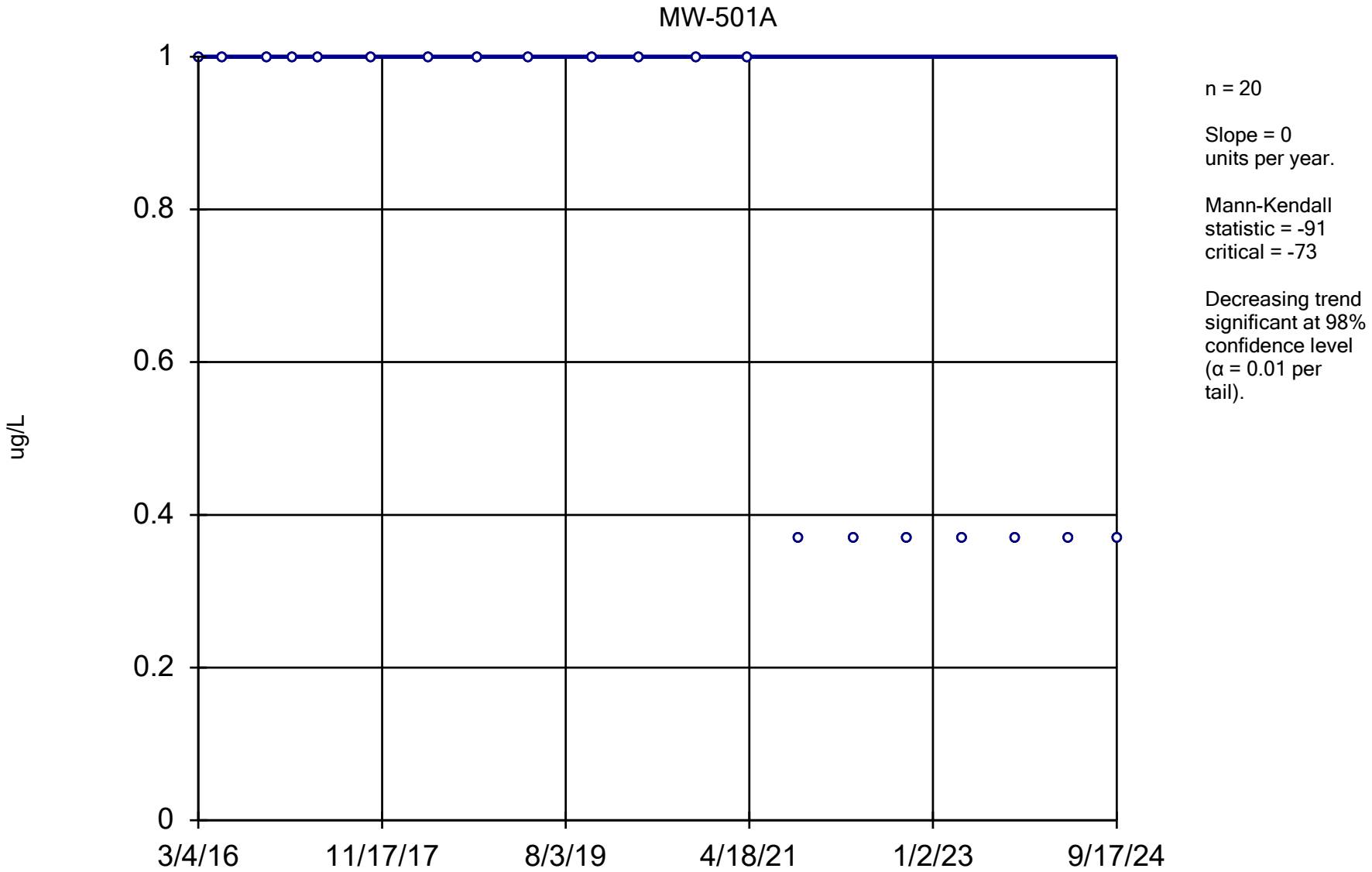

Constituent: Styrene Analysis Run 12/17/2024 1:56 PM View: All Wells - Appendix I VOCs

DMASWA Data: DMASWA Database_Updated

Sanitas™ v.10.0.15 Software licensed to HDR, Inc. UG
Hollow symbols indicate censored values.

Sen's Slope Estimator

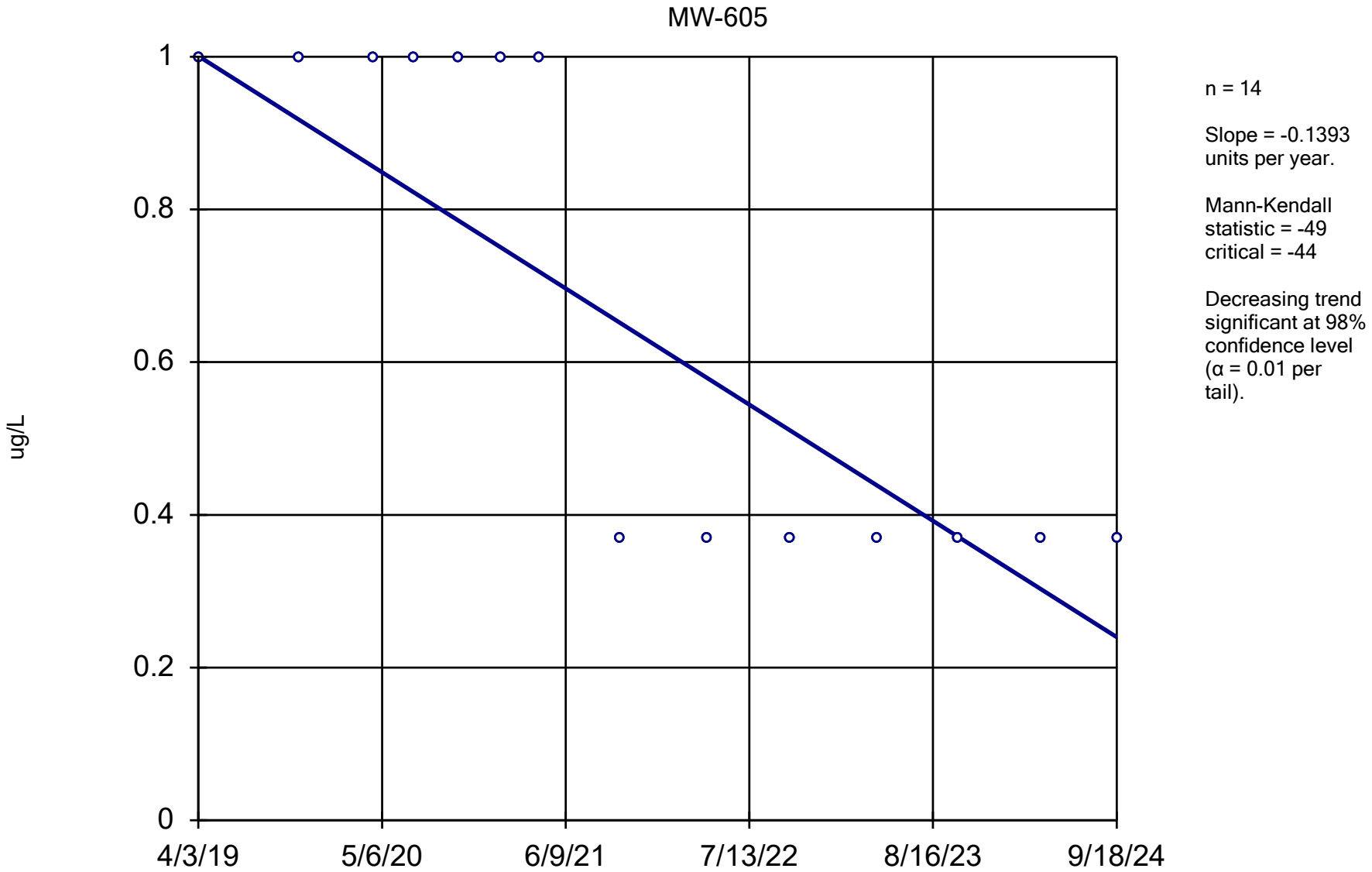

Constituent: Styrene Analysis Run 12/17/2024 1:56 PM View: All Wells - Appendix I VOCs

DMASWA Data: DMASWA Database_Updated

Sanitas™ v.10.0.15 Software licensed to HDR, Inc. UG
Hollow symbols indicate censored values.

Sen's Slope Estimator

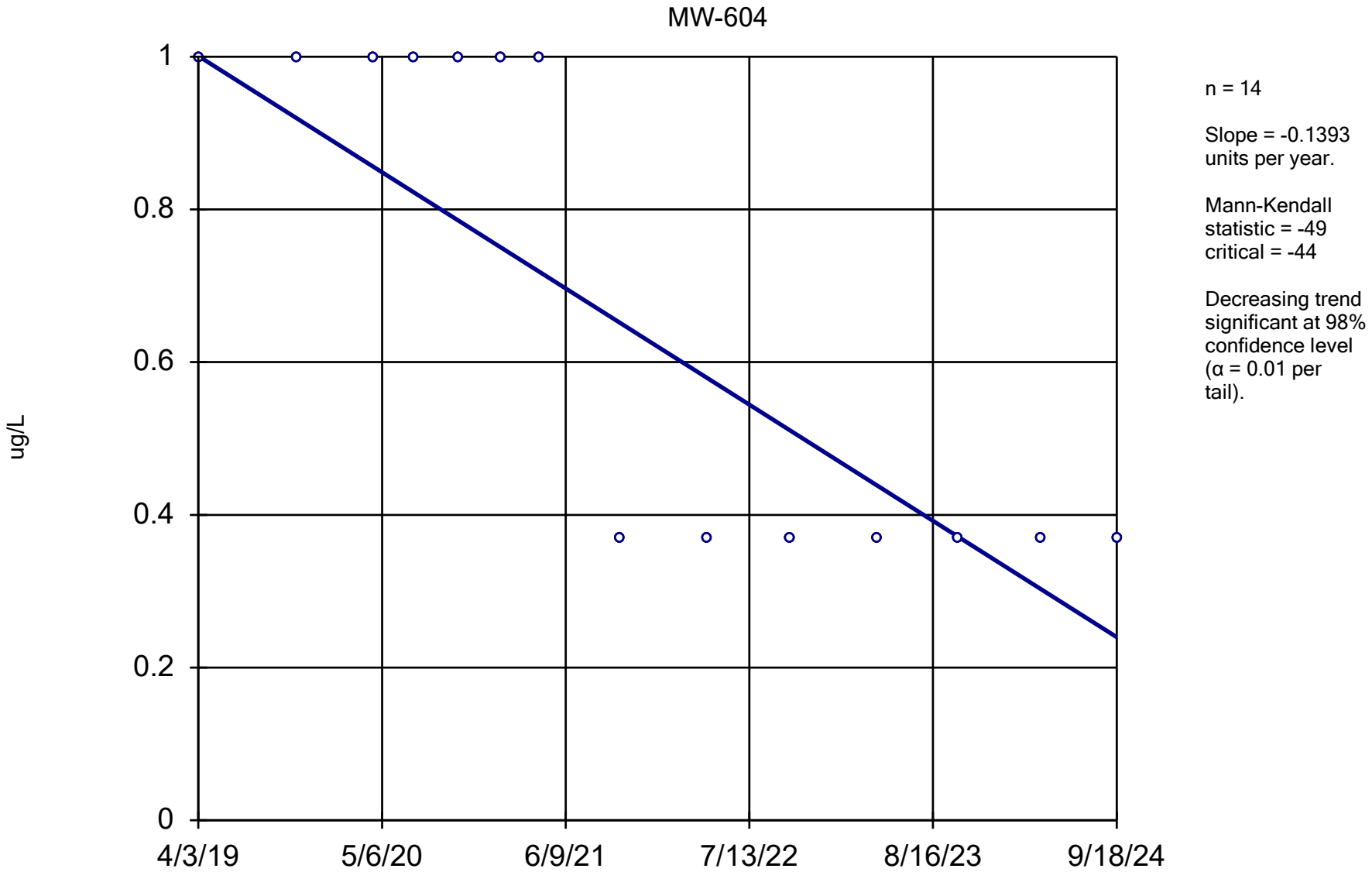

Constituent: Styrene Analysis Run 12/17/2024 1:56 PM View: All Wells - Appendix I VOCs

DMASWA Data: DMASWA Database_Updated

Sanitas™ v.10.0.15 Software licensed to HDR, Inc. UG
Hollow symbols indicate censored values.

Sen's Slope Estimator

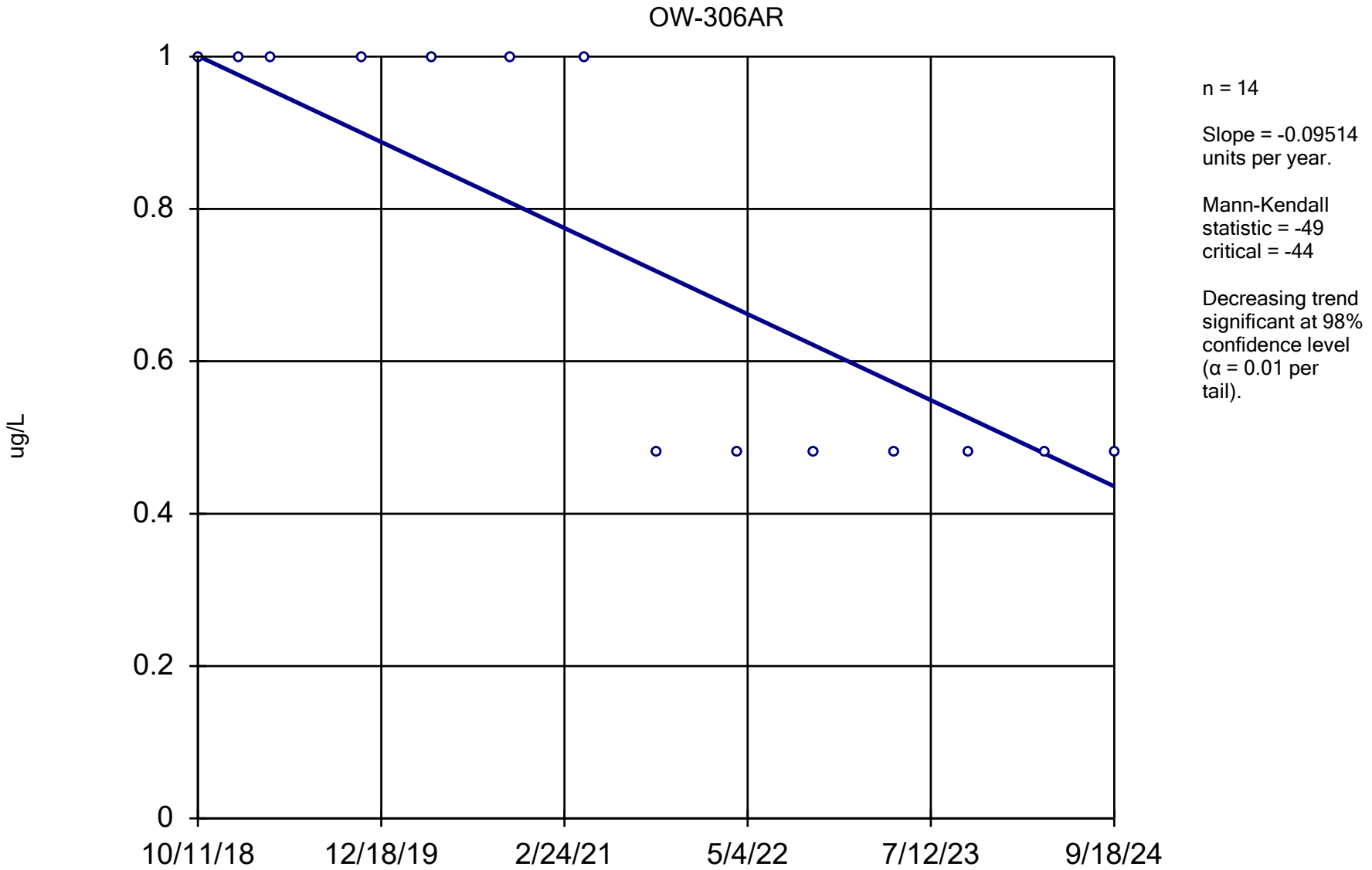

Constituent: Tetrachloroethene Analysis Run 12/17/2024 1:56 PM View: All Wells - Appendix I VOCs DMASWA Data: DMASWA Database_Updated

Sanitas™ v.10.0.15 Software licensed to HDR, Inc. UG
Hollow symbols indicate censored values.

Sen's Slope Estimator

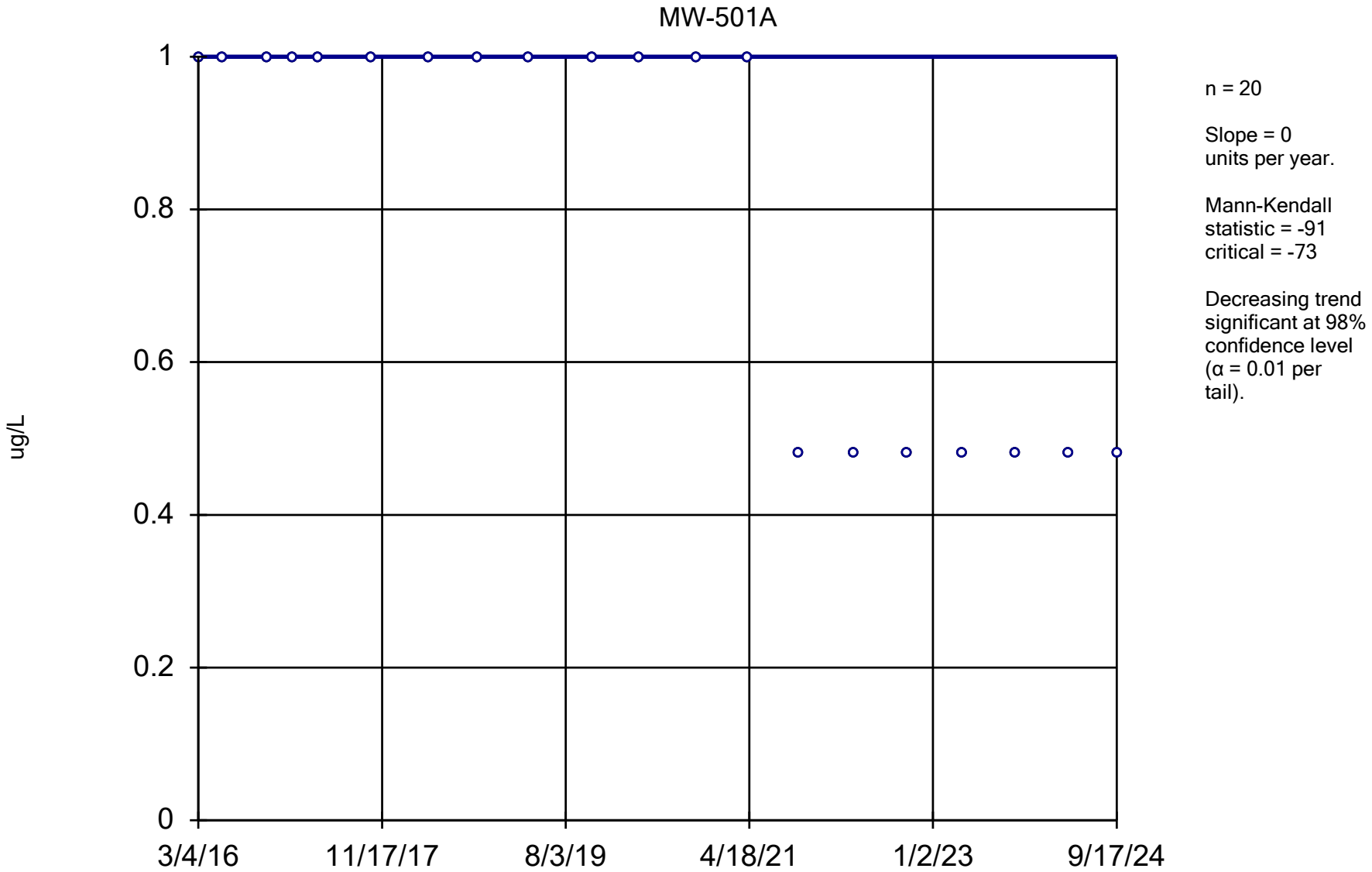

Constituent: Tetrachloroethene Analysis Run 12/17/2024 1:56 PM View: All Wells - Appendix I VOCs

DMASWA Data: DMASWA Database_Updated

Sanitas™ v.10.0.15 Software licensed to HDR, Inc. UG
Hollow symbols indicate censored values.

Sen's Slope Estimator

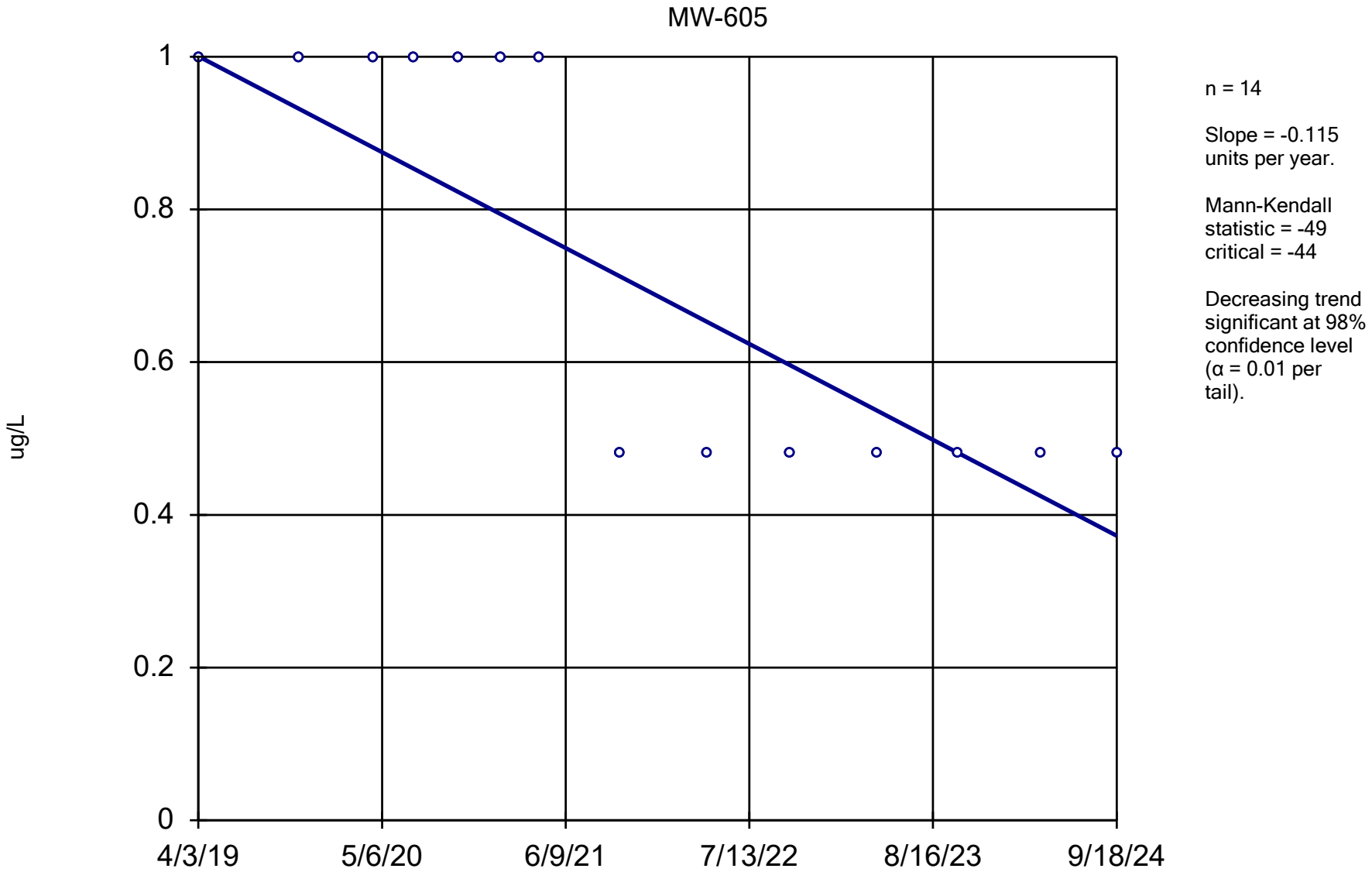

Constituent: Tetrachloroethene Analysis Run 12/17/2024 1:56 PM View: All Wells - Appendix I VOCs

DMASWA Data: DMASWA Database_Updated

Sanitas™ v.10.0.15 Software licensed to HDR, Inc. UG
Hollow symbols indicate censored values.

Sen's Slope Estimator

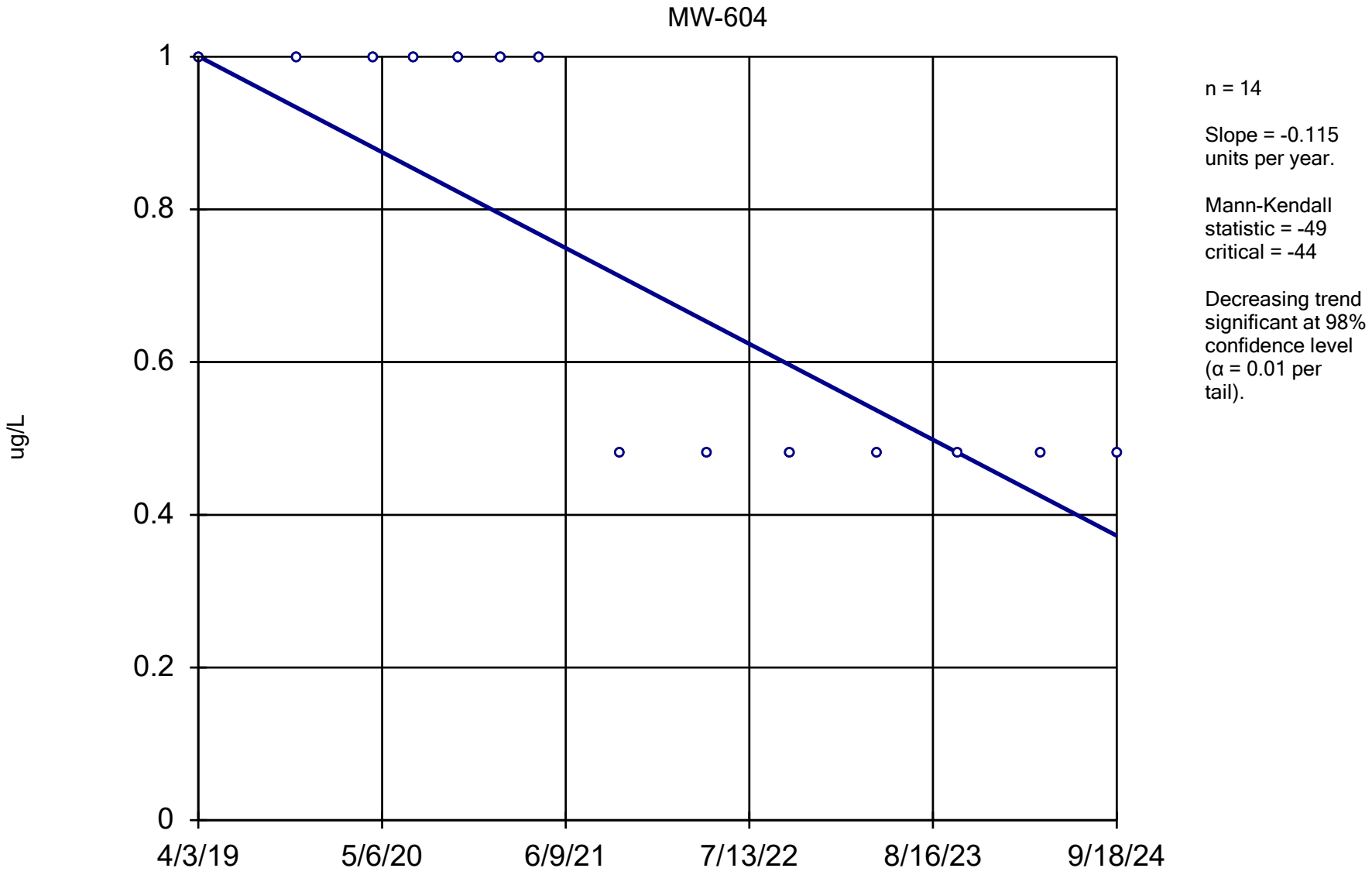

Constituent: Tetrachloroethene Analysis Run 12/17/2024 1:56 PM View: All Wells - Appendix I VOCs

DMASWA Data: DMASWA Database_Updated

Sanitas™ v.10.0.15 Software licensed to HDR, Inc. UG
Hollow symbols indicate censored values.

Sen's Slope Estimator

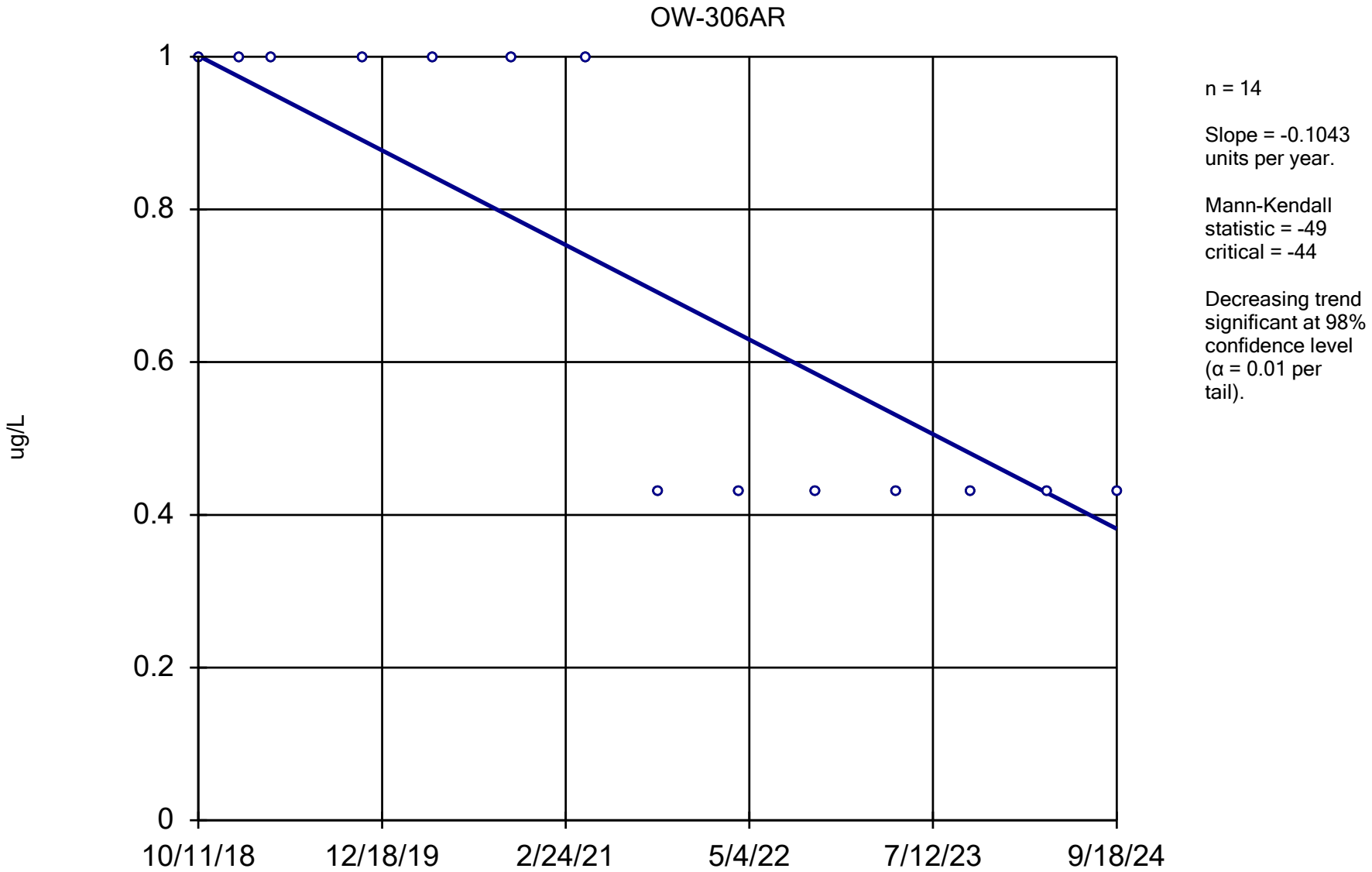

Constituent: Toluene Analysis Run 12/17/2024 1:57 PM View: All Wells - Appendix I VOCs

DMASWA Data: DMASWA Database_Updated

Sanitas™ v.10.0.15 Software licensed to HDR, Inc. UG
Hollow symbols indicate censored values.

Sen's Slope Estimator

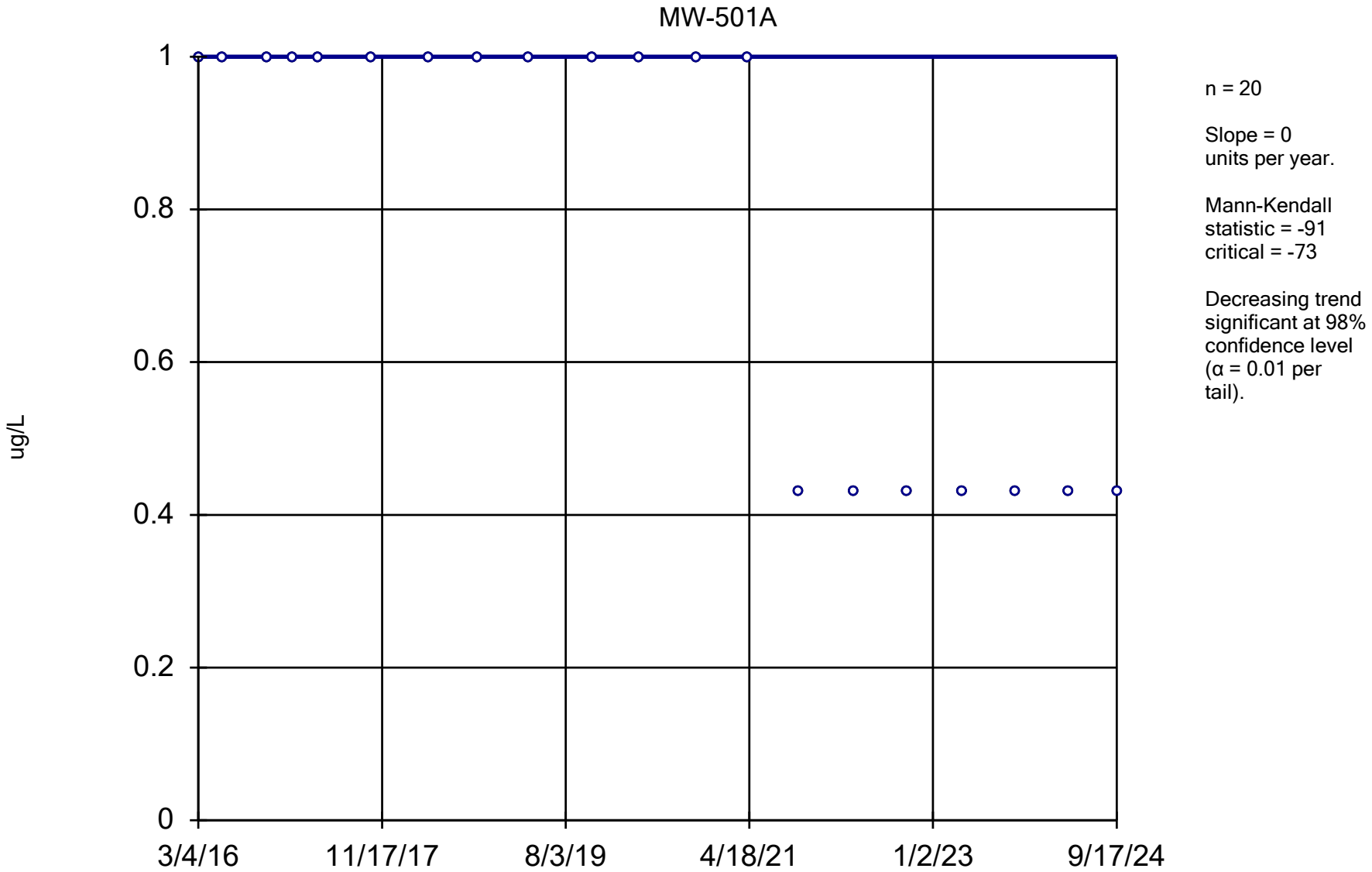

Constituent: Toluene Analysis Run 12/17/2024 1:57 PM View: All Wells - Appendix I VOCs

DMASWA Data: DMASWA Database_Updated

Sanitas™ v.10.0.15 Software licensed to HDR, Inc. UG
Hollow symbols indicate censored values.

Sen's Slope Estimator

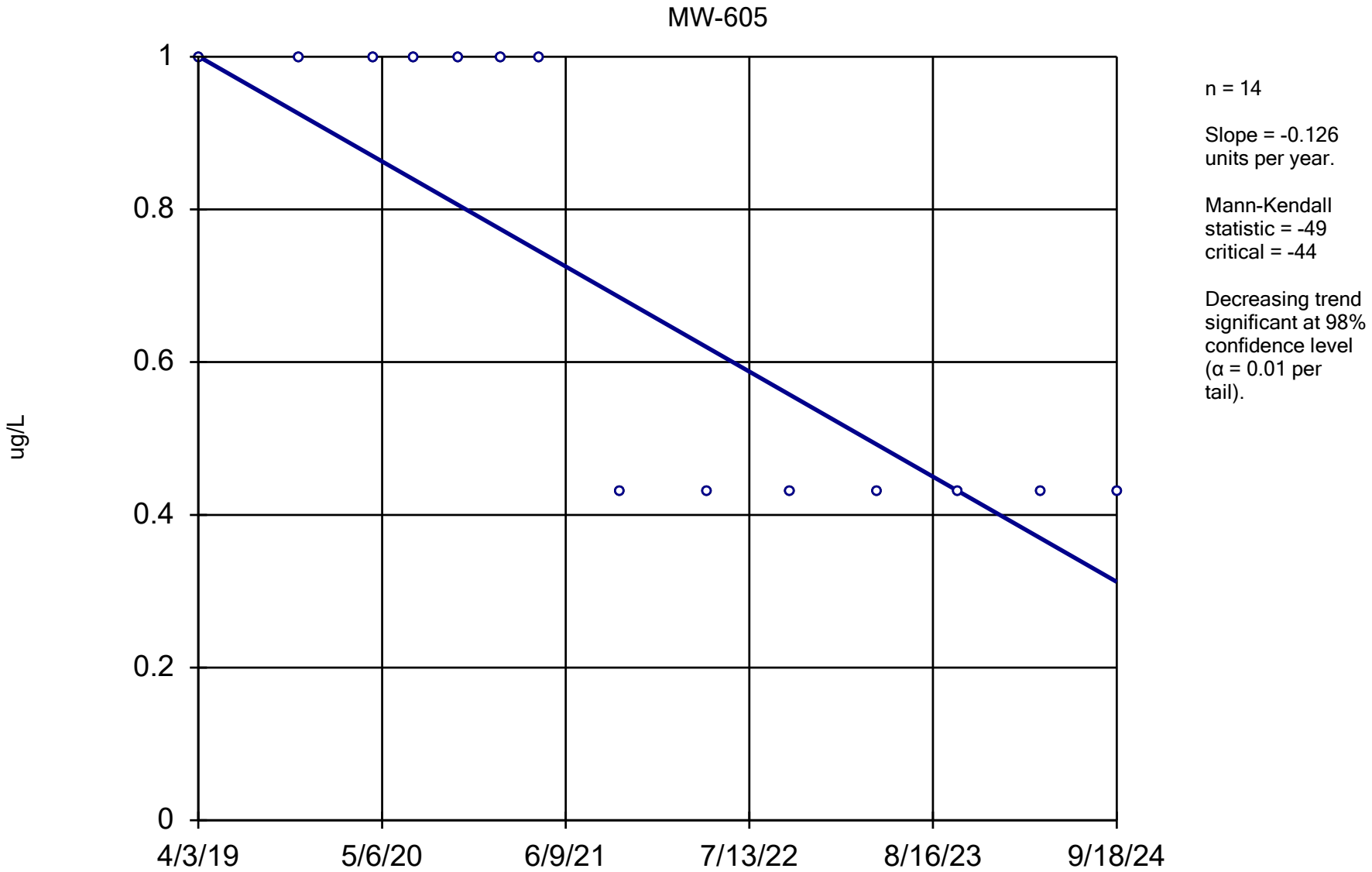

Constituent: Toluene Analysis Run 12/17/2024 1:57 PM View: All Wells - Appendix I VOCs

DMASWA Data: DMASWA Database_Updated

Sanitas™ v.10.0.15 Software licensed to HDR, Inc. UG
Hollow symbols indicate censored values.

Sen's Slope Estimator

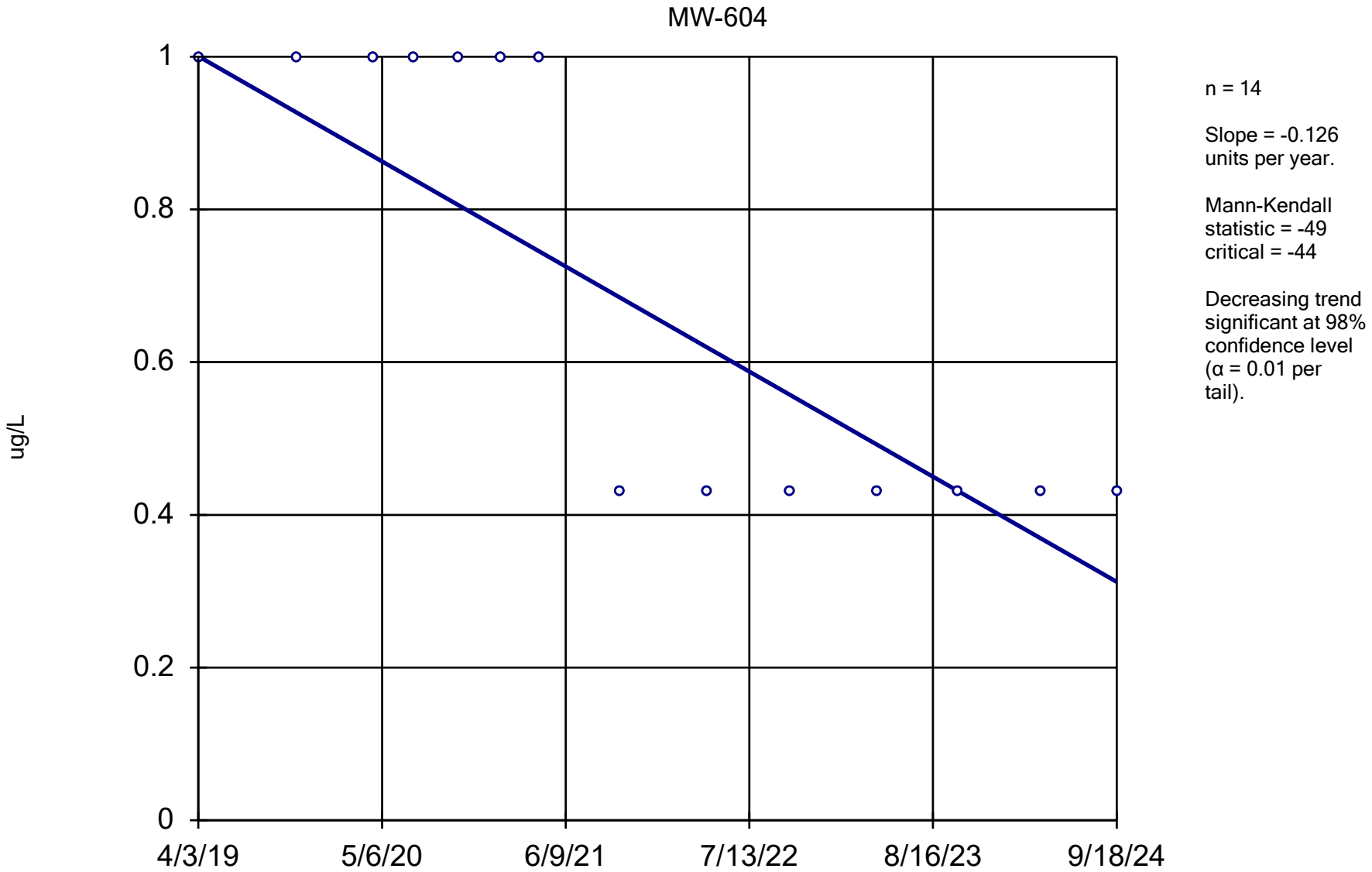

Constituent: Toluene Analysis Run 12/17/2024 1:57 PM View: All Wells - Appendix I VOCs

DMASWA Data: DMASWA Database_Updated

Sanitas™ v.10.0.15 Software licensed to HDR, Inc. UG
Hollow symbols indicate censored values.

Sen's Slope Estimator

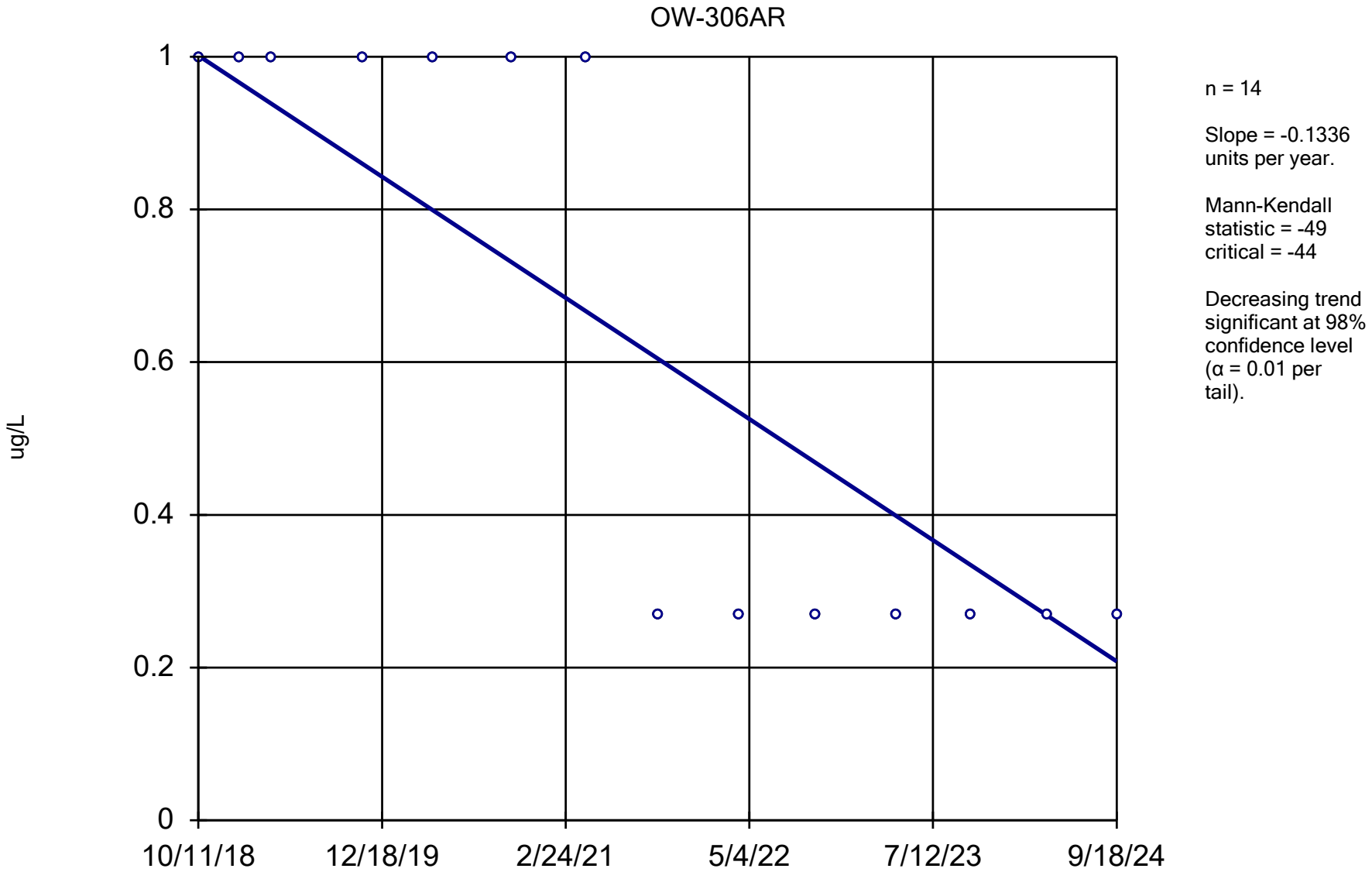

Constituent: trans-1,2-Dichloroethene Analysis Run 12/17/2024 1:57 PM View: All Wells - Appendix I VOC DMASWA Data: DMASWA Database_Updated

Sanitas™ v.10.0.15 Software licensed to HDR, Inc. UG
Hollow symbols indicate censored values.

Sen's Slope Estimator

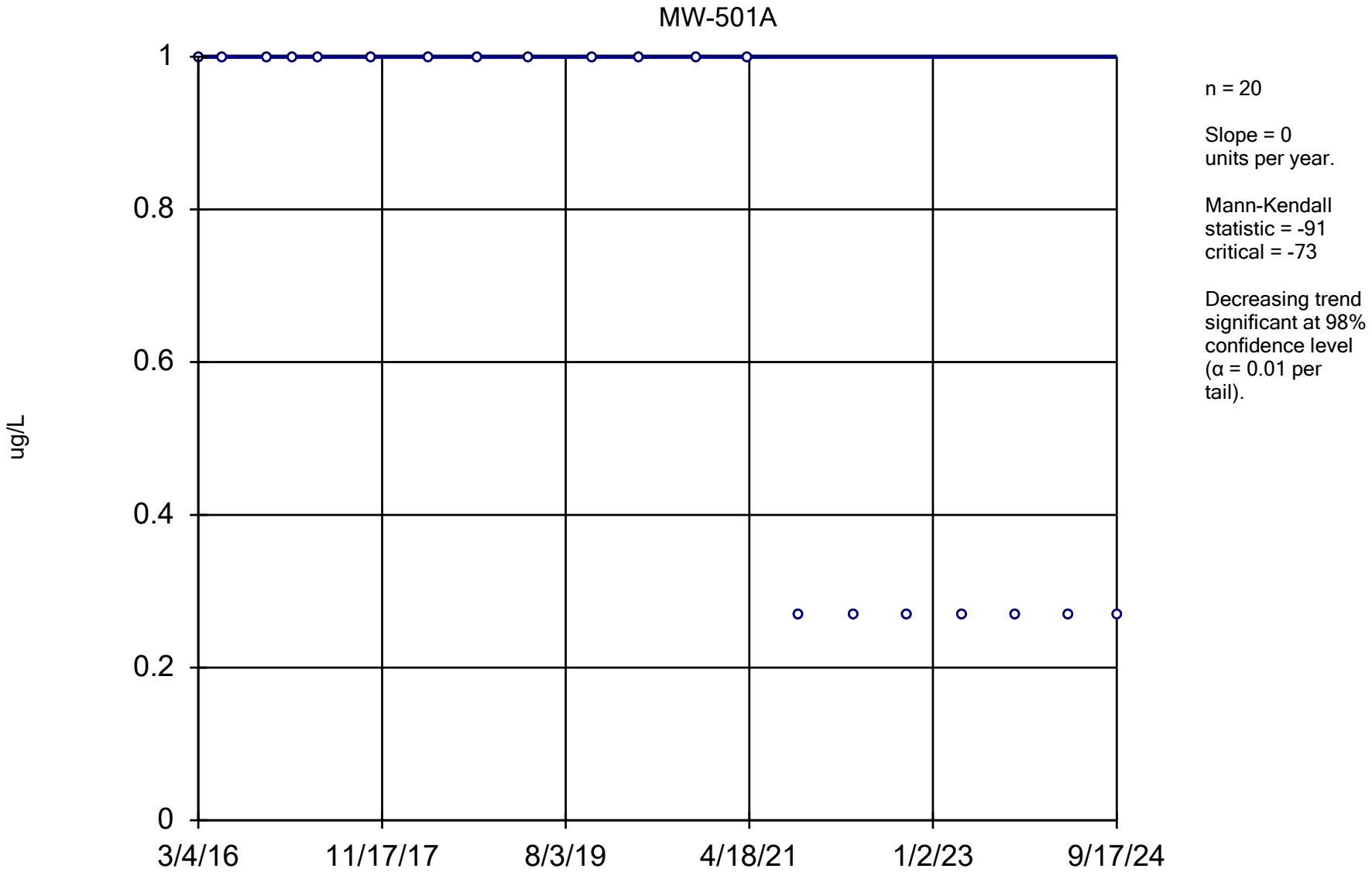

Constituent: trans-1,2-Dichloroethene Analysis Run 12/17/2024 1:57 PM View: All Wells - Appendix I VOC DMASWA Data: DMASWA Database_Updated

Sanitas™ v.10.0.15 Software licensed to HDR, Inc. UG
Hollow symbols indicate censored values.

Sen's Slope Estimator

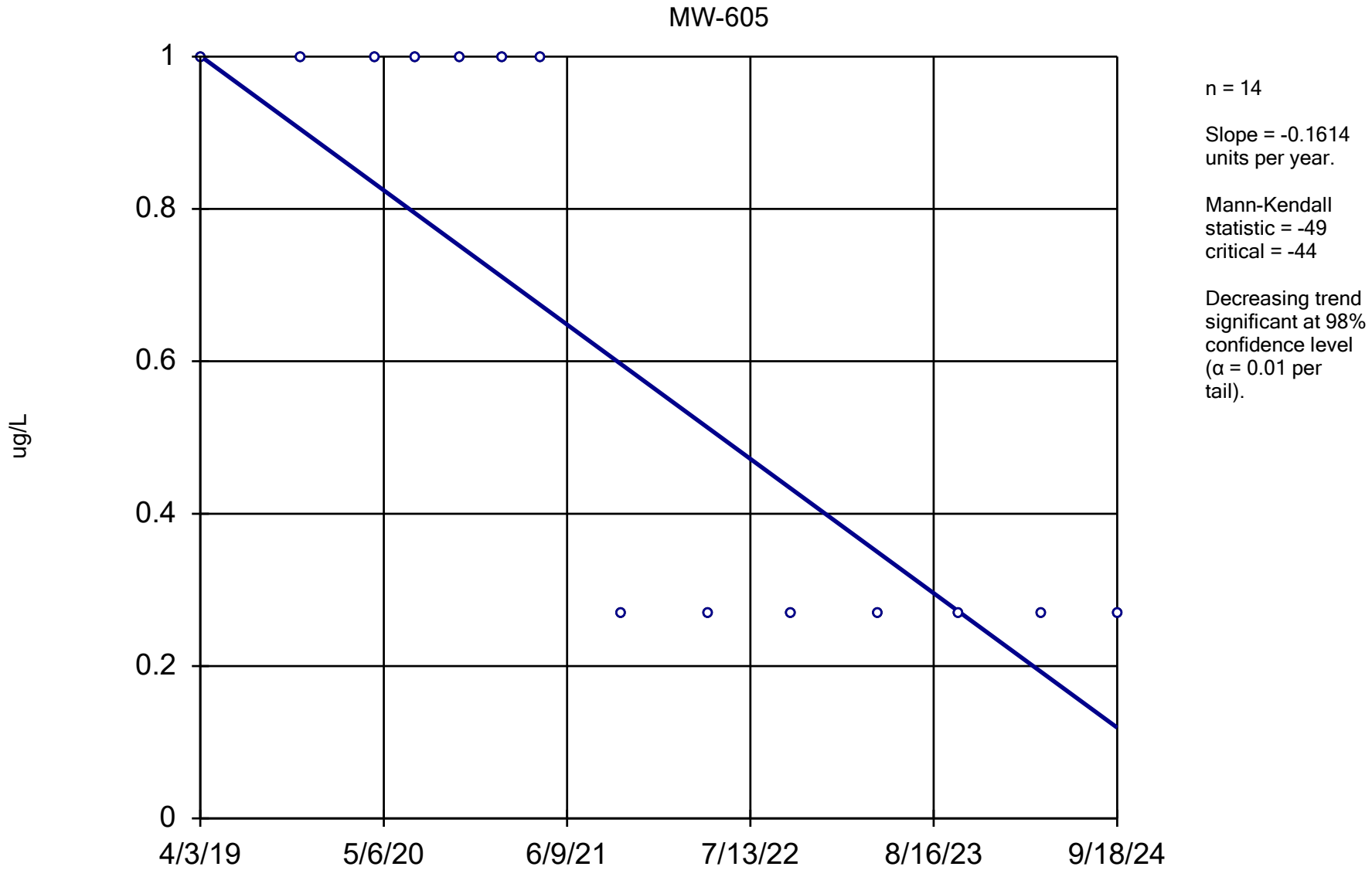

Constituent: trans-1,2-Dichloroethene Analysis Run 12/17/2024 1:57 PM View: All Wells - Appendix I VOC DMASWA Data: DMASWA Database_Updated

Sanitas™ v.10.0.15 Software licensed to HDR, Inc. UG
Hollow symbols indicate censored values.

Sen's Slope Estimator

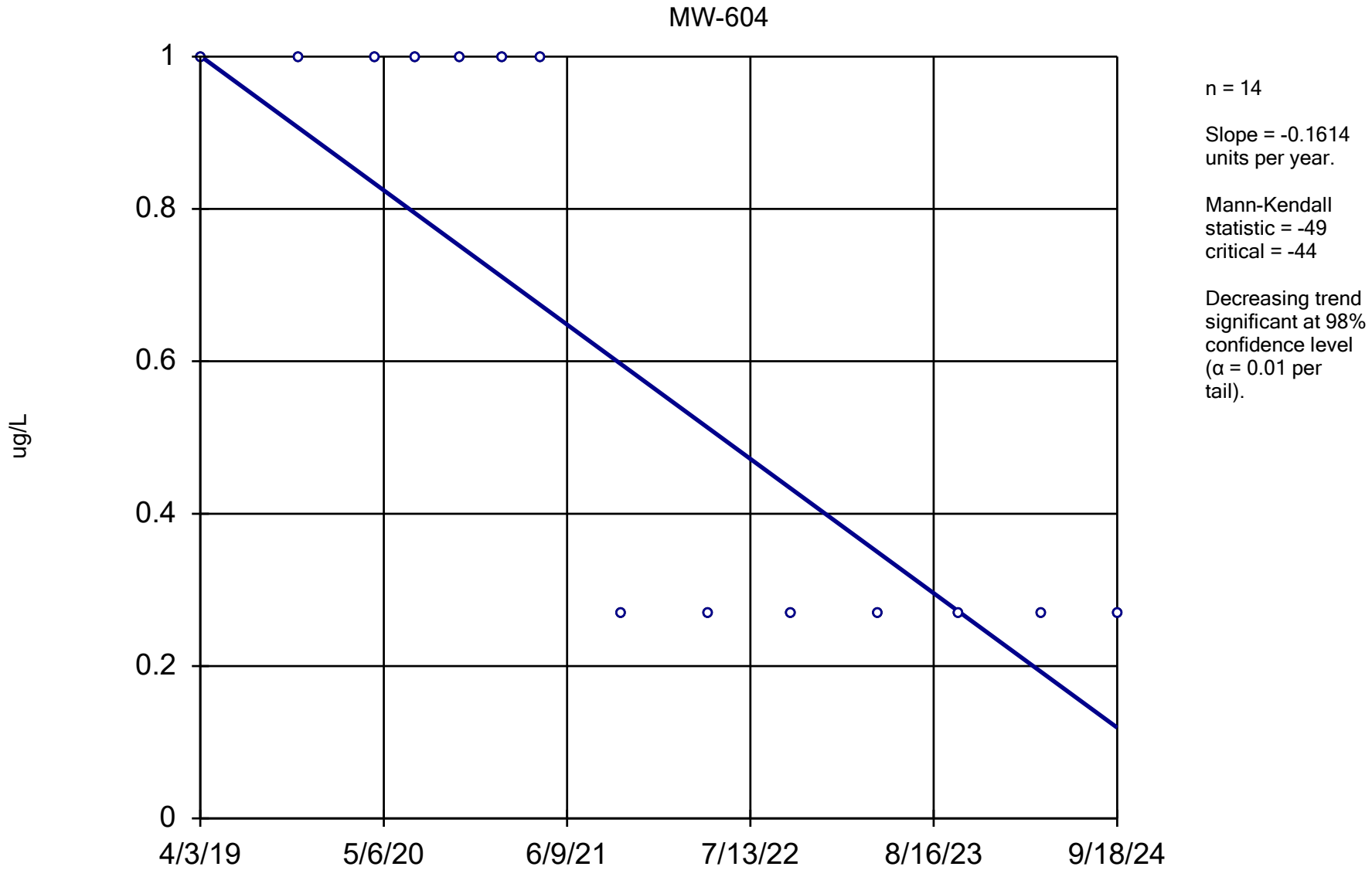

Constituent: trans-1,2-Dichloroethene Analysis Run 12/17/2024 1:57 PM View: All Wells - Appendix I VOC DMASWA Data: DMASWA Database_Updated

Sanitas™ v.10.0.15 Software licensed to HDR, Inc. UG
Hollow symbols indicate censored values.

Sen's Slope Estimator

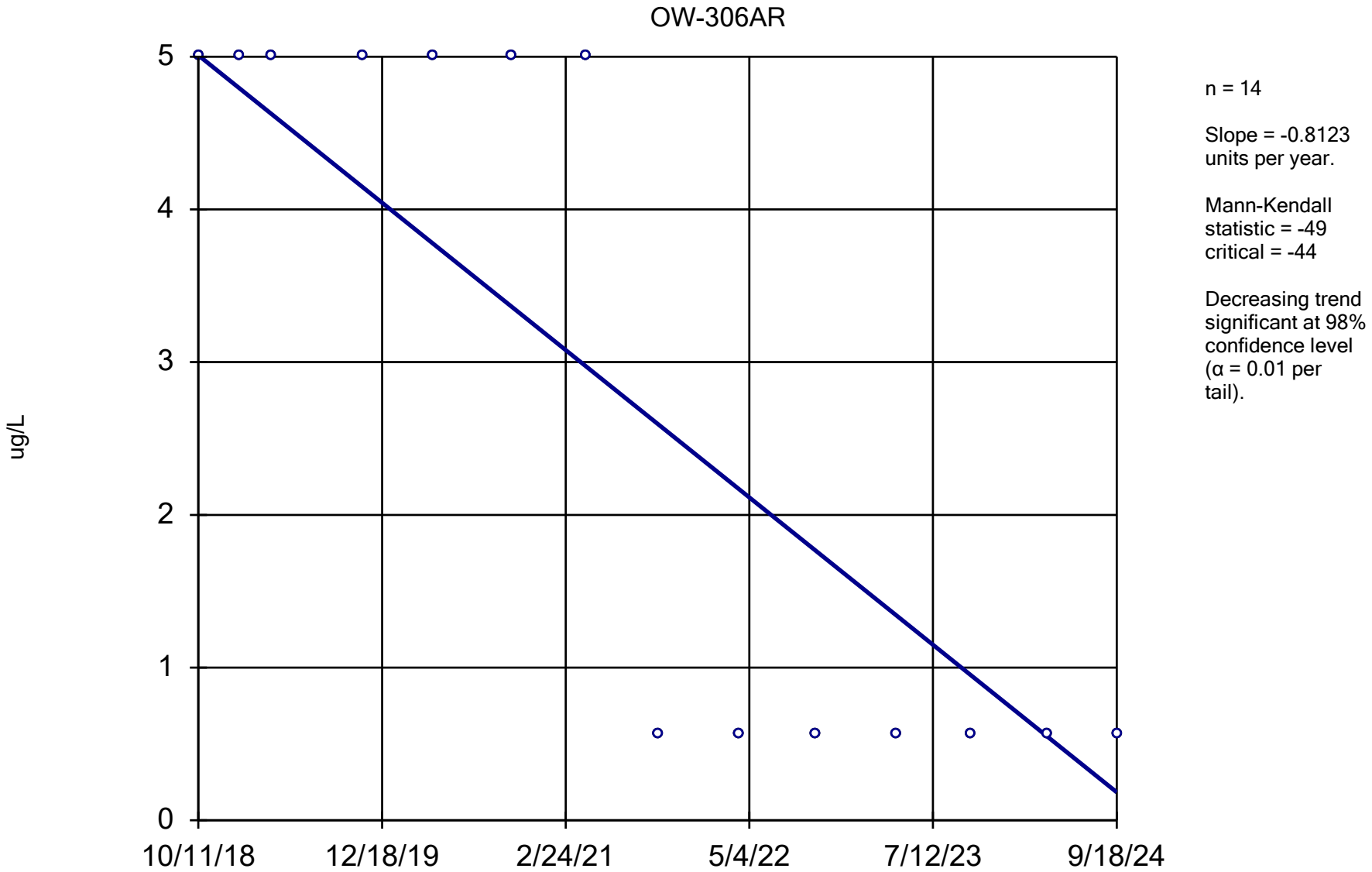

Constituent: trans-1,3-Dichloropropene Analysis Run 12/17/2024 1:57 PM View: All Wells - Appendix I VO DMASWA Data: DMASWA Database_Updated

Sanitas™ v.10.0.15 Software licensed to HDR, Inc. UG
Hollow symbols indicate censored values.

Sen's Slope Estimator

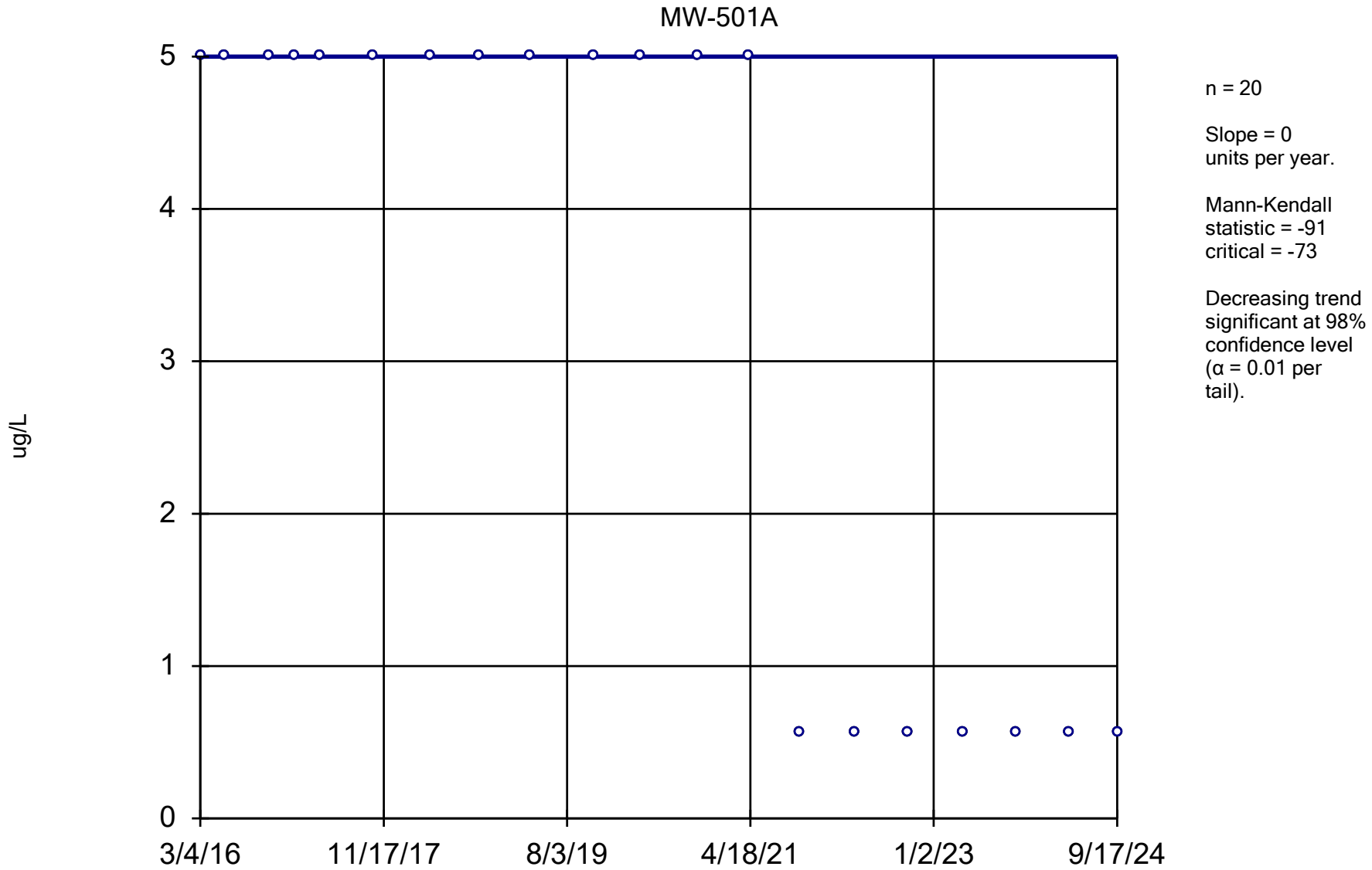

Constituent: trans-1,3-Dichloropropene Analysis Run 12/17/2024 1:57 PM View: All Wells - Appendix I VO DMASWA Data: DMASWA Database_Updated

Sanitas™ v.10.0.15 Software licensed to HDR, Inc. UG
Hollow symbols indicate censored values.

Sen's Slope Estimator

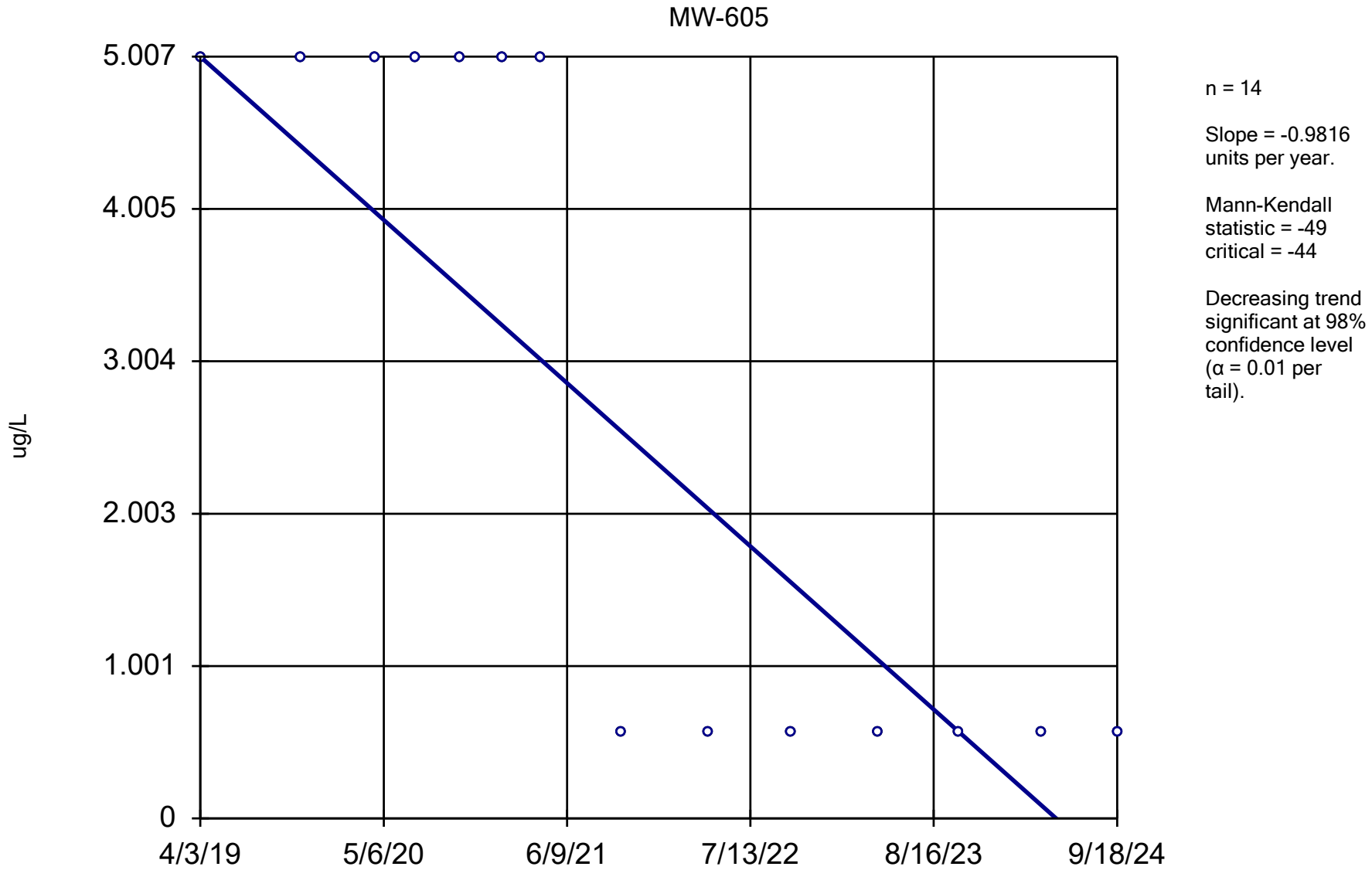

n = 14

Slope = -0.9816 units per year.

Mann-Kendall statistic = -49
critical = -44

Decreasing trend significant at 98% confidence level (α = 0.01 per tail).

Constituent: trans-1,3-Dichloropropene Analysis Run 12/17/2024 1:57 PM View: All Wells - Appendix I VO DMASWA Data: DMASWA Database_Updated

Sanitas™ v.10.0.15 Software licensed to HDR, Inc. UG
Hollow symbols indicate censored values.

Sen's Slope Estimator

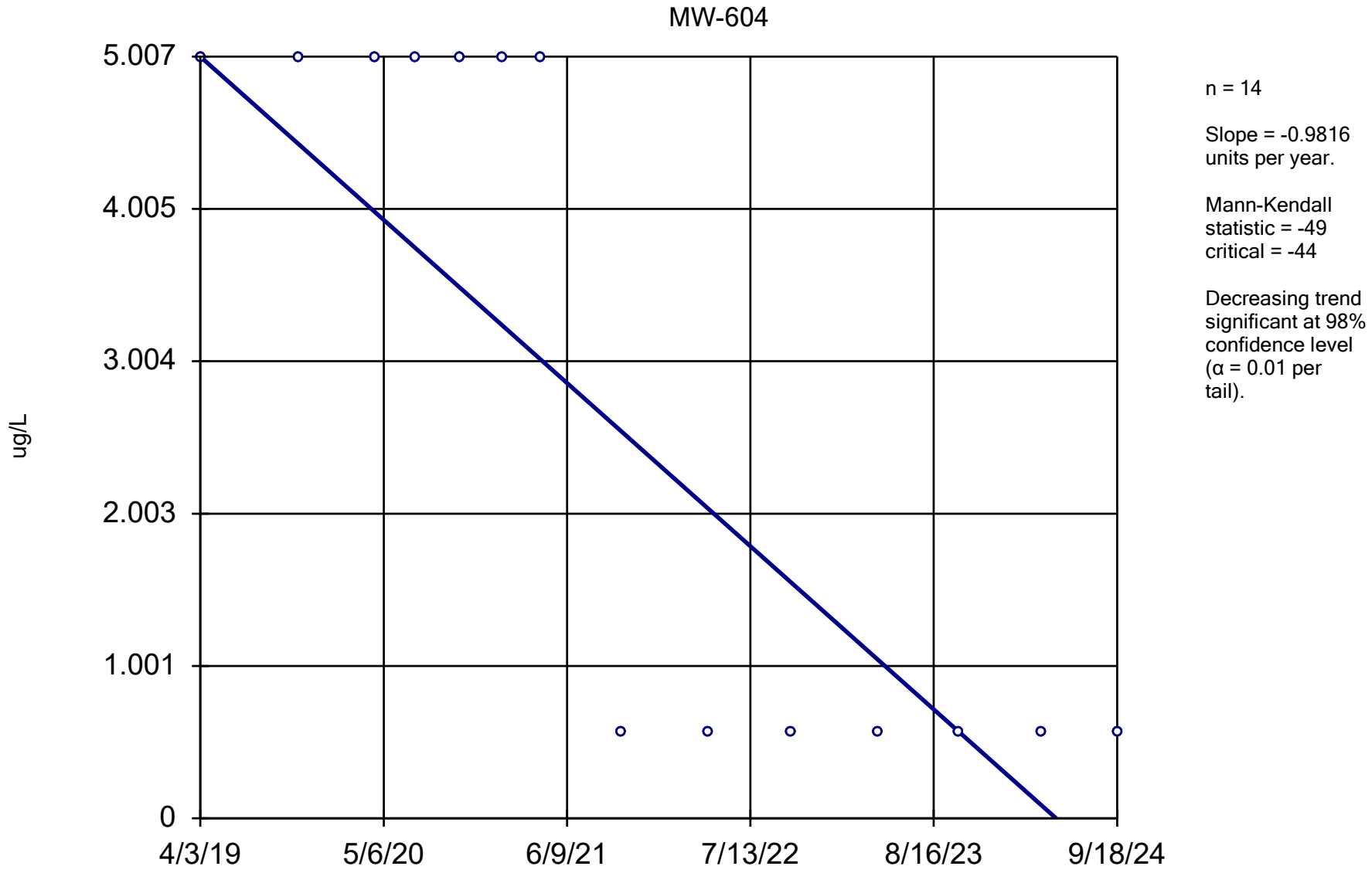

n = 14

Slope = -0.9816 units per year.

Mann-Kendall statistic = -49
critical = -44

Decreasing trend significant at 98% confidence level (α = 0.01 per tail).

Constituent: trans-1,3-Dichloropropene Analysis Run 12/17/2024 1:57 PM View: All Wells - Appendix I VO DMASWA Data: DMASWA Database_Updated

Sanitas™ v.10.0.15 Software licensed to HDR, Inc. UG
Hollow symbols indicate censored values.

Sen's Slope Estimator

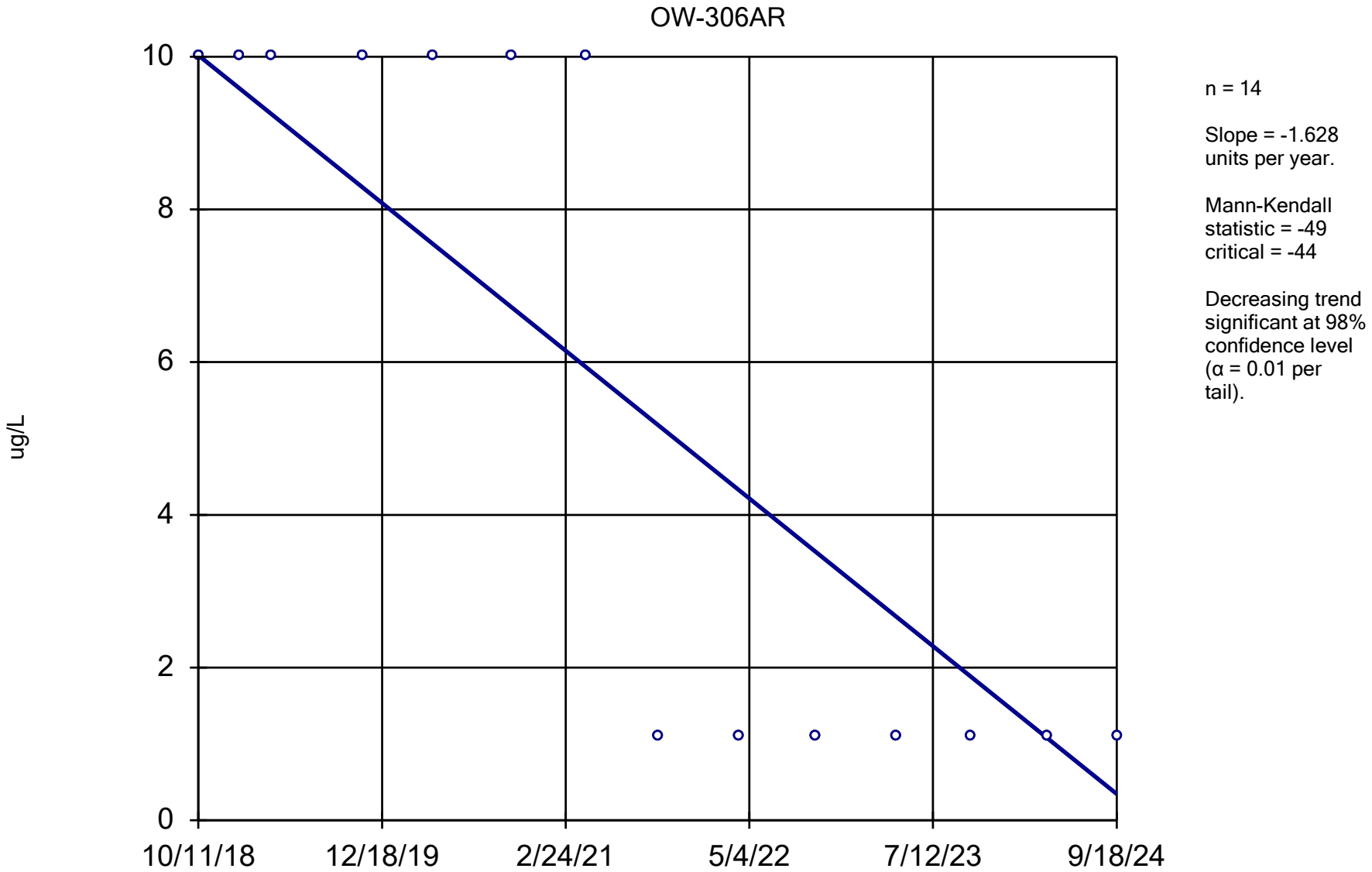

Constituent: trans-1,4-Dichloro-2-butene Analysis Run 12/17/2024 1:57 PM View: All Wells - Appendix I V DMASWA Data: DMASWA Database_Updated

Sanitas™ v.10.0.15 Software licensed to HDR, Inc. UG
Hollow symbols indicate censored values.

Sen's Slope Estimator

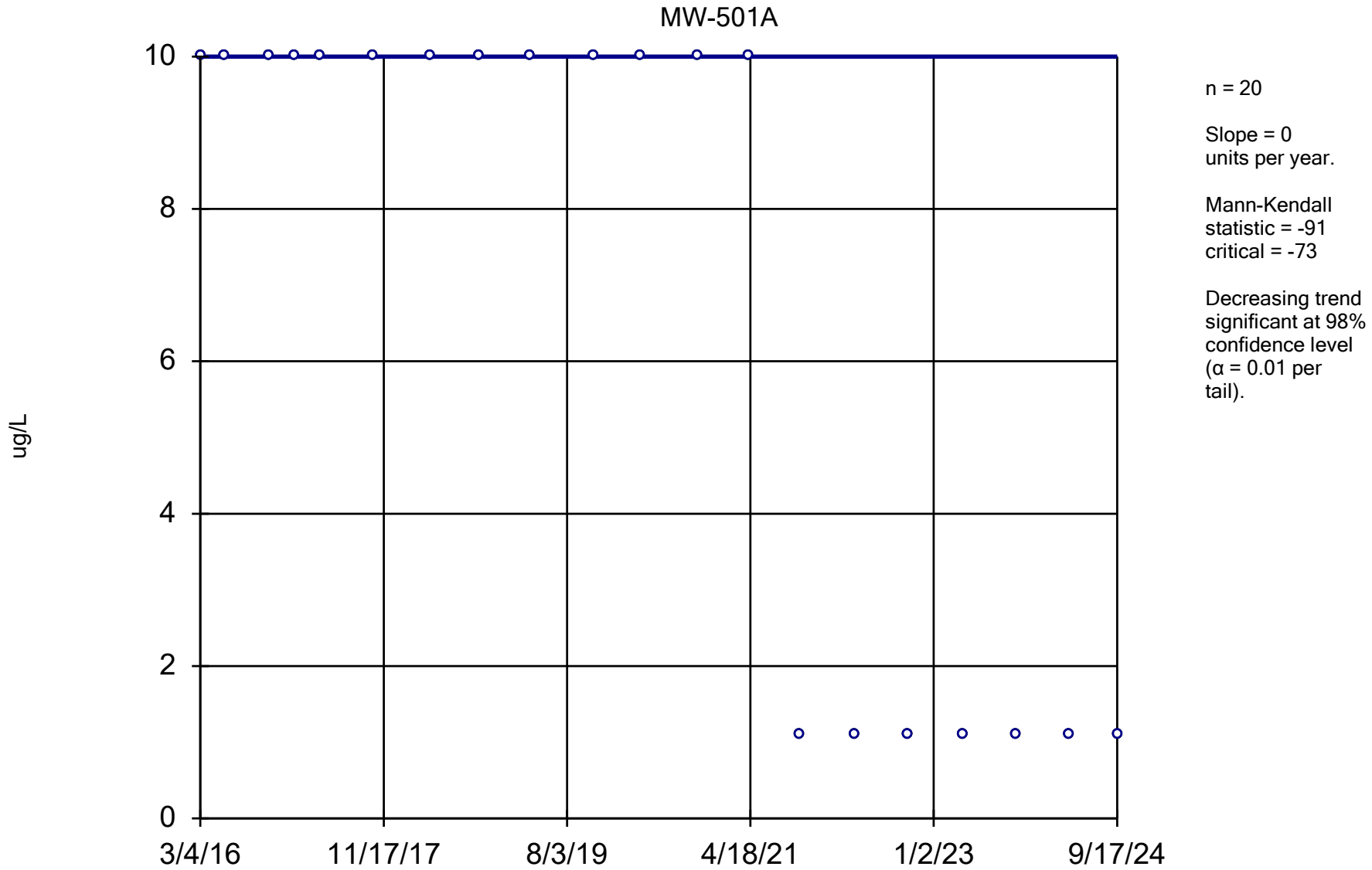

Constituent: trans-1,4-Dichloro-2-butene Analysis Run 12/17/2024 1:58 PM View: All Wells - Appendix I V DMASWA Data: DMASWA Database_Updated

Sanitas™ v.10.0.15 Software licensed to HDR, Inc. UG
Hollow symbols indicate censored values.

Sen's Slope Estimator

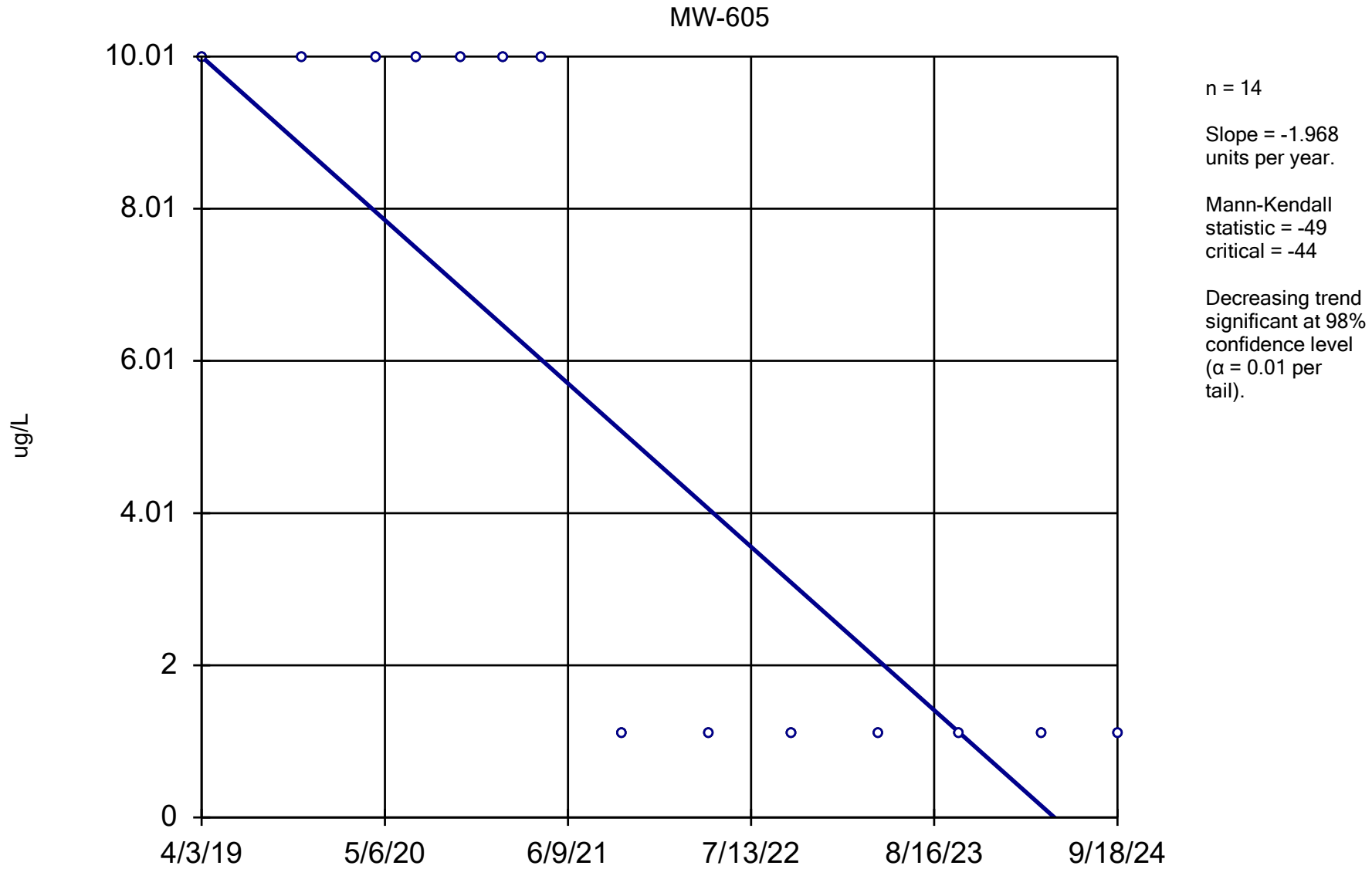

Constituent: trans-1,4-Dichloro-2-butene Analysis Run 12/17/2024 1:58 PM View: All Wells - Appendix I V DMASWA Data: DMASWA Database_Updated

Sanitas™ v.10.0.15 Software licensed to HDR, Inc. UG
Hollow symbols indicate censored values.

Sen's Slope Estimator

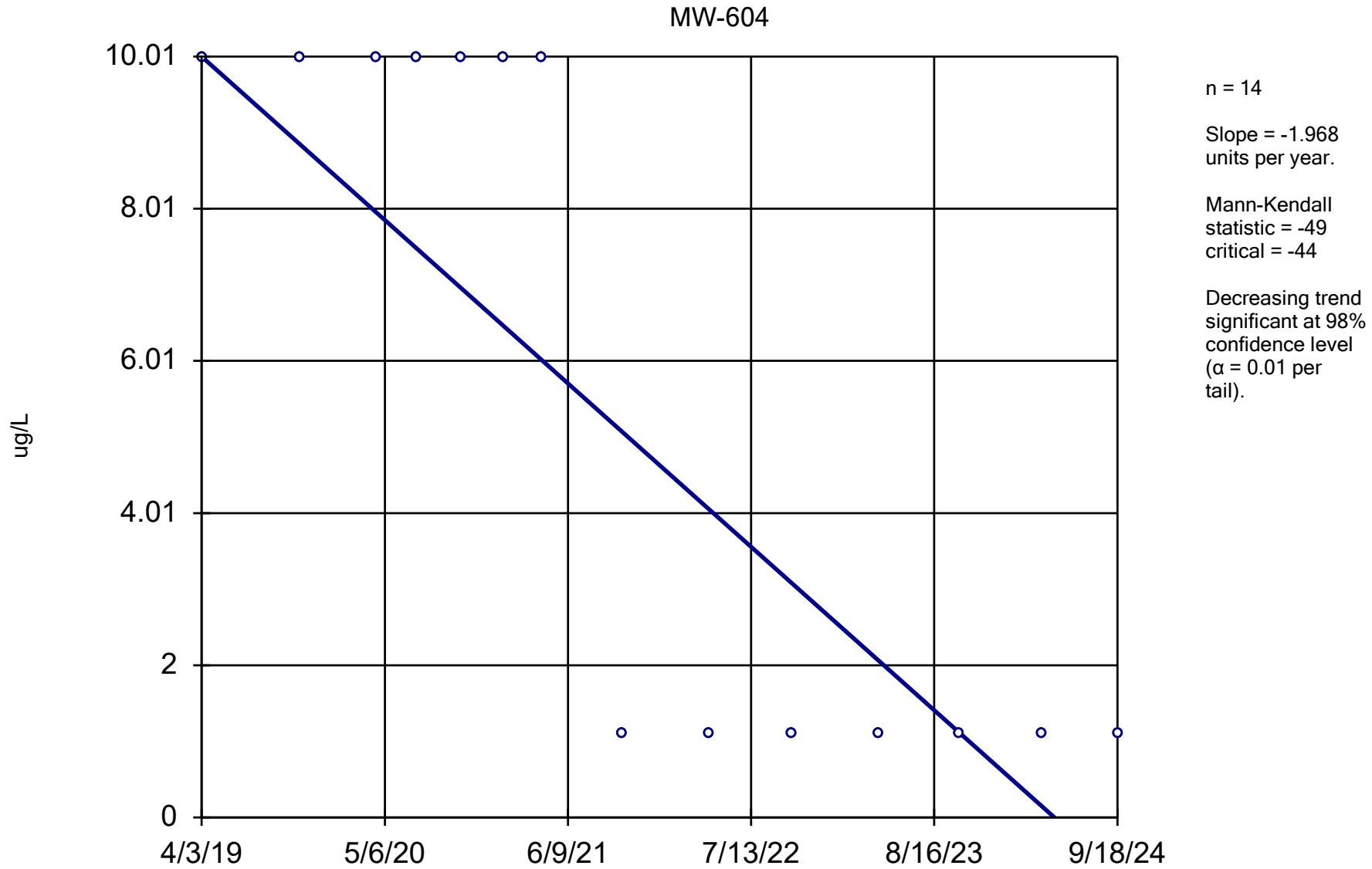

Constituent: trans-1,4-Dichloro-2-butene Analysis Run 12/17/2024 1:58 PM View: All Wells - Appendix I V DMASWA Data: DMASWA Database_Updated

Sanitas™ v.10.0.15 Software licensed to HDR, Inc. UG
Hollow symbols indicate censored values.

Sen's Slope Estimator

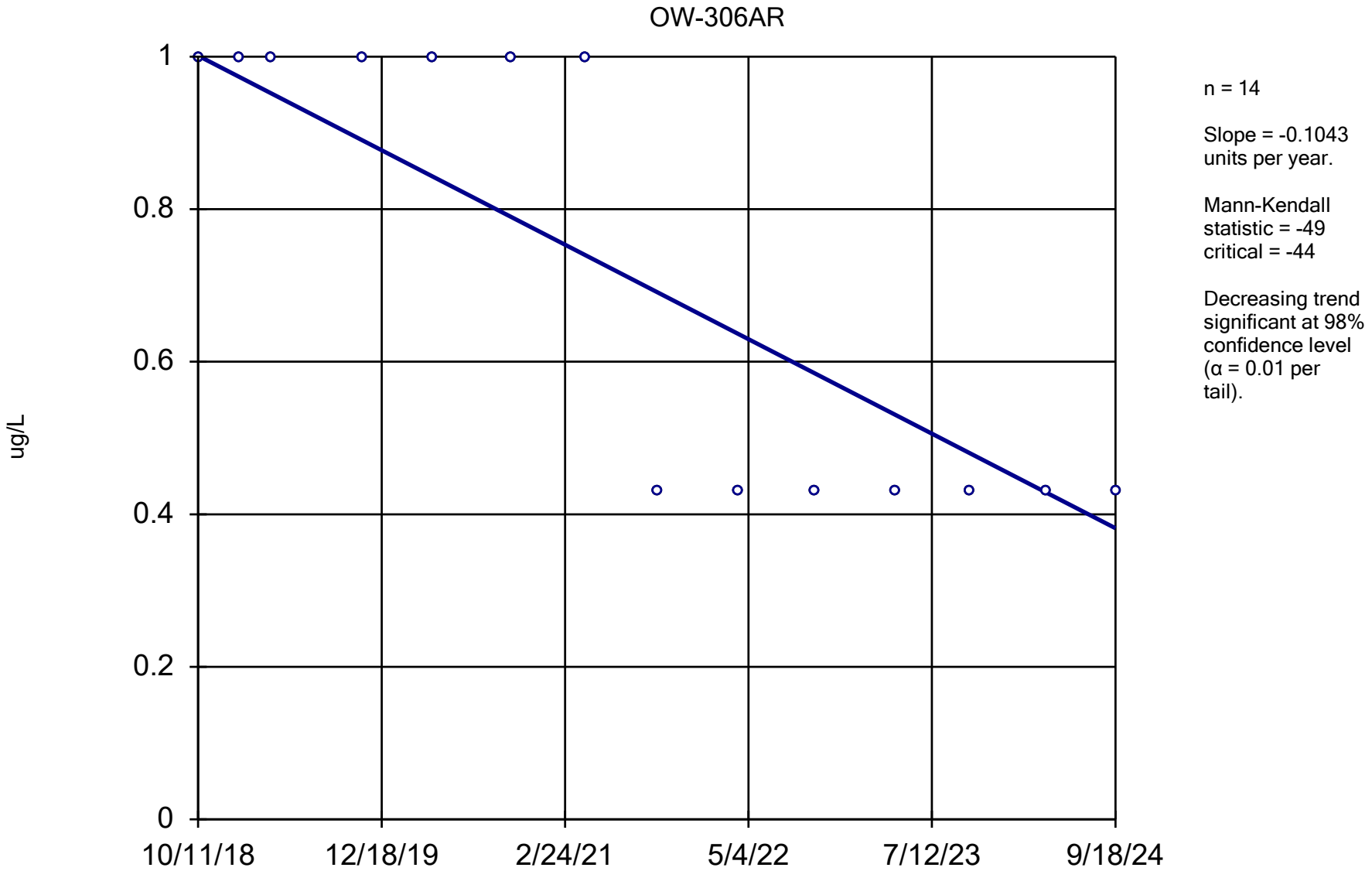

Constituent: Trichloroethene Analysis Run 12/17/2024 1:58 PM View: All Wells - Appendix I VOCs

DMASWA Data: DMASWA Database_Updated

Sanitas™ v.10.0.15 Software licensed to HDR, Inc. UG
Hollow symbols indicate censored values.

Sen's Slope Estimator

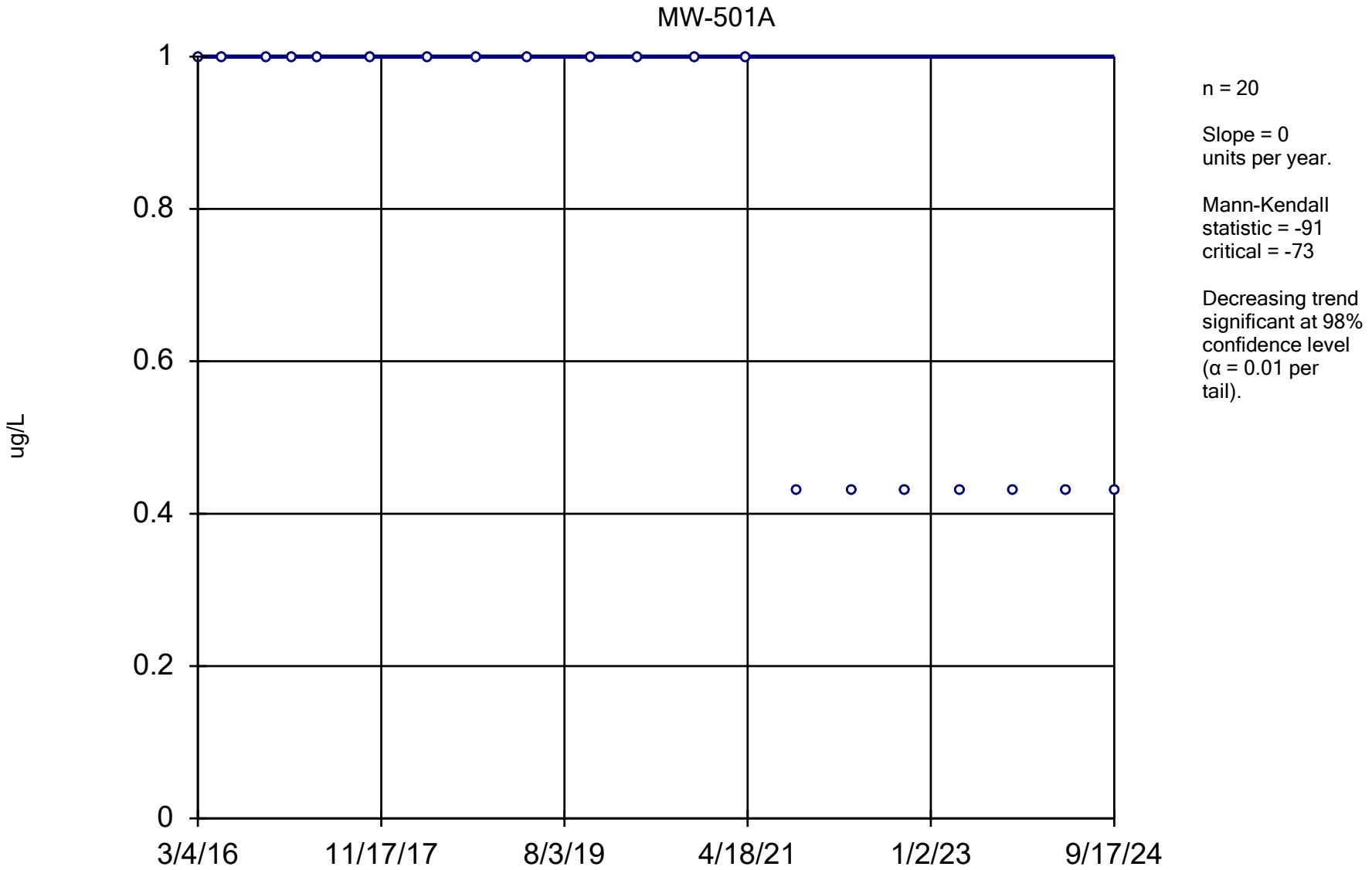

Constituent: Trichloroethene Analysis Run 12/17/2024 1:58 PM View: All Wells - Appendix I VOCs

DMASWA Data: DMASWA Database_Updated

Sanitas™ v.10.0.15 Software licensed to HDR, Inc. UG
Hollow symbols indicate censored values.

Sen's Slope Estimator

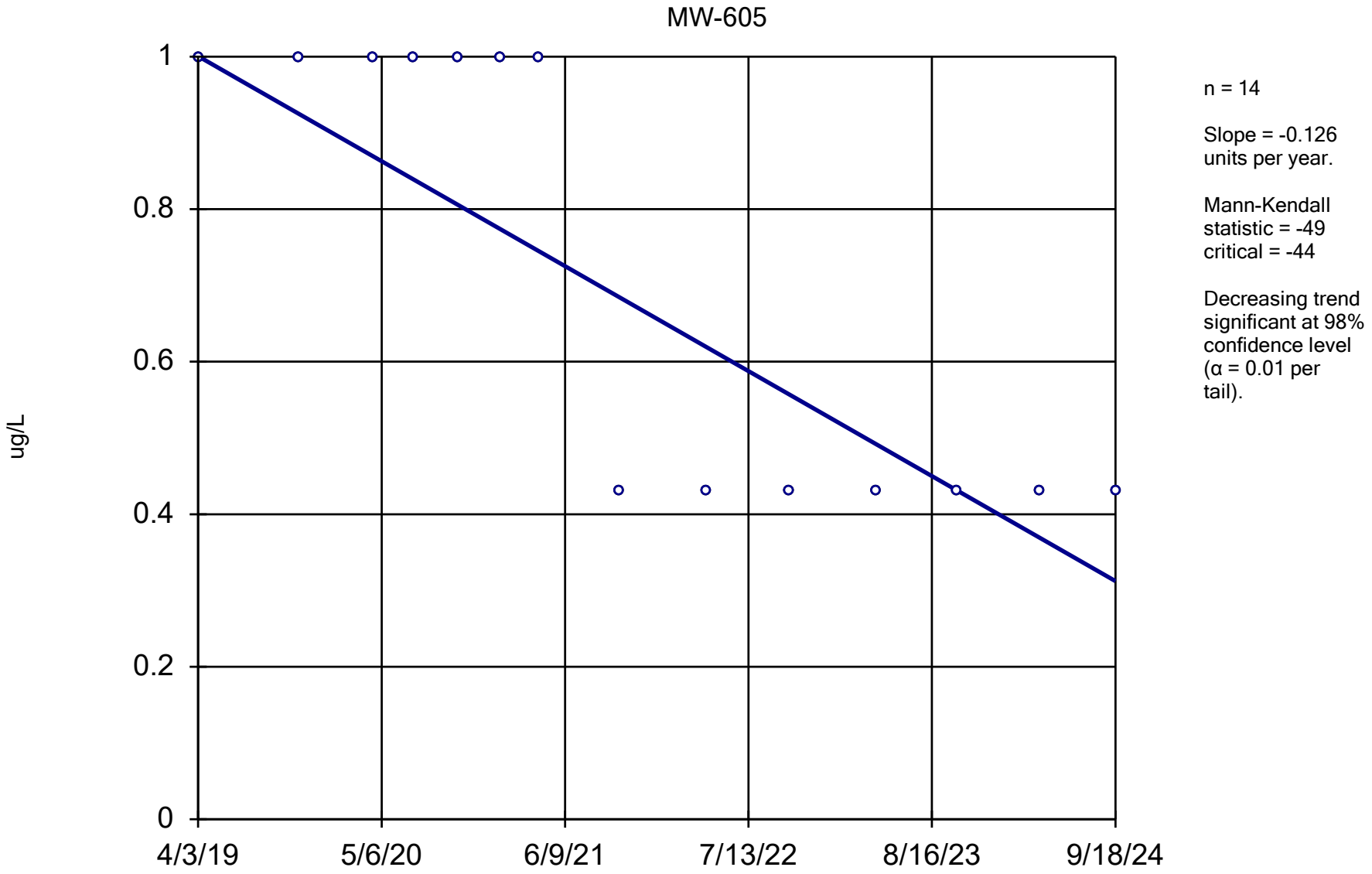

Constituent: Trichloroethene Analysis Run 12/17/2024 1:58 PM View: All Wells - Appendix I VOCs

DMASWA Data: DMASWA Database_Updated

Sanitas™ v.10.0.15 Software licensed to HDR, Inc. UG
Hollow symbols indicate censored values.

Sen's Slope Estimator

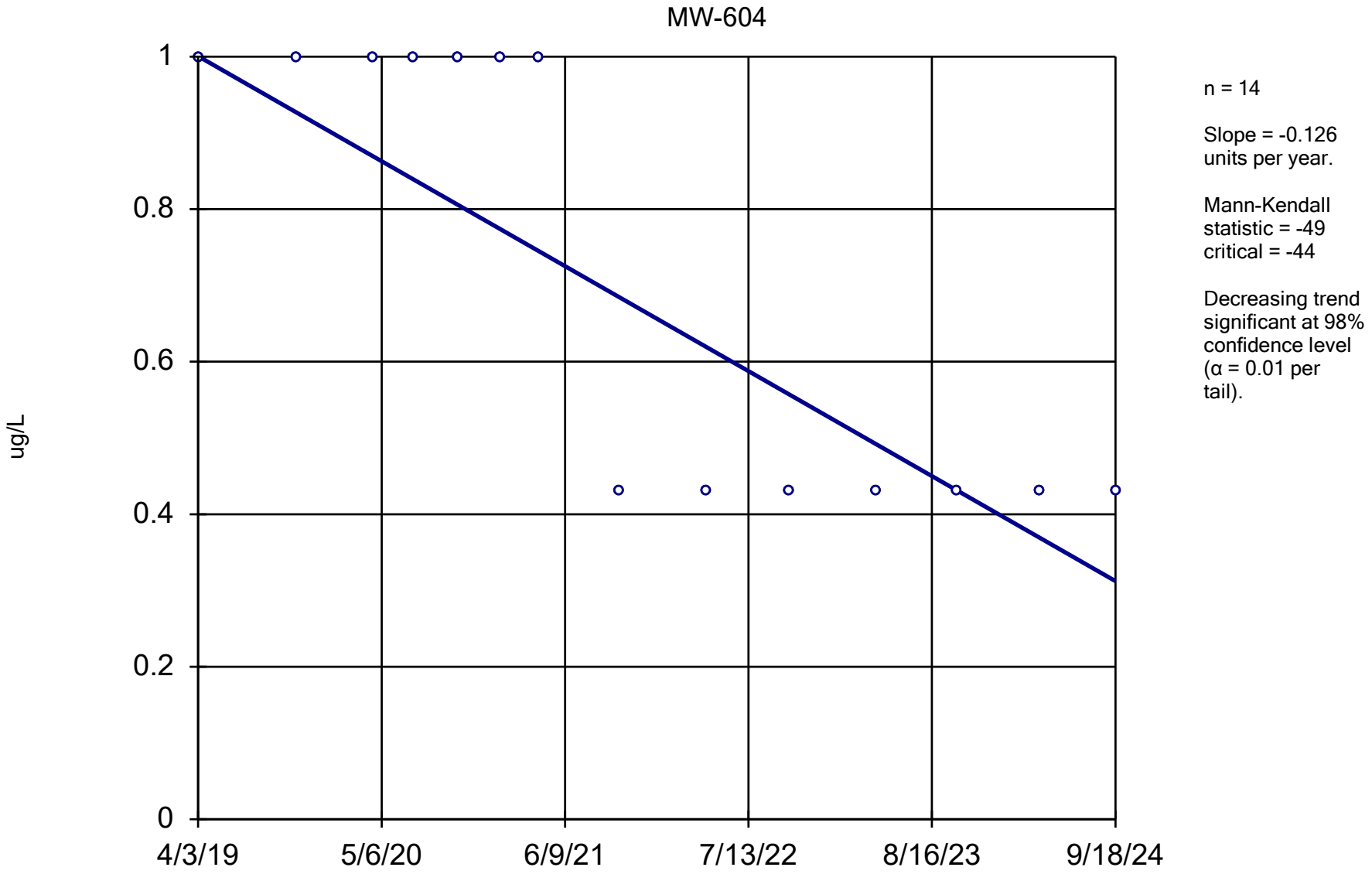

Constituent: Trichloroethene Analysis Run 12/17/2024 1:58 PM View: All Wells - Appendix I VOCs

DMASWA Data: DMASWA Database_Updated

Sanitas™ v.10.0.15 Software licensed to HDR, Inc. UG
Hollow symbols indicate censored values.

Sen's Slope Estimator

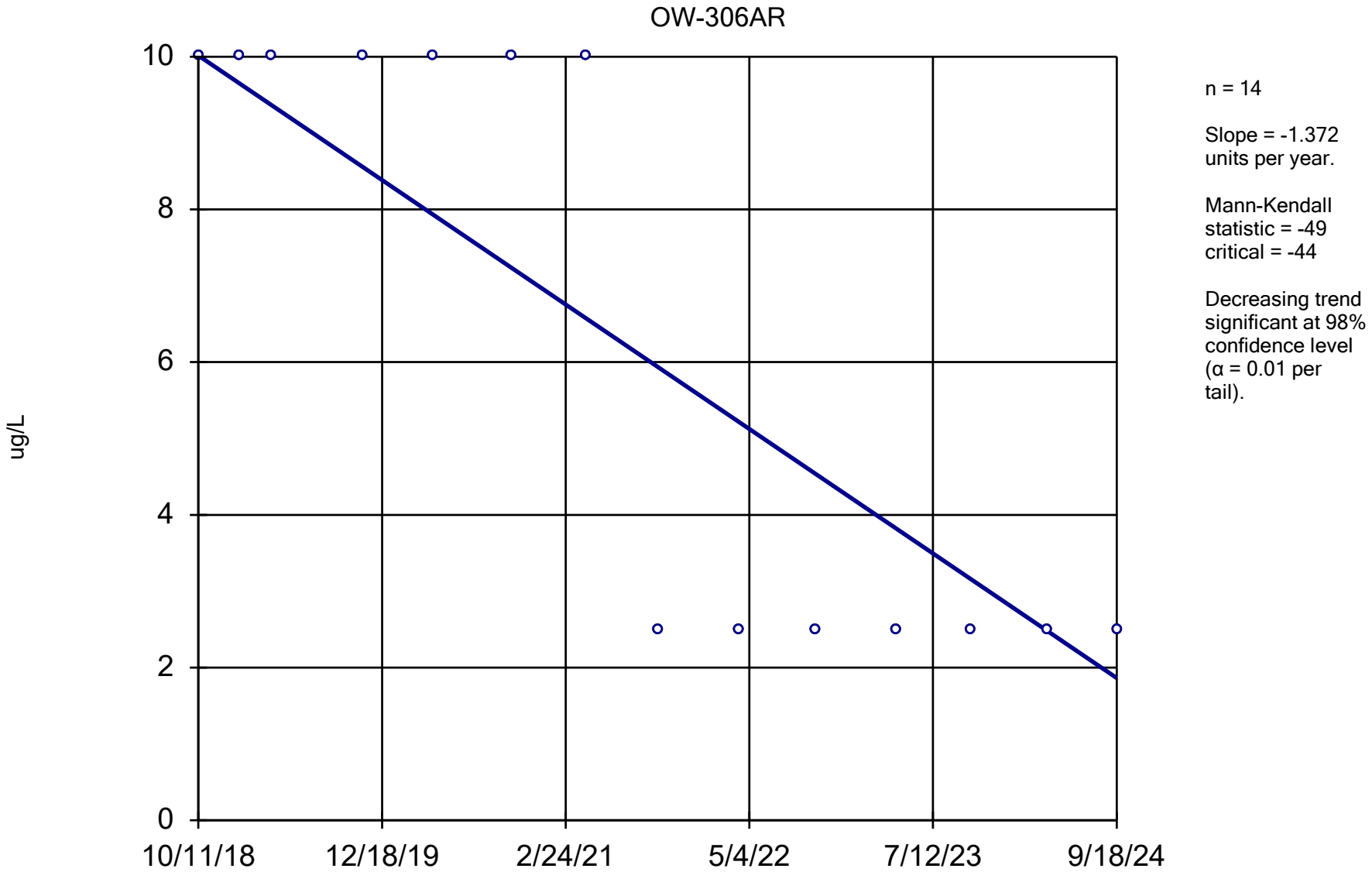

Constituent: Vinyl Acetate Analysis Run 12/17/2024 1:58 PM View: All Wells - Appendix I VOCs

DMASWA Data: DMASWA Database_Updated

Sanitas™ v.10.0.15 Software licensed to HDR, Inc. UG
Hollow symbols indicate censored values.

Sen's Slope Estimator

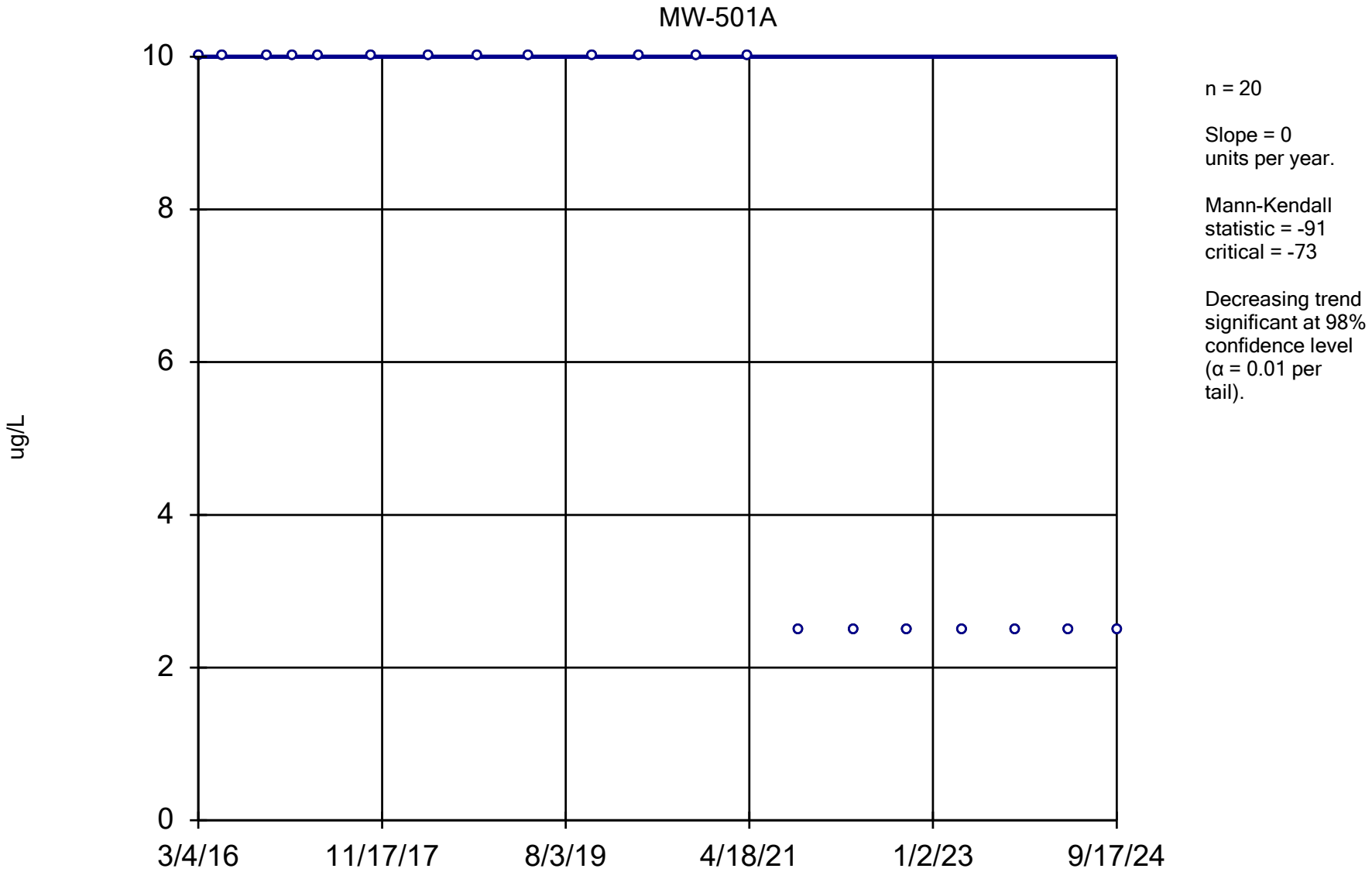

Constituent: Vinyl Acetate Analysis Run 12/17/2024 1:58 PM View: All Wells - Appendix I VOCs

DMASWA Data: DMASWA Database_Updated

Sanitas™ v.10.0.15 Software licensed to HDR, Inc. UG
Hollow symbols indicate censored values.

Sen's Slope Estimator

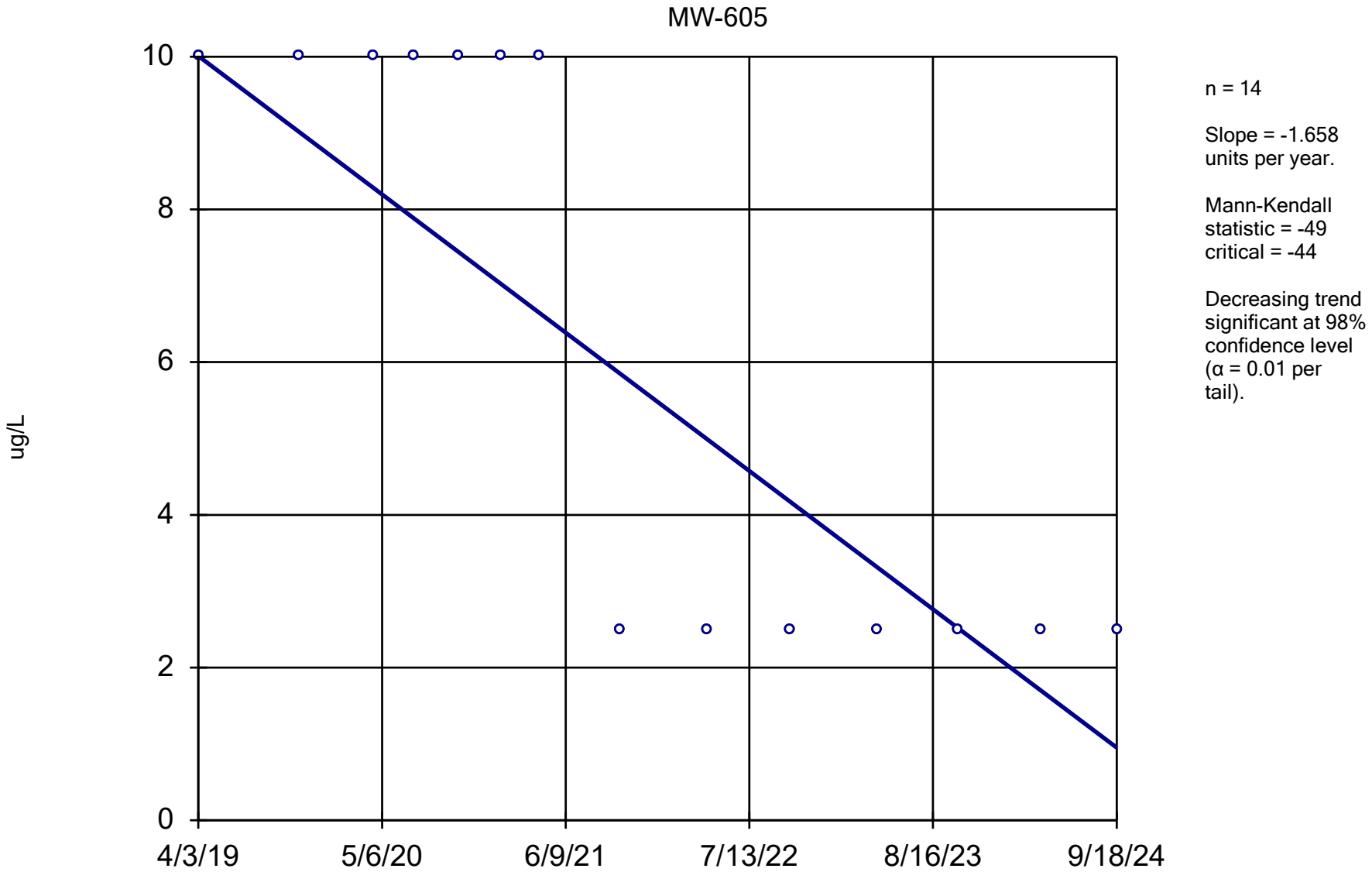

Constituent: Vinyl Acetate Analysis Run 12/17/2024 1:58 PM View: All Wells - Appendix I VOCs

DMASWA Data: DMASWA Database_Updated

Sanitas™ v.10.0.15 Software licensed to HDR, Inc. UG
Hollow symbols indicate censored values.

Sen's Slope Estimator

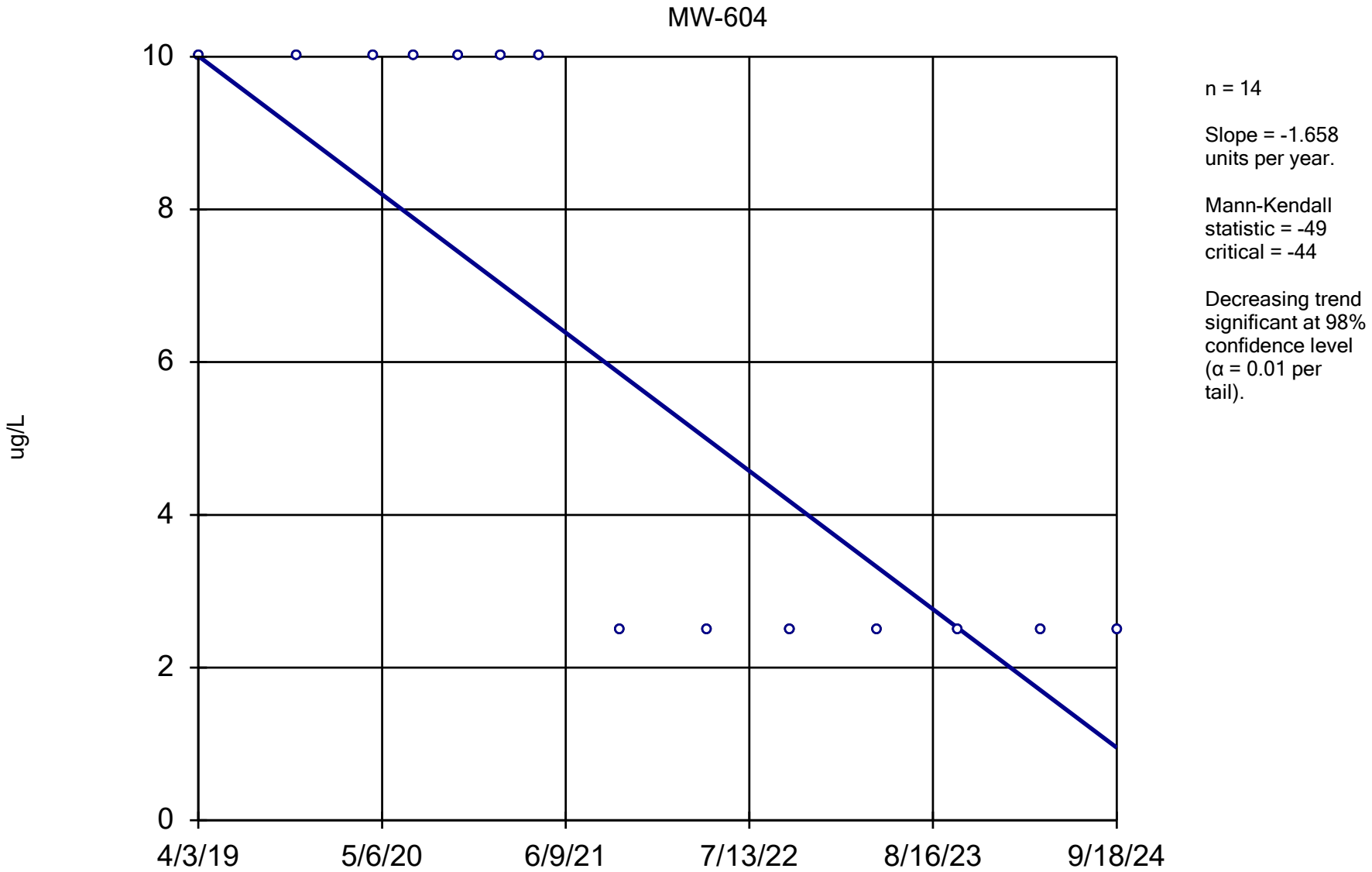

Constituent: Vinyl Acetate Analysis Run 12/17/2024 1:58 PM View: All Wells - Appendix I VOCs

DMASWA Data: DMASWA Database_Updated

Sanitas™ v.10.0.15 Software licensed to HDR, Inc. UG
Hollow symbols indicate censored values.

Sen's Slope Estimator

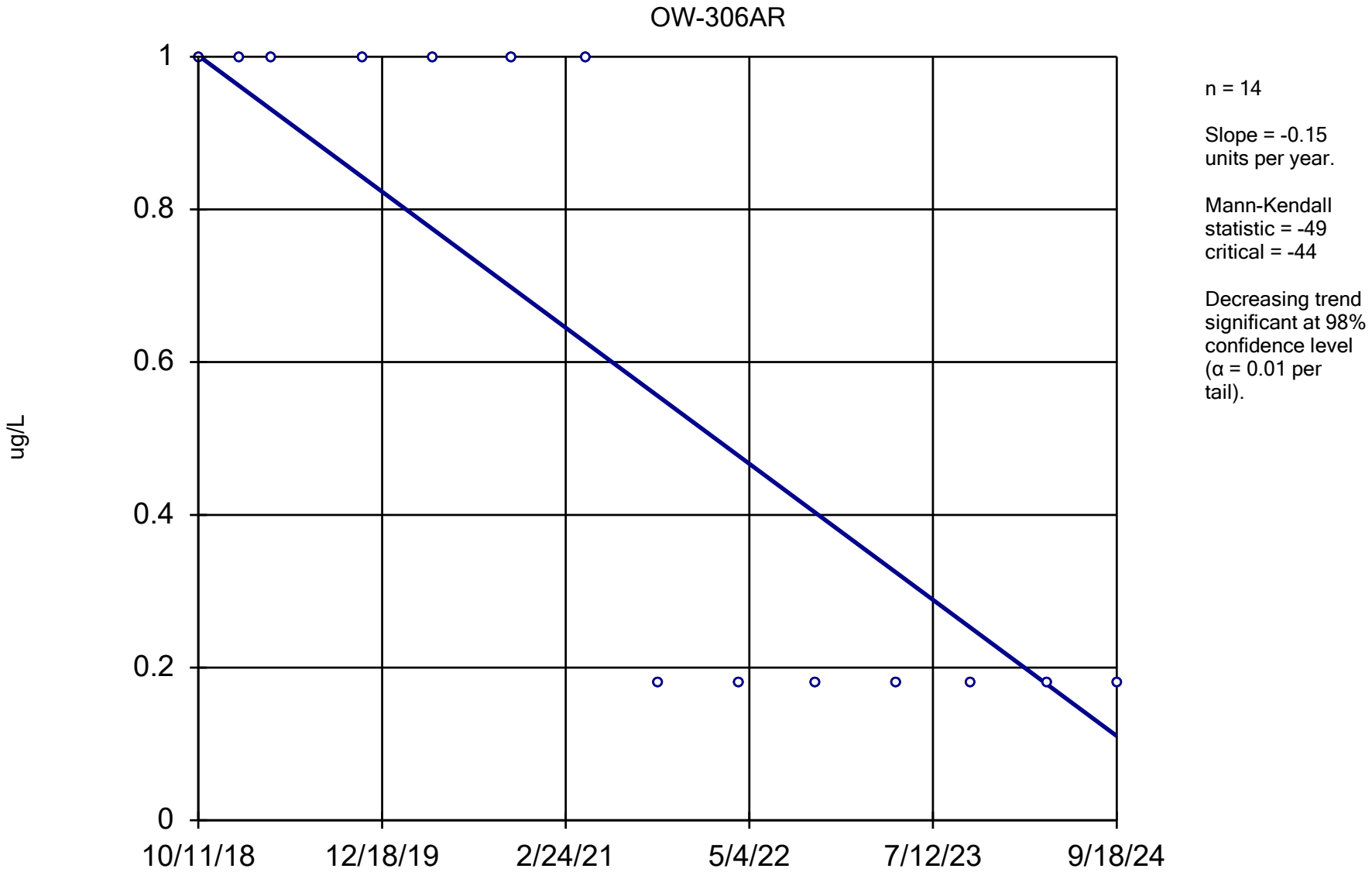

Constituent: Vinyl chloride Analysis Run 12/17/2024 1:58 PM View: All Wells - Appendix I VOCs

DMASWA Data: DMASWA Database_Updated

Sanitas™ v.10.0.15 Software licensed to HDR, Inc. UG
Hollow symbols indicate censored values.

Sen's Slope Estimator

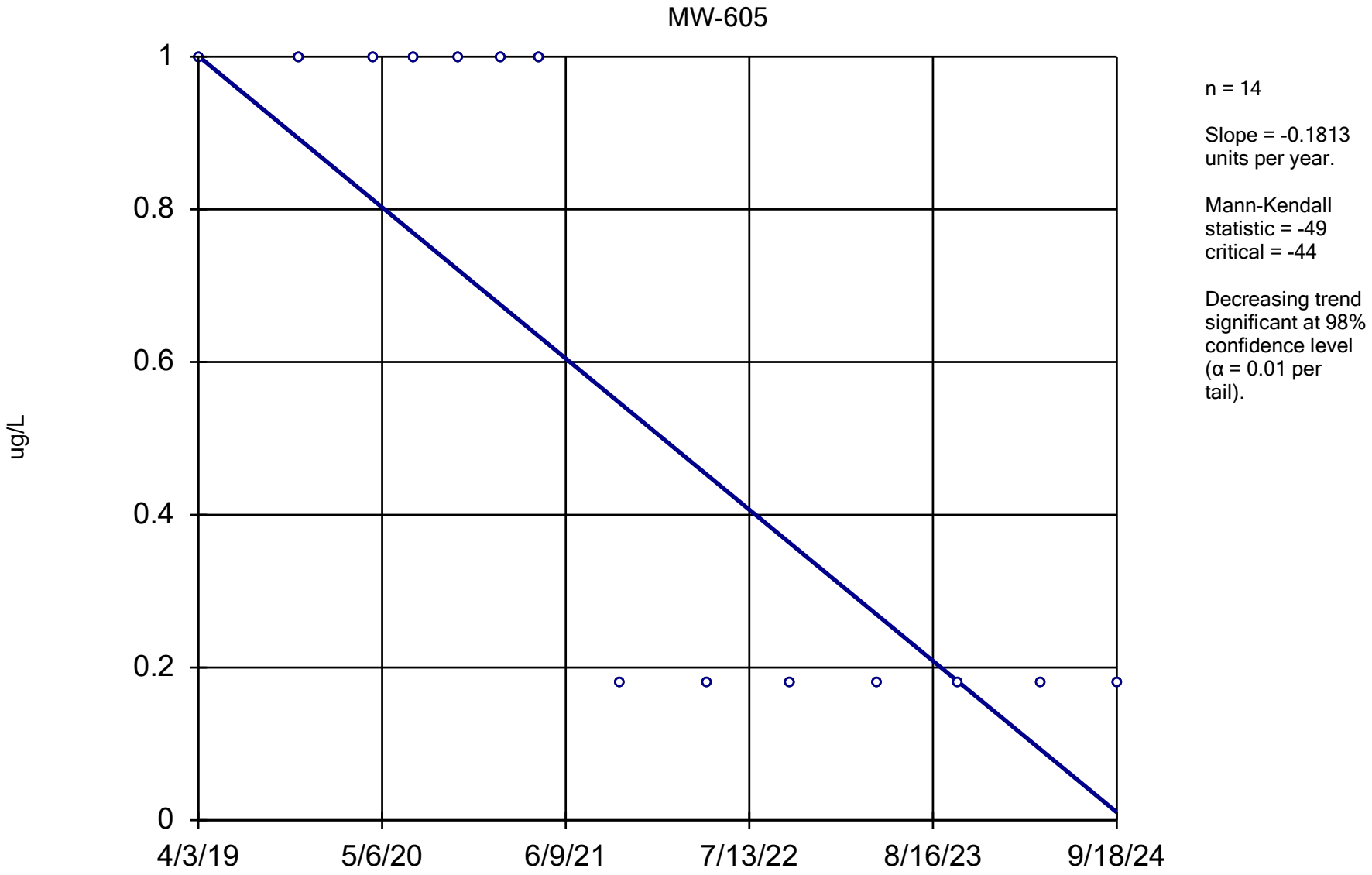

Constituent: Vinyl chloride Analysis Run 12/17/2024 1:59 PM View: All Wells - Appendix I VOCs

DMASWA Data: DMASWA Database_Updated

Sanitas™ v.10.0.15 Software licensed to HDR, Inc. UG
Hollow symbols indicate censored values.

Sen's Slope Estimator

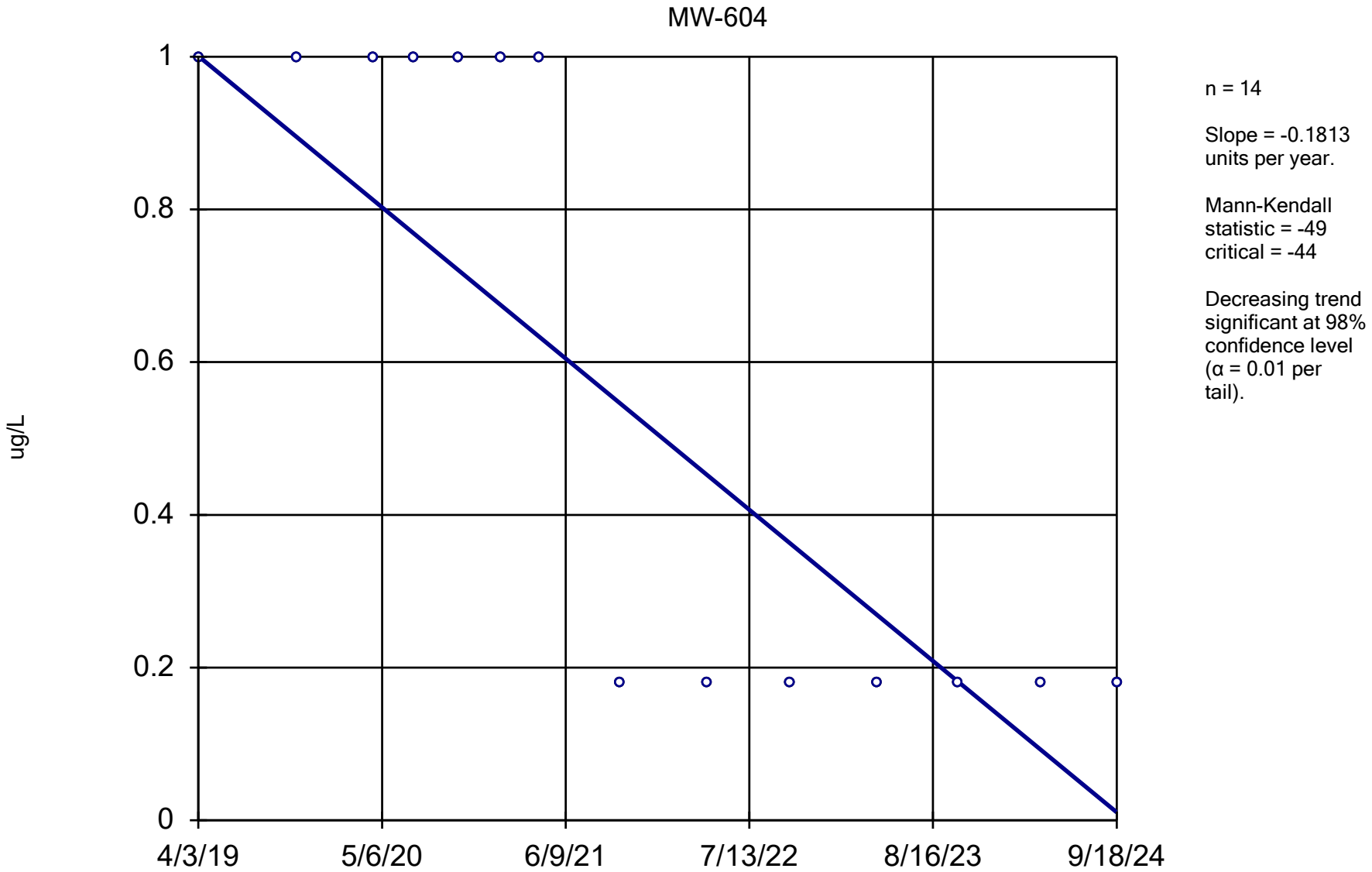

Constituent: Vinyl chloride Analysis Run 12/17/2024 1:59 PM View: All Wells - Appendix I VOCs

DMASWA Data: DMASWA Database_Updated

Sanitas™ v.10.0.15 Software licensed to HDR, Inc. UG
Hollow symbols indicate censored values.

Sen's Slope Estimator

MW-501A

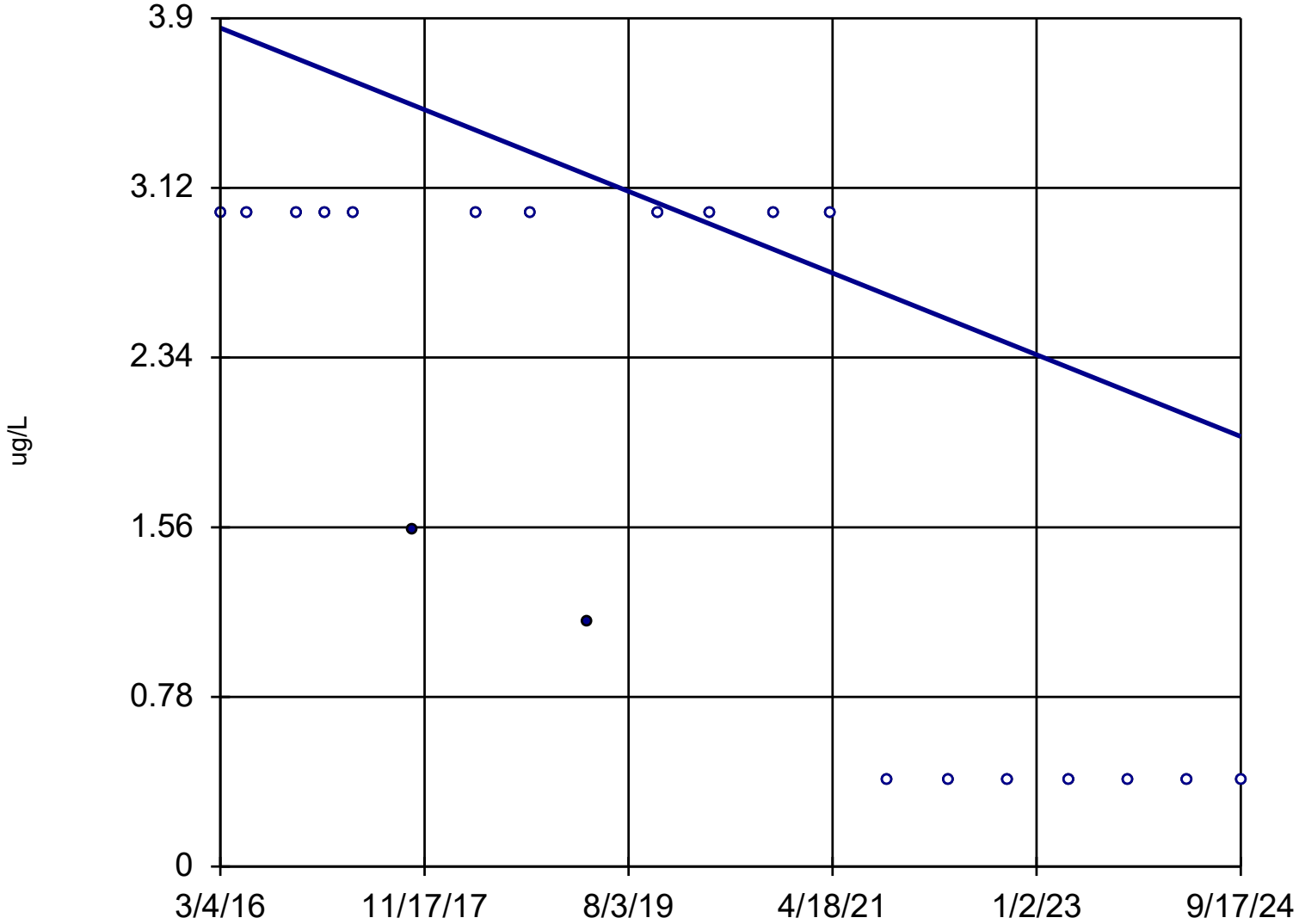

n = 20

Slope = -0.2198 units per year.

Mann-Kendall statistic = -94
critical = -73

Decreasing trend significant at 98% confidence level (α = 0.01 per tail).

Constituent: Xylenes, Total Analysis Run 12/17/2024 1:59 PM View: All Wells - Appendix I VOCs
DMASWA Data: DMASWA Database_Updated

Sanitas™ v.10.0.15 Software licensed to HDR, Inc. UG
Hollow symbols indicate censored values.

Sen's Slope Estimator

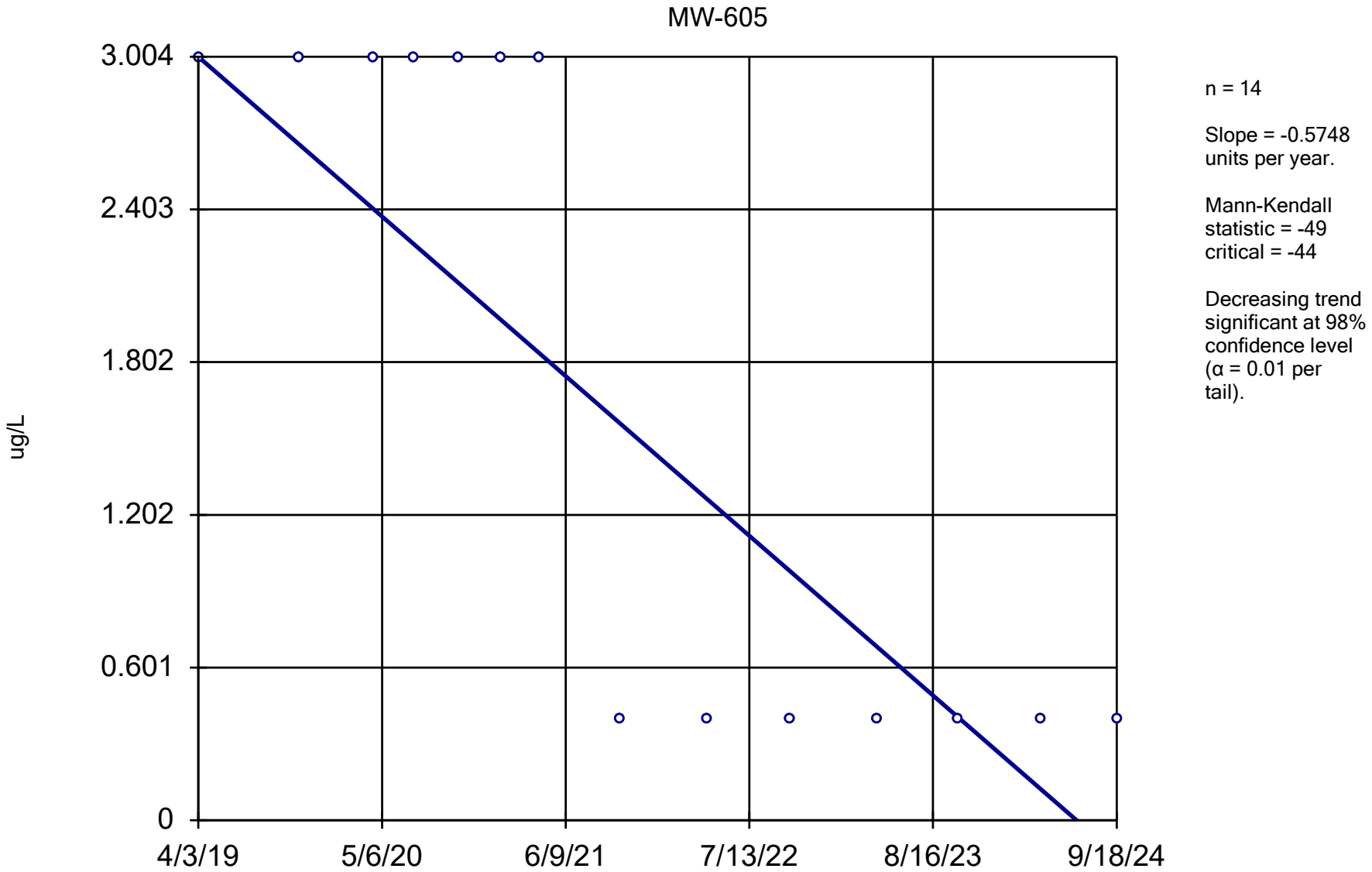

Constituent: Xylenes, Total Analysis Run 12/17/2024 1:59 PM View: All Wells - Appendix I VOCs

DMASWA Data: DMASWA Database_Updated

Sanitas™ v.10.0.15 Software licensed to HDR, Inc. UG
Hollow symbols indicate censored values.

Sen's Slope Estimator

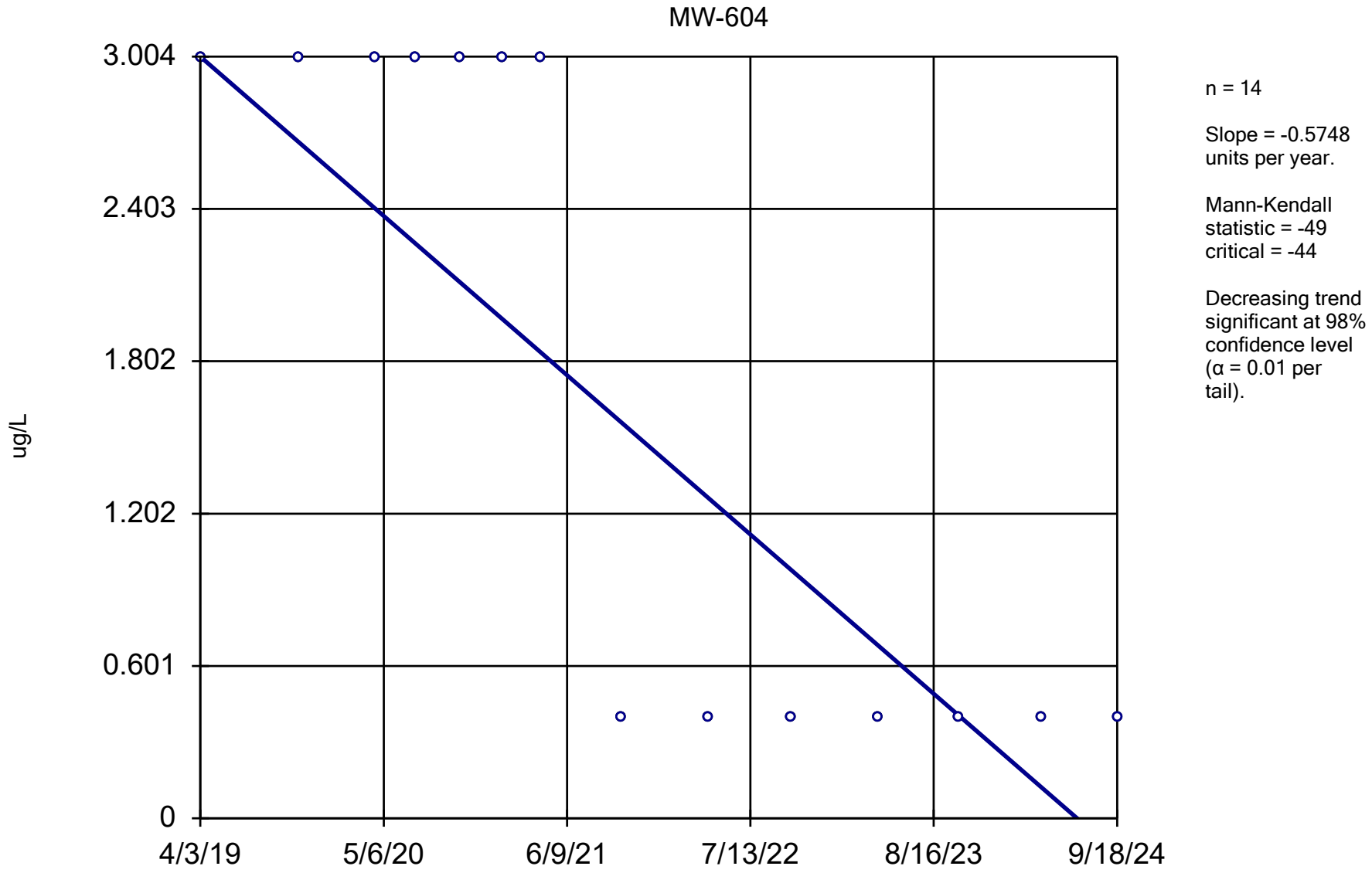

Constituent: Xylenes, Total Analysis Run 12/17/2024 1:59 PM View: All Wells - Appendix I VOCs

DMASWA Data: DMASWA Database_Updated

Trend Test

DMASWA Data: DMASWA Database_Updated Printed 12/17/2024, 2:00 PM

Constituent	Well	Slope	Calc.	Critical	Sig.	N	%NDs	Normality	Xform	Alpha	Method
Tetrachloroethene (ug/L)	**MW-604**	**-0.115**	**-49**	**-44**	**Yes**	**14**	**100**	**n/a**	**n/a**	**0.02**	**NP**
Toluene (ug/L)	MW-102A	0	-17	-78	No	21	95.24	n/a	n/a	0.02	NP
Toluene (ug/L)	OW-301A	0	-47	-58	No	17	100	n/a	n/a	0.02	NP
Toluene (ug/L)	MW-201A	0	-25	-89	No	23	95.65	n/a	n/a	0.02	NP
Toluene (ug/L)	MW-103A	0	-25	-89	No	23	95.65	n/a	n/a	0.02	NP
Toluene (ug/L)	MW-114AR	0	-23	-78	No	21	100	n/a	n/a	0.02	NP
Toluene (ug/L)	MW-120AR ...	0	-33	-89	No	23	95.65	n/a	n/a	0.02	NP
Toluene (ug/L)	P-105B	0	-23	-78	No	21	100	n/a	n/a	0.02	NP
Toluene (ug/L)	P-108B	0	-23	-78	No	21	100	n/a	n/a	0.02	NP
Toluene (ug/L)	MW-403A	0	5	78	No	21	95.24	n/a	n/a	0.02	NP
Toluene (ug/L)	P-114BR	0	-33	-78	No	21	95.24	n/a	n/a	0.02	NP
Toluene (ug/L)	MW-204A	0	-5	-89	No	23	95.65	n/a	n/a	0.02	NP
Toluene (ug/L)	P-120B (bg)	0	-23	-78	No	21	100	n/a	n/a	0.02	NP
Toluene (ug/L)	MW-137A	0	-41	-84	No	22	95.45	n/a	n/a	0.02	NP
Toluene (ug/L)	MW-202A	0	-31	-89	No	23	100	n/a	n/a	0.02	NP
Toluene (ug/L)	MW-401A	0	-25	-89	No	23	95.65	n/a	n/a	0.02	NP
Toluene (ug/L)	MW-402A	0	5	78	No	21	95.24	n/a	n/a	0.02	NP
Toluene (ug/L)	**OW-306AR**	**-0.1043**	**-49**	**-44**	**Yes**	**14**	**100**	**n/a**	**n/a**	**0.02**	**NP**
Toluene (ug/L)	MW-109ARR	0	-23	-78	No	21	100	n/a	n/a	0.02	NP
Toluene (ug/L)	MW-502A	0	-65	-73	No	20	100	n/a	n/a	0.02	NP
Toluene (ug/L)	MW-404A	0	-23	-78	No	21	100	n/a	n/a	0.02	NP
Toluene (ug/L)	P-504B (bg)	0	-29	-44	No	14	100	n/a	n/a	0.02	NP
Toluene (ug/L)	P-503B (bg)	0	-54	-68	No	19	100	n/a	n/a	0.02	NP
Toluene (ug/L)	MW-505A (bg)	0	-47	-58	No	17	100	n/a	n/a	0.02	NP
Toluene (ug/L)	**MW-501A**	**0**	**-91**	**-73**	**Yes**	**20**	**100**	**n/a**	**n/a**	**0.02**	**NP**
Toluene (ug/L)	**MW-605**	**-0.126**	**-49**	**-44**	**Yes**	**14**	**100**	**n/a**	**n/a**	**0.02**	**NP**
Toluene (ug/L)	**MW-604**	**-0.126**	**-49**	**-44**	**Yes**	**14**	**100**	**n/a**	**n/a**	**0.02**	**NP**
trans-1,2-Dichloroethene (ug/L)	MW-102A	0	-23	-78	No	21	100	n/a	n/a	0.02	NP
trans-1,2-Dichloroethene (ug/L)	OW-301A	0	-53	-63	No	18	100	n/a	n/a	0.02	NP
trans-1,2-Dichloroethene (ug/L)	MW-201A	0	-43	-89	No	23	82.61	n/a	n/a	0.02	NP
trans-1,2-Dichloroethene (ug/L)	MW-103A	0	-31	-89	No	23	100	n/a	n/a	0.02	NP
trans-1,2-Dichloroethene (ug/L)	MW-114AR	0	-23	-78	No	21	100	n/a	n/a	0.02	NP
trans-1,2-Dichloroethene (ug/L)	MW-120AR ...	0	-31	-89	No	23	100	n/a	n/a	0.02	NP
trans-1,2-Dichloroethene (ug/L)	P-105B	0	-23	-78	No	21	100	n/a	n/a	0.02	NP
trans-1,2-Dichloroethene (ug/L)	P-108B	0	-23	-78	No	21	100	n/a	n/a	0.02	NP
trans-1,2-Dichloroethene (ug/L)	MW-403A	0	-23	-78	No	21	100	n/a	n/a	0.02	NP
trans-1,2-Dichloroethene (ug/L)	P-114BR	0	-23	-78	No	21	100	n/a	n/a	0.02	NP
trans-1,2-Dichloroethene (ug/L)	MW-204A	0	-31	-89	No	23	100	n/a	n/a	0.02	NP
trans-1,2-Dichloroethene (ug/L)	P-120B (bg)	0	-23	-78	No	21	100	n/a	n/a	0.02	NP
trans-1,2-Dichloroethene (ug/L)	MW-137A	0	-31	-84	No	22	100	n/a	n/a	0.02	NP
trans-1,2-Dichloroethene (ug/L)	MW-202A	0	-31	-89	No	23	100	n/a	n/a	0.02	NP
trans-1,2-Dichloroethene (ug/L)	MW-401A	0	-32	-84	No	22	95.45	n/a	n/a	0.02	NP
trans-1,2-Dichloroethene (ug/L)	MW-402A	0	-23	-78	No	21	100	n/a	n/a	0.02	NP
trans-1,2-Dichloroethene (ug/L)	**OW-306AR**	**-0.1336**	**-49**	**-44**	**Yes**	**14**	**100**	**n/a**	**n/a**	**0.02**	**NP**
trans-1,2-Dichloroethene (ug/L)	MW-109ARR	0	-23	-78	No	21	100	n/a	n/a	0.02	NP
trans-1,2-Dichloroethene (ug/L)	MW-502A	0	-65	-73	No	20	100	n/a	n/a	0.02	NP
trans-1,2-Dichloroethene (ug/L)	MW-404A	0	-23	-78	No	21	100	n/a	n/a	0.02	NP
trans-1,2-Dichloroethene (ug/L)	P-504B (bg)	0	-29	-44	No	14	100	n/a	n/a	0.02	NP
trans-1,2-Dichloroethene (ug/L)	P-503B (bg)	0	-54	-68	No	19	100	n/a	n/a	0.02	NP
trans-1,2-Dichloroethene (ug/L)	MW-505A (bg)	0	-47	-58	No	17	100	n/a	n/a	0.02	NP

Trend Test

DMASWA Data: DMASWA Database_Updated Printed 12/17/2024, 2:00 PM

Constituent	Well	Slope	Calc.	Critical	Sig.	N	%NDs	Normality	Xform	Alpha	Method
trans-1,2-Dichloroethene (ug/L)	**MW-501A**	**0**	**-91**	**-73**	**Yes**	**20**	**100**	**n/a**	**n/a**	**0.02**	**NP**
trans-1,2-Dichloroethene (ug/L)	**MW-605**	**-0.1614**	**-49**	**-44**	**Yes**	**14**	**100**	**n/a**	**n/a**	**0.02**	**NP**
trans-1,2-Dichloroethene (ug/L)	**MW-604**	**-0.1614**	**-49**	**-44**	**Yes**	**14**	**100**	**n/a**	**n/a**	**0.02**	**NP**
trans-1,3-Dichloropropene (ug/L)	MW-102A	0	-23	-78	No	21	100	n/a	n/a	0.02	NP
trans-1,3-Dichloropropene (ug/L)	OW-301A	0	-53	-63	No	18	100	n/a	n/a	0.02	NP
trans-1,3-Dichloropropene (ug/L)	MW-201A	0	-31	-89	No	23	100	n/a	n/a	0.02	NP
trans-1,3-Dichloropropene (ug/L)	MW-103A	0	-31	-89	No	23	100	n/a	n/a	0.02	NP
trans-1,3-Dichloropropene (ug/L)	MW-114AR	0	-23	-78	No	21	100	n/a	n/a	0.02	NP
trans-1,3-Dichloropropene (ug/L)	MW-120AR ...	0	-31	-89	No	23	100	n/a	n/a	0.02	NP
trans-1,3-Dichloropropene (ug/L)	P-105B	0	-23	-78	No	21	100	n/a	n/a	0.02	NP
trans-1,3-Dichloropropene (ug/L)	P-108B	0	-23	-78	No	21	100	n/a	n/a	0.02	NP
trans-1,3-Dichloropropene (ug/L)	MW-403A	0	-23	-78	No	21	100	n/a	n/a	0.02	NP
trans-1,3-Dichloropropene (ug/L)	P-114BR	0	-23	-78	No	21	100	n/a	n/a	0.02	NP
trans-1,3-Dichloropropene (ug/L)	MW-204A	0	-31	-89	No	23	100	n/a	n/a	0.02	NP
trans-1,3-Dichloropropene (ug/L)	P-120B (bg)	0	-23	-78	No	21	100	n/a	n/a	0.02	NP
trans-1,3-Dichloropropene (ug/L)	MW-137A	0	-31	-84	No	22	100	n/a	n/a	0.02	NP
trans-1,3-Dichloropropene (ug/L)	MW-202A	0	-31	-89	No	23	100	n/a	n/a	0.02	NP
trans-1,3-Dichloropropene (ug/L)	MW-401A	0	-27	-84	No	22	100	n/a	n/a	0.02	NP
trans-1,3-Dichloropropene (ug/L)	MW-402A	0	-23	-78	No	21	100	n/a	n/a	0.02	NP
trans-1,3-Dichloropropene (ug/L)	**OW-306AR**	**-0.8123**	**-49**	**-44**	**Yes**	**14**	**100**	**n/a**	**n/a**	**0.02**	**NP**
trans-1,3-Dichloropropene (ug/L)	MW-109ARR	0	-23	-78	No	21	100	n/a	n/a	0.02	NP
trans-1,3-Dichloropropene (ug/L)	MW-502A	0	-65	-73	No	20	100	n/a	n/a	0.02	NP
trans-1,3-Dichloropropene (ug/L)	MW-404A	0	-23	-78	No	21	100	n/a	n/a	0.02	NP
trans-1,3-Dichloropropene (ug/L)	P-504B (bg)	0	-29	-44	No	14	100	n/a	n/a	0.02	NP
trans-1,3-Dichloropropene (ug/L)	P-503B (bg)	0	-54	-68	No	19	100	n/a	n/a	0.02	NP
trans-1,3-Dichloropropene (ug/L)	MW-505A (bg)	0	-47	-58	No	17	100	n/a	n/a	0.02	NP
trans-1,3-Dichloropropene (ug/L)	**MW-501A**	**0**	**-91**	**-73**	**Yes**	**20**	**100**	**n/a**	**n/a**	**0.02**	**NP**
trans-1,3-Dichloropropene (ug/L)	**MW-605**	**-0.9816**	**-49**	**-44**	**Yes**	**14**	**100**	**n/a**	**n/a**	**0.02**	**NP**
trans-1,3-Dichloropropene (ug/L)	**MW-604**	**-0.9816**	**-49**	**-44**	**Yes**	**14**	**100**	**n/a**	**n/a**	**0.02**	**NP**
trans-1,4-Dichloro-2-butene (ug/L)	MW-102A	0	-23	-78	No	21	100	n/a	n/a	0.02	NP
trans-1,4-Dichloro-2-butene (ug/L)	OW-301A	0	-53	-63	No	18	100	n/a	n/a	0.02	NP
trans-1,4-Dichloro-2-butene (ug/L)	MW-201A	0	-31	-89	No	23	100	n/a	n/a	0.02	NP
trans-1,4-Dichloro-2-butene (ug/L)	MW-103A	0	-31	-89	No	23	100	n/a	n/a	0.02	NP
trans-1,4-Dichloro-2-butene (ug/L)	MW-114AR	0	-23	-78	No	21	100	n/a	n/a	0.02	NP
trans-1,4-Dichloro-2-butene (ug/L)	MW-120AR ...	0	-31	-89	No	23	100	n/a	n/a	0.02	NP
trans-1,4-Dichloro-2-butene (ug/L)	P-105B	0	-23	-78	No	21	100	n/a	n/a	0.02	NP
trans-1,4-Dichloro-2-butene (ug/L)	P-108B	0	-23	-78	No	21	100	n/a	n/a	0.02	NP
1,1,1-Trichloroethane (ug/L)	**MW-102A**	**0**	**-98**	**-78**	**Yes**	**21**	**100**	**n/a**	**n/a**	**0.02**	**NP**
1,1,1-Trichloroethane (ug/L)	**OW-301A**	**-0.09125**	**-77**	**-63**	**Yes**	**18**	**100**	**n/a**	**n/a**	**0.02**	**NP**
1,1,1-Trichloroethane (ug/L)	**MW-201A**	**0**	**-112**	**-89**	**Yes**	**23**	**100**	**n/a**	**n/a**	**0.02**	**NP**
1,1,1-Trichloroethane (ug/L)	**MW-103A**	**0**	**-112**	**-89**	**Yes**	**23**	**100**	**n/a**	**n/a**	**0.02**	**NP**
1,1,1-Trichloroethane (ug/L)	**MW-114AR**	**0**	**-98**	**-78**	**Yes**	**21**	**100**	**n/a**	**n/a**	**0.02**	**NP**
1,1,1-Trichloroethane (ug/L)	**MW-120AR ...**	**0**	**-112**	**-89**	**Yes**	**23**	**100**	**n/a**	**n/a**	**0.02**	**NP**
1,1,1-Trichloroethane (ug/L)	**P-105B**	**0**	**-98**	**-78**	**Yes**	**21**	**100**	**n/a**	**n/a**	**0.02**	**NP**
1,1,1-Trichloroethane (ug/L)	**P-108B**	**0**	**-98**	**-78**	**Yes**	**21**	**100**	**n/a**	**n/a**	**0.02**	**NP**
1,1,1-Trichloroethane (ug/L)	**MW-403A**	**0**	**-98**	**-78**	**Yes**	**21**	**100**	**n/a**	**n/a**	**0.02**	**NP**
1,1,1-Trichloroethane (ug/L)	**P-114BR**	**0**	**-98**	**-78**	**Yes**	**21**	**100**	**n/a**	**n/a**	**0.02**	**NP**
1,1,1-Trichloroethane (ug/L)	**MW-204A**	**0**	**-112**	**-89**	**Yes**	**23**	**100**	**n/a**	**n/a**	**0.02**	**NP**
1,1,1-Trichloroethane (ug/L)	**P-120B (bg)**	**0**	**-98**	**-78**	**Yes**	**21**	**100**	**n/a**	**n/a**	**0.02**	**NP**
1,1,1-Trichloroethane (ug/L)	**MW-137A**	**0**	**-112**	**-84**	**Yes**	**22**	**100**	**n/a**	**n/a**	**0.02**	**NP**

Trend Test

DMASWA Data: DMASWA Database_Updated Printed 12/17/2024, 2:00 PM

Constituent	Well	Slope	Calc.	Critical	Sig.	N	%NDs	Normality	Xform	Alpha	Method
1,1,1-Trichloroethane (ug/L)	MW-202A	0	-112	-89	Yes	23	100	n/a	n/a	0.02	NP
1,1,1-Trichloroethane (ug/L)	MW-401A	0	-105	-84	Yes	22	100	n/a	n/a	0.02	NP
1,1,1-Trichloroethane (ug/L)	MW-402A	0	-98	-78	Yes	21	100	n/a	n/a	0.02	NP
1,1,1-Trichloroethane (ug/L)	OW-306AR	-0.1482	-49	-44	Yes	14	100	n/a	n/a	0.02	NP
1,1,1-Trichloroethane (ug/L)	MW-109ARR	0	-98	-78	Yes	21	100	n/a	n/a	0.02	NP
1,1,1-Trichloroethane (ug/L)	MW-502A	0	-91	-73	Yes	20	100	n/a	n/a	0.02	NP
1,1,1-Trichloroethane (ug/L)	MW-404A	0	-98	-78	Yes	21	100	n/a	n/a	0.02	NP
1,1,1-Trichloroethane (ug/L)	P-504B (bg)	-0.09774	-49	-44	Yes	14	100	n/a	n/a	0.02	NP
1,1,1-Trichloroethane (ug/L)	P-503B (bg)	0	-78	-68	Yes	19	100	n/a	n/a	0.02	NP
1,1,1-Trichloroethane (ug/L)	MW-505A (bg)	-0.09588	-70	-58	Yes	17	100	n/a	n/a	0.02	NP
1,1,1-Trichloroethane (ug/L)	MW-501A	0	-91	-73	Yes	20	100	n/a	n/a	0.02	NP
1,1,1-Trichloroethane (ug/L)	MW-605	-0.1791	-49	-44	Yes	14	100	n/a	n/a	0.02	NP
1,1,1-Trichloroethane (ug/L)	MW-604	-0.1791	-49	-44	Yes	14	100	n/a	n/a	0.02	NP
1,1,2,2-Tetrachloroethane (ug/L)	MW-102A	0	-98	-78	Yes	21	100	n/a	n/a	0.02	NP
1,1,2,2-Tetrachloroethane (ug/L)	OW-301A	-0.05971	-77	-63	Yes	18	100	n/a	n/a	0.02	NP
1,1,2,2-Tetrachloroethane (ug/L)	MW-201A	0	-112	-89	Yes	23	100	n/a	n/a	0.02	NP
1,1,2,2-Tetrachloroethane (ug/L)	MW-103A	0	-112	-89	Yes	23	100	n/a	n/a	0.02	NP
1,1,2,2-Tetrachloroethane (ug/L)	MW-114AR	0	-98	-78	Yes	21	100	n/a	n/a	0.02	NP
1,1,2,2-Tetrachloroethane (ug/L)	MW-120AR ...	0	-112	-89	Yes	23	100	n/a	n/a	0.02	NP
1,1,2,2-Tetrachloroethane (ug/L)	P-105B	0	-98	-78	Yes	21	100	n/a	n/a	0.02	NP
1,1,2,2-Tetrachloroethane (ug/L)	P-108B	0	-98	-78	Yes	21	100	n/a	n/a	0.02	NP
1,1,2,2-Tetrachloroethane (ug/L)	MW-403A	0	-98	-78	Yes	21	100	n/a	n/a	0.02	NP
1,1,2,2-Tetrachloroethane (ug/L)	P-114BR	0	-98	-78	Yes	21	100	n/a	n/a	0.02	NP
1,1,2,2-Tetrachloroethane (ug/L)	MW-204A	0	-112	-89	Yes	23	100	n/a	n/a	0.02	NP
1,1,2,2-Tetrachloroethane (ug/L)	P-120B (bg)	0	-98	-78	Yes	21	100	n/a	n/a	0.02	NP
1,1,2,2-Tetrachloroethane (ug/L)	MW-137A	0	-112	-84	Yes	22	100	n/a	n/a	0.02	NP
1,1,2,2-Tetrachloroethane (ug/L)	MW-202A	0	-112	-89	Yes	23	100	n/a	n/a	0.02	NP
1,1,2,2-Tetrachloroethane (ug/L)	MW-401A	0	-105	-84	Yes	22	100	n/a	n/a	0.02	NP
1,1,2,2-Tetrachloroethane (ug/L)	MW-402A	0	-98	-78	Yes	21	100	n/a	n/a	0.02	NP
1,1,2,2-Tetrachloroethane (ug/L)	OW-306AR	-0.09697	-49	-44	Yes	14	100	n/a	n/a	0.02	NP
1,1,2,2-Tetrachloroethane (ug/L)	MW-109ARR	0	-98	-78	Yes	21	100	n/a	n/a	0.02	NP
1,1,2,2-Tetrachloroethane (ug/L)	MW-502A	0	-91	-73	Yes	20	100	n/a	n/a	0.02	NP
1,1,2,2-Tetrachloroethane (ug/L)	MW-404A	0	-98	-78	Yes	21	100	n/a	n/a	0.02	NP
1,1,2,2-Tetrachloroethane (ug/L)	P-504B (bg)	-0.06395	-49	-44	Yes	14	100	n/a	n/a	0.02	NP
1,1,2,2-Tetrachloroethane (ug/L)	P-503B (bg)	0	-78	-68	Yes	19	100	n/a	n/a	0.02	NP
1,1,2,2-Tetrachloroethane (ug/L)	MW-505A (bg)	-0.06274	-70	-58	Yes	17	100	n/a	n/a	0.02	NP
1,1,2,2-Tetrachloroethane (ug/L)	MW-501A	0	-91	-73	Yes	20	100	n/a	n/a	0.02	NP
1,1,2,2-Tetrachloroethane (ug/L)	MW-605	-0.1172	-49	-44	Yes	14	100	n/a	n/a	0.02	NP
1,1,2,2-Tetrachloroethane (ug/L)	MW-604	-0.1172	-49	-44	Yes	14	100	n/a	n/a	0.02	NP
1,1,2-Trichloroethane (ug/L)	MW-102A	0	-98	-78	Yes	21	100	n/a	n/a	0.02	NP
1,1,2-Trichloroethane (ug/L)	OW-301A	-0.06726	-70	-58	Yes	17	100	n/a	n/a	0.02	NP
1,1,2-Trichloroethane (ug/L)	MW-201A	0	-112	-89	Yes	23	100	n/a	n/a	0.02	NP
1,1,2-Trichloroethane (ug/L)	MW-103A	0	-112	-89	Yes	23	100	n/a	n/a	0.02	NP
1,1,2-Trichloroethane (ug/L)	MW-114AR	0	-98	-78	Yes	21	100	n/a	n/a	0.02	NP
1,1,2-Trichloroethane (ug/L)	MW-120AR ...	0	-112	-89	Yes	23	100	n/a	n/a	0.02	NP
1,1,2-Trichloroethane (ug/L)	P-105B	0	-98	-78	Yes	21	100	n/a	n/a	0.02	NP
1,1,2-Trichloroethane (ug/L)	P-108B	0	-98	-78	Yes	21	100	n/a	n/a	0.02	NP
1,1,2-Trichloroethane (ug/L)	MW-403A	0	-98	-78	Yes	21	100	n/a	n/a	0.02	NP
1,1,2-Trichloroethane (ug/L)	P-114BR	0	-98	-78	Yes	21	100	n/a	n/a	0.02	NP
1,1,2-Trichloroethane (ug/L)	MW-204A	0	-112	-89	Yes	23	100	n/a	n/a	0.02	NP

Trend Test

DMASWA Data: DMASWA Database_Updated Printed 12/17/2024, 2:00 PM

Constituent	Well	Slope	Calc.	Critical	Sig.	N	%NDs	Normality	Xform	Alpha	Method
1,1,2-Trichloroethane (ug/L)	P-120B (bg)	0	-98	-78	Yes	21	100	n/a	n/a	0.02	NP
1,1,2-Trichloroethane (ug/L)	MW-137A	0	-105	-84	Yes	22	100	n/a	n/a	0.02	NP
1,1,2-Trichloroethane (ug/L)	MW-202A	0	-107	-89	Yes	23	100	n/a	n/a	0.02	NP
1,1,2-Trichloroethane (ug/L)	MW-401A	0	-105	-84	Yes	22	100	n/a	n/a	0.02	NP
1,1,2-Trichloroethane (ug/L)	MW-402A	0	-98	-78	Yes	21	100	n/a	n/a	0.02	NP
1,1,2-Trichloroethane (ug/L)	OW-306AR	-0.1006	-49	-44	Yes	14	100	n/a	n/a	0.02	NP
1,1,2-Trichloroethane (ug/L)	MW-109ARR	0	-98	-78	Yes	21	100	n/a	n/a	0.02	NP
1,1,2-Trichloroethane (ug/L)	MW-502A	0	-91	-73	Yes	20	100	n/a	n/a	0.02	NP
1,1,2-Trichloroethane (ug/L)	MW-404A	0	-98	-78	Yes	21	100	n/a	n/a	0.02	NP
1,1,2-Trichloroethane (ug/L)	P-504B (bg)	-0.06636	-49	-44	Yes	14	100	n/a	n/a	0.02	NP
1,1,2-Trichloroethane (ug/L)	P-503B (bg)	0	-78	-68	Yes	19	100	n/a	n/a	0.02	NP
1,1,2-Trichloroethane (ug/L)	MW-505A (bg)	-0.0651	-70	-58	Yes	17	100	n/a	n/a	0.02	NP
1,1,2-Trichloroethane (ug/L)	MW-501A	0	-91	-73	Yes	20	100	n/a	n/a	0.02	NP
1,1,2-Trichloroethane (ug/L)	MW-605	-0.1472	-53	-44	Yes	14	100	n/a	n/a	0.02	NP
1,1,2-Trichloroethane (ug/L)	MW-604	-0.1216	-49	-44	Yes	14	100	n/a	n/a	0.02	NP
1,1-Dichloroethane (ug/L)	MW-102A	0	-98	-78	Yes	21	100	n/a	n/a	0.02	NP
1,1-Dichloroethane (ug/L)	OW-301A	-0.1102	-116	-63	Yes	18	22.22	n/a	n/a	0.02	NP
1,1-Dichloroethane (ug/L)	MW-201A	-0.02745	-36	-89	No	23	0	n/a	n/a	0.02	NP
1,1-Dichloroethane (ug/L)	MW-103A	0	-112	-89	Yes	23	100	n/a	n/a	0.02	NP
1,1-Dichloroethane (ug/L)	MW-114AR	0	-98	-78	Yes	21	100	n/a	n/a	0.02	NP
1,1-Dichloroethane (ug/L)	MW-120AR ...	0	-112	-89	Yes	23	100	n/a	n/a	0.02	NP
1,1-Dichloroethane (ug/L)	P-105B	0	-98	-78	Yes	21	100	n/a	n/a	0.02	NP
1,1-Dichloroethane (ug/L)	P-108B	0	-98	-78	Yes	21	100	n/a	n/a	0.02	NP
1,1-Dichloroethane (ug/L)	MW-403A	0	-98	-78	Yes	21	100	n/a	n/a	0.02	NP
1,1-Dichloroethane (ug/L)	P-114BR	0	-98	-78	Yes	21	100	n/a	n/a	0.02	NP
1,1-Dichloroethane (ug/L)	MW-204A	0	-112	-89	Yes	23	100	n/a	n/a	0.02	NP
1,1-Dichloroethane (ug/L)	P-120B (bg)	0	-98	-78	Yes	21	100	n/a	n/a	0.02	NP
1,1-Dichloroethane (ug/L)	MW-137A	0	-112	-84	Yes	22	100	n/a	n/a	0.02	NP
1,1-Dichloroethane (ug/L)	MW-202A	0	-112	-89	Yes	23	100	n/a	n/a	0.02	NP
1,1-Dichloroethane (ug/L)	MW-401A	-0.08765	-137	-84	Yes	22	77.27	n/a	n/a	0.02	NP
1,1-Dichloroethane (ug/L)	MW-402A	0	-98	-78	Yes	21	100	n/a	n/a	0.02	NP
1,1-Dichloroethane (ug/L)	OW-306AR	-0.1427	-49	-44	Yes	14	100	n/a	n/a	0.02	NP
1,1-Dichloroethane (ug/L)	MW-109ARR	0	-98	-78	Yes	21	100	n/a	n/a	0.02	NP
1,1-Dichloroethane (ug/L)	MW-502A	0	-91	-73	Yes	20	100	n/a	n/a	0.02	NP
1,1-Dichloroethane (ug/L)	MW-404A	0	-98	-78	Yes	21	100	n/a	n/a	0.02	NP
1,1-Dichloroethane (ug/L)	P-504B (bg)	-0.09412	-49	-44	Yes	14	100	n/a	n/a	0.02	NP
1,1-Dichloroethane (ug/L)	P-503B (bg)	0	-78	-68	Yes	19	100	n/a	n/a	0.02	NP
1,1-Dichloroethane (ug/L)	MW-505A (bg)	-0.09233	-70	-58	Yes	17	100	n/a	n/a	0.02	NP
1,1-Dichloroethane (ug/L)	MW-501A	0	-91	-73	Yes	20	100	n/a	n/a	0.02	NP
1,1-Dichloroethane (ug/L)	MW-605	-0.1724	-49	-44	Yes	14	100	n/a	n/a	0.02	NP
1,1-Dichloroethane (ug/L)	MW-604	-0.1724	-49	-44	Yes	14	100	n/a	n/a	0.02	NP
1,1-Dichloroethene (ug/L)	MW-102A	0	-98	-78	Yes	21	100	n/a	n/a	0.02	NP
1,1-Dichloroethene (ug/L)	OW-301A	-0.1622	-77	-63	Yes	18	100	n/a	n/a	0.02	NP
1,1-Dichloroethene (ug/L)	MW-201A	0	-112	-89	Yes	23	100	n/a	n/a	0.02	NP
1,1-Dichloroethene (ug/L)	MW-103A	0	-112	-89	Yes	23	100	n/a	n/a	0.02	NP
1,1-Dichloroethene (ug/L)	MW-114AR	0	-98	-78	Yes	21	100	n/a	n/a	0.02	NP
1,1-Dichloroethene (ug/L)	MW-120AR ...	0	-112	-89	Yes	23	100	n/a	n/a	0.02	NP
1,1-Dichloroethene (ug/L)	P-105B	0	-98	-78	Yes	21	100	n/a	n/a	0.02	NP
1,1-Dichloroethene (ug/L)	P-108B	0	-98	-78	Yes	21	100	n/a	n/a	0.02	NP
1,1-Dichloroethene (ug/L)	MW-403A	0	-98	-78	Yes	21	100	n/a	n/a	0.02	NP

Trend Test

DMASWA Data: DMASWA Database_Updated Printed 12/17/2024, 2:00 PM

Constituent	Well	Slope	Calc.	Critical	Sig.	N	%NDs	Normality	Xform	Alpha	Method
1,1-Dichloroethene (ug/L)	**P-114BR**	**0**	**-98**	**-78**	**Yes**	**21**	**100**	**n/a**	**n/a**	**0.02**	**NP**
1,1-Dichloroethene (ug/L)	**MW-204A**	**0**	**-112**	**-89**	**Yes**	**23**	**100**	**n/a**	**n/a**	**0.02**	**NP**
1,1-Dichloroethene (ug/L)	**P-120B (bg)**	**0**	**-98**	**-78**	**Yes**	**21**	**100**	**n/a**	**n/a**	**0.02**	**NP**
1,1-Dichloroethene (ug/L)	**MW-137A**	**0**	**-112**	**-84**	**Yes**	**22**	**100**	**n/a**	**n/a**	**0.02**	**NP**
1,1-Dichloroethene (ug/L)	**MW-202A**	**0**	**-112**	**-89**	**Yes**	**23**	**100**	**n/a**	**n/a**	**0.02**	**NP**
1,1-Dichloroethene (ug/L)	**MW-401A**	**0**	**-105**	**-84**	**Yes**	**22**	**100**	**n/a**	**n/a**	**0.02**	**NP**
1,1-Dichloroethene (ug/L)	**MW-402A**	**0**	**-98**	**-78**	**Yes**	**21**	**100**	**n/a**	**n/a**	**0.02**	**NP**
1,1-Dichloroethene (ug/L)	**OW-306AR**	**-0.2635**	**-49**	**-44**	**Yes**	**14**	**100**	**n/a**	**n/a**	**0.02**	**NP**
1,1-Dichloroethene (ug/L)	**MW-109ARR**	**0**	**-98**	**-78**	**Yes**	**21**	**100**	**n/a**	**n/a**	**0.02**	**NP**
1,1-Dichloroethene (ug/L)	**MW-502A**	**0**	**-91**	**-73**	**Yes**	**20**	**100**	**n/a**	**n/a**	**0.02**	**NP**
1,1-Dichloroethene (ug/L)	**MW-404A**	**0**	**-98**	**-78**	**Yes**	**21**	**100**	**n/a**	**n/a**	**0.02**	**NP**
1,1-Dichloroethene (ug/L)	**P-504B (bg)**	**-0.1738**	**-49**	**-44**	**Yes**	**14**	**100**	**n/a**	**n/a**	**0.02**	**NP**
1,1-Dichloroethene (ug/L)	**P-503B (bg)**	**0**	**-78**	**-68**	**Yes**	**19**	**100**	**n/a**	**n/a**	**0.02**	**NP**
1,1-Dichloroethene (ug/L)	**MW-505A (bg)**	**-0.1704**	**-70**	**-58**	**Yes**	**17**	**100**	**n/a**	**n/a**	**0.02**	**NP**
1,1-Dichloroethene (ug/L)	**MW-501A**	**0**	**-91**	**-73**	**Yes**	**20**	**100**	**n/a**	**n/a**	**0.02**	**NP**
1,1-Dichloroethene (ug/L)	**MW-605**	**-0.3184**	**-49**	**-44**	**Yes**	**14**	**100**	**n/a**	**n/a**	**0.02**	**NP**
1,1-Dichloroethene (ug/L)	**MW-604**	**-0.3184**	**-49**	**-44**	**Yes**	**14**	**100**	**n/a**	**n/a**	**0.02**	**NP**
1,2,3-Trichloropropane (ug/L)	**MW-102A**	**0**	**-91**	**-78**	**Yes**	**21**	**100**	**n/a**	**n/a**	**0.02**	**NP**
1,2,3-Trichloropropane (ug/L)	**OW-301A**	**-0.05701**	**-67**	**-58**	**Yes**	**17**	**100**	**n/a**	**n/a**	**0.02**	**NP**
1,2,3-Trichloropropane (ug/L)	**MW-201A**	**0**	**-107**	**-89**	**Yes**	**23**	**100**	**n/a**	**n/a**	**0.02**	**NP**
1,2,3-Trichloropropane (ug/L)	**MW-103A**	**0**	**-107**	**-89**	**Yes**	**23**	**100**	**n/a**	**n/a**	**0.02**	**NP**
1,2,3-Trichloropropane (ug/L)	**MW-114AR**	**0**	**-91**	**-78**	**Yes**	**21**	**100**	**n/a**	**n/a**	**0.02**	**NP**
1,2,3-Trichloropropane (ug/L)	**MW-120AR ...**	**0**	**-107**	**-89**	**Yes**	**23**	**100**	**n/a**	**n/a**	**0.02**	**NP**
1,2,3-Trichloropropane (ug/L)	**P-105B**	**0**	**-91**	**-78**	**Yes**	**21**	**100**	**n/a**	**n/a**	**0.02**	**NP**
1,2,3-Trichloropropane (ug/L)	**P-108B**	**0**	**-91**	**-78**	**Yes**	**21**	**100**	**n/a**	**n/a**	**0.02**	**NP**
1,2,3-Trichloropropane (ug/L)	**MW-403A**	**0**	**-91**	**-78**	**Yes**	**21**	**100**	**n/a**	**n/a**	**0.02**	**NP**
1,2,3-Trichloropropane (ug/L)	**P-114BR**	**0**	**-91**	**-78**	**Yes**	**21**	**100**	**n/a**	**n/a**	**0.02**	**NP**
1,2,3-Trichloropropane (ug/L)	**MW-204A**	**0**	**-107**	**-89**	**Yes**	**23**	**100**	**n/a**	**n/a**	**0.02**	**NP**
1,2,3-Trichloropropane (ug/L)	**P-120B (bg)**	**0**	**-91**	**-78**	**Yes**	**21**	**100**	**n/a**	**n/a**	**0.02**	**NP**
1,2,3-Trichloropropane (ug/L)	**MW-137A**	**0**	**-105**	**-84**	**Yes**	**22**	**100**	**n/a**	**n/a**	**0.02**	**NP**
1,2,3-Trichloropropane (ug/L)	**MW-202A**	**0**	**-107**	**-89**	**Yes**	**23**	**100**	**n/a**	**n/a**	**0.02**	**NP**
1,2,3-Trichloropropane (ug/L)	**MW-401A**	**0**	**-99**	**-84**	**Yes**	**22**	**100**	**n/a**	**n/a**	**0.02**	**NP**
1,2,3-Trichloropropane (ug/L)	**MW-402A**	**0**	**-91**	**-78**	**Yes**	**21**	**100**	**n/a**	**n/a**	**0.02**	**NP**
1,2,3-Trichloropropane (ug/L)	**OW-306AR**	**-0.082**	**-49**	**-44**	**Yes**	**14**	**100**	**n/a**	**n/a**	**0.02**	**NP**
1,2,3-Trichloropropane (ug/L)	**MW-109ARR**	**0**	**-91**	**-78**	**Yes**	**21**	**100**	**n/a**	**n/a**	**0.02**	**NP**
1,2,3-Trichloropropane (ug/L)	**MW-502A**	**0**	**-85**	**-73**	**Yes**	**20**	**100**	**n/a**	**n/a**	**0.02**	**NP**
1,2,3-Trichloropropane (ug/L)	**MW-404A**	**0**	**-91**	**-78**	**Yes**	**21**	**100**	**n/a**	**n/a**	**0.02**	**NP**
1,2,3-Trichloropropane (ug/L)	**P-504B (bg)**	**-0.04947**	**-49**	**-44**	**Yes**	**14**	**100**	**n/a**	**n/a**	**0.02**	**NP**
1,2,3-Trichloropropane (ug/L)	**P-503B (bg)**	**0**	**-72**	**-68**	**Yes**	**19**	**100**	**n/a**	**n/a**	**0.02**	**NP**
1,2,3-Trichloropropane (ug/L)	**MW-505A (bg)**	**-0.04853**	**-70**	**-58**	**Yes**	**17**	**100**	**n/a**	**n/a**	**0.02**	**NP**
1,2,3-Trichloropropane (ug/L)	**MW-501A**	**0**	**-85**	**-73**	**Yes**	**20**	**100**	**n/a**	**n/a**	**0.02**	**NP**
1,2,3-Trichloropropane (ug/L)	**MW-605**	**-0.1097**	**-53**	**-44**	**Yes**	**14**	**100**	**n/a**	**n/a**	**0.02**	**NP**
1,2,3-Trichloropropane (ug/L)	**MW-604**	**-0.1096**	**-53**	**-44**	**Yes**	**14**	**100**	**n/a**	**n/a**	**0.02**	**NP**
1,2-Dibromo-3-chloropropane (ug/L)	MW-102A	0	62	78	No	21	100	n/a	n/a	0.02	NP
1,2-Dibromo-3-chloropropane (ug/L)	OW-301A	0	23	63	No	18	100	n/a	n/a	0.02	NP
1,2-Dibromo-3-chloropropane (ug/L)	MW-201A	0	64	89	No	23	100	n/a	n/a	0.02	NP
1,2-Dibromo-3-chloropropane (ug/L)	MW-103A	0	64	89	No	23	100	n/a	n/a	0.02	NP
1,2-Dibromo-3-chloropropane (ug/L)	MW-114AR	0	62	78	No	21	100	n/a	n/a	0.02	NP
1,2-Dibromo-3-chloropropane (ug/L)	MW-120AR ...	0	64	89	No	23	100	n/a	n/a	0.02	NP
1,2-Dibromo-3-chloropropane (ug/L)	P-105B	0	62	78	No	21	100	n/a	n/a	0.02	NP

Trend Test

DMASWA Data: DMASWA Database_Updated Printed 12/17/2024, 2:00 PM

Constituent	Well	Slope	Calc.	Critical	Sig.	N	%NDs	Normality	Xform	Alpha	Method
1,2-Dibromo-3-chloropropane (ug/L)	P-108B	0	62	78	No	21	100	n/a	n/a	0.02	NP
1,2-Dibromo-3-chloropropane (ug/L)	MW-403A	0	62	78	No	21	100	n/a	n/a	0.02	NP
1,2-Dibromo-3-chloropropane (ug/L)	P-114BR	0	62	78	No	21	100	n/a	n/a	0.02	NP
1,2-Dibromo-3-chloropropane (ug/L)	MW-204A	0	64	89	No	23	100	n/a	n/a	0.02	NP
1,2-Dibromo-3-chloropropane (ug/L)	P-120B (bg)	0	62	78	No	21	100	n/a	n/a	0.02	NP
1,2-Dibromo-3-chloropropane (ug/L)	MW-137A	0	64	84	No	22	100	n/a	n/a	0.02	NP
1,2-Dibromo-3-chloropropane (ug/L)	MW-202A	0	64	89	No	23	100	n/a	n/a	0.02	NP
1,2-Dibromo-3-chloropropane (ug/L)	MW-401A	0	63	84	No	22	100	n/a	n/a	0.02	NP
1,2-Dibromo-3-chloropropane (ug/L)	MW-402A	0	62	78	No	21	100	n/a	n/a	0.02	NP
1,2-Dibromo-3-chloropropane (ug/L)	**OW-306AR**	**-0.6952**	**-49**	**-44**	**Yes**	**14**	**100**	**n/a**	**n/a**	**0.02**	**NP**
1,2-Dibromo-3-chloropropane (ug/L)	MW-109ARR	0	62	78	No	21	100	n/a	n/a	0.02	NP
1,2-Dibromo-3-chloropropane (ug/L)	MW-502A	0	49	73	No	20	100	n/a	n/a	0.02	NP
1,2-Dibromo-3-chloropropane (ug/L)	MW-404A	0	62	78	No	21	100	n/a	n/a	0.02	NP
1,2-Dibromo-3-chloropropane (ug/L)	P-504B (bg)	0	31	44	No	14	100	n/a	n/a	0.02	NP
1,2-Dibromo-3-chloropropane (ug/L)	P-503B (bg)	0	48	68	No	19	100	n/a	n/a	0.02	NP
1,2-Dibromo-3-chloropropane (ug/L)	MW-505A (bg)	0	25	58	No	17	100	n/a	n/a	0.02	NP
1,2-Dibromo-3-chloropropane (ug/L)	MW-501A	0	49	73	No	20	100	n/a	n/a	0.02	NP
1,2-Dibromo-3-chloropropane (ug/L)	**MW-605**	**-0.8401**	**-49**	**-44**	**Yes**	**14**	**100**	**n/a**	**n/a**	**0.02**	**NP**
1,2-Dibromo-3-chloropropane (ug/L)	**MW-604**	**-0.8401**	**-49**	**-44**	**Yes**	**14**	**100**	**n/a**	**n/a**	**0.02**	**NP**
1,2-Dibromoethane [EDB] (ug/L)	**MW-102A**	**0**	**-98**	**-78**	**Yes**	**21**	**100**	**n/a**	**n/a**	**0.02**	**NP**
1,2-Dibromoethane [EDB] (ug/L)	**OW-301A**	**-0.07435**	**-77**	**-63**	**Yes**	**18**	**100**	**n/a**	**n/a**	**0.02**	**NP**
1,2-Dibromoethane [EDB] (ug/L)	**MW-201A**	**0**	**-112**	**-89**	**Yes**	**23**	**100**	**n/a**	**n/a**	**0.02**	**NP**
1,2-Dibromoethane [EDB] (ug/L)	**MW-103A**	**0**	**-112**	**-89**	**Yes**	**23**	**100**	**n/a**	**n/a**	**0.02**	**NP**
1,2-Dibromoethane [EDB] (ug/L)	**MW-114AR**	**0**	**-98**	**-78**	**Yes**	**21**	**100**	**n/a**	**n/a**	**0.02**	**NP**
1,2-Dibromoethane [EDB] (ug/L)	**MW-120AR ...**	**0**	**-112**	**-89**	**Yes**	**23**	**100**	**n/a**	**n/a**	**0.02**	**NP**
1,2-Dibromoethane [EDB] (ug/L)	**P-105B**	**0**	**-98**	**-78**	**Yes**	**21**	**100**	**n/a**	**n/a**	**0.02**	**NP**
1,2-Dibromoethane [EDB] (ug/L)	**P-108B**	**0**	**-98**	**-78**	**Yes**	**21**	**100**	**n/a**	**n/a**	**0.02**	**NP**
1,2-Dibromoethane [EDB] (ug/L)	**MW-403A**	**0**	**-98**	**-78**	**Yes**	**21**	**100**	**n/a**	**n/a**	**0.02**	**NP**
1,2-Dibromoethane [EDB] (ug/L)	**P-114BR**	**0**	**-98**	**-78**	**Yes**	**21**	**100**	**n/a**	**n/a**	**0.02**	**NP**
1,2-Dibromoethane [EDB] (ug/L)	**MW-204A**	**0**	**-112**	**-89**	**Yes**	**23**	**100**	**n/a**	**n/a**	**0.02**	**NP**
1,2-Dibromoethane [EDB] (ug/L)	**P-120B (bg)**	**0**	**-98**	**-78**	**Yes**	**21**	**100**	**n/a**	**n/a**	**0.02**	**NP**
1,2-Dibromoethane [EDB] (ug/L)	**MW-137A**	**0**	**-105**	**-84**	**Yes**	**22**	**100**	**n/a**	**n/a**	**0.02**	**NP**
1,2-Dibromoethane [EDB] (ug/L)	**MW-202A**	**0**	**-107**	**-89**	**Yes**	**23**	**100**	**n/a**	**n/a**	**0.02**	**NP**
1,2-Dibromoethane [EDB] (ug/L)	**MW-401A**	**0**	**-105**	**-84**	**Yes**	**22**	**100**	**n/a**	**n/a**	**0.02**	**NP**
1,2-Dibromoethane [EDB] (ug/L)	**MW-402A**	**0**	**-98**	**-78**	**Yes**	**21**	**100**	**n/a**	**n/a**	**0.02**	**NP**
1,2-Dibromoethane [EDB] (ug/L)	**OW-306AR**	**-0.1208**	**-49**	**-44**	**Yes**	**14**	**100**	**n/a**	**n/a**	**0.02**	**NP**
1,2-Dibromoethane [EDB] (ug/L)	**MW-109ARR**	**0**	**-98**	**-78**	**Yes**	**21**	**100**	**n/a**	**n/a**	**0.02**	**NP**
1,2-Dibromoethane [EDB] (ug/L)	**MW-502A**	**0**	**-91**	**-73**	**Yes**	**20**	**100**	**n/a**	**n/a**	**0.02**	**NP**
1,2-Dibromoethane [EDB] (ug/L)	**MW-404A**	**0**	**-98**	**-78**	**Yes**	**21**	**100**	**n/a**	**n/a**	**0.02**	**NP**
1,2-Dibromoethane [EDB] (ug/L)	**P-504B (bg)**	**-0.07964**	**-49**	**-44**	**Yes**	**14**	**100**	**n/a**	**n/a**	**0.02**	**NP**
1,2-Dibromoethane [EDB] (ug/L)	**P-503B (bg)**	**0**	**-78**	**-68**	**Yes**	**19**	**100**	**n/a**	**n/a**	**0.02**	**NP**
1,2-Dibromoethane [EDB] (ug/L)	**MW-505A (bg)**	**-0.07812**	**-70**	**-58**	**Yes**	**17**	**100**	**n/a**	**n/a**	**0.02**	**NP**
1,2-Dibromoethane [EDB] (ug/L)	**MW-501A**	**0**	**-91**	**-73**	**Yes**	**20**	**100**	**n/a**	**n/a**	**0.02**	**NP**
1,2-Dibromoethane [EDB] (ug/L)	**MW-605**	**-0.1766**	**-53**	**-44**	**Yes**	**14**	**100**	**n/a**	**n/a**	**0.02**	**NP**
1,2-Dibromoethane [EDB] (ug/L)	**MW-604**	**-0.1459**	**-49**	**-44**	**Yes**	**14**	**100**	**n/a**	**n/a**	**0.02**	**NP**
1,2-Dichlorobenzene (ug/L)	**MW-102A**	**0**	**-98**	**-78**	**Yes**	**21**	**100**	**n/a**	**n/a**	**0.02**	**NP**
1,2-Dichlorobenzene (ug/L)	**OW-301A**	**-0.07097**	**-77**	**-63**	**Yes**	**18**	**100**	**n/a**	**n/a**	**0.02**	**NP**
1,2-Dichlorobenzene (ug/L)	**MW-201A**	**0**	**-112**	**-89**	**Yes**	**23**	**100**	**n/a**	**n/a**	**0.02**	**NP**
1,2-Dichlorobenzene (ug/L)	**MW-103A**	**0**	**-112**	**-89**	**Yes**	**23**	**100**	**n/a**	**n/a**	**0.02**	**NP**
1,2-Dichlorobenzene (ug/L)	**MW-114AR**	**0**	**-98**	**-78**	**Yes**	**21**	**100**	**n/a**	**n/a**	**0.02**	**NP**

Trend Test

DMASWA Data: DMASWA Database_Updated Printed 12/17/2024, 2:00 PM

Constituent	Well	Slope	Calc.	Critical	Sig.	N	%NDs	Normality	Xform	Alpha	Method
1,2-Dichlorobenzene (ug/L)	MW-120AR ...	0	-112	-89	Yes	23	100	n/a	n/a	0.02	NP
1,2-Dichlorobenzene (ug/L)	P-105B	0	-98	-78	Yes	21	100	n/a	n/a	0.02	NP
1,2-Dichlorobenzene (ug/L)	P-108B	0	-98	-78	Yes	21	100	n/a	n/a	0.02	NP
1,2-Dichlorobenzene (ug/L)	MW-403A	0	-98	-78	Yes	21	100	n/a	n/a	0.02	NP
1,2-Dichlorobenzene (ug/L)	P-114BR	0	-98	-78	Yes	21	100	n/a	n/a	0.02	NP
1,2-Dichlorobenzene (ug/L)	MW-204A	0	-112	-89	Yes	23	100	n/a	n/a	0.02	NP
1,2-Dichlorobenzene (ug/L)	P-120B (bg)	0	-98	-78	Yes	21	100	n/a	n/a	0.02	NP
1,2-Dichlorobenzene (ug/L)	MW-137A	0	-112	-84	Yes	22	100	n/a	n/a	0.02	NP
1,2-Dichlorobenzene (ug/L)	MW-202A	0	-112	-89	Yes	23	100	n/a	n/a	0.02	NP
1,2-Dichlorobenzene (ug/L)	MW-401A	0	-105	-84	Yes	22	100	n/a	n/a	0.02	NP
1,2-Dichlorobenzene (ug/L)	MW-402A	0	-98	-78	Yes	21	100	n/a	n/a	0.02	NP
1,2-Dichlorobenzene (ug/L)	OW-306AR	-0.1153	-49	-44	Yes	14	100	n/a	n/a	0.02	NP
1,2-Dichlorobenzene (ug/L)	MW-109ARR	0	-98	-78	Yes	21	100	n/a	n/a	0.02	NP
1,2-Dichlorobenzene (ug/L)	MW-502A	0	-91	-73	Yes	20	100	n/a	n/a	0.02	NP
1,2-Dichlorobenzene (ug/L)	MW-404A	0	-98	-78	Yes	21	100	n/a	n/a	0.02	NP
1,2-Dichlorobenzene (ug/L)	P-504B (bg)	-0.07602	-49	-44	Yes	14	100	n/a	n/a	0.02	NP
1,2-Dichlorobenzene (ug/L)	P-503B (bg)	0	-78	-68	Yes	19	100	n/a	n/a	0.02	NP
1,2-Dichlorobenzene (ug/L)	MW-505A (bg)	-0.07457	-70	-58	Yes	17	100	n/a	n/a	0.02	NP
1,2-Dichlorobenzene (ug/L)	MW-501A	0	-91	-73	Yes	20	100	n/a	n/a	0.02	NP
1,2-Dichlorobenzene (ug/L)	MW-605	-0.1393	-49	-44	Yes	14	100	n/a	n/a	0.02	NP
1,2-Dichlorobenzene (ug/L)	MW-604	-0.1393	-49	-44	Yes	14	100	n/a	n/a	0.02	NP
1,2-Dichloroethane (ug/L)	MW-102A	0	-98	-78	Yes	21	100	n/a	n/a	0.02	NP
1,2-Dichloroethane (ug/L)	OW-301A	-0.06872	-77	-63	Yes	18	100	n/a	n/a	0.02	NP
1,2-Dichloroethane (ug/L)	MW-201A	0	-112	-89	Yes	23	100	n/a	n/a	0.02	NP
1,2-Dichloroethane (ug/L)	MW-103A	0	-112	-89	Yes	23	100	n/a	n/a	0.02	NP
1,2-Dichloroethane (ug/L)	MW-114AR	0	-98	-78	Yes	21	100	n/a	n/a	0.02	NP
1,2-Dichloroethane (ug/L)	MW-120AR ...	0	-112	-89	Yes	23	100	n/a	n/a	0.02	NP
1,2-Dichloroethane (ug/L)	P-105B	0	-98	-78	Yes	21	100	n/a	n/a	0.02	NP
1,2-Dichloroethane (ug/L)	P-108B	0	-98	-78	Yes	21	100	n/a	n/a	0.02	NP
1,2-Dichloroethane (ug/L)	MW-403A	0	-98	-78	Yes	21	100	n/a	n/a	0.02	NP
1,2-Dichloroethane (ug/L)	P-114BR	0	-98	-78	Yes	21	100	n/a	n/a	0.02	NP
1,2-Dichloroethane (ug/L)	MW-204A	0	-112	-89	Yes	23	100	n/a	n/a	0.02	NP
1,2-Dichloroethane (ug/L)	P-120B (bg)	0	-98	-78	Yes	21	100	n/a	n/a	0.02	NP
1,2-Dichloroethane (ug/L)	MW-137A	0	-112	-84	Yes	22	100	n/a	n/a	0.02	NP
1,2-Dichloroethane (ug/L)	MW-202A	0	-112	-89	Yes	23	100	n/a	n/a	0.02	NP
1,2-Dichloroethane (ug/L)	MW-401A	0	-105	-84	Yes	22	100	n/a	n/a	0.02	NP
1,2-Dichloroethane (ug/L)	MW-402A	0	-98	-78	Yes	21	100	n/a	n/a	0.02	NP
1,2-Dichloroethane (ug/L)	OW-306AR	-0.1116	-49	-44	Yes	14	100	n/a	n/a	0.02	NP
1,2-Dichloroethane (ug/L)	MW-109ARR	0	-98	-78	Yes	21	100	n/a	n/a	0.02	NP
1,2-Dichloroethane (ug/L)	MW-502A	0	-91	-73	Yes	20	100	n/a	n/a	0.02	NP
1,2-Dichloroethane (ug/L)	MW-404A	0	-98	-78	Yes	21	100	n/a	n/a	0.02	NP
1,2-Dichloroethane (ug/L)	P-504B (bg)	-0.0736	-49	-44	Yes	14	100	n/a	n/a	0.02	NP
1,2-Dichloroethane (ug/L)	P-503B (bg)	0	-78	-68	Yes	19	100	n/a	n/a	0.02	NP
1,2-Dichloroethane (ug/L)	MW-505A (bg)	-0.0722	-70	-58	Yes	17	100	n/a	n/a	0.02	NP
1,2-Dichloroethane (ug/L)	MW-501A	0	-91	-73	Yes	20	100	n/a	n/a	0.02	NP
1,2-Dichloroethane (ug/L)	MW-605	-0.1349	-49	-44	Yes	14	100	n/a	n/a	0.02	NP
1,2-Dichloroethane (ug/L)	MW-604	-0.1349	-49	-44	Yes	14	100	n/a	n/a	0.02	NP
1,2-Dichloropropane (ug/L)	MW-102A	0	-98	-78	Yes	21	100	n/a	n/a	0.02	NP
1,2-Dichloropropane (ug/L)	OW-301A	-0.08224	-77	-63	Yes	18	100	n/a	n/a	0.02	NP
1,2-Dichloropropane (ug/L)	MW-201A	0	-112	-89	Yes	23	100	n/a	n/a	0.02	NP

Trend Test

DMASWA Data: DMASWA Database_Updated Printed 12/17/2024, 2:00 PM

Constituent	Well	Slope	Calc.	Critical	Sig.	N	%NDs	Normality	Xform	Alpha	Method
1,2-Dichloropropane (ug/L)	**MW-103A**	**0**	**-112**	**-89**	**Yes**	**23**	**100**	**n/a**	**n/a**	**0.02**	**NP**
1,2-Dichloropropane (ug/L)	**MW-114AR**	**0**	**-98**	**-78**	**Yes**	**21**	**100**	**n/a**	**n/a**	**0.02**	**NP**
1,2-Dichloropropane (ug/L)	**MW-120AR ...**	**0**	**-112**	**-89**	**Yes**	**23**	**100**	**n/a**	**n/a**	**0.02**	**NP**
1,2-Dichloropropane (ug/L)	**P-105B**	**0**	**-98**	**-78**	**Yes**	**21**	**100**	**n/a**	**n/a**	**0.02**	**NP**
1,2-Dichloropropane (ug/L)	**P-108B**	**0**	**-98**	**-78**	**Yes**	**21**	**100**	**n/a**	**n/a**	**0.02**	**NP**
1,2-Dichloropropane (ug/L)	**MW-403A**	**0**	**-98**	**-78**	**Yes**	**21**	**100**	**n/a**	**n/a**	**0.02**	**NP**
1,2-Dichloropropane (ug/L)	**P-114BR**	**0**	**-98**	**-78**	**Yes**	**21**	**100**	**n/a**	**n/a**	**0.02**	**NP**
1,2-Dichloropropane (ug/L)	**MW-204A**	**0**	**-112**	**-89**	**Yes**	**23**	**100**	**n/a**	**n/a**	**0.02**	**NP**
1,2-Dichloropropane (ug/L)	**P-120B (bg)**	**0**	**-98**	**-78**	**Yes**	**21**	**100**	**n/a**	**n/a**	**0.02**	**NP**
1,2-Dichloropropane (ug/L)	**MW-137A**	**0**	**-112**	**-84**	**Yes**	**22**	**100**	**n/a**	**n/a**	**0.02**	**NP**
1,2-Dichloropropane (ug/L)	**MW-202A**	**0**	**-112**	**-89**	**Yes**	**23**	**100**	**n/a**	**n/a**	**0.02**	**NP**
1,2-Dichloropropane (ug/L)	**MW-401A**	**-0.01559**	**-113**	**-84**	**Yes**	**22**	**95.45**	**n/a**	**n/a**	**0.02**	**NP**
1,2-Dichloropropane (ug/L)	**MW-402A**	**0**	**-98**	**-78**	**Yes**	**21**	**100**	**n/a**	**n/a**	**0.02**	**NP**
1,2-Dichloropropane (ug/L)	**OW-306AR**	**-0.1336**	**-49**	**-44**	**Yes**	**14**	**100**	**n/a**	**n/a**	**0.02**	**NP**
1,2-Dichloropropane (ug/L)	**MW-109ARR**	**0**	**-98**	**-78**	**Yes**	**21**	**100**	**n/a**	**n/a**	**0.02**	**NP**
1,2-Dichloropropane (ug/L)	**MW-502A**	**0**	**-91**	**-73**	**Yes**	**20**	**100**	**n/a**	**n/a**	**0.02**	**NP**
1,2-Dichloropropane (ug/L)	**MW-404A**	**0**	**-98**	**-78**	**Yes**	**21**	**100**	**n/a**	**n/a**	**0.02**	**NP**
1,2-Dichloropropane (ug/L)	**P-504B (bg)**	**-0.08808**	**-49**	**-44**	**Yes**	**14**	**100**	**n/a**	**n/a**	**0.02**	**NP**
1,2-Dichloropropane (ug/L)	**P-503B (bg)**	**0**	**-78**	**-68**	**Yes**	**19**	**100**	**n/a**	**n/a**	**0.02**	**NP**
1,2-Dichloropropane (ug/L)	**MW-505A (bg)**	**-0.08641**	**-70**	**-58**	**Yes**	**17**	**100**	**n/a**	**n/a**	**0.02**	**NP**
1,2-Dichloropropane (ug/L)	**MW-501A**	**0**	**-91**	**-73**	**Yes**	**20**	**100**	**n/a**	**n/a**	**0.02**	**NP**
1,2-Dichloropropane (ug/L)	**MW-605**	**-0.1614**	**-49**	**-44**	**Yes**	**14**	**100**	**n/a**	**n/a**	**0.02**	**NP**
1,2-Dichloropropane (ug/L)	**MW-604**	**-0.1614**	**-49**	**-44**	**Yes**	**14**	**100**	**n/a**	**n/a**	**0.02**	**NP**
1,4-Dichlorobenzene (ug/L)	**MW-102A**	**0**	**-98**	**-78**	**Yes**	**21**	**100**	**n/a**	**n/a**	**0.02**	**NP**
1,4-Dichlorobenzene (ug/L)	**OW-301A**	**-0.08674**	**-77**	**-63**	**Yes**	**18**	**100**	**n/a**	**n/a**	**0.02**	**NP**
1,4-Dichlorobenzene (ug/L)	**MW-201A**	**0**	**-112**	**-89**	**Yes**	**23**	**100**	**n/a**	**n/a**	**0.02**	**NP**
1,4-Dichlorobenzene (ug/L)	**MW-103A**	**0**	**-112**	**-89**	**Yes**	**23**	**100**	**n/a**	**n/a**	**0.02**	**NP**
1,4-Dichlorobenzene (ug/L)	**MW-114AR**	**0**	**-98**	**-78**	**Yes**	**21**	**100**	**n/a**	**n/a**	**0.02**	**NP**
1,4-Dichlorobenzene (ug/L)	**MW-120AR ...**	**0**	**-99**	**-89**	**Yes**	**23**	**95.65**	**n/a**	**n/a**	**0.02**	**NP**
1,4-Dichlorobenzene (ug/L)	**P-105B**	**0**	**-98**	**-78**	**Yes**	**21**	**100**	**n/a**	**n/a**	**0.02**	**NP**
1,4-Dichlorobenzene (ug/L)	**P-108B**	**0**	**-98**	**-78**	**Yes**	**21**	**100**	**n/a**	**n/a**	**0.02**	**NP**
1,4-Dichlorobenzene (ug/L)	**MW-403A**	**0**	**-98**	**-78**	**Yes**	**21**	**100**	**n/a**	**n/a**	**0.02**	**NP**
1,4-Dichlorobenzene (ug/L)	**P-114BR**	**0**	**-98**	**-78**	**Yes**	**21**	**100**	**n/a**	**n/a**	**0.02**	**NP**
1,4-Dichlorobenzene (ug/L)	**MW-204A**	**0**	**-112**	**-89**	**Yes**	**23**	**100**	**n/a**	**n/a**	**0.02**	**NP**
1,4-Dichlorobenzene (ug/L)	**P-120B (bg)**	**0**	**-98**	**-78**	**Yes**	**21**	**100**	**n/a**	**n/a**	**0.02**	**NP**
1,4-Dichlorobenzene (ug/L)	**MW-137A**	**0**	**-112**	**-84**	**Yes**	**22**	**100**	**n/a**	**n/a**	**0.02**	**NP**
1,4-Dichlorobenzene (ug/L)	**MW-202A**	**0**	**-112**	**-89**	**Yes**	**23**	**100**	**n/a**	**n/a**	**0.02**	**NP**
1,4-Dichlorobenzene (ug/L)	**MW-401A**	**0**	**-105**	**-84**	**Yes**	**22**	**100**	**n/a**	**n/a**	**0.02**	**NP**
1,4-Dichlorobenzene (ug/L)	**MW-402A**	**0**	**-98**	**-78**	**Yes**	**21**	**100**	**n/a**	**n/a**	**0.02**	**NP**
1,4-Dichlorobenzene (ug/L)	**OW-306AR**	**-0.1409**	**-49**	**-44**	**Yes**	**14**	**100**	**n/a**	**n/a**	**0.02**	**NP**
1,4-Dichlorobenzene (ug/L)	**MW-109ARR**	**0**	**-98**	**-78**	**Yes**	**21**	**100**	**n/a**	**n/a**	**0.02**	**NP**
1,4-Dichlorobenzene (ug/L)	**MW-502A**	**0**	**-91**	**-73**	**Yes**	**20**	**100**	**n/a**	**n/a**	**0.02**	**NP**
1,4-Dichlorobenzene (ug/L)	**MW-404A**	**0**	**-98**	**-78**	**Yes**	**21**	**100**	**n/a**	**n/a**	**0.02**	**NP**
1,4-Dichlorobenzene (ug/L)	**P-504B (bg)**	**-0.09291**	**-49**	**-44**	**Yes**	**14**	**100**	**n/a**	**n/a**	**0.02**	**NP**
1,4-Dichlorobenzene (ug/L)	**P-503B (bg)**	**0**	**-78**	**-68**	**Yes**	**19**	**100**	**n/a**	**n/a**	**0.02**	**NP**
1,4-Dichlorobenzene (ug/L)	**MW-505A (bg)**	**-0.09114**	**-70**	**-58**	**Yes**	**17**	**100**	**n/a**	**n/a**	**0.02**	**NP**
1,4-Dichlorobenzene (ug/L)	**MW-501A**	**0**	**-91**	**-73**	**Yes**	**20**	**100**	**n/a**	**n/a**	**0.02**	**NP**
1,4-Dichlorobenzene (ug/L)	**MW-605**	**-0.1702**	**-49**	**-44**	**Yes**	**14**	**100**	**n/a**	**n/a**	**0.02**	**NP**
1,4-Dichlorobenzene (ug/L)	**MW-604**	**-0.1702**	**-49**	**-44**	**Yes**	**14**	**100**	**n/a**	**n/a**	**0.02**	**NP**
2-Butanone [MEK] (ug/L)	MW-102A	0	-58	-78	No	21	100	n/a	n/a	0.02	NP

Trend Test

DMASWA Data: DMASWA Database_Updated Printed 12/17/2024, 2:00 PM

Constituent	Well	Slope	Calc.	Critical	Sig.	N	%NDs	Normality	Xform	Alpha	Method
2-Butanone [MEK] (ug/L)	**OW-301A**	**-0.3267**	**-67**	**-63**	**Yes**	**18**	**100**	**n/a**	**n/a**	**0.02**	**NP**
2-Butanone [MEK] (ug/L)	MW-201A	0	-64	-89	No	23	100	n/a	n/a	0.02	NP
2-Butanone [MEK] (ug/L)	MW-103A	0	-64	-89	No	23	100	n/a	n/a	0.02	NP
2-Butanone [MEK] (ug/L)	MW-114AR	0	-58	-78	No	21	100	n/a	n/a	0.02	NP
2-Butanone [MEK] (ug/L)	MW-120AR ...	0	-61	-89	No	23	95.65	n/a	n/a	0.02	NP
2-Butanone [MEK] (ug/L)	P-105B	0	-58	-78	No	21	100	n/a	n/a	0.02	NP
2-Butanone [MEK] (ug/L)	P-108B	0	-43	-78	No	21	95.24	n/a	n/a	0.02	NP
2-Butanone [MEK] (ug/L)	MW-403A	0	-58	-78	No	21	100	n/a	n/a	0.02	NP
2-Butanone [MEK] (ug/L)	P-114BR	0	-58	-78	No	21	100	n/a	n/a	0.02	NP
2-Butanone [MEK] (ug/L)	MW-204A	0	-64	-89	No	23	100	n/a	n/a	0.02	NP
2-Butanone [MEK] (ug/L)	P-120B (bg)	0	-58	-78	No	21	100	n/a	n/a	0.02	NP
2-Butanone [MEK] (ug/L)	MW-137A	0	-63	-84	No	22	95.45	n/a	n/a	0.02	NP
2-Butanone [MEK] (ug/L)	MW-202A	0	-64	-89	No	23	100	n/a	n/a	0.02	NP
2-Butanone [MEK] (ug/L)	MW-401A	0	-61	-84	No	22	100	n/a	n/a	0.02	NP
2-Butanone [MEK] (ug/L)	MW-402A	0	-57	-78	No	21	95.24	n/a	n/a	0.02	NP
2-Butanone [MEK] (ug/L)	**OW-306AR**	**-1.445**	**-49**	**-44**	**Yes**	**14**	**100**	**n/a**	**n/a**	**0.02**	**NP**
2-Butanone [MEK] (ug/L)	MW-109ARR	0	-58	-78	No	21	100	n/a	n/a	0.02	NP
2-Butanone [MEK] (ug/L)	MW-502A	0	-61	-73	No	20	100	n/a	n/a	0.02	NP
2-Butanone [MEK] (ug/L)	MW-404A	0	-58	-78	No	21	100	n/a	n/a	0.02	NP
2-Butanone [MEK] (ug/L)	P-504B (bg)	-0.3499	-37	-44	No	14	100	n/a	n/a	0.02	NP
2-Butanone [MEK] (ug/L)	P-503B (bg)	0	-34	-68	No	19	94.74	n/a	n/a	0.02	NP
2-Butanone [MEK] (ug/L)	MW-505A (bg)	-0.3433	-49	-58	No	17	100	n/a	n/a	0.02	NP
2-Butanone [MEK] (ug/L)	MW-501A	0	-69	-73	No	20	100	n/a	n/a	0.02	NP
2-Butanone [MEK] (ug/L)	**MW-605**	**-1.747**	**-49**	**-44**	**Yes**	**14**	**100**	**n/a**	**n/a**	**0.02**	**NP**
2-Butanone [MEK] (ug/L)	**MW-604**	**-1.747**	**-49**	**-44**	**Yes**	**14**	**100**	**n/a**	**n/a**	**0.02**	**NP**
2-Hexanone (ug/L)	**MW-102A**	**0**	**-98**	**-78**	**Yes**	**21**	**100**	**n/a**	**n/a**	**0.02**	**NP**
2-Hexanone (ug/L)	**OW-301A**	**-0.9012**	**-77**	**-63**	**Yes**	**18**	**100**	**n/a**	**n/a**	**0.02**	**NP**
2-Hexanone (ug/L)	**MW-201A**	**0**	**-112**	**-89**	**Yes**	**23**	**100**	**n/a**	**n/a**	**0.02**	**NP**
2-Hexanone (ug/L)	**MW-103A**	**0**	**-112**	**-89**	**Yes**	**23**	**100**	**n/a**	**n/a**	**0.02**	**NP**
2-Hexanone (ug/L)	**MW-114AR**	**0**	**-98**	**-78**	**Yes**	**21**	**100**	**n/a**	**n/a**	**0.02**	**NP**
2-Hexanone (ug/L)	MW-120AR ...	0	-83	-89	No	23	95.65	n/a	n/a	0.02	NP
2-Hexanone (ug/L)	**P-105B**	**0**	**-98**	**-78**	**Yes**	**21**	**100**	**n/a**	**n/a**	**0.02**	**NP**
2-Hexanone (ug/L)	**P-108B**	**0**	**-98**	**-78**	**Yes**	**21**	**100**	**n/a**	**n/a**	**0.02**	**NP**
2-Hexanone (ug/L)	**MW-403A**	**0**	**-98**	**-78**	**Yes**	**21**	**100**	**n/a**	**n/a**	**0.02**	**NP**
2-Hexanone (ug/L)	**P-114BR**	**0**	**-98**	**-78**	**Yes**	**21**	**100**	**n/a**	**n/a**	**0.02**	**NP**
2-Hexanone (ug/L)	**MW-204A**	**0**	**-112**	**-89**	**Yes**	**23**	**100**	**n/a**	**n/a**	**0.02**	**NP**
2-Hexanone (ug/L)	**P-120B (bg)**	**0**	**-98**	**-78**	**Yes**	**21**	**100**	**n/a**	**n/a**	**0.02**	**NP**
2-Hexanone (ug/L)	**MW-137A**	**0**	**-112**	**-84**	**Yes**	**22**	**100**	**n/a**	**n/a**	**0.02**	**NP**
2-Hexanone (ug/L)	**MW-202A**	**0**	**-112**	**-89**	**Yes**	**23**	**100**	**n/a**	**n/a**	**0.02**	**NP**
2-Hexanone (ug/L)	**MW-401A**	**0**	**-105**	**-84**	**Yes**	**22**	**100**	**n/a**	**n/a**	**0.02**	**NP**
2-Hexanone (ug/L)	**MW-402A**	**0**	**-98**	**-78**	**Yes**	**21**	**100**	**n/a**	**n/a**	**0.02**	**NP**
2-Hexanone (ug/L)	**OW-306AR**	**-1.464**	**-49**	**-44**	**Yes**	**14**	**100**	**n/a**	**n/a**	**0.02**	**NP**
2-Hexanone (ug/L)	**MW-109ARR**	**0**	**-98**	**-78**	**Yes**	**21**	**100**	**n/a**	**n/a**	**0.02**	**NP**
2-Hexanone (ug/L)	**MW-502A**	**0**	**-91**	**-73**	**Yes**	**20**	**100**	**n/a**	**n/a**	**0.02**	**NP**
2-Hexanone (ug/L)	**MW-404A**	**0**	**-98**	**-78**	**Yes**	**21**	**100**	**n/a**	**n/a**	**0.02**	**NP**
2-Hexanone (ug/L)	**P-504B (bg)**	**-0.9653**	**-49**	**-44**	**Yes**	**14**	**100**	**n/a**	**n/a**	**0.02**	**NP**
2-Hexanone (ug/L)	**P-503B (bg)**	**0**	**-78**	**-68**	**Yes**	**19**	**100**	**n/a**	**n/a**	**0.02**	**NP**
2-Hexanone (ug/L)	**MW-505A (bg)**	**-0.9469**	**-70**	**-58**	**Yes**	**17**	**100**	**n/a**	**n/a**	**0.02**	**NP**
2-Hexanone (ug/L)	**MW-501A**	**0**	**-91**	**-73**	**Yes**	**20**	**100**	**n/a**	**n/a**	**0.02**	**NP**
2-Hexanone (ug/L)	**MW-605**	**-1.769**	**-49**	**-44**	**Yes**	**14**	**100**	**n/a**	**n/a**	**0.02**	**NP**

Trend Test

DMASWA Data: DMASWA Database_Updated Printed 12/17/2024, 2:00 PM

Constituent	Well	Slope	Calc.	Critical	Sig.	N	%NDs	Normality	Xform	Alpha	Method
2-Hexanone (ug/L)	**MW-604**	**-1.769**	**-49**	**-44**	**Yes**	**14**	**100**	**n/a**	**n/a**	**0.02**	**NP**
4-Methyl-2-pentanone (ug/L)	MW-102A	0	-23	-78	No	21	100	n/a	n/a	0.02	NP
4-Methyl-2-pentanone (ug/L)	OW-301A	0	-53	-63	No	18	100	n/a	n/a	0.02	NP
4-Methyl-2-pentanone (ug/L)	MW-201A	0	-31	-89	No	23	100	n/a	n/a	0.02	NP
4-Methyl-2-pentanone (ug/L)	MW-103A	0	-31	-89	No	23	100	n/a	n/a	0.02	NP
4-Methyl-2-pentanone (ug/L)	MW-114AR	0	-23	-78	No	21	100	n/a	n/a	0.02	NP
4-Methyl-2-pentanone (ug/L)	MW-120AR ...	0	-31	-89	No	23	100	n/a	n/a	0.02	NP
4-Methyl-2-pentanone (ug/L)	P-105B	0	-23	-78	No	21	100	n/a	n/a	0.02	NP
4-Methyl-2-pentanone (ug/L)	P-108B	0	-23	-78	No	21	100	n/a	n/a	0.02	NP
4-Methyl-2-pentanone (ug/L)	MW-403A	0	-23	-78	No	21	100	n/a	n/a	0.02	NP
4-Methyl-2-pentanone (ug/L)	P-114BR	0	-23	-78	No	21	100	n/a	n/a	0.02	NP
4-Methyl-2-pentanone (ug/L)	MW-204A	0	-31	-89	No	23	100	n/a	n/a	0.02	NP
4-Methyl-2-pentanone (ug/L)	P-120B (bg)	0	-23	-78	No	21	100	n/a	n/a	0.02	NP
4-Methyl-2-pentanone (ug/L)	MW-137A	0	-41	-84	No	22	95.45	n/a	n/a	0.02	NP
4-Methyl-2-pentanone (ug/L)	MW-202A	0	-31	-89	No	23	100	n/a	n/a	0.02	NP
4-Methyl-2-pentanone (ug/L)	MW-401A	0	-27	-84	No	22	100	n/a	n/a	0.02	NP
4-Methyl-2-pentanone (ug/L)	MW-402A	0	-23	-78	No	21	100	n/a	n/a	0.02	NP
4-Methyl-2-pentanone (ug/L)	**OW-306AR**	**-1.445**	**-49**	**-44**	**Yes**	**14**	**100**	**n/a**	**n/a**	**0.02**	**NP**
4-Methyl-2-pentanone (ug/L)	MW-109ARR	0	-23	-78	No	21	100	n/a	n/a	0.02	NP
4-Methyl-2-pentanone (ug/L)	MW-502A	0	-65	-73	No	20	100	n/a	n/a	0.02	NP
4-Methyl-2-pentanone (ug/L)	MW-404A	0	-23	-78	No	21	100	n/a	n/a	0.02	NP
4-Methyl-2-pentanone (ug/L)	P-504B (bg)	0	-29	-44	No	14	100	n/a	n/a	0.02	NP
4-Methyl-2-pentanone (ug/L)	P-503B (bg)	0	-54	-68	No	19	100	n/a	n/a	0.02	NP
4-Methyl-2-pentanone (ug/L)	MW-505A (bg)	0	-47	-58	No	17	100	n/a	n/a	0.02	NP
4-Methyl-2-pentanone (ug/L)	**MW-501A**	**0**	**-91**	**-73**	**Yes**	**20**	**100**	**n/a**	**n/a**	**0.02**	**NP**
4-Methyl-2-pentanone (ug/L)	**MW-605**	**-1.747**	**-49**	**-44**	**Yes**	**14**	**100**	**n/a**	**n/a**	**0.02**	**NP**
4-Methyl-2-pentanone (ug/L)	**MW-604**	**-1.747**	**-49**	**-44**	**Yes**	**14**	**100**	**n/a**	**n/a**	**0.02**	**NP**
Acetone (ug/L)	MW-102A	0	-24	-78	No	21	85.71	n/a	n/a	0.02	NP
Acetone (ug/L)	OW-301A	-0.2635	-47	-63	No	18	83.33	n/a	n/a	0.02	NP
Acetone (ug/L)	MW-201A	0	-41	-89	No	23	73.91	n/a	n/a	0.02	NP
Acetone (ug/L)	MW-103A	0	1	89	No	23	78.26	n/a	n/a	0.02	NP
Acetone (ug/L)	MW-114AR	0	-3	-78	No	21	76.19	n/a	n/a	0.02	NP
Acetone (ug/L)	MW-120AR ...	0	-3	-89	No	23	82.61	n/a	n/a	0.02	NP
Acetone (ug/L)	P-105B	0	-11	-78	No	21	80.95	n/a	n/a	0.02	NP
Acetone (ug/L)	P-108B	0	5	78	No	21	71.43	n/a	n/a	0.02	NP
Acetone (ug/L)	MW-403A	0	-20	-78	No	21	90.48	n/a	n/a	0.02	NP
Acetone (ug/L)	P-114BR	0	7	78	No	21	76.19	n/a	n/a	0.02	NP
Acetone (ug/L)	MW-204A	0	11	89	No	23	78.26	n/a	n/a	0.02	NP
Acetone (ug/L)	P-120B (bg)	0	23	78	No	21	80.95	n/a	n/a	0.02	NP
Acetone (ug/L)	MW-137A	0	18	84	No	22	68.18	n/a	n/a	0.02	NP
Acetone (ug/L)	MW-202A	0	-20	-89	No	23	86.96	n/a	n/a	0.02	NP
Acetone (ug/L)	MW-401A	0	-21	-84	No	22	86.36	n/a	n/a	0.02	NP
Acetone (ug/L)	MW-402A	0	-14	-78	No	21	76.19	n/a	n/a	0.02	NP
Acetone (ug/L)	**OW-306AR**	**-1.623**	**-55**	**-44**	**Yes**	**14**	**92.86**	**n/a**	**n/a**	**0.02**	**NP**
Acetone (ug/L)	MW-109ARR	0	1	78	No	21	66.67	n/a	n/a	0.02	NP
Acetone (ug/L)	MW-502A	0	-41	-73	No	20	80	n/a	n/a	0.02	NP
Acetone (ug/L)	MW-404A	0	-16	-78	No	21	85.71	n/a	n/a	0.02	NP
Acetone (ug/L)	P-504B (bg)	0	-29	-44	No	14	92.86	n/a	n/a	0.02	NP
Acetone (ug/L)	P-503B (bg)	0	-48	-68	No	19	84.21	n/a	n/a	0.02	NP
Acetone (ug/L)	MW-505A (bg)	0	-47	-58	No	17	100	n/a	n/a	0.02	NP

Trend Test

DMASWA Data: DMASWA Database_Updated Printed 12/17/2024, 2:00 PM

Constituent	Well	Slope	Calc.	Critical	Sig.	N	%NDs	Normality	Xform	Alpha	Method
Acetone (ug/L)	MW-501A	0	-37	-73	No	20	75	n/a	n/a	0.02	NP
Acetone (ug/L)	**MW-605**	**-1.525**	**-55**	**-44**	**Yes**	**14**	**92.86**	**n/a**	**n/a**	**0.02**	**NP**
Acetone (ug/L)	**MW-604**	**-1.525**	**-49**	**-44**	**Yes**	**14**	**100**	**n/a**	**n/a**	**0.02**	**NP**
Acrylonitrile (ug/L)	MW-102A	0	-41	-78	No	21	100	n/a	n/a	0.02	NP
Acrylonitrile (ug/L)	OW-301A	-0.4046	-62	-63	No	18	100	n/a	n/a	0.02	NP
Acrylonitrile (ug/L)	MW-201A	0	-53	-89	No	23	100	n/a	n/a	0.02	NP
Acrylonitrile (ug/L)	MW-103A	0	-53	-89	No	23	100	n/a	n/a	0.02	NP
Acrylonitrile (ug/L)	MW-114AR	0	-41	-78	No	21	100	n/a	n/a	0.02	NP
Acrylonitrile (ug/L)	MW-120AR ...	0	-53	-89	No	23	100	n/a	n/a	0.02	NP
Acrylonitrile (ug/L)	P-105B	0	-41	-78	No	21	100	n/a	n/a	0.02	NP
Acrylonitrile (ug/L)	P-108B	0	-41	-78	No	21	100	n/a	n/a	0.02	NP
Acrylonitrile (ug/L)	MW-403A	0	-41	-78	No	21	100	n/a	n/a	0.02	NP
Acrylonitrile (ug/L)	P-114BR	0	-41	-78	No	21	100	n/a	n/a	0.02	NP
Acrylonitrile (ug/L)	MW-204A	0	-53	-89	No	23	100	n/a	n/a	0.02	NP
Acrylonitrile (ug/L)	P-120B (bg)	0	-41	-78	No	21	100	n/a	n/a	0.02	NP
Acrylonitrile (ug/L)	MW-137A	0	-49	-84	No	22	100	n/a	n/a	0.02	NP
Acrylonitrile (ug/L)	MW-202A	0	-53	-89	No	23	100	n/a	n/a	0.02	NP
Acrylonitrile (ug/L)	MW-401A	0	-47	-84	No	22	100	n/a	n/a	0.02	NP
Acrylonitrile (ug/L)	MW-402A	0	-41	-78	No	21	100	n/a	n/a	0.02	NP
Acrylonitrile (ug/L)	**OW-306AR**	**-0.5123**	**-49**	**-44**	**Yes**	**14**	**100**	**n/a**	**n/a**	**0.02**	**NP**
Acrylonitrile (ug/L)	MW-109ARR	0	-41	-78	No	21	100	n/a	n/a	0.02	NP
Acrylonitrile (ug/L)	**MW-502A**	**-0.5583**	**-92**	**-73**	**Yes**	**20**	**100**	**n/a**	**n/a**	**0.02**	**NP**
Acrylonitrile (ug/L)	MW-404A	0	-41	-78	No	21	100	n/a	n/a	0.02	NP
Acrylonitrile (ug/L)	P-504B (bg)	-0.5612	-38	-44	No	14	100	n/a	n/a	0.02	NP
Acrylonitrile (ug/L)	**P-503B (bg)**	**-0.5612**	**-81**	**-68**	**Yes**	**19**	**100**	**n/a**	**n/a**	**0.02**	**NP**
Acrylonitrile (ug/L)	**MW-505A (bg)**	**-0.7833**	**-65**	**-58**	**Yes**	**17**	**100**	**n/a**	**n/a**	**0.02**	**NP**
Acrylonitrile (ug/L)	**MW-501A**	**-0.7056**	**-127**	**-73**	**Yes**	**20**	**100**	**n/a**	**n/a**	**0.02**	**NP**
Acrylonitrile (ug/L)	**MW-605**	**-0.619**	**-49**	**-44**	**Yes**	**14**	**100**	**n/a**	**n/a**	**0.02**	**NP**
Acrylonitrile (ug/L)	**MW-604**	**-0.619**	**-49**	**-44**	**Yes**	**14**	**100**	**n/a**	**n/a**	**0.02**	**NP**
Benzene (ug/L)	MW-102A	0	5	78	No	21	95.24	n/a	n/a	0.02	NP
Benzene (ug/L)	OW-301A	0	-3	-63	No	18	72.22	n/a	n/a	0.02	NP
Benzene (ug/L)	MW-201A	0	9	89	No	23	78.26	n/a	n/a	0.02	NP
Benzene (ug/L)	MW-103A	0	-25	-89	No	23	95.65	n/a	n/a	0.02	NP
Benzene (ug/L)	MW-114AR	0	-23	-78	No	21	100	n/a	n/a	0.02	NP
Benzene (ug/L)	MW-120AR ...	0	-31	-89	No	23	100	n/a	n/a	0.02	NP
Benzene (ug/L)	P-105B	0	-23	-78	No	21	100	n/a	n/a	0.02	NP
Benzene (ug/L)	P-108B	0	-23	-78	No	21	100	n/a	n/a	0.02	NP
Benzene (ug/L)	MW-403A	0	5	78	No	21	95.24	n/a	n/a	0.02	NP
Benzene (ug/L)	P-114BR	0	-23	-78	No	21	100	n/a	n/a	0.02	NP
Benzene (ug/L)	MW-204A	0	-31	-89	No	23	100	n/a	n/a	0.02	NP
Benzene (ug/L)	P-120B (bg)	0	-23	-78	No	21	100	n/a	n/a	0.02	NP
Benzene (ug/L)	MW-137A	0	-31	-84	No	22	100	n/a	n/a	0.02	NP
Benzene (ug/L)	MW-202A	0	-31	-89	No	23	100	n/a	n/a	0.02	NP
Benzene (ug/L)	MW-401A	0	-27	-84	No	22	100	n/a	n/a	0.02	NP
Benzene (ug/L)	MW-402A	0	-17	-78	No	21	95.24	n/a	n/a	0.02	NP
Benzene (ug/L)	**OW-306AR**	**-0.05123**	**-49**	**-44**	**Yes**	**14**	**100**	**n/a**	**n/a**	**0.02**	**NP**
Benzene (ug/L)	MW-109ARR	0	-23	-78	No	21	100	n/a	n/a	0.02	NP
Benzene (ug/L)	MW-502A	0	-65	-73	No	20	100	n/a	n/a	0.02	NP
Benzene (ug/L)	MW-404A	0	-23	-78	No	21	100	n/a	n/a	0.02	NP
Benzene (ug/L)	P-504B (bg)	0	-29	-44	No	14	100	n/a	n/a	0.02	NP

Trend Test

DMASWA Data: DMASWA Database_Updated Printed 12/17/2024, 2:00 PM

Constituent	Well	Slope	Calc.	Critical	Sig.	N	%NDs	Normality	Xform	Alpha	Method
Benzene (ug/L)	P-503B (bg)	0	-54	-68	No	19	100	n/a	n/a	0.02	NP
Benzene (ug/L)	MW-505A (bg)	0	-47	-58	No	17	100	n/a	n/a	0.02	NP
Benzene (ug/L)	**MW-501A**	**0**	**-91**	**-73**	**Yes**	**20**	**100**	**n/a**	**n/a**	**0.02**	**NP**
Benzene (ug/L)	**MW-605**	**-0.0619**	**-49**	**-44**	**Yes**	**14**	**100**	**n/a**	**n/a**	**0.02**	**NP**
Benzene (ug/L)	**MW-604**	**-0.0619**	**-49**	**-44**	**Yes**	**14**	**100**	**n/a**	**n/a**	**0.02**	**NP**
Bromochloromethane (ug/L)	MW-102A	0	-23	-78	No	21	100	n/a	n/a	0.02	NP
Bromochloromethane (ug/L)	OW-301A	0	-53	-63	No	18	100	n/a	n/a	0.02	NP
Bromochloromethane (ug/L)	MW-201A	0	-31	-89	No	23	100	n/a	n/a	0.02	NP
Bromochloromethane (ug/L)	MW-103A	0	-31	-89	No	23	100	n/a	n/a	0.02	NP
Bromochloromethane (ug/L)	MW-114AR	0	-23	-78	No	21	100	n/a	n/a	0.02	NP
Bromochloromethane (ug/L)	MW-120AR ...	0	-31	-89	No	23	100	n/a	n/a	0.02	NP
Bromochloromethane (ug/L)	P-105B	0	-23	-78	No	21	100	n/a	n/a	0.02	NP
Bromochloromethane (ug/L)	P-108B	0	-23	-78	No	21	100	n/a	n/a	0.02	NP
Bromochloromethane (ug/L)	MW-403A	0	-23	-78	No	21	100	n/a	n/a	0.02	NP
Bromochloromethane (ug/L)	P-114BR	0	-23	-78	No	21	100	n/a	n/a	0.02	NP
Bromochloromethane (ug/L)	MW-204A	0	-31	-89	No	23	100	n/a	n/a	0.02	NP
Bromochloromethane (ug/L)	P-120B (bg)	0	-23	-78	No	21	100	n/a	n/a	0.02	NP
Bromochloromethane (ug/L)	MW-137A	0	-31	-84	No	22	100	n/a	n/a	0.02	NP
Bromochloromethane (ug/L)	MW-202A	0	-31	-89	No	23	100	n/a	n/a	0.02	NP
Bromochloromethane (ug/L)	MW-401A	0	-27	-84	No	22	100	n/a	n/a	0.02	NP
Bromochloromethane (ug/L)	MW-402A	0	-23	-78	No	21	100	n/a	n/a	0.02	NP
Bromochloromethane (ug/L)	**OW-306AR**	**-0.816**	**-49**	**-44**	**Yes**	**14**	**100**	**n/a**	**n/a**	**0.02**	**NP**
Bromochloromethane (ug/L)	MW-109ARR	0	-23	-78	No	21	100	n/a	n/a	0.02	NP
Bromochloromethane (ug/L)	MW-502A	0	-65	-73	No	20	100	n/a	n/a	0.02	NP
Bromochloromethane (ug/L)	MW-404A	0	-23	-78	No	21	100	n/a	n/a	0.02	NP
Bromochloromethane (ug/L)	P-504B (bg)	0	-29	-44	No	14	100	n/a	n/a	0.02	NP
Bromochloromethane (ug/L)	P-503B (bg)	0	-54	-68	No	19	100	n/a	n/a	0.02	NP
Bromochloromethane (ug/L)	MW-505A (bg)	0	-47	-58	No	17	100	n/a	n/a	0.02	NP
Bromochloromethane (ug/L)	**MW-501A**	**0**	**-91**	**-73**	**Yes**	**20**	**100**	**n/a**	**n/a**	**0.02**	**NP**
Bromochloromethane (ug/L)	**MW-605**	**-0.986**	**-49**	**-44**	**Yes**	**14**	**100**	**n/a**	**n/a**	**0.02**	**NP**
Bromochloromethane (ug/L)	**MW-604**	**-0.986**	**-49**	**-44**	**Yes**	**14**	**100**	**n/a**	**n/a**	**0.02**	**NP**
Bromodichloromethane (ug/L)	MW-102A	0	-23	-78	No	21	100	n/a	n/a	0.02	NP
Bromodichloromethane (ug/L)	OW-301A	0	-53	-63	No	18	100	n/a	n/a	0.02	NP
Bromodichloromethane (ug/L)	MW-201A	0	-31	-89	No	23	100	n/a	n/a	0.02	NP
Bromodichloromethane (ug/L)	MW-103A	0	-31	-89	No	23	100	n/a	n/a	0.02	NP
Bromodichloromethane (ug/L)	MW-114AR	0	-23	-78	No	21	100	n/a	n/a	0.02	NP
Bromodichloromethane (ug/L)	MW-120AR ...	0	-31	-89	No	23	100	n/a	n/a	0.02	NP
Bromodichloromethane (ug/L)	P-105B	0	-23	-78	No	21	100	n/a	n/a	0.02	NP
Bromodichloromethane (ug/L)	P-108B	0	-23	-78	No	21	100	n/a	n/a	0.02	NP
Bromodichloromethane (ug/L)	MW-403A	0	-23	-78	No	21	100	n/a	n/a	0.02	NP
Bromodichloromethane (ug/L)	P-114BR	0	-23	-78	No	21	100	n/a	n/a	0.02	NP
Bromodichloromethane (ug/L)	MW-204A	0	-31	-89	No	23	100	n/a	n/a	0.02	NP
Bromodichloromethane (ug/L)	P-120B (bg)	0	-23	-78	No	21	100	n/a	n/a	0.02	NP
Bromodichloromethane (ug/L)	MW-137A	0	-31	-84	No	22	100	n/a	n/a	0.02	NP
Bromodichloromethane (ug/L)	MW-202A	0	-31	-89	No	23	100	n/a	n/a	0.02	NP
Bromodichloromethane (ug/L)	MW-401A	0	-27	-84	No	22	100	n/a	n/a	0.02	NP
Bromodichloromethane (ug/L)	MW-402A	0	-23	-78	No	21	100	n/a	n/a	0.02	NP
Bromodichloromethane (ug/L)	**OW-306AR**	**-0.1116**	**-49**	**-44**	**Yes**	**14**	**100**	**n/a**	**n/a**	**0.02**	**NP**
Bromodichloromethane (ug/L)	MW-109ARR	0	-23	-78	No	21	100	n/a	n/a	0.02	NP
Bromodichloromethane (ug/L)	MW-502A	0	-65	-73	No	20	100	n/a	n/a	0.02	NP

Trend Test

DMASWA Data: DMASWA Database_Updated Printed 12/17/2024, 2:00 PM

Constituent	Well	Slope	Calc.	Critical	Sig.	N	%NDs	Normality	Xform	Alpha	Method
Bromodichloromethane (ug/L)	MW-404A	0	-23	-78	No	21	100	n/a	n/a	0.02	NP
Bromodichloromethane (ug/L)	P-504B (bg)	0	-29	-44	No	14	100	n/a	n/a	0.02	NP
Bromodichloromethane (ug/L)	P-503B (bg)	0	-54	-68	No	19	100	n/a	n/a	0.02	NP
Bromodichloromethane (ug/L)	MW-505A (bg)	0	-47	-58	No	17	100	n/a	n/a	0.02	NP
Bromodichloromethane (ug/L)	**MW-501A**	**0**	**-91**	**-73**	**Yes**	**20**	**100**	**n/a**	**n/a**	**0.02**	**NP**
Bromodichloromethane (ug/L)	**MW-605**	**-0.1349**	**-49**	**-44**	**Yes**	**14**	**100**	**n/a**	**n/a**	**0.02**	**NP**
Bromodichloromethane (ug/L)	**MW-604**	**-0.1349**	**-49**	**-44**	**Yes**	**14**	**100**	**n/a**	**n/a**	**0.02**	**NP**
Bromoform (ug/L)	MW-102A	0	-23	-78	No	21	100	n/a	n/a	0.02	NP
Bromoform (ug/L)	OW-301A	0	-53	-63	No	18	100	n/a	n/a	0.02	NP
Bromoform (ug/L)	MW-201A	0	-31	-89	No	23	100	n/a	n/a	0.02	NP
Bromoform (ug/L)	MW-103A	0	-31	-89	No	23	100	n/a	n/a	0.02	NP
Bromoform (ug/L)	MW-114AR	0	-23	-78	No	21	100	n/a	n/a	0.02	NP
Bromoform (ug/L)	MW-120AR ...	0	-31	-89	No	23	100	n/a	n/a	0.02	NP
Bromoform (ug/L)	P-105B	0	-23	-78	No	21	100	n/a	n/a	0.02	NP
Bromoform (ug/L)	P-108B	0	-23	-78	No	21	100	n/a	n/a	0.02	NP
Bromoform (ug/L)	MW-403A	0	-23	-78	No	21	100	n/a	n/a	0.02	NP
Bromoform (ug/L)	P-114BR	0	-23	-78	No	21	100	n/a	n/a	0.02	NP
Bromoform (ug/L)	MW-204A	0	-31	-89	No	23	100	n/a	n/a	0.02	NP
Bromoform (ug/L)	P-120B (bg)	0	-23	-78	No	21	100	n/a	n/a	0.02	NP
Bromoform (ug/L)	MW-137A	0	-31	-84	No	22	100	n/a	n/a	0.02	NP
Bromoform (ug/L)	MW-202A	0	-31	-89	No	23	100	n/a	n/a	0.02	NP
Bromoform (ug/L)	MW-401A	0	-27	-84	No	22	100	n/a	n/a	0.02	NP
Bromoform (ug/L)	MW-402A	0	-23	-78	No	21	100	n/a	n/a	0.02	NP
Bromoform (ug/L)	**OW-306AR**	**-0.7721**	**-49**	**-44**	**Yes**	**14**	**100**	**n/a**	**n/a**	**0.02**	**NP**
Bromoform (ug/L)	MW-109ARR	0	-23	-78	No	21	100	n/a	n/a	0.02	NP
Bromoform (ug/L)	MW-502A	0	-65	-73	No	20	100	n/a	n/a	0.02	NP
Bromoform (ug/L)	MW-404A	0	-23	-78	No	21	100	n/a	n/a	0.02	NP
Bromoform (ug/L)	P-504B (bg)	0	-29	-44	No	14	100	n/a	n/a	0.02	NP
Bromoform (ug/L)	P-503B (bg)	0	-54	-68	No	19	100	n/a	n/a	0.02	NP
Bromoform (ug/L)	MW-505A (bg)	0	-47	-58	No	17	100	n/a	n/a	0.02	NP
Bromoform (ug/L)	**MW-501A**	**0**	**-91**	**-73**	**Yes**	**20**	**100**	**n/a**	**n/a**	**0.02**	**NP**
Bromoform (ug/L)	**MW-605**	**-0.9329**	**-49**	**-44**	**Yes**	**14**	**100**	**n/a**	**n/a**	**0.02**	**NP**
Bromoform (ug/L)	**MW-604**	**-0.9329**	**-49**	**-44**	**Yes**	**14**	**100**	**n/a**	**n/a**	**0.02**	**NP**
Bromomethane (ug/L)	MW-102A	0	0	78	No	21	95.24	n/a	n/a	0.02	NP
Bromomethane (ug/L)	OW-301A	0	-7	-63	No	18	88.89	n/a	n/a	0.02	NP
Bromomethane (ug/L)	MW-201A	0	41	89	No	23	82.61	n/a	n/a	0.02	NP
Bromomethane (ug/L)	MW-103A	0	41	89	No	23	86.96	n/a	n/a	0.02	NP
Bromomethane (ug/L)	MW-114AR	0	22	78	No	21	90.48	n/a	n/a	0.02	NP
Bromomethane (ug/L)	MW-120AR ...	0	-8	-89	No	23	95.65	n/a	n/a	0.02	NP
Bromomethane (ug/L)	P-105B	0	24	78	No	21	90.48	n/a	n/a	0.02	NP
Bromomethane (ug/L)	P-108B	0	0	78	No	21	95.24	n/a	n/a	0.02	NP
Bromomethane (ug/L)	MW-403A	0	0	78	No	21	95.24	n/a	n/a	0.02	NP
Bromomethane (ug/L)	P-114BR	0	0	78	No	21	95.24	n/a	n/a	0.02	NP
Bromomethane (ug/L)	MW-204A	0	-8	-89	No	23	95.65	n/a	n/a	0.02	NP
Bromomethane (ug/L)	P-120B (bg)	0	0	78	No	21	95.24	n/a	n/a	0.02	NP
Bromomethane (ug/L)	MW-137A	0	-9	-84	No	22	95.45	n/a	n/a	0.02	NP
Bromomethane (ug/L)	MW-202A	0	14	89	No	23	91.3	n/a	n/a	0.02	NP
Bromomethane (ug/L)	MW-401A	0	23	84	No	22	86.36	n/a	n/a	0.02	NP
Bromomethane (ug/L)	MW-402A	0	2	78	No	21	90.48	n/a	n/a	0.02	NP
Bromomethane (ug/L)	**OW-306AR**	**-0.58**	**-49**	**-44**	**Yes**	**14**	**100**	**n/a**	**n/a**	**0.02**	**NP**

Trend Test

DMASWA Data: DMASWA Database_Updated Printed 12/17/2024, 2:00 PM

Constituent	Well	Slope	Calc.	Critical	Sig.	N	%NDs	Normality	Xform	Alpha	Method
Bromomethane (ug/L)	MW-109ARR	0	0	78	No	21	90.48	n/a	n/a	0.02	NP
Bromomethane (ug/L)	MW-502A	0	-21	-73	No	20	90	n/a	n/a	0.02	NP
Bromomethane (ug/L)	MW-404A	0	24	78	No	21	90.48	n/a	n/a	0.02	NP
Bromomethane (ug/L)	P-504B (bg)	0	-16	-44	No	14	92.86	n/a	n/a	0.02	NP
Bromomethane (ug/L)	P-503B (bg)	0	-33	-68	No	19	94.74	n/a	n/a	0.02	NP
Bromomethane (ug/L)	MW-505A (bg)	0	-47	-58	No	17	100	n/a	n/a	0.02	NP
Bromomethane (ug/L)	MW-501A	0	-25	-73	No	20	85	n/a	n/a	0.02	NP
Bromomethane (ug/L)	**MW-605**	**-0.6411**	**-49**	**-44**	**Yes**	**14**	**100**	**n/a**	**n/a**	**0.02**	**NP**
Bromomethane (ug/L)	**MW-604**	**-0.7407**	**-53**	**-44**	**Yes**	**14**	**100**	**n/a**	**n/a**	**0.02**	**NP**
Carbon disulfide (ug/L)	MW-102A	0	-23	-78	No	21	100	n/a	n/a	0.02	NP
Carbon disulfide (ug/L)	OW-301A	0	-43	-63	No	18	94.44	n/a	n/a	0.02	NP
Carbon disulfide (ug/L)	MW-201A	0	-31	-89	No	23	100	n/a	n/a	0.02	NP
Carbon disulfide (ug/L)	MW-103A	0	-31	-89	No	23	100	n/a	n/a	0.02	NP
Carbon disulfide (ug/L)	MW-114AR	0	-7	-78	No	21	95.24	n/a	n/a	0.02	NP
Carbon disulfide (ug/L)	MW-120AR ...	0	-31	-89	No	23	100	n/a	n/a	0.02	NP
Carbon disulfide (ug/L)	P-105B	0	-23	-78	No	21	100	n/a	n/a	0.02	NP
Carbon disulfide (ug/L)	P-108B	0	-23	-78	No	21	100	n/a	n/a	0.02	NP
Carbon disulfide (ug/L)	MW-403A	0	-23	-78	No	21	100	n/a	n/a	0.02	NP
Carbon disulfide (ug/L)	P-114BR	0	-23	-78	No	21	100	n/a	n/a	0.02	NP
Carbon disulfide (ug/L)	MW-204A	0	-31	-89	No	23	100	n/a	n/a	0.02	NP
Carbon disulfide (ug/L)	P-120B (bg)	0	-23	-78	No	21	100	n/a	n/a	0.02	NP
Carbon disulfide (ug/L)	MW-137A	0	-31	-84	No	22	100	n/a	n/a	0.02	NP
Carbon disulfide (ug/L)	MW-202A	0	-31	-89	No	23	100	n/a	n/a	0.02	NP
Carbon disulfide (ug/L)	MW-401A	0	-27	-84	No	22	100	n/a	n/a	0.02	NP
Carbon disulfide (ug/L)	MW-402A	0	-7	-78	No	21	95.24	n/a	n/a	0.02	NP
Carbon disulfide (ug/L)	**OW-306AR**	**-0.1006**	**-49**	**-44**	**Yes**	**14**	**100**	**n/a**	**n/a**	**0.02**	**NP**
Carbon disulfide (ug/L)	MW-109ARR	0	-23	-78	No	21	100	n/a	n/a	0.02	NP
Carbon disulfide (ug/L)	MW-502A	0	-65	-73	No	20	100	n/a	n/a	0.02	NP
Carbon disulfide (ug/L)	MW-404A	0	-23	-78	No	21	100	n/a	n/a	0.02	NP
Carbon disulfide (ug/L)	P-504B (bg)	0	-10	-44	No	14	92.86	n/a	n/a	0.02	NP
Carbon disulfide (ug/L)	P-503B (bg)	0	-37	-68	No	19	94.74	n/a	n/a	0.02	NP
Carbon disulfide (ug/L)	MW-505A (bg)	0	-39	-58	No	17	94.12	n/a	n/a	0.02	NP
Carbon disulfide (ug/L)	**MW-501A**	**0**	**-91**	**-73**	**Yes**	**20**	**100**	**n/a**	**n/a**	**0.02**	**NP**
Carbon disulfide (ug/L)	**MW-605**	**-0.1216**	**-49**	**-44**	**Yes**	**14**	**100**	**n/a**	**n/a**	**0.02**	**NP**
Carbon disulfide (ug/L)	**MW-604**	**-0.1216**	**-49**	**-44**	**Yes**	**14**	**100**	**n/a**	**n/a**	**0.02**	**NP**
Carbon Tetrachloride (ug/L)	MW-102A	0	-23	-78	No	21	100	n/a	n/a	0.02	NP
Carbon Tetrachloride (ug/L)	OW-301A	0	-53	-63	No	18	100	n/a	n/a	0.02	NP
Carbon Tetrachloride (ug/L)	MW-201A	0	-31	-89	No	23	100	n/a	n/a	0.02	NP
Carbon Tetrachloride (ug/L)	MW-103A	0	-31	-89	No	23	100	n/a	n/a	0.02	NP
Carbon Tetrachloride (ug/L)	MW-114AR	0	-23	-78	No	21	100	n/a	n/a	0.02	NP
Carbon Tetrachloride (ug/L)	MW-120AR ...	0	-31	-89	No	23	100	n/a	n/a	0.02	NP
Carbon Tetrachloride (ug/L)	P-105B	0	-23	-78	No	21	100	n/a	n/a	0.02	NP
Carbon Tetrachloride (ug/L)	P-108B	0	-23	-78	No	21	100	n/a	n/a	0.02	NP
Carbon Tetrachloride (ug/L)	MW-403A	0	-23	-78	No	21	100	n/a	n/a	0.02	NP
Carbon Tetrachloride (ug/L)	P-114BR	0	-23	-78	No	21	100	n/a	n/a	0.02	NP
Carbon Tetrachloride (ug/L)	MW-204A	0	-31	-89	No	23	100	n/a	n/a	0.02	NP
Carbon Tetrachloride (ug/L)	P-120B (bg)	0	-23	-78	No	21	100	n/a	n/a	0.02	NP
Carbon Tetrachloride (ug/L)	MW-137A	0	-31	-84	No	22	100	n/a	n/a	0.02	NP
Carbon Tetrachloride (ug/L)	MW-202A	0	-31	-89	No	23	100	n/a	n/a	0.02	NP
Carbon Tetrachloride (ug/L)	MW-401A	0	-27	-84	No	22	100	n/a	n/a	0.02	NP

Trend Test

DMASWA Data: DMASWA Database_Updated Printed 12/17/2024, 2:00 PM

Constituent	Well	Slope	Calc.	Critical	Sig.	N	%NDs	Normality	Xform	Alpha	Method
Carbon Tetrachloride (ug/L)	MW-402A	0	-23	-78	No	21	100	n/a	n/a	0.02	NP
Carbon Tetrachloride (ug/L)	**OW-306AR**	**-0.247**	**-49**	**-44**	**Yes**	**14**	**100**	**n/a**	**n/a**	**0.02**	**NP**
Carbon Tetrachloride (ug/L)	MW-109ARR	0	-23	-78	No	21	100	n/a	n/a	0.02	NP
Carbon Tetrachloride (ug/L)	MW-502A	0	-65	-73	No	20	100	n/a	n/a	0.02	NP
Carbon Tetrachloride (ug/L)	MW-404A	0	-23	-78	No	21	100	n/a	n/a	0.02	NP
Carbon Tetrachloride (ug/L)	P-504B (bg)	0	-29	-44	No	14	100	n/a	n/a	0.02	NP
Carbon Tetrachloride (ug/L)	P-503B (bg)	0	-54	-68	No	19	100	n/a	n/a	0.02	NP
Carbon Tetrachloride (ug/L)	MW-505A (bg)	0	-47	-58	No	17	100	n/a	n/a	0.02	NP
Carbon Tetrachloride (ug/L)	**MW-501A**	**0**	**-91**	**-73**	**Yes**	**20**	**100**	**n/a**	**n/a**	**0.02**	**NP**
Carbon Tetrachloride (ug/L)	**MW-605**	**-0.2985**	**-49**	**-44**	**Yes**	**14**	**100**	**n/a**	**n/a**	**0.02**	**NP**
Carbon Tetrachloride (ug/L)	**MW-604**	**-0.2985**	**-49**	**-44**	**Yes**	**14**	**100**	**n/a**	**n/a**	**0.02**	**NP**
Chlorobenzene (ug/L)	MW-102A	0	-23	-78	No	21	100	n/a	n/a	0.02	NP
Chlorobenzene (ug/L)	OW-301A	0	-53	-63	No	18	100	n/a	n/a	0.02	NP
Chlorobenzene (ug/L)	MW-201A	0	-31	-89	No	23	100	n/a	n/a	0.02	NP
Chlorobenzene (ug/L)	MW-103A	0	-31	-89	No	23	100	n/a	n/a	0.02	NP
Chlorobenzene (ug/L)	MW-114AR	0	-23	-78	No	21	100	n/a	n/a	0.02	NP
Chlorobenzene (ug/L)	MW-120AR ...	0	-31	-89	No	23	100	n/a	n/a	0.02	NP
Chlorobenzene (ug/L)	P-105B	0	-23	-78	No	21	100	n/a	n/a	0.02	NP
Chlorobenzene (ug/L)	P-108B	0	-23	-78	No	21	100	n/a	n/a	0.02	NP
Chlorobenzene (ug/L)	MW-403A	0	-23	-78	No	21	100	n/a	n/a	0.02	NP
Chlorobenzene (ug/L)	P-114BR	0	-23	-78	No	21	100	n/a	n/a	0.02	NP
Chlorobenzene (ug/L)	MW-204A	0	-31	-89	No	23	100	n/a	n/a	0.02	NP
Chlorobenzene (ug/L)	P-120B (bg)	0	-23	-78	No	21	100	n/a	n/a	0.02	NP
Chlorobenzene (ug/L)	MW-137A	0	-31	-84	No	22	100	n/a	n/a	0.02	NP
Chlorobenzene (ug/L)	MW-202A	0	-31	-89	No	23	100	n/a	n/a	0.02	NP
Chlorobenzene (ug/L)	MW-401A	0	-27	-84	No	22	100	n/a	n/a	0.02	NP
Chlorobenzene (ug/L)	MW-402A	0	-23	-78	No	21	100	n/a	n/a	0.02	NP
Chlorobenzene (ug/L)	**OW-306AR**	**-0.1098**	**-49**	**-44**	**Yes**	**14**	**100**	**n/a**	**n/a**	**0.02**	**NP**
Chlorobenzene (ug/L)	MW-109ARR	0	-23	-78	No	21	100	n/a	n/a	0.02	NP
Chlorobenzene (ug/L)	MW-502A	0	-65	-73	No	20	100	n/a	n/a	0.02	NP
Chlorobenzene (ug/L)	MW-404A	0	-23	-78	No	21	100	n/a	n/a	0.02	NP
Chlorobenzene (ug/L)	P-504B (bg)	0	-29	-44	No	14	100	n/a	n/a	0.02	NP
Chlorobenzene (ug/L)	P-503B (bg)	0	-54	-68	No	19	100	n/a	n/a	0.02	NP
Chlorobenzene (ug/L)	MW-505A (bg)	0	-47	-58	No	17	100	n/a	n/a	0.02	NP
Chlorobenzene (ug/L)	**MW-501A**	**0**	**-91**	**-73**	**Yes**	**20**	**100**	**n/a**	**n/a**	**0.02**	**NP**
Chlorobenzene (ug/L)	**MW-605**	**-0.1326**	**-49**	**-44**	**Yes**	**14**	**100**	**n/a**	**n/a**	**0.02**	**NP**
Chlorobenzene (ug/L)	**MW-604**	**-0.1326**	**-49**	**-44**	**Yes**	**14**	**100**	**n/a**	**n/a**	**0.02**	**NP**
Chloroform (ug/L)	MW-102A	0.04712	77	78	No	21	100	n/a	n/a	0.02	NP
Chloroform (ug/L)	OW-301A	0	27	63	No	18	100	n/a	n/a	0.02	NP
Chloroform (ug/L)	MW-201A	0.04325	79	89	No	23	100	n/a	n/a	0.02	NP
Chloroform (ug/L)	MW-103A	0.04337	79	89	No	23	100	n/a	n/a	0.02	NP
Chloroform (ug/L)	MW-114AR	0.04691	77	78	No	21	100	n/a	n/a	0.02	NP
Chloroform (ug/L)	MW-120AR ...	0.04335	79	89	No	23	100	n/a	n/a	0.02	NP
Chloroform (ug/L)	P-105B	0.04693	77	78	No	21	100	n/a	n/a	0.02	NP
Chloroform (ug/L)	P-108B	0.04686	77	78	No	21	100	n/a	n/a	0.02	NP
Chloroform (ug/L)	MW-403A	0.0471	77	78	No	21	100	n/a	n/a	0.02	NP
Chloroform (ug/L)	P-114BR	0.04691	77	78	No	21	100	n/a	n/a	0.02	NP
Chloroform (ug/L)	MW-204A	0.04333	79	89	No	23	100	n/a	n/a	0.02	NP
Chloroform (ug/L)	P-120B (bg)	0.0471	77	78	No	21	100	n/a	n/a	0.02	NP
Chloroform (ug/L)	MW-137A	0.04632	79	84	No	22	100	n/a	n/a	0.02	NP

Trend Test

DMASWA Data: DMASWA Database_Updated Printed 12/17/2024, 2:00 PM

Constituent	Well	Slope	Calc.	Critical	Sig.	N	%NDs	Normality	Xform	Alpha	Method
Chloroform (ug/L)	MW-202A	0.04338	79	89	No	23	100	n/a	n/a	0.02	NP
Chloroform (ug/L)	MW-401A	0.04632	78	84	No	22	100	n/a	n/a	0.02	NP
Chloroform (ug/L)	MW-402A	0.04681	77	78	No	21	100	n/a	n/a	0.02	NP
Chloroform (ug/L)	**OW-306AR**	**-0.311**	**-49**	**-44**	**Yes**	**14**	**100**	**n/a**	**n/a**	**0.02**	**NP**
Chloroform (ug/L)	MW-109ARR	0.04689	77	78	No	21	100	n/a	n/a	0.02	NP
Chloroform (ug/L)	MW-502A	0.03656	55	73	No	20	100	n/a	n/a	0.02	NP
Chloroform (ug/L)	MW-404A	0.04681	77	78	No	21	100	n/a	n/a	0.02	NP
Chloroform (ug/L)	P-504B (bg)	0.03799	35	44	No	14	100	n/a	n/a	0.02	NP
Chloroform (ug/L)	P-503B (bg)	0.03825	54	68	No	19	100	n/a	n/a	0.02	NP
Chloroform (ug/L)	MW-505A (bg)	0	29	58	No	17	100	n/a	n/a	0.02	NP
Chloroform (ug/L)	MW-501A	0	49	73	No	20	100	n/a	n/a	0.02	NP
Chloroform (ug/L)	**MW-605**	**-0.3758**	**-49**	**-44**	**Yes**	**14**	**100**	**n/a**	**n/a**	**0.02**	**NP**
Chloroform (ug/L)	**MW-604**	**-0.3758**	**-49**	**-44**	**Yes**	**14**	**100**	**n/a**	**n/a**	**0.02**	**NP**
Chloromethane (ug/L)	MW-102A	0	-3	-78	No	21	95.24	n/a	n/a	0.02	NP
Chloromethane (ug/L)	OW-301A	0	-32	-63	No	18	94.44	n/a	n/a	0.02	NP
Chloromethane (ug/L)	MW-201A	0	-11	-89	No	23	91.3	n/a	n/a	0.02	NP
Chloromethane (ug/L)	MW-103A	0	-9	-89	No	23	95.65	n/a	n/a	0.02	NP
Chloromethane (ug/L)	MW-114AR	0	-3	-78	No	21	95.24	n/a	n/a	0.02	NP
Chloromethane (ug/L)	MW-120AR ...	0	-31	-89	No	23	100	n/a	n/a	0.02	NP
Chloromethane (ug/L)	P-105B	0	-3	-78	No	21	95.24	n/a	n/a	0.02	NP
Chloromethane (ug/L)	P-108B	0	-23	-78	No	21	100	n/a	n/a	0.02	NP
Chloromethane (ug/L)	MW-403A	0	-5	-78	No	21	90.48	n/a	n/a	0.02	NP
Chloromethane (ug/L)	P-114BR	0	-3	-78	No	21	95.24	n/a	n/a	0.02	NP
Chloromethane (ug/L)	MW-204A	0	-9	-89	No	23	95.65	n/a	n/a	0.02	NP
Chloromethane (ug/L)	P-120B (bg)	0	-3	-78	No	21	95.24	n/a	n/a	0.02	NP
Chloromethane (ug/L)	MW-137A	0	-9	-84	No	22	95.45	n/a	n/a	0.02	NP
Chloromethane (ug/L)	MW-202A	0	-31	-89	No	23	100	n/a	n/a	0.02	NP
Chloromethane (ug/L)	MW-401A	0	-6	-84	No	22	95.45	n/a	n/a	0.02	NP
Chloromethane (ug/L)	MW-402A	0	-3	-78	No	21	95.24	n/a	n/a	0.02	NP
Chloromethane (ug/L)	**OW-306AR**	**-0.4373**	**-49**	**-44**	**Yes**	**14**	**100**	**n/a**	**n/a**	**0.02**	**NP**
Chloromethane (ug/L)	MW-109ARR	0	-3	-78	No	21	95.24	n/a	n/a	0.02	NP
Chloromethane (ug/L)	MW-502A	0	-46	-73	No	20	95	n/a	n/a	0.02	NP
Chloromethane (ug/L)	MW-404A	0	-23	-78	No	21	100	n/a	n/a	0.02	NP
Chloromethane (ug/L)	P-504B (bg)	0	-16	-44	No	14	92.86	n/a	n/a	0.02	NP
Chloromethane (ug/L)	P-503B (bg)	0	-54	-68	No	19	100	n/a	n/a	0.02	NP
Chloromethane (ug/L)	MW-505A (bg)	0	-47	-58	No	17	100	n/a	n/a	0.02	NP
Chloromethane (ug/L)	MW-501A	0	-73	-73	No	20	95	n/a	n/a	0.02	NP
Chloromethane (ug/L)	**MW-605**	**-0.5284**	**-49**	**-44**	**Yes**	**14**	**100**	**n/a**	**n/a**	**0.02**	**NP**
Chloromethane (ug/L)	**MW-604**	**-0.5284**	**-49**	**-44**	**Yes**	**14**	**100**	**n/a**	**n/a**	**0.02**	**NP**
cis-1,2-Dichloroethene (ug/L)	MW-102A	-0.00...	-16	-78	No	21	14.29	n/a	n/a	0.02	NP
cis-1,2-Dichloroethene (ug/L)	OW-301A	-0.00...	-27	-63	No	18	50	n/a	n/a	0.02	NP
cis-1,2-Dichloroethene (ug/L)	MW-201A	-0.01067	-18	-89	No	23	0	n/a	n/a	0.02	NP
cis-1,2-Dichloroethene (ug/L)	MW-103A	0	-31	-89	No	23	100	n/a	n/a	0.02	NP
cis-1,2-Dichloroethene (ug/L)	MW-114AR	0	-23	-78	No	21	100	n/a	n/a	0.02	NP
cis-1,2-Dichloroethene (ug/L)	MW-120AR ...	0	-31	-89	No	23	100	n/a	n/a	0.02	NP
cis-1,2-Dichloroethene (ug/L)	P-105B	0	-23	-78	No	21	100	n/a	n/a	0.02	NP
cis-1,2-Dichloroethene (ug/L)	P-108B	0	-23	-78	No	21	100	n/a	n/a	0.02	NP
cis-1,2-Dichloroethene (ug/L)	MW-403A	0	-23	-78	No	21	100	n/a	n/a	0.02	NP
cis-1,2-Dichloroethene (ug/L)	P-114BR	0	-23	-78	No	21	100	n/a	n/a	0.02	NP
cis-1,2-Dichloroethene (ug/L)	MW-204A	0	-31	-89	No	23	100	n/a	n/a	0.02	NP

Trend Test

DMASWA Data: DMASWA Database_Updated Printed 12/17/2024, 2:00 PM

Constituent	Well	Slope	Calc.	Critical	Sig.	N	%NDs	Normality	Xform	Alpha	Method
cis-1,2-Dichloroethene (ug/L)	P-120B (bg)	0	-23	-78	No	21	100	n/a	n/a	0.02	NP
cis-1,2-Dichloroethene (ug/L)	MW-137A	0	-31	-84	No	22	100	n/a	n/a	0.02	NP
cis-1,2-Dichloroethene (ug/L)	MW-202A	0	-31	-89	No	23	100	n/a	n/a	0.02	NP
cis-1,2-Dichloroethene (ug/L)	MW-401A	0.07651	76	95	No	24	16.67	n/a	n/a	0.02	NP
cis-1,2-Dichloroethene (ug/L)	MW-402A	0	-23	-78	No	21	100	n/a	n/a	0.02	NP
cis-1,2-Dichloroethene (ug/L)	**OW-306AR**	**-0.1445**	**-49**	**-44**	**Yes**	**14**	**100**	**n/a**	**n/a**	**0.02**	**NP**
cis-1,2-Dichloroethene (ug/L)	MW-109ARR	0	-23	-78	No	21	100	n/a	n/a	0.02	NP
cis-1,2-Dichloroethene (ug/L)	MW-502A	0	-65	-73	No	20	100	n/a	n/a	0.02	NP
cis-1,2-Dichloroethene (ug/L)	MW-404A	0	-23	-78	No	21	100	n/a	n/a	0.02	NP
cis-1,2-Dichloroethene (ug/L)	P-504B (bg)	0	-29	-44	No	14	100	n/a	n/a	0.02	NP
cis-1,2-Dichloroethene (ug/L)	P-503B (bg)	0	-54	-68	No	19	100	n/a	n/a	0.02	NP
cis-1,2-Dichloroethene (ug/L)	MW-505A (bg)	0	-47	-58	No	17	100	n/a	n/a	0.02	NP
cis-1,2-Dichloroethene (ug/L)	**MW-501A**	**0**	**-91**	**-73**	**Yes**	**20**	**100**	**n/a**	**n/a**	**0.02**	**NP**
cis-1,2-Dichloroethene (ug/L)	**MW-605**	**-0.1747**	**-49**	**-44**	**Yes**	**14**	**100**	**n/a**	**n/a**	**0.02**	**NP**
cis-1,2-Dichloroethene (ug/L)	**MW-604**	**-0.1747**	**-49**	**-44**	**Yes**	**14**	**100**	**n/a**	**n/a**	**0.02**	**NP**
cis-1,3-Dichloropropene (ug/L)	MW-102A	0	-23	-78	No	21	100	n/a	n/a	0.02	NP
cis-1,3-Dichloropropene (ug/L)	OW-301A	0	-53	-63	No	18	100	n/a	n/a	0.02	NP
cis-1,3-Dichloropropene (ug/L)	MW-201A	0	-31	-89	No	23	100	n/a	n/a	0.02	NP
cis-1,3-Dichloropropene (ug/L)	MW-103A	0	-31	-89	No	23	100	n/a	n/a	0.02	NP
cis-1,3-Dichloropropene (ug/L)	MW-114AR	0	-23	-78	No	21	100	n/a	n/a	0.02	NP
cis-1,3-Dichloropropene (ug/L)	MW-120AR ...	0	-31	-89	No	23	100	n/a	n/a	0.02	NP
cis-1,3-Dichloropropene (ug/L)	P-105B	0	-23	-78	No	21	100	n/a	n/a	0.02	NP
cis-1,3-Dichloropropene (ug/L)	P-108B	0	-23	-78	No	21	100	n/a	n/a	0.02	NP
cis-1,3-Dichloropropene (ug/L)	MW-403A	0	-23	-78	No	21	100	n/a	n/a	0.02	NP
cis-1,3-Dichloropropene (ug/L)	P-114BR	0	-23	-78	No	21	100	n/a	n/a	0.02	NP
cis-1,3-Dichloropropene (ug/L)	MW-204A	0	-31	-89	No	23	100	n/a	n/a	0.02	NP
cis-1,3-Dichloropropene (ug/L)	P-120B (bg)	0	-23	-78	No	21	100	n/a	n/a	0.02	NP
cis-1,3-Dichloropropene (ug/L)	MW-137A	0	-31	-84	No	22	100	n/a	n/a	0.02	NP
cis-1,3-Dichloropropene (ug/L)	MW-202A	0	-31	-89	No	23	100	n/a	n/a	0.02	NP
cis-1,3-Dichloropropene (ug/L)	MW-401A	0	-27	-84	No	22	100	n/a	n/a	0.02	NP
cis-1,3-Dichloropropene (ug/L)	MW-402A	0	-23	-78	No	21	100	n/a	n/a	0.02	NP
cis-1,3-Dichloropropene (ug/L)	**OW-306AR**	**-0.869**	**-49**	**-44**	**Yes**	**14**	**100**	**n/a**	**n/a**	**0.02**	**NP**
cis-1,3-Dichloropropene (ug/L)	MW-109ARR	0	-23	-78	No	21	100	n/a	n/a	0.02	NP
cis-1,3-Dichloropropene (ug/L)	MW-502A	0	-65	-73	No	20	100	n/a	n/a	0.02	NP
cis-1,3-Dichloropropene (ug/L)	MW-404A	0	-23	-78	No	21	100	n/a	n/a	0.02	NP
cis-1,3-Dichloropropene (ug/L)	P-504B (bg)	0	-29	-44	No	14	100	n/a	n/a	0.02	NP
cis-1,3-Dichloropropene (ug/L)	P-503B (bg)	0	-54	-68	No	19	100	n/a	n/a	0.02	NP
cis-1,3-Dichloropropene (ug/L)	MW-505A (bg)	0	-47	-58	No	17	100	n/a	n/a	0.02	NP
cis-1,3-Dichloropropene (ug/L)	**MW-501A**	**0**	**-91**	**-73**	**Yes**	**20**	**100**	**n/a**	**n/a**	**0.02**	**NP**
cis-1,3-Dichloropropene (ug/L)	**MW-605**	**-1.05**	**-49**	**-44**	**Yes**	**14**	**100**	**n/a**	**n/a**	**0.02**	**NP**
cis-1,3-Dichloropropene (ug/L)	**MW-604**	**-1.05**	**-49**	**-44**	**Yes**	**14**	**100**	**n/a**	**n/a**	**0.02**	**NP**
Dibromomethane (ug/L)	MW-102A	0	-23	-78	No	21	100	n/a	n/a	0.02	NP
Dibromomethane (ug/L)	OW-301A	0	-53	-63	No	18	100	n/a	n/a	0.02	NP
Dibromomethane (ug/L)	MW-201A	0	-31	-89	No	23	95.65	n/a	n/a	0.02	NP
Dibromomethane (ug/L)	MW-103A	0	-31	-89	No	23	100	n/a	n/a	0.02	NP
Dibromomethane (ug/L)	MW-114AR	0	-23	-78	No	21	100	n/a	n/a	0.02	NP
Dibromomethane (ug/L)	MW-120AR ...	0	-31	-89	No	23	100	n/a	n/a	0.02	NP
Dibromomethane (ug/L)	P-105B	0	-23	-78	No	21	100	n/a	n/a	0.02	NP
Dibromomethane (ug/L)	P-108B	0	-23	-78	No	21	100	n/a	n/a	0.02	NP
Dibromomethane (ug/L)	MW-403A	0	-23	-78	No	21	100	n/a	n/a	0.02	NP

Trend Test

DMASWA Data: DMASWA Database_Updated Printed 12/17/2024, 2:00 PM

Constituent	Well	Slope	Calc.	Critical	Sig.	N	%NDs	Normality	Xform	Alpha	Method
Dibromomethane (ug/L)	P-114BR	0	-23	-78	No	21	100	n/a	n/a	0.02	NP
Dibromomethane (ug/L)	MW-204A	0	-31	-89	No	23	100	n/a	n/a	0.02	NP
Dibromomethane (ug/L)	P-120B (bg)	0	-23	-78	No	21	100	n/a	n/a	0.02	NP
Dibromomethane (ug/L)	MW-137A	0	-31	-84	No	22	100	n/a	n/a	0.02	NP
Dibromomethane (ug/L)	MW-202A	0	-31	-89	No	23	100	n/a	n/a	0.02	NP
Dibromomethane (ug/L)	MW-401A	0	-27	-84	No	22	100	n/a	n/a	0.02	NP
Dibromomethane (ug/L)	MW-402A	0	-23	-78	No	21	100	n/a	n/a	0.02	NP
Dibromomethane (ug/L)	**OW-306AR**	**-0.1226**	**-49**	**-44**	**Yes**	**14**	**100**	**n/a**	**n/a**	**0.02**	**NP**
Dibromomethane (ug/L)	MW-109ARR	0	-23	-78	No	21	100	n/a	n/a	0.02	NP
Dibromomethane (ug/L)	MW-502A	0	-65	-73	No	20	100	n/a	n/a	0.02	NP
Dibromomethane (ug/L)	MW-404A	0	-23	-78	No	21	100	n/a	n/a	0.02	NP
Dibromomethane (ug/L)	P-504B (bg)	0	-29	-44	No	14	100	n/a	n/a	0.02	NP
Dibromomethane (ug/L)	P-503B (bg)	0	-54	-68	No	19	100	n/a	n/a	0.02	NP
Dibromomethane (ug/L)	MW-505A (bg)	0	-47	-58	No	17	100	n/a	n/a	0.02	NP
Dibromomethane (ug/L)	**MW-501A**	**0**	**-91**	**-73**	**Yes**	**20**	**100**	**n/a**	**n/a**	**0.02**	**NP**
Dibromomethane (ug/L)	**MW-605**	**-0.1481**	**-49**	**-44**	**Yes**	**14**	**100**	**n/a**	**n/a**	**0.02**	**NP**
Dibromomethane (ug/L)	**MW-604**	**-0.1481**	**-49**	**-44**	**Yes**	**14**	**100**	**n/a**	**n/a**	**0.02**	**NP**
Dichloromethane (ug/L)	MW-102A	0.1644	47	63	No	18	77.78	n/a	n/a	0.02	NP
Dichloromethane (ug/L)	OW-301A	0	20	48	No	15	80	n/a	n/a	0.02	NP
Dichloromethane (ug/L)	**MW-201A**	**0.2035**	**77**	**73**	**Yes**	**20**	**75**	**n/a**	**n/a**	**0.02**	**NP**
Dichloromethane (ug/L)	MW-103A	0.09181	53	73	No	20	80	n/a	n/a	0.02	NP
Dichloromethane (ug/L)	MW-114AR	0.0614	42	63	No	18	83.33	n/a	n/a	0.02	NP
Dichloromethane (ug/L)	MW-120AR ...	0	42	73	No	20	85	n/a	n/a	0.02	NP
Dichloromethane (ug/L)	P-105B	0.2038	63	63	No	18	77.78	n/a	n/a	0.02	NP
Dichloromethane (ug/L)	P-108B	0.0324	42	63	No	18	83.33	n/a	n/a	0.02	NP
Dichloromethane (ug/L)	MW-403A	0.1872	51	63	No	18	77.78	n/a	n/a	0.02	NP
Dichloromethane (ug/L)	P-114BR	0.1819	49	63	No	18	77.78	n/a	n/a	0.02	NP
Dichloromethane (ug/L)	MW-204A	0	46	73	No	20	85	n/a	n/a	0.02	NP
Dichloromethane (ug/L)	P-120B (bg)	0	37	63	No	18	83.33	n/a	n/a	0.02	NP
Dichloromethane (ug/L)	MW-137A	0.1732	51	68	No	19	78.95	n/a	n/a	0.02	NP
Dichloromethane (ug/L)	MW-202A	0.1221	57	73	No	20	80	n/a	n/a	0.02	NP
Dichloromethane (ug/L)	MW-401A	0.1482	54	68	No	19	73.68	n/a	n/a	0.02	NP
Dichloromethane (ug/L)	MW-402A	0.138	57	63	No	18	72.22	n/a	n/a	0.02	NP
Dichloromethane (ug/L)	OW-306AR	-0.7304	-28	-31	No	11	100	n/a	n/a	0.02	NP
Dichloromethane (ug/L)	MW-109ARR	0.1369	51	63	No	18	77.78	n/a	n/a	0.02	NP
Dichloromethane (ug/L)	MW-502A	0	4	58	No	17	82.35	n/a	n/a	0.02	NP
Dichloromethane (ug/L)	MW-404A	0.2032	61	63	No	18	77.78	n/a	n/a	0.02	NP
Dichloromethane (ug/L)	P-504B (bg)	0	3	31	No	11	81.82	n/a	n/a	0.02	NP
Dichloromethane (ug/L)	P-503B (bg)	0	24	58	No	17	76.47	n/a	n/a	0.02	NP
Dichloromethane (ug/L)	MW-505A (bg)	0	-2	-44	No	14	85.71	n/a	n/a	0.02	NP
Dichloromethane (ug/L)	MW-501A	0	18	58	No	17	70.59	n/a	n/a	0.02	NP
Dichloromethane (ug/L)	MW-605	-0.8166	-28	-31	No	11	100	n/a	n/a	0.02	NP
Dichloromethane (ug/L)	MW-604	-0.8166	-28	-31	No	11	100	n/a	n/a	0.02	NP
Ethylbenzene (ug/L)	MW-102A	0	-17	-78	No	21	95.24	n/a	n/a	0.02	NP
Ethylbenzene (ug/L)	OW-301A	0	-53	-63	No	18	100	n/a	n/a	0.02	NP
Ethylbenzene (ug/L)	MW-201A	0	-31	-89	No	23	100	n/a	n/a	0.02	NP
Ethylbenzene (ug/L)	MW-103A	0	-31	-89	No	23	100	n/a	n/a	0.02	NP
Ethylbenzene (ug/L)	MW-114AR	0	-23	-78	No	21	100	n/a	n/a	0.02	NP
Ethylbenzene (ug/L)	MW-120AR ...	0	-31	-89	No	23	100	n/a	n/a	0.02	NP
Ethylbenzene (ug/L)	P-105B	0	-23	-78	No	21	100	n/a	n/a	0.02	NP

Trend Test

DMASWA Data: DMASWA Database_Updated Printed 12/17/2024, 2:00 PM

Constituent	Well	Slope	Calc.	Critical	Sig.	N	%NDs	Normality	Xform	Alpha	Method
Ethylbenzene (ug/L)	P-108B	0	-23	-78	No	21	100	n/a	n/a	0.02	NP
Ethylbenzene (ug/L)	MW-403A	0	-17	-78	No	21	95.24	n/a	n/a	0.02	NP
Ethylbenzene (ug/L)	P-114BR	0	-23	-78	No	21	100	n/a	n/a	0.02	NP
Ethylbenzene (ug/L)	MW-204A	0	-31	-89	No	23	100	n/a	n/a	0.02	NP
Ethylbenzene (ug/L)	P-120B (bg)	0	-23	-78	No	21	100	n/a	n/a	0.02	NP
Ethylbenzene (ug/L)	MW-137A	0	-38	-84	No	22	95.45	n/a	n/a	0.02	NP
Ethylbenzene (ug/L)	MW-202A	0	-31	-89	No	23	100	n/a	n/a	0.02	NP
Ethylbenzene (ug/L)	MW-401A	0	-27	-84	No	22	100	n/a	n/a	0.02	NP
Ethylbenzene (ug/L)	MW-402A	0	-17	-78	No	21	95.24	n/a	n/a	0.02	NP
Ethylbenzene (ug/L)	**OW-306AR**	**-0.1262**	**-49**	**-44**	**Yes**	**14**	**100**	**n/a**	**n/a**	**0.02**	**NP**
Ethylbenzene (ug/L)	MW-109ARR	0	-23	-78	No	21	100	n/a	n/a	0.02	NP
Ethylbenzene (ug/L)	MW-502A	0	-65	-73	No	20	100	n/a	n/a	0.02	NP
Ethylbenzene (ug/L)	MW-404A	0	-23	-78	No	21	100	n/a	n/a	0.02	NP
Ethylbenzene (ug/L)	P-504B (bg)	0	-29	-44	No	14	100	n/a	n/a	0.02	NP
Ethylbenzene (ug/L)	P-503B (bg)	0	-54	-68	No	19	100	n/a	n/a	0.02	NP
Ethylbenzene (ug/L)	MW-505A (bg)	0	-47	-58	No	17	100	n/a	n/a	0.02	NP
Ethylbenzene (ug/L)	**MW-501A**	**0**	**-91**	**-73**	**Yes**	**20**	**100**	**n/a**	**n/a**	**0.02**	**NP**
Ethylbenzene (ug/L)	**MW-605**	**-0.1525**	**-49**	**-44**	**Yes**	**14**	**100**	**n/a**	**n/a**	**0.02**	**NP**
Ethylbenzene (ug/L)	**MW-604**	**-0.1525**	**-49**	**-44**	**Yes**	**14**	**100**	**n/a**	**n/a**	**0.02**	**NP**
Iodomethane (ug/L)	MW-102A	0	-23	-78	No	21	100	n/a	n/a	0.02	NP
Iodomethane (ug/L)	OW-301A	0	-53	-63	No	18	100	n/a	n/a	0.02	NP
Iodomethane (ug/L)	MW-201A	0	-31	-89	No	23	100	n/a	n/a	0.02	NP
Iodomethane (ug/L)	MW-103A	0	-31	-89	No	23	100	n/a	n/a	0.02	NP
Iodomethane (ug/L)	MW-114AR	0	-23	-78	No	21	100	n/a	n/a	0.02	NP
Iodomethane (ug/L)	MW-120AR ...	0	-31	-89	No	23	100	n/a	n/a	0.02	NP
Iodomethane (ug/L)	P-105B	0	-23	-78	No	21	100	n/a	n/a	0.02	NP
Iodomethane (ug/L)	P-108B	0	-23	-78	No	21	100	n/a	n/a	0.02	NP
Iodomethane (ug/L)	MW-403A	0	-23	-78	No	21	100	n/a	n/a	0.02	NP
Iodomethane (ug/L)	P-114BR	0	-23	-78	No	21	100	n/a	n/a	0.02	NP
Iodomethane (ug/L)	MW-204A	0	-31	-89	No	23	100	n/a	n/a	0.02	NP
Iodomethane (ug/L)	P-120B (bg)	0	-23	-78	No	21	100	n/a	n/a	0.02	NP
Iodomethane (ug/L)	MW-137A	0	-31	-84	No	22	100	n/a	n/a	0.02	NP
Iodomethane (ug/L)	MW-202A	0	-31	-89	No	23	100	n/a	n/a	0.02	NP
Iodomethane (ug/L)	MW-401A	0	-27	-84	No	22	100	n/a	n/a	0.02	NP
Iodomethane (ug/L)	MW-402A	0	-23	-78	No	21	100	n/a	n/a	0.02	NP
Iodomethane (ug/L)	**OW-306AR**	**-0.5489**	**-49**	**-44**	**Yes**	**14**	**100**	**n/a**	**n/a**	**0.02**	**NP**
Iodomethane (ug/L)	MW-109ARR	0	-23	-78	No	21	100	n/a	n/a	0.02	NP
Iodomethane (ug/L)	MW-502A	0	-65	-73	No	20	100	n/a	n/a	0.02	NP
Iodomethane (ug/L)	MW-404A	0	-23	-78	No	21	100	n/a	n/a	0.02	NP
Iodomethane (ug/L)	P-504B (bg)	0	-29	-44	No	14	100	n/a	n/a	0.02	NP
Iodomethane (ug/L)	P-503B (bg)	0	-54	-68	No	19	100	n/a	n/a	0.02	NP
Iodomethane (ug/L)	MW-505A (bg)	0	-47	-58	No	17	100	n/a	n/a	0.02	NP
Iodomethane (ug/L)	**MW-501A**	**0**	**-91**	**-73**	**Yes**	**20**	**100**	**n/a**	**n/a**	**0.02**	**NP**
Iodomethane (ug/L)	**MW-605**	**-0.6632**	**-49**	**-44**	**Yes**	**14**	**100**	**n/a**	**n/a**	**0.02**	**NP**
Iodomethane (ug/L)	**MW-604**	**-0.6632**	**-49**	**-44**	**Yes**	**14**	**100**	**n/a**	**n/a**	**0.02**	**NP**
Methylene chloride (ug/L)	MW-102A	0	NaN	NaN	No	3	100	n/a	n/a	NaN	NP
Methylene chloride (ug/L)	OW-301A	0	NaN	NaN	No	3	100	n/a	n/a	NaN	NP
Methylene chloride (ug/L)	MW-201A	0	NaN	NaN	No	3	100	n/a	n/a	NaN	NP
Methylene chloride (ug/L)	MW-103A	0	NaN	NaN	No	3	100	n/a	n/a	NaN	NP
Methylene chloride (ug/L)	MW-114AR	0	NaN	NaN	No	3	100	n/a	n/a	NaN	NP

Trend Test

DMASWA Data: DMASWA Database_Updated Printed 12/17/2024, 2:00 PM

Constituent	Well	Slope	Calc.	Critical	Sig.	N	%NDs	Normality	Xform	Alpha	Method
Methylene chloride (ug/L)	MW-120AR ...	0	NaN	NaN	No	3	100	n/a	n/a	NaN	NP
Methylene chloride (ug/L)	P-105B	0	NaN	NaN	No	3	100	n/a	n/a	NaN	NP
Methylene chloride (ug/L)	P-108B	0	NaN	NaN	No	3	100	n/a	n/a	NaN	NP
Methylene chloride (ug/L)	MW-403A	0	NaN	NaN	No	3	100	n/a	n/a	NaN	NP
Methylene chloride (ug/L)	P-114BR	0	NaN	NaN	No	3	100	n/a	n/a	NaN	NP
Methylene chloride (ug/L)	MW-204A	0	NaN	NaN	No	3	100	n/a	n/a	NaN	NP
Methylene chloride (ug/L)	P-120B (bg)	0	NaN	NaN	No	3	100	n/a	n/a	NaN	NP
Methylene chloride (ug/L)	MW-137A	0	NaN	NaN	No	3	100	n/a	n/a	NaN	NP
Methylene chloride (ug/L)	MW-202A	0	NaN	NaN	No	3	100	n/a	n/a	NaN	NP
Methylene chloride (ug/L)	MW-401A	0	NaN	NaN	No	3	100	n/a	n/a	NaN	NP
Methylene chloride (ug/L)	MW-402A	0	NaN	NaN	No	3	100	n/a	n/a	NaN	NP
Methylene chloride (ug/L)	OW-306AR	0	NaN	NaN	No	3	100	n/a	n/a	NaN	NP
Methylene chloride (ug/L)	MW-109ARR	0	NaN	NaN	No	3	100	n/a	n/a	NaN	NP
Methylene chloride (ug/L)	MW-502A	0	NaN	NaN	No	3	100	n/a	n/a	NaN	NP
Methylene chloride (ug/L)	MW-404A	0	NaN	NaN	No	3	100	n/a	n/a	NaN	NP
Methylene chloride (ug/L)	P-504B (bg)	0	NaN	NaN	No	3	100	n/a	n/a	NaN	NP
Methylene chloride (ug/L)	P-503B (bg)	0	NaN	NaN	No	2	100	n/a	n/a	NaN	NP
Methylene chloride (ug/L)	MW-505A (bg)	0	NaN	NaN	No	3	100	n/a	n/a	NaN	NP
Methylene chloride (ug/L)	MW-501A	0	NaN	NaN	No	3	100	n/a	n/a	NaN	NP
Methylene chloride (ug/L)	MW-605	0	NaN	NaN	No	3	100	n/a	n/a	NaN	NP
Methylene chloride (ug/L)	MW-604	0	NaN	NaN	No	3	100	n/a	n/a	NaN	NP
Styrene (ug/L)	MW-102A	0	-23	-78	No	21	100	n/a	n/a	0.02	NP
Styrene (ug/L)	OW-301A	0	-53	-63	No	18	100	n/a	n/a	0.02	NP
Styrene (ug/L)	MW-201A	0	-31	-89	No	23	100	n/a	n/a	0.02	NP
Styrene (ug/L)	MW-103A	0	-31	-89	No	23	100	n/a	n/a	0.02	NP
Styrene (ug/L)	MW-114AR	0	-23	-78	No	21	100	n/a	n/a	0.02	NP
Styrene (ug/L)	MW-120AR ...	0	-31	-89	No	23	100	n/a	n/a	0.02	NP
Styrene (ug/L)	P-105B	0	-23	-78	No	21	100	n/a	n/a	0.02	NP
Styrene (ug/L)	P-108B	0	-23	-78	No	21	100	n/a	n/a	0.02	NP
Styrene (ug/L)	MW-403A	0	-23	-78	No	21	100	n/a	n/a	0.02	NP
Styrene (ug/L)	P-114BR	0	-23	-78	No	21	100	n/a	n/a	0.02	NP
Styrene (ug/L)	MW-204A	0	-31	-89	No	23	100	n/a	n/a	0.02	NP
Styrene (ug/L)	P-120B (bg)	0	-23	-78	No	21	100	n/a	n/a	0.02	NP
Styrene (ug/L)	MW-137A	0	-31	-84	No	22	100	n/a	n/a	0.02	NP
Styrene (ug/L)	MW-202A	0	-31	-89	No	23	100	n/a	n/a	0.02	NP
Styrene (ug/L)	MW-401A	0	-27	-84	No	22	100	n/a	n/a	0.02	NP
Styrene (ug/L)	MW-402A	0	-23	-78	No	21	100	n/a	n/a	0.02	NP
Styrene (ug/L)	**OW-306AR**	**-0.1153**	**-49**	**-44**	**Yes**	**14**	**100**	**n/a**	**n/a**	**0.02**	**NP**
Styrene (ug/L)	MW-109ARR	0	-23	-78	No	21	100	n/a	n/a	0.02	NP
Styrene (ug/L)	MW-502A	0	-65	-73	No	20	100	n/a	n/a	0.02	NP
Styrene (ug/L)	MW-404A	0	-23	-78	No	21	100	n/a	n/a	0.02	NP
Styrene (ug/L)	P-504B (bg)	0	-29	-44	No	14	100	n/a	n/a	0.02	NP
Styrene (ug/L)	P-503B (bg)	0	-54	-68	No	19	100	n/a	n/a	0.02	NP
Styrene (ug/L)	MW-505A (bg)	0	-47	-58	No	17	100	n/a	n/a	0.02	NP
Styrene (ug/L)	**MW-501A**	**0**	**-91**	**-73**	**Yes**	**20**	**100**	**n/a**	**n/a**	**0.02**	**NP**
Styrene (ug/L)	**MW-605**	**-0.1393**	**-49**	**-44**	**Yes**	**14**	**100**	**n/a**	**n/a**	**0.02**	**NP**
Styrene (ug/L)	**MW-604**	**-0.1393**	**-49**	**-44**	**Yes**	**14**	**100**	**n/a**	**n/a**	**0.02**	**NP**
Tetrachloroethene (ug/L)	MW-102A	0	-23	-78	No	21	100	n/a	n/a	0.02	NP
Tetrachloroethene (ug/L)	OW-301A	0	-47	-58	No	17	100	n/a	n/a	0.02	NP
Tetrachloroethene (ug/L)	MW-201A	0	-31	-89	No	23	100	n/a	n/a	0.02	NP

Trend Test

DMASWA Data: DMASWA Database_Updated Printed 12/17/2024, 2:00 PM

Constituent	Well	Slope	Calc.	Critical	Sig.	N	%NDs	Normality	Xform	Alpha	Method
Tetrachloroethene (ug/L)	MW-103A	0	-31	-89	No	23	100	n/a	n/a	0.02	NP
Tetrachloroethene (ug/L)	MW-114AR	0	-23	-78	No	21	100	n/a	n/a	0.02	NP
Tetrachloroethene (ug/L)	MW-120AR ...	0	-31	-89	No	23	100	n/a	n/a	0.02	NP
Tetrachloroethene (ug/L)	P-105B	0	-23	-78	No	21	100	n/a	n/a	0.02	NP
Tetrachloroethene (ug/L)	P-108B	0	-23	-78	No	21	100	n/a	n/a	0.02	NP
Tetrachloroethene (ug/L)	MW-403A	0	-23	-78	No	21	100	n/a	n/a	0.02	NP
Tetrachloroethene (ug/L)	P-114BR	0	-23	-78	No	21	100	n/a	n/a	0.02	NP
Tetrachloroethene (ug/L)	MW-204A	0	-31	-89	No	23	100	n/a	n/a	0.02	NP
Tetrachloroethene (ug/L)	P-120B (bg)	0	-23	-78	No	21	100	n/a	n/a	0.02	NP
Tetrachloroethene (ug/L)	MW-137A	0	-31	-84	No	22	100	n/a	n/a	0.02	NP
Tetrachloroethene (ug/L)	MW-202A	0	-31	-89	No	23	100	n/a	n/a	0.02	NP
Tetrachloroethene (ug/L)	MW-401A	0	-27	-84	No	22	100	n/a	n/a	0.02	NP
Tetrachloroethene (ug/L)	MW-402A	0	-23	-78	No	21	100	n/a	n/a	0.02	NP
Tetrachloroethene (ug/L)	**OW-306AR**	**-0.09514**	**-49**	**-44**	**Yes**	**14**	**100**	**n/a**	**n/a**	**0.02**	**NP**
Tetrachloroethene (ug/L)	MW-109ARR	0	-23	-78	No	21	100	n/a	n/a	0.02	NP
Tetrachloroethene (ug/L)	MW-502A	0	-65	-73	No	20	100	n/a	n/a	0.02	NP
Tetrachloroethene (ug/L)	MW-404A	0	-23	-78	No	21	100	n/a	n/a	0.02	NP
Tetrachloroethene (ug/L)	P-504B (bg)	0	-29	-44	No	14	100	n/a	n/a	0.02	NP
Tetrachloroethene (ug/L)	P-503B (bg)	0	-54	-68	No	19	100	n/a	n/a	0.02	NP
Tetrachloroethene (ug/L)	MW-505A (bg)	0	-47	-58	No	17	100	n/a	n/a	0.02	NP
Tetrachloroethene (ug/L)	**MW-501A**	**0**	**-91**	**-73**	**Yes**	**20**	**100**	**n/a**	**n/a**	**0.02**	**NP**
Tetrachloroethene (ug/L)	**MW-605**	**-0.115**	**-49**	**-44**	**Yes**	**14**	**100**	**n/a**	**n/a**	**0.02**	**NP**
trans-1,4-Dichloro-2-butene (ug/L)	MW-403A	0	-23	-78	No	21	100	n/a	n/a	0.02	NP
trans-1,4-Dichloro-2-butene (ug/L)	P-114BR	0	-23	-78	No	21	100	n/a	n/a	0.02	NP
trans-1,4-Dichloro-2-butene (ug/L)	MW-204A	0	-31	-89	No	23	100	n/a	n/a	0.02	NP
trans-1,4-Dichloro-2-butene (ug/L)	P-120B (bg)	0	-23	-78	No	21	100	n/a	n/a	0.02	NP
trans-1,4-Dichloro-2-butene (ug/L)	MW-137A	0	-31	-84	No	22	100	n/a	n/a	0.02	NP
trans-1,4-Dichloro-2-butene (ug/L)	MW-202A	0	-31	-89	No	23	100	n/a	n/a	0.02	NP
trans-1,4-Dichloro-2-butene (ug/L)	MW-401A	0	-27	-84	No	22	100	n/a	n/a	0.02	NP
trans-1,4-Dichloro-2-butene (ug/L)	MW-402A	0	-23	-78	No	21	100	n/a	n/a	0.02	NP
trans-1,4-Dichloro-2-butene (ug/L)	**OW-306AR**	**-1.628**	**-49**	**-44**	**Yes**	**14**	**100**	**n/a**	**n/a**	**0.02**	**NP**
trans-1,4-Dichloro-2-butene (ug/L)	MW-109ARR	0	-23	-78	No	21	100	n/a	n/a	0.02	NP
trans-1,4-Dichloro-2-butene (ug/L)	MW-502A	0	-65	-73	No	20	100	n/a	n/a	0.02	NP
trans-1,4-Dichloro-2-butene (ug/L)	MW-404A	0	-23	-78	No	21	100	n/a	n/a	0.02	NP
trans-1,4-Dichloro-2-butene (ug/L)	P-504B (bg)	0	-29	-44	No	14	100	n/a	n/a	0.02	NP
trans-1,4-Dichloro-2-butene (ug/L)	P-503B (bg)	0	-54	-68	No	19	100	n/a	n/a	0.02	NP
trans-1,4-Dichloro-2-butene (ug/L)	MW-505A (bg)	0	-47	-58	No	17	100	n/a	n/a	0.02	NP
trans-1,4-Dichloro-2-butene (ug/L)	**MW-501A**	**0**	**-91**	**-73**	**Yes**	**20**	**100**	**n/a**	**n/a**	**0.02**	**NP**
trans-1,4-Dichloro-2-butene (ug/L)	**MW-605**	**-1.968**	**-49**	**-44**	**Yes**	**14**	**100**	**n/a**	**n/a**	**0.02**	**NP**
trans-1,4-Dichloro-2-butene (ug/L)	**MW-604**	**-1.968**	**-49**	**-44**	**Yes**	**14**	**100**	**n/a**	**n/a**	**0.02**	**NP**
Trichloroethene (ug/L)	MW-102A	0	-23	-78	No	21	95.24	n/a	n/a	0.02	NP
Trichloroethene (ug/L)	OW-301A	0	-47	-58	No	17	100	n/a	n/a	0.02	NP
Trichloroethene (ug/L)	MW-201A	0	-7	-89	No	23	95.65	n/a	n/a	0.02	NP
Trichloroethene (ug/L)	MW-103A	0	-31	-89	No	23	100	n/a	n/a	0.02	NP
Trichloroethene (ug/L)	MW-114AR	0	-23	-78	No	21	100	n/a	n/a	0.02	NP
Trichloroethene (ug/L)	MW-120AR ...	0	-31	-89	No	23	100	n/a	n/a	0.02	NP
Trichloroethene (ug/L)	P-105B	0	-13	-78	No	21	95.24	n/a	n/a	0.02	NP
Trichloroethene (ug/L)	P-108B	0	-23	-78	No	21	95.24	n/a	n/a	0.02	NP
Trichloroethene (ug/L)	MW-403A	0	-23	-78	No	21	100	n/a	n/a	0.02	NP
Trichloroethene (ug/L)	P-114BR	0	-23	-78	No	21	100	n/a	n/a	0.02	NP

Trend Test

DMASWA Data: DMASWA Database_Updated Printed 12/17/2024, 2:00 PM

Constituent	Well	Slope	Calc.	Critical	Sig.	N	%NDs	Normality	Xform	Alpha	Method
Trichloroethene (ug/L)	MW-204A	0	-31	-89	No	23	100	n/a	n/a	0.02	NP
Trichloroethene (ug/L)	P-120B (bg)	0	-23	-78	No	21	100	n/a	n/a	0.02	NP
Trichloroethene (ug/L)	MW-137A	0	-31	-84	No	22	100	n/a	n/a	0.02	NP
Trichloroethene (ug/L)	MW-202A	0	-31	-89	No	23	100	n/a	n/a	0.02	NP
Trichloroethene (ug/L)	MW-401A	0	-10	-84	No	22	86.36	n/a	n/a	0.02	NP
Trichloroethene (ug/L)	MW-402A	0	-23	-78	No	21	95.24	n/a	n/a	0.02	NP
Trichloroethene (ug/L)	**OW-306AR**	**-0.1043**	**-49**	**-44**	**Yes**	**14**	**100**	**n/a**	**n/a**	**0.02**	**NP**
Trichloroethene (ug/L)	MW-109ARR	0	-23	-78	No	21	100	n/a	n/a	0.02	NP
Trichloroethene (ug/L)	MW-502A	0	-65	-73	No	20	100	n/a	n/a	0.02	NP
Trichloroethene (ug/L)	MW-404A	0	-23	-78	No	21	100	n/a	n/a	0.02	NP
Trichloroethene (ug/L)	P-504B (bg)	0	-29	-44	No	14	100	n/a	n/a	0.02	NP
Trichloroethene (ug/L)	P-503B (bg)	0	-54	-68	No	19	100	n/a	n/a	0.02	NP
Trichloroethene (ug/L)	MW-505A (bg)	0	-47	-58	No	17	100	n/a	n/a	0.02	NP
Trichloroethene (ug/L)	**MW-501A**	**0**	**-91**	**-73**	**Yes**	**20**	**100**	**n/a**	**n/a**	**0.02**	**NP**
Trichloroethene (ug/L)	**MW-605**	**-0.126**	**-49**	**-44**	**Yes**	**14**	**100**	**n/a**	**n/a**	**0.02**	**NP**
Trichloroethene (ug/L)	**MW-604**	**-0.126**	**-49**	**-44**	**Yes**	**14**	**100**	**n/a**	**n/a**	**0.02**	**NP**
Vinyl Acetate (ug/L)	MW-102A	0	-23	-78	No	21	100	n/a	n/a	0.02	NP
Vinyl Acetate (ug/L)	OW-301A	0	-47	-58	No	17	100	n/a	n/a	0.02	NP
Vinyl Acetate (ug/L)	MW-201A	0	-31	-89	No	23	100	n/a	n/a	0.02	NP
Vinyl Acetate (ug/L)	MW-103A	0	-31	-89	No	23	100	n/a	n/a	0.02	NP
Vinyl Acetate (ug/L)	MW-114AR	0	-23	-78	No	21	100	n/a	n/a	0.02	NP
Vinyl Acetate (ug/L)	MW-120AR ...	0	-31	-89	No	23	100	n/a	n/a	0.02	NP
Vinyl Acetate (ug/L)	P-105B	0	-23	-78	No	21	100	n/a	n/a	0.02	NP
Vinyl Acetate (ug/L)	P-108B	0	-23	-78	No	21	100	n/a	n/a	0.02	NP
Vinyl Acetate (ug/L)	MW-403A	0	-23	-78	No	21	100	n/a	n/a	0.02	NP
Vinyl Acetate (ug/L)	P-114BR	0	-23	-78	No	21	100	n/a	n/a	0.02	NP
Vinyl Acetate (ug/L)	MW-204A	0	-31	-89	No	23	100	n/a	n/a	0.02	NP
Vinyl Acetate (ug/L)	P-120B (bg)	0	-23	-78	No	21	100	n/a	n/a	0.02	NP
Vinyl Acetate (ug/L)	MW-137A	0	-31	-84	No	22	100	n/a	n/a	0.02	NP
Vinyl Acetate (ug/L)	MW-202A	0	-31	-89	No	23	100	n/a	n/a	0.02	NP
Vinyl Acetate (ug/L)	MW-401A	0	-27	-84	No	22	100	n/a	n/a	0.02	NP
Vinyl Acetate (ug/L)	MW-402A	0	-23	-78	No	21	100	n/a	n/a	0.02	NP
Vinyl Acetate (ug/L)	**OW-306AR**	**-1.372**	**-49**	**-44**	**Yes**	**14**	**100**	**n/a**	**n/a**	**0.02**	**NP**
Vinyl Acetate (ug/L)	MW-109ARR	0	-23	-78	No	21	100	n/a	n/a	0.02	NP
Vinyl Acetate (ug/L)	MW-502A	0	-65	-73	No	20	100	n/a	n/a	0.02	NP
Vinyl Acetate (ug/L)	MW-404A	0	-23	-78	No	21	100	n/a	n/a	0.02	NP
Vinyl Acetate (ug/L)	P-504B (bg)	0	-29	-44	No	14	100	n/a	n/a	0.02	NP
Vinyl Acetate (ug/L)	P-503B (bg)	0	-54	-68	No	19	100	n/a	n/a	0.02	NP
Vinyl Acetate (ug/L)	MW-505A (bg)	0	-47	-58	No	17	100	n/a	n/a	0.02	NP
Vinyl Acetate (ug/L)	**MW-501A**	**0**	**-91**	**-73**	**Yes**	**20**	**100**	**n/a**	**n/a**	**0.02**	**NP**
Vinyl Acetate (ug/L)	**MW-605**	**-1.658**	**-49**	**-44**	**Yes**	**14**	**100**	**n/a**	**n/a**	**0.02**	**NP**
Vinyl Acetate (ug/L)	**MW-604**	**-1.658**	**-49**	**-44**	**Yes**	**14**	**100**	**n/a**	**n/a**	**0.02**	**NP**
Vinyl chloride (ug/L)	MW-102A	-0.02196	-54	-78	No	21	33.33	n/a	n/a	0.02	NP
Vinyl chloride (ug/L)	OW-301A	0	-47	-58	No	17	100	n/a	n/a	0.02	NP
Vinyl chloride (ug/L)	MW-201A	0	4	89	No	23	86.96	n/a	n/a	0.02	NP
Vinyl chloride (ug/L)	MW-103A	0	-31	-89	No	23	100	n/a	n/a	0.02	NP
Vinyl chloride (ug/L)	MW-114AR	0	-23	-78	No	21	100	n/a	n/a	0.02	NP
Vinyl chloride (ug/L)	MW-120AR ...	0	-31	-89	No	23	100	n/a	n/a	0.02	NP
Vinyl chloride (ug/L)	P-105B	0	-23	-78	No	21	100	n/a	n/a	0.02	NP
Vinyl chloride (ug/L)	P-108B	0	-23	-78	No	21	100	n/a	n/a	0.02	NP

Trend Test

DMASWA Data: DMASWA Database_Updated Printed 12/17/2024, 2:00 PM

Constituent	Well	Slope	Calc.	Critical	Sig.	N	%NDs	Normality	Xform	Alpha	Method
Vinyl chloride (ug/L)	MW-403A	0	-23	-78	No	21	100	n/a	n/a	0.02	NP
Vinyl chloride (ug/L)	P-114BR	0	-23	-78	No	21	100	n/a	n/a	0.02	NP
Vinyl chloride (ug/L)	MW-204A	0	-31	-89	No	23	100	n/a	n/a	0.02	NP
Vinyl chloride (ug/L)	P-120B (bg)	0	-23	-78	No	21	100	n/a	n/a	0.02	NP
Vinyl chloride (ug/L)	MW-137A	0	-31	-84	No	22	100	n/a	n/a	0.02	NP
Vinyl chloride (ug/L)	MW-202A	0	-31	-89	No	23	100	n/a	n/a	0.02	NP
Vinyl chloride (ug/L)	MW-401A	0	0	84	No	22	68.18	n/a	n/a	0.02	NP
Vinyl chloride (ug/L)	MW-402A	0	-23	-78	No	21	100	n/a	n/a	0.02	NP
Vinyl chloride (ug/L)	**OW-306AR**	**-0.15**	**-49**	**-44**	**Yes**	**14**	**100**	**n/a**	**n/a**	**0.02**	**NP**
Vinyl chloride (ug/L)	MW-109ARR	0	-23	-78	No	21	100	n/a	n/a	0.02	NP
Vinyl chloride (ug/L)	MW-502A	0	-65	-73	No	20	100	n/a	n/a	0.02	NP
Vinyl chloride (ug/L)	MW-404A	0	-23	-78	No	21	100	n/a	n/a	0.02	NP
Vinyl chloride (ug/L)	P-504B (bg)	0	-29	-44	No	14	100	n/a	n/a	0.02	NP
Vinyl chloride (ug/L)	P-503B (bg)	0	-54	-68	No	19	100	n/a	n/a	0.02	NP
Vinyl chloride (ug/L)	MW-505A (bg)	0	-47	-58	No	17	100	n/a	n/a	0.02	NP
Vinyl chloride (ug/L)	MW-501A	0	-73	-73	No	20	95	n/a	n/a	0.02	NP
Vinyl chloride (ug/L)	**MW-605**	**-0.1813**	**-49**	**-44**	**Yes**	**14**	**100**	**n/a**	**n/a**	**0.02**	**NP**
Vinyl chloride (ug/L)	**MW-604**	**-0.1813**	**-49**	**-44**	**Yes**	**14**	**100**	**n/a**	**n/a**	**0.02**	**NP**
Xylenes, Total (ug/L)	MW-102A	0	11	78	No	21	71.43	n/a	n/a	0.02	NP
Xylenes, Total (ug/L)	OW-301A	0	-37	-63	No	18	77.78	n/a	n/a	0.02	NP
Xylenes, Total (ug/L)	MW-201A	0	-2	-89	No	23	82.61	n/a	n/a	0.02	NP
Xylenes, Total (ug/L)	MW-103A	0	15	89	No	23	78.26	n/a	n/a	0.02	NP
Xylenes, Total (ug/L)	MW-114AR	0	1	78	No	21	80.95	n/a	n/a	0.02	NP
Xylenes, Total (ug/L)	MW-120AR ...	0	-11	-89	No	23	73.91	n/a	n/a	0.02	NP
Xylenes, Total (ug/L)	P-105B	0	2	78	No	21	80.95	n/a	n/a	0.02	NP
Xylenes, Total (ug/L)	P-108B	0	-10	-78	No	21	85.71	n/a	n/a	0.02	NP
Xylenes, Total (ug/L)	MW-403A	0	6	78	No	21	80.95	n/a	n/a	0.02	NP
Xylenes, Total (ug/L)	P-114BR	0	-19	-78	No	21	76.19	n/a	n/a	0.02	NP
Xylenes, Total (ug/L)	MW-204A	0	-14	-89	No	23	82.61	n/a	n/a	0.02	NP
Xylenes, Total (ug/L)	P-120B (bg)	0	5	78	No	21	76.19	n/a	n/a	0.02	NP
Xylenes, Total (ug/L)	MW-137A	0	-15	-84	No	22	81.82	n/a	n/a	0.02	NP
Xylenes, Total (ug/L)	MW-202A	0	3	89	No	23	82.61	n/a	n/a	0.02	NP
Xylenes, Total (ug/L)	MW-401A	0	-1	-84	No	22	77.27	n/a	n/a	0.02	NP
Xylenes, Total (ug/L)	MW-402A	0	-3	-78	No	21	76.19	n/a	n/a	0.02	NP
Xylenes, Total (ug/L)	OW-306AR	-0.1202	-43	-44	No	14	92.86	n/a	n/a	0.02	NP
Xylenes, Total (ug/L)	MW-109ARR	0	-21	-78	No	21	76.19	n/a	n/a	0.02	NP
Xylenes, Total (ug/L)	MW-502A	-0.07955	-66	-73	No	20	90	n/a	n/a	0.02	NP
Xylenes, Total (ug/L)	MW-404A	0	-14	-78	No	21	85.71	n/a	n/a	0.02	NP
Xylenes, Total (ug/L)	P-504B (bg)	0	-28	-44	No	14	92.86	n/a	n/a	0.02	NP
Xylenes, Total (ug/L)	P-503B (bg)	0	-57	-68	No	19	94.74	n/a	n/a	0.02	NP
Xylenes, Total (ug/L)	MW-505A (bg)	0	-47	-58	No	17	94.12	n/a	n/a	0.02	NP
Xylenes, Total (ug/L)	**MW-501A**	**-0.2198**	**-94**	**-73**	**Yes**	**20**	**90**	**n/a**	**n/a**	**0.02**	**NP**
Xylenes, Total (ug/L)	**MW-605**	**-0.5748**	**-49**	**-44**	**Yes**	**14**	**100**	**n/a**	**n/a**	**0.02**	**NP**
Xylenes, Total (ug/L)	**MW-604**	**-0.5748**	**-49**	**-44**	**Yes**	**14**	**100**	**n/a**	**n/a**	**0.02**	**NP**

Monitoring Wells – Appendix I VOCs

Double Quantification Test

This page intentionally left blank.

Sanitas™ v.10.0.15 Software licensed to HDR, Inc. UG

VOC Screening

Analysis Run 12/17/2024 2:01 PM View: All Wells - Appendix I VOCs
DMASWA Data: DMASWA Database_Updated

UG 'Double Quantification Rule' results for 44 constituents in 26 wells on 5 dates:

1,1-Dichloroethane, MW-201A, 4/9/2024: 1.6 ug/L, 9/17/2024: 1.49 ug/L

This page intentionally left blank.

Monitoring Wells – Appendix I VOCs

Confidence Intervals for SSIs

This page intentionally left blank.

Sanitas™ v.10.0.15 Software licensed to HDR, Inc. UG

Parametric Confidence Interval

Compliance Limit is not exceeded. Normality Test: Shapiro Wilk at Alpha = 0.01.

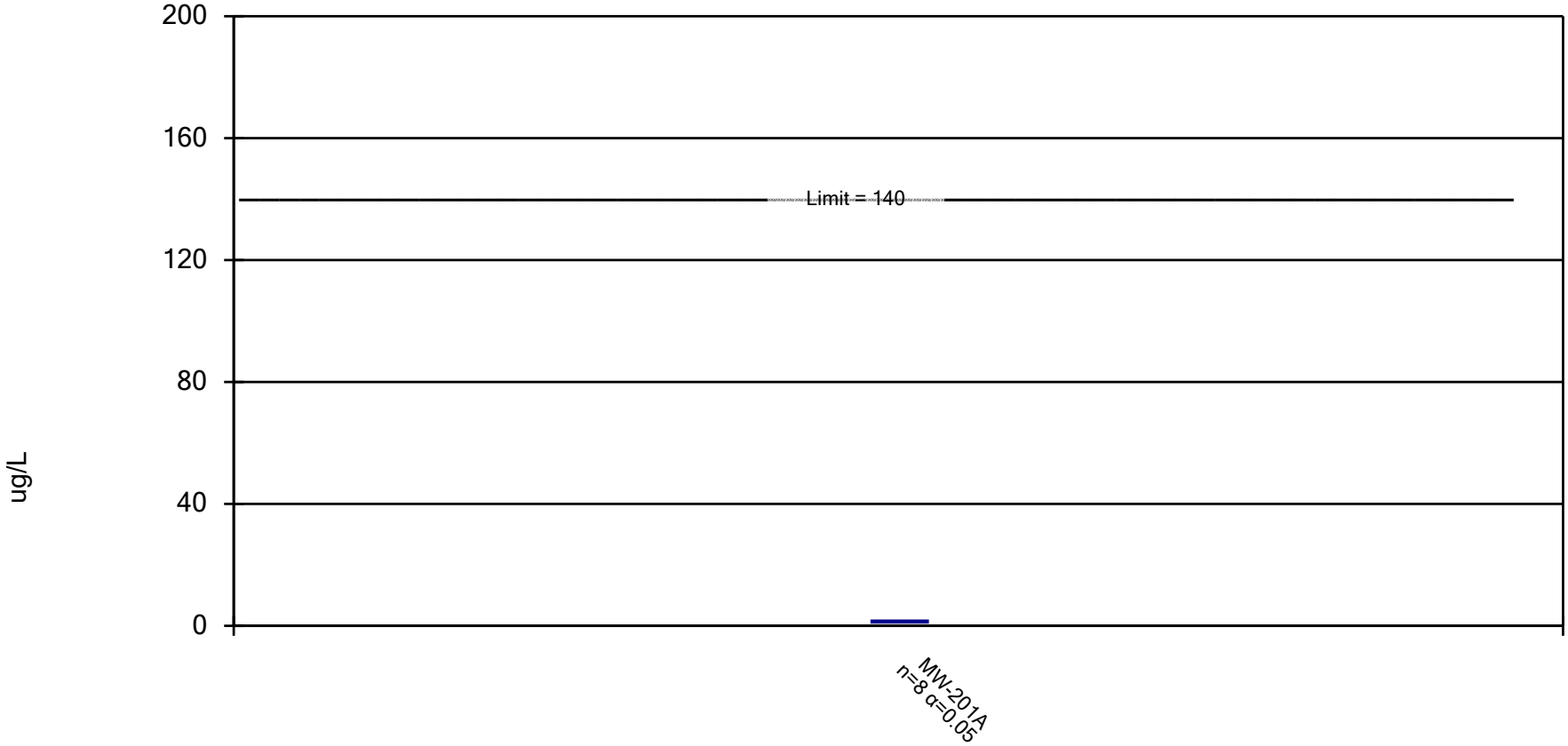

Constituent: 1,1-Dichloroethane Analysis Run 12/16/2024 9:51 AM View: Confidence Intervals - Appendix DMASWA Client: DMASWA Data: DMASWA Database_Updated

Sanitas™ v.10.0.15 Software licensed to HDR, Inc. UG

Non-Parametric Confidence Interval

Compliance Limit is not exceeded.

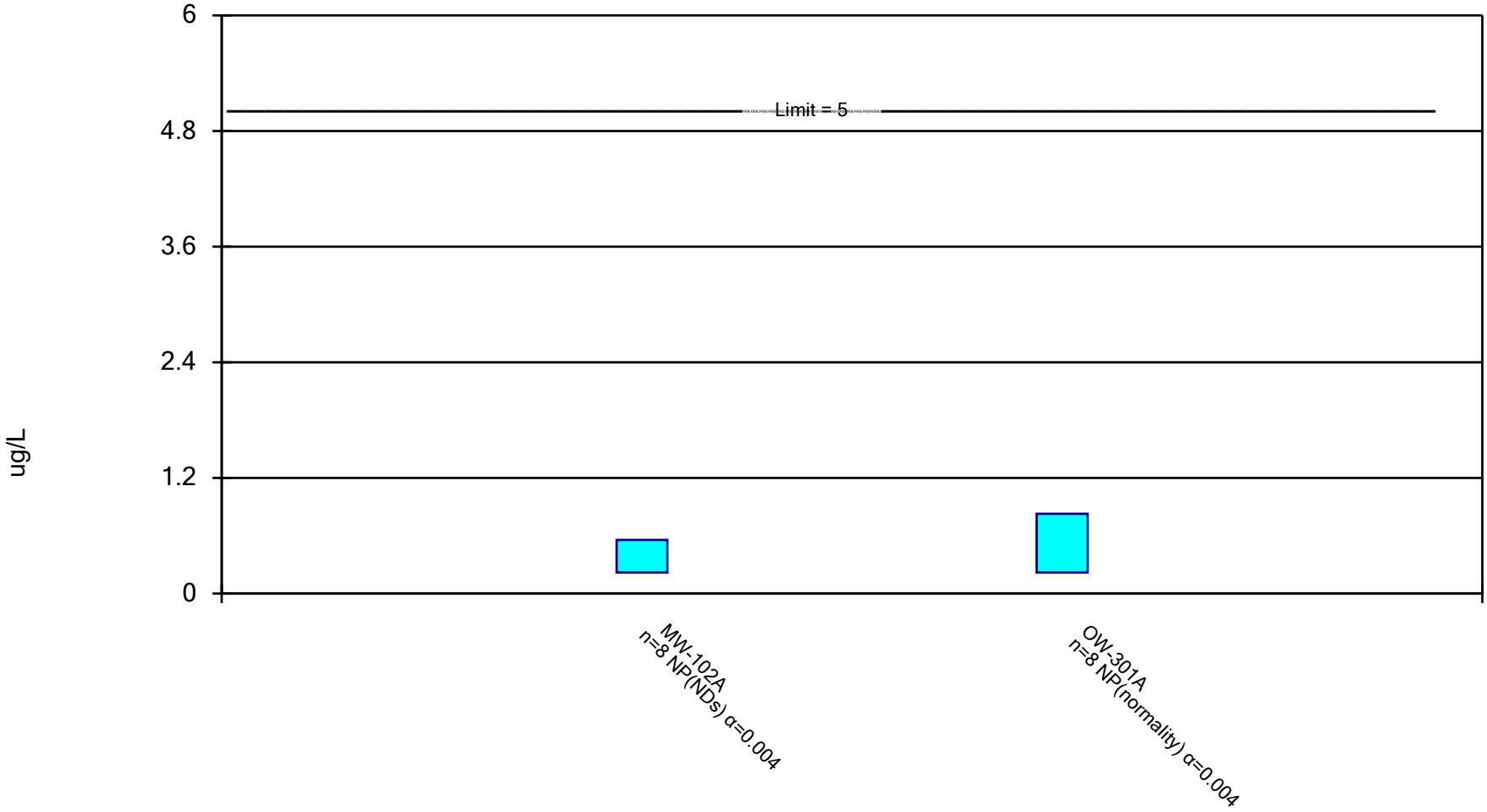

Constituent: Benzene Analysis Run 12/16/2024 9:51 AM View: Confidence Intervals - Appendix I VOCs
DMASWA Client: DMASWA Data: DMASWA Database_Updated

Confidence Interval

DMASWA Client: DMASWA Data: DMASWA Database_Updated Printed 12/16/2024, 10:11 AM

Constituent	Well	Upper Lim.	Lower Lim.	Compliance	Sig.	N	%NDs	Transform	Alpha	Method
1,1-Dichloroethane (ug/L)	MW-201A	1.7	1.167	140	No	8	0	No	0.05	Param.
Benzene (ug/L)	MW-102A	0.557	0.22	5	No	8	87.5	No	0.004	NP (NDs)
Benzene (ug/L)	OW-301A	0.83	0.22	5	No	8	75	No	0.004	NP (normality)

This page intentionally left blank.

Groundwater Underdrains – Appendix I Metals

Outlier Analysis

This page intentionally left blank.

Outlier Analysis

DMASWA Data: DMASWA Database_Updated Printed 12/17/2024, 2:03 PM

Constituent	Well	Outlier	Value(s)	Date(s)	Method	Alpha	N	Mean	Std. Dev.	Distribution	Normality Test
Antimony (ug/L)	GU-3	n/a	n/a	n/a	NP	NaN	23	1.108	0.5148	unknown	ShapiroWilk
Arsenic (ug/L)	GU-3	n/a	n/a	n/a	NP	NaN	23	1.867	1.912	unknown	ShapiroWilk
Barium (ug/L)	GU-3	No	n/a	n/a	NP	NaN	23	110.5	59.16	ln(x)	ShapiroWilk
Beryllium (ug/L)	GU-3	n/a	n/a	n/a	NP	NaN	23	0.5745	0.4054	unknown	ShapiroWilk
Cadmium (ug/L)	GU-3	n/a	n/a	n/a	NP	NaN	23	0.2807	0.2594	unknown	ShapiroWilk
Chromium (ug/L)	GU-3	n/a	n/a	n/a	NP	NaN	23	3.151	2.008	unknown	ShapiroWilk
Cobalt (ug/L)	GU-3	n/a	n/a	n/a	NP	NaN	23	0.5121	0.6941	unknown	ShapiroWilk
Copper (ug/L)	GU-3	No	n/a	n/a	NP	NaN	24	8.193	25.8	ln(x)	ShapiroWilk
Lead (ug/L)	GU-3	n/a	n/a	n/a	NP	NaN	23	0.4589	0.405	unknown	ShapiroWilk
Nickel (ug/L)	GU-3	No	n/a	n/a	NP	NaN	23	3.53	2.186	sqrt(x)	ShapiroWilk
Selenium (ug/L)	GU-3	n/a	n/a	n/a	NP	NaN	23	3.792	3.043	unknown	ShapiroWilk
Silver (ug/L)	GU-3	n/a	n/a	n/a	NP	NaN	23	0.606	0.3741	unknown	ShapiroWilk
Thallium (ug/L)	GU-3	n/a	n/a	n/a	NP	NaN	23	0.5978	0.5133	unknown	ShapiroWilk
Total Suspended Solids (mg/L)	GU-3	No	n/a	n/a	NP	NaN	19	20.41	75.79	ln(x)	ShapiroWilk
Vanadium (ug/L)	GU-3	n/a	n/a	n/a	NP	NaN	23	3.177	2.298	unknown	ShapiroWilk
Zinc (ug/L)	GU-3	No	n/a	n/a	NP	NaN	24	13.76	10.82	x^(1/3)	ShapiroWilk

This page intentionally left blank.

Groundwater Underdrains – Appendix I Metals

Outlier Analysis Summary

This page intentionally left blank.

Outlier Summary - Appendix I Metals -Underdrain

DMASWA Data: DMASWA Database_Updated Printed 12/17/2024, 2:06 PM

	GU-3 Barium (ug/L)
8/23/2013	310 (o)

This page intentionally left blank.

Groundwater Underdrains – Appendix I Metals

Time Series

This page intentionally left blank.

Sanitas™ v.10.0.15 Software licensed to HDR, Inc. UG
Hollow symbols indicate censored values.

Time Series

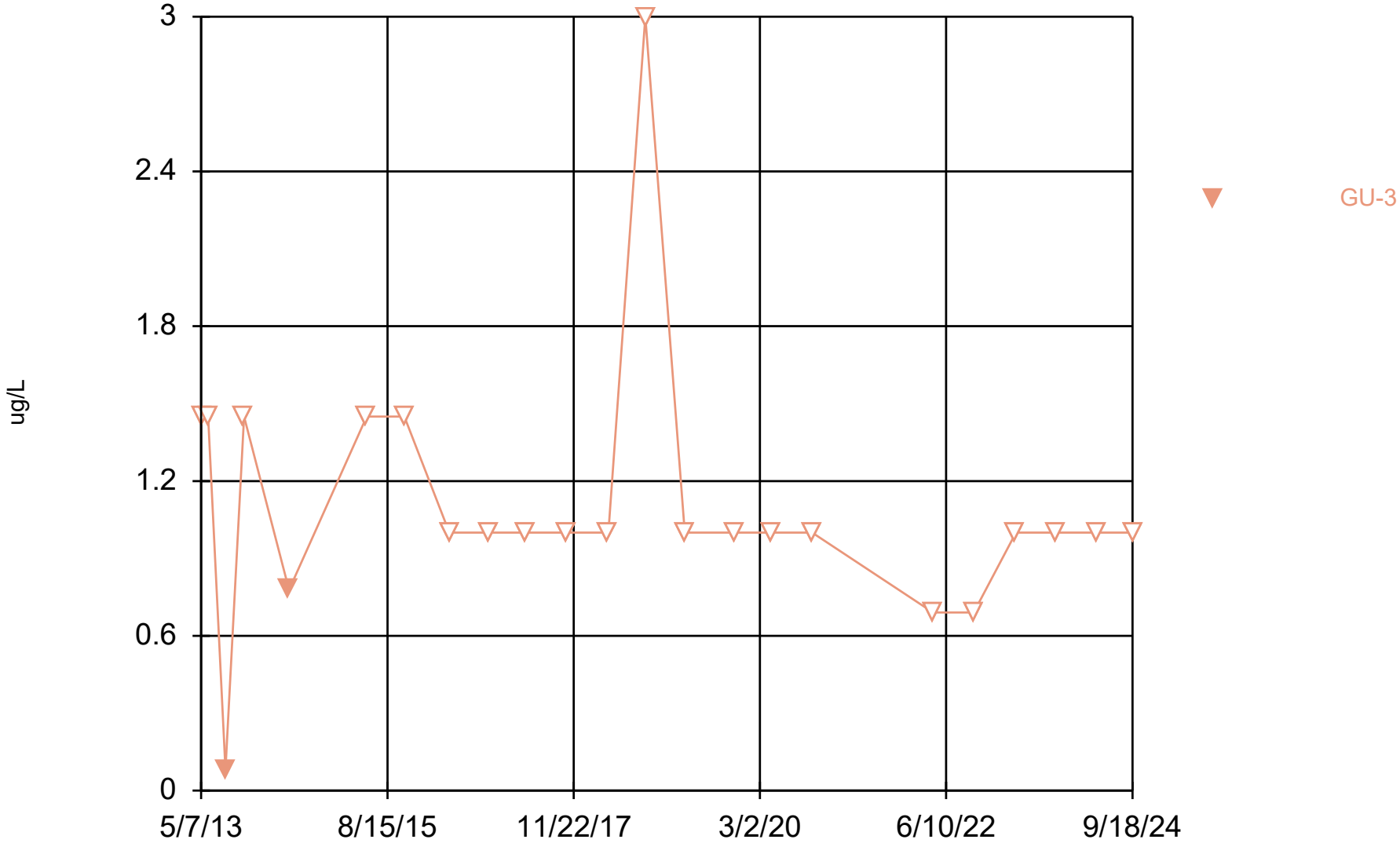

Constituent: Antimony Analysis Run 12/17/2024 2:07 PM View: Underdrains - Appendix I Metals

DMASWA Data: DMASWA Database_Updated

Sanitas™ v.10.0.15 Software licensed to HDR, Inc. UG
Hollow symbols indicate censored values.

Time Series

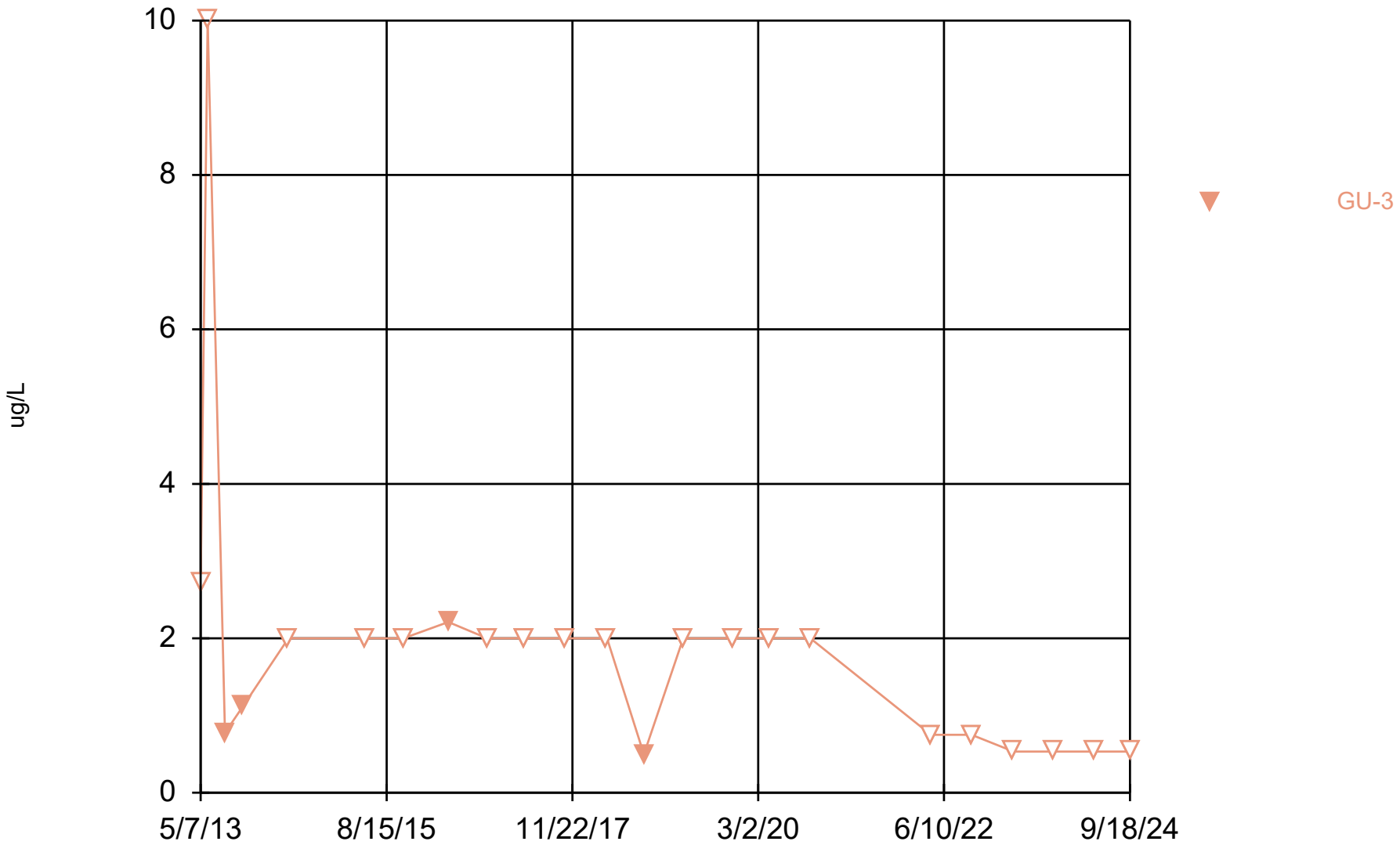

Constituent: Arsenic Analysis Run 12/17/2024 2:07 PM View: Underdrains - Appendix I Metals
DMASWA Data: DMASWA Database_Updated

Sanitas™ v.10.0.15 Software licensed to HDR, Inc. UG
Hollow symbols indicate censored values.

Time Series

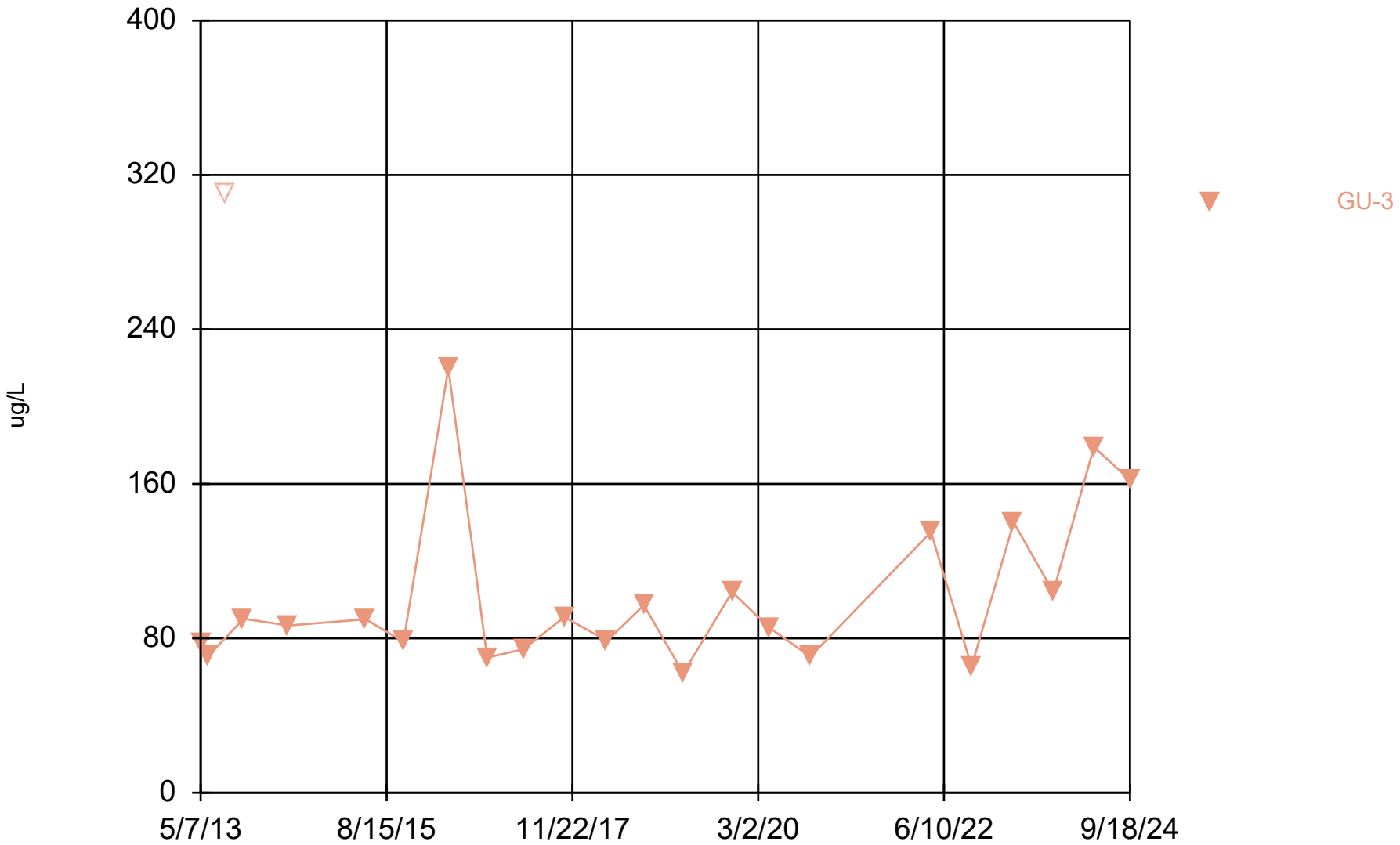

Constituent: Barium Analysis Run 12/17/2024 2:07 PM View: Underdrains - Appendix I Metals
DMASWA Data: DMASWA Database_Updated

Sanitas™ v.10.0.15 Software licensed to HDR, Inc. UG
Hollow symbols indicate censored values.

Time Series

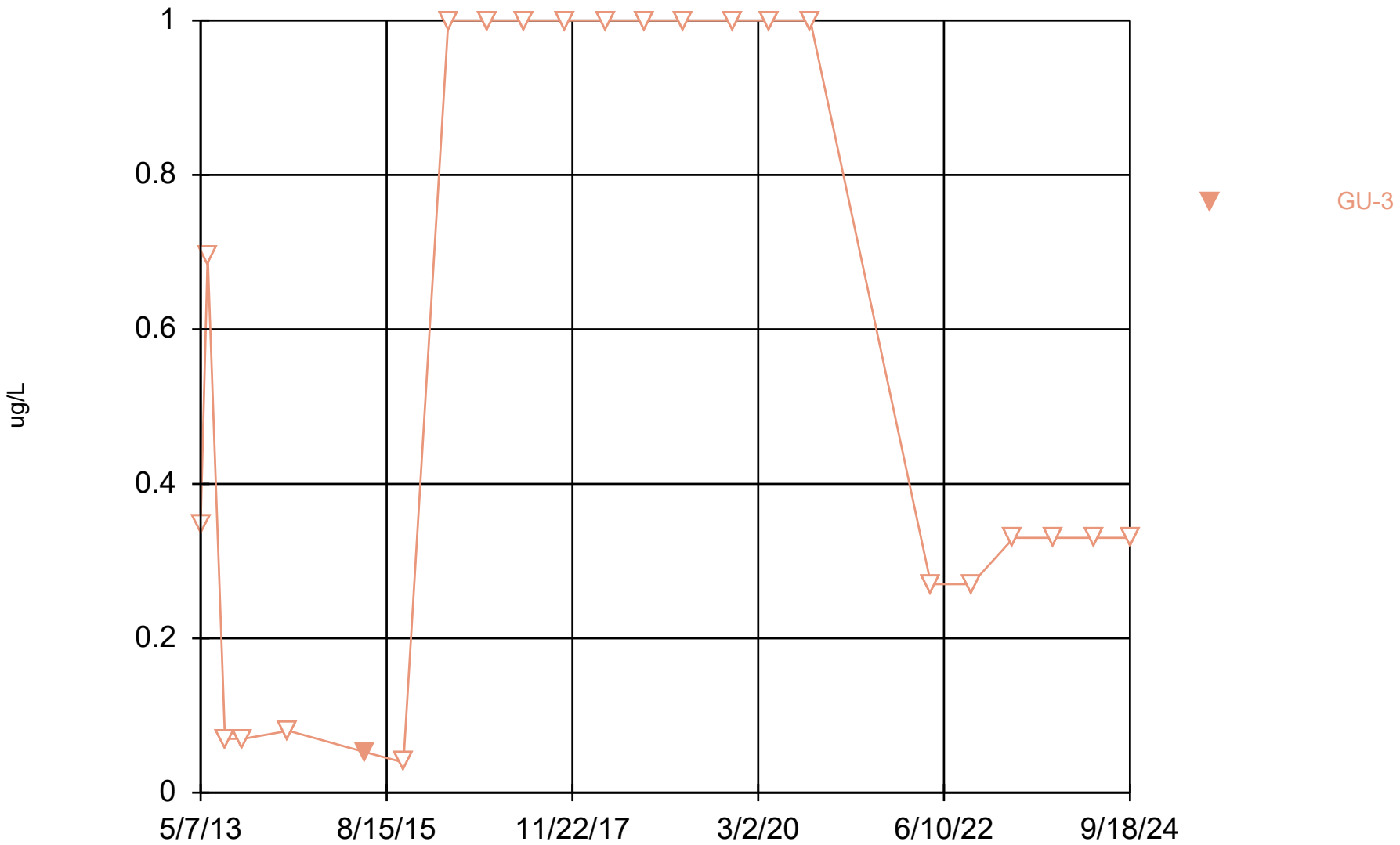

Constituent: Beryllium Analysis Run 12/17/2024 2:07 PM View: Underdrains - Appendix I Metals

DMASWA Data: DMASWA Database_Updated

Sanitas™ v.10.0.15 Software licensed to HDR, Inc. UG
Hollow symbols indicate censored values.

Time Series

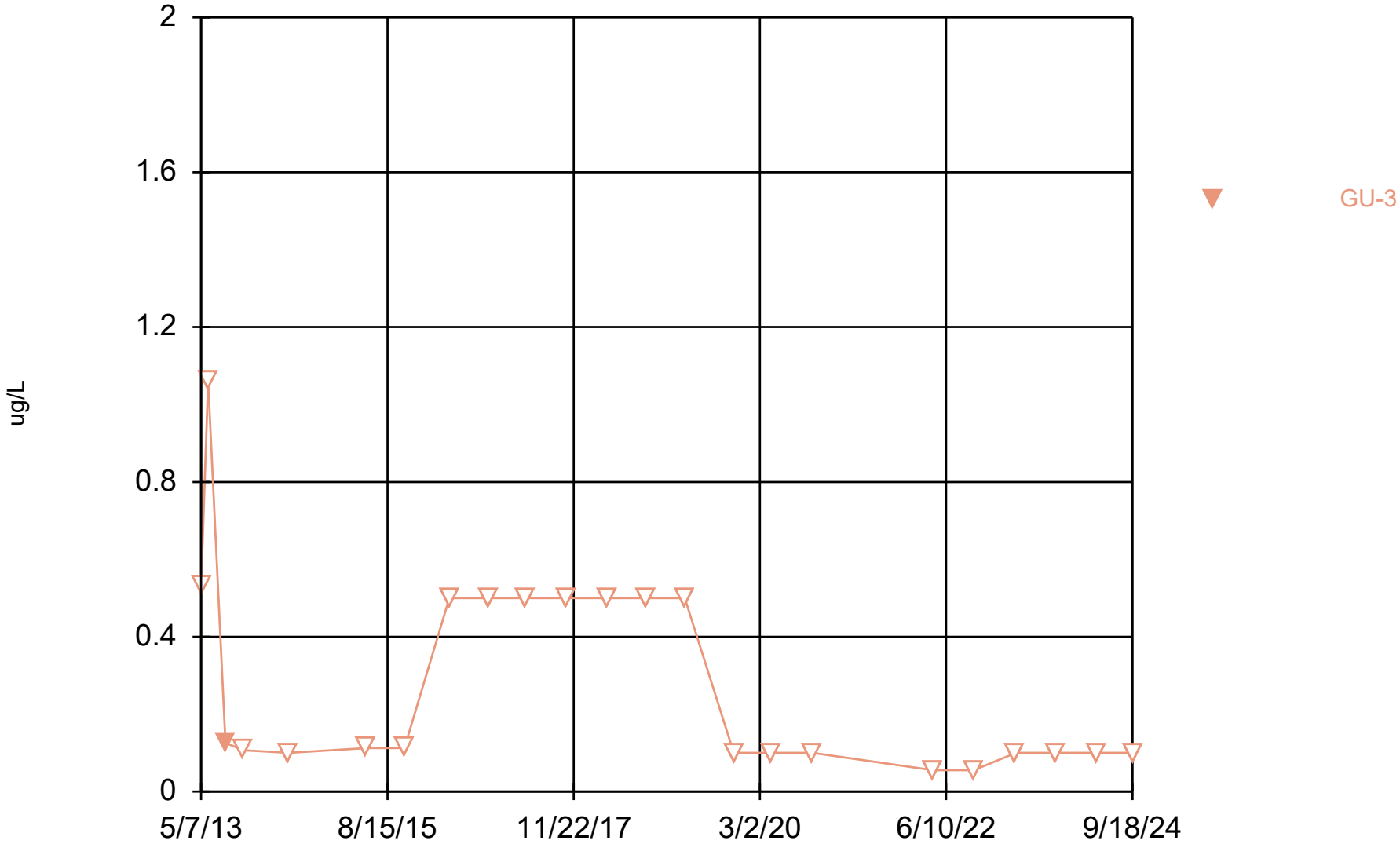

Constituent: Cadmium Analysis Run 12/17/2024 2:07 PM View: Underdrains - Appendix I Metals

DMASWA Data: DMASWA Database_Updated

Sanitas™ v.10.0.15 Software licensed to HDR, Inc. UG
Hollow symbols indicate censored values.

Time Series

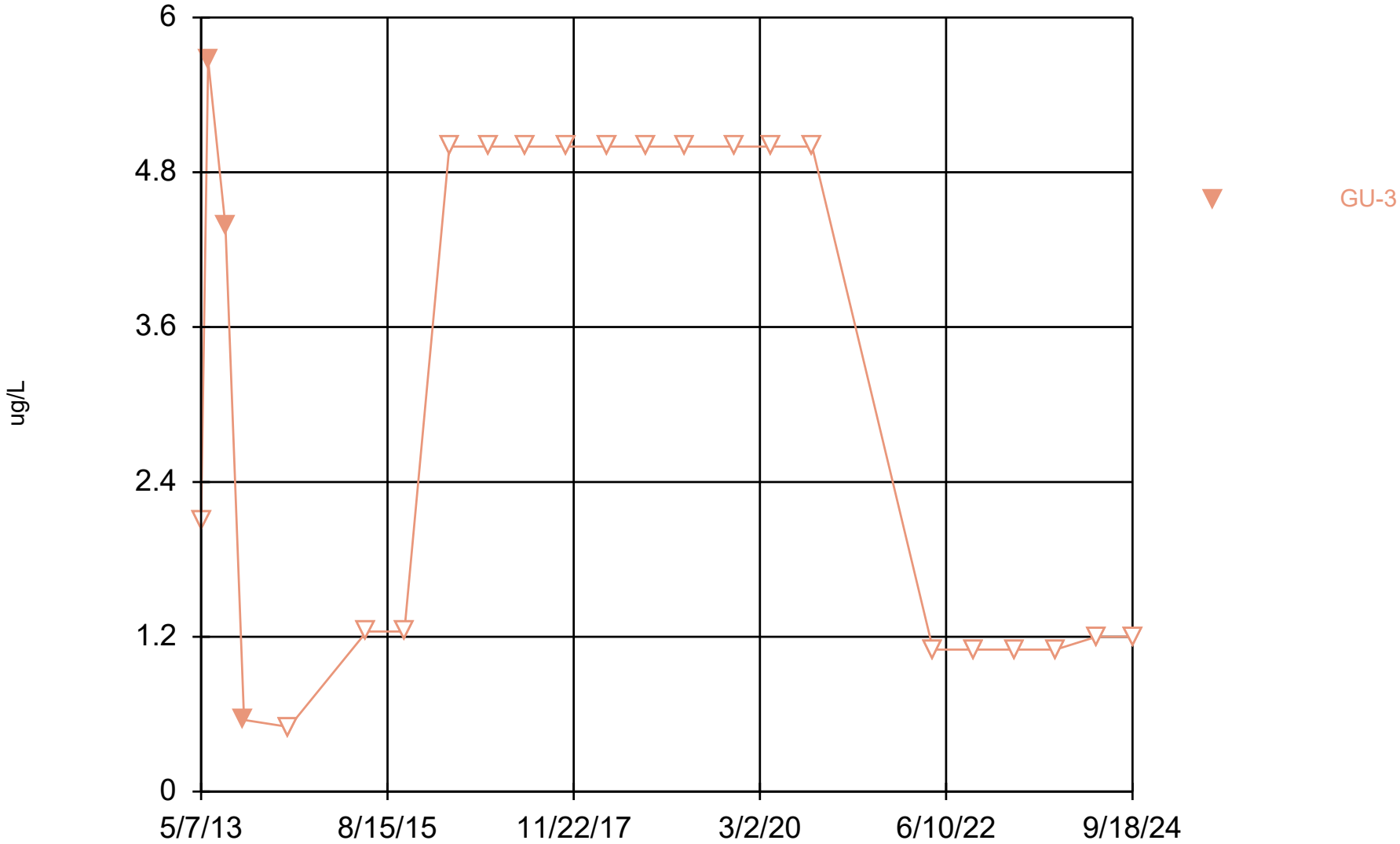

Constituent: Chromium Analysis Run 12/17/2024 2:07 PM View: Underdrains - Appendix I Metals DMASWA Data: DMASWA Database_Updated

Sanitas™ v.10.0.15 Software licensed to HDR, Inc. UG
Hollow symbols indicate censored values.

Time Series

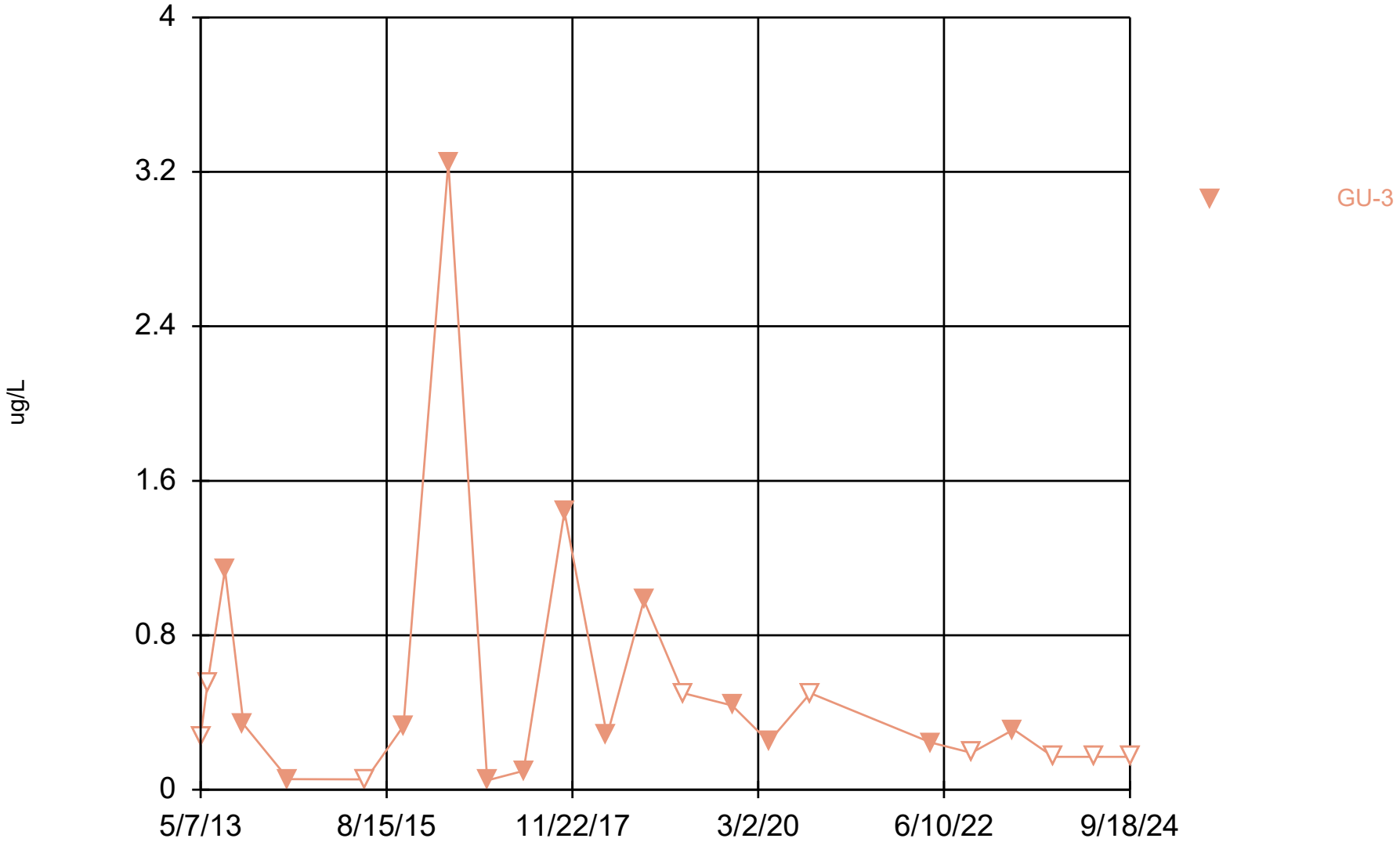

Constituent: Cobalt Analysis Run 12/17/2024 2:07 PM View: Underdrains - Appendix I Metals
DMASWA Data: DMASWA Database_Updated

Sanitas™ v.10.0.15 Software licensed to HDR, Inc. UG
Hollow symbols indicate censored values.

Time Series

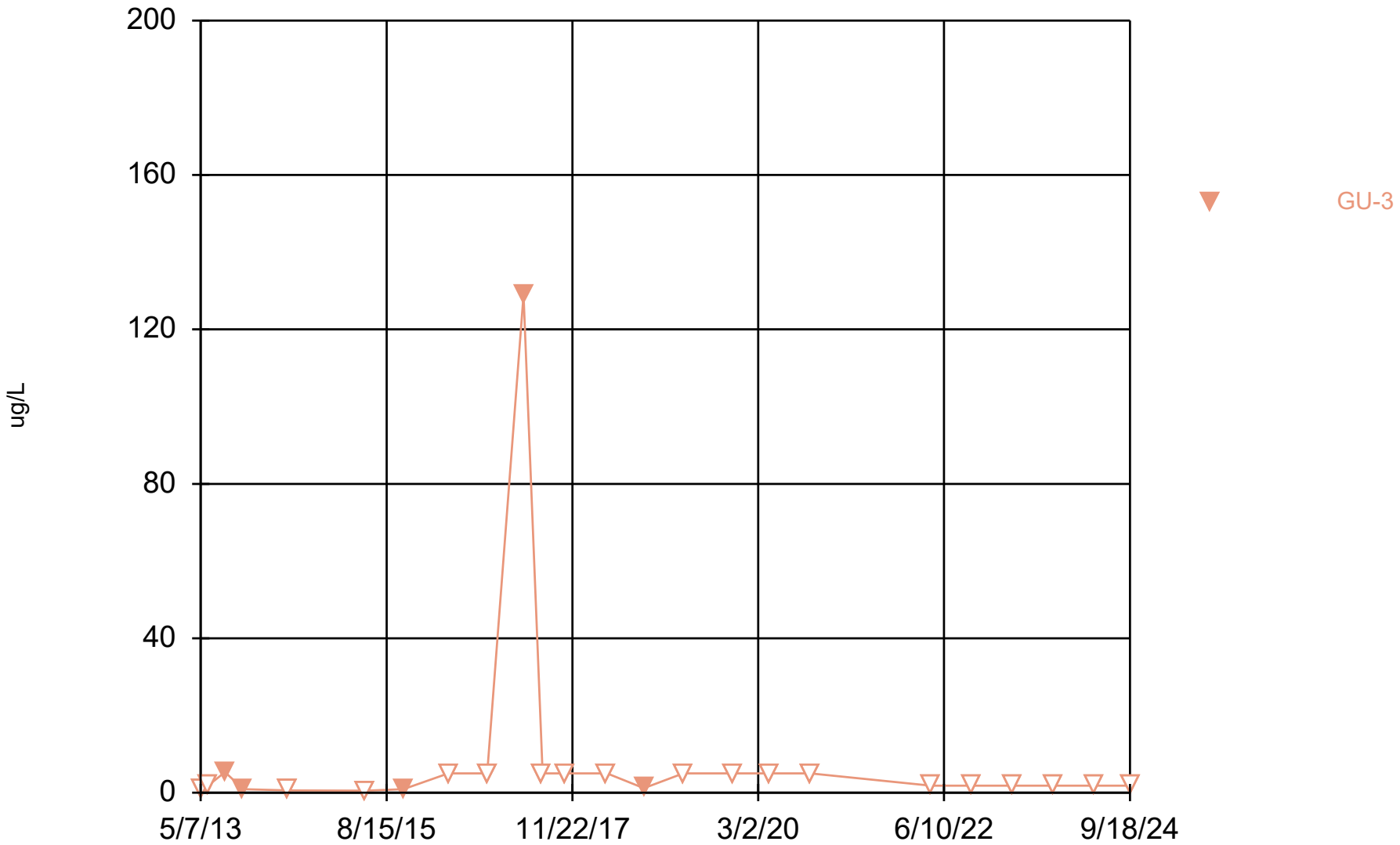

Constituent: Copper Analysis Run 12/17/2024 2:07 PM View: Underdrains - Appendix I Metals DMASWA Data: DMASWA Database_Updated

Sanitas™ v.10.0.15 Software licensed to HDR, Inc. UG
Hollow symbols indicate censored values.

Time Series

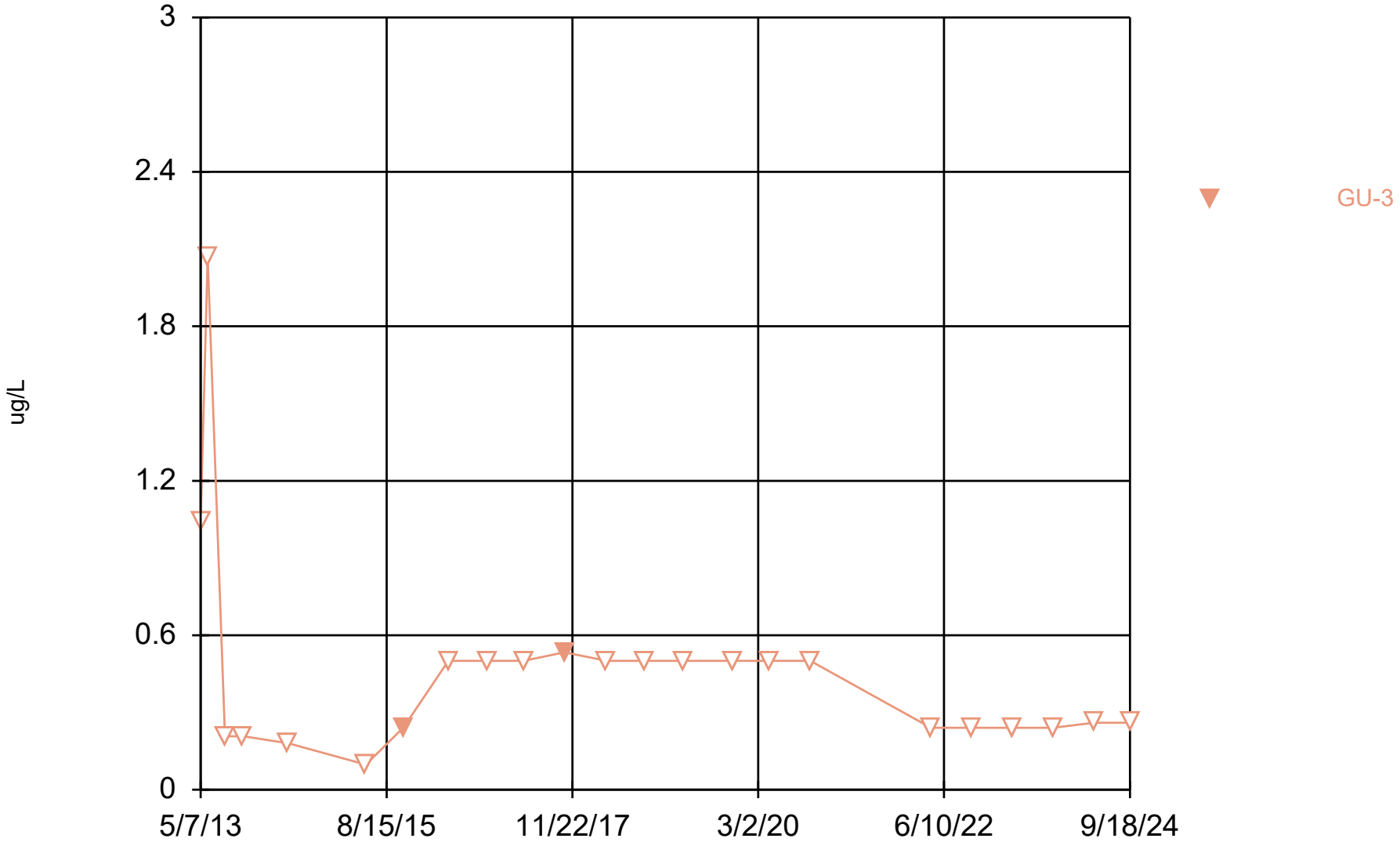

Constituent: Lead Analysis Run 12/17/2024 2:07 PM View: Underdrains - Appendix I Metals

DMASWA Data: DMASWA Database_Updated

Sanitas™ v.10.0.15 Software licensed to HDR, Inc. UG
Hollow symbols indicate censored values.

Time Series

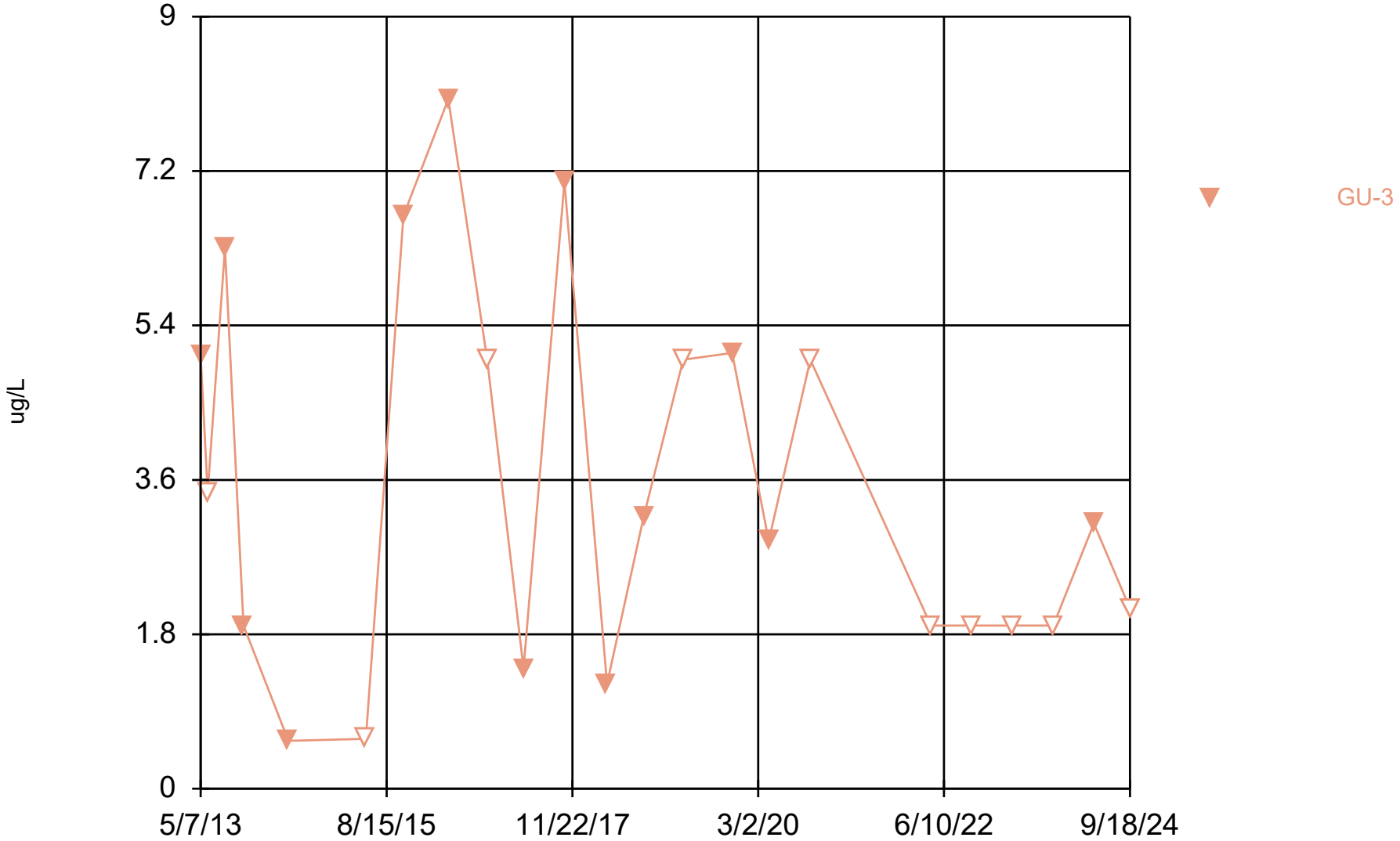

Constituent: Nickel Analysis Run 12/17/2024 2:07 PM View: Underdrains - Appendix I Metals

DMASWA Data: DMASWA Database_Updated

Sanitas™ v.10.0.15 Software licensed to HDR, Inc. UG
Hollow symbols indicate censored values.

Time Series

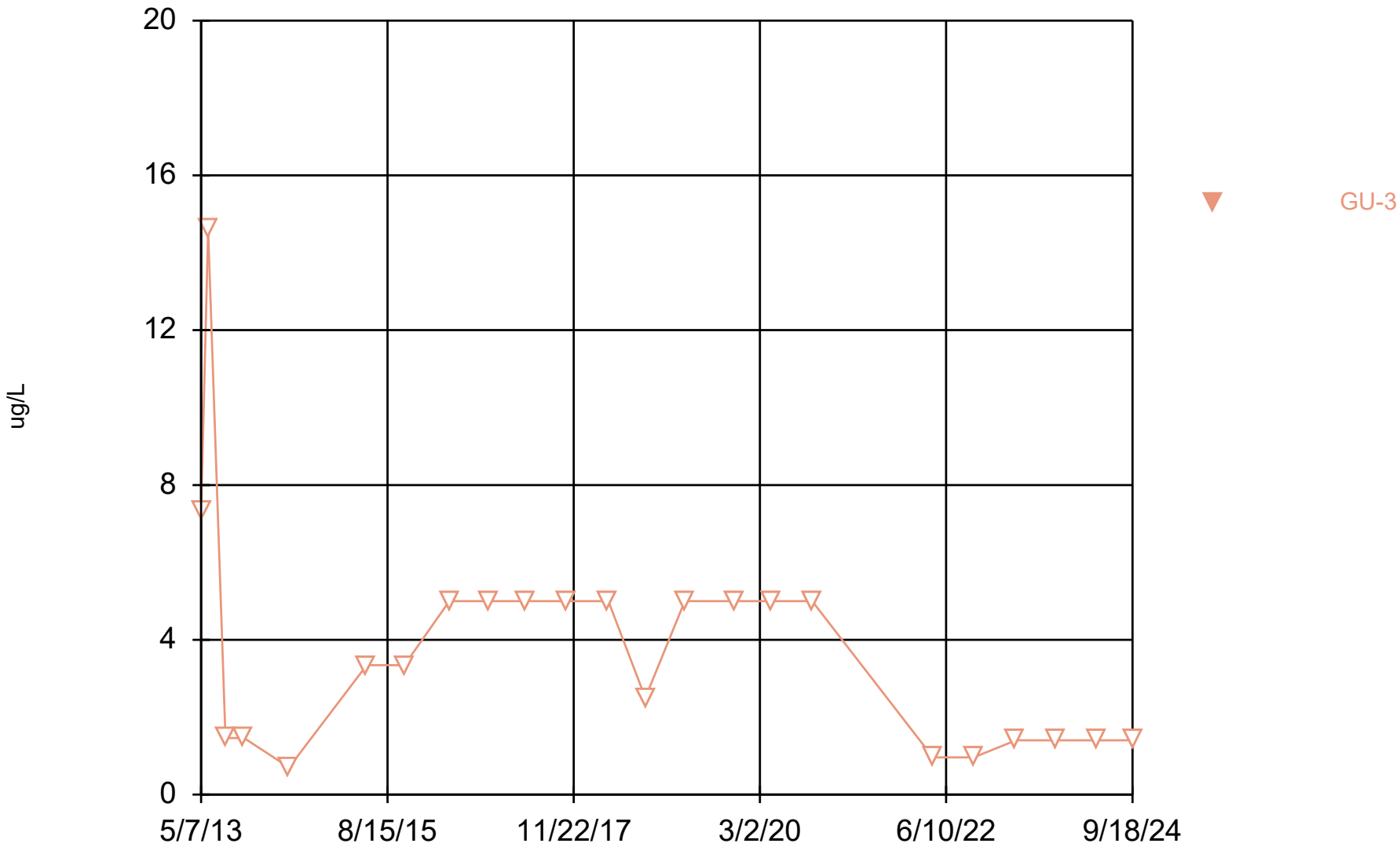

Constituent: Selenium Analysis Run 12/17/2024 2:07 PM View: Underdrains - Appendix I Metals
DMASWA Data: DMASWA Database_Updated

Sanitas™ v.10.0.15 Software licensed to HDR, Inc. UG
Hollow symbols indicate censored values.

Time Series

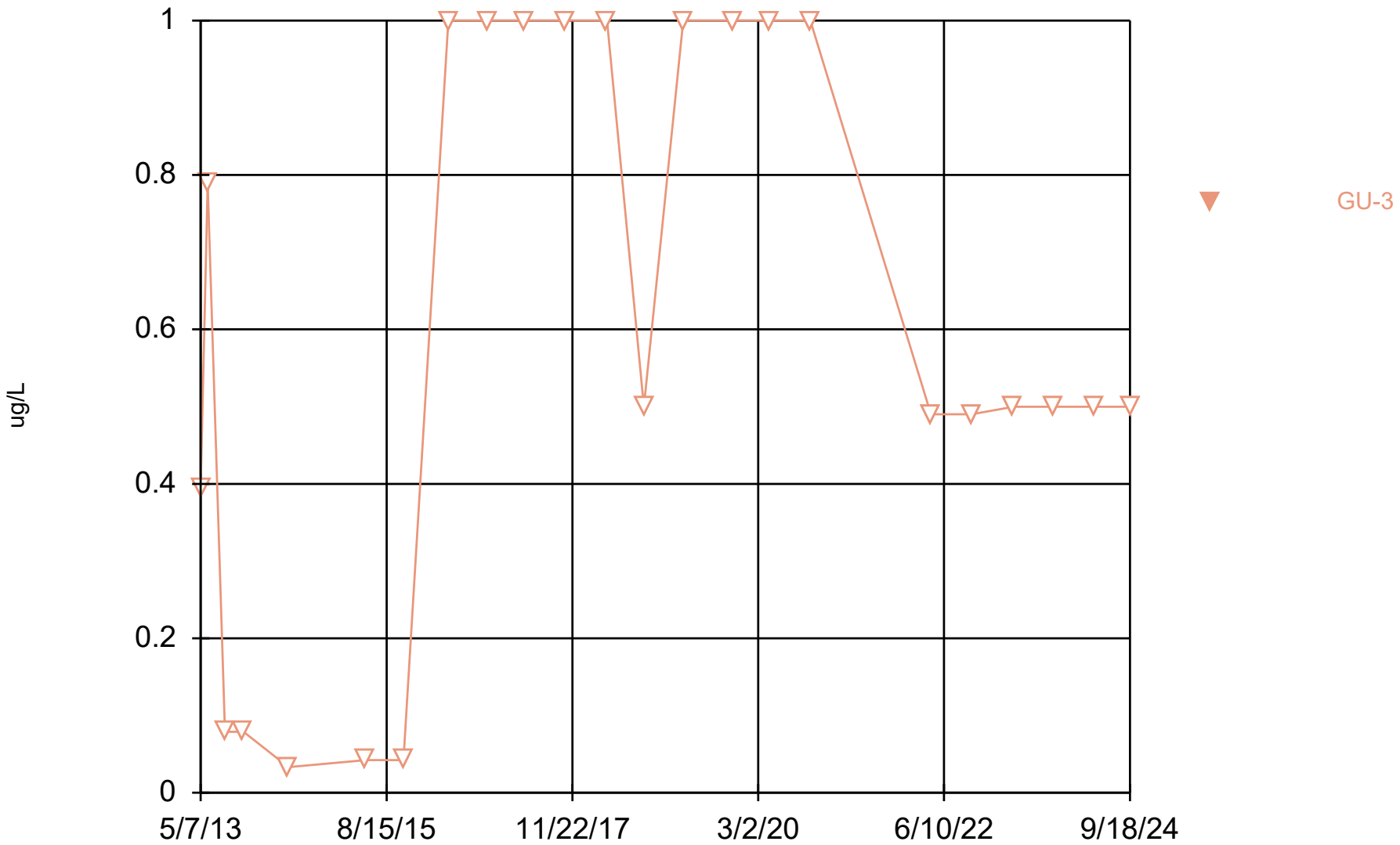

Constituent: Silver Analysis Run 12/17/2024 2:07 PM View: Underdrains - Appendix I Metals

DMASWA Data: DMASWA Database_Updated

Sanitas™ v.10.0.15 Software licensed to HDR, Inc. UG
Hollow symbols indicate censored values.

Time Series

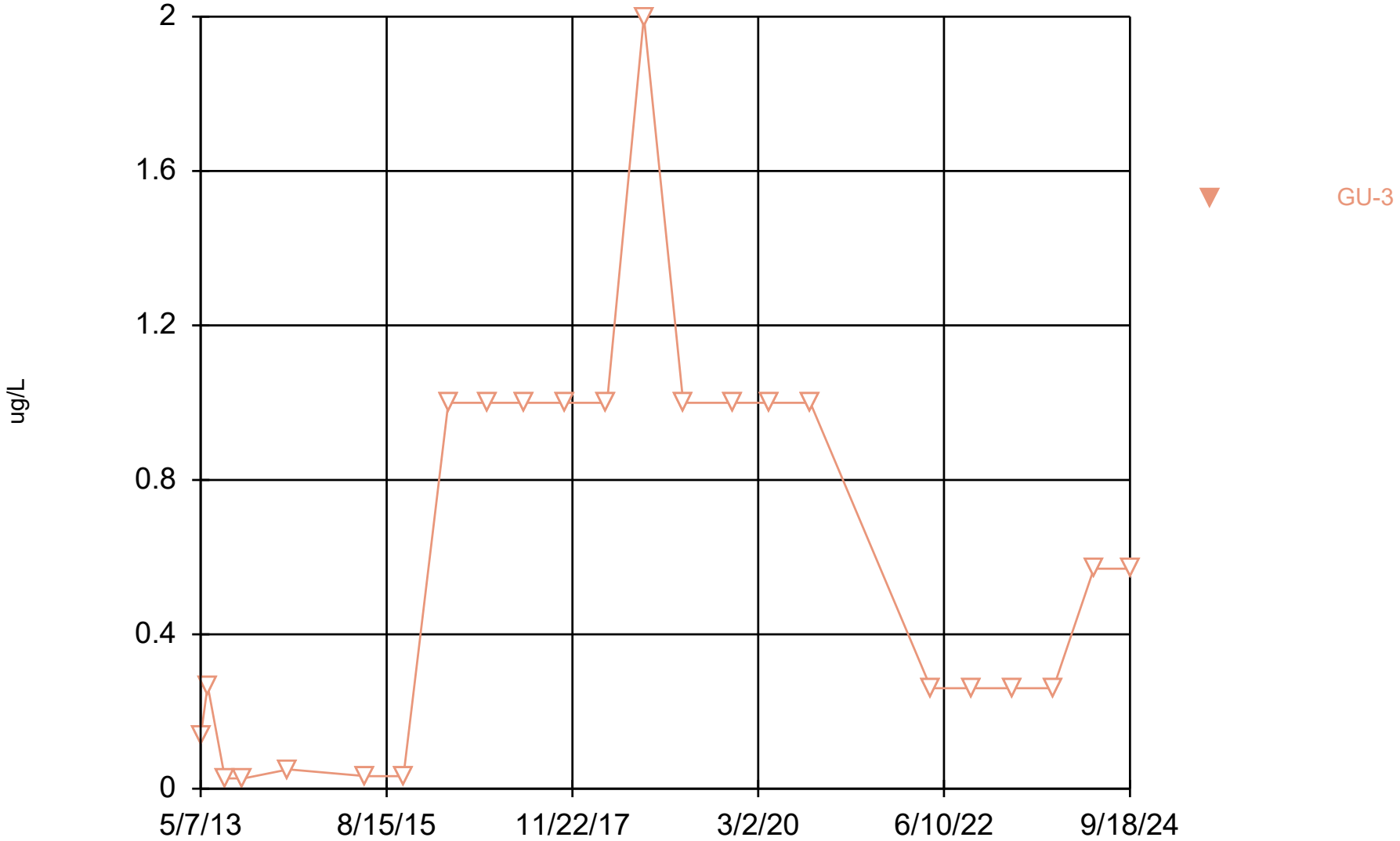

Constituent: Thallium Analysis Run 12/17/2024 2:07 PM View: Underdrains - Appendix I Metals

DMASWA Data: DMASWA Database_Updated

Sanitas™ v.10.0.15 Software licensed to HDR, Inc. UG
Hollow symbols indicate censored values.

Time Series

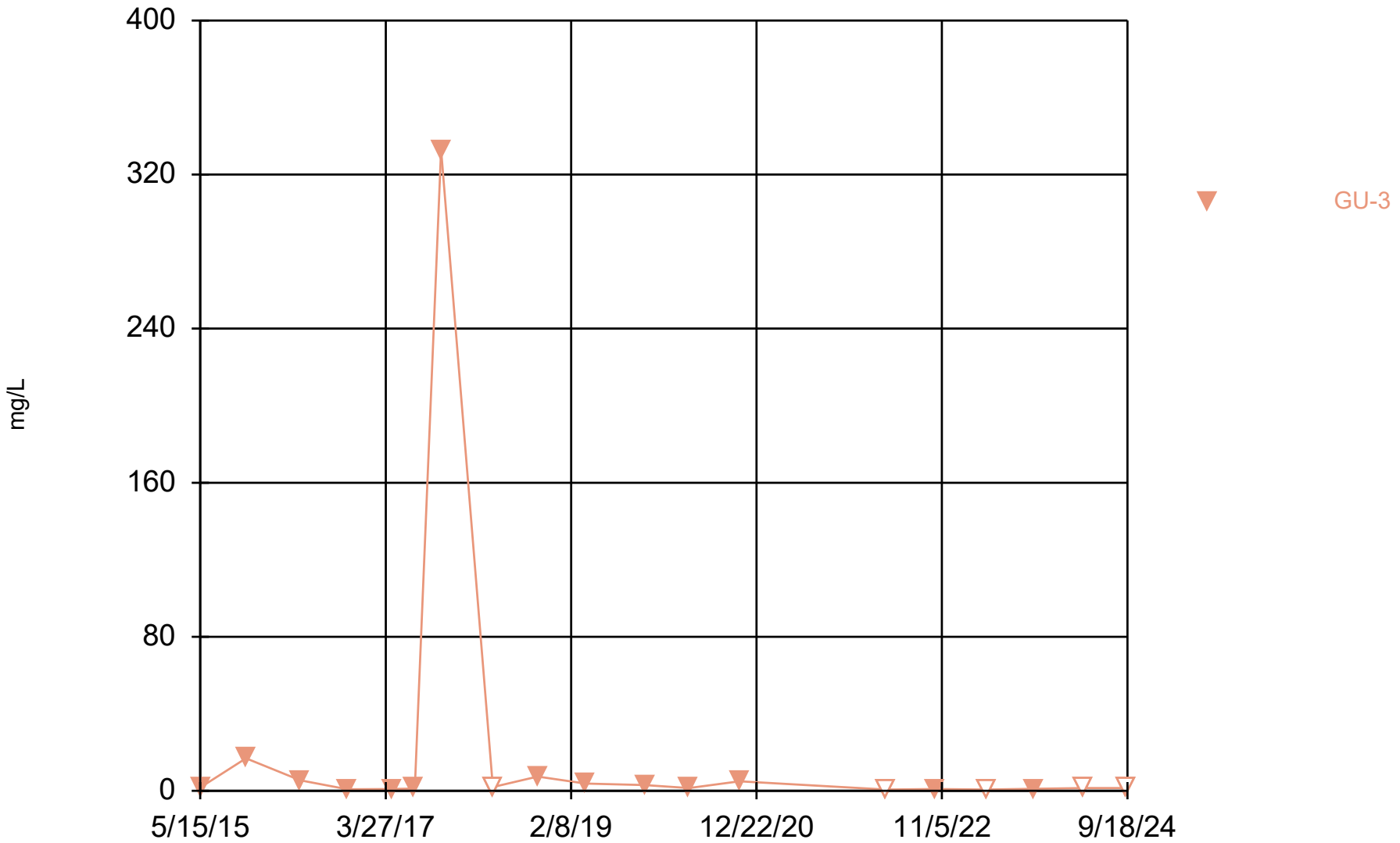

Constituent: Total Suspended Solids Analysis Run 12/17/2024 2:07 PM View: Underdrains - Appendix I M DMASWA Data: DMASWA Database_Updated

Sanitas™ v.10.0.15 Software licensed to HDR, Inc. UG
Hollow symbols indicate censored values.

Time Series

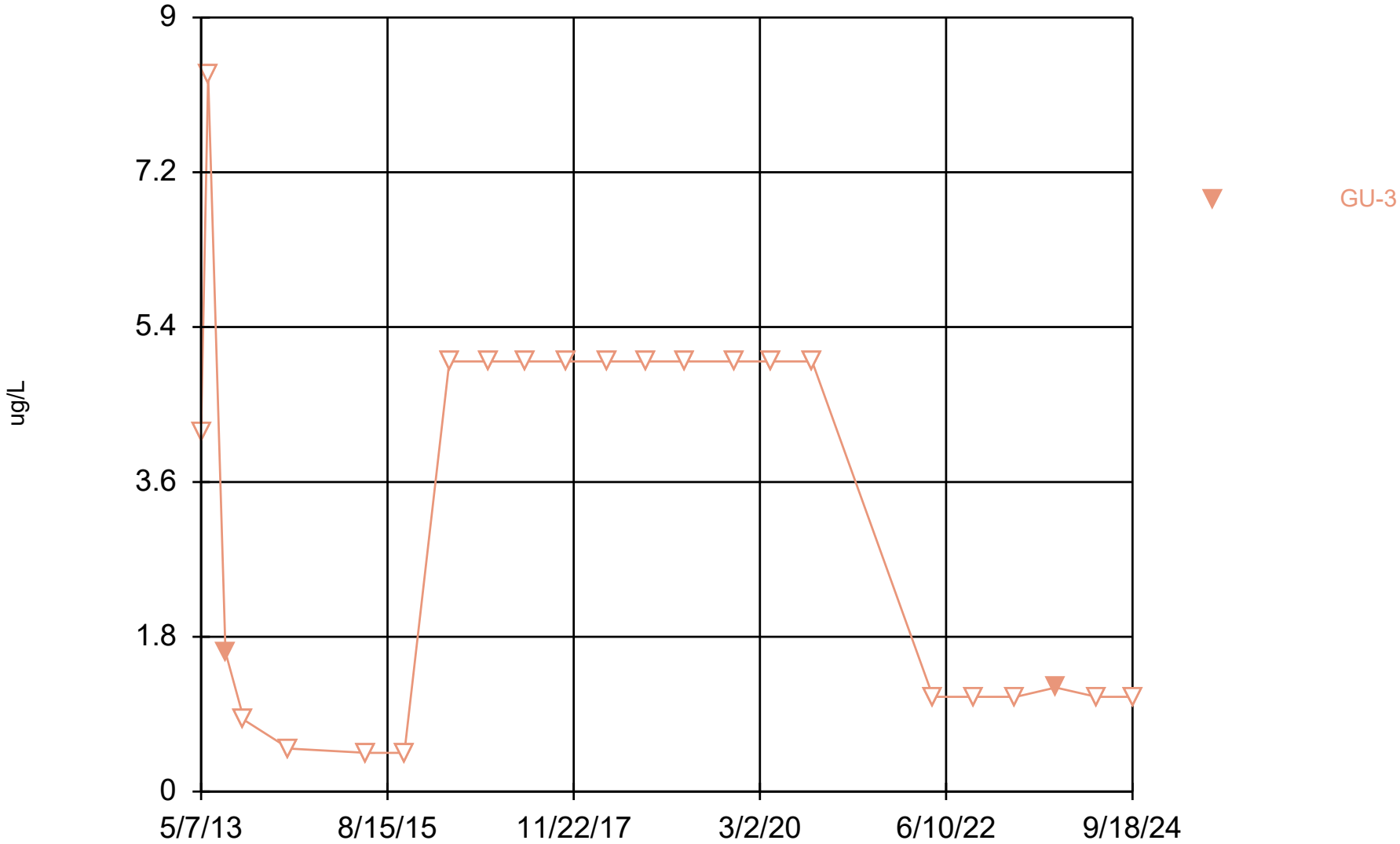

Constituent: Vanadium Analysis Run 12/17/2024 2:07 PM View: Underdrains - Appendix I Metals

DMASWA Data: DMASWA Database_Updated

Sanitas™ v.10.0.15 Software licensed to HDR, Inc. UG
Hollow symbols indicate censored values.

Time Series

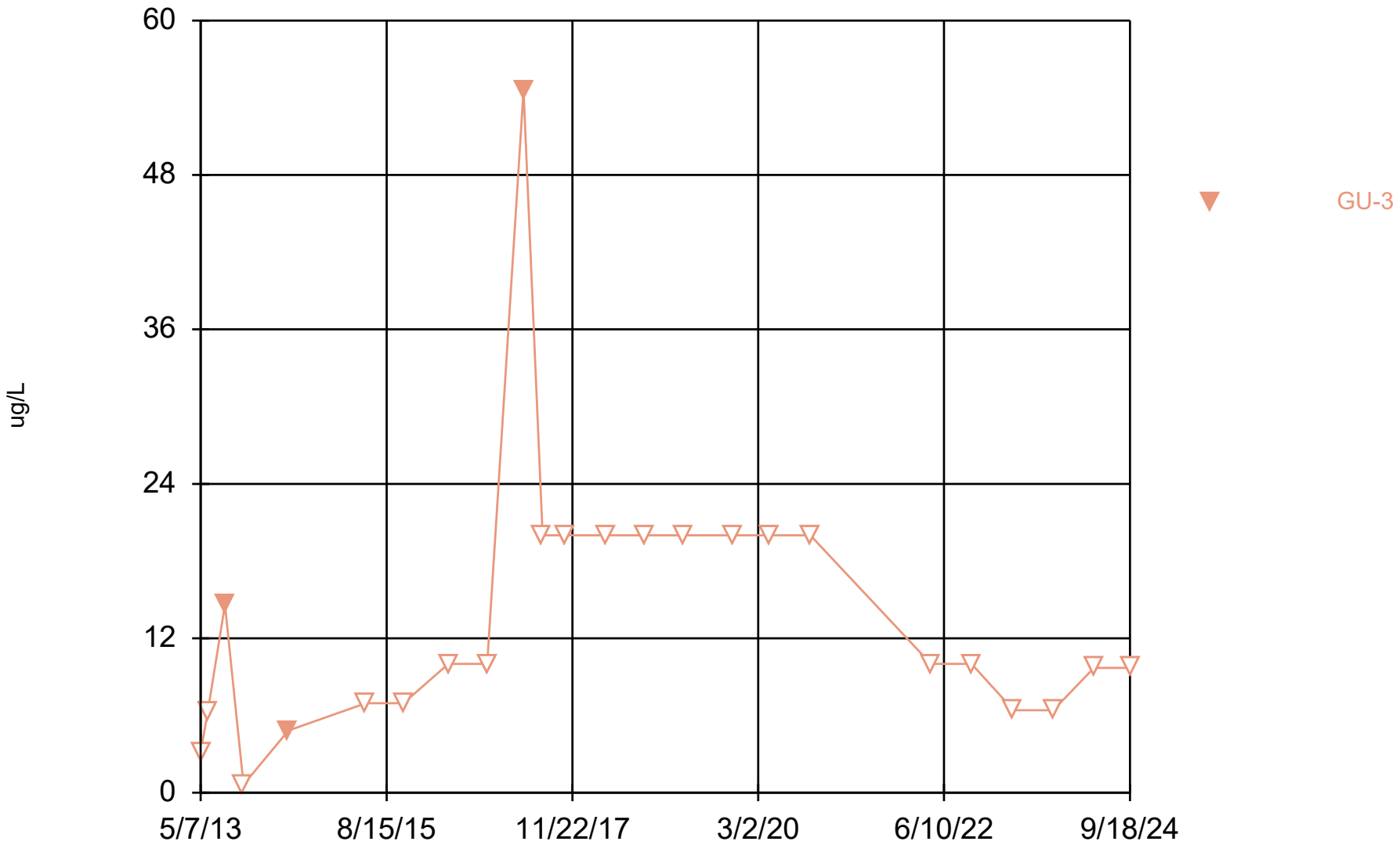

Constituent: Zinc Analysis Run 12/17/2024 2:07 PM View: Underdrains - Appendix I Metals
DMASWA Data: DMASWA Database_Updated

Groundwater Underdrains – Appendix I Metals

Box & Whisker Plots

This page intentionally left blank.

Sanitas™ v.10.0.15 Software licensed to HDR, Inc. UG

Box & Whiskers Plot

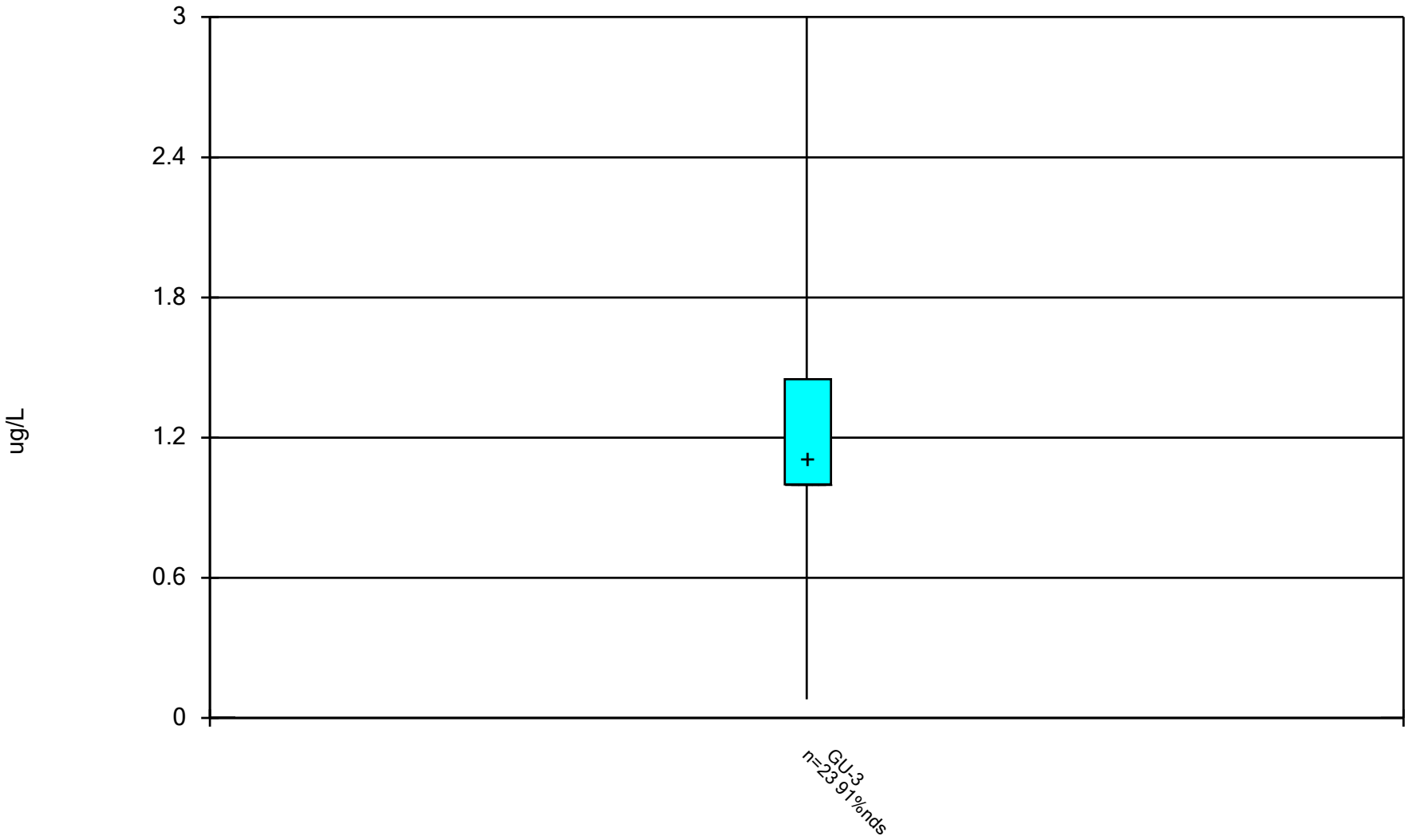

Constituent: Antimony Analysis Run 12/17/2024 2:08 PM View: Underdrains - Appendix I Metals

DMASWA Data: DMASWA Database_Updated

Sanitas™ v.10.0.15 Software licensed to HDR, Inc. UG

Box & Whiskers Plot

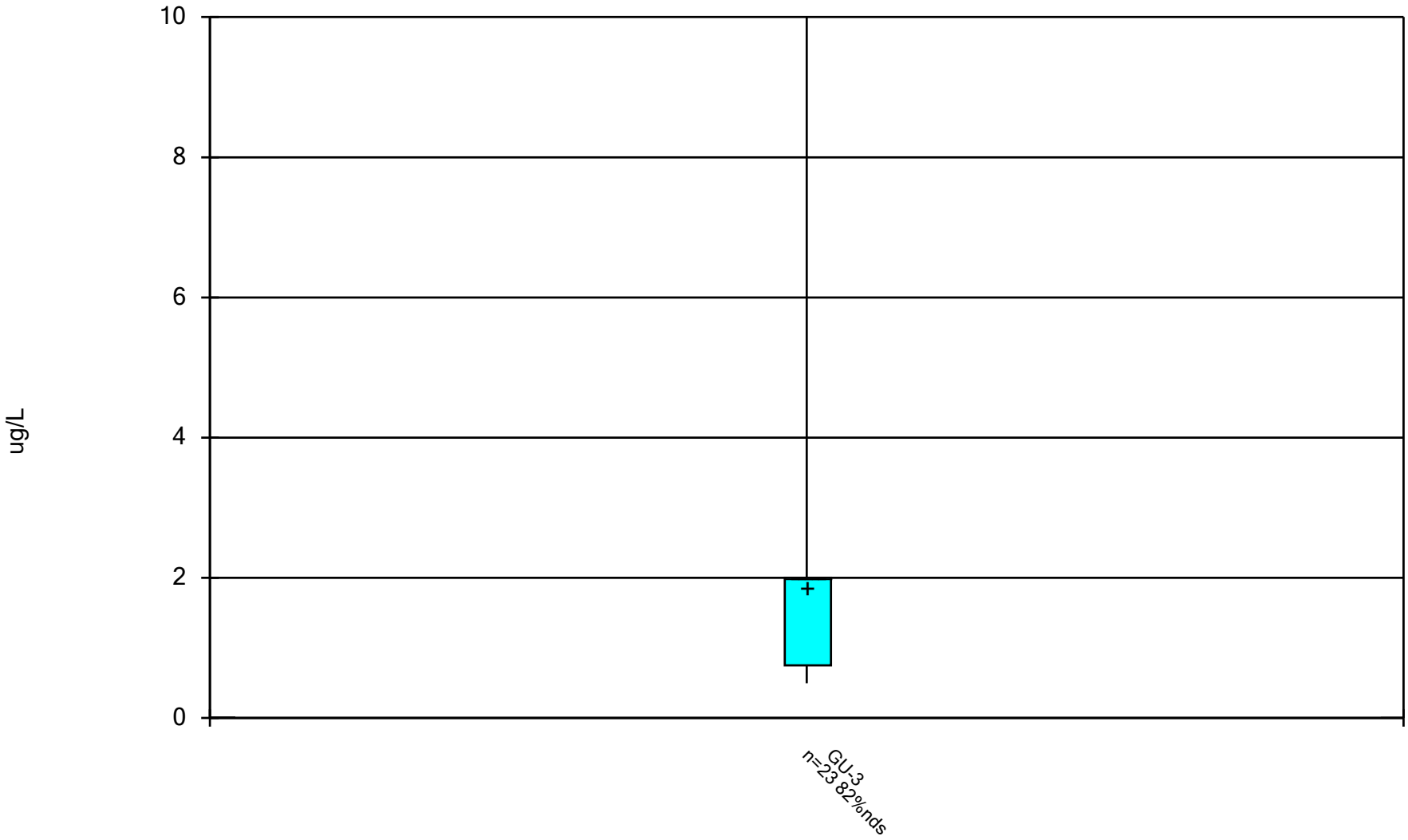

Constituent: Arsenic Analysis Run 12/17/2024 2:08 PM View: Underdrains - Appendix I Metals

DMASWA Data: DMASWA Database_Updated

Sanitas™ v.10.0.15 Software licensed to HDR, Inc. UG

Box & Whiskers Plot

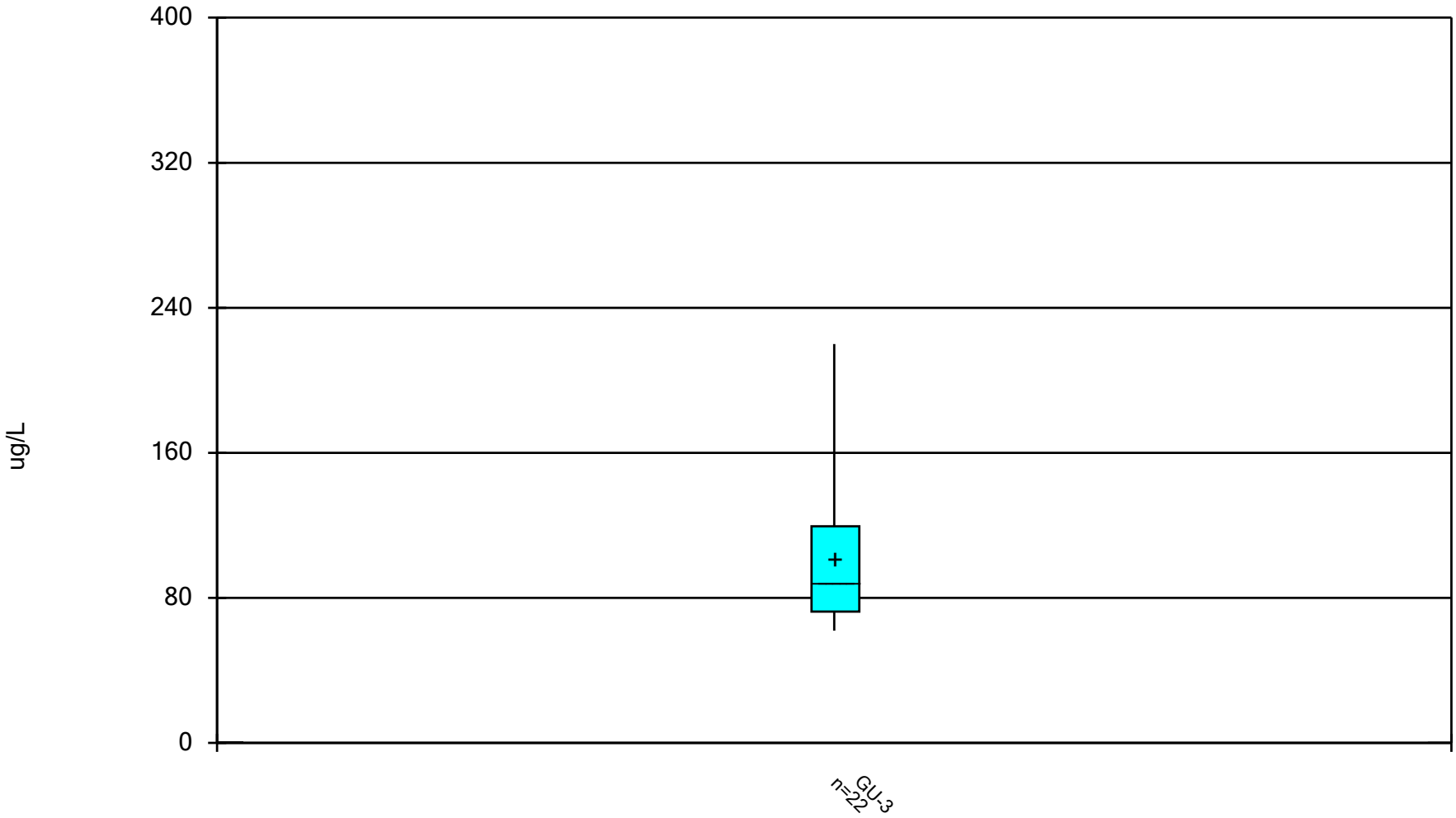

Constituent: Barium Analysis Run 12/17/2024 2:08 PM View: Underdrains - Appendix I Metals
DMASWA Data: DMASWA Database_Updated

Sanitas™ v.10.0.15 Software licensed to HDR, Inc. UG

Box & Whiskers Plot

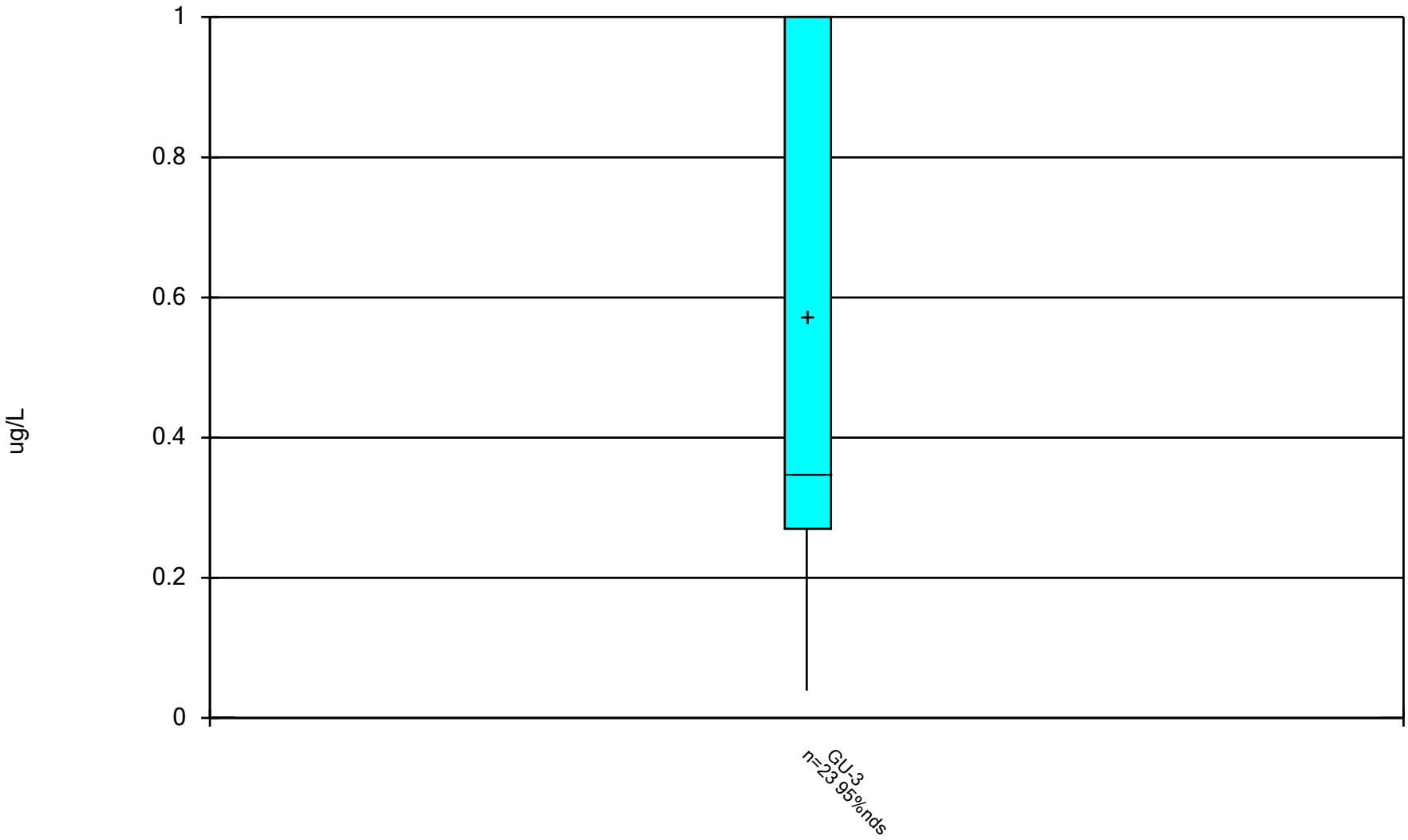

Constituent: Beryllium Analysis Run 12/17/2024 2:08 PM View: Underdrains - Appendix I Metals

DMASWA Data: DMASWA Database_Updated

Sanitas™ v.10.0.15 Software licensed to HDR, Inc. UG

Box & Whiskers Plot

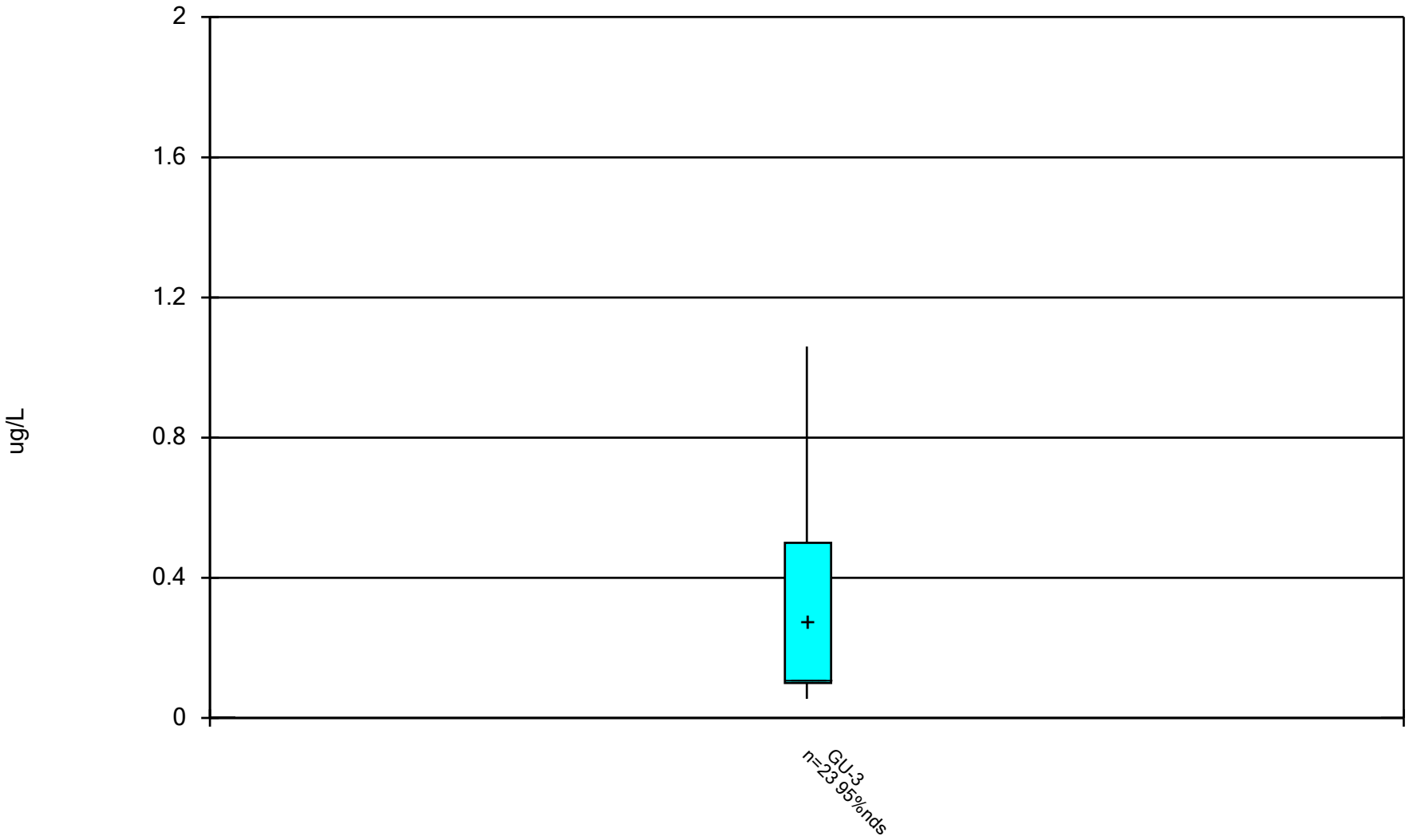

Constituent: Cadmium Analysis Run 12/17/2024 2:08 PM View: Underdrains - Appendix I Metals

DMASWA Data: DMASWA Database_Updated

Sanitas™ v.10.0.15 Software licensed to HDR, Inc. UG

Box & Whiskers Plot

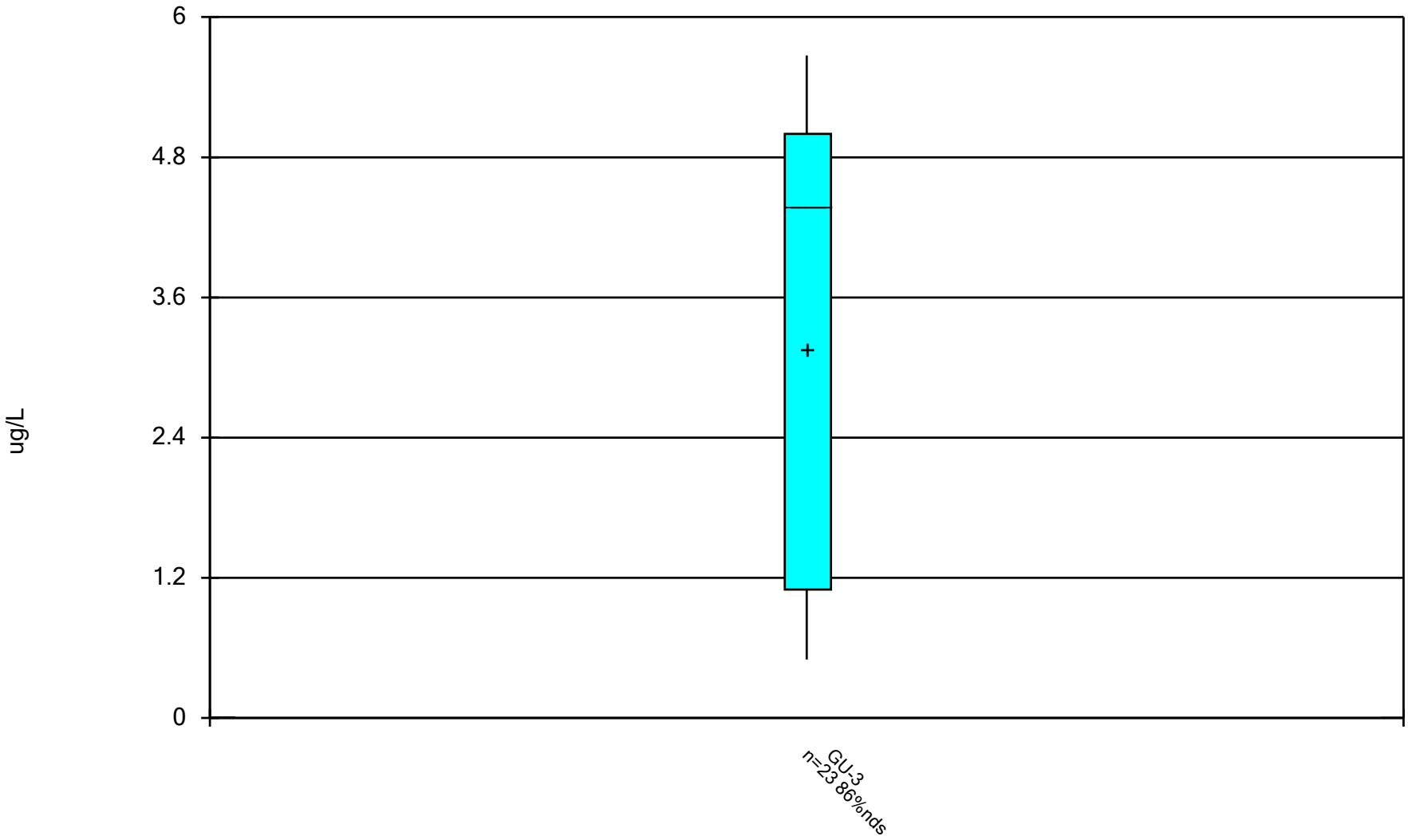

Constituent: Chromium Analysis Run 12/17/2024 2:08 PM View: Underdrains - Appendix I Metals DMASWA Data: DMASWA Database_Updated

Sanitas™ v.10.0.15 Software licensed to HDR, Inc. UG

Box & Whiskers Plot

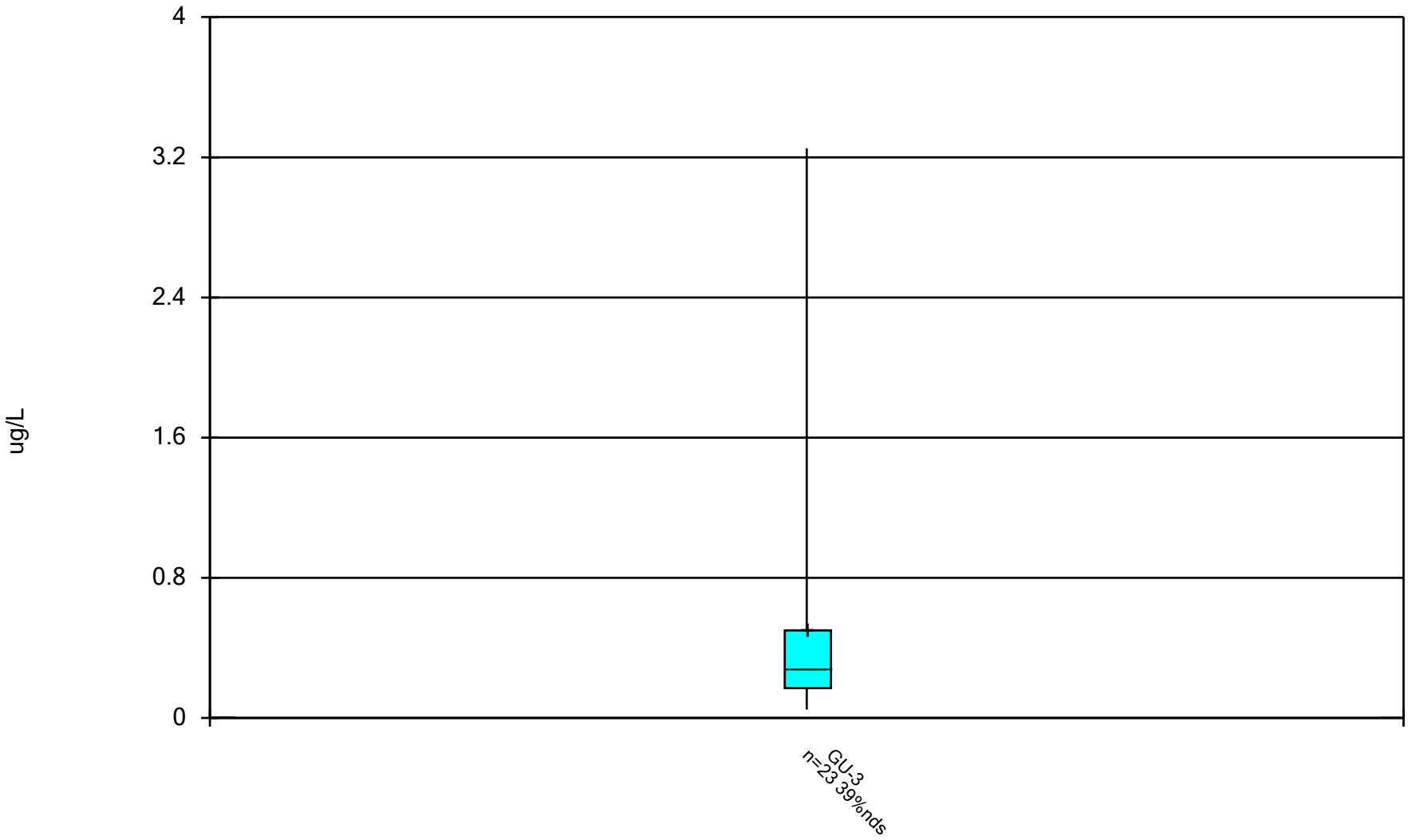

Constituent: Cobalt Analysis Run 12/17/2024 2:08 PM View: Underdrains - Appendix I Metals DMASWA Data: DMASWA Database_Updated

Sanitas™ v.10.0.15 Software licensed to HDR, Inc. UG

Box & Whiskers Plot

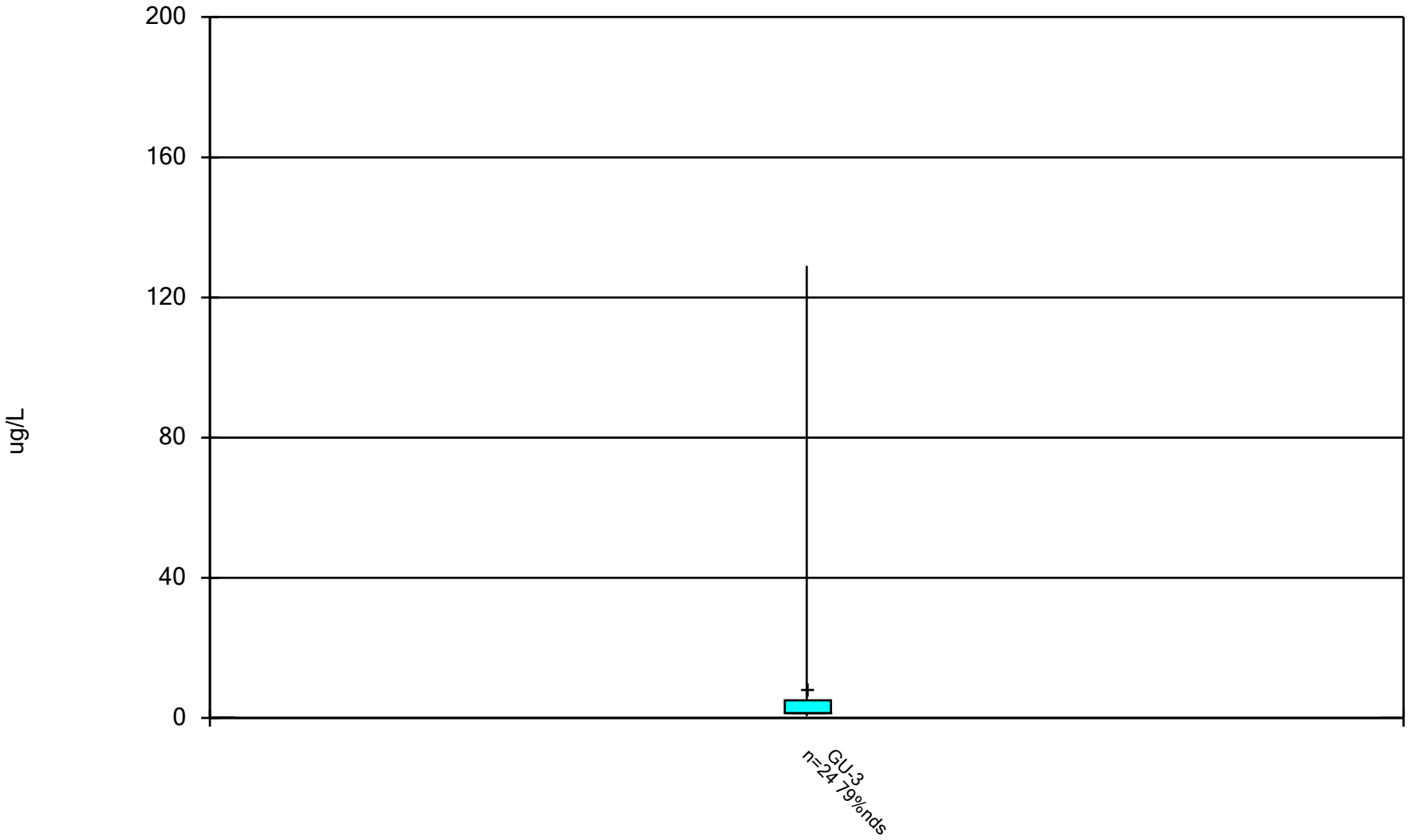

Constituent: Copper Analysis Run 12/17/2024 2:08 PM View: Underdrains - Appendix I Metals

DMASWA Data: DMASWA Database_Updated

Sanitas™ v.10.0.15 Software licensed to HDR, Inc. UG

Box & Whiskers Plot

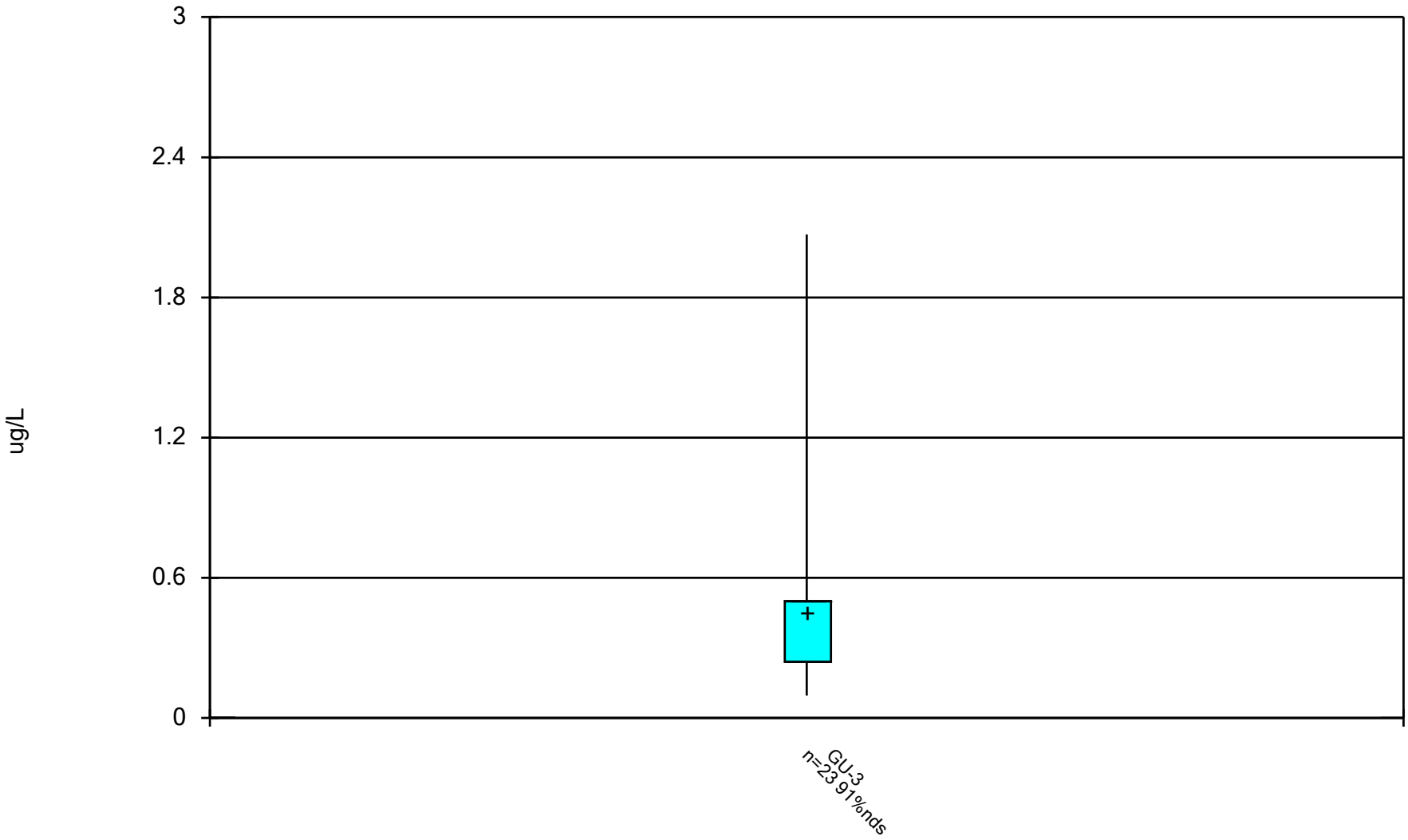

Constituent: Lead Analysis Run 12/17/2024 2:08 PM View: Underdrains - Appendix I Metals
DMASWA Data: DMASWA Database_Updated

Sanitas™ v.10.0.15 Software licensed to HDR, Inc. UG

Box & Whiskers Plot

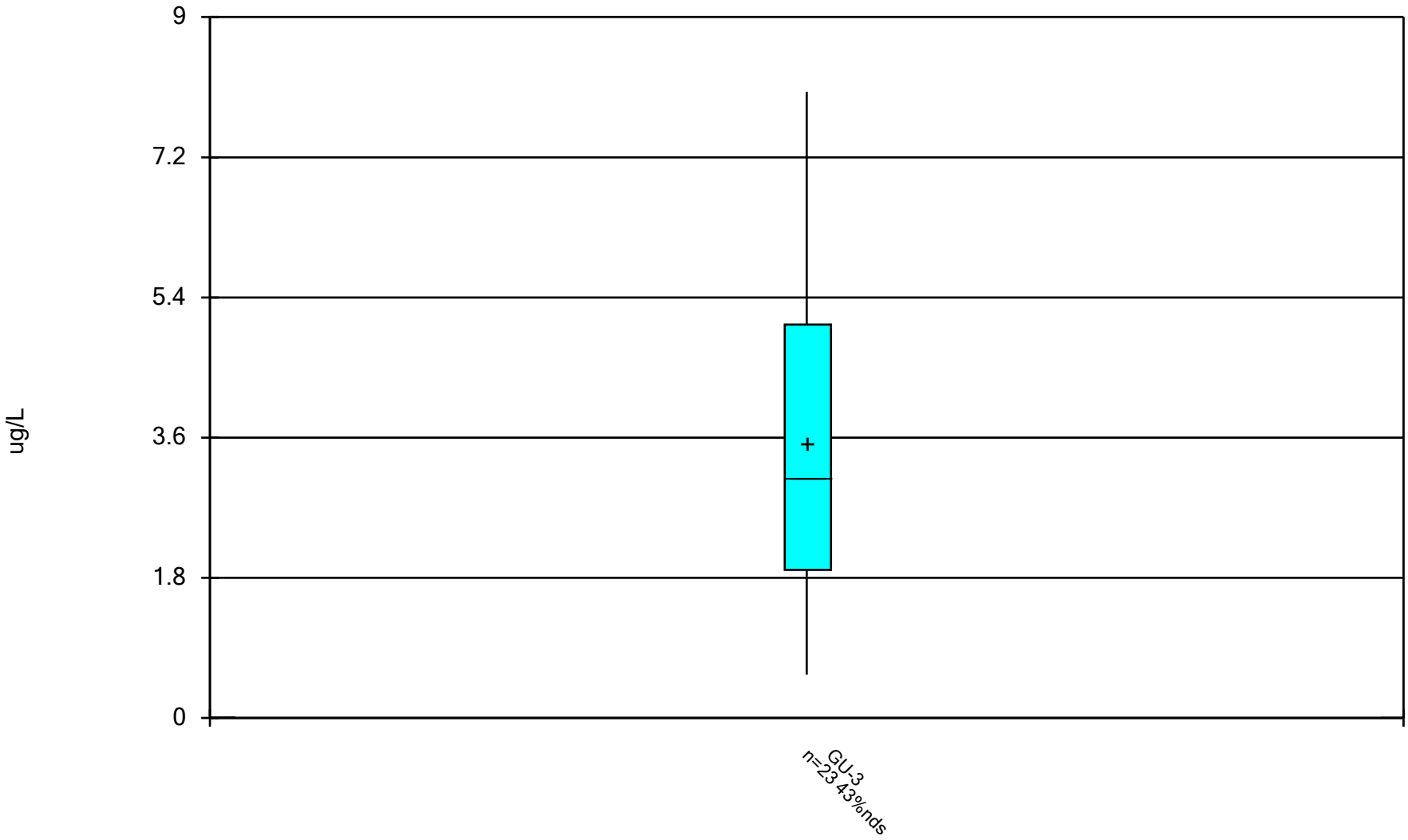

Constituent: Nickel Analysis Run 12/17/2024 2:08 PM View: Underdrains - Appendix I Metals DMASWA Data: DMASWA Database_Updated

Sanitas™ v.10.0.15 Software licensed to HDR, Inc. UG

Box & Whiskers Plot

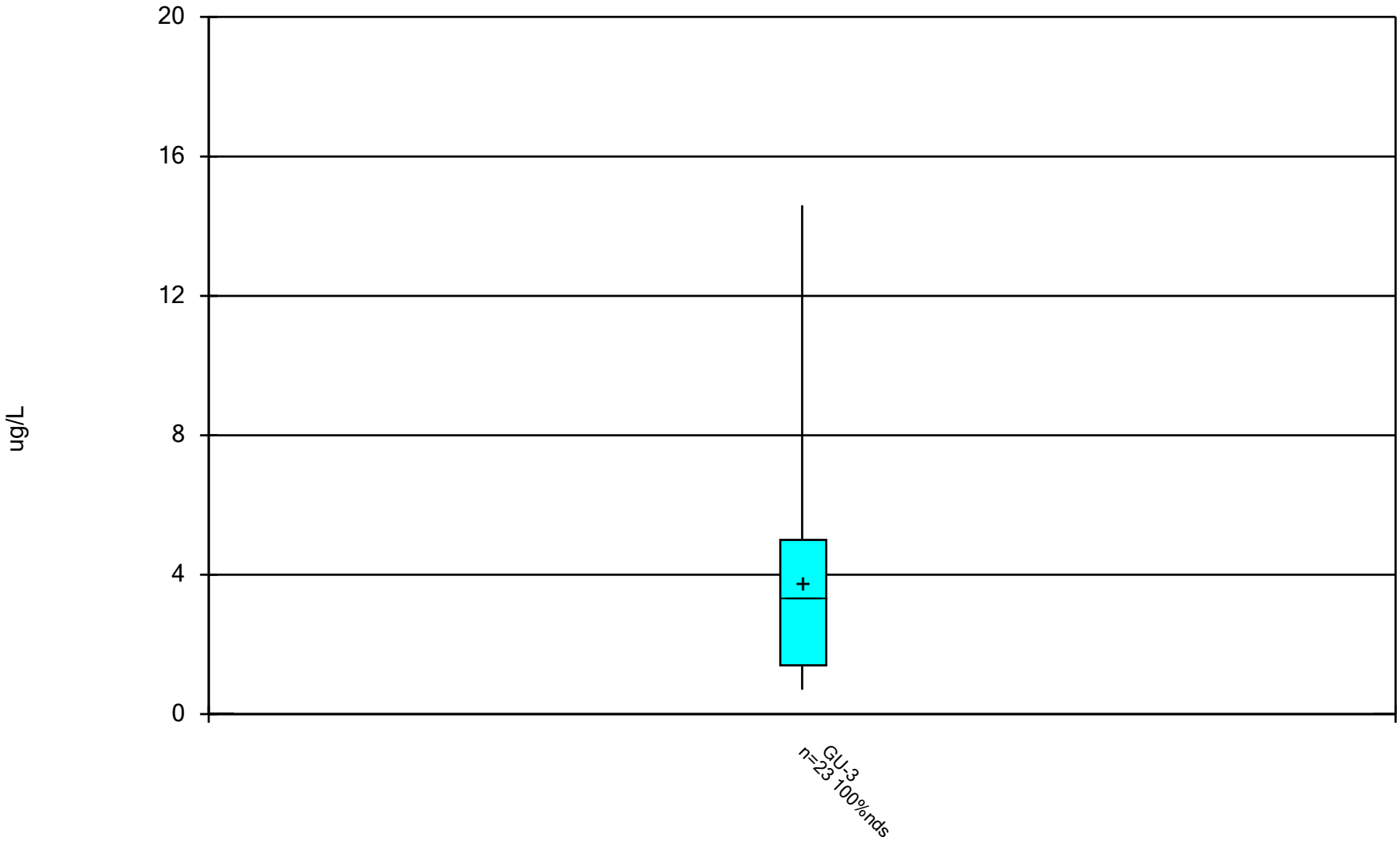

Constituent: Selenium Analysis Run 12/17/2024 2:08 PM View: Underdrains - Appendix I Metals
DMASWA Data: DMASWA Database_Updated

Sanitas™ v.10.0.15 Software licensed to HDR, Inc. UG

Box & Whiskers Plot



Constituent: Silver Analysis Run 12/17/2024 2:08 PM View: Underdrains - Appendix I Metals
DMASWA Data: DMASWA Database_Updated

Sanitas™ v.10.0.15 Software licensed to HDR, Inc. UG

Box & Whiskers Plot

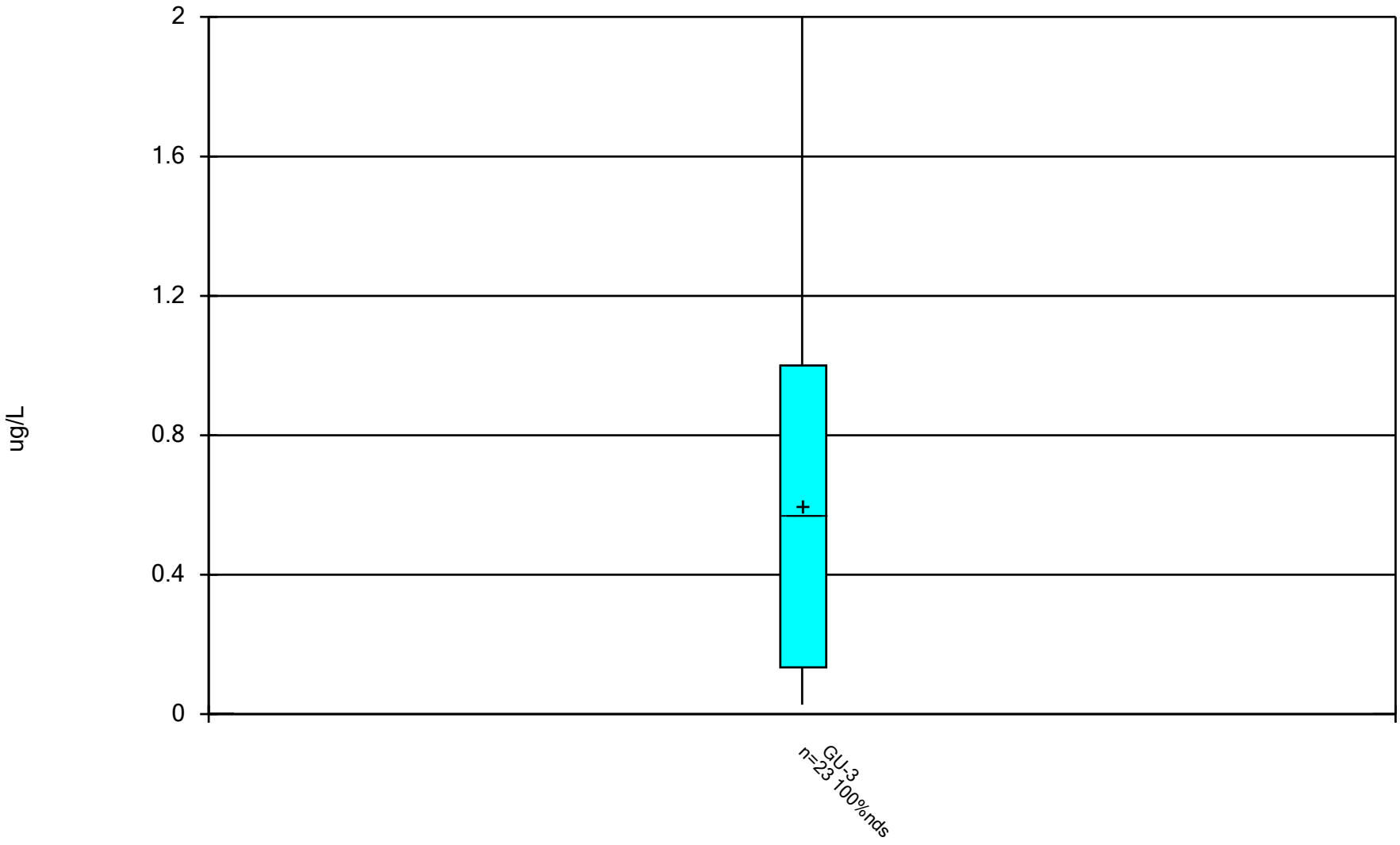

Constituent: Thallium Analysis Run 12/17/2024 2:08 PM View: Underdrains - Appendix I Metals

DMASWA Data: DMASWA Database_Updated

Sanitas™ v.10.0.15 Software licensed to HDR, Inc. UG

Box & Whiskers Plot

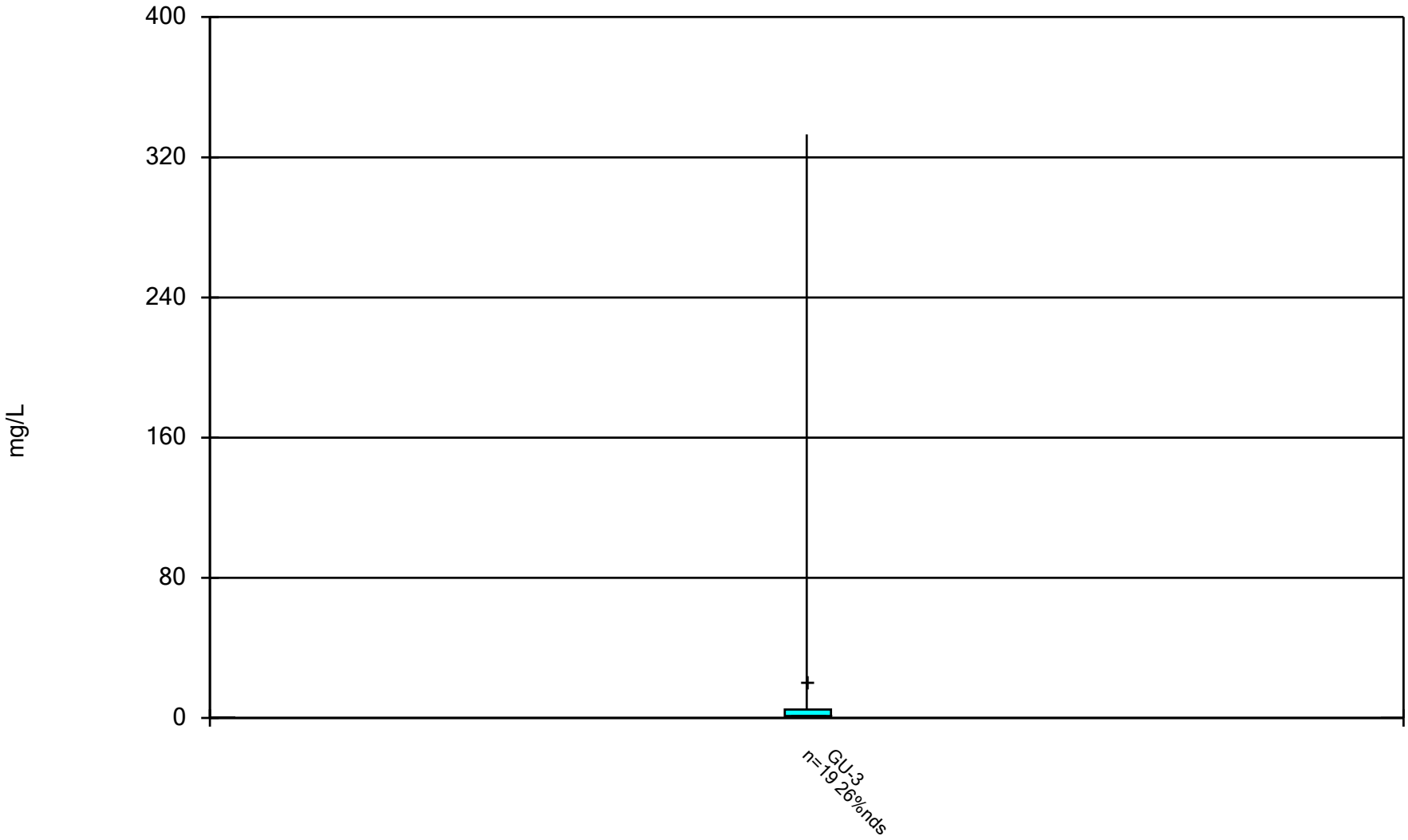

Constituent: Total Suspended Solids Analysis Run 12/17/2024 2:08 PM View: Underdrains - Appendix I M DMASWA Data: DMASWA Database_Updated

Sanitas™ v.10.0.15 Software licensed to HDR, Inc. UG

Box & Whiskers Plot

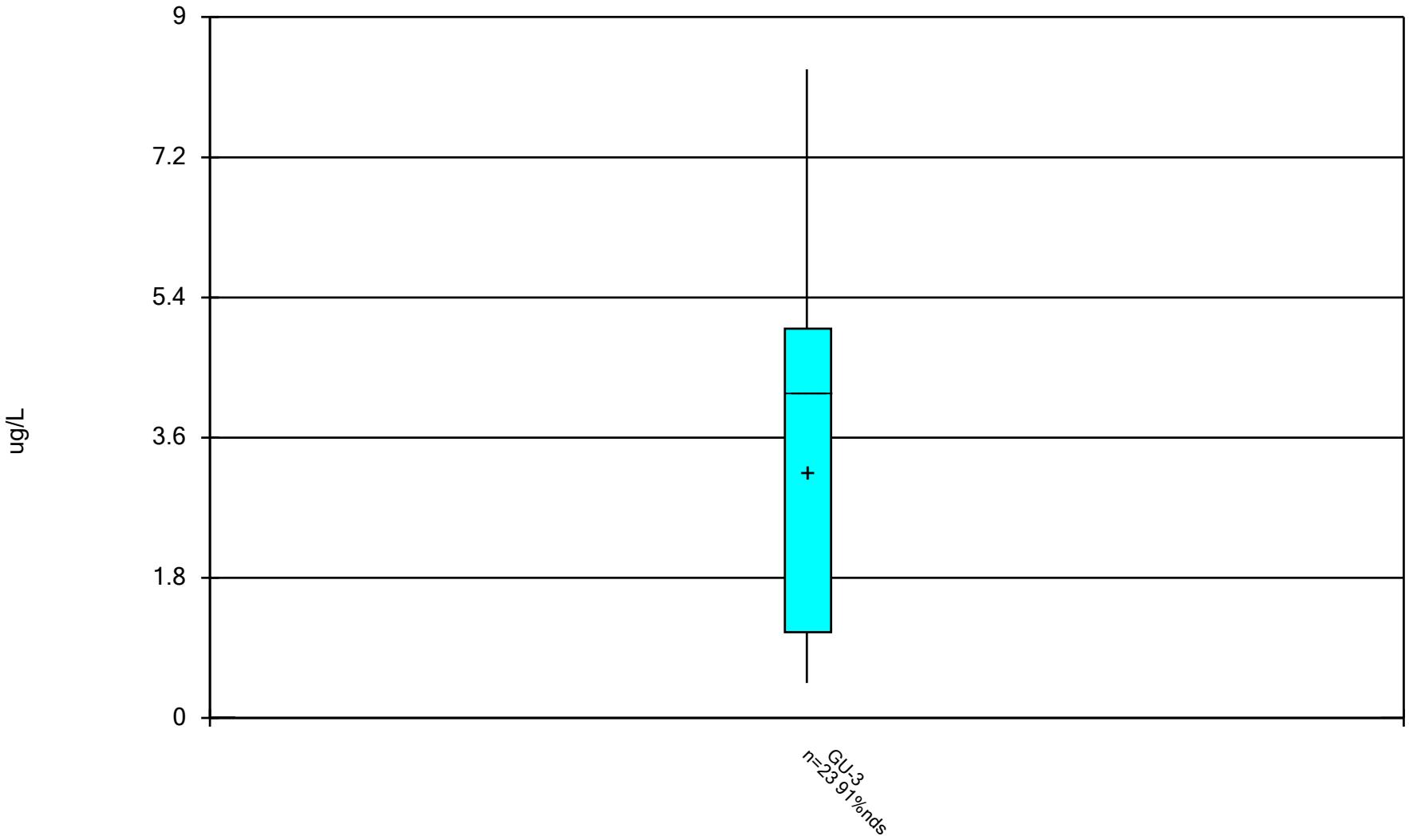

Constituent: Vanadium Analysis Run 12/17/2024 2:08 PM View: Underdrains - Appendix I Metals

DMASWA Data: DMASWA Database_Updated

Sanitas™ v.10.0.15 Software licensed to HDR, Inc. UG

Box & Whiskers Plot

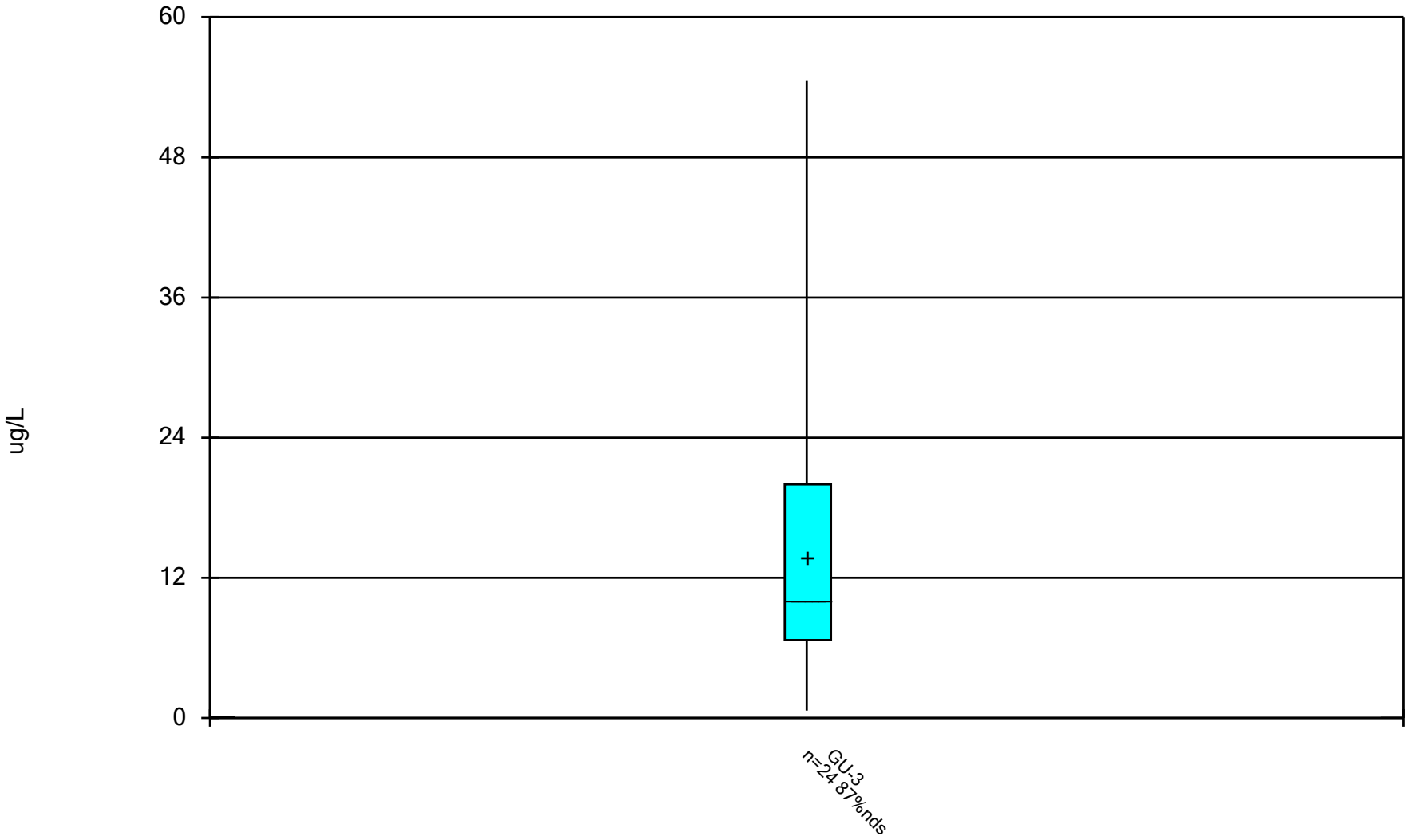

Constituent: Zinc Analysis Run 12/17/2024 2:08 PM View: Underdrains - Appendix I Metals
DMASWA Data: DMASWA Database_Updated

Box & Whiskers Plot

DMASWA Data: DMASWA Database_Updated Printed 12/17/2024, 2:08 PM

Constituent	Well	N	Mean	Std. Dev.	Std. Err.	Median	Min.	Max.	%NDs
Antimony (ug/L)	GU-3	23	1.108	0.5148	0.1074	1	0.08	3	91.3
Arsenic (ug/L)	GU-3	23	1.867	1.912	0.3987	2	0.494	10	82.61
Barium (ug/L)	GU-3	22	101.4	41.04	8.75	88.2	61.9	220	0
Beryllium (ug/L)	GU-3	23	0.5745	0.4054	0.08453	0.348	0.039	1	95.65
Cadmium (ug/L)	GU-3	23	0.2807	0.2594	0.0541	0.112	0.055	1.06	95.65
Chromium (ug/L)	GU-3	23	3.151	2.008	0.4186	4.38	0.5	5.67	86.96
Cobalt (ug/L)	GU-3	23	0.5121	0.6941	0.1447	0.279	0.048	3.25	39.13
Copper (ug/L)	GU-3	24	8.193	25.8	5.266	1.8	0.485	129	79.17
Lead (ug/L)	GU-3	23	0.4589	0.405	0.08444	0.5	0.0967	2.07	91.3
Nickel (ug/L)	GU-3	23	3.53	2.186	0.4558	3.09	0.557	8.04	43.48
Selenium (ug/L)	GU-3	23	3.792	3.043	0.6345	3.34	0.7	14.6	100
Silver (ug/L)	GU-3	23	0.606	0.3741	0.078	0.5	0.033	1	100
Thallium (ug/L)	GU-3	23	0.5978	0.5133	0.107	0.57	0.0267	2	100
Total Suspended Solids (mg/L)	GU-3	19	20.41	75.79	17.39	1.39	0.638	333	26.32
Vanadium (ug/L)	GU-3	23	3.177	2.298	0.4792	4.17	0.449	8.33	91.3
Zinc (ug/L)	GU-3	24	13.76	10.82	2.209	10	0.625	54.6	87.5

This page intentionally left blank.

Groundwater Underdrains – Appendix I Metals

Trend Analysis

This page intentionally left blank.

Sanitas™ v.10.0.15 Software licensed to HDR, Inc. UG
Hollow symbols indicate censored values.

Sen's Slope Estimator

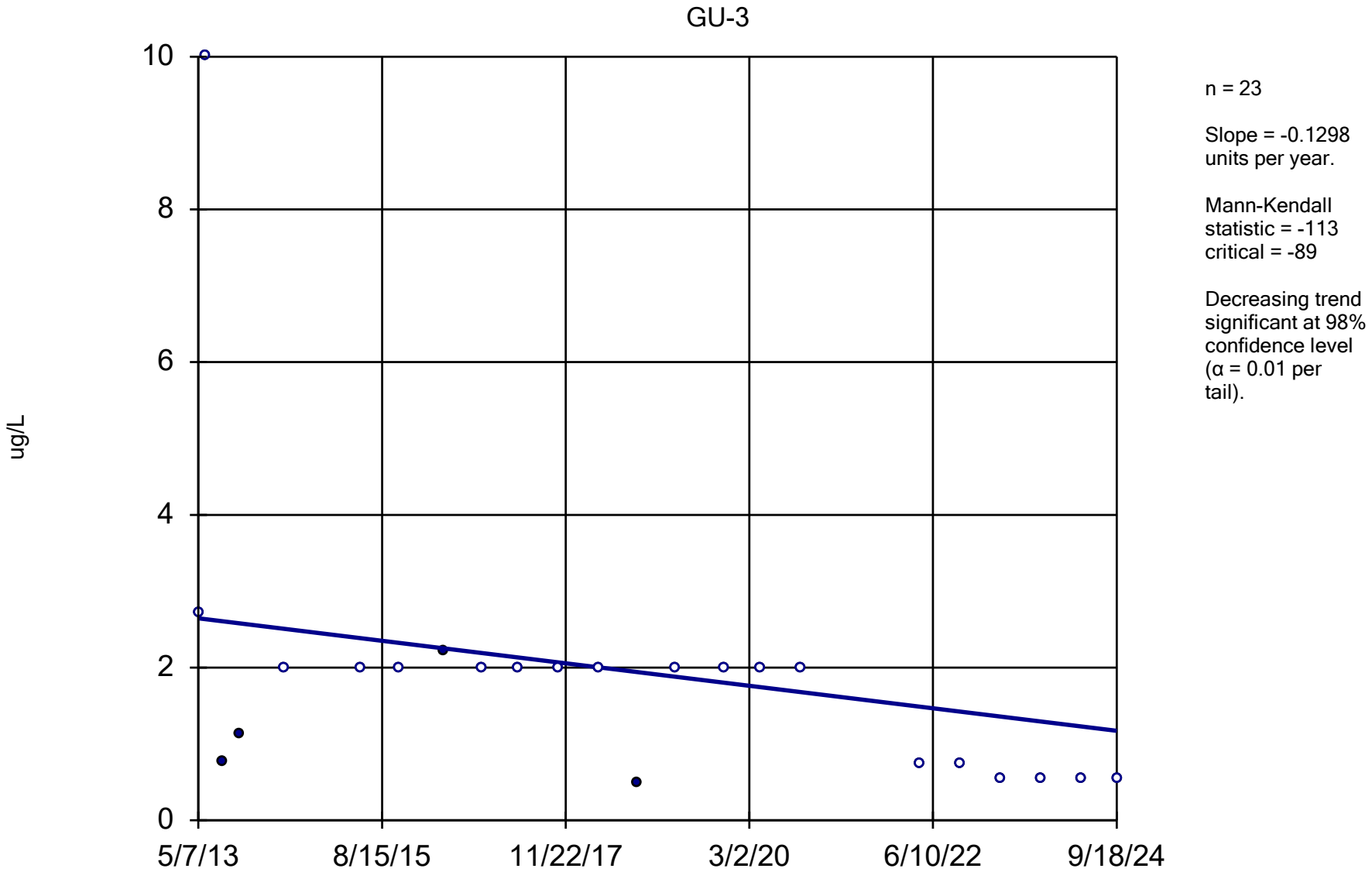

Constituent: Arsenic Analysis Run 12/17/2024 2:09 PM View: Underdrains - Appendix I Metals

DMASWA Data: DMASWA Database_Updated

Sanitas™ v.10.0.15 Software licensed to HDR, Inc. UG
Hollow symbols indicate censored values.

Sen's Slope Estimator

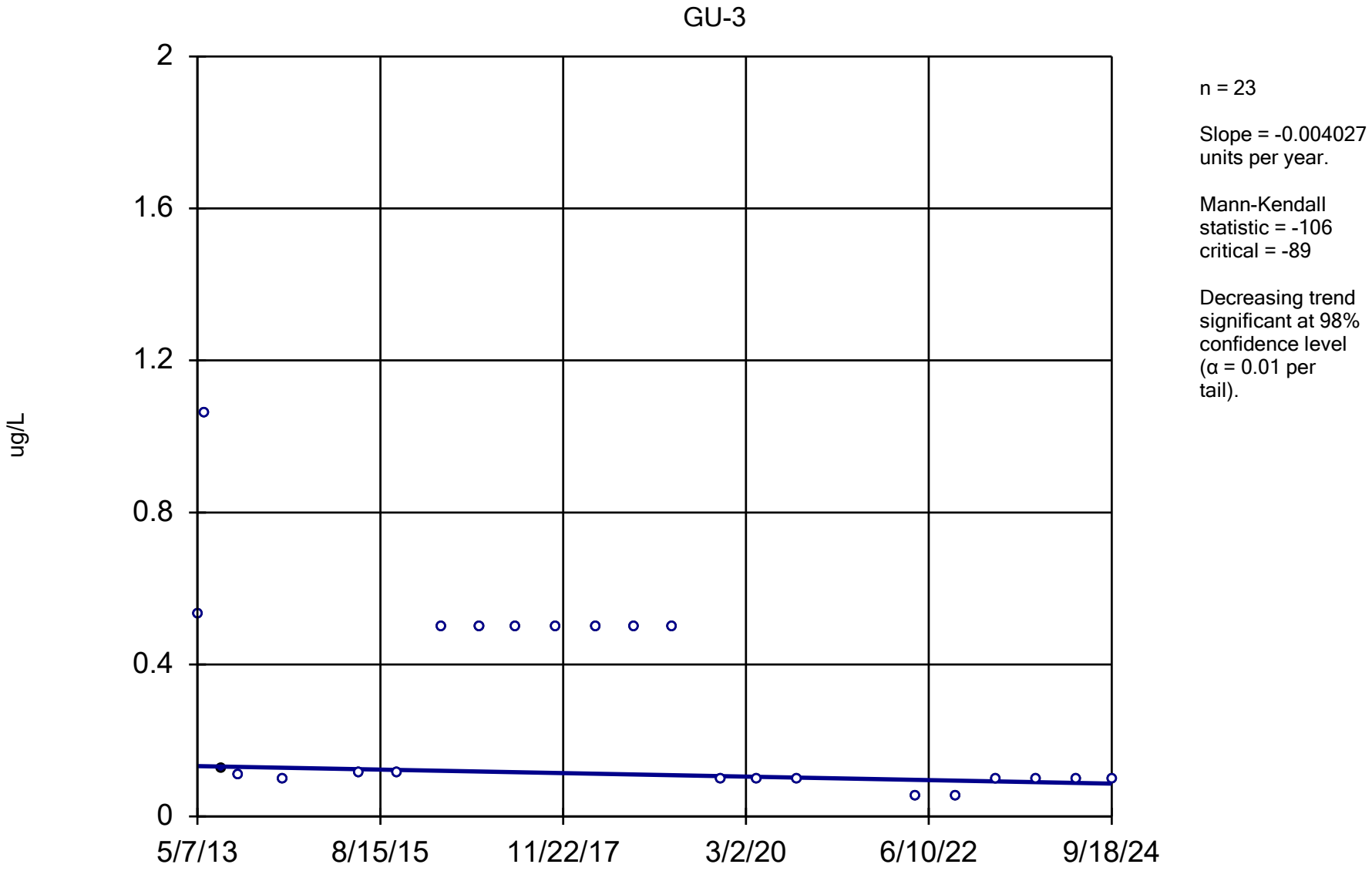

Constituent: Cadmium Analysis Run 12/17/2024 2:09 PM View: Underdrains - Appendix I Metals

DMASWA Data: DMASWA Database_Updated

Trend Test

DMASWA Data: DMASWA Database_Updated Printed 12/17/2024, 2:10 PM

Constituent	Well	Slope	Calc.	Critical	Sig.	N	%NDs	Normality	Xform	Alpha	Method
Antimony (ug/L)	GU-3	0	-56	-89	No	23	91.3	n/a	n/a	0.02	NP
Arsenic (ug/L)	**GU-3**	**-0.1298**	**-113**	**-89**	**Yes**	**23**	**82.61**	**n/a**	**n/a**	**0.02**	**NP**
Barium (ug/L)	GU-3	3.632	65	84	No	22	0	n/a	n/a	0.02	NP
Beryllium (ug/L)	GU-3	0	22	89	No	23	95.65	n/a	n/a	0.02	NP
Cadmium (ug/L)	**GU-3**	**-0.00...**	**-106**	**-89**	**Yes**	**23**	**95.65**	**n/a**	**n/a**	**0.02**	**NP**
Chromium (ug/L)	GU-3	0	-28	-89	No	23	86.96	n/a	n/a	0.02	NP
Cobalt (ug/L)	GU-3	-0.01614	-51	-89	No	23	39.13	n/a	n/a	0.02	NP
Copper (ug/L)	GU-3	0	17	95	No	24	79.17	n/a	n/a	0.02	NP
Lead (ug/L)	GU-3	0	-25	-89	No	23	91.3	n/a	n/a	0.02	NP
Nickel (ug/L)	GU-3	-0.1497	-34	-89	No	23	43.48	n/a	n/a	0.02	NP
Selenium (ug/L)	GU-3	-0.05471	-62	-89	No	23	100	n/a	n/a	0.02	NP
Silver (ug/L)	GU-3	0	36	89	No	23	100	n/a	n/a	0.02	NP
Thallium (ug/L)	GU-3	0.002961	48	89	No	23	100	n/a	n/a	0.02	NP
Total Suspended Solids (mg/L)	GU-3	-0.1251	-38	-68	No	19	26.32	n/a	n/a	0.02	NP
Vanadium (ug/L)	GU-3	0	-21	-89	No	23	91.3	n/a	n/a	0.02	NP
Zinc (ug/L)	GU-3	0.235	45	95	No	24	87.5	n/a	n/a	0.02	NP

This page intentionally left blank.

Groundwater Underdrains – Appendix I Metals

Prediction Limits

This page intentionally left blank.

Prediction Limit

DMASWA Data: DMASWA Database_Updated Printed 12/17/2024, 2:11 PM

Constituent	Well	Upper Lim.	Lower Lim.	Date	Observ.	Sig.	Bg N	Bg Wells	%NDs	Transform	Alpha	Method
Antimony (ug/L)	GU-3	1.00	n/a	9/18/2024	1ND	No	22	n/a	90.91	n/a	0.003707	NP Intra (NDs) 1 of 2
Arsenic (ug/L)	GU-3	2.21	n/a	9/18/2024	0.53ND	No	22	n/a	81.82	n/a	0.003707	NP Intra (NDs) 1 of 2
Barium (ug/L)	GU-3	206	n/a	9/18/2024	162	No	21	n/a	0	ln(x)	0.0005016	Param Intra 1 of 2
Beryllium (ug/L)	GU-3	0.330	n/a	9/18/2024	0.33ND	No	22	n/a	95.45	n/a	0.003707	NP Intra (NDs) 1 of 2
Cadmium (ug/L)	GU-3	0.125	n/a	9/18/2024	0.1ND	No	22	n/a	95.45	n/a	0.003707	NP Intra (NDs) 1 of 2
Chromium (ug/L)	GU-3	5.67	n/a	9/18/2024	1.2ND	No	22	n/a	86.36	n/a	0.003707	NP Intra (NDs) 1 of 2
Cobalt (ug/L)	GU-3	3.65	n/a	9/18/2024	0.17ND	No	22	n/a	36.36	ln(x)	0.0005016	Param Intra 1 of 2
Copper (ug/L)	GU-3	129	n/a	9/18/2024	1.8ND	No	23	n/a	78.26	n/a	0.003415	NP Intra (NDs) 1 of 2
Lead (ug/L)	GU-3	0.533	n/a	9/18/2024	0.26ND	No	22	n/a	90.91	n/a	0.003707	NP Intra (NDs) 1 of 2
Nickel (ug/L)	GU-3	9.74	n/a	9/18/2024	2.1ND	No	22	n/a	40.91	sqrt(x)	0.0005016	Param Intra 1 of 2
Selenium (ug/L)	GU-3	1.40	n/a	9/18/2024	1.4ND	No	22	n/a	100	n/a	0.003707	NP Intra (NDs) 1 of 2
Silver (ug/L)	GU-3	0.500	n/a	9/18/2024	0.5ND	No	22	n/a	100	n/a	0.003707	NP Intra (NDs) 1 of 2
Thallium (ug/L)	GU-3	0.570	n/a	9/18/2024	0.57ND	No	22	n/a	100	n/a	0.003707	NP Intra (NDs) 1 of 2
Total Suspended Solids (mg/L)	GU-3	333	n/a	9/18/2024	1.39ND	No	18	n/a	22.22	n/a	0.005373	NP Intra (normality) ...
Vanadium (ug/L)	GU-3	1.62	n/a	9/18/2024	1.1ND	No	22	n/a	90.91	n/a	0.003707	NP Intra (NDs) 1 of 2
Zinc (ug/L)	GU-3	54.6	n/a	9/18/2024	9.7ND	No	23	n/a	86.96	n/a	0.003415	NP Intra (NDs) 1 of 2

This page intentionally left blank.

Groundwater Underdrains – Appendix I VOCs

Outlier Analysis

Not seeing an outliers analysis. Was one conducted?

This page intentionally left blank.

Outlier Analysis

DMASWA Client: DMASWA Data: DMASWA Database_Updated Printed 3/14/2025, 8:49 AM

Constituent	Well	Outlier	Value(s)	Date(s)	Method	Alpha	N	Mean	Std. Dev.	Distribution	Normality Test
1,1,1-Trichloroethane (ug/L)	GU-3	n/a	n/a	n/a	NP	NaN	23	0.7887	0.3637	unknown	ShapiroWilk
1,1,2,2-Tetrachloroethane (ug/L)	GU-3	n/a	n/a	n/a	NP	NaN	23	0.8617	0.238	unknown	ShapiroWilk
1,1,2-Trichloroethane (ug/L)	GU-3	n/a	n/a	n/a	NP	NaN	23	0.8565	0.2469	unknown	ShapiroWilk
1,1-Dichloroethane (ug/L)	GU-3	n/a	n/a	n/a	NP	NaN	23	0.7965	0.3502	unknown	ShapiroWilk
1,1-Dichloroethene (ug/L)	GU-3	n/a	n/a	n/a	NP	NaN	23	1.624	0.6465	unknown	ShapiroWilk
1,2,3-Trichloropropane (ug/L)	GU-3	n/a	n/a	n/a	NP	NaN	23	0.9365	0.2951	unknown	ShapiroWilk
1,2-Dibromo-3-chloropropane (ug/L)	GU-3	n/a	n/a	n/a	NP	NaN	23	1.922	1.661	unknown	ShapiroWilk
1,2-Dibromoethane [EDB] (ug/L)	GU-3	n/a	n/a	n/a	NP	NaN	23	0.8278	0.2963	unknown	ShapiroWilk
1,2-Dichlorobenzene (ug/L)	GU-3	n/a	n/a	n/a	NP	NaN	23	0.8357	0.2829	unknown	ShapiroWilk
1,2-Dichloroethane (ug/L)	GU-3	n/a	n/a	n/a	NP	NaN	23	0.8409	0.2739	unknown	ShapiroWilk
1,2-Dichloropropane (ug/L)	GU-3	n/a	n/a	n/a	NP	NaN	23	0.8096	0.3278	unknown	ShapiroWilk
1,4-Dichlorobenzene (ug/L)	GU-3	n/a	n/a	n/a	NP	NaN	23	0.7991	0.3457	unknown	ShapiroWilk
2-Butanone [MEK] (ug/L)	GU-3	n/a	n/a	n/a	NP	NaN	23	6.2	3.319	unknown	ShapiroWilk
2-Hexanone (ug/L)	GU-3	n/a	n/a	n/a	NP	NaN	23	7.913	3.592	unknown	ShapiroWilk
4-Methyl-2-pentanone (ug/L)	GU-3	n/a	n/a	n/a	NP	NaN	23	4.963	4.574	unknown	ShapiroWilk
Acetone (ug/L)	GU-3	n/a	n/a	n/a	NP	NaN	23	5.795	4.415	unknown	ShapiroWilk
Acrylonitrile (ug/L)	GU-3	n/a	n/a	n/a	NP	NaN	23	3.344	2.811	unknown	ShapiroWilk
Benzene (ug/L)	GU-3	n/a	n/a	n/a	NP	NaN	23	0.3083	0.177	unknown	ShapiroWilk
Bromochloromethane (ug/L)	GU-3	n/a	n/a	n/a	NP	NaN	23	2.351	2.381	unknown	ShapiroWilk
Bromodichloromethane (ug/L)	GU-3	n/a	n/a	n/a	NP	NaN	23	0.573	0.3966	unknown	ShapiroWilk
Bromoform (ug/L)	GU-3	n/a	n/a	n/a	NP	NaN	23	2.42	2.327	unknown	ShapiroWilk
Bromomethane (ug/L)	GU-3	n/a	n/a	n/a	NP	NaN	23	1.974	1.797	unknown	ShapiroWilk
Carbon disulfide (ug/L)	GU-3	n/a	n/a	n/a	NP	NaN	23	0.5978	0.3785	unknown	ShapiroWilk
Carbon Tetrachloride (ug/L)	GU-3	n/a	n/a	n/a	NP	NaN	23	1.112	0.8115	unknown	ShapiroWilk
Chlorobenzene (ug/L)	GU-3	n/a	n/a	n/a	NP	NaN	23	0.597	0.3703	unknown	ShapiroWilk
Chloroform (ug/L)	GU-3	n/a	n/a	n/a	NP	NaN	23	1.294	1.004	unknown	ShapiroWilk
Chloromethane (ug/L)	GU-3	n/a	n/a	n/a	NP	NaN	23	1.558	1.298	unknown	ShapiroWilk
cis-1,2-Dichloroethene (ug/L)	GU-3	n/a	n/a	n/a	NP	NaN	23	0.5291	0.4234	unknown	ShapiroWilk
cis-1,3-Dichloropropene (ug/L)	GU-3	n/a	n/a	n/a	NP	NaN	23	2.285	2.435	unknown	ShapiroWilk
Dibromomethane (ug/L)	GU-3	n/a	n/a	n/a	NP	NaN	23	0.5757	0.3849	unknown	ShapiroWilk
Dichloromethane (ug/L)	GU-3	n/a	n/a	n/a	NP	NaN	20	1.984	2.09	unknown	ShapiroWilk
Ethylbenzene (ug/L)	GU-3	n/a	n/a	n/a	NP	NaN	23	0.5796	0.379	unknown	ShapiroWilk
Iodomethane (ug/L)	GU-3	n/a	n/a	n/a	NP	NaN	23	6.417	3.996	unknown	ShapiroWilk
Styrene (ug/L)	GU-3	n/a	n/a	n/a	NP	NaN	23	0.5617	0.4064	unknown	ShapiroWilk
Tetrachloroethene (ug/L)	GU-3	n/a	n/a	n/a	NP	NaN	23	0.6148	0.3641	unknown	ShapiroWilk
Toluene (ug/L)	GU-3	n/a	n/a	n/a	NP	NaN	23	1.168	1.467	unknown	ShapiroWilk
trans-1,2-Dichloroethene (ug/L)	GU-3	n/a	n/a	n/a	NP	NaN	23	0.5691	0.3871	unknown	ShapiroWilk
trans-1,3-Dichloropropene (ug/L)	GU-3	n/a	n/a	n/a	NP	NaN	23	2.387	2.347	unknown	ShapiroWilk
trans-1,4-Dichloro-2-butene (ug/L)	GU-3	n/a	n/a	n/a	NP	NaN	23	4.674	4.79	unknown	ShapiroWilk
Trichloroethene (ug/L)	GU-3	n/a	n/a	n/a	NP	NaN	23	0.6048	0.3662	unknown	ShapiroWilk
Vinyl Acetate (ug/L)	GU-3	n/a	n/a	n/a	NP	NaN	23	5.225	4.335	unknown	ShapiroWilk
Vinyl chloride (ug/L)	GU-3	n/a	n/a	n/a	NP	NaN	23	0.5122	0.4385	unknown	ShapiroWilk
Xylenes, Total (ug/L)	GU-3	n/a	n/a	n/a	NP	NaN	23	1.448	1.395	unknown	ShapiroWilk

This page intentionally left blank.

Groundwater Underdrains – Appendix I VOCs

Outlier Analysis Summary

This page intentionally left blank.

Outlier Summary - Appendix I VOCs - Underdrain

DMASWA Data: DMASWA Database_Updated Printed 12/17/2024, 2:17 PM

	GU-3 Acetone (ug/L)
10/18/2017	9.35 (Jo)
4/26/2018	8.27 (Jo)
10/8/2018	18.1 (o)

This page intentionally left blank.

Groundwater Underdrains – Appendix I VOCs

Time Series

This page intentionally left blank.

Sanitas™ v.10.0.15 Software licensed to HDR, Inc. UG
Hollow symbols indicate censored values.

Time Series

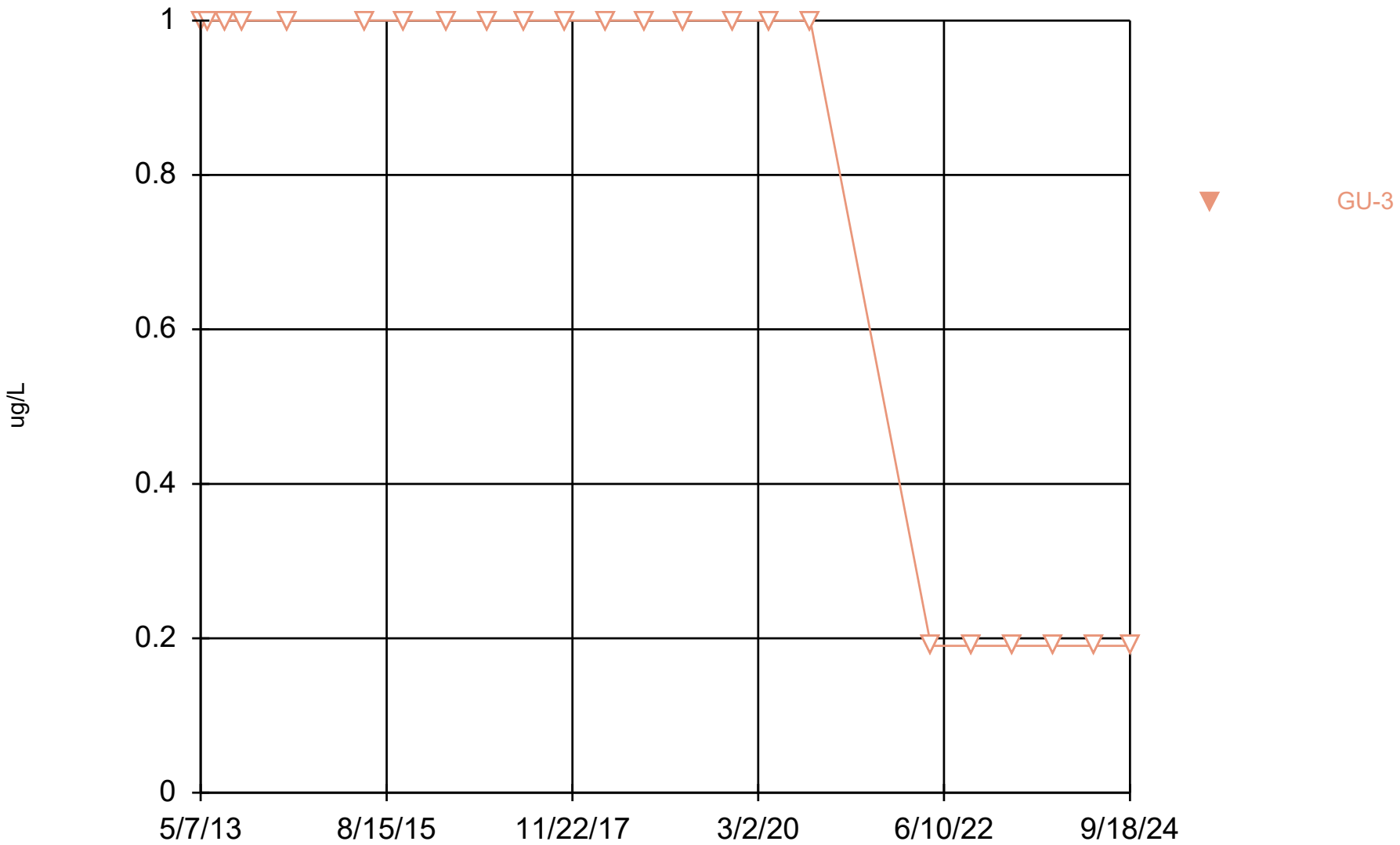

Constituent: 1,1,1-Trichloroethane Analysis Run 12/17/2024 2:18 PM View: Underdrains_Appendix I VOC DMASWA Data: DMASWA Database_Updated

Sanitas™ v.10.0.15 Software licensed to HDR, Inc. UG
Hollow symbols indicate censored values.

Time Series

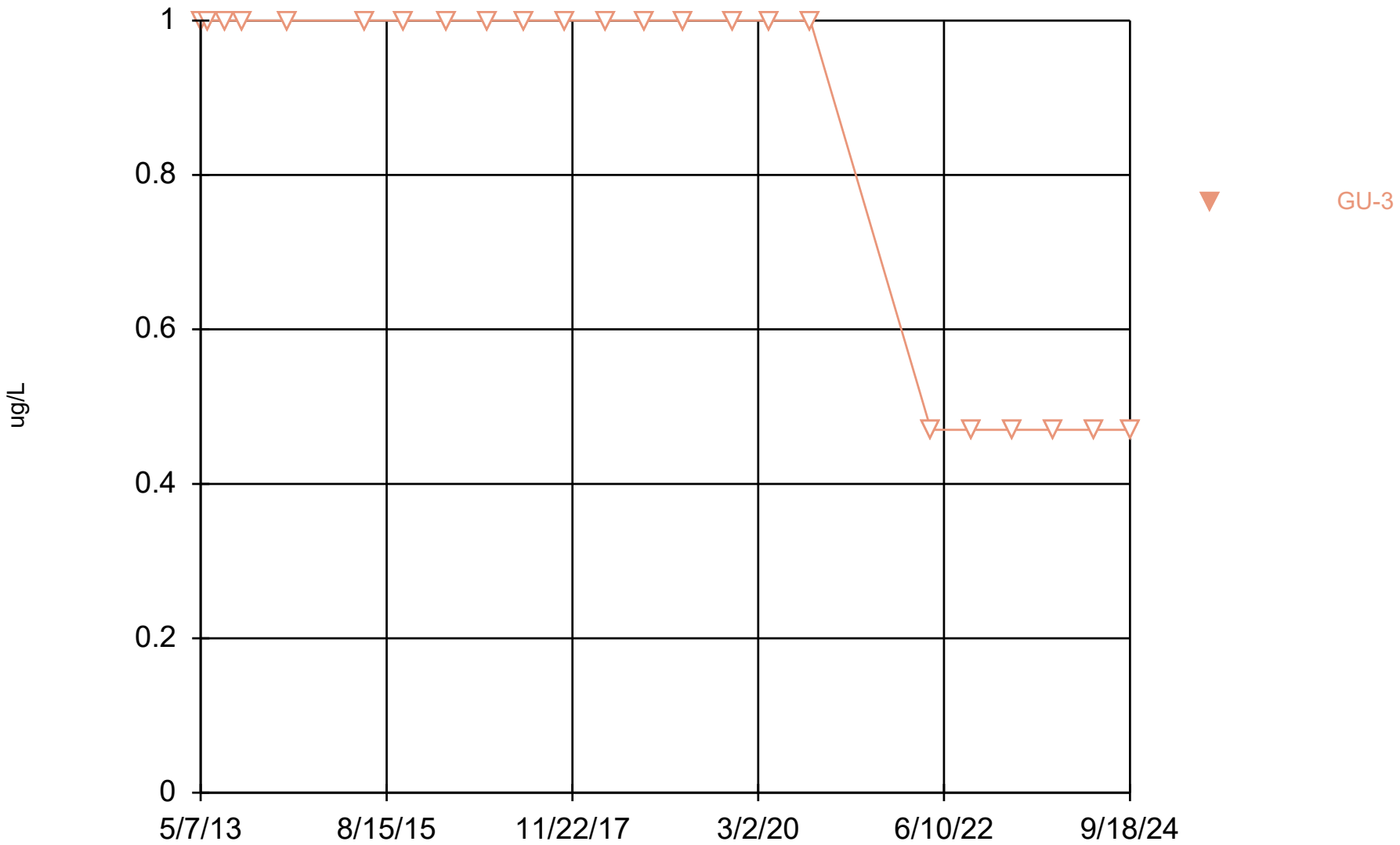

Constituent: 1,1,2,2-Tetrachloroethane Analysis Run 12/17/2024 2:18 PM View: Underdrains_Appendix I DMASWA Data: DMASWA Database_Updated

Sanitas™ v.10.0.15 Software licensed to HDR, Inc. UG
Hollow symbols indicate censored values.

Time Series

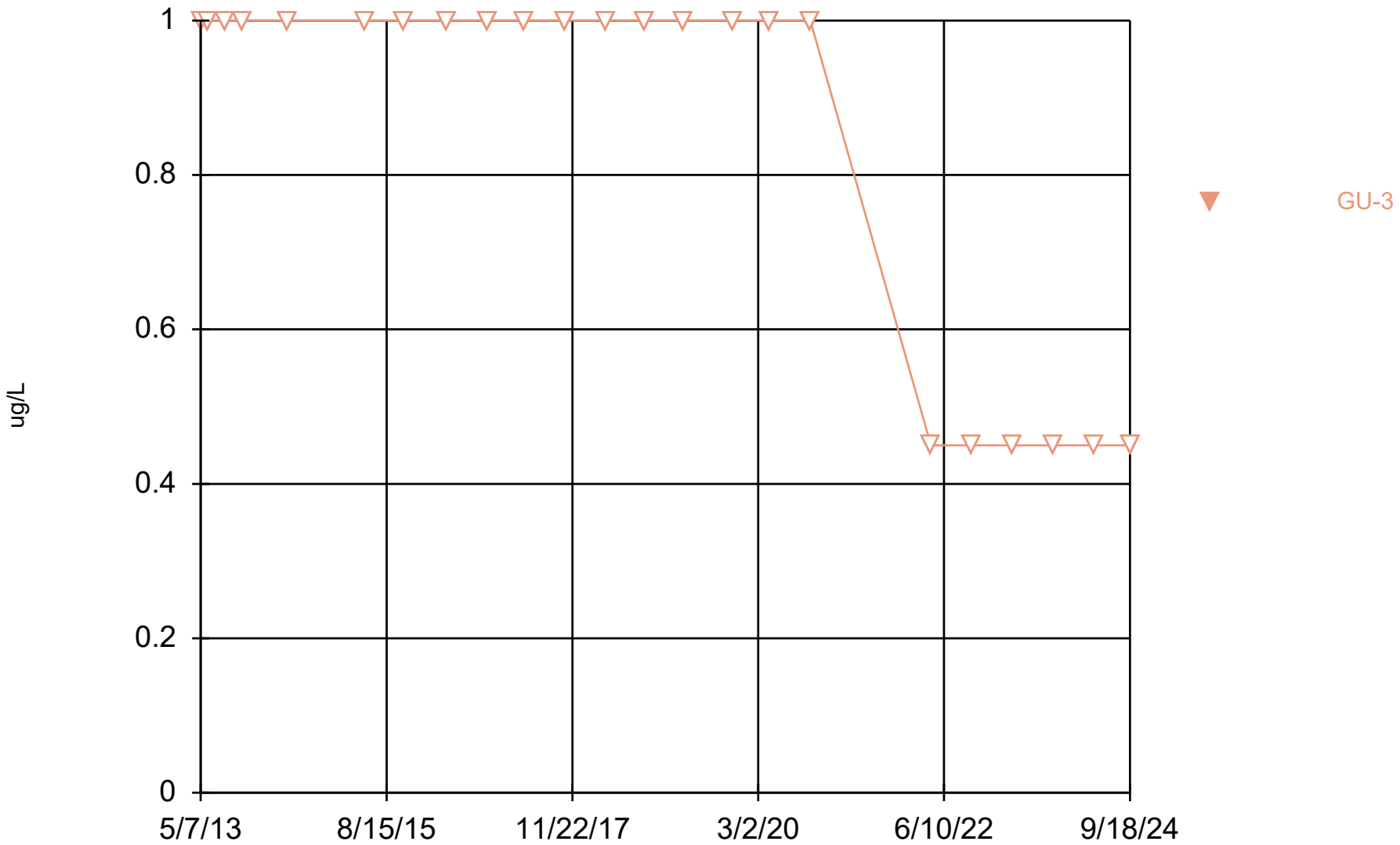

Constituent: 1,1,2-Trichloroethane Analysis Run 12/17/2024 2:18 PM View: Underdrains_Appendix I VOC DMASWA Data: DMASWA Database_Updated

Sanitas™ v.10.0.15 Software licensed to HDR, Inc. UG
Hollow symbols indicate censored values.

Time Series

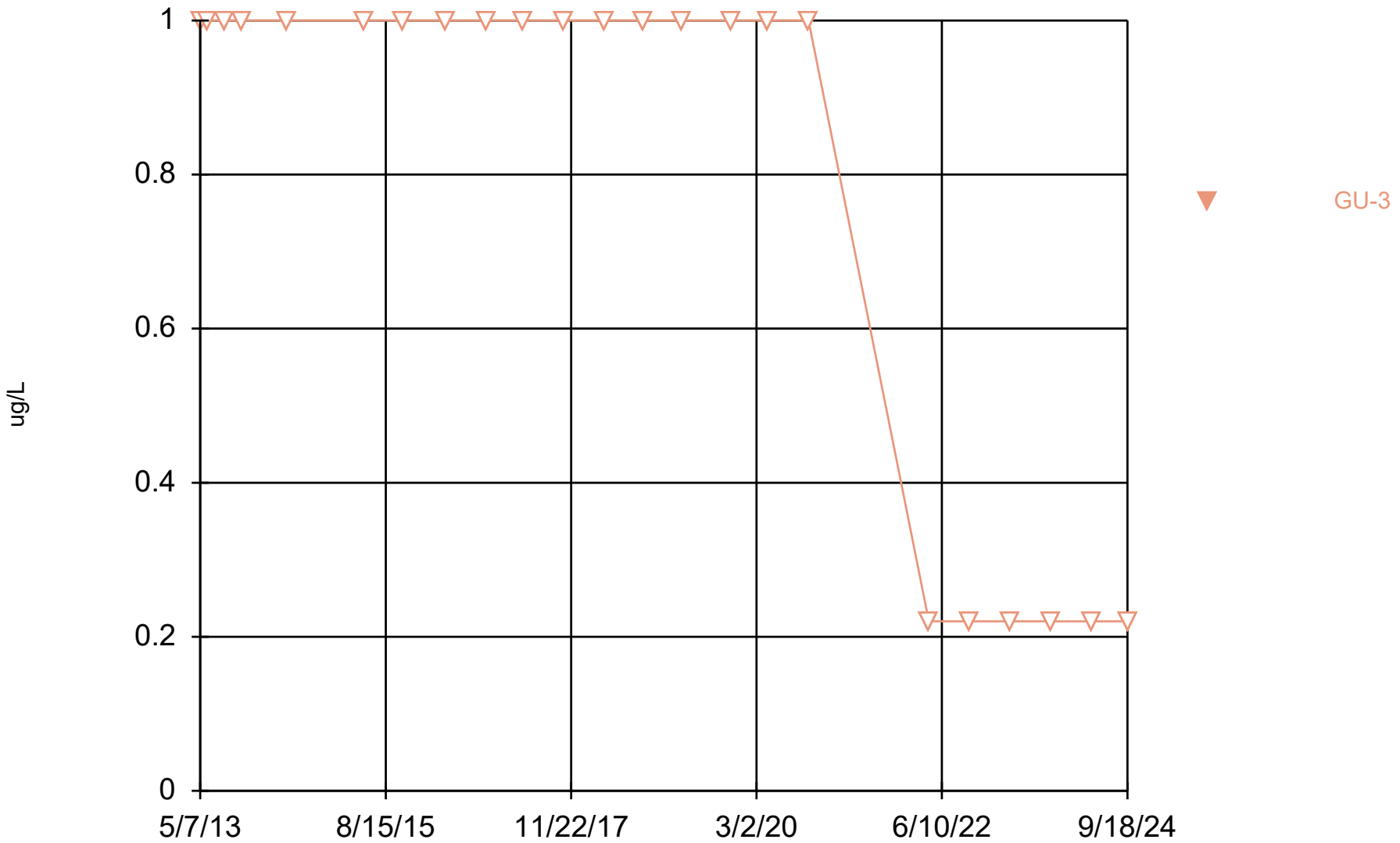

Constituent: 1,1-Dichloroethane Analysis Run 12/17/2024 2:18 PM View: Underdrains_Appendix I VOCs DMASWA Data: DMASWA Database_Updated

Sanitas™ v.10.0.15 Software licensed to HDR, Inc. UG
Hollow symbols indicate censored values.

Time Series

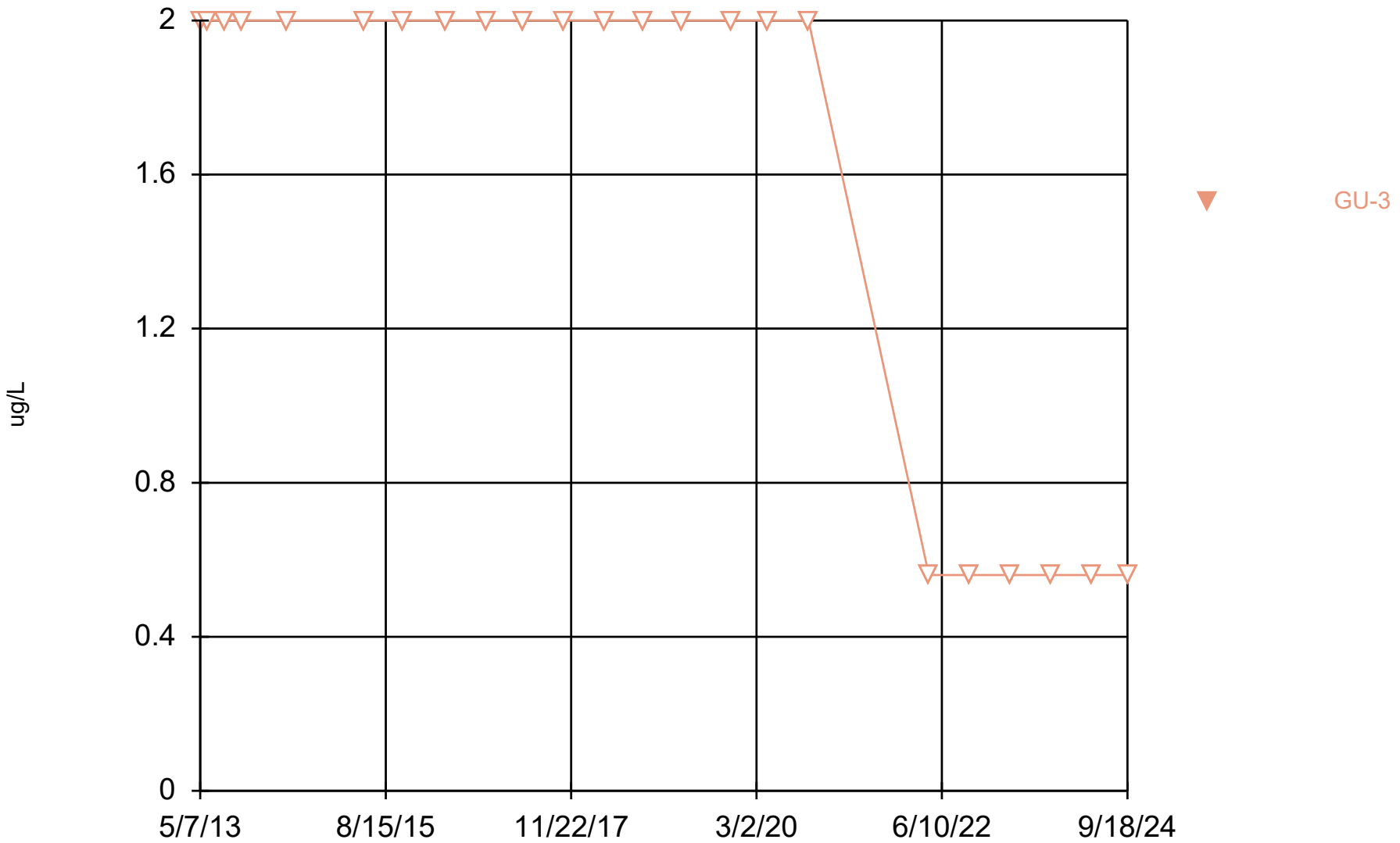

Constituent: 1,1-Dichloroethene Analysis Run 12/17/2024 2:18 PM View: Underdrains_Appendix I VOCs DMASWA Data: DMASWA Database_Updated

Sanitas™ v.10.0.15 Software licensed to HDR, Inc. UG
Hollow symbols indicate censored values.

Time Series

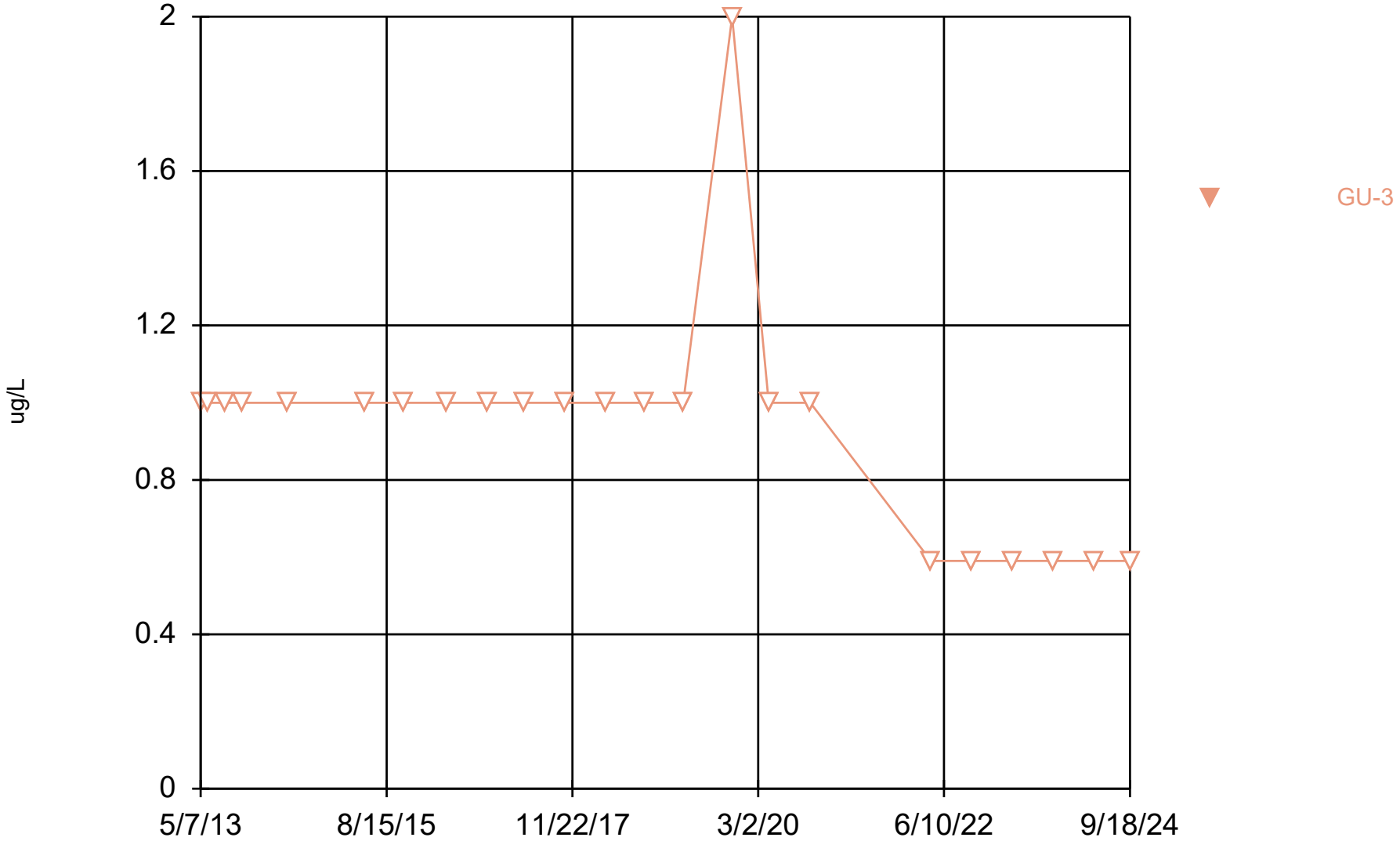

Constituent: 1,2,3-Trichloropropane Analysis Run 12/17/2024 2:18 PM View: Underdrains_Appendix I VO DMASWA Data: DMASWA Database_Updated

Sanitas™ v.10.0.15 Software licensed to HDR, Inc. UG
Hollow symbols indicate censored values.

Time Series

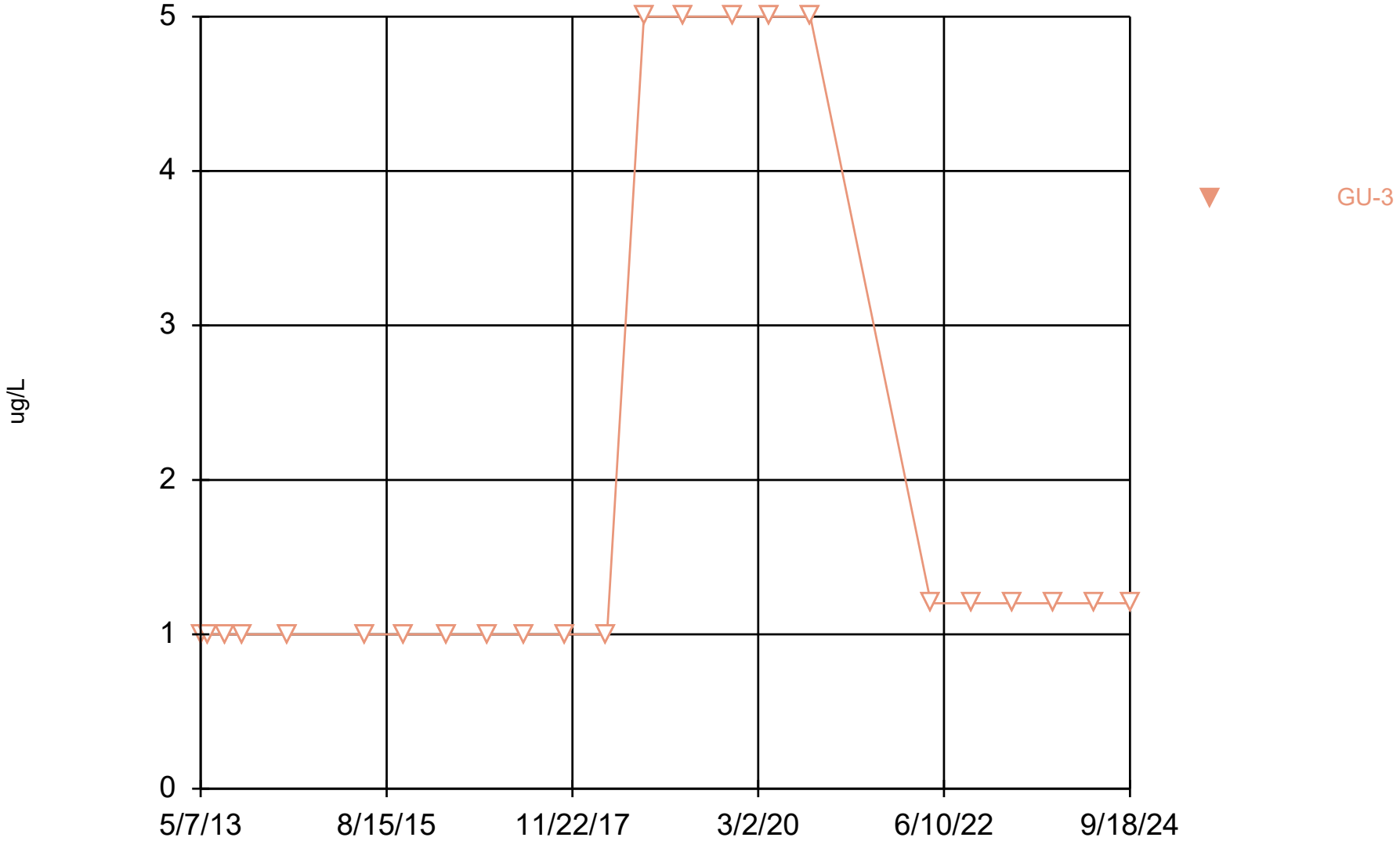

Constituent: 1,2-Dibromo-3-chloropropane Analysis Run 12/17/2024 2:18 PM View: Underdrains_Appendi
DMASWA Data: DMASWA Database_Updated

Sanitas™ v.10.0.15 Software licensed to HDR, Inc. UG
Hollow symbols indicate censored values.

Time Series

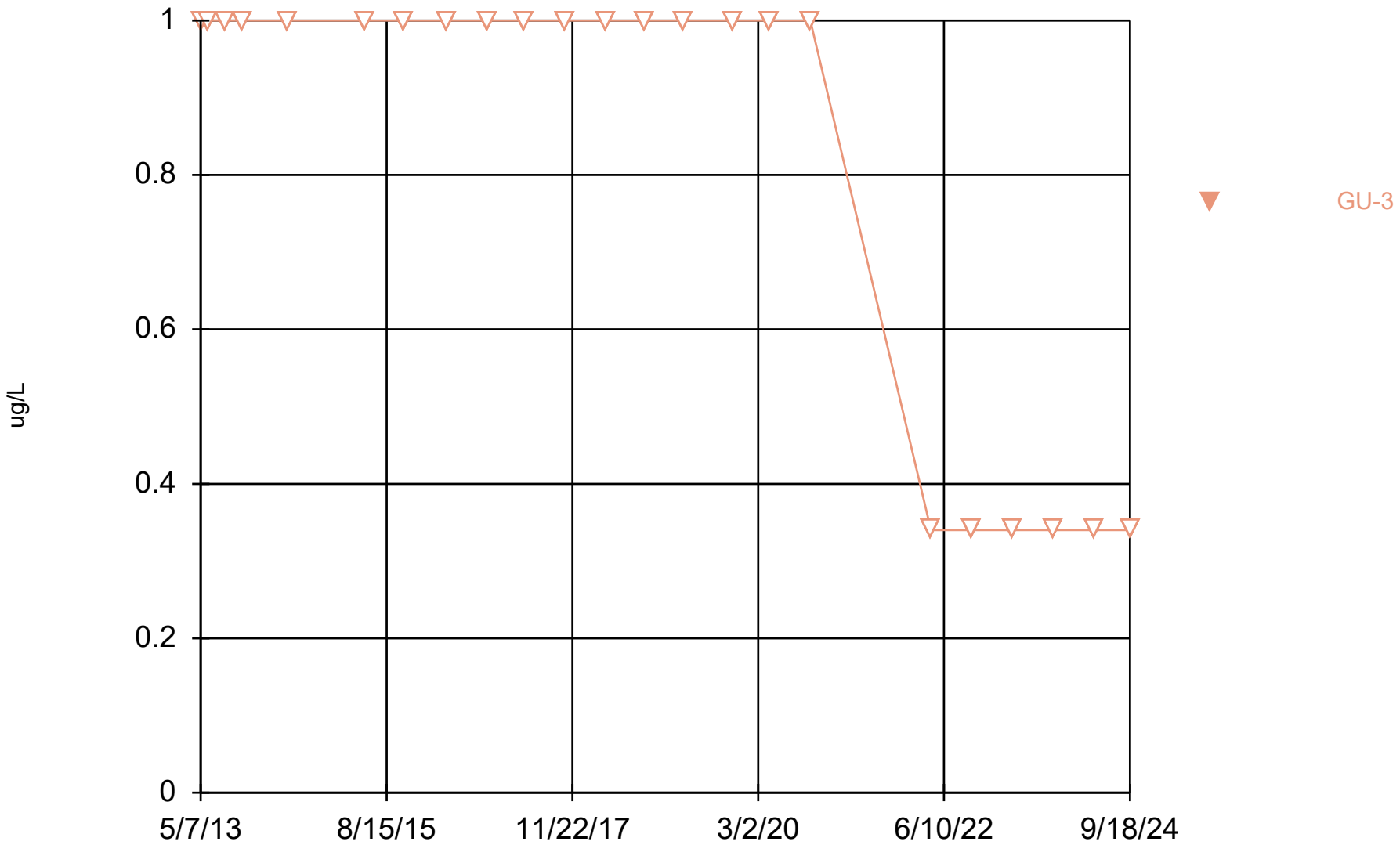

Constituent: 1,2-Dibromoethane [EDB] Analysis Run 12/17/2024 2:18 PM View: Underdrains_Appendix I DMASWA Data: DMASWA Database_Updated

Sanitas™ v.10.0.15 Software licensed to HDR, Inc. UG
Hollow symbols indicate censored values.

Time Series

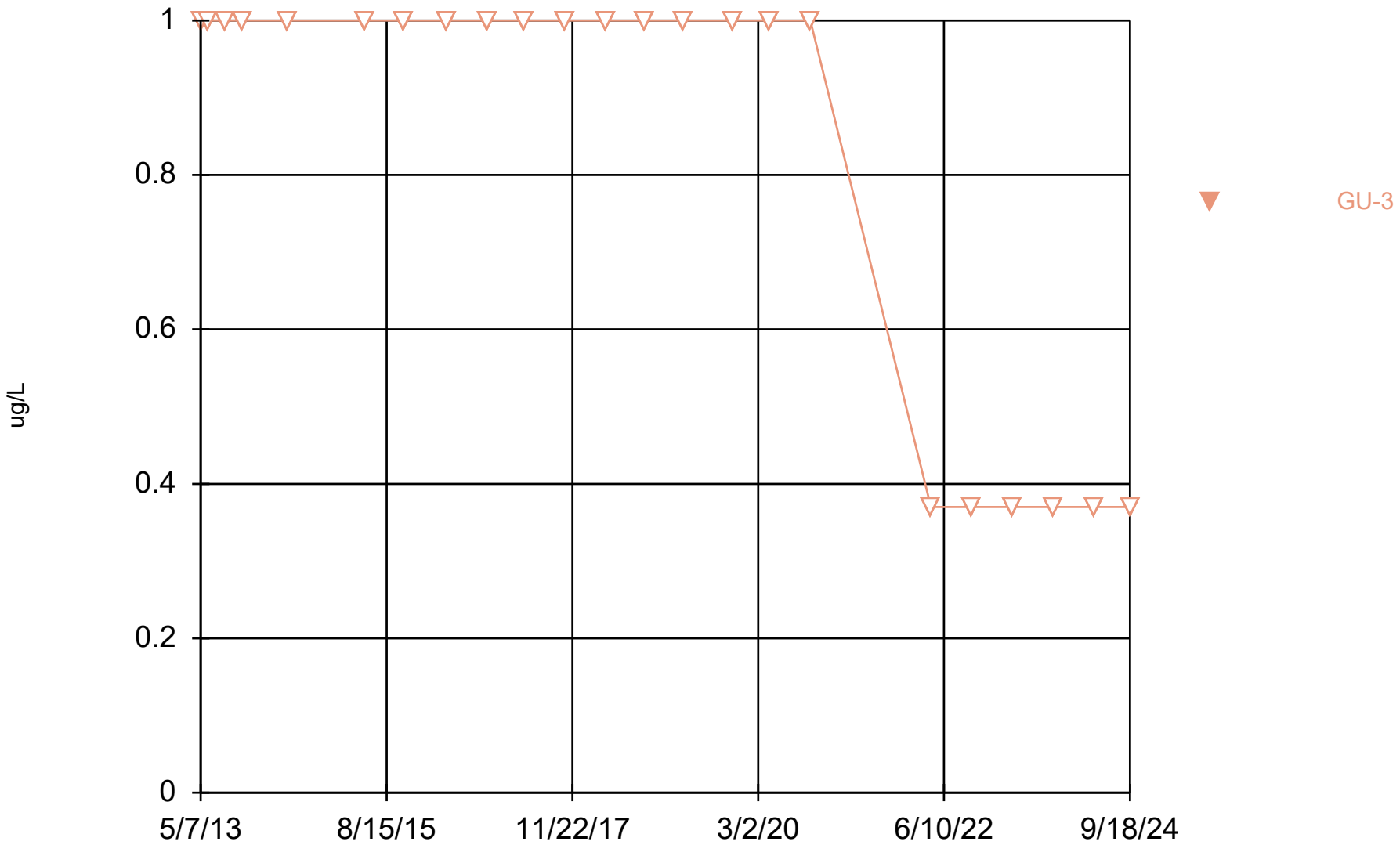

Constituent: 1,2-Dichlorobenzene Analysis Run 12/17/2024 2:18 PM View: Underdrains_Appendix I VOCs DMASWA Data: DMASWA Database_Updated

Sanitas™ v.10.0.15 Software licensed to HDR, Inc. UG
Hollow symbols indicate censored values.

Time Series

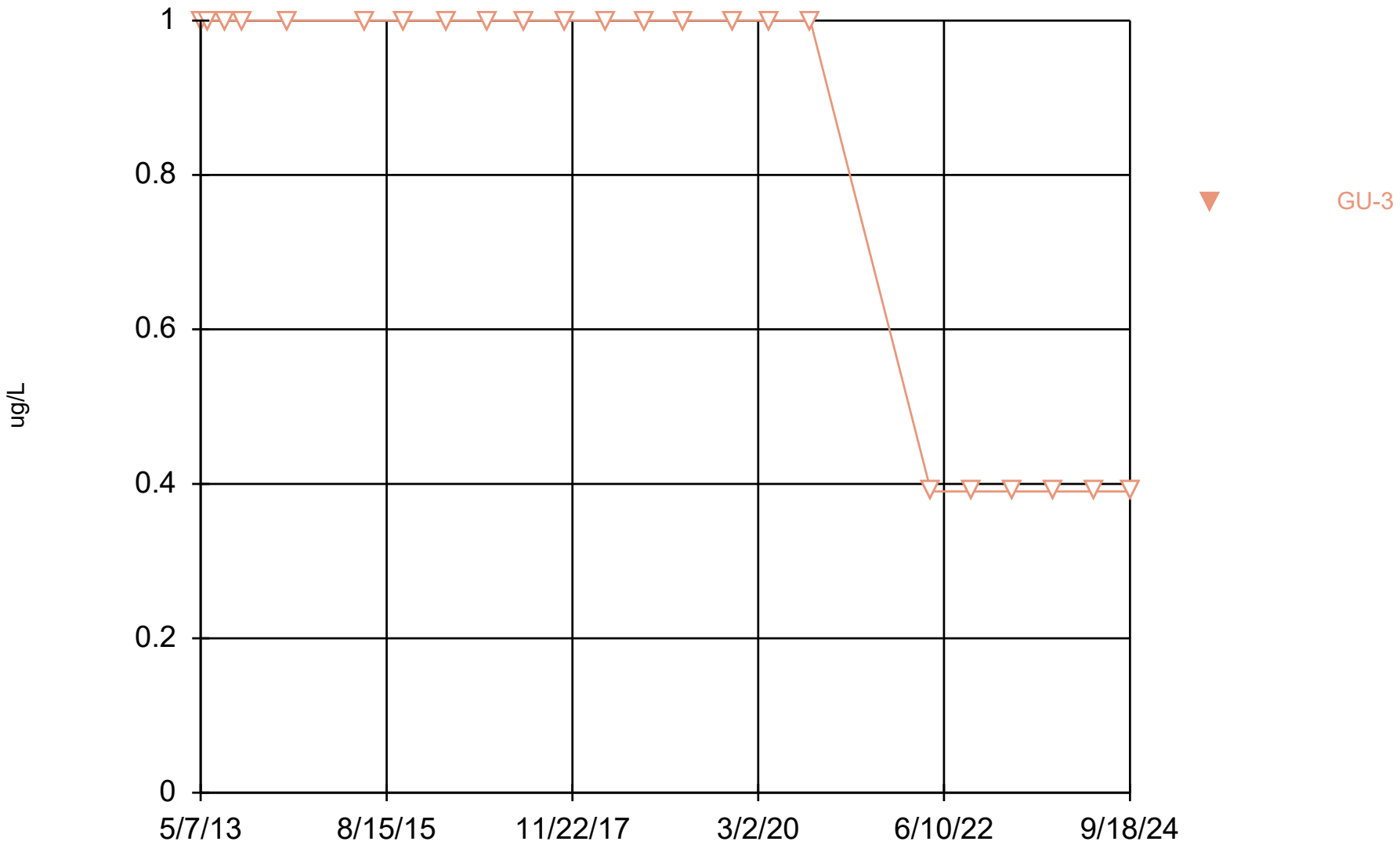

Constituent: 1,2-Dichloroethane Analysis Run 12/17/2024 2:18 PM View: Underdrains_Appendix I VOCs DMASWA Data: DMASWA Database_Updated

Sanitas™ v.10.0.15 Software licensed to HDR, Inc. UG
Hollow symbols indicate censored values.

Time Series

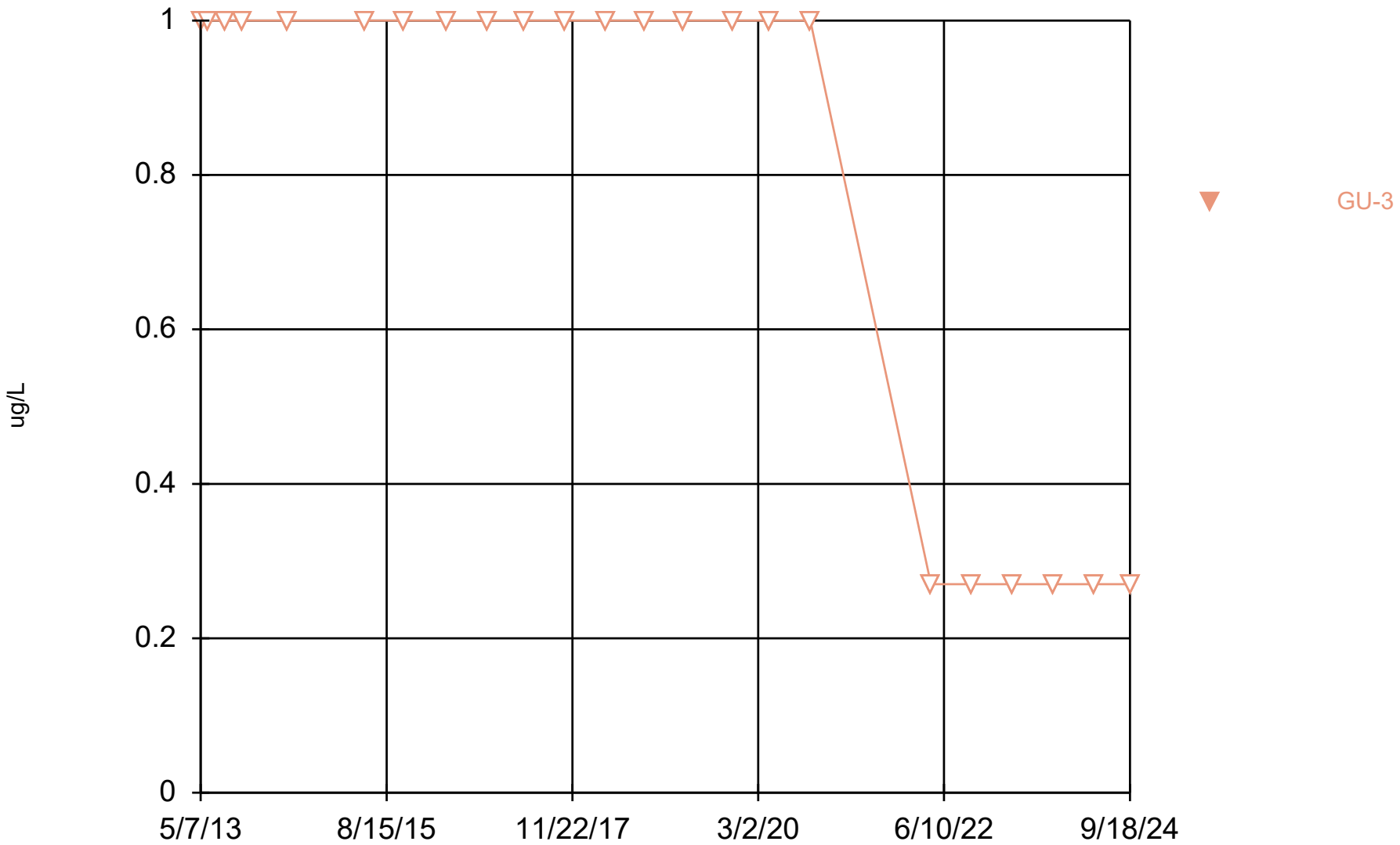

Constituent: 1,2-Dichloropropane Analysis Run 12/17/2024 2:18 PM View: Underdrains_Appendix I VOCs DMASWA Data: DMASWA Database_Updated

Sanitas™ v.10.0.15 Software licensed to HDR, Inc. UG
Hollow symbols indicate censored values.

Time Series

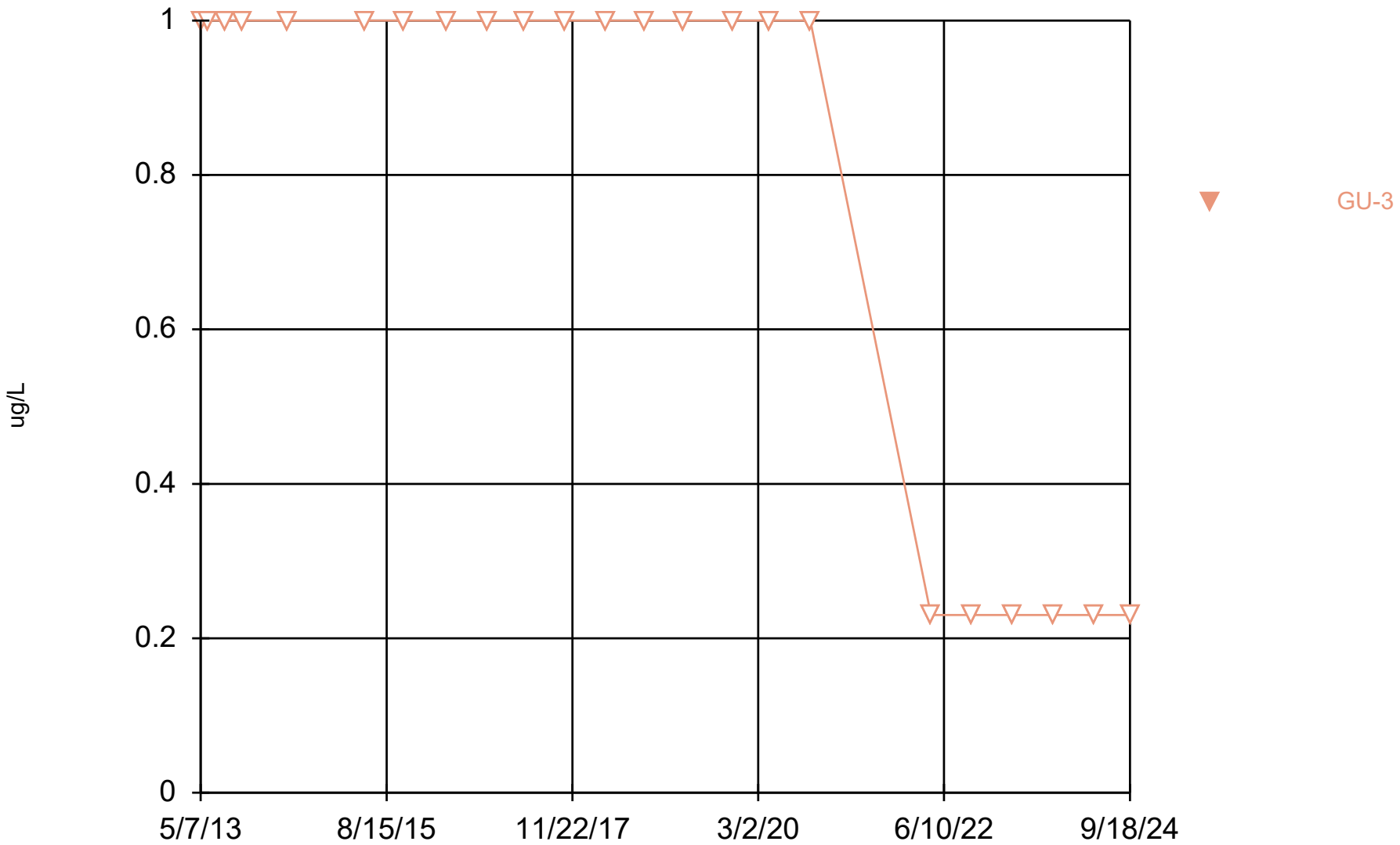

Constituent: 1,4-Dichlorobenzene Analysis Run 12/17/2024 2:18 PM View: Underdrains_Appendix I VOCs DMASWA Data: DMASWA Database_Updated

Sanitas™ v.10.0.15 Software licensed to HDR, Inc. UG
Hollow symbols indicate censored values.

Time Series

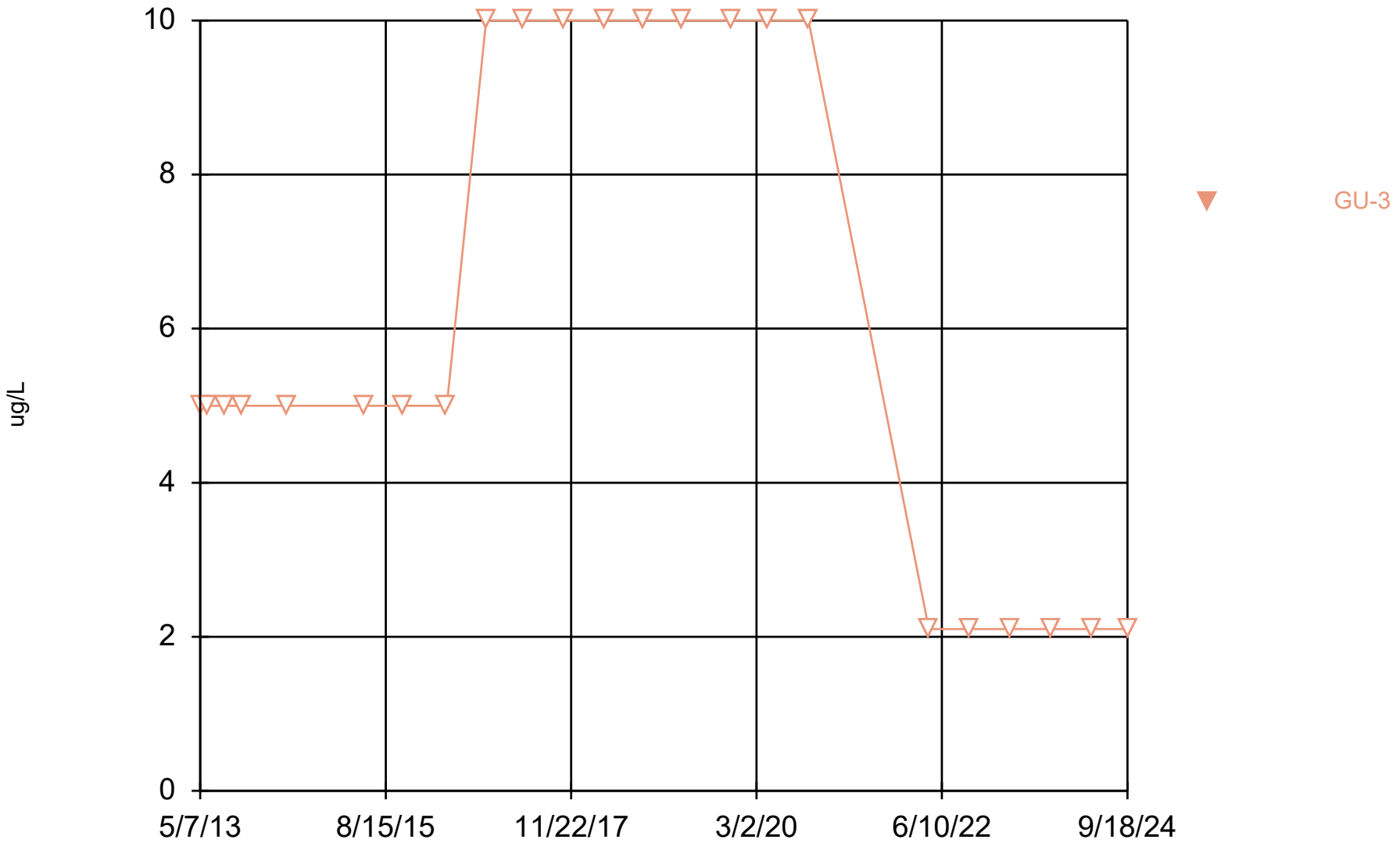

Constituent: 2-Butanone [MEK] Analysis Run 12/17/2024 2:18 PM View: Underdrains_Appendix I VOCs DMASWA Data: DMASWA Database_Updated

Sanitas™ v.10.0.15 Software licensed to HDR, Inc. UG
Hollow symbols indicate censored values.

Time Series

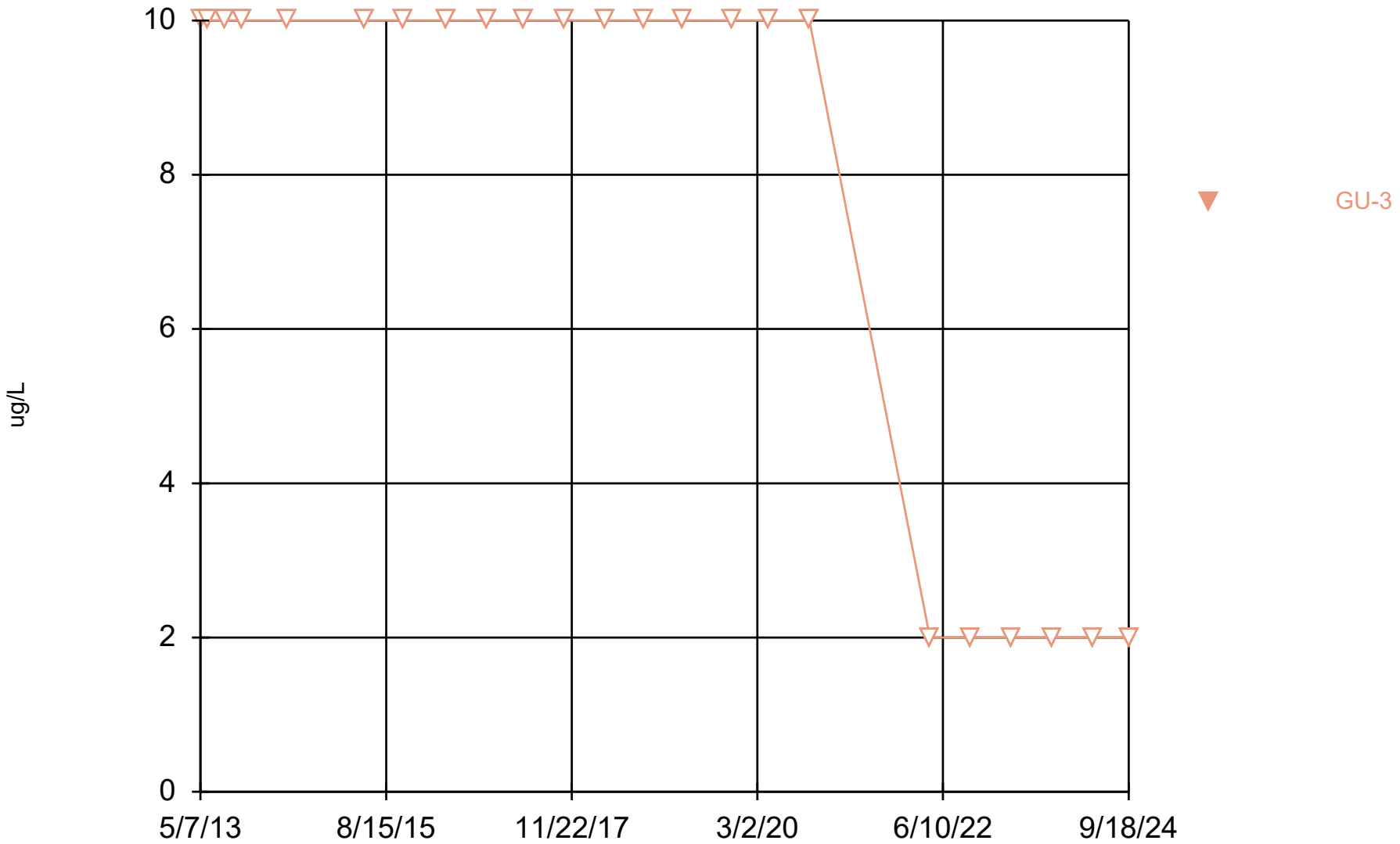

Constituent: 2-Hexanone Analysis Run 12/17/2024 2:18 PM View: Underdrains_Appendix I VOCs DMASWA Data: DMASWA Database_Updated

Sanitas™ v.10.0.15 Software licensed to HDR, Inc. UG
Hollow symbols indicate censored values.

Time Series

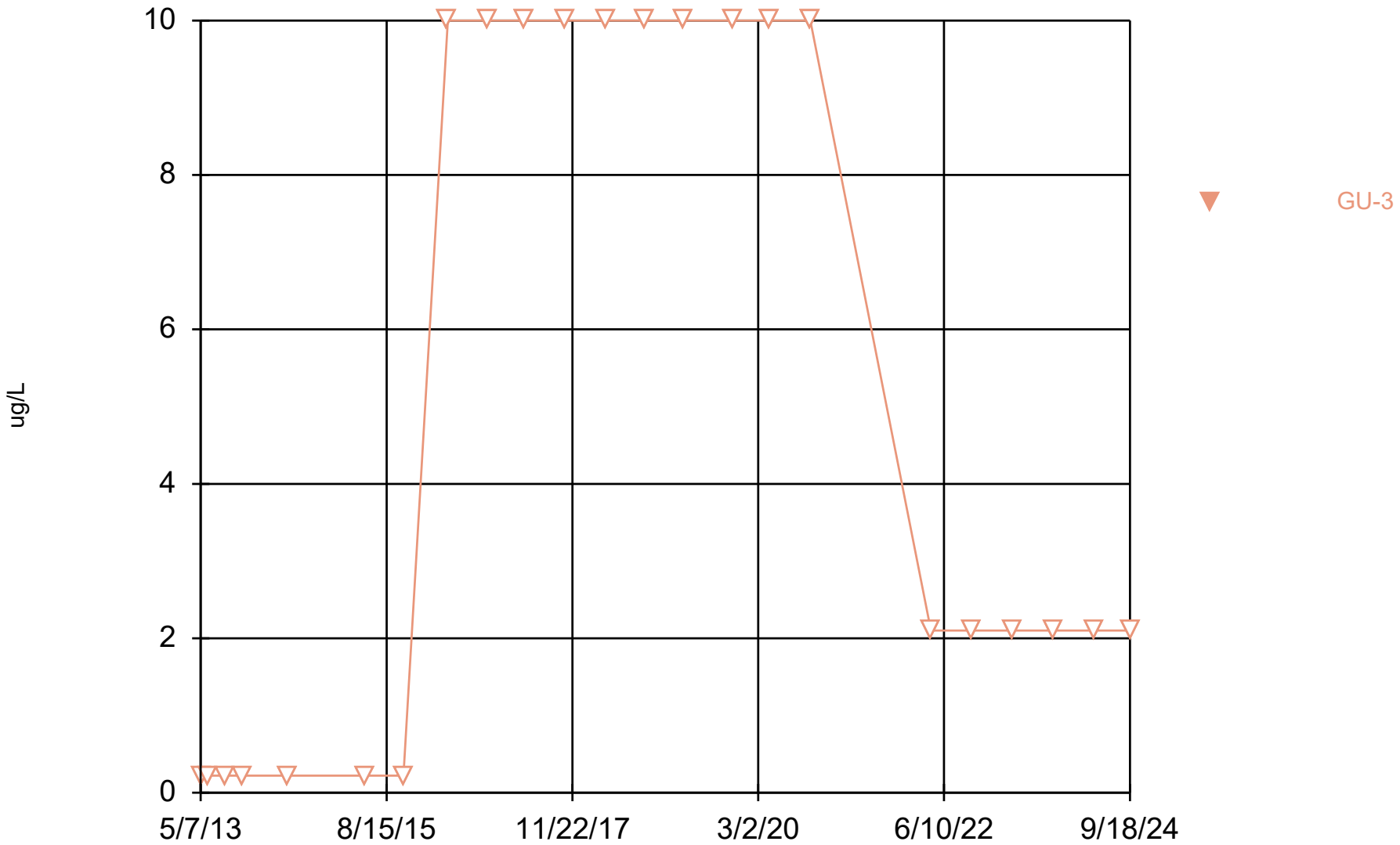

Constituent: 4-Methyl-2-pentanone Analysis Run 12/17/2024 2:18 PM View: Underdrains_Appendix I VOC DMASWA Data: DMASWA Database_Updated

Sanitas™ v.10.0.15 Software licensed to HDR, Inc. UG
Hollow symbols indicate censored values.

Time Series

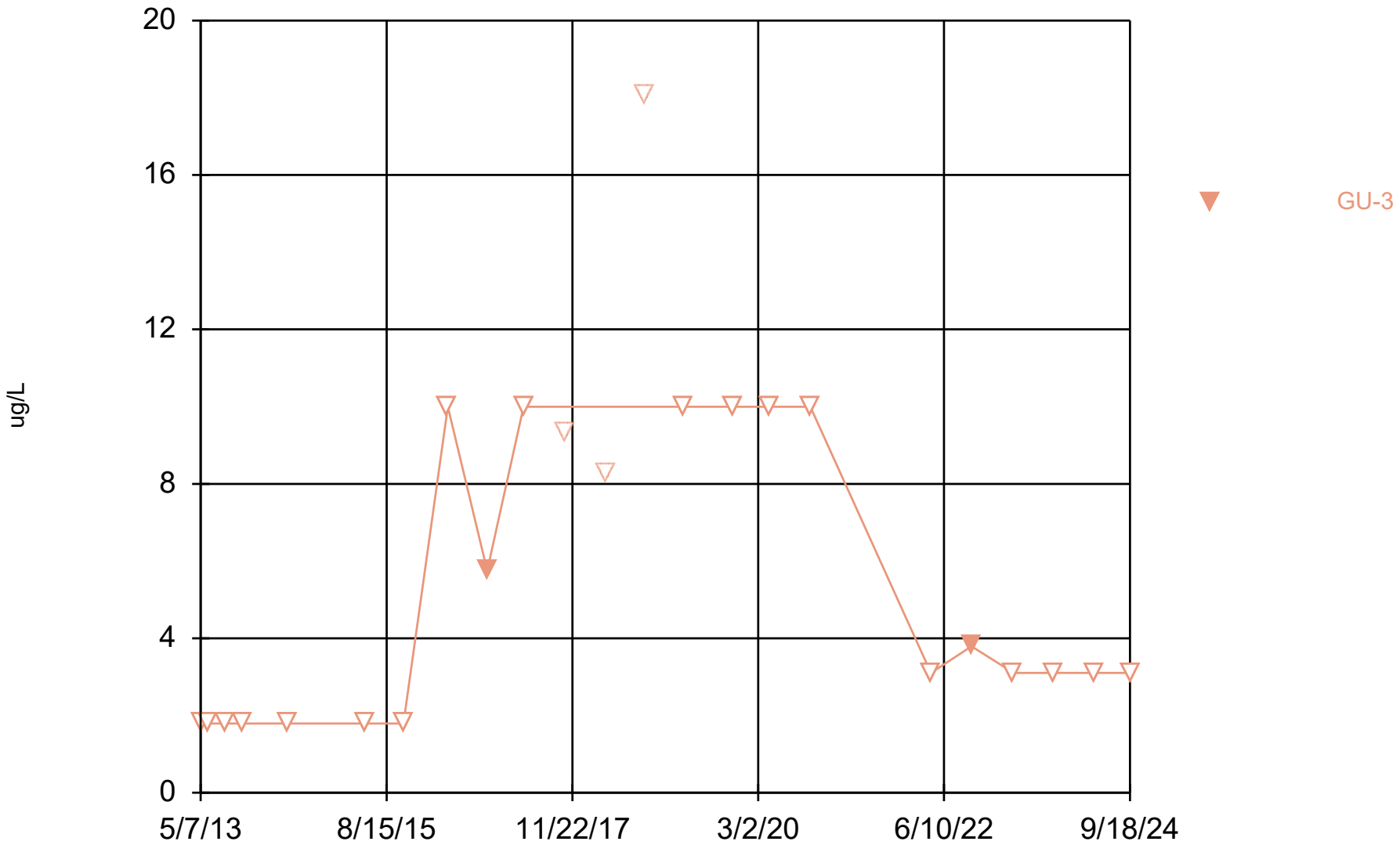

Constituent: Acetone Analysis Run 12/17/2024 2:18 PM View: Underdrains_Appendix I VOCs DMASWA Data: DMASWA Database_Updated

Sanitas™ v.10.0.15 Software licensed to HDR, Inc. UG
Hollow symbols indicate censored values.

Time Series

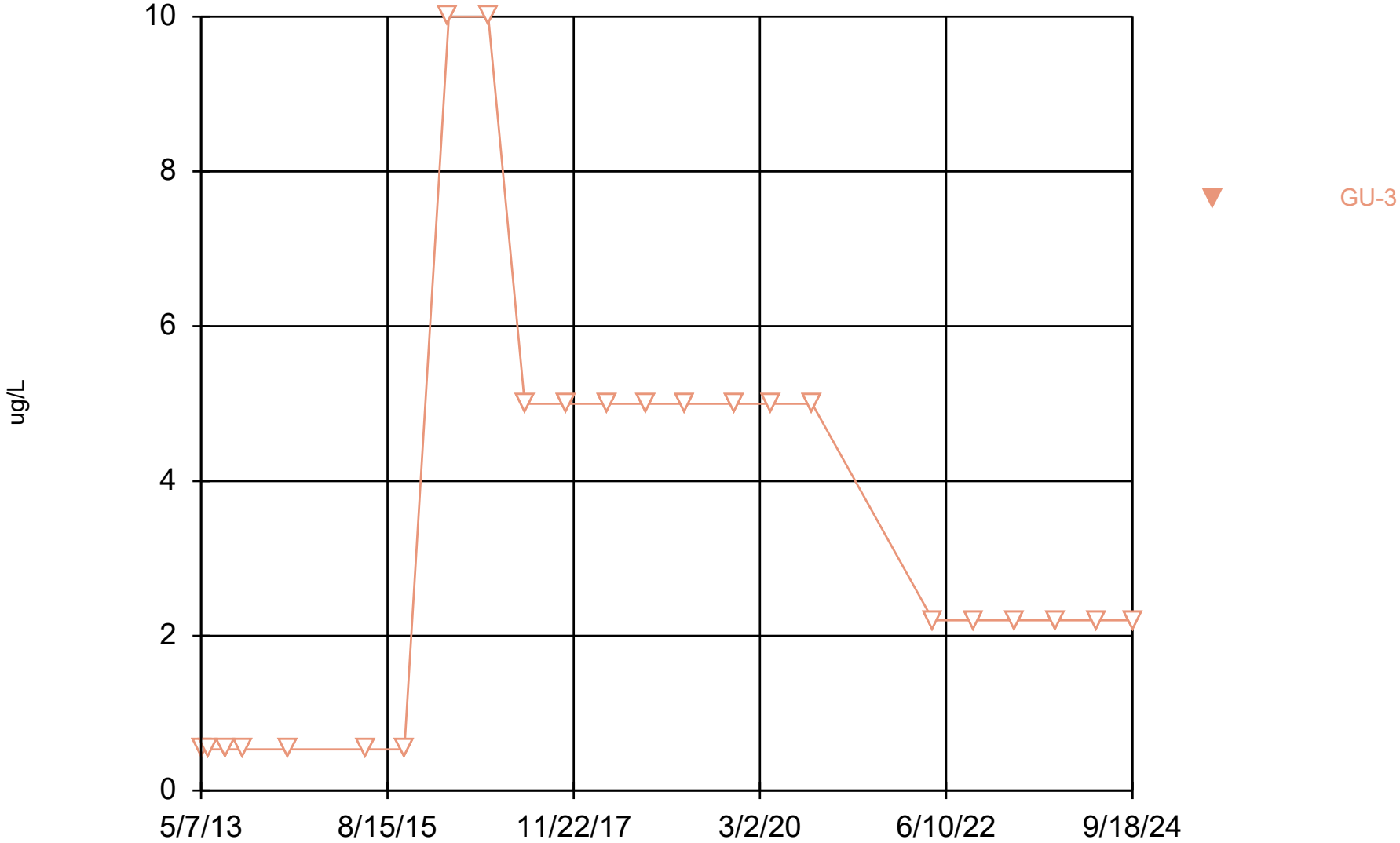

Constituent: Acrylonitrile Analysis Run 12/17/2024 2:18 PM View: Underdrains_Appendix I VOCs DMASWA Data: DMASWA Database_Updated

Sanitas™ v.10.0.15 Software licensed to HDR, Inc. UG
Hollow symbols indicate censored values.

Time Series

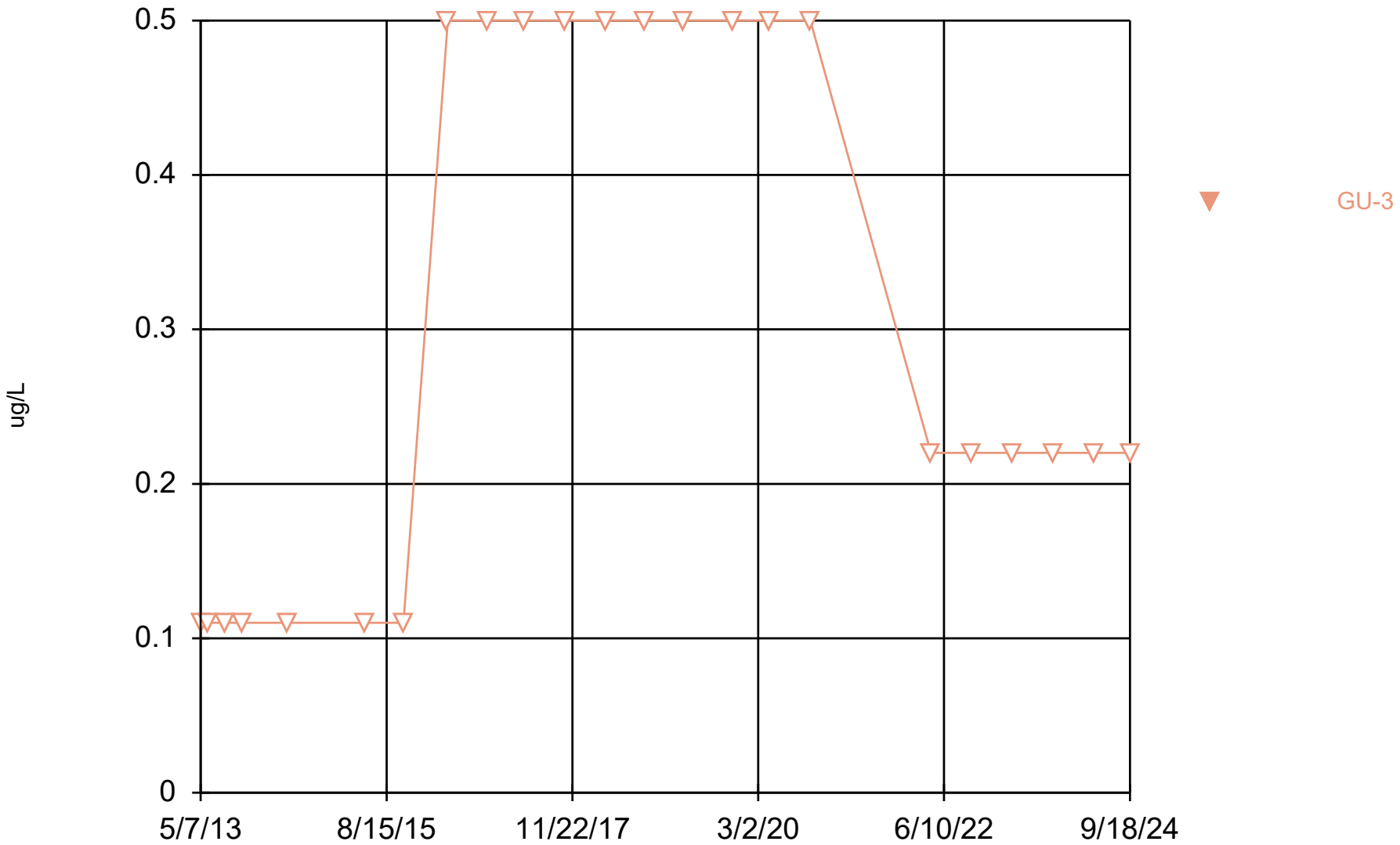

Constituent: Benzene Analysis Run 12/17/2024 2:18 PM View: Underdrains_Appendix I VOCs
DMASWA Data: DMASWA Database_Updated

Sanitas™ v.10.0.15 Software licensed to HDR, Inc. UG
Hollow symbols indicate censored values.

Time Series

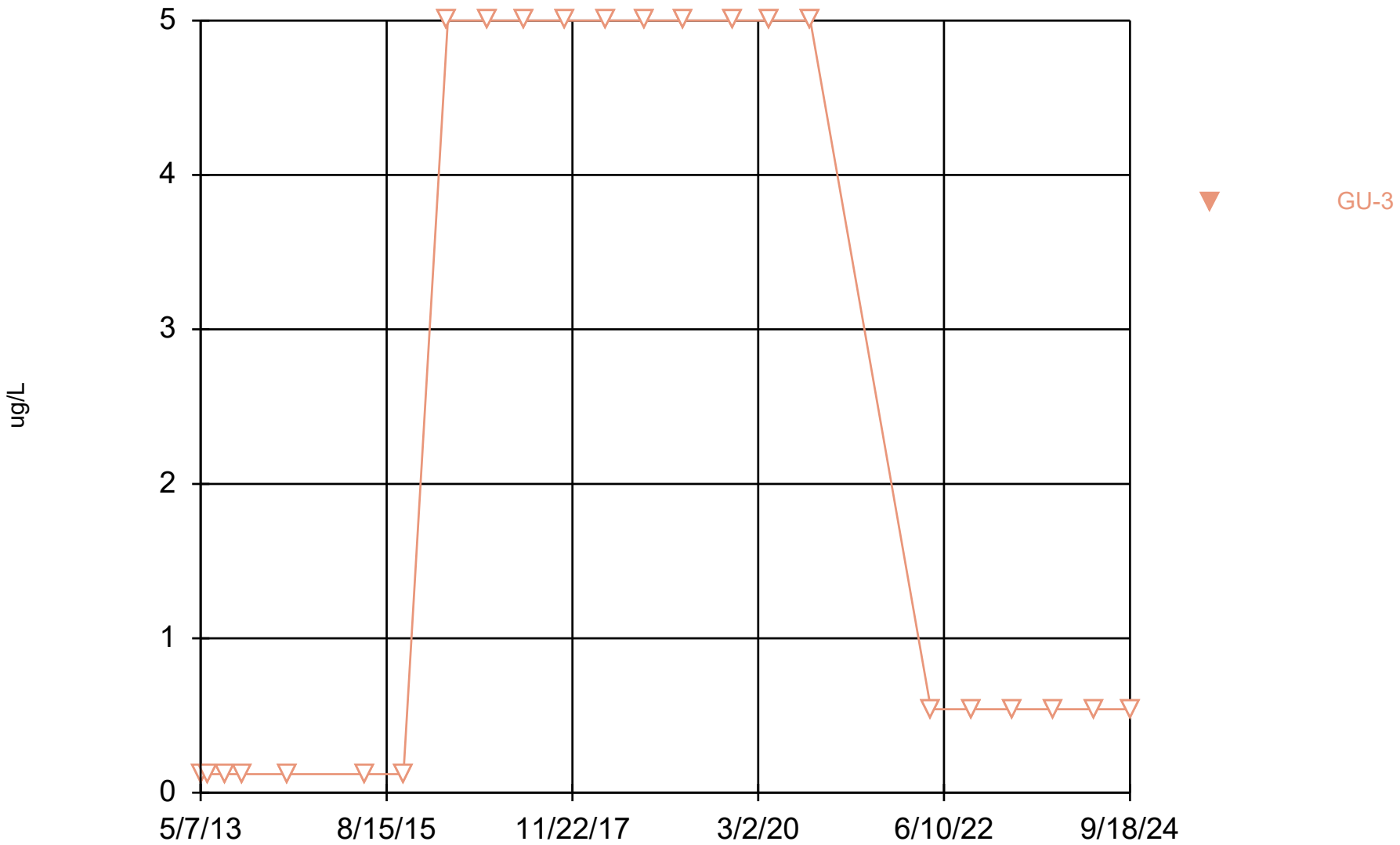

Constituent: Bromochloromethane Analysis Run 12/17/2024 2:18 PM View: Underdrains_Appendix I VOC DMASWA Data: DMASWA Database_Updated

Sanitas™ v.10.0.15 Software licensed to HDR, Inc. UG
Hollow symbols indicate censored values.

Time Series

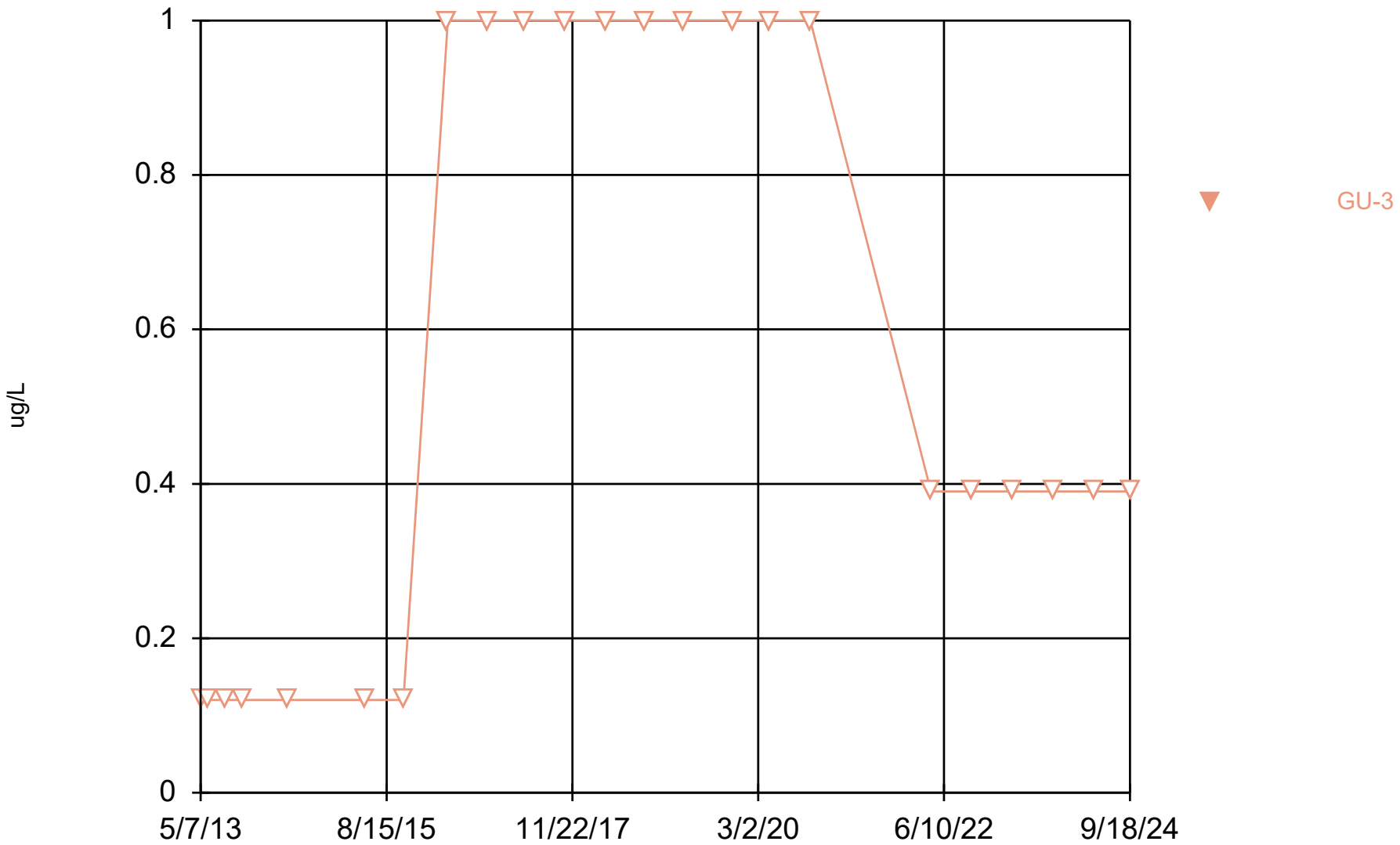

Constituent: Bromodichloromethane Analysis Run 12/17/2024 2:18 PM View: Underdrains_Appendix I VO DMASWA Data: DMASWA Database_Updated

Sanitas™ v.10.0.15 Software licensed to HDR, Inc. UG
Hollow symbols indicate censored values.

Time Series

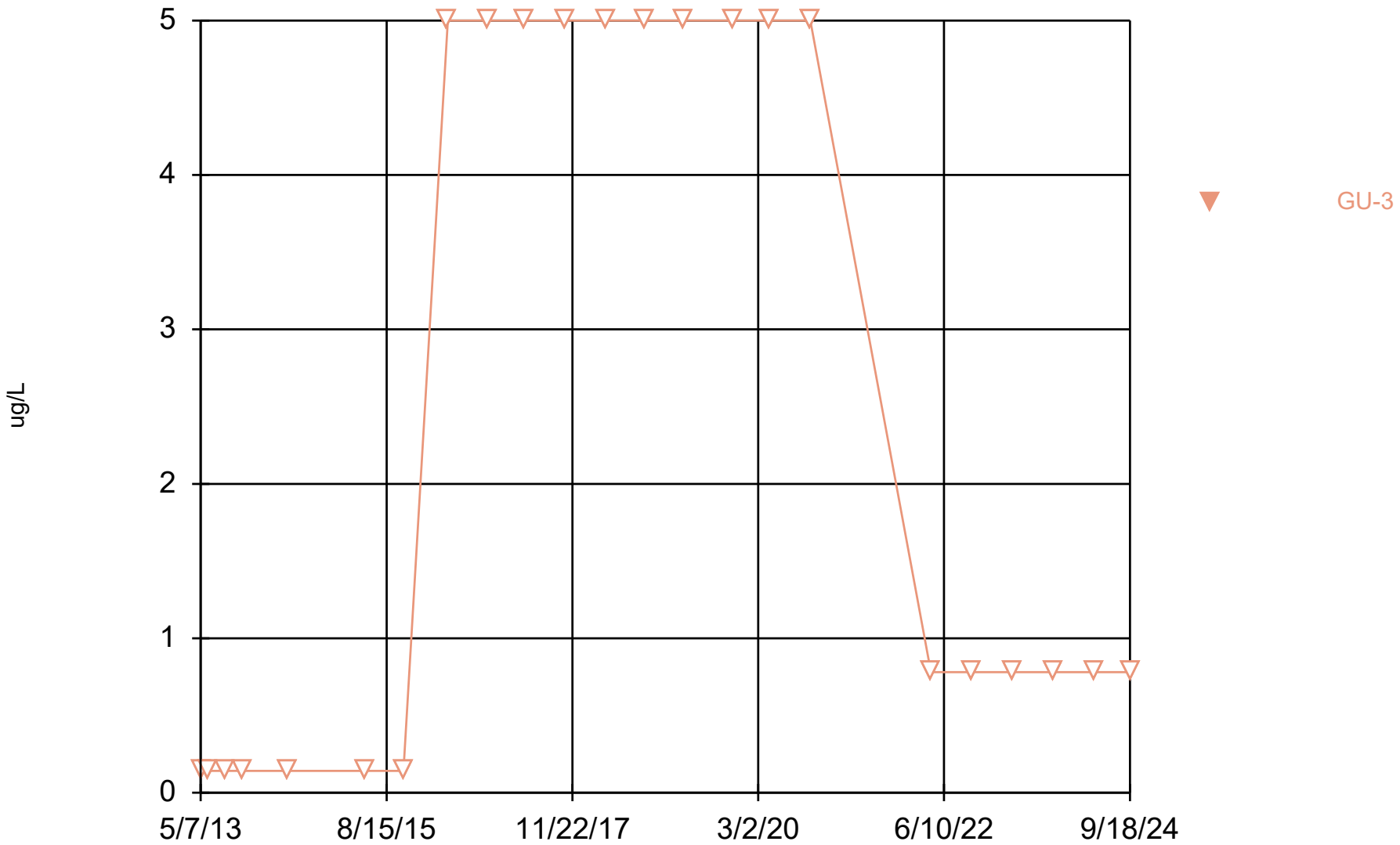

Constituent: Bromoform Analysis Run 12/17/2024 2:18 PM View: Underdrains_Appendix I VOCs DMASWA Data: DMASWA Database_Updated

Sanitas™ v.10.0.15 Software licensed to HDR, Inc. UG
Hollow symbols indicate censored values.

Time Series

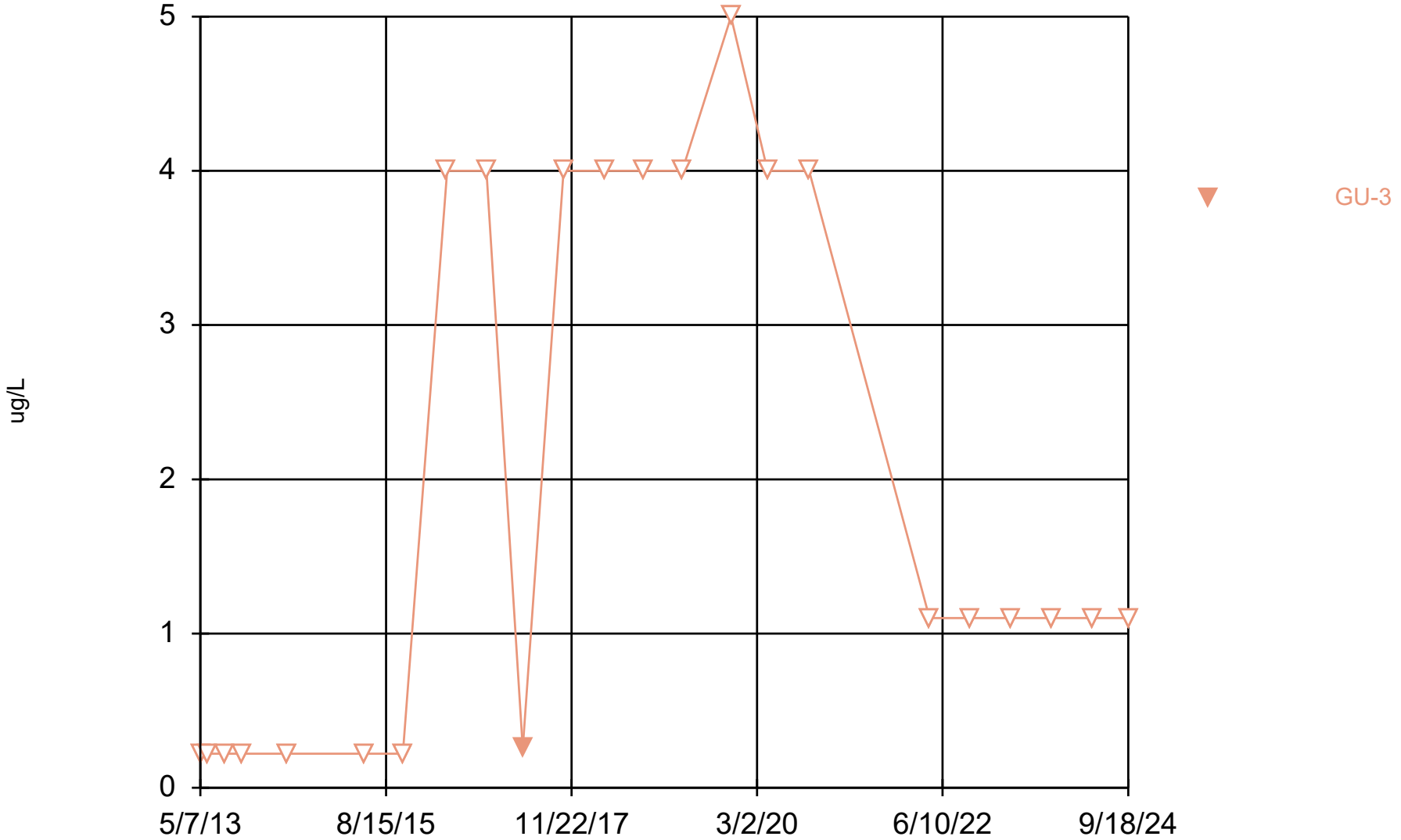

Constituent: Bromomethane Analysis Run 12/17/2024 2:18 PM View: Underdrains_Appendix I VOCs DMASWA Data: DMASWA Database_Updated

Sanitas™ v.10.0.15 Software licensed to HDR, Inc. UG
Hollow symbols indicate censored values.

Time Series

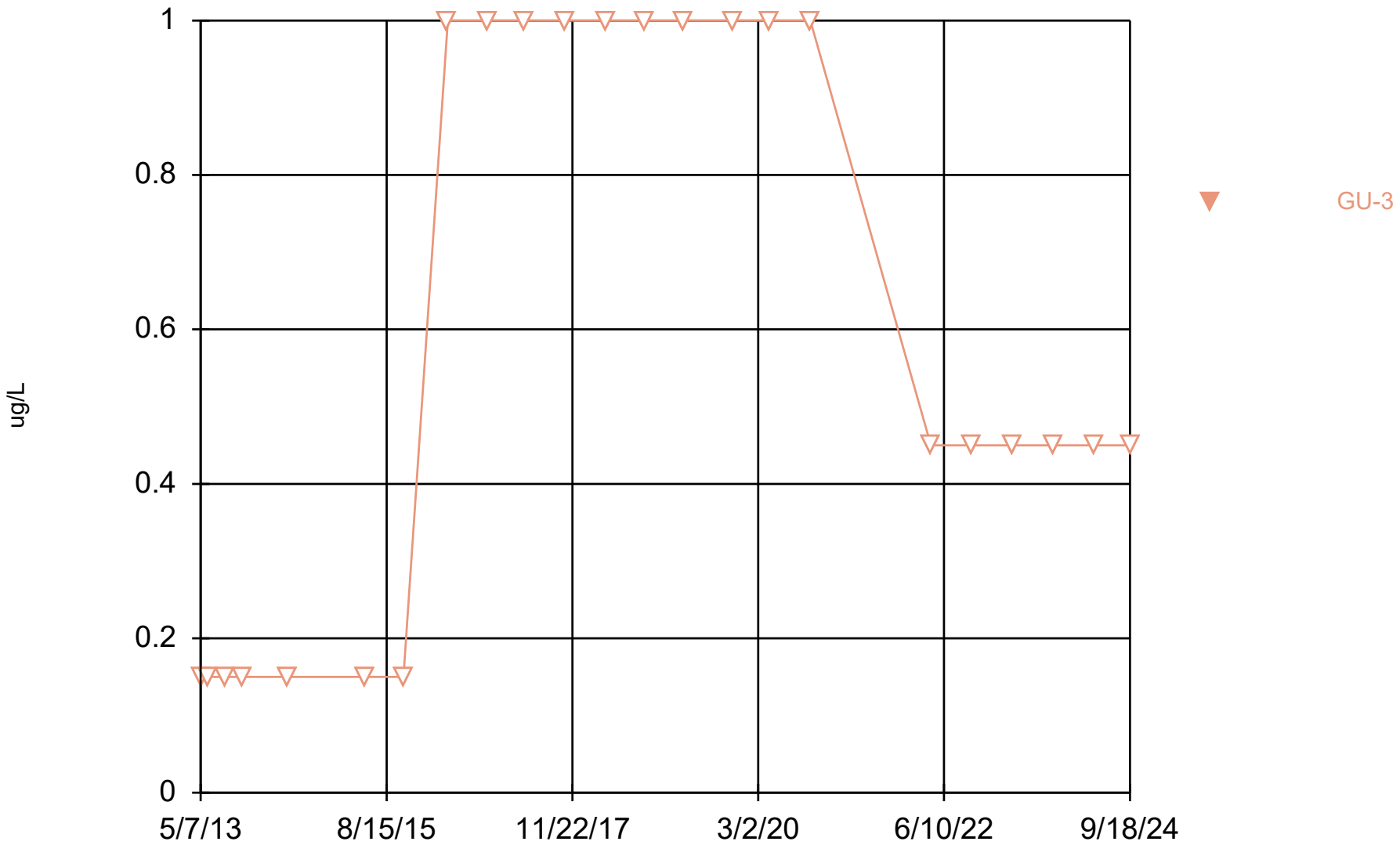

Constituent: Carbon disulfide Analysis Run 12/17/2024 2:18 PM View: Underdrains_Appendix I VOCs DMASWA Data: DMASWA Database_Updated

Sanitas™ v.10.0.15 Software licensed to HDR, Inc. UG
Hollow symbols indicate censored values.

Time Series

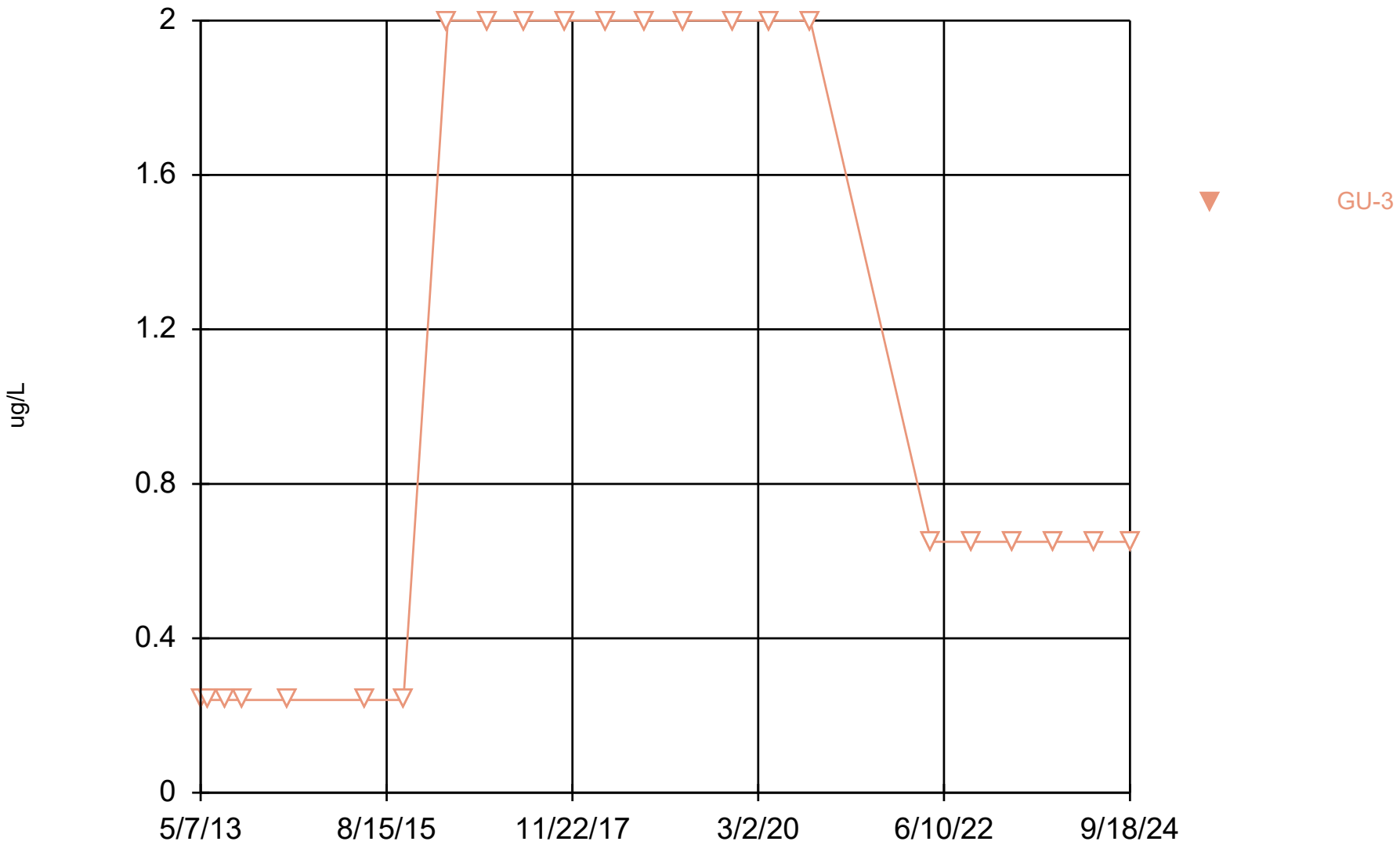

Constituent: Carbon Tetrachloride Analysis Run 12/17/2024 2:18 PM View: Underdrains_Appendix I VOC DMASWA Data: DMASWA Database_Updated

Sanitas™ v.10.0.15 Software licensed to HDR, Inc. UG
Hollow symbols indicate censored values.

Time Series

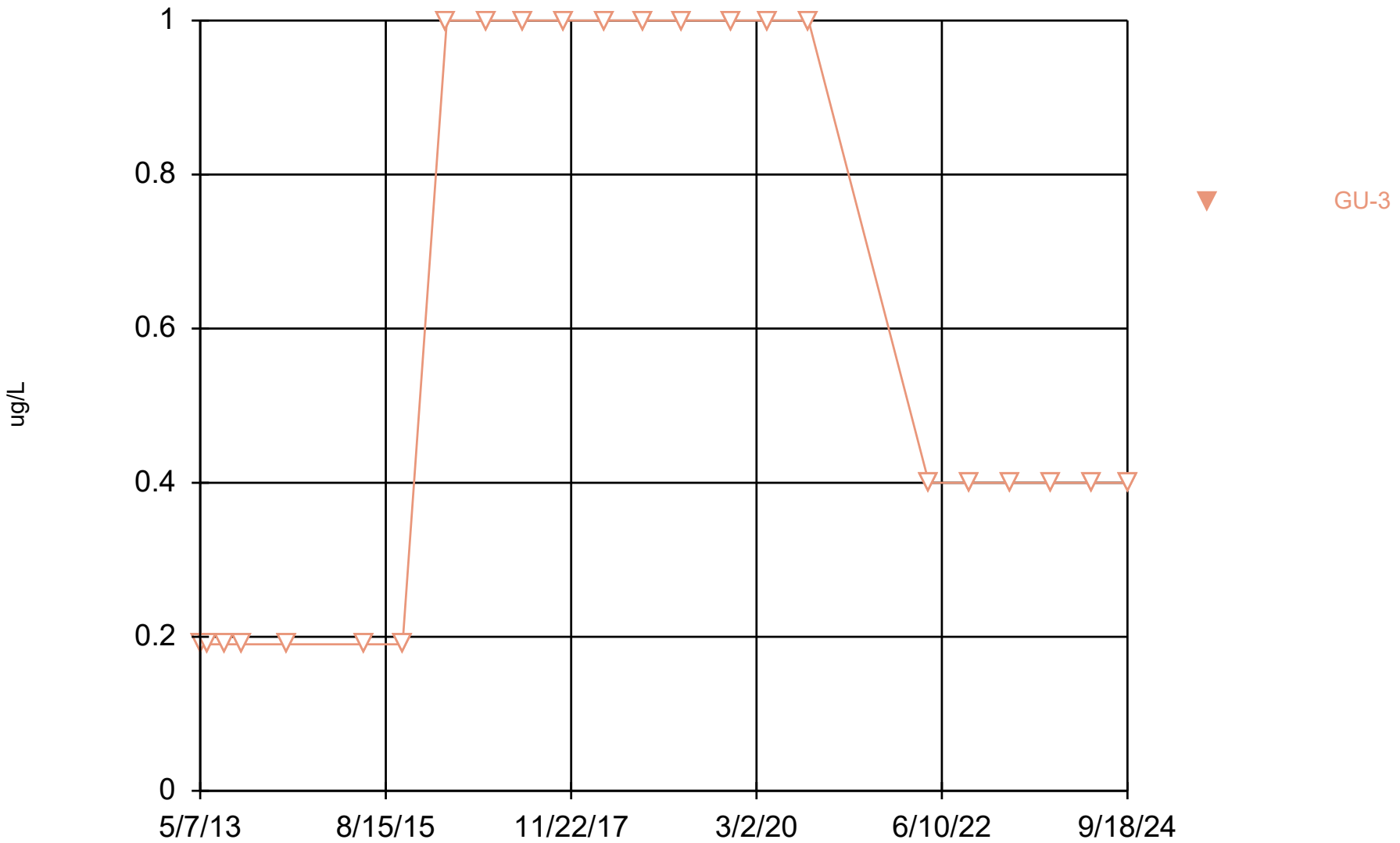

Constituent: Chlorobenzene Analysis Run 12/17/2024 2:18 PM View: Underdrains_Appendix I VOCs
DMASWA Data: DMASWA Database_Updated

Sanitas™ v.10.0.15 Software licensed to HDR, Inc. UG
Hollow symbols indicate censored values.

Time Series

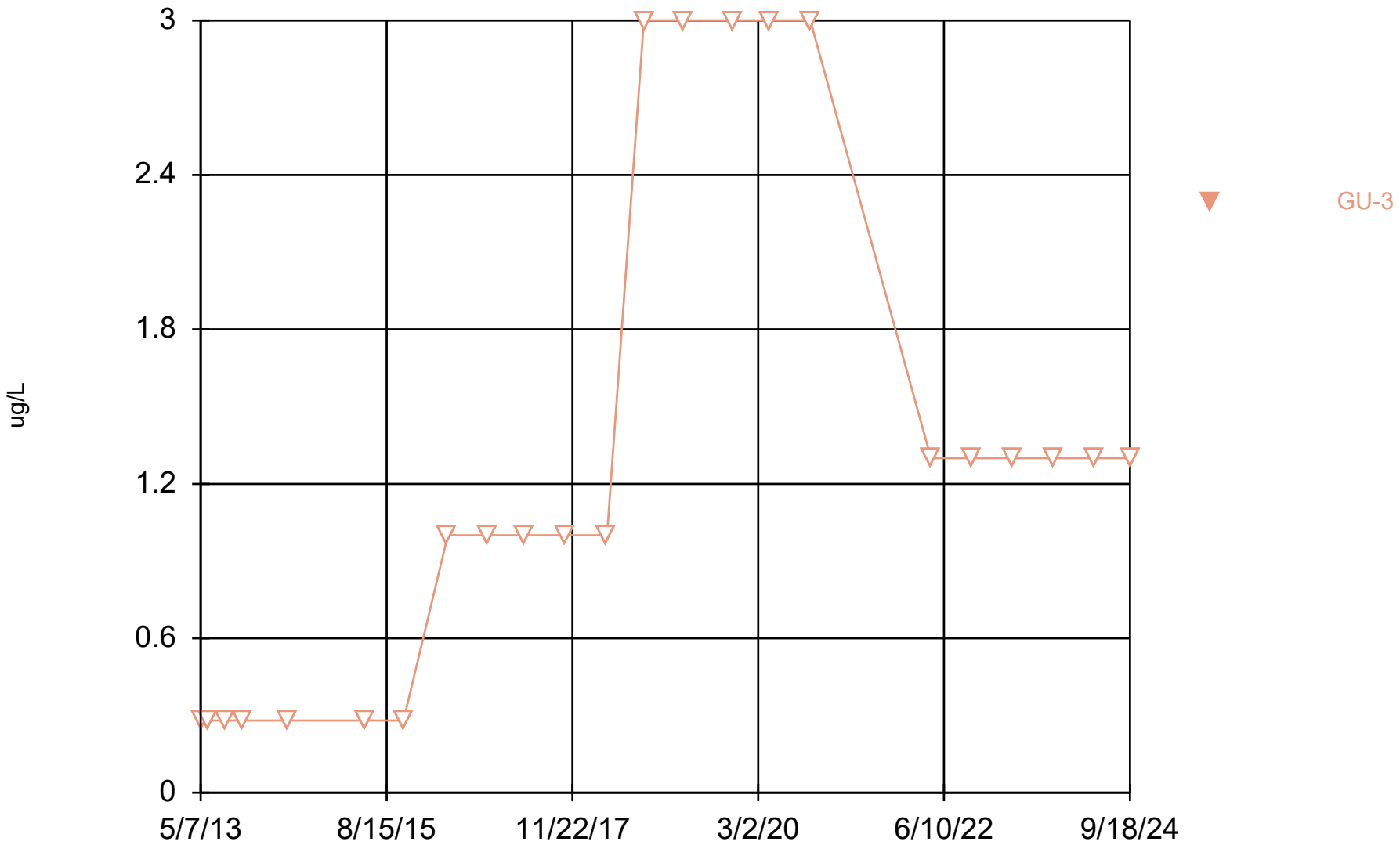

Constituent: Chloroform Analysis Run 12/17/2024 2:18 PM View: Underdrains_Appendix I VOCs DMASWA Data: DMASWA Database_Updated

Sanitas™ v.10.0.15 Software licensed to HDR, Inc. UG
Hollow symbols indicate censored values.

Time Series

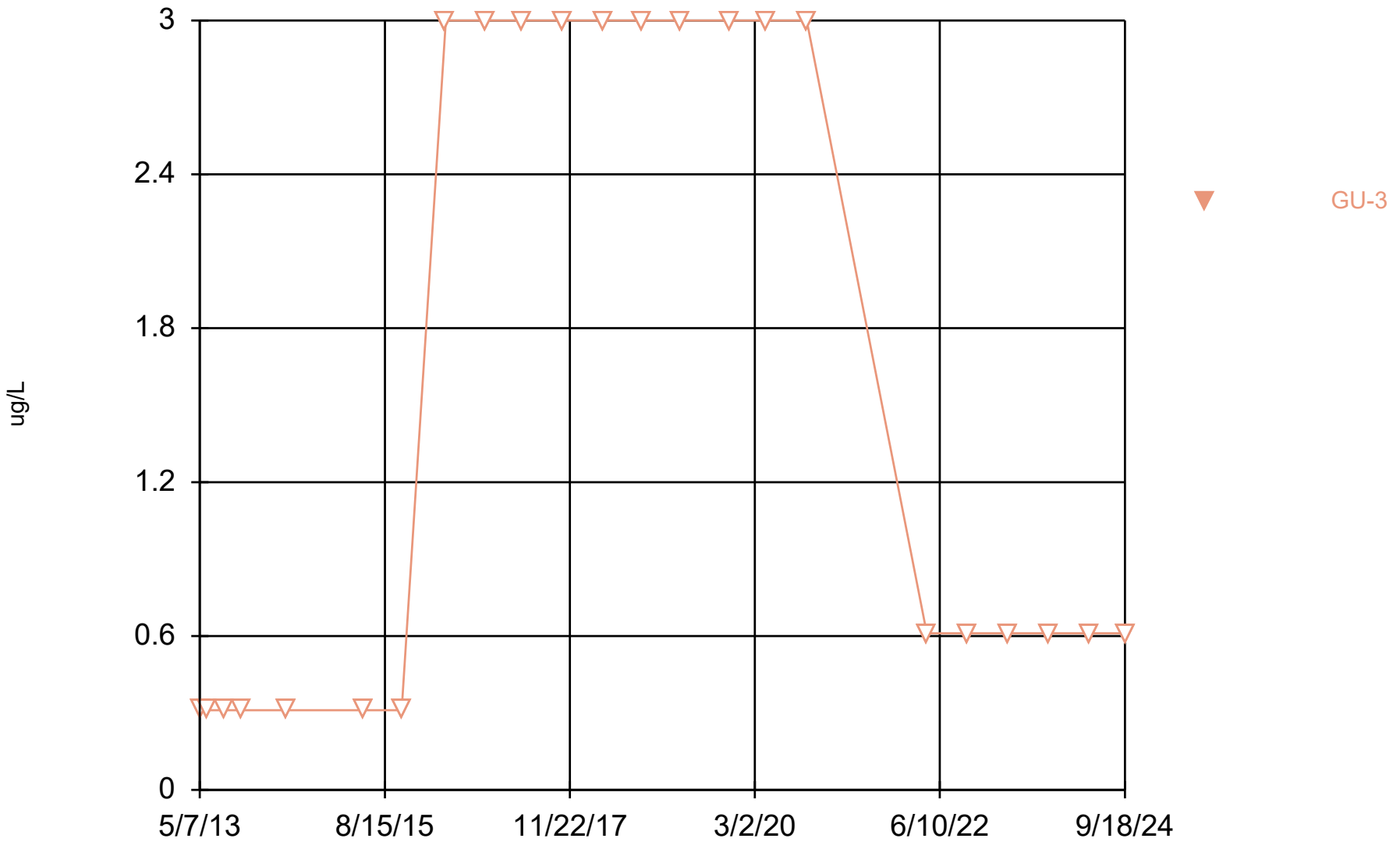

Constituent: Chloromethane Analysis Run 12/17/2024 2:18 PM View: Underdrains_Appendix I VOCs DMASWA Data: DMASWA Database_Updated

Sanitas™ v.10.0.15 Software licensed to HDR, Inc. UG
Hollow symbols indicate censored values.

Time Series

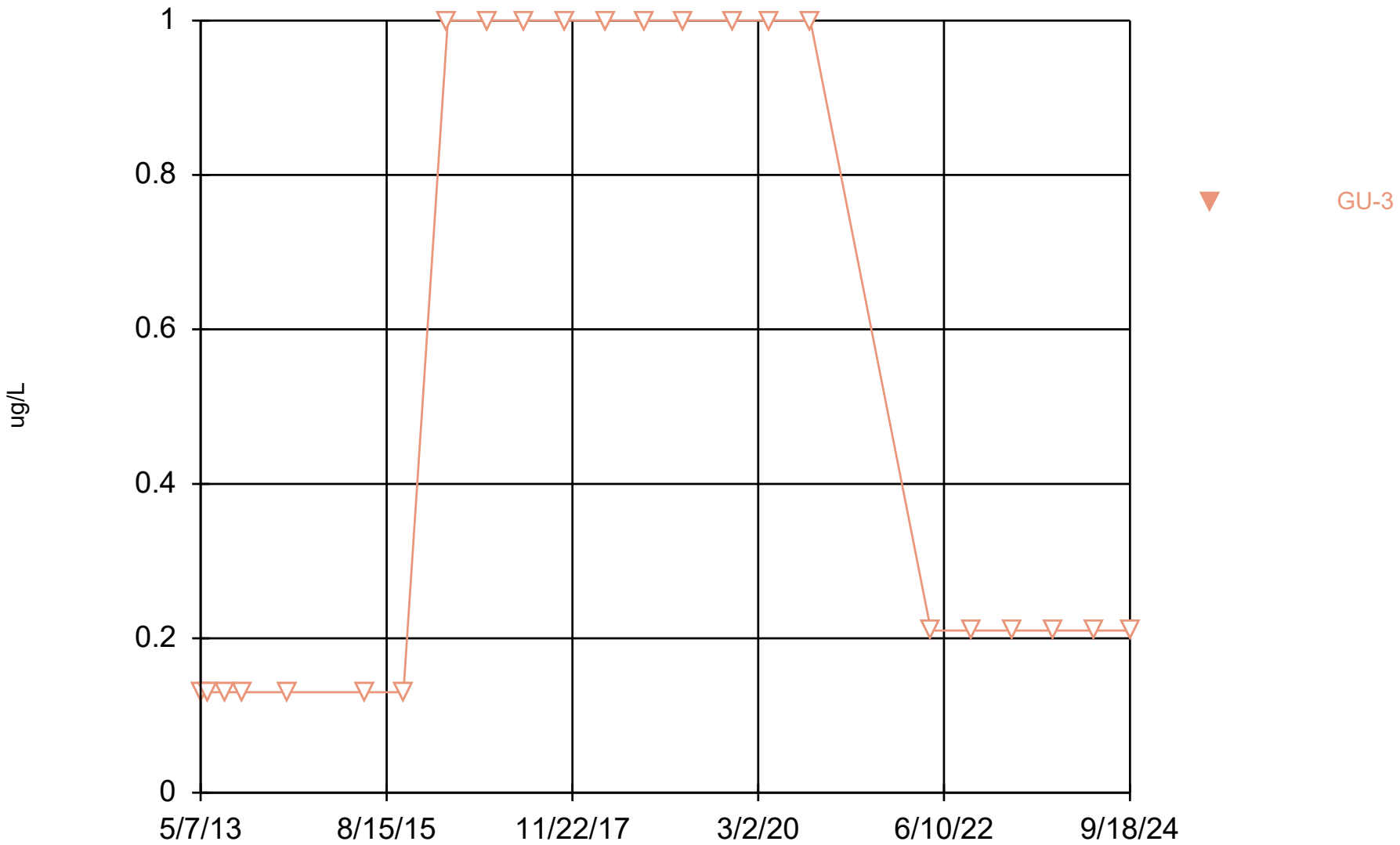

Constituent: cis-1,2-Dichloroethene Analysis Run 12/17/2024 2:18 PM View: Underdrains_Appendix I VO DMASWA Data: DMASWA Database_Updated

Sanitas™ v.10.0.15 Software licensed to HDR, Inc. UG
Hollow symbols indicate censored values.

Time Series

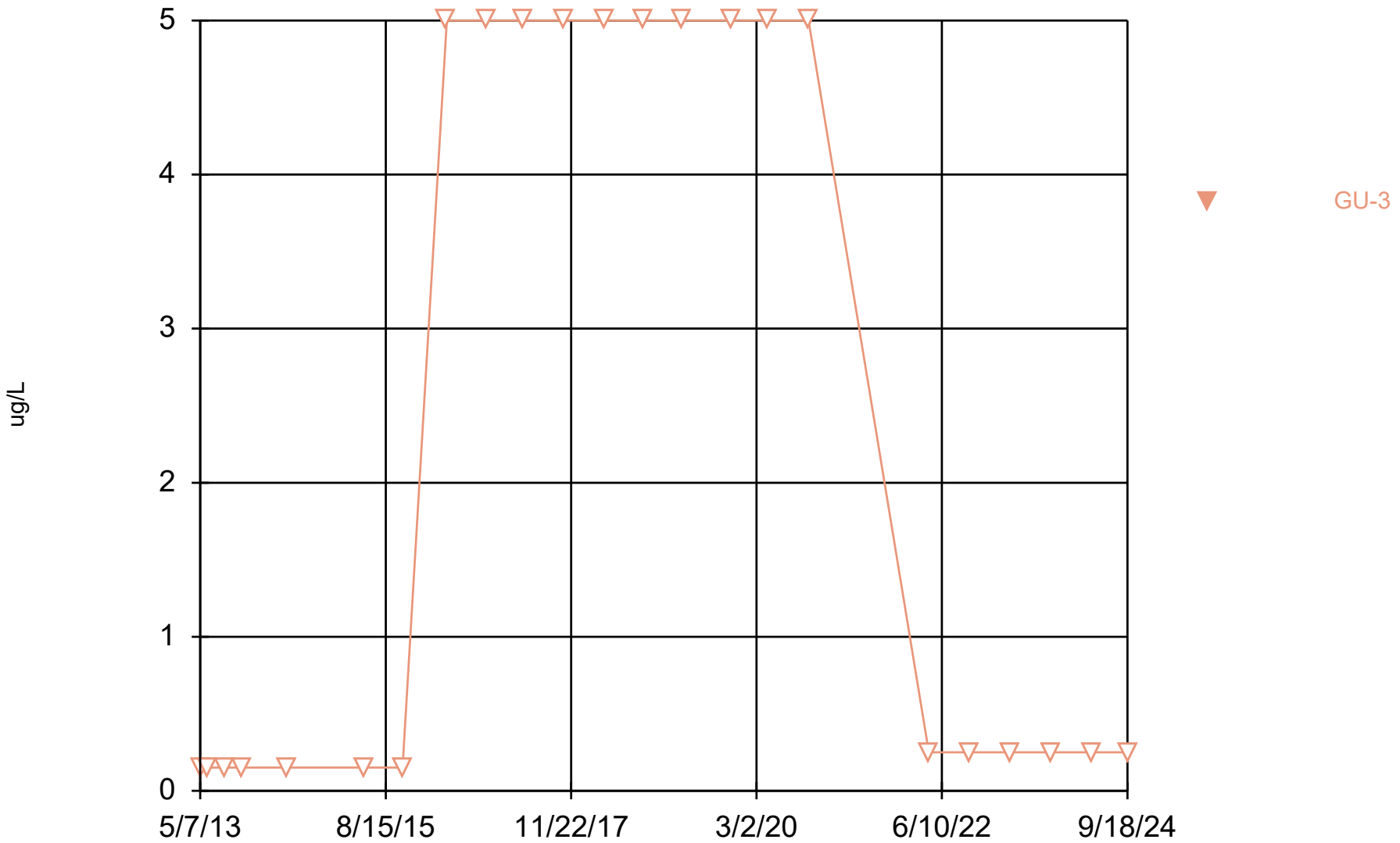

Constituent: cis-1,3-Dichloropropene Analysis Run 12/17/2024 2:18 PM View: Underdrains_Appendix I V DMASWA Data: DMASWA Database_Updated

Sanitas™ v.10.0.15 Software licensed to HDR, Inc. UG
Hollow symbols indicate censored values.

Time Series

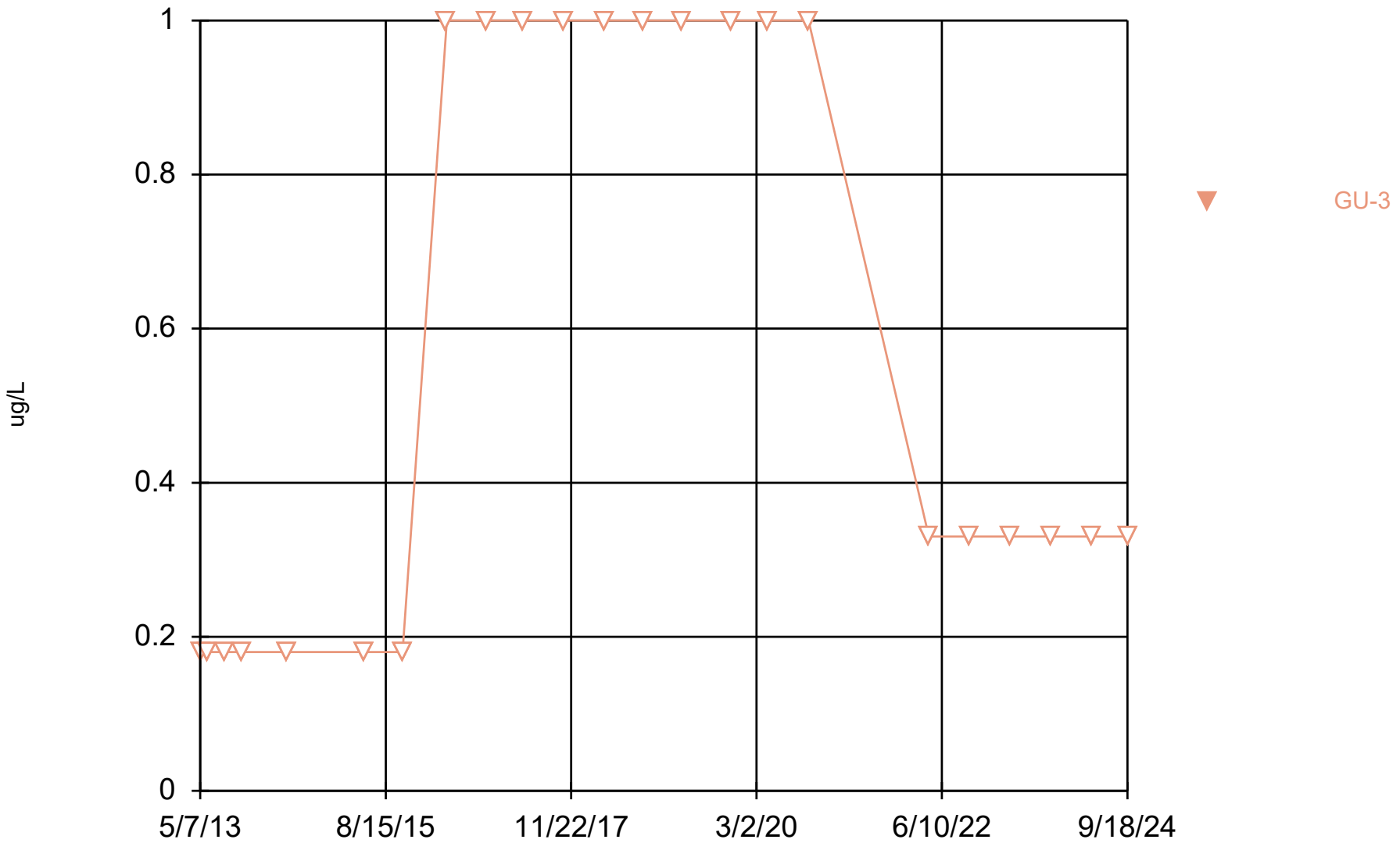

Constituent: Dibromomethane Analysis Run 12/17/2024 2:18 PM View: Underdrains_Appendix I VOCs DMASWA Data: DMASWA Database_Updated

Sanitas™ v.10.0.15 Software licensed to HDR, Inc. UG
Hollow symbols indicate censored values.

Time Series

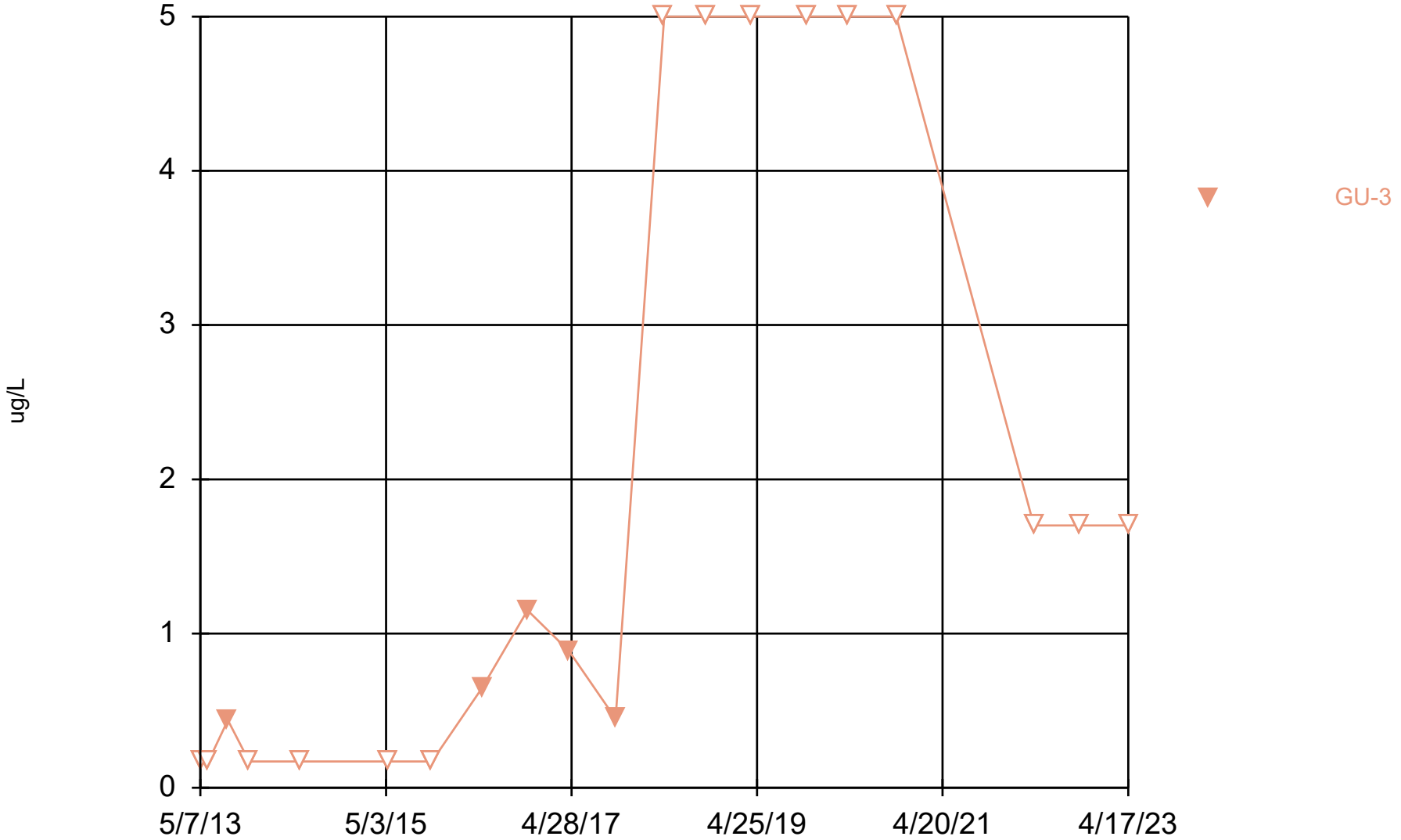

Constituent: Dichloromethane Analysis Run 12/17/2024 2:18 PM View: Underdrains_Appendix I VOCs
DMASWA Data: DMASWA Database_Updated

Sanitas™ v.10.0.15 Software licensed to HDR, Inc. UG
Hollow symbols indicate censored values.

Time Series

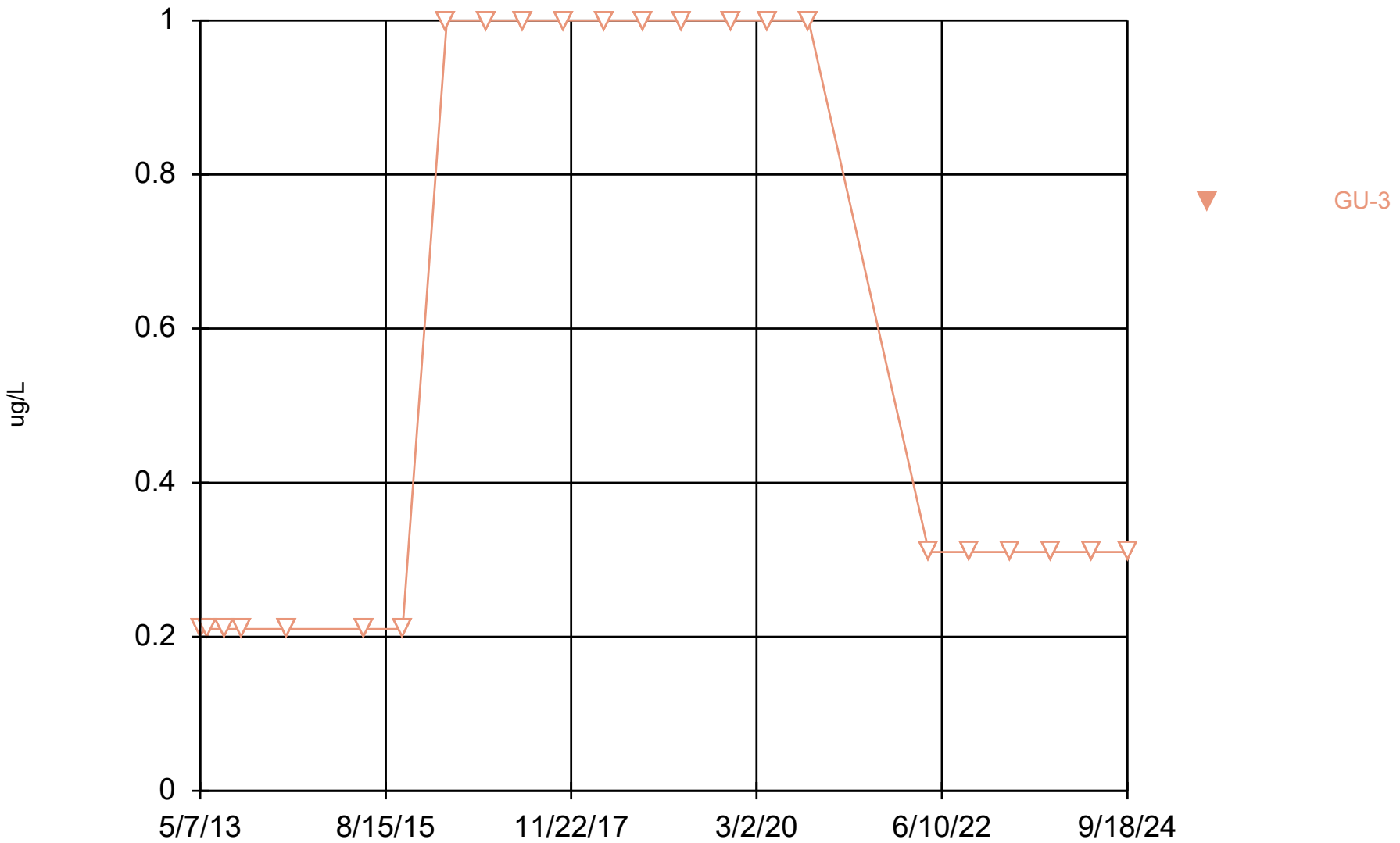

Constituent: Ethylbenzene Analysis Run 12/17/2024 2:18 PM View: Underdrains_Appendix I VOCs
DMASWA Data: DMASWA Database_Updated

Sanitas™ v.10.0.15 Software licensed to HDR, Inc. UG
Hollow symbols indicate censored values.

Time Series

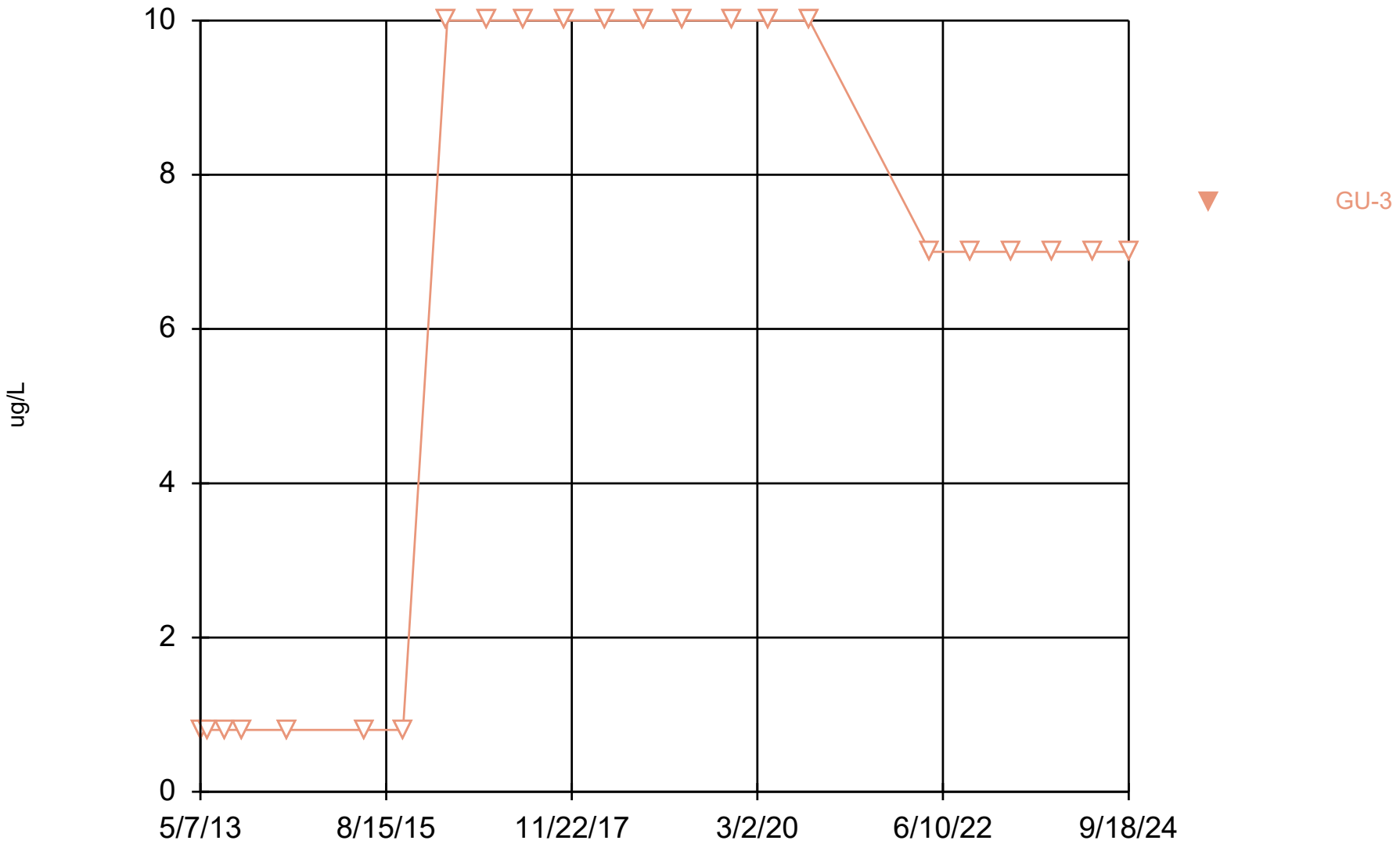

Constituent: Iodomethane Analysis Run 12/17/2024 2:18 PM View: Underdrains_Appendix I VOCs DMASWA Data: DMASWA Database_Updated

Sanitas™ v.10.0.15 Software licensed to HDR, Inc. UG
Hollow symbols indicate censored values.

Time Series

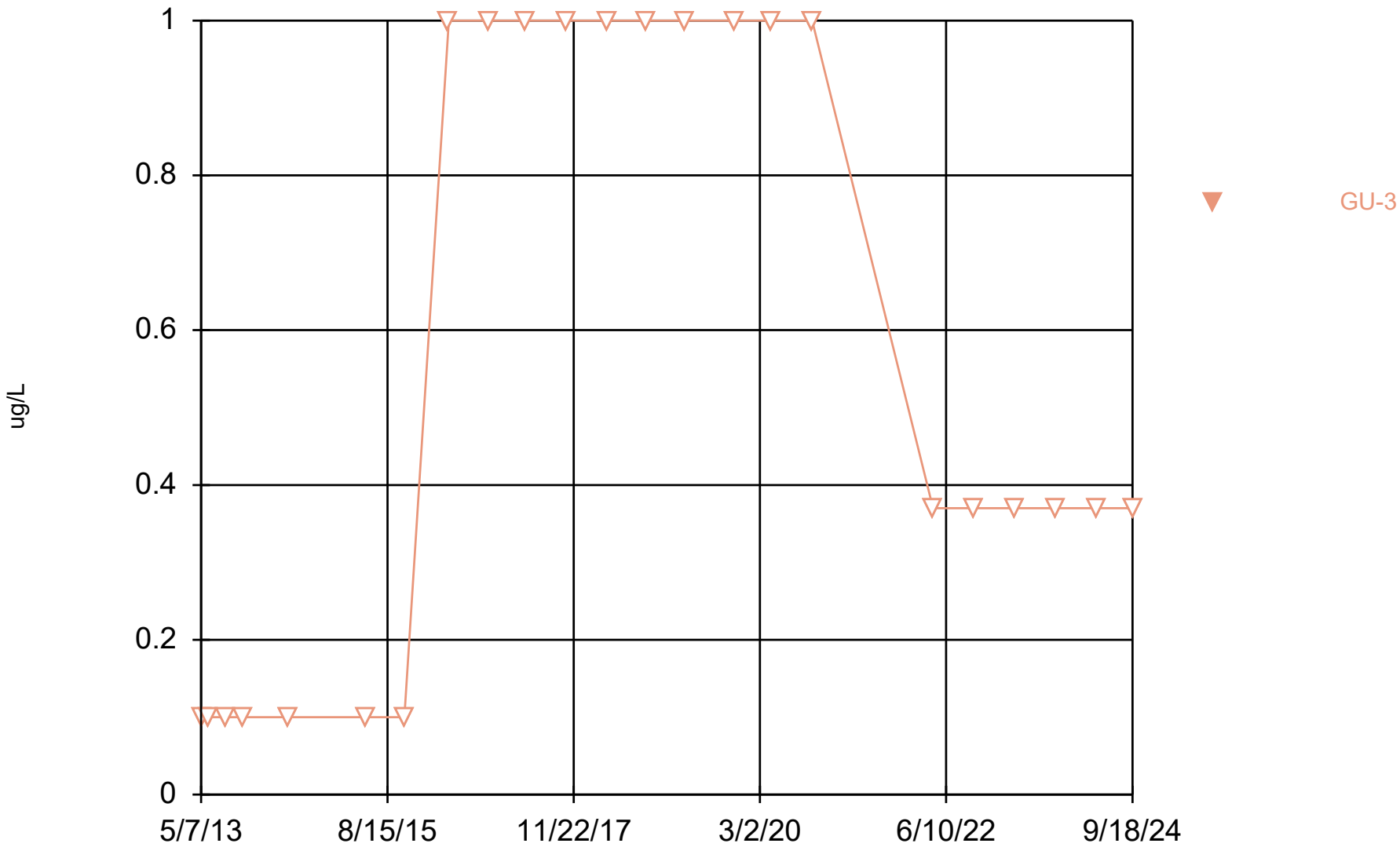

Constituent: Styrene Analysis Run 12/17/2024 2:18 PM View: Underdrains_Appendix I VOCs

DMASWA Data: DMASWA Database_Updated

Sanitas™ v.10.0.15 Software licensed to HDR, Inc. UG
Hollow symbols indicate censored values.

Time Series

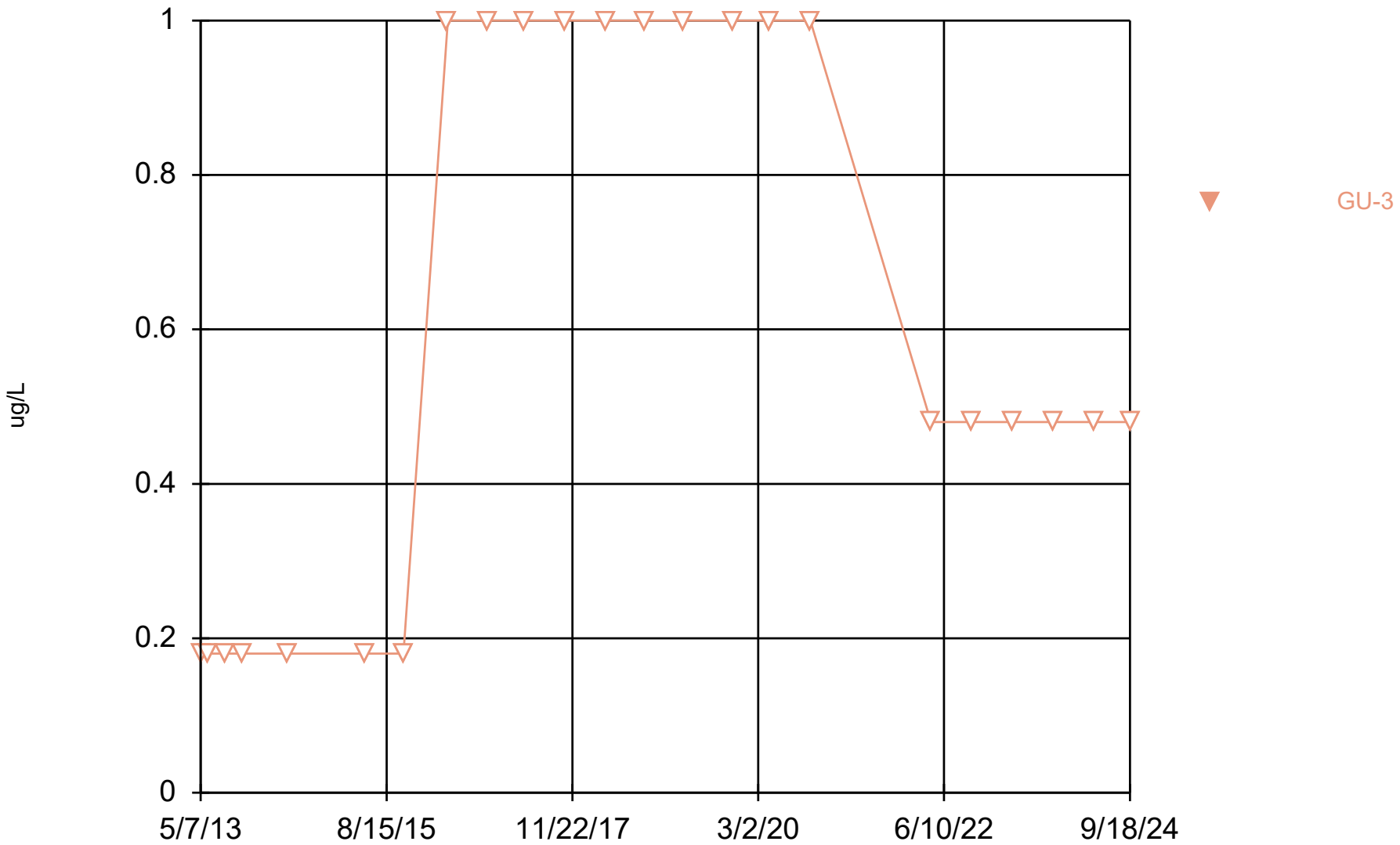

Constituent: Tetrachloroethene Analysis Run 12/17/2024 2:18 PM View: Underdrains_Appendix I VOCs DMASWA Data: DMASWA Database_Updated

Sanitas™ v.10.0.15 Software licensed to HDR, Inc. UG
Hollow symbols indicate censored values.

Time Series

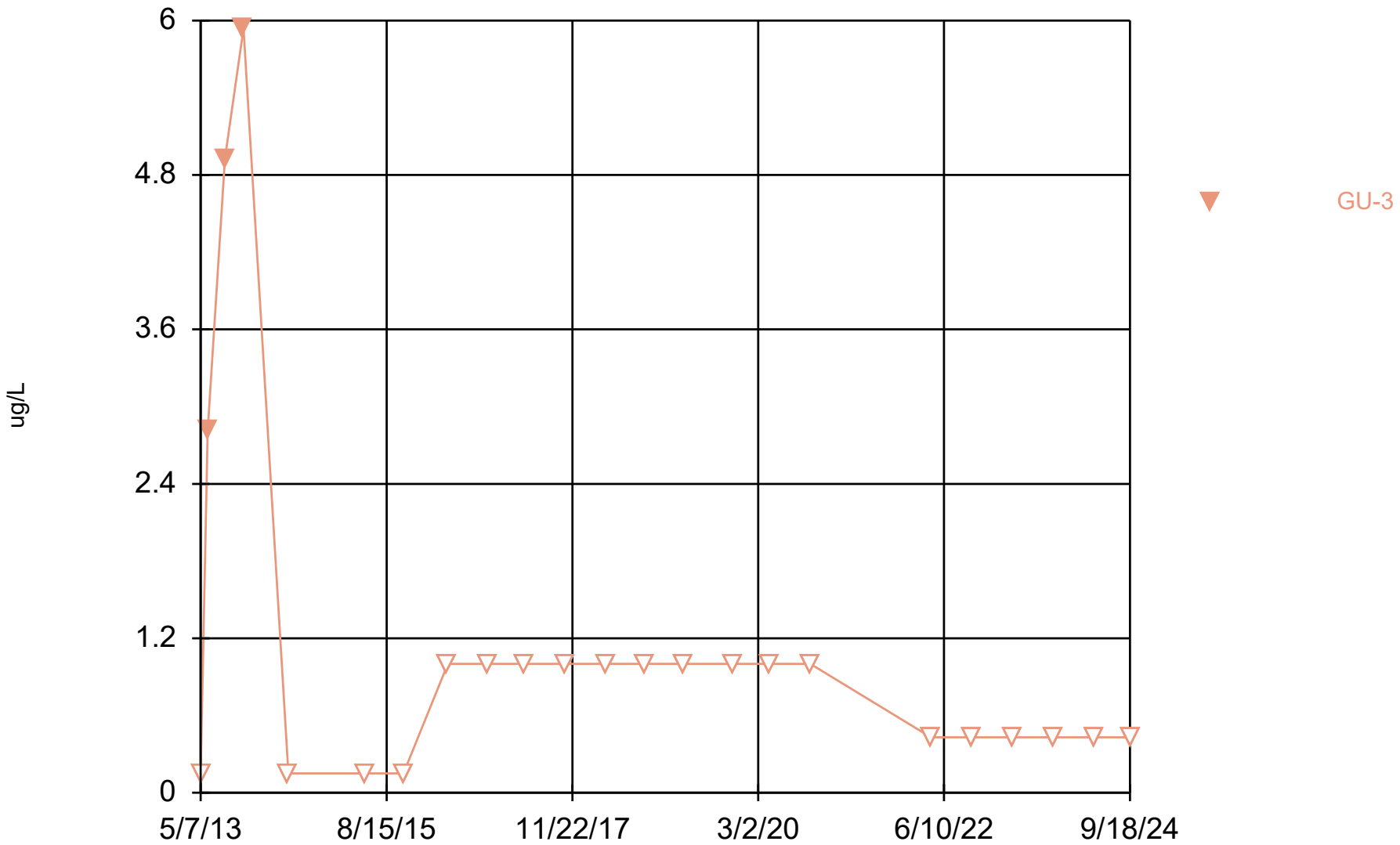

Constituent: Toluene Analysis Run 12/17/2024 2:18 PM View: Underdrains_Appendix I VOCs
DMASWA Data: DMASWA Database_Updated

Sanitas™ v.10.0.15 Software licensed to HDR, Inc. UG
Hollow symbols indicate censored values.

Time Series

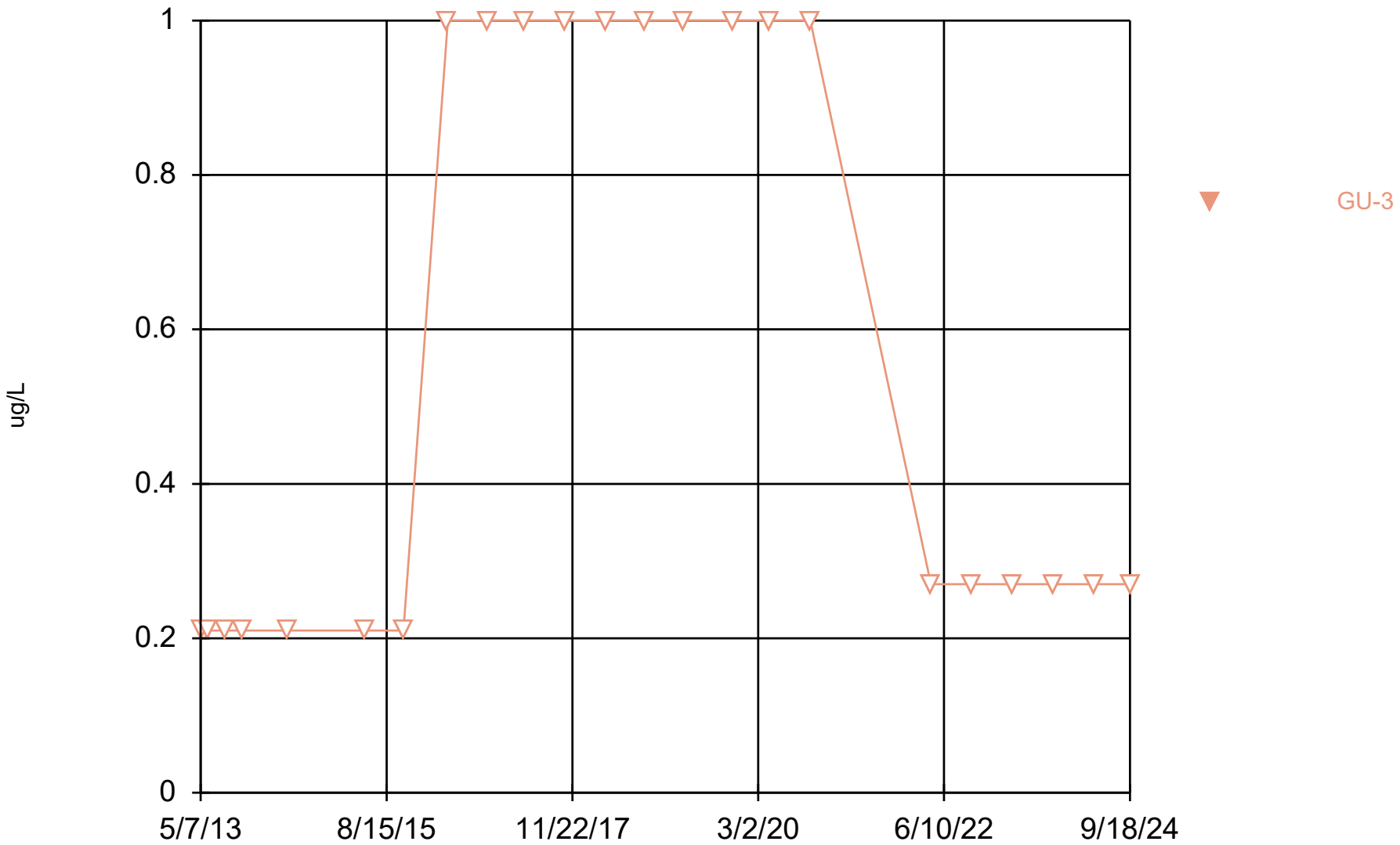

Constituent: trans-1,2-Dichloroethene Analysis Run 12/17/2024 2:18 PM View: Underdrains_Appendix I V DMASWA Data: DMASWA Database_Updated

Sanitas™ v.10.0.15 Software licensed to HDR, Inc. UG
Hollow symbols indicate censored values.

Time Series

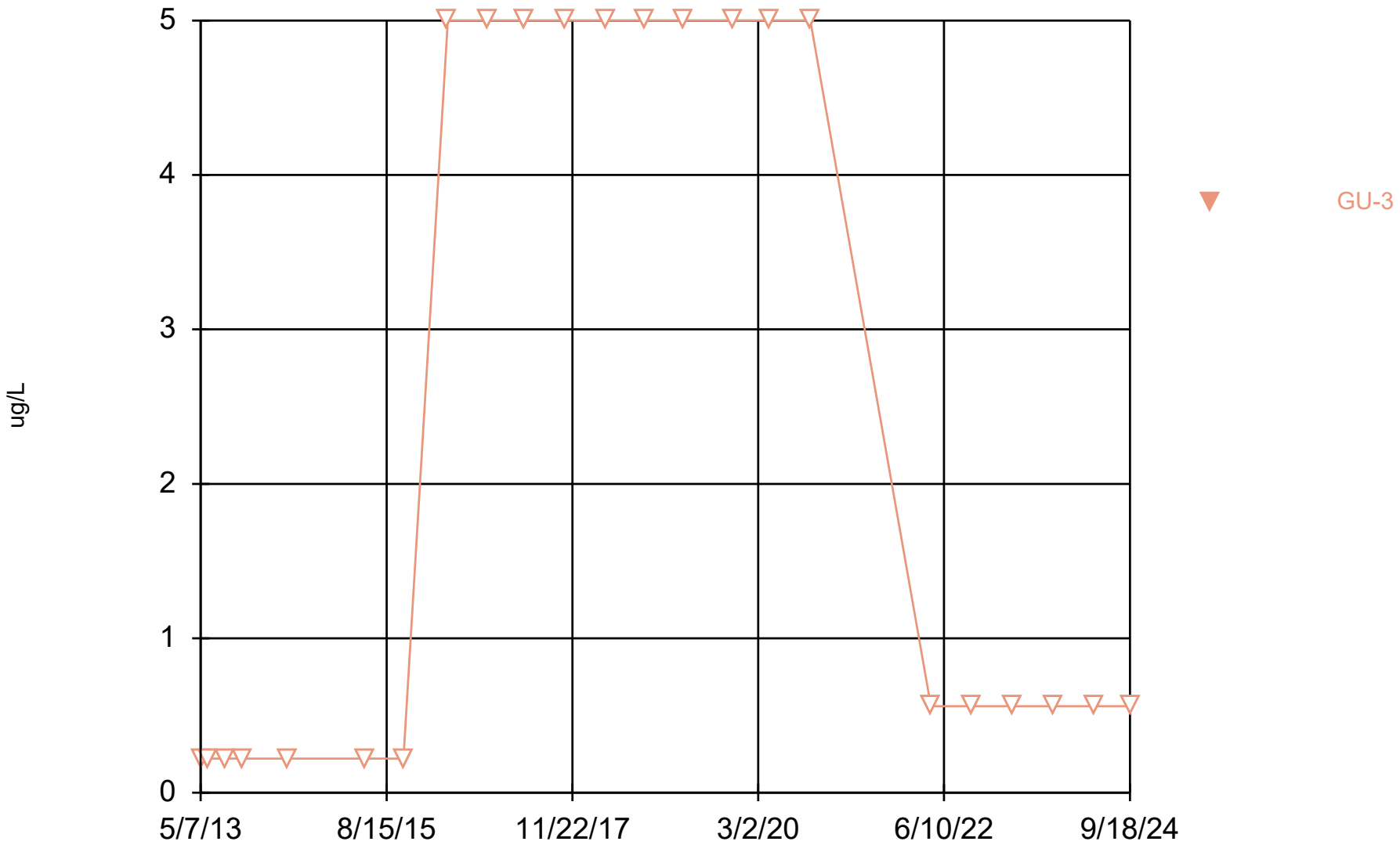

Constituent: trans-1,3-Dichloropropene Analysis Run 12/17/2024 2:18 PM View: Underdrains_Appendix I DMASWA Data: DMASWA Database_Updated

Sanitas™ v.10.0.15 Software licensed to HDR, Inc. UG
Hollow symbols indicate censored values.

Time Series

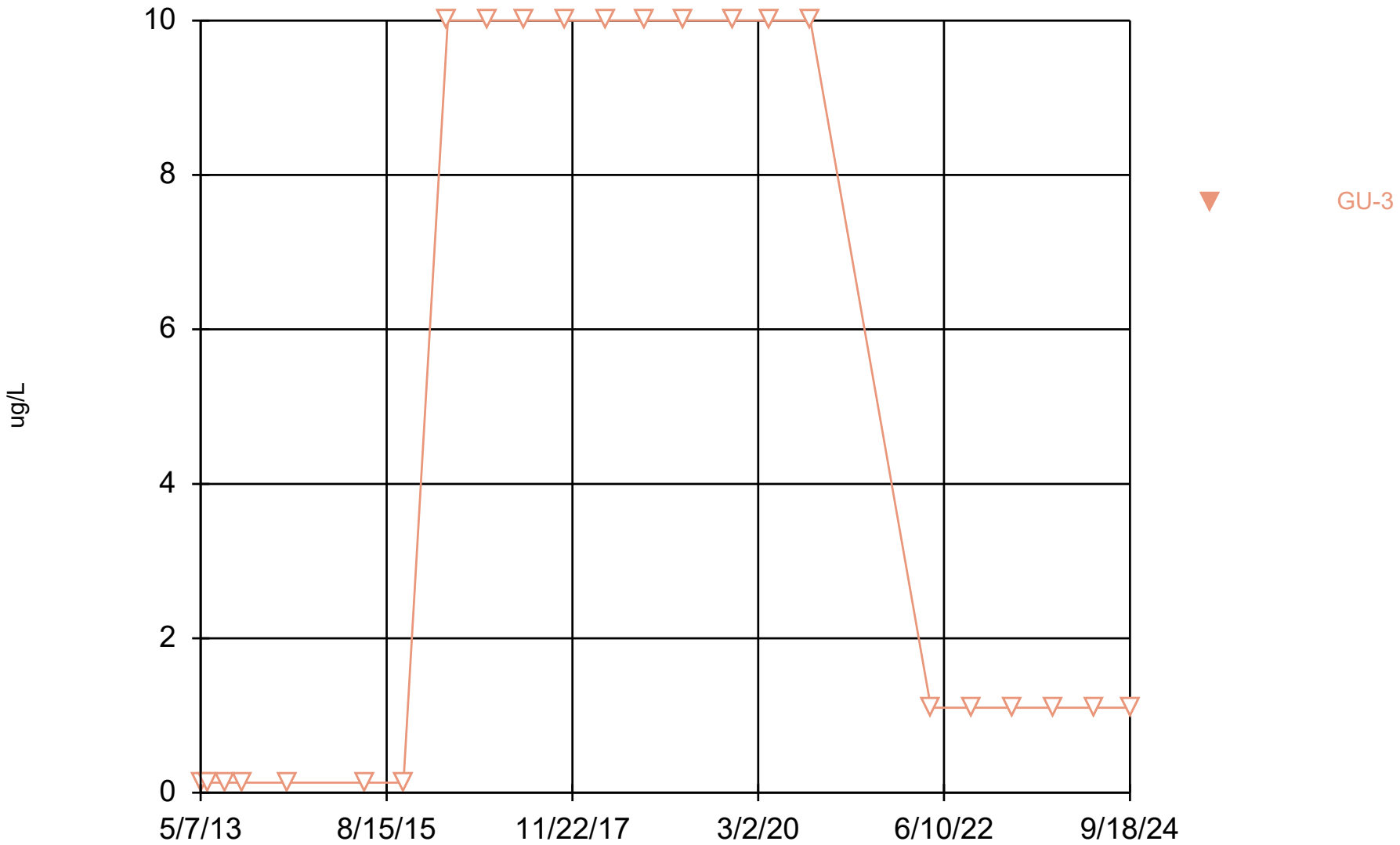

Constituent: trans-1,4-Dichloro-2-butene Analysis Run 12/17/2024 2:18 PM View: Underdrains_Appendix I DMASWA Data: DMASWA Database_Updated

Sanitas™ v.10.0.15 Software licensed to HDR, Inc. UG
Hollow symbols indicate censored values.

Time Series

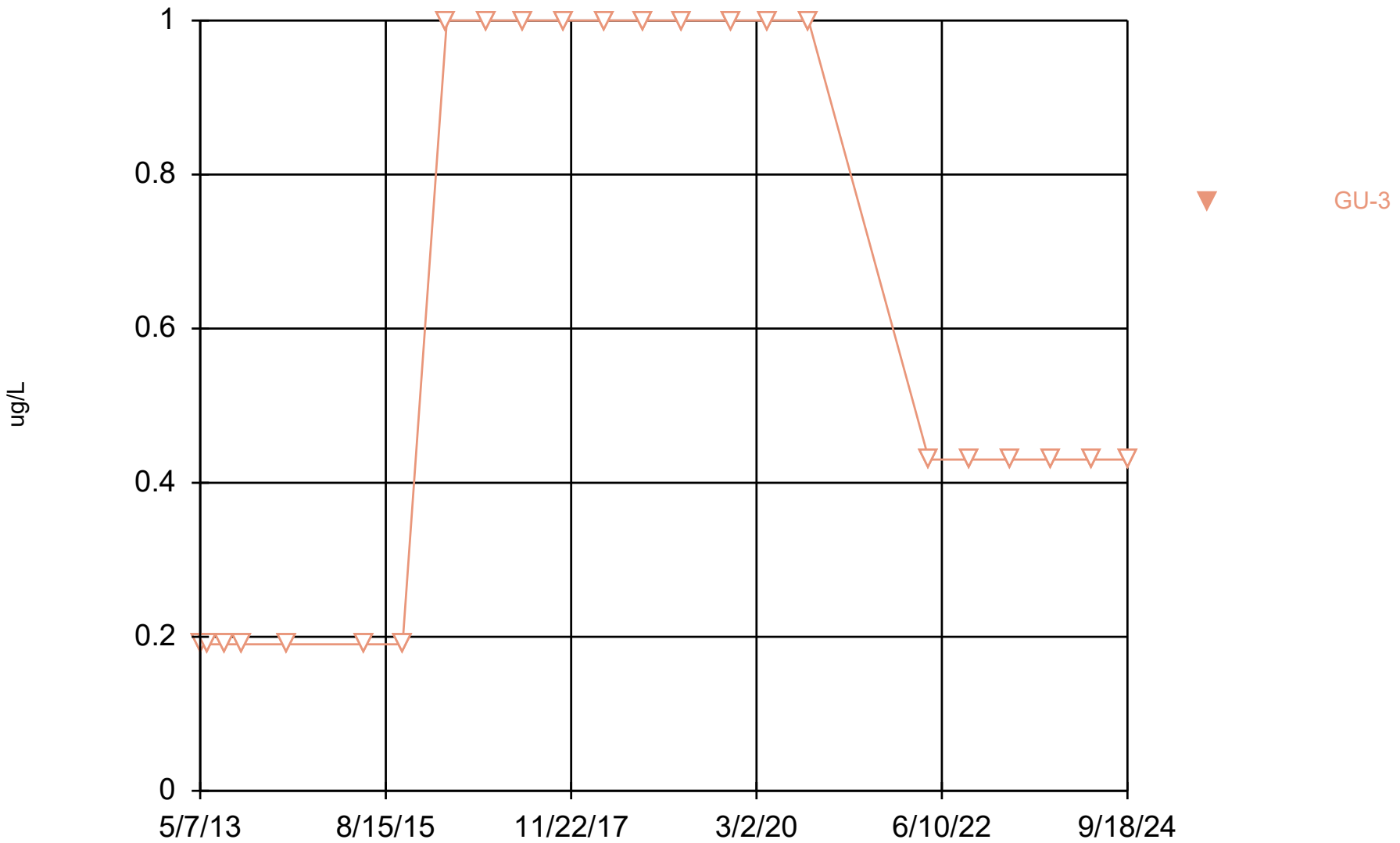

Constituent: Trichloroethene Analysis Run 12/17/2024 2:18 PM View: Underdrains_Appendix I VOCs
DMASWA Data: DMASWA Database_Updated

Sanitas™ v.10.0.15 Software licensed to HDR, Inc. UG
Hollow symbols indicate censored values.

Time Series

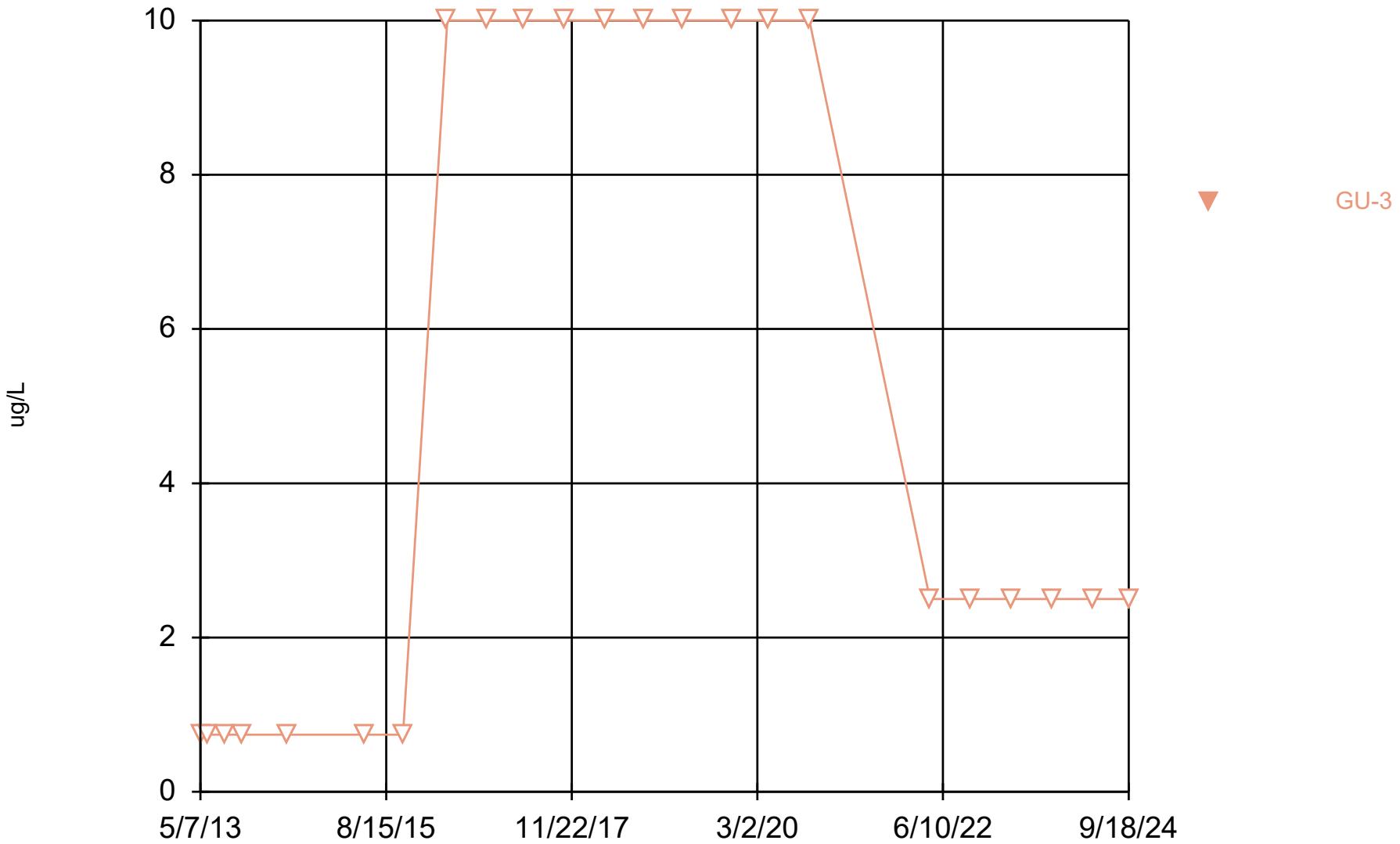

Constituent: Vinyl Acetate Analysis Run 12/17/2024 2:18 PM View: Underdrains_Appendix I VOCs DMASWA Data: DMASWA Database_Updated

Sanitas™ v.10.0.15 Software licensed to HDR, Inc. UG
Hollow symbols indicate censored values.

Time Series

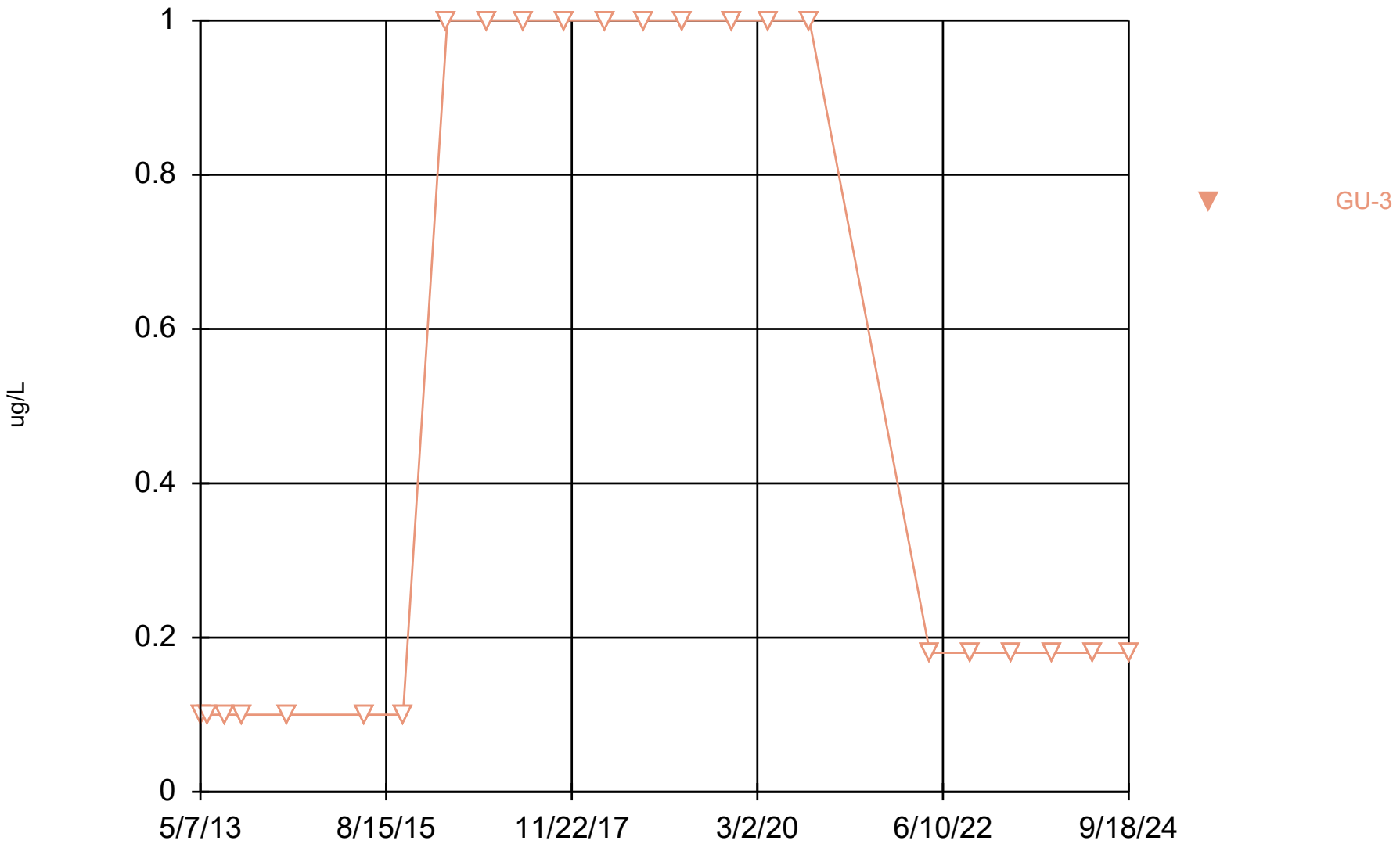

Constituent: Vinyl chloride Analysis Run 12/17/2024 2:18 PM View: Underdrains_Appendix I VOCs DMASWA Data: DMASWA Database_Updated

Sanitas™ v.10.0.15 Software licensed to HDR, Inc. UG
Hollow symbols indicate censored values.

Time Series

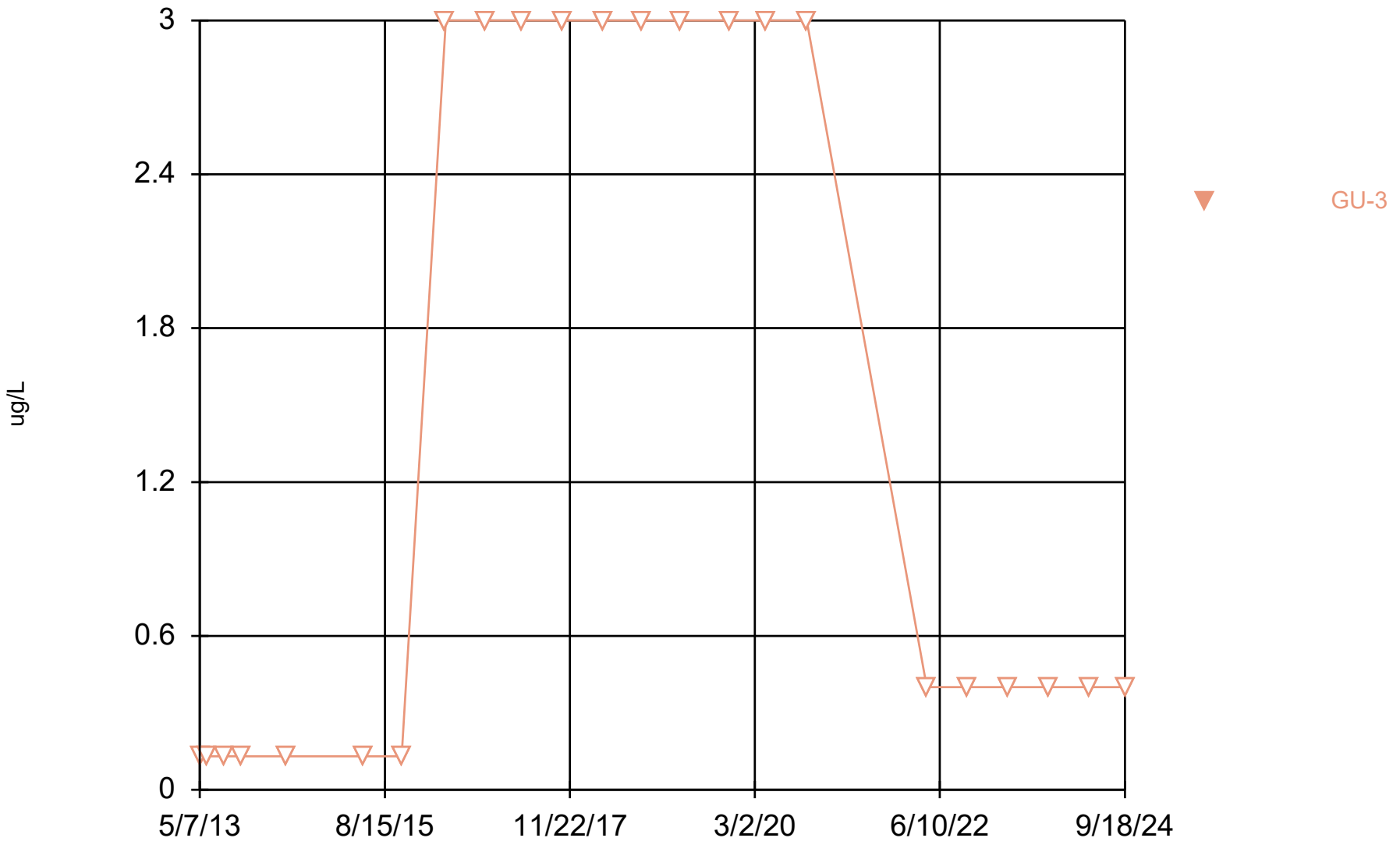

Constituent: Xylenes, Total Analysis Run 12/17/2024 2:18 PM View: Underdrains_Appendix I VOCs DMASWA Data: DMASWA Database_Updated

This page intentionally left blank.

Groundwater Underdrains – Appendix I VOCs

Box & Whisker Plots

This page intentionally left blank.

Sanitas™ v.10.0.15 Software licensed to HDR, Inc. UG

Box & Whiskers Plot



Constituent: 1,1,1-Trichloroethane Analysis Run 12/17/2024 2:21 PM View: Underdrains_Appendix I VOC DMASWA Data: DMASWA Database_Updated

Sanitas™ v.10.0.15 Software licensed to HDR, Inc. UG

Box & Whiskers Plot

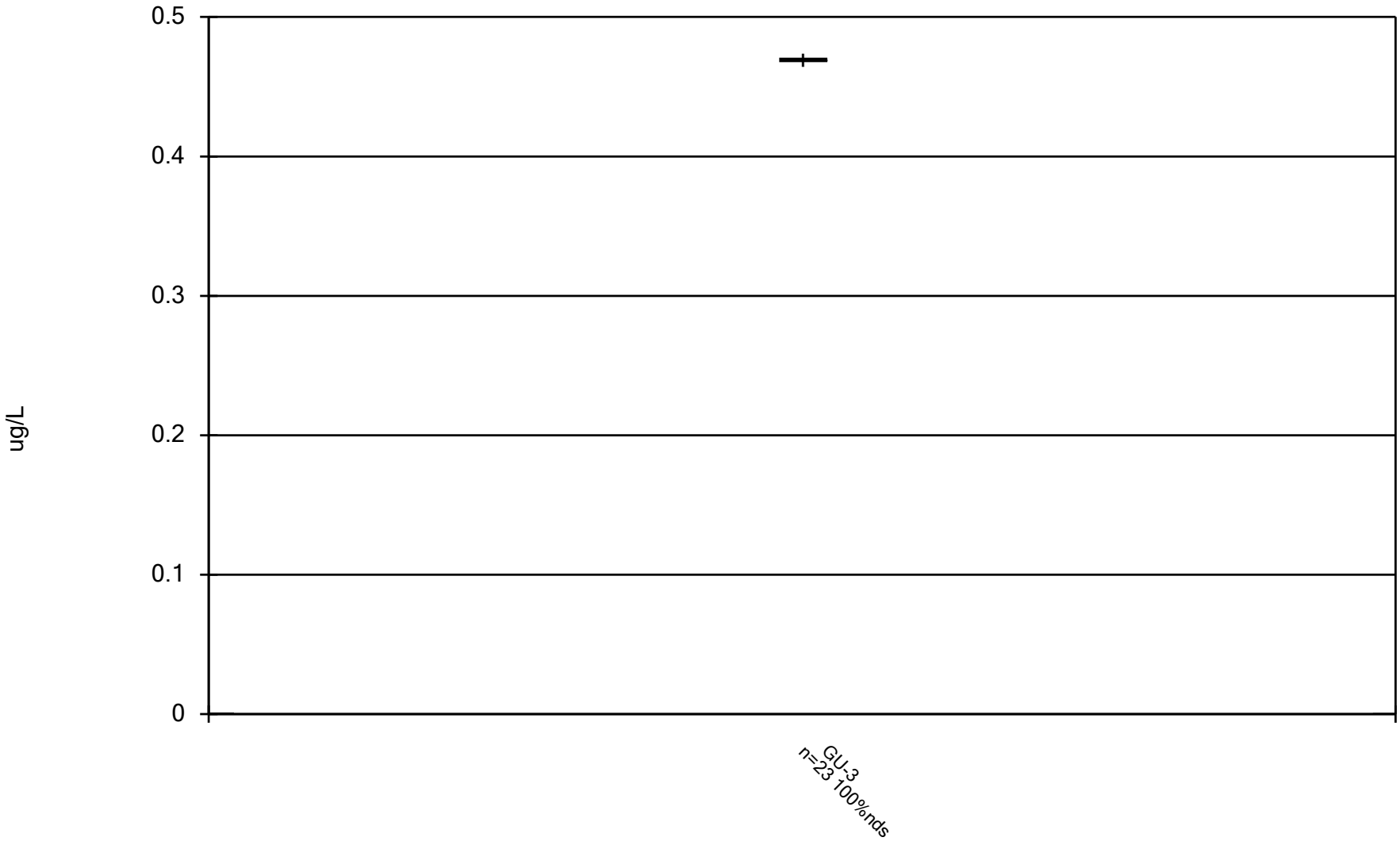

Constituent: 1,1,2,2-Tetrachloroethane Analysis Run 12/17/2024 2:21 PM View: Underdrains_Appendix I DMASWA Data: DMASWA Database_Updated

Sanitas™ v.10.0.15 Software licensed to HDR, Inc. UG

Box & Whiskers Plot



Constituent: 1,1,2-Trichloroethane Analysis Run 12/17/2024 2:21 PM View: Underdrains_Appendix I VOC DMASWA Data: DMASWA Database_Updated

Sanitas™ v.10.0.15 Software licensed to HDR, Inc. UG

Box & Whiskers Plot



Constituent: 1,1-Dichloroethane Analysis Run 12/17/2024 2:21 PM View: Underdrains_Appendix I VOCs DMASWA Data: DMASWA Database_Updated

Sanitas™ v.10.0.15 Software licensed to HDR, Inc. UG

Box & Whiskers Plot

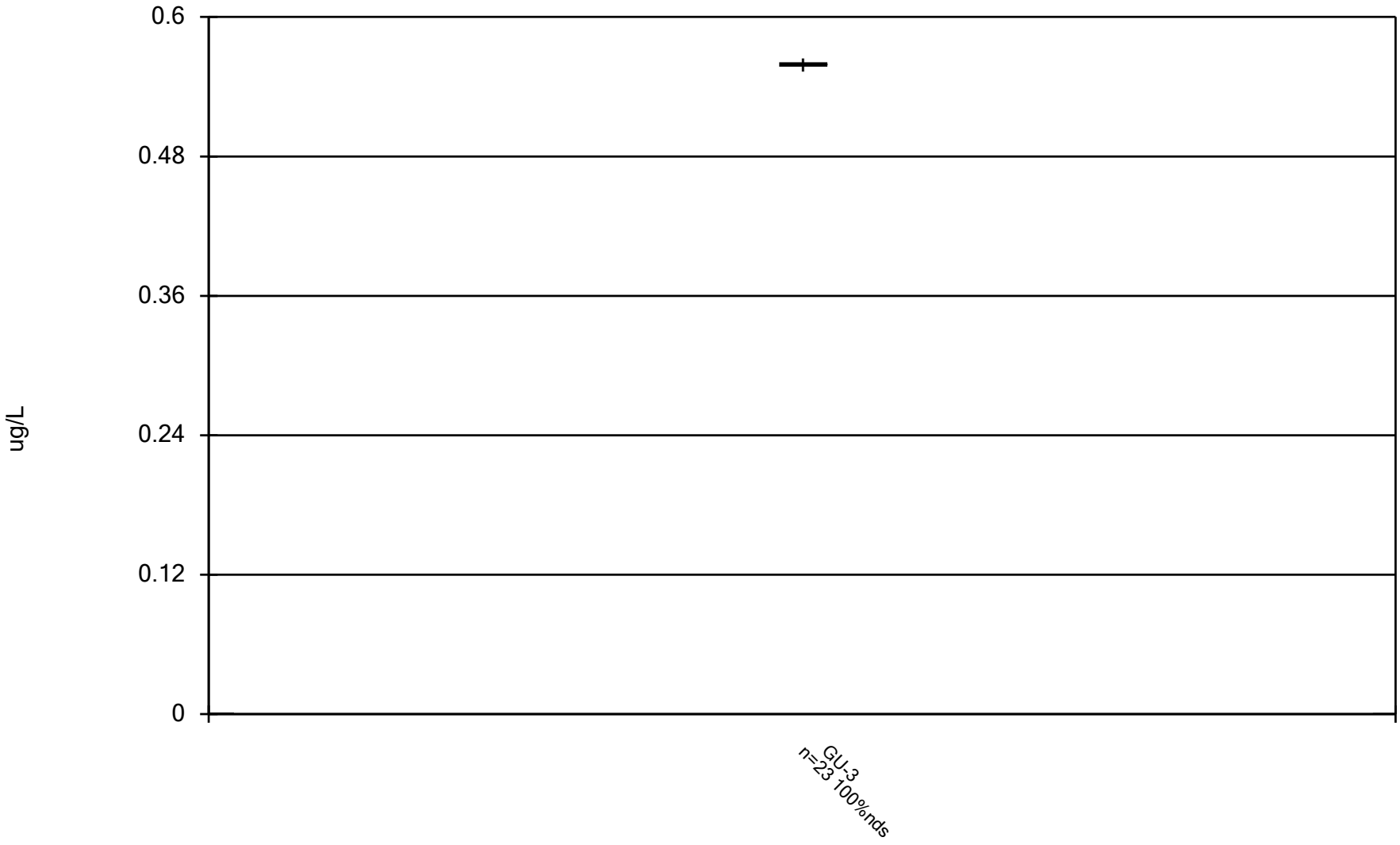

Constituent: 1,1-Dichloroethene Analysis Run 12/17/2024 2:21 PM View: Underdrains_Appendix I VOCs DMASWA Data: DMASWA Database_Updated

Sanitas™ v.10.0.15 Software licensed to HDR, Inc. UG

Box & Whiskers Plot

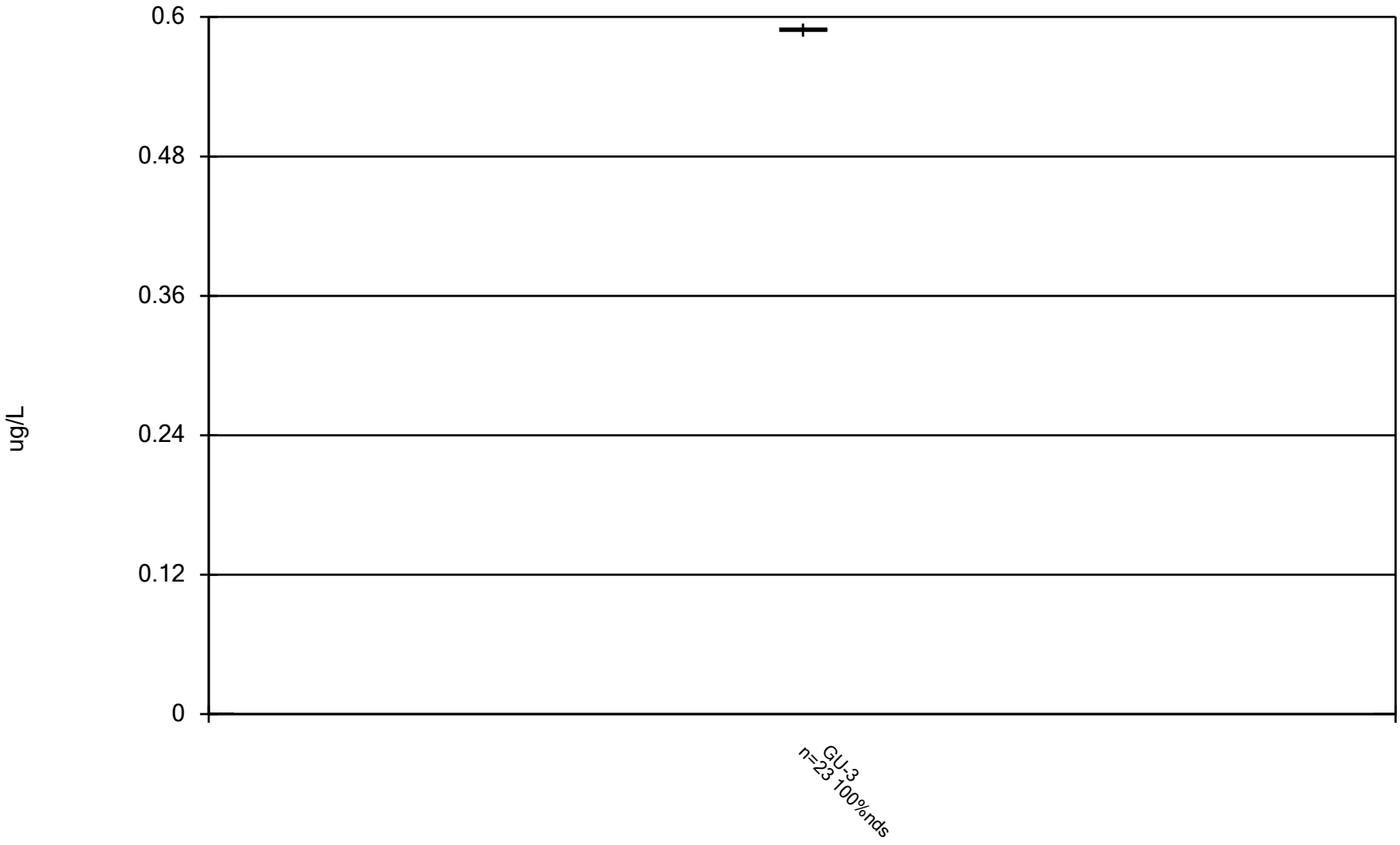

Constituent: 1,2,3-Trichloropropane Analysis Run 12/17/2024 2:21 PM View: Underdrains_Appendix I VOC DMASWA Data: DMASWA Database_Updated

Box & Whiskers Plot



Constituent: 1,2-Dibromo-3-chloropropane Analysis Run 12/17/2024 2:21 PM View: Underdrains_Appendi
DMASWA Data: DMASWA Database_Updated

Sanitas™ v.10.0.15 Software licensed to HDR, Inc. UG

Box & Whiskers Plot



Constituent: 1,2-Dibromoethane [EDB] Analysis Run 12/17/2024 2:21 PM View: Underdrains_Appendix I DMASWA Data: DMASWA Database_Updated

Sanitas™ v.10.0.15 Software licensed to HDR, Inc. UG

Box & Whiskers Plot

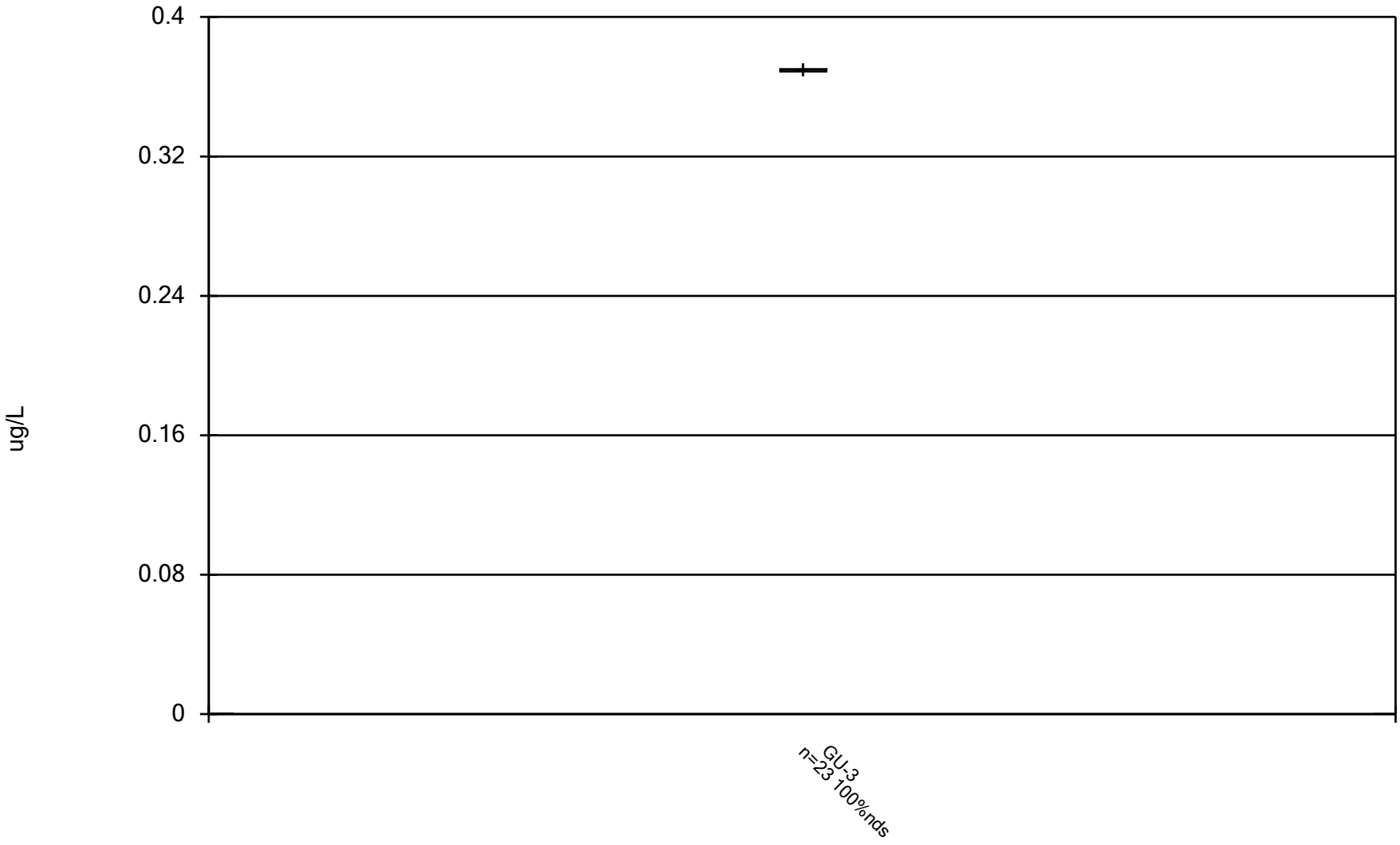

Constituent: 1,2-Dichlorobenzene Analysis Run 12/17/2024 2:21 PM View: Underdrains_Appendix I VOCs DMASWA Data: DMASWA Database_Updated

Sanitas™ v.10.0.15 Software licensed to HDR, Inc. UG

Box & Whiskers Plot

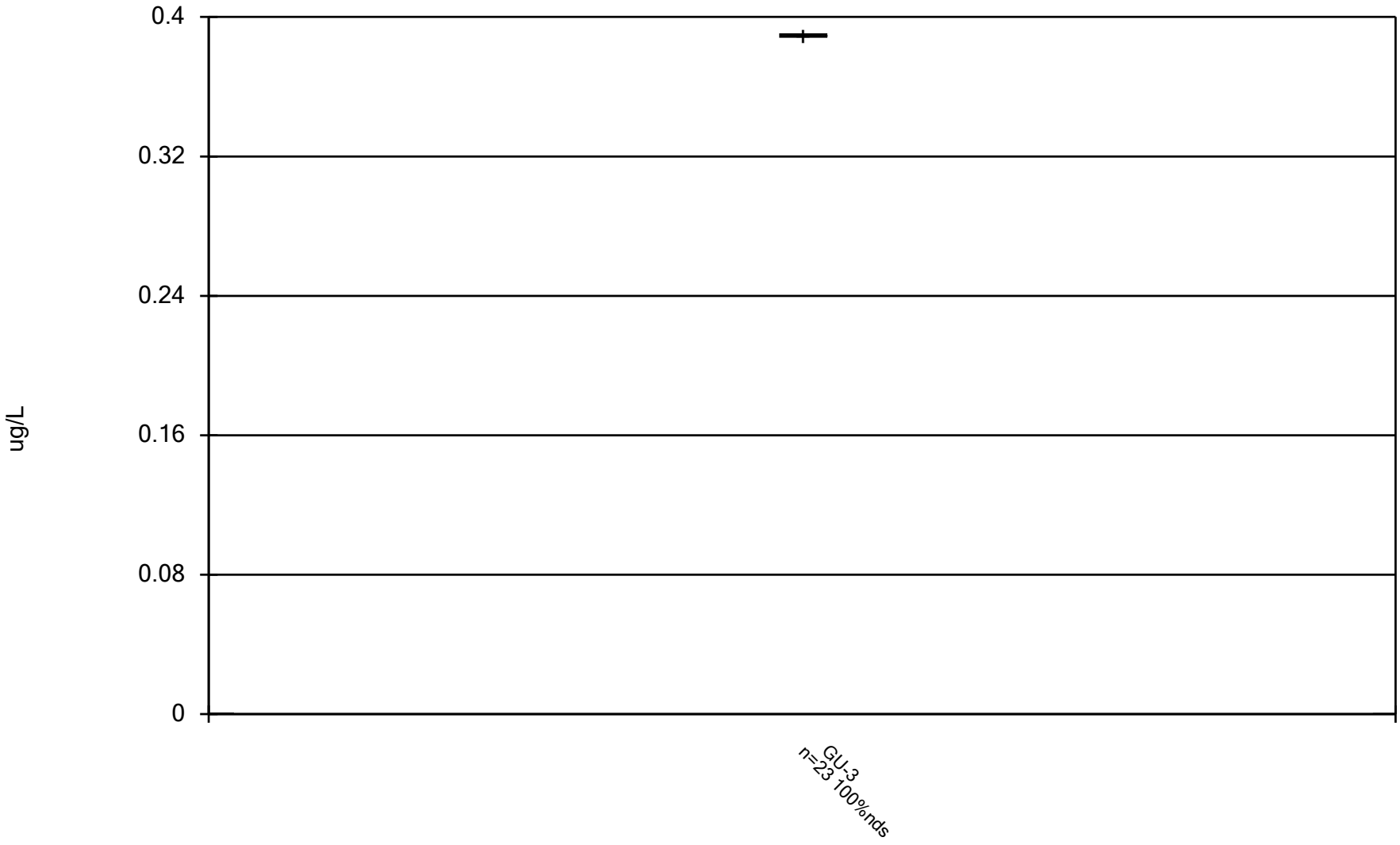

Constituent: 1,2-Dichloroethane Analysis Run 12/17/2024 2:21 PM View: Underdrains_Appendix I VOCs DMASWA Data: DMASWA Database_Updated

Sanitas™ v.10.0.15 Software licensed to HDR, Inc. UG

Box & Whiskers Plot



Constituent: 1,2-Dichloropropane Analysis Run 12/17/2024 2:21 PM View: Underdrains_Appendix I VOCs DMASWA Data: DMASWA Database_Updated

Sanitas™ v.10.0.15 Software licensed to HDR, Inc. UG

Box & Whiskers Plot



Constituent: 1,4-Dichlorobenzene Analysis Run 12/17/2024 2:21 PM View: Underdrains_Appendix I VOCs DMASWA Data: DMASWA Database_Updated

Sanitas™ v.10.0.15 Software licensed to HDR, Inc. UG

Box & Whiskers Plot



Constituent: 2-Butanone [MEK] Analysis Run 12/17/2024 2:21 PM View: Underdrains_Appendix I VOCs DMASWA Data: DMASWA Database_Updated

Sanitas™ v.10.0.15 Software licensed to HDR, Inc. UG

Box & Whiskers Plot



Constituent: 2-Hexanone Analysis Run 12/17/2024 2:21 PM View: Underdrains_Appendix I VOCs DMASWA Data: DMASWA Database_Updated

Sanitas™ v.10.0.15 Software licensed to HDR, Inc. UG

Box & Whiskers Plot



Constituent: 4-Methyl-2-pentanone Analysis Run 12/17/2024 2:21 PM View: Underdrains_Appendix I VOC DMASWA Data: DMASWA Database_Updated

Sanitas™ v.10.0.15 Software licensed to HDR, Inc. UG

Box & Whiskers Plot

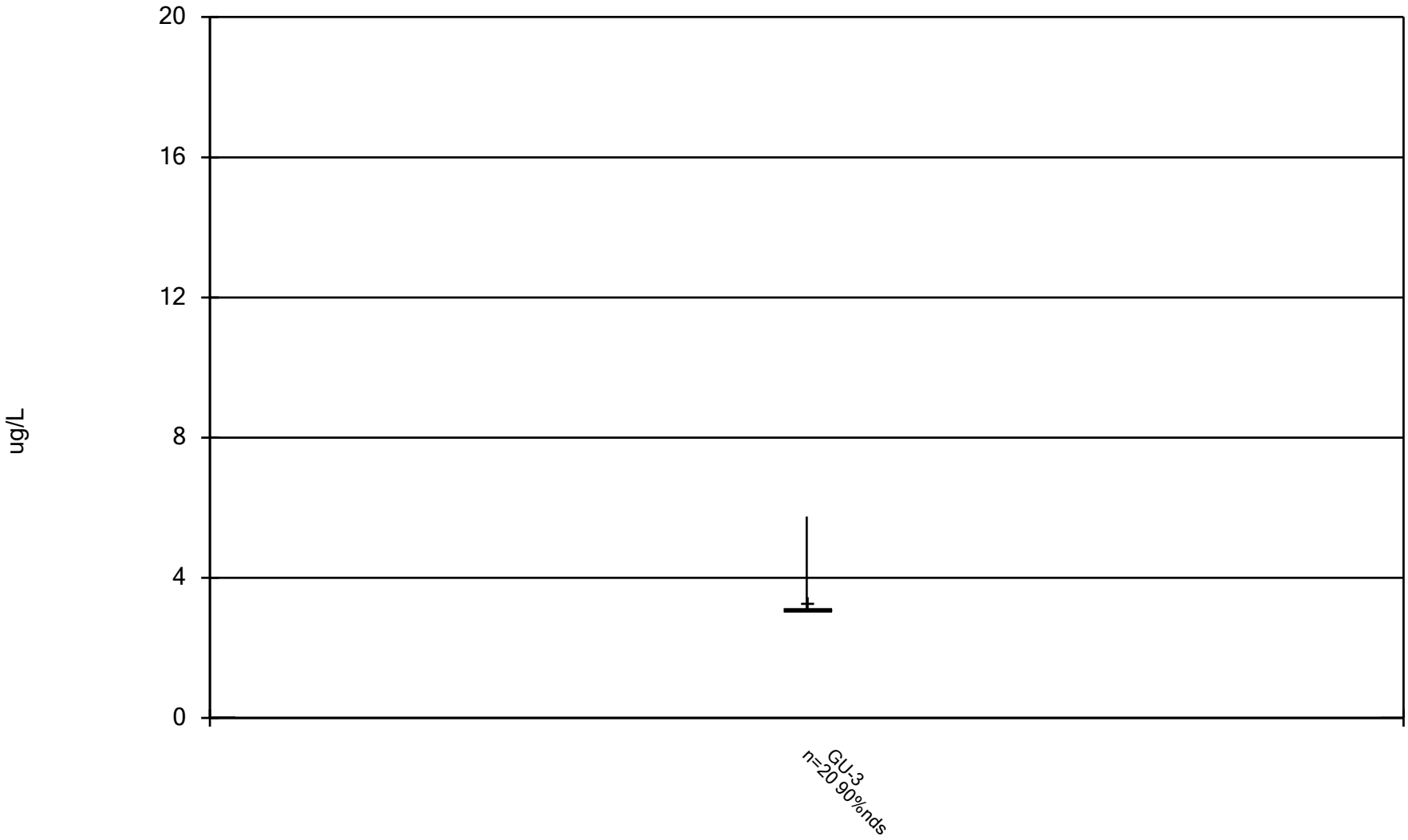

Constituent: Acetone Analysis Run 12/17/2024 2:21 PM View: Underdrains_Appendix I VOCs
DMASWA Data: DMASWA Database_Updated

Sanitas™ v.10.0.15 Software licensed to HDR, Inc. UG

Box & Whiskers Plot



Constituent: Acrylonitrile Analysis Run 12/17/2024 2:21 PM View: Underdrains_Appendix I VOCs DMASWA Data: DMASWA Database_Updated

Sanitas™ v.10.0.15 Software licensed to HDR, Inc. UG

Box & Whiskers Plot



Constituent: Benzene Analysis Run 12/17/2024 2:21 PM View: Underdrains_Appendix I VOCs
DMASWA Data: DMASWA Database_Updated

Sanitas™ v.10.0.15 Software licensed to HDR, Inc. UG

Box & Whiskers Plot

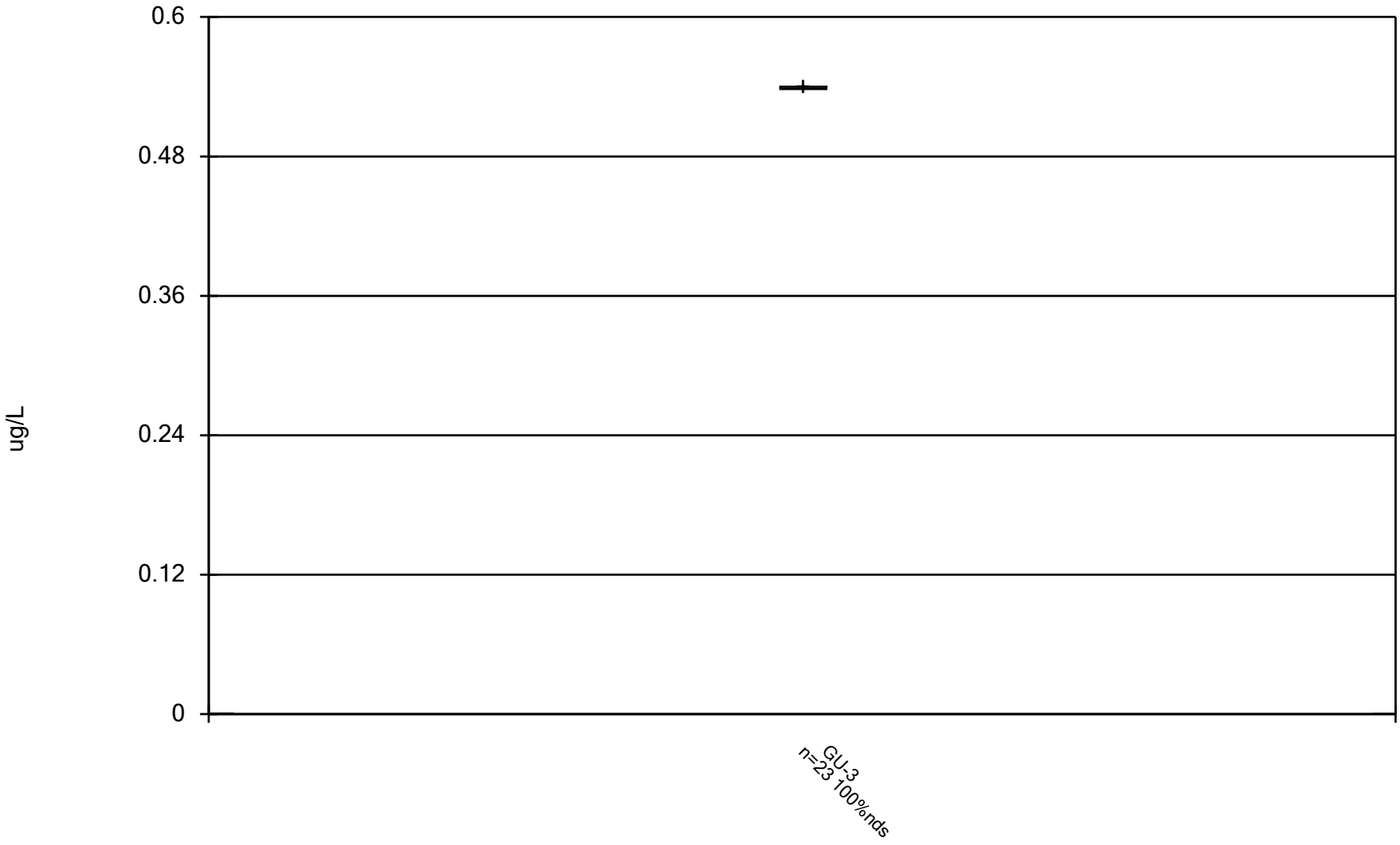

Constituent: Bromochloromethane Analysis Run 12/17/2024 2:21 PM View: Underdrains_Appendix I VOC DMASWA Data: DMASWA Database_Updated

Sanitas™ v.10.0.15 Software licensed to HDR, Inc. UG

Box & Whiskers Plot

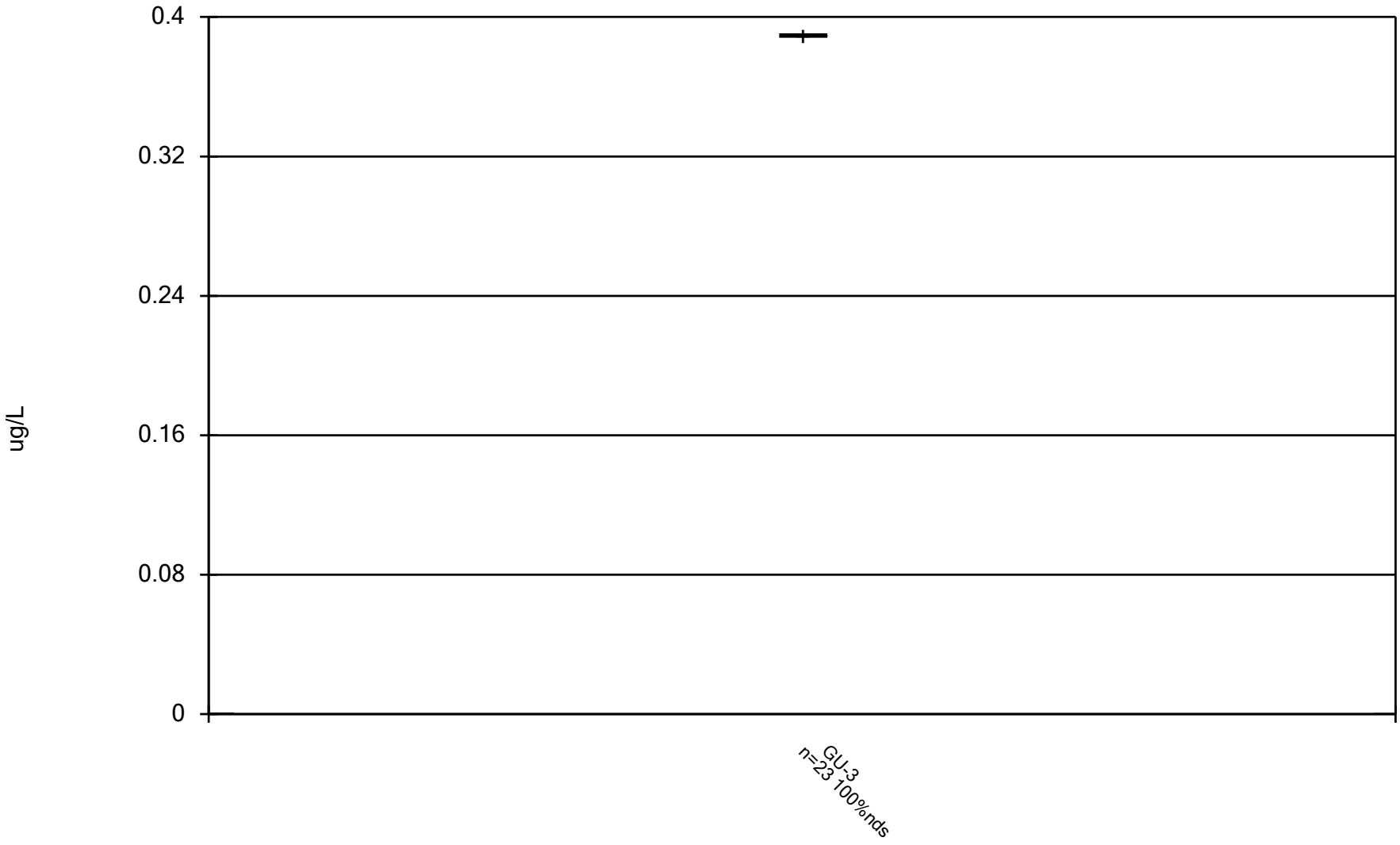

Constituent: Bromodichloromethane Analysis Run 12/17/2024 2:21 PM View: Underdrains_Appendix I VO DMASWA Data: DMASWA Database_Updated

Sanitas™ v.10.0.15 Software licensed to HDR, Inc. UG

Box & Whiskers Plot



Constituent: Bromoform Analysis Run 12/17/2024 2:21 PM View: Underdrains_Appendix I VOCs DMASWA Data: DMASWA Database_Updated

Sanitas™ v.10.0.15 Software licensed to HDR, Inc. UG

Box & Whiskers Plot

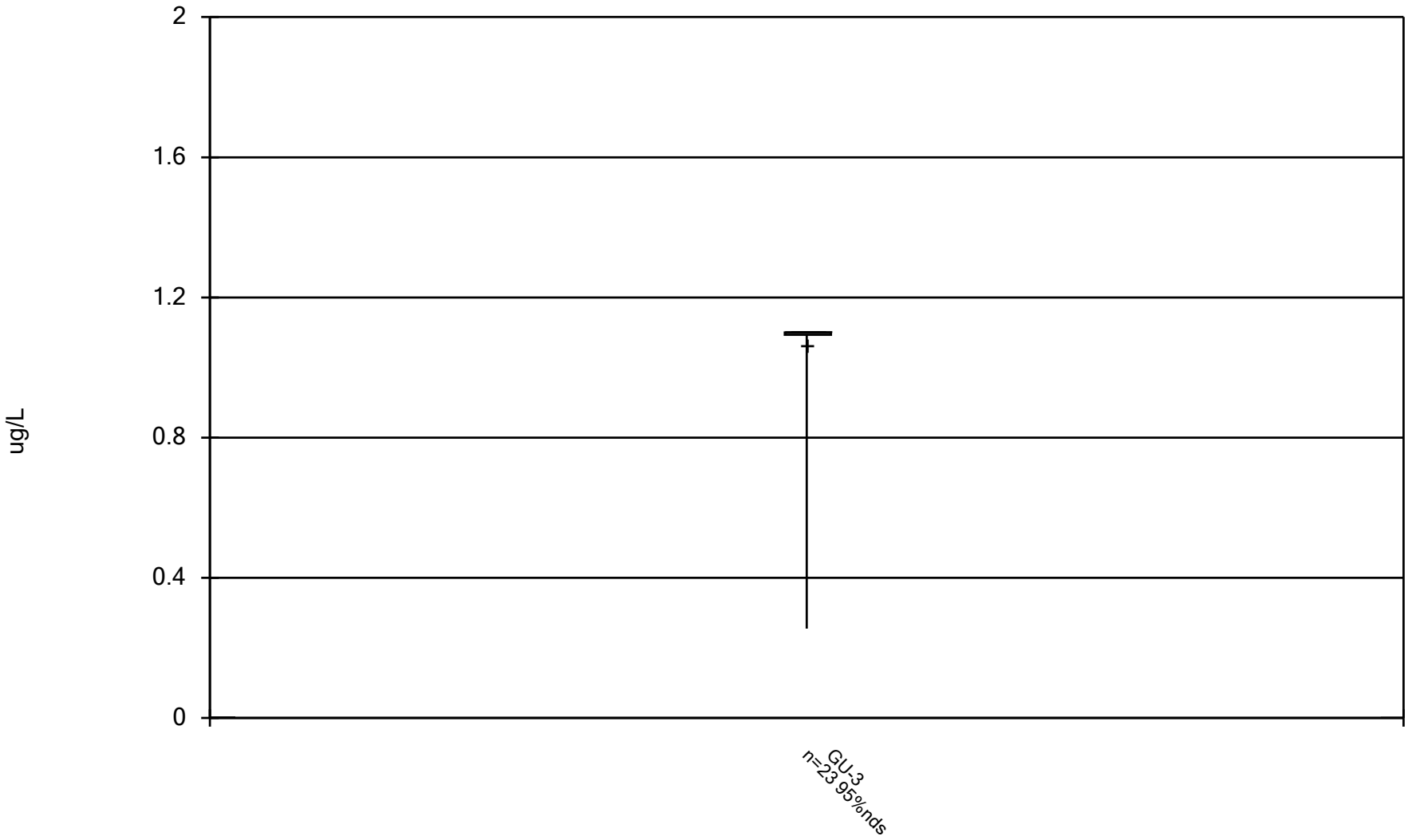

Constituent: Bromomethane Analysis Run 12/17/2024 2:21 PM View: Underdrains_Appendix I VOCs DMASWA Data: DMASWA Database_Updated

Sanitas™ v.10.0.15 Software licensed to HDR, Inc. UG

Box & Whiskers Plot



Constituent: Carbon disulfide Analysis Run 12/17/2024 2:21 PM View: Underdrains_Appendix I VOCs DMASWA Data: DMASWA Database_Updated

Sanitas™ v.10.0.15 Software licensed to HDR, Inc. UG

Box & Whiskers Plot

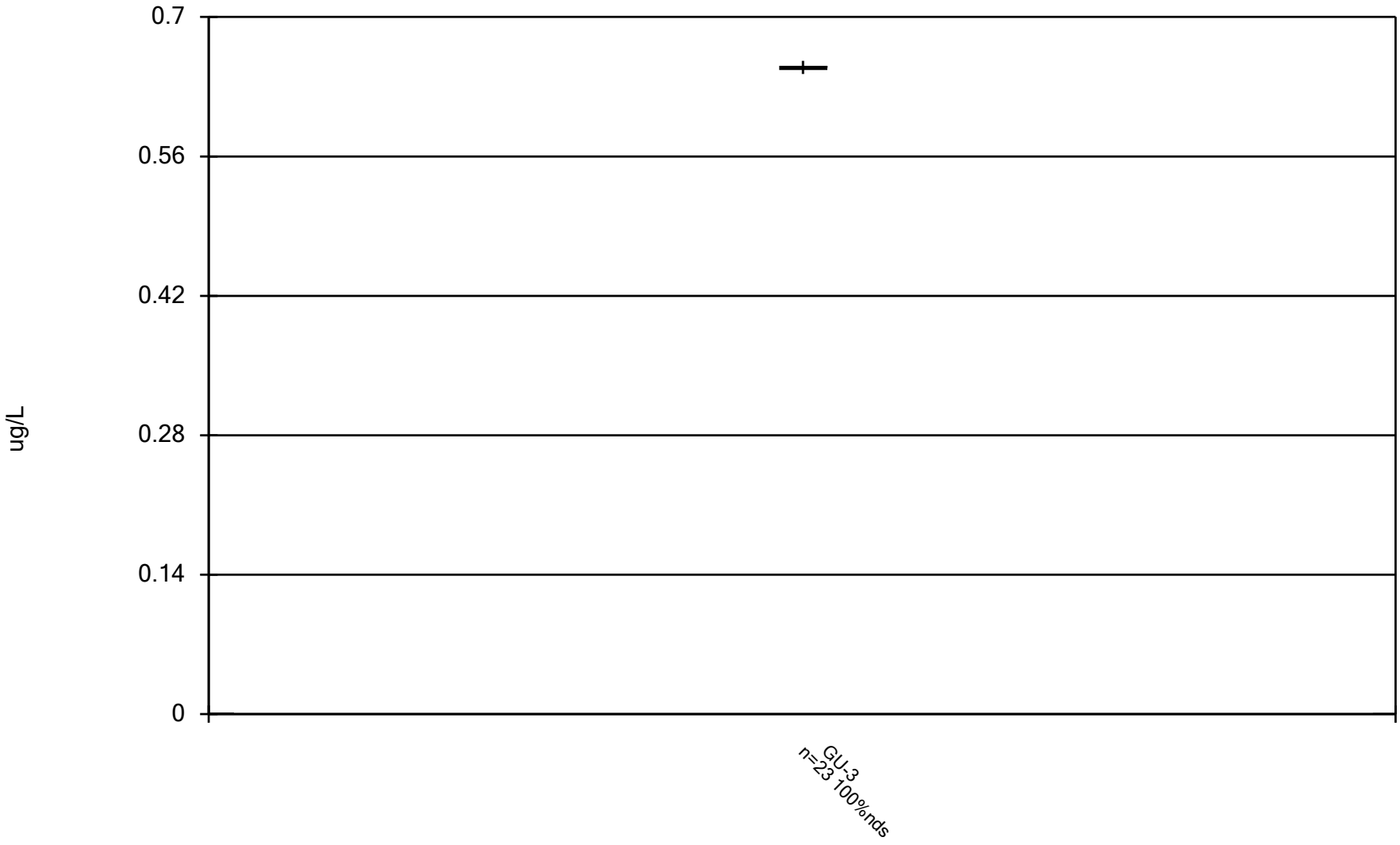

Constituent: Carbon Tetrachloride Analysis Run 12/17/2024 2:21 PM View: Underdrains_Appendix I VOC DMASWA Data: DMASWA Database_Updated

Sanitas™ v.10.0.15 Software licensed to HDR, Inc. UG

Box & Whiskers Plot

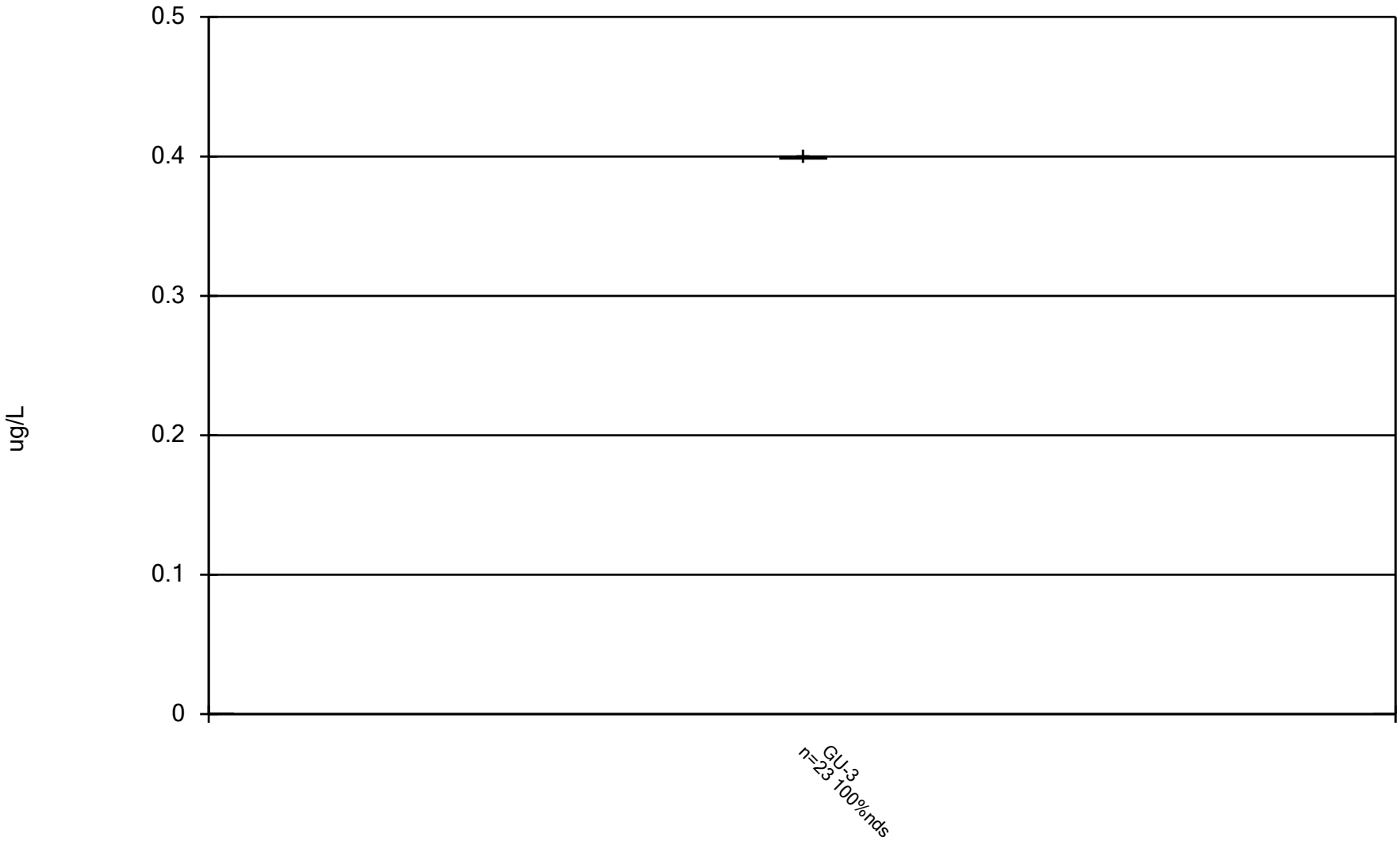

Constituent: Chlorobenzene Analysis Run 12/17/2024 2:21 PM View: Underdrains_Appendix I VOCs DMASWA Data: DMASWA Database_Updated

Sanitas™ v.10.0.15 Software licensed to HDR, Inc. UG

Box & Whiskers Plot



Constituent: Chloroform Analysis Run 12/17/2024 2:21 PM View: Underdrains_Appendix I VOCs DMASWA Data: DMASWA Database_Updated

Sanitas™ v.10.0.15 Software licensed to HDR, Inc. UG

Box & Whiskers Plot



Constituent: Chloromethane Analysis Run 12/17/2024 2:21 PM View: Underdrains_Appendix I VOCs DMASWA Data: DMASWA Database_Updated

Sanitas™ v.10.0.15 Software licensed to HDR, Inc. UG

Box & Whiskers Plot



Constituent: cis-1,2-Dichloroethene Analysis Run 12/17/2024 2:21 PM View: Underdrains_Appendix I VO DMASWA Data: DMASWA Database_Updated

Sanitas™ v.10.0.15 Software licensed to HDR, Inc. UG

Box & Whiskers Plot



Constituent: cis-1,3-Dichloropropene Analysis Run 12/17/2024 2:21 PM View: Underdrains_Appendix I V DMASWA Data: DMASWA Database_Updated

Sanitas™ v.10.0.15 Software licensed to HDR, Inc. UG

Box & Whiskers Plot



Constituent: Dibromomethane Analysis Run 12/17/2024 2:21 PM View: Underdrains_Appendix I VOCs DMASWA Data: DMASWA Database_Updated

Sanitas™ v.10.0.15 Software licensed to HDR, Inc. UG

Box & Whiskers Plot

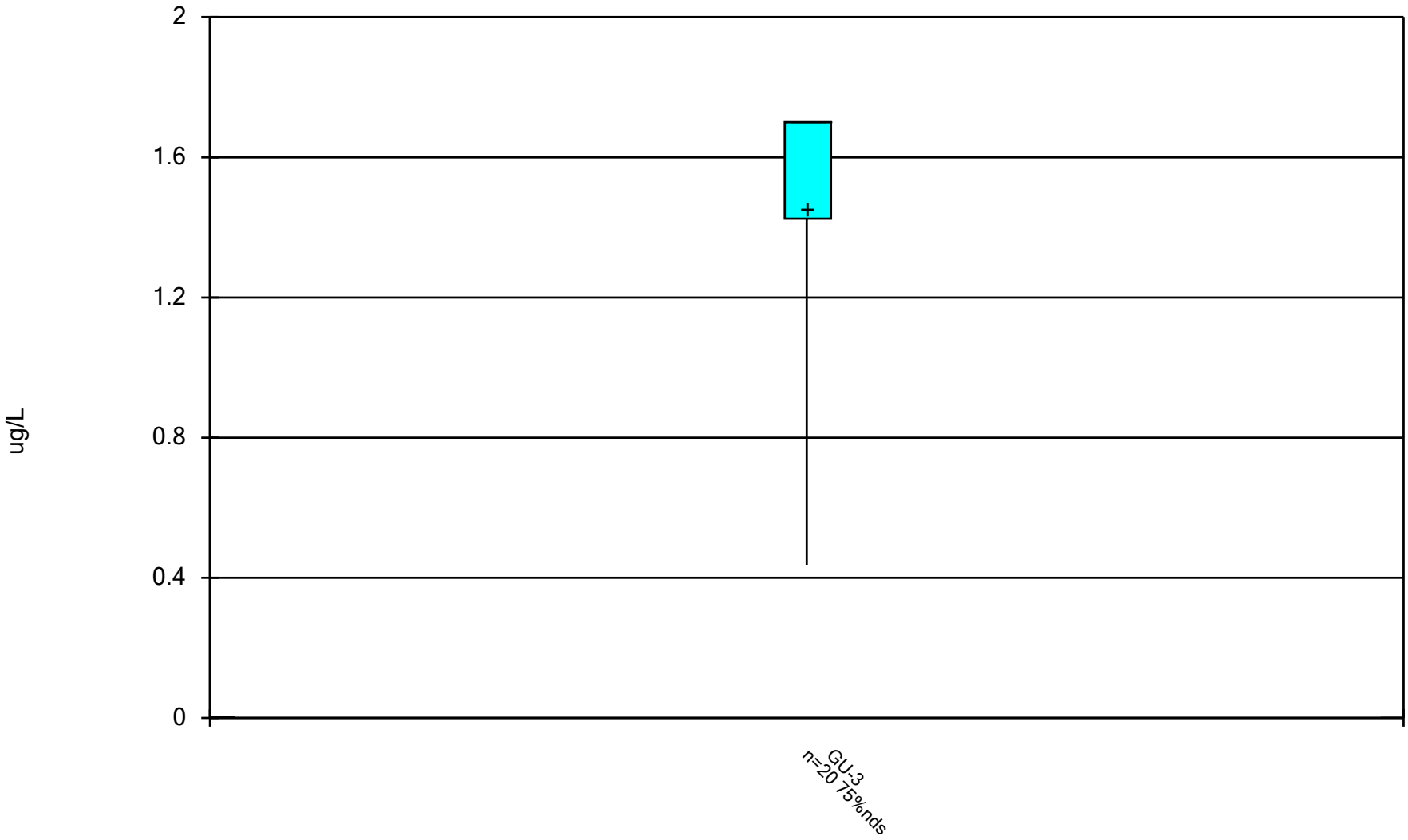

Constituent: Dichloromethane Analysis Run 12/17/2024 2:21 PM View: Underdrains_Appendix I VOCs DMASWA Data: DMASWA Database_Updated

Sanitas™ v.10.0.15 Software licensed to HDR, Inc. UG

Box & Whiskers Plot



Constituent: Ethylbenzene Analysis Run 12/17/2024 2:21 PM View: Underdrains_Appendix I VOCs DMASWA Data: DMASWA Database_Updated

Sanitas™ v.10.0.15 Software licensed to HDR, Inc. UG

Box & Whiskers Plot



Constituent: Iodomethane Analysis Run 12/17/2024 2:21 PM View: Underdrains_Appendix I VOCs DMASWA Data: DMASWA Database_Updated

Sanitas™ v.10.0.15 Software licensed to HDR, Inc. UG

Box & Whiskers Plot

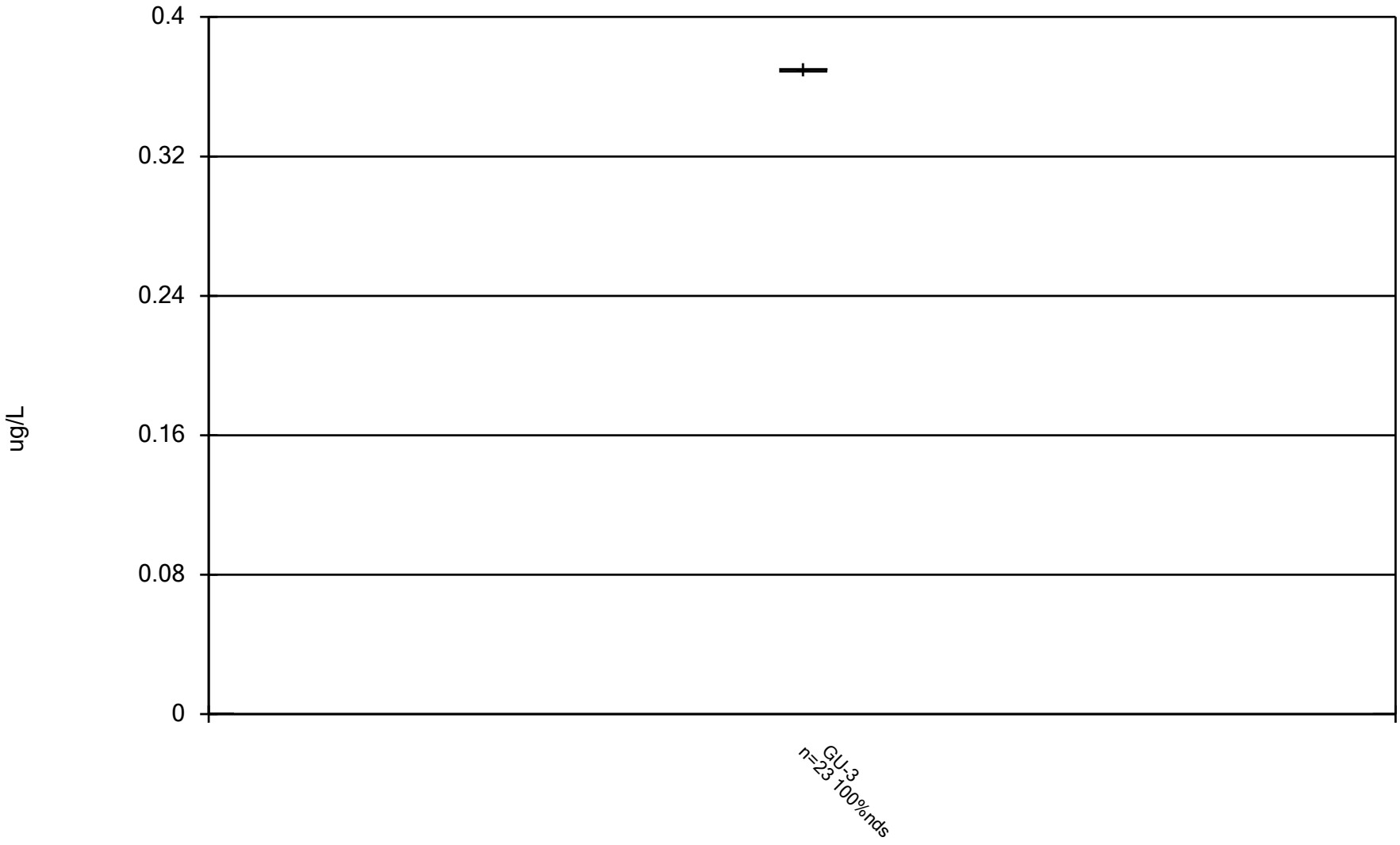

Constituent: Styrene Analysis Run 12/17/2024 2:21 PM View: Underdrains_Appendix I VOCs
DMASWA Data: DMASWA Database_Updated

Sanitas™ v.10.0.15 Software licensed to HDR, Inc. UG

Box & Whiskers Plot



Constituent: Tetrachloroethene Analysis Run 12/17/2024 2:21 PM View: Underdrains_Appendix I VOCs
DMASWA Data: DMASWA Database_Updated

Sanitas™ v.10.0.15 Software licensed to HDR, Inc. UG

Box & Whiskers Plot

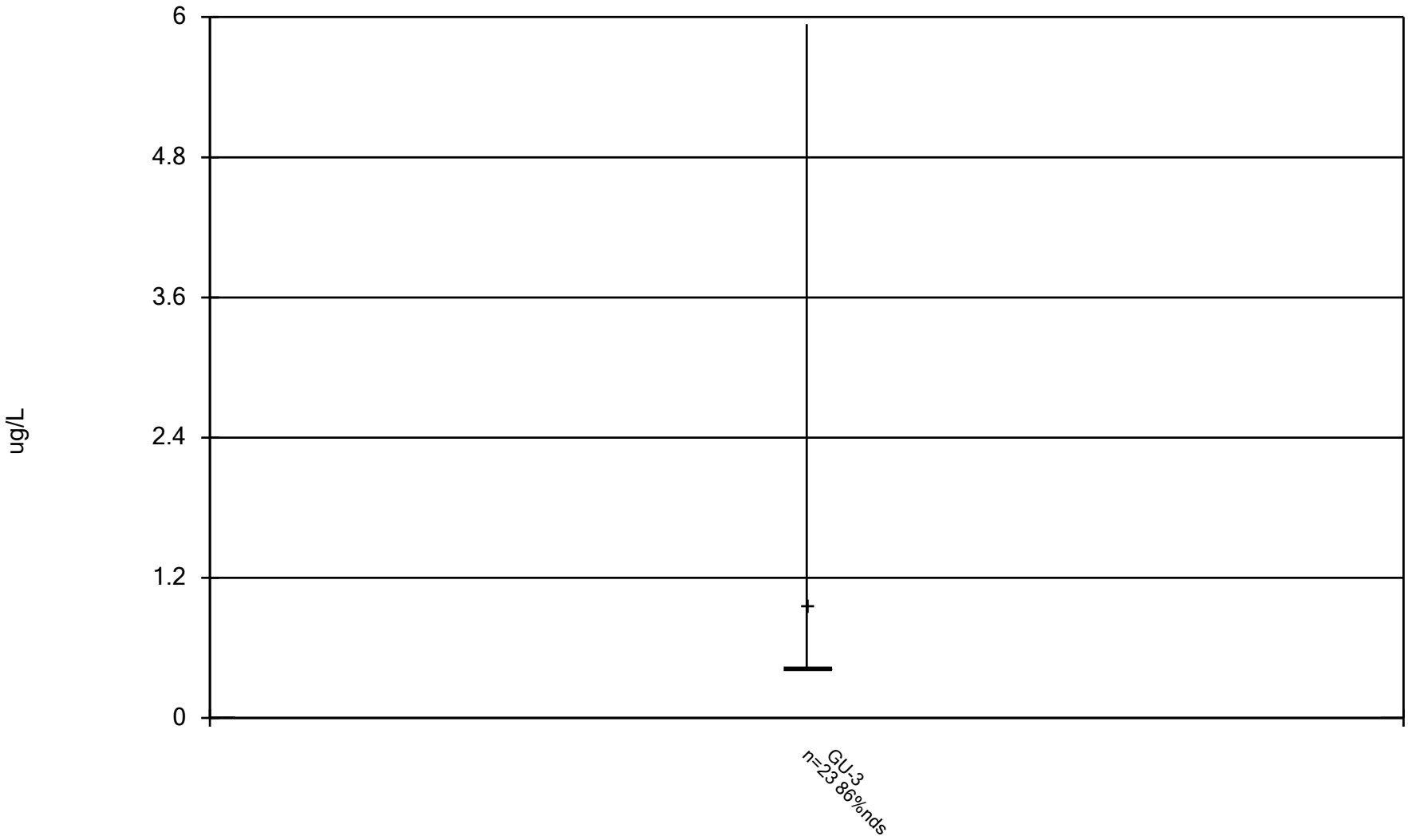

Constituent: Toluene Analysis Run 12/17/2024 2:21 PM View: Underdrains_Appendix I VOCs
DMASWA Data: DMASWA Database_Updated

Sanitas™ v.10.0.15 Software licensed to HDR, Inc. UG

Box & Whiskers Plot

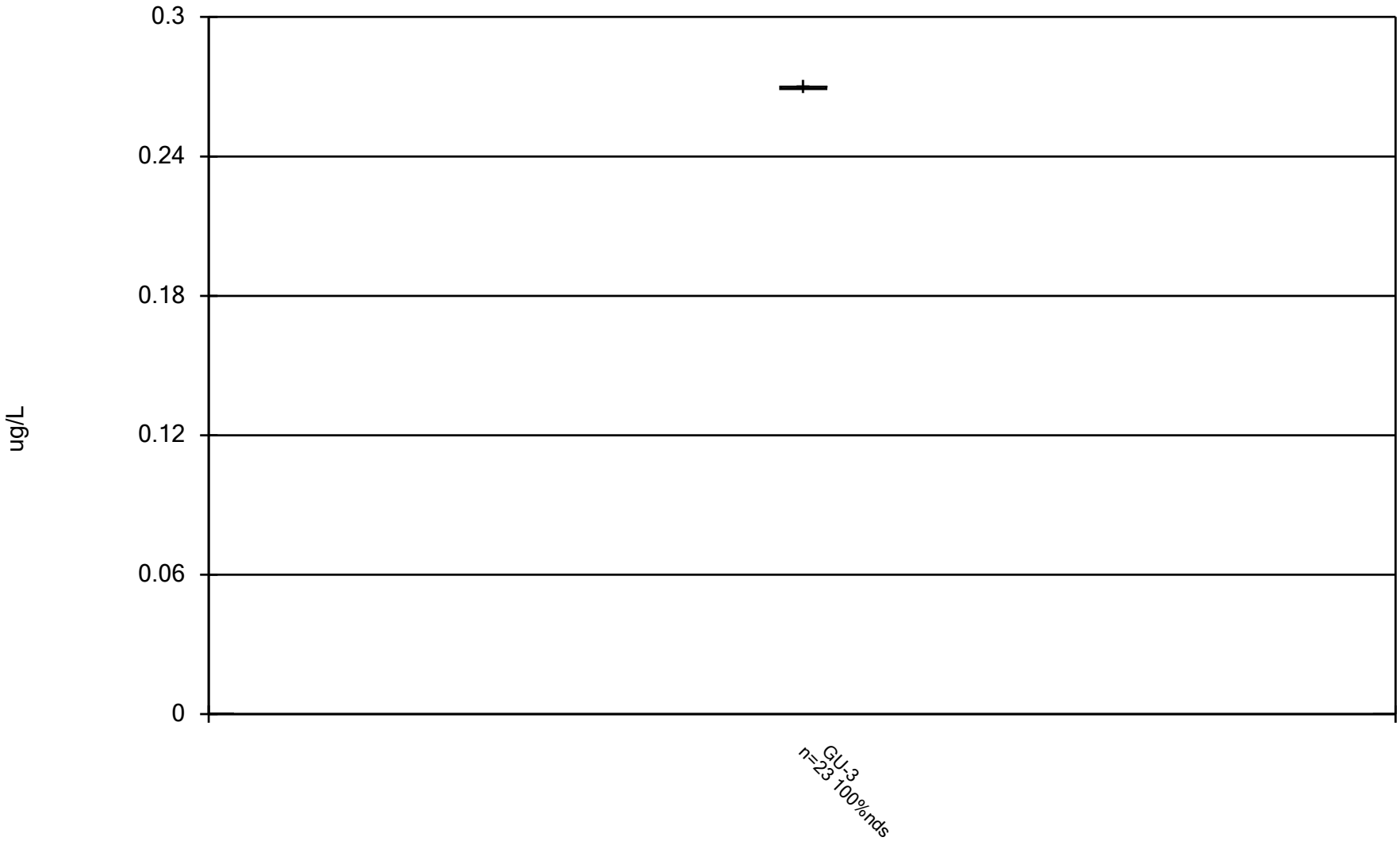

Constituent: trans-1,2-Dichloroethene Analysis Run 12/17/2024 2:22 PM View: Underdrains_Appendix I V DMASWA Data: DMASWA Database_Updated

Sanitas™ v.10.0.15 Software licensed to HDR, Inc. UG

Box & Whiskers Plot

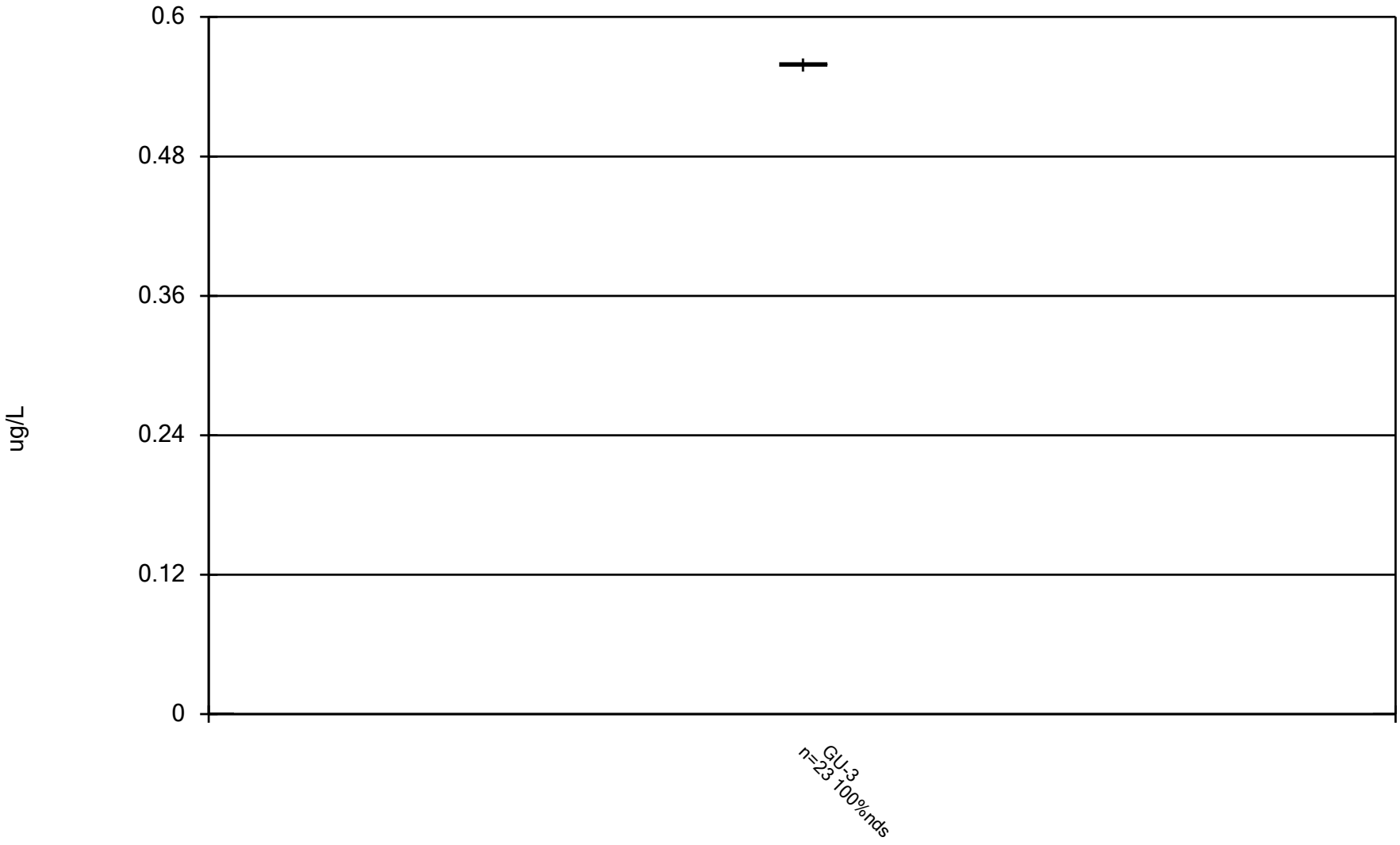

Constituent: trans-1,3-Dichloropropene Analysis Run 12/17/2024 2:22 PM View: Underdrains_Appendix I DMASWA Data: DMASWA Database_Updated

Sanitas™ v.10.0.15 Software licensed to HDR, Inc. UG

Box & Whiskers Plot



Constituent: trans-1,4-Dichloro-2-butene Analysis Run 12/17/2024 2:22 PM View: Underdrains_Appendix I DMASWA Data: DMASWA Database_Updated

Sanitas™ v.10.0.15 Software licensed to HDR, Inc. UG

Box & Whiskers Plot



Constituent: Trichloroethene Analysis Run 12/17/2024 2:22 PM View: Underdrains_Appendix I VOCs DMASWA Data: DMASWA Database_Updated

Sanitas™ v.10.0.15 Software licensed to HDR, Inc. UG

Box & Whiskers Plot



Constituent: Vinyl Acetate Analysis Run 12/17/2024 2:22 PM View: Underdrains_Appendix I VOCs DMASWA Data: DMASWA Database_Updated

Sanitas™ v.10.0.15 Software licensed to HDR, Inc. UG

Box & Whiskers Plot

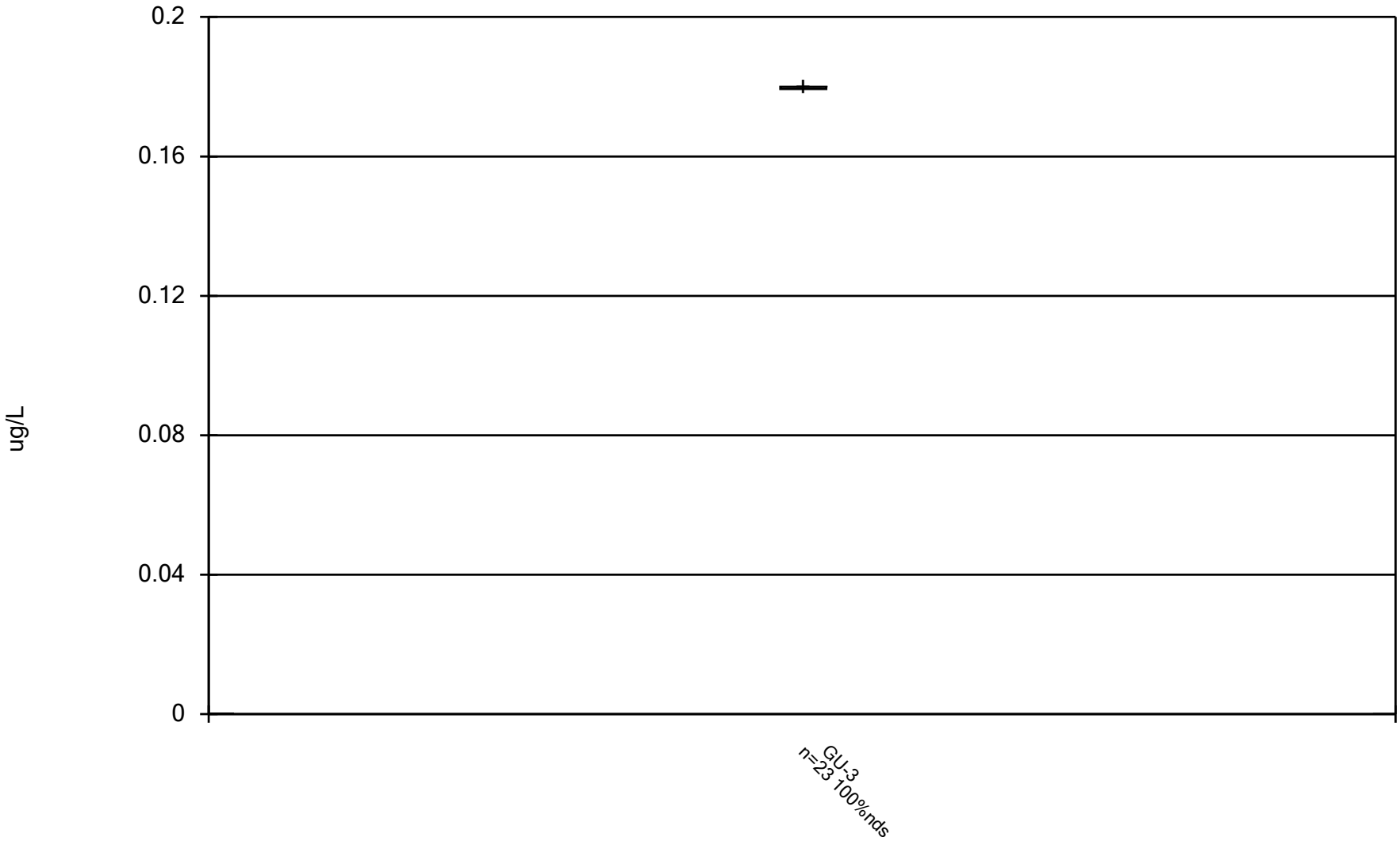

Constituent: Vinyl chloride Analysis Run 12/17/2024 2:22 PM View: Underdrains_Appendix I VOCs DMASWA Data: DMASWA Database_Updated

Sanitas™ v.10.0.15 Software licensed to HDR, Inc. UG

Box & Whiskers Plot

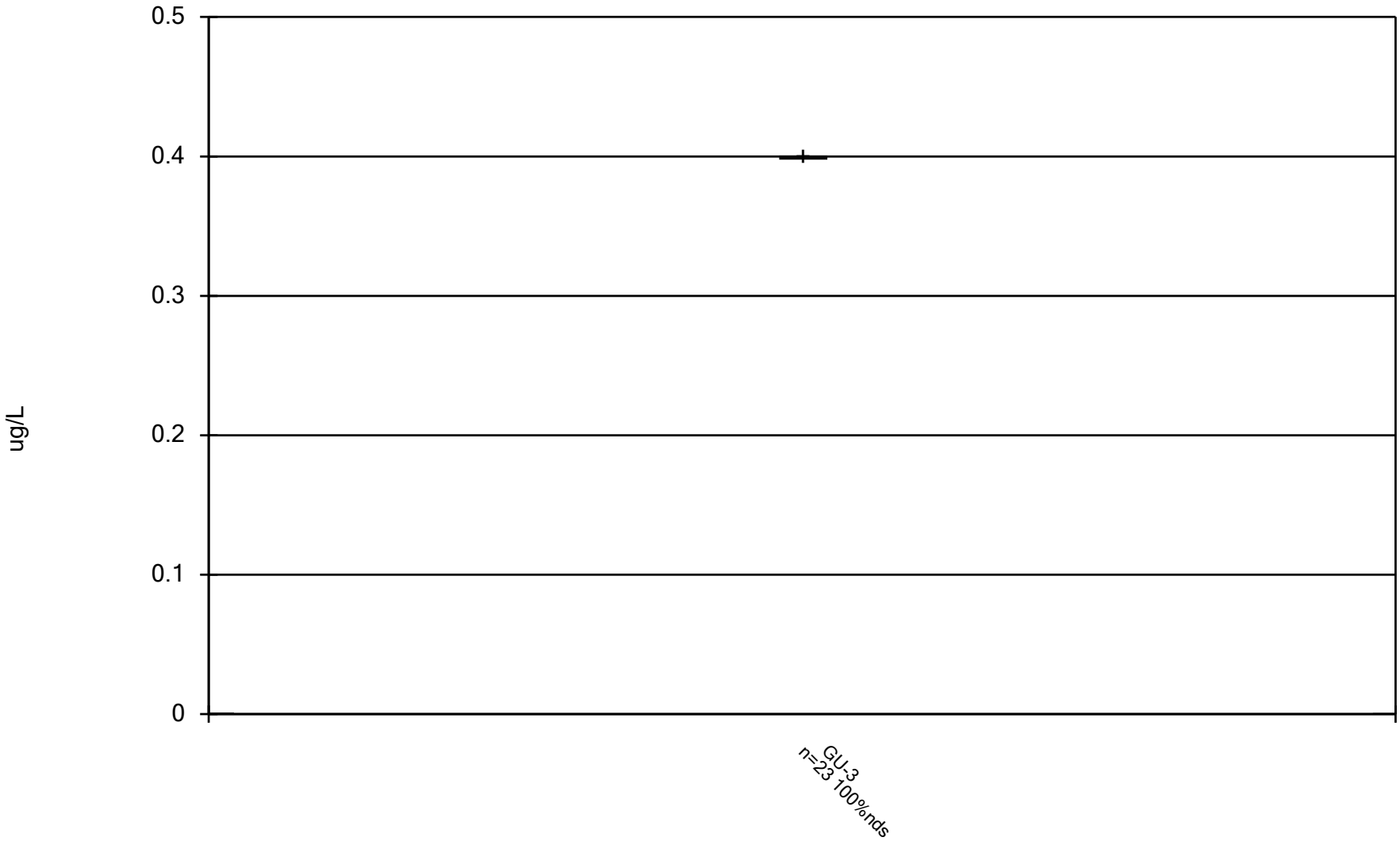

Constituent: Xylenes, Total Analysis Run 12/17/2024 2:22 PM View: Underdrains_Appendix I VOCs DMASWA Data: DMASWA Database_Updated

Box & Whiskers Plot

DMASWA Data: DMASWA Database_Updated Printed 12/17/2024, 2:22 PM

Constituent	Well	N	Mean	Std. Dev.	Std. Err.	Median	Min.	Max.	%NDs
1,1,1-Trichloroethane (ug/L)	GU-3	23	0.19	0	0	0.19	0.19	0.19	100
1,1,2,2-Tetrachloroethane (ug/L)	GU-3	23	0.47	0	0	0.47	0.47	0.47	100
1,1,2-Trichloroethane (ug/L)	GU-3	23	0.45	0	0	0.45	0.45	0.45	100
1,1-Dichloroethane (ug/L)	GU-3	23	0.22	0	0	0.22	0.22	0.22	100
1,1-Dichloroethene (ug/L)	GU-3	23	0.56	0	0	0.56	0.56	0.56	100
1,2,3-Trichloropropane (ug/L)	GU-3	23	0.59	0	0	0.59	0.59	0.59	100
1,2-Dibromo-3-chloropropane (ug/L)	GU-3	23	1.2	0	0	1.2	1.2	1.2	100
1,2-Dibromoethane [EDB] (ug/L)	GU-3	23	0.34	0	0	0.34	0.34	0.34	100
1,2-Dichlorobenzene (ug/L)	GU-3	23	0.37	0	0	0.37	0.37	0.37	100
1,2-Dichloroethane (ug/L)	GU-3	23	0.39	0	0	0.39	0.39	0.39	100
1,2-Dichloropropane (ug/L)	GU-3	23	0.27	0	0	0.27	0.27	0.27	100
1,4-Dichlorobenzene (ug/L)	GU-3	23	0.23	0	0	0.23	0.23	0.23	100
2-Butanone [MEK] (ug/L)	GU-3	23	2.1	0	0	2.1	2.1	2.1	100
2-Hexanone (ug/L)	GU-3	23	2	0	0	2	2	2	100
4-Methyl-2-pentanone (ug/L)	GU-3	23	2.1	0	0	2.1	2.1	2.1	100
Acetone (ug/L)	GU-3	20	3.267	0.6044	0.1351	3.1	3.1	5.75	90
Acrylonitrile (ug/L)	GU-3	23	2.2	0	0	2.2	2.2	2.2	100
Benzene (ug/L)	GU-3	23	0.22	0	0	0.22	0.22	0.22	100
Bromochloromethane (ug/L)	GU-3	23	0.54	0	0	0.54	0.54	0.54	100
Bromodichloromethane (ug/L)	GU-3	23	0.39	0	0	0.39	0.39	0.39	100
Bromoform (ug/L)	GU-3	23	0.78	0	0	0.78	0.78	0.78	100
Bromomethane (ug/L)	GU-3	23	1.063	0.1762	0.03674	1.1	0.255	1.1	95.65
Carbon disulfide (ug/L)	GU-3	23	0.45	0	0	0.45	0.45	0.45	100
Carbon Tetrachloride (ug/L)	GU-3	23	0.65	0	0	0.65	0.65	0.65	100
Chlorobenzene (ug/L)	GU-3	23	0.4	0	0	0.4	0.4	0.4	100
Chloroform (ug/L)	GU-3	23	1.3	0	0	1.3	1.3	1.3	100
Chloromethane (ug/L)	GU-3	23	0.61	0	0	0.61	0.61	0.61	100
cis-1,2-Dichloroethene (ug/L)	GU-3	23	0.21	0	0	0.21	0.21	0.21	100
cis-1,3-Dichloropropene (ug/L)	GU-3	23	0.25	0	0	0.25	0.25	0.25	100
Dibromomethane (ug/L)	GU-3	23	0.33	0	0	0.33	0.33	0.33	100
Dichloromethane (ug/L)	GU-3	20	1.453	0.4599	0.1028	1.7	0.437	1.7	75
Ethylbenzene (ug/L)	GU-3	23	0.31	0	0	0.31	0.31	0.31	100
Iodomethane (ug/L)	GU-3	23	7	0	0	7	7	7	100
Styrene (ug/L)	GU-3	23	0.37	0	0	0.37	0.37	0.37	100
Tetrachloroethene (ug/L)	GU-3	23	0.48	0	0	0.48	0.48	0.48	100
Toluene (ug/L)	GU-3	23	0.9687	1.502	0.3131	0.43	0.43	5.94	86.96
trans-1,2-Dichloroethene (ug/L)	GU-3	23	0.27	0	0	0.27	0.27	0.27	100
trans-1,3-Dichloropropene (ug/L)	GU-3	23	0.56	0	0	0.56	0.56	0.56	100
trans-1,4-Dichloro-2-butene (ug/L)	GU-3	23	1.1	0	0	1.1	1.1	1.1	100
Trichloroethene (ug/L)	GU-3	23	0.43	0	0	0.43	0.43	0.43	100
Vinyl Acetate (ug/L)	GU-3	23	2.5	0	0	2.5	2.5	2.5	100
Vinyl chloride (ug/L)	GU-3	23	0.18	0	0	0.18	0.18	0.18	100
Xylenes, Total (ug/L)	GU-3	23	0.4	0	0	0.4	0.4	0.4	100

Groundwater Underdrains – Appendix I VOCs

Trend Analysis

This page intentionally left blank.

Trend Test

DMASWA Data: DMASWA Database_Updated Printed 12/17/2024, 2:23 PM

Constituent	Well	Slope	Calc.	Critical	Sig.	N	%NDs	Normality	Xform	Alpha	Method
1,1,1-Trichloroethane (ug/L)	GU-3	0	0	89	No	23	100	n/a	n/a	0.02	NP
1,1,2,2-Tetrachloroethane (ug/L)	GU-3	0	0	89	No	23	100	n/a	n/a	0.02	NP
1,1,2-Trichloroethane (ug/L)	GU-3	0	0	89	No	23	100	n/a	n/a	0.02	NP
1,1-Dichloroethane (ug/L)	GU-3	0	0	89	No	23	100	n/a	n/a	0.02	NP
1,1-Dichloroethene (ug/L)	GU-3	0	0	89	No	23	100	n/a	n/a	0.02	NP
1,2,3-Trichloropropane (ug/L)	GU-3	0	0	89	No	23	100	n/a	n/a	0.02	NP
1,2-Dibromo-3-chloropropane (ug/L)	GU-3	0	0	89	No	23	100	n/a	n/a	0.02	NP
1,2-Dibromoethane [EDB] (ug/L)	GU-3	0	0	89	No	23	100	n/a	n/a	0.02	NP
1,2-Dichlorobenzene (ug/L)	GU-3	0	0	89	No	23	100	n/a	n/a	0.02	NP
1,2-Dichloroethane (ug/L)	GU-3	0	0	89	No	23	100	n/a	n/a	0.02	NP
1,2-Dichloropropane (ug/L)	GU-3	0	0	89	No	23	100	n/a	n/a	0.02	NP
1,4-Dichlorobenzene (ug/L)	GU-3	0	0	89	No	23	100	n/a	n/a	0.02	NP
2-Butanone [MEK] (ug/L)	GU-3	0	0	89	No	23	100	n/a	n/a	0.02	NP
2-Hexanone (ug/L)	GU-3	0	0	89	No	23	100	n/a	n/a	0.02	NP
4-Methyl-2-pentanone (ug/L)	GU-3	0	0	89	No	23	100	n/a	n/a	0.02	NP
Acetone (ug/L)	GU-3	0	7	73	No	20	90	n/a	n/a	0.02	NP
Acrylonitrile (ug/L)	GU-3	0	0	89	No	23	100	n/a	n/a	0.02	NP
Benzene (ug/L)	GU-3	0	0	89	No	23	100	n/a	n/a	0.02	NP
Bromochloromethane (ug/L)	GU-3	0	0	89	No	23	100	n/a	n/a	0.02	NP
Bromodichloromethane (ug/L)	GU-3	0	0	89	No	23	100	n/a	n/a	0.02	NP
Bromoform (ug/L)	GU-3	0	0	89	No	23	100	n/a	n/a	0.02	NP
Bromomethane (ug/L)	GU-3	0	4	89	No	23	95.65	n/a	n/a	0.02	NP
Carbon disulfide (ug/L)	GU-3	0	0	89	No	23	100	n/a	n/a	0.02	NP
Carbon Tetrachloride (ug/L)	GU-3	0	0	89	No	23	100	n/a	n/a	0.02	NP
Chlorobenzene (ug/L)	GU-3	0	0	89	No	23	100	n/a	n/a	0.02	NP
Chloroform (ug/L)	GU-3	0	0	89	No	23	100	n/a	n/a	0.02	NP
Chloromethane (ug/L)	GU-3	0	0	89	No	23	100	n/a	n/a	0.02	NP
cis-1,2-Dichloroethene (ug/L)	GU-3	0	0	89	No	23	100	n/a	n/a	0.02	NP
cis-1,3-Dichloropropene (ug/L)	GU-3	0	0	89	No	23	100	n/a	n/a	0.02	NP
Dibromomethane (ug/L)	GU-3	0	0	89	No	23	100	n/a	n/a	0.02	NP
Dichloromethane (ug/L)	GU-3	0	25	73	No	20	75	n/a	n/a	0.02	NP
Ethylbenzene (ug/L)	GU-3	0	0	89	No	23	100	n/a	n/a	0.02	NP
Iodomethane (ug/L)	GU-3	0	0	89	No	23	100	n/a	n/a	0.02	NP
Styrene (ug/L)	GU-3	0	0	89	No	23	100	n/a	n/a	0.02	NP
Tetrachloroethene (ug/L)	GU-3	0	0	89	No	23	100	n/a	n/a	0.02	NP
Toluene (ug/L)	GU-3	0	-51	-89	No	23	86.96	n/a	n/a	0.02	NP
trans-1,2-Dichloroethene (ug/L)	GU-3	0	0	89	No	23	100	n/a	n/a	0.02	NP
trans-1,3-Dichloropropene (ug/L)	GU-3	0	0	89	No	23	100	n/a	n/a	0.02	NP
trans-1,4-Dichloro-2-butene (ug/L)	GU-3	0	0	89	No	23	100	n/a	n/a	0.02	NP
Trichloroethene (ug/L)	GU-3	0	0	89	No	23	100	n/a	n/a	0.02	NP
Vinyl Acetate (ug/L)	GU-3	0	0	89	No	23	100	n/a	n/a	0.02	NP
Vinyl chloride (ug/L)	GU-3	0	0	89	No	23	100	n/a	n/a	0.02	NP
Xylenes, Total (ug/L)	GU-3	0	0	89	No	23	100	n/a	n/a	0.02	NP

This page intentionally left blank.

Groundwater Underdrains – Appendix I VOCs

Double Quantification Test

This page intentionally left blank.

Sanitas™ v.10.0.15 Software licensed to HDR, Inc. UG

VOC Screening

Analysis Run 12/17/2024 2:24 PM View: Underdrains_Appendix I VOCs
DMASWA Data: DMASWA Database_Updated

UG 'Double Quantification Rule' results for 43 constituents in GU-3 (d) on 5 dates:

-none-

This page intentionally left blank.

Trend Analysis Wells –

Outlier Analysis

This page intentionally left blank.

Sanitas™ v.10.0.15 Software licensed to HDR, Inc. UG

Tukey's Outlier Screening

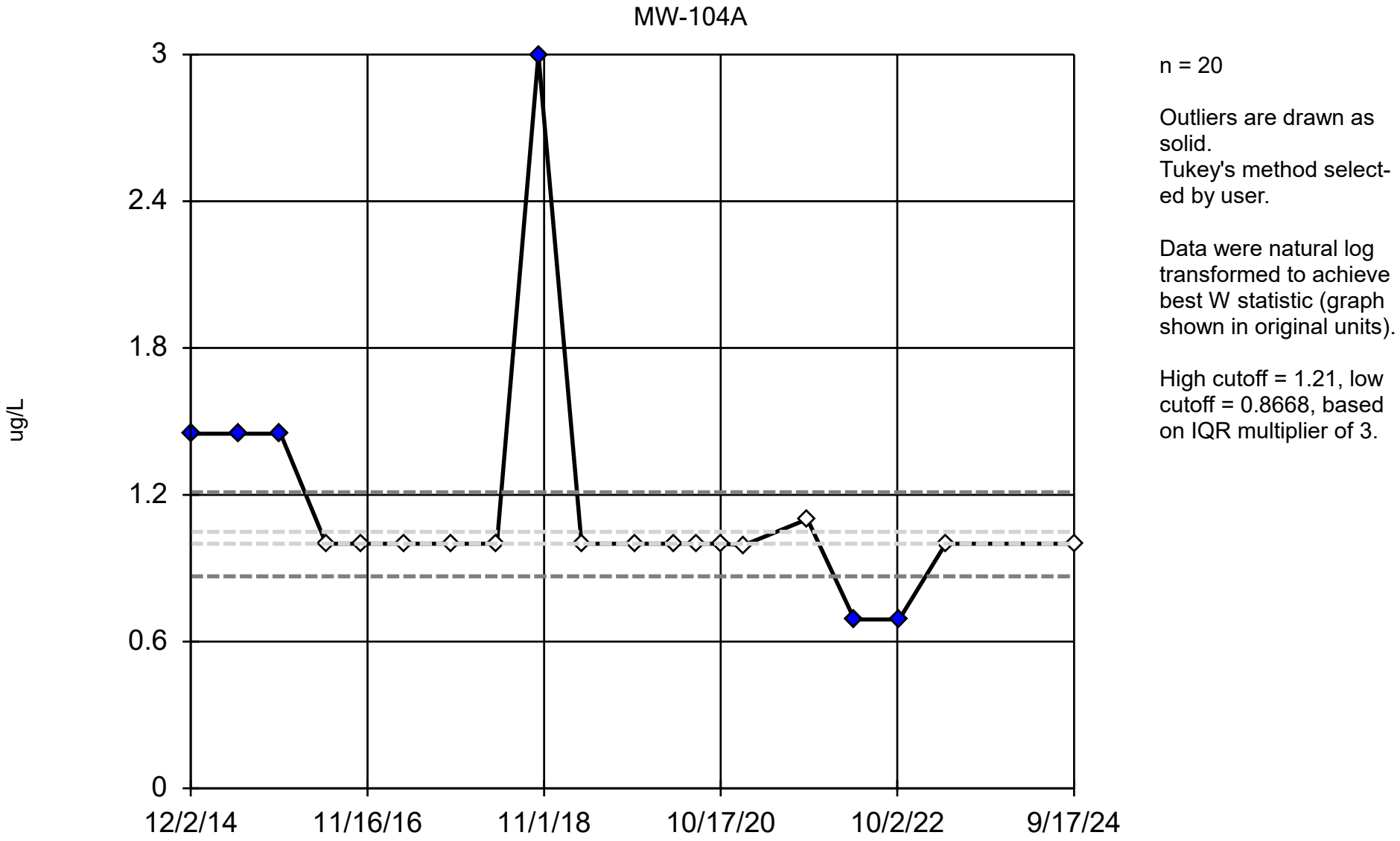

n = 20

Outliers are drawn as solid.
Tukey's method selected by user.

Data were natural log transformed to achieve best W statistic (graph shown in original units).

High cutoff = 1.21, low cutoff = 0.8668, based on IQR multiplier of 3.

Constituent: Antimony Analysis Run 12/17/2024 2:29 PM View: Trend Analysis Wells - Appendix I Metals DMASWA Data: DMASWA Database_Updated

Sanitas™ v.10.0.15 Software licensed to HDR, Inc. UG

Tukey's Outlier Screening

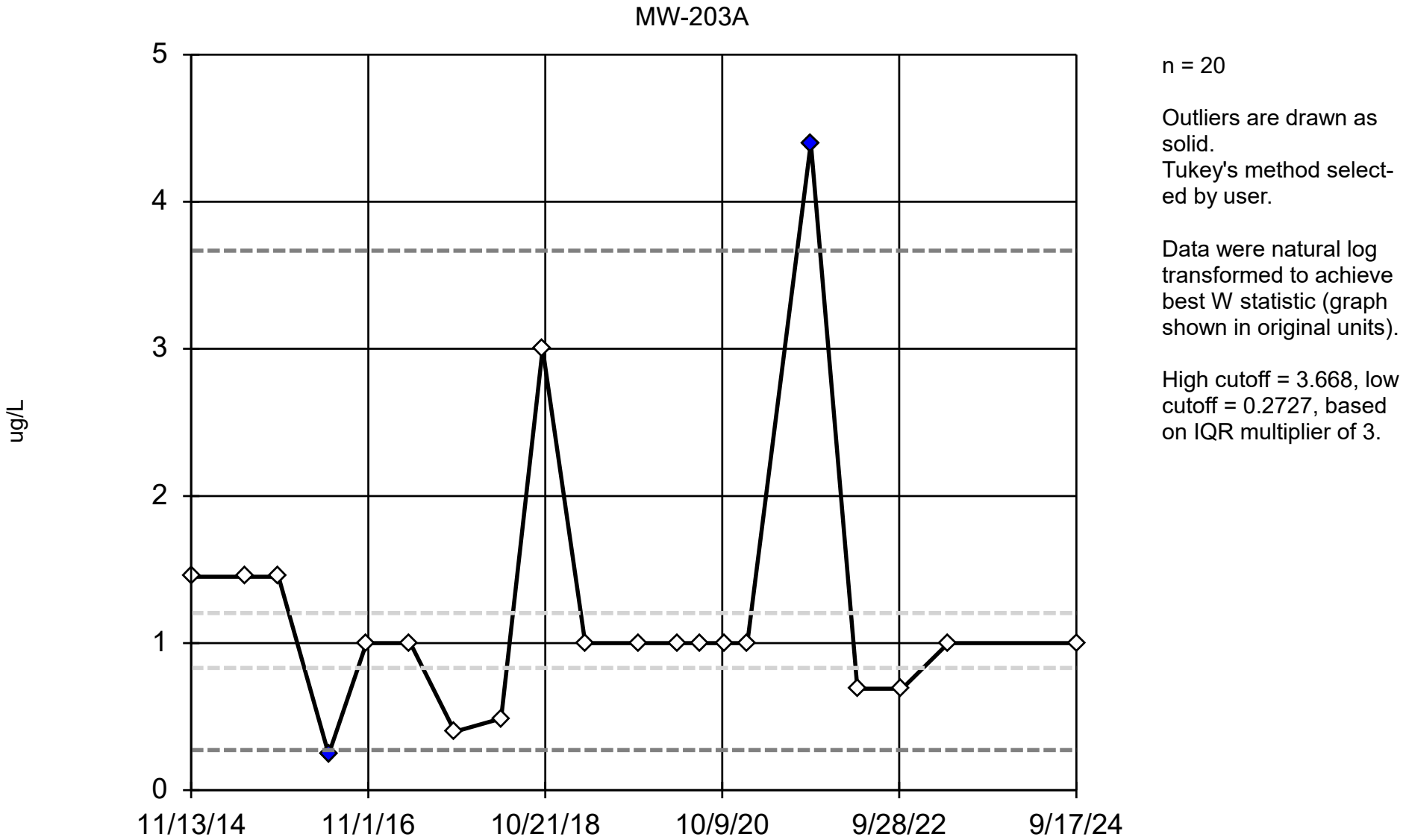

n = 20

Outliers are drawn as solid.
Tukey's method selected by user.

Data were natural log transformed to achieve best W statistic (graph shown in original units).

High cutoff = 3.668, low cutoff = 0.2727, based on IQR multiplier of 3.

Constituent: Antimony Analysis Run 12/17/2024 2:29 PM View: Trend Analysis Wells - Appendix I Metals DMASWA Data: DMASWA Database_Updated

Sanitas™ v.10.0.15 Software licensed to HDR, Inc. UG

Tukey's Outlier Screening

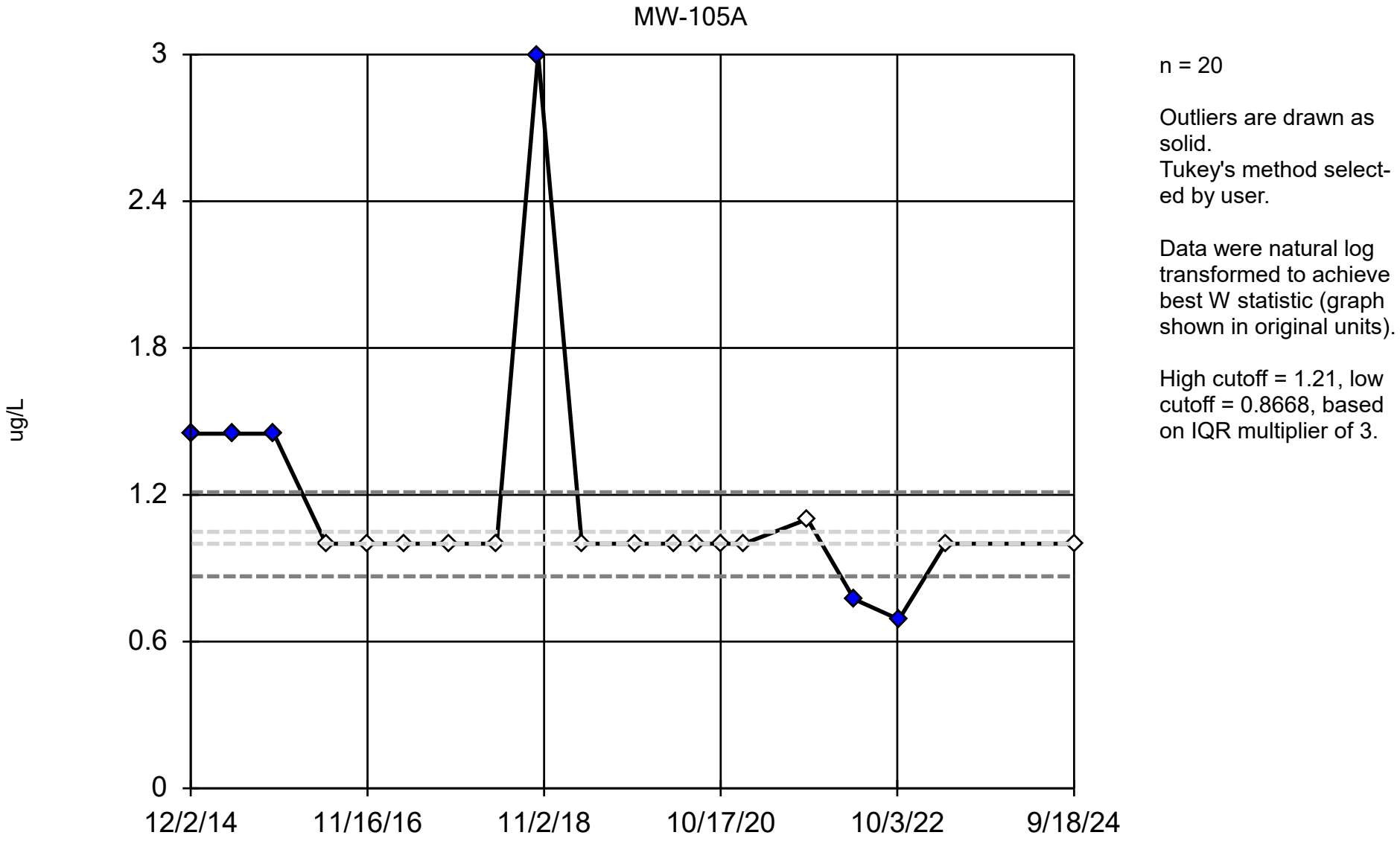

n = 20

Outliers are drawn as solid.
Tukey's method selected by user.

Data were natural log transformed to achieve best W statistic (graph shown in original units).

High cutoff = 1.21, low cutoff = 0.8668, based on IQR multiplier of 3.

Constituent: Antimony Analysis Run 12/17/2024 2:29 PM View: Trend Analysis Wells - Appendix I Metals DMASWA Data: DMASWA Database_Updated

Sanitas™ v.10.0.15 Software licensed to HDR, Inc. UG

Tukey's Outlier Screening

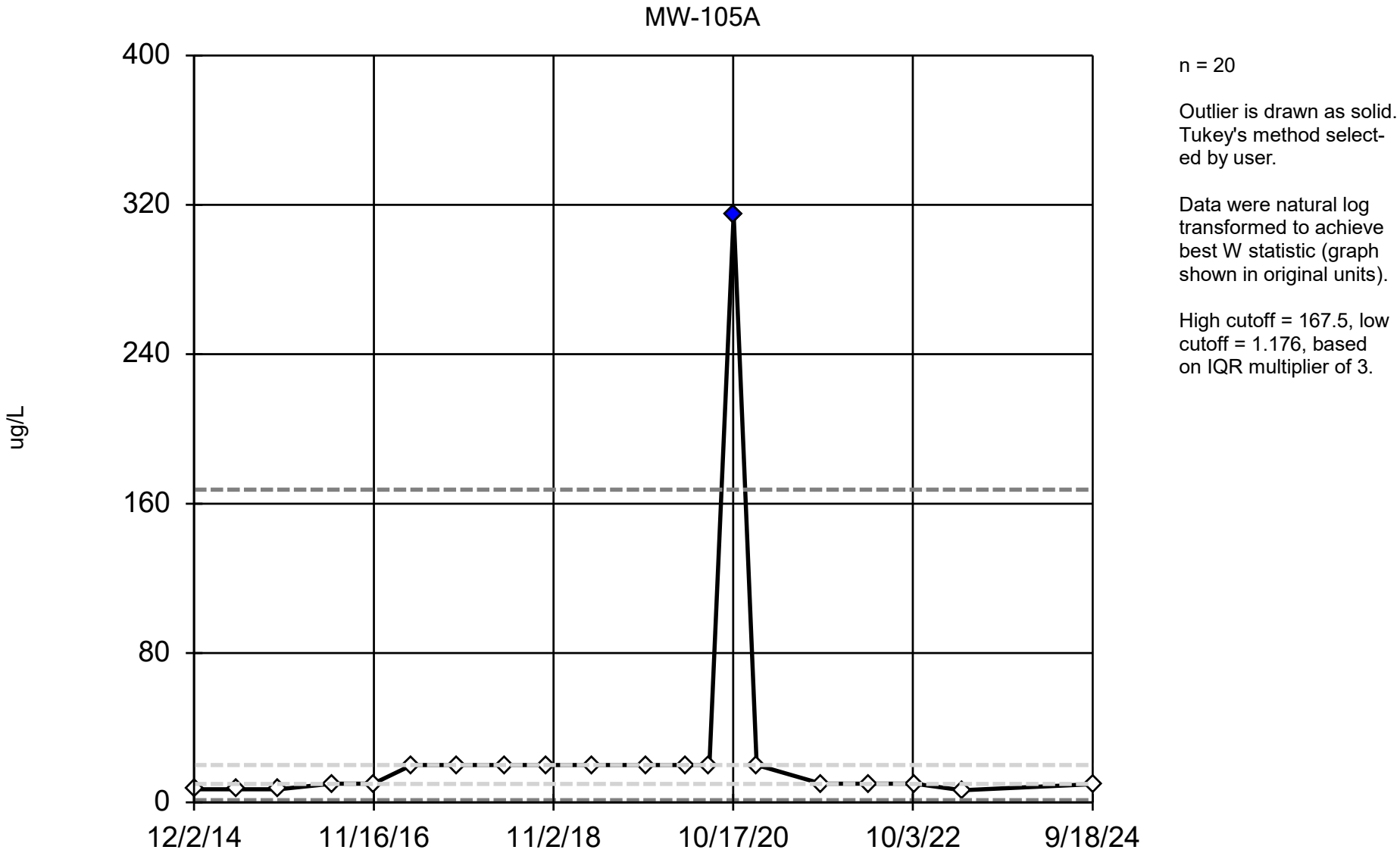

n = 20

Outlier is drawn as solid. Tukey's method selected by user.

Data were natural log transformed to achieve best W statistic (graph shown in original units).

High cutoff = 167.5, low cutoff = 1.176, based on IQR multiplier of 3.

Constituent: Zinc Analysis Run 12/17/2024 2:29 PM View: Trend Analysis Wells - Appendix I Metals DMASWA Data: DMASWA Database_Updated

Outlier Analysis

DMASWA Data: DMASWA Database_Updated Printed 12/17/2024, 2:30 PM

Constituent	Well	Outlier	Value(s)	Date(s)	Method	Alpha	N	Mean	Std. Dev.	Distribution	Normality Test
Antimony (ug/L)	**MW-104A**	**Yes**	**1.45,1.45,1.45,3,...**	**12/2/2014,6/16/2015,12/1/2015,1...**	**NP**	**NaN**	**20**	**1.141**	**0.4818**	**ln(x)**	**ShapiroWilk**
Antimony (ug/L)	**MW-203A**	**Yes**	**0.243,4.4**	**5/25/2016,10/4/2021**	**NP**	**NaN**	**20**	**1.213**	**0.9362**	**ln(x)**	**ShapiroWilk**
Antimony (ug/L)	**MW-105A**	**Yes**	**1.45,1.45,1.45,3,...**	**12/2/2014,5/19/2015,11/4/2015,1...**	**NP**	**NaN**	**20**	**1.146**	**0.478**	**ln(x)**	**ShapiroWilk**
Arsenic (ug/L)	MW-104A	No	n/a	n/a	NP	NaN	20	6.222	3.424	x^(1/3)	ShapiroWilk
Arsenic (ug/L)	MW-203A	No	n/a	n/a	NP	NaN	20	1.871	0.8379	x^(1/3)	ShapiroWilk
Arsenic (ug/L)	MW-105A	No	n/a	n/a	NP	NaN	20	8.09	5.732	x^(1/3)	ShapiroWilk
Barium (ug/L)	MW-104A	No	n/a	n/a	NP	NaN	20	522.8	107.7	x^2	ShapiroWilk
Barium (ug/L)	MW-203A	No	n/a	n/a	NP	NaN	20	934.1	270.5	ln(x)	ShapiroWilk
Barium (ug/L)	MW-105A	No	n/a	n/a	NP	NaN	20	328.9	72.91	ln(x)	ShapiroWilk
Beryllium (ug/L)	MW-104A	n/a	n/a	n/a	NP	NaN	20	0.6808	0.4088	unknown	ShapiroWilk
Beryllium (ug/L)	MW-203A	No	n/a	n/a	NP	NaN	20	0.7199	0.4085	x^6	ShapiroWilk
Beryllium (ug/L)	MW-105A	n/a	n/a	n/a	NP	NaN	20	0.6816	0.4075	unknown	ShapiroWilk
Cadmium (ug/L)	MW-104A	n/a	n/a	n/a	NP	NaN	20	0.2335	0.2015	unknown	ShapiroWilk
Cadmium (ug/L)	MW-203A	No	n/a	n/a	NP	NaN	20	0.1543	0.1248	ln(x)	ShapiroWilk
Cadmium (ug/L)	MW-105A	No	n/a	n/a	NP	NaN	20	0.1755	0.169	ln(x)	ShapiroWilk
Chromium (ug/L)	MW-104A	No	n/a	n/a	NP	NaN	20	2.884	1.996	ln(x)	ShapiroWilk
Chromium (ug/L)	MW-203A	n/a	n/a	n/a	NP	NaN	20	3.468	1.872	unknown	ShapiroWilk
Chromium (ug/L)	MW-105A	No	n/a	n/a	NP	NaN	20	3.238	2.005	ln(x)	ShapiroWilk
Cobalt (ug/L)	MW-104A	No	n/a	n/a	NP	NaN	22	7.443	5.494	ln(x)	ShapiroWilk
Cobalt (ug/L)	MW-203A	No	n/a	n/a	NP	NaN	22	12.62	11.48	ln(x)	ShapiroWilk
Cobalt (ug/L)	MW-105A	No	n/a	n/a	NP	NaN	22	6.675	1.875	x^2	ShapiroWilk
Copper (ug/L)	MW-104A	No	n/a	n/a	NP	NaN	20	5.943	11.69	ln(x)	ShapiroWilk
Copper (ug/L)	MW-203A	n/a	n/a	n/a	NP	NaN	20	3.743	1.807	unknown	ShapiroWilk
Copper (ug/L)	MW-105A	No	n/a	n/a	NP	NaN	20	3.318	1.782	ln(x)	ShapiroWilk
Lead (ug/L)	MW-104A	No	n/a	n/a	NP	NaN	20	0.3808	0.1997	sqrt(x)	ShapiroWilk
Lead (ug/L)	MW-203A	n/a	n/a	n/a	NP	NaN	20	0.4852	0.4291	unknown	ShapiroWilk
Lead (ug/L)	MW-105A	No	n/a	n/a	NP	NaN	20	0.5464	0.9163	ln(x)	ShapiroWilk
Nickel (ug/L)	MW-104A	No	n/a	n/a	NP	NaN	22	11.7	8.05	ln(x)	ShapiroWilk
Nickel (ug/L)	MW-203A	No	n/a	n/a	NP	NaN	22	145.7	36.31	x^2	ShapiroWilk
Nickel (ug/L)	MW-105A	No	n/a	n/a	NP	NaN	22	12.12	4.803	ln(x)	ShapiroWilk
Selenium (ug/L)	MW-104A	No	n/a	n/a	NP	NaN	20	3.507	1.689	sqrt(x)	ShapiroWilk
Selenium (ug/L)	MW-203A	No	n/a	n/a	NP	NaN	20	3.835	1.498	normal	ShapiroWilk
Selenium (ug/L)	MW-105A	No	n/a	n/a	NP	NaN	20	3.66	1.678	normal	ShapiroWilk
Silver (ug/L)	MW-104A	n/a	n/a	n/a	NP	NaN	20	0.7047	0.3619	unknown	ShapiroWilk
Silver (ug/L)	MW-203A	n/a	n/a	n/a	NP	NaN	20	0.7223	0.4382	unknown	ShapiroWilk
Silver (ug/L)	MW-105A	n/a	n/a	n/a	NP	NaN	20	0.7013	0.3682	unknown	ShapiroWilk
Thallium (ug/L)	MW-104A	No	n/a	n/a	NP	NaN	20	0.5421	0.5091	ln(x)	ShapiroWilk
Thallium (ug/L)	MW-203A	No	n/a	n/a	NP	NaN	20	0.5958	0.5405	x^(1/3)	ShapiroWilk
Thallium (ug/L)	MW-105A	No	n/a	n/a	NP	NaN	20	0.6412	0.5322	sqrt(x)	ShapiroWilk
Vanadium (ug/L)	MW-104A	n/a	n/a	n/a	NP	NaN	20	3.099	2.112	unknown	ShapiroWilk
Vanadium (ug/L)	MW-203A	No	n/a	n/a	NP	NaN	20	3.022	2.12	ln(x)	ShapiroWilk
Vanadium (ug/L)	MW-105A	No	n/a	n/a	NP	NaN	20	2.914	2.153	ln(x)	ShapiroWilk
Zinc (ug/L)	MW-104A	n/a	n/a	n/a	NP	NaN	20	14.95	5.662	unknown	ShapiroWilk
Zinc (ug/L)	MW-203A	No	n/a	n/a	NP	NaN	20	15.93	8.078	ln(x)	ShapiroWilk
Zinc (ug/L)	**MW-105A**	**Yes**	**315**	**10/20/2020**	**NP**	**NaN**	**20**	**29.1**	**67.54**	**ln(x)**	**ShapiroWilk**

Outlier Analysis

DMASWA Data: DMASWA Database_Updated Printed 12/17/2024, 2:39 PM

Constituent	Well	Outlier	Value(s)	Date(s)	Method	Alpha	N	Mean	Std. Dev.	Distribution	Normality Test
1,1,1-Trichloroethane (ug/L)	MW-104A	No	n/a	n/a	NP	NaN	20	0.7975	0.3599	normal	ShapiroWilk
1,1,1-Trichloroethane (ug/L)	MW-203A	No	n/a	n/a	NP	NaN	20	0.7975	0.3599	normal	ShapiroWilk
1,1,1-Trichloroethane (ug/L)	MW-105A	No	n/a	n/a	NP	NaN	20	0.7975	0.3599	normal	ShapiroWilk
1,1,2,2-Tetrachloroethane (ug/L)	MW-104A	No	n/a	n/a	NP	NaN	20	0.8675	0.2355	normal	ShapiroWilk
1,1,2,2-Tetrachloroethane (ug/L)	MW-203A	No	n/a	n/a	NP	NaN	20	0.8675	0.2355	normal	ShapiroWilk
1,1,2,2-Tetrachloroethane (ug/L)	MW-105A	No	n/a	n/a	NP	NaN	20	0.8675	0.2355	normal	ShapiroWilk
1,1,2-Trichloroethane (ug/L)	MW-104A	No	n/a	n/a	NP	NaN	20	0.8625	0.2443	x^(1/3)	ShapiroWilk
1,1,2-Trichloroethane (ug/L)	MW-203A	n/a	n/a	n/a	NP	NaN	19	0.8553	0.2488	unknown	ShapiroWilk
1,1,2-Trichloroethane (ug/L)	MW-105A	No	n/a	n/a	NP	NaN	20	0.8625	0.2443	x^(1/3)	ShapiroWilk
1,1-Dichloroethane (ug/L)	MW-104A	No	n/a	n/a	NP	NaN	20	0.8822	0.4807	normal	ShapiroWilk
1,1-Dichloroethane (ug/L)	MW-203A	No	n/a	n/a	NP	NaN	20	3.19	1.502	ln(x)	ShapiroWilk
1,1-Dichloroethane (ug/L)	MW-105A	No	n/a	n/a	NP	NaN	20	0.805	0.3465	x^6	ShapiroWilk
1,1-Dichloroethene (ug/L)	MW-104A	No	n/a	n/a	NP	NaN	20	1.64	0.6397	x^5	ShapiroWilk
1,1-Dichloroethene (ug/L)	MW-203A	No	n/a	n/a	NP	NaN	20	1.64	0.6397	x^5	ShapiroWilk
1,1-Dichloroethene (ug/L)	MW-105A	No	n/a	n/a	NP	NaN	20	1.64	0.6397	x^5	ShapiroWilk
1,2,3-Trichloropropane (ug/L)	MW-104A	No	n/a	n/a	NP	NaN	20	0.9475	0.3065	ln(x)	ShapiroWilk
1,2,3-Trichloropropane (ug/L)	MW-203A	n/a	n/a	n/a	NP	NaN	19	0.9447	0.3147	unknown	ShapiroWilk
1,2,3-Trichloropropane (ug/L)	MW-105A	No	n/a	n/a	NP	NaN	20	0.9475	0.3065	ln(x)	ShapiroWilk
1,2-Dibromo-3-chloropropane (ug/L)	MW-104A	n/a	n/a	n/a	NP	NaN	20	2.45	1.921	unknown	ShapiroWilk
1,2-Dibromo-3-chloropropane (ug/L)	MW-203A	n/a	n/a	n/a	NP	NaN	20	2.45	1.921	unknown	ShapiroWilk
1,2-Dibromo-3-chloropropane (ug/L)	MW-105A	n/a	n/a	n/a	NP	NaN	20	2.45	1.921	unknown	ShapiroWilk
1,2-Dibromoethane [EDB] (ug/L)	MW-104A	No	n/a	n/a	NP	NaN	20	0.835	0.2932	x^2	ShapiroWilk
1,2-Dibromoethane [EDB] (ug/L)	MW-203A	No	n/a	n/a	NP	NaN	20	0.835	0.2932	x^2	ShapiroWilk
1,2-Dibromoethane [EDB] (ug/L)	MW-105A	No	n/a	n/a	NP	NaN	20	0.835	0.2932	x^2	ShapiroWilk
1,2-Dichlorobenzene (ug/L)	MW-104A	No	n/a	n/a	NP	NaN	20	0.8425	0.2799	sqrt(x)	ShapiroWilk
1,2-Dichlorobenzene (ug/L)	MW-203A	No	n/a	n/a	NP	NaN	20	0.8425	0.2799	sqrt(x)	ShapiroWilk
1,2-Dichlorobenzene (ug/L)	MW-105A	No	n/a	n/a	NP	NaN	20	0.8425	0.2799	sqrt(x)	ShapiroWilk
1,2-Dichloroethane (ug/L)	MW-104A	No	n/a	n/a	NP	NaN	20	0.8475	0.271	x^4	ShapiroWilk
1,2-Dichloroethane (ug/L)	MW-203A	No	n/a	n/a	NP	NaN	20	0.8685	0.2983	x^2	ShapiroWilk
1,2-Dichloroethane (ug/L)	MW-105A	No	n/a	n/a	NP	NaN	20	0.8475	0.271	x^4	ShapiroWilk
1,2-Dichloropropane (ug/L)	MW-104A	No	n/a	n/a	NP	NaN	20	0.8175	0.3243	x^5	ShapiroWilk
1,2-Dichloropropane (ug/L)	MW-203A	No	n/a	n/a	NP	NaN	20	0.8175	0.3243	x^5	ShapiroWilk
1,2-Dichloropropane (ug/L)	MW-105A	No	n/a	n/a	NP	NaN	20	0.8175	0.3243	x^5	ShapiroWilk
1,4-Dichlorobenzene (ug/L)	MW-104A	No	n/a	n/a	NP	NaN	20	0.7821	0.3459	sqrt(x)	ShapiroWilk
1,4-Dichlorobenzene (ug/L)	MW-203A	No	n/a	n/a	NP	NaN	20	0.8075	0.3421	x^2	ShapiroWilk
1,4-Dichlorobenzene (ug/L)	MW-105A	No	n/a	n/a	NP	NaN	20	0.8075	0.3421	x^2	ShapiroWilk
2-Butanone [MEK] (ug/L)	MW-104A	No	n/a	n/a	NP	NaN	20	7.025	3.517	sqrt(x)	ShapiroWilk
2-Butanone [MEK] (ug/L)	MW-203A	No	n/a	n/a	NP	NaN	20	7.025	3.517	sqrt(x)	ShapiroWilk
2-Butanone [MEK] (ug/L)	MW-105A	No	n/a	n/a	NP	NaN	20	7.025	3.517	sqrt(x)	ShapiroWilk
2-Hexanone (ug/L)	MW-104A	No	n/a	n/a	NP	NaN	20	8	3.554	normal	ShapiroWilk
2-Hexanone (ug/L)	MW-203A	No	n/a	n/a	NP	NaN	20	8	3.554	normal	ShapiroWilk
2-Hexanone (ug/L)	MW-105A	No	n/a	n/a	NP	NaN	20	8	3.554	normal	ShapiroWilk
4-Methyl-2-pentanone (ug/L)	MW-104A	n/a	n/a	n/a	NP	NaN	20	6.558	4.365	unknown	ShapiroWilk
4-Methyl-2-pentanone (ug/L)	MW-203A	n/a	n/a	n/a	NP	NaN	20	6.558	4.365	unknown	ShapiroWilk
4-Methyl-2-pentanone (ug/L)	MW-105A	n/a	n/a	n/a	NP	NaN	20	6.558	4.365	unknown	ShapiroWilk
Acetone (ug/L)	MW-104A	n/a	n/a	n/a	NP	NaN	20	6.755	3.523	unknown	ShapiroWilk
Acetone (ug/L)	MW-203A	n/a	n/a	n/a	NP	NaN	20	6.193	4.121	unknown	ShapiroWilk
Acetone (ug/L)	MW-105A	n/a	n/a	n/a	NP	NaN	20	6.925	3.841	unknown	ShapiroWilk
Acrylonitrile (ug/L)	MW-104A	n/a	n/a	n/a	NP	NaN	20	4.13	2.656	unknown	ShapiroWilk
Acrylonitrile (ug/L)	MW-203A	n/a	n/a	n/a	NP	NaN	20	4.13	2.656	unknown	ShapiroWilk

Outlier Analysis

DMASWA Data: DMASWA Database_Updated Printed 12/17/2024, 2:39 PM

Constituent	Well	Outlier	Value(s)	Date(s)	Method	Alpha	N	Mean	Std. Dev.	Distribution	Normality Test
Acrylonitrile (ug/L)	MW-105A	n/a	n/a	n/a	NP	NaN	20	4.13	2.656	unknown	ShapiroWilk
Benzene (ug/L)	MW-104A	n/a	n/a	n/a	NP	NaN	20	0.3715	0.1651	unknown	ShapiroWilk
Benzene (ug/L)	MW-203A	No	n/a	n/a	NP	NaN	20	0.345	0.08469	normal	ShapiroWilk
Benzene (ug/L)	MW-105A	n/a	n/a	n/a	NP	NaN	20	0.3715	0.1651	unknown	ShapiroWilk
Bromochloromethane (ug/L)	MW-104A	n/a	n/a	n/a	NP	NaN	20	3.153	2.325	unknown	ShapiroWilk
Bromochloromethane (ug/L)	MW-203A	n/a	n/a	n/a	NP	NaN	20	3.153	2.325	unknown	ShapiroWilk
Bromochloromethane (ug/L)	MW-105A	n/a	n/a	n/a	NP	NaN	20	3.153	2.325	unknown	ShapiroWilk
Bromodichloromethane (ug/L)	MW-104A	n/a	n/a	n/a	NP	NaN	20	0.7155	0.3674	unknown	ShapiroWilk
Bromodichloromethane (ug/L)	MW-203A	n/a	n/a	n/a	NP	NaN	20	0.7155	0.3674	unknown	ShapiroWilk
Bromodichloromethane (ug/L)	MW-105A	n/a	n/a	n/a	NP	NaN	20	0.7155	0.3674	unknown	ShapiroWilk
Bromoform (ug/L)	MW-104A	n/a	n/a	n/a	NP	NaN	20	3.216	2.251	unknown	ShapiroWilk
Bromoform (ug/L)	MW-203A	n/a	n/a	n/a	NP	NaN	20	3.216	2.251	unknown	ShapiroWilk
Bromoform (ug/L)	MW-105A	n/a	n/a	n/a	NP	NaN	20	3.216	2.251	unknown	ShapiroWilk
Bromomethane (ug/L)	MW-104A	n/a	n/a	n/a	NP	NaN	20	2.585	1.745	unknown	ShapiroWilk
Bromomethane (ug/L)	MW-203A	No	n/a	n/a	NP	NaN	20	2.394	1.789	x^(1/3)	ShapiroWilk
Bromomethane (ug/L)	MW-105A	n/a	n/a	n/a	NP	NaN	20	2.572	1.762	unknown	ShapiroWilk
Carbon disulfide (ug/L)	MW-104A	n/a	n/a	n/a	NP	NaN	20	0.735	0.3461	unknown	ShapiroWilk
Carbon disulfide (ug/L)	MW-203A	n/a	n/a	n/a	NP	NaN	20	0.735	0.3461	unknown	ShapiroWilk
Carbon disulfide (ug/L)	MW-105A	n/a	n/a	n/a	NP	NaN	20	0.735	0.3461	unknown	ShapiroWilk
Carbon Tetrachloride (ug/L)	MW-104A	n/a	n/a	n/a	NP	NaN	20	1.398	0.7667	unknown	ShapiroWilk
Carbon Tetrachloride (ug/L)	MW-203A	n/a	n/a	n/a	NP	NaN	20	1.398	0.7667	unknown	ShapiroWilk
Carbon Tetrachloride (ug/L)	MW-105A	n/a	n/a	n/a	NP	NaN	20	1.398	0.7667	unknown	ShapiroWilk
Chlorobenzene (ug/L)	MW-104A	n/a	n/a	n/a	NP	NaN	20	0.7285	0.3475	unknown	ShapiroWilk
Chlorobenzene (ug/L)	MW-203A	n/a	n/a	n/a	NP	NaN	20	0.7285	0.3475	unknown	ShapiroWilk
Chlorobenzene (ug/L)	MW-105A	n/a	n/a	n/a	NP	NaN	20	0.7285	0.3475	unknown	ShapiroWilk
Chloroform (ug/L)	MW-104A	n/a	n/a	n/a	NP	NaN	20	1.667	1.054	unknown	ShapiroWilk
Chloroform (ug/L)	MW-203A	n/a	n/a	n/a	NP	NaN	20	1.667	1.054	unknown	ShapiroWilk
Chloroform (ug/L)	MW-105A	n/a	n/a	n/a	NP	NaN	20	1.667	1.054	unknown	ShapiroWilk
Chloromethane (ug/L)	MW-104A	n/a	n/a	n/a	NP	NaN	20	1.999	1.261	unknown	ShapiroWilk
Chloromethane (ug/L)	MW-203A	n/a	n/a	n/a	NP	NaN	20	1.999	1.261	unknown	ShapiroWilk
Chloromethane (ug/L)	MW-105A	n/a	n/a	n/a	NP	NaN	20	1.868	1.288	unknown	ShapiroWilk
cis-1,2-Dichloroethene (ug/L)	MW-104A	n/a	n/a	n/a	NP	NaN	20	0.672	0.4129	unknown	ShapiroWilk
cis-1,2-Dichloroethene (ug/L)	MW-203A	No	n/a	n/a	NP	NaN	20	5.641	1.511	ln(x)	ShapiroWilk
cis-1,2-Dichloroethene (ug/L)	MW-105A	n/a	n/a	n/a	NP	NaN	20	0.672	0.4129	unknown	ShapiroWilk
cis-1,3-Dichloropropene (ug/L)	MW-104A	n/a	n/a	n/a	NP	NaN	20	3.085	2.407	unknown	ShapiroWilk
cis-1,3-Dichloropropene (ug/L)	MW-203A	n/a	n/a	n/a	NP	NaN	20	3.085	2.407	unknown	ShapiroWilk
cis-1,3-Dichloropropene (ug/L)	MW-105A	n/a	n/a	n/a	NP	NaN	20	3.085	2.407	unknown	ShapiroWilk
Dibromomethane (ug/L)	MW-104A	n/a	n/a	n/a	NP	NaN	20	0.7095	0.3681	unknown	ShapiroWilk
Dibromomethane (ug/L)	MW-203A	n/a	n/a	n/a	NP	NaN	20	0.7095	0.3681	unknown	ShapiroWilk
Dibromomethane (ug/L)	MW-105A	n/a	n/a	n/a	NP	NaN	20	0.7095	0.3681	unknown	ShapiroWilk
Dichloromethane (ug/L)	MW-104A	No	n/a	n/a	NP	NaN	19	2.623	2.144	x^(1/3)	ShapiroWilk
Dichloromethane (ug/L)	MW-203A	No	n/a	n/a	NP	NaN	19	2.616	2.149	ln(x)	ShapiroWilk
Dichloromethane (ug/L)	MW-105A	No	n/a	n/a	NP	NaN	19	2.591	2.174	ln(x)	ShapiroWilk
Ethylbenzene (ug/L)	MW-104A	n/a	n/a	n/a	NP	NaN	20	0.709	0.367	unknown	ShapiroWilk
Ethylbenzene (ug/L)	MW-203A	n/a	n/a	n/a	NP	NaN	20	0.709	0.367	unknown	ShapiroWilk
Ethylbenzene (ug/L)	MW-105A	n/a	n/a	n/a	NP	NaN	20	0.709	0.367	unknown	ShapiroWilk
Iodomethane (ug/L)	MW-104A	n/a	n/a	n/a	NP	NaN	20	7.87	3.31	unknown	ShapiroWilk
Iodomethane (ug/L)	MW-203A	n/a	n/a	n/a	NP	NaN	20	7.87	3.31	unknown	ShapiroWilk
Iodomethane (ug/L)	MW-105A	n/a	n/a	n/a	NP	NaN	20	7.87	3.31	unknown	ShapiroWilk
Styrene (ug/L)	MW-104A	n/a	n/a	n/a	NP	NaN	20	0.7075	0.3772	unknown	ShapiroWilk

Outlier Analysis

DMASWA Data: DMASWA Database_Updated Printed 12/17/2024, 2:39 PM

Constituent	Well	Outlier	Value(s)	Date(s)	Method	Alpha	N	Mean	Std. Dev.	Distribution	Normality Test
Styrene (ug/L)	MW-203A	n/a	n/a	n/a	NP	NaN	20	0.7075	0.3772	unknown	ShapiroWilk
Styrene (ug/L)	MW-105A	n/a	n/a	n/a	NP	NaN	20	0.7075	0.3772	unknown	ShapiroWilk
Tetrachloroethene (ug/L)	MW-104A	n/a	n/a	n/a	NP	NaN	20	0.747	0.3316	unknown	ShapiroWilk
Tetrachloroethene (ug/L)	MW-203A	n/a	n/a	n/a	NP	NaN	19	0.7337	0.3351	unknown	ShapiroWilk
Tetrachloroethene (ug/L)	MW-105A	n/a	n/a	n/a	NP	NaN	20	0.747	0.3316	unknown	ShapiroWilk
Toluene (ug/L)	MW-104A	n/a	n/a	n/a	NP	NaN	20	0.73	0.3505	unknown	ShapiroWilk
Toluene (ug/L)	MW-203A	n/a	n/a	n/a	NP	NaN	19	0.7158	0.3541	unknown	ShapiroWilk
Toluene (ug/L)	MW-105A	n/a	n/a	n/a	NP	NaN	20	0.73	0.3505	unknown	ShapiroWilk
trans-1,2-Dichloroethene (ug/L)	MW-104A	n/a	n/a	n/a	NP	NaN	20	0.699	0.3787	unknown	ShapiroWilk
trans-1,2-Dichloroethene (ug/L)	MW-203A	n/a	n/a	n/a	NP	NaN	20	0.5041	0.3356	unknown	ShapiroWilk
trans-1,2-Dichloroethene (ug/L)	MW-105A	n/a	n/a	n/a	NP	NaN	20	0.699	0.3787	unknown	ShapiroWilk
trans-1,3-Dichloropropene (ug/L)	MW-104A	n/a	n/a	n/a	NP	NaN	20	3.173	2.298	unknown	ShapiroWilk
trans-1,3-Dichloropropene (ug/L)	MW-203A	n/a	n/a	n/a	NP	NaN	20	3.173	2.298	unknown	ShapiroWilk
trans-1,3-Dichloropropene (ug/L)	MW-105A	n/a	n/a	n/a	NP	NaN	20	3.173	2.298	unknown	ShapiroWilk
trans-1,4-Dichloro-2-butene (ug/L)	MW-104A	n/a	n/a	n/a	NP	NaN	20	6.295	4.666	unknown	ShapiroWilk
trans-1,4-Dichloro-2-butene (ug/L)	MW-203A	n/a	n/a	n/a	NP	NaN	20	6.295	4.666	unknown	ShapiroWilk
trans-1,4-Dichloro-2-butene (ug/L)	MW-105A	n/a	n/a	n/a	NP	NaN	20	6.295	4.666	unknown	ShapiroWilk
Trichloroethene (ug/L)	MW-104A	n/a	n/a	n/a	NP	NaN	20	0.7452	0.3269	unknown	ShapiroWilk
Trichloroethene (ug/L)	MW-203A	n/a	n/a	n/a	NP	NaN	19	0.7221	0.3436	unknown	ShapiroWilk
Trichloroethene (ug/L)	MW-105A	n/a	n/a	n/a	NP	NaN	20	0.7234	0.3345	unknown	ShapiroWilk
Vinyl Acetate (ug/L)	MW-104A	n/a	n/a	n/a	NP	NaN	20	6.736	4.139	unknown	ShapiroWilk
Vinyl Acetate (ug/L)	MW-203A	n/a	n/a	n/a	NP	NaN	19	6.564	4.178	unknown	ShapiroWilk
Vinyl Acetate (ug/L)	MW-105A	n/a	n/a	n/a	NP	NaN	20	6.736	4.139	unknown	ShapiroWilk
Vinyl chloride (ug/L)	MW-104A	n/a	n/a	n/a	NP	NaN	20	0.66	0.428	unknown	ShapiroWilk
Vinyl chloride (ug/L)	MW-203A	n/a	n/a	n/a	NP	NaN	19	0.5972	0.437	unknown	ShapiroWilk
Vinyl chloride (ug/L)	MW-105A	n/a	n/a	n/a	NP	NaN	20	0.66	0.428	unknown	ShapiroWilk
Xylenes, Total (ug/L)	MW-104A	n/a	n/a	n/a	NP	NaN	20	1.609	1.322	unknown	ShapiroWilk
Xylenes, Total (ug/L)	MW-203A	n/a	n/a	n/a	NP	NaN	20	1.715	1.37	unknown	ShapiroWilk
Xylenes, Total (ug/L)	MW-105A	n/a	n/a	n/a	NP	NaN	20	1.616	1.366	unknown	ShapiroWilk

Trend Analysis Wells –

Outlier Analysis Summary

This page intentionally left blank.

Trend Wells - Appendix I Metals

DMASWA Data: DMASWA Database_Updated Printed 12/17/2024, 2:31 PM

	MW-104A Antimony (ug/L)	MW-105A Antimony (ug/L)	MW-104A Barium (ug/L)	MW-105A Cadmium (ug/L)
12/2/2014				0.157 (Jo)
11/4/2015				0.162 (Jo)
10/9/2018		<3 (o)		
10/10/2018	<3 (o)			
10/21/2020			213 (o)	

Outlier Summary - Trend Wells - Appendix I VOCs

DMASWA Data: DMASWA Database_Updated Printed 12/17/2024, 2:46 PM

	MW-104A Acetone (ug/L)	MW-203A Acetone (ug/L)	MW-203A Xylenes, Total (ug/L)
10/19/2017			4 (o)
4/25/2018	7.76 (Jo)		
10/10/2018	9.95 (Jo)		
10/11/2018		15.7 (o)	

Trend Analysis Wells –

Time Series

This page intentionally left blank.

Sanitas™ v.10.0.15 Software licensed to HDR, Inc. UG
Hollow symbols indicate censored values.

Time Series

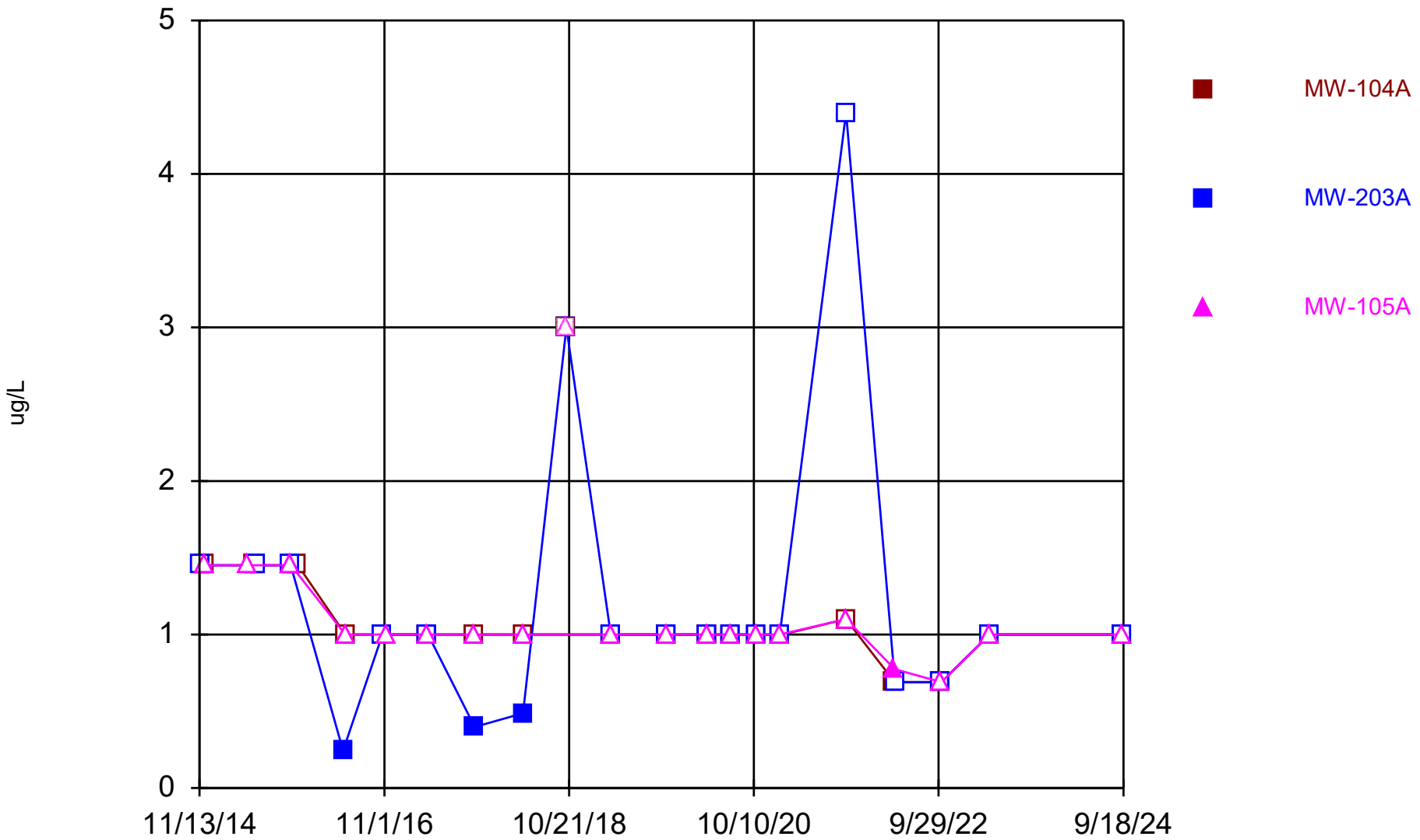

Constituent: Antimony Analysis Run 12/17/2024 2:31 PM View: Trend Analysis Wells - Appendix I Metals DMASWA Data: DMASWA Database_Updated

Sanitas™ v.10.0.15 Software licensed to HDR, Inc. UG
Hollow symbols indicate censored values.

Time Series

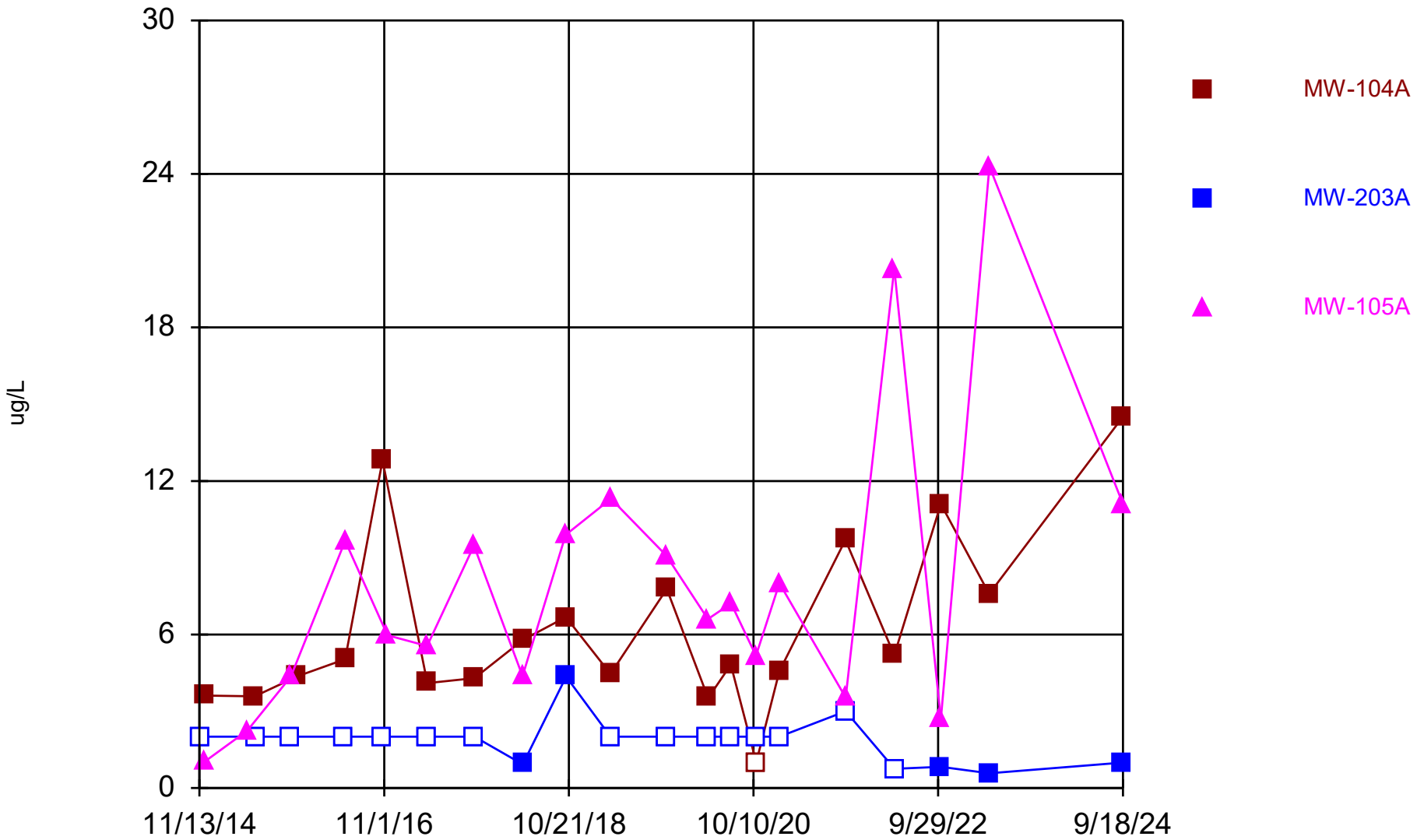

Constituent: Arsenic Analysis Run 12/17/2024 2:31 PM View: Trend Analysis Wells - Appendix I Metals

DMASWA Data: DMASWA Database_Updated

Sanitas™ v.10.0.15 Software licensed to HDR, Inc. UG
Hollow symbols indicate censored values.

Time Series

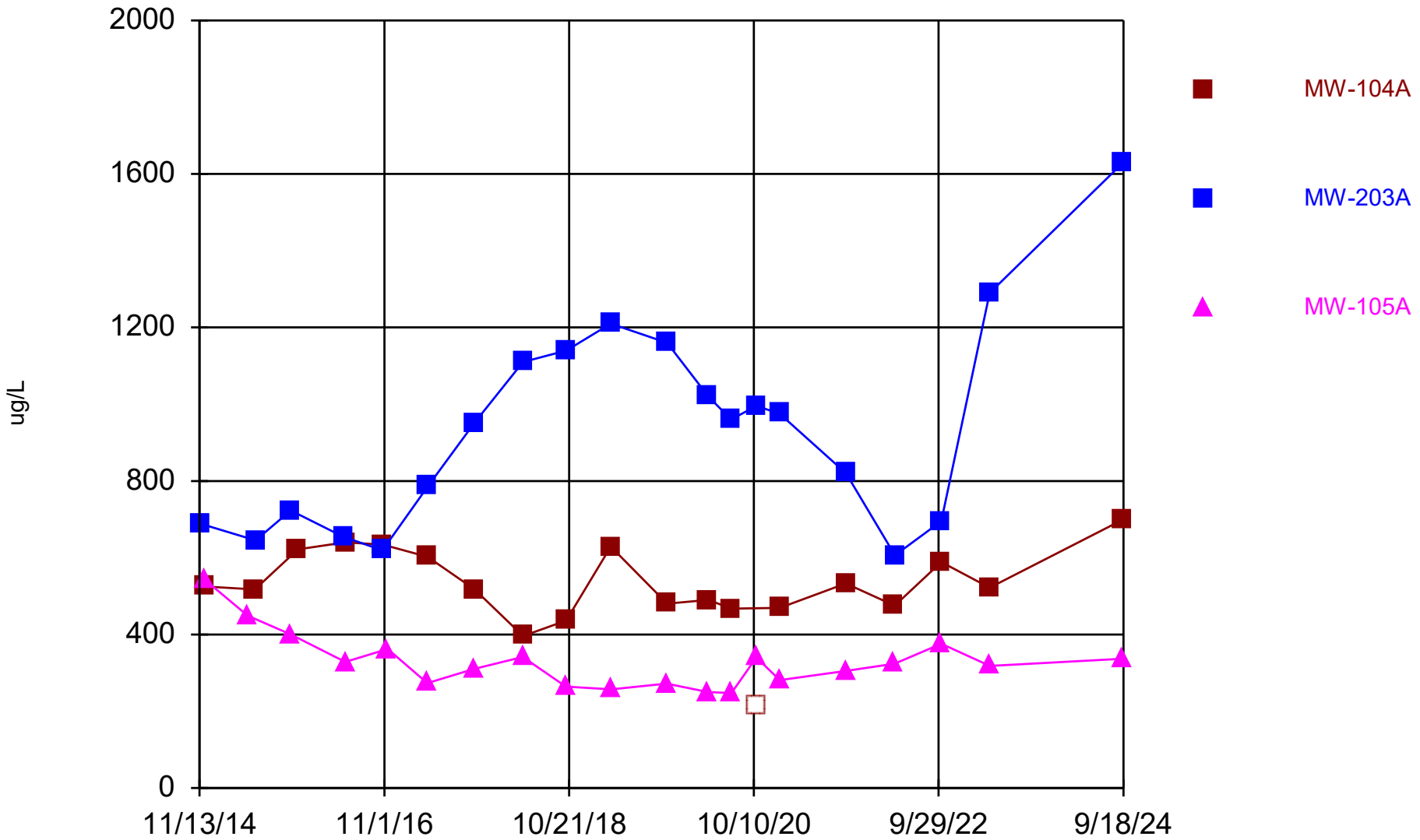

Constituent: Barium Analysis Run 12/17/2024 2:31 PM View: Trend Analysis Wells - Appendix I Metals DMASWA Data: DMASWA Database_Updated

Sanitas™ v.10.0.15 Software licensed to HDR, Inc. UG
Hollow symbols indicate censored values.

Time Series

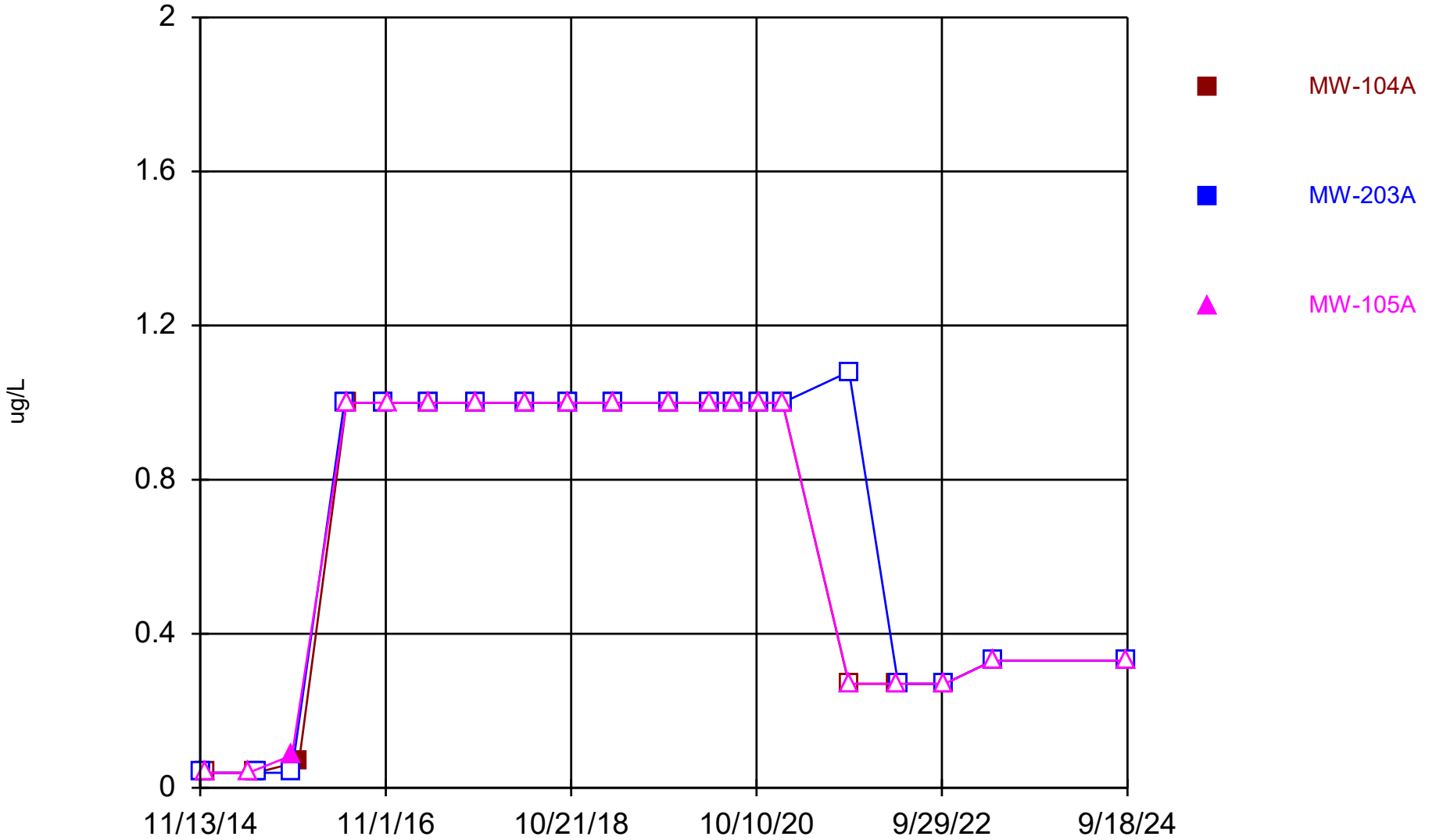

Constituent: Beryllium Analysis Run 12/17/2024 2:31 PM View: Trend Analysis Wells - Appendix I Metals DMASWA Data: DMASWA Database_Updated

Sanitas™ v.10.0.15 Software licensed to HDR, Inc. UG
Hollow symbols indicate censored values.

Time Series

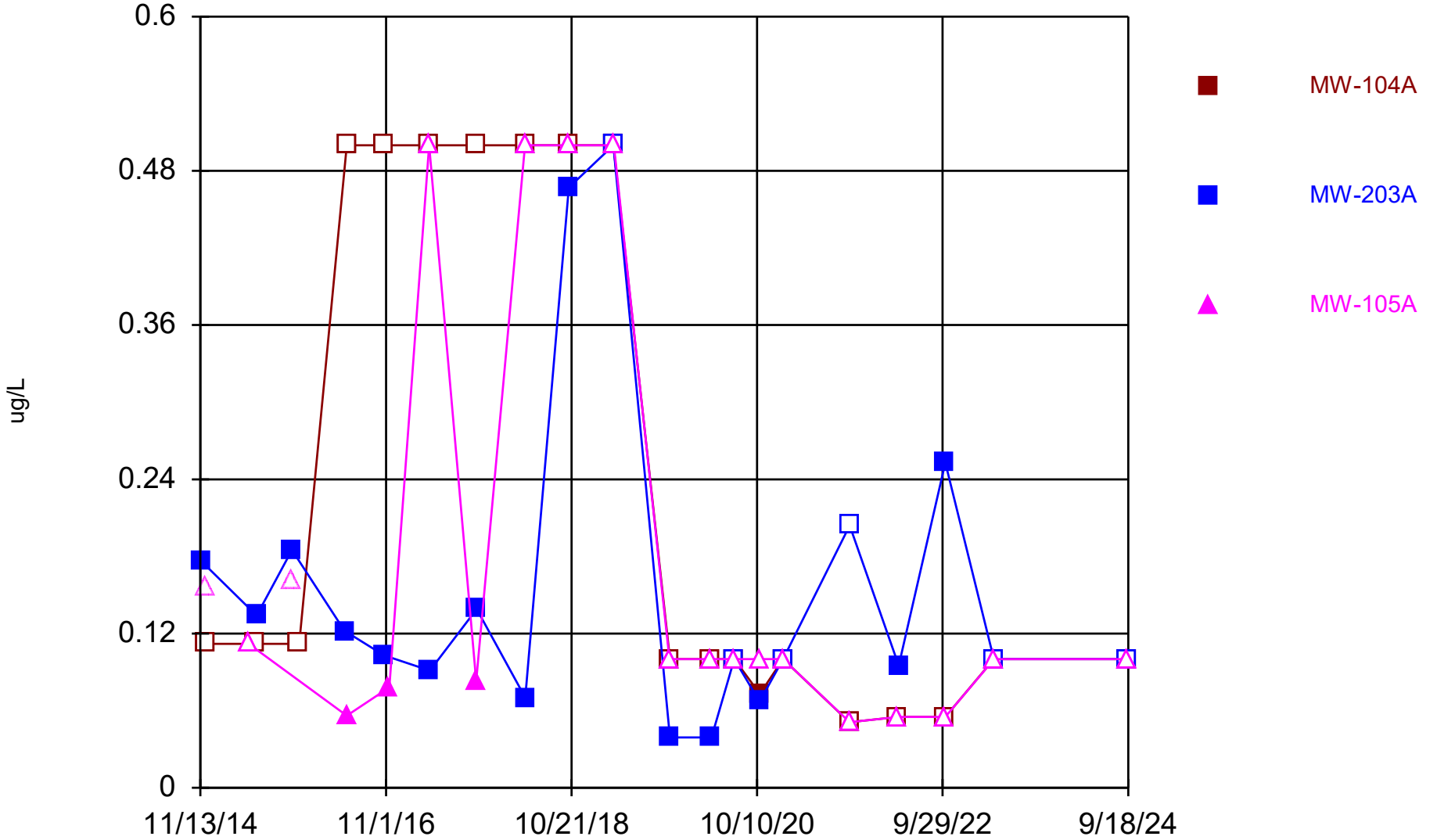

Constituent: Cadmium Analysis Run 12/17/2024 2:32 PM View: Trend Analysis Wells - Appendix I Metals DMASWA Data: DMASWA Database_Updated

Sanitas™ v.10.0.15 Software licensed to HDR, Inc. UG
Hollow symbols indicate censored values.

Time Series

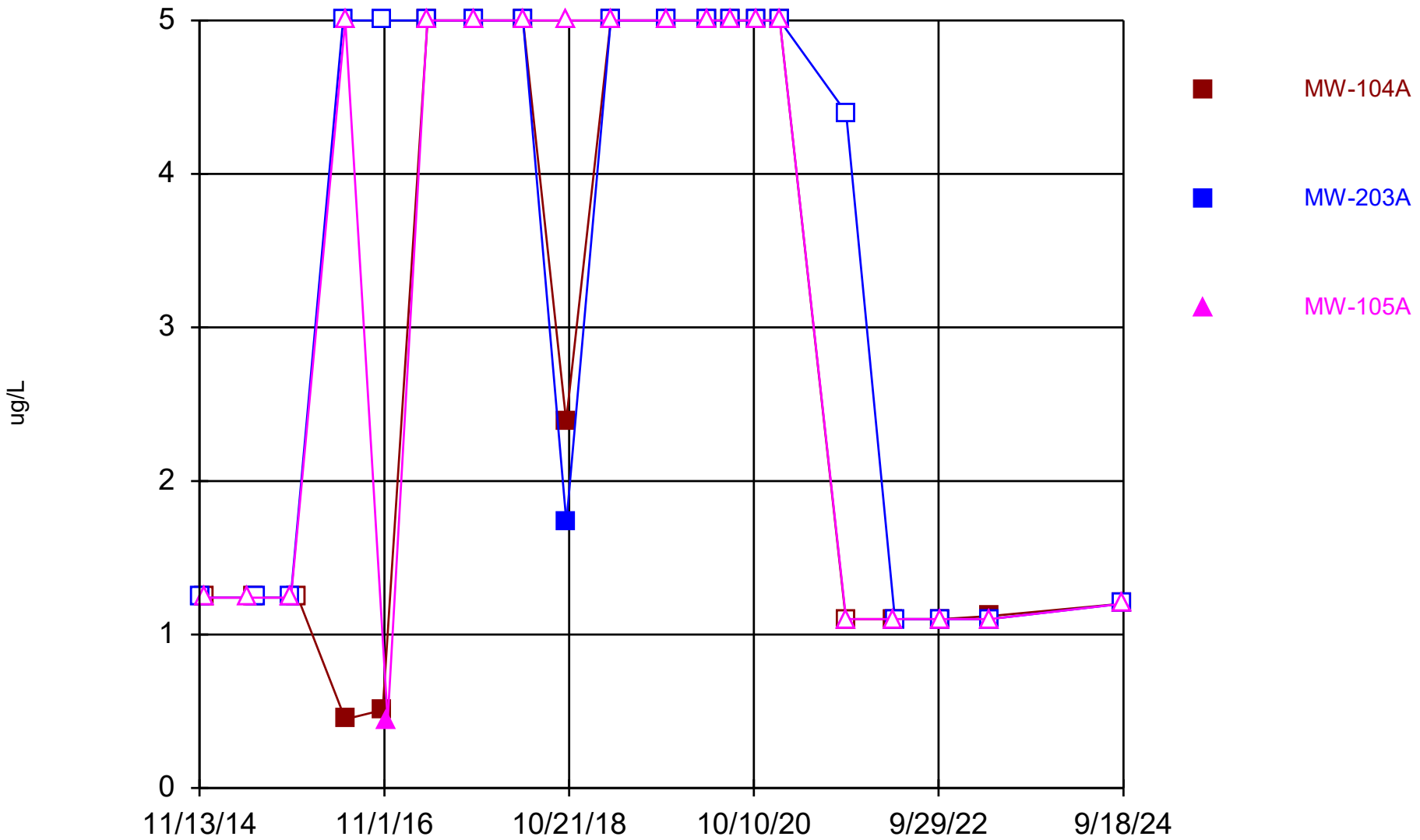

Constituent: Chromium Analysis Run 12/17/2024 2:32 PM View: Trend Analysis Wells - Appendix I Metals DMASWA Data: DMASWA Database_Updated

Sanitas™ v.10.0.15 Software licensed to HDR, Inc. UG

Time Series

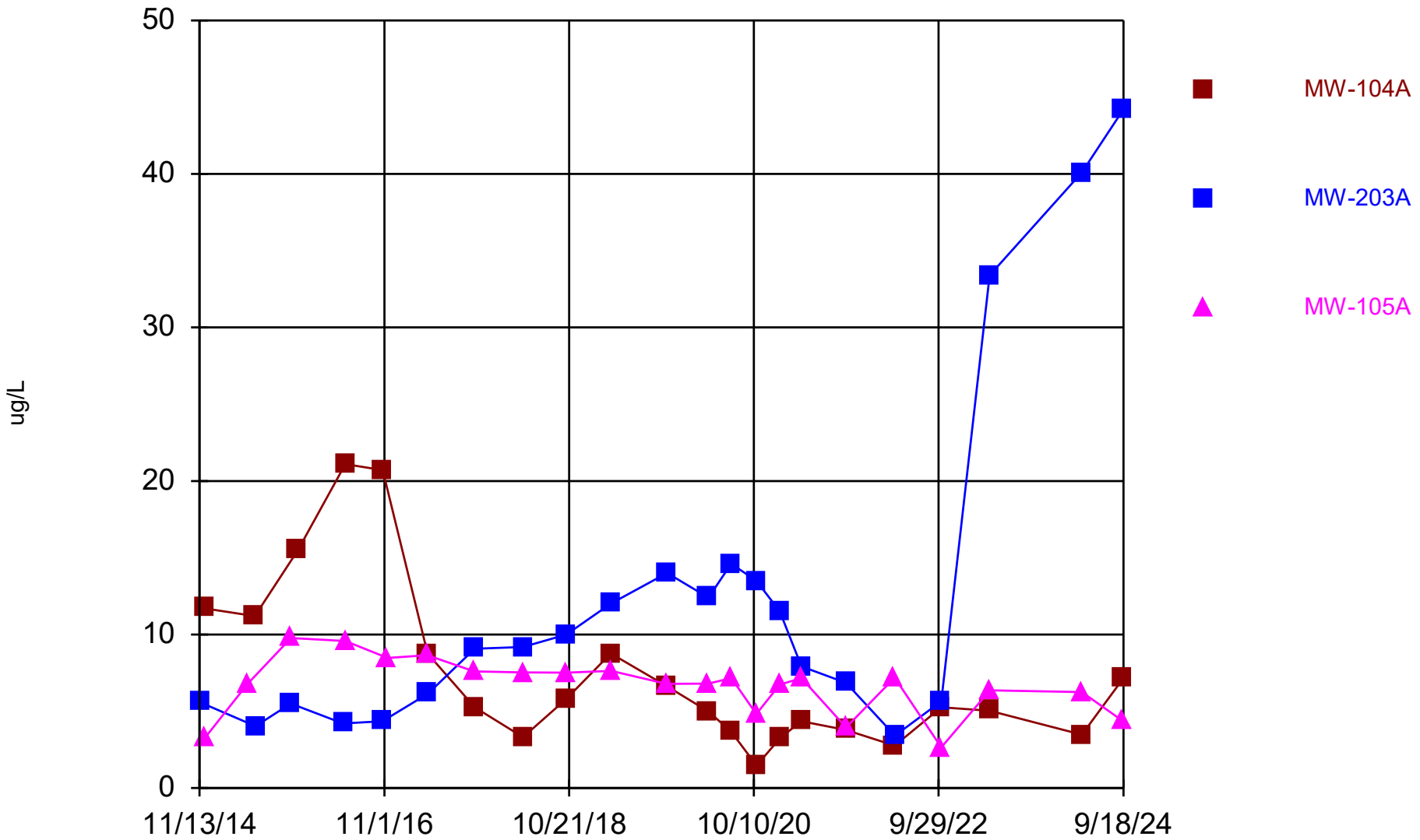

Constituent: Cobalt Analysis Run 12/17/2024 2:32 PM View: Trend Analysis Wells - Appendix I Metals DMASWA Data: DMASWA Database_Updated

Sanitas™ v.10.0.15 Software licensed to HDR, Inc. UG
Hollow symbols indicate censored values.

Time Series

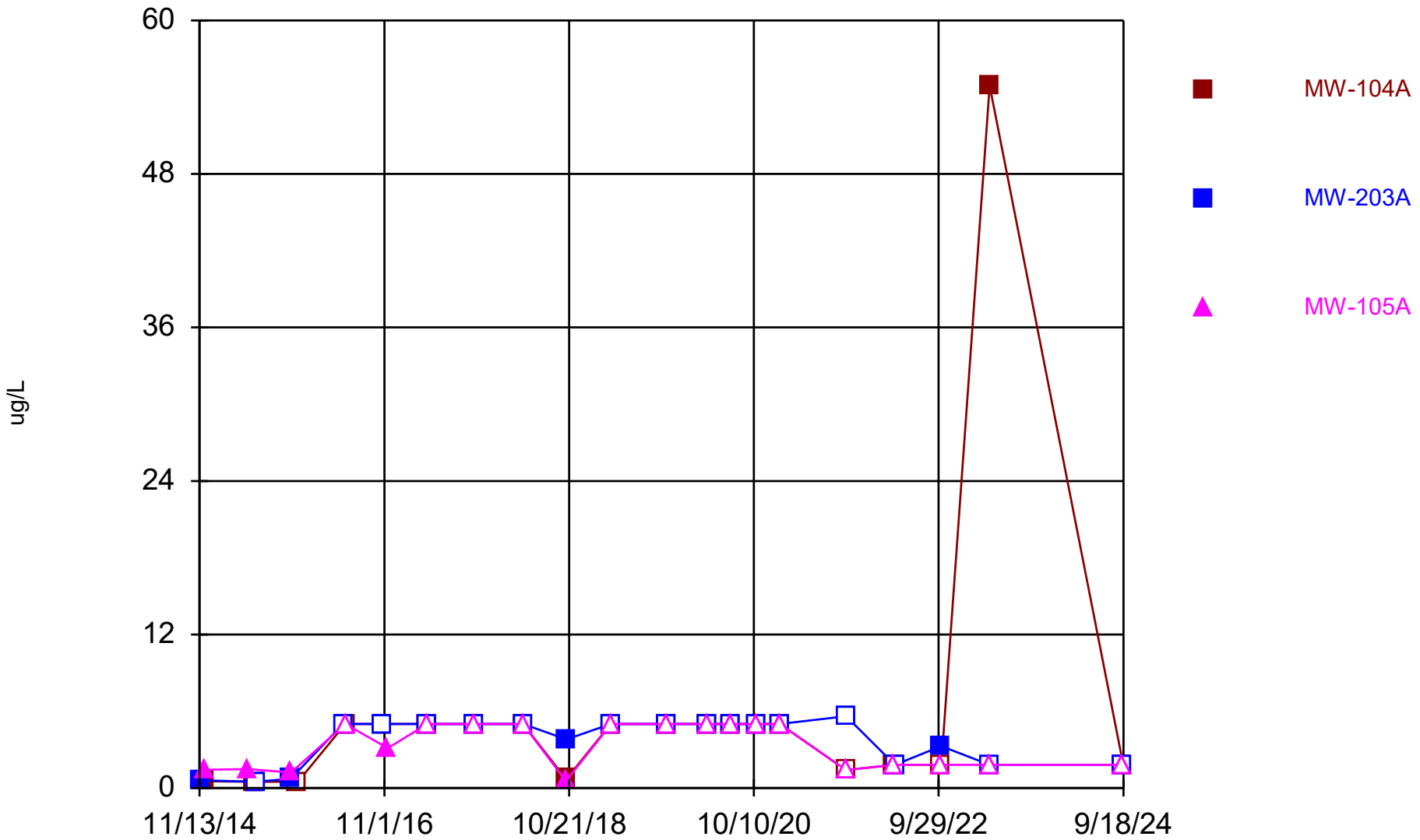

Constituent: Copper Analysis Run 12/17/2024 2:32 PM View: Trend Analysis Wells - Appendix I Metals DMASWA Data: DMASWA Database_Updated

Sanitas™ v.10.0.15 Software licensed to HDR, Inc. UG
Hollow symbols indicate censored values.

Time Series

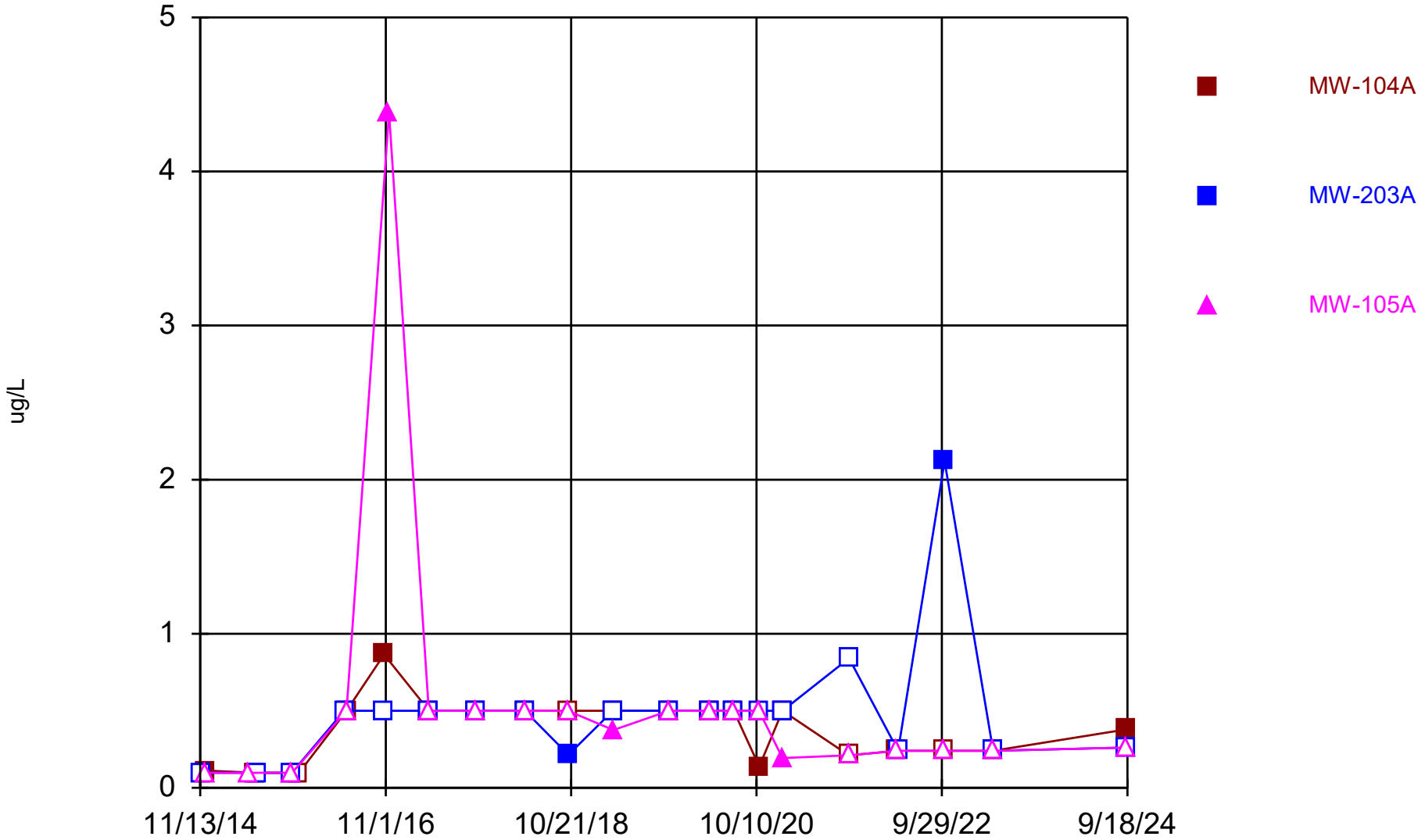

Constituent: Lead Analysis Run 12/17/2024 2:32 PM View: Trend Analysis Wells - Appendix I Metals DMASWA Data: DMASWA Database_Updated

Sanitas™ v.10.0.15 Software licensed to HDR, Inc. UG

Time Series

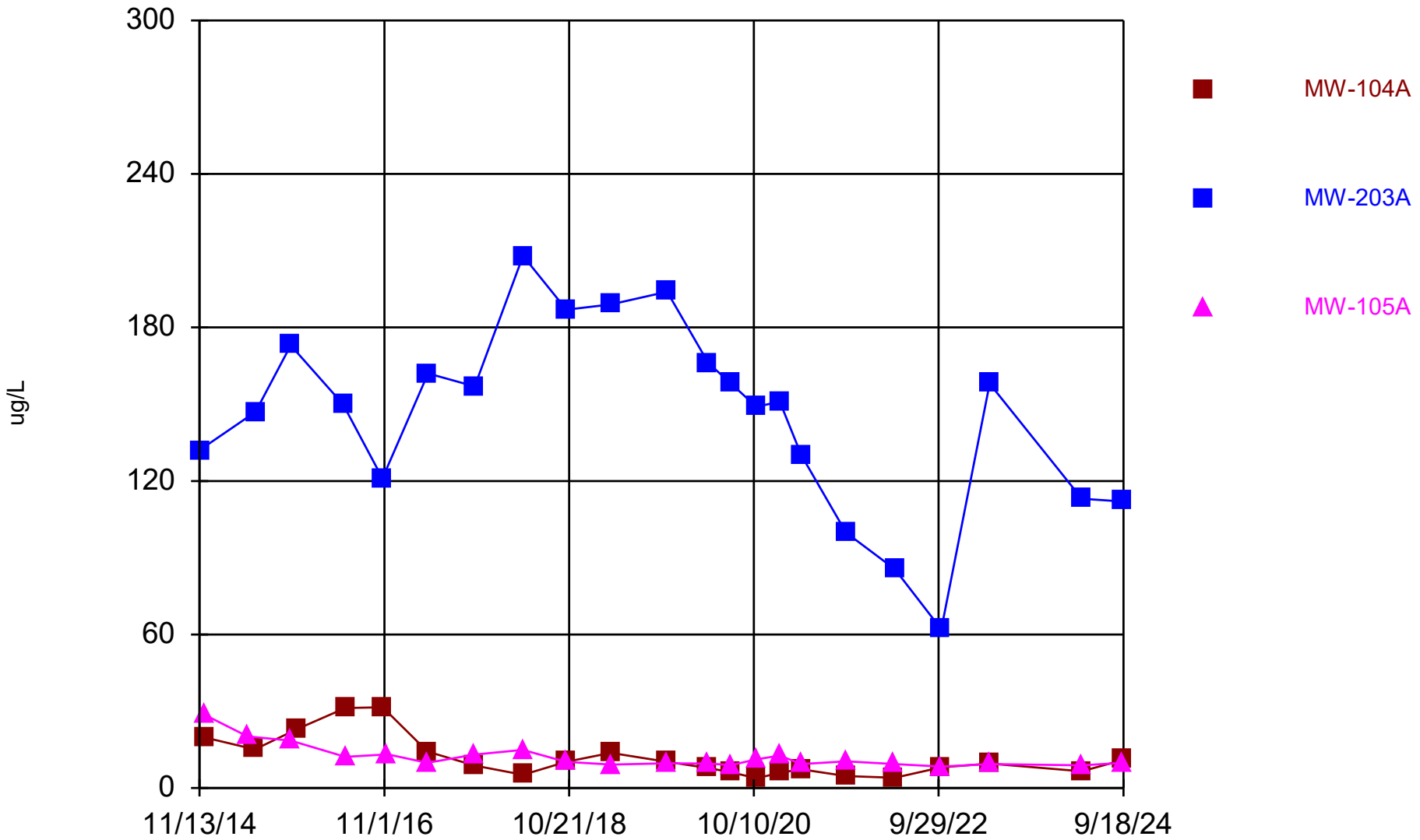

Constituent: Nickel Analysis Run 12/17/2024 2:32 PM View: Trend Analysis Wells - Appendix I Metals DMASWA Data: DMASWA Database_Updated

Sanitas™ v.10.0.15 Software licensed to HDR, Inc. UG
Hollow symbols indicate censored values.

Time Series

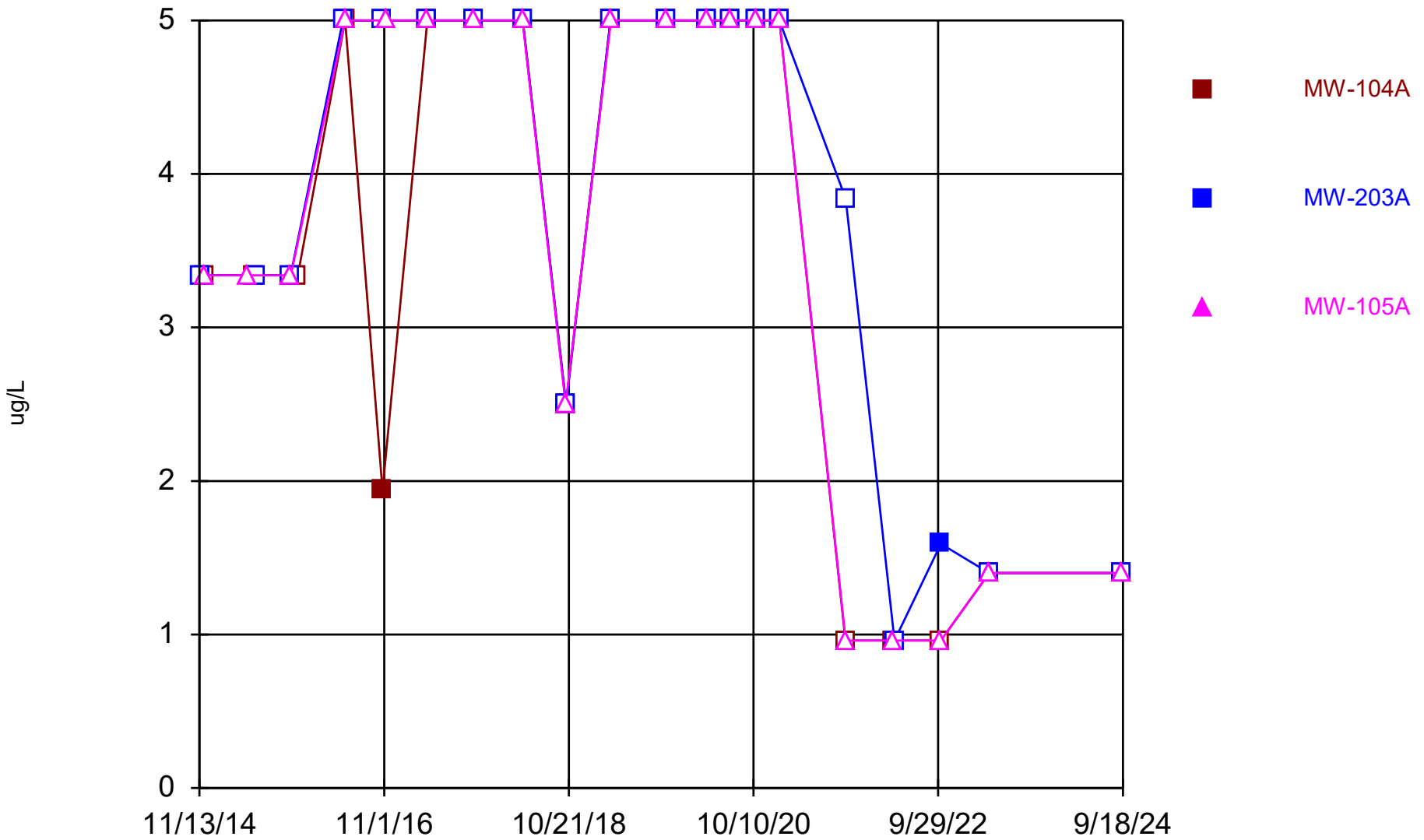

Constituent: Selenium Analysis Run 12/17/2024 2:32 PM View: Trend Analysis Wells - Appendix I Metals DMASWA Data: DMASWA Database_Updated

Sanitas™ v.10.0.15 Software licensed to HDR, Inc. UG
Hollow symbols indicate censored values.

Time Series

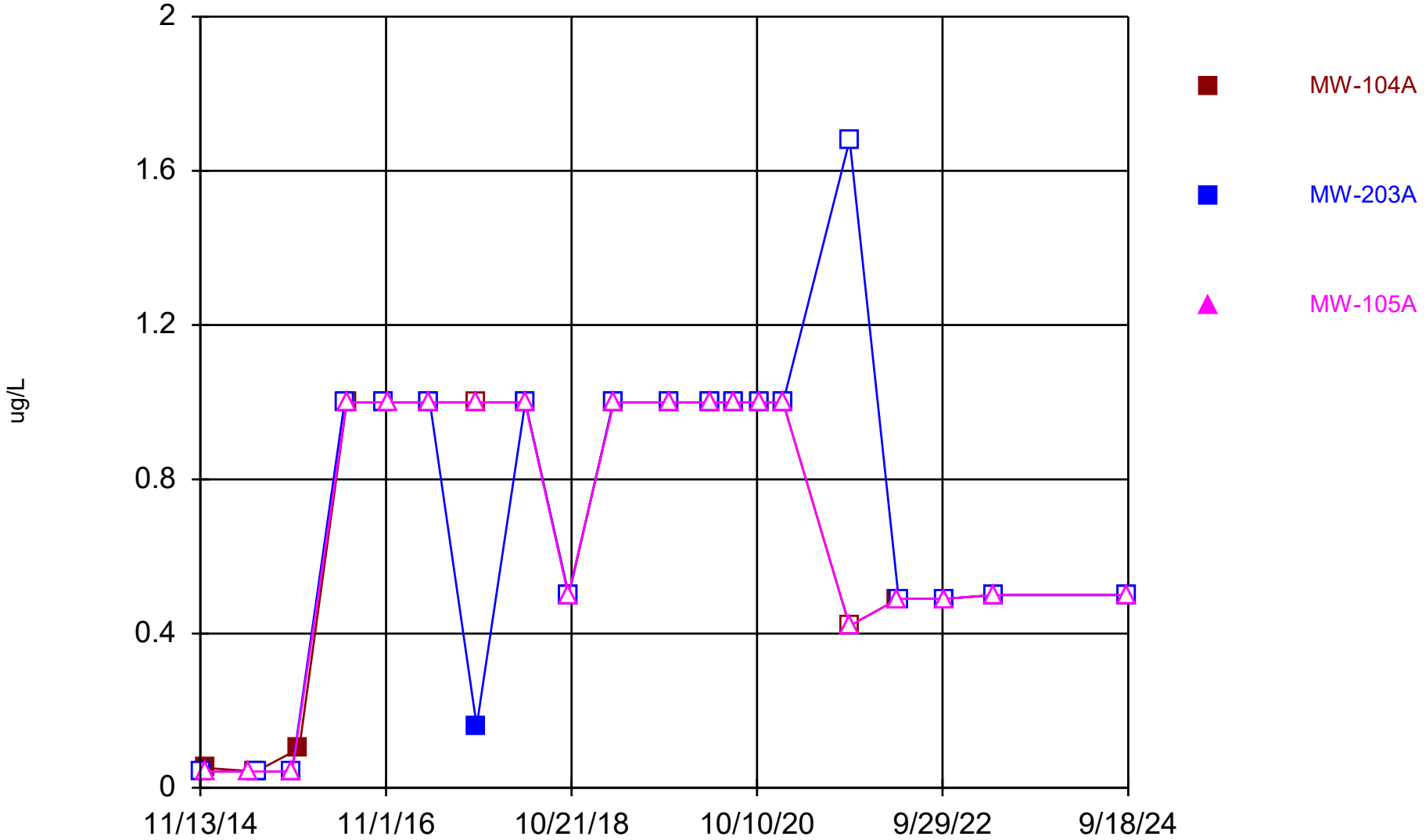

Constituent: Silver Analysis Run 12/17/2024 2:32 PM View: Trend Analysis Wells - Appendix I Metals DMASWA Data: DMASWA Database_Updated

Sanitas™ v.10.0.15 Software licensed to HDR, Inc. UG
Hollow symbols indicate censored values.

Time Series

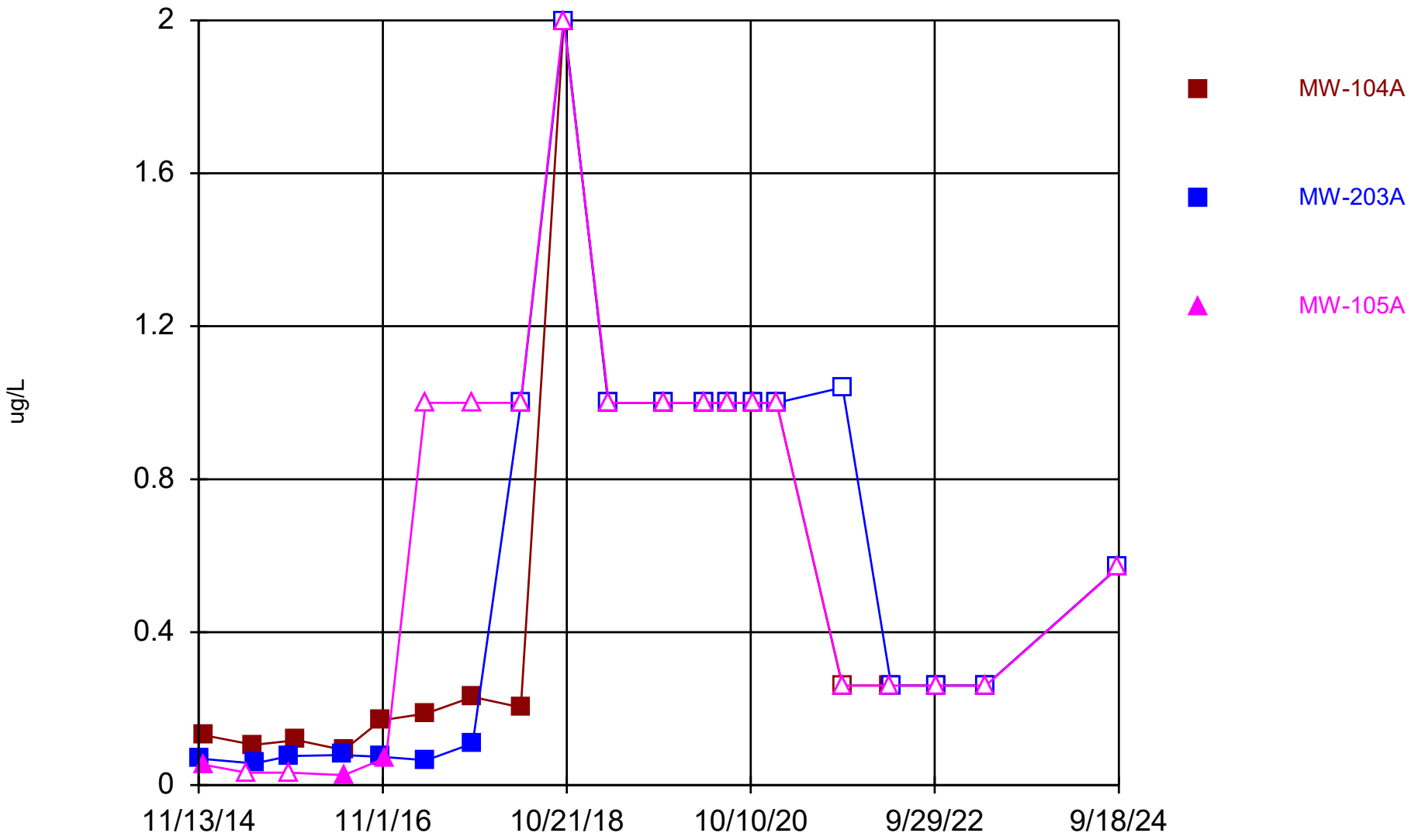

Constituent: Thallium Analysis Run 12/17/2024 2:32 PM View: Trend Analysis Wells - Appendix I Metals DMASWA Data: DMASWA Database_Updated

Sanitas™ v.10.0.15 Software licensed to HDR, Inc. UG
Hollow symbols indicate censored values.

Time Series

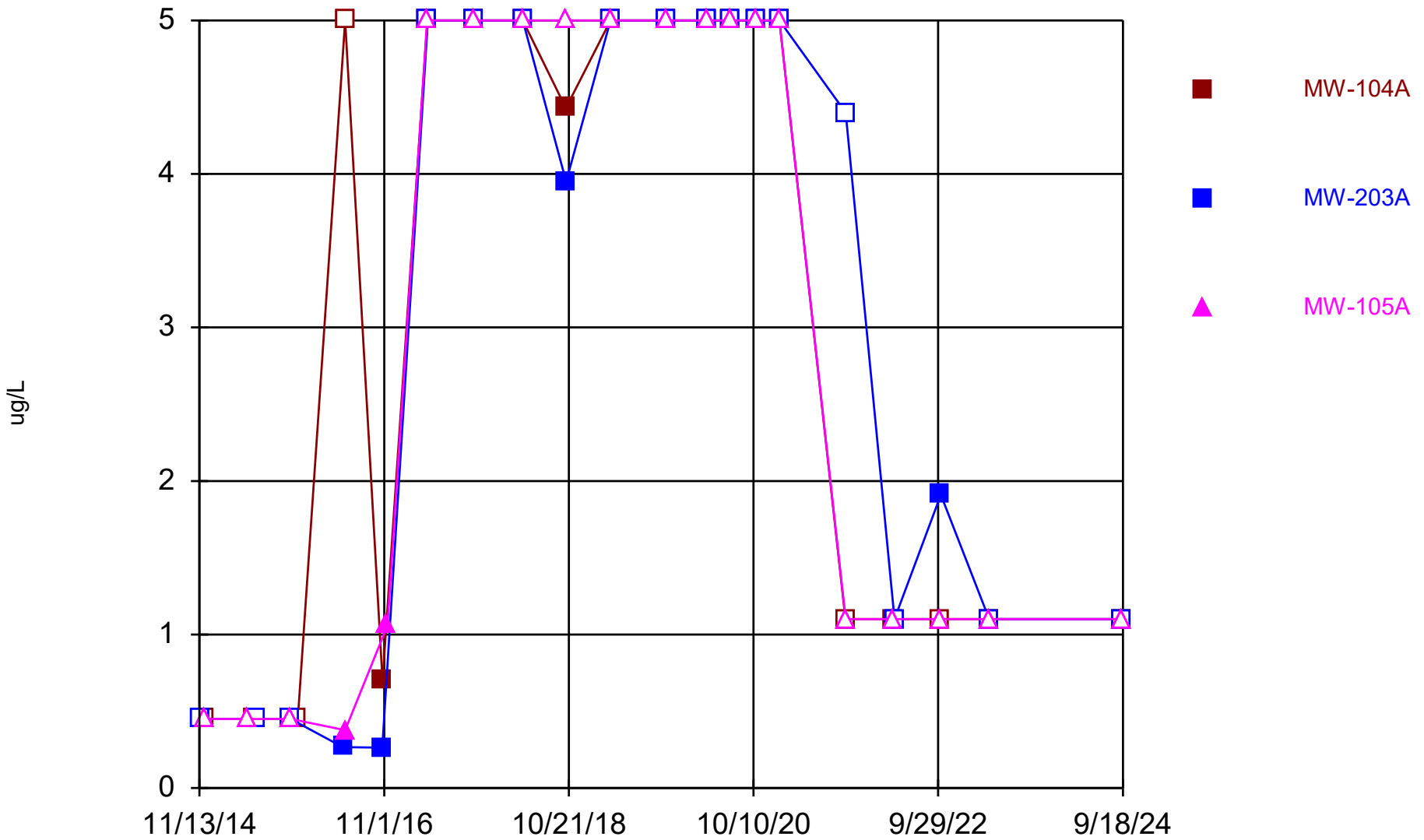

Constituent: Vanadium Analysis Run 12/17/2024 2:32 PM View: Trend Analysis Wells - Appendix I Metals DMASWA Data: DMASWA Database_Updated

Sanitas™ v.10.0.15 Software licensed to HDR, Inc. UG
Hollow symbols indicate censored values.

Time Series

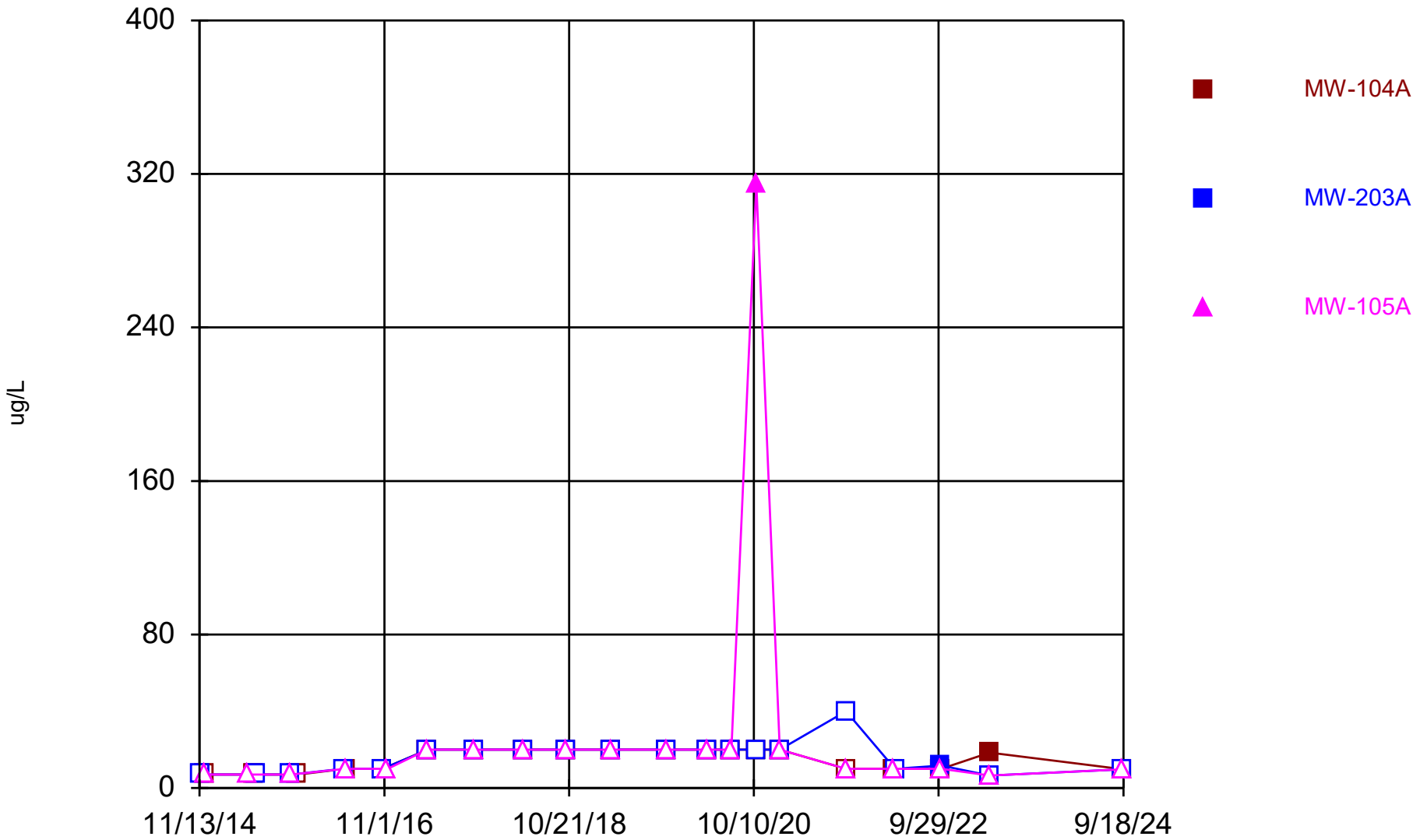

Constituent: Zinc Analysis Run 12/17/2024 2:32 PM View: Trend Analysis Wells - Appendix I Metals
DMASWA Data: DMASWA Database_Updated

Sanitas™ v.10.0.15 Software licensed to HDR, Inc. UG
Hollow symbols indicate censored values.

Time Series

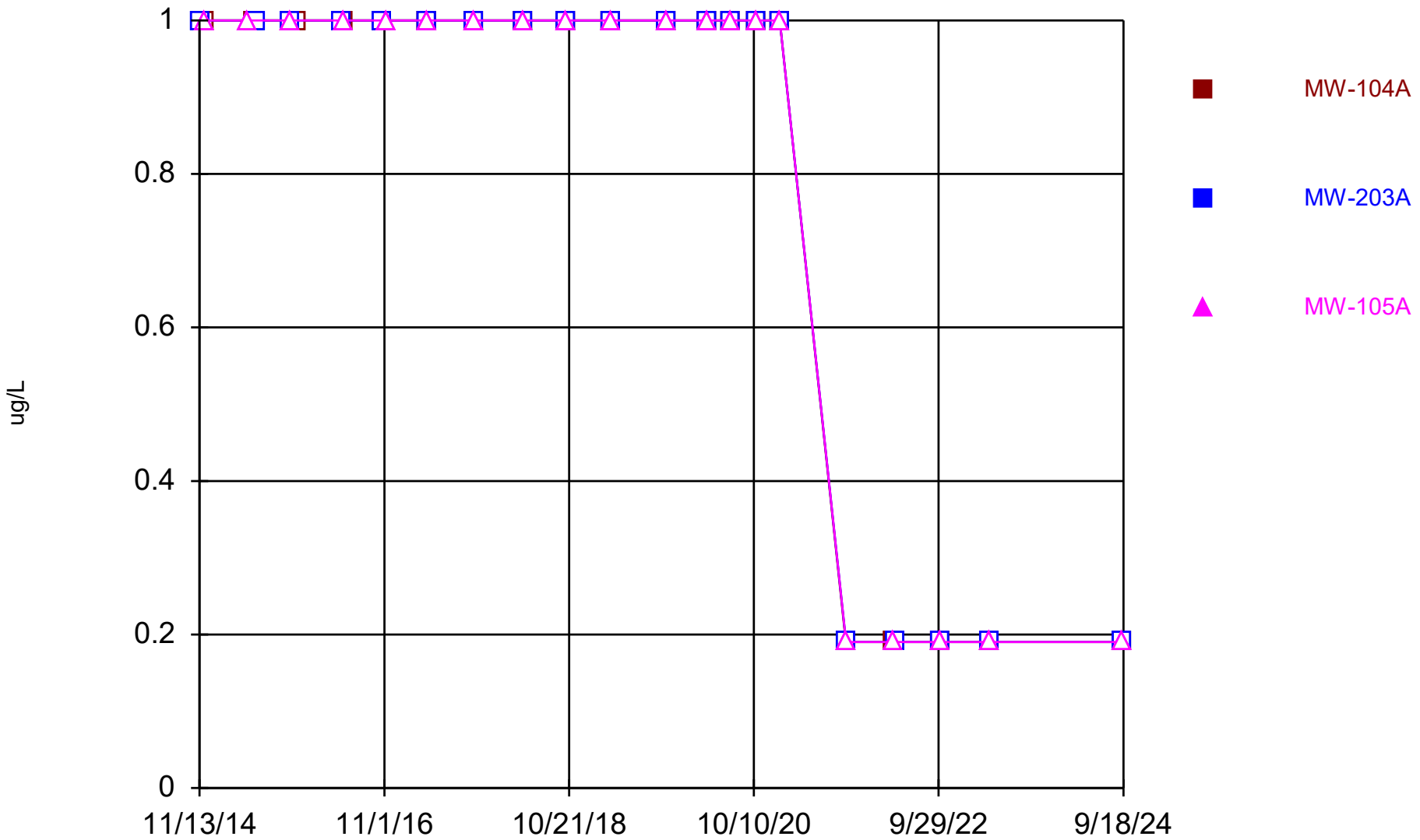

Constituent: 1,1,1-Trichloroethane Analysis Run 12/17/2024 2:47 PM View: Trend Wells - Appendix I VOC DMASWA Data: DMASWA Database_Updated

Sanitas™ v.10.0.15 Software licensed to HDR, Inc. UG
Hollow symbols indicate censored values.

Time Series

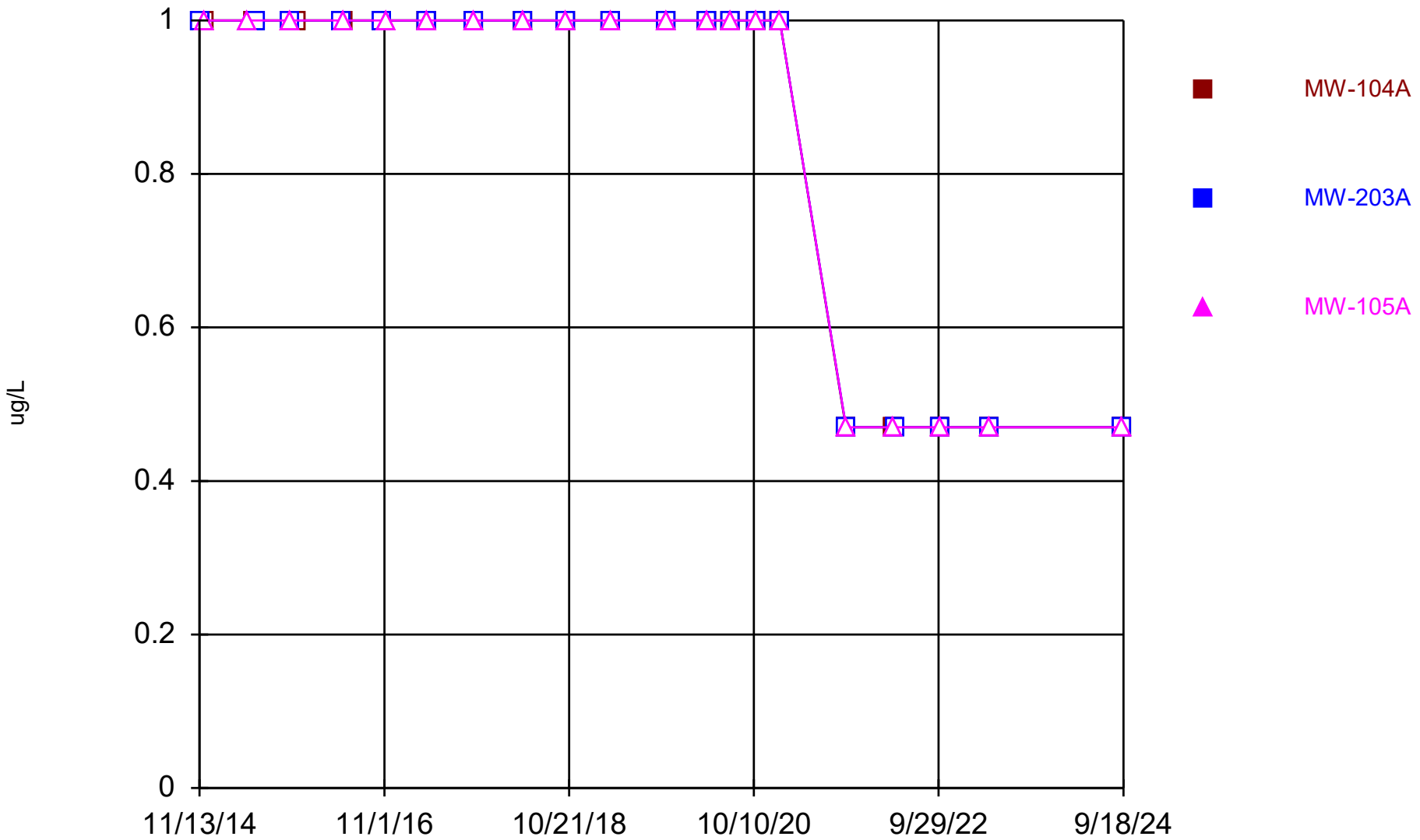

Constituent: 1,1,2,2-Tetrachloroethane Analysis Run 12/17/2024 2:47 PM View: Trend Wells - Appendix I DMASWA Data: DMASWA Database_Updated

Sanitas™ v.10.0.15 Software licensed to HDR, Inc. UG
Hollow symbols indicate censored values.

Time Series

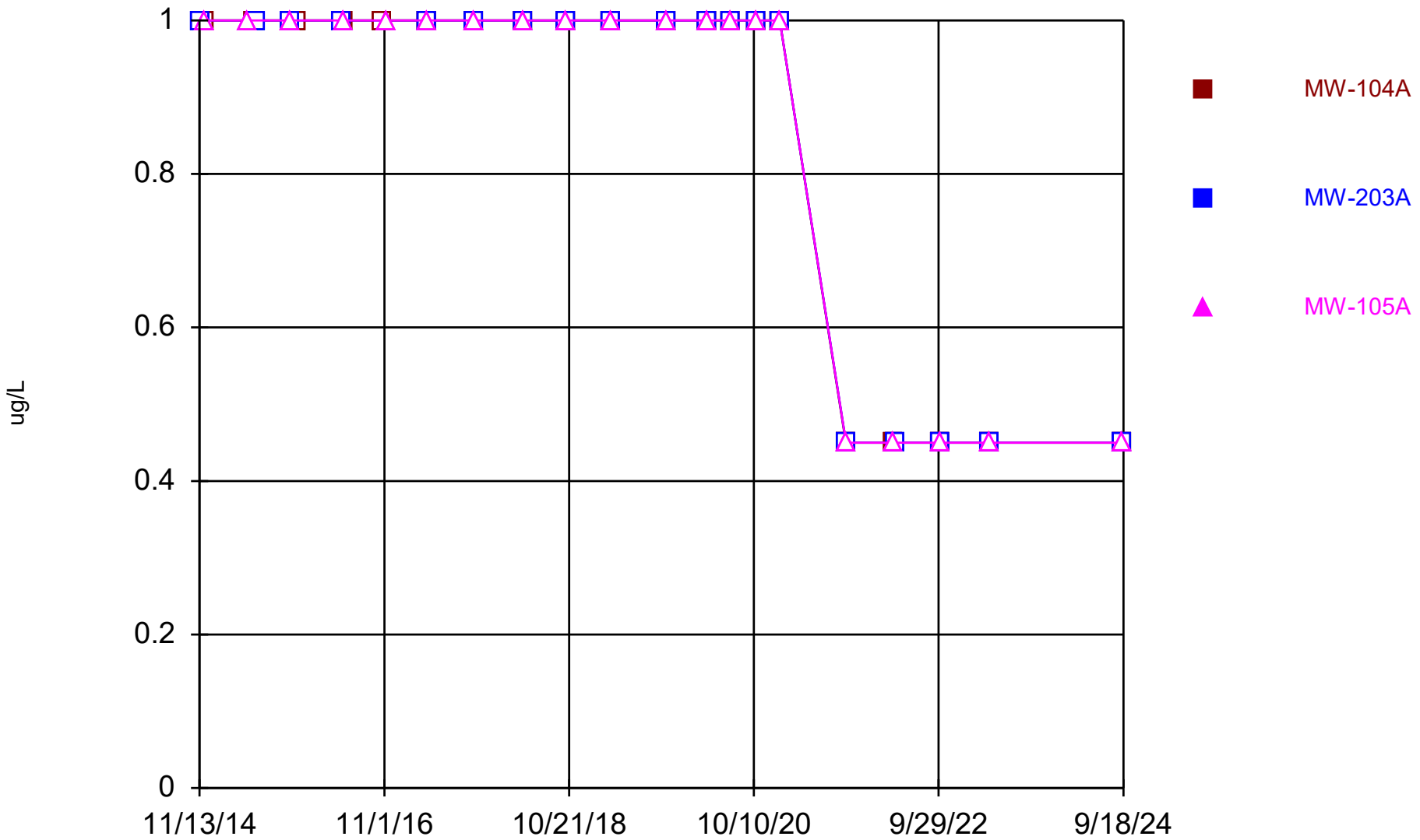

Constituent: 1,1,2-Trichloroethane Analysis Run 12/17/2024 2:47 PM View: Trend Wells - Appendix I VOC DMASWA Data: DMASWA Database_Updated

Sanitas™ v.10.0.15 Software licensed to HDR, Inc. UG
Hollow symbols indicate censored values.

Time Series

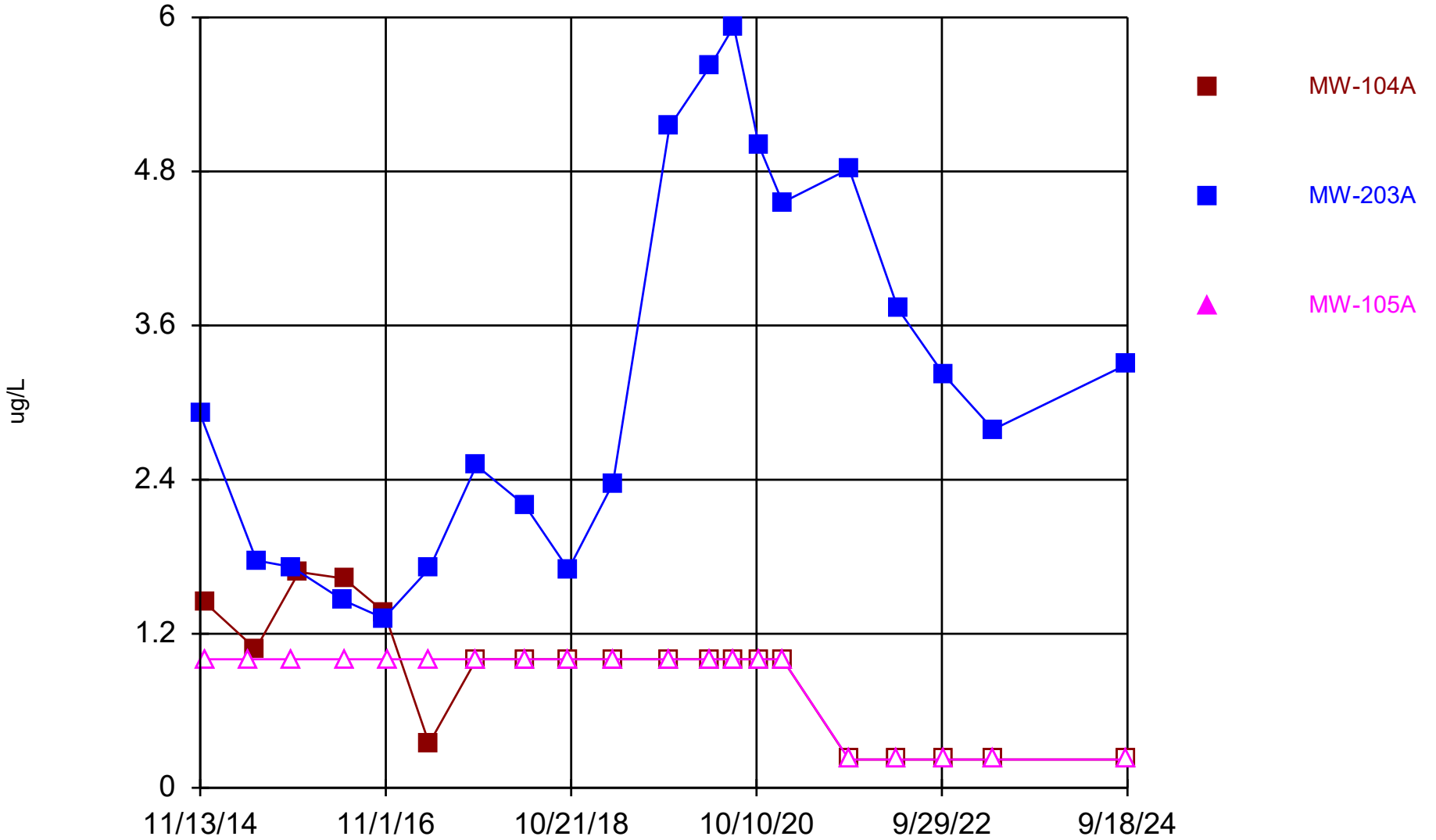

Constituent: 1,1-Dichloroethane Analysis Run 12/17/2024 2:47 PM View: Trend Wells - Appendix I VOCs
DMASWA Data: DMASWA Database_Updated

Sanitas™ v.10.0.15 Software licensed to HDR, Inc. UG
Hollow symbols indicate censored values.

Time Series

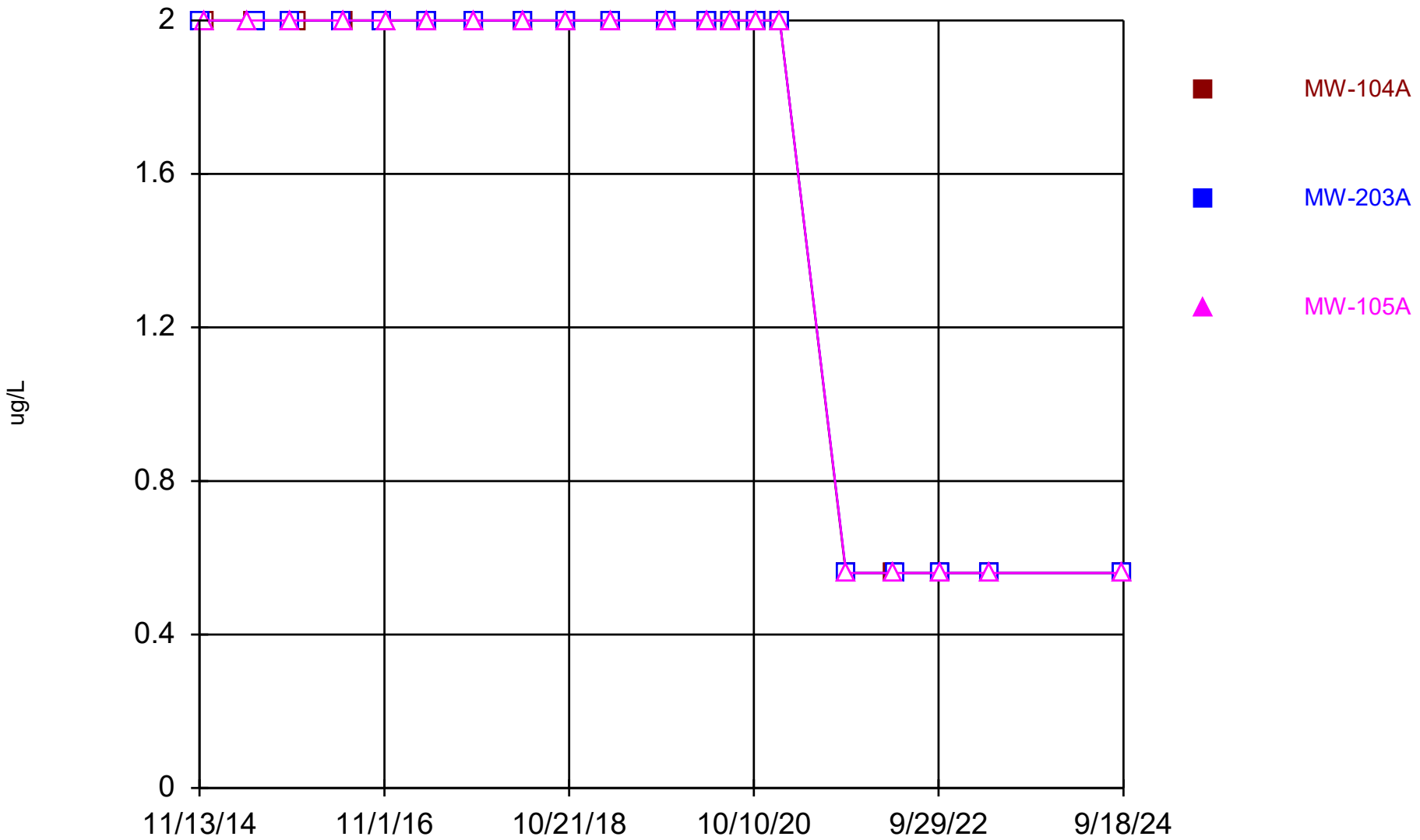

Constituent: 1,1-Dichloroethene Analysis Run 12/17/2024 2:47 PM View: Trend Wells - Appendix I VOCs

DMASWA Data: DMASWA Database_Updated

Sanitas™ v.10.0.15 Software licensed to HDR, Inc. UG
Hollow symbols indicate censored values.

Time Series

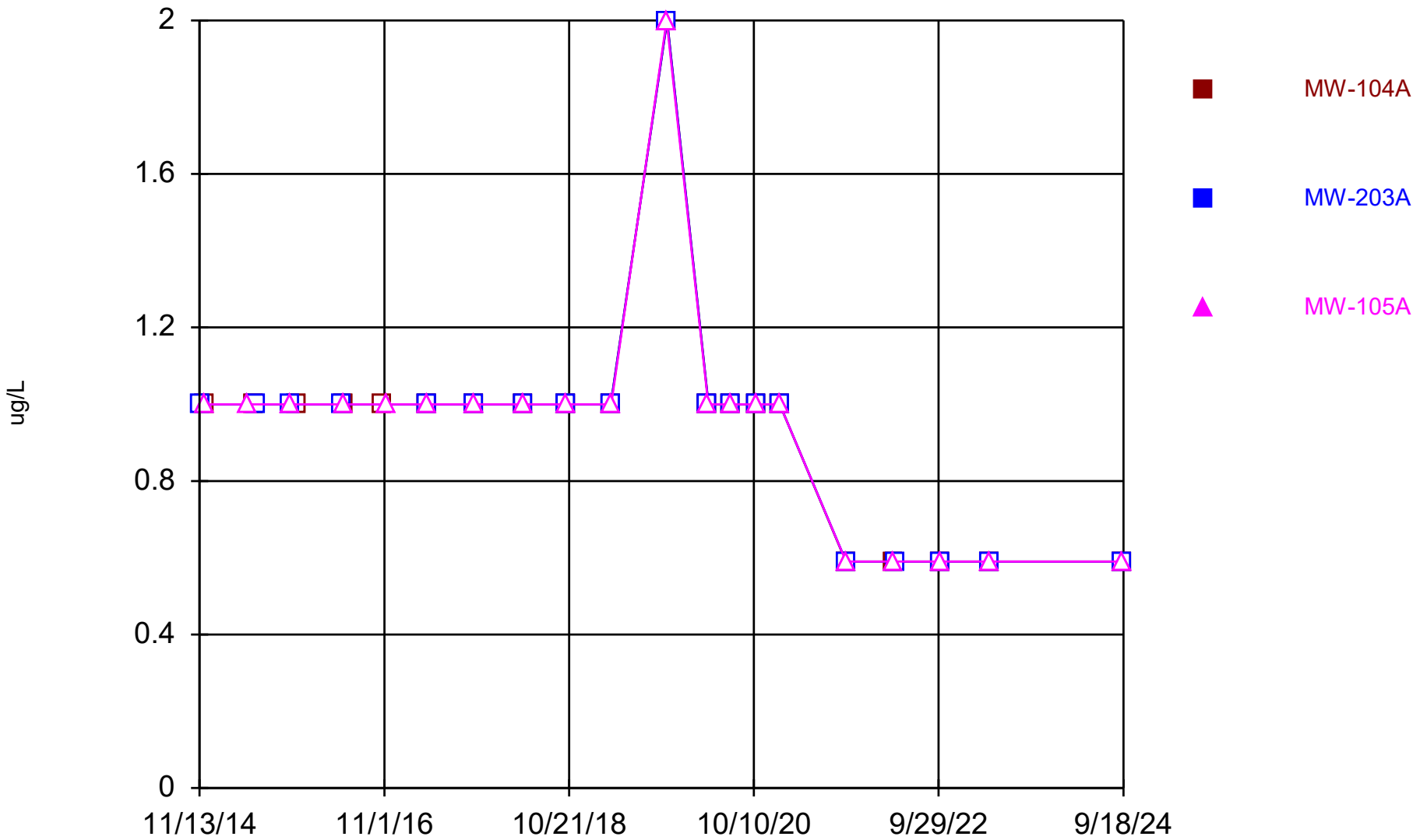

Constituent: 1,2,3-Trichloropropane Analysis Run 12/17/2024 2:47 PM View: Trend Wells - Appendix I VO DMASWA Data: DMASWA Database_Updated

Sanitas™ v.10.0.15 Software licensed to HDR, Inc. UG
Hollow symbols indicate censored values.

Time Series

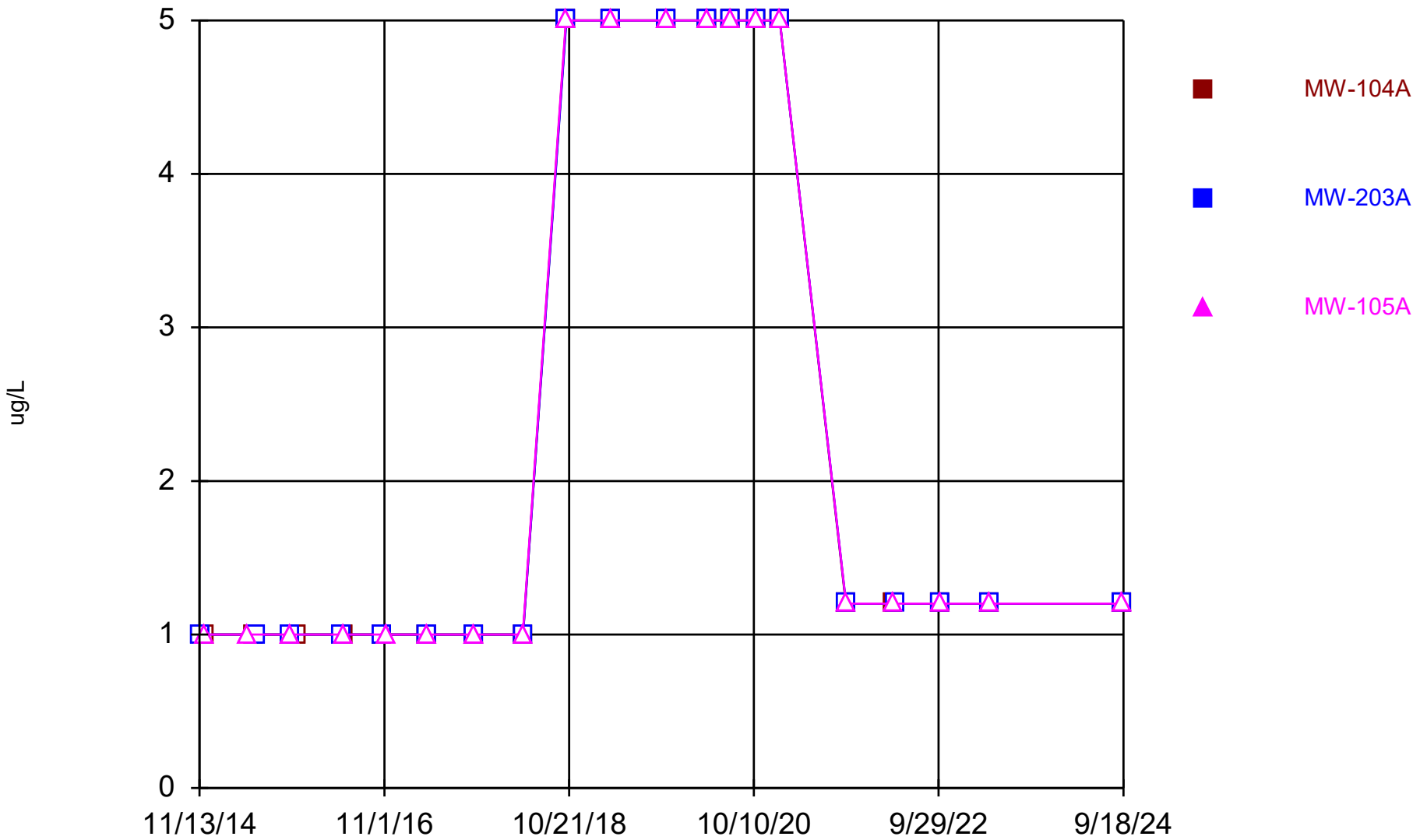

Constituent: 1,2-Dibromo-3-chloropropane Analysis Run 12/17/2024 2:47 PM View: Trend Wells - Appendi

DMASWA Data: DMASWA Database_Updated

Sanitas™ v.10.0.15 Software licensed to HDR, Inc. UG
Hollow symbols indicate censored values.

Time Series

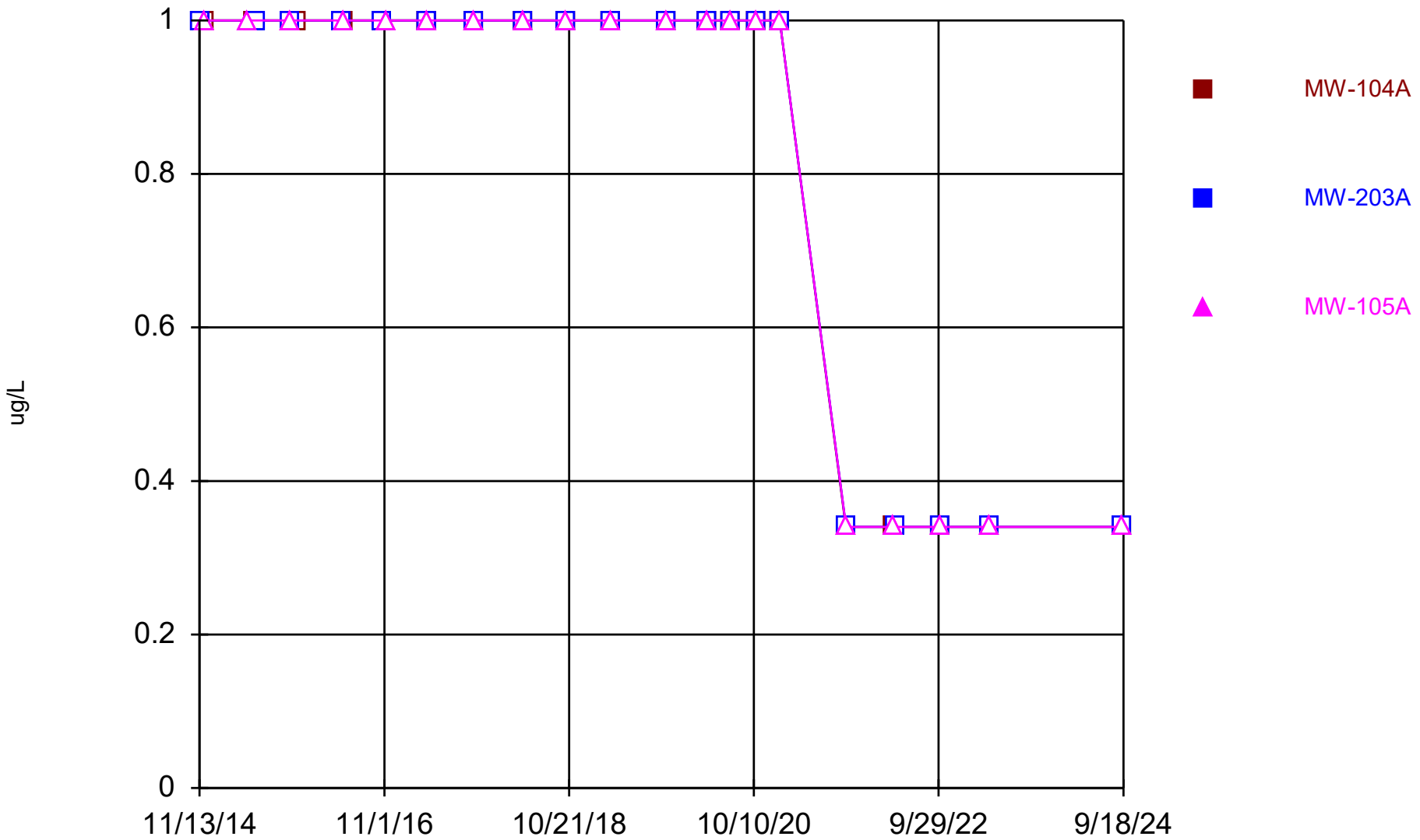

Constituent: 1,2-Dibromoethane [EDB] Analysis Run 12/17/2024 2:47 PM View: Trend Wells - Appendix I DMASWA Data: DMASWA Database_Updated

Sanitas™ v.10.0.15 Software licensed to HDR, Inc. UG
Hollow symbols indicate censored values.

Time Series

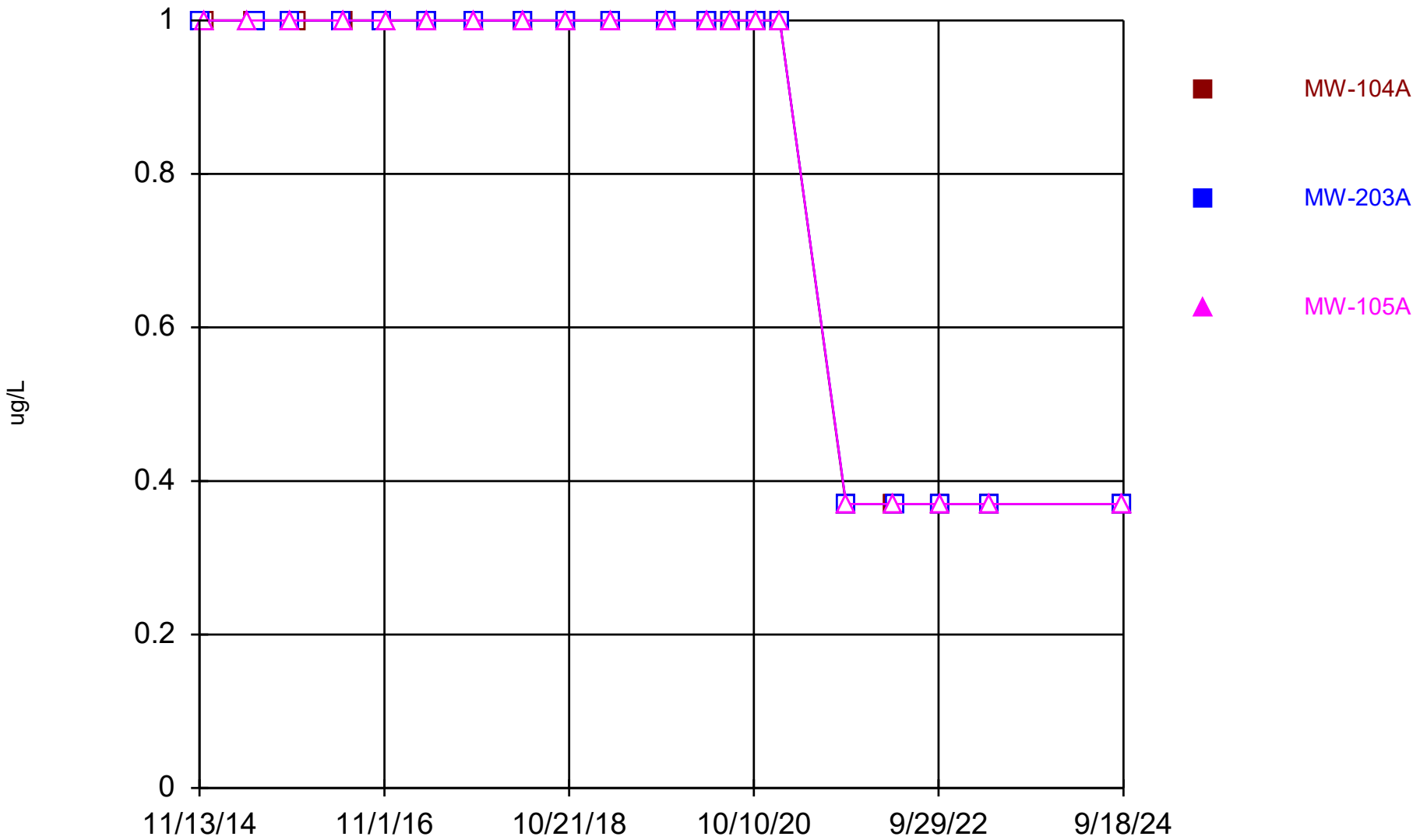

Constituent: 1,2-Dichlorobenzene Analysis Run 12/17/2024 2:47 PM View: Trend Wells - Appendix I VOC DMASWA Data: DMASWA Database_Updated

Sanitas™ v.10.0.15 Software licensed to HDR, Inc. UG
Hollow symbols indicate censored values.

Time Series

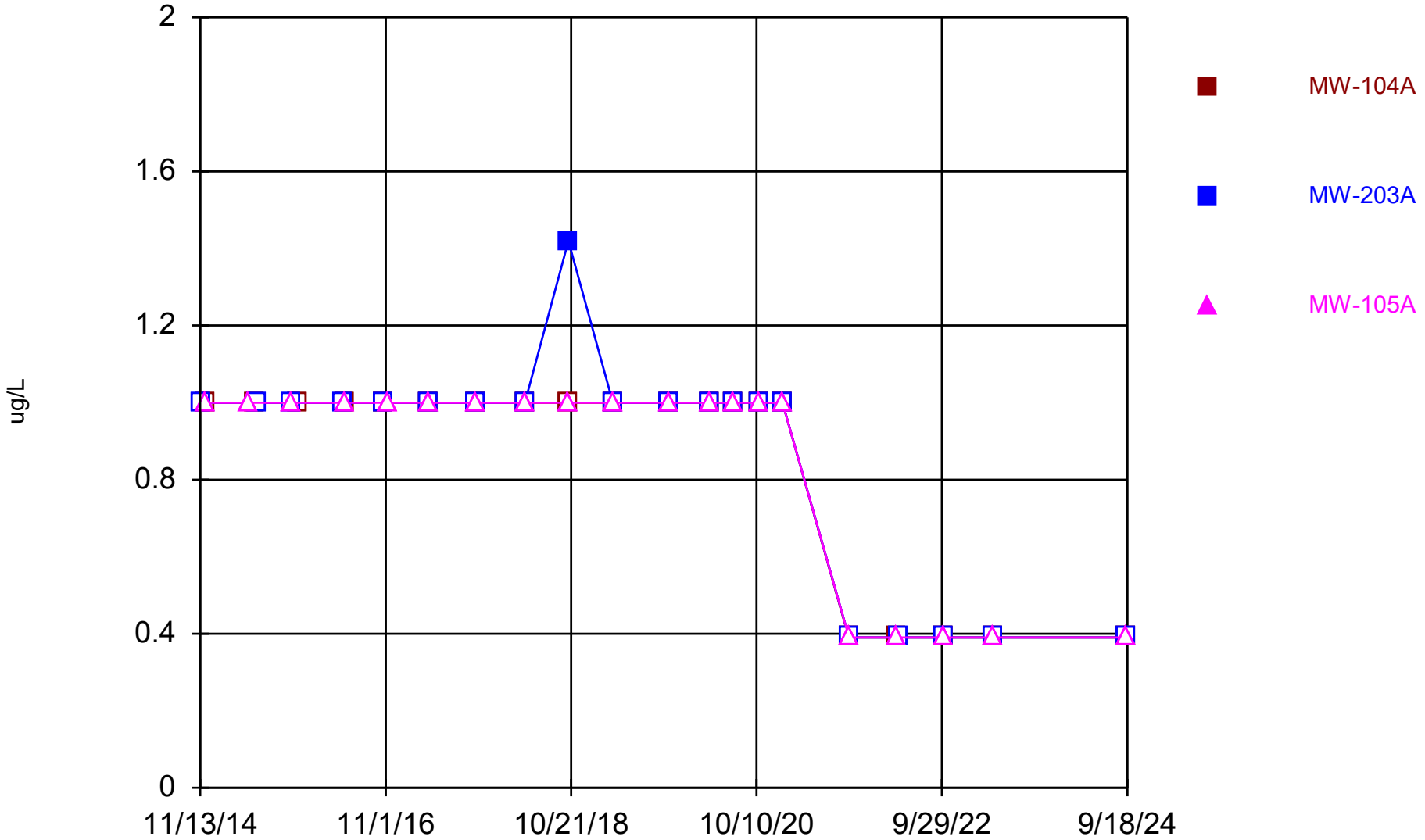

Constituent: 1,2-Dichloroethane Analysis Run 12/17/2024 2:47 PM View: Trend Wells - Appendix I VOCs

DMASWA Data: DMASWA Database_Updated

Sanitas™ v.10.0.15 Software licensed to HDR, Inc. UG
Hollow symbols indicate censored values.

Time Series

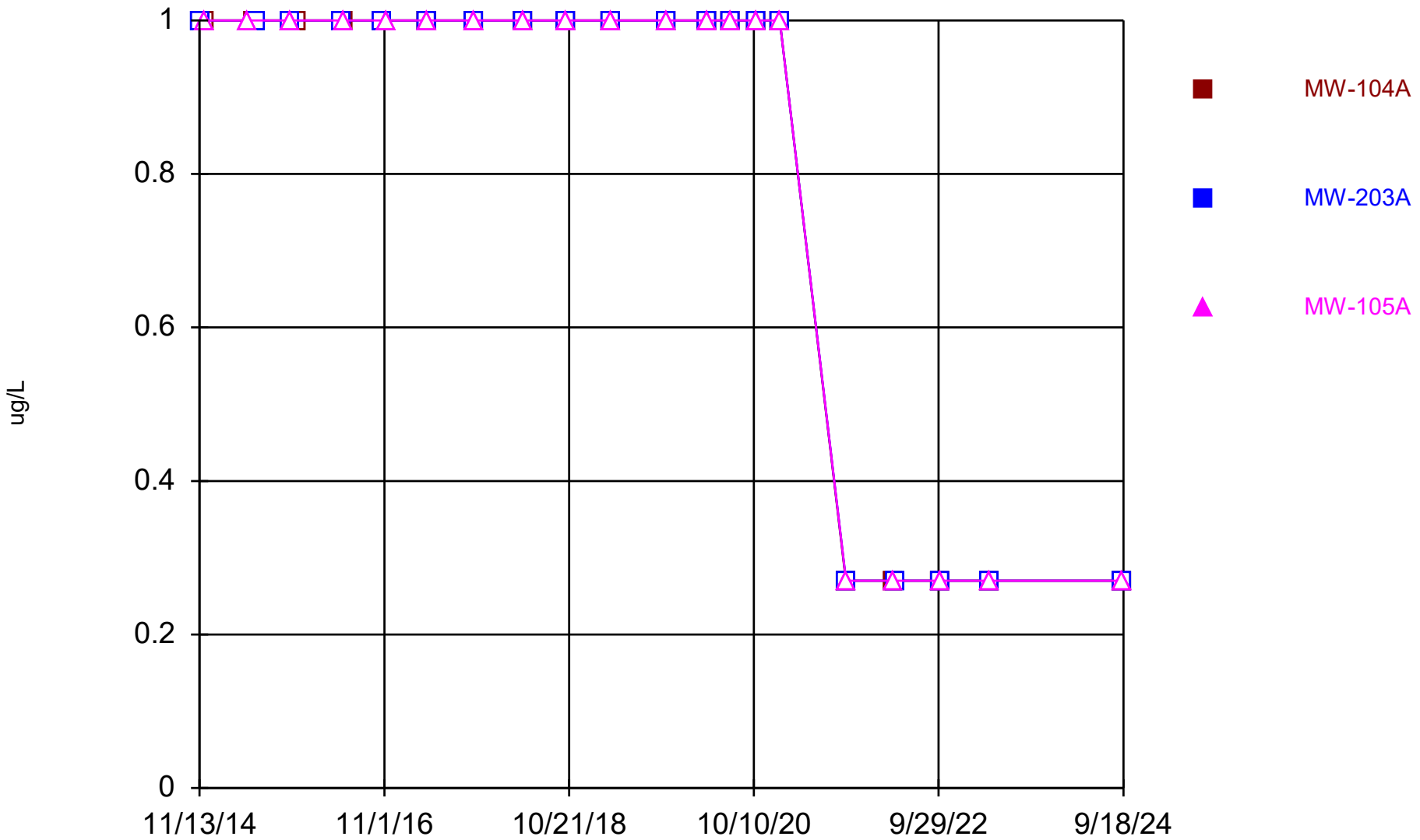

Constituent: 1,2-Dichloropropane Analysis Run 12/17/2024 2:47 PM View: Trend Wells - Appendix I VOCs DMASWA Data: DMASWA Database_Updated

Sanitas™ v.10.0.15 Software licensed to HDR, Inc. UG
Hollow symbols indicate censored values.

Time Series

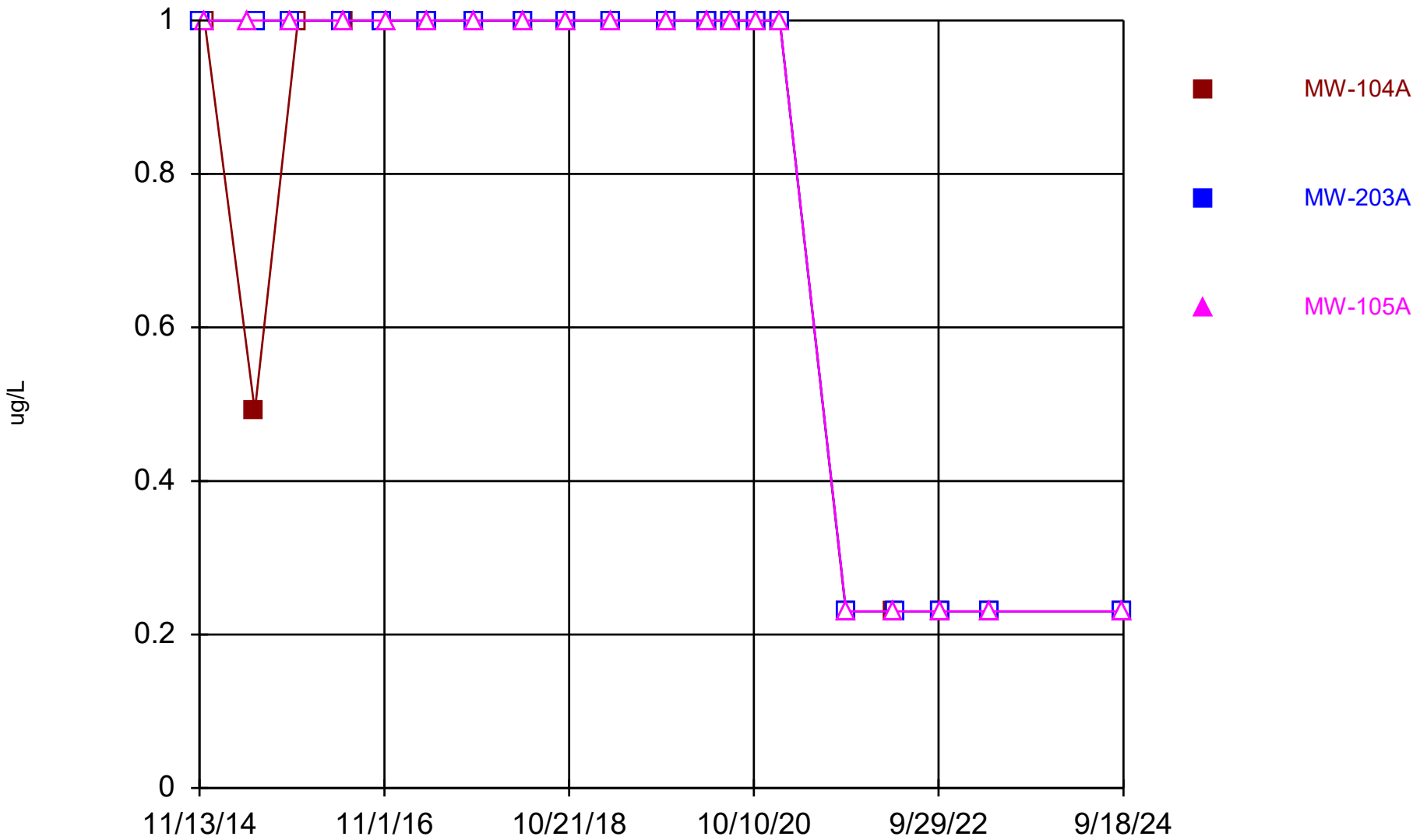

Constituent: 1,4-Dichlorobenzene Analysis Run 12/17/2024 2:47 PM View: Trend Wells - Appendix I VOC DMASWA Data: DMASWA Database_Updated

Sanitas™ v.10.0.15 Software licensed to HDR, Inc. UG
Hollow symbols indicate censored values.

Time Series

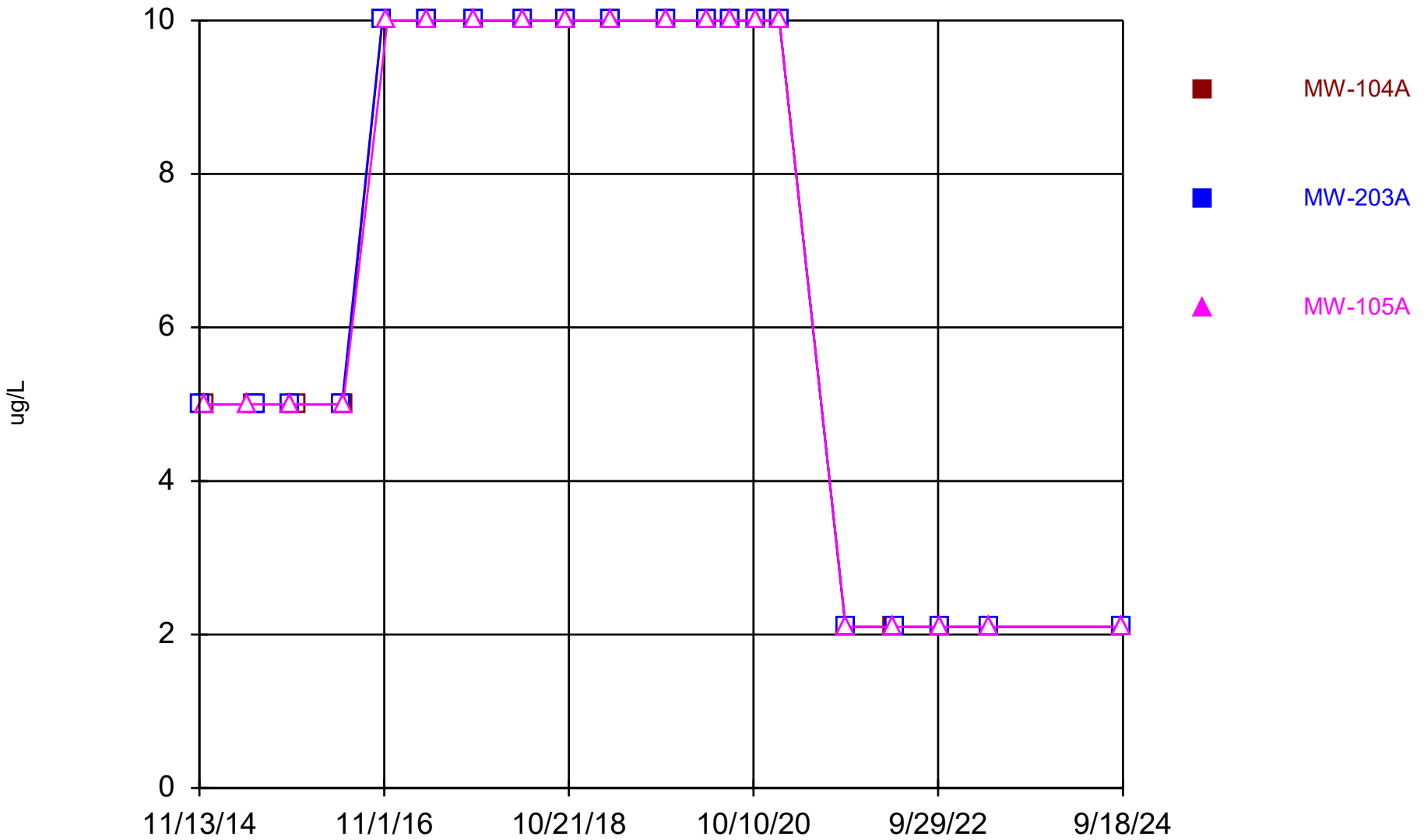

Constituent: 2-Butanone [MEK] Analysis Run 12/17/2024 2:47 PM View: Trend Wells - Appendix I VOCs DMASWA Data: DMASWA Database_Updated

Sanitas™ v.10.0.15 Software licensed to HDR, Inc. UG
Hollow symbols indicate censored values.

Time Series

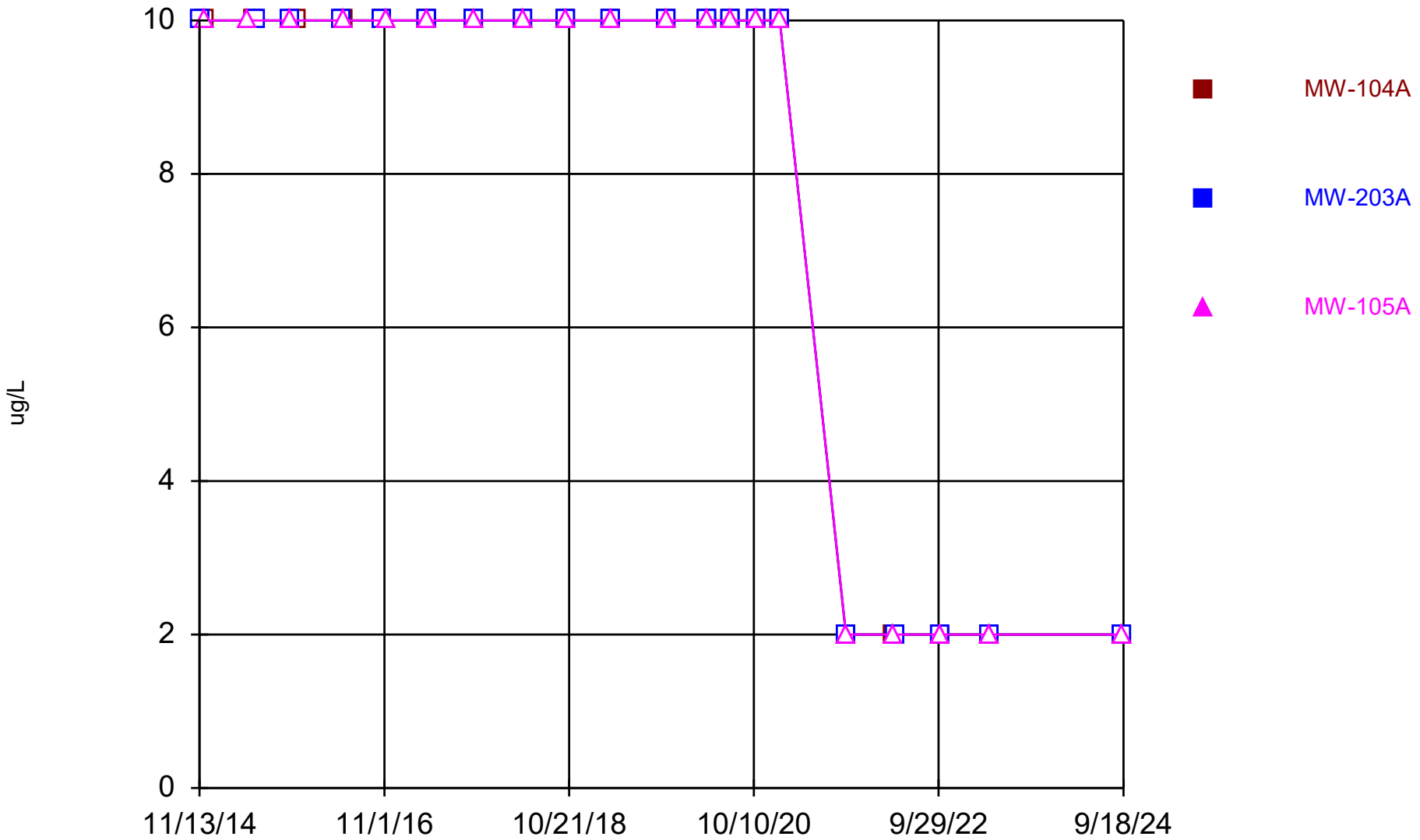

Constituent: 2-Hexanone Analysis Run 12/17/2024 2:47 PM View: Trend Wells - Appendix I VOCs
DMASWA Data: DMASWA Database_Updated

Sanitas™ v.10.0.15 Software licensed to HDR, Inc. UG
Hollow symbols indicate censored values.

Time Series

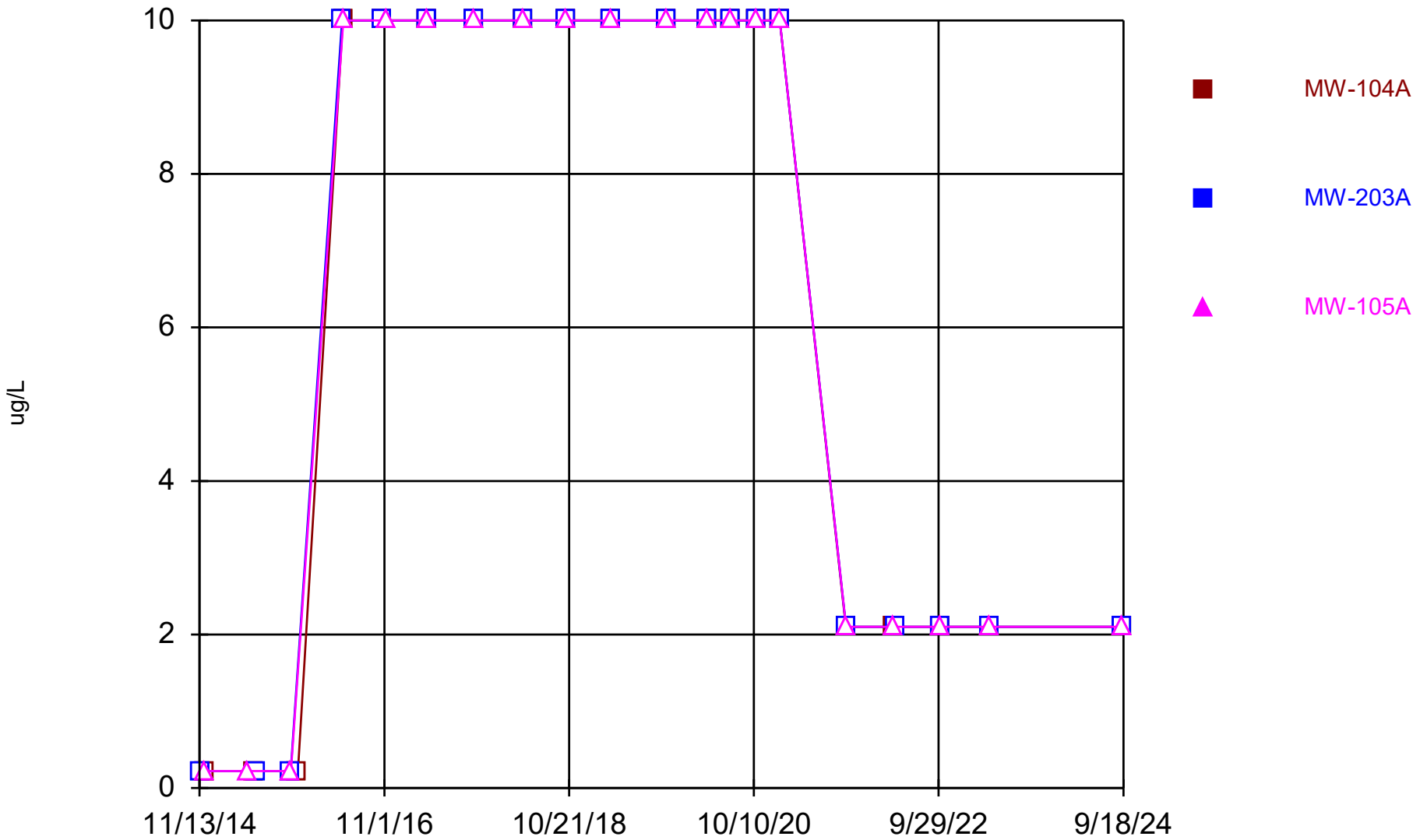

Constituent: 4-Methyl-2-pentanone Analysis Run 12/17/2024 2:47 PM View: Trend Wells - Appendix I VO DMASWA Data: DMASWA Database_Updated

Sanitas™ v.10.0.15 Software licensed to HDR, Inc. UG
Hollow symbols indicate censored values.

Time Series

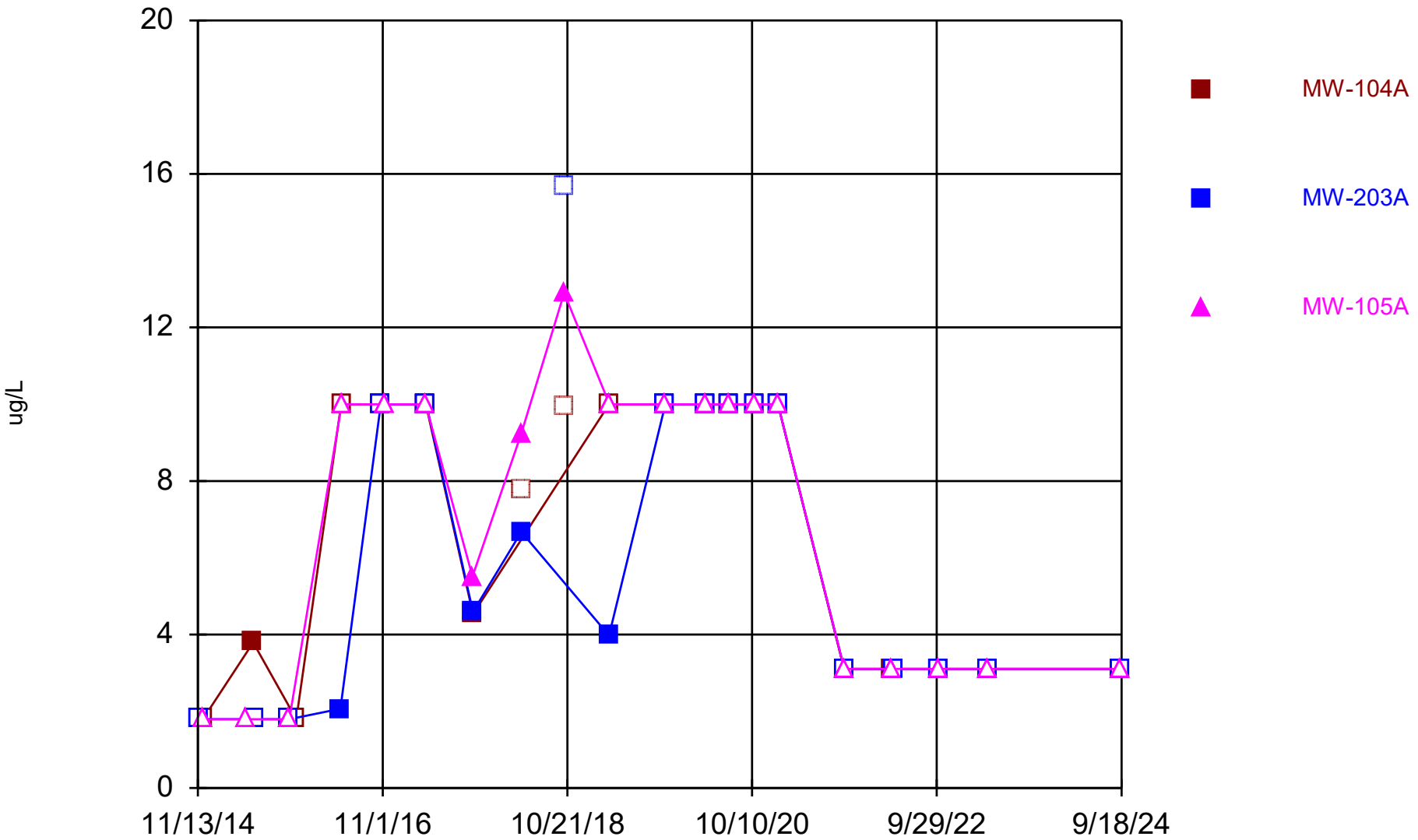

Constituent: Acetone Analysis Run 12/17/2024 2:47 PM View: Trend Wells - Appendix I VOCs
DMASWA Data: DMASWA Database_Updated

Sanitas™ v.10.0.15 Software licensed to HDR, Inc. UG
Hollow symbols indicate censored values.

Time Series

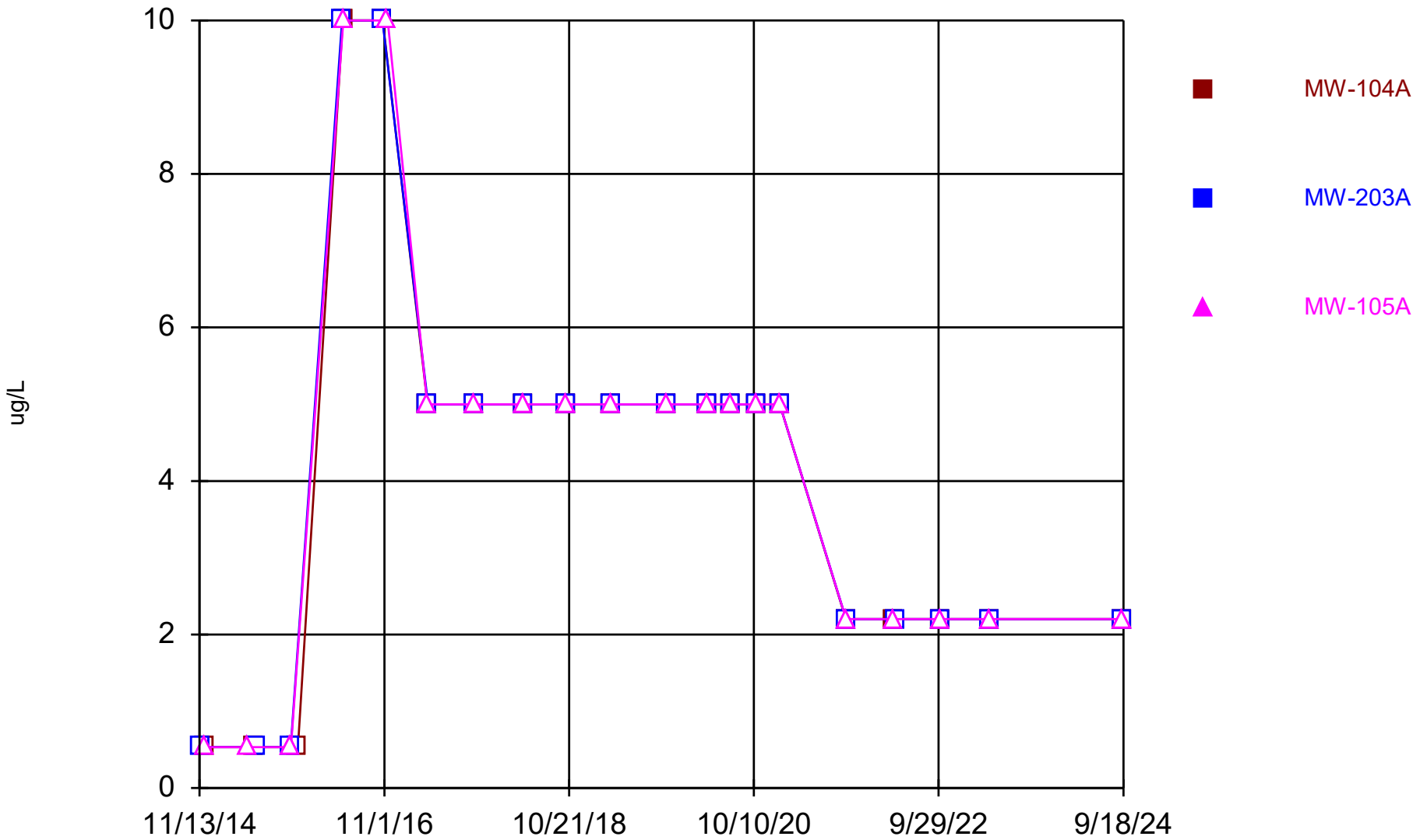

Constituent: Acrylonitrile Analysis Run 12/17/2024 2:47 PM View: Trend Wells - Appendix I VOCs DMASWA Data: DMASWA Database_Updated

Sanitas™ v.10.0.15 Software licensed to HDR, Inc. UG
Hollow symbols indicate censored values.

Time Series

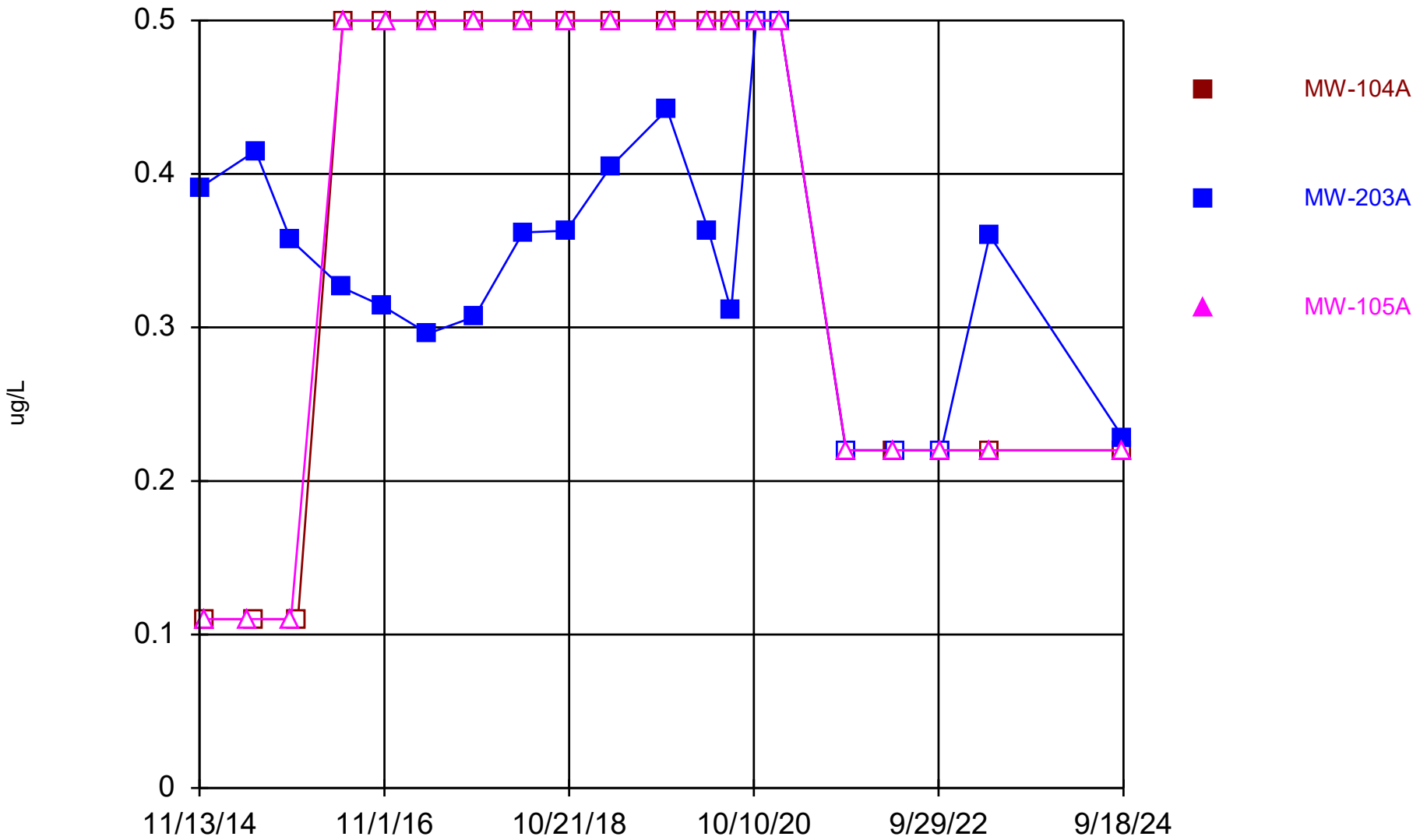

Constituent: Benzene Analysis Run 12/17/2024 2:47 PM View: Trend Wells - Appendix I VOCs

DMASWA Data: DMASWA Database_Updated

Sanitas™ v.10.0.15 Software licensed to HDR, Inc. UG
Hollow symbols indicate censored values.

Time Series

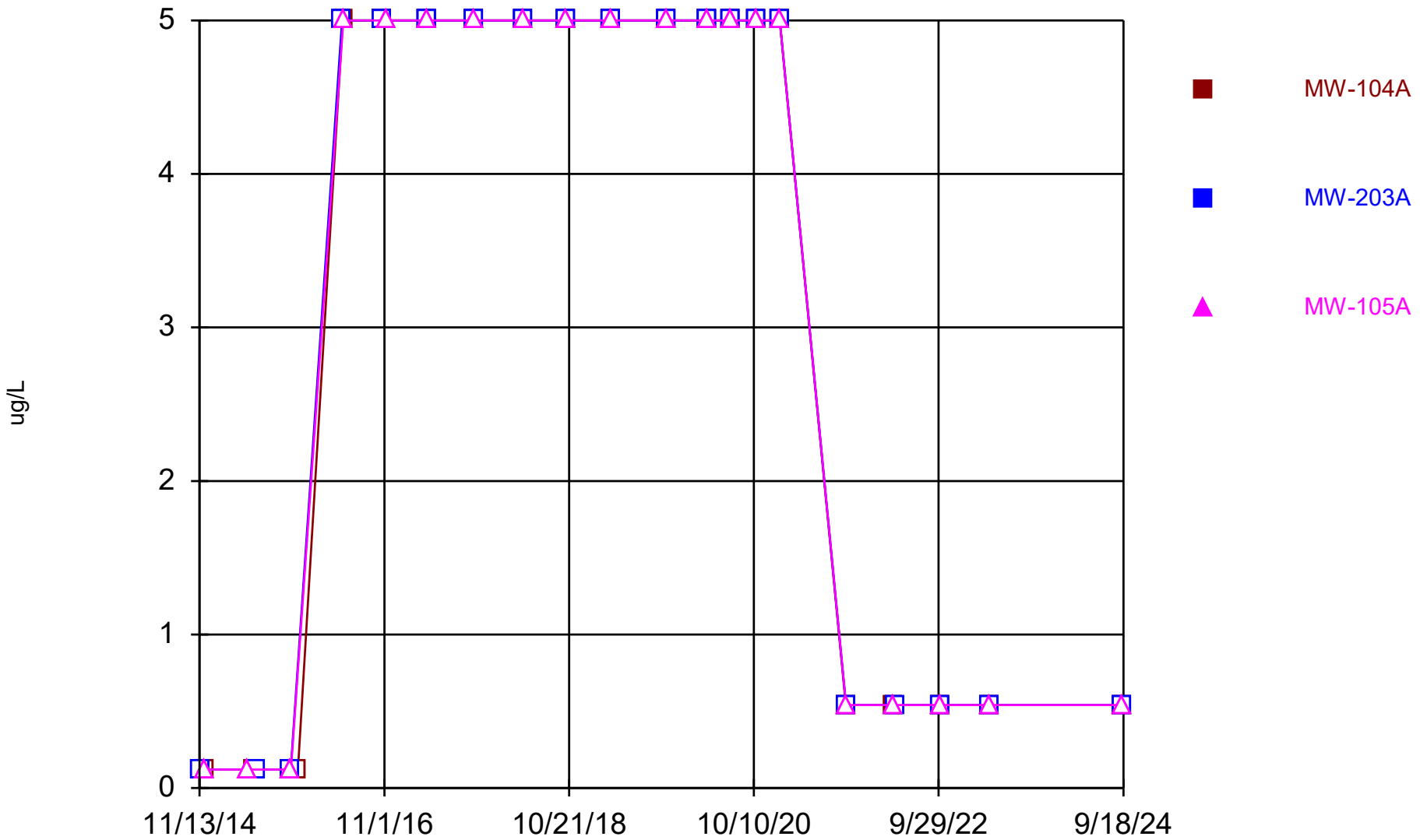

Constituent: Bromochloromethane Analysis Run 12/17/2024 2:47 PM View: Trend Wells - Appendix I VOC DMASWA Data: DMASWA Database_Updated

Sanitas™ v.10.0.15 Software licensed to HDR, Inc. UG
Hollow symbols indicate censored values.

Time Series

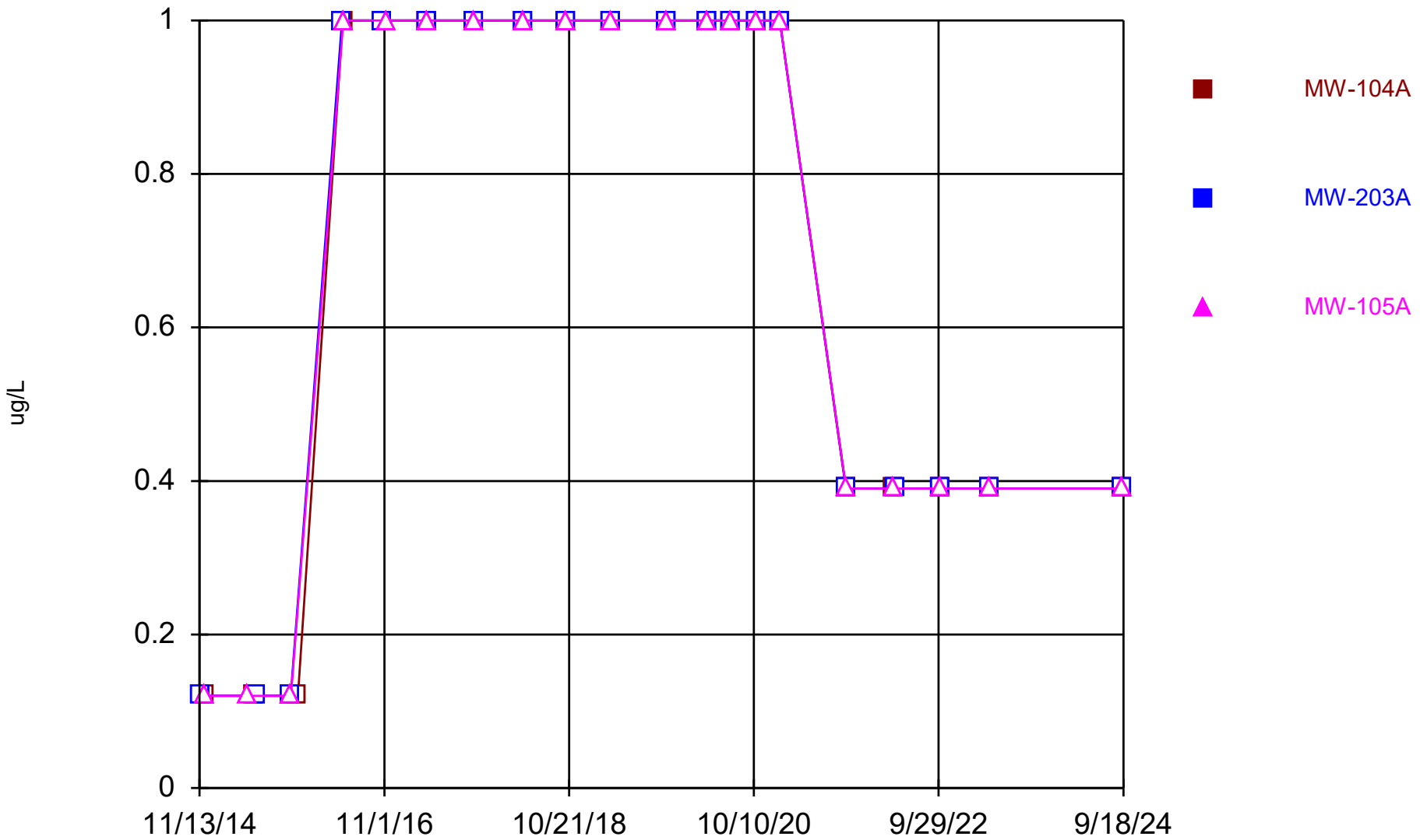

Constituent: Bromodichloromethane Analysis Run 12/17/2024 2:47 PM View: Trend Wells - Appendix I VO DMASWA Data: DMASWA Database_Updated

Sanitas™ v.10.0.15 Software licensed to HDR, Inc. UG
Hollow symbols indicate censored values.

Time Series

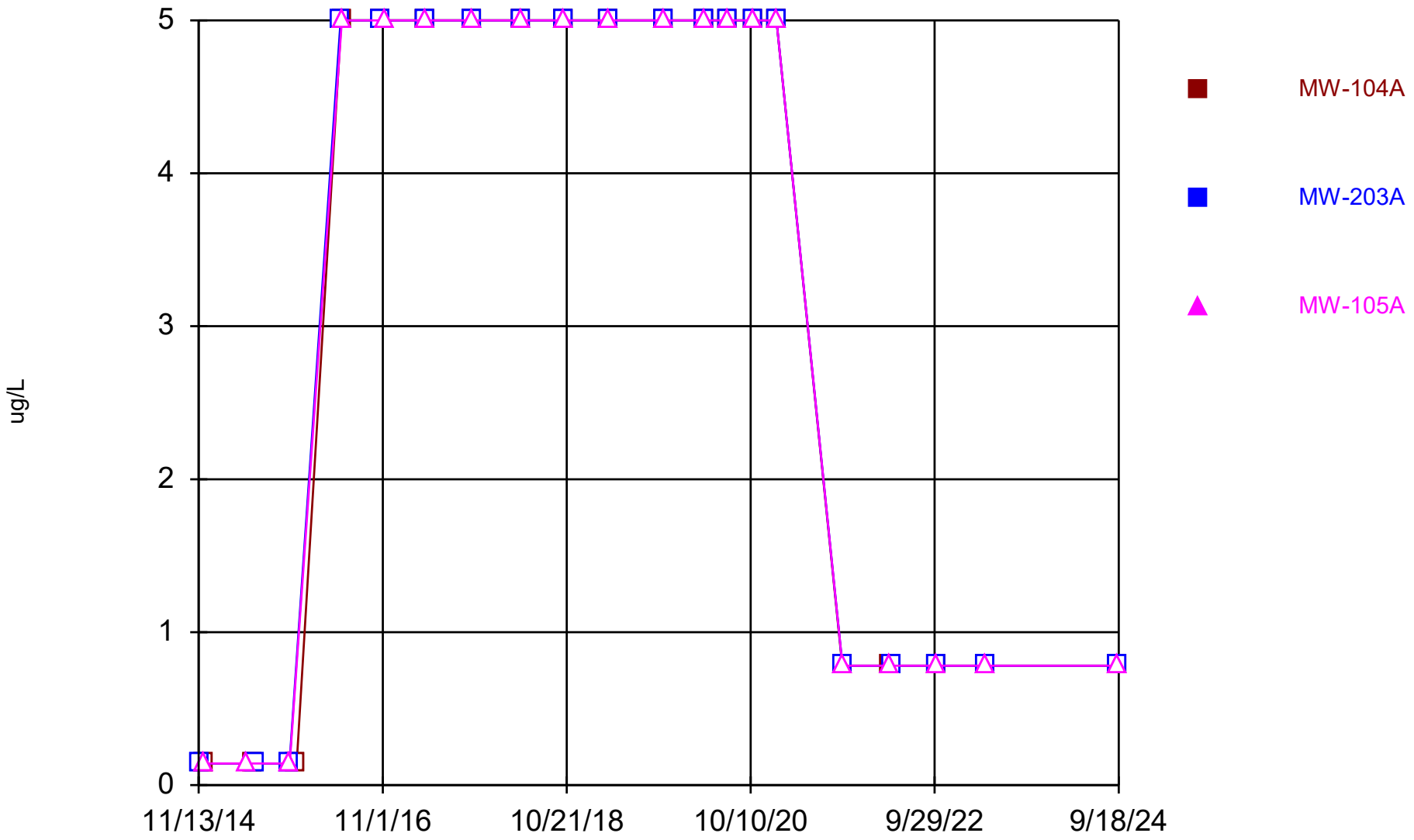

Constituent: Bromoform Analysis Run 12/17/2024 2:47 PM View: Trend Wells - Appendix I VOCs DMASWA Data: DMASWA Database_Updated

Sanitas™ v.10.0.15 Software licensed to HDR, Inc. UG
Hollow symbols indicate censored values.

Time Series

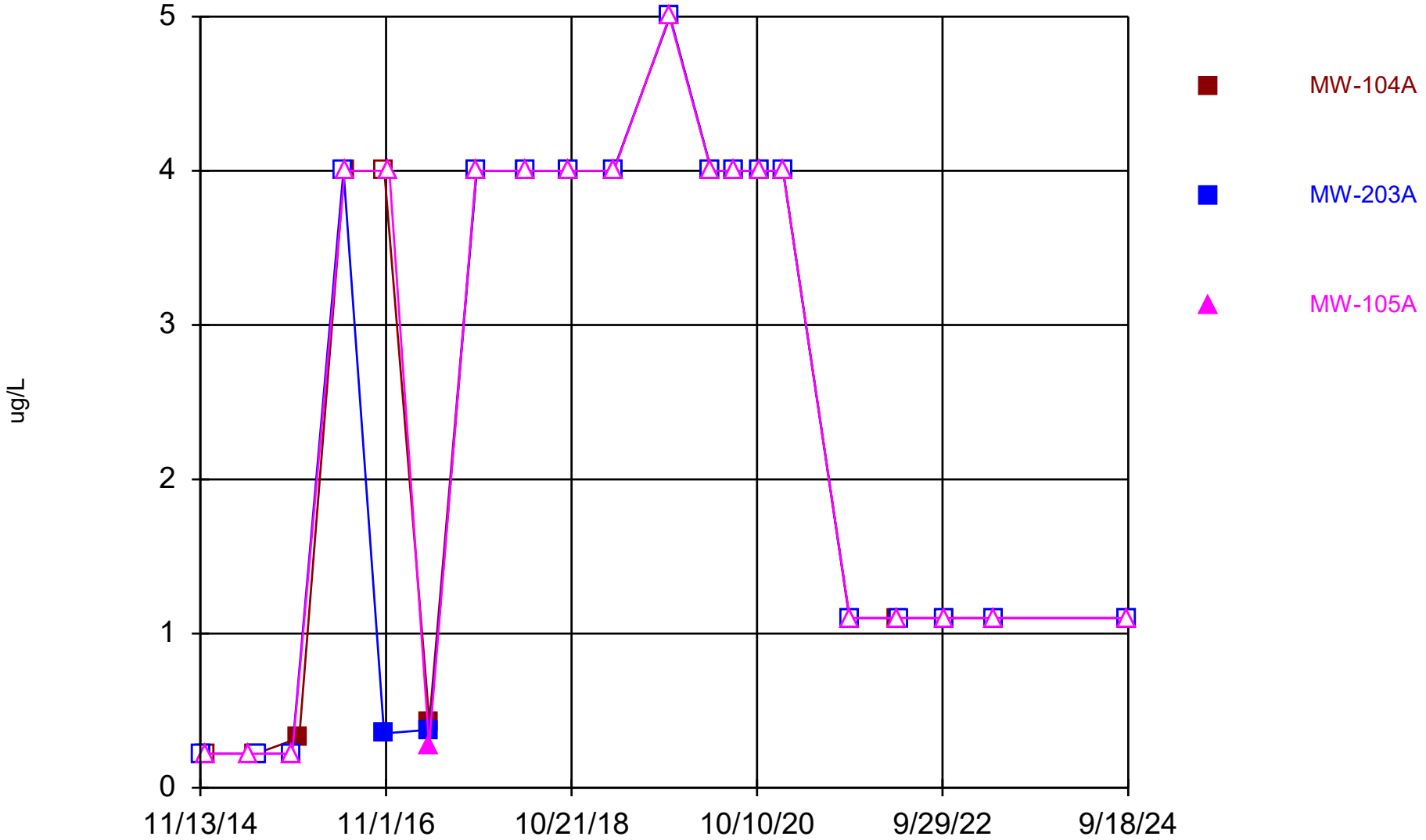

Constituent: Bromomethane Analysis Run 12/17/2024 2:47 PM View: Trend Wells - Appendix I VOCs

DMASWA Data: DMASWA Database_Updated

Sanitas™ v.10.0.15 Software licensed to HDR, Inc. UG
Hollow symbols indicate censored values.

Time Series

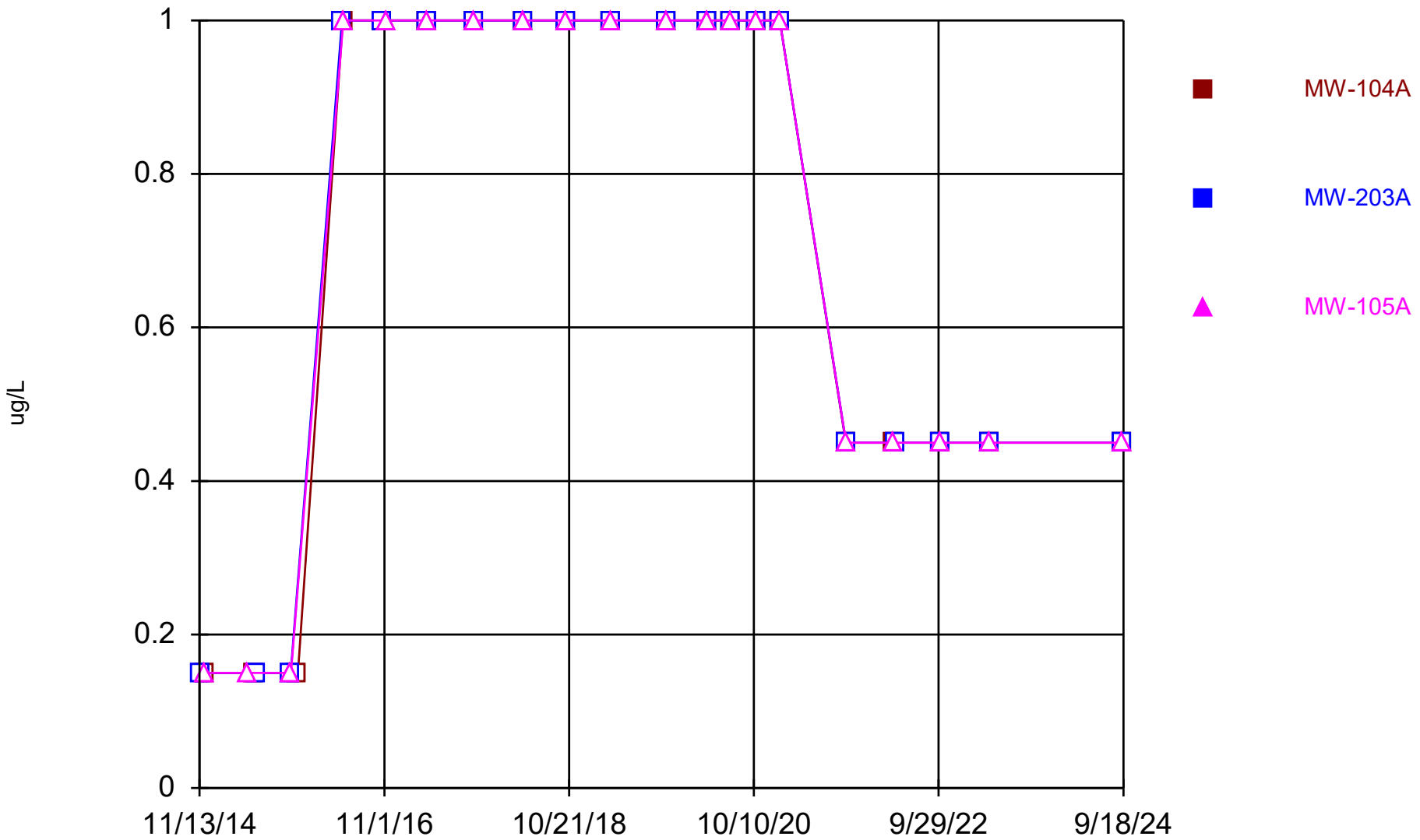

Constituent: Carbon disulfide Analysis Run 12/17/2024 2:47 PM View: Trend Wells - Appendix I VOCs
DMASWA Data: DMASWA Database_Updated

Sanitas™ v.10.0.15 Software licensed to HDR, Inc. UG
Hollow symbols indicate censored values.

Time Series

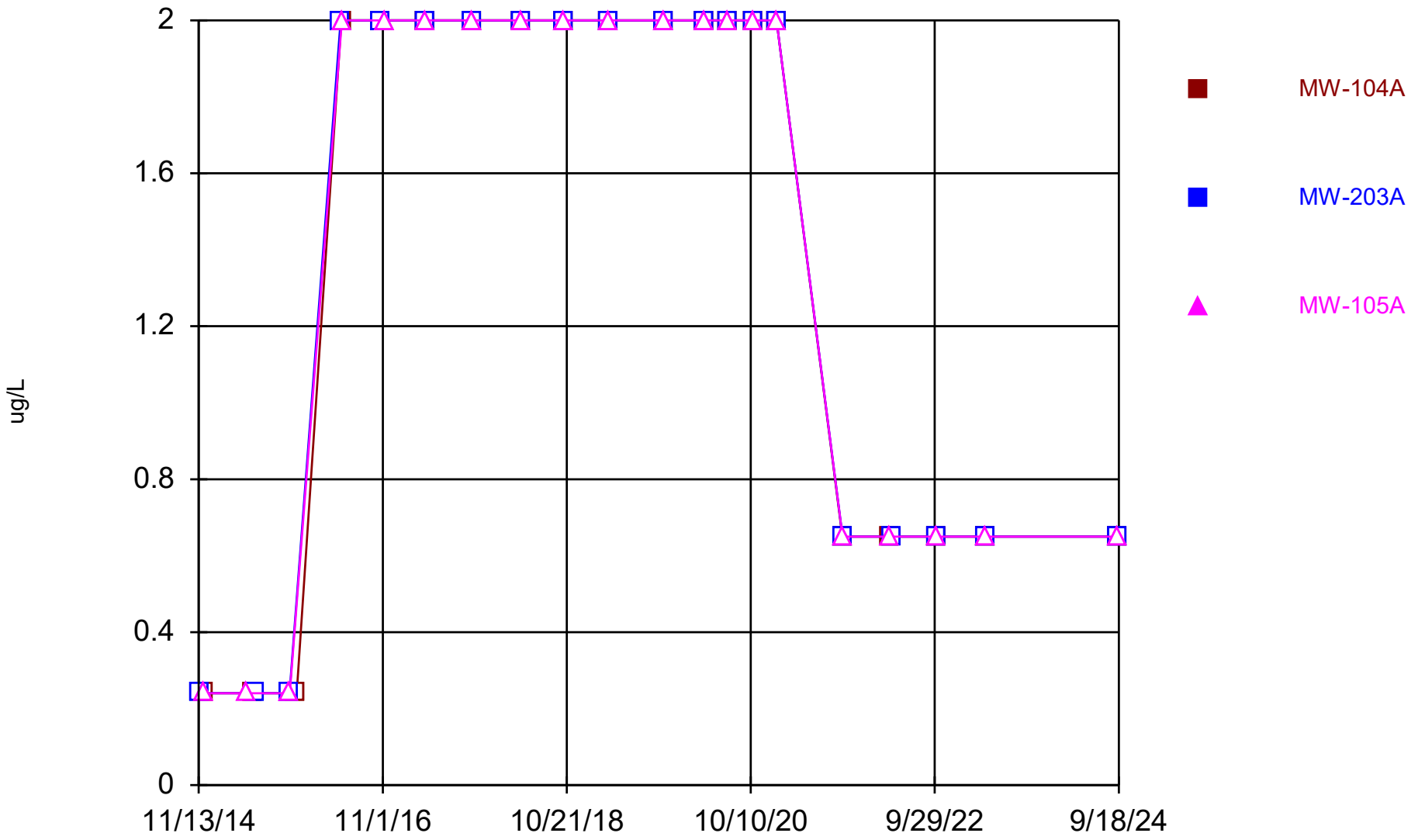

Constituent: Carbon Tetrachloride Analysis Run 12/17/2024 2:47 PM View: Trend Wells - Appendix I VOC DMASWA Data: DMASWA Database_Updated

Sanitas™ v.10.0.15 Software licensed to HDR, Inc. UG
Hollow symbols indicate censored values.

Time Series

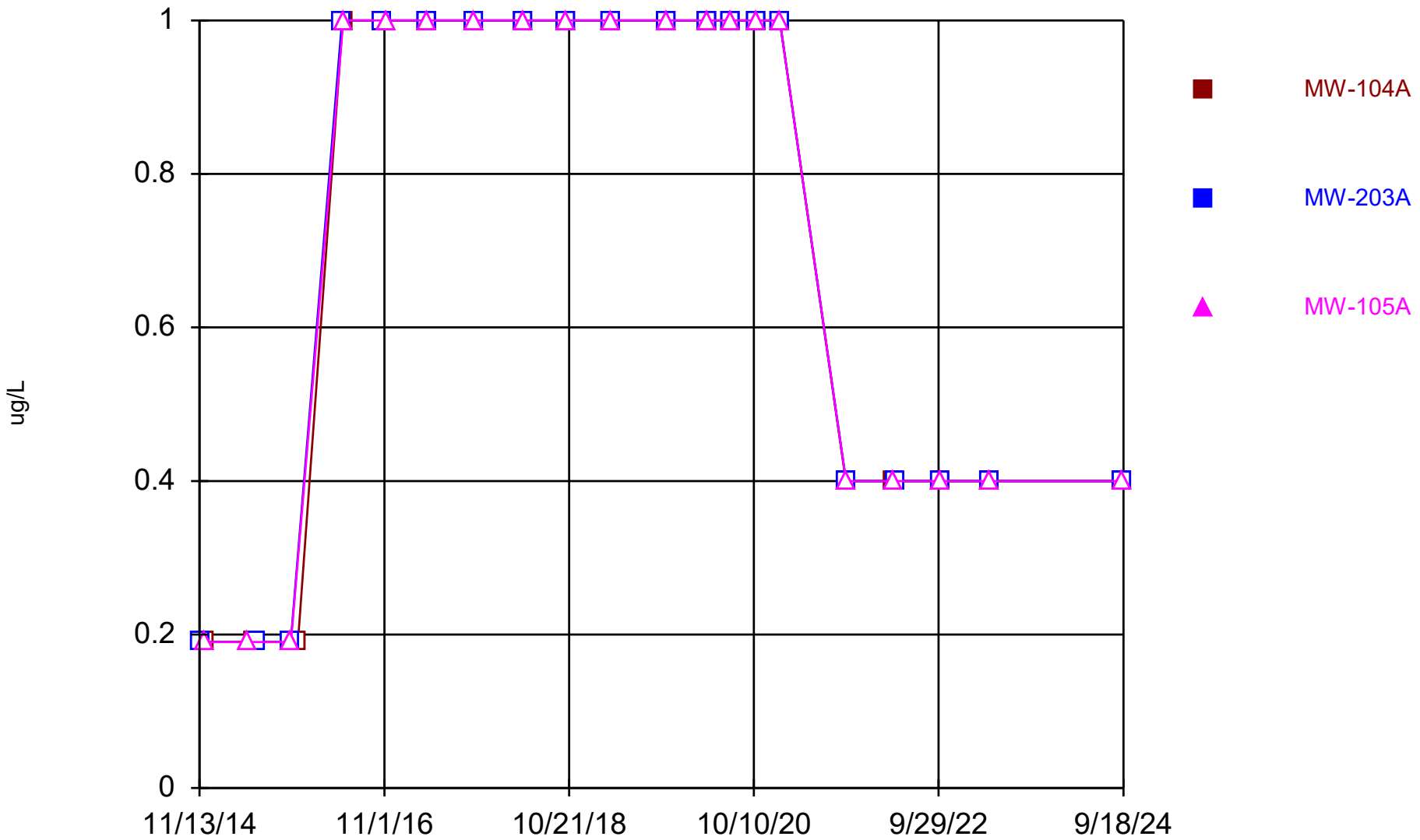

Constituent: Chlorobenzene Analysis Run 12/17/2024 2:47 PM View: Trend Wells - Appendix I VOCs DMASWA Data: DMASWA Database_Updated

Sanitas™ v.10.0.15 Software licensed to HDR, Inc. UG
Hollow symbols indicate censored values.

Time Series

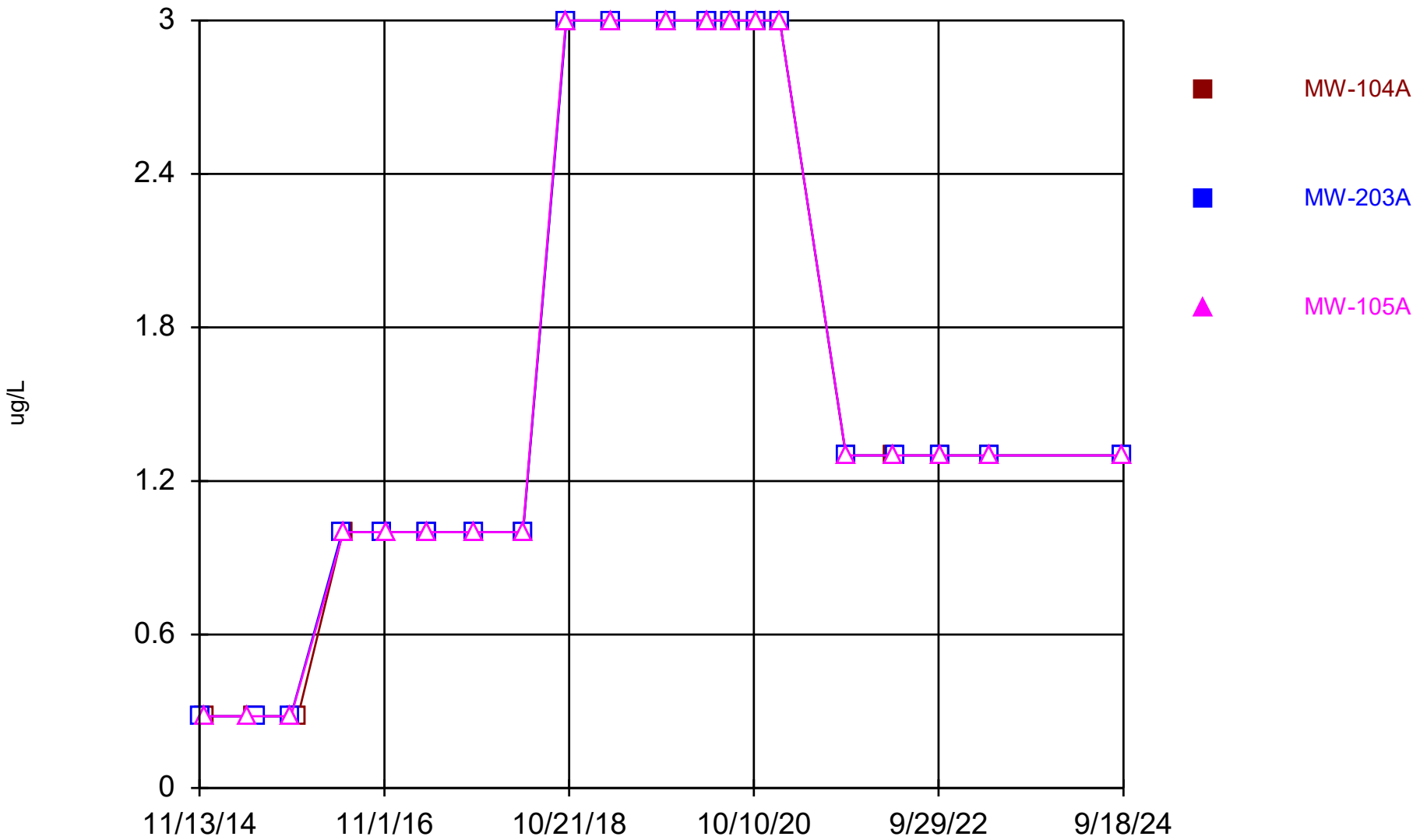

Constituent: Chloroform Analysis Run 12/17/2024 2:47 PM View: Trend Wells - Appendix I VOCs DMASWA Data: DMASWA Database_Updated

Sanitas™ v.10.0.15 Software licensed to HDR, Inc. UG
Hollow symbols indicate censored values.

Time Series

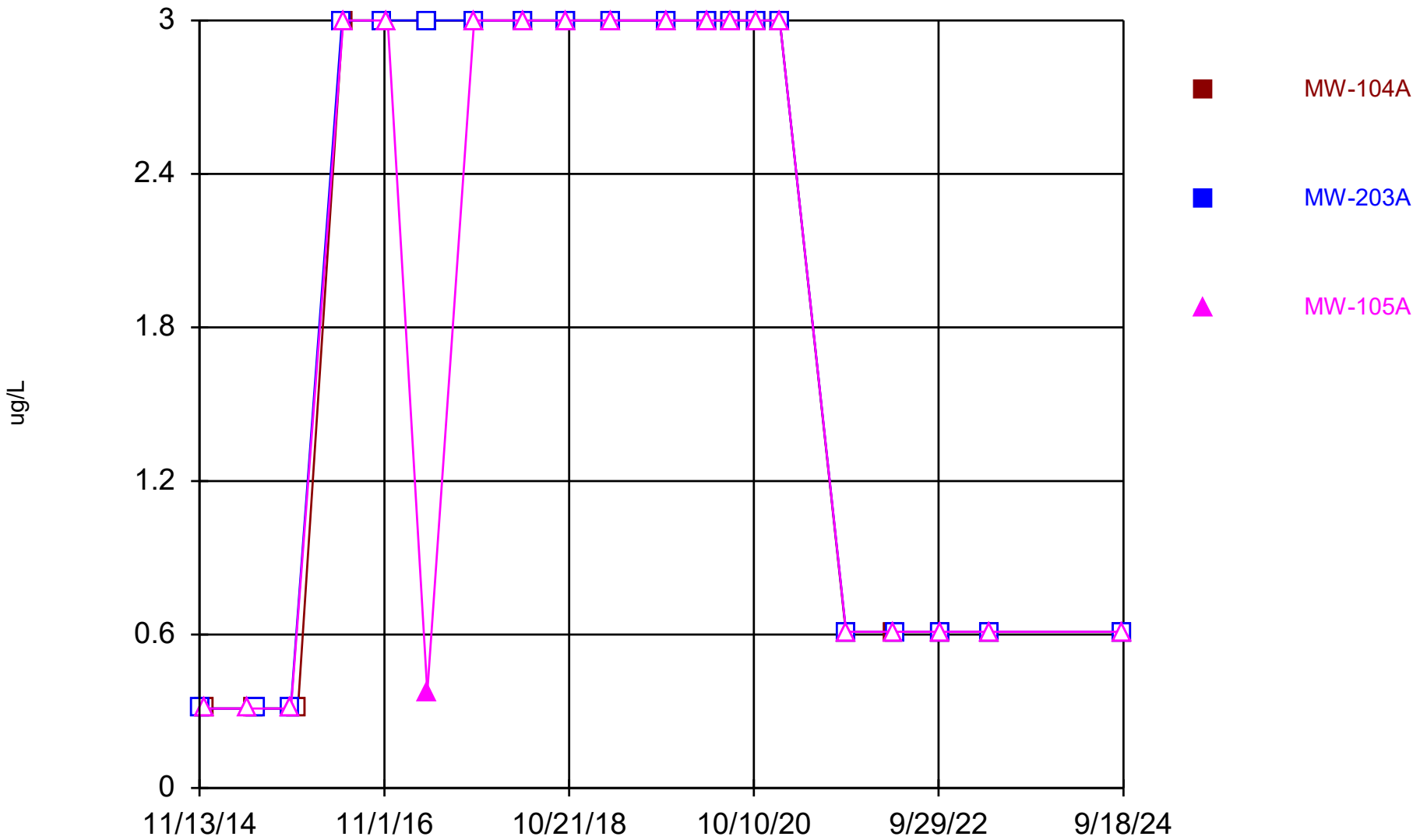

Constituent: Chloromethane Analysis Run 12/17/2024 2:47 PM View: Trend Wells - Appendix I VOCs DMASWA Data: DMASWA Database_Updated

Sanitas™ v.10.0.15 Software licensed to HDR, Inc. UG
Hollow symbols indicate censored values.

Time Series

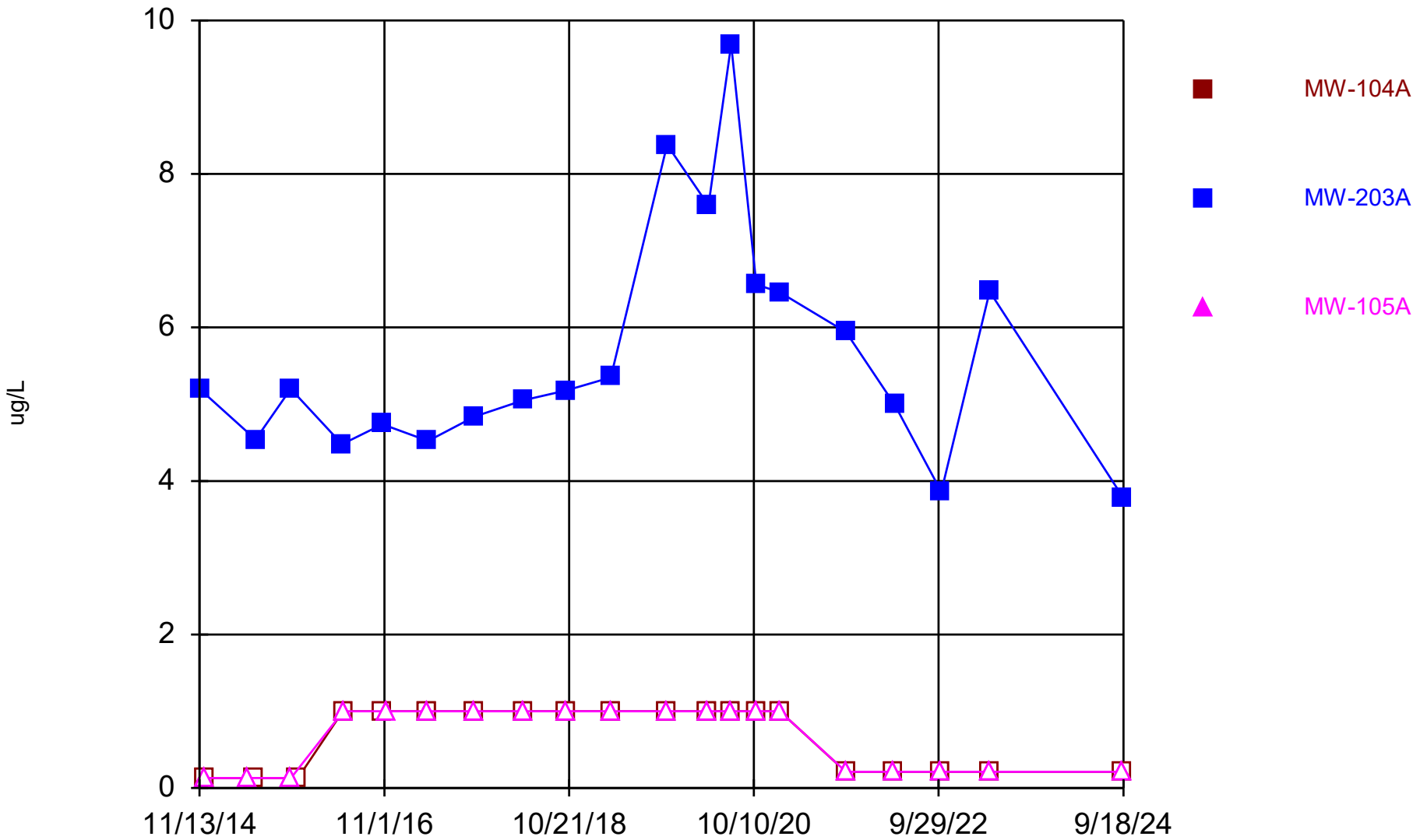

Constituent: cis-1,2-Dichloroethene Analysis Run 12/17/2024 2:47 PM View: Trend Wells - Appendix I VO DMASWA Data: DMASWA Database_Updated

Sanitas™ v.10.0.15 Software licensed to HDR, Inc. UG
Hollow symbols indicate censored values.

Time Series

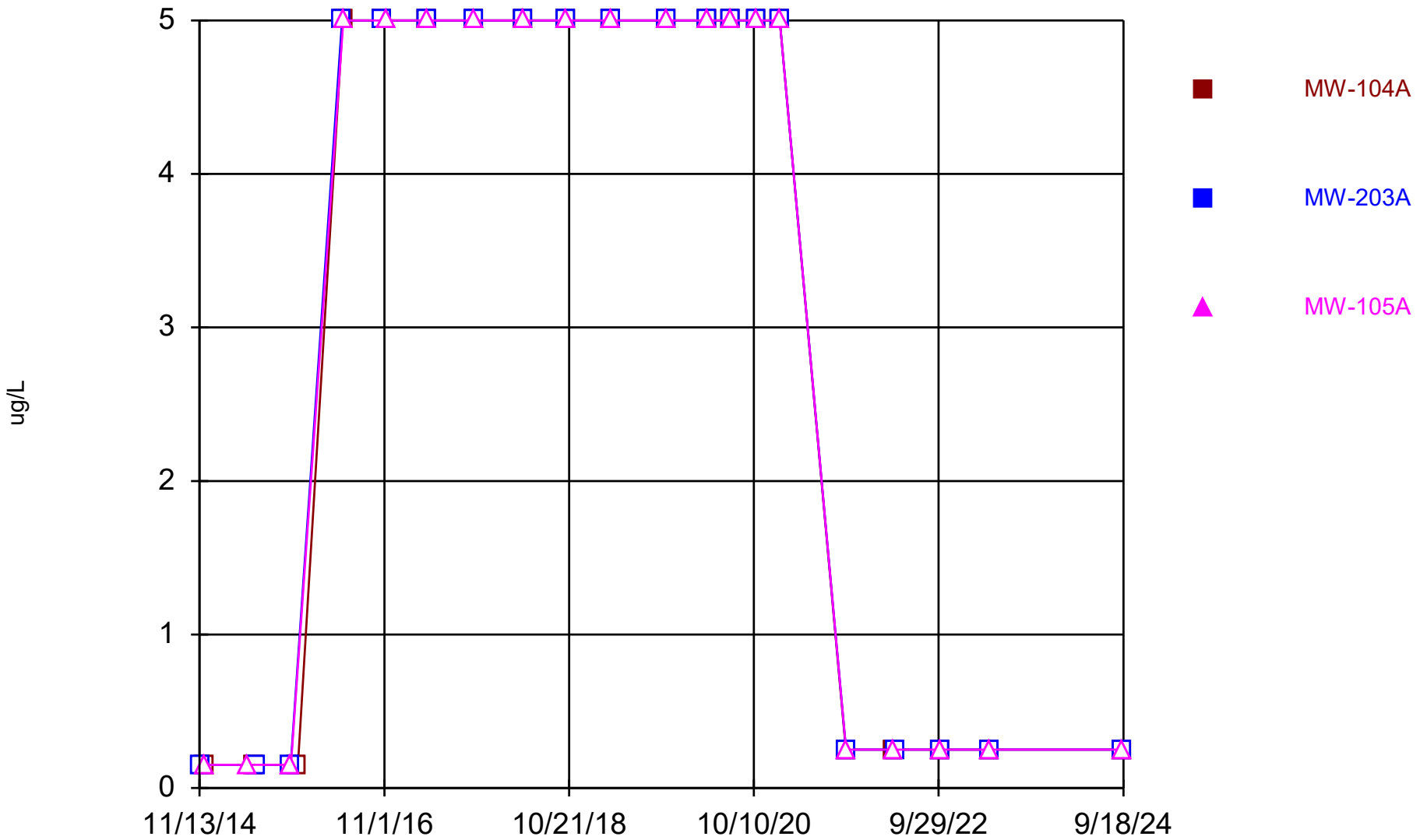

Constituent: cis-1,3-Dichloropropene Analysis Run 12/17/2024 2:47 PM View: Trend Wells - Appendix I V DMASWA Data: DMASWA Database_Updated

Sanitas™ v.10.0.15 Software licensed to HDR, Inc. UG
Hollow symbols indicate censored values.

Time Series

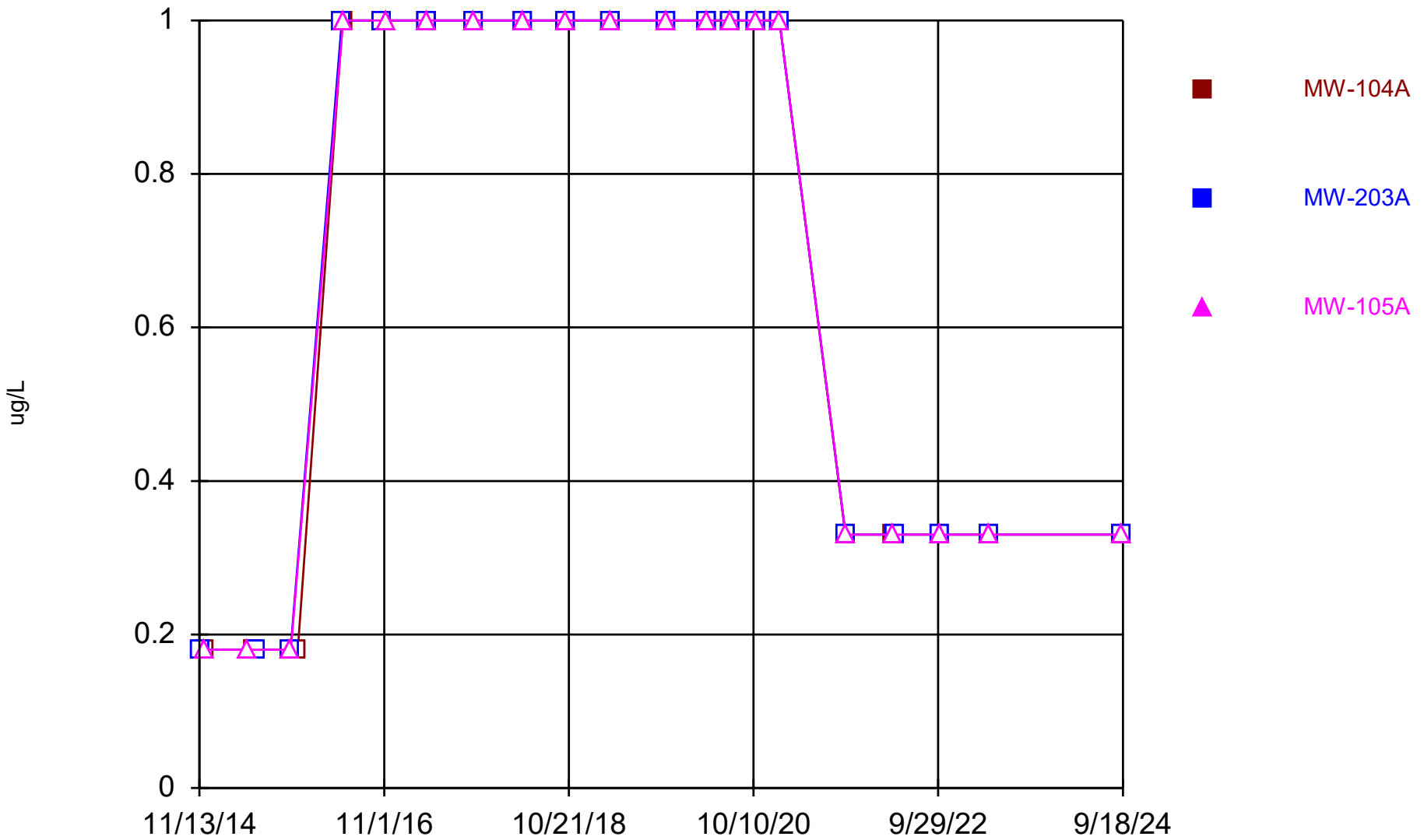

Constituent: Dibromomethane Analysis Run 12/17/2024 2:47 PM View: Trend Wells - Appendix I VOCs DMASWA Data: DMASWA Database_Updated

Sanitas™ v.10.0.15 Software licensed to HDR, Inc. UG
Hollow symbols indicate censored values.

Time Series

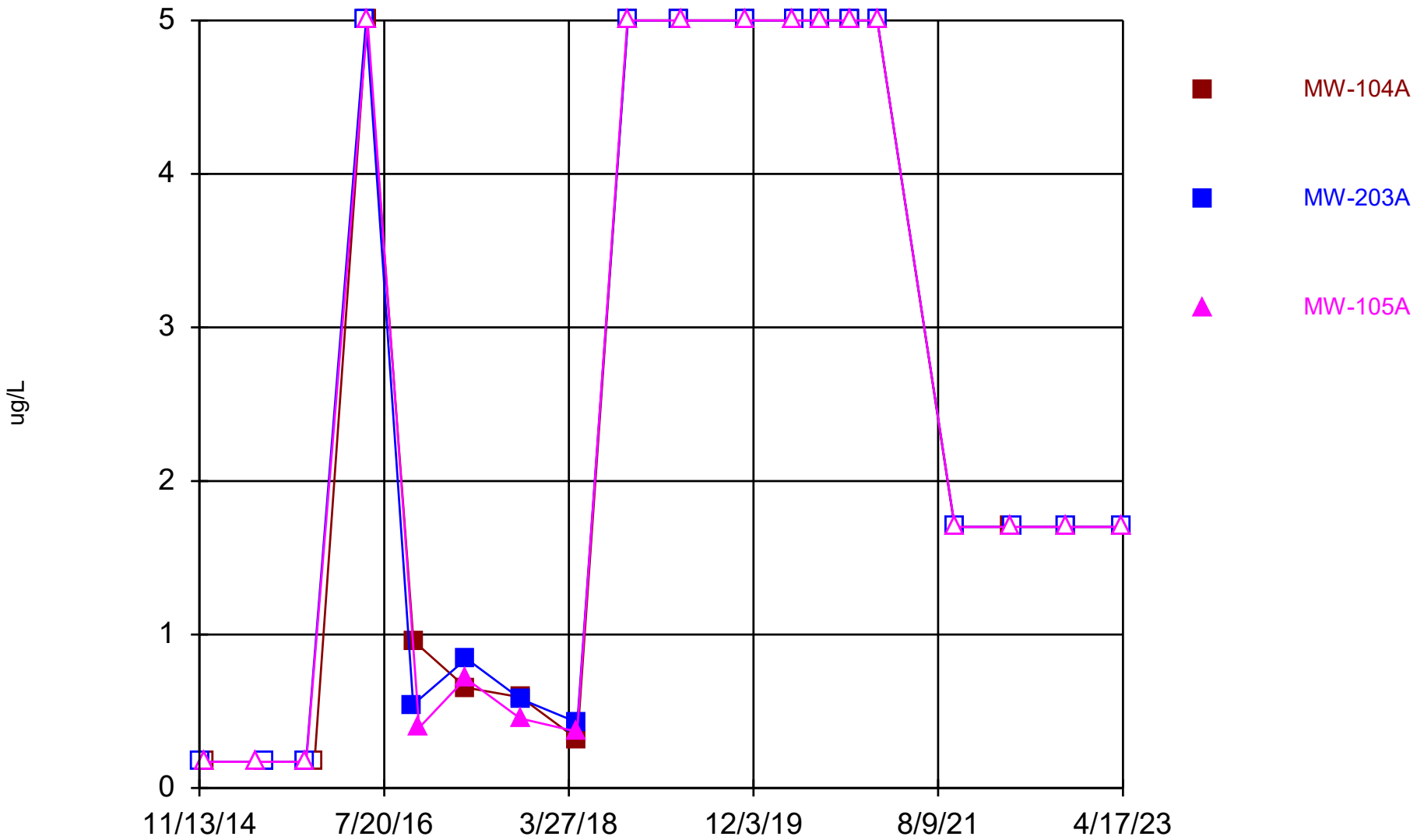

Constituent: Dichloromethane Analysis Run 12/17/2024 2:47 PM View: Trend Wells - Appendix I VOCs
DMASWA Data: DMASWA Database_Updated

Sanitas™ v.10.0.15 Software licensed to HDR, Inc. UG
Hollow symbols indicate censored values.

Time Series

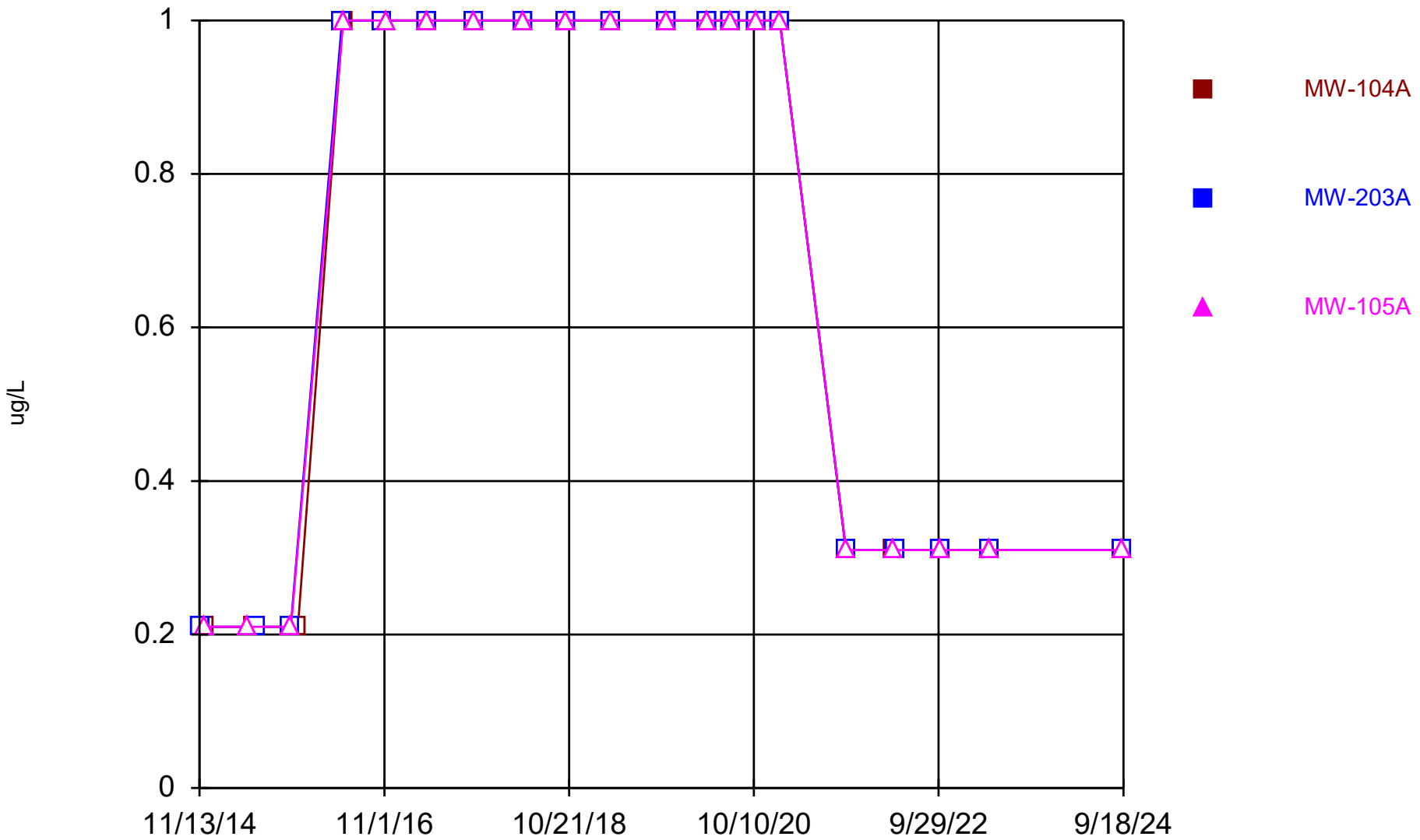

Constituent: Ethylbenzene Analysis Run 12/17/2024 2:47 PM View: Trend Wells - Appendix I VOCs DMASWA Data: DMASWA Database_Updated

Sanitas™ v.10.0.15 Software licensed to HDR, Inc. UG
Hollow symbols indicate censored values.

Time Series

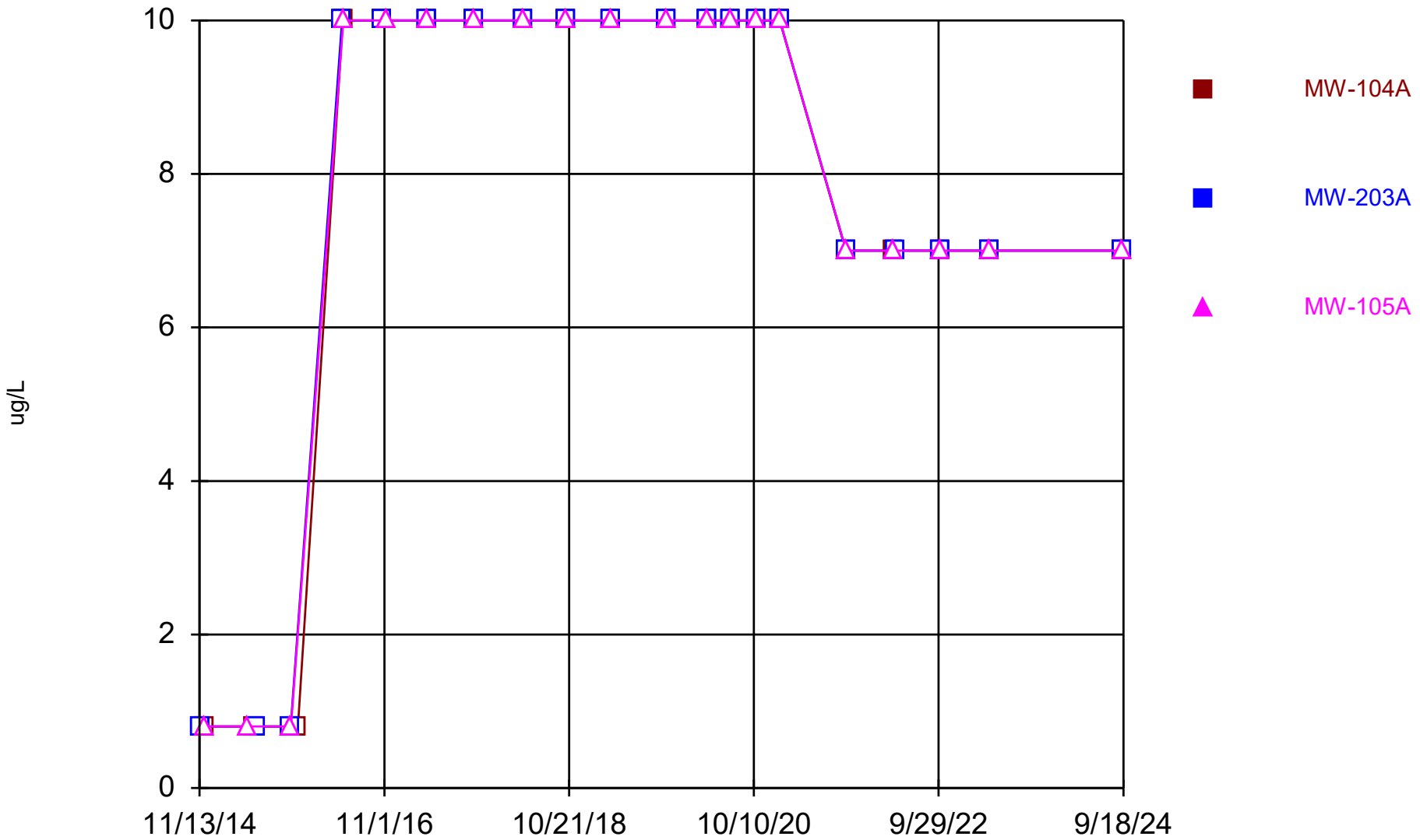

Constituent: Iodomethane Analysis Run 12/17/2024 2:47 PM View: Trend Wells - Appendix I VOCs DMASWA Data: DMASWA Database_Updated

Sanitas™ v.10.0.15 Software licensed to HDR, Inc. UG
Hollow symbols indicate censored values.

Time Series

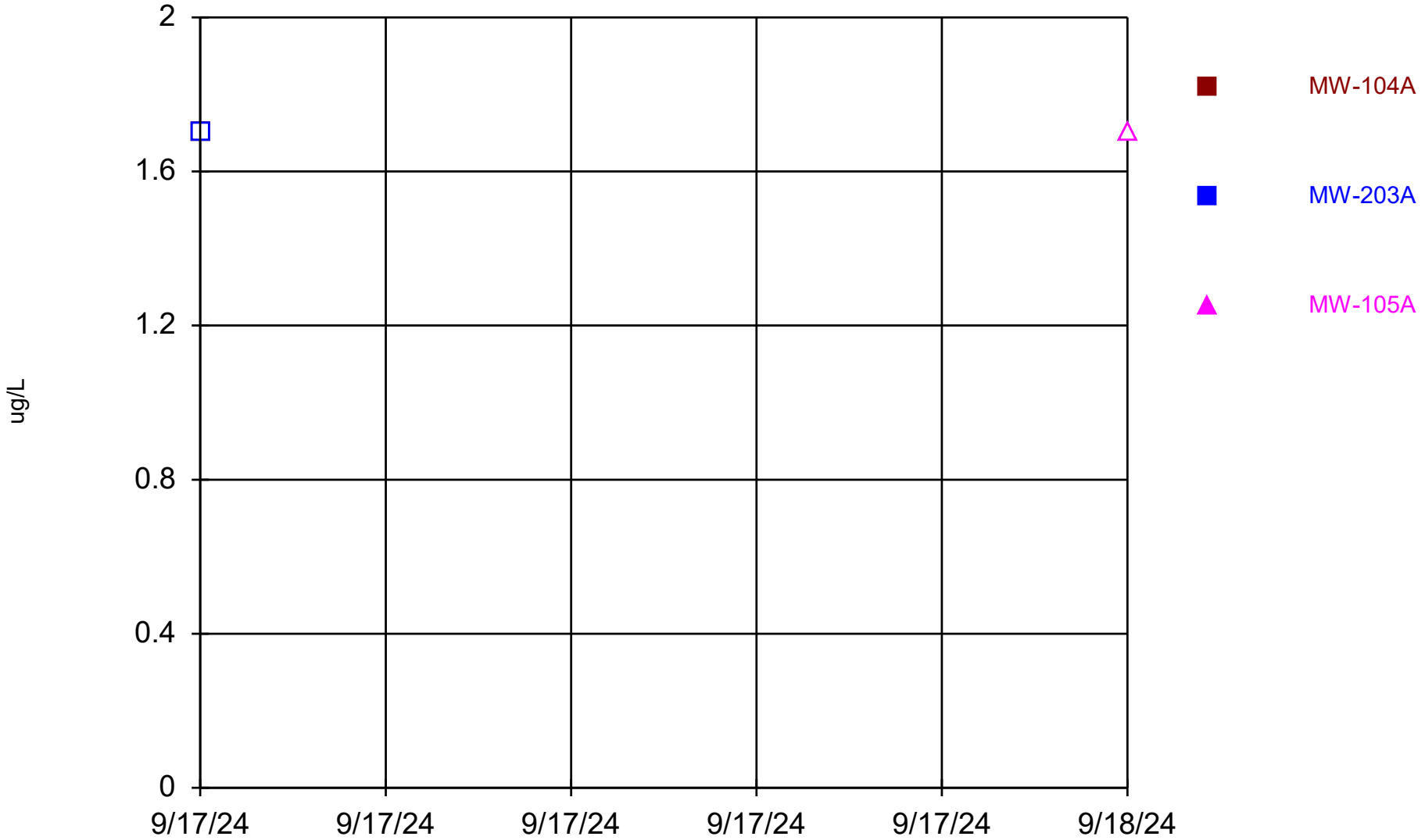

Constituent: Methylene chloride Analysis Run 12/17/2024 2:47 PM View: Trend Wells - Appendix I VOCs

DMASWA Data: DMASWA Database_Updated

Sanitas™ v.10.0.15 Software licensed to HDR, Inc. UG
Hollow symbols indicate censored values.

Time Series

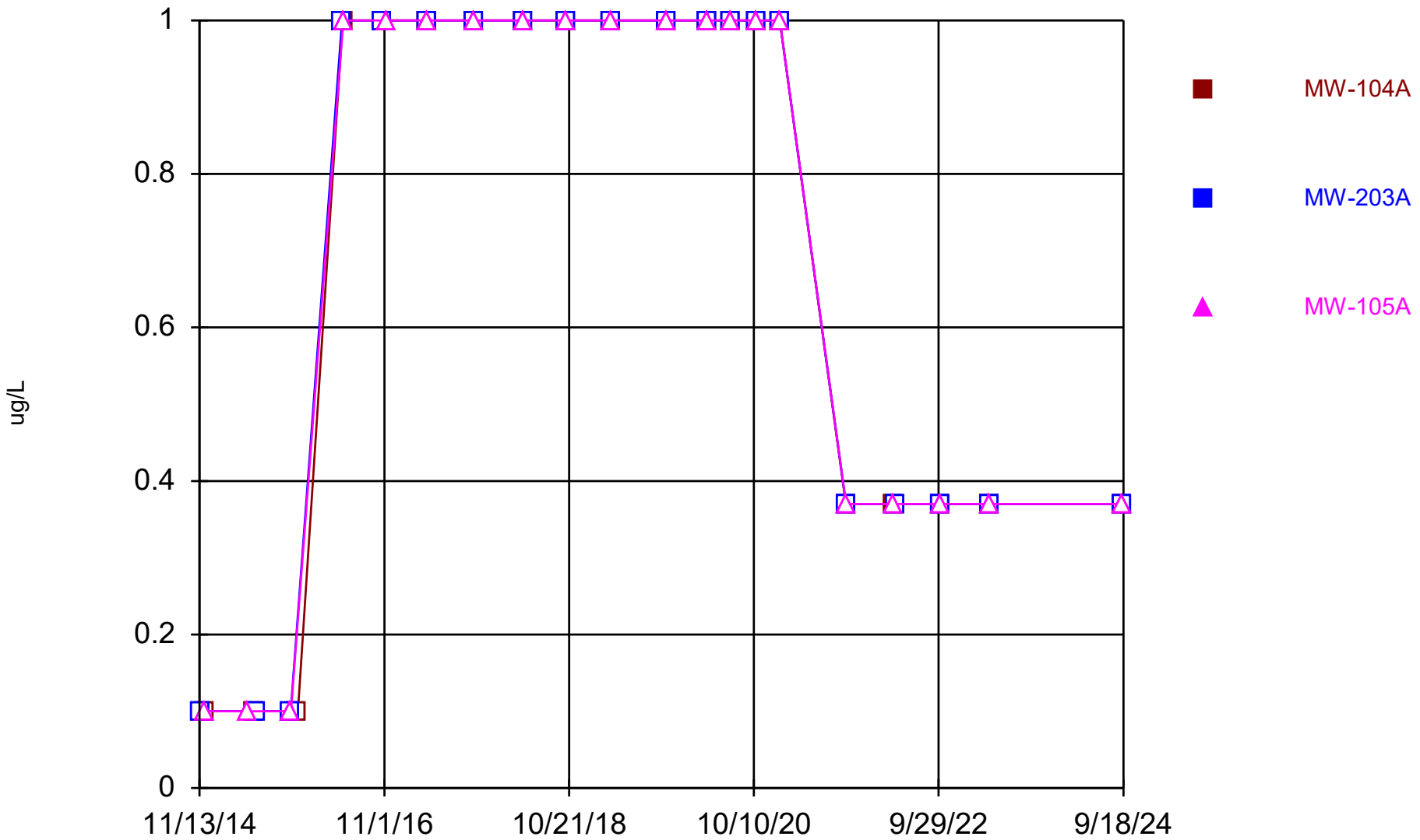

Constituent: Styrene Analysis Run 12/17/2024 2:47 PM View: Trend Wells - Appendix I VOCs

DMASWA Data: DMASWA Database_Updated

Sanitas™ v.10.0.15 Software licensed to HDR, Inc. UG
Hollow symbols indicate censored values.

Time Series

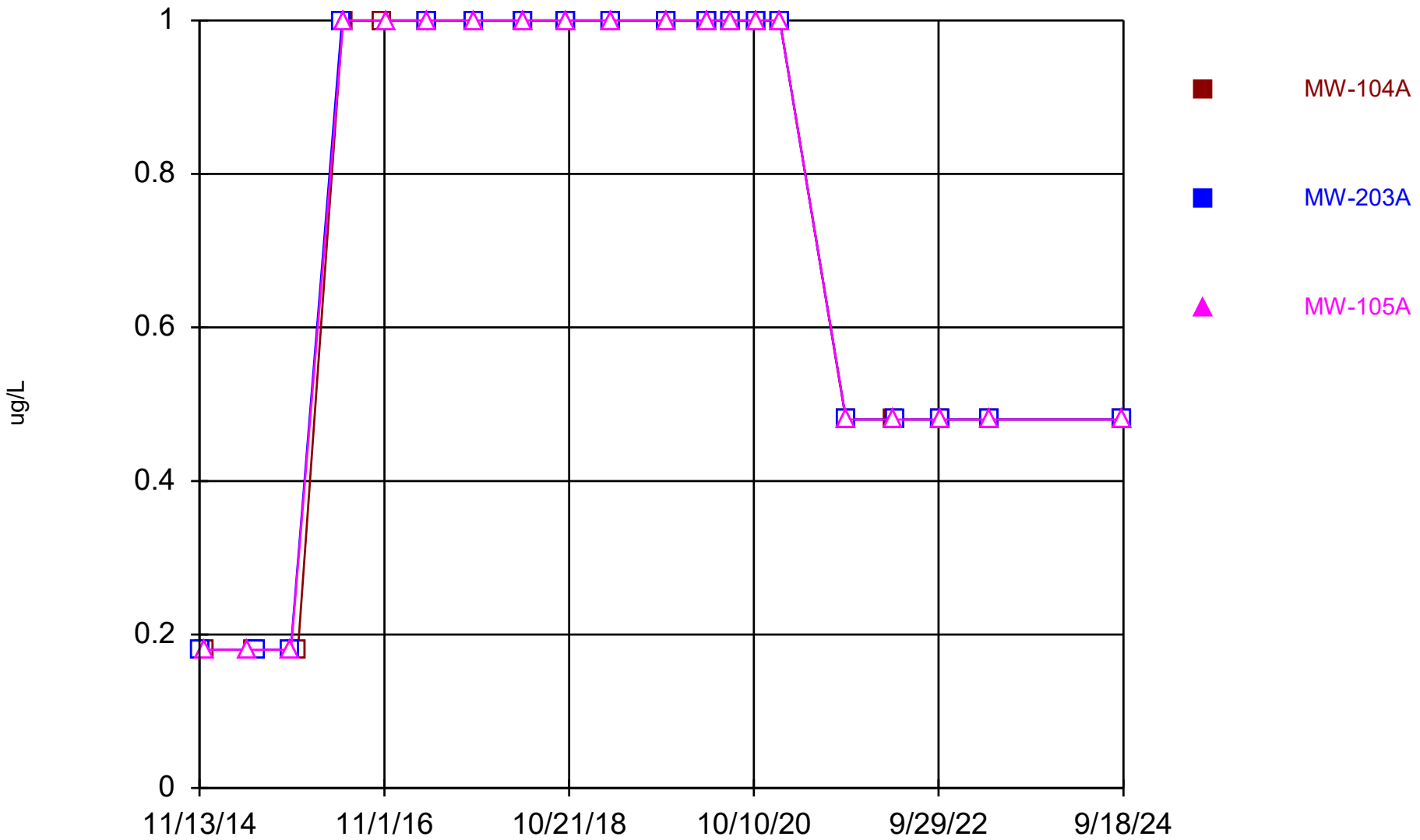

Constituent: Tetrachloroethene Analysis Run 12/17/2024 2:47 PM View: Trend Wells - Appendix I VOCs DMASWA Data: DMASWA Database_Updated

Sanitas™ v.10.0.15 Software licensed to HDR, Inc. UG
Hollow symbols indicate censored values.

Time Series

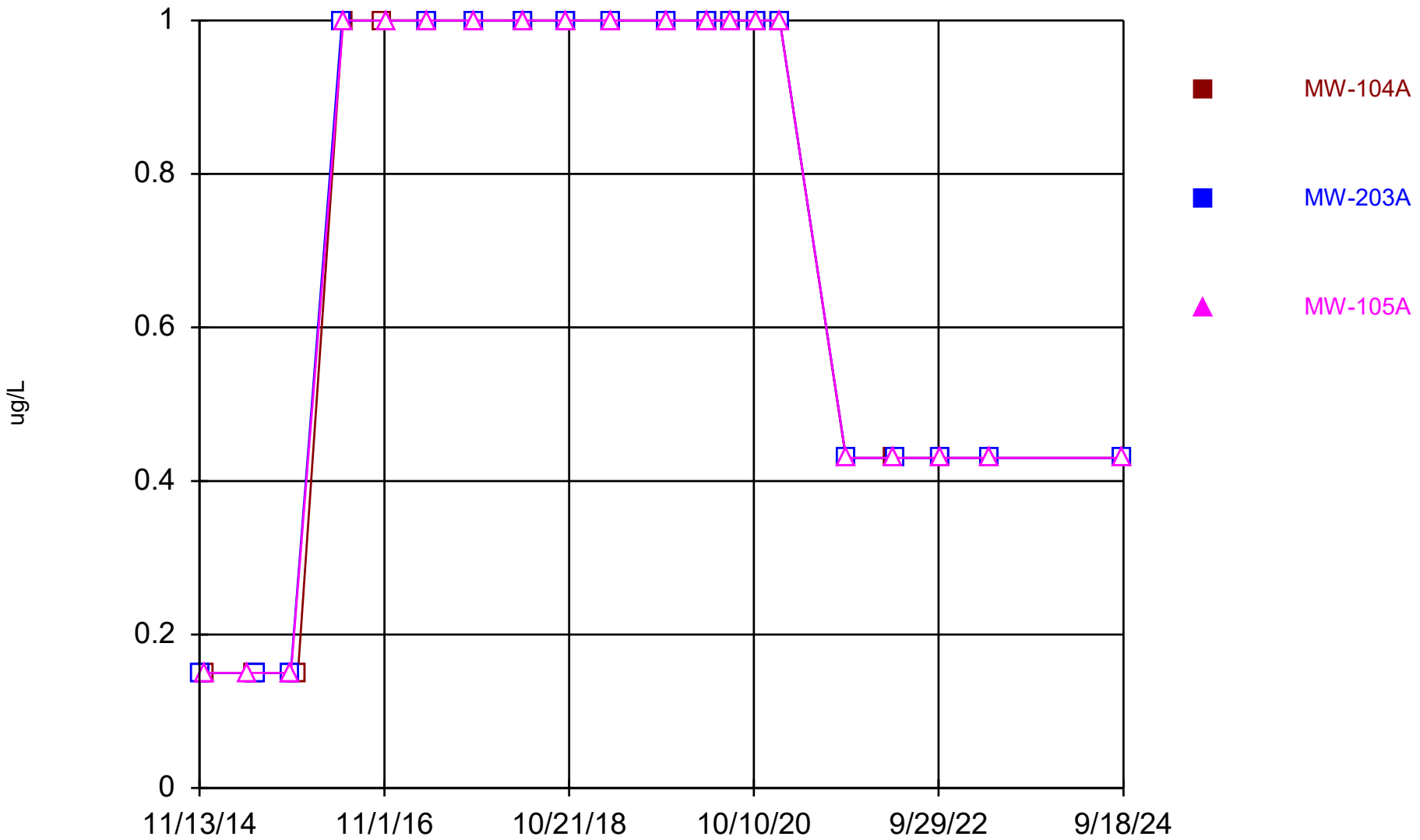

Constituent: Toluene Analysis Run 12/17/2024 2:47 PM View: Trend Wells - Appendix I VOCs

DMASWA Data: DMASWA Database_Updated

Sanitas™ v.10.0.15 Software licensed to HDR, Inc. UG
Hollow symbols indicate censored values.

Time Series

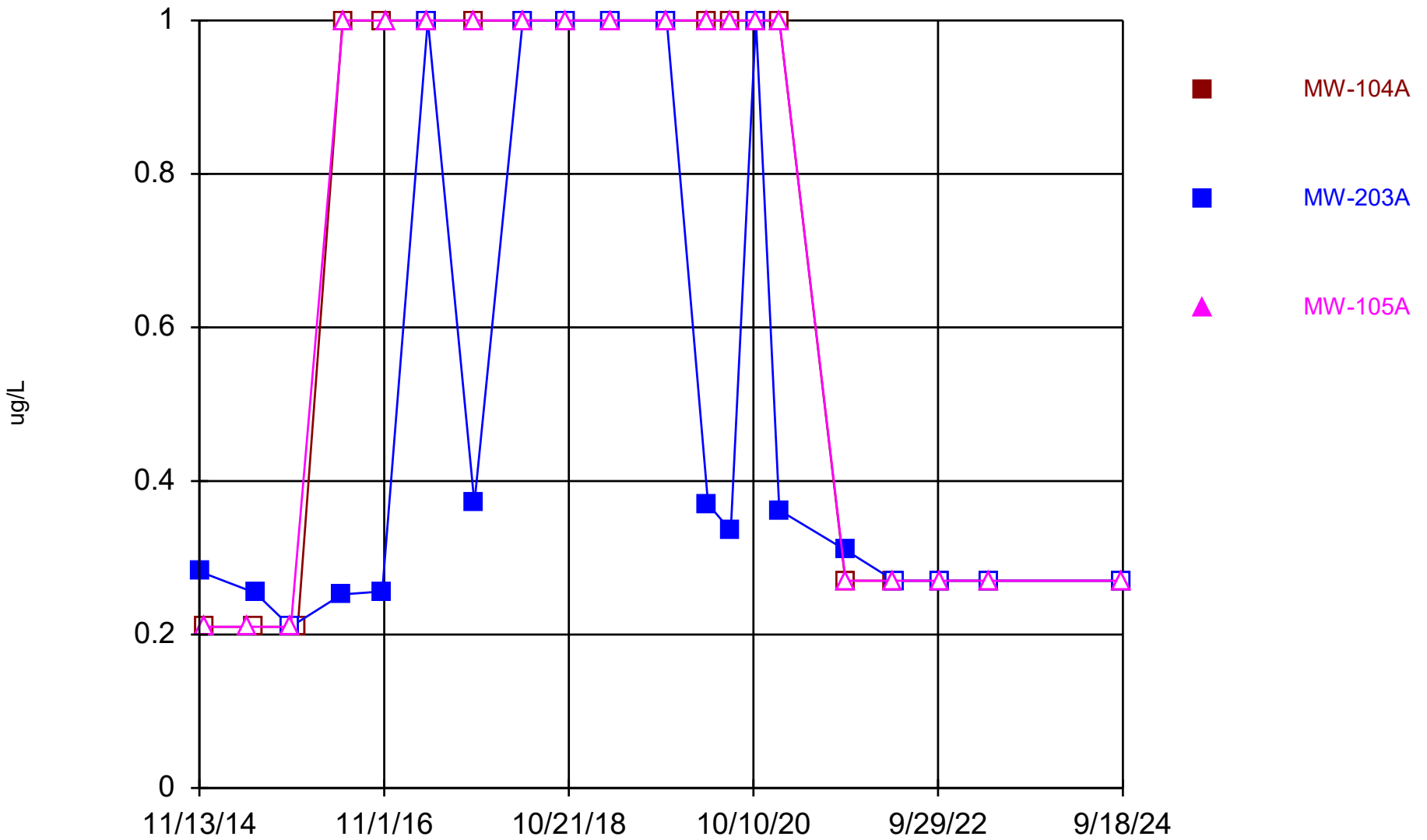

Constituent: trans-1,2-Dichloroethene Analysis Run 12/17/2024 2:47 PM View: Trend Wells - Appendix I V DMASWA Data: DMASWA Database_Updated

Sanitas™ v.10.0.15 Software licensed to HDR, Inc. UG
Hollow symbols indicate censored values.

Time Series

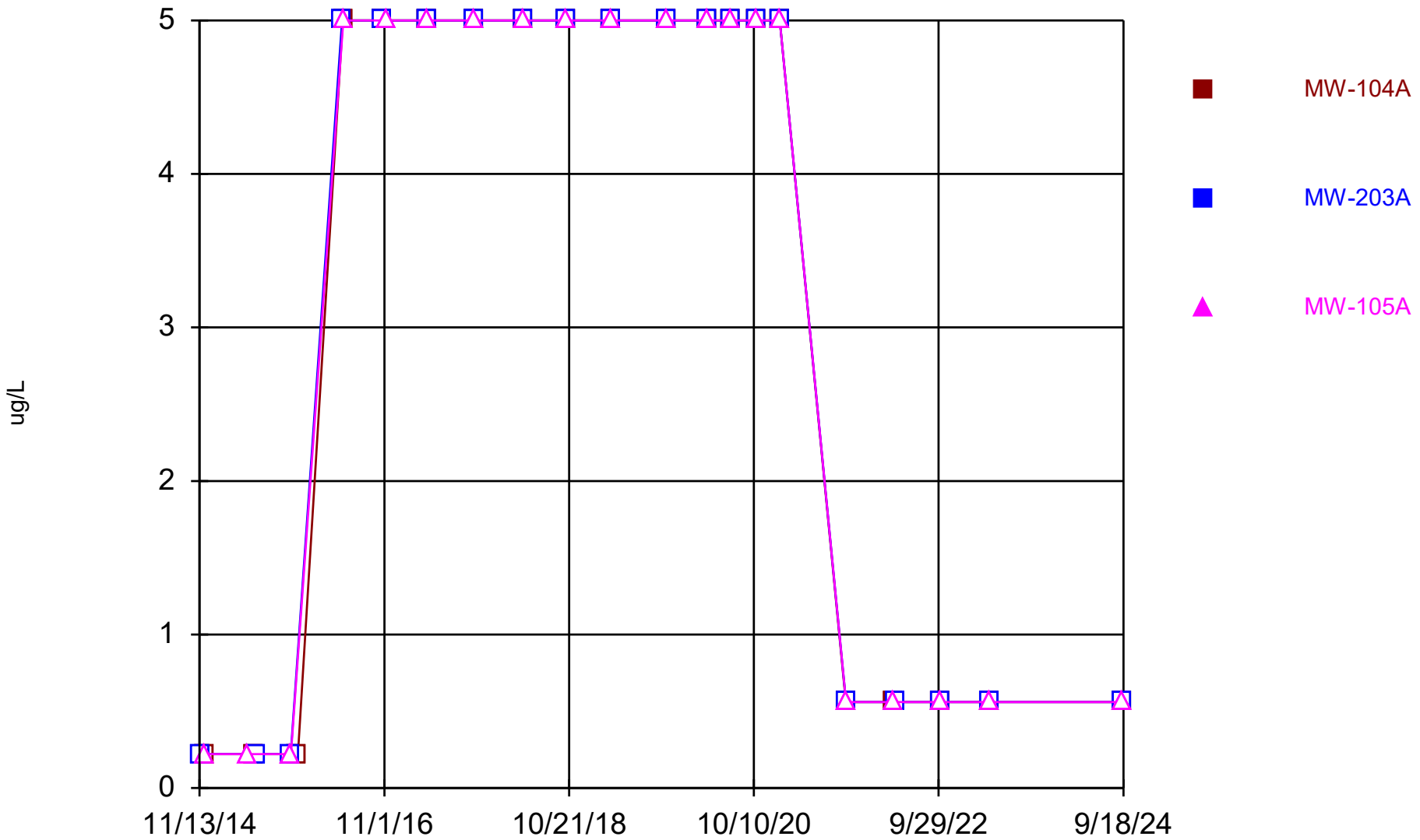

Constituent: trans-1,3-Dichloropropene Analysis Run 12/17/2024 2:47 PM View: Trend Wells - Appendix I DMASWA Data: DMASWA Database_Updated

Sanitas™ v.10.0.15 Software licensed to HDR, Inc. UG
Hollow symbols indicate censored values.

Time Series

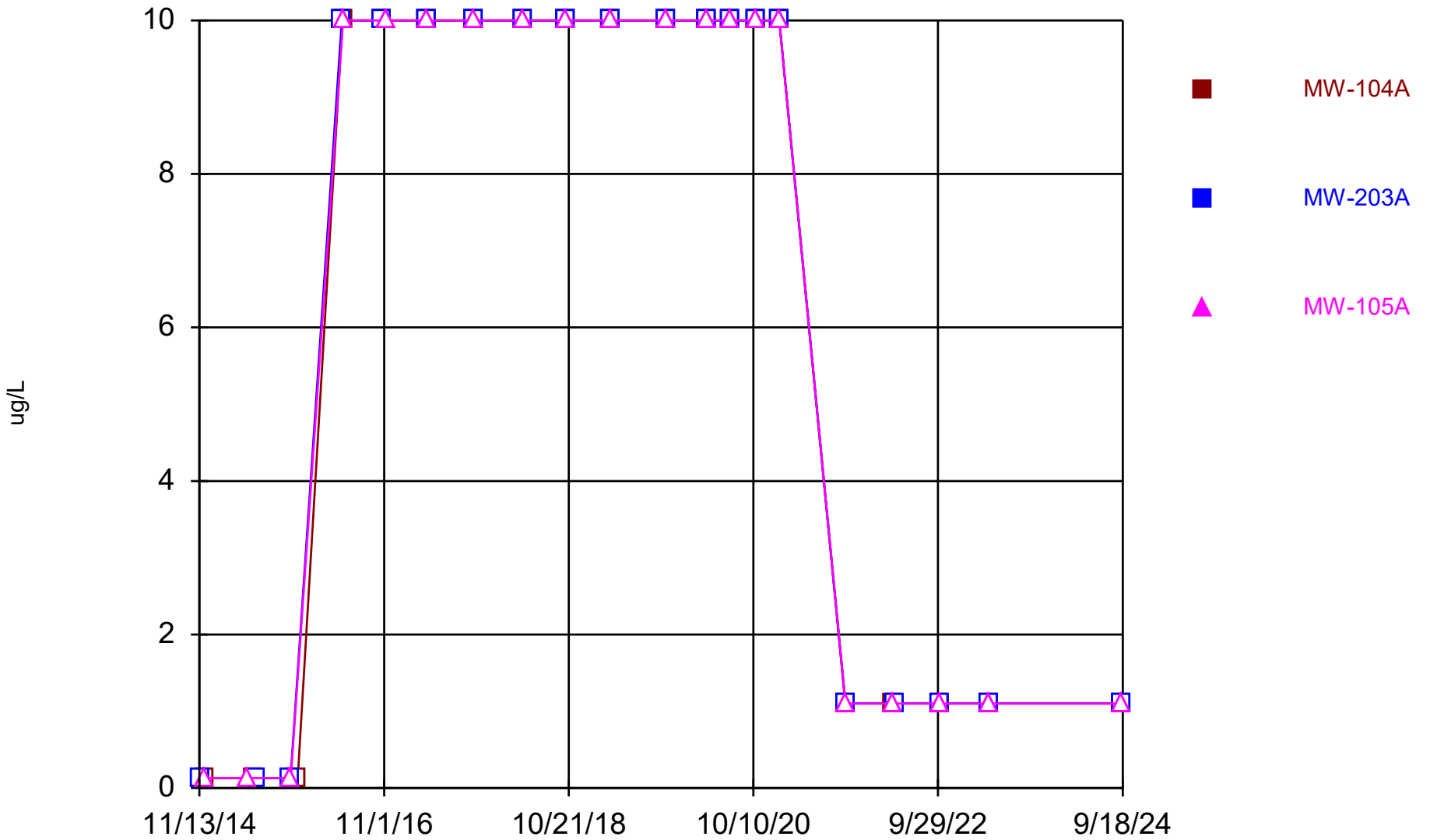

Constituent: trans-1,4-Dichloro-2-butene Analysis Run 12/17/2024 2:47 PM View: Trend Wells - Appendix
DMASWA Data: DMASWA Database_Updated

Sanitas™ v.10.0.15 Software licensed to HDR, Inc. UG
Hollow symbols indicate censored values.

Time Series

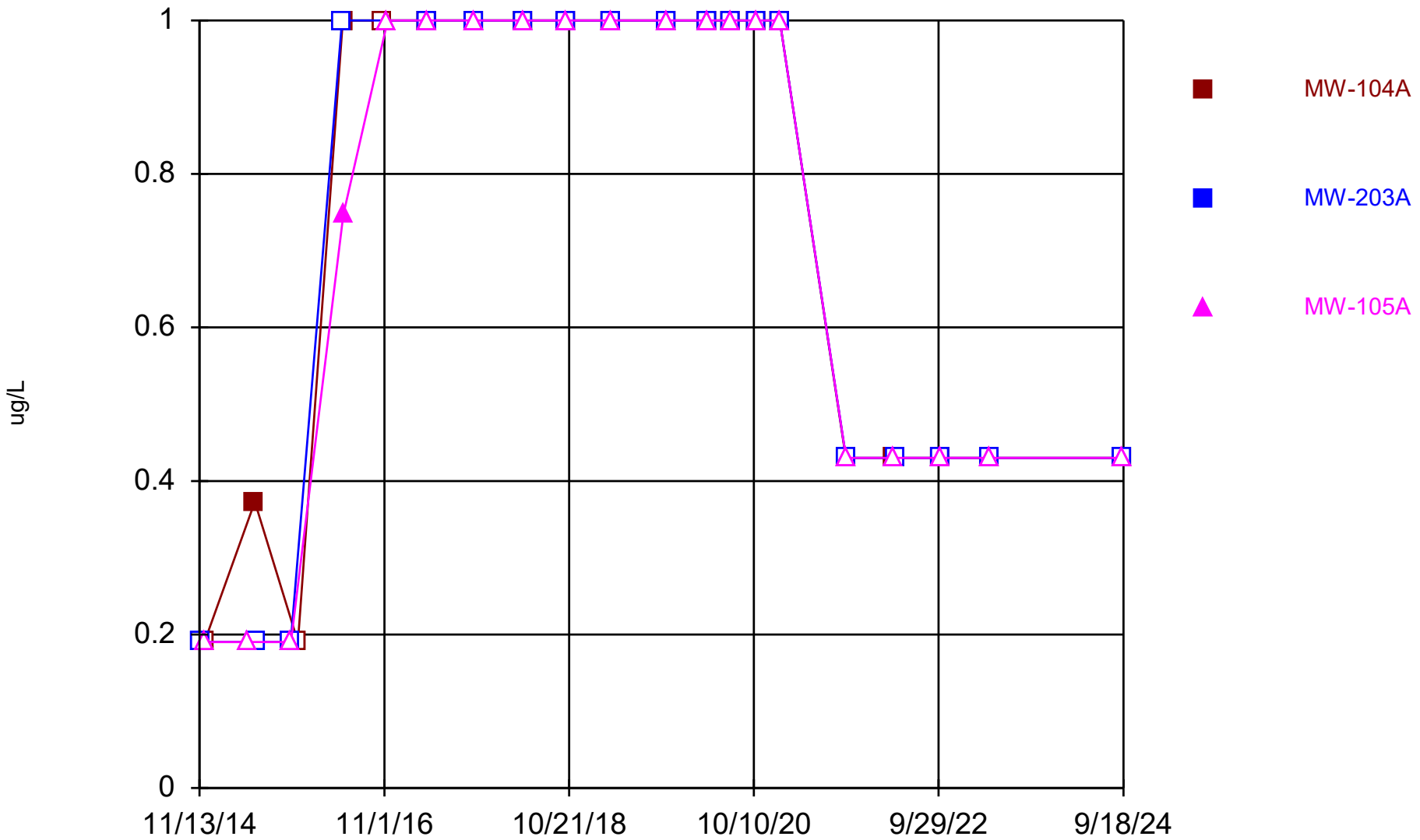

Constituent: Trichloroethene Analysis Run 12/17/2024 2:47 PM View: Trend Wells - Appendix I VOCs DMASWA Data: DMASWA Database_Updated

Sanitas™ v.10.0.15 Software licensed to HDR, Inc. UG
Hollow symbols indicate censored values.

Time Series

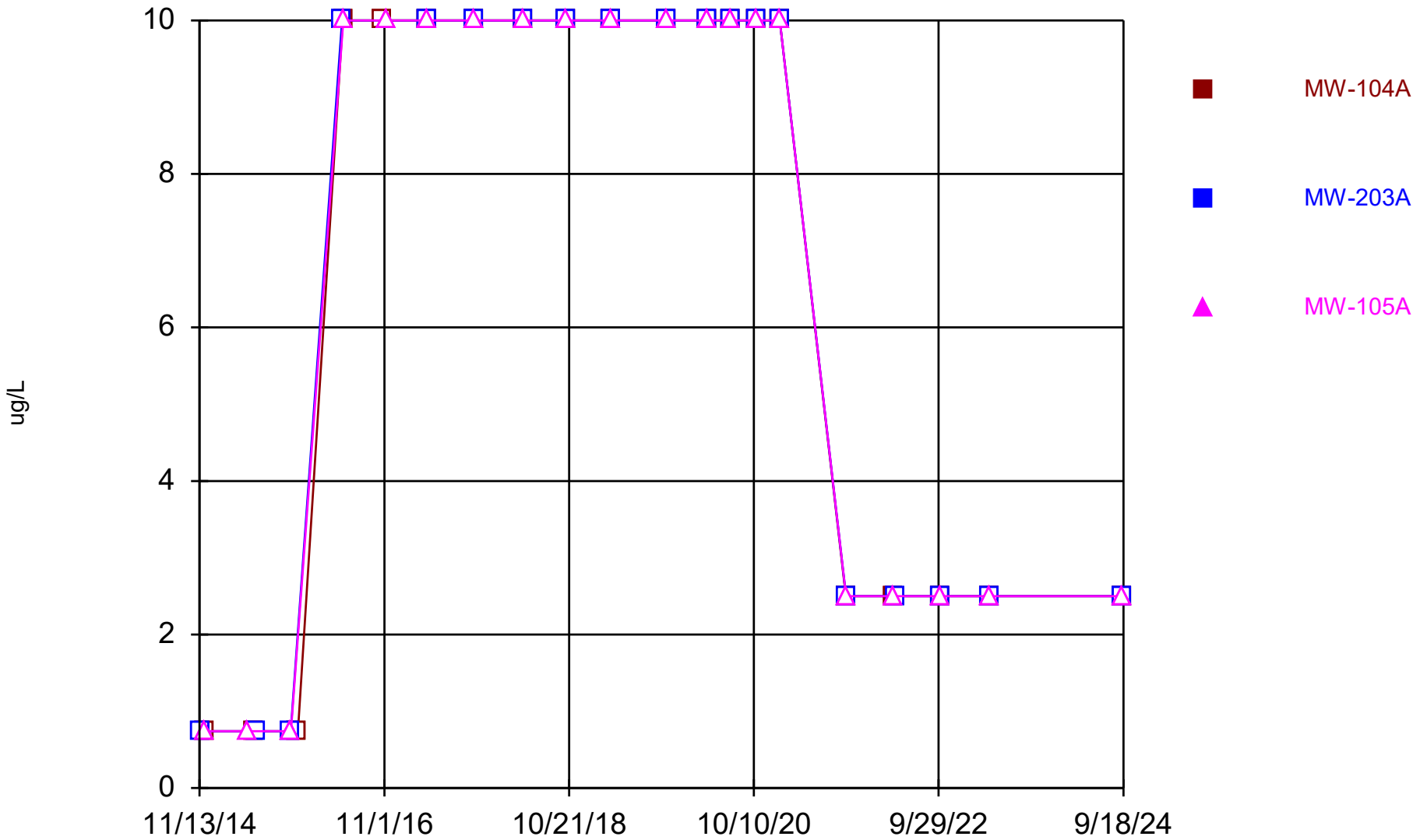

Constituent: Vinyl Acetate Analysis Run 12/17/2024 2:47 PM View: Trend Wells - Appendix I VOCs
DMASWA Data: DMASWA Database_Updated

Sanitas™ v.10.0.15 Software licensed to HDR, Inc. UG
Hollow symbols indicate censored values.

Time Series

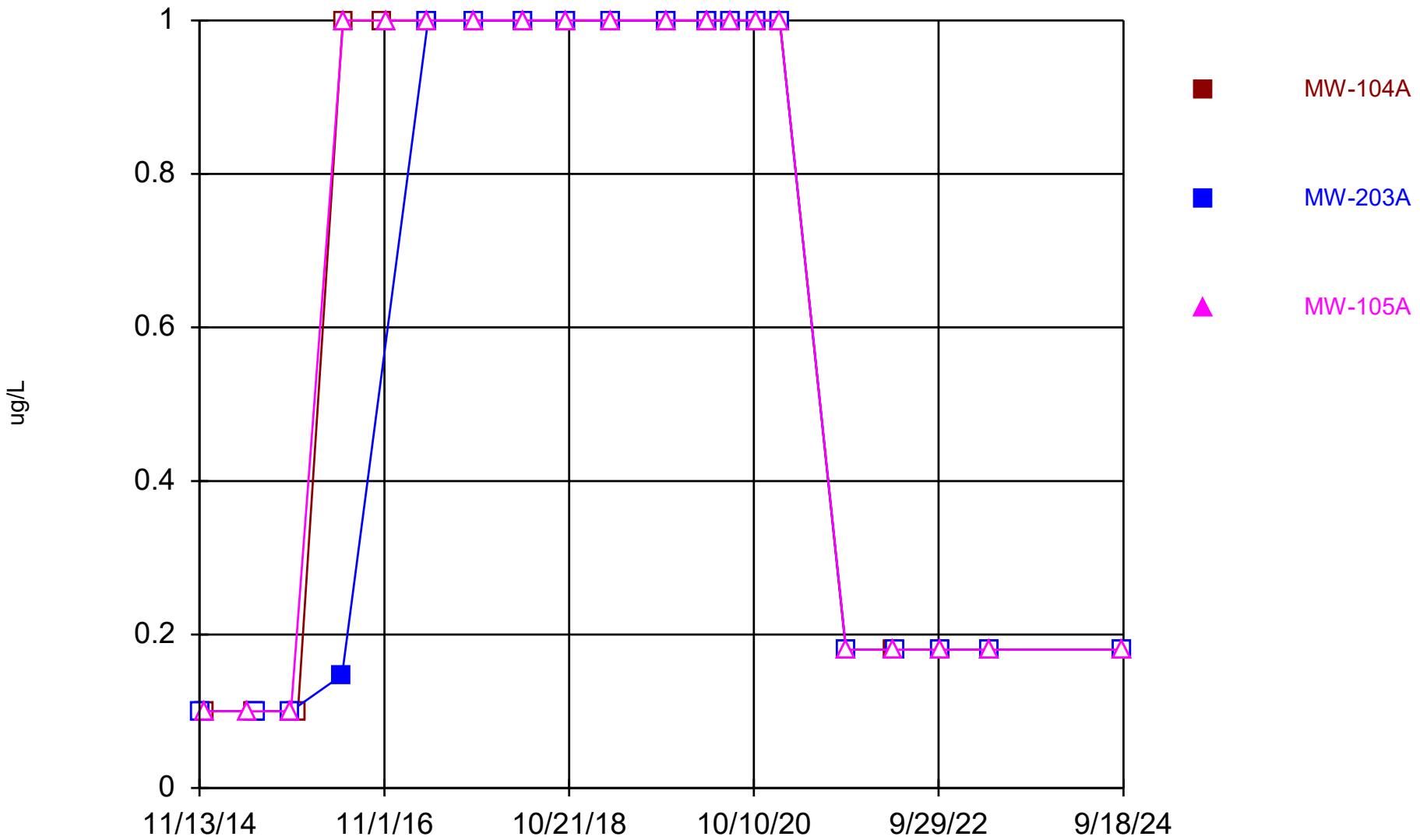

Constituent: Vinyl chloride Analysis Run 12/17/2024 2:47 PM View: Trend Wells - Appendix I VOCs
DMASWA Data: DMASWA Database_Updated

Sanitas™ v.10.0.15 Software licensed to HDR, Inc. UG
Hollow symbols indicate censored values.

Time Series

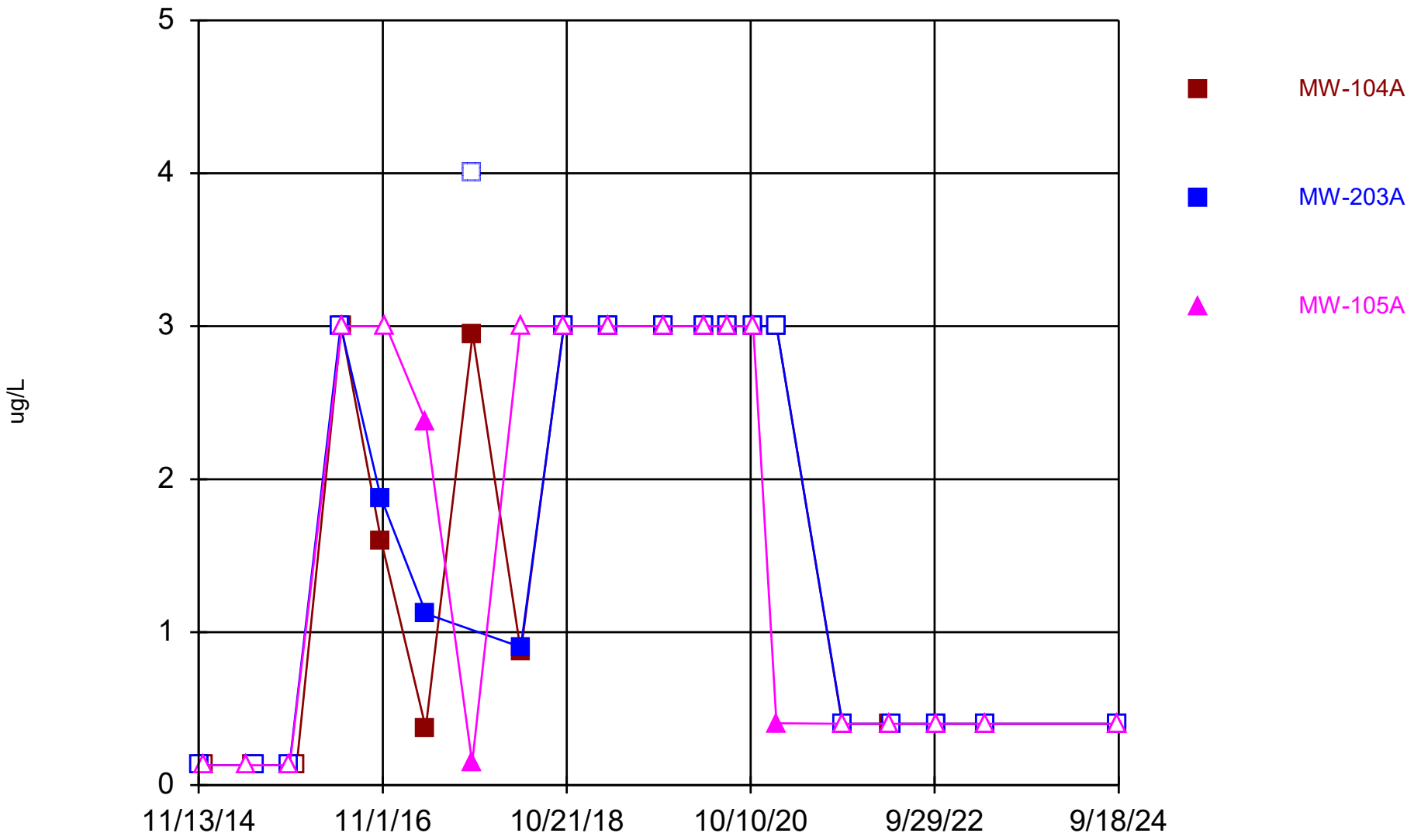

Constituent: Xylenes, Total Analysis Run 12/17/2024 2:47 PM View: Trend Wells - Appendix I VOCs DMASWA Data: DMASWA Database_Updated

This page intentionally left blank.

Trend Analysis Wells –

Box & Whisker Plots

This page intentionally left blank.

Sanitas™ v.10.0.15 Software licensed to HDR, Inc. UG

Box & Whiskers Plot

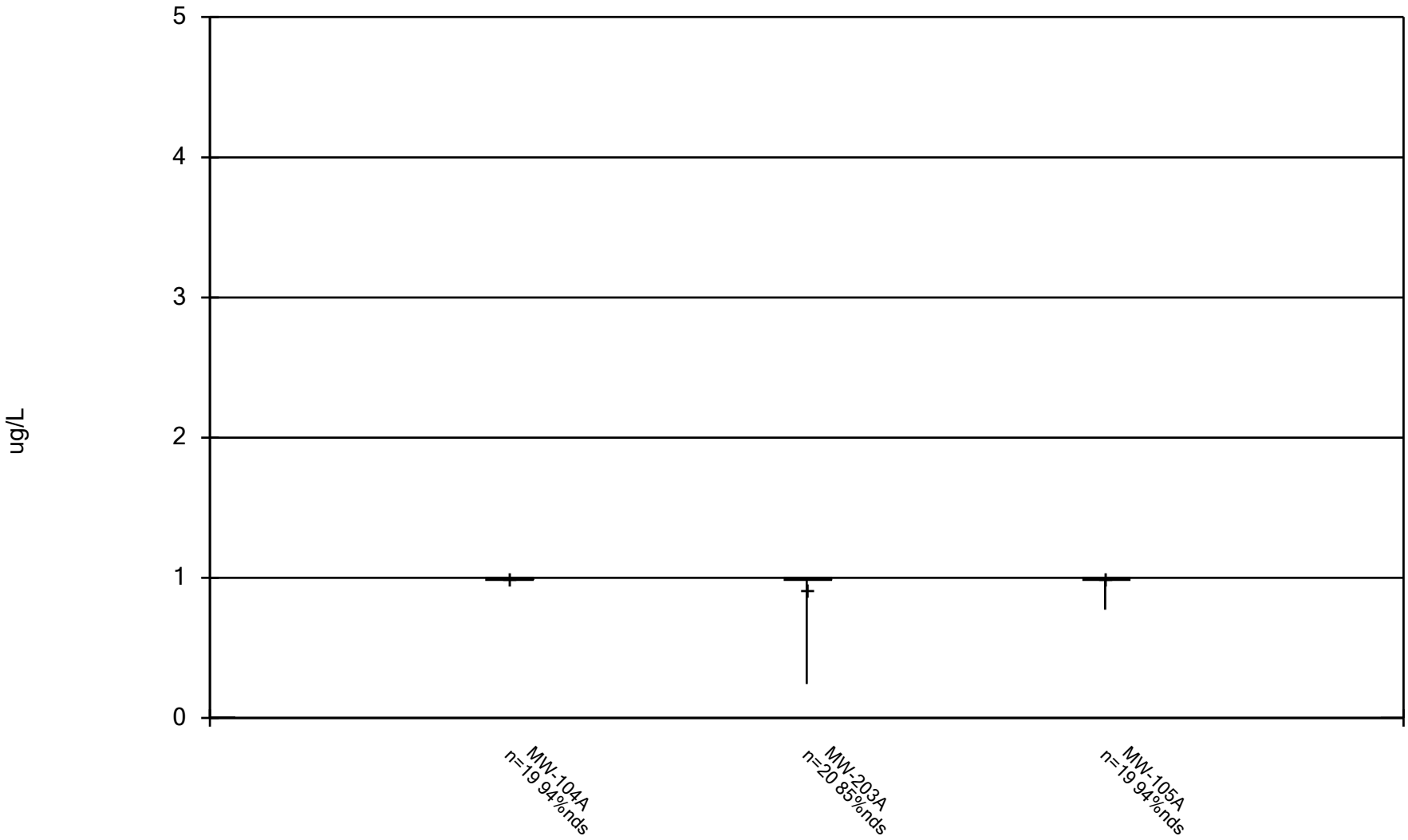

Constituent: Antimony Analysis Run 12/17/2024 2:32 PM View: Trend Analysis Wells - Appendix I Metals DMASWA Data: DMASWA Database_Updated

Sanitas™ v.10.0.15 Software licensed to HDR, Inc. UG

Box & Whiskers Plot

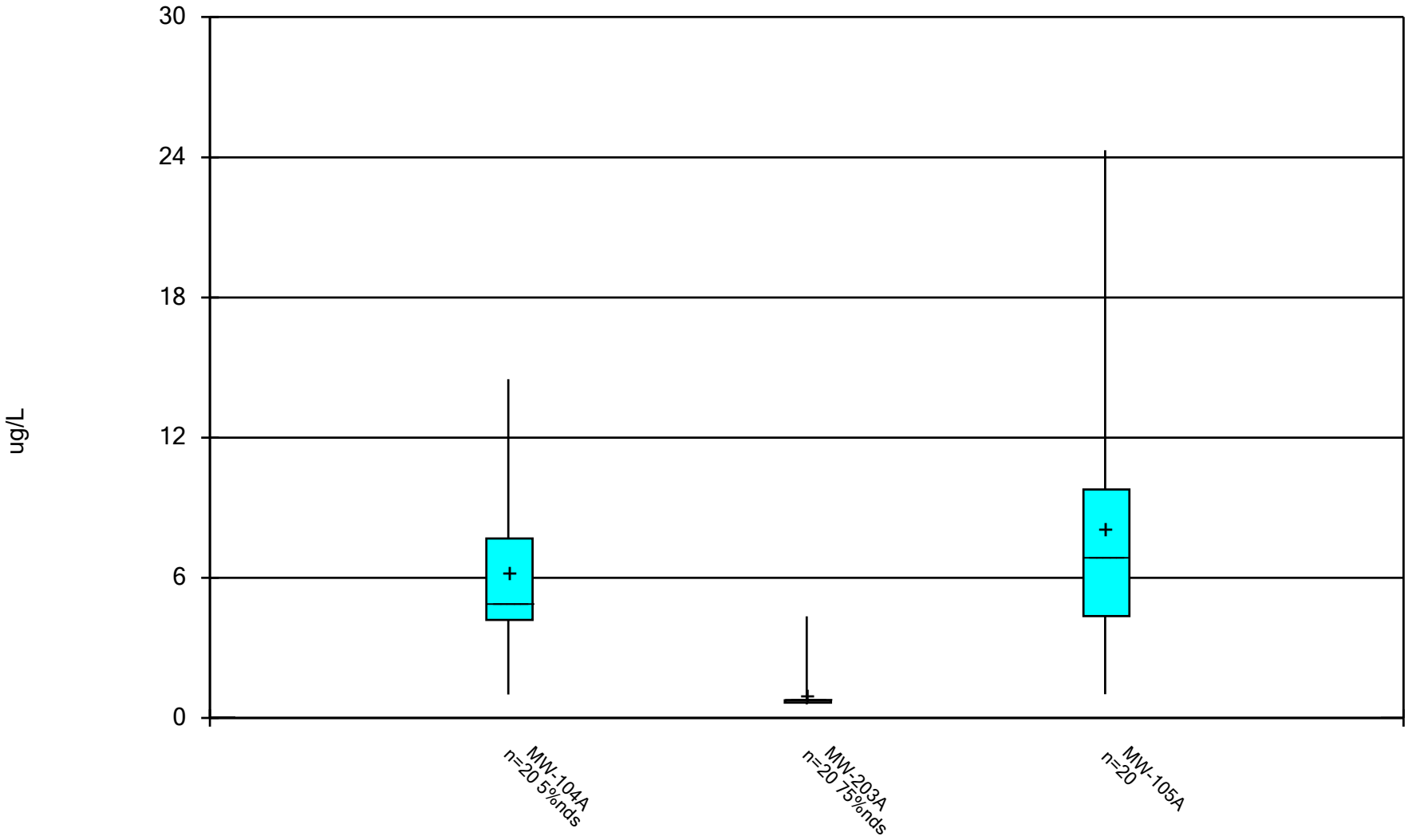

Constituent: Arsenic Analysis Run 12/17/2024 2:32 PM View: Trend Analysis Wells - Appendix I Metals

DMASWA Data: DMASWA Database_Updated

Sanitas™ v.10.0.15 Software licensed to HDR, Inc. UG

Box & Whiskers Plot

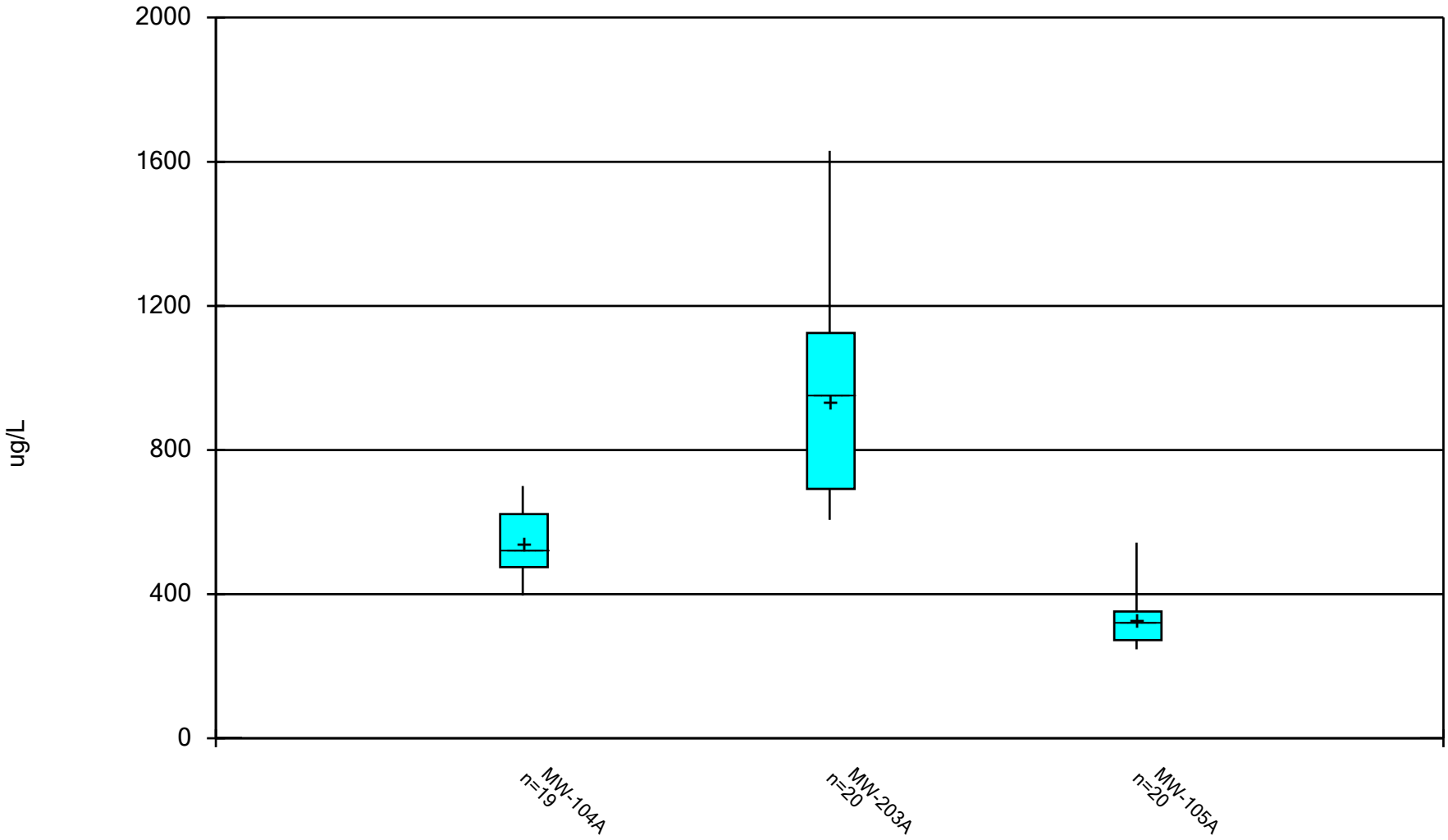

Constituent: Barium Analysis Run 12/17/2024 2:32 PM View: Trend Analysis Wells - Appendix I Metals DMASWA Data: DMASWA Database_Updated

Sanitas™ v.10.0.15 Software licensed to HDR, Inc. UG

Box & Whiskers Plot

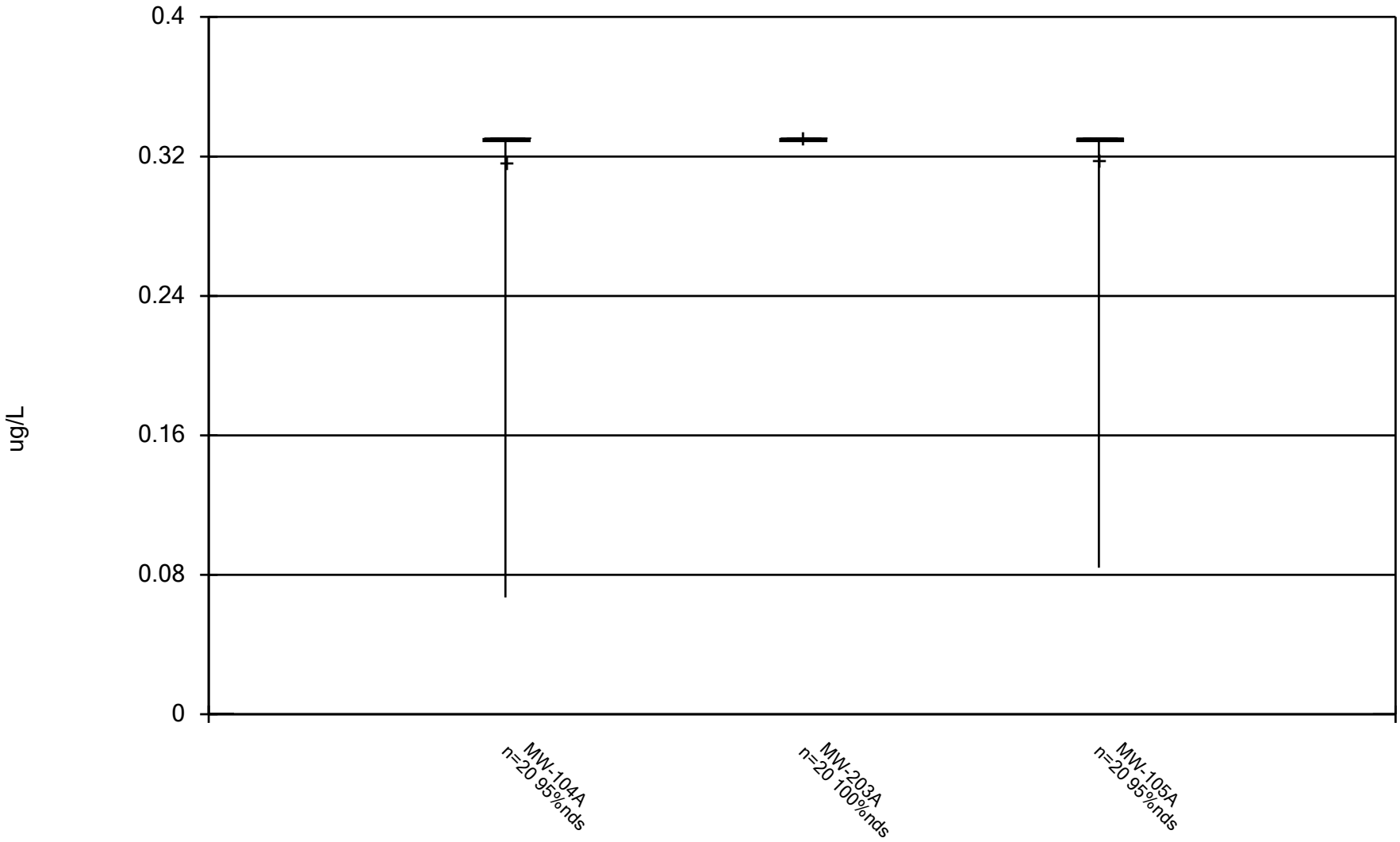

Constituent: Beryllium Analysis Run 12/17/2024 2:32 PM View: Trend Analysis Wells - Appendix I Metals DMASWA Data: DMASWA Database_Updated

Sanitas™ v.10.0.15 Software licensed to HDR, Inc. UG

Box & Whiskers Plot

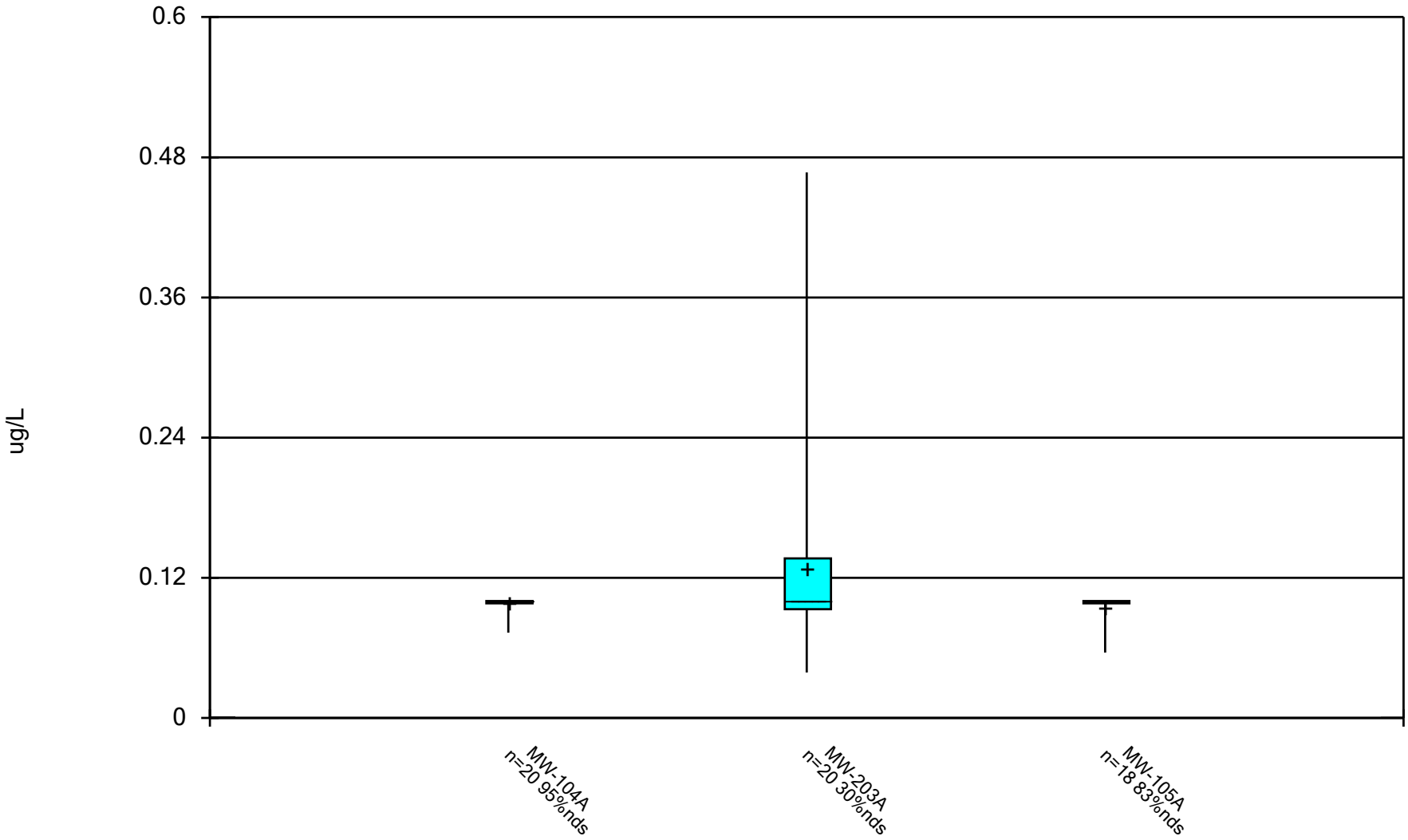

Constituent: Cadmium Analysis Run 12/17/2024 2:32 PM View: Trend Analysis Wells - Appendix I Metals DMASWA Data: DMASWA Database_Updated

Sanitas™ v.10.0.15 Software licensed to HDR, Inc. UG

Box & Whiskers Plot

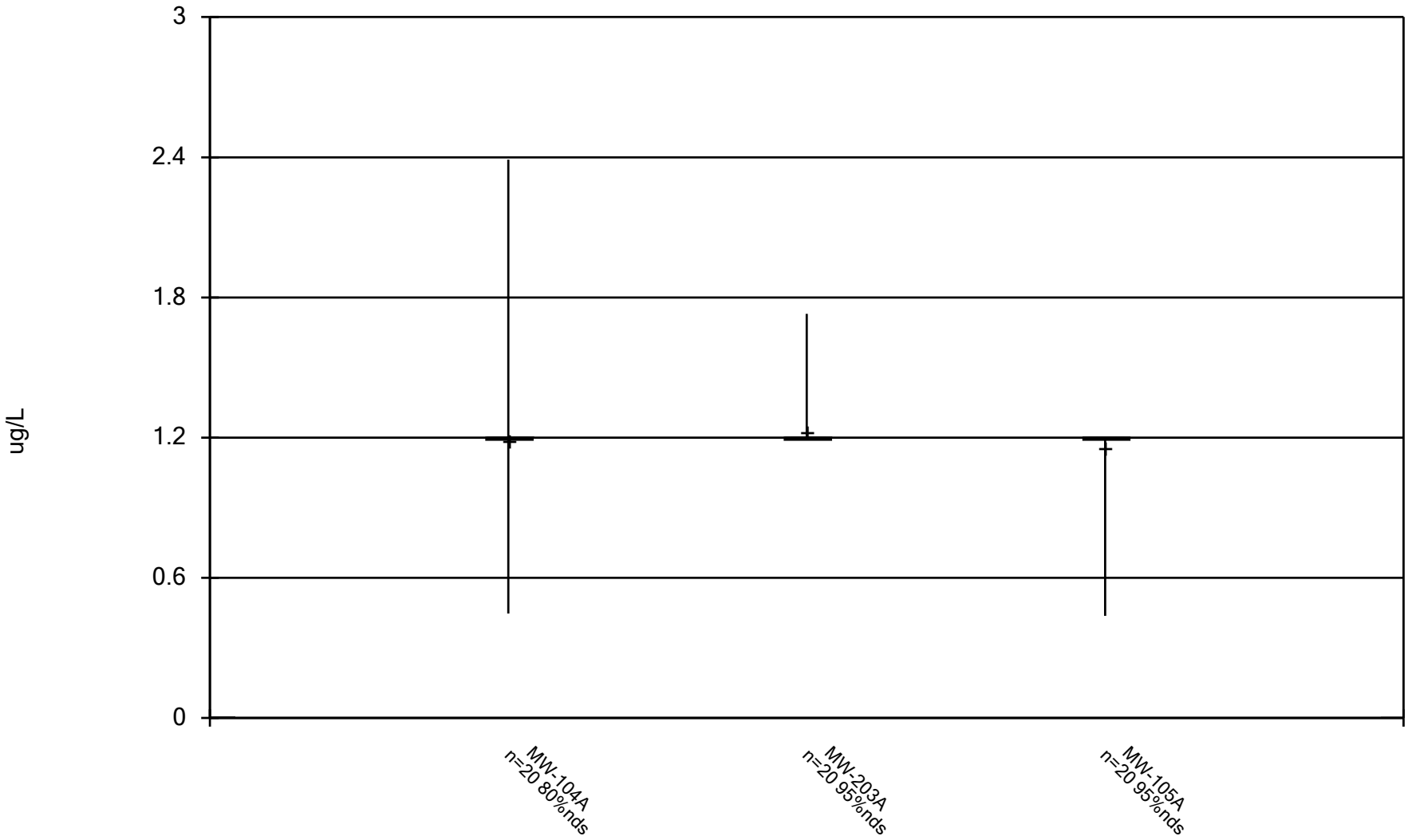

Constituent: Chromium Analysis Run 12/17/2024 2:32 PM View: Trend Analysis Wells - Appendix I Metals DMASWA Data: DMASWA Database_Updated

Sanitas™ v.10.0.15 Software licensed to HDR, Inc. UG

Box & Whiskers Plot

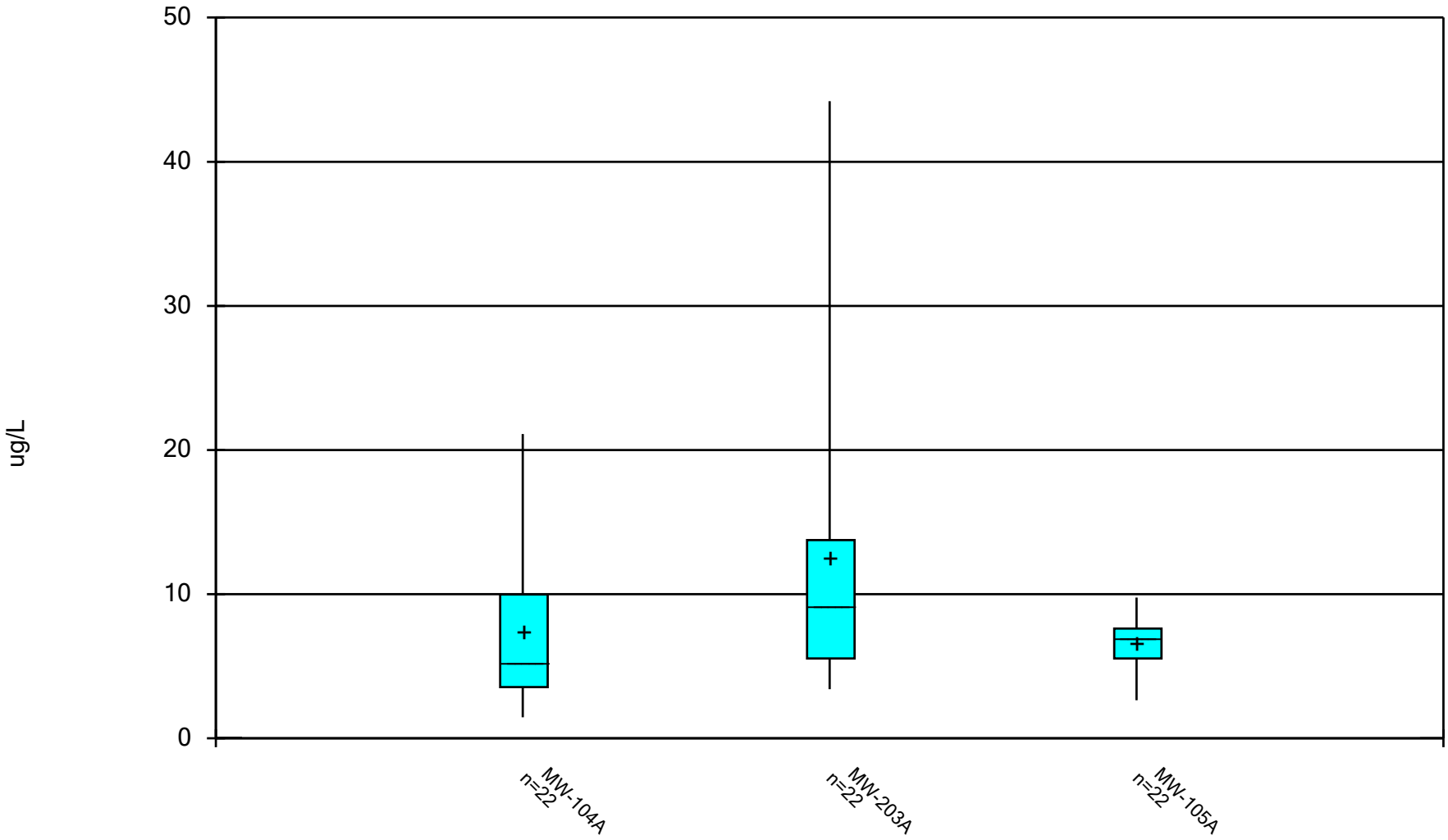

Constituent: Cobalt Analysis Run 12/17/2024 2:32 PM View: Trend Analysis Wells - Appendix I Metals
DMASWA Data: DMASWA Database_Updated

Sanitas™ v.10.0.15 Software licensed to HDR, Inc. UG

Box & Whiskers Plot

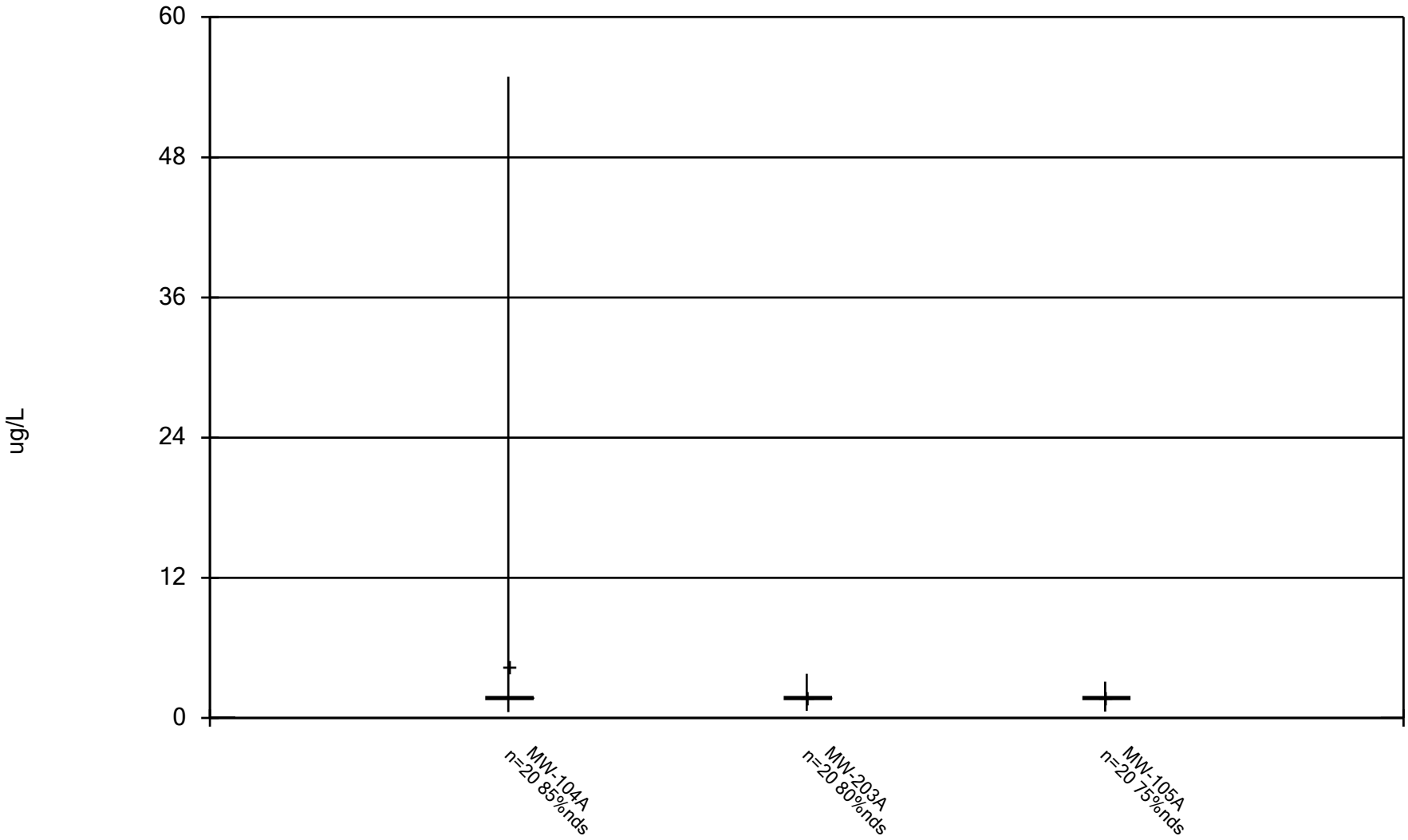

Constituent: Copper Analysis Run 12/17/2024 2:32 PM View: Trend Analysis Wells - Appendix I Metals DMASWA Data: DMASWA Database_Updated

Sanitas™ v.10.0.15 Software licensed to HDR, Inc. UG

Box & Whiskers Plot

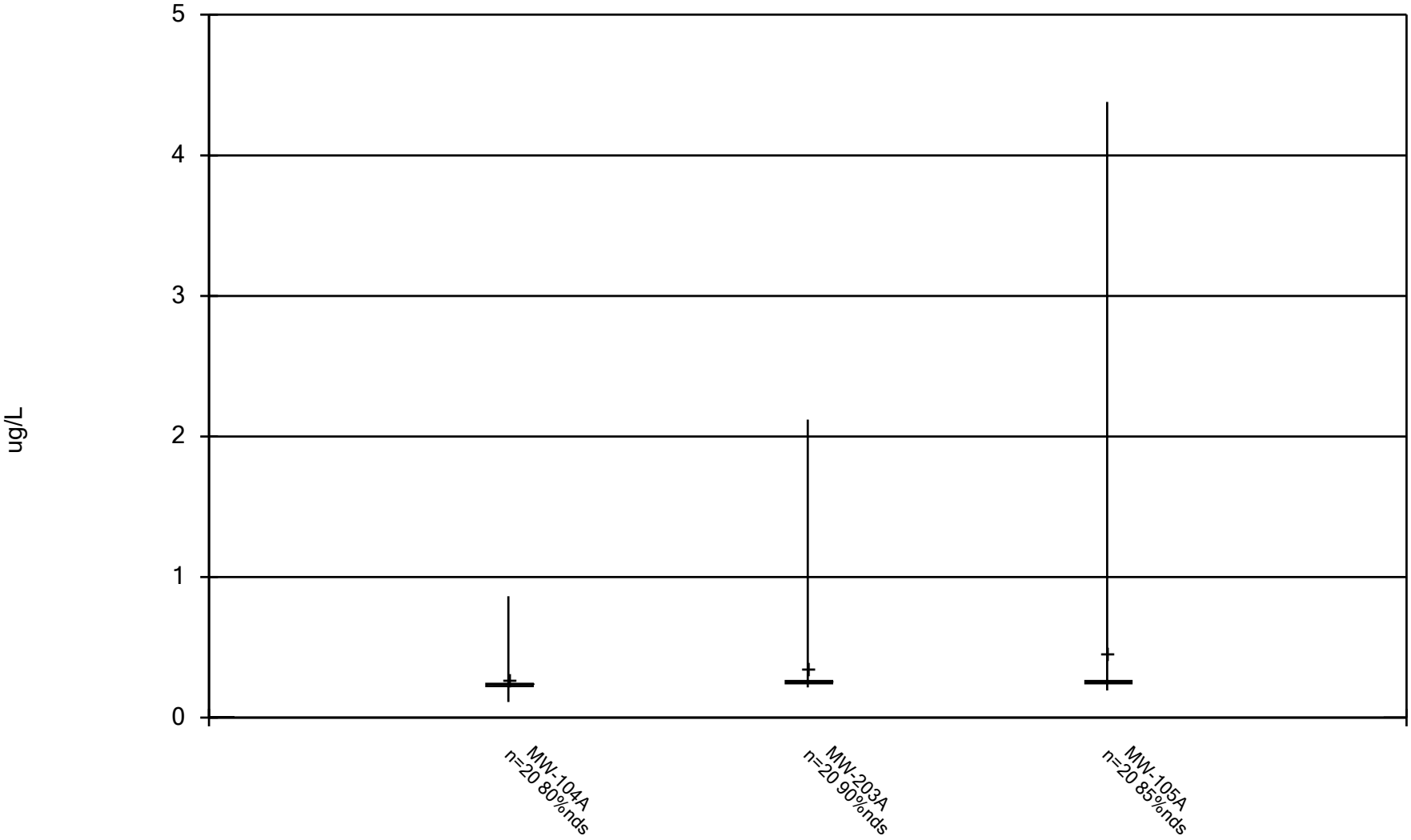

Constituent: Lead Analysis Run 12/17/2024 2:32 PM View: Trend Analysis Wells - Appendix I Metals DMASWA Data: DMASWA Database_Updated

Sanitas™ v.10.0.15 Software licensed to HDR, Inc. UG

Box & Whiskers Plot

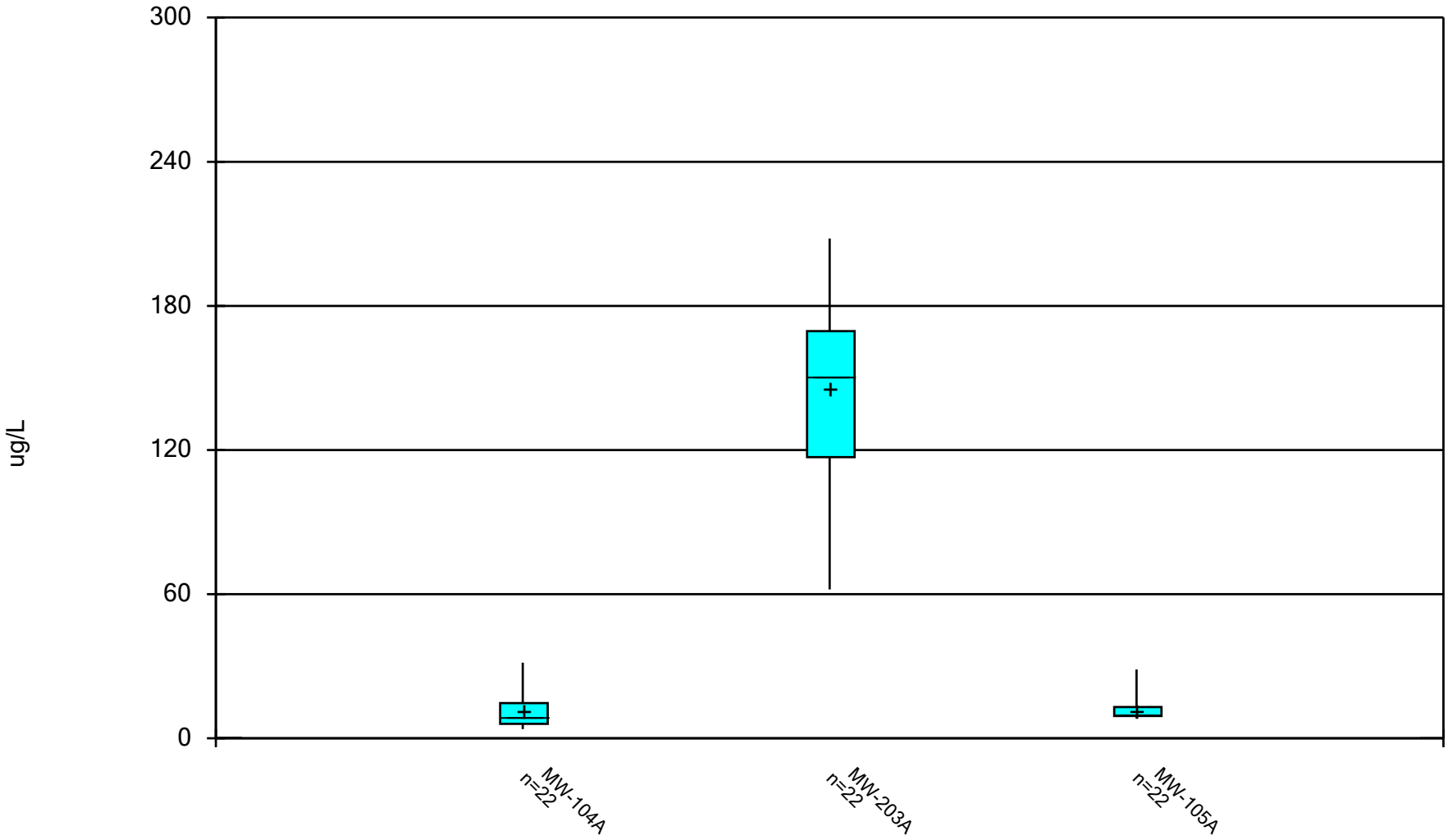

Constituent: Nickel Analysis Run 12/17/2024 2:32 PM View: Trend Analysis Wells - Appendix I Metals

DMASWA Data: DMASWA Database_Updated

Sanitas™ v.10.0.15 Software licensed to HDR, Inc. UG

Box & Whiskers Plot

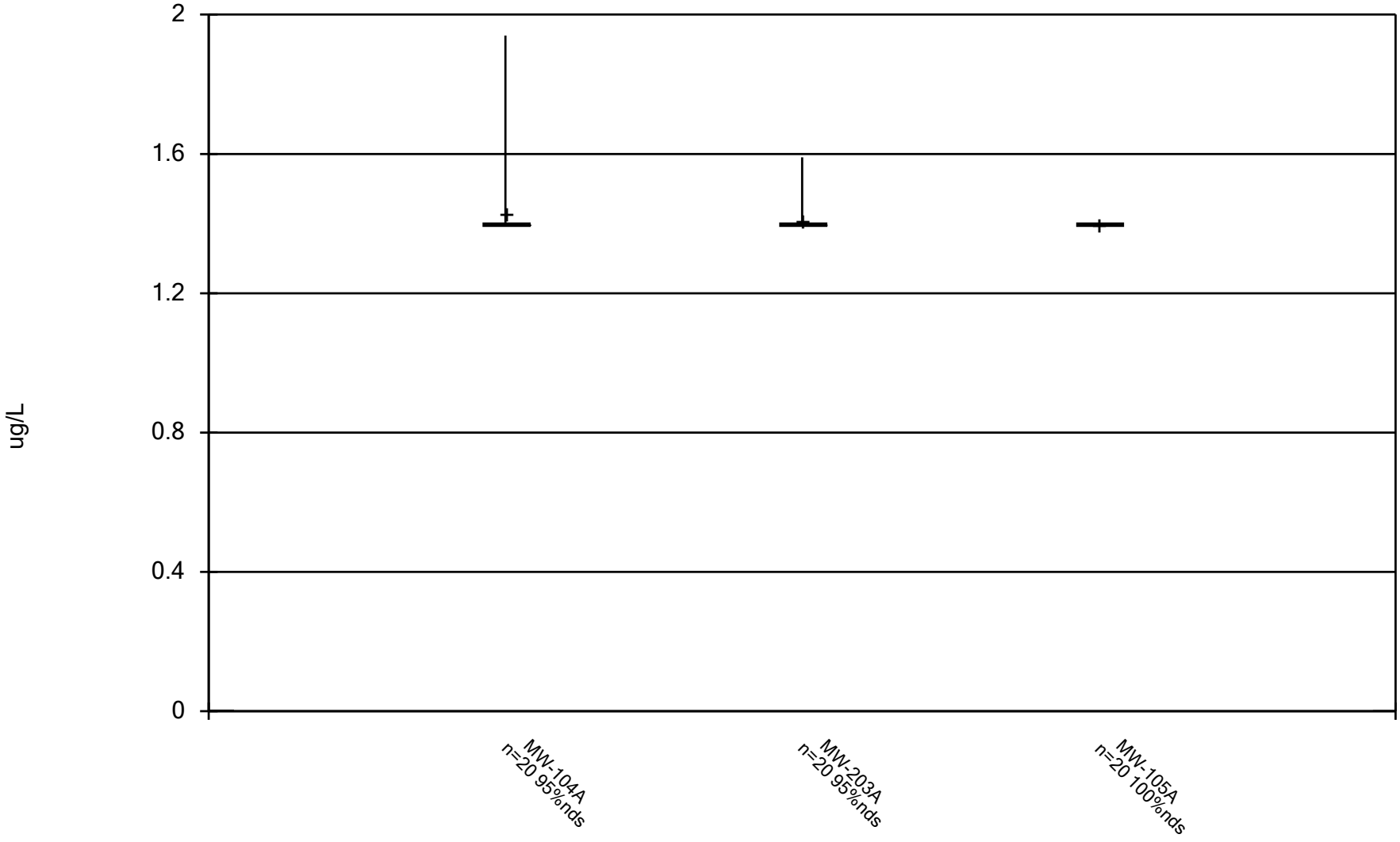

Constituent: Selenium Analysis Run 12/17/2024 2:32 PM View: Trend Analysis Wells - Appendix I Metals DMASWA Data: DMASWA Database_Updated

Sanitas™ v.10.0.15 Software licensed to HDR, Inc. UG

Box & Whiskers Plot

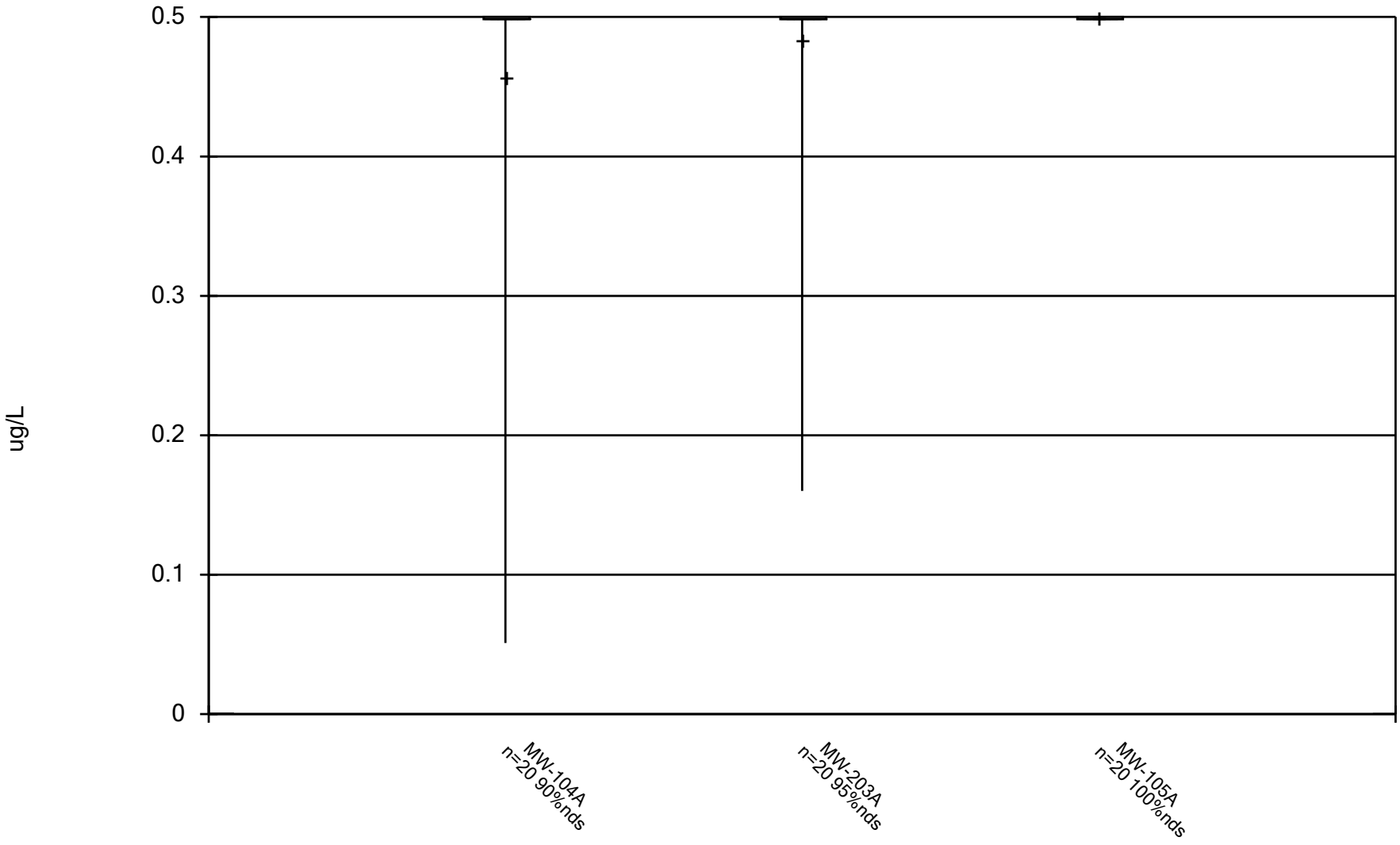

Constituent: Silver Analysis Run 12/17/2024 2:33 PM View: Trend Analysis Wells - Appendix I Metals DMASWA Data: DMASWA Database_Updated

Sanitas™ v.10.0.15 Software licensed to HDR, Inc. UG

Box & Whiskers Plot

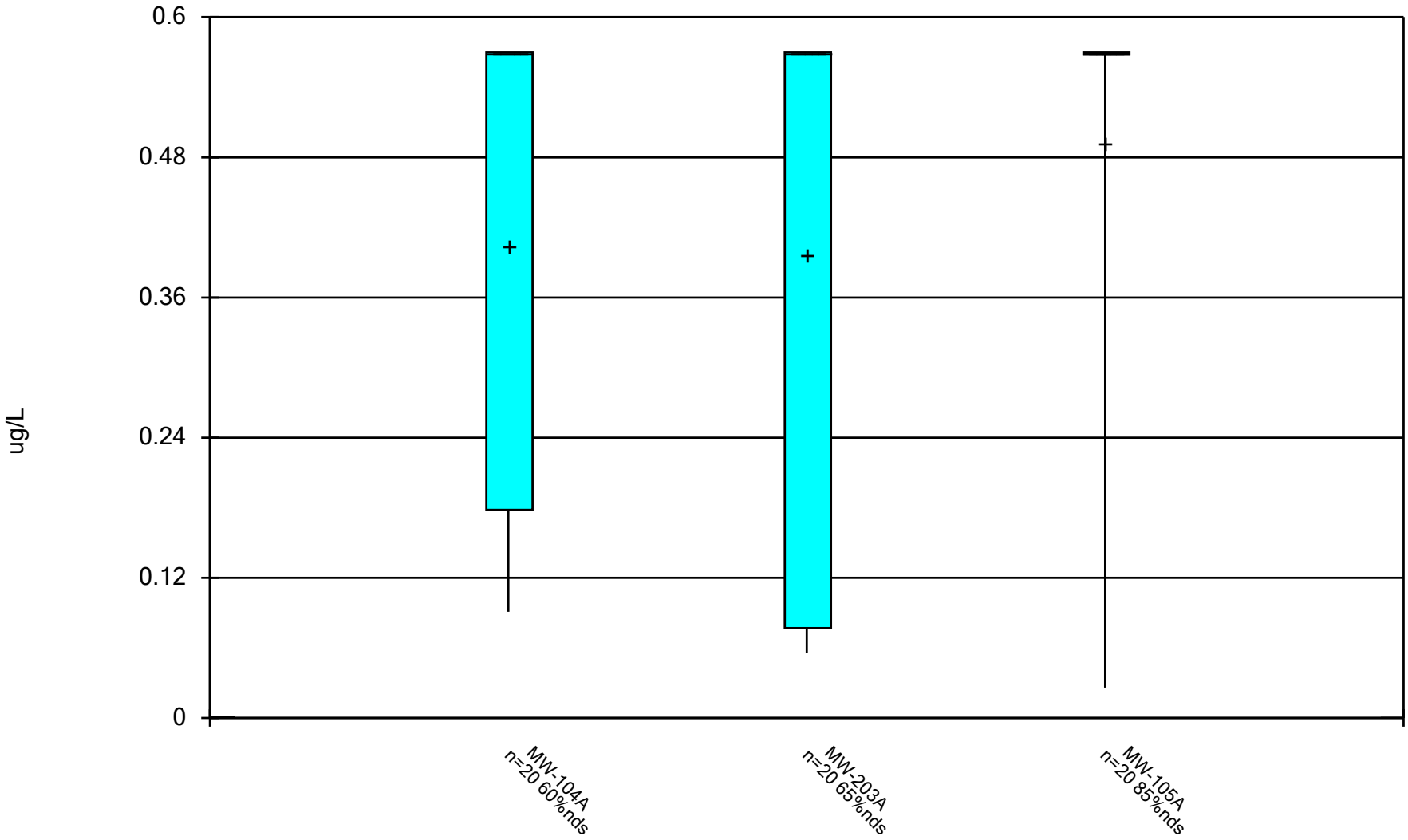

Constituent: Thallium Analysis Run 12/17/2024 2:33 PM View: Trend Analysis Wells - Appendix I Metals DMASWA Data: DMASWA Database_Updated

Box & Whiskers Plot

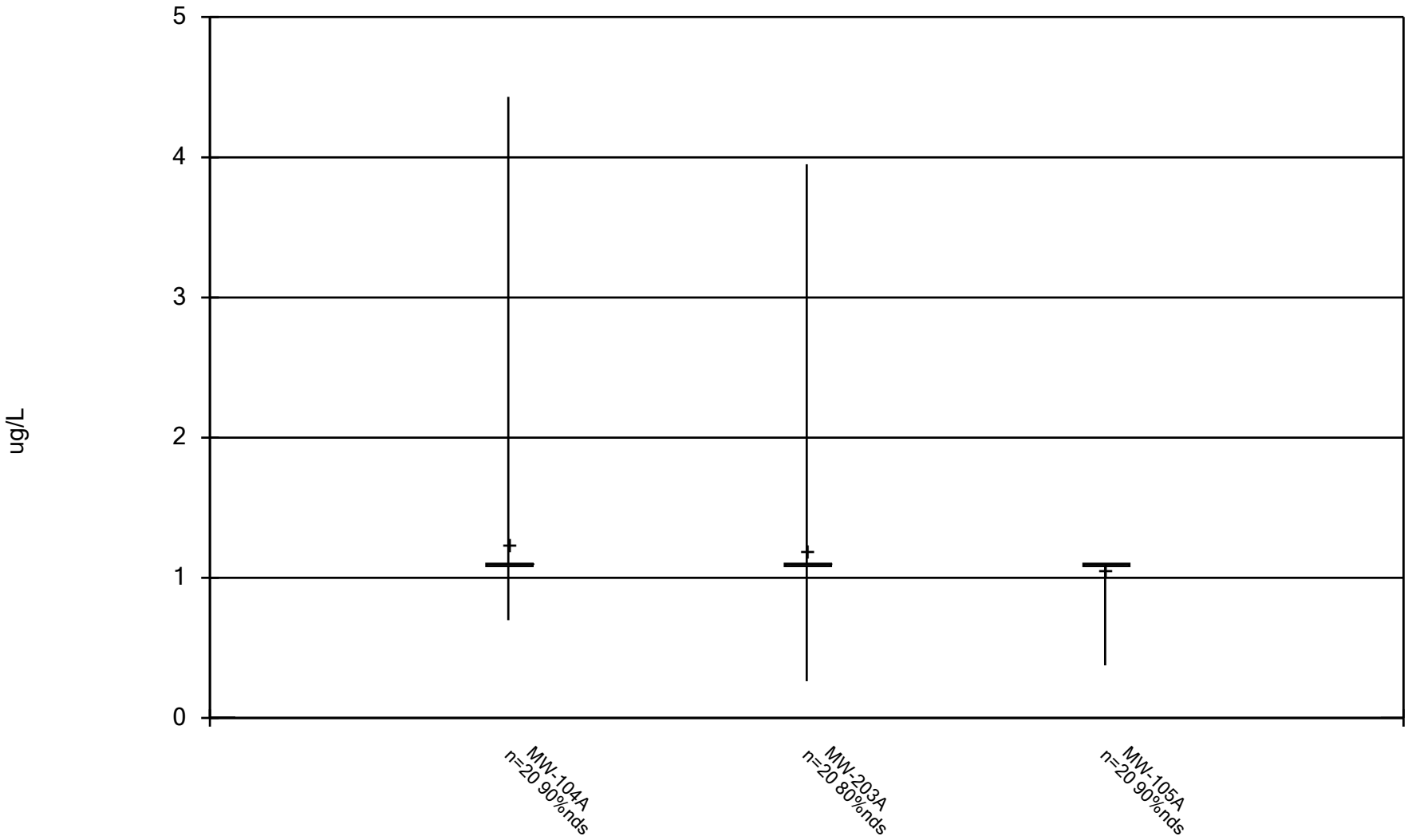

Constituent: Vanadium Analysis Run 12/17/2024 2:33 PM View: Trend Analysis Wells - Appendix I Metals DMASWA Data: DMASWA Database_Updated

Sanitas™ v.10.0.15 Software licensed to HDR, Inc. UG

Box & Whiskers Plot

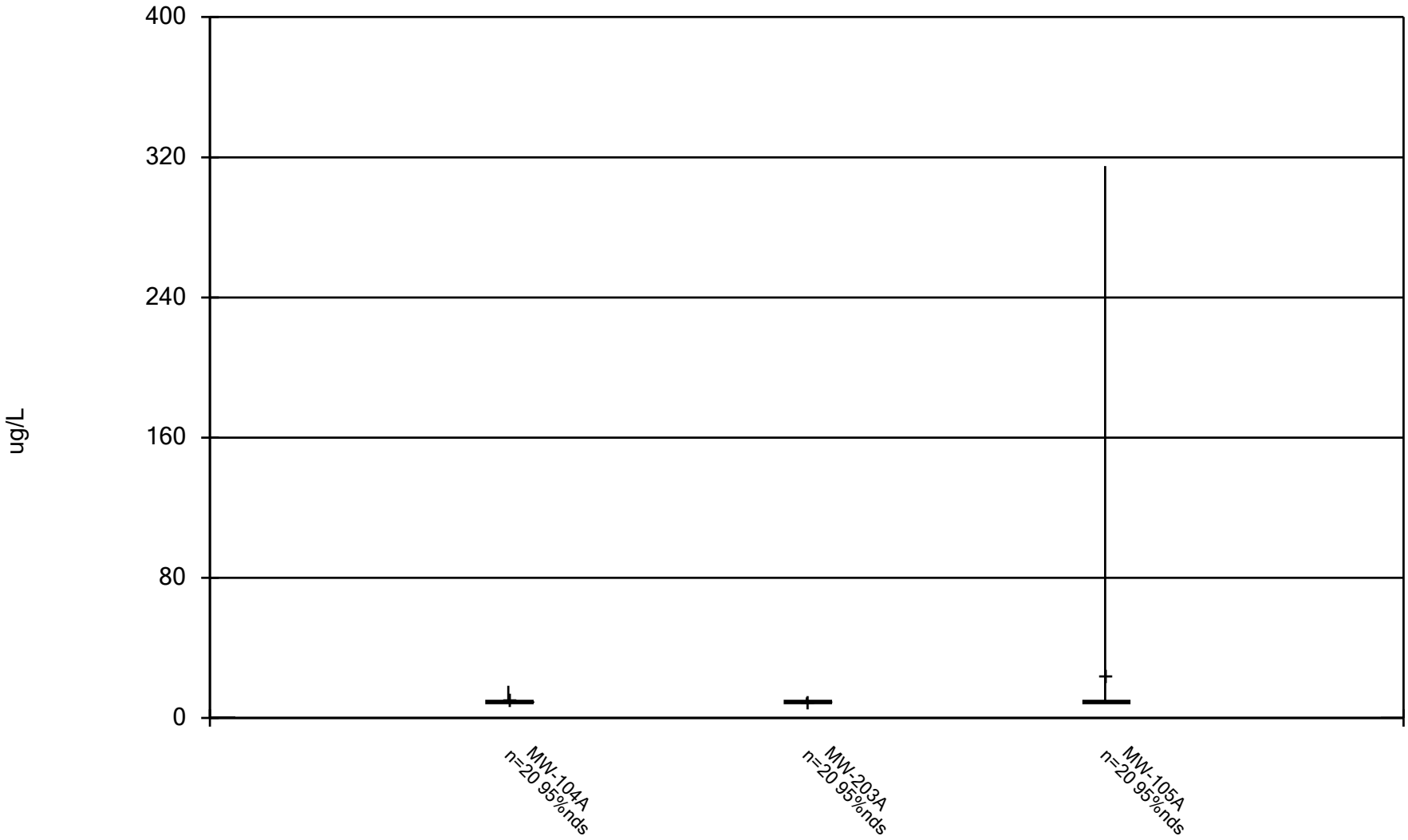

Constituent: Zinc Analysis Run 12/17/2024 2:33 PM View: Trend Analysis Wells - Appendix I Metals DMASWA Data: DMASWA Database_Updated

Box & Whiskers Plot

DMASWA Data: DMASWA Database_Updated Printed 12/17/2024, 2:34 PM

Constituent	Well	N	Mean	Std. Dev.	Std. Err.	Median	Min.	Max.	%NDs
Antimony (ug/L)	MW-104A	19	0.9997	0.001376	0.0003158	1	0.994	1	94.74
Antimony (ug/L)	MW-203A	20	0.9064	0.2322	0.05192	1	0.243	1	85
Antimony (ug/L)	MW-105A	19	0.9881	0.05208	0.01195	1	0.773	1	94.74
Arsenic (ug/L)	MW-104A	20	6.222	3.424	0.7657	4.925	1	14.5	5
Arsenic (ug/L)	MW-203A	20	0.9458	0.8052	0.18	0.75	0.575	4.35	75
Arsenic (ug/L)	MW-105A	20	8.09	5.732	1.282	6.905	1.02	24.3	0
Barium (ug/L)	MW-104A	19	539.1	81.38	18.67	522	396	700	0
Barium (ug/L)	MW-203A	20	934.1	270.5	60.48	956	606	1630	0
Barium (ug/L)	MW-105A	20	328.9	72.91	16.3	321	247	543	0
Beryllium (ug/L)	MW-104A	20	0.3169	0.05881	0.01315	0.33	0.067	0.33	95
Beryllium (ug/L)	MW-203A	20	0.33	0	0	0.33	0.33	0.33	100
Beryllium (ug/L)	MW-105A	20	0.3177	0.05501	0.0123	0.33	0.084	0.33	95
Cadmium (ug/L)	MW-104A	20	0.09865	0.006037	0.00135	0.1	0.073	0.1	95
Cadmium (ug/L)	MW-203A	20	0.1291	0.09377	0.02097	0.1	0.039	0.467	30
Cadmium (ug/L)	MW-105A	18	0.09539	0.0117	0.002757	0.1	0.056	0.1	83.33
Chromium (ug/L)	MW-104A	20	1.183	0.36	0.0805	1.2	0.447	2.39	80
Chromium (ug/L)	MW-203A	20	1.227	0.1185	0.0265	1.2	1.2	1.73	95
Chromium (ug/L)	MW-105A	20	1.162	0.1706	0.03815	1.2	0.437	1.2	95
Cobalt (ug/L)	MW-104A	22	7.443	5.494	1.171	5.255	1.46	21.1	0
Cobalt (ug/L)	MW-203A	22	12.62	11.48	2.448	9.12	3.4	44.2	0
Cobalt (ug/L)	MW-105A	22	6.675	1.875	0.3998	6.975	2.64	9.76	0
Copper (ug/L)	MW-104A	20	4.334	11.91	2.663	1.8	0.512	54.9	85
Copper (ug/L)	MW-203A	20	1.858	0.6759	0.1511	1.8	0.604	3.79	80
Copper (ug/L)	MW-105A	20	1.738	0.446	0.09974	1.8	0.546	3.1	75
Lead (ug/L)	MW-104A	20	0.2666	0.149	0.03333	0.24	0.111	0.864	80
Lead (ug/L)	MW-203A	20	0.3507	0.4166	0.09315	0.26	0.214	2.12	90
Lead (ug/L)	MW-105A	20	0.4684	0.9212	0.206	0.26	0.193	4.38	85
Nickel (ug/L)	MW-104A	22	11.7	8.05	1.716	9.14	3.79	31.5	0
Nickel (ug/L)	MW-203A	22	145.7	36.31	7.742	150.5	62	208	0
Nickel (ug/L)	MW-105A	22	12.12	4.803	1.024	10	8.32	28.6	0
Selenium (ug/L)	MW-104A	20	1.427	0.1207	0.027	1.4	1.4	1.94	95
Selenium (ug/L)	MW-203A	20	1.409	0.04249	0.0095	1.4	1.4	1.59	95
Selenium (ug/L)	MW-105A	20	1.4	0	0	1.4	1.4	1.4	100
Silver (ug/L)	MW-104A	20	0.4576	0.1308	0.02924	0.5	0.051	0.5	90
Silver (ug/L)	MW-203A	20	0.483	0.07603	0.017	0.5	0.16	0.5	95
Silver (ug/L)	MW-105A	20	0.5	0	0	0.5	0.5	0.5	100
Thallium (ug/L)	MW-104A	20	0.4036	0.2113	0.04725	0.57	0.091	0.57	60
Thallium (ug/L)	MW-203A	20	0.3968	0.2423	0.05417	0.57	0.056	0.57	65
Thallium (ug/L)	MW-105A	20	0.492	0.1906	0.04263	0.57	0.026	0.57	85
Vanadium (ug/L)	MW-104A	20	1.246	0.7547	0.1688	1.1	0.698	4.43	90
Vanadium (ug/L)	MW-203A	20	1.199	0.7247	0.162	1.1	0.263	3.95	80
Vanadium (ug/L)	MW-105A	20	1.062	0.1617	0.03615	1.1	0.376	1.1	90
Zinc (ug/L)	MW-104A	20	10.13	1.945	0.435	9.7	9.7	18.4	95
Zinc (ug/L)	MW-203A	20	9.8	0.4472	0.1	9.7	9.7	11.7	95
Zinc (ug/L)	MW-105A	20	24.96	68.27	15.27	9.7	9.7	315	95

Sanitas™ v.10.0.15 Software licensed to HDR, Inc. UG

Box & Whiskers Plot

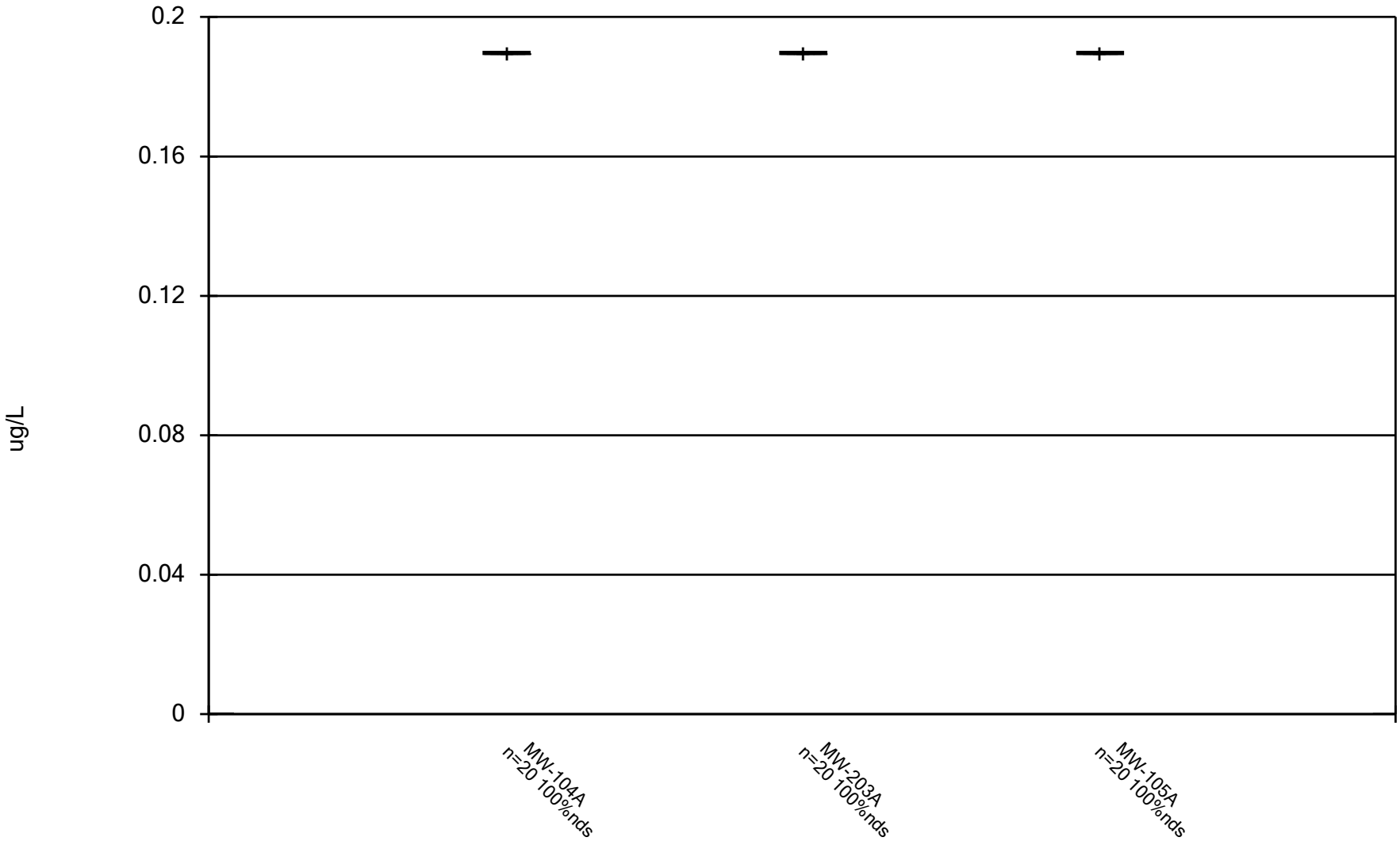

Constituent: 1,1,1-Trichloroethane Analysis Run 12/17/2024 2:50 PM View: Trend Wells - Appendix I VOC DMASWA Data: DMASWA Database_Updated

Sanitas™ v.10.0.15 Software licensed to HDR, Inc. UG

Box & Whiskers Plot

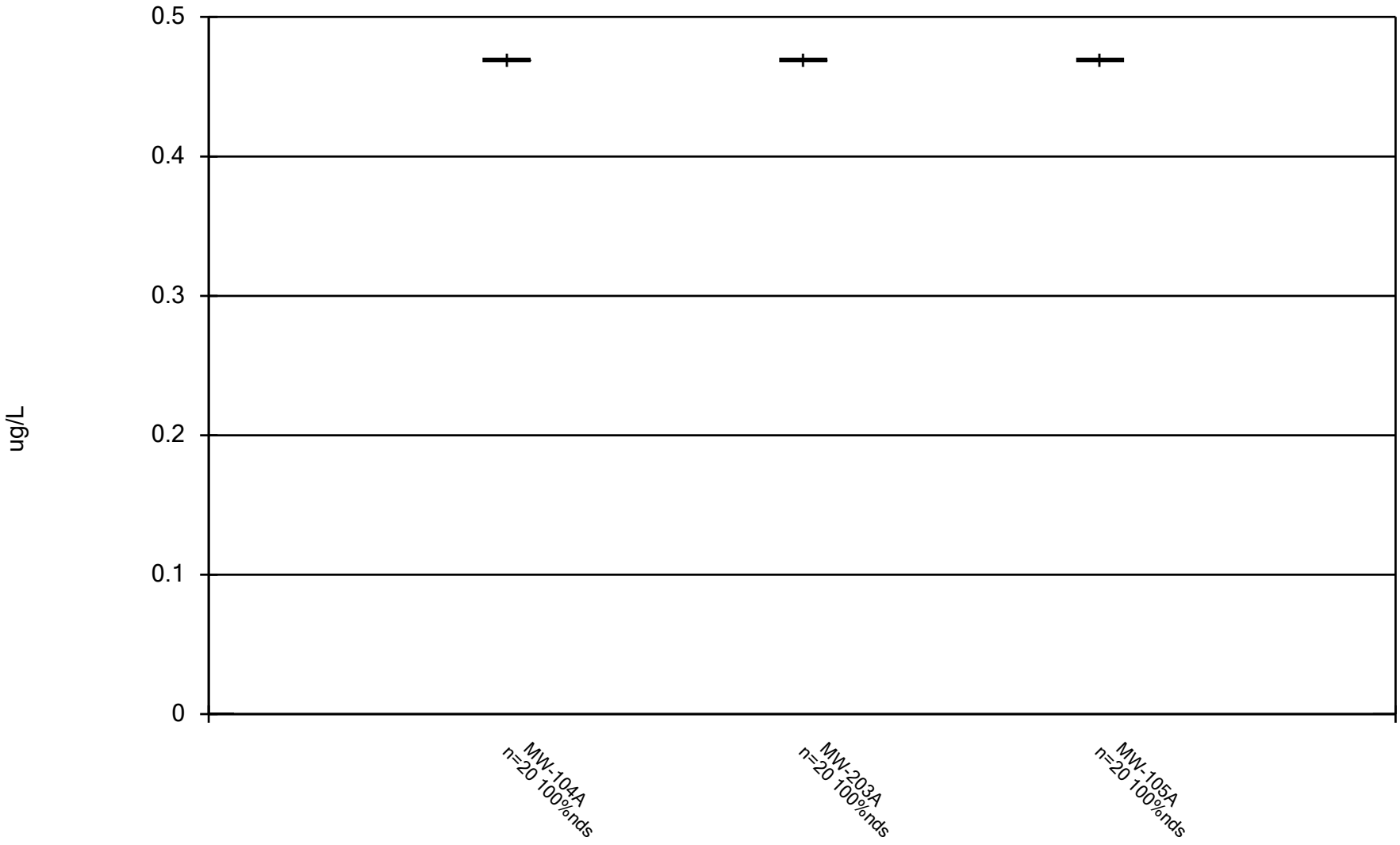

Constituent: 1,1,2,2-Tetrachloroethane Analysis Run 12/17/2024 2:50 PM View: Trend Wells - Appendix I

DMASWA Data: DMASWA Database_Updated

Sanitas™ v.10.0.15 Software licensed to HDR, Inc. UG

Box & Whiskers Plot

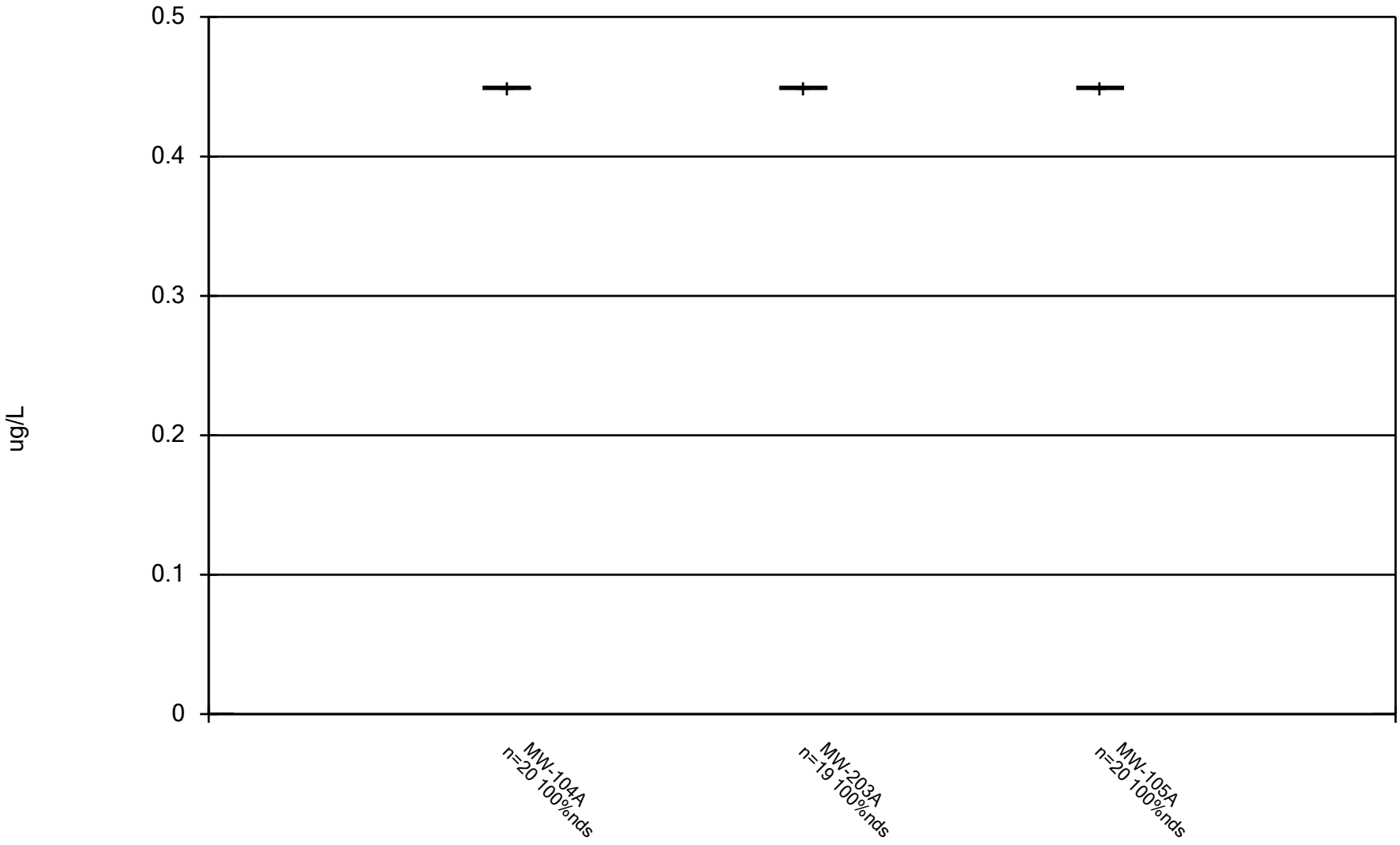

Constituent: 1,1,2-Trichloroethane Analysis Run 12/17/2024 2:50 PM View: Trend Wells - Appendix I VOC DMASWA Data: DMASWA Database_Updated

Sanitas™ v.10.0.15 Software licensed to HDR, Inc. UG

Box & Whiskers Plot

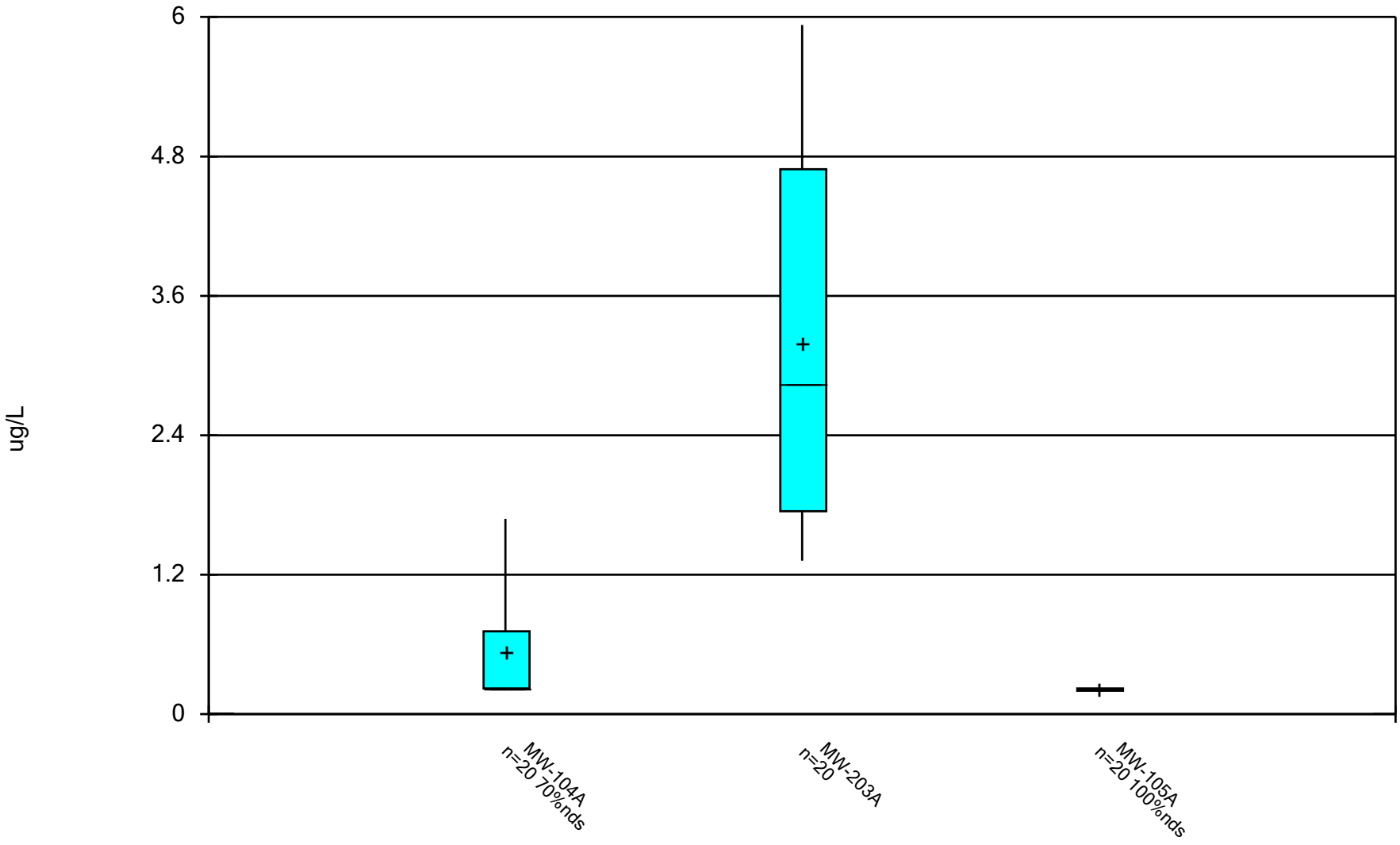

Constituent: 1,1-Dichloroethane Analysis Run 12/17/2024 2:50 PM View: Trend Wells - Appendix I VOCs
DMASWA Data: DMASWA Database_Updated

Sanitas™ v.10.0.15 Software licensed to HDR, Inc. UG

Box & Whiskers Plot

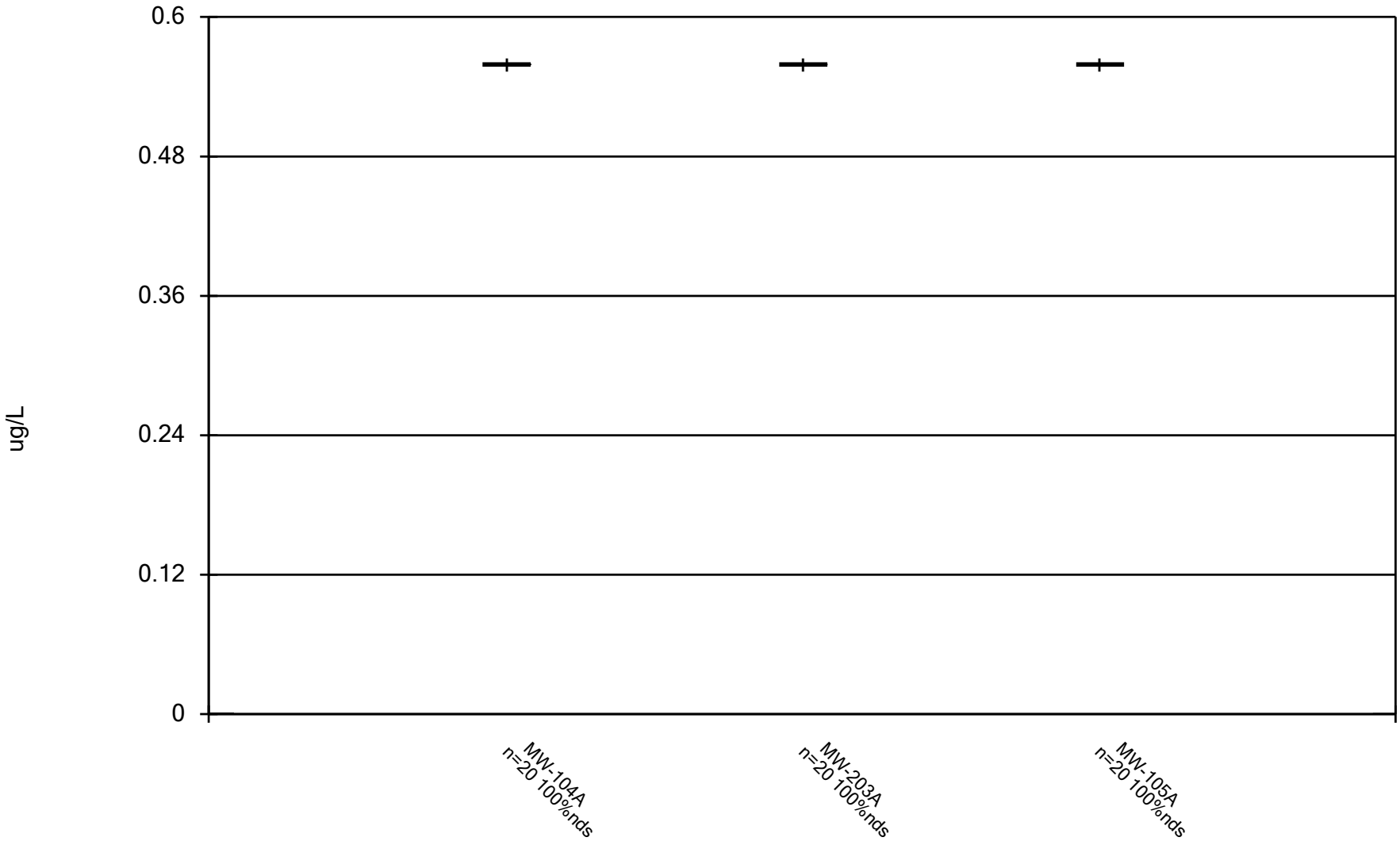

Constituent: 1,1-Dichloroethene Analysis Run 12/17/2024 2:50 PM View: Trend Wells - Appendix I VOCs

DMASWA Data: DMASWA Database_Updated

Sanitas™ v.10.0.15 Software licensed to HDR, Inc. UG

Box & Whiskers Plot

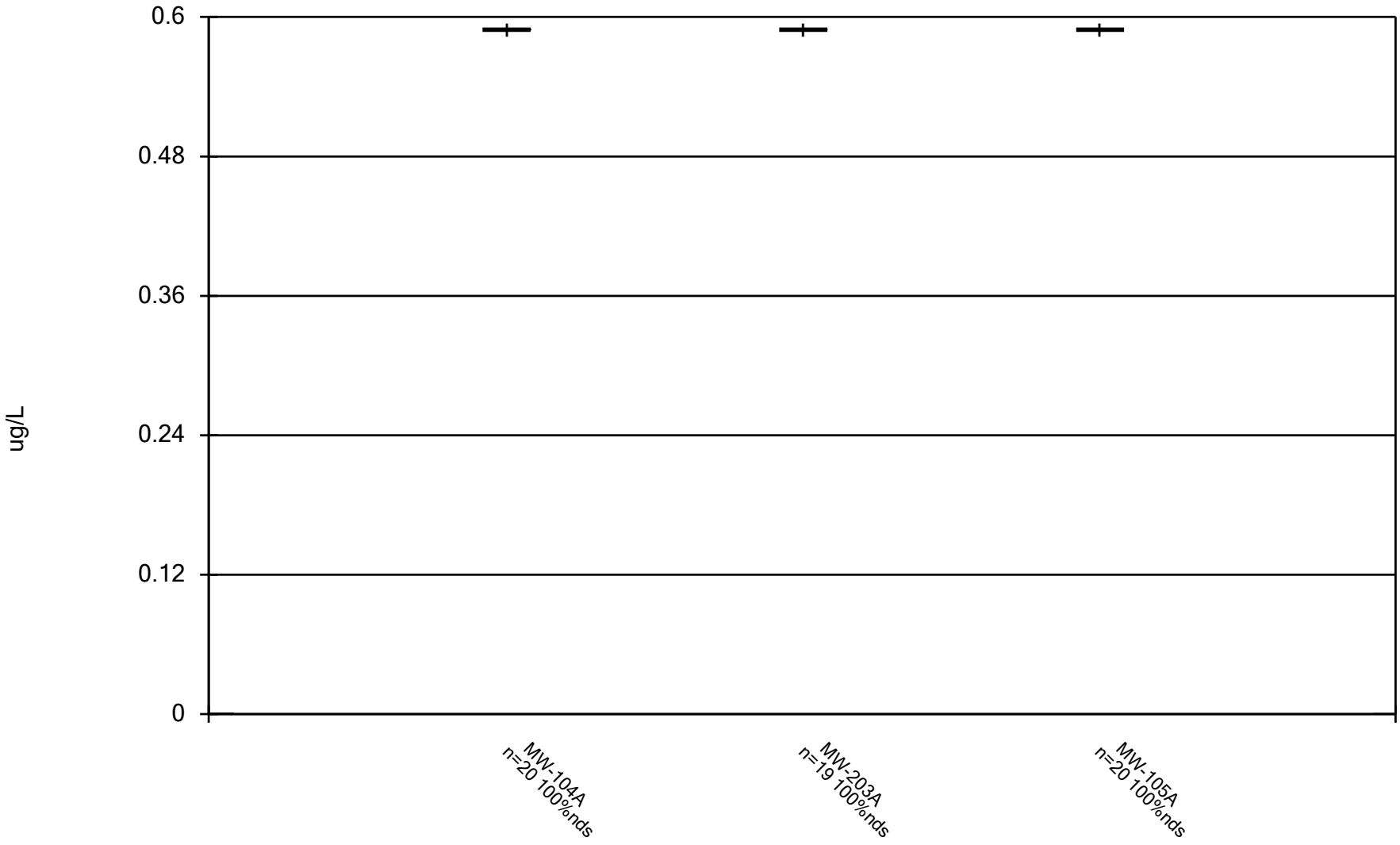

Constituent: 1,2,3-Trichloropropane Analysis Run 12/17/2024 2:50 PM View: Trend Wells - Appendix I VO DMASWA Data: DMASWA Database_Updated

Sanitas™ v.10.0.15 Software licensed to HDR, Inc. UG

Box & Whiskers Plot

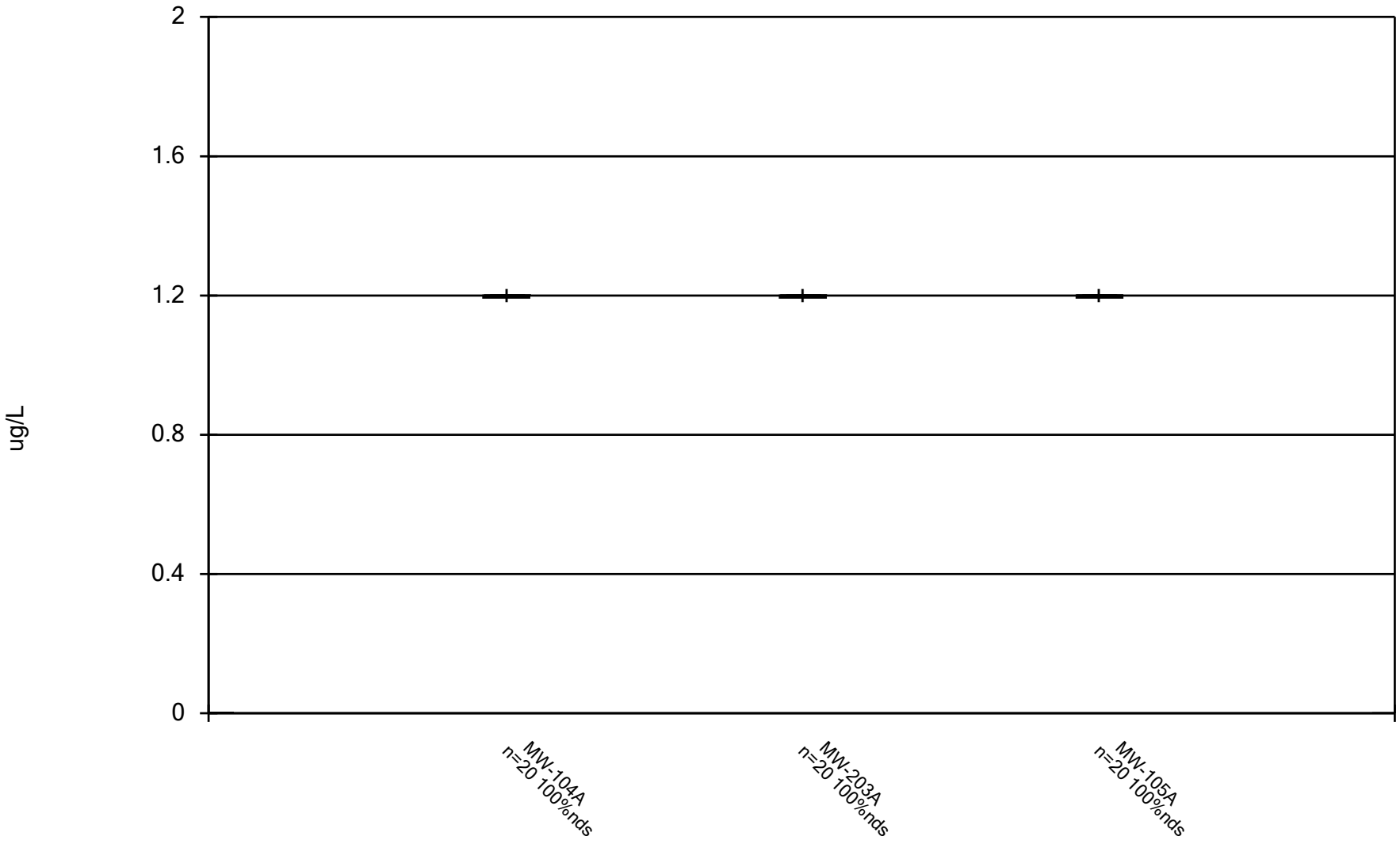

Constituent: 1,2-Dibromo-3-chloropropane Analysis Run 12/17/2024 2:50 PM View: Trend Wells - Appendi
DMASWA Data: DMASWA Database_Updated

Box & Whiskers Plot



Constituent: 1,2-Dibromoethane [EDB] Analysis Run 12/17/2024 2:50 PM View: Trend Wells - Appendix I

DMASWA Data: DMASWA Database_Updated

Sanitas™ v.10.0.15 Software licensed to HDR, Inc. UG

Box & Whiskers Plot

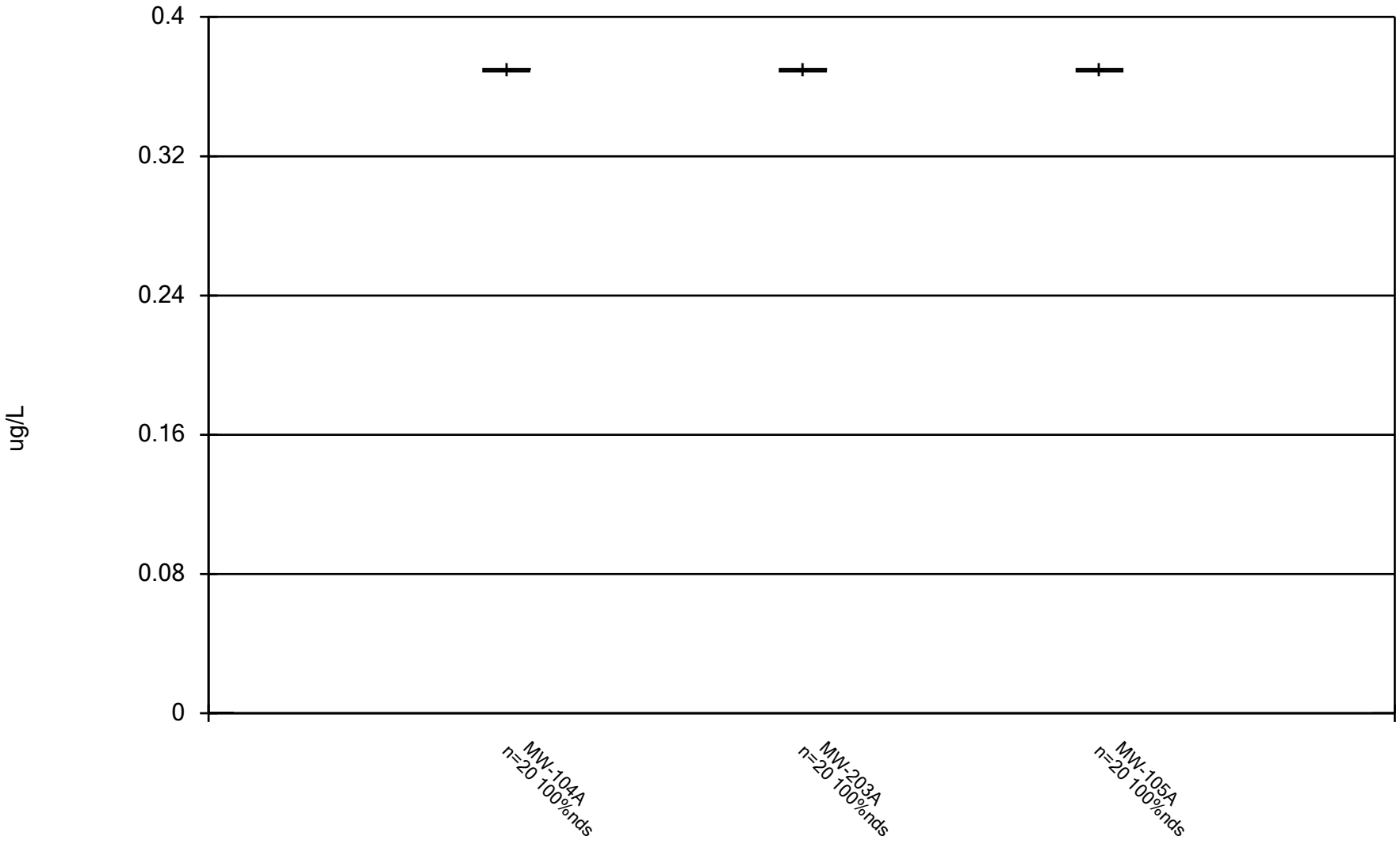

Constituent: 1,2-Dichlorobenzene Analysis Run 12/17/2024 2:50 PM View: Trend Wells - Appendix I VOC DMASWA Data: DMASWA Database_Updated

Sanitas™ v.10.0.15 Software licensed to HDR, Inc. UG

Box & Whiskers Plot

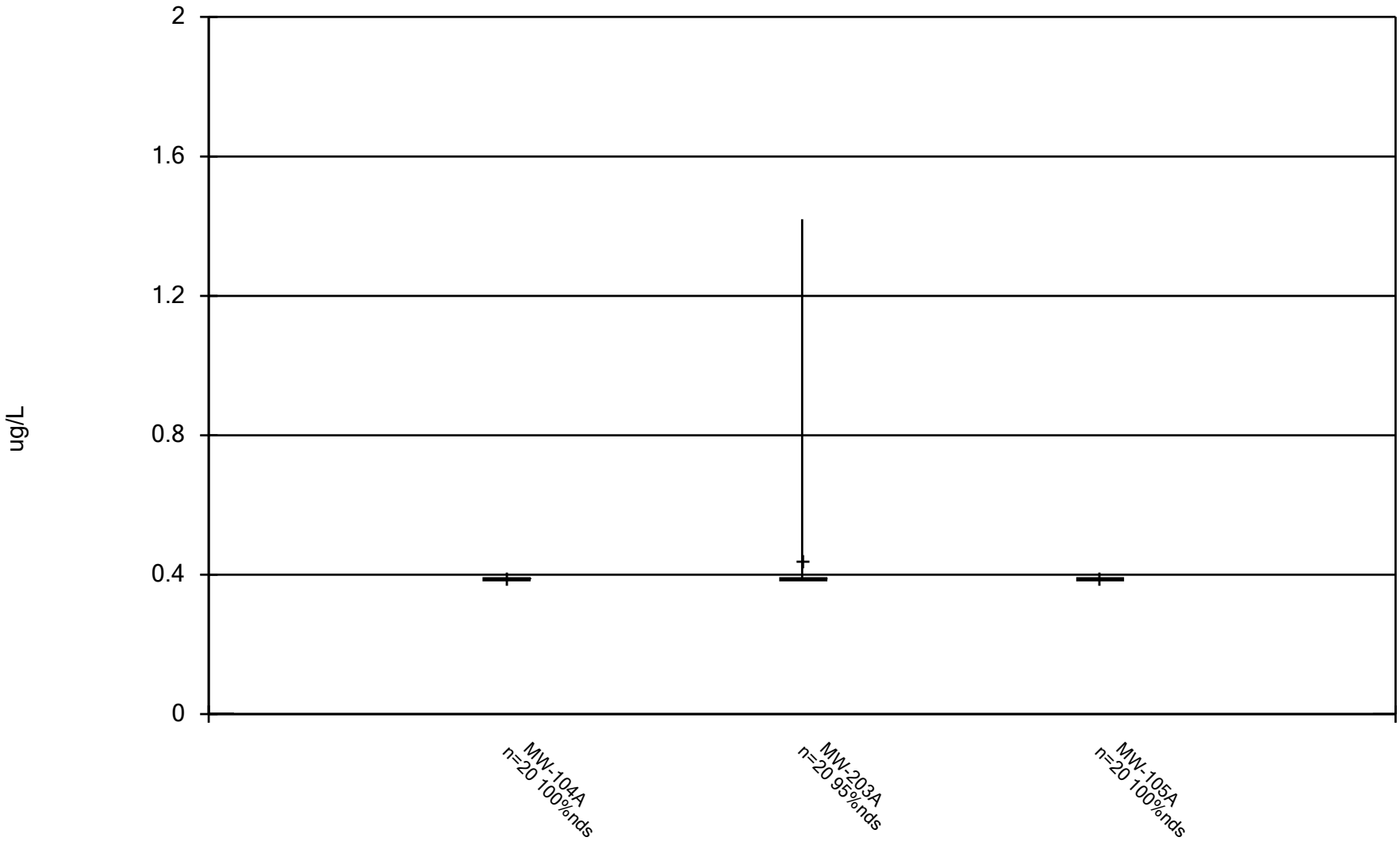

Constituent: 1,2-Dichloroethane Analysis Run 12/17/2024 2:50 PM View: Trend Wells - Appendix I VOCs

DMASWA Data: DMASWA Database_Updated

Sanitas™ v.10.0.15 Software licensed to HDR, Inc. UG

Box & Whiskers Plot

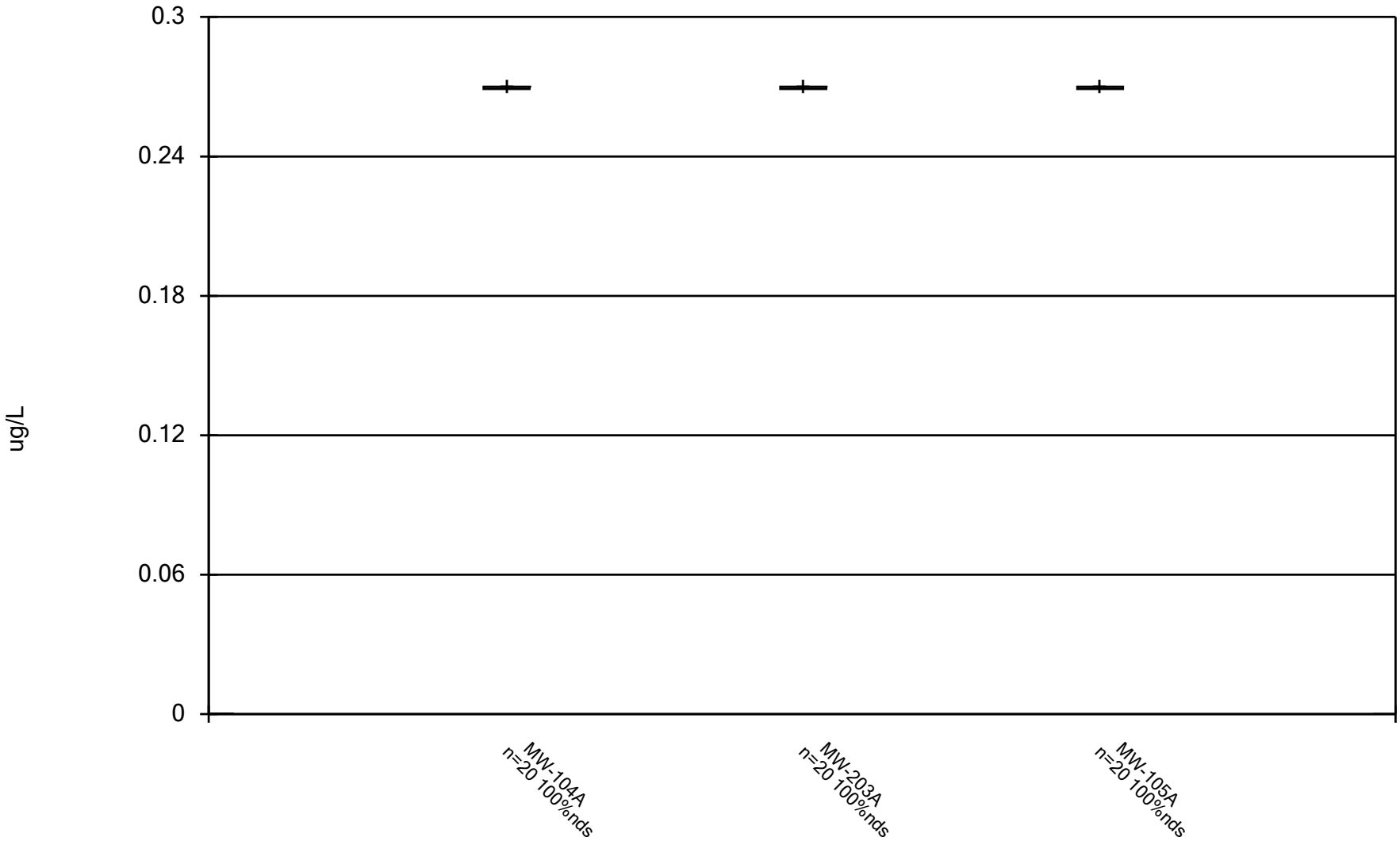

Constituent: 1,2-Dichloropropane Analysis Run 12/17/2024 2:50 PM View: Trend Wells - Appendix I VOCs

DMASWA Data: DMASWA Database_Updated

Sanitas™ v.10.0.15 Software licensed to HDR, Inc. UG

Box & Whiskers Plot

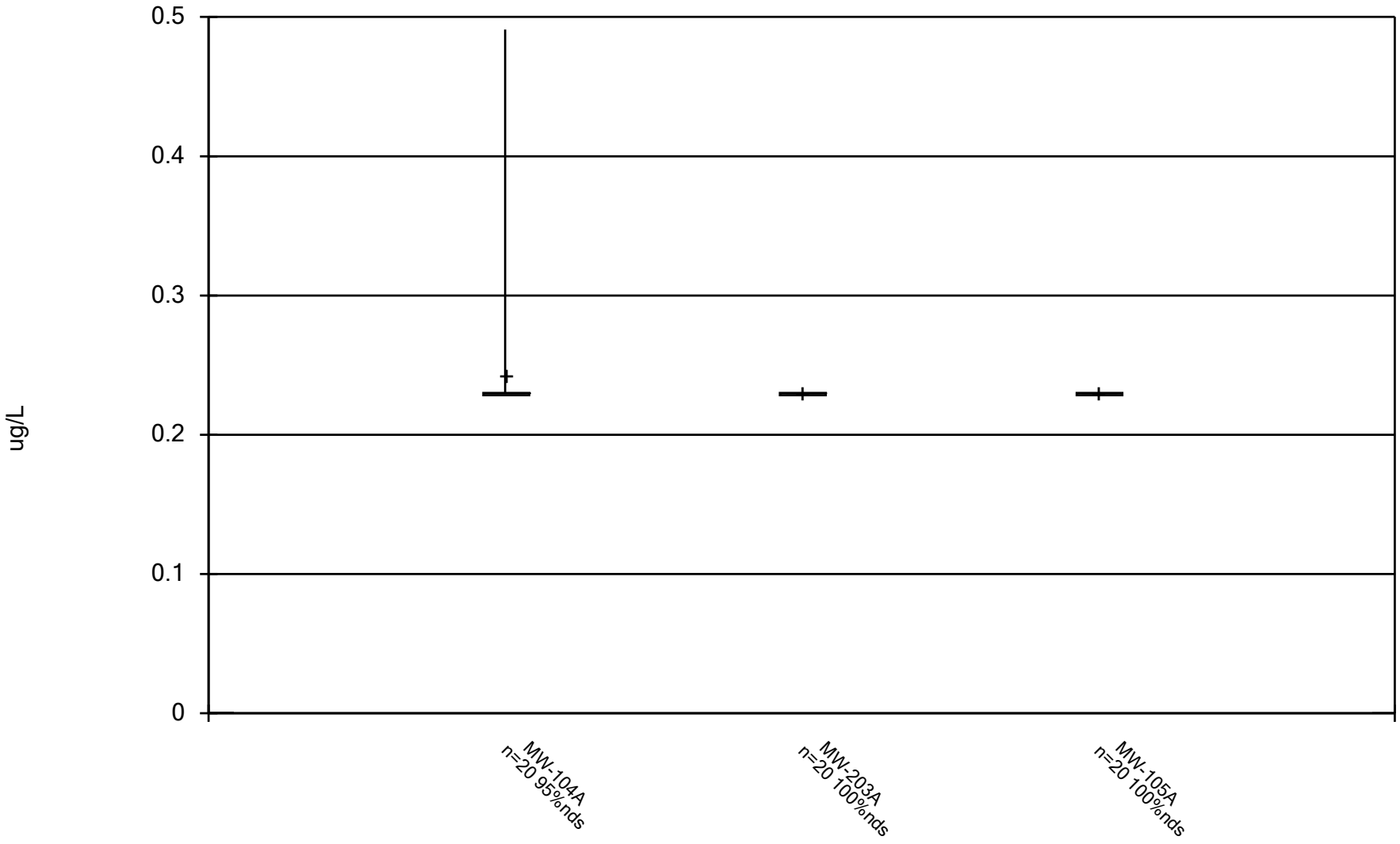

Constituent: 1,4-Dichlorobenzene Analysis Run 12/17/2024 2:50 PM View: Trend Wells - Appendix I VOC DMASWA Data: DMASWA Database_Updated

Box & Whiskers Plot

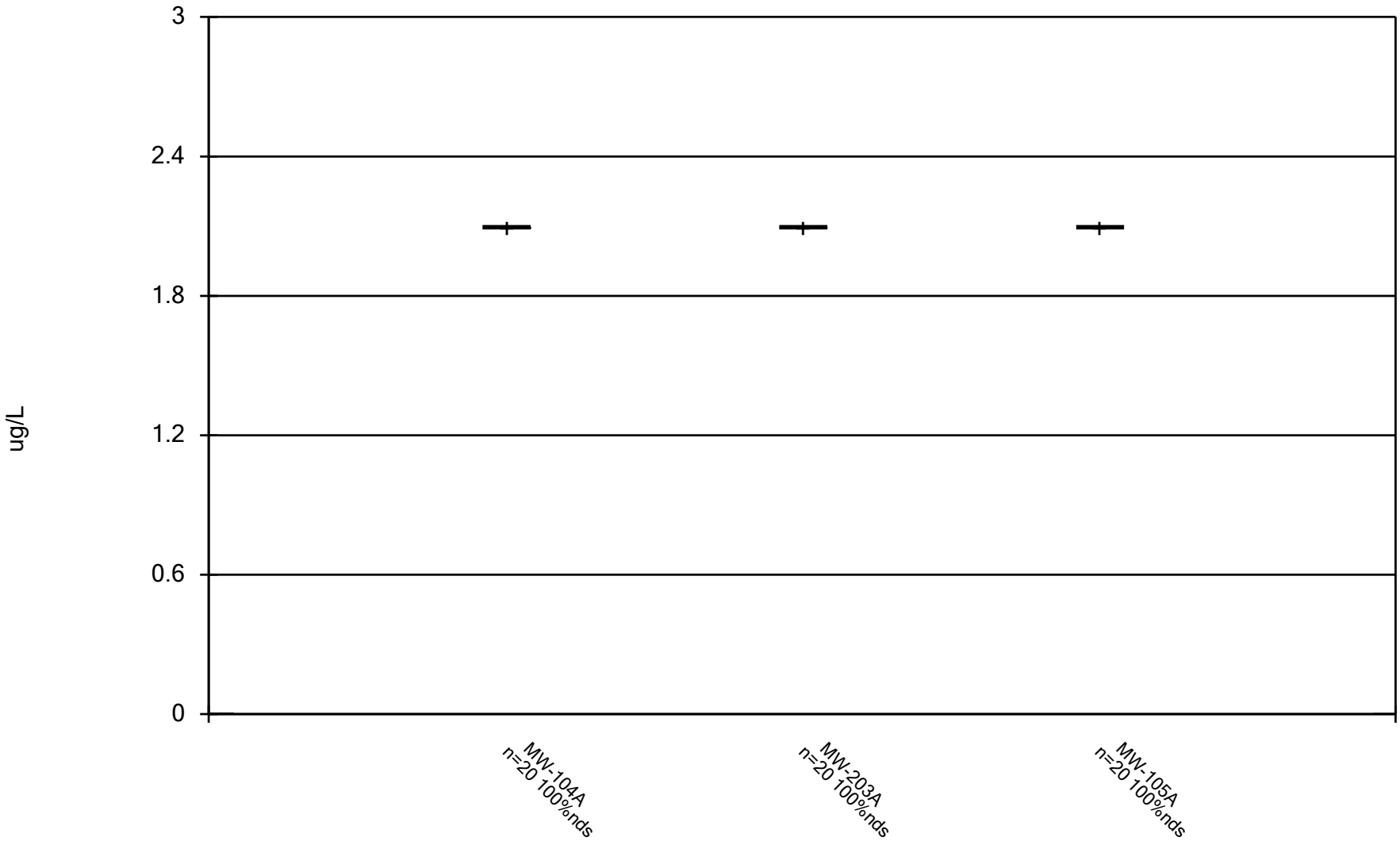

Constituent: 2-Butanone [MEK] Analysis Run 12/17/2024 2:50 PM View: Trend Wells - Appendix I VOCs DMASWA Data: DMASWA Database_Updated

Sanitas™ v.10.0.15 Software licensed to HDR, Inc. UG

Box & Whiskers Plot

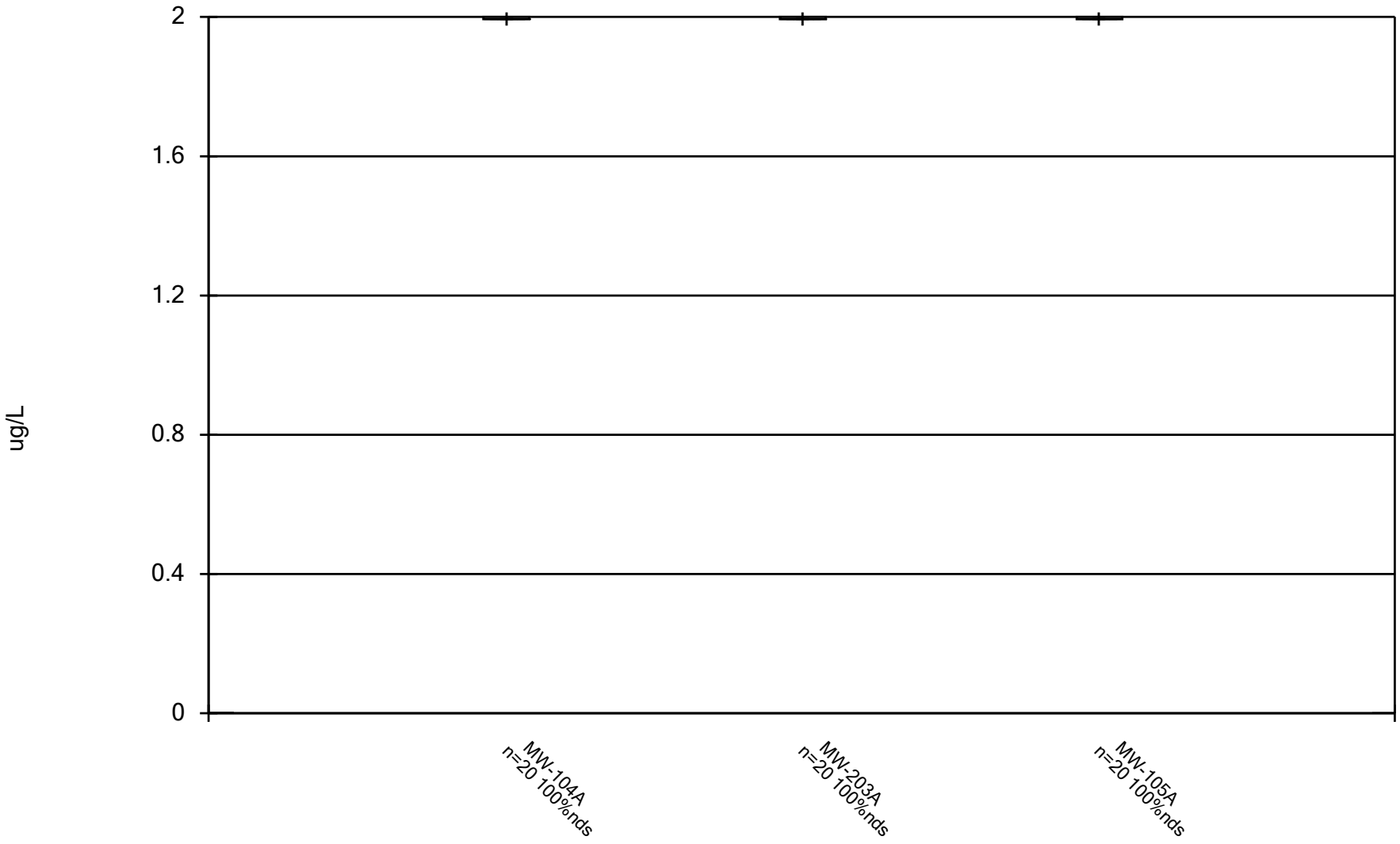

Constituent: 2-Hexanone Analysis Run 12/17/2024 2:50 PM View: Trend Wells - Appendix I VOCs DMASWA Data: DMASWA Database_Updated

Sanitas™ v.10.0.15 Software licensed to HDR, Inc. UG

Box & Whiskers Plot

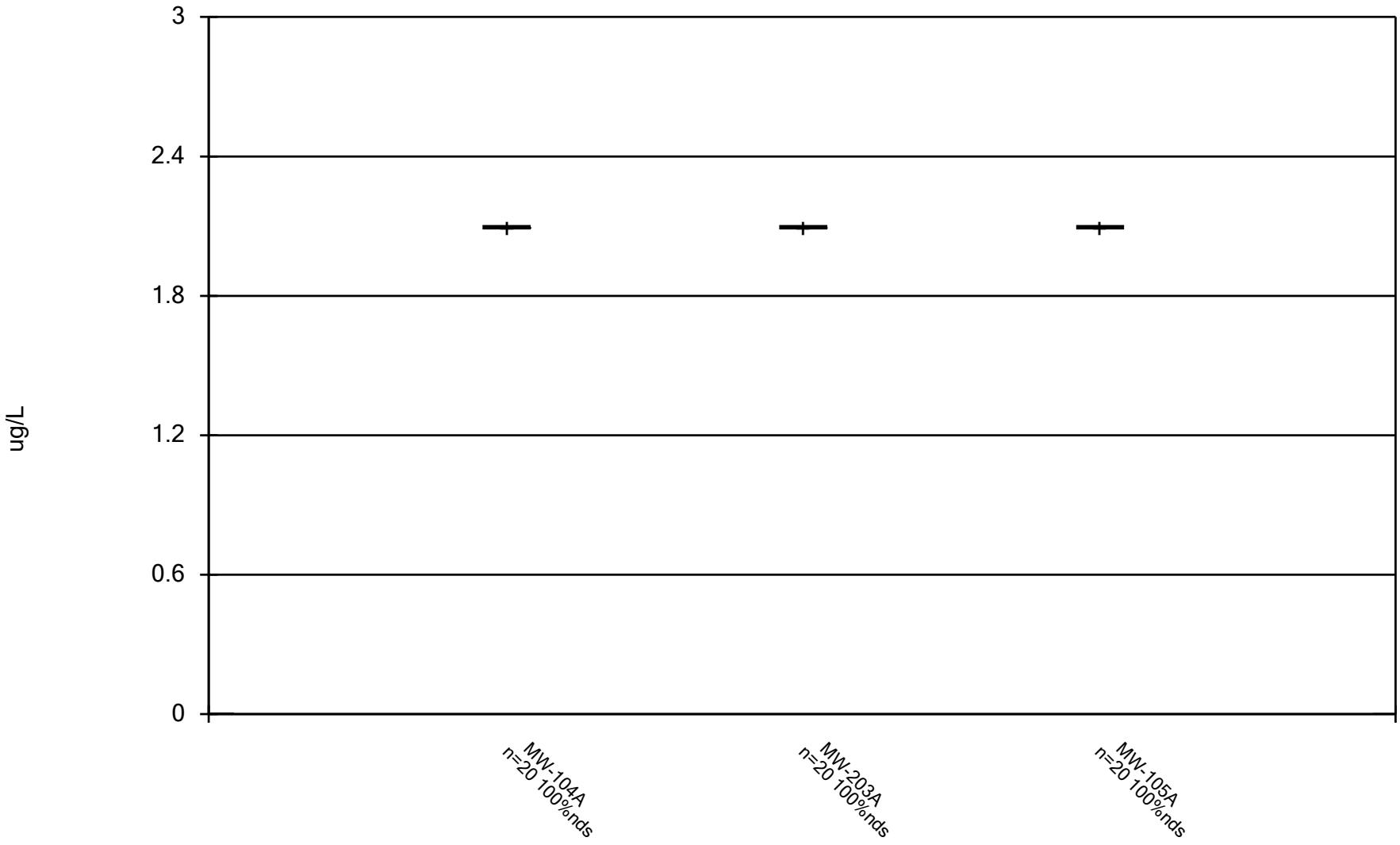

Constituent: 4-Methyl-2-pentanone Analysis Run 12/17/2024 2:50 PM View: Trend Wells - Appendix I VO DMASWA Data: DMASWA Database_Updated

Sanitas™ v.10.0.15 Software licensed to HDR, Inc. UG

Box & Whiskers Plot

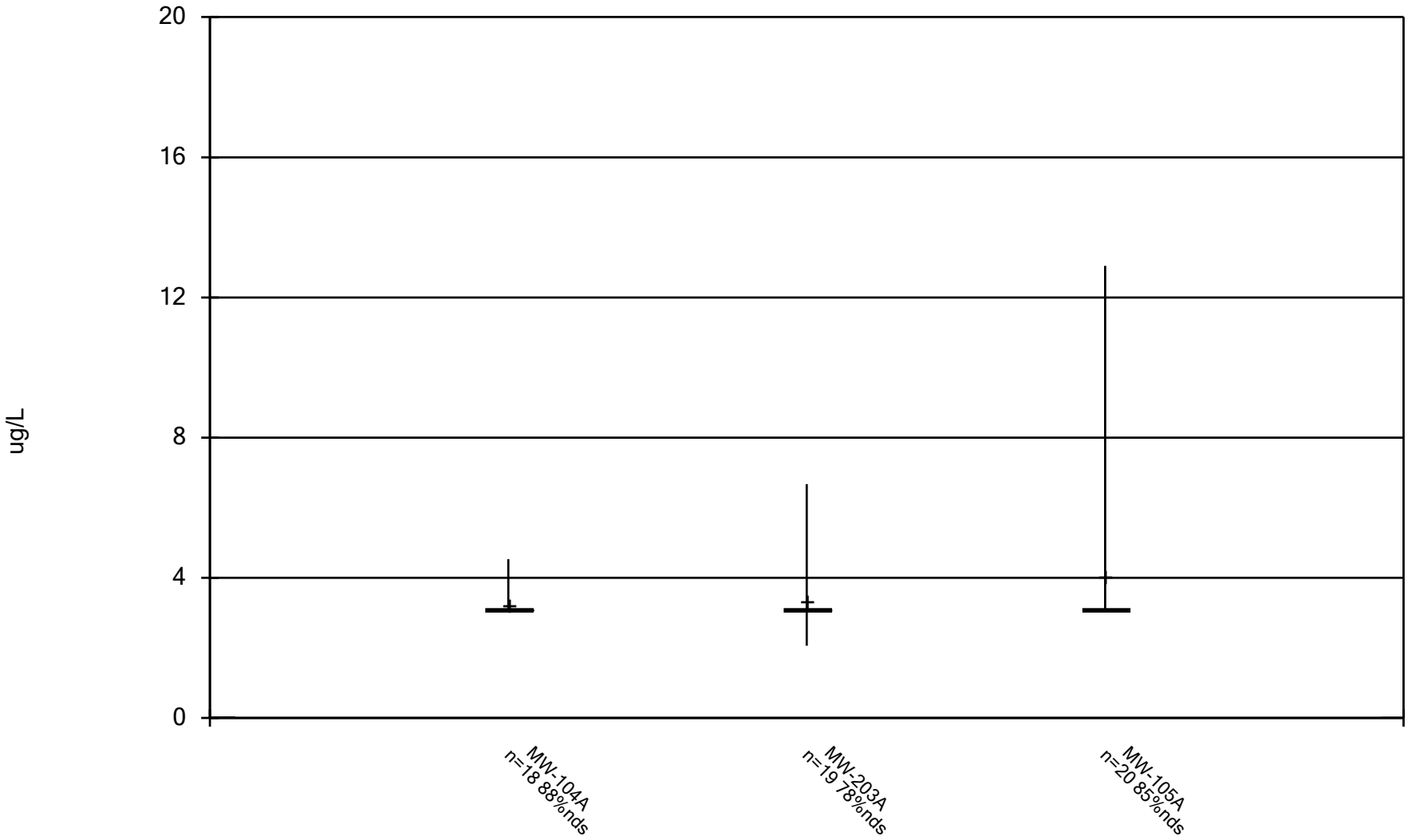

Constituent: Acetone Analysis Run 12/17/2024 2:50 PM View: Trend Wells - Appendix I VOCs
DMASWA Data: DMASWA Database_Updated

Sanitas™ v.10.0.15 Software licensed to HDR, Inc. UG

Box & Whiskers Plot

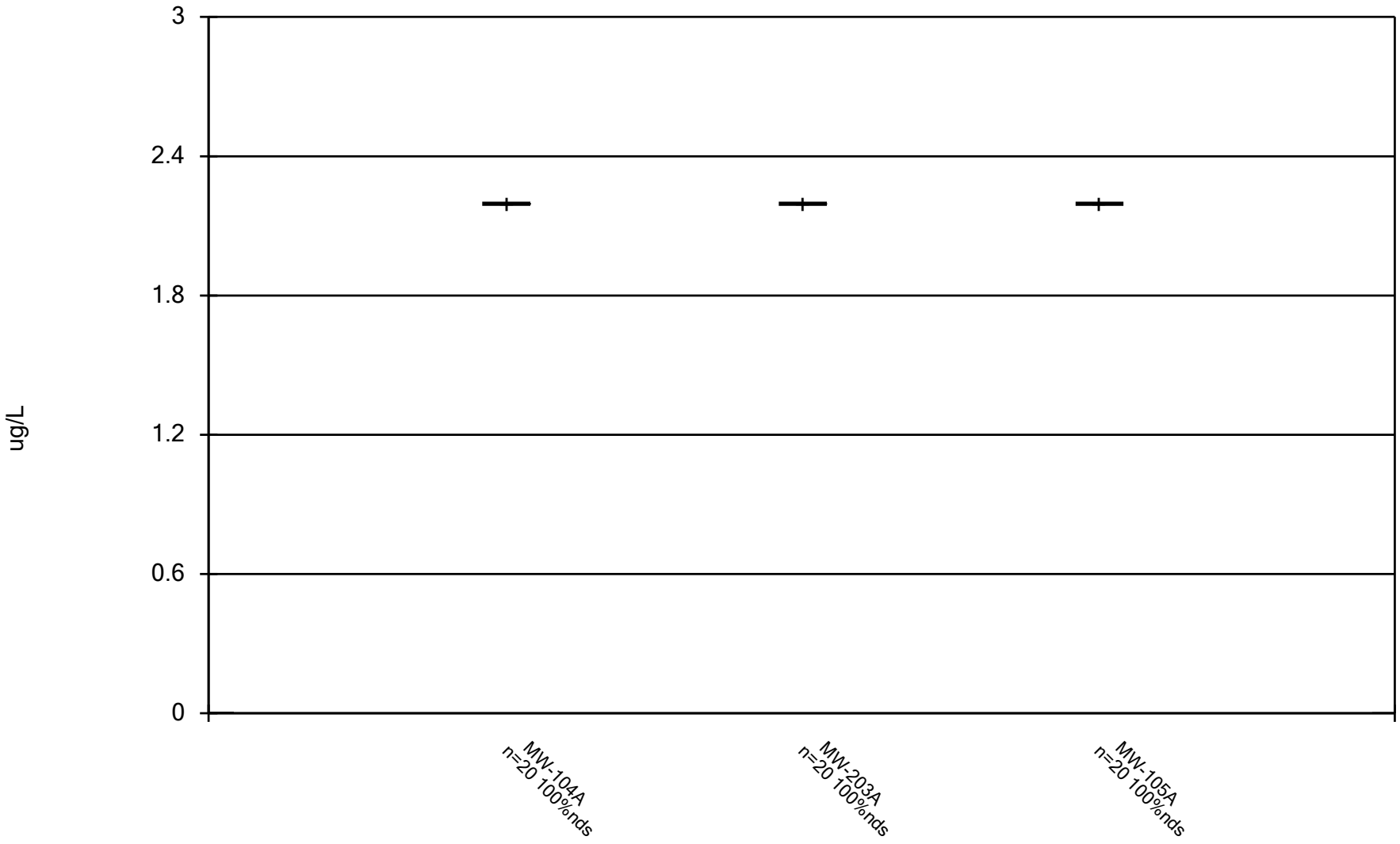

Constituent: Acrylonitrile Analysis Run 12/17/2024 2:50 PM View: Trend Wells - Appendix I VOCs DMASWA Data: DMASWA Database_Updated

Sanitas™ v.10.0.15 Software licensed to HDR, Inc. UG

Box & Whiskers Plot

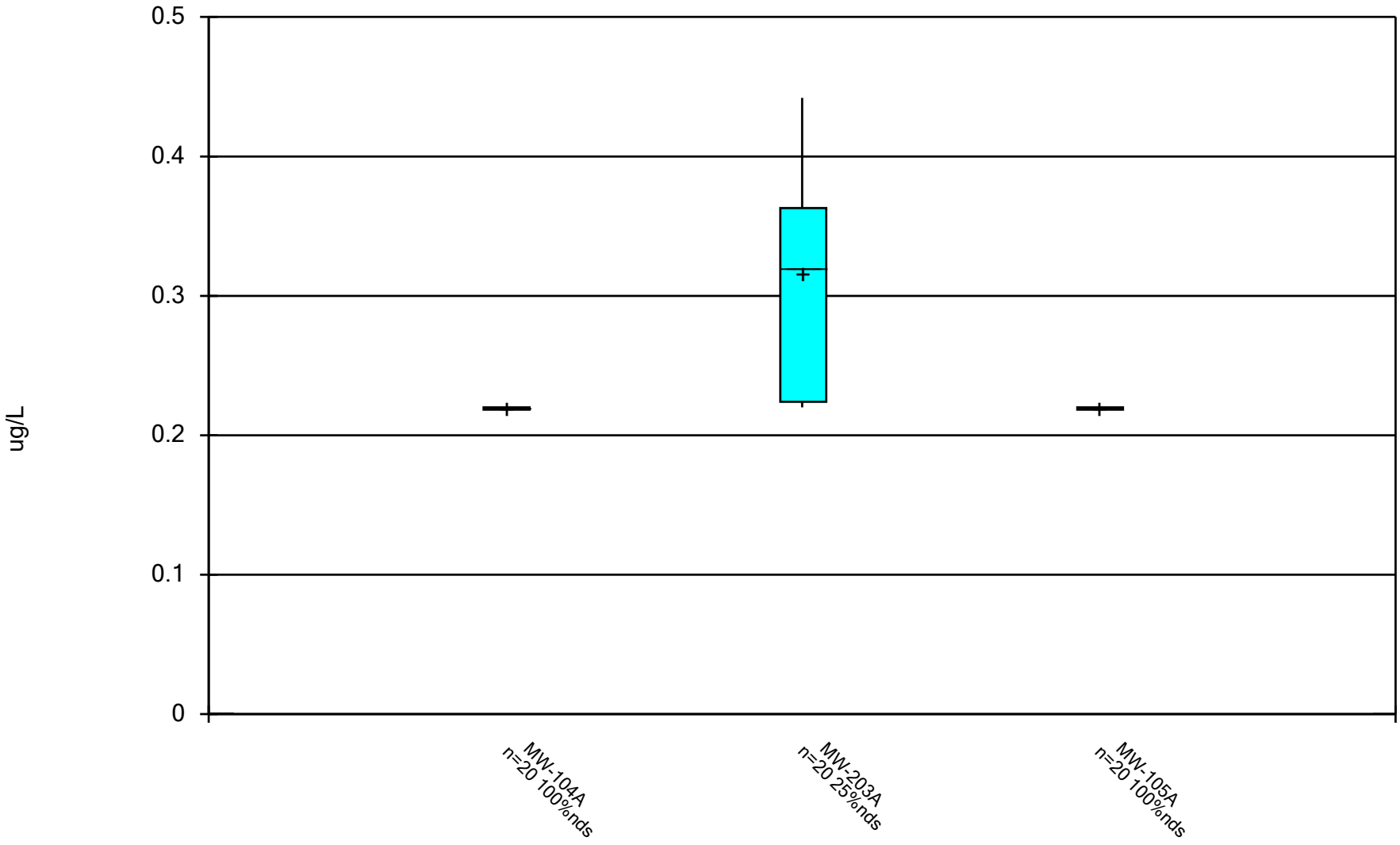

Constituent: Benzene Analysis Run 12/17/2024 2:50 PM View: Trend Wells - Appendix I VOCs

DMASWA Data: DMASWA Database_Updated

Sanitas™ v.10.0.15 Software licensed to HDR, Inc. UG

Box & Whiskers Plot

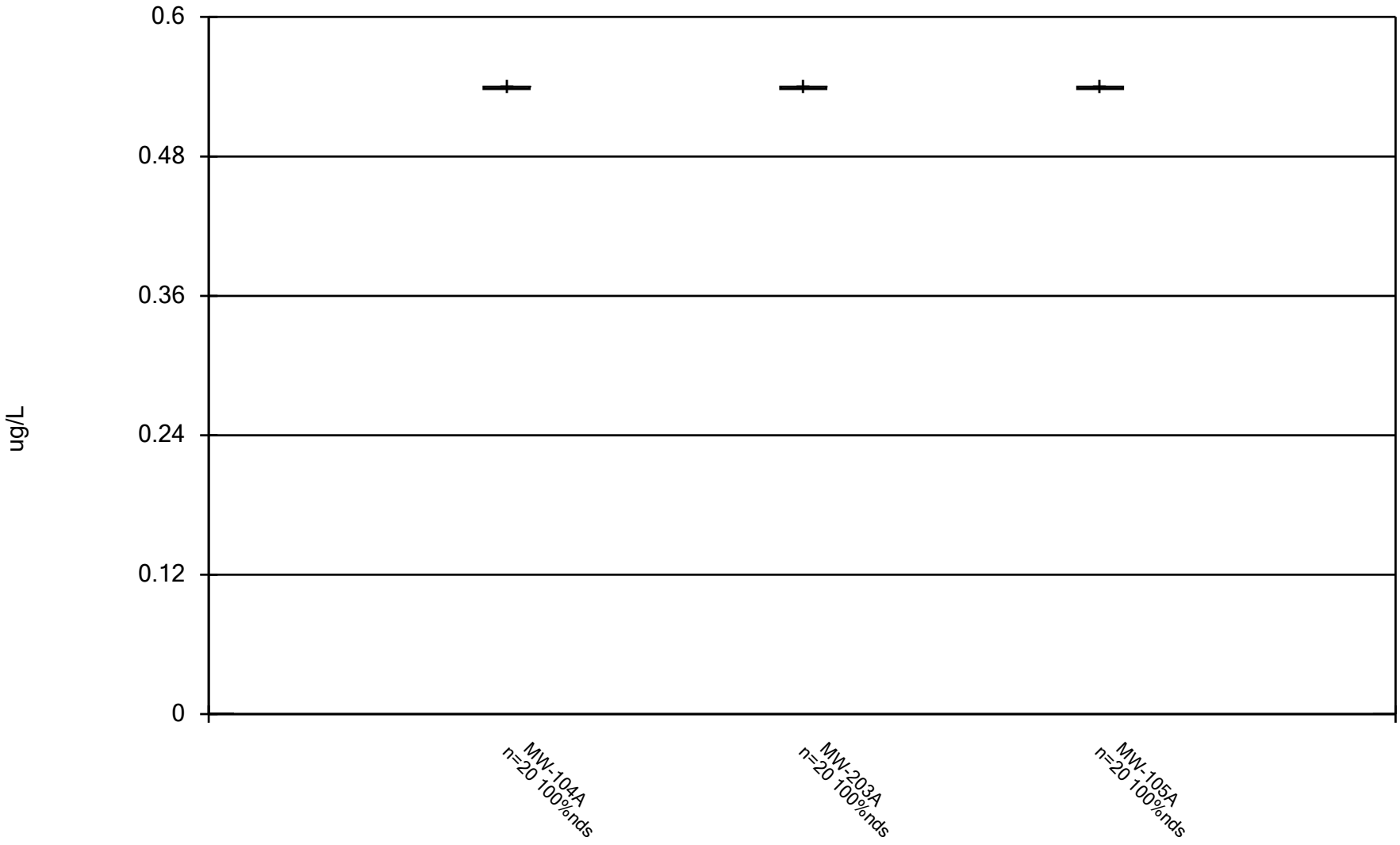

Constituent: Bromochloromethane Analysis Run 12/17/2024 2:50 PM View: Trend Wells - Appendix I VOC DMASWA Data: DMASWA Database_Updated

Sanitas™ v.10.0.15 Software licensed to HDR, Inc. UG

Box & Whiskers Plot

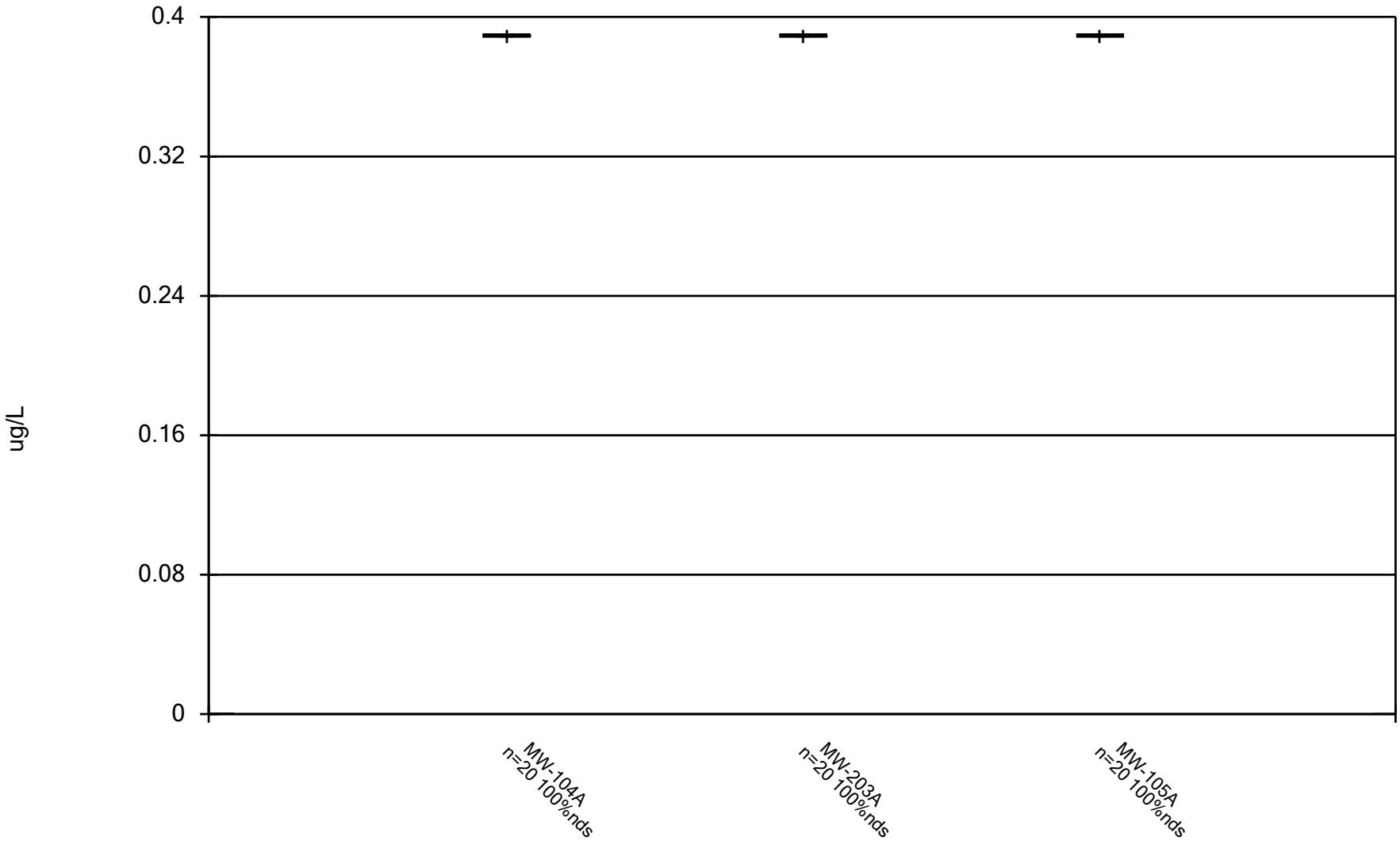

Constituent: Bromodichloromethane Analysis Run 12/17/2024 2:50 PM View: Trend Wells - Appendix I VO DMASWA Data: DMASWA Database_Updated

Sanitas™ v.10.0.15 Software licensed to HDR, Inc. UG

Box & Whiskers Plot

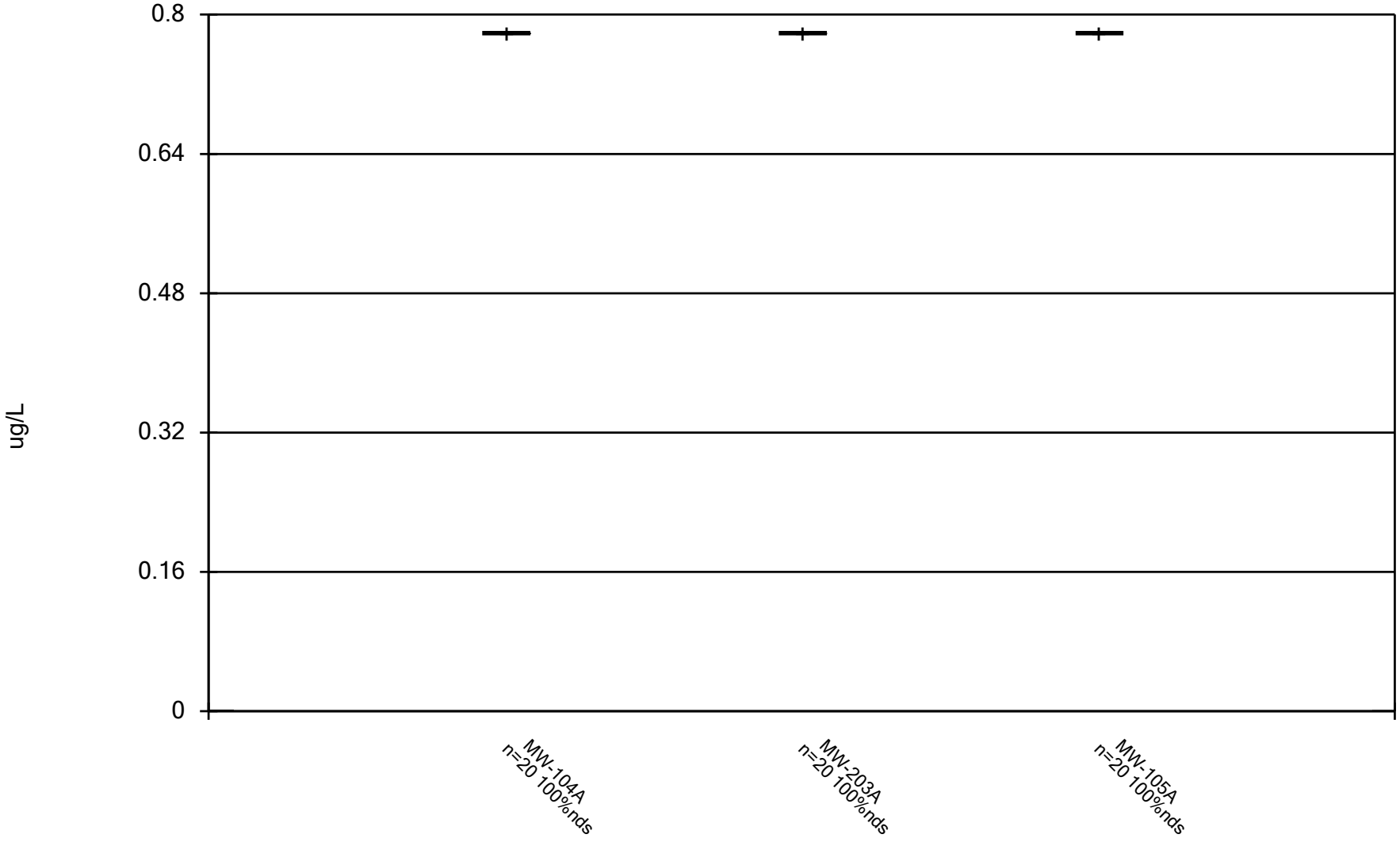

Constituent: Bromoform Analysis Run 12/17/2024 2:50 PM View: Trend Wells - Appendix I VOCs DMASWA Data: DMASWA Database_Updated

Sanitas™ v.10.0.15 Software licensed to HDR, Inc. UG

Box & Whiskers Plot

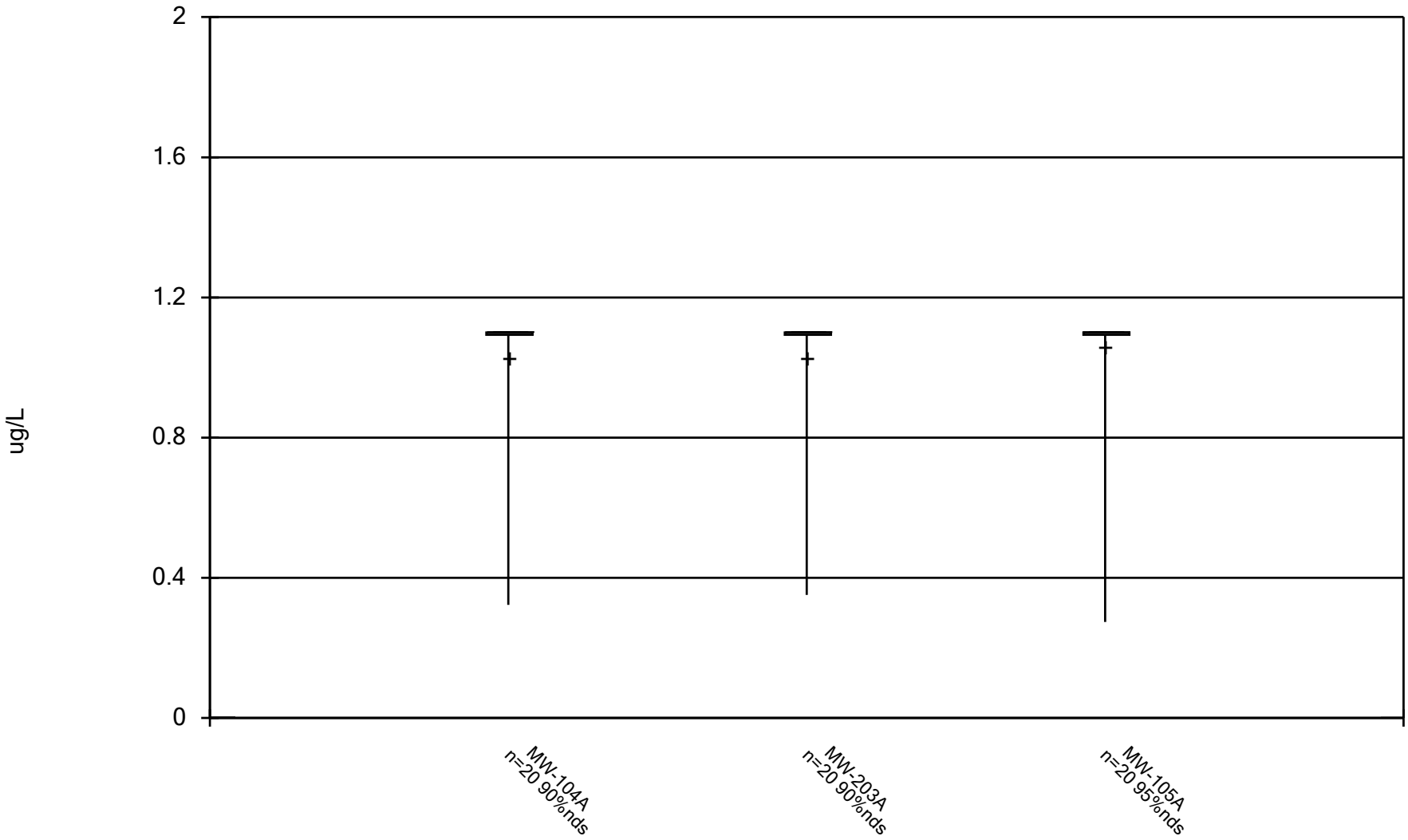

Constituent: Bromomethane Analysis Run 12/17/2024 2:50 PM View: Trend Wells - Appendix I VOCs

DMASWA Data: DMASWA Database_Updated

Sanitas™ v.10.0.15 Software licensed to HDR, Inc. UG

Box & Whiskers Plot

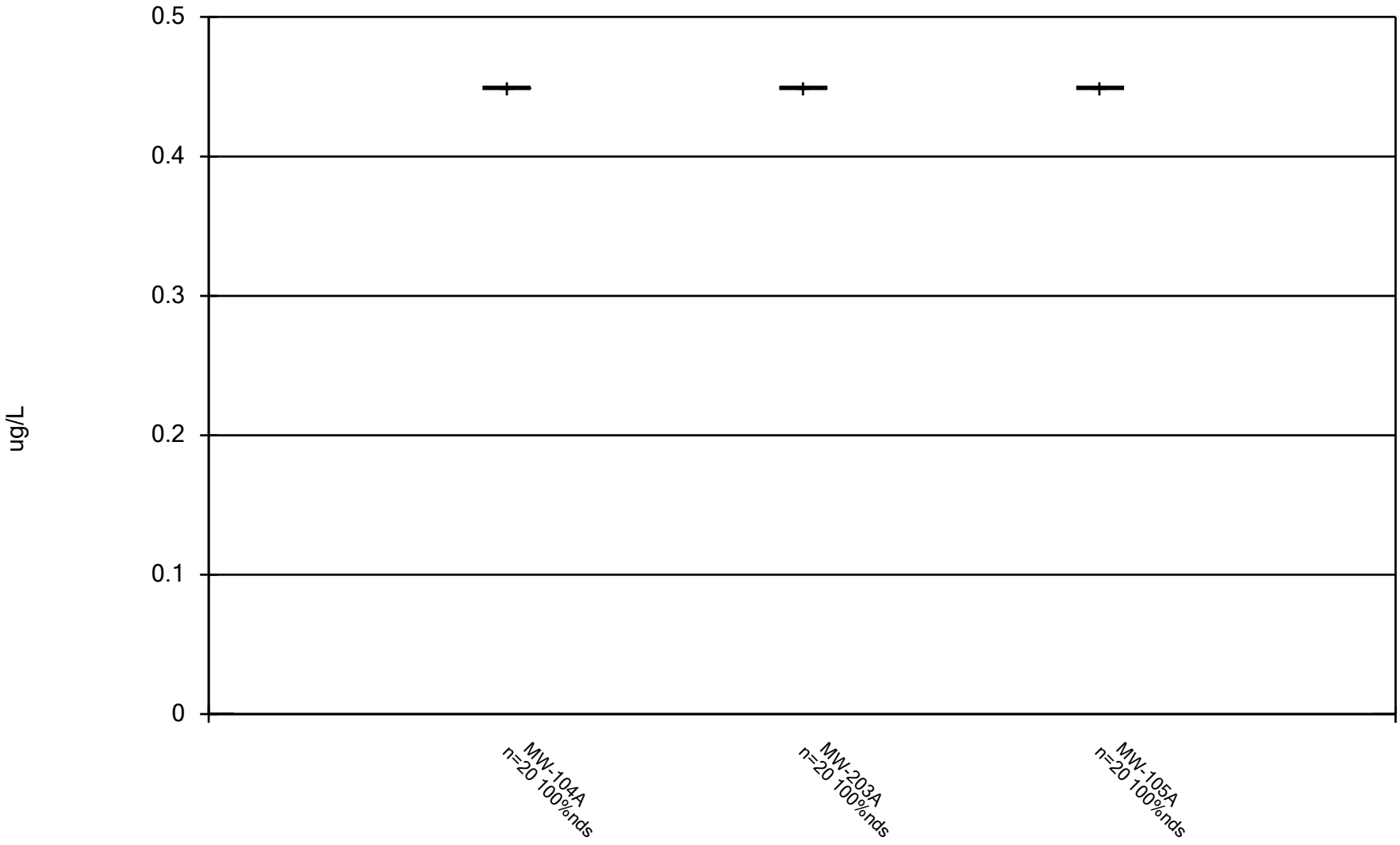

Constituent: Carbon disulfide Analysis Run 12/17/2024 2:51 PM View: Trend Wells - Appendix I VOCs DMASWA Data: DMASWA Database_Updated

Sanitas™ v.10.0.15 Software licensed to HDR, Inc. UG

Box & Whiskers Plot

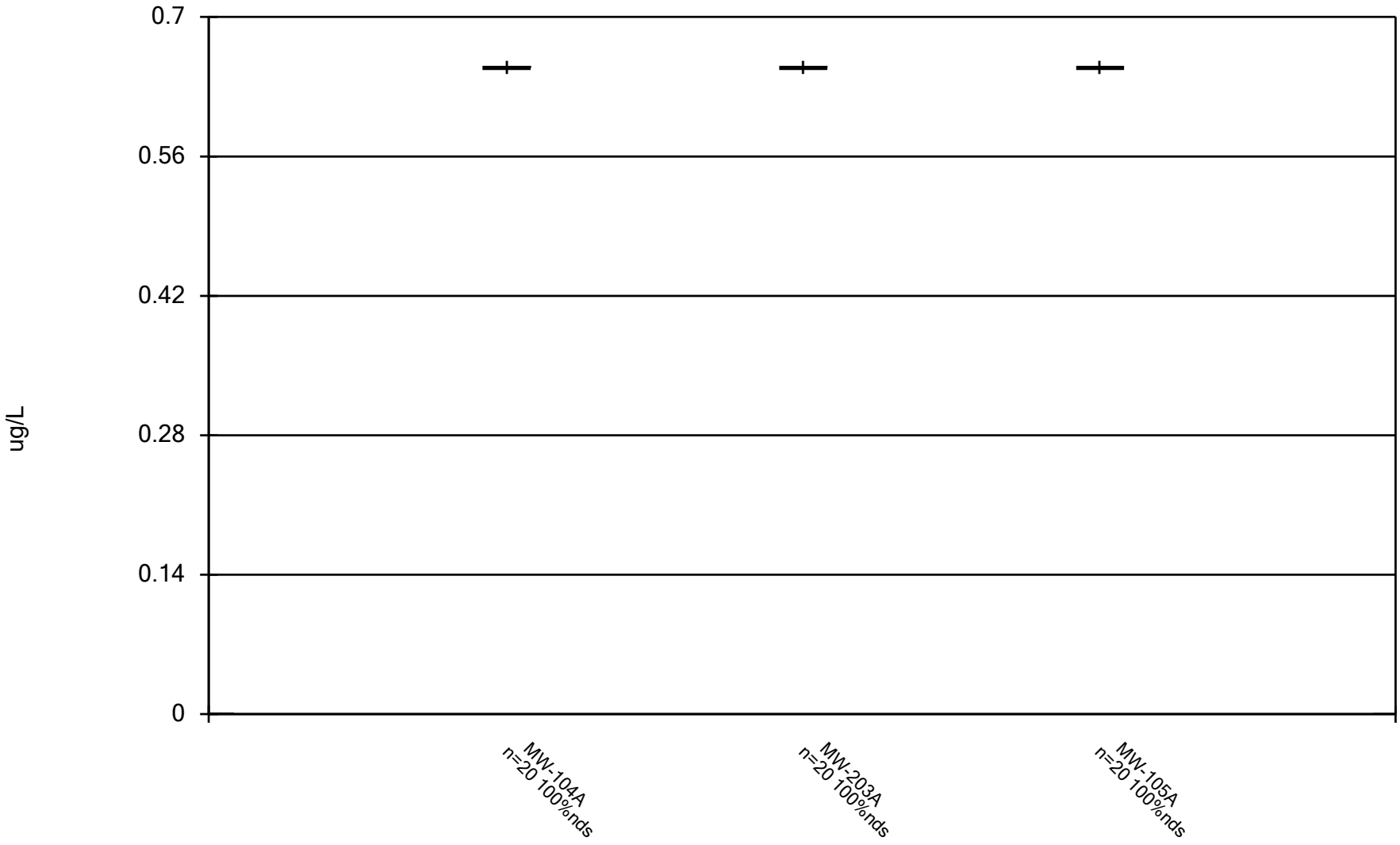

Constituent: Carbon Tetrachloride Analysis Run 12/17/2024 2:51 PM View: Trend Wells - Appendix I VOC DMASWA Data: DMASWA Database_Updated

Sanitas™ v.10.0.15 Software licensed to HDR, Inc. UG

Box & Whiskers Plot

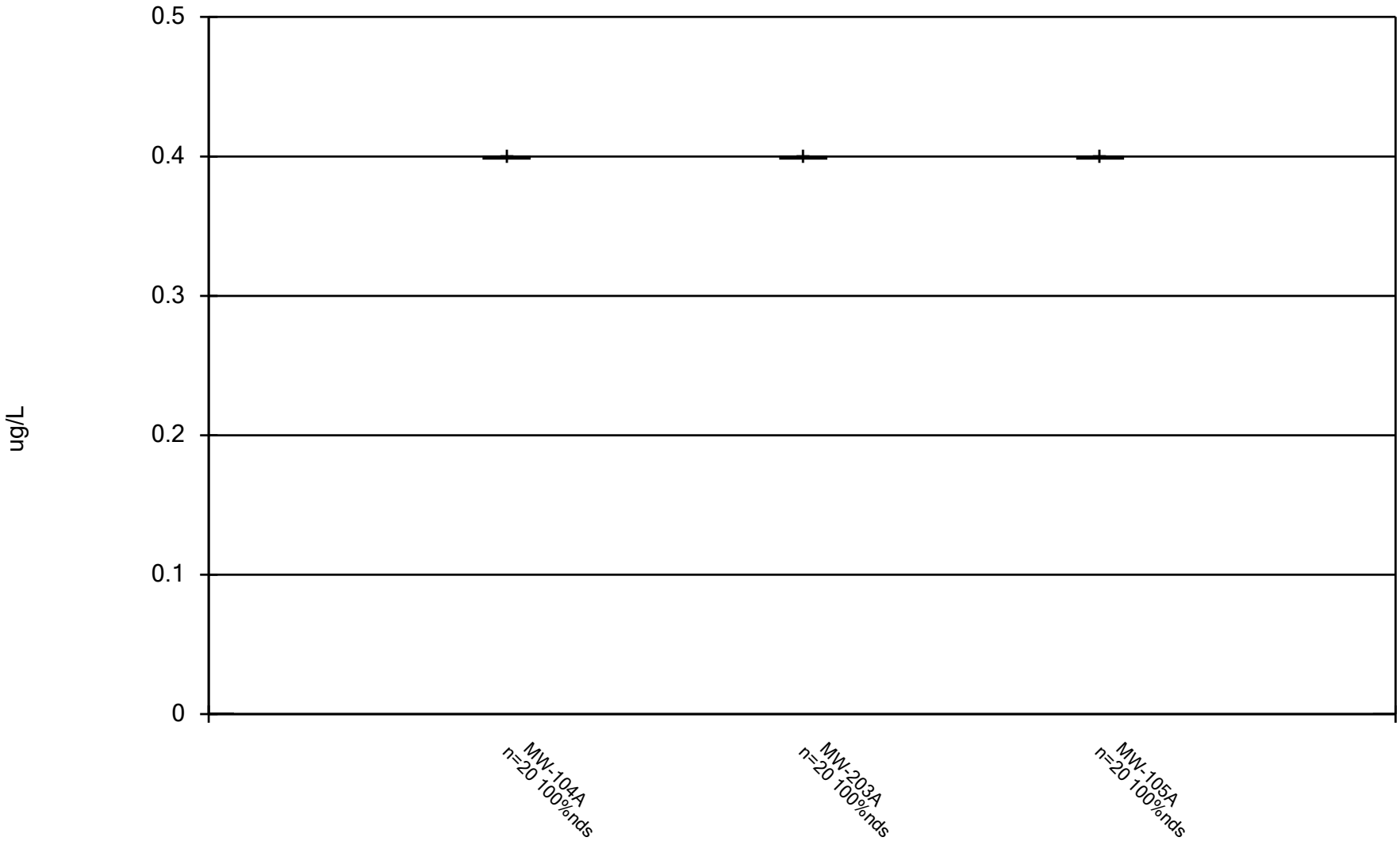

Constituent: Chlorobenzene Analysis Run 12/17/2024 2:51 PM View: Trend Wells - Appendix I VOCs DMASWA Data: DMASWA Database_Updated

Sanitas™ v.10.0.15 Software licensed to HDR, Inc. UG

Box & Whiskers Plot

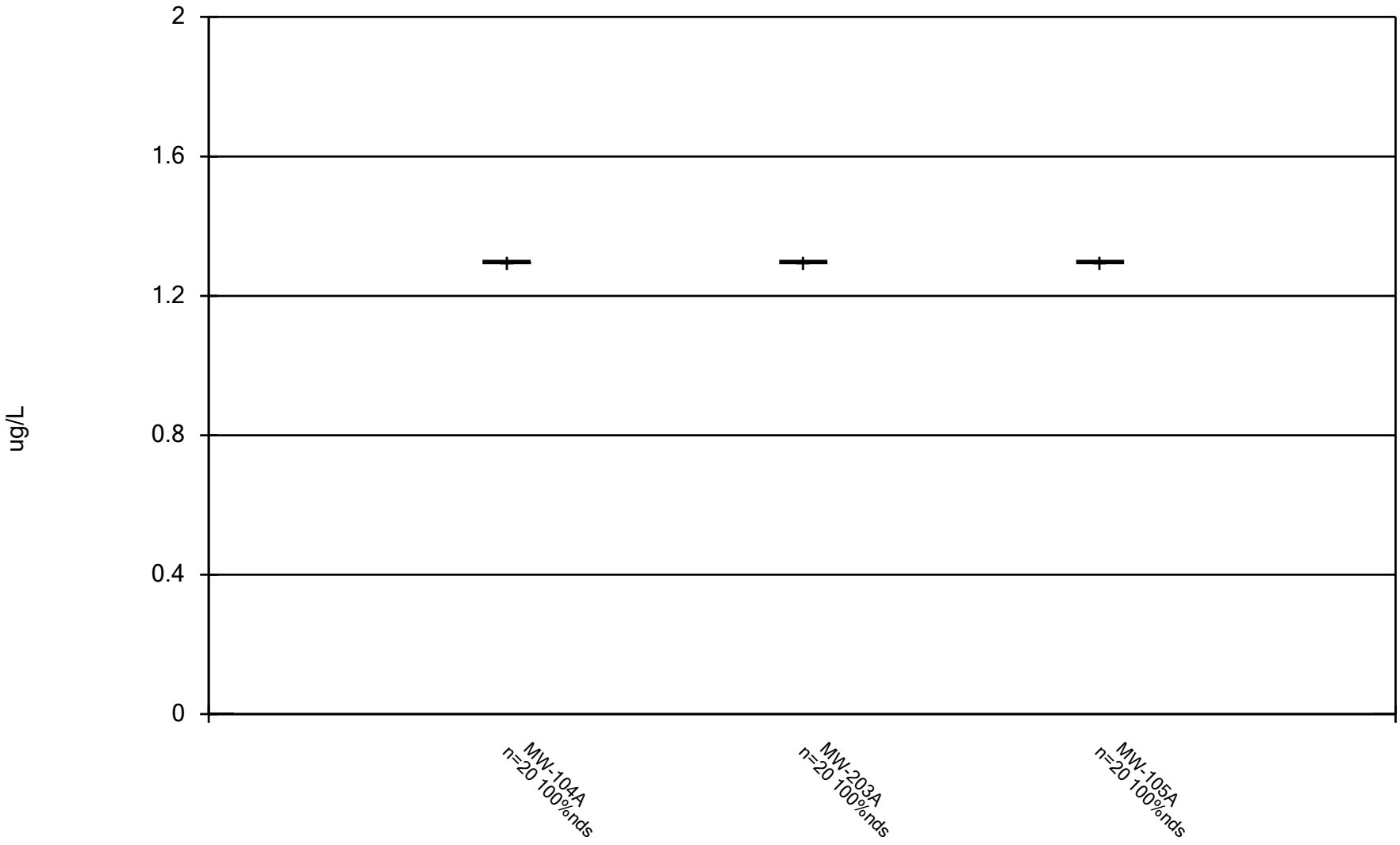

Constituent: Chloroform Analysis Run 12/17/2024 2:51 PM View: Trend Wells - Appendix I VOCs

DMASWA Data: DMASWA Database_Updated

Sanitas™ v.10.0.15 Software licensed to HDR, Inc. UG

Box & Whiskers Plot

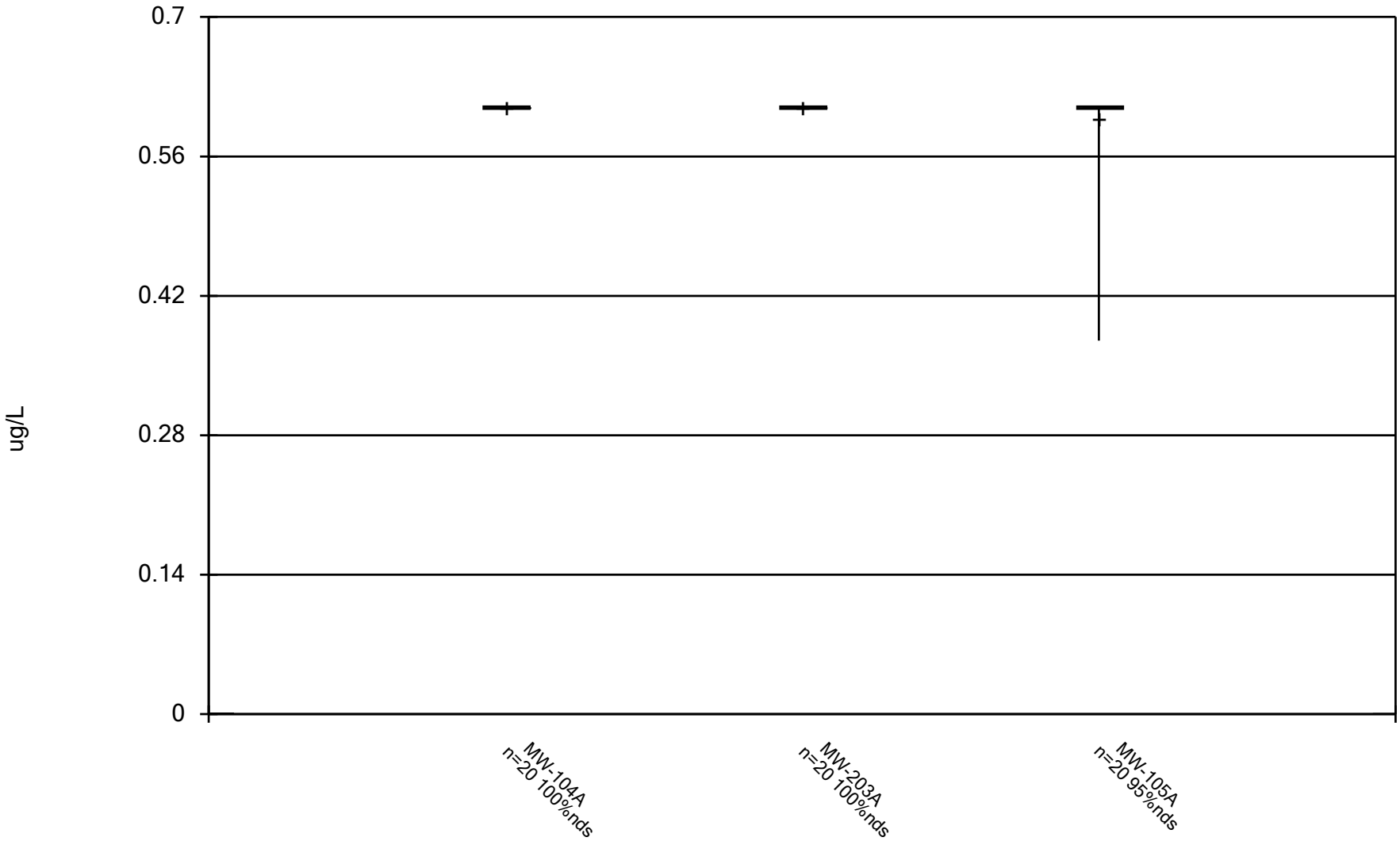

Constituent: Chloromethane Analysis Run 12/17/2024 2:51 PM View: Trend Wells - Appendix I VOCs DMASWA Data: DMASWA Database_Updated

Sanitas™ v.10.0.15 Software licensed to HDR, Inc. UG

Box & Whiskers Plot

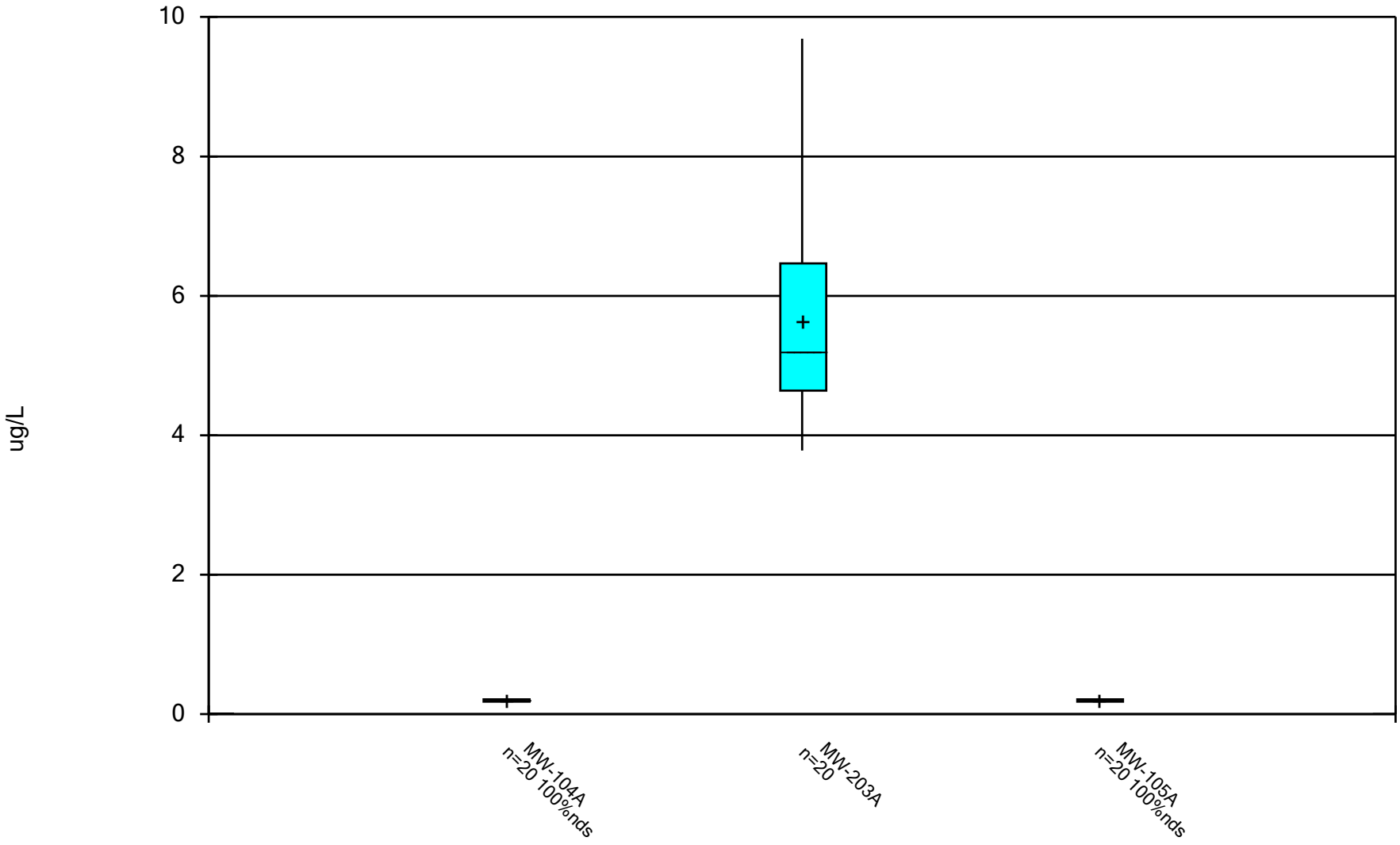

Constituent: cis-1,2-Dichloroethene Analysis Run 12/17/2024 2:51 PM View: Trend Wells - Appendix I VO DMASWA Data: DMASWA Database_Updated

Box & Whiskers Plot

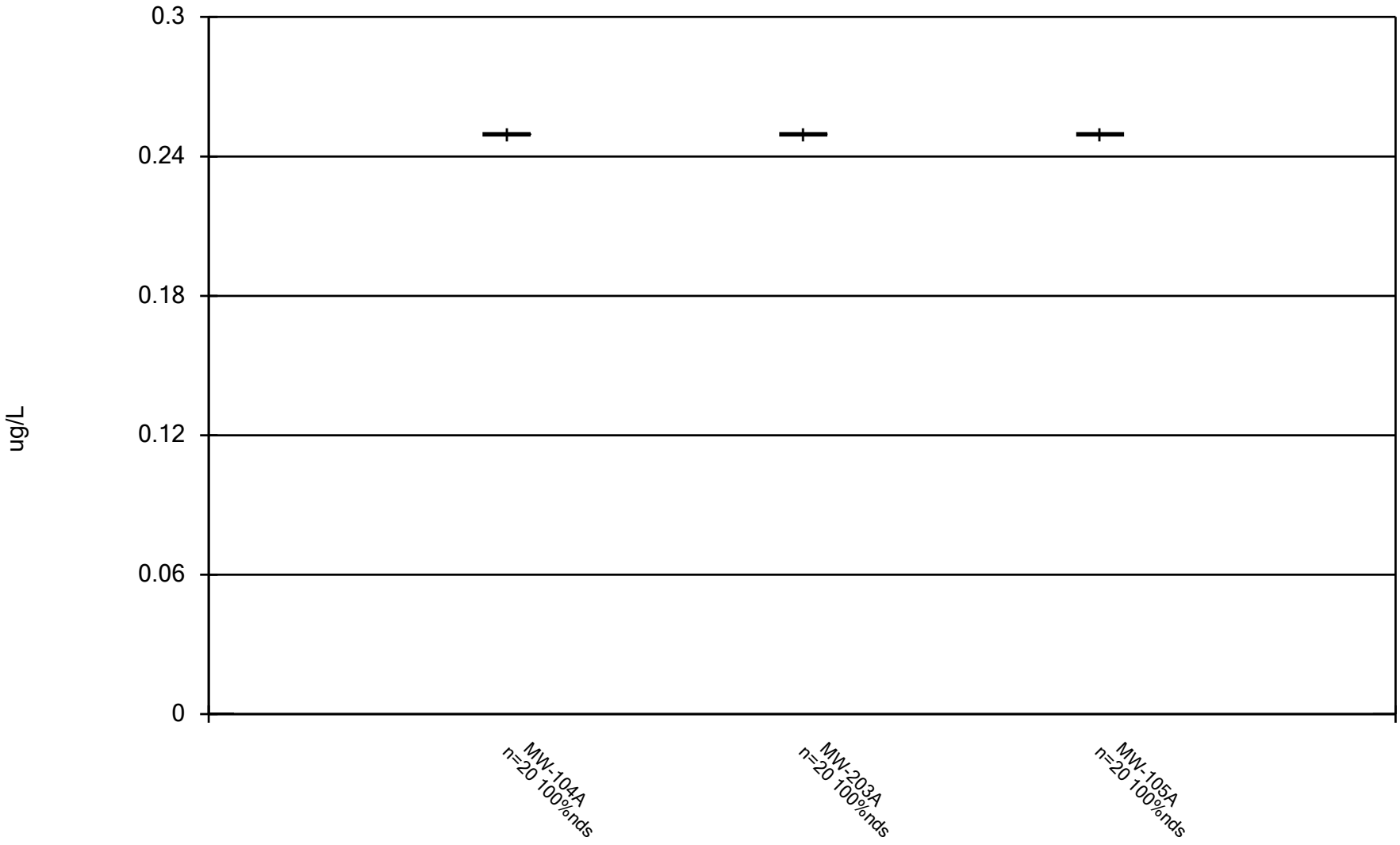

Constituent: cis-1,3-Dichloropropene Analysis Run 12/17/2024 2:51 PM View: Trend Wells - Appendix I V DMASWA Data: DMASWA Database_Updated

Sanitas™ v.10.0.15 Software licensed to HDR, Inc. UG

Box & Whiskers Plot

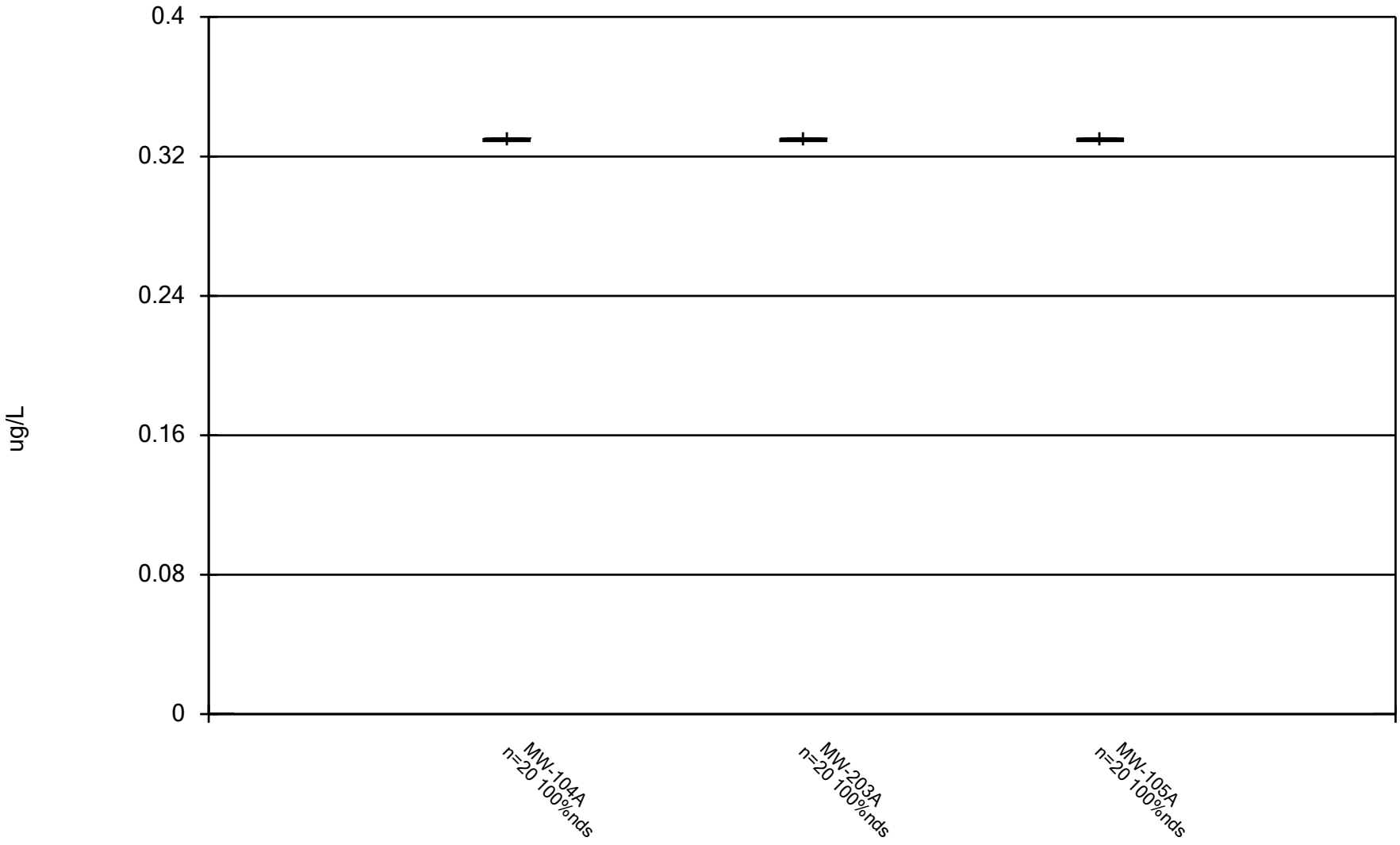

Constituent: Dibromomethane Analysis Run 12/17/2024 2:51 PM View: Trend Wells - Appendix I VOCs DMASWA Data: DMASWA Database_Updated

Sanitas™ v.10.0.15 Software licensed to HDR, Inc. UG

Box & Whiskers Plot

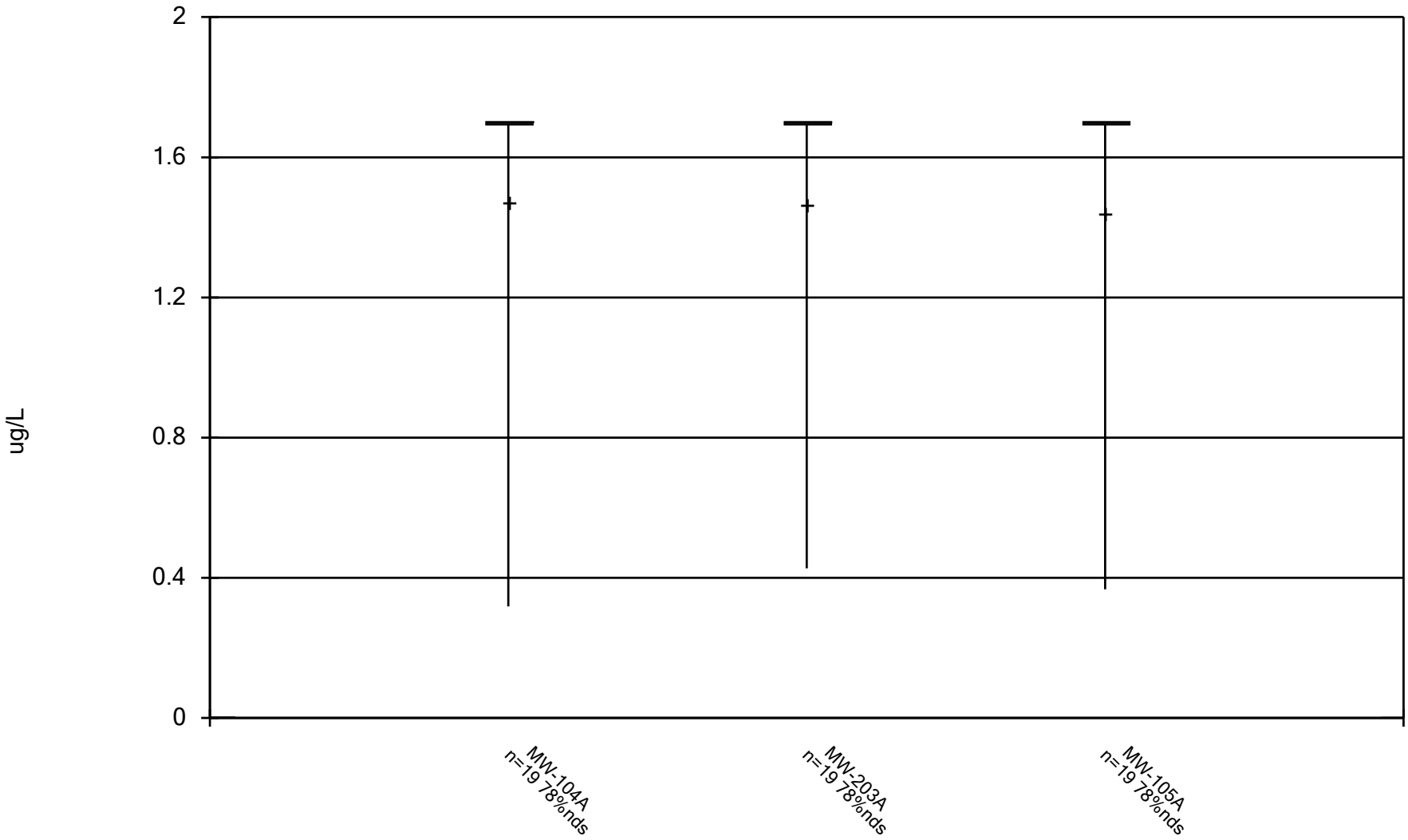

Constituent: Dichloromethane Analysis Run 12/17/2024 2:51 PM View: Trend Wells - Appendix I VOCs DMASWA Data: DMASWA Database_Updated

Sanitas™ v.10.0.15 Software licensed to HDR, Inc. UG

Box & Whiskers Plot

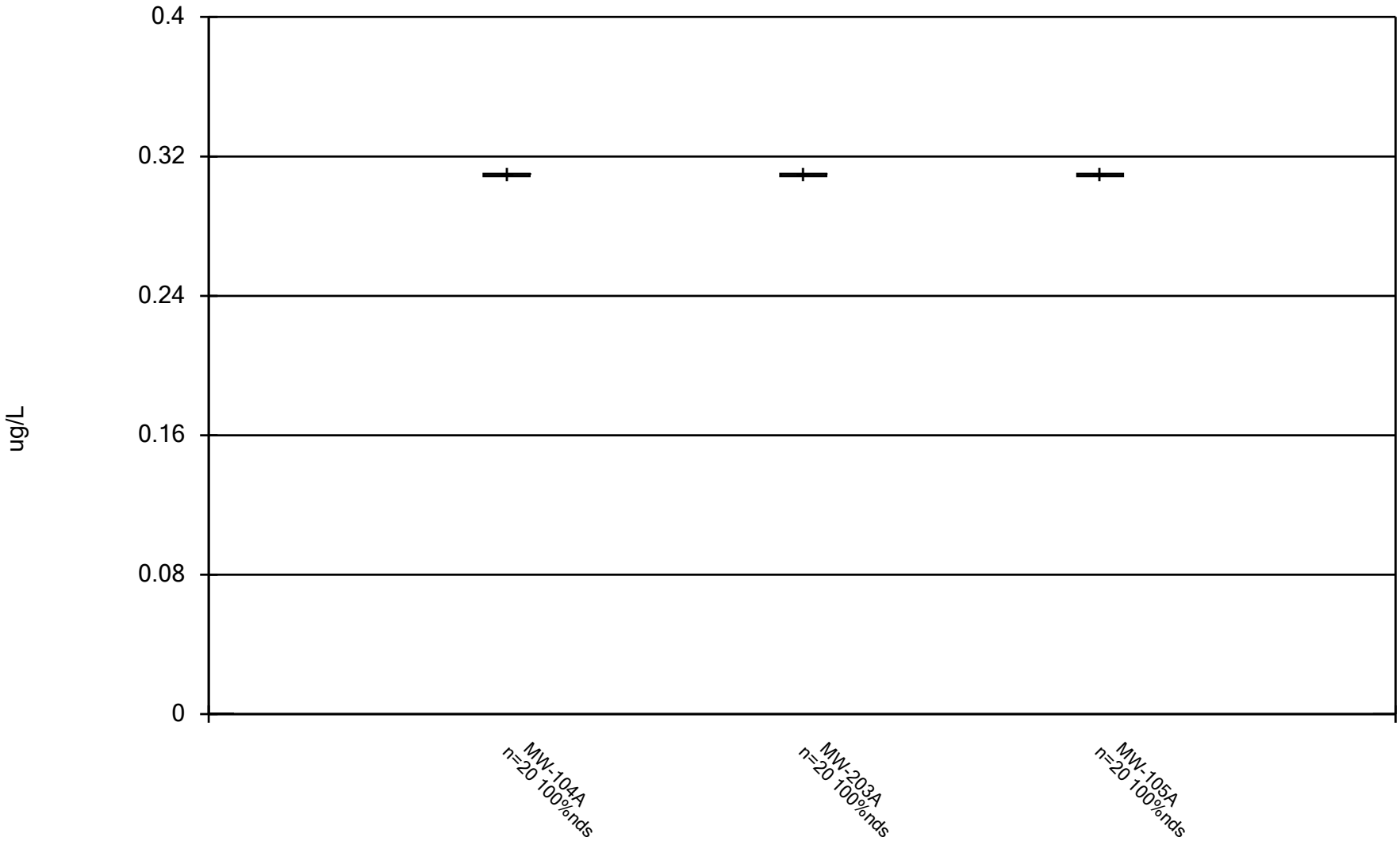

Constituent: Ethylbenzene Analysis Run 12/17/2024 2:51 PM View: Trend Wells - Appendix I VOCs
DMASWA Data: DMASWA Database_Updated

Sanitas™ v.10.0.15 Software licensed to HDR, Inc. UG

Box & Whiskers Plot

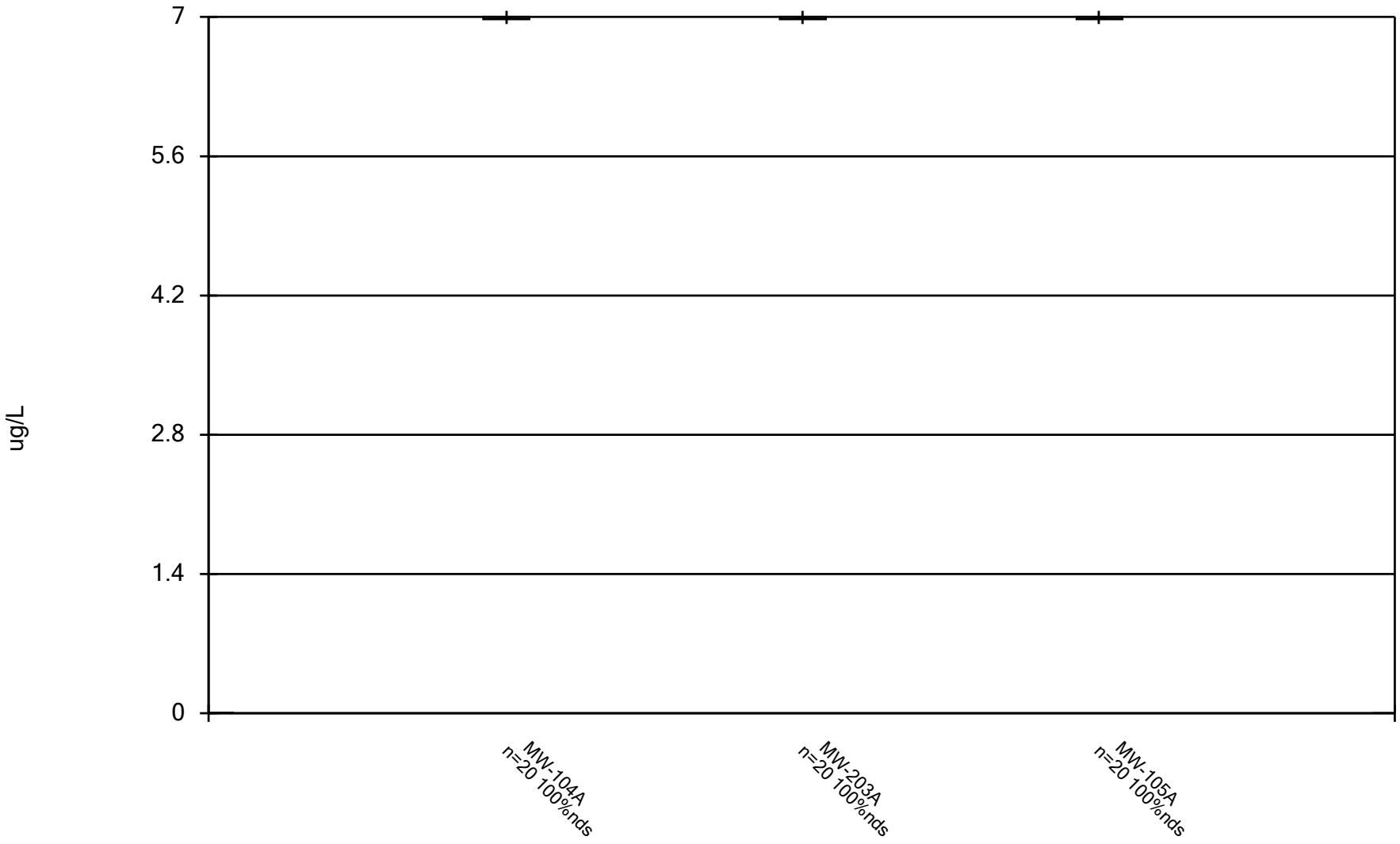

Constituent: Iodomethane Analysis Run 12/17/2024 2:51 PM View: Trend Wells - Appendix I VOCs DMASWA Data: DMASWA Database_Updated

Sanitas™ v.10.0.15 Software licensed to HDR, Inc. UG

Box & Whiskers Plot



Constituent: Methylene chloride Analysis Run 12/17/2024 2:51 PM View: Trend Wells - Appendix I VOCs

DMASWA Data: DMASWA Database_Updated

Sanitas™ v.10.0.15 Software licensed to HDR, Inc. UG

Box & Whiskers Plot

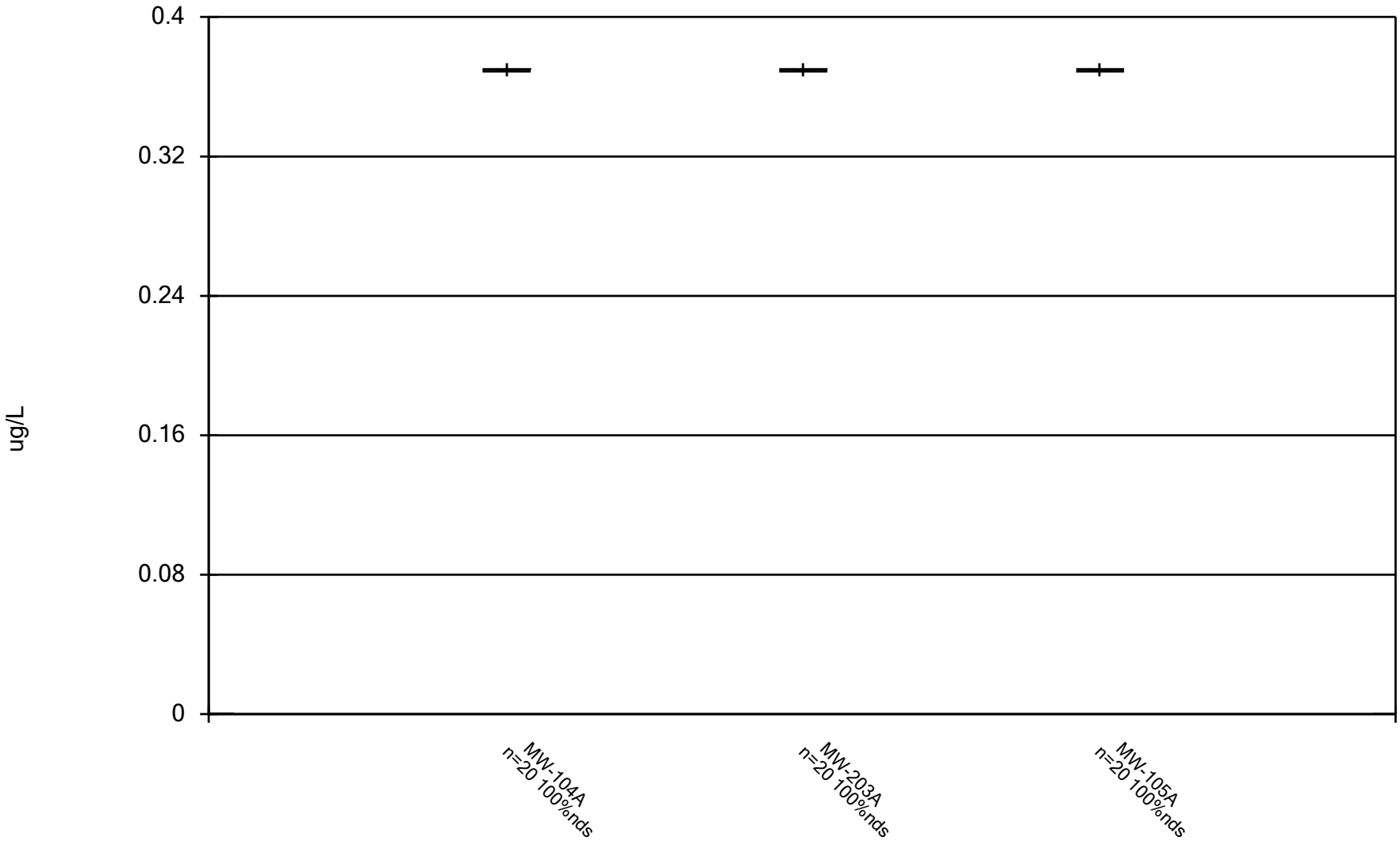

Constituent: Styrene Analysis Run 12/17/2024 2:51 PM View: Trend Wells - Appendix I VOCs

DMASWA Data: DMASWA Database_Updated

Sanitas™ v.10.0.15 Software licensed to HDR, Inc. UG

Box & Whiskers Plot

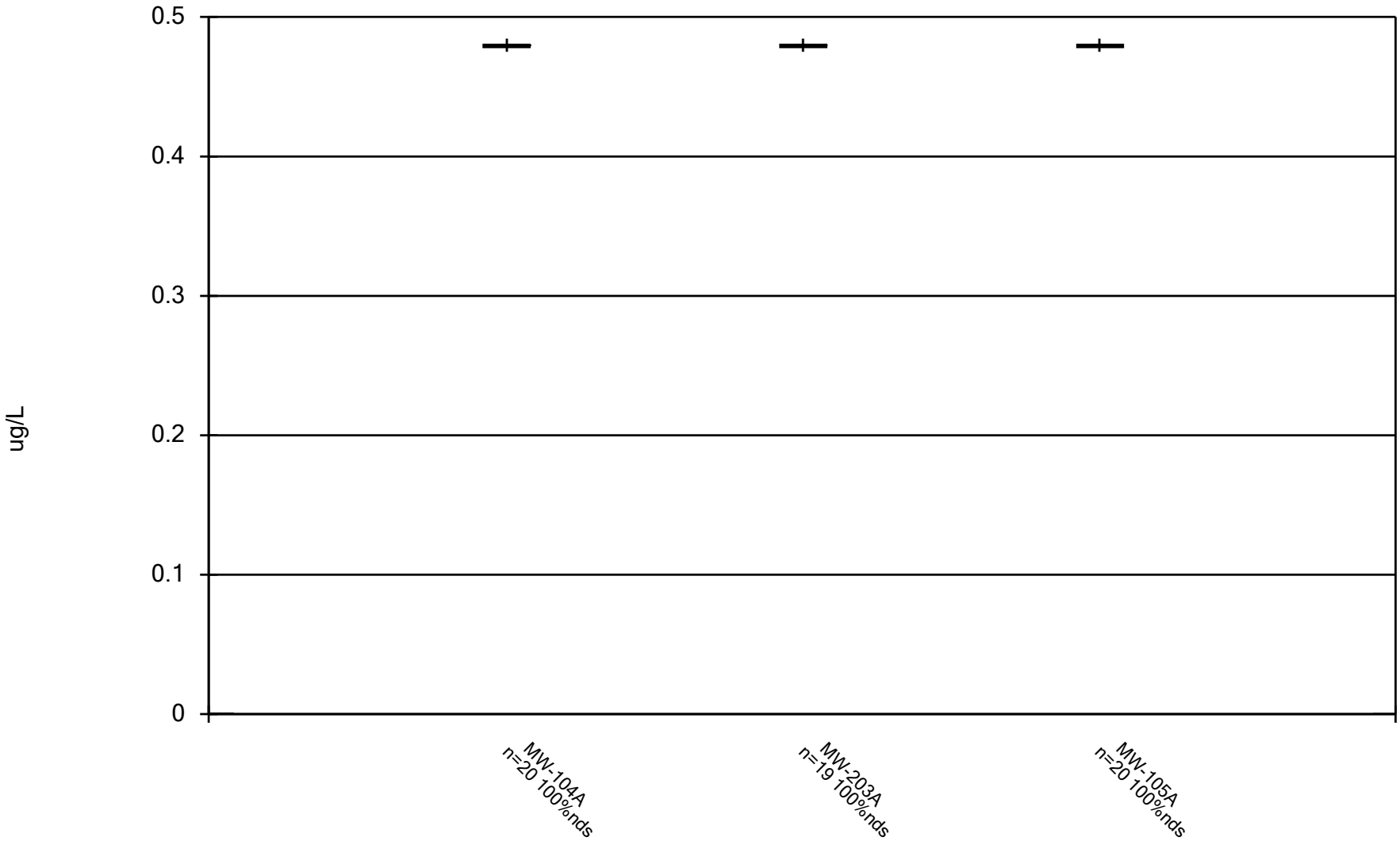

Constituent: Tetrachloroethene Analysis Run 12/17/2024 2:51 PM View: Trend Wells - Appendix I VOCs
DMASWA Data: DMASWA Database_Updated

Sanitas™ v.10.0.15 Software licensed to HDR, Inc. UG

Box & Whiskers Plot



Constituent: Toluene Analysis Run 12/17/2024 2:51 PM View: Trend Wells - Appendix I VOCs

DMASWA Data: DMASWA Database_Updated

Sanitas™ v.10.0.15 Software licensed to HDR, Inc. UG

Box & Whiskers Plot

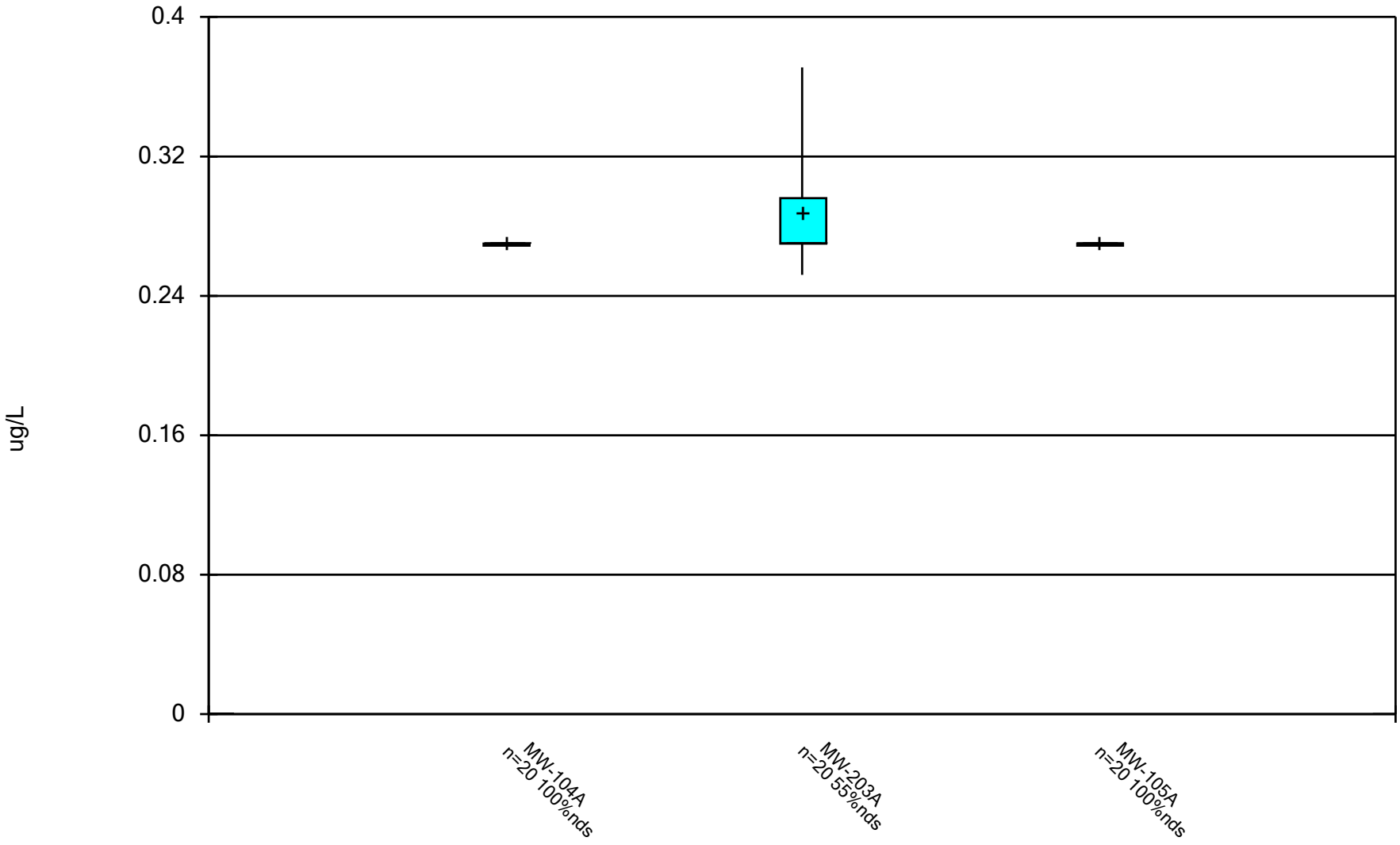

Constituent: trans-1,2-Dichloroethene Analysis Run 12/17/2024 2:51 PM View: Trend Wells - Appendix I V DMASWA Data: DMASWA Database_Updated

Sanitas™ v.10.0.15 Software licensed to HDR, Inc. UG

Box & Whiskers Plot

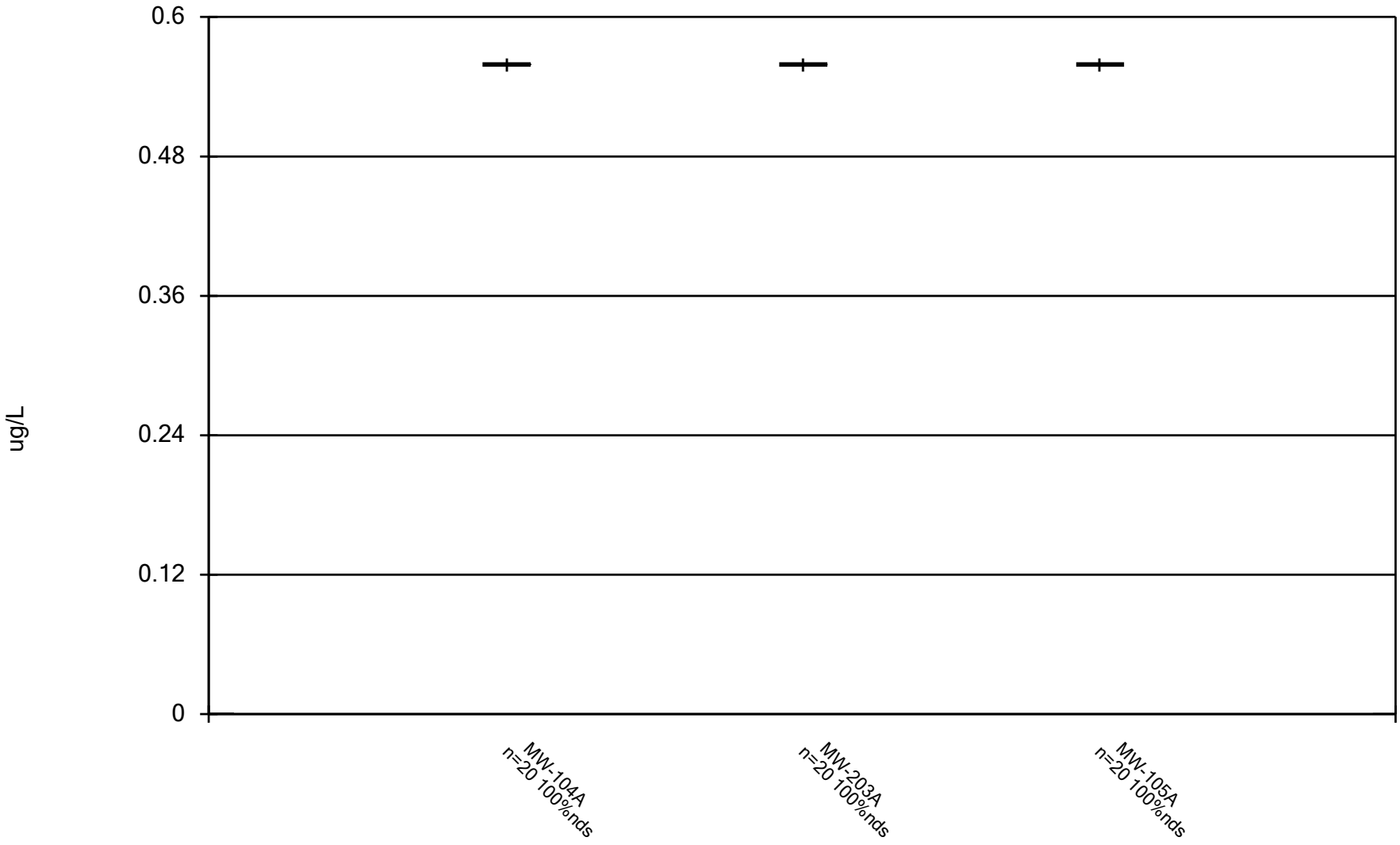

Constituent: trans-1,3-Dichloropropene Analysis Run 12/17/2024 2:51 PM View: Trend Wells - Appendix I DMASWA Data: DMASWA Database_Updated

Box & Whiskers Plot

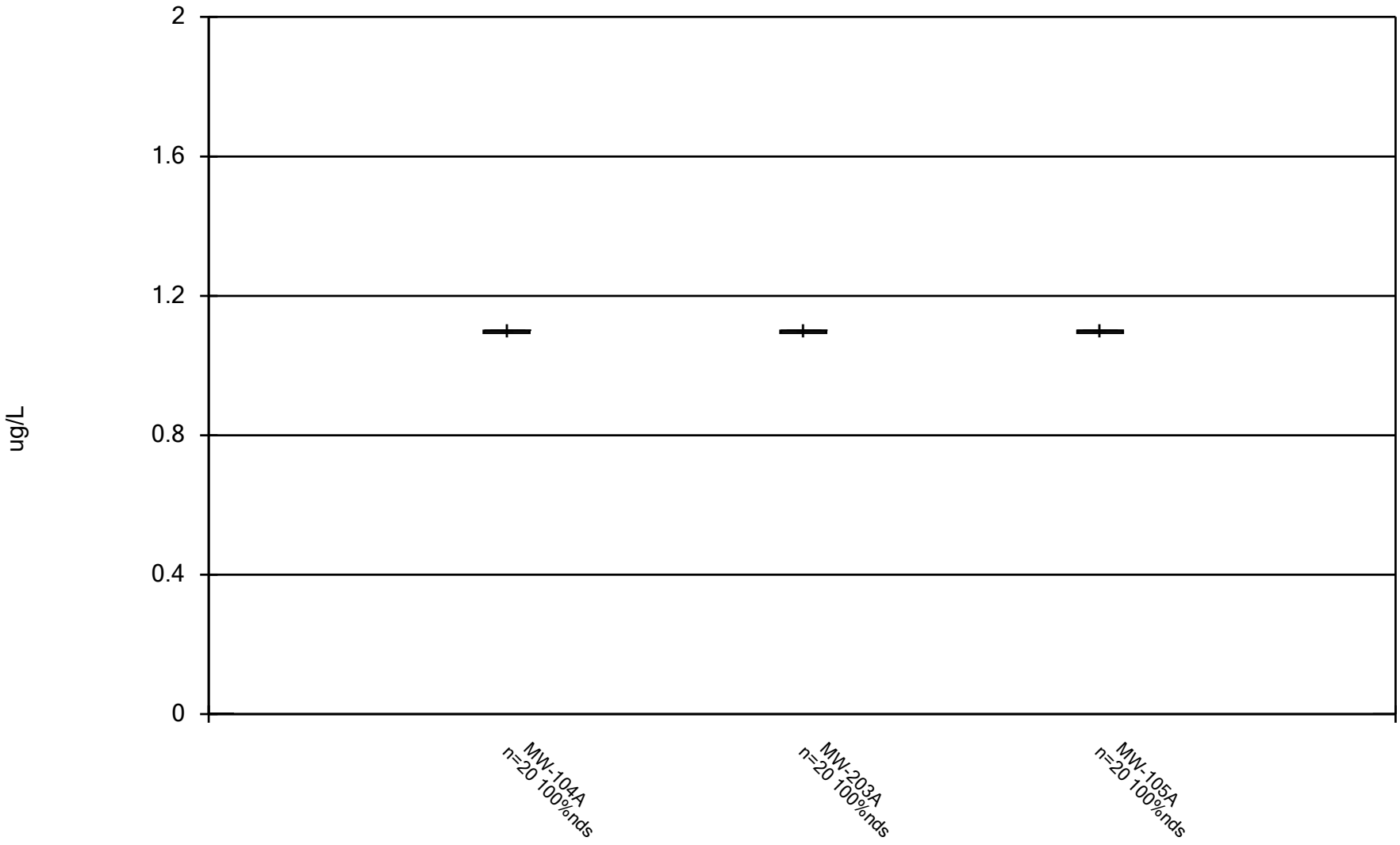

Constituent: trans-1,4-Dichloro-2-butene Analysis Run 12/17/2024 2:51 PM View: Trend Wells - Appendix
DMASWA Data: DMASWA Database_Updated

Sanitas™ v.10.0.15 Software licensed to HDR, Inc. UG

Box & Whiskers Plot

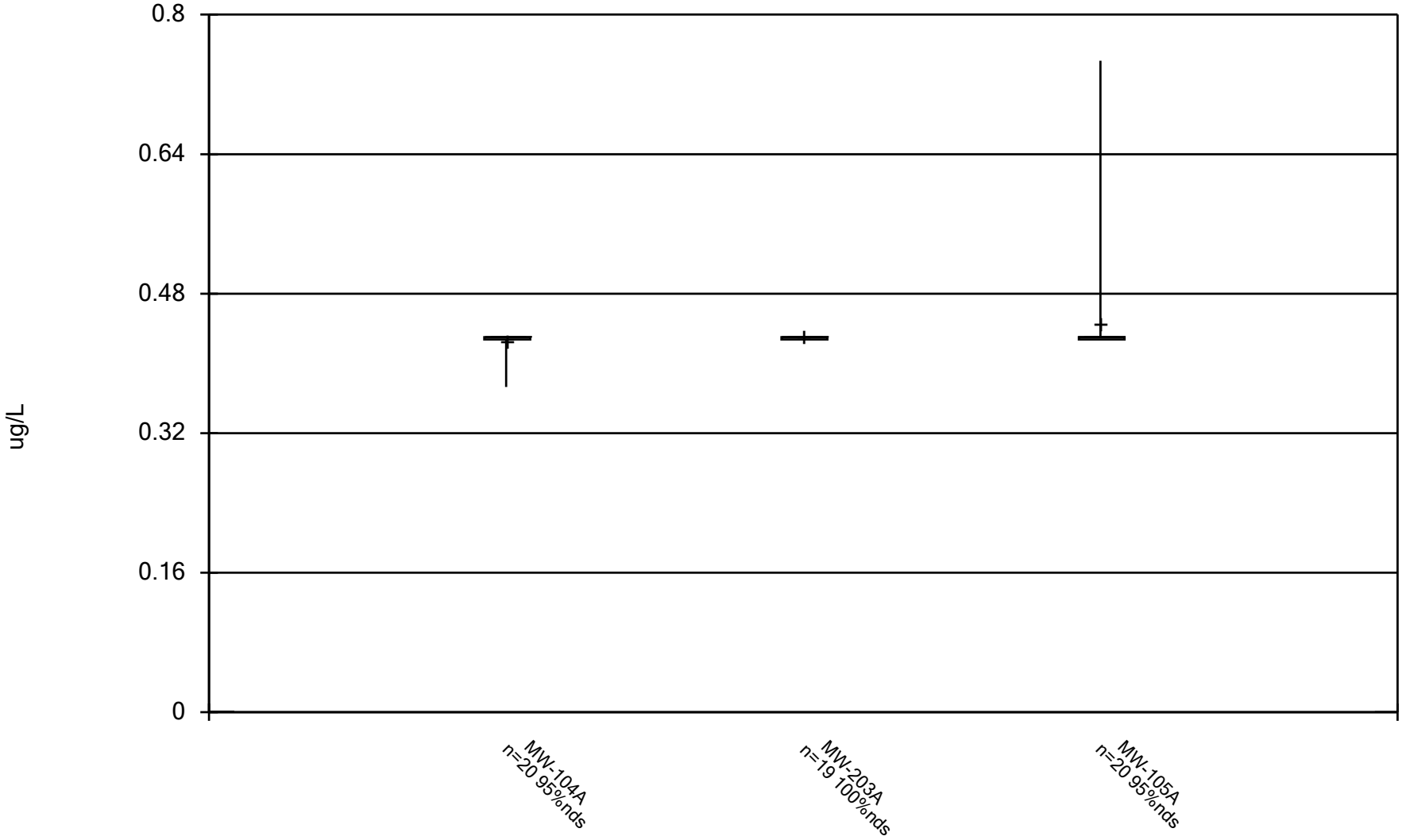

Constituent: Trichloroethene Analysis Run 12/17/2024 2:51 PM View: Trend Wells - Appendix I VOCs

DMASWA Data: DMASWA Database_Updated

Sanitas™ v.10.0.15 Software licensed to HDR, Inc. UG

Box & Whiskers Plot

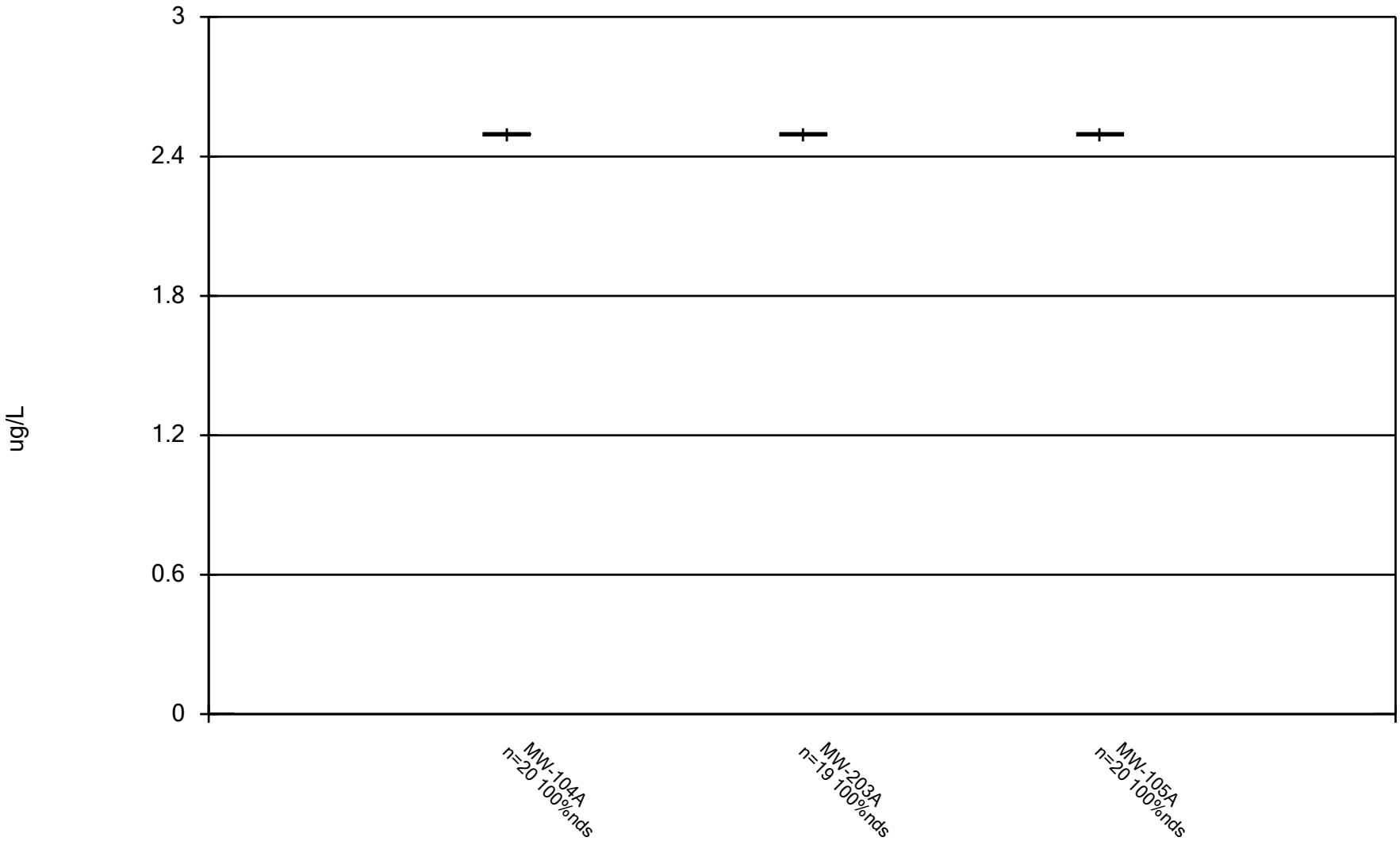

Constituent: Vinyl Acetate Analysis Run 12/17/2024 2:51 PM View: Trend Wells - Appendix I VOCs

DMASWA Data: DMASWA Database_Updated

Sanitas™ v.10.0.15 Software licensed to HDR, Inc. UG

Box & Whiskers Plot

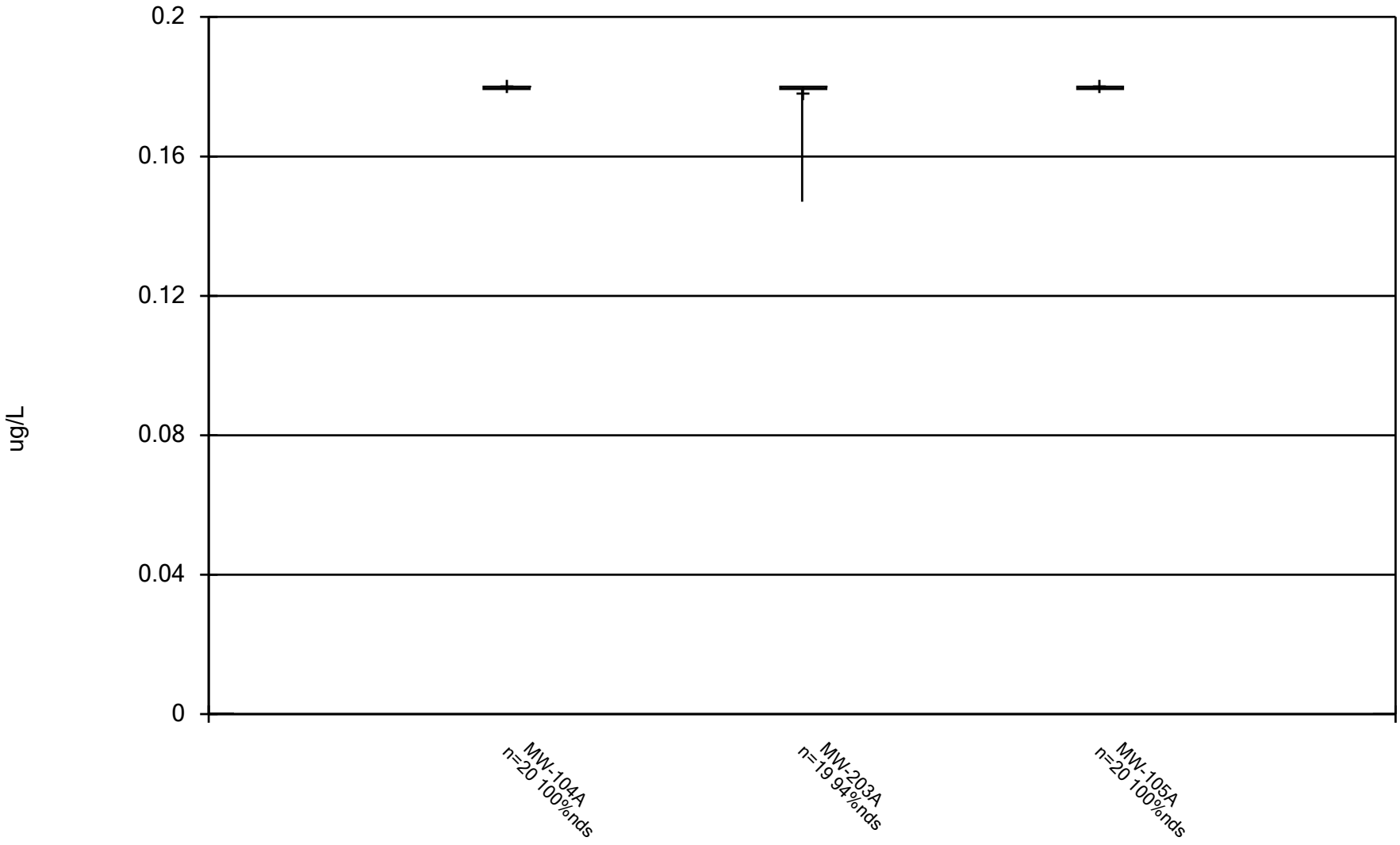

Constituent: Vinyl chloride Analysis Run 12/17/2024 2:51 PM View: Trend Wells - Appendix I VOCs

DMASWA Data: DMASWA Database_Updated

Sanitas™ v.10.0.15 Software licensed to HDR, Inc. UG

Box & Whiskers Plot

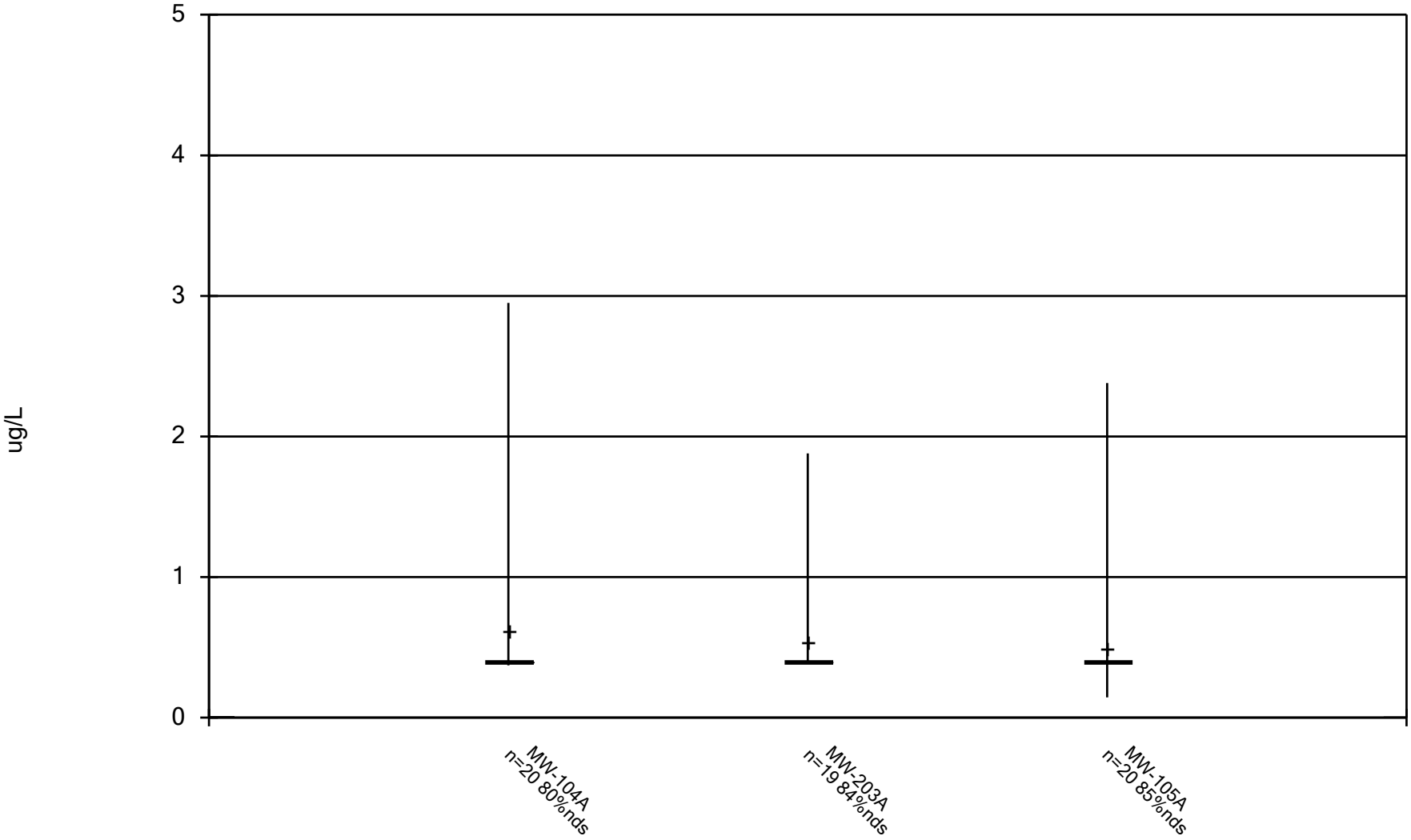

Constituent: Xylenes, Total Analysis Run 12/17/2024 2:51 PM View: Trend Wells - Appendix I VOCs DMASWA Data: DMASWA Database_Updated

Box & Whiskers Plot

DMASWA Data: DMASWA Database_Updated Printed 12/17/2024, 2:51 PM

Constituent	Well	N	Mean	Std. Dev.	Std. Err.	Median	Min.	Max.	%NDs
1,1,1-Trichloroethane (ug/L)	MW-104A	20	0.19	0	0	0.19	0.19	0.19	100
1,1,1-Trichloroethane (ug/L)	MW-203A	20	0.19	0	0	0.19	0.19	0.19	100
1,1,1-Trichloroethane (ug/L)	MW-105A	20	0.19	0	0	0.19	0.19	0.19	100
1,1,2,2-Tetrachloroethane (ug/L)	MW-104A	20	0.47	0	0	0.47	0.47	0.47	100
1,1,2,2-Tetrachloroethane (ug/L)	MW-203A	20	0.47	0	0	0.47	0.47	0.47	100
1,1,2,2-Tetrachloroethane (ug/L)	MW-105A	20	0.47	0	0	0.47	0.47	0.47	100
1,1,2-Trichloroethane (ug/L)	MW-104A	20	0.45	0	0	0.45	0.45	0.45	100
1,1,2-Trichloroethane (ug/L)	MW-203A	19	0.45	0	0	0.45	0.45	0.45	100
1,1,2-Trichloroethane (ug/L)	MW-105A	20	0.45	0	0	0.45	0.45	0.45	100
1,1-Dichloroethane (ug/L)	MW-104A	20	0.5312	0.55	0.123	0.22	0.22	1.68	70
1,1-Dichloroethane (ug/L)	MW-203A	20	3.19	1.502	0.3358	2.85	1.32	5.93	0
1,1-Dichloroethane (ug/L)	MW-105A	20	0.22	0	0	0.22	0.22	0.22	100
1,1-Dichloroethene (ug/L)	MW-104A	20	0.56	0	0	0.56	0.56	0.56	100
1,1-Dichloroethene (ug/L)	MW-203A	20	0.56	0	0	0.56	0.56	0.56	100
1,1-Dichloroethene (ug/L)	MW-105A	20	0.56	0	0	0.56	0.56	0.56	100
1,2,3-Trichloropropane (ug/L)	MW-104A	20	0.59	0	0	0.59	0.59	0.59	100
1,2,3-Trichloropropane (ug/L)	MW-203A	19	0.59	0	0	0.59	0.59	0.59	100
1,2,3-Trichloropropane (ug/L)	MW-105A	20	0.59	0	0	0.59	0.59	0.59	100
1,2-Dibromo-3-chloropropane (ug/L)	MW-104A	20	1.2	0	0	1.2	1.2	1.2	100
1,2-Dibromo-3-chloropropane (ug/L)	MW-203A	20	1.2	0	0	1.2	1.2	1.2	100
1,2-Dibromo-3-chloropropane (ug/L)	MW-105A	20	1.2	0	0	1.2	1.2	1.2	100
1,2-Dibromoethane [EDB] (ug/L)	MW-104A	20	0.34	0	0	0.34	0.34	0.34	100
1,2-Dibromoethane [EDB] (ug/L)	MW-203A	20	0.34	0	0	0.34	0.34	0.34	100
1,2-Dibromoethane [EDB] (ug/L)	MW-105A	20	0.34	0	0	0.34	0.34	0.34	100
1,2-Dichlorobenzene (ug/L)	MW-104A	20	0.37	0	0	0.37	0.37	0.37	100
1,2-Dichlorobenzene (ug/L)	MW-203A	20	0.37	0	0	0.37	0.37	0.37	100
1,2-Dichlorobenzene (ug/L)	MW-105A	20	0.37	0	0	0.37	0.37	0.37	100
1,2-Dichloroethane (ug/L)	MW-104A	20	0.39	0	0	0.39	0.39	0.39	100
1,2-Dichloroethane (ug/L)	MW-203A	20	0.4415	0.2303	0.0515	0.39	0.39	1.42	95
1,2-Dichloroethane (ug/L)	MW-105A	20	0.39	0	0	0.39	0.39	0.39	100
1,2-Dichloropropane (ug/L)	MW-104A	20	0.27	0	0	0.27	0.27	0.27	100
1,2-Dichloropropane (ug/L)	MW-203A	20	0.27	0	0	0.27	0.27	0.27	100
1,2-Dichloropropane (ug/L)	MW-105A	20	0.27	0	0	0.27	0.27	0.27	100
1,4-Dichlorobenzene (ug/L)	MW-104A	20	0.2431	0.05836	0.01305	0.23	0.23	0.491	95
1,4-Dichlorobenzene (ug/L)	MW-203A	20	0.23	0	0	0.23	0.23	0.23	100
1,4-Dichlorobenzene (ug/L)	MW-105A	20	0.23	0	0	0.23	0.23	0.23	100
2-Butanone [MEK] (ug/L)	MW-104A	20	2.1	0	0	2.1	2.1	2.1	100
2-Butanone [MEK] (ug/L)	MW-203A	20	2.1	0	0	2.1	2.1	2.1	100
2-Butanone [MEK] (ug/L)	MW-105A	20	2.1	0	0	2.1	2.1	2.1	100
2-Hexanone (ug/L)	MW-104A	20	2	0	0	2	2	2	100
2-Hexanone (ug/L)	MW-203A	20	2	0	0	2	2	2	100
2-Hexanone (ug/L)	MW-105A	20	2	0	0	2	2	2	100
4-Methyl-2-pentanone (ug/L)	MW-104A	20	2.1	0	0	2.1	2.1	2.1	100
4-Methyl-2-pentanone (ug/L)	MW-203A	20	2.1	0	0	2.1	2.1	2.1	100
4-Methyl-2-pentanone (ug/L)	MW-105A	20	2.1	0	0	2.1	2.1	2.1	100
Acetone (ug/L)	MW-104A	18	3.218	0.3655	0.08615	3.1	3.1	4.53	88.89
Acetone (ug/L)	MW-203A	19	3.357	0.9293	0.2132	3.1	2.06	6.67	78.95
Acetone (ug/L)	MW-105A	20	4.016	2.539	0.5678	3.1	3.1	12.9	85
Acrylonitrile (ug/L)	MW-104A	20	2.2	0	0	2.2	2.2	2.2	100
Acrylonitrile (ug/L)	MW-203A	20	2.2	0	0	2.2	2.2	2.2	100

Box & Whiskers Plot

DMASWA Data: DMASWA Database_Updated Printed 12/17/2024, 2:51 PM

Constituent	Well	N	Mean	Std. Dev.	Std. Err.	Median	Min.	Max.	%NDs
Acrylonitrile (ug/L)	MW-105A	20	2.2	0	0	2.2	2.2	2.2	100
Benzene (ug/L)	MW-104A	20	0.22	0	0	0.22	0.22	0.22	100
Benzene (ug/L)	MW-203A	20	0.317	0.07391	0.01653	0.32	0.22	0.442	25
Benzene (ug/L)	MW-105A	20	0.22	0	0	0.22	0.22	0.22	100
Bromochloromethane (ug/L)	MW-104A	20	0.54	0	0	0.54	0.54	0.54	100
Bromochloromethane (ug/L)	MW-203A	20	0.54	0	0	0.54	0.54	0.54	100
Bromochloromethane (ug/L)	MW-105A	20	0.54	0	0	0.54	0.54	0.54	100
Bromodichloromethane (ug/L)	MW-104A	20	0.39	0	0	0.39	0.39	0.39	100
Bromodichloromethane (ug/L)	MW-203A	20	0.39	0	0	0.39	0.39	0.39	100
Bromodichloromethane (ug/L)	MW-105A	20	0.39	0	0	0.39	0.39	0.39	100
Bromoform (ug/L)	MW-104A	20	0.78	0	0	0.78	0.78	0.78	100
Bromoform (ug/L)	MW-203A	20	0.78	0	0	0.78	0.78	0.78	100
Bromoform (ug/L)	MW-105A	20	0.78	0	0	0.78	0.78	0.78	100
Bromomethane (ug/L)	MW-104A	20	1.028	0.2238	0.05004	1.1	0.323	1.1	90
Bromomethane (ug/L)	MW-203A	20	1.026	0.2267	0.0507	1.1	0.351	1.1	90
Bromomethane (ug/L)	MW-105A	20	1.059	0.1847	0.0413	1.1	0.274	1.1	95
Carbon disulfide (ug/L)	MW-104A	20	0.45	0	0	0.45	0.45	0.45	100
Carbon disulfide (ug/L)	MW-203A	20	0.45	0	0	0.45	0.45	0.45	100
Carbon disulfide (ug/L)	MW-105A	20	0.45	0	0	0.45	0.45	0.45	100
Carbon Tetrachloride (ug/L)	MW-104A	20	0.65	0	0	0.65	0.65	0.65	100
Carbon Tetrachloride (ug/L)	MW-203A	20	0.65	0	0	0.65	0.65	0.65	100
Carbon Tetrachloride (ug/L)	MW-105A	20	0.65	0	0	0.65	0.65	0.65	100
Chlorobenzene (ug/L)	MW-104A	20	0.4	0	0	0.4	0.4	0.4	100
Chlorobenzene (ug/L)	MW-203A	20	0.4	0	0	0.4	0.4	0.4	100
Chlorobenzene (ug/L)	MW-105A	20	0.4	0	0	0.4	0.4	0.4	100
Chloroform (ug/L)	MW-104A	20	1.3	0	0	1.3	1.3	1.3	100
Chloroform (ug/L)	MW-203A	20	1.3	0	0	1.3	1.3	1.3	100
Chloroform (ug/L)	MW-105A	20	1.3	0	0	1.3	1.3	1.3	100
Chloromethane (ug/L)	MW-104A	20	0.61	0	0	0.61	0.61	0.61	100
Chloromethane (ug/L)	MW-203A	20	0.61	0	0	0.61	0.61	0.61	100
Chloromethane (ug/L)	MW-105A	20	0.5983	0.05255	0.01175	0.61	0.375	0.61	95
cis-1,2-Dichloroethene (ug/L)	MW-104A	20	0.21	0	0	0.21	0.21	0.21	100
cis-1,2-Dichloroethene (ug/L)	MW-203A	20	5.641	1.511	0.3378	5.19	3.78	9.69	0
cis-1,2-Dichloroethene (ug/L)	MW-105A	20	0.21	0	0	0.21	0.21	0.21	100
cis-1,3-Dichloropropene (ug/L)	MW-104A	20	0.25	0	0	0.25	0.25	0.25	100
cis-1,3-Dichloropropene (ug/L)	MW-203A	20	0.25	0	0	0.25	0.25	0.25	100
cis-1,3-Dichloropropene (ug/L)	MW-105A	20	0.25	0	0	0.25	0.25	0.25	100
Dibromomethane (ug/L)	MW-104A	20	0.33	0	0	0.33	0.33	0.33	100
Dibromomethane (ug/L)	MW-203A	20	0.33	0	0	0.33	0.33	0.33	100
Dibromomethane (ug/L)	MW-105A	20	0.33	0	0	0.33	0.33	0.33	100
Dichloromethane (ug/L)	MW-104A	19	1.475	0.4608	0.1057	1.7	0.318	1.7	78.95
Dichloromethane (ug/L)	MW-203A	19	1.468	0.4672	0.1072	1.7	0.427	1.7	78.95
Dichloromethane (ug/L)	MW-105A	19	1.443	0.5145	0.118	1.7	0.367	1.7	78.95
Ethylbenzene (ug/L)	MW-104A	20	0.31	0	0	0.31	0.31	0.31	100
Ethylbenzene (ug/L)	MW-203A	20	0.31	0	0	0.31	0.31	0.31	100
Ethylbenzene (ug/L)	MW-105A	20	0.31	0	0	0.31	0.31	0.31	100
Iodomethane (ug/L)	MW-104A	20	7	0	0	7	7	7	100
Iodomethane (ug/L)	MW-203A	20	7	0	0	7	7	7	100
Iodomethane (ug/L)	MW-105A	20	7	0	0	7	7	7	100
Methylene chloride (ug/L)	MW-104A	1	1.7	0	0	1.7	1.7	1.7	100

Box & Whiskers Plot

DMASWA Data: DMASWA Database_Updated Printed 12/17/2024, 2:51 PM

Constituent	Well	N	Mean	Std. Dev.	Std. Err.	Median	Min.	Max.	%NDs
Methylene chloride (ug/L)	MW-203A	1	1.7	0	0	1.7	1.7	1.7	100
Methylene chloride (ug/L)	MW-105A	1	1.7	0	0	1.7	1.7	1.7	100
Styrene (ug/L)	MW-104A	20	0.37	0	0	0.37	0.37	0.37	100
Styrene (ug/L)	MW-203A	20	0.37	0	0	0.37	0.37	0.37	100
Styrene (ug/L)	MW-105A	20	0.37	0	0	0.37	0.37	0.37	100
Tetrachloroethene (ug/L)	MW-104A	20	0.48	0	0	0.48	0.48	0.48	100
Tetrachloroethene (ug/L)	MW-203A	19	0.48	0	0	0.48	0.48	0.48	100
Tetrachloroethene (ug/L)	MW-105A	20	0.48	0	0	0.48	0.48	0.48	100
Toluene (ug/L)	MW-104A	20	0.43	0	0	0.43	0.43	0.43	100
Toluene (ug/L)	MW-203A	19	0.43	0	0	0.43	0.43	0.43	100
Toluene (ug/L)	MW-105A	20	0.43	0	0	0.43	0.43	0.43	100
trans-1,2-Dichloroethene (ug/L)	MW-104A	20	0.27	0	0	0.27	0.27	0.27	100
trans-1,2-Dichloroethene (ug/L)	MW-203A	20	0.2881	0.03897	0.008714	0.27	0.252	0.371	55
trans-1,2-Dichloroethene (ug/L)	MW-105A	20	0.27	0	0	0.27	0.27	0.27	100
trans-1,3-Dichloropropene (ug/L)	MW-104A	20	0.56	0	0	0.56	0.56	0.56	100
trans-1,3-Dichloropropene (ug/L)	MW-203A	20	0.56	0	0	0.56	0.56	0.56	100
trans-1,3-Dichloropropene (ug/L)	MW-105A	20	0.56	0	0	0.56	0.56	0.56	100
trans-1,4-Dichloro-2-butene (ug/L)	MW-104A	20	1.1	0	0	1.1	1.1	1.1	100
trans-1,4-Dichloro-2-butene (ug/L)	MW-203A	20	1.1	0	0	1.1	1.1	1.1	100
trans-1,4-Dichloro-2-butene (ug/L)	MW-105A	20	1.1	0	0	1.1	1.1	1.1	100
Trichloroethene (ug/L)	MW-104A	20	0.4272	0.01275	0.00285	0.43	0.373	0.43	95
Trichloroethene (ug/L)	MW-203A	19	0.43	0	0	0.43	0.43	0.43	100
Trichloroethene (ug/L)	MW-105A	20	0.4459	0.07088	0.01585	0.43	0.43	0.747	95
Vinyl Acetate (ug/L)	MW-104A	20	2.5	0	0	2.5	2.5	2.5	100
Vinyl Acetate (ug/L)	MW-203A	19	2.5	0	0	2.5	2.5	2.5	100
Vinyl Acetate (ug/L)	MW-105A	20	2.5	0	0	2.5	2.5	2.5	100
Vinyl chloride (ug/L)	MW-104A	20	0.18	0	0	0.18	0.18	0.18	100
Vinyl chloride (ug/L)	MW-203A	19	0.1783	0.007571	0.001737	0.18	0.147	0.18	94.74
Vinyl chloride (ug/L)	MW-105A	20	0.18	0	0	0.18	0.18	0.18	100
Xylenes, Total (ug/L)	MW-104A	20	0.6097	0.6193	0.1385	0.4	0.372	2.95	80
Xylenes, Total (ug/L)	MW-203A	19	0.5422	0.3783	0.0868	0.4	0.4	1.88	84.21
Xylenes, Total (ug/L)	MW-105A	20	0.4864	0.4494	0.1005	0.4	0.144	2.38	85

This page intentionally left blank.

Trend Analysis Wells –

Trend Analysis

This page intentionally left blank.

Sanitas™ v.10.0.15 Software licensed to HDR, Inc. UG

Sen's Slope Estimator

MW-104A

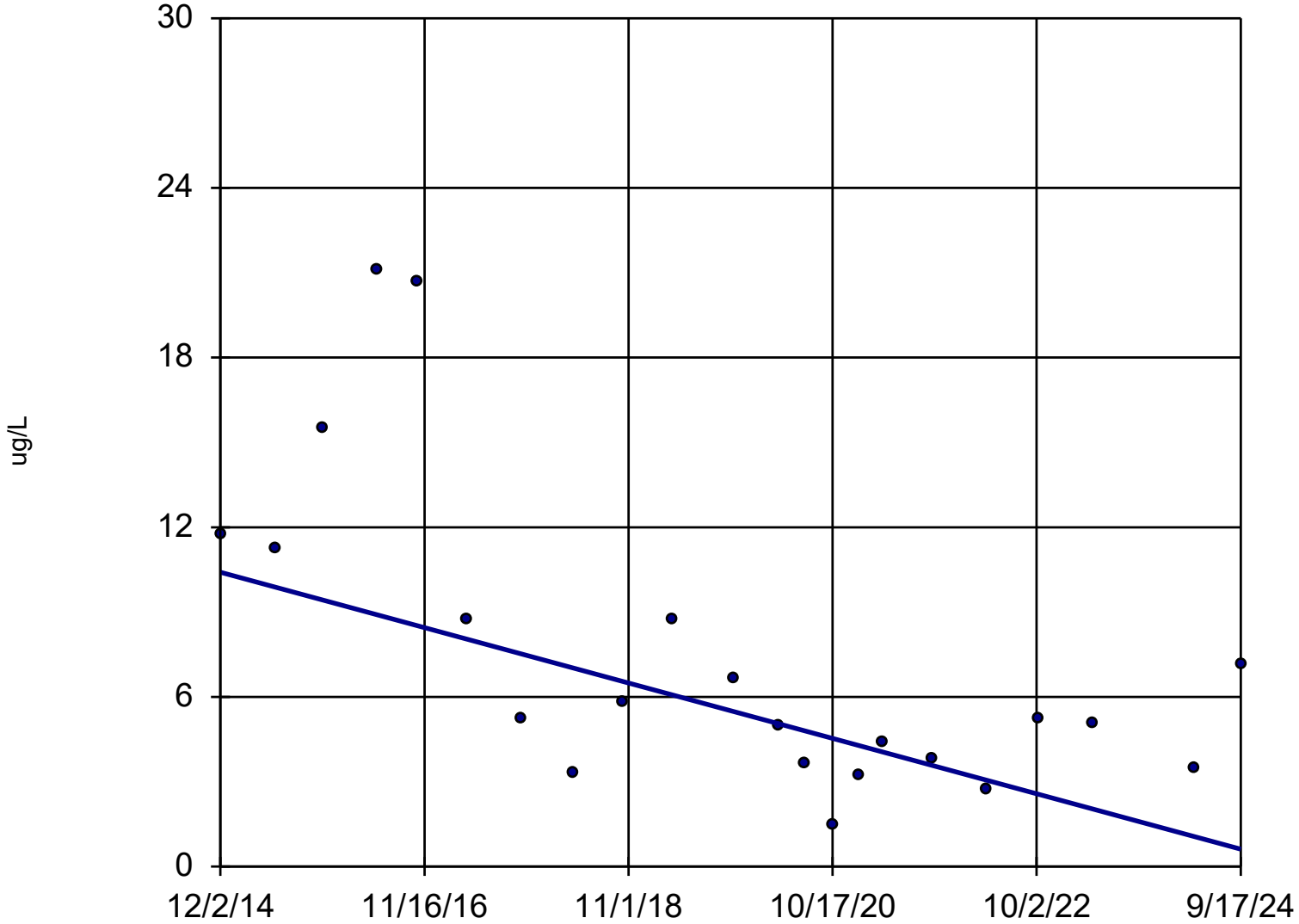

n = 22

Slope = -1
units per year.

Mann-Kendall
statistic = -104
critical = -84

Decreasing trend
significant at 98%
confidence level
(α = 0.01 per
tail).

Constituent: Cobalt Analysis Run 12/17/2024 2:35 PM View: Trend Analysis Wells - Appendix I Metals
DMASWA Data: DMASWA Database_Updated

Sanitas™ v.10.0.15 Software licensed to HDR, Inc. UG

Sen's Slope Estimator

MW-203A

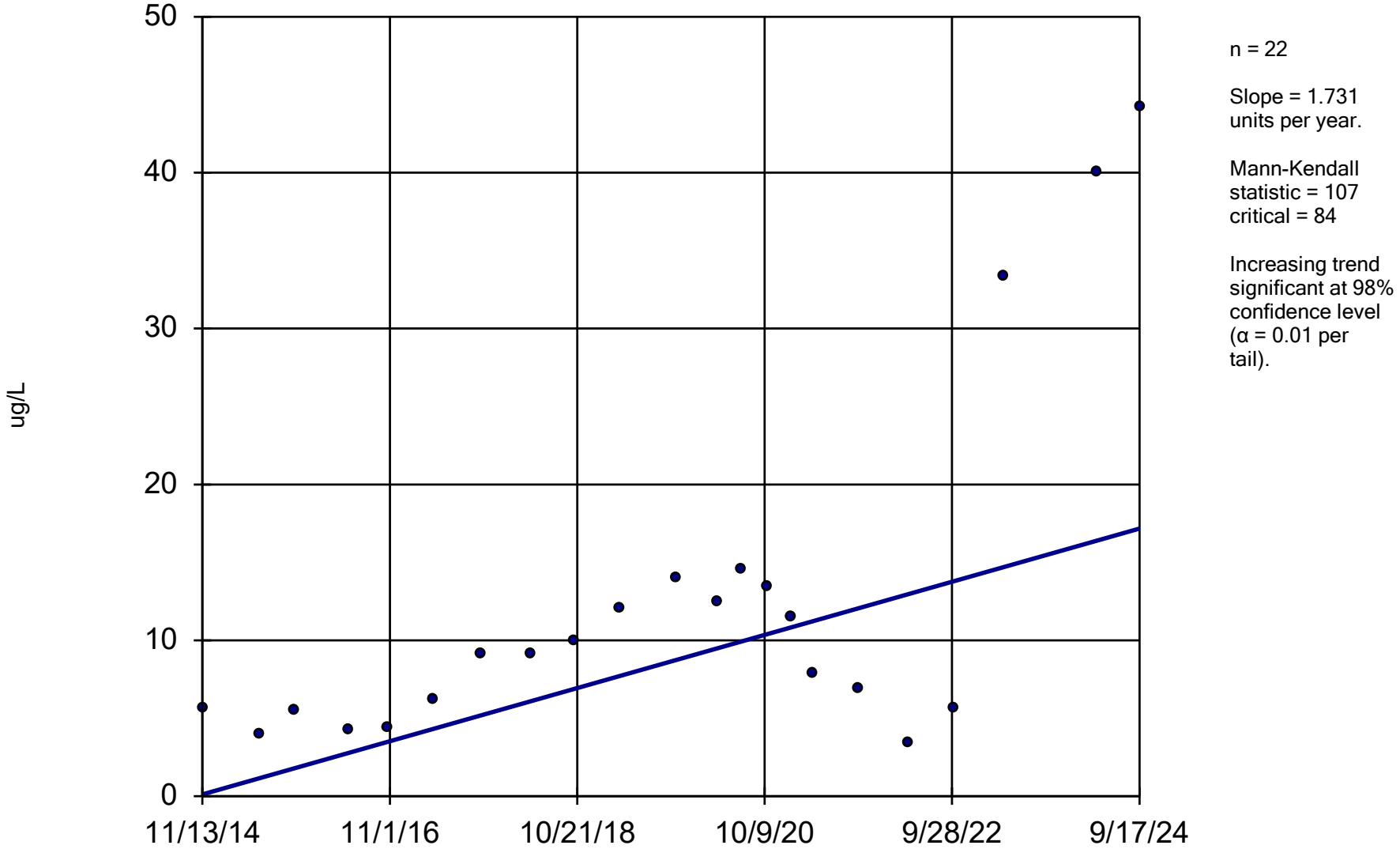

n = 22

Slope = 1.731 units per year.

Mann-Kendall statistic = 107
critical = 84

Increasing trend significant at 98% confidence level (α = 0.01 per tail).

Constituent: Cobalt Analysis Run 12/17/2024 2:35 PM View: Trend Analysis Wells - Appendix I Metals DMASWA Data: DMASWA Database_Updated

Sanitas™ v.10.0.15 Software licensed to HDR, Inc. UG

Sen's Slope Estimator

MW-105A

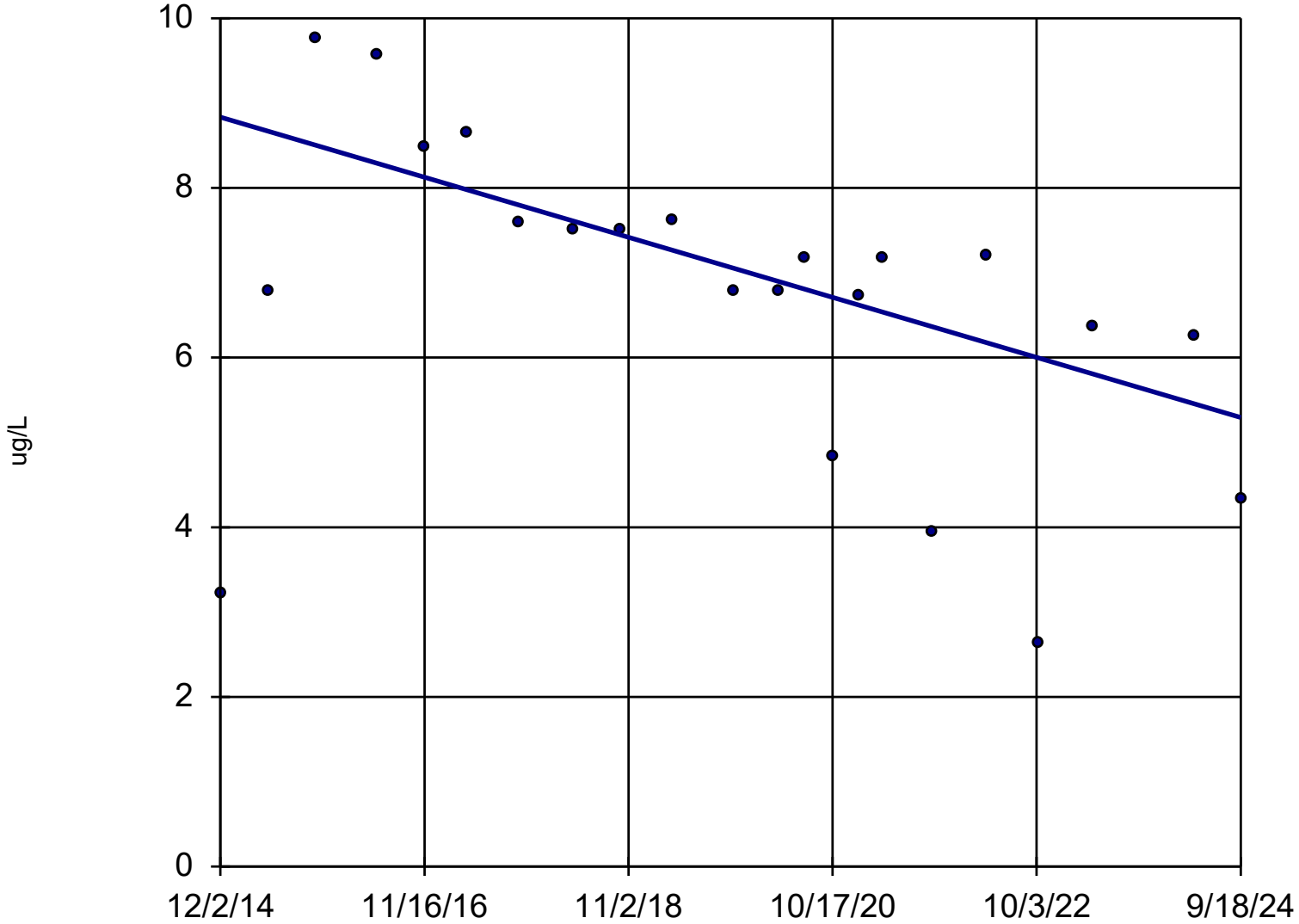

n = 22

Slope = -0.3611 units per year.

Mann-Kendall statistic = -111
critical = -84

Decreasing trend significant at 98% confidence level (α = 0.01 per tail).

Constituent: Cobalt Analysis Run 12/17/2024 2:35 PM View: Trend Analysis Wells - Appendix I Metals DMASWA Data: DMASWA Database_Updated

Sanitas™ v.10.0.15 Software licensed to HDR, Inc. UG

Sen's Slope Estimator

MW-104A

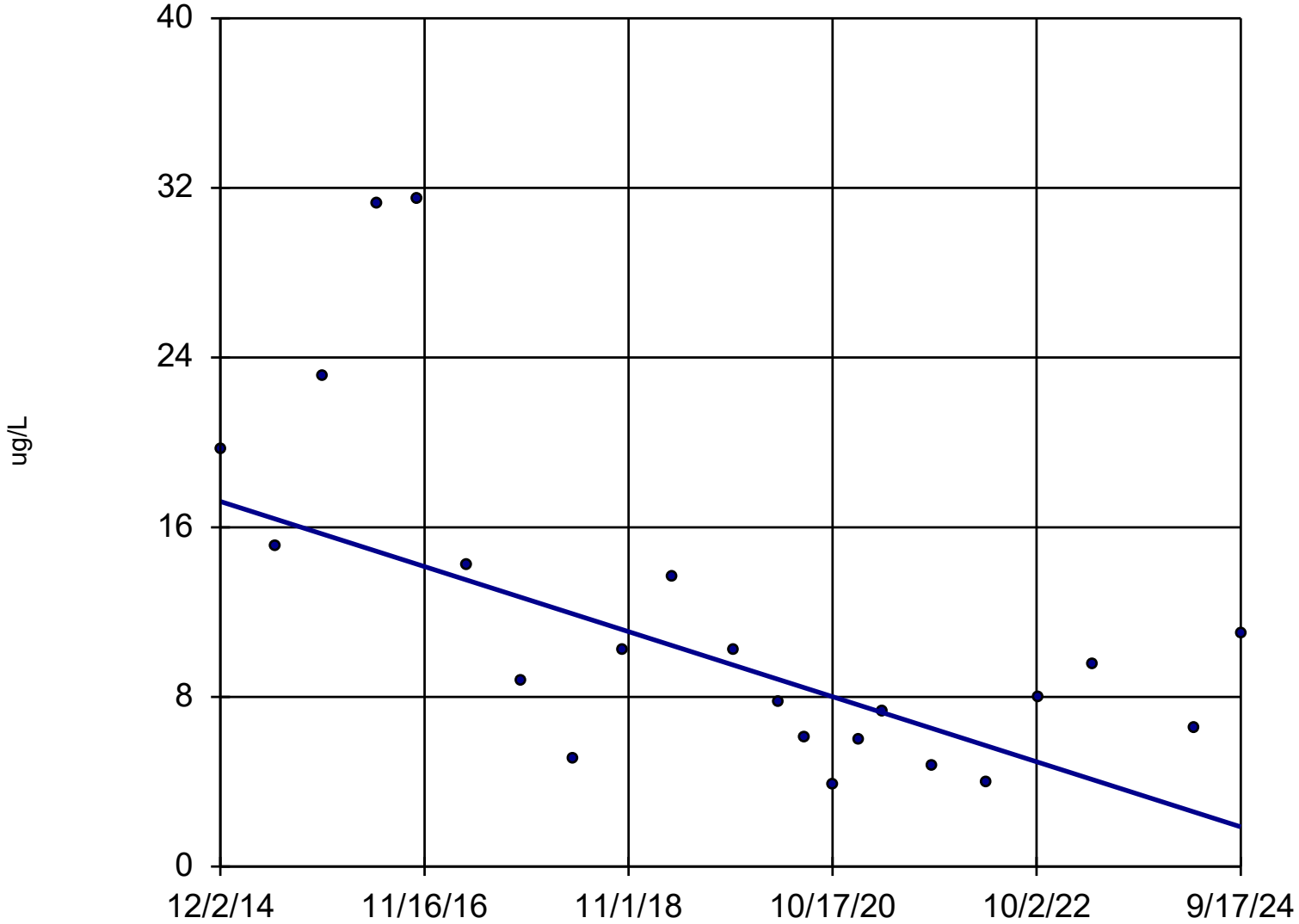

n = 22

Slope = -1.567 units per year.

Mann-Kendall statistic = -102
critical = -84

Decreasing trend significant at 98% confidence level (α = 0.01 per tail).

Constituent: Nickel Analysis Run 12/17/2024 2:35 PM View: Trend Analysis Wells - Appendix I Metals DMASWA Data: DMASWA Database_Updated

Sanitas™ v.10.0.15 Software licensed to HDR, Inc. UG

Sen's Slope Estimator

MW-105A

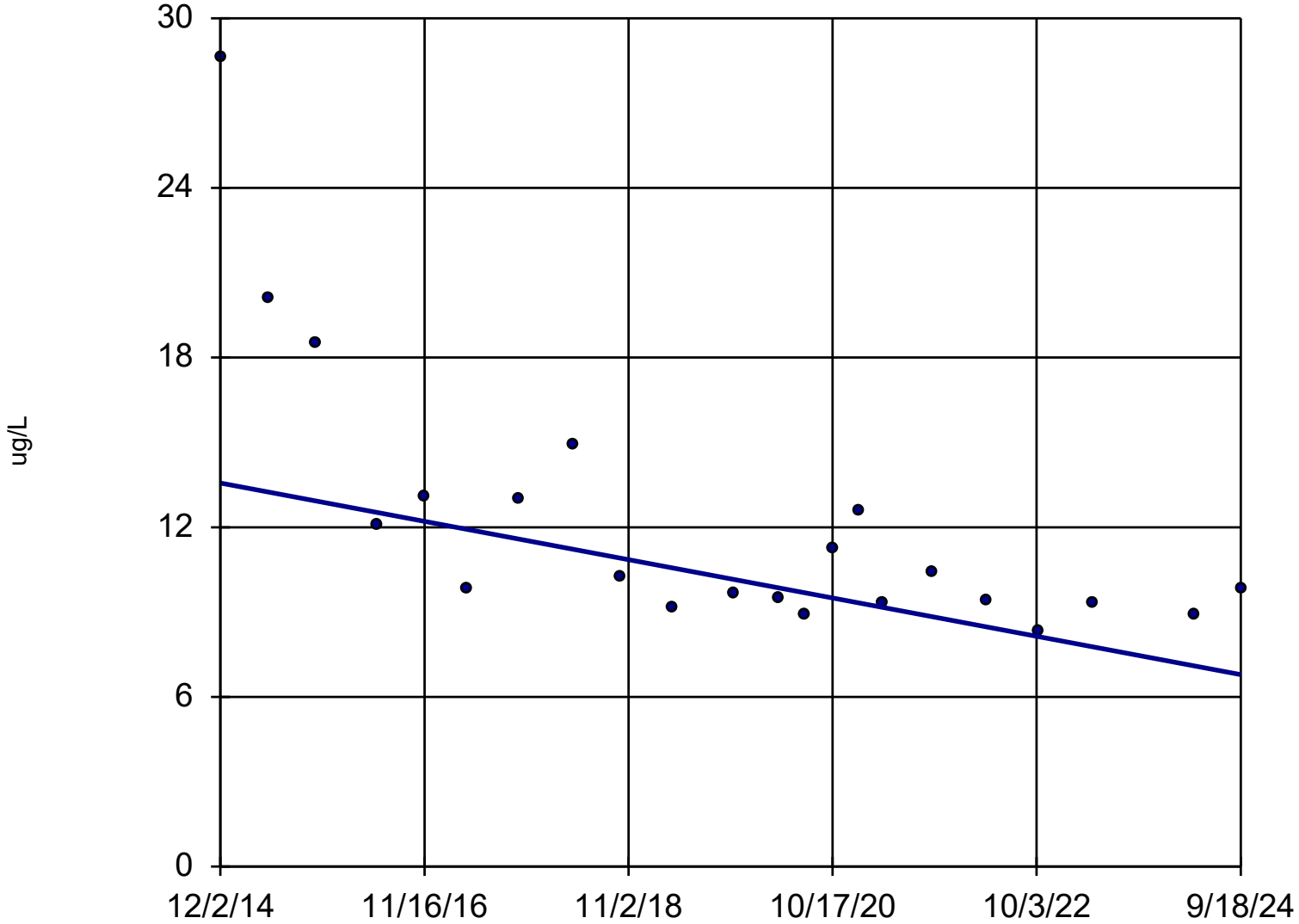

n = 22

Slope = -0.6915 units per year.

Mann-Kendall statistic = -131
critical = -84

Decreasing trend significant at 98% confidence level (α = 0.01 per tail).

Constituent: Nickel Analysis Run 12/17/2024 2:35 PM View: Trend Analysis Wells - Appendix I Metals DMASWA Data: DMASWA Database_Updated

Sanitas™ v.10.0.15 Software licensed to HDR, Inc. UG
Hollow symbols indicate censored values.

Sen's Slope Estimator

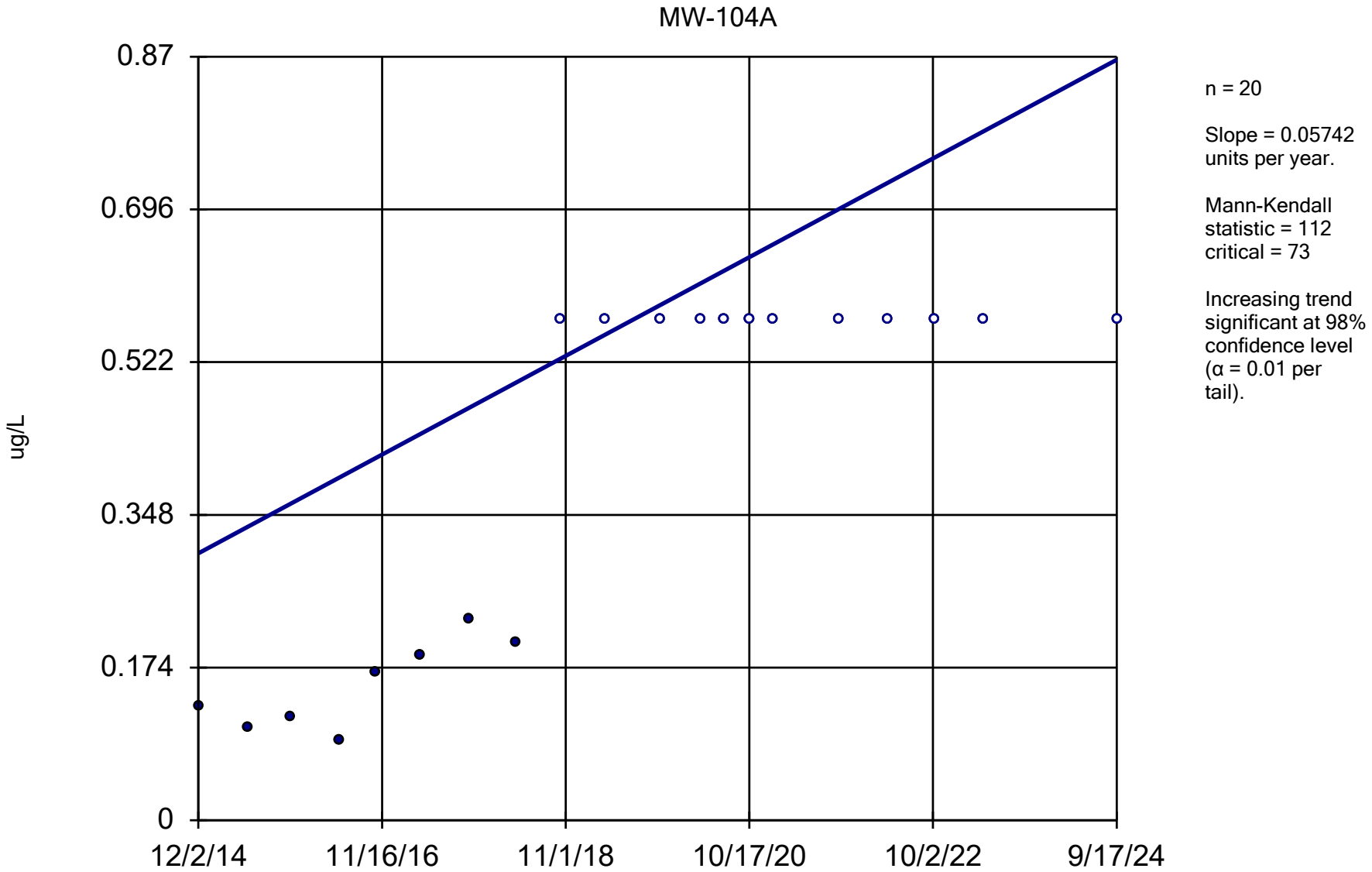

Constituent: Thallium Analysis Run 12/17/2024 2:35 PM View: Trend Analysis Wells - Appendix I Metals DMASWA Data: DMASWA Database_Updated

Sanitas™ v.10.0.15 Software licensed to HDR, Inc. UG
Hollow symbols indicate censored values.

Sen's Slope Estimator

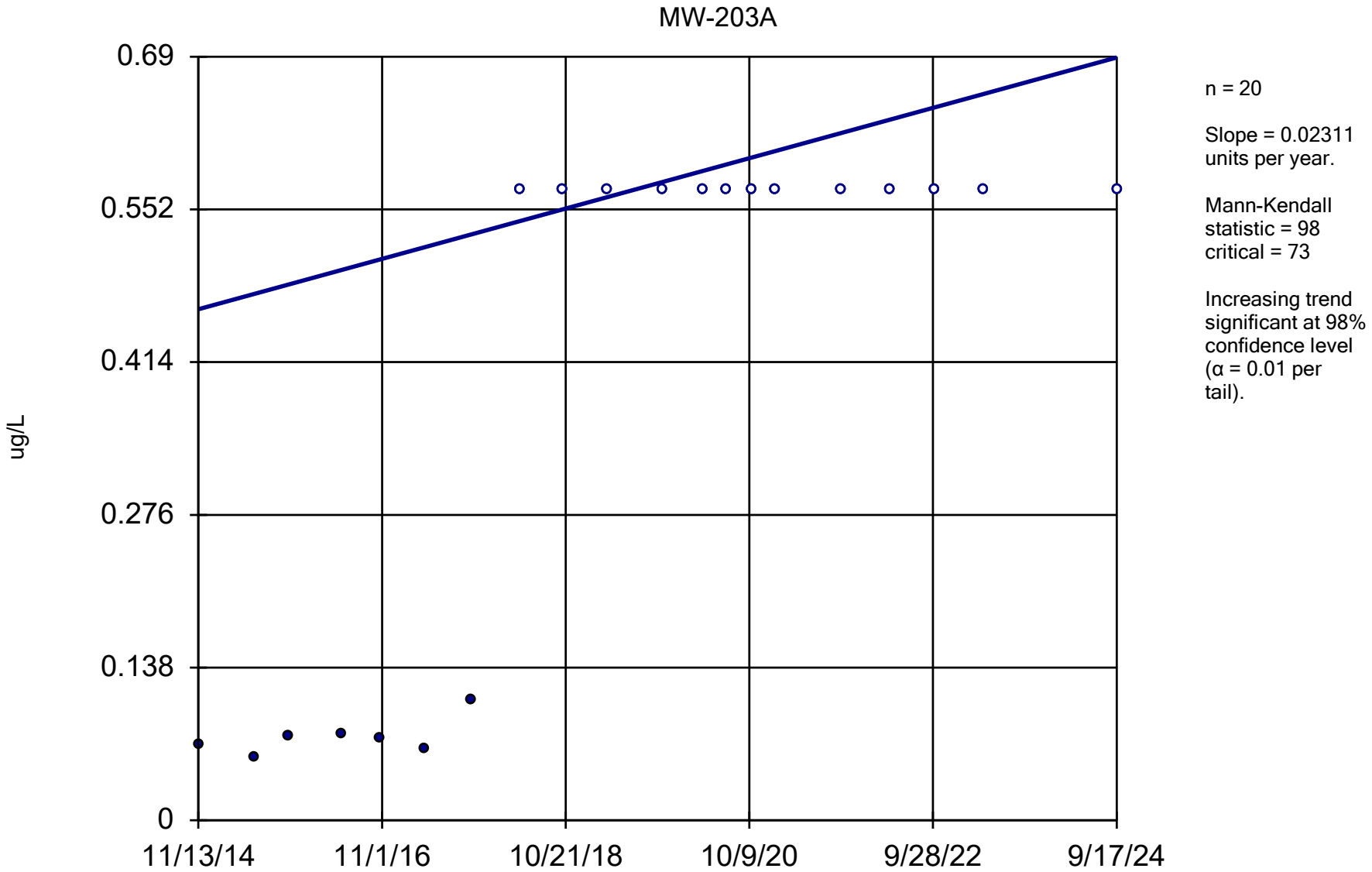

Constituent: Thallium Analysis Run 12/17/2024 2:35 PM View: Trend Analysis Wells - Appendix I Metals DMASWA Data: DMASWA Database_Updated

Trend Test

DMASWA Data: DMASWA Database_Updated Printed 12/17/2024, 2:35 PM

Constituent	Well	Slope	Calc.	Critical	Sig.	N	%NDs	Normality	Xform	Alpha	Method
Antimony (ug/L)	MW-104A	0	-8	-68	No	19	94.74	n/a	n/a	0.02	NP
Antimony (ug/L)	MW-203A	0	28	73	No	20	85	n/a	n/a	0.02	NP
Antimony (ug/L)	MW-105A	0	-12	-68	No	19	94.74	n/a	n/a	0.02	NP
Arsenic (ug/L)	MW-104A	0.4153	70	73	No	20	5	n/a	n/a	0.02	NP
Arsenic (ug/L)	MW-203A	0	11	73	No	20	75	n/a	n/a	0.02	NP
Arsenic (ug/L)	MW-105A	0.7538	56	73	No	20	0	n/a	n/a	0.02	NP
Barium (ug/L)	MW-104A	-3.883	-12	-68	No	19	0	n/a	n/a	0.02	NP
Barium (ug/L)	MW-203A	51.06	60	73	No	20	0	n/a	n/a	0.02	NP
Barium (ug/L)	MW-105A	-8.495	-46	-73	No	20	0	n/a	n/a	0.02	NP
Beryllium (ug/L)	MW-104A	0	15	73	No	20	95	n/a	n/a	0.02	NP
Beryllium (ug/L)	MW-203A	0	0	73	No	20	100	n/a	n/a	0.02	NP
Beryllium (ug/L)	MW-105A	0	15	73	No	20	95	n/a	n/a	0.02	NP
Cadmium (ug/L)	MW-104A	0	-7	-73	No	20	95	n/a	n/a	0.02	NP
Cadmium (ug/L)	MW-203A	-0.00...	-44	-73	No	20	30	n/a	n/a	0.02	NP
Cadmium (ug/L)	MW-105A	0	40	63	No	18	83.33	n/a	n/a	0.02	NP
Chromium (ug/L)	MW-104A	0	6	73	No	20	80	n/a	n/a	0.02	NP
Chromium (ug/L)	MW-203A	0	-3	-73	No	20	95	n/a	n/a	0.02	NP
Chromium (ug/L)	MW-105A	0	11	73	No	20	95	n/a	n/a	0.02	NP
Cobalt (ug/L)	**MW-104A**	**-1**	**-104**	**-84**	**Yes**	**22**	**0**	**n/a**	**n/a**	**0.02**	**NP**
Cobalt (ug/L)	**MW-203A**	**1.731**	**107**	**84**	**Yes**	**22**	**0**	**n/a**	**n/a**	**0.02**	**NP**
Cobalt (ug/L)	**MW-105A**	**-0.3611**	**-111**	**-84**	**Yes**	**22**	**0**	**n/a**	**n/a**	**0.02**	**NP**
Copper (ug/L)	MW-104A	0	38	73	No	20	85	n/a	n/a	0.02	NP
Copper (ug/L)	MW-203A	0	42	73	No	20	80	n/a	n/a	0.02	NP
Copper (ug/L)	MW-105A	0	37	73	No	20	75	n/a	n/a	0.02	NP
Lead (ug/L)	MW-104A	0	18	73	No	20	80	n/a	n/a	0.02	NP
Lead (ug/L)	MW-203A	0	17	73	No	20	90	n/a	n/a	0.02	NP
Lead (ug/L)	MW-105A	0	-20	-73	No	20	85	n/a	n/a	0.02	NP
Nickel (ug/L)	**MW-104A**	**-1.567**	**-102**	**-84**	**Yes**	**22**	**0**	**n/a**	**n/a**	**0.02**	**NP**
Nickel (ug/L)	MW-203A	-6.505	-68	-84	No	22	0	n/a	n/a	0.02	NP
Nickel (ug/L)	**MW-105A**	**-0.6915**	**-131**	**-84**	**Yes**	**22**	**0**	**n/a**	**n/a**	**0.02**	**NP**
Selenium (ug/L)	MW-104A	0	-11	-73	No	20	95	n/a	n/a	0.02	NP
Selenium (ug/L)	MW-203A	0	15	73	No	20	95	n/a	n/a	0.02	NP
Selenium (ug/L)	MW-105A	0	0	73	No	20	100	n/a	n/a	0.02	NP
Silver (ug/L)	MW-104A	0	35	73	No	20	90	n/a	n/a	0.02	NP
Silver (ug/L)	MW-203A	0	7	73	No	20	95	n/a	n/a	0.02	NP
Silver (ug/L)	MW-105A	0	0	73	No	20	100	n/a	n/a	0.02	NP
Thallium (ug/L)	**MW-104A**	**0.05742**	**112**	**73**	**Yes**	**20**	**60**	**n/a**	**n/a**	**0.02**	**NP**
Thallium (ug/L)	**MW-203A**	**0.02311**	**98**	**73**	**Yes**	**20**	**65**	**n/a**	**n/a**	**0.02**	**NP**
Thallium (ug/L)	MW-105A	0	44	73	No	20	85	n/a	n/a	0.02	NP
Vanadium (ug/L)	MW-104A	0	7	73	No	20	90	n/a	n/a	0.02	NP
Vanadium (ug/L)	MW-203A	0	30	73	No	20	80	n/a	n/a	0.02	NP
Vanadium (ug/L)	MW-105A	0	25	73	No	20	90	n/a	n/a	0.02	NP
Zinc (ug/L)	MW-104A	0	17	73	No	20	95	n/a	n/a	0.02	NP
Zinc (ug/L)	MW-203A	0	15	73	No	20	95	n/a	n/a	0.02	NP
Zinc (ug/L)	MW-105A	0	7	73	No	20	95	n/a	n/a	0.02	NP

Sanitas™ v.10.0.15 Software licensed to HDR, Inc. UG
Hollow symbols indicate censored values.

Sen's Slope Estimator

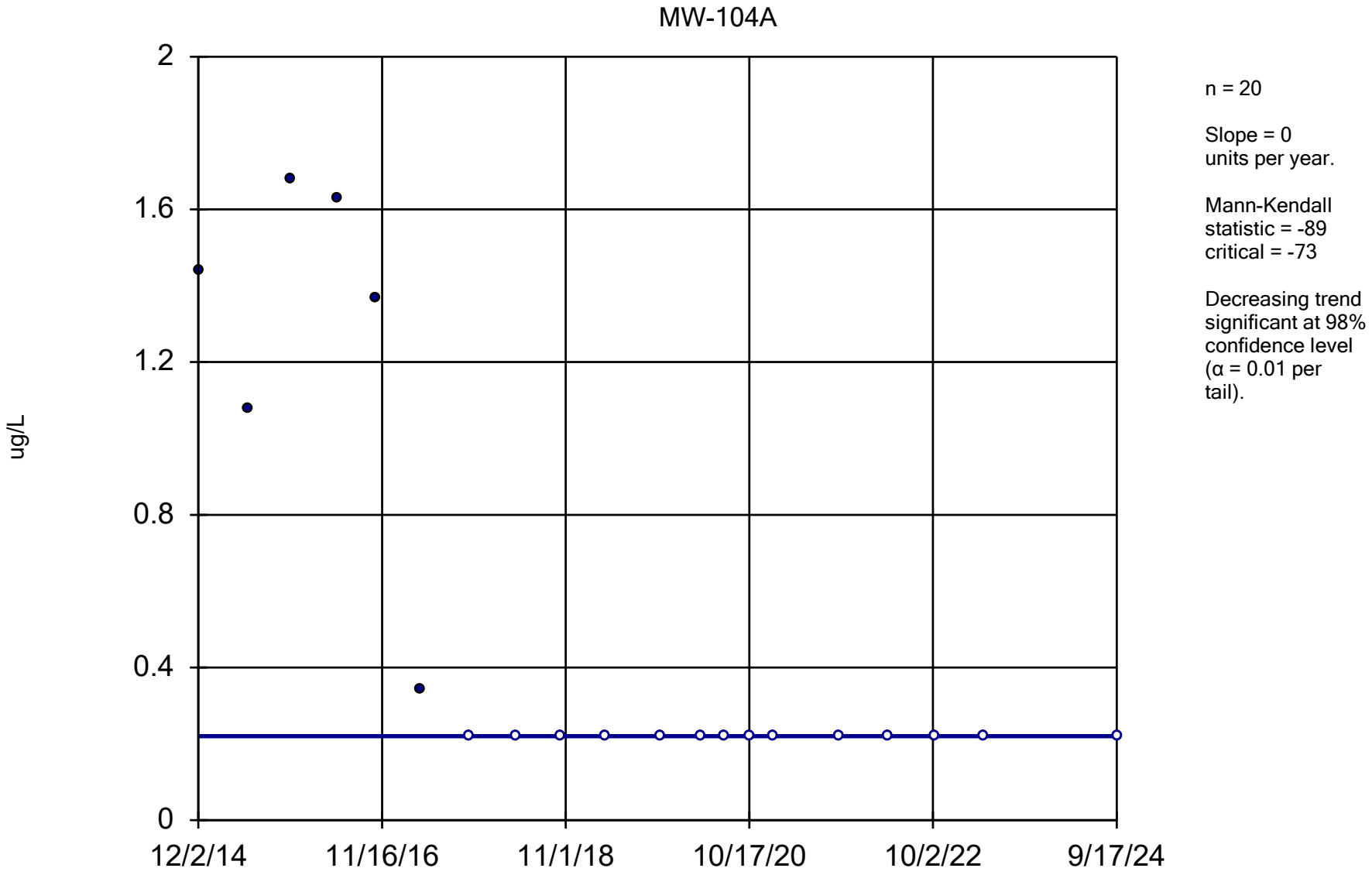

Constituent: 1,1-Dichloroethane Analysis Run 12/17/2024 2:53 PM View: Trend Wells - Appendix I VOCs

DMASWA Data: DMASWA Database_Updated

Trend Test

DMASWA Data: DMASWA Database_Updated Printed 12/17/2024, 2:58 PM

Constituent	Well	Slope	Calc.	Critical	Sig.	N	%NDs	Normality	Xform	Alpha	Method
1,1,1-Trichloroethane (ug/L)	MW-104A	0	0	73	No	20	100	n/a	n/a	0.02	NP
1,1,1-Trichloroethane (ug/L)	MW-203A	0	0	73	No	20	100	n/a	n/a	0.02	NP
1,1,1-Trichloroethane (ug/L)	MW-105A	0	0	73	No	20	100	n/a	n/a	0.02	NP
1,1,2,2-Tetrachloroethane (ug/L)	MW-104A	0	0	73	No	20	100	n/a	n/a	0.02	NP
1,1,2,2-Tetrachloroethane (ug/L)	MW-203A	0	0	73	No	20	100	n/a	n/a	0.02	NP
1,1,2,2-Tetrachloroethane (ug/L)	MW-105A	0	0	73	No	20	100	n/a	n/a	0.02	NP
1,1,2-Trichloroethane (ug/L)	MW-104A	0	0	73	No	20	100	n/a	n/a	0.02	NP
1,1,2-Trichloroethane (ug/L)	MW-203A	0	0	68	No	19	100	n/a	n/a	0.02	NP
1,1,2-Trichloroethane (ug/L)	MW-105A	0	0	73	No	20	100	n/a	n/a	0.02	NP
1,1-Dichloroethane (ug/L)	**MW-104A**	**0**	**-89**	**-73**	**Yes**	**20**	**70**	**n/a**	**n/a**	**0.02**	**NP**
1,1-Dichloroethane (ug/L)	MW-203A	0.2398	62	73	No	20	0	n/a	n/a	0.02	NP
1,1-Dichloroethane (ug/L)	MW-105A	0	0	73	No	20	100	n/a	n/a	0.02	NP
1,1-Dichloroethene (ug/L)	MW-104A	0	0	73	No	20	100	n/a	n/a	0.02	NP
1,1-Dichloroethene (ug/L)	MW-203A	0	0	73	No	20	100	n/a	n/a	0.02	NP
1,1-Dichloroethene (ug/L)	MW-105A	0	0	73	No	20	100	n/a	n/a	0.02	NP
1,2,3-Trichloropropane (ug/L)	MW-104A	0	0	73	No	20	100	n/a	n/a	0.02	NP
1,2,3-Trichloropropane (ug/L)	MW-203A	0	0	68	No	19	100	n/a	n/a	0.02	NP
1,2,3-Trichloropropane (ug/L)	MW-105A	0	0	73	No	20	100	n/a	n/a	0.02	NP
1,2-Dibromo-3-chloropropane (ug/L)	MW-104A	0	0	73	No	20	100	n/a	n/a	0.02	NP
1,2-Dibromo-3-chloropropane (ug/L)	MW-203A	0	0	73	No	20	100	n/a	n/a	0.02	NP
1,2-Dibromo-3-chloropropane (ug/L)	MW-105A	0	0	73	No	20	100	n/a	n/a	0.02	NP
1,2-Dibromoethane [EDB] (ug/L)	MW-104A	0	0	73	No	20	100	n/a	n/a	0.02	NP
1,2-Dibromoethane [EDB] (ug/L)	MW-203A	0	0	73	No	20	100	n/a	n/a	0.02	NP
1,2-Dibromoethane [EDB] (ug/L)	MW-105A	0	0	73	No	20	100	n/a	n/a	0.02	NP
1,2-Dichlorobenzene (ug/L)	MW-104A	0	0	73	No	20	100	n/a	n/a	0.02	NP
1,2-Dichlorobenzene (ug/L)	MW-203A	0	0	73	No	20	100	n/a	n/a	0.02	NP
1,2-Dichlorobenzene (ug/L)	MW-105A	0	0	73	No	20	100	n/a	n/a	0.02	NP
1,2-Dichloroethane (ug/L)	MW-104A	0	0	73	No	20	100	n/a	n/a	0.02	NP
1,2-Dichloroethane (ug/L)	MW-203A	0	-3	-73	No	20	95	n/a	n/a	0.02	NP
1,2-Dichloroethane (ug/L)	MW-105A	0	0	73	No	20	100	n/a	n/a	0.02	NP
1,2-Dichloropropane (ug/L)	MW-104A	0	0	73	No	20	100	n/a	n/a	0.02	NP
1,2-Dichloropropane (ug/L)	MW-203A	0	0	73	No	20	100	n/a	n/a	0.02	NP
1,2-Dichloropropane (ug/L)	MW-105A	0	0	73	No	20	100	n/a	n/a	0.02	NP
1,4-Dichlorobenzene (ug/L)	MW-104A	0	-17	-73	No	20	95	n/a	n/a	0.02	NP
1,4-Dichlorobenzene (ug/L)	MW-203A	0	0	73	No	20	100	n/a	n/a	0.02	NP
1,4-Dichlorobenzene (ug/L)	MW-105A	0	0	73	No	20	100	n/a	n/a	0.02	NP
2-Butanone [MEK] (ug/L)	MW-104A	0	0	73	No	20	100	n/a	n/a	0.02	NP
2-Butanone [MEK] (ug/L)	MW-203A	0	0	73	No	20	100	n/a	n/a	0.02	NP
2-Butanone [MEK] (ug/L)	MW-105A	0	0	73	No	20	100	n/a	n/a	0.02	NP
2-Hexanone (ug/L)	MW-104A	0	0	73	No	20	100	n/a	n/a	0.02	NP
2-Hexanone (ug/L)	MW-203A	0	0	73	No	20	100	n/a	n/a	0.02	NP
2-Hexanone (ug/L)	MW-105A	0	0	73	No	20	100	n/a	n/a	0.02	NP
4-Methyl-2-pentanone (ug/L)	MW-104A	0	0	73	No	20	100	n/a	n/a	0.02	NP
4-Methyl-2-pentanone (ug/L)	MW-203A	0	0	73	No	20	100	n/a	n/a	0.02	NP
4-Methyl-2-pentanone (ug/L)	MW-105A	0	0	73	No	20	100	n/a	n/a	0.02	NP
Acetone (ug/L)	MW-104A	0	-19	-63	No	18	88.89	n/a	n/a	0.02	NP
Acetone (ug/L)	MW-203A	0	-4	-68	No	19	78.95	n/a	n/a	0.02	NP
Acetone (ug/L)	MW-105A	0	-12	-73	No	20	85	n/a	n/a	0.02	NP
Acrylonitrile (ug/L)	MW-104A	0	0	73	No	20	100	n/a	n/a	0.02	NP
Acrylonitrile (ug/L)	MW-203A	0	0	73	No	20	100	n/a	n/a	0.02	NP

Trend Test

DMASWA Data: DMASWA Database_Updated Printed 12/17/2024, 2:58 PM

Constituent	Well	Slope	Calc.	Critical	Sig.	N	%NDs	Normality	Xform	Alpha	Method
Acrylonitrile (ug/L)	MW-105A	0	0	73	No	20	100	n/a	n/a	0.02	NP
Benzene (ug/L)	MW-104A	0	0	73	No	20	100	n/a	n/a	0.02	NP
Benzene (ug/L)	MW-203A	-0.01712	-69	-73	No	20	25	n/a	n/a	0.02	NP
Benzene (ug/L)	MW-105A	0	0	73	No	20	100	n/a	n/a	0.02	NP
Bromochloromethane (ug/L)	MW-104A	0	0	73	No	20	100	n/a	n/a	0.02	NP
Bromochloromethane (ug/L)	MW-203A	0	0	73	No	20	100	n/a	n/a	0.02	NP
Bromochloromethane (ug/L)	MW-105A	0	0	73	No	20	100	n/a	n/a	0.02	NP
Bromodichloromethane (ug/L)	MW-104A	0	0	73	No	20	100	n/a	n/a	0.02	NP
Bromodichloromethane (ug/L)	MW-203A	0	0	73	No	20	100	n/a	n/a	0.02	NP
Bromodichloromethane (ug/L)	MW-105A	0	0	73	No	20	100	n/a	n/a	0.02	NP
Bromoform (ug/L)	MW-104A	0	0	73	No	20	100	n/a	n/a	0.02	NP
Bromoform (ug/L)	MW-203A	0	0	73	No	20	100	n/a	n/a	0.02	NP
Bromoform (ug/L)	MW-105A	0	0	73	No	20	100	n/a	n/a	0.02	NP
Bromomethane (ug/L)	MW-104A	0	25	73	No	20	90	n/a	n/a	0.02	NP
Bromomethane (ug/L)	MW-203A	0	21	73	No	20	90	n/a	n/a	0.02	NP
Bromomethane (ug/L)	MW-105A	0	9	73	No	20	95	n/a	n/a	0.02	NP
Carbon disulfide (ug/L)	MW-104A	0	0	73	No	20	100	n/a	n/a	0.02	NP
Carbon disulfide (ug/L)	MW-203A	0	0	73	No	20	100	n/a	n/a	0.02	NP
Carbon disulfide (ug/L)	MW-105A	0	0	73	No	20	100	n/a	n/a	0.02	NP
Carbon Tetrachloride (ug/L)	MW-104A	0	0	73	No	20	100	n/a	n/a	0.02	NP
Carbon Tetrachloride (ug/L)	MW-203A	0	0	73	No	20	100	n/a	n/a	0.02	NP
Carbon Tetrachloride (ug/L)	MW-105A	0	0	73	No	20	100	n/a	n/a	0.02	NP
Chlorobenzene (ug/L)	MW-104A	0	0	73	No	20	100	n/a	n/a	0.02	NP
Chlorobenzene (ug/L)	MW-203A	0	0	73	No	20	100	n/a	n/a	0.02	NP
Chlorobenzene (ug/L)	MW-105A	0	0	73	No	20	100	n/a	n/a	0.02	NP
Chloroform (ug/L)	MW-104A	0	0	73	No	20	100	n/a	n/a	0.02	NP
Chloroform (ug/L)	MW-203A	0	0	73	No	20	100	n/a	n/a	0.02	NP
Chloroform (ug/L)	MW-105A	0	0	73	No	20	100	n/a	n/a	0.02	NP
Chloromethane (ug/L)	MW-104A	0	0	73	No	20	100	n/a	n/a	0.02	NP
Chloromethane (ug/L)	MW-203A	0	0	73	No	20	100	n/a	n/a	0.02	NP
Chloromethane (ug/L)	MW-105A	0	9	73	No	20	95	n/a	n/a	0.02	NP
cis-1,2-Dichloroethene (ug/L)	MW-104A	0	0	73	No	20	100	n/a	n/a	0.02	NP
cis-1,2-Dichloroethene (ug/L)	MW-203A	0.1492	29	73	No	20	0	n/a	n/a	0.02	NP
cis-1,2-Dichloroethene (ug/L)	MW-105A	0	0	73	No	20	100	n/a	n/a	0.02	NP
cis-1,3-Dichloropropene (ug/L)	MW-104A	0	0	73	No	20	100	n/a	n/a	0.02	NP
cis-1,3-Dichloropropene (ug/L)	MW-203A	0	0	73	No	20	100	n/a	n/a	0.02	NP
cis-1,3-Dichloropropene (ug/L)	MW-105A	0	0	73	No	20	100	n/a	n/a	0.02	NP
Dibromomethane (ug/L)	MW-104A	0	0	73	No	20	100	n/a	n/a	0.02	NP
Dibromomethane (ug/L)	MW-203A	0	0	73	No	20	100	n/a	n/a	0.02	NP
Dibromomethane (ug/L)	MW-105A	0	0	73	No	20	100	n/a	n/a	0.02	NP
Dichloromethane (ug/L)	MW-104A	0	22	68	No	19	78.95	n/a	n/a	0.02	NP
Dichloromethane (ug/L)	MW-203A	0	26	68	No	19	78.95	n/a	n/a	0.02	NP
Dichloromethane (ug/L)	MW-105A	0	26	68	No	19	78.95	n/a	n/a	0.02	NP
Ethylbenzene (ug/L)	MW-104A	0	0	73	No	20	100	n/a	n/a	0.02	NP
Ethylbenzene (ug/L)	MW-203A	0	0	73	No	20	100	n/a	n/a	0.02	NP
Ethylbenzene (ug/L)	MW-105A	0	0	73	No	20	100	n/a	n/a	0.02	NP
Iodomethane (ug/L)	MW-104A	0	0	73	No	20	100	n/a	n/a	0.02	NP
Iodomethane (ug/L)	MW-203A	0	0	73	No	20	100	n/a	n/a	0.02	NP
Iodomethane (ug/L)	MW-105A	0	0	73	No	20	100	n/a	n/a	0.02	NP
Styrene (ug/L)	MW-104A	0	0	73	No	20	100	n/a	n/a	0.02	NP

Trend Test

DMASWA Data: DMASWA Database_Updated Printed 12/17/2024, 2:58 PM

Constituent	Well	Slope	Calc.	Critical	Sig.	N	%NDs	Normality	Xform	Alpha	Method
Styrene (ug/L)	MW-203A	0	0	73	No	20	100	n/a	n/a	0.02	NP
Styrene (ug/L)	MW-105A	0	0	73	No	20	100	n/a	n/a	0.02	NP
Tetrachloroethene (ug/L)	MW-104A	0	0	73	No	20	100	n/a	n/a	0.02	NP
Tetrachloroethene (ug/L)	MW-203A	0	0	68	No	19	100	n/a	n/a	0.02	NP
Tetrachloroethene (ug/L)	MW-105A	0	0	73	No	20	100	n/a	n/a	0.02	NP
Toluene (ug/L)	MW-104A	0	0	73	No	20	100	n/a	n/a	0.02	NP
Toluene (ug/L)	MW-203A	0	0	68	No	19	100	n/a	n/a	0.02	NP
Toluene (ug/L)	MW-105A	0	0	73	No	20	100	n/a	n/a	0.02	NP
trans-1,2-Dichloroethene (ug/L)	MW-104A	0	0	73	No	20	100	n/a	n/a	0.02	NP
trans-1,2-Dichloroethene (ug/L)	MW-203A	0	29	73	No	20	55	n/a	n/a	0.02	NP
trans-1,2-Dichloroethene (ug/L)	MW-105A	0	0	73	No	20	100	n/a	n/a	0.02	NP
trans-1,3-Dichloropropene (ug/L)	MW-104A	0	0	73	No	20	100	n/a	n/a	0.02	NP
trans-1,3-Dichloropropene (ug/L)	MW-203A	0	0	73	No	20	100	n/a	n/a	0.02	NP
trans-1,3-Dichloropropene (ug/L)	MW-105A	0	0	73	No	20	100	n/a	n/a	0.02	NP
trans-1,4-Dichloro-2-butene (ug/L)	MW-104A	0	0	73	No	20	100	n/a	n/a	0.02	NP
trans-1,4-Dichloro-2-butene (ug/L)	MW-203A	0	0	73	No	20	100	n/a	n/a	0.02	NP
trans-1,4-Dichloro-2-butene (ug/L)	MW-105A	0	0	73	No	20	100	n/a	n/a	0.02	NP
Trichloroethene (ug/L)	MW-104A	0	17	73	No	20	95	n/a	n/a	0.02	NP
Trichloroethene (ug/L)	MW-203A	0	0	68	No	19	100	n/a	n/a	0.02	NP
Trichloroethene (ug/L)	MW-105A	0	-13	-73	No	20	95	n/a	n/a	0.02	NP
Vinyl Acetate (ug/L)	MW-104A	0	0	73	No	20	100	n/a	n/a	0.02	NP
Vinyl Acetate (ug/L)	MW-203A	0	0	68	No	19	100	n/a	n/a	0.02	NP
Vinyl Acetate (ug/L)	MW-105A	0	0	73	No	20	100	n/a	n/a	0.02	NP
Vinyl chloride (ug/L)	MW-104A	0	0	73	No	20	100	n/a	n/a	0.02	NP
Vinyl chloride (ug/L)	MW-203A	0	12	68	No	19	94.74	n/a	n/a	0.02	NP
Vinyl chloride (ug/L)	MW-105A	0	0	73	No	20	100	n/a	n/a	0.02	NP
Xylenes, Total (ug/L)	MW-104A	0	-16	-73	No	20	80	n/a	n/a	0.02	NP
Xylenes, Total (ug/L)	MW-203A	0	-27	-68	No	19	84.21	n/a	n/a	0.02	NP
Xylenes, Total (ug/L)	MW-105A	0	6	73	No	20	85	n/a	n/a	0.02	NP

Attachment 3

September 2024 Field Sampling Forms

*April 2024 field sampling forms can be found in the 2024 Spring Statistical Report (Doc ID# 110274).

This page intentionally left blank.

Fall 2024

DMASWA
Site Water Levels

HDR

Sampler: Mike Walsh

Equipment: Solinst 200' Water Level Alconox with DI Rinse

Well	Water Level below TOC	Bottom of Casing	Previous Water Level Below TOC (4/2024)	Notes
P-120B	29.87	68.56	30.34	
MW-120AR	19.06	21.38	17.14	
P-504B	30.13	38.44	30.06	
MW-504A	28.55		28.94	Needs lock
P-503B	37.92	43.36	39.29	
MW-505A	23.49	53.34	22.69	
MW-502A	40.64	53.13	40.84	
MW-501A	32.63	45.14	32.31	
MW-404A	26.02	39.63	25.25	
MW-403A	24.25	28.75	23.40	
P-403B	27.31		27.57	
P-403C	NM		NM	
MW-402A	23.04	31.33	22.34	
MW-401A	22.29	31.00	21.97	
MW-102A	~~26.94~~ 16.30	26.94	14.82	
P-102BR	25.79		26.97	
MW-201A	11.97	15.98	11.14	
MW-103A	12.88	19.00	5.49	
MW-202A	12.87	19.53	9.38	
MW-104A	23.82	35.81	22.42	
MW-203A	24.75	~~30.72~~ 30.37	23.52	
MW-204A	35.66	38.24	34.60	
P-105B	37.98	58.96	41.55	
MW-105A	21.39	30.12	18.22	
MW-605	13.91	20.29	11.40	
MW-604	14.71	20.19	12.64	
MW-603	6.70		3.82	Housing loose
MW-602	6.22		5.22	Housing loose
MW-601	7.21		4.92	Housing loose
MW-108AR	40.92	42.61	37.83	
MW-109ARR	40.32	44.61	38.28	
MW-108A	13.71		12.34	
P-108B	16.94	51.02	13.69	
MW-109AR	10.67	18.87	9.76	9/18/24
MW-114AR	10.50	16.56	9.03	
P-114BR	14.75	45.78	12.58	
OW-306AR	11.84	17.40	8.86	
OW-307A	11.50		7.16	Needs Hole Drilled
OW-303A	17.85		11.20	Needs Hole Drilled/Housing loose
OW-302A	33.35		33.15	
OW-301A	10.23	20.90	12.31	

Fall 2024

DMASWA
Site Water Levels

HDR

MW-137A	9.77	18.20	9.26	
MW-123A	28.35	29.98	NM	Mislabeled as "B"
MW-123B	54.39	66.94	NM	Mislabeled as "A"
MW-126A	9.70	17.74	NM	
MW-126B	57.74	72.95	NM	
MW-127A	15.88	32.89	NM	
MW-127B	31.60	73.21	NM	
MW-129A	5.51	28.68	NM	
MW-143A	141.88	153.30	NM	
MW-144A	119.55	128.55	NM	
MW-145A	13.82	23.84	NM	
MW-145B	10.86	61.88	NM	
MW-146A	9.77	34.48	NM	
MW-146B	157.10	163.54	NM	
MW-147A	57.50	69.17	NM	
MW-148A	23.61	33.72	NM	
MW-148B	38.41	63.55	NM	
MW-130A	16.22		NM	9/18/24
MW-136A	29.06		NM	9/18/24
MW-122A	14.94		NM	9/18/24 labeled as B on outside
MW-122B	53.50		NM	9/18/24 labeled as A on outside
MW-142A	11.72		NM	9/18/24
MW-128A	13.84		NM	9/18/24 No Lock is busted off and H-plug missing

MW-124A 26.78
MW-125A 18.84
MW-125B 80.78

9/18/24

Names are flipped on casing.

Low Stress Groundwater Sampling Data Sheet

Facility Name: **DMASWA**		Sampler Name(s):
MW Identification:	MW-102A	Date/Time: 9/17/24 1430
Sample Number:	4	PID Readings: **N/A**
Weather Conditions:	80 CLEAR	
Wellhead Inspection:	OVERGROWN	

Visual Inspection:

1. Survey Mark Present:	Yes / (No)	5. Standing/Ponded Water:	Yes / (No)
2. Collision/Vandalism Damage:	Yes / (No)	6. Frost Heaving:	Yes / (No)
3. Casing Degradation:	Yes / (No)	7. Lock in Place:	(Yes) / No
4. Well Subsidence:	Yes / (No)		

Ground Water Measurements/Purge data:

1. Static Water Level (±0.01 feet [ft.])	16.30	7. Purge Rate (mL/min)	300
2. Intake Depth (±0.01 ft.)	22	8. Water Level Measuring Equip.	SOLINST
3. Bottom of casing (±0.01 ft.)	26.94	9. Purge Equipment Used	PERISTALTIC
4. Casing Diameter (inches)	2	10. Dedicated? (Yes/No)	Yes / (No)
5. Actual Volume of Water Purged (mL)	4500	11. Immiscible layer observed	Yes / (No)
6. Purge Water Characteristics:		12. Thickness of immiscible layer	N/A
Odor: NONE Turbidity	LOW	13. Drive Gas (Air/Nitrogen)	AIR / NITROGEN / (N/A)
Color: CLEAR			

Time	Volume Purged (mL)	Temp (°C)	Conductivity (µs/cm)	ORP (mV)	D.O. (mg/L)	Turbidity (NTU)	pH	Drawdown	Notes
1443	-	19.2	2979	-118.2	1.99	19.48	6.63	17.22	
1446	900	18.3	2940	-124.4	0.30	3.46	6.69	17.41	
1449	1800	17.7	2939	-125.3	0.17	3.02	6.68	17.44	
1452	2700	17.1	2917	-124.8	0.04	2.51	6.64	17.48	
1455	3600	17.7	2926	-125.1	0.02	2.51	6.63	17.48	
1458	4500	18.0	2907	-123.1	0.00	2.47	6.63	17.49	

1. Well evacuated to dryness?	Yes / (No)	7. Time to recharge (min):	N/A	11. Decontamination Procedures:	
2. Sample Filtered?	Yes / (No)	8. Sample Time:	1500	**Alconox/DI Rinse**	
3. Sampling Equip. Used	PERISTALTIC	9: Parameter/Container/Pres.		12. Instrument type: **YSI ProDSS**	
4. Drive Gas (Air/Nitrogen)	AIR /NITROGEN/ (N/A)	**See Attached COC**		Calibration Date:	**LAB**
5. Sample Rate (mL/min)	300			Calibration Time:	**LAB**
6. Sample Appearance:				Stnd. / Reading / Adjust.	
Turbidity		10. Other Information:		pH	
Color				Conduct.	**See attached Lab Form for Calibration Data**
Odor				ORP	
				D.O	
				Turbidity	

Fe^{2+} _____

P-102BR - 25.79'

DUP-2 HERE @ 1700

Low Stress Groundwater Sampling Data Sheet

Facility Name: **DMASWA**		Sampler Name(s):	JWN / NW
MW Identification:	MW-103A	Date/Time:	9/17/24 1600
Sample Number:	6	PID Readings: **N/A**	
Weather Conditions:	80F CLEAR		
Wellhead Inspection:	NO COMMENT		

Visual Inspection:

1. Survey Mark Present:	Yes / (No)	5. Standing/Ponded Water:	Yes / (No)
2. Collision/Vandalism Damage:	Yes / (No)	6. Frost Heaving:	Yes / (No)
3. Casing Degradation:	Yes / (No)	7. Lock in Place:	(Yes) / No
4. Well Subsidence:	Yes / (No)		

Ground Water Measurements/Purge data:

1. Static Water Level (±0.01 feet [ft.])	12.66	7. Purge Rate (mL/min)	300
2. Intake Depth (±0.01 ft.)	16	8. Water Level Measuring Equip.	SOLINST
3. Bottom of casing (±0.01 ft.)	19.00	9. Purge Equipment Used	PERISTALTIC
4. Casing Diameter (inches)	2	10. Dedicated? (Yes/No)	Yes / (No)
5. Actual Volume of Water Purged (mL)	4800	11. Immiscible layer observed	Yes / (No)
6. Purge Water Characteristics:		12. Thickness of immiscible layer	N/A
Odor: NONE	Turbidity: LOW	13. Drive Gas (Air/Nitrogen)	AIR / NITROGEN / (N/A)
Color: CLEAR			

Time	Volume Purged (mL)	Temp (°C)	Conductivity (µs/cm)	ORP (mV)	D.O. (mg/L)	Turbidity (NTU)	pH	Drawdown	Notes
1602	-	20.8	1557	91.4	8.00	10.10	6.56	13.34	
1605	900	14.0	1127	127.4	5.79	8.00	6.43	13.79	
1608	1800	14.1	1122	140.9	5.70	7.23	6.39	14.05	
1611	2700	14.4	1124	150.2	5.82	5.67	6.38	14.29	
1614	3600	14.5	1120	156.0	5.85	9.01	6.37	14.55	
1617	4500	14.6	1118	162.1	5.61	6.74	6.37	14.82	

1. Well evacuated to dryness?	Yes / (No)	7. Time to recharge (min):	N/A
2. Sample Filtered?	Yes / (No)	8. Sample Time:	1620
3. Sampling Equip. Used	PERISTALTIC	9: Parameter/Container/Pres.	**See Attached COC**
4. Drive Gas (Air/Nitrogen)	AIR /NITROGEN/ (N/A)		
5. Sample Rate (mL/min)	300		
6. Sample Appearance:			
Turbidity	LOW	10. Other Information:	
Color	CLEAR		
Odor	NONE		

11. Decontamination Procedures: **Alconox/DI Rinse**

12. Instrument type: **YSI ProDSS**

Calibration Date: **LAB**

Calibration Time: **LAB**

	Stnd.	Reading	Adjust.
pH			
Conduct.			
ORP			
D.O			
Turbidity			

See attached Lab Form for Calibration Data

Fe^{2+} _____

Low Stress Groundwater Sampling Data Sheet

Facility Name: **DMASWA**		Sampler Name(s):	M.Lee Walsh
MW Identification:	MW-109A	Date/Time:	9/17/24 15:30
Sample Number:	9	PID Readings:	N/A
Weather Conditions:	80's and Sunny		
Wellhead Inspection:	No comments		

Visual Inspection:

1. Survey Mark Present:	Yes / (No)	5. Standing/Ponded Water:	Yes / (No)
2. Collision/Vandalism Damage:	Yes / (No)	6. Frost Heaving:	Yes / (No)
3. Casing Degradation:	Yes / (No)	7. Lock in Place:	(Yes) / No
4. Well Subsidence:	Yes / (No)		

Ground Water Measurements/Purge data:

1. Static Water Level (±0.01 feet [ft.])	23.82	7. Purge Rate (mL/min)	300
2. Intake Depth (±0.01 ft.)	~30	8. Water Level Measuring Equip.	Geotech
3. Bottom of casing (±0.01 ft.)	35.81	9. Purge Equipment Used	Bladder
4. Casing Diameter (inches)	2-IN	10. Dedicated? (Yes/No)	Yes / (No)
5. Actual Volume of Water Purged (mL)	4500	11. Immiscible layer observed	Yes / (No)
6. Purge Water Characteristics:		12. Thickness of immiscible layer	N/A
Odor: None Turbidity: Low		13. Drive Gas (Air/Nitrogen)	(AIR) / NITROGEN / N/A
Color: Clear			

Time	Volume Purged (mL)	Temp (°C)	Conductivity (µs/cm)	ORP (mV)	D.O. (mg/L)	Turbidity (NTU)	pH	Drawdown	Notes
15:55	0	21.4	1177	-18.7	2.45	70.02	6.64	24.18	
15:58	900	17.8	1161	-39.9	0.73	60.47	6.68	24.38	
16:01	1800	17.2	1151	-47.4	0.38	40.27	6.70	24.55	
16:04	2700	16.3	1128	-50.6	0.25	34.33	6.73	24.64	
16:07	3600	16.4	1100	-53.6	0.21	29.68	6.76	24.71	
16:10	4500	16.0	1075	-55.2	0.18	26.45	6.79	24.78	

1. Well evacuated to dryness?	Yes / (No)	7. Time to recharge (min):	N/A
2. Sample Filtered?	Yes / (No)	8. Sample Time:	16:10
3. Sampling Equip. Used	Bladder	9: Parameter/Container/Pres.	See Attached COC
4. Drive Gas (Air/Nitrogen)	(AIR)/NITROGEN/ N/A		
5. Sample Rate (mL/min)	300		
6. Sample Appearance:			
Turbidity	Low	10. Other Information:	
Color	Clear		
Odor	None		

11. Decontamination Procedures: **Alconox/DI Rinse**

12. Instrument type: **YSI ProDSS**

Calibration Date: **LAB**

Calibration Time: **LAB**

	Stnd.	Reading	Adjust.
pH			
Conduct.			
ORP			
D.O			
Turbidity			

See attached Lab Form for Calibration Data

Fe^{2+} _____

Low Stress Groundwater Sampling Data Sheet

Facility Name: **DMASWA**	Sampler Name(s): Mike Wang
MW Identification: MW-105A	Date/Time: 9/18/2024 08:30
Sample Number: 13	PID Readings: **N/A**
Weather Conditions: 70's and sunny	
Wellhead Inspection: No comments	

Visual Inspection:

1. Survey Mark Present:	Yes / (No)	5. Standing/Ponded Water:	Yes / (No)
2. Collision/Vandalism Damage:	Yes / (No)	6. Frost Heaving:	Yes / (No)
3. Casing Degradation:	Yes / (No)	7. Lock in Place:	(Yes) / No
4. Well Subsidence:	Yes / (No)		

Ground Water Measurements/Purge data:

1. Static Water Level (±0.01 feet [ft.])	21.39	7. Purge Rate (mL/min)	300
2. Intake Depth (±0.01 ft.)	~24	8. Water Level Measuring Equip.	Geotech
3. Bottom of casing (±0.01 ft.)	30.12	9. Purge Equipment Used	Peristaltic
4. Casing Diameter (inches)	2-IN	10. Dedicated? (Yes/No)	Yes / (No)
5. Actual Volume of Water Purged (mL)	4500	11. Immiscible layer observed	Yes / (No)
6. Purge Water Characteristics:		12. Thickness of immiscible layer	N/A
Odor: None Turbidity	Low	13. Drive Gas (Air/Nitrogen)	AIR / NITROGEN / (N/A)
Color: Iron plug then clear			

Time	Volume Purged (mL)	Temp (°C)	Conductivity (µs/cm)	ORP (mV)	D.O. (mg/L)	Turbidity (NTU)	pH	Drawdown	Notes
8:41	0	14.2	987	-71.1	1.34	12.73	6.84	22.03	
8:44	900	14.2	952	-75.4	0.69	10.25	6.87	22.57	
8:47	1800	14.1	1002	-74.9	0.57	6.63	6.84	23.10	
8:50	2700	14.3	1045	-75.6	0.41	6.68	6.82	23.59	
8:53	3600	14.1	1046	-75.0	0.31	4.70	6.82	23.96	
8:56	4500	14.1	1051	-73.8	0.20	10.21	6.82	24.39	

1. Well evacuated to dryness?	Yes / (No)	7. Time to recharge (min):	N/A
2. Sample Filtered?	Yes / (No)	8. Sample Time:	09:00
3. Sampling Equip. Used	Peristaltic	9: Parameter/Container/Pres.	**See Attached COC**
4. Drive Gas (Air/Nitrogen)	AIR /NITROGEN/(N/A)		
5. Sample Rate (mL/min)	300		
6. Sample Appearance:			
Turbidity	Low	10. Other Information:	
Color	Clear		
Odor	None		

Fe^{2+} _____

11. Decontamination Procedures: **Alconox/DI Rinse**

12. Instrument type: **YSI ProDSS**

Calibration Date: **LAB**

Calibration Time: **LAB**

	Stnd.	Reading	Adjust.
pH			
Conduct.			
ORP			
D.O			
Turbidity			

See attached Lab Form for Calibration Data

Low Stress Groundwater Sampling Data Sheet

Facility Name: **DMASWA**		Sampler Name(s):	Mike Walsh
MW Identification: ~~test~~ P-105B		Date/Time:	9/18/24 09:05
Sample Number: 14		PID Readings: **N/A**	
Weather Conditions: 70's and sunny			
Wellhead Inspection: No comments			

Visual Inspection:

1. Survey Mark Present:	Yes / (No)	5. Standing/Ponded Water:	Yes / (No)
2. Collision/Vandalism Damage:	Yes / (No)	6. Frost Heaving:	Yes / (No)
3. Casing Degradation:	Yes / (No)	7. Lock in Place:	(Yes) / No
4. Well Subsidence:	Yes / (No)		

Ground Water Measurements/Purge data:

1. Static Water Level (±0.01 feet [ft.])	37.98	7. Purge Rate (mL/min)	300
2. Intake Depth (±0.01 ft.)	~53	8. Water Level Measuring Equip.	Geotech
3. Bottom of casing (±0.01 ft.)	~~53~~ 58.96	9. Purge Equipment Used	Bladder
4. Casing Diameter (inches)	2 IN	10. Dedicated? (Yes/No)	Yes / (No)
5. Actual Volume of Water Purged (mL)	4500	11. Immiscible layer observed	Yes / No
6. Purge Water Characteristics:		12. Thickness of immiscible layer	
Odor: None Turbidity	Low	13. Drive Gas (Air/Nitrogen)	(AIR) / NITROGEN / N/A
Color: Clear			

Time	Volume Purged (mL)	Temp (°C)	Conductivity (µs/cm)	ORP (mV)	D.O. (mg/L)	Turbidity (NTU)	pH	Drawdown	Notes
0924	0	17.1	580	102.8	6.43	2.69	7.47	38.44	
0927	900	14.8	561	104.4	4.17	1.95	7.46	38.44	
0930	1800	14.5	554	105.8	3.98	2.02	7.46	38.44	
0933	2700	14.5	559	107.2	3.89	2.09	7.46	38.44	
0936	3600	14.7	555	108.2	3.72	2.21	7.44	38.44	
0939	4500	14.9	558	109.0	2.75	2.38	7.37	38.44	

1. Well evacuated to dryness?	Yes / (No)	7. Time to recharge (min):	N/A
2. Sample Filtered?	Yes / (No)	8. Sample Time:	0940
3. Sampling Equip. Used	Bladder	9: Parameter/Container/Pres.	**See Attached COC**
4. Drive Gas (Air/Nitrogen)	(AIR)/NITROGEN/ N/A		
5. Sample Rate (mL/min)	300		
6. Sample Appearance:			
Turbidity	Low	10. Other Information:	
Color	Clear		
Odor	None		

Fe^{2+} _____

11. Decontamination Procedures: **Alconox/DI Rinse**

12. Instrument type: **YSI ProDSS**

Calibration Date: **LAB**

Calibration Time: **LAB**

	Stnd.	Reading	Adjust.
pH			
Conduct.			
ORP			
D.O			
Turbidity			

See attached Lab Form for Calibration Data

Low Stress Groundwater Sampling Data Sheet

Facility Name: **DMASWA**		Sampler Name(s): Mike Walsh
MW Identification: MW-108AR		Date/Time: 9/18/24 06:30
Sample Number: 11		PID Readings: N/A
Weather Conditions: 60's and Sunny		
Wellhead Inspection: Wellhead casing loose		

Visual Inspection:

1. Survey Mark Present:	Yes / (No)	5. Standing/Ponded Water:	Yes / (No)
2. Collision/Vandalism Damage:	Yes / (No)	6. Frost Heaving:	Yes / (No)
3. Casing Degradation:	Yes / (No)	7. Lock in Place:	(Yes) / No
4. Well Subsidence:	(Yes) / No		

Ground Water Measurements/Purge data:

1. Static Water Level (±0.01 feet [ft.])	40.92	7. Purge Rate (mL/min)	300
2. Intake Depth (±0.01 ft.)	~41.8	8. Water Level Measuring Equip.	Geotech
3. Bottom of casing (±0.01 ft.)	42.61	9. Purge Equipment Used	Bladder
4. Casing Diameter (inches)	2-IN	10. Dedicated? (Yes/No)	Yes / (No)
5. Actual Volume of Water Purged (mL)	4200	11. Immiscible layer observed	Yes / No
6. Purge Water Characteristics:		12. Thickness of immiscible layer	
Odor: None Turbidity	Low	13. Drive Gas (Air/Nitrogen)	(AIR) / NITROGEN / N/A
Color: Clear			

Time	Volume Purged (mL)	Temp (°C)	Conductivity (µs/cm)	ORP (mV)	D.O. (mg/L)	Turbidity (NTU)	pH	Drawdown	Notes
06:51	0	12.7	192	11.7	4.83	254.02	6.87	At pump	
06:54	900	12.6	992	14.1	2.55	281.18	6.84	At pump	
06:57	~~1800~~ 1500	12.5	989	23.9	3.56	290.45	6.86	At pump	
07:00	~~2700~~ 2400	12.6	988	29.7	4.68	270.91	6.88	At pump	
07:03	~~3600~~ 3300	12.5	988	35.1	5.08	236.34	6.89	At pump	
07:06	~~4500~~ 4200	12.4	988	40.2	9.61	268.72	6.87	At pump	

1. Well evacuated to dryness?	(Yes) / No	7. Time to recharge (min):	294
2. Sample Filtered?	Yes / No	8. Sample Time:	12:00
3. Sampling Equip. Used	Bladder	9: Parameter/Container/Pres.	See Attached COC
4. Drive Gas (Air/Nitrogen)	(AIR)/NITROGEN/ N/A		
5. Sample Rate (mL/min)	300		
6. Sample Appearance:			
Turbidity	~~Low~~ High	10. Other Information:	
Color	~~Clear~~ lightbr		
Odor	None		

11. Decontamination Procedures: **Alconox/DI Rinse**

12. Instrument type: **YSI ProDSS**

Calibration Date: **LAB**

Calibration Time: **LAB**

	Stnd.	Reading	Adjust.
pH			
Conduct.			
ORP			
D.O			
Turbidity			

See attached Lab Form for Calibration Data

Fe^{2+} _____

Pump stop at 06:55 to lower, lowered about ~~4~~ 4-in
Restart at 06:56
Pump stop at 07:06, pumped dry.
Sampled at 12:00 at 40.96 TOC to WL
Pumped dry at 12:26 w/ Tsg filled to ~200ml

Low Stress Groundwater Sampling Data Sheet

Facility Name: **DMASWA**		Sampler Name(s):	WN / MW
MW Identification:	P-108B	Date/Time:	9/18/24 0800
Sample Number:	11	PID Readings: **N/A**	
Weather Conditions:	60s CLEAR		
Wellhead Inspection:	NO COMMENT		

Visual Inspection:

1. Survey Mark Present:	Yes / (No)	5. Standing/Ponded Water:	Yes / (No)
2. Collision/Vandalism Damage:	Yes / (No)	6. Frost Heaving:	Yes / (No)
3. Casing Degradation:	Yes / (No)	7. Lock in Place:	(Yes) / No
4. Well Subsidence:	Yes / (No)		

Ground Water Measurements/Purge data:

1. Static Water Level (±0.01 feet [ft.])	16.94	7. Purge Rate (mL/min)	300
2. Intake Depth (±0.01 ft.)	~~25~~ 30	8. Water Level Measuring Equip.	SOLINST
3. Bottom of casing (±0.01 ft.)	51.02	9. Purge Equipment Used	PERISTALTIC
4. Casing Diameter (inches)	2	10. Dedicated? (Yes/No)	Yes / (No)
5. Actual Volume of Water Purged (mL)	7200	11. Immiscible layer observed	Yes / (No)
6. Purge Water Characteristics:		12. Thickness of immiscible layer	N/A
Odor: NONE Turbidity	LOW	13. Drive Gas (Air/Nitrogen)	AIR / NITROGEN / (N/A)
Color: CLEAR			

Time	Volume Purged (mL)	Temp (°C)	Conductivity (µs/cm)	ORP (mV)	D.O. (mg/L)	Turbidity (NTU)	pH	Drawdown	Notes
0805	-	13.3	886	129.7	~~3.50~~	15.79	6.87	17.69	
0808	900	12.2	887	138.0	1.91	2.83	6.82	18.82	
0811	1800	12.4	887	136.8	1.75	4.50	6.82	19.97	
0814	2700	12.4	887	139.5	1.80	4.67	6.82	21.19	
0817	3600	12.5	887	140.2	1.75	6.02	6.82	22.25	
0820	4500	12.5	886	140.6	1.76	3.83	6.82	22.82	
0823	5400	12.5	886	141.0	1.74	4.04	6.82	23.30	
0826	6300	12.5	886	141.4	1.70	4.21	6.81	~~23.65~~	23.85
0829	7200	12.5	886	141.9	1.66	4.33	6.81	24.60	

1. Well evacuated to dryness?	Yes / (No)	7. Time to recharge (min):	N/A
2. Sample Filtered?	Yes / (No)	8. Sample Time:	0830
3. Sampling Equip. Used	PERISTALTIC	9: Parameter/Container/Pres.	**See Attached COC**
4. Drive Gas (Air/Nitrogen)	AIR /NITROGEN/ (N/A)		
5. Sample Rate (mL/min)	300		
6. Sample Appearance:			
Turbidity	LOW	10. Other Information:	
Color	CLEAR		
Odor	NONE		

11. Decontamination Procedures: **Alconox/DI Rinse**

12. Instrument type: **YSI ProDSS**

	Stnd.	Reading	Adjust.
Calibration Date:		**LAB**	
Calibration Time:		**LAB**	
pH			
Conduct.		**See attached Lab Form for Calibration Data**	
ORP			
D.O			
Turbidity			

Fe^{2+} _____

MW-108A - 13.71'

Low Stress Groundwater Sampling Data Sheet

Facility Name: **DMASWA**		Sampler Name(s): Mike Walsh
MW Identification: MW-109ARR		Date/Time: 7/18/24 07:20
Sample Number: 12		PID Readings: **N/A**
Weather Conditions: 60's and Sunny		
Wellhead Inspection: No comments		

Visual Inspection:

1. Survey Mark Present:	Yes / (No)	5. Standing/Ponded Water:	Yes / (No)
2. Collision/Vandalism Damage:	Yes / (No)	6. Frost Heaving:	Yes / (No)
3. Casing Degradation:	Yes / (No)	7. Lock in Place:	(Yes) / No
4. Well Subsidence:	Yes / (No)		

Ground Water Measurements/Purge data:

1. Static Water Level (±0.01 feet [ft.])	40.32	7. Purge Rate (mL/min)	300
2. Intake Depth (±0.01 ft.)	~42.	8. Water Level Measuring Equip.	Geotech
3. Bottom of casing (±0.01 ft.)	44.61	9. Purge Equipment Used	Bladder
4. Casing Diameter (inches)	2-IN	10. Dedicated? (Yes/No)	Yes / (No)
5. Actual Volume of Water Purged (mL)	4500	11. Immiscible layer observed	Yes / (No)
6. Purge Water Characteristics:		12. Thickness of immiscible layer	N/A
Odor: None Turbidity	Low	13. Drive Gas (Air/Nitrogen)	(AIR) / NITROGEN / N/A
Color: Clear			

Time	Volume Purged (mL)	Temp (°C)	Conductivity (µs/cm)	ORP (mV)	D.O. (mg/L)	Turbidity (NTU)	pH	Drawdown	Notes
7:38	0	13.0	1007	-104.4	2.97	18.00	6.86	40.56	
7:41	900	12.3	1008	-133.1	0.63	11.83	6.86	40.60	
7:44	1800	12.1	1013	-140.8	0.34	12.40	6.93	40.64	
7:47	2700	12.1	1001	-143.2	0.25	10.48	6.94	40.66	
7:50	3600	12.0	973	-145.0	0.18	7.97	6.97	40.68	
7:53	4600	12.0	935	-144.4	0.13	6.93	7.00	40.70	

1. Well evacuated to dryness?	Yes / (No)	7. Time to recharge (min): ~~07:55~~ N/A	11. Decontamination Procedures:
2. Sample Filtered?	Yes / (No)	8. Sample Time: 07:55	**Alconox/DI Rinse**
3. Sampling Equip. Used	Bladder	9: Parameter/Container/Pres.	12. Instrument type: **YSI ProDSS**
4. Drive Gas (Air/Nitrogen)	(AIR)/NITROGEN/ N/A	**See Attached COC**	Calibration Date: **LAB**
5. Sample Rate (mL/min)	300		Calibration Time: **LAB**
6. Sample Appearance:			Stnd. Reading Adjust.
Turbidity	Low	10. Other Information:	pH
Color	Clear		Conduct. **See attached Lab Form for Calibration Data**
Odor	None		ORP
			D.O
			Turbidity

Fe^{2+} _____

Low Stress Groundwater Sampling Data Sheet

Facility Name: **DMASWA** | Sampler Name(s): M. Lee Walsh

MW Identification: MW-114AR | Date/Time: 9/18/24 10:10

Sample Number: 15 | PID Readings: **N/A**

Weather Conditions: 70's and Sunny

Wellhead Inspection: Extreme rust at lock area, barely holding together

Visual Inspection:

1. Survey Mark Present: Yes / (No)
2. Collision/Vandalism Damage: Yes / (No)
3. Casing Degradation: (Yes) / No
4. Well Subsidence: Yes / (No)
5. Standing/Ponded Water: Yes / (No)
6. Frost Heaving: Yes / (No)
7. Lock in Place: (Yes) / No

Ground Water Measurements/Purge data:

1. Static Water Level (±0.01 feet [ft.]): 10.50
2. Intake Depth (±0.01 ft.): ~12.5
3. Bottom of casing (±0.01 ft.): ~~[illegible]~~ 16.56
4. Casing Diameter (inches): 2-IN
5. Actual Volume of Water Purged (mL): 4500
6. Purge Water Characteristics:
   - Odor: None
   - Color: Clear
   - Turbidity: Low
7. Purge Rate (mL/min): 300
8. Water Level Measuring Equip.: Geotech
9. Purge Equipment Used: Peristaltic
10. Dedicated? (Yes/No): Yes / (No)
11. Immiscible layer observed: Yes / (No)
12. Thickness of immiscible layer: N/A
13. Drive Gas (Air/Nitrogen): AIR / NITROGEN / (N/A)

Time	Volume Purged (mL)	Temp (°C)	Conductivity (µs/cm)	ORP (mV)	D.O. (mg/L)	Turbidity (NTU)	pH	Drawdown	Notes
10:15	0	16.6	~~847~~	145.1	2.23	2.82	7.00	10.63	
10:18	900	15.4	843	147.6	0.59	2.57	7.00	10.66	
10:21	1800	15.3	841	144.7	0.34	2.89	7.01	10.67	
10:24	2700	15.3	836	142.7	0.26	2.79	7.01	10.67	
10:27	3600	15.2	834	140.8	0.22	3.07	7.01	10.67	
10:30	4500	15.5	833	138.5	0.17	3.16	7.01	10.67	

1. Well evacuated to dryness? Yes / (No)
2. Sample Filtered? Yes / (No)
3. Sampling Equip. Used: Peristaltic
4. Drive Gas (Air/Nitrogen): AIR /NITROGEN/ (N/A)
5. Sample Rate (mL/min): 300
6. Sample Appearance:
   - Turbidity: Low
   - Color: Clear
   - Odor: None
7. Time to recharge (min): N/A
8. Sample Time: 10:30
9. Parameter/Container/Pres.: **See Attached COC**
10. Other Information:
11. Decontamination Procedures: **Alconox/DI Rinse**
12. Instrument type: **YSI ProDSS**

Calibration Date: **LAB**

Calibration Time: **LAB**

	Stnd.	Reading	Adjust.
pH			
Conduct.			
ORP			
D.O			
Turbidity			

See attached Lab Form for Calibration Data

Fe^{2+} _____

Low Stress Groundwater Sampling Data Sheet

Facility Name: **DMASWA**		Sampler Name(s): Mike Walsh	
MW Identification: P-114BR		Date/Time: 9/18/24 18:45	
Sample Number: 116		PID Readings: **N/A**	
Weather Conditions: 70's and Sunny			
Wellhead Inspection: No comments			

Visual Inspection:

1. Survey Mark Present:	Yes / (No)	5. Standing/Ponded Water:	Yes / (No)
2. Collision/Vandalism Damage:	Yes / (No)	6. Frost Heaving:	Yes / (No)
3. Casing Degradation:	Yes / (No)	7. Lock in Place:	(Yes) / No
4. Well Subsidence:	Yes / (No)		

Ground Water Measurements/Purge data:

1. Static Water Level (±0.01 feet [ft.])	14.75	7. Purge Rate (mL/min)	300
2. Intake Depth (±0.01 ft.)	~40	8. Water Level Measuring Equip.	Geotech
3. Bottom of casing (±0.01 ft.)	45.78	9. Purge Equipment Used	Peristaltic
4. Casing Diameter (inches)	2-IN	10. Dedicated? (Yes/No)	Yes / (No)
5. Actual Volume of Water Purged (mL)	4500	11. Immiscible layer observed	Yes / (No)
6. Purge Water Characteristics:		12. Thickness of immiscible layer	N/A
Odor None Turbidity	Low	13. Drive Gas (Air/Nitrogen)	AIR / NITROGEN / (N/A)
Color Clear			

Time	Volume Purged (mL)	Temp (°C)	Conductivity (µs/cm)	ORP (mV)	D.O. (mg/L)	Turbidity (NTU)	pH	Drawdown	Notes
10:46	0	14.6	636	140.5	2.64	3.52	7.32	15.83	
10:49	900	13.2	616	141.6	0.77	6.28	7.32	17.45	
10:52	1800	12.8	620	140.0	0.30	13.00	7.31	19.05	
10:55	2700	12.9	614	138.6	0.36	16.00	7.32	20.04	
10:58	3600	12.8	615	137.1	0.36	24.75	7.32	21.08	
11:01	4500	12.6	616	135.8	0.31	31.71	7.32	21.83	

1. Well evacuated to dryness?	Yes / (No)	7. Time to recharge (min):	N/A
2. Sample Filtered?	Yes / (No)	8. Sample Time:	11:05
3. Sampling Equip. Used	Peristaltic	9: Parameter/Container/Pres.	**See Attached COC**
4. Drive Gas (Air/Nitrogen)	AIR /NITROGEN/ (N/A)		
5. Sample Rate (mL/min)	300		
6. Sample Appearance:			
Turbidity	Low	10. Other Information:	
Color	~~None~~ Clear		
Odor	None		

11. Decontamination Procedures: **Alconox/DI Rinse**

12. Instrument type: **YSI ProDSS**

Calibration Date: **LAB**

Calibration Time: **LAB**

	Stnd.	Reading	Adjust.
pH			
Conduct.			
ORP			
D.O			
Turbidity			

See attached Lab Form for Calibration Data

Fe^{2+} _____

Low Stress Groundwater Sampling Data Sheet

Facility Name: **DMASWA**		Sampler Name(s): WBN / MW
MW Identification: MW-120AR		Date/Time: 9/17/24 0735
Sample Number: 1		PID Readings: **N/A**
Weather Conditions: 60° CLEAR		
Wellhead Inspection: NO COMMENT		

Visual Inspection:

1. Survey Mark Present:	Yes / (No)	5. Standing/Ponded Water:	Yes / (No)
2. Collision/Vandalism Damage:	Yes / (No)	6. Frost Heaving:	Yes / (No)
3. Casing Degradation:	Yes / (No)	7. Lock in Place:	(Yes) / No
4. Well Subsidence:	Yes / (No)		

Ground Water Measurements/Purge data:

1. Static Water Level (±0.01 feet [ft.])	19.06	7. Purge Rate (mL/min)	~~200~~ 300
2. Intake Depth (±0.01 ft.)	~20.5	8. Water Level Measuring Equip.	SOLINST
3. Bottom of casing (±0.01 ft.)	21.38	9. Purge Equipment Used	PERISTALTIC
4. Casing Diameter (inches)	2	10. Dedicated? (Yes/No)	Yes / (No)
5. Actual Volume of Water Purged (mL)	1800	11. Immiscible layer observed	Yes / (No)
6. Purge Water Characteristics:		12. Thickness of immiscible layer	N/A
Odor: NONE Turbidity	LOW	13. Drive Gas (Air/Nitrogen)	AIR / NITROGEN / (N/A)
Color: CLEAR			

Time	Volume Purged (mL)	Temp (°C)	Conductivity (µs/cm)	ORP (mV)	D.O. (mg/L)	Turbidity (NTU)	pH	Drawdown	Notes
0743	-	15.2	3334	203.4	5.68	19.97	6.99	19.80	
0746	900	14.1	3165	206.5	5.42	17.83	6.94	20.50	
0749	1800	14.4	3100	200.8	5.41	17.81	6.91	21.20	

1. Well evacuated to dryness?	(Yes) / No	7. Time to recharge (min):	~150
2. Sample Filtered?	Yes / (No)	8. Sample Time:	1020
3. Sampling Equip. Used	PERISTALTIC	9: Parameter/Container/Pres.	**See Attached COC**
4. Drive Gas (Air/Nitrogen)	AIR /NITROGEN/ (N/A)		
5. Sample Rate (mL/min)	300		
6. Sample Appearance:			
Turbidity	LOW	10. Other Information:	
Color	CLEAR		
Odor	NONE		

Fe^{2+} _____

11. Decontamination Procedures: **Alconox/DI Rinse**

12. Instrument type: **YSI ProDSS**

Calibration Date:	**LAB**		
Calibration Time:	**LAB**		
	Stnd.	Reading	Adjust.
pH	**See attached Lab Form for Calibration Data**		
Conduct.			
ORP			
D.O			
Turbidity			

DRY when filling bottles
all filled except TSS - filled to 550mL

Low Stress Groundwater Sampling Data Sheet

Facility Name: **DMASWA**	Sampler Name(s): WN / NW
MW Identification: P-120B	Date/Time: 9/17/24 0980
Sample Number: 2	PID Readings: N/A
Weather Conditions: 60° CLEAR	
Wellhead Inspection: NO COMMENT	

Visual Inspection:

1. Survey Mark Present:	Yes / (No)	5. Standing/Ponded Water:	Yes / (No)
2. Collision/Vandalism Damage:	Yes / (No)	6. Frost Heaving:	Yes / (No)
3. Casing Degradation:	Yes / (No)	7. Lock in Place:	(Yes) / No
4. Well Subsidence:	Yes / (No)		

Ground Water Measurements/Purge data:

1. Static Water Level (±0.01 feet [ft.])	29.87	7. Purge Rate (mL/min)	300
2. Intake Depth (±0.01 ft.)	~40	8. Water Level Measuring Equip.	~~Bladder~~ Solinst
3. Bottom of casing (±0.01 ft.)	68.56	9. Purge Equipment Used	Bladder
4. Casing Diameter (inches)	2-IN	10. Dedicated? (Yes/No)	Yes / (No)
5. Actual Volume of Water Purged (mL)	4500	11. Immiscible layer observed	Yes / (No)
6. Purge Water Characteristics:		12. Thickness of immiscible layer	None
Odor: None Turbidity	Low	13. Drive Gas (Air/Nitrogen)	(AIR) / NITROGEN / N/A
Color: Clear			

Time	Volume Purged (mL)	Temp (°C)	Conductivity (µs/cm)	ORP (mV)	D.O. (mg/L)	Turbidity (NTU)	pH	Drawdown	Notes
0957	-	27.1	917	203.9	7.34	14.93	7.34	31.48	
0955	900	13.6	~~897~~	202.5	~~7.52~~	21.09	7.30	32.09	DO: 4.80
0950	1800	13.8	895	203.4	4.67	20.14	7.23	33.68	
0001	2700	14.2	893	204.7	4.30	23.07	4.15	34.75	
1004	3600	14.3	898	145.6	3.50	28.57	7.08	35.68	
1007	4500	14.2	896	58.2	3.02	34.20	7.05	36.79	

1. Well evacuated to dryness? Yes / (No)
2. Sample Filtered? Yes / (No)
3. Sampling Equip. Used: Bladder
4. Drive Gas (Air/Nitrogen): (AIR) /NITROGEN/ N/A
5. Sample Rate (mL/min): 300
6. Sample Appearance:
   - Turbidity: ~~Clear~~ Low
   - Color: Clear
   - Odor: None

7. Time to recharge (min): N/A
8. Sample Time: 10:10
9. Parameter/Container/Pres.: **See Attached COC**
10. Other Information:

11. Decontamination Procedures: **Alconox/DI Rinse**
12. Instrument type: **YSI ProDSS**

	Stnd.	Reading	Adjust.
Calibration Date:		**LAB**	
Calibration Time:		**LAB**	
pH			
Conduct.			
ORP			
D.O			
Turbidity			

See attached Lab Form for Calibration Data

Fe^{2+} _____

Low Stress Groundwater Sampling Data Sheet

Facility Name: **DMASWA** | Sampler Name(s): WNS | MW
MW Identification: MW-137A | Date/Time: 9/18/2024 1050
Sample Number: 10 | PID Readings: **N/A**
Weather Conditions: 75 CLEAR
Wellhead Inspection: ~~NO COMMENTS~~ OVERGROWN / DOWNED LIMBS

Visual Inspection:

1. Survey Mark Present: Yes / (No)
2. Collision/Vandalism Damage: Yes / (No)
3. Casing Degradation: Yes / (No)
4. Well Subsidence: Yes / (No)
5. Standing/Ponded Water: Yes / (No)
6. Frost Heaving: Yes / (No)
7. Lock in Place: (Yes) / No

Ground Water Measurements/Purge data:

1. Static Water Level (±0.01 feet [ft.]): 9.77
2. Intake Depth (±0.01 ft.): ~13
3. Bottom of casing (±0.01 ft.): 18.20
4. Casing Diameter (inches): 2
5. Actual Volume of Water Purged (mL): 4500
6. Purge Water Characteristics:
   Odor: NONE | Turbidity: LOW
   Color: CLEAR
7. Purge Rate (mL/min): 300
8. Water Level Measuring Equip.: SOLINST
9. Purge Equipment Used: PERISTALTIC
10. Dedicated? (Yes/No): Yes / (No)
11. Immiscible layer observed: Yes / (No)
12. Thickness of immiscible layer: N/A
13. Drive Gas (Air/Nitrogen): AIR / NITROGEN / (N/A)

Time	Volume Purged (mL)	Temp (°C)	Conductivity (µs/cm)	ORP (mV)	D.O. (mg/L)	Turbidity (NTU)	pH	Drawdown	Notes
1102	–	16.3	1146	67.9	5.05	10.56	6.60	10.00	
1105	900	15.2	1132	97.5	1.08	3.63	6.66	10.19	
1108	1800	15.2	1137	108.9	0.84	4.08	6.64	10.38	
1111	2700	15.4	1138	116.4	0.78	4.67	6.62	10.55	
1114	3600	15.9	1140	122.0	0.74	5.70	6.61	10.66	
1117	4500	16.0	1143	126.1	0.44	5.51	6.61	10.68	

1. Well evacuated to dryness? Yes / (No)
2. Sample Filtered? Yes / (No)
3. Sampling Equip. Used: PERISTALTIC
4. Drive Gas (Air/Nitrogen): AIR /NITROGEN/ (N/A)
5. Sample Rate (mL/min): 300
6. Sample Appearance:
   Turbidity: LOW
   Color: CLEAR
   Odor: NONE

Fe^{2+} _____

7. Time to recharge (min): N/A
8. Sample Time: 1120
9. Parameter/Container/Pres.: **See Attached COC**
10. Other Information:

11. Decontamination Procedures: **Alconox/DI Rinse**
12. Instrument type: **YSI ProDSS**
    Calibration Date: **LAB**
    Calibration Time: **LAB**

	Stnd.	Reading	Adjust.
pH			
Conduct.			
ORP			
D.O			
Turbidity			

See attached Lab Form for Calibration Data

Low Stress Groundwater Sampling Data Sheet

Facility Name: **DMASWA** | Sampler Name(s):
MW Identification: MW-201A | Date/Time: 9/17/24 1520
Sample Number: 5 | PID Readings: **N/A**
Weather Conditions: 80 CLEAR
Wellhead Inspection: HOUSING LOOSE

Visual Inspection:

1. Survey Mark Present:	Yes / (No)	5. Standing/Ponded Water:	Yes / (No)
2. Collision/Vandalism Damage:	Yes / (No)	6. Frost Heaving:	Yes / (No)
3. Casing Degradation:	Yes / (No)	7. Lock in Place:	(Yes) / No
4. Well Subsidence:	Yes / (No)		

Ground Water Measurements/Purge data:

1. Static Water Level (±0.01 feet [ft.])	11.99	7. Purge Rate (mL/min)	300
2. Intake Depth (±0.01 ft.)	20.15	8. Water Level Measuring Equip.	SOLINST
3. Bottom of casing (±0.01 ft.)	15.98	9. Purge Equipment Used	PERISTALTIC
4. Casing Diameter (inches)	2	10. Dedicated? (Yes/No)	Yes / (No)
5. Actual Volume of Water Purged (mL)	4500	11. Immiscible layer observed	Yes / (No)
6. Purge Water Characteristics:		12. Thickness of immiscible layer	N/A
Odor ____ Turbidity	LOW	13. Drive Gas (Air/Nitrogen)	AIR / NITROGEN / (N/A)
Color CLEAR			

Time	Volume Purged (mL)	Temp (°C)	Conductivity (µs/cm)	ORP (mV)	D.O. (mg/L)	Turbidity (NTU)	pH	Drawdown	Notes
1529	–	16.9	1747	-24.2	1.78	23.56	6.74	12.44	
1532	900	16.0	1578	7.8	0.20	11.96	6.46	12.78	
1535	1800	16.1	1557	5.0	0.16	9.15	6.44	12.94	
1538	2700	15.8	1564	-3.5	0.09	5.56	6.41	13.25	
1541	3600	15.7	1583	-4.1	0.07	5.60	6.41	13.34	
1544	4500	15.6	1609	-8.0	0.00	4.55	6.39	13.49	

1. Well evacuated to dryness?	Yes / (No)	7. Time to recharge (min):	N/A
2. Sample Filtered?	Yes / (No)	8. Sample Time:	1545
3. Sampling Equip. Used	PERISTALTIC	9: Parameter/Container/Pres.	**See Attached COC**
4. Drive Gas (Air/Nitrogen)	AIR /NITROGEN/ (N/A)		
5. Sample Rate (mL/min)	300		
6. Sample Appearance:			
Turbidity	Low	10. Other Information:	
Color	~~Dark~~ clear		
Odor	clear		

11. Decontamination Procedures: **Alconox/DI Rinse**
12. Instrument type: **YSI ProDSS**
Calibration Date: **LAB**
Calibration Time: **LAB**

	Stnd.	Reading	Adjust.
pH			
Conduct.			
ORP			
D.O			
Turbidity			

See attached Lab Form for Calibration Data

Fe^{2+} ____

Low Stress Groundwater Sampling Data Sheet

Facility Name: **DMASWA**		Sampler Name(s):	WN / MW
MW Identification:	MW-202A	Date/Time:	9/17/24 1630
Sample Number:	7	PID Readings: **N/A**	
Weather Conditions:	75 CLEAR		
Wellhead Inspection:	HOUSING LOOSE		

Visual Inspection:

1. Survey Mark Present:	Yes / (No)	5. Standing/Ponded Water:	Yes / (No)
2. Collision/Vandalism Damage:	Yes / (No)	6. Frost Heaving:	Yes / (No)
3. Casing Degradation:	Yes / (No)	7. Lock in Place:	(Yes) / No
4. Well Subsidence:	Yes / (No)		

Ground Water Measurements/Purge data:

1. Static Water Level (±0.01 feet [ft.])	12.87	7. Purge Rate (mL/min)	300
2. Intake Depth (±0.01 ft.)	16	8. Water Level Measuring Equip.	SOLINST
3. Bottom of casing (±0.01 ft.)	19.53	9. Purge Equipment Used	PERISTALTIC
4. Casing Diameter (inches)	2	10. Dedicated? (Yes/No)	Yes / (No)
5. Actual Volume of Water Purged (mL)	4500	11. Immiscible layer observed	Yes / (No)
6. Purge Water Characteristics:		12. Thickness of immiscible layer	N/A
Odor: NONE Turbidity:	HIGH -	13. Drive Gas (Air/Nitrogen)	AIR / NITROGEN / (N/A)
Color: ORANGE	HEAVY IRONFLOC		

Time	Volume Purged (mL)	Temp (°C)	Conductivity (µs/cm)	ORP (mV)	D.O. (mg/L)	Turbidity (NTU)	pH	Drawdown	Notes
1645	-	15.7	1227	-48.1	3.05	111.20	6.57	13.42	
1648	900	15.8	1057	-15.6	0.74	26.20	6.62	13.79	
1652	1800	16.0	1024	30.6	1.47	34.11	6.59	14.24	
1654	2700	16.4	1024	17.4	1.53	37.88	6.59	14.56	
1657	3600	16.7	1025	26.3	1.03	23.47	6.59	14.91	
1700	4500	16.7	1025	16.1	0.39	8.41	6.60	15.30	

1. Well evacuated to dryness?	Yes / (No)	7. Time to recharge (min):	N/A
2. Sample Filtered?	Yes / (No)	8. Sample Time:	1700
3. Sampling Equip. Used	PERISTALTIC	9: Parameter/Container/Pres.	**See Attached COC**
4. Drive Gas (Air/Nitrogen)	AIR /NITROGEN/ (N/A)		
5. Sample Rate (mL/min)	300		
6. Sample Appearance:			
Turbidity	LOW	10. Other Information:	
Color	CLEAR		
Odor	NONE		

11. Decontamination Procedures: **Alconox/DI Rinse**

12. Instrument type: **YSI ProDSS**

Calibration Date: **LAB**

Calibration Time: **LAB**

	Stnd.	Reading	Adjust.
pH			
Conduct.			
ORP			
D.O			
Turbidity			

See attached Lab Form for Calibration Data

Fe^{2+} _____

Low Stress Groundwater Sampling Data Sheet

Facility Name: **DMASWA**		Sampler Name(s):	WN | MW
MW Identification:	MW-203A	Date/Time:	9/17/24 1715
Sample Number:	8	PID Readings:	N/A
Weather Conditions:	70 CLEAR		
Wellhead Inspection:	HOUSING LOOSE		

Visual Inspection:

1. Survey Mark Present:	Yes / (No)	5. Standing/Ponded Water:	Yes / (No)
2. Collision/Vandalism Damage:	Yes / (No)	6. Frost Heaving:	Yes / (No)
3. Casing Degradation:	Yes / (No)	7. Lock in Place:	(Yes) / No
4. Well Subsidence:	Yes / (No)		

Ground Water Measurements/Purge data:

1. Static Water Level (±0.01 feet [ft.])	24.75	7. Purge Rate (mL/min)	300
2. Intake Depth (±0.01 ft.)	28	8. Water Level Measuring Equip.	SOLINST
3. Bottom of casing (±0.01 ft.)	30.37	9. Purge Equipment Used	PERISTALTIC
4. Casing Diameter (inches)	2	10. Dedicated? (Yes/No)	Yes / (No)
5. Actual Volume of Water Purged (mL)	4500	11. Immiscible layer observed	Yes / (No)
6. Purge Water Characteristics:		12. Thickness of immiscible layer	N/A
Odor: NONE	Turbidity: HIGH	13. Drive Gas (Air/Nitrogen)	AIR / NITROGEN / (N/A)
Color: CLEAR WITH HEAVY ORANGE FLOC	ORANGE FLOC		

Time	Volume Purged (mL)	Temp (°C)	Conductivity (µs/cm)	ORP (mV)	D.O. (mg/L)	Turbidity (NTU)	pH	Drawdown	Notes
1720	–	18.1	1265	-12.6	2.88	140.01	6.51	24.91	
1723	900	15.1	1224	-14.9	0.27	44.71	6.44	25.02	
1726	1800	15.0	1217	12.0	0.23	36.31	6.39	25.15	
1729	2700	15.5	1216	9.1	0.24	30.40	6.37	25.20	
1732	3600	15.6	1220	-0.2	0.14	20.61	6.37	25.22	
1735	4500	15.2	1215	-7.0	0.06	11.25	6.37	25.27	

1. Well evacuated to dryness?	Yes / (No)	7. Time to recharge (min):	N/A
2. Sample Filtered?	Yes / (No)	8. Sample Time:	1735
3. Sampling Equip. Used	PERISTALTIC	9: Parameter/Container/Pres.	**See Attached COC**
4. Drive Gas (Air/Nitrogen)	AIR /NITROGEN/ (N/A)		
5. Sample Rate (mL/min)	300		
6. Sample Appearance:			
Turbidity	LOW	10. Other Information:	
Color	CLEAR		
Odor	NONE		

11. Decontamination Procedures: **Alconox/DI Rinse**

12. Instrument type: **YSI ProDSS**

Calibration Date: **LAB**

Calibration Time: **LAB**

	Stnd.	Reading	Adjust.
pH			
Conduct.			
ORP			
D.O			
Turbidity			

See attached Lab Form for Calibration Data

Fe^{2+} _____

Low Stress Groundwater Sampling Data Sheet

Facility Name: **DMASWA**	Sampler Name(s): Mike Walsh
MW Identification: MW-204A	Date/Time: 9/17/24 16:45
Sample Number: 10	PID Readings: **N/A**
Weather Conditions: 80°'s and Sunny	
Wellhead Inspection: No comments	

Visual Inspection:

1. Survey Mark Present:	Yes / (No)	5. Standing/Ponded Water:	Yes / (No)
2. Collision/Vandalism Damage:	Yes / (No)	6. Frost Heaving:	Yes / (No)
3. Casing Degradation:	Yes / (No)	7. Lock in Place:	(Yes) / No
4. Well Subsidence:	Yes / (No)		

Ground Water Measurements/Purge data:

1. Static Water Level (±0.01 feet [ft.])	35.66	7. Purge Rate (mL/min)	300
2. Intake Depth (±0.01 ft.)	~37.	8. Water Level Measuring Equip.	Geotech
3. Bottom of casing (±0.01 ft.)	38.24	9. Purge Equipment Used	Bladder
4. Casing Diameter (inches)	2-IN	10. Dedicated? (Yes/No)	Yes / (No)
5. Actual Volume of Water Purged (mL)	4500	11. Immiscible layer observed	Yes / (No)
6. Purge Water Characteristics:		12. Thickness of immiscible layer	N/A
Odor: Slight Methane Turbidity: Low		13. Drive Gas (Air/Nitrogen)	(AIR) / NITROGEN / N/A
Color: Clear			

Time	Volume Purged (mL)	Temp (°C)	Conductivity (µs/cm)	ORP (mV)	D.O. (mg/L)	Turbidity (NTU)	pH	Drawdown	Notes
17:01	0	18.9	1108	162.4	1.61	15.84	6.78	35.78	
17:04	900	16.3	1089	156.6	0.67	13.43	6.78	35.78	
17:07	1800	16.3	1089	133.5	0.35	9.68	6.78	35.79	
17:10	2700	15.9	1091	102.3	0.22	9.05	6.79	35.80	
17:13	3600	15.9	1089	96.0	0.19	8.89	6.79	35.80	
17:16	4500	15.6	1088	85.0	0.16	10.08	6.79	35.81	

1. Well evacuated to dryness?	Yes / (No)	7. Time to recharge (min):	N/A
2. Sample Filtered?	Yes / (No)	8. Sample Time:	17:20
3. Sampling Equip. Used	Bladder	9: Parameter/Container/Pres.	See Attached COC
4. Drive Gas (Air/Nitrogen)	(AIR)/NITROGEN/ N/A		
5. Sample Rate (mL/min)	300		
6. Sample Appearance:			
Turbidity	Low	10. Other Information:	
Color	Clear		
Odor	None		

11. Decontamination Procedures: **Alconox/DI Rinse**

12. Instrument type: **YSI ProDSS**

Calibration Date: **LAB**

Calibration Time: **LAB**

	Stnd.	Reading	Adjust.
pH			
Conduct.			
ORP			
D.O			
Turbidity			

See attached Lab Form for Calibration Data

Fe^{2+} _____

DUP-3 - 9/17/24 at "13:30"

Low Stress Groundwater Sampling Data Sheet

Facility Name: **DMASWA**		Sampler Name(s):	WN/MW
MW Identification:	OW-301A	Date/Time:	9/18/24 0940
Sample Number:	13	PID Readings:	N/A
Weather Conditions:	75 CLEAR		
Wellhead Inspection:	HOUSING LOOSE		

Visual Inspection:

1. Survey Mark Present:	Yes / (No)	5. Standing/Ponded Water:	Yes / (No)
2. Collision/Vandalism Damage:	Yes / (No)	6. Frost Heaving:	Yes / (No)
3. Casing Degradation:	Yes / (No)	7. Lock in Place:	(Yes) / No
4. Well Subsidence:	Yes / (No)		

Ground Water Measurements/Purge data:

1. Static Water Level (±0.01 feet [ft.])	10.23	7. Purge Rate (mL/min)	300
2. Intake Depth (±0.01 ft.)	~15	8. Water Level Measuring Equip.	SOLINST
3. Bottom of casing (±0.01 ft.)	20.90	9. Purge Equipment Used	PERISTALTIC
4. Casing Diameter (inches)	2	10. Dedicated? (Yes/No)	Yes / (No)
5. Actual Volume of Water Purged (mL)	~~5400~~ 2700	11. Immiscible layer observed	Yes / (No)
6. Purge Water Characteristics:		12. Thickness of immiscible layer	N/A
Odor: NONE TO WASTE	Turbidity: LOW	13. Drive Gas (Air/Nitrogen)	AIR / NITROGEN / (N/A)
Color: SLIGHT GRAY TO ORANGE			

Time	Volume Purged (mL)	Temp (°C)	Conductivity (µs/cm)	ORP (mV)	D.O. (mg/L)	Turbidity (NTU)	pH	Drawdown	Notes
0942	-	17.1	1258	62.4	2.97	11.16	6.52	10.95	
0945	900	17.4	1267	17.2	0.59	7.04	6.55	11.90	
0948	1800	17.7	1255	54.6	1.16	8.99	6.58	12.79	
0951	2700	18.1	1216	70.4	2.42	13.21	6.66	13.50	
0954	~~3600~~ 3600	18.0	1210	79.7	0.17	13.81	6.65	14.15	
0957	~~4500~~ 4500	18.0	1198	86.1	0.18	10.11	6.67	14.73	
1000	~~5400~~ 5400	17.9	1195	102.3	0.17	9.97	6.67	15.15	

1. Well evacuated to dryness?	(Yes) / No	7. Time to recharge (min):	~~N/A~~ N/A
2. Sample Filtered?	Yes / (No)	8. Sample Time:	1000
3. Sampling Equip. Used	PERISTALTIC	9: Parameter/Container/Pres.	See Attached COC
4. Drive Gas (Air/Nitrogen)	AIR /NITROGEN/ (N/A)		
5. Sample Rate (mL/min)	300		
6. Sample Appearance:			
Turbidity	LOW	10. Other Information:	
Color	RUSTY BROWN - LIGHT		
Odor	WASTE		

11. Decontamination Procedures: **Alconox/DI Rinse**

12. Instrument type: **YSI ProDSS**

Calibration Date: **LAB**

Calibration Time: **LAB**

	Stnd.	Reading	Adjust.
pH			
Conduct.			
ORP			
D.O			
Turbidity			

See attached Lab Form for Calibration Data

Fe^{2+} _____

DUP-4 HERE @ 1300

Low Stress Groundwater Sampling Data Sheet

Facility Name: **DMASWA**		Sampler Name(s):	WN/MW
MW Identification:	OW-306AR	Date/Time:	9/18/24 0850
Sample Number:	12	PID Readings:	**N/A**
Weather Conditions:	70 CLEAR		
Wellhead Inspection:	HOUSING LOOSE / NEEDS LOCK		

Visual Inspection:

1. Survey Mark Present:	Yes / (No)	5. Standing/Ponded Water:	Yes / (No)
2. Collision/Vandalism Damage:	Yes / (No)	6. Frost Heaving:	Yes / (No)
3. Casing Degradation:	Yes / (No)	7. Lock in Place:	Yes / (No)
4. Well Subsidence:	Yes / (No)		

Ground Water Measurements/Purge data:

1. Static Water Level (±0.01 feet [ft.])	11.84	7. Purge Rate (mL/min)	300
2. Intake Depth (±0.01 ft.)	15	8. Water Level Measuring Equip.	SOUNST
3. Bottom of casing (±0.01 ft.)	17.40	9. Purge Equipment Used	PERISTALTIC
4. Casing Diameter (inches)	2	10. Dedicated? (Yes/No)	Yes / (No)
5. Actual Volume of Water Purged (mL)	4500	11. Immiscible layer observed	Yes / (No)
6. Purge Water Characteristics:		12. Thickness of immiscible layer	N/A
Odor: NONE Turbidity: LOW		13. Drive Gas (Air/Nitrogen)	AIR / NITROGEN / (N/A)
Color: CLEAR			

Time	Volume Purged (mL)	Temp (°C)	Conductivity (µs/cm)	ORP (mV)	D.O. (mg/L)	Turbidity (NTU)	pH	Drawdown	Notes
0854	-	14.3	952	133.9	4.85	56.11	6.56	12.58	
0857	900	14.2	956	147.2	1.90	13.04	6.52	13.53	
0900	1800	14.5	957	142.2	1.55	23.13	6.53	14.39	
0903	2700	14.4	959	140.7	1.53	23.11	6.54	14.63	
0906	3600	14.4	961	101.6	1.17	23.06	6.54	14.97	
0909	4500	14.9	967	80.4	0.90	47.03	6.56	15.42	

1. Well evacuated to dryness?	Yes / (No)	7. Time to recharge (min):	N/A
2. Sample Filtered?	Yes / (No)	8. Sample Time:	0910
3. Sampling Equip. Used	PERISTALTIC	9: Parameter/Container/Pres.	**See Attached COC**
4. Drive Gas (Air/Nitrogen)	AIR /NITROGEN/ (N/A)		
5. Sample Rate (mL/min)	300		
6. Sample Appearance:			
Turbidity	LOW	10. Other Information:	
Color	SLIGHT BROWN		
Odor	NONE		

11. Decontamination Procedures: **Alconox/DI Rinse**

12. Instrument type: **YSI ProDSS**

Calibration Date: **LAB**

Calibration Time: **LAB**

	Stnd.	Reading	Adjust.
pH			
Conduct.			
ORP			
D.O			
Turbidity			

See attached Lab Form for Calibration Data

Fe^{2+} _____

OW-306A - 11.50' - NEEDS HOLE DRILLED
OW-303A - 17.85' - NEEDS HOLE DRILLED / HOUSING LOOSE
OW-302A - 33.35'

Low Stress Groundwater Sampling Data Sheet

Facility Name: **DMASWA**		Sampler Name(s):
MW Identification: MW-401A		Date/Time: 9/17/24 1345
Sample Number: 3		PID Readings: **N/A**
Weather Conditions: 80 CLEAR		
Wellhead Inspection: NO COMMENT		

Visual Inspection:

1. Survey Mark Present:	(Yes) / No	5. Standing/Ponded Water:	Yes / (No)
2. Collision/Vandalism Damage:	Yes / (No)	6. Frost Heaving:	Yes / (No)
3. Casing Degradation:	Yes / (No)	7. Lock in Place:	(Yes) / No
4. Well Subsidence:	Yes / (No)		

Ground Water Measurements/Purge data:

1. Static Water Level (±0.01 feet [ft.])	22.29	7. Purge Rate (mL/min)	300
2. Intake Depth (±0.01 ft.)	25	8. Water Level Measuring Equip.	SOLINST
3. Bottom of casing (±0.01 ft.)	31.00	9. Purge Equipment Used	PERISTALTIC
4. Casing Diameter (inches)	2	10. Dedicated? (Yes/No)	Yes / (No)
5. Actual Volume of Water Purged (mL)	4500	11. Immiscible layer observed	Yes / (No)
6. Purge Water Characteristics:		12. Thickness of immiscible layer	N/A
Odor NONE Turbidity	LOW	13. Drive Gas (Air/Nitrogen)	AIR / NITROGEN / (N/A)
Color ORANGE PLUG THEN CLEAR			

Time	Volume Purged (mL)	Temp (°C)	Conductivity (µs/cm)	ORP (mV)	D.O. (mg/L)	Turbidity (NTU)	pH	Drawdown	Notes
1402	-	20.5	3087	132.7	2.47	9.89	6.56	22.50	
1405	900	16.4	3148	64.8	0.26	8.47	6.59	22.61	
1408	1800	15.9	3125	48.9	0.15	8.63	6.58	22.64	
1411	2700	15.9	2943	13.3	0.02	12.01	6.56	22.71	
1414	3600	15.8	2857	4.2	0.00	9.16	6.56	22.73	
1417	4500	15.8	2847	2.5	0.00	10.31	6.56	22.75	

1. Well evacuated to dryness?	Yes / (No)	7. Time to recharge (min):	N/A
2. Sample Filtered?	Yes / (No)	8. Sample Time:	1420
3. Sampling Equip. Used	PERISTALTIC	9: Parameter/Container/Pres.	**See Attached COC**
4. Drive Gas (Air/Nitrogen)	AIR /NITROGEN/ (N/A)		
5. Sample Rate (mL/min)	300		
6. Sample Appearance:			
Turbidity	LOW	10. Other Information:	
Color	CLEAR		
Odor	NONE		

11. Decontamination Procedures: **Alconox/DI Rinse**

12. Instrument type: **YSI ProDSS**

Calibration Date:	**LAB**	
Calibration Time:	**LAB**	
	Stnd.	Reading / Adjust.
pH	**See attached Lab Form for Calibration Data**	
Conduct.		
ORP		
D.O		
Turbidity		

Fe^{2+} _____

Low Stress Groundwater Sampling Data Sheet

Facility Name: **DMASWA**		Sampler Name(s): WILL NICHOLSON
MW Identification: MW-402A		Date/Time: 9/17/24 1315
Sample Number: 2		PID Readings: **N/A**
Weather Conditions: 80 CLEAR		
Wellhead Inspection: NO COMMENT		

Visual Inspection:

1. Survey Mark Present:	(Yes) / No	5. Standing/Ponded Water:	Yes / (No)
2. Collision/Vandalism Damage:	Yes / (No)	6. Frost Heaving:	Yes / (No)
3. Casing Degradation:	Yes / (No)	7. Lock in Place:	(Yes) / No
4. Well Subsidence:	Yes / (No)		

Ground Water Measurements/Purge data:

1. Static Water Level (±0.01 feet [ft.])	23.04	7. Purge Rate (mL/min)	300
2. Intake Depth (±0.01 ft.)	25	8. Water Level Measuring Equip.	SOLINST
3. Bottom of casing (±0.01 ft.)	31.33	9. Purge Equipment Used	PERISTALTIC
4. Casing Diameter (inches)	2	10. Dedicated? (Yes/No)	Yes / (No)
5. Actual Volume of Water Purged (mL)	4500	11. Immiscible layer observed	Yes / (No)
6. Purge Water Characteristics:		12. Thickness of immiscible layer	N/A
Odor NONE Turbidity	LOW	13. Drive Gas (Air/Nitrogen)	AIR / NITROGEN / (N/A)
Color ORANGE PLUG THEN CLEAR ~ ORANGE SEGMENTS INTERMITTENCY			

Time	Volume Purged (mL)	Temp (°C)	Conductivity (µs/cm)	ORP (mV)	D.O. (mg/L)	Turbidity (NTU)	pH	Drawdown	Notes
1318	-	18.1	1181	-79.7	2.58	18.20	7.03	23.25	
1321	900	15.9	1150	-62.5	0.19	106.31	6.89	23.38	
1324	1800	15.8	1147	-64.1	0.05	34.17	6.85	23.42	
1327	2700	15.8	1144	-66.4	0.00	33.79	6.84	23.48	
1330	3600	15.5	1146	-65.2	0.00	15.87	6.83	23.53	
1333	4500	15.2	1148	-65.6	0.00	13.84	6.83	23.57	

1. Well evacuated to dryness?	Yes / (No)	7. Time to recharge (min):	N/A
2. Sample Filtered?	Yes / (No)	8. Sample Time:	1335
3. Sampling Equip. Used	PERISTALTIC	9: Parameter/Container/Pres.	**See Attached COC**
4. Drive Gas (Air/Nitrogen)	AIR /NITROGEN/ (N/A)		
5. Sample Rate (mL/min)	300		
6. Sample Appearance:			
Turbidity	LOW	10. Other Information:	
Color	CLEAR		
Odor	NONE		

Fe^{2+} _____

11. Decontamination Procedures: **Alconox/DI Rinse**

12. Instrument type: **YSI ProDSS**

Calibration Date: **LAB**

Calibration Time: **LAB**

	Stnd.	Reading	Adjust.
pH			
Conduct.			
ORP			
D.O			
Turbidity			

See attached Lab Form for Calibration Data

Low Stress Groundwater Sampling Data Sheet

Facility Name: **DMASWA**		Sampler Name(s):	WN / MW
MW Identification:	MW-403A	Date/Time:	9/17/24 1230
Sample Number:	1	PID Readings:	**N/A**
Weather Conditions:	80 CLEAR		
Wellhead Inspection:	NO COMMENT		

Visual Inspection:

1. Survey Mark Present:	(Yes) / No	5. Standing/Ponded Water:	Yes / (No)
2. Collision/Vandalism Damage:	Yes / (No)	6. Frost Heaving:	Yes / (No)
3. Casing Degradation:	Yes / (No)	7. Lock in Place:	(Yes) / No
4. Well Subsidence:	Yes / (No)		

Ground Water Measurements/Purge data:

1. Static Water Level (±0.01 feet [ft.])	24.25	7. Purge Rate (mL/min)	300
2. Intake Depth (±0.01 ft.)	25	8. Water Level Measuring Equip.	SOLINST
3. Bottom of casing (±0.01 ft.)	28.75	9. Purge Equipment Used	PERISTALTIC
4. Casing Diameter (inches)	2	10. Dedicated? (Yes/No)	Yes / (No)
5. Actual Volume of Water Purged (mL)	4500	11. Immiscible layer observed	Yes / (No)
6. Purge Water Characteristics:		12. Thickness of immiscible layer	N/A
Odor: NONE Turbidity: LOW		13. Drive Gas (Air/Nitrogen)	AIR / NITROGEN / (N/A)
Color: CLEAR			

Time	Volume Purged (mL)	Temp (°C)	Conductivity (µs/cm)	ORP (mV)	D.O. (mg/L)	Turbidity (NTU)	pH	Drawdown	Notes
1238	-	26.0	1403	160.8	3.14	8.17	6.69	24.35	
1241	900	15.9	1412	159.3	0.98	6.67	6.69	24.37	
1244	1800	15.7	1405	152.8	0.18	6.13	6.61	24.40	
1247	2700	15.6	1408	149.2	0.21	5.93	6.60	24.41	
1250	3600	15.5	1405	146.3	0.07	5.87	6.59	24.40	
1253	4500	15.2	1410	144.4	0.03	5.86	6.59	24.40	

1. Well evacuated to dryness?	Yes / (No)	7. Time to recharge (min):	N/A
2. Sample Filtered?	Yes / (No)	8. Sample Time:	1255
3. Sampling Equip. Used	PERISTALTIC	9: Parameter/Container/Pres.	**See Attached COC**
4. Drive Gas (Air/Nitrogen)	AIR /NITROGEN/ (N/A)		
5. Sample Rate (mL/min)	300		
6. Sample Appearance:			
Turbidity	LOW	10. Other Information:	
Color	CLEAR		
Odor	NONE		

11. Decontamination Procedures: **Alconox/DI Rinse**

12. Instrument type: **YSI ProDSS**

Calibration Date: **LAB**

Calibration Time: **LAB**

	Stnd.	Reading	Adjust.
pH			
Conduct.			
ORP			
D.O			
Turbidity			

See attached Lab Form for Calibration Data

Fe^{2+} _____

~~MW-903B~~ P-903B - 27.31'

DUP-1 HERE @ 0900

Low Stress Groundwater Sampling Data Sheet

Facility Name: **DMASWA**		Sampler Name(s):	Mike Walsh
MW Identification:	MW-404A	Date/Time:	9/17/24 14:15
Sample Number:	B	PID Readings: **N/A**	
Weather Conditions:	80's and Sunny		
Wellhead Inspection:	No comments		

Visual Inspection:

1. Survey Mark Present:	(Yes) / No	5. Standing/Ponded Water:	Yes / (No)
2. Collision/Vandalism Damage:	Yes / (No)	6. Frost Heaving:	Yes / (No)
3. Casing Degradation:	Yes / (No)	7. Lock in Place:	(Yes) / No
4. Well Subsidence:	Yes / (No)		

Ground Water Measurements/Purge data:

1. Static Water Level (±0.01 feet [ft.])	26.02	7. Purge Rate (mL/min)	300
2. Intake Depth (±0.01 ft.)	~34	8. Water Level Measuring Equip.	Geotech
3. Bottom of casing (±0.01 ft.)	39.63	9. Purge Equipment Used	Bladder
4. Casing Diameter (inches)	2-IN	10. Dedicated? (Yes/No)	Yes / (No)
5. Actual Volume of Water Purged (mL)	6900	11. Immiscible layer observed	Yes / (No)
6. Purge Water Characteristics:		12. Thickness of immiscible layer	N/A
Odor: None Turbidity: Low		13. Drive Gas (Air/Nitrogen)	(AIR) / NITROGEN / N/A
Color: Clear			

Time	Volume Purged (mL)	Temp (°C)	Conductivity (µs/cm)	ORP (mV)	D.O. (mg/L)	Turbidity (NTU)	pH	Drawdown	Notes
14:37	0	-	-	-	-	-	-	-	-
14:45	2400	17.4	1044	89.0	1.33	13.23	6.99	26.15	
14:48	~~3700~~ 3300	16.9	1031	59.2	0.51	4.74	7.02	26.16	
14:51	~~3000~~ 4200	16.9	1027	45.2	0.28	5.90	7.03	26.18	
14:54	~~3300~~ 5100	16.6	1028	36.6	0.21	6.75	7.03	26.19	
14:57	~~3600~~ 6000	16.8	1026	31.1	0.16	7.62	7.03	26.19	
15:00	~~3900~~ 6900	16.5	1022	23.6	0.15	8.08	7.03	26.19	

1. Well evacuated to dryness?	Yes / (No)	7. Time to recharge (min):	N/A.
2. Sample Filtered?	Yes / (No)	8. Sample Time:	15:00
3. Sampling Equip. Used	Bladder	9: Parameter/Container/Pres.	**See Attached COC**
4. Drive Gas (Air/Nitrogen)	(AIR) /NITROGEN/ N/A		
5. Sample Rate (mL/min)	300		
6. Sample Appearance:			
Turbidity	Low	10. Other Information:	
Color	Clear		
Odor	None		

11. Decontamination Procedures: **Alconox/DI Rinse**

12. Instrument type: **YSI ProDSS**

Calibration Date: **LAB**

Calibration Time: **LAB**

	Stnd.	Reading	Adjust.
pH			
Conduct.			
ORP			
D.O			
Turbidity			

See attached Lab Form for Calibration Data

Fe^{2+} _____

Well water was shaken up due to having to fix check value on bladder pump

Low Stress Groundwater Sampling Data Sheet

Facility Name: **DMASWA**		Sampler Name(s): Mike Walsh
MW Identification: MW-501A		Date/Time: 9/17/24 13:22
Sample Number: 7		PID Readings: N/A
Weather Conditions: 80's and sunny		
Wellhead Inspection: Wellhead casing loose		

Visual Inspection:

1. Survey Mark Present:	Yes / (No)	5. Standing/Ponded Water:	Yes / (No)
2. Collision/Vandalism Damage:	Yes / (No)	6. Frost Heaving:	Yes / (No)
3. Casing Degradation:	Yes / (No)	7. Lock in Place:	(Yes) / No
4. Well Subsidence:	Yes / (No)		

Ground Water Measurements/Purge data:

1. Static Water Level (±0.01 feet [ft.])	32.63	7. Purge Rate (mL/min)	300
2. Intake Depth (±0.01 ft.)	~40	8. Water Level Measuring Equip.	Geotech
3. Bottom of casing (±0.01 ft.)	45.14	9. Purge Equipment Used	Bladder
4. Casing Diameter (inches)	2-in	10. Dedicated? (Yes/No)	Yes / (No)
5. Actual Volume of Water Purged (mL)	4500	11. Immiscible layer observed	Yes / (No)
6. Purge Water Characteristics:		12. Thickness of immiscible layer	N/A
Odor: None Turbidity: Low		13. Drive Gas (Air/Nitrogen)	(AIR) / NITROGEN / N/A
Color: Clear			

Time	Volume Purged (mL)	Temp (°C)	Conductivity (µs/cm)	ORP (mV)	D.O. (mg/L)	Turbidity (NTU)	pH	Drawdown	Notes
13:37	0	19.0	1175	83.0	2.07	48.54	6.85	32.63	
13:40	900	17.3	1150	59.3	0.57	96.12	6.88	32.63	
13:43	1800	19.4	1147	47.5	0.44	102.13	6.88	32.63	
13:46	2700	16.5	1145	32.3	0.28	86.01	6.89	32.63	
13:49	3600	16.2	1140	20.1	0.22	78.33	6.90	32.63	
13:52	4500	16.2	1137	8.7	0.18	57.42	6.90	32.63	

1. Well evacuated to dryness?	Yes / (No)	7. Time to recharge (min):	~~30~~ N/A	11. Decontamination Procedures:	
2. Sample Filtered?	Yes / (No)	8. Sample Time:	13:55	**Alconox/DI Rinse**	
3. Sampling Equip. Used	Bladder	9. Parameter/Container/Pres.		12. Instrument type: **YSI ProDSS**	
4. Drive Gas (Air/Nitrogen)	(AIR) / NITROGEN / N/A	**See Attached COC**		Calibration Date:	**LAB**
5. Sample Rate (mL/min)	300			Calibration Time:	**LAB**
6. Sample Appearance:				Stnd. / Reading / Adjust.	
Turbidity	Low	10. Other Information:		pH	
Color	Clear			Conduct.	**See attached Lab Form for Calibration Data**
Odor	None			ORP	
				D.O	
				Turbidity	

Fe^{2+} _____

Low Stress Groundwater Sampling Data Sheet

Facility Name: **DMASWA**		Sampler Name(s): Mike Walsh	
MW Identification: MW-502A		Date/Time: 9/17/24	12:30
Sample Number: 6		PID Readings: **N/A**	
Weather Conditions: 80's and sunny			
Wellhead Inspection: Wellhead casing loose			

Visual Inspection:

1. Survey Mark Present:	Yes / (No)	5. Standing/Ponded Water:	Yes / (No)
2. Collision/Vandalism Damage:	Yes / (No)	6. Frost Heaving:	Yes / (No)
3. Casing Degradation:	Yes / (No)	7. Lock in Place:	(Yes) / No
4. Well Subsidence:	Yes / (No)		

Ground Water Measurements/Purge data:

1. Static Water Level (±0.01 feet [ft.])	40.64	7. Purge Rate (mL/min)	300
2. Intake Depth (±0.01 ft.)	~46	8. Water Level Measuring Equip.	Bladder
3. Bottom of casing (±0.01 ft.)	53.13	9. Purge Equipment Used	Geotech
4. Casing Diameter (inches)	2-IN	10. Dedicated? (Yes/No)	Yes / (No)
5. Actual Volume of Water Purged (mL)	4500	11. Immiscible layer observed	Yes / (No)
6. Purge Water Characteristics:		12. Thickness of immiscible layer	N/A
Odor: None Turbidity	Mild	13. Drive Gas (Air/Nitrogen)	(AIR) / NITROGEN / N/A
Color: Clear			

Time	Volume Purged (mL)	Temp (°C)	Conductivity (µs/cm)	ORP (mV)	D.O. (mg/L)	Turbidity (NTU)	pH	Drawdown	Notes
12:45	0	22.3	994	59.4	3.70	40.28	6.94	41.25	
12:48	900	17.2	950	24.6	0.67	54.68	6.99	41.68	
12:51	1800	17.0	949	21.4	0.55	56.67	6.98	41.90	
12:54	2700	17.2	947	14.7	0.47	50.55	7.01	41.96	
12:57	3600	17.6	951	11.8	0.40	53.56	7.00	42.09	
13:00	4500	17.6	952	8.2	0.34	52.47	7.00	42.16	

1. Well evacuated to dryness?	Yes / (No)	7. Time to recharge (min):	N/A
2. Sample Filtered?	Yes / (No)	8. Sample Time:	13:05
3. Sampling Equip. Used	Bladder	9: Parameter/Container/Pres.	**See Attached COC**
4. Drive Gas (Air/Nitrogen)	(AIR) /NITROGEN/ N/A		
5. Sample Rate (mL/min)	300		
6. Sample Appearance:			
Turbidity	Low	10. Other Information:	
Color	Clear		
Odor	None		

11. Decontamination Procedures: **Alconox/DI Rinse**

12. Instrument type: **YSI ProDSS**

Calibration Date: **LAB**

Calibration Time: **LAB**

	Stnd.	Reading	Adjust.
pH			
Conduct.			
ORP			
D.O			
Turbidity			

See attached Lab Form for Calibration Data

Fe^{2+} _____

Low Stress Groundwater Sampling Data Sheet

Facility Name: **DMASWA**		Sampler Name(s):
MW Identification:	P-503B	Date/Time:
Sample Number:	5	PID Readings: **N/A**
Weather Conditions:	80 CLEAR	
Wellhead Inspection:	HOUSING LOOSE / BOLLARD KNOCKED OVER	

Visual Inspection:

1. Survey Mark Present:	Yes / (No)	5. Standing/Ponded Water:	Yes / (No)
2. Collision/Vandalism Damage:	Yes / (No)	6. Frost Heaving:	Yes / (No)
3. Casing Degradation:	Yes / (No)	7. Lock in Place:	(Yes) / No
4. Well Subsidence:	Yes / (No)		

Ground Water Measurements/Purge data:

1. Static Water Level (±0.01 feet [ft.])	37.92	7. Purge Rate (mL/min)	300
2. Intake Depth (±0.01 ft.)	41	8. Water Level Measuring Equip.	SOLINST
3. Bottom of casing (±0.01 ft.)	43.36	9. Purge Equipment Used	BLADDER
4. Casing Diameter (inches)	2	10. Dedicated? (Yes/No)	Yes / (No)
5. Actual Volume of Water Purged (mL)	4500	11. Immiscible layer observed	Yes / (No)
6. Purge Water Characteristics:		12. Thickness of immiscible layer	N/A
Odor: None Turbidity: LOW		13. Drive Gas (Air/Nitrogen)	(AIR) / NITROGEN / N/A
Color: clear			

Time	Volume Purged (mL)	Temp (°C)	Conductivity (µs/cm)	ORP (mV)	D.O. (mg/L)	Turbidity (NTU)	pH	Drawdown	Notes
1152	-	21.2	1216	178.9	3.25	11.89	6.92	38.24	
1155	900	16.4	1126	58.3	0.57	8.04	6.87	38.50	
1158	1800	15.7	1099	30.5	0.38	7.05	6.81	38.60	
1201	2700	15.4	1090	21.9	0.27	6.84	6.80	38.73	
1204	3600	15.5	1084	11.8	0.17	7.98	6.78	38.84	
1207	4500	15.6	1086	7.3	0.10	7.89	6.78	38.93	

1. Well evacuated to dryness?	Yes / (No)	7. Time to recharge (min):	N/A
2. Sample Filtered?	Yes / (No)	8. Sample Time:	1210
3. Sampling Equip. Used	BLADDER	9: Parameter/Container/Pres.	**See Attached COC**
4. Drive Gas (Air/Nitrogen)	(AIR) /NITROGEN/ N/A		
5. Sample Rate (mL/min)	300		
6. Sample Appearance:			
Turbidity	LOW	10. Other Information:	
Color	CLEAR		
Odor	NONE		

11. Decontamination Procedures: **Alconox/DI Rinse**

12. Instrument type: **YSI ProDSS**

Calibration Date: **LAB**

Calibration Time: **LAB**

	Stnd.	Reading	Adjust.
pH			
Conduct.			
ORP			
D.O			
Turbidity			

See attached Lab Form for Calibration Data

Fe^{2+} _____

Low Stress Groundwater Sampling Data Sheet

Facility Name: **DMASWA**		Sampler Name(s): WN / MW
MW Identification: P-504B		Date/Time: 9/17/24 1040
Sample Number: 34		PID Readings: N/A
Weather Conditions: 75 CLEAR		
Wellhead Inspection: NO COMMENT		

Visual Inspection:

1. Survey Mark Present:	Yes / (No)	5. Standing/Ponded Water:	Yes / (No)
2. Collision/Vandalism Damage:	Yes / (No)	6. Frost Heaving:	Yes / (No)
3. Casing Degradation:	Yes / (No)	7. Lock in Place:	(Yes) / No
4. Well Subsidence:	Yes / (No)		

Ground Water Measurements/Purge data:

1. Static Water Level (±0.01 feet [ft.])	~~38.13~~ 30.13	7. Purge Rate (mL/min)	300
2. Intake Depth (±0.01 ft.)	~~40~~ 35	8. Water Level Measuring Equip.	SOLINST
3. Bottom of casing (±0.01 ft.)	38.44	9. Purge Equipment Used	BLADDER
4. Casing Diameter (inches)	2	10. Dedicated? (Yes/No)	Yes / (No)
5. Actual Volume of Water Purged (mL)	8100	11. Immiscible layer observed	Yes / (No)
6. Purge Water Characteristics:		12. Thickness of immiscible layer	N/A
Odor NONE Turbidity	MED-HIGH	13. Drive Gas (Air/Nitrogen)	(AIR) / NITROGEN / N/A
Color SILVER/GRAY			

Time	Volume Purged (mL)	Temp (°C)	Conductivity (µs/cm)	ORP (mV)	D.O. (mg/L)	Turbidity (NTU)	pH	Drawdown	Notes
~~1000~~	-	~~18.2~~	~~16492~~	~~-63.5~~	~~2.31~~	~~205.41~~	~~7.20~~	~~30.31~~	
1109	36600	18.7	16492	-63.5	2.31	205.41	7.20	30.31	
1112	4500	15.2	16029	-54.3	0.62	196.71	6.93	30.31	
1115	5400	15.1	16026	-56.0	0.25	140.31	6.73	30.31	
1118	10300	15.1	16029	-57.6	0.15	116.13	6.70	30.31	
1121	7200	14.9	16029	-60.0	0.10	85.86	6.66	30.31	
1124	8100	14.9	16033	-59.9	0.08	73.04	6.67	30.31	

1. Well evacuated to dryness?	Yes / (No)	7. Time to recharge (min):	N/A
2. Sample Filtered?	Yes / (No)	8. Sample Time:	1125
3. Sampling Equip. Used	BLADDER	9: Parameter/Container/Pres.	**See Attached COC**
4. Drive Gas (Air/Nitrogen)	(AIR)/NITROGEN/ N/A		
5. Sample Rate (mL/min)	300		
6. Sample Appearance:			
Turbidity	LOW	10. Other Information:	
Color	CLEAR		
Odor	NONE		

11. Decontamination Procedures: **Alconox/DI Rinse**

12. Instrument type: **YSI ProDSS**

Calibration Date: **LAB**

Calibration Time: **LAB**

	Stnd.	Reading	Adjust.
pH			
Conduct.			
ORP			
D.O			
Turbidity			

See attached Lab Form for Calibration Data

Fe^{2+} _____

MW-504A - 28.55' - NEEDS LOCK

Low Stress Groundwater Sampling Data Sheet

Facility Name: **DMASWA**	Sampler Name(s):	WN/MW
MW Identification: MW-505A	Date/Time:	9/17/24 0840
Sample Number: 2	PID Readings: **N/A**	
Weather Conditions: 65° F CLEAR		
Wellhead Inspection: HOUSING LOOSE, BASE SUBSIDENCE		

Visual Inspection:

1. Survey Mark Present:	Yes / (No)	5. Standing/Ponded Water:	Yes / (No)
2. Collision/Vandalism Damage:	Yes / (No)	6. Frost Heaving:	Yes / (No)
3. Casing Degradation:	Yes / (No)	7. Lock in Place:	(Yes) / No
4. Well Subsidence:	(Yes) / No		

Ground Water Measurements/Purge data:

1. Static Water Level (±0.01 feet [ft.])	23.49	7. Purge Rate (mL/min)	300
2. Intake Depth (±0.01 ft.)	30.00	8. Water Level Measuring Equip.	Solinst
3. Bottom of casing (±0.01 ft.)	53.34	9. Purge Equipment Used	Peristaltic
4. Casing Diameter (inches)	2-in	10. Dedicated? (Yes/No)	Yes / (No)
5. Actual Volume of Water Purged (mL)	4500	11. Immiscible layer observed	Yes / (No)
6. Purge Water Characteristics:		12. Thickness of immiscible layer	None
Odor: None Turbidity	LOW	13. Drive Gas (Air/Nitrogen)	AIR / NITROGEN / (N/A)
Color: Clear			

Time	Volume Purged (mL)	Temp (°C)	Conductivity (µs/cm)	ORP (mV)	D.O. (mg/L)	Turbidity (NTU)	pH	Drawdown	Notes
0845	-	18.2	941	174.5	7.25	3.84	7.54	24.03	
0848	900	15.7	755	186.9	6.45	12.10	7.48	25.07	
0851	1800	15.3	740	200.8	6.28	26.32	7.37	26.03	
0854	2700	15.0	737	208.5	6.23	53.56	7.35	27.02	
0857	3600	15.4	731	213.9	6.20	9.40	7.34	28.08	
0900	4500	15.5	730	218.2	6.11	7.06	7.34	28.88	

1. Well evacuated to dryness?	Yes / (No)	7. Time to recharge (min):	N/A
2. Sample Filtered?	Yes / (No)	8. Sample Time:	09:00
3. Sampling Equip. Used	Peristaltic	9: Parameter/Container/Pres.	**See Attached COC**
4. Drive Gas (Air/Nitrogen)	AIR /NITROGEN/ (N/A)		
5. Sample Rate (mL/min)	300		
6. Sample Appearance:			
Turbidity	LOW	10. Other Information:	
Color	Clear		
Odor	None		

11. Decontamination Procedures: **Alconox/DI Rinse**

12. Instrument type: **YSI ProDSS**

Calibration Date: **LAB**

Calibration Time: **LAB**

	Stnd.	Reading	Adjust.
pH			
Conduct.			
ORP			
D.O			
Turbidity			

See attached Lab Form for Calibration Data

Fe^{2+} _____

TB-1 at 09:00

Low Stress Groundwater Sampling Data Sheet

Facility Name: **DMASWA**		Sampler Name(s): WW / MW
MW Identification: MW-604		Date/Time: 9/18/24 0710
Sample Number: 910		PID Readings: **N/A**
Weather Conditions: 60 CLEAR		
Wellhead Inspection: HOUSING LOOSE		

Visual Inspection:

1. Survey Mark Present:	(Yes) / No	5. Standing/Ponded Water:	Yes / (No)
2. Collision/Vandalism Damage:	Yes / (No)	6. Frost Heaving:	Yes / (No)
3. Casing Degradation:	Yes / (No)	7. Lock in Place:	(Yes) / No
4. Well Subsidence:	Yes / (No)		

Ground Water Measurements/Purge data:

1. Static Water Level (±0.01 feet [ft.])	14.71	7. Purge Rate (mL/min)	300
2. Intake Depth (±0.01 ft.)	17	8. Water Level Measuring Equip.	SOLINST
3. Bottom of casing (±0.01 ft.)	20.19	9. Purge Equipment Used	PERISTALTIC
4. Casing Diameter (inches)	2	10. Dedicated? (Yes/No)	Yes / (No)
5. Actual Volume of Water Purged (mL)	4500	11. Immiscible layer observed	Yes / (No)
6. Purge Water Characteristics:		12. Thickness of immiscible layer	N/A
Odor: NONE Turbidity: LOW		13. Drive Gas (Air/Nitrogen)	AIR / NITROGEN / (N/A)
Color: CLEAR			

Time	Volume Purged (mL)	Temp (°C)	Conductivity (µs/cm)	ORP (mV)	D.O. (mg/L)	Turbidity (NTU)	pH	Drawdown	Notes
0715	–	12.9	886	86.7	5.24	42.74	6.61	14.74	
0718	900	12.8	863	98.6	0.36	10.79	6.70	14.74	
0721	1800	12.8	869	99.1	0.17	145.31	6.70	~~145.13~~	
0724	2700	12.7	867	103.2	0.09	103.73	6.68	14.75	
0727	3600	12.8	863	107.3	0.10	8.97	6.67	~~9.46~~ 14.75	
0730	4500	13.4	864	113.4	0.10	8.36	6.67	~~8.35~~ 14.75	

1. Well evacuated to dryness? Yes / (No)
2. Sample Filtered? Yes / (No)
3. Sampling Equip. Used: PERISTALTIC
4. Drive Gas (Air/Nitrogen): AIR /NITROGEN/ (N/A)
5. Sample Rate (mL/min): 300
6. Sample Appearance:
   - Turbidity
   - Color
   - Odor

7. Time to recharge (min): N/A
8. Sample Time: 0730
9. Parameter/Container/Pres.: **See Attached COC**
10. Other Information:

11. Decontamination Procedures: **Alconox/DI Rinse**
12. Instrument type: **YSI ProDSS**

	Stnd.	Reading	Adjust.
Calibration Date:		**LAB**	
Calibration Time:		**LAB**	
pH			
Conduct.		**See attached Lab Form for Calibration Data**	
ORP			
D.O			
Turbidity			

Fe^{2+} _____

MW-603 - 6.70
MW-602 - 6.22
MW-601 - 7.21
} HOUSING LOOSE

TB-2 @ 0715

Low Stress Groundwater Sampling Data Sheet

Facility Name: **DMASWA**		Sampler Name(s):	WN / MW
MW Identification:	MW-605	Date/Time:	9/18/24 0630
Sample Number:	9	PID Readings:	**N/A**
Weather Conditions:	57° CALM / CLEAR		
Wellhead Inspection:	HOUSING LOOSE		

Visual Inspection:

1. Survey Mark Present:	Yes / (No)	5. Standing/Ponded Water:	Yes / (No)
2. Collision/Vandalism Damage:	Yes / (No)	6. Frost Heaving:	Yes / (No)
3. Casing Degradation:	Yes / (No)	7. Lock in Place:	(Yes) / No
4. Well Subsidence:	Yes / (No)		

Ground Water Measurements/Purge data:

1. Static Water Level (±0.01 feet [ft.])	13.91	7. Purge Rate (mL/min)	300
2. Intake Depth (±0.01 ft.)	~16	8. Water Level Measuring Equip.	(PERISTALTIC) SOLINST
3. Bottom of casing (±0.01 ft.)	20.29	9. Purge Equipment Used	
4. Casing Diameter (inches)	2	10. Dedicated? (Yes/No)	Yes / (No)
5. Actual Volume of Water Purged (mL)	~~4500~~ 5400	11. Immiscible layer observed	Yes / (No)
6. Purge Water Characteristics:		12. Thickness of immiscible layer	N/A
Odor: NONE Turbidity: LOW		13. Drive Gas (Air/Nitrogen)	AIR / NITROGEN / (N/A)
Color: SLIGHT BLACK ORGANIC PLUG THEN CLEAR			

Time	Volume Purged (mL)	Temp (°C)	Conductivity (µs/cm)	ORP (mV)	D.O. (mg/L)	Turbidity (NTU)	pH	Drawdown	Notes
0636	-	13.5	1076	65.5	5.70	12.24	6.72	13.99	
0639	900	12.9	1096	48.3	0.36	6.72	6.51	14.05	
0642	1800	13.0	1104	35.3	0.24	7.64	6.50	14.05	
0645	2700	13.1	1105	31.2	0.19	5.84	6.51	14.06	
0648	3600	12.9	1105	20.3	0.03	3.91	6.55	14.07	
0651	4500	13.1	1101	13.5	0.00	4.12	6.55	14.07	
0654	5400	13.1	1099	11.6	0.00	4.47	6.55	14.07	

1. Well evacuated to dryness?	Yes / (No)	7. Time to recharge (min):	N/A
2. Sample Filtered?	Yes / (No)	8. Sample Time:	0655
3. Sampling Equip. Used	PERISTALTIC	9: Parameter/Container/Pres.	**See Attached COC**
4. Drive Gas (Air/Nitrogen)	AIR / NITROGEN / (N/A)		
5. Sample Rate (mL/min)	300		
6. Sample Appearance:			
Turbidity	LOW	10. Other Information:	
Color	CLEAR		
Odor	NONE		

11. Decontamination Procedures: **Alconox/DI Rinse**

12. Instrument type: **YSI ProDSS**

Calibration Date: **LAB**

Calibration Time: **LAB**

	Stnd.	Reading	Adjust.
pH			
Conduct.			
ORP			
D.O			
Turbidity			

See attached Lab Form for Calibration Data

Fe^{2+} _____

Low Stress Groundwater Sampling Data Sheet

Facility Name: **DMASWA**		Sampler Name(s):	WN / MW
MW Identification:	GD-1	Date/Time:	9/18/24 1030
Sample Number:	14	PID Readings:	**N/A**
Weather Conditions:	75 CLEAR		
Wellhead Inspection:	N/A		

Visual Inspection:

1. Survey Mark Present:	Yes / No	5. Standing/Ponded Water:	Yes / No
2. Collision/Vandalism Damage:	Yes / No	6. Frost Heaving:	Yes / No
3. Casing Degradation:	Yes / No	7. Lock in Place:	Yes / No
4. Well Subsidence:	Yes / No		

Ground Water Measurements/Purge data:

1. Static Water Level (±0.01 feet [ft.])		7. Purge Rate (mL/min)	
2. Intake Depth (±0.01 ft.)		8. Water Level Measuring Equip.	
3. Bottom of casing (±0.01 ft.)		9. Purge Equipment Used	
4. Casing Diameter (inches)		10. Dedicated? (Yes/No)	Yes / No
5. Actual Volume of Water Purged (mL)		11. Immiscible layer observed	Yes / No
6. Purge Water Characteristics:		12. Thickness of immiscible layer	
Odor	Turbidity	13. Drive Gas (Air/Nitrogen)	AIR / NITROGEN / N/A
Color			

Time	Volume Purged (mL)	Temp (°C)	Conductivity (µs/cm)	ORP (mV)	D.O. (mg/L)	Turbidity (NTU)	pH	Drawdown	Notes

INSUFFICIENT FLOW TO SAMPLE

1. Well evacuated to dryness?	Yes / No	7. Time to recharge (min):		11. Decontamination Procedures:	
2. Sample Filtered?	Yes / No	8. Sample Time:		**Alconox/DI Rinse**	
3. Sampling Equip. Used		9: Parameter/Container/Pres.		12. Instrument type: **YSI ProDSS**	
4. Drive Gas (Air/Nitrogen)	AIR /NITROGEN/ N/A	**See Attached COC**		Calibration Date:	**LAB**
5. Sample Rate (mL/min)				Calibration Time:	**LAB**
6. Sample Appearance:				Stnd. / Reading / Adjust.	
Turbidity		10. Other Information:		pH	
Color				Conduct.	**See attached Lab Form for Calibration Data**
Odor				ORP	
				D.O	
				Turbidity	

Fe^{2+} _____

Low Stress Groundwater Sampling Data Sheet

HDR	Facility Name: **DMASWA**	Sampler Name(s): M. Lee Walsh	
	MW Identification: GW-2	Date/Time: 9/18/24 11:45	
	Sample Number: N/A	PID Readings: **N/A**	
	Weather Conditions: 70's and sunny		
	Wellhead Inspection: N/A		

Visual Inspection:

1. Survey Mark Present:	Yes / No	5. Standing/Ponded Water:	Yes / No
2. Collision/Vandalism Damage:	Yes / No	6. Frost Heaving:	Yes / No
3. Casing Degradation:	Yes / No	7. Lock in Place:	Yes / No
4. Well Subsidence:	Yes / No		

Ground Water Measurements/Purge data:

1. Static Water Level (±0.01 feet [ft.])		7. Purge Rate (mL/min)	
2. Intake Depth (±0.01 ft.)		8. Water Level Measuring Equip.	
3. Bottom of casing (±0.01 ft.)		9. Purge Equipment Used	
4. Casing Diameter (inches)		10. Dedicated? (Yes/No)	Yes / No
5. Actual Volume of Water Purged (mL)		11. Immiscible layer observed	Yes / No
6. Purge Water Characteristics:		12. Thickness of immiscible layer	
Odor _____ Turbidity		13. Drive Gas (Air/Nitrogen)	AIR / NITROGEN / N/A
Color _____			

Time	Volume Purged (mL)	Temp (°C)	Conductivity (µs/cm)	ORP (mV)	D.O. (mg/L)	Turbidity (NTU)	pH	Drawdown	Notes

1. Well evacuated to dryness?	Yes / No	7. Time to recharge (min):		11. Decontamination Procedures:	
2. Sample Filtered?	Yes / No	8. Sample Time:		**Alconox/DI Rinse**	
3. Sampling Equip. Used		9: Parameter/Container/Pres.		12. Instrument type: **YSI ProDSS**	
4. Drive Gas (Air/Nitrogen)	AIR /NITROGEN/ N/A	**See Attached COC**		Calibration Date:	**LAB**
5. Sample Rate (mL/min)				Calibration Time:	**LAB**
6. Sample Appearance:				Stnd. / Reading / Adjust.	
Turbidity		10. Other Information:		pH	
Color				Conduct.	**See attached Lab Form for Calibration Data**
Odor				ORP	
				D.O	
				Turbidity	

Fe^{2+} _____

Insufficient flow for sample

Low Stress Groundwater Sampling Data Sheet

Facility Name: **DMASWA**		Sampler Name(s):	WN / MW
MW Identification:	GW-3	Date/Time:	9/18/2024 1040
Sample Number:	15	PID Readings:	N/A
Weather Conditions:	75 CLEAR		
Wellhead Inspection:	N/A		

Visual Inspection:

1. Survey Mark Present:	Yes / No	5. Standing/Ponded Water:	Yes / No
2. Collision/Vandalism Damage:	Yes / No	6. Frost Heaving:	Yes / No
3. Casing Degradation:	Yes / No	7. Lock in Place:	Yes / No
4. Well Subsidence:	Yes / No		

Ground Water Measurements/Purge data:

1. Static Water Level (±0.01 feet [ft.])		7. Purge Rate (mL/min)	
2. Intake Depth (±0.01 ft.)		8. Water Level Measuring Equip.	
3. Bottom of casing (±0.01 ft.)		9. Purge Equipment Used	
4. Casing Diameter (inches)		10. Dedicated? (Yes/No)	Yes / No
5. Actual Volume of Water Purged (mL)		11. Immiscible layer observed	Yes / No
6. Purge Water Characteristics:		12. Thickness of immiscible layer	
Odor	Turbidity	13. Drive Gas (Air/Nitrogen)	AIR / NITROGEN / N/A
Color			

Time	Volume Purged (mL)	Temp (°C)	Conductivity (µs/cm)	ORP (mV)	D.O. (mg/L)	Turbidity (NTU)	pH	Drawdown	Notes
			GRAB SAMPLE						

1. Well evacuated to dryness?	Yes / No	7. Time to recharge (min):		11. Decontamination Procedures:	
2. Sample Filtered?	Yes / No	8. Sample Time:	1040	**Alconox/DI Rinse**	
3. Sampling Equip. Used		9: Parameter/Container/Pres.		12. Instrument type: **YSI ProDSS**	
4. Drive Gas (Air/Nitrogen)	AIR /NITROGEN/ N/A	**See Attached COC**		Calibration Date:	**LAB**
5. Sample Rate (mL/min)				Calibration Time:	**LAB**
6. Sample Appearance:				Stnd. / Reading / Adjust.	
Turbidity	LOW	10. Other Information:		pH	
Color	CLEAR			Conduct.	**See attached Lab Form for Calibration Data**
Odor	NONE			ORP	
				D.O	
				Turbidity	

Fe^{2+} _____

Low Stress Groundwater Sampling Data Sheet

Facility Name: **DMASWA**		Sampler Name(s):	Mike Walsh
MW Identification:	EQ-1	Date/Time:	9/18/24 11:15
Sample Number:	17	PID Readings: **N/A**	
Weather Conditions:	70's and Sunny		
Wellhead Inspection:	N/A		

Visual Inspection:

1. Survey Mark Present:	Yes / No	5. Standing/Ponded Water:	Yes / No
2. Collision/Vandalism Damage:	Yes / No	6. Frost Heaving:	Yes / No
3. Casing Degradation:	Yes / No	7. Lock in Place:	Yes / No
4. Well Subsidence:	Yes / No		

Ground Water Measurements/Purge data:

1. Static Water Level (±0.01 feet [ft.])		7. Purge Rate (mL/min)	
2. Intake Depth (±0.01 ft.)		8. Water Level Measuring Equip.	
3. Bottom of casing (±0.01 ft.)		9. Purge Equipment Used	
4. Casing Diameter (inches)		10. Dedicated? (Yes/No)	Yes / No
5. Actual Volume of Water Purged (mL)		11. Immiscible layer observed	Yes / No
6. Purge Water Characteristics:		12. Thickness of immiscible layer	
Odor	Turbidity	13. Drive Gas (Air/Nitrogen)	AIR / NITROGEN / N/A
Color			

Time	Volume Purged (mL)	Temp (°C)	Conductivity (µs/cm)	ORP (mV)	D.O. (mg/L)	Turbidity (NTU)	pH	Drawdown	Notes

1. Well evacuated to dryness?	Yes / No	7. Time to recharge (min):	
2. Sample Filtered?	Yes / (No)	8. Sample Time:	11:30
3. Sampling Equip. Used	Bladder	9: Parameter/Container/Pres.	**See Attached COC**
4. Drive Gas (Air/Nitrogen)	AIR /NITROGEN/ N/A		
5. Sample Rate (mL/min)			
6. Sample Appearance:			
Turbidity		10. Other Information:	
Color			
Odor			

11. Decontamination Procedures: **Alconox/DI Rinse**

12. Instrument type: **YSI ProDSS**

Calibration Date:	**LAB**		
Calibration Time:	**LAB**		
	Stnd.	Reading	Adjust.
pH			
Conduct.			
ORP			
D.O			
Turbidity			

See attached Lab Form for Calibration Data

Fe^{2+} _____

EQ-1 using distilled water at 11:30

geotech
Calibrated at Geotech's Colorado service center
2650 East 40th Avenue
Denver, CO 80205
(800) 833-7958 *Fax:* (303) 322-7242

YSI Pro DSS Calibration Certificate

Unit Number: 7723
Serial Number: 21D101664

Calibration Date 9/11/2024
Technician: Justin DeVine

Installed Probes
- ☑ Conductivity
- ☑ PH/ORP
- ☑ DO
- ☑ TURB

- ☑ Display is clear, and free of damage
- ☑ Cable and accessories are free of damage
- ☑ Firmware version is up to date.

Display Battery 92 % **Pass**
Cable Flex Test: **Pass**

Cable Length	10M	pH/ORP Serial #	20K100843
Cable Lot #	20J101926	DO Probe Serial #	20J104129
Cond Probe Lot #	20J104279	Turb Probe Serial #	24F101420
Bath Temp	31.4 °C		
Meter Temp	31.25 °C		
Variance	-0.15	**Pass**	

Cond

Calibration	Reading		Buffer Lot #	Exp. Date	
1.413 mS	1.413 mS	**Pass**	4GH0120	8/25	**Pass**

pH

Point Test	Calibration	Reading	mV	Slope		Buffer Lot #	Exp. Date	
2 Point	pH 7.00	pH 7.00	-37.7 mV			4GF1173	6/26	**Pass**
	pH 10.01	pH 10.01	-206.4 mV	168.7	**Pass**	4GF1169	6/26	**Pass**

ORP

Calibraition	Reading		Buffer Lot #	Exp. Date	
220 mV	220 mV	**Pass**	4GF1351	3/25	**Pass**

Turbidity

Zero	Reading	Variance		Cal	Reading	Variance		Buffer Lot #	Exp. Date	
0 ntu	0 ntu	0 ntu	**Pass**	124 ntu	124 ntu	0.0%	**Pass**	5	8/26	**Pass**

DO

Barometer	Calibration	Reading	Variance		Test Fluid
628.5 mmHg	82.7 %	82.7 %	0.0%	**Pass**	Water Saturated Air

Time:	Min.	Sec.	Reading		Nitrogen Lot #
	4	9	1 %	**Pass**	NA

Geotech Environmental Equipment, Inc. takes pride in ensuring this instrument is tested to function as specified by the manufacturer and was calibrated in accordance to manufacturer specifications. All calibration standards used are NIST traceable. With the provided lot numbers we can provide NIST documents on request. Call us at (800) 833-7958 and we will be glad to help.

geotech
Calibrated at Geotech's Colorado service center
2650 East 40th Avenue
Denver, CO 80205
(800) 833-7958 *Fax:* (303) 322-7242

YSI Pro DSS Calibration Certificate

Unit Number: 5012
Serial Number: 23C106281

Calibration Date 9/11/2024
Technician: Brady Cox

Installed Probes
- ☑ Conductivity
- ☑ PH/ORP
- ☑ DO
- ☑ TURB

- ☑ Display is clear, and free of damage
- ☑ Cable and accessories are free of damage
- ☑ Firmware version is up to date.

Display Battery 100 % **Pass**
Cable Flex Test: **Pass**

Cable Length	10M	pH/ORP Serial # 24E101065
Cable Lot #	22JI03173	DO Probe Serial # 19E101718
Cond Probe Lot #	24D105018	Turb Probe Serial # 23A100624
Bath Temp	31.61 °C	
Meter Temp	31.54 °C	
Variance	-0.07	**Pass**

Cond

Calibration	Reading		Buffer Lot #	Exp. Date	
1.413 mS	1.413 mS	**Pass**	4GH0240	8/25	**Pass**

pH

Point Test	Calibration	Reading	mV	Slope		Buffer Lot #	Exp. Date	
2 Point	pH 7.00	pH 7.00	-17.9 mV			4GF1173	6/26	**Pass**
	pH 10.01	pH 10.01	-188.7 mV	170.8	**Pass**	4GE1203	5/26	**Pass**

ORP

Calibraition	Reading		Buffer Lot #	Exp. Date	
220 mV	220 mV	**Pass**	4GH1028	5/25	**Pass**

Turbidity

Zero	Reading	Variance		Cal	Reading	Variance		Buffer Lot #	Exp. Date	
0 ntu	0 ntu	0 ntu	**Pass**	124 ntu	124 ntu	0.0%	**Pass**	05	8/26	**Pass**

DO

Barometer	Calibration	Reading	Variance		Test Fluid
627.5 mmHg	82.6 %	82.5 %	-0.1%	**Pass**	Water Saturated Air

Time:	Min.	Sec.	Reading		Nitrogen Lot #
	4	54	1 %	**Pass**	153403000947

Geotech Environmental Equipment, Inc. takes pride in ensuring this instrument is tested to function as specified by the manufacturer and was calibrated in accordance to manufacturer specifications. All calibration standards used are NIST traceable. With the provided lot numbers we can provide NIST documents on request. Call us at (800) 833-7958 and we will be glad to help.

Attachment 4

September 2024 Laboratory Analytical Reports

February 2025 Laboratory Analytical Reports

*April 2024 laboratory analytical reports can be found in the 2024 Spring Statistical Report (Doc ID# 110274).

This page intentionally left blank.

eurofins | Environment Testing

ANALYTICAL REPORT

PREPARED FOR

Attn: William Nicholson
HDR Inc
8404 Indian Hills Drive
Omaha, Nebraska 68114-4049

Generated 10/7/2024 1:32:20 PM

JOB DESCRIPTION

DMASWA

JOB NUMBER

310-291019-1

Eurofins Cedar Falls
3019 Venture Way
Cedar Falls IA 50613

See page two for job notes and contact information.

myEOL

Job Notes

This report may not be reproduced except in full, and with written approval from the laboratory. The results relate only to the samples tested. For questions please contact the Project Manager at the e-mail address or telephone number listed on this page.

The test results in this report relate only to the samples as received by the laboratory and will meet all requirements of the methodology, with any exceptions noted. This report shall not be reproduced except in full, without the express written approval of the laboratory. All questions should be directed to the Eurofins Environment Testing North Central, LLC Project Manager.

Authorization



Generated
10/7/2024 1:32:20 PM

Authorized for release by
Conner Calhoun, Client Service Manager
Conner.Calhoun@et.eurofinsus.com
(319)277-2401

Table of Contents

Cover Page 1
Table of Contents 3
Case Narrative 4
Sample Summary 6
Detection Summary 8
Client Sample Results 19
Definitions 129
Surrogate Summary 130
QC Sample Results 132
QC Association 168
Chronicle 176
Certification Summary 189
Method Summary 190
Chain of Custody 191
Receipt Checklists 203

Job Narrative
310-291019-1

Analytical test results meet all requirements of the associated regulatory program listed on the Accreditation/Certification Summary Page unless otherwise noted under the individual analysis. Data qualifiers and/or narrative comments are included to explain any exceptions, if applicable.

- Matrix QC may not be reported if insufficient sample is provided or site-specific QC samples were not submitted. In these situations, to demonstrate precision and accuracy at a batch level, a LCS/LCSD may be performed, unless otherwise specified in the method.
- Surrogate and/or isotope dilution analyte recoveries (if applicable) which are outside of the QC window are confirmed unless attributed to a dilution or otherwise noted in the narrative.

Regulated compliance samples (e.g. SDWA, NPDES) must comply with the associated agency requirements/permits.

Receipt
The samples were received on 9/19/2024 3:20 PM. Unless otherwise noted below, the samples arrived in good condition, and, where required, properly preserved and on ice. The temperatures of the 6 coolers at receipt time were 1.2°C, 3.1°C, 3.3°C, 5.1°C, 5.2°C and 6.0°C.

GC/MS VOA
Method 8260D: The continuing calibration verification (CCV) associated with batch 310-433781 outside of the control limits for Chlorobromomethane (-23.2%D), 1,1-Dichloroethene (-21.3%D), and Tetrachloroethene (-23.3%D). The LCS associated with this CCV passed CCV criteria for the affected analytes; therefore, the data have been reported. The associated sample is impacted: (CCV 310-433781/3).

Method 8260D: The following sample was collected in a properly preserved vial; however, the pH was outside the required criteria when verified by the laboratory. The sample was analyzed within the 7-day holding time specified for unpreserved samples: MW-146B (310-291019-36).

Method 8260D: The method requirement for no headspace was not met. The following volatile sample was analyzed with headspace in the sample container: TB-2 (310-291019-6).

Method 8260D: The continuing calibration verification (CCV) associated with batch 310-433952 recovered above the upper control limit for Bromoform (20.7%D). The samples associated with this CCV were non-detects for the affected analyte; therefore, the data have been reported. The associated sample is impacted: (CCV 310-433952/3).

Method 8260D: The laboratory control sample (LCS)) for analytical batch 310-433952 recovered outside control limits for the following analytes: Chlorodibromomethane. This analyte was biased high in the LCS and was not detected in the associated samples; therefore, the data have been reported.

Method 8260D: The method blank for analytical batch 310-433806 contained m,p-Xylene above the method detection limit. This target analyte concentration was less than the reporting limit (RL) in the method blank; therefore, re-extraction and/or re-analysis of samples was not performed.

Method 8260D: The method requirement for no headspace was not met. The following volatile samples were analyzed with headspace in the sample containers: MW-403A (310-291019-46), Dup-1 (310-291019-47) and MW-402A (310-291019-48).

Method 8260D: The continuing calibration verification (CCV) associated with batch 310-433939 recovered above the upper control limit for vinyl chloride (21.2%D) and Trichlorofluoromethane (40.2%D). . The samples associated with this CCV were non-detects for the affected analytes; therefore, the data have been reported. The associated sample is impacted: (CCV 310-433939/4).

Method 8260D: The laboratory control sample (LCS) for analytical batch 310-433939 recovered outside control limits for the following analytes: Trichlorofluoromethane. These analytes were biased high in the LCS and were not detected in the associated samples; therefore, the data have been reported.

Method 8260D: The method blank for analytical batch 310-433939 contained Carbon disulfide above the method detection limit. This target analyte concentration was less than the reporting limit (RL) in the method blank; therefore, re-extraction and/or re-analysis of samples was not performed.

Job ID: 310-291019-1 (Continued) Eurofins Cedar Falls

No additional analytical or quality issues were noted, other than those described above or in the Definitions/ Glossary page.

Metals

Method 6020B: The reference method requires samples to be preserved to a pH of <2. The following samples were received with insufficient preservation at a pH of >2: MW-146B (310-291019-36) and (310-291019-A-36 DU). The sample(s) was preserved to the appropriate pH in the laboratory.

Method 6020B: The initial calibration verification (ICV) result for batch 310-435065 was above the upper control limit. The affected analytes are: Silver. Sample results were non-detects, and have been reported as qualified data.

Method 6020B: The low level continuing calibration verification (CCVL) associated with batch 310-435069 recovered above the upper control limit for Antimony. The samples associated with this CCV were non-detects for the affected analytes; therefore, the data have been reported.

Method 6020B: The laboratory control sample (LCS) for preparation batch 310-433837 and analytical batch 310-435214 recovered outside control limits for the following analytes: Antimony. These analytes were biased high in the LCS and were not detected in the associated samples; therefore, the data have been reported.

Method 6020B: The initial calibration verification (ICV) result for batch 435214 was above the upper control limit. The affected analytes are: Silver. Sample results were non-detects, and have been reported as qualified data.

Method 6020B: The initial calibration verification (ICV) result for batch 435214 was above the upper control limit. The affected analytes are: Silver. Sample results were non-detects, and have been reported as qualified data.

Method 6020B: The laboratory control sample (LCS) for preparation batch 310-433838 and analytical batch 310-435214 recovered outside control limits for the following analytes: Antimony. These analytes were biased high in the LCS and were not detected in the associated samples; therefore, the data have been reported.

Method 6020B: The initial calibration verification (ICV) result for batch 310-435214 was above the upper control limit. The affected analytes are: Silver. Sample results were non-detects, and have been reported as qualified data.

Method 6020B: The initial calibration verification (ICV) result for batch 310-435214 was above the upper control limit. The affected analytes are: Silver. Sample results were non-detects, and have been reported as qualified data.

No additional analytical or quality issues were noted, other than those described above or in the Definitions/ Glossary page.

General Chemistry

No additional analytical or quality issues were noted, other than those described above or in the Definitions/ Glossary page.

Sample Summary

Client: HDR Inc
Project/Site: DMASWA

Job ID: 310-291019-1

Lab Sample ID	Client Sample ID	Matrix	Collected	Received
310-291019-1	MW-203A	Water	09/17/24 17:35	09/19/24 15:20
310-291019-2	MW-605	Water	09/18/24 06:55	09/19/24 15:20
310-291019-3	MW-604	Water	09/18/24 07:30	09/19/24 15:20
310-291019-4	P-108B	Water	09/18/24 08:30	09/19/24 15:20
310-291019-5	OW-306AR	Water	09/18/24 09:10	09/19/24 15:20
310-291019-6	TB-2	Water	09/18/24 07:15	09/19/24 15:20
310-291019-7	OW-301A	Water	09/18/24 10:00	09/19/24 15:20
310-291019-8	Dup-4	Water	09/18/24 13:00	09/19/24 15:20
310-291019-9	MW-137A	Water	09/18/24 11:20	09/19/24 15:20
310-291019-10	MW-204A	Water	09/17/24 17:20	09/19/24 15:20
310-291019-11	Dup-3	Water	09/17/24 13:30	09/19/24 15:20
310-291019-12	MW-108AR	Water	09/18/24 12:00	09/19/24 15:20
310-291019-13	MW-109ARR	Water	09/18/24 07:55	09/19/24 15:20
310-291019-14	MW-105A	Water	09/18/24 09:00	09/19/24 15:20
310-291019-15	P-105B	Water	09/18/24 09:40	09/19/24 15:20
310-291019-16	MW-114AR	Water	09/18/24 10:30	09/19/24 15:20
310-291019-17	P-114BR	Water	09/18/24 11:05	09/19/24 15:20
310-291019-18	EQ-1	Water	09/18/24 11:30	09/19/24 15:20
310-291019-19	MW-505A	Water	09/17/24 09:00	09/19/24 15:20
310-291019-20	P-120B	Water	09/17/24 10:10	09/19/24 15:20
310-291019-21	MW-120AR	Water	09/17/24 10:20	09/19/24 15:20
310-291019-22	P-504B	Water	09/17/24 11:25	09/19/24 15:20
310-291019-23	P-503B	Water	09/17/24 12:10	09/19/24 15:20
310-291019-24	MW-502A	Water	09/17/24 13:05	09/19/24 15:20
310-291019-25	MW-501A	Water	09/17/24 13:55	09/19/24 15:20
310-291019-26	MW-404A	Water	09/17/24 15:00	09/19/24 15:20
310-291019-27	MW-104A	Water	09/17/24 16:10	09/19/24 15:20
310-291019-28	TB-1	Water	09/17/24 09:00	09/19/24 15:20
310-291019-29	MW-148A	Water	09/18/24 12:55	09/19/24 15:20
310-291019-30	MW-148B	Water	09/18/24 13:35	09/19/24 15:20
310-291019-31	MW-147A	Water	09/18/24 14:35	09/19/24 15:20
310-291019-32	MW-145A	Water	09/18/24 15:30	09/19/24 15:20
310-291019-33	MW-145B	Water	09/18/24 15:55	09/19/24 15:20
310-291019-34	TB-3	Water	09/18/24 15:20	09/19/24 15:20
310-291019-35	MW-146A	Water	09/18/24 16:45	09/19/24 15:20
310-291019-36	MW-146B	Water	09/18/24 17:45	09/19/24 15:20
310-291019-37	MW-126A	Water	09/18/24 13:40	09/19/24 15:20
310-291019-38	MW-127A	Water	09/18/24 15:35	09/19/24 15:20
310-291019-39	MW-129A	Water	09/18/24 16:25	09/19/24 15:20
310-291019-40	MW-126B	Water	09/19/24 06:45	09/19/24 15:20
310-291019-41	MW-123B	Water	09/19/24 08:10	09/19/24 15:20
310-291019-42	MW-127B	Water	09/19/24 09:05	09/19/24 15:20
310-291019-43	MW-144A	Water	09/19/24 10:10	09/19/24 15:20
310-291019-44	TB-4	Water	09/19/24 08:50	09/19/24 15:20
310-291019-45	MW-143A	Water	09/19/24 11:30	09/19/24 15:20
310-291019-46	MW-403A	Water	09/17/24 12:55	09/19/24 15:20
310-291019-47	Dup-1	Water	09/17/24 09:00	09/19/24 15:20
310-291019-48	MW-402A	Water	09/17/24 13:35	09/19/24 15:20
310-291019-49	MW-401A	Water	09/17/24 14:20	09/19/24 15:20
310-291019-50	MW-102A	Water	09/17/24 15:00	09/19/24 15:20
310-291019-51	Dup-2	Water	09/17/24 17:00	09/19/24 15:20
310-291019-52	MW-201A	Water	09/17/24 15:45	09/19/24 15:20
310-291019-53	MW-103A	Water	09/17/24 16:20	09/19/24 15:20
310-291019-54	MW-202A	Water	09/17/24 17:00	09/19/24 15:20

Sample Summary

Client: HDR Inc
Project/Site: DMASWA

Job ID: 310-291019-1

Lab Sample ID	Client Sample ID	Matrix	Collected	Received
310-291019-55	GU-3	Water	09/18/24 10:40	09/19/24 15:20

Detection Summary

Client: HDR Inc
Project/Site: DMASWA

Job ID: 310-291019-1

Client Sample ID: MW-203A — Lab Sample ID: 310-291019-1

Analyte	Result	Qualifier	RL	MDL	Unit	Dil Fac	D	Method	Prep Type
Benzene	0.228	J	0.500	0.220	ug/L	1		8260D	Total/NA
Chloroethane	2.46	J	4.00	0.790	ug/L	1		8260D	Total/NA
cis-1,2-Dichloroethene	3.78		1.00	0.210	ug/L	1		8260D	Total/NA
1,1-Dichloroethane	3.30		1.00	0.220	ug/L	1		8260D	Total/NA
Arsenic	0.000993	J	0.00200	0.000530	mg/L	1		6020B	Total/NA
Barium	1.63		0.00200	0.000660	mg/L	1		6020B	Total/NA
Cobalt	0.0442		0.000500	0.000170	mg/L	1		6020B	Total/NA
Nickel	0.112		0.00500	0.00210	mg/L	1		6020B	Total/NA
Total Suspended Solids	7.20		3.00	2.22	mg/L	1		I-3765-85	Total/NA

Client Sample ID: MW-605 — Lab Sample ID: 310-291019-2

Analyte	Result	Qualifier	RL	MDL	Unit	Dil Fac	D	Method	Prep Type
Arsenic	0.000531	J	0.00200	0.000530	mg/L	1		6020B	Total/NA
Barium	0.202		0.00200	0.000660	mg/L	1		6020B	Total/NA
Cobalt	0.00151		0.000500	0.000170	mg/L	1		6020B	Total/NA
Nickel	0.00492	J	0.00500	0.00210	mg/L	1		6020B	Total/NA

Client Sample ID: MW-604 — Lab Sample ID: 310-291019-3

Analyte	Result	Qualifier	RL	MDL	Unit	Dil Fac	D	Method	Prep Type
Barium	0.247		0.00200	0.000660	mg/L	1		6020B	Total/NA
Total Suspended Solids	2.25		1.88	1.39	mg/L	1		I-3765-85	Total/NA

Client Sample ID: P-108B — Lab Sample ID: 310-291019-4

Analyte	Result	Qualifier	RL	MDL	Unit	Dil Fac	D	Method	Prep Type
Barium	0.199		0.00200	0.000660	mg/L	1		6020B	Total/NA
Lead	0.00122		0.000500	0.000260	mg/L	1		6020B	Total/NA

Client Sample ID: OW-306AR — Lab Sample ID: 310-291019-5

Analyte	Result	Qualifier	RL	MDL	Unit	Dil Fac	D	Method	Prep Type
Arsenic	0.00109	J	0.00200	0.000530	mg/L	1		6020B	Total/NA
Barium	0.163		0.00200	0.000660	mg/L	1		6020B	Total/NA
Chromium	0.00190	J	0.00500	0.00120	mg/L	1		6020B	Total/NA
Cobalt	0.00185		0.000500	0.000170	mg/L	1		6020B	Total/NA
Copper	0.00242	J	0.00500	0.00180	mg/L	1		6020B	Total/NA
Lead	0.00135		0.000500	0.000260	mg/L	1		6020B	Total/NA
Nickel	0.00645		0.00500	0.00210	mg/L	1		6020B	Total/NA
Vanadium	0.00265	J	0.00500	0.00110	mg/L	1		6020B	Total/NA
Zinc	0.0144	J	0.0200	0.00970	mg/L	1		6020B	Total/NA
Total Suspended Solids	55.5		7.50	5.55	mg/L	1		I-3765-85	Total/NA

Client Sample ID: TB-2 — Lab Sample ID: 310-291019-6

No Detections.

Client Sample ID: OW-301A — Lab Sample ID: 310-291019-7

Analyte	Result	Qualifier	RL	MDL	Unit	Dil Fac	D	Method	Prep Type
Benzene	0.830		0.500	0.220	ug/L	1		8260D	Total/NA
Chloroethane	0.826	J	4.00	0.790	ug/L	1		8260D	Total/NA
cis-1,2-Dichloroethene	0.890	J	1.00	0.210	ug/L	1		8260D	Total/NA

This Detection Summary does not include radiochemical test results.

Client Sample ID: OW-301A (Continued) — Lab Sample ID: 310-291019-7

Analyte	Result	Qualifier	RL	MDL	Unit	Dil Fac	D	Method	Prep Type
1,1-Dichloroethane	0.341	J	1.00	0.220	ug/L	1		8260D	Total/NA
Arsenic	0.0271		0.00200	0.000530	mg/L	1		6020B	Total/NA
Barium	1.00		0.00200	0.000660	mg/L	1		6020B	Total/NA
Cadmium	0.000176	J	0.000200	0.000100	mg/L	1		6020B	Total/NA
Cobalt	0.00305		0.000500	0.000170	mg/L	1		6020B	Total/NA
Nickel	0.00582		0.00500	0.00210	mg/L	1		6020B	Total/NA
Vanadium	0.00325	J	0.00500	0.00110	mg/L	1		6020B	Total/NA
Total Suspended Solids	73.0		15.0	11.1	mg/L	1		I-3765-85	Total/NA

Client Sample ID: Dup-4 — Lab Sample ID: 310-291019-8

Analyte	Result	Qualifier	RL	MDL	Unit	Dil Fac	D	Method	Prep Type
Benzene	0.650		0.500	0.220	ug/L	1		8260D	Total/NA
cis-1,2-Dichloroethene	0.847	J	1.00	0.210	ug/L	1		8260D	Total/NA
1,1-Dichloroethane	0.325	J	1.00	0.220	ug/L	1		8260D	Total/NA
Arsenic	0.0264		0.00200	0.000530	mg/L	1		6020B	Total/NA
Barium	0.984		0.00200	0.000660	mg/L	1		6020B	Total/NA
Cadmium	0.000193	J	0.000200	0.000100	mg/L	1		6020B	Total/NA
Cobalt	0.00309		0.000500	0.000170	mg/L	1		6020B	Total/NA
Nickel	0.00573		0.00500	0.00210	mg/L	1		6020B	Total/NA
Vanadium	0.00315	J	0.00500	0.00110	mg/L	1		6020B	Total/NA
Total Suspended Solids	70.0		15.0	11.1	mg/L	1		I-3765-85	Total/NA

Client Sample ID: MW-137A — Lab Sample ID: 310-291019-9

Analyte	Result	Qualifier	RL	MDL	Unit	Dil Fac	D	Method	Prep Type
Barium	0.197		0.00200	0.000660	mg/L	1		6020B	Total/NA
Cadmium	0.000155	J	0.000200	0.000100	mg/L	1		6020B	Total/NA
Cobalt	0.000200	J	0.000500	0.000170	mg/L	1		6020B	Total/NA
Nickel	0.00700		0.00500	0.00210	mg/L	1		6020B	Total/NA

Client Sample ID: MW-204A — Lab Sample ID: 310-291019-10

Analyte	Result	Qualifier	RL	MDL	Unit	Dil Fac	D	Method	Prep Type
Barium	0.315		0.00200	0.000660	mg/L	1		6020B	Total/NA
Cobalt	0.00278		0.000500	0.000170	mg/L	1		6020B	Total/NA
Nickel	0.0180		0.00500	0.00210	mg/L	1		6020B	Total/NA
Total Suspended Solids	1.50	J	1.88	1.39	mg/L	1		I-3765-85	Total/NA

Client Sample ID: Dup-3 — Lab Sample ID: 310-291019-11

Analyte	Result	Qualifier	RL	MDL	Unit	Dil Fac	D	Method	Prep Type
Barium	0.297		0.00200	0.000660	mg/L	1		6020B	Total/NA
Cobalt	0.00277		0.000500	0.000170	mg/L	1		6020B	Total/NA
Nickel	0.0181		0.00500	0.00210	mg/L	1		6020B	Total/NA

Client Sample ID: MW-108AR — Lab Sample ID: 310-291019-12

Analyte	Result	Qualifier	RL	MDL	Unit	Dil Fac	D	Method	Prep Type
Arsenic	0.00334		0.00200	0.000530	mg/L	1		6020B	Total/NA
Barium	0.274		0.00200	0.000660	mg/L	1		6020B	Total/NA
Cadmium	0.000134	J	0.000200	0.000100	mg/L	1		6020B	Total/NA
Chromium	0.00445	J	0.00500	0.00120	mg/L	1		6020B	Total/NA

This Detection Summary does not include radiochemical test results.

Detection Summary

Client: HDR Inc
Project/Site: DMASWA

Job ID: 310-291019-1

Client Sample ID: MW-108AR (Continued) — Lab Sample ID: 310-291019-12

Analyte	Result	Qualifier	RL	MDL	Unit	Dil Fac	D	Method	Prep Type
Cobalt	0.00183		0.000500	0.000170	mg/L	1		6020B	Total/NA
Copper	0.00849		0.00500	0.00180	mg/L	1		6020B	Total/NA
Lead	0.0118		0.000500	0.000260	mg/L	1		6020B	Total/NA
Nickel	0.0100		0.00500	0.00210	mg/L	1		6020B	Total/NA
Vanadium	0.00432	J	0.00500	0.00110	mg/L	1		6020B	Total/NA
Zinc	0.0123	J	0.0200	0.00970	mg/L	1		6020B	Total/NA
Total Suspended Solids	674		30.0	22.2	mg/L	1		I-3765-85	Total/NA

Client Sample ID: MW-109ARR — Lab Sample ID: 310-291019-13

Analyte	Result	Qualifier	RL	MDL	Unit	Dil Fac	D	Method	Prep Type
Acetone	3.59	J	10.0	3.10	ug/L	1		8260D	Total/NA
Arsenic	0.00805		0.00200	0.000530	mg/L	1		6020B	Total/NA
Barium	0.379		0.00200	0.000660	mg/L	1		6020B	Total/NA
Cobalt	0.00252		0.000500	0.000170	mg/L	1		6020B	Total/NA
Nickel	0.00231	J	0.00500	0.00210	mg/L	1		6020B	Total/NA
Total Suspended Solids	22.0		15.0	11.1	mg/L	1		I-3765-85	Total/NA

Client Sample ID: MW-105A — Lab Sample ID: 310-291019-14

Analyte	Result	Qualifier	RL	MDL	Unit	Dil Fac	D	Method	Prep Type
Arsenic	0.0111		0.00200	0.000530	mg/L	1		6020B	Total/NA
Barium	0.337		0.00200	0.000660	mg/L	1		6020B	Total/NA
Cobalt	0.00433		0.000500	0.000170	mg/L	1		6020B	Total/NA
Nickel	0.00980		0.00500	0.00210	mg/L	1		6020B	Total/NA
Total Suspended Solids	10.0		3.75	2.78	mg/L	1		I-3765-85	Total/NA

Client Sample ID: P-105B — Lab Sample ID: 310-291019-15

Analyte	Result	Qualifier	RL	MDL	Unit	Dil Fac	D	Method	Prep Type
Barium	0.167		0.00200	0.000660	mg/L	1		6020B	Total/NA

Client Sample ID: MW-114AR — Lab Sample ID: 310-291019-16

Analyte	Result	Qualifier	RL	MDL	Unit	Dil Fac	D	Method	Prep Type
Barium	0.141		0.00200	0.000660	mg/L	1		6020B	Total/NA
Cadmium	0.000115	J	0.000200	0.000100	mg/L	1		6020B	Total/NA
Cobalt	0.000171	J	0.000500	0.000170	mg/L	1		6020B	Total/NA

Client Sample ID: P-114BR — Lab Sample ID: 310-291019-17

Analyte	Result	Qualifier	RL	MDL	Unit	Dil Fac	D	Method	Prep Type
Barium	0.210		0.00200	0.000660	mg/L	1		6020B	Total/NA

Client Sample ID: EQ-1 — Lab Sample ID: 310-291019-18

No Detections.

Client Sample ID: MW-505A — Lab Sample ID: 310-291019-19

Analyte	Result	Qualifier	RL	MDL	Unit	Dil Fac	D	Method	Prep Type
Barium	0.0934		0.00200	0.000660	mg/L	1		6020B	Total/NA

This Detection Summary does not include radiochemical test results.

Detection Summary

Client: HDR Inc
Project/Site: DMASWA

Job ID: 310-291019-1

Client Sample ID: P-120B — Lab Sample ID: 310-291019-20

Analyte	Result	Qualifier	RL	MDL	Unit	Dil Fac	D	Method	Prep Type
Barium	0.0265		0.00200	0.000660	mg/L	1		6020B	Total/NA
Cobalt	0.000322	J	0.000500	0.000170	mg/L	1		6020B	Total/NA
Total Suspended Solids	2.13		1.88	1.39	mg/L	1		I-3765-85	Total/NA

Client Sample ID: MW-120AR — Lab Sample ID: 310-291019-21

Analyte	Result	Qualifier	RL	MDL	Unit	Dil Fac	D	Method	Prep Type
Barium	0.0445		0.00200	0.000660	mg/L	1		6020B	Total/NA
Cobalt	0.00351		0.000500	0.000170	mg/L	1		6020B	Total/NA
Copper	0.00293	J	0.00500	0.00180	mg/L	1		6020B	Total/NA
Lead	0.000466	J	0.000500	0.000260	mg/L	1		6020B	Total/NA
Nickel	0.0123		0.00500	0.00210	mg/L	1		6020B	Total/NA
Zinc	0.0142	J	0.0200	0.00970	mg/L	1		6020B	Total/NA
Total Suspended Solids	6.30		2.78	2.06	mg/L	1		I-3765-85	Total/NA

Client Sample ID: P-504B — Lab Sample ID: 310-291019-22

Analyte	Result	Qualifier	RL	MDL	Unit	Dil Fac	D	Method	Prep Type
Arsenic	0.000765	J	0.00200	0.000530	mg/L	1		6020B	Total/NA
Barium	0.332		0.00200	0.000660	mg/L	1		6020B	Total/NA
Cadmium	0.000238		0.000200	0.000100	mg/L	1		6020B	Total/NA
Chromium	0.00199	J	0.00500	0.00120	mg/L	1		6020B	Total/NA
Cobalt	0.00888		0.000500	0.000170	mg/L	1		6020B	Total/NA
Copper	0.00660		0.00500	0.00180	mg/L	1		6020B	Total/NA
Lead	0.00109		0.000500	0.000260	mg/L	1		6020B	Total/NA
Nickel	0.0123		0.00500	0.00210	mg/L	1		6020B	Total/NA
Vanadium	0.00232	J	0.00500	0.00110	mg/L	1		6020B	Total/NA
Total Suspended Solids	87.0		15.0	11.1	mg/L	1		I-3765-85	Total/NA

Client Sample ID: P-503B — Lab Sample ID: 310-291019-23

Analyte	Result	Qualifier	RL	MDL	Unit	Dil Fac	D	Method	Prep Type
Barium	0.0739		0.00200	0.000660	mg/L	1		6020B	Total/NA
Cobalt	0.00401		0.000500	0.000170	mg/L	1		6020B	Total/NA
Nickel	0.00777		0.00500	0.00210	mg/L	1		6020B	Total/NA
Total Suspended Solids	9.50		1.88	1.39	mg/L	1		I-3765-85	Total/NA

Client Sample ID: MW-502A — Lab Sample ID: 310-291019-24

Analyte	Result	Qualifier	RL	MDL	Unit	Dil Fac	D	Method	Prep Type
Arsenic	0.000575	J	0.00200	0.000530	mg/L	1		6020B	Total/NA
Barium	0.0319		0.00200	0.000660	mg/L	1		6020B	Total/NA
Chromium	0.00173	J	0.00500	0.00120	mg/L	1		6020B	Total/NA
Cobalt	0.00130		0.000500	0.000170	mg/L	1		6020B	Total/NA
Copper	0.00254	J	0.00500	0.00180	mg/L	1		6020B	Total/NA
Lead	0.000726		0.000500	0.000260	mg/L	1		6020B	Total/NA
Nickel	0.00322	J	0.00500	0.00210	mg/L	1		6020B	Total/NA
Vanadium	0.00171	J	0.00500	0.00110	mg/L	1		6020B	Total/NA
Total Suspended Solids	61.0		15.0	11.1	mg/L	1		I-3765-85	Total/NA

This Detection Summary does not include radiochemical test results.

Detection Summary

Client: HDR Inc
Project/Site: DMASWA

Job ID: 310-291019-1

Client Sample ID: MW-501A — Lab Sample ID: 310-291019-25

Analyte	Result	Qualifier	RL	MDL	Unit	Dil Fac	D	Method	Prep Type
Arsenic	0.000590	J	0.00200	0.000530	mg/L	1		6020B	Total/NA
Barium	0.0890		0.00200	0.000660	mg/L	1		6020B	Total/NA
Cadmium	0.000119	J	0.000200	0.000100	mg/L	1		6020B	Total/NA
Chromium	0.00149	J	0.00500	0.00120	mg/L	1		6020B	Total/NA
Cobalt	0.00322		0.000500	0.000170	mg/L	1		6020B	Total/NA
Copper	0.00239	J	0.00500	0.00180	mg/L	1		6020B	Total/NA
Lead	0.000651		0.000500	0.000260	mg/L	1		6020B	Total/NA
Nickel	0.00504		0.00500	0.00210	mg/L	1		6020B	Total/NA
Vanadium	0.00172	J	0.00500	0.00110	mg/L	1		6020B	Total/NA
Total Suspended Solids	69.5		7.50	5.55	mg/L	1		I-3765-85	Total/NA

Client Sample ID: MW-404A — Lab Sample ID: 310-291019-26

Analyte	Result	Qualifier	RL	MDL	Unit	Dil Fac	D	Method	Prep Type
Barium	0.0663		0.00200	0.000660	mg/L	1		6020B	Total/NA
Cobalt	0.000745		0.000500	0.000170	mg/L	1		6020B	Total/NA
Total Suspended Solids	8.25		1.88	1.39	mg/L	1		I-3765-85	Total/NA

Client Sample ID: MW-104A — Lab Sample ID: 310-291019-27

Analyte	Result	Qualifier	RL	MDL	Unit	Dil Fac	D	Method	Prep Type
Arsenic	0.0145		0.00200	0.000530	mg/L	1		6020B	Total/NA
Barium	0.700		0.00200	0.000660	mg/L	1		6020B	Total/NA
Cobalt	0.00713		0.000500	0.000170	mg/L	1		6020B	Total/NA
Lead	0.000380	J	0.000500	0.000260	mg/L	1		6020B	Total/NA
Nickel	0.0110		0.00500	0.00210	mg/L	1		6020B	Total/NA
Total Suspended Solids	22.0		7.50	5.55	mg/L	1		I-3765-85	Total/NA

Client Sample ID: TB-1 — Lab Sample ID: 310-291019-28

No Detections.

Client Sample ID: MW-148A — Lab Sample ID: 310-291019-29

Analyte	Result	Qualifier	RL	MDL	Unit	Dil Fac	D	Method	Prep Type
Barium	0.0736		0.00200	0.000660	mg/L	1		6020B	Total/NA
Cobalt	0.000344	J	0.000500	0.000170	mg/L	1		6020B	Total/NA
Total Suspended Solids	7.62		1.88	1.39	mg/L	1		I-3765-85	Total/NA

Client Sample ID: MW-148B — Lab Sample ID: 310-291019-30

Analyte	Result	Qualifier	RL	MDL	Unit	Dil Fac	D	Method	Prep Type
Acetone	3.43	J	10.0	3.10	ug/L	1		8260D	Total/NA
Antimony	0.00103	J	0.00200	0.00100	mg/L	1		6020B	Total/NA
Arsenic	0.000695	J	0.00200	0.000530	mg/L	1		6020B	Total/NA
Barium	0.0261		0.00200	0.000660	mg/L	1		6020B	Total/NA
Chromium	0.00355	J	0.00500	0.00120	mg/L	1		6020B	Total/NA
Cobalt	0.000594		0.000500	0.000170	mg/L	1		6020B	Total/NA
Vanadium	0.00178	J	0.00500	0.00110	mg/L	1		6020B	Total/NA
Total Suspended Solids	32.3		1.88	1.39	mg/L	1		I-3765-85	Total/NA

This Detection Summary does not include radiochemical test results.

Detection Summary

Client: HDR Inc
Project/Site: DMASWA

Job ID: 310-291019-1

Client Sample ID: MW-147A — Lab Sample ID: 310-291019-31

Analyte	Result	Qualifier	RL	MDL	Unit	Dil Fac	D	Method	Prep Type
Acetone	7.01	J	10.0	3.10	ug/L	1		8260D	Total/NA
Toluene	0.603	J	1.00	0.430	ug/L	1		8260D	Total/NA
Arsenic	0.00133	J	0.00200	0.000530	mg/L	1		6020B	Total/NA
Barium	0.0656		0.00200	0.000660	mg/L	1		6020B	Total/NA
Chromium	0.00126	J	0.00500	0.00120	mg/L	1		6020B	Total/NA
Cobalt	0.000715		0.000500	0.000170	mg/L	1		6020B	Total/NA
Nickel	0.00272	J	0.00500	0.00210	mg/L	1		6020B	Total/NA
Vanadium	0.00138	J	0.00500	0.00110	mg/L	1		6020B	Total/NA
Total Suspended Solids	107		3.00	2.22	mg/L	1		I-3765-85	Total/NA

Client Sample ID: MW-145A — Lab Sample ID: 310-291019-32

Analyte	Result	Qualifier	RL	MDL	Unit	Dil Fac	D	Method	Prep Type
Arsenic	0.00115	J	0.00200	0.000530	mg/L	1		6020B	Total/NA
Barium	0.230		0.00200	0.000660	mg/L	1		6020B	Total/NA
Chromium	0.00397	J	0.00500	0.00120	mg/L	1		6020B	Total/NA
Cobalt	0.00260		0.000500	0.000170	mg/L	1		6020B	Total/NA
Copper	0.00301	J	0.00500	0.00180	mg/L	1		6020B	Total/NA
Lead	0.00146		0.000500	0.000260	mg/L	1		6020B	Total/NA
Nickel	0.00744		0.00500	0.00210	mg/L	1		6020B	Total/NA
Vanadium	0.00513		0.00500	0.00110	mg/L	1		6020B	Total/NA
Zinc	0.0130	J	0.0200	0.00970	mg/L	1		6020B	Total/NA
Total Suspended Solids	108		15.0	11.1	mg/L	1		I-3765-85	Total/NA

Client Sample ID: MW-145B — Lab Sample ID: 310-291019-33

Analyte	Result	Qualifier	RL	MDL	Unit	Dil Fac	D	Method	Prep Type
Barium	0.174		0.00200	0.000660	mg/L	1		6020B	Total/NA
Cobalt	0.000482	J	0.000500	0.000170	mg/L	1		6020B	Total/NA
Total Suspended Solids	1.63	J	1.88	1.39	mg/L	1		I-3765-85	Total/NA

Client Sample ID: TB-3 — Lab Sample ID: 310-291019-34

No Detections.

Client Sample ID: MW-146A — Lab Sample ID: 310-291019-35

Analyte	Result	Qualifier	RL	MDL	Unit	Dil Fac	D	Method	Prep Type
Antimony	0.00138	J	0.00200	0.00100	mg/L	1		6020B	Total/NA
Barium	0.0674		0.00200	0.000660	mg/L	1		6020B	Total/NA
Cobalt	0.00114		0.000500	0.000170	mg/L	1		6020B	Total/NA
Nickel	0.00447	J	0.00500	0.00210	mg/L	1		6020B	Total/NA
Total Suspended Solids	6.50		1.88	1.39	mg/L	1		I-3765-85	Total/NA

Client Sample ID: MW-146B — Lab Sample ID: 310-291019-36

Analyte	Result	Qualifier	RL	MDL	Unit	Dil Fac	D	Method	Prep Type
Acetone	47.9		10.0	3.10	ug/L	1		8260D	Total/NA
2-Butanone (MEK)	4.20	J	10.0	2.10	ug/L	1		8260D	Total/NA
Chloroform	3.23		3.00	1.30	ug/L	1		8260D	Total/NA
Antimony	0.00134	J	0.00200	0.00100	mg/L	1		6020B	Total/NA
Arsenic	0.0160		0.00200	0.000530	mg/L	1		6020B	Total/NA
Barium	0.976		0.00200	0.000660	mg/L	1		6020B	Total/NA
Beryllium	0.00307		0.00100	0.000330	mg/L	1		6020B	Total/NA

This Detection Summary does not include radiochemical test results.

Client Sample ID: MW-146B (Continued) — Lab Sample ID: 310-291019-36

Analyte	Result	Qualifier	RL	MDL	Unit	Dil Fac	D	Method	Prep Type
Cadmium	0.000282		0.000200	0.000100	mg/L	1		6020B	Total/NA
Chromium	0.0742		0.00500	0.00120	mg/L	1		6020B	Total/NA
Cobalt	0.0545		0.000500	0.000170	mg/L	1		6020B	Total/NA
Copper	0.102		0.00500	0.00180	mg/L	1		6020B	Total/NA
Lead	0.0426		0.000500	0.000260	mg/L	1		6020B	Total/NA
Nickel	0.0995		0.00500	0.00210	mg/L	1		6020B	Total/NA
Selenium	0.00666		0.00500	0.00140	mg/L	1		6020B	Total/NA
Vanadium	0.0405		0.00500	0.00110	mg/L	1		6020B	Total/NA
Zinc	0.213		0.0200	0.00970	mg/L	1		6020B	Total/NA
Arsenic	0.00228		0.00200	0.000530	mg/L	1		6020B	Dissolved
Barium	0.0877		0.00200	0.000660	mg/L	1		6020B	Dissolved
Cadmium	0.000120	J	0.000200	0.000100	mg/L	1		6020B	Dissolved
Chromium	0.00150	J	0.00500	0.00120	mg/L	1		6020B	Dissolved
Cobalt	0.000546		0.000500	0.000170	mg/L	1		6020B	Dissolved
Copper	0.00708		0.00500	0.00180	mg/L	1		6020B	Dissolved
Nickel	0.0100		0.00500	0.00210	mg/L	1		6020B	Dissolved
Selenium	0.00741		0.00500	0.00140	mg/L	1		6020B	Dissolved
Silver	0.000944	J	0.00100	0.000500	mg/L	1		6020B	Dissolved
Vanadium	0.00966		0.00500	0.00110	mg/L	1		6020B	Dissolved
Total Suspended Solids	10200		150	111	mg/L	1		I-3765-85	Total/NA

Client Sample ID: MW-126A — Lab Sample ID: 310-291019-37

Analyte	Result	Qualifier	RL	MDL	Unit	Dil Fac	D	Method	Prep Type
cis-1,2-Dichloroethene	0.794	J	1.00	0.210	ug/L	1		8260D	Total/NA
Arsenic	0.00662		0.00200	0.000530	mg/L	1		6020B	Total/NA
Barium	0.199		0.00200	0.000660	mg/L	1		6020B	Total/NA
Beryllium	0.000617	J	0.00100	0.000330	mg/L	1		6020B	Total/NA
Cadmium	0.000525		0.000200	0.000100	mg/L	1		6020B	Total/NA
Chromium	0.0116		0.00500	0.00120	mg/L	1		6020B	Total/NA
Cobalt	0.00910		0.000500	0.000170	mg/L	1		6020B	Total/NA
Copper	0.0177		0.00500	0.00180	mg/L	1		6020B	Total/NA
Lead	0.0126		0.000500	0.000260	mg/L	1		6020B	Total/NA
Nickel	0.0192		0.00500	0.00210	mg/L	1		6020B	Total/NA
Vanadium	0.0151		0.00500	0.00110	mg/L	1		6020B	Total/NA
Zinc	0.0423		0.0200	0.00970	mg/L	1		6020B	Total/NA
Total Suspended Solids	530		150	111	mg/L	1		I-3765-85	Total/NA

Client Sample ID: MW-127A — Lab Sample ID: 310-291019-38

Analyte	Result	Qualifier	RL	MDL	Unit	Dil Fac	D	Method	Prep Type
Barium	0.0136		0.00200	0.000660	mg/L	1		6020B	Total/NA
Cobalt	0.000420	J	0.000500	0.000170	mg/L	1		6020B	Total/NA
Copper	0.0190		0.00500	0.00180	mg/L	1		6020B	Total/NA
Lead	0.000519		0.000500	0.000260	mg/L	1		6020B	Total/NA
Nickel	0.00370	J	0.00500	0.00210	mg/L	1		6020B	Total/NA
Zinc	0.0973		0.0200	0.00970	mg/L	1		6020B	Total/NA
Total Suspended Solids	6.25		1.88	1.39	mg/L	1		I-3765-85	Total/NA

This Detection Summary does not include radiochemical test results.

Detection Summary

Client: HDR Inc
Project/Site: DMASWA

Job ID: 310-291019-1

Client Sample ID: MW-129A — Lab Sample ID: 310-291019-39

Analyte	Result	Qualifier	RL	MDL	Unit	Dil Fac	D	Method	Prep Type
Arsenic	0.00104	J	0.00200	0.000530	mg/L	1		6020B	Total/NA
Barium	0.0694		0.00200	0.000660	mg/L	1		6020B	Total/NA
Cobalt	0.000669		0.000500	0.000170	mg/L	1		6020B	Total/NA
Copper	0.00231	J	0.00500	0.00180	mg/L	1		6020B	Total/NA
Lead	0.00145		0.000500	0.000260	mg/L	1		6020B	Total/NA
Nickel	0.00264	J	0.00500	0.00210	mg/L	1		6020B	Total/NA
Total Suspended Solids	21.6		3.00	2.22	mg/L	1		I-3765-85	Total/NA

Client Sample ID: MW-126B — Lab Sample ID: 310-291019-40

Analyte	Result	Qualifier	RL	MDL	Unit	Dil Fac	D	Method	Prep Type
Arsenic	0.00169	J	0.00200	0.000530	mg/L	1		6020B	Total/NA
Barium	0.0498		0.00200	0.000660	mg/L	1		6020B	Total/NA
Chromium	0.00126	J	0.00500	0.00120	mg/L	1		6020B	Total/NA
Cobalt	0.000372	J	0.000500	0.000170	mg/L	1		6020B	Total/NA
Lead	0.000685		0.000500	0.000260	mg/L	1		6020B	Total/NA
Total Suspended Solids	20.5		1.88	1.39	mg/L	1		I-3765-85	Total/NA

Client Sample ID: MW-123B — Lab Sample ID: 310-291019-41

Analyte	Result	Qualifier	RL	MDL	Unit	Dil Fac	D	Method	Prep Type
Arsenic	0.0135		0.00200	0.000530	mg/L	1		6020B	Total/NA
Barium	0.110		0.00200	0.000660	mg/L	1		6020B	Total/NA
Chromium	0.00194	J	0.00500	0.00120	mg/L	1		6020B	Total/NA
Cobalt	0.000472	J	0.000500	0.000170	mg/L	1		6020B	Total/NA
Lead	0.000699		0.000500	0.000260	mg/L	1		6020B	Total/NA
Vanadium	0.00119	J	0.00500	0.00110	mg/L	1		6020B	Total/NA
Total Suspended Solids	130		15.0	11.1	mg/L	1		I-3765-85	Total/NA

Client Sample ID: MW-127B — Lab Sample ID: 310-291019-42

Analyte	Result	Qualifier	RL	MDL	Unit	Dil Fac	D	Method	Prep Type
Barium	0.0490		0.00200	0.000660	mg/L	1		6020B	Total/NA
Cobalt	0.000507		0.000500	0.000170	mg/L	1		6020B	Total/NA
Lead	0.000582		0.000500	0.000260	mg/L	1		6020B	Total/NA
Nickel	0.00255	J	0.00500	0.00210	mg/L	1		6020B	Total/NA
Zinc	0.0112	J	0.0200	0.00970	mg/L	1		6020B	Total/NA
Total Suspended Solids	9.75		1.88	1.39	mg/L	1		I-3765-85	Total/NA

Client Sample ID: MW-144A — Lab Sample ID: 310-291019-43

Analyte	Result	Qualifier	RL	MDL	Unit	Dil Fac	D	Method	Prep Type
Arsenic	0.000964	J	0.00200	0.000530	mg/L	1		6020B	Total/NA
Barium	0.0671		0.00200	0.000660	mg/L	1		6020B	Total/NA
Beryllium	0.000440	J	0.00100	0.000330	mg/L	1		6020B	Total/NA
Chromium	0.00786		0.00500	0.00120	mg/L	1		6020B	Total/NA
Cobalt	0.00681		0.000500	0.000170	mg/L	1		6020B	Total/NA
Copper	0.00445	J	0.00500	0.00180	mg/L	1		6020B	Total/NA
Lead	0.00120		0.000500	0.000260	mg/L	1		6020B	Total/NA
Nickel	0.0167		0.00500	0.00210	mg/L	1		6020B	Total/NA
Selenium	0.00377	J	0.00500	0.00140	mg/L	1		6020B	Total/NA
Vanadium	0.00891		0.00500	0.00110	mg/L	1		6020B	Total/NA
Zinc	0.0190	J	0.0200	0.00970	mg/L	1		6020B	Total/NA

This Detection Summary does not include radiochemical test results.

Detection Summary

Client: HDR Inc
Project/Site: DMASWA

Job ID: 310-291019-1

Client Sample ID: MW-144A (Continued) — Lab Sample ID: 310-291019-43

Analyte	Result	Qualifier	RL	MDL	Unit	Dil Fac	D	Method	Prep Type
Total Suspended Solids	439		15.0	11.1	mg/L	1		I-3765-85	Total/NA

Client Sample ID: TB-4 — Lab Sample ID: 310-291019-44

No Detections.

Client Sample ID: MW-143A — Lab Sample ID: 310-291019-45

Analyte	Result	Qualifier	RL	MDL	Unit	Dil Fac	D	Method	Prep Type
Acetone	10.2		10.0	3.10	ug/L	1		8260D	Total/NA
Arsenic	0.00167	J	0.00200	0.000530	mg/L	1		6020B	Total/NA
Barium	0.823		0.00200	0.000660	mg/L	1		6020B	Total/NA
Chromium	0.00333	J	0.00500	0.00120	mg/L	1		6020B	Total/NA
Cobalt	0.00316		0.000500	0.000170	mg/L	1		6020B	Total/NA
Copper	0.00496	J	0.00500	0.00180	mg/L	1		6020B	Total/NA
Lead	0.00116		0.000500	0.000260	mg/L	1		6020B	Total/NA
Nickel	0.00698		0.00500	0.00210	mg/L	1		6020B	Total/NA
Vanadium	0.00365	J	0.00500	0.00110	mg/L	1		6020B	Total/NA
Total Suspended Solids	626		15.0	11.1	mg/L	1		I-3765-85	Total/NA

Client Sample ID: MW-403A — Lab Sample ID: 310-291019-46

Analyte	Result	Qualifier	RL	MDL	Unit	Dil Fac	D	Method	Prep Type
Benzene	0.533		0.500	0.220	ug/L	1		8260D	Total/NA
Ethylbenzene	0.442	J	1.00	0.310	ug/L	1		8260D	Total/NA
Toluene	1.37		1.00	0.430	ug/L	1		8260D	Total/NA
Xylenes, Total	1.38	J	3.00	0.400	ug/L	1		8260D	Total/NA
Barium	0.182		0.00200	0.000660	mg/L	1		6020B	Total/NA
Cobalt	0.000384	J	0.000500	0.000170	mg/L	1		6020B	Total/NA

Client Sample ID: Dup-1 — Lab Sample ID: 310-291019-47

Analyte	Result	Qualifier	RL	MDL	Unit	Dil Fac	D	Method	Prep Type
Benzene	0.436	J	0.500	0.220	ug/L	1		8260D	Total/NA
Ethylbenzene	0.358	J	1.00	0.310	ug/L	1		8260D	Total/NA
Toluene	1.15		1.00	0.430	ug/L	1		8260D	Total/NA
Xylenes, Total	0.797	J	3.00	0.400	ug/L	1		8260D	Total/NA
Barium	0.178		0.00200	0.000660	mg/L	1		6020B	Total/NA
Cobalt	0.000392	J	0.000500	0.000170	mg/L	1		6020B	Total/NA

Client Sample ID: MW-402A — Lab Sample ID: 310-291019-48

Analyte	Result	Qualifier	RL	MDL	Unit	Dil Fac	D	Method	Prep Type
Benzene	0.381	J	0.500	0.220	ug/L	1		8260D	Total/NA
Ethylbenzene	0.342	J	1.00	0.310	ug/L	1		8260D	Total/NA
Toluene	1.02		1.00	0.430	ug/L	1		8260D	Total/NA
Xylenes, Total	0.701	J	3.00	0.400	ug/L	1		8260D	Total/NA
Arsenic	0.00252		0.00200	0.000530	mg/L	1		6020B	Total/NA
Barium	0.0688		0.00200	0.000660	mg/L	1		6020B	Total/NA
Cobalt	0.000960		0.000500	0.000170	mg/L	1		6020B	Total/NA
Total Suspended Solids	9.33		5.00	3.70	mg/L	1		I-3765-85	Total/NA

This Detection Summary does not include radiochemical test results.

Detection Summary

Client: HDR Inc
Project/Site: DMASWA

Job ID: 310-291019-1

Client Sample ID: MW-401A — Lab Sample ID: 310-291019-49

Analyte	Result	Qualifier	RL	MDL	Unit	Dil Fac	D	Method	Prep Type
cis-1,2-Dichloroethene	0.827	J	1.00	0.210	ug/L	1		8260D	Total/NA
Toluene	0.815	J	1.00	0.430	ug/L	1		8260D	Total/NA
Xylenes, Total	0.657	J	3.00	0.400	ug/L	1		8260D	Total/NA
Barium	0.270		0.00200	0.000660	mg/L	1		6020B	Total/NA
Cobalt	0.00166		0.000500	0.000170	mg/L	1		6020B	Total/NA
Nickel	0.00345	J	0.00500	0.00210	mg/L	1		6020B	Total/NA
Total Suspended Solids	2.63		1.88	1.39	mg/L	1		I-3765-85	Total/NA

Client Sample ID: MW-102A — Lab Sample ID: 310-291019-50

Analyte	Result	Qualifier	RL	MDL	Unit	Dil Fac	D	Method	Prep Type
Benzene	0.557		0.500	0.220	ug/L	1		8260D	Total/NA
Ethylbenzene	0.313	J	1.00	0.310	ug/L	1		8260D	Total/NA
Toluene	0.710	J	1.00	0.430	ug/L	1		8260D	Total/NA
Xylenes, Total	0.558	J	3.00	0.400	ug/L	1		8260D	Total/NA
Arsenic	0.0101		0.00200	0.000530	mg/L	1		6020B	Total/NA
Barium	0.565		0.00200	0.000660	mg/L	1		6020B	Total/NA
Cobalt	0.000828		0.000500	0.000170	mg/L	1		6020B	Total/NA
Total Suspended Solids	69.0		15.0	11.1	mg/L	1		I-3765-85	Total/NA

Client Sample ID: Dup-2 — Lab Sample ID: 310-291019-51

Analyte	Result	Qualifier	RL	MDL	Unit	Dil Fac	D	Method	Prep Type
Benzene	0.502		0.500	0.220	ug/L	1		8260D	Total/NA
Toluene	0.684	J	1.00	0.430	ug/L	1		8260D	Total/NA
trans-1,2-Dichloroethene	0.277	J	1.00	0.270	ug/L	1		8260D	Total/NA
Xylenes, Total	0.525	J	3.00	0.400	ug/L	1		8260D	Total/NA
Arsenic	0.00992		0.00200	0.000530	mg/L	1		6020B	Total/NA
Barium	0.550		0.00200	0.000660	mg/L	1		6020B	Total/NA
Cobalt	0.000833		0.000500	0.000170	mg/L	1		6020B	Total/NA
Total Suspended Solids	56.0		15.0	11.1	mg/L	1		I-3765-85	Total/NA

Client Sample ID: MW-201A — Lab Sample ID: 310-291019-52

Analyte	Result	Qualifier	RL	MDL	Unit	Dil Fac	D	Method	Prep Type
cis-1,2-Dichloroethene	0.951	J	1.00	0.210	ug/L	1		8260D	Total/NA
1,1-Dichloroethane	1.49		1.00	0.220	ug/L	1		8260D	Total/NA
Toluene	0.607	J	1.00	0.430	ug/L	1		8260D	Total/NA
Xylenes, Total	0.424	J	3.00	0.400	ug/L	1		8260D	Total/NA
Arsenic	0.000875	J	0.00200	0.000530	mg/L	1		6020B	Total/NA
Barium	0.466		0.00200	0.000660	mg/L	1		6020B	Total/NA
Cobalt	0.00130		0.000500	0.000170	mg/L	1		6020B	Total/NA
Nickel	0.00352	J	0.00500	0.00210	mg/L	1		6020B	Total/NA
Total Suspended Solids	4.38		1.88	1.39	mg/L	1		I-3765-85	Total/NA

Client Sample ID: MW-103A — Lab Sample ID: 310-291019-53

Analyte	Result	Qualifier	RL	MDL	Unit	Dil Fac	D	Method	Prep Type
Benzene	0.291	J	0.500	0.220	ug/L	1		8260D	Total/NA
Toluene	0.691	J	1.00	0.430	ug/L	1		8260D	Total/NA
Xylenes, Total	0.423	J	3.00	0.400	ug/L	1		8260D	Total/NA
Barium	0.229		0.00200	0.000660	mg/L	1		6020B	Total/NA
Cobalt	0.000417	J	0.000500	0.000170	mg/L	1		6020B	Total/NA

This Detection Summary does not include radiochemical test results.

Client Sample ID: MW-103A (Continued) — Lab Sample ID: 310-291019-53

Analyte	Result	Qualifier	RL	MDL	Unit	Dil Fac	D	Method	Prep Type
Nickel	0.00371	J	0.00500	0.00210	mg/L	1		6020B	Total/NA
Total Suspended Solids	4.00		1.88	1.39	mg/L	1		I-3765-85	Total/NA

Client Sample ID: MW-202A — Lab Sample ID: 310-291019-54

Analyte	Result	Qualifier	RL	MDL	Unit	Dil Fac	D	Method	Prep Type
Arsenic	0.000950	J	0.00200	0.000530	mg/L	1		6020B	Total/NA
Barium	0.645		0.00200	0.000660	mg/L	1		6020B	Total/NA
Cobalt	0.000648		0.000500	0.000170	mg/L	1		6020B	Total/NA
Copper	0.00221	J	0.00500	0.00180	mg/L	1		6020B	Total/NA
Nickel	0.00608		0.00500	0.00210	mg/L	1		6020B	Total/NA
Total Suspended Solids	3.75		1.88	1.39	mg/L	1		I-3765-85	Total/NA

Client Sample ID: GU-3 — Lab Sample ID: 310-291019-55

Analyte	Result	Qualifier	RL	MDL	Unit	Dil Fac	D	Method	Prep Type
Barium	0.162		0.00200	0.000660	mg/L	1		6020B	Total/NA

This Detection Summary does not include radiochemical test results.

Client: HDR Inc
Project/Site: DMASWA

Job ID: 310-291019-1

Client Sample ID: MW-203A

Date Collected: 09/17/24 17:35
Date Received: 09/19/24 15:20

Lab Sample ID: 310-291019-1

Matrix: Water

Method: SW846 8260D - Volatile Organic Compounds by GC/MS

Analyte	Result	Qualifier	RL	MDL	Unit	D	Prepared	Analyzed	Dil Fac
Acetone	<3.10		10.0	3.10	ug/L			09/20/24 12:18	1
Acrylonitrile	<2.20		5.00	2.20	ug/L			09/20/24 12:18	1
Benzene	**0.228**	**J**	0.500	0.220	ug/L			09/20/24 12:18	1
Bromochloromethane	<0.540		5.00	0.540	ug/L			09/20/24 12:18	1
Bromodichloromethane	<0.390		1.00	0.390	ug/L			09/20/24 12:18	1
Bromoform	<0.780		5.00	0.780	ug/L			09/20/24 12:18	1
Bromomethane	<1.10		4.00	1.10	ug/L			09/20/24 12:18	1
2-Butanone (MEK)	<2.10		10.0	2.10	ug/L			09/20/24 12:18	1
Carbon disulfide	<0.450		1.00	0.450	ug/L			09/20/24 12:18	1
Carbon tetrachloride	<0.650		2.00	0.650	ug/L			09/20/24 12:18	1
Chlorobenzene	<0.400		1.00	0.400	ug/L			09/20/24 12:18	1
Chlorodibromomethane	<0.750		5.00	0.750	ug/L			09/20/24 12:18	1
Chloroethane	**2.46**	**J**	4.00	0.790	ug/L			09/20/24 12:18	1
Chloroform	<1.30		3.00	1.30	ug/L			09/20/24 12:18	1
Chloromethane	<0.610		3.00	0.610	ug/L			09/20/24 12:18	1
cis-1,2-Dichloroethene	**3.78**		1.00	0.210	ug/L			09/20/24 12:18	1
cis-1,3-Dichloropropene	<0.250		5.00	0.250	ug/L			09/20/24 12:18	1
1,2-Dibromo-3-chloropropane	<1.20		5.00	1.20	ug/L			09/20/24 12:18	1
1,2-Dibromoethane (EDB)	<0.340		1.00	0.340	ug/L			09/20/24 12:18	1
Dibromomethane	<0.330		1.00	0.330	ug/L			09/20/24 12:18	1
1,2-Dichlorobenzene	<0.370		1.00	0.370	ug/L			09/20/24 12:18	1
1,4-Dichlorobenzene	<0.230		1.00	0.230	ug/L			09/20/24 12:18	1
1,1-Dichloroethane	**3.30**		1.00	0.220	ug/L			09/20/24 12:18	1
1,2-Dichloroethane	<0.390		1.00	0.390	ug/L			09/20/24 12:18	1
1,1-Dichloroethene	<0.560		2.00	0.560	ug/L			09/20/24 12:18	1
1,2-Dichloropropane	<0.270		1.00	0.270	ug/L			09/20/24 12:18	1
Ethylbenzene	<0.310		1.00	0.310	ug/L			09/20/24 12:18	1
2-Hexanone	<2.00		10.0	2.00	ug/L			09/20/24 12:18	1
Iodomethane	<7.00		10.0	7.00	ug/L			09/20/24 12:18	1
Methylene chloride	<1.70		5.00	1.70	ug/L			09/20/24 12:18	1
4-Methyl-2-pentanone (MIBK)	<2.10		10.0	2.10	ug/L			09/20/24 12:18	1
Styrene	<0.370		1.00	0.370	ug/L			09/20/24 12:18	1
1,1,1,2-Tetrachloroethane	<0.380		1.00	0.380	ug/L			09/20/24 12:18	1
1,1,2,2-Tetrachloroethane	<0.470		1.00	0.470	ug/L			09/20/24 12:18	1
Tetrachloroethene	<0.480		1.00	0.480	ug/L			09/20/24 12:18	1
Toluene	<0.430		1.00	0.430	ug/L			09/20/24 12:18	1
trans-1,4-Dichloro-2-butene	<1.10		10.0	1.10	ug/L			09/20/24 12:18	1
trans-1,2-Dichloroethene	<0.270		1.00	0.270	ug/L			09/20/24 12:18	1
trans-1,3-Dichloropropene	<0.560		5.00	0.560	ug/L			09/20/24 12:18	1
1,1,1-Trichloroethane	<0.190		1.00	0.190	ug/L			09/20/24 12:18	1
1,1,2-Trichloroethane	<0.450		1.00	0.450	ug/L			09/20/24 12:18	1
Trichloroethene	<0.430		1.00	0.430	ug/L			09/20/24 12:18	1
Trichlorofluoromethane	<0.380		4.00	0.380	ug/L			09/20/24 12:18	1
1,2,3-Trichloropropane	<0.590		1.00	0.590	ug/L			09/20/24 12:18	1
Vinyl acetate	<2.50		10.0	2.50	ug/L			09/20/24 12:18	1
Vinyl chloride	<0.180		1.00	0.180	ug/L			09/20/24 12:18	1
Xylenes, Total	<0.400		3.00	0.400	ug/L			09/20/24 12:18	1

Surrogate	*%Recovery*	*Qualifier*	*Limits*	*Prepared*	*Analyzed*	*Dil Fac*
4-Bromofluorobenzene (Surr)	*96*		*80 - 120*		*09/20/24 12:18*	*1*

Client: HDR Inc
Project/Site: DMASWA

Job ID: 310-291019-1

Client Sample ID: MW-203A

Date Collected: 09/17/24 17:35
Date Received: 09/19/24 15:20

Lab Sample ID: 310-291019-1

Matrix: Water

Method: SW846 8260D - Volatile Organic Compounds by GC/MS (Continued)

Surrogate	*%Recovery*	*Qualifier*	*Limits*	*Prepared*	*Analyzed*	*Dil Fac*
Dibromofluoromethane (Surr)	*105*		*73 - 130*		*09/20/24 12:18*	*1*
Toluene-d8 (Surr)	*102*		*80 - 120*		*09/20/24 12:18*	*1*

Method: SW846 6020B - Metals (ICP/MS)

Analyte	Result	Qualifier	RL	MDL	Unit	D	Prepared	Analyzed	Dil Fac
Antimony	<0.00100	^3+	0.00200	0.00100	mg/L		09/23/24 09:30	10/02/24 22:48	1
Arsenic	**0.000993**	**J**	0.00200	0.000530	mg/L		09/23/24 09:30	10/02/24 22:48	1
Barium	**1.63**		0.00200	0.000660	mg/L		09/23/24 09:30	10/02/24 22:48	1
Beryllium	<0.000330		0.00100	0.000330	mg/L		09/23/24 09:30	10/02/24 22:48	1
Cadmium	<0.000100		0.000200	0.000100	mg/L		09/23/24 09:30	10/02/24 22:48	1
Chromium	<0.00120		0.00500	0.00120	mg/L		09/23/24 09:30	10/02/24 22:48	1
Cobalt	**0.0442**		0.000500	0.000170	mg/L		09/23/24 09:30	10/02/24 22:48	1
Copper	<0.00180		0.00500	0.00180	mg/L		09/23/24 09:30	10/02/24 22:48	1
Lead	<0.000260		0.000500	0.000260	mg/L		09/23/24 09:30	10/02/24 22:48	1
Nickel	**0.112**		0.00500	0.00210	mg/L		09/23/24 09:30	10/02/24 22:48	1
Selenium	<0.00140		0.00500	0.00140	mg/L		09/23/24 09:30	10/02/24 22:48	1
Silver	<0.000500		0.00100	0.000500	mg/L		09/23/24 09:30	10/02/24 22:48	1
Thallium	<0.000570		0.00100	0.000570	mg/L		09/23/24 09:30	10/02/24 22:48	1
Vanadium	<0.00110		0.00500	0.00110	mg/L		09/23/24 09:30	10/02/24 22:48	1
Zinc	<0.00970		0.0200	0.00970	mg/L		09/23/24 09:30	10/02/24 22:48	1

General Chemistry

Analyte	Result	Qualifier	RL	MDL	Unit	D	Prepared	Analyzed	Dil Fac
Total Suspended Solids (USGS I-3765-85)	**7.20**		3.00	2.22	mg/L			09/20/24 12:06	1

Client: HDR Inc
Project/Site: DMASWA

Job ID: 310-291019-1

Client Sample ID: MW-605
Date Collected: 09/18/24 06:55
Date Received: 09/19/24 15:20

Lab Sample ID: 310-291019-2
Matrix: Water

Method: SW846 8260D - Volatile Organic Compounds by GC/MS

Analyte	Result	Qualifier	RL	MDL	Unit	D	Prepared	Analyzed	Dil Fac
Acetone	<3.10		10.0	3.10	ug/L			09/20/24 12:40	1
Acrylonitrile	<2.20		5.00	2.20	ug/L			09/20/24 12:40	1
Benzene	<0.220		0.500	0.220	ug/L			09/20/24 12:40	1
Bromochloromethane	<0.540		5.00	0.540	ug/L			09/20/24 12:40	1
Bromodichloromethane	<0.390		1.00	0.390	ug/L			09/20/24 12:40	1
Bromoform	<0.780		5.00	0.780	ug/L			09/20/24 12:40	1
Bromomethane	<1.10		4.00	1.10	ug/L			09/20/24 12:40	1
2-Butanone (MEK)	<2.10		10.0	2.10	ug/L			09/20/24 12:40	1
Carbon disulfide	<0.450		1.00	0.450	ug/L			09/20/24 12:40	1
Carbon tetrachloride	<0.650		2.00	0.650	ug/L			09/20/24 12:40	1
Chlorobenzene	<0.400		1.00	0.400	ug/L			09/20/24 12:40	1
Chlorodibromomethane	<0.750		5.00	0.750	ug/L			09/20/24 12:40	1
Chloroethane	<0.790		4.00	0.790	ug/L			09/20/24 12:40	1
Chloroform	<1.30		3.00	1.30	ug/L			09/20/24 12:40	1
Chloromethane	<0.610		3.00	0.610	ug/L			09/20/24 12:40	1
cis-1,2-Dichloroethene	<0.210		1.00	0.210	ug/L			09/20/24 12:40	1
cis-1,3-Dichloropropene	<0.250		5.00	0.250	ug/L			09/20/24 12:40	1
1,2-Dibromo-3-chloropropane	<1.20		5.00	1.20	ug/L			09/20/24 12:40	1
1,2-Dibromoethane (EDB)	<0.340		1.00	0.340	ug/L			09/20/24 12:40	1
Dibromomethane	<0.330		1.00	0.330	ug/L			09/20/24 12:40	1
1,2-Dichlorobenzene	<0.370		1.00	0.370	ug/L			09/20/24 12:40	1
1,4-Dichlorobenzene	<0.230		1.00	0.230	ug/L			09/20/24 12:40	1
1,1-Dichloroethane	<0.220		1.00	0.220	ug/L			09/20/24 12:40	1
1,2-Dichloroethane	<0.390		1.00	0.390	ug/L			09/20/24 12:40	1
1,1-Dichloroethene	<0.560		2.00	0.560	ug/L			09/20/24 12:40	1
1,2-Dichloropropane	<0.270		1.00	0.270	ug/L			09/20/24 12:40	1
Ethylbenzene	<0.310		1.00	0.310	ug/L			09/20/24 12:40	1
2-Hexanone	<2.00		10.0	2.00	ug/L			09/20/24 12:40	1
Iodomethane	<7.00		10.0	7.00	ug/L			09/20/24 12:40	1
Methylene chloride	<1.70		5.00	1.70	ug/L			09/20/24 12:40	1
4-Methyl-2-pentanone (MIBK)	<2.10		10.0	2.10	ug/L			09/20/24 12:40	1
Styrene	<0.370		1.00	0.370	ug/L			09/20/24 12:40	1
1,1,1,2-Tetrachloroethane	<0.380		1.00	0.380	ug/L			09/20/24 12:40	1
1,1,2,2-Tetrachloroethane	<0.470		1.00	0.470	ug/L			09/20/24 12:40	1
Tetrachloroethene	<0.480		1.00	0.480	ug/L			09/20/24 12:40	1
Toluene	<0.430		1.00	0.430	ug/L			09/20/24 12:40	1
trans-1,4-Dichloro-2-butene	<1.10		10.0	1.10	ug/L			09/20/24 12:40	1
trans-1,2-Dichloroethene	<0.270		1.00	0.270	ug/L			09/20/24 12:40	1
trans-1,3-Dichloropropene	<0.560		5.00	0.560	ug/L			09/20/24 12:40	1
1,1,1-Trichloroethane	<0.190		1.00	0.190	ug/L			09/20/24 12:40	1
1,1,2-Trichloroethane	<0.450		1.00	0.450	ug/L			09/20/24 12:40	1
Trichloroethene	<0.430		1.00	0.430	ug/L			09/20/24 12:40	1
Trichlorofluoromethane	<0.380		4.00	0.380	ug/L			09/20/24 12:40	1
1,2,3-Trichloropropane	<0.590		1.00	0.590	ug/L			09/20/24 12:40	1
Vinyl acetate	<2.50		10.0	2.50	ug/L			09/20/24 12:40	1
Vinyl chloride	<0.180		1.00	0.180	ug/L			09/20/24 12:40	1
Xylenes, Total	<0.400		3.00	0.400	ug/L			09/20/24 12:40	1

Surrogate	*%Recovery*	*Qualifier*	*Limits*	*Prepared*	*Analyzed*	*Dil Fac*
4-Bromofluorobenzene (Surr)	*95*		*80 - 120*		*09/20/24 12:40*	*1*

Client: HDR Inc
Project/Site: DMASWA

Job ID: 310-291019-1

Client Sample ID: MW-605

Date Collected: 09/18/24 06:55
Date Received: 09/19/24 15:20

Lab Sample ID: 310-291019-2

Matrix: Water

Method: SW846 8260D - Volatile Organic Compounds by GC/MS (Continued)

Surrogate	*%Recovery*	*Qualifier*	*Limits*	*Prepared*	*Analyzed*	*Dil Fac*
Dibromofluoromethane (Surr)	*103*		*73 - 130*		*09/20/24 12:40*	*1*
Toluene-d8 (Surr)	*101*		*80 - 120*		*09/20/24 12:40*	*1*

Method: SW846 6020B - Metals (ICP/MS)

Analyte	Result	Qualifier	RL	MDL	Unit	D	Prepared	Analyzed	Dil Fac
Antimony	<0.00100	^3+	0.00200	0.00100	mg/L		09/23/24 09:30	10/02/24 22:52	1
Arsenic	**0.000531**	**J**	0.00200	0.000530	mg/L		09/23/24 09:30	10/02/24 22:52	1
Barium	**0.202**		0.00200	0.000660	mg/L		09/23/24 09:30	10/02/24 22:52	1
Beryllium	<0.000330		0.00100	0.000330	mg/L		09/23/24 09:30	10/02/24 22:52	1
Cadmium	<0.000100		0.000200	0.000100	mg/L		09/23/24 09:30	10/02/24 22:52	1
Chromium	<0.00120		0.00500	0.00120	mg/L		09/23/24 09:30	10/02/24 22:52	1
Cobalt	**0.00151**		0.000500	0.000170	mg/L		09/23/24 09:30	10/02/24 22:52	1
Copper	<0.00180		0.00500	0.00180	mg/L		09/23/24 09:30	10/02/24 22:52	1
Lead	<0.000260		0.000500	0.000260	mg/L		09/23/24 09:30	10/02/24 22:52	1
Nickel	**0.00492**	**J**	0.00500	0.00210	mg/L		09/23/24 09:30	10/02/24 22:52	1
Selenium	<0.00140		0.00500	0.00140	mg/L		09/23/24 09:30	10/02/24 22:52	1
Silver	<0.000500		0.00100	0.000500	mg/L		09/23/24 09:30	10/02/24 22:52	1
Thallium	<0.000570		0.00100	0.000570	mg/L		09/23/24 09:30	10/02/24 22:52	1
Vanadium	<0.00110		0.00500	0.00110	mg/L		09/23/24 09:30	10/02/24 22:52	1
Zinc	<0.00970		0.0200	0.00970	mg/L		09/23/24 09:30	10/02/24 22:52	1

General Chemistry

Analyte	Result	Qualifier	RL	MDL	Unit	D	Prepared	Analyzed	Dil Fac
Total Suspended Solids (USGS I-3765-85)	<1.39		1.88	1.39	mg/L			09/20/24 12:06	1

Client: HDR Inc
Project/Site: DMASWA

Job ID: 310-291019-1

Client Sample ID: MW-604
Date Collected: 09/18/24 07:30
Date Received: 09/19/24 15:20

Lab Sample ID: 310-291019-3
Matrix: Water

Method: SW846 8260D - Volatile Organic Compounds by GC/MS

Analyte	Result	Qualifier	RL	MDL	Unit	D	Prepared	Analyzed	Dil Fac
Acetone	<3.10		10.0	3.10	ug/L			09/20/24 13:02	1
Acrylonitrile	<2.20		5.00	2.20	ug/L			09/20/24 13:02	1
Benzene	<0.220		0.500	0.220	ug/L			09/20/24 13:02	1
Bromochloromethane	<0.540		5.00	0.540	ug/L			09/20/24 13:02	1
Bromodichloromethane	<0.390		1.00	0.390	ug/L			09/20/24 13:02	1
Bromoform	<0.780		5.00	0.780	ug/L			09/20/24 13:02	1
Bromomethane	<1.10		4.00	1.10	ug/L			09/20/24 13:02	1
2-Butanone (MEK)	<2.10		10.0	2.10	ug/L			09/20/24 13:02	1
Carbon disulfide	<0.450		1.00	0.450	ug/L			09/20/24 13:02	1
Carbon tetrachloride	<0.650		2.00	0.650	ug/L			09/20/24 13:02	1
Chlorobenzene	<0.400		1.00	0.400	ug/L			09/20/24 13:02	1
Chlorodibromomethane	<0.750		5.00	0.750	ug/L			09/20/24 13:02	1
Chloroethane	<0.790		4.00	0.790	ug/L			09/20/24 13:02	1
Chloroform	<1.30		3.00	1.30	ug/L			09/20/24 13:02	1
Chloromethane	<0.610		3.00	0.610	ug/L			09/20/24 13:02	1
cis-1,2-Dichloroethene	<0.210		1.00	0.210	ug/L			09/20/24 13:02	1
cis-1,3-Dichloropropene	<0.250		5.00	0.250	ug/L			09/20/24 13:02	1
1,2-Dibromo-3-chloropropane	<1.20		5.00	1.20	ug/L			09/20/24 13:02	1
1,2-Dibromoethane (EDB)	<0.340		1.00	0.340	ug/L			09/20/24 13:02	1
Dibromomethane	<0.330		1.00	0.330	ug/L			09/20/24 13:02	1
1,2-Dichlorobenzene	<0.370		1.00	0.370	ug/L			09/20/24 13:02	1
1,4-Dichlorobenzene	<0.230		1.00	0.230	ug/L			09/20/24 13:02	1
1,1-Dichloroethane	<0.220		1.00	0.220	ug/L			09/20/24 13:02	1
1,2-Dichloroethane	<0.390		1.00	0.390	ug/L			09/20/24 13:02	1
1,1-Dichloroethene	<0.560		2.00	0.560	ug/L			09/20/24 13:02	1
1,2-Dichloropropane	<0.270		1.00	0.270	ug/L			09/20/24 13:02	1
Ethylbenzene	<0.310		1.00	0.310	ug/L			09/20/24 13:02	1
2-Hexanone	<2.00		10.0	2.00	ug/L			09/20/24 13:02	1
Iodomethane	<7.00		10.0	7.00	ug/L			09/20/24 13:02	1
Methylene chloride	<1.70		5.00	1.70	ug/L			09/20/24 13:02	1
4-Methyl-2-pentanone (MIBK)	<2.10		10.0	2.10	ug/L			09/20/24 13:02	1
Styrene	<0.370		1.00	0.370	ug/L			09/20/24 13:02	1
1,1,1,2-Tetrachloroethane	<0.380		1.00	0.380	ug/L			09/20/24 13:02	1
1,1,2,2-Tetrachloroethane	<0.470		1.00	0.470	ug/L			09/20/24 13:02	1
Tetrachloroethene	<0.480		1.00	0.480	ug/L			09/20/24 13:02	1
Toluene	<0.430		1.00	0.430	ug/L			09/20/24 13:02	1
trans-1,4-Dichloro-2-butene	<1.10		10.0	1.10	ug/L			09/20/24 13:02	1
trans-1,2-Dichloroethene	<0.270		1.00	0.270	ug/L			09/20/24 13:02	1
trans-1,3-Dichloropropene	<0.560		5.00	0.560	ug/L			09/20/24 13:02	1
1,1,1-Trichloroethane	<0.190		1.00	0.190	ug/L			09/20/24 13:02	1
1,1,2-Trichloroethane	<0.450		1.00	0.450	ug/L			09/20/24 13:02	1
Trichloroethene	<0.430		1.00	0.430	ug/L			09/20/24 13:02	1
Trichlorofluoromethane	<0.380		4.00	0.380	ug/L			09/20/24 13:02	1
1,2,3-Trichloropropane	<0.590		1.00	0.590	ug/L			09/20/24 13:02	1
Vinyl acetate	<2.50		10.0	2.50	ug/L			09/20/24 13:02	1
Vinyl chloride	<0.180		1.00	0.180	ug/L			09/20/24 13:02	1
Xylenes, Total	<0.400		3.00	0.400	ug/L			09/20/24 13:02	1

Surrogate	*%Recovery*	*Qualifier*	*Limits*	*Prepared*	*Analyzed*	*Dil Fac*
4-Bromofluorobenzene (Surr)	*99*		*80 - 120*		*09/20/24 13:02*	*1*

Client: HDR Inc
Project/Site: DMASWA

Job ID: 310-291019-1

Client Sample ID: MW-604

Date Collected: 09/18/24 07:30
Date Received: 09/19/24 15:20

Lab Sample ID: 310-291019-3

Matrix: Water

Method: SW846 8260D - Volatile Organic Compounds by GC/MS (Continued)

Surrogate	*%Recovery*	*Qualifier*	*Limits*	*Prepared*	*Analyzed*	*Dil Fac*
Dibromofluoromethane (Surr)	*101*		*73 - 130*		*09/20/24 13:02*	*1*
Toluene-d8 (Surr)	*101*		*80 - 120*		*09/20/24 13:02*	*1*

Method: SW846 6020B - Metals (ICP/MS)

Analyte	Result	Qualifier	RL	MDL	Unit	D	Prepared	Analyzed	Dil Fac
Antimony	<0.00100	*+	0.00200	0.00100	mg/L		09/23/24 09:30	10/03/24 17:36	1
Arsenic	<0.000530		0.00200	0.000530	mg/L		09/23/24 09:30	10/03/24 17:36	1
Barium	**0.247**		0.00200	0.000660	mg/L		09/23/24 09:30	10/03/24 17:36	1
Beryllium	<0.000330		0.00100	0.000330	mg/L		09/23/24 09:30	10/03/24 17:36	1
Cadmium	<0.000100		0.000200	0.000100	mg/L		09/23/24 09:30	10/03/24 17:36	1
Chromium	<0.00120		0.00500	0.00120	mg/L		09/23/24 09:30	10/03/24 17:36	1
Cobalt	<0.000170		0.000500	0.000170	mg/L		09/23/24 09:30	10/03/24 17:36	1
Copper	<0.00180		0.00500	0.00180	mg/L		09/23/24 09:30	10/03/24 17:36	1
Lead	<0.000260		0.000500	0.000260	mg/L		09/23/24 09:30	10/03/24 17:36	1
Nickel	<0.00210		0.00500	0.00210	mg/L		09/23/24 09:30	10/03/24 17:36	1
Selenium	<0.00140		0.00500	0.00140	mg/L		09/23/24 09:30	10/03/24 17:36	1
Silver	<0.000500	^1+	0.00100	0.000500	mg/L		09/23/24 09:30	10/03/24 17:36	1
Thallium	<0.000570		0.00100	0.000570	mg/L		09/23/24 09:30	10/03/24 17:36	1
Vanadium	<0.00110		0.00500	0.00110	mg/L		09/23/24 09:30	10/03/24 17:36	1
Zinc	<0.00970		0.0200	0.00970	mg/L		09/23/24 09:30	10/03/24 17:36	1

General Chemistry

Analyte	Result	Qualifier	RL	MDL	Unit	D	Prepared	Analyzed	Dil Fac
Total Suspended Solids (USGS I-3765-85)	**2.25**		1.88	1.39	mg/L			09/20/24 12:06	1

Client Sample ID: P-108B
Date Collected: 09/18/24 08:30
Date Received: 09/19/24 15:20

Lab Sample ID: 310-291019-4
Matrix: Water

Method: SW846 8260D - Volatile Organic Compounds by GC/MS

Analyte	Result	Qualifier	RL	MDL	Unit	D	Prepared	Analyzed	Dil Fac
Acetone	<3.10		10.0	3.10	ug/L			09/20/24 13:23	1
Acrylonitrile	<2.20		5.00	2.20	ug/L			09/20/24 13:23	1
Benzene	<0.220		0.500	0.220	ug/L			09/20/24 13:23	1
Bromochloromethane	<0.540		5.00	0.540	ug/L			09/20/24 13:23	1
Bromodichloromethane	<0.390		1.00	0.390	ug/L			09/20/24 13:23	1
Bromoform	<0.780		5.00	0.780	ug/L			09/20/24 13:23	1
Bromomethane	<1.10		4.00	1.10	ug/L			09/20/24 13:23	1
2-Butanone (MEK)	<2.10		10.0	2.10	ug/L			09/20/24 13:23	1
Carbon disulfide	<0.450		1.00	0.450	ug/L			09/20/24 13:23	1
Carbon tetrachloride	<0.650		2.00	0.650	ug/L			09/20/24 13:23	1
Chlorobenzene	<0.400		1.00	0.400	ug/L			09/20/24 13:23	1
Chlorodibromomethane	<0.750		5.00	0.750	ug/L			09/20/24 13:23	1
Chloroethane	<0.790		4.00	0.790	ug/L			09/20/24 13:23	1
Chloroform	<1.30		3.00	1.30	ug/L			09/20/24 13:23	1
Chloromethane	<0.610		3.00	0.610	ug/L			09/20/24 13:23	1
cis-1,2-Dichloroethene	<0.210		1.00	0.210	ug/L			09/20/24 13:23	1
cis-1,3-Dichloropropene	<0.250		5.00	0.250	ug/L			09/20/24 13:23	1
1,2-Dibromo-3-chloropropane	<1.20		5.00	1.20	ug/L			09/20/24 13:23	1
1,2-Dibromoethane (EDB)	<0.340		1.00	0.340	ug/L			09/20/24 13:23	1
Dibromomethane	<0.330		1.00	0.330	ug/L			09/20/24 13:23	1
1,2-Dichlorobenzene	<0.370		1.00	0.370	ug/L			09/20/24 13:23	1
1,4-Dichlorobenzene	<0.230		1.00	0.230	ug/L			09/20/24 13:23	1
1,1-Dichloroethane	<0.220		1.00	0.220	ug/L			09/20/24 13:23	1
1,2-Dichloroethane	<0.390		1.00	0.390	ug/L			09/20/24 13:23	1
1,1-Dichloroethene	<0.560		2.00	0.560	ug/L			09/20/24 13:23	1
1,2-Dichloropropane	<0.270		1.00	0.270	ug/L			09/20/24 13:23	1
Ethylbenzene	<0.310		1.00	0.310	ug/L			09/20/24 13:23	1
2-Hexanone	<2.00		10.0	2.00	ug/L			09/20/24 13:23	1
Iodomethane	<7.00		10.0	7.00	ug/L			09/20/24 13:23	1
Methylene chloride	<1.70		5.00	1.70	ug/L			09/20/24 13:23	1
4-Methyl-2-pentanone (MIBK)	<2.10		10.0	2.10	ug/L			09/20/24 13:23	1
Styrene	<0.370		1.00	0.370	ug/L			09/20/24 13:23	1
1,1,1,2-Tetrachloroethane	<0.380		1.00	0.380	ug/L			09/20/24 13:23	1
1,1,2,2-Tetrachloroethane	<0.470		1.00	0.470	ug/L			09/20/24 13:23	1
Tetrachloroethene	<0.480		1.00	0.480	ug/L			09/20/24 13:23	1
Toluene	<0.430		1.00	0.430	ug/L			09/20/24 13:23	1
trans-1,4-Dichloro-2-butene	<1.10		10.0	1.10	ug/L			09/20/24 13:23	1
trans-1,2-Dichloroethene	<0.270		1.00	0.270	ug/L			09/20/24 13:23	1
trans-1,3-Dichloropropene	<0.560		5.00	0.560	ug/L			09/20/24 13:23	1
1,1,1-Trichloroethane	<0.190		1.00	0.190	ug/L			09/20/24 13:23	1
1,1,2-Trichloroethane	<0.450		1.00	0.450	ug/L			09/20/24 13:23	1
Trichloroethene	<0.430		1.00	0.430	ug/L			09/20/24 13:23	1
Trichlorofluoromethane	<0.380		4.00	0.380	ug/L			09/20/24 13:23	1
1,2,3-Trichloropropane	<0.590		1.00	0.590	ug/L			09/20/24 13:23	1
Vinyl acetate	<2.50		10.0	2.50	ug/L			09/20/24 13:23	1
Vinyl chloride	<0.180		1.00	0.180	ug/L			09/20/24 13:23	1
Xylenes, Total	<0.400		3.00	0.400	ug/L			09/20/24 13:23	1

Surrogate	*%Recovery*	*Qualifier*	*Limits*	*Prepared*	*Analyzed*	*Dil Fac*
4-Bromofluorobenzene (Surr)	*98*		*80 - 120*		*09/20/24 13:23*	*1*

Client Sample ID: P-108B
Date Collected: 09/18/24 08:30
Date Received: 09/19/24 15:20

Lab Sample ID: 310-291019-4
Matrix: Water

Method: SW846 8260D - Volatile Organic Compounds by GC/MS (Continued)

Surrogate	*%Recovery*	*Qualifier*	*Limits*	*Prepared*	*Analyzed*	*Dil Fac*
Dibromofluoromethane (Surr)	*104*		*73 - 130*		*09/20/24 13:23*	*1*
Toluene-d8 (Surr)	*101*		*80 - 120*		*09/20/24 13:23*	*1*

Method: SW846 6020B - Metals (ICP/MS)

Analyte	Result	Qualifier	RL	MDL	Unit	D	Prepared	Analyzed	Dil Fac
Antimony	<0.00100	*+	0.00200	0.00100	mg/L		09/23/24 09:30	10/03/24 17:38	1
Arsenic	<0.000530		0.00200	0.000530	mg/L		09/23/24 09:30	10/03/24 17:38	1
Barium	**0.199**		0.00200	0.000660	mg/L		09/23/24 09:30	10/03/24 17:38	1
Beryllium	<0.000330		0.00100	0.000330	mg/L		09/23/24 09:30	10/03/24 17:38	1
Cadmium	<0.000100		0.000200	0.000100	mg/L		09/23/24 09:30	10/03/24 17:38	1
Chromium	<0.00120		0.00500	0.00120	mg/L		09/23/24 09:30	10/03/24 17:38	1
Cobalt	<0.000170		0.000500	0.000170	mg/L		09/23/24 09:30	10/03/24 17:38	1
Copper	<0.00180		0.00500	0.00180	mg/L		09/23/24 09:30	10/03/24 17:38	1
Lead	**0.00122**		0.000500	0.000260	mg/L		09/23/24 09:30	10/03/24 17:38	1
Nickel	<0.00210		0.00500	0.00210	mg/L		09/23/24 09:30	10/03/24 17:38	1
Selenium	<0.00140		0.00500	0.00140	mg/L		09/23/24 09:30	10/03/24 17:38	1
Silver	<0.000500	^1+	0.00100	0.000500	mg/L		09/23/24 09:30	10/03/24 17:38	1
Thallium	<0.000570		0.00100	0.000570	mg/L		09/23/24 09:30	10/03/24 17:38	1
Vanadium	<0.00110		0.00500	0.00110	mg/L		09/23/24 09:30	10/03/24 17:38	1
Zinc	<0.00970		0.0200	0.00970	mg/L		09/23/24 09:30	10/03/24 17:38	1

General Chemistry

Analyte	Result	Qualifier	RL	MDL	Unit	D	Prepared	Analyzed	Dil Fac
Total Suspended Solids (USGS I-3765-85)	<1.39		1.88	1.39	mg/L			09/20/24 12:06	1

Client: HDR Inc
Project/Site: DMASWA

Job ID: 310-291019-1

Client Sample ID: OW-306AR
Date Collected: 09/18/24 09:10
Date Received: 09/19/24 15:20

Lab Sample ID: 310-291019-5
Matrix: Water

Method: SW846 8260D - Volatile Organic Compounds by GC/MS

Analyte	Result	Qualifier	RL	MDL	Unit	D	Prepared	Analyzed	Dil Fac
Acetone	<3.10		10.0	3.10	ug/L			09/20/24 18:08	1
Acrylonitrile	<2.20		5.00	2.20	ug/L			09/20/24 18:08	1
Benzene	<0.220		0.500	0.220	ug/L			09/20/24 18:08	1
Bromochloromethane	<0.540		5.00	0.540	ug/L			09/20/24 18:08	1
Bromodichloromethane	<0.390		1.00	0.390	ug/L			09/20/24 18:08	1
Bromoform	<0.780		5.00	0.780	ug/L			09/20/24 18:08	1
Bromomethane	<1.10		4.00	1.10	ug/L			09/20/24 18:08	1
2-Butanone (MEK)	<2.10		10.0	2.10	ug/L			09/20/24 18:08	1
Carbon disulfide	<0.450		1.00	0.450	ug/L			09/20/24 18:08	1
Carbon tetrachloride	<0.650		2.00	0.650	ug/L			09/20/24 18:08	1
Chlorobenzene	<0.400		1.00	0.400	ug/L			09/20/24 18:08	1
Chlorodibromomethane	<0.750		5.00	0.750	ug/L			09/20/24 18:08	1
Chloroethane	<0.790		4.00	0.790	ug/L			09/20/24 18:08	1
Chloroform	<1.30		3.00	1.30	ug/L			09/20/24 18:08	1
Chloromethane	<0.610		3.00	0.610	ug/L			09/20/24 18:08	1
cis-1,2-Dichloroethene	<0.210		1.00	0.210	ug/L			09/20/24 18:08	1
cis-1,3-Dichloropropene	<0.250		5.00	0.250	ug/L			09/20/24 18:08	1
1,2-Dibromo-3-chloropropane	<1.20		5.00	1.20	ug/L			09/20/24 18:08	1
1,2-Dibromoethane (EDB)	<0.340		1.00	0.340	ug/L			09/20/24 18:08	1
Dibromomethane	<0.330		1.00	0.330	ug/L			09/20/24 18:08	1
1,2-Dichlorobenzene	<0.370		1.00	0.370	ug/L			09/20/24 18:08	1
1,4-Dichlorobenzene	<0.230		1.00	0.230	ug/L			09/20/24 18:08	1
1,1-Dichloroethane	<0.220		1.00	0.220	ug/L			09/20/24 18:08	1
1,2-Dichloroethane	<0.390		1.00	0.390	ug/L			09/20/24 18:08	1
1,1-Dichloroethene	<0.560		2.00	0.560	ug/L			09/20/24 18:08	1
1,2-Dichloropropane	<0.270		1.00	0.270	ug/L			09/20/24 18:08	1
Ethylbenzene	<0.310		1.00	0.310	ug/L			09/20/24 18:08	1
2-Hexanone	<2.00		10.0	2.00	ug/L			09/20/24 18:08	1
Iodomethane	<7.00		10.0	7.00	ug/L			09/20/24 18:08	1
Methylene chloride	<1.70		5.00	1.70	ug/L			09/20/24 18:08	1
4-Methyl-2-pentanone (MIBK)	<2.10		10.0	2.10	ug/L			09/20/24 18:08	1
Styrene	<0.370		1.00	0.370	ug/L			09/20/24 18:08	1
1,1,1,2-Tetrachloroethane	<0.380		1.00	0.380	ug/L			09/20/24 18:08	1
1,1,2,2-Tetrachloroethane	<0.470		1.00	0.470	ug/L			09/20/24 18:08	1
Tetrachloroethene	<0.480		1.00	0.480	ug/L			09/20/24 18:08	1
Toluene	<0.430		1.00	0.430	ug/L			09/20/24 18:08	1
trans-1,4-Dichloro-2-butene	<1.10		10.0	1.10	ug/L			09/20/24 18:08	1
trans-1,2-Dichloroethene	<0.270		1.00	0.270	ug/L			09/20/24 18:08	1
trans-1,3-Dichloropropene	<0.560		5.00	0.560	ug/L			09/20/24 18:08	1
1,1,1-Trichloroethane	<0.190		1.00	0.190	ug/L			09/20/24 18:08	1
1,1,2-Trichloroethane	<0.450		1.00	0.450	ug/L			09/20/24 18:08	1
Trichloroethene	<0.430		1.00	0.430	ug/L			09/20/24 18:08	1
Trichlorofluoromethane	<0.380		4.00	0.380	ug/L			09/20/24 18:08	1
1,2,3-Trichloropropane	<0.590		1.00	0.590	ug/L			09/20/24 18:08	1
Vinyl acetate	<2.50		10.0	2.50	ug/L			09/20/24 18:08	1
Vinyl chloride	<0.180		1.00	0.180	ug/L			09/20/24 18:08	1
Xylenes, Total	<0.400		3.00	0.400	ug/L			09/20/24 18:08	1

Surrogate	*%Recovery*	*Qualifier*	*Limits*	*Prepared*	*Analyzed*	*Dil Fac*
4-Bromofluorobenzene (Surr)	*98*		*80 - 120*		*09/20/24 18:08*	*1*

Client: HDR Inc
Project/Site: DMASWA

Job ID: 310-291019-1

Client Sample ID: OW-306AR

Date Collected: 09/18/24 09:10
Date Received: 09/19/24 15:20

Lab Sample ID: 310-291019-5

Matrix: Water

Method: SW846 8260D - Volatile Organic Compounds by GC/MS (Continued)

Surrogate	*%Recovery*	*Qualifier*	*Limits*	*Prepared*	*Analyzed*	*Dil Fac*
Dibromofluoromethane (Surr)	*101*		*73 - 130*		*09/20/24 18:08*	*1*
Toluene-d8 (Surr)	*99*		*80 - 120*		*09/20/24 18:08*	*1*

Method: SW846 6020B - Metals (ICP/MS)

Analyte	Result	Qualifier	RL	MDL	Unit	D	Prepared	Analyzed	Dil Fac
Antimony	<0.00100	*+	0.00200	0.00100	mg/L		09/23/24 09:30	10/03/24 17:40	1
Arsenic	**0.00109**	**J**	0.00200	0.000530	mg/L		09/23/24 09:30	10/03/24 17:40	1
Barium	**0.163**		0.00200	0.000660	mg/L		09/23/24 09:30	10/03/24 17:40	1
Beryllium	<0.000330		0.00100	0.000330	mg/L		09/23/24 09:30	10/03/24 17:40	1
Cadmium	<0.000100		0.000200	0.000100	mg/L		09/23/24 09:30	10/03/24 17:40	1
Chromium	**0.00190**	**J**	0.00500	0.00120	mg/L		09/23/24 09:30	10/03/24 17:40	1
Cobalt	**0.00185**		0.000500	0.000170	mg/L		09/23/24 09:30	10/03/24 17:40	1
Copper	**0.00242**	**J**	0.00500	0.00180	mg/L		09/23/24 09:30	10/03/24 17:40	1
Lead	**0.00135**		0.000500	0.000260	mg/L		09/23/24 09:30	10/03/24 17:40	1
Nickel	**0.00645**		0.00500	0.00210	mg/L		09/23/24 09:30	10/03/24 17:40	1
Selenium	<0.00140		0.00500	0.00140	mg/L		09/23/24 09:30	10/03/24 17:40	1
Silver	<0.000500	^1+	0.00100	0.000500	mg/L		09/23/24 09:30	10/03/24 17:40	1
Thallium	<0.000570		0.00100	0.000570	mg/L		09/23/24 09:30	10/03/24 17:40	1
Vanadium	**0.00265**	**J**	0.00500	0.00110	mg/L		09/23/24 09:30	10/03/24 17:40	1
Zinc	**0.0144**	**J**	0.0200	0.00970	mg/L		09/23/24 09:30	10/03/24 17:40	1

General Chemistry

Analyte	Result	Qualifier	RL	MDL	Unit	D	Prepared	Analyzed	Dil Fac
Total Suspended Solids (USGS I-3765-85)	**55.5**		7.50	5.55	mg/L			09/20/24 12:06	1

Client: HDR Inc
Project/Site: DMASWA

Job ID: 310-291019-1

Client Sample ID: TB-2

Date Collected: 09/18/24 07:15
Date Received: 09/19/24 15:20

Lab Sample ID: 310-291019-6

Matrix: Water

Method: SW846 8260D - Volatile Organic Compounds by GC/MS

Analyte	Result	Qualifier	RL	MDL	Unit	D	Prepared	Analyzed	Dil Fac
Acetone	<3.10		10.0	3.10	ug/L			09/20/24 11:34	1
Acrylonitrile	<2.20		5.00	2.20	ug/L			09/20/24 11:34	1
Benzene	<0.220		0.500	0.220	ug/L			09/20/24 11:34	1
Bromochloromethane	<0.540		5.00	0.540	ug/L			09/20/24 11:34	1
Bromodichloromethane	<0.390		1.00	0.390	ug/L			09/20/24 11:34	1
Bromoform	<0.780		5.00	0.780	ug/L			09/20/24 11:34	1
Bromomethane	<1.10		4.00	1.10	ug/L			09/20/24 11:34	1
2-Butanone (MEK)	<2.10		10.0	2.10	ug/L			09/20/24 11:34	1
Carbon disulfide	<0.450		1.00	0.450	ug/L			09/20/24 11:34	1
Carbon tetrachloride	<0.650		2.00	0.650	ug/L			09/20/24 11:34	1
Chlorobenzene	<0.400		1.00	0.400	ug/L			09/20/24 11:34	1
Chlorodibromomethane	<0.750		5.00	0.750	ug/L			09/20/24 11:34	1
Chloroethane	<0.790		4.00	0.790	ug/L			09/20/24 11:34	1
Chloroform	<1.30		3.00	1.30	ug/L			09/20/24 11:34	1
Chloromethane	<0.610		3.00	0.610	ug/L			09/20/24 11:34	1
cis-1,2-Dichloroethene	<0.210		1.00	0.210	ug/L			09/20/24 11:34	1
cis-1,3-Dichloropropene	<0.250		5.00	0.250	ug/L			09/20/24 11:34	1
1,2-Dibromo-3-chloropropane	<1.20		5.00	1.20	ug/L			09/20/24 11:34	1
1,2-Dibromoethane (EDB)	<0.340		1.00	0.340	ug/L			09/20/24 11:34	1
Dibromomethane	<0.330		1.00	0.330	ug/L			09/20/24 11:34	1
1,2-Dichlorobenzene	<0.370		1.00	0.370	ug/L			09/20/24 11:34	1
1,4-Dichlorobenzene	<0.230		1.00	0.230	ug/L			09/20/24 11:34	1
1,1-Dichloroethane	<0.220		1.00	0.220	ug/L			09/20/24 11:34	1
1,2-Dichloroethane	<0.390		1.00	0.390	ug/L			09/20/24 11:34	1
1,1-Dichloroethene	<0.560		2.00	0.560	ug/L			09/20/24 11:34	1
1,2-Dichloropropane	<0.270		1.00	0.270	ug/L			09/20/24 11:34	1
Ethylbenzene	<0.310		1.00	0.310	ug/L			09/20/24 11:34	1
2-Hexanone	<2.00		10.0	2.00	ug/L			09/20/24 11:34	1
Iodomethane	<7.00		10.0	7.00	ug/L			09/20/24 11:34	1
Methylene chloride	<1.70		5.00	1.70	ug/L			09/20/24 11:34	1
4-Methyl-2-pentanone (MIBK)	<2.10		10.0	2.10	ug/L			09/20/24 11:34	1
Styrene	<0.370		1.00	0.370	ug/L			09/20/24 11:34	1
1,1,1,2-Tetrachloroethane	<0.380		1.00	0.380	ug/L			09/20/24 11:34	1
1,1,2,2-Tetrachloroethane	<0.470		1.00	0.470	ug/L			09/20/24 11:34	1
Tetrachloroethene	<0.480		1.00	0.480	ug/L			09/20/24 11:34	1
Toluene	<0.430		1.00	0.430	ug/L			09/20/24 11:34	1
trans-1,4-Dichloro-2-butene	<1.10		10.0	1.10	ug/L			09/20/24 11:34	1
trans-1,2-Dichloroethene	<0.270		1.00	0.270	ug/L			09/20/24 11:34	1
trans-1,3-Dichloropropene	<0.560		5.00	0.560	ug/L			09/20/24 11:34	1
1,1,1-Trichloroethane	<0.190		1.00	0.190	ug/L			09/20/24 11:34	1
1,1,2-Trichloroethane	<0.450		1.00	0.450	ug/L			09/20/24 11:34	1
Trichloroethene	<0.430		1.00	0.430	ug/L			09/20/24 11:34	1
Trichlorofluoromethane	<0.380		4.00	0.380	ug/L			09/20/24 11:34	1
1,2,3-Trichloropropane	<0.590		1.00	0.590	ug/L			09/20/24 11:34	1
Vinyl acetate	<2.50		10.0	2.50	ug/L			09/20/24 11:34	1
Vinyl chloride	<0.180		1.00	0.180	ug/L			09/20/24 11:34	1
Xylenes, Total	<0.400		3.00	0.400	ug/L			09/20/24 11:34	1

Surrogate	*%Recovery*	*Qualifier*	*Limits*	*Prepared*	*Analyzed*	*Dil Fac*
4-Bromofluorobenzene (Surr)	*98*		*80 - 120*		*09/20/24 11:34*	*1*

Client: HDR Inc
Project/Site: DMASWA

Job ID: 310-291019-1

Client Sample ID: TB-2
Date Collected: 09/18/24 07:15
Date Received: 09/19/24 15:20

Lab Sample ID: 310-291019-6
Matrix: Water

Method: SW846 8260D - Volatile Organic Compounds by GC/MS (Continued)

Surrogate	%Recovery	Qualifier	Limits	Prepared	Analyzed	Dil Fac
Dibromofluoromethane (Surr)	*104*		*73 - 130*		*09/20/24 11:34*	*1*
Toluene-d8 (Surr)	*101*		*80 - 120*		*09/20/24 11:34*	*1*

Client: HDR Inc
Project/Site: DMASWA

Job ID: 310-291019-1

Client Sample ID: OW-301A
Date Collected: 09/18/24 10:00
Date Received: 09/19/24 15:20

Lab Sample ID: 310-291019-7
Matrix: Water

Method: SW846 8260D - Volatile Organic Compounds by GC/MS

Analyte	Result	Qualifier	RL	MDL	Unit	D	Prepared	Analyzed	Dil Fac
Acetone	<3.10		10.0	3.10	ug/L			09/20/24 17:24	1
Acrylonitrile	<2.20		5.00	2.20	ug/L			09/20/24 17:24	1
Benzene	**0.830**		0.500	0.220	ug/L			09/20/24 17:24	1
Bromochloromethane	<0.540		5.00	0.540	ug/L			09/20/24 17:24	1
Bromodichloromethane	<0.390		1.00	0.390	ug/L			09/20/24 17:24	1
Bromoform	<0.780		5.00	0.780	ug/L			09/20/24 17:24	1
Bromomethane	<1.10		4.00	1.10	ug/L			09/20/24 17:24	1
2-Butanone (MEK)	<2.10		10.0	2.10	ug/L			09/20/24 17:24	1
Carbon disulfide	<0.450		1.00	0.450	ug/L			09/20/24 17:24	1
Carbon tetrachloride	<0.650		2.00	0.650	ug/L			09/20/24 17:24	1
Chlorobenzene	<0.400		1.00	0.400	ug/L			09/20/24 17:24	1
Chlorodibromomethane	<0.750		5.00	0.750	ug/L			09/20/24 17:24	1
Chloroethane	**0.826**	**J**	4.00	0.790	ug/L			09/20/24 17:24	1
Chloroform	<1.30		3.00	1.30	ug/L			09/20/24 17:24	1
Chloromethane	<0.610		3.00	0.610	ug/L			09/20/24 17:24	1
cis-1,2-Dichloroethene	**0.890**	**J**	1.00	0.210	ug/L			09/20/24 17:24	1
cis-1,3-Dichloropropene	<0.250		5.00	0.250	ug/L			09/20/24 17:24	1
1,2-Dibromo-3-chloropropane	<1.20		5.00	1.20	ug/L			09/20/24 17:24	1
1,2-Dibromoethane (EDB)	<0.340		1.00	0.340	ug/L			09/20/24 17:24	1
Dibromomethane	<0.330		1.00	0.330	ug/L			09/20/24 17:24	1
1,2-Dichlorobenzene	<0.370		1.00	0.370	ug/L			09/20/24 17:24	1
1,4-Dichlorobenzene	<0.230		1.00	0.230	ug/L			09/20/24 17:24	1
1,1-Dichloroethane	**0.341**	**J**	1.00	0.220	ug/L			09/20/24 17:24	1
1,2-Dichloroethane	<0.390		1.00	0.390	ug/L			09/20/24 17:24	1
1,1-Dichloroethene	<0.560		2.00	0.560	ug/L			09/20/24 17:24	1
1,2-Dichloropropane	<0.270		1.00	0.270	ug/L			09/20/24 17:24	1
Ethylbenzene	<0.310		1.00	0.310	ug/L			09/20/24 17:24	1
2-Hexanone	<2.00		10.0	2.00	ug/L			09/20/24 17:24	1
Iodomethane	<7.00		10.0	7.00	ug/L			09/20/24 17:24	1
Methylene chloride	<1.70		5.00	1.70	ug/L			09/20/24 17:24	1
4-Methyl-2-pentanone (MIBK)	<2.10		10.0	2.10	ug/L			09/20/24 17:24	1
Styrene	<0.370		1.00	0.370	ug/L			09/20/24 17:24	1
1,1,1,2-Tetrachloroethane	<0.380		1.00	0.380	ug/L			09/20/24 17:24	1
1,1,2,2-Tetrachloroethane	<0.470		1.00	0.470	ug/L			09/20/24 17:24	1
Tetrachloroethene	<0.480		1.00	0.480	ug/L			09/20/24 17:24	1
Toluene	<0.430		1.00	0.430	ug/L			09/20/24 17:24	1
trans-1,4-Dichloro-2-butene	<1.10		10.0	1.10	ug/L			09/20/24 17:24	1
trans-1,2-Dichloroethene	<0.270		1.00	0.270	ug/L			09/20/24 17:24	1
trans-1,3-Dichloropropene	<0.560		5.00	0.560	ug/L			09/20/24 17:24	1
1,1,1-Trichloroethane	<0.190		1.00	0.190	ug/L			09/20/24 17:24	1
1,1,2-Trichloroethane	<0.450		1.00	0.450	ug/L			09/20/24 17:24	1
Trichloroethene	<0.430		1.00	0.430	ug/L			09/20/24 17:24	1
Trichlorofluoromethane	<0.380		4.00	0.380	ug/L			09/20/24 17:24	1
1,2,3-Trichloropropane	<0.590		1.00	0.590	ug/L			09/20/24 17:24	1
Vinyl acetate	<2.50		10.0	2.50	ug/L			09/20/24 17:24	1
Vinyl chloride	<0.180		1.00	0.180	ug/L			09/20/24 17:24	1
Xylenes, Total	<0.400		3.00	0.400	ug/L			09/20/24 17:24	1

Surrogate	*%Recovery*	*Qualifier*	*Limits*	*Prepared*	*Analyzed*	*Dil Fac*
4-Bromofluorobenzene (Surr)	*94*		*80 - 120*		*09/20/24 17:24*	*1*

Client: HDR Inc
Project/Site: DMASWA

Job ID: 310-291019-1

Client Sample ID: OW-301A

Date Collected: 09/18/24 10:00
Date Received: 09/19/24 15:20

Lab Sample ID: 310-291019-7

Matrix: Water

Method: SW846 8260D - Volatile Organic Compounds by GC/MS (Continued)

Surrogate	*%Recovery*	*Qualifier*	*Limits*	*Prepared*	*Analyzed*	*Dil Fac*
Dibromofluoromethane (Surr)	*100*		*73 - 130*		*09/20/24 17:24*	*1*
Toluene-d8 (Surr)	*101*		*80 - 120*		*09/20/24 17:24*	*1*

Method: SW846 6020B - Metals (ICP/MS)

Analyte	Result	Qualifier	RL	MDL	Unit	D	Prepared	Analyzed	Dil Fac
Antimony	<0.00100	*+	0.00200	0.00100	mg/L		09/23/24 09:30	10/03/24 17:43	1
Arsenic	**0.0271**		0.00200	0.000530	mg/L		09/23/24 09:30	10/03/24 17:43	1
Barium	**1.00**		0.00200	0.000660	mg/L		09/23/24 09:30	10/03/24 17:43	1
Beryllium	<0.000330		0.00100	0.000330	mg/L		09/23/24 09:30	10/03/24 17:43	1
Cadmium	**0.000176**	**J**	0.000200	0.000100	mg/L		09/23/24 09:30	10/03/24 17:43	1
Chromium	<0.00120		0.00500	0.00120	mg/L		09/23/24 09:30	10/03/24 17:43	1
Cobalt	**0.00305**		0.000500	0.000170	mg/L		09/23/24 09:30	10/03/24 17:43	1
Copper	<0.00180		0.00500	0.00180	mg/L		09/23/24 09:30	10/03/24 17:43	1
Lead	<0.000260		0.000500	0.000260	mg/L		09/23/24 09:30	10/03/24 17:43	1
Nickel	**0.00582**		0.00500	0.00210	mg/L		09/23/24 09:30	10/03/24 17:43	1
Selenium	<0.00140		0.00500	0.00140	mg/L		09/23/24 09:30	10/03/24 17:43	1
Silver	<0.000500	^1+	0.00100	0.000500	mg/L		09/23/24 09:30	10/03/24 17:43	1
Thallium	<0.000570		0.00100	0.000570	mg/L		09/23/24 09:30	10/03/24 17:43	1
Vanadium	**0.00325**	**J**	0.00500	0.00110	mg/L		09/23/24 09:30	10/03/24 17:43	1
Zinc	<0.00970		0.0200	0.00970	mg/L		09/23/24 09:30	10/03/24 17:43	1

General Chemistry

Analyte	Result	Qualifier	RL	MDL	Unit	D	Prepared	Analyzed	Dil Fac
Total Suspended Solids (USGS I-3765-85)	**73.0**		15.0	11.1	mg/L			09/20/24 12:06	1

Client: HDR Inc
Project/Site: DMASWA

Job ID: 310-291019-1

Client Sample ID: Dup-4
Date Collected: 09/18/24 13:00
Date Received: 09/19/24 15:20

Lab Sample ID: 310-291019-8
Matrix: Water

Method: SW846 8260D - Volatile Organic Compounds by GC/MS

Analyte	Result	Qualifier	RL	MDL	Unit	D	Prepared	Analyzed	Dil Fac
Acetone	<3.10		10.0	3.10	ug/L			09/20/24 17:46	1
Acrylonitrile	<2.20		5.00	2.20	ug/L			09/20/24 17:46	1
Benzene	**0.650**		0.500	0.220	ug/L			09/20/24 17:46	1
Bromochloromethane	<0.540		5.00	0.540	ug/L			09/20/24 17:46	1
Bromodichloromethane	<0.390		1.00	0.390	ug/L			09/20/24 17:46	1
Bromoform	<0.780		5.00	0.780	ug/L			09/20/24 17:46	1
Bromomethane	<1.10		4.00	1.10	ug/L			09/20/24 17:46	1
2-Butanone (MEK)	<2.10		10.0	2.10	ug/L			09/20/24 17:46	1
Carbon disulfide	<0.450		1.00	0.450	ug/L			09/20/24 17:46	1
Carbon tetrachloride	<0.650		2.00	0.650	ug/L			09/20/24 17:46	1
Chlorobenzene	<0.400		1.00	0.400	ug/L			09/20/24 17:46	1
Chlorodibromomethane	<0.750		5.00	0.750	ug/L			09/20/24 17:46	1
Chloroethane	<0.790		4.00	0.790	ug/L			09/20/24 17:46	1
Chloroform	<1.30		3.00	1.30	ug/L			09/20/24 17:46	1
Chloromethane	<0.610		3.00	0.610	ug/L			09/20/24 17:46	1
cis-1,2-Dichloroethene	**0.847**	**J**	1.00	0.210	ug/L			09/20/24 17:46	1
cis-1,3-Dichloropropene	<0.250		5.00	0.250	ug/L			09/20/24 17:46	1
1,2-Dibromo-3-chloropropane	<1.20		5.00	1.20	ug/L			09/20/24 17:46	1
1,2-Dibromoethane (EDB)	<0.340		1.00	0.340	ug/L			09/20/24 17:46	1
Dibromomethane	<0.330		1.00	0.330	ug/L			09/20/24 17:46	1
1,2-Dichlorobenzene	<0.370		1.00	0.370	ug/L			09/20/24 17:46	1
1,4-Dichlorobenzene	<0.230		1.00	0.230	ug/L			09/20/24 17:46	1
1,1-Dichloroethane	**0.325**	**J**	1.00	0.220	ug/L			09/20/24 17:46	1
1,2-Dichloroethane	<0.390		1.00	0.390	ug/L			09/20/24 17:46	1
1,1-Dichloroethene	<0.560		2.00	0.560	ug/L			09/20/24 17:46	1
1,2-Dichloropropane	<0.270		1.00	0.270	ug/L			09/20/24 17:46	1
Ethylbenzene	<0.310		1.00	0.310	ug/L			09/20/24 17:46	1
2-Hexanone	<2.00		10.0	2.00	ug/L			09/20/24 17:46	1
Iodomethane	<7.00		10.0	7.00	ug/L			09/20/24 17:46	1
Methylene chloride	<1.70		5.00	1.70	ug/L			09/20/24 17:46	1
4-Methyl-2-pentanone (MIBK)	<2.10		10.0	2.10	ug/L			09/20/24 17:46	1
Styrene	<0.370		1.00	0.370	ug/L			09/20/24 17:46	1
1,1,1,2-Tetrachloroethane	<0.380		1.00	0.380	ug/L			09/20/24 17:46	1
1,1,2,2-Tetrachloroethane	<0.470		1.00	0.470	ug/L			09/20/24 17:46	1
Tetrachloroethene	<0.480		1.00	0.480	ug/L			09/20/24 17:46	1
Toluene	<0.430		1.00	0.430	ug/L			09/20/24 17:46	1
trans-1,4-Dichloro-2-butene	<1.10		10.0	1.10	ug/L			09/20/24 17:46	1
trans-1,2-Dichloroethene	<0.270		1.00	0.270	ug/L			09/20/24 17:46	1
trans-1,3-Dichloropropene	<0.560		5.00	0.560	ug/L			09/20/24 17:46	1
1,1,1-Trichloroethane	<0.190		1.00	0.190	ug/L			09/20/24 17:46	1
1,1,2-Trichloroethane	<0.450		1.00	0.450	ug/L			09/20/24 17:46	1
Trichloroethene	<0.430		1.00	0.430	ug/L			09/20/24 17:46	1
Trichlorofluoromethane	<0.380		4.00	0.380	ug/L			09/20/24 17:46	1
1,2,3-Trichloropropane	<0.590		1.00	0.590	ug/L			09/20/24 17:46	1
Vinyl acetate	<2.50		10.0	2.50	ug/L			09/20/24 17:46	1
Vinyl chloride	<0.180		1.00	0.180	ug/L			09/20/24 17:46	1
Xylenes, Total	<0.400		3.00	0.400	ug/L			09/20/24 17:46	1

Surrogate	*%Recovery*	*Qualifier*	*Limits*	*Prepared*	*Analyzed*	*Dil Fac*
4-Bromofluorobenzene (Surr)	*96*		*80 - 120*		*09/20/24 17:46*	*1*

Client: HDR Inc
Project/Site: DMASWA

Job ID: 310-291019-1

Client Sample ID: Dup-4

Date Collected: 09/18/24 13:00
Date Received: 09/19/24 15:20

Lab Sample ID: 310-291019-8

Matrix: Water

Method: SW846 8260D - Volatile Organic Compounds by GC/MS (Continued)

Surrogate	*%Recovery*	*Qualifier*	*Limits*	*Prepared*	*Analyzed*	*Dil Fac*
Dibromofluoromethane (Surr)	*101*		*73 - 130*		*09/20/24 17:46*	*1*
Toluene-d8 (Surr)	*99*		*80 - 120*		*09/20/24 17:46*	*1*

Method: SW846 6020B - Metals (ICP/MS)

Analyte	Result	Qualifier	RL	MDL	Unit	D	Prepared	Analyzed	Dil Fac
Antimony	<0.00100	*+	0.00200	0.00100	mg/L		09/23/24 09:30	10/03/24 17:45	1
Arsenic	**0.0264**		0.00200	0.000530	mg/L		09/23/24 09:30	10/03/24 17:45	1
Barium	**0.984**		0.00200	0.000660	mg/L		09/23/24 09:30	10/03/24 17:45	1
Beryllium	<0.000330		0.00100	0.000330	mg/L		09/23/24 09:30	10/03/24 17:45	1
Cadmium	**0.000193**	**J**	0.000200	0.000100	mg/L		09/23/24 09:30	10/03/24 17:45	1
Chromium	<0.00120		0.00500	0.00120	mg/L		09/23/24 09:30	10/03/24 17:45	1
Cobalt	**0.00309**		0.000500	0.000170	mg/L		09/23/24 09:30	10/03/24 17:45	1
Copper	<0.00180		0.00500	0.00180	mg/L		09/23/24 09:30	10/03/24 17:45	1
Lead	<0.000260		0.000500	0.000260	mg/L		09/23/24 09:30	10/03/24 17:45	1
Nickel	**0.00573**		0.00500	0.00210	mg/L		09/23/24 09:30	10/03/24 17:45	1
Selenium	<0.00140		0.00500	0.00140	mg/L		09/23/24 09:30	10/03/24 17:45	1
Silver	<0.000500	^1+	0.00100	0.000500	mg/L		09/23/24 09:30	10/03/24 17:45	1
Thallium	<0.000570		0.00100	0.000570	mg/L		09/23/24 09:30	10/03/24 17:45	1
Vanadium	**0.00315**	**J**	0.00500	0.00110	mg/L		09/23/24 09:30	10/03/24 17:45	1
Zinc	<0.00970		0.0200	0.00970	mg/L		09/23/24 09:30	10/03/24 17:45	1

General Chemistry

Analyte	Result	Qualifier	RL	MDL	Unit	D	Prepared	Analyzed	Dil Fac
Total Suspended Solids (USGS I-3765-85)	**70.0**		15.0	11.1	mg/L			09/20/24 12:06	1

Client: HDR Inc
Project/Site: DMASWA

Job ID: 310-291019-1

Client Sample ID: MW-137A
Date Collected: 09/18/24 11:20
Date Received: 09/19/24 15:20

Lab Sample ID: 310-291019-9
Matrix: Water

Method: SW846 8260D - Volatile Organic Compounds by GC/MS

Analyte	Result	Qualifier	RL	MDL	Unit	D	Prepared	Analyzed	Dil Fac
Acetone	<3.10		10.0	3.10	ug/L			09/20/24 17:02	1
Acrylonitrile	<2.20		5.00	2.20	ug/L			09/20/24 17:02	1
Benzene	<0.220		0.500	0.220	ug/L			09/20/24 17:02	1
Bromochloromethane	<0.540		5.00	0.540	ug/L			09/20/24 17:02	1
Bromodichloromethane	<0.390		1.00	0.390	ug/L			09/20/24 17:02	1
Bromoform	<0.780		5.00	0.780	ug/L			09/20/24 17:02	1
Bromomethane	<1.10		4.00	1.10	ug/L			09/20/24 17:02	1
2-Butanone (MEK)	<2.10		10.0	2.10	ug/L			09/20/24 17:02	1
Carbon disulfide	<0.450		1.00	0.450	ug/L			09/20/24 17:02	1
Carbon tetrachloride	<0.650		2.00	0.650	ug/L			09/20/24 17:02	1
Chlorobenzene	<0.400		1.00	0.400	ug/L			09/20/24 17:02	1
Chlorodibromomethane	<0.750		5.00	0.750	ug/L			09/20/24 17:02	1
Chloroethane	<0.790		4.00	0.790	ug/L			09/20/24 17:02	1
Chloroform	<1.30		3.00	1.30	ug/L			09/20/24 17:02	1
Chloromethane	<0.610		3.00	0.610	ug/L			09/20/24 17:02	1
cis-1,2-Dichloroethene	<0.210		1.00	0.210	ug/L			09/20/24 17:02	1
cis-1,3-Dichloropropene	<0.250		5.00	0.250	ug/L			09/20/24 17:02	1
1,2-Dibromo-3-chloropropane	<1.20		5.00	1.20	ug/L			09/20/24 17:02	1
1,2-Dibromoethane (EDB)	<0.340		1.00	0.340	ug/L			09/20/24 17:02	1
Dibromomethane	<0.330		1.00	0.330	ug/L			09/20/24 17:02	1
1,2-Dichlorobenzene	<0.370		1.00	0.370	ug/L			09/20/24 17:02	1
1,4-Dichlorobenzene	<0.230		1.00	0.230	ug/L			09/20/24 17:02	1
1,1-Dichloroethane	<0.220		1.00	0.220	ug/L			09/20/24 17:02	1
1,2-Dichloroethane	<0.390		1.00	0.390	ug/L			09/20/24 17:02	1
1,1-Dichloroethene	<0.560		2.00	0.560	ug/L			09/20/24 17:02	1
1,2-Dichloropropane	<0.270		1.00	0.270	ug/L			09/20/24 17:02	1
Ethylbenzene	<0.310		1.00	0.310	ug/L			09/20/24 17:02	1
2-Hexanone	<2.00		10.0	2.00	ug/L			09/20/24 17:02	1
Iodomethane	<7.00		10.0	7.00	ug/L			09/20/24 17:02	1
Methylene chloride	<1.70		5.00	1.70	ug/L			09/20/24 17:02	1
4-Methyl-2-pentanone (MIBK)	<2.10		10.0	2.10	ug/L			09/20/24 17:02	1
Styrene	<0.370		1.00	0.370	ug/L			09/20/24 17:02	1
1,1,1,2-Tetrachloroethane	<0.380		1.00	0.380	ug/L			09/20/24 17:02	1
1,1,2,2-Tetrachloroethane	<0.470		1.00	0.470	ug/L			09/20/24 17:02	1
Tetrachloroethene	<0.480		1.00	0.480	ug/L			09/20/24 17:02	1
Toluene	<0.430		1.00	0.430	ug/L			09/20/24 17:02	1
trans-1,4-Dichloro-2-butene	<1.10		10.0	1.10	ug/L			09/20/24 17:02	1
trans-1,2-Dichloroethene	<0.270		1.00	0.270	ug/L			09/20/24 17:02	1
trans-1,3-Dichloropropene	<0.560		5.00	0.560	ug/L			09/20/24 17:02	1
1,1,1-Trichloroethane	<0.190		1.00	0.190	ug/L			09/20/24 17:02	1
1,1,2-Trichloroethane	<0.450		1.00	0.450	ug/L			09/20/24 17:02	1
Trichloroethene	<0.430		1.00	0.430	ug/L			09/20/24 17:02	1
Trichlorofluoromethane	<0.380		4.00	0.380	ug/L			09/20/24 17:02	1
1,2,3-Trichloropropane	<0.590		1.00	0.590	ug/L			09/20/24 17:02	1
Vinyl acetate	<2.50		10.0	2.50	ug/L			09/20/24 17:02	1
Vinyl chloride	<0.180		1.00	0.180	ug/L			09/20/24 17:02	1
Xylenes, Total	<0.400		3.00	0.400	ug/L			09/20/24 17:02	1

Surrogate	*%Recovery*	*Qualifier*	*Limits*	*Prepared*	*Analyzed*	*Dil Fac*
4-Bromofluorobenzene (Surr)	*96*		*80 - 120*		*09/20/24 17:02*	*1*

Client: HDR Inc
Project/Site: DMASWA

Job ID: 310-291019-1

Client Sample ID: MW-137A

Date Collected: 09/18/24 11:20
Date Received: 09/19/24 15:20

Lab Sample ID: 310-291019-9

Matrix: Water

Method: SW846 8260D - Volatile Organic Compounds by GC/MS (Continued)

Surrogate	*%Recovery*	*Qualifier*	*Limits*	*Prepared*	*Analyzed*	*Dil Fac*
Dibromofluoromethane (Surr)	*101*		*73 - 130*		*09/20/24 17:02*	*1*
Toluene-d8 (Surr)	*100*		*80 - 120*		*09/20/24 17:02*	*1*

Method: SW846 6020B - Metals (ICP/MS)

Analyte	Result	Qualifier	RL	MDL	Unit	D	Prepared	Analyzed	Dil Fac
Antimony	<0.00100	*+	0.00200	0.00100	mg/L		09/23/24 09:30	10/03/24 19:03	1
Arsenic	<0.000530		0.00200	0.000530	mg/L		09/23/24 09:30	10/03/24 19:03	1
Barium	**0.197**		0.00200	0.000660	mg/L		09/23/24 09:30	10/03/24 19:03	1
Beryllium	<0.000330		0.00100	0.000330	mg/L		09/23/24 09:30	10/03/24 19:03	1
Cadmium	**0.000155**	**J**	0.000200	0.000100	mg/L		09/23/24 09:30	10/03/24 19:03	1
Chromium	<0.00120		0.00500	0.00120	mg/L		09/23/24 09:30	10/03/24 19:03	1
Cobalt	**0.000200**	**J**	0.000500	0.000170	mg/L		09/23/24 09:30	10/03/24 19:03	1
Copper	<0.00180		0.00500	0.00180	mg/L		09/23/24 09:30	10/03/24 19:03	1
Lead	<0.000260		0.000500	0.000260	mg/L		09/23/24 09:30	10/03/24 19:03	1
Nickel	**0.00700**		0.00500	0.00210	mg/L		09/23/24 09:30	10/03/24 19:03	1
Selenium	<0.00140		0.00500	0.00140	mg/L		09/23/24 09:30	10/03/24 19:03	1
Silver	<0.000500	^1+	0.00100	0.000500	mg/L		09/23/24 09:30	10/03/24 19:03	1
Thallium	<0.000570		0.00100	0.000570	mg/L		09/23/24 09:30	10/03/24 19:03	1
Vanadium	<0.00110		0.00500	0.00110	mg/L		09/23/24 09:30	10/03/24 19:03	1
Zinc	<0.00970		0.0200	0.00970	mg/L		09/23/24 09:30	10/03/24 19:03	1

General Chemistry

Analyte	Result	Qualifier	RL	MDL	Unit	D	Prepared	Analyzed	Dil Fac
Total Suspended Solids (USGS I-3765-85)	<1.39		1.88	1.39	mg/L			09/20/24 12:06	1

Client: HDR Inc
Project/Site: DMASWA

Job ID: 310-291019-1

Client Sample ID: MW-204A
Date Collected: 09/17/24 17:20
Date Received: 09/19/24 15:20

Lab Sample ID: 310-291019-10
Matrix: Water

Method: SW846 8260D - Volatile Organic Compounds by GC/MS

Analyte	Result	Qualifier	RL	MDL	Unit	D	Prepared	Analyzed	Dil Fac
Acetone	<3.10		10.0	3.10	ug/L			09/20/24 13:45	1
Acrylonitrile	<2.20		5.00	2.20	ug/L			09/20/24 13:45	1
Benzene	<0.220		0.500	0.220	ug/L			09/20/24 13:45	1
Bromochloromethane	<0.540		5.00	0.540	ug/L			09/20/24 13:45	1
Bromodichloromethane	<0.390		1.00	0.390	ug/L			09/20/24 13:45	1
Bromoform	<0.780		5.00	0.780	ug/L			09/20/24 13:45	1
Bromomethane	<1.10		4.00	1.10	ug/L			09/20/24 13:45	1
2-Butanone (MEK)	<2.10		10.0	2.10	ug/L			09/20/24 13:45	1
Carbon disulfide	<0.450		1.00	0.450	ug/L			09/20/24 13:45	1
Carbon tetrachloride	<0.650		2.00	0.650	ug/L			09/20/24 13:45	1
Chlorobenzene	<0.400		1.00	0.400	ug/L			09/20/24 13:45	1
Chlorodibromomethane	<0.750		5.00	0.750	ug/L			09/20/24 13:45	1
Chloroethane	<0.790		4.00	0.790	ug/L			09/20/24 13:45	1
Chloroform	<1.30		3.00	1.30	ug/L			09/20/24 13:45	1
Chloromethane	<0.610		3.00	0.610	ug/L			09/20/24 13:45	1
cis-1,2-Dichloroethene	<0.210		1.00	0.210	ug/L			09/20/24 13:45	1
cis-1,3-Dichloropropene	<0.250		5.00	0.250	ug/L			09/20/24 13:45	1
1,2-Dibromo-3-chloropropane	<1.20		5.00	1.20	ug/L			09/20/24 13:45	1
1,2-Dibromoethane (EDB)	<0.340		1.00	0.340	ug/L			09/20/24 13:45	1
Dibromomethane	<0.330		1.00	0.330	ug/L			09/20/24 13:45	1
1,2-Dichlorobenzene	<0.370		1.00	0.370	ug/L			09/20/24 13:45	1
1,4-Dichlorobenzene	<0.230		1.00	0.230	ug/L			09/20/24 13:45	1
1,1-Dichloroethane	<0.220		1.00	0.220	ug/L			09/20/24 13:45	1
1,2-Dichloroethane	<0.390		1.00	0.390	ug/L			09/20/24 13:45	1
1,1-Dichloroethene	<0.560		2.00	0.560	ug/L			09/20/24 13:45	1
1,2-Dichloropropane	<0.270		1.00	0.270	ug/L			09/20/24 13:45	1
Ethylbenzene	<0.310		1.00	0.310	ug/L			09/20/24 13:45	1
2-Hexanone	<2.00		10.0	2.00	ug/L			09/20/24 13:45	1
Iodomethane	<7.00		10.0	7.00	ug/L			09/20/24 13:45	1
Methylene chloride	<1.70		5.00	1.70	ug/L			09/20/24 13:45	1
4-Methyl-2-pentanone (MIBK)	<2.10		10.0	2.10	ug/L			09/20/24 13:45	1
Styrene	<0.370		1.00	0.370	ug/L			09/20/24 13:45	1
1,1,1,2-Tetrachloroethane	<0.380		1.00	0.380	ug/L			09/20/24 13:45	1
1,1,2,2-Tetrachloroethane	<0.470		1.00	0.470	ug/L			09/20/24 13:45	1
Tetrachloroethene	<0.480		1.00	0.480	ug/L			09/20/24 13:45	1
Toluene	<0.430		1.00	0.430	ug/L			09/20/24 13:45	1
trans-1,4-Dichloro-2-butene	<1.10		10.0	1.10	ug/L			09/20/24 13:45	1
trans-1,2-Dichloroethene	<0.270		1.00	0.270	ug/L			09/20/24 13:45	1
trans-1,3-Dichloropropene	<0.560		5.00	0.560	ug/L			09/20/24 13:45	1
1,1,1-Trichloroethane	<0.190		1.00	0.190	ug/L			09/20/24 13:45	1
1,1,2-Trichloroethane	<0.450		1.00	0.450	ug/L			09/20/24 13:45	1
Trichloroethene	<0.430		1.00	0.430	ug/L			09/20/24 13:45	1
Trichlorofluoromethane	<0.380		4.00	0.380	ug/L			09/20/24 13:45	1
1,2,3-Trichloropropane	<0.590		1.00	0.590	ug/L			09/20/24 13:45	1
Vinyl acetate	<2.50		10.0	2.50	ug/L			09/20/24 13:45	1
Vinyl chloride	<0.180		1.00	0.180	ug/L			09/20/24 13:45	1
Xylenes, Total	<0.400		3.00	0.400	ug/L			09/20/24 13:45	1

Surrogate	*%Recovery*	*Qualifier*	*Limits*	*Prepared*	*Analyzed*	*Dil Fac*
4-Bromofluorobenzene (Surr)	*97*		*80 - 120*		*09/20/24 13:45*	*1*

Client: HDR Inc
Project/Site: DMASWA

Job ID: 310-291019-1

Client Sample ID: MW-204A

Date Collected: 09/17/24 17:20
Date Received: 09/19/24 15:20

Lab Sample ID: 310-291019-10

Matrix: Water

Method: SW846 8260D - Volatile Organic Compounds by GC/MS (Continued)

Surrogate	*%Recovery*	*Qualifier*	*Limits*	*Prepared*	*Analyzed*	*Dil Fac*
Dibromofluoromethane (Surr)	*100*		*73 - 130*		*09/20/24 13:45*	*1*
Toluene-d8 (Surr)	*97*		*80 - 120*		*09/20/24 13:45*	*1*

Method: SW846 6020B - Metals (ICP/MS)

Analyte	Result	Qualifier	RL	MDL	Unit	D	Prepared	Analyzed	Dil Fac
Antimony	<0.00100	*+	0.00200	0.00100	mg/L		09/23/24 09:30	10/03/24 19:05	1
Arsenic	<0.000530		0.00200	0.000530	mg/L		09/23/24 09:30	10/03/24 19:05	1
Barium	**0.315**		0.00200	0.000660	mg/L		09/23/24 09:30	10/03/24 19:05	1
Beryllium	<0.000330		0.00100	0.000330	mg/L		09/23/24 09:30	10/03/24 19:05	1
Cadmium	<0.000100		0.000200	0.000100	mg/L		09/23/24 09:30	10/03/24 19:05	1
Chromium	<0.00120		0.00500	0.00120	mg/L		09/23/24 09:30	10/03/24 19:05	1
Cobalt	**0.00278**		0.000500	0.000170	mg/L		09/23/24 09:30	10/03/24 19:05	1
Copper	<0.00180		0.00500	0.00180	mg/L		09/23/24 09:30	10/03/24 19:05	1
Lead	<0.000260		0.000500	0.000260	mg/L		09/23/24 09:30	10/03/24 19:05	1
Nickel	**0.0180**		0.00500	0.00210	mg/L		09/23/24 09:30	10/03/24 19:05	1
Selenium	<0.00140		0.00500	0.00140	mg/L		09/23/24 09:30	10/03/24 19:05	1
Silver	<0.000500	^1+	0.00100	0.000500	mg/L		09/23/24 09:30	10/03/24 19:05	1
Thallium	<0.000570		0.00100	0.000570	mg/L		09/23/24 09:30	10/03/24 19:05	1
Vanadium	<0.00110		0.00500	0.00110	mg/L		09/23/24 09:30	10/03/24 19:05	1
Zinc	<0.00970		0.0200	0.00970	mg/L		09/23/24 09:30	10/03/24 19:05	1

General Chemistry

Analyte	Result	Qualifier	RL	MDL	Unit	D	Prepared	Analyzed	Dil Fac
Total Suspended Solids (USGS I-3765-85)	**1.50**	**J**	1.88	1.39	mg/L			09/20/24 12:06	1

Client: HDR Inc
Project/Site: DMASWA

Job ID: 310-291019-1

Client Sample ID: Dup-3
Date Collected: 09/17/24 13:30
Date Received: 09/19/24 15:20

Lab Sample ID: 310-291019-11
Matrix: Water

Method: SW846 8260D - Volatile Organic Compounds by GC/MS

Analyte	Result	Qualifier	RL	MDL	Unit	D	Prepared	Analyzed	Dil Fac
Acetone	<3.10		10.0	3.10	ug/L			09/20/24 14:07	1
Acrylonitrile	<2.20		5.00	2.20	ug/L			09/20/24 14:07	1
Benzene	<0.220		0.500	0.220	ug/L			09/20/24 14:07	1
Bromochloromethane	<0.540		5.00	0.540	ug/L			09/20/24 14:07	1
Bromodichloromethane	<0.390		1.00	0.390	ug/L			09/20/24 14:07	1
Bromoform	<0.780		5.00	0.780	ug/L			09/20/24 14:07	1
Bromomethane	<1.10		4.00	1.10	ug/L			09/20/24 14:07	1
2-Butanone (MEK)	<2.10		10.0	2.10	ug/L			09/20/24 14:07	1
Carbon disulfide	<0.450		1.00	0.450	ug/L			09/20/24 14:07	1
Carbon tetrachloride	<0.650		2.00	0.650	ug/L			09/20/24 14:07	1
Chlorobenzene	<0.400		1.00	0.400	ug/L			09/20/24 14:07	1
Chlorodibromomethane	<0.750		5.00	0.750	ug/L			09/20/24 14:07	1
Chloroethane	<0.790		4.00	0.790	ug/L			09/20/24 14:07	1
Chloroform	<1.30		3.00	1.30	ug/L			09/20/24 14:07	1
Chloromethane	<0.610		3.00	0.610	ug/L			09/20/24 14:07	1
cis-1,2-Dichloroethene	<0.210		1.00	0.210	ug/L			09/20/24 14:07	1
cis-1,3-Dichloropropene	<0.250		5.00	0.250	ug/L			09/20/24 14:07	1
1,2-Dibromo-3-chloropropane	<1.20		5.00	1.20	ug/L			09/20/24 14:07	1
1,2-Dibromoethane (EDB)	<0.340		1.00	0.340	ug/L			09/20/24 14:07	1
Dibromomethane	<0.330		1.00	0.330	ug/L			09/20/24 14:07	1
1,2-Dichlorobenzene	<0.370		1.00	0.370	ug/L			09/20/24 14:07	1
1,4-Dichlorobenzene	<0.230		1.00	0.230	ug/L			09/20/24 14:07	1
1,1-Dichloroethane	<0.220		1.00	0.220	ug/L			09/20/24 14:07	1
1,2-Dichloroethane	<0.390		1.00	0.390	ug/L			09/20/24 14:07	1
1,1-Dichloroethene	<0.560		2.00	0.560	ug/L			09/20/24 14:07	1
1,2-Dichloropropane	<0.270		1.00	0.270	ug/L			09/20/24 14:07	1
Ethylbenzene	<0.310		1.00	0.310	ug/L			09/20/24 14:07	1
2-Hexanone	<2.00		10.0	2.00	ug/L			09/20/24 14:07	1
Iodomethane	<7.00		10.0	7.00	ug/L			09/20/24 14:07	1
Methylene chloride	<1.70		5.00	1.70	ug/L			09/20/24 14:07	1
4-Methyl-2-pentanone (MIBK)	<2.10		10.0	2.10	ug/L			09/20/24 14:07	1
Styrene	<0.370		1.00	0.370	ug/L			09/20/24 14:07	1
1,1,1,2-Tetrachloroethane	<0.380		1.00	0.380	ug/L			09/20/24 14:07	1
1,1,2,2-Tetrachloroethane	<0.470		1.00	0.470	ug/L			09/20/24 14:07	1
Tetrachloroethene	<0.480		1.00	0.480	ug/L			09/20/24 14:07	1
Toluene	<0.430		1.00	0.430	ug/L			09/20/24 14:07	1
trans-1,4-Dichloro-2-butene	<1.10		10.0	1.10	ug/L			09/20/24 14:07	1
trans-1,2-Dichloroethene	<0.270		1.00	0.270	ug/L			09/20/24 14:07	1
trans-1,3-Dichloropropene	<0.560		5.00	0.560	ug/L			09/20/24 14:07	1
1,1,1-Trichloroethane	<0.190		1.00	0.190	ug/L			09/20/24 14:07	1
1,1,2-Trichloroethane	<0.450		1.00	0.450	ug/L			09/20/24 14:07	1
Trichloroethene	<0.430		1.00	0.430	ug/L			09/20/24 14:07	1
Trichlorofluoromethane	<0.380		4.00	0.380	ug/L			09/20/24 14:07	1
1,2,3-Trichloropropane	<0.590		1.00	0.590	ug/L			09/20/24 14:07	1
Vinyl acetate	<2.50		10.0	2.50	ug/L			09/20/24 14:07	1
Vinyl chloride	<0.180		1.00	0.180	ug/L			09/20/24 14:07	1
Xylenes, Total	<0.400		3.00	0.400	ug/L			09/20/24 14:07	1

Surrogate	*%Recovery*	*Qualifier*	*Limits*	*Prepared*	*Analyzed*	*Dil Fac*
4-Bromofluorobenzene (Surr)	*99*		*80 - 120*		*09/20/24 14:07*	*1*

Client: HDR Inc
Project/Site: DMASWA

Job ID: 310-291019-1

Client Sample ID: Dup-3

Date Collected: 09/17/24 13:30
Date Received: 09/19/24 15:20

Lab Sample ID: 310-291019-11

Matrix: Water

Method: SW846 8260D - Volatile Organic Compounds by GC/MS (Continued)

Surrogate	*%Recovery*	*Qualifier*	*Limits*	*Prepared*	*Analyzed*	*Dil Fac*
Dibromofluoromethane (Surr)	*105*		*73 - 130*		*09/20/24 14:07*	*1*
Toluene-d8 (Surr)	*102*		*80 - 120*		*09/20/24 14:07*	*1*

Method: SW846 6020B - Metals (ICP/MS)

Analyte	Result	Qualifier	RL	MDL	Unit	D	Prepared	Analyzed	Dil Fac
Antimony	<0.00100		0.00200	0.00100	mg/L		09/24/24 09:00	10/02/24 16:06	1
Arsenic	<0.000530		0.00200	0.000530	mg/L		09/24/24 09:00	10/01/24 16:09	1
Barium	**0.297**		0.00200	0.000660	mg/L		09/24/24 09:00	10/01/24 16:09	1
Beryllium	<0.000330		0.00100	0.000330	mg/L		09/24/24 09:00	10/01/24 16:09	1
Cadmium	<0.000100		0.000200	0.000100	mg/L		09/24/24 09:00	10/01/24 16:09	1
Chromium	<0.00120		0.00500	0.00120	mg/L		09/24/24 09:00	10/01/24 16:09	1
Cobalt	**0.00277**		0.000500	0.000170	mg/L		09/24/24 09:00	10/01/24 16:09	1
Copper	<0.00180		0.00500	0.00180	mg/L		09/24/24 09:00	10/01/24 16:09	1
Lead	<0.000260		0.000500	0.000260	mg/L		09/24/24 09:00	10/01/24 16:09	1
Nickel	**0.0181**		0.00500	0.00210	mg/L		09/24/24 09:00	10/01/24 16:09	1
Selenium	<0.00140		0.00500	0.00140	mg/L		09/24/24 09:00	10/01/24 16:09	1
Silver	<0.000500		0.00100	0.000500	mg/L		09/24/24 09:00	10/01/24 16:09	1
Thallium	<0.000570		0.00100	0.000570	mg/L		09/24/24 09:00	10/01/24 16:09	1
Vanadium	<0.00110		0.00500	0.00110	mg/L		09/24/24 09:00	10/01/24 16:09	1
Zinc	<0.00970		0.0200	0.00970	mg/L		09/24/24 09:00	10/01/24 16:09	1

General Chemistry

Analyte	Result	Qualifier	RL	MDL	Unit	D	Prepared	Analyzed	Dil Fac
Total Suspended Solids (USGS I-3765-85)	<1.39		1.88	1.39	mg/L			09/20/24 12:06	1

Client: HDR Inc
Project/Site: DMASWA

Job ID: 310-291019-1

Client Sample ID: MW-108AR

Date Collected: 09/18/24 12:00
Date Received: 09/19/24 15:20

Lab Sample ID: 310-291019-12

Matrix: Water

Method: SW846 8260D - Volatile Organic Compounds by GC/MS

Analyte	Result	Qualifier	RL	MDL	Unit	D	Prepared	Analyzed	Dil Fac
Acetone	<3.10		10.0	3.10	ug/L			09/20/24 18:30	1
Acrylonitrile	<2.20		5.00	2.20	ug/L			09/20/24 18:30	1
Benzene	<0.220		0.500	0.220	ug/L			09/20/24 18:30	1
Bromochloromethane	<0.540		5.00	0.540	ug/L			09/20/24 18:30	1
Bromodichloromethane	<0.390		1.00	0.390	ug/L			09/20/24 18:30	1
Bromoform	<0.780		5.00	0.780	ug/L			09/20/24 18:30	1
Bromomethane	<1.10		4.00	1.10	ug/L			09/20/24 18:30	1
2-Butanone (MEK)	<2.10		10.0	2.10	ug/L			09/20/24 18:30	1
Carbon disulfide	<0.450		1.00	0.450	ug/L			09/20/24 18:30	1
Carbon tetrachloride	<0.650		2.00	0.650	ug/L			09/20/24 18:30	1
Chlorobenzene	<0.400		1.00	0.400	ug/L			09/20/24 18:30	1
Chlorodibromomethane	<0.750		5.00	0.750	ug/L			09/20/24 18:30	1
Chloroethane	<0.790		4.00	0.790	ug/L			09/20/24 18:30	1
Chloroform	<1.30		3.00	1.30	ug/L			09/20/24 18:30	1
Chloromethane	<0.610		3.00	0.610	ug/L			09/20/24 18:30	1
cis-1,2-Dichloroethene	<0.210		1.00	0.210	ug/L			09/20/24 18:30	1
cis-1,3-Dichloropropene	<0.250		5.00	0.250	ug/L			09/20/24 18:30	1
1,2-Dibromo-3-chloropropane	<1.20		5.00	1.20	ug/L			09/20/24 18:30	1
1,2-Dibromoethane (EDB)	<0.340		1.00	0.340	ug/L			09/20/24 18:30	1
Dibromomethane	<0.330		1.00	0.330	ug/L			09/20/24 18:30	1
1,2-Dichlorobenzene	<0.370		1.00	0.370	ug/L			09/20/24 18:30	1
1,4-Dichlorobenzene	<0.230		1.00	0.230	ug/L			09/20/24 18:30	1
1,1-Dichloroethane	<0.220		1.00	0.220	ug/L			09/20/24 18:30	1
1,2-Dichloroethane	<0.390		1.00	0.390	ug/L			09/20/24 18:30	1
1,1-Dichloroethene	<0.560		2.00	0.560	ug/L			09/20/24 18:30	1
1,2-Dichloropropane	<0.270		1.00	0.270	ug/L			09/20/24 18:30	1
Ethylbenzene	<0.310		1.00	0.310	ug/L			09/20/24 18:30	1
2-Hexanone	<2.00		10.0	2.00	ug/L			09/20/24 18:30	1
Iodomethane	<7.00		10.0	7.00	ug/L			09/20/24 18:30	1
Methylene chloride	<1.70		5.00	1.70	ug/L			09/20/24 18:30	1
4-Methyl-2-pentanone (MIBK)	<2.10		10.0	2.10	ug/L			09/20/24 18:30	1
Styrene	<0.370		1.00	0.370	ug/L			09/20/24 18:30	1
1,1,1,2-Tetrachloroethane	<0.380		1.00	0.380	ug/L			09/20/24 18:30	1
1,1,2,2-Tetrachloroethane	<0.470		1.00	0.470	ug/L			09/20/24 18:30	1
Tetrachloroethene	<0.480		1.00	0.480	ug/L			09/20/24 18:30	1
Toluene	<0.430		1.00	0.430	ug/L			09/20/24 18:30	1
trans-1,4-Dichloro-2-butene	<1.10		10.0	1.10	ug/L			09/20/24 18:30	1
trans-1,2-Dichloroethene	<0.270		1.00	0.270	ug/L			09/20/24 18:30	1
trans-1,3-Dichloropropene	<0.560		5.00	0.560	ug/L			09/20/24 18:30	1
1,1,1-Trichloroethane	<0.190		1.00	0.190	ug/L			09/20/24 18:30	1
1,1,2-Trichloroethane	<0.450		1.00	0.450	ug/L			09/20/24 18:30	1
Trichloroethene	<0.430		1.00	0.430	ug/L			09/20/24 18:30	1
Trichlorofluoromethane	<0.380		4.00	0.380	ug/L			09/20/24 18:30	1
1,2,3-Trichloropropane	<0.590		1.00	0.590	ug/L			09/20/24 18:30	1
Vinyl acetate	<2.50		10.0	2.50	ug/L			09/20/24 18:30	1
Vinyl chloride	<0.180		1.00	0.180	ug/L			09/20/24 18:30	1
Xylenes, Total	<0.400		3.00	0.400	ug/L			09/20/24 18:30	1

Surrogate	*%Recovery*	*Qualifier*	*Limits*	*Prepared*	*Analyzed*	*Dil Fac*
4-Bromofluorobenzene (Surr)	*96*		*80 - 120*		*09/20/24 18:30*	*1*

Client: HDR Inc
Project/Site: DMASWA

Job ID: 310-291019-1

Client Sample ID: MW-108AR

Date Collected: 09/18/24 12:00
Date Received: 09/19/24 15:20

Lab Sample ID: 310-291019-12

Matrix: Water

Method: SW846 8260D - Volatile Organic Compounds by GC/MS (Continued)

Surrogate	*%Recovery*	*Qualifier*	*Limits*	*Prepared*	*Analyzed*	*Dil Fac*
Dibromofluoromethane (Surr)	*103*		*73 - 130*		*09/20/24 18:30*	*1*
Toluene-d8 (Surr)	*102*		*80 - 120*		*09/20/24 18:30*	*1*

Method: SW846 6020B - Metals (ICP/MS)

Analyte	Result	Qualifier	RL	MDL	Unit	D	Prepared	Analyzed	Dil Fac
Antimony	<0.00100		0.00200	0.00100	mg/L		09/24/24 09:00	10/02/24 16:08	1
Arsenic	**0.00334**		0.00200	0.000530	mg/L		09/24/24 09:00	10/01/24 16:12	1
Barium	**0.274**		0.00200	0.000660	mg/L		09/24/24 09:00	10/01/24 16:12	1
Beryllium	<0.000330		0.00100	0.000330	mg/L		09/24/24 09:00	10/01/24 16:12	1
Cadmium	**0.000134**	**J**	0.000200	0.000100	mg/L		09/24/24 09:00	10/01/24 16:12	1
Chromium	**0.00445**	**J**	0.00500	0.00120	mg/L		09/24/24 09:00	10/01/24 16:12	1
Cobalt	**0.00183**		0.000500	0.000170	mg/L		09/24/24 09:00	10/01/24 16:12	1
Copper	**0.00849**		0.00500	0.00180	mg/L		09/24/24 09:00	10/01/24 16:12	1
Lead	**0.0118**		0.000500	0.000260	mg/L		09/24/24 09:00	10/01/24 16:12	1
Nickel	**0.0100**		0.00500	0.00210	mg/L		09/24/24 09:00	10/01/24 16:12	1
Selenium	<0.00140		0.00500	0.00140	mg/L		09/24/24 09:00	10/01/24 16:12	1
Silver	<0.000500		0.00100	0.000500	mg/L		09/24/24 09:00	10/01/24 16:12	1
Thallium	<0.000570		0.00100	0.000570	mg/L		09/24/24 09:00	10/01/24 16:12	1
Vanadium	**0.00432**	**J**	0.00500	0.00110	mg/L		09/24/24 09:00	10/01/24 16:12	1
Zinc	**0.0123**	**J**	0.0200	0.00970	mg/L		09/24/24 09:00	10/01/24 16:12	1

General Chemistry

Analyte	Result	Qualifier	RL	MDL	Unit	D	Prepared	Analyzed	Dil Fac
Total Suspended Solids (USGS I-3765-85)	**674**		30.0	22.2	mg/L			09/20/24 12:06	1

Client Sample ID: MW-109ARR
Date Collected: 09/18/24 07:55
Date Received: 09/19/24 15:20

Lab Sample ID: 310-291019-13
Matrix: Water

Method: SW846 8260D - Volatile Organic Compounds by GC/MS

Analyte	Result	Qualifier	RL	MDL	Unit	D	Prepared	Analyzed	Dil Fac
Acetone	**3.59**	**J**	10.0	3.10	ug/L			09/20/24 14:29	1
Acrylonitrile	<2.20		5.00	2.20	ug/L			09/20/24 14:29	1
Benzene	<0.220		0.500	0.220	ug/L			09/20/24 14:29	1
Bromochloromethane	<0.540		5.00	0.540	ug/L			09/20/24 14:29	1
Bromodichloromethane	<0.390		1.00	0.390	ug/L			09/20/24 14:29	1
Bromoform	<0.780		5.00	0.780	ug/L			09/20/24 14:29	1
Bromomethane	<1.10		4.00	1.10	ug/L			09/20/24 14:29	1
2-Butanone (MEK)	<2.10		10.0	2.10	ug/L			09/20/24 14:29	1
Carbon disulfide	<0.450		1.00	0.450	ug/L			09/20/24 14:29	1
Carbon tetrachloride	<0.650		2.00	0.650	ug/L			09/20/24 14:29	1
Chlorobenzene	<0.400		1.00	0.400	ug/L			09/20/24 14:29	1
Chlorodibromomethane	<0.750		5.00	0.750	ug/L			09/20/24 14:29	1
Chloroethane	<0.790		4.00	0.790	ug/L			09/20/24 14:29	1
Chloroform	<1.30		3.00	1.30	ug/L			09/20/24 14:29	1
Chloromethane	<0.610		3.00	0.610	ug/L			09/20/24 14:29	1
cis-1,2-Dichloroethene	<0.210		1.00	0.210	ug/L			09/20/24 14:29	1
cis-1,3-Dichloropropene	<0.250		5.00	0.250	ug/L			09/20/24 14:29	1
1,2-Dibromo-3-chloropropane	<1.20		5.00	1.20	ug/L			09/20/24 14:29	1
1,2-Dibromoethane (EDB)	<0.340		1.00	0.340	ug/L			09/20/24 14:29	1
Dibromomethane	<0.330		1.00	0.330	ug/L			09/20/24 14:29	1
1,2-Dichlorobenzene	<0.370		1.00	0.370	ug/L			09/20/24 14:29	1
1,4-Dichlorobenzene	<0.230		1.00	0.230	ug/L			09/20/24 14:29	1
1,1-Dichloroethane	<0.220		1.00	0.220	ug/L			09/20/24 14:29	1
1,2-Dichloroethane	<0.390		1.00	0.390	ug/L			09/20/24 14:29	1
1,1-Dichloroethene	<0.560		2.00	0.560	ug/L			09/20/24 14:29	1
1,2-Dichloropropane	<0.270		1.00	0.270	ug/L			09/20/24 14:29	1
Ethylbenzene	<0.310		1.00	0.310	ug/L			09/20/24 14:29	1
2-Hexanone	<2.00		10.0	2.00	ug/L			09/20/24 14:29	1
Iodomethane	<7.00		10.0	7.00	ug/L			09/20/24 14:29	1
Methylene chloride	<1.70		5.00	1.70	ug/L			09/20/24 14:29	1
4-Methyl-2-pentanone (MIBK)	<2.10		10.0	2.10	ug/L			09/20/24 14:29	1
Styrene	<0.370		1.00	0.370	ug/L			09/20/24 14:29	1
1,1,1,2-Tetrachloroethane	<0.380		1.00	0.380	ug/L			09/20/24 14:29	1
1,1,2,2-Tetrachloroethane	<0.470		1.00	0.470	ug/L			09/20/24 14:29	1
Tetrachloroethene	<0.480		1.00	0.480	ug/L			09/20/24 14:29	1
Toluene	<0.430		1.00	0.430	ug/L			09/20/24 14:29	1
trans-1,4-Dichloro-2-butene	<1.10		10.0	1.10	ug/L			09/20/24 14:29	1
trans-1,2-Dichloroethene	<0.270		1.00	0.270	ug/L			09/20/24 14:29	1
trans-1,3-Dichloropropene	<0.560		5.00	0.560	ug/L			09/20/24 14:29	1
1,1,1-Trichloroethane	<0.190		1.00	0.190	ug/L			09/20/24 14:29	1
1,1,2-Trichloroethane	<0.450		1.00	0.450	ug/L			09/20/24 14:29	1
Trichloroethene	<0.430		1.00	0.430	ug/L			09/20/24 14:29	1
Trichlorofluoromethane	<0.380		4.00	0.380	ug/L			09/20/24 14:29	1
1,2,3-Trichloropropane	<0.590		1.00	0.590	ug/L			09/20/24 14:29	1
Vinyl acetate	<2.50		10.0	2.50	ug/L			09/20/24 14:29	1
Vinyl chloride	<0.180		1.00	0.180	ug/L			09/20/24 14:29	1
Xylenes, Total	<0.400		3.00	0.400	ug/L			09/20/24 14:29	1

Surrogate	*%Recovery*	*Qualifier*	*Limits*	*Prepared*	*Analyzed*	*Dil Fac*
4-Bromofluorobenzene (Surr)	*98*		*80 - 120*		*09/20/24 14:29*	*1*

Client: HDR Inc
Project/Site: DMASWA

Job ID: 310-291019-1

Client Sample ID: MW-109ARR

Date Collected: 09/18/24 07:55
Date Received: 09/19/24 15:20

Lab Sample ID: 310-291019-13

Matrix: Water

Method: SW846 8260D - Volatile Organic Compounds by GC/MS (Continued)

Surrogate	*%Recovery*	*Qualifier*	*Limits*	*Prepared*	*Analyzed*	*Dil Fac*
Dibromofluoromethane (Surr)	*101*		*73 - 130*		*09/20/24 14:29*	*1*
Toluene-d8 (Surr)	*98*		*80 - 120*		*09/20/24 14:29*	*1*

Method: SW846 6020B - Metals (ICP/MS)

Analyte	Result	Qualifier	RL	MDL	Unit	D	Prepared	Analyzed	Dil Fac
Antimony	<0.00100		0.00200	0.00100	mg/L		09/24/24 09:00	10/02/24 16:10	1
Arsenic	**0.00805**		0.00200	0.000530	mg/L		09/24/24 09:00	10/01/24 16:14	1
Barium	**0.379**		0.00200	0.000660	mg/L		09/24/24 09:00	10/01/24 16:14	1
Beryllium	<0.000330		0.00100	0.000330	mg/L		09/24/24 09:00	10/01/24 16:14	1
Cadmium	<0.000100		0.000200	0.000100	mg/L		09/24/24 09:00	10/01/24 16:14	1
Chromium	<0.00120		0.00500	0.00120	mg/L		09/24/24 09:00	10/01/24 16:14	1
Cobalt	**0.00252**		0.000500	0.000170	mg/L		09/24/24 09:00	10/01/24 16:14	1
Copper	<0.00180		0.00500	0.00180	mg/L		09/24/24 09:00	10/01/24 16:14	1
Lead	<0.000260		0.000500	0.000260	mg/L		09/24/24 09:00	10/01/24 16:14	1
Nickel	**0.00231**	**J**	0.00500	0.00210	mg/L		09/24/24 09:00	10/01/24 16:14	1
Selenium	<0.00140		0.00500	0.00140	mg/L		09/24/24 09:00	10/01/24 16:14	1
Silver	<0.000500		0.00100	0.000500	mg/L		09/24/24 09:00	10/01/24 16:14	1
Thallium	<0.000570		0.00100	0.000570	mg/L		09/24/24 09:00	10/01/24 16:14	1
Vanadium	<0.00110		0.00500	0.00110	mg/L		09/24/24 09:00	10/01/24 16:14	1
Zinc	<0.00970		0.0200	0.00970	mg/L		09/24/24 09:00	10/01/24 16:14	1

General Chemistry

Analyte	Result	Qualifier	RL	MDL	Unit	D	Prepared	Analyzed	Dil Fac
Total Suspended Solids (USGS I-3765-85)	**22.0**		15.0	11.1	mg/L			09/20/24 12:06	1

Client: HDR Inc
Project/Site: DMASWA

Job ID: 310-291019-1

Client Sample ID: MW-105A
Date Collected: 09/18/24 09:00
Date Received: 09/19/24 15:20

Lab Sample ID: 310-291019-14
Matrix: Water

Method: SW846 8260D - Volatile Organic Compounds by GC/MS

Analyte	Result	Qualifier	RL	MDL	Unit	D	Prepared	Analyzed	Dil Fac
Acetone	<3.10		10.0	3.10	ug/L			09/20/24 16:41	1
Acrylonitrile	<2.20		5.00	2.20	ug/L			09/20/24 16:41	1
Benzene	<0.220		0.500	0.220	ug/L			09/20/24 16:41	1
Bromochloromethane	<0.540		5.00	0.540	ug/L			09/20/24 16:41	1
Bromodichloromethane	<0.390		1.00	0.390	ug/L			09/20/24 16:41	1
Bromoform	<0.780		5.00	0.780	ug/L			09/20/24 16:41	1
Bromomethane	<1.10		4.00	1.10	ug/L			09/20/24 16:41	1
2-Butanone (MEK)	<2.10		10.0	2.10	ug/L			09/20/24 16:41	1
Carbon disulfide	<0.450		1.00	0.450	ug/L			09/20/24 16:41	1
Carbon tetrachloride	<0.650		2.00	0.650	ug/L			09/20/24 16:41	1
Chlorobenzene	<0.400		1.00	0.400	ug/L			09/20/24 16:41	1
Chlorodibromomethane	<0.750		5.00	0.750	ug/L			09/20/24 16:41	1
Chloroethane	<0.790		4.00	0.790	ug/L			09/20/24 16:41	1
Chloroform	<1.30		3.00	1.30	ug/L			09/20/24 16:41	1
Chloromethane	<0.610		3.00	0.610	ug/L			09/20/24 16:41	1
cis-1,2-Dichloroethene	<0.210		1.00	0.210	ug/L			09/20/24 16:41	1
cis-1,3-Dichloropropene	<0.250		5.00	0.250	ug/L			09/20/24 16:41	1
1,2-Dibromo-3-chloropropane	<1.20		5.00	1.20	ug/L			09/20/24 16:41	1
1,2-Dibromoethane (EDB)	<0.340		1.00	0.340	ug/L			09/20/24 16:41	1
Dibromomethane	<0.330		1.00	0.330	ug/L			09/20/24 16:41	1
1,2-Dichlorobenzene	<0.370		1.00	0.370	ug/L			09/20/24 16:41	1
1,4-Dichlorobenzene	<0.230		1.00	0.230	ug/L			09/20/24 16:41	1
1,1-Dichloroethane	<0.220		1.00	0.220	ug/L			09/20/24 16:41	1
1,2-Dichloroethane	<0.390		1.00	0.390	ug/L			09/20/24 16:41	1
1,1-Dichloroethene	<0.560		2.00	0.560	ug/L			09/20/24 16:41	1
1,2-Dichloropropane	<0.270		1.00	0.270	ug/L			09/20/24 16:41	1
Ethylbenzene	<0.310		1.00	0.310	ug/L			09/20/24 16:41	1
2-Hexanone	<2.00		10.0	2.00	ug/L			09/20/24 16:41	1
Iodomethane	<7.00		10.0	7.00	ug/L			09/20/24 16:41	1
Methylene chloride	<1.70		5.00	1.70	ug/L			09/20/24 16:41	1
4-Methyl-2-pentanone (MIBK)	<2.10		10.0	2.10	ug/L			09/20/24 16:41	1
Styrene	<0.370		1.00	0.370	ug/L			09/20/24 16:41	1
1,1,1,2-Tetrachloroethane	<0.380		1.00	0.380	ug/L			09/20/24 16:41	1
1,1,2,2-Tetrachloroethane	<0.470		1.00	0.470	ug/L			09/20/24 16:41	1
Tetrachloroethene	<0.480		1.00	0.480	ug/L			09/20/24 16:41	1
Toluene	<0.430		1.00	0.430	ug/L			09/20/24 16:41	1
trans-1,4-Dichloro-2-butene	<1.10		10.0	1.10	ug/L			09/20/24 16:41	1
trans-1,2-Dichloroethene	<0.270		1.00	0.270	ug/L			09/20/24 16:41	1
trans-1,3-Dichloropropene	<0.560		5.00	0.560	ug/L			09/20/24 16:41	1
1,1,1-Trichloroethane	<0.190		1.00	0.190	ug/L			09/20/24 16:41	1
1,1,2-Trichloroethane	<0.450		1.00	0.450	ug/L			09/20/24 16:41	1
Trichloroethene	<0.430		1.00	0.430	ug/L			09/20/24 16:41	1
Trichlorofluoromethane	<0.380		4.00	0.380	ug/L			09/20/24 16:41	1
1,2,3-Trichloropropane	<0.590		1.00	0.590	ug/L			09/20/24 16:41	1
Vinyl acetate	<2.50		10.0	2.50	ug/L			09/20/24 16:41	1
Vinyl chloride	<0.180		1.00	0.180	ug/L			09/20/24 16:41	1
Xylenes, Total	<0.400		3.00	0.400	ug/L			09/20/24 16:41	1

Surrogate	*%Recovery*	*Qualifier*	*Limits*	*Prepared*	*Analyzed*	*Dil Fac*
4-Bromofluorobenzene (Surr)	*96*		*80 - 120*		*09/20/24 16:41*	*1*

Client: HDR Inc
Project/Site: DMASWA

Job ID: 310-291019-1

Client Sample ID: MW-105A

Date Collected: 09/18/24 09:00
Date Received: 09/19/24 15:20

Lab Sample ID: 310-291019-14

Matrix: Water

Method: SW846 8260D - Volatile Organic Compounds by GC/MS (Continued)

Surrogate	*%Recovery*	*Qualifier*	*Limits*	*Prepared*	*Analyzed*	*Dil Fac*
Dibromofluoromethane (Surr)	*98*		*73 - 130*		*09/20/24 16:41*	*1*
Toluene-d8 (Surr)	*102*		*80 - 120*		*09/20/24 16:41*	*1*

Method: SW846 6020B - Metals (ICP/MS)

Analyte	Result	Qualifier	RL	MDL	Unit	D	Prepared	Analyzed	Dil Fac
Antimony	<0.00100		0.00200	0.00100	mg/L		09/24/24 09:00	10/02/24 16:12	1
Arsenic	**0.0111**		0.00200	0.000530	mg/L		09/24/24 09:00	10/01/24 16:25	1
Barium	**0.337**		0.00200	0.000660	mg/L		09/24/24 09:00	10/01/24 16:25	1
Beryllium	<0.000330		0.00100	0.000330	mg/L		09/24/24 09:00	10/01/24 16:25	1
Cadmium	<0.000100		0.000200	0.000100	mg/L		09/24/24 09:00	10/01/24 16:25	1
Chromium	<0.00120		0.00500	0.00120	mg/L		09/24/24 09:00	10/01/24 16:25	1
Cobalt	**0.00433**		0.000500	0.000170	mg/L		09/24/24 09:00	10/01/24 16:25	1
Copper	<0.00180		0.00500	0.00180	mg/L		09/24/24 09:00	10/01/24 16:25	1
Lead	<0.000260		0.000500	0.000260	mg/L		09/24/24 09:00	10/01/24 16:25	1
Nickel	**0.00980**		0.00500	0.00210	mg/L		09/24/24 09:00	10/01/24 16:25	1
Selenium	<0.00140		0.00500	0.00140	mg/L		09/24/24 09:00	10/01/24 16:25	1
Silver	<0.000500		0.00100	0.000500	mg/L		09/24/24 09:00	10/01/24 16:25	1
Thallium	<0.000570		0.00100	0.000570	mg/L		09/24/24 09:00	10/01/24 16:25	1
Vanadium	<0.00110		0.00500	0.00110	mg/L		09/24/24 09:00	10/01/24 16:25	1
Zinc	<0.00970		0.0200	0.00970	mg/L		09/24/24 09:00	10/02/24 16:12	1

General Chemistry

Analyte	Result	Qualifier	RL	MDL	Unit	D	Prepared	Analyzed	Dil Fac
Total Suspended Solids (USGS I-3765-85)	**10.0**		3.75	2.78	mg/L			09/20/24 12:06	1

Client: HDR Inc
Project/Site: DMASWA

Job ID: 310-291019-1

Client Sample ID: P-105B
Date Collected: 09/18/24 09:40
Date Received: 09/19/24 15:20

Lab Sample ID: 310-291019-15
Matrix: Water

Method: SW846 8260D - Volatile Organic Compounds by GC/MS

Analyte	Result	Qualifier	RL	MDL	Unit	D	Prepared	Analyzed	Dil Fac
Acetone	<3.10		10.0	3.10	ug/L			09/20/24 16:19	1
Acrylonitrile	<2.20		5.00	2.20	ug/L			09/20/24 16:19	1
Benzene	<0.220		0.500	0.220	ug/L			09/20/24 16:19	1
Bromochloromethane	<0.540		5.00	0.540	ug/L			09/20/24 16:19	1
Bromodichloromethane	<0.390		1.00	0.390	ug/L			09/20/24 16:19	1
Bromoform	<0.780		5.00	0.780	ug/L			09/20/24 16:19	1
Bromomethane	<1.10		4.00	1.10	ug/L			09/20/24 16:19	1
2-Butanone (MEK)	<2.10		10.0	2.10	ug/L			09/20/24 16:19	1
Carbon disulfide	<0.450		1.00	0.450	ug/L			09/20/24 16:19	1
Carbon tetrachloride	<0.650		2.00	0.650	ug/L			09/20/24 16:19	1
Chlorobenzene	<0.400		1.00	0.400	ug/L			09/20/24 16:19	1
Chlorodibromomethane	<0.750		5.00	0.750	ug/L			09/20/24 16:19	1
Chloroethane	<0.790		4.00	0.790	ug/L			09/20/24 16:19	1
Chloroform	<1.30		3.00	1.30	ug/L			09/20/24 16:19	1
Chloromethane	<0.610		3.00	0.610	ug/L			09/20/24 16:19	1
cis-1,2-Dichloroethene	<0.210		1.00	0.210	ug/L			09/20/24 16:19	1
cis-1,3-Dichloropropene	<0.250		5.00	0.250	ug/L			09/20/24 16:19	1
1,2-Dibromo-3-chloropropane	<1.20		5.00	1.20	ug/L			09/20/24 16:19	1
1,2-Dibromoethane (EDB)	<0.340		1.00	0.340	ug/L			09/20/24 16:19	1
Dibromomethane	<0.330		1.00	0.330	ug/L			09/20/24 16:19	1
1,2-Dichlorobenzene	<0.370		1.00	0.370	ug/L			09/20/24 16:19	1
1,4-Dichlorobenzene	<0.230		1.00	0.230	ug/L			09/20/24 16:19	1
1,1-Dichloroethane	<0.220		1.00	0.220	ug/L			09/20/24 16:19	1
1,2-Dichloroethane	<0.390		1.00	0.390	ug/L			09/20/24 16:19	1
1,1-Dichloroethene	<0.560		2.00	0.560	ug/L			09/20/24 16:19	1
1,2-Dichloropropane	<0.270		1.00	0.270	ug/L			09/20/24 16:19	1
Ethylbenzene	<0.310		1.00	0.310	ug/L			09/20/24 16:19	1
2-Hexanone	<2.00		10.0	2.00	ug/L			09/20/24 16:19	1
Iodomethane	<7.00		10.0	7.00	ug/L			09/20/24 16:19	1
Methylene chloride	<1.70		5.00	1.70	ug/L			09/20/24 16:19	1
4-Methyl-2-pentanone (MIBK)	<2.10		10.0	2.10	ug/L			09/20/24 16:19	1
Styrene	<0.370		1.00	0.370	ug/L			09/20/24 16:19	1
1,1,1,2-Tetrachloroethane	<0.380		1.00	0.380	ug/L			09/20/24 16:19	1
1,1,2,2-Tetrachloroethane	<0.470		1.00	0.470	ug/L			09/20/24 16:19	1
Tetrachloroethene	<0.480		1.00	0.480	ug/L			09/20/24 16:19	1
Toluene	<0.430		1.00	0.430	ug/L			09/20/24 16:19	1
trans-1,4-Dichloro-2-butene	<1.10		10.0	1.10	ug/L			09/20/24 16:19	1
trans-1,2-Dichloroethene	<0.270		1.00	0.270	ug/L			09/20/24 16:19	1
trans-1,3-Dichloropropene	<0.560		5.00	0.560	ug/L			09/20/24 16:19	1
1,1,1-Trichloroethane	<0.190		1.00	0.190	ug/L			09/20/24 16:19	1
1,1,2-Trichloroethane	<0.450		1.00	0.450	ug/L			09/20/24 16:19	1
Trichloroethene	<0.430		1.00	0.430	ug/L			09/20/24 16:19	1
Trichlorofluoromethane	<0.380		4.00	0.380	ug/L			09/20/24 16:19	1
1,2,3-Trichloropropane	<0.590		1.00	0.590	ug/L			09/20/24 16:19	1
Vinyl acetate	<2.50		10.0	2.50	ug/L			09/20/24 16:19	1
Vinyl chloride	<0.180		1.00	0.180	ug/L			09/20/24 16:19	1
Xylenes, Total	<0.400		3.00	0.400	ug/L			09/20/24 16:19	1

Surrogate	*%Recovery*	*Qualifier*	*Limits*	*Prepared*	*Analyzed*	*Dil Fac*
4-Bromofluorobenzene (Surr)	*98*		*80 - 120*		*09/20/24 16:19*	*1*

Client: HDR Inc
Project/Site: DMASWA

Job ID: 310-291019-1

Client Sample ID: P-105B
Date Collected: 09/18/24 09:40
Date Received: 09/19/24 15:20

Lab Sample ID: 310-291019-15
Matrix: Water

Method: SW846 8260D - Volatile Organic Compounds by GC/MS (Continued)

Surrogate	*%Recovery*	*Qualifier*	*Limits*	*Prepared*	*Analyzed*	*Dil Fac*
Dibromofluoromethane (Surr)	*101*		*73 - 130*		*09/20/24 16:19*	*1*
Toluene-d8 (Surr)	*102*		*80 - 120*		*09/20/24 16:19*	*1*

Method: SW846 6020B - Metals (ICP/MS)

Analyte	Result	Qualifier	RL	MDL	Unit	D	Prepared	Analyzed	Dil Fac
Antimony	<0.00100		0.00200	0.00100	mg/L		09/24/24 09:00	10/02/24 16:14	1
Arsenic	<0.000530		0.00200	0.000530	mg/L		09/24/24 09:00	10/01/24 16:27	1
Barium	**0.167**		0.00200	0.000660	mg/L		09/24/24 09:00	10/01/24 16:27	1
Beryllium	<0.000330		0.00100	0.000330	mg/L		09/24/24 09:00	10/01/24 16:27	1
Cadmium	<0.000100		0.000200	0.000100	mg/L		09/24/24 09:00	10/01/24 16:27	1
Chromium	<0.00120		0.00500	0.00120	mg/L		09/24/24 09:00	10/01/24 16:27	1
Cobalt	<0.000170		0.000500	0.000170	mg/L		09/24/24 09:00	10/01/24 16:27	1
Copper	<0.00180		0.00500	0.00180	mg/L		09/24/24 09:00	10/01/24 16:27	1
Lead	<0.000260		0.000500	0.000260	mg/L		09/24/24 09:00	10/01/24 16:27	1
Nickel	<0.00210		0.00500	0.00210	mg/L		09/24/24 09:00	10/01/24 16:27	1
Selenium	<0.00140		0.00500	0.00140	mg/L		09/24/24 09:00	10/01/24 16:27	1
Silver	<0.000500		0.00100	0.000500	mg/L		09/24/24 09:00	10/01/24 16:27	1
Thallium	<0.000570		0.00100	0.000570	mg/L		09/24/24 09:00	10/01/24 16:27	1
Vanadium	<0.00110		0.00500	0.00110	mg/L		09/24/24 09:00	10/01/24 16:27	1
Zinc	<0.00970		0.0200	0.00970	mg/L		09/24/24 09:00	10/02/24 16:14	1

General Chemistry

Analyte	Result	Qualifier	RL	MDL	Unit	D	Prepared	Analyzed	Dil Fac
Total Suspended Solids (USGS I-3765-85)	<1.39		1.88	1.39	mg/L			09/20/24 12:06	1

Client: HDR Inc
Project/Site: DMASWA

Job ID: 310-291019-1

Client Sample ID: MW-114AR
Date Collected: 09/18/24 10:30
Date Received: 09/19/24 15:20

Lab Sample ID: 310-291019-16
Matrix: Water

Method: SW846 8260D - Volatile Organic Compounds by GC/MS

Analyte	Result	Qualifier	RL	MDL	Unit	D	Prepared	Analyzed	Dil Fac
Acetone	<3.10		10.0	3.10	ug/L			09/20/24 14:51	1
Acrylonitrile	<2.20		5.00	2.20	ug/L			09/20/24 14:51	1
Benzene	<0.220		0.500	0.220	ug/L			09/20/24 14:51	1
Bromochloromethane	<0.540		5.00	0.540	ug/L			09/20/24 14:51	1
Bromodichloromethane	<0.390		1.00	0.390	ug/L			09/20/24 14:51	1
Bromoform	<0.780		5.00	0.780	ug/L			09/20/24 14:51	1
Bromomethane	<1.10		4.00	1.10	ug/L			09/20/24 14:51	1
2-Butanone (MEK)	<2.10		10.0	2.10	ug/L			09/20/24 14:51	1
Carbon disulfide	<0.450		1.00	0.450	ug/L			09/20/24 14:51	1
Carbon tetrachloride	<0.650		2.00	0.650	ug/L			09/20/24 14:51	1
Chlorobenzene	<0.400		1.00	0.400	ug/L			09/20/24 14:51	1
Chlorodibromomethane	<0.750		5.00	0.750	ug/L			09/20/24 14:51	1
Chloroethane	<0.790		4.00	0.790	ug/L			09/20/24 14:51	1
Chloroform	<1.30		3.00	1.30	ug/L			09/20/24 14:51	1
Chloromethane	<0.610		3.00	0.610	ug/L			09/20/24 14:51	1
cis-1,2-Dichloroethene	<0.210		1.00	0.210	ug/L			09/20/24 14:51	1
cis-1,3-Dichloropropene	<0.250		5.00	0.250	ug/L			09/20/24 14:51	1
1,2-Dibromo-3-chloropropane	<1.20		5.00	1.20	ug/L			09/20/24 14:51	1
1,2-Dibromoethane (EDB)	<0.340		1.00	0.340	ug/L			09/20/24 14:51	1
Dibromomethane	<0.330		1.00	0.330	ug/L			09/20/24 14:51	1
1,2-Dichlorobenzene	<0.370		1.00	0.370	ug/L			09/20/24 14:51	1
1,4-Dichlorobenzene	<0.230		1.00	0.230	ug/L			09/20/24 14:51	1
1,1-Dichloroethane	<0.220		1.00	0.220	ug/L			09/20/24 14:51	1
1,2-Dichloroethane	<0.390		1.00	0.390	ug/L			09/20/24 14:51	1
1,1-Dichloroethene	<0.560		2.00	0.560	ug/L			09/20/24 14:51	1
1,2-Dichloropropane	<0.270		1.00	0.270	ug/L			09/20/24 14:51	1
Ethylbenzene	<0.310		1.00	0.310	ug/L			09/20/24 14:51	1
2-Hexanone	<2.00		10.0	2.00	ug/L			09/20/24 14:51	1
Iodomethane	<7.00		10.0	7.00	ug/L			09/20/24 14:51	1
Methylene chloride	<1.70		5.00	1.70	ug/L			09/20/24 14:51	1
4-Methyl-2-pentanone (MIBK)	<2.10		10.0	2.10	ug/L			09/20/24 14:51	1
Styrene	<0.370		1.00	0.370	ug/L			09/20/24 14:51	1
1,1,1,2-Tetrachloroethane	<0.380		1.00	0.380	ug/L			09/20/24 14:51	1
1,1,2,2-Tetrachloroethane	<0.470		1.00	0.470	ug/L			09/20/24 14:51	1
Tetrachloroethene	<0.480		1.00	0.480	ug/L			09/20/24 14:51	1
Toluene	<0.430		1.00	0.430	ug/L			09/20/24 14:51	1
trans-1,4-Dichloro-2-butene	<1.10		10.0	1.10	ug/L			09/20/24 14:51	1
trans-1,2-Dichloroethene	<0.270		1.00	0.270	ug/L			09/20/24 14:51	1
trans-1,3-Dichloropropene	<0.560		5.00	0.560	ug/L			09/20/24 14:51	1
1,1,1-Trichloroethane	<0.190		1.00	0.190	ug/L			09/20/24 14:51	1
1,1,2-Trichloroethane	<0.450		1.00	0.450	ug/L			09/20/24 14:51	1
Trichloroethene	<0.430		1.00	0.430	ug/L			09/20/24 14:51	1
Trichlorofluoromethane	<0.380		4.00	0.380	ug/L			09/20/24 14:51	1
1,2,3-Trichloropropane	<0.590		1.00	0.590	ug/L			09/20/24 14:51	1
Vinyl acetate	<2.50		10.0	2.50	ug/L			09/20/24 14:51	1
Vinyl chloride	<0.180		1.00	0.180	ug/L			09/20/24 14:51	1
Xylenes, Total	<0.400		3.00	0.400	ug/L			09/20/24 14:51	1

Surrogate	*%Recovery*	*Qualifier*	*Limits*	*Prepared*	*Analyzed*	*Dil Fac*
4-Bromofluorobenzene (Surr)	*99*		*80 - 120*		*09/20/24 14:51*	*1*

Client: HDR Inc
Project/Site: DMASWA

Job ID: 310-291019-1

Client Sample ID: MW-114AR

Date Collected: 09/18/24 10:30
Date Received: 09/19/24 15:20

Lab Sample ID: 310-291019-16

Matrix: Water

Method: SW846 8260D - Volatile Organic Compounds by GC/MS (Continued)

Surrogate	*%Recovery*	*Qualifier*	*Limits*	*Prepared*	*Analyzed*	*Dil Fac*
Dibromofluoromethane (Surr)	*101*		*73 - 130*		*09/20/24 14:51*	*1*
Toluene-d8 (Surr)	*102*		*80 - 120*		*09/20/24 14:51*	*1*

Method: SW846 6020B - Metals (ICP/MS)

Analyte	Result	Qualifier	RL	MDL	Unit	D	Prepared	Analyzed	Dil Fac
Antimony	<0.00100		0.00200	0.00100	mg/L		09/24/24 09:00	10/02/24 16:19	1
Arsenic	<0.000530		0.00200	0.000530	mg/L		09/24/24 09:00	10/01/24 16:31	1
Barium	**0.141**		0.00200	0.000660	mg/L		09/24/24 09:00	10/01/24 16:31	1
Beryllium	<0.000330		0.00100	0.000330	mg/L		09/24/24 09:00	10/01/24 16:31	1
Cadmium	**0.000115**	**J**	0.000200	0.000100	mg/L		09/24/24 09:00	10/01/24 16:31	1
Chromium	<0.00120		0.00500	0.00120	mg/L		09/24/24 09:00	10/01/24 16:31	1
Cobalt	**0.000171**	**J**	0.000500	0.000170	mg/L		09/24/24 09:00	10/01/24 16:31	1
Copper	<0.00180		0.00500	0.00180	mg/L		09/24/24 09:00	10/01/24 16:31	1
Lead	<0.000260		0.000500	0.000260	mg/L		09/24/24 09:00	10/01/24 16:31	1
Nickel	<0.00210		0.00500	0.00210	mg/L		09/24/24 09:00	10/01/24 16:31	1
Selenium	<0.00140		0.00500	0.00140	mg/L		09/24/24 09:00	10/01/24 16:31	1
Silver	<0.000500		0.00100	0.000500	mg/L		09/24/24 09:00	10/01/24 16:31	1
Thallium	<0.000570		0.00100	0.000570	mg/L		09/24/24 09:00	10/01/24 16:31	1
Vanadium	<0.00110		0.00500	0.00110	mg/L		09/24/24 09:00	10/01/24 16:31	1
Zinc	<0.00970		0.0200	0.00970	mg/L		09/24/24 09:00	10/02/24 16:19	1

General Chemistry

Analyte	Result	Qualifier	RL	MDL	Unit	D	Prepared	Analyzed	Dil Fac
Total Suspended Solids (USGS I-3765-85)	<1.39		1.88	1.39	mg/L			09/20/24 12:06	1

Client: HDR Inc
Project/Site: DMASWA

Job ID: 310-291019-1

Client Sample ID: P-114BR
Date Collected: 09/18/24 11:05
Date Received: 09/19/24 15:20

Lab Sample ID: 310-291019-17
Matrix: Water

Method: SW846 8260D - Volatile Organic Compounds by GC/MS

Analyte	Result	Qualifier	RL	MDL	Unit	D	Prepared	Analyzed	Dil Fac
Acetone	<3.10		10.0	3.10	ug/L			09/20/24 15:13	1
Acrylonitrile	<2.20		5.00	2.20	ug/L			09/20/24 15:13	1
Benzene	<0.220		0.500	0.220	ug/L			09/20/24 15:13	1
Bromochloromethane	<0.540		5.00	0.540	ug/L			09/20/24 15:13	1
Bromodichloromethane	<0.390		1.00	0.390	ug/L			09/20/24 15:13	1
Bromoform	<0.780		5.00	0.780	ug/L			09/20/24 15:13	1
Bromomethane	<1.10		4.00	1.10	ug/L			09/20/24 15:13	1
2-Butanone (MEK)	<2.10		10.0	2.10	ug/L			09/20/24 15:13	1
Carbon disulfide	<0.450		1.00	0.450	ug/L			09/20/24 15:13	1
Carbon tetrachloride	<0.650		2.00	0.650	ug/L			09/20/24 15:13	1
Chlorobenzene	<0.400		1.00	0.400	ug/L			09/20/24 15:13	1
Chlorodibromomethane	<0.750		5.00	0.750	ug/L			09/20/24 15:13	1
Chloroethane	<0.790		4.00	0.790	ug/L			09/20/24 15:13	1
Chloroform	<1.30		3.00	1.30	ug/L			09/20/24 15:13	1
Chloromethane	<0.610		3.00	0.610	ug/L			09/20/24 15:13	1
cis-1,2-Dichloroethene	<0.210		1.00	0.210	ug/L			09/20/24 15:13	1
cis-1,3-Dichloropropene	<0.250		5.00	0.250	ug/L			09/20/24 15:13	1
1,2-Dibromo-3-chloropropane	<1.20		5.00	1.20	ug/L			09/20/24 15:13	1
1,2-Dibromoethane (EDB)	<0.340		1.00	0.340	ug/L			09/20/24 15:13	1
Dibromomethane	<0.330		1.00	0.330	ug/L			09/20/24 15:13	1
1,2-Dichlorobenzene	<0.370		1.00	0.370	ug/L			09/20/24 15:13	1
1,4-Dichlorobenzene	<0.230		1.00	0.230	ug/L			09/20/24 15:13	1
1,1-Dichloroethane	<0.220		1.00	0.220	ug/L			09/20/24 15:13	1
1,2-Dichloroethane	<0.390		1.00	0.390	ug/L			09/20/24 15:13	1
1,1-Dichloroethene	<0.560		2.00	0.560	ug/L			09/20/24 15:13	1
1,2-Dichloropropane	<0.270		1.00	0.270	ug/L			09/20/24 15:13	1
Ethylbenzene	<0.310		1.00	0.310	ug/L			09/20/24 15:13	1
2-Hexanone	<2.00		10.0	2.00	ug/L			09/20/24 15:13	1
Iodomethane	<7.00		10.0	7.00	ug/L			09/20/24 15:13	1
Methylene chloride	<1.70		5.00	1.70	ug/L			09/20/24 15:13	1
4-Methyl-2-pentanone (MIBK)	<2.10		10.0	2.10	ug/L			09/20/24 15:13	1
Styrene	<0.370		1.00	0.370	ug/L			09/20/24 15:13	1
1,1,1,2-Tetrachloroethane	<0.380		1.00	0.380	ug/L			09/20/24 15:13	1
1,1,2,2-Tetrachloroethane	<0.470		1.00	0.470	ug/L			09/20/24 15:13	1
Tetrachloroethene	<0.480		1.00	0.480	ug/L			09/20/24 15:13	1
Toluene	<0.430		1.00	0.430	ug/L			09/20/24 15:13	1
trans-1,4-Dichloro-2-butene	<1.10		10.0	1.10	ug/L			09/20/24 15:13	1
trans-1,2-Dichloroethene	<0.270		1.00	0.270	ug/L			09/20/24 15:13	1
trans-1,3-Dichloropropene	<0.560		5.00	0.560	ug/L			09/20/24 15:13	1
1,1,1-Trichloroethane	<0.190		1.00	0.190	ug/L			09/20/24 15:13	1
1,1,2-Trichloroethane	<0.450		1.00	0.450	ug/L			09/20/24 15:13	1
Trichloroethene	<0.430		1.00	0.430	ug/L			09/20/24 15:13	1
Trichlorofluoromethane	<0.380		4.00	0.380	ug/L			09/20/24 15:13	1
1,2,3-Trichloropropane	<0.590		1.00	0.590	ug/L			09/20/24 15:13	1
Vinyl acetate	<2.50		10.0	2.50	ug/L			09/20/24 15:13	1
Vinyl chloride	<0.180		1.00	0.180	ug/L			09/20/24 15:13	1
Xylenes, Total	<0.400		3.00	0.400	ug/L			09/20/24 15:13	1

Surrogate	*%Recovery*	*Qualifier*	*Limits*	*Prepared*	*Analyzed*	*Dil Fac*
4-Bromofluorobenzene (Surr)	*100*		*80 - 120*		*09/20/24 15:13*	*1*

Client: HDR Inc
Project/Site: DMASWA

Job ID: 310-291019-1

Client Sample ID: P-114BR

Date Collected: 09/18/24 11:05
Date Received: 09/19/24 15:20

Lab Sample ID: 310-291019-17

Matrix: Water

Method: SW846 8260D - Volatile Organic Compounds by GC/MS (Continued)

Surrogate	*%Recovery*	*Qualifier*	*Limits*	*Prepared*	*Analyzed*	*Dil Fac*
Dibromofluoromethane (Surr)	*102*		*73 - 130*		*09/20/24 15:13*	*1*
Toluene-d8 (Surr)	*103*		*80 - 120*		*09/20/24 15:13*	*1*

Method: SW846 6020B - Metals (ICP/MS)

Analyte	Result	Qualifier	RL	MDL	Unit	D	Prepared	Analyzed	Dil Fac
Antimony	<0.00100		0.00200	0.00100	mg/L		09/24/24 09:00	10/02/24 16:29	1
Arsenic	<0.000530		0.00200	0.000530	mg/L		09/24/24 09:00	10/01/24 16:33	1
Barium	**0.210**		0.00200	0.000660	mg/L		09/24/24 09:00	10/01/24 16:33	1
Beryllium	<0.000330		0.00100	0.000330	mg/L		09/24/24 09:00	10/01/24 16:33	1
Cadmium	<0.000100		0.000200	0.000100	mg/L		09/24/24 09:00	10/01/24 16:33	1
Chromium	<0.00120		0.00500	0.00120	mg/L		09/24/24 09:00	10/01/24 16:33	1
Cobalt	<0.000170		0.000500	0.000170	mg/L		09/24/24 09:00	10/01/24 16:33	1
Copper	<0.00180		0.00500	0.00180	mg/L		09/24/24 09:00	10/01/24 16:33	1
Lead	<0.000260		0.000500	0.000260	mg/L		09/24/24 09:00	10/01/24 16:33	1
Nickel	<0.00210		0.00500	0.00210	mg/L		09/24/24 09:00	10/01/24 16:33	1
Selenium	<0.00140		0.00500	0.00140	mg/L		09/24/24 09:00	10/01/24 16:33	1
Silver	<0.000500		0.00100	0.000500	mg/L		09/24/24 09:00	10/01/24 16:33	1
Thallium	<0.000570		0.00100	0.000570	mg/L		09/24/24 09:00	10/01/24 16:33	1
Vanadium	<0.00110		0.00500	0.00110	mg/L		09/24/24 09:00	10/01/24 16:33	1
Zinc	<0.00970		0.0200	0.00970	mg/L		09/24/24 09:00	10/02/24 16:29	1

General Chemistry

Analyte	Result	Qualifier	RL	MDL	Unit	D	Prepared	Analyzed	Dil Fac
Total Suspended Solids (USGS I-3765-85)	<1.39		1.88	1.39	mg/L			09/20/24 12:06	1

Client: HDR Inc
Project/Site: DMASWA

Job ID: 310-291019-1

Client Sample ID: EQ-1

Date Collected: 09/18/24 11:30
Date Received: 09/19/24 15:20

Lab Sample ID: 310-291019-18

Matrix: Water

Method: SW846 8260D - Volatile Organic Compounds by GC/MS

Analyte	Result	Qualifier	RL	MDL	Unit	D	Prepared	Analyzed	Dil Fac
Acetone	<3.10		10.0	3.10	ug/L			09/20/24 11:56	1
Acrylonitrile	<2.20		5.00	2.20	ug/L			09/20/24 11:56	1
Benzene	<0.220		0.500	0.220	ug/L			09/20/24 11:56	1
Bromochloromethane	<0.540		5.00	0.540	ug/L			09/20/24 11:56	1
Bromodichloromethane	<0.390		1.00	0.390	ug/L			09/20/24 11:56	1
Bromoform	<0.780		5.00	0.780	ug/L			09/20/24 11:56	1
Bromomethane	<1.10		4.00	1.10	ug/L			09/20/24 11:56	1
2-Butanone (MEK)	<2.10		10.0	2.10	ug/L			09/20/24 11:56	1
Carbon disulfide	<0.450		1.00	0.450	ug/L			09/20/24 11:56	1
Carbon tetrachloride	<0.650		2.00	0.650	ug/L			09/20/24 11:56	1
Chlorobenzene	<0.400		1.00	0.400	ug/L			09/20/24 11:56	1
Chlorodibromomethane	<0.750		5.00	0.750	ug/L			09/20/24 11:56	1
Chloroethane	<0.790		4.00	0.790	ug/L			09/20/24 11:56	1
Chloroform	<1.30		3.00	1.30	ug/L			09/20/24 11:56	1
Chloromethane	<0.610		3.00	0.610	ug/L			09/20/24 11:56	1
cis-1,2-Dichloroethene	<0.210		1.00	0.210	ug/L			09/20/24 11:56	1
cis-1,3-Dichloropropene	<0.250		5.00	0.250	ug/L			09/20/24 11:56	1
1,2-Dibromo-3-chloropropane	<1.20		5.00	1.20	ug/L			09/20/24 11:56	1
1,2-Dibromoethane (EDB)	<0.340		1.00	0.340	ug/L			09/20/24 11:56	1
Dibromomethane	<0.330		1.00	0.330	ug/L			09/20/24 11:56	1
1,2-Dichlorobenzene	<0.370		1.00	0.370	ug/L			09/20/24 11:56	1
1,4-Dichlorobenzene	<0.230		1.00	0.230	ug/L			09/20/24 11:56	1
1,1-Dichloroethane	<0.220		1.00	0.220	ug/L			09/20/24 11:56	1
1,2-Dichloroethane	<0.390		1.00	0.390	ug/L			09/20/24 11:56	1
1,1-Dichloroethene	<0.560		2.00	0.560	ug/L			09/20/24 11:56	1
1,2-Dichloropropane	<0.270		1.00	0.270	ug/L			09/20/24 11:56	1
Ethylbenzene	<0.310		1.00	0.310	ug/L			09/20/24 11:56	1
2-Hexanone	<2.00		10.0	2.00	ug/L			09/20/24 11:56	1
Iodomethane	<7.00		10.0	7.00	ug/L			09/20/24 11:56	1
Methylene chloride	<1.70		5.00	1.70	ug/L			09/20/24 11:56	1
4-Methyl-2-pentanone (MIBK)	<2.10		10.0	2.10	ug/L			09/20/24 11:56	1
Styrene	<0.370		1.00	0.370	ug/L			09/20/24 11:56	1
1,1,1,2-Tetrachloroethane	<0.380		1.00	0.380	ug/L			09/20/24 11:56	1
1,1,2,2-Tetrachloroethane	<0.470		1.00	0.470	ug/L			09/20/24 11:56	1
Tetrachloroethene	<0.480		1.00	0.480	ug/L			09/20/24 11:56	1
Toluene	<0.430		1.00	0.430	ug/L			09/20/24 11:56	1
trans-1,4-Dichloro-2-butene	<1.10		10.0	1.10	ug/L			09/20/24 11:56	1
trans-1,2-Dichloroethene	<0.270		1.00	0.270	ug/L			09/20/24 11:56	1
trans-1,3-Dichloropropene	<0.560		5.00	0.560	ug/L			09/20/24 11:56	1
1,1,1-Trichloroethane	<0.190		1.00	0.190	ug/L			09/20/24 11:56	1
1,1,2-Trichloroethane	<0.450		1.00	0.450	ug/L			09/20/24 11:56	1
Trichloroethene	<0.430		1.00	0.430	ug/L			09/20/24 11:56	1
Trichlorofluoromethane	<0.380		4.00	0.380	ug/L			09/20/24 11:56	1
1,2,3-Trichloropropane	<0.590		1.00	0.590	ug/L			09/20/24 11:56	1
Vinyl acetate	<2.50		10.0	2.50	ug/L			09/20/24 11:56	1
Vinyl chloride	<0.180		1.00	0.180	ug/L			09/20/24 11:56	1
Xylenes, Total	<0.400		3.00	0.400	ug/L			09/20/24 11:56	1

Surrogate	*%Recovery*	*Qualifier*	*Limits*	*Prepared*	*Analyzed*	*Dil Fac*
4-Bromofluorobenzene (Surr)	*97*		*80 - 120*		*09/20/24 11:56*	*1*

Client: HDR Inc
Project/Site: DMASWA

Job ID: 310-291019-1

Client Sample ID: EQ-1

Date Collected: 09/18/24 11:30
Date Received: 09/19/24 15:20

Lab Sample ID: 310-291019-18

Matrix: Water

Method: SW846 8260D - Volatile Organic Compounds by GC/MS (Continued)

Surrogate	*%Recovery*	*Qualifier*	*Limits*	*Prepared*	*Analyzed*	*Dil Fac*
Dibromofluoromethane (Surr)	*102*		*73 - 130*		*09/20/24 11:56*	*1*
Toluene-d8 (Surr)	*101*		*80 - 120*		*09/20/24 11:56*	*1*

Method: SW846 6020B - Metals (ICP/MS)

Analyte	Result	Qualifier	RL	MDL	Unit	D	Prepared	Analyzed	Dil Fac
Antimony	<0.00100		0.00200	0.00100	mg/L		09/24/24 09:00	10/02/24 16:32	1
Arsenic	<0.000530		0.00200	0.000530	mg/L		09/24/24 09:00	10/01/24 16:36	1
Barium	<0.000660		0.00200	0.000660	mg/L		09/24/24 09:00	10/01/24 16:36	1
Beryllium	<0.000330		0.00100	0.000330	mg/L		09/24/24 09:00	10/01/24 16:36	1
Cadmium	<0.000100		0.000200	0.000100	mg/L		09/24/24 09:00	10/01/24 16:36	1
Chromium	<0.00120		0.00500	0.00120	mg/L		09/24/24 09:00	10/01/24 16:36	1
Cobalt	<0.000170		0.000500	0.000170	mg/L		09/24/24 09:00	10/01/24 16:36	1
Copper	<0.00180		0.00500	0.00180	mg/L		09/24/24 09:00	10/01/24 16:36	1
Lead	<0.000260		0.000500	0.000260	mg/L		09/24/24 09:00	10/01/24 16:36	1
Nickel	<0.00210		0.00500	0.00210	mg/L		09/24/24 09:00	10/01/24 16:36	1
Selenium	<0.00140		0.00500	0.00140	mg/L		09/24/24 09:00	10/01/24 16:36	1
Silver	<0.000500		0.00100	0.000500	mg/L		09/24/24 09:00	10/01/24 16:36	1
Thallium	<0.000570		0.00100	0.000570	mg/L		09/24/24 09:00	10/01/24 16:36	1
Vanadium	<0.00110		0.00500	0.00110	mg/L		09/24/24 09:00	10/01/24 16:36	1
Zinc	<0.00970		0.0200	0.00970	mg/L		09/24/24 09:00	10/02/24 16:32	1

General Chemistry

Analyte	Result	Qualifier	RL	MDL	Unit	D	Prepared	Analyzed	Dil Fac
Total Suspended Solids (USGS I-3765-85)	<1.39		1.88	1.39	mg/L			09/20/24 12:06	1

Client Sample ID: MW-505A
Date Collected: 09/17/24 09:00
Date Received: 09/19/24 15:20

Lab Sample ID: 310-291019-19
Matrix: Water

Method: SW846 8260D - Volatile Organic Compounds by GC/MS

Analyte	Result	Qualifier	RL	MDL	Unit	D	Prepared	Analyzed	Dil Fac
Acetone	<3.10		10.0	3.10	ug/L			09/20/24 15:35	1
Acrylonitrile	<2.20		5.00	2.20	ug/L			09/20/24 15:35	1
Benzene	<0.220		0.500	0.220	ug/L			09/20/24 15:35	1
Bromochloromethane	<0.540		5.00	0.540	ug/L			09/20/24 15:35	1
Bromodichloromethane	<0.390		1.00	0.390	ug/L			09/20/24 15:35	1
Bromoform	<0.780		5.00	0.780	ug/L			09/20/24 15:35	1
Bromomethane	<1.10		4.00	1.10	ug/L			09/20/24 15:35	1
2-Butanone (MEK)	<2.10		10.0	2.10	ug/L			09/20/24 15:35	1
Carbon disulfide	<0.450		1.00	0.450	ug/L			09/20/24 15:35	1
Carbon tetrachloride	<0.650		2.00	0.650	ug/L			09/20/24 15:35	1
Chlorobenzene	<0.400		1.00	0.400	ug/L			09/20/24 15:35	1
Chlorodibromomethane	<0.750		5.00	0.750	ug/L			09/20/24 15:35	1
Chloroethane	<0.790		4.00	0.790	ug/L			09/20/24 15:35	1
Chloroform	<1.30		3.00	1.30	ug/L			09/20/24 15:35	1
Chloromethane	<0.610		3.00	0.610	ug/L			09/20/24 15:35	1
cis-1,2-Dichloroethene	<0.210		1.00	0.210	ug/L			09/20/24 15:35	1
cis-1,3-Dichloropropene	<0.250		5.00	0.250	ug/L			09/20/24 15:35	1
1,2-Dibromo-3-chloropropane	<1.20		5.00	1.20	ug/L			09/20/24 15:35	1
1,2-Dibromoethane (EDB)	<0.340		1.00	0.340	ug/L			09/20/24 15:35	1
Dibromomethane	<0.330		1.00	0.330	ug/L			09/20/24 15:35	1
1,2-Dichlorobenzene	<0.370		1.00	0.370	ug/L			09/20/24 15:35	1
1,4-Dichlorobenzene	<0.230		1.00	0.230	ug/L			09/20/24 15:35	1
1,1-Dichloroethane	<0.220		1.00	0.220	ug/L			09/20/24 15:35	1
1,2-Dichloroethane	<0.390		1.00	0.390	ug/L			09/20/24 15:35	1
1,1-Dichloroethene	<0.560		2.00	0.560	ug/L			09/20/24 15:35	1
1,2-Dichloropropane	<0.270		1.00	0.270	ug/L			09/20/24 15:35	1
Ethylbenzene	<0.310		1.00	0.310	ug/L			09/20/24 15:35	1
2-Hexanone	<2.00		10.0	2.00	ug/L			09/20/24 15:35	1
Iodomethane	<7.00		10.0	7.00	ug/L			09/20/24 15:35	1
Methylene chloride	<1.70		5.00	1.70	ug/L			09/20/24 15:35	1
4-Methyl-2-pentanone (MIBK)	<2.10		10.0	2.10	ug/L			09/20/24 15:35	1
Styrene	<0.370		1.00	0.370	ug/L			09/20/24 15:35	1
1,1,1,2-Tetrachloroethane	<0.380		1.00	0.380	ug/L			09/20/24 15:35	1
1,1,2,2-Tetrachloroethane	<0.470		1.00	0.470	ug/L			09/20/24 15:35	1
Tetrachloroethene	<0.480		1.00	0.480	ug/L			09/20/24 15:35	1
Toluene	<0.430		1.00	0.430	ug/L			09/20/24 15:35	1
trans-1,4-Dichloro-2-butene	<1.10		10.0	1.10	ug/L			09/20/24 15:35	1
trans-1,2-Dichloroethene	<0.270		1.00	0.270	ug/L			09/20/24 15:35	1
trans-1,3-Dichloropropene	<0.560		5.00	0.560	ug/L			09/20/24 15:35	1
1,1,1-Trichloroethane	<0.190		1.00	0.190	ug/L			09/20/24 15:35	1
1,1,2-Trichloroethane	<0.450		1.00	0.450	ug/L			09/20/24 15:35	1
Trichloroethene	<0.430		1.00	0.430	ug/L			09/20/24 15:35	1
Trichlorofluoromethane	<0.380		4.00	0.380	ug/L			09/20/24 15:35	1
1,2,3-Trichloropropane	<0.590		1.00	0.590	ug/L			09/20/24 15:35	1
Vinyl acetate	<2.50		10.0	2.50	ug/L			09/20/24 15:35	1
Vinyl chloride	<0.180		1.00	0.180	ug/L			09/20/24 15:35	1
Xylenes, Total	<0.400		3.00	0.400	ug/L			09/20/24 15:35	1

Surrogate	*%Recovery*	*Qualifier*	*Limits*	*Prepared*	*Analyzed*	*Dil Fac*
4-Bromofluorobenzene (Surr)	*98*		*80 - 120*		*09/20/24 15:35*	*1*

Client: HDR Inc
Project/Site: DMASWA

Job ID: 310-291019-1

Client Sample ID: MW-505A

Date Collected: 09/17/24 09:00
Date Received: 09/19/24 15:20

Lab Sample ID: 310-291019-19

Matrix: Water

Method: SW846 8260D - Volatile Organic Compounds by GC/MS (Continued)

Surrogate	*%Recovery*	*Qualifier*	*Limits*	*Prepared*	*Analyzed*	*Dil Fac*
Dibromofluoromethane (Surr)	*98*		*73 - 130*		*09/20/24 15:35*	*1*
Toluene-d8 (Surr)	*101*		*80 - 120*		*09/20/24 15:35*	*1*

Method: SW846 6020B - Metals (ICP/MS)

Analyte	Result	Qualifier	RL	MDL	Unit	D	Prepared	Analyzed	Dil Fac
Antimony	<0.00100		0.00200	0.00100	mg/L		09/24/24 09:00	10/02/24 16:34	1
Arsenic	<0.000530		0.00200	0.000530	mg/L		09/24/24 09:00	10/01/24 16:38	1
Barium	**0.0934**		0.00200	0.000660	mg/L		09/24/24 09:00	10/01/24 16:38	1
Beryllium	<0.000330		0.00100	0.000330	mg/L		09/24/24 09:00	10/01/24 16:38	1
Cadmium	<0.000100		0.000200	0.000100	mg/L		09/24/24 09:00	10/01/24 16:38	1
Chromium	<0.00120		0.00500	0.00120	mg/L		09/24/24 09:00	10/01/24 16:38	1
Cobalt	<0.000170		0.000500	0.000170	mg/L		09/24/24 09:00	10/01/24 16:38	1
Copper	<0.00180		0.00500	0.00180	mg/L		09/24/24 09:00	10/01/24 16:38	1
Lead	<0.000260		0.000500	0.000260	mg/L		09/24/24 09:00	10/01/24 16:38	1
Nickel	<0.00210		0.00500	0.00210	mg/L		09/24/24 09:00	10/01/24 16:38	1
Selenium	<0.00140		0.00500	0.00140	mg/L		09/24/24 09:00	10/01/24 16:38	1
Silver	<0.000500		0.00100	0.000500	mg/L		09/24/24 09:00	10/01/24 16:38	1
Thallium	<0.000570		0.00100	0.000570	mg/L		09/24/24 09:00	10/01/24 16:38	1
Vanadium	<0.00110		0.00500	0.00110	mg/L		09/24/24 09:00	10/01/24 16:38	1
Zinc	<0.00970		0.0200	0.00970	mg/L		09/24/24 09:00	10/02/24 16:34	1

General Chemistry

Analyte	Result	Qualifier	RL	MDL	Unit	D	Prepared	Analyzed	Dil Fac
Total Suspended Solids (USGS I-3765-85)	<1.39		1.88	1.39	mg/L			09/20/24 12:06	1

Client: HDR Inc
Project/Site: DMASWA

Job ID: 310-291019-1

Client Sample ID: P-120B
Date Collected: 09/17/24 10:10
Date Received: 09/19/24 15:20

Lab Sample ID: 310-291019-20
Matrix: Water

Method: SW846 8260D - Volatile Organic Compounds by GC/MS

Analyte	Result	Qualifier	RL	MDL	Unit	D	Prepared	Analyzed	Dil Fac
Acetone	<3.10		10.0	3.10	ug/L			09/20/24 15:57	1
Acrylonitrile	<2.20		5.00	2.20	ug/L			09/20/24 15:57	1
Benzene	<0.220		0.500	0.220	ug/L			09/20/24 15:57	1
Bromochloromethane	<0.540		5.00	0.540	ug/L			09/20/24 15:57	1
Bromodichloromethane	<0.390		1.00	0.390	ug/L			09/20/24 15:57	1
Bromoform	<0.780		5.00	0.780	ug/L			09/20/24 15:57	1
Bromomethane	<1.10		4.00	1.10	ug/L			09/20/24 15:57	1
2-Butanone (MEK)	<2.10		10.0	2.10	ug/L			09/20/24 15:57	1
Carbon disulfide	<0.450		1.00	0.450	ug/L			09/20/24 15:57	1
Carbon tetrachloride	<0.650		2.00	0.650	ug/L			09/20/24 15:57	1
Chlorobenzene	<0.400		1.00	0.400	ug/L			09/20/24 15:57	1
Chlorodibromomethane	<0.750		5.00	0.750	ug/L			09/20/24 15:57	1
Chloroethane	<0.790		4.00	0.790	ug/L			09/20/24 15:57	1
Chloroform	<1.30		3.00	1.30	ug/L			09/20/24 15:57	1
Chloromethane	<0.610		3.00	0.610	ug/L			09/20/24 15:57	1
cis-1,2-Dichloroethene	<0.210		1.00	0.210	ug/L			09/20/24 15:57	1
cis-1,3-Dichloropropene	<0.250		5.00	0.250	ug/L			09/20/24 15:57	1
1,2-Dibromo-3-chloropropane	<1.20		5.00	1.20	ug/L			09/20/24 15:57	1
1,2-Dibromoethane (EDB)	<0.340		1.00	0.340	ug/L			09/20/24 15:57	1
Dibromomethane	<0.330		1.00	0.330	ug/L			09/20/24 15:57	1
1,2-Dichlorobenzene	<0.370		1.00	0.370	ug/L			09/20/24 15:57	1
1,4-Dichlorobenzene	<0.230		1.00	0.230	ug/L			09/20/24 15:57	1
1,1-Dichloroethane	<0.220		1.00	0.220	ug/L			09/20/24 15:57	1
1,2-Dichloroethane	<0.390		1.00	0.390	ug/L			09/20/24 15:57	1
1,1-Dichloroethene	<0.560		2.00	0.560	ug/L			09/20/24 15:57	1
1,2-Dichloropropane	<0.270		1.00	0.270	ug/L			09/20/24 15:57	1
Ethylbenzene	<0.310		1.00	0.310	ug/L			09/20/24 15:57	1
2-Hexanone	<2.00		10.0	2.00	ug/L			09/20/24 15:57	1
Iodomethane	<7.00		10.0	7.00	ug/L			09/20/24 15:57	1
Methylene chloride	<1.70		5.00	1.70	ug/L			09/20/24 15:57	1
4-Methyl-2-pentanone (MIBK)	<2.10		10.0	2.10	ug/L			09/20/24 15:57	1
Styrene	<0.370		1.00	0.370	ug/L			09/20/24 15:57	1
1,1,1,2-Tetrachloroethane	<0.380		1.00	0.380	ug/L			09/20/24 15:57	1
1,1,2,2-Tetrachloroethane	<0.470		1.00	0.470	ug/L			09/20/24 15:57	1
Tetrachloroethene	<0.480		1.00	0.480	ug/L			09/20/24 15:57	1
Toluene	<0.430		1.00	0.430	ug/L			09/20/24 15:57	1
trans-1,4-Dichloro-2-butene	<1.10		10.0	1.10	ug/L			09/20/24 15:57	1
trans-1,2-Dichloroethene	<0.270		1.00	0.270	ug/L			09/20/24 15:57	1
trans-1,3-Dichloropropene	<0.560		5.00	0.560	ug/L			09/20/24 15:57	1
1,1,1-Trichloroethane	<0.190		1.00	0.190	ug/L			09/20/24 15:57	1
1,1,2-Trichloroethane	<0.450		1.00	0.450	ug/L			09/20/24 15:57	1
Trichloroethene	<0.430		1.00	0.430	ug/L			09/20/24 15:57	1
Trichlorofluoromethane	<0.380		4.00	0.380	ug/L			09/20/24 15:57	1
1,2,3-Trichloropropane	<0.590		1.00	0.590	ug/L			09/20/24 15:57	1
Vinyl acetate	<2.50		10.0	2.50	ug/L			09/20/24 15:57	1
Vinyl chloride	<0.180		1.00	0.180	ug/L			09/20/24 15:57	1
Xylenes, Total	<0.400		3.00	0.400	ug/L			09/20/24 15:57	1

Surrogate	*%Recovery*	*Qualifier*	*Limits*	*Prepared*	*Analyzed*	*Dil Fac*
4-Bromofluorobenzene (Surr)	*96*		*80 - 120*		*09/20/24 15:57*	*1*

Client: HDR Inc
Project/Site: DMASWA

Job ID: 310-291019-1

Client Sample ID: P-120B

Date Collected: 09/17/24 10:10
Date Received: 09/19/24 15:20

Lab Sample ID: 310-291019-20

Matrix: Water

Method: SW846 8260D - Volatile Organic Compounds by GC/MS (Continued)

Surrogate	*%Recovery*	*Qualifier*	*Limits*	*Prepared*	*Analyzed*	*Dil Fac*
Dibromofluoromethane (Surr)	*99*		*73 - 130*		*09/20/24 15:57*	*1*
Toluene-d8 (Surr)	*101*		*80 - 120*		*09/20/24 15:57*	*1*

Method: SW846 6020B - Metals (ICP/MS)

Analyte	Result	Qualifier	RL	MDL	Unit	D	Prepared	Analyzed	Dil Fac
Antimony	<0.00100		0.00200	0.00100	mg/L		09/24/24 09:00	10/02/24 16:36	1
Arsenic	<0.000530		0.00200	0.000530	mg/L		09/24/24 09:00	10/01/24 16:40	1
Barium	**0.0265**		0.00200	0.000660	mg/L		09/24/24 09:00	10/01/24 16:40	1
Beryllium	<0.000330		0.00100	0.000330	mg/L		09/24/24 09:00	10/01/24 16:40	1
Cadmium	<0.000100		0.000200	0.000100	mg/L		09/24/24 09:00	10/01/24 16:40	1
Chromium	<0.00120		0.00500	0.00120	mg/L		09/24/24 09:00	10/01/24 16:40	1
Cobalt	**0.000322**	**J**	0.000500	0.000170	mg/L		09/24/24 09:00	10/01/24 16:40	1
Copper	<0.00180		0.00500	0.00180	mg/L		09/24/24 09:00	10/01/24 16:40	1
Lead	<0.000260		0.000500	0.000260	mg/L		09/24/24 09:00	10/01/24 16:40	1
Nickel	<0.00210		0.00500	0.00210	mg/L		09/24/24 09:00	10/01/24 16:40	1
Selenium	<0.00140		0.00500	0.00140	mg/L		09/24/24 09:00	10/01/24 16:40	1
Silver	<0.000500		0.00100	0.000500	mg/L		09/24/24 09:00	10/01/24 16:40	1
Thallium	<0.000570		0.00100	0.000570	mg/L		09/24/24 09:00	10/01/24 16:40	1
Vanadium	<0.00110		0.00500	0.00110	mg/L		09/24/24 09:00	10/01/24 16:40	1
Zinc	<0.00970		0.0200	0.00970	mg/L		09/24/24 09:00	10/02/24 16:36	1

General Chemistry

Analyte	Result	Qualifier	RL	MDL	Unit	D	Prepared	Analyzed	Dil Fac
Total Suspended Solids (USGS I-3765-85)	**2.13**		1.88	1.39	mg/L			09/20/24 10:09	1

Client: HDR Inc
Project/Site: DMASWA

Job ID: 310-291019-1

Client Sample ID: MW-120AR
Date Collected: 09/17/24 10:20
Date Received: 09/19/24 15:20

Lab Sample ID: 310-291019-21
Matrix: Water

Method: SW846 8260D - Volatile Organic Compounds by GC/MS

Analyte	Result	Qualifier	RL	MDL	Unit	D	Prepared	Analyzed	Dil Fac
Acetone	<3.10		10.0	3.10	ug/L			09/20/24 20:36	1
Acrylonitrile	<2.20		5.00	2.20	ug/L			09/20/24 20:36	1
Benzene	<0.220		0.500	0.220	ug/L			09/20/24 20:36	1
Bromochloromethane	<0.540		5.00	0.540	ug/L			09/20/24 20:36	1
Bromodichloromethane	<0.390		1.00	0.390	ug/L			09/20/24 20:36	1
Bromoform	<0.780		5.00	0.780	ug/L			09/20/24 20:36	1
Bromomethane	<1.10		4.00	1.10	ug/L			09/20/24 20:36	1
2-Butanone (MEK)	<2.10		10.0	2.10	ug/L			09/20/24 20:36	1
Carbon disulfide	<0.450		1.00	0.450	ug/L			09/20/24 20:36	1
Carbon tetrachloride	<0.650		2.00	0.650	ug/L			09/20/24 20:36	1
Chlorobenzene	<0.400		1.00	0.400	ug/L			09/20/24 20:36	1
Chlorodibromomethane	<0.750		5.00	0.750	ug/L			09/20/24 20:36	1
Chloroethane	<0.790		4.00	0.790	ug/L			09/20/24 20:36	1
Chloroform	<1.30		3.00	1.30	ug/L			09/20/24 20:36	1
Chloromethane	<0.610		3.00	0.610	ug/L			09/20/24 20:36	1
cis-1,2-Dichloroethene	<0.210		1.00	0.210	ug/L			09/20/24 20:36	1
cis-1,3-Dichloropropene	<0.250		5.00	0.250	ug/L			09/20/24 20:36	1
1,2-Dibromo-3-chloropropane	<1.20		5.00	1.20	ug/L			09/20/24 20:36	1
1,2-Dibromoethane (EDB)	<0.340		1.00	0.340	ug/L			09/20/24 20:36	1
Dibromomethane	<0.330		1.00	0.330	ug/L			09/20/24 20:36	1
1,2-Dichlorobenzene	<0.370		1.00	0.370	ug/L			09/20/24 20:36	1
1,4-Dichlorobenzene	<0.230		1.00	0.230	ug/L			09/20/24 20:36	1
1,1-Dichloroethane	<0.220		1.00	0.220	ug/L			09/20/24 20:36	1
1,2-Dichloroethane	<0.390		1.00	0.390	ug/L			09/20/24 20:36	1
1,1-Dichloroethene	<0.560		2.00	0.560	ug/L			09/20/24 20:36	1
1,2-Dichloropropane	<0.270		1.00	0.270	ug/L			09/20/24 20:36	1
Ethylbenzene	<0.310		1.00	0.310	ug/L			09/20/24 20:36	1
2-Hexanone	<2.00		10.0	2.00	ug/L			09/20/24 20:36	1
Iodomethane	<7.00		10.0	7.00	ug/L			09/20/24 20:36	1
Methylene chloride	<1.70		5.00	1.70	ug/L			09/20/24 20:36	1
4-Methyl-2-pentanone (MIBK)	<2.10		10.0	2.10	ug/L			09/20/24 20:36	1
Styrene	<0.370		1.00	0.370	ug/L			09/20/24 20:36	1
1,1,1,2-Tetrachloroethane	<0.380		1.00	0.380	ug/L			09/20/24 20:36	1
1,1,2,2-Tetrachloroethane	<0.470		1.00	0.470	ug/L			09/20/24 20:36	1
Tetrachloroethene	<0.480		1.00	0.480	ug/L			09/20/24 20:36	1
Toluene	<0.430		1.00	0.430	ug/L			09/20/24 20:36	1
trans-1,4-Dichloro-2-butene	<1.10		10.0	1.10	ug/L			09/20/24 20:36	1
trans-1,2-Dichloroethene	<0.270		1.00	0.270	ug/L			09/20/24 20:36	1
trans-1,3-Dichloropropene	<0.560		5.00	0.560	ug/L			09/20/24 20:36	1
1,1,1-Trichloroethane	<0.190		1.00	0.190	ug/L			09/20/24 20:36	1
1,1,2-Trichloroethane	<0.450		1.00	0.450	ug/L			09/20/24 20:36	1
Trichloroethene	<0.430		1.00	0.430	ug/L			09/20/24 20:36	1
Trichlorofluoromethane	<0.380		4.00	0.380	ug/L			09/20/24 20:36	1
1,2,3-Trichloropropane	<0.590		1.00	0.590	ug/L			09/20/24 20:36	1
Vinyl acetate	<2.50		10.0	2.50	ug/L			09/20/24 20:36	1
Vinyl chloride	<0.180		1.00	0.180	ug/L			09/20/24 20:36	1
Xylenes, Total	<0.400		3.00	0.400	ug/L			09/20/24 20:36	1

Surrogate	*%Recovery*	*Qualifier*	*Limits*	*Prepared*	*Analyzed*	*Dil Fac*
4-Bromofluorobenzene (Surr)	*101*		*80 - 120*		*09/20/24 20:36*	*1*

Client: HDR Inc
Project/Site: DMASWA

Job ID: 310-291019-1

Client Sample ID: MW-120AR

Date Collected: 09/17/24 10:20
Date Received: 09/19/24 15:20

Lab Sample ID: 310-291019-21

Matrix: Water

Method: SW846 8260D - Volatile Organic Compounds by GC/MS (Continued)

Surrogate	*%Recovery*	*Qualifier*	*Limits*	*Prepared*	*Analyzed*	*Dil Fac*
Dibromofluoromethane (Surr)	*109*		*73 - 130*		*09/20/24 20:36*	*1*
Toluene-d8 (Surr)	*96*		*80 - 120*		*09/20/24 20:36*	*1*

Method: SW846 6020B - Metals (ICP/MS)

Analyte	Result	Qualifier	RL	MDL	Unit	D	Prepared	Analyzed	Dil Fac
Antimony	<0.00100		0.00200	0.00100	mg/L		09/24/24 09:00	10/02/24 16:38	1
Arsenic	<0.000530		0.00200	0.000530	mg/L		09/24/24 09:00	10/01/24 16:42	1
Barium	**0.0445**		0.00200	0.000660	mg/L		09/24/24 09:00	10/01/24 16:42	1
Beryllium	<0.000330		0.00100	0.000330	mg/L		09/24/24 09:00	10/01/24 16:42	1
Cadmium	<0.000100		0.000200	0.000100	mg/L		09/24/24 09:00	10/01/24 16:42	1
Chromium	<0.00120		0.00500	0.00120	mg/L		09/24/24 09:00	10/01/24 16:42	1
Cobalt	**0.00351**		0.000500	0.000170	mg/L		09/24/24 09:00	10/01/24 16:42	1
Copper	**0.00293**	**J**	0.00500	0.00180	mg/L		09/24/24 09:00	10/01/24 16:42	1
Lead	**0.000466**	**J**	0.000500	0.000260	mg/L		09/24/24 09:00	10/01/24 16:42	1
Nickel	**0.0123**		0.00500	0.00210	mg/L		09/24/24 09:00	10/01/24 16:42	1
Selenium	<0.00140		0.00500	0.00140	mg/L		09/24/24 09:00	10/01/24 16:42	1
Silver	<0.000500		0.00100	0.000500	mg/L		09/24/24 09:00	10/01/24 16:42	1
Thallium	<0.000570		0.00100	0.000570	mg/L		09/24/24 09:00	10/01/24 16:42	1
Vanadium	<0.00110		0.00500	0.00110	mg/L		09/24/24 09:00	10/01/24 16:42	1
Zinc	**0.0142**	**J**	0.0200	0.00970	mg/L		09/24/24 09:00	10/02/24 16:38	1

General Chemistry

Analyte	Result	Qualifier	RL	MDL	Unit	D	Prepared	Analyzed	Dil Fac
Total Suspended Solids (USGS I-3765-85)	**6.30**		2.78	2.06	mg/L			09/20/24 10:09	1

Client: HDR Inc
Project/Site: DMASWA

Job ID: 310-291019-1

Client Sample ID: P-504B
Date Collected: 09/17/24 11:25
Date Received: 09/19/24 15:20

Lab Sample ID: 310-291019-22
Matrix: Water

Method: SW846 8260D - Volatile Organic Compounds by GC/MS

Analyte	Result	Qualifier	RL	MDL	Unit	D	Prepared	Analyzed	Dil Fac
Acetone	<3.10		10.0	3.10	ug/L			09/21/24 01:52	1
Acrylonitrile	<2.20		5.00	2.20	ug/L			09/21/24 01:52	1
Benzene	<0.220		0.500	0.220	ug/L			09/21/24 01:52	1
Bromochloromethane	<0.540		5.00	0.540	ug/L			09/21/24 01:52	1
Bromodichloromethane	<0.390		1.00	0.390	ug/L			09/21/24 01:52	1
Bromoform	<0.780		5.00	0.780	ug/L			09/21/24 01:52	1
Bromomethane	<1.10		4.00	1.10	ug/L			09/21/24 01:52	1
2-Butanone (MEK)	<2.10		10.0	2.10	ug/L			09/21/24 01:52	1
Carbon disulfide	<0.450		1.00	0.450	ug/L			09/21/24 01:52	1
Carbon tetrachloride	<0.650		2.00	0.650	ug/L			09/21/24 01:52	1
Chlorobenzene	<0.400		1.00	0.400	ug/L			09/21/24 01:52	1
Chlorodibromomethane	<0.750		5.00	0.750	ug/L			09/21/24 01:52	1
Chloroethane	<0.790		4.00	0.790	ug/L			09/21/24 01:52	1
Chloroform	<1.30		3.00	1.30	ug/L			09/21/24 01:52	1
Chloromethane	<0.610		3.00	0.610	ug/L			09/21/24 01:52	1
cis-1,2-Dichloroethene	<0.210		1.00	0.210	ug/L			09/21/24 01:52	1
cis-1,3-Dichloropropene	<0.250		5.00	0.250	ug/L			09/21/24 01:52	1
1,2-Dibromo-3-chloropropane	<1.20		5.00	1.20	ug/L			09/21/24 01:52	1
1,2-Dibromoethane (EDB)	<0.340		1.00	0.340	ug/L			09/21/24 01:52	1
Dibromomethane	<0.330		1.00	0.330	ug/L			09/21/24 01:52	1
1,2-Dichlorobenzene	<0.370		1.00	0.370	ug/L			09/21/24 01:52	1
1,4-Dichlorobenzene	<0.230		1.00	0.230	ug/L			09/21/24 01:52	1
1,1-Dichloroethane	<0.220		1.00	0.220	ug/L			09/21/24 01:52	1
1,2-Dichloroethane	<0.390		1.00	0.390	ug/L			09/21/24 01:52	1
1,1-Dichloroethene	<0.560		2.00	0.560	ug/L			09/21/24 01:52	1
1,2-Dichloropropane	<0.270		1.00	0.270	ug/L			09/21/24 01:52	1
Ethylbenzene	<0.310		1.00	0.310	ug/L			09/21/24 01:52	1
2-Hexanone	<2.00		10.0	2.00	ug/L			09/21/24 01:52	1
Iodomethane	<7.00		10.0	7.00	ug/L			09/21/24 01:52	1
Methylene chloride	<1.70		5.00	1.70	ug/L			09/21/24 01:52	1
4-Methyl-2-pentanone (MIBK)	<2.10		10.0	2.10	ug/L			09/21/24 01:52	1
Styrene	<0.370		1.00	0.370	ug/L			09/21/24 01:52	1
1,1,1,2-Tetrachloroethane	<0.380		1.00	0.380	ug/L			09/21/24 01:52	1
1,1,2,2-Tetrachloroethane	<0.470		1.00	0.470	ug/L			09/21/24 01:52	1
Tetrachloroethene	<0.480		1.00	0.480	ug/L			09/21/24 01:52	1
Toluene	<0.430		1.00	0.430	ug/L			09/21/24 01:52	1
trans-1,4-Dichloro-2-butene	<1.10		10.0	1.10	ug/L			09/21/24 01:52	1
trans-1,2-Dichloroethene	<0.270		1.00	0.270	ug/L			09/21/24 01:52	1
trans-1,3-Dichloropropene	<0.560		5.00	0.560	ug/L			09/21/24 01:52	1
1,1,1-Trichloroethane	<0.190		1.00	0.190	ug/L			09/21/24 01:52	1
1,1,2-Trichloroethane	<0.450		1.00	0.450	ug/L			09/21/24 01:52	1
Trichloroethene	<0.430		1.00	0.430	ug/L			09/21/24 01:52	1
Trichlorofluoromethane	<0.380		4.00	0.380	ug/L			09/21/24 01:52	1
1,2,3-Trichloropropane	<0.590		1.00	0.590	ug/L			09/21/24 01:52	1
Vinyl acetate	<2.50		10.0	2.50	ug/L			09/21/24 01:52	1
Vinyl chloride	<0.180		1.00	0.180	ug/L			09/21/24 01:52	1
Xylenes, Total	<0.400		3.00	0.400	ug/L			09/21/24 01:52	1

Surrogate	*%Recovery*	*Qualifier*	*Limits*	*Prepared*	*Analyzed*	*Dil Fac*
4-Bromofluorobenzene (Surr)	*97*		*80 - 120*		*09/21/24 01:52*	*1*

Client: HDR Inc
Project/Site: DMASWA

Job ID: 310-291019-1

Client Sample ID: P-504B

Date Collected: 09/17/24 11:25
Date Received: 09/19/24 15:20

Lab Sample ID: 310-291019-22

Matrix: Water

Method: SW846 8260D - Volatile Organic Compounds by GC/MS (Continued)

Surrogate	*%Recovery*	*Qualifier*	*Limits*	*Prepared*	*Analyzed*	*Dil Fac*
Dibromofluoromethane (Surr)	*108*		*73 - 130*		*09/21/24 01:52*	*1*
Toluene-d8 (Surr)	*94*		*80 - 120*		*09/21/24 01:52*	*1*

Method: SW846 6020B - Metals (ICP/MS)

Analyte	Result	Qualifier	RL	MDL	Unit	D	Prepared	Analyzed	Dil Fac
Antimony	<0.00100		0.00200	0.00100	mg/L		09/24/24 09:00	10/02/24 16:40	1
Arsenic	**0.000765**	**J**	0.00200	0.000530	mg/L		09/24/24 09:00	10/01/24 16:44	1
Barium	**0.332**		0.00200	0.000660	mg/L		09/24/24 09:00	10/01/24 16:44	1
Beryllium	<0.000330		0.00100	0.000330	mg/L		09/24/24 09:00	10/01/24 16:44	1
Cadmium	**0.000238**		0.000200	0.000100	mg/L		09/24/24 09:00	10/01/24 16:44	1
Chromium	**0.00199**	**J**	0.00500	0.00120	mg/L		09/24/24 09:00	10/01/24 16:44	1
Cobalt	**0.00888**		0.000500	0.000170	mg/L		09/24/24 09:00	10/01/24 16:44	1
Copper	**0.00660**		0.00500	0.00180	mg/L		09/24/24 09:00	10/01/24 16:44	1
Lead	**0.00109**		0.000500	0.000260	mg/L		09/24/24 09:00	10/01/24 16:44	1
Nickel	**0.0123**		0.00500	0.00210	mg/L		09/24/24 09:00	10/01/24 16:44	1
Selenium	<0.00140		0.00500	0.00140	mg/L		09/24/24 09:00	10/01/24 16:44	1
Silver	<0.000500		0.00100	0.000500	mg/L		09/24/24 09:00	10/01/24 16:44	1
Thallium	<0.000570		0.00100	0.000570	mg/L		09/24/24 09:00	10/01/24 16:44	1
Vanadium	**0.00232**	**J**	0.00500	0.00110	mg/L		09/24/24 09:00	10/01/24 16:44	1
Zinc	<0.00970		0.0200	0.00970	mg/L		09/24/24 09:00	10/02/24 16:40	1

General Chemistry

Analyte	Result	Qualifier	RL	MDL	Unit	D	Prepared	Analyzed	Dil Fac
Total Suspended Solids (USGS I-3765-85)	**87.0**		15.0	11.1	mg/L			09/20/24 10:09	1

Client: HDR Inc
Project/Site: DMASWA

Job ID: 310-291019-1

Client Sample ID: P-503B
Date Collected: 09/17/24 12:10
Date Received: 09/19/24 15:20

Lab Sample ID: 310-291019-23
Matrix: Water

Method: SW846 8260D - Volatile Organic Compounds by GC/MS

Analyte	Result	Qualifier	RL	MDL	Unit	D	Prepared	Analyzed	Dil Fac
Acetone	<3.10		10.0	3.10	ug/L			09/20/24 23:36	1
Acrylonitrile	<2.20		5.00	2.20	ug/L			09/20/24 23:36	1
Benzene	<0.220		0.500	0.220	ug/L			09/20/24 23:36	1
Bromochloromethane	<0.540		5.00	0.540	ug/L			09/20/24 23:36	1
Bromodichloromethane	<0.390		1.00	0.390	ug/L			09/20/24 23:36	1
Bromoform	<0.780		5.00	0.780	ug/L			09/20/24 23:36	1
Bromomethane	<1.10		4.00	1.10	ug/L			09/20/24 23:36	1
2-Butanone (MEK)	<2.10		10.0	2.10	ug/L			09/20/24 23:36	1
Carbon disulfide	<0.450		1.00	0.450	ug/L			09/20/24 23:36	1
Carbon tetrachloride	<0.650		2.00	0.650	ug/L			09/20/24 23:36	1
Chlorobenzene	<0.400		1.00	0.400	ug/L			09/20/24 23:36	1
Chlorodibromomethane	<0.750		5.00	0.750	ug/L			09/20/24 23:36	1
Chloroethane	<0.790		4.00	0.790	ug/L			09/20/24 23:36	1
Chloroform	<1.30		3.00	1.30	ug/L			09/20/24 23:36	1
Chloromethane	<0.610		3.00	0.610	ug/L			09/20/24 23:36	1
cis-1,2-Dichloroethene	<0.210		1.00	0.210	ug/L			09/20/24 23:36	1
cis-1,3-Dichloropropene	<0.250		5.00	0.250	ug/L			09/20/24 23:36	1
1,2-Dibromo-3-chloropropane	<1.20		5.00	1.20	ug/L			09/20/24 23:36	1
1,2-Dibromoethane (EDB)	<0.340		1.00	0.340	ug/L			09/20/24 23:36	1
Dibromomethane	<0.330		1.00	0.330	ug/L			09/20/24 23:36	1
1,2-Dichlorobenzene	<0.370		1.00	0.370	ug/L			09/20/24 23:36	1
1,4-Dichlorobenzene	<0.230		1.00	0.230	ug/L			09/20/24 23:36	1
1,1-Dichloroethane	<0.220		1.00	0.220	ug/L			09/20/24 23:36	1
1,2-Dichloroethane	<0.390		1.00	0.390	ug/L			09/20/24 23:36	1
1,1-Dichloroethene	<0.560		2.00	0.560	ug/L			09/20/24 23:36	1
1,2-Dichloropropane	<0.270		1.00	0.270	ug/L			09/20/24 23:36	1
Ethylbenzene	<0.310		1.00	0.310	ug/L			09/20/24 23:36	1
2-Hexanone	<2.00		10.0	2.00	ug/L			09/20/24 23:36	1
Iodomethane	<7.00		10.0	7.00	ug/L			09/20/24 23:36	1
Methylene chloride	<1.70		5.00	1.70	ug/L			09/20/24 23:36	1
4-Methyl-2-pentanone (MIBK)	<2.10		10.0	2.10	ug/L			09/20/24 23:36	1
Styrene	<0.370		1.00	0.370	ug/L			09/20/24 23:36	1
1,1,1,2-Tetrachloroethane	<0.380		1.00	0.380	ug/L			09/20/24 23:36	1
1,1,2,2-Tetrachloroethane	<0.470		1.00	0.470	ug/L			09/20/24 23:36	1
Tetrachloroethene	<0.480		1.00	0.480	ug/L			09/20/24 23:36	1
Toluene	<0.430		1.00	0.430	ug/L			09/20/24 23:36	1
trans-1,4-Dichloro-2-butene	<1.10		10.0	1.10	ug/L			09/20/24 23:36	1
trans-1,2-Dichloroethene	<0.270		1.00	0.270	ug/L			09/20/24 23:36	1
trans-1,3-Dichloropropene	<0.560		5.00	0.560	ug/L			09/20/24 23:36	1
1,1,1-Trichloroethane	<0.190		1.00	0.190	ug/L			09/20/24 23:36	1
1,1,2-Trichloroethane	<0.450		1.00	0.450	ug/L			09/20/24 23:36	1
Trichloroethene	<0.430		1.00	0.430	ug/L			09/20/24 23:36	1
Trichlorofluoromethane	<0.380		4.00	0.380	ug/L			09/20/24 23:36	1
1,2,3-Trichloropropane	<0.590		1.00	0.590	ug/L			09/20/24 23:36	1
Vinyl acetate	<2.50		10.0	2.50	ug/L			09/20/24 23:36	1
Vinyl chloride	<0.180		1.00	0.180	ug/L			09/20/24 23:36	1
Xylenes, Total	<0.400		3.00	0.400	ug/L			09/20/24 23:36	1

Surrogate	*%Recovery*	*Qualifier*	*Limits*	*Prepared*	*Analyzed*	*Dil Fac*
4-Bromofluorobenzene (Surr)	*97*		*80 - 120*		*09/20/24 23:36*	*1*

Client: HDR Inc
Project/Site: DMASWA

Job ID: 310-291019-1

Client Sample ID: P-503B
Date Collected: 09/17/24 12:10
Date Received: 09/19/24 15:20

Lab Sample ID: 310-291019-23
Matrix: Water

Method: SW846 8260D - Volatile Organic Compounds by GC/MS (Continued)

Surrogate	*%Recovery*	*Qualifier*	*Limits*	*Prepared*	*Analyzed*	*Dil Fac*
Dibromofluoromethane (Surr)	*109*		*73 - 130*		*09/20/24 23:36*	*1*
Toluene-d8 (Surr)	*95*		*80 - 120*		*09/20/24 23:36*	*1*

Method: SW846 6020B - Metals (ICP/MS)

Analyte	Result	Qualifier	RL	MDL	Unit	D	Prepared	Analyzed	Dil Fac
Antimony	<0.00100		0.00200	0.00100	mg/L		09/24/24 09:00	10/02/24 16:43	1
Arsenic	<0.000530		0.00200	0.000530	mg/L		09/24/24 09:00	10/01/24 16:55	1
Barium	**0.0739**		0.00200	0.000660	mg/L		09/24/24 09:00	10/01/24 16:55	1
Beryllium	<0.000330		0.00100	0.000330	mg/L		09/24/24 09:00	10/01/24 16:55	1
Cadmium	<0.000100		0.000200	0.000100	mg/L		09/24/24 09:00	10/01/24 16:55	1
Chromium	<0.00120		0.00500	0.00120	mg/L		09/24/24 09:00	10/01/24 16:55	1
Cobalt	**0.00401**		0.000500	0.000170	mg/L		09/24/24 09:00	10/01/24 16:55	1
Copper	<0.00180		0.00500	0.00180	mg/L		09/24/24 09:00	10/01/24 16:55	1
Lead	<0.000260		0.000500	0.000260	mg/L		09/24/24 09:00	10/01/24 16:55	1
Nickel	**0.00777**		0.00500	0.00210	mg/L		09/24/24 09:00	10/01/24 16:55	1
Selenium	<0.00140		0.00500	0.00140	mg/L		09/24/24 09:00	10/01/24 16:55	1
Silver	<0.000500	^1+	0.00100	0.000500	mg/L		09/24/24 09:00	10/02/24 16:43	1
Thallium	<0.000570		0.00100	0.000570	mg/L		09/24/24 09:00	10/01/24 16:55	1
Vanadium	<0.00110		0.00500	0.00110	mg/L		09/24/24 09:00	10/01/24 16:55	1
Zinc	<0.00970		0.0200	0.00970	mg/L		09/24/24 09:00	10/02/24 16:43	1

General Chemistry

Analyte	Result	Qualifier	RL	MDL	Unit	D	Prepared	Analyzed	Dil Fac
Total Suspended Solids (USGS I-3765-85)	**9.50**		1.88	1.39	mg/L			09/20/24 10:09	1

Client: HDR Inc
Project/Site: DMASWA

Job ID: 310-291019-1

Client Sample ID: MW-502A
Date Collected: 09/17/24 13:05
Date Received: 09/19/24 15:20

Lab Sample ID: 310-291019-24
Matrix: Water

Method: SW846 8260D - Volatile Organic Compounds by GC/MS

Analyte	Result	Qualifier	RL	MDL	Unit	D	Prepared	Analyzed	Dil Fac
Acetone	<3.10		10.0	3.10	ug/L			09/21/24 00:44	1
Acrylonitrile	<2.20		5.00	2.20	ug/L			09/21/24 00:44	1
Benzene	<0.220		0.500	0.220	ug/L			09/21/24 00:44	1
Bromochloromethane	<0.540		5.00	0.540	ug/L			09/21/24 00:44	1
Bromodichloromethane	<0.390		1.00	0.390	ug/L			09/21/24 00:44	1
Bromoform	<0.780		5.00	0.780	ug/L			09/21/24 00:44	1
Bromomethane	<1.10		4.00	1.10	ug/L			09/21/24 00:44	1
2-Butanone (MEK)	<2.10		10.0	2.10	ug/L			09/21/24 00:44	1
Carbon disulfide	<0.450		1.00	0.450	ug/L			09/21/24 00:44	1
Carbon tetrachloride	<0.650		2.00	0.650	ug/L			09/21/24 00:44	1
Chlorobenzene	<0.400		1.00	0.400	ug/L			09/21/24 00:44	1
Chlorodibromomethane	<0.750		5.00	0.750	ug/L			09/21/24 00:44	1
Chloroethane	<0.790		4.00	0.790	ug/L			09/21/24 00:44	1
Chloroform	<1.30		3.00	1.30	ug/L			09/21/24 00:44	1
Chloromethane	<0.610		3.00	0.610	ug/L			09/21/24 00:44	1
cis-1,2-Dichloroethene	<0.210		1.00	0.210	ug/L			09/21/24 00:44	1
cis-1,3-Dichloropropene	<0.250		5.00	0.250	ug/L			09/21/24 00:44	1
1,2-Dibromo-3-chloropropane	<1.20		5.00	1.20	ug/L			09/21/24 00:44	1
1,2-Dibromoethane (EDB)	<0.340		1.00	0.340	ug/L			09/21/24 00:44	1
Dibromomethane	<0.330		1.00	0.330	ug/L			09/21/24 00:44	1
1,2-Dichlorobenzene	<0.370		1.00	0.370	ug/L			09/21/24 00:44	1
1,4-Dichlorobenzene	<0.230		1.00	0.230	ug/L			09/21/24 00:44	1
1,1-Dichloroethane	<0.220		1.00	0.220	ug/L			09/21/24 00:44	1
1,2-Dichloroethane	<0.390		1.00	0.390	ug/L			09/21/24 00:44	1
1,1-Dichloroethene	<0.560		2.00	0.560	ug/L			09/21/24 00:44	1
1,2-Dichloropropane	<0.270		1.00	0.270	ug/L			09/21/24 00:44	1
Ethylbenzene	<0.310		1.00	0.310	ug/L			09/21/24 00:44	1
2-Hexanone	<2.00		10.0	2.00	ug/L			09/21/24 00:44	1
Iodomethane	<7.00		10.0	7.00	ug/L			09/21/24 00:44	1
Methylene chloride	<1.70		5.00	1.70	ug/L			09/21/24 00:44	1
4-Methyl-2-pentanone (MIBK)	<2.10		10.0	2.10	ug/L			09/21/24 00:44	1
Styrene	<0.370		1.00	0.370	ug/L			09/21/24 00:44	1
1,1,1,2-Tetrachloroethane	<0.380		1.00	0.380	ug/L			09/21/24 00:44	1
1,1,2,2-Tetrachloroethane	<0.470		1.00	0.470	ug/L			09/21/24 00:44	1
Tetrachloroethene	<0.480		1.00	0.480	ug/L			09/21/24 00:44	1
Toluene	<0.430		1.00	0.430	ug/L			09/21/24 00:44	1
trans-1,4-Dichloro-2-butene	<1.10		10.0	1.10	ug/L			09/21/24 00:44	1
trans-1,2-Dichloroethene	<0.270		1.00	0.270	ug/L			09/21/24 00:44	1
trans-1,3-Dichloropropene	<0.560		5.00	0.560	ug/L			09/21/24 00:44	1
1,1,1-Trichloroethane	<0.190		1.00	0.190	ug/L			09/21/24 00:44	1
1,1,2-Trichloroethane	<0.450		1.00	0.450	ug/L			09/21/24 00:44	1
Trichloroethene	<0.430		1.00	0.430	ug/L			09/21/24 00:44	1
Trichlorofluoromethane	<0.380		4.00	0.380	ug/L			09/21/24 00:44	1
1,2,3-Trichloropropane	<0.590		1.00	0.590	ug/L			09/21/24 00:44	1
Vinyl acetate	<2.50		10.0	2.50	ug/L			09/21/24 00:44	1
Vinyl chloride	<0.180		1.00	0.180	ug/L			09/21/24 00:44	1
Xylenes, Total	<0.400		3.00	0.400	ug/L			09/21/24 00:44	1

Surrogate	*%Recovery*	*Qualifier*	*Limits*	*Prepared*	*Analyzed*	*Dil Fac*
4-Bromofluorobenzene (Surr)	*99*		*80 - 120*		*09/21/24 00:44*	*1*

Client: HDR Inc
Project/Site: DMASWA

Job ID: 310-291019-1

Client Sample ID: MW-502A

Date Collected: 09/17/24 13:05
Date Received: 09/19/24 15:20

Lab Sample ID: 310-291019-24

Matrix: Water

Method: SW846 8260D - Volatile Organic Compounds by GC/MS (Continued)

Surrogate	*%Recovery*	*Qualifier*	*Limits*	*Prepared*	*Analyzed*	*Dil Fac*
Dibromofluoromethane (Surr)	*110*		*73 - 130*		*09/21/24 00:44*	*1*
Toluene-d8 (Surr)	*95*		*80 - 120*		*09/21/24 00:44*	*1*

Method: SW846 6020B - Metals (ICP/MS)

Analyte	Result	Qualifier	RL	MDL	Unit	D	Prepared	Analyzed	Dil Fac
Antimony	<0.00100	F1	0.00200	0.00100	mg/L		09/24/24 09:00	10/03/24 15:26	1
Arsenic	**0.000575**	**J**	0.00200	0.000530	mg/L		09/24/24 09:00	10/03/24 15:26	1
Barium	**0.0319**		0.00200	0.000660	mg/L		09/24/24 09:00	10/03/24 15:26	1
Beryllium	<0.000330		0.00100	0.000330	mg/L		09/24/24 09:00	10/03/24 15:26	1
Cadmium	<0.000100		0.000200	0.000100	mg/L		09/24/24 09:00	10/03/24 15:26	1
Chromium	**0.00173**	**J**	0.00500	0.00120	mg/L		09/24/24 09:00	10/03/24 15:26	1
Cobalt	**0.00130**		0.000500	0.000170	mg/L		09/24/24 09:00	10/03/24 15:26	1
Copper	**0.00254**	**J**	0.00500	0.00180	mg/L		09/24/24 09:00	10/03/24 15:26	1
Lead	**0.000726**		0.000500	0.000260	mg/L		09/24/24 09:00	10/03/24 15:26	1
Nickel	**0.00322**	**J**	0.00500	0.00210	mg/L		09/24/24 09:00	10/03/24 15:26	1
Selenium	<0.00140		0.00500	0.00140	mg/L		09/24/24 09:00	10/03/24 15:26	1
Silver	<0.000500	^1+	0.00100	0.000500	mg/L		09/24/24 09:00	10/03/24 15:26	1
Thallium	<0.000570		0.00100	0.000570	mg/L		09/24/24 09:00	10/03/24 15:26	1
Vanadium	**0.00171**	**J**	0.00500	0.00110	mg/L		09/24/24 09:00	10/03/24 15:26	1
Zinc	<0.00970		0.0200	0.00970	mg/L		09/24/24 09:00	10/03/24 15:26	1

General Chemistry

Analyte	Result	Qualifier	RL	MDL	Unit	D	Prepared	Analyzed	Dil Fac
Total Suspended Solids (USGS I-3765-85)	**61.0**		15.0	11.1	mg/L			09/20/24 12:06	1

Client: HDR Inc
Project/Site: DMASWA

Job ID: 310-291019-1

Client Sample ID: MW-501A
Date Collected: 09/17/24 13:55
Date Received: 09/19/24 15:20

Lab Sample ID: 310-291019-25
Matrix: Water

Method: SW846 8260D - Volatile Organic Compounds by GC/MS

Analyte	Result	Qualifier	RL	MDL	Unit	D	Prepared	Analyzed	Dil Fac
Acetone	<3.10		10.0	3.10	ug/L			09/21/24 01:07	1
Acrylonitrile	<2.20		5.00	2.20	ug/L			09/21/24 01:07	1
Benzene	<0.220		0.500	0.220	ug/L			09/21/24 01:07	1
Bromochloromethane	<0.540		5.00	0.540	ug/L			09/21/24 01:07	1
Bromodichloromethane	<0.390		1.00	0.390	ug/L			09/21/24 01:07	1
Bromoform	<0.780		5.00	0.780	ug/L			09/21/24 01:07	1
Bromomethane	<1.10		4.00	1.10	ug/L			09/21/24 01:07	1
2-Butanone (MEK)	<2.10		10.0	2.10	ug/L			09/21/24 01:07	1
Carbon disulfide	<0.450		1.00	0.450	ug/L			09/21/24 01:07	1
Carbon tetrachloride	<0.650		2.00	0.650	ug/L			09/21/24 01:07	1
Chlorobenzene	<0.400		1.00	0.400	ug/L			09/21/24 01:07	1
Chlorodibromomethane	<0.750		5.00	0.750	ug/L			09/21/24 01:07	1
Chloroethane	<0.790		4.00	0.790	ug/L			09/21/24 01:07	1
Chloroform	<1.30		3.00	1.30	ug/L			09/21/24 01:07	1
Chloromethane	<0.610		3.00	0.610	ug/L			09/21/24 01:07	1
cis-1,2-Dichloroethene	<0.210		1.00	0.210	ug/L			09/21/24 01:07	1
cis-1,3-Dichloropropene	<0.250		5.00	0.250	ug/L			09/21/24 01:07	1
1,2-Dibromo-3-chloropropane	<1.20		5.00	1.20	ug/L			09/21/24 01:07	1
1,2-Dibromoethane (EDB)	<0.340		1.00	0.340	ug/L			09/21/24 01:07	1
Dibromomethane	<0.330		1.00	0.330	ug/L			09/21/24 01:07	1
1,2-Dichlorobenzene	<0.370		1.00	0.370	ug/L			09/21/24 01:07	1
1,4-Dichlorobenzene	<0.230		1.00	0.230	ug/L			09/21/24 01:07	1
1,1-Dichloroethane	<0.220		1.00	0.220	ug/L			09/21/24 01:07	1
1,2-Dichloroethane	<0.390		1.00	0.390	ug/L			09/21/24 01:07	1
1,1-Dichloroethene	<0.560		2.00	0.560	ug/L			09/21/24 01:07	1
1,2-Dichloropropane	<0.270		1.00	0.270	ug/L			09/21/24 01:07	1
Ethylbenzene	<0.310		1.00	0.310	ug/L			09/21/24 01:07	1
2-Hexanone	<2.00		10.0	2.00	ug/L			09/21/24 01:07	1
Iodomethane	<7.00		10.0	7.00	ug/L			09/21/24 01:07	1
Methylene chloride	<1.70		5.00	1.70	ug/L			09/21/24 01:07	1
4-Methyl-2-pentanone (MIBK)	<2.10		10.0	2.10	ug/L			09/21/24 01:07	1
Styrene	<0.370		1.00	0.370	ug/L			09/21/24 01:07	1
1,1,1,2-Tetrachloroethane	<0.380		1.00	0.380	ug/L			09/21/24 01:07	1
1,1,2,2-Tetrachloroethane	<0.470		1.00	0.470	ug/L			09/21/24 01:07	1
Tetrachloroethene	<0.480		1.00	0.480	ug/L			09/21/24 01:07	1
Toluene	<0.430		1.00	0.430	ug/L			09/21/24 01:07	1
trans-1,4-Dichloro-2-butene	<1.10		10.0	1.10	ug/L			09/21/24 01:07	1
trans-1,2-Dichloroethene	<0.270		1.00	0.270	ug/L			09/21/24 01:07	1
trans-1,3-Dichloropropene	<0.560		5.00	0.560	ug/L			09/21/24 01:07	1
1,1,1-Trichloroethane	<0.190		1.00	0.190	ug/L			09/21/24 01:07	1
1,1,2-Trichloroethane	<0.450		1.00	0.450	ug/L			09/21/24 01:07	1
Trichloroethene	<0.430		1.00	0.430	ug/L			09/21/24 01:07	1
Trichlorofluoromethane	<0.380		4.00	0.380	ug/L			09/21/24 01:07	1
1,2,3-Trichloropropane	<0.590		1.00	0.590	ug/L			09/21/24 01:07	1
Vinyl acetate	<2.50		10.0	2.50	ug/L			09/21/24 01:07	1
Vinyl chloride	<0.180		1.00	0.180	ug/L			09/21/24 01:07	1
Xylenes, Total	<0.400		3.00	0.400	ug/L			09/21/24 01:07	1

Surrogate	*%Recovery*	*Qualifier*	*Limits*	*Prepared*	*Analyzed*	*Dil Fac*
4-Bromofluorobenzene (Surr)	*101*		*80 - 120*		*09/21/24 01:07*	*1*

Client: HDR Inc
Project/Site: DMASWA

Job ID: 310-291019-1

Client Sample ID: MW-501A

Date Collected: 09/17/24 13:55
Date Received: 09/19/24 15:20

Lab Sample ID: 310-291019-25

Matrix: Water

Method: SW846 8260D - Volatile Organic Compounds by GC/MS (Continued)

Surrogate	*%Recovery*	*Qualifier*	*Limits*	*Prepared*	*Analyzed*	*Dil Fac*
Dibromofluoromethane (Surr)	*111*		*73 - 130*		*09/21/24 01:07*	*1*
Toluene-d8 (Surr)	*96*		*80 - 120*		*09/21/24 01:07*	*1*

Method: SW846 6020B - Metals (ICP/MS)

Analyte	Result	Qualifier	RL	MDL	Unit	D	Prepared	Analyzed	Dil Fac
Antimony	<0.00100		0.00200	0.00100	mg/L		09/24/24 09:00	10/03/24 15:35	1
Arsenic	**0.000590**	**J**	0.00200	0.000530	mg/L		09/24/24 09:00	10/03/24 15:35	1
Barium	**0.0890**		0.00200	0.000660	mg/L		09/24/24 09:00	10/03/24 15:35	1
Beryllium	<0.000330		0.00100	0.000330	mg/L		09/24/24 09:00	10/03/24 15:35	1
Cadmium	**0.000119**	**J**	0.000200	0.000100	mg/L		09/24/24 09:00	10/03/24 15:35	1
Chromium	**0.00149**	**J**	0.00500	0.00120	mg/L		09/24/24 09:00	10/03/24 15:35	1
Cobalt	**0.00322**		0.000500	0.000170	mg/L		09/24/24 09:00	10/03/24 15:35	1
Copper	**0.00239**	**J**	0.00500	0.00180	mg/L		09/24/24 09:00	10/03/24 15:35	1
Lead	**0.000651**		0.000500	0.000260	mg/L		09/24/24 09:00	10/03/24 15:35	1
Nickel	**0.00504**		0.00500	0.00210	mg/L		09/24/24 09:00	10/03/24 15:35	1
Selenium	<0.00140		0.00500	0.00140	mg/L		09/24/24 09:00	10/03/24 15:35	1
Silver	<0.000500	^1+	0.00100	0.000500	mg/L		09/24/24 09:00	10/03/24 15:35	1
Thallium	<0.000570		0.00100	0.000570	mg/L		09/24/24 09:00	10/03/24 15:35	1
Vanadium	**0.00172**	**J**	0.00500	0.00110	mg/L		09/24/24 09:00	10/03/24 15:35	1
Zinc	<0.00970		0.0200	0.00970	mg/L		09/24/24 09:00	10/03/24 15:35	1

General Chemistry

Analyte	Result	Qualifier	RL	MDL	Unit	D	Prepared	Analyzed	Dil Fac
Total Suspended Solids (USGS I-3765-85)	**69.5**		7.50	5.55	mg/L			09/20/24 12:06	1

Client: HDR Inc
Project/Site: DMASWA

Job ID: 310-291019-1

Client Sample ID: MW-404A
Date Collected: 09/17/24 15:00
Date Received: 09/19/24 15:20

Lab Sample ID: 310-291019-26
Matrix: Water

Method: SW846 8260D - Volatile Organic Compounds by GC/MS

Analyte	Result	Qualifier	RL	MDL	Unit	D	Prepared	Analyzed	Dil Fac
Acetone	<3.10		10.0	3.10	ug/L			09/20/24 20:58	1
Acrylonitrile	<2.20		5.00	2.20	ug/L			09/20/24 20:58	1
Benzene	<0.220		0.500	0.220	ug/L			09/20/24 20:58	1
Bromochloromethane	<0.540		5.00	0.540	ug/L			09/20/24 20:58	1
Bromodichloromethane	<0.390		1.00	0.390	ug/L			09/20/24 20:58	1
Bromoform	<0.780		5.00	0.780	ug/L			09/20/24 20:58	1
Bromomethane	<1.10		4.00	1.10	ug/L			09/20/24 20:58	1
2-Butanone (MEK)	<2.10		10.0	2.10	ug/L			09/20/24 20:58	1
Carbon disulfide	<0.450		1.00	0.450	ug/L			09/20/24 20:58	1
Carbon tetrachloride	<0.650		2.00	0.650	ug/L			09/20/24 20:58	1
Chlorobenzene	<0.400		1.00	0.400	ug/L			09/20/24 20:58	1
Chlorodibromomethane	<0.750		5.00	0.750	ug/L			09/20/24 20:58	1
Chloroethane	<0.790		4.00	0.790	ug/L			09/20/24 20:58	1
Chloroform	<1.30		3.00	1.30	ug/L			09/20/24 20:58	1
Chloromethane	<0.610		3.00	0.610	ug/L			09/20/24 20:58	1
cis-1,2-Dichloroethene	<0.210		1.00	0.210	ug/L			09/20/24 20:58	1
cis-1,3-Dichloropropene	<0.250		5.00	0.250	ug/L			09/20/24 20:58	1
1,2-Dibromo-3-chloropropane	<1.20		5.00	1.20	ug/L			09/20/24 20:58	1
1,2-Dibromoethane (EDB)	<0.340		1.00	0.340	ug/L			09/20/24 20:58	1
Dibromomethane	<0.330		1.00	0.330	ug/L			09/20/24 20:58	1
1,2-Dichlorobenzene	<0.370		1.00	0.370	ug/L			09/20/24 20:58	1
1,4-Dichlorobenzene	<0.230		1.00	0.230	ug/L			09/20/24 20:58	1
1,1-Dichloroethane	<0.220		1.00	0.220	ug/L			09/20/24 20:58	1
1,2-Dichloroethane	<0.390		1.00	0.390	ug/L			09/20/24 20:58	1
1,1-Dichloroethene	<0.560		2.00	0.560	ug/L			09/20/24 20:58	1
1,2-Dichloropropane	<0.270		1.00	0.270	ug/L			09/20/24 20:58	1
Ethylbenzene	<0.310		1.00	0.310	ug/L			09/20/24 20:58	1
2-Hexanone	<2.00		10.0	2.00	ug/L			09/20/24 20:58	1
Iodomethane	<7.00		10.0	7.00	ug/L			09/20/24 20:58	1
Methylene chloride	<1.70		5.00	1.70	ug/L			09/20/24 20:58	1
4-Methyl-2-pentanone (MIBK)	<2.10		10.0	2.10	ug/L			09/20/24 20:58	1
Styrene	<0.370		1.00	0.370	ug/L			09/20/24 20:58	1
1,1,1,2-Tetrachloroethane	<0.380		1.00	0.380	ug/L			09/20/24 20:58	1
1,1,2,2-Tetrachloroethane	<0.470		1.00	0.470	ug/L			09/20/24 20:58	1
Tetrachloroethene	<0.480		1.00	0.480	ug/L			09/20/24 20:58	1
Toluene	<0.430		1.00	0.430	ug/L			09/20/24 20:58	1
trans-1,4-Dichloro-2-butene	<1.10		10.0	1.10	ug/L			09/20/24 20:58	1
trans-1,2-Dichloroethene	<0.270		1.00	0.270	ug/L			09/20/24 20:58	1
trans-1,3-Dichloropropene	<0.560		5.00	0.560	ug/L			09/20/24 20:58	1
1,1,1-Trichloroethane	<0.190		1.00	0.190	ug/L			09/20/24 20:58	1
1,1,2-Trichloroethane	<0.450		1.00	0.450	ug/L			09/20/24 20:58	1
Trichloroethene	<0.430		1.00	0.430	ug/L			09/20/24 20:58	1
Trichlorofluoromethane	<0.380		4.00	0.380	ug/L			09/20/24 20:58	1
1,2,3-Trichloropropane	<0.590		1.00	0.590	ug/L			09/20/24 20:58	1
Vinyl acetate	<2.50		10.0	2.50	ug/L			09/20/24 20:58	1
Vinyl chloride	<0.180		1.00	0.180	ug/L			09/20/24 20:58	1
Xylenes, Total	<0.400		3.00	0.400	ug/L			09/20/24 20:58	1

Surrogate	*%Recovery*	*Qualifier*	*Limits*	*Prepared*	*Analyzed*	*Dil Fac*
4-Bromofluorobenzene (Surr)	*98*		*80 - 120*		*09/20/24 20:58*	*1*

Client: HDR Inc
Project/Site: DMASWA

Job ID: 310-291019-1

Client Sample ID: MW-404A

Date Collected: 09/17/24 15:00
Date Received: 09/19/24 15:20

Lab Sample ID: 310-291019-26

Matrix: Water

Method: SW846 8260D - Volatile Organic Compounds by GC/MS (Continued)

Surrogate	*%Recovery*	*Qualifier*	*Limits*	*Prepared*	*Analyzed*	*Dil Fac*
Dibromofluoromethane (Surr)	*108*		*73 - 130*		*09/20/24 20:58*	*1*
Toluene-d8 (Surr)	*94*		*80 - 120*		*09/20/24 20:58*	*1*

Method: SW846 6020B - Metals (ICP/MS)

Analyte	Result	Qualifier	RL	MDL	Unit	D	Prepared	Analyzed	Dil Fac
Antimony	<0.00100		0.00200	0.00100	mg/L		09/24/24 09:00	10/03/24 15:37	1
Arsenic	<0.000530		0.00200	0.000530	mg/L		09/24/24 09:00	10/03/24 15:37	1
Barium	**0.0663**		0.00200	0.000660	mg/L		09/24/24 09:00	10/03/24 15:37	1
Beryllium	<0.000330		0.00100	0.000330	mg/L		09/24/24 09:00	10/03/24 15:37	1
Cadmium	<0.000100		0.000200	0.000100	mg/L		09/24/24 09:00	10/03/24 15:37	1
Chromium	<0.00120		0.00500	0.00120	mg/L		09/24/24 09:00	10/03/24 15:37	1
Cobalt	**0.000745**		0.000500	0.000170	mg/L		09/24/24 09:00	10/03/24 15:37	1
Copper	<0.00180		0.00500	0.00180	mg/L		09/24/24 09:00	10/03/24 15:37	1
Lead	<0.000260		0.000500	0.000260	mg/L		09/24/24 09:00	10/03/24 15:37	1
Nickel	<0.00210		0.00500	0.00210	mg/L		09/24/24 09:00	10/03/24 15:37	1
Selenium	<0.00140		0.00500	0.00140	mg/L		09/24/24 09:00	10/03/24 15:37	1
Silver	<0.000500	^1+	0.00100	0.000500	mg/L		09/24/24 09:00	10/03/24 15:37	1
Thallium	<0.000570		0.00100	0.000570	mg/L		09/24/24 09:00	10/03/24 15:37	1
Vanadium	<0.00110		0.00500	0.00110	mg/L		09/24/24 09:00	10/03/24 15:37	1
Zinc	<0.00970		0.0200	0.00970	mg/L		09/24/24 09:00	10/03/24 15:37	1

General Chemistry

Analyte	Result	Qualifier	RL	MDL	Unit	D	Prepared	Analyzed	Dil Fac
Total Suspended Solids (USGS I-3765-85)	**8.25**		1.88	1.39	mg/L			09/20/24 10:09	1

Client: HDR Inc
Project/Site: DMASWA

Job ID: 310-291019-1

Client Sample ID: MW-104A
Date Collected: 09/17/24 16:10
Date Received: 09/19/24 15:20

Lab Sample ID: 310-291019-27
Matrix: Water

Method: SW846 8260D - Volatile Organic Compounds by GC/MS

Analyte	Result	Qualifier	RL	MDL	Unit	D	Prepared	Analyzed	Dil Fac
Acetone	<3.10		10.0	3.10	ug/L			09/20/24 23:59	1
Acrylonitrile	<2.20		5.00	2.20	ug/L			09/20/24 23:59	1
Benzene	<0.220		0.500	0.220	ug/L			09/20/24 23:59	1
Bromochloromethane	<0.540		5.00	0.540	ug/L			09/20/24 23:59	1
Bromodichloromethane	<0.390		1.00	0.390	ug/L			09/20/24 23:59	1
Bromoform	<0.780		5.00	0.780	ug/L			09/20/24 23:59	1
Bromomethane	<1.10		4.00	1.10	ug/L			09/20/24 23:59	1
2-Butanone (MEK)	<2.10		10.0	2.10	ug/L			09/20/24 23:59	1
Carbon disulfide	<0.450		1.00	0.450	ug/L			09/20/24 23:59	1
Carbon tetrachloride	<0.650		2.00	0.650	ug/L			09/20/24 23:59	1
Chlorobenzene	<0.400		1.00	0.400	ug/L			09/20/24 23:59	1
Chlorodibromomethane	<0.750		5.00	0.750	ug/L			09/20/24 23:59	1
Chloroethane	<0.790		4.00	0.790	ug/L			09/20/24 23:59	1
Chloroform	<1.30		3.00	1.30	ug/L			09/20/24 23:59	1
Chloromethane	<0.610		3.00	0.610	ug/L			09/20/24 23:59	1
cis-1,2-Dichloroethene	<0.210		1.00	0.210	ug/L			09/20/24 23:59	1
cis-1,3-Dichloropropene	<0.250		5.00	0.250	ug/L			09/20/24 23:59	1
1,2-Dibromo-3-chloropropane	<1.20		5.00	1.20	ug/L			09/20/24 23:59	1
1,2-Dibromoethane (EDB)	<0.340		1.00	0.340	ug/L			09/20/24 23:59	1
Dibromomethane	<0.330		1.00	0.330	ug/L			09/20/24 23:59	1
1,2-Dichlorobenzene	<0.370		1.00	0.370	ug/L			09/20/24 23:59	1
1,4-Dichlorobenzene	<0.230		1.00	0.230	ug/L			09/20/24 23:59	1
1,1-Dichloroethane	<0.220		1.00	0.220	ug/L			09/20/24 23:59	1
1,2-Dichloroethane	<0.390		1.00	0.390	ug/L			09/20/24 23:59	1
1,1-Dichloroethene	<0.560		2.00	0.560	ug/L			09/20/24 23:59	1
1,2-Dichloropropane	<0.270		1.00	0.270	ug/L			09/20/24 23:59	1
Ethylbenzene	<0.310		1.00	0.310	ug/L			09/20/24 23:59	1
2-Hexanone	<2.00		10.0	2.00	ug/L			09/20/24 23:59	1
Iodomethane	<7.00		10.0	7.00	ug/L			09/20/24 23:59	1
Methylene chloride	<1.70		5.00	1.70	ug/L			09/20/24 23:59	1
4-Methyl-2-pentanone (MIBK)	<2.10		10.0	2.10	ug/L			09/20/24 23:59	1
Styrene	<0.370		1.00	0.370	ug/L			09/20/24 23:59	1
1,1,1,2-Tetrachloroethane	<0.380		1.00	0.380	ug/L			09/20/24 23:59	1
1,1,2,2-Tetrachloroethane	<0.470		1.00	0.470	ug/L			09/20/24 23:59	1
Tetrachloroethene	<0.480		1.00	0.480	ug/L			09/20/24 23:59	1
Toluene	<0.430		1.00	0.430	ug/L			09/20/24 23:59	1
trans-1,4-Dichloro-2-butene	<1.10		10.0	1.10	ug/L			09/20/24 23:59	1
trans-1,2-Dichloroethene	<0.270		1.00	0.270	ug/L			09/20/24 23:59	1
trans-1,3-Dichloropropene	<0.560		5.00	0.560	ug/L			09/20/24 23:59	1
1,1,1-Trichloroethane	<0.190		1.00	0.190	ug/L			09/20/24 23:59	1
1,1,2-Trichloroethane	<0.450		1.00	0.450	ug/L			09/20/24 23:59	1
Trichloroethene	<0.430		1.00	0.430	ug/L			09/20/24 23:59	1
Trichlorofluoromethane	<0.380		4.00	0.380	ug/L			09/20/24 23:59	1
1,2,3-Trichloropropane	<0.590		1.00	0.590	ug/L			09/20/24 23:59	1
Vinyl acetate	<2.50		10.0	2.50	ug/L			09/20/24 23:59	1
Vinyl chloride	<0.180		1.00	0.180	ug/L			09/20/24 23:59	1
Xylenes, Total	<0.400		3.00	0.400	ug/L			09/20/24 23:59	1

Surrogate	*%Recovery*	*Qualifier*	*Limits*	*Prepared*	*Analyzed*	*Dil Fac*
4-Bromofluorobenzene (Surr)	*101*		*80 - 120*		*09/20/24 23:59*	*1*

Client: HDR Inc
Project/Site: DMASWA

Job ID: 310-291019-1

Client Sample ID: MW-104A

Date Collected: 09/17/24 16:10
Date Received: 09/19/24 15:20

Lab Sample ID: 310-291019-27

Matrix: Water

Method: SW846 8260D - Volatile Organic Compounds by GC/MS (Continued)

Surrogate	*%Recovery*	*Qualifier*	*Limits*	*Prepared*	*Analyzed*	*Dil Fac*
Dibromofluoromethane (Surr)	*109*		*73 - 130*		*09/20/24 23:59*	*1*
Toluene-d8 (Surr)	*95*		*80 - 120*		*09/20/24 23:59*	*1*

Method: SW846 6020B - Metals (ICP/MS)

Analyte	Result	Qualifier	RL	MDL	Unit	D	Prepared	Analyzed	Dil Fac
Antimony	<0.00100		0.00200	0.00100	mg/L		09/24/24 09:00	10/03/24 15:39	1
Arsenic	**0.0145**		0.00200	0.000530	mg/L		09/24/24 09:00	10/03/24 15:39	1
Barium	**0.700**		0.00200	0.000660	mg/L		09/24/24 09:00	10/03/24 15:39	1
Beryllium	<0.000330		0.00100	0.000330	mg/L		09/24/24 09:00	10/03/24 15:39	1
Cadmium	<0.000100		0.000200	0.000100	mg/L		09/24/24 09:00	10/03/24 15:39	1
Chromium	<0.00120		0.00500	0.00120	mg/L		09/24/24 09:00	10/03/24 15:39	1
Cobalt	**0.00713**		0.000500	0.000170	mg/L		09/24/24 09:00	10/03/24 15:39	1
Copper	<0.00180		0.00500	0.00180	mg/L		09/24/24 09:00	10/03/24 15:39	1
Lead	**0.000380**	**J**	0.000500	0.000260	mg/L		09/24/24 09:00	10/03/24 15:39	1
Nickel	**0.0110**		0.00500	0.00210	mg/L		09/24/24 09:00	10/03/24 15:39	1
Selenium	<0.00140		0.00500	0.00140	mg/L		09/24/24 09:00	10/03/24 15:39	1
Silver	<0.000500	^1+	0.00100	0.000500	mg/L		09/24/24 09:00	10/03/24 15:39	1
Thallium	<0.000570		0.00100	0.000570	mg/L		09/24/24 09:00	10/03/24 15:39	1
Vanadium	<0.00110		0.00500	0.00110	mg/L		09/24/24 09:00	10/03/24 15:39	1
Zinc	<0.00970		0.0200	0.00970	mg/L		09/24/24 09:00	10/03/24 15:39	1

General Chemistry

Analyte	Result	Qualifier	RL	MDL	Unit	D	Prepared	Analyzed	Dil Fac
Total Suspended Solids (USGS I-3765-85)	**22.0**		7.50	5.55	mg/L			09/20/24 10:09	1

Client: HDR Inc
Project/Site: DMASWA

Job ID: 310-291019-1

Client Sample ID: TB-1
Date Collected: 09/17/24 09:00
Date Received: 09/19/24 15:20

Lab Sample ID: 310-291019-28
Matrix: Water

Method: SW846 8260D - Volatile Organic Compounds by GC/MS

Analyte	Result	Qualifier	RL	MDL	Unit	D	Prepared	Analyzed	Dil Fac
Acetone	<3.10		10.0	3.10	ug/L			09/20/24 19:51	1
Acrylonitrile	<2.20		5.00	2.20	ug/L			09/20/24 19:51	1
Benzene	<0.220		0.500	0.220	ug/L			09/20/24 19:51	1
Bromochloromethane	<0.540		5.00	0.540	ug/L			09/20/24 19:51	1
Bromodichloromethane	<0.390		1.00	0.390	ug/L			09/20/24 19:51	1
Bromoform	<0.780		5.00	0.780	ug/L			09/20/24 19:51	1
Bromomethane	<1.10		4.00	1.10	ug/L			09/20/24 19:51	1
2-Butanone (MEK)	<2.10		10.0	2.10	ug/L			09/20/24 19:51	1
Carbon disulfide	<0.450		1.00	0.450	ug/L			09/20/24 19:51	1
Carbon tetrachloride	<0.650		2.00	0.650	ug/L			09/20/24 19:51	1
Chlorobenzene	<0.400		1.00	0.400	ug/L			09/20/24 19:51	1
Chlorodibromomethane	<0.750		5.00	0.750	ug/L			09/20/24 19:51	1
Chloroethane	<0.790		4.00	0.790	ug/L			09/20/24 19:51	1
Chloroform	<1.30		3.00	1.30	ug/L			09/20/24 19:51	1
Chloromethane	<0.610		3.00	0.610	ug/L			09/20/24 19:51	1
cis-1,2-Dichloroethene	<0.210		1.00	0.210	ug/L			09/20/24 19:51	1
cis-1,3-Dichloropropene	<0.250		5.00	0.250	ug/L			09/20/24 19:51	1
1,2-Dibromo-3-chloropropane	<1.20		5.00	1.20	ug/L			09/20/24 19:51	1
1,2-Dibromoethane (EDB)	<0.340		1.00	0.340	ug/L			09/20/24 19:51	1
Dibromomethane	<0.330		1.00	0.330	ug/L			09/20/24 19:51	1
1,2-Dichlorobenzene	<0.370		1.00	0.370	ug/L			09/20/24 19:51	1
1,4-Dichlorobenzene	<0.230		1.00	0.230	ug/L			09/20/24 19:51	1
1,1-Dichloroethane	<0.220		1.00	0.220	ug/L			09/20/24 19:51	1
1,2-Dichloroethane	<0.390		1.00	0.390	ug/L			09/20/24 19:51	1
1,1-Dichloroethene	<0.560		2.00	0.560	ug/L			09/20/24 19:51	1
1,2-Dichloropropane	<0.270		1.00	0.270	ug/L			09/20/24 19:51	1
Ethylbenzene	<0.310		1.00	0.310	ug/L			09/20/24 19:51	1
2-Hexanone	<2.00		10.0	2.00	ug/L			09/20/24 19:51	1
Iodomethane	<7.00		10.0	7.00	ug/L			09/20/24 19:51	1
Methylene chloride	<1.70		5.00	1.70	ug/L			09/20/24 19:51	1
4-Methyl-2-pentanone (MIBK)	<2.10		10.0	2.10	ug/L			09/20/24 19:51	1
Styrene	<0.370		1.00	0.370	ug/L			09/20/24 19:51	1
1,1,1,2-Tetrachloroethane	<0.380		1.00	0.380	ug/L			09/20/24 19:51	1
1,1,2,2-Tetrachloroethane	<0.470		1.00	0.470	ug/L			09/20/24 19:51	1
Tetrachloroethene	<0.480		1.00	0.480	ug/L			09/20/24 19:51	1
Toluene	<0.430		1.00	0.430	ug/L			09/20/24 19:51	1
trans-1,4-Dichloro-2-butene	<1.10		10.0	1.10	ug/L			09/20/24 19:51	1
trans-1,2-Dichloroethene	<0.270		1.00	0.270	ug/L			09/20/24 19:51	1
trans-1,3-Dichloropropene	<0.560		5.00	0.560	ug/L			09/20/24 19:51	1
1,1,1-Trichloroethane	<0.190		1.00	0.190	ug/L			09/20/24 19:51	1
1,1,2-Trichloroethane	<0.450		1.00	0.450	ug/L			09/20/24 19:51	1
Trichloroethene	<0.430		1.00	0.430	ug/L			09/20/24 19:51	1
Trichlorofluoromethane	<0.380		4.00	0.380	ug/L			09/20/24 19:51	1
1,2,3-Trichloropropane	<0.590		1.00	0.590	ug/L			09/20/24 19:51	1
Vinyl acetate	<2.50		10.0	2.50	ug/L			09/20/24 19:51	1
Vinyl chloride	<0.180		1.00	0.180	ug/L			09/20/24 19:51	1
Xylenes, Total	<0.400		3.00	0.400	ug/L			09/20/24 19:51	1

Surrogate	*%Recovery*	*Qualifier*	*Limits*	*Prepared*	*Analyzed*	*Dil Fac*
4-Bromofluorobenzene (Surr)	*104*		*80 - 120*		*09/20/24 19:51*	*1*

Client: HDR Inc
Project/Site: DMASWA

Job ID: 310-291019-1

Client Sample ID: TB-1
Date Collected: 09/17/24 09:00
Date Received: 09/19/24 15:20

Lab Sample ID: 310-291019-28
Matrix: Water

Method: SW846 8260D - Volatile Organic Compounds by GC/MS (Continued)

Surrogate	%Recovery	Qualifier	Limits	Prepared	Analyzed	Dil Fac
Dibromofluoromethane (Surr)	*107*		*73 - 130*		*09/20/24 19:51*	*1*
Toluene-d8 (Surr)	*91*		*80 - 120*		*09/20/24 19:51*	*1*

Client: HDR Inc
Project/Site: DMASWA

Job ID: 310-291019-1

Client Sample ID: MW-148A
Date Collected: 09/18/24 12:55
Date Received: 09/19/24 15:20

Lab Sample ID: 310-291019-29
Matrix: Water

Method: SW846 8260D - Volatile Organic Compounds by GC/MS

Analyte	Result	Qualifier	RL	MDL	Unit	D	Prepared	Analyzed	Dil Fac
Acetone	<3.10		10.0	3.10	ug/L			09/21/24 00:21	1
Acrylonitrile	<2.20		5.00	2.20	ug/L			09/21/24 00:21	1
Benzene	<0.220		0.500	0.220	ug/L			09/21/24 00:21	1
Bromochloromethane	<0.540		5.00	0.540	ug/L			09/21/24 00:21	1
Bromodichloromethane	<0.390		1.00	0.390	ug/L			09/21/24 00:21	1
Bromoform	<0.780		5.00	0.780	ug/L			09/21/24 00:21	1
Bromomethane	<1.10		4.00	1.10	ug/L			09/21/24 00:21	1
2-Butanone (MEK)	<2.10		10.0	2.10	ug/L			09/21/24 00:21	1
Carbon disulfide	<0.450		1.00	0.450	ug/L			09/21/24 00:21	1
Carbon tetrachloride	<0.650		2.00	0.650	ug/L			09/21/24 00:21	1
Chlorobenzene	<0.400		1.00	0.400	ug/L			09/21/24 00:21	1
Chlorodibromomethane	<0.750		5.00	0.750	ug/L			09/21/24 00:21	1
Chloroethane	<0.790		4.00	0.790	ug/L			09/21/24 00:21	1
Chloroform	<1.30		3.00	1.30	ug/L			09/21/24 00:21	1
Chloromethane	<0.610		3.00	0.610	ug/L			09/21/24 00:21	1
cis-1,2-Dichloroethene	<0.210		1.00	0.210	ug/L			09/21/24 00:21	1
cis-1,3-Dichloropropene	<0.250		5.00	0.250	ug/L			09/21/24 00:21	1
1,2-Dibromo-3-chloropropane	<1.20		5.00	1.20	ug/L			09/21/24 00:21	1
1,2-Dibromoethane (EDB)	<0.340		1.00	0.340	ug/L			09/21/24 00:21	1
Dibromomethane	<0.330		1.00	0.330	ug/L			09/21/24 00:21	1
1,2-Dichlorobenzene	<0.370		1.00	0.370	ug/L			09/21/24 00:21	1
1,4-Dichlorobenzene	<0.230		1.00	0.230	ug/L			09/21/24 00:21	1
1,1-Dichloroethane	<0.220		1.00	0.220	ug/L			09/21/24 00:21	1
1,2-Dichloroethane	<0.390		1.00	0.390	ug/L			09/21/24 00:21	1
1,1-Dichloroethene	<0.560		2.00	0.560	ug/L			09/21/24 00:21	1
1,2-Dichloropropane	<0.270		1.00	0.270	ug/L			09/21/24 00:21	1
Ethylbenzene	<0.310		1.00	0.310	ug/L			09/21/24 00:21	1
2-Hexanone	<2.00		10.0	2.00	ug/L			09/21/24 00:21	1
Iodomethane	<7.00		10.0	7.00	ug/L			09/21/24 00:21	1
Methylene chloride	<1.70		5.00	1.70	ug/L			09/21/24 00:21	1
4-Methyl-2-pentanone (MIBK)	<2.10		10.0	2.10	ug/L			09/21/24 00:21	1
Styrene	<0.370		1.00	0.370	ug/L			09/21/24 00:21	1
1,1,1,2-Tetrachloroethane	<0.380		1.00	0.380	ug/L			09/21/24 00:21	1
1,1,2,2-Tetrachloroethane	<0.470		1.00	0.470	ug/L			09/21/24 00:21	1
Tetrachloroethene	<0.480		1.00	0.480	ug/L			09/21/24 00:21	1
Toluene	<0.430		1.00	0.430	ug/L			09/21/24 00:21	1
trans-1,4-Dichloro-2-butene	<1.10		10.0	1.10	ug/L			09/21/24 00:21	1
trans-1,2-Dichloroethene	<0.270		1.00	0.270	ug/L			09/21/24 00:21	1
trans-1,3-Dichloropropene	<0.560		5.00	0.560	ug/L			09/21/24 00:21	1
1,1,1-Trichloroethane	<0.190		1.00	0.190	ug/L			09/21/24 00:21	1
1,1,2-Trichloroethane	<0.450		1.00	0.450	ug/L			09/21/24 00:21	1
Trichloroethene	<0.430		1.00	0.430	ug/L			09/21/24 00:21	1
Trichlorofluoromethane	<0.380		4.00	0.380	ug/L			09/21/24 00:21	1
1,2,3-Trichloropropane	<0.590		1.00	0.590	ug/L			09/21/24 00:21	1
Vinyl acetate	<2.50		10.0	2.50	ug/L			09/21/24 00:21	1
Vinyl chloride	<0.180		1.00	0.180	ug/L			09/21/24 00:21	1
Xylenes, Total	<0.400		3.00	0.400	ug/L			09/21/24 00:21	1

Surrogate	*%Recovery*	*Qualifier*	*Limits*	*Prepared*	*Analyzed*	*Dil Fac*
4-Bromofluorobenzene (Surr)	*102*		*80 - 120*		*09/21/24 00:21*	*1*

Client: HDR Inc
Project/Site: DMASWA

Job ID: 310-291019-1

Client Sample ID: MW-148A

Date Collected: 09/18/24 12:55
Date Received: 09/19/24 15:20

Lab Sample ID: 310-291019-29

Matrix: Water

Method: SW846 8260D - Volatile Organic Compounds by GC/MS (Continued)

Surrogate	*%Recovery*	*Qualifier*	*Limits*	*Prepared*	*Analyzed*	*Dil Fac*
Dibromofluoromethane (Surr)	*111*		*73 - 130*		*09/21/24 00:21*	*1*
Toluene-d8 (Surr)	*92*		*80 - 120*		*09/21/24 00:21*	*1*

Method: SW846 6020B - Metals (ICP/MS)

Analyte	Result	Qualifier	RL	MDL	Unit	D	Prepared	Analyzed	Dil Fac
Antimony	<0.00100		0.00200	0.00100	mg/L		09/24/24 09:00	10/03/24 15:41	1
Arsenic	<0.000530		0.00200	0.000530	mg/L		09/24/24 09:00	10/03/24 15:41	1
Barium	**0.0736**		0.00200	0.000660	mg/L		09/24/24 09:00	10/03/24 15:41	1
Beryllium	<0.000330		0.00100	0.000330	mg/L		09/24/24 09:00	10/03/24 15:41	1
Cadmium	<0.000100		0.000200	0.000100	mg/L		09/24/24 09:00	10/03/24 15:41	1
Chromium	<0.00120		0.00500	0.00120	mg/L		09/24/24 09:00	10/03/24 15:41	1
Cobalt	**0.000344**	**J**	0.000500	0.000170	mg/L		09/24/24 09:00	10/03/24 15:41	1
Copper	<0.00180		0.00500	0.00180	mg/L		09/24/24 09:00	10/03/24 15:41	1
Lead	<0.000260		0.000500	0.000260	mg/L		09/24/24 09:00	10/03/24 15:41	1
Nickel	<0.00210		0.00500	0.00210	mg/L		09/24/24 09:00	10/03/24 15:41	1
Selenium	<0.00140		0.00500	0.00140	mg/L		09/24/24 09:00	10/03/24 15:41	1
Silver	<0.000500	^1+	0.00100	0.000500	mg/L		09/24/24 09:00	10/03/24 15:41	1
Thallium	<0.000570		0.00100	0.000570	mg/L		09/24/24 09:00	10/03/24 15:41	1
Vanadium	<0.00110		0.00500	0.00110	mg/L		09/24/24 09:00	10/03/24 15:41	1
Zinc	<0.00970		0.0200	0.00970	mg/L		09/24/24 09:00	10/03/24 15:41	1

General Chemistry

Analyte	Result	Qualifier	RL	MDL	Unit	D	Prepared	Analyzed	Dil Fac
Total Suspended Solids (USGS I-3765-85)	**7.62**		1.88	1.39	mg/L			09/20/24 10:09	1

Client: HDR Inc
Project/Site: DMASWA

Job ID: 310-291019-1

Client Sample ID: MW-148B
Date Collected: 09/18/24 13:35
Date Received: 09/19/24 15:20

Lab Sample ID: 310-291019-30
Matrix: Water

Method: SW846 8260D - Volatile Organic Compounds by GC/MS

Analyte	Result	Qualifier	RL	MDL	Unit	D	Prepared	Analyzed	Dil Fac
Acetone	**3.43**	**J**	10.0	3.10	ug/L			09/20/24 23:13	1
Acrylonitrile	<2.20		5.00	2.20	ug/L			09/20/24 23:13	1
Benzene	<0.220		0.500	0.220	ug/L			09/20/24 23:13	1
Bromochloromethane	<0.540		5.00	0.540	ug/L			09/20/24 23:13	1
Bromodichloromethane	<0.390		1.00	0.390	ug/L			09/20/24 23:13	1
Bromoform	<0.780		5.00	0.780	ug/L			09/20/24 23:13	1
Bromomethane	<1.10		4.00	1.10	ug/L			09/20/24 23:13	1
2-Butanone (MEK)	<2.10		10.0	2.10	ug/L			09/20/24 23:13	1
Carbon disulfide	<0.450		1.00	0.450	ug/L			09/20/24 23:13	1
Carbon tetrachloride	<0.650		2.00	0.650	ug/L			09/20/24 23:13	1
Chlorobenzene	<0.400		1.00	0.400	ug/L			09/20/24 23:13	1
Chlorodibromomethane	<0.750		5.00	0.750	ug/L			09/20/24 23:13	1
Chloroethane	<0.790		4.00	0.790	ug/L			09/20/24 23:13	1
Chloroform	<1.30		3.00	1.30	ug/L			09/20/24 23:13	1
Chloromethane	<0.610		3.00	0.610	ug/L			09/20/24 23:13	1
cis-1,2-Dichloroethene	<0.210		1.00	0.210	ug/L			09/20/24 23:13	1
cis-1,3-Dichloropropene	<0.250		5.00	0.250	ug/L			09/20/24 23:13	1
1,2-Dibromo-3-chloropropane	<1.20		5.00	1.20	ug/L			09/20/24 23:13	1
1,2-Dibromoethane (EDB)	<0.340		1.00	0.340	ug/L			09/20/24 23:13	1
Dibromomethane	<0.330		1.00	0.330	ug/L			09/20/24 23:13	1
1,2-Dichlorobenzene	<0.370		1.00	0.370	ug/L			09/20/24 23:13	1
1,4-Dichlorobenzene	<0.230		1.00	0.230	ug/L			09/20/24 23:13	1
1,1-Dichloroethane	<0.220		1.00	0.220	ug/L			09/20/24 23:13	1
1,2-Dichloroethane	<0.390		1.00	0.390	ug/L			09/20/24 23:13	1
1,1-Dichloroethene	<0.560		2.00	0.560	ug/L			09/20/24 23:13	1
1,2-Dichloropropane	<0.270		1.00	0.270	ug/L			09/20/24 23:13	1
Ethylbenzene	<0.310		1.00	0.310	ug/L			09/20/24 23:13	1
2-Hexanone	<2.00		10.0	2.00	ug/L			09/20/24 23:13	1
Iodomethane	<7.00		10.0	7.00	ug/L			09/20/24 23:13	1
Methylene chloride	<1.70		5.00	1.70	ug/L			09/20/24 23:13	1
4-Methyl-2-pentanone (MIBK)	<2.10		10.0	2.10	ug/L			09/20/24 23:13	1
Styrene	<0.370		1.00	0.370	ug/L			09/20/24 23:13	1
1,1,1,2-Tetrachloroethane	<0.380		1.00	0.380	ug/L			09/20/24 23:13	1
1,1,2,2-Tetrachloroethane	<0.470		1.00	0.470	ug/L			09/20/24 23:13	1
Tetrachloroethene	<0.480		1.00	0.480	ug/L			09/20/24 23:13	1
Toluene	<0.430		1.00	0.430	ug/L			09/20/24 23:13	1
trans-1,4-Dichloro-2-butene	<1.10		10.0	1.10	ug/L			09/20/24 23:13	1
trans-1,2-Dichloroethene	<0.270		1.00	0.270	ug/L			09/20/24 23:13	1
trans-1,3-Dichloropropene	<0.560		5.00	0.560	ug/L			09/20/24 23:13	1
1,1,1-Trichloroethane	<0.190		1.00	0.190	ug/L			09/20/24 23:13	1
1,1,2-Trichloroethane	<0.450		1.00	0.450	ug/L			09/20/24 23:13	1
Trichloroethene	<0.430		1.00	0.430	ug/L			09/20/24 23:13	1
Trichlorofluoromethane	<0.380		4.00	0.380	ug/L			09/20/24 23:13	1
1,2,3-Trichloropropane	<0.590		1.00	0.590	ug/L			09/20/24 23:13	1
Vinyl acetate	<2.50		10.0	2.50	ug/L			09/20/24 23:13	1
Vinyl chloride	<0.180		1.00	0.180	ug/L			09/20/24 23:13	1
Xylenes, Total	<0.400		3.00	0.400	ug/L			09/20/24 23:13	1

Surrogate	*%Recovery*	*Qualifier*	*Limits*	*Prepared*	*Analyzed*	*Dil Fac*
4-Bromofluorobenzene (Surr)	*99*		*80 - 120*		*09/20/24 23:13*	*1*

Client: HDR Inc
Project/Site: DMASWA

Job ID: 310-291019-1

Client Sample ID: MW-148B

Date Collected: 09/18/24 13:35
Date Received: 09/19/24 15:20

Lab Sample ID: 310-291019-30

Matrix: Water

Method: SW846 8260D - Volatile Organic Compounds by GC/MS (Continued)

Surrogate	*%Recovery*	*Qualifier*	*Limits*	*Prepared*	*Analyzed*	*Dil Fac*
Dibromofluoromethane (Surr)	*114*		*73 - 130*		*09/20/24 23:13*	*1*
Toluene-d8 (Surr)	*94*		*80 - 120*		*09/20/24 23:13*	*1*

Method: SW846 6020B - Metals (ICP/MS)

Analyte	Result	Qualifier	RL	MDL	Unit	D	Prepared	Analyzed	Dil Fac
Antimony	**0.00103**	**J**	0.00200	0.00100	mg/L		09/24/24 09:00	10/03/24 15:43	1
Arsenic	**0.000695**	**J**	0.00200	0.000530	mg/L		09/24/24 09:00	10/03/24 15:43	1
Barium	**0.0261**		0.00200	0.000660	mg/L		09/24/24 09:00	10/03/24 15:43	1
Beryllium	<0.000330		0.00100	0.000330	mg/L		09/24/24 09:00	10/03/24 15:43	1
Cadmium	<0.000100		0.000200	0.000100	mg/L		09/24/24 09:00	10/03/24 15:43	1
Chromium	**0.00355**	**J**	0.00500	0.00120	mg/L		09/24/24 09:00	10/03/24 15:43	1
Cobalt	**0.000594**		0.000500	0.000170	mg/L		09/24/24 09:00	10/03/24 15:43	1
Copper	<0.00180		0.00500	0.00180	mg/L		09/24/24 09:00	10/03/24 15:43	1
Lead	<0.000260		0.000500	0.000260	mg/L		09/24/24 09:00	10/03/24 15:43	1
Nickel	<0.00210		0.00500	0.00210	mg/L		09/24/24 09:00	10/03/24 15:43	1
Selenium	<0.00140		0.00500	0.00140	mg/L		09/24/24 09:00	10/03/24 15:43	1
Silver	<0.000500	^1+	0.00100	0.000500	mg/L		09/24/24 09:00	10/03/24 15:43	1
Thallium	<0.000570		0.00100	0.000570	mg/L		09/24/24 09:00	10/03/24 15:43	1
Vanadium	**0.00178**	**J**	0.00500	0.00110	mg/L		09/24/24 09:00	10/03/24 15:43	1
Zinc	<0.00970		0.0200	0.00970	mg/L		09/24/24 09:00	10/03/24 15:43	1

General Chemistry

Analyte	Result	Qualifier	RL	MDL	Unit	D	Prepared	Analyzed	Dil Fac
Total Suspended Solids (USGS I-3765-85)	**32.3**		1.88	1.39	mg/L			09/20/24 10:09	1

Client: HDR Inc
Project/Site: DMASWA

Job ID: 310-291019-1

Client Sample ID: MW-147A
Date Collected: 09/18/24 14:35
Date Received: 09/19/24 15:20

Lab Sample ID: 310-291019-31
Matrix: Water

Method: SW846 8260D - Volatile Organic Compounds by GC/MS

Analyte	Result	Qualifier	RL	MDL	Unit	D	Prepared	Analyzed	Dil Fac
Acetone	**7.01**	**J**	10.0	3.10	ug/L			09/21/24 01:29	1
Acrylonitrile	<2.20		5.00	2.20	ug/L			09/21/24 01:29	1
Benzene	<0.220		0.500	0.220	ug/L			09/21/24 01:29	1
Bromochloromethane	<0.540		5.00	0.540	ug/L			09/21/24 01:29	1
Bromodichloromethane	<0.390		1.00	0.390	ug/L			09/21/24 01:29	1
Bromoform	<0.780		5.00	0.780	ug/L			09/21/24 01:29	1
Bromomethane	<1.10		4.00	1.10	ug/L			09/21/24 01:29	1
2-Butanone (MEK)	<2.10		10.0	2.10	ug/L			09/21/24 01:29	1
Carbon disulfide	<0.450		1.00	0.450	ug/L			09/21/24 01:29	1
Carbon tetrachloride	<0.650		2.00	0.650	ug/L			09/21/24 01:29	1
Chlorobenzene	<0.400		1.00	0.400	ug/L			09/21/24 01:29	1
Chlorodibromomethane	<0.750		5.00	0.750	ug/L			09/21/24 01:29	1
Chloroethane	<0.790		4.00	0.790	ug/L			09/21/24 01:29	1
Chloroform	<1.30		3.00	1.30	ug/L			09/21/24 01:29	1
Chloromethane	<0.610		3.00	0.610	ug/L			09/21/24 01:29	1
cis-1,2-Dichloroethene	<0.210		1.00	0.210	ug/L			09/21/24 01:29	1
cis-1,3-Dichloropropene	<0.250		5.00	0.250	ug/L			09/21/24 01:29	1
1,2-Dibromo-3-chloropropane	<1.20		5.00	1.20	ug/L			09/21/24 01:29	1
1,2-Dibromoethane (EDB)	<0.340		1.00	0.340	ug/L			09/21/24 01:29	1
Dibromomethane	<0.330		1.00	0.330	ug/L			09/21/24 01:29	1
1,2-Dichlorobenzene	<0.370		1.00	0.370	ug/L			09/21/24 01:29	1
1,4-Dichlorobenzene	<0.230		1.00	0.230	ug/L			09/21/24 01:29	1
1,1-Dichloroethane	<0.220		1.00	0.220	ug/L			09/21/24 01:29	1
1,2-Dichloroethane	<0.390		1.00	0.390	ug/L			09/21/24 01:29	1
1,1-Dichloroethene	<0.560		2.00	0.560	ug/L			09/21/24 01:29	1
1,2-Dichloropropane	<0.270		1.00	0.270	ug/L			09/21/24 01:29	1
Ethylbenzene	<0.310		1.00	0.310	ug/L			09/21/24 01:29	1
2-Hexanone	<2.00		10.0	2.00	ug/L			09/21/24 01:29	1
Iodomethane	<7.00		10.0	7.00	ug/L			09/21/24 01:29	1
Methylene chloride	<1.70		5.00	1.70	ug/L			09/21/24 01:29	1
4-Methyl-2-pentanone (MIBK)	<2.10		10.0	2.10	ug/L			09/21/24 01:29	1
Styrene	<0.370		1.00	0.370	ug/L			09/21/24 01:29	1
1,1,1,2-Tetrachloroethane	<0.380		1.00	0.380	ug/L			09/21/24 01:29	1
1,1,2,2-Tetrachloroethane	<0.470		1.00	0.470	ug/L			09/21/24 01:29	1
Tetrachloroethene	<0.480		1.00	0.480	ug/L			09/21/24 01:29	1
Toluene	**0.603**	**J**	1.00	0.430	ug/L			09/21/24 01:29	1
trans-1,4-Dichloro-2-butene	<1.10		10.0	1.10	ug/L			09/21/24 01:29	1
trans-1,2-Dichloroethene	<0.270		1.00	0.270	ug/L			09/21/24 01:29	1
trans-1,3-Dichloropropene	<0.560		5.00	0.560	ug/L			09/21/24 01:29	1
1,1,1-Trichloroethane	<0.190		1.00	0.190	ug/L			09/21/24 01:29	1
1,1,2-Trichloroethane	<0.450		1.00	0.450	ug/L			09/21/24 01:29	1
Trichloroethene	<0.430		1.00	0.430	ug/L			09/21/24 01:29	1
Trichlorofluoromethane	<0.380		4.00	0.380	ug/L			09/21/24 01:29	1
1,2,3-Trichloropropane	<0.590		1.00	0.590	ug/L			09/21/24 01:29	1
Vinyl acetate	<2.50		10.0	2.50	ug/L			09/21/24 01:29	1
Vinyl chloride	<0.180		1.00	0.180	ug/L			09/21/24 01:29	1
Xylenes, Total	<0.400		3.00	0.400	ug/L			09/21/24 01:29	1

Surrogate	*%Recovery*	*Qualifier*	*Limits*	*Prepared*	*Analyzed*	*Dil Fac*
4-Bromofluorobenzene (Surr)	*102*		*80 - 120*		*09/21/24 01:29*	*1*

Client: HDR Inc
Project/Site: DMASWA

Job ID: 310-291019-1

Client Sample ID: MW-147A

Date Collected: 09/18/24 14:35
Date Received: 09/19/24 15:20

Lab Sample ID: 310-291019-31

Matrix: Water

Method: SW846 8260D - Volatile Organic Compounds by GC/MS (Continued)

Surrogate	*%Recovery*	*Qualifier*	*Limits*	*Prepared*	*Analyzed*	*Dil Fac*
Dibromofluoromethane (Surr)	*109*		*73 - 130*		*09/21/24 01:29*	*1*
Toluene-d8 (Surr)	*99*		*80 - 120*		*09/21/24 01:29*	*1*

Method: SW846 6020B - Metals (ICP/MS)

Analyte	Result	Qualifier	RL	MDL	Unit	D	Prepared	Analyzed	Dil Fac
Antimony	<0.00100		0.00200	0.00100	mg/L		09/24/24 09:00	10/03/24 15:46	1
Arsenic	**0.00133**	**J**	0.00200	0.000530	mg/L		09/24/24 09:00	10/03/24 15:46	1
Barium	**0.0656**		0.00200	0.000660	mg/L		09/24/24 09:00	10/03/24 15:46	1
Beryllium	<0.000330		0.00100	0.000330	mg/L		09/24/24 09:00	10/03/24 15:46	1
Cadmium	<0.000100		0.000200	0.000100	mg/L		09/24/24 09:00	10/03/24 15:46	1
Chromium	**0.00126**	**J**	0.00500	0.00120	mg/L		09/24/24 09:00	10/03/24 15:46	1
Cobalt	**0.000715**		0.000500	0.000170	mg/L		09/24/24 09:00	10/03/24 15:46	1
Copper	<0.00180		0.00500	0.00180	mg/L		09/24/24 09:00	10/03/24 15:46	1
Lead	<0.000260		0.000500	0.000260	mg/L		09/24/24 09:00	10/03/24 15:46	1
Nickel	**0.00272**	**J**	0.00500	0.00210	mg/L		09/24/24 09:00	10/03/24 15:46	1
Selenium	<0.00140		0.00500	0.00140	mg/L		09/24/24 09:00	10/03/24 15:46	1
Silver	<0.000500	^1+	0.00100	0.000500	mg/L		09/24/24 09:00	10/03/24 15:46	1
Thallium	<0.000570		0.00100	0.000570	mg/L		09/24/24 09:00	10/03/24 15:46	1
Vanadium	**0.00138**	**J**	0.00500	0.00110	mg/L		09/24/24 09:00	10/03/24 15:46	1
Zinc	<0.00970		0.0200	0.00970	mg/L		09/24/24 09:00	10/03/24 15:46	1

General Chemistry

Analyte	Result	Qualifier	RL	MDL	Unit	D	Prepared	Analyzed	Dil Fac
Total Suspended Solids (USGS I-3765-85)	**107**		3.00	2.22	mg/L			09/20/24 10:09	1

Client: HDR Inc
Project/Site: DMASWA

Job ID: 310-291019-1

Client Sample ID: MW-145A
Date Collected: 09/18/24 15:30
Date Received: 09/19/24 15:20

Lab Sample ID: 310-291019-32
Matrix: Water

Method: SW846 8260D - Volatile Organic Compounds by GC/MS

Analyte	Result	Qualifier	RL	MDL	Unit	D	Prepared	Analyzed	Dil Fac
Acetone	<3.10		10.0	3.10	ug/L			09/21/24 02:14	1
Acrylonitrile	<2.20		5.00	2.20	ug/L			09/21/24 02:14	1
Benzene	<0.220		0.500	0.220	ug/L			09/21/24 02:14	1
Bromochloromethane	<0.540		5.00	0.540	ug/L			09/21/24 02:14	1
Bromodichloromethane	<0.390		1.00	0.390	ug/L			09/21/24 02:14	1
Bromoform	<0.780		5.00	0.780	ug/L			09/21/24 02:14	1
Bromomethane	<1.10		4.00	1.10	ug/L			09/21/24 02:14	1
2-Butanone (MEK)	<2.10		10.0	2.10	ug/L			09/21/24 02:14	1
Carbon disulfide	<0.450		1.00	0.450	ug/L			09/21/24 02:14	1
Carbon tetrachloride	<0.650		2.00	0.650	ug/L			09/21/24 02:14	1
Chlorobenzene	<0.400		1.00	0.400	ug/L			09/21/24 02:14	1
Chlorodibromomethane	<0.750		5.00	0.750	ug/L			09/21/24 02:14	1
Chloroethane	<0.790		4.00	0.790	ug/L			09/21/24 02:14	1
Chloroform	<1.30		3.00	1.30	ug/L			09/21/24 02:14	1
Chloromethane	<0.610		3.00	0.610	ug/L			09/21/24 02:14	1
cis-1,2-Dichloroethene	<0.210		1.00	0.210	ug/L			09/21/24 02:14	1
cis-1,3-Dichloropropene	<0.250		5.00	0.250	ug/L			09/21/24 02:14	1
1,2-Dibromo-3-chloropropane	<1.20		5.00	1.20	ug/L			09/21/24 02:14	1
1,2-Dibromoethane (EDB)	<0.340		1.00	0.340	ug/L			09/21/24 02:14	1
Dibromomethane	<0.330		1.00	0.330	ug/L			09/21/24 02:14	1
1,2-Dichlorobenzene	<0.370		1.00	0.370	ug/L			09/21/24 02:14	1
1,4-Dichlorobenzene	<0.230		1.00	0.230	ug/L			09/21/24 02:14	1
1,1-Dichloroethane	<0.220		1.00	0.220	ug/L			09/21/24 02:14	1
1,2-Dichloroethane	<0.390		1.00	0.390	ug/L			09/21/24 02:14	1
1,1-Dichloroethene	<0.560		2.00	0.560	ug/L			09/21/24 02:14	1
1,2-Dichloropropane	<0.270		1.00	0.270	ug/L			09/21/24 02:14	1
Ethylbenzene	<0.310		1.00	0.310	ug/L			09/21/24 02:14	1
2-Hexanone	<2.00		10.0	2.00	ug/L			09/21/24 02:14	1
Iodomethane	<7.00		10.0	7.00	ug/L			09/21/24 02:14	1
Methylene chloride	<1.70		5.00	1.70	ug/L			09/21/24 02:14	1
4-Methyl-2-pentanone (MIBK)	<2.10		10.0	2.10	ug/L			09/21/24 02:14	1
Styrene	<0.370		1.00	0.370	ug/L			09/21/24 02:14	1
1,1,1,2-Tetrachloroethane	<0.380		1.00	0.380	ug/L			09/21/24 02:14	1
1,1,2,2-Tetrachloroethane	<0.470		1.00	0.470	ug/L			09/21/24 02:14	1
Tetrachloroethene	<0.480		1.00	0.480	ug/L			09/21/24 02:14	1
Toluene	<0.430		1.00	0.430	ug/L			09/21/24 02:14	1
trans-1,4-Dichloro-2-butene	<1.10		10.0	1.10	ug/L			09/21/24 02:14	1
trans-1,2-Dichloroethene	<0.270		1.00	0.270	ug/L			09/21/24 02:14	1
trans-1,3-Dichloropropene	<0.560		5.00	0.560	ug/L			09/21/24 02:14	1
1,1,1-Trichloroethane	<0.190		1.00	0.190	ug/L			09/21/24 02:14	1
1,1,2-Trichloroethane	<0.450		1.00	0.450	ug/L			09/21/24 02:14	1
Trichloroethene	<0.430		1.00	0.430	ug/L			09/21/24 02:14	1
Trichlorofluoromethane	<0.380		4.00	0.380	ug/L			09/21/24 02:14	1
1,2,3-Trichloropropane	<0.590		1.00	0.590	ug/L			09/21/24 02:14	1
Vinyl acetate	<2.50		10.0	2.50	ug/L			09/21/24 02:14	1
Vinyl chloride	<0.180		1.00	0.180	ug/L			09/21/24 02:14	1
Xylenes, Total	<0.400		3.00	0.400	ug/L			09/21/24 02:14	1

Surrogate	*%Recovery*	*Qualifier*	*Limits*	*Prepared*	*Analyzed*	*Dil Fac*
4-Bromofluorobenzene (Surr)	*98*		*80 - 120*		*09/21/24 02:14*	*1*

Client Sample ID: MW-145A
Date Collected: 09/18/24 15:30
Date Received: 09/19/24 15:20

Lab Sample ID: 310-291019-32
Matrix: Water

Method: SW846 8260D - Volatile Organic Compounds by GC/MS (Continued)

Surrogate	*%Recovery*	*Qualifier*	*Limits*	*Prepared*	*Analyzed*	*Dil Fac*
Dibromofluoromethane (Surr)	*109*		*73 - 130*		*09/21/24 02:14*	*1*
Toluene-d8 (Surr)	*95*		*80 - 120*		*09/21/24 02:14*	*1*

Method: SW846 6020B - Metals (ICP/MS)

Analyte	Result	Qualifier	RL	MDL	Unit	D	Prepared	Analyzed	Dil Fac
Antimony	<0.00100		0.00200	0.00100	mg/L		09/24/24 09:00	10/03/24 15:56	1
Arsenic	**0.00115**	**J**	0.00200	0.000530	mg/L		09/24/24 09:00	10/03/24 15:56	1
Barium	**0.230**		0.00200	0.000660	mg/L		09/24/24 09:00	10/03/24 15:56	1
Beryllium	<0.000330		0.00100	0.000330	mg/L		09/24/24 09:00	10/03/24 15:56	1
Cadmium	<0.000100		0.000200	0.000100	mg/L		09/24/24 09:00	10/03/24 15:56	1
Chromium	**0.00397**	**J**	0.00500	0.00120	mg/L		09/24/24 09:00	10/03/24 15:56	1
Cobalt	**0.00260**		0.000500	0.000170	mg/L		09/24/24 09:00	10/03/24 15:56	1
Copper	**0.00301**	**J**	0.00500	0.00180	mg/L		09/24/24 09:00	10/03/24 15:56	1
Lead	**0.00146**		0.000500	0.000260	mg/L		09/24/24 09:00	10/03/24 15:56	1
Nickel	**0.00744**		0.00500	0.00210	mg/L		09/24/24 09:00	10/03/24 15:56	1
Selenium	<0.00140		0.00500	0.00140	mg/L		09/24/24 09:00	10/03/24 15:56	1
Silver	<0.000500	^1+	0.00100	0.000500	mg/L		09/24/24 09:00	10/03/24 15:56	1
Thallium	<0.000570		0.00100	0.000570	mg/L		09/24/24 09:00	10/03/24 15:56	1
Vanadium	**0.00513**		0.00500	0.00110	mg/L		09/24/24 09:00	10/03/24 15:56	1
Zinc	**0.0130**	**J**	0.0200	0.00970	mg/L		09/24/24 09:00	10/03/24 15:56	1

General Chemistry

Analyte	Result	Qualifier	RL	MDL	Unit	D	Prepared	Analyzed	Dil Fac
Total Suspended Solids (USGS I-3765-85)	**108**		15.0	11.1	mg/L			09/20/24 10:09	1

Client: HDR Inc
Project/Site: DMASWA

Job ID: 310-291019-1

Client Sample ID: MW-145B
Date Collected: 09/18/24 15:55
Date Received: 09/19/24 15:20

Lab Sample ID: 310-291019-33
Matrix: Water

Method: SW846 8260D - Volatile Organic Compounds by GC/MS

Analyte	Result	Qualifier	RL	MDL	Unit	D	Prepared	Analyzed	Dil Fac
Acetone	<3.10		10.0	3.10	ug/L			09/20/24 21:21	1
Acrylonitrile	<2.20		5.00	2.20	ug/L			09/20/24 21:21	1
Benzene	<0.220		0.500	0.220	ug/L			09/20/24 21:21	1
Bromochloromethane	<0.540		5.00	0.540	ug/L			09/20/24 21:21	1
Bromodichloromethane	<0.390		1.00	0.390	ug/L			09/20/24 21:21	1
Bromoform	<0.780		5.00	0.780	ug/L			09/20/24 21:21	1
Bromomethane	<1.10		4.00	1.10	ug/L			09/20/24 21:21	1
2-Butanone (MEK)	<2.10		10.0	2.10	ug/L			09/20/24 21:21	1
Carbon disulfide	<0.450		1.00	0.450	ug/L			09/20/24 21:21	1
Carbon tetrachloride	<0.650		2.00	0.650	ug/L			09/20/24 21:21	1
Chlorobenzene	<0.400		1.00	0.400	ug/L			09/20/24 21:21	1
Chlorodibromomethane	<0.750		5.00	0.750	ug/L			09/20/24 21:21	1
Chloroethane	<0.790		4.00	0.790	ug/L			09/20/24 21:21	1
Chloroform	<1.30		3.00	1.30	ug/L			09/20/24 21:21	1
Chloromethane	<0.610		3.00	0.610	ug/L			09/20/24 21:21	1
cis-1,2-Dichloroethene	<0.210		1.00	0.210	ug/L			09/20/24 21:21	1
cis-1,3-Dichloropropene	<0.250		5.00	0.250	ug/L			09/20/24 21:21	1
1,2-Dibromo-3-chloropropane	<1.20		5.00	1.20	ug/L			09/20/24 21:21	1
1,2-Dibromoethane (EDB)	<0.340		1.00	0.340	ug/L			09/20/24 21:21	1
Dibromomethane	<0.330		1.00	0.330	ug/L			09/20/24 21:21	1
1,2-Dichlorobenzene	<0.370		1.00	0.370	ug/L			09/20/24 21:21	1
1,4-Dichlorobenzene	<0.230		1.00	0.230	ug/L			09/20/24 21:21	1
1,1-Dichloroethane	<0.220		1.00	0.220	ug/L			09/20/24 21:21	1
1,2-Dichloroethane	<0.390		1.00	0.390	ug/L			09/20/24 21:21	1
1,1-Dichloroethene	<0.560		2.00	0.560	ug/L			09/20/24 21:21	1
1,2-Dichloropropane	<0.270		1.00	0.270	ug/L			09/20/24 21:21	1
Ethylbenzene	<0.310		1.00	0.310	ug/L			09/20/24 21:21	1
2-Hexanone	<2.00		10.0	2.00	ug/L			09/20/24 21:21	1
Iodomethane	<7.00		10.0	7.00	ug/L			09/20/24 21:21	1
Methylene chloride	<1.70		5.00	1.70	ug/L			09/20/24 21:21	1
4-Methyl-2-pentanone (MIBK)	<2.10		10.0	2.10	ug/L			09/20/24 21:21	1
Styrene	<0.370		1.00	0.370	ug/L			09/20/24 21:21	1
1,1,1,2-Tetrachloroethane	<0.380		1.00	0.380	ug/L			09/20/24 21:21	1
1,1,2,2-Tetrachloroethane	<0.470		1.00	0.470	ug/L			09/20/24 21:21	1
Tetrachloroethene	<0.480		1.00	0.480	ug/L			09/20/24 21:21	1
Toluene	<0.430		1.00	0.430	ug/L			09/20/24 21:21	1
trans-1,4-Dichloro-2-butene	<1.10		10.0	1.10	ug/L			09/20/24 21:21	1
trans-1,2-Dichloroethene	<0.270		1.00	0.270	ug/L			09/20/24 21:21	1
trans-1,3-Dichloropropene	<0.560		5.00	0.560	ug/L			09/20/24 21:21	1
1,1,1-Trichloroethane	<0.190		1.00	0.190	ug/L			09/20/24 21:21	1
1,1,2-Trichloroethane	<0.450		1.00	0.450	ug/L			09/20/24 21:21	1
Trichloroethene	<0.430		1.00	0.430	ug/L			09/20/24 21:21	1
Trichlorofluoromethane	<0.380		4.00	0.380	ug/L			09/20/24 21:21	1
1,2,3-Trichloropropane	<0.590		1.00	0.590	ug/L			09/20/24 21:21	1
Vinyl acetate	<2.50		10.0	2.50	ug/L			09/20/24 21:21	1
Vinyl chloride	<0.180		1.00	0.180	ug/L			09/20/24 21:21	1
Xylenes, Total	<0.400		3.00	0.400	ug/L			09/20/24 21:21	1

Surrogate	*%Recovery*	*Qualifier*	*Limits*	*Prepared*	*Analyzed*	*Dil Fac*
4-Bromofluorobenzene (Surr)	*98*		*80 - 120*		*09/20/24 21:21*	*1*

Client: HDR Inc
Project/Site: DMASWA

Job ID: 310-291019-1

Client Sample ID: MW-145B

Date Collected: 09/18/24 15:55
Date Received: 09/19/24 15:20

Lab Sample ID: 310-291019-33

Matrix: Water

Method: SW846 8260D - Volatile Organic Compounds by GC/MS (Continued)

Surrogate	*%Recovery*	*Qualifier*	*Limits*	*Prepared*	*Analyzed*	*Dil Fac*
Dibromofluoromethane (Surr)	*112*		*73 - 130*		*09/20/24 21:21*	*1*
Toluene-d8 (Surr)	*94*		*80 - 120*		*09/20/24 21:21*	*1*

Method: SW846 6020B - Metals (ICP/MS)

Analyte	Result	Qualifier	RL	MDL	Unit	D	Prepared	Analyzed	Dil Fac
Antimony	<0.00100		0.00200	0.00100	mg/L		09/24/24 09:00	10/03/24 15:59	1
Arsenic	<0.000530		0.00200	0.000530	mg/L		09/24/24 09:00	10/03/24 15:59	1
Barium	**0.174**		0.00200	0.000660	mg/L		09/24/24 09:00	10/03/24 15:59	1
Beryllium	<0.000330		0.00100	0.000330	mg/L		09/24/24 09:00	10/03/24 15:59	1
Cadmium	<0.000100		0.000200	0.000100	mg/L		09/24/24 09:00	10/03/24 15:59	1
Chromium	<0.00120		0.00500	0.00120	mg/L		09/24/24 09:00	10/03/24 15:59	1
Cobalt	**0.000482**	**J**	0.000500	0.000170	mg/L		09/24/24 09:00	10/03/24 15:59	1
Copper	<0.00180		0.00500	0.00180	mg/L		09/24/24 09:00	10/03/24 15:59	1
Lead	<0.000260		0.000500	0.000260	mg/L		09/24/24 09:00	10/03/24 15:59	1
Nickel	<0.00210		0.00500	0.00210	mg/L		09/24/24 09:00	10/03/24 15:59	1
Selenium	<0.00140		0.00500	0.00140	mg/L		09/24/24 09:00	10/03/24 15:59	1
Silver	<0.000500	^1+	0.00100	0.000500	mg/L		09/24/24 09:00	10/03/24 15:59	1
Thallium	<0.000570		0.00100	0.000570	mg/L		09/24/24 09:00	10/03/24 15:59	1
Vanadium	<0.00110		0.00500	0.00110	mg/L		09/24/24 09:00	10/03/24 15:59	1
Zinc	<0.00970		0.0200	0.00970	mg/L		09/24/24 09:00	10/03/24 15:59	1

General Chemistry

Analyte	Result	Qualifier	RL	MDL	Unit	D	Prepared	Analyzed	Dil Fac
Total Suspended Solids (USGS I-3765-85)	**1.63**	**J**	1.88	1.39	mg/L			09/20/24 10:09	1

Client: HDR Inc
Project/Site: DMASWA

Job ID: 310-291019-1

Client Sample ID: TB-3
Date Collected: 09/18/24 15:20
Date Received: 09/19/24 15:20

Lab Sample ID: 310-291019-34
Matrix: Water

Method: SW846 8260D - Volatile Organic Compounds by GC/MS

Analyte	Result	Qualifier	RL	MDL	Unit	D	Prepared	Analyzed	Dil Fac
Acetone	<3.10		10.0	3.10	ug/L			09/20/24 20:13	1
Acrylonitrile	<2.20		5.00	2.20	ug/L			09/20/24 20:13	1
Benzene	<0.220		0.500	0.220	ug/L			09/20/24 20:13	1
Bromochloromethane	<0.540		5.00	0.540	ug/L			09/20/24 20:13	1
Bromodichloromethane	<0.390		1.00	0.390	ug/L			09/20/24 20:13	1
Bromoform	<0.780		5.00	0.780	ug/L			09/20/24 20:13	1
Bromomethane	<1.10		4.00	1.10	ug/L			09/20/24 20:13	1
2-Butanone (MEK)	<2.10		10.0	2.10	ug/L			09/20/24 20:13	1
Carbon disulfide	<0.450		1.00	0.450	ug/L			09/20/24 20:13	1
Carbon tetrachloride	<0.650		2.00	0.650	ug/L			09/20/24 20:13	1
Chlorobenzene	<0.400		1.00	0.400	ug/L			09/20/24 20:13	1
Chlorodibromomethane	<0.750		5.00	0.750	ug/L			09/20/24 20:13	1
Chloroethane	<0.790		4.00	0.790	ug/L			09/20/24 20:13	1
Chloroform	<1.30		3.00	1.30	ug/L			09/20/24 20:13	1
Chloromethane	<0.610		3.00	0.610	ug/L			09/20/24 20:13	1
cis-1,2-Dichloroethene	<0.210		1.00	0.210	ug/L			09/20/24 20:13	1
cis-1,3-Dichloropropene	<0.250		5.00	0.250	ug/L			09/20/24 20:13	1
1,2-Dibromo-3-chloropropane	<1.20		5.00	1.20	ug/L			09/20/24 20:13	1
1,2-Dibromoethane (EDB)	<0.340		1.00	0.340	ug/L			09/20/24 20:13	1
Dibromomethane	<0.330		1.00	0.330	ug/L			09/20/24 20:13	1
1,2-Dichlorobenzene	<0.370		1.00	0.370	ug/L			09/20/24 20:13	1
1,4-Dichlorobenzene	<0.230		1.00	0.230	ug/L			09/20/24 20:13	1
1,1-Dichloroethane	<0.220		1.00	0.220	ug/L			09/20/24 20:13	1
1,2-Dichloroethane	<0.390		1.00	0.390	ug/L			09/20/24 20:13	1
1,1-Dichloroethene	<0.560		2.00	0.560	ug/L			09/20/24 20:13	1
1,2-Dichloropropane	<0.270		1.00	0.270	ug/L			09/20/24 20:13	1
Ethylbenzene	<0.310		1.00	0.310	ug/L			09/20/24 20:13	1
2-Hexanone	<2.00		10.0	2.00	ug/L			09/20/24 20:13	1
Iodomethane	<7.00		10.0	7.00	ug/L			09/20/24 20:13	1
Methylene chloride	<1.70		5.00	1.70	ug/L			09/20/24 20:13	1
4-Methyl-2-pentanone (MIBK)	<2.10		10.0	2.10	ug/L			09/20/24 20:13	1
Styrene	<0.370		1.00	0.370	ug/L			09/20/24 20:13	1
1,1,1,2-Tetrachloroethane	<0.380		1.00	0.380	ug/L			09/20/24 20:13	1
1,1,2,2-Tetrachloroethane	<0.470		1.00	0.470	ug/L			09/20/24 20:13	1
Tetrachloroethene	<0.480		1.00	0.480	ug/L			09/20/24 20:13	1
Toluene	<0.430		1.00	0.430	ug/L			09/20/24 20:13	1
trans-1,4-Dichloro-2-butene	<1.10		10.0	1.10	ug/L			09/20/24 20:13	1
trans-1,2-Dichloroethene	<0.270		1.00	0.270	ug/L			09/20/24 20:13	1
trans-1,3-Dichloropropene	<0.560		5.00	0.560	ug/L			09/20/24 20:13	1
1,1,1-Trichloroethane	<0.190		1.00	0.190	ug/L			09/20/24 20:13	1
1,1,2-Trichloroethane	<0.450		1.00	0.450	ug/L			09/20/24 20:13	1
Trichloroethene	<0.430		1.00	0.430	ug/L			09/20/24 20:13	1
Trichlorofluoromethane	<0.380		4.00	0.380	ug/L			09/20/24 20:13	1
1,2,3-Trichloropropane	<0.590		1.00	0.590	ug/L			09/20/24 20:13	1
Vinyl acetate	<2.50		10.0	2.50	ug/L			09/20/24 20:13	1
Vinyl chloride	<0.180		1.00	0.180	ug/L			09/20/24 20:13	1
Xylenes, Total	<0.400		3.00	0.400	ug/L			09/20/24 20:13	1

Surrogate	*%Recovery*	*Qualifier*	*Limits*	*Prepared*	*Analyzed*	*Dil Fac*
4-Bromofluorobenzene (Surr)	*96*		*80 - 120*		*09/20/24 20:13*	*1*

Client: HDR Inc
Project/Site: DMASWA

Job ID: 310-291019-1

Client Sample ID: TB-3
Date Collected: 09/18/24 15:20
Date Received: 09/19/24 15:20

Lab Sample ID: 310-291019-34
Matrix: Water

Method: SW846 8260D - Volatile Organic Compounds by GC/MS (Continued)

Surrogate	%Recovery	Qualifier	Limits	Prepared	Analyzed	Dil Fac
Dibromofluoromethane (Surr)	*108*		*73 - 130*		*09/20/24 20:13*	*1*
Toluene-d8 (Surr)	*94*		*80 - 120*		*09/20/24 20:13*	*1*

Client: HDR Inc
Project/Site: DMASWA

Job ID: 310-291019-1

Client Sample ID: MW-146A
Date Collected: 09/18/24 16:45
Date Received: 09/19/24 15:20

Lab Sample ID: 310-291019-35
Matrix: Water

Method: SW846 8260D - Volatile Organic Compounds by GC/MS

Analyte	Result	Qualifier	RL	MDL	Unit	D	Prepared	Analyzed	Dil Fac
Acetone	<3.10		10.0	3.10	ug/L			09/20/24 21:43	1
Acrylonitrile	<2.20		5.00	2.20	ug/L			09/20/24 21:43	1
Benzene	<0.220		0.500	0.220	ug/L			09/20/24 21:43	1
Bromochloromethane	<0.540		5.00	0.540	ug/L			09/20/24 21:43	1
Bromodichloromethane	<0.390		1.00	0.390	ug/L			09/20/24 21:43	1
Bromoform	<0.780		5.00	0.780	ug/L			09/20/24 21:43	1
Bromomethane	<1.10		4.00	1.10	ug/L			09/20/24 21:43	1
2-Butanone (MEK)	<2.10		10.0	2.10	ug/L			09/20/24 21:43	1
Carbon disulfide	<0.450		1.00	0.450	ug/L			09/20/24 21:43	1
Carbon tetrachloride	<0.650		2.00	0.650	ug/L			09/20/24 21:43	1
Chlorobenzene	<0.400		1.00	0.400	ug/L			09/20/24 21:43	1
Chlorodibromomethane	<0.750		5.00	0.750	ug/L			09/20/24 21:43	1
Chloroethane	<0.790		4.00	0.790	ug/L			09/20/24 21:43	1
Chloroform	<1.30		3.00	1.30	ug/L			09/20/24 21:43	1
Chloromethane	<0.610		3.00	0.610	ug/L			09/20/24 21:43	1
cis-1,2-Dichloroethene	<0.210		1.00	0.210	ug/L			09/20/24 21:43	1
cis-1,3-Dichloropropene	<0.250		5.00	0.250	ug/L			09/20/24 21:43	1
1,2-Dibromo-3-chloropropane	<1.20		5.00	1.20	ug/L			09/20/24 21:43	1
1,2-Dibromoethane (EDB)	<0.340		1.00	0.340	ug/L			09/20/24 21:43	1
Dibromomethane	<0.330		1.00	0.330	ug/L			09/20/24 21:43	1
1,2-Dichlorobenzene	<0.370		1.00	0.370	ug/L			09/20/24 21:43	1
1,4-Dichlorobenzene	<0.230		1.00	0.230	ug/L			09/20/24 21:43	1
1,1-Dichloroethane	<0.220		1.00	0.220	ug/L			09/20/24 21:43	1
1,2-Dichloroethane	<0.390		1.00	0.390	ug/L			09/20/24 21:43	1
1,1-Dichloroethene	<0.560		2.00	0.560	ug/L			09/20/24 21:43	1
1,2-Dichloropropane	<0.270		1.00	0.270	ug/L			09/20/24 21:43	1
Ethylbenzene	<0.310		1.00	0.310	ug/L			09/20/24 21:43	1
2-Hexanone	<2.00		10.0	2.00	ug/L			09/20/24 21:43	1
Iodomethane	<7.00		10.0	7.00	ug/L			09/20/24 21:43	1
Methylene chloride	<1.70		5.00	1.70	ug/L			09/20/24 21:43	1
4-Methyl-2-pentanone (MIBK)	<2.10		10.0	2.10	ug/L			09/20/24 21:43	1
Styrene	<0.370		1.00	0.370	ug/L			09/20/24 21:43	1
1,1,1,2-Tetrachloroethane	<0.380		1.00	0.380	ug/L			09/20/24 21:43	1
1,1,2,2-Tetrachloroethane	<0.470		1.00	0.470	ug/L			09/20/24 21:43	1
Tetrachloroethene	<0.480		1.00	0.480	ug/L			09/20/24 21:43	1
Toluene	<0.430		1.00	0.430	ug/L			09/20/24 21:43	1
trans-1,4-Dichloro-2-butene	<1.10		10.0	1.10	ug/L			09/20/24 21:43	1
trans-1,2-Dichloroethene	<0.270		1.00	0.270	ug/L			09/20/24 21:43	1
trans-1,3-Dichloropropene	<0.560		5.00	0.560	ug/L			09/20/24 21:43	1
1,1,1-Trichloroethane	<0.190		1.00	0.190	ug/L			09/20/24 21:43	1
1,1,2-Trichloroethane	<0.450		1.00	0.450	ug/L			09/20/24 21:43	1
Trichloroethene	<0.430		1.00	0.430	ug/L			09/20/24 21:43	1
Trichlorofluoromethane	<0.380		4.00	0.380	ug/L			09/20/24 21:43	1
1,2,3-Trichloropropane	<0.590		1.00	0.590	ug/L			09/20/24 21:43	1
Vinyl acetate	<2.50		10.0	2.50	ug/L			09/20/24 21:43	1
Vinyl chloride	<0.180		1.00	0.180	ug/L			09/20/24 21:43	1
Xylenes, Total	<0.400		3.00	0.400	ug/L			09/20/24 21:43	1

Surrogate	*%Recovery*	*Qualifier*	*Limits*	*Prepared*	*Analyzed*	*Dil Fac*
4-Bromofluorobenzene (Surr)	*100*		*80 - 120*		*09/20/24 21:43*	*1*

Client: HDR Inc
Project/Site: DMASWA

Job ID: 310-291019-1

Client Sample ID: MW-146A

Date Collected: 09/18/24 16:45
Date Received: 09/19/24 15:20

Lab Sample ID: 310-291019-35

Matrix: Water

Method: SW846 8260D - Volatile Organic Compounds by GC/MS (Continued)

Surrogate	*%Recovery*	*Qualifier*	*Limits*	*Prepared*	*Analyzed*	*Dil Fac*
Dibromofluoromethane (Surr)	*107*		*73 - 130*		*09/20/24 21:43*	*1*
Toluene-d8 (Surr)	*97*		*80 - 120*		*09/20/24 21:43*	*1*

Method: SW846 6020B - Metals (ICP/MS)

Analyte	Result	Qualifier	RL	MDL	Unit	D	Prepared	Analyzed	Dil Fac
Antimony	**0.00138**	**J**	0.00200	0.00100	mg/L		09/24/24 09:00	10/03/24 16:01	1
Arsenic	<0.000530		0.00200	0.000530	mg/L		09/24/24 09:00	10/03/24 16:01	1
Barium	**0.0674**		0.00200	0.000660	mg/L		09/24/24 09:00	10/03/24 16:01	1
Beryllium	<0.000330		0.00100	0.000330	mg/L		09/24/24 09:00	10/03/24 16:01	1
Cadmium	<0.000100		0.000200	0.000100	mg/L		09/24/24 09:00	10/03/24 16:01	1
Chromium	<0.00120		0.00500	0.00120	mg/L		09/24/24 09:00	10/03/24 16:01	1
Cobalt	**0.00114**		0.000500	0.000170	mg/L		09/24/24 09:00	10/03/24 16:01	1
Copper	<0.00180		0.00500	0.00180	mg/L		09/24/24 09:00	10/03/24 16:01	1
Lead	<0.000260		0.000500	0.000260	mg/L		09/24/24 09:00	10/03/24 16:01	1
Nickel	**0.00447**	**J**	0.00500	0.00210	mg/L		09/24/24 09:00	10/03/24 16:01	1
Selenium	<0.00140		0.00500	0.00140	mg/L		09/24/24 09:00	10/03/24 16:01	1
Silver	<0.000500	^1+	0.00100	0.000500	mg/L		09/24/24 09:00	10/03/24 16:01	1
Thallium	<0.000570		0.00100	0.000570	mg/L		09/24/24 09:00	10/03/24 16:01	1
Vanadium	<0.00110		0.00500	0.00110	mg/L		09/24/24 09:00	10/03/24 16:01	1
Zinc	<0.00970		0.0200	0.00970	mg/L		09/24/24 09:00	10/03/24 16:01	1

General Chemistry

Analyte	Result	Qualifier	RL	MDL	Unit	D	Prepared	Analyzed	Dil Fac
Total Suspended Solids (USGS I-3765-85)	**6.50**		1.88	1.39	mg/L			09/20/24 09:34	1

Client: HDR Inc
Project/Site: DMASWA

Job ID: 310-291019-1

Client Sample ID: MW-146B
Date Collected: 09/18/24 17:45
Date Received: 09/19/24 15:20

Lab Sample ID: 310-291019-36
Matrix: Water

Method: SW846 8260D - Volatile Organic Compounds by GC/MS

Analyte	Result	Qualifier	RL	MDL	Unit	D	Prepared	Analyzed	Dil Fac
Acetone	**47.9**		10.0	3.10	ug/L			09/21/24 02:59	1
Acrylonitrile	<2.20		5.00	2.20	ug/L			09/21/24 02:59	1
Benzene	<0.220		0.500	0.220	ug/L			09/21/24 02:59	1
Bromochloromethane	<0.540		5.00	0.540	ug/L			09/21/24 02:59	1
Bromodichloromethane	<0.390		1.00	0.390	ug/L			09/21/24 02:59	1
Bromoform	<0.780		5.00	0.780	ug/L			09/21/24 02:59	1
Bromomethane	<1.10		4.00	1.10	ug/L			09/21/24 02:59	1
2-Butanone (MEK)	**4.20**	**J**	10.0	2.10	ug/L			09/21/24 02:59	1
Carbon disulfide	<0.450		1.00	0.450	ug/L			09/21/24 02:59	1
Carbon tetrachloride	<0.650		2.00	0.650	ug/L			09/21/24 02:59	1
Chlorobenzene	<0.400		1.00	0.400	ug/L			09/21/24 02:59	1
Chlorodibromomethane	<0.750		5.00	0.750	ug/L			09/21/24 02:59	1
Chloroethane	<0.790		4.00	0.790	ug/L			09/21/24 02:59	1
Chloroform	**3.23**		3.00	1.30	ug/L			09/21/24 02:59	1
Chloromethane	<0.610		3.00	0.610	ug/L			09/21/24 02:59	1
cis-1,2-Dichloroethene	<0.210		1.00	0.210	ug/L			09/21/24 02:59	1
cis-1,3-Dichloropropene	<0.250		5.00	0.250	ug/L			09/21/24 02:59	1
1,2-Dibromo-3-chloropropane	<1.20		5.00	1.20	ug/L			09/21/24 02:59	1
1,2-Dibromoethane (EDB)	<0.340		1.00	0.340	ug/L			09/21/24 02:59	1
Dibromomethane	<0.330		1.00	0.330	ug/L			09/21/24 02:59	1
1,2-Dichlorobenzene	<0.370		1.00	0.370	ug/L			09/21/24 02:59	1
1,4-Dichlorobenzene	<0.230		1.00	0.230	ug/L			09/21/24 02:59	1
1,1-Dichloroethane	<0.220		1.00	0.220	ug/L			09/21/24 02:59	1
1,2-Dichloroethane	<0.390		1.00	0.390	ug/L			09/21/24 02:59	1
1,1-Dichloroethene	<0.560		2.00	0.560	ug/L			09/21/24 02:59	1
1,2-Dichloropropane	<0.270		1.00	0.270	ug/L			09/21/24 02:59	1
Ethylbenzene	<0.310		1.00	0.310	ug/L			09/21/24 02:59	1
2-Hexanone	<2.00		10.0	2.00	ug/L			09/21/24 02:59	1
Iodomethane	<7.00		10.0	7.00	ug/L			09/21/24 02:59	1
Methylene chloride	<1.70		5.00	1.70	ug/L			09/21/24 02:59	1
4-Methyl-2-pentanone (MIBK)	<2.10		10.0	2.10	ug/L			09/21/24 02:59	1
Styrene	<0.370		1.00	0.370	ug/L			09/21/24 02:59	1
1,1,1,2-Tetrachloroethane	<0.380		1.00	0.380	ug/L			09/21/24 02:59	1
1,1,2,2-Tetrachloroethane	<0.470		1.00	0.470	ug/L			09/21/24 02:59	1
Tetrachloroethene	<0.480		1.00	0.480	ug/L			09/21/24 02:59	1
Toluene	<0.430		1.00	0.430	ug/L			09/21/24 02:59	1
trans-1,4-Dichloro-2-butene	<1.10		10.0	1.10	ug/L			09/21/24 02:59	1
trans-1,2-Dichloroethene	<0.270		1.00	0.270	ug/L			09/21/24 02:59	1
trans-1,3-Dichloropropene	<0.560		5.00	0.560	ug/L			09/21/24 02:59	1
1,1,1-Trichloroethane	<0.190		1.00	0.190	ug/L			09/21/24 02:59	1
1,1,2-Trichloroethane	<0.450		1.00	0.450	ug/L			09/21/24 02:59	1
Trichloroethene	<0.430		1.00	0.430	ug/L			09/21/24 02:59	1
Trichlorofluoromethane	<0.380		4.00	0.380	ug/L			09/21/24 02:59	1
1,2,3-Trichloropropane	<0.590		1.00	0.590	ug/L			09/21/24 02:59	1
Vinyl acetate	<2.50		10.0	2.50	ug/L			09/21/24 02:59	1
Vinyl chloride	<0.180		1.00	0.180	ug/L			09/21/24 02:59	1
Xylenes, Total	<0.400		3.00	0.400	ug/L			09/21/24 02:59	1

Surrogate	*%Recovery*	*Qualifier*	*Limits*	*Prepared*	*Analyzed*	*Dil Fac*
4-Bromofluorobenzene (Surr)	*107*		*80 - 120*		*09/21/24 02:59*	*1*

Client Sample ID: MW-146B
Date Collected: 09/18/24 17:45
Date Received: 09/19/24 15:20

Lab Sample ID: 310-291019-36
Matrix: Water

Method: SW846 8260D - Volatile Organic Compounds by GC/MS (Continued)

Surrogate	%Recovery	Qualifier	Limits	Prepared	Analyzed	Dil Fac
Dibromofluoromethane (Surr)	*107*		*73 - 130*		*09/21/24 02:59*	*1*
Toluene-d8 (Surr)	*98*		*80 - 120*		*09/21/24 02:59*	*1*

Method: SW846 6020B - Metals (ICP/MS)

Analyte	Result	Qualifier	RL	MDL	Unit	D	Prepared	Analyzed	Dil Fac
Antimony	**0.00134**	**J**	0.00200	0.00100	mg/L		09/24/24 09:00	10/03/24 16:03	1
Arsenic	**0.0160**		0.00200	0.000530	mg/L		09/24/24 09:00	10/03/24 16:03	1
Barium	**0.976**		0.00200	0.000660	mg/L		09/24/24 09:00	10/03/24 16:03	1
Beryllium	**0.00307**		0.00100	0.000330	mg/L		09/24/24 09:00	10/03/24 16:03	1
Cadmium	**0.000282**		0.000200	0.000100	mg/L		09/24/24 09:00	10/03/24 16:03	1
Chromium	**0.0742**		0.00500	0.00120	mg/L		09/24/24 09:00	10/03/24 16:03	1
Cobalt	**0.0545**		0.000500	0.000170	mg/L		09/24/24 09:00	10/03/24 16:03	1
Copper	**0.102**		0.00500	0.00180	mg/L		09/24/24 09:00	10/03/24 16:03	1
Lead	**0.0426**		0.000500	0.000260	mg/L		09/24/24 09:00	10/03/24 16:03	1
Nickel	**0.0995**		0.00500	0.00210	mg/L		09/24/24 09:00	10/03/24 16:03	1
Selenium	**0.00666**		0.00500	0.00140	mg/L		09/24/24 09:00	10/03/24 16:03	1
Silver	<0.000500	^1+	0.00100	0.000500	mg/L		09/24/24 09:00	10/03/24 16:03	1
Thallium	<0.000570		0.00100	0.000570	mg/L		09/24/24 09:00	10/03/24 16:03	1
Vanadium	**0.0405**		0.00500	0.00110	mg/L		09/24/24 09:00	10/03/24 16:03	1
Zinc	**0.213**		0.0200	0.00970	mg/L		09/24/24 09:00	10/03/24 16:03	1

Method: SW846 6020B - Metals (ICP/MS) - Dissolved

Analyte	Result	Qualifier	RL	MDL	Unit	D	Prepared	Analyzed	Dil Fac
Antimony	<0.00100		0.00200	0.00100	mg/L		09/26/24 09:30	10/02/24 15:08	1
Arsenic	**0.00228**		0.00200	0.000530	mg/L		09/26/24 09:30	09/30/24 16:42	1
Barium	**0.0877**		0.00200	0.000660	mg/L		09/26/24 09:30	09/30/24 16:42	1
Beryllium	<0.000330		0.00100	0.000330	mg/L		09/26/24 09:30	09/30/24 16:42	1
Cadmium	**0.000120**	**J**	0.000200	0.000100	mg/L		09/26/24 09:30	09/30/24 16:42	1
Chromium	**0.00150**	**J**	0.00500	0.00120	mg/L		09/26/24 09:30	09/30/24 16:42	1
Cobalt	**0.000546**		0.000500	0.000170	mg/L		09/26/24 09:30	09/30/24 16:42	1
Copper	**0.00708**		0.00500	0.00180	mg/L		09/26/24 09:30	09/30/24 16:42	1
Lead	<0.000260		0.000500	0.000260	mg/L		09/26/24 09:30	09/30/24 16:42	1
Nickel	**0.0100**		0.00500	0.00210	mg/L		09/26/24 09:30	09/30/24 16:42	1
Selenium	**0.00741**		0.00500	0.00140	mg/L		09/26/24 09:30	09/30/24 16:42	1
Silver	**0.000944**	**J**	0.00100	0.000500	mg/L		09/26/24 09:30	09/30/24 16:42	1
Thallium	<0.000570		0.00100	0.000570	mg/L		09/26/24 09:30	09/30/24 16:42	1
Vanadium	**0.00966**		0.00500	0.00110	mg/L		09/26/24 09:30	09/30/24 16:42	1
Zinc	<0.00970		0.0200	0.00970	mg/L		09/26/24 09:30	09/30/24 16:42	1

General Chemistry

Analyte	Result	Qualifier	RL	MDL	Unit	D	Prepared	Analyzed	Dil Fac
Total Suspended Solids (USGS I-3765-85)	**10200**		150	111	mg/L			09/20/24 10:09	1

Client: HDR Inc
Project/Site: DMASWA

Job ID: 310-291019-1

Client Sample ID: MW-126A
Date Collected: 09/18/24 13:40
Date Received: 09/19/24 15:20

Lab Sample ID: 310-291019-37
Matrix: Water

Method: SW846 8260D - Volatile Organic Compounds by GC/MS

Analyte	Result	Qualifier	RL	MDL	Unit	D	Prepared	Analyzed	Dil Fac
Acetone	<3.10		10.0	3.10	ug/L			09/21/24 02:37	1
Acrylonitrile	<2.20		5.00	2.20	ug/L			09/21/24 02:37	1
Benzene	<0.220		0.500	0.220	ug/L			09/21/24 02:37	1
Bromochloromethane	<0.540		5.00	0.540	ug/L			09/21/24 02:37	1
Bromodichloromethane	<0.390		1.00	0.390	ug/L			09/21/24 02:37	1
Bromoform	<0.780		5.00	0.780	ug/L			09/21/24 02:37	1
Bromomethane	<1.10		4.00	1.10	ug/L			09/21/24 02:37	1
2-Butanone (MEK)	<2.10		10.0	2.10	ug/L			09/21/24 02:37	1
Carbon disulfide	<0.450		1.00	0.450	ug/L			09/21/24 02:37	1
Carbon tetrachloride	<0.650		2.00	0.650	ug/L			09/21/24 02:37	1
Chlorobenzene	<0.400		1.00	0.400	ug/L			09/21/24 02:37	1
Chlorodibromomethane	<0.750		5.00	0.750	ug/L			09/21/24 02:37	1
Chloroethane	<0.790		4.00	0.790	ug/L			09/21/24 02:37	1
Chloroform	<1.30		3.00	1.30	ug/L			09/21/24 02:37	1
Chloromethane	<0.610		3.00	0.610	ug/L			09/21/24 02:37	1
cis-1,2-Dichloroethene	**0.794**	**J**	1.00	0.210	ug/L			09/21/24 02:37	1
cis-1,3-Dichloropropene	<0.250		5.00	0.250	ug/L			09/21/24 02:37	1
1,2-Dibromo-3-chloropropane	<1.20		5.00	1.20	ug/L			09/21/24 02:37	1
1,2-Dibromoethane (EDB)	<0.340		1.00	0.340	ug/L			09/21/24 02:37	1
Dibromomethane	<0.330		1.00	0.330	ug/L			09/21/24 02:37	1
1,2-Dichlorobenzene	<0.370		1.00	0.370	ug/L			09/21/24 02:37	1
1,4-Dichlorobenzene	<0.230		1.00	0.230	ug/L			09/21/24 02:37	1
1,1-Dichloroethane	<0.220		1.00	0.220	ug/L			09/21/24 02:37	1
1,2-Dichloroethane	<0.390		1.00	0.390	ug/L			09/21/24 02:37	1
1,1-Dichloroethene	<0.560		2.00	0.560	ug/L			09/21/24 02:37	1
1,2-Dichloropropane	<0.270		1.00	0.270	ug/L			09/21/24 02:37	1
Ethylbenzene	<0.310		1.00	0.310	ug/L			09/21/24 02:37	1
2-Hexanone	<2.00		10.0	2.00	ug/L			09/21/24 02:37	1
Iodomethane	<7.00		10.0	7.00	ug/L			09/21/24 02:37	1
Methylene chloride	<1.70		5.00	1.70	ug/L			09/21/24 02:37	1
4-Methyl-2-pentanone (MIBK)	<2.10		10.0	2.10	ug/L			09/21/24 02:37	1
Styrene	<0.370		1.00	0.370	ug/L			09/21/24 02:37	1
1,1,1,2-Tetrachloroethane	<0.380		1.00	0.380	ug/L			09/21/24 02:37	1
1,1,2,2-Tetrachloroethane	<0.470		1.00	0.470	ug/L			09/21/24 02:37	1
Tetrachloroethene	<0.480		1.00	0.480	ug/L			09/21/24 02:37	1
Toluene	<0.430		1.00	0.430	ug/L			09/21/24 02:37	1
trans-1,4-Dichloro-2-butene	<1.10		10.0	1.10	ug/L			09/21/24 02:37	1
trans-1,2-Dichloroethene	<0.270		1.00	0.270	ug/L			09/21/24 02:37	1
trans-1,3-Dichloropropene	<0.560		5.00	0.560	ug/L			09/21/24 02:37	1
1,1,1-Trichloroethane	<0.190		1.00	0.190	ug/L			09/21/24 02:37	1
1,1,2-Trichloroethane	<0.450		1.00	0.450	ug/L			09/21/24 02:37	1
Trichloroethene	<0.430		1.00	0.430	ug/L			09/21/24 02:37	1
Trichlorofluoromethane	<0.380		4.00	0.380	ug/L			09/21/24 02:37	1
1,2,3-Trichloropropane	<0.590		1.00	0.590	ug/L			09/21/24 02:37	1
Vinyl acetate	<2.50		10.0	2.50	ug/L			09/21/24 02:37	1
Vinyl chloride	<0.180		1.00	0.180	ug/L			09/21/24 02:37	1
Xylenes, Total	<0.400		3.00	0.400	ug/L			09/21/24 02:37	1

Surrogate	*%Recovery*	*Qualifier*	*Limits*	*Prepared*	*Analyzed*	*Dil Fac*
4-Bromofluorobenzene (Surr)	*101*		*80 - 120*		*09/21/24 02:37*	*1*

Client: HDR Inc
Project/Site: DMASWA

Job ID: 310-291019-1

Client Sample ID: MW-126A

Date Collected: 09/18/24 13:40
Date Received: 09/19/24 15:20

Lab Sample ID: 310-291019-37

Matrix: Water

Method: SW846 8260D - Volatile Organic Compounds by GC/MS (Continued)

Surrogate	*%Recovery*	*Qualifier*	*Limits*	*Prepared*	*Analyzed*	*Dil Fac*
Dibromofluoromethane (Surr)	*115*		*73 - 130*		*09/21/24 02:37*	*1*
Toluene-d8 (Surr)	*95*		*80 - 120*		*09/21/24 02:37*	*1*

Method: SW846 6020B - Metals (ICP/MS)

Analyte	Result	Qualifier	RL	MDL	Unit	D	Prepared	Analyzed	Dil Fac
Antimony	<0.00100		0.00200	0.00100	mg/L		09/24/24 09:00	10/03/24 16:07	1
Arsenic	**0.00662**		0.00200	0.000530	mg/L		09/24/24 09:00	10/03/24 16:07	1
Barium	**0.199**		0.00200	0.000660	mg/L		09/24/24 09:00	10/03/24 16:07	1
Beryllium	**0.000617**	**J**	0.00100	0.000330	mg/L		09/24/24 09:00	10/03/24 16:07	1
Cadmium	**0.000525**		0.000200	0.000100	mg/L		09/24/24 09:00	10/03/24 16:07	1
Chromium	**0.0116**		0.00500	0.00120	mg/L		09/24/24 09:00	10/03/24 16:07	1
Cobalt	**0.00910**		0.000500	0.000170	mg/L		09/24/24 09:00	10/03/24 16:07	1
Copper	**0.0177**		0.00500	0.00180	mg/L		09/24/24 09:00	10/03/24 16:07	1
Lead	**0.0126**		0.000500	0.000260	mg/L		09/24/24 09:00	10/03/24 16:07	1
Nickel	**0.0192**		0.00500	0.00210	mg/L		09/24/24 09:00	10/03/24 16:07	1
Selenium	<0.00140		0.00500	0.00140	mg/L		09/24/24 09:00	10/03/24 16:07	1
Silver	<0.000500	^1+	0.00100	0.000500	mg/L		09/24/24 09:00	10/03/24 16:07	1
Thallium	<0.000570		0.00100	0.000570	mg/L		09/24/24 09:00	10/03/24 16:07	1
Vanadium	**0.0151**		0.00500	0.00110	mg/L		09/24/24 09:00	10/03/24 16:07	1
Zinc	**0.0423**		0.0200	0.00970	mg/L		09/24/24 09:00	10/03/24 16:07	1

General Chemistry

Analyte	Result	Qualifier	RL	MDL	Unit	D	Prepared	Analyzed	Dil Fac
Total Suspended Solids (USGS I-3765-85)	**530**		150	111	mg/L			09/20/24 10:09	1

Client: HDR Inc
Project/Site: DMASWA

Job ID: 310-291019-1

Client Sample ID: MW-127A
Date Collected: 09/18/24 15:35
Date Received: 09/19/24 15:20

Lab Sample ID: 310-291019-38
Matrix: Water

Method: SW846 8260D - Volatile Organic Compounds by GC/MS

Analyte	Result	Qualifier	RL	MDL	Unit	D	Prepared	Analyzed	Dil Fac
Acetone	<3.10		10.0	3.10	ug/L			09/20/24 22:06	1
Acrylonitrile	<2.20		5.00	2.20	ug/L			09/20/24 22:06	1
Benzene	<0.220		0.500	0.220	ug/L			09/20/24 22:06	1
Bromochloromethane	<0.540		5.00	0.540	ug/L			09/20/24 22:06	1
Bromodichloromethane	<0.390		1.00	0.390	ug/L			09/20/24 22:06	1
Bromoform	<0.780		5.00	0.780	ug/L			09/20/24 22:06	1
Bromomethane	<1.10		4.00	1.10	ug/L			09/20/24 22:06	1
2-Butanone (MEK)	<2.10		10.0	2.10	ug/L			09/20/24 22:06	1
Carbon disulfide	<0.450		1.00	0.450	ug/L			09/20/24 22:06	1
Carbon tetrachloride	<0.650		2.00	0.650	ug/L			09/20/24 22:06	1
Chlorobenzene	<0.400		1.00	0.400	ug/L			09/20/24 22:06	1
Chlorodibromomethane	<0.750		5.00	0.750	ug/L			09/20/24 22:06	1
Chloroethane	<0.790		4.00	0.790	ug/L			09/20/24 22:06	1
Chloroform	<1.30		3.00	1.30	ug/L			09/20/24 22:06	1
Chloromethane	<0.610		3.00	0.610	ug/L			09/20/24 22:06	1
cis-1,2-Dichloroethene	<0.210		1.00	0.210	ug/L			09/20/24 22:06	1
cis-1,3-Dichloropropene	<0.250		5.00	0.250	ug/L			09/20/24 22:06	1
1,2-Dibromo-3-chloropropane	<1.20		5.00	1.20	ug/L			09/20/24 22:06	1
1,2-Dibromoethane (EDB)	<0.340		1.00	0.340	ug/L			09/20/24 22:06	1
Dibromomethane	<0.330		1.00	0.330	ug/L			09/20/24 22:06	1
1,2-Dichlorobenzene	<0.370		1.00	0.370	ug/L			09/20/24 22:06	1
1,4-Dichlorobenzene	<0.230		1.00	0.230	ug/L			09/20/24 22:06	1
1,1-Dichloroethane	<0.220		1.00	0.220	ug/L			09/20/24 22:06	1
1,2-Dichloroethane	<0.390		1.00	0.390	ug/L			09/20/24 22:06	1
1,1-Dichloroethene	<0.560		2.00	0.560	ug/L			09/20/24 22:06	1
1,2-Dichloropropane	<0.270		1.00	0.270	ug/L			09/20/24 22:06	1
Ethylbenzene	<0.310		1.00	0.310	ug/L			09/20/24 22:06	1
2-Hexanone	<2.00		10.0	2.00	ug/L			09/20/24 22:06	1
Iodomethane	<7.00		10.0	7.00	ug/L			09/20/24 22:06	1
Methylene chloride	<1.70		5.00	1.70	ug/L			09/20/24 22:06	1
4-Methyl-2-pentanone (MIBK)	<2.10		10.0	2.10	ug/L			09/20/24 22:06	1
Styrene	<0.370		1.00	0.370	ug/L			09/20/24 22:06	1
1,1,1,2-Tetrachloroethane	<0.380		1.00	0.380	ug/L			09/20/24 22:06	1
1,1,2,2-Tetrachloroethane	<0.470		1.00	0.470	ug/L			09/20/24 22:06	1
Tetrachloroethene	<0.480		1.00	0.480	ug/L			09/20/24 22:06	1
Toluene	<0.430		1.00	0.430	ug/L			09/20/24 22:06	1
trans-1,4-Dichloro-2-butene	<1.10		10.0	1.10	ug/L			09/20/24 22:06	1
trans-1,2-Dichloroethene	<0.270		1.00	0.270	ug/L			09/20/24 22:06	1
trans-1,3-Dichloropropene	<0.560		5.00	0.560	ug/L			09/20/24 22:06	1
1,1,1-Trichloroethane	<0.190		1.00	0.190	ug/L			09/20/24 22:06	1
1,1,2-Trichloroethane	<0.450		1.00	0.450	ug/L			09/20/24 22:06	1
Trichloroethene	<0.430		1.00	0.430	ug/L			09/20/24 22:06	1
Trichlorofluoromethane	<0.380		4.00	0.380	ug/L			09/20/24 22:06	1
1,2,3-Trichloropropane	<0.590		1.00	0.590	ug/L			09/20/24 22:06	1
Vinyl acetate	<2.50		10.0	2.50	ug/L			09/20/24 22:06	1
Vinyl chloride	<0.180		1.00	0.180	ug/L			09/20/24 22:06	1
Xylenes, Total	<0.400		3.00	0.400	ug/L			09/20/24 22:06	1

Surrogate	*%Recovery*	*Qualifier*	*Limits*	*Prepared*	*Analyzed*	*Dil Fac*
4-Bromofluorobenzene (Surr)	*98*		*80 - 120*		*09/20/24 22:06*	*1*

Client: HDR Inc
Project/Site: DMASWA

Job ID: 310-291019-1

Client Sample ID: MW-127A

Date Collected: 09/18/24 15:35
Date Received: 09/19/24 15:20

Lab Sample ID: 310-291019-38

Matrix: Water

Method: SW846 8260D - Volatile Organic Compounds by GC/MS (Continued)

Surrogate	*%Recovery*	*Qualifier*	*Limits*	*Prepared*	*Analyzed*	*Dil Fac*
Dibromofluoromethane (Surr)	*111*		*73 - 130*		*09/20/24 22:06*	*1*
Toluene-d8 (Surr)	*93*		*80 - 120*		*09/20/24 22:06*	*1*

Method: SW846 6020B - Metals (ICP/MS)

Analyte	Result	Qualifier	RL	MDL	Unit	D	Prepared	Analyzed	Dil Fac
Antimony	<0.00100		0.00200	0.00100	mg/L		09/24/24 09:00	10/03/24 16:10	1
Arsenic	<0.000530		0.00200	0.000530	mg/L		09/24/24 09:00	10/03/24 16:10	1
Barium	**0.0136**		0.00200	0.000660	mg/L		09/24/24 09:00	10/03/24 16:10	1
Beryllium	<0.000330		0.00100	0.000330	mg/L		09/24/24 09:00	10/03/24 16:10	1
Cadmium	<0.000100		0.000200	0.000100	mg/L		09/24/24 09:00	10/03/24 16:10	1
Chromium	<0.00120		0.00500	0.00120	mg/L		09/24/24 09:00	10/03/24 16:10	1
Cobalt	**0.000420**	**J**	0.000500	0.000170	mg/L		09/24/24 09:00	10/03/24 16:10	1
Copper	**0.0190**		0.00500	0.00180	mg/L		09/24/24 09:00	10/03/24 16:10	1
Lead	**0.000519**		0.000500	0.000260	mg/L		09/24/24 09:00	10/03/24 16:10	1
Nickel	**0.00370**	**J**	0.00500	0.00210	mg/L		09/24/24 09:00	10/03/24 16:10	1
Selenium	<0.00140		0.00500	0.00140	mg/L		09/24/24 09:00	10/03/24 16:10	1
Silver	<0.000500	^1+	0.00100	0.000500	mg/L		09/24/24 09:00	10/03/24 16:10	1
Thallium	<0.000570		0.00100	0.000570	mg/L		09/24/24 09:00	10/03/24 16:10	1
Vanadium	<0.00110		0.00500	0.00110	mg/L		09/24/24 09:00	10/03/24 16:10	1
Zinc	**0.0973**		0.0200	0.00970	mg/L		09/24/24 09:00	10/03/24 16:10	1

General Chemistry

Analyte	Result	Qualifier	RL	MDL	Unit	D	Prepared	Analyzed	Dil Fac
Total Suspended Solids (USGS I-3765-85)	**6.25**		1.88	1.39	mg/L			09/20/24 09:34	1

Client: HDR Inc
Project/Site: DMASWA

Job ID: 310-291019-1

Client Sample ID: MW-129A
Date Collected: 09/18/24 16:25
Date Received: 09/19/24 15:20

Lab Sample ID: 310-291019-39
Matrix: Water

Method: SW846 8260D - Volatile Organic Compounds by GC/MS

Analyte	Result	Qualifier	RL	MDL	Unit	D	Prepared	Analyzed	Dil Fac
Acetone	<3.10		10.0	3.10	ug/L			09/20/24 22:28	1
Acrylonitrile	<2.20		5.00	2.20	ug/L			09/20/24 22:28	1
Benzene	<0.220		0.500	0.220	ug/L			09/20/24 22:28	1
Bromochloromethane	<0.540		5.00	0.540	ug/L			09/20/24 22:28	1
Bromodichloromethane	<0.390		1.00	0.390	ug/L			09/20/24 22:28	1
Bromoform	<0.780		5.00	0.780	ug/L			09/20/24 22:28	1
Bromomethane	<1.10		4.00	1.10	ug/L			09/20/24 22:28	1
2-Butanone (MEK)	<2.10		10.0	2.10	ug/L			09/20/24 22:28	1
Carbon disulfide	<0.450		1.00	0.450	ug/L			09/20/24 22:28	1
Carbon tetrachloride	<0.650		2.00	0.650	ug/L			09/20/24 22:28	1
Chlorobenzene	<0.400		1.00	0.400	ug/L			09/20/24 22:28	1
Chlorodibromomethane	<0.750		5.00	0.750	ug/L			09/20/24 22:28	1
Chloroethane	<0.790		4.00	0.790	ug/L			09/20/24 22:28	1
Chloroform	<1.30		3.00	1.30	ug/L			09/20/24 22:28	1
Chloromethane	<0.610		3.00	0.610	ug/L			09/20/24 22:28	1
cis-1,2-Dichloroethene	<0.210		1.00	0.210	ug/L			09/20/24 22:28	1
cis-1,3-Dichloropropene	<0.250		5.00	0.250	ug/L			09/20/24 22:28	1
1,2-Dibromo-3-chloropropane	<1.20		5.00	1.20	ug/L			09/20/24 22:28	1
1,2-Dibromoethane (EDB)	<0.340		1.00	0.340	ug/L			09/20/24 22:28	1
Dibromomethane	<0.330		1.00	0.330	ug/L			09/20/24 22:28	1
1,2-Dichlorobenzene	<0.370		1.00	0.370	ug/L			09/20/24 22:28	1
1,4-Dichlorobenzene	<0.230		1.00	0.230	ug/L			09/20/24 22:28	1
1,1-Dichloroethane	<0.220		1.00	0.220	ug/L			09/20/24 22:28	1
1,2-Dichloroethane	<0.390		1.00	0.390	ug/L			09/20/24 22:28	1
1,1-Dichloroethene	<0.560		2.00	0.560	ug/L			09/20/24 22:28	1
1,2-Dichloropropane	<0.270		1.00	0.270	ug/L			09/20/24 22:28	1
Ethylbenzene	<0.310		1.00	0.310	ug/L			09/20/24 22:28	1
2-Hexanone	<2.00		10.0	2.00	ug/L			09/20/24 22:28	1
Iodomethane	<7.00		10.0	7.00	ug/L			09/20/24 22:28	1
Methylene chloride	<1.70		5.00	1.70	ug/L			09/20/24 22:28	1
4-Methyl-2-pentanone (MIBK)	<2.10		10.0	2.10	ug/L			09/20/24 22:28	1
Styrene	<0.370		1.00	0.370	ug/L			09/20/24 22:28	1
1,1,1,2-Tetrachloroethane	<0.380		1.00	0.380	ug/L			09/20/24 22:28	1
1,1,2,2-Tetrachloroethane	<0.470		1.00	0.470	ug/L			09/20/24 22:28	1
Tetrachloroethene	<0.480		1.00	0.480	ug/L			09/20/24 22:28	1
Toluene	<0.430		1.00	0.430	ug/L			09/20/24 22:28	1
trans-1,4-Dichloro-2-butene	<1.10		10.0	1.10	ug/L			09/20/24 22:28	1
trans-1,2-Dichloroethene	<0.270		1.00	0.270	ug/L			09/20/24 22:28	1
trans-1,3-Dichloropropene	<0.560		5.00	0.560	ug/L			09/20/24 22:28	1
1,1,1-Trichloroethane	<0.190		1.00	0.190	ug/L			09/20/24 22:28	1
1,1,2-Trichloroethane	<0.450		1.00	0.450	ug/L			09/20/24 22:28	1
Trichloroethene	<0.430		1.00	0.430	ug/L			09/20/24 22:28	1
Trichlorofluoromethane	<0.380		4.00	0.380	ug/L			09/20/24 22:28	1
1,2,3-Trichloropropane	<0.590		1.00	0.590	ug/L			09/20/24 22:28	1
Vinyl acetate	<2.50		10.0	2.50	ug/L			09/20/24 22:28	1
Vinyl chloride	<0.180		1.00	0.180	ug/L			09/20/24 22:28	1
Xylenes, Total	<0.400		3.00	0.400	ug/L			09/20/24 22:28	1

Surrogate	*%Recovery*	*Qualifier*	*Limits*	*Prepared*	*Analyzed*	*Dil Fac*
4-Bromofluorobenzene (Surr)	*105*		*80 - 120*		*09/20/24 22:28*	*1*

Client: HDR Inc
Project/Site: DMASWA

Job ID: 310-291019-1

Client Sample ID: MW-129A

Date Collected: 09/18/24 16:25
Date Received: 09/19/24 15:20

Lab Sample ID: 310-291019-39

Matrix: Water

Method: SW846 8260D - Volatile Organic Compounds by GC/MS (Continued)

Surrogate	*%Recovery*	*Qualifier*	*Limits*	*Prepared*	*Analyzed*	*Dil Fac*
Dibromofluoromethane (Surr)	*110*		*73 - 130*		*09/20/24 22:28*	*1*
Toluene-d8 (Surr)	*98*		*80 - 120*		*09/20/24 22:28*	*1*

Method: SW846 6020B - Metals (ICP/MS)

Analyte	Result	Qualifier	RL	MDL	Unit	D	Prepared	Analyzed	Dil Fac
Antimony	<0.00100		0.00200	0.00100	mg/L		09/24/24 09:00	10/03/24 16:12	1
Arsenic	**0.00104**	**J**	0.00200	0.000530	mg/L		09/24/24 09:00	10/03/24 16:12	1
Barium	**0.0694**		0.00200	0.000660	mg/L		09/24/24 09:00	10/03/24 16:12	1
Beryllium	<0.000330		0.00100	0.000330	mg/L		09/24/24 09:00	10/03/24 16:12	1
Cadmium	<0.000100		0.000200	0.000100	mg/L		09/24/24 09:00	10/03/24 16:12	1
Chromium	<0.00120		0.00500	0.00120	mg/L		09/24/24 09:00	10/03/24 16:12	1
Cobalt	**0.000669**		0.000500	0.000170	mg/L		09/24/24 09:00	10/03/24 16:12	1
Copper	**0.00231**	**J**	0.00500	0.00180	mg/L		09/24/24 09:00	10/03/24 16:12	1
Lead	**0.00145**		0.000500	0.000260	mg/L		09/24/24 09:00	10/03/24 16:12	1
Nickel	**0.00264**	**J**	0.00500	0.00210	mg/L		09/24/24 09:00	10/03/24 16:12	1
Selenium	<0.00140		0.00500	0.00140	mg/L		09/24/24 09:00	10/03/24 16:12	1
Silver	<0.000500	^1+	0.00100	0.000500	mg/L		09/24/24 09:00	10/03/24 16:12	1
Thallium	<0.000570		0.00100	0.000570	mg/L		09/24/24 09:00	10/03/24 16:12	1
Vanadium	<0.00110		0.00500	0.00110	mg/L		09/24/24 09:00	10/03/24 16:12	1
Zinc	<0.00970		0.0200	0.00970	mg/L		09/24/24 09:00	10/03/24 16:12	1

General Chemistry

Analyte	Result	Qualifier	RL	MDL	Unit	D	Prepared	Analyzed	Dil Fac
Total Suspended Solids (USGS I-3765-85)	**21.6**		3.00	2.22	mg/L			09/20/24 09:34	1

Client: HDR Inc
Project/Site: DMASWA

Job ID: 310-291019-1

Client Sample ID: MW-126B
Date Collected: 09/19/24 06:45
Date Received: 09/19/24 15:20

Lab Sample ID: 310-291019-40
Matrix: Water

Method: SW846 8260D - Volatile Organic Compounds by GC/MS

Analyte	Result	Qualifier	RL	MDL	Unit	D	Prepared	Analyzed	Dil Fac
Acetone	<3.10		10.0	3.10	ug/L			09/20/24 22:51	1
Acrylonitrile	<2.20		5.00	2.20	ug/L			09/20/24 22:51	1
Benzene	<0.220		0.500	0.220	ug/L			09/20/24 22:51	1
Bromochloromethane	<0.540		5.00	0.540	ug/L			09/20/24 22:51	1
Bromodichloromethane	<0.390		1.00	0.390	ug/L			09/20/24 22:51	1
Bromoform	<0.780		5.00	0.780	ug/L			09/20/24 22:51	1
Bromomethane	<1.10		4.00	1.10	ug/L			09/20/24 22:51	1
2-Butanone (MEK)	<2.10		10.0	2.10	ug/L			09/20/24 22:51	1
Carbon disulfide	<0.450		1.00	0.450	ug/L			09/20/24 22:51	1
Carbon tetrachloride	<0.650		2.00	0.650	ug/L			09/20/24 22:51	1
Chlorobenzene	<0.400		1.00	0.400	ug/L			09/20/24 22:51	1
Chlorodibromomethane	<0.750		5.00	0.750	ug/L			09/20/24 22:51	1
Chloroethane	<0.790		4.00	0.790	ug/L			09/20/24 22:51	1
Chloroform	<1.30		3.00	1.30	ug/L			09/20/24 22:51	1
Chloromethane	<0.610		3.00	0.610	ug/L			09/20/24 22:51	1
cis-1,2-Dichloroethene	<0.210		1.00	0.210	ug/L			09/20/24 22:51	1
cis-1,3-Dichloropropene	<0.250		5.00	0.250	ug/L			09/20/24 22:51	1
1,2-Dibromo-3-chloropropane	<1.20		5.00	1.20	ug/L			09/20/24 22:51	1
1,2-Dibromoethane (EDB)	<0.340		1.00	0.340	ug/L			09/20/24 22:51	1
Dibromomethane	<0.330		1.00	0.330	ug/L			09/20/24 22:51	1
1,2-Dichlorobenzene	<0.370		1.00	0.370	ug/L			09/20/24 22:51	1
1,4-Dichlorobenzene	<0.230		1.00	0.230	ug/L			09/20/24 22:51	1
1,1-Dichloroethane	<0.220		1.00	0.220	ug/L			09/20/24 22:51	1
1,2-Dichloroethane	<0.390		1.00	0.390	ug/L			09/20/24 22:51	1
1,1-Dichloroethene	<0.560		2.00	0.560	ug/L			09/20/24 22:51	1
1,2-Dichloropropane	<0.270		1.00	0.270	ug/L			09/20/24 22:51	1
Ethylbenzene	<0.310		1.00	0.310	ug/L			09/20/24 22:51	1
2-Hexanone	<2.00		10.0	2.00	ug/L			09/20/24 22:51	1
Iodomethane	<7.00		10.0	7.00	ug/L			09/20/24 22:51	1
Methylene chloride	<1.70		5.00	1.70	ug/L			09/20/24 22:51	1
4-Methyl-2-pentanone (MIBK)	<2.10		10.0	2.10	ug/L			09/20/24 22:51	1
Styrene	<0.370		1.00	0.370	ug/L			09/20/24 22:51	1
1,1,1,2-Tetrachloroethane	<0.380		1.00	0.380	ug/L			09/20/24 22:51	1
1,1,2,2-Tetrachloroethane	<0.470		1.00	0.470	ug/L			09/20/24 22:51	1
Tetrachloroethene	<0.480		1.00	0.480	ug/L			09/20/24 22:51	1
Toluene	<0.430		1.00	0.430	ug/L			09/20/24 22:51	1
trans-1,4-Dichloro-2-butene	<1.10		10.0	1.10	ug/L			09/20/24 22:51	1
trans-1,2-Dichloroethene	<0.270		1.00	0.270	ug/L			09/20/24 22:51	1
trans-1,3-Dichloropropene	<0.560		5.00	0.560	ug/L			09/20/24 22:51	1
1,1,1-Trichloroethane	<0.190		1.00	0.190	ug/L			09/20/24 22:51	1
1,1,2-Trichloroethane	<0.450		1.00	0.450	ug/L			09/20/24 22:51	1
Trichloroethene	<0.430		1.00	0.430	ug/L			09/20/24 22:51	1
Trichlorofluoromethane	<0.380		4.00	0.380	ug/L			09/20/24 22:51	1
1,2,3-Trichloropropane	<0.590		1.00	0.590	ug/L			09/20/24 22:51	1
Vinyl acetate	<2.50		10.0	2.50	ug/L			09/20/24 22:51	1
Vinyl chloride	<0.180		1.00	0.180	ug/L			09/20/24 22:51	1
Xylenes, Total	<0.400		3.00	0.400	ug/L			09/20/24 22:51	1

Surrogate	*%Recovery*	*Qualifier*	*Limits*	*Prepared*	*Analyzed*	*Dil Fac*
4-Bromofluorobenzene (Surr)	*99*		*80 - 120*		*09/20/24 22:51*	*1*

Client: HDR Inc
Project/Site: DMASWA

Job ID: 310-291019-1

Client Sample ID: MW-126B

Date Collected: 09/19/24 06:45
Date Received: 09/19/24 15:20

Lab Sample ID: 310-291019-40

Matrix: Water

Method: SW846 8260D - Volatile Organic Compounds by GC/MS (Continued)

Surrogate	*%Recovery*	*Qualifier*	*Limits*	*Prepared*	*Analyzed*	*Dil Fac*
Dibromofluoromethane (Surr)	*118*		*73 - 130*		*09/20/24 22:51*	*1*
Toluene-d8 (Surr)	*94*		*80 - 120*		*09/20/24 22:51*	*1*

Method: SW846 6020B - Metals (ICP/MS)

Analyte	Result	Qualifier	RL	MDL	Unit	D	Prepared	Analyzed	Dil Fac
Antimony	<0.00100		0.00200	0.00100	mg/L		09/24/24 09:00	10/03/24 16:14	1
Arsenic	**0.00169**	**J**	0.00200	0.000530	mg/L		09/24/24 09:00	10/03/24 16:14	1
Barium	**0.0498**		0.00200	0.000660	mg/L		09/24/24 09:00	10/03/24 16:14	1
Beryllium	<0.000330		0.00100	0.000330	mg/L		09/24/24 09:00	10/03/24 16:14	1
Cadmium	<0.000100		0.000200	0.000100	mg/L		09/24/24 09:00	10/03/24 16:14	1
Chromium	**0.00126**	**J**	0.00500	0.00120	mg/L		09/24/24 09:00	10/03/24 16:14	1
Cobalt	**0.000372**	**J**	0.000500	0.000170	mg/L		09/24/24 09:00	10/03/24 16:14	1
Copper	<0.00180		0.00500	0.00180	mg/L		09/24/24 09:00	10/03/24 16:14	1
Lead	**0.000685**		0.000500	0.000260	mg/L		09/24/24 09:00	10/03/24 16:14	1
Nickel	<0.00210		0.00500	0.00210	mg/L		09/24/24 09:00	10/03/24 16:14	1
Selenium	<0.00140		0.00500	0.00140	mg/L		09/24/24 09:00	10/03/24 16:14	1
Silver	<0.000500	^1+	0.00100	0.000500	mg/L		09/24/24 09:00	10/03/24 16:14	1
Thallium	<0.000570		0.00100	0.000570	mg/L		09/24/24 09:00	10/03/24 16:14	1
Vanadium	<0.00110		0.00500	0.00110	mg/L		09/24/24 09:00	10/03/24 16:14	1
Zinc	<0.00970		0.0200	0.00970	mg/L		09/24/24 09:00	10/03/24 16:14	1

General Chemistry

Analyte	Result	Qualifier	RL	MDL	Unit	D	Prepared	Analyzed	Dil Fac
Total Suspended Solids (USGS I-3765-85)	**20.5**		1.88	1.39	mg/L			09/20/24 10:09	1

Client Sample ID: MW-123B
Date Collected: 09/19/24 08:10
Date Received: 09/19/24 15:20

Lab Sample ID: 310-291019-41
Matrix: Water

Method: SW846 8260D - Volatile Organic Compounds by GC/MS

Analyte	Result	Qualifier	RL	MDL	Unit	D	Prepared	Analyzed	Dil Fac
Acetone	<3.10		10.0	3.10	ug/L			09/23/24 14:55	1
Acrylonitrile	<2.20		5.00	2.20	ug/L			09/23/24 14:55	1
Benzene	<0.220		0.500	0.220	ug/L			09/25/24 03:33	1
Bromochloromethane	<0.540		5.00	0.540	ug/L			09/23/24 14:55	1
Bromodichloromethane	<0.390		1.00	0.390	ug/L			09/23/24 14:55	1
Bromoform	<0.780		5.00	0.780	ug/L			09/23/24 14:55	1
Bromomethane	<1.10		4.00	1.10	ug/L			09/23/24 14:55	1
2-Butanone (MEK)	<2.10		10.0	2.10	ug/L			09/23/24 14:55	1
Carbon disulfide	<0.450		1.00	0.450	ug/L			09/23/24 14:55	1
Carbon tetrachloride	<0.650		2.00	0.650	ug/L			09/23/24 14:55	1
Chlorobenzene	<0.400		1.00	0.400	ug/L			09/23/24 14:55	1
Chlorodibromomethane	<0.750		5.00	0.750	ug/L			09/23/24 14:55	1
Chloroethane	<0.790		4.00	0.790	ug/L			09/23/24 14:55	1
Chloroform	<1.30		3.00	1.30	ug/L			09/23/24 14:55	1
Chloromethane	<0.610		3.00	0.610	ug/L			09/23/24 14:55	1
cis-1,2-Dichloroethene	<0.210		1.00	0.210	ug/L			09/23/24 14:55	1
cis-1,3-Dichloropropene	<0.250		5.00	0.250	ug/L			09/23/24 14:55	1
1,2-Dibromo-3-chloropropane	<1.20		5.00	1.20	ug/L			09/23/24 14:55	1
1,2-Dibromoethane (EDB)	<0.340		1.00	0.340	ug/L			09/23/24 14:55	1
Dibromomethane	<0.330		1.00	0.330	ug/L			09/23/24 14:55	1
1,2-Dichlorobenzene	<0.370		1.00	0.370	ug/L			09/23/24 14:55	1
1,4-Dichlorobenzene	<0.230		1.00	0.230	ug/L			09/23/24 14:55	1
1,1-Dichloroethane	<0.220		1.00	0.220	ug/L			09/23/24 14:55	1
1,2-Dichloroethane	<0.390		1.00	0.390	ug/L			09/23/24 14:55	1
1,1-Dichloroethene	<0.560		2.00	0.560	ug/L			09/23/24 14:55	1
1,2-Dichloropropane	<0.270		1.00	0.270	ug/L			09/23/24 14:55	1
Ethylbenzene	<0.310		1.00	0.310	ug/L			09/25/24 03:33	1
2-Hexanone	<2.00		10.0	2.00	ug/L			09/23/24 14:55	1
Iodomethane	<7.00		10.0	7.00	ug/L			09/23/24 14:55	1
Methylene chloride	<1.70		5.00	1.70	ug/L			09/23/24 14:55	1
4-Methyl-2-pentanone (MIBK)	<2.10		10.0	2.10	ug/L			09/23/24 14:55	1
Styrene	<0.370		1.00	0.370	ug/L			09/23/24 14:55	1
1,1,1,2-Tetrachloroethane	<0.380		1.00	0.380	ug/L			09/23/24 14:55	1
1,1,2,2-Tetrachloroethane	<0.470		1.00	0.470	ug/L			09/23/24 14:55	1
Tetrachloroethene	<0.480		1.00	0.480	ug/L			09/23/24 14:55	1
Toluene	<0.430		1.00	0.430	ug/L			09/25/24 03:33	1
trans-1,4-Dichloro-2-butene	<1.10		10.0	1.10	ug/L			09/23/24 14:55	1
trans-1,2-Dichloroethene	<0.270		1.00	0.270	ug/L			09/23/24 14:55	1
trans-1,3-Dichloropropene	<0.560		5.00	0.560	ug/L			09/23/24 14:55	1
1,1,1-Trichloroethane	<0.190		1.00	0.190	ug/L			09/23/24 14:55	1
1,1,2-Trichloroethane	<0.450		1.00	0.450	ug/L			09/23/24 14:55	1
Trichloroethene	<0.430		1.00	0.430	ug/L			09/23/24 14:55	1
Trichlorofluoromethane	<0.380	*+	4.00	0.380	ug/L			09/23/24 14:55	1
1,2,3-Trichloropropane	<0.590		1.00	0.590	ug/L			09/23/24 14:55	1
Vinyl acetate	<2.50		10.0	2.50	ug/L			09/23/24 14:55	1
Vinyl chloride	<0.180		1.00	0.180	ug/L			09/23/24 14:55	1
Xylenes, Total	<0.400		3.00	0.400	ug/L			09/25/24 03:33	1

Surrogate	*%Recovery*	*Qualifier*	*Limits*	*Prepared*	*Analyzed*	*Dil Fac*
4-Bromofluorobenzene (Surr)	*103*		*80 - 120*		*09/23/24 14:55*	*1*

Client Sample ID: MW-123B
Date Collected: 09/19/24 08:10
Date Received: 09/19/24 15:20

Lab Sample ID: 310-291019-41
Matrix: Water

Method: SW846 8260D - Volatile Organic Compounds by GC/MS (Continued)

Surrogate	*%Recovery*	*Qualifier*	*Limits*	*Prepared*	*Analyzed*	*Dil Fac*
4-Bromofluorobenzene (Surr)	*92*		*80 - 120*		*09/25/24 03:33*	*1*
Dibromofluoromethane (Surr)	*102*		*73 - 130*		*09/23/24 14:55*	*1*
Dibromofluoromethane (Surr)	*107*		*73 - 130*		*09/25/24 03:33*	*1*
Toluene-d8 (Surr)	*100*		*80 - 120*		*09/23/24 14:55*	*1*
Toluene-d8 (Surr)	*93*		*80 - 120*		*09/25/24 03:33*	*1*

Method: SW846 6020B - Metals (ICP/MS)

Analyte	Result	Qualifier	RL	MDL	Unit	D	Prepared	Analyzed	Dil Fac
Antimony	<0.00100		0.00200	0.00100	mg/L		09/24/24 09:00	10/03/24 16:16	1
Arsenic	**0.0135**		0.00200	0.000530	mg/L		09/24/24 09:00	10/03/24 16:16	1
Barium	**0.110**		0.00200	0.000660	mg/L		09/24/24 09:00	10/03/24 16:16	1
Beryllium	<0.000330		0.00100	0.000330	mg/L		09/24/24 09:00	10/03/24 16:16	1
Cadmium	<0.000100		0.000200	0.000100	mg/L		09/24/24 09:00	10/03/24 16:16	1
Chromium	**0.00194**	**J**	0.00500	0.00120	mg/L		09/24/24 09:00	10/03/24 16:16	1
Cobalt	**0.000472**	**J**	0.000500	0.000170	mg/L		09/24/24 09:00	10/03/24 16:16	1
Copper	<0.00180		0.00500	0.00180	mg/L		09/24/24 09:00	10/03/24 16:16	1
Lead	**0.000699**		0.000500	0.000260	mg/L		09/24/24 09:00	10/03/24 16:16	1
Nickel	<0.00210		0.00500	0.00210	mg/L		09/24/24 09:00	10/03/24 16:16	1
Selenium	<0.00140		0.00500	0.00140	mg/L		09/24/24 09:00	10/03/24 16:16	1
Silver	<0.000500	^1+	0.00100	0.000500	mg/L		09/24/24 09:00	10/03/24 16:16	1
Thallium	<0.000570		0.00100	0.000570	mg/L		09/24/24 09:00	10/03/24 16:16	1
Vanadium	**0.00119**	**J**	0.00500	0.00110	mg/L		09/24/24 09:00	10/03/24 16:16	1
Zinc	<0.00970		0.0200	0.00970	mg/L		09/24/24 09:00	10/03/24 16:16	1

General Chemistry

Analyte	Result	Qualifier	RL	MDL	Unit	D	Prepared	Analyzed	Dil Fac
Total Suspended Solids (USGS I-3765-85)	**130**		15.0	11.1	mg/L			09/20/24 10:09	1

Client Sample ID: MW-127B
Date Collected: 09/19/24 09:05
Date Received: 09/19/24 15:20

Lab Sample ID: 310-291019-42
Matrix: Water

Method: SW846 8260D - Volatile Organic Compounds by GC/MS

Analyte	Result	Qualifier	RL	MDL	Unit	D	Prepared	Analyzed	Dil Fac
Acetone	<3.10		10.0	3.10	ug/L			09/23/24 15:18	1
Acrylonitrile	<2.20		5.00	2.20	ug/L			09/23/24 15:18	1
Benzene	<0.220		0.500	0.220	ug/L			09/25/24 03:56	1
Bromochloromethane	<0.540		5.00	0.540	ug/L			09/23/24 15:18	1
Bromodichloromethane	<0.390		1.00	0.390	ug/L			09/23/24 15:18	1
Bromoform	<0.780		5.00	0.780	ug/L			09/23/24 15:18	1
Bromomethane	<1.10		4.00	1.10	ug/L			09/23/24 15:18	1
2-Butanone (MEK)	<2.10		10.0	2.10	ug/L			09/23/24 15:18	1
Carbon disulfide	<0.450		1.00	0.450	ug/L			09/23/24 15:18	1
Carbon tetrachloride	<0.650		2.00	0.650	ug/L			09/23/24 15:18	1
Chlorobenzene	<0.400		1.00	0.400	ug/L			09/23/24 15:18	1
Chlorodibromomethane	<0.750		5.00	0.750	ug/L			09/23/24 15:18	1
Chloroethane	<0.790		4.00	0.790	ug/L			09/23/24 15:18	1
Chloroform	<1.30		3.00	1.30	ug/L			09/23/24 15:18	1
Chloromethane	<0.610		3.00	0.610	ug/L			09/23/24 15:18	1
cis-1,2-Dichloroethene	<0.210		1.00	0.210	ug/L			09/23/24 15:18	1
cis-1,3-Dichloropropene	<0.250		5.00	0.250	ug/L			09/23/24 15:18	1
1,2-Dibromo-3-chloropropane	<1.20		5.00	1.20	ug/L			09/23/24 15:18	1
1,2-Dibromoethane (EDB)	<0.340		1.00	0.340	ug/L			09/23/24 15:18	1
Dibromomethane	<0.330		1.00	0.330	ug/L			09/23/24 15:18	1
1,2-Dichlorobenzene	<0.370		1.00	0.370	ug/L			09/23/24 15:18	1
1,4-Dichlorobenzene	<0.230		1.00	0.230	ug/L			09/23/24 15:18	1
1,1-Dichloroethane	<0.220		1.00	0.220	ug/L			09/23/24 15:18	1
1,2-Dichloroethane	<0.390		1.00	0.390	ug/L			09/23/24 15:18	1
1,1-Dichloroethene	<0.560		2.00	0.560	ug/L			09/23/24 15:18	1
1,2-Dichloropropane	<0.270		1.00	0.270	ug/L			09/23/24 15:18	1
Ethylbenzene	<0.310		1.00	0.310	ug/L			09/25/24 03:56	1
2-Hexanone	<2.00		10.0	2.00	ug/L			09/23/24 15:18	1
Iodomethane	<7.00		10.0	7.00	ug/L			09/23/24 15:18	1
Methylene chloride	<1.70		5.00	1.70	ug/L			09/23/24 15:18	1
4-Methyl-2-pentanone (MIBK)	<2.10		10.0	2.10	ug/L			09/23/24 15:18	1
Styrene	<0.370		1.00	0.370	ug/L			09/23/24 15:18	1
1,1,1,2-Tetrachloroethane	<0.380		1.00	0.380	ug/L			09/23/24 15:18	1
1,1,2,2-Tetrachloroethane	<0.470		1.00	0.470	ug/L			09/23/24 15:18	1
Tetrachloroethene	<0.480		1.00	0.480	ug/L			09/23/24 15:18	1
Toluene	<0.430		1.00	0.430	ug/L			09/25/24 03:56	1
trans-1,4-Dichloro-2-butene	<1.10		10.0	1.10	ug/L			09/23/24 15:18	1
trans-1,2-Dichloroethene	<0.270		1.00	0.270	ug/L			09/23/24 15:18	1
trans-1,3-Dichloropropene	<0.560		5.00	0.560	ug/L			09/23/24 15:18	1
1,1,1-Trichloroethane	<0.190		1.00	0.190	ug/L			09/23/24 15:18	1
1,1,2-Trichloroethane	<0.450		1.00	0.450	ug/L			09/23/24 15:18	1
Trichloroethene	<0.430		1.00	0.430	ug/L			09/23/24 15:18	1
Trichlorofluoromethane	<0.380	*+	4.00	0.380	ug/L			09/23/24 15:18	1
1,2,3-Trichloropropane	<0.590		1.00	0.590	ug/L			09/23/24 15:18	1
Vinyl acetate	<2.50		10.0	2.50	ug/L			09/23/24 15:18	1
Vinyl chloride	<0.180		1.00	0.180	ug/L			09/23/24 15:18	1
Xylenes, Total	<0.400		3.00	0.400	ug/L			09/25/24 03:56	1

Surrogate	*%Recovery*	*Qualifier*	*Limits*	*Prepared*	*Analyzed*	*Dil Fac*
4-Bromofluorobenzene (Surr)	*103*		*80 - 120*		*09/23/24 15:18*	*1*

Client: HDR Inc
Project/Site: DMASWA

Job ID: 310-291019-1

Client Sample ID: MW-127B

Date Collected: 09/19/24 09:05
Date Received: 09/19/24 15:20

Lab Sample ID: 310-291019-42

Matrix: Water

Method: SW846 8260D - Volatile Organic Compounds by GC/MS (Continued)

Surrogate	*%Recovery*	*Qualifier*	*Limits*	*Prepared*	*Analyzed*	*Dil Fac*
4-Bromofluorobenzene (Surr)	*98*		*80 - 120*		*09/25/24 03:56*	*1*
Dibromofluoromethane (Surr)	*101*		*73 - 130*		*09/23/24 15:18*	*1*
Dibromofluoromethane (Surr)	*106*		*73 - 130*		*09/25/24 03:56*	*1*
Toluene-d8 (Surr)	*99*		*80 - 120*		*09/23/24 15:18*	*1*
Toluene-d8 (Surr)	*93*		*80 - 120*		*09/25/24 03:56*	*1*

Method: SW846 6020B - Metals (ICP/MS)

Analyte	Result	Qualifier	RL	MDL	Unit	D	Prepared	Analyzed	Dil Fac
Antimony	<0.00100		0.00200	0.00100	mg/L		09/24/24 09:00	10/03/24 16:27	1
Arsenic	<0.000530		0.00200	0.000530	mg/L		09/24/24 09:00	10/03/24 16:27	1
Barium	**0.0490**		0.00200	0.000660	mg/L		09/24/24 09:00	10/03/24 16:27	1
Beryllium	<0.000330		0.00100	0.000330	mg/L		09/24/24 09:00	10/03/24 16:27	1
Cadmium	<0.000100		0.000200	0.000100	mg/L		09/24/24 09:00	10/03/24 16:27	1
Chromium	<0.00120		0.00500	0.00120	mg/L		09/24/24 09:00	10/03/24 16:27	1
Cobalt	**0.000507**		0.000500	0.000170	mg/L		09/24/24 09:00	10/03/24 16:27	1
Copper	<0.00180		0.00500	0.00180	mg/L		09/24/24 09:00	10/03/24 16:27	1
Lead	**0.000582**		0.000500	0.000260	mg/L		09/24/24 09:00	10/03/24 16:27	1
Nickel	**0.00255**	**J**	0.00500	0.00210	mg/L		09/24/24 09:00	10/03/24 16:27	1
Selenium	<0.00140		0.00500	0.00140	mg/L		09/24/24 09:00	10/03/24 16:27	1
Silver	<0.000500	^1+	0.00100	0.000500	mg/L		09/24/24 09:00	10/03/24 16:27	1
Thallium	<0.000570		0.00100	0.000570	mg/L		09/24/24 09:00	10/03/24 16:27	1
Vanadium	<0.00110		0.00500	0.00110	mg/L		09/24/24 09:00	10/03/24 16:27	1
Zinc	**0.0112**	**J**	0.0200	0.00970	mg/L		09/24/24 09:00	10/03/24 16:27	1

General Chemistry

Analyte	Result	Qualifier	RL	MDL	Unit	D	Prepared	Analyzed	Dil Fac
Total Suspended Solids (USGS I-3765-85)	**9.75**		1.88	1.39	mg/L			09/20/24 10:09	1

Client Sample ID: MW-144A
Date Collected: 09/19/24 10:10
Date Received: 09/19/24 15:20

Lab Sample ID: 310-291019-43
Matrix: Water

Method: SW846 8260D - Volatile Organic Compounds by GC/MS

Analyte	Result	Qualifier	RL	MDL	Unit	D	Prepared	Analyzed	Dil Fac
Acetone	<3.10		10.0	3.10	ug/L			09/23/24 15:40	1
Acrylonitrile	<2.20		5.00	2.20	ug/L			09/23/24 15:40	1
Benzene	<0.220		0.500	0.220	ug/L			09/25/24 04:18	1
Bromochloromethane	<0.540		5.00	0.540	ug/L			09/23/24 15:40	1
Bromodichloromethane	<0.390		1.00	0.390	ug/L			09/23/24 15:40	1
Bromoform	<0.780		5.00	0.780	ug/L			09/23/24 15:40	1
Bromomethane	<1.10		4.00	1.10	ug/L			09/23/24 15:40	1
2-Butanone (MEK)	<2.10		10.0	2.10	ug/L			09/23/24 15:40	1
Carbon disulfide	<0.450		1.00	0.450	ug/L			09/25/24 04:18	1
Carbon tetrachloride	<0.650		2.00	0.650	ug/L			09/23/24 15:40	1
Chlorobenzene	<0.400		1.00	0.400	ug/L			09/23/24 15:40	1
Chlorodibromomethane	<0.750		5.00	0.750	ug/L			09/23/24 15:40	1
Chloroethane	<0.790		4.00	0.790	ug/L			09/23/24 15:40	1
Chloroform	<1.30		3.00	1.30	ug/L			09/23/24 15:40	1
Chloromethane	<0.610		3.00	0.610	ug/L			09/23/24 15:40	1
cis-1,2-Dichloroethene	<0.210		1.00	0.210	ug/L			09/23/24 15:40	1
cis-1,3-Dichloropropene	<0.250		5.00	0.250	ug/L			09/23/24 15:40	1
1,2-Dibromo-3-chloropropane	<1.20		5.00	1.20	ug/L			09/23/24 15:40	1
1,2-Dibromoethane (EDB)	<0.340		1.00	0.340	ug/L			09/23/24 15:40	1
Dibromomethane	<0.330		1.00	0.330	ug/L			09/23/24 15:40	1
1,2-Dichlorobenzene	<0.370		1.00	0.370	ug/L			09/23/24 15:40	1
1,4-Dichlorobenzene	<0.230		1.00	0.230	ug/L			09/23/24 15:40	1
1,1-Dichloroethane	<0.220		1.00	0.220	ug/L			09/23/24 15:40	1
1,2-Dichloroethane	<0.390		1.00	0.390	ug/L			09/23/24 15:40	1
1,1-Dichloroethene	<0.560		2.00	0.560	ug/L			09/23/24 15:40	1
1,2-Dichloropropane	<0.270		1.00	0.270	ug/L			09/23/24 15:40	1
Ethylbenzene	<0.310		1.00	0.310	ug/L			09/25/24 04:18	1
2-Hexanone	<2.00		10.0	2.00	ug/L			09/23/24 15:40	1
Iodomethane	<7.00		10.0	7.00	ug/L			09/23/24 15:40	1
Methylene chloride	<1.70		5.00	1.70	ug/L			09/23/24 15:40	1
4-Methyl-2-pentanone (MIBK)	<2.10		10.0	2.10	ug/L			09/23/24 15:40	1
Styrene	<0.370		1.00	0.370	ug/L			09/23/24 15:40	1
1,1,1,2-Tetrachloroethane	<0.380		1.00	0.380	ug/L			09/23/24 15:40	1
1,1,2,2-Tetrachloroethane	<0.470		1.00	0.470	ug/L			09/23/24 15:40	1
Tetrachloroethene	<0.480		1.00	0.480	ug/L			09/23/24 15:40	1
Toluene	<0.430		1.00	0.430	ug/L			09/25/24 04:18	1
trans-1,4-Dichloro-2-butene	<1.10		10.0	1.10	ug/L			09/23/24 15:40	1
trans-1,2-Dichloroethene	<0.270		1.00	0.270	ug/L			09/23/24 15:40	1
trans-1,3-Dichloropropene	<0.560		5.00	0.560	ug/L			09/23/24 15:40	1
1,1,1-Trichloroethane	<0.190		1.00	0.190	ug/L			09/23/24 15:40	1
1,1,2-Trichloroethane	<0.450		1.00	0.450	ug/L			09/23/24 15:40	1
Trichloroethene	<0.430		1.00	0.430	ug/L			09/23/24 15:40	1
Trichlorofluoromethane	<0.380	*+	4.00	0.380	ug/L			09/23/24 15:40	1
1,2,3-Trichloropropane	<0.590		1.00	0.590	ug/L			09/23/24 15:40	1
Vinyl acetate	<2.50		10.0	2.50	ug/L			09/23/24 15:40	1
Vinyl chloride	<0.180		1.00	0.180	ug/L			09/23/24 15:40	1
Xylenes, Total	<0.400		3.00	0.400	ug/L			09/25/24 04:18	1

Surrogate	*%Recovery*	*Qualifier*	*Limits*	*Prepared*	*Analyzed*	*Dil Fac*
4-Bromofluorobenzene (Surr)	*103*		*80 - 120*		*09/23/24 15:40*	*1*

Client Sample ID: MW-144A
Date Collected: 09/19/24 10:10
Date Received: 09/19/24 15:20

Lab Sample ID: 310-291019-43
Matrix: Water

Method: SW846 8260D - Volatile Organic Compounds by GC/MS (Continued)

Surrogate	*%Recovery*	*Qualifier*	*Limits*	*Prepared*	*Analyzed*	*Dil Fac*
4-Bromofluorobenzene (Surr)	*98*		*80 - 120*		*09/25/24 04:18*	*1*
Dibromofluoromethane (Surr)	*100*		*73 - 130*		*09/23/24 15:40*	*1*
Dibromofluoromethane (Surr)	*106*		*73 - 130*		*09/25/24 04:18*	*1*
Toluene-d8 (Surr)	*100*		*80 - 120*		*09/23/24 15:40*	*1*
Toluene-d8 (Surr)	*93*		*80 - 120*		*09/25/24 04:18*	*1*

Method: SW846 6020B - Metals (ICP/MS)

Analyte	Result	Qualifier	RL	MDL	Unit	D	Prepared	Analyzed	Dil Fac
Antimony	<0.00100		0.00200	0.00100	mg/L		09/24/24 09:00	10/03/24 16:29	1
Arsenic	**0.000964**	**J**	0.00200	0.000530	mg/L		09/24/24 09:00	10/03/24 16:29	1
Barium	**0.0671**		0.00200	0.000660	mg/L		09/24/24 09:00	10/03/24 16:29	1
Beryllium	**0.000440**	**J**	0.00100	0.000330	mg/L		09/24/24 09:00	10/03/24 16:29	1
Cadmium	<0.000100		0.000200	0.000100	mg/L		09/24/24 09:00	10/03/24 16:29	1
Chromium	**0.00786**		0.00500	0.00120	mg/L		09/24/24 09:00	10/03/24 16:29	1
Cobalt	**0.00681**		0.000500	0.000170	mg/L		09/24/24 09:00	10/03/24 16:29	1
Copper	**0.00445**	**J**	0.00500	0.00180	mg/L		09/24/24 09:00	10/03/24 16:29	1
Lead	**0.00120**		0.000500	0.000260	mg/L		09/24/24 09:00	10/03/24 16:29	1
Nickel	**0.0167**		0.00500	0.00210	mg/L		09/24/24 09:00	10/03/24 16:29	1
Selenium	**0.00377**	**J**	0.00500	0.00140	mg/L		09/24/24 09:00	10/03/24 16:29	1
Silver	<0.000500	^1+	0.00100	0.000500	mg/L		09/24/24 09:00	10/03/24 16:29	1
Thallium	<0.000570		0.00100	0.000570	mg/L		09/24/24 09:00	10/03/24 16:29	1
Vanadium	**0.00891**		0.00500	0.00110	mg/L		09/24/24 09:00	10/03/24 16:29	1
Zinc	**0.0190**	**J**	0.0200	0.00970	mg/L		09/24/24 09:00	10/03/24 16:29	1

General Chemistry

Analyte	Result	Qualifier	RL	MDL	Unit	D	Prepared	Analyzed	Dil Fac
Total Suspended Solids (USGS I-3765-85)	**439**		15.0	11.1	mg/L			09/20/24 10:09	1

Client: HDR Inc
Project/Site: DMASWA

Job ID: 310-291019-1

Client Sample ID: TB-4
Date Collected: 09/19/24 08:50
Date Received: 09/19/24 15:20

Lab Sample ID: 310-291019-44
Matrix: Water

Method: SW846 8260D - Volatile Organic Compounds by GC/MS

Analyte	Result	Qualifier	RL	MDL	Unit	D	Prepared	Analyzed	Dil Fac
Acetone	<3.10		10.0	3.10	ug/L			09/20/24 12:45	1
Acrylonitrile	<2.20		5.00	2.20	ug/L			09/20/24 12:45	1
Benzene	<0.220		0.500	0.220	ug/L			09/20/24 12:45	1
Bromochloromethane	<0.540		5.00	0.540	ug/L			09/20/24 12:45	1
Bromodichloromethane	<0.390		1.00	0.390	ug/L			09/20/24 12:45	1
Bromoform	<0.780		5.00	0.780	ug/L			09/20/24 12:45	1
Bromomethane	<1.10		4.00	1.10	ug/L			09/20/24 12:45	1
2-Butanone (MEK)	<2.10		10.0	2.10	ug/L			09/20/24 12:45	1
Carbon disulfide	<0.450		1.00	0.450	ug/L			09/20/24 12:45	1
Carbon tetrachloride	<0.650		2.00	0.650	ug/L			09/20/24 12:45	1
Chlorobenzene	<0.400		1.00	0.400	ug/L			09/20/24 12:45	1
Chlorodibromomethane	<0.750		5.00	0.750	ug/L			09/20/24 12:45	1
Chloroethane	<0.790		4.00	0.790	ug/L			09/20/24 12:45	1
Chloroform	<1.30		3.00	1.30	ug/L			09/20/24 12:45	1
Chloromethane	<0.610		3.00	0.610	ug/L			09/20/24 12:45	1
cis-1,2-Dichloroethene	<0.210		1.00	0.210	ug/L			09/20/24 12:45	1
cis-1,3-Dichloropropene	<0.250		5.00	0.250	ug/L			09/20/24 12:45	1
1,2-Dibromo-3-chloropropane	<1.20		5.00	1.20	ug/L			09/20/24 12:45	1
1,2-Dibromoethane (EDB)	<0.340		1.00	0.340	ug/L			09/20/24 12:45	1
Dibromomethane	<0.330		1.00	0.330	ug/L			09/20/24 12:45	1
1,2-Dichlorobenzene	<0.370		1.00	0.370	ug/L			09/20/24 12:45	1
1,4-Dichlorobenzene	<0.230		1.00	0.230	ug/L			09/20/24 12:45	1
1,1-Dichloroethane	<0.220		1.00	0.220	ug/L			09/20/24 12:45	1
1,2-Dichloroethane	<0.390		1.00	0.390	ug/L			09/20/24 12:45	1
1,1-Dichloroethene	<0.560		2.00	0.560	ug/L			09/20/24 12:45	1
1,2-Dichloropropane	<0.270		1.00	0.270	ug/L			09/20/24 12:45	1
Ethylbenzene	<0.310		1.00	0.310	ug/L			09/20/24 12:45	1
2-Hexanone	<2.00		10.0	2.00	ug/L			09/20/24 12:45	1
Iodomethane	<7.00		10.0	7.00	ug/L			09/20/24 12:45	1
Methylene chloride	<1.70		5.00	1.70	ug/L			09/20/24 12:45	1
4-Methyl-2-pentanone (MIBK)	<2.10		10.0	2.10	ug/L			09/20/24 12:45	1
Styrene	<0.370		1.00	0.370	ug/L			09/20/24 12:45	1
1,1,1,2-Tetrachloroethane	<0.380		1.00	0.380	ug/L			09/20/24 12:45	1
1,1,2,2-Tetrachloroethane	<0.470		1.00	0.470	ug/L			09/20/24 12:45	1
Tetrachloroethene	<0.480		1.00	0.480	ug/L			09/20/24 12:45	1
Toluene	<0.430		1.00	0.430	ug/L			09/20/24 12:45	1
trans-1,4-Dichloro-2-butene	<1.10		10.0	1.10	ug/L			09/20/24 12:45	1
trans-1,2-Dichloroethene	<0.270		1.00	0.270	ug/L			09/20/24 12:45	1
trans-1,3-Dichloropropene	<0.560		5.00	0.560	ug/L			09/20/24 12:45	1
1,1,1-Trichloroethane	<0.190		1.00	0.190	ug/L			09/20/24 12:45	1
1,1,2-Trichloroethane	<0.450		1.00	0.450	ug/L			09/20/24 12:45	1
Trichloroethene	<0.430		1.00	0.430	ug/L			09/20/24 12:45	1
Trichlorofluoromethane	<0.380		4.00	0.380	ug/L			09/20/24 12:45	1
1,2,3-Trichloropropane	<0.590		1.00	0.590	ug/L			09/20/24 12:45	1
Vinyl acetate	<2.50		10.0	2.50	ug/L			09/20/24 12:45	1
Vinyl chloride	<0.180		1.00	0.180	ug/L			09/20/24 12:45	1
Xylenes, Total	<0.400		3.00	0.400	ug/L			09/20/24 12:45	1

Surrogate	*%Recovery*	*Qualifier*	*Limits*	*Prepared*	*Analyzed*	*Dil Fac*
4-Bromofluorobenzene (Surr)	*106*		*80 - 120*		*09/20/24 12:45*	*1*

Client: HDR Inc
Project/Site: DMASWA

Job ID: 310-291019-1

Client Sample ID: TB-4
Date Collected: 09/19/24 08:50
Date Received: 09/19/24 15:20

Lab Sample ID: 310-291019-44
Matrix: Water

Method: SW846 8260D - Volatile Organic Compounds by GC/MS (Continued)

Surrogate	%Recovery	Qualifier	Limits	Prepared	Analyzed	Dil Fac
Dibromofluoromethane (Surr)	*104*		*73 - 130*		*09/20/24 12:45*	*1*
Toluene-d8 (Surr)	*100*		*80 - 120*		*09/20/24 12:45*	*1*

Client: HDR Inc
Project/Site: DMASWA

Job ID: 310-291019-1

Client Sample ID: MW-143A
Date Collected: 09/19/24 11:30
Date Received: 09/19/24 15:20

Lab Sample ID: 310-291019-45
Matrix: Water

Method: SW846 8260D - Volatile Organic Compounds by GC/MS

Analyte	Result	Qualifier	RL	MDL	Unit	D	Prepared	Analyzed	Dil Fac
Acetone	10.2		10.0	3.10	ug/L			09/25/24 04:41	1
Acrylonitrile	<2.20		5.00	2.20	ug/L			09/23/24 16:03	1
Benzene	<0.220		0.500	0.220	ug/L			09/25/24 04:41	1
Bromochloromethane	<0.540		5.00	0.540	ug/L			09/23/24 16:03	1
Bromodichloromethane	<0.390		1.00	0.390	ug/L			09/23/24 16:03	1
Bromoform	<0.780		5.00	0.780	ug/L			09/23/24 16:03	1
Bromomethane	<1.10		4.00	1.10	ug/L			09/23/24 16:03	1
2-Butanone (MEK)	<2.10		10.0	2.10	ug/L			09/23/24 16:03	1
Carbon disulfide	<0.450		1.00	0.450	ug/L			09/23/24 16:03	1
Carbon tetrachloride	<0.650		2.00	0.650	ug/L			09/23/24 16:03	1
Chlorobenzene	<0.400		1.00	0.400	ug/L			09/23/24 16:03	1
Chlorodibromomethane	<0.750		5.00	0.750	ug/L			09/23/24 16:03	1
Chloroethane	<0.790		4.00	0.790	ug/L			09/23/24 16:03	1
Chloroform	<1.30		3.00	1.30	ug/L			09/23/24 16:03	1
Chloromethane	<0.610		3.00	0.610	ug/L			09/23/24 16:03	1
cis-1,2-Dichloroethene	<0.210		1.00	0.210	ug/L			09/23/24 16:03	1
cis-1,3-Dichloropropene	<0.250		5.00	0.250	ug/L			09/23/24 16:03	1
1,2-Dibromo-3-chloropropane	<1.20		5.00	1.20	ug/L			09/23/24 16:03	1
1,2-Dibromoethane (EDB)	<0.340		1.00	0.340	ug/L			09/23/24 16:03	1
Dibromomethane	<0.330		1.00	0.330	ug/L			09/23/24 16:03	1
1,2-Dichlorobenzene	<0.370		1.00	0.370	ug/L			09/23/24 16:03	1
1,4-Dichlorobenzene	<0.230		1.00	0.230	ug/L			09/23/24 16:03	1
1,1-Dichloroethane	<0.220		1.00	0.220	ug/L			09/23/24 16:03	1
1,2-Dichloroethane	<0.390		1.00	0.390	ug/L			09/23/24 16:03	1
1,1-Dichloroethene	<0.560		2.00	0.560	ug/L			09/23/24 16:03	1
1,2-Dichloropropane	<0.270		1.00	0.270	ug/L			09/23/24 16:03	1
Ethylbenzene	<0.310		1.00	0.310	ug/L			09/25/24 04:41	1
2-Hexanone	<2.00		10.0	2.00	ug/L			09/23/24 16:03	1
Iodomethane	<7.00		10.0	7.00	ug/L			09/23/24 16:03	1
Methylene chloride	<1.70		5.00	1.70	ug/L			09/23/24 16:03	1
4-Methyl-2-pentanone (MIBK)	<2.10		10.0	2.10	ug/L			09/23/24 16:03	1
Styrene	<0.370		1.00	0.370	ug/L			09/23/24 16:03	1
1,1,1,2-Tetrachloroethane	<0.380		1.00	0.380	ug/L			09/23/24 16:03	1
1,1,2,2-Tetrachloroethane	<0.470		1.00	0.470	ug/L			09/23/24 16:03	1
Tetrachloroethene	<0.480		1.00	0.480	ug/L			09/23/24 16:03	1
Toluene	<0.430		1.00	0.430	ug/L			09/25/24 04:41	1
trans-1,4-Dichloro-2-butene	<1.10		10.0	1.10	ug/L			09/23/24 16:03	1
trans-1,2-Dichloroethene	<0.270		1.00	0.270	ug/L			09/23/24 16:03	1
trans-1,3-Dichloropropene	<0.560		5.00	0.560	ug/L			09/23/24 16:03	1
1,1,1-Trichloroethane	<0.190		1.00	0.190	ug/L			09/23/24 16:03	1
1,1,2-Trichloroethane	<0.450		1.00	0.450	ug/L			09/23/24 16:03	1
Trichloroethene	<0.430		1.00	0.430	ug/L			09/23/24 16:03	1
Trichlorofluoromethane	<0.380	*+	4.00	0.380	ug/L			09/23/24 16:03	1
1,2,3-Trichloropropane	<0.590		1.00	0.590	ug/L			09/23/24 16:03	1
Vinyl acetate	<2.50		10.0	2.50	ug/L			09/23/24 16:03	1
Vinyl chloride	<0.180		1.00	0.180	ug/L			09/23/24 16:03	1
Xylenes, Total	<0.400		3.00	0.400	ug/L			09/25/24 04:41	1

Surrogate	*%Recovery*	*Qualifier*	*Limits*	*Prepared*	*Analyzed*	*Dil Fac*
4-Bromofluorobenzene (Surr)	*102*		*80 - 120*		*09/23/24 16:03*	*1*

Client Sample ID: MW-143A
Date Collected: 09/19/24 11:30
Date Received: 09/19/24 15:20

Lab Sample ID: 310-291019-45
Matrix: Water

Method: SW846 8260D - Volatile Organic Compounds by GC/MS (Continued)

Surrogate	*%Recovery*	*Qualifier*	*Limits*	*Prepared*	*Analyzed*	*Dil Fac*
4-Bromofluorobenzene (Surr)	*98*		*80 - 120*		*09/25/24 04:41*	*1*
Dibromofluoromethane (Surr)	*100*		*73 - 130*		*09/23/24 16:03*	*1*
Dibromofluoromethane (Surr)	*105*		*73 - 130*		*09/25/24 04:41*	*1*
Toluene-d8 (Surr)	*99*		*80 - 120*		*09/23/24 16:03*	*1*
Toluene-d8 (Surr)	*93*		*80 - 120*		*09/25/24 04:41*	*1*

Method: SW846 6020B - Metals (ICP/MS)

Analyte	Result	Qualifier	RL	MDL	Unit	D	Prepared	Analyzed	Dil Fac
Antimony	<0.00100		0.00200	0.00100	mg/L		09/24/24 09:00	10/03/24 16:31	1
Arsenic	**0.00167**	**J**	0.00200	0.000530	mg/L		09/24/24 09:00	10/03/24 16:31	1
Barium	**0.823**		0.00200	0.000660	mg/L		09/24/24 09:00	10/03/24 16:31	1
Beryllium	<0.000330		0.00100	0.000330	mg/L		09/24/24 09:00	10/03/24 16:31	1
Cadmium	<0.000100		0.000200	0.000100	mg/L		09/24/24 09:00	10/03/24 16:31	1
Chromium	**0.00333**	**J**	0.00500	0.00120	mg/L		09/24/24 09:00	10/03/24 16:31	1
Cobalt	**0.00316**		0.000500	0.000170	mg/L		09/24/24 09:00	10/03/24 16:31	1
Copper	**0.00496**	**J**	0.00500	0.00180	mg/L		09/24/24 09:00	10/03/24 16:31	1
Lead	**0.00116**		0.000500	0.000260	mg/L		09/24/24 09:00	10/03/24 16:31	1
Nickel	**0.00698**		0.00500	0.00210	mg/L		09/24/24 09:00	10/03/24 16:31	1
Selenium	<0.00140		0.00500	0.00140	mg/L		09/24/24 09:00	10/03/24 16:31	1
Silver	<0.000500	^1+	0.00100	0.000500	mg/L		09/24/24 09:00	10/03/24 16:31	1
Thallium	<0.000570		0.00100	0.000570	mg/L		09/24/24 09:00	10/03/24 16:31	1
Vanadium	**0.00365**	**J**	0.00500	0.00110	mg/L		09/24/24 09:00	10/03/24 16:31	1
Zinc	<0.00970		0.0200	0.00970	mg/L		09/24/24 09:00	10/03/24 16:31	1

General Chemistry

Analyte	Result	Qualifier	RL	MDL	Unit	D	Prepared	Analyzed	Dil Fac
Total Suspended Solids (USGS I-3765-85)	**626**		15.0	11.1	mg/L			09/20/24 09:34	1

Client: HDR Inc
Project/Site: DMASWA

Job ID: 310-291019-1

Client Sample ID: MW-403A
Date Collected: 09/17/24 12:55
Date Received: 09/19/24 15:20

Lab Sample ID: 310-291019-46
Matrix: Water

Method: SW846 8260D - Volatile Organic Compounds by GC/MS

Analyte	Result	Qualifier	RL	MDL	Unit	D	Prepared	Analyzed	Dil Fac
Acetone	<3.10		10.0	3.10	ug/L			09/23/24 16:25	1
Acrylonitrile	<2.20		5.00	2.20	ug/L			09/23/24 16:25	1
Benzene	**0.533**		0.500	0.220	ug/L			09/23/24 16:25	1
Bromochloromethane	<0.540		5.00	0.540	ug/L			09/23/24 16:25	1
Bromodichloromethane	<0.390		1.00	0.390	ug/L			09/23/24 16:25	1
Bromoform	<0.780		5.00	0.780	ug/L			09/23/24 16:25	1
Bromomethane	<1.10		4.00	1.10	ug/L			09/23/24 16:25	1
2-Butanone (MEK)	<2.10		10.0	2.10	ug/L			09/23/24 16:25	1
Carbon disulfide	<0.450		1.00	0.450	ug/L			09/23/24 16:25	1
Carbon tetrachloride	<0.650		2.00	0.650	ug/L			09/23/24 16:25	1
Chlorobenzene	<0.400		1.00	0.400	ug/L			09/23/24 16:25	1
Chlorodibromomethane	<0.750		5.00	0.750	ug/L			09/23/24 16:25	1
Chloroethane	<0.790		4.00	0.790	ug/L			09/23/24 16:25	1
Chloroform	<1.30		3.00	1.30	ug/L			09/23/24 16:25	1
Chloromethane	<0.610		3.00	0.610	ug/L			09/23/24 16:25	1
cis-1,2-Dichloroethene	<0.210		1.00	0.210	ug/L			09/23/24 16:25	1
cis-1,3-Dichloropropene	<0.250		5.00	0.250	ug/L			09/23/24 16:25	1
1,2-Dibromo-3-chloropropane	<1.20		5.00	1.20	ug/L			09/23/24 16:25	1
1,2-Dibromoethane (EDB)	<0.340		1.00	0.340	ug/L			09/23/24 16:25	1
Dibromomethane	<0.330		1.00	0.330	ug/L			09/23/24 16:25	1
1,2-Dichlorobenzene	<0.370		1.00	0.370	ug/L			09/23/24 16:25	1
1,4-Dichlorobenzene	<0.230		1.00	0.230	ug/L			09/23/24 16:25	1
1,1-Dichloroethane	<0.220		1.00	0.220	ug/L			09/23/24 16:25	1
1,2-Dichloroethane	<0.390		1.00	0.390	ug/L			09/23/24 16:25	1
1,1-Dichloroethene	<0.560		2.00	0.560	ug/L			09/23/24 16:25	1
1,2-Dichloropropane	<0.270		1.00	0.270	ug/L			09/23/24 16:25	1
Ethylbenzene	**0.442**	**J**	1.00	0.310	ug/L			09/23/24 16:25	1
2-Hexanone	<2.00		10.0	2.00	ug/L			09/23/24 16:25	1
Iodomethane	<7.00		10.0	7.00	ug/L			09/23/24 16:25	1
Methylene chloride	<1.70		5.00	1.70	ug/L			09/23/24 16:25	1
4-Methyl-2-pentanone (MIBK)	<2.10		10.0	2.10	ug/L			09/23/24 16:25	1
Styrene	<0.370		1.00	0.370	ug/L			09/23/24 16:25	1
1,1,1,2-Tetrachloroethane	<0.380		1.00	0.380	ug/L			09/23/24 16:25	1
1,1,2,2-Tetrachloroethane	<0.470		1.00	0.470	ug/L			09/23/24 16:25	1
Tetrachloroethene	<0.480		1.00	0.480	ug/L			09/23/24 16:25	1
Toluene	**1.37**		1.00	0.430	ug/L			09/23/24 16:25	1
trans-1,4-Dichloro-2-butene	<1.10		10.0	1.10	ug/L			09/23/24 16:25	1
trans-1,2-Dichloroethene	<0.270		1.00	0.270	ug/L			09/23/24 16:25	1
trans-1,3-Dichloropropene	<0.560		5.00	0.560	ug/L			09/23/24 16:25	1
1,1,1-Trichloroethane	<0.190		1.00	0.190	ug/L			09/23/24 16:25	1
1,1,2-Trichloroethane	<0.450		1.00	0.450	ug/L			09/23/24 16:25	1
Trichloroethene	<0.430		1.00	0.430	ug/L			09/23/24 16:25	1
Trichlorofluoromethane	<0.380	*+	4.00	0.380	ug/L			09/23/24 16:25	1
1,2,3-Trichloropropane	<0.590		1.00	0.590	ug/L			09/23/24 16:25	1
Vinyl acetate	<2.50		10.0	2.50	ug/L			09/23/24 16:25	1
Vinyl chloride	<0.180		1.00	0.180	ug/L			09/23/24 16:25	1
Xylenes, Total	**1.38**	**J**	3.00	0.400	ug/L			09/23/24 16:25	1

Surrogate	*%Recovery*	*Qualifier*	*Limits*	*Prepared*	*Analyzed*	*Dil Fac*
4-Bromofluorobenzene (Surr)	*103*		*80 - 120*		*09/23/24 16:25*	*1*

Client: HDR Inc
Project/Site: DMASWA

Job ID: 310-291019-1

Client Sample ID: MW-403A

Date Collected: 09/17/24 12:55
Date Received: 09/19/24 15:20

Lab Sample ID: 310-291019-46

Matrix: Water

Method: SW846 8260D - Volatile Organic Compounds by GC/MS (Continued)

Surrogate	*%Recovery*	*Qualifier*	*Limits*	*Prepared*	*Analyzed*	*Dil Fac*
Dibromofluoromethane (Surr)	*100*		*73 - 130*		*09/23/24 16:25*	*1*
Toluene-d8 (Surr)	*99*		*80 - 120*		*09/23/24 16:25*	*1*

Method: SW846 6020B - Metals (ICP/MS)

Analyte	Result	Qualifier	RL	MDL	Unit	D	Prepared	Analyzed	Dil Fac
Antimony	<0.00100		0.00200	0.00100	mg/L		09/24/24 09:00	10/02/24 17:49	1
Arsenic	<0.000530		0.00200	0.000530	mg/L		09/24/24 09:00	10/02/24 17:49	1
Barium	**0.182**		0.00200	0.000660	mg/L		09/24/24 09:00	10/02/24 17:49	1
Beryllium	<0.000330		0.00100	0.000330	mg/L		09/24/24 09:00	10/02/24 17:49	1
Cadmium	<0.000100		0.000200	0.000100	mg/L		09/24/24 09:00	10/02/24 17:49	1
Chromium	<0.00120		0.00500	0.00120	mg/L		09/24/24 09:00	10/02/24 17:49	1
Cobalt	**0.000384**	**J**	0.000500	0.000170	mg/L		09/24/24 09:00	10/02/24 17:49	1
Copper	<0.00180		0.00500	0.00180	mg/L		09/24/24 09:00	10/02/24 17:49	1
Lead	<0.000260		0.000500	0.000260	mg/L		09/24/24 09:00	10/02/24 17:49	1
Nickel	<0.00210		0.00500	0.00210	mg/L		09/24/24 09:00	10/02/24 17:49	1
Selenium	<0.00140		0.00500	0.00140	mg/L		09/24/24 09:00	10/02/24 17:49	1
Silver	<0.000500	^1+	0.00100	0.000500	mg/L		09/24/24 09:00	10/02/24 17:49	1
Thallium	<0.000570		0.00100	0.000570	mg/L		09/24/24 09:00	10/02/24 17:49	1
Vanadium	<0.00110		0.00500	0.00110	mg/L		09/24/24 09:00	10/02/24 17:49	1
Zinc	<0.00970		0.0200	0.00970	mg/L		09/24/24 09:00	10/02/24 17:49	1

General Chemistry

Analyte	Result	Qualifier	RL	MDL	Unit	D	Prepared	Analyzed	Dil Fac
Total Suspended Solids (USGS I-3765-85)	<1.39		1.88	1.39	mg/L			09/20/24 09:34	1

Client: HDR Inc
Project/Site: DMASWA

Job ID: 310-291019-1

Client Sample ID: Dup-1
Date Collected: 09/17/24 09:00
Date Received: 09/19/24 15:20

Lab Sample ID: 310-291019-47
Matrix: Water

Method: SW846 8260D - Volatile Organic Compounds by GC/MS

Analyte	Result	Qualifier	RL	MDL	Unit	D	Prepared	Analyzed	Dil Fac
Acetone	<3.10		10.0	3.10	ug/L			09/23/24 16:48	1
Acrylonitrile	<2.20		5.00	2.20	ug/L			09/23/24 16:48	1
Benzene	**0.436**	**J**	0.500	0.220	ug/L			09/23/24 16:48	1
Bromochloromethane	<0.540		5.00	0.540	ug/L			09/23/24 16:48	1
Bromodichloromethane	<0.390		1.00	0.390	ug/L			09/23/24 16:48	1
Bromoform	<0.780		5.00	0.780	ug/L			09/23/24 16:48	1
Bromomethane	<1.10		4.00	1.10	ug/L			09/23/24 16:48	1
2-Butanone (MEK)	<2.10		10.0	2.10	ug/L			09/23/24 16:48	1
Carbon disulfide	<0.450		1.00	0.450	ug/L			09/23/24 16:48	1
Carbon tetrachloride	<0.650		2.00	0.650	ug/L			09/23/24 16:48	1
Chlorobenzene	<0.400		1.00	0.400	ug/L			09/23/24 16:48	1
Chlorodibromomethane	<0.750		5.00	0.750	ug/L			09/23/24 16:48	1
Chloroethane	<0.790		4.00	0.790	ug/L			09/23/24 16:48	1
Chloroform	<1.30		3.00	1.30	ug/L			09/23/24 16:48	1
Chloromethane	<0.610		3.00	0.610	ug/L			09/23/24 16:48	1
cis-1,2-Dichloroethene	<0.210		1.00	0.210	ug/L			09/23/24 16:48	1
cis-1,3-Dichloropropene	<0.250		5.00	0.250	ug/L			09/23/24 16:48	1
1,2-Dibromo-3-chloropropane	<1.20		5.00	1.20	ug/L			09/23/24 16:48	1
1,2-Dibromoethane (EDB)	<0.340		1.00	0.340	ug/L			09/23/24 16:48	1
Dibromomethane	<0.330		1.00	0.330	ug/L			09/23/24 16:48	1
1,2-Dichlorobenzene	<0.370		1.00	0.370	ug/L			09/23/24 16:48	1
1,4-Dichlorobenzene	<0.230		1.00	0.230	ug/L			09/23/24 16:48	1
1,1-Dichloroethane	<0.220		1.00	0.220	ug/L			09/23/24 16:48	1
1,2-Dichloroethane	<0.390		1.00	0.390	ug/L			09/23/24 16:48	1
1,1-Dichloroethene	<0.560		2.00	0.560	ug/L			09/23/24 16:48	1
1,2-Dichloropropane	<0.270		1.00	0.270	ug/L			09/23/24 16:48	1
Ethylbenzene	**0.358**	**J**	1.00	0.310	ug/L			09/23/24 16:48	1
2-Hexanone	<2.00		10.0	2.00	ug/L			09/23/24 16:48	1
Iodomethane	<7.00		10.0	7.00	ug/L			09/23/24 16:48	1
Methylene chloride	<1.70		5.00	1.70	ug/L			09/23/24 16:48	1
4-Methyl-2-pentanone (MIBK)	<2.10		10.0	2.10	ug/L			09/23/24 16:48	1
Styrene	<0.370		1.00	0.370	ug/L			09/23/24 16:48	1
1,1,1,2-Tetrachloroethane	<0.380		1.00	0.380	ug/L			09/23/24 16:48	1
1,1,2,2-Tetrachloroethane	<0.470		1.00	0.470	ug/L			09/23/24 16:48	1
Tetrachloroethene	<0.480		1.00	0.480	ug/L			09/23/24 16:48	1
Toluene	**1.15**		1.00	0.430	ug/L			09/23/24 16:48	1
trans-1,4-Dichloro-2-butene	<1.10		10.0	1.10	ug/L			09/23/24 16:48	1
trans-1,2-Dichloroethene	<0.270		1.00	0.270	ug/L			09/23/24 16:48	1
trans-1,3-Dichloropropene	<0.560		5.00	0.560	ug/L			09/23/24 16:48	1
1,1,1-Trichloroethane	<0.190		1.00	0.190	ug/L			09/23/24 16:48	1
1,1,2-Trichloroethane	<0.450		1.00	0.450	ug/L			09/23/24 16:48	1
Trichloroethene	<0.430		1.00	0.430	ug/L			09/23/24 16:48	1
Trichlorofluoromethane	<0.380	*+	4.00	0.380	ug/L			09/23/24 16:48	1
1,2,3-Trichloropropane	<0.590		1.00	0.590	ug/L			09/23/24 16:48	1
Vinyl acetate	<2.50		10.0	2.50	ug/L			09/23/24 16:48	1
Vinyl chloride	<0.180		1.00	0.180	ug/L			09/23/24 16:48	1
Xylenes, Total	**0.797**	**J**	3.00	0.400	ug/L			09/23/24 16:48	1

Surrogate	*%Recovery*	*Qualifier*	*Limits*	*Prepared*	*Analyzed*	*Dil Fac*
4-Bromofluorobenzene (Surr)	*102*		*80 - 120*		*09/23/24 16:48*	*1*

Client: HDR Inc
Project/Site: DMASWA

Job ID: 310-291019-1

Client Sample ID: Dup-1
Date Collected: 09/17/24 09:00
Date Received: 09/19/24 15:20

Lab Sample ID: 310-291019-47
Matrix: Water

Method: SW846 8260D - Volatile Organic Compounds by GC/MS (Continued)

Surrogate	*%Recovery*	*Qualifier*	*Limits*	*Prepared*	*Analyzed*	*Dil Fac*
Dibromofluoromethane (Surr)	*100*		*73 - 130*		*09/23/24 16:48*	*1*
Toluene-d8 (Surr)	*98*		*80 - 120*		*09/23/24 16:48*	*1*

Method: SW846 6020B - Metals (ICP/MS)

Analyte	Result	Qualifier	RL	MDL	Unit	D	Prepared	Analyzed	Dil Fac
Antimony	<0.00100		0.00200	0.00100	mg/L		09/24/24 09:00	10/02/24 18:06	1
Arsenic	<0.000530		0.00200	0.000530	mg/L		09/24/24 09:00	10/02/24 18:06	1
Barium	**0.178**		0.00200	0.000660	mg/L		09/24/24 09:00	10/02/24 18:06	1
Beryllium	<0.000330		0.00100	0.000330	mg/L		09/24/24 09:00	10/02/24 18:06	1
Cadmium	<0.000100		0.000200	0.000100	mg/L		09/24/24 09:00	10/02/24 18:06	1
Chromium	<0.00120		0.00500	0.00120	mg/L		09/24/24 09:00	10/02/24 18:06	1
Cobalt	**0.000392**	**J**	0.000500	0.000170	mg/L		09/24/24 09:00	10/02/24 18:06	1
Copper	<0.00180		0.00500	0.00180	mg/L		09/24/24 09:00	10/02/24 18:06	1
Lead	<0.000260		0.000500	0.000260	mg/L		09/24/24 09:00	10/02/24 18:06	1
Nickel	<0.00210		0.00500	0.00210	mg/L		09/24/24 09:00	10/02/24 18:06	1
Selenium	<0.00140		0.00500	0.00140	mg/L		09/24/24 09:00	10/02/24 18:06	1
Silver	<0.000500	^1+	0.00100	0.000500	mg/L		09/24/24 09:00	10/02/24 18:06	1
Thallium	<0.000570		0.00100	0.000570	mg/L		09/24/24 09:00	10/02/24 18:06	1
Vanadium	<0.00110		0.00500	0.00110	mg/L		09/24/24 09:00	10/02/24 18:06	1
Zinc	<0.00970		0.0200	0.00970	mg/L		09/24/24 09:00	10/02/24 18:06	1

General Chemistry

Analyte	Result	Qualifier	RL	MDL	Unit	D	Prepared	Analyzed	Dil Fac
Total Suspended Solids (USGS I-3765-85)	<1.39		1.88	1.39	mg/L			09/20/24 10:09	1

Client: HDR Inc
Project/Site: DMASWA

Job ID: 310-291019-1

Client Sample ID: MW-402A
Date Collected: 09/17/24 13:35
Date Received: 09/19/24 15:20

Lab Sample ID: 310-291019-48
Matrix: Water

Method: SW846 8260D - Volatile Organic Compounds by GC/MS

Analyte	Result	Qualifier	RL	MDL	Unit	D	Prepared	Analyzed	Dil Fac
Acetone	<3.10		10.0	3.10	ug/L			09/23/24 17:10	1
Acrylonitrile	<2.20		5.00	2.20	ug/L			09/23/24 17:10	1
Benzene	**0.381**	**J**	0.500	0.220	ug/L			09/23/24 17:10	1
Bromochloromethane	<0.540		5.00	0.540	ug/L			09/23/24 17:10	1
Bromodichloromethane	<0.390		1.00	0.390	ug/L			09/23/24 17:10	1
Bromoform	<0.780		5.00	0.780	ug/L			09/23/24 17:10	1
Bromomethane	<1.10		4.00	1.10	ug/L			09/23/24 17:10	1
2-Butanone (MEK)	<2.10		10.0	2.10	ug/L			09/23/24 17:10	1
Carbon disulfide	<0.450		1.00	0.450	ug/L			09/23/24 17:10	1
Carbon tetrachloride	<0.650		2.00	0.650	ug/L			09/23/24 17:10	1
Chlorobenzene	<0.400		1.00	0.400	ug/L			09/23/24 17:10	1
Chlorodibromomethane	<0.750		5.00	0.750	ug/L			09/23/24 17:10	1
Chloroethane	<0.790		4.00	0.790	ug/L			09/23/24 17:10	1
Chloroform	<1.30		3.00	1.30	ug/L			09/23/24 17:10	1
Chloromethane	<0.610		3.00	0.610	ug/L			09/23/24 17:10	1
cis-1,2-Dichloroethene	<0.210		1.00	0.210	ug/L			09/23/24 17:10	1
cis-1,3-Dichloropropene	<0.250		5.00	0.250	ug/L			09/23/24 17:10	1
1,2-Dibromo-3-chloropropane	<1.20		5.00	1.20	ug/L			09/23/24 17:10	1
1,2-Dibromoethane (EDB)	<0.340		1.00	0.340	ug/L			09/23/24 17:10	1
Dibromomethane	<0.330		1.00	0.330	ug/L			09/23/24 17:10	1
1,2-Dichlorobenzene	<0.370		1.00	0.370	ug/L			09/23/24 17:10	1
1,4-Dichlorobenzene	<0.230		1.00	0.230	ug/L			09/23/24 17:10	1
1,1-Dichloroethane	<0.220		1.00	0.220	ug/L			09/23/24 17:10	1
1,2-Dichloroethane	<0.390		1.00	0.390	ug/L			09/23/24 17:10	1
1,1-Dichloroethene	<0.560		2.00	0.560	ug/L			09/23/24 17:10	1
1,2-Dichloropropane	<0.270		1.00	0.270	ug/L			09/23/24 17:10	1
Ethylbenzene	**0.342**	**J**	1.00	0.310	ug/L			09/23/24 17:10	1
2-Hexanone	<2.00		10.0	2.00	ug/L			09/23/24 17:10	1
Iodomethane	<7.00		10.0	7.00	ug/L			09/23/24 17:10	1
Methylene chloride	<1.70		5.00	1.70	ug/L			09/23/24 17:10	1
4-Methyl-2-pentanone (MIBK)	<2.10		10.0	2.10	ug/L			09/23/24 17:10	1
Styrene	<0.370		1.00	0.370	ug/L			09/23/24 17:10	1
1,1,1,2-Tetrachloroethane	<0.380		1.00	0.380	ug/L			09/23/24 17:10	1
1,1,2,2-Tetrachloroethane	<0.470		1.00	0.470	ug/L			09/23/24 17:10	1
Tetrachloroethene	<0.480		1.00	0.480	ug/L			09/23/24 17:10	1
Toluene	**1.02**		1.00	0.430	ug/L			09/23/24 17:10	1
trans-1,4-Dichloro-2-butene	<1.10		10.0	1.10	ug/L			09/23/24 17:10	1
trans-1,2-Dichloroethene	<0.270		1.00	0.270	ug/L			09/23/24 17:10	1
trans-1,3-Dichloropropene	<0.560		5.00	0.560	ug/L			09/23/24 17:10	1
1,1,1-Trichloroethane	<0.190		1.00	0.190	ug/L			09/23/24 17:10	1
1,1,2-Trichloroethane	<0.450		1.00	0.450	ug/L			09/23/24 17:10	1
Trichloroethene	<0.430		1.00	0.430	ug/L			09/23/24 17:10	1
Trichlorofluoromethane	<0.380	*+	4.00	0.380	ug/L			09/23/24 17:10	1
1,2,3-Trichloropropane	<0.590		1.00	0.590	ug/L			09/23/24 17:10	1
Vinyl acetate	<2.50		10.0	2.50	ug/L			09/23/24 17:10	1
Vinyl chloride	<0.180		1.00	0.180	ug/L			09/23/24 17:10	1
Xylenes, Total	**0.701**	**J**	3.00	0.400	ug/L			09/23/24 17:10	1

Surrogate	*%Recovery*	*Qualifier*	*Limits*	*Prepared*	*Analyzed*	*Dil Fac*
4-Bromofluorobenzene (Surr)	*103*		*80 - 120*		*09/23/24 17:10*	*1*

Client: HDR Inc
Project/Site: DMASWA

Job ID: 310-291019-1

Client Sample ID: MW-402A

Date Collected: 09/17/24 13:35
Date Received: 09/19/24 15:20

Lab Sample ID: 310-291019-48

Matrix: Water

Method: SW846 8260D - Volatile Organic Compounds by GC/MS (Continued)

Surrogate	*%Recovery*	*Qualifier*	*Limits*	*Prepared*	*Analyzed*	*Dil Fac*
Dibromofluoromethane (Surr)	*102*		*73 - 130*		*09/23/24 17:10*	*1*
Toluene-d8 (Surr)	*99*		*80 - 120*		*09/23/24 17:10*	*1*

Method: SW846 6020B - Metals (ICP/MS)

Analyte	Result	Qualifier	RL	MDL	Unit	D	Prepared	Analyzed	Dil Fac
Antimony	<0.00100		0.00200	0.00100	mg/L		09/24/24 09:00	10/02/24 18:08	1
Arsenic	**0.00252**		0.00200	0.000530	mg/L		09/24/24 09:00	10/02/24 18:08	1
Barium	**0.0688**		0.00200	0.000660	mg/L		09/24/24 09:00	10/02/24 18:08	1
Beryllium	<0.000330		0.00100	0.000330	mg/L		09/24/24 09:00	10/02/24 18:08	1
Cadmium	<0.000100		0.000200	0.000100	mg/L		09/24/24 09:00	10/02/24 18:08	1
Chromium	<0.00120		0.00500	0.00120	mg/L		09/24/24 09:00	10/02/24 18:08	1
Cobalt	**0.000960**		0.000500	0.000170	mg/L		09/24/24 09:00	10/02/24 18:08	1
Copper	<0.00180		0.00500	0.00180	mg/L		09/24/24 09:00	10/02/24 18:08	1
Lead	<0.000260		0.000500	0.000260	mg/L		09/24/24 09:00	10/02/24 18:08	1
Nickel	<0.00210		0.00500	0.00210	mg/L		09/24/24 09:00	10/02/24 18:08	1
Selenium	<0.00140		0.00500	0.00140	mg/L		09/24/24 09:00	10/02/24 18:08	1
Silver	<0.000500	^1+	0.00100	0.000500	mg/L		09/24/24 09:00	10/02/24 18:08	1
Thallium	<0.000570		0.00100	0.000570	mg/L		09/24/24 09:00	10/02/24 18:08	1
Vanadium	<0.00110		0.00500	0.00110	mg/L		09/24/24 09:00	10/02/24 18:08	1
Zinc	<0.00970		0.0200	0.00970	mg/L		09/24/24 09:00	10/02/24 18:08	1

General Chemistry

Analyte	Result	Qualifier	RL	MDL	Unit	D	Prepared	Analyzed	Dil Fac
Total Suspended Solids (USGS I-3765-85)	**9.33**		5.00	3.70	mg/L			09/20/24 09:34	1

Client: HDR Inc
Project/Site: DMASWA

Job ID: 310-291019-1

Client Sample ID: MW-401A
Date Collected: 09/17/24 14:20
Date Received: 09/19/24 15:20

Lab Sample ID: 310-291019-49
Matrix: Water

Method: SW846 8260D - Volatile Organic Compounds by GC/MS

Analyte	Result	Qualifier	RL	MDL	Unit	D	Prepared	Analyzed	Dil Fac
Acetone	<3.10		10.0	3.10	ug/L			09/23/24 17:33	1
Acrylonitrile	<2.20		5.00	2.20	ug/L			09/23/24 17:33	1
Benzene	<0.220		0.500	0.220	ug/L			09/23/24 17:33	1
Bromochloromethane	<0.540		5.00	0.540	ug/L			09/23/24 17:33	1
Bromodichloromethane	<0.390		1.00	0.390	ug/L			09/23/24 17:33	1
Bromoform	<0.780		5.00	0.780	ug/L			09/23/24 17:33	1
Bromomethane	<1.10		4.00	1.10	ug/L			09/23/24 17:33	1
2-Butanone (MEK)	<2.10		10.0	2.10	ug/L			09/23/24 17:33	1
Carbon disulfide	<0.450		1.00	0.450	ug/L			09/23/24 17:33	1
Carbon tetrachloride	<0.650		2.00	0.650	ug/L			09/23/24 17:33	1
Chlorobenzene	<0.400		1.00	0.400	ug/L			09/23/24 17:33	1
Chlorodibromomethane	<0.750		5.00	0.750	ug/L			09/23/24 17:33	1
Chloroethane	<0.790		4.00	0.790	ug/L			09/23/24 17:33	1
Chloroform	<1.30		3.00	1.30	ug/L			09/23/24 17:33	1
Chloromethane	<0.610		3.00	0.610	ug/L			09/23/24 17:33	1
cis-1,2-Dichloroethene	**0.827**	**J**	1.00	0.210	ug/L			09/23/24 17:33	1
cis-1,3-Dichloropropene	<0.250		5.00	0.250	ug/L			09/23/24 17:33	1
1,2-Dibromo-3-chloropropane	<1.20		5.00	1.20	ug/L			09/23/24 17:33	1
1,2-Dibromoethane (EDB)	<0.340		1.00	0.340	ug/L			09/23/24 17:33	1
Dibromomethane	<0.330		1.00	0.330	ug/L			09/23/24 17:33	1
1,2-Dichlorobenzene	<0.370		1.00	0.370	ug/L			09/23/24 17:33	1
1,4-Dichlorobenzene	<0.230		1.00	0.230	ug/L			09/23/24 17:33	1
1,1-Dichloroethane	<0.220		1.00	0.220	ug/L			09/23/24 17:33	1
1,2-Dichloroethane	<0.390		1.00	0.390	ug/L			09/23/24 17:33	1
1,1-Dichloroethene	<0.560		2.00	0.560	ug/L			09/23/24 17:33	1
1,2-Dichloropropane	<0.270		1.00	0.270	ug/L			09/23/24 17:33	1
Ethylbenzene	<0.310		1.00	0.310	ug/L			09/23/24 17:33	1
2-Hexanone	<2.00		10.0	2.00	ug/L			09/23/24 17:33	1
Iodomethane	<7.00		10.0	7.00	ug/L			09/23/24 17:33	1
Methylene chloride	<1.70		5.00	1.70	ug/L			09/23/24 17:33	1
4-Methyl-2-pentanone (MIBK)	<2.10		10.0	2.10	ug/L			09/23/24 17:33	1
Styrene	<0.370		1.00	0.370	ug/L			09/23/24 17:33	1
1,1,1,2-Tetrachloroethane	<0.380		1.00	0.380	ug/L			09/23/24 17:33	1
1,1,2,2-Tetrachloroethane	<0.470		1.00	0.470	ug/L			09/23/24 17:33	1
Tetrachloroethene	<0.480		1.00	0.480	ug/L			09/23/24 17:33	1
Toluene	**0.815**	**J**	1.00	0.430	ug/L			09/23/24 17:33	1
trans-1,4-Dichloro-2-butene	<1.10		10.0	1.10	ug/L			09/23/24 17:33	1
trans-1,2-Dichloroethene	<0.270		1.00	0.270	ug/L			09/23/24 17:33	1
trans-1,3-Dichloropropene	<0.560		5.00	0.560	ug/L			09/23/24 17:33	1
1,1,1-Trichloroethane	<0.190		1.00	0.190	ug/L			09/23/24 17:33	1
1,1,2-Trichloroethane	<0.450		1.00	0.450	ug/L			09/23/24 17:33	1
Trichloroethene	<0.430		1.00	0.430	ug/L			09/23/24 17:33	1
Trichlorofluoromethane	<0.380	*+	4.00	0.380	ug/L			09/23/24 17:33	1
1,2,3-Trichloropropane	<0.590		1.00	0.590	ug/L			09/23/24 17:33	1
Vinyl acetate	<2.50		10.0	2.50	ug/L			09/23/24 17:33	1
Vinyl chloride	<0.180		1.00	0.180	ug/L			09/23/24 17:33	1
Xylenes, Total	**0.657**	**J**	3.00	0.400	ug/L			09/23/24 17:33	1

Surrogate	*%Recovery*	*Qualifier*	*Limits*	*Prepared*	*Analyzed*	*Dil Fac*
4-Bromofluorobenzene (Surr)	*103*		*80 - 120*		*09/23/24 17:33*	*1*

Client: HDR Inc
Project/Site: DMASWA

Job ID: 310-291019-1

Client Sample ID: MW-401A

Date Collected: 09/17/24 14:20
Date Received: 09/19/24 15:20

Lab Sample ID: 310-291019-49

Matrix: Water

Method: SW846 8260D - Volatile Organic Compounds by GC/MS (Continued)

Surrogate	*%Recovery*	*Qualifier*	*Limits*	*Prepared*	*Analyzed*	*Dil Fac*
Dibromofluoromethane (Surr)	*102*		*73 - 130*		*09/23/24 17:33*	*1*
Toluene-d8 (Surr)	*99*		*80 - 120*		*09/23/24 17:33*	*1*

Method: SW846 6020B - Metals (ICP/MS)

Analyte	Result	Qualifier	RL	MDL	Unit	D	Prepared	Analyzed	Dil Fac
Antimony	<0.00100		0.00200	0.00100	mg/L		09/24/24 09:00	10/02/24 18:10	1
Arsenic	<0.000530		0.00200	0.000530	mg/L		09/24/24 09:00	10/02/24 18:10	1
Barium	**0.270**		0.00200	0.000660	mg/L		09/24/24 09:00	10/02/24 18:10	1
Beryllium	<0.000330		0.00100	0.000330	mg/L		09/24/24 09:00	10/02/24 18:10	1
Cadmium	<0.000100		0.000200	0.000100	mg/L		09/24/24 09:00	10/02/24 18:10	1
Chromium	<0.00120		0.00500	0.00120	mg/L		09/24/24 09:00	10/02/24 18:10	1
Cobalt	**0.00166**		0.000500	0.000170	mg/L		09/24/24 09:00	10/02/24 18:10	1
Copper	<0.00180		0.00500	0.00180	mg/L		09/24/24 09:00	10/02/24 18:10	1
Lead	<0.000260		0.000500	0.000260	mg/L		09/24/24 09:00	10/02/24 18:10	1
Nickel	**0.00345**	**J**	0.00500	0.00210	mg/L		09/24/24 09:00	10/02/24 18:10	1
Selenium	<0.00140		0.00500	0.00140	mg/L		09/24/24 09:00	10/02/24 18:10	1
Silver	<0.000500	^1+	0.00100	0.000500	mg/L		09/24/24 09:00	10/02/24 18:10	1
Thallium	<0.000570		0.00100	0.000570	mg/L		09/24/24 09:00	10/02/24 18:10	1
Vanadium	<0.00110		0.00500	0.00110	mg/L		09/24/24 09:00	10/02/24 18:10	1
Zinc	<0.00970		0.0200	0.00970	mg/L		09/24/24 09:00	10/02/24 18:10	1

General Chemistry

Analyte	Result	Qualifier	RL	MDL	Unit	D	Prepared	Analyzed	Dil Fac
Total Suspended Solids (USGS I-3765-85)	**2.63**		1.88	1.39	mg/L			09/20/24 09:34	1

Client: HDR Inc
Project/Site: DMASWA

Job ID: 310-291019-1

Client Sample ID: MW-102A
Date Collected: 09/17/24 15:00
Date Received: 09/19/24 15:20

Lab Sample ID: 310-291019-50
Matrix: Water

Method: SW846 8260D - Volatile Organic Compounds by GC/MS

Analyte	Result	Qualifier	RL	MDL	Unit	D	Prepared	Analyzed	Dil Fac
Acetone	<3.10		10.0	3.10	ug/L			09/23/24 17:55	1
Acrylonitrile	<2.20		5.00	2.20	ug/L			09/23/24 17:55	1
Benzene	**0.557**		0.500	0.220	ug/L			09/23/24 17:55	1
Bromochloromethane	<0.540		5.00	0.540	ug/L			09/23/24 17:55	1
Bromodichloromethane	<0.390		1.00	0.390	ug/L			09/23/24 17:55	1
Bromoform	<0.780		5.00	0.780	ug/L			09/23/24 17:55	1
Bromomethane	<1.10		4.00	1.10	ug/L			09/23/24 17:55	1
2-Butanone (MEK)	<2.10		10.0	2.10	ug/L			09/23/24 17:55	1
Carbon disulfide	<0.450		1.00	0.450	ug/L			09/23/24 17:55	1
Carbon tetrachloride	<0.650		2.00	0.650	ug/L			09/23/24 17:55	1
Chlorobenzene	<0.400		1.00	0.400	ug/L			09/23/24 17:55	1
Chlorodibromomethane	<0.750		5.00	0.750	ug/L			09/23/24 17:55	1
Chloroethane	<0.790		4.00	0.790	ug/L			09/23/24 17:55	1
Chloroform	<1.30		3.00	1.30	ug/L			09/23/24 17:55	1
Chloromethane	<0.610		3.00	0.610	ug/L			09/23/24 17:55	1
cis-1,2-Dichloroethene	<0.210		1.00	0.210	ug/L			09/23/24 17:55	1
cis-1,3-Dichloropropene	<0.250		5.00	0.250	ug/L			09/23/24 17:55	1
1,2-Dibromo-3-chloropropane	<1.20		5.00	1.20	ug/L			09/23/24 17:55	1
1,2-Dibromoethane (EDB)	<0.340		1.00	0.340	ug/L			09/23/24 17:55	1
Dibromomethane	<0.330		1.00	0.330	ug/L			09/23/24 17:55	1
1,2-Dichlorobenzene	<0.370		1.00	0.370	ug/L			09/23/24 17:55	1
1,4-Dichlorobenzene	<0.230		1.00	0.230	ug/L			09/23/24 17:55	1
1,1-Dichloroethane	<0.220		1.00	0.220	ug/L			09/23/24 17:55	1
1,2-Dichloroethane	<0.390		1.00	0.390	ug/L			09/23/24 17:55	1
1,1-Dichloroethene	<0.560		2.00	0.560	ug/L			09/23/24 17:55	1
1,2-Dichloropropane	<0.270		1.00	0.270	ug/L			09/23/24 17:55	1
Ethylbenzene	**0.313**	**J**	1.00	0.310	ug/L			09/23/24 17:55	1
2-Hexanone	<2.00		10.0	2.00	ug/L			09/23/24 17:55	1
Iodomethane	<7.00		10.0	7.00	ug/L			09/23/24 17:55	1
Methylene chloride	<1.70		5.00	1.70	ug/L			09/23/24 17:55	1
4-Methyl-2-pentanone (MIBK)	<2.10		10.0	2.10	ug/L			09/23/24 17:55	1
Styrene	<0.370		1.00	0.370	ug/L			09/23/24 17:55	1
1,1,1,2-Tetrachloroethane	<0.380		1.00	0.380	ug/L			09/23/24 17:55	1
1,1,2,2-Tetrachloroethane	<0.470		1.00	0.470	ug/L			09/23/24 17:55	1
Tetrachloroethene	<0.480		1.00	0.480	ug/L			09/23/24 17:55	1
Toluene	**0.710**	**J**	1.00	0.430	ug/L			09/23/24 17:55	1
trans-1,4-Dichloro-2-butene	<1.10		10.0	1.10	ug/L			09/23/24 17:55	1
trans-1,2-Dichloroethene	<0.270		1.00	0.270	ug/L			09/23/24 17:55	1
trans-1,3-Dichloropropene	<0.560		5.00	0.560	ug/L			09/23/24 17:55	1
1,1,1-Trichloroethane	<0.190		1.00	0.190	ug/L			09/23/24 17:55	1
1,1,2-Trichloroethane	<0.450		1.00	0.450	ug/L			09/23/24 17:55	1
Trichloroethene	<0.430		1.00	0.430	ug/L			09/23/24 17:55	1
Trichlorofluoromethane	<0.380	*+	4.00	0.380	ug/L			09/23/24 17:55	1
1,2,3-Trichloropropane	<0.590		1.00	0.590	ug/L			09/23/24 17:55	1
Vinyl acetate	<2.50		10.0	2.50	ug/L			09/23/24 17:55	1
Vinyl chloride	<0.180		1.00	0.180	ug/L			09/23/24 17:55	1
Xylenes, Total	**0.558**	**J**	3.00	0.400	ug/L			09/23/24 17:55	1

Surrogate	*%Recovery*	*Qualifier*	*Limits*	*Prepared*	*Analyzed*	*Dil Fac*
4-Bromofluorobenzene (Surr)	*104*		*80 - 120*		*09/23/24 17:55*	*1*

Client: HDR Inc
Project/Site: DMASWA

Job ID: 310-291019-1

Client Sample ID: MW-102A

Date Collected: 09/17/24 15:00
Date Received: 09/19/24 15:20

Lab Sample ID: 310-291019-50

Matrix: Water

Method: SW846 8260D - Volatile Organic Compounds by GC/MS (Continued)

Surrogate	*%Recovery*	*Qualifier*	*Limits*	*Prepared*	*Analyzed*	*Dil Fac*
Dibromofluoromethane (Surr)	*104*		*73 - 130*		*09/23/24 17:55*	*1*
Toluene-d8 (Surr)	*99*		*80 - 120*		*09/23/24 17:55*	*1*

Method: SW846 6020B - Metals (ICP/MS)

Analyte	Result	Qualifier	RL	MDL	Unit	D	Prepared	Analyzed	Dil Fac
Antimony	<0.00100		0.00200	0.00100	mg/L		09/24/24 09:00	10/02/24 18:12	1
Arsenic	**0.0101**		0.00200	0.000530	mg/L		09/24/24 09:00	10/02/24 18:12	1
Barium	**0.565**		0.00200	0.000660	mg/L		09/24/24 09:00	10/02/24 18:12	1
Beryllium	<0.000330		0.00100	0.000330	mg/L		09/24/24 09:00	10/02/24 18:12	1
Cadmium	<0.000100		0.000200	0.000100	mg/L		09/24/24 09:00	10/02/24 18:12	1
Chromium	<0.00120		0.00500	0.00120	mg/L		09/24/24 09:00	10/02/24 18:12	1
Cobalt	**0.000828**		0.000500	0.000170	mg/L		09/24/24 09:00	10/02/24 18:12	1
Copper	<0.00180		0.00500	0.00180	mg/L		09/24/24 09:00	10/02/24 18:12	1
Lead	<0.000260		0.000500	0.000260	mg/L		09/24/24 09:00	10/02/24 18:12	1
Nickel	<0.00210		0.00500	0.00210	mg/L		09/24/24 09:00	10/02/24 18:12	1
Selenium	<0.00140		0.00500	0.00140	mg/L		09/24/24 09:00	10/02/24 18:12	1
Silver	<0.000500	^1+	0.00100	0.000500	mg/L		09/24/24 09:00	10/02/24 18:12	1
Thallium	<0.000570		0.00100	0.000570	mg/L		09/24/24 09:00	10/02/24 18:12	1
Vanadium	<0.00110		0.00500	0.00110	mg/L		09/24/24 09:00	10/02/24 18:12	1
Zinc	<0.00970		0.0200	0.00970	mg/L		09/24/24 09:00	10/02/24 18:12	1

General Chemistry

Analyte	Result	Qualifier	RL	MDL	Unit	D	Prepared	Analyzed	Dil Fac
Total Suspended Solids (USGS I-3765-85)	**69.0**		15.0	11.1	mg/L			09/20/24 09:34	1

Client: HDR Inc
Project/Site: DMASWA

Job ID: 310-291019-1

Client Sample ID: Dup-2
Date Collected: 09/17/24 17:00
Date Received: 09/19/24 15:20

Lab Sample ID: 310-291019-51
Matrix: Water

Method: SW846 8260D - Volatile Organic Compounds by GC/MS

Analyte	Result	Qualifier	RL	MDL	Unit	D	Prepared	Analyzed	Dil Fac
Acetone	<3.10		10.0	3.10	ug/L			09/23/24 18:18	1
Acrylonitrile	<2.20		5.00	2.20	ug/L			09/23/24 18:18	1
Benzene	**0.502**		0.500	0.220	ug/L			09/23/24 18:18	1
Bromochloromethane	<0.540		5.00	0.540	ug/L			09/23/24 18:18	1
Bromodichloromethane	<0.390		1.00	0.390	ug/L			09/23/24 18:18	1
Bromoform	<0.780		5.00	0.780	ug/L			09/23/24 18:18	1
Bromomethane	<1.10		4.00	1.10	ug/L			09/23/24 18:18	1
2-Butanone (MEK)	<2.10		10.0	2.10	ug/L			09/23/24 18:18	1
Carbon disulfide	<0.450		1.00	0.450	ug/L			09/23/24 18:18	1
Carbon tetrachloride	<0.650		2.00	0.650	ug/L			09/23/24 18:18	1
Chlorobenzene	<0.400		1.00	0.400	ug/L			09/23/24 18:18	1
Chlorodibromomethane	<0.750		5.00	0.750	ug/L			09/23/24 18:18	1
Chloroethane	<0.790		4.00	0.790	ug/L			09/23/24 18:18	1
Chloroform	<1.30		3.00	1.30	ug/L			09/23/24 18:18	1
Chloromethane	<0.610		3.00	0.610	ug/L			09/23/24 18:18	1
cis-1,2-Dichloroethene	<0.210		1.00	0.210	ug/L			09/23/24 18:18	1
cis-1,3-Dichloropropene	<0.250		5.00	0.250	ug/L			09/23/24 18:18	1
1,2-Dibromo-3-chloropropane	<1.20		5.00	1.20	ug/L			09/23/24 18:18	1
1,2-Dibromoethane (EDB)	<0.340		1.00	0.340	ug/L			09/23/24 18:18	1
Dibromomethane	<0.330		1.00	0.330	ug/L			09/23/24 18:18	1
1,2-Dichlorobenzene	<0.370		1.00	0.370	ug/L			09/23/24 18:18	1
1,4-Dichlorobenzene	<0.230		1.00	0.230	ug/L			09/23/24 18:18	1
1,1-Dichloroethane	<0.220		1.00	0.220	ug/L			09/23/24 18:18	1
1,2-Dichloroethane	<0.390		1.00	0.390	ug/L			09/23/24 18:18	1
1,1-Dichloroethene	<0.560		2.00	0.560	ug/L			09/23/24 18:18	1
1,2-Dichloropropane	<0.270		1.00	0.270	ug/L			09/23/24 18:18	1
Ethylbenzene	<0.310		1.00	0.310	ug/L			09/23/24 18:18	1
2-Hexanone	<2.00		10.0	2.00	ug/L			09/23/24 18:18	1
Iodomethane	<7.00		10.0	7.00	ug/L			09/23/24 18:18	1
Methylene chloride	<1.70		5.00	1.70	ug/L			09/23/24 18:18	1
4-Methyl-2-pentanone (MIBK)	<2.10		10.0	2.10	ug/L			09/23/24 18:18	1
Styrene	<0.370		1.00	0.370	ug/L			09/23/24 18:18	1
1,1,1,2-Tetrachloroethane	<0.380		1.00	0.380	ug/L			09/23/24 18:18	1
1,1,2,2-Tetrachloroethane	<0.470		1.00	0.470	ug/L			09/23/24 18:18	1
Tetrachloroethene	<0.480		1.00	0.480	ug/L			09/23/24 18:18	1
Toluene	**0.684**	**J**	1.00	0.430	ug/L			09/23/24 18:18	1
trans-1,4-Dichloro-2-butene	<1.10		10.0	1.10	ug/L			09/23/24 18:18	1
trans-1,2-Dichloroethene	**0.277**	**J**	1.00	0.270	ug/L			09/23/24 18:18	1
trans-1,3-Dichloropropene	<0.560		5.00	0.560	ug/L			09/23/24 18:18	1
1,1,1-Trichloroethane	<0.190		1.00	0.190	ug/L			09/23/24 18:18	1
1,1,2-Trichloroethane	<0.450		1.00	0.450	ug/L			09/23/24 18:18	1
Trichloroethene	<0.430		1.00	0.430	ug/L			09/23/24 18:18	1
Trichlorofluoromethane	<0.380	*+	4.00	0.380	ug/L			09/23/24 18:18	1
1,2,3-Trichloropropane	<0.590		1.00	0.590	ug/L			09/23/24 18:18	1
Vinyl acetate	<2.50		10.0	2.50	ug/L			09/23/24 18:18	1
Vinyl chloride	<0.180		1.00	0.180	ug/L			09/23/24 18:18	1
Xylenes, Total	**0.525**	**J**	3.00	0.400	ug/L			09/23/24 18:18	1

Surrogate	*%Recovery*	*Qualifier*	*Limits*	*Prepared*	*Analyzed*	*Dil Fac*
4-Bromofluorobenzene (Surr)	*104*		*80 - 120*		*09/23/24 18:18*	*1*

Client: HDR Inc
Project/Site: DMASWA

Job ID: 310-291019-1

Client Sample ID: Dup-2

Date Collected: 09/17/24 17:00
Date Received: 09/19/24 15:20

Lab Sample ID: 310-291019-51

Matrix: Water

Method: SW846 8260D - Volatile Organic Compounds by GC/MS (Continued)

Surrogate	*%Recovery*	*Qualifier*	*Limits*	*Prepared*	*Analyzed*	*Dil Fac*
Dibromofluoromethane (Surr)	*99*		*73 - 130*		*09/23/24 18:18*	*1*
Toluene-d8 (Surr)	*99*		*80 - 120*		*09/23/24 18:18*	*1*

Method: SW846 6020B - Metals (ICP/MS)

Analyte	Result	Qualifier	RL	MDL	Unit	D	Prepared	Analyzed	Dil Fac
Antimony	<0.00100		0.00200	0.00100	mg/L		09/24/24 09:00	10/02/24 18:15	1
Arsenic	**0.00992**		0.00200	0.000530	mg/L		09/24/24 09:00	10/02/24 18:15	1
Barium	**0.550**		0.00200	0.000660	mg/L		09/24/24 09:00	10/02/24 18:15	1
Beryllium	<0.000330		0.00100	0.000330	mg/L		09/24/24 09:00	10/02/24 18:15	1
Cadmium	<0.000100		0.000200	0.000100	mg/L		09/24/24 09:00	10/02/24 18:15	1
Chromium	<0.00120		0.00500	0.00120	mg/L		09/24/24 09:00	10/02/24 18:15	1
Cobalt	**0.000833**		0.000500	0.000170	mg/L		09/24/24 09:00	10/02/24 18:15	1
Copper	<0.00180		0.00500	0.00180	mg/L		09/24/24 09:00	10/02/24 18:15	1
Lead	<0.000260		0.000500	0.000260	mg/L		09/24/24 09:00	10/02/24 18:15	1
Nickel	<0.00210		0.00500	0.00210	mg/L		09/24/24 09:00	10/02/24 18:15	1
Selenium	<0.00140		0.00500	0.00140	mg/L		09/24/24 09:00	10/02/24 18:15	1
Silver	<0.000500	^1+	0.00100	0.000500	mg/L		09/24/24 09:00	10/02/24 18:15	1
Thallium	<0.000570		0.00100	0.000570	mg/L		09/24/24 09:00	10/02/24 18:15	1
Vanadium	<0.00110		0.00500	0.00110	mg/L		09/24/24 09:00	10/02/24 18:15	1
Zinc	<0.00970		0.0200	0.00970	mg/L		09/24/24 09:00	10/02/24 18:15	1

General Chemistry

Analyte	Result	Qualifier	RL	MDL	Unit	D	Prepared	Analyzed	Dil Fac
Total Suspended Solids (USGS I-3765-85)	**56.0**		15.0	11.1	mg/L			09/20/24 09:34	1

Client: HDR Inc
Project/Site: DMASWA

Job ID: 310-291019-1

Client Sample ID: MW-201A
Date Collected: 09/17/24 15:45
Date Received: 09/19/24 15:20

Lab Sample ID: 310-291019-52
Matrix: Water

Method: SW846 8260D - Volatile Organic Compounds by GC/MS

Analyte	Result	Qualifier	RL	MDL	Unit	D	Prepared	Analyzed	Dil Fac
Acetone	<3.10		10.0	3.10	ug/L			09/23/24 18:41	1
Acrylonitrile	<2.20		5.00	2.20	ug/L			09/23/24 18:41	1
Benzene	<0.220		0.500	0.220	ug/L			09/23/24 18:41	1
Bromochloromethane	<0.540		5.00	0.540	ug/L			09/23/24 18:41	1
Bromodichloromethane	<0.390		1.00	0.390	ug/L			09/23/24 18:41	1
Bromoform	<0.780		5.00	0.780	ug/L			09/23/24 18:41	1
Bromomethane	<1.10		4.00	1.10	ug/L			09/23/24 18:41	1
2-Butanone (MEK)	<2.10		10.0	2.10	ug/L			09/23/24 18:41	1
Carbon disulfide	<0.450		1.00	0.450	ug/L			09/23/24 18:41	1
Carbon tetrachloride	<0.650		2.00	0.650	ug/L			09/23/24 18:41	1
Chlorobenzene	<0.400		1.00	0.400	ug/L			09/23/24 18:41	1
Chlorodibromomethane	<0.750		5.00	0.750	ug/L			09/23/24 18:41	1
Chloroethane	<0.790		4.00	0.790	ug/L			09/23/24 18:41	1
Chloroform	<1.30		3.00	1.30	ug/L			09/23/24 18:41	1
Chloromethane	<0.610		3.00	0.610	ug/L			09/23/24 18:41	1
cis-1,2-Dichloroethene	**0.951**	**J**	1.00	0.210	ug/L			09/23/24 18:41	1
cis-1,3-Dichloropropene	<0.250		5.00	0.250	ug/L			09/23/24 18:41	1
1,2-Dibromo-3-chloropropane	<1.20		5.00	1.20	ug/L			09/23/24 18:41	1
1,2-Dibromoethane (EDB)	<0.340		1.00	0.340	ug/L			09/23/24 18:41	1
Dibromomethane	<0.330		1.00	0.330	ug/L			09/23/24 18:41	1
1,2-Dichlorobenzene	<0.370		1.00	0.370	ug/L			09/23/24 18:41	1
1,4-Dichlorobenzene	<0.230		1.00	0.230	ug/L			09/23/24 18:41	1
1,1-Dichloroethane	**1.49**		1.00	0.220	ug/L			09/23/24 18:41	1
1,2-Dichloroethane	<0.390		1.00	0.390	ug/L			09/23/24 18:41	1
1,1-Dichloroethene	<0.560		2.00	0.560	ug/L			09/23/24 18:41	1
1,2-Dichloropropane	<0.270		1.00	0.270	ug/L			09/23/24 18:41	1
Ethylbenzene	<0.310		1.00	0.310	ug/L			09/23/24 18:41	1
2-Hexanone	<2.00		10.0	2.00	ug/L			09/23/24 18:41	1
Iodomethane	<7.00		10.0	7.00	ug/L			09/23/24 18:41	1
Methylene chloride	<1.70		5.00	1.70	ug/L			09/23/24 18:41	1
4-Methyl-2-pentanone (MIBK)	<2.10		10.0	2.10	ug/L			09/23/24 18:41	1
Styrene	<0.370		1.00	0.370	ug/L			09/23/24 18:41	1
1,1,1,2-Tetrachloroethane	<0.380		1.00	0.380	ug/L			09/23/24 18:41	1
1,1,2,2-Tetrachloroethane	<0.470		1.00	0.470	ug/L			09/23/24 18:41	1
Tetrachloroethene	<0.480		1.00	0.480	ug/L			09/23/24 18:41	1
Toluene	**0.607**	**J**	1.00	0.430	ug/L			09/23/24 18:41	1
trans-1,4-Dichloro-2-butene	<1.10		10.0	1.10	ug/L			09/23/24 18:41	1
trans-1,2-Dichloroethene	<0.270		1.00	0.270	ug/L			09/23/24 18:41	1
trans-1,3-Dichloropropene	<0.560		5.00	0.560	ug/L			09/23/24 18:41	1
1,1,1-Trichloroethane	<0.190		1.00	0.190	ug/L			09/23/24 18:41	1
1,1,2-Trichloroethane	<0.450		1.00	0.450	ug/L			09/23/24 18:41	1
Trichloroethene	<0.430		1.00	0.430	ug/L			09/23/24 18:41	1
Trichlorofluoromethane	<0.380	*+	4.00	0.380	ug/L			09/23/24 18:41	1
1,2,3-Trichloropropane	<0.590		1.00	0.590	ug/L			09/23/24 18:41	1
Vinyl acetate	<2.50		10.0	2.50	ug/L			09/23/24 18:41	1
Vinyl chloride	<0.180		1.00	0.180	ug/L			09/23/24 18:41	1
Xylenes, Total	**0.424**	**J**	3.00	0.400	ug/L			09/23/24 18:41	1

Surrogate	*%Recovery*	*Qualifier*	*Limits*	*Prepared*	*Analyzed*	*Dil Fac*
4-Bromofluorobenzene (Surr)	*103*		*80 - 120*		*09/23/24 18:41*	*1*

Client: HDR Inc
Project/Site: DMASWA

Job ID: 310-291019-1

Client Sample ID: MW-201A

Date Collected: 09/17/24 15:45
Date Received: 09/19/24 15:20

Lab Sample ID: 310-291019-52

Matrix: Water

Method: SW846 8260D - Volatile Organic Compounds by GC/MS (Continued)

Surrogate	*%Recovery*	*Qualifier*	*Limits*	*Prepared*	*Analyzed*	*Dil Fac*
Dibromofluoromethane (Surr)	*102*		*73 - 130*		*09/23/24 18:41*	*1*
Toluene-d8 (Surr)	*98*		*80 - 120*		*09/23/24 18:41*	*1*

Method: SW846 6020B - Metals (ICP/MS)

Analyte	Result	Qualifier	RL	MDL	Unit	D	Prepared	Analyzed	Dil Fac
Antimony	<0.00100		0.00200	0.00100	mg/L		09/24/24 09:00	10/02/24 18:17	1
Arsenic	**0.000875**	**J**	0.00200	0.000530	mg/L		09/24/24 09:00	10/02/24 18:17	1
Barium	**0.466**		0.00200	0.000660	mg/L		09/24/24 09:00	10/02/24 18:17	1
Beryllium	<0.000330		0.00100	0.000330	mg/L		09/24/24 09:00	10/02/24 18:17	1
Cadmium	<0.000100		0.000200	0.000100	mg/L		09/24/24 09:00	10/02/24 18:17	1
Chromium	<0.00120		0.00500	0.00120	mg/L		09/24/24 09:00	10/02/24 18:17	1
Cobalt	**0.00130**		0.000500	0.000170	mg/L		09/24/24 09:00	10/02/24 18:17	1
Copper	<0.00180		0.00500	0.00180	mg/L		09/24/24 09:00	10/02/24 18:17	1
Lead	<0.000260		0.000500	0.000260	mg/L		09/24/24 09:00	10/02/24 18:17	1
Nickel	**0.00352**	**J**	0.00500	0.00210	mg/L		09/24/24 09:00	10/02/24 18:17	1
Selenium	<0.00140		0.00500	0.00140	mg/L		09/24/24 09:00	10/02/24 18:17	1
Silver	<0.000500	^1+	0.00100	0.000500	mg/L		09/24/24 09:00	10/02/24 18:17	1
Thallium	<0.000570		0.00100	0.000570	mg/L		09/24/24 09:00	10/02/24 18:17	1
Vanadium	<0.00110		0.00500	0.00110	mg/L		09/24/24 09:00	10/02/24 18:17	1
Zinc	<0.00970		0.0200	0.00970	mg/L		09/24/24 09:00	10/02/24 18:17	1

General Chemistry

Analyte	Result	Qualifier	RL	MDL	Unit	D	Prepared	Analyzed	Dil Fac
Total Suspended Solids (USGS I-3765-85)	**4.38**		1.88	1.39	mg/L			09/20/24 09:34	1

Client: HDR Inc
Project/Site: DMASWA

Job ID: 310-291019-1

Client Sample ID: MW-103A
Date Collected: 09/17/24 16:20
Date Received: 09/19/24 15:20

Lab Sample ID: 310-291019-53
Matrix: Water

Method: SW846 8260D - Volatile Organic Compounds by GC/MS

Analyte	Result	Qualifier	RL	MDL	Unit	D	Prepared	Analyzed	Dil Fac
Acetone	<3.10		10.0	3.10	ug/L			09/23/24 19:03	1
Acrylonitrile	<2.20		5.00	2.20	ug/L			09/23/24 19:03	1
Benzene	**0.291**	**J**	0.500	0.220	ug/L			09/23/24 19:03	1
Bromochloromethane	<0.540		5.00	0.540	ug/L			09/23/24 19:03	1
Bromodichloromethane	<0.390		1.00	0.390	ug/L			09/23/24 19:03	1
Bromoform	<0.780		5.00	0.780	ug/L			09/23/24 19:03	1
Bromomethane	<1.10		4.00	1.10	ug/L			09/23/24 19:03	1
2-Butanone (MEK)	<2.10		10.0	2.10	ug/L			09/23/24 19:03	1
Carbon disulfide	<0.450		1.00	0.450	ug/L			09/23/24 19:03	1
Carbon tetrachloride	<0.650		2.00	0.650	ug/L			09/23/24 19:03	1
Chlorobenzene	<0.400		1.00	0.400	ug/L			09/23/24 19:03	1
Chlorodibromomethane	<0.750		5.00	0.750	ug/L			09/23/24 19:03	1
Chloroethane	<0.790		4.00	0.790	ug/L			09/23/24 19:03	1
Chloroform	<1.30		3.00	1.30	ug/L			09/23/24 19:03	1
Chloromethane	<0.610		3.00	0.610	ug/L			09/23/24 19:03	1
cis-1,2-Dichloroethene	<0.210		1.00	0.210	ug/L			09/23/24 19:03	1
cis-1,3-Dichloropropene	<0.250		5.00	0.250	ug/L			09/23/24 19:03	1
1,2-Dibromo-3-chloropropane	<1.20		5.00	1.20	ug/L			09/23/24 19:03	1
1,2-Dibromoethane (EDB)	<0.340		1.00	0.340	ug/L			09/23/24 19:03	1
Dibromomethane	<0.330		1.00	0.330	ug/L			09/23/24 19:03	1
1,2-Dichlorobenzene	<0.370		1.00	0.370	ug/L			09/23/24 19:03	1
1,4-Dichlorobenzene	<0.230		1.00	0.230	ug/L			09/23/24 19:03	1
1,1-Dichloroethane	<0.220		1.00	0.220	ug/L			09/23/24 19:03	1
1,2-Dichloroethane	<0.390		1.00	0.390	ug/L			09/23/24 19:03	1
1,1-Dichloroethene	<0.560		2.00	0.560	ug/L			09/23/24 19:03	1
1,2-Dichloropropane	<0.270		1.00	0.270	ug/L			09/23/24 19:03	1
Ethylbenzene	<0.310		1.00	0.310	ug/L			09/23/24 19:03	1
2-Hexanone	<2.00		10.0	2.00	ug/L			09/23/24 19:03	1
Iodomethane	<7.00		10.0	7.00	ug/L			09/23/24 19:03	1
Methylene chloride	<1.70		5.00	1.70	ug/L			09/23/24 19:03	1
4-Methyl-2-pentanone (MIBK)	<2.10		10.0	2.10	ug/L			09/23/24 19:03	1
Styrene	<0.370		1.00	0.370	ug/L			09/23/24 19:03	1
1,1,1,2-Tetrachloroethane	<0.380		1.00	0.380	ug/L			09/23/24 19:03	1
1,1,2,2-Tetrachloroethane	<0.470		1.00	0.470	ug/L			09/23/24 19:03	1
Tetrachloroethene	<0.480		1.00	0.480	ug/L			09/23/24 19:03	1
Toluene	**0.691**	**J**	1.00	0.430	ug/L			09/23/24 19:03	1
trans-1,4-Dichloro-2-butene	<1.10		10.0	1.10	ug/L			09/23/24 19:03	1
trans-1,2-Dichloroethene	<0.270		1.00	0.270	ug/L			09/23/24 19:03	1
trans-1,3-Dichloropropene	<0.560		5.00	0.560	ug/L			09/23/24 19:03	1
1,1,1-Trichloroethane	<0.190		1.00	0.190	ug/L			09/23/24 19:03	1
1,1,2-Trichloroethane	<0.450		1.00	0.450	ug/L			09/23/24 19:03	1
Trichloroethene	<0.430		1.00	0.430	ug/L			09/23/24 19:03	1
Trichlorofluoromethane	<0.380	*+	4.00	0.380	ug/L			09/23/24 19:03	1
1,2,3-Trichloropropane	<0.590		1.00	0.590	ug/L			09/23/24 19:03	1
Vinyl acetate	<2.50		10.0	2.50	ug/L			09/23/24 19:03	1
Vinyl chloride	<0.180		1.00	0.180	ug/L			09/23/24 19:03	1
Xylenes, Total	**0.423**	**J**	3.00	0.400	ug/L			09/23/24 19:03	1

Surrogate	*%Recovery*	*Qualifier*	*Limits*	*Prepared*	*Analyzed*	*Dil Fac*
4-Bromofluorobenzene (Surr)	*103*		*80 - 120*		*09/23/24 19:03*	*1*

Client: HDR Inc
Project/Site: DMASWA

Job ID: 310-291019-1

Client Sample ID: MW-103A

Date Collected: 09/17/24 16:20
Date Received: 09/19/24 15:20

Lab Sample ID: 310-291019-53

Matrix: Water

Method: SW846 8260D - Volatile Organic Compounds by GC/MS (Continued)

Surrogate	*%Recovery*	*Qualifier*	*Limits*	*Prepared*	*Analyzed*	*Dil Fac*
Dibromofluoromethane (Surr)	*99*		*73 - 130*		*09/23/24 19:03*	*1*
Toluene-d8 (Surr)	*100*		*80 - 120*		*09/23/24 19:03*	*1*

Method: SW846 6020B - Metals (ICP/MS)

Analyte	Result	Qualifier	RL	MDL	Unit	D	Prepared	Analyzed	Dil Fac
Antimony	<0.00100		0.00200	0.00100	mg/L		09/24/24 09:00	10/02/24 18:19	1
Arsenic	<0.000530		0.00200	0.000530	mg/L		09/24/24 09:00	10/02/24 18:19	1
Barium	**0.229**		0.00200	0.000660	mg/L		09/24/24 09:00	10/02/24 18:19	1
Beryllium	<0.000330		0.00100	0.000330	mg/L		09/24/24 09:00	10/02/24 18:19	1
Cadmium	<0.000100		0.000200	0.000100	mg/L		09/24/24 09:00	10/02/24 18:19	1
Chromium	<0.00120		0.00500	0.00120	mg/L		09/24/24 09:00	10/02/24 18:19	1
Cobalt	**0.000417**	**J**	0.000500	0.000170	mg/L		09/24/24 09:00	10/02/24 18:19	1
Copper	<0.00180		0.00500	0.00180	mg/L		09/24/24 09:00	10/02/24 18:19	1
Lead	<0.000260		0.000500	0.000260	mg/L		09/24/24 09:00	10/02/24 18:19	1
Nickel	**0.00371**	**J**	0.00500	0.00210	mg/L		09/24/24 09:00	10/02/24 18:19	1
Selenium	<0.00140		0.00500	0.00140	mg/L		09/24/24 09:00	10/02/24 18:19	1
Silver	<0.000500	^1+	0.00100	0.000500	mg/L		09/24/24 09:00	10/02/24 18:19	1
Thallium	<0.000570		0.00100	0.000570	mg/L		09/24/24 09:00	10/02/24 18:19	1
Vanadium	<0.00110		0.00500	0.00110	mg/L		09/24/24 09:00	10/02/24 18:19	1
Zinc	<0.00970		0.0200	0.00970	mg/L		09/24/24 09:00	10/02/24 18:19	1

General Chemistry

Analyte	Result	Qualifier	RL	MDL	Unit	D	Prepared	Analyzed	Dil Fac
Total Suspended Solids (USGS I-3765-85)	**4.00**		1.88	1.39	mg/L			09/20/24 09:34	1

Client: HDR Inc
Project/Site: DMASWA

Job ID: 310-291019-1

Client Sample ID: MW-202A
Date Collected: 09/17/24 17:00
Date Received: 09/19/24 15:20

Lab Sample ID: 310-291019-54
Matrix: Water

Method: SW846 8260D - Volatile Organic Compounds by GC/MS

Analyte	Result	Qualifier	RL	MDL	Unit	D	Prepared	Analyzed	Dil Fac
Acetone	<3.10		10.0	3.10	ug/L			09/23/24 20:36	1
Acrylonitrile	<2.20		5.00	2.20	ug/L			09/23/24 20:36	1
Benzene	<0.220		0.500	0.220	ug/L			09/23/24 20:36	1
Bromochloromethane	<0.540		5.00	0.540	ug/L			09/23/24 20:36	1
Bromodichloromethane	<0.390		1.00	0.390	ug/L			09/23/24 20:36	1
Bromoform	<0.780		5.00	0.780	ug/L			09/23/24 20:36	1
Bromomethane	<1.10		4.00	1.10	ug/L			09/23/24 20:36	1
2-Butanone (MEK)	<2.10		10.0	2.10	ug/L			09/23/24 20:36	1
Carbon disulfide	<0.450		1.00	0.450	ug/L			09/23/24 20:36	1
Carbon tetrachloride	<0.650		2.00	0.650	ug/L			09/23/24 20:36	1
Chlorobenzene	<0.400		1.00	0.400	ug/L			09/23/24 20:36	1
Chlorodibromomethane	<0.750	*+	5.00	0.750	ug/L			09/23/24 20:36	1
Chloroethane	<0.790		4.00	0.790	ug/L			09/23/24 20:36	1
Chloroform	<1.30		3.00	1.30	ug/L			09/23/24 20:36	1
Chloromethane	<0.610		3.00	0.610	ug/L			09/23/24 20:36	1
cis-1,2-Dichloroethene	<0.210		1.00	0.210	ug/L			09/23/24 20:36	1
cis-1,3-Dichloropropene	<0.250		5.00	0.250	ug/L			09/23/24 20:36	1
1,2-Dibromo-3-chloropropane	<1.20		5.00	1.20	ug/L			09/23/24 20:36	1
1,2-Dibromoethane (EDB)	<0.340		1.00	0.340	ug/L			09/23/24 20:36	1
Dibromomethane	<0.330		1.00	0.330	ug/L			09/23/24 20:36	1
1,2-Dichlorobenzene	<0.370		1.00	0.370	ug/L			09/23/24 20:36	1
1,4-Dichlorobenzene	<0.230		1.00	0.230	ug/L			09/23/24 20:36	1
1,1-Dichloroethane	<0.220		1.00	0.220	ug/L			09/23/24 20:36	1
1,2-Dichloroethane	<0.390		1.00	0.390	ug/L			09/23/24 20:36	1
1,1-Dichloroethene	<0.560		2.00	0.560	ug/L			09/23/24 20:36	1
1,2-Dichloropropane	<0.270		1.00	0.270	ug/L			09/23/24 20:36	1
Ethylbenzene	<0.310		1.00	0.310	ug/L			09/23/24 20:36	1
2-Hexanone	<2.00		10.0	2.00	ug/L			09/23/24 20:36	1
Iodomethane	<7.00		10.0	7.00	ug/L			09/23/24 20:36	1
Methylene chloride	<1.70		5.00	1.70	ug/L			09/23/24 20:36	1
4-Methyl-2-pentanone (MIBK)	<2.10		10.0	2.10	ug/L			09/23/24 20:36	1
Styrene	<0.370		1.00	0.370	ug/L			09/23/24 20:36	1
1,1,1,2-Tetrachloroethane	<0.380		1.00	0.380	ug/L			09/23/24 20:36	1
1,1,2,2-Tetrachloroethane	<0.470		1.00	0.470	ug/L			09/23/24 20:36	1
Tetrachloroethene	<0.480		1.00	0.480	ug/L			09/23/24 20:36	1
Toluene	<0.430		1.00	0.430	ug/L			09/23/24 20:36	1
trans-1,4-Dichloro-2-butene	<1.10		10.0	1.10	ug/L			09/23/24 20:36	1
trans-1,2-Dichloroethene	<0.270		1.00	0.270	ug/L			09/23/24 20:36	1
trans-1,3-Dichloropropene	<0.560		5.00	0.560	ug/L			09/23/24 20:36	1
1,1,1-Trichloroethane	<0.190		1.00	0.190	ug/L			09/23/24 20:36	1
1,1,2-Trichloroethane	<0.450		1.00	0.450	ug/L			09/23/24 20:36	1
Trichloroethene	<0.430		1.00	0.430	ug/L			09/23/24 20:36	1
Trichlorofluoromethane	<0.380		4.00	0.380	ug/L			09/23/24 20:36	1
1,2,3-Trichloropropane	<0.590		1.00	0.590	ug/L			09/23/24 20:36	1
Vinyl acetate	<2.50		10.0	2.50	ug/L			09/23/24 20:36	1
Vinyl chloride	<0.180		1.00	0.180	ug/L			09/23/24 20:36	1
Xylenes, Total	<0.400		3.00	0.400	ug/L			09/23/24 20:36	1

Surrogate	*%Recovery*	*Qualifier*	*Limits*	*Prepared*	*Analyzed*	*Dil Fac*
4-Bromofluorobenzene (Surr)	*97*		*80 - 120*		*09/23/24 20:36*	*1*

Client: HDR Inc
Project/Site: DMASWA

Job ID: 310-291019-1

Client Sample ID: MW-202A

Date Collected: 09/17/24 17:00
Date Received: 09/19/24 15:20

Lab Sample ID: 310-291019-54

Matrix: Water

Method: SW846 8260D - Volatile Organic Compounds by GC/MS (Continued)

Surrogate	*%Recovery*	*Qualifier*	*Limits*	*Prepared*	*Analyzed*	*Dil Fac*
Dibromofluoromethane (Surr)	*109*		*73 - 130*		*09/23/24 20:36*	*1*
Toluene-d8 (Surr)	*94*		*80 - 120*		*09/23/24 20:36*	*1*

Method: SW846 6020B - Metals (ICP/MS)

Analyte	Result	Qualifier	RL	MDL	Unit	D	Prepared	Analyzed	Dil Fac
Antimony	<0.00100		0.00200	0.00100	mg/L		09/24/24 09:00	10/02/24 18:23	1
Arsenic	**0.000950**	**J**	0.00200	0.000530	mg/L		09/24/24 09:00	10/02/24 18:23	1
Barium	**0.645**		0.00200	0.000660	mg/L		09/24/24 09:00	10/02/24 18:23	1
Beryllium	<0.000330		0.00100	0.000330	mg/L		09/24/24 09:00	10/02/24 18:23	1
Cadmium	<0.000100		0.000200	0.000100	mg/L		09/24/24 09:00	10/02/24 18:23	1
Chromium	<0.00120		0.00500	0.00120	mg/L		09/24/24 09:00	10/02/24 18:23	1
Cobalt	**0.000648**		0.000500	0.000170	mg/L		09/24/24 09:00	10/02/24 18:23	1
Copper	**0.00221**	**J**	0.00500	0.00180	mg/L		09/24/24 09:00	10/02/24 18:23	1
Lead	<0.000260		0.000500	0.000260	mg/L		09/24/24 09:00	10/02/24 18:23	1
Nickel	**0.00608**		0.00500	0.00210	mg/L		09/24/24 09:00	10/02/24 18:23	1
Selenium	<0.00140		0.00500	0.00140	mg/L		09/24/24 09:00	10/02/24 18:23	1
Silver	<0.000500	^1+	0.00100	0.000500	mg/L		09/24/24 09:00	10/02/24 18:23	1
Thallium	<0.000570		0.00100	0.000570	mg/L		09/24/24 09:00	10/02/24 18:23	1
Vanadium	<0.00110		0.00500	0.00110	mg/L		09/24/24 09:00	10/02/24 18:23	1
Zinc	<0.00970		0.0200	0.00970	mg/L		09/24/24 09:00	10/02/24 18:23	1

General Chemistry

Analyte	Result	Qualifier	RL	MDL	Unit	D	Prepared	Analyzed	Dil Fac
Total Suspended Solids (USGS I-3765-85)	**3.75**		1.88	1.39	mg/L			09/20/24 10:09	1

Client: HDR Inc
Project/Site: DMASWA

Job ID: 310-291019-1

Client Sample ID: GU-3
Date Collected: 09/18/24 10:40
Date Received: 09/19/24 15:20

Lab Sample ID: 310-291019-55
Matrix: Water

Method: SW846 8260D - Volatile Organic Compounds by GC/MS

Analyte	Result	Qualifier	RL	MDL	Unit	D	Prepared	Analyzed	Dil Fac
Acetone	<3.10		10.0	3.10	ug/L			09/23/24 20:14	1
Acrylonitrile	<2.20		5.00	2.20	ug/L			09/23/24 20:14	1
Benzene	<0.220		0.500	0.220	ug/L			09/23/24 20:14	1
Bromochloromethane	<0.540		5.00	0.540	ug/L			09/23/24 20:14	1
Bromodichloromethane	<0.390		1.00	0.390	ug/L			09/23/24 20:14	1
Bromoform	<0.780		5.00	0.780	ug/L			09/23/24 20:14	1
Bromomethane	<1.10		4.00	1.10	ug/L			09/23/24 20:14	1
2-Butanone (MEK)	<2.10		10.0	2.10	ug/L			09/23/24 20:14	1
Carbon disulfide	<0.450		1.00	0.450	ug/L			09/23/24 20:14	1
Carbon tetrachloride	<0.650		2.00	0.650	ug/L			09/23/24 20:14	1
Chlorobenzene	<0.400		1.00	0.400	ug/L			09/23/24 20:14	1
Chlorodibromomethane	<0.750	*+	5.00	0.750	ug/L			09/23/24 20:14	1
Chloroethane	<0.790		4.00	0.790	ug/L			09/23/24 20:14	1
Chloroform	<1.30		3.00	1.30	ug/L			09/23/24 20:14	1
Chloromethane	<0.610		3.00	0.610	ug/L			09/23/24 20:14	1
cis-1,2-Dichloroethene	<0.210		1.00	0.210	ug/L			09/23/24 20:14	1
cis-1,3-Dichloropropene	<0.250		5.00	0.250	ug/L			09/23/24 20:14	1
1,2-Dibromo-3-chloropropane	<1.20		5.00	1.20	ug/L			09/23/24 20:14	1
1,2-Dibromoethane (EDB)	<0.340		1.00	0.340	ug/L			09/23/24 20:14	1
Dibromomethane	<0.330		1.00	0.330	ug/L			09/23/24 20:14	1
1,2-Dichlorobenzene	<0.370		1.00	0.370	ug/L			09/23/24 20:14	1
1,4-Dichlorobenzene	<0.230		1.00	0.230	ug/L			09/23/24 20:14	1
1,1-Dichloroethane	<0.220		1.00	0.220	ug/L			09/23/24 20:14	1
1,2-Dichloroethane	<0.390		1.00	0.390	ug/L			09/23/24 20:14	1
1,1-Dichloroethene	<0.560		2.00	0.560	ug/L			09/23/24 20:14	1
1,2-Dichloropropane	<0.270		1.00	0.270	ug/L			09/23/24 20:14	1
Ethylbenzene	<0.310		1.00	0.310	ug/L			09/23/24 20:14	1
2-Hexanone	<2.00		10.0	2.00	ug/L			09/23/24 20:14	1
Iodomethane	<7.00		10.0	7.00	ug/L			09/23/24 20:14	1
Methylene chloride	<1.70		5.00	1.70	ug/L			09/23/24 20:14	1
4-Methyl-2-pentanone (MIBK)	<2.10		10.0	2.10	ug/L			09/23/24 20:14	1
Styrene	<0.370		1.00	0.370	ug/L			09/23/24 20:14	1
1,1,1,2-Tetrachloroethane	<0.380		1.00	0.380	ug/L			09/23/24 20:14	1
1,1,2,2-Tetrachloroethane	<0.470		1.00	0.470	ug/L			09/23/24 20:14	1
Tetrachloroethene	<0.480		1.00	0.480	ug/L			09/23/24 20:14	1
Toluene	<0.430		1.00	0.430	ug/L			09/23/24 20:14	1
trans-1,4-Dichloro-2-butene	<1.10		10.0	1.10	ug/L			09/23/24 20:14	1
trans-1,2-Dichloroethene	<0.270		1.00	0.270	ug/L			09/23/24 20:14	1
trans-1,3-Dichloropropene	<0.560		5.00	0.560	ug/L			09/23/24 20:14	1
1,1,1-Trichloroethane	<0.190		1.00	0.190	ug/L			09/23/24 20:14	1
1,1,2-Trichloroethane	<0.450		1.00	0.450	ug/L			09/23/24 20:14	1
Trichloroethene	<0.430		1.00	0.430	ug/L			09/23/24 20:14	1
Trichlorofluoromethane	<0.380		4.00	0.380	ug/L			09/23/24 20:14	1
1,2,3-Trichloropropane	<0.590		1.00	0.590	ug/L			09/23/24 20:14	1
Vinyl acetate	<2.50		10.0	2.50	ug/L			09/23/24 20:14	1
Vinyl chloride	<0.180		1.00	0.180	ug/L			09/23/24 20:14	1
Xylenes, Total	<0.400		3.00	0.400	ug/L			09/23/24 20:14	1

Surrogate	*%Recovery*	*Qualifier*	*Limits*	*Prepared*	*Analyzed*	*Dil Fac*
4-Bromofluorobenzene (Surr)	*102*		*80 - 120*		*09/23/24 20:14*	*1*

Client: HDR Inc
Project/Site: DMASWA

Job ID: 310-291019-1

Client Sample ID: GU-3

Date Collected: 09/18/24 10:40
Date Received: 09/19/24 15:20

Lab Sample ID: 310-291019-55

Matrix: Water

Method: SW846 8260D - Volatile Organic Compounds by GC/MS (Continued)

Surrogate	*%Recovery*	*Qualifier*	*Limits*	*Prepared*	*Analyzed*	*Dil Fac*
Dibromofluoromethane (Surr)	*109*		*73 - 130*		*09/23/24 20:14*	*1*
Toluene-d8 (Surr)	*95*		*80 - 120*		*09/23/24 20:14*	*1*

Method: SW846 6020B - Metals (ICP/MS)

Analyte	Result	Qualifier	RL	MDL	Unit	D	Prepared	Analyzed	Dil Fac
Antimony	<0.00100		0.00200	0.00100	mg/L		09/24/24 09:00	10/02/24 18:21	1
Arsenic	<0.000530		0.00200	0.000530	mg/L		09/24/24 09:00	10/02/24 18:21	1
Barium	**0.162**		0.00200	0.000660	mg/L		09/24/24 09:00	10/02/24 18:21	1
Beryllium	<0.000330		0.00100	0.000330	mg/L		09/24/24 09:00	10/02/24 18:21	1
Cadmium	<0.000100		0.000200	0.000100	mg/L		09/24/24 09:00	10/02/24 18:21	1
Chromium	<0.00120		0.00500	0.00120	mg/L		09/24/24 09:00	10/02/24 18:21	1
Cobalt	<0.000170		0.000500	0.000170	mg/L		09/24/24 09:00	10/02/24 18:21	1
Copper	<0.00180		0.00500	0.00180	mg/L		09/24/24 09:00	10/02/24 18:21	1
Lead	<0.000260		0.000500	0.000260	mg/L		09/24/24 09:00	10/02/24 18:21	1
Nickel	<0.00210		0.00500	0.00210	mg/L		09/24/24 09:00	10/02/24 18:21	1
Selenium	<0.00140		0.00500	0.00140	mg/L		09/24/24 09:00	10/02/24 18:21	1
Silver	<0.000500	^1+	0.00100	0.000500	mg/L		09/24/24 09:00	10/02/24 18:21	1
Thallium	<0.000570		0.00100	0.000570	mg/L		09/24/24 09:00	10/02/24 18:21	1
Vanadium	<0.00110		0.00500	0.00110	mg/L		09/24/24 09:00	10/02/24 18:21	1
Zinc	<0.00970		0.0200	0.00970	mg/L		09/24/24 09:00	10/02/24 18:21	1

General Chemistry

Analyte	Result	Qualifier	RL	MDL	Unit	D	Prepared	Analyzed	Dil Fac
Total Suspended Solids (USGS I-3765-85)	<1.39		1.88	1.39	mg/L			09/20/24 10:09	1

Definitions/Glossary

Client: HDR Inc
Job ID: 310-291019-1
Project/Site: DMASWA

Qualifiers

GC/MS VOA

Qualifier	Qualifier Description
*+	LCS and/or LCSD is outside acceptance limits, high biased.
J	Result is less than the RL but greater than or equal to the MDL and the concentration is an approximate value.

Metals

Qualifier	Qualifier Description
*+	LCS and/or LCSD is outside acceptance limits, high biased.
^1+	Initial Calibration Verification (ICV) is outside acceptance limits, high biased.
^3+	Reporting Limit Check Standard is outside acceptance limits, high biased
F1	MS and/or MSD recovery exceeds control limits.
J	Result is less than the RL but greater than or equal to the MDL and the concentration is an approximate value.

General Chemistry

Qualifier	Qualifier Description
J	Result is less than the RL but greater than or equal to the MDL and the concentration is an approximate value.

Glossary

Abbreviation	These commonly used abbreviations may or may not be present in this report.
¤	Listed under the "D" column to designate that the result is reported on a dry weight basis
%R	Percent Recovery
CFL	Contains Free Liquid
CFU	Colony Forming Unit
CNF	Contains No Free Liquid
DER	Duplicate Error Ratio (normalized absolute difference)
Dil Fac	Dilution Factor
DL	Detection Limit (DoD/DOE)
DL, RA, RE, IN	Indicates a Dilution, Re-analysis, Re-extraction, or additional Initial metals/anion analysis of the sample
DLC	Decision Level Concentration (Radiochemistry)
EDL	Estimated Detection Limit (Dioxin)
LOD	Limit of Detection (DoD/DOE)
LOQ	Limit of Quantitation (DoD/DOE)
MCL	EPA recommended "Maximum Contaminant Level"
MDA	Minimum Detectable Activity (Radiochemistry)
MDC	Minimum Detectable Concentration (Radiochemistry)
MDL	Method Detection Limit
ML	Minimum Level (Dioxin)
MPN	Most Probable Number
MQL	Method Quantitation Limit
NC	Not Calculated
ND	Not Detected at the reporting limit (or MDL or EDL if shown)
NEG	Negative / Absent
POS	Positive / Present
PQL	Practical Quantitation Limit
PRES	Presumptive
QC	Quality Control
RER	Relative Error Ratio (Radiochemistry)
RL	Reporting Limit or Requested Limit (Radiochemistry)
RPD	Relative Percent Difference, a measure of the relative difference between two points
TEF	Toxicity Equivalent Factor (Dioxin)
TEQ	Toxicity Equivalent Quotient (Dioxin)
TNTC	Too Numerous To Count

Surrogate Summary

Client: HDR Inc
Project/Site: DMASWA

Job ID: 310-291019-1

Method: 8260D - Volatile Organic Compounds by GC/MS

Matrix: Water

Prep Type: Total/NA

		Percent Surrogate Recovery (Acceptance Limits)								
		BFB	DBFM	TOL						
Lab Sample ID	Client Sample ID	(80-120)	(73-130)	(80-120)						
310-291019-1	MW-203A	96	105	102						
310-291019-1 MS	MW-203A	98	91	105						
310-291019-1 MSD	MW-203A	99	94	106						
310-291019-2	MW-605	95	103	101						
310-291019-3	MW-604	99	101	101						
310-291019-4	P-108B	98	104	101						
310-291019-5	OW-306AR	98	101	99						
310-291019-6	TB-2	98	104	101						
310-291019-7	OW-301A	94	100	101						
310-291019-8	Dup-4	96	101	99						
310-291019-9	MW-137A	96	101	100						
310-291019-10	MW-204A	97	100	97						
310-291019-11	Dup-3	99	105	102						
310-291019-12	MW-108AR	96	103	102						
310-291019-13	MW-109ARR	98	101	98						
310-291019-14	MW-105A	96	98	102						
310-291019-15	P-105B	98	101	102						
310-291019-16	MW-114AR	99	101	102						
310-291019-17	P-114BR	100	102	103						
310-291019-18	EQ-1	97	102	101						
310-291019-19	MW-505A	98	98	101						
310-291019-20	P-120B	96	99	101						
310-291019-21	MW-120AR	101	109	96						
310-291019-21 MS	MW-120AR	101	105	100						
310-291019-21 MSD	MW-120AR	99	108	96						
310-291019-22	P-504B	97	108	94						
310-291019-23	P-503B	97	109	95						
310-291019-24	MW-502A	99	110	95						
310-291019-25	MW-501A	101	111	96						
310-291019-26	MW-404A	98	108	94						
310-291019-27	MW-104A	101	109	95						
310-291019-28	TB-1	104	107	91						
310-291019-29	MW-148A	102	111	92						
310-291019-30	MW-148B	99	114	94						
310-291019-31	MW-147A	102	109	99						
310-291019-32	MW-145A	98	109	95						
310-291019-33	MW-145B	98	112	94						
310-291019-34	TB-3	96	108	94						
310-291019-35	MW-146A	100	107	97						
310-291019-36	MW-146B	107	107	98						
310-291019-37	MW-126A	101	115	95						
310-291019-38	MW-127A	98	111	93						
310-291019-39	MW-129A	105	110	98						
310-291019-40	MW-126B	99	118	94						
310-291019-41	MW-123B	103	102	100						
310-291019-41	MW-123B	92	107	93						
310-291019-42	MW-127B	103	101	99						
310-291019-42	MW-127B	98	106	93						
310-291019-42 MS	MW-127B	101	98	100						

Surrogate Summary

Client: HDR Inc
Job ID: 310-291019-1
Project/Site: DMASWA

Method: 8260D - Volatile Organic Compounds by GC/MS (Continued)

Matrix: Water
Prep Type: Total/NA

		Percent Surrogate Recovery (Acceptance Limits)		
		BFB	DBFM	TOL
Lab Sample ID	Client Sample ID	(80-120)	(73-130)	(80-120)
310-291019-42 MSD	MW-127B	101	96	100
310-291019-43	MW-144A	103	100	100
310-291019-43	MW-144A	98	106	93
310-291019-44	TB-4	106	104	100
310-291019-45	MW-143A	102	100	99
310-291019-45	MW-143A	98	105	93
310-291019-46	MW-403A	103	100	99
310-291019-47	Dup-1	102	100	98
310-291019-48	MW-402A	103	102	99
310-291019-49	MW-401A	103	102	99
310-291019-50	MW-102A	104	104	99
310-291019-51	Dup-2	104	99	99
310-291019-52	MW-201A	103	102	98
310-291019-53	MW-103A	103	99	100
310-291019-54	MW-202A	97	109	94
310-291019-55	GU-3	102	109	95
310-291019-55 MS	GU-3	101	100	97
310-291019-55 MSD	GU-3	102	101	97
LCS 310-433779/6	Lab Control Sample	101	105	98
LCS 310-433779/7	Lab Control Sample	100	107	94
LCS 310-433781/6	Lab Control Sample	103	88	105
LCS 310-433781/7	Lab Control Sample	97	105	102
LCS 310-433806/6	Lab Control Sample	100	96	100
LCS 310-433806/7	Lab Control Sample	105	101	100
LCS 310-433939/6	Lab Control Sample	99	96	99
LCS 310-433939/7	Lab Control Sample	103	97	99
LCS 310-433952/6	Lab Control Sample	98	106	95
LCS 310-433952/7	Lab Control Sample	99	112	97
LCS 310-434108/6	Lab Control Sample	97	105	94
LCS 310-434108/7	Lab Control Sample	92	106	93
MB 310-433779/5	Method Blank	101	111	96
MB 310-433781/5	Method Blank	98	106	101
MB 310-433806/5	Method Blank	103	97	100
MB 310-433939/5	Method Blank	102	99	100
MB 310-433952/5	Method Blank	101	113	94
MB 310-434108/5	Method Blank	105	107	93

Surrogate Legend

BFB = 4-Bromofluorobenzene (Surr)
DBFM = Dibromofluoromethane (Surr)
TOL = Toluene-d8 (Surr)

Method: 8260D - Volatile Organic Compounds by GC/MS

Lab Sample ID: MB 310-433779/5
Matrix: Water
Analysis Batch: 433779

Client Sample ID: Method Blank
Prep Type: Total/NA

Analyte	MB Result	MB Qualifier	RL	MDL	Unit	D	Prepared	Analyzed	Dil Fac
Acetone	<3.10		10.0	3.10	ug/L			09/20/24 18:43	1
Acrylonitrile	<2.20		5.00	2.20	ug/L			09/20/24 18:43	1
Benzene	<0.220		0.500	0.220	ug/L			09/20/24 18:43	1
Bromochloromethane	<0.540		5.00	0.540	ug/L			09/20/24 18:43	1
Bromodichloromethane	<0.390		1.00	0.390	ug/L			09/20/24 18:43	1
Bromoform	<0.780		5.00	0.780	ug/L			09/20/24 18:43	1
Bromomethane	<1.10		4.00	1.10	ug/L			09/20/24 18:43	1
2-Butanone (MEK)	<2.10		10.0	2.10	ug/L			09/20/24 18:43	1
Carbon disulfide	<0.450		1.00	0.450	ug/L			09/20/24 18:43	1
Carbon tetrachloride	<0.650		2.00	0.650	ug/L			09/20/24 18:43	1
Chlorobenzene	<0.400		1.00	0.400	ug/L			09/20/24 18:43	1
Chlorodibromomethane	<0.750		5.00	0.750	ug/L			09/20/24 18:43	1
Chloroethane	<0.790		4.00	0.790	ug/L			09/20/24 18:43	1
Chloroform	<1.30		3.00	1.30	ug/L			09/20/24 18:43	1
Chloromethane	<0.610		3.00	0.610	ug/L			09/20/24 18:43	1
cis-1,2-Dichloroethene	<0.210		1.00	0.210	ug/L			09/20/24 18:43	1
cis-1,3-Dichloropropene	<0.250		5.00	0.250	ug/L			09/20/24 18:43	1
1,2-Dibromo-3-chloropropane	<1.20		5.00	1.20	ug/L			09/20/24 18:43	1
1,2-Dibromoethane (EDB)	<0.340		1.00	0.340	ug/L			09/20/24 18:43	1
Dibromomethane	<0.330		1.00	0.330	ug/L			09/20/24 18:43	1
1,2-Dichlorobenzene	<0.370		1.00	0.370	ug/L			09/20/24 18:43	1
1,4-Dichlorobenzene	<0.230		1.00	0.230	ug/L			09/20/24 18:43	1
1,1-Dichloroethane	<0.220		1.00	0.220	ug/L			09/20/24 18:43	1
1,2-Dichloroethane	<0.390		1.00	0.390	ug/L			09/20/24 18:43	1
1,1-Dichloroethene	<0.560		2.00	0.560	ug/L			09/20/24 18:43	1
1,2-Dichloropropane	<0.270		1.00	0.270	ug/L			09/20/24 18:43	1
Ethylbenzene	<0.310		1.00	0.310	ug/L			09/20/24 18:43	1
2-Hexanone	<2.00		10.0	2.00	ug/L			09/20/24 18:43	1
Iodomethane	<7.00		10.0	7.00	ug/L			09/20/24 18:43	1
Methylene chloride	<1.70		5.00	1.70	ug/L			09/20/24 18:43	1
4-Methyl-2-pentanone (MIBK)	<2.10		10.0	2.10	ug/L			09/20/24 18:43	1
Styrene	<0.370		1.00	0.370	ug/L			09/20/24 18:43	1
1,1,1,2-Tetrachloroethane	<0.380		1.00	0.380	ug/L			09/20/24 18:43	1
1,1,2,2-Tetrachloroethane	<0.470		1.00	0.470	ug/L			09/20/24 18:43	1
Tetrachloroethene	<0.480		1.00	0.480	ug/L			09/20/24 18:43	1
Toluene	<0.430		1.00	0.430	ug/L			09/20/24 18:43	1
trans-1,4-Dichloro-2-butene	<1.10		10.0	1.10	ug/L			09/20/24 18:43	1
trans-1,2-Dichloroethene	<0.270		1.00	0.270	ug/L			09/20/24 18:43	1
trans-1,3-Dichloropropene	<0.560		5.00	0.560	ug/L			09/20/24 18:43	1
1,1,1-Trichloroethane	<0.190		1.00	0.190	ug/L			09/20/24 18:43	1
1,1,2-Trichloroethane	<0.450		1.00	0.450	ug/L			09/20/24 18:43	1
Trichloroethene	<0.430		1.00	0.430	ug/L			09/20/24 18:43	1
Trichlorofluoromethane	<0.380		4.00	0.380	ug/L			09/20/24 18:43	1
1,2,3-Trichloropropane	<0.590		1.00	0.590	ug/L			09/20/24 18:43	1
Vinyl acetate	<2.50		10.0	2.50	ug/L			09/20/24 18:43	1
Vinyl chloride	<0.180		1.00	0.180	ug/L			09/20/24 18:43	1
Xylenes, Total	<0.400		3.00	0.400	ug/L			09/20/24 18:43	1

Method: 8260D - Volatile Organic Compounds by GC/MS (Continued)

Lab Sample ID: MB 310-433779/5
Matrix: Water
Analysis Batch: 433779

Client Sample ID: Method Blank
Prep Type: Total/NA

Surrogate	MB %Recovery	MB Qualifier	Limits	Prepared	Analyzed	Dil Fac
4-Bromofluorobenzene (Surr)	101		80 - 120		09/20/24 18:43	1
Dibromofluoromethane (Surr)	111		73 - 130		09/20/24 18:43	1
Toluene-d8 (Surr)	96		80 - 120		09/20/24 18:43	1

Lab Sample ID: LCS 310-433779/6
Matrix: Water
Analysis Batch: 433779

Client Sample ID: Lab Control Sample
Prep Type: Total/NA

Analyte	Spike Added	LCS Result	LCS Qualifier	Unit	D	%Rec	%Rec Limits
Acetone	40.0	32.36		ug/L		81	50 - 150
Acrylonitrile	200	173.2		ug/L		87	50 - 150
Benzene	20.0	18.17		ug/L		91	72 - 124
Bromochloromethane	20.0	20.67		ug/L		103	73 - 130
Bromodichloromethane	20.0	20.04		ug/L		100	74 - 122
Bromoform	20.0	20.97		ug/L		105	61 - 122
2-Butanone (MEK)	40.0	30.24		ug/L		76	50 - 150
Carbon disulfide	20.0	17.87		ug/L		89	59 - 135
Carbon tetrachloride	20.0	20.04		ug/L		100	67 - 132
Chlorobenzene	20.0	18.88		ug/L		94	76 - 120
Chlorodibromomethane	20.0	20.18		ug/L		101	71 - 121
Chloroform	20.0	19.83		ug/L		99	72 - 125
cis-1,2-Dichloroethene	20.0	20.12		ug/L		101	74 - 123
cis-1,3-Dichloropropene	20.0	18.80		ug/L		94	71 - 125
1,2-Dibromo-3-chloropropane	20.0	16.80		ug/L		84	50 - 150
1,2-Dibromoethane (EDB)	20.0	18.43		ug/L		92	75 - 125
Dibromomethane	20.0	19.67		ug/L		98	74 - 125
1,2-Dichlorobenzene	20.0	18.72		ug/L		94	74 - 120
1,4-Dichlorobenzene	20.0	18.74		ug/L		94	72 - 120
1,1-Dichloroethane	20.0	19.00		ug/L		95	70 - 127
1,2-Dichloroethane	20.0	20.28		ug/L		101	71 - 125
1,1-Dichloroethene	20.0	18.99		ug/L		95	63 - 132
1,2-Dichloropropane	20.0	18.97		ug/L		95	73 - 124
Ethylbenzene	20.0	18.72		ug/L		94	74 - 122
2-Hexanone	40.0	36.48		ug/L		91	60 - 140
Iodomethane	20.0	15.58		ug/L		78	10 - 150
Methylene chloride	20.0	18.87		ug/L		94	50 - 150
4-Methyl-2-pentanone (MIBK)	40.0	33.51		ug/L		84	60 - 139
Styrene	20.0	18.57		ug/L		93	74 - 121
1,1,1,2-Tetrachloroethane	20.0	19.55		ug/L		98	71 - 120
1,1,2,2-Tetrachloroethane	20.0	18.29		ug/L		91	68 - 124
Tetrachloroethene	20.0	19.80		ug/L		99	71 - 130
Toluene	20.0	18.49		ug/L		92	74 - 123
trans-1,4-Dichloro-2-butene	20.0	16.65		ug/L		83	50 - 150
trans-1,2-Dichloroethene	20.0	19.32		ug/L		97	70 - 126
trans-1,3-Dichloropropene	20.0	18.57		ug/L		93	69 - 123
1,1,1-Trichloroethane	20.0	21.62		ug/L		108	73 - 129
1,1,2-Trichloroethane	20.0	18.55		ug/L		93	73 - 123
Trichloroethene	20.0	20.68		ug/L		103	72 - 126

Method: 8260D - Volatile Organic Compounds by GC/MS (Continued)

Lab Sample ID: LCS 310-433779/6
Matrix: Water
Analysis Batch: 433779

Client Sample ID: Lab Control Sample
Prep Type: Total/NA

Analyte	Spike Added	LCS Result	LCS Qualifier	Unit	D	%Rec	%Rec Limits
1,2,3-Trichloropropane	20.0	18.81		ug/L		94	65 - 127
Vinyl acetate	40.0	32.89		ug/L		82	50 - 150
Xylenes, Total	40.0	36.05		ug/L		90	73 - 123

Surrogate	*LCS %Recovery*	*LCS Qualifier*	*Limits*
4-Bromofluorobenzene (Surr)	*101*		*80 - 120*
Dibromofluoromethane (Surr)	*105*		*73 - 130*
Toluene-d8 (Surr)	*98*		*80 - 120*

Lab Sample ID: LCS 310-433779/7
Matrix: Water
Analysis Batch: 433779

Client Sample ID: Lab Control Sample
Prep Type: Total/NA

Analyte	Spike Added	LCS Result	LCS Qualifier	Unit	D	%Rec	%Rec Limits
Bromomethane	20.0	23.12		ug/L		116	23 - 150
Chloroethane	20.0	18.53		ug/L		93	54 - 136
Chloromethane	20.0	20.56		ug/L		103	38 - 150
Trichlorofluoromethane	20.0	22.27		ug/L		111	54 - 149
Vinyl chloride	20.0	19.41		ug/L		97	56 - 140

Surrogate	*LCS %Recovery*	*LCS Qualifier*	*Limits*
4-Bromofluorobenzene (Surr)	*100*		*80 - 120*
Dibromofluoromethane (Surr)	*107*		*73 - 130*
Toluene-d8 (Surr)	*94*		*80 - 120*

Lab Sample ID: 310-291019-21 MS
Matrix: Water
Analysis Batch: 433779

Client Sample ID: MW-120AR
Prep Type: Total/NA

Analyte	Sample Result	Sample Qualifier	Spike Added	MS Result	MS Qualifier	Unit	D	%Rec	%Rec Limits
Acetone	<3.10		50.0	41.81		ug/L		84	31 - 150
Acrylonitrile	<2.20		250	209.9		ug/L		84	40 - 150
Benzene	<0.220		25.0	21.56		ug/L		86	46 - 130
Bromochloromethane	<0.540		25.0	23.18		ug/L		93	57 - 130
Bromodichloromethane	<0.390		25.0	22.54		ug/L		90	57 - 130
Bromoform	<0.780		25.0	25.54		ug/L		102	44 - 130
2-Butanone (MEK)	<2.10		50.0	39.75		ug/L		80	38 - 150
Carbon disulfide	<0.450		25.0	22.06		ug/L		88	38 - 135
Carbon tetrachloride	<0.650		25.0	23.60		ug/L		94	45 - 132
Chlorobenzene	<0.400		25.0	21.94		ug/L		88	59 - 130
Chlorodibromomethane	<0.750		25.0	24.13		ug/L		97	54 - 130
Chloroform	<1.30		25.0	23.02		ug/L		92	51 - 130
cis-1,2-Dichloroethene	<0.210		25.0	22.36		ug/L		89	45 - 130
cis-1,3-Dichloropropene	<0.250		25.0	21.95		ug/L		88	53 - 130
1,2-Dibromo-3-chloropropane	<1.20		25.0	20.76		ug/L		83	38 - 150
1,2-Dibromoethane (EDB)	<0.340		25.0	22.77		ug/L		91	60 - 130
Dibromomethane	<0.330		25.0	22.95		ug/L		92	59 - 130
1,2-Dichlorobenzene	<0.370		25.0	20.68		ug/L		83	59 - 130

Method: 8260D - Volatile Organic Compounds by GC/MS (Continued)

Lab Sample ID: 310-291019-21 MS
Matrix: Water
Analysis Batch: 433779

Client Sample ID: MW-120AR
Prep Type: Total/NA

Analyte	Sample Result	Sample Qualifier	Spike Added	MS Result	MS Qualifier	Unit	D	%Rec	%Rec Limits
1,4-Dichlorobenzene	<0.230		25.0	20.83		ug/L		83	57 - 130
1,1-Dichloroethane	<0.220		25.0	21.24		ug/L		85	49 - 130
1,2-Dichloroethane	<0.390		25.0	23.87		ug/L		95	51 - 130
1,1-Dichloroethene	<0.560		25.0	23.22		ug/L		93	37 - 132
1,2-Dichloropropane	<0.270		25.0	21.32		ug/L		85	57 - 130
Ethylbenzene	<0.310		25.0	20.90		ug/L		84	45 - 130
2-Hexanone	<2.00		50.0	44.91		ug/L		90	46 - 140
Iodomethane	<7.00		25.0	19.50		ug/L		78	10 - 150
Methylene chloride	<1.70		25.0	21.35		ug/L		85	37 - 150
4-Methyl-2-pentanone (MIBK)	<2.10		50.0	41.66		ug/L		83	47 - 139
Styrene	<0.370		25.0	21.61		ug/L		86	47 - 130
1,1,1,2-Tetrachloroethane	<0.380		25.0	24.37		ug/L		97	55 - 130
1,1,2,2-Tetrachloroethane	<0.470		25.0	21.62		ug/L		86	54 - 130
Tetrachloroethene	<0.480		25.0	23.11		ug/L		92	47 - 130
Toluene	<0.430		25.0	20.62		ug/L		82	51 - 130
trans-1,4-Dichloro-2-butene	<1.10		25.0	18.60		ug/L		74	26 - 150
trans-1,2-Dichloroethene	<0.270		25.0	23.27		ug/L		93	48 - 130
trans-1,3-Dichloropropene	<0.560		25.0	21.30		ug/L		85	50 - 130
1,1,1-Trichloroethane	<0.190		25.0	24.52		ug/L		98	52 - 130
1,1,2-Trichloroethane	<0.450		25.0	21.90		ug/L		88	58 - 130
Trichloroethene	<0.430		25.0	23.79		ug/L		95	51 - 130
1,2,3-Trichloropropane	<0.590		25.0	21.95		ug/L		88	49 - 130
Vinyl acetate	<2.50		50.0	34.13		ug/L		68	29 - 150
Xylenes, Total	<0.400		50.0	40.82		ug/L		82	43 - 130

Surrogate	*MS %Recovery*	*MS Qualifier*	*Limits*
4-Bromofluorobenzene (Surr)	*101*		*80 - 120*
Dibromofluoromethane (Surr)	*105*		*73 - 130*
Toluene-d8 (Surr)	*100*		*80 - 120*

Lab Sample ID: 310-291019-21 MSD
Matrix: Water
Analysis Batch: 433779

Client Sample ID: MW-120AR
Prep Type: Total/NA

Analyte	Sample Result	Sample Qualifier	Spike Added	MSD Result	MSD Qualifier	Unit	D	%Rec	%Rec Limits	RPD	RPD Limit
Acetone	<3.10		50.0	40.53		ug/L		81	31 - 150	3	29
Acrylonitrile	<2.20		250	210.8		ug/L		84	40 - 150	0	20
Benzene	<0.220		25.0	20.35		ug/L		81	46 - 130	6	20
Bromochloromethane	<0.540		25.0	24.34		ug/L		97	57 - 130	5	20
Bromodichloromethane	<0.390		25.0	23.44		ug/L		94	57 - 130	4	20
Bromoform	<0.780		25.0	24.45		ug/L		98	44 - 130	4	20
2-Butanone (MEK)	<2.10		50.0	40.72		ug/L		81	38 - 150	2	20
Carbon disulfide	<0.450		25.0	19.84		ug/L		79	38 - 135	11	30
Carbon tetrachloride	<0.650		25.0	23.76		ug/L		95	45 - 132	1	20
Chlorobenzene	<0.400		25.0	20.82		ug/L		83	59 - 130	5	20
Chlorodibromomethane	<0.750		25.0	24.12		ug/L		96	54 - 130	0	20
Chloroform	<1.30		25.0	22.87		ug/L		91	51 - 130	1	20
cis-1,2-Dichloroethene	<0.210		25.0	21.54		ug/L		86	45 - 130	4	20

Method: 8260D - Volatile Organic Compounds by GC/MS (Continued)

Lab Sample ID: 310-291019-21 MSD
Matrix: Water
Analysis Batch: 433779

Client Sample ID: MW-120AR
Prep Type: Total/NA

Analyte	Sample Result	Sample Qualifier	Spike Added	MSD Result	MSD Qualifier	Unit	D	%Rec	%Rec Limits	RPD	RPD Limit
cis-1,3-Dichloropropene	<0.250		25.0	22.02		ug/L		88	53 - 130	0	20
1,2-Dibromo-3-chloropropane	<1.20		25.0	20.57		ug/L		82	38 - 150	1	20
1,2-Dibromoethane (EDB)	<0.340		25.0	21.65		ug/L		87	60 - 130	5	20
Dibromomethane	<0.330		25.0	23.49		ug/L		94	59 - 130	2	20
1,2-Dichlorobenzene	<0.370		25.0	21.06		ug/L		84	59 - 130	2	20
1,4-Dichlorobenzene	<0.230		25.0	21.07		ug/L		84	57 - 130	1	20
1,1-Dichloroethane	<0.220		25.0	21.28		ug/L		85	49 - 130	0	20
1,2-Dichloroethane	<0.390		25.0	22.65		ug/L		91	51 - 130	5	20
1,1-Dichloroethene	<0.560		25.0	22.22		ug/L		89	37 - 132	4	26
1,2-Dichloropropane	<0.270		25.0	21.51		ug/L		86	57 - 130	1	20
Ethylbenzene	<0.310		25.0	20.03		ug/L		80	45 - 130	4	20
2-Hexanone	<2.00		50.0	42.25		ug/L		85	46 - 140	6	20
Iodomethane	<7.00		25.0	19.78		ug/L		79	10 - 150	1	35
Methylene chloride	<1.70		25.0	20.49		ug/L		82	37 - 150	4	24
4-Methyl-2-pentanone (MIBK)	<2.10		50.0	40.88		ug/L		82	47 - 139	2	20
Styrene	<0.370		25.0	20.40		ug/L		82	47 - 130	6	20
1,1,1,2-Tetrachloroethane	<0.380		25.0	22.38		ug/L		90	55 - 130	9	20
1,1,2,2-Tetrachloroethane	<0.470		25.0	20.56		ug/L		82	54 - 130	5	20
Tetrachloroethene	<0.480		25.0	22.01		ug/L		88	47 - 130	5	20
Toluene	<0.430		25.0	20.56		ug/L		82	51 - 130	0	20
trans-1,4-Dichloro-2-butene	<1.10		25.0	17.14		ug/L		69	26 - 150	8	23
trans-1,2-Dichloroethene	<0.270		25.0	21.58		ug/L		86	48 - 130	8	22
trans-1,3-Dichloropropene	<0.560		25.0	21.29		ug/L		85	50 - 130	0	20
1,1,1-Trichloroethane	<0.190		25.0	24.12		ug/L		96	52 - 130	2	20
1,1,2-Trichloroethane	<0.450		25.0	21.78		ug/L		87	58 - 130	1	20
Trichloroethene	<0.430		25.0	23.09		ug/L		92	51 - 130	3	20
1,2,3-Trichloropropane	<0.590		25.0	20.80		ug/L		83	49 - 130	5	26
Vinyl acetate	<2.50		50.0	34.48		ug/L		69	29 - 150	1	23
Xylenes, Total	<0.400		50.0	39.70		ug/L		79	43 - 130	3	20

Surrogate	*MSD %Recovery*	*MSD Qualifier*	*Limits*
4-Bromofluorobenzene (Surr)	*99*		*80 - 120*
Dibromofluoromethane (Surr)	*108*		*73 - 130*
Toluene-d8 (Surr)	*96*		*80 - 120*

Lab Sample ID: MB 310-433781/5
Matrix: Water
Analysis Batch: 433781

Client Sample ID: Method Blank
Prep Type: Total/NA

Analyte	MB Result	MB Qualifier	RL	MDL	Unit	D	Prepared	Analyzed	Dil Fac
Acetone	<3.10		10.0	3.10	ug/L			09/20/24 10:28	1
Acrylonitrile	<2.20		5.00	2.20	ug/L			09/20/24 10:28	1
Benzene	<0.220		0.500	0.220	ug/L			09/20/24 10:28	1
Bromochloromethane	<0.540		5.00	0.540	ug/L			09/20/24 10:28	1
Bromodichloromethane	<0.390		1.00	0.390	ug/L			09/20/24 10:28	1
Bromoform	<0.780		5.00	0.780	ug/L			09/20/24 10:28	1
Bromomethane	<1.10		4.00	1.10	ug/L			09/20/24 10:28	1
2-Butanone (MEK)	<2.10		10.0	2.10	ug/L			09/20/24 10:28	1

Method: 8260D - Volatile Organic Compounds by GC/MS (Continued)

Lab Sample ID: MB 310-433781/5
Matrix: Water
Analysis Batch: 433781

Client Sample ID: Method Blank
Prep Type: Total/NA

Analyte	MB Result	MB Qualifier	RL	MDL	Unit	D	Prepared	Analyzed	Dil Fac
Carbon disulfide	<0.450		1.00	0.450	ug/L			09/20/24 10:28	1
Carbon tetrachloride	<0.650		2.00	0.650	ug/L			09/20/24 10:28	1
Chlorobenzene	<0.400		1.00	0.400	ug/L			09/20/24 10:28	1
Chlorodibromomethane	<0.750		5.00	0.750	ug/L			09/20/24 10:28	1
Chloroethane	<0.790		4.00	0.790	ug/L			09/20/24 10:28	1
Chloroform	<1.30		3.00	1.30	ug/L			09/20/24 10:28	1
Chloromethane	<0.610		3.00	0.610	ug/L			09/20/24 10:28	1
cis-1,2-Dichloroethene	<0.210		1.00	0.210	ug/L			09/20/24 10:28	1
cis-1,3-Dichloropropene	<0.250		5.00	0.250	ug/L			09/20/24 10:28	1
1,2-Dibromo-3-chloropropane	<1.20		5.00	1.20	ug/L			09/20/24 10:28	1
1,2-Dibromoethane (EDB)	<0.340		1.00	0.340	ug/L			09/20/24 10:28	1
Dibromomethane	<0.330		1.00	0.330	ug/L			09/20/24 10:28	1
1,2-Dichlorobenzene	<0.370		1.00	0.370	ug/L			09/20/24 10:28	1
1,4-Dichlorobenzene	<0.230		1.00	0.230	ug/L			09/20/24 10:28	1
1,1-Dichloroethane	<0.220		1.00	0.220	ug/L			09/20/24 10:28	1
1,2-Dichloroethane	<0.390		1.00	0.390	ug/L			09/20/24 10:28	1
1,1-Dichloroethene	<0.560		2.00	0.560	ug/L			09/20/24 10:28	1
1,2-Dichloropropane	<0.270		1.00	0.270	ug/L			09/20/24 10:28	1
Ethylbenzene	<0.310		1.00	0.310	ug/L			09/20/24 10:28	1
2-Hexanone	<2.00		10.0	2.00	ug/L			09/20/24 10:28	1
Iodomethane	<7.00		10.0	7.00	ug/L			09/20/24 10:28	1
Methylene chloride	<1.70		5.00	1.70	ug/L			09/20/24 10:28	1
4-Methyl-2-pentanone (MIBK)	<2.10		10.0	2.10	ug/L			09/20/24 10:28	1
Styrene	<0.370		1.00	0.370	ug/L			09/20/24 10:28	1
1,1,1,2-Tetrachloroethane	<0.380		1.00	0.380	ug/L			09/20/24 10:28	1
1,1,2,2-Tetrachloroethane	<0.470		1.00	0.470	ug/L			09/20/24 10:28	1
Tetrachloroethene	<0.480		1.00	0.480	ug/L			09/20/24 10:28	1
Toluene	<0.430		1.00	0.430	ug/L			09/20/24 10:28	1
trans-1,4-Dichloro-2-butene	<1.10		10.0	1.10	ug/L			09/20/24 10:28	1
trans-1,2-Dichloroethene	<0.270		1.00	0.270	ug/L			09/20/24 10:28	1
trans-1,3-Dichloropropene	<0.560		5.00	0.560	ug/L			09/20/24 10:28	1
1,1,1-Trichloroethane	<0.190		1.00	0.190	ug/L			09/20/24 10:28	1
1,1,2-Trichloroethane	<0.450		1.00	0.450	ug/L			09/20/24 10:28	1
Trichloroethene	<0.430		1.00	0.430	ug/L			09/20/24 10:28	1
Trichlorofluoromethane	<0.380		4.00	0.380	ug/L			09/20/24 10:28	1
1,2,3-Trichloropropane	<0.590		1.00	0.590	ug/L			09/20/24 10:28	1
Vinyl acetate	<2.50		10.0	2.50	ug/L			09/20/24 10:28	1
Vinyl chloride	<0.180		1.00	0.180	ug/L			09/20/24 10:28	1
Xylenes, Total	<0.400		3.00	0.400	ug/L			09/20/24 10:28	1

Surrogate	*MB %Recovery*	*MB Qualifier*	*Limits*	*Prepared*	*Analyzed*	*Dil Fac*
4-Bromofluorobenzene (Surr)	*98*		*80 - 120*		*09/20/24 10:28*	*1*
Dibromofluoromethane (Surr)	*106*		*73 - 130*		*09/20/24 10:28*	*1*
Toluene-d8 (Surr)	*101*		*80 - 120*		*09/20/24 10:28*	*1*

Method: 8260D - Volatile Organic Compounds by GC/MS (Continued)

Lab Sample ID: LCS 310-433781/6
Matrix: Water
Analysis Batch: 433781

Client Sample ID: Lab Control Sample
Prep Type: Total/NA

Analyte	Spike Added	LCS Result	LCS Qualifier	Unit	D	%Rec	%Rec Limits
Acetone	40.0	44.53		ug/L		111	50 - 150
Acrylonitrile	200	206.6		ug/L		103	50 - 150
Benzene	20.0	18.82		ug/L		94	72 - 124
Bromochloromethane	20.0	16.56		ug/L		83	73 - 130
Bromodichloromethane	20.0	17.28		ug/L		86	74 - 122
Bromoform	20.0	18.16		ug/L		91	61 - 122
2-Butanone (MEK)	40.0	39.39		ug/L		98	50 - 150
Carbon disulfide	20.0	18.85		ug/L		94	59 - 135
Carbon tetrachloride	20.0	16.75		ug/L		84	67 - 132
Chlorobenzene	20.0	18.40		ug/L		92	76 - 120
Chlorodibromomethane	20.0	16.02		ug/L		80	71 - 121
Chloroform	20.0	18.55		ug/L		93	72 - 125
cis-1,2-Dichloroethene	20.0	16.99		ug/L		85	74 - 123
cis-1,3-Dichloropropene	20.0	19.47		ug/L		97	71 - 125
1,2-Dibromo-3-chloropropane	20.0	21.81		ug/L		109	50 - 150
1,2-Dibromoethane (EDB)	20.0	17.69		ug/L		88	75 - 125
Dibromomethane	20.0	16.98		ug/L		85	74 - 125
1,2-Dichlorobenzene	20.0	18.28		ug/L		91	74 - 120
1,4-Dichlorobenzene	20.0	18.15		ug/L		91	72 - 120
1,1-Dichloroethane	20.0	19.62		ug/L		98	70 - 127
1,2-Dichloroethane	20.0	17.69		ug/L		88	71 - 125
1,1-Dichloroethene	20.0	17.86		ug/L		89	63 - 132
1,2-Dichloropropane	20.0	19.41		ug/L		97	73 - 124
Ethylbenzene	20.0	20.00		ug/L		100	74 - 122
2-Hexanone	40.0	44.85		ug/L		112	60 - 140
Iodomethane	20.0	12.52		ug/L		63	10 - 150
Methylene chloride	20.0	18.93		ug/L		95	50 - 150
4-Methyl-2-pentanone (MIBK)	40.0	42.86		ug/L		107	60 - 139
Styrene	20.0	19.52		ug/L		98	74 - 121
1,1,1,2-Tetrachloroethane	20.0	18.18		ug/L		91	71 - 120
1,1,2,2-Tetrachloroethane	20.0	21.02		ug/L		105	68 - 124
Tetrachloroethene	20.0	17.04		ug/L		85	71 - 130
Toluene	20.0	18.46		ug/L		92	74 - 123
trans-1,4-Dichloro-2-butene	20.0	24.31		ug/L		122	50 - 150
trans-1,2-Dichloroethene	20.0	17.54		ug/L		88	70 - 126
trans-1,3-Dichloropropene	20.0	21.66		ug/L		108	69 - 123
1,1,1-Trichloroethane	20.0	18.04		ug/L		90	73 - 129
1,1,2-Trichloroethane	20.0	17.86		ug/L		89	73 - 123
Trichloroethene	20.0	18.19		ug/L		91	72 - 126
1,2,3-Trichloropropane	20.0	19.31		ug/L		97	65 - 127
Vinyl acetate	40.0	39.15		ug/L		98	50 - 150
Xylenes, Total	40.0	37.35		ug/L		93	73 - 123

Surrogate	*LCS %Recovery*	*LCS Qualifier*	*Limits*
4-Bromofluorobenzene (Surr)	*103*		*80 - 120*
Dibromofluoromethane (Surr)	*88*		*73 - 130*
Toluene-d8 (Surr)	*105*		*80 - 120*

Method: 8260D - Volatile Organic Compounds by GC/MS (Continued)

Lab Sample ID: LCS 310-433781/7
Matrix: Water
Analysis Batch: 433781

Client Sample ID: Lab Control Sample
Prep Type: Total/NA

Analyte			Spike Added	LCS Result	LCS Qualifier	Unit	D	%Rec	%Rec Limits		
Bromomethane			20.0	16.36		ug/L		82	23 - 150		
Chloroethane			20.0	20.67		ug/L		103	54 - 136		
Chloromethane			20.0	23.36		ug/L		117	38 - 150		
Trichlorofluoromethane			20.0	19.11		ug/L		96	54 - 149		
Vinyl chloride			20.0	22.37		ug/L		112	56 - 140		

Surrogate	*LCS %Recovery*	*LCS Qualifier*	*Limits*
4-Bromofluorobenzene (Surr)	*97*		*80 - 120*
Dibromofluoromethane (Surr)	*105*		*73 - 130*
Toluene-d8 (Surr)	*102*		*80 - 120*

Lab Sample ID: 310-291019-1 MS
Matrix: Water
Analysis Batch: 433781

Client Sample ID: MW-203A
Prep Type: Total/NA

Analyte	Sample Result	Sample Qualifier	Spike Added	MS Result	MS Qualifier	Unit	D	%Rec	%Rec Limits		
Acetone	<3.10		50.0	49.17		ug/L		98	31 - 150		
Acrylonitrile	<2.20		250	235.1		ug/L		94	40 - 150		
Benzene	0.228	J	25.0	20.91		ug/L		83	46 - 130		
Bromochloromethane	<0.540		25.0	19.17		ug/L		77	57 - 130		
Bromodichloromethane	<0.390		25.0	19.24		ug/L		77	57 - 130		
Bromoform	<0.780		25.0	21.77		ug/L		87	44 - 130		
2-Butanone (MEK)	<2.10		50.0	44.78		ug/L		90	38 - 150		
Carbon disulfide	<0.450		25.0	20.55		ug/L		82	38 - 135		
Carbon tetrachloride	<0.650		25.0	17.69		ug/L		71	45 - 132		
Chlorobenzene	<0.400		25.0	20.94		ug/L		84	59 - 130		
Chlorodibromomethane	<0.750		25.0	18.52		ug/L		74	54 - 130		
Chloroform	<1.30		25.0	20.50		ug/L		82	51 - 130		
cis-1,2-Dichloroethene	3.78		25.0	23.18		ug/L		78	45 - 130		
cis-1,3-Dichloropropene	<0.250		25.0	21.79		ug/L		87	53 - 130		
1,2-Dibromo-3-chloropropane	<1.20		25.0	25.87		ug/L		103	38 - 150		
1,2-Dibromoethane (EDB)	<0.340		25.0	21.14		ug/L		85	60 - 130		
Dibromomethane	<0.330		25.0	19.19		ug/L		77	59 - 130		
1,2-Dichlorobenzene	<0.370		25.0	20.85		ug/L		83	59 - 130		
1,4-Dichlorobenzene	<0.230		25.0	20.97		ug/L		84	57 - 130		
1,1-Dichloroethane	3.30		25.0	24.94		ug/L		87	49 - 130		
1,2-Dichloroethane	<0.390		25.0	20.89		ug/L		84	51 - 130		
1,1-Dichloroethene	<0.560		25.0	20.16		ug/L		81	37 - 132		
1,2-Dichloropropane	<0.270		25.0	21.77		ug/L		87	57 - 130		
Ethylbenzene	<0.310		25.0	22.54		ug/L		90	45 - 130		
2-Hexanone	<2.00		50.0	52.33		ug/L		105	46 - 140		
Iodomethane	<7.00		25.0	16.08		ug/L		64	10 - 150		
Methylene chloride	<1.70		25.0	20.79		ug/L		83	37 - 150		
4-Methyl-2-pentanone (MIBK)	<2.10		50.0	47.91		ug/L		96	47 - 139		
Styrene	<0.370		25.0	22.53		ug/L		90	47 - 130		
1,1,1,2-Tetrachloroethane	<0.380		25.0	20.42		ug/L		82	55 - 130		
1,1,2,2-Tetrachloroethane	<0.470		25.0	25.08		ug/L		100	54 - 130		
Tetrachloroethene	<0.480		25.0	18.96		ug/L		76	47 - 130		

Method: 8260D - Volatile Organic Compounds by GC/MS (Continued)

Lab Sample ID: 310-291019-1 MS
Matrix: Water
Analysis Batch: 433781

Client Sample ID: MW-203A
Prep Type: Total/NA

Analyte	Sample Result	Sample Qualifier	Spike Added	MS Result	MS Qualifier	Unit	D	%Rec	%Rec Limits
Toluene	<0.430		25.0	20.43		ug/L		82	51 - 130
trans-1,4-Dichloro-2-butene	<1.10		25.0	26.60		ug/L		106	26 - 150
trans-1,2-Dichloroethene	<0.270		25.0	19.16		ug/L		77	48 - 130
trans-1,3-Dichloropropene	<0.560		25.0	24.70		ug/L		99	50 - 130
1,1,1-Trichloroethane	<0.190		25.0	19.21		ug/L		77	52 - 130
1,1,2-Trichloroethane	<0.450		25.0	20.76		ug/L		83	58 - 130
Trichloroethene	<0.430		25.0	19.95		ug/L		80	51 - 130
1,2,3-Trichloropropane	<0.590		25.0	23.18		ug/L		93	49 - 130
Vinyl acetate	<2.50		50.0	40.00		ug/L		80	29 - 150
Xylenes, Total	<0.400		50.0	42.50		ug/L		85	43 - 130

Surrogate	*MS %Recovery*	*MS Qualifier*	*Limits*
4-Bromofluorobenzene (Surr)	*98*		*80 - 120*
Dibromofluoromethane (Surr)	*91*		*73 - 130*
Toluene-d8 (Surr)	*105*		*80 - 120*

Lab Sample ID: 310-291019-1 MSD
Matrix: Water
Analysis Batch: 433781

Client Sample ID: MW-203A
Prep Type: Total/NA

Analyte	Sample Result	Sample Qualifier	Spike Added	MSD Result	MSD Qualifier	Unit	D	%Rec	%Rec Limits	RPD	RPD Limit
Acetone	<3.10		50.0	52.19		ug/L		104	31 - 150	6	29
Acrylonitrile	<2.20		250	234.3		ug/L		94	40 - 150	0	20
Benzene	0.228	J	25.0	20.38		ug/L		81	46 - 130	3	20
Bromochloromethane	<0.540		25.0	19.09		ug/L		76	57 - 130	0	20
Bromodichloromethane	<0.390		25.0	19.00		ug/L		76	57 - 130	1	20
Bromoform	<0.780		25.0	21.16		ug/L		85	44 - 130	3	20
2-Butanone (MEK)	<2.10		50.0	44.97		ug/L		90	38 - 150	0	20
Carbon disulfide	<0.450		25.0	20.27		ug/L		81	38 - 135	1	30
Carbon tetrachloride	<0.650		25.0	17.86		ug/L		71	45 - 132	1	20
Chlorobenzene	<0.400		25.0	20.44		ug/L		82	59 - 130	2	20
Chlorodibromomethane	<0.750		25.0	18.32		ug/L		73	54 - 130	1	20
Chloroform	<1.30		25.0	19.99		ug/L		80	51 - 130	3	20
cis-1,2-Dichloroethene	3.78		25.0	22.28		ug/L		74	45 - 130	4	20
cis-1,3-Dichloropropene	<0.250		25.0	20.88		ug/L		84	53 - 130	4	20
1,2-Dibromo-3-chloropropane	<1.20		25.0	23.96		ug/L		96	38 - 150	8	20
1,2-Dibromoethane (EDB)	<0.340		25.0	20.10		ug/L		80	60 - 130	5	20
Dibromomethane	<0.330		25.0	19.74		ug/L		79	59 - 130	3	20
1,2-Dichlorobenzene	<0.370		25.0	20.66		ug/L		83	59 - 130	1	20
1,4-Dichlorobenzene	<0.230		25.0	20.81		ug/L		83	57 - 130	1	20
1,1-Dichloroethane	3.30		25.0	24.41		ug/L		84	49 - 130	2	20
1,2-Dichloroethane	<0.390		25.0	20.16		ug/L		81	51 - 130	4	20
1,1-Dichloroethene	<0.560		25.0	19.94		ug/L		80	37 - 132	1	26
1,2-Dichloropropane	<0.270		25.0	21.03		ug/L		84	57 - 130	3	20
Ethylbenzene	<0.310		25.0	22.24		ug/L		89	45 - 130	1	20
2-Hexanone	<2.00		50.0	51.49		ug/L		103	46 - 140	2	20
Iodomethane	<7.00		25.0	17.18		ug/L		69	10 - 150	7	35
Methylene chloride	<1.70		25.0	21.56		ug/L		86	37 - 150	4	24

Method: 8260D - Volatile Organic Compounds by GC/MS (Continued)

Lab Sample ID: 310-291019-1 MSD
Matrix: Water
Analysis Batch: 433781

Client Sample ID: MW-203A
Prep Type: Total/NA

Analyte	Sample Result	Sample Qualifier	Spike Added	MSD Result	MSD Qualifier	Unit	D	%Rec	%Rec Limits	RPD	RPD Limit
4-Methyl-2-pentanone (MIBK)	<2.10		50.0	49.22		ug/L		98	47 - 139	3	20
Styrene	<0.370		25.0	21.94		ug/L		88	47 - 130	3	20
1,1,1,2-Tetrachloroethane	<0.380		25.0	19.82		ug/L		79	55 - 130	3	20
1,1,2,2-Tetrachloroethane	<0.470		25.0	23.86		ug/L		95	54 - 130	5	20
Tetrachloroethene	<0.480		25.0	19.16		ug/L		77	47 - 130	1	20
Toluene	<0.430		25.0	20.24		ug/L		81	51 - 130	1	20
trans-1,4-Dichloro-2-butene	<1.10		25.0	25.36		ug/L		101	26 - 150	5	23
trans-1,2-Dichloroethene	<0.270		25.0	19.00		ug/L		76	48 - 130	1	22
trans-1,3-Dichloropropene	<0.560		25.0	24.11		ug/L		96	50 - 130	2	20
1,1,1-Trichloroethane	<0.190		25.0	18.73		ug/L		75	52 - 130	3	20
1,1,2-Trichloroethane	<0.450		25.0	20.69		ug/L		83	58 - 130	0	20
Trichloroethene	<0.430		25.0	19.50		ug/L		78	51 - 130	2	20
1,2,3-Trichloropropane	<0.590		25.0	22.49		ug/L		90	49 - 130	3	26
Vinyl acetate	<2.50		50.0	42.98		ug/L		86	29 - 150	7	23
Xylenes, Total	<0.400		50.0	41.54		ug/L		83	43 - 130	2	20

Surrogate	*MSD %Recovery*	*MSD Qualifier*	*Limits*
4-Bromofluorobenzene (Surr)	*99*		*80 - 120*
Dibromofluoromethane (Surr)	*94*		*73 - 130*
Toluene-d8 (Surr)	*106*		*80 - 120*

Lab Sample ID: MB 310-433806/5
Matrix: Water
Analysis Batch: 433806

Client Sample ID: Method Blank
Prep Type: Total/NA

Analyte	MB Result	MB Qualifier	RL	MDL	Unit	D	Prepared	Analyzed	Dil Fac
Acetone	<3.10		10.0	3.10	ug/L			09/20/24 11:37	1
Acrylonitrile	<2.20		5.00	2.20	ug/L			09/20/24 11:37	1
Benzene	<0.220		0.500	0.220	ug/L			09/20/24 11:37	1
Bromochloromethane	<0.540		5.00	0.540	ug/L			09/20/24 11:37	1
Bromodichloromethane	<0.390		1.00	0.390	ug/L			09/20/24 11:37	1
Bromoform	<0.780		5.00	0.780	ug/L			09/20/24 11:37	1
Bromomethane	<1.10		4.00	1.10	ug/L			09/20/24 11:37	1
2-Butanone (MEK)	<2.10		10.0	2.10	ug/L			09/20/24 11:37	1
Carbon disulfide	<0.450		1.00	0.450	ug/L			09/20/24 11:37	1
Carbon tetrachloride	<0.650		2.00	0.650	ug/L			09/20/24 11:37	1
Chlorobenzene	<0.400		1.00	0.400	ug/L			09/20/24 11:37	1
Chlorodibromomethane	<0.750		5.00	0.750	ug/L			09/20/24 11:37	1
Chloroethane	<0.790		4.00	0.790	ug/L			09/20/24 11:37	1
Chloroform	<1.30		3.00	1.30	ug/L			09/20/24 11:37	1
Chloromethane	<0.610		3.00	0.610	ug/L			09/20/24 11:37	1
cis-1,2-Dichloroethene	<0.210		1.00	0.210	ug/L			09/20/24 11:37	1
cis-1,3-Dichloropropene	<0.250		5.00	0.250	ug/L			09/20/24 11:37	1
1,2-Dibromo-3-chloropropane	<1.20		5.00	1.20	ug/L			09/20/24 11:37	1
1,2-Dibromoethane (EDB)	<0.340		1.00	0.340	ug/L			09/20/24 11:37	1
Dibromomethane	<0.330		1.00	0.330	ug/L			09/20/24 11:37	1
1,2-Dichlorobenzene	<0.370		1.00	0.370	ug/L			09/20/24 11:37	1
1,4-Dichlorobenzene	<0.230		1.00	0.230	ug/L			09/20/24 11:37	1

Method: 8260D - Volatile Organic Compounds by GC/MS (Continued)

Lab Sample ID: MB 310-433806/5
Matrix: Water
Analysis Batch: 433806

Client Sample ID: Method Blank
Prep Type: Total/NA

Analyte	MB Result	MB Qualifier	RL	MDL	Unit	D	Prepared	Analyzed	Dil Fac
1,1-Dichloroethane	<0.220		1.00	0.220	ug/L			09/20/24 11:37	1
1,2-Dichloroethane	<0.390		1.00	0.390	ug/L			09/20/24 11:37	1
1,1-Dichloroethene	<0.560		2.00	0.560	ug/L			09/20/24 11:37	1
1,2-Dichloropropane	<0.270		1.00	0.270	ug/L			09/20/24 11:37	1
Ethylbenzene	<0.310		1.00	0.310	ug/L			09/20/24 11:37	1
2-Hexanone	<2.00		10.0	2.00	ug/L			09/20/24 11:37	1
Iodomethane	<7.00		10.0	7.00	ug/L			09/20/24 11:37	1
Methylene chloride	<1.70		5.00	1.70	ug/L			09/20/24 11:37	1
4-Methyl-2-pentanone (MIBK)	<2.10		10.0	2.10	ug/L			09/20/24 11:37	1
Styrene	<0.370		1.00	0.370	ug/L			09/20/24 11:37	1
1,1,1,2-Tetrachloroethane	<0.380		1.00	0.380	ug/L			09/20/24 11:37	1
1,1,2,2-Tetrachloroethane	<0.470		1.00	0.470	ug/L			09/20/24 11:37	1
Tetrachloroethene	<0.480		1.00	0.480	ug/L			09/20/24 11:37	1
Toluene	<0.430		1.00	0.430	ug/L			09/20/24 11:37	1
trans-1,4-Dichloro-2-butene	<1.10		10.0	1.10	ug/L			09/20/24 11:37	1
trans-1,2-Dichloroethene	<0.270		1.00	0.270	ug/L			09/20/24 11:37	1
trans-1,3-Dichloropropene	<0.560		5.00	0.560	ug/L			09/20/24 11:37	1
1,1,1-Trichloroethane	<0.190		1.00	0.190	ug/L			09/20/24 11:37	1
1,1,2-Trichloroethane	<0.450		1.00	0.450	ug/L			09/20/24 11:37	1
Trichloroethene	<0.430		1.00	0.430	ug/L			09/20/24 11:37	1
Trichlorofluoromethane	<0.380		4.00	0.380	ug/L			09/20/24 11:37	1
1,2,3-Trichloropropane	<0.590		1.00	0.590	ug/L			09/20/24 11:37	1
Vinyl acetate	<2.50		10.0	2.50	ug/L			09/20/24 11:37	1
Vinyl chloride	<0.180		1.00	0.180	ug/L			09/20/24 11:37	1
Xylenes, Total	<0.400		3.00	0.400	ug/L			09/20/24 11:37	1

Surrogate	*MB %Recovery*	*MB Qualifier*	*Limits*	*Prepared*	*Analyzed*	*Dil Fac*
4-Bromofluorobenzene (Surr)	*103*		*80 - 120*		*09/20/24 11:37*	*1*
Dibromofluoromethane (Surr)	*97*		*73 - 130*		*09/20/24 11:37*	*1*
Toluene-d8 (Surr)	*100*		*80 - 120*		*09/20/24 11:37*	*1*

Lab Sample ID: LCS 310-433806/6
Matrix: Water
Analysis Batch: 433806

Client Sample ID: Lab Control Sample
Prep Type: Total/NA

Analyte	Spike Added	LCS Result	LCS Qualifier	Unit	D	%Rec	%Rec Limits
Acetone	40.0	38.17		ug/L		95	50 - 150
Acrylonitrile	200	207.0		ug/L		104	50 - 150
Benzene	20.0	19.65		ug/L		98	72 - 124
Bromochloromethane	20.0	18.92		ug/L		95	73 - 130
Bromodichloromethane	20.0	18.91		ug/L		95	74 - 122
Bromoform	20.0	19.10		ug/L		95	61 - 122
2-Butanone (MEK)	40.0	38.92		ug/L		97	50 - 150
Carbon disulfide	20.0	20.42		ug/L		102	59 - 135
Carbon tetrachloride	20.0	19.24		ug/L		96	67 - 132
Chlorobenzene	20.0	20.82		ug/L		104	76 - 120
Chlorodibromomethane	20.0	20.50		ug/L		102	71 - 121
Chloroform	20.0	17.88		ug/L		89	72 - 125

Method: 8260D - Volatile Organic Compounds by GC/MS (Continued)

Lab Sample ID: LCS 310-433806/6
Matrix: Water
Analysis Batch: 433806

Client Sample ID: Lab Control Sample
Prep Type: Total/NA

Analyte	Spike Added	LCS Result	LCS Qualifier	Unit	D	%Rec	%Rec Limits
cis-1,2-Dichloroethene	20.0	19.01		ug/L		95	74 - 123
cis-1,3-Dichloropropene	20.0	18.16		ug/L		91	71 - 125
1,2-Dibromo-3-chloropropane	20.0	21.15		ug/L		106	50 - 150
1,2-Dibromoethane (EDB)	20.0	20.00		ug/L		100	75 - 125
Dibromomethane	20.0	18.95		ug/L		95	74 - 125
1,2-Dichlorobenzene	20.0	21.09		ug/L		105	74 - 120
1,4-Dichlorobenzene	20.0	21.07		ug/L		105	72 - 120
1,1-Dichloroethane	20.0	18.59		ug/L		93	70 - 127
1,2-Dichloroethane	20.0	17.69		ug/L		88	71 - 125
1,1-Dichloroethene	20.0	20.07		ug/L		100	63 - 132
1,2-Dichloropropane	20.0	19.00		ug/L		95	73 - 124
Ethylbenzene	20.0	20.60		ug/L		103	74 - 122
2-Hexanone	40.0	39.92		ug/L		100	60 - 140
Iodomethane	20.0	17.82		ug/L		89	10 - 150
Methylene chloride	20.0	19.59		ug/L		98	50 - 150
4-Methyl-2-pentanone (MIBK)	40.0	39.26		ug/L		98	60 - 139
Styrene	20.0	21.46		ug/L		107	74 - 121
1,1,1,2-Tetrachloroethane	20.0	18.97		ug/L		95	71 - 120
1,1,2,2-Tetrachloroethane	20.0	19.50		ug/L		97	68 - 124
Tetrachloroethene	20.0	20.53		ug/L		103	71 - 130
Toluene	20.0	20.34		ug/L		102	74 - 123
trans-1,4-Dichloro-2-butene	20.0	17.27		ug/L		86	50 - 150
trans-1,2-Dichloroethene	20.0	19.08		ug/L		95	70 - 126
trans-1,3-Dichloropropene	20.0	19.55		ug/L		98	69 - 123
1,1,1-Trichloroethane	20.0	18.87		ug/L		94	73 - 129
1,1,2-Trichloroethane	20.0	19.55		ug/L		98	73 - 123
Trichloroethene	20.0	18.31		ug/L		92	72 - 126
1,2,3-Trichloropropane	20.0	19.37		ug/L		97	65 - 127
Vinyl acetate	40.0	36.80		ug/L		92	50 - 150
Xylenes, Total	40.0	42.10		ug/L		105	73 - 123

Surrogate	*LCS %Recovery*	*LCS Qualifier*	*Limits*
4-Bromofluorobenzene (Surr)	*100*		*80 - 120*
Dibromofluoromethane (Surr)	*96*		*73 - 130*
Toluene-d8 (Surr)	*100*		*80 - 120*

Lab Sample ID: LCS 310-433806/7
Matrix: Water
Analysis Batch: 433806

Client Sample ID: Lab Control Sample
Prep Type: Total/NA

Analyte	Spike Added	LCS Result	LCS Qualifier	Unit	D	%Rec	%Rec Limits
Bromomethane	20.0	15.61		ug/L		78	23 - 150
Chloroethane	20.0	20.75		ug/L		104	54 - 136
Chloromethane	20.0	22.22		ug/L		111	38 - 150
Trichlorofluoromethane	20.0	19.08		ug/L		95	54 - 149
Vinyl chloride	20.0	22.69		ug/L		113	56 - 140

Method: 8260D - Volatile Organic Compounds by GC/MS (Continued)

Lab Sample ID: LCS 310-433806/7
Matrix: Water
Analysis Batch: 433806

Client Sample ID: Lab Control Sample
Prep Type: Total/NA

Surrogate	LCS %Recovery	LCS Qualifier	Limits
4-Bromofluorobenzene (Surr)	*105*		*80 - 120*
Dibromofluoromethane (Surr)	*101*		*73 - 130*
Toluene-d8 (Surr)	*100*		*80 - 120*

Lab Sample ID: MB 310-433939/5
Matrix: Water
Analysis Batch: 433939

Client Sample ID: Method Blank
Prep Type: Total/NA

Analyte	MB Result	MB Qualifier	RL	MDL	Unit	D	Prepared	Analyzed	Dil Fac
Acetone	<3.10		10.0	3.10	ug/L			09/23/24 10:34	1
Acrylonitrile	<2.20		5.00	2.20	ug/L			09/23/24 10:34	1
Benzene	<0.220		0.500	0.220	ug/L			09/23/24 10:34	1
Bromochloromethane	<0.540		5.00	0.540	ug/L			09/23/24 10:34	1
Bromodichloromethane	<0.390		1.00	0.390	ug/L			09/23/24 10:34	1
Bromoform	<0.780		5.00	0.780	ug/L			09/23/24 10:34	1
Bromomethane	<1.10		4.00	1.10	ug/L			09/23/24 10:34	1
2-Butanone (MEK)	<2.10		10.0	2.10	ug/L			09/23/24 10:34	1
Carbon disulfide	0.5854	J	1.00	0.450	ug/L			09/23/24 10:34	1
Carbon tetrachloride	<0.650		2.00	0.650	ug/L			09/23/24 10:34	1
Chlorobenzene	<0.400		1.00	0.400	ug/L			09/23/24 10:34	1
Chlorodibromomethane	<0.750		5.00	0.750	ug/L			09/23/24 10:34	1
Chloroethane	<0.790		4.00	0.790	ug/L			09/23/24 10:34	1
Chloroform	<1.30		3.00	1.30	ug/L			09/23/24 10:34	1
Chloromethane	<0.610		3.00	0.610	ug/L			09/23/24 10:34	1
cis-1,2-Dichloroethene	<0.210		1.00	0.210	ug/L			09/23/24 10:34	1
cis-1,3-Dichloropropene	<0.250		5.00	0.250	ug/L			09/23/24 10:34	1
1,2-Dibromo-3-chloropropane	<1.20		5.00	1.20	ug/L			09/23/24 10:34	1
1,2-Dibromoethane (EDB)	<0.340		1.00	0.340	ug/L			09/23/24 10:34	1
Dibromomethane	<0.330		1.00	0.330	ug/L			09/23/24 10:34	1
1,2-Dichlorobenzene	<0.370		1.00	0.370	ug/L			09/23/24 10:34	1
1,4-Dichlorobenzene	<0.230		1.00	0.230	ug/L			09/23/24 10:34	1
1,1-Dichloroethane	<0.220		1.00	0.220	ug/L			09/23/24 10:34	1
1,2-Dichloroethane	<0.390		1.00	0.390	ug/L			09/23/24 10:34	1
1,1-Dichloroethene	<0.560		2.00	0.560	ug/L			09/23/24 10:34	1
1,2-Dichloropropane	<0.270		1.00	0.270	ug/L			09/23/24 10:34	1
Ethylbenzene	<0.310		1.00	0.310	ug/L			09/23/24 10:34	1
2-Hexanone	<2.00		10.0	2.00	ug/L			09/23/24 10:34	1
Iodomethane	<7.00		10.0	7.00	ug/L			09/23/24 10:34	1
Methylene chloride	<1.70		5.00	1.70	ug/L			09/23/24 10:34	1
4-Methyl-2-pentanone (MIBK)	<2.10		10.0	2.10	ug/L			09/23/24 10:34	1
Styrene	<0.370		1.00	0.370	ug/L			09/23/24 10:34	1
1,1,1,2-Tetrachloroethane	<0.380		1.00	0.380	ug/L			09/23/24 10:34	1
1,1,2,2-Tetrachloroethane	<0.470		1.00	0.470	ug/L			09/23/24 10:34	1
Tetrachloroethene	<0.480		1.00	0.480	ug/L			09/23/24 10:34	1
Toluene	<0.430		1.00	0.430	ug/L			09/23/24 10:34	1
trans-1,4-Dichloro-2-butene	<1.10		10.0	1.10	ug/L			09/23/24 10:34	1
trans-1,2-Dichloroethene	<0.270		1.00	0.270	ug/L			09/23/24 10:34	1
trans-1,3-Dichloropropene	<0.560		5.00	0.560	ug/L			09/23/24 10:34	1

Method: 8260D - Volatile Organic Compounds by GC/MS (Continued)

Lab Sample ID: MB 310-433939/5
Matrix: Water
Analysis Batch: 433939

Client Sample ID: Method Blank
Prep Type: Total/NA

Analyte	MB Result	MB Qualifier	RL	MDL	Unit	D	Prepared	Analyzed	Dil Fac
1,1,1-Trichloroethane	<0.190		1.00	0.190	ug/L			09/23/24 10:34	1
1,1,2-Trichloroethane	<0.450		1.00	0.450	ug/L			09/23/24 10:34	1
Trichloroethene	<0.430		1.00	0.430	ug/L			09/23/24 10:34	1
Trichlorofluoromethane	<0.380		4.00	0.380	ug/L			09/23/24 10:34	1
1,2,3-Trichloropropane	<0.590		1.00	0.590	ug/L			09/23/24 10:34	1
Vinyl acetate	<2.50		10.0	2.50	ug/L			09/23/24 10:34	1
Vinyl chloride	<0.180		1.00	0.180	ug/L			09/23/24 10:34	1
Xylenes, Total	<0.400		3.00	0.400	ug/L			09/23/24 10:34	1

Surrogate	*MB %Recovery*	*MB Qualifier*	*Limits*	*Prepared*	*Analyzed*	*Dil Fac*
4-Bromofluorobenzene (Surr)	*102*		*80 - 120*		*09/23/24 10:34*	*1*
Dibromofluoromethane (Surr)	*99*		*73 - 130*		*09/23/24 10:34*	*1*
Toluene-d8 (Surr)	*100*		*80 - 120*		*09/23/24 10:34*	*1*

Lab Sample ID: LCS 310-433939/6
Matrix: Water
Analysis Batch: 433939

Client Sample ID: Lab Control Sample
Prep Type: Total/NA

Analyte	Spike Added	LCS Result	LCS Qualifier	Unit	D	%Rec	%Rec Limits
Acetone	40.0	36.70		ug/L		92	50 - 150
Acrylonitrile	200	202.4		ug/L		101	50 - 150
Benzene	20.0	20.28		ug/L		101	72 - 124
Bromochloromethane	20.0	20.77		ug/L		104	73 - 130
Bromodichloromethane	20.0	18.09		ug/L		90	74 - 122
Bromoform	20.0	17.82		ug/L		89	61 - 122
2-Butanone (MEK)	40.0	36.32		ug/L		91	50 - 150
Carbon disulfide	20.0	20.45		ug/L		102	59 - 135
Carbon tetrachloride	20.0	20.05		ug/L		100	67 - 132
Chlorobenzene	20.0	19.77		ug/L		99	76 - 120
Chlorodibromomethane	20.0	18.96		ug/L		95	71 - 121
Chloroform	20.0	17.96		ug/L		90	72 - 125
cis-1,2-Dichloroethene	20.0	18.98		ug/L		95	74 - 123
cis-1,3-Dichloropropene	20.0	17.74		ug/L		89	71 - 125
1,2-Dibromo-3-chloropropane	20.0	19.52		ug/L		98	50 - 150
1,2-Dibromoethane (EDB)	20.0	18.64		ug/L		93	75 - 125
Dibromomethane	20.0	18.87		ug/L		94	74 - 125
1,2-Dichlorobenzene	20.0	19.43		ug/L		97	74 - 120
1,4-Dichlorobenzene	20.0	19.57		ug/L		98	72 - 120
1,1-Dichloroethane	20.0	19.16		ug/L		96	70 - 127
1,2-Dichloroethane	20.0	17.59		ug/L		88	71 - 125
1,1-Dichloroethene	20.0	21.54		ug/L		108	63 - 132
1,2-Dichloropropane	20.0	19.80		ug/L		99	73 - 124
Ethylbenzene	20.0	20.19		ug/L		101	74 - 122
2-Hexanone	40.0	37.40		ug/L		94	60 - 140
Iodomethane	20.0	14.33		ug/L		72	10 - 150
Methylene chloride	20.0	20.07		ug/L		100	50 - 150
4-Methyl-2-pentanone (MIBK)	40.0	36.05		ug/L		90	60 - 139
Styrene	20.0	20.62		ug/L		103	74 - 121

Method: 8260D - Volatile Organic Compounds by GC/MS (Continued)

Lab Sample ID: LCS 310-433939/6
Matrix: Water
Analysis Batch: 433939

Client Sample ID: Lab Control Sample
Prep Type: Total/NA

Analyte	Spike Added	LCS Result	LCS Qualifier	Unit	D	%Rec	%Rec Limits
1,1,1,2-Tetrachloroethane	20.0	17.82		ug/L		89	71 - 120
1,1,2,2-Tetrachloroethane	20.0	17.99		ug/L		90	68 - 124
Tetrachloroethene	20.0	21.03		ug/L		105	71 - 130
Toluene	20.0	19.85		ug/L		99	74 - 123
trans-1,4-Dichloro-2-butene	20.0	16.32		ug/L		82	50 - 150
trans-1,2-Dichloroethene	20.0	19.73		ug/L		99	70 - 126
trans-1,3-Dichloropropene	20.0	18.87		ug/L		94	69 - 123
1,1,1-Trichloroethane	20.0	19.85		ug/L		99	73 - 129
1,1,2-Trichloroethane	20.0	18.39		ug/L		92	73 - 123
Trichloroethene	20.0	18.43		ug/L		92	72 - 126
1,2,3-Trichloropropane	20.0	18.12		ug/L		91	65 - 127
Vinyl acetate	40.0	38.23		ug/L		96	50 - 150
Xylenes, Total	40.0	40.90		ug/L		102	73 - 123

Surrogate	*LCS %Recovery*	*LCS Qualifier*	*Limits*
4-Bromofluorobenzene (Surr)	*99*		*80 - 120*
Dibromofluoromethane (Surr)	*96*		*73 - 130*
Toluene-d8 (Surr)	*99*		*80 - 120*

Lab Sample ID: LCS 310-433939/7
Matrix: Water
Analysis Batch: 433939

Client Sample ID: Lab Control Sample
Prep Type: Total/NA

Analyte	Spike Added	LCS Result	LCS Qualifier	Unit	D	%Rec	%Rec Limits
Bromomethane	20.0	17.79		ug/L		89	23 - 150
Chloroethane	20.0	21.34		ug/L		107	54 - 136
Chloromethane	20.0	23.90		ug/L		119	38 - 150
Trichlorofluoromethane	20.0	31.11	*+	ug/L		156	54 - 149
Vinyl chloride	20.0	23.76		ug/L		119	56 - 140

Surrogate	*LCS %Recovery*	*LCS Qualifier*	*Limits*
4-Bromofluorobenzene (Surr)	*103*		*80 - 120*
Dibromofluoromethane (Surr)	*97*		*73 - 130*
Toluene-d8 (Surr)	*99*		*80 - 120*

Lab Sample ID: 310-291019-42 MS
Matrix: Water
Analysis Batch: 433939

Client Sample ID: MW-127B
Prep Type: Total/NA

Analyte	Sample Result	Sample Qualifier	Spike Added	MS Result	MS Qualifier	Unit	D	%Rec	%Rec Limits
Acetone	<3.10		40.0	44.26		ug/L		111	31 - 150
Acrylonitrile	<2.20		200	220.0		ug/L		110	40 - 150
Benzene	1.35		20.0	19.10		ug/L		89	46 - 130
Bromochloromethane	<0.540		20.0	19.41		ug/L		97	57 - 130
Bromodichloromethane	<0.390		20.0	17.98		ug/L		90	57 - 130
Bromoform	<0.780		20.0	18.65		ug/L		93	44 - 130
2-Butanone (MEK)	<2.10		40.0	38.89		ug/L		97	38 - 150
Carbon disulfide	<0.450		20.0	19.58		ug/L		98	38 - 135

Method: 8260D - Volatile Organic Compounds by GC/MS (Continued)

Lab Sample ID: 310-291019-42 MS
Matrix: Water
Analysis Batch: 433939

Client Sample ID: MW-127B
Prep Type: Total/NA

Analyte	Sample Result	Sample Qualifier	Spike Added	MS Result	MS Qualifier	Unit	D	%Rec	%Rec Limits
Carbon tetrachloride	<0.650		20.0	18.15		ug/L		91	45 - 132
Chlorobenzene	<0.400		20.0	19.17		ug/L		96	59 - 130
Chlorodibromomethane	<0.750		20.0	18.93		ug/L		95	54 - 130
Chloroform	<1.30		20.0	18.27		ug/L		91	51 - 130
cis-1,2-Dichloroethene	<0.210		20.0	18.31		ug/L		92	45 - 130
cis-1,3-Dichloropropene	<0.250		20.0	14.67		ug/L		73	53 - 130
1,2-Dibromo-3-chloropropane	<1.20		20.0	21.28		ug/L		106	38 - 150
1,2-Dibromoethane (EDB)	<0.340		20.0	19.09		ug/L		95	60 - 130
Dibromomethane	<0.330		20.0	19.44		ug/L		97	59 - 130
1,2-Dichlorobenzene	<0.370		20.0	19.38		ug/L		97	59 - 130
1,4-Dichlorobenzene	<0.230		20.0	19.05		ug/L		95	57 - 130
1,1-Dichloroethane	<0.220		20.0	19.21		ug/L		96	49 - 130
1,2-Dichloroethane	<0.390		20.0	17.60		ug/L		88	51 - 130
1,1-Dichloroethene	<0.560		20.0	19.43		ug/L		97	37 - 132
1,2-Dichloropropane	<0.270		20.0	19.20		ug/L		96	57 - 130
Ethylbenzene	0.847	J	20.0	18.81		ug/L		90	45 - 130
2-Hexanone	<2.00		40.0	41.25		ug/L		103	46 - 140
Iodomethane	<7.00		20.0	15.18		ug/L		76	10 - 150
Methylene chloride	<1.70		20.0	20.29		ug/L		101	37 - 150
4-Methyl-2-pentanone (MIBK)	<2.10		40.0	40.61		ug/L		102	47 - 139
Styrene	<0.370		20.0	19.55		ug/L		98	47 - 130
1,1,1,2-Tetrachloroethane	<0.380		20.0	17.28		ug/L		86	55 - 130
1,1,2,2-Tetrachloroethane	<0.470		20.0	20.19		ug/L		101	54 - 130
Tetrachloroethene	<0.480		20.0	18.20		ug/L		91	47 - 130
Toluene	3.67		20.0	19.30		ug/L		78	51 - 130
trans-1,4-Dichloro-2-butene	<1.10		20.0	11.70		ug/L		58	26 - 150
trans-1,2-Dichloroethene	<0.270		20.0	18.53		ug/L		93	48 - 130
trans-1,3-Dichloropropene	<0.560		20.0	15.10		ug/L		75	50 - 130
1,1,1-Trichloroethane	<0.190		20.0	18.27		ug/L		91	52 - 130
1,1,2-Trichloroethane	<0.450		20.0	19.03		ug/L		95	58 - 130
Trichloroethene	<0.430		20.0	17.20		ug/L		86	51 - 130
1,2,3-Trichloropropane	<0.590		20.0	19.77		ug/L		99	49 - 130
Vinyl acetate	<2.50		40.0	24.42		ug/L		61	29 - 150
Xylenes, Total	3.54		40.0	39.09		ug/L		89	43 - 130

Surrogate	*MS %Recovery*	*MS Qualifier*	*Limits*
4-Bromofluorobenzene (Surr)	*101*		*80 - 120*
Dibromofluoromethane (Surr)	*98*		*73 - 130*
Toluene-d8 (Surr)	*100*		*80 - 120*

Lab Sample ID: 310-291019-42 MSD
Matrix: Water
Analysis Batch: 433939

Client Sample ID: MW-127B
Prep Type: Total/NA

Analyte	Sample Result	Sample Qualifier	Spike Added	MSD Result	MSD Qualifier	Unit	D	%Rec	%Rec Limits	RPD	RPD Limit
Acetone	<3.10		40.0	44.32		ug/L		111	31 - 150	0	29
Acrylonitrile	<2.20		200	206.8		ug/L		103	40 - 150	6	20
Benzene	1.35		20.0	18.90		ug/L		88	46 - 130	1	20

Method: 8260D - Volatile Organic Compounds by GC/MS (Continued)

Lab Sample ID: 310-291019-42 MSD
Matrix: Water
Analysis Batch: 433939

Client Sample ID: MW-127B
Prep Type: Total/NA

Analyte	Sample Result	Sample Qualifier	Spike Added	MSD Result	MSD Qualifier	Unit	D	%Rec	%Rec Limits	RPD	RPD Limit
Bromochloromethane	<0.540		20.0	17.43		ug/L		87	57 - 130	11	20
Bromodichloromethane	<0.390		20.0	17.86		ug/L		89	57 - 130	1	20
Bromoform	<0.780		20.0	18.58		ug/L		93	44 - 130	0	20
2-Butanone (MEK)	<2.10		40.0	38.12		ug/L		95	38 - 150	2	20
Carbon disulfide	<0.450		20.0	18.86		ug/L		94	38 - 135	4	30
Carbon tetrachloride	<0.650		20.0	18.31		ug/L		92	45 - 132	1	20
Chlorobenzene	<0.400		20.0	19.33		ug/L		97	59 - 130	1	20
Chlorodibromomethane	<0.750		20.0	18.64		ug/L		93	54 - 130	2	20
Chloroform	<1.30		20.0	18.20		ug/L		91	51 - 130	0	20
cis-1,2-Dichloroethene	<0.210		20.0	18.32		ug/L		92	45 - 130	0	20
cis-1,3-Dichloropropene	<0.250		20.0	13.65		ug/L		68	53 - 130	7	20
1,2-Dibromo-3-chloropropane	<1.20		20.0	21.05		ug/L		105	38 - 150	1	20
1,2-Dibromoethane (EDB)	<0.340		20.0	18.29		ug/L		91	60 - 130	4	20
Dibromomethane	<0.330		20.0	18.02		ug/L		90	59 - 130	8	20
1,2-Dichlorobenzene	<0.370		20.0	20.27		ug/L		101	59 - 130	4	20
1,4-Dichlorobenzene	<0.230		20.0	19.71		ug/L		99	57 - 130	3	20
1,1-Dichloroethane	<0.220		20.0	18.93		ug/L		95	49 - 130	1	20
1,2-Dichloroethane	<0.390		20.0	17.25		ug/L		86	51 - 130	2	20
1,1-Dichloroethene	<0.560		20.0	19.12		ug/L		96	37 - 132	2	26
1,2-Dichloropropane	<0.270		20.0	18.86		ug/L		94	57 - 130	2	20
Ethylbenzene	0.847	J	20.0	19.22		ug/L		92	45 - 130	2	20
2-Hexanone	<2.00		40.0	40.04		ug/L		100	46 - 140	3	20
Iodomethane	<7.00		20.0	17.78		ug/L		89	10 - 150	16	35
Methylene chloride	<1.70		20.0	19.86		ug/L		99	37 - 150	2	24
4-Methyl-2-pentanone (MIBK)	<2.10		40.0	39.91		ug/L		100	47 - 139	2	20
Styrene	<0.370		20.0	19.70		ug/L		98	47 - 130	1	20
1,1,1,2-Tetrachloroethane	<0.380		20.0	17.90		ug/L		90	55 - 130	4	20
1,1,2,2-Tetrachloroethane	<0.470		20.0	19.78		ug/L		99	54 - 130	2	20
Tetrachloroethene	<0.480		20.0	18.61		ug/L		93	47 - 130	2	20
Toluene	3.67		20.0	19.56		ug/L		79	51 - 130	1	20
trans-1,4-Dichloro-2-butene	<1.10		20.0	11.53		ug/L		58	26 - 150	1	23
trans-1,2-Dichloroethene	<0.270		20.0	18.20		ug/L		91	48 - 130	2	22
trans-1,3-Dichloropropene	<0.560		20.0	15.80		ug/L		79	50 - 130	5	20
1,1,1-Trichloroethane	<0.190		20.0	18.43		ug/L		92	52 - 130	1	20
1,1,2-Trichloroethane	<0.450		20.0	18.57		ug/L		93	58 - 130	2	20
Trichloroethene	<0.430		20.0	17.23		ug/L		86	51 - 130	0	20
1,2,3-Trichloropropane	<0.590		20.0	19.07		ug/L		95	49 - 130	4	26
Vinyl acetate	<2.50		40.0	23.21		ug/L		58	29 - 150	5	23
Xylenes, Total	3.54		40.0	39.56		ug/L		90	43 - 130	1	20

Surrogate	*MSD %Recovery*	*MSD Qualifier*	*Limits*
4-Bromofluorobenzene (Surr)	*101*		*80 - 120*
Dibromofluoromethane (Surr)	*96*		*73 - 130*
Toluene-d8 (Surr)	*100*		*80 - 120*

Method: 8260D - Volatile Organic Compounds by GC/MS (Continued)

Lab Sample ID: MB 310-433952/5
Matrix: Water
Analysis Batch: 433952

Client Sample ID: Method Blank
Prep Type: Total/NA

Analyte	MB Result	MB Qualifier	RL	MDL	Unit	D	Prepared	Analyzed	Dil Fac
Acetone	<3.10		10.0	3.10	ug/L			09/23/24 17:36	1
Acrylonitrile	<2.20		5.00	2.20	ug/L			09/23/24 17:36	1
Benzene	<0.220		0.500	0.220	ug/L			09/23/24 17:36	1
Bromochloromethane	<0.540		5.00	0.540	ug/L			09/23/24 17:36	1
Bromodichloromethane	<0.390		1.00	0.390	ug/L			09/23/24 17:36	1
Bromoform	<0.780		5.00	0.780	ug/L			09/23/24 17:36	1
Bromomethane	<1.10		4.00	1.10	ug/L			09/23/24 17:36	1
2-Butanone (MEK)	<2.10		10.0	2.10	ug/L			09/23/24 17:36	1
Carbon disulfide	<0.450		1.00	0.450	ug/L			09/23/24 17:36	1
Carbon tetrachloride	<0.650		2.00	0.650	ug/L			09/23/24 17:36	1
Chlorobenzene	<0.400		1.00	0.400	ug/L			09/23/24 17:36	1
Chlorodibromomethane	<0.750		5.00	0.750	ug/L			09/23/24 17:36	1
Chloroethane	<0.790		4.00	0.790	ug/L			09/23/24 17:36	1
Chloroform	<1.30		3.00	1.30	ug/L			09/23/24 17:36	1
Chloromethane	<0.610		3.00	0.610	ug/L			09/23/24 17:36	1
cis-1,2-Dichloroethene	<0.210		1.00	0.210	ug/L			09/23/24 17:36	1
cis-1,3-Dichloropropene	<0.250		5.00	0.250	ug/L			09/23/24 17:36	1
1,2-Dibromo-3-chloropropane	<1.20		5.00	1.20	ug/L			09/23/24 17:36	1
1,2-Dibromoethane (EDB)	<0.340		1.00	0.340	ug/L			09/23/24 17:36	1
Dibromomethane	<0.330		1.00	0.330	ug/L			09/23/24 17:36	1
1,2-Dichlorobenzene	<0.370		1.00	0.370	ug/L			09/23/24 17:36	1
1,4-Dichlorobenzene	<0.230		1.00	0.230	ug/L			09/23/24 17:36	1
1,1-Dichloroethane	<0.220		1.00	0.220	ug/L			09/23/24 17:36	1
1,2-Dichloroethane	<0.390		1.00	0.390	ug/L			09/23/24 17:36	1
1,1-Dichloroethene	<0.560		2.00	0.560	ug/L			09/23/24 17:36	1
1,2-Dichloropropane	<0.270		1.00	0.270	ug/L			09/23/24 17:36	1
Ethylbenzene	<0.310		1.00	0.310	ug/L			09/23/24 17:36	1
2-Hexanone	<2.00		10.0	2.00	ug/L			09/23/24 17:36	1
Iodomethane	<7.00		10.0	7.00	ug/L			09/23/24 17:36	1
Methylene chloride	<1.70		5.00	1.70	ug/L			09/23/24 17:36	1
4-Methyl-2-pentanone (MIBK)	<2.10		10.0	2.10	ug/L			09/23/24 17:36	1
Styrene	<0.370		1.00	0.370	ug/L			09/23/24 17:36	1
1,1,1,2-Tetrachloroethane	<0.380		1.00	0.380	ug/L			09/23/24 17:36	1
1,1,2,2-Tetrachloroethane	<0.470		1.00	0.470	ug/L			09/23/24 17:36	1
Tetrachloroethene	<0.480		1.00	0.480	ug/L			09/23/24 17:36	1
Toluene	<0.430		1.00	0.430	ug/L			09/23/24 17:36	1
trans-1,4-Dichloro-2-butene	<1.10		10.0	1.10	ug/L			09/23/24 17:36	1
trans-1,2-Dichloroethene	<0.270		1.00	0.270	ug/L			09/23/24 17:36	1
trans-1,3-Dichloropropene	<0.560		5.00	0.560	ug/L			09/23/24 17:36	1
1,1,1-Trichloroethane	<0.190		1.00	0.190	ug/L			09/23/24 17:36	1
1,1,2-Trichloroethane	<0.450		1.00	0.450	ug/L			09/23/24 17:36	1
Trichloroethene	<0.430		1.00	0.430	ug/L			09/23/24 17:36	1
Trichlorofluoromethane	<0.380		4.00	0.380	ug/L			09/23/24 17:36	1
1,2,3-Trichloropropane	<0.590		1.00	0.590	ug/L			09/23/24 17:36	1
Vinyl acetate	<2.50		10.0	2.50	ug/L			09/23/24 17:36	1
Vinyl chloride	<0.180		1.00	0.180	ug/L			09/23/24 17:36	1
Xylenes, Total	<0.400		3.00	0.400	ug/L			09/23/24 17:36	1

Method: 8260D - Volatile Organic Compounds by GC/MS (Continued)

Lab Sample ID: MB 310-433952/5
Matrix: Water
Analysis Batch: 433952

Client Sample ID: Method Blank
Prep Type: Total/NA

Surrogate	MB %Recovery	MB Qualifier	Limits	Prepared	Analyzed	Dil Fac
4-Bromofluorobenzene (Surr)	*101*		*80 - 120*		*09/23/24 17:36*	*1*
Dibromofluoromethane (Surr)	*113*		*73 - 130*		*09/23/24 17:36*	*1*
Toluene-d8 (Surr)	*94*		*80 - 120*		*09/23/24 17:36*	*1*

Lab Sample ID: LCS 310-433952/6
Matrix: Water
Analysis Batch: 433952

Client Sample ID: Lab Control Sample
Prep Type: Total/NA

Analyte	Spike Added	LCS Result	LCS Qualifier	Unit	D	%Rec	%Rec Limits
Acetone	40.0	37.34		ug/L		93	50 - 150
Acrylonitrile	200	186.7		ug/L		93	50 - 150
Benzene	20.0	19.63		ug/L		98	72 - 124
Bromochloromethane	20.0	22.55		ug/L		113	73 - 130
Bromodichloromethane	20.0	21.07		ug/L		105	74 - 122
Bromoform	20.0	22.47		ug/L		112	61 - 122
2-Butanone (MEK)	40.0	35.89		ug/L		90	50 - 150
Carbon disulfide	20.0	18.58		ug/L		93	59 - 135
Carbon tetrachloride	20.0	21.35		ug/L		107	67 - 132
Chlorobenzene	20.0	20.05		ug/L		100	76 - 120
Chlorodibromomethane	20.0	24.45	*+	ug/L		122	71 - 121
Chloroform	20.0	20.89		ug/L		104	72 - 125
cis-1,2-Dichloroethene	20.0	20.98		ug/L		105	74 - 123
cis-1,3-Dichloropropene	20.0	20.43		ug/L		102	71 - 125
1,2-Dibromo-3-chloropropane	20.0	18.16		ug/L		91	50 - 150
1,2-Dibromoethane (EDB)	20.0	20.31		ug/L		102	75 - 125
Dibromomethane	20.0	22.16		ug/L		111	74 - 125
1,2-Dichlorobenzene	20.0	19.41		ug/L		97	74 - 120
1,4-Dichlorobenzene	20.0	19.11		ug/L		96	72 - 120
1,1-Dichloroethane	20.0	19.82		ug/L		99	70 - 127
1,2-Dichloroethane	20.0	21.76		ug/L		109	71 - 125
1,1-Dichloroethene	20.0	20.62		ug/L		103	63 - 132
1,2-Dichloropropane	20.0	20.47		ug/L		102	73 - 124
Ethylbenzene	20.0	18.50		ug/L		92	74 - 122
2-Hexanone	40.0	37.71		ug/L		94	60 - 140
Iodomethane	20.0	16.05		ug/L		80	10 - 150
Methylene chloride	20.0	20.15		ug/L		101	50 - 150
4-Methyl-2-pentanone (MIBK)	40.0	35.21		ug/L		88	60 - 139
Styrene	20.0	19.72		ug/L		99	74 - 121
1,1,1,2-Tetrachloroethane	20.0	21.54		ug/L		108	71 - 120
1,1,2,2-Tetrachloroethane	20.0	18.48		ug/L		92	68 - 124
Tetrachloroethene	20.0	21.56		ug/L		108	71 - 130
Toluene	20.0	19.50		ug/L		97	74 - 123
trans-1,4-Dichloro-2-butene	20.0	17.83		ug/L		89	50 - 150
trans-1,2-Dichloroethene	20.0	19.65		ug/L		98	70 - 126
trans-1,3-Dichloropropene	20.0	19.53		ug/L		98	69 - 123
1,1,1-Trichloroethane	20.0	22.32		ug/L		112	73 - 129
1,1,2-Trichloroethane	20.0	19.40		ug/L		97	73 - 123
Trichloroethene	20.0	21.26		ug/L		106	72 - 126

Method: 8260D - Volatile Organic Compounds by GC/MS (Continued)

Lab Sample ID: LCS 310-433952/6
Matrix: Water
Analysis Batch: 433952

Client Sample ID: Lab Control Sample
Prep Type: Total/NA

Analyte	Spike Added	LCS Result	LCS Qualifier	Unit	D	%Rec	%Rec Limits
1,2,3-Trichloropropane	20.0	20.18		ug/L		101	65 - 127
Vinyl acetate	40.0	32.60		ug/L		82	50 - 150
Xylenes, Total	40.0	37.04		ug/L		93	73 - 123

Surrogate	*LCS %Recovery*	*LCS Qualifier*	*Limits*
4-Bromofluorobenzene (Surr)	*98*		*80 - 120*
Dibromofluoromethane (Surr)	*106*		*73 - 130*
Toluene-d8 (Surr)	*95*		*80 - 120*

Lab Sample ID: LCS 310-433952/7
Matrix: Water
Analysis Batch: 433952

Client Sample ID: Lab Control Sample
Prep Type: Total/NA

Analyte	Spike Added	LCS Result	LCS Qualifier	Unit	D	%Rec	%Rec Limits
Bromomethane	20.0	23.12		ug/L		116	23 - 150
Chloroethane	20.0	18.61		ug/L		93	54 - 136
Chloromethane	20.0	20.15		ug/L		101	38 - 150
Trichlorofluoromethane	20.0	22.33		ug/L		112	54 - 149
Vinyl chloride	20.0	19.35		ug/L		97	56 - 140

Surrogate	*LCS %Recovery*	*LCS Qualifier*	*Limits*
4-Bromofluorobenzene (Surr)	*99*		*80 - 120*
Dibromofluoromethane (Surr)	*112*		*73 - 130*
Toluene-d8 (Surr)	*97*		*80 - 120*

Lab Sample ID: 310-291019-55 MS
Matrix: Water
Analysis Batch: 433952

Client Sample ID: GU-3
Prep Type: Total/NA

Analyte	Sample Result	Sample Qualifier	Spike Added	MS Result	MS Qualifier	Unit	D	%Rec	%Rec Limits
Acetone	<3.10		50.0	40.06		ug/L		80	31 - 150
Acrylonitrile	<2.20		250	220.1		ug/L		88	40 - 150
Benzene	<0.220		25.0	22.72		ug/L		91	46 - 130
Bromochloromethane	<0.540		25.0	25.50		ug/L		102	57 - 130
Bromodichloromethane	<0.390		25.0	21.27		ug/L		85	57 - 130
Bromoform	<0.780		25.0	19.69		ug/L		79	44 - 130
2-Butanone (MEK)	<2.10		50.0	39.76		ug/L		80	38 - 150
Carbon disulfide	<0.450		25.0	21.77		ug/L		87	38 - 135
Carbon tetrachloride	<0.650		25.0	20.37		ug/L		81	45 - 132
Chlorobenzene	<0.400		25.0	22.47		ug/L		90	59 - 130
Chlorodibromomethane	<0.750	*+	25.0	20.78		ug/L		83	54 - 130
Chloroform	<1.30		25.0	22.84		ug/L		91	51 - 130
cis-1,2-Dichloroethene	<0.210		25.0	23.47		ug/L		94	45 - 130
cis-1,3-Dichloropropene	<0.250		25.0	22.56		ug/L		90	53 - 130
1,2-Dibromo-3-chloropropane	<1.20		25.0	18.78		ug/L		75	38 - 150
1,2-Dibromoethane (EDB)	<0.340		25.0	22.50		ug/L		90	60 - 130
Dibromomethane	<0.330		25.0	23.44		ug/L		94	59 - 130
1,2-Dichlorobenzene	<0.370		25.0	23.17		ug/L		93	59 - 130

Method: 8260D - Volatile Organic Compounds by GC/MS (Continued)

Lab Sample ID: 310-291019-55 MS
Matrix: Water
Analysis Batch: 433952

Client Sample ID: GU-3
Prep Type: Total/NA

Analyte	Sample Result	Sample Qualifier	Spike Added	MS Result	MS Qualifier	Unit	D	%Rec	%Rec Limits
1,4-Dichlorobenzene	<0.230		25.0	22.52		ug/L		90	57 - 130
1,1-Dichloroethane	<0.220		25.0	22.69		ug/L		91	49 - 130
1,2-Dichloroethane	<0.390		25.0	22.81		ug/L		91	51 - 130
1,1-Dichloroethene	<0.560		25.0	23.26		ug/L		93	37 - 132
1,2-Dichloropropane	<0.270		25.0	23.40		ug/L		94	57 - 130
Ethylbenzene	<0.310		25.0	22.56		ug/L		90	45 - 130
2-Hexanone	<2.00		50.0	43.12		ug/L		86	46 - 140
Iodomethane	<7.00		25.0	21.34		ug/L		85	10 - 150
Methylene chloride	<1.70		25.0	22.79		ug/L		91	37 - 150
4-Methyl-2-pentanone (MIBK)	<2.10		50.0	41.06		ug/L		82	47 - 139
Styrene	<0.370		25.0	23.56		ug/L		94	47 - 130
1,1,1,2-Tetrachloroethane	<0.380		25.0	21.51		ug/L		86	55 - 130
1,1,2,2-Tetrachloroethane	<0.470		25.0	21.81		ug/L		87	54 - 130
Tetrachloroethene	<0.480		25.0	23.72		ug/L		95	47 - 130
Toluene	<0.430		25.0	23.37		ug/L		93	51 - 130
trans-1,4-Dichloro-2-butene	<1.10		25.0	19.19		ug/L		77	26 - 150
trans-1,2-Dichloroethene	<0.270		25.0	22.87		ug/L		91	48 - 130
trans-1,3-Dichloropropene	<0.560		25.0	21.60		ug/L		86	50 - 130
1,1,1-Trichloroethane	<0.190		25.0	23.06		ug/L		92	52 - 130
1,1,2-Trichloroethane	<0.450		25.0	22.60		ug/L		90	58 - 130
Trichloroethene	<0.430		25.0	23.49		ug/L		94	51 - 130
1,2,3-Trichloropropane	<0.590		25.0	22.83		ug/L		91	49 - 130
Vinyl acetate	<2.50		50.0	33.19		ug/L		66	29 - 150
Xylenes, Total	<0.400		50.0	44.41		ug/L		89	43 - 130

Surrogate	*MS %Recovery*	*MS Qualifier*	*Limits*
4-Bromofluorobenzene (Surr)	*101*		*80 - 120*
Dibromofluoromethane (Surr)	*100*		*73 - 130*
Toluene-d8 (Surr)	*97*		*80 - 120*

Lab Sample ID: 310-291019-55 MSD
Matrix: Water
Analysis Batch: 433952

Client Sample ID: GU-3
Prep Type: Total/NA

Analyte	Sample Result	Sample Qualifier	Spike Added	MSD Result	MSD Qualifier	Unit	D	%Rec	%Rec Limits	RPD	RPD Limit
Acetone	<3.10		50.0	39.74		ug/L		79	31 - 150	1	29
Acrylonitrile	<2.20		250	216.0		ug/L		86	40 - 150	2	20
Benzene	<0.220		25.0	22.22		ug/L		89	46 - 130	2	20
Bromochloromethane	<0.540		25.0	23.21		ug/L		93	57 - 130	9	20
Bromodichloromethane	<0.390		25.0	20.81		ug/L		83	57 - 130	2	20
Bromoform	<0.780		25.0	20.04		ug/L		80	44 - 130	2	20
2-Butanone (MEK)	<2.10		50.0	38.43		ug/L		77	38 - 150	3	20
Carbon disulfide	<0.450		25.0	20.21		ug/L		81	38 - 135	7	30
Carbon tetrachloride	<0.650		25.0	20.54		ug/L		82	45 - 132	1	20
Chlorobenzene	<0.400		25.0	21.74		ug/L		87	59 - 130	3	20
Chlorodibromomethane	<0.750	*+	25.0	21.33		ug/L		85	54 - 130	3	20
Chloroform	<1.30		25.0	21.85		ug/L		87	51 - 130	4	20
cis-1,2-Dichloroethene	<0.210		25.0	22.89		ug/L		92	45 - 130	3	20

Method: 8260D - Volatile Organic Compounds by GC/MS (Continued)

Lab Sample ID: 310-291019-55 MSD
Matrix: Water
Analysis Batch: 433952

Client Sample ID: GU-3
Prep Type: Total/NA

Analyte	Sample Result	Sample Qualifier	Spike Added	MSD Result	MSD Qualifier	Unit	D	%Rec	%Rec Limits	RPD	RPD Limit
cis-1,3-Dichloropropene	<0.250		25.0	23.18		ug/L		93	53 - 130	3	20
1,2-Dibromo-3-chloropropane	<1.20		25.0	19.23		ug/L		77	38 - 150	2	20
1,2-Dibromoethane (EDB)	<0.340		25.0	22.83		ug/L		91	60 - 130	1	20
Dibromomethane	<0.330		25.0	22.49		ug/L		90	59 - 130	4	20
1,2-Dichlorobenzene	<0.370		25.0	22.27		ug/L		89	59 - 130	4	20
1,4-Dichlorobenzene	<0.230		25.0	21.94		ug/L		88	57 - 130	3	20
1,1-Dichloroethane	<0.220		25.0	21.49		ug/L		86	49 - 130	5	20
1,2-Dichloroethane	<0.390		25.0	21.53		ug/L		86	51 - 130	6	20
1,1-Dichloroethene	<0.560		25.0	22.17		ug/L		89	37 - 132	5	26
1,2-Dichloropropane	<0.270		25.0	22.59		ug/L		90	57 - 130	4	20
Ethylbenzene	<0.310		25.0	20.99		ug/L		84	45 - 130	7	20
2-Hexanone	<2.00		50.0	44.50		ug/L		89	46 - 140	3	20
Iodomethane	<7.00		25.0	20.79		ug/L		83	10 - 150	3	35
Methylene chloride	<1.70		25.0	22.36		ug/L		89	37 - 150	2	24
4-Methyl-2-pentanone (MIBK)	<2.10		50.0	40.22		ug/L		80	47 - 139	2	20
Styrene	<0.370		25.0	22.38		ug/L		90	47 - 130	5	20
1,1,1,2-Tetrachloroethane	<0.380		25.0	22.20		ug/L		89	55 - 130	3	20
1,1,2,2-Tetrachloroethane	<0.470		25.0	21.90		ug/L		88	54 - 130	0	20
Tetrachloroethene	<0.480		25.0	23.65		ug/L		95	47 - 130	0	20
Toluene	<0.430		25.0	22.60		ug/L		90	51 - 130	3	20
trans-1,4-Dichloro-2-butene	<1.10		25.0	19.06		ug/L		76	26 - 150	1	23
trans-1,2-Dichloroethene	<0.270		25.0	21.86		ug/L		87	48 - 130	5	22
trans-1,3-Dichloropropene	<0.560		25.0	21.64		ug/L		87	50 - 130	0	20
1,1,1-Trichloroethane	<0.190		25.0	23.49		ug/L		94	52 - 130	2	20
1,1,2-Trichloroethane	<0.450		25.0	21.42		ug/L		86	58 - 130	5	20
Trichloroethene	<0.430		25.0	23.02		ug/L		92	51 - 130	2	20
1,2,3-Trichloropropane	<0.590		25.0	22.94		ug/L		92	49 - 130	0	26
Vinyl acetate	<2.50		50.0	37.92		ug/L		76	29 - 150	13	23
Xylenes, Total	<0.400		50.0	42.71		ug/L		85	43 - 130	4	20

Surrogate	*MSD %Recovery*	*MSD Qualifier*	*Limits*
4-Bromofluorobenzene (Surr)	*102*		*80 - 120*
Dibromofluoromethane (Surr)	*101*		*73 - 130*
Toluene-d8 (Surr)	*97*		*80 - 120*

Lab Sample ID: MB 310-434108/5
Matrix: Water
Analysis Batch: 434108

Client Sample ID: Method Blank
Prep Type: Total/NA

Analyte	MB Result	MB Qualifier	RL	MDL	Unit	D	Prepared	Analyzed	Dil Fac
Acetone	<3.10		10.0	3.10	ug/L			09/24/24 23:23	1
Acrylonitrile	<2.20		5.00	2.20	ug/L			09/24/24 23:23	1
Benzene	<0.220		0.500	0.220	ug/L			09/24/24 23:23	1
Bromochloromethane	<0.540		5.00	0.540	ug/L			09/24/24 23:23	1
Bromodichloromethane	<0.390		1.00	0.390	ug/L			09/24/24 23:23	1
Bromoform	<0.780		5.00	0.780	ug/L			09/24/24 23:23	1
Bromomethane	<1.10		4.00	1.10	ug/L			09/24/24 23:23	1
2-Butanone (MEK)	<2.10		10.0	2.10	ug/L			09/24/24 23:23	1

Method: 8260D - Volatile Organic Compounds by GC/MS (Continued)

Lab Sample ID: MB 310-434108/5
Matrix: Water
Analysis Batch: 434108

Client Sample ID: Method Blank
Prep Type: Total/NA

Analyte	MB Result	MB Qualifier	RL	MDL	Unit	D	Prepared	Analyzed	Dil Fac
Carbon disulfide	<0.450		1.00	0.450	ug/L			09/24/24 23:23	1
Carbon tetrachloride	<0.650		2.00	0.650	ug/L			09/24/24 23:23	1
Chlorobenzene	<0.400		1.00	0.400	ug/L			09/24/24 23:23	1
Chlorodibromomethane	<0.750		5.00	0.750	ug/L			09/24/24 23:23	1
Chloroethane	<0.790		4.00	0.790	ug/L			09/24/24 23:23	1
Chloroform	<1.30		3.00	1.30	ug/L			09/24/24 23:23	1
Chloromethane	<0.610		3.00	0.610	ug/L			09/24/24 23:23	1
cis-1,2-Dichloroethene	<0.210		1.00	0.210	ug/L			09/24/24 23:23	1
cis-1,3-Dichloropropene	<0.250		5.00	0.250	ug/L			09/24/24 23:23	1
1,2-Dibromo-3-chloropropane	<1.20		5.00	1.20	ug/L			09/24/24 23:23	1
1,2-Dibromoethane (EDB)	<0.340		1.00	0.340	ug/L			09/24/24 23:23	1
Dibromomethane	<0.330		1.00	0.330	ug/L			09/24/24 23:23	1
1,2-Dichlorobenzene	<0.370		1.00	0.370	ug/L			09/24/24 23:23	1
1,4-Dichlorobenzene	<0.230		1.00	0.230	ug/L			09/24/24 23:23	1
1,1-Dichloroethane	<0.220		1.00	0.220	ug/L			09/24/24 23:23	1
1,2-Dichloroethane	<0.390		1.00	0.390	ug/L			09/24/24 23:23	1
1,1-Dichloroethene	<0.560		2.00	0.560	ug/L			09/24/24 23:23	1
1,2-Dichloropropane	<0.270		1.00	0.270	ug/L			09/24/24 23:23	1
Ethylbenzene	<0.310		1.00	0.310	ug/L			09/24/24 23:23	1
2-Hexanone	<2.00		10.0	2.00	ug/L			09/24/24 23:23	1
Iodomethane	<7.00		10.0	7.00	ug/L			09/24/24 23:23	1
Methylene chloride	<1.70		5.00	1.70	ug/L			09/24/24 23:23	1
4-Methyl-2-pentanone (MIBK)	<2.10		10.0	2.10	ug/L			09/24/24 23:23	1
Styrene	<0.370		1.00	0.370	ug/L			09/24/24 23:23	1
1,1,1,2-Tetrachloroethane	<0.380		1.00	0.380	ug/L			09/24/24 23:23	1
1,1,2,2-Tetrachloroethane	<0.470		1.00	0.470	ug/L			09/24/24 23:23	1
Tetrachloroethene	<0.480		1.00	0.480	ug/L			09/24/24 23:23	1
Toluene	<0.430		1.00	0.430	ug/L			09/24/24 23:23	1
trans-1,4-Dichloro-2-butene	<1.10		10.0	1.10	ug/L			09/24/24 23:23	1
trans-1,2-Dichloroethene	<0.270		1.00	0.270	ug/L			09/24/24 23:23	1
trans-1,3-Dichloropropene	<0.560		5.00	0.560	ug/L			09/24/24 23:23	1
1,1,1-Trichloroethane	<0.190		1.00	0.190	ug/L			09/24/24 23:23	1
1,1,2-Trichloroethane	<0.450		1.00	0.450	ug/L			09/24/24 23:23	1
Trichloroethene	<0.430		1.00	0.430	ug/L			09/24/24 23:23	1
Trichlorofluoromethane	<0.380		4.00	0.380	ug/L			09/24/24 23:23	1
1,2,3-Trichloropropane	<0.590		1.00	0.590	ug/L			09/24/24 23:23	1
Vinyl acetate	<2.50		10.0	2.50	ug/L			09/24/24 23:23	1
Vinyl chloride	<0.180		1.00	0.180	ug/L			09/24/24 23:23	1
Xylenes, Total	<0.400		3.00	0.400	ug/L			09/24/24 23:23	1

Surrogate	*MB %Recovery*	*MB Qualifier*	*Limits*	*Prepared*	*Analyzed*	*Dil Fac*
4-Bromofluorobenzene (Surr)	*105*		*80 - 120*		*09/24/24 23:23*	*1*
Dibromofluoromethane (Surr)	*107*		*73 - 130*		*09/24/24 23:23*	*1*
Toluene-d8 (Surr)	*93*		*80 - 120*		*09/24/24 23:23*	*1*

Method: 8260D - Volatile Organic Compounds by GC/MS (Continued)

Lab Sample ID: LCS 310-434108/6
Matrix: Water
Analysis Batch: 434108

Client Sample ID: Lab Control Sample
Prep Type: Total/NA

Analyte	Spike Added	LCS Result	LCS Qualifier	Unit	D	%Rec	%Rec Limits
Acetone	40.0	37.79		ug/L		94	50 - 150
Acrylonitrile	200	224.3		ug/L		112	50 - 150
Benzene	20.0	22.45		ug/L		112	72 - 124
Bromochloromethane	20.0	22.34		ug/L		112	73 - 130
Bromodichloromethane	20.0	23.04		ug/L		115	74 - 122
Bromoform	20.0	22.95		ug/L		115	61 - 122
2-Butanone (MEK)	40.0	41.82		ug/L		105	50 - 150
Carbon disulfide	20.0	21.05		ug/L		105	59 - 135
Carbon tetrachloride	20.0	22.61		ug/L		113	67 - 132
Chlorobenzene	20.0	20.36		ug/L		102	76 - 120
Chlorodibromomethane	20.0	20.87		ug/L		104	71 - 121
Chloroform	20.0	21.92		ug/L		110	72 - 125
cis-1,2-Dichloroethene	20.0	22.38		ug/L		112	74 - 123
cis-1,3-Dichloropropene	20.0	20.26		ug/L		101	71 - 125
1,2-Dibromo-3-chloropropane	20.0	21.15		ug/L		106	50 - 150
1,2-Dibromoethane (EDB)	20.0	21.49		ug/L		107	75 - 125
Dibromomethane	20.0	22.49		ug/L		112	74 - 125
1,2-Dichlorobenzene	20.0	20.64		ug/L		103	74 - 120
1,4-Dichlorobenzene	20.0	20.30		ug/L		101	72 - 120
1,1-Dichloroethane	20.0	22.15		ug/L		111	70 - 127
1,2-Dichloroethane	20.0	21.70		ug/L		109	71 - 125
1,1-Dichloroethene	20.0	21.42		ug/L		107	63 - 132
1,2-Dichloropropane	20.0	23.03		ug/L		115	73 - 124
Ethylbenzene	20.0	21.06		ug/L		105	74 - 122
2-Hexanone	40.0	43.76		ug/L		109	60 - 140
Iodomethane	20.0	11.27		ug/L		56	10 - 150
Methylene chloride	20.0	20.68		ug/L		103	50 - 150
4-Methyl-2-pentanone (MIBK)	40.0	43.02		ug/L		108	60 - 139
Styrene	20.0	23.07		ug/L		115	74 - 121
1,1,1,2-Tetrachloroethane	20.0	21.16		ug/L		106	71 - 120
1,1,2,2-Tetrachloroethane	20.0	22.12		ug/L		111	68 - 124
Tetrachloroethene	20.0	20.54		ug/L		103	71 - 130
Toluene	20.0	19.94		ug/L		100	74 - 123
trans-1,4-Dichloro-2-butene	20.0	23.17		ug/L		116	50 - 150
trans-1,2-Dichloroethene	20.0	21.57		ug/L		108	70 - 126
trans-1,3-Dichloropropene	20.0	22.37		ug/L		112	69 - 123
1,1,1-Trichloroethane	20.0	22.11		ug/L		111	73 - 129
1,1,2-Trichloroethane	20.0	21.46		ug/L		107	73 - 123
Trichloroethene	20.0	22.00		ug/L		110	72 - 126
1,2,3-Trichloropropane	20.0	21.79		ug/L		109	65 - 127
Vinyl acetate	40.0	46.30		ug/L		116	50 - 150
Xylenes, Total	40.0	44.46		ug/L		111	73 - 123

Surrogate	*LCS %Recovery*	*LCS Qualifier*	*Limits*
4-Bromofluorobenzene (Surr)	*97*		*80 - 120*
Dibromofluoromethane (Surr)	*105*		*73 - 130*
Toluene-d8 (Surr)	*94*		*80 - 120*

Method: 8260D - Volatile Organic Compounds by GC/MS (Continued)

Lab Sample ID: LCS 310-434108/7
Matrix: Water
Analysis Batch: 434108

Client Sample ID: Lab Control Sample
Prep Type: Total/NA

Analyte	Spike Added	LCS Result	LCS Qualifier	Unit	D	%Rec	%Rec Limits
Bromomethane	20.0	17.97		ug/L		90	23 - 150
Chloroethane	20.0	25.49		ug/L		127	54 - 136
Chloromethane	20.0	18.65		ug/L		93	38 - 150
Trichlorofluoromethane	20.0	28.48		ug/L		142	54 - 149
Vinyl chloride	20.0	25.05		ug/L		125	56 - 140

Surrogate	*LCS %Recovery*	*LCS Qualifier*	*Limits*
4-Bromofluorobenzene (Surr)	*92*		*80 - 120*
Dibromofluoromethane (Surr)	*106*		*73 - 130*
Toluene-d8 (Surr)	*93*		*80 - 120*

Method: 6020B - Metals (ICP/MS)

Lab Sample ID: MB 310-433835/1-A
Matrix: Water
Analysis Batch: 435069

Client Sample ID: Method Blank
Prep Type: Total/NA
Prep Batch: 433835

Analyte	MB Result	MB Qualifier	RL	MDL	Unit	D	Prepared	Analyzed	Dil Fac
Antimony	<0.00100	^3+	0.00200	0.00100	mg/L		09/23/24 09:30	10/02/24 20:55	1
Arsenic	<0.000530		0.00200	0.000530	mg/L		09/23/24 09:30	10/02/24 20:55	1
Barium	<0.000660		0.00200	0.000660	mg/L		09/23/24 09:30	10/02/24 20:55	1
Beryllium	<0.000330		0.00100	0.000330	mg/L		09/23/24 09:30	10/02/24 20:55	1
Cadmium	<0.000100		0.000200	0.000100	mg/L		09/23/24 09:30	10/02/24 20:55	1
Chromium	<0.00120		0.00500	0.00120	mg/L		09/23/24 09:30	10/02/24 20:55	1
Cobalt	<0.000170		0.000500	0.000170	mg/L		09/23/24 09:30	10/02/24 20:55	1
Copper	<0.00180		0.00500	0.00180	mg/L		09/23/24 09:30	10/02/24 20:55	1
Lead	<0.000260		0.000500	0.000260	mg/L		09/23/24 09:30	10/02/24 20:55	1
Nickel	<0.00210		0.00500	0.00210	mg/L		09/23/24 09:30	10/02/24 20:55	1
Selenium	<0.00140		0.00500	0.00140	mg/L		09/23/24 09:30	10/02/24 20:55	1
Silver	<0.000500		0.00100	0.000500	mg/L		09/23/24 09:30	10/02/24 20:55	1
Thallium	<0.000570		0.00100	0.000570	mg/L		09/23/24 09:30	10/02/24 20:55	1
Vanadium	<0.00110		0.00500	0.00110	mg/L		09/23/24 09:30	10/02/24 20:55	1
Zinc	<0.00970		0.0200	0.00970	mg/L		09/23/24 09:30	10/02/24 20:55	1

Lab Sample ID: LCS 310-433835/2-A
Matrix: Water
Analysis Batch: 435069

Client Sample ID: Lab Control Sample
Prep Type: Total/NA
Prep Batch: 433835

Analyte	Spike Added	LCS Result	LCS Qualifier	Unit	D	%Rec	%Rec Limits
Antimony	0.200	0.2108	^3+	mg/L		105	80 - 120
Arsenic	0.200	0.2141		mg/L		107	80 - 120
Barium	0.100	0.09977		mg/L		100	80 - 120
Beryllium	0.100	0.09806		mg/L		98	80 - 120
Cadmium	0.100	0.09419		mg/L		94	80 - 120
Chromium	0.100	0.09804		mg/L		98	80 - 120
Cobalt	0.100	0.1021		mg/L		102	80 - 120
Copper	0.200	0.2031		mg/L		102	80 - 120
Lead	0.200	0.2046		mg/L		102	80 - 120
Nickel	0.200	0.2075		mg/L		104	80 - 120

Method: 6020B - Metals (ICP/MS) (Continued)

Lab Sample ID: LCS 310-433835/2-A
Matrix: Water
Analysis Batch: 435069

Client Sample ID: Lab Control Sample
Prep Type: Total/NA
Prep Batch: 433835

Analyte	Spike Added	LCS Result	LCS Qualifier	Unit	D	%Rec	%Rec Limits
Selenium	0.400	0.3701		mg/L		93	80 - 120
Silver	0.100	0.1027		mg/L		103	80 - 120
Thallium	0.100	0.08658		mg/L		87	80 - 120
Vanadium	0.100	0.09433		mg/L		94	80 - 120
Zinc	0.200	0.1871		mg/L		94	80 - 120

Lab Sample ID: MB 310-433837/1-A
Matrix: Water
Analysis Batch: 435214

Client Sample ID: Method Blank
Prep Type: Total/NA
Prep Batch: 433837

Analyte	MB Result	MB Qualifier	RL	MDL	Unit	D	Prepared	Analyzed	Dil Fac
Antimony	<0.00100		0.00200	0.00100	mg/L		09/23/24 09:30	10/03/24 16:36	1
Arsenic	<0.000530		0.00200	0.000530	mg/L		09/23/24 09:30	10/03/24 16:36	1
Barium	<0.000660		0.00200	0.000660	mg/L		09/23/24 09:30	10/03/24 16:36	1
Beryllium	<0.000330		0.00100	0.000330	mg/L		09/23/24 09:30	10/03/24 16:36	1
Cadmium	<0.000100		0.000200	0.000100	mg/L		09/23/24 09:30	10/03/24 16:36	1
Chromium	<0.00120		0.00500	0.00120	mg/L		09/23/24 09:30	10/03/24 16:36	1
Cobalt	<0.000170		0.000500	0.000170	mg/L		09/23/24 09:30	10/03/24 16:36	1
Copper	<0.00180		0.00500	0.00180	mg/L		09/23/24 09:30	10/03/24 16:36	1
Lead	<0.000260		0.000500	0.000260	mg/L		09/23/24 09:30	10/03/24 16:36	1
Nickel	<0.00210		0.00500	0.00210	mg/L		09/23/24 09:30	10/03/24 16:36	1
Selenium	<0.00140		0.00500	0.00140	mg/L		09/23/24 09:30	10/03/24 16:36	1
Silver	<0.000500	^1+	0.00100	0.000500	mg/L		09/23/24 09:30	10/03/24 16:36	1
Thallium	<0.000570		0.00100	0.000570	mg/L		09/23/24 09:30	10/03/24 16:36	1
Vanadium	<0.00110		0.00500	0.00110	mg/L		09/23/24 09:30	10/03/24 16:36	1
Zinc	<0.00970		0.0200	0.00970	mg/L		09/23/24 09:30	10/03/24 16:36	1

Lab Sample ID: LCS 310-433837/2-A
Matrix: Water
Analysis Batch: 435214

Client Sample ID: Lab Control Sample
Prep Type: Total/NA
Prep Batch: 433837

Analyte	Spike Added	LCS Result	LCS Qualifier	Unit	D	%Rec	%Rec Limits
Antimony	0.200	0.2480	*+	mg/L		124	80 - 120
Arsenic	0.200	0.2284		mg/L		114	80 - 120
Barium	0.100	0.1122		mg/L		112	80 - 120
Beryllium	0.100	0.1066		mg/L		107	80 - 120
Cadmium	0.100	0.1075		mg/L		108	80 - 120
Chromium	0.100	0.1008		mg/L		101	80 - 120
Cobalt	0.100	0.1160		mg/L		116	80 - 120
Copper	0.200	0.2273		mg/L		114	80 - 120
Lead	0.200	0.2202		mg/L		110	80 - 120
Nickel	0.200	0.2201		mg/L		110	80 - 120
Selenium	0.400	0.4288		mg/L		107	80 - 120
Silver	0.100	0.1133	^1+	mg/L		113	80 - 120
Thallium	0.100	0.1023		mg/L		102	80 - 120
Vanadium	0.100	0.09772		mg/L		98	80 - 120
Zinc	0.200	0.2040		mg/L		102	80 - 120

Method: 6020B - Metals (ICP/MS) (Continued)

Lab Sample ID: MB 310-433838/1-A
Matrix: Water
Analysis Batch: 435214

Client Sample ID: Method Blank
Prep Type: Total/NA
Prep Batch: 433838

Analyte	MB Result	MB Qualifier	RL	MDL	Unit	D	Prepared	Analyzed	Dil Fac
Antimony	<0.00100		0.00200	0.00100	mg/L		09/23/24 09:30	10/03/24 17:49	1
Arsenic	<0.000530		0.00200	0.000530	mg/L		09/23/24 09:30	10/03/24 17:49	1
Barium	<0.000660		0.00200	0.000660	mg/L		09/23/24 09:30	10/03/24 17:49	1
Beryllium	<0.000330		0.00100	0.000330	mg/L		09/23/24 09:30	10/03/24 17:49	1
Cadmium	<0.000100		0.000200	0.000100	mg/L		09/23/24 09:30	10/03/24 17:49	1
Chromium	<0.00120		0.00500	0.00120	mg/L		09/23/24 09:30	10/03/24 17:49	1
Cobalt	<0.000170		0.000500	0.000170	mg/L		09/23/24 09:30	10/03/24 17:49	1
Copper	<0.00180		0.00500	0.00180	mg/L		09/23/24 09:30	10/03/24 17:49	1
Lead	<0.000260		0.000500	0.000260	mg/L		09/23/24 09:30	10/03/24 17:49	1
Nickel	<0.00210		0.00500	0.00210	mg/L		09/23/24 09:30	10/03/24 17:49	1
Selenium	<0.00140		0.00500	0.00140	mg/L		09/23/24 09:30	10/03/24 17:49	1
Silver	<0.000500	^1+	0.00100	0.000500	mg/L		09/23/24 09:30	10/03/24 17:49	1
Thallium	<0.000570		0.00100	0.000570	mg/L		09/23/24 09:30	10/03/24 17:49	1
Vanadium	<0.00110		0.00500	0.00110	mg/L		09/23/24 09:30	10/03/24 17:49	1
Zinc	<0.00970		0.0200	0.00970	mg/L		09/23/24 09:30	10/03/24 17:49	1

Lab Sample ID: LCS 310-433838/2-A
Matrix: Water
Analysis Batch: 435214

Client Sample ID: Lab Control Sample
Prep Type: Total/NA
Prep Batch: 433838

Analyte	Spike Added	LCS Result	LCS Qualifier	Unit	D	%Rec	%Rec Limits
Antimony	0.200	0.2484	*+	mg/L		124	80 - 120
Arsenic	0.200	0.2249		mg/L		112	80 - 120
Barium	0.100	0.1098		mg/L		110	80 - 120
Beryllium	0.100	0.1022		mg/L		102	80 - 120
Cadmium	0.100	0.1075		mg/L		108	80 - 120
Chromium	0.100	0.09956		mg/L		100	80 - 120
Cobalt	0.100	0.1154		mg/L		115	80 - 120
Copper	0.200	0.2256		mg/L		113	80 - 120
Lead	0.200	0.2185		mg/L		109	80 - 120
Nickel	0.200	0.2154		mg/L		108	80 - 120
Selenium	0.400	0.4239		mg/L		106	80 - 120
Silver	0.100	0.1156	^1+	mg/L		116	80 - 120
Thallium	0.100	0.1019		mg/L		102	80 - 120
Vanadium	0.100	0.09616		mg/L		96	80 - 120
Zinc	0.200	0.1992		mg/L		100	80 - 120

Lab Sample ID: MB 310-434022/1-A
Matrix: Water
Analysis Batch: 434926

Client Sample ID: Method Blank
Prep Type: Total/NA
Prep Batch: 434022

Analyte	MB Result	MB Qualifier	RL	MDL	Unit	D	Prepared	Analyzed	Dil Fac
Arsenic	<0.000530		0.00200	0.000530	mg/L		09/24/24 09:00	10/01/24 15:37	1
Barium	<0.000660		0.00200	0.000660	mg/L		09/24/24 09:00	10/01/24 15:37	1
Beryllium	<0.000330		0.00100	0.000330	mg/L		09/24/24 09:00	10/01/24 15:37	1
Cadmium	<0.000100		0.000200	0.000100	mg/L		09/24/24 09:00	10/01/24 15:37	1
Chromium	<0.00120		0.00500	0.00120	mg/L		09/24/24 09:00	10/01/24 15:37	1
Cobalt	<0.000170		0.000500	0.000170	mg/L		09/24/24 09:00	10/01/24 15:37	1
Copper	<0.00180		0.00500	0.00180	mg/L		09/24/24 09:00	10/01/24 15:37	1

Method: 6020B - Metals (ICP/MS) (Continued)

Lab Sample ID: MB 310-434022/1-A
Matrix: Water
Analysis Batch: 434926

Client Sample ID: Method Blank
Prep Type: Total/NA
Prep Batch: 434022

Analyte	MB Result	MB Qualifier	RL	MDL	Unit	D	Prepared	Analyzed	Dil Fac
Lead	<0.000260		0.000500	0.000260	mg/L		09/24/24 09:00	10/01/24 15:37	1
Nickel	<0.00210		0.00500	0.00210	mg/L		09/24/24 09:00	10/01/24 15:37	1
Selenium	<0.00140		0.00500	0.00140	mg/L		09/24/24 09:00	10/01/24 15:37	1
Silver	<0.000500		0.00100	0.000500	mg/L		09/24/24 09:00	10/01/24 15:37	1
Thallium	<0.000570		0.00100	0.000570	mg/L		09/24/24 09:00	10/01/24 15:37	1
Vanadium	<0.00110		0.00500	0.00110	mg/L		09/24/24 09:00	10/01/24 15:37	1
Zinc	<0.00970		0.0200	0.00970	mg/L		09/24/24 09:00	10/01/24 15:37	1

Lab Sample ID: MB 310-434022/1-A
Matrix: Water
Analysis Batch: 435065

Client Sample ID: Method Blank
Prep Type: Total/NA
Prep Batch: 434022

Analyte	MB Result	MB Qualifier	RL	MDL	Unit	D	Prepared	Analyzed	Dil Fac
Antimony	<0.00100		0.00200	0.00100	mg/L		09/24/24 09:00	10/02/24 15:46	1

Lab Sample ID: LCS 310-434022/2-A
Matrix: Water
Analysis Batch: 434926

Client Sample ID: Lab Control Sample
Prep Type: Total/NA
Prep Batch: 434022

Analyte	Spike Added	LCS Result	LCS Qualifier	Unit	D	%Rec	%Rec Limits
Arsenic	0.200	0.2101		mg/L		105	80 - 120
Barium	0.100	0.1044		mg/L		104	80 - 120
Beryllium	0.100	0.09760		mg/L		98	80 - 120
Cadmium	0.100	0.1016		mg/L		102	80 - 120
Chromium	0.100	0.09538		mg/L		95	80 - 120
Cobalt	0.100	0.1101		mg/L		110	80 - 120
Copper	0.200	0.2094		mg/L		105	80 - 120
Lead	0.200	0.2119		mg/L		106	80 - 120
Nickel	0.200	0.2071		mg/L		104	80 - 120
Selenium	0.400	0.3953		mg/L		99	80 - 120
Silver	0.100	0.1054		mg/L		105	80 - 120
Thallium	0.100	0.09871		mg/L		99	80 - 120
Vanadium	0.100	0.09437		mg/L		94	80 - 120
Zinc	0.200	0.1943		mg/L		97	80 - 120

Lab Sample ID: LCS 310-434022/2-A
Matrix: Water
Analysis Batch: 435065

Client Sample ID: Lab Control Sample
Prep Type: Total/NA
Prep Batch: 434022

Analyte	Spike Added	LCS Result	LCS Qualifier	Unit	D	%Rec	%Rec Limits
Antimony	0.200	0.2324		mg/L		116	80 - 120

Lab Sample ID: 310-291019-15 DU
Matrix: Water
Analysis Batch: 434926

Client Sample ID: P-105B
Prep Type: Total/NA
Prep Batch: 434022

Analyte	Sample Result	Sample Qualifier	DU Result	DU Qualifier	Unit	D	RPD	RPD Limit
Arsenic	<0.000530		<0.000530		mg/L		NC	20
Barium	0.167		0.1640		mg/L		2	20
Beryllium	<0.000330		<0.000330		mg/L		NC	20

Method: 6020B - Metals (ICP/MS) (Continued)

Lab Sample ID: 310-291019-15 DU
Matrix: Water
Analysis Batch: 434926

Client Sample ID: P-105B
Prep Type: Total/NA
Prep Batch: 434022

Analyte	Sample Result	Sample Qualifier	DU Result	DU Qualifier	Unit	D	RPD	RPD Limit
Cadmium	<0.000100		<0.000100		mg/L		NC	20
Chromium	<0.00120		<0.00120		mg/L		NC	20
Cobalt	<0.000170		<0.000170		mg/L		NC	20
Copper	<0.00180		<0.00180		mg/L		NC	20
Lead	<0.000260		<0.000260		mg/L		NC	20
Nickel	<0.00210		<0.00210		mg/L		NC	20
Selenium	<0.00140		<0.00140		mg/L		NC	20
Silver	<0.000500		<0.000500		mg/L		NC	20
Thallium	<0.000570		<0.000570		mg/L		NC	20
Vanadium	<0.00110		<0.00110		mg/L		NC	20

Lab Sample ID: 310-291019-15 DU
Matrix: Water
Analysis Batch: 435065

Client Sample ID: P-105B
Prep Type: Total/NA
Prep Batch: 434022

Analyte	Sample Result	Sample Qualifier	DU Result	DU Qualifier	Unit	D	RPD	RPD Limit
Antimony	<0.00100		<0.00100		mg/L		NC	20
Zinc	<0.00970		<0.00970		mg/L		NC	20

Lab Sample ID: MB 310-434023/1-A
Matrix: Water
Analysis Batch: 435214

Client Sample ID: Method Blank
Prep Type: Total/NA
Prep Batch: 434023

Analyte	MB Result	MB Qualifier	RL	MDL	Unit	D	Prepared	Analyzed	Dil Fac
Antimony	<0.00100		0.00200	0.00100	mg/L		09/24/24 09:00	10/03/24 15:14	1
Arsenic	<0.000530		0.00200	0.000530	mg/L		09/24/24 09:00	10/03/24 15:14	1
Barium	<0.000660		0.00200	0.000660	mg/L		09/24/24 09:00	10/03/24 15:14	1
Beryllium	<0.000330		0.00100	0.000330	mg/L		09/24/24 09:00	10/03/24 15:14	1
Cadmium	<0.000100		0.000200	0.000100	mg/L		09/24/24 09:00	10/03/24 15:14	1
Chromium	<0.00120		0.00500	0.00120	mg/L		09/24/24 09:00	10/03/24 15:14	1
Cobalt	<0.000170		0.000500	0.000170	mg/L		09/24/24 09:00	10/03/24 15:14	1
Copper	<0.00180		0.00500	0.00180	mg/L		09/24/24 09:00	10/03/24 15:14	1
Lead	<0.000260		0.000500	0.000260	mg/L		09/24/24 09:00	10/03/24 15:14	1
Nickel	<0.00210		0.00500	0.00210	mg/L		09/24/24 09:00	10/03/24 15:14	1
Selenium	<0.00140		0.00500	0.00140	mg/L		09/24/24 09:00	10/03/24 15:14	1
Silver	<0.000500	^1+	0.00100	0.000500	mg/L		09/24/24 09:00	10/03/24 15:14	1
Thallium	<0.000570		0.00100	0.000570	mg/L		09/24/24 09:00	10/03/24 15:14	1
Vanadium	<0.00110		0.00500	0.00110	mg/L		09/24/24 09:00	10/03/24 15:14	1
Zinc	<0.00970		0.0200	0.00970	mg/L		09/24/24 09:00	10/03/24 15:14	1

Lab Sample ID: LCS 310-434023/2-A
Matrix: Water
Analysis Batch: 435214

Client Sample ID: Lab Control Sample
Prep Type: Total/NA
Prep Batch: 434023

Analyte	Spike Added	LCS Result	LCS Qualifier	Unit	D	%Rec	%Rec Limits
Arsenic	0.200	0.2383		mg/L		119	80 - 120
Barium	0.100	0.1150		mg/L		115	80 - 120
Beryllium	0.100	0.1105		mg/L		111	80 - 120
Cadmium	0.100	0.1101		mg/L		110	80 - 120

Method: 6020B - Metals (ICP/MS) (Continued)

Lab Sample ID: LCS 310-434023/2-A
Matrix: Water
Analysis Batch: 435214

Client Sample ID: Lab Control Sample
Prep Type: Total/NA
Prep Batch: 434023

Analyte	Spike Added	LCS Result	LCS Qualifier	Unit	D	%Rec	%Rec Limits
Chromium	0.100	0.1057		mg/L		106	80 - 120
Copper	0.200	0.2408		mg/L		120	80 - 120
Lead	0.200	0.2276		mg/L		114	80 - 120
Nickel	0.200	0.2300		mg/L		115	80 - 120
Selenium	0.400	0.4433		mg/L		111	80 - 120
Silver	0.100	0.1144	^1+	mg/L		114	80 - 120
Thallium	0.100	0.09887		mg/L		99	80 - 120
Vanadium	0.100	0.09978		mg/L		100	80 - 120
Zinc	0.200	0.2092		mg/L		105	80 - 120

Lab Sample ID: LCS 310-434023/2-A
Matrix: Water
Analysis Batch: 435360

Client Sample ID: Lab Control Sample
Prep Type: Total/NA
Prep Batch: 434023

Analyte	Spike Added	LCS Result	LCS Qualifier	Unit	D	%Rec	%Rec Limits
Antimony	0.200	0.2358		mg/L		118	80 - 120
Cobalt	0.100	0.1148		mg/L		115	80 - 120

Lab Sample ID: 310-291019-24 MS
Matrix: Water
Analysis Batch: 435214

Client Sample ID: MW-502A
Prep Type: Total/NA
Prep Batch: 434023

Analyte	Sample Result	Sample Qualifier	Spike Added	MS Result	MS Qualifier	Unit	D	%Rec	%Rec Limits
Antimony	<0.00100	F1	0.200	0.2657	F1	mg/L		133	75 - 125
Arsenic	0.000575	J	0.200	0.2481		mg/L		124	75 - 125
Barium	0.0319		0.100	0.1520		mg/L		120	75 - 125
Beryllium	<0.000330		0.100	0.1194		mg/L		119	75 - 125
Cadmium	<0.000100		0.100	0.1163		mg/L		116	75 - 125
Chromium	0.00173	J	0.100	0.1087		mg/L		107	75 - 125
Cobalt	0.00130		0.100	0.1211		mg/L		120	75 - 125
Copper	0.00254	J	0.200	0.2390		mg/L		118	75 - 125
Lead	0.000726		0.200	0.2303		mg/L		115	75 - 125
Nickel	0.00322	J	0.200	0.2290		mg/L		113	75 - 125
Selenium	<0.00140		0.400	0.4733		mg/L		118	75 - 125
Silver	<0.000500	^1+	0.100	0.1116	^1+	mg/L		112	75 - 125
Thallium	<0.000570		0.100	0.09877		mg/L		99	75 - 125
Vanadium	0.00171	J	0.100	0.1084		mg/L		107	75 - 125
Zinc	<0.00970		0.200	0.2279		mg/L		114	75 - 125

Lab Sample ID: 310-291019-24 MSD
Matrix: Water
Analysis Batch: 435214

Client Sample ID: MW-502A
Prep Type: Total/NA
Prep Batch: 434023

Analyte	Sample Result	Sample Qualifier	Spike Added	MSD Result	MSD Qualifier	Unit	D	%Rec	%Rec Limits	RPD	RPD Limit
Antimony	<0.00100	F1	0.200	0.2523	F1	mg/L		126	75 - 125	5	20
Arsenic	0.000575	J	0.200	0.2371		mg/L		118	75 - 125	5	20
Barium	0.0319		0.100	0.1446		mg/L		113	75 - 125	5	20
Beryllium	<0.000330		0.100	0.1148		mg/L		115	75 - 125	4	20
Cadmium	<0.000100		0.100	0.1098		mg/L		110	75 - 125	6	20

Method: 6020B - Metals (ICP/MS) (Continued)

Lab Sample ID: 310-291019-24 MSD
Matrix: Water
Analysis Batch: 435214

Client Sample ID: MW-502A
Prep Type: Total/NA
Prep Batch: 434023

Analyte	Sample Result	Sample Qualifier	Spike Added	MSD Result	MSD Qualifier	Unit	D	%Rec	%Rec Limits	RPD	RPD Limit
Chromium	0.00173	J	0.100	0.1043		mg/L		103	75 - 125	4	20
Cobalt	0.00130		0.100	0.1142		mg/L		113	75 - 125	6	20
Copper	0.00254	J	0.200	0.2263		mg/L		112	75 - 125	5	20
Lead	0.000726		0.200	0.2205		mg/L		110	75 - 125	4	20
Nickel	0.00322	J	0.200	0.2172		mg/L		107	75 - 125	5	20
Selenium	<0.00140		0.400	0.4513		mg/L		113	75 - 125	5	20
Silver	<0.000500	^1+	0.100	0.1111	^1+	mg/L		111	75 - 125	0	20
Thallium	<0.000570		0.100	0.1042		mg/L		104	75 - 125	5	20
Vanadium	0.00171	J	0.100	0.1028		mg/L		101	75 - 125	5	20
Zinc	<0.00970		0.200	0.2213		mg/L		111	75 - 125	3	20

Lab Sample ID: 310-291019-36 DU
Matrix: Water
Analysis Batch: 435214

Client Sample ID: MW-146B
Prep Type: Total/NA
Prep Batch: 434023

Analyte	Sample Result	Sample Qualifier	DU Result	DU Qualifier	Unit	D	RPD	RPD Limit
Antimony	0.00134	J	0.001377	J	mg/L		3	20
Arsenic	0.0160		0.01539		mg/L		4	20
Barium	0.976		0.9367		mg/L		4	20
Beryllium	0.00307		0.002831		mg/L		8	20
Cadmium	0.000282		0.0002630		mg/L		7	20
Chromium	0.0742		0.07010		mg/L		6	20
Cobalt	0.0545		0.05212		mg/L		4	20
Copper	0.102		0.1002		mg/L		2	20
Lead	0.0426		0.03979		mg/L		7	20
Nickel	0.0995		0.09481		mg/L		5	20
Selenium	0.00666		0.006289		mg/L		6	20
Silver	<0.000500	^1+	<0.000500	^1+	mg/L		NC	20
Thallium	<0.000570		<0.000570		mg/L		NC	20
Vanadium	0.0405		0.03662		mg/L		10	20
Zinc	0.213		0.1948		mg/L		9	20

Lab Sample ID: MB 310-434025/1-A
Matrix: Water
Analysis Batch: 435065

Client Sample ID: Method Blank
Prep Type: Total/NA
Prep Batch: 434025

Analyte	MB Result	MB Qualifier	RL	MDL	Unit	D	Prepared	Analyzed	Dil Fac
Antimony	<0.00100		0.00200	0.00100	mg/L		09/24/24 09:00	10/02/24 17:45	1
Arsenic	<0.000530		0.00200	0.000530	mg/L		09/24/24 09:00	10/02/24 17:45	1
Barium	<0.000660		0.00200	0.000660	mg/L		09/24/24 09:00	10/02/24 17:45	1
Beryllium	<0.000330		0.00100	0.000330	mg/L		09/24/24 09:00	10/02/24 17:45	1
Cadmium	<0.000100		0.000200	0.000100	mg/L		09/24/24 09:00	10/02/24 17:45	1
Chromium	<0.00120		0.00500	0.00120	mg/L		09/24/24 09:00	10/02/24 17:45	1
Cobalt	<0.000170		0.000500	0.000170	mg/L		09/24/24 09:00	10/02/24 17:45	1
Copper	<0.00180		0.00500	0.00180	mg/L		09/24/24 09:00	10/02/24 17:45	1
Lead	<0.000260		0.000500	0.000260	mg/L		09/24/24 09:00	10/02/24 17:45	1
Nickel	<0.00210		0.00500	0.00210	mg/L		09/24/24 09:00	10/02/24 17:45	1
Selenium	<0.00140		0.00500	0.00140	mg/L		09/24/24 09:00	10/02/24 17:45	1
Silver	<0.000500	^1+	0.00100	0.000500	mg/L		09/24/24 09:00	10/02/24 17:45	1

Method: 6020B - Metals (ICP/MS) (Continued)

Lab Sample ID: MB 310-434025/1-A
Matrix: Water
Analysis Batch: 435065

Client Sample ID: Method Blank
Prep Type: Total/NA
Prep Batch: 434025

Analyte	MB Result	MB Qualifier	RL	MDL	Unit	D	Prepared	Analyzed	Dil Fac
Thallium	<0.000570		0.00100	0.000570	mg/L		09/24/24 09:00	10/02/24 17:45	1
Vanadium	<0.00110		0.00500	0.00110	mg/L		09/24/24 09:00	10/02/24 17:45	1
Zinc	<0.00970		0.0200	0.00970	mg/L		09/24/24 09:00	10/02/24 17:45	1

Lab Sample ID: LCS 310-434025/2-A
Matrix: Water
Analysis Batch: 435065

Client Sample ID: Lab Control Sample
Prep Type: Total/NA
Prep Batch: 434025

Analyte	Spike Added	LCS Result	LCS Qualifier	Unit	D	%Rec	%Rec Limits
Antimony	0.200	0.2379		mg/L		119	80 - 120
Arsenic	0.200	0.2287		mg/L		114	80 - 120
Barium	0.100	0.1120		mg/L		112	80 - 120
Beryllium	0.100	0.1010		mg/L		101	80 - 120
Cadmium	0.100	0.1087		mg/L		109	80 - 120
Chromium	0.100	0.1074		mg/L		107	80 - 120
Cobalt	0.100	0.1159		mg/L		116	80 - 120
Copper	0.200	0.2241		mg/L		112	80 - 120
Lead	0.200	0.2223		mg/L		111	80 - 120
Nickel	0.200	0.2212		mg/L		111	80 - 120
Selenium	0.400	0.4317		mg/L		108	80 - 120
Silver	0.100	0.1067	^1+	mg/L		107	80 - 120
Thallium	0.100	0.09338		mg/L		93	80 - 120
Vanadium	0.100	0.1030		mg/L		103	80 - 120
Zinc	0.200	0.2104		mg/L		105	80 - 120

Lab Sample ID: 310-291019-46 MS
Matrix: Water
Analysis Batch: 435065

Client Sample ID: MW-403A
Prep Type: Total/NA
Prep Batch: 434025

Analyte	Sample Result	Sample Qualifier	Spike Added	MS Result	MS Qualifier	Unit	D	%Rec	%Rec Limits
Antimony	<0.00100		0.200	0.2307		mg/L		115	75 - 125
Arsenic	<0.000530		0.200	0.2254		mg/L		113	75 - 125
Barium	0.182		0.100	0.2807		mg/L		99	75 - 125
Beryllium	<0.000330		0.100	0.1047		mg/L		105	75 - 125
Cadmium	<0.000100		0.100	0.1074		mg/L		107	75 - 125
Chromium	<0.00120		0.100	0.09659		mg/L		97	75 - 125
Cobalt	0.000384	J	0.100	0.1076		mg/L		107	75 - 125
Copper	<0.00180		0.200	0.2057		mg/L		103	75 - 125
Lead	<0.000260		0.200	0.2061		mg/L		103	75 - 125
Nickel	<0.00210		0.200	0.2055		mg/L		103	75 - 125
Selenium	<0.00140		0.400	0.4277		mg/L		107	75 - 125
Silver	<0.000500	^1+	0.100	0.1035	^1+	mg/L		103	75 - 125
Thallium	<0.000570		0.100	0.09093		mg/L		91	75 - 125
Vanadium	<0.00110		0.100	0.1007		mg/L		101	75 - 125
Zinc	<0.00970		0.200	0.2064		mg/L		103	75 - 125

Method: 6020B - Metals (ICP/MS) (Continued)

Lab Sample ID: 310-291019-46 MSD
Matrix: Water
Analysis Batch: 435065

Client Sample ID: MW-403A
Prep Type: Total/NA
Prep Batch: 434025

Analyte	Sample Result	Sample Qualifier	Spike Added	MSD Result	MSD Qualifier	Unit	D	%Rec	%Rec Limits	RPD	RPD Limit
Antimony	<0.00100		0.200	0.2456		mg/L		123	75 - 125	6	20
Arsenic	<0.000530		0.200	0.2350		mg/L		117	75 - 125	4	20
Barium	0.182		0.100	0.2968		mg/L		115	75 - 125	6	20
Beryllium	<0.000330		0.100	0.1084		mg/L		108	75 - 125	3	20
Cadmium	<0.000100		0.100	0.1140		mg/L		114	75 - 125	6	20
Chromium	<0.00120		0.100	0.1012		mg/L		101	75 - 125	5	20
Cobalt	0.000384	J	0.100	0.1118		mg/L		111	75 - 125	4	20
Copper	<0.00180		0.200	0.2135		mg/L		107	75 - 125	4	20
Lead	<0.000260		0.200	0.2190		mg/L		110	75 - 125	6	20
Nickel	<0.00210		0.200	0.2133		mg/L		107	75 - 125	4	20
Selenium	<0.00140		0.400	0.4459		mg/L		111	75 - 125	4	20
Silver	<0.000500	^1+	0.100	0.1036	^1+	mg/L		104	75 - 125	0	20
Thallium	<0.000570		0.100	0.09085		mg/L		91	75 - 125	0	20
Vanadium	<0.00110		0.100	0.1053		mg/L		105	75 - 125	4	20
Zinc	<0.00970		0.200	0.2217		mg/L		111	75 - 125	7	20

Lab Sample ID: MB 310-434125/1-B
Matrix: Water
Analysis Batch: 434788

Client Sample ID: Method Blank
Prep Type: Dissolved
Prep Batch: 434281

Analyte	MB Result	MB Qualifier	RL	MDL	Unit	D	Prepared	Analyzed	Dil Fac
Arsenic	<0.000530		0.00200	0.000530	mg/L		09/26/24 09:30	09/30/24 16:21	1
Barium	<0.000660		0.00200	0.000660	mg/L		09/26/24 09:30	09/30/24 16:21	1
Beryllium	<0.000330		0.00100	0.000330	mg/L		09/26/24 09:30	09/30/24 16:21	1
Cadmium	<0.000100		0.000200	0.000100	mg/L		09/26/24 09:30	09/30/24 16:21	1
Chromium	<0.00120		0.00500	0.00120	mg/L		09/26/24 09:30	09/30/24 16:21	1
Cobalt	<0.000170		0.000500	0.000170	mg/L		09/26/24 09:30	09/30/24 16:21	1
Copper	<0.00180		0.00500	0.00180	mg/L		09/26/24 09:30	09/30/24 16:21	1
Lead	<0.000260		0.000500	0.000260	mg/L		09/26/24 09:30	09/30/24 16:21	1
Nickel	<0.00210		0.00500	0.00210	mg/L		09/26/24 09:30	09/30/24 16:21	1
Selenium	<0.00140		0.00500	0.00140	mg/L		09/26/24 09:30	09/30/24 16:21	1
Silver	<0.000500		0.00100	0.000500	mg/L		09/26/24 09:30	09/30/24 16:21	1
Thallium	<0.000570		0.00100	0.000570	mg/L		09/26/24 09:30	09/30/24 16:21	1
Vanadium	<0.00110		0.00500	0.00110	mg/L		09/26/24 09:30	09/30/24 16:21	1
Zinc	<0.00970		0.0200	0.00970	mg/L		09/26/24 09:30	09/30/24 16:21	1

Lab Sample ID: MB 310-434125/1-B
Matrix: Water
Analysis Batch: 435065

Client Sample ID: Method Blank
Prep Type: Dissolved
Prep Batch: 434281

Analyte	MB Result	MB Qualifier	RL	MDL	Unit	D	Prepared	Analyzed	Dil Fac
Antimony	<0.00100		0.00200	0.00100	mg/L		09/26/24 09:30	10/02/24 15:04	1

Lab Sample ID: LCS 310-434125/2-B
Matrix: Water
Analysis Batch: 434788

Client Sample ID: Lab Control Sample
Prep Type: Dissolved
Prep Batch: 434281

Analyte	Spike Added	LCS Result	LCS Qualifier	Unit	D	%Rec	%Rec Limits
Arsenic	0.200	0.2285		mg/L		114	80 - 120

Method: 6020B - Metals (ICP/MS) (Continued)

Lab Sample ID: LCS 310-434125/2-B
Matrix: Water
Analysis Batch: 434788

Client Sample ID: Lab Control Sample
Prep Type: Dissolved
Prep Batch: 434281

Analyte	Spike Added	LCS Result	LCS Qualifier	Unit	D	%Rec	%Rec Limits
Barium	0.100	0.1066		mg/L		107	80 - 120
Beryllium	0.100	0.09968		mg/L		100	80 - 120
Cadmium	0.100	0.09974		mg/L		100	80 - 120
Chromium	0.100	0.1021		mg/L		102	80 - 120
Cobalt	0.100	0.1058		mg/L		106	80 - 120
Copper	0.200	0.2095		mg/L		105	80 - 120
Lead	0.200	0.2136		mg/L		107	80 - 120
Nickel	0.200	0.2112		mg/L		106	80 - 120
Selenium	0.400	0.4013		mg/L		100	80 - 120
Silver	0.100	0.1065		mg/L		107	80 - 120
Thallium	0.100	0.09019		mg/L		90	80 - 120
Vanadium	0.100	0.09866		mg/L		99	80 - 120
Zinc	0.200	0.2020		mg/L		101	80 - 120

Lab Sample ID: LCS 310-434125/2-B
Matrix: Water
Analysis Batch: 435065

Client Sample ID: Lab Control Sample
Prep Type: Dissolved
Prep Batch: 434281

Analyte	Spike Added	LCS Result	LCS Qualifier	Unit	D	%Rec	%Rec Limits
Antimony	0.200	0.2301		mg/L		115	80 - 120

Lab Sample ID: 310-291019-36 MS
Matrix: Water
Analysis Batch: 434788

Client Sample ID: MW-146B
Prep Type: Dissolved
Prep Batch: 434281

Analyte	Sample Result	Sample Qualifier	Spike Added	MS Result	MS Qualifier	Unit	D	%Rec	%Rec Limits
Arsenic	0.00228		0.200	0.2325		mg/L		115	75 - 125
Barium	0.0877		0.100	0.1912		mg/L		104	75 - 125
Beryllium	<0.000330		0.100	0.09629		mg/L		96	75 - 125
Cadmium	0.000120	J	0.100	0.09836		mg/L		98	75 - 125
Chromium	0.00150	J	0.100	0.1016		mg/L		100	75 - 125
Cobalt	0.000546		0.100	0.1037		mg/L		103	75 - 125
Copper	0.00708		0.200	0.2057		mg/L		99	75 - 125
Lead	<0.000260		0.200	0.1997		mg/L		100	75 - 125
Nickel	0.0100		0.200	0.2015		mg/L		96	75 - 125
Selenium	0.00741		0.400	0.3996		mg/L		98	75 - 125
Silver	0.000944	J	0.100	0.1033		mg/L		102	75 - 125
Thallium	<0.000570		0.100	0.08946		mg/L		89	75 - 125
Vanadium	0.00966		0.100	0.1100		mg/L		100	75 - 125
Zinc	<0.00970		0.200	0.1925		mg/L		96	75 - 125

Lab Sample ID: 310-291019-36 MS
Matrix: Water
Analysis Batch: 435065

Client Sample ID: MW-146B
Prep Type: Dissolved
Prep Batch: 434281

Analyte	Sample Result	Sample Qualifier	Spike Added	MS Result	MS Qualifier	Unit	D	%Rec	%Rec Limits
Antimony	<0.00100		0.200	0.2274		mg/L		114	75 - 125

Method: 6020B - Metals (ICP/MS) (Continued)

Lab Sample ID: 310-291019-36 MSD
Matrix: Water
Analysis Batch: 434788

Client Sample ID: MW-146B
Prep Type: Dissolved
Prep Batch: 434281

Analyte	Sample Result	Sample Qualifier	Spike Added	MSD Result	MSD Qualifier	Unit	D	%Rec	%Rec Limits	RPD	RPD Limit
Arsenic	0.00228		0.200	0.2401		mg/L		119	75 - 125	3	20
Barium	0.0877		0.100	0.2021		mg/L		114	75 - 125	6	20
Beryllium	<0.000330		0.100	0.09976		mg/L		100	75 - 125	4	20
Cadmium	0.000120	J	0.100	0.1021		mg/L		102	75 - 125	4	20
Chromium	0.00150	J	0.100	0.1055		mg/L		104	75 - 125	4	20
Cobalt	0.000546		0.100	0.1078		mg/L		107	75 - 125	4	20
Copper	0.00708		0.200	0.2133		mg/L		103	75 - 125	4	20
Lead	<0.000260		0.200	0.2066		mg/L		103	75 - 125	3	20
Nickel	0.0100		0.200	0.2089		mg/L		99	75 - 125	4	20
Selenium	0.00741		0.400	0.4097		mg/L		101	75 - 125	3	20
Silver	0.000944	J	0.100	0.1077		mg/L		107	75 - 125	4	20
Thallium	<0.000570		0.100	0.09306		mg/L		93	75 - 125	4	20
Vanadium	0.00966		0.100	0.1145		mg/L		105	75 - 125	4	20
Zinc	<0.00970		0.200	0.1995		mg/L		100	75 - 125	4	20

Lab Sample ID: 310-291019-36 MSD
Matrix: Water
Analysis Batch: 435065

Client Sample ID: MW-146B
Prep Type: Dissolved
Prep Batch: 434281

Analyte	Sample Result	Sample Qualifier	Spike Added	MSD Result	MSD Qualifier	Unit	D	%Rec	%Rec Limits	RPD	RPD Limit
Antimony	<0.00100		0.200	0.2273		mg/L		114	75 - 125	0	20

Method: I-3765-85 - Residue, Non-filterable (TSS)

Lab Sample ID: MB 310-433787/1
Matrix: Water
Analysis Batch: 433787

Client Sample ID: Method Blank
Prep Type: Total/NA

Analyte	MB Result	MB Qualifier	RL	MDL	Unit	D	Prepared	Analyzed	Dil Fac
Total Suspended Solids	<3.70		5.00	3.70	mg/L			09/20/24 09:34	1

Lab Sample ID: LCS 310-433787/2
Matrix: Water
Analysis Batch: 433787

Client Sample ID: Lab Control Sample
Prep Type: Total/NA

Analyte			Spike Added	LCS Result	LCS Qualifier	Unit	D	%Rec	%Rec Limits		
Total Suspended Solids			100	102.0		mg/L		102	81 - 116		

Lab Sample ID: 310-291019-45 DU
Matrix: Water
Analysis Batch: 433787

Client Sample ID: MW-143A
Prep Type: Total/NA

Analyte	Sample Result	Sample Qualifier		DU Result	DU Qualifier	Unit	D			RPD	RPD Limit
Total Suspended Solids	626			709.0		mg/L				12	35

Method: I-3765-85 - Residue, Non-filterable (TSS) (Continued)

Lab Sample ID: MB 310-433793/1
Matrix: Water
Analysis Batch: 433793

Client Sample ID: Method Blank
Prep Type: Total/NA

Analyte	MB Result	MB Qualifier	RL	MDL	Unit	D	Prepared	Analyzed	Dil Fac
Total Suspended Solids	<3.70		5.00	3.70	mg/L			09/20/24 10:09	1

Lab Sample ID: LCS 310-433793/2
Matrix: Water
Analysis Batch: 433793

Client Sample ID: Lab Control Sample
Prep Type: Total/NA

Analyte	Spike Added	LCS Result	LCS Qualifier	Unit	D	%Rec	%Rec Limits
Total Suspended Solids	100	106.0		mg/L		106	81 - 116

Lab Sample ID: 310-291019-36 DU
Matrix: Water
Analysis Batch: 433793

Client Sample ID: MW-146B
Prep Type: Total/NA

Analyte	Sample Result	Sample Qualifier	DU Result	DU Qualifier	Unit	D	RPD	RPD Limit
Total Suspended Solids	10200		9870		mg/L		4	35

Lab Sample ID: 310-291019-37 DU
Matrix: Water
Analysis Batch: 433793

Client Sample ID: MW-126A
Prep Type: Total/NA

Analyte	Sample Result	Sample Qualifier	DU Result	DU Qualifier	Unit	D	RPD	RPD Limit
Total Suspended Solids	530		580.0		mg/L		9	35

Lab Sample ID: MB 310-433831/1
Matrix: Water
Analysis Batch: 433831

Client Sample ID: Method Blank
Prep Type: Total/NA

Analyte	MB Result	MB Qualifier	RL	MDL	Unit	D	Prepared	Analyzed	Dil Fac
Total Suspended Solids	<3.70		5.00	3.70	mg/L			09/20/24 12:06	1

Lab Sample ID: LCS 310-433831/2
Matrix: Water
Analysis Batch: 433831

Client Sample ID: Lab Control Sample
Prep Type: Total/NA

Analyte	Spike Added	LCS Result	LCS Qualifier	Unit	D	%Rec	%Rec Limits
Total Suspended Solids	100	103.0		mg/L		103	81 - 116

Lab Sample ID: 310-291019-7 DU
Matrix: Water
Analysis Batch: 433831

Client Sample ID: OW-301A
Prep Type: Total/NA

Analyte	Sample Result	Sample Qualifier	DU Result	DU Qualifier	Unit	D	RPD	RPD Limit
Total Suspended Solids	73.0		74.00		mg/L		1	35

Lab Sample ID: 310-291019-8 DU
Matrix: Water
Analysis Batch: 433831

Client Sample ID: Dup-4
Prep Type: Total/NA

Analyte	Sample Result	Sample Qualifier	DU Result	DU Qualifier	Unit	D	RPD	RPD Limit
Total Suspended Solids	70.0		72.00		mg/L		3	35

GC/MS VOA

Analysis Batch: 433779

Lab Sample ID	Client Sample ID	Prep Type	Matrix	Method	Prep Batch
310-291019-21	MW-120AR	Total/NA	Water	8260D	
310-291019-22	P-504B	Total/NA	Water	8260D	
310-291019-23	P-503B	Total/NA	Water	8260D	
310-291019-24	MW-502A	Total/NA	Water	8260D	
310-291019-25	MW-501A	Total/NA	Water	8260D	
310-291019-26	MW-404A	Total/NA	Water	8260D	
310-291019-27	MW-104A	Total/NA	Water	8260D	
310-291019-28	TB-1	Total/NA	Water	8260D	
310-291019-29	MW-148A	Total/NA	Water	8260D	
310-291019-30	MW-148B	Total/NA	Water	8260D	
310-291019-31	MW-147A	Total/NA	Water	8260D	
310-291019-32	MW-145A	Total/NA	Water	8260D	
310-291019-33	MW-145B	Total/NA	Water	8260D	
310-291019-34	TB-3	Total/NA	Water	8260D	
310-291019-35	MW-146A	Total/NA	Water	8260D	
310-291019-36	MW-146B	Total/NA	Water	8260D	
310-291019-37	MW-126A	Total/NA	Water	8260D	
310-291019-38	MW-127A	Total/NA	Water	8260D	
310-291019-39	MW-129A	Total/NA	Water	8260D	
310-291019-40	MW-126B	Total/NA	Water	8260D	
MB 310-433779/5	Method Blank	Total/NA	Water	8260D	
LCS 310-433779/6	Lab Control Sample	Total/NA	Water	8260D	
LCS 310-433779/7	Lab Control Sample	Total/NA	Water	8260D	
310-291019-21 MS	MW-120AR	Total/NA	Water	8260D	
310-291019-21 MSD	MW-120AR	Total/NA	Water	8260D	

Analysis Batch: 433781

Lab Sample ID	Client Sample ID	Prep Type	Matrix	Method	Prep Batch
310-291019-1	MW-203A	Total/NA	Water	8260D	
310-291019-2	MW-605	Total/NA	Water	8260D	
310-291019-3	MW-604	Total/NA	Water	8260D	
310-291019-4	P-108B	Total/NA	Water	8260D	
310-291019-5	OW-306AR	Total/NA	Water	8260D	
310-291019-6	TB-2	Total/NA	Water	8260D	
310-291019-7	OW-301A	Total/NA	Water	8260D	
310-291019-8	Dup-4	Total/NA	Water	8260D	
310-291019-9	MW-137A	Total/NA	Water	8260D	
310-291019-10	MW-204A	Total/NA	Water	8260D	
310-291019-11	Dup-3	Total/NA	Water	8260D	
310-291019-12	MW-108AR	Total/NA	Water	8260D	
310-291019-13	MW-109ARR	Total/NA	Water	8260D	
310-291019-14	MW-105A	Total/NA	Water	8260D	
310-291019-15	P-105B	Total/NA	Water	8260D	
310-291019-16	MW-114AR	Total/NA	Water	8260D	
310-291019-17	P-114BR	Total/NA	Water	8260D	
310-291019-18	EQ-1	Total/NA	Water	8260D	
310-291019-19	MW-505A	Total/NA	Water	8260D	
310-291019-20	P-120B	Total/NA	Water	8260D	
MB 310-433781/5	Method Blank	Total/NA	Water	8260D	
LCS 310-433781/6	Lab Control Sample	Total/NA	Water	8260D	
LCS 310-433781/7	Lab Control Sample	Total/NA	Water	8260D	

GC/MS VOA (Continued)

Analysis Batch: 433781 (Continued)

Lab Sample ID	Client Sample ID	Prep Type	Matrix	Method	Prep Batch
310-291019-1 MS	MW-203A	Total/NA	Water	8260D	
310-291019-1 MSD	MW-203A	Total/NA	Water	8260D	

Analysis Batch: 433806

Lab Sample ID	Client Sample ID	Prep Type	Matrix	Method	Prep Batch
310-291019-44	TB-4	Total/NA	Water	8260D	
MB 310-433806/5	Method Blank	Total/NA	Water	8260D	
LCS 310-433806/6	Lab Control Sample	Total/NA	Water	8260D	
LCS 310-433806/7	Lab Control Sample	Total/NA	Water	8260D	

Analysis Batch: 433939

Lab Sample ID	Client Sample ID	Prep Type	Matrix	Method	Prep Batch
310-291019-41	MW-123B	Total/NA	Water	8260D	
310-291019-42	MW-127B	Total/NA	Water	8260D	
310-291019-43	MW-144A	Total/NA	Water	8260D	
310-291019-45	MW-143A	Total/NA	Water	8260D	
310-291019-46	MW-403A	Total/NA	Water	8260D	
310-291019-47	Dup-1	Total/NA	Water	8260D	
310-291019-48	MW-402A	Total/NA	Water	8260D	
310-291019-49	MW-401A	Total/NA	Water	8260D	
310-291019-50	MW-102A	Total/NA	Water	8260D	
310-291019-51	Dup-2	Total/NA	Water	8260D	
310-291019-52	MW-201A	Total/NA	Water	8260D	
310-291019-53	MW-103A	Total/NA	Water	8260D	
MB 310-433939/5	Method Blank	Total/NA	Water	8260D	
LCS 310-433939/6	Lab Control Sample	Total/NA	Water	8260D	
LCS 310-433939/7	Lab Control Sample	Total/NA	Water	8260D	
310-291019-42 MS	MW-127B	Total/NA	Water	8260D	
310-291019-42 MSD	MW-127B	Total/NA	Water	8260D	

Analysis Batch: 433952

Lab Sample ID	Client Sample ID	Prep Type	Matrix	Method	Prep Batch
310-291019-54	MW-202A	Total/NA	Water	8260D	
310-291019-55	GU-3	Total/NA	Water	8260D	
MB 310-433952/5	Method Blank	Total/NA	Water	8260D	
LCS 310-433952/6	Lab Control Sample	Total/NA	Water	8260D	
LCS 310-433952/7	Lab Control Sample	Total/NA	Water	8260D	
310-291019-55 MS	GU-3	Total/NA	Water	8260D	
310-291019-55 MSD	GU-3	Total/NA	Water	8260D	

Analysis Batch: 434108

Lab Sample ID	Client Sample ID	Prep Type	Matrix	Method	Prep Batch
310-291019-41	MW-123B	Total/NA	Water	8260D	
310-291019-42	MW-127B	Total/NA	Water	8260D	
310-291019-43	MW-144A	Total/NA	Water	8260D	
310-291019-45	MW-143A	Total/NA	Water	8260D	
MB 310-434108/5	Method Blank	Total/NA	Water	8260D	
LCS 310-434108/6	Lab Control Sample	Total/NA	Water	8260D	
LCS 310-434108/7	Lab Control Sample	Total/NA	Water	8260D	

Metals

Prep Batch: 433835

Lab Sample ID	Client Sample ID	Prep Type	Matrix	Method	Prep Batch
310-291019-1	MW-203A	Total/NA	Water	3005A	
310-291019-2	MW-605	Total/NA	Water	3005A	
MB 310-433835/1-A	Method Blank	Total/NA	Water	3005A	
LCS 310-433835/2-A	Lab Control Sample	Total/NA	Water	3005A	

Prep Batch: 433837

Lab Sample ID	Client Sample ID	Prep Type	Matrix	Method	Prep Batch
310-291019-3	MW-604	Total/NA	Water	3005A	
310-291019-4	P-108B	Total/NA	Water	3005A	
310-291019-5	OW-306AR	Total/NA	Water	3005A	
310-291019-7	OW-301A	Total/NA	Water	3005A	
310-291019-8	Dup-4	Total/NA	Water	3005A	
MB 310-433837/1-A	Method Blank	Total/NA	Water	3005A	
LCS 310-433837/2-A	Lab Control Sample	Total/NA	Water	3005A	

Prep Batch: 433838

Lab Sample ID	Client Sample ID	Prep Type	Matrix	Method	Prep Batch
310-291019-9	MW-137A	Total/NA	Water	3005A	
310-291019-10	MW-204A	Total/NA	Water	3005A	
MB 310-433838/1-A	Method Blank	Total/NA	Water	3005A	
LCS 310-433838/2-A	Lab Control Sample	Total/NA	Water	3005A	

Prep Batch: 434022

Lab Sample ID	Client Sample ID	Prep Type	Matrix	Method	Prep Batch
310-291019-11	Dup-3	Total/NA	Water	3005A	
310-291019-12	MW-108AR	Total/NA	Water	3005A	
310-291019-13	MW-109ARR	Total/NA	Water	3005A	
310-291019-14	MW-105A	Total/NA	Water	3005A	
310-291019-15	P-105B	Total/NA	Water	3005A	
310-291019-16	MW-114AR	Total/NA	Water	3005A	
310-291019-17	P-114BR	Total/NA	Water	3005A	
310-291019-18	EQ-1	Total/NA	Water	3005A	
310-291019-19	MW-505A	Total/NA	Water	3005A	
310-291019-20	P-120B	Total/NA	Water	3005A	
310-291019-21	MW-120AR	Total/NA	Water	3005A	
310-291019-22	P-504B	Total/NA	Water	3005A	
310-291019-23	P-503B	Total/NA	Water	3005A	
MB 310-434022/1-A	Method Blank	Total/NA	Water	3005A	
LCS 310-434022/2-A	Lab Control Sample	Total/NA	Water	3005A	
310-291019-15 DU	P-105B	Total/NA	Water	3005A	

Prep Batch: 434023

Lab Sample ID	Client Sample ID	Prep Type	Matrix	Method	Prep Batch
310-291019-24	MW-502A	Total/NA	Water	3005A	
310-291019-25	MW-501A	Total/NA	Water	3005A	
310-291019-26	MW-404A	Total/NA	Water	3005A	
310-291019-27	MW-104A	Total/NA	Water	3005A	
310-291019-29	MW-148A	Total/NA	Water	3005A	
310-291019-30	MW-148B	Total/NA	Water	3005A	
310-291019-31	MW-147A	Total/NA	Water	3005A	
310-291019-32	MW-145A	Total/NA	Water	3005A	

Metals (Continued)

Prep Batch: 434023 (Continued)

Lab Sample ID	Client Sample ID	Prep Type	Matrix	Method	Prep Batch
310-291019-33	MW-145B	Total/NA	Water	3005A	
310-291019-35	MW-146A	Total/NA	Water	3005A	
310-291019-36	MW-146B	Total/NA	Water	3005A	
310-291019-37	MW-126A	Total/NA	Water	3005A	
310-291019-38	MW-127A	Total/NA	Water	3005A	
310-291019-39	MW-129A	Total/NA	Water	3005A	
310-291019-40	MW-126B	Total/NA	Water	3005A	
310-291019-41	MW-123B	Total/NA	Water	3005A	
310-291019-42	MW-127B	Total/NA	Water	3005A	
310-291019-43	MW-144A	Total/NA	Water	3005A	
310-291019-45	MW-143A	Total/NA	Water	3005A	
MB 310-434023/1-A	Method Blank	Total/NA	Water	3005A	
LCS 310-434023/2-A	Lab Control Sample	Total/NA	Water	3005A	
310-291019-24 MS	MW-502A	Total/NA	Water	3005A	
310-291019-24 MSD	MW-502A	Total/NA	Water	3005A	
310-291019-36 DU	MW-146B	Total/NA	Water	3005A	

Prep Batch: 434025

Lab Sample ID	Client Sample ID	Prep Type	Matrix	Method	Prep Batch
310-291019-46	MW-403A	Total/NA	Water	3005A	
310-291019-47	Dup-1	Total/NA	Water	3005A	
310-291019-48	MW-402A	Total/NA	Water	3005A	
310-291019-49	MW-401A	Total/NA	Water	3005A	
310-291019-50	MW-102A	Total/NA	Water	3005A	
310-291019-51	Dup-2	Total/NA	Water	3005A	
310-291019-52	MW-201A	Total/NA	Water	3005A	
310-291019-53	MW-103A	Total/NA	Water	3005A	
310-291019-54	MW-202A	Total/NA	Water	3005A	
310-291019-55	GU-3	Total/NA	Water	3005A	
MB 310-434025/1-A	Method Blank	Total/NA	Water	3005A	
LCS 310-434025/2-A	Lab Control Sample	Total/NA	Water	3005A	
310-291019-46 MS	MW-403A	Total/NA	Water	3005A	
310-291019-46 MSD	MW-403A	Total/NA	Water	3005A	

Filtration Batch: 434125

Lab Sample ID	Client Sample ID	Prep Type	Matrix	Method	Prep Batch
310-291019-36	MW-146B	Dissolved	Water	Filtration	
MB 310-434125/1-B	Method Blank	Dissolved	Water	Filtration	
LCS 310-434125/2-B	Lab Control Sample	Dissolved	Water	Filtration	
310-291019-36 MS	MW-146B	Dissolved	Water	Filtration	
310-291019-36 MSD	MW-146B	Dissolved	Water	Filtration	

Prep Batch: 434281

Lab Sample ID	Client Sample ID	Prep Type	Matrix	Method	Prep Batch
310-291019-36	MW-146B	Dissolved	Water	3005A	434125
MB 310-434125/1-B	Method Blank	Dissolved	Water	3005A	434125
LCS 310-434125/2-B	Lab Control Sample	Dissolved	Water	3005A	434125
310-291019-36 MS	MW-146B	Dissolved	Water	3005A	434125
310-291019-36 MSD	MW-146B	Dissolved	Water	3005A	434125

Metals

Analysis Batch: 434788

Lab Sample ID	Client Sample ID	Prep Type	Matrix	Method	Prep Batch
310-291019-36	MW-146B	Dissolved	Water	6020B	434281
MB 310-434125/1-B	Method Blank	Dissolved	Water	6020B	434281
LCS 310-434125/2-B	Lab Control Sample	Dissolved	Water	6020B	434281
310-291019-36 MS	MW-146B	Dissolved	Water	6020B	434281
310-291019-36 MSD	MW-146B	Dissolved	Water	6020B	434281

Analysis Batch: 434926

Lab Sample ID	Client Sample ID	Prep Type	Matrix	Method	Prep Batch
310-291019-11	Dup-3	Total/NA	Water	6020B	434022
310-291019-12	MW-108AR	Total/NA	Water	6020B	434022
310-291019-13	MW-109ARR	Total/NA	Water	6020B	434022
310-291019-14	MW-105A	Total/NA	Water	6020B	434022
310-291019-15	P-105B	Total/NA	Water	6020B	434022
310-291019-16	MW-114AR	Total/NA	Water	6020B	434022
310-291019-17	P-114BR	Total/NA	Water	6020B	434022
310-291019-18	EQ-1	Total/NA	Water	6020B	434022
310-291019-19	MW-505A	Total/NA	Water	6020B	434022
310-291019-20	P-120B	Total/NA	Water	6020B	434022
310-291019-21	MW-120AR	Total/NA	Water	6020B	434022
310-291019-22	P-504B	Total/NA	Water	6020B	434022
310-291019-23	P-503B	Total/NA	Water	6020B	434022
MB 310-434022/1-A	Method Blank	Total/NA	Water	6020B	434022
LCS 310-434022/2-A	Lab Control Sample	Total/NA	Water	6020B	434022
310-291019-15 DU	P-105B	Total/NA	Water	6020B	434022

Analysis Batch: 435065

Lab Sample ID	Client Sample ID	Prep Type	Matrix	Method	Prep Batch
310-291019-11	Dup-3	Total/NA	Water	6020B	434022
310-291019-12	MW-108AR	Total/NA	Water	6020B	434022
310-291019-13	MW-109ARR	Total/NA	Water	6020B	434022
310-291019-14	MW-105A	Total/NA	Water	6020B	434022
310-291019-15	P-105B	Total/NA	Water	6020B	434022
310-291019-16	MW-114AR	Total/NA	Water	6020B	434022
310-291019-17	P-114BR	Total/NA	Water	6020B	434022
310-291019-18	EQ-1	Total/NA	Water	6020B	434022
310-291019-19	MW-505A	Total/NA	Water	6020B	434022
310-291019-20	P-120B	Total/NA	Water	6020B	434022
310-291019-21	MW-120AR	Total/NA	Water	6020B	434022
310-291019-22	P-504B	Total/NA	Water	6020B	434022
310-291019-23	P-503B	Total/NA	Water	6020B	434022
310-291019-36	MW-146B	Dissolved	Water	6020B	434281
310-291019-46	MW-403A	Total/NA	Water	6020B	434025
310-291019-47	Dup-1	Total/NA	Water	6020B	434025
310-291019-48	MW-402A	Total/NA	Water	6020B	434025
310-291019-49	MW-401A	Total/NA	Water	6020B	434025
310-291019-50	MW-102A	Total/NA	Water	6020B	434025
310-291019-51	Dup-2	Total/NA	Water	6020B	434025
310-291019-52	MW-201A	Total/NA	Water	6020B	434025
310-291019-53	MW-103A	Total/NA	Water	6020B	434025
310-291019-54	MW-202A	Total/NA	Water	6020B	434025
310-291019-55	GU-3	Total/NA	Water	6020B	434025

Metals (Continued)

Analysis Batch: 435065 (Continued)

Lab Sample ID	Client Sample ID	Prep Type	Matrix	Method	Prep Batch
MB 310-434022/1-A	Method Blank	Total/NA	Water	6020B	434022
MB 310-434025/1-A	Method Blank	Total/NA	Water	6020B	434025
MB 310-434125/1-B	Method Blank	Dissolved	Water	6020B	434281
LCS 310-434022/2-A	Lab Control Sample	Total/NA	Water	6020B	434022
LCS 310-434025/2-A	Lab Control Sample	Total/NA	Water	6020B	434025
LCS 310-434125/2-B	Lab Control Sample	Dissolved	Water	6020B	434281
310-291019-36 MS	MW-146B	Dissolved	Water	6020B	434281
310-291019-36 MSD	MW-146B	Dissolved	Water	6020B	434281
310-291019-46 MS	MW-403A	Total/NA	Water	6020B	434025
310-291019-46 MSD	MW-403A	Total/NA	Water	6020B	434025
310-291019-15 DU	P-105B	Total/NA	Water	6020B	434022

Analysis Batch: 435069

Lab Sample ID	Client Sample ID	Prep Type	Matrix	Method	Prep Batch
310-291019-1	MW-203A	Total/NA	Water	6020B	433835
310-291019-2	MW-605	Total/NA	Water	6020B	433835
MB 310-433835/1-A	Method Blank	Total/NA	Water	6020B	433835
LCS 310-433835/2-A	Lab Control Sample	Total/NA	Water	6020B	433835

Analysis Batch: 435214

Lab Sample ID	Client Sample ID	Prep Type	Matrix	Method	Prep Batch
310-291019-3	MW-604	Total/NA	Water	6020B	433837
310-291019-4	P-108B	Total/NA	Water	6020B	433837
310-291019-5	OW-306AR	Total/NA	Water	6020B	433837
310-291019-7	OW-301A	Total/NA	Water	6020B	433837
310-291019-8	Dup-4	Total/NA	Water	6020B	433837
310-291019-9	MW-137A	Total/NA	Water	6020B	433838
310-291019-10	MW-204A	Total/NA	Water	6020B	433838
310-291019-24	MW-502A	Total/NA	Water	6020B	434023
310-291019-25	MW-501A	Total/NA	Water	6020B	434023
310-291019-26	MW-404A	Total/NA	Water	6020B	434023
310-291019-27	MW-104A	Total/NA	Water	6020B	434023
310-291019-29	MW-148A	Total/NA	Water	6020B	434023
310-291019-30	MW-148B	Total/NA	Water	6020B	434023
310-291019-31	MW-147A	Total/NA	Water	6020B	434023
310-291019-32	MW-145A	Total/NA	Water	6020B	434023
310-291019-33	MW-145B	Total/NA	Water	6020B	434023
310-291019-35	MW-146A	Total/NA	Water	6020B	434023
310-291019-36	MW-146B	Total/NA	Water	6020B	434023
310-291019-37	MW-126A	Total/NA	Water	6020B	434023
310-291019-38	MW-127A	Total/NA	Water	6020B	434023
310-291019-39	MW-129A	Total/NA	Water	6020B	434023
310-291019-40	MW-126B	Total/NA	Water	6020B	434023
310-291019-41	MW-123B	Total/NA	Water	6020B	434023
310-291019-42	MW-127B	Total/NA	Water	6020B	434023
310-291019-43	MW-144A	Total/NA	Water	6020B	434023
310-291019-45	MW-143A	Total/NA	Water	6020B	434023
MB 310-433837/1-A	Method Blank	Total/NA	Water	6020B	433837
MB 310-433838/1-A	Method Blank	Total/NA	Water	6020B	433838
MB 310-434023/1-A	Method Blank	Total/NA	Water	6020B	434023
LCS 310-433837/2-A	Lab Control Sample	Total/NA	Water	6020B	433837

Metals (Continued)

Analysis Batch: 435214 (Continued)

Lab Sample ID	Client Sample ID	Prep Type	Matrix	Method	Prep Batch
LCS 310-433838/2-A	Lab Control Sample	Total/NA	Water	6020B	433838
LCS 310-434023/2-A	Lab Control Sample	Total/NA	Water	6020B	434023
310-291019-24 MS	MW-502A	Total/NA	Water	6020B	434023
310-291019-24 MSD	MW-502A	Total/NA	Water	6020B	434023
310-291019-36 DU	MW-146B	Total/NA	Water	6020B	434023

Analysis Batch: 435360

Lab Sample ID	Client Sample ID	Prep Type	Matrix	Method	Prep Batch
LCS 310-434023/2-A	Lab Control Sample	Total/NA	Water	6020B	434023

General Chemistry

Analysis Batch: 433787

Lab Sample ID	Client Sample ID	Prep Type	Matrix	Method	Prep Batch
310-291019-35	MW-146A	Total/NA	Water	I-3765-85	
310-291019-38	MW-127A	Total/NA	Water	I-3765-85	
310-291019-39	MW-129A	Total/NA	Water	I-3765-85	
310-291019-45	MW-143A	Total/NA	Water	I-3765-85	
310-291019-46	MW-403A	Total/NA	Water	I-3765-85	
310-291019-48	MW-402A	Total/NA	Water	I-3765-85	
310-291019-49	MW-401A	Total/NA	Water	I-3765-85	
310-291019-50	MW-102A	Total/NA	Water	I-3765-85	
310-291019-51	Dup-2	Total/NA	Water	I-3765-85	
310-291019-52	MW-201A	Total/NA	Water	I-3765-85	
310-291019-53	MW-103A	Total/NA	Water	I-3765-85	
MB 310-433787/1	Method Blank	Total/NA	Water	I-3765-85	
LCS 310-433787/2	Lab Control Sample	Total/NA	Water	I-3765-85	
310-291019-45 DU	MW-143A	Total/NA	Water	I-3765-85	

Analysis Batch: 433793

Lab Sample ID	Client Sample ID	Prep Type	Matrix	Method	Prep Batch
310-291019-20	P-120B	Total/NA	Water	I-3765-85	
310-291019-21	MW-120AR	Total/NA	Water	I-3765-85	
310-291019-22	P-504B	Total/NA	Water	I-3765-85	
310-291019-23	P-503B	Total/NA	Water	I-3765-85	
310-291019-26	MW-404A	Total/NA	Water	I-3765-85	
310-291019-27	MW-104A	Total/NA	Water	I-3765-85	
310-291019-29	MW-148A	Total/NA	Water	I-3765-85	
310-291019-30	MW-148B	Total/NA	Water	I-3765-85	
310-291019-31	MW-147A	Total/NA	Water	I-3765-85	
310-291019-32	MW-145A	Total/NA	Water	I-3765-85	
310-291019-33	MW-145B	Total/NA	Water	I-3765-85	
310-291019-36	MW-146B	Total/NA	Water	I-3765-85	
310-291019-37	MW-126A	Total/NA	Water	I-3765-85	
310-291019-40	MW-126B	Total/NA	Water	I-3765-85	
310-291019-41	MW-123B	Total/NA	Water	I-3765-85	
310-291019-42	MW-127B	Total/NA	Water	I-3765-85	
310-291019-43	MW-144A	Total/NA	Water	I-3765-85	
310-291019-47	Dup-1	Total/NA	Water	I-3765-85	
310-291019-54	MW-202A	Total/NA	Water	I-3765-85	
310-291019-55	GU-3	Total/NA	Water	I-3765-85	

General Chemistry (Continued)

Analysis Batch: 433793 (Continued)

Lab Sample ID	Client Sample ID	Prep Type	Matrix	Method	Prep Batch
MB 310-433793/1	Method Blank	Total/NA	Water	I-3765-85	
LCS 310-433793/2	Lab Control Sample	Total/NA	Water	I-3765-85	
310-291019-36 DU	MW-146B	Total/NA	Water	I-3765-85	
310-291019-37 DU	MW-126A	Total/NA	Water	I-3765-85	

Analysis Batch: 433831

Lab Sample ID	Client Sample ID	Prep Type	Matrix	Method	Prep Batch
310-291019-1	MW-203A	Total/NA	Water	I-3765-85	
310-291019-2	MW-605	Total/NA	Water	I-3765-85	
310-291019-3	MW-604	Total/NA	Water	I-3765-85	
310-291019-4	P-108B	Total/NA	Water	I-3765-85	
310-291019-5	OW-306AR	Total/NA	Water	I-3765-85	
310-291019-7	OW-301A	Total/NA	Water	I-3765-85	
310-291019-8	Dup-4	Total/NA	Water	I-3765-85	
310-291019-9	MW-137A	Total/NA	Water	I-3765-85	
310-291019-10	MW-204A	Total/NA	Water	I-3765-85	
310-291019-11	Dup-3	Total/NA	Water	I-3765-85	
310-291019-12	MW-108AR	Total/NA	Water	I-3765-85	
310-291019-13	MW-109ARR	Total/NA	Water	I-3765-85	
310-291019-14	MW-105A	Total/NA	Water	I-3765-85	
310-291019-15	P-105B	Total/NA	Water	I-3765-85	
310-291019-16	MW-114AR	Total/NA	Water	I-3765-85	
310-291019-17	P-114BR	Total/NA	Water	I-3765-85	
310-291019-18	EQ-1	Total/NA	Water	I-3765-85	
310-291019-19	MW-505A	Total/NA	Water	I-3765-85	
310-291019-24	MW-502A	Total/NA	Water	I-3765-85	
310-291019-25	MW-501A	Total/NA	Water	I-3765-85	
MB 310-433831/1	Method Blank	Total/NA	Water	I-3765-85	
LCS 310-433831/2	Lab Control Sample	Total/NA	Water	I-3765-85	
310-291019-7 DU	OW-301A	Total/NA	Water	I-3765-85	
310-291019-8 DU	Dup-4	Total/NA	Water	I-3765-85	

Lab Chronicle

Client: HDR Inc
Project/Site: DMASWA

Job ID: 310-291019-1

Client Sample ID: MW-203A
Lab Sample ID: 310-291019-1
Date Collected: 09/17/24 17:35
Matrix: Water
Date Received: 09/19/24 15:20

Prep Type	Batch Type	Batch Method	Run	Dilution Factor	Batch Number	Analyst	Lab	Prepared or Analyzed
Total/NA	Analysis	8260D		1	433781	WSE8	EET CF	09/20/24 12:18
Total/NA	Prep	3005A			433835	F5MW	EET CF	09/23/24 09:30
Total/NA	Analysis	6020B		1	435069	NFT2	EET CF	10/02/24 22:48
Total/NA	Analysis	I-3765-85		1	433831	HE7K	EET CF	09/20/24 12:06

Client Sample ID: MW-605
Lab Sample ID: 310-291019-2
Date Collected: 09/18/24 06:55
Matrix: Water
Date Received: 09/19/24 15:20

Prep Type	Batch Type	Batch Method	Run	Dilution Factor	Batch Number	Analyst	Lab	Prepared or Analyzed
Total/NA	Analysis	8260D		1	433781	WSE8	EET CF	09/20/24 12:40
Total/NA	Prep	3005A			433835	F5MW	EET CF	09/23/24 09:30
Total/NA	Analysis	6020B		1	435069	NFT2	EET CF	10/02/24 22:52
Total/NA	Analysis	I-3765-85		1	433831	HE7K	EET CF	09/20/24 12:06

Client Sample ID: MW-604
Lab Sample ID: 310-291019-3
Date Collected: 09/18/24 07:30
Matrix: Water
Date Received: 09/19/24 15:20

Prep Type	Batch Type	Batch Method	Run	Dilution Factor	Batch Number	Analyst	Lab	Prepared or Analyzed
Total/NA	Analysis	8260D		1	433781	WSE8	EET CF	09/20/24 13:02
Total/NA	Prep	3005A			433837	F5MW	EET CF	09/23/24 09:30
Total/NA	Analysis	6020B		1	435214	NFT2	EET CF	10/03/24 17:36
Total/NA	Analysis	I-3765-85		1	433831	HE7K	EET CF	09/20/24 12:06

Client Sample ID: P-108B
Lab Sample ID: 310-291019-4
Date Collected: 09/18/24 08:30
Matrix: Water
Date Received: 09/19/24 15:20

Prep Type	Batch Type	Batch Method	Run	Dilution Factor	Batch Number	Analyst	Lab	Prepared or Analyzed
Total/NA	Analysis	8260D		1	433781	WSE8	EET CF	09/20/24 13:23
Total/NA	Prep	3005A			433837	F5MW	EET CF	09/23/24 09:30
Total/NA	Analysis	6020B		1	435214	NFT2	EET CF	10/03/24 17:38
Total/NA	Analysis	I-3765-85		1	433831	HE7K	EET CF	09/20/24 12:06

Client Sample ID: OW-306AR
Lab Sample ID: 310-291019-5
Date Collected: 09/18/24 09:10
Matrix: Water
Date Received: 09/19/24 15:20

Prep Type	Batch Type	Batch Method	Run	Dilution Factor	Batch Number	Analyst	Lab	Prepared or Analyzed
Total/NA	Analysis	8260D		1	433781	WSE8	EET CF	09/20/24 18:08
Total/NA	Prep	3005A			433837	F5MW	EET CF	09/23/24 09:30
Total/NA	Analysis	6020B		1	435214	NFT2	EET CF	10/03/24 17:40
Total/NA	Analysis	I-3765-85		1	433831	HE7K	EET CF	09/20/24 12:06

Lab Chronicle

Client: HDR Inc
Project/Site: DMASWA

Job ID: 310-291019-1

Client Sample ID: TB-2

Lab Sample ID: 310-291019-6

Date Collected: 09/18/24 07:15

Matrix: Water

Date Received: 09/19/24 15:20

Prep Type	Batch Type	Batch Method	Run	Dilution Factor	Batch Number	Analyst	Lab	Prepared or Analyzed
Total/NA	Analysis	8260D		1	433781	WSE8	EET CF	09/20/24 11:34

Client Sample ID: OW-301A

Lab Sample ID: 310-291019-7

Date Collected: 09/18/24 10:00

Matrix: Water

Date Received: 09/19/24 15:20

Prep Type	Batch Type	Batch Method	Run	Dilution Factor	Batch Number	Analyst	Lab	Prepared or Analyzed
Total/NA	Analysis	8260D		1	433781	WSE8	EET CF	09/20/24 17:24
Total/NA	Prep	3005A			433837	F5MW	EET CF	09/23/24 09:30
Total/NA	Analysis	6020B		1	435214	NFT2	EET CF	10/03/24 17:43
Total/NA	Analysis	I-3765-85		1	433831	HE7K	EET CF	09/20/24 12:06

Client Sample ID: Dup-4

Lab Sample ID: 310-291019-8

Date Collected: 09/18/24 13:00

Matrix: Water

Date Received: 09/19/24 15:20

Prep Type	Batch Type	Batch Method	Run	Dilution Factor	Batch Number	Analyst	Lab	Prepared or Analyzed
Total/NA	Analysis	8260D		1	433781	WSE8	EET CF	09/20/24 17:46
Total/NA	Prep	3005A			433837	F5MW	EET CF	09/23/24 09:30
Total/NA	Analysis	6020B		1	435214	NFT2	EET CF	10/03/24 17:45
Total/NA	Analysis	I-3765-85		1	433831	HE7K	EET CF	09/20/24 12:06

Client Sample ID: MW-137A

Lab Sample ID: 310-291019-9

Date Collected: 09/18/24 11:20

Matrix: Water

Date Received: 09/19/24 15:20

Prep Type	Batch Type	Batch Method	Run	Dilution Factor	Batch Number	Analyst	Lab	Prepared or Analyzed
Total/NA	Analysis	8260D		1	433781	WSE8	EET CF	09/20/24 17:02
Total/NA	Prep	3005A			433838	F5MW	EET CF	09/23/24 09:30
Total/NA	Analysis	6020B		1	435214	NFT2	EET CF	10/03/24 19:03
Total/NA	Analysis	I-3765-85		1	433831	HE7K	EET CF	09/20/24 12:06

Client Sample ID: MW-204A

Lab Sample ID: 310-291019-10

Date Collected: 09/17/24 17:20

Matrix: Water

Date Received: 09/19/24 15:20

Prep Type	Batch Type	Batch Method	Run	Dilution Factor	Batch Number	Analyst	Lab	Prepared or Analyzed
Total/NA	Analysis	8260D		1	433781	WSE8	EET CF	09/20/24 13:45
Total/NA	Prep	3005A			433838	F5MW	EET CF	09/23/24 09:30
Total/NA	Analysis	6020B		1	435214	NFT2	EET CF	10/03/24 19:05
Total/NA	Analysis	I-3765-85		1	433831	HE7K	EET CF	09/20/24 12:06

Lab Chronicle

Client: HDR Inc
Project/Site: DMASWA

Job ID: 310-291019-1

Client Sample ID: Dup-3

Lab Sample ID: 310-291019-11

Date Collected: 09/17/24 13:30

Matrix: Water

Date Received: 09/19/24 15:20

Prep Type	Batch Type	Batch Method	Run	Dilution Factor	Batch Number	Analyst	Lab	Prepared or Analyzed
Total/NA	Analysis	8260D		1	433781	WSE8	EET CF	09/20/24 14:07
Total/NA	Prep	3005A			434022	F5MW	EET CF	09/24/24 09:00
Total/NA	Analysis	6020B		1	434926	NFT2	EET CF	10/01/24 16:09
Total/NA	Prep	3005A			434022	F5MW	EET CF	09/24/24 09:00
Total/NA	Analysis	6020B		1	435065	NFT2	EET CF	10/02/24 16:06
Total/NA	Analysis	I-3765-85		1	433831	HE7K	EET CF	09/20/24 12:06

Client Sample ID: MW-108AR

Lab Sample ID: 310-291019-12

Date Collected: 09/18/24 12:00

Matrix: Water

Date Received: 09/19/24 15:20

Prep Type	Batch Type	Batch Method	Run	Dilution Factor	Batch Number	Analyst	Lab	Prepared or Analyzed
Total/NA	Analysis	8260D		1	433781	WSE8	EET CF	09/20/24 18:30
Total/NA	Prep	3005A			434022	F5MW	EET CF	09/24/24 09:00
Total/NA	Analysis	6020B		1	434926	NFT2	EET CF	10/01/24 16:12
Total/NA	Prep	3005A			434022	F5MW	EET CF	09/24/24 09:00
Total/NA	Analysis	6020B		1	435065	NFT2	EET CF	10/02/24 16:08
Total/NA	Analysis	I-3765-85		1	433831	HE7K	EET CF	09/20/24 12:06

Client Sample ID: MW-109ARR

Lab Sample ID: 310-291019-13

Date Collected: 09/18/24 07:55

Matrix: Water

Date Received: 09/19/24 15:20

Prep Type	Batch Type	Batch Method	Run	Dilution Factor	Batch Number	Analyst	Lab	Prepared or Analyzed
Total/NA	Analysis	8260D		1	433781	WSE8	EET CF	09/20/24 14:29
Total/NA	Prep	3005A			434022	F5MW	EET CF	09/24/24 09:00
Total/NA	Analysis	6020B		1	434926	NFT2	EET CF	10/01/24 16:14
Total/NA	Prep	3005A			434022	F5MW	EET CF	09/24/24 09:00
Total/NA	Analysis	6020B		1	435065	NFT2	EET CF	10/02/24 16:10
Total/NA	Analysis	I-3765-85		1	433831	HE7K	EET CF	09/20/24 12:06

Client Sample ID: MW-105A

Lab Sample ID: 310-291019-14

Date Collected: 09/18/24 09:00

Matrix: Water

Date Received: 09/19/24 15:20

Prep Type	Batch Type	Batch Method	Run	Dilution Factor	Batch Number	Analyst	Lab	Prepared or Analyzed
Total/NA	Analysis	8260D		1	433781	WSE8	EET CF	09/20/24 16:41
Total/NA	Prep	3005A			434022	F5MW	EET CF	09/24/24 09:00
Total/NA	Analysis	6020B		1	434926	NFT2	EET CF	10/01/24 16:25
Total/NA	Prep	3005A			434022	F5MW	EET CF	09/24/24 09:00
Total/NA	Analysis	6020B		1	435065	NFT2	EET CF	10/02/24 16:12
Total/NA	Analysis	I-3765-85		1	433831	HE7K	EET CF	09/20/24 12:06

Lab Chronicle

Client: HDR Inc
Project/Site: DMASWA

Job ID: 310-291019-1

Client Sample ID: P-105B

Lab Sample ID: 310-291019-15

Date Collected: 09/18/24 09:40
Matrix: Water
Date Received: 09/19/24 15:20

Prep Type	Batch Type	Batch Method	Run	Dilution Factor	Batch Number	Analyst	Lab	Prepared or Analyzed
Total/NA	Analysis	8260D		1	433781	WSE8	EET CF	09/20/24 16:19
Total/NA	Prep	3005A			434022	F5MW	EET CF	09/24/24 09:00
Total/NA	Analysis	6020B		1	434926	NFT2	EET CF	10/01/24 16:27
Total/NA	Prep	3005A			434022	F5MW	EET CF	09/24/24 09:00
Total/NA	Analysis	6020B		1	435065	NFT2	EET CF	10/02/24 16:14
Total/NA	Analysis	I-3765-85		1	433831	HE7K	EET CF	09/20/24 12:06

Client Sample ID: MW-114AR

Lab Sample ID: 310-291019-16

Date Collected: 09/18/24 10:30
Matrix: Water
Date Received: 09/19/24 15:20

Prep Type	Batch Type	Batch Method	Run	Dilution Factor	Batch Number	Analyst	Lab	Prepared or Analyzed
Total/NA	Analysis	8260D		1	433781	WSE8	EET CF	09/20/24 14:51
Total/NA	Prep	3005A			434022	F5MW	EET CF	09/24/24 09:00
Total/NA	Analysis	6020B		1	434926	NFT2	EET CF	10/01/24 16:31
Total/NA	Prep	3005A			434022	F5MW	EET CF	09/24/24 09:00
Total/NA	Analysis	6020B		1	435065	NFT2	EET CF	10/02/24 16:19
Total/NA	Analysis	I-3765-85		1	433831	HE7K	EET CF	09/20/24 12:06

Client Sample ID: P-114BR

Lab Sample ID: 310-291019-17

Date Collected: 09/18/24 11:05
Matrix: Water
Date Received: 09/19/24 15:20

Prep Type	Batch Type	Batch Method	Run	Dilution Factor	Batch Number	Analyst	Lab	Prepared or Analyzed
Total/NA	Analysis	8260D		1	433781	WSE8	EET CF	09/20/24 15:13
Total/NA	Prep	3005A			434022	F5MW	EET CF	09/24/24 09:00
Total/NA	Analysis	6020B		1	434926	NFT2	EET CF	10/01/24 16:33
Total/NA	Prep	3005A			434022	F5MW	EET CF	09/24/24 09:00
Total/NA	Analysis	6020B		1	435065	NFT2	EET CF	10/02/24 16:29
Total/NA	Analysis	I-3765-85		1	433831	HE7K	EET CF	09/20/24 12:06

Client Sample ID: EQ-1

Lab Sample ID: 310-291019-18

Date Collected: 09/18/24 11:30
Matrix: Water
Date Received: 09/19/24 15:20

Prep Type	Batch Type	Batch Method	Run	Dilution Factor	Batch Number	Analyst	Lab	Prepared or Analyzed
Total/NA	Analysis	8260D		1	433781	WSE8	EET CF	09/20/24 11:56
Total/NA	Prep	3005A			434022	F5MW	EET CF	09/24/24 09:00
Total/NA	Analysis	6020B		1	434926	NFT2	EET CF	10/01/24 16:36
Total/NA	Prep	3005A			434022	F5MW	EET CF	09/24/24 09:00
Total/NA	Analysis	6020B		1	435065	NFT2	EET CF	10/02/24 16:32
Total/NA	Analysis	I-3765-85		1	433831	HE7K	EET CF	09/20/24 12:06

Lab Chronicle

Client: HDR Inc
Project/Site: DMASWA

Job ID: 310-291019-1

Client Sample ID: MW-505A

Lab Sample ID: 310-291019-19

Date Collected: 09/17/24 09:00
Matrix: Water
Date Received: 09/19/24 15:20

Prep Type	Batch Type	Batch Method	Run	Dilution Factor	Batch Number	Analyst	Lab	Prepared or Analyzed
Total/NA	Analysis	8260D		1	433781	WSE8	EET CF	09/20/24 15:35
Total/NA	Prep	3005A			434022	F5MW	EET CF	09/24/24 09:00
Total/NA	Analysis	6020B		1	434926	NFT2	EET CF	10/01/24 16:38
Total/NA	Prep	3005A			434022	F5MW	EET CF	09/24/24 09:00
Total/NA	Analysis	6020B		1	435065	NFT2	EET CF	10/02/24 16:34
Total/NA	Analysis	I-3765-85		1	433831	HE7K	EET CF	09/20/24 12:06

Client Sample ID: P-120B

Lab Sample ID: 310-291019-20

Date Collected: 09/17/24 10:10
Matrix: Water
Date Received: 09/19/24 15:20

Prep Type	Batch Type	Batch Method	Run	Dilution Factor	Batch Number	Analyst	Lab	Prepared or Analyzed
Total/NA	Analysis	8260D		1	433781	WSE8	EET CF	09/20/24 15:57
Total/NA	Prep	3005A			434022	F5MW	EET CF	09/24/24 09:00
Total/NA	Analysis	6020B		1	434926	NFT2	EET CF	10/01/24 16:40
Total/NA	Prep	3005A			434022	F5MW	EET CF	09/24/24 09:00
Total/NA	Analysis	6020B		1	435065	NFT2	EET CF	10/02/24 16:36
Total/NA	Analysis	I-3765-85		1	433793	HE7K	EET CF	09/20/24 10:09

Client Sample ID: MW-120AR

Lab Sample ID: 310-291019-21

Date Collected: 09/17/24 10:20
Matrix: Water
Date Received: 09/19/24 15:20

Prep Type	Batch Type	Batch Method	Run	Dilution Factor	Batch Number	Analyst	Lab	Prepared or Analyzed
Total/NA	Analysis	8260D		1	433779	WSE8	EET CF	09/20/24 20:36
Total/NA	Prep	3005A			434022	F5MW	EET CF	09/24/24 09:00
Total/NA	Analysis	6020B		1	434926	NFT2	EET CF	10/01/24 16:42
Total/NA	Prep	3005A			434022	F5MW	EET CF	09/24/24 09:00
Total/NA	Analysis	6020B		1	435065	NFT2	EET CF	10/02/24 16:38
Total/NA	Analysis	I-3765-85		1	433793	HE7K	EET CF	09/20/24 10:09

Client Sample ID: P-504B

Lab Sample ID: 310-291019-22

Date Collected: 09/17/24 11:25
Matrix: Water
Date Received: 09/19/24 15:20

Prep Type	Batch Type	Batch Method	Run	Dilution Factor	Batch Number	Analyst	Lab	Prepared or Analyzed
Total/NA	Analysis	8260D		1	433779	WSE8	EET CF	09/21/24 01:52
Total/NA	Prep	3005A			434022	F5MW	EET CF	09/24/24 09:00
Total/NA	Analysis	6020B		1	434926	NFT2	EET CF	10/01/24 16:44
Total/NA	Prep	3005A			434022	F5MW	EET CF	09/24/24 09:00
Total/NA	Analysis	6020B		1	435065	NFT2	EET CF	10/02/24 16:40
Total/NA	Analysis	I-3765-85		1	433793	HE7K	EET CF	09/20/24 10:09

Lab Chronicle

Client: HDR Inc
Project/Site: DMASWA

Job ID: 310-291019-1

Client Sample ID: P-503B
Lab Sample ID: 310-291019-23
Date Collected: 09/17/24 12:10
Matrix: Water
Date Received: 09/19/24 15:20

Prep Type	Batch Type	Batch Method	Run	Dilution Factor	Batch Number	Analyst	Lab	Prepared or Analyzed
Total/NA	Analysis	8260D		1	433779	WSE8	EET CF	09/20/24 23:36
Total/NA	Prep	3005A			434022	F5MW	EET CF	09/24/24 09:00
Total/NA	Analysis	6020B		1	434926	NFT2	EET CF	10/01/24 16:55
Total/NA	Prep	3005A			434022	F5MW	EET CF	09/24/24 09:00
Total/NA	Analysis	6020B		1	435065	NFT2	EET CF	10/02/24 16:43
Total/NA	Analysis	I-3765-85		1	433793	HE7K	EET CF	09/20/24 10:09

Client Sample ID: MW-502A
Lab Sample ID: 310-291019-24
Date Collected: 09/17/24 13:05
Matrix: Water
Date Received: 09/19/24 15:20

Prep Type	Batch Type	Batch Method	Run	Dilution Factor	Batch Number	Analyst	Lab	Prepared or Analyzed
Total/NA	Analysis	8260D		1	433779	WSE8	EET CF	09/21/24 00:44
Total/NA	Prep	3005A			434023	F5MW	EET CF	09/24/24 09:00
Total/NA	Analysis	6020B		1	435214	NFT2	EET CF	10/03/24 15:26
Total/NA	Analysis	I-3765-85		1	433831	HE7K	EET CF	09/20/24 12:06

Client Sample ID: MW-501A
Lab Sample ID: 310-291019-25
Date Collected: 09/17/24 13:55
Matrix: Water
Date Received: 09/19/24 15:20

Prep Type	Batch Type	Batch Method	Run	Dilution Factor	Batch Number	Analyst	Lab	Prepared or Analyzed
Total/NA	Analysis	8260D		1	433779	WSE8	EET CF	09/21/24 01:07
Total/NA	Prep	3005A			434023	F5MW	EET CF	09/24/24 09:00
Total/NA	Analysis	6020B		1	435214	NFT2	EET CF	10/03/24 15:35
Total/NA	Analysis	I-3765-85		1	433831	HE7K	EET CF	09/20/24 12:06

Client Sample ID: MW-404A
Lab Sample ID: 310-291019-26
Date Collected: 09/17/24 15:00
Matrix: Water
Date Received: 09/19/24 15:20

Prep Type	Batch Type	Batch Method	Run	Dilution Factor	Batch Number	Analyst	Lab	Prepared or Analyzed
Total/NA	Analysis	8260D		1	433779	WSE8	EET CF	09/20/24 20:58
Total/NA	Prep	3005A			434023	F5MW	EET CF	09/24/24 09:00
Total/NA	Analysis	6020B		1	435214	NFT2	EET CF	10/03/24 15:37
Total/NA	Analysis	I-3765-85		1	433793	HE7K	EET CF	09/20/24 10:09

Client Sample ID: MW-104A
Lab Sample ID: 310-291019-27
Date Collected: 09/17/24 16:10
Matrix: Water
Date Received: 09/19/24 15:20

Prep Type	Batch Type	Batch Method	Run	Dilution Factor	Batch Number	Analyst	Lab	Prepared or Analyzed
Total/NA	Analysis	8260D		1	433779	WSE8	EET CF	09/20/24 23:59
Total/NA	Prep	3005A			434023	F5MW	EET CF	09/24/24 09:00
Total/NA	Analysis	6020B		1	435214	NFT2	EET CF	10/03/24 15:39

Lab Chronicle

Client: HDR Inc
Project/Site: DMASWA

Job ID: 310-291019-1

Client Sample ID: MW-104A
Lab Sample ID: 310-291019-27
Date Collected: 09/17/24 16:10
Matrix: Water
Date Received: 09/19/24 15:20

Prep Type	Batch Type	Batch Method	Run	Dilution Factor	Batch Number	Analyst	Lab	Prepared or Analyzed
Total/NA	Analysis	I-3765-85		1	433793	HE7K	EET CF	09/20/24 10:09

Client Sample ID: TB-1
Lab Sample ID: 310-291019-28
Date Collected: 09/17/24 09:00
Matrix: Water
Date Received: 09/19/24 15:20

Prep Type	Batch Type	Batch Method	Run	Dilution Factor	Batch Number	Analyst	Lab	Prepared or Analyzed
Total/NA	Analysis	8260D		1	433779	WSE8	EET CF	09/20/24 19:51

Client Sample ID: MW-148A
Lab Sample ID: 310-291019-29
Date Collected: 09/18/24 12:55
Matrix: Water
Date Received: 09/19/24 15:20

Prep Type	Batch Type	Batch Method	Run	Dilution Factor	Batch Number	Analyst	Lab	Prepared or Analyzed
Total/NA	Analysis	8260D		1	433779	WSE8	EET CF	09/21/24 00:21
Total/NA	Prep	3005A			434023	F5MW	EET CF	09/24/24 09:00
Total/NA	Analysis	6020B		1	435214	NFT2	EET CF	10/03/24 15:41
Total/NA	Analysis	I-3765-85		1	433793	HE7K	EET CF	09/20/24 10:09

Client Sample ID: MW-148B
Lab Sample ID: 310-291019-30
Date Collected: 09/18/24 13:35
Matrix: Water
Date Received: 09/19/24 15:20

Prep Type	Batch Type	Batch Method	Run	Dilution Factor	Batch Number	Analyst	Lab	Prepared or Analyzed
Total/NA	Analysis	8260D		1	433779	WSE8	EET CF	09/20/24 23:13
Total/NA	Prep	3005A			434023	F5MW	EET CF	09/24/24 09:00
Total/NA	Analysis	6020B		1	435214	NFT2	EET CF	10/03/24 15:43
Total/NA	Analysis	I-3765-85		1	433793	HE7K	EET CF	09/20/24 10:09

Client Sample ID: MW-147A
Lab Sample ID: 310-291019-31
Date Collected: 09/18/24 14:35
Matrix: Water
Date Received: 09/19/24 15:20

Prep Type	Batch Type	Batch Method	Run	Dilution Factor	Batch Number	Analyst	Lab	Prepared or Analyzed
Total/NA	Analysis	8260D		1	433779	WSE8	EET CF	09/21/24 01:29
Total/NA	Prep	3005A			434023	F5MW	EET CF	09/24/24 09:00
Total/NA	Analysis	6020B		1	435214	NFT2	EET CF	10/03/24 15:46
Total/NA	Analysis	I-3765-85		1	433793	HE7K	EET CF	09/20/24 10:09

Client Sample ID: MW-145A
Lab Sample ID: 310-291019-32
Date Collected: 09/18/24 15:30
Matrix: Water
Date Received: 09/19/24 15:20

Prep Type	Batch Type	Batch Method	Run	Dilution Factor	Batch Number	Analyst	Lab	Prepared or Analyzed
Total/NA	Analysis	8260D		1	433779	WSE8	EET CF	09/21/24 02:14

Lab Chronicle

Client: HDR Inc
Project/Site: DMASWA

Job ID: 310-291019-1

Client Sample ID: MW-145A

Lab Sample ID: 310-291019-32

Date Collected: 09/18/24 15:30

Matrix: Water

Date Received: 09/19/24 15:20

Prep Type	Batch Type	Batch Method	Run	Dilution Factor	Batch Number	Analyst	Lab	Prepared or Analyzed
Total/NA	Prep	3005A			434023	F5MW	EET CF	09/24/24 09:00
Total/NA	Analysis	6020B		1	435214	NFT2	EET CF	10/03/24 15:56
Total/NA	Analysis	I-3765-85		1	433793	HE7K	EET CF	09/20/24 10:09

Client Sample ID: MW-145B

Lab Sample ID: 310-291019-33

Date Collected: 09/18/24 15:55

Matrix: Water

Date Received: 09/19/24 15:20

Prep Type	Batch Type	Batch Method	Run	Dilution Factor	Batch Number	Analyst	Lab	Prepared or Analyzed
Total/NA	Analysis	8260D		1	433779	WSE8	EET CF	09/20/24 21:21
Total/NA	Prep	3005A			434023	F5MW	EET CF	09/24/24 09:00
Total/NA	Analysis	6020B		1	435214	NFT2	EET CF	10/03/24 15:59
Total/NA	Analysis	I-3765-85		1	433793	HE7K	EET CF	09/20/24 10:09

Client Sample ID: TB-3

Lab Sample ID: 310-291019-34

Date Collected: 09/18/24 15:20

Matrix: Water

Date Received: 09/19/24 15:20

Prep Type	Batch Type	Batch Method	Run	Dilution Factor	Batch Number	Analyst	Lab	Prepared or Analyzed
Total/NA	Analysis	8260D		1	433779	WSE8	EET CF	09/20/24 20:13

Client Sample ID: MW-146A

Lab Sample ID: 310-291019-35

Date Collected: 09/18/24 16:45

Matrix: Water

Date Received: 09/19/24 15:20

Prep Type	Batch Type	Batch Method	Run	Dilution Factor	Batch Number	Analyst	Lab	Prepared or Analyzed
Total/NA	Analysis	8260D		1	433779	WSE8	EET CF	09/20/24 21:43
Total/NA	Prep	3005A			434023	F5MW	EET CF	09/24/24 09:00
Total/NA	Analysis	6020B		1	435214	NFT2	EET CF	10/03/24 16:01
Total/NA	Analysis	I-3765-85		1	433787	HE7K	EET CF	09/20/24 09:34

Client Sample ID: MW-146B

Lab Sample ID: 310-291019-36

Date Collected: 09/18/24 17:45

Matrix: Water

Date Received: 09/19/24 15:20

Prep Type	Batch Type	Batch Method	Run	Dilution Factor	Batch Number	Analyst	Lab	Prepared or Analyzed
Total/NA	Analysis	8260D		1	433779	WSE8	EET CF	09/21/24 02:59
Dissolved	Filtration	Filtration			434125	F5MW	EET CF	09/24/24 13:11
Dissolved	Prep	3005A			434281	F5MW	EET CF	09/26/24 09:30
Dissolved	Analysis	6020B		1	434788	NFT2	EET CF	09/30/24 16:42
Dissolved	Filtration	Filtration			434125	F5MW	EET CF	09/24/24 13:11
Dissolved	Prep	3005A			434281	F5MW	EET CF	09/26/24 09:30
Dissolved	Analysis	6020B		1	435065	NFT2	EET CF	10/02/24 15:08
Total/NA	Prep	3005A			434023	F5MW	EET CF	09/24/24 09:00
Total/NA	Analysis	6020B		1	435214	NFT2	EET CF	10/03/24 16:03

Lab Chronicle

Client: HDR Inc
Project/Site: DMASWA

Job ID: 310-291019-1

Client Sample ID: MW-146B
Lab Sample ID: 310-291019-36
Date Collected: 09/18/24 17:45
Matrix: Water
Date Received: 09/19/24 15:20

Prep Type	Batch Type	Batch Method	Run	Dilution Factor	Batch Number	Analyst	Lab	Prepared or Analyzed
Total/NA	Analysis	I-3765-85		1	433793	HE7K	EET CF	09/20/24 10:09

Client Sample ID: MW-126A
Lab Sample ID: 310-291019-37
Date Collected: 09/18/24 13:40
Matrix: Water
Date Received: 09/19/24 15:20

Prep Type	Batch Type	Batch Method	Run	Dilution Factor	Batch Number	Analyst	Lab	Prepared or Analyzed
Total/NA	Analysis	8260D		1	433779	WSE8	EET CF	09/21/24 02:37
Total/NA	Prep	3005A			434023	F5MW	EET CF	09/24/24 09:00
Total/NA	Analysis	6020B		1	435214	NFT2	EET CF	10/03/24 16:07
Total/NA	Analysis	I-3765-85		1	433793	HE7K	EET CF	09/20/24 10:09

Client Sample ID: MW-127A
Lab Sample ID: 310-291019-38
Date Collected: 09/18/24 15:35
Matrix: Water
Date Received: 09/19/24 15:20

Prep Type	Batch Type	Batch Method	Run	Dilution Factor	Batch Number	Analyst	Lab	Prepared or Analyzed
Total/NA	Analysis	8260D		1	433779	WSE8	EET CF	09/20/24 22:06
Total/NA	Prep	3005A			434023	F5MW	EET CF	09/24/24 09:00
Total/NA	Analysis	6020B		1	435214	NFT2	EET CF	10/03/24 16:10
Total/NA	Analysis	I-3765-85		1	433787	HE7K	EET CF	09/20/24 09:34

Client Sample ID: MW-129A
Lab Sample ID: 310-291019-39
Date Collected: 09/18/24 16:25
Matrix: Water
Date Received: 09/19/24 15:20

Prep Type	Batch Type	Batch Method	Run	Dilution Factor	Batch Number	Analyst	Lab	Prepared or Analyzed
Total/NA	Analysis	8260D		1	433779	WSE8	EET CF	09/20/24 22:28
Total/NA	Prep	3005A			434023	F5MW	EET CF	09/24/24 09:00
Total/NA	Analysis	6020B		1	435214	NFT2	EET CF	10/03/24 16:12
Total/NA	Analysis	I-3765-85		1	433787	HE7K	EET CF	09/20/24 09:34

Client Sample ID: MW-126B
Lab Sample ID: 310-291019-40
Date Collected: 09/19/24 06:45
Matrix: Water
Date Received: 09/19/24 15:20

Prep Type	Batch Type	Batch Method	Run	Dilution Factor	Batch Number	Analyst	Lab	Prepared or Analyzed
Total/NA	Analysis	8260D		1	433779	WSE8	EET CF	09/20/24 22:51
Total/NA	Prep	3005A			434023	F5MW	EET CF	09/24/24 09:00
Total/NA	Analysis	6020B		1	435214	NFT2	EET CF	10/03/24 16:14
Total/NA	Analysis	I-3765-85		1	433793	HE7K	EET CF	09/20/24 10:09

Lab Chronicle

Client: HDR Inc
Project/Site: DMASWA

Job ID: 310-291019-1

Client Sample ID: MW-123B
Lab Sample ID: 310-291019-41
Date Collected: 09/19/24 08:10
Matrix: Water
Date Received: 09/19/24 15:20

Prep Type	Batch Type	Batch Method	Run	Dilution Factor	Batch Number	Analyst	Lab	Prepared or Analyzed
Total/NA	Analysis	8260D		1	434108	FE5V	EET CF	09/25/24 03:33
Total/NA	Analysis	8260D		1	433939	FE5V	EET CF	09/23/24 14:55
Total/NA	Prep	3005A			434023	F5MW	EET CF	09/24/24 09:00
Total/NA	Analysis	6020B		1	435214	NFT2	EET CF	10/03/24 16:16
Total/NA	Analysis	I-3765-85		1	433793	HE7K	EET CF	09/20/24 10:09

Client Sample ID: MW-127B
Lab Sample ID: 310-291019-42
Date Collected: 09/19/24 09:05
Matrix: Water
Date Received: 09/19/24 15:20

Prep Type	Batch Type	Batch Method	Run	Dilution Factor	Batch Number	Analyst	Lab	Prepared or Analyzed
Total/NA	Analysis	8260D		1	434108	FE5V	EET CF	09/25/24 03:56
Total/NA	Analysis	8260D		1	433939	FE5V	EET CF	09/23/24 15:18
Total/NA	Prep	3005A			434023	F5MW	EET CF	09/24/24 09:00
Total/NA	Analysis	6020B		1	435214	NFT2	EET CF	10/03/24 16:27
Total/NA	Analysis	I-3765-85		1	433793	HE7K	EET CF	09/20/24 10:09

Client Sample ID: MW-144A
Lab Sample ID: 310-291019-43
Date Collected: 09/19/24 10:10
Matrix: Water
Date Received: 09/19/24 15:20

Prep Type	Batch Type	Batch Method	Run	Dilution Factor	Batch Number	Analyst	Lab	Prepared or Analyzed
Total/NA	Analysis	8260D		1	434108	FE5V	EET CF	09/25/24 04:18
Total/NA	Analysis	8260D		1	433939	FE5V	EET CF	09/23/24 15:40
Total/NA	Prep	3005A			434023	F5MW	EET CF	09/24/24 09:00
Total/NA	Analysis	6020B		1	435214	NFT2	EET CF	10/03/24 16:29
Total/NA	Analysis	I-3765-85		1	433793	HE7K	EET CF	09/20/24 10:09

Client Sample ID: TB-4
Lab Sample ID: 310-291019-44
Date Collected: 09/19/24 08:50
Matrix: Water
Date Received: 09/19/24 15:20

Prep Type	Batch Type	Batch Method	Run	Dilution Factor	Batch Number	Analyst	Lab	Prepared or Analyzed
Total/NA	Analysis	8260D		1	433806	FE5V	EET CF	09/20/24 12:45

Client Sample ID: MW-143A
Lab Sample ID: 310-291019-45
Date Collected: 09/19/24 11:30
Matrix: Water
Date Received: 09/19/24 15:20

Prep Type	Batch Type	Batch Method	Run	Dilution Factor	Batch Number	Analyst	Lab	Prepared or Analyzed
Total/NA	Analysis	8260D		1	434108	FE5V	EET CF	09/25/24 04:41
Total/NA	Analysis	8260D		1	433939	FE5V	EET CF	09/23/24 16:03
Total/NA	Prep	3005A			434023	F5MW	EET CF	09/24/24 09:00
Total/NA	Analysis	6020B		1	435214	NFT2	EET CF	10/03/24 16:31

Lab Chronicle

Client: HDR Inc
Project/Site: DMASWA

Job ID: 310-291019-1

Client Sample ID: MW-143A
Lab Sample ID: 310-291019-45

Date Collected: 09/19/24 11:30
Matrix: Water
Date Received: 09/19/24 15:20

Prep Type	Batch Type	Batch Method	Run	Dilution Factor	Batch Number	Analyst	Lab	Prepared or Analyzed
Total/NA	Analysis	I-3765-85		1	433787	HE7K	EET CF	09/20/24 09:34

Client Sample ID: MW-403A
Lab Sample ID: 310-291019-46

Date Collected: 09/17/24 12:55
Matrix: Water
Date Received: 09/19/24 15:20

Prep Type	Batch Type	Batch Method	Run	Dilution Factor	Batch Number	Analyst	Lab	Prepared or Analyzed
Total/NA	Analysis	8260D		1	433939	FE5V	EET CF	09/23/24 16:25
Total/NA	Prep	3005A			434025	F5MW	EET CF	09/24/24 09:00
Total/NA	Analysis	6020B		1	435065	NFT2	EET CF	10/02/24 17:49
Total/NA	Analysis	I-3765-85		1	433787	HE7K	EET CF	09/20/24 09:34

Client Sample ID: Dup-1
Lab Sample ID: 310-291019-47

Date Collected: 09/17/24 09:00
Matrix: Water
Date Received: 09/19/24 15:20

Prep Type	Batch Type	Batch Method	Run	Dilution Factor	Batch Number	Analyst	Lab	Prepared or Analyzed
Total/NA	Analysis	8260D		1	433939	FE5V	EET CF	09/23/24 16:48
Total/NA	Prep	3005A			434025	F5MW	EET CF	09/24/24 09:00
Total/NA	Analysis	6020B		1	435065	NFT2	EET CF	10/02/24 18:06
Total/NA	Analysis	I-3765-85		1	433793	HE7K	EET CF	09/20/24 10:09

Client Sample ID: MW-402A
Lab Sample ID: 310-291019-48

Date Collected: 09/17/24 13:35
Matrix: Water
Date Received: 09/19/24 15:20

Prep Type	Batch Type	Batch Method	Run	Dilution Factor	Batch Number	Analyst	Lab	Prepared or Analyzed
Total/NA	Analysis	8260D		1	433939	FE5V	EET CF	09/23/24 17:10
Total/NA	Prep	3005A			434025	F5MW	EET CF	09/24/24 09:00
Total/NA	Analysis	6020B		1	435065	NFT2	EET CF	10/02/24 18:08
Total/NA	Analysis	I-3765-85		1	433787	HE7K	EET CF	09/20/24 09:34

Client Sample ID: MW-401A
Lab Sample ID: 310-291019-49

Date Collected: 09/17/24 14:20
Matrix: Water
Date Received: 09/19/24 15:20

Prep Type	Batch Type	Batch Method	Run	Dilution Factor	Batch Number	Analyst	Lab	Prepared or Analyzed
Total/NA	Analysis	8260D		1	433939	FE5V	EET CF	09/23/24 17:33
Total/NA	Prep	3005A			434025	F5MW	EET CF	09/24/24 09:00
Total/NA	Analysis	6020B		1	435065	NFT2	EET CF	10/02/24 18:10
Total/NA	Analysis	I-3765-85		1	433787	HE7K	EET CF	09/20/24 09:34

Lab Chronicle

Client: HDR Inc
Project/Site: DMASWA

Job ID: 310-291019-1

Client Sample ID: MW-102A
Lab Sample ID: 310-291019-50
Date Collected: 09/17/24 15:00
Matrix: Water
Date Received: 09/19/24 15:20

Prep Type	Batch Type	Batch Method	Run	Dilution Factor	Batch Number	Analyst	Lab	Prepared or Analyzed
Total/NA	Analysis	8260D		1	433939	FE5V	EET CF	09/23/24 17:55
Total/NA	Prep	3005A			434025	F5MW	EET CF	09/24/24 09:00
Total/NA	Analysis	6020B		1	435065	NFT2	EET CF	10/02/24 18:12
Total/NA	Analysis	I-3765-85		1	433787	HE7K	EET CF	09/20/24 09:34

Client Sample ID: Dup-2
Lab Sample ID: 310-291019-51
Date Collected: 09/17/24 17:00
Matrix: Water
Date Received: 09/19/24 15:20

Prep Type	Batch Type	Batch Method	Run	Dilution Factor	Batch Number	Analyst	Lab	Prepared or Analyzed
Total/NA	Analysis	8260D		1	433939	FE5V	EET CF	09/23/24 18:18
Total/NA	Prep	3005A			434025	F5MW	EET CF	09/24/24 09:00
Total/NA	Analysis	6020B		1	435065	NFT2	EET CF	10/02/24 18:15
Total/NA	Analysis	I-3765-85		1	433787	HE7K	EET CF	09/20/24 09:34

Client Sample ID: MW-201A
Lab Sample ID: 310-291019-52
Date Collected: 09/17/24 15:45
Matrix: Water
Date Received: 09/19/24 15:20

Prep Type	Batch Type	Batch Method	Run	Dilution Factor	Batch Number	Analyst	Lab	Prepared or Analyzed
Total/NA	Analysis	8260D		1	433939	FE5V	EET CF	09/23/24 18:41
Total/NA	Prep	3005A			434025	F5MW	EET CF	09/24/24 09:00
Total/NA	Analysis	6020B		1	435065	NFT2	EET CF	10/02/24 18:17
Total/NA	Analysis	I-3765-85		1	433787	HE7K	EET CF	09/20/24 09:34

Client Sample ID: MW-103A
Lab Sample ID: 310-291019-53
Date Collected: 09/17/24 16:20
Matrix: Water
Date Received: 09/19/24 15:20

Prep Type	Batch Type	Batch Method	Run	Dilution Factor	Batch Number	Analyst	Lab	Prepared or Analyzed
Total/NA	Analysis	8260D		1	433939	FE5V	EET CF	09/23/24 19:03
Total/NA	Prep	3005A			434025	F5MW	EET CF	09/24/24 09:00
Total/NA	Analysis	6020B		1	435065	NFT2	EET CF	10/02/24 18:19
Total/NA	Analysis	I-3765-85		1	433787	HE7K	EET CF	09/20/24 09:34

Client Sample ID: MW-202A
Lab Sample ID: 310-291019-54
Date Collected: 09/17/24 17:00
Matrix: Water
Date Received: 09/19/24 15:20

Prep Type	Batch Type	Batch Method	Run	Dilution Factor	Batch Number	Analyst	Lab	Prepared or Analyzed
Total/NA	Analysis	8260D		1	433952	WSE8	EET CF	09/23/24 20:36
Total/NA	Prep	3005A			434025	F5MW	EET CF	09/24/24 09:00
Total/NA	Analysis	6020B		1	435065	NFT2	EET CF	10/02/24 18:23
Total/NA	Analysis	I-3765-85		1	433793	HE7K	EET CF	09/20/24 10:09

Lab Chronicle

Client: HDR Inc
Project/Site: DMASWA

Job ID: 310-291019-1

Client Sample ID: GU-3

Date Collected: 09/18/24 10:40
Date Received: 09/19/24 15:20

Lab Sample ID: 310-291019-55

Matrix: Water

Prep Type	Batch Type	Batch Method	Run	Dilution Factor	Batch Number	Analyst	Lab	Prepared or Analyzed
Total/NA	Analysis	8260D		1	433952	WSE8	EET CF	09/23/24 20:14
Total/NA	Prep	3005A			434025	F5MW	EET CF	09/24/24 09:00
Total/NA	Analysis	6020B		1	435065	NFT2	EET CF	10/02/24 18:21
Total/NA	Analysis	I-3765-85		1	433793	HE7K	EET CF	09/20/24 10:09

Laboratory References:

EET CF = Eurofins Cedar Falls, 3019 Venture Way, Cedar Falls, IA 50613, TEL (319)277-2401

Accreditation/Certification Summary

Client: HDR Inc
Job ID: 310-291019-1
Project/Site: DMASWA

Laboratory: Eurofins Cedar Falls

The accreditations/certifications listed below are applicable to this report.

Authority	Program	Identification Number	Expiration Date
Iowa	State	007	12-01-25

Method Summary

Client: HDR Inc
Project/Site: DMASWA

Job ID: 310-291019-1

Method	Method Description	Protocol	Laboratory
8260D	Volatile Organic Compounds by GC/MS	SW846	EET CF
6020B	Metals (ICP/MS)	SW846	EET CF
I-3765-85	Residue, Non-filterable (TSS)	USGS	EET CF
3005A	Preparation, Total Metals	SW846	EET CF
5030B	Purge and Trap	SW846	EET CF
Filtration	Sample Filtration	None	EET CF

Protocol References:

None = None

SW846 = "Test Methods For Evaluating Solid Waste, Physical/Chemical Methods", Third Edition, November 1986 And Its Updates.

USGS = "Methods For Analysis Of Water And Fluvial Sediments", USGS, 1989

Laboratory References:

EET CF = Eurofins Cedar Falls, 3019 Venture Way, Cedar Falls, IA 50613, TEL (319)277-2401

eurofins | Environment Testing America

310-291019 Chain of Custody

Cooler/Sample Receipt and Temperature Log Form

Client Information

Client: HDR

City/State: CITY | STATE | Project:

Receipt Information

Date/Time Received: DATE 9/19/24 | TIME 1520 | Received By: XB

Delivery Type: ☐ UPS ☐ FedEx ☐ FedEx Ground ☐ US Mail ☐ Spee-Dee
☒ Lab Courier ☐ Lab Field Services ☒ Client Drop-off ☐ Other:_____

Condition of Cooler/Containers

Sample(s) received in Cooler? ☒ Yes ☐ No *If yes:* Cooler ID:

Multiple Coolers? ☒ Yes ☒ No *If yes:* Cooler # 1 of 6

Cooler Custody Seals Present? ☐ Yes ☒ No *If yes:* Cooler custody seals intact? ☐ Yes ☐ No

Sample Custody Seals Present? ☐ Yes ☒ No *If yes:* Sample custody seals intact? ☐ Yes ☐ No

Trip Blank Present? ☒ Yes ☐ No *If yes:* Which VOA samples are in cooler? ↓

all page 1 TB-2

Temperature Record

Coolant: ☒ Wet ice ☐ Blue ice ☐ Dry ice ☐ Other:_____ ☐ NONE

Thermometer ID: 2 | Correction Factor (°C): 0

• **Temp Blank Temperature** – If no temp blank, or temp blank temperature above criteria, proceed to Sample Container Temperature

Uncorrected Temp (°C): 3.3 | Corrected Temp (°C): 3.3

• **Sample Container Temperature**

	CONTAINER 1	CONTAINER 2
Container(s) used		
Uncorrected Temp (°C)		
Corrected Temp (°C).		

Exceptions Noted

1) If temperature exceeds criteria, was sample(s) received same day of sampling? ☐ Yes ☐ No
   a) *If yes:* Is there evidence that the chilling process began? ☐ Yes ☐ No

2) If temperature is <0°C, are there obvious signs that the integrity of sample containers is compromised? (e.g , bulging septa, broken/cracked bottles, frozen solid?) ☐ Yes ☐ No

NOTE If yes, contact PM before proceeding If no, proceed with login

Additional Comments

eurofins | Environment Testing America

Place COC scanning label here

Cooler/Sample Receipt and Temperature Log Form

Client Information

Client: HDR

City/State: CITY | STATE | Project:

Receipt Information

Date/Time Received: DATE 9/19/24 | TIME 1520 | Received By: XB

Delivery Type: ☐ UPS ☐ FedEx ☐ FedEx Ground ☐ US Mail ☐ Spee-Dee
☐ Lab Courier ☐ Lab Field Services ☑ Client Drop-off ☐ Other._____

Condition of Cooler/Containers

Sample(s) received in Cooler?	☑ Yes ☐ No	*If yes:* Cooler ID:
Multiple Coolers?	☒ Yes ☐ No	*If yes:* Cooler # 2 of 6
Cooler Custody Seals Present?	☐ Yes ☒ No	*If yes:* Cooler custody seals intact? ☐ Yes ☐ No
Sample Custody Seals Present?	☐ Yes ☒ No	*If yes:* Sample custody seals intact? ☐ Yes ☐ No
Trip Blank Present?	☐ Yes ☒ No	*If yes:* Which VOA samples are in cooler? ↓

Temperature Record

Coolant: ☒ Wet ice ☐ Blue ice ☐ Dry ice ☐ Other:_____ ☐ NONE

Thermometer ID: 2 | Correction Factor (°C): 0

• Temp Blank Temperature – If no temp blank, or temp blank temperature above criteria, proceed to Sample Container Temperature

Uncorrected Temp (°C): 1.2 | Corrected Temp (°C): 1.2

• Sample Container Temperature

	CONTAINER 1	CONTAINER 2
Container(s) used:		
Uncorrected Temp (°C):		
Corrected Temp (°C)		

Exceptions Noted

1) If temperature exceeds criteria, was sample(s) received same day of sampling? ☐ Yes ☐ No
   a) *If yes:* Is there evidence that the chilling process began? ☐ Yes ☐ No

2) If temperature is <0°C, are there obvious signs that the integrity of sample containers is compromised? (e g , bulging septa, broken/cracked bottles, frozen solid?) ☐ Yes ☐ No

NOTE If yes, contact PM before proceeding If no, proceed with login

Additional Comments

eurofins | Environment Testing America

Place COC scanning label here

Cooler/Sample Receipt and Temperature Log Form

Client Information

Client: HDR

City/State: CITY | STATE | Project

Receipt Information

Date/Time Received: DATE 9/19/24 | TIME 1520 | Received By [illegible]

Delivery Type: ☐ UPS ☐ FedEx ☐ FedEx Ground ☐ US Mail ☐ Spee-Dee
☐ Lab Courier ☐ Lab Field Services ☒ Client Drop-off ☐ Other:_____

Condition of Cooler/Containers

Sample(s) received in Cooler? ☒ Yes ☐ No *If yes:* Cooler ID:

Multiple Coolers? ☒ Yes ☐ No *If yes:* Cooler # 3 of 6

Cooler Custody Seals Present? ☐ Yes ☒ No *If yes:* Cooler custody seals intact? ☐ Yes ☐ No

Sample Custody Seals Present? ☐ Yes ☒ No *If yes:* Sample custody seals intact? ☐ Yes ☐ No

Trip Blank Present? ☒ Yes ☐ No *If yes:* Which VOA samples are in cooler? ↓

TB-1 all page 3

Temperature Record

Coolant: ☒ Wet ice ☐ Blue ice ☐ Dry ice ☐ Other:_____ ☐ NONE

Thermometer ID: 2 | Correction Factor (°C): 0

• **Temp Blank Temperature** – If no temp blank, or temp blank temperature above criteria, proceed to Sample Container Temperature

Uncorrected Temp (°C): 6.0 | Corrected Temp (°C): 6.0

• **Sample Container Temperature**

	CONTAINER 1	CONTAINER 2
Container(s) used		
Uncorrected Temp (°C):		
Corrected Temp (°C):		

Exceptions Noted

1) If temperature exceeds criteria, was sample(s) received same day of sampling? ☐ Yes ☐ No
   a) *If yes:* Is there evidence that the chilling process began? ☐ Yes ☐ No

2) If temperature is <0°C, are there obvious signs that the integrity of sample containers is compromised? (e.g., bulging septa, broken/cracked bottles, frozen solid?) ☐ Yes ☐ No

NOTE If yes, contact PM before proceeding If no, proceed with login

Additional Comments

extra sample (GW-3) not on COC

eurofins | Environment Testing America

Place COC scanning label here

Cooler/Sample Receipt and Temperature Log Form

Client Information

Client: HDR Engineering

City/State: CITY: [illegible] STATE: [illegible] Project:

Receipt Information

Date/Time Received: DATE: 9/19/24 TIME: 1520 Received By: XB

Delivery Type. ☐ UPS ☐ FedEx ☐ FedEx Ground ☐ US Mail ☐ Spee-Dee
☒ Lab Courier ☐ Lab Field Services ☒ Client Drop-off ☐ Other:_____

Condition of Cooler/Containers

Sample(s) received in Cooler? ☒ Yes ☐ No *If yes:* Cooler ID:

Multiple Coolers? ☒ Yes ☒ No *If yes:* Cooler # 4 of 6

Cooler Custody Seals Present? ☐ Yes ☒ No *If yes:* Cooler custody seals intact? ☐ Yes ☐ No

Sample Custody Seals Present? ☐ Yes ☒ No *If yes:* Sample custody seals intact? ☐ Yes ☐ No

Trip Blank Present? ☒ Yes ☒ No *If yes.* Which VOA samples are in cooler? ↓

TB3 page 4

Temperature Record

Coolant: ☒ Wet ice ☐ Blue ice ☐ Dry ice ☐ Other _____ ☐ NONE

Thermometer ID. 2 Correction Factor (°C): 0

• **Temp Blank Temperature** – If no temp blank, or temp blank temperature above criteria, proceed to Sample Container Temperature

Uncorrected Temp (°C): 3.1 Corrected Temp (°C): 3.1

• **Sample Container Temperature**

	CONTAINER 1	CONTAINER 2
Container(s) used:		
Uncorrected Temp (°C):		
Corrected Temp (°C):		

Exceptions Noted

1) If temperature exceeds criteria, was sample(s) received same day of sampling? ☐ Yes ☐ No
   a) *If yes:* Is there evidence that the chilling process began? ☐ Yes ☐ No

2) If temperature is <0°C, are there obvious signs that the integrity of sample containers is compromised? (e g., bulging septa, broken/cracked bottles, frozen solid?) ☐ Yes ☐ No

NOTE If yes, contact PM before proceeding If no, proceed with login

Additional Comments

eurofins | Environment Testing America

Place COC scanning label here

Cooler/Sample Receipt and Temperature Log Form

Client Information

Client: HDR engineering

City/State: CITY | STATE | Project:

Receipt Information

Date/Time Received: DATE 9/9/24 | TIME 1520 | Received By: XB

Delivery Type: ☐ UPS ☐ FedEx ☐ FedEx Ground ☐ US Mail ☐ Spee-Dee
☒ Lab Courier ☐ Lab Field Services ☒ Client Drop-off ☐ Other: _____

Condition of Cooler/Containers

Sample(s) received in Cooler? ☒ Yes ☐ No *If yes:* Cooler ID: 5

Multiple Coolers? ☒ Yes ☐ No *If yes.* Cooler # 5 of 6

Cooler Custody Seals Present? ☐ Yes ☒ No *If yes:* Cooler custody seals intact? ☐ Yes ☐ No

Sample Custody Seals Present? ☐ Yes ☒ No *If yes:* Sample custody seals intact? ☐ Yes ☐ No

Trip Blank Present? ☒ Yes ☐ No *If yes:* Which VOA samples are in cooler? ↓

TB-4 page 5

Temperature Record

Coolant: ☒ Wet ice ☐ Blue ice ☐ Dry ice ☐ Other. _____ ☐ NONE

Thermometer ID: 2 | Correction Factor (°C): 0

• **Temp Blank Temperature** – If no temp blank, or temp blank temperature above criteria, proceed to Sample Container Temperature

Uncorrected Temp (°C): 5.2 | Corrected Temp (°C): 5.2

• **Sample Container Temperature**

	CONTAINER 1	CONTAINER 2
Container(s) used:		
Uncorrected Temp (°C).		
Corrected Temp (°C)		

Exceptions Noted

1) If temperature exceeds criteria, was sample(s) received same day of sampling? ☐ Yes ☐ No
   a) *If yes:* Is there evidence that the chilling process began? ☐ Yes ☐ No

2) If temperature is <0°C, are there obvious signs that the integrity of sample containers is compromised? (e.g., bulging septa, broken/cracked bottles, frozen solid?) ☐ Yes ☐ No

NOTE If yes, contact PM before proceeding If no, proceed with login

Additional Comments

eurofins | Environment Testing America

Place COC scanning label here

Cooler/Sample Receipt and Temperature Log Form

Client Information

Client: HDR

City/State: CITY | STATE | Project:

Receipt Information

Date/Time Received: DATE 9/9/24 | TIME 1520 | Received By: XB

Delivery Type: ☐ UPS ☐ FedEx ☐ FedEx Ground ☐ US Mail ☐ Spee-Dee
☒ Lab Courier ☐ Lab Field Services ☐ Client Drop-off ☐ Other: _____

Condition of Cooler/Containers

Sample(s) received in Cooler?	☒ Yes ☐ No	*If yes:* Cooler ID
Multiple Coolers?	☒ Yes ☐ No	*If yes:* Cooler # 6 of 6
Cooler Custody Seals Present?	☐ Yes ☒ No	*If yes:* Cooler custody seals intact? ☐ Yes ☐ No
Sample Custody Seals Present?	☐ Yes ☒ No	*If yes.* Sample custody seals intact? ☐ Yes ☐ No
Trip Blank Present?	☐ Yes ☒ No	*If yes:* Which VOA samples are in cooler? ↓

Temperature Record

Coolant: ☒ Wet ice ☐ Blue ice ☐ Dry ice ☐ Other: _____ ☐ NONE

Thermometer ID: 2 | Correction Factor (°C): 0

• Temp Blank Temperature – If no temp blank, or temp blank temperature above criteria, proceed to Sample Container Temperature

Uncorrected Temp (°C): 5.1 | Corrected Temp (°C): 5.1

• Sample Container Temperature

	CONTAINER 1	CONTAINER 2
Container(s) used		
Uncorrected Temp (°C)		
Corrected Temp (°C):		

Exceptions Noted

1) If temperature exceeds criteria, was sample(s) received same day of sampling? ☐ Yes ☐ No
   a) *If yes:* Is there evidence that the chilling process began? ☐ Yes ☐ No

2) If temperature is <0°C, are there obvious signs that the integrity of sample containers is compromised? (e g., bulging septa, broken/cracked bottles, frozen solid?) ☐ Yes ☐ No

NOTE If yes, contact PM before proceeding If no, proceed with login

Additional Comments

Eurofins Cedar Falls
3019 Venture Way
Cedar Falls, IA 50613
Phone (319) 277 2401 Phone (319) 277-2425

Chain of Custody Record

eurofins | Environment Testing America

Client Information	Sampler: Will Nicholson	Lab PM: Connor Calhoun	Carrier Tracking No(s):	COC No:
Client Contact: Will Nicholson	Phone: 706-252-1418	E-Mail:	State of Origin:	Page:
Company: HDR Engineering	PWSID:			Job #:
Address: 1917 S 67th St	Due Date Requested:			
City: Omaha	TAT Requested (days):			
State, Zip: Nebraska, 68106	Compliance Project: Δ Yes Δ No			
Phone: 706-252-1418	PO #:			
Email: william.nicholson@hdrinc.com	WO #:			
Project Name: DMASWA	Project #: Invoice to John Klosterman - City of Dubuque			
Site: DMASWA	SSOW#:			

Analysis Requested

Preservation Codes:

A - HCL	M Hexane
B - NaOH	N None
C Zn Acetate	O AsNaO2
D Nitric Acid	P Na2O4S
E NaHSO4	Q Na2SO3
F MeOH	R Na2S2O3
G Amchlor	S H2SO4
H Ascorbic Acid	T TSP Dodecahydrate
I Ice	U Acetone
J DI Water	V - MCAA
K - EDTA	W pH 4-5
L EDA	Z - other (specify)

Other:

Sample Identification	Sample Date	Sample Time	Sample Type (C=comp, G=grab)	Matrix (W=water S=solid, O=waste/oil, BT=Tissue, A=Air)	Field Filtered Sample (Yes or No)	Perform MS/MSD (Yes or No)	Appendix I	Full Appendix II	Appendix I - VOC's Only	TSS	Nickel	Cobalt	Total Number of containers	Special Instructions/Note:
			Preservation Code:											
MW-703A	9/18/24	1735	G	W	N	N	X			X				
MW-605		0655	G	W	N	N	X			X				
MW-604		0730	G	W	N	N	X			X				
P-108B		0830	G	W	N	N	X			X				
OW-306AR		0910	G	W	N	N	X			X				
TB-2		0715	G	W	N	N			X					
OW-301A		1000	G	W	N	N	X			X				
DUP-4		1300	G	W	N	N	X			X				
MW-137A		1120	G	W	N	N	X			X				

Possible Hazard Identification
☐ Non-Hazard ☐ Flammable ☐ Skin Irritant ☐ Poison B ☐ Unknown ☐ Radiological

Sample Disposal (A fee may be assessed if samples are retained longer than 1 month)
☐ Return To Client ☐ Disposal By Lab ☐ Archive For _____ Months

Deliverable Requested I, II, III, IV, Other (specify)

Special Instructions/QC Requirements

Empty Kit Relinquished by:	Date	Time	Method of Shipment:

	Relinquished by	Date/Time	Company	Received by	Date/Time	Company
	Will Nicholson	9/19/24 1520	HDR			
	Relinquished by:	Date/Time:	Company	Received by:	Date/Time:	Company
	Relinquished by:	Date/Time:	Company	Received by:	Date/Time: 9/19/24 1520	Company

Custody Seals Intact: Δ Yes Δ No | Custody Seal No | Cooler Temperature(s) °C and Other Remarks

COOLER 2W

Ver: 01/16/2019

Eurofins Cedar Falls
3019 Venture Way
Cedar Falls, IA 50613
Phone (319) 277-2401 Phone (319) 277-2425

Chain of Custody Record

eurofins | Environment Testing America

Client Information	Sampler: Will Nicholson	Lab PM: Connor Calhoun	Carrier Tracking No(s):	COC No:
Client Contact: Will Nicholson	Phone: 706-252-1418	E-Mail:	State of Origin:	Page:
Company: HDR Engineering	PWSID:			Job #:
Address: 1917 S 67th St	Due Date Requested:			
City: Omaha	TAT Requested (days):			
State, Zip: Nebraska, 68106	Compliance Project: Δ Yes Δ No			
Phone: 706-252 1418	PO #:			
Email: william nicholson@hdrinc com	WO #:			
Project Name: DMASWA	Project #: Invoice to John Klosterman - City of Dubuque			
Site: DMASWA	SSOW#:			

Analysis Requested

Preservation Codes

A - HCL, B NaOH, C Zn Acetate, D Nitric Acid, E NaHSO4, F - MeOH, G Amchlor, H Ascorbic Acid, I Ice, J DI Water, K EDTA, L EDA, M Hexane, N None, O AsNaO2, P Na2O4S, Q Na2SO3, R Na2S2O3, S H2SO4, T TSP Dodecahydrate, U Acetone, V MCAA, W pH 4-5, Z other (specify)

Other:

Sample Identification	Sample Date	Sample Time	Sample Type (C=Comp, G=grab)	Matrix (W=water S=solid, O=waste/oil, BT=Tissue, A=Air)	Field Filtered Sample (Yes or No)	Perform MS/MSD (Yes or No)	Appendix I	Full Appendix II	Appendix I - VOC's Only	TSS	Nickel	Cobalt	Total Number of containers	Special Instructions/Note:
			Preservation Code											
MW-204A	9/17/24	1720	G	W	N	N	X			X				
DUP-3	9/17/24	1330	G	W	N	N	X			X				
MW-108AR	9/18/24	1200	G	W	N	N	X			X				
MW-109ARR		0755	G	W	N	N	X			X				
MW-105A		0900	G	W	N	N	X			X				
P-105B		0940	G	W	N	N	X			X				
MW-114AR		1030	G	W	N	N	X			X				
P-114BR		1105	G	W	N	N	X			X				
EQ-1		1130	G	W	N	N	X			X				

Page 108 of 203

Possible Hazard Identification
☐ Non-Hazard ☐ Flammable ☐ Skin Irritant ☐ Poison B ☐ Unknown ☐ Radiological

Deliverable Requested I, II, III, IV, Other (specify)

Sample Disposal (A fee may be assessed if samples are retained longer than 1 month)
☐ Return To Client ☐ Disposal By Lab ☐ Archive For _____ Months

Special Instructions/QC Requirements

Empty Kit Relinquished by	Date	Time	Method of Shipment:

Relinquished by	Date/Time	Company	Received by	Date/Time	Company
Will Nicholson	9/19/24 1520	HDR			
Relinquished by	Date/Time	Company	Received by	Date/Time	Company
Relinquished by	Date/Time	Company	Received by	Date/Time	Company
				9/19/24 1520	

Custody Seals Intact: Δ Yes Δ No | Custody Seal No | Cooler Temperature(s) °C and Other Remarks

Cooler 2M

Ver: 01/16/2019

10/7/2024

Eurofins Cedar Falls
3019 Venture Way
Cedar Falls, IA 50613
Phone (319) 277-2401 Phone (319) 277-2425

Chain of Custody Record

eurofins | Environment Testing America

Client Information	Sampler: Will Nicholson	Lab PM: Connor Calhoun	Carrier Tracking No(s):	COC No.:
Client Contact: Will Nicholson	Phone: 706-252-1418	E-Mail:	State of Origin:	Page:
Company: HDR Engineering	PWSID:			Job #:
Address: 1917 S 67th St	Due Date Requested:			
City: Omaha	TAT Requested (days):			
State Zip: Nebraska, 68106	Compliance Project: Δ Yes Δ No			
Phone: 706-252-1418	PO #:			
Email: william.nicholson@hdrinc.com	WO #:			
Project Name: DMASWA	Project #: Invoice to John Klosterman - City of Dubuque			
Site: DMASWA	SSOW#:			

Analysis Requested

Preservation Codes

A - HCL	M Hexane
B NaOH	N None
C Zn Acetate	O AsNaO2
D - Nitric Acid	P Na2O4S
E - NaHSO4	Q Na2SO3
F - MeOH	R Na2S2O3
G Amchlor	S H2SO4
H Ascorbic Acid	T TSP Dodecahydrate
I Ice	U Acetone
J DI Water	V MCAA
K EDTA	W pH 4-5
L EDA	Z other (specify)

Other:

Sample Identification	Sample Date	Sample Time	Sample Type (C=comp, G=grab)	Matrix (W=water S=solid, O=waste/oil, BT=Tissue, A=Air)	Field Filtered Sample (Yes or No)	Perform MS/MSD (Yes or No)	Appendix I	Full Appendix II	Appendix I - VOC's Only	TSS	Nickel	Cobalt	Total Number of containers	Special Instructions/Note:
			Preservation Code											
MW-505A	9/17/24	0900	G	W	N	N	X			X				
P-120B		1010	G	W	N	N	X			X				
MW-120AR		1020	G	W	N	N	X			X				
P-504B		1125	G	W	N	N	X			X				
P-503B		1210	G	W	N	N	X			X				
MW-502A		1305	G	W	N	N	X			X				
MW-501A		1355	G	W	N	N	X			X				
MW-404A		1500	G	W	N	N	X			X				
MW-104A		1610	G	W	N	N	X			X				
TB-1		0900	G	W	N	N			X					

Possible Hazard Identification
☐ Non-Hazard ☐ Flammable ☐ Skin Irritant ☐ Poison B ☐ Unknown ☐ Radiological

Sample Disposal (A fee may be assessed if samples are retained longer than 1 month)
☐ Return To Client ☐ Disposal By Lab ☐ Archive For _____ Months

Deliverable Requested I, II, III, IV, Other (specify)

Special Instructions/QC Requirements

Empty Kit Relinquished by	Date	Time	Method of Shipment:

Relinquished by:	Date/Time:	Company	Received by:	Date/Time	Company
Will Nicholson	9/19/24 1520	HDR			
			XB	9/19/24 1520	[illegible]

Custody Seals Intact: Δ Yes Δ No | Custody Seal No | Cooler Temperature(s) °C and Other Remarks:

COOLER 1M

Ver: 01/16/2019

Eurofins Cedar Falls
3019 Venture Way
Cedar Falls, IA 50613
Phone (319) 277-2401 Phone (319) 277-2425

Chain of Custody Record

eurofins Environment Testing America

Client Information	Sampler: Will Nicholson	Lab PM: Connor Calhoun	Carrier Tracking No(s):	COC No:
Client Contact: Will Nicholson	Phone: 706-252-1418	E-Mail:	State of Origin:	Page:
Company: HDR Engineering	PWSID:			Job #:
Address: 1917 S 67th St	Due Date Requested			
City: Omaha	TAT Requested (days):			
State, Zip: Nebraska, 68106	Compliance Project: Δ Yes Δ No			
Phone: 706-252-1418	PO #:			
Email: william.nicholson@hdrinc.com	WO #:			
Project Name: DMASWA	Project #: Invoice to John Klosterman - City of Dubuque			
Site: DMASWA	SSOW#:			

Analysis Requested

Preservation Codes:

A - HCL	M - Hexane
B - NaOH	N - None
C - Zn Acetate	O - AsNaO2
D - Nitric Acid	P - Na2O4S
E - NaHSO4	Q - Na2SO3
F - MeOH	R - Na2S2O3
G - Amchlor	S - H2SO4
H - Ascorbic Acid	T - TSP Dodecahydrate
I - Ice	U - Acetone
J - DI Water	V - MCAA
K - EDTA	W - pH 4-5
L - EDA	Z - other (specify)

Other:

Sample Identification	Sample Date	Sample Time	Sample Type (C=Comp, G=grab)	Matrix (W=water, S=solid, O=waste/oil, BT=Tissue, A=Air)	Field Filtered Sample (Yes or No)	Perform MS/MSD (Yes or No)	Appendix I	Appendix I - VOC's Only	TSS	Nickel	Cobalt	Appendix I Metals - Filtered	Total Number of containers	Special Instructions/Note:
			Preservation Code:		N	N								
MW-148A	9/18/24	1255	G	W	N	N	X		X					
MW-148B		1335	G	W	N	N	X		X					
MW-147A		1435	G	W	N	N	X		X					
MW-145A		1530	G	W	N	N	X		X					
MW-145B		1555	G	W	N	N	X		X					
TB-3		1520	G	W	N	N		X						
MW-146A		1645	G	W	N	N	X		X					
MW-146B	↓	1745	G	W	N	N	X		X			X		PERFORM FILTERED APP. I METALS & UNFILTERED APP I METALS

Possible Hazard Identification
☐ Non-Hazard ☐ Flammable ☐ Skin Irritant ☐ Poison B ☐ Unknown ☐ Radiological

Sample Disposal (A fee may be assessed if samples are retained ~~longer~~ than 1 month)
☐ Return To Client ☐ Disposal By Lab ☐ Archive For _____ Months

Deliverable Requested: I, II, III, IV, Other (specify)

Special Instructions/QC Requirements.

Empty Kit Relinquished by:	Date:	Time:	Method of Shipment:
Relinquished by: [signature]	Date/Time: 9/19/2024 1520	Company: HDR	Received by:	Date/Time:	Company
Relinquished by:	Date/Time:	Company	Received by:	Date/Time:	Company
Relinquished by:	Date/Time:	Company	Received by: [signature]	Date/Time: 9/19/24 1520	Company
Custody Seals Intact: Δ Yes Δ No	Custody Seal No		Cooler Temperature(s) °C and Other Remarks:		

Cooler 3W

Ver: 01/16/2019

Eurofins Cedar Falls
3019 Venture Way
Cedar Falls, IA 50613
Phone (319) 277-2401 Phone (319) 277 2425

Chain of Custody Record

eurofins | Environment Testing America

Client Information	Sampler: Will Nicholson	Lab PM: Connor Calhoun	Carrier Tracking No(s):	COC No:
Client Contact: Will Nicholson	Phone: 706-252-1418	E-Mail:	State of Origin:	Page:
Company: HDR Engineering	PWSID:			Job #:
Address: 1917 S 67th St	Due Date Requested:			
City: Omaha	TAT Requested (days):			
State, Zip: Nebraska, 68106	Compliance Project: Δ Yes Δ No			
Phone: 706-252-1418	PO #:			
Email: william.nicholson@hdrinc.com	WO #:			
Project Name: DMASWA	Project #: Invoice to John Klosterman - City of Dubuque			
Site: DMASWA	SSOW#:			

Analysis Requested

Preservation Codes:
A HCL, B NaOH, C Zn Acetate, D Nitric Acid, E NaHSO4, F MeOH, G Amchlor, H Ascorbic Acid, I Ice, J DI Water, K EDTA, L EDA, M Hexane, N None, O AsNaO2, P Na2O4S, Q Na2SO3, R Na2S2O3, S H2SO4, T TSP Dodecahydrate, U Acetone, V MCAA, W pH 4-5, Z other (specify)
Other:

Sample Identification	Sample Date	Sample Time	Sample Type (C=Comp, G=grab)	Matrix (W=water, S=solid, O=waste/oil, BT=Tissue, A=Air)	Field Filtered Sample (Yes or No)	Perform MS/MSD (Yes or No)	Appendix I	Full Appendix II	Appendix I - VOC's Only	TSS	Nickel	Cobalt	Total Number of containers	Special Instructions/Note:
			Preservation Code											
MW-126A	9/18/24	1340	G	W	N	N	X			X				
MW-127A	9/18/24	1535	G	W	N	N	X			X				
MW-129	9/18/24	1625	G	W	N	N	X			X				
MW-126B	9/19/24	0645	G	W	N	N	X			X				
MW-123B		0810	G	W	N	N	X			X				
MW-127B		0905	G	W	N	N	X			X				
MW-144A		1010	G	W	N	N	X			X				
TB-4		0850	G	W	N	N			X					
MW-143A		1130	G	W	N	N	X			X				

Page 201 of 203

Possible Hazard Identification
☐ Non-Hazard ☐ Flammable ☐ Skin Irritant ☐ Poison B ☐ Unknown ☐ Radiological

Sample Disposal (A fee may be assessed if samples are retained longer than 1 month)
☐ Return To Client ☐ Disposal By Lab ☐ Archive For _____ Months

Deliverable Requested I, II, III, IV, Other (specify)

Special Instructions/QC Requirements

Empty Kit Relinquished by	Date	Time	Method of Shipment:

	Relinquished by	Date/Time	Company	Received by	Date/Time	Company
	Will Nicholson	9/19/24 1520	HDR			
	Relinquished by	Date/Time	Company	Received by	Date/Time	Company
	Relinquished by	Date/Time	Company	Received by	Date/Time 9/19/24 1520	Company

Custody Seals Intact: Δ Yes Δ No | Custody Seal No | Cooler Temperature(s) °C and Other Remarks.

10/7/2024

COOLER 3M

Ver: 01/16/2019

Eurofins Cedar Falls
3019 Venture Way
Cedar Falls, IA 50613
Phone (319) 277-2401 Phone (319) 277 2425

Chain of Custody Record

eurofins | Environment Testing America

Client Information	Sampler: Will Nicholson	Lab PM: Connor Calhoun	Carrier Tracking No(s):	COC No:
Client Contact: Will Nicholson	Phone: 706-252-1418	E-Mail:	State of Origin:	Page:
Company: HDR Engineering	PWSID:			Job #:
Address: 1917 S 67th St	Due Date Requested:			
City: Omaha	TAT Requested (days):			
State, Zip: Nebraska, 68106	Compliance Project: Δ Yes Δ No			
Phone: 706-252-1418	PO #:			
Email: william.nicholson@hdrinc.com	WO #:			
Project Name: DMASWA	Project #: Invoice to John Klosterman - City of Dubuque			
Site: DMASWA	SSOW#:			

Analysis Requested

Preservation Codes

A HCL	M Hexane
B - NaOH	N None
C Zn Acetate	O AsNaO2
D Nitric Acid	P Na2O4S
E NaHSO4	Q Na2SO3
F MeOH	R Na2S2O3
G Amchlor	S - H2SO4
H Ascorbic Acid	T TSP Dodecahydrate
I Ice	U - Acetone
J DI Water	V - MCAA
K - EDTA	W pH 4-5
L EDA	Z other (specify)

Other:

Sample Identification	Sample Date	Sample Time	Sample Type (C=Comp, G=grab)	Matrix (W=water S=solid, O=waste/oil, BT=Tissue, A=Air)	Field Filtered Sample (Yes or No)	Perform MS/MSD (Yes or No)	Appendix I	Full Appendix II	Appendix I - VOC's Only	TSS	Nickel	Cobalt	Total Number of containers	Special Instructions/Note:
			Preservation Code											
MW-403A	9/17/24	1255	G	W	N	N	X			X				
DUP-1		0900	G	W	N	N	X			X				
MW-402A		1335	G	W	N	N	X			X				
MW-401A		1420	G	W	N	N	X			X				
MW-102A		1500	G	W	N	N	X			X				
DUP-2		1700	G	W	N	N	X			X				
MW-201A		1545	G	W	N	N	X			X				
MW-103A		1620	G	W	N	N	X			X				
MW-202A		1700	G	W	N	N	X			X				

Possible Hazard Identification
☐ Non-Hazard ☐ Flammable ☐ Skin Irritant ☐ Poison B ☐ Unknown ☐ Radiological

Sample Disposal (A fee may be assessed if samples are retained longer than 1 month)
☐ Return To Client ☐ Disposal By Lab ☐ Archive For _____ Months

Deliverable Requested I, II, III, IV, Other (specify)

Special Instructions/QC Requirements

Empty Kit Relinquished by:	Date	Time	Method of Shipment:

	Relinquished by	Date/Time	Company	Received by	Date/Time:	Company
	Will Nicholson	9/19/24 1525	HDR			
	Relinquished by:	Date/Time:	Company	Received by:	Date/Time	Company
	Relinquished by:	Date/Time	Company	Received by:	Date/Time: 9/19/24 1520	Company

Custody Seals Intact: Δ Yes Δ No | Custody Seal No | Cooler Temperature(s) °C and Other Remarks:

COOLER 1 W

Ver: 01/16/2019

Page 2021203

10/7/2024

Login Sample Receipt Checklist

Client: HDR Inc

Job Number: 310-291019-1

Login Number: 291019

List Source: Eurofins Cedar Falls

List Number: 1

Creator: Homolar, Dana J

Question	Answer	Comment
Radioactivity wasn't checked or is </= background as measured by a survey meter.	True	
The cooler's custody seal, if present, is intact.	True	
Sample custody seals, if present, are intact.	N/A	
The cooler or samples do not appear to have been compromised or tampered with.	True	
Samples were received on ice.	True	
Cooler Temperature is acceptable.	True	
Cooler Temperature is recorded.	True	
COC is present.	True	
COC is filled out in ink and legible.	True	
COC is filled out with all pertinent information.	True	
Is the Field Sampler's name present on COC?	True	
There are no discrepancies between the containers received and the COC.	True	
Samples are received within Holding Time (excluding tests with immediate HTs)	True	
Sample containers have legible labels.	True	
Containers are not broken or leaking.	True	
Sample collection date/times are provided.	True	
Appropriate sample containers are used.	True	
Sample bottles are completely filled.	True	
Sample Preservation Verified.	True	
There is sufficient vol. for all requested analyses, incl. any requested MS/MSDs	True	
Containers requiring zero headspace have no headspace or bubble is <6mm (1/4").	True	
Multiphasic samples are not present.	True	
Samples do not require splitting or compositing.	True	
Residual Chlorine Checked.	N/A	

eurofins | Environment Testing

1 2 3 4 5 6 7 8 9 10 11 12 13 14 15

ANALYTICAL REPORT

PREPARED FOR

Attn: William Nicholson
HDR Inc
8404 Indian Hills Drive
Omaha, Nebraska 68114-4049

Generated 3/14/2025 4:30:07 PM Revision 1

JOB DESCRIPTION

DMASWA

JOB NUMBER

310-300563-1

Eurofins Cedar Falls
3019 Venture Way
Cedar Falls IA 50613

See page two for job notes and contact information.

myEOL

Job Notes

This report may not be reproduced except in full, and with written approval from the laboratory. The results relate only to the samples tested. For questions please contact the Project Manager at the e-mail address or telephone number listed on this page.

The test results in this report relate only to the samples as received by the laboratory and will meet all requirements of the methodology, with any exceptions noted. This report shall not be reproduced except in full, without the express written approval of the laboratory. All questions should be directed to the Eurofins Environment Testing North Central, LLC Project Manager.

Authorization



Generated
3/14/2025 4:30:07 PM
Revision 1

Authorized for release by
Conner Calhoun, Client Service Manager
Conner.Calhoun@et.eurofinsus.com
(319)277-2401

Table of Contents

Cover Page 1
Table of Contents 3
Case Narrative 4
Sample Summary 5
Detection Summary 6
Client Sample Results 7
Definitions 10
Surrogate Summary 11
QC Sample Results 12
QC Association 13
Chronicle 14
Certification Summary 15
Method Summary 16
Chain of Custody 17
Receipt Checklists 19

Job ID: 310-300563-1 — Eurofins Cedar Falls

Job Narrative
310-300563-1

Analytical test results meet all requirements of the associated regulatory program listed on the Accreditation/Certification Summary Page unless otherwise noted under the individual analysis. Data qualifiers and/or narrative comments are included to explain any exceptions, if applicable.

- Matrix QC may not be reported if insufficient sample is provided or site-specific QC samples were not submitted. In these situations, to demonstrate precision and accuracy at a batch level, a LCS/LCSD may be performed, unless otherwise specified in the method.
- Surrogate and/or isotope dilution analyte recoveries (if applicable) which are outside of the QC window are confirmed unless attributed to a dilution or otherwise noted in the narrative.

Regulated compliance samples (e.g. SDWA, NPDES) must comply with the associated agency requirements/permits.

Receipt
The samples were received on 2/19/2025 10:20 AM. Unless otherwise noted below, the samples arrived in good condition, and, where required, properly preserved and on ice. The temperature of the cooler at receipt time was 5.6°C.

GC/MS VOA
No additional analytical or quality issues were noted, other than those described above or in the Definitions/ Glossary page.

Sample Summary

Client: HDR Inc
Project/Site: DMASWA

Job ID: 310-300563-1

Lab Sample ID	Client Sample ID	Matrix	Collected	Received
310-300563-1	MW-403A	Water	02/18/25 15:30	02/19/25 10:20
310-300563-2	MW-402A	Water	02/18/25 16:05	02/19/25 10:20
310-300563-3	Trip Blank	Water	02/18/25 15:30	02/19/25 10:20

Detection Summary

Client: HDR Inc
Project/Site: DMASWA

Job ID: 310-300563-1

Client Sample ID: MW-403A — Lab Sample ID: 310-300563-1

No Detections.

Client Sample ID: MW-402A — Lab Sample ID: 310-300563-2

No Detections.

Client Sample ID: Trip Blank — Lab Sample ID: 310-300563-3

No Detections.

This Detection Summary does not include radiochemical test results.

Client Sample Results

Client: HDR Inc
Project/Site: DMASWA

Job ID: 310-300563-1

Client Sample ID: MW-403A

Date Collected: 02/18/25 15:30
Date Received: 02/19/25 10:20

Lab Sample ID: 310-300563-1

Matrix: Water

Method: SW846 8260D - Volatile Organic Compounds by GC/MS

Analyte	Result	Qualifier	RL	MDL	Unit	D	Prepared	Analyzed	Dil Fac
Benzene	<0.220		0.500	0.220	ug/L			02/20/25 12:16	1
Toluene	<0.430		1.00	0.430	ug/L			02/20/25 12:16	1

Surrogate	*%Recovery*	*Qualifier*	*Limits*	*Prepared*	*Analyzed*	*Dil Fac*
Dibromofluoromethane (Surr)	*103*		*73 - 130*		*02/20/25 12:16*	*1*
4-Bromofluorobenzene (Surr)	*106*		*80 - 120*		*02/20/25 12:16*	*1*
Toluene-d8 (Surr)	*96*		*80 - 120*		*02/20/25 12:16*	*1*

Client: HDR Inc
Project/Site: DMASWA

Job ID: 310-300563-1

Client Sample ID: MW-402A

Date Collected: 02/18/25 16:05
Date Received: 02/19/25 10:20

Lab Sample ID: 310-300563-2

Matrix: Water

Method: SW846 8260D - Volatile Organic Compounds by GC/MS

Analyte	Result	Qualifier	RL	MDL	Unit	D	Prepared	Analyzed	Dil Fac
Toluene	<0.430		1.00	0.430	ug/L			02/20/25 12:38	1

Surrogate	*%Recovery*	*Qualifier*	*Limits*	*Prepared*	*Analyzed*	*Dil Fac*
4-Bromofluorobenzene (Surr)	*105*		*80 - 120*		*02/20/25 12:38*	*1*
Dibromofluoromethane (Surr)	*102*		*73 - 130*		*02/20/25 12:38*	*1*
Toluene-d8 (Surr)	*97*		*80 - 120*		*02/20/25 12:38*	*1*

Client Sample Results

Client: HDR Inc
Project/Site: DMASWA

Job ID: 310-300563-1

Client Sample ID: Trip Blank

Date Collected: 02/18/25 15:30
Date Received: 02/19/25 10:20

Lab Sample ID: 310-300563-3

Matrix: Water

Method: SW846 8260D - Volatile Organic Compounds by GC/MS

Analyte	Result	Qualifier	RL	MDL	Unit	D	Prepared	Analyzed	Dil Fac
Benzene	<0.220		0.500	0.220	ug/L			02/20/25 11:08	1
Toluene	<0.430		1.00	0.430	ug/L			02/20/25 11:08	1

Surrogate	*%Recovery*	*Qualifier*	*Limits*	*Prepared*	*Analyzed*	*Dil Fac*
4-Bromofluorobenzene (Surr)	*104*		*80 - 120*		*02/20/25 11:08*	*1*
Dibromofluoromethane (Surr)	*102*		*73 - 130*		*02/20/25 11:08*	*1*
Toluene-d8 (Surr)	*94*		*80 - 120*		*02/20/25 11:08*	*1*
Dibromofluoromethane (Surr)	*102*		*73 - 130*		*02/20/25 11:08*	*1*
4-Bromofluorobenzene (Surr)	*104*		*80 - 120*		*02/20/25 11:08*	*1*
Toluene-d8 (Surr)	*94*		*80 - 120*		*02/20/25 11:08*	*1*

Definitions/Glossary

Client: HDR Inc
Project/Site: DMASWA

Job ID: 310-300563-1

Glossary

Abbreviation	These commonly used abbreviations may or may not be present in this report.
☼	Listed under the "D" column to designate that the result is reported on a dry weight basis
%R	Percent Recovery
CFL	Contains Free Liquid
CFU	Colony Forming Unit
CNF	Contains No Free Liquid
DER	Duplicate Error Ratio (normalized absolute difference)
Dil Fac	Dilution Factor
DL	Detection Limit (DoD/DOE)
DL, RA, RE, IN	Indicates a Dilution, Re-analysis, Re-extraction, or additional Initial metals/anion analysis of the sample
DLC	Decision Level Concentration (Radiochemistry)
EDL	Estimated Detection Limit (Dioxin)
LOD	Limit of Detection (DoD/DOE)
LOQ	Limit of Quantitation (DoD/DOE)
MCL	EPA recommended "Maximum Contaminant Level"
MDA	Minimum Detectable Activity (Radiochemistry)
MDC	Minimum Detectable Concentration (Radiochemistry)
MDL	Method Detection Limit
ML	Minimum Level (Dioxin)
MPN	Most Probable Number
MQL	Method Quantitation Limit
NC	Not Calculated
ND	Not Detected at the reporting limit (or MDL or EDL if shown)
NEG	Negative / Absent
POS	Positive / Present
PQL	Practical Quantitation Limit
PRES	Presumptive
QC	Quality Control
RER	Relative Error Ratio (Radiochemistry)
RL	Reporting Limit or Requested Limit (Radiochemistry)
RPD	Relative Percent Difference, a measure of the relative difference between two points
TEF	Toxicity Equivalent Factor (Dioxin)
TEQ	Toxicity Equivalent Quotient (Dioxin)
TNTC	Too Numerous To Count

Surrogate Summary

Client: HDR Inc
Project/Site: DMASWA

Job ID: 310-300563-1

Method: 8260D - Volatile Organic Compounds by GC/MS

Matrix: Water

Prep Type: Total/NA

		Percent Surrogate Recovery (Acceptance Limits)							
Lab Sample ID	Client Sample ID	DBFM (73-130)	DBFM (73-130)	BFB (80-120)	BFB (80-120)	TOL (80-120)	TOL (80-120)		
310-300563-1	MW-403A	103	103	106	106	96	96		
310-300563-1 MS	MW-403A	97	97	97	97	101	101		
310-300563-1 MSD	MW-403A	98	98	98	98	101	101		
310-300563-2	MW-402A	102	102	105	105	97	97		
310-300563-3	Trip Blank	102	102	104	104	94	94		
LCS 310-447221/6	Lab Control Sample	95	95	99	99	104	104		
MB 310-447221/5	Method Blank	98	98	104	104	97	97		

Surrogate Legend

DBFM = Dibromofluoromethane (Surr)
BFB = 4-Bromofluorobenzene (Surr)
TOL = Toluene-d8 (Surr)

Method: 8260D - Volatile Organic Compounds by GC/MS

Lab Sample ID: MB 310-447221/5
Matrix: Water
Analysis Batch: 447221

Client Sample ID: Method Blank
Prep Type: Total/NA

Analyte	MB Result	MB Qualifier	RL	MDL	Unit	D	Prepared	Analyzed	Dil Fac
Benzene	<0.220		0.500	0.220	ug/L			02/20/25 10:01	1
Toluene	<0.430		1.00	0.430	ug/L			02/20/25 10:01	1

Surrogate	*MB %Recovery*	*MB Qualifier*	*Limits*	*Prepared*	*Analyzed*	*Dil Fac*
Dibromofluoromethane (Surr)	*98*		*73 - 130*		*02/20/25 10:01*	*1*
4-Bromofluorobenzene (Surr)	*104*		*80 - 120*		*02/20/25 10:01*	*1*
Toluene-d8 (Surr)	*97*		*80 - 120*		*02/20/25 10:01*	*1*

Lab Sample ID: LCS 310-447221/6
Matrix: Water
Analysis Batch: 447221

Client Sample ID: Lab Control Sample
Prep Type: Total/NA

Analyte			Spike Added	LCS Result	LCS Qualifier	Unit	D	%Rec	%Rec Limits		
Benzene			20.0	17.84		ug/L		89	72 - 124		
Toluene			20.0	18.05		ug/L		90	74 - 123		

Surrogate	*LCS %Recovery*	*LCS Qualifier*	*Limits*
Dibromofluoromethane (Surr)	*95*		*73 - 130*
4-Bromofluorobenzene (Surr)	*99*		*80 - 120*
Toluene-d8 (Surr)	*104*		*80 - 120*

Lab Sample ID: 310-300563-1 MS
Matrix: Water
Analysis Batch: 447221

Client Sample ID: MW-403A
Prep Type: Total/NA

Analyte	Sample Result	Sample Qualifier	Spike Added	MS Result	MS Qualifier	Unit	D	%Rec	%Rec Limits		
Benzene	<0.220		25.0	21.29		ug/L		85	46 - 130		
Toluene	<0.430		25.0	22.69		ug/L		91	51 - 130		

Surrogate	*MS %Recovery*	*MS Qualifier*	*Limits*
Dibromofluoromethane (Surr)	*97*		*73 - 130*
4-Bromofluorobenzene (Surr)	*97*		*80 - 120*
Toluene-d8 (Surr)	*101*		*80 - 120*

Lab Sample ID: 310-300563-1 MSD
Matrix: Water
Analysis Batch: 447221

Client Sample ID: MW-403A
Prep Type: Total/NA

Analyte	Sample Result	Sample Qualifier	Spike Added	MSD Result	MSD Qualifier	Unit	D	%Rec	%Rec Limits	RPD	RPD Limit
Benzene	<0.220		25.0	20.84		ug/L		83	46 - 130	2	20
Toluene	<0.430		25.0	21.27		ug/L		85	51 - 130	6	20

Surrogate	*MSD %Recovery*	*MSD Qualifier*	*Limits*
Dibromofluoromethane (Surr)	*98*		*73 - 130*
4-Bromofluorobenzene (Surr)	*98*		*80 - 120*
Toluene-d8 (Surr)	*101*		*80 - 120*

QC Association Summary

Client: HDR Inc
Project/Site: DMASWA

Job ID: 310-300563-1

GC/MS VOA

Analysis Batch: 447221

Lab Sample ID	Client Sample ID	Prep Type	Matrix	Method	Prep Batch
310-300563-1	MW-403A	Total/NA	Water	8260D	
310-300563-2	MW-402A	Total/NA	Water	8260D	
310-300563-3	Trip Blank	Total/NA	Water	8260D	
MB 310-447221/5	Method Blank	Total/NA	Water	8260D	
LCS 310-447221/6	Lab Control Sample	Total/NA	Water	8260D	
310-300563-1 MS	MW-403A	Total/NA	Water	8260D	
310-300563-1 MSD	MW-403A	Total/NA	Water	8260D	

Lab Chronicle

Client: HDR Inc
Project/Site: DMASWA

Job ID: 310-300563-1

Client Sample ID: MW-403A
Date Collected: 02/18/25 15:30
Date Received: 02/19/25 10:20

Lab Sample ID: 310-300563-1
Matrix: Water

Prep Type	Batch Type	Batch Method	Run	Dilution Factor	Batch Number	Analyst	Lab	Prepared or Analyzed
Total/NA	Analysis	8260D		1	447221	MZR8	EET CF	02/20/25 12:16

Client Sample ID: MW-402A
Date Collected: 02/18/25 16:05
Date Received: 02/19/25 10:20

Lab Sample ID: 310-300563-2
Matrix: Water

Prep Type	Batch Type	Batch Method	Run	Dilution Factor	Batch Number	Analyst	Lab	Prepared or Analyzed
Total/NA	Analysis	8260D		1	447221	MZR8	EET CF	02/20/25 12:38

Client Sample ID: Trip Blank
Date Collected: 02/18/25 15:30
Date Received: 02/19/25 10:20

Lab Sample ID: 310-300563-3
Matrix: Water

Prep Type	Batch Type	Batch Method	Run	Dilution Factor	Batch Number	Analyst	Lab	Prepared or Analyzed
Total/NA	Analysis	8260D		1	447221	MZR8	EET CF	02/20/25 11:08

Laboratory References:

EET CF = Eurofins Cedar Falls, 3019 Venture Way, Cedar Falls, IA 50613, TEL (319)277-2401

Accreditation/Certification Summary

Client: HDR Inc
Project/Site: DMASWA

Job ID: 310-300563-1

Laboratory: Eurofins Cedar Falls

The accreditations/certifications listed below are applicable to this report.

Authority	Program	Identification Number	Expiration Date
Iowa	State	007	12-01-25

Method Summary

Client: HDR Inc
Project/Site: DMASWA

Job ID: 310-300563-1

Method	Method Description	Protocol	Laboratory
8260D	Volatile Organic Compounds by GC/MS	SW846	EET CF
5030B	Purge and Trap	SW846	EET CF

Protocol References:

SW846 = "Test Methods For Evaluating Solid Waste, Physical/Chemical Methods", Third Edition, November 1986 And Its Updates.

Laboratory References:

EET CF = Eurofins Cedar Falls, 3019 Venture Way, Cedar Falls, IA 50613, TEL (319)277-2401

eurofins | Environment Testing America

310-300563 Chain of Custody

Cooler/Sample Receipt and Temperature Log Form

Client Information

Client: HDR

City/State: CITY Omaha STATE NE | Project:

Receipt Information

Date/Time Received. DATE 2/19/25 TIME 1020 | Received By: KB

Delivery Type: ☐ UPS ☒ FedEx ☐ FedEx Ground ☐ US Mail ☐ Spee-Dee
☐ Lab Courier ☐ Lab Field Services ☐ Client Drop-off ☐ Other: _____

Condition of Cooler/Containers

Sample(s) received in Cooler? ☒ Yes ☐ No *If yes:* Cooler ID:

Multiple Coolers? ☐ Yes ☒ No *If yes:* Cooler # _____ of _____

Cooler Custody Seals Present? ☒ Yes ☐ No *If yes:* Cooler custody seals intact? ☒ Yes ☐ No

Sample Custody Seals Present? ☐ Yes ☒ No *If yes:* Sample custody seals intact? ☐ Yes ☐ No

Trip Blank Present? ☒ Yes ☐ No *If yes:* Which VOA samples are in cooler? all

Temperature Record

Coolant: ☒ Wet ice ☐ Blue ice ☐ Dry ice ☐ Other. _____ ☐ NONE

Thermometer ID: 2 | Correction Factor (°C) 0

• **Temp Blank Temperature** – If no temp blank, or temp blank temperature above criteria, proceed to Sample Container Temperature

Uncorrected Temp (°C): 5.6 | Corrected Temp (°C): 5.6

• **Sample Container Temperature**

	CONTAINER 1	CONTAINER 2
Container(s) used:		
Uncorrected Temp (°C).		
Corrected Temp (°C):		

Exceptions Noted

1) If temperature exceeds criteria, was sample(s) received same day of sampling? ☐ Yes ☐ No
   a) *If yes:* Is there evidence that the chilling process began? ☐ Yes ☐ No

2) If temperature is <0°C, are there obvious signs that the integrity of sample containers is compromised? (e.g., bulging septa, broken/cracked bottles, frozen solid?) ☐ Yes ☐ No

NOTE If yes, contact PM before proceeding If no, proceed with login

Additional Comments

Eurofins Cedar Falls
3019 Venture Way
Cedar Falls IA 50613
Phone (319) 277-2401 Phone (319) 277-2425

Chain of Custody Record

eurofins

Client Information	Sampler: Will Nicholson	Lab PM: Connor Calhoun	Carrier Tracking No(s):	COC No:
Client Contact: Will Nicholson	Phone: 706-252-1418	E-Mail:	State of Origin:	Page:
Company: HDR Engineering	PWSID:	Analysis Requested		Job #:
Address: 1917 S 67th St	Due Date Requested			Preservation Codes.
City: Omaha	TAT Requested (days):			A HCL M - Hexane B NaOH N - None C Zn Acetate O - AsNaO2 D - Nitric Acid P - Na2O4S E NaHSO4 Q - Na2SO3 F MeOH R Na2S2O3 G Amchlor S - H2SO4 H Ascorbic Acid T - TSP Dodecahydrate I Ice U - Acetone J DI Water V - MCAA K EDTA W - pH 4-5 L EDA Z - other (specify)
State Zip: Nebraska 68106	Compliance Project: Δ Yes Δ No			
Phone: 706-252-1418	PO #:			Other:
Email: william.nicholson@hdrinc.com	WO #:			
Project Name: DMASWA	Project #: Invoice to Kenneth Miller			
Site: DMASWA	SSOW#:			

Sample Identification	Sample Date	Sample Time	Sample Type (C=comp, G=grab)	Matrix (W=water, S=solid, O=waste/oil, BT=Tissue, A=Air)	Field Filtered Sample (Yes or No)	Perform MS/MSD (Yes or No)	Benzene	Toluene	Appendix I VOCs Only	Total Number of containers	Special Instructions/Note
			Preservation Code:								
MW-407A	2/18/25	1530	G	W	~	~	X	X			
MW-407A	2/18/25	1605	G	W	~	~		X			
TB-1	2/18/25	1530		W	~	~			X		

Possible Hazard Identification
☐ Non-Hazard ☐ Flammable ☐ Skin Irritant ☐ Poison B ☐ Unknown ☐ Radiological

Sample Disposal (A fee may be assessed if samples are retained longer than 1 month)
☐ Return To Client ☐ Disposal By Lab ☐ Archive For _____ Months

Deliverable Requested I II III IV Other (specify)

Special Instructions/QC Requirements

Empty Kit Relinquished by	Date	Time	Method of Shipment:

	Relinquished by	Date/Time	Company	Received by	Date/Time	Company
1	[signature]	2/18/25 1630	HDR			
2						
3				[signature]	2/19/25 0920	

Custody Seals Intact: Δ Yes Δ No | Custody Seal No

Cooler Temperature(s) °C and Other Remarks:

Ver 01/16/2019

Login Sample Receipt Checklist

Client: HDR Inc

Job Number: 310-300563-1

Login Number: 300563
List Number: 1
Creator: Bunker, Xavier M

List Source: Eurofins Cedar Falls

Question	Answer	Comment
Radioactivity wasn't checked or is </= background as measured by a survey meter.	N/A	
The cooler's custody seal, if present, is intact.	True	
Sample custody seals, if present, are intact.	N/A	
The cooler or samples do not appear to have been compromised or tampered with.	True	
Samples were received on ice.	True	
Cooler Temperature is acceptable.	True	
Cooler Temperature is recorded.	True	
COC is present.	True	
COC is filled out in ink and legible.	True	
COC is filled out with all pertinent information.	True	
Is the Field Sampler's name present on COC?	True	
There are no discrepancies between the containers received and the COC.	True	
Samples are received within Holding Time (excluding tests with immediate HTs)	True	
Sample containers have legible labels.	True	
Containers are not broken or leaking.	True	
Sample collection date/times are provided.	True	
Appropriate sample containers are used.	True	
Sample bottles are completely filled.	True	
Sample Preservation Verified.	True	
There is sufficient vol. for all requested analyses, incl. any requested MS/MSDs	True	
Containers requiring zero headspace have no headspace or bubble is <6mm (1/4").	True	
Multiphasic samples are not present.	True	
Samples do not require splitting or compositing.	True	
Residual Chlorine Checked.	N/A	

Attachment 5

Leachate Testing Analytical Reports & Leachate Clean-Out Documentation

This page intentionally left blank.

WASTEWATER ANALYSIS REPORT

CITY OF DUBUQUE ENVIRONMENTAL MONITORING LABORATORY **IOWA LAB #014**

OWNER OF SUPPLY: DAMASWA **PHONE:** _____

ADDRESS: _____

REPORT TO: John Wiley **PHONE:** _____

ADDRESS: _____

SAMPLE COLLECTOR NAME (please print): John Wiley

***SIGNATURE* (submitter, if different from collector):** _____

SAMPLE DATE/TIME: 3/19/2024 1015 **SUBMISSION DATE/TIME:** 3/19/2024 1450
month/day/year time month/day/year time

SAMPLE RECEIVED BY: _____ **SAMPLE TEMPERATURE (upon receipt):** 7.8

SPECIAL INSTRUCTIONS: _____

ANALYSES REQUESTED ↓	COLLECTION POINT:	COLLECTION POINT:	COLLECTION POINT:
$CBOD_5$ [SM 5210 B] mg/L	<1.0 Tech ___	Tech ___	Tech ___
TSS [SM 2540 D] mg/L	X 1,448.0 Tech ___	Tech ___	Tech ___
pH [SM 4500-H+ B] SU	Tech ___	Tech ___	Tech ___
AMMONIA [SM 4500-NH3 E (18) (TITRATION)] mg/L	X 425.6 Tech ___	Tech ___	Tech ___
FECAL COLIFORM [SM 9222 D] CFU/100mL	Tech in ___ Tech out ___ Time in ___ Time out ___	Tech in ___ Tech out ___ Time in ___ Time out ___	Tech in ___ Tech out ___ Time in ___ Time out ___
E. COLI. [SM 9223B-QT] MPN/100mL	Tech in ___ Tech out ___ Time in ___ Time out ___	Tech in ___ Tech out ___ Time in ___ Time out ___	Tech in ___ Tech out ___ Time in ___ Time out ___
OTHER: BOD	X Tech ___	Tech ___	Tech ___
OTHER:	Tech ___	Tech ___	Tech ___

TOTAL CHARGE $ NC-65 **EMS #** 31389A

THIS IS NOT A BILL – INVOICE WILL BE SENT

< MEANS LESS THAN Tech___ = TECHNICIAN INITIALS CBOD = CARBONACEOUS BIOCHEMICAL OXYGEN DEMAND
TSS = TOTAL SUSPENDED SOLIDS CFU = COLONY FORMING UNITS MPN = MOST PROBABLE NUMBER SU = STANDARD UNITS

WHITE COPY: TO CUSTOMER PINK COPY: TO BILLING OFFICE GOLD COPY: TO LABORATORY

WASTEWATER ANALYSIS REPORT

CITY OF DUBUQUE ENVIRONMENTAL MONITORING LABORATORY **IOWA LAB #014**

OWNER OF SUPPLY: DMASWA Q1 2024 **PHONE:** _____

ADDRESS: _____

REPORT TO: Lucille/Jason **PHONE:** _____

ADDRESS: _____

SAMPLE COLLECTOR NAME (please print): Jason Mowing

***SIGNATURE** (submitter, if different from collector):* _____

SAMPLE DATE/TIME: 6/5/24 1151 **SUBMISSION DATE/TIME:** _____
month/day/year time month/day/year time

SAMPLE RECEIVED BY: _____ **SAMPLE TEMPERATURE (upon receipt):** 14.0

SPECIAL INSTRUCTIONS: _____

ANALYSES REQUESTED ↓	COLLECTION POINT: Sample M.H.	COLLECTION POINT:	COLLECTION POINT:
$CBOD_5$ [SM 5210 B] mg/L	X 869.0 Tech [illegible]	Tech ____	Tech ____
TSS [SM 2540 D] mg/L	X 94.0 Tech [illegible]	Tech ____	Tech ____
pH [SM 4500-H+ B] SU	Tech ____	Tech ____	Tech ____
AMMONIA [SM 4500-NH3 E (18) (TITRATION)] mg/L	X 3.18 Tech [illegible]	Tech ____	Tech ____
FECAL COLIFORM [SM 9222 D] CFU/100mL	Tech in ____ Tech out ____ Time in ____ Time out ____	Tech in ____ Tech out ____ Time in ____ Time out ____	Tech in ____ Tech out ____ Time in ____ Time out ____
E. COLI. [SM 9223B-QT] MPN/100mL	Tech in ____ Tech out ____ Time in ____ Time out ____	Tech in ____ Tech out ____ Time in ____ Time out ____	Tech in ____ Tech out ____ Time in ____ Time out ____
OTHER: 6/4/24	pH 7.14 16.7°C TM Tech ____	Tech ____	Tech ____
OTHER:	Tech ____	Tech ____	Tech ____

TOTAL CHARGE $ NC **EMS #** 31756A

THIS IS NOT A BILL – INVOICE WILL BE SENT

< MEANS LESS THAN Tech____ = TECHNICIAN INITIALS CBOD = CARBONACEOUS BIOCHEMICAL OXYGEN DEMAND
TSS = TOTAL SUSPENDED SOLIDS CFU = COLONY FORMING UNITS MPN = MOST PROBABLE NUMBER SU = STANDARD UNITS

WHITE COPY: TO CUSTOMER PINK COPY: TO BILLING OFFICE GOLD COPY: TO LABORATORY

WASTEWATER ANALYSIS REPORT

CITY OF DUBUQUE ENVIRONMENTAL MONITORING LABORATORY **PH: 563-589-4334** **IOWA LAB #014**

OWNER OF SUPPLY: DMASWA Q3 **PHONE:** _____

ADDRESS: _____ **EMAIL:** _____

REPORT TO: willie/Jason **PHONE** _____

ADDRESS _____

SAMPLE COLLECTOR NAME (please print): Jason Mouring

***SIGNATURE* (submitter, if different fron collector):** _____

SAMPLE DATE/TIME: 7/26/24 1030 (month/day/year / time) **SUBMISSION DATE/TIME:** _____ (month/day/year / time)

SAMPLE RECEIVED BY: _____ **SAMPLE TEMPERATURE (upon receipt):** 22.0

SPECIAL INSTRUCTIONS: _____

☑ **Cooling started**

ANALYSES REQUESTED ↓	COLLECTION POINT: Sample Manhole	COLLECTION POINT:	COLLECTION POINT:
$CBOD_5$ [SM 5210 B] mg/L	Tech ____	Tech ____	Tech ____
TSS [SM 2540 D] mg/L X	297 Tech ____	Tech ____	Tech ____
pH [SM 4500-H+ B] SU	Tech ____	Tech ____	Tech ____
AMMONIA [SM 4500-NH3 E (18) (TITRATION)] mg/L X	721.3 Tech ____	Tech ____	Tech ____
E. COLI. [SM 9223B-QT] MPN/100mL	Tech in ____ Tech out ____ Time in ____ Time out ____	Tech in ____ Tech out ____ Time in ____ Time out ____	Tech in ____ Tech out ____ Time in ____ Time out ____
OTHER: X BOD	552 Tech ____	Tech ____	Tech ____
OTHER: pH 7.83 Temp. 16.5C	Tech ____	Tech ____	Tech ____

TOTAL CHARGE $ NC-65 **EMS #** 31990B

THIS IS NOT A BILL – INVOICE WILL BE SENT

< MEANS LESS THAN
Tech____ = TECHNICIAN INITIALS
CBOD = CARBONACEOUS BIOCHEMICAL OXYGEN DEMAND
TSS = TOTAL SUSPENDED SOLIDS
CFU = COLONY FORMING UNITS
MPN = MOST PROBABLE NUMBER
SU = STANDARD UNITS

WHITE COPY: TO CUSTOMER
GOLD COPY: TO LABORATORY

WASTEWATER ANALYSIS REPORT

EMAILED

CITY OF DUBUQUE ENVIRONMENTAL MONITORING LABORATORY PH: 563-589-4334 IOWA LAB #014

OWNER OF SUPPLY: DAMASWA Q4 PHONE: _____

ADDRESS: _____ EMAIL: _____

REPORT TO: Willie PHONE _____

ADDRESS _____

SAMPLE COLLECTOR NAME (please print): Jason Mourin

SIGNATURE (submitter, if different fron collector): _____

SAMPLE DATE/TIME: 11 8 24 1230 (month/day/year, time) SUBMISSION DATE/TIME: 11-8-24 1310 (month/day/year, time)

SAMPLE RECEIVED BY: [signature] SAMPLE TEMPERATURE (upon receipt): 16.1

SPECIAL INSTRUCTIONS: _____

☒ Cooling started

ANALYSES REQUESTED ↓	COLLECTION POINT:	COLLECTION POINT:	COLLECTION POINT:
X CBOD$_5$ [SM 5210 B] mg/L SET 11/8/24	669 SAMPLE RESULT OVER depleted, Calculated not using Standard Methods Tech [signature]	Tech ____	Tech ____
X TSS [SM 2540 D] mg/L ANALYZED 11/8/24	48.0 Tech [signature]	Tech ____	Tech ____
pH [SM 4500-H+ B] SU 16.1C Field pH 7.52	Tech ____	Tech ____	Tech ____
X AMMONIA [SM 4500-NH3 E (18) (TITRATION)] mg/L ANALYZED 11/8/24	923.4 Tech [signature]	Tech ____	Tech ____
E. COLI. [SM 9223B-QT] MPN/100mL	Tech in ____ Tech out ____ Time in ____ Time out ____	Tech in ____ Tech out ____ Time in ____ Time out ____	Tech in ____ Tech out ____ Time in ____ Time out ____
OTHER:	Tech ____	Tech ____	Tech ____
OTHER:	Tech ____	Tech ____	Tech ____

TOTAL CHARGE $ NC-65 EMS # 32426A

THIS IS NOT A BILL – INVOICE WILL BE SENT

< MEANS LESS THAN
TSS = TOTAL SUSPENDED SOLIDS
Tech____ = TECHNICIAN INITIALS
CFU = COLONY FORMING UNITS
CBOD = CARBONACEOUS BIOCHEMICAL OXYGEN DEMAND
MPN = MOST PROBABLE NUMBER
SU = STANDARD UNITS

WHITE COPY: TO CUSTOMER GOLD COPY: TO LABORATORY

eurofins | Environment Testing

ANALYTICAL REPORT

PREPARED FOR

Attn: Jason Mouring
Dubuque Water Pollution
795 Julien Dubuque Drive
Dubuque, Iowa 52001-7996

Generated 9/27/2023 4:04:43 PM

JOB DESCRIPTION

DMASWA Q3 Quarter 2023

JOB NUMBER

310-265219-1

Eurofins Cedar Falls
3019 Venture Way
Cedar Falls IA 50613

See page two for job notes and contact information.

myEOL

Job Notes

This report may not be reproduced except in full, and with written approval from the laboratory. The results relate only to the samples tested. For questions please contact the Project Manager at the e-mail address or telephone number listed on this page.

The test results in this report relate only to the samples as received by the laboratory and will meet all requirements of the methodology, with any exceptions noted. This report shall not be reproduced except in full, without the express written approval of the laboratory. All questions should be directed to the Eurofins Environment Testing North Central, LLC Project Manager.

Authorization



Generated
9/27/2023 4:04:43 PM

Authorized for release by
Tayler Sanderson, Project Manager I
Tayler.Sanderson@et.eurofinsus.com
(319)595-2017

Table of Contents

Cover Page 1
Table of Contents 3
Case Narrative 4
Sample Summary 5
Client Sample Results 6
Chronicle 7
Definitions 8
Certification Summary 9
Method Summary 10
Chain of Custody 11
Receipt Checklists 13

Case Narrative

Client: Dubuque Water Pollution
Project/Site: DMASWA Q3 Quarter 2023

Job ID: 310-265219-1

Job ID: 310-265219-1

Laboratory: Eurofins Cedar Falls

Narrative

Job Narrative
310-265219-1

Analytical test results meet all requirements of the associated regulatory program listed on the Accreditation/Certification Summary Page unless otherwise noted under the individual analysis. Data qualifiers are applied to indicate exceptions. Noncompliant quality control (QC) is further explained in narrative comments.

Matrix QC may not be reported if insufficient sample or site-specific QC samples were not submitted. In these situations, to demonstrate precision and accuracy at a batch level, a LCS/LCSD may be performed, unless otherwise specified in the method.
Surrogate and/or isotope dilution analyte recoveries (if applicable) which are outside of the QC window are confirmed unless attributed to a dilution or otherwise noted in the narrative.

Regulated compliance samples (e.g. SDWA, NPDES) must comply with the associated agency requirements/permits.

Receipt
The samples were received on 9/20/2023 3:50 PM. Unless otherwise noted below, the samples arrived in good condition, and, where required, properly preserved and on ice. The temperature of the cooler at receipt time was 8.6°C

Receipt Exceptions
The following samples were received at the laboratory outside the required temperature criteria: DMASWA Grab (310-265219-1) and DMASWA Comp (310-265219-2). This does not meet regulatory requirements. The client was contacted regarding this issue, and the laboratory was instructed to <CHOOSE_ONE> proceed with/cancel analysis.

Metals
Method 200.7_CWA: The following sample was received with insufficient preservation: DMASWA Comp (310-265219-2). The client was contacted and preservative was added by the laboratory, but the sample remained strongly basic. No further attempt was made to acidify the sample, as it would have diluted the sample. This does not meet regulatory requirements.

Method 200.7_CWA: Due to difficult matrix, only 10mL of sample was digested.DMASWA Comp (310-265219-2)

Method 245.2: The following sample was received with insufficient preservation: DMASWA Comp (310-265219-2). The maximum amount of preservative was added by the laboratory, but the sample remained strongly basic. No further attempt was made to acidify the sample, as it would have diluted the sample. This does not meet regulatory requirements.

No additional analytical or quality issues were noted, other than those described above or in the Definitions/ Glossary page.

General Chemistry
No additional analytical or quality issues were noted, other than those described above or in the Definitions/ Glossary page.

Sample Summary

Client: Dubuque Water Pollution
Project/Site: DMASWA Q3 Quarter 2023

Job ID: 310-265219-1

Lab Sample ID	Client Sample ID	Matrix	Collected	Received
310-265219-1	DMASWA Grab	Wastewater	09/13/23 11:50	09/20/23 15:50
310-265219-2	DMASWA Comp	Wastewater	09/14/23 12:40	09/20/23 15:50

Client: Dubuque Water Pollution
Project/Site: DMASWA Q3 Quarter 2023

Job ID: 310-265219-1

Client Sample ID: DMASWA Grab

Lab Sample ID: 310-265219-1

Date Collected: 09/13/23 11:50

Matrix: Wastewater

Date Received: 09/20/23 15:50

General Chemistry

Analyte	Result	Qualifier	RL	MDL	Unit	D	Prepared	Analyzed	Dil Fac
Cyanide, Total (EPA 335.4)	<0.0100		0.0100		mg/L		09/21/23 09:17	09/22/23 19:42	1

Client Sample ID: DMASWA Comp

Lab Sample ID: 310-265219-2

Date Collected: 09/14/23 12:40

Matrix: Wastewater

Date Received: 09/20/23 15:50

Method: EPA 200.7 Rev 4.4 - Metals (ICP)

Analyte	Result	Qualifier	RL	MDL	Unit	D	Prepared	Analyzed	Dil Fac
Cadmium	<0.100		0.100		mg/L		09/22/23 09:10	09/25/23 14:40	1
Copper	<0.100		0.100		mg/L		09/22/23 09:10	09/25/23 14:40	1
Lead	<0.500		0.500		mg/L		09/22/23 09:10	09/25/23 14:40	1
Nickel	**0.313**		0.250		mg/L		09/22/23 09:10	09/25/23 14:40	1
Zinc	**0.260**		0.200		mg/L		09/22/23 09:10	09/25/23 14:40	1
Arsenic	<0.400		0.400		mg/L		09/22/23 09:10	09/25/23 14:40	1
Potassium	**569**		10.0		mg/L		09/22/23 09:10	09/25/23 14:40	1
Molybdenum	<0.250		0.250		mg/L		09/22/23 09:10	09/25/23 14:40	1
Selenium	<0.500		0.500		mg/L		09/22/23 09:10	09/25/23 14:40	1

Method: EPA 245.2 - Mercury (CVAA)

Analyte	Result	Qualifier	RL	MDL	Unit	D	Prepared	Analyzed	Dil Fac
Mercury	<0.000200		0.000200		mg/L		09/26/23 10:24	09/27/23 10:37	1

Lab Chronicle

Client: Dubuque Water Pollution
Project/Site: DMASWA Q3 Quarter 2023

Job ID: 310-265219-1

Client Sample ID: DMASWA Grab

Lab Sample ID: 310-265219-1

Date Collected: 09/13/23 11:50

Matrix: Wastewater

Date Received: 09/20/23 15:50

Prep Type	Batch Type	Batch Method	Run	Dilution Factor	Batch Number	Analyst	Lab	Prepared or Analyzed
Total/NA	Prep	Distill/CN			400201	ENB7	EET CF	09/21/23 09:17
Total/NA	Analysis	335.4		1	400455	ZJX4	EET CF	09/22/23 19:42

Client Sample ID: DMASWA Comp

Lab Sample ID: 310-265219-2

Date Collected: 09/14/23 12:40

Matrix: Wastewater

Date Received: 09/20/23 15:50

Prep Type	Batch Type	Batch Method	Run	Dilution Factor	Batch Number	Analyst	Lab	Prepared or Analyzed
Total/NA	Prep	200.7			400285	KCK5	EET CF	09/22/23 09:10
Total/NA	Analysis	200.7 Rev 4.4		1	400582	ZRI4	EET CF	09/25/23 14:40
Total/NA	Prep	245.1			400669	NFT2	EET CF	09/26/23 10:24
Total/NA	Analysis	245.2		1	400824	NFT2	EET CF	09/27/23 10:37

Laboratory References:

EET CF = Eurofins Cedar Falls, 3019 Venture Way, Cedar Falls, IA 50613, TEL (319)277-2401

Glossary

Abbreviation	These commonly used abbreviations may or may not be present in this report.
¤	Listed under the "D" column to designate that the result is reported on a dry weight basis
%R	Percent Recovery
CFL	Contains Free Liquid
CFU	Colony Forming Unit
CNF	Contains No Free Liquid
DER	Duplicate Error Ratio (normalized absolute difference)
Dil Fac	Dilution Factor
DL	Detection Limit (DoD/DOE)
DL, RA, RE, IN	Indicates a Dilution, Re-analysis, Re-extraction, or additional Initial metals/anion analysis of the sample
DLC	Decision Level Concentration (Radiochemistry)
EDL	Estimated Detection Limit (Dioxin)
LOD	Limit of Detection (DoD/DOE)
LOQ	Limit of Quantitation (DoD/DOE)
MCL	EPA recommended "Maximum Contaminant Level"
MDA	Minimum Detectable Activity (Radiochemistry)
MDC	Minimum Detectable Concentration (Radiochemistry)
MDL	Method Detection Limit
ML	Minimum Level (Dioxin)
MPN	Most Probable Number
MQL	Method Quantitation Limit
NC	Not Calculated
ND	Not Detected at the reporting limit (or MDL or EDL if shown)
NEG	Negative / Absent
POS	Positive / Present
PQL	Practical Quantitation Limit
PRES	Presumptive
QC	Quality Control
RER	Relative Error Ratio (Radiochemistry)
RL	Reporting Limit or Requested Limit (Radiochemistry)
RPD	Relative Percent Difference, a measure of the relative difference between two points
TEF	Toxicity Equivalent Factor (Dioxin)
TEQ	Toxicity Equivalent Quotient (Dioxin)
TNTC	Too Numerous To Count

Accreditation/Certification Summary

Client: Dubuque Water Pollution
Project/Site: DMASWA Q3 Quarter 2023

Job ID: 310-265219-1

Laboratory: Eurofins Cedar Falls

The accreditations/certifications listed below are applicable to this report.

Authority	Program	Identification Number	Expiration Date
Iowa	State	007	12-01-23

Method Summary

Client: Dubuque Water Pollution
Project/Site: DMASWA Q3 Quarter 2023

Job ID: 310-265219-1

Method	Method Description	Protocol	Laboratory
200.7 Rev 4.4	Metals (ICP)	EPA	EET CF
245.2	Mercury (CVAA)	EPA	EET CF
335.4	Cyanide, Total	EPA	EET CF
200.7	Preparation, Total Metals	EPA	EET CF
245.1	Preparation, Mercury	EPA	EET CF
Distill/CN	Distillation, Cyanide	None	EET CF

Protocol References:

EPA = US Environmental Protection Agency

None = None

Laboratory References:

EET CF = Eurofins Cedar Falls, 3019 Venture Way, Cedar Falls, IA 50613, TEL (319)277-2401

eurofins | Environment Testing America

310-265219 Chain of Custody

Cooler/Sample Receipt and Temperature I

Client Information			
Client:	Dubuque		
City/State: CITY		STATE IA	Project:
Receipt Information			
Date/Time Received:	DATE 9/20/23	TIME 1550	Received By: SC

Delivery Type: ☐ UPS ☐ FedEx ☐ FedEx Ground ☐ US Mail ☐ Spee-Dee ☒ Lab Courier ☐ Lab Field Services ☐ Client Drop-off ☐ Other:_____

Condition of Cooler/Containers

Sample(s) received in Cooler?	☒ Yes	☐ No	*If yes:* Cooler ID:
Multiple Coolers?	☐ Yes	☒ No	*If yes:* Cooler # _____ of _____
Cooler Custody Seals Present?	☒ Yes	☐ No	*If yes:* Cooler custody seals intact? ☐ Yes ☐ No
Sample Custody Seals Present?	☐ Yes	☒ No	*If yes:* Sample custody seals intact? ☐ Yes ☐ No
Trip Blank Present?	☐ Yes	☒ No	*If yes:* Which VOA samples are in cooler? ↓

Temperature Record

Coolant: ☒ Wet ice ☐ Blue ice ☐ Dry ice ☐ Other:_____ ☐ NONE

Thermometer ID: 8	Correction Factor (°C): 0

Temp Blank Temperature – If no temp blank, or temp blank temperature above criteria, proceed to Sample Container Temperature

Uncorrected Temp (°C): 8.6	Corrected Temp (°C): 8.6

Sample Container Temperature

	CONTAINER 1	CONTAINER 2
Container(s) used:	250 ml plastic	
Uncorrected Temp (°C):	8.3	9.2
Corrected Temp (°C):	8.3	9.2

Exceptions Noted

1) If temperature exceeds criteria, was sample(s) received same day of sampling? ☐ Yes ☐ No
   a) *If yes:* Is there evidence that the chilling process began? ☐ Yes ☐ No

2) If temperature is <0°C, are there obvious signs that the integrity of sample containers is compromised? (e.g., bulging septa, broken/cracked bottles, frozen solid?) ☐ Yes ☐ No

NOTE: If yes, contact PM before proceeding. If no, proceed with login

Additional Comments

Eurofins TestAmerica, Cedar Falls
3019 Venture Way

Cedar Falls, IA 50613
phone 319.277.2401 fax 319.277 2425

Chain of Custody Record

eurofins | Environment Testing America

Regulatory Program: ☐ DW ☑ NPDES ☐ RCRA ☐ Other:

TestAmerica Laboratories, Inc. d/b/a

Client Contact	**Project Manager: WILLIAM O'BRIEN**	**Site Contact:**	**Date:**
CITY OF DUBUQUE W&RRC	**Email: wobrien@cityofdubuque.org**	**Lab Contact:**	**Carrier:**
795 JULIEN DUBUQUE DRIVE	**Tel/Fax: 563-589-4269**		
DUBUQUE/IA/52003	**Analysis Turnaround Time**		
(563) 589-4176 Phone	☐ CALENDAR DAYS ☑ WORKING DAYS		
(563) 589-4179 FAX	TAT if different from Below _____		
Project Name **DMASWA Q3 Quarter 2023**	☐ 2 weeks		
Site: DMASWA	☑ 1 week		
P O #	☐ 2 days		
	☐ 1 day		

COC No. __1__ of __1__ COCs
TALS Project #:
Sampler:
For Lab Use Only:
Walk-in Client:
Lab Sampling
Job / SDG No :

Sample Identification	Sample Date	Sample Time	Sample Type (C=Comp, G=Grab)	Matrix	# of Cont.	Filtered Sample (Y/N)	Perform MS / MSD (Y/N)	ARSENIC, TOTAL	CADMIUM	COPPER	LEAD	MOLYBDENUM	NICKEL	POTASSIUM	SELENIUM	ZINC	MERCURY	CYANIDE	Sample Specific Notes:
DMASWA GRAB	9/13/2023	1150	G	WW														X	pH: 8.28 Temp: 16.2 °C
DMASWA COMP	9/14/2023	1240	C	WW				X	X	X	X	X	X	X	X	X	X		

Preservation Used: 1= Ice, 2= HCl; 3= H2SO4; 4=HNO3; 5=NaOH; 6= Other _____

Possible Hazard Identification:
Are any samples from a listed EPA Hazardous Waste? Please List any EPA Waste Codes for the sample in the Comments Section if the lab is to dispose of the sample

☑ Non-Hazard ☐ Flammable ☐ Skin Irritant ☐ Poison B ☐ Unknown

Sample Disposal (A fee may be assessed if samples are retained longer than 1 month)

☐ Return to Client ☑ Disposal by Lab ☐ Archive for _____ Months

Special Instructions/QC Requirements & Comments:

Custody Seals Intact ☐ Yes ☐ No | Custody Seal No.: | Cooler Temp. °d. | Therm ID No.:

Relinquished by:	Company:	Date/Time:	Received by:	Company:	Date/Time:
Relinquished by:	Company:	Date/Time:	Received by:	Company:	Date/Time:
Relinquished by:	Company:	Date/Time:	Received in Laboratory by: SJT	Company:	9/20/23 Date/Time. 1552

Form No. CA-C-WI-002, Rev. 4.35, dated 10/6/2020

9/27/2023

Login Sample Receipt Checklist

Client: Dubuque Water Pollution

Job Number: 310-265219-1

Login Number: 265219

List Source: Eurofins Cedar Falls

List Number: 1

Creator: Tucker, Sarah L

Question	Answer	Comment
Radioactivity wasn't checked or is </= background as measured by a survey meter.	N/A	
The cooler's custody seal, if present, is intact.	True	
Sample custody seals, if present, are intact.	N/A	
The cooler or samples do not appear to have been compromised or tampered with.	True	
Samples were received on ice.	True	
Cooler Temperature is acceptable.	False	Cooler temperature outside required temperature criteria.
Cooler Temperature is recorded.	True	
COC is present.	True	
COC is filled out in ink and legible.	True	
COC is filled out with all pertinent information.	True	
Is the Field Sampler's name present on COC?	True	
There are no discrepancies between the containers received and the COC.	True	
Samples are received within Holding Time (excluding tests with immediate HTs)	True	
Sample containers have legible labels.	True	
Containers are not broken or leaking.	True	
Sample collection date/times are provided.	True	
Appropriate sample containers are used.	True	
Sample bottles are completely filled.	True	
Sample Preservation Verified.	True	
There is sufficient vol. for all requested analyses, incl. any requested MS/MSDs	True	
Containers requiring zero headspace have no headspace or bubble is <6mm (1/4").	True	
Multiphasic samples are not present.	True	
Samples do not require splitting or compositing.	True	
Residual Chlorine Checked.	N/A	

eurofins | Environment Testing

ANALYTICAL REPORT

PREPARED FOR

Attn: John Wiley
Dubuque Water Pollution
795 Julien Dubuque Drive
Dubuque, Iowa 52003-7996

Generated 8/5/2024 3:17:24 PM

JOB DESCRIPTION

DMASWA Q3 Quarter 2024

JOB NUMBER

310-287130-1

Eurofins Cedar Falls
3019 Venture Way
Cedar Falls IA 50613

See page two for job notes and contact information.

my EOL

Job Notes

This report may not be reproduced except in full, and with written approval from the laboratory. The results relate only to the samples tested. For questions please contact the Project Manager at the e-mail address or telephone number listed on this page.

The test results in this report relate only to the samples as received by the laboratory and will meet all requirements of the methodology, with any exceptions noted. This report shall not be reproduced except in full, without the express written approval of the laboratory. All questions should be directed to the Eurofins Environment Testing North Central, LLC Project Manager.

Authorization



Generated
8/5/2024 3:17:24 PM

Authorized for release by
Mary Yang, Client Service Manager
Mary.Yang@ET.EurofinsUS.com
(319)595-2025

Table of Contents

Cover Page 1
Table of Contents 3
Case Narrative 4
Sample Summary 5
Client Sample Results 6
Chronicle 7
Definitions 8
Certification Summary 9
Method Summary 10
Chain of Custody 11
Receipt Checklists 13

Job ID: 310-287130-1 — Eurofins Cedar Falls

Job Narrative
310-287130-1

Analytical test results meet all requirements of the associated regulatory program listed on the Accreditation/Certification Summary Page unless otherwise noted under the individual analysis. Data qualifiers and/or narrative comments are included to explain any exceptions, if applicable.

- Matrix QC may not be reported if insufficient sample is provided or site-specific QC samples were not submitted. In these situations, to demonstrate precision and accuracy at a batch level, a LCS/LCSD may be performed, unless otherwise specified in the method.
- Surrogate and/or isotope dilution analyte recoveries (if applicable) which are outside of the QC window are confirmed unless attributed to a dilution or otherwise noted in the narrative.

Regulated compliance samples (e.g. SDWA, NPDES) must comply with the associated agency requirements/permits.

Receipt
The samples were received on 7/31/2024 5:50 PM. Unless otherwise noted below, the samples arrived in good condition, and, where required, properly preserved and on ice. The temperature of the cooler at receipt time was 3.0°C.

Metals
Method 200.7_CWA: Due to the difficult matrix of the sample, only 10 mL was digested.

DMASWAQ32024 (310-287130-2)

No additional analytical or quality issues were noted, other than those described above or in the Definitions/ Glossary page.

General Chemistry
No additional analytical or quality issues were noted, other than those described above or in the Definitions/ Glossary page.

Sample Summary

Client: Dubuque Water Pollution
Project/Site: DMASWA Q3 Quarter 2024

Job ID: 310-287130-1

Lab Sample ID	Client Sample ID	Matrix	Collected	Received
310-287130-1	DMASWAQ32024	Wastewater	07/26/24 10:05	07/31/24 17:50
310-287130-2	DMASWAQ32024	Wastewater	07/26/24 09:59	07/31/24 17:50

Client: Dubuque Water Pollution
Project/Site: DMASWA Q3 Quarter 2024

Job ID: 310-287130-1

Client Sample ID: DMASWAQ32024

Lab Sample ID: 310-287130-1

Date Collected: 07/26/24 10:05

Matrix: Wastewater

Date Received: 07/31/24 17:50

General Chemistry

Analyte	Result	Qualifier	RL	MDL	Unit	D	Prepared	Analyzed	Dil Fac
Cyanide, Total (EPA 335.4)	<0.0100		0.0100		mg/L		08/02/24 09:56	08/02/24 17:41	1

Client Sample ID: DMASWAQ32024

Lab Sample ID: 310-287130-2

Date Collected: 07/26/24 09:59

Matrix: Wastewater

Date Received: 07/31/24 17:50

Method: EPA 200.7 Rev 4.4 - Metals (ICP)

Analyte	Result	Qualifier	RL	MDL	Unit	D	Prepared	Analyzed	Dil Fac
Arsenic	<0.400		0.400		mg/L		08/02/24 09:00	08/05/24 13:03	1
Cadmium	<0.100		0.100		mg/L		08/02/24 09:00	08/05/24 13:03	1
Copper	<0.100		0.100		mg/L		08/02/24 09:00	08/05/24 13:03	1
Lead	<0.500		0.500		mg/L		08/02/24 09:00	08/05/24 13:03	1
Molybdenum	<0.250		0.250		mg/L		08/02/24 09:00	08/05/24 13:03	1
Nickel	<0.250		0.250		mg/L		08/02/24 09:00	08/05/24 13:03	1
Potassium	**341**		10.0		mg/L		08/02/24 09:00	08/05/24 13:03	1
Selenium	<0.500		0.500		mg/L		08/02/24 09:00	08/05/24 13:03	1
Zinc	**0.215**		0.200		mg/L		08/02/24 09:00	08/05/24 13:03	1

Lab Chronicle

Client: Dubuque Water Pollution
Job ID: 310-287130-1
Project/Site: DMASWA Q3 Quarter 2024

Client Sample ID: DMASWAQ32024
Lab Sample ID: 310-287130-1
Date Collected: 07/26/24 10:05
Matrix: Wastewater
Date Received: 07/31/24 17:50

Prep Type	Batch Type	Batch Method	Run	Dilution Factor	Batch Number	Analyst	Lab	Prepared or Analyzed
Total/NA	Prep	Distill/CN			429218	WZC8	EET CF	08/02/24 09:56
Total/NA	Analysis	335.4		1	429298	ZJX4	EET CF	08/02/24 17:41

Client Sample ID: DMASWAQ32024
Lab Sample ID: 310-287130-2
Date Collected: 07/26/24 09:59
Matrix: Wastewater
Date Received: 07/31/24 17:50

Prep Type	Batch Type	Batch Method	Run	Dilution Factor	Batch Number	Analyst	Lab	Prepared or Analyzed
Total/NA	Prep	200.7			429147	QTZ5	EET CF	08/02/24 09:00
Total/NA	Analysis	200.7 Rev 4.4		1	429424	ZRI4	EET CF	08/05/24 13:03

Laboratory References:

EET CF = Eurofins Cedar Falls, 3019 Venture Way, Cedar Falls, IA 50613, TEL (319)277-2401

Definitions/Glossary

Client: Dubuque Water Pollution
Job ID: 310-287130-1
Project/Site: DMASWA Q3 Quarter 2024

Glossary

Abbreviation	These commonly used abbreviations may or may not be present in this report.
¤	Listed under the "D" column to designate that the result is reported on a dry weight basis
%R	Percent Recovery
CFL	Contains Free Liquid
CFU	Colony Forming Unit
CNF	Contains No Free Liquid
DER	Duplicate Error Ratio (normalized absolute difference)
Dil Fac	Dilution Factor
DL	Detection Limit (DoD/DOE)
DL, RA, RE, IN	Indicates a Dilution, Re-analysis, Re-extraction, or additional Initial metals/anion analysis of the sample
DLC	Decision Level Concentration (Radiochemistry)
EDL	Estimated Detection Limit (Dioxin)
LOD	Limit of Detection (DoD/DOE)
LOQ	Limit of Quantitation (DoD/DOE)
MCL	EPA recommended "Maximum Contaminant Level"
MDA	Minimum Detectable Activity (Radiochemistry)
MDC	Minimum Detectable Concentration (Radiochemistry)
MDL	Method Detection Limit
ML	Minimum Level (Dioxin)
MPN	Most Probable Number
MQL	Method Quantitation Limit
NC	Not Calculated
ND	Not Detected at the reporting limit (or MDL or EDL if shown)
NEG	Negative / Absent
POS	Positive / Present
PQL	Practical Quantitation Limit
PRES	Presumptive
QC	Quality Control
RER	Relative Error Ratio (Radiochemistry)
RL	Reporting Limit or Requested Limit (Radiochemistry)
RPD	Relative Percent Difference, a measure of the relative difference between two points
TEF	Toxicity Equivalent Factor (Dioxin)
TEQ	Toxicity Equivalent Quotient (Dioxin)
TNTC	Too Numerous To Count

Accreditation/Certification Summary

Client: Dubuque Water Pollution
Project/Site: DMASWA Q3 Quarter 2024

Job ID: 310-287130-1

Laboratory: Eurofins Cedar Falls

The accreditations/certifications listed below are applicable to this report.

Authority	Program	Identification Number	Expiration Date
Iowa	State	007	12-01-25

Method Summary

Client: Dubuque Water Pollution
Project/Site: DMASWA Q3 Quarter 2024

Job ID: 310-287130-1

Method	Method Description	Protocol	Laboratory
200.7 Rev 4.4	Metals (ICP)	EPA	EET CF
335.4	Cyanide, Total	EPA	EET CF
200.7	Preparation, Total Metals	EPA	EET CF
Distill/CN	Distillation, Cyanide	None	EET CF

Protocol References:

EPA = US Environmental Protection Agency

None = None

Laboratory References:

EET CF = Eurofins Cedar Falls, 3019 Venture Way, Cedar Falls, IA 50613, TEL (319)277-2401

eurofins | Environment Testing America

310-287130 Chain of Custody

Cooler/Sample Receipt and Temperature Log Form

Client Information

Client: City of Dubuque

City/State: CITY | STATE | Project:

Receipt Information

Date/Time Received: DATE 7-31-24 | TIME 1750 | Received By:

Delivery Type: ☐ UPS ☐ FedEx ☐ FedEx Ground ☐ US Mail ☐ Spee-Dee
☒ Lab Courier ☐ Lab Field Services ☐ Client Drop-off ☐ Other:_____

Condition of Cooler/Containers

Sample(s) received in Cooler?	☒ Yes	☐ No	*If yes:* Cooler ID:
Multiple Coolers?	☐ Yes	☒ No	*If yes:* Cooler # _____ of _____
Cooler Custody Seals Present? No	☐ Yes	☒ No	*If yes:* Cooler custody seals intact? ☐ Yes ☐ No
Sample Custody Seals Present? No	☐ Yes	☒ No	*If yes:* Sample custody seals intact? ☐ Yes ☐ No
Trip Blank Present?	☐ Yes	☒ No	*If yes:* Which VOA samples are in cooler? ↓

Temperature Record

Coolant: ☒ Wet ice ☐ Blue ice ☐ Dry ice ☐ Other:_____ ☐ NONE

Thermometer ID: 9 | Correction Factor (°C): 0

• **Temp Blank Temperature** – If no temp blank, or temp blank temperature above criteria, proceed to Sample Container Temperature

Uncorrected Temp (°C): 3.0 | Corrected Temp (°C): 3.0

• **Sample Container Temperature**

	CONTAINER 1	CONTAINER 2
Container(s) used		
Uncorrected Temp (°C):		
Corrected Temp (°C):		

Exceptions Noted

1) If temperature exceeds criteria, was sample(s) received same day of sampling? ☐ Yes ☐ No
   a) *If yes:* Is there evidence that the chilling process began? ☐ Yes ☐ No

2) If temperature is <0°C, are there obvious signs that the integrity of sample containers is compromised? (e.g., bulging septa, broken/cracked bottles, frozen solid?) ☐ Yes ☐ No

NOTE If yes, contact PM before proceeding. If no, proceed with login

Additional Comments

Eurofins TestAmerica, Cedar Falls
3019 Venture Way

Cedar Falls, IA 50613
phone 319.277.2401 fax 319.277.2425

Chain of Custody Record

eurofins Environment Testing America

Regulatory Program: ☐ DW ☑ NPDES ☐ RCRA ☐ Other

TestAmerica Laboratories, Inc. d/b/a

Client Contact	**Project Manager: WILLIAM O'BRIEN**	**Site Contact:**	**Date:**
CITY OF DUBUQUE W&RRC	Email wobrien@cityofdubuque.org	**Lab Contact:**	**Carrier:**
795 JULIEN DUBUQUE DRIVE	**Tel/Fax: 563-589-4269**		
DUBUQUE/IA/52003	**Analysis Turnaround Time**		
(563) 589-4176 Phone	☐ CALENDAR DAYS ☑ WORKING DAYS		
(563) 589-4179 FAX	TAT if different from Below _____		
Project Name **DMASWA Q3 Quarter 2024**	☐ 2 weeks ☑ 1 week ☐ 2 days ☐ 1 day		
Site DMASWA 2024Q3			
P O #			

COC No: 1 of 1 COCs
TALS Project #:
Sampler:
For Lab Use Only:
Walk-in Client:
Lab Sampling
Job / SDG No
Sample Specific Notes:

Sample Identification	Sample Date	Sample Time	Sample Type (C=Comp, G=Grab)	Matrix	# of Cont.	Filtered Sample (Y / N)	Perform MS / MSD (Y / N)	ARSENIC, TOTAL	CADMIUM	COPPER	LEAD	MOLYBDENUM	NICKEL	POTASSIUM	SELENIUM	ZINC	MERCURY	CYANIDE					
DMASWAQ32024	7/26/2024	1005	G	WW														X					pH 7.83 Temp 16.5 °C
DMASWAQ32024	7/26/2024	0959	C	WW				X	X	X	X	X	X	X	X	X	X						

Preservation Used: 1= Ice, 2= HCl; 3= H2SO4; 4=HNO3; 5=NaOH; 6= Other _____

Possible Hazard Identification:
Are any samples from a listed EPA Hazardous Waste? Please List any EPA Waste Codes for the sample in the Comments Section if the lab is to dispose of the sample

☑ Non-Hazard ☐ Flammable ☐ Skin Irritant ☐ Poison B ☐ Unknown

Sample Disposal (A fee may be assessed if samples are retained longer than 1 month)

☐ Return to Client ☑ Disposal by Lab ☐ Archive for _____ Months

Special Instructions/QC Requirements & Comments:

Custody Seals Intact ☐ Yes ☐ No	Custody Seal No		Cooler Temp (°C)	Therm ID No	
Relinquished by	Company	Date/Time	Received by	Company	Date/Time
Relinquished by	Company	Date/Time	Received by	Company	Date/Time
Relinquished by	Company	Date/Time	Received in Laboratory by	Company	Date/Time

Form No. CA-C-WI-002, Rev. 4.35, dated 10/6/2020

Login Sample Receipt Checklist

Client: Dubuque Water Pollution

Job Number: 310-287130-1
SDG Number:

Login Number: 287130
List Number: 1
Creator: Homolar, Dana J

List Source: Eurofins Cedar Falls

Question	Answer	Comment
Radioactivity wasn't checked or is </= background as measured by a survey meter.	N/A	
The cooler's custody seal, if present, is intact.	True	
Sample custody seals, if present, are intact.	N/A	
The cooler or samples do not appear to have been compromised or tampered with.	True	
Samples were received on ice.	True	
Cooler Temperature is acceptable.	True	
Cooler Temperature is recorded.	True	
COC is present.	True	
COC is filled out in ink and legible.	True	
COC is filled out with all pertinent information.	True	
Is the Field Sampler's name present on COC?	True	
There are no discrepancies between the containers received and the COC.	True	
Samples are received within Holding Time (excluding tests with immediate HTs)	True	
Sample containers have legible labels.	True	
Containers are not broken or leaking.	True	
Sample collection date/times are provided.	True	
Appropriate sample containers are used.	True	
Sample bottles are completely filled.	True	
Sample Preservation Verified.	True	
There is sufficient vol. for all requested analyses, incl. any requested MS/MSDs	True	
Containers requiring zero headspace have no headspace or bubble is <6mm (1/4").	True	
Multiphasic samples are not present.	True	
Samples do not require splitting or compositing.	True	
Residual Chlorine Checked.	N/A	

eurofins | Environment Testing

ANALYTICAL REPORT

PREPARED FOR

Attn: Jason Mouring
Dubuque Water Pollution
795 Julien Dubuque Drive
Dubuque, Iowa 52001-7996

Generated 10/31/2023 3:30:37 PM

JOB DESCRIPTION

DMASWA Q4 Quarter 2023

JOB NUMBER

310-267550-1

Eurofins Cedar Falls
3019 Venture Way
Cedar Falls IA 50613

See page two for job notes and contact information.

myEOL

Job Notes

This report may not be reproduced except in full, and with written approval from the laboratory. The results relate only to the samples tested. For questions please contact the Project Manager at the e-mail address or telephone number listed on this page.

The test results in this report relate only to the samples as received by the laboratory and will meet all requirements of the methodology, with any exceptions noted. This report shall not be reproduced except in full, without the express written approval of the laboratory. All questions should be directed to the Eurofins Environment Testing North Central, LLC Project Manager.

Authorization



Generated
10/31/2023 3:30:37 PM

Authorized for release by
Matthew Hummel, Project Manager I
Matthew.Hummel@et.eurofinsus.com
Designee for
Tayler Sanderson, Project Manager I
Tayler.Sanderson@et.eurofinsus.com
(319)595-2017

Table of Contents

Cover Page 1
Table of Contents 3
Case Narrative 4
Sample Summary 5
Client Sample Results 6
Chronicle 7
Definitions 8
Certification Summary 9
Method Summary 10
Chain of Custody 11
Receipt Checklists 13

Case Narrative

Client: Dubuque Water Pollution
Project/Site: DMASWA Q4 Quarter 2023

Job ID: 310-267550-1

Job ID: 310-267550-1

Laboratory: Eurofins Cedar Falls

Narrative

Job Narrative
310-267550-1

Analytical test results meet all requirements of the associated regulatory program listed on the Accreditation/Certification Summary Page unless otherwise noted under the individual analysis. Data qualifiers are applied to indicate exceptions. Noncompliant quality control (QC) is further explained in narrative comments.

Matrix QC may not be reported if insufficient sample or site-specific QC samples were not submitted. In these situations, to demonstrate precision and accuracy at a batch level, a LCS/LCSD may be performed, unless otherwise specified in the method.
Surrogate and/or isotope dilution analyte recoveries (if applicable) which are outside of the QC window are confirmed unless attributed to a dilution or otherwise noted in the narrative.

Regulated compliance samples (e.g. SDWA, NPDES) must comply with the associated agency requirements/permits.

Receipt
The samples were received on 10/18/2023 3:45 PM. Unless otherwise noted below, the samples arrived in good condition, and, where required, properly preserved and on ice. The temperature of the cooler at receipt time was 3.1°C

Metals
Method 200.7_CWA: The following sample was received with insufficient preservation: DMASWA COMP (310-267550-2). The client was contacted and preservative was added by the laboratory, but the sample remained strongly basic. No further attempt was made to acidify the sample, as it would have diluted the sample. This does not meet regulatory requirements.

Method 200.7_CWA: Due to difficult matrix, only 10mL of sample was digested: DMASWA COMP (310-267550-2).

Method 245.2: The following sample was received with insufficient preservation: DMASWA COMP (310-267550-2). The maximum amount of preservative was added by the laboratory, but the sample remained strongly basic. No further attempt was made to acidify the sample, as it would have diluted the sample. This does not meet regulatory requirements.

No additional analytical or quality issues were noted, other than those described above or in the Definitions/ Glossary page.

General Chemistry
No additional analytical or quality issues were noted, other than those described above or in the Definitions/ Glossary page.

Sample Summary

Client: Dubuque Water Pollution
Project/Site: DMASWA Q4 Quarter 2023

Job ID: 310-267550-1

Lab Sample ID	Client Sample ID	Matrix	Collected	Received
310-267550-1	DMASWA Grab	Wastewater	10/17/23 12:00	10/18/23 15:45
310-267550-2	DMASWA COMP	Wastewater	10/17/23 12:00	10/18/23 15:45

Client: Dubuque Water Pollution
Project/Site: DMASWA Q4 Quarter 2023

Job ID: 310-267550-1

Client Sample ID: DMASWA Grab

Lab Sample ID: 310-267550-1

Date Collected: 10/17/23 12:00

Matrix: Wastewater

Date Received: 10/18/23 15:45

General Chemistry

Analyte	Result	Qualifier	RL	MDL	Unit	D	Prepared	Analyzed	Dil Fac
Cyanide, Total (EPA 335.4)	<0.0100		0.0100		mg/L		10/19/23 09:11	10/20/23 09:56	1

Client Sample ID: DMASWA COMP

Lab Sample ID: 310-267550-2

Date Collected: 10/17/23 12:00

Matrix: Wastewater

Date Received: 10/18/23 15:45

Method: EPA 200.7 Rev 4.4 - Metals (ICP)

Analyte	Result	Qualifier	RL	MDL	Unit	D	Prepared	Analyzed	Dil Fac
Cadmium	<0.100		0.100		mg/L		10/20/23 09:10	10/21/23 11:48	1
Copper	<0.100		0.100		mg/L		10/20/23 09:10	10/21/23 11:48	1
Lead	<0.500		0.500		mg/L		10/20/23 09:10	10/21/23 11:48	1
Nickel	<0.250		0.250		mg/L		10/20/23 09:10	10/21/23 11:48	1
Zinc	**0.219**		0.200		mg/L		10/20/23 09:10	10/21/23 11:48	1
Potassium	**340**		10.0		mg/L		10/20/23 09:10	10/21/23 11:48	1
Molybdenum	<0.250		0.250		mg/L		10/20/23 09:10	10/21/23 11:48	1
Selenium	<0.500		0.500		mg/L		10/20/23 09:10	10/21/23 11:48	1
Arsenic	<0.400		0.400		mg/L		10/20/23 09:10	10/21/23 11:48	1

Method: EPA 245.2 - Mercury (CVAA)

Analyte	Result	Qualifier	RL	MDL	Unit	D	Prepared	Analyzed	Dil Fac
Mercury	<0.000600		0.000600		mg/L		10/30/23 11:08	10/31/23 12:24	1

Lab Chronicle

Client: Dubuque Water Pollution
Project/Site: DMASWA Q4 Quarter 2023

Job ID: 310-267550-1

Client Sample ID: DMASWA Grab

Lab Sample ID: 310-267550-1

Date Collected: 10/17/23 12:00

Matrix: Wastewater

Date Received: 10/18/23 15:45

Prep Type	Batch Type	Batch Method	Run	Dilution Factor	Batch Number	Analyst	Lab	Prepared or Analyzed
Total/NA	Prep	Distill/CN			403051	ENB7	EET CF	10/19/23 09:11
Total/NA	Analysis	335.4		1	403228	WZC8	EET CF	10/20/23 09:56

Client Sample ID: DMASWA COMP

Lab Sample ID: 310-267550-2

Date Collected: 10/17/23 12:00

Matrix: Wastewater

Date Received: 10/18/23 15:45

Prep Type	Batch Type	Batch Method	Run	Dilution Factor	Batch Number	Analyst	Lab	Prepared or Analyzed
Total/NA	Prep	200.7			403134	KCK5	EET CF	10/20/23 09:10
Total/NA	Analysis	200.7 Rev 4.4		1	403311	ZRI4	EET CF	10/21/23 11:48
Total/NA	Prep	245.1			404221	NFT2	EET CF	10/30/23 11:08
Total/NA	Analysis	245.2		1	404376	NFT2	EET CF	10/31/23 12:24

Laboratory References:

EET CF = Eurofins Cedar Falls, 3019 Venture Way, Cedar Falls, IA 50613, TEL (319)277-2401

Client: Dubuque Water Pollution
Job ID: 310-267550-1
Project/Site: DMASWA Q4 Quarter 2023

Glossary

Abbreviation	These commonly used abbreviations may or may not be present in this report.
¤	Listed under the "D" column to designate that the result is reported on a dry weight basis
%R	Percent Recovery
CFL	Contains Free Liquid
CFU	Colony Forming Unit
CNF	Contains No Free Liquid
DER	Duplicate Error Ratio (normalized absolute difference)
Dil Fac	Dilution Factor
DL	Detection Limit (DoD/DOE)
DL, RA, RE, IN	Indicates a Dilution, Re-analysis, Re-extraction, or additional Initial metals/anion analysis of the sample
DLC	Decision Level Concentration (Radiochemistry)
EDL	Estimated Detection Limit (Dioxin)
LOD	Limit of Detection (DoD/DOE)
LOQ	Limit of Quantitation (DoD/DOE)
MCL	EPA recommended "Maximum Contaminant Level"
MDA	Minimum Detectable Activity (Radiochemistry)
MDC	Minimum Detectable Concentration (Radiochemistry)
MDL	Method Detection Limit
ML	Minimum Level (Dioxin)
MPN	Most Probable Number
MQL	Method Quantitation Limit
NC	Not Calculated
ND	Not Detected at the reporting limit (or MDL or EDL if shown)
NEG	Negative / Absent
POS	Positive / Present
PQL	Practical Quantitation Limit
PRES	Presumptive
QC	Quality Control
RER	Relative Error Ratio (Radiochemistry)
RL	Reporting Limit or Requested Limit (Radiochemistry)
RPD	Relative Percent Difference, a measure of the relative difference between two points
TEF	Toxicity Equivalent Factor (Dioxin)
TEQ	Toxicity Equivalent Quotient (Dioxin)
TNTC	Too Numerous To Count

Accreditation/Certification Summary

Client: Dubuque Water Pollution
Project/Site: DMASWA Q4 Quarter 2023

Job ID: 310-267550-1

Laboratory: Eurofins Cedar Falls

The accreditations/certifications listed below are applicable to this report.

Authority	Program	Identification Number	Expiration Date
Iowa	State	007	12-01-23

Method Summary

Client: Dubuque Water Pollution
Project/Site: DMASWA Q4 Quarter 2023

Job ID: 310-267550-1

Method	Method Description	Protocol	Laboratory
200.7 Rev 4.4	Metals (ICP)	EPA	EET CF
245.2	Mercury (CVAA)	EPA	EET CF
335.4	Cyanide, Total	EPA	EET CF
200.7	Preparation, Total Metals	EPA	EET CF
245.1	Preparation, Mercury	EPA	EET CF
Distill/CN	Distillation, Cyanide	None	EET CF

Protocol References:

EPA = US Environmental Protection Agency

None = None

Laboratory References:

EET CF = Eurofins Cedar Falls, 3019 Venture Way, Cedar Falls, IA 50613, TEL (319)277-2401

eurofins | Environment Testing America

310-267550 Chain of Custody

Cooler/Sample Receipt and Temperature Log Form

Client Information			
Client:	Dubuque		
City/State:	CITY	STATE IA	Project:
Receipt Information			
Date/Time Received:	DATE 10/18/23	TIME 1545	Received By: SL

Delivery Type: ☐ UPS ☐ FedEx ☐ FedEx Ground ☐ US Mail ☐ Spee-Dee
☒ Lab Courier ☐ Lab Field Services ☐ Client Drop-off ☐ Other:_____

Condition of Cooler/Containers		
Sample(s) received in Cooler?	☒ Yes ☐ No	*If yes:* Cooler ID:
Multiple Coolers?	☐ Yes ☒ No	*If yes:* Cooler # _____ of _____
Cooler Custody Seals Present?	☐ Yes ☒ No	*If yes:* Cooler custody seals intact? ☐ Yes ☐ No
Sample Custody Seals Present?	☐ Yes ☒ No	*If yes:* Sample custody seals intact? ☐ Yes ☐ No
Trip Blank Present?	☐ Yes ☒ No	*If yes:* Which VOA samples are in cooler? ↓

Temperature Record		
Coolant:	☒ Wet ice ☐ Blue ice ☐ Dry ice ☐ Other:_____ ☐ NONE	
Thermometer ID:	P	Correction Factor (°C): 0
• **Temp Blank Temperature** – If no temp blank, or temp blank temperature above criteria, proceed to Sample Container Temperature		
Uncorrected Temp (°C):	3.1	Corrected Temp (°C): 3.1

• **Sample Container Temperature**		
Container(s) used:	CONTAINER 1	CONTAINER 2
Uncorrected Temp (°C):		
Corrected Temp (°C):		

Exceptions Noted

1) If temperature exceeds criteria, was sample(s) received same day of sampling? ☐ Yes ☐ No
   a) *If yes:* Is there evidence that the chilling process began? ☐ Yes ☐ No

2) If temperature is <0°C, are there obvious signs that the integrity of sample containers is compromised? (e.g., bulging septa, broken/cracked bottles, frozen solid?) ☐ Yes ☐ No

NOTE: If yes, contact PM before proceeding. If no, proceed with login

Additional Comments

Eurofins TestAmerica, Cedar Falls
3019 Venture Way

Cedar Falls, IA 50613
phone 319.277.2401 fax 319.277.2425

Chain of Custody Record

eurofins Environment Testing America

Regulatory Program: ☐ DW ☑ NPDES ☐ RCRA ☐ Other

TestAmerica Laboratories, Inc. d/b/a

Client Contact	**Project Manager: WILLIAM O'BRIEN**	**Site Contact:**	**Date:**
CITY OF DUBUQUE W&RRC	Email wobrien@cityofdubuque.org	**Lab Contact:**	**Carrier:**
795 JULIEN DUBUQUE DRIVE	**Tel/Fax: 563-589-4269**		
DUBUQUE/IA/52003	**Analysis Turnaround Time**		
(563) 589-4176 Phone	☐ CALENDAR DAYS ☑ WORKING DAYS		
(563) 589-4179 FAX	TAT if different from Below _____		
Project Name **DMASWA Q4 Quarter 2023**	☐ 2 weeks		
Site DMASWA	☑ 1 week		
P O #	☐ 2 days		
	☐ 1 day		

COC No: 1 of 1 COCs
TALS Project #:
Sampler:
For Lab Use Only:
Walk-in Client:
Lab Sampling
Job / SDG No
Sample Specific Notes

Sample Identification	Sample Date	Sample Time	Sample Type (C=Comp, G=Grab)	Matrix	# of Cont.	Filtered Sample (Y/N)	Perform MS/MSD (Y/N)	ARSENIC, TOTAL	CADMIUM	COPPER	LEAD	MOLYBDENUM	NICKEL	POTASSIUM	SELENIUM	ZINC	MERCURY	CYANIDE	
DMASWA GRAB	10/17/2023	1200	G	WW														X	pH 7.85 Temp 15.8 °C
DMASWA COMP	10/17/2023	1200	C	WW				X	X	X	X	X	X	X	X	X	X		

Preservation Used: 1= Ice, 2= HCl; 3= H2SO4; 4=HNO3; 5=NaOH; 6= Other _____

Possible Hazard Identification:
Are any samples from a listed EPA Hazardous Waste? Please List any EPA Waste Codes for the sample in the Comments Section if the lab is to dispose of the sample

☑ Non-Hazard ☐ Flammable ☐ Skin Irritant ☐ Poison B ☐ Unknown

Sample Disposal (A fee may be assessed if samples are retained longer than 1 month)

☐ Return to Client ☑ Disposal by Lab ☐ Archive for _____ Months

Special Instructions/QC Requirements & Comments:

Custody Seals Intact ☐ Yes ☐ No	Custody Seal No		'd	Therm ID No	
Relinquished by: Ken O'Brien	Company:	Date/Time: 10/18/23	Received by: James Voux	Company: Eurofins TA	Date/Time: 10/18/23 1128
Relinquished by:	Company:	Date/Time	Received by:	Company:	Date/Time
Relinquished by:	Company:	Date/Time	Received in Laboratory by: SL	Company:	Date/Time 10/18/23 1545

Form No. CA-C-WI-002, Rev. 4.35, dated 10/6/2020

Login Sample Receipt Checklist

Client: Dubuque Water Pollution

Job Number: 310-267550-1
SDG Number:

Login Number: 267550
List Number: 1
Creator: Homolar, Dana J

List Source: Eurofins Cedar Falls

Question	Answer	Comment
Radioactivity wasn't checked or is </= background as measured by a survey meter.	N/A	
The cooler's custody seal, if present, is intact.	N/A	
Sample custody seals, if present, are intact.	N/A	
The cooler or samples do not appear to have been compromised or tampered with.	True	
Samples were received on ice.	True	
Cooler Temperature is acceptable.	True	
Cooler Temperature is recorded.	True	
COC is present.	True	
COC is filled out in ink and legible.	True	
COC is filled out with all pertinent information.	True	
Is the Field Sampler's name present on COC?	True	
There are no discrepancies between the containers received and the COC.	True	
Samples are received within Holding Time (excluding tests with immediate HTs)	True	
Sample containers have legible labels.	True	
Containers are not broken or leaking.	True	
Sample collection date/times are provided.	True	
Appropriate sample containers are used.	True	
Sample bottles are completely filled.	True	
Sample Preservation Verified.	True	
There is sufficient vol. for all requested analyses, incl. any requested MS/MSDs	True	
Containers requiring zero headspace have no headspace or bubble is <6mm (1/4").	True	
Multiphasic samples are not present.	True	
Samples do not require splitting or compositing.	True	
Residual Chlorine Checked.	N/A	

Mr. Rooter Plumbing of Dubuque
5085 Wolff Road
Dubuque, Iowa 52002
(563) 583-5080

Invoice 98895075
Invoice Date 11/22/2024
Completed Date 11/22/2024
Technicians Luke Von Ah
Mark Brecht
Ryan Kerkenbush
Customer PO
Payment Term Due Upon Receipt
Due Date 11/22/2024

Billing Address
Dubuque Metropolitan Area Solid Waste Agency
925 Kerper Court
Dubuque, IA 52001 USA

Job Address
DMASWA
101 Airborne Road
Dubuque, IA 52003 USA

Description of Work

Brought out Air Filtration devices and Crawler Camera assembly to televise the Sanitary sewers we previously jetted. Got to SS1 manhole, cleared a path to work in and set up for televising. Assured all connections, lowered the crawler into the manhole, and ran it up the line to manhole 2 approximately 400-450ft. Recorded video on the way down and way back and confirmed the pipe was clean. Saved recording and packed up gear. SS2 was not safe to televise at this time till we get extension for hook to lower camera. Moved onto SS4 to run camera to SS3. Clear work path, set up crawler assembly and air filtration mask, and sent camera up towards SS3. Recorded video on way up and back down and confirmed the pipe was clean.

Task #	Description	Quantity	Your Price	Your Total
C05920	(Industrial) Main Line Crawler Camera 2 Hour Minimum	1.00	$825.85	$825.85
C1246	Unusual Conditions (Additional Labor)	1.00	$238.00	$238.00
C05921	(Industrial) Main Line Crawler Camera	1.00	$315.85	$315.85

Sub-Total	$1,379.70
Tax	$0.00
Total Due	$1,379.70
Balance Due	$1,379.70

Thank you for your business.

IMPORTANT NOTICE: You and your service professional are responsible for meeting the Terms and Conditions of this contract. If you sign this contract and you fail to meet the terms and conditions of this contract, you may lose legal ownership rights to your home. I agree that initial price quoted prior to the start of work does not include any additional or unforeseen tasks, nor materials which may be found to be necessary to complete repairs or replacements. I also agree to hold Mr. Rooter Plumbing® or its assigns harmless for parts deemed corroded, unusable or unreliable for completion of stated work to be done. I hereby authorize Mr. Rooter Plumbing® to perform proposed work and agree to all agreement conditions as displayed and further acknowledge that this invoice is due upon receipt. Independently owned and operated franchise. Amount to Authorize: $1,379.70



11/22/2024
Acceptance of work performed: I find the service and materials performed & installed have been completed in accordance with this agreement. I agree to pay reasonable attorney fees, collection fees and court costs in the event of legal action pursuant to collection of amount due. Total Due: $1,379.70



11/22/2024

TERMS AND CONDITIONS

It is agreed that Mr. Rooter® is not responsible for the following:

1. Damage caused to the customer"s property as a result of obtaining access to and exposing plumbing and drainage systems.
2. Additional plumbing work beyond that specifically mentioned in this estimate and proposal including, but not limited to, that which may be required because of preexisting plumbing code violations or additional work revealed to be necessary as a result of performing the specified work.
3. Any repairs, installation, removal or replacement of non-plumbing items or activities including but not limited to: concrete, paving, asphalt, slabs, sidewalks, driveways, patios, pools, shrubbery, grass lawns, fences, electrical wiring and fixtures, painting, decorations, plastering, sheetrock and other wall coverings, glass, carpentry, millwork, cabinets, floors, carpeting, floor surfaces and preparation, roofing, flashing, sheet metal gutters, downspouts, brick, stonework, extension walls, steel and other framework.
4. Damage caused to customer's plumbing system by sewer and drain cleaning equipment when such is caused by pre-existing defects in such plumbing systems.

Customer accepts full responsibility for the prompt payment of all costs of this agreement even though customer may intend to obtain reimbursement from others such as landlords, tenants, insurance companies and tort feasors.

This proposal and said specifications shall not be altered or modified except by written agreement between the parties hereto and verbal understandings and agreements with representatives shall not be binding unless set forth herein.

LIMITED SERVICE WARRANTY

Mr. Rooter warrants, to the extent stated herein, the plumbing repair service and drain cleaning services furnished by it. The stated period of warranty commences upon installation or repair of plumbing or upon cleaning of drains.

Purchaser understands that Mr. Rooter's liability under this warranty is limited to repair, replacement, recleaning or refund of purchaser"s money, and does not extend to property damage resulting from drains which become clogged or obstructed or from plumbing work which fails during the agreed upon warranty period.

This warranty gives you specific legal rights. You may also have other rights which vary from state to state.

NOTICE TO OWNER

THE LAW REQUIRES THAT THE CONTRACTOR SHALL SUBMIT A SWORN STATEMENT OF PERSONS FURNISHING MATERIALS AND LABOR BEFORE ANY PAYMENT IS REQUIRED TO BE MADE TO THE CONTRACTOR.

1. Do not sign this contract until you read it or if any spaces intended for the agreed terms, except as to unavailable information, are blank.

2. You are entitled to a copy of this contract at the time you sign it.

3. You may at any time pay off the full unpaid balance due under this contract, and in doing so you may receive a partial rebate of the service charge.

4. You may cancel this contract if it is solicited in person, and you sign it, at a place other than the seller's business address, by sending notice of cancellation by certified mail return request receipt requested to the seller at his address which notice shall be postmarked not later than midnight of the third day (excluding Sundays and holidays) following your signing this contract. If you choose to cancel this contract, you must return or make available to the seller at the place of delivery any merchandise, in its original condition, received by you under this contract.

This contractor is registered to do business in the state in which this work is performed. (See registration number on the front side of this contract.) Where required, this contractor has posted with the State all necessary bonds or cash deposits for the purpose of satisfying claims against the contractor for negligent or improper work or breach of contract in the conduct of the contractor"s business. This bond or cash deposit may not be sufficient to cover a claim which might arise from the work done under your contract. If any supplier of materials used in

your construction project or any employee of the contractor or subcontractor is not paid by the contractor or subcontractor on your job, your property may be liened to force payment. If you wish additional protection, you may request the contractor to provide you with the original "lien release" documents from each supplier or subcontractor on your project. The contractor is required to provide you with further information about lien release documents if you request it. General information is also available from the licensing board in your state.

The specific telephone number and address of your governing agency can be found by calling 1-800-583-8003 or by writing Mr. Rooter Corporation, P.O. Box 3146 Waco, Texas 76707.

CALIFORNIA RESIDENTS ONLY NOTICE TO OWNER

"Under the California Mechanics' Lien Law, any contractor, subcontractor, laborer, supplier, or other person or entity who helps to improve your property, but is not paid for his or her work or supplies, has a right to place a lien on your home, land, or property where the work was performed and to sue you in court to obtain payment.

This means that after a court hearing, your home, land, and property could be sold by a court officer and the proceeds of the sale used to satisfy what you owe. This can happen even if you have paid your contractor in full if the contractor"s subcontractors, laborers, or suppliers remain unpaid.

To preserve their rights to file a claim or lien against your property, certain claimants such as subcontractors or material suppliers are each required to provide you with a document called a "Preliminary Notice." Contractors and laborers who contract with owners directly do not have to provide such notice since you are aware of their existence as an owner. A preliminary notice is not a lien against your property. Its purpose is to notify you of persons or entities that may have a right to file a lien against your property if they are not paid. In order to perfect their lien rights, a contractor, subcontractor, supplier, or laborer must file a mechanics' lien with the county recorder which then becomes a recorded lien against your property. Generally, the maximum time allowed for filling a mechanics' lien against your property is 90 days after substantial completion of your project.

TO INSURE EXTRA PROTECTION FOR YOURSELF AND YOUR PROPERTY, YOU MAY WISH TO TAKE ONE OR MORE OF THE FOLLOWING STEPS:

(1)Require that your contractor supply you with a payment and performance bond (not a license bond), which provides that the bonding company will either complete the project or pay damages up to the amount of the bond. This payment and performance bond as well as a copy of the construction contract should be filed with the county recorder for your further protection. The payment and performance bond will usually cost from 1 to 5 percent of the contract amount depending on the contractor"s bonding ability. If a contractor cannot obtain such bonding, it may indicate his or her financial incapacity.

(2)Require that payments be made directly to subcontractors and material suppliers through a joint control. Funding services may be available, for a fee, in your area which will establish voucher or other means of payment to your contractor. These services may also provide you with lien waivers and other forms of protection. Any joint control agreement should include the addendum approved by the registrar.

(3)Issue joint checks for payment, made out to both your contractor and subcontractors or material suppliers involved in the project. The joint checks should be made payable to the persons or entities which send preliminary notices to you. Those persons or entities have indicated that they may have lien rights on your property, therefore you need to protect yourself. This will help to insure that all persons due payment are actually paid.

(4)Upon making payment on any completed phase of the project, and before making any further payments, require your contractor to provide you with unconditional „Waiver and Release" forms signed by each material supplier, subcontractor, and laborer involved in that portion of the work for which payment was made. The statutory lien releases are set forth in exact language in Section 3262 of the Civil Code. Most stationery stores will sell the „Waiver and Release" forms if your contractor does not have them. The material suppliers, subcontractors, and laborers that you obtain releases from are those persons or entities who have filed preliminary notices with you. If you are not certain of the material suppliers, subcontractors, and laborers working on your project, you may obtain a list from your contractor. On projects involving improvements to a single-family residence or a duplex owned by the individuals, the person signing these releases loses the right to file a mechanics' lien claim against your property. In other types of construction, this protection may still be important, but may not be as complete.

To protect yourself under this option, you must be certain that all material suppliers, subcontractors, and laborers have signed the 'Waiver and Release' form. If a mechanics' lien has been filed against your property, it can only be voluntarily released by a recorded 'Release of Mechanics' Lien' signed by the person or entity that filed the mechanics' lien against your property unless the lawsuit to enforce the lien was not timely filed. You should not make any final payments until any and all such liens are removed. You should consult an attorney if a
lien is filed against your property."

Mr. Rooter Plumbing of Dubuque
5085 Wolff Road
Dubuque, Iowa 52002
(563) 583-5080

Invoice 98897366
Invoice Date 10/15/2024
Completed Date 10/15/2024
Technicians Luke Von Ah
Mark Brecht
Customer PO
Payment Term Due Upon Receipt
Due Date 10/15/2024

Billing Address
Dubuque Metropolitan Area Solid Waste Agency
925 Kerper Court
Dubuque, IA 52001 USA

Job Address
DMASWA
101 Airborne Road
Dubuque, IA 52003 USA

Description of Work

Started hydro scrubbing ground water & leachate lines on east side, started at C-3 and continued on to C-7&8 north. With getting into leachate lines had to get a deep well socket 1 1/8 to remove bolts to get flange from pipe. With each section ran Jetter hose out approximately 475 feet using 1 forward 6 back nozzle and with each pass hose did have mud debris on it. Will come back on Wed to start with televising and recording.

Task #	Description	Quantity	Your Price	Your Total
Mr Rooter High Velocity Hydro Scrub, up to 2 hours	**Mr Rooter High Velocity Hydro Scrub, up to 2 hours** Hydro Scrubbing is the process of using pressurized water to clean the interior surfaces of the plumbing pipes, removing naturally occurring obstructions, grease, vegetative matter and waste that has accumulated over time. Perform video inspection to assess piping condition and make appropriate recommendations.	1.00	$1,200.44	$1,200.44
UG1404	Water Supply Support Truck	1.00	$379.30	$379.30

Sub-Total	$1,579.74
Tax	$0.00
Total Due	$1,579.74
Balance Due	$1,579.74

Thank you for your business.

IMPORTANT NOTICE: You and your service professional are responsible for meeting the Terms and Conditions of this contract. If you sign this contract and you fail to meet the terms and conditions of this contract, you may lose legal ownership rights to your home. I agree that initial price quoted prior to the start of work does not include any additional or unforeseen tasks, nor materials which may be found to be necessary to complete repairs or replacements. I also agree to hold Mr. Rooter Plumbing® or its assigns harmless for parts deemed corroded, unusable or unreliable for completion of stated work to be done. I hereby authorize Mr. Rooter Plumbing® to perform proposed work and agree to all agreement conditions as displayed and further acknowledge that this invoice is due upon receipt. Independently owned and operated franchise. Amount to Authorize: $1,579.74



10/16/2024
Acceptance of work performed: I find the service and materials performed & installed have been completed in accordance with this agreement. I agree to pay reasonable attorney fees, collection fees and court costs in the event of legal action pursuant to collection of amount due. Total Due: $1,579.74



10/16/2024

TERMS AND CONDITIONS

It is agreed that Mr. Rooter® is not responsible for the following:

1. Damage caused to the customer"s property as a result of obtaining access to and exposing plumbing and drainage systems.
2. Additional plumbing work beyond that specifically mentioned in this estimate and proposal including, but not limited to, that which may be required because of preexisting plumbing code violations or additional work revealed to be necessary as a result of performing the specified work.
3. Any repairs, installation, removal or replacement of non-plumbing items or activities including but not limited to: concrete, paving, asphalt, slabs, sidewalks, driveways, patios, pools, shrubbery, grass lawns, fences, electrical wiring and fixtures, painting, decorations, plastering, sheetrock and other wall coverings, glass, carpentry, millwork, cabinets, floors, carpeting, floor surfaces and preparation, roofing, flashing, sheet metal gutters, downspouts, brick, stonework, extension walls, steel and other framework.
4. Damage caused to customer's plumbing system by sewer and drain cleaning equipment when such is caused by pre-existing defects in such plumbing systems.

Customer accepts full responsibility for the prompt payment of all costs of this agreement even though customer may intend to obtain reimbursement from others such as landlords, tenants, insurance companies and tort feasors.

This proposal and said specifications shall not be altered or modified except by written agreement between the parties hereto and verbal understandings and agreements with representatives shall not be binding unless set forth herein.

LIMITED SERVICE WARRANTY

Mr. Rooter warrants, to the extent stated herein, the plumbing repair service and drain cleaning services furnished by it. The stated period of warranty commences upon installation or repair of plumbing or upon cleaning of drains.

Purchaser understands that Mr. Rooter's liability under this warranty is limited to repair, replacement, recleaning or refund of purchaser"s money, and does not extend to property damage resulting from drains which become clogged or obstructed or from plumbing work which fails during the agreed upon warranty period.

This warranty gives you specific legal rights. You may also have other rights which vary from state to state.

NOTICE TO OWNER

THE LAW REQUIRES THAT THE CONTRACTOR SHALL SUBMIT A SWORN STATEMENT OF PERSONS FURNISHING MATERIALS AND LABOR BEFORE ANY PAYMENT IS REQUIRED TO BE MADE TO THE CONTRACTOR.

1. Do not sign this contract until you read it or if any spaces intended for the agreed terms, except as to unavailable information, are blank.

2. You are entitled to a copy of this contract at the time you sign it.

3. You may at any time pay off the full unpaid balance due under this contract, and in doing so you may receive a partial rebate of the service charge.

4. You may cancel this contract if it is solicited in person, and you sign it, at a place other than the seller's business address, by sending notice of cancellation by certified mail return request receipt requested to the seller at his address which notice shall be postmarked not later than midnight of the third day (excluding Sundays and holidays) following your signing this contract. If you choose to cancel this contract, you must return or make available to the seller at the place of delivery any merchandise, in its original condition, received by you under this contract.

This contractor is registered to do business in the state in which this work is performed. (See registration number on the front side of this contract.) Where required, this contractor has posted with the State all necessary bonds or cash deposits for the purpose of satisfying claims against the contractor for negligent or improper work or breach of contract in the conduct of the contractor"s business. This bond or cash deposit may not be sufficient to cover a claim which might arise from the work done under your contract. If any supplier of materials used in

your construction project or any employee of the contractor or subcontractor is not paid by the contractor or subcontractor on your job, your property may be liened to force payment. If you wish additional protection, you may request the contractor to provide you with the original "lien release" documents from each supplier or subcontractor on your project. The contractor is required to provide you with further information about lien release documents if you request it. General information is also available from the licensing board in your state.

The specific telephone number and address of your governing agency can be found by calling 1-800-583-8003 or by writing Mr. Rooter Corporation, P.O. Box 3146 Waco, Texas 76707.

CALIFORNIA RESIDENTS ONLY NOTICE TO OWNER

"Under the California Mechanics' Lien Law, any contractor, subcontractor, laborer, supplier, or other person or entity who helps to improve your property, but is not paid for his or her work or supplies, has a right to place a lien on your home, land, or property where the work was performed and to sue you in court to obtain payment.

This means that after a court hearing, your home, land, and property could be sold by a court officer and the proceeds of the sale used to satisfy what you owe. This can happen even if you have paid your contractor in full if the contractor"s subcontractors, laborers, or suppliers remain unpaid.

To preserve their rights to file a claim or lien against your property, certain claimants such as subcontractors or material suppliers are each required to provide you with a document called a "Preliminary Notice." Contractors and laborers who contract with owners directly do not have to provide such notice since you are aware of their existence as an owner. A preliminary notice is not a lien against your property. Its purpose is to notify you of persons or entities that may have a right to file a lien against your property if they are not paid. In order to perfect their lien rights, a contractor, subcontractor, supplier, or laborer must file a mechanics' lien with the county recorder which then becomes a recorded lien against your property. Generally, the maximum time allowed for filling a mechanics' lien against your property is 90 days after substantial completion of your project.

TO INSURE EXTRA PROTECTION FOR YOURSELF AND YOUR PROPERTY, YOU MAY WISH TO TAKE ONE OR MORE OF THE FOLLOWING STEPS:

(1)Require that your contractor supply you with a payment and performance bond (not a license bond), which provides that the bonding company will either complete the project or pay damages up to the amount of the bond. This payment and performance bond as well as a copy of the construction contract should be filed with the county recorder for your further protection. The payment and performance bond will usually cost from 1 to 5 percent of the contract amount depending on the contractor"s bonding ability. If a contractor cannot obtain such bonding, it may indicate his or her financial incapacity.

(2)Require that payments be made directly to subcontractors and material suppliers through a joint control. Funding services may be available, for a fee, in your area which will establish voucher or other means of payment to your contractor. These services may also provide you with lien waivers and other forms of protection. Any joint control agreement should include the addendum approved by the registrar.

(3)Issue joint checks for payment, made out to both your contractor and subcontractors or material suppliers involved in the project. The joint checks should be made payable to the persons or entities which send preliminary notices to you. Those persons or entities have indicated that they may have lien rights on your property, therefore you need to protect yourself. This will help to insure that all persons due payment are actually paid.

(4)Upon making payment on any completed phase of the project, and before making any further payments, require your contractor to provide you with unconditional „Waiver and Release" forms signed by each material supplier, subcontractor, and laborer involved in that portion of the work for which payment was made. The statutory lien releases are set forth in exact language in Section 3262 of the Civil Code. Most stationery stores will sell the „Waiver and Release" forms if your contractor does not have them. The material suppliers, subcontractors, and laborers that you obtain releases from are those persons or entities who have filed preliminary notices with you. If you are not certain of the material suppliers, subcontractors, and laborers working on your project, you may obtain a list from your contractor. On projects involving improvements to a single-family residence or a duplex owned by the individuals, the person signing these releases loses the right to file a mechanics' lien claim against your property. In other types of construction, this protection may still be important, but may not be as complete.

To protect yourself under this option, you must be certain that all material suppliers, subcontractors, and laborers have signed the 'Waiver and Release' form. If a mechanics' lien has been filed against your property, it can only be voluntarily released by a recorded 'Release of Mechanics' Lien' signed by the person or entity that filed the mechanics' lien against your property unless the lawsuit to enforce the lien was not timely filed. You should not make any final payments until any and all such liens are removed. You should consult an attorney if a
lien is filed against your property."



Mr. Rooter Plumbing of Dubuque
5085 Wolff Road
Dubuque, Iowa 52002
(563) 583-5080

Invoice	99185111
Invoice Date	10/16/2024
Completed Date	10/16/2024
Technicians	Luke Von Ah Mark Brecht
Customer PO	
Payment Term	Due Upon Receipt
Due Date	10/16/2024

Billing Address
Dubuque Metropolitan Area Solid Waste Agency
925 Kerper Court
Dubuque, IA 52001 USA

Job Address
DMASWA
101 Airborne Road
Dubuque, IA 52003 USA

Description of Work

Started televising at Leachate C-3 East. Pushed to 176 feet and the line is clear and open.
C-3 East ground water line was able to push to approximately 138 feet line also looks clear and open.
C-4 East leachate line out to 164 feet clear and open. C-4 ground water line pushed to 122 feet line appears to be open had some debris on camera head.
C-5 East ground water pushed camera to approximately 155 feet line is open and clear.
C-5 East leachate pushed to approximately 153 feet line is open and clear.
C-6 East leachate pushed to approximately 180 feet line is open and clear.
C-6 East ground water pushed to approximately 160 feet line is open and clear.
C-7 East leachate pushed to approximately 146 feet line is open and clear.
C-7 East ground water has no cap to properly protect line from outside debris getting into pipe, when televising did find rocks throughout distance that we were able to push and that was approximately 75 feet.
C-8 East leachate pushed to approximately 129 feet line is open and clear.
C-8 East ground water galvanized host pipe is pushed over almost blocking entrance to HDPE pipe was only able to push to approximately 112 feet due to angle line is open and clear.
C-7 north leachate pushed to approximately 85 feet came up on debris was not able to push past, this area should cleaned and re-televised.
C-7 north ground water pushed to approximately 130 feet went into black sludge material line should be cleaned and televised.

Afternoon: start hydro scrubbing at C-8 leachate & groundwater lines using 1 forward 6 back nozzle and continue on through to C-5 jetted approximately 3,600 feet.

Task #	Description	Quantity	Your Price	Your Total
C1811	Industrial Televising 2-Hour Minimum. Push Camera	1.00	$970.85	$970.85
C1337	**Industrial Jet Cleaning in HDPE Pipe, 4000# @ 18GPM. 2-Hour Minimum**	1.00	$785.85	$785.85
UG1404	Water Supply Support Truck	1.00	$379.30	$379.30

Sub-Total	$2,136.00
Tax	$0.00
Total Due	$2,136.00
Balance Due	$2,136.00

Thank you for your business.

IMPORTANT NOTICE: You and your service professional are responsible for meeting the Terms and Conditions of this contract. If you sign this contract and you fail to meet the terms and conditions of this contract, you may lose legal ownership rights to your home. I agree that initial price quoted prior to the start of work does not include any additional or unforeseen tasks, nor materials which may be found to be necessary to complete repairs or replacements. I also agree to hold Mr. Rooter Plumbing® or its assigns harmless for parts deemed corroded, unusable or unreliable for completion of stated work to be done. I hereby authorize Mr. Rooter Plumbing® to perform proposed work and agree to all agreement conditions as displayed and further acknowledge that this invoice is due upon receipt. Independently owned and operated franchise. Amount to Authorize: $2,136.00

10/16/2024
Acceptance of work performed: I find the service and materials performed & installed have been completed in accordance with this agreement. I agree to pay reasonable attorney fees, collection fees and court costs in the event of legal action pursuant to collection of amount due. Total Due: $2,136.00

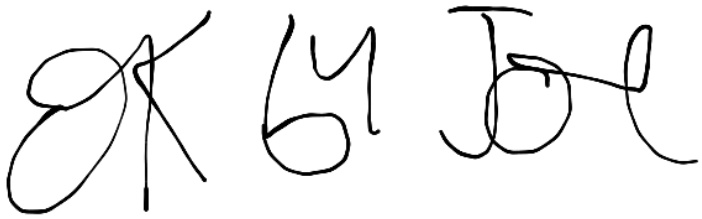

10/16/2024

TERMS AND CONDITIONS

It is agreed that Mr. Rooter® is not responsible for the following:

1. Damage caused to the customer"s property as a result of obtaining access to and exposing plumbing and drainage systems.
2. Additional plumbing work beyond that specifically mentioned in this estimate and proposal including, but not limited to, that which may be required because of preexisting plumbing code violations or additional work revealed to be necessary as a result of performing the specified work.
3. Any repairs, installation, removal or replacement of non-plumbing items or activities including but not limited to: concrete, paving, asphalt, slabs, sidewalks, driveways, patios, pools, shrubbery, grass lawns, fences, electrical wiring and fixtures, painting, decorations, plastering, sheetrock and other wall coverings, glass, carpentry, millwork, cabinets, floors, carpeting, floor surfaces and preparation, roofing, flashing, sheet metal gutters, downspouts, brick, stonework, extension walls, steel and other framework.
4. Damage caused to customer's plumbing system by sewer and drain cleaning equipment when such is caused by pre-existing defects in such plumbing systems.

Customer accepts full responsibility for the prompt payment of all costs of this agreement even though customer may intend to obtain reimbursement from others such as landlords, tenants, insurance companies and tort feasors.

This proposal and said specifications shall not be altered or modified except by written agreement between the parties hereto and verbal understandings and agreements with representatives shall not be binding unless set forth herein.

LIMITED SERVICE WARRANTY

Mr. Rooter warrants, to the extent stated herein, the plumbing repair service and drain cleaning services furnished by it. The stated period of warranty commences upon installation or repair of plumbing or upon cleaning of drains.

Purchaser understands that Mr. Rooter's liability under this warranty is limited to repair, replacement, recleaning or refund of purchaser"s money, and does not extend to property damage resulting from drains which become clogged or obstructed or from plumbing work which fails during the agreed upon warranty period.

This warranty gives you specific legal rights. You may also have other rights which vary from state to state.

NOTICE TO OWNER

THE LAW REQUIRES THAT THE CONTRACTOR SHALL SUBMIT A SWORN STATEMENT OF PERSONS FURNISHING MATERIALS AND LABOR BEFORE ANY PAYMENT IS REQUIRED TO BE MADE TO THE CONTRACTOR.

1. Do not sign this contract until you read it or if any spaces intended for the agreed terms, except as to unavailable information, are blank.

2. You are entitled to a copy of this contract at the time you sign it.

3. You may at any time pay off the full unpaid balance due under this contract, and in doing so you may receive a partial rebate of the service charge.

4. You may cancel this contract if it is solicited in person, and you sign it, at a place other than the seller's business address, by sending notice of cancellation by certified mail return request receipt requested to the seller at his address which notice shall be postmarked not later than midnight of the third day (excluding Sundays and holidays) following your signing this contract. If you choose to cancel this contract, you must return or make available to the seller at the place of delivery any merchandise, in its original condition, received by you under this contract.

This contractor is registered to do business in the state in which this work is performed. (See registration number on the front side of this contract.) Where required, this contractor has posted with the State all necessary bonds or cash deposits for the purpose of satisfying claims against the contractor for negligent or improper work or breach of contract in the conduct of the contractor"s business. This bond or cash deposit may not be sufficient to cover a claim which might arise from the work done under your contract. If any supplier of materials used in

your construction project or any employee of the contractor or subcontractor is not paid by the contractor or subcontractor on your job, your property may be liened to force payment. If you wish additional protection, you may request the contractor to provide you with the original "lien release" documents from each supplier or subcontractor on your project. The contractor is required to provide you with further information about lien release documents if you request it. General information is also available from the licensing board in your state.

The specific telephone number and address of your governing agency can be found by calling 1-800-583-8003 or by writing Mr. Rooter Corporation, P.O. Box 3146 Waco, Texas 76707.

CALIFORNIA RESIDENTS ONLY NOTICE TO OWNER

"Under the California Mechanics' Lien Law, any contractor, subcontractor, laborer, supplier, or other person or entity who helps to improve your property, but is not paid for his or her work or supplies, has a right to place a lien on your home, land, or property where the work was performed and to sue you in court to obtain payment.

This means that after a court hearing, your home, land, and property could be sold by a court officer and the proceeds of the sale used to satisfy what you owe. This can happen even if you have paid your contractor in full if the contractor"s subcontractors, laborers, or suppliers remain unpaid.

To preserve their rights to file a claim or lien against your property, certain claimants such as subcontractors or material suppliers are each required to provide you with a document called a "Preliminary Notice." Contractors and laborers who contract with owners directly do not have to provide such notice since you are aware of their existence as an owner. A preliminary notice is not a lien against your property. Its purpose is to notify you of persons or entities that may have a right to file a lien against your property if they are not paid. In order to perfect their lien rights, a contractor, subcontractor, supplier, or laborer must file a mechanics' lien with the county recorder which then becomes a recorded lien against your property. Generally, the maximum time allowed for filling a mechanics' lien against your property is 90 days after substantial completion of your project.

TO INSURE EXTRA PROTECTION FOR YOURSELF AND YOUR PROPERTY, YOU MAY WISH TO TAKE ONE OR MORE OF THE FOLLOWING STEPS:

(1)Require that your contractor supply you with a payment and performance bond (not a license bond), which provides that the bonding company will either complete the project or pay damages up to the amount of the bond. This payment and performance bond as well as a copy of the construction contract should be filed with the county recorder for your further protection. The payment and performance bond will usually cost from 1 to 5 percent of the contract amount depending on the contractor"s bonding ability. If a contractor cannot obtain such bonding, it may indicate his or her financial incapacity.

(2)Require that payments be made directly to subcontractors and material suppliers through a joint control. Funding services may be available, for a fee, in your area which will establish voucher or other means of payment to your contractor. These services may also provide you with lien waivers and other forms of protection. Any joint control agreement should include the addendum approved by the registrar.

(3)Issue joint checks for payment, made out to both your contractor and subcontractors or material suppliers involved in the project. The joint checks should be made payable to the persons or entities which send preliminary notices to you. Those persons or entities have indicated that they may have lien rights on your property, therefore you need to protect yourself. This will help to insure that all persons due payment are actually paid.

(4)Upon making payment on any completed phase of the project, and before making any further payments, require your contractor to provide you with unconditional „Waiver and Release" forms signed by each material supplier, subcontractor, and laborer involved in that portion of the work for which payment was made. The statutory lien releases are set forth in exact language in Section 3262 of the Civil Code. Most stationery stores will sell the „Waiver and Release" forms if your contractor does not have them. The material suppliers, subcontractors, and laborers that you obtain releases from are those persons or entities who have filed preliminary notices with you. If you are not certain of the material suppliers, subcontractors, and laborers working on your project, you may obtain a list from your contractor. On projects involving improvements to a single-family residence or a duplex owned by the individuals, the person signing these releases loses the right to file a mechanics' lien claim against your property. In other types of construction, this protection may still be important, but may not be as complete.

To protect yourself under this option, you must be certain that all material suppliers, subcontractors, and laborers have signed the 'Waiver and Release' form. If a mechanics' lien has been filed against your property, it can only be voluntarily released by a recorded 'Release of Mechanics' Lien' signed by the person or entity that filed the mechanics' lien against your property unless the lawsuit to enforce the lien was not timely filed. You should not make any final payments until any and all such liens are removed. You should consult an attorney if a
lien is filed against your property."

Mr. Rooter Plumbing of Dubuque
5085 Wolff Road
Dubuque, Iowa 52002
(563) 583-5080

Invoice 99185635
Invoice Date 10/17/2024
Completed Date 10/17/2024
Technicians Luke Von Ah
Mark Brecht
Customer PO
Payment Term Due Upon Receipt
Due Date 10/17/2024

Billing Address
Dubuque Metropolitan Area Solid Waste Agency
925 Kerper Court
Dubuque, IA 52001 USA

Job Address
DMASWA
101 Airborne Road
Dubuque, IA 52003 USA

Description of Work

Televising starting at west side of cell.
C-8 leachate was able to push to approximately 96 feet to manhole line is open to that point.
C-8 groundwater was able to push to 162 feet pipe has several spot with low spots holding water, pipe is flowing at this time.
C-7 leachate pushed to approximately 82 feet into manhole.
C7- groundwater on able to push approximately 70 feet seems to be lots of mud debris not allowing us to push pipe any further.
C-6 leachate was able to push to approximately 141 feet line is open and clear.
C-6 groundwater was able to push to approximately 90 feet before going into mud debris.
Moved to hydro scrubbing of C-5 through C-4

(4 pipes grouped together)
C-6 leachate toe was able to push to approximately 152 feet line is open & clear.
C-5 leachate west was able to push to approximately 135 feet line is open.
C-6 groundwater toe was able to push to approximately 111 feet.
C- 5 groundwater west was able to push to approximately 127 feet line had mud debris.

C-4 leachate was able to push to approximately 154 feet line is open.
C-4 groundwater was able to push to approximately 137 feet line is open.

C-3 leachate west was able to push to approximately 112 feet then went in to thick muck debris.
C- ground water toe was able to push to approximately 116 feet line is open. There are 2 sealed 6 inch HDPE pipes approximately 30 feet from road sticking approximately 10 feet up for us to televise these will need to be lowered.

Returned to finish installing lids and flanges for leachate lines on east side.

Task #	Description	Quantity	Your Price	Your Total
General Plumbing (Commercial)	Hydro-scrubbing and Televising	1.00	$2,051.00	$2,051.00

Sub-Total	$2,051.00
Tax	$0.00
Total Due	$2,051.00
Balance Due	$2,051.00

Thank you for your business.

IMPORTANT NOTICE: You and your service professional are responsible for meeting the Terms and Conditions of this contract. If you sign this contract and you fail to meet the terms and conditions of this contract, you may lose legal ownership rights to your home. I agree that initial price quoted prior to the start of work does not include any additional or unforeseen tasks, nor materials which may be found to be necessary to complete repairs or replacements. I also agree to hold Mr. Rooter Plumbing® or its assigns harmless for parts deemed corroded, unusable or unreliable for completion of stated work to be done. I hereby authorize Mr. Rooter Plumbing® to perform proposed work and agree to all agreement conditions as displayed and further acknowledge that this invoice is due upon receipt. Independently owned and operated franchise. Amount to Authorize: $1,851.00

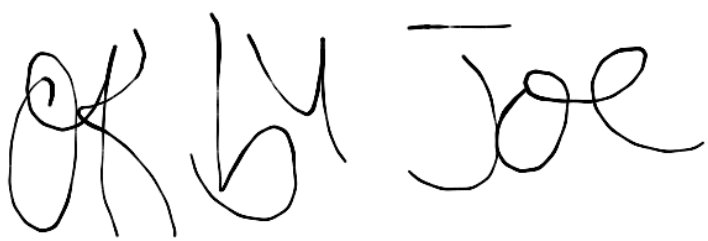

10/17/2024
Acceptance of work performed: I find the service and materials performed & installed have been completed in accordance with this

agreement. I agree to pay reasonable attorney fees, collection fees and court costs in the event of legal action pursuant to collection of amount due. Total Due: $2,051.00



10/17/2024

TERMS AND CONDITIONS

It is agreed that Mr. Rooter® is not responsible for the following:

1. Damage caused to the customer"s property as a result of obtaining access to and exposing plumbing and drainage systems.
2. Additional plumbing work beyond that specifically mentioned in this estimate and proposal including, but not limited to, that which may be required because of preexisting plumbing code violations or additional work revealed to be necessary as a result of performing the specified work.
3. Any repairs, installation, removal or replacement of non-plumbing items or activities including but not limited to: concrete, paving, asphalt, slabs, sidewalks, driveways, patios, pools, shrubbery, grass lawns, fences, electrical wiring and fixtures, painting, decorations, plastering, sheetrock and other wall coverings, glass, carpentry, millwork, cabinets, floors, carpeting, floor surfaces and preparation, roofing, flashing, sheet metal gutters, downspouts, brick, stonework, extension walls, steel and other framework.
4. Damage caused to customer's plumbing system by sewer and drain cleaning equipment when such is caused by pre-existing defects in such plumbing systems.

Customer accepts full responsibility for the prompt payment of all costs of this agreement even though customer may intend to obtain reimbursement from others such as landlords, tenants, insurance companies and tort feasors.

This proposal and said specifications shall not be altered or modified except by written agreement between the parties hereto and verbal understandings and agreements with representatives shall not be binding unless set forth herein.

LIMITED SERVICE WARRANTY

Mr. Rooter warrants, to the extent stated herein, the plumbing repair service and drain cleaning services furnished by it. The stated period of warranty commences upon installation or repair of plumbing or upon cleaning of drains.

Purchaser understands that Mr. Rooter's liability under this warranty is limited to repair, replacement, recleaning or refund of purchaser"s money, and does not extend to property damage resulting from drains which become clogged or obstructed or from plumbing work which fails during the agreed upon warranty period.

This warranty gives you specific legal rights. You may also have other rights which vary from state to state.

NOTICE TO OWNER

THE LAW REQUIRES THAT THE CONTRACTOR SHALL SUBMIT A SWORN STATEMENT OF PERSONS FURNISHING MATERIALS AND LABOR BEFORE ANY PAYMENT IS REQUIRED TO BE MADE TO THE CONTRACTOR.

1. Do not sign this contract until you read it or if any spaces intended for the agreed terms, except as to unavailable information, are blank.

2. You are entitled to a copy of this contract at the time you sign it.

3. You may at any time pay off the full unpaid balance due under this contract, and in doing so you may receive a partial rebate of the service charge.

4. You may cancel this contract if it is solicited in person, and you sign it, at a place other than the seller's business address, by sending notice of cancellation by certified mail return request receipt requested to the seller at his address which notice shall be postmarked not later than midnight of the third day (excluding Sundays and holidays) following your signing this contract. If you choose to cancel this contract, you must return or make available to the seller at the place of delivery any merchandise, in its original condition, received by you under this contract.

This contractor is registered to do business in the state in which this work is performed. (See registration number on the front side of this contract.) Where required, this contractor has posted with the State all necessary bonds or cash deposits for the purpose of satisfying claims against the contractor for negligent or improper work or breach of contract in the conduct of the contractor"s business. This bond or cash deposit may not be sufficient to cover a claim which might arise from the work done under your contract. If any supplier of materials used in

your construction project or any employee of the contractor or subcontractor is not paid by the contractor or subcontractor on your job, your property may be liened to force payment. If you wish additional protection, you may request the contractor to provide you with the original "lien release" documents from each supplier or subcontractor on your project. The contractor is required to provide you with further information about lien release documents if you request it. General information is also available from the licensing board in your state.

The specific telephone number and address of your governing agency can be found by calling 1-800-583-8003 or by writing Mr. Rooter Corporation, P.O. Box 3146 Waco, Texas 76707.

CALIFORNIA RESIDENTS ONLY NOTICE TO OWNER

"Under the California Mechanics' Lien Law, any contractor, subcontractor, laborer, supplier, or other person or entity who helps to improve your property, but is not paid for his or her work or supplies, has a right to place a lien on your home, land, or property where the work was performed and to sue you in court to obtain payment.

This means that after a court hearing, your home, land, and property could be sold by a court officer and the proceeds of the sale used to satisfy what you owe. This can happen even if you have paid your contractor in full if the contractor"s subcontractors, laborers, or suppliers remain unpaid.

To preserve their rights to file a claim or lien against your property, certain claimants such as subcontractors or material suppliers are each required to provide you with a document called a "Preliminary Notice." Contractors and laborers who contract with owners directly do not have to provide such notice since you are aware of their existence as an owner. A preliminary notice is not a lien against your property. Its purpose is to notify you of persons or entities that may have a right to file a lien against your property if they are not paid. In order to perfect their lien rights, a contractor, subcontractor, supplier, or laborer must file a mechanics' lien with the county recorder which then becomes a recorded lien against your property. Generally, the maximum time allowed for filling a mechanics' lien against your property is 90 days after substantial completion of your project.

TO INSURE EXTRA PROTECTION FOR YOURSELF AND YOUR PROPERTY, YOU MAY WISH TO TAKE ONE OR MORE OF THE FOLLOWING STEPS:

(1)Require that your contractor supply you with a payment and performance bond (not a license bond), which provides that the bonding company will either complete the project or pay damages up to the amount of the bond. This payment and performance bond as well as a copy of the construction contract should be filed with the county recorder for your further protection. The payment and performance bond will usually cost from 1 to 5 percent of the contract amount depending on the contractor"s bonding ability. If a contractor cannot obtain such bonding, it may indicate his or her financial incapacity.

(2)Require that payments be made directly to subcontractors and material suppliers through a joint control. Funding services may be available, for a fee, in your area which will establish voucher or other means of payment to your contractor. These services may also provide you with lien waivers and other forms of protection. Any joint control agreement should include the addendum approved by the registrar.

(3)Issue joint checks for payment, made out to both your contractor and subcontractors or material suppliers involved in the project. The joint checks should be made payable to the persons or entities which send preliminary notices to you. Those persons or entities have indicated that they may have lien rights on your property, therefore you need to protect yourself. This will help to insure that all persons due payment are actually paid.

(4)Upon making payment on any completed phase of the project, and before making any further payments, require your contractor to provide you with unconditional „Waiver and Release" forms signed by each material supplier, subcontractor, and laborer involved in that portion of the work for which payment was made. The statutory lien releases are set forth in exact language in Section 3262 of the Civil Code. Most stationery stores will sell the „Waiver and Release" forms if your contractor does not have them. The material suppliers, subcontractors, and laborers that you obtain releases from are those persons or entities who have filed preliminary notices with you. If you are not certain of the material suppliers, subcontractors, and laborers working on your project, you may obtain a list from your contractor. On projects involving improvements to a single-family residence or a duplex owned by the individuals, the person signing these releases loses the right to file a mechanics' lien claim against your property. In other types of construction, this protection may still be important, but may not be as complete.

To protect yourself under this option, you must be certain that all material suppliers, subcontractors, and laborers have signed the 'Waiver and Release' form. If a mechanics' lien has been filed against your property, it can only be voluntarily released by a recorded 'Release of Mechanics' Lien' signed by the person or entity that filed the mechanics' lien against your property unless the lawsuit to enforce the lien was not timely filed. You should not make any final payments until any and all such liens are removed. You should consult an attorney if a
lien is filed against your property."

Mr. Rooter Plumbing of Dubuque
5085 Wolff Road
Dubuque, Iowa 52002
(563) 583-5080

Invoice 106524385
Invoice Date 11/25/2024
Completed Date 11/25/2024
Technicians Luke Von Ah
Mark Brecht
Customer PO
Payment Term Due Upon Receipt
Due Date 11/25/2024

Billing Address
Dubuque Metropolitan Area Solid Waste Agency
925 Kerper Court
Dubuque, IA 52001 USA

Job Address
DMASWA
101 Airborne Road
Dubuque, IA 52003 USA

Description of Work

Brought Jetter and Water Truck out to continue jetting Sanitary Sewer lines. Started at SS5. Cleared a path to work, opened the manhole and got jetter set up. Shot nozzle up to SS4 (where we previously stopped) There was a lot of solid waste sitting at the base of the manhole. Pulled back all debris and cleared the line. Moved onto SS6 clear our working path, refilled water and set up our jetter. Shot the nozzle up towards SS5 to continue to pull debris down stream (Made 2 passes on both 6-5 and 5-4). Moved onto SS7, Cleared a path to work, refilled water and set up our jetter. Shot nozzle up towards SS6 to continue to pull debris downstream. Moved onto SS8, Cleared a path to work, refilled water and set up our jetter. Shot nozzle up towards SS7 to continue to pull debris downstream. Moved onto SS10, cleared a path to work, refilled water and set up jetter. Attempted to make a pass to SS8 but was stopped by the layout of SS9. Cleaned line SS9 to SS10, will return to jet SS9 to SS8 and SS10 to SS9. We ran a all reverse flat nozzle at around 3600-4000psi for all lines, pressurized up and back down the pipe.

Task #	Description	Quantity	Your Price	Your Total
UG1404	Water Supply Support Truck	1.00	$379.30	$379.30
C1337	**Industrial Jet Cleaning in HDPE Pipe, 4000# @ 18GPM. 2-Hour Minimum**	1.00	$785.85	$785.85
C1333	**Jet Cleaning in HDPE Pipe, 4000# @ 18GPM.**	2.00	$327.85	$655.70

Sub-Total	$1,820.85
Tax	$0.00
Total Due	$1,820.85
Balance Due	$1,820.85

Thank you for your business.

IMPORTANT NOTICE: You and your service professional are responsible for meeting the Terms and Conditions of this contract. If you sign this contract and you fail to meet the terms and conditions of this contract, you may lose legal ownership rights to your home. I agree that initial price quoted prior to the start of work does not include any additional or unforeseen tasks, nor materials which may be found to be necessary to complete repairs or replacements. I also agree to hold Mr. Rooter Plumbing® or its assigns harmless for parts deemed corroded, unusable or unreliable for completion of stated work to be done. I hereby authorize Mr. Rooter Plumbing® to perform proposed work and agree to all agreement conditions as displayed and further acknowledge that this invoice is due upon receipt. Independently owned and operated franchise. Amount to Authorize: $1,820.85



11/25/2024
Acceptance of work performed: I find the service and materials performed & installed have been completed in accordance with this agreement. I agree to pay reasonable attorney fees, collection fees and court costs in the event of legal action pursuant to collection of amount due. Total Due: $1,820.85



11/25/2024

TERMS AND CONDITIONS

It is agreed that Mr. Rooter® is not responsible for the following:

1. Damage caused to the customer"s property as a result of obtaining access to and exposing plumbing and drainage systems.
2. Additional plumbing work beyond that specifically mentioned in this estimate and proposal including, but not limited to, that which may be required because of preexisting plumbing code violations or additional work revealed to be necessary as a result of performing the specified work.
3. Any repairs, installation, removal or replacement of non-plumbing items or activities including but not limited to: concrete, paving, asphalt, slabs, sidewalks, driveways, patios, pools, shrubbery, grass lawns, fences, electrical wiring and fixtures, painting, decorations, plastering, sheetrock and other wall coverings, glass, carpentry, millwork, cabinets, floors, carpeting, floor surfaces and preparation, roofing, flashing, sheet metal gutters, downspouts, brick, stonework, extension walls, steel and other framework.
4. Damage caused to customer's plumbing system by sewer and drain cleaning equipment when such is caused by pre-existing defects in such plumbing systems.

Customer accepts full responsibility for the prompt payment of all costs of this agreement even though customer may intend to obtain reimbursement from others such as landlords, tenants, insurance companies and tort feasors.

This proposal and said specifications shall not be altered or modified except by written agreement between the parties hereto and verbal understandings and agreements with representatives shall not be binding unless set forth herein.

LIMITED SERVICE WARRANTY

Mr. Rooter warrants, to the extent stated herein, the plumbing repair service and drain cleaning services furnished by it. The stated period of warranty commences upon installation or repair of plumbing or upon cleaning of drains.

Purchaser understands that Mr. Rooter's liability under this warranty is limited to repair, replacement, recleaning or refund of purchaser"s money, and does not extend to property damage resulting from drains which become clogged or obstructed or from plumbing work which fails during the agreed upon warranty period.

This warranty gives you specific legal rights. You may also have other rights which vary from state to state.

NOTICE TO OWNER

THE LAW REQUIRES THAT THE CONTRACTOR SHALL SUBMIT A SWORN STATEMENT OF PERSONS FURNISHING MATERIALS AND LABOR BEFORE ANY PAYMENT IS REQUIRED TO BE MADE TO THE CONTRACTOR.

1. Do not sign this contract until you read it or if any spaces intended for the agreed terms, except as to unavailable information, are blank.

2. You are entitled to a copy of this contract at the time you sign it.

3. You may at any time pay off the full unpaid balance due under this contract, and in doing so you may receive a partial rebate of the service charge.

4. You may cancel this contract if it is solicited in person, and you sign it, at a place other than the seller's business address, by sending notice of cancellation by certified mail return request receipt requested to the seller at his address which notice shall be postmarked not later than midnight of the third day (excluding Sundays and holidays) following your signing this contract. If you choose to cancel this contract, you must return or make available to the seller at the place of delivery any merchandise, in its original condition, received by you under this contract.

This contractor is registered to do business in the state in which this work is performed. (See registration number on the front side of this contract.) Where required, this contractor has posted with the State all necessary bonds or cash deposits for the purpose of satisfying claims against the contractor for negligent or improper work or breach of contract in the conduct of the contractor"s business. This bond or cash deposit may not be sufficient to cover a claim which might arise from the work done under your contract. If any supplier of materials used in

your construction project or any employee of the contractor or subcontractor is not paid by the contractor or subcontractor on your job, your property may be liened to force payment. If you wish additional protection, you may request the contractor to provide you with the original "lien release" documents from each supplier or subcontractor on your project. The contractor is required to provide you with further information about lien release documents if you request it. General information is also available from the licensing board in your state.

The specific telephone number and address of your governing agency can be found by calling 1-800-583-8003 or by writing Mr. Rooter Corporation, P.O. Box 3146 Waco, Texas 76707.

CALIFORNIA RESIDENTS ONLY NOTICE TO OWNER

"Under the California Mechanics' Lien Law, any contractor, subcontractor, laborer, supplier, or other person or entity who helps to improve your property, but is not paid for his or her work or supplies, has a right to place a lien on your home, land, or property where the work was performed and to sue you in court to obtain payment.

This means that after a court hearing, your home, land, and property could be sold by a court officer and the proceeds of the sale used to satisfy what you owe. This can happen even if you have paid your contractor in full if the contractor"s subcontractors, laborers, or suppliers remain unpaid.

To preserve their rights to file a claim or lien against your property, certain claimants such as subcontractors or material suppliers are each required to provide you with a document called a "Preliminary Notice." Contractors and laborers who contract with owners directly do not have to provide such notice since you are aware of their existence as an owner. A preliminary notice is not a lien against your property. Its purpose is to notify you of persons or entities that may have a right to file a lien against your property if they are not paid. In order to perfect their lien rights, a contractor, subcontractor, supplier, or laborer must file a mechanics' lien with the county recorder which then becomes a recorded lien against your property. Generally, the maximum time allowed for filling a mechanics' lien against your property is 90 days after substantial completion of your project.

TO INSURE EXTRA PROTECTION FOR YOURSELF AND YOUR PROPERTY, YOU MAY WISH TO TAKE ONE OR MORE OF THE FOLLOWING STEPS:

(1)Require that your contractor supply you with a payment and performance bond (not a license bond), which provides that the bonding company will either complete the project or pay damages up to the amount of the bond. This payment and performance bond as well as a copy of the construction contract should be filed with the county recorder for your further protection. The payment and performance bond will usually cost from 1 to 5 percent of the contract amount depending on the contractor"s bonding ability. If a contractor cannot obtain such bonding, it may indicate his or her financial incapacity.

(2)Require that payments be made directly to subcontractors and material suppliers through a joint control. Funding services may be available, for a fee, in your area which will establish voucher or other means of payment to your contractor. These services may also provide you with lien waivers and other forms of protection. Any joint control agreement should include the addendum approved by the registrar.

(3)Issue joint checks for payment, made out to both your contractor and subcontractors or material suppliers involved in the project. The joint checks should be made payable to the persons or entities which send preliminary notices to you. Those persons or entities have indicated that they may have lien rights on your property, therefore you need to protect yourself. This will help to insure that all persons due payment are actually paid.

(4)Upon making payment on any completed phase of the project, and before making any further payments, require your contractor to provide you with unconditional „Waiver and Release" forms signed by each material supplier, subcontractor, and laborer involved in that portion of the work for which payment was made. The statutory lien releases are set forth in exact language in Section 3262 of the Civil Code. Most stationery stores will sell the „Waiver and Release" forms if your contractor does not have them. The material suppliers, subcontractors, and laborers that you obtain releases from are those persons or entities who have filed preliminary notices with you. If you are not certain of the material suppliers, subcontractors, and laborers working on your project, you may obtain a list from your contractor. On projects involving improvements to a single-family residence or a duplex owned by the individuals, the person signing these releases loses the right to file a mechanics' lien claim against your property. In other types of construction, this protection may still be important, but may not be as complete.

To protect yourself under this option, you must be certain that all material suppliers, subcontractors, and laborers have signed the 'Waiver and Release' form. If a mechanics' lien has been filed against your property, it can only be voluntarily released by a recorded 'Release of Mechanics' Lien' signed by the person or entity that filed the mechanics' lien against your property unless the lawsuit to enforce the lien was not timely filed. You should not make any final payments until any and all such liens are removed. You should consult an attorney if a
lien is filed against your property."

Mr. Rooter Plumbing of Dubuque
5085 Wolff Road
Dubuque, Iowa 52002
(563) 583-5080

Invoice 106538074
Invoice Date 11/26/2024
Completed Date 11/26/2024
Technicians Luke Von Ah
Mark Brecht
Customer PO
Payment Term Due Upon Receipt
Due Date 11/26/2024

Billing Address
Dubuque Metropolitan Area Solid Waste Agency
925 Kerper Court
Dubuque, IA 52001 USA

Job Address
DMASWA
101 Airborne Road
Dubuque, IA 52003 USA

Description of Work

Arrived today with Jetter and Water Truck. Continued on our work starting with SS9. Cleared a path to work, set up jetter, and accessed the manhole. Lowered Flathead all reverse nozzle into manhole and shot hose up to Manhole SS8 to clean and pull back any debris. Moved onto SS10 and cleared a path to work, set up jetter, and accessed the manhole. Shot hose up to SS9 to continue pulling debris down stream. Moved onto SS11 and set up a path to work and the jetter. Ran into complications with the deep manhole trying to use the flathead nozzle so we switched to a all reverse button nozzle to get access to the line. Shot hose up to SS10 and continued to clean and pull debris back downstream. All lines were cleaned under pressure roughly 3600-4000 psi, all reverse flathead nozzle was used for SS9 to SS8 and SS10 to SS9, the all reverse button nozzle was used for SS11 to SS10. We closed up all manholes and scoped out our working path for the coming days.

Task #	Description	Quantity	Your Price	Your Total
C1337	**Industrial Jet Cleaning in HDPE Pipe, 4000# @ 18GPM. 2-Hour Minimum**	1.00	$785.85	$785.85
C1333	**Jet Cleaning in HDPE Pipe, 4000# @ 18GPM.**	2.00	$327.85	$655.70
UG1404	Water Supply Support Truck	1.00	$379.30	$379.30

Sub-Total	$1,820.85
Tax	$0.00
Total Due	$1,820.85
Balance Due	$1,820.85

Thank you for your business.

IMPORTANT NOTICE: You and your service professional are responsible for meeting the Terms and Conditions of this contract. If you sign this contract and you fail to meet the terms and conditions of this contract, you may lose legal ownership rights to your home. I agree that initial price quoted prior to the start of work does not include any additional or unforeseen tasks, nor materials which may be found to be necessary to complete repairs or replacements. I also agree to hold Mr. Rooter Plumbing® or its assigns harmless for parts deemed corroded, unusable or unreliable for completion of stated work to be done. I hereby authorize Mr. Rooter Plumbing® to perform proposed work and agree to all agreement conditions as displayed and further acknowledge that this invoice is due upon receipt. Independently owned and operated franchise. Amount to Authorize: $1,820.85

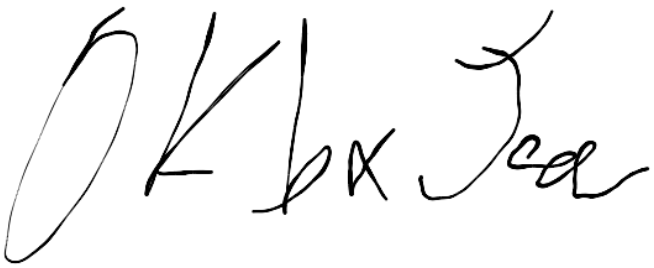

11/26/2024
Acceptance of work performed: I find the service and materials performed & installed have been completed in accordance with this agreement. I agree to pay reasonable attorney fees, collection fees and court costs in the event of legal action pursuant to collection of amount due. Total Due: $1,820.85



11/26/2024

TERMS AND CONDITIONS

It is agreed that Mr. Rooter® is not responsible for the following:

1. Damage caused to the customer"s property as a result of obtaining access to and exposing plumbing and drainage systems.
2. Additional plumbing work beyond that specifically mentioned in this estimate and proposal including, but not limited to, that which may be required because of preexisting plumbing code violations or additional work revealed to be necessary as a result of performing the specified work.
3. Any repairs, installation, removal or replacement of non-plumbing items or activities including but not limited to: concrete, paving, asphalt, slabs, sidewalks, driveways, patios, pools, shrubbery, grass lawns, fences, electrical wiring and fixtures, painting, decorations, plastering, sheetrock and other wall coverings, glass, carpentry, millwork, cabinets, floors, carpeting, floor surfaces and preparation, roofing, flashing, sheet metal gutters, downspouts, brick, stonework, extension walls, steel and other framework.
4. Damage caused to customer's plumbing system by sewer and drain cleaning equipment when such is caused by pre-existing defects in such plumbing systems.

Customer accepts full responsibility for the prompt payment of all costs of this agreement even though customer may intend to obtain reimbursement from others such as landlords, tenants, insurance companies and tort feasors.

This proposal and said specifications shall not be altered or modified except by written agreement between the parties hereto and verbal understandings and agreements with representatives shall not be binding unless set forth herein.

LIMITED SERVICE WARRANTY

Mr. Rooter warrants, to the extent stated herein, the plumbing repair service and drain cleaning services furnished by it. The stated period of warranty commences upon installation or repair of plumbing or upon cleaning of drains.

Purchaser understands that Mr. Rooter's liability under this warranty is limited to repair, replacement, recleaning or refund of purchaser"s money, and does not extend to property damage resulting from drains which become clogged or obstructed or from plumbing work which fails during the agreed upon warranty period.

This warranty gives you specific legal rights. You may also have other rights which vary from state to state.

NOTICE TO OWNER

THE LAW REQUIRES THAT THE CONTRACTOR SHALL SUBMIT A SWORN STATEMENT OF PERSONS FURNISHING MATERIALS AND LABOR BEFORE ANY PAYMENT IS REQUIRED TO BE MADE TO THE CONTRACTOR.

1. Do not sign this contract until you read it or if any spaces intended for the agreed terms, except as to unavailable information, are blank.

2. You are entitled to a copy of this contract at the time you sign it.

3. You may at any time pay off the full unpaid balance due under this contract, and in doing so you may receive a partial rebate of the service charge.

4. You may cancel this contract if it is solicited in person, and you sign it, at a place other than the seller's business address, by sending notice of cancellation by certified mail return request receipt requested to the seller at his address which notice shall be postmarked not later than midnight of the third day (excluding Sundays and holidays) following your signing this contract. If you choose to cancel this contract, you must return or make available to the seller at the place of delivery any merchandise, in its original condition, received by you under this contract.

This contractor is registered to do business in the state in which this work is performed. (See registration number on the front side of this contract.) Where required, this contractor has posted with the State all necessary bonds or cash deposits for the purpose of satisfying claims against the contractor for negligent or improper work or breach of contract in the conduct of the contractor"s business. This bond or cash deposit may not be sufficient to cover a claim which might arise from the work done under your contract. If any supplier of materials used in

your construction project or any employee of the contractor or subcontractor is not paid by the contractor or subcontractor on your job, your property may be liened to force payment. If you wish additional protection, you may request the contractor to provide you with the original "lien release" documents from each supplier or subcontractor on your project. The contractor is required to provide you with further information about lien release documents if you request it. General information is also available from the licensing board in your state.

The specific telephone number and address of your governing agency can be found by calling 1-800-583-8003 or by writing Mr. Rooter Corporation, P.O. Box 3146 Waco, Texas 76707.

CALIFORNIA RESIDENTS ONLY NOTICE TO OWNER

"Under the California Mechanics' Lien Law, any contractor, subcontractor, laborer, supplier, or other person or entity who helps to improve your property, but is not paid for his or her work or supplies, has a right to place a lien on your home, land, or property where the work was performed and to sue you in court to obtain payment.

This means that after a court hearing, your home, land, and property could be sold by a court officer and the proceeds of the sale used to satisfy what you owe. This can happen even if you have paid your contractor in full if the contractor"s subcontractors, laborers, or suppliers remain unpaid.

To preserve their rights to file a claim or lien against your property, certain claimants such as subcontractors or material suppliers are each required to provide you with a document called a "Preliminary Notice." Contractors and laborers who contract with owners directly do not have to provide such notice since you are aware of their existence as an owner. A preliminary notice is not a lien against your property. Its purpose is to notify you of persons or entities that may have a right to file a lien against your property if they are not paid. In order to perfect their lien rights, a contractor, subcontractor, supplier, or laborer must file a mechanics' lien with the county recorder which then becomes a recorded lien against your property. Generally, the maximum time allowed for filling a mechanics' lien against your property is 90 days after substantial completion of your project.

TO INSURE EXTRA PROTECTION FOR YOURSELF AND YOUR PROPERTY, YOU MAY WISH TO TAKE ONE OR MORE OF THE FOLLOWING STEPS:

(1)Require that your contractor supply you with a payment and performance bond (not a license bond), which provides that the bonding company will either complete the project or pay damages up to the amount of the bond. This payment and performance bond as well as a copy of the construction contract should be filed with the county recorder for your further protection. The payment and performance bond will usually cost from 1 to 5 percent of the contract amount depending on the contractor"s bonding ability. If a contractor cannot obtain such bonding, it may indicate his or her financial incapacity.

(2)Require that payments be made directly to subcontractors and material suppliers through a joint control. Funding services may be available, for a fee, in your area which will establish voucher or other means of payment to your contractor. These services may also provide you with lien waivers and other forms of protection. Any joint control agreement should include the addendum approved by the registrar.

(3)Issue joint checks for payment, made out to both your contractor and subcontractors or material suppliers involved in the project. The joint checks should be made payable to the persons or entities which send preliminary notices to you. Those persons or entities have indicated that they may have lien rights on your property, therefore you need to protect yourself. This will help to insure that all persons due payment are actually paid.

(4)Upon making payment on any completed phase of the project, and before making any further payments, require your contractor to provide you with unconditional „Waiver and Release" forms signed by each material supplier, subcontractor, and laborer involved in that portion of the work for which payment was made. The statutory lien releases are set forth in exact language in Section 3262 of the Civil Code. Most stationery stores will sell the „Waiver and Release" forms if your contractor does not have them. The material suppliers, subcontractors, and laborers that you obtain releases from are those persons or entities who have filed preliminary notices with you. If you are not certain of the material suppliers, subcontractors, and laborers working on your project, you may obtain a list from your contractor. On projects involving improvements to a single-family residence or a duplex owned by the individuals, the person signing these releases loses the right to file a mechanics' lien claim against your property. In other types of construction, this protection may still be important, but may not be as complete.

To protect yourself under this option, you must be certain that all material suppliers, subcontractors, and laborers have signed the 'Waiver and Release' form. If a mechanics' lien has been filed against your property, it can only be voluntarily released by a recorded 'Release of Mechanics' Lien' signed by the person or entity that filed the mechanics' lien against your property unless the lawsuit to enforce the lien was not timely filed. You should not make any final payments until any and all such liens are removed. You should consult an attorney if a
lien is filed against your property."

Mr. Rooter Plumbing of Dubuque
5085 Wolff Road
Dubuque, Iowa 52002
(563) 583-5080

Invoice 106549334
Invoice Date 11/27/2024
Completed Date 11/27/2024
Technicians Luke Von Ah
Mark Brecht
Ryan Kerkenbush
Customer PO
Payment Term Due Upon Receipt
Due Date 11/27/2024

Billing Address
Dubuque Metropolitan Area Solid Waste Agency
925 Kerper Court
Dubuque, IA 52001 USA

Job Address
DMASWA
101 Airborne Road
Dubuque, IA 52003 USA

Description of Work

Brought out Crawler Camera to televise Sanitary Sewer lines we have cleaned. Started at SS5, set up a path to work and the crawler camera assembly. Ran camera up to SS4 approximately 310 ft and recorded up and back down line, pipe is clean. Once back we flipped the crawler aound to head down stream. Ran camera down to SS6 approximately 155ft and kept moving towards SS7. Reached SS7 at approximately 400ft then recorded all the way back. Both lines are clean. Packed up all equipment and closed any open manholes. Moved to SS7 set up a path to work and crawler camera assembly. Ran camera down to SS8 approximately 308ft, recorded the line down and back up, line is clean. Moved to SS8 and set up a path to work and the crawler camera assembly. Ran camera down to SS9 approximately 156ft. Found gap in SDR at roughly 75ft and 87ft. Pipe was clean and was recorded. Packed up all materials and equipment, covered all manholes.

Task #	Description		Quantity	Your Price	Your Total
C05920	(Industrial) Main Line Crawler Camera	2 Hour Minimum	1.00	$825.85	$825.85
C05921	(Industrial) Main Line Crawler Camera		1.00	$315.85	$315.85

Sub-Total	$1,141.70
Tax	$0.00
Total Due	$1,141.70
Balance Due	$1,141.70

Thank you for your business.

IMPORTANT NOTICE: You and your service professional are responsible for meeting the Terms and Conditions of this contract. If you sign this contract and you fail to meet the terms and conditions of this contract, you may lose legal ownership rights to your home. I agree that initial price quoted prior to the start of work does not include any additional or unforeseen tasks, nor materials which may be found to be necessary to complete repairs or replacements. I also agree to hold Mr. Rooter Plumbing® or its assigns harmless for parts deemed corroded, unusable or unreliable for completion of stated work to be done. I hereby authorize Mr. Rooter Plumbing® to perform proposed work and agree to all agreement conditions as displayed and further acknowledge that this invoice is due upon receipt. Independently owned and operated franchise. Amount to Authorize: $1,141.70

Acceptance of work performed: I find the service and materials performed & installed have been completed in accordance with this agreement. I agree to pay reasonable attorney fees, collection fees and court costs in the event of legal action pursuant to collection of amount due. Total Due: $1,141.70

TERMS AND CONDITIONS

It is agreed that Mr. Rooter® is not responsible for the following:

1. Damage caused to the customer"s property as a result of obtaining access to and exposing plumbing and drainage systems.
2. Additional plumbing work beyond that specifically mentioned in this estimate and proposal including, but not limited to, that which may be required because of preexisting plumbing code violations or additional work revealed to be necessary as a result of performing the specified work.
3. Any repairs, installation, removal or replacement of non-plumbing items or activities including but not limited to: concrete, paving, asphalt, slabs, sidewalks, driveways, patios, pools, shrubbery, grass lawns, fences, electrical wiring and fixtures, painting, decorations, plastering, sheetrock and other wall coverings, glass, carpentry, millwork, cabinets, floors, carpeting, floor surfaces and preparation, roofing, flashing, sheet metal gutters, downspouts, brick, stonework, extension walls, steel and other framework.
4. Damage caused to customer's plumbing system by sewer and drain cleaning equipment when such is caused by pre-existing defects in such plumbing systems.

Customer accepts full responsibility for the prompt payment of all costs of this agreement even though customer may intend to obtain reimbursement from others such as landlords, tenants, insurance companies and tort feasors.

This proposal and said specifications shall not be altered or modified except by written agreement between the parties hereto and verbal understandings and agreements with representatives shall not be binding unless set forth herein.

LIMITED SERVICE WARRANTY

Mr. Rooter warrants, to the extent stated herein, the plumbing repair service and drain cleaning services furnished by it. The stated period of warranty commences upon installation or repair of plumbing or upon cleaning of drains.

Purchaser understands that Mr. Rooter's liability under this warranty is limited to repair, replacement, recleaning or refund of purchaser"s money, and does not extend to property damage resulting from drains which become clogged or obstructed or from plumbing work which fails during the agreed upon warranty period.

This warranty gives you specific legal rights. You may also have other rights which vary from state to state.

NOTICE TO OWNER

THE LAW REQUIRES THAT THE CONTRACTOR SHALL SUBMIT A SWORN STATEMENT OF PERSONS FURNISHING MATERIALS AND LABOR BEFORE ANY PAYMENT IS REQUIRED TO BE MADE TO THE CONTRACTOR.

1. Do not sign this contract until you read it or if any spaces intended for the agreed terms, except as to unavailable information, are blank.

2. You are entitled to a copy of this contract at the time you sign it.

3. You may at any time pay off the full unpaid balance due under this contract, and in doing so you may receive a partial rebate of the service charge.

4. You may cancel this contract if it is solicited in person, and you sign it, at a place other than the seller's business address, by sending notice of cancellation by certified mail return request receipt requested to the seller at his address which notice shall be postmarked not later than midnight of the third day (excluding Sundays and holidays) following your signing this contract. If you choose to cancel this contract, you must return or make available to the seller at the place of delivery any merchandise, in its original condition, received by you under this contract.

This contractor is registered to do business in the state in which this work is performed. (See registration number on the front side of this contract.) Where required, this contractor has posted with the State all necessary bonds or cash deposits for the purpose of satisfying claims against the contractor for negligent or improper work or breach of contract in the conduct of the contractor"s business. This bond or cash deposit may not be sufficient to cover a claim which might arise from the work done under your contract. If any supplier of materials used in

your construction project or any employee of the contractor or subcontractor is not paid by the contractor or subcontractor on your job, your property may be liened to force payment. If you wish additional protection, you may request the contractor to provide you with the original "lien release" documents from each supplier or subcontractor on your project. The contractor is required to provide you with further information about lien release documents if you request it. General information is also available from the licensing board in your state.

The specific telephone number and address of your governing agency can be found by calling 1-800-583-8003 or by writing Mr. Rooter Corporation, P.O. Box 3146 Waco, Texas 76707.

CALIFORNIA RESIDENTS ONLY NOTICE TO OWNER

"Under the California Mechanics' Lien Law, any contractor, subcontractor, laborer, supplier, or other person or entity who helps to improve your property, but is not paid for his or her work or supplies, has a right to place a lien on your home, land, or property where the work was performed and to sue you in court to obtain payment.

This means that after a court hearing, your home, land, and property could be sold by a court officer and the proceeds of the sale used to satisfy what you owe. This can happen even if you have paid your contractor in full if the contractor"s subcontractors, laborers, or suppliers remain unpaid.

To preserve their rights to file a claim or lien against your property, certain claimants such as subcontractors or material suppliers are each required to provide you with a document called a "Preliminary Notice." Contractors and laborers who contract with owners directly do not have to provide such notice since you are aware of their existence as an owner. A preliminary notice is not a lien against your property. Its purpose is to notify you of persons or entities that may have a right to file a lien against your property if they are not paid. In order to perfect their lien rights, a contractor, subcontractor, supplier, or laborer must file a mechanics' lien with the county recorder which then becomes a recorded lien against your property. Generally, the maximum time allowed for filling a mechanics' lien against your property is 90 days after substantial completion of your project.

TO INSURE EXTRA PROTECTION FOR YOURSELF AND YOUR PROPERTY, YOU MAY WISH TO TAKE ONE OR MORE OF THE FOLLOWING STEPS:

(1)Require that your contractor supply you with a payment and performance bond (not a license bond), which provides that the bonding company will either complete the project or pay damages up to the amount of the bond. This payment and performance bond as well as a copy of the construction contract should be filed with the county recorder for your further protection. The payment and performance bond will usually cost from 1 to 5 percent of the contract amount depending on the contractor"s bonding ability. If a contractor cannot obtain such bonding, it may indicate his or her financial incapacity.

(2)Require that payments be made directly to subcontractors and material suppliers through a joint control. Funding services may be available, for a fee, in your area which will establish voucher or other means of payment to your contractor. These services may also provide you with lien waivers and other forms of protection. Any joint control agreement should include the addendum approved by the registrar.

(3)Issue joint checks for payment, made out to both your contractor and subcontractors or material suppliers involved in the project. The joint checks should be made payable to the persons or entities which send preliminary notices to you. Those persons or entities have indicated that they may have lien rights on your property, therefore you need to protect yourself. This will help to insure that all persons due payment are actually paid.

(4)Upon making payment on any completed phase of the project, and before making any further payments, require your contractor to provide you with unconditional „Waiver and Release" forms signed by each material supplier, subcontractor, and laborer involved in that portion of the work for which payment was made. The statutory lien releases are set forth in exact language in Section 3262 of the Civil Code. Most stationery stores will sell the „Waiver and Release" forms if your contractor does not have them. The material suppliers, subcontractors, and laborers that you obtain releases from are those persons or entities who have filed preliminary notices with you. If you are not certain of the material suppliers, subcontractors, and laborers working on your project, you may obtain a list from your contractor. On projects involving improvements to a single-family residence or a duplex owned by the individuals, the person signing these releases loses the right to file a mechanics' lien claim against your property. In other types of construction, this protection may still be important, but may not be as complete.

To protect yourself under this option, you must be certain that all material suppliers, subcontractors, and laborers have signed the 'Waiver and Release' form. If a mechanics' lien has been filed against your property, it can only be voluntarily released by a recorded 'Release of Mechanics' Lien' signed by the person or entity that filed the mechanics' lien against your property unless the lawsuit to enforce the lien was not timely filed. You should not make any final payments until any and all such liens are removed. You should consult an attorney if a
lien is filed against your property."



Mr. Rooter Plumbing of Dubuque
5085 Wolff Road
Dubuque, Iowa 52002
(563) 583-5080

Invoice 106954859
Invoice Date 12/19/2024
Completed Date 12/19/2024
Technicians Luke Von Ah
Ryan Kerkenbush
Customer PO
Payment Term Due Upon Receipt
Due Date 12/19/2024

Billing Address
Dubuque Metropolitan Area Solid Waste Agency
925 Kerper Court
Dubuque, IA 52001 USA

Job Address
DMASWA
101 Airborne Road
Dubuque, IA 52003 USA

Description of Work

Brought out Crawler Camera to televise sanitary sewer lines we have cleaned. Started at SS2, set up a path to work and the crawler camera assembly. Ran camera up to SS3 approximately 400 ft and recorded up and back down line, pipe is clean. Packed up all equipment and closed any open manholes. Moved to SS12 set up a path to work and crawler camera assembly. Ran camera up to SS11 approximately 185ft, recorded the line down and back up, line is clean. Spun the camera around and ran camera down to SS13 approximately 395ft. Moved to SS13 and set up a path to work and the crawler camera assembly. Ran camera down to SS14 approximately 175ft. Moved to SS15 and set up a path to work and the crawler camera assembly. Ran camera up to SS14 approximately 355ft. Packed up all materials and equipment, covered all manholes.

Task #	Description	Quantity	Your Price	Your Total
C05920	(Industrial) Main Line Crawler Camera 2 Hour Minimum	1.00	$825.85	$825.85
C05921	(Industrial) Main Line Crawler Camera	1.00	$315.85	$315.85
C1246	Unusual Conditions (Additional Labor)	1.00	$310.02	$310.02

Sub-Total	$1,451.72
Tax	$0.00
Total Due	$1,451.72
Balance Due	$1,451.72

Thank you for your business.

IMPORTANT NOTICE: You and your service professional are responsible for meeting the Terms and Conditions of this contract. If you sign this contract and you fail to meet the terms and conditions of this contract, you may lose legal ownership rights to your home. I agree that initial price quoted prior to the start of work does not include any additional or unforeseen tasks, nor materials which may be found to be necessary to complete repairs or replacements. I also agree to hold Mr. Rooter Plumbing® or its assigns harmless for parts deemed corroded, unusable or unreliable for completion of stated work to be done. I hereby authorize Mr. Rooter Plumbing® to perform proposed work and agree to all agreement conditions as displayed and further acknowledge that this invoice is due upon receipt. Independently owned and operated franchise. Amount to Authorize: $1,451.72

Acceptance of work performed: I find the service and materials performed & installed have been completed in accordance with this agreement. I agree to pay reasonable attorney fees, collection fees and court costs in the event of legal action pursuant to collection of amount due. Total Due: $1,451.72

TERMS AND CONDITIONS

It is agreed that Mr. Rooter® is not responsible for the following:

1. Damage caused to the customer"s property as a result of obtaining access to and exposing plumbing and drainage systems.
2. Additional plumbing work beyond that specifically mentioned in this estimate and proposal including, but not limited to, that which may be required because of preexisting plumbing code violations or additional work revealed to be necessary as a result of performing the specified work.
3. Any repairs, installation, removal or replacement of non-plumbing items or activities including but not limited to: concrete, paving, asphalt, slabs, sidewalks, driveways, patios, pools, shrubbery, grass lawns, fences, electrical wiring and fixtures, painting, decorations, plastering, sheetrock and other wall coverings, glass, carpentry, millwork, cabinets, floors, carpeting, floor surfaces and preparation, roofing, flashing, sheet metal gutters, downspouts, brick, stonework, extension walls, steel and other framework.
4. Damage caused to customer's plumbing system by sewer and drain cleaning equipment when such is caused by pre-existing defects in such plumbing systems.

Customer accepts full responsibility for the prompt payment of all costs of this agreement even though customer may intend to obtain reimbursement from others such as landlords, tenants, insurance companies and tort feasors.

This proposal and said specifications shall not be altered or modified except by written agreement between the parties hereto and verbal understandings and agreements with representatives shall not be binding unless set forth herein.

LIMITED SERVICE WARRANTY

Mr. Rooter warrants, to the extent stated herein, the plumbing repair service and drain cleaning services furnished by it. The stated period of warranty commences upon installation or repair of plumbing or upon cleaning of drains.

Purchaser understands that Mr. Rooter's liability under this warranty is limited to repair, replacement, recleaning or refund of purchaser"s money, and does not extend to property damage resulting from drains which become clogged or obstructed or from plumbing work which fails during the agreed upon warranty period.

This warranty gives you specific legal rights. You may also have other rights which vary from state to state.

NOTICE TO OWNER

THE LAW REQUIRES THAT THE CONTRACTOR SHALL SUBMIT A SWORN STATEMENT OF PERSONS FURNISHING MATERIALS AND LABOR BEFORE ANY PAYMENT IS REQUIRED TO BE MADE TO THE CONTRACTOR.

1. Do not sign this contract until you read it or if any spaces intended for the agreed terms, except as to unavailable information, are blank.

2. You are entitled to a copy of this contract at the time you sign it.

3. You may at any time pay off the full unpaid balance due under this contract, and in doing so you may receive a partial rebate of the service charge.

4. You may cancel this contract if it is solicited in person, and you sign it, at a place other than the seller's business address, by sending notice of cancellation by certified mail return request receipt requested to the seller at his address which notice shall be postmarked not later than midnight of the third day (excluding Sundays and holidays) following your signing this contract. If you choose to cancel this contract, you must return or make available to the seller at the place of delivery any merchandise, in its original condition, received by you under this contract.

This contractor is registered to do business in the state in which this work is performed. (See registration number on the front side of this contract.) Where required, this contractor has posted with the State all necessary bonds or cash deposits for the purpose of satisfying claims against the contractor for negligent or improper work or breach of contract in the conduct of the contractor"s business. This bond or cash deposit may not be sufficient to cover a claim which might arise from the work done under your contract. If any supplier of materials used in

your construction project or any employee of the contractor or subcontractor is not paid by the contractor or subcontractor on your job, your property may be liened to force payment. If you wish additional protection, you may request the contractor to provide you with the original "lien release" documents from each supplier or subcontractor on your project. The contractor is required to provide you with further information about lien release documents if you request it. General information is also available from the licensing board in your state.

The specific telephone number and address of your governing agency can be found by calling 1-800-583-8003 or by writing Mr. Rooter Corporation, P.O. Box 3146 Waco, Texas 76707.

CALIFORNIA RESIDENTS ONLY NOTICE TO OWNER

"Under the California Mechanics' Lien Law, any contractor, subcontractor, laborer, supplier, or other person or entity who helps to improve your property, but is not paid for his or her work or supplies, has a right to place a lien on your home, land, or property where the work was performed and to sue you in court to obtain payment.

This means that after a court hearing, your home, land, and property could be sold by a court officer and the proceeds of the sale used to satisfy what you owe. This can happen even if you have paid your contractor in full if the contractor"s subcontractors, laborers, or suppliers remain unpaid.

To preserve their rights to file a claim or lien against your property, certain claimants such as subcontractors or material suppliers are each required to provide you with a document called a "Preliminary Notice." Contractors and laborers who contract with owners directly do not have to provide such notice since you are aware of their existence as an owner. A preliminary notice is not a lien against your property. Its purpose is to notify you of persons or entities that may have a right to file a lien against your property if they are not paid. In order to perfect their lien rights, a contractor, subcontractor, supplier, or laborer must file a mechanics' lien with the county recorder which then becomes a recorded lien against your property. Generally, the maximum time allowed for filling a mechanics' lien against your property is 90 days after substantial completion of your project.

TO INSURE EXTRA PROTECTION FOR YOURSELF AND YOUR PROPERTY, YOU MAY WISH TO TAKE ONE OR MORE OF THE FOLLOWING STEPS:

(1)Require that your contractor supply you with a payment and performance bond (not a license bond), which provides that the bonding company will either complete the project or pay damages up to the amount of the bond. This payment and performance bond as well as a copy of the construction contract should be filed with the county recorder for your further protection. The payment and performance bond will usually cost from 1 to 5 percent of the contract amount depending on the contractor"s bonding ability. If a contractor cannot obtain such bonding, it may indicate his or her financial incapacity.

(2)Require that payments be made directly to subcontractors and material suppliers through a joint control. Funding services may be available, for a fee, in your area which will establish voucher or other means of payment to your contractor. These services may also provide you with lien waivers and other forms of protection. Any joint control agreement should include the addendum approved by the registrar.

(3)Issue joint checks for payment, made out to both your contractor and subcontractors or material suppliers involved in the project. The joint checks should be made payable to the persons or entities which send preliminary notices to you. Those persons or entities have indicated that they may have lien rights on your property, therefore you need to protect yourself. This will help to insure that all persons due payment are actually paid.

(4)Upon making payment on any completed phase of the project, and before making any further payments, require your contractor to provide you with unconditional „Waiver and Release" forms signed by each material supplier, subcontractor, and laborer involved in that portion of the work for which payment was made. The statutory lien releases are set forth in exact language in Section 3262 of the Civil Code. Most stationery stores will sell the „Waiver and Release" forms if your contractor does not have them. The material suppliers, subcontractors, and laborers that you obtain releases from are those persons or entities who have filed preliminary notices with you. If you are not certain of the material suppliers, subcontractors, and laborers working on your project, you may obtain a list from your contractor. On projects involving improvements to a single-family residence or a duplex owned by the individuals, the person signing these releases loses the right to file a mechanics' lien claim against your property. In other types of construction, this protection may still be important, but may not be as complete.

To protect yourself under this option, you must be certain that all material suppliers, subcontractors, and laborers have signed the 'Waiver and Release' form. If a mechanics' lien has been filed against your property, it can only be voluntarily released by a recorded 'Release of Mechanics' Lien' signed by the person or entity that filed the mechanics' lien against your property unless the lawsuit to enforce the lien was not timely filed. You should not make any final payments until any and all such liens are removed. You should consult an attorney if a
lien is filed against your property."

Mr. Rooter Plumbing of Dubuque
5085 Wolff Road
Dubuque, Iowa 52002
(563) 583-5080

Invoice 106955734
Invoice Date 12/16/2024
Completed Date 12/16/2024
Technicians Luke Von Ah
Mark Brecht
Ryan Kerkenbush
Customer PO
Payment Term Due Upon Receipt
Due Date 12/16/2024

Billing Address
Dubuque Metropolitan Area Solid Waste Agency
925 Kerper Court
Dubuque, IA 52001 USA

Job Address
DMASWA
101 Airborne Road
Dubuque, IA 52003 USA

Description of Work

Brought out Trailer Jetter and water supply truck to jet remaining lines. Used an all reverse flathead nozzle at roughly 3500-4000 psi. Started at SS12, set up the Jetter, and shot the hose up to SS11, pulling back debris downstream. Packed up, moved to SS13, and set up Jetter. Shot hose up to SS12, pulling back debris downstream. Packed up, moved to SS14, and set up Jetter. Started by jetting the line directly in the manhole due to excess debris. Swapped to an all reverse warthog nozzle then shot hose up to SS13, pulled back a lot of debris, shot hose up a second time to pull back any remaining debris downstream. Packed up, moved to SS15, and set up Jetter. Shot hose up to SS14, pulling back any debris downstream. All lines were jetted under pressure forward and back. Refilled for water between every line, occasionally twice per.

Task #	Description	Quantity	Your Price	Your Total
C1337	**Industrial Jet Cleaning in HDPE Pipe, 4000# @ 18GPM. 2-Hour Minimum**	1.00	$785.85	$785.85
C1333	**Jet Cleaning in HDPE Pipe, 4000# @ 18GPM.**	3.00	$327.85	$983.55
UG1404	Water Supply Support Truck	1.00	$379.30	$379.30

Sub-Total	$2,148.70
Tax	$0.00
Total Due	$2,148.70
Balance Due	$2,148.70

Thank you for your business.

IMPORTANT NOTICE: You and your service professional are responsible for meeting the Terms and Conditions of this contract. If you sign this contract and you fail to meet the terms and conditions of this contract, you may lose legal ownership rights to your home. I agree that initial price quoted prior to the start of work does not include any additional or unforeseen tasks, nor materials which may be found to be necessary to complete repairs or replacements. I also agree to hold Mr. Rooter Plumbing® or its assigns harmless for parts deemed corroded, unusable or unreliable for completion of stated work to be done. I hereby authorize Mr. Rooter Plumbing® to perform proposed work and agree to all agreement conditions as displayed and further acknowledge that this invoice is due upon receipt. Independently owned and operated franchise. Amount to Authorize: $2,148.70



12/16/2024
Acceptance of work performed: I find the service and materials performed & installed have been completed in accordance with this agreement. I agree to pay reasonable attorney fees, collection fees and court costs in the event of legal action pursuant to collection of amount due. Total Due: $2,148.70



12/16/2024

TERMS AND CONDITIONS

It is agreed that Mr. Rooter® is not responsible for the following:

1. Damage caused to the customer"s property as a result of obtaining access to and exposing plumbing and drainage systems.
2. Additional plumbing work beyond that specifically mentioned in this estimate and proposal including, but not limited to, that which may be required because of preexisting plumbing code violations or additional work revealed to be necessary as a result of performing the specified work.
3. Any repairs, installation, removal or replacement of non-plumbing items or activities including but not limited to: concrete, paving, asphalt, slabs, sidewalks, driveways, patios, pools, shrubbery, grass lawns, fences, electrical wiring and fixtures, painting, decorations, plastering, sheetrock and other wall coverings, glass, carpentry, millwork, cabinets, floors, carpeting, floor surfaces and preparation, roofing, flashing, sheet metal gutters, downspouts, brick, stonework, extension walls, steel and other framework.
4. Damage caused to customer's plumbing system by sewer and drain cleaning equipment when such is caused by pre-existing defects in such plumbing systems.

Customer accepts full responsibility for the prompt payment of all costs of this agreement even though customer may intend to obtain reimbursement from others such as landlords, tenants, insurance companies and tort feasors.

This proposal and said specifications shall not be altered or modified except by written agreement between the parties hereto and verbal understandings and agreements with representatives shall not be binding unless set forth herein.

LIMITED SERVICE WARRANTY

Mr. Rooter warrants, to the extent stated herein, the plumbing repair service and drain cleaning services furnished by it. The stated period of warranty commences upon installation or repair of plumbing or upon cleaning of drains.

Purchaser understands that Mr. Rooter's liability under this warranty is limited to repair, replacement, recleaning or refund of purchaser"s money, and does not extend to property damage resulting from drains which become clogged or obstructed or from plumbing work which fails during the agreed upon warranty period.

This warranty gives you specific legal rights. You may also have other rights which vary from state to state.

NOTICE TO OWNER

THE LAW REQUIRES THAT THE CONTRACTOR SHALL SUBMIT A SWORN STATEMENT OF PERSONS FURNISHING MATERIALS AND LABOR BEFORE ANY PAYMENT IS REQUIRED TO BE MADE TO THE CONTRACTOR.

1. Do not sign this contract until you read it or if any spaces intended for the agreed terms, except as to unavailable information, are blank.

2. You are entitled to a copy of this contract at the time you sign it.

3. You may at any time pay off the full unpaid balance due under this contract, and in doing so you may receive a partial rebate of the service charge.

4. You may cancel this contract if it is solicited in person, and you sign it, at a place other than the seller's business address, by sending notice of cancellation by certified mail return request receipt requested to the seller at his address which notice shall be postmarked not later than midnight of the third day (excluding Sundays and holidays) following your signing this contract. If you choose to cancel this contract, you must return or make available to the seller at the place of delivery any merchandise, in its original condition, received by you under this contract.

This contractor is registered to do business in the state in which this work is performed. (See registration number on the front side of this contract.) Where required, this contractor has posted with the State all necessary bonds or cash deposits for the purpose of satisfying claims against the contractor for negligent or improper work or breach of contract in the conduct of the contractor"s business. This bond or cash deposit may not be sufficient to cover a claim which might arise from the work done under your contract. If any supplier of materials used in

your construction project or any employee of the contractor or subcontractor is not paid by the contractor or subcontractor on your job, your property may be liened to force payment. If you wish additional protection, you may request the contractor to provide you with the original "lien release" documents from each supplier or subcontractor on your project. The contractor is required to provide you with further information about lien release documents if you request it. General information is also available from the licensing board in your state.

The specific telephone number and address of your governing agency can be found by calling 1-800-583-8003 or by writing Mr. Rooter Corporation, P.O. Box 3146 Waco, Texas 76707.

CALIFORNIA RESIDENTS ONLY NOTICE TO OWNER

"Under the California Mechanics' Lien Law, any contractor, subcontractor, laborer, supplier, or other person or entity who helps to improve your property, but is not paid for his or her work or supplies, has a right to place a lien on your home, land, or property where the work was performed and to sue you in court to obtain payment.

This means that after a court hearing, your home, land, and property could be sold by a court officer and the proceeds of the sale used to satisfy what you owe. This can happen even if you have paid your contractor in full if the contractor"s subcontractors, laborers, or suppliers remain unpaid.

To preserve their rights to file a claim or lien against your property, certain claimants such as subcontractors or material suppliers are each required to provide you with a document called a "Preliminary Notice." Contractors and laborers who contract with owners directly do not have to provide such notice since you are aware of their existence as an owner. A preliminary notice is not a lien against your property. Its purpose is to notify you of persons or entities that may have a right to file a lien against your property if they are not paid. In order to perfect their lien rights, a contractor, subcontractor, supplier, or laborer must file a mechanics' lien with the county recorder which then becomes a recorded lien against your property. Generally, the maximum time allowed for filling a mechanics' lien against your property is 90 days after substantial completion of your project.

TO INSURE EXTRA PROTECTION FOR YOURSELF AND YOUR PROPERTY, YOU MAY WISH TO TAKE ONE OR MORE OF THE FOLLOWING STEPS:

(1)Require that your contractor supply you with a payment and performance bond (not a license bond), which provides that the bonding company will either complete the project or pay damages up to the amount of the bond. This payment and performance bond as well as a copy of the construction contract should be filed with the county recorder for your further protection. The payment and performance bond will usually cost from 1 to 5 percent of the contract amount depending on the contractor"s bonding ability. If a contractor cannot obtain such bonding, it may indicate his or her financial incapacity.

(2)Require that payments be made directly to subcontractors and material suppliers through a joint control. Funding services may be available, for a fee, in your area which will establish voucher or other means of payment to your contractor. These services may also provide you with lien waivers and other forms of protection. Any joint control agreement should include the addendum approved by the registrar.

(3)Issue joint checks for payment, made out to both your contractor and subcontractors or material suppliers involved in the project. The joint checks should be made payable to the persons or entities which send preliminary notices to you. Those persons or entities have indicated that they may have lien rights on your property, therefore you need to protect yourself. This will help to insure that all persons due payment are actually paid.

(4)Upon making payment on any completed phase of the project, and before making any further payments, require your contractor to provide you with unconditional „Waiver and Release" forms signed by each material supplier, subcontractor, and laborer involved in that portion of the work for which payment was made. The statutory lien releases are set forth in exact language in Section 3262 of the Civil Code. Most stationery stores will sell the „Waiver and Release" forms if your contractor does not have them. The material suppliers, subcontractors, and laborers that you obtain releases from are those persons or entities who have filed preliminary notices with you. If you are not certain of the material suppliers, subcontractors, and laborers working on your project, you may obtain a list from your contractor. On projects involving improvements to a single-family residence or a duplex owned by the individuals, the person signing these releases loses the right to file a mechanics' lien claim against your property. In other types of construction, this protection may still be important, but may not be as complete.

To protect yourself under this option, you must be certain that all material suppliers, subcontractors, and laborers have signed the 'Waiver and Release' form. If a mechanics' lien has been filed against your property, it can only be voluntarily released by a recorded 'Release of Mechanics' Lien' signed by the person or entity that filed the mechanics' lien against your property unless the lawsuit to enforce the lien was not timely filed. You should not make any final payments until any and all such liens are removed. You should consult an attorney if a
lien is filed against your property."

Mr. Rooter Plumbing of Dubuque
5085 Wolff Road
Dubuque, Iowa 52002
(563) 583-5080

Invoice 107107926
Invoice Date 12/30/2024
Completed Date 12/30/2024
Technicians Dawson Abitz
Luke Von Ah
Customer PO
Payment Term Due Upon Receipt
Due Date 12/30/2024

Billing Address
Dubuque Metropolitan Area Solid Waste Agency
925 Kerper Court
Dubuque, IA 52001 USA

Job Address
DMASWA
101 Airborne Road
Dubuque, IA 52003 USA

Description of Work

Jetted from SSMH-20 up to SSMH-19 approximately 345 feet making two passes out and back slowly. Then jetted from SSMH-23 to SSMH-21 then SSMH-21 to SMH-20 approximately 220 feet making two passes out and back slowly between manholes. Repeated the process from SSMH-23 up to SSMH-22 approximately 440 feet making two passes out and back slowly.

Task #	Description	Quantity	Your Price	Your Total
General Plumbing (Commercial)	General Plumbing (Commercial)	1.00	$962.44	$962.44

Sub-Total	$962.44
Tax	$0.00
Total Due	$962.44
Balance Due	$962.44

Thank you for your business.

IMPORTANT NOTICE: You and your service professional are responsible for meeting the Terms and Conditions of this contract. If you sign this contract and you fail to meet the terms and conditions of this contract, you may lose legal ownership rights to your home. I agree that initial price quoted prior to the start of work does not include any additional or unforeseen tasks, nor materials which may be found to be necessary to complete repairs or replacements. I also agree to hold Mr. Rooter Plumbing® or its assigns harmless for parts deemed corroded, unusable or unreliable for completion of stated work to be done. I hereby authorize Mr. Rooter Plumbing® to perform proposed work and agree to all agreement conditions as displayed and further acknowledge that this invoice is due upon receipt. Independently owned and operated franchise. Amount to Authorize: $962.44

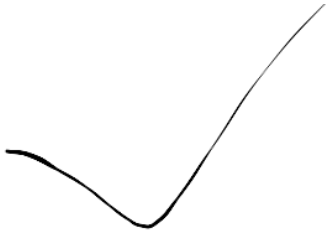

12/30/2024
Acceptance of work performed: I find the service and materials performed & installed have been completed in accordance with this agreement. I agree to pay reasonable attorney fees, collection fees and court costs in the event of legal action pursuant to collection of amount due. Total Due: $962.44



12/30/2024

TERMS AND CONDITIONS

It is agreed that Mr. Rooter® is not responsible for the following:

1. Damage caused to the customer"s property as a result of obtaining access to and exposing plumbing and drainage systems.
2. Additional plumbing work beyond that specifically mentioned in this estimate and proposal including, but not limited to, that which may be required because of preexisting plumbing code violations or additional work revealed to be necessary as a result of performing the specified work.
3. Any repairs, installation, removal or replacement of non-plumbing items or activities including but not limited to: concrete, paving, asphalt, slabs, sidewalks, driveways, patios, pools, shrubbery, grass lawns, fences, electrical wiring and fixtures, painting, decorations, plastering, sheetrock and other wall coverings, glass, carpentry, millwork, cabinets, floors, carpeting, floor surfaces and preparation, roofing, flashing, sheet metal gutters, downspouts, brick, stonework, extension walls, steel and other framework.
4. Damage caused to customer's plumbing system by sewer and drain cleaning equipment when such is caused by pre-existing defects in such plumbing systems.

Customer accepts full responsibility for the prompt payment of all costs of this agreement even though customer may intend to obtain reimbursement from others such as landlords, tenants, insurance companies and tort feasors.

This proposal and said specifications shall not be altered or modified except by written agreement between the parties hereto and verbal understandings and agreements with representatives shall not be binding unless set forth herein.

LIMITED SERVICE WARRANTY

Mr. Rooter warrants, to the extent stated herein, the plumbing repair service and drain cleaning services furnished by it. The stated period of warranty commences upon installation or repair of plumbing or upon cleaning of drains.

Purchaser understands that Mr. Rooter's liability under this warranty is limited to repair, replacement, recleaning or refund of purchaser"s money, and does not extend to property damage resulting from drains which become clogged or obstructed or from plumbing work which fails during the agreed upon warranty period.

This warranty gives you specific legal rights. You may also have other rights which vary from state to state.

NOTICE TO OWNER

THE LAW REQUIRES THAT THE CONTRACTOR SHALL SUBMIT A SWORN STATEMENT OF PERSONS FURNISHING MATERIALS AND LABOR BEFORE ANY PAYMENT IS REQUIRED TO BE MADE TO THE CONTRACTOR.

1. Do not sign this contract until you read it or if any spaces intended for the agreed terms, except as to unavailable information, are blank.

2. You are entitled to a copy of this contract at the time you sign it.

3. You may at any time pay off the full unpaid balance due under this contract, and in doing so you may receive a partial rebate of the service charge.

4. You may cancel this contract if it is solicited in person, and you sign it, at a place other than the seller's business address, by sending notice of cancellation by certified mail return request receipt requested to the seller at his address which notice shall be postmarked not later than midnight of the third day (excluding Sundays and holidays) following your signing this contract. If you choose to cancel this contract, you must return or make available to the seller at the place of delivery any merchandise, in its original condition, received by you under this contract.

This contractor is registered to do business in the state in which this work is performed. (See registration number on the front side of this contract.) Where required, this contractor has posted with the State all necessary bonds or cash deposits for the purpose of satisfying claims against the contractor for negligent or improper work or breach of contract in the conduct of the contractor"s business. This bond or cash deposit may not be sufficient to cover a claim which might arise from the work done under your contract. If any supplier of materials used in

your construction project or any employee of the contractor or subcontractor is not paid by the contractor or subcontractor on your job, your property may be liened to force payment. If you wish additional protection, you may request the contractor to provide you with the original "lien release" documents from each supplier or subcontractor on your project. The contractor is required to provide you with further information about lien release documents if you request it. General information is also available from the licensing board in your state.

The specific telephone number and address of your governing agency can be found by calling 1-800-583-8003 or by writing Mr. Rooter Corporation, P.O. Box 3146 Waco, Texas 76707.

CALIFORNIA RESIDENTS ONLY NOTICE TO OWNER

"Under the California Mechanics' Lien Law, any contractor, subcontractor, laborer, supplier, or other person or entity who helps to improve your property, but is not paid for his or her work or supplies, has a right to place a lien on your home, land, or property where the work was performed and to sue you in court to obtain payment.

This means that after a court hearing, your home, land, and property could be sold by a court officer and the proceeds of the sale used to satisfy what you owe. This can happen even if you have paid your contractor in full if the contractor"s subcontractors, laborers, or suppliers remain unpaid.

To preserve their rights to file a claim or lien against your property, certain claimants such as subcontractors or material suppliers are each required to provide you with a document called a "Preliminary Notice." Contractors and laborers who contract with owners directly do not have to provide such notice since you are aware of their existence as an owner. A preliminary notice is not a lien against your property. Its purpose is to notify you of persons or entities that may have a right to file a lien against your property if they are not paid. In order to perfect their lien rights, a contractor, subcontractor, supplier, or laborer must file a mechanics' lien with the county recorder which then becomes a recorded lien against your property. Generally, the maximum time allowed for filling a mechanics' lien against your property is 90 days after substantial completion of your project.

TO INSURE EXTRA PROTECTION FOR YOURSELF AND YOUR PROPERTY, YOU MAY WISH TO TAKE ONE OR MORE OF THE FOLLOWING STEPS:

(1)Require that your contractor supply you with a payment and performance bond (not a license bond), which provides that the bonding company will either complete the project or pay damages up to the amount of the bond. This payment and performance bond as well as a copy of the construction contract should be filed with the county recorder for your further protection. The payment and performance bond will usually cost from 1 to 5 percent of the contract amount depending on the contractor"s bonding ability. If a contractor cannot obtain such bonding, it may indicate his or her financial incapacity.

(2)Require that payments be made directly to subcontractors and material suppliers through a joint control. Funding services may be available, for a fee, in your area which will establish voucher or other means of payment to your contractor. These services may also provide you with lien waivers and other forms of protection. Any joint control agreement should include the addendum approved by the registrar.

(3)Issue joint checks for payment, made out to both your contractor and subcontractors or material suppliers involved in the project. The joint checks should be made payable to the persons or entities which send preliminary notices to you. Those persons or entities have indicated that they may have lien rights on your property, therefore you need to protect yourself. This will help to insure that all persons due payment are actually paid.

(4)Upon making payment on any completed phase of the project, and before making any further payments, require your contractor to provide you with unconditional „Waiver and Release" forms signed by each material supplier, subcontractor, and laborer involved in that portion of the work for which payment was made. The statutory lien releases are set forth in exact language in Section 3262 of the Civil Code. Most stationery stores will sell the „Waiver and Release" forms if your contractor does not have them. The material suppliers, subcontractors, and laborers that you obtain releases from are those persons or entities who have filed preliminary notices with you. If you are not certain of the material suppliers, subcontractors, and laborers working on your project, you may obtain a list from your contractor. On projects involving improvements to a single-family residence or a duplex owned by the individuals, the person signing these releases loses the right to file a mechanics' lien claim against your property. In other types of construction, this protection may still be important, but may not be as complete.

To protect yourself under this option, you must be certain that all material suppliers, subcontractors, and laborers have signed the 'Waiver and Release' form. If a mechanics' lien has been filed against your property, it can only be voluntarily released by a recorded 'Release of Mechanics' Lien' signed by the person or entity that filed the mechanics' lien against your property unless the lawsuit to enforce the lien was not timely filed. You should not make any final payments until any and all such liens are removed. You should consult an attorney if a
lien is filed against your property."

This page intentionally left blank.