SCS ENGINEERS

Transmittal

West Des Moines, IA

PROJECT:	Scott Co,FY25 Env Comp,IA 27224523.25	DATE:	1/29/2025
SUBJECT:	Scott County Landfill - 82-SDP-03-77C - 2024 Annual Water Quality Report & 2024 Landfill Gas Annual Report	TRANSMITTAL ID:	00001
PURPOSE:	For your approval	VIA:	Info Exchange

FROM

NAME	COMPANY	EMAIL	PHONE
Nathan Ohrt West Des Moines, IA	SCS Engineers	NOhrt@scsengineers.com	+1-515-415-9220

TO

NAME	COMPANY	EMAIL	PHONE
Mike Smith 502 East 9th Street Des Moines IA 50319-0034 United States	Iowa, State of	mike.smith@dnr.iowa.gov	515-725-8200

REMARKS:

Good afternoon Mike-

SCS Engineers, on behalf of the Waste Commission of Scott County, is submitting the 2024 Annual Water Quality Report & 2024 Landfill Gas Annual Report for the Scott County Landfill. If you have any questions or comments regarding these reports, please contact me at the number below. Thank you.

Nathan Ohrt
Senior Project Professional
SCS Engineers
1690 All State Court, Suite 100
West Des Moines, IA 50265 USA
319-331-9613 (M)
nohrt@scsengineers.com

Driven by Client Success
www.scsengineers.com

Transmittal

DATE: 1/29/2025
TRANSMITTAL ID: 00001

DESCRIPTION OF CONTENTS

QTY	DATED	TITLE	NOTES
1	1/29/2025	Scott County Landfill - 82-SDP-03-77C - 2024 Annual Water Quality Report & 2024 Landfill Gas Annual Report.pdf	

COPIES:

Nathan Ohrt	(SCS Engineers)
Brian Seals	(Waste Commission of Scott County)
Bryce Stalcup	(Waste Commission of Scott County)
Tim Buelow	(SCS Engineers)
Becky Jolly	

January 29, 2025
File No. 27224523.25

Mr. Mike Smith, P.E.
Iowa Department of Natural Resources
Land Quality Bureau
6200 Park Avenue
Des Moines, Iowa 50321

Subject: 2024 Annual Water Quality Report and 2024 Landfill Gas Annual Report
Scott County Landfill
Permit No. 82-SDP-03-77C

Dear Mike:

SCS Engineers, on behalf of the Waste Commission of Scott County, is submitting the 2024 Annual Water Quality Report and 2024 Landfill Gas Annual Report for the closed Scott County Landfill. The enclosed reports have been prepared in accordance with the requirements of Iowa Administrative Code (IAC) 567-113.2(5)"e," IAC 567-113.10(6), 2002 IAC 567-113.26(15), and the requirements specified in the site's closure permit and applicable amendments.

A discussion of the impact delineation efforts south of the Scott County Landfill performed during this reporting period is included in Section 7.0 of the 2024 Annual Water Quality Report.

Sincerely,

Nathan Ohrt
Senior Project Professional
SCS Engineers

Timothy C. Buelow, P.E.
Senior Project Advisor
SCS Engineers

NPO/TCB

Copies: Mr. Bryce Stalcup, Waste Commission of Scott County
Mr. Brian Seals, Waste Commission of Scott County

2024 Annual Water Quality Report & 2024 Landfill Gas Annual Report

Scott County Landfill
Buffalo, Iowa
Solid Waste Permit No. 82-SDP-03-77C

Prepared for:

Waste Commission of Scott County

SCS ENGINEERS

27224523.25 | January 2025

1690 All-State Ct Ste 100
West Des Moines, IA 50265
515-631-6160

Table of Contents

Section Page

Certification iii
Executive Summary v
ES.1 Period of Report Coverage v
ES.2 Report Priority v
ES.3 Site Status and Applicable Rules v
ES.4 Comments v
Acronyms/Abbreviations vii
1.0 Site Background 1
1.1 Site Location 1
1.2 Facility 1
1.3 Geology and Hydrogeology of the Site 1
2.0 Figures Discussion 2
2.1 Figure 1 – Approved Monitoring Network 2
2.2 Figure 2 – Groundwater Contours 2
2.3 Figure 3 – Reporting Period Detection Summary 2
2.4 Figure 4 – Arsenic Concentration Map 2
2.5 Figure 5 – Cobalt Concentration Map 3
3.0 Standards History Graphs 4
4.0 QA/QC Summary 4
5.0 Data Evaluation 4
6.0 2024 Bracketing Efforts 5
7.0 Summary and Recommendations 9
7.1 Site Impact on Groundwater 9
7.2 Proposed Monitoring 9
7.3 Proposed Monitoring Well Changes 9

Tables

Table 1. Monitoring Program Summary
Table 2. Monitoring Program Implementation Schedule
Table 3. Monitoring Well Maintenance and Performance Re-Evaluation Schedule
Table 4. Monitoring Well Performance and Maintenance Summary
Table 5. Background and GWPS Summary
Table 6. Summary of Well/Detected Constituent Pairs with No Previous SSIs
Table 7. Summary Table of Ongoing and Newly Identified SSIs
Table 8. Summary Table of Ongoing and Newly Identified SSLs
Table 9. Summary of Groundwater Chemistry
Table 10. Historical SSIs and SSLs
Table 11. Corrective Action Trend Analysis

Figures

Figure 1. Approved Monitoring Network
Figure 2. Groundwater Contours
Figure 3. Reporting Period Detection Summary
Figure 4. Arsenic Concentration Map
Figure 5. Cobalt Concentration Map

Appendices

Appendix A Field Sampling Forms
Appendix B-1 Laboratory Analytical Data Sheets
Appendix B-2 Data Validation Documentation
Appendix C-1 Summary of Groundwater Chemistry – HMSP
Appendix C-2 Summary of Groundwater Chemistry – Supplemental
Appendix D Statistical Method and Output
Appendix E 2024 Landfill Gas Annual Report
Appendix F Standards History Graphs

CERTIFICATION

Prepared by: _____ Date: 1/29/2025

Typed: Nathan Ohrt

Reviewed by: _____ Date: 1/29/2025

Typed: Timothy C. Buelow, P.E.

Certification page (PE or ground water scientist signature) **113.10(1)"d"**

For the purposes of this rule, a "qualified groundwater scientist" means a scientist or an engineer who has received a baccalaureate or postgraduate degree in the natural sciences or engineering and has sufficient training and experience in groundwater hydrology and related fields demonstrated by state registration, professional certifications, or completion of accredited university programs that enable that individual to make sound professional judgments regarding groundwater monitoring, contaminant fate and transport, and corrective action.

[This page left blank intentionally]

EXECUTIVE SUMMARY

ES.1 PERIOD OF REPORT COVERAGE

Groundwater monitoring activities and associated data and statistical evaluation for the Waste Commission of Scott County's (Commission's) closed Scott County municipal solid waste landfill unit (SCL MSWLF unit) were performed in general accordance with Iowa Administrative Code (IAC) 567- 113.10(6), additional Iowa Department of Natural Resources (DNR) requirements specified in the closure permit, issued January 2, 1997, and the Hydrologic Monitoring System Plan (HMSP). The reporting period for this data evaluation and summary is from January through December 2024 and includes the sampling events summarized in the attached Table 2.

ES.2 REPORT PRIORITY

The following summarizes report priorities associated with groundwater compliance of the SCL MSWLF unit:

- Department review urgency: None.
- Department review impact on rules schedule: None.
- Actions or activities on hold pending Department review or comment: None.
- Actions and/or permit amendments needed: None.

ES.3 SITE STATUS AND APPLICABLE RULES

- Landfill Status: Closed
- Types of waste accepted: previously MSW, C&D, and Special Waste
- Applicable IAC rules: 2009 567-113.10(6-9)

ES.4 COMMENTS

The following summarizes points of special emphasis:

- Site impact on groundwater is generally localized to areas on the north, east, and south sides of the SCL MSWLF unit. Elevated arsenic and cobalt concentrations in monitoring wells OP-17 and OP-18 located north of the SCL MSWLF unit have been delineated.

- Six groundwater monitoring wells were installed on March 21-22, 2024 (Doc #109850) to define the impact of arsenic and cobalt south and southeast of the SCL MSWLF unit. The monitoring wells were sampled in August and September 2024. A discussion of the results of the sampling is included in Section 6.0. The elevated arsenic and cobalt concentrations on the south and east sides of the SCL MSWLF unit are considered bracketed.

- The submittal date for the assessment of corrective measures (ACM) report was extended subject to further review by the DNR (Doc #100793).

[This page left blank intentionally]

ACRONYMS/ABBREVIATIONS

ACM = Assessment of Corrective Measures
bgs = below ground surface
C&D = Construction and Demolition Waste
DNR = Iowa Department of Natural Resources
GWPS = Groundwater Protection Standard
HMSP = Hydrologic Monitoring System Plan
IAC = Iowa Administrative Code
MCL = EPA Maximum Contaminant Level
MSW = Municipal Solid Waste
QA = Quality Assurance
QC = Quality Control
SAL = Scott Area Landfill
SCL = Scott County Landfill
SSI = Statistically Significant Increase above background
SSL = Statistically Significant Level above groundwater protection standard
SSS = Site-Specific Standard (Site-Specific GWPS)
TSS = Total Suspended Solids
VOC = Volatile Organic Compound

[This page left blank intentionally]

1.0 SITE BACKGROUND

1.1 SITE LOCATION

The Waste Commission of Scott County landfill complex is located approximately two miles east-northeast of the city of Buffalo, Iowa on County Road Y-48 three miles south of Highway 61. The landfill complex property is owned by Linwood Mining and Minerals Corporation and is leased by the Waste Commission of Scott County.

1.2 FACILITY

The landfilled area on the property consists of approximately 115 acres, with approximately 54 acres associated with the closed Scott County Landfill and approximately 61 acres associated with the active Scott Area Landfill (SAL), and is generally located within Sections 12 and 13, Township 77 North, Range 2 East, in Scott County, Iowa. The SAL MSWLF unit is an active MSWLF unit governed by the current IAC 567-113.10, the current associated HMSP, and the Landfill's operating permit.

1.3 GEOLOGY AND HYDROGEOLOGY OF THE SITE

Previous hydrogeologic investigations of the Landfill property were conducted and summarized by Foth Infrastructure & Environment (Foth) in the 2009 Annual Water Quality Report (Doc #50561). The hydrogeology of the Landfill property, based on the Foth summary, is included below.

> *The site is located on the Southern Iowa Drift Plain landform region as defined by the Iowa Geological Survey. This landform is characterized by steeply rolling hills resulting from the well-developed drainage network established since the last Pre-Illinioian glaciations. The Quaternary glacial sediments are characterized as having a relatively thick loess mantle over thick Pre-Illinioian glacial diamicton.*
>
> *The terrain of the site area is typically rolling hills that are the result of erosion from the well-developed drainage patterns associated with the site's proximity to the Mississippi River. The major topographic feature of the site is a northeast to southwest trending ridge along the northern portion of the site. The site is bounded on the west and north by Donaldson Creek, which is the closest surface water feature to this site. The other significant surface water feature near this site is the Mississippi River which is located over one mile south of the site.*
>
> *The site Quaternary geology consists of a relatively thick loess cap over Pre-Illinioian diamicton, which overlies middle Devonian shale as the upper most bedrock unit. The loess has a relatively low permeability, based on laboratory testing. The loess overlies a thick fine-grained diamicton that contains minor, aerially limited, coarser-grained lenses. The fine-grained matrix has a very low permeability based on laboratory and field testing.*
>
> *The upper bedrock unit at this site is Pennsylvanian aged shale and is variably thick. The next bedrock unit that was encountered at this site is the Devonian aged Davenport-Spring Grove limestone unit, which is part of the regional Silurian-Devonian aquifer. The limestone bedrock is locally mined for construction aggregate and lime products.*
>
> *Groundwater at this site is typically found within the lower loess or upper diamicton at depths below ground level ranging from 16 to 28 feet. Flow at the water table is within the Quaternary sediments and generally follows a subdued version of the landscape, with*

recharge areas in upland positions and eventual discharge to nearby creeks, rivers, and streams.

The following site-specific geologic and hydrogeologic characteristics were developed from the Scott Area Landfill Hydrogeologic Investigation Report and Hydrologic Monitoring System Plan, prepared by Foth & Van Dyke, dated May 1995 (Doc #57183). The outwash sand unit discussed below is found near the northern boundary of the SCL MSWLF unit.

An outwash sand unit was encountered in several borings across the site as shown in the cross sections. This unit consists of poorly to well graded sands and silty sands. The greatest thickness of this unit was encountered at outwash boring OP-5 where the unit was approximately 30 feet in thickness. The unit thins and pinches out to the north and thins toward the east. [Doc #57183].

2.0 FIGURES DISCUSSION

The following figures are included in a Figures Section following the Tables Section of this report.

2.1 FIGURE 1 – APPROVED MONITORING NETWORK

The landfill property, HMSP monitoring network, and impact delineation monitoring points are depicted on **Figure 1**. **Figure 1** indicates the respective monitoring programs of the HMSP monitoring points for the SCL MSWLF unit.

2.2 FIGURE 2 – GROUNDWATER CONTOURS

Groundwater contours were determined for the SCL MSWLF unit using groundwater elevation data collected during the June 2024 sampling event. These contours are shown on **Figure 2** – Groundwater Contours. Based on the water levels in the monitoring wells surrounding the SCL MSWLF unit, groundwater flow is generally from the northeast to the southwest beneath the SCL MSWLF unit. Comparisons of the groundwater contours on **Figure 2** to previous groundwater contour maps indicated that the flow directions were generally consistent.

2.3 FIGURE 3 – REPORTING PERIOD DETECTION SUMMARY

Figure 3 shows the range of measured concentrations by monitoring point during this reporting period for the HMSP monitoring points. Further discussion of the detected constituents is included in **Section 5.0 – Data Evaluation** of this report.

2.4 FIGURE 4 – ARSENIC CONCENTRATION MAP

The elevated arsenic concentrations in pre-corrective action monitoring wells OP-17 and OP-18 are bracketed vertically by monitoring well MW-38 and horizontally to the west and east by monitoring wells MW-47 and MW-43, respectively. The elevated concentrations are “bracketed” to the north and south due to the proximity of the SAL MSWLF unit and the SCL MSWLF unit, respectively. Additionally, it should be noted that TSS concentrations in OP-17 and OP-18 are elevated and could be contributing to the elevated arsenic concentrations. The TSS concentrations in monitoring well OP-18 initially decreased after the installation of a new dedicated sampling pump in 2022. However, the TSS concentrations have since increased, and the TSS concentrations in monitoring well OP-17, which also had a new dedicated sampling pump installed at the same time, have remained significantly elevated. The elevated TSS concentrations may be related to the groundwater impact. The arsenic concentration in the June 2024 sample in monitoring well OP-17 was above the

prediction limit but below the GWPS of 0.01 milligram per liter (mg/L). The arsenic concentrations in the November 2023 and June 2024 samples in monitoring well OP-18 were above the prediction limit but below the GWPS. Monitoring well OP-18 had insufficient water to produce a sample during the September 2024 sampling event.

Elevated arsenic concentrations have been measured east of the SCL MSWLF unit near pre-corrective action monitoring well MW-19. The elevated arsenic concentrations are defined vertically by monitoring well MW-33B and horizontally to the east and southeast by monitoring wells MW-34 and MW-46, respectively. Delineation monitoring wells MW-39 and MW-45, located south of the impacted monitoring well, and monitoring well MW-36, located north of the impacted monitoring well, have measured concentrations below the GWPS but typically above the background concentration. For monitoring wells MW-39 and MW-45, the four most recent samples had TSS with J flag concentrations and the arsenic concentrations were slightly above the prediction limit. However, the June 2024 and May 2023 arsenic concentrations in monitoring wells MW-45 and MW-39, respectively, were below background, which supports the reasoning that elevated TSS concentrations appear to be contributing to elevated arsenic concentrations. Further arsenic bracketing results to the south and southeast of the SCL MSWLF unit are discussed in greater detail in Section 6.0 - 2024 Bracketing Efforts.

2.5 FIGURE 5 – COBALT CONCENTRATION MAP

The elevated cobalt concentrations in pre-corrective action monitoring wells OP-17 and OP-18 are bracketed vertically by monitoring well MW-38 and horizontally to the west and east by monitoring wells MW-47 and MW-43, respectively. The elevated cobalt concentrations are “bracketed” to the north and south due to the proximity of the SAL MSWLF unit and the SCL MSWLF unit, respectively.

Elevated cobalt concentrations have been measured to the east and south of the SCL MSWLF unit in the vicinity of pre-corrective action monitoring wells MW-19 and MW-27, respectively. The elevated cobalt concentrations in the vicinity of monitoring well MW-19 have been bracketed vertically by monitoring well MW-18R and horizontally to the north, east, and southeast by monitoring wells MW-17, MW-33A, and MW-46, respectively.

The elevated cobalt concentrations in the vicinity of monitoring well MW-27 are bracketed horizontally to the east and west by monitoring wells MW-20 and MW-21, respectively. Vertical bracketing is not proposed for monitoring well MW-27. The impact measured at monitoring well MW-27 is associated with landfill gas migration similar to other impacted monitoring wells near the SCL MSWLF unit, which migrates in the vadose zone. Additionally, the geology encountered in vertical bracketing wells MW-38, located north of the SCL MSWLF unit, and MW-33B, located east of the SCL MSWLF unit, are generally the same. This similarity would indicate that the geology is likely consistent surrounding the SCL MSWLF unit and suggests elevated cobalt concentrations are likely not present at depth in the vicinity of monitoring well MW-27.

Delineation monitoring wells MW-37, MW-39, and MW-45, located south of pre-corrective action monitoring well MW-19, have measured cobalt concentrations above the GWPS. Monitoring well MW-52, located south of monitoring well MW-45, had no detections of cobalt during the August and September 2024 samples, indicating MW-19 is bracketed to the south. Monitoring well MW-53, located generally southeast of monitoring wells MW-37, MW-39, and MW-45, had cobalt concentration below background during the 2024 sampling events, indicating completed bracketing to the southeast.

The cobalt concentrations in monitoring well MW-44, located south of pre-corrective action monitoring well MW-27, are above the GWPS and background. Monitoring well MW-51, located southeast of monitoring well MW-27, had cobalt concentrations below the prediction limit in August and September 2024, indicating bracketing to the southeast of MW-27 is complete.

Additional discussion of cobalt bracketing to the southeast and south of the SCL MSWLF unit is included in **Section 6.0 - 2024 Bracketing Efforts**.

3.0 STANDARDS HISTORY GRAPHS

Standards history graphs were created for the following parameters with quantified detections. The standards history graphs are included in **Appendix F**.

- Arsenic
- Barium
- Beryllium
- Cadmium
- Chromium
- Cobalt
- Copper
- Lead
- Nickel
- Silver
- Vanadium
- Zinc

Graphs were not included for antimony, selenium, and thallium as these parameters have not been detected in the background dataset.

The prediction limits were below the statewide standards with the exception of cobalt. For cobalt, as the prediction limit was higher than the statewide standard, the prediction limit was established as the GWPS. For the 2nd 2024 statistical evaluation, the prediction limit for cobalt was 0.003648 mg/L.

4.0 QA/QC SUMMARY

The quality assurance/quality control (QA/QC) program for the SCL MSWLF unit follows similar protocols as included in the HMSP. Data validation procedures were performed on analytical results for laboratory quality control samples and a quality assurance assessment of the data was conducted as the data were generated. The QA review procedure provided documentation of the accuracy and precision of the analytical data and confirmed that the analyses were sufficiently sensitive to detect constituents at levels below regulatory standards when technically feasible with the laboratory method utilized. SCS then conducted QA/QC data validation of the produced data, which included a review of sample handling, analytical sensitivity, blanks, accuracy, and precision. A summary of the laboratory QA/QC and data validation can be found in **Appendix B-1**, Laboratory Analytical Data Sheets, and **Appendix B-2**, Data Validation Documentation, respectively.

5.0 DATA EVALUATION

Assessment and pre-corrective action monitoring statistical evaluations in accordance with the requirements of IAC 567-113.10(6) were conducted for the groundwater analytical data collected during the 2024 reporting period. The statistical evaluation for samples collected during this reporting period is located in **Appendix D**, Statistical Method and Output.

The HMSP monitoring network for the SCL MSWLF unit consists of eleven monitoring points, with background well MW-32 located north of the SAL MSWLF unit. Compliance monitoring points are located on downgradient perimeters of the SCL MSWLF unit. The ranges of measured concentrations

for the detected constituents during this reporting period are shown on **Figure 3**, Reporting Period Detection Summary.

With the exception of barium in monitoring well MW-17, the SCL MSWLF unit maximum concentrations for organic and inorganic parameters were measured in pre-corrective action monitoring wells: OP-17 and OP-18 located north of the SCL MSWLF unit, monitoring well MW-27 to the south of the unit, and monitoring well MW-19 to the east of the unit. VOC detections at SCL MSWLF unit maximum concentrations occurred in monitoring wells OP-17 and MW-27 during this reporting period. VOCs were also detected in monitoring wells MW-17, MW-19, and OP-18. No VOCs were measured above a GWPS except chloromethane in monitoring well OP-17; the June 2024 detection was the first detection of chloromethane in OP-17 and chloromethane was not detected in OP-17 in the September 2024 sample. The metals measured above the GWPSs during this reporting period were almost entirely the metals with SSLs (arsenic in monitoring wells OP-17 and MW-19 and cobalt in monitoring wells OP-17, OP-18, MW-19, and MW-27) plus arsenic in monitoring well MW-17. Monitoring well OP-18 did not produce a sample during the September 2024 sampling event.

Methoxychlor was detected in monitoring well MW-19 during the June 2024 sampling event. The measured concentration of 0.19 micrograms per liter (µg/L) was below the GWPS of 40 µg/L. As reported in the 2024 Spring Sampling Notification (Doc #110843), due to multiple laboratory qualifiers, a separate retest would not be performed for methoxychlor; rather, the results of the 2nd 2024 semi-annual sampling would be used to confirm or not confirm the presence of the constituent. This retest was inadvertently omitted from the 2nd 2024 semi-annual sampling; methoxychlor in MW-19 will be analyzed during the 1st 2025 semi-annual sampling event.

Review of the time series plots indicates generally improving water quality conditions in monitoring wells surrounding the SCL MSWLF unit, especially with notable decreases of multiple VOCs. A statistically significant increasing trend at 99 percent confidence (α=0.01) was indicated for barium in monitoring well MW-17 during both the 1st and 2nd 2024 statistical evaluations. Mann-Kendall trend testing summary tables and graphs are located in **Appendix D**, Statistical Method and Output.

Monitoring wells MW-20, MW-21, MW-22, MW-28, and MW-30, located south and west of the SCL MSWLF unit, do not appear to be impacted with no metal concentrations above a GWPS and no VOC detections. These monitoring wells and background monitoring well MW-32 are sampled annually. Sampling was attempted for monitoring wells MW-22 and MW-32 during both 2024 semi-annual sampling events, but the wells did not produce a sample during either attempt.

6.0 2024 BRACKETING EFFORTS

Six groundwater monitoring wells (MW-49 through MW-54) were installed generally south and southeast of the SCL MSWLF unit during March 21-22, 2024 (Doc #109850). The locations of the bracketing monitoring wells are shown on **Figure 1**. The monitoring wells were installed in an effort to bracket the arsenic and/or cobalt groundwater impact measured at statistically significant levels above the GWPS in HMSP monitoring wells MW-19 and MW-27. Previous bracketing efforts were only partially successful in bracketing the groundwater impact to background concentrations as required in IAC 567-113.10(6)g.(1)1, leaving the area to the south of the SCL not bracketed. The area to the south of the SCL is used for industrial activities, and, consequently, existing infrastructure and active use of the property limited the locations available for monitoring well installation.

The newly installed monitoring wells were developed using a submersible pump prior to sampling. Groundwater samples were collected on August 8, 2024, and again on September 24, 2024.

Monitoring wells MW-51 through MW-54, located generally southeast of the SCL, contained sufficient water for sampling during both sampling events while monitoring wells MW-49 and MW-50, located generally south/southwest of the SCL, did not contain sufficient water for sampling during either sampling event.

Groundwater elevations on the south side of the SCL were reviewed in an effort to understand the general lack of groundwater in monitoring wells MW-49 and MW-50. The table below summarizes the groundwater elevations measured in monitoring wells south and southeast of the SCL. The groundwater elevations shown in the table were measured on September 24, 2024, with the exception of monitoring well MW-21 for which the June 6, 2024, measurement was used as MW-21 was sampled annually during the first semi-annual sampling event and was not measured in September 2024.

Groundwater Elevation Summary

Monitoring Well	Groundwater Elevation (feet amsl)
MW-19	666.93
MW-21	636.90
MW-27	652.25
MW-37	659.72
MW-39	657.85
MW-44	652.54
MW-45	657.46
MW-49	<607.8
MW-50	<608.9
MW-51	641.30
MW-52	648.48
MW-53	645.75
MW-54	642.96

Monitoring wells MW-49 and MW-50 being essentially dry was not expected. The ground surface elevations at monitoring wells MW-49 and MW-50 were 10 to 15 feet lower in elevation than the other four bracketing monitoring wells and were advanced 14 to 20 feet deeper than the other bracketing monitoring wells.

Monitoring wells MW-49 and MW-50 were each advanced 11 feet deeper (36 feet actual versus 25 feet planned) than originally planned based on observations while drilling and conversations with the Terracon drill crew. Monitoring well MW-49 encountered a sand layer at least 6.5 feet thick at the depth interval from 29.5 to 36.0 feet below ground surface (bgs). The bottom of the sand layer was not encountered. Monitoring well MW-50 encountered a 0.5-foot thick sand layer at the depth interval from 32.0 to 32.5 feet bgs. Both monitoring wells were completed with 15-foot screened sections from 20.0 to 35.0 feet bgs. At the time of well installation, monitoring well MW-49 measured 5 feet of water and monitoring well MW-50 measured 3 feet of water, generally correlating with the noted sand intervals.

The effort to bracket the groundwater impact to background levels was generally successful, notwithstanding monitoring wells MW-49 and MW-50 not producing samples. The table below summarizes the cobalt and arsenic concentrations from the two sampling events.

Bracketing Well Cobalt and Arsenic Concentrations

Monitoring Well	Sample Date	Cobalt	Arsenic
MW-51	8/8/2024	0.00113	0.0027
	9/24/2024	0.000909	0.00322
MW-52	8/8/2024	0.00025	0.001
	9/24/2024	0.00025	0.001
MW-53	8/8/2024	0.00187	0.000607
	9/24/2024	0.00134	0.001
MW-54	8/8/2024	0.00217	0.00108
	9/24/2024	0.00087	0.00128

Non-detect. Concentration is one-half the reporting limit.
J flag concentration.

The background cobalt and arsenic concentrations are as follows:

- Cobalt: 0.003716 mg/L – MW-32 prediction limit (Source: Table 5, 2023 AWQR (Doc # 109368))
- Arsenic: 0.002294 mg/L – MW-32 prediction limit (Source: Table 5, 2023 AWQR (Doc # 109368))

The GWPS concentrations are as follows:

- Cobalt: 0.003716 mg/L – Site-Specific Standard based on the MW-32 prediction limit
- Arsenic: 0.01 mg/L – Maximum Contaminant Level

By comparison, cobalt concentrations in the bracketing wells were below the background concentration. Arsenic concentrations in the bracketing wells were below the background with the exception of the samples from monitoring well MW-51, which were slightly above background although well below the GWPS concentration. The graph below illustrates the arsenic concentrations measured in the bracketing well samples relative to the SCL background and the GWPS.

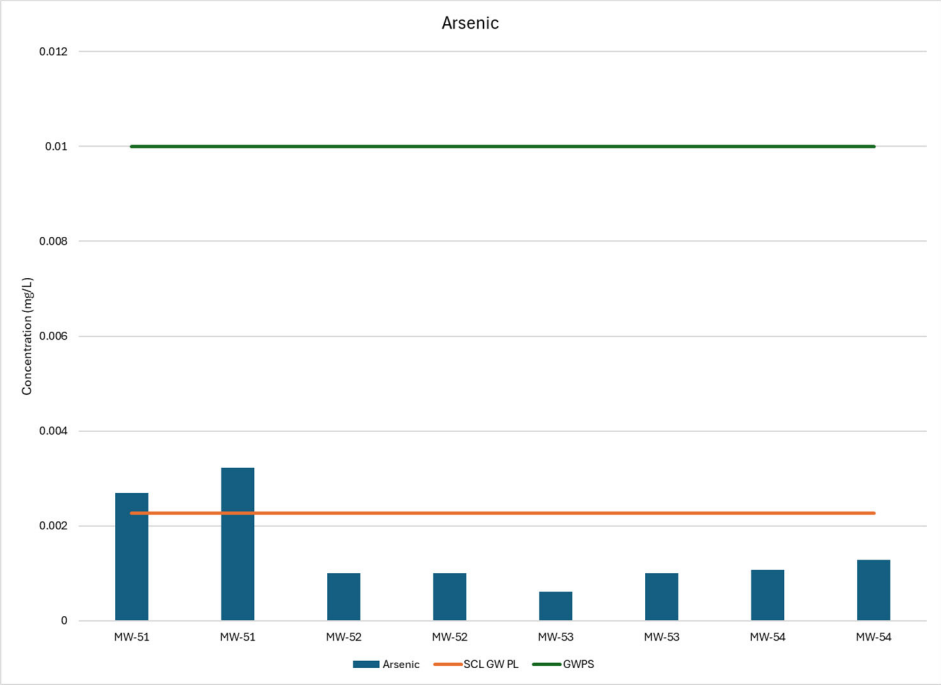

The background concentration used was derived from background monitoring well MW-32 data. To expand the representations of arsenic background concentrations at the site, groundwater analytical data from SAL MSWLF unit monitoring wells was utilized. The SAL MSWLF unit groundwater data is statistically evaluated using intrawell methods meaning that the background data is derived from the wells themselves. Monitoring wells in detection monitoring are considered not impacted and, therefore, the prediction limits for the individual monitoring wells are representations of arsenic background at the site. The graph below includes five additional representations of arsenic background from SAL MSWLF unit monitoring wells.

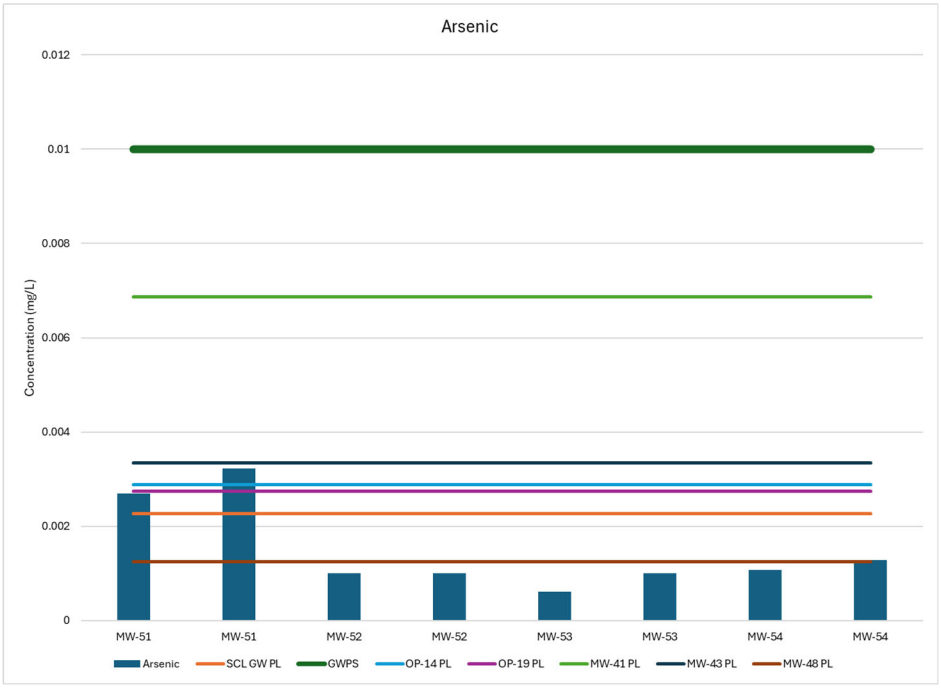

As indicated in the graph, the monitoring well MW-51 arsenic concentrations are well within the background range. In fact, there are twelve MW-51/background concentration comparisons available (six for each MW-51 sample as there are six background concentrations graphed) and six of the comparisons show an MW-51 arsenic concentration below background, and six of the comparisons show an MW-51 arsenic concentration above background. It should also be noted that monitoring well MW-51 is over 1,000 feet from the SCL MSWLF unit waste boundary, and monitoring well MW-52, located closer to the SCL MSWLF unit waste boundary, was non-detect for arsenic in both samples.

As mentioned previously, monitoring wells MW-49 and MW-50 did not produce samples. Therefore, bracketing information to the southwest of the SCL MSWLF unit is unavailable. However, based on the arsenic concentrations measured in bracketing monitoring wells MW-51 through MW-54, the similar nature of the industrial area south of the SCL MSWLF unit, and the distance of monitoring wells MW-49 and MW-50 from the SCL MSWLF unit waste boundary (approximately 400 feet and 800 feet, respectively), further bracketing efforts in this direction do not appear warranted. It should also be noted that the cobalt concentrations measured in HMSP monitoring well MW-21 located to the west of SSL well MW-27 and north of bracketing monitoring well MW-49 are below background and the arsenic concentrations in MW-21 are near background fluctuating above and below the background concentration.

7.0 SUMMARY AND RECOMMENDATIONS

7.1 SITE IMPACT ON GROUNDWATER

Site impact on groundwater is generally limited to localized areas on the north, east, and south sides of the SCL MSWLF unit. Elevated arsenic and cobalt concentrations in monitoring wells OP-17 and OP-18 located north of the SCL MSWLF unit have been bracketed. Bracketing efforts this reporting period largely bracketed arsenic and cobalt to the south and southwest of monitoring well MW-19 and cobalt to the southwest of monitoring well MW-27.

The cobalt concentrations in monitoring wells MW-37, MW-39, and MW-45 remain elevated at an increased distance from the SCL MSWLF unit, with monitoring wells MW-37, MW-39, and MW-45 having some of the highest cobalt concentrations in the monitoring well network along with monitoring wells MW-27 and MW-44.

7.2 PROPOSED MONITORING

Anticipated groundwater sampling for the 2025 reporting period is shown in Table 2. No changes to the HMSP monitoring program are recommended at this time.

7.3 PROPOSED MONITORING WELL CHANGES

There are no proposed monitoring well changes at this time. Six impact delineation monitoring wells were installed south of the SCL MSWLF unit during this reporting period (Doc #110359). Destroyed monitoring well MW-18 was abandoned and replaced with monitoring well MW-18R during this reporting period (Doc #110359).

Tables

Table 1
Monitoring Program Summary Table
2024 Annual Water Quality Report
Scott County Landfill
Permit No. 82-SDP-03-77C

Monitoring Well	Formation[1]	Current Monitoring Program	Change for Next Sampling Event	Constituents with SSIs During the 2024 Reporting Period	Constituents with SSLs	Total Number of Samples in Each Monitoring Program		
						Detection (Organic/Inorganic)	Assessment (Organic/Inorganic)	Pre-Corrective Action (Organic/Inorganic)
HSMP Monitoring Points								
MW-32	Unknown	Background	No change	Not Applicable	Not Applicable	16/9		
MW-17	Silty Sandy Clay	Assessment	No change	Arsenic, Barium, 1,1-Dichloroethane, cis-1,2-Dichloroethene	None		34/18	-
MW-19	Sandy Silty Clay	Pre-Corrective Action	No change	Arsenic, Cobalt, cis-1,2-Dichloroethene, Methoxychlor	Arsenic, Cobalt			34/18
MW-20	Sandy Clay	Assessment	No change	Barium	None		15/11	
MW-21	Shale	Assessment	No change	Zinc	None		25/11	
MW-22	Sandy Silty Clay	Assessment	No change	None	None		13/7	
MW-27	Sandy Silty Clay	Pre-Corrective Action	No change	Cobalt, Nickel, 1,1-Dichloroethane, Chlorobenzene, cis-1,2-Dichloroethene	Cobalt			35/18
MW-28	Sandy Silty Clay	Assessment	No change	None	None		8/13	
MW-30	Silty Clay	Assessment	No change	None	None		23/10	
OP-17	Silt/Clay	Pre-Corrective Action	No change	Arsenic, Barium, Cobalt, Copper, Nickel, 1,2-Dichlorobenzene, 1,4-Dichlorobenzene, Benzene, Chlorobenzene, Chloromethane	Arsenic, Cobalt			39/18
OP-18	Silt/Clay	Pre-Corrective Action	No change	Arsenic, Beryllium, Cobalt, Copper, Nickel, Zinc, 1,4-Dichlorobenzene, Benzene, Chlorobenzene	Arsenic, Cobalt			38/17
Supplemental Monitoring Points								
MW-18R	Silty Clay/Sand Seam	Impact Delineation						
MW-33A	Silty Clay/Sandy Lean Clay	Impact Delineation						
MW-33B	Sandy Lean Clay	Impact Delineation						
MW-34	Silty/Lean Clay with Sand	Impact Delineation						
MW-35	Sandy Lean Clay/Silty Clay with Sand	Impact Delineation						
MW-36	Sandy Lean Clay/Silty Clay	Impact Delineation						
MW-37	Sandy Lean Clay/Silty Clay with Sand	Impact Delineation						
MW-38	Sand	Impact Delineation						
MW-39	Silty Clay	Impact Delineation						
MW-44	Clay/Silt	Impact Delineation						
MW-45	Clay/Sandy Silt	Impact Delineation						
MW-46	Silt	Impact Delineation						
MW-47	Silt/Silty Clay	Impact Delineation						
MW-49	Sandy Lean Clay/Sand	Impact Delineation						
MW-50	Silt/Sandy Lean Clay	Impact Delineation						
MW-51	Sandy Lean Clay	Impact Delineation						
MW-52	Lean Clay/Clayey Silt	Impact Delineation						
MW-53	Sandy Lean Clay/Silty Clay	Impact Delineation						
MW-54	Silty Clay/Peat	Impact Delineation						

Notes:

(1) Obtained from screened interval in boring logs and/or cross-sections.

SSI - Statistically Significant Increase above background.

SSL - Statistically Significant Level above groundwater protection standards.

Table 2
Monitoring Program Implementation Schedule
2024 Annual Water Quality Report
Scott County Landfill
Permit No. 82-SDP-03-77C

Monitoring Well	Recent Sampling Dates and Constituents			Upcoming Sampling Dates and Constituents		Full Appendix II Sample Dates	
	June 2024 (1st 2024 Semi-Annual)	August 2024 (Bracketing)	September 2024 (2nd 2024 Semi-Annual)	1st 2025 Semi-Annual	2nd 2025 Semi-Annual	Previously Collected	Next Event
HMSP							
MW-32	Not Sampled (Insufficient Water)		Not Sampled (Dry)	Reduced Metals list, TSS		Not applicable	Not applicable
MW-17	Appendix II, TSS		Reduced Metals list, TSS, Appendix I VOCs	Reduced Metals list, TSS, Appendix I VOCs	Reduced Metals list, TSS, Appendix I VOCs	7/2008, 9/2008, 3/2009, 6/2009, 9/2009, 3/2010, 9/2010, 9/2014, 4/2019, 6/2024	2029
MW-19	Appendix II, TSS		Reduced Metals list, TSS, Appendix I VOCs	Reduced Metals list, TSS, Appendix I VOCs, Methoxychlor	Reduced Metals list, TSS, Appendix I VOCs	7/2008, 9/2008, 3/2009, 6/2009, 9/2009, 3/2010, 9/2010, 9/2014, 4/2019, 6/2024	2029
MW-20	Appendix II, TSS			Reduced Metals list, TSS		1/2013, 3/2014, 4/2019, 6/2024	2029
MW-21	Appendix II, TSS			Reduced Metals list, TSS		7/2008, 9/2008, 3/2009, 6/2009, 9/2009, 3/2010, 9/2014, 4/2019, 6/2024	2029
MW-22	Not Sampled (Insufficient Water)		Not Sampled (Dry)	Reduced Metals list, TSS		6/2009, 8/2009, 9/2009, 12/2009, 3/2010, 4/2015, 5/2021	2026
MW-27	Appendix II, TSS		Reduced Metals list, TSS, Appendix I VOCs	Reduced Metals list, TSS, Appendix I VOCs	Reduced Metals list, TSS, Appendix I VOCs	7/2008, 9/2008, 3/2009, 6/2009, 9/2009, 3/2010, 9/2010, 9/2014, 4/2019, 6/2024	2029
MW-28	Reduced Metals list, TSS			Appendix II, TSS		1/2015, 9/2015, 4/2020	2025
MW-30	Appendix II, TSS			Reduced Metals list, TSS		3/2009, 6/2009, 9/2009, 12/2009, 3/2010, 9/2010, 9/2014, 4/2019, 6/2024	2029
OP-17	Reduced Metals list, TSS, Appendix I VOCs		Reduced Metals list, TSS, Appendix I VOCs	Appendix II, TSS	Reduced Metals list, TSS, Appendix I VOCs	3/2009, 6/2009, 8/2009, 9/2009, 3/2010, 9/2010, 4/2015, 4/2020	2025
OP-18	Reduced Metals list, TSS, Appendix I VOCs		Not Sampled (Insufficient Water)	Appendix II, TSS	Reduced Metals list, TSS, Appendix I VOCs	3/2009, 6/2009, 8/2009, 9/2009, 9/2010, 4/2015, 4/2020	2025

Table 2
Monitoring Program Implementation Schedule
2024 Annual Water Quality Report
Scott County Landfill
Permit No. 82-SDP-03-77C

Monitoring Well	Recent Sampling Dates and Constituents			Upcoming Sampling Dates and Constituents		Full Appendix II Sample Dates	
	June 2024 (1st 2024 Semi-Annual)	August 2024 (Bracketing)	September 2024 (2nd 2024 Semi-Annual)	1st 2025 Semi-Annual	2nd 2025 Semi-Annual	Previously Collected	Next Event
Supplemental*							
MW-18R	Arsenic, Cobalt, TSS		Arsenic, Cobalt, TSS	Arsenic, Cobalt, TSS	Arsenic, Cobalt, TSS	Not applicable	Not applicable
MW-33A	Arsenic, Cobalt, TSS		Arsenic, Cobalt, TSS	Arsenic, Cobalt, TSS	Arsenic, Cobalt, TSS	Not applicable	Not applicable
MW-33B	Arsenic, Cobalt, TSS			Arsenic, Cobalt, TSS		Not applicable	Not applicable
MW-34	Arsenic, Cobalt, TSS		Arsenic, Cobalt, TSS	Arsenic, Cobalt, TSS	Arsenic, Cobalt, TSS	Not applicable	Not applicable
MW-35	Not Sampled (Insufficient Water)			Arsenic, Cobalt, TSS	Arsenic, Cobalt, TSS	Not applicable	Not applicable
MW-36	Arsenic, Cobalt, TSS		Arsenic, Cobalt, TSS	Arsenic, Cobalt, TSS	Arsenic, Cobalt, TSS	Not applicable	Not applicable
MW-37	Arsenic, Cobalt, TSS, Appendix I VOCs		Arsenic, Cobalt, TSS, Appendix I VOCs	Arsenic, Cobalt, TSS, Appendix I VOCs	Arsenic, Cobalt, TSS, Appendix I VOCs	Not applicable	Not applicable
MW-38	Arsenic, Cobalt, TSS			Arsenic, Cobalt, TSS		Not applicable	Not applicable
MW-39	Arsenic, Cobalt, TSS, Appendix I VOCs		Arsenic, Cobalt, TSS	Arsenic, Cobalt, TSS, Appendix I VOCs	Arsenic, Cobalt, TSS	Not applicable	Not applicable
MW-44	Cobalt, TSS, Appendix I VOCs		Cobalt, TSS, Appendix I VOCs	Cobalt, TSS, Appendix I VOCs	Cobalt, TSS, Appendix I VOCs	Not applicable	Not applicable
MW-45	Arsenic, Cobalt, TSS, Appendix I VOCs		Arsenic, Cobalt, TSS	Arsenic, Cobalt, TSS, Appendix I VOCs	Arsenic, Cobalt, TSS	Not applicable	Not applicable
MW-46	Arsenic, Cobalt, TSS			Arsenic, Cobalt, TSS		Not applicable	Not applicable
MW-47	Arsenic, Cobalt, TSS			Arsenic, Cobalt, TSS		Not applicable	Not applicable
MW-49		Not sampled (Dry)	Not sampled (Dry)	Arsenic, Cobalt, TSS, Geochemistry	Arsenic, Cobalt, TSS, Geochemistry	Not applicable	Not applicable
MW-50		Not sampled (Dry)	Not sampled (Dry)	Arsenic, Cobalt, TSS, Geochemistry	Arsenic, Cobalt, TSS, Geochemistry	Not applicable	Not applicable
MW-51		Arsenic, Cobalt, TSS, Geochemistry	Arsenic, Cobalt, TSS, Geochemistry			Not applicable	Not applicable
MW-52		Arsenic, Cobalt, TSS, Geochemistry	Arsenic, Cobalt, TSS, Geochemistry			Not applicable	Not applicable
MW-53		Arsenic, Cobalt, TSS, Geochemistry	Arsenic, Cobalt, TSS, Geochemistry			Not applicable	Not applicable
MW-54		Arsenic, Cobalt, TSS, Geochemistry	Arsenic, Cobalt, TSS, Geochemistry			Not applicable	Not applicable

Notes:

TSS - Total Suspended Solids.

Reduced Metals List includes: Arsenic, Barium, Beryllium, Cadmium, Cobalt, Copper, Lead, Nickel, Vanadium, and Zinc.

Geochemistry includes Bicarbonate, Carbonate, Chloride, Sulfate, Sodium, Potassium, Calcium, and Magnesium.

Table 3
Monitoring Well Maintenance and Performance Re-Evaluation Schedule
2024 Annual Water Quality Report
Scott County Landfill
Permit No. 82-SDP-03-77C

Compliance with:	2022	2023	2024	2025	2026
567 IAC 113.10(2)"f"(1) high and low water levels	Completed	Completed	Included	Scheduled	Scheduled
567 IAC 113.10(2)"f"(2) changes in the hydrologic setting and flow paths	Completed	Completed	Included	Scheduled	Scheduled
567 IAC 113.10(2)"f"(3) well depths	Completed	Completed	Included	Scheduled	Scheduled
567 IAC 113.10(2)"f"(4) well recharge rates and chemistry	Completed		Included		Scheduled
Waste separation from ground water 113.6(2)i	Not Applicable	Not Applicable	Not Applicable	Not Applicable	Not Applicable

Comments:
Not Applicable: There is no underdrain system at the Scott County Landfill.

Table 4
Monitoring Well Performance and Maintenance Summary
2024 Annual Water Quality Report
Scott County Landfill
Permit No. 82-SDP-03-77C

Well	Top of Casing	Top of Screen	Total Depth		Date of Measurements 6/2024	Date of Measurements 9/2024	Maximum Depth Discrepancy (ft)	Initial Flow Rate (L/min) Date	Recent Flow Rate (L/min) Date	% Change*
MW-32	701.23	691.6	19.3	Groundwater Level (ft)	17.80	Dry	-0.4			
				Groundwater Elevation (Ft MSL)	683.43	NA		0.08	0.150	88%
				Measured Well Depth (ft)	19.6	19.7		4/27/2016	5/17/2023	
				Submerged screen	N	N				
MW-17	689.49	642.9	55.3	Groundwater Level (ft)	15.64	18.24	0.2			
				Groundwater Elevation (Ft MSL)	673.85	671.25		0.085	0.175	106%
				Measured Well Depth (ft)	55.3	55.1		4/27/2016	9/23/2024	
				Submerged screen	Y	Y				
MW-19	679.61	654.9	37.6	Groundwater Level (ft)	10.55	12.68	1.1			
				Groundwater Elevation (Ft MSL)	669.06	666.93		0.09	0.167	86%
				Measured Well Depth (ft)	36.5	36.5		4/27/2016	9/23/2024	
				Submerged screen	Y	Y				
MW-20	669.08	631.2	48.4	Groundwater Level (ft)	10.75	NS	-0.1			
				Groundwater Elevation (Ft MSL)	658.33	NS		0.12	0.175	46%
				Measured Well Depth (ft)	48.5	NS		4/27/2016	6/6/2024	
				Submerged screen	Y	NS				
MW-21	662.14	615.1	57.5	Groundwater Level (ft)	25.24	NS	NA			
				Groundwater Elevation (Ft MSL)	636.90	NS		0.15	0.150	0%
				Measured Well Depth (ft)	NM	NS		4/27/2016	6/6/2024	
				Submerged screen	Y	NS				
MW-22	605.62	597.5	10.2	Groundwater Level (ft)	9.75	Dry	-0.2			
				Groundwater Elevation (Ft MSL)	595.87	NA		0.08	0.160	100%
				Measured Well Depth (ft)	10.4	10.2		4/27/2016	3/23/2022	
				Submerged screen	N	N				
MW-27	667.25	643.4	35.0	Groundwater Level (ft)	13.07	15.00	-0.1			
				Groundwater Elevation (Ft MSL)	654.18	652.25		0.10	0.167	67%
				Measured Well Depth (ft)	35.0	35.1		4/27/2016	9/23/2024	
				Submerged screen	Y	Y				
MW-28	649.75	640.6	20.2	Groundwater Level (ft)	12.52	NS	-1.1			
				Groundwater Elevation (Ft MSL)	637.23	NS		0.095	0.175	84%
				Measured Well Depth (ft)	21.3	NS		4/27/2016	6/6/2024	
				Submerged screen	N	NS				
MW-30	678.27	664.8	23.5	Groundwater Level (ft)	16.37	NS	0.1			
				Groundwater Elevation (Ft MSL)	661.90	NS		0.08	0.175	119%
				Measured Well Depth (ft)	23.4	NS		4/27/2016	6/5/2024	
				Submerged screen	N	NS				
OP-17	707.93	672.6	45.5	Groundwater Level (ft)	34.03	36.40	1.5			
				Groundwater Elevation (Ft MSL)	673.90	671.53		0.175	0.192	10%
				Measured Well Depth (ft)	NM	44.0		4/27/2016	9/23/2024	
				Submerged screen	Y	N				
OP-18	700.57	676.1	34.7	Groundwater Level (ft)	25.19	28.15	0.4			
				Groundwater Elevation (Ft MSL)	675.38	672.42		0.175	0.158	-10%
				Measured Well Depth (ft)	NM	34.3		4/27/2016	6/6/2024	
				Submerged screen	N	N				

Notes:

NM - Not measured. See Comment 1 below.

NS - Not sampled; monitoring well sampled annually.

NA - Not available.

*- The change in flow rates is likely due to adjustment of pumping rates as provided in the groundwater SOP for low-flow sampling rather than a change in well functionality.

Comments:

1) Monitoring wells with dedicated sampling pumps are measured once every 5 years. Monitoring wells with dedicated sampling pumps were measured during the spring 2020 sampling event and will be measured next in 2025.

2) Measured well depths were within 1.5 feet of the installed depths. Most monitoring wells produced samples during the 2024 sampling events, so it appears siltation is not generally affecting the ability of the monitoring wells to produce samples. However, monitoring wells MW-22 and MW-32, which frequently do not produce samples, did not produce samples during this reporting period. Monitoring well OP-18 has not been dry previously; field staff indicated the well had water present but in an insufficient quantity to allow sampling.

Table 5
Background and GWPS Summary Tables
2024 Annual Water Quality Report
Scott County Landfill
Permit No. 82-SDP-03-77C

Interwell Background/GWPS MSWLF Unit (MW-32)

Constituent	Units	Samples	Detections	Min	Max	Mean	Background Level	Statistical Test	GWPS	Source
Inorganics										
Antimony (Sb)	mg/L	4	0	0.0005 (1/2 RL)	0.0005 (1/2 RL)	0.00050	< 0.001	DQR	0.006	MCL
Arsenic (As)	mg/L	9	6	0.000709*	0.00175*	0.00104	0.002256	PL (P)	0.01	MCL
Barium (Ba)	mg/L	9	9	0.0932	0.188	0.13002	0.2225	PL (P)	2	MCL
Beryllium (Be)	mg/L	9	1	0.00038*	0.0005 (1/2 RL)	0.00049	0.0005	PL (NP)	0.004	MCL
Cadmium (Cd)	mg/L	9	5	0.000063*	0.000366	0.00020	0.0005032	PL (P)	0.005	MCL
Chromium (Cr)	mg/L	4	1	0.00119*	0.0025 (1/2 RL)	0.00217	0.0025	PL (NP)	0.1	MCL
Cobalt (Co)	mg/L	9	9	0.000148*	0.00272	0.00104	0.003648	PL (P)	0.003648	SSS
Copper (Cu)	mg/L	9	3	0.0025 (1/2 RL)	0.0102	0.00459	0.0102	PL (NP)	1.3	MCL
Lead (Pb)	mg/L	9	3	0.00025 (1/2 RL)	0.00278	0.00092	0.00278	PL (NP)	0.015	MCL
Nickel (Ni)	mg/L	9	8	0.00114*	0.00694	0.00357	0.009228	PL (P)	0.1	SWS
Selenium (Se)	mg/L	4	0	0.0025 (1/2 RL)	0.0025 (1/2 RL)	0.00250	< 0.005	DQR	0.05	MCL
Silver (Ag)	mg/L	4	1	0.000157*	0.0005 (1/2 RL)	0.00041	0.0005	PL (NP)	0.1	SWS
Thallium (Tl)	mg/L	4	0	0.0005 (1/2 RL)	0.0005 (1/2 RL)	0.00050	< 0.001	DQR	0.002	MCL
Vanadium (V)	mg/L	9	6	0.000504*	0.00321*	0.00185	0.004885	PL (P)	0.035	SWS
Zinc (Zn)	mg/L	9	3	0.005 (1/2 RL)	0.0273	0.01361	0.0273	PL (NP)	2	SWS

Notes:

1) Background levels based on calculated prediction limits or reporting limit, as applicable.

Acronyms/Abbreviations:

RL = Reporting Limit
GWPS = Groundwater Protection Standard
DQR = Double Quantification Rule
SSS = Site-Specific GWPS
SWS = Statewide Standard
PL = Prediction Limit
MCL = EPA Maximum Contaminant Level
NP = Non-Parametric
P = Parametric

Comments:

1) **Water quality results and effectiveness of the statistical data evaluation criteria:** Statistical analyses consist of prediction limits and confidence intervals/confidence bands, as appropriate. Data from the background well is not used for development of the confidence intervals.
2) **Changes to the previous statistical method during reporting period:** None.
3) **Re-sampling strategy:** The SCL MSWLF unit detection monitoring statistical method includes a 1-of-2 retesting scheme; however, retesting is not performed for the assessment monitoring and pre-corrective action monitoring programs. The monitoring wells in the SCL MSWLF unit monitoring network are in the assessment or pre-corrective action monitoring program.
4) **Justification for data exclusion**: As directed in DNR correspondence dated September 3, 2015 (Doc #84169), the inorganic data collected prior to low-flow sampling methods, which began during the 2016 reporting period, was not considered beginning with the 1st 2018 semi-annual statistical evaluation.

Table 6
Summary of Well/Detected Constituent Pairs With No Previous SSIs
2024 Annual Water Quality Report
Scott County Landfill
Permit No. 82-SDP-03-77C

Well	Constituent	Units	Most recent result	Background Standard
MW-17	1,1-Dichloroethane	µg/L	2.81	<1
MW-19	Methoxychlor	µg/L	0.19	<0.034
OP-17	Chloromethane	µg/L	4.36	<1

Notes:

This table represents constituent/well pairs with indicated SSIs during the 2024 reporting period that did not have indicated SSIs during the 2023 reporting period.

Comments:

1) **Problems with the current detection network:** None.
2) **Schedule to implement remedies:** Not applicable.
3) **Alternative constituent or sample frequency changes:** None.
4) **Significant changes to calculated prediction limits:** None.
5) **Resampling strategy:** The SCL MSWLF unit detection monitoring statistical method includes a 1-of-2 retesting scheme; however, retesting is not performed for the assessment monitoring and pre-corrective action monitoring programs. The monitoring wells in the SCL MSWLF unit monitoring network are in the assessment or pre-corrective action monitoring program.

Table 7
Summary Table of Ongoing and Newly Identified SSIs
2024 Annual Water Quality Report
Scott County Landfill
Permit No. 82-SDP-03-77C

Well	Constituent	Units	Most Recent Result	Background Standard	Lower Confidence Limit	GWPS	Sample Dates		
							Initial Exceedance	Resample(s)	5th background sample
MW-17	Arsenic	mg/L	0.00775	0.002256	0.001281	0.01	06/2024	NA	06/2018
	Barium	mg/L	0.4255	0.2225	TS	2	06/2024	NA	06/2018
	1,1-Dichloroethane	µg/L	2.81	<1	.0.4485	140	07/2008	NA	09/2009
	cis-1,2-Dichloroethene	µg/L	7.17	<1	0.5	70	07/2008	NA	09/2009
MW-19	Arsenic	mg/L	0.0155	0.002256	0.01463	0.01	06/2024	NA	06/2018
	Cobalt	mg/L	0.00559	0.003648	0.005827	0.003648	06/2024	NA	06/2018
	cis-1,2-Dichloroethene	µg/L	1.82	<1	1.745	70	07/2008	NA	09/2009
	Methoxychlor	µg/L	0.19	<0.034	0.008	40	06/2024	NA	09/2009
MW-20	Barium	mg/L	0.32	0.2225	0.2669	2	06/2024	NA	12/2018
MW-21	Zinc	mg/L	0.0322	0.0273	0.01	2	06/2024	NA	12/2018
MW-22	None								
MW-27	Cobalt	mg/L	0.00737	0.003648	0.00751	0.003648	06/2024	NA	06/2018
	Nickel	mg/L	<0.025	0.009228	0.00639	0.1	06/2024	NA	06/2018
	1,1-Dichloroethane	µg/L	3.39	<1	1.986	140	07/2008	NA	09/2009
	Chlorobenzene	µg/L	2.02	<1	1.381	100	12/2018	NA	06/2009
	cis-1,2-Dichloroethene	µg/L	34.3	<1	26.97	70	07/2008	NA	09/2009
MW-28	None								
MW-30	None								
OP-17	Arsenic	mg/L	0.024	0.002256	0.00869	0.01	06/2024	NA	06/2018
	Barium	mg/L	0.343	0.2225	0.3228	2	06/2024	NA	06/2018
	Cobalt	mg/L	0.0238	0.003648	0.004747	0.003648	06/2024	NA	06/2018
	Copper	mg/L	0.0268	0.0102	0.003764	1.3	06/2024	NA	06/2018
	Nickel	mg/L	0.0344	0.009228	0.01067	0.1	06/2024	NA	06/2018
	1,2-Dichlorobenzene	µg/L	8.21	<1	7.387	600	09/2014	NA	09/2008
	1,4-Dichlorobenzene	µg/L	11.1	<1	9.369	75	09/2014	NA	09/2008
	Benzene	µg/L	1.62	<0.5	1.503	5	03/2008	NA	09/2008
	Chlorobenzene	µg/L	32.9	<1	30.12	100	07/2008	NA	06/2009
	Chloromethane	µg/L	4.36	<1	1.5	3	06/2024	NA	06/2009
OP-18	Arsenic	mg/L	0.00739	0.002256	0.0068	0.01	06/2024	NA	06/2018
	Beryllium	mg/L	0.00965	0.0005	0.0005	0.004	06/2024	NA	06/2018
	Cobalt	mg/L	0.00778	0.003648	0.003235	0.003648	06/2024	NA	06/2018
	Copper	mg/L	1.09	0.0102	0.00148	1.3	06/2024	NA	06/2018
	Nickel	mg/L	0.0877	0.009228	0.06759	0.1	06/2024	NA	06/2018
	Zinc	mg/L	0.314	0.0273	0.01	2	06/2024	NA	06/2018
	1,4-Dichlorobenzene	µg/L	1.36	<1	0.5112	75	10/2019	NA	09/2008
	Benzene	µg/L	1.53	<0.5	0.847	5	03/2009	NA	09/2008
	Chlorobenzene	µg/L	31.9	<1	17.1	100	09/2015	NA	09/2008

Notes:

Shaded rows denote constituent/well pairs with SSIs indicated in 2024 but not in 2023. Unshaded rows denote constituent/well pairs with SSIs indicated during both the 2023 and 2024 reporting periods.

NA - Not Applicable. Resampling is not part of the statistical method for the assessment or pre-corrective action monitoring programs.

TS - Theil-Sen. Indicates that due to a statistically significant trend, Thiel-Sen analysis was performed in lieu of confidence intervals; therefore, a lower confidence limit is unavailable.

Comments:

1) **Problems with the current assessment network:** None.
2) **Proposed remedies:** None.
3) **Alternative constituent or sample frequency changes:** None.
4) **Plume delineation strategies:** See discussion of Figures 4 and 5 in report.
5) **Property owner notifications:** Not applicable.

Table 8
Summary Table of Ongoing and Newly Identified SSLs
2024 Annual Water Quality Report
Scott County Landfill
Permit No. 82-SDP-03-77C

Well	Constituent	Units	Most recent result	Upper Confidence Limit	GWPS	Initial Exceedance*	Upper Confidence Limit Below GWPS					
							1st Year		2nd Year		3rd Year	
MW-19	Arsenic	mg/L	0.0155	0.1464	0.01	12/2018	NA	NA	NA	NA	NA	NA
	Cobalt	mg/L	0.00559	0.007063	0.003648	6/2018	NA	NA	NA	NA	NA	NA
MW-27	Cobalt	mg/L	0.00737	0.02048	0.003648	6/2018	NA	NA	NA	NA	NA	NA
OP-17	Arsenic	mg/L	0.024	0.02444	0.01	6/2018	NA	NA	NA	NA	NA	NA
	Cobalt	mg/L	0.0238	0.01984	0.003648	12/2018	NA	NA	NA	NA	NA	NA
OP-18	Arsenic	mg/L	0.00739	0.0768	0.01	5/2021	NA	NA	NA	NA	NA	NA
	Cobalt	mg/L	0.00778	0.03458	0.003648	6/2018	NA	NA	NA	NA	NA	NA

Notes:

The SSLs in this table were previously reported.

* - Inorganic data obtained prior to the implementation of low-flow sampling was removed from statistical consideration beginning with the 2018 reporting period. Therefore, the initial exceedance of SSL constituents is only considered since 2018.

NA - Indicates that the constituent-monitoring point dataset has not satisfied the statistical requirements of IAC 567-113.10(9)"e"(2), which is identified by the entire confidence interval or confidence band, as appropriate, being below the GWPS.

Table 9
Summary of Groundwater Chemistry
2024 Annual Water Quality Report
Scott County Landfill
Permit No. 82-SDP-03-77C

The Summary of Groundwater Chemistry for HMSP monitoring wells is located in Appendix C-1.

The Summary of Groundwater Chemistry for supplemental (bracketing) monitoring wells is located in Appendix C-2.

Table 10
Historical SSI and SSL
2024 Annual Water Quality Report
Scott County Landfill
Permit No. 82-SDP-03-77C

Key

SSI - Statistically Significant Increase above background

SSL - Statistically Significant Level above groundwater protection standards

Well	Constituent	Spring 2019	Fall 2019	Spring 2020	Fall 2020	Spring 2021	Fall 2021	Spring 2022	Fall 2022	Spring 2023*	Fall 2023*	Spring 2024	Fall 2024
MW-17	Arsenic									NS			
	Barium									NS			
	1,1-Dichloroethane									NS			
	cis-1,2-Dichloroethene									NS			
MW-19	Arsenic												
	Cobalt												
	Benzene												
	1,4-Dichlorobenzene												
	cis-1,2-Dichloroethene												
	Methoxychlor												
MW-20	Barium		NS	NS			NS		NS		NS		NS
MW-21	Arsenic		NS	NS			NS		NS		NS		NS
	Zinc												NS
MW-22	None		NS	NS			NS		NS		NS	NS	NS
MW-27	Arsenic												
	Cobalt												
	Nickel												
	1,1-Dichloroethane												
	Benzene												
	Chlorobenzene												
	cis-1,2-Dichloroethene												
MW-28	None						NS		NS		NS		NS
MW-30	Sulfide		NS	NS			NS		NS		NS		NS
OP-17	Arsenic												
	Barium												
	Cobalt												
	Copper												
	Nickel												
	1,2-Dichlorobenzene												
	1,4-Dichlorobenzene												
	Benzene												
	Chlorobenzene												
	Chloromethane												
OP-18	Arsenic												
	Beryllium												NS
	Cobalt												
	Copper												NS
	Nickel												NS
	Zinc												NS
	1,4-Dichlorobenzene												NS
	Acetone												NS
	Benzene												NS
	Carbon Disulfide												NS
	Chlorobenzene												NS
	Chloromethane												NS

Notes:

1) NS - Not sampled. Monitoring well is sampled annually, dry, or not accessible.

2) * - For the 2022 reporting period and earlier, only initial confirmed SSIs were recorded on this table for inorganic compounds. Beginning in the 2023 reporting period, indicated inorganic SSIs are included in this table.

3) SSIs recorded on this table for monitoring points in the assessment and corrective action monitoring programs are not confirmed.

4) A detection of an organic compound or sulfide is recorded as an SSI for this table.

Table 11
Corrective Action Trend Analysis
2024 Annual Water Quality Report
Scott County Landfill
Permit No. 82-SDP-03-77C

Well	Current SSL	Trend	Calculated S	Critical S	Total N	Projected Date to Completion*
MW-19	Arsenic	Decreasing	-14	-21	8	2031
	Cobalt	Decreasing	-13	-21	8	2032
MW-27	Cobalt	Decreasing	-6	-21	8	2031
OP-17	Arsenic	Decreasing	-10	-21	8	2033
	Cobalt	Decreasing	-6	-21	8	2042
OP-18	Arsenic	Decreasing	-16	-21	8	2030
	Cobalt	Decreasing	-12	-21	8	2032

Notes:

N - Number of Samples.

S - Mann-Kendall Statistic.

NA - Not Available; projected year to completion unable to be calculated due to stable or increasing trend.

* - To satisfy IAC 113.10(9)"e"; Projected Year to Completion was based on utilizing the Sen's slope calculation to determine when the concentration would be below the GWPS for eight sampling events and remain there for three consecutive years.

Comments:

1) The submittal date for the ACM report was extended subject to further review by the DNR (Doc #100793).

Figures

Monitoring Point	Monitoring Program
MW-32	Background
MW-17	Assessment
MW-19	Pre-Corrective Action
MW-20	Assessment
MW-21	Assessment
MW-22	Assessment
MW-27	Pre-Corrective Action
MW-28	Assessment
MW-30	Assessment
OP-17	Pre-Corrective Action
OP-18	Pre-Corrective Action

Approved Monitoring Network

Figure 1

Legend

- HMSP Monitoring Well
- Monitoring Well
- Underdrain Location
- Leachate Monitoring Point
- Gas Extraction Well
- Gas Monitoring Point
- Approximate Future Waste Boundary
- Located Waste Boundary
- Approximate Waste Boundary
- Interpolated Waste Boundary
- Approximate Property Boundary

Waste Commission of
Scott County Landfill
Davenport, Iowa
Project No: 27224523.25
Drawing Date: January 2025

W S N E

0 280 560 1,120 1,680 Feet

SCS ENGINEERS
environmental consultants and contractors

Path: C:\Users\bmadison\OneDrive - SCS Engineers\Desktop\GIS\Maps\Site Maps\SCOTT 2023 AWOP\SCOTT 2023 AWOP.aprx
User: bmadison
Date Saved: 1/27/2025 6:21 PM
Esri, CGIAR, USGS, Esri, TomTom, Garmin, Foursquare, FAO, METI/NASA, USGS, USDA NAIP, Iowa State University GIS Facility

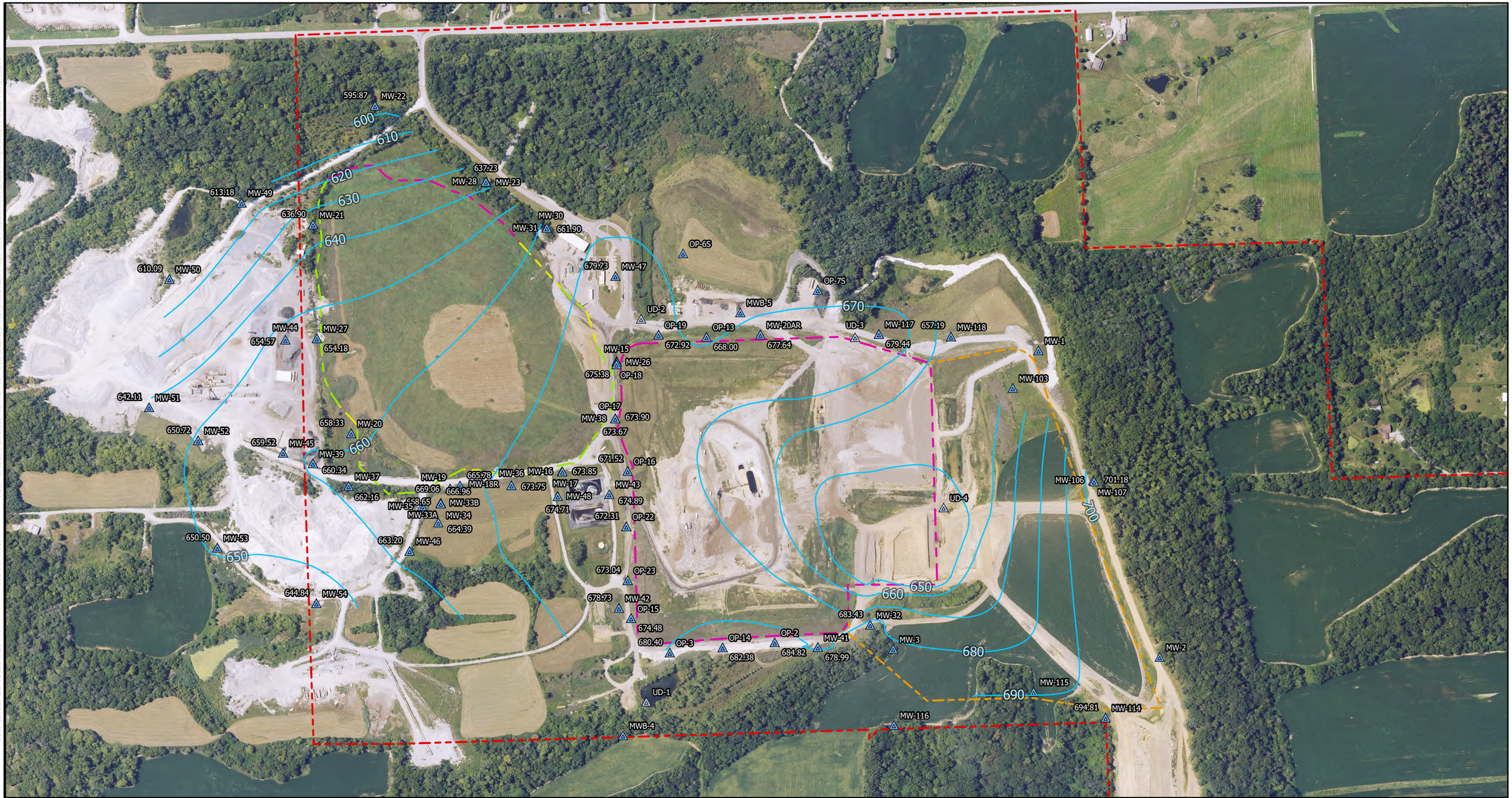

Groundwater Contours

Figure 2

Legend

- Approximate Groundwater Contours Based on Field Measurements Taken June 3-6, 2024
- Monitoring Well
- Underdrain Location
- Approximate Future Waste Boundary
- Located Waste Boundary
- Approximate Waste Boundary
- Interpolated Waste Boundary
- Approximate Property Boundary

Waste Commission of Scott County Landfill
Davenport, Iowa
Project No: 27224523.25
Drawing Date: January 2025

W N S E

0 280 560 1,120 1,680 Feet

SCS ENGINEERS
environmental consultants and contractors

Esri, CGIAR, USGS, Esri, TomTom, Garmin, Foursquare, FAO, METI/NASA, USGS, USDA NAIP, Iowa State University GIS Facility

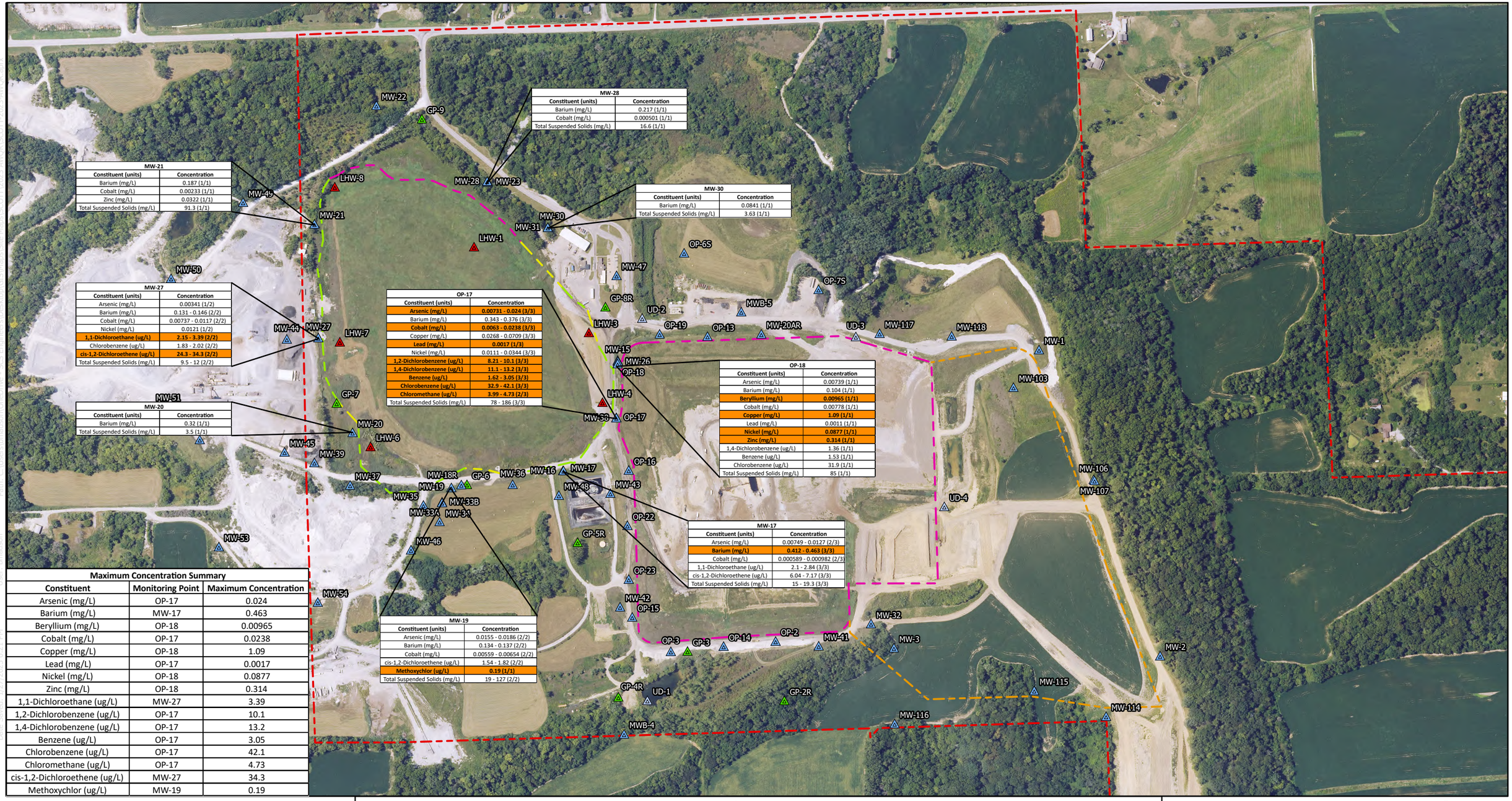

MW-28	
Constituent (units)	**Concentration**
Barium (mg/L)	0.217 (1/1)
Cobalt (mg/L)	0.000501 (1/1)
Total Suspended Solids (mg/L)	16.6 (1/1)

MW-21	
Constituent (units)	**Concentration**
Barium (mg/L)	0.187 (1/1)
Cobalt (mg/L)	0.00233 (1/1)
Zinc (mg/L)	0.0322 (1/1)
Total Suspended Solids (mg/L)	91.3 (1/1)

MW-30	
Constituent (units)	**Concentration**
Barium (mg/L)	0.0841 (1/1)
Total Suspended Solids (mg/L)	3.63 (1/1)

MW-27	
Constituent (units)	**Concentration**
Arsenic (mg/L)	0.00341 (1/2)
Barium (mg/L)	0.131 - 0.146 (2/2)
Cobalt (mg/L)	0.00737 - 0.0117 (2/2)
Nickel (mg/L)	0.0121 (1/2)
1,1-Dichloroethane (ug/L)	**2.15 - 3.39 (2/2)**
Chlorobenzene (ug/L)	1.83 - 2.02 (2/2)
cis-1,2-Dichloroethene (ug/L)	**24.3 - 34.3 (2/2)**
Total Suspended Solids (mg/L)	9.5 - 12 (2/2)

OP-17	
Constituent (units)	**Concentration**
Arsenic (mg/L)	**0.00731 - 0.024 (3/3)**
Barium (mg/L)	0.343 - 0.376 (3/3)
Cobalt (mg/L)	**0.0063 - 0.0238 (3/3)**
Copper (mg/L)	0.0268 - 0.0709 (3/3)
Lead (mg/L)	**0.0017 (1/3)**
Nickel (mg/L)	0.0111 - 0.0344 (3/3)
1,2-Dichlorobenzene (ug/L)	**8.21 - 10.1 (3/3)**
1,4-Dichlorobenzene (ug/L)	**11.1 - 13.2 (3/3)**
Benzene (ug/L)	**1.62 - 3.05 (3/3)**
Chlorobenzene (ug/L)	**32.9 - 42.1 (3/3)**
Chloromethane (ug/L)	**3.99 - 4.73 (2/3)**
Total Suspended Solids (mg/L)	78 - 186 (3/3)

OP-18	
Constituent (units)	**Concentration**
Arsenic (mg/L)	0.00739 (1/1)
Barium (mg/L)	0.104 (1/1)
Beryllium (mg/L)	**0.00965 (1/1)**
Cobalt (mg/L)	0.00778 (1/1)
Copper (mg/L)	**1.09 (1/1)**
Lead (mg/L)	0.0011 (1/1)
Nickel (mg/L)	**0.0877 (1/1)**
Zinc (mg/L)	**0.314 (1/1)**
1,4-Dichlorobenzene (ug/L)	1.36 (1/1)
Benzene (ug/L)	1.53 (1/1)
Chlorobenzene (ug/L)	31.9 (1/1)
Total Suspended Solids (mg/L)	85 (1/1)

MW-20	
Constituent (units)	**Concentration**
Barium (mg/L)	0.32 (1/1)
Total Suspended Solids (mg/L)	3.5 (1/1)

MW-17	
Constituent (units)	**Concentration**
Arsenic (mg/L)	0.00749 - 0.0127 (2/3)
Barium (mg/L)	**0.412 - 0.463 (3/3)**
Cobalt (mg/L)	0.000589 - 0.000982 (2/3)
1,1-Dichloroethane (ug/L)	2.1 - 2.84 (3/3)
cis-1,2-Dichloroethene (ug/L)	6.04 - 7.17 (3/3)
Total Suspended Solids (mg/L)	15 - 19.3 (3/3)

MW-19	
Constituent (units)	**Concentration**
Arsenic (mg/L)	0.0155 - 0.0186 (2/2)
Barium (mg/L)	0.134 - 0.137 (2/2)
Cobalt (mg/L)	0.00559 - 0.00654 (2/2)
cis-1,2-Dichloroethene (ug/L)	1.54 - 1.82 (2/2)
Methoxychlor (ug/L)	**0.19 (1/1)**
Total Suspended Solids (mg/L)	19 - 127 (2/2)

Maximum Concentration Summary

Constituent	Monitoring Point	Maximum Concentration
Arsenic (mg/L)	OP-17	0.024
Barium (mg/L)	MW-17	0.463
Beryllium (mg/L)	OP-18	0.00965
Cobalt (mg/L)	OP-17	0.0238
Copper (mg/L)	OP-18	1.09
Lead (mg/L)	OP-17	0.0017
Nickel (mg/L)	OP-18	0.0877
Zinc (mg/L)	OP-18	0.314
1,1-Dichloroethane (ug/L)	MW-27	3.39
1,2-Dichlorobenzene (ug/L)	OP-17	10.1
1,4-Dichlorobenzene (ug/L)	OP-17	13.2
Benzene (ug/L)	OP-17	3.05
Chlorobenzene (ug/L)	OP-17	42.1
Chloromethane (ug/L)	OP-17	4.73
cis-1,2-Dichloroethene (ug/L)	MW-27	34.3
Methoxychlor (ug/L)	MW-19	0.19

SCS ENGINEERS
environmental consultants and contractors

Reporting Period Detection Summary

Legend

- Monitoring Well
- Underdrain Location
- Leachate Monitoring Point
- Gas Monitoring Point
- Approximate Future Waste Boundary
- Located Waste Boundary
- Approximate Waste Boundary
- Interpolated Waste Boundary
- Approximate Property Boundary

Waste Commission of
Scott County Landfill
Davenport, Iowa
Project No: 27224523.25
Drawing Date: January 2025

Figure 3

N S E W

0 280 560 1,120 1,680 Feet

Esri, CGIAR, USGS, Esri, TomTom, Garmin, Foursquare, FAO, METI/NASA, USGS, USDA NAIP, Iowa State University GIS Facility

Path: C:\Users\bmadson\OneDrive - SCS Engineers\Desktop\GIS\Maps\Site Maps\SCOTT\2023 AWOR\SCOTT 2023 AWOR.aprx
User: bmadson
Date Saved: 1/27/2025 6:21 PM

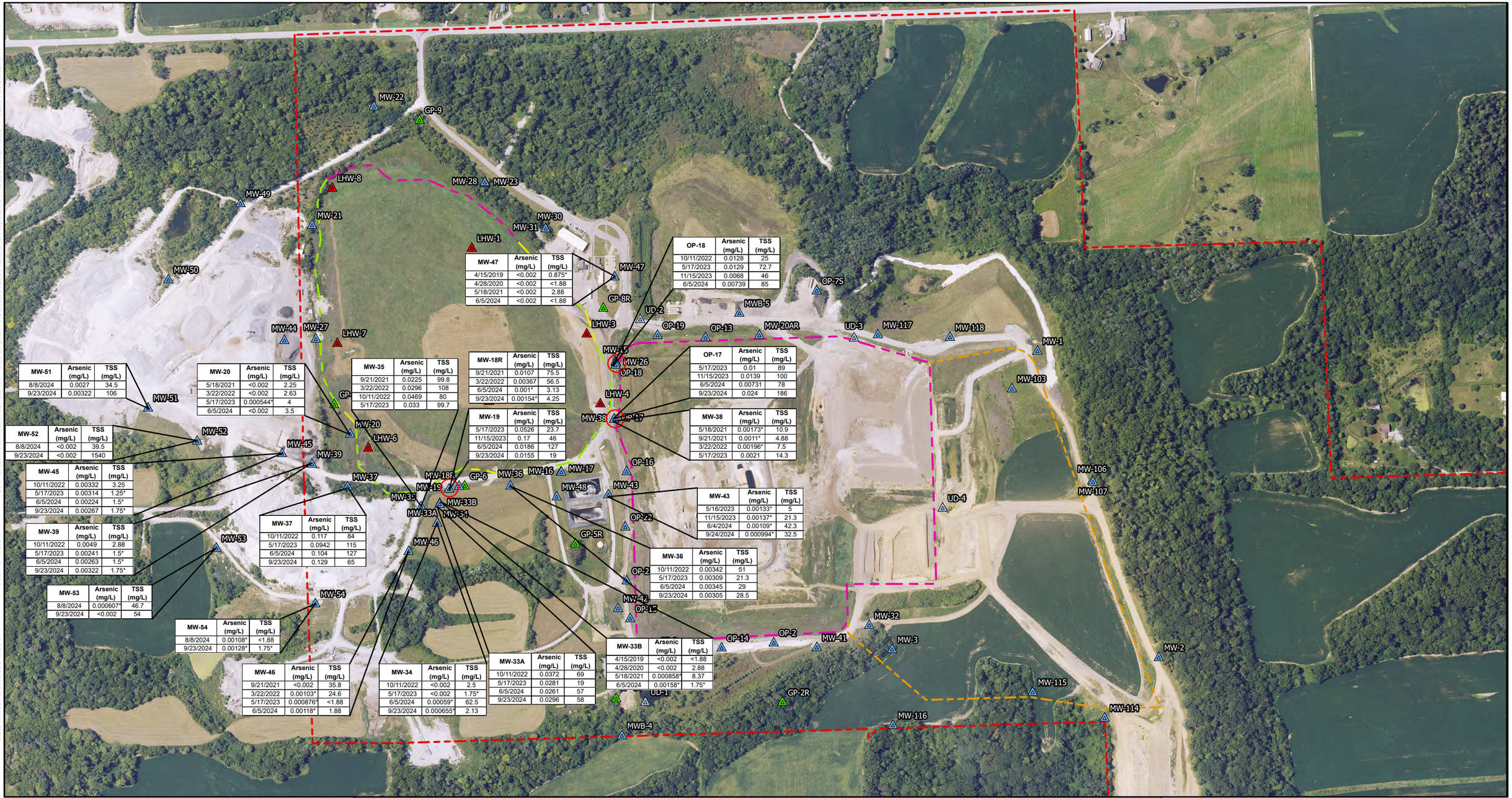

MW-47	Arsenic (mg/L)	TSS (mg/L)
4/15/2019	<0.002	0.875*
4/28/2020	<0.002	<1.88
5/18/2021	<0.002	2.88
6/5/2024	<0.002	<1.88

OP-18	Arsenic (mg/L)	TSS (mg/L)
10/11/2022	0.0128	25
5/17/2023	0.0129	72.7
11/15/2023	0.0068	46
6/5/2024	0.00739	85

MW-51	Arsenic (mg/L)	TSS (mg/L)
8/8/2024	0.0027	34.5
9/23/2024	0.00322	106

MW-20	Arsenic (mg/L)	TSS (mg/L)
5/18/2021	<0.002	2.25
3/22/2022	<0.002	2.63
5/17/2023	0.000544*	4
6/5/2024	<0.002	3.5

MW-35	Arsenic (mg/L)	TSS (mg/L)
9/21/2021	0.0225	99.8
3/22/2022	0.0296	108
10/11/2022	0.0469	80
5/17/2023	0.033	99.7

MW-18R	Arsenic (mg/L)	TSS (mg/L)
9/21/2021	0.0107	75.5
3/22/2022	0.00367	56.5
6/5/2024	0.001*	3.13
9/23/2024	0.00154*	4.25

OP-17	Arsenic (mg/L)	TSS (mg/L)
5/17/2023	0.01	89
11/15/2023	0.0139	100
6/5/2024	0.00731	78
9/23/2024	0.024	186

MW-19	Arsenic (mg/L)	TSS (mg/L)
5/17/2023	0.0526	23.7
11/15/2023	0.17	46
6/5/2024	0.0186	127
9/23/2024	0.0155	19

MW-38	Arsenic (mg/L)	TSS (mg/L)
5/18/2021	0.00173*	10.9
9/21/2021	0.0011*	4.88
3/22/2022	0.00196*	7.5
5/17/2023	0.0021	14.3

MW-52	Arsenic (mg/L)	TSS (mg/L)
8/8/2024	<0.002	39.5
9/23/2024	<0.002	1540

MW-45	Arsenic (mg/L)	TSS (mg/L)
10/11/2022	0.00332	3.25
5/17/2023	0.00314	1.25*
6/5/2024	0.00224	1.5*
9/23/2024	0.00267	1.75*

MW-43	Arsenic (mg/L)	TSS (mg/L)
5/16/2023	0.00133*	5
11/15/2023	0.00137*	21.3
6/4/2024	0.00109*	42.3
9/24/2024	0.000994*	32.5

MW-39	Arsenic (mg/L)	TSS (mg/L)
10/11/2022	0.0049	2.88
5/17/2023	0.00241	1.5*
6/5/2024	0.00263	1.5*
9/23/2024	0.00322	1.75*

MW-37	Arsenic (mg/L)	TSS (mg/L)
10/11/2022	0.117	84
5/17/2023	0.0942	115
6/5/2024	0.104	127
9/23/2024	0.129	65

MW-36	Arsenic (mg/L)	TSS (mg/L)
10/11/2022	0.00342	51
5/17/2023	0.00309	21.3
6/5/2024	0.00345	29
9/23/2024	0.00305	28.5

MW-53	Arsenic (mg/L)	TSS (mg/L)
8/8/2024	0.000607*	46.7
9/23/2024	<0.002	54

MW-54	Arsenic (mg/L)	TSS (mg/L)
8/8/2024	0.00108*	<1.88
9/23/2024	0.00128*	1.75*

MW-46	Arsenic (mg/L)	TSS (mg/L)
9/21/2021	<0.002	35.8
3/22/2022	0.00103*	24.6
5/17/2023	0.000876*	<1.88
6/5/2024	0.00118*	1.88

MW-34	Arsenic (mg/L)	TSS (mg/L)
10/11/2022	<0.002	2.5
5/17/2023	<0.002	1.75*
6/5/2024	0.00059*	62.5
9/23/2024	0.000655*	2.13

MW-33A	Arsenic (mg/L)	TSS (mg/L)
10/11/2022	0.0372	69
5/17/2023	0.0281	19
6/5/2024	0.0261	57
9/23/2024	0.0296	58

MW-33B	Arsenic (mg/L)	TSS (mg/L)
4/15/2019	<0.002	<1.88
4/28/2020	<0.002	2.88
5/18/2021	0.000858*	8.37
6/5/2024	0.00158*	1.75*

Arsenic Concentration Map

Legend

- Monitoring Well
- Underdrain Location
- Leachate Monitoring Point
- SSL Well
- Gas Monitoring Point
- Approximate Future Waste Boundary
- Located Waste Boundary
- Approximate Waste Boundary
- Interpolated Waste Boundary
- Approximate Property Boundary

Arsenic Prediction Limit = 0.002256 mg/L

* J Flag concentrations are not included in the lists of detected parameters

Waste Commission of
Scott County Landfill
Davenport, Iowa
Project No: 27224523.25
Drawing Date: January 2025

Figure 4

N S E

0 280 560 1,120 1,680 Feet

SCS ENGINEERS
environmental consultants and contractors

Esri, CGIAR, USGS, Esri, TomTom, Garmin, Foursquare, FAO, METI/NASA, USGS, USDA NAIP, Iowa State University GIS Facility

Path: C:\Users\bmadson\OneDrive - SCS Engineers\Desktop\GIS\Maps\Site Maps\SCOTT\2023 AWOR\SCOTT-2023-AWOR.aprx
User: bmadson
Date Saved: 1/27/2025 6:21 PM

MW-21	Cobalt (mg/L)	TSS (mg/L)
5/18/2021	0.000883	29.5
3/22/2022	0.00195	44.3
5/17/2023	0.00329	60.5
6/5/2024	0.00233	91.3

MW-44	Cobalt (mg/L)	TSS (mg/L)
10/11/2022	0.0164	45
5/17/2023	0.0171	28
6/5/2024	0.0136	42
9/23/2024	0.0111	18.7

MW-27	Cobalt (mg/L)	TSS (mg/L)
5/17/2023	0.0277	11.3
11/15/2023	0.0134	28.5
6/5/2024	0.0117	9.5
9/23/2024	0.00737	12

MW-47	Cobalt (mg/L)	TSS (mg/L)
4/15/2019	<0.0005	0.875*
4/28/2020	<0.0005	<1.88
5/18/2021	<0.0005	2.88
6/5/2024	<0.0005	<1.88

OP-18	Cobalt (mg/L)	TSS (mg/L)
10/11/2022	0.0188	25
5/17/2023	0.0057	72.7
11/15/2023	0.00322	46
6/5/2024	0.00778	85

MW-51	Cobalt (mg/L)	TSS (mg/L)
8/8/2024	0.00113	34.5
9/23/2024	0.000909	106

MW-20	Cobalt (mg/L)	TSS (mg/L)
5/18/2021	0.000185*	2.25
3/22/2022	<0.0005	2.63
5/17/2023	<0.0005	4
6/5/2024	<0.0005	3.5

MW-35	Cobalt (mg/L)	TSS (mg/L)
9/21/2021	0.00443	99.8
3/22/2022	0.00363	108
10/11/2022	0.000563	80
5/17/2023	0.000759	99.7

MW-18R	Cobalt (mg/L)	TSS (mg/L)
9/21/2021	0.000793	75.5
3/22/2022	0.00056	56.5
6/5/2024	0.000393*	3.13
9/23/2024	0.000196*	4.25

MW-19	Cobalt (mg/L)	TSS (mg/L)
5/17/2023	0.00626	23.7
11/15/2023	0.00626	46
6/5/2024	0.00654	127
9/23/2024	0.00559	19

OP-17	Cobalt (mg/L)	TSS (mg/L)
5/17/2023	0.00615	89
11/15/2023	0.0108	100
6/5/2024	0.00643	78
9/23/2024	0.0238	186

MW-38	Cobalt (mg/L)	TSS (mg/L)
5/18/2021	0.000662	10.9
9/21/2021	0.000707	4.88
3/22/2022	0.000773	7.5
5/17/2023	0.000624	14.3

MW-52	Cobalt (mg/L)	TSS (mg/L)
8/8/2024	<0.0005	39.5
9/23/2024	<0.0005	1540

MW-45	Cobalt (mg/L)	TSS (mg/L)
10/11/2022	0.0191	3.25
5/17/2023	0.0207	1.25*
6/5/2024	0.0105	1.5*
9/23/2024	0.0101	1.75*

MW-43	Cobalt (mg/L)	TSS (mg/L)
5/16/2023	0.000943	5
11/15/2023	0.000574	21.3
6/4/2024	<0.0005	42.3
9/24/2024	0.000615	32.5

MW-39	Cobalt (mg/L)	TSS (mg/L)
10/11/2022	0.0268	2.88
5/17/2023	0.0159	1.5*
6/5/2024	0.0166	1.5*
9/23/2024	0.0184	1.75*

MW-37	Cobalt (mg/L)	TSS (mg/L)
10/11/2022	0.0125	84
5/17/2023	0.0138	115
6/5/2024	0.0133	127
9/23/2024	0.0111	65

MW-17	Cobalt (mg/L)	TSS (mg/L)
8/17/2023	0.0139	101
11/15/2023	0.000677	23
6/5/2024	0.000982	15
9/23/2024	0.000589	18.7

MW-53	Cobalt (mg/L)	TSS (mg/L)
8/8/2024	0.00187	46.7
9/23/2024	0.00134	54

MW-36	Cobalt (mg/L)	TSS (mg/L)
10/11/2022	0.00807	51
5/17/2023	0.00316	21.3
6/5/2024	0.00652	29
9/23/2024	0.00579	28.5

MW-54	Cobalt (mg/L)	TSS (mg/L)
8/8/2024	0.00217	<1.88
9/23/2024	0.00087	1.75*

MW-33B	Cobalt (mg/L)	TSS (mg/L)
4/15/2019	0.000113*	<1.88
4/28/2020	0.000123*	2.88
5/18/2021	0.00028*	8.37
6/5/2024	<0.0005	1.75*

MW-46	Cobalt (mg/L)	TSS (mg/L)
9/21/2021	0.000561	35.8
3/22/2022	0.00043*	24.6
5/17/2023	0.000573	<1.88
6/5/2024	0.000618	1.88

MW-34	Cobalt (mg/L)	TSS (mg/L)
10/11/2022	0.000395*	2.5
5/17/2023	0.000437*	1.75*
6/5/2024	0.0121	62.5
9/23/2024	0.00597	2.13

MW-33A	Cobalt (mg/L)	TSS (mg/L)
10/11/2022	0.000822	69
5/17/2023	0.000587	19
6/5/2024	0.000363*	57
9/23/2024	0.000455*	58

MW-22, GP-9, LHW-8, MW-49, MW-21, MW-28, MW-23, MW-30, MW-31, LHW-1, OP-1, MW-47, MW-50, GP-8R, UD-2, MWB-5, OP-7S, MW-44, MW-7, LHW-7, LHW-3, OP-19, OP-13, MW-20AR, UD-3, MW-117, MW-118, MW-1, MW-15, MW-26, OP-18, MW-103, MW-51, GP-3, LHW-4, MW-38, OP-17, MW-20, MW-52, LHW-6, MW-45, MW-39, OP-16, MW-37, MW-18R, GP-6, MW-36, MW-16, MW-17, MW-48, MW-43, MW-106, MW-107, MW-19, MW-35, MW-33B, MW-33A, MW-34, OP-22, UD-4, MW-53, MW-46, GP-5R, MW-54, OP-15, MW-32, OP-14, OP-2, MW-41, MW-3, MW-2, MW-115, GP-2R, MW-114, MW-116

Cobalt Concentration Map

Legend

- Monitoring Well
- Underdrain Location
- Leachate Monitoring Point
- SSL Well
- Gas Monitoring Point
- Approximate Future Waste Boundary
- Located Waste Boundary
- Approximate Waste Boundary
- Interpolated Waste Boundary
- Approximate Property Boundary

Cobalt Prediction Limit = 0.003648 mg/L

* J Flag concentrations are not included in the lists of detected parameters

Waste Commission of
Scott County Landfill
Davenport, Iowa
Project No: 27224523.25
Drawing Date: January 2025

Figure 5

W S N E

0 280 560 1,120 1,680 Feet

SCS ENGINEERS
environmental consultants and contractors

Earl, CGIAR, USGS, Esri, TomTom, Garmin, Foursquare, FAO, METI/NASA, USGS, USDA NAIP, Iowa State University GIS Facility

Paths: C:\Users\bmadson\OneDrive - SCS Engineers\Desktop\GIS\Maps\Site Maps\SCOTT 2023 AWOR\SCOTT 2023 AWOR.aprx
User: bmadson
Date Saved: 1/27/2025 5:21 PM

Appendix A
Field Sampling Forms

FORM FOR GROUNDWATER SAMPLING

Project:	**Scott County Landfill**		
Monitoring Well/Piezometer ID:	**MW-32**	Date:	**6/6/2024**
Gradient:	Up	Sampler:	Konner Roth

A. MW/PIEZOMETER CONDITIONS	
Well/Piezometer Capped?	Yes
Litter/Standing Water?	No

B. GROUNDWATER ELEVATION MEASUREMENT (+/- 0.01 foot, MSL)	
Measured Well Total Depth (feet):	19.6
Initial Static Water Level (feet):	17.80
Initial Groundwater Elevation (ft-amsl):	683.43
Equipment Used:	Dedicated Tubing – Peristaltic Pump

C. WELL PURGING

FIELD PARAMETERS [stabilization criteria] RECORD EVERY 3 MINUTES

Time	**Temperature (°C) 10%**	Dissolved Oxygen (mg/L)	**Specific Conductivity (µS/cm) +/- 10%**	**pH (S.U.) +/- 0.1**	ORP (mV)	Turbidity (FNU)	
	Purging start time.						
	Parameters stabilized, sample collected.						

Quantity of Water Removed from Well (liters):	0.0
Was well pumped/bailed dry?	No
Total Amount of Time Purged (minutes:seconds):	
Average Purge Rate (mL/min):	0.00

D. WELL MAINTENANCE

Does the well require any future maintenance?	No	
If yes, explain:		

Additional Comments:	Went dry before stabilization. No sample collected.

FORM FOR GROUNDWATER SAMPLING

Project:	**Scott County Landfill**		
Monitoring Well/Piezometer ID:	**MW-17**	Date:	**6/6/2024**
Gradient:	Down	Sampler:	Konner Roth

A. MW/PIEZOMETER CONDITIONS	
Well/Piezometer Capped?	Yes
Litter/Standing Water?	No

B. GROUNDWATER ELEVATION MEASUREMENT (+/- 0.01 foot, MSL)	
Measured Well Total Depth (feet):	55.3
Initial Static Water Level (feet):	15.64
Initial Groundwater Elevation (ft-amsl):	673.85
Equipment Used:	Dedicated Tubing – Peristaltic Pump

C. WELL PURGING

FIELD PARAMETERS [stabilization criteria] RECORD EVERY 3 MINUTES

Time	**Temperature (°C) 10%**	Dissolved Oxygen (mg/L)	**Specific Conductivity (µS/cm) +/- 10%**	**pH (S.U.) +/- 0.1**	ORP (mV)	Turbidity (FNU)	
6:45 PM	Purging start time.						
6:48 PM	15.3	NA	1179.7	7.09	16.5	16.5	
6:51 PM	15.4	NA	1171.8	7.10	15.0	6.7	
6:54 PM	15.2	NA	1178.5	7.11	15.5	13.2	
6:57 PM	15.4	NA	1176.2	7.11	16.7	8.5	
	NA - Not available. Measurements not recorded due to meter malfunction.						
	Parameters stabilized, sample collected.						

Quantity of Water Removed from Well (liters):	2.1
Was well pumped/bailed dry?	No
Total Amount of Time Purged (minutes:seconds):	12:00
Average Purge Rate (mL/min):	175.00

D. WELL MAINTENANCE		
Does the well require any future maintenance?	No	
If yes, explain:		

Additional Comments:	Color-Clear Odor-None

FORM FOR GROUNDWATER SAMPLING

Project:	**Scott County Landfill**		
Monitoring Well/Piezometer ID:	**MW-19**	Date:	**6/5/2024**
Gradient:	Down	Sampler:	Konner Roth

A. MW/PIEZOMETER CONDITIONS

Well/Piezometer Capped?	Yes
Litter/Standing Water?	No

B. GROUNDWATER ELEVATION MEASUREMENT (+/- 0.01 foot, MSL)

Measured Well Total Depth (feet):	36.5
Initial Static Water Level (feet):	10.55
Initial Groundwater Elevation (ft-amsl):	669.06
Equipment Used:	Dedicated Tubing – Peristaltic Pump

C. WELL PURGING

FIELD PARAMETERS [stabilization criteria] RECORD EVERY 3 MINUTES

Time	**Temperature (°C) 10%**	Dissolved Oxygen (mg/L)	**Specific Conductivity (µS/cm) +/- 10%**	**pH (S.U.) +/- 0.1**	ORP (mV)	Turbidity (FNU)	
6:07 PM	Purging start time.						
6:10 PM	16.5	0.64	1318.5	6.58	-63.8	12.7	
6:13 PM	16.9	0.25	1307.1	6.60	-69.0	9.3	
6:16 PM	16.8	0.12	1312.9	6.59	-71.3	27.6	
6:19 PM	16.5	0.04	1311.5	6.59	-72.2	18.0	
	Parameters stabilized, sample collected.						

Quantity of Water Removed from Well (liters):	2.2
Was well pumped/bailed dry?	No
Total Amount of Time Purged (minutes:seconds):	12:00
Average Purge Rate (mL/min):	183.33

D. WELL MAINTENANCE

Does the well require any future maintenance?	No
If yes, explain:	
Additional Comments:	Color-Clear Odor-None

FORM FOR GROUNDWATER SAMPLING

Project:	**Scott County Landfill**		
Monitoring Well/Piezometer ID:	**MW-20**	Date:	**6/6/2024**
Gradient:	Down	Sampler:	Konner Roth

A. MW/PIEZOMETER CONDITIONS

Well/Piezometer Capped?	Yes
Litter/Standing Water?	No

B. GROUNDWATER ELEVATION MEASUREMENT (+/- 0.01 foot, MSL)

Measured Well Total Depth (feet):	48.5
Initial Static Water Level (feet):	10.75
Initial Groundwater Elevation (ft-amsl):	658.33
Equipment Used:	Dedicated Tubing – Peristaltic Pump

C. WELL PURGING

FIELD PARAMETERS [stabilization criteria] RECORD EVERY 3 MINUTES

Time	**Temperature (°C) 10%**	Dissolved Oxygen (mg/L)	**Specific Conductivity (µS/cm) +/- 10%**	**pH (S.U.) +/- 0.1**	ORP (mV)	Turbidity (FNU)	
12:26 PM	Purging start time.						
12:29 PM	15.5	3.0	828.8	7.22	-57.6	5.6	
12:32 PM	15.1	2.8	816.5	7.21	-33.0	7.2	
12:35 PM	15.1	2.7	813.5	7.19	-17.4	7.8	
12:38 PM	15.2	2.6	813.2	7.18	-8.1	9.1	
	Parameters stabilized, sample collected.						

Quantity of Water Removed from Well (liters):	2.1
Was well pumped/bailed dry?	No
Total Amount of Time Purged (minutes:seconds):	12:00
Average Purge Rate (mL/min):	175.00

D. WELL MAINTENANCE

Does the well require any future maintenance?	No	
If yes, explain:		

Additional Comments:	Color-Clear Odor-Yes

FORM FOR GROUNDWATER SAMPLING

Project:	**Scott County Landfill**		
Monitoring Well/Piezometer ID:	**MW-21**	Date:	**6/6/2024**
Gradient:	Down	Sampler:	Konner Roth

A. MW/PIEZOMETER CONDITIONS	
Well/Piezometer Capped?	Yes
Litter/Standing Water?	No

B. GROUNDWATER ELEVATION MEASUREMENT (+/- 0.01 foot, MSL)	
Measured Well Total Depth (feet):	53.6
Initial Static Water Level (feet):	25.24
Initial Groundwater Elevation (ft-amsl):	636.90
Equipment Used:	Dedicated Tubing – Peristaltic Pump

C. WELL PURGING

FIELD PARAMETERS [stabilization criteria] RECORD EVERY 3 MINUTES

Time	**Temperature (°C) 10%**	Dissolved Oxygen (mg/L)	**Specific Conductivity (µS/cm) +/- 10%**	**pH (S.U.) +/- 0.1**	ORP (mV)	Turbidity (FNU)	
5:41 PM	Purging start time.						
5:44 PM	14.0	0.38	1045.0	6.84	-64.3	29.9	
5:47 PM	15.0	0.14	1035.6	6.81	-60.4	24.8	
5:50 PM	16.6	0.12	1038.1	6.78	-57.7	27.8	
5:53 PM	14.4	<0.01	1028.4	6.78	-51.1	12.9	
	Parameters stabilized, sample collected.						

Quantity of Water Removed from Well (liters):	1.8
Was well pumped/bailed dry?	No
Total Amount of Time Purged (minutes:seconds):	12:00
Average Purge Rate (mL/min):	150.00

D. WELL MAINTENANCE		
Does the well require any future maintenance?	No	
If yes, explain:		

Additional Comments:	Color-Clear with black particles Odor-Yes

FORM FOR GROUNDWATER SAMPLING

Project:	**Scott County Landfill**		
Monitoring Well/Piezometer ID:	**MW-22**	Date:	**6/6/2024**
Gradient:	Down	Sampler:	Konner Roth

A. MW/PIEZOMETER CONDITIONS	
Well/Piezometer Capped?	Yes
Litter/Standing Water?	No

B. GROUNDWATER ELEVATION MEASUREMENT (+/- 0.01 foot, MSL)	
Measured Well Total Depth (feet):	10.4
Initial Static Water Level (feet):	9.75
Initial Groundwater Elevation (ft-amsl):	595.87
Equipment Used:	Dedicated Tubing – Peristaltic Pump

C. WELL PURGING

FIELD PARAMETERS [stabilization criteria] RECORD EVERY 3 MINUTES

Time	**Temperature (°C) 10%**	Dissolved Oxygen (mg/L)	**Specific Conductivity (µS/cm) +/- 10%**	**pH (S.U.) +/- 0.1**	ORP (mV)	Turbidity (FNU)	
	Purging start time.						
	Parameters stabilized, sample collected.						

Quantity of Water Removed from Well (liters):	0.0
Was well pumped/bailed dry?	No
Total Amount of Time Purged (minutes:seconds):	
Average Purge Rate (mL/min):	0.00

D. WELL MAINTENANCE

Does the well require any future maintenance?	No	
If yes, explain:		

Additional Comments:	Insufficient water to sample. No sample collected.

FORM FOR GROUNDWATER SAMPLING

Project:	**Scott County Landfill**		
Monitoring Well/Piezometer ID:	**MW-27**	Date:	**6/5/2024**
Gradient:	Down	Sampler:	Konner Roth

A. MW/PIEZOMETER CONDITIONS

Well/Piezometer Capped?	Yes
Litter/Standing Water?	No

B. GROUNDWATER ELEVATION MEASUREMENT (+/- 0.01 foot, MSL)

Measured Well Total Depth (feet):	35.0
Initial Static Water Level (feet):	13.07
Initial Groundwater Elevation (ft-amsl):	654.18
Equipment Used:	Dedicated Tubing – Peristaltic Pump

C. WELL PURGING

FIELD PARAMETERS [stabilization criteria] RECORD EVERY 3 MINUTES

Time	**Temperature (°C) 10%**	Dissolved Oxygen (mg/L)	**Specific Conductivity (µS/cm) +/- 10%**	**pH (S.U.) +/- 0.1**	ORP (mV)	Turbidity (FNU)	
5:03 PM	Purging start time.						
5:06 PM	14.0	0.87	1735.8	6.25	28.8	8.4	
5:09 PM	14.1	0.25	1760.0	6.30	13.9	44.2	
5:12 PM	14.1	0.08	1762.0	6.33	7.7	48.8	
5:15 PM	14.1	<0.01	1768.5	6.34	3.4	30.8	
	Parameters stabilized, sample collected.						

Quantity of Water Removed from Well (liters):	2.1
Was well pumped/bailed dry?	No
Total Amount of Time Purged (minutes:seconds):	12:00
Average Purge Rate (mL/min):	175.00

D. WELL MAINTENANCE

Does the well require any future maintenance?	No
If yes, explain:	
Additional Comments:	Color-Clear Odor-Yes

FORM FOR GROUNDWATER SAMPLING

Project:	**Scott County Landfill**		
Monitoring Well/Piezometer ID:	**MW-28**	Date:	**6/6/2024**
Gradient:	Down	Sampler:	Konner Roth

A. MW/PIEZOMETER CONDITIONS

Well/Piezometer Capped?	Yes
Litter/Standing Water?	No

B. GROUNDWATER ELEVATION MEASUREMENT (+/- 0.01 foot, MSL)

Measured Well Total Depth (feet):	21.3
Initial Static Water Level (feet):	12.52
Initial Groundwater Elevation (ft-amsl):	637.23
Equipment Used:	Dedicated Tubing – Peristaltic Pump

C. WELL PURGING

FIELD PARAMETERS [stabilization criteria] RECORD EVERY 3 MINUTES

Time	**Temperature (°C) 10%**	Dissolved Oxygen (mg/L)	**Specific Conductivity (µS/cm) +/- 10%**	**pH (S.U.) +/- 0.1**	ORP (mV)	Turbidity (FNU)	
10:17 AM	Purging start time.						
10:20 AM	12.5	1.1	820.3	6.60	117.1	7.9	
10:23 AM	12.3	0.6	828.5	6.62	99.6	8.4	
10:26 AM	12.4	0.6	827.7	6.63	83.3	7.8	
10:29 AM	12.5	0.9	826.1	6.65	68.7	6.8	
	Parameters stabilized, sample collected.						

Quantity of Water Removed from Well (liters):	2.1
Was well pumped/bailed dry?	No
Total Amount of Time Purged (minutes:seconds):	12:00
Average Purge Rate (mL/min):	175.00

D. WELL MAINTENANCE

Does the well require any future maintenance?	No	
If yes, explain:		

Additional Comments:	Color-Clear Odor-None

FORM FOR GROUNDWATER SAMPLING

Project:	**Scott County Landfill**		
Monitoring Well/Piezometer ID:	**MW-30**	Date:	**6/5/2024**
Gradient:	Down	Sampler:	Konner Roth

A. MW/PIEZOMETER CONDITIONS

Well/Piezometer Capped?	Yes
Litter/Standing Water?	No

B. GROUNDWATER ELEVATION MEASUREMENT (+/- 0.01 foot, MSL)

Measured Well Total Depth (feet):	23.4
Initial Static Water Level (feet):	16.37
Initial Groundwater Elevation (ft-amsl):	661.90
Equipment Used:	Dedicated Tubing – Peristaltic Pump

C. WELL PURGING

FIELD PARAMETERS [stabilization criteria] RECORD EVERY 3 MINUTES

Time	**Temperature (°C) 10%**	Dissolved Oxygen (mg/L)	**Specific Conductivity (µS/cm) +/- 10%**	**pH (S.U.) +/- 0.1**	ORP (mV)	Turbidity (FNU)	
4:08 PM	Purging start time.						
4:11 PM	13.1	4.2	631.9	6.89	104.2	26.5	
4:14 PM	13.3	3.8	623.5	6.88	104.7	18.9	
4:17 PM	13.1	3.8	625.9	6.87	105.6	15.3	
4:20 PM	13.1	3.6	631.9	6.87	106.3	15.9	
	Parameters stabilized, sample collected.						

Quantity of Water Removed from Well (liters):	2.1
Was well pumped/bailed dry?	No
Total Amount of Time Purged (minutes:seconds):	12:00
Average Purge Rate (mL/min):	175.00

D. WELL MAINTENANCE

Does the well require any future maintenance?	No	
If yes, explain:		

Additional Comments:	Color-Clear Odor-None

FORM FOR GROUNDWATER SAMPLING

Project:	**Scott County Landfill**		
Monitoring Well/Piezometer ID:	**OP-17**	Date:	**6/6/2024**
Gradient:	Down	Sampler:	Konner Roth

A. MW/PIEZOMETER CONDITIONS

Well/Piezometer Capped?	Yes
Litter/Standing Water?	No

B. GROUNDWATER ELEVATION MEASUREMENT (+/- 0.01 foot, MSL)

Measured Well Total Depth (feet):	43.6
Initial Static Water Level (feet):	34.03
Initial Groundwater Elevation (ft-amsl):	673.90
Equipment Used:	Dedicated Tubing – Peristaltic Pump

C. WELL PURGING

FIELD PARAMETERS [stabilization criteria] RECORD EVERY 3 MINUTES

Time	**Temperature (°C) 10%**	Dissolved Oxygen (mg/L)	**Specific Conductivity (µS/cm) +/- 10%**	**pH (S.U.) +/- 0.1**	ORP (mV)	Turbidity (FNU)	
4:59 PM	Purging start time.						
5:02 PM	16.4	0.42	2514.6	6.29	-76.6	35.5	
5:05 PM	17.0	0.19	2535.7	6.30	-84.1	26.8	
5:08 PM	17.5	0.10	2522.2	6.30	-87.4	21.7	
5:11 PM	17.2	0.03	2516.7	6.29	-89.6	15.9	
	Parameters stabilized, sample collected.						

Quantity of Water Removed from Well (liters):	2.3
Was well pumped/bailed dry?	No
Total Amount of Time Purged (minutes:seconds):	12:00
Average Purge Rate (mL/min):	191.67

D. WELL MAINTENANCE

Does the well require any future maintenance?	No
If yes, explain:	

Additional Comments:	Color-Clear Odor-Yes

FORM FOR GROUNDWATER SAMPLING

Project:	**Scott County Landfill**		
Monitoring Well/Piezometer ID:	**OP-18**	Date:	**6/6/2024**
Gradient:	Down	Sampler:	Konner Roth

A. MW/PIEZOMETER CONDITIONS	
Well/Piezometer Capped?	Yes
Litter/Standing Water?	No

B. GROUNDWATER ELEVATION MEASUREMENT (+/- 0.01 foot, MSL)	
Measured Well Total Depth (feet):	34.3
Initial Static Water Level (feet):	25.19
Initial Groundwater Elevation (ft-amsl):	675.38
Equipment Used:	Dedicated Tubing – Peristaltic Pump

C. WELL PURGING

FIELD PARAMETERS [stabilization criteria] RECORD EVERY 3 MINUTES

Time	**Temperature (°C) 10%**	Dissolved Oxygen (mg/L)	**Specific Conductivity (µS/cm) +/- 10%**	**pH (S.U.) +/- 0.1**	ORP (mV)	Turbidity (FNU)	
11:00 AM	Purging start time.						
11:03 AM	17.7	0.7	3281.9	6.24	-64.5	6.7	
11:06 AM	18.3	0.2	3387.1	6.30	-77.3	7.3	
11:09 AM	19.0	0.2	3445.5	6.31	-82.8	11.5	
11:12 AM	17.9	0.1	3406.7	6.31	-83.0	33.4	
	Parameters stabilized, sample collected.						

Quantity of Water Removed from Well (liters):	1.9
Was well pumped/bailed dry?	No
Total Amount of Time Purged (minutes:seconds):	12:00
Average Purge Rate (mL/min):	158.33

D. WELL MAINTENANCE

Does the well require any future maintenance?	No	
If yes, explain:		

Additional Comments:	Color-Clear Odor-Yes

FORM FOR GROUNDWATER SAMPLING

Project:	**Scott County Landfill**		
Monitoring Well/Piezometer ID:	**MW-18R**	Date:	**6/6/2024**
Gradient:	Down	Sampler:	Konner Roth

A. MW/PIEZOMETER CONDITIONS

Well/Piezometer Capped?	Yes
Litter/Standing Water?	No

B. GROUNDWATER ELEVATION MEASUREMENT (+/- 0.01 foot, MSL)

Measured Well Total Depth (feet):	62.6
Initial Static Water Level (feet):	13.55
Initial Groundwater Elevation (ft-amsl):	660.56
Equipment Used:	Dedicated Tubing – Peristaltic Pump

C. WELL PURGING

FIELD PARAMETERS [stabilization criteria] RECORD EVERY 3 MINUTES

Time	**Temperature (°C) 10%**	Dissolved Oxygen (mg/L)	**Specific Conductivity (µS/cm) +/- 10%**	**pH (S.U.) +/- 0.1**	ORP (mV)	Turbidity (FNU)	
1:28 PM	Purging start time.						
1:31 PM	15.8	0.90	846.2	7.06	12.0	35.4	
1:34 PM	15.9	0.29	845.3	7.09	-17.0	89.9	
1:37 PM	15.8	0.10	843.6	7.09	-28.6	120.3	
1:40 PM	16.2	0.02	843.6	7.09	-33.3	63.8	
	Parameters stabilized, sample collected.						

Quantity of Water Removed from Well (liters):	2.1
Was well pumped/bailed dry?	No
Total Amount of Time Purged (minutes:seconds):	12:00
Average Purge Rate (mL/min):	175.00

D. WELL MAINTENANCE

Does the well require any future maintenance?	No
If yes, explain:	

Additional Comments:	Color-Clear Odor-None

FORM FOR GROUNDWATER SAMPLING

Project:	**Scott County Landfill**		
Monitoring Well/Piezometer ID:	**MW-33A**	Date:	**6/6/2024**
Gradient:	Down	Sampler:	Konner Roth

A. MW/PIEZOMETER CONDITIONS

Well/Piezometer Capped?	Yes
Litter/Standing Water?	No

B. GROUNDWATER ELEVATION MEASUREMENT (+/- 0.01 foot, MSL)

Measured Well Total Depth (feet):	33.3
Initial Static Water Level (feet):	7.71
Initial Groundwater Elevation (ft-amsl):	668.65
Equipment Used:	Dedicated Tubing – Peristaltic Pump

C. WELL PURGING

FIELD PARAMETERS [stabilization criteria] RECORD EVERY 3 MINUTES

Time	**Temperature (°C) 10%**	Dissolved Oxygen (mg/L)	**Specific Conductivity (µS/cm) +/- 10%**	**pH (S.U.) +/- 0.1**	ORP (mV)	Turbidity (FNU)	
2:24 PM	Purging start time.						
2:27 PM	17.2	0.35	1383.3	6.75	-141.7	6.8	
2:30 PM	16.3	0.06	1391.5	6.78	-146.8	11.2	
2:33 PM	15.8	<0.01	1379.9	6.79	-148.4	22.1	
2:36 PM	16.5	<0.01	1388.0	6.79	-150.8	30.2	
	Parameters stabilized, sample collected.						

Quantity of Water Removed from Well (liters):	1.9
Was well pumped/bailed dry?	No
Total Amount of Time Purged (minutes:seconds):	12:00
Average Purge Rate (mL/min):	158.33

D. WELL MAINTENANCE

Does the well require any future maintenance?	No
If yes, explain:	

Additional Comments:	Color-Clear Odor-Yes

FORM FOR GROUNDWATER SAMPLING

Project:	**Scott County Landfill**		
Monitoring Well/Piezometer ID:	**MW-33B**	Date:	**6/6/2024**
Gradient:	Down	Sampler:	Konner Roth

A. MW/PIEZOMETER CONDITIONS	
Well/Piezometer Capped?	Yes
Litter/Standing Water?	No

B. GROUNDWATER ELEVATION MEASUREMENT (+/- 0.01 foot, MSL)	
Measured Well Total Depth (feet):	57.3
Initial Static Water Level (feet):	9.24
Initial Groundwater Elevation (ft-amsl):	666.96
Equipment Used:	Dedicated Tubing – Peristaltic Pump

C. WELL PURGING

FIELD PARAMETERS [stabilization criteria] RECORD EVERY 3 MINUTES

Time	**Temperature (°C) 10%**	Dissolved Oxygen (mg/L)	**Specific Conductivity (µS/cm) +/- 10%**	**pH (S.U.) +/- 0.1**	ORP (mV)	Turbidity (FNU)	
1:58 PM	Purging start time.						
2:01 PM	15.1	0.46	922.5	7.41	-155.8	4.4	
2:04 PM	15.2	0.09	925.1	7.43	-185.3	4.3	
2:07 PM	15.5	<0.01	926.3	7.44	-201.1	4.2	
2:10 PM	15.6	<0.01	928.4	7.44	-211.7	4.2	
	Parameters stabilized, sample collected.						

Quantity of Water Removed from Well (liters):	2.2
Was well pumped/bailed dry?	No
Total Amount of Time Purged (minutes:seconds):	12:00
Average Purge Rate (mL/min):	183.33

D. WELL MAINTENANCE

Does the well require any future maintenance?	No	
If yes, explain:		

Additional Comments:	Color-Slight yellow tint Odor-Yes

FORM FOR GROUNDWATER SAMPLING

Project:	**Scott County Landfill**		
Monitoring Well/Piezometer ID:	**MW-34**	Date:	**6/6/2024**
Gradient:	Down	Sampler:	Konner Roth

A. MW/PIEZOMETER CONDITIONS

Well/Piezometer Capped?	Yes
Litter/Standing Water?	No

B. GROUNDWATER ELEVATION MEASUREMENT (+/- 0.01 foot, MSL)

Measured Well Total Depth (feet):	33.1
Initial Static Water Level (feet):	9.70
Initial Groundwater Elevation (ft-amsl):	664.39
Equipment Used:	Dedicated Tubing – Peristaltic Pump

C. WELL PURGING

FIELD PARAMETERS [stabilization criteria] RECORD EVERY 3 MINUTES

Time	**Temperature (°C) 10%**	Dissolved Oxygen (mg/L)	**Specific Conductivity (µS/cm) +/- 10%**	**pH (S.U.) +/- 0.1**	ORP (mV)	Turbidity (FNU)	
2:55 PM	Purging start time.						
2:58 PM	13.9	0.74	1312.8	6.56	-40.7	4.6	
3:01 PM	13.5	0.11	1312.1	6.57	-47.7	4.1	
3:04 PM	13.6	<0.01	1312.8	6.58	-51.0	4.2	
3:07 PM	13.8	<0.01	1312.6	6.58	-52.8	10.8	
	Parameters stabilized, sample collected.						

Quantity of Water Removed from Well (liters):	2.1
Was well pumped/bailed dry?	No
Total Amount of Time Purged (minutes:seconds):	12:00
Average Purge Rate (mL/min):	175.00

D. WELL MAINTENANCE

Does the well require any future maintenance?	No
If yes, explain:	
Additional Comments:	Color-Clear Odor-None

FORM FOR GROUNDWATER SAMPLING

Project:	**Scott County Landfill**		
Monitoring Well/Piezometer ID:	**MW-35**	Date:	**6/6/2024**
Gradient:	Down	Sampler:	Konner Roth

A. MW/PIEZOMETER CONDITIONS		
Well/Piezometer Capped?	Yes	
Litter/Standing Water?	No	

B. GROUNDWATER ELEVATION MEASUREMENT (+/- 0.01 foot, MSL)	
Measured Well Total Depth (feet):	33.0
Initial Static Water Level (feet):	NA
Initial Groundwater Elevation (ft-amsl):	NA
Equipment Used:	Dedicated Tubing – Peristaltic Pump

C. WELL PURGING

FIELD PARAMETERS [stabilization criteria] RECORD EVERY 3 MINUTES

Time	**Temperature (°C) 10%**	Dissolved Oxygen (mg/L)	**Specific Conductivity (µS/cm) +/- 10%**	**pH (S.U.) +/- 0.1**	ORP (mV)	Turbidity (FNU)	
	Purging start time.						
	Parameters stabilized, sample collected.						

Quantity of Water Removed from Well (liters):	0.0
Was well pumped/bailed dry?	No
Total Amount of Time Purged (minutes:seconds):	
Average Purge Rate (mL/min):	0.00

D. WELL MAINTENANCE		
Does the well require any future maintenance?	No	
If yes, explain:		

Additional Comments:	Pump malfunction. No sample collected.

FORM FOR GROUNDWATER SAMPLING

Project:	**Scott County Landfill**		
Monitoring Well/Piezometer ID:	**MW-36**	Date:	**6/6/2024**
Gradient:	Down	Sampler:	Konner Roth

A. MW/PIEZOMETER CONDITIONS	
Well/Piezometer Capped?	Yes
Litter/Standing Water?	No

B. GROUNDWATER ELEVATION MEASUREMENT (+/- 0.01 foot, MSL)	
Measured Well Total Depth (feet):	32.7
Initial Static Water Level (feet):	8.75
Initial Groundwater Elevation (ft-amsl):	673.75
Equipment Used:	Dedicated Tubing – Peristaltic Pump

C. WELL PURGING

FIELD PARAMETERS [stabilization criteria] RECORD EVERY 3 MINUTES

Time	**Temperature (°C) 10%**	Dissolved Oxygen (mg/L)	**Specific Conductivity (µS/cm) +/- 10%**	**pH (S.U.) +/- 0.1**	ORP (mV)	Turbidity (FNU)	
4:08 PM	Purging start time.						
4:11 PM	16.8	0.37	4202.2	6.58	-78.7	5.1	
4:14 PM	16.4	0.06	4226.1	6.61	-78.7	5.1	
4:17 PM	18.4	<0.01	4200.2	6.62	-80.0	5.8	
4:20 PM	15.2	<0.01	4236.6	6.63	-79.2	5.8	
	Parameters stabilized, sample collected.						

Quantity of Water Removed from Well (liters):	1.8
Was well pumped/bailed dry?	No
Total Amount of Time Purged (minutes:seconds):	12:00
Average Purge Rate (mL/min):	150.00

D. WELL MAINTENANCE

Does the well require any future maintenance?	No	
If yes, explain:		

Additional Comments:	Color-Clear Odor-None

FORM FOR GROUNDWATER SAMPLING

Project:	**Scott County Landfill**		
Monitoring Well/Piezometer ID:	**MW-37**	Date:	**6/6/2024**
Gradient:	Down	Sampler:	Konner Roth

A. MW/PIEZOMETER CONDITIONS	
Well/Piezometer Capped?	Yes
Litter/Standing Water?	No

B. GROUNDWATER ELEVATION MEASUREMENT (+/- 0.01 foot, MSL)	
Measured Well Total Depth (feet):	28.7
Initial Static Water Level (feet):	7.57
Initial Groundwater Elevation (ft-amsl):	662.16
Equipment Used:	Dedicated Tubing – Peristaltic Pump

C. WELL PURGING

FIELD PARAMETERS [stabilization criteria] RECORD EVERY 3 MINUTES

Time	**Temperature (°C) 10%**	Dissolved Oxygen (mg/L)	**Specific Conductivity (µS/cm) +/- 10%**	**pH (S.U.) +/- 0.1**	ORP (mV)	Turbidity (FNU)	
3:24 PM	Purging start time.						
3:27 PM	17.2	0.77	2743.1	6.40	-104.0	4.3	
3:30 PM	16.3	0.13	2767.8	6.43	-112.4	3.9	
3:33 PM	17.1	0.03	2763.3	6.44	-116.8	4.2	
3:36 PM	17.5	<0.01	2791.4	6.44	-119.6	4.1	
	Parameters stabilized, sample collected.						

Quantity of Water Removed from Well (liters):	2.2
Was well pumped/bailed dry?	No
Total Amount of Time Purged (minutes:seconds):	12:00
Average Purge Rate (mL/min):	183.33

D. WELL MAINTENANCE		
Does the well require any future maintenance?	No	
If yes, explain:		

Additional Comments:	Color-Clear Odor-None

FORM FOR GROUNDWATER SAMPLING

Project:	**Scott County Landfill**		
Monitoring Well/Piezometer ID:	**MW-38**	Date:	**6/5/2024**
Gradient:	Down	Sampler:	Konner Roth

A. MW/PIEZOMETER CONDITIONS	
Well/Piezometer Capped?	Yes
Litter/Standing Water?	No

B. GROUNDWATER ELEVATION MEASUREMENT (+/- 0.01 foot, MSL)	
Measured Well Total Depth (feet):	67.8
Initial Static Water Level (feet):	34.58
Initial Groundwater Elevation (ft-amsl):	673.67
Equipment Used:	Non-Dedicated Submersible Pump

C. WELL PURGING

FIELD PARAMETERS [stabilization criteria] RECORD EVERY 3 MINUTES

Time	**Temperature (°C) 10%**	Dissolved Oxygen (mg/L)	**Specific Conductivity (µS/cm) +/- 10%**	**pH (S.U.) +/- 0.1**	ORP (mV)	Turbidity (FNU)	
	Purging start time.						
	Parameters stabilized, sample collected.						

Quantity of Water Removed from Well (liters):	0.0
Was well pumped/bailed dry?	No
Total Amount of Time Purged (minutes:seconds):	
Average Purge Rate (mL/min):	0.00

D. WELL MAINTENANCE

Does the well require any future maintenance?	No	
If yes, explain:		

Additional Comments:	Pump malfunction. No sample collected.

FORM FOR GROUNDWATER SAMPLING

Project:	**Scott County Landfill**		
Monitoring Well/Piezometer ID:	**MW-39**	Date:	**6/5/2024**
Gradient:	Down	Sampler:	Konner Roth

A. MW/PIEZOMETER CONDITIONS

Well/Piezometer Capped?	Yes
Litter/Standing Water?	No

B. GROUNDWATER ELEVATION MEASUREMENT (+/- 0.01 foot, MSL)

Measured Well Total Depth (feet):	22.9
Initial Static Water Level (feet):	3.26
Initial Groundwater Elevation (ft-amsl):	660.34
Equipment Used:	Dedicated Tubing – Peristaltic Pump

C. WELL PURGING

FIELD PARAMETERS [stabilization criteria] RECORD EVERY 3 MINUTES

Time	**Temperature (°C) 10%**	Dissolved Oxygen (mg/L)	**Specific Conductivity (µS/cm) +/- 10%**	**pH (S.U.) +/- 0.1**	ORP (mV)	Turbidity (FNU)	
1:51 PM	Purging start time.						
1:54 PM	15.8	0.54	2636.7	6.26	48.4	12.4	
1:57 PM	15.4	0.08	2614.6	6.29	52.1	19.8	
2:00 PM	15.3	<0.01	2606.3	6.30	52.9	8.5	
2:03 PM	15.1	<0.01	2607.1	6.30	53.6	7.1	
	Parameters stabilized, sample collected.						

Quantity of Water Removed from Well (liters):	2.0
Was well pumped/bailed dry?	No
Total Amount of Time Purged (minutes:seconds):	12:00
Average Purge Rate (mL/min):	166.67

D. WELL MAINTENANCE

Does the well require any future maintenance?	No
If yes, explain:	
Additional Comments:	Color-Clear with orange particles Odor-None

FORM FOR GROUNDWATER SAMPLING

Project:	**Scott County Landfill**		
Monitoring Well/Piezometer ID:	**MW-44**	Date:	**6/5/2024**
Gradient:	Down	Sampler:	Konner Roth

A. MW/PIEZOMETER CONDITIONS

Well/Piezometer Capped?	Yes
Litter/Standing Water?	No

B. GROUNDWATER ELEVATION MEASUREMENT (+/- 0.01 foot, MSL)

Measured Well Total Depth (feet):	28.4
Initial Static Water Level (feet):	12.12
Initial Groundwater Elevation (ft-amsl):	654.57
Equipment Used:	Dedicated Tubing – Peristaltic Pump

C. WELL PURGING

FIELD PARAMETERS [stabilization criteria] RECORD EVERY 3 MINUTES

Time	**Temperature (°C) 10%**	Dissolved Oxygen (mg/L)	**Specific Conductivity (µS/cm) +/- 10%**	**pH (S.U.) +/- 0.1**	ORP (mV)	Turbidity (FNU)	
12:49 PM	Purging start time.						
12:52 PM	17.8	0.50	1461.9	6.32	-76.0	9.0	
12:55 PM	18.3	0.15	1472.7	6.33	-82.8	7.7	
12:58 PM	17.9	0.04	1473.6	6.33	-85.3	7.1	
1:01 PM	17.9	<0.01	1480.4	6.33	-86.8	6.9	
	Parameters stabilized, sample collected.						

Quantity of Water Removed from Well (liters):	2.1
Was well pumped/bailed dry?	No
Total Amount of Time Purged (minutes:seconds):	12:00
Average Purge Rate (mL/min):	175.00

D. WELL MAINTENANCE

Does the well require any future maintenance?	No	
If yes, explain:		

Additional Comments:	Color-Clear Odor-Yes

FORM FOR GROUNDWATER SAMPLING

Project:	**Scott County Landfill**		
Monitoring Well/Piezometer ID:	**MW-45**	Date:	**6/5/2024**
Gradient:	Down	Sampler:	Konner Roth

A. MW/PIEZOMETER CONDITIONS

Well/Piezometer Capped?	Yes
Litter/Standing Water?	No

B. GROUNDWATER ELEVATION MEASUREMENT (+/- 0.01 foot, MSL)

Measured Well Total Depth (feet):	20.4
Initial Static Water Level (feet):	2.28
Initial Groundwater Elevation (ft-amsl):	659.52
Equipment Used:	Dedicated Tubing – Peristaltic Pump

C. WELL PURGING

FIELD PARAMETERS [stabilization criteria] RECORD EVERY 3 MINUTES

Time	**Temperature (°C) 10%**	Dissolved Oxygen (mg/L)	**Specific Conductivity (µS/cm) +/- 10%**	**pH (S.U.) +/- 0.1**	ORP (mV)	Turbidity (FNU)	
1:20 PM	Purging start time.						
1:23 PM	17.3	0.47	3005.8	6.58	-7.3	4.5	
1:26 PM	17.5	0.12	3013.5	6.61	-2.4	4.3	
1:29 PM	18.1	0.04	3026.8	6.61	0.1	4.4	
1:32 PM	17.6	<0.01	3032.1	6.61	1.3	4.4	
	Parameters stabilized, sample collected.						

Quantity of Water Removed from Well (liters):	1.8
Was well pumped/bailed dry?	No
Total Amount of Time Purged (minutes:seconds):	12:00
Average Purge Rate (mL/min):	150.00

D. WELL MAINTENANCE

Does the well require any future maintenance?	No
If yes, explain:	
Additional Comments:	Color-Clear Odor-None

FORM FOR GROUNDWATER SAMPLING

Project:	**Scott County Landfill**		
Monitoring Well/Piezometer ID:	**MW-46**	Date:	**6/5/2024**
Gradient:	Down	Sampler:	Konner Roth

A. MW/PIEZOMETER CONDITIONS

Well/Piezometer Capped?	Yes
Litter/Standing Water?	No

B. GROUNDWATER ELEVATION MEASUREMENT (+/- 0.01 foot, MSL)

Measured Well Total Depth (feet):	21.4
Initial Static Water Level (feet):	8.77
Initial Groundwater Elevation (ft-amsl):	663.20
Equipment Used:	Dedicated Tubing – Peristaltic Pump

C. WELL PURGING

FIELD PARAMETERS [stabilization criteria] RECORD EVERY 3 MINUTES

Time	**Temperature (°C) 10%**	Dissolved Oxygen (mg/L)	**Specific Conductivity (µS/cm) +/- 10%**	**pH (S.U.) +/- 0.1**	ORP (mV)	Turbidity (FNU)	
2:25 PM	Purging start time.						
2:28 PM	14.9	0.85	1311.0	6.66	61.8	4.2	
2:31 PM	14.5	0.12	1292.2	6.65	58.3	4.3	
2:34 PM	14.7	0.02	1292.4	6.64	56.0	5.0	
2:37 PM	14.8	<0.01	1292.2	6.63	54.5	5.8	
	Parameters stabilized, sample collected.						

Quantity of Water Removed from Well (liters):	2.1
Was well pumped/bailed dry?	No
Total Amount of Time Purged (minutes:seconds):	12:00
Average Purge Rate (mL/min):	175.00

D. WELL MAINTENANCE

Does the well require any future maintenance?	No
If yes, explain:	

Additional Comments:	Color-Clear Odor-None

FORM FOR GROUNDWATER SAMPLING

Project:	**Scott County Landfill**		
Monitoring Well/Piezometer ID:	**MW-47**	Date:	**6/5/2024**
Gradient:	Down	Sampler:	Konner Roth

A. MW/PIEZOMETER CONDITIONS

Well/Piezometer Capped?	Yes
Litter/Standing Water?	No

B. GROUNDWATER ELEVATION MEASUREMENT (+/- 0.01 foot, MSL)

Measured Well Total Depth (feet):	18.6
Initial Static Water Level (feet):	15.28
Initial Groundwater Elevation (ft-amsl):	679.73
Equipment Used:	Dedicated Tubing – Peristaltic Pump

C. WELL PURGING

FIELD PARAMETERS [stabilization criteria] RECORD EVERY 3 MINUTES

Time	**Temperature (°C) 10%**	Dissolved Oxygen (mg/L)	**Specific Conductivity (µS/cm) +/- 10%**	**pH (S.U.) +/- 0.1**	ORP (mV)	Turbidity (FNU)	
3:37 PM	Purging start time.						
3:40 PM	16.8	7.5	875.5	6.96	74.6	9.0	
3:43 PM	16.8	7.4	873.9	6.97	82.7	8.9	
3:46 PM	17.4	7.3	870.1	6.96	88.0	8.3	
3:49 PM	16.4	7.3	871.7	6.96	92.8	8.2	
	Parameters stabilized, sample collected.						

Quantity of Water Removed from Well (liters):	2.0
Was well pumped/bailed dry?	No
Total Amount of Time Purged (minutes:seconds):	12:00
Average Purge Rate (mL/min):	166.67

D. WELL MAINTENANCE

Does the well require any future maintenance?	No	
If yes, explain:		

Additional Comments:	No peri tubing (added new). Color-Clear Odor-None

FORM FOR GROUNDWATER SAMPLING

Project:	**Scott County Landfill**		
Monitoring Well/Piezometer ID:	**MW-49**	Date:	**8/8/2024**
Gradient:	Down	Sampler:	Konner Roth

A. MW/PIEZOMETER CONDITIONS	
Well/Piezometer Capped?	Yes
Litter/Standing Water?	No

B. GROUNDWATER ELEVATION MEASUREMENT (+/- 0.01 foot, MSL)	
Measured Well Total Depth (feet):	38.1
Initial Static Water Level (feet):	36.48
Initial Groundwater Elevation (ft-amsl):	609.75
Equipment Used:	Non-Dedicated Stainless Steel Pump

C. WELL PURGING

FIELD PARAMETERS [stabilization criteria] RECORD EVERY 3 MINUTES

Time	**Temperature (°C) 10%**	Dissolved Oxygen (mg/L)	**Specific Conductivity (µS/cm) +/- 10%**	**pH (S.U.) +/- 0.1**	ORP (mV)	Turbidity (FNU)	
	Purging start time.						
	Parameters stabilized, sample collected.						

Quantity of Water Removed from Well (liters):	0.0
Was well pumped/bailed dry?	No
Total Amount of Time Purged (minutes:seconds):	0
Average Purge Rate (mL/min):	0.00

D. WELL MAINTENANCE		
Does the well require any future maintenance?	No	
If yes, explain:		

Additional Comments:	Well did not have sufficient water to sample.

FORM FOR GROUNDWATER SAMPLING

Project:	**Scott County Landfill**		
Monitoring Well/Piezometer ID:	**MW-50**	Date:	**8/8/2024**
Gradient:	Down	Sampler:	Konner Roth

A. MW/PIEZOMETER CONDITIONS	
Well/Piezometer Capped?	Yes
Litter/Standing Water?	No

B. GROUNDWATER ELEVATION MEASUREMENT (+/- 0.01 foot, MSL)	
Measured Well Total Depth (feet):	37.9
Initial Static Water Level (feet):	36.85
Initial Groundwater Elevation (ft-amsl):	609.37
Equipment Used:	Non-Dedicated Stainless Steel Pump

C. WELL PURGING

FIELD PARAMETERS [stabilization criteria] RECORD EVERY 3 MINUTES

Time	**Temperature (°C) 10%**	Dissolved Oxygen (mg/L)	**Specific Conductivity (µS/cm) +/- 10%**	**pH (S.U.) +/- 0.1**	ORP (mV)	Turbidity (FNU)	
	Purging start time.						
	Parameters stabilized, sample collected.						

Quantity of Water Removed from Well (liters):	0.0
Was well pumped/bailed dry?	No
Total Amount of Time Purged (minutes:seconds):	0
Average Purge Rate (mL/min):	0.00

D. WELL MAINTENANCE

Does the well require any future maintenance?	No	
If yes, explain:		

Additional Comments:	Well did not have sufficient water to sample.

FORM FOR GROUNDWATER SAMPLING

Project:	**Scott County Landfill**		
Monitoring Well/Piezometer ID:	**MW-51**	Date:	**8/8/2024**
Gradient:	Down	Sampler:	Konner Roth

A. MW/PIEZOMETER CONDITIONS

Well/Piezometer Capped?	Yes
Litter/Standing Water?	No

B. GROUNDWATER ELEVATION MEASUREMENT (+/- 0.01 foot, MSL)

Measured Well Total Depth (feet):	23.6
Initial Static Water Level (feet):	15.26
Initial Groundwater Elevation (ft-amsl):	641.54
Equipment Used:	Dedicated Tubing – Peristaltic Pump

C. WELL PURGING

FIELD PARAMETERS [stabilization criteria] RECORD EVERY 3 MINUTES

Time	**Temperature (°C) 10%**	Dissolved Oxygen (mg/L)	**Specific Conductivity (µS/cm) +/- 10%**	**pH (S.U.) +/- 0.1**	ORP (mV)	Turbidity (FNU)	
10:49 AM	Purging start time.						
10:52 AM	17.5	1.1	2136.1	6.23	-59.4	11.3	
10:55 AM	17.6	0.2	2140.9	6.37	-81.8	4.3	
10:58 AM	18.3	0.1	2143.7	6.43	-91.9	4.0	
11:01 AM	18.3	0.1	2153.8	6.47	-98.1	3.4	
	Parameters stabilized, sample collected.						

Quantity of Water Removed from Well (liters):	1.8
Was well pumped/bailed dry?	No
Total Amount of Time Purged (minutes:seconds):	12:00
Average Purge Rate (mL/min):	150.00

D. WELL MAINTENANCE

Does the well require any future maintenance?	No
If yes, explain:	

Additional Comments:	Color: Clear Odor: None

FORM FOR GROUNDWATER SAMPLING

Project:	**Scott County Landfill**		
Monitoring Well/Piezometer ID:	**MW-52**	Date:	**8/8/2024**
Gradient:	Down	Sampler:	Konner Roth

A. MW/PIEZOMETER CONDITIONS	
Well/Piezometer Capped?	Yes
Litter/Standing Water?	No

B. GROUNDWATER ELEVATION MEASUREMENT (+/- 0.01 foot, MSL)	
Measured Well Total Depth (feet):	23.0
Initial Static Water Level (feet):	11.34
Initial Groundwater Elevation (ft-amsl):	649.36
Equipment Used:	Dedicated Tubing – Peristaltic Pump

C. WELL PURGING

FIELD PARAMETERS [stabilization criteria] RECORD EVERY 3 MINUTES

Time	**Temperature (°C) 10%**	Dissolved Oxygen (mg/L)	**Specific Conductivity (µS/cm) +/- 10%**	**pH (S.U.) +/- 0.1**	ORP (mV)	Turbidity (FNU)	
11:26 AM	Purging start time.						
11:29 AM	17.1	1.5	2444.5	7.13	-115.3	25.2	
11:32 AM	17.2	0.4	2434.7	7.10	-115.4	31.5	
11:35 AM	17.1	0.1	2437.0	7.09	-115.9	44.9	
11:38 AM	17.2	<0.1	2431.9	7.08	-116.7	55.6	
	Parameters stabilized, sample collected.						

Quantity of Water Removed from Well (liters):	2.1
Was well pumped/bailed dry?	No
Total Amount of Time Purged (minutes:seconds):	12:00
Average Purge Rate (mL/min):	175.00

D. WELL MAINTENANCE

Does the well require any future maintenance?	No	
If yes, explain:		

Additional Comments:	Color: Clear Odor: None

FORM FOR GROUNDWATER SAMPLING

Project:	**Scott County Landfill**		
Monitoring Well/Piezometer ID:	**MW-53**	Date:	**8/8/2024**
Gradient:	Down	Sampler:	Konner Roth

A. MW/PIEZOMETER CONDITIONS	
Well/Piezometer Capped?	Yes
Litter/Standing Water?	No

B. GROUNDWATER ELEVATION MEASUREMENT (+/- 0.01 foot, MSL)	
Measured Well Total Depth (feet):	18.1
Initial Static Water Level (feet):	8.48
Initial Groundwater Elevation (ft-amsl):	648.22
Equipment Used:	Dedicated Tubing – Peristaltic Pump

C. WELL PURGING

FIELD PARAMETERS [stabilization criteria] RECORD EVERY 3 MINUTES

Time	**Temperature (°C) 10%**	Dissolved Oxygen (mg/L)	**Specific Conductivity (µS/cm) +/- 10%**	**pH (S.U.) +/- 0.1**	ORP (mV)	Turbidity (FNU)	
12:03 PM	Purging start time.						
12:06 PM	17.4	1.0	2187.9	6.81	0.1	15.4	
12:09 PM	17.4	0.3	2178.4	6.79	7.3	23.5	
12:12 PM	17.4	0.1	2171.7	6.78	11.5	34.4	
12:15 PM	17.4	<0.1	2163.6	6.78	11.4	47.7	
	Parameters stabilized, sample collected.						

Quantity of Water Removed from Well (liters):	2.0
Was well pumped/bailed dry?	No
Total Amount of Time Purged (minutes:seconds):	12:00
Average Purge Rate (mL/min):	166.67

D. WELL MAINTENANCE		
Does the well require any future maintenance?	No	
If yes, explain:		

Additional Comments:	Color: Clear Odor: None

FORM FOR GROUNDWATER SAMPLING

Project:	**Scott County Landfill**		
Monitoring Well/Piezometer ID:	**MW-54**	Date:	**8/8/2024**
Gradient:	Down	Sampler:	Konner Roth

A. MW/PIEZOMETER CONDITIONS	
Well/Piezometer Capped?	Yes
Litter/Standing Water?	No

B. GROUNDWATER ELEVATION MEASUREMENT (+/- 0.01 foot, MSL)	
Measured Well Total Depth (feet):	18.2
Initial Static Water Level (feet):	10.53
Initial Groundwater Elevation (ft-amsl):	645.57
Equipment Used:	Dedicated Tubing – Peristaltic Pump

C. WELL PURGING

FIELD PARAMETERS [stabilization criteria] RECORD EVERY 3 MINUTES

Time	**Temperature (°C) 10%**	Dissolved Oxygen (mg/L)	**Specific Conductivity (µS/cm) +/- 10%**	**pH (S.U.) +/- 0.1**	ORP (mV)	Turbidity (FNU)	
12:44 PM	Purging start time.						
12:47 PM	17.5	1.0	2262.6	6.87	-26.9	2.8	
12:50 PM	17.2	0.3	2241.5	6.81	-9.2	3.1	
12:53 PM	17.0	0.1	2235.4	6.78	3.9	3.4	
12:56 PM	17.2	<0.1	2228.9	6.77	13.0	5.4	
	Parameters stabilized, sample collected.						

Quantity of Water Removed from Well (liters):	2.0
Was well pumped/bailed dry?	No
Total Amount of Time Purged (minutes:seconds):	12:00
Average Purge Rate (mL/min):	166.67

D. WELL MAINTENANCE		
Does the well require any future maintenance?	No	
If yes, explain:		

Additional Comments:	Color: Clear Odor: None

FORM FOR GROUNDWATER SAMPLING

Project:	**Scott County Landfill**		
Monitoring Well/Piezometer ID:	**MW-17**	Date:	**9/23/2024**
Gradient:	Down	Sampler:	Konner Roth

A. MW/PIEZOMETER CONDITIONS	
Well/Piezometer Capped?	Yes
Litter/Standing Water?	No

B. GROUNDWATER ELEVATION MEASUREMENT (+/- 0.01 foot, MSL)	
Measured Well Total Depth (feet):	55.1
Initial Static Water Level (feet):	18.24
Initial Groundwater Elevation (ft-amsl):	671.25
Equipment Used:	Dedicated Tubing – Peristaltic Pump

C. WELL PURGING

FIELD PARAMETERS [stabilization criteria] RECORD EVERY 3 MINUTES

Time	**Temperature (°C) 10%**	Dissolved Oxygen (mg/L)	**Specific Conductivity (µS/cm) +/- 10%**	**pH (S.U.) +/- 0.1**	ORP (mV)	Turbidity (FNU)	
2:17 PM	Purging start time.						
2:20 PM	15.8	1.2	1303.6	6.95	145.4	NA	
2:23 PM	15.9	0.5	1302.1	6.90	148.7	NA	
2:26 PM	16.0	0.3	1304.3	6.89	149.7	7.5	
2:29 PM	16.2	0.2	1392.3	6.81	152.6	4.3	
	NA - Not available. Turbidity measurements unavailable due to meter malfunction.						
	Parameters stabilized, sample collected.						

Quantity of Water Removed from Well (liters):	2.1
Was well pumped/bailed dry?	No
Total Amount of Time Purged (minutes:seconds):	12:00
Average Purge Rate (mL/min):	175.00

D. WELL MAINTENANCE		
Does the well require any future maintenance?	No	
If yes, explain:		

Additional Comments:	Color: Clear Odor: None

FORM FOR GROUNDWATER SAMPLING

Project:	**Scott County Landfill**		
Monitoring Well/Piezometer ID:	**MW-18R**	Date:	**9/24/2024**
Gradient:	Down	Sampler:	Konner Roth

A. MW/PIEZOMETER CONDITIONS

Well/Piezometer Capped?	Yes
Litter/Standing Water?	No

B. GROUNDWATER ELEVATION MEASUREMENT (+/- 0.01 foot, MSL)

Measured Well Total Depth (feet):	62.6
Initial Static Water Level (feet):	14.70
Initial Groundwater Elevation (ft-amsl):	659.41
Equipment Used:	Dedicated Tubing – Peristaltic Pump

C. WELL PURGING

FIELD PARAMETERS [stabilization criteria] RECORD EVERY 3 MINUTES

Time	**Temperature (°C) 10%**	Dissolved Oxygen (mg/L)	**Specific Conductivity (µS/cm) +/- 10%**	**pH (S.U.) +/- 0.1**	ORP (mV)	Turbidity (FNU)	
4:33 PM	Purging start time.						
4:36 PM	16.4	1.3	932.6	7.23	-66.0	19.1	
4:39 PM	16.4	0.5	911.1	7.23	-90.0	23.8	
4:42 PM	18.4	0.3	905.4	7.20	-101.0	31.1	
4:45 PM	18.8	0.2	915.6	7.19	-108.0	22.3	
4:48 PM	18.4	0.1	917.8	7.20	-112.9	34.4	
	Parameters stabilized, sample collected.						

Quantity of Water Removed from Well (liters):	2.1
Was well pumped/bailed dry?	No
Total Amount of Time Purged (minutes:seconds):	15:00
Average Purge Rate (mL/min):	175.00

D. WELL MAINTENANCE

Does the well require any future maintenance?	Yes	
If yes, explain:	Well needs a new lock.	

Additional Comments:	Color: Clear Odor: Sulfur

FORM FOR GROUNDWATER SAMPLING

Project:	**Scott County Landfill**		
Monitoring Well/Piezometer ID:	**MW-19**	Date:	**9/23/2024**
Gradient:	Down	Sampler:	Konner Roth

A. MW/PIEZOMETER CONDITIONS

Well/Piezometer Capped?	Yes
Litter/Standing Water?	No

B. GROUNDWATER ELEVATION MEASUREMENT (+/- 0.01 foot, MSL)

Measured Well Total Depth (feet):	36.5
Initial Static Water Level (feet):	12.68
Initial Groundwater Elevation (ft-amsl):	666.93
Equipment Used:	Dedicated Tubing – Peristaltic Pump

C. WELL PURGING

FIELD PARAMETERS [stabilization criteria] RECORD EVERY 3 MINUTES

Time	**Temperature (°C) 10%**	Dissolved Oxygen (mg/L)	**Specific Conductivity (µS/cm) +/- 10%**	**pH (S.U.) +/- 0.1**	ORP (mV)	Turbidity (FNU)	
3:06 PM	Purging start time.						
3:09 PM	16.9	1.1	1381.6	6.68	-79.2	5.0	
3:12 PM	16.9	0.4	1379.1	6.65	-81.2	3.3	
3:15 PM	17.0	0.2	1380.1	6.64	-81.8	2.6	
3:18 PM	17.1	0.1	1380.8	6.64	-82.3	2.6	
	Parameters stabilized, sample collected.						

Quantity of Water Removed from Well (liters):	2.0
Was well pumped/bailed dry?	No
Total Amount of Time Purged (minutes:seconds):	12:00
Average Purge Rate (mL/min):	166.67

D. WELL MAINTENANCE

Does the well require any future maintenance?	Yes	
If yes, explain:	Well will not shut because of the lid.	

Additional Comments:	Color: Clear Odor: None

FORM FOR GROUNDWATER SAMPLING

Project:	**Scott County Landfill**		
Monitoring Well/Piezometer ID:	**MW-22**	Date:	**9/23/2024**
Gradient:	Down	Sampler:	Konner Roth

A. MW/PIEZOMETER CONDITIONS	
Well/Piezometer Capped?	Yes
Litter/Standing Water?	No

B. GROUNDWATER ELEVATION MEASUREMENT (+/- 0.01 foot, MSL)	
Measured Well Total Depth (feet):	10.2
Initial Static Water Level (feet):	Dry
Initial Groundwater Elevation (ft-amsl):	NA
Equipment Used:	

C. WELL PURGING

FIELD PARAMETERS [stabilization criteria] RECORD EVERY 3 MINUTES

Time	**Temperature (°C) 10%**	Dissolved Oxygen (mg/L)	**Specific Conductivity (µS/cm) +/- 10%**	**pH (S.U.) +/- 0.1**	ORP (mV)	Turbidity (FNU)	
	Purging start time.						
	Parameters stabilized, sample collected.						

Quantity of Water Removed from Well (liters):	0.0
Was well pumped/bailed dry?	No
Total Amount of Time Purged (minutes:seconds):	0
Average Purge Rate (mL/min):	0.00

D. WELL MAINTENANCE

Does the well require any future maintenance?	No	
If yes, explain:		

Additional Comments:	Well did not have sufficient water to sample.

FORM FOR GROUNDWATER SAMPLING

Project:	**Scott County Landfill**		
Monitoring Well/Piezometer ID:	**MW-27**	Date:	**9/23/2024**
Gradient:	Down	Sampler:	Konner Roth

A. MW/PIEZOMETER CONDITIONS	
Well/Piezometer Capped?	Yes
Litter/Standing Water?	No

B. GROUNDWATER ELEVATION MEASUREMENT (+/- 0.01 foot, MSL)	
Measured Well Total Depth (feet):	35.1
Initial Static Water Level (feet):	15.00
Initial Groundwater Elevation (ft-amsl):	652.25
Equipment Used:	Dedicated Tubing – Peristaltic Pump

C. WELL PURGING

FIELD PARAMETERS [stabilization criteria] RECORD EVERY 3 MINUTES

Time	**Temperature (°C) 10%**	Dissolved Oxygen (mg/L)	**Specific Conductivity (µS/cm) +/- 10%**	**pH (S.U.) +/- 0.1**	ORP (mV)	Turbidity (FNU)	
3:39 PM	Purging start time.						
3:42 PM	14.9	1.4	1940.1	6.31	-31.1	NA	
3:45 PM	14.8	0.4	1941.8	6.30	-34.5	NA	
3:48 PM	15.1	0.2	1941.3	6.30	-37.3	NA	
3:51 PM	15.3	0.1	1944.4	6.30	-39.6	NA	
	NA - Not available. Turbidity measurements unavailable due to meter malfunction.						
	Parameters stabilized, sample collected.						

Quantity of Water Removed from Well (liters):	2.0
Was well pumped/bailed dry?	No
Total Amount of Time Purged (minutes:seconds):	12:00
Average Purge Rate (mL/min):	166.67

D. WELL MAINTENANCE		
Does the well require any future maintenance?	No	
If yes, explain:		

Additional Comments:	Color: Clear Odor: Sulfur

FORM FOR GROUNDWATER SAMPLING

Project:	**Scott County Landfill**		
Monitoring Well/Piezometer ID:	**MW-32**	Date:	**9/23/2024**
Gradient:	Up	Sampler:	Konner Roth

A. MW/PIEZOMETER CONDITIONS	
Well/Piezometer Capped?	Yes
Litter/Standing Water?	No

B. GROUNDWATER ELEVATION MEASUREMENT (+/- 0.01 foot, MSL)	
Measured Well Total Depth (feet):	19.7
Initial Static Water Level (feet):	Dry
Initial Groundwater Elevation (ft-amsl):	NA
Equipment Used:	

C. WELL PURGING

FIELD PARAMETERS [stabilization criteria] RECORD EVERY 3 MINUTES

Time	**Temperature (°C) 10%**	Dissolved Oxygen (mg/L)	**Specific Conductivity (µS/cm) +/- 10%**	**pH (S.U.) +/- 0.1**	ORP (mV)	Turbidity (FNU)	
	Purging start time.						
	Parameters stabilized, sample collected.						

Quantity of Water Removed from Well (liters):	0.0
Was well pumped/bailed dry?	No
Total Amount of Time Purged (minutes:seconds):	0
Average Purge Rate (mL/min):	0.00

D. WELL MAINTENANCE

Does the well require any future maintenance?	No	
If yes, explain:		

Additional Comments:	Well did not have sufficient water to sample.

FORM FOR GROUNDWATER SAMPLING

Project:	**Scott County Landfill**		
Monitoring Well/Piezometer ID:	**MW-33A**	Date:	**9/24/2024**
Gradient:	Down	Sampler:	Konner Roth

A. MW/PIEZOMETER CONDITIONS	
Well/Piezometer Capped?	Yes
Litter/Standing Water?	No

B. GROUNDWATER ELEVATION MEASUREMENT (+/- 0.01 foot, MSL)	
Measured Well Total Depth (feet):	33.2
Initial Static Water Level (feet):	10.00
Initial Groundwater Elevation (ft-amsl):	666.36
Equipment Used:	Dedicated Tubing – Peristaltic Pump

C. WELL PURGING

FIELD PARAMETERS [stabilization criteria] RECORD EVERY 3 MINUTES

Time	**Temperature (°C) 10%**	Dissolved Oxygen (mg/L)	**Specific Conductivity (µS/cm) +/- 10%**	**pH (S.U.) +/- 0.1**	ORP (mV)	Turbidity (FNU)	
3:28 PM	Purging start time.						
3:31 PM	17.0	0.9	1495.4	6.77	-93.7	3.6	
3:34 PM	16.8	0.3	1494.0	6.77	-106.8	25.1	
3:37 PM	16.9	0.1	1491.4	6.77	-111.9	35.9	
3:40 PM	16.9	<0.1	1491.9	6.77	-115.2	34.6	
	Parameters stabilized, sample collected.						

Quantity of Water Removed from Well (liters):	2.0
Was well pumped/bailed dry?	No
Total Amount of Time Purged (minutes:seconds):	12:00
Average Purge Rate (mL/min):	166.67

D. WELL MAINTENANCE		
Does the well require any future maintenance?	No	
If yes, explain:		

Additional Comments:	Color: Clear Odor: None

FORM FOR GROUNDWATER SAMPLING

Project:	**Scott County Landfill**		
Monitoring Well/Piezometer ID:	**MW-34**	Date:	**9/24/2024**
Gradient:	Down	Sampler:	Konner Roth

A. MW/PIEZOMETER CONDITIONS

Well/Piezometer Capped?	Yes
Litter/Standing Water?	No

B. GROUNDWATER ELEVATION MEASUREMENT (+/- 0.01 foot, MSL)

Measured Well Total Depth (feet):	33.1
Initial Static Water Level (feet):	11.35
Initial Groundwater Elevation (ft-amsl):	662.74
Equipment Used:	Dedicated Tubing – Peristaltic Pump

C. WELL PURGING

FIELD PARAMETERS [stabilization criteria] RECORD EVERY 3 MINUTES

Time	**Temperature (°C) 10%**	Dissolved Oxygen (mg/L)	**Specific Conductivity (µS/cm) +/- 10%**	**pH (S.U.) +/- 0.1**	ORP (mV)	Turbidity (FNU)	
2:57 PM	Purging start time.						
3:00 PM	16.3	1.2	1448.6	6.65	-25.8	1.6	
3:03 PM	16.5	0.4	1439.9	6.62	-19.4	1.5	
3:06 PM	16.6	0.2	1437.3	6.60	-15.9	1.6	
3:09 PM	16.5	0.1	1439.6	6.60	-13.4	1.9	
	Parameters stabilized, sample collected.						

Quantity of Water Removed from Well (liters):	1.9
Was well pumped/bailed dry?	No
Total Amount of Time Purged (minutes:seconds):	12:00
Average Purge Rate (mL/min):	158.33

D. WELL MAINTENANCE

Does the well require any future maintenance?	No
If yes, explain:	

Additional Comments:	Color: Clear Odor: None

FORM FOR GROUNDWATER SAMPLING

Project:	**Scott County Landfill**		
Monitoring Well/Piezometer ID:	**MW-36**	Date:	**9/24/2024**
Gradient:	Down	Sampler:	Konner Roth

A. MW/PIEZOMETER CONDITIONS

Well/Piezometer Capped?	Yes
Litter/Standing Water?	No

B. GROUNDWATER ELEVATION MEASUREMENT (+/- 0.01 foot, MSL)

Measured Well Total Depth (feet):	32.7
Initial Static Water Level (feet):	10.18
Initial Groundwater Elevation (ft-amsl):	672.32
Equipment Used:	Dedicated Tubing – Peristaltic Pump

C. WELL PURGING

FIELD PARAMETERS [stabilization criteria] RECORD EVERY 3 MINUTES

Time	**Temperature (°C) 10%**	Dissolved Oxygen (mg/L)	**Specific Conductivity (µS/cm) +/- 10%**	**pH (S.U.) +/- 0.1**	ORP (mV)	Turbidity (FNU)	
5:08 PM	Purging start time.						
5:11 PM	15.6	1.0	4659.1	6.52	-39.5	4.0	
5:14 PM	15.4	0.4	4668.5	6.54	-47.8	3.3	
5:17 PM	15.3	0.1	4666.8	6.55	-51.2	4.4	
5:20 PM	15.5	<0.1	4668.4	6.55	-53.8	4.8	
	Parameters stabilized, sample collected.						

Quantity of Water Removed from Well (liters):	1.8
Was well pumped/bailed dry?	No
Total Amount of Time Purged (minutes:seconds):	12:00
Average Purge Rate (mL/min):	150.00

D. WELL MAINTENANCE

Does the well require any future maintenance?	No
If yes, explain:	
Additional Comments:	Color: Clear Odor: Sulfur

FORM FOR GROUNDWATER SAMPLING

Project:	**Scott County Landfill**		
Monitoring Well/Piezometer ID:	**MW-37**	Date:	**9/24/2024**
Gradient:	Down	Sampler:	Konner Roth

A. MW/PIEZOMETER CONDITIONS

Well/Piezometer Capped?	Yes
Litter/Standing Water?	No

B. GROUNDWATER ELEVATION MEASUREMENT (+/- 0.01 foot, MSL)

Measured Well Total Depth (feet):	28.7
Initial Static Water Level (feet):	10.01
Initial Groundwater Elevation (ft-amsl):	659.72
Equipment Used:	Dedicated Tubing – Peristaltic Pump

C. WELL PURGING

FIELD PARAMETERS [stabilization criteria] RECORD EVERY 3 MINUTES

Time	**Temperature (°C) 10%**	Dissolved Oxygen (mg/L)	**Specific Conductivity (µS/cm) +/- 10%**	**pH (S.U.) +/- 0.1**	ORP (mV)	Turbidity (FNU)	
2:26 PM	Purging start time.						
2:29 PM	16.8	1.0	2797.0	6.46	-85.7	2.1	
2:32 PM	16.8	0.3	2788.5	6.45	-91.3	2.0	
2:35 PM	16.9	0.1	2785.4	6.45	-94.7	4.2	
2:38 PM	17.4	0.1	2787.5	6.45	-97.4	3.9	
	Parameters stabilized, sample collected.						

Quantity of Water Removed from Well (liters):	2.0
Was well pumped/bailed dry?	No
Total Amount of Time Purged (minutes:seconds):	12:00
Average Purge Rate (mL/min):	166.67

D. WELL MAINTENANCE

Does the well require any future maintenance?	No
If yes, explain:	

Additional Comments:	Color: Clear Odor: Sulfur

FORM FOR GROUNDWATER SAMPLING

Project:	**Scott County Landfill**		
Monitoring Well/Piezometer ID:	**MW-39**	Date:	**9/24/2024**
Gradient:	Down	Sampler:	Konner Roth

A. MW/PIEZOMETER CONDITIONS

Well/Piezometer Capped?	Yes
Litter/Standing Water?	No

B. GROUNDWATER ELEVATION MEASUREMENT (+/- 0.01 foot, MSL)

Measured Well Total Depth (feet):	22.9
Initial Static Water Level (feet):	5.75
Initial Groundwater Elevation (ft-amsl):	657.85
Equipment Used:	Dedicated Tubing – Peristaltic Pump

C. WELL PURGING

FIELD PARAMETERS [stabilization criteria] RECORD EVERY 3 MINUTES

Time	**Temperature (°C) 10%**	Dissolved Oxygen (mg/L)	**Specific Conductivity (µS/cm) +/- 10%**	**pH (S.U.) +/- 0.1**	ORP (mV)	Turbidity (FNU)	
4:01 PM	Purging start time.						
4:04 PM	18.5	1.5	3108.1	6.25	8.9	1.6	
4:07 PM	18.5	0.5	3118.2	6.24	19.5	2.1	
4:10 PM	18.6	0.2	3120.5	6.25	25.0	1.7	
4:13 PM	18.6	0.1	3126.7	6.25	28.7	1.6	
	Parameters stabilized, sample collected.						

Quantity of Water Removed from Well (liters):	1.8
Was well pumped/bailed dry?	No
Total Amount of Time Purged (minutes:seconds):	12:00
Average Purge Rate (mL/min):	150.00

D. WELL MAINTENANCE

Does the well require any future maintenance?	No
If yes, explain:	
Additional Comments:	Color: Clear Odor: None

FORM FOR GROUNDWATER SAMPLING

Project:	**Scott County Landfill**		
Monitoring Well/Piezometer ID:	**MW-44**	Date:	**9/24/2024**
Gradient:	Down	Sampler:	Konner Roth

A. MW/PIEZOMETER CONDITIONS	
Well/Piezometer Capped?	Yes
Litter/Standing Water?	No

B. GROUNDWATER ELEVATION MEASUREMENT (+/- 0.01 foot, MSL)	
Measured Well Total Depth (feet):	28.4
Initial Static Water Level (feet):	14.15
Initial Groundwater Elevation (ft-amsl):	652.54
Equipment Used:	Dedicated Tubing – Peristaltic Pump

C. WELL PURGING

FIELD PARAMETERS [stabilization criteria] RECORD EVERY 3 MINUTES

Time	**Temperature (°C) 10%**	Dissolved Oxygen (mg/L)	**Specific Conductivity (µS/cm) +/- 10%**	**pH (S.U.) +/- 0.1**	ORP (mV)	Turbidity (FNU)	
1:26 PM	Purging start time.						
1:29 PM	18.1	0.9	1616.7	6.34	-33.2	1.1	
1:32 PM	18.2	0.3	1609.8	6.33	-38.1	1.1	
1:35 PM	18.1	0.2	1608.6	6.37	-45.4	1.4	
1:38 PM	18.3	0.1	1605.2	6.38	-49.6	1.4	
	Parameters stabilized, sample collected.						

Quantity of Water Removed from Well (liters):	2.0
Was well pumped/bailed dry?	No
Total Amount of Time Purged (minutes:seconds):	12:00
Average Purge Rate (mL/min):	166.67

D. WELL MAINTENANCE		
Does the well require any future maintenance?	No	
If yes, explain:		

Additional Comments:	Color: Clear Odor: None

FORM FOR GROUNDWATER SAMPLING

Project:	**Scott County Landfill**		
Monitoring Well/Piezometer ID:	**MW-45**	Date:	**9/24/2024**
Gradient:	Down	Sampler:	Konner Roth

A. MW/PIEZOMETER CONDITIONS	
Well/Piezometer Capped?	Yes
Litter/Standing Water?	No

B. GROUNDWATER ELEVATION MEASUREMENT (+/- 0.01 foot, MSL)	
Measured Well Total Depth (feet):	20.5
Initial Static Water Level (feet):	4.34
Initial Groundwater Elevation (ft-amsl):	657.46
Equipment Used:	Dedicated Tubing – Peristaltic Pump

C. WELL PURGING

FIELD PARAMETERS [stabilization criteria] RECORD EVERY 3 MINUTES

Time	**Temperature (°C) 10%**	Dissolved Oxygen (mg/L)	**Specific Conductivity (µS/cm) +/- 10%**	**pH (S.U.) +/- 0.1**	ORP (mV)	Turbidity (FNU)	
1:58 PM	Purging start time.						
2:01 PM	17.8	1.0	3401.3	6.67	7.1	1.7	
2:04 PM	18.0	0.4	3403.1	6.66	5.1	2.3	
2:07 PM	18.0	0.1	3405.2	6.65	3.7	5.2	
2:10 PM	18.1	<0.1	3404.6	6.64	3.1	6.4	
	Parameters stabilized, sample collected.						

Quantity of Water Removed from Well (liters):	2.2
Was well pumped/bailed dry?	No
Total Amount of Time Purged (minutes:seconds):	12:00
Average Purge Rate (mL/min):	183.33

D. WELL MAINTENANCE

Does the well require any future maintenance?	No	
If yes, explain:		

Additional Comments:	Color: Clear Odor: None

FORM FOR GROUNDWATER SAMPLING

Project:	**Scott County Landfill**		
Monitoring Well/Piezometer ID:	**MW-48**	Date:	**9/24/2024**
Gradient:	Down	Sampler:	Konner Roth

A. MW/PIEZOMETER CONDITIONS

Well/Piezometer Capped?	Yes
Litter/Standing Water?	No

B. GROUNDWATER ELEVATION MEASUREMENT (+/- 0.01 foot, MSL)

Measured Well Total Depth (feet):	23.2
Initial Static Water Level (feet):	14.91
Initial Groundwater Elevation (ft-amsl):	670.35
Equipment Used:	Dedicated Tubing – Peristaltic Pump

C. WELL PURGING

FIELD PARAMETERS [stabilization criteria] RECORD EVERY 3 MINUTES

Time	**Temperature (°C) 10%**	Dissolved Oxygen (mg/L)	**Specific Conductivity (µS/cm) +/- 10%**	**pH (S.U.) +/- 0.1**	ORP (mV)	Turbidity (FNU)	
5:33 PM	Purging start time.						
5:36 PM	15.1	0.5	2142.6	6.74	-58.9	2.2	
5:39 PM	14.9	<0.1	2004.8	6.70	-45.4	2.1	
5:42 PM	14.9	<0.1	1994.3	6.68	-35.0	4.1	
5:45 PM	14.9	<0.1	1994.2	6.68	-26.9	7.2	
	Parameters stabilized, sample collected.						

Quantity of Water Removed from Well (liters):	1.8
Was well pumped/bailed dry?	No
Total Amount of Time Purged (minutes:seconds):	12:00
Average Purge Rate (mL/min):	150.00

D. WELL MAINTENANCE

Does the well require any future maintenance?	No
If yes, explain:	

Additional Comments:	Color: Clear Odor: None

FORM FOR GROUNDWATER SAMPLING

Project:	**Scott County Landfill**		
Monitoring Well/Piezometer ID:	**MW-49**	Date:	**9/24/2024**
Gradient:	Down	Sampler:	Konner Roth

A. MW/PIEZOMETER CONDITIONS	
Well/Piezometer Capped?	Yes
Litter/Standing Water?	No

B. GROUNDWATER ELEVATION MEASUREMENT (+/- 0.01 foot, MSL)	
Measured Well Total Depth (feet):	38.1
Initial Static Water Level (feet):	Dry
Initial Groundwater Elevation (ft-amsl):	NA
Equipment Used:	

C. WELL PURGING

FIELD PARAMETERS [stabilization criteria] RECORD EVERY 3 MINUTES

Time	**Temperature (°C) 10%**	Dissolved Oxygen (mg/L)	**Specific Conductivity (µS/cm) +/- 10%**	**pH (S.U.) +/- 0.1**	ORP (mV)	Turbidity (FNU)	
	Purging start time.						
	Parameters stabilized, sample collected.						

Quantity of Water Removed from Well (liters):	0.0
Was well pumped/bailed dry?	No
Total Amount of Time Purged (minutes:seconds):	0
Average Purge Rate (mL/min):	0.00

D. WELL MAINTENANCE

Does the well require any future maintenance?	No	
If yes, explain:		

Additional Comments:	Well did not have sufficient water to sample.

FORM FOR GROUNDWATER SAMPLING

Project:	**Scott County Landfill**		
Monitoring Well/Piezometer ID:	**MW-50**	Date:	**9/24/2024**
Gradient:	Down	Sampler:	Konner Roth

A. MW/PIEZOMETER CONDITIONS	
Well/Piezometer Capped?	Yes
Litter/Standing Water?	No

B. GROUNDWATER ELEVATION MEASUREMENT (+/- 0.01 foot, MSL)	
Measured Well Total Depth (feet):	36.9
Initial Static Water Level (feet):	Dry
Initial Groundwater Elevation (ft-amsl):	NA
Equipment Used:	

C. WELL PURGING

FIELD PARAMETERS [stabilization criteria] RECORD EVERY 3 MINUTES

Time	**Temperature (°C) 10%**	Dissolved Oxygen (mg/L)	**Specific Conductivity (µS/cm) +/- 10%**	**pH (S.U.) +/- 0.1**	ORP (mV)	Turbidity (FNU)	
	Purging start time.						
	Parameters stabilized, sample collected.						

Quantity of Water Removed from Well (liters):	0.0
Was well pumped/bailed dry?	No
Total Amount of Time Purged (minutes:seconds):	0
Average Purge Rate (mL/min):	0.00

D. WELL MAINTENANCE

Does the well require any future maintenance?	No	
If yes, explain:		

Additional Comments:	Well did not have sufficient water to sample.

FORM FOR GROUNDWATER SAMPLING

Project:	**Scott County Landfill**		
Monitoring Well/Piezometer ID:	**MW-51**	Date:	**9/24/2024**
Gradient:	Down	Sampler:	Konner Roth

A. MW/PIEZOMETER CONDITIONS

Well/Piezometer Capped?	Yes
Litter/Standing Water?	No

B. GROUNDWATER ELEVATION MEASUREMENT (+/- 0.01 foot, MSL)

Measured Well Total Depth (feet):	22.6
Initial Static Water Level (feet):	15.50
Initial Groundwater Elevation (ft-amsl):	641.30
Equipment Used:	Dedicated Tubing – Peristaltic Pump

C. WELL PURGING

FIELD PARAMETERS [stabilization criteria] RECORD EVERY 3 MINUTES

Time	**Temperature (°C) 10%**	Dissolved Oxygen (mg/L)	**Specific Conductivity (µS/cm) +/- 10%**	**pH (S.U.) +/- 0.1**	ORP (mV)	Turbidity (FNU)	
9:35 AM	Purging start time.						
9:38 AM	16.5	1.5	2096.9	6.38	-46.0	9.1	
9:41 AM	16.6	0.5	2112.0	6.45	-62.3	8.5	
9:44 AM	16.7	0.3	2117.4	6.49	-70.5	69.1	
9:47 AM	17.1	0.2	2117.0	6.52	-77.0	16.1	
	Parameters stabilized, sample collected.						

Quantity of Water Removed from Well (liters):	2.0
Was well pumped/bailed dry?	No
Total Amount of Time Purged (minutes:seconds):	12:00
Average Purge Rate (mL/min):	166.67

D. WELL MAINTENANCE

Does the well require any future maintenance?	No
If yes, explain:	

Additional Comments:	Color: Started clear, then started getting orange flakes Odor: None

FORM FOR GROUNDWATER SAMPLING

Project:	**Scott County Landfill**		
Monitoring Well/Piezometer ID:	**MW-52**	Date:	**9/24/2024**
Gradient:	Down	Sampler:	Konner Roth

A. MW/PIEZOMETER CONDITIONS	
Well/Piezometer Capped?	Yes
Litter/Standing Water?	No

B. GROUNDWATER ELEVATION MEASUREMENT (+/- 0.01 foot, MSL)	
Measured Well Total Depth (feet):	23.0
Initial Static Water Level (feet):	12.22
Initial Groundwater Elevation (ft-amsl):	648.48
Equipment Used:	Dedicated Tubing – Peristaltic Pump

C. WELL PURGING

FIELD PARAMETERS [stabilization criteria] RECORD EVERY 3 MINUTES

Time	**Temperature (°C) 10%**	Dissolved Oxygen (mg/L)	**Specific Conductivity (µS/cm) +/- 10%**	**pH (S.U.) +/- 0.1**	ORP (mV)	Turbidity (FNU)	
10:24 AM	Purging start time.						
10:27 AM	16.4	1.2	2404.7	7.14	-102.4	24.5	
10:30 AM	16.7	0.5	2399.6	7.11	-107.9	43.9	
10:33 AM	16.9	0.3	2400.9	7.09	-110.6	66.4	
10:36 AM	17.0	0.1	2399.3	7.08	-112.5	73.5	
	Parameters stabilized, sample collected.						

Quantity of Water Removed from Well (liters):	2.1
Was well pumped/bailed dry?	No
Total Amount of Time Purged (minutes:seconds):	12:00
Average Purge Rate (mL/min):	175.00

D. WELL MAINTENANCE		
Does the well require any future maintenance?	No	
If yes, explain:		

Additional Comments:	Color: Clear Odor: Sulfur

FORM FOR GROUNDWATER SAMPLING

Project:	**Scott County Landfill**		
Monitoring Well/Piezometer ID:	**MW-53**	Date:	**9/24/2024**
Gradient:	Down	Sampler:	Konner Roth

A. MW/PIEZOMETER CONDITIONS	
Well/Piezometer Capped?	Yes
Litter/Standing Water?	No

B. GROUNDWATER ELEVATION MEASUREMENT (+/- 0.01 foot, MSL)	
Measured Well Total Depth (feet):	18.1
Initial Static Water Level (feet):	10.95
Initial Groundwater Elevation (ft-amsl):	645.75
Equipment Used:	Dedicated Tubing – Peristaltic Pump

C. WELL PURGING

FIELD PARAMETERS [stabilization criteria] RECORD EVERY 3 MINUTES

Time	**Temperature (°C) 10%**	Dissolved Oxygen (mg/L)	**Specific Conductivity (µS/cm) +/- 10%**	**pH (S.U.) +/- 0.1**	ORP (mV)	Turbidity (FNU)	
11:02 AM	Purging start time.						
11:05 AM	17.3	1.1	2114.4	6.82	11.6	NA	
11:08 AM	17.3	0.4	2111.8	6.75	12.5	NA	
11:11 AM	17.4	0.2	2105.0	6.72	12.6	NA	
11:14 AM	17.4	0.1	2099.2	6.71	12.6	NA	
	NA - Not available. Turbidity measurements unavailable due to meter malfunction.						
	Parameters stabilized, sample collected.						

Quantity of Water Removed from Well (liters):	2.1
Was well pumped/bailed dry?	No
Total Amount of Time Purged (minutes:seconds):	12:00
Average Purge Rate (mL/min):	175.00

D. WELL MAINTENANCE		
Does the well require any future maintenance?	No	
If yes, explain:		

Additional Comments:	Color: Clear Odor: None

FORM FOR GROUNDWATER SAMPLING

Project:	**Scott County Landfill**		
Monitoring Well/Piezometer ID:	**MW-54**	Date:	**9/24/2024**
Gradient:	Down	Sampler:	Konner Roth

A. MW/PIEZOMETER CONDITIONS	
Well/Piezometer Capped?	Yes
Litter/Standing Water?	No

B. GROUNDWATER ELEVATION MEASUREMENT (+/- 0.01 foot, MSL)	
Measured Well Total Depth (feet):	18.2
Initial Static Water Level (feet):	13.14
Initial Groundwater Elevation (ft-amsl):	642.96
Equipment Used:	Dedicated Tubing – Peristaltic Pump

C. WELL PURGING

FIELD PARAMETERS [stabilization criteria] RECORD EVERY 3 MINUTES

Time	**Temperature (°C) 10%**	Dissolved Oxygen (mg/L)	**Specific Conductivity (µS/cm) +/- 10%**	**pH (S.U.) +/- 0.1**	ORP (mV)	Turbidity (FNU)	
11:37 AM	Purging start time.						
11:40 AM	16.3	1.9	2856.7	6.82	50.4	1.6	
11:43 AM	16.6	1.2	2782.7	6.77	50.3	3.4	
11:46 AM	16.9	1.3	2660.5	6.78	50.7	4.4	
11:49 AM	17.1	1.3	2602.9	6.78	51.6	5.1	
	Parameters stabilized, sample collected.						

Quantity of Water Removed from Well (liters):	1.9
Was well pumped/bailed dry?	No
Total Amount of Time Purged (minutes:seconds):	12:00
Average Purge Rate (mL/min):	158.33

D. WELL MAINTENANCE		
Does the well require any future maintenance?	No	
If yes, explain:		

Additional Comments:	Color: Clear Odor: None

FORM FOR GROUNDWATER SAMPLING

Project:	**Scott County Landfill**		
Monitoring Well/Piezometer ID:	**OP-17**	Date:	**9/23/2024**
Gradient:	Down	Sampler:	Konner Roth

A. MW/PIEZOMETER CONDITIONS	
Well/Piezometer Capped?	Yes
Litter/Standing Water?	No

B. GROUNDWATER ELEVATION MEASUREMENT (+/- 0.01 foot, MSL)	
Measured Well Total Depth (feet):	44.0
Initial Static Water Level (feet):	36.40
Initial Groundwater Elevation (ft-amsl):	671.53
Equipment Used:	Non-Dedicated Stainless Steel Pump

C. WELL PURGING

FIELD PARAMETERS [stabilization criteria] RECORD EVERY 3 MINUTES

Time	**Temperature (°C) 10%**	Dissolved Oxygen (mg/L)	**Specific Conductivity (µS/cm) +/- 10%**	**pH (S.U.) +/- 0.1**	ORP (mV)	Turbidity (FNU)	
4:23 PM	Purging start time.						
4:26 PM	19.1	4.4	2517.6	6.40	-61.9	NA	
4:29 PM	18.5	0.9	2744.4	6.29	-66.8	NA	
4:32 PM	17.6	0.2	2739.2	6.29	-71.2	NA	
4:35 PM	17.8	<0.1	2740.7	6.29	-74.9	NA	
	NA - Not available. Turbidity measurements unavailable due to meter malfunction.						
	Parameters stabilized, sample collected.						

Quantity of Water Removed from Well (liters):	2.3
Was well pumped/bailed dry?	No
Total Amount of Time Purged (minutes:seconds):	12:00
Average Purge Rate (mL/min):	191.67

D. WELL MAINTENANCE		
Does the well require any future maintenance?	No	
If yes, explain:		

Additional Comments:	Color: Clear/Gray Odor: None

FORM FOR GROUNDWATER SAMPLING

Project:	**Scott County Landfill**		
Monitoring Well/Piezometer ID:	**OP-18**	Date:	**9/23/2024**
Gradient:	Down	Sampler:	Konner Roth

A. MW/PIEZOMETER CONDITIONS	
Well/Piezometer Capped?	Yes
Litter/Standing Water?	No

B. GROUNDWATER ELEVATION MEASUREMENT (+/- 0.01 foot, MSL)	
Measured Well Total Depth (feet):	34.3
Initial Static Water Level (feet):	28.15
Initial Groundwater Elevation (ft-amsl):	672.42
Equipment Used:	Dedicated Submersible Pump

C. WELL PURGING

FIELD PARAMETERS [stabilization criteria] RECORD EVERY 3 MINUTES

Time	**Temperature (°C) 10%**	Dissolved Oxygen (mg/L)	**Specific Conductivity (µS/cm) +/- 10%**	**pH (S.U.) +/- 0.1**	ORP (mV)	Turbidity (FNU)	
	Purging start time.						
	Parameters stabilized, sample collected.						

Quantity of Water Removed from Well (liters):	0.0
Was well pumped/bailed dry?	No
Total Amount of Time Purged (minutes:seconds):	0
Average Purge Rate (mL/min):	0.00

D. WELL MAINTENANCE

Does the well require any future maintenance?	Yes	
If yes, explain:	Well head does not close properly.	

Additional Comments:	Well did not have sufficient water to sample. Water level fell below the pump while stabilizing.

Appendix B-1
Laboratory Analytical Data Sheets

eurofins | Environment Testing

1 2 3 4 5 6 7 8 9 10 11 12 13 14 15

ANALYTICAL REPORT

PREPARED FOR

Attn: Nathan Ohrt
SCS Engineers
1690 All State Court
Suite 100
West Des Moines, Iowa 50265

Generated 8/12/2024 12:25:37 PM Revision 1

JOB DESCRIPTION

Scott County Landfill 1st 2024 Semi-Annual

JOB NUMBER

310-283039-1

Eurofins Cedar Falls
3019 Venture Way
Cedar Falls IA 50613

See page two for job notes and contact information.

my EOL

Job Notes

This report may not be reproduced except in full, and with written approval from the laboratory. The results relate only to the samples tested. For questions please contact the Project Manager at the e-mail address or telephone number listed on this page.

The test results in this report relate only to the samples as received by the laboratory and will meet all requirements of the methodology, with any exceptions noted. This report shall not be reproduced except in full, without the express written approval of the laboratory. All questions should be directed to the Eurofins Environment Testing North Central, LLC Project Manager.

Authorization

Generated
8/12/2024 12:25:37 PM
Revision 1

Authorized for release by
Mary Yang, Client Service Manager
Mary.Yang@ET.EurofinsUS.com
(319)595-2025

Table of Contents

Cover Page 1
Table of Contents 3
Case Narrative 4
Sample Summary 6
Detection Summary 7
Client Sample Results 9
Definitions 41
Surrogate Summary 43
QC Sample Results 45
QC Association 74
Chronicle 79
Certification Summary 83
Method Summary 85
Chain of Custody 86
Receipt Checklists 92

Job ID: 310-283039-1 Eurofins Cedar Falls

Job Narrative
310-283039-1

REVISION

The report being provided is a revision of the original report sent on 6/25/2024. The report (revision 1) is being revised due to client requested we add Dioseb and remove PCB-1268, Total PCBs and Sulfide as H2S.

Analytical test results meet all requirements of the associated regulatory program listed on the Accreditation/Certification Summary Page unless otherwise noted under the individual analysis. Data qualifiers and/or narrative comments are included to explain any exceptions, if applicable.

- Matrix QC may not be reported if insufficient sample is provided or site-specific QC samples were not submitted. In these situations, to demonstrate precision and accuracy at a batch level, a LCS/LCSD may be performed, unless otherwise specified in the method.
- Surrogate and/or isotope dilution analyte recoveries (if applicable) which are outside of the QC window are confirmed unless attributed to a dilution or otherwise noted in the narrative.

Regulated compliance samples (e.g. SDWA, NPDES) must comply with the associated agency requirements/permits.

Receipt
The samples were received on 6/7/2024 8:30 AM. Unless otherwise noted below, the samples arrived in good condition, and, where required, properly preserved and on ice. The temperatures of the 3 coolers at receipt time were 2.1°C, 5.9°C and 6.0°C.

GC/MS VOA
No additional analytical or quality issues were noted, other than those described above or in the Definitions/ Glossary page.

GC/MS Semi VOA
Method 8270E: Insufficient sample volume was available to perform a matrix spike/matrix spike duplicate (MS/MSD) associated with preparation batch 310-424261. The laboratory control sample (LCS) was performed in duplicate (LCSD) to provide precision data for this batch.

Method 8270E: The RPD of the laboratory control sample (LCS) and laboratory control sample duplicate (LCSD) for preparation batch 310-424261 and analytical batch 310-424270 recovered outside control limits for the following analytes: 2,4-Dinitrophenol.

Method 8270E: The continuing calibration verification (CCV) associated with batch 310-424397 recovered above the upper control limit for Methyl parathion (23.6%D), Methapyrilene (51.5%D), Dinoseb (20.3%D) and o-Toluidine (28.2%D). The samples associated with this CCV were non-detects for the affected analytes; therefore, the data have been reported.

Method 8270E: The laboratory control sample and/or the laboratory control sample duplicate (LCS/LCSD) for preparation batch 310-424261 and analytical batch 310-424397 recovered outside control limits for the following analyte(s): p-Phenylene diamine. p-Phenylene diamine has been identified as a poor performing analyte when analyzed using this method; therefore, re-extraction/re-analysis was not performed.

Method 8270E: The laboratory control sample duplicate (LCSD) for preparation batch 310-424261 and analytical batch 310-424397 recovered outside control limits for the following analytes: Famphur and Kepone. These analytes were biased high in the LCSD and were not detected in the associated samples; therefore, the data have been reported.

Method 8270E: The RPD of the laboratory control sample (LCS) and laboratory control sample duplicate (LCSD) for preparation batch 310-424261 and analytical batch 310-424397 recovered outside control limits for the following analytes: Methapyrilene .

No additional analytical or quality issues were noted, other than those described above or in the Definitions/ Glossary page.

GC Semi VOA
No additional analytical or quality issues were noted, other than those described above or in the Definitions/ Glossary page.

Herbicides
Method 8151A: The 2,4-Dichlorophenylacetic acid (Surr) surrogate recovery for the method blank (MB) and laboratory control sample duplicate (LCSD) associated with preparation batch 410-516619 and analytical batch 410-516835 was outside the lower

control limits. The MB and sample was non-detected for all target analytes; therefore, the data have been reported.

No additional analytical or quality issues were noted, other than those described above or in the Definitions/ Glossary page.

PCBs
No additional analytical or quality issues were noted, other than those described above or in the Definitions/ Glossary page.

Pesticides
Method 8081B: The method blank for preparation batch 310-424168 and analytical batch 310-424293 contained 4,4'-DDD, 4,4'-DDT, beta-BHC and Methoxychlor above the method detection limit. This target analyte concentration was less than the reporting limit (RL) in the method blank; therefore, re-extraction and/or re-analysis of samples was not performed.

Method 8081B: The laboratory control sample (LCS) for preparation batch 310-424168 and analytical batch 310-424293 recovered outside control limits for the following analytes: Methoxychlor. These analytes were biased high in the LCS and were not detected in the associated samples; therefore, the data have been reported.

Method 8081B: The continuing calibration verification (CCV) associated with batch 310-424293 recovered above the upper control limit for Methoxychlor. The samples associated with this CCV were non-detects for the affected analytes; therefore, the data have been reported.

No additional analytical or quality issues were noted, other than those described above or in the Definitions/ Glossary page.

Metals
No additional analytical or quality issues were noted, other than those described above or in the Definitions/ Glossary page.

General Chemistry
No additional analytical or quality issues were noted, other than those described above or in the Definitions/ Glossary page.

Sample Summary

Client: SCS Engineers
Job ID: 310-283039-1
Project/Site: Scott County Landfill 1st 2024 Semi-Annual

Lab Sample ID	Client Sample ID	Matrix	Collected	Received
310-283039-1	MW-19	Water	06/05/24 18:54	06/07/24 08:30
310-283039-2	MW-27	Water	06/05/24 17:55	06/07/24 08:30
310-283039-3	MW-30	Water	06/05/24 16:55	06/07/24 08:30
310-283039-4	MW-39	Water	06/05/24 14:13	06/07/24 08:30
310-283039-5	MW-44	Water	06/05/24 13:12	06/07/24 08:30
310-283039-6	MW-45	Water	06/05/24 13:42	06/07/24 08:30
310-283039-7	MW-46	Water	06/05/24 14:47	06/07/24 08:30
310-283039-8	MW-47	Water	06/05/24 15:59	06/07/24 08:30
310-283039-9	Trip Blank 1	Water	06/05/24 00:00	06/07/24 08:30
310-283039-10	Trip Blank 2	Water	06/05/24 00:00	06/07/24 08:30
310-283039-11	Trip Blank 3	Water	06/05/24 00:00	06/07/24 08:30

Detection Summary

Client: SCS Engineers
Job ID: 310-283039-1
Project/Site: Scott County Landfill 1st 2024 Semi-Annual

Client Sample ID: MW-19 — Lab Sample ID: 310-283039-1

Analyte	Result	Qualifier	RL	MDL	Unit	Dil Fac	D	Method	Prep Type
1,4-Dichlorobenzene	0.272	J	1.00	0.230	ug/L	1		8260D	Total/NA
cis-1,2-Dichloroethene	1.54		1.00	0.210	ug/L	1		8260D	Total/NA
4,4'-DDT	0.0387	J B	0.0866	0.0173	ug/L	1		8081B	Total/NA
Methoxychlor	0.190	B *+ F1	0.0866	0.0277	ug/L	1		8081B	Total/NA
Arsenic	0.0186		0.00200	0.000530	mg/L	1		6020B	Total/NA
Barium	0.134		0.00200	0.000660	mg/L	1		6020B	Total/NA
Cobalt	0.00654		0.000500	0.000170	mg/L	1		6020B	Total/NA
Nickel	0.00269	J	0.00500	0.00210	mg/L	1		6020B	Total/NA
Total Suspended Solids	127		15.0	11.1	mg/L	1		I-3765-85	Total/NA

Client Sample ID: MW-27 — Lab Sample ID: 310-283039-2

Analyte	Result	Qualifier	RL	MDL	Unit	Dil Fac	D	Method	Prep Type
1,1-Dichloroethane	2.15		1.00	0.220	ug/L	1		8260D	Total/NA
1,2-Dichloropropane	0.325	J	1.00	0.270	ug/L	1		8260D	Total/NA
Benzene	0.353	J	0.500	0.220	ug/L	1		8260D	Total/NA
Chlorobenzene	1.83		1.00	0.400	ug/L	1		8260D	Total/NA
cis-1,2-Dichloroethene	24.3		1.00	0.210	ug/L	1		8260D	Total/NA
trans-1,2-Dichloroethene	0.291	J	1.00	0.270	ug/L	1		8260D	Total/NA
Arsenic	0.00217		0.00200	0.000530	mg/L	1		6020B	Total/NA
Barium	0.131		0.00200	0.000660	mg/L	1		6020B	Total/NA
Cobalt	0.0117		0.000500	0.000170	mg/L	1		6020B	Total/NA
Nickel	0.0121		0.00500	0.00210	mg/L	1		6020B	Total/NA
Total Suspended Solids	9.50		1.88	1.39	mg/L	1		I-3765-85	Total/NA

Client Sample ID: MW-30 — Lab Sample ID: 310-283039-3

Analyte	Result	Qualifier	RL	MDL	Unit	Dil Fac	D	Method	Prep Type
Barium	0.0841		0.00200	0.000660	mg/L	1		6020B	Total/NA
Chromium	0.00237	J	0.00500	0.00120	mg/L	1		6020B	Total/NA
Total Suspended Solids	3.63		1.88	1.39	mg/L	1		I-3765-85	Total/NA

Client Sample ID: MW-39 — Lab Sample ID: 310-283039-4

Analyte	Result	Qualifier	RL	MDL	Unit	Dil Fac	D	Method	Prep Type
1,4-Dichlorobenzene	0.575	J	1.00	0.230	ug/L	1		8260D	Total/NA
Arsenic	0.00263		0.00200	0.000530	mg/L	1		6020B	Total/NA
Cobalt	0.0166		0.000500	0.000170	mg/L	1		6020B	Total/NA
Total Suspended Solids	1.50	J	1.88	1.39	mg/L	1		I-3765-85	Total/NA

Client Sample ID: MW-44 — Lab Sample ID: 310-283039-5

Analyte	Result	Qualifier	RL	MDL	Unit	Dil Fac	D	Method	Prep Type
1,1-Dichloroethane	0.243	J	1.00	0.220	ug/L	1		8260D	Total/NA
Acetone	33.9		10.0	3.10	ug/L	1		8260D	Total/NA
Benzene	0.327	J	0.500	0.220	ug/L	1		8260D	Total/NA
Chlorobenzene	6.96		1.00	0.400	ug/L	1		8260D	Total/NA
cis-1,2-Dichloroethene	5.36		1.00	0.210	ug/L	1		8260D	Total/NA
Vinyl chloride	0.239	J	1.00	0.180	ug/L	1		8260D	Total/NA
Cobalt	0.0136		0.000500	0.000170	mg/L	1		6020B	Total/NA
Total Suspended Solids	42.0		15.0	11.1	mg/L	1		I-3765-85	Total/NA

This Detection Summary does not include radiochemical test results.

Detection Summary

Client: SCS Engineers
Job ID: 310-283039-1
Project/Site: Scott County Landfill 1st 2024 Semi-Annual

Client Sample ID: MW-45 — Lab Sample ID: 310-283039-6

Analyte	Result	Qualifier	RL	MDL	Unit	Dil Fac	D	Method	Prep Type
Acetone	3.28	J	10.0	3.10	ug/L	1		8260D	Total/NA
Arsenic	0.00224		0.00200	0.000530	mg/L	1		6020B	Total/NA
Cobalt	0.0105		0.000500	0.000170	mg/L	1		6020B	Total/NA
Total Suspended Solids	1.50	J	1.88	1.39	mg/L	1		I-3765-85	Total/NA

Client Sample ID: MW-46 — Lab Sample ID: 310-283039-7

Analyte	Result	Qualifier	RL	MDL	Unit	Dil Fac	D	Method	Prep Type
Arsenic	0.00118	J	0.00200	0.000530	mg/L	1		6020B	Total/NA
Cobalt	0.000618		0.000500	0.000170	mg/L	1		6020B	Total/NA
Total Suspended Solids	1.88		1.88	1.39	mg/L	1		I-3765-85	Total/NA

Client Sample ID: MW-47 — Lab Sample ID: 310-283039-8

No Detections.

Client Sample ID: Trip Blank 1 — Lab Sample ID: 310-283039-9

No Detections.

Client Sample ID: Trip Blank 2 — Lab Sample ID: 310-283039-10

No Detections.

Client Sample ID: Trip Blank 3 — Lab Sample ID: 310-283039-11

No Detections.

This Detection Summary does not include radiochemical test results.

Client: SCS Engineers
Project/Site: Scott County Landfill 1st 2024 Semi-Annual

Job ID: 310-283039-1

Client Sample ID: MW-19
Date Collected: 06/05/24 18:54
Date Received: 06/07/24 08:30

Lab Sample ID: 310-283039-1
Matrix: Water

Method: SW846 8260D - Volatile Organic Compounds by GC/MS

Analyte	Result	Qualifier	RL	MDL	Unit	D	Prepared	Analyzed	Dil Fac
1,1,1,2-Tetrachloroethane	<1.00		1.00	0.380	ug/L			06/11/24 13:19	1
1,1,1-Trichloroethane	<1.00		1.00	0.190	ug/L			06/11/24 13:19	1
1,1,2,2-Tetrachloroethane	<1.00		1.00	0.470	ug/L			06/11/24 13:19	1
1,1,2-Trichloroethane	<1.00		1.00	0.450	ug/L			06/11/24 13:19	1
1,1-Dichloroethane	<1.00		1.00	0.220	ug/L			06/11/24 13:19	1
1,1-Dichloroethene	<2.00		2.00	0.560	ug/L			06/11/24 13:19	1
1,1-Dichloropropene	<1.00		1.00	0.430	ug/L			06/11/24 13:19	1
1,2,3-Trichloropropane	<1.00		1.00	0.590	ug/L			06/11/24 13:19	1
1,2,4-Trichlorobenzene	<5.00		5.00	0.750	ug/L			06/11/24 13:19	1
1,2-Dibromo-3-chloropropane	<5.00		5.00	1.20	ug/L			06/11/24 13:19	1
1,2-Dibromoethane (EDB)	<1.00		1.00	0.340	ug/L			06/11/24 13:19	1
1,2-Dichlorobenzene	<1.00		1.00	0.370	ug/L			06/11/24 13:19	1
1,2-Dichloroethane	<1.00		1.00	0.390	ug/L			06/11/24 13:19	1
1,2-Dichloropropane	<1.00		1.00	0.270	ug/L			06/11/24 13:19	1
1,3-Dichlorobenzene	<1.00		1.00	0.300	ug/L			06/11/24 13:19	1
1,3-Dichloropropane	<1.00		1.00	0.400	ug/L			06/11/24 13:19	1
1,4-Dichlorobenzene	**0.272**	**J**	1.00	0.230	ug/L			06/11/24 13:19	1
2,2-Dichloropropane	<4.00		4.00	0.690	ug/L			06/11/24 13:19	1
2-Butanone (MEK)	<10.0		10.0	2.10	ug/L			06/11/24 13:19	1
2-Hexanone	<10.0		10.0	2.00	ug/L			06/11/24 13:19	1
4-Methyl-2-pentanone (MIBK)	<10.0		10.0	2.10	ug/L			06/11/24 13:19	1
Acetone	<10.0		10.0	3.10	ug/L			06/11/24 13:19	1
Acrolein	<10.0		10.0	3.60	ug/L			06/11/24 13:19	1
Acrylonitrile	<5.00		5.00	2.20	ug/L			06/11/24 13:19	1
Allyl chloride	<2.00		2.00	0.700	ug/L			06/11/24 13:19	1
Benzene	<0.500		0.500	0.220	ug/L			06/11/24 13:19	1
Bromochloromethane	<5.00		5.00	0.540	ug/L			06/11/24 13:19	1
Bromodichloromethane	<1.00		1.00	0.390	ug/L			06/11/24 13:19	1
Bromoform	<5.00		5.00	0.780	ug/L			06/11/24 13:19	1
Bromomethane	<4.00		4.00	1.10	ug/L			06/11/24 13:19	1
Carbon disulfide	<1.00		1.00	0.450	ug/L			06/11/24 13:19	1
Carbon tetrachloride	<2.00		2.00	0.650	ug/L			06/11/24 13:19	1
Chlorobenzene	<1.00		1.00	0.400	ug/L			06/11/24 13:19	1
Chlorodibromomethane	<5.00		5.00	0.750	ug/L			06/11/24 13:19	1
Chloroethane	<4.00		4.00	0.790	ug/L			06/11/24 13:19	1
Chloroform	<3.00		3.00	1.30	ug/L			06/11/24 13:19	1
Chloromethane	<3.00		3.00	0.610	ug/L			06/11/24 13:19	1
Chloroprene	<1.00		1.00	0.230	ug/L			06/11/24 13:19	1
cis-1,2-Dichloroethene	**1.54**		1.00	0.210	ug/L			06/11/24 13:19	1
cis-1,3-Dichloropropene	<5.00		5.00	0.250	ug/L			06/11/24 13:19	1
Dibromomethane	<1.00		1.00	0.330	ug/L			06/11/24 13:19	1
Dichlorodifluoromethane	<3.00		3.00	0.250	ug/L			06/11/24 13:19	1
Ethyl methacrylate	<2.00		2.00	0.680	ug/L			06/11/24 13:19	1
Ethylbenzene	<1.00		1.00	0.310	ug/L			06/11/24 13:19	1
Iodomethane	<10.0		10.0	7.00	ug/L			06/11/24 13:19	1
Methacrylonitrile	<10.0		10.0	3.30	ug/L			06/11/24 13:19	1
Methyl methacrylate	<2.00		2.00	0.760	ug/L			06/11/24 13:19	1
Methylene chloride	<5.00		5.00	1.70	ug/L			06/11/24 13:19	1
Naphthalene	<5.00		5.00	3.00	ug/L			06/11/24 13:19	1

Client: SCS Engineers
Project/Site: Scott County Landfill 1st 2024 Semi-Annual

Job ID: 310-283039-1

Client Sample ID: MW-19
Date Collected: 06/05/24 18:54
Date Received: 06/07/24 08:30

Lab Sample ID: 310-283039-1
Matrix: Water

Method: SW846 8260D - Volatile Organic Compounds by GC/MS (Continued)

Analyte	Result	Qualifier	RL	MDL	Unit	D	Prepared	Analyzed	Dil Fac
Propionitrile	<10.0		10.0	3.40	ug/L			06/11/24 13:19	1
Styrene	<1.00		1.00	0.370	ug/L			06/11/24 13:19	1
Tetrachloroethene	<1.00		1.00	0.480	ug/L			06/11/24 13:19	1
Toluene	<1.00		1.00	0.430	ug/L			06/11/24 13:19	1
trans-1,2-Dichloroethene	<1.00		1.00	0.270	ug/L			06/11/24 13:19	1
trans-1,3-Dichloropropene	<5.00		5.00	0.560	ug/L			06/11/24 13:19	1
trans-1,4-Dichloro-2-butene	<10.0		10.0	1.10	ug/L			06/11/24 13:19	1
Trichloroethene	<1.00		1.00	0.430	ug/L			06/11/24 13:19	1
Trichlorofluoromethane	<4.00		4.00	0.380	ug/L			06/11/24 13:19	1
Vinyl acetate	<10.0		10.0	2.50	ug/L			06/11/24 13:19	1
Vinyl chloride	<1.00		1.00	0.180	ug/L			06/11/24 13:19	1
Xylenes, Total	<3.00		3.00	0.400	ug/L			06/11/24 13:19	1

Surrogate	*%Recovery*	*Qualifier*	*Limits*	*Prepared*	*Analyzed*	*Dil Fac*
Dibromofluoromethane (Surr)	*100*		*73 - 130*		*06/11/24 13:19*	*1*
Toluene-d8 (Surr)	*96*		*80 - 120*		*06/11/24 13:19*	*1*
4-Bromofluorobenzene (Surr)	*102*		*80 - 120*		*06/11/24 13:19*	*1*

Method: SW846 8270E - Semivolatile Organic Compounds (GC/MS)

Analyte	Result	Qualifier	RL	MDL	Unit	D	Prepared	Analyzed	Dil Fac
1,2,4,5-Tetrachlorobenzene	<10.0		10.0	0.540	ug/L		06/12/24 08:16	06/12/24 18:02	1
1,3,5-Trinitrobenzene	<10.0		10.0	2.30	ug/L		06/12/24 08:16	06/13/24 11:14	1
1,3-Dinitrobenzene	<10.0		10.0	3.20	ug/L		06/12/24 08:16	06/12/24 18:02	1
1,4-Naphthoquinone	<10.0		10.0	3.60	ug/L		06/12/24 08:16	06/13/24 11:14	1
1,4-Phenylenediamine	<10.0	*- *1	10.0	1.90	ug/L		06/12/24 08:16	06/13/24 11:14	1
1-Naphthylamine	<10.0		10.0	2.50	ug/L		06/12/24 08:16	06/13/24 11:14	1
2,3,4,6-Tetrachlorophenol	<10.0		10.0	5.30	ug/L		06/12/24 08:16	06/12/24 18:02	1
2,4,5-Trichlorophenol	<10.0		10.0	5.30	ug/L		06/12/24 08:16	06/12/24 18:02	1
2,4,6-Trichlorophenol	<10.0		10.0	5.00	ug/L		06/12/24 08:16	06/12/24 18:02	1
2,4-Dichlorophenol	<10.0		10.0	0.850	ug/L		06/12/24 08:16	06/12/24 18:02	1
2,4-Dimethylphenol	<10.0		10.0	0.580	ug/L		06/12/24 08:16	06/12/24 18:02	1
2,4-Dinitrophenol	<20.0		20.0	13.0	ug/L		06/12/24 08:16	06/12/24 18:02	1
2,4-Dinitrotoluene	<10.0		10.0	6.40	ug/L		06/12/24 08:16	06/12/24 18:02	1
2,6-Dichlorophenol	<10.0		10.0	0.690	ug/L		06/12/24 08:16	06/12/24 18:02	1
2,6-Dinitrotoluene	<10.0		10.0	0.520	ug/L		06/12/24 08:16	06/12/24 18:02	1
2-Acetylaminofluorene	<10.0		10.0	2.70	ug/L		06/12/24 08:16	06/13/24 11:14	1
2-Chloronaphthalene	<10.0		10.0	0.640	ug/L		06/12/24 08:16	06/12/24 18:02	1
2-Chlorophenol	<10.0		10.0	0.540	ug/L		06/12/24 08:16	06/12/24 18:02	1
2-Methylnaphthalene	<10.0		10.0	0.590	ug/L		06/12/24 08:16	06/12/24 18:02	1
2-Methylphenol	<10.0		10.0	0.650	ug/L		06/12/24 08:16	06/12/24 18:02	1
2-Naphthylamine	<10.0		10.0	2.10	ug/L		06/12/24 08:16	06/13/24 11:14	1
2-Nitroaniline	<10.0		10.0	5.90	ug/L		06/12/24 08:16	06/12/24 18:02	1
2-Nitrophenol	<10.0		10.0	6.80	ug/L		06/12/24 08:16	06/12/24 18:02	1
3,3'-Dichlorobenzidine	<10.0		10.0	1.40	ug/L		06/12/24 08:16	06/12/24 18:02	1
3,3'-Dimethylbenzidine	<10.0		10.0	1.50	ug/L		06/12/24 08:16	06/13/24 11:14	1
3-Methylcholanthrene	<10.0		10.0	0.320	ug/L		06/12/24 08:16	06/13/24 11:14	1
3-Nitroaniline	<10.0		10.0	2.70	ug/L		06/12/24 08:16	06/12/24 18:02	1
4,6-Dinitro-2-methylphenol	<10.0		10.0	6.90	ug/L		06/12/24 08:16	06/12/24 18:02	1
4-Aminobiphenyl	<10.0		10.0	2.20	ug/L		06/12/24 08:16	06/13/24 11:14	1
4-Bromophenyl phenyl ether	<10.0		10.0	0.700	ug/L		06/12/24 08:16	06/12/24 18:02	1

Client: SCS Engineers
Project/Site: Scott County Landfill 1st 2024 Semi-Annual

Job ID: 310-283039-1

Client Sample ID: MW-19
Date Collected: 06/05/24 18:54
Date Received: 06/07/24 08:30

Lab Sample ID: 310-283039-1
Matrix: Water

Method: SW846 8270E - Semivolatile Organic Compounds (GC/MS) (Continued)

Analyte	Result	Qualifier	RL	MDL	Unit	D	Prepared	Analyzed	Dil Fac
4-Chloro-3-methylphenol	<10.0		10.0	0.840	ug/L		06/12/24 08:16	06/12/24 18:02	1
4-Chloroaniline	<10.0		10.0	0.620	ug/L		06/12/24 08:16	06/12/24 18:02	1
4-Chlorophenyl phenyl ether	<10.0		10.0	0.690	ug/L		06/12/24 08:16	06/12/24 18:02	1
4-Methylphenol (and/or 3-Methylphenol)	<10.0		10.0	0.700	ug/L		06/12/24 08:16	06/12/24 18:02	1
4-Nitroaniline	<10.0		10.0	1.30	ug/L		06/12/24 08:16	06/12/24 18:02	1
4-Nitrophenol	<10.0		10.0	7.60	ug/L		06/12/24 08:16	06/12/24 18:02	1
5-Nitro-o-toluidine	<10.0		10.0	2.80	ug/L		06/12/24 08:16	06/13/24 11:14	1
7,12-Dimethylbenz(a)anthracene	<10.0		10.0	1.90	ug/L		06/12/24 08:16	06/13/24 11:14	1
Acenaphthene	<10.0		10.0	0.640	ug/L		06/12/24 08:16	06/12/24 18:02	1
Acenaphthylene	<10.0		10.0	0.720	ug/L		06/12/24 08:16	06/12/24 18:02	1
Acetophenone	<10.0		10.0	0.690	ug/L		06/12/24 08:16	06/12/24 18:02	1
Anthracene	<10.0		10.0	0.870	ug/L		06/12/24 08:16	06/12/24 18:02	1
Benzo(a)anthracene	<10.0		10.0	0.850	ug/L		06/12/24 08:16	06/12/24 18:02	1
Benzo(a)pyrene	<10.0		10.0	8.10	ug/L		06/12/24 08:16	06/12/24 18:02	1
Benzo(b)fluoranthene	<10.0		10.0	4.90	ug/L		06/12/24 08:16	06/12/24 18:02	1
Benzo(g,h,i)perylene	<10.0		10.0	6.30	ug/L		06/12/24 08:16	06/12/24 18:02	1
Benzo(k)fluoranthene	<10.0		10.0	2.20	ug/L		06/12/24 08:16	06/12/24 18:02	1
Benzyl alcohol	<10.0		10.0	1.30	ug/L		06/12/24 08:16	06/12/24 18:02	1
Bis(2-chloroethoxy)methane	<10.0		10.0	0.760	ug/L		06/12/24 08:16	06/12/24 18:02	1
Bis(2-chloroethyl)ether	<10.0		10.0	0.820	ug/L		06/12/24 08:16	06/12/24 18:02	1
bis(2-chloroisopropyl) ether	<10.0		10.0	0.540	ug/L		06/12/24 08:16	06/12/24 18:02	1
Bis(2-ethylhexyl) phthalate	<10.0		10.0	5.50	ug/L		06/12/24 08:16	06/12/24 18:02	1
Butyl benzyl phthalate	<10.0		10.0	5.40	ug/L		06/12/24 08:16	06/12/24 18:02	1
Chlorobenzilate	<10.0		10.0	3.60	ug/L		06/12/24 08:16	06/13/24 11:14	1
Chrysene	<10.0		10.0	0.870	ug/L		06/12/24 08:16	06/12/24 18:02	1
Diallate	<10.0		10.0	4.00	ug/L		06/12/24 08:16	06/13/24 11:14	1
Dibenz(a,h)anthracene	<10.0		10.0	3.90	ug/L		06/12/24 08:16	06/12/24 18:02	1
Dibenzofuran	<10.0		10.0	0.740	ug/L		06/12/24 08:16	06/12/24 18:02	1
Diethyl phthalate	<10.0		10.0	1.70	ug/L		06/12/24 08:16	06/12/24 18:02	1
Dimethoate	<10.0		10.0	3.60	ug/L		06/12/24 08:16	06/13/24 11:14	1
Dimethyl phthalate	<10.0		10.0	1.00	ug/L		06/12/24 08:16	06/12/24 18:02	1
Di-n-butyl phthalate	<10.0		10.0	5.60	ug/L		06/12/24 08:16	06/12/24 18:02	1
Di-n-octyl phthalate	<20.0		20.0	7.00	ug/L		06/12/24 08:16	06/12/24 18:02	1
Diphenylamine	<10.0		10.0	6.00	ug/L		06/12/24 08:16	06/12/24 18:02	1
Disulfoton	<10.0		10.0	2.40	ug/L		06/12/24 08:16	06/13/24 11:14	1
Ethyl methanesulfonate	<10.0		10.0	3.60	ug/L		06/12/24 08:16	06/13/24 11:14	1
Ethyl parathion	<10.0		10.0	2.20	ug/L		06/12/24 08:16	06/13/24 11:14	1
Famphur	<10.0	*+	10.0	3.80	ug/L		06/12/24 08:16	06/13/24 11:14	1
Fluoranthene	<10.0		10.0	1.70	ug/L		06/12/24 08:16	06/12/24 18:02	1
Fluorene	<10.0		10.0	0.790	ug/L		06/12/24 08:16	06/12/24 18:02	1
Hexachlorobenzene	<10.0		10.0	0.700	ug/L		06/12/24 08:16	06/12/24 18:02	1
Hexachlorobutadiene	<10.0		10.0	0.860	ug/L		06/12/24 08:16	06/12/24 18:02	1
Hexachlorocyclopentadiene	<10.0		10.0	5.10	ug/L		06/12/24 08:16	06/12/24 18:02	1
Hexachloroethane	<10.0		10.0	0.970	ug/L		06/12/24 08:16	06/12/24 18:02	1
Hexachloropropene	<10.0		10.0	2.60	ug/L		06/12/24 08:16	06/13/24 11:14	1
Indeno(1,2,3-cd)pyrene	<10.0		10.0	4.20	ug/L		06/12/24 08:16	06/12/24 18:02	1
Isodrin	<10.0		10.0	4.70	ug/L		06/12/24 08:16	06/13/24 11:14	1
Isophorone	<10.0		10.0	0.930	ug/L		06/12/24 08:16	06/12/24 18:02	1
Isosafrole	<10.0		10.0	2.30	ug/L		06/12/24 08:16	06/13/24 11:14	1

Client: SCS Engineers
Job ID: 310-283039-1
Project/Site: Scott County Landfill 1st 2024 Semi-Annual

Client Sample ID: MW-19
Lab Sample ID: 310-283039-1
Date Collected: 06/05/24 18:54
Matrix: Water
Date Received: 06/07/24 08:30

Method: SW846 8270E - Semivolatile Organic Compounds (GC/MS) (Continued)

Analyte	Result	Qualifier	RL	MDL	Unit	D	Prepared	Analyzed	Dil Fac
Kepone	<10.0	*+	10.0	1.00	ug/L		06/12/24 08:16	06/13/24 11:14	1
Methapyrilene	<10.0	*1	10.0	0.760	ug/L		06/12/24 08:16	06/13/24 11:14	1
Methyl methanesulfonate	<10.0		10.0	3.30	ug/L		06/12/24 08:16	06/13/24 11:14	1
Methyl parathion	<10.0		10.0	2.30	ug/L		06/12/24 08:16	06/13/24 11:14	1
Nitrobenzene	<10.0		10.0	0.800	ug/L		06/12/24 08:16	06/12/24 18:02	1
N-Nitrosodiethylamine	<10.0		10.0	3.40	ug/L		06/12/24 08:16	06/13/24 11:14	1
N-Nitrosodimethylamine	<10.0		10.0	0.720	ug/L		06/12/24 08:16	06/12/24 18:02	1
N-Nitrosodi-n-butylamine	<10.0		10.0	3.90	ug/L		06/12/24 08:16	06/13/24 11:14	1
N-Nitrosodi-n-propylamine	<10.0		10.0	0.920	ug/L		06/12/24 08:16	06/12/24 18:02	1
N-Nitrosodiphenylamine	<10.0		10.0	0.750	ug/L		06/12/24 08:16	06/12/24 18:02	1
N-Nitrosomethylethylamine	<10.0		10.0	4.90	ug/L		06/12/24 08:16	06/13/24 11:14	1
N-Nitrosopiperidine	<10.0		10.0	2.70	ug/L		06/12/24 08:16	06/13/24 11:14	1
N-Nitrosopyrrolidine	<10.0		10.0	3.60	ug/L		06/12/24 08:16	06/13/24 11:14	1
o,o',o''-Triethylphosphorothioate	<10.0		10.0	3.20	ug/L		06/12/24 08:16	06/13/24 11:14	1
o-Toluidine	<10.0		10.0	2.90	ug/L		06/12/24 08:16	06/13/24 11:14	1
p-Dimethylamino azobenzene	<10.0		10.0	2.20	ug/L		06/12/24 08:16	06/13/24 11:14	1
Pentachlorobenzene	<10.0		10.0	2.80	ug/L		06/12/24 08:16	06/13/24 11:14	1
Pentachloronitrobenzene	<10.0		10.0	5.80	ug/L		06/12/24 08:16	06/13/24 11:14	1
Pentachlorophenol	<10.0		10.0	9.60	ug/L		06/12/24 08:16	06/12/24 18:02	1
Phenacetin	<10.0		10.0	1.90	ug/L		06/12/24 08:16	06/13/24 11:14	1
Phenanthrene	<10.0		10.0	0.790	ug/L		06/12/24 08:16	06/12/24 18:02	1
Phenol	<10.0		10.0	1.10	ug/L		06/12/24 08:16	06/12/24 18:02	1
Phorate	<10.0		10.0	3.20	ug/L		06/12/24 08:16	06/13/24 11:14	1
Pronamide	<10.0		10.0	2.70	ug/L		06/12/24 08:16	06/13/24 11:14	1
Pyrene	<10.0		10.0	0.790	ug/L		06/12/24 08:16	06/12/24 18:02	1
Safrole	<10.0		10.0	2.80	ug/L		06/12/24 08:16	06/13/24 11:14	1
Thionazin	<10.0		10.0	3.50	ug/L		06/12/24 08:16	06/13/24 11:14	1
Dinoseb	<10.0		10.0	2.40	ug/L		06/12/24 08:16	06/13/24 11:14	1

Surrogate	*%Recovery*	*Qualifier*	*Limits*	*Prepared*	*Analyzed*	*Dil Fac*
2-Fluorophenol (Surr)	*64*		*25 - 110*	*06/12/24 08:16*	*06/12/24 18:02*	*1*
2-Fluorophenol (Surr)	*60*		*25 - 110*	*06/12/24 08:16*	*06/13/24 11:14*	*1*
Phenol-d5 (Surr)	*49*		*21 - 110*	*06/12/24 08:16*	*06/12/24 18:02*	*1*
Phenol-d5 (Surr)	*57*		*21 - 110*	*06/12/24 08:16*	*06/13/24 11:14*	*1*
Nitrobenzene-d5 (Surr)	*92*		*45 - 129*	*06/12/24 08:16*	*06/12/24 18:02*	*1*
Nitrobenzene-d5 (Surr)	*96*		*45 - 129*	*06/12/24 08:16*	*06/13/24 11:14*	*1*
2-Fluorobiphenyl (Surr)	*75*		*39 - 118*	*06/12/24 08:16*	*06/12/24 18:02*	*1*
2-Fluorobiphenyl (Surr)	*81*		*39 - 118*	*06/12/24 08:16*	*06/13/24 11:14*	*1*
2,4,6-Tribromophenol (Surr)	*86*		*27 - 136*	*06/12/24 08:16*	*06/12/24 18:02*	*1*
2,4,6-Tribromophenol (Surr)	*72*		*27 - 136*	*06/12/24 08:16*	*06/13/24 11:14*	*1*
Terphenyl-d14 (Surr)	*72*		*12 - 144*	*06/12/24 08:16*	*06/12/24 18:02*	*1*
Terphenyl-d14 (Surr)	*77*		*12 - 144*	*06/12/24 08:16*	*06/13/24 11:14*	*1*

Method: SW846 8015C - Nonhalogenated Organic using GC/FID (Direct Aqueous Injection)

Analyte	Result	Qualifier	RL	MDL	Unit	D	Prepared	Analyzed	Dil Fac
Acetonitrile	<10.0		10.0	2.60	mg/L			06/10/24 15:19	1
Isobutanol	<10.0		10.0	2.40	mg/L			06/10/24 15:19	1

Client Sample ID: MW-19
Date Collected: 06/05/24 18:54
Date Received: 06/07/24 08:30

Lab Sample ID: 310-283039-1
Matrix: Water

Method: SW846 8081B - Organochlorine Pesticides (GC)

Analyte	Result	Qualifier	RL	MDL	Unit	D	Prepared	Analyzed	Dil Fac
4,4'-DDD	<0.0866		0.0866	0.0217	ug/L		06/11/24 10:54	06/12/24 20:13	1
4,4'-DDE	<0.0866		0.0866	0.0260	ug/L		06/11/24 10:54	06/12/24 20:13	1
4,4'-DDT	**0.0387**	**J B**	0.0866	0.0173	ug/L		06/11/24 10:54	06/12/24 20:13	1
Aldrin	<0.0866		0.0866	0.0191	ug/L		06/11/24 10:54	06/12/24 20:13	1
alpha-BHC	<0.0866		0.0866	0.00866	ug/L		06/11/24 10:54	06/12/24 20:13	1
beta-BHC	<0.0866		0.0866	0.0364	ug/L		06/11/24 10:54	06/12/24 20:13	1
Chlordane (technical)	<1.73		1.73	0.338	ug/L		06/11/24 10:54	06/12/24 20:13	1
delta-BHC	<0.0866		0.0866	0.0277	ug/L		06/11/24 10:54	06/12/24 20:13	1
Dieldrin	<0.0866		0.0866	0.0182	ug/L		06/11/24 10:54	06/12/24 20:13	1
Endosulfan I	<0.0866		0.0866	0.0243	ug/L		06/11/24 10:54	06/12/24 20:13	1
Endosulfan II	<0.0866		0.0866	0.0225	ug/L		06/11/24 10:54	06/12/24 20:13	1
Endosulfan sulfate	<0.0866		0.0866	0.0156	ug/L		06/11/24 10:54	06/12/24 20:13	1
Endrin	<0.0866		0.0866	0.0243	ug/L		06/11/24 10:54	06/12/24 20:13	1
Endrin aldehyde	<0.0866		0.0866	0.0234	ug/L		06/11/24 10:54	06/12/24 20:13	1
gamma-BHC (Lindane)	<0.0866		0.0866	0.00866	ug/L		06/11/24 10:54	06/12/24 20:13	1
Heptachlor	<0.0866		0.0866	0.0199	ug/L		06/11/24 10:54	06/12/24 20:13	1
Heptachlor epoxide	<0.0866		0.0866	0.0277	ug/L		06/11/24 10:54	06/12/24 20:13	1
Methoxychlor	**0.190**	**B *+ F1**	0.0866	0.0277	ug/L		06/11/24 10:54	06/12/24 20:13	1
Toxaphene	<1.73		1.73	0.866	ug/L		06/11/24 10:54	06/12/24 20:13	1

Surrogate	*%Recovery*	*Qualifier*	*Limits*	*Prepared*	*Analyzed*	*Dil Fac*
DCB Decachlorobiphenyl (Surr)	*104*		*10 - 136*	*06/11/24 10:54*	*06/12/24 20:13*	*1*
Tetrachloro-m-xylene (Surr)	*94*		*10 - 130*	*06/11/24 10:54*	*06/12/24 20:13*	*1*

Method: SW846 8082A - Polychlorinated Biphenyls (PCBs) by Gas Chromatography

Analyte	Result	Qualifier	RL	MDL	Unit	D	Prepared	Analyzed	Dil Fac
PCB-1016	<1.73		1.73	0.710	ug/L		06/11/24 10:54	06/12/24 02:21	1
PCB-1221	<1.73		1.73	0.710	ug/L		06/11/24 10:54	06/12/24 02:21	1
PCB-1232	<1.73		1.73	0.710	ug/L		06/11/24 10:54	06/12/24 02:21	1
PCB-1242	<1.73		1.73	0.710	ug/L		06/11/24 10:54	06/12/24 02:21	1
PCB-1248	<1.73		1.73	0.598	ug/L		06/11/24 10:54	06/12/24 02:21	1
PCB-1254	<1.73		1.73	0.598	ug/L		06/11/24 10:54	06/12/24 02:21	1
PCB-1260	<1.73		1.73	0.598	ug/L		06/11/24 10:54	06/12/24 02:21	1

Surrogate	*%Recovery*	*Qualifier*	*Limits*	*Prepared*	*Analyzed*	*Dil Fac*
DCB Decachlorobiphenyl (Surr)	*90*		*10 - 136*	*06/11/24 10:54*	*06/12/24 02:21*	*1*
Tetrachloro-m-xylene (Surr)	*90*		*10 - 130*	*06/11/24 10:54*	*06/12/24 02:21*	*1*

Method: SW846 8151A - Herbicides (GC)

Analyte	Result	Qualifier	RL	MDL	Unit	D	Prepared	Analyzed	Dil Fac
2,4,5-T	<0.148		0.148	0.0639	ug/L		06/12/24 15:06	06/13/24 12:58	1
Silvex (2,4,5-TP)	<0.0492		0.0492	0.0216	ug/L		06/12/24 15:06	06/13/24 12:58	1
2,4-D	<0.590		0.590	0.246	ug/L		06/12/24 15:06	06/13/24 12:58	1

Method: SW846 6020B - Metals (ICP/MS)

Analyte	Result	Qualifier	RL	MDL	Unit	D	Prepared	Analyzed	Dil Fac
Antimony	<0.00200		0.00200	0.00100	mg/L		06/10/24 09:00	06/25/24 13:29	1
Arsenic	**0.0186**		0.00200	0.000530	mg/L		06/10/24 09:00	06/21/24 19:38	1
Barium	**0.134**		0.00200	0.000660	mg/L		06/10/24 09:00	06/21/24 19:38	1
Beryllium	<0.00100		0.00100	0.000330	mg/L		06/10/24 09:00	06/21/24 19:38	1
Cadmium	<0.000200		0.000200	0.000100	mg/L		06/10/24 09:00	06/21/24 19:38	1

Client: SCS Engineers
Job ID: 310-283039-1
Project/Site: Scott County Landfill 1st 2024 Semi-Annual

Client Sample ID: MW-19
Lab Sample ID: 310-283039-1
Date Collected: 06/05/24 18:54
Matrix: Water
Date Received: 06/07/24 08:30

Method: SW846 6020B - Metals (ICP/MS) (Continued)

Analyte	Result	Qualifier	RL	MDL	Unit	D	Prepared	Analyzed	Dil Fac
Chromium	<0.00500		0.00500	0.00120	mg/L		06/10/24 09:00	06/21/24 19:38	1
Cobalt	**0.00654**		0.000500	0.000170	mg/L		06/10/24 09:00	06/21/24 19:38	1
Copper	<0.00500		0.00500	0.00180	mg/L		06/10/24 09:00	06/21/24 19:38	1
Lead	<0.000500		0.000500	0.000260	mg/L		06/10/24 09:00	06/21/24 19:38	1
Nickel	**0.00269**	**J**	0.00500	0.00210	mg/L		06/10/24 09:00	06/21/24 19:38	1
Selenium	<0.00500		0.00500	0.00140	mg/L		06/10/24 09:00	06/21/24 19:38	1
Silver	<0.00100		0.00100	0.000500	mg/L		06/10/24 09:00	06/20/24 18:44	1
Thallium	<0.00100		0.00100	0.000570	mg/L		06/10/24 09:00	06/24/24 15:53	1
Tin	<0.00500		0.00500	0.00230	mg/L		06/10/24 09:00	06/21/24 19:38	1
Vanadium	<0.00500		0.00500	0.00110	mg/L		06/10/24 09:00	06/21/24 19:38	1
Zinc	<0.0200		0.0200	0.00970	mg/L		06/10/24 09:00	06/21/24 19:38	1

Method: SW846 7470A - Mercury (CVAA)

Analyte	Result	Qualifier	RL	MDL	Unit	D	Prepared	Analyzed	Dil Fac
Mercury	<0.000200		0.000200	0.000110	mg/L		06/11/24 10:26	06/19/24 17:06	1

General Chemistry

Analyte	Result	Qualifier	RL	MDL	Unit	D	Prepared	Analyzed	Dil Fac
Cyanide, Total (SW846 9012B)	<0.0100		0.0100	0.00350	mg/L		06/12/24 10:50	06/12/24 21:27	1
Sulfide (SW846 9034)	<1.00		1.00	0.231	mg/L			06/09/24 22:45	1
Total Suspended Solids (USGS I-3765-85)	**127**		15.0	11.1	mg/L			06/11/24 10:22	1

Client: SCS Engineers
Project/Site: Scott County Landfill 1st 2024 Semi-Annual

Job ID: 310-283039-1

Client Sample ID: MW-27
Date Collected: 06/05/24 17:55
Date Received: 06/07/24 08:30

Lab Sample ID: 310-283039-2
Matrix: Water

Method: SW846 8260D - Volatile Organic Compounds by GC/MS

Analyte	Result	Qualifier	RL	MDL	Unit	D	Prepared	Analyzed	Dil Fac
1,1,1,2-Tetrachloroethane	<1.00		1.00	0.380	ug/L			06/11/24 13:41	1
1,1,1-Trichloroethane	<1.00		1.00	0.190	ug/L			06/11/24 13:41	1
1,1,2,2-Tetrachloroethane	<1.00		1.00	0.470	ug/L			06/11/24 13:41	1
1,1,2-Trichloroethane	<1.00		1.00	0.450	ug/L			06/11/24 13:41	1
1,1-Dichloroethane	**2.15**		1.00	0.220	ug/L			06/11/24 13:41	1
1,1-Dichloroethene	<2.00		2.00	0.560	ug/L			06/11/24 13:41	1
1,1-Dichloropropene	<1.00		1.00	0.430	ug/L			06/11/24 13:41	1
1,2,3-Trichloropropane	<1.00		1.00	0.590	ug/L			06/11/24 13:41	1
1,2,4-Trichlorobenzene	<5.00		5.00	0.750	ug/L			06/11/24 13:41	1
1,2-Dibromo-3-chloropropane	<5.00		5.00	1.20	ug/L			06/11/24 13:41	1
1,2-Dibromoethane (EDB)	<1.00		1.00	0.340	ug/L			06/11/24 13:41	1
1,2-Dichlorobenzene	<1.00		1.00	0.370	ug/L			06/11/24 13:41	1
1,2-Dichloroethane	<1.00		1.00	0.390	ug/L			06/11/24 13:41	1
1,2-Dichloropropane	**0.325**	**J**	1.00	0.270	ug/L			06/11/24 13:41	1
1,3-Dichlorobenzene	<1.00		1.00	0.300	ug/L			06/11/24 13:41	1
1,3-Dichloropropane	<1.00		1.00	0.400	ug/L			06/11/24 13:41	1
1,4-Dichlorobenzene	<1.00		1.00	0.230	ug/L			06/11/24 13:41	1
2,2-Dichloropropane	<4.00		4.00	0.690	ug/L			06/11/24 13:41	1
2-Butanone (MEK)	<10.0		10.0	2.10	ug/L			06/11/24 13:41	1
2-Hexanone	<10.0		10.0	2.00	ug/L			06/11/24 13:41	1
4-Methyl-2-pentanone (MIBK)	<10.0		10.0	2.10	ug/L			06/11/24 13:41	1
Acetone	<10.0		10.0	3.10	ug/L			06/11/24 13:41	1
Acrolein	<10.0		10.0	3.60	ug/L			06/11/24 13:41	1
Acrylonitrile	<5.00		5.00	2.20	ug/L			06/11/24 13:41	1
Allyl chloride	<2.00		2.00	0.700	ug/L			06/11/24 13:41	1
Benzene	**0.353**	**J**	0.500	0.220	ug/L			06/11/24 13:41	1
Bromochloromethane	<5.00		5.00	0.540	ug/L			06/11/24 13:41	1
Bromodichloromethane	<1.00		1.00	0.390	ug/L			06/11/24 13:41	1
Bromoform	<5.00		5.00	0.780	ug/L			06/11/24 13:41	1
Bromomethane	<4.00		4.00	1.10	ug/L			06/11/24 13:41	1
Carbon disulfide	<1.00		1.00	0.450	ug/L			06/11/24 13:41	1
Carbon tetrachloride	<2.00		2.00	0.650	ug/L			06/11/24 13:41	1
Chlorobenzene	**1.83**		1.00	0.400	ug/L			06/11/24 13:41	1
Chlorodibromomethane	<5.00		5.00	0.750	ug/L			06/11/24 13:41	1
Chloroethane	<4.00		4.00	0.790	ug/L			06/11/24 13:41	1
Chloroform	<3.00		3.00	1.30	ug/L			06/11/24 13:41	1
Chloromethane	<3.00		3.00	0.610	ug/L			06/11/24 13:41	1
Chloroprene	<1.00		1.00	0.230	ug/L			06/11/24 13:41	1
cis-1,2-Dichloroethene	**24.3**		1.00	0.210	ug/L			06/11/24 13:41	1
cis-1,3-Dichloropropene	<5.00		5.00	0.250	ug/L			06/11/24 13:41	1
Dibromomethane	<1.00		1.00	0.330	ug/L			06/11/24 13:41	1
Dichlorodifluoromethane	<3.00		3.00	0.250	ug/L			06/11/24 13:41	1
Ethyl methacrylate	<2.00		2.00	0.680	ug/L			06/11/24 13:41	1
Ethylbenzene	<1.00		1.00	0.310	ug/L			06/11/24 13:41	1
Iodomethane	<10.0		10.0	7.00	ug/L			06/11/24 13:41	1
Methacrylonitrile	<10.0		10.0	3.30	ug/L			06/11/24 13:41	1
Methyl methacrylate	<2.00		2.00	0.760	ug/L			06/11/24 13:41	1
Methylene chloride	<5.00		5.00	1.70	ug/L			06/11/24 13:41	1
Naphthalene	<5.00		5.00	3.00	ug/L			06/11/24 13:41	1

Client: SCS Engineers
Project/Site: Scott County Landfill 1st 2024 Semi-Annual

Job ID: 310-283039-1

Client Sample ID: MW-27
Date Collected: 06/05/24 17:55
Date Received: 06/07/24 08:30

Lab Sample ID: 310-283039-2
Matrix: Water

Method: SW846 8260D - Volatile Organic Compounds by GC/MS (Continued)

Analyte	Result	Qualifier	RL	MDL	Unit	D	Prepared	Analyzed	Dil Fac
Propionitrile	<10.0		10.0	3.40	ug/L			06/11/24 13:41	1
Styrene	<1.00		1.00	0.370	ug/L			06/11/24 13:41	1
Tetrachloroethene	<1.00		1.00	0.480	ug/L			06/11/24 13:41	1
Toluene	<1.00		1.00	0.430	ug/L			06/11/24 13:41	1
trans-1,2-Dichloroethene	**0.291**	**J**	1.00	0.270	ug/L			06/11/24 13:41	1
trans-1,3-Dichloropropene	<5.00		5.00	0.560	ug/L			06/11/24 13:41	1
trans-1,4-Dichloro-2-butene	<10.0		10.0	1.10	ug/L			06/11/24 13:41	1
Trichloroethene	<1.00		1.00	0.430	ug/L			06/11/24 13:41	1
Trichlorofluoromethane	<4.00		4.00	0.380	ug/L			06/11/24 13:41	1
Vinyl acetate	<10.0		10.0	2.50	ug/L			06/11/24 13:41	1
Vinyl chloride	<1.00		1.00	0.180	ug/L			06/11/24 13:41	1
Xylenes, Total	<3.00		3.00	0.400	ug/L			06/11/24 13:41	1

Surrogate	*%Recovery*	*Qualifier*	*Limits*	*Prepared*	*Analyzed*	*Dil Fac*
Dibromofluoromethane (Surr)	*105*		*73 - 130*		*06/11/24 13:41*	*1*
Toluene-d8 (Surr)	*94*		*80 - 120*		*06/11/24 13:41*	*1*
4-Bromofluorobenzene (Surr)	*101*		*80 - 120*		*06/11/24 13:41*	*1*

Method: SW846 8270E - Semivolatile Organic Compounds (GC/MS)

Analyte	Result	Qualifier	RL	MDL	Unit	D	Prepared	Analyzed	Dil Fac
1,2,4,5-Tetrachlorobenzene	<9.80		9.80	0.529	ug/L		06/12/24 08:16	06/12/24 18:28	1
1,3,5-Trinitrobenzene	<9.80		9.80	2.25	ug/L		06/12/24 08:16	06/13/24 11:39	1
1,3-Dinitrobenzene	<9.80		9.80	3.14	ug/L		06/12/24 08:16	06/12/24 18:28	1
1,4-Naphthoquinone	<9.80		9.80	3.53	ug/L		06/12/24 08:16	06/13/24 11:39	1
1,4-Phenylenediamine	<9.80	*- *1	9.80	1.86	ug/L		06/12/24 08:16	06/13/24 11:39	1
1-Naphthylamine	<9.80		9.80	2.45	ug/L		06/12/24 08:16	06/13/24 11:39	1
2,3,4,6-Tetrachlorophenol	<9.80		9.80	5.20	ug/L		06/12/24 08:16	06/12/24 18:28	1
2,4,5-Trichlorophenol	<9.80		9.80	5.20	ug/L		06/12/24 08:16	06/12/24 18:28	1
2,4,6-Trichlorophenol	<9.80		9.80	4.90	ug/L		06/12/24 08:16	06/12/24 18:28	1
2,4-Dichlorophenol	<9.80		9.80	0.833	ug/L		06/12/24 08:16	06/12/24 18:28	1
2,4-Dimethylphenol	<9.80		9.80	0.569	ug/L		06/12/24 08:16	06/12/24 18:28	1
2,4-Dinitrophenol	<19.6		19.6	12.7	ug/L		06/12/24 08:16	06/12/24 18:28	1
2,4-Dinitrotoluene	<9.80		9.80	6.27	ug/L		06/12/24 08:16	06/12/24 18:28	1
2,6-Dichlorophenol	<9.80		9.80	0.676	ug/L		06/12/24 08:16	06/12/24 18:28	1
2,6-Dinitrotoluene	<9.80		9.80	0.510	ug/L		06/12/24 08:16	06/12/24 18:28	1
2-Acetylaminofluorene	<9.80		9.80	2.65	ug/L		06/12/24 08:16	06/13/24 11:39	1
2-Chloronaphthalene	<9.80		9.80	0.627	ug/L		06/12/24 08:16	06/12/24 18:28	1
2-Chlorophenol	<9.80		9.80	0.529	ug/L		06/12/24 08:16	06/12/24 18:28	1
2-Methylnaphthalene	<9.80		9.80	0.578	ug/L		06/12/24 08:16	06/12/24 18:28	1
2-Methylphenol	<9.80		9.80	0.637	ug/L		06/12/24 08:16	06/12/24 18:28	1
2-Naphthylamine	<9.80		9.80	2.06	ug/L		06/12/24 08:16	06/13/24 11:39	1
2-Nitroaniline	<9.80		9.80	5.78	ug/L		06/12/24 08:16	06/12/24 18:28	1
2-Nitrophenol	<9.80		9.80	6.67	ug/L		06/12/24 08:16	06/12/24 18:28	1
3,3'-Dichlorobenzidine	<9.80		9.80	1.37	ug/L		06/12/24 08:16	06/12/24 18:28	1
3,3'-Dimethylbenzidine	<9.80		9.80	1.47	ug/L		06/12/24 08:16	06/13/24 11:39	1
3-Methylcholanthrene	<9.80		9.80	0.314	ug/L		06/12/24 08:16	06/13/24 11:39	1
3-Nitroaniline	<9.80		9.80	2.65	ug/L		06/12/24 08:16	06/12/24 18:28	1
4,6-Dinitro-2-methylphenol	<9.80		9.80	6.76	ug/L		06/12/24 08:16	06/12/24 18:28	1
4-Aminobiphenyl	<9.80		9.80	2.16	ug/L		06/12/24 08:16	06/13/24 11:39	1
4-Bromophenyl phenyl ether	<9.80		9.80	0.686	ug/L		06/12/24 08:16	06/12/24 18:28	1

Client Sample ID: MW-27
Lab Sample ID: 310-283039-2
Date Collected: 06/05/24 17:55
Matrix: Water
Date Received: 06/07/24 08:30

Method: SW846 8270E - Semivolatile Organic Compounds (GC/MS) (Continued)

Analyte	Result	Qualifier	RL	MDL	Unit	D	Prepared	Analyzed	Dil Fac
4-Chloro-3-methylphenol	<9.80		9.80	0.824	ug/L		06/12/24 08:16	06/12/24 18:28	1
4-Chloroaniline	<9.80		9.80	0.608	ug/L		06/12/24 08:16	06/12/24 18:28	1
4-Chlorophenyl phenyl ether	<9.80		9.80	0.676	ug/L		06/12/24 08:16	06/12/24 18:28	1
4-Methylphenol (and/or 3-Methylphenol)	<9.80		9.80	0.686	ug/L		06/12/24 08:16	06/12/24 18:28	1
4-Nitroaniline	<9.80		9.80	1.27	ug/L		06/12/24 08:16	06/12/24 18:28	1
4-Nitrophenol	<9.80		9.80	7.45	ug/L		06/12/24 08:16	06/12/24 18:28	1
5-Nitro-o-toluidine	<9.80		9.80	2.75	ug/L		06/12/24 08:16	06/13/24 11:39	1
7,12-Dimethylbenz(a)anthracene	<9.80		9.80	1.86	ug/L		06/12/24 08:16	06/13/24 11:39	1
Acenaphthene	<9.80		9.80	0.627	ug/L		06/12/24 08:16	06/12/24 18:28	1
Acenaphthylene	<9.80		9.80	0.706	ug/L		06/12/24 08:16	06/12/24 18:28	1
Acetophenone	<9.80		9.80	0.676	ug/L		06/12/24 08:16	06/12/24 18:28	1
Anthracene	<9.80		9.80	0.853	ug/L		06/12/24 08:16	06/12/24 18:28	1
Benzo(a)anthracene	<9.80		9.80	0.833	ug/L		06/12/24 08:16	06/12/24 18:28	1
Benzo(a)pyrene	<9.80		9.80	7.94	ug/L		06/12/24 08:16	06/12/24 18:28	1
Benzo(b)fluoranthene	<9.80		9.80	4.80	ug/L		06/12/24 08:16	06/12/24 18:28	1
Benzo(g,h,i)perylene	<9.80		9.80	6.18	ug/L		06/12/24 08:16	06/12/24 18:28	1
Benzo(k)fluoranthene	<9.80		9.80	2.16	ug/L		06/12/24 08:16	06/12/24 18:28	1
Benzyl alcohol	<9.80		9.80	1.27	ug/L		06/12/24 08:16	06/12/24 18:28	1
Bis(2-chloroethoxy)methane	<9.80		9.80	0.745	ug/L		06/12/24 08:16	06/12/24 18:28	1
Bis(2-chloroethyl)ether	<9.80		9.80	0.804	ug/L		06/12/24 08:16	06/12/24 18:28	1
bis(2-chloroisopropyl) ether	<9.80		9.80	0.529	ug/L		06/12/24 08:16	06/12/24 18:28	1
Bis(2-ethylhexyl) phthalate	<9.80		9.80	5.39	ug/L		06/12/24 08:16	06/12/24 18:28	1
Butyl benzyl phthalate	<9.80		9.80	5.29	ug/L		06/12/24 08:16	06/12/24 18:28	1
Chlorobenzilate	<9.80		9.80	3.53	ug/L		06/12/24 08:16	06/13/24 11:39	1
Chrysene	<9.80		9.80	0.853	ug/L		06/12/24 08:16	06/12/24 18:28	1
Diallate	<9.80		9.80	3.92	ug/L		06/12/24 08:16	06/13/24 11:39	1
Dibenz(a,h)anthracene	<9.80		9.80	3.82	ug/L		06/12/24 08:16	06/12/24 18:28	1
Dibenzofuran	<9.80		9.80	0.725	ug/L		06/12/24 08:16	06/12/24 18:28	1
Diethyl phthalate	<9.80		9.80	1.67	ug/L		06/12/24 08:16	06/12/24 18:28	1
Dimethoate	<9.80		9.80	3.53	ug/L		06/12/24 08:16	06/13/24 11:39	1
Dimethyl phthalate	<9.80		9.80	0.980	ug/L		06/12/24 08:16	06/12/24 18:28	1
Di-n-butyl phthalate	<9.80		9.80	5.49	ug/L		06/12/24 08:16	06/12/24 18:28	1
Di-n-octyl phthalate	<19.6		19.6	6.86	ug/L		06/12/24 08:16	06/12/24 18:28	1
Diphenylamine	<9.80		9.80	5.88	ug/L		06/12/24 08:16	06/12/24 18:28	1
Disulfoton	<9.80		9.80	2.35	ug/L		06/12/24 08:16	06/13/24 11:39	1
Ethyl methanesulfonate	<9.80		9.80	3.53	ug/L		06/12/24 08:16	06/13/24 11:39	1
Ethyl parathion	<9.80		9.80	2.16	ug/L		06/12/24 08:16	06/13/24 11:39	1
Famphur	<9.80	*+	9.80	3.73	ug/L		06/12/24 08:16	06/13/24 11:39	1
Fluoranthene	<9.80		9.80	1.67	ug/L		06/12/24 08:16	06/12/24 18:28	1
Fluorene	<9.80		9.80	0.775	ug/L		06/12/24 08:16	06/12/24 18:28	1
Hexachlorobenzene	<9.80		9.80	0.686	ug/L		06/12/24 08:16	06/12/24 18:28	1
Hexachlorobutadiene	<9.80		9.80	0.843	ug/L		06/12/24 08:16	06/12/24 18:28	1
Hexachlorocyclopentadiene	<9.80		9.80	5.00	ug/L		06/12/24 08:16	06/12/24 18:28	1
Hexachloroethane	<9.80		9.80	0.951	ug/L		06/12/24 08:16	06/12/24 18:28	1
Hexachloropropene	<9.80		9.80	2.55	ug/L		06/12/24 08:16	06/13/24 11:39	1
Indeno(1,2,3-cd)pyrene	<9.80		9.80	4.12	ug/L		06/12/24 08:16	06/12/24 18:28	1
Isodrin	<9.80		9.80	4.61	ug/L		06/12/24 08:16	06/13/24 11:39	1
Isophorone	<9.80		9.80	0.912	ug/L		06/12/24 08:16	06/12/24 18:28	1
Isosafrole	<9.80		9.80	2.25	ug/L		06/12/24 08:16	06/13/24 11:39	1

Client Sample ID: MW-27
Lab Sample ID: 310-283039-2
Date Collected: 06/05/24 17:55
Matrix: Water
Date Received: 06/07/24 08:30

Method: SW846 8270E - Semivolatile Organic Compounds (GC/MS) (Continued)

Analyte	Result	Qualifier	RL	MDL	Unit	D	Prepared	Analyzed	Dil Fac
Kepone	<9.80	*+	9.80	0.980	ug/L		06/12/24 08:16	06/13/24 11:39	1
Methapyrilene	<9.80	*1	9.80	0.745	ug/L		06/12/24 08:16	06/13/24 11:39	1
Methyl methanesulfonate	<9.80		9.80	3.24	ug/L		06/12/24 08:16	06/13/24 11:39	1
Methyl parathion	<9.80		9.80	2.25	ug/L		06/12/24 08:16	06/13/24 11:39	1
Nitrobenzene	<9.80		9.80	0.784	ug/L		06/12/24 08:16	06/12/24 18:28	1
N-Nitrosodiethylamine	<9.80		9.80	3.33	ug/L		06/12/24 08:16	06/13/24 11:39	1
N-Nitrosodimethylamine	<9.80		9.80	0.706	ug/L		06/12/24 08:16	06/12/24 18:28	1
N-Nitrosodi-n-butylamine	<9.80		9.80	3.82	ug/L		06/12/24 08:16	06/13/24 11:39	1
N-Nitrosodi-n-propylamine	<9.80		9.80	0.902	ug/L		06/12/24 08:16	06/12/24 18:28	1
N-Nitrosodiphenylamine	<9.80		9.80	0.735	ug/L		06/12/24 08:16	06/12/24 18:28	1
N-Nitrosomethylethylamine	<9.80		9.80	4.80	ug/L		06/12/24 08:16	06/13/24 11:39	1
N-Nitrosopiperidine	<9.80		9.80	2.65	ug/L		06/12/24 08:16	06/13/24 11:39	1
N-Nitrosopyrrolidine	<9.80		9.80	3.53	ug/L		06/12/24 08:16	06/13/24 11:39	1
o,o',o''-Triethylphosphorothioate	<9.80		9.80	3.14	ug/L		06/12/24 08:16	06/13/24 11:39	1
o-Toluidine	<9.80		9.80	2.84	ug/L		06/12/24 08:16	06/13/24 11:39	1
p-Dimethylamino azobenzene	<9.80		9.80	2.16	ug/L		06/12/24 08:16	06/13/24 11:39	1
Pentachlorobenzene	<9.80		9.80	2.75	ug/L		06/12/24 08:16	06/13/24 11:39	1
Pentachloronitrobenzene	<9.80		9.80	5.69	ug/L		06/12/24 08:16	06/13/24 11:39	1
Pentachlorophenol	<9.80		9.80	9.41	ug/L		06/12/24 08:16	06/12/24 18:28	1
Phenacetin	<9.80		9.80	1.86	ug/L		06/12/24 08:16	06/13/24 11:39	1
Phenanthrene	<9.80		9.80	0.775	ug/L		06/12/24 08:16	06/12/24 18:28	1
Phenol	<9.80		9.80	1.08	ug/L		06/12/24 08:16	06/12/24 18:28	1
Phorate	<9.80		9.80	3.14	ug/L		06/12/24 08:16	06/13/24 11:39	1
Pronamide	<9.80		9.80	2.65	ug/L		06/12/24 08:16	06/13/24 11:39	1
Pyrene	<9.80		9.80	0.775	ug/L		06/12/24 08:16	06/12/24 18:28	1
Safrole	<9.80		9.80	2.75	ug/L		06/12/24 08:16	06/13/24 11:39	1
Thionazin	<9.80		9.80	3.43	ug/L		06/12/24 08:16	06/13/24 11:39	1
Dinoseb	<9.80		9.80	2.35	ug/L		06/12/24 08:16	06/13/24 11:39	1

Surrogate	*%Recovery*	*Qualifier*	*Limits*	*Prepared*	*Analyzed*	*Dil Fac*
2-Fluorophenol (Surr)	*67*		*25 - 110*	*06/12/24 08:16*	*06/12/24 18:28*	*1*
2-Fluorophenol (Surr)	*56*		*25 - 110*	*06/12/24 08:16*	*06/13/24 11:39*	*1*
Phenol-d5 (Surr)	*53*		*21 - 110*	*06/12/24 08:16*	*06/12/24 18:28*	*1*
Phenol-d5 (Surr)	*53*		*21 - 110*	*06/12/24 08:16*	*06/13/24 11:39*	*1*
Nitrobenzene-d5 (Surr)	*101*		*45 - 129*	*06/12/24 08:16*	*06/12/24 18:28*	*1*
Nitrobenzene-d5 (Surr)	*91*		*45 - 129*	*06/12/24 08:16*	*06/13/24 11:39*	*1*
2-Fluorobiphenyl (Surr)	*83*		*39 - 118*	*06/12/24 08:16*	*06/12/24 18:28*	*1*
2-Fluorobiphenyl (Surr)	*87*		*39 - 118*	*06/12/24 08:16*	*06/13/24 11:39*	*1*
2,4,6-Tribromophenol (Surr)	*86*		*27 - 136*	*06/12/24 08:16*	*06/12/24 18:28*	*1*
2,4,6-Tribromophenol (Surr)	*70*		*27 - 136*	*06/12/24 08:16*	*06/13/24 11:39*	*1*
Terphenyl-d14 (Surr)	*82*		*12 - 144*	*06/12/24 08:16*	*06/12/24 18:28*	*1*
Terphenyl-d14 (Surr)	*75*		*12 - 144*	*06/12/24 08:16*	*06/13/24 11:39*	*1*

Method: SW846 8015C - Nonhalogenated Organic using GC/FID (Direct Aqueous Injection)

Analyte	Result	Qualifier	RL	MDL	Unit	D	Prepared	Analyzed	Dil Fac
Acetonitrile	<10.0		10.0	2.60	mg/L			06/10/24 15:40	1
Isobutanol	<10.0		10.0	2.40	mg/L			06/10/24 15:40	1

Client Sample ID: MW-27
Date Collected: 06/05/24 17:55
Date Received: 06/07/24 08:30

Lab Sample ID: 310-283039-2
Matrix: Water

Method: SW846 8081B - Organochlorine Pesticides (GC)

Analyte	Result	Qualifier	RL	MDL	Unit	D	Prepared	Analyzed	Dil Fac
4,4'-DDD	<0.0907		0.0907	0.0227	ug/L		06/11/24 10:54	06/12/24 20:32	1
4,4'-DDE	<0.0907		0.0907	0.0272	ug/L		06/11/24 10:54	06/12/24 20:32	1
4,4'-DDT	<0.0907		0.0907	0.0181	ug/L		06/11/24 10:54	06/12/24 20:32	1
Aldrin	<0.0907		0.0907	0.0199	ug/L		06/11/24 10:54	06/12/24 20:32	1
alpha-BHC	<0.0907		0.0907	0.00907	ug/L		06/11/24 10:54	06/12/24 20:32	1
beta-BHC	<0.0907		0.0907	0.0381	ug/L		06/11/24 10:54	06/12/24 20:32	1
Chlordane (technical)	<1.81		1.81	0.354	ug/L		06/11/24 10:54	06/12/24 20:32	1
delta-BHC	<0.0907		0.0907	0.0290	ug/L		06/11/24 10:54	06/12/24 20:32	1
Dieldrin	<0.0907		0.0907	0.0190	ug/L		06/11/24 10:54	06/12/24 20:32	1
Endosulfan I	<0.0907		0.0907	0.0254	ug/L		06/11/24 10:54	06/12/24 20:32	1
Endosulfan II	<0.0907		0.0907	0.0236	ug/L		06/11/24 10:54	06/12/24 20:32	1
Endosulfan sulfate	<0.0907		0.0907	0.0163	ug/L		06/11/24 10:54	06/12/24 20:32	1
Endrin	<0.0907		0.0907	0.0254	ug/L		06/11/24 10:54	06/12/24 20:32	1
Endrin aldehyde	<0.0907		0.0907	0.0245	ug/L		06/11/24 10:54	06/12/24 20:32	1
gamma-BHC (Lindane)	<0.0907		0.0907	0.00907	ug/L		06/11/24 10:54	06/12/24 20:32	1
Heptachlor	<0.0907		0.0907	0.0209	ug/L		06/11/24 10:54	06/12/24 20:32	1
Heptachlor epoxide	<0.0907		0.0907	0.0290	ug/L		06/11/24 10:54	06/12/24 20:32	1
Methoxychlor	<0.0907	*+	0.0907	0.0290	ug/L		06/11/24 10:54	06/12/24 20:32	1
Toxaphene	<1.81		1.81	0.907	ug/L		06/11/24 10:54	06/12/24 20:32	1

Surrogate	*%Recovery*	*Qualifier*	*Limits*	*Prepared*	*Analyzed*	*Dil Fac*
DCB Decachlorobiphenyl (Surr)	*104*		*10 - 136*	*06/11/24 10:54*	*06/12/24 20:32*	*1*
Tetrachloro-m-xylene (Surr)	*95*		*10 - 130*	*06/11/24 10:54*	*06/12/24 20:32*	*1*

Method: SW846 8082A - Polychlorinated Biphenyls (PCBs) by Gas Chromatography

Analyte	Result	Qualifier	RL	MDL	Unit	D	Prepared	Analyzed	Dil Fac
PCB-1016	<1.81		1.81	0.744	ug/L		06/11/24 10:54	06/12/24 02:37	1
PCB-1221	<1.81		1.81	0.744	ug/L		06/11/24 10:54	06/12/24 02:37	1
PCB-1232	<1.81		1.81	0.744	ug/L		06/11/24 10:54	06/12/24 02:37	1
PCB-1242	<1.81		1.81	0.744	ug/L		06/11/24 10:54	06/12/24 02:37	1
PCB-1248	<1.81		1.81	0.626	ug/L		06/11/24 10:54	06/12/24 02:37	1
PCB-1254	<1.81		1.81	0.626	ug/L		06/11/24 10:54	06/12/24 02:37	1
PCB-1260	<1.81		1.81	0.626	ug/L		06/11/24 10:54	06/12/24 02:37	1

Surrogate	*%Recovery*	*Qualifier*	*Limits*	*Prepared*	*Analyzed*	*Dil Fac*
DCB Decachlorobiphenyl (Surr)	*93*		*10 - 136*	*06/11/24 10:54*	*06/12/24 02:37*	*1*
Tetrachloro-m-xylene (Surr)	*96*		*10 - 130*	*06/11/24 10:54*	*06/12/24 02:37*	*1*

Method: SW846 8151A - Herbicides (GC)

Analyte	Result	Qualifier	RL	MDL	Unit	D	Prepared	Analyzed	Dil Fac
2,4,5-T	<0.149		0.149	0.0645	ug/L		06/12/24 15:06	06/13/24 13:33	1
Silvex (2,4,5-TP)	<0.0496		0.0496	0.0218	ug/L		06/12/24 15:06	06/13/24 13:33	1
2,4-D	<0.595		0.595	0.248	ug/L		06/12/24 15:06	06/13/24 13:33	1

Method: SW846 6020B - Metals (ICP/MS)

Analyte	Result	Qualifier	RL	MDL	Unit	D	Prepared	Analyzed	Dil Fac
Antimony	<0.00200		0.00200	0.00100	mg/L		06/10/24 09:00	06/25/24 13:36	1
Arsenic	**0.00217**		0.00200	0.000530	mg/L		06/10/24 09:00	06/21/24 19:48	1
Barium	**0.131**		0.00200	0.000660	mg/L		06/10/24 09:00	06/21/24 19:48	1
Beryllium	<0.00100		0.00100	0.000330	mg/L		06/10/24 09:00	06/21/24 19:48	1
Cadmium	<0.000200		0.000200	0.000100	mg/L		06/10/24 09:00	06/21/24 19:48	1

Client: SCS Engineers
Job ID: 310-283039-1
Project/Site: Scott County Landfill 1st 2024 Semi-Annual

Client Sample ID: MW-27
Lab Sample ID: 310-283039-2
Date Collected: 06/05/24 17:55
Matrix: Water
Date Received: 06/07/24 08:30

Method: SW846 6020B - Metals (ICP/MS) (Continued)

Analyte	Result	Qualifier	RL	MDL	Unit	D	Prepared	Analyzed	Dil Fac
Chromium	<0.00500		0.00500	0.00120	mg/L		06/10/24 09:00	06/21/24 19:48	1
Cobalt	**0.0117**		0.000500	0.000170	mg/L		06/10/24 09:00	06/21/24 19:48	1
Copper	<0.00500		0.00500	0.00180	mg/L		06/10/24 09:00	06/21/24 19:48	1
Lead	<0.000500		0.000500	0.000260	mg/L		06/10/24 09:00	06/21/24 19:48	1
Nickel	**0.0121**		0.00500	0.00210	mg/L		06/10/24 09:00	06/21/24 19:48	1
Selenium	<0.00500		0.00500	0.00140	mg/L		06/10/24 09:00	06/21/24 19:48	1
Silver	<0.00100		0.00100	0.000500	mg/L		06/10/24 09:00	06/20/24 19:04	1
Thallium	<0.00100		0.00100	0.000570	mg/L		06/10/24 09:00	06/24/24 16:04	1
Tin	<0.00500		0.00500	0.00230	mg/L		06/10/24 09:00	06/21/24 19:48	1
Vanadium	<0.00500		0.00500	0.00110	mg/L		06/10/24 09:00	06/21/24 19:48	1
Zinc	<0.0200		0.0200	0.00970	mg/L		06/10/24 09:00	06/21/24 19:48	1

Method: SW846 7470A - Mercury (CVAA)

Analyte	Result	Qualifier	RL	MDL	Unit	D	Prepared	Analyzed	Dil Fac
Mercury	<0.000200		0.000200	0.000110	mg/L		06/11/24 10:26	06/19/24 17:08	1

General Chemistry

Analyte	Result	Qualifier	RL	MDL	Unit	D	Prepared	Analyzed	Dil Fac
Cyanide, Total (SW846 9012B)	<0.0100		0.0100	0.00350	mg/L		06/12/24 10:50	06/12/24 21:37	1
Sulfide (SW846 9034)	<1.00		1.00	0.231	mg/L			06/09/24 22:45	1
Total Suspended Solids (USGS I-3765-85)	**9.50**		1.88	1.39	mg/L			06/11/24 10:22	1

Client: SCS Engineers
Project/Site: Scott County Landfill 1st 2024 Semi-Annual

Job ID: 310-283039-1

Client Sample ID: MW-30
Date Collected: 06/05/24 16:55
Date Received: 06/07/24 08:30

Lab Sample ID: 310-283039-3
Matrix: Water

Method: SW846 8260D - Volatile Organic Compounds by GC/MS

Analyte	Result	Qualifier	RL	MDL	Unit	D	Prepared	Analyzed	Dil Fac
1,1,1,2-Tetrachloroethane	<1.00		1.00	0.380	ug/L			06/12/24 00:58	1
1,1,1-Trichloroethane	<1.00		1.00	0.190	ug/L			06/12/24 00:58	1
1,1,2,2-Tetrachloroethane	<1.00		1.00	0.470	ug/L			06/12/24 00:58	1
1,1,2-Trichloroethane	<1.00		1.00	0.450	ug/L			06/12/24 00:58	1
1,1-Dichloroethane	<1.00		1.00	0.220	ug/L			06/12/24 00:58	1
1,1-Dichloroethene	<2.00		2.00	0.560	ug/L			06/12/24 00:58	1
1,1-Dichloropropene	<1.00		1.00	0.430	ug/L			06/12/24 00:58	1
1,2,3-Trichloropropane	<1.00		1.00	0.590	ug/L			06/12/24 00:58	1
1,2,4-Trichlorobenzene	<5.00		5.00	0.750	ug/L			06/12/24 00:58	1
1,2-Dibromo-3-chloropropane	<5.00		5.00	1.20	ug/L			06/12/24 00:58	1
1,2-Dibromoethane (EDB)	<1.00		1.00	0.340	ug/L			06/12/24 00:58	1
1,2-Dichlorobenzene	<1.00		1.00	0.370	ug/L			06/12/24 00:58	1
1,2-Dichloroethane	<1.00		1.00	0.390	ug/L			06/12/24 00:58	1
1,2-Dichloropropane	<1.00		1.00	0.270	ug/L			06/12/24 00:58	1
1,3-Dichlorobenzene	<1.00		1.00	0.300	ug/L			06/12/24 00:58	1
1,3-Dichloropropane	<1.00		1.00	0.400	ug/L			06/12/24 00:58	1
1,4-Dichlorobenzene	<1.00		1.00	0.230	ug/L			06/12/24 00:58	1
2,2-Dichloropropane	<4.00		4.00	0.690	ug/L			06/12/24 00:58	1
2-Butanone (MEK)	<10.0		10.0	2.10	ug/L			06/12/24 00:58	1
2-Hexanone	<10.0		10.0	2.00	ug/L			06/12/24 00:58	1
4-Methyl-2-pentanone (MIBK)	<10.0		10.0	2.10	ug/L			06/12/24 00:58	1
Acetone	<10.0		10.0	3.10	ug/L			06/12/24 00:58	1
Acrolein	<10.0		10.0	3.60	ug/L			06/12/24 00:58	1
Acrylonitrile	<5.00		5.00	2.20	ug/L			06/12/24 00:58	1
Allyl chloride	<2.00		2.00	0.700	ug/L			06/12/24 00:58	1
Benzene	<0.500		0.500	0.220	ug/L			06/12/24 00:58	1
Bromochloromethane	<5.00		5.00	0.540	ug/L			06/12/24 00:58	1
Bromodichloromethane	<1.00		1.00	0.390	ug/L			06/12/24 00:58	1
Bromoform	<5.00		5.00	0.780	ug/L			06/12/24 00:58	1
Bromomethane	<4.00		4.00	1.10	ug/L			06/12/24 00:58	1
Carbon disulfide	<1.00		1.00	0.450	ug/L			06/12/24 00:58	1
Carbon tetrachloride	<2.00		2.00	0.650	ug/L			06/12/24 00:58	1
Chlorobenzene	<1.00		1.00	0.400	ug/L			06/12/24 00:58	1
Chlorodibromomethane	<5.00		5.00	0.750	ug/L			06/12/24 00:58	1
Chloroethane	<4.00		4.00	0.790	ug/L			06/12/24 00:58	1
Chloroform	<3.00		3.00	1.30	ug/L			06/12/24 00:58	1
Chloromethane	<3.00		3.00	0.610	ug/L			06/12/24 00:58	1
Chloroprene	<1.00		1.00	0.230	ug/L			06/12/24 00:58	1
cis-1,2-Dichloroethene	<1.00		1.00	0.210	ug/L			06/12/24 00:58	1
cis-1,3-Dichloropropene	<5.00		5.00	0.250	ug/L			06/12/24 00:58	1
Dibromomethane	<1.00		1.00	0.330	ug/L			06/12/24 00:58	1
Dichlorodifluoromethane	<3.00		3.00	0.250	ug/L			06/12/24 00:58	1
Ethyl methacrylate	<2.00		2.00	0.680	ug/L			06/12/24 00:58	1
Ethylbenzene	<1.00		1.00	0.310	ug/L			06/12/24 00:58	1
Iodomethane	<10.0		10.0	7.00	ug/L			06/12/24 00:58	1
Methacrylonitrile	<10.0		10.0	3.30	ug/L			06/12/24 00:58	1
Methyl methacrylate	<2.00		2.00	0.760	ug/L			06/12/24 00:58	1
Methylene chloride	<5.00		5.00	1.70	ug/L			06/12/24 00:58	1
Naphthalene	<5.00		5.00	3.00	ug/L			06/12/24 00:58	1

Client: SCS Engineers
Project/Site: Scott County Landfill 1st 2024 Semi-Annual

Job ID: 310-283039-1

Client Sample ID: MW-30

Date Collected: 06/05/24 16:55
Date Received: 06/07/24 08:30

Lab Sample ID: 310-283039-3

Matrix: Water

Method: SW846 8260D - Volatile Organic Compounds by GC/MS (Continued)

Analyte	Result	Qualifier	RL	MDL	Unit	D	Prepared	Analyzed	Dil Fac
Propionitrile	<10.0		10.0	3.40	ug/L			06/12/24 00:58	1
Styrene	<1.00		1.00	0.370	ug/L			06/12/24 00:58	1
Tetrachloroethene	<1.00		1.00	0.480	ug/L			06/12/24 00:58	1
Toluene	<1.00		1.00	0.430	ug/L			06/12/24 00:58	1
trans-1,2-Dichloroethene	<1.00		1.00	0.270	ug/L			06/12/24 00:58	1
trans-1,3-Dichloropropene	<5.00		5.00	0.560	ug/L			06/12/24 00:58	1
trans-1,4-Dichloro-2-butene	<10.0		10.0	1.10	ug/L			06/12/24 00:58	1
Trichloroethene	<1.00		1.00	0.430	ug/L			06/12/24 00:58	1
Trichlorofluoromethane	<4.00		4.00	0.380	ug/L			06/12/24 00:58	1
Vinyl acetate	<10.0		10.0	2.50	ug/L			06/12/24 00:58	1
Vinyl chloride	<1.00		1.00	0.180	ug/L			06/12/24 00:58	1
Xylenes, Total	<3.00		3.00	0.400	ug/L			06/12/24 00:58	1

Surrogate	*%Recovery*	*Qualifier*	*Limits*	*Prepared*	*Analyzed*	*Dil Fac*
Dibromofluoromethane (Surr)	*102*		*73 - 130*		*06/12/24 00:58*	*1*
Toluene-d8 (Surr)	*95*		*80 - 120*		*06/12/24 00:58*	*1*
4-Bromofluorobenzene (Surr)	*104*		*80 - 120*		*06/12/24 00:58*	*1*

Method: SW846 8270E - Semivolatile Organic Compounds (GC/MS)

Analyte	Result	Qualifier	RL	MDL	Unit	D	Prepared	Analyzed	Dil Fac
1,2,4,5-Tetrachlorobenzene	<9.80		9.80	0.529	ug/L		06/12/24 08:16	06/12/24 18:53	1
1,3,5-Trinitrobenzene	<9.80		9.80	2.25	ug/L		06/12/24 08:16	06/13/24 12:04	1
1,3-Dinitrobenzene	<9.80		9.80	3.14	ug/L		06/12/24 08:16	06/12/24 18:53	1
1,4-Naphthoquinone	<9.80		9.80	3.53	ug/L		06/12/24 08:16	06/13/24 12:04	1
1,4-Phenylenediamine	<9.80	*- *1	9.80	1.86	ug/L		06/12/24 08:16	06/13/24 12:04	1
1-Naphthylamine	<9.80		9.80	2.45	ug/L		06/12/24 08:16	06/13/24 12:04	1
2,3,4,6-Tetrachlorophenol	<9.80		9.80	5.20	ug/L		06/12/24 08:16	06/12/24 18:53	1
2,4,5-Trichlorophenol	<9.80		9.80	5.20	ug/L		06/12/24 08:16	06/12/24 18:53	1
2,4,6-Trichlorophenol	<9.80		9.80	4.90	ug/L		06/12/24 08:16	06/12/24 18:53	1
2,4-Dichlorophenol	<9.80		9.80	0.833	ug/L		06/12/24 08:16	06/12/24 18:53	1
2,4-Dimethylphenol	<9.80		9.80	0.569	ug/L		06/12/24 08:16	06/12/24 18:53	1
2,4-Dinitrophenol	<19.6		19.6	12.7	ug/L		06/12/24 08:16	06/12/24 18:53	1
2,4-Dinitrotoluene	<9.80		9.80	6.27	ug/L		06/12/24 08:16	06/12/24 18:53	1
2,6-Dichlorophenol	<9.80		9.80	0.676	ug/L		06/12/24 08:16	06/12/24 18:53	1
2,6-Dinitrotoluene	<9.80		9.80	0.510	ug/L		06/12/24 08:16	06/12/24 18:53	1
2-Acetylaminofluorene	<9.80		9.80	2.65	ug/L		06/12/24 08:16	06/13/24 12:04	1
2-Chloronaphthalene	<9.80		9.80	0.627	ug/L		06/12/24 08:16	06/12/24 18:53	1
2-Chlorophenol	<9.80		9.80	0.529	ug/L		06/12/24 08:16	06/12/24 18:53	1
2-Methylnaphthalene	<9.80		9.80	0.578	ug/L		06/12/24 08:16	06/12/24 18:53	1
2-Methylphenol	<9.80		9.80	0.637	ug/L		06/12/24 08:16	06/12/24 18:53	1
2-Naphthylamine	<9.80		9.80	2.06	ug/L		06/12/24 08:16	06/13/24 12:04	1
2-Nitroaniline	<9.80		9.80	5.78	ug/L		06/12/24 08:16	06/12/24 18:53	1
2-Nitrophenol	<9.80		9.80	6.67	ug/L		06/12/24 08:16	06/12/24 18:53	1
3,3'-Dichlorobenzidine	<9.80		9.80	1.37	ug/L		06/12/24 08:16	06/12/24 18:53	1
3,3'-Dimethylbenzidine	<9.80		9.80	1.47	ug/L		06/12/24 08:16	06/13/24 12:04	1
3-Methylcholanthrene	<9.80		9.80	0.314	ug/L		06/12/24 08:16	06/13/24 12:04	1
3-Nitroaniline	<9.80		9.80	2.65	ug/L		06/12/24 08:16	06/12/24 18:53	1
4,6-Dinitro-2-methylphenol	<9.80		9.80	6.76	ug/L		06/12/24 08:16	06/12/24 18:53	1
4-Aminobiphenyl	<9.80		9.80	2.16	ug/L		06/12/24 08:16	06/13/24 12:04	1
4-Bromophenyl phenyl ether	<9.80		9.80	0.686	ug/L		06/12/24 08:16	06/12/24 18:53	1

Client: SCS Engineers
Project/Site: Scott County Landfill 1st 2024 Semi-Annual

Job ID: 310-283039-1

Client Sample ID: MW-30
Date Collected: 06/05/24 16:55
Date Received: 06/07/24 08:30

Lab Sample ID: 310-283039-3
Matrix: Water

Method: SW846 8270E - Semivolatile Organic Compounds (GC/MS) (Continued)

Analyte	Result	Qualifier	RL	MDL	Unit	D	Prepared	Analyzed	Dil Fac
4-Chloro-3-methylphenol	<9.80		9.80	0.824	ug/L		06/12/24 08:16	06/12/24 18:53	1
4-Chloroaniline	<9.80		9.80	0.608	ug/L		06/12/24 08:16	06/12/24 18:53	1
4-Chlorophenyl phenyl ether	<9.80		9.80	0.676	ug/L		06/12/24 08:16	06/12/24 18:53	1
4-Methylphenol (and/or 3-Methylphenol)	<9.80		9.80	0.686	ug/L		06/12/24 08:16	06/12/24 18:53	1
4-Nitroaniline	<9.80		9.80	1.27	ug/L		06/12/24 08:16	06/12/24 18:53	1
4-Nitrophenol	<9.80		9.80	7.45	ug/L		06/12/24 08:16	06/12/24 18:53	1
5-Nitro-o-toluidine	<9.80		9.80	2.75	ug/L		06/12/24 08:16	06/13/24 12:04	1
7,12-Dimethylbenz(a)anthracene	<9.80		9.80	1.86	ug/L		06/12/24 08:16	06/13/24 12:04	1
Acenaphthene	<9.80		9.80	0.627	ug/L		06/12/24 08:16	06/12/24 18:53	1
Acenaphthylene	<9.80		9.80	0.706	ug/L		06/12/24 08:16	06/12/24 18:53	1
Acetophenone	<9.80		9.80	0.676	ug/L		06/12/24 08:16	06/12/24 18:53	1
Anthracene	<9.80		9.80	0.853	ug/L		06/12/24 08:16	06/12/24 18:53	1
Benzo(a)anthracene	<9.80		9.80	0.833	ug/L		06/12/24 08:16	06/12/24 18:53	1
Benzo(a)pyrene	<9.80		9.80	7.94	ug/L		06/12/24 08:16	06/12/24 18:53	1
Benzo(b)fluoranthene	<9.80		9.80	4.80	ug/L		06/12/24 08:16	06/12/24 18:53	1
Benzo(g,h,i)perylene	<9.80		9.80	6.18	ug/L		06/12/24 08:16	06/12/24 18:53	1
Benzo(k)fluoranthene	<9.80		9.80	2.16	ug/L		06/12/24 08:16	06/12/24 18:53	1
Benzyl alcohol	<9.80		9.80	1.27	ug/L		06/12/24 08:16	06/12/24 18:53	1
Bis(2-chloroethoxy)methane	<9.80		9.80	0.745	ug/L		06/12/24 08:16	06/12/24 18:53	1
Bis(2-chloroethyl)ether	<9.80		9.80	0.804	ug/L		06/12/24 08:16	06/12/24 18:53	1
bis(2-chloroisopropyl) ether	<9.80		9.80	0.529	ug/L		06/12/24 08:16	06/12/24 18:53	1
Bis(2-ethylhexyl) phthalate	<9.80		9.80	5.39	ug/L		06/12/24 08:16	06/12/24 18:53	1
Butyl benzyl phthalate	<9.80		9.80	5.29	ug/L		06/12/24 08:16	06/12/24 18:53	1
Chlorobenzilate	<9.80		9.80	3.53	ug/L		06/12/24 08:16	06/13/24 12:04	1
Chrysene	<9.80		9.80	0.853	ug/L		06/12/24 08:16	06/12/24 18:53	1
Diallate	<9.80		9.80	3.92	ug/L		06/12/24 08:16	06/13/24 12:04	1
Dibenz(a,h)anthracene	<9.80		9.80	3.82	ug/L		06/12/24 08:16	06/12/24 18:53	1
Dibenzofuran	<9.80		9.80	0.725	ug/L		06/12/24 08:16	06/12/24 18:53	1
Diethyl phthalate	<9.80		9.80	1.67	ug/L		06/12/24 08:16	06/12/24 18:53	1
Dimethoate	<9.80		9.80	3.53	ug/L		06/12/24 08:16	06/13/24 12:04	1
Dimethyl phthalate	<9.80		9.80	0.980	ug/L		06/12/24 08:16	06/12/24 18:53	1
Di-n-butyl phthalate	<9.80		9.80	5.49	ug/L		06/12/24 08:16	06/12/24 18:53	1
Di-n-octyl phthalate	<19.6		19.6	6.86	ug/L		06/12/24 08:16	06/12/24 18:53	1
Diphenylamine	<9.80		9.80	5.88	ug/L		06/12/24 08:16	06/12/24 18:53	1
Disulfoton	<9.80		9.80	2.35	ug/L		06/12/24 08:16	06/13/24 12:04	1
Ethyl methanesulfonate	<9.80		9.80	3.53	ug/L		06/12/24 08:16	06/13/24 12:04	1
Ethyl parathion	<9.80		9.80	2.16	ug/L		06/12/24 08:16	06/13/24 12:04	1
Famphur	<9.80	*+	9.80	3.73	ug/L		06/12/24 08:16	06/13/24 12:04	1
Fluoranthene	<9.80		9.80	1.67	ug/L		06/12/24 08:16	06/12/24 18:53	1
Fluorene	<9.80		9.80	0.775	ug/L		06/12/24 08:16	06/12/24 18:53	1
Hexachlorobenzene	<9.80		9.80	0.686	ug/L		06/12/24 08:16	06/12/24 18:53	1
Hexachlorobutadiene	<9.80		9.80	0.843	ug/L		06/12/24 08:16	06/12/24 18:53	1
Hexachlorocyclopentadiene	<9.80		9.80	5.00	ug/L		06/12/24 08:16	06/12/24 18:53	1
Hexachloroethane	<9.80		9.80	0.951	ug/L		06/12/24 08:16	06/12/24 18:53	1
Hexachloropropene	<9.80		9.80	2.55	ug/L		06/12/24 08:16	06/13/24 12:04	1
Indeno(1,2,3-cd)pyrene	<9.80		9.80	4.12	ug/L		06/12/24 08:16	06/12/24 18:53	1
Isodrin	<9.80		9.80	4.61	ug/L		06/12/24 08:16	06/13/24 12:04	1
Isophorone	<9.80		9.80	0.912	ug/L		06/12/24 08:16	06/12/24 18:53	1
Isosafrole	<9.80		9.80	2.25	ug/L		06/12/24 08:16	06/13/24 12:04	1

Client: SCS Engineers
Job ID: 310-283039-1
Project/Site: Scott County Landfill 1st 2024 Semi-Annual

Client Sample ID: MW-30
Lab Sample ID: 310-283039-3
Date Collected: 06/05/24 16:55
Matrix: Water
Date Received: 06/07/24 08:30

Method: SW846 8270E - Semivolatile Organic Compounds (GC/MS) (Continued)

Analyte	Result	Qualifier	RL	MDL	Unit	D	Prepared	Analyzed	Dil Fac
Kepone	<9.80	*+	9.80	0.980	ug/L		06/12/24 08:16	06/13/24 12:04	1
Methapyrilene	<9.80	*1	9.80	0.745	ug/L		06/12/24 08:16	06/13/24 12:04	1
Methyl methanesulfonate	<9.80		9.80	3.24	ug/L		06/12/24 08:16	06/13/24 12:04	1
Methyl parathion	<9.80		9.80	2.25	ug/L		06/12/24 08:16	06/13/24 12:04	1
Nitrobenzene	<9.80		9.80	0.784	ug/L		06/12/24 08:16	06/12/24 18:53	1
N-Nitrosodiethylamine	<9.80		9.80	3.33	ug/L		06/12/24 08:16	06/13/24 12:04	1
N-Nitrosodimethylamine	<9.80		9.80	0.706	ug/L		06/12/24 08:16	06/12/24 18:53	1
N-Nitrosodi-n-butylamine	<9.80		9.80	3.82	ug/L		06/12/24 08:16	06/13/24 12:04	1
N-Nitrosodi-n-propylamine	<9.80		9.80	0.902	ug/L		06/12/24 08:16	06/12/24 18:53	1
N-Nitrosodiphenylamine	<9.80		9.80	0.735	ug/L		06/12/24 08:16	06/12/24 18:53	1
N-Nitrosomethylethylamine	<9.80		9.80	4.80	ug/L		06/12/24 08:16	06/13/24 12:04	1
N-Nitrosopiperidine	<9.80		9.80	2.65	ug/L		06/12/24 08:16	06/13/24 12:04	1
N-Nitrosopyrrolidine	<9.80		9.80	3.53	ug/L		06/12/24 08:16	06/13/24 12:04	1
o,o',o''-Triethylphosphorothioate	<9.80		9.80	3.14	ug/L		06/12/24 08:16	06/13/24 12:04	1
o-Toluidine	<9.80		9.80	2.84	ug/L		06/12/24 08:16	06/13/24 12:04	1
p-Dimethylamino azobenzene	<9.80		9.80	2.16	ug/L		06/12/24 08:16	06/13/24 12:04	1
Pentachlorobenzene	<9.80		9.80	2.75	ug/L		06/12/24 08:16	06/13/24 12:04	1
Pentachloronitrobenzene	<9.80		9.80	5.69	ug/L		06/12/24 08:16	06/13/24 12:04	1
Pentachlorophenol	<9.80		9.80	9.41	ug/L		06/12/24 08:16	06/12/24 18:53	1
Phenacetin	<9.80		9.80	1.86	ug/L		06/12/24 08:16	06/13/24 12:04	1
Phenanthrene	<9.80		9.80	0.775	ug/L		06/12/24 08:16	06/12/24 18:53	1
Phenol	<9.80		9.80	1.08	ug/L		06/12/24 08:16	06/12/24 18:53	1
Phorate	<9.80		9.80	3.14	ug/L		06/12/24 08:16	06/13/24 12:04	1
Pronamide	<9.80		9.80	2.65	ug/L		06/12/24 08:16	06/13/24 12:04	1
Pyrene	<9.80		9.80	0.775	ug/L		06/12/24 08:16	06/12/24 18:53	1
Safrole	<9.80		9.80	2.75	ug/L		06/12/24 08:16	06/13/24 12:04	1
Thionazin	<9.80		9.80	3.43	ug/L		06/12/24 08:16	06/13/24 12:04	1
Dinoseb	<9.80		9.80	2.35	ug/L		06/12/24 08:16	06/13/24 12:04	1

Surrogate	*%Recovery*	*Qualifier*	*Limits*	*Prepared*	*Analyzed*	*Dil Fac*
2-Fluorophenol (Surr)	*63*		*25 - 110*	*06/12/24 08:16*	*06/12/24 18:53*	*1*
2-Fluorophenol (Surr)	*56*		*25 - 110*	*06/12/24 08:16*	*06/13/24 12:04*	*1*
Phenol-d5 (Surr)	*48*		*21 - 110*	*06/12/24 08:16*	*06/12/24 18:53*	*1*
Phenol-d5 (Surr)	*53*		*21 - 110*	*06/12/24 08:16*	*06/13/24 12:04*	*1*
Nitrobenzene-d5 (Surr)	*90*		*45 - 129*	*06/12/24 08:16*	*06/12/24 18:53*	*1*
Nitrobenzene-d5 (Surr)	*90*		*45 - 129*	*06/12/24 08:16*	*06/13/24 12:04*	*1*
2-Fluorobiphenyl (Surr)	*77*		*39 - 118*	*06/12/24 08:16*	*06/12/24 18:53*	*1*
2-Fluorobiphenyl (Surr)	*82*		*39 - 118*	*06/12/24 08:16*	*06/13/24 12:04*	*1*
2,4,6-Tribromophenol (Surr)	*92*		*27 - 136*	*06/12/24 08:16*	*06/12/24 18:53*	*1*
2,4,6-Tribromophenol (Surr)	*72*		*27 - 136*	*06/12/24 08:16*	*06/13/24 12:04*	*1*
Terphenyl-d14 (Surr)	*80*		*12 - 144*	*06/12/24 08:16*	*06/12/24 18:53*	*1*
Terphenyl-d14 (Surr)	*80*		*12 - 144*	*06/12/24 08:16*	*06/13/24 12:04*	*1*

Method: SW846 8015C - Nonhalogenated Organic using GC/FID (Direct Aqueous Injection)

Analyte	Result	Qualifier	RL	MDL	Unit	D	Prepared	Analyzed	Dil Fac
Acetonitrile	<10.0		10.0	2.60	mg/L			06/10/24 15:59	1
Isobutanol	<10.0		10.0	2.40	mg/L			06/10/24 15:59	1

Client Sample ID: MW-30
Date Collected: 06/05/24 16:55
Date Received: 06/07/24 08:30

Lab Sample ID: 310-283039-3
Matrix: Water

Method: SW846 8081B - Organochlorine Pesticides (GC)

Analyte	Result	Qualifier	RL	MDL	Unit	D	Prepared	Analyzed	Dil Fac
4,4'-DDD	<0.0911		0.0911	0.0228	ug/L		06/11/24 10:54	06/12/24 20:51	1
4,4'-DDE	<0.0911		0.0911	0.0273	ug/L		06/11/24 10:54	06/12/24 20:51	1
4,4'-DDT	<0.0911		0.0911	0.0182	ug/L		06/11/24 10:54	06/12/24 20:51	1
Aldrin	<0.0911		0.0911	0.0201	ug/L		06/11/24 10:54	06/12/24 20:51	1
alpha-BHC	<0.0911		0.0911	0.00911	ug/L		06/11/24 10:54	06/12/24 20:51	1
beta-BHC	<0.0911		0.0911	0.0383	ug/L		06/11/24 10:54	06/12/24 20:51	1
Chlordane (technical)	<1.82		1.82	0.355	ug/L		06/11/24 10:54	06/12/24 20:51	1
delta-BHC	<0.0911		0.0911	0.0292	ug/L		06/11/24 10:54	06/12/24 20:51	1
Dieldrin	<0.0911		0.0911	0.0191	ug/L		06/11/24 10:54	06/12/24 20:51	1
Endosulfan I	<0.0911		0.0911	0.0255	ug/L		06/11/24 10:54	06/12/24 20:51	1
Endosulfan II	<0.0911		0.0911	0.0237	ug/L		06/11/24 10:54	06/12/24 20:51	1
Endosulfan sulfate	<0.0911		0.0911	0.0164	ug/L		06/11/24 10:54	06/12/24 20:51	1
Endrin	<0.0911		0.0911	0.0255	ug/L		06/11/24 10:54	06/12/24 20:51	1
Endrin aldehyde	<0.0911		0.0911	0.0246	ug/L		06/11/24 10:54	06/12/24 20:51	1
gamma-BHC (Lindane)	<0.0911		0.0911	0.00911	ug/L		06/11/24 10:54	06/12/24 20:51	1
Heptachlor	<0.0911		0.0911	0.0210	ug/L		06/11/24 10:54	06/12/24 20:51	1
Heptachlor epoxide	<0.0911		0.0911	0.0292	ug/L		06/11/24 10:54	06/12/24 20:51	1
Methoxychlor	<0.0911	*+	0.0911	0.0292	ug/L		06/11/24 10:54	06/12/24 20:51	1
Toxaphene	<1.82		1.82	0.911	ug/L		06/11/24 10:54	06/12/24 20:51	1

Surrogate	*%Recovery*	*Qualifier*	*Limits*	*Prepared*	*Analyzed*	*Dil Fac*
DCB Decachlorobiphenyl (Surr)	*106*		*10 - 136*	*06/11/24 10:54*	*06/12/24 20:51*	*1*
Tetrachloro-m-xylene (Surr)	*99*		*10 - 130*	*06/11/24 10:54*	*06/12/24 20:51*	*1*

Method: SW846 8082A - Polychlorinated Biphenyls (PCBs) by Gas Chromatography

Analyte	Result	Qualifier	RL	MDL	Unit	D	Prepared	Analyzed	Dil Fac
PCB-1016	<1.82		1.82	0.747	ug/L		06/11/24 10:54	06/12/24 02:53	1
PCB-1221	<1.82		1.82	0.747	ug/L		06/11/24 10:54	06/12/24 02:53	1
PCB-1232	<1.82		1.82	0.747	ug/L		06/11/24 10:54	06/12/24 02:53	1
PCB-1242	<1.82		1.82	0.747	ug/L		06/11/24 10:54	06/12/24 02:53	1
PCB-1248	<1.82		1.82	0.629	ug/L		06/11/24 10:54	06/12/24 02:53	1
PCB-1254	<1.82		1.82	0.629	ug/L		06/11/24 10:54	06/12/24 02:53	1
PCB-1260	<1.82		1.82	0.629	ug/L		06/11/24 10:54	06/12/24 02:53	1

Surrogate	*%Recovery*	*Qualifier*	*Limits*	*Prepared*	*Analyzed*	*Dil Fac*
DCB Decachlorobiphenyl (Surr)	*94*		*10 - 136*	*06/11/24 10:54*	*06/12/24 02:53*	*1*
Tetrachloro-m-xylene (Surr)	*96*		*10 - 130*	*06/11/24 10:54*	*06/12/24 02:53*	*1*

Method: SW846 8151A - Herbicides (GC)

Analyte	Result	Qualifier	RL	MDL	Unit	D	Prepared	Analyzed	Dil Fac
2,4,5-T	<0.147		0.147	0.0635	ug/L		06/12/24 15:06	06/13/24 14:09	1
Silvex (2,4,5-TP)	<0.0489		0.0489	0.0215	ug/L		06/12/24 15:06	06/13/24 14:09	1
2,4-D	<0.586		0.586	0.244	ug/L		06/12/24 15:06	06/13/24 14:09	1

Method: SW846 6020B - Metals (ICP/MS)

Analyte	Result	Qualifier	RL	MDL	Unit	D	Prepared	Analyzed	Dil Fac
Antimony	<0.00200		0.00200	0.00100	mg/L		06/10/24 09:00	06/25/24 13:38	1
Arsenic	<0.00200		0.00200	0.000530	mg/L		06/10/24 09:00	06/21/24 20:06	1
Barium	**0.0841**		0.00200	0.000660	mg/L		06/10/24 09:00	06/21/24 20:06	1
Beryllium	<0.00100		0.00100	0.000330	mg/L		06/10/24 09:00	06/21/24 20:06	1
Cadmium	<0.000200		0.000200	0.000100	mg/L		06/10/24 09:00	06/21/24 20:06	1

Client Sample ID: MW-30
Lab Sample ID: 310-283039-3
Date Collected: 06/05/24 16:55
Matrix: Water
Date Received: 06/07/24 08:30

Method: SW846 6020B - Metals (ICP/MS) (Continued)

Analyte	Result	Qualifier	RL	MDL	Unit	D	Prepared	Analyzed	Dil Fac
Chromium	**0.00237**	**J**	0.00500	0.00120	mg/L		06/10/24 09:00	06/21/24 20:06	1
Cobalt	<0.000500		0.000500	0.000170	mg/L		06/10/24 09:00	06/21/24 20:06	1
Copper	<0.00500		0.00500	0.00180	mg/L		06/10/24 09:00	06/21/24 20:06	1
Lead	<0.000500		0.000500	0.000260	mg/L		06/10/24 09:00	06/21/24 20:06	1
Nickel	<0.00500		0.00500	0.00210	mg/L		06/10/24 09:00	06/21/24 20:06	1
Selenium	<0.00500		0.00500	0.00140	mg/L		06/10/24 09:00	06/21/24 20:06	1
Silver	<0.00100		0.00100	0.000500	mg/L		06/10/24 09:00	06/20/24 19:06	1
Thallium	<0.00100		0.00100	0.000570	mg/L		06/10/24 09:00	06/24/24 16:07	1
Tin	<0.00500		0.00500	0.00230	mg/L		06/10/24 09:00	06/21/24 20:06	1
Vanadium	<0.00500		0.00500	0.00110	mg/L		06/10/24 09:00	06/21/24 20:06	1
Zinc	<0.0200		0.0200	0.00970	mg/L		06/10/24 09:00	06/21/24 20:06	1

Method: SW846 7470A - Mercury (CVAA)

Analyte	Result	Qualifier	RL	MDL	Unit	D	Prepared	Analyzed	Dil Fac
Mercury	<0.000200	F1 F2	0.000200	0.000110	mg/L		06/11/24 10:26	06/19/24 17:00	1

General Chemistry

Analyte	Result	Qualifier	RL	MDL	Unit	D	Prepared	Analyzed	Dil Fac
Cyanide, Total (SW846 9012B)	<0.0100		0.0100	0.00350	mg/L		06/12/24 10:50	06/12/24 21:37	1
Sulfide (SW846 9034)	<1.00		1.00	0.231	mg/L			06/09/24 22:45	1
Total Suspended Solids (USGS I-3765-85)	**3.63**		1.88	1.39	mg/L			06/11/24 10:22	1

Client Sample ID: MW-39
Date Collected: 06/05/24 14:13
Date Received: 06/07/24 08:30

Lab Sample ID: 310-283039-4
Matrix: Water

Method: SW846 8260D - Volatile Organic Compounds by GC/MS

Analyte	Result	Qualifier	RL	MDL	Unit	D	Prepared	Analyzed	Dil Fac
1,1,1,2-Tetrachloroethane	<1.00		1.00	0.380	ug/L			06/12/24 01:21	1
1,1,1-Trichloroethane	<1.00		1.00	0.190	ug/L			06/12/24 01:21	1
1,1,2,2-Tetrachloroethane	<1.00		1.00	0.470	ug/L			06/12/24 01:21	1
1,1,2-Trichloroethane	<1.00		1.00	0.450	ug/L			06/12/24 01:21	1
1,1-Dichloroethane	<1.00		1.00	0.220	ug/L			06/12/24 01:21	1
1,1-Dichloroethene	<2.00		2.00	0.560	ug/L			06/12/24 01:21	1
1,2,3-Trichloropropane	<1.00		1.00	0.590	ug/L			06/12/24 01:21	1
1,2-Dibromo-3-chloropropane	<5.00		5.00	1.20	ug/L			06/12/24 01:21	1
1,2-Dibromoethane (EDB)	<1.00		1.00	0.340	ug/L			06/12/24 01:21	1
1,2-Dichlorobenzene	<1.00		1.00	0.370	ug/L			06/12/24 01:21	1
1,2-Dichloroethane	<1.00		1.00	0.390	ug/L			06/12/24 01:21	1
1,2-Dichloropropane	<1.00		1.00	0.270	ug/L			06/12/24 01:21	1
1,4-Dichlorobenzene	**0.575**	**J**	1.00	0.230	ug/L			06/12/24 01:21	1
2-Butanone (MEK)	<10.0		10.0	2.10	ug/L			06/12/24 01:21	1
2-Hexanone	<10.0		10.0	2.00	ug/L			06/12/24 01:21	1
4-Methyl-2-pentanone (MIBK)	<10.0		10.0	2.10	ug/L			06/12/24 01:21	1
Acetone	<10.0		10.0	3.10	ug/L			06/12/24 01:21	1
Acrylonitrile	<5.00		5.00	2.20	ug/L			06/12/24 01:21	1
Benzene	<0.500		0.500	0.220	ug/L			06/12/24 01:21	1
Bromochloromethane	<5.00		5.00	0.540	ug/L			06/12/24 01:21	1
Bromodichloromethane	<1.00		1.00	0.390	ug/L			06/12/24 01:21	1
Bromoform	<5.00		5.00	0.780	ug/L			06/12/24 01:21	1
Bromomethane	<4.00		4.00	1.10	ug/L			06/12/24 01:21	1
Carbon disulfide	<1.00		1.00	0.450	ug/L			06/12/24 01:21	1
Carbon tetrachloride	<2.00		2.00	0.650	ug/L			06/12/24 01:21	1
Chlorobenzene	<1.00		1.00	0.400	ug/L			06/12/24 01:21	1
Chlorodibromomethane	<5.00		5.00	0.750	ug/L			06/12/24 01:21	1
Chloroethane	<4.00		4.00	0.790	ug/L			06/12/24 01:21	1
Chloroform	<3.00		3.00	1.30	ug/L			06/12/24 01:21	1
Chloromethane	<3.00		3.00	0.610	ug/L			06/12/24 01:21	1
cis-1,2-Dichloroethene	<1.00		1.00	0.210	ug/L			06/12/24 01:21	1
cis-1,3-Dichloropropene	<5.00		5.00	0.250	ug/L			06/12/24 01:21	1
Dibromomethane	<1.00		1.00	0.330	ug/L			06/12/24 01:21	1
Ethylbenzene	<1.00		1.00	0.310	ug/L			06/12/24 01:21	1
Iodomethane	<10.0		10.0	7.00	ug/L			06/12/24 01:21	1
Methylene chloride	<5.00		5.00	1.70	ug/L			06/12/24 01:21	1
Styrene	<1.00		1.00	0.370	ug/L			06/12/24 01:21	1
Tetrachloroethene	<1.00		1.00	0.480	ug/L			06/12/24 01:21	1
Toluene	<1.00		1.00	0.430	ug/L			06/12/24 01:21	1
trans-1,2-Dichloroethene	<1.00		1.00	0.270	ug/L			06/12/24 01:21	1
trans-1,3-Dichloropropene	<5.00		5.00	0.560	ug/L			06/12/24 01:21	1
trans-1,4-Dichloro-2-butene	<10.0		10.0	1.10	ug/L			06/12/24 01:21	1
Trichloroethene	<1.00		1.00	0.430	ug/L			06/12/24 01:21	1
Trichlorofluoromethane	<4.00		4.00	0.380	ug/L			06/12/24 01:21	1
Vinyl acetate	<10.0		10.0	2.50	ug/L			06/12/24 01:21	1
Vinyl chloride	<1.00		1.00	0.180	ug/L			06/12/24 01:21	1
Xylenes, Total	<3.00		3.00	0.400	ug/L			06/12/24 01:21	1

Surrogate	*%Recovery*	*Qualifier*	*Limits*	*Prepared*	*Analyzed*	*Dil Fac*
Dibromofluoromethane (Surr)	*101*		*73 - 130*		*06/12/24 01:21*	*1*

Client: SCS Engineers
Job ID: 310-283039-1
Project/Site: Scott County Landfill 1st 2024 Semi-Annual

Client Sample ID: MW-39
Lab Sample ID: 310-283039-4
Date Collected: 06/05/24 14:13
Matrix: Water
Date Received: 06/07/24 08:30

Method: SW846 8260D - Volatile Organic Compounds by GC/MS (Continued)

Surrogate	*%Recovery*	*Qualifier*	*Limits*	*Prepared*	*Analyzed*	*Dil Fac*
Toluene-d8 (Surr)	*92*		*80 - 120*		*06/12/24 01:21*	*1*
4-Bromofluorobenzene (Surr)	*103*		*80 - 120*		*06/12/24 01:21*	*1*

Method: SW846 6020B - Metals (ICP/MS)

Analyte	Result	Qualifier	RL	MDL	Unit	D	Prepared	Analyzed	Dil Fac
Arsenic	0.00263		0.00200	0.000530	mg/L		06/10/24 09:00	06/21/24 20:09	1
Cobalt	0.0166		0.000500	0.000170	mg/L		06/10/24 09:00	06/21/24 20:09	1

General Chemistry

Analyte	Result	Qualifier	RL	MDL	Unit	D	Prepared	Analyzed	Dil Fac
Total Suspended Solids (USGS I-3765-85)	1.50	J	1.88	1.39	mg/L			06/11/24 10:22	1

Client Sample ID: MW-44
Date Collected: 06/05/24 13:12
Date Received: 06/07/24 08:30

Lab Sample ID: 310-283039-5
Matrix: Water

Method: SW846 8260D - Volatile Organic Compounds by GC/MS

Analyte	Result	Qualifier	RL	MDL	Unit	D	Prepared	Analyzed	Dil Fac
1,1,1,2-Tetrachloroethane	<1.00		1.00	0.380	ug/L			06/12/24 01:43	1
1,1,1-Trichloroethane	<1.00		1.00	0.190	ug/L			06/12/24 01:43	1
1,1,2,2-Tetrachloroethane	<1.00		1.00	0.470	ug/L			06/12/24 01:43	1
1,1,2-Trichloroethane	<1.00		1.00	0.450	ug/L			06/12/24 01:43	1
1,1-Dichloroethane	**0.243**	**J**	1.00	0.220	ug/L			06/12/24 01:43	1
1,1-Dichloroethene	<2.00		2.00	0.560	ug/L			06/12/24 01:43	1
1,2,3-Trichloropropane	<1.00		1.00	0.590	ug/L			06/12/24 01:43	1
1,2-Dibromo-3-chloropropane	<5.00		5.00	1.20	ug/L			06/12/24 01:43	1
1,2-Dibromoethane (EDB)	<1.00		1.00	0.340	ug/L			06/12/24 01:43	1
1,2-Dichlorobenzene	<1.00		1.00	0.370	ug/L			06/12/24 01:43	1
1,2-Dichloroethane	<1.00		1.00	0.390	ug/L			06/12/24 01:43	1
1,2-Dichloropropane	<1.00		1.00	0.270	ug/L			06/12/24 01:43	1
1,4-Dichlorobenzene	<1.00		1.00	0.230	ug/L			06/12/24 01:43	1
2-Butanone (MEK)	<10.0		10.0	2.10	ug/L			06/12/24 01:43	1
2-Hexanone	<10.0		10.0	2.00	ug/L			06/12/24 01:43	1
4-Methyl-2-pentanone (MIBK)	<10.0		10.0	2.10	ug/L			06/12/24 01:43	1
Acetone	**33.9**		10.0	3.10	ug/L			06/12/24 01:43	1
Acrylonitrile	<5.00		5.00	2.20	ug/L			06/12/24 01:43	1
Benzene	**0.327**	**J**	0.500	0.220	ug/L			06/12/24 01:43	1
Bromochloromethane	<5.00		5.00	0.540	ug/L			06/12/24 01:43	1
Bromodichloromethane	<1.00		1.00	0.390	ug/L			06/12/24 01:43	1
Bromoform	<5.00		5.00	0.780	ug/L			06/12/24 01:43	1
Bromomethane	<4.00		4.00	1.10	ug/L			06/12/24 01:43	1
Carbon disulfide	<1.00		1.00	0.450	ug/L			06/12/24 01:43	1
Carbon tetrachloride	<2.00		2.00	0.650	ug/L			06/12/24 01:43	1
Chlorobenzene	**6.96**		1.00	0.400	ug/L			06/12/24 01:43	1
Chlorodibromomethane	<5.00		5.00	0.750	ug/L			06/12/24 01:43	1
Chloroethane	<4.00		4.00	0.790	ug/L			06/12/24 01:43	1
Chloroform	<3.00		3.00	1.30	ug/L			06/12/24 01:43	1
Chloromethane	<3.00		3.00	0.610	ug/L			06/12/24 01:43	1
cis-1,2-Dichloroethene	**5.36**		1.00	0.210	ug/L			06/12/24 01:43	1
cis-1,3-Dichloropropene	<5.00		5.00	0.250	ug/L			06/12/24 01:43	1
Dibromomethane	<1.00		1.00	0.330	ug/L			06/12/24 01:43	1
Ethylbenzene	<1.00		1.00	0.310	ug/L			06/12/24 01:43	1
Iodomethane	<10.0		10.0	7.00	ug/L			06/12/24 01:43	1
Methylene chloride	<5.00		5.00	1.70	ug/L			06/12/24 01:43	1
Styrene	<1.00		1.00	0.370	ug/L			06/12/24 01:43	1
Tetrachloroethene	<1.00		1.00	0.480	ug/L			06/12/24 01:43	1
Toluene	<1.00		1.00	0.430	ug/L			06/12/24 01:43	1
trans-1,2-Dichloroethene	<1.00		1.00	0.270	ug/L			06/12/24 01:43	1
trans-1,3-Dichloropropene	<5.00		5.00	0.560	ug/L			06/12/24 01:43	1
trans-1,4-Dichloro-2-butene	<10.0		10.0	1.10	ug/L			06/12/24 01:43	1
Trichloroethene	<1.00		1.00	0.430	ug/L			06/12/24 01:43	1
Trichlorofluoromethane	<4.00		4.00	0.380	ug/L			06/12/24 01:43	1
Vinyl acetate	<10.0		10.0	2.50	ug/L			06/12/24 01:43	1
Vinyl chloride	**0.239**	**J**	1.00	0.180	ug/L			06/12/24 01:43	1
Xylenes, Total	<3.00		3.00	0.400	ug/L			06/12/24 01:43	1

Surrogate	*%Recovery*	*Qualifier*	*Limits*	*Prepared*	*Analyzed*	*Dil Fac*
Dibromofluoromethane (Surr)	*105*		*73 - 130*		*06/12/24 01:43*	*1*

Client: SCS Engineers
Job ID: 310-283039-1
Project/Site: Scott County Landfill 1st 2024 Semi-Annual

Client Sample ID: MW-44
Lab Sample ID: 310-283039-5
Date Collected: 06/05/24 13:12
Matrix: Water
Date Received: 06/07/24 08:30

Method: SW846 8260D - Volatile Organic Compounds by GC/MS (Continued)

Surrogate	*%Recovery*	*Qualifier*	*Limits*	*Prepared*	*Analyzed*	*Dil Fac*
Toluene-d8 (Surr)	*95*		*80 - 120*		*06/12/24 01:43*	*1*
4-Bromofluorobenzene (Surr)	*100*		*80 - 120*		*06/12/24 01:43*	*1*

Method: SW846 6020B - Metals (ICP/MS)

Analyte	Result	Qualifier	RL	MDL	Unit	D	Prepared	Analyzed	Dil Fac
Cobalt	0.0136		0.000500	0.000170	mg/L		06/10/24 09:00	06/20/24 19:10	1

General Chemistry

Analyte	Result	Qualifier	RL	MDL	Unit	D	Prepared	Analyzed	Dil Fac
Total Suspended Solids (USGS I-3765-85)	42.0		15.0	11.1	mg/L			06/11/24 10:22	1

Client: SCS Engineers
Project/Site: Scott County Landfill 1st 2024 Semi-Annual

Job ID: 310-283039-1

Client Sample ID: MW-45
Date Collected: 06/05/24 13:42
Date Received: 06/07/24 08:30

Lab Sample ID: 310-283039-6
Matrix: Water

Method: SW846 8260D - Volatile Organic Compounds by GC/MS

Analyte	Result	Qualifier	RL	MDL	Unit	D	Prepared	Analyzed	Dil Fac
1,1,1,2-Tetrachloroethane	<1.00		1.00	0.380	ug/L			06/12/24 02:06	1
1,1,1-Trichloroethane	<1.00		1.00	0.190	ug/L			06/12/24 02:06	1
1,1,2,2-Tetrachloroethane	<1.00		1.00	0.470	ug/L			06/12/24 02:06	1
1,1,2-Trichloroethane	<1.00		1.00	0.450	ug/L			06/12/24 02:06	1
1,1-Dichloroethane	<1.00		1.00	0.220	ug/L			06/12/24 02:06	1
1,1-Dichloroethene	<2.00		2.00	0.560	ug/L			06/12/24 02:06	1
1,2,3-Trichloropropane	<1.00		1.00	0.590	ug/L			06/12/24 02:06	1
1,2-Dibromo-3-chloropropane	<5.00		5.00	1.20	ug/L			06/12/24 02:06	1
1,2-Dibromoethane (EDB)	<1.00		1.00	0.340	ug/L			06/12/24 02:06	1
1,2-Dichlorobenzene	<1.00		1.00	0.370	ug/L			06/12/24 02:06	1
1,2-Dichloroethane	<1.00		1.00	0.390	ug/L			06/12/24 02:06	1
1,2-Dichloropropane	<1.00		1.00	0.270	ug/L			06/12/24 02:06	1
1,4-Dichlorobenzene	<1.00		1.00	0.230	ug/L			06/12/24 02:06	1
2-Butanone (MEK)	<10.0		10.0	2.10	ug/L			06/12/24 02:06	1
2-Hexanone	<10.0		10.0	2.00	ug/L			06/12/24 02:06	1
4-Methyl-2-pentanone (MIBK)	<10.0		10.0	2.10	ug/L			06/12/24 02:06	1
Acetone	**3.28**	**J**	10.0	3.10	ug/L			06/12/24 02:06	1
Acrylonitrile	<5.00		5.00	2.20	ug/L			06/12/24 02:06	1
Benzene	<0.500		0.500	0.220	ug/L			06/12/24 02:06	1
Bromochloromethane	<5.00		5.00	0.540	ug/L			06/12/24 02:06	1
Bromodichloromethane	<1.00		1.00	0.390	ug/L			06/12/24 02:06	1
Bromoform	<5.00		5.00	0.780	ug/L			06/12/24 02:06	1
Bromomethane	<4.00		4.00	1.10	ug/L			06/12/24 02:06	1
Carbon disulfide	<1.00		1.00	0.450	ug/L			06/12/24 02:06	1
Carbon tetrachloride	<2.00		2.00	0.650	ug/L			06/12/24 02:06	1
Chlorobenzene	<1.00		1.00	0.400	ug/L			06/12/24 02:06	1
Chlorodibromomethane	<5.00		5.00	0.750	ug/L			06/12/24 02:06	1
Chloroethane	<4.00		4.00	0.790	ug/L			06/12/24 02:06	1
Chloroform	<3.00		3.00	1.30	ug/L			06/12/24 02:06	1
Chloromethane	<3.00		3.00	0.610	ug/L			06/12/24 02:06	1
cis-1,2-Dichloroethene	<1.00		1.00	0.210	ug/L			06/12/24 02:06	1
cis-1,3-Dichloropropene	<5.00		5.00	0.250	ug/L			06/12/24 02:06	1
Dibromomethane	<1.00		1.00	0.330	ug/L			06/12/24 02:06	1
Ethylbenzene	<1.00		1.00	0.310	ug/L			06/12/24 02:06	1
Iodomethane	<10.0		10.0	7.00	ug/L			06/12/24 02:06	1
Methylene chloride	<5.00		5.00	1.70	ug/L			06/12/24 02:06	1
Styrene	<1.00		1.00	0.370	ug/L			06/12/24 02:06	1
Tetrachloroethene	<1.00		1.00	0.480	ug/L			06/12/24 02:06	1
Toluene	<1.00		1.00	0.430	ug/L			06/12/24 02:06	1
trans-1,2-Dichloroethene	<1.00		1.00	0.270	ug/L			06/12/24 02:06	1
trans-1,3-Dichloropropene	<5.00		5.00	0.560	ug/L			06/12/24 02:06	1
trans-1,4-Dichloro-2-butene	<10.0		10.0	1.10	ug/L			06/12/24 02:06	1
Trichloroethene	<1.00		1.00	0.430	ug/L			06/12/24 02:06	1
Trichlorofluoromethane	<4.00		4.00	0.380	ug/L			06/12/24 02:06	1
Vinyl acetate	<10.0		10.0	2.50	ug/L			06/12/24 02:06	1
Vinyl chloride	<1.00		1.00	0.180	ug/L			06/12/24 02:06	1
Xylenes, Total	<3.00		3.00	0.400	ug/L			06/12/24 02:06	1

Surrogate	*%Recovery*	*Qualifier*	*Limits*	*Prepared*	*Analyzed*	*Dil Fac*
Dibromofluoromethane (Surr)	*103*		*73 - 130*		*06/12/24 02:06*	*1*

Client: SCS Engineers
Job ID: 310-283039-1
Project/Site: Scott County Landfill 1st 2024 Semi-Annual

Client Sample ID: MW-45
Lab Sample ID: 310-283039-6
Date Collected: 06/05/24 13:42
Matrix: Water
Date Received: 06/07/24 08:30

Method: SW846 8260D - Volatile Organic Compounds by GC/MS (Continued)

Surrogate	*%Recovery*	*Qualifier*	*Limits*	*Prepared*	*Analyzed*	*Dil Fac*
Toluene-d8 (Surr)	*95*		*80 - 120*		*06/12/24 02:06*	*1*
4-Bromofluorobenzene (Surr)	*102*		*80 - 120*		*06/12/24 02:06*	*1*

Method: SW846 6020B - Metals (ICP/MS)

Analyte	Result	Qualifier	RL	MDL	Unit	D	Prepared	Analyzed	Dil Fac
Arsenic	**0.00224**		0.00200	0.000530	mg/L		06/10/24 09:00	06/21/24 20:13	1
Cobalt	**0.0105**		0.000500	0.000170	mg/L		06/10/24 09:00	06/21/24 20:13	1

General Chemistry

Analyte	Result	Qualifier	RL	MDL	Unit	D	Prepared	Analyzed	Dil Fac
Total Suspended Solids (USGS I-3765-85)	**1.50**	**J**	1.88	1.39	mg/L			06/11/24 10:22	1

Client: SCS Engineers
Job ID: 310-283039-1
Project/Site: Scott County Landfill 1st 2024 Semi-Annual

Client Sample ID: MW-46
Lab Sample ID: 310-283039-7
Date Collected: 06/05/24 14:47
Matrix: Water
Date Received: 06/07/24 08:30

Method: SW846 6020B - Metals (ICP/MS)

Analyte	Result	Qualifier	RL	MDL	Unit	D	Prepared	Analyzed	Dil Fac
Arsenic	0.00118	J	0.00200	0.000530	mg/L		06/10/24 09:00	06/21/24 20:16	1
Cobalt	0.000618		0.000500	0.000170	mg/L		06/10/24 09:00	06/21/24 20:16	1

General Chemistry

Analyte	Result	Qualifier	RL	MDL	Unit	D	Prepared	Analyzed	Dil Fac
Total Suspended Solids (USGS I-3765-85)	1.88		1.88	1.39	mg/L			06/11/24 10:22	1

Client Sample Results

Client: SCS Engineers
Job ID: 310-283039-1
Project/Site: Scott County Landfill 1st 2024 Semi-Annual

Client Sample ID: MW-47
Lab Sample ID: 310-283039-8
Date Collected: 06/05/24 15:59
Matrix: Water
Date Received: 06/07/24 08:30

Method: SW846 6020B - Metals (ICP/MS)

Analyte	Result	Qualifier	RL	MDL	Unit	D	Prepared	Analyzed	Dil Fac
Arsenic	<0.00200		0.00200	0.000530	mg/L		06/10/24 09:00	06/21/24 20:20	1
Cobalt	<0.000500		0.000500	0.000170	mg/L		06/10/24 09:00	06/21/24 20:20	1

General Chemistry

Analyte	Result	Qualifier	RL	MDL	Unit	D	Prepared	Analyzed	Dil Fac
Total Suspended Solids (USGS I-3765-85)	<1.88		1.88	1.39	mg/L			06/11/24 10:22	1

Client: SCS Engineers
Project/Site: Scott County Landfill 1st 2024 Semi-Annual

Job ID: 310-283039-1

Client Sample ID: Trip Blank 1

Date Collected: 06/05/24 00:00
Date Received: 06/07/24 08:30

Lab Sample ID: 310-283039-9

Matrix: Water

Method: SW846 8260D - Volatile Organic Compounds by GC/MS

Analyte	Result	Qualifier	RL	MDL	Unit	D	Prepared	Analyzed	Dil Fac
1,1,1,2-Tetrachloroethane	<1.00		1.00	0.380	ug/L			06/11/24 23:50	1
1,1,1-Trichloroethane	<1.00		1.00	0.190	ug/L			06/11/24 23:50	1
1,1,2,2-Tetrachloroethane	<1.00		1.00	0.470	ug/L			06/11/24 23:50	1
1,1,2-Trichloroethane	<1.00		1.00	0.450	ug/L			06/11/24 23:50	1
1,1-Dichloroethane	<1.00		1.00	0.220	ug/L			06/11/24 23:50	1
1,1-Dichloroethene	<2.00		2.00	0.560	ug/L			06/11/24 23:50	1
1,1-Dichloropropene	<1.00		1.00	0.430	ug/L			06/11/24 23:50	1
1,2,3-Trichloropropane	<1.00		1.00	0.590	ug/L			06/11/24 23:50	1
1,2,4-Trichlorobenzene	<5.00		5.00	0.750	ug/L			06/11/24 23:50	1
1,2-Dibromo-3-chloropropane	<5.00		5.00	1.20	ug/L			06/11/24 23:50	1
1,2-Dibromoethane (EDB)	<1.00		1.00	0.340	ug/L			06/11/24 23:50	1
1,2-Dichlorobenzene	<1.00		1.00	0.370	ug/L			06/11/24 23:50	1
1,2-Dichloroethane	<1.00		1.00	0.390	ug/L			06/11/24 23:50	1
1,2-Dichloropropane	<1.00		1.00	0.270	ug/L			06/11/24 23:50	1
1,3-Dichlorobenzene	<1.00		1.00	0.300	ug/L			06/11/24 23:50	1
1,3-Dichloropropane	<1.00		1.00	0.400	ug/L			06/11/24 23:50	1
1,4-Dichlorobenzene	<1.00		1.00	0.230	ug/L			06/11/24 23:50	1
2,2-Dichloropropane	<4.00		4.00	0.690	ug/L			06/11/24 23:50	1
2-Butanone (MEK)	<10.0		10.0	2.10	ug/L			06/11/24 23:50	1
2-Hexanone	<10.0		10.0	2.00	ug/L			06/11/24 23:50	1
4-Methyl-2-pentanone (MIBK)	<10.0		10.0	2.10	ug/L			06/11/24 23:50	1
Acetone	<10.0		10.0	3.10	ug/L			06/11/24 23:50	1
Acrolein	<10.0		10.0	3.60	ug/L			06/11/24 23:50	1
Acrylonitrile	<5.00		5.00	2.20	ug/L			06/11/24 23:50	1
Allyl chloride	<2.00		2.00	0.700	ug/L			06/11/24 23:50	1
Benzene	<0.500		0.500	0.220	ug/L			06/11/24 23:50	1
Bromochloromethane	<5.00		5.00	0.540	ug/L			06/11/24 23:50	1
Bromodichloromethane	<1.00		1.00	0.390	ug/L			06/11/24 23:50	1
Bromoform	<5.00		5.00	0.780	ug/L			06/11/24 23:50	1
Bromomethane	<4.00		4.00	1.10	ug/L			06/11/24 23:50	1
Carbon disulfide	<1.00		1.00	0.450	ug/L			06/11/24 23:50	1
Carbon tetrachloride	<2.00		2.00	0.650	ug/L			06/11/24 23:50	1
Chlorobenzene	<1.00		1.00	0.400	ug/L			06/11/24 23:50	1
Chlorodibromomethane	<5.00		5.00	0.750	ug/L			06/11/24 23:50	1
Chloroethane	<4.00		4.00	0.790	ug/L			06/11/24 23:50	1
Chloroform	<3.00		3.00	1.30	ug/L			06/11/24 23:50	1
Chloromethane	<3.00		3.00	0.610	ug/L			06/11/24 23:50	1
Chloroprene	<1.00		1.00	0.230	ug/L			06/11/24 23:50	1
cis-1,2-Dichloroethene	<1.00		1.00	0.210	ug/L			06/11/24 23:50	1
cis-1,3-Dichloropropene	<5.00		5.00	0.250	ug/L			06/11/24 23:50	1
Dibromomethane	<1.00		1.00	0.330	ug/L			06/11/24 23:50	1
Dichlorodifluoromethane	<3.00		3.00	0.250	ug/L			06/11/24 23:50	1
Ethyl methacrylate	<2.00		2.00	0.680	ug/L			06/11/24 23:50	1
Ethylbenzene	<1.00		1.00	0.310	ug/L			06/11/24 23:50	1
Iodomethane	<10.0		10.0	7.00	ug/L			06/11/24 23:50	1
Methacrylonitrile	<10.0		10.0	3.30	ug/L			06/11/24 23:50	1
Methyl methacrylate	<2.00		2.00	0.760	ug/L			06/11/24 23:50	1
Methylene chloride	<5.00		5.00	1.70	ug/L			06/11/24 23:50	1
Naphthalene	<5.00		5.00	3.00	ug/L			06/11/24 23:50	1

Client: SCS Engineers
Job ID: 310-283039-1
Project/Site: Scott County Landfill 1st 2024 Semi-Annual

Client Sample ID: Trip Blank 1
Lab Sample ID: 310-283039-9
Date Collected: 06/05/24 00:00
Matrix: Water
Date Received: 06/07/24 08:30

Method: SW846 8260D - Volatile Organic Compounds by GC/MS (Continued)

Analyte	Result	Qualifier	RL	MDL	Unit	D	Prepared	Analyzed	Dil Fac
Propionitrile	<10.0		10.0	3.40	ug/L			06/11/24 23:50	1
Styrene	<1.00		1.00	0.370	ug/L			06/11/24 23:50	1
Tetrachloroethene	<1.00		1.00	0.480	ug/L			06/11/24 23:50	1
Toluene	<1.00		1.00	0.430	ug/L			06/11/24 23:50	1
trans-1,2-Dichloroethene	<1.00		1.00	0.270	ug/L			06/11/24 23:50	1
trans-1,3-Dichloropropene	<5.00		5.00	0.560	ug/L			06/11/24 23:50	1
trans-1,4-Dichloro-2-butene	<10.0		10.0	1.10	ug/L			06/11/24 23:50	1
Trichloroethene	<1.00		1.00	0.430	ug/L			06/11/24 23:50	1
Trichlorofluoromethane	<4.00		4.00	0.380	ug/L			06/11/24 23:50	1
Vinyl acetate	<10.0		10.0	2.50	ug/L			06/11/24 23:50	1
Vinyl chloride	<1.00		1.00	0.180	ug/L			06/11/24 23:50	1
Xylenes, Total	<3.00		3.00	0.400	ug/L			06/11/24 23:50	1

Surrogate	*%Recovery*	*Qualifier*	*Limits*	*Prepared*	*Analyzed*	*Dil Fac*
Dibromofluoromethane (Surr)	*100*		*73 - 130*		*06/11/24 23:50*	*1*
Toluene-d8 (Surr)	*94*		*80 - 120*		*06/11/24 23:50*	*1*
4-Bromofluorobenzene (Surr)	*102*		*80 - 120*		*06/11/24 23:50*	*1*

Client: SCS Engineers
Project/Site: Scott County Landfill 1st 2024 Semi-Annual

Job ID: 310-283039-1

Client Sample ID: Trip Blank 2

Date Collected: 06/05/24 00:00
Date Received: 06/07/24 08:30

Lab Sample ID: 310-283039-10

Matrix: Water

Method: SW846 8260D - Volatile Organic Compounds by GC/MS

Analyte	Result	Qualifier	RL	MDL	Unit	D	Prepared	Analyzed	Dil Fac
1,1,1,2-Tetrachloroethane	<1.00		1.00	0.380	ug/L			06/12/24 00:13	1
1,1,1-Trichloroethane	<1.00		1.00	0.190	ug/L			06/12/24 00:13	1
1,1,2,2-Tetrachloroethane	<1.00		1.00	0.470	ug/L			06/12/24 00:13	1
1,1,2-Trichloroethane	<1.00		1.00	0.450	ug/L			06/12/24 00:13	1
1,1-Dichloroethane	<1.00		1.00	0.220	ug/L			06/12/24 00:13	1
1,1-Dichloroethene	<2.00		2.00	0.560	ug/L			06/12/24 00:13	1
1,1-Dichloropropene	<1.00		1.00	0.430	ug/L			06/12/24 00:13	1
1,2,3-Trichloropropane	<1.00		1.00	0.590	ug/L			06/12/24 00:13	1
1,2,4-Trichlorobenzene	<5.00		5.00	0.750	ug/L			06/12/24 00:13	1
1,2-Dibromo-3-chloropropane	<5.00		5.00	1.20	ug/L			06/12/24 00:13	1
1,2-Dibromoethane (EDB)	<1.00		1.00	0.340	ug/L			06/12/24 00:13	1
1,2-Dichlorobenzene	<1.00		1.00	0.370	ug/L			06/12/24 00:13	1
1,2-Dichloroethane	<1.00		1.00	0.390	ug/L			06/12/24 00:13	1
1,2-Dichloropropane	<1.00		1.00	0.270	ug/L			06/12/24 00:13	1
1,3-Dichlorobenzene	<1.00		1.00	0.300	ug/L			06/12/24 00:13	1
1,3-Dichloropropane	<1.00		1.00	0.400	ug/L			06/12/24 00:13	1
1,4-Dichlorobenzene	<1.00		1.00	0.230	ug/L			06/12/24 00:13	1
2,2-Dichloropropane	<4.00		4.00	0.690	ug/L			06/12/24 00:13	1
2-Butanone (MEK)	<10.0		10.0	2.10	ug/L			06/12/24 00:13	1
2-Hexanone	<10.0		10.0	2.00	ug/L			06/12/24 00:13	1
4-Methyl-2-pentanone (MIBK)	<10.0		10.0	2.10	ug/L			06/12/24 00:13	1
Acetone	<10.0		10.0	3.10	ug/L			06/12/24 00:13	1
Acrolein	<10.0		10.0	3.60	ug/L			06/12/24 00:13	1
Acrylonitrile	<5.00		5.00	2.20	ug/L			06/12/24 00:13	1
Allyl chloride	<2.00		2.00	0.700	ug/L			06/12/24 00:13	1
Benzene	<0.500		0.500	0.220	ug/L			06/12/24 00:13	1
Bromochloromethane	<5.00		5.00	0.540	ug/L			06/12/24 00:13	1
Bromodichloromethane	<1.00		1.00	0.390	ug/L			06/12/24 00:13	1
Bromoform	<5.00		5.00	0.780	ug/L			06/12/24 00:13	1
Bromomethane	<4.00		4.00	1.10	ug/L			06/12/24 00:13	1
Carbon disulfide	<1.00		1.00	0.450	ug/L			06/12/24 00:13	1
Carbon tetrachloride	<2.00		2.00	0.650	ug/L			06/12/24 00:13	1
Chlorobenzene	<1.00		1.00	0.400	ug/L			06/12/24 00:13	1
Chlorodibromomethane	<5.00		5.00	0.750	ug/L			06/12/24 00:13	1
Chloroethane	<4.00		4.00	0.790	ug/L			06/12/24 00:13	1
Chloroform	<3.00		3.00	1.30	ug/L			06/12/24 00:13	1
Chloromethane	<3.00		3.00	0.610	ug/L			06/12/24 00:13	1
Chloroprene	<1.00		1.00	0.230	ug/L			06/12/24 00:13	1
cis-1,2-Dichloroethene	<1.00		1.00	0.210	ug/L			06/12/24 00:13	1
cis-1,3-Dichloropropene	<5.00		5.00	0.250	ug/L			06/12/24 00:13	1
Dibromomethane	<1.00		1.00	0.330	ug/L			06/12/24 00:13	1
Dichlorodifluoromethane	<3.00		3.00	0.250	ug/L			06/12/24 00:13	1
Ethyl methacrylate	<2.00		2.00	0.680	ug/L			06/12/24 00:13	1
Ethylbenzene	<1.00		1.00	0.310	ug/L			06/12/24 00:13	1
Iodomethane	<10.0		10.0	7.00	ug/L			06/12/24 00:13	1
Methacrylonitrile	<10.0		10.0	3.30	ug/L			06/12/24 00:13	1
Methyl methacrylate	<2.00		2.00	0.760	ug/L			06/12/24 00:13	1
Methylene chloride	<5.00		5.00	1.70	ug/L			06/12/24 00:13	1
Naphthalene	<5.00		5.00	3.00	ug/L			06/12/24 00:13	1

Client: SCS Engineers
Job ID: 310-283039-1
Project/Site: Scott County Landfill 1st 2024 Semi-Annual

Client Sample ID: Trip Blank 2
Lab Sample ID: 310-283039-10
Date Collected: 06/05/24 00:00
Matrix: Water
Date Received: 06/07/24 08:30

Method: SW846 8260D - Volatile Organic Compounds by GC/MS (Continued)

Analyte	Result	Qualifier	RL	MDL	Unit	D	Prepared	Analyzed	Dil Fac
Propionitrile	<10.0		10.0	3.40	ug/L			06/12/24 00:13	1
Styrene	<1.00		1.00	0.370	ug/L			06/12/24 00:13	1
Tetrachloroethene	<1.00		1.00	0.480	ug/L			06/12/24 00:13	1
Toluene	<1.00		1.00	0.430	ug/L			06/12/24 00:13	1
trans-1,2-Dichloroethene	<1.00		1.00	0.270	ug/L			06/12/24 00:13	1
trans-1,3-Dichloropropene	<5.00		5.00	0.560	ug/L			06/12/24 00:13	1
trans-1,4-Dichloro-2-butene	<10.0		10.0	1.10	ug/L			06/12/24 00:13	1
Trichloroethene	<1.00		1.00	0.430	ug/L			06/12/24 00:13	1
Trichlorofluoromethane	<4.00		4.00	0.380	ug/L			06/12/24 00:13	1
Vinyl acetate	<10.0		10.0	2.50	ug/L			06/12/24 00:13	1
Vinyl chloride	<1.00		1.00	0.180	ug/L			06/12/24 00:13	1
Xylenes, Total	<3.00		3.00	0.400	ug/L			06/12/24 00:13	1

Surrogate	*%Recovery*	*Qualifier*	*Limits*	*Prepared*	*Analyzed*	*Dil Fac*
Dibromofluoromethane (Surr)	*100*		*73 - 130*		*06/12/24 00:13*	*1*
Toluene-d8 (Surr)	*95*		*80 - 120*		*06/12/24 00:13*	*1*
4-Bromofluorobenzene (Surr)	*101*		*80 - 120*		*06/12/24 00:13*	*1*

Client: SCS Engineers
Project/Site: Scott County Landfill 1st 2024 Semi-Annual

Job ID: 310-283039-1

Client Sample ID: Trip Blank 3

Date Collected: 06/05/24 00:00
Date Received: 06/07/24 08:30

Lab Sample ID: 310-283039-11

Matrix: Water

Method: SW846 8260D - Volatile Organic Compounds by GC/MS

Analyte	Result	Qualifier	RL	MDL	Unit	D	Prepared	Analyzed	Dil Fac
1,1,1,2-Tetrachloroethane	<1.00		1.00	0.380	ug/L			06/12/24 00:35	1
1,1,1-Trichloroethane	<1.00		1.00	0.190	ug/L			06/12/24 00:35	1
1,1,2,2-Tetrachloroethane	<1.00		1.00	0.470	ug/L			06/12/24 00:35	1
1,1,2-Trichloroethane	<1.00		1.00	0.450	ug/L			06/12/24 00:35	1
1,1-Dichloroethane	<1.00		1.00	0.220	ug/L			06/12/24 00:35	1
1,1-Dichloroethene	<2.00		2.00	0.560	ug/L			06/12/24 00:35	1
1,1-Dichloropropene	<1.00		1.00	0.430	ug/L			06/12/24 00:35	1
1,2,3-Trichloropropane	<1.00		1.00	0.590	ug/L			06/12/24 00:35	1
1,2,4-Trichlorobenzene	<5.00		5.00	0.750	ug/L			06/12/24 00:35	1
1,2-Dibromo-3-chloropropane	<5.00		5.00	1.20	ug/L			06/12/24 00:35	1
1,2-Dibromoethane (EDB)	<1.00		1.00	0.340	ug/L			06/12/24 00:35	1
1,2-Dichlorobenzene	<1.00		1.00	0.370	ug/L			06/12/24 00:35	1
1,2-Dichloroethane	<1.00		1.00	0.390	ug/L			06/12/24 00:35	1
1,2-Dichloropropane	<1.00		1.00	0.270	ug/L			06/12/24 00:35	1
1,3-Dichlorobenzene	<1.00		1.00	0.300	ug/L			06/12/24 00:35	1
1,3-Dichloropropane	<1.00		1.00	0.400	ug/L			06/12/24 00:35	1
1,4-Dichlorobenzene	<1.00		1.00	0.230	ug/L			06/12/24 00:35	1
2,2-Dichloropropane	<4.00		4.00	0.690	ug/L			06/12/24 00:35	1
2-Butanone (MEK)	<10.0		10.0	2.10	ug/L			06/12/24 00:35	1
2-Hexanone	<10.0		10.0	2.00	ug/L			06/12/24 00:35	1
4-Methyl-2-pentanone (MIBK)	<10.0		10.0	2.10	ug/L			06/12/24 00:35	1
Acetone	<10.0		10.0	3.10	ug/L			06/12/24 00:35	1
Acrolein	<10.0		10.0	3.60	ug/L			06/12/24 00:35	1
Acrylonitrile	<5.00		5.00	2.20	ug/L			06/12/24 00:35	1
Allyl chloride	<2.00		2.00	0.700	ug/L			06/12/24 00:35	1
Benzene	<0.500		0.500	0.220	ug/L			06/12/24 00:35	1
Bromochloromethane	<5.00		5.00	0.540	ug/L			06/12/24 00:35	1
Bromodichloromethane	<1.00		1.00	0.390	ug/L			06/12/24 00:35	1
Bromoform	<5.00		5.00	0.780	ug/L			06/12/24 00:35	1
Bromomethane	<4.00		4.00	1.10	ug/L			06/12/24 00:35	1
Carbon disulfide	<1.00		1.00	0.450	ug/L			06/12/24 00:35	1
Carbon tetrachloride	<2.00		2.00	0.650	ug/L			06/12/24 00:35	1
Chlorobenzene	<1.00		1.00	0.400	ug/L			06/12/24 00:35	1
Chlorodibromomethane	<5.00		5.00	0.750	ug/L			06/12/24 00:35	1
Chloroethane	<4.00		4.00	0.790	ug/L			06/12/24 00:35	1
Chloroform	<3.00		3.00	1.30	ug/L			06/12/24 00:35	1
Chloromethane	<3.00		3.00	0.610	ug/L			06/12/24 00:35	1
Chloroprene	<1.00		1.00	0.230	ug/L			06/12/24 00:35	1
cis-1,2-Dichloroethene	<1.00		1.00	0.210	ug/L			06/12/24 00:35	1
cis-1,3-Dichloropropene	<5.00		5.00	0.250	ug/L			06/12/24 00:35	1
Dibromomethane	<1.00		1.00	0.330	ug/L			06/12/24 00:35	1
Dichlorodifluoromethane	<3.00		3.00	0.250	ug/L			06/12/24 00:35	1
Ethyl methacrylate	<2.00		2.00	0.680	ug/L			06/12/24 00:35	1
Ethylbenzene	<1.00		1.00	0.310	ug/L			06/12/24 00:35	1
Iodomethane	<10.0		10.0	7.00	ug/L			06/12/24 00:35	1
Methacrylonitrile	<10.0		10.0	3.30	ug/L			06/12/24 00:35	1
Methyl methacrylate	<2.00		2.00	0.760	ug/L			06/12/24 00:35	1
Methylene chloride	<5.00		5.00	1.70	ug/L			06/12/24 00:35	1
Naphthalene	<5.00		5.00	3.00	ug/L			06/12/24 00:35	1

Client: SCS Engineers
Job ID: 310-283039-1
Project/Site: Scott County Landfill 1st 2024 Semi-Annual

Client Sample ID: Trip Blank 3
Lab Sample ID: 310-283039-11
Date Collected: 06/05/24 00:00
Matrix: Water
Date Received: 06/07/24 08:30

Method: SW846 8260D - Volatile Organic Compounds by GC/MS (Continued)

Analyte	Result	Qualifier	RL	MDL	Unit	D	Prepared	Analyzed	Dil Fac
Propionitrile	<10.0		10.0	3.40	ug/L			06/12/24 00:35	1
Styrene	<1.00		1.00	0.370	ug/L			06/12/24 00:35	1
Tetrachloroethene	<1.00		1.00	0.480	ug/L			06/12/24 00:35	1
Toluene	<1.00		1.00	0.430	ug/L			06/12/24 00:35	1
trans-1,2-Dichloroethene	<1.00		1.00	0.270	ug/L			06/12/24 00:35	1
trans-1,3-Dichloropropene	<5.00		5.00	0.560	ug/L			06/12/24 00:35	1
trans-1,4-Dichloro-2-butene	<10.0		10.0	1.10	ug/L			06/12/24 00:35	1
Trichloroethene	<1.00		1.00	0.430	ug/L			06/12/24 00:35	1
Trichlorofluoromethane	<4.00		4.00	0.380	ug/L			06/12/24 00:35	1
Vinyl acetate	<10.0		10.0	2.50	ug/L			06/12/24 00:35	1
Vinyl chloride	<1.00		1.00	0.180	ug/L			06/12/24 00:35	1
Xylenes, Total	<3.00		3.00	0.400	ug/L			06/12/24 00:35	1

Surrogate	*%Recovery*	*Qualifier*	*Limits*	*Prepared*	*Analyzed*	*Dil Fac*
Dibromofluoromethane (Surr)	*100*		*73 - 130*		*06/12/24 00:35*	*1*
Toluene-d8 (Surr)	*95*		*80 - 120*		*06/12/24 00:35*	*1*
4-Bromofluorobenzene (Surr)	*104*		*80 - 120*		*06/12/24 00:35*	*1*

Definitions/Glossary

Client: SCS Engineers
Job ID: 310-283039-1
Project/Site: Scott County Landfill 1st 2024 Semi-Annual

Qualifiers

GC/MS VOA

Qualifier	Qualifier Description
J	Result is less than the RL but greater than or equal to the MDL and the concentration is an approximate value.

GC/MS Semi VOA

Qualifier	Qualifier Description
*-	LCS and/or LCSD is outside acceptance limits, low biased.
*+	LCS and/or LCSD is outside acceptance limits, high biased.
*1	LCS/LCSD RPD exceeds control limits.
E	Result exceeded calibration range.

GC Semi VOA

Qualifier	Qualifier Description
*+	LCS and/or LCSD is outside acceptance limits, high biased.
B	Compound was found in the blank and sample.
F1	MS and/or MSD recovery exceeds control limits.
J	Result is less than the RL but greater than or equal to the MDL and the concentration is an approximate value.

Metals

Qualifier	Qualifier Description
F1	MS and/or MSD recovery exceeds control limits.
F2	MS/MSD RPD exceeds control limits
J	Result is less than the RL but greater than or equal to the MDL and the concentration is an approximate value.

General Chemistry

Qualifier	Qualifier Description
J	Result is less than the RL but greater than or equal to the MDL and the concentration is an approximate value.

Glossary

Abbreviation	These commonly used abbreviations may or may not be present in this report.
¤	Listed under the "D" column to designate that the result is reported on a dry weight basis
%R	Percent Recovery
CFL	Contains Free Liquid
CFU	Colony Forming Unit
CNF	Contains No Free Liquid
DER	Duplicate Error Ratio (normalized absolute difference)
Dil Fac	Dilution Factor
DL	Detection Limit (DoD/DOE)
DL, RA, RE, IN	Indicates a Dilution, Re-analysis, Re-extraction, or additional Initial metals/anion analysis of the sample
DLC	Decision Level Concentration (Radiochemistry)
EDL	Estimated Detection Limit (Dioxin)
LOD	Limit of Detection (DoD/DOE)
LOQ	Limit of Quantitation (DoD/DOE)
MCL	EPA recommended "Maximum Contaminant Level"
MDA	Minimum Detectable Activity (Radiochemistry)
MDC	Minimum Detectable Concentration (Radiochemistry)
MDL	Method Detection Limit
ML	Minimum Level (Dioxin)
MPN	Most Probable Number
MQL	Method Quantitation Limit
NC	Not Calculated
ND	Not Detected at the reporting limit (or MDL or EDL if shown)
NEG	Negative / Absent
POS	Positive / Present
PQL	Practical Quantitation Limit
PRES	Presumptive
QC	Quality Control

Glossary (Continued)

Abbreviation	These commonly used abbreviations may or may not be present in this report.
RER	Relative Error Ratio (Radiochemistry)
RL	Reporting Limit or Requested Limit (Radiochemistry)
RPD	Relative Percent Difference, a measure of the relative difference between two points
TEF	Toxicity Equivalent Factor (Dioxin)
TEQ	Toxicity Equivalent Quotient (Dioxin)
TNTC	Too Numerous To Count

Surrogate Summary

Client: SCS Engineers
Job ID: 310-283039-1
Project/Site: Scott County Landfill 1st 2024 Semi-Annual

Method: 8260D - Volatile Organic Compounds by GC/MS

Matrix: Water **Prep Type: Total/NA**

		Percent Surrogate Recovery (Acceptance Limits)		
		DBFM	TOL	BFB
Lab Sample ID	Client Sample ID	(73-130)	(80-120)	(80-120)
310-283039-1	MW-19	100	96	102
310-283039-1 MS	MW-19	100	97	102
310-283039-1 MSD	MW-19	99	98	101
310-283039-2	MW-27	105	94	101
310-283039-3	MW-30	102	95	104
310-283039-4	MW-39	101	92	103
310-283039-4 MS	MW-39	102	97	101
310-283039-4 MSD	MW-39	100	97	100
310-283039-5	MW-44	105	95	100
310-283039-6	MW-45	103	95	102
310-283039-9	Trip Blank 1	100	94	102
310-283039-10	Trip Blank 2	100	95	101
310-283039-11	Trip Blank 3	100	95	104
LCS 310-424143/10	Lab Control Sample	102	96	101
LCS 310-424143/8	Lab Control Sample	95	99	101
LCS 310-424145/6	Lab Control Sample	98	96	99
LCS 310-424145/7	Lab Control Sample	102	96	103
MB 310-424143/7	Method Blank	101	96	103
MB 310-424145/5	Method Blank	101	94	103

Surrogate Legend

DBFM = Dibromofluoromethane (Surr)
TOL = Toluene-d8 (Surr)
BFB = 4-Bromofluorobenzene (Surr)

Method: 8270E - Semivolatile Organic Compounds (GC/MS)

Matrix: Water **Prep Type: Total/NA**

		Percent Surrogate Recovery (Acceptance Limits)					
		2FP	PHL	NBZ	FBP	TBP	TPHL
Lab Sample ID	Client Sample ID	(25-110)	(21-110)	(45-129)	(39-118)	(27-136)	(12-144)
310-283039-1	MW-19	64	49	92	75	86	72
310-283039-1	MW-19	60	57	96	81	72	77
310-283039-2	MW-27	67	53	101	83	86	82
310-283039-2	MW-27	56	53	91	87	70	75
310-283039-3	MW-30	63	48	90	77	92	80
310-283039-3	MW-30	56	53	90	82	72	80
LCS 310-424261/2-A	Lab Control Sample	60	47	83	64	89	77
LCS 310-424261/4-A	Lab Control Sample	65	52	92	70	94	80
LCSD 310-424261/3-A	Lab Control Sample Dup	62	48	81	64	85	80
LCSD 310-424261/5-A	Lab Control Sample Dup	59	48	84	65	87	68
MB 310-424261/1-A	Method Blank	55	44	78	58	77	68

Surrogate Legend

2FP = 2-Fluorophenol (Surr)
PHL = Phenol-d5 (Surr)
NBZ = Nitrobenzene-d5 (Surr)
FBP = 2-Fluorobiphenyl (Surr)
TBP = 2,4,6-Tribromophenol (Surr)
TPHL = Terphenyl-d14 (Surr)

Surrogate Summary

Client: SCS Engineers
Job ID: 310-283039-1
Project/Site: Scott County Landfill 1st 2024 Semi-Annual

Method: 8081B - Organochlorine Pesticides (GC)

Matrix: Water **Prep Type: Total/NA**

		Percent Surrogate Recovery (Acceptance Limits)	
		DCB2	TCX2
Lab Sample ID	Client Sample ID	(10-136)	(10-130)
310-283039-1	MW-19	104	94
310-283039-1 MS	MW-19	116	104
310-283039-1 MSD	MW-19	107	96
310-283039-2	MW-27	104	95
310-283039-3	MW-30	106	99
LCS 310-424168/5-A	Lab Control Sample	118	93
MB 310-424168/1-A	Method Blank	99	89

Surrogate Legend

DCB = DCB Decachlorobiphenyl (Surr)

TCX = Tetrachloro-m-xylene (Surr)

Method: 8082A - Polychlorinated Biphenyls (PCBs) by Gas Chromatography

Matrix: Water **Prep Type: Total/NA**

		Percent Surrogate Recovery (Acceptance Limits)	
		DCB1	TCX1
Lab Sample ID	Client Sample ID	(10-136)	(10-130)
310-283039-1	MW-19	90	90
310-283039-1 MS	MW-19	100	102
310-283039-1 MSD	MW-19	95	95
310-283039-2	MW-27	93	96
310-283039-3	MW-30	94	96
LCS 310-424168/6-A	Lab Control Sample	96	74
MB 310-424168/1-A	Method Blank	88	86

Surrogate Legend

DCB = DCB Decachlorobiphenyl (Surr)

TCX = Tetrachloro-m-xylene (Surr)

Method: 8260D - Volatile Organic Compounds by GC/MS

Lab Sample ID: MB 310-424143/7
Matrix: Water
Analysis Batch: 424143

Client Sample ID: Method Blank
Prep Type: Total/NA

Analyte	MB Result	MB Qualifier	RL	MDL	Unit	D	Prepared	Analyzed	Dil Fac
1,1,1,2-Tetrachloroethane	<1.00		1.00	0.380	ug/L			06/11/24 11:03	1
1,1,1-Trichloroethane	<1.00		1.00	0.190	ug/L			06/11/24 11:03	1
1,1,2,2-Tetrachloroethane	<1.00		1.00	0.470	ug/L			06/11/24 11:03	1
1,1,2-Trichloroethane	<1.00		1.00	0.450	ug/L			06/11/24 11:03	1
1,1-Dichloroethane	<1.00		1.00	0.220	ug/L			06/11/24 11:03	1
1,1-Dichloroethene	<2.00		2.00	0.560	ug/L			06/11/24 11:03	1
1,1-Dichloropropene	<1.00		1.00	0.430	ug/L			06/11/24 11:03	1
1,2,3-Trichloropropane	<1.00		1.00	0.590	ug/L			06/11/24 11:03	1
1,2,4-Trichlorobenzene	<5.00		5.00	0.750	ug/L			06/11/24 11:03	1
1,2-Dibromo-3-chloropropane	<5.00		5.00	1.20	ug/L			06/11/24 11:03	1
1,2-Dibromoethane (EDB)	<1.00		1.00	0.340	ug/L			06/11/24 11:03	1
1,2-Dichlorobenzene	<1.00		1.00	0.370	ug/L			06/11/24 11:03	1
1,2-Dichloroethane	<1.00		1.00	0.390	ug/L			06/11/24 11:03	1
1,2-Dichloropropane	<1.00		1.00	0.270	ug/L			06/11/24 11:03	1
1,3-Dichlorobenzene	<1.00		1.00	0.300	ug/L			06/11/24 11:03	1
1,3-Dichloropropane	<1.00		1.00	0.400	ug/L			06/11/24 11:03	1
1,4-Dichlorobenzene	<1.00		1.00	0.230	ug/L			06/11/24 11:03	1
2,2-Dichloropropane	<4.00		4.00	0.690	ug/L			06/11/24 11:03	1
2-Butanone (MEK)	<10.0		10.0	2.10	ug/L			06/11/24 11:03	1
2-Hexanone	<10.0		10.0	2.00	ug/L			06/11/24 11:03	1
4-Methyl-2-pentanone (MIBK)	<10.0		10.0	2.10	ug/L			06/11/24 11:03	1
Acetone	<10.0		10.0	3.10	ug/L			06/11/24 11:03	1
Acrolein	<10.0		10.0	3.60	ug/L			06/11/24 11:03	1
Acrylonitrile	<5.00		5.00	2.20	ug/L			06/11/24 11:03	1
Allyl chloride	<2.00		2.00	0.700	ug/L			06/11/24 11:03	1
Benzene	<0.500		0.500	0.220	ug/L			06/11/24 11:03	1
Bromochloromethane	<5.00		5.00	0.540	ug/L			06/11/24 11:03	1
Bromodichloromethane	<1.00		1.00	0.390	ug/L			06/11/24 11:03	1
Bromoform	<5.00		5.00	0.780	ug/L			06/11/24 11:03	1
Bromomethane	<4.00		4.00	1.10	ug/L			06/11/24 11:03	1
Carbon disulfide	<1.00		1.00	0.450	ug/L			06/11/24 11:03	1
Carbon tetrachloride	<2.00		2.00	0.650	ug/L			06/11/24 11:03	1
Chlorobenzene	<1.00		1.00	0.400	ug/L			06/11/24 11:03	1
Chlorodibromomethane	<5.00		5.00	0.750	ug/L			06/11/24 11:03	1
Chloroethane	<4.00		4.00	0.790	ug/L			06/11/24 11:03	1
Chloroform	<3.00		3.00	1.30	ug/L			06/11/24 11:03	1
Chloromethane	<3.00		3.00	0.610	ug/L			06/11/24 11:03	1
Chloroprene	<1.00		1.00	0.230	ug/L			06/11/24 11:03	1
cis-1,2-Dichloroethene	<1.00		1.00	0.210	ug/L			06/11/24 11:03	1
cis-1,3-Dichloropropene	<5.00		5.00	0.250	ug/L			06/11/24 11:03	1
Dibromomethane	<1.00		1.00	0.330	ug/L			06/11/24 11:03	1
Dichlorodifluoromethane	<3.00		3.00	0.250	ug/L			06/11/24 11:03	1
Ethyl methacrylate	<2.00		2.00	0.680	ug/L			06/11/24 11:03	1
Ethylbenzene	<1.00		1.00	0.310	ug/L			06/11/24 11:03	1
Iodomethane	<10.0		10.0	7.00	ug/L			06/11/24 11:03	1
Methacrylonitrile	<10.0		10.0	3.30	ug/L			06/11/24 11:03	1
Methyl methacrylate	<2.00		2.00	0.760	ug/L			06/11/24 11:03	1
Methylene chloride	<5.00		5.00	1.70	ug/L			06/11/24 11:03	1

Method: 8260D - Volatile Organic Compounds by GC/MS (Continued)

Lab Sample ID: MB 310-424143/7
Matrix: Water
Analysis Batch: 424143

Client Sample ID: Method Blank
Prep Type: Total/NA

Analyte	MB Result	MB Qualifier	RL	MDL	Unit	D	Prepared	Analyzed	Dil Fac
Naphthalene	<5.00		5.00	3.00	ug/L			06/11/24 11:03	1
Propionitrile	<10.0		10.0	3.40	ug/L			06/11/24 11:03	1
Styrene	<1.00		1.00	0.370	ug/L			06/11/24 11:03	1
Tetrachloroethene	<1.00		1.00	0.480	ug/L			06/11/24 11:03	1
Toluene	<1.00		1.00	0.430	ug/L			06/11/24 11:03	1
trans-1,2-Dichloroethene	<1.00		1.00	0.270	ug/L			06/11/24 11:03	1
trans-1,3-Dichloropropene	<5.00		5.00	0.560	ug/L			06/11/24 11:03	1
trans-1,4-Dichloro-2-butene	<10.0		10.0	1.10	ug/L			06/11/24 11:03	1
Trichloroethene	<1.00		1.00	0.430	ug/L			06/11/24 11:03	1
Trichlorofluoromethane	<4.00		4.00	0.380	ug/L			06/11/24 11:03	1
Vinyl acetate	<10.0		10.0	2.50	ug/L			06/11/24 11:03	1
Vinyl chloride	<1.00		1.00	0.180	ug/L			06/11/24 11:03	1
Xylenes, Total	<3.00		3.00	0.400	ug/L			06/11/24 11:03	1

Surrogate	*MB %Recovery*	*MB Qualifier*	*Limits*	*Prepared*	*Analyzed*	*Dil Fac*
Dibromofluoromethane (Surr)	*101*		*73 - 130*		*06/11/24 11:03*	*1*
Toluene-d8 (Surr)	*96*		*80 - 120*		*06/11/24 11:03*	*1*
4-Bromofluorobenzene (Surr)	*103*		*80 - 120*		*06/11/24 11:03*	*1*

Lab Sample ID: LCS 310-424143/10
Matrix: Water
Analysis Batch: 424143

Client Sample ID: Lab Control Sample
Prep Type: Total/NA

Analyte	Spike Added	LCS Result	LCS Qualifier	Unit	D	%Rec	%Rec Limits
Bromomethane	20.0	17.07		ug/L		85	23 - 150
Chloroethane	20.0	22.54		ug/L		113	54 - 136
Chloromethane	20.0	22.76		ug/L		114	38 - 150
Dichlorodifluoromethane	20.0	26.60		ug/L		133	39 - 150
Trichlorofluoromethane	20.0	22.54		ug/L		113	54 - 149
Vinyl chloride	20.0	20.36		ug/L		102	56 - 140

Surrogate	*LCS %Recovery*	*LCS Qualifier*	*Limits*
Dibromofluoromethane (Surr)	*102*		*73 - 130*
Toluene-d8 (Surr)	*96*		*80 - 120*
4-Bromofluorobenzene (Surr)	*101*		*80 - 120*

Lab Sample ID: LCS 310-424143/8
Matrix: Water
Analysis Batch: 424143

Client Sample ID: Lab Control Sample
Prep Type: Total/NA

Analyte	Spike Added	LCS Result	LCS Qualifier	Unit	D	%Rec	%Rec Limits
1,1,1,2-Tetrachloroethane	20.0	17.99		ug/L		90	71 - 120
1,1,1-Trichloroethane	20.0	18.35		ug/L		92	73 - 129
1,1,2,2-Tetrachloroethane	20.0	19.29		ug/L		96	68 - 124
1,1,2-Trichloroethane	20.0	19.66		ug/L		98	73 - 123
1,1-Dichloroethane	20.0	17.09		ug/L		85	70 - 127
1,1-Dichloroethene	20.0	18.82		ug/L		94	63 - 132
1,1-Dichloropropene	20.0	17.20		ug/L		86	69 - 132

Method: 8260D - Volatile Organic Compounds by GC/MS (Continued)

Lab Sample ID: LCS 310-424143/8
Matrix: Water
Analysis Batch: 424143

Client Sample ID: Lab Control Sample
Prep Type: Total/NA

Analyte	Spike Added	LCS Result	LCS Qualifier	Unit	D	%Rec	%Rec Limits
1,2,3-Trichloropropane	20.0	19.19		ug/L		96	65 - 127
1,2,4-Trichlorobenzene	20.0	17.21		ug/L		86	68 - 124
1,2-Dibromo-3-chloropropane	20.0	19.38		ug/L		97	50 - 150
1,2-Dibromoethane (EDB)	20.0	19.21		ug/L		96	75 - 125
1,2-Dichlorobenzene	20.0	19.50		ug/L		98	74 - 120
1,2-Dichloroethane	20.0	17.51		ug/L		88	71 - 125
1,2-Dichloropropane	20.0	18.15		ug/L		91	73 - 124
1,3-Dichlorobenzene	20.0	20.09		ug/L		100	72 - 120
1,3-Dichloropropane	20.0	18.89		ug/L		94	72 - 125
1,4-Dichlorobenzene	20.0	17.56		ug/L		88	72 - 120
2,2-Dichloropropane	20.0	19.19		ug/L		96	50 - 150
2-Butanone (MEK)	40.0	38.03		ug/L		95	50 - 150
2-Hexanone	40.0	42.16		ug/L		105	60 - 140
4-Methyl-2-pentanone (MIBK)	40.0	41.13		ug/L		103	60 - 139
Acetone	40.0	33.75		ug/L		84	50 - 150
Acrolein	94.8	86.54		ug/L		91	49 - 150
Acrylonitrile	200	184.3		ug/L		92	50 - 150
Allyl chloride	20.0	17.62		ug/L		88	49 - 150
Benzene	20.0	17.77		ug/L		89	72 - 124
Bromochloromethane	20.0	18.16		ug/L		91	73 - 130
Bromodichloromethane	20.0	17.60		ug/L		88	74 - 122
Bromoform	20.0	18.31		ug/L		92	61 - 122
Carbon disulfide	20.0	18.15		ug/L		91	59 - 135
Carbon tetrachloride	20.0	17.98		ug/L		90	67 - 132
Chlorobenzene	20.0	19.12		ug/L		96	76 - 120
Chlorodibromomethane	20.0	18.68		ug/L		93	71 - 121
Chloroform	20.0	17.40		ug/L		87	72 - 125
Chloroprene	20.0	17.55		ug/L		88	69 - 133
cis-1,2-Dichloroethene	20.0	17.31		ug/L		87	74 - 123
cis-1,3-Dichloropropene	20.0	18.13		ug/L		91	71 - 125
Dibromomethane	20.0	19.21		ug/L		96	74 - 125
Ethyl methacrylate	20.0	21.07		ug/L		105	70 - 129
Ethylbenzene	20.0	18.22		ug/L		91	74 - 122
Iodomethane	20.0	13.10		ug/L		65	10 - 150
Methacrylonitrile	200	188.5		ug/L		94	69 - 129
Methyl methacrylate	40.0	41.28		ug/L		103	68 - 131
Methylene chloride	20.0	18.90		ug/L		95	50 - 150
Naphthalene	20.0	18.89		ug/L		94	50 - 150
Propionitrile	200	191.4		ug/L		96	63 - 135
Styrene	20.0	18.40		ug/L		92	74 - 121
Tetrachloroethene	20.0	18.59		ug/L		93	71 - 130
Toluene	20.0	19.23		ug/L		96	74 - 123
trans-1,2-Dichloroethene	20.0	17.13		ug/L		86	70 - 126
trans-1,3-Dichloropropene	20.0	17.49		ug/L		87	69 - 123
trans-1,4-Dichloro-2-butene	20.0	17.50		ug/L		87	50 - 150
Trichloroethene	20.0	19.16		ug/L		96	72 - 126
Vinyl acetate	40.0	39.25		ug/L		98	50 - 150
Xylenes, Total	40.0	37.11		ug/L		93	73 - 123

Method: 8260D - Volatile Organic Compounds by GC/MS (Continued)

Lab Sample ID: LCS 310-424143/8
Matrix: Water
Analysis Batch: 424143

Client Sample ID: Lab Control Sample
Prep Type: Total/NA

Surrogate	LCS %Recovery	LCS Qualifier	Limits
Dibromofluoromethane (Surr)	*95*		*73 - 130*
Toluene-d8 (Surr)	*99*		*80 - 120*
4-Bromofluorobenzene (Surr)	*101*		*80 - 120*

Lab Sample ID: 310-283039-1 MS
Matrix: Water
Analysis Batch: 424143

Client Sample ID: MW-19
Prep Type: Total/NA

Analyte	Sample Result	Sample Qualifier	Spike Added	MS Result	MS Qualifier	Unit	D	%Rec	%Rec Limits
1,1,1,2-Tetrachloroethane	<1.00		25.0	20.27		ug/L		81	55 - 130
1,1,1-Trichloroethane	<1.00		25.0	20.19		ug/L		81	52 - 130
1,1,2,2-Tetrachloroethane	<1.00		25.0	21.29		ug/L		85	54 - 130
1,1,2-Trichloroethane	<1.00		25.0	22.48		ug/L		90	58 - 130
1,1-Dichloroethane	<1.00		25.0	20.00		ug/L		80	49 - 130
1,1-Dichloroethene	<2.00		25.0	21.83		ug/L		87	37 - 132
1,1-Dichloropropene	<1.00		25.0	19.97		ug/L		80	50 - 132
1,2,3-Trichloropropane	<1.00		25.0	21.22		ug/L		85	49 - 130
1,2,4-Trichlorobenzene	<5.00		25.0	20.50		ug/L		82	55 - 130
1,2-Dibromo-3-chloropropane	<5.00		25.0	20.81		ug/L		83	38 - 150
1,2-Dibromoethane (EDB)	<1.00		25.0	21.76		ug/L		87	60 - 130
1,2-Dichlorobenzene	<1.00		25.0	23.14		ug/L		93	59 - 130
1,2-Dichloroethane	<1.00		25.0	19.86		ug/L		79	51 - 130
1,2-Dichloropropane	<1.00		25.0	21.35		ug/L		85	57 - 130
1,3-Dichlorobenzene	<1.00		25.0	23.22		ug/L		93	57 - 130
1,3-Dichloropropane	<1.00		25.0	21.68		ug/L		87	56 - 130
1,4-Dichlorobenzene	0.272	J	25.0	20.92		ug/L		83	57 - 130
2,2-Dichloropropane	<4.00		25.0	19.28		ug/L		77	25 - 150
2-Butanone (MEK)	<10.0		50.0	39.50		ug/L		79	38 - 150
2-Hexanone	<10.0		50.0	47.11		ug/L		94	46 - 140
4-Methyl-2-pentanone (MIBK)	<10.0		50.0	44.13		ug/L		88	47 - 139
Acetone	<10.0		50.0	38.07		ug/L		76	31 - 150
Acrolein	<10.0		119	85.66		ug/L		72	25 - 150
Acrylonitrile	<5.00		250	205.3		ug/L		82	40 - 150
Allyl chloride	<2.00		25.0	17.00		ug/L		68	28 - 150
Benzene	<0.500		25.0	20.50		ug/L		82	46 - 130
Bromochloromethane	<5.00		25.0	21.03		ug/L		84	57 - 130
Bromodichloromethane	<1.00		25.0	20.55		ug/L		82	57 - 130
Bromoform	<5.00		25.0	20.13		ug/L		81	44 - 130
Carbon disulfide	<1.00		25.0	23.57		ug/L		94	38 - 135
Carbon tetrachloride	<2.00		25.0	19.59		ug/L		78	45 - 132
Chlorobenzene	<1.00		25.0	21.58		ug/L		86	59 - 130
Chlorodibromomethane	<5.00		25.0	21.36		ug/L		85	54 - 130
Chloroform	<3.00		25.0	19.79		ug/L		79	51 - 130
Chloroprene	<1.00		25.0	19.50		ug/L		78	43 - 133
cis-1,2-Dichloroethene	1.54		25.0	21.93		ug/L		82	45 - 130
cis-1,3-Dichloropropene	<5.00		25.0	20.80		ug/L		83	53 - 130
Dibromomethane	<1.00		25.0	21.98		ug/L		88	59 - 130
Ethyl methacrylate	<2.00		25.0	23.45		ug/L		94	54 - 130

Method: 8260D - Volatile Organic Compounds by GC/MS (Continued)

Lab Sample ID: 310-283039-1 MS
Matrix: Water
Analysis Batch: 424143

Client Sample ID: MW-19
Prep Type: Total/NA

Analyte	Sample Result	Sample Qualifier	Spike Added	MS Result	MS Qualifier	Unit	D	%Rec	%Rec Limits
Ethylbenzene	<1.00		25.0	20.11		ug/L		80	45 - 130
Iodomethane	<10.0		25.0	17.63		ug/L		71	10 - 150
Methacrylonitrile	<10.0		250	205.6		ug/L		82	55 - 130
Methyl methacrylate	<2.00		50.0	45.15		ug/L		90	44 - 139
Methylene chloride	<5.00		25.0	22.46		ug/L		90	37 - 150
Naphthalene	<5.00		25.0	20.83		ug/L		83	40 - 150
Propionitrile	<10.0		250	209.6		ug/L		84	49 - 135
Styrene	<1.00		25.0	21.12		ug/L		84	47 - 130
Tetrachloroethene	<1.00		25.0	20.93		ug/L		84	47 - 130
Toluene	<1.00		25.0	21.73		ug/L		87	51 - 130
trans-1,2-Dichloroethene	<1.00		25.0	20.23		ug/L		81	48 - 130
trans-1,3-Dichloropropene	<5.00		25.0	19.37		ug/L		77	50 - 130
trans-1,4-Dichloro-2-butene	<10.0		25.0	16.41		ug/L		66	26 - 150
Trichloroethene	<1.00		25.0	21.54		ug/L		86	51 - 130
Vinyl acetate	<10.0		50.0	43.55		ug/L		87	29 - 150
Xylenes, Total	<3.00		50.0	41.76		ug/L		84	43 - 130

Surrogate	*MS %Recovery*	*MS Qualifier*	*Limits*
Dibromofluoromethane (Surr)	*100*		*73 - 130*
Toluene-d8 (Surr)	*97*		*80 - 120*
4-Bromofluorobenzene (Surr)	*102*		*80 - 120*

Lab Sample ID: 310-283039-1 MSD
Matrix: Water
Analysis Batch: 424143

Client Sample ID: MW-19
Prep Type: Total/NA

Analyte	Sample Result	Sample Qualifier	Spike Added	MSD Result	MSD Qualifier	Unit	D	%Rec	%Rec Limits	RPD	RPD Limit
1,1,1,2-Tetrachloroethane	<1.00		25.0	19.99		ug/L		80	55 - 130	1	20
1,1,1-Trichloroethane	<1.00		25.0	19.41		ug/L		78	52 - 130	4	20
1,1,2,2-Tetrachloroethane	<1.00		25.0	21.21		ug/L		85	54 - 130	0	20
1,1,2-Trichloroethane	<1.00		25.0	21.47		ug/L		86	58 - 130	5	20
1,1-Dichloroethane	<1.00		25.0	19.27		ug/L		77	49 - 130	4	20
1,1-Dichloroethene	<2.00		25.0	19.82		ug/L		79	37 - 132	10	26
1,1-Dichloropropene	<1.00		25.0	18.48		ug/L		74	50 - 132	8	20
1,2,3-Trichloropropane	<1.00		25.0	20.53		ug/L		82	49 - 130	3	26
1,2,4-Trichlorobenzene	<5.00		25.0	20.22		ug/L		81	55 - 130	1	20
1,2-Dibromo-3-chloropropane	<5.00		25.0	21.11		ug/L		84	38 - 150	1	20
1,2-Dibromoethane (EDB)	<1.00		25.0	21.81		ug/L		87	60 - 130	0	20
1,2-Dichlorobenzene	<1.00		25.0	22.40		ug/L		90	59 - 130	3	20
1,2-Dichloroethane	<1.00		25.0	19.15		ug/L		77	51 - 130	4	20
1,2-Dichloropropane	<1.00		25.0	19.90		ug/L		80	57 - 130	7	20
1,3-Dichlorobenzene	<1.00		25.0	22.64		ug/L		91	57 - 130	3	20
1,3-Dichloropropane	<1.00		25.0	20.80		ug/L		83	56 - 130	4	20
1,4-Dichlorobenzene	0.272	J	25.0	19.63		ug/L		77	57 - 130	6	20
2,2-Dichloropropane	<4.00		25.0	18.24		ug/L		73	25 - 150	6	25
2-Butanone (MEK)	<10.0		50.0	38.47		ug/L		77	38 - 150	3	20
2-Hexanone	<10.0		50.0	48.24		ug/L		96	46 - 140	2	20
4-Methyl-2-pentanone (MIBK)	<10.0		50.0	43.71		ug/L		87	47 - 139	1	20

Method: 8260D - Volatile Organic Compounds by GC/MS (Continued)

Lab Sample ID: 310-283039-1 MSD
Matrix: Water
Analysis Batch: 424143

Client Sample ID: MW-19
Prep Type: Total/NA

Analyte	Sample Result	Sample Qualifier	Spike Added	MSD Result	MSD Qualifier	Unit	D	%Rec	%Rec Limits	RPD	RPD Limit
Acetone	<10.0		50.0	41.18		ug/L		82	31 - 150	8	29
Acrolein	<10.0		119	86.68		ug/L		73	25 - 150	1	31
Acrylonitrile	<5.00		250	197.5		ug/L		79	40 - 150	4	20
Allyl chloride	<2.00		25.0	17.31		ug/L		69	28 - 150	2	35
Benzene	<0.500		25.0	19.18		ug/L		77	46 - 130	7	20
Bromochloromethane	<5.00		25.0	20.16		ug/L		81	57 - 130	4	20
Bromodichloromethane	<1.00		25.0	19.73		ug/L		79	57 - 130	4	20
Bromoform	<5.00		25.0	19.80		ug/L		79	44 - 130	2	20
Carbon disulfide	<1.00		25.0	20.25		ug/L		81	38 - 135	15	30
Carbon tetrachloride	<2.00		25.0	18.84		ug/L		75	45 - 132	4	20
Chlorobenzene	<1.00		25.0	20.66		ug/L		83	59 - 130	4	20
Chlorodibromomethane	<5.00		25.0	20.80		ug/L		83	54 - 130	3	20
Chloroform	<3.00		25.0	19.32		ug/L		77	51 - 130	2	20
Chloroprene	<1.00		25.0	18.23		ug/L		73	43 - 133	7	20
cis-1,2-Dichloroethene	1.54		25.0	20.63		ug/L		76	45 - 130	6	20
cis-1,3-Dichloropropene	<5.00		25.0	20.12		ug/L		80	53 - 130	3	20
Dibromomethane	<1.00		25.0	21.14		ug/L		85	59 - 130	4	20
Ethyl methacrylate	<2.00		25.0	22.78		ug/L		91	54 - 130	3	20
Ethylbenzene	<1.00		25.0	19.26		ug/L		77	45 - 130	4	20
Iodomethane	<10.0		25.0	17.06		ug/L		68	10 - 150	3	35
Methacrylonitrile	<10.0		250	203.6		ug/L		81	55 - 130	1	20
Methyl methacrylate	<2.00		50.0	44.21		ug/L		88	44 - 139	2	20
Methylene chloride	<5.00		25.0	19.99		ug/L		80	37 - 150	12	24
Naphthalene	<5.00		25.0	20.80		ug/L		83	40 - 150	0	30
Propionitrile	<10.0		250	207.8		ug/L		83	49 - 135	1	20
Styrene	<1.00		25.0	20.37		ug/L		81	47 - 130	4	20
Tetrachloroethene	<1.00		25.0	19.76		ug/L		79	47 - 130	6	20
Toluene	<1.00		25.0	20.53		ug/L		82	51 - 130	6	20
trans-1,2-Dichloroethene	<1.00		25.0	18.50		ug/L		74	48 - 130	9	22
trans-1,3-Dichloropropene	<5.00		25.0	19.25		ug/L		77	50 - 130	1	20
trans-1,4-Dichloro-2-butene	<10.0		25.0	17.57		ug/L		70	26 - 150	7	23
Trichloroethene	<1.00		25.0	20.56		ug/L		82	51 - 130	5	20
Vinyl acetate	<10.0		50.0	42.77		ug/L		86	29 - 150	2	23
Xylenes, Total	<3.00		50.0	40.14		ug/L		80	43 - 130	4	20

Surrogate	*MSD %Recovery*	*MSD Qualifier*	*Limits*
Dibromofluoromethane (Surr)	*99*		*73 - 130*
Toluene-d8 (Surr)	*98*		*80 - 120*
4-Bromofluorobenzene (Surr)	*101*		*80 - 120*

Lab Sample ID: MB 310-424145/5
Matrix: Water
Analysis Batch: 424145

Client Sample ID: Method Blank
Prep Type: Total/NA

Analyte	MB Result	MB Qualifier	RL	MDL	Unit	D	Prepared	Analyzed	Dil Fac
1,1,1,2-Tetrachloroethane	<1.00		1.00	0.380	ug/L			06/11/24 22:42	1
1,1,1-Trichloroethane	<1.00		1.00	0.190	ug/L			06/11/24 22:42	1
1,1,2,2-Tetrachloroethane	<1.00		1.00	0.470	ug/L			06/11/24 22:42	1

Method: 8260D - Volatile Organic Compounds by GC/MS (Continued)

Lab Sample ID: MB 310-424145/5
Matrix: Water
Analysis Batch: 424145

Client Sample ID: Method Blank
Prep Type: Total/NA

Analyte	MB Result	MB Qualifier	RL	MDL	Unit	D	Prepared	Analyzed	Dil Fac
1,1,2-Trichloroethane	<1.00		1.00	0.450	ug/L			06/11/24 22:42	1
1,1-Dichloroethane	<1.00		1.00	0.220	ug/L			06/11/24 22:42	1
1,1-Dichloroethene	<2.00		2.00	0.560	ug/L			06/11/24 22:42	1
1,1-Dichloropropene	<1.00		1.00	0.430	ug/L			06/11/24 22:42	1
1,2,3-Trichloropropane	<1.00		1.00	0.590	ug/L			06/11/24 22:42	1
1,2,4-Trichlorobenzene	<5.00		5.00	0.750	ug/L			06/11/24 22:42	1
1,2-Dibromo-3-chloropropane	<5.00		5.00	1.20	ug/L			06/11/24 22:42	1
1,2-Dibromoethane (EDB)	<1.00		1.00	0.340	ug/L			06/11/24 22:42	1
1,2-Dichlorobenzene	<1.00		1.00	0.370	ug/L			06/11/24 22:42	1
1,2-Dichloroethane	<1.00		1.00	0.390	ug/L			06/11/24 22:42	1
1,2-Dichloropropane	<1.00		1.00	0.270	ug/L			06/11/24 22:42	1
1,3-Dichlorobenzene	<1.00		1.00	0.300	ug/L			06/11/24 22:42	1
1,3-Dichloropropane	<1.00		1.00	0.400	ug/L			06/11/24 22:42	1
1,4-Dichlorobenzene	<1.00		1.00	0.230	ug/L			06/11/24 22:42	1
2,2-Dichloropropane	<4.00		4.00	0.690	ug/L			06/11/24 22:42	1
2-Butanone (MEK)	<10.0		10.0	2.10	ug/L			06/11/24 22:42	1
2-Hexanone	<10.0		10.0	2.00	ug/L			06/11/24 22:42	1
4-Methyl-2-pentanone (MIBK)	<10.0		10.0	2.10	ug/L			06/11/24 22:42	1
Acetone	<10.0		10.0	3.10	ug/L			06/11/24 22:42	1
Acrolein	<10.0		10.0	3.60	ug/L			06/11/24 22:42	1
Acrylonitrile	<5.00		5.00	2.20	ug/L			06/11/24 22:42	1
Allyl chloride	<2.00		2.00	0.700	ug/L			06/11/24 22:42	1
Benzene	<0.500		0.500	0.220	ug/L			06/11/24 22:42	1
Bromochloromethane	<5.00		5.00	0.540	ug/L			06/11/24 22:42	1
Bromodichloromethane	<1.00		1.00	0.390	ug/L			06/11/24 22:42	1
Bromoform	<5.00		5.00	0.780	ug/L			06/11/24 22:42	1
Bromomethane	<4.00		4.00	1.10	ug/L			06/11/24 22:42	1
Carbon disulfide	<1.00		1.00	0.450	ug/L			06/11/24 22:42	1
Carbon tetrachloride	<2.00		2.00	0.650	ug/L			06/11/24 22:42	1
Chlorobenzene	<1.00		1.00	0.400	ug/L			06/11/24 22:42	1
Chlorodibromomethane	<5.00		5.00	0.750	ug/L			06/11/24 22:42	1
Chloroethane	<4.00		4.00	0.790	ug/L			06/11/24 22:42	1
Chloroform	<3.00		3.00	1.30	ug/L			06/11/24 22:42	1
Chloromethane	<3.00		3.00	0.610	ug/L			06/11/24 22:42	1
Chloroprene	<1.00		1.00	0.230	ug/L			06/11/24 22:42	1
cis-1,2-Dichloroethene	<1.00		1.00	0.210	ug/L			06/11/24 22:42	1
cis-1,3-Dichloropropene	<5.00		5.00	0.250	ug/L			06/11/24 22:42	1
Dibromomethane	<1.00		1.00	0.330	ug/L			06/11/24 22:42	1
Dichlorodifluoromethane	<3.00		3.00	0.250	ug/L			06/11/24 22:42	1
Ethyl methacrylate	<2.00		2.00	0.680	ug/L			06/11/24 22:42	1
Ethylbenzene	<1.00		1.00	0.310	ug/L			06/11/24 22:42	1
Iodomethane	<10.0		10.0	7.00	ug/L			06/11/24 22:42	1
Methacrylonitrile	<10.0		10.0	3.30	ug/L			06/11/24 22:42	1
Methyl methacrylate	<2.00		2.00	0.760	ug/L			06/11/24 22:42	1
Methylene chloride	<5.00		5.00	1.70	ug/L			06/11/24 22:42	1
Naphthalene	<5.00		5.00	3.00	ug/L			06/11/24 22:42	1
Propionitrile	<10.0		10.0	3.40	ug/L			06/11/24 22:42	1
Styrene	<1.00		1.00	0.370	ug/L			06/11/24 22:42	1
Tetrachloroethene	<1.00		1.00	0.480	ug/L			06/11/24 22:42	1

Method: 8260D - Volatile Organic Compounds by GC/MS (Continued)

Lab Sample ID: MB 310-424145/5
Matrix: Water
Analysis Batch: 424145

Client Sample ID: Method Blank
Prep Type: Total/NA

Analyte	MB Result	MB Qualifier	RL	MDL	Unit	D	Prepared	Analyzed	Dil Fac
Toluene	<1.00		1.00	0.430	ug/L			06/11/24 22:42	1
trans-1,2-Dichloroethene	<1.00		1.00	0.270	ug/L			06/11/24 22:42	1
trans-1,3-Dichloropropene	<5.00		5.00	0.560	ug/L			06/11/24 22:42	1
trans-1,4-Dichloro-2-butene	<10.0		10.0	1.10	ug/L			06/11/24 22:42	1
Trichloroethene	<1.00		1.00	0.430	ug/L			06/11/24 22:42	1
Trichlorofluoromethane	<4.00		4.00	0.380	ug/L			06/11/24 22:42	1
Vinyl acetate	<10.0		10.0	2.50	ug/L			06/11/24 22:42	1
Vinyl chloride	<1.00		1.00	0.180	ug/L			06/11/24 22:42	1
Xylenes, Total	<3.00		3.00	0.400	ug/L			06/11/24 22:42	1

Surrogate	*MB %Recovery*	*MB Qualifier*	*Limits*	*Prepared*	*Analyzed*	*Dil Fac*
Dibromofluoromethane (Surr)	*101*		*73 - 130*		*06/11/24 22:42*	*1*
Toluene-d8 (Surr)	*94*		*80 - 120*		*06/11/24 22:42*	*1*
4-Bromofluorobenzene (Surr)	*103*		*80 - 120*		*06/11/24 22:42*	*1*

Lab Sample ID: LCS 310-424145/6
Matrix: Water
Analysis Batch: 424145

Client Sample ID: Lab Control Sample
Prep Type: Total/NA

Analyte	Spike Added	LCS Result	LCS Qualifier	Unit	D	%Rec	%Rec Limits
1,1,1,2-Tetrachloroethane	20.0	18.39		ug/L		92	71 - 120
1,1,1-Trichloroethane	20.0	18.76		ug/L		94	73 - 129
1,1,2,2-Tetrachloroethane	20.0	19.24		ug/L		96	68 - 124
1,1,2-Trichloroethane	20.0	19.05		ug/L		95	73 - 123
1,1-Dichloroethane	20.0	18.22		ug/L		91	70 - 127
1,1-Dichloroethene	20.0	19.82		ug/L		99	63 - 132
1,1-Dichloropropene	20.0	18.11		ug/L		91	69 - 132
1,2,3-Trichloropropane	20.0	19.53		ug/L		98	65 - 127
1,2,4-Trichlorobenzene	20.0	17.23		ug/L		86	68 - 124
1,2-Dibromo-3-chloropropane	20.0	18.87		ug/L		94	50 - 150
1,2-Dibromoethane (EDB)	20.0	19.60		ug/L		98	75 - 125
1,2-Dichlorobenzene	20.0	19.80		ug/L		99	74 - 120
1,2-Dichloroethane	20.0	17.55		ug/L		88	71 - 125
1,2-Dichloropropane	20.0	19.11		ug/L		96	73 - 124
1,3-Dichlorobenzene	20.0	20.44		ug/L		102	72 - 120
1,3-Dichloropropane	20.0	19.01		ug/L		95	72 - 125
1,4-Dichlorobenzene	20.0	17.67		ug/L		88	72 - 120
2,2-Dichloropropane	20.0	17.09		ug/L		85	50 - 150
2-Butanone (MEK)	40.0	37.11		ug/L		93	50 - 150
2-Hexanone	40.0	43.08		ug/L		108	60 - 140
4-Methyl-2-pentanone (MIBK)	40.0	40.39		ug/L		101	60 - 139
Acetone	40.0	36.72		ug/L		92	50 - 150
Acrolein	94.8	78.15		ug/L		82	49 - 150
Acrylonitrile	200	183.5		ug/L		92	50 - 150
Allyl chloride	20.0	17.44		ug/L		87	49 - 150
Benzene	20.0	18.28		ug/L		91	72 - 124
Bromochloromethane	20.0	18.66		ug/L		93	73 - 130
Bromodichloromethane	20.0	18.44		ug/L		92	74 - 122

Method: 8260D - Volatile Organic Compounds by GC/MS (Continued)

Lab Sample ID: LCS 310-424145/6
Matrix: Water
Analysis Batch: 424145

Client Sample ID: Lab Control Sample
Prep Type: Total/NA

Analyte	Spike Added	LCS Result	LCS Qualifier	Unit	D	%Rec	%Rec Limits
Bromoform	20.0	18.79		ug/L		94	61 - 122
Carbon disulfide	20.0	19.13		ug/L		96	59 - 135
Carbon tetrachloride	20.0	18.69		ug/L		93	67 - 132
Chlorobenzene	20.0	19.23		ug/L		96	76 - 120
Chlorodibromomethane	20.0	18.76		ug/L		94	71 - 121
Chloroform	20.0	17.90		ug/L		90	72 - 125
Chloroprene	20.0	17.61		ug/L		88	69 - 133
cis-1,2-Dichloroethene	20.0	18.09		ug/L		90	74 - 123
cis-1,3-Dichloropropene	20.0	18.19		ug/L		91	71 - 125
Dibromomethane	20.0	19.13		ug/L		96	74 - 125
Ethyl methacrylate	20.0	21.02		ug/L		105	70 - 129
Ethylbenzene	20.0	18.27		ug/L		91	74 - 122
Iodomethane	20.0	14.09		ug/L		70	10 - 150
Methacrylonitrile	200	188.3		ug/L		94	69 - 129
Methyl methacrylate	40.0	40.24		ug/L		101	68 - 131
Methylene chloride	20.0	19.47		ug/L		97	50 - 150
Naphthalene	20.0	18.08		ug/L		90	50 - 150
Propionitrile	200	195.3		ug/L		98	63 - 135
Styrene	20.0	18.93		ug/L		95	74 - 121
Tetrachloroethene	20.0	19.19		ug/L		96	71 - 130
Toluene	20.0	19.78		ug/L		99	74 - 123
trans-1,2-Dichloroethene	20.0	17.74		ug/L		89	70 - 126
trans-1,3-Dichloropropene	20.0	17.27		ug/L		86	69 - 123
trans-1,4-Dichloro-2-butene	20.0	15.47		ug/L		77	50 - 150
Trichloroethene	20.0	19.53		ug/L		98	72 - 126
Vinyl acetate	40.0	38.56		ug/L		96	50 - 150
Xylenes, Total	40.0	37.53		ug/L		94	73 - 123

Surrogate	*LCS %Recovery*	*LCS Qualifier*	*Limits*
Dibromofluoromethane (Surr)	*98*		*73 - 130*
Toluene-d8 (Surr)	*96*		*80 - 120*
4-Bromofluorobenzene (Surr)	*99*		*80 - 120*

Lab Sample ID: LCS 310-424145/7
Matrix: Water
Analysis Batch: 424145

Client Sample ID: Lab Control Sample
Prep Type: Total/NA

Analyte	Spike Added	LCS Result	LCS Qualifier	Unit	D	%Rec	%Rec Limits
Bromomethane	20.0	15.64		ug/L		78	23 - 150
Chloroethane	20.0	22.22		ug/L		111	54 - 136
Chloromethane	20.0	23.49		ug/L		117	38 - 150
Dichlorodifluoromethane	20.0	28.32		ug/L		142	39 - 150
Trichlorofluoromethane	20.0	23.46		ug/L		117	54 - 149
Vinyl chloride	20.0	20.27		ug/L		101	56 - 140

Surrogate	*LCS %Recovery*	*LCS Qualifier*	*Limits*
Dibromofluoromethane (Surr)	*102*		*73 - 130*
Toluene-d8 (Surr)	*96*		*80 - 120*

Method: 8260D - Volatile Organic Compounds by GC/MS (Continued)

Lab Sample ID: LCS 310-424145/7
Matrix: Water
Analysis Batch: 424145

Client Sample ID: Lab Control Sample
Prep Type: Total/NA

Surrogate	*LCS %Recovery*	*LCS Qualifier*	*Limits*
4-Bromofluorobenzene (Surr)	*103*		*80 - 120*

Lab Sample ID: 310-283039-4 MS
Matrix: Water
Analysis Batch: 424145

Client Sample ID: MW-39
Prep Type: Total/NA

Analyte	Sample Result	Sample Qualifier	Spike Added	MS Result	MS Qualifier	Unit	D	%Rec	%Rec Limits
1,1,1,2-Tetrachloroethane	<1.00		25.0	19.27		ug/L		77	55 - 130
1,1,1-Trichloroethane	<1.00		25.0	19.83		ug/L		79	52 - 130
1,1,2,2-Tetrachloroethane	<1.00		25.0	20.32		ug/L		81	54 - 130
1,1,2-Trichloroethane	<1.00		25.0	21.40		ug/L		86	58 - 130
1,1-Dichloroethane	<1.00		25.0	18.49		ug/L		74	49 - 130
1,1-Dichloroethene	<2.00		25.0	20.72		ug/L		83	37 - 132
1,1-Dichloropropene	<1.00		25.0	18.93		ug/L		76	50 - 132
1,2,3-Trichloropropane	<1.00		25.0	20.07		ug/L		80	49 - 130
1,2,4-Trichlorobenzene	<5.00		25.0	18.28		ug/L		73	55 - 130
1,2-Dibromo-3-chloropropane	<5.00		25.0	20.09		ug/L		80	38 - 150
1,2-Dibromoethane (EDB)	<1.00		25.0	20.87		ug/L		83	60 - 130
1,2-Dichlorobenzene	<1.00		25.0	21.19		ug/L		85	59 - 130
1,2-Dichloroethane	<1.00		25.0	19.16		ug/L		77	51 - 130
1,2-Dichloropropane	<1.00		25.0	19.45		ug/L		78	57 - 130
1,3-Dichlorobenzene	<1.00		25.0	21.66		ug/L		87	57 - 130
1,3-Dichloropropane	<1.00		25.0	20.31		ug/L		81	56 - 130
1,4-Dichlorobenzene	0.575	J	25.0	19.64		ug/L		76	57 - 130
2,2-Dichloropropane	<4.00		25.0	15.36		ug/L		61	25 - 150
2-Butanone (MEK)	<10.0		50.0	38.26		ug/L		77	38 - 150
2-Hexanone	<10.0		50.0	47.47		ug/L		95	46 - 140
4-Methyl-2-pentanone (MIBK)	<10.0		50.0	43.52		ug/L		87	47 - 139
Acetone	<10.0		50.0	37.75		ug/L		75	31 - 150
Acrolein	<10.0		119	81.04		ug/L		68	25 - 150
Acrylonitrile	<5.00		250	190.7		ug/L		76	40 - 150
Allyl chloride	<2.00		25.0	19.64		ug/L		79	28 - 150
Benzene	<0.500		25.0	19.08		ug/L		76	46 - 130
Bromochloromethane	<5.00		25.0	20.21		ug/L		81	57 - 130
Bromodichloromethane	<1.00		25.0	19.51		ug/L		78	57 - 130
Bromoform	<5.00		25.0	19.29		ug/L		77	44 - 130
Carbon disulfide	<1.00		25.0	21.70		ug/L		87	38 - 135
Carbon tetrachloride	<2.00		25.0	19.18		ug/L		77	45 - 132
Chlorobenzene	<1.00		25.0	20.39		ug/L		82	59 - 130
Chlorodibromomethane	<5.00		25.0	20.12		ug/L		80	54 - 130
Chloroform	<3.00		25.0	19.14		ug/L		77	51 - 130
Chloroprene	<1.00		25.0	17.92		ug/L		72	43 - 133
cis-1,2-Dichloroethene	<1.00		25.0	18.92		ug/L		76	45 - 130
cis-1,3-Dichloropropene	<5.00		25.0	18.54		ug/L		74	53 - 130
Dibromomethane	<1.00		25.0	20.70		ug/L		83	59 - 130
Ethyl methacrylate	<2.00		25.0	22.28		ug/L		89	54 - 130
Ethylbenzene	<1.00		25.0	18.66		ug/L		75	45 - 130
Iodomethane	<10.0		25.0	14.78		ug/L		59	10 - 150

Method: 8260D - Volatile Organic Compounds by GC/MS (Continued)

Lab Sample ID: 310-283039-4 MS
Matrix: Water
Analysis Batch: 424145

Client Sample ID: MW-39
Prep Type: Total/NA

Analyte	Sample Result	Sample Qualifier	Spike Added	MS Result	MS Qualifier	Unit	D	%Rec	%Rec Limits
Methacrylonitrile	<10.0		250	199.5		ug/L		80	55 - 130
Methyl methacrylate	<2.00		50.0	43.71		ug/L		87	44 - 139
Methylene chloride	<5.00		25.0	20.09		ug/L		80	37 - 150
Naphthalene	<5.00		25.0	19.17		ug/L		77	40 - 150
Propionitrile	<10.0		250	203.6		ug/L		81	49 - 135
Styrene	<1.00		25.0	19.69		ug/L		79	47 - 130
Tetrachloroethene	<1.00		25.0	20.49		ug/L		82	47 - 130
Toluene	<1.00		25.0	20.60		ug/L		82	51 - 130
trans-1,2-Dichloroethene	<1.00		25.0	18.96		ug/L		76	48 - 130
trans-1,3-Dichloropropene	<5.00		25.0	18.01		ug/L		72	50 - 130
trans-1,4-Dichloro-2-butene	<10.0		25.0	15.51		ug/L		62	26 - 150
Trichloroethene	<1.00		25.0	20.79		ug/L		83	51 - 130
Vinyl acetate	<10.0		50.0	38.65		ug/L		77	29 - 150
Xylenes, Total	<3.00		50.0	39.15		ug/L		78	43 - 130

Surrogate	*MS %Recovery*	*MS Qualifier*	*Limits*
Dibromofluoromethane (Surr)	*102*		*73 - 130*
Toluene-d8 (Surr)	*97*		*80 - 120*
4-Bromofluorobenzene (Surr)	*101*		*80 - 120*

Lab Sample ID: 310-283039-4 MSD
Matrix: Water
Analysis Batch: 424145

Client Sample ID: MW-39
Prep Type: Total/NA

Analyte	Sample Result	Sample Qualifier	Spike Added	MSD Result	MSD Qualifier	Unit	D	%Rec	%Rec Limits	RPD	RPD Limit
1,1,1,2-Tetrachloroethane	<1.00		25.0	18.91		ug/L		76	55 - 130	2	20
1,1,1-Trichloroethane	<1.00		25.0	19.23		ug/L		77	52 - 130	3	20
1,1,2,2-Tetrachloroethane	<1.00		25.0	20.22		ug/L		81	54 - 130	0	20
1,1,2-Trichloroethane	<1.00		25.0	20.43		ug/L		82	58 - 130	5	20
1,1-Dichloroethane	<1.00		25.0	18.26		ug/L		73	49 - 130	1	20
1,1-Dichloroethene	<2.00		25.0	19.46		ug/L		78	37 - 132	6	26
1,1-Dichloropropene	<1.00		25.0	18.29		ug/L		73	50 - 132	3	20
1,2,3-Trichloropropane	<1.00		25.0	19.89		ug/L		80	49 - 130	1	26
1,2,4-Trichlorobenzene	<5.00		25.0	18.04		ug/L		72	55 - 130	1	20
1,2-Dibromo-3-chloropropane	<5.00		25.0	19.43		ug/L		78	38 - 150	3	20
1,2-Dibromoethane (EDB)	<1.00		25.0	20.20		ug/L		81	60 - 130	3	20
1,2-Dichlorobenzene	<1.00		25.0	20.75		ug/L		83	59 - 130	2	20
1,2-Dichloroethane	<1.00		25.0	18.35		ug/L		73	51 - 130	4	20
1,2-Dichloropropane	<1.00		25.0	19.04		ug/L		76	57 - 130	2	20
1,3-Dichlorobenzene	<1.00		25.0	21.45		ug/L		86	57 - 130	1	20
1,3-Dichloropropane	<1.00		25.0	19.84		ug/L		79	56 - 130	2	20
1,4-Dichlorobenzene	0.575	J	25.0	19.18		ug/L		74	57 - 130	2	20
2,2-Dichloropropane	<4.00		25.0	15.41		ug/L		62	25 - 150	0	25
2-Butanone (MEK)	<10.0		50.0	40.90		ug/L		82	38 - 150	7	20
2-Hexanone	<10.0		50.0	46.94		ug/L		94	46 - 140	1	20
4-Methyl-2-pentanone (MIBK)	<10.0		50.0	44.04		ug/L		88	47 - 139	1	20
Acetone	<10.0		50.0	39.13		ug/L		78	31 - 150	4	29
Acrolein	<10.0		119	79.79		ug/L		67	25 - 150	2	31

Method: 8260D - Volatile Organic Compounds by GC/MS (Continued)

Lab Sample ID: 310-283039-4 MSD
Matrix: Water
Analysis Batch: 424145

Client Sample ID: MW-39
Prep Type: Total/NA

Analyte	Sample Result	Sample Qualifier	Spike Added	MSD Result	MSD Qualifier	Unit	D	%Rec	%Rec Limits	RPD	RPD Limit
Acrylonitrile	<5.00		250	190.6		ug/L		76	40 - 150	0	20
Allyl chloride	<2.00		25.0	17.17		ug/L		69	28 - 150	13	35
Benzene	<0.500		25.0	18.43		ug/L		74	46 - 130	3	20
Bromochloromethane	<5.00		25.0	18.80		ug/L		75	57 - 130	7	20
Bromodichloromethane	<1.00		25.0	19.21		ug/L		77	57 - 130	2	20
Bromoform	<5.00		25.0	19.65		ug/L		79	44 - 130	2	20
Carbon disulfide	<1.00		25.0	18.94		ug/L		76	38 - 135	14	30
Carbon tetrachloride	<2.00		25.0	19.31		ug/L		77	45 - 132	1	20
Chlorobenzene	<1.00		25.0	19.97		ug/L		80	59 - 130	2	20
Chlorodibromomethane	<5.00		25.0	20.18		ug/L		81	54 - 130	0	20
Chloroform	<3.00		25.0	17.96		ug/L		72	51 - 130	6	20
Chloroprene	<1.00		25.0	17.77		ug/L		71	43 - 133	1	20
cis-1,2-Dichloroethene	<1.00		25.0	18.18		ug/L		73	45 - 130	4	20
cis-1,3-Dichloropropene	<5.00		25.0	18.15		ug/L		73	53 - 130	2	20
Dibromomethane	<1.00		25.0	19.55		ug/L		78	59 - 130	6	20
Ethyl methacrylate	<2.00		25.0	22.22		ug/L		89	54 - 130	0	20
Ethylbenzene	<1.00		25.0	18.54		ug/L		74	45 - 130	1	20
Iodomethane	<10.0		25.0	14.87		ug/L		59	10 - 150	1	35
Methacrylonitrile	<10.0		250	196.8		ug/L		79	55 - 130	1	20
Methyl methacrylate	<2.00		50.0	42.73		ug/L		85	44 - 139	2	20
Methylene chloride	<5.00		25.0	19.34		ug/L		77	37 - 150	4	24
Naphthalene	<5.00		25.0	19.37		ug/L		77	40 - 150	1	30
Propionitrile	<10.0		250	203.4		ug/L		81	49 - 135	0	20
Styrene	<1.00		25.0	19.22		ug/L		77	47 - 130	2	20
Tetrachloroethene	<1.00		25.0	20.15		ug/L		81	47 - 130	2	20
Toluene	<1.00		25.0	20.37		ug/L		81	51 - 130	1	20
trans-1,2-Dichloroethene	<1.00		25.0	17.91		ug/L		72	48 - 130	6	22
trans-1,3-Dichloropropene	<5.00		25.0	17.99		ug/L		72	50 - 130	0	20
trans-1,4-Dichloro-2-butene	<10.0		25.0	16.32		ug/L		65	26 - 150	5	23
Trichloroethene	<1.00		25.0	20.24		ug/L		81	51 - 130	3	20
Vinyl acetate	<10.0		50.0	36.19		ug/L		72	29 - 150	7	23
Xylenes, Total	<3.00		50.0	38.16		ug/L		76	43 - 130	3	20

Surrogate	*MSD %Recovery*	*MSD Qualifier*	*Limits*
Dibromofluoromethane (Surr)	*100*		*73 - 130*
Toluene-d8 (Surr)	*97*		*80 - 120*
4-Bromofluorobenzene (Surr)	*100*		*80 - 120*

Method: 8270E - Semivolatile Organic Compounds (GC/MS)

Lab Sample ID: MB 310-424261/1-A
Matrix: Water
Analysis Batch: 424270

Client Sample ID: Method Blank
Prep Type: Total/NA
Prep Batch: 424261

Analyte	MB Result	MB Qualifier	RL	MDL	Unit	D	Prepared	Analyzed	Dil Fac
1,2,4,5-Tetrachlorobenzene	<10.0		10.0	0.540	ug/L		06/12/24 08:16	06/12/24 14:37	1
1,3-Dinitrobenzene	<10.0		10.0	3.20	ug/L		06/12/24 08:16	06/12/24 14:37	1
2,3,4,6-Tetrachlorophenol	<10.0		10.0	5.30	ug/L		06/12/24 08:16	06/12/24 14:37	1
2,4,5-Trichlorophenol	<10.0		10.0	5.30	ug/L		06/12/24 08:16	06/12/24 14:37	1

Method: 8270E - Semivolatile Organic Compounds (GC/MS) (Continued)

Lab Sample ID: MB 310-424261/1-A
Matrix: Water
Analysis Batch: 424270

Client Sample ID: Method Blank
Prep Type: Total/NA
Prep Batch: 424261

Analyte	MB Result	MB Qualifier	RL	MDL	Unit	D	Prepared	Analyzed	Dil Fac
2,4,6-Trichlorophenol	<10.0		10.0	5.00	ug/L		06/12/24 08:16	06/12/24 14:37	1
2,4-Dichlorophenol	<10.0		10.0	0.850	ug/L		06/12/24 08:16	06/12/24 14:37	1
2,4-Dimethylphenol	<10.0		10.0	0.580	ug/L		06/12/24 08:16	06/12/24 14:37	1
2,4-Dinitrophenol	<20.0		20.0	13.0	ug/L		06/12/24 08:16	06/12/24 14:37	1
2,4-Dinitrotoluene	<10.0		10.0	6.40	ug/L		06/12/24 08:16	06/12/24 14:37	1
2,6-Dichlorophenol	<10.0		10.0	0.690	ug/L		06/12/24 08:16	06/12/24 14:37	1
2,6-Dinitrotoluene	<10.0		10.0	0.520	ug/L		06/12/24 08:16	06/12/24 14:37	1
2-Chloronaphthalene	<10.0		10.0	0.640	ug/L		06/12/24 08:16	06/12/24 14:37	1
2-Chlorophenol	<10.0		10.0	0.540	ug/L		06/12/24 08:16	06/12/24 14:37	1
2-Methylnaphthalene	<10.0		10.0	0.590	ug/L		06/12/24 08:16	06/12/24 14:37	1
2-Methylphenol	<10.0		10.0	0.650	ug/L		06/12/24 08:16	06/12/24 14:37	1
2-Nitroaniline	<10.0		10.0	5.90	ug/L		06/12/24 08:16	06/12/24 14:37	1
2-Nitrophenol	<10.0		10.0	6.80	ug/L		06/12/24 08:16	06/12/24 14:37	1
3,3'-Dichlorobenzidine	<10.0		10.0	1.40	ug/L		06/12/24 08:16	06/12/24 14:37	1
3-Nitroaniline	<10.0		10.0	2.70	ug/L		06/12/24 08:16	06/12/24 14:37	1
4,6-Dinitro-2-methylphenol	<10.0		10.0	6.90	ug/L		06/12/24 08:16	06/12/24 14:37	1
4-Bromophenyl phenyl ether	<10.0		10.0	0.700	ug/L		06/12/24 08:16	06/12/24 14:37	1
4-Chloro-3-methylphenol	<10.0		10.0	0.840	ug/L		06/12/24 08:16	06/12/24 14:37	1
4-Chloroaniline	<10.0		10.0	0.620	ug/L		06/12/24 08:16	06/12/24 14:37	1
4-Chlorophenyl phenyl ether	<10.0		10.0	0.690	ug/L		06/12/24 08:16	06/12/24 14:37	1
4-Methylphenol (and/or 3-Methylphenol)	<10.0		10.0	0.700	ug/L		06/12/24 08:16	06/12/24 14:37	1
4-Nitroaniline	<10.0		10.0	1.30	ug/L		06/12/24 08:16	06/12/24 14:37	1
4-Nitrophenol	<10.0		10.0	7.60	ug/L		06/12/24 08:16	06/12/24 14:37	1
Acenaphthene	<10.0		10.0	0.640	ug/L		06/12/24 08:16	06/12/24 14:37	1
Acenaphthylene	<10.0		10.0	0.720	ug/L		06/12/24 08:16	06/12/24 14:37	1
Acetophenone	<10.0		10.0	0.690	ug/L		06/12/24 08:16	06/12/24 14:37	1
Anthracene	<10.0		10.0	0.870	ug/L		06/12/24 08:16	06/12/24 14:37	1
Benzo(a)anthracene	<10.0		10.0	0.850	ug/L		06/12/24 08:16	06/12/24 14:37	1
Benzo(a)pyrene	<10.0		10.0	8.10	ug/L		06/12/24 08:16	06/12/24 14:37	1
Benzo(b)fluoranthene	<10.0		10.0	4.90	ug/L		06/12/24 08:16	06/12/24 14:37	1
Benzo(g,h,i)perylene	<10.0		10.0	6.30	ug/L		06/12/24 08:16	06/12/24 14:37	1
Benzo(k)fluoranthene	<10.0		10.0	2.20	ug/L		06/12/24 08:16	06/12/24 14:37	1
Benzyl alcohol	<10.0		10.0	1.30	ug/L		06/12/24 08:16	06/12/24 14:37	1
Bis(2-chloroethoxy)methane	<10.0		10.0	0.760	ug/L		06/12/24 08:16	06/12/24 14:37	1
Bis(2-chloroethyl)ether	<10.0		10.0	0.820	ug/L		06/12/24 08:16	06/12/24 14:37	1
bis(2-chloroisopropyl) ether	<10.0		10.0	0.540	ug/L		06/12/24 08:16	06/12/24 14:37	1
Bis(2-ethylhexyl) phthalate	<10.0		10.0	5.50	ug/L		06/12/24 08:16	06/12/24 14:37	1
Butyl benzyl phthalate	<10.0		10.0	5.40	ug/L		06/12/24 08:16	06/12/24 14:37	1
Chrysene	<10.0		10.0	0.870	ug/L		06/12/24 08:16	06/12/24 14:37	1
Dibenz(a,h)anthracene	<10.0		10.0	3.90	ug/L		06/12/24 08:16	06/12/24 14:37	1
Dibenzofuran	<10.0		10.0	0.740	ug/L		06/12/24 08:16	06/12/24 14:37	1
Diethyl phthalate	<10.0		10.0	1.70	ug/L		06/12/24 08:16	06/12/24 14:37	1
Dimethyl phthalate	<10.0		10.0	1.00	ug/L		06/12/24 08:16	06/12/24 14:37	1
Di-n-butyl phthalate	<10.0		10.0	5.60	ug/L		06/12/24 08:16	06/12/24 14:37	1
Di-n-octyl phthalate	<20.0		20.0	7.00	ug/L		06/12/24 08:16	06/12/24 14:37	1
Diphenylamine	<10.0		10.0	6.00	ug/L		06/12/24 08:16	06/12/24 14:37	1
Fluoranthene	<10.0		10.0	1.70	ug/L		06/12/24 08:16	06/12/24 14:37	1
Fluorene	<10.0		10.0	0.790	ug/L		06/12/24 08:16	06/12/24 14:37	1

Method: 8270E - Semivolatile Organic Compounds (GC/MS) (Continued)

Lab Sample ID: MB 310-424261/1-A
Matrix: Water
Analysis Batch: 424270

Client Sample ID: Method Blank
Prep Type: Total/NA
Prep Batch: 424261

Analyte	MB Result	MB Qualifier	RL	MDL	Unit	D	Prepared	Analyzed	Dil Fac
Hexachlorobenzene	<10.0		10.0	0.700	ug/L		06/12/24 08:16	06/12/24 14:37	1
Hexachlorobutadiene	<10.0		10.0	0.860	ug/L		06/12/24 08:16	06/12/24 14:37	1
Hexachlorocyclopentadiene	<10.0		10.0	5.10	ug/L		06/12/24 08:16	06/12/24 14:37	1
Hexachloroethane	<10.0		10.0	0.970	ug/L		06/12/24 08:16	06/12/24 14:37	1
Indeno(1,2,3-cd)pyrene	<10.0		10.0	4.20	ug/L		06/12/24 08:16	06/12/24 14:37	1
Isophorone	<10.0		10.0	0.930	ug/L		06/12/24 08:16	06/12/24 14:37	1
Nitrobenzene	<10.0		10.0	0.800	ug/L		06/12/24 08:16	06/12/24 14:37	1
N-Nitrosodimethylamine	<10.0		10.0	0.720	ug/L		06/12/24 08:16	06/12/24 14:37	1
N-Nitrosodi-n-propylamine	<10.0		10.0	0.920	ug/L		06/12/24 08:16	06/12/24 14:37	1
N-Nitrosodiphenylamine	<10.0		10.0	0.750	ug/L		06/12/24 08:16	06/12/24 14:37	1
Pentachlorophenol	<10.0		10.0	9.60	ug/L		06/12/24 08:16	06/12/24 14:37	1
Phenanthrene	<10.0		10.0	0.790	ug/L		06/12/24 08:16	06/12/24 14:37	1
Phenol	<10.0		10.0	1.10	ug/L		06/12/24 08:16	06/12/24 14:37	1
Pyrene	<10.0		10.0	0.790	ug/L		06/12/24 08:16	06/12/24 14:37	1

Surrogate	*MB %Recovery*	*MB Qualifier*	*Limits*	*Prepared*	*Analyzed*	*Dil Fac*
2-Fluorophenol (Surr)	*55*		*25 - 110*	*06/12/24 08:16*	*06/12/24 14:37*	*1*
Phenol-d5 (Surr)	*44*		*21 - 110*	*06/12/24 08:16*	*06/12/24 14:37*	*1*
Nitrobenzene-d5 (Surr)	*78*		*45 - 129*	*06/12/24 08:16*	*06/12/24 14:37*	*1*
2-Fluorobiphenyl (Surr)	*58*		*39 - 118*	*06/12/24 08:16*	*06/12/24 14:37*	*1*
2,4,6-Tribromophenol (Surr)	*77*		*27 - 136*	*06/12/24 08:16*	*06/12/24 14:37*	*1*
Terphenyl-d14 (Surr)	*68*		*12 - 144*	*06/12/24 08:16*	*06/12/24 14:37*	*1*

Lab Sample ID: MB 310-424261/1-A
Matrix: Water
Analysis Batch: 424397

Client Sample ID: Method Blank
Prep Type: Total/NA
Prep Batch: 424261

Analyte	MB Result	MB Qualifier	RL	MDL	Unit	D	Prepared	Analyzed	Dil Fac
1,3,5-Trinitrobenzene	<10.0		10.0	2.30	ug/L		06/12/24 08:16	06/13/24 09:58	1
1,4-Naphthoquinone	<10.0		10.0	3.60	ug/L		06/12/24 08:16	06/13/24 09:58	1
1,4-Phenylenediamine	<10.0		10.0	1.90	ug/L		06/12/24 08:16	06/13/24 09:58	1
1-Naphthylamine	<10.0		10.0	2.50	ug/L		06/12/24 08:16	06/13/24 09:58	1
2-Acetylaminofluorene	<10.0		10.0	2.70	ug/L		06/12/24 08:16	06/13/24 09:58	1
2-Naphthylamine	<10.0		10.0	2.10	ug/L		06/12/24 08:16	06/13/24 09:58	1
3,3'-Dimethylbenzidine	<10.0		10.0	1.50	ug/L		06/12/24 08:16	06/13/24 09:58	1
3-Methylcholanthrene	<10.0		10.0	0.320	ug/L		06/12/24 08:16	06/13/24 09:58	1
4-Aminobiphenyl	<10.0		10.0	2.20	ug/L		06/12/24 08:16	06/13/24 09:58	1
5-Nitro-o-toluidine	<10.0		10.0	2.80	ug/L		06/12/24 08:16	06/13/24 09:58	1
7,12-Dimethylbenz(a)anthracene	<10.0		10.0	1.90	ug/L		06/12/24 08:16	06/13/24 09:58	1
Chlorobenzilate	<10.0		10.0	3.60	ug/L		06/12/24 08:16	06/13/24 09:58	1
Diallate	<10.0		10.0	4.00	ug/L		06/12/24 08:16	06/13/24 09:58	1
Dimethoate	<10.0		10.0	3.60	ug/L		06/12/24 08:16	06/13/24 09:58	1
Disulfoton	<10.0		10.0	2.40	ug/L		06/12/24 08:16	06/13/24 09:58	1
Ethyl methanesulfonate	<10.0		10.0	3.60	ug/L		06/12/24 08:16	06/13/24 09:58	1
Ethyl parathion	<10.0		10.0	2.20	ug/L		06/12/24 08:16	06/13/24 09:58	1
Famphur	<10.0		10.0	3.80	ug/L		06/12/24 08:16	06/13/24 09:58	1
Hexachloropropene	<10.0		10.0	2.60	ug/L		06/12/24 08:16	06/13/24 09:58	1
Isodrin	<10.0		10.0	4.70	ug/L		06/12/24 08:16	06/13/24 09:58	1

Method: 8270E - Semivolatile Organic Compounds (GC/MS) (Continued)

Lab Sample ID: MB 310-424261/1-A
Matrix: Water
Analysis Batch: 424397

Client Sample ID: Method Blank
Prep Type: Total/NA
Prep Batch: 424261

Analyte	MB Result	MB Qualifier	RL	MDL	Unit	D	Prepared	Analyzed	Dil Fac
Isosafrole	<10.0		10.0	2.30	ug/L		06/12/24 08:16	06/13/24 09:58	1
Kepone	<10.0		10.0	1.00	ug/L		06/12/24 08:16	06/13/24 09:58	1
Methapyrilene	<10.0		10.0	0.760	ug/L		06/12/24 08:16	06/13/24 09:58	1
Methyl methanesulfonate	<10.0		10.0	3.30	ug/L		06/12/24 08:16	06/13/24 09:58	1
Methyl parathion	<10.0		10.0	2.30	ug/L		06/12/24 08:16	06/13/24 09:58	1
N-Nitrosodiethylamine	<10.0		10.0	3.40	ug/L		06/12/24 08:16	06/13/24 09:58	1
N-Nitrosodi-n-butylamine	<10.0		10.0	3.90	ug/L		06/12/24 08:16	06/13/24 09:58	1
N-Nitrosomethylethylamine	<10.0		10.0	4.90	ug/L		06/12/24 08:16	06/13/24 09:58	1
N-Nitrosopiperidine	<10.0		10.0	2.70	ug/L		06/12/24 08:16	06/13/24 09:58	1
N-Nitrosopyrrolidine	<10.0		10.0	3.60	ug/L		06/12/24 08:16	06/13/24 09:58	1
o,o',o''-Triethylphosphorothioate	<10.0		10.0	3.20	ug/L		06/12/24 08:16	06/13/24 09:58	1
o-Toluidine	<10.0		10.0	2.90	ug/L		06/12/24 08:16	06/13/24 09:58	1
p-Dimethylamino azobenzene	<10.0		10.0	2.20	ug/L		06/12/24 08:16	06/13/24 09:58	1
Pentachlorobenzene	<10.0		10.0	2.80	ug/L		06/12/24 08:16	06/13/24 09:58	1
Pentachloronitrobenzene	<10.0		10.0	5.80	ug/L		06/12/24 08:16	06/13/24 09:58	1
Phenacetin	<10.0		10.0	1.90	ug/L		06/12/24 08:16	06/13/24 09:58	1
Phorate	<10.0		10.0	3.20	ug/L		06/12/24 08:16	06/13/24 09:58	1
Pronamide	<10.0		10.0	2.70	ug/L		06/12/24 08:16	06/13/24 09:58	1
Safrole	<10.0		10.0	2.80	ug/L		06/12/24 08:16	06/13/24 09:58	1
Thionazin	<10.0		10.0	3.50	ug/L		06/12/24 08:16	06/13/24 09:58	1
Dinoseb	<10.0		10.0	2.40	ug/L		06/12/24 08:16	06/13/24 09:58	1

Lab Sample ID: LCS 310-424261/2-A
Matrix: Water
Analysis Batch: 424270

Client Sample ID: Lab Control Sample
Prep Type: Total/NA
Prep Batch: 424261

Analyte	Spike Added	LCS Result	LCS Qualifier	Unit	D	%Rec	%Rec Limits
1,2,4,5-Tetrachlorobenzene	100	68.53		ug/L		69	36 - 110
1,3-Dinitrobenzene	100	79.82		ug/L		80	45 - 138
2,3,4,6-Tetrachlorophenol	100	84.11		ug/L		84	33 - 134
2,4,5-Trichlorophenol	100	71.04		ug/L		71	35 - 133
2,4,6-Trichlorophenol	100	81.47		ug/L		81	28 - 139
2,4-Dichlorophenol	100	78.34		ug/L		78	41 - 124
2,4-Dimethylphenol	100	77.63		ug/L		78	31 - 142
2,4-Dinitrophenol	200	116.6		ug/L		58	10 - 138
2,4-Dinitrotoluene	100	70.18		ug/L		70	47 - 137
2,6-Dichlorophenol	100	78.93		ug/L		79	30 - 130
2,6-Dinitrotoluene	100	81.95		ug/L		82	51 - 130
2-Chloronaphthalene	100	75.53		ug/L		76	37 - 110
2-Chlorophenol	100	68.85		ug/L		69	44 - 117
2-Methylnaphthalene	100	63.36		ug/L		63	33 - 110
2-Methylphenol	100	68.07		ug/L		68	47 - 118
2-Nitroaniline	100	79.90		ug/L		80	50 - 135
2-Nitrophenol	100	87.33		ug/L		87	41 - 129
3-Nitroaniline	100	76.84		ug/L		77	42 - 139
4,6-Dinitro-2-methylphenol	200	156.0		ug/L		78	22 - 143
4-Bromophenyl phenyl ether	100	81.74		ug/L		82	45 - 119
4-Chloro-3-methylphenol	100	79.86		ug/L		80	49 - 130
4-Chloroaniline	100	78.01		ug/L		78	21 - 139

Method: 8270E - Semivolatile Organic Compounds (GC/MS) (Continued)

Lab Sample ID: LCS 310-424261/2-A
Matrix: Water
Analysis Batch: 424270

Client Sample ID: Lab Control Sample
Prep Type: Total/NA
Prep Batch: 424261

Analyte	Spike Added	LCS Result	LCS Qualifier	Unit	D	%Rec	%Rec Limits
4-Chlorophenyl phenyl ether	100	70.71		ug/L		71	44 - 116
4-Methylphenol (and/or 3-Methylphenol)	100	72.70		ug/L		73	46 - 117
4-Nitroaniline	100	71.78		ug/L		72	31 - 145
4-Nitrophenol	200	94.75		ug/L		47	18 - 110
Acenaphthene	100	72.14		ug/L		72	43 - 110
Acenaphthylene	100	68.03		ug/L		68	40 - 110
Acetophenone	100	68.09		ug/L		68	48 - 119
Anthracene	100	73.90		ug/L		74	51 - 120
Benzo(a)anthracene	100	72.60		ug/L		73	51 - 123
Benzo(a)pyrene	100	74.44		ug/L		74	48 - 125
Benzo(b)fluoranthene	100	87.41		ug/L		87	49 - 129
Benzo(g,h,i)perylene	100	74.03		ug/L		74	43 - 139
Benzo(k)fluoranthene	100	67.78		ug/L		68	47 - 130
Benzyl alcohol	100	76.20		ug/L		76	39 - 128
Bis(2-chloroethoxy)methane	100	75.24		ug/L		75	48 - 121
Bis(2-chloroethyl)ether	100	70.14		ug/L		70	43 - 123
bis(2-chloroisopropyl) ether	100	64.26		ug/L		64	34 - 123
Bis(2-ethylhexyl) phthalate	100	78.65		ug/L		79	43 - 143
Butyl benzyl phthalate	100	80.43		ug/L		80	46 - 135
Chrysene	100	71.25		ug/L		71	51 - 125
Dibenz(a,h)anthracene	100	91.23		ug/L		91	38 - 149
Dibenzofuran	100	66.68		ug/L		67	45 - 112
Diethyl phthalate	100	69.73		ug/L		70	43 - 135
Dimethyl phthalate	100	73.90		ug/L		74	43 - 129
Di-n-butyl phthalate	100	77.77		ug/L		78	50 - 133
Di-n-octyl phthalate	100	84.89		ug/L		85	34 - 150
Diphenylamine	85.0	69.01		ug/L		81	48 - 122
Fluoranthene	100	70.21		ug/L		70	47 - 128
Fluorene	100	69.94		ug/L		70	45 - 119
Hexachlorobenzene	100	80.86		ug/L		81	48 - 119
Hexachlorobutadiene	100	67.38		ug/L		67	32 - 110
Hexachlorocyclopentadiene	100	35.64		ug/L		36	10 - 110
Hexachloroethane	100	55.43		ug/L		55	31 - 110
Indeno(1,2,3-cd)pyrene	100	86.08		ug/L		86	37 - 150
Isophorone	100	76.95		ug/L		77	50 - 125
Nitrobenzene	100	75.48		ug/L		75	47 - 116
N-Nitrosodimethylamine	100	63.13		ug/L		63	37 - 110
N-Nitrosodi-n-propylamine	100	74.62		ug/L		75	45 - 130
N-Nitrosodiphenylamine	100	81.19		ug/L		81	49 - 121
Pentachlorophenol	200	167.4		ug/L		84	26 - 133
Phenanthrene	100	72.14		ug/L		72	51 - 117
Phenol	100	48.99		ug/L		49	29 - 110
Pyrene	100	72.67		ug/L		73	48 - 127

Surrogate	*LCS %Recovery*	*LCS Qualifier*	*Limits*
2-Fluorophenol (Surr)	*60*		*25 - 110*
Phenol-d5 (Surr)	*47*		*21 - 110*

Method: 8270E - Semivolatile Organic Compounds (GC/MS) (Continued)

Lab Sample ID: LCS 310-424261/2-A
Matrix: Water
Analysis Batch: 424270

Client Sample ID: Lab Control Sample
Prep Type: Total/NA
Prep Batch: 424261

Surrogate	*LCS %Recovery*	*LCS Qualifier*	*Limits*
Nitrobenzene-d5 (Surr)	*83*		*45 - 129*
2-Fluorobiphenyl (Surr)	*64*		*39 - 118*
2,4,6-Tribromophenol (Surr)	*89*		*27 - 136*
Terphenyl-d14 (Surr)	*77*		*12 - 144*

Lab Sample ID: LCS 310-424261/2-A
Matrix: Water
Analysis Batch: 424397

Client Sample ID: Lab Control Sample
Prep Type: Total/NA
Prep Batch: 424261

Analyte	Spike Added	LCS Result	LCS Qualifier	Unit	D	%Rec	%Rec Limits
1,3,5-Trinitrobenzene	64.0	48.95		ug/L		76	39 - 144
1,4-Naphthoquinone	64.0	44.98		ug/L		70	37 - 149
1,4-Phenylenediamine	64.0	<10.0	*-	ug/L		-0.9	20 - 120
1-Naphthylamine	64.0	32.78		ug/L		51	19 - 110
2-Acetylaminofluorene	64.0	50.43		ug/L		79	35 - 150
2-Naphthylamine	64.0	37.38		ug/L		58	18 - 127
3,3'-Dimethylbenzidine	64.0	43.94		ug/L		69	10 - 150
3-Methylcholanthrene	64.0	43.94		ug/L		69	43 - 150
4-Aminobiphenyl	64.0	45.23		ug/L		71	24 - 138
5-Nitro-o-toluidine	64.0	56.95		ug/L		89	47 - 145
7,12-Dimethylbenz(a)anthracene	64.0	46.17		ug/L		72	51 - 129
Chlorobenzilate	64.0	44.46		ug/L		69	52 - 138
Diallate	64.0	41.61		ug/L		65	42 - 141
Dimethoate	64.0	63.62		ug/L		99	51 - 150
Disulfoton	64.0	40.55		ug/L		63	54 - 131
Ethyl methanesulfonate	64.0	41.33		ug/L		65	48 - 120
Ethyl parathion	64.0	54.43		ug/L		85	52 - 149
Famphur	64.0	94.73	E	ug/L		148	44 - 150
Hexachloropropene	64.0	21.03		ug/L		33	10 - 110
Isodrin	64.0	49.59		ug/L		77	52 - 125
Isosafrole	64.0	38.40		ug/L		60	31 - 123
Kepone	64.0	82.88		ug/L		129	10 - 150
Methapyrilene	64.0	42.04		ug/L		66	10 - 110
Methyl methanesulfonate	64.0	27.12		ug/L		42	36 - 110
Methyl parathion	64.0	61.15		ug/L		96	50 - 150
N-Nitrosodiethylamine	64.0	45.76		ug/L		72	47 - 138
N-Nitrosodi-n-butylamine	64.0	44.80		ug/L		70	52 - 142
N-Nitrosomethylethylamine	64.0	47.18		ug/L		74	54 - 123
N-Nitrosopiperidine	64.0	46.54		ug/L		73	60 - 127
N-Nitrosopyrrolidine	64.0	47.47		ug/L		74	56 - 143
o,o',o''-Triethylphosphorothioate	64.0	41.15		ug/L		64	45 - 113
o-Toluidine	64.0	43.53		ug/L		68	24 - 142
p-Dimethylamino azobenzene	64.0	46.58		ug/L		73	42 - 138
Pentachlorobenzene	64.0	35.68		ug/L		56	33 - 110
Pentachloronitrobenzene	64.0	44.93		ug/L		70	65 - 127
Phenacetin	64.0	52.70		ug/L		82	56 - 146
Phorate	64.0	38.43		ug/L		60	57 - 135
Pronamide	64.0	54.13		ug/L		85	61 - 144

Method: 8270E - Semivolatile Organic Compounds (GC/MS) (Continued)

Lab Sample ID: LCS 310-424261/2-A
Matrix: Water
Analysis Batch: 424397

Client Sample ID: Lab Control Sample
Prep Type: Total/NA
Prep Batch: 424261

Analyte			Spike Added	LCS Result	LCS Qualifier	Unit	D	%Rec	%Rec Limits		
Safrole			64.0	38.51		ug/L		60	34 - 110		
Thionazin			64.0	50.18		ug/L		78	52 - 147		
Dinoseb			64.0	58.94		ug/L		92	25 - 146		

Lab Sample ID: LCS 310-424261/4-A
Matrix: Water
Analysis Batch: 424270

Client Sample ID: Lab Control Sample
Prep Type: Total/NA
Prep Batch: 424261

Surrogate	*LCS %Recovery*	*LCS Qualifier*	*Limits*
2-Fluorophenol (Surr)	*65*		*25 - 110*
Phenol-d5 (Surr)	*52*		*21 - 110*
Nitrobenzene-d5 (Surr)	*92*		*45 - 129*
2-Fluorobiphenyl (Surr)	*70*		*39 - 118*
2,4,6-Tribromophenol (Surr)	*94*		*27 - 136*
Terphenyl-d14 (Surr)	*80*		*12 - 144*

Lab Sample ID: LCSD 310-424261/3-A
Matrix: Water
Analysis Batch: 424270

Client Sample ID: Lab Control Sample Dup
Prep Type: Total/NA
Prep Batch: 424261

Analyte			Spike Added	LCSD Result	LCSD Qualifier	Unit	D	%Rec	%Rec Limits	RPD	RPD Limit
1,2,4,5-Tetrachlorobenzene			100	71.64		ug/L		72	36 - 110	4	35
1,3-Dinitrobenzene			100	79.99		ug/L		80	45 - 138	0	35
2,3,4,6-Tetrachlorophenol			100	81.24		ug/L		81	33 - 134	3	35
2,4,5-Trichlorophenol			100	72.25		ug/L		72	35 - 133	2	35
2,4,6-Trichlorophenol			100	83.76		ug/L		84	28 - 139	3	35
2,4-Dichlorophenol			100	81.61		ug/L		82	41 - 124	4	35
2,4-Dimethylphenol			100	80.90		ug/L		81	31 - 142	4	35
2,4-Dinitrophenol			200	81.07	*1	ug/L		41	10 - 138	36	35
2,4-Dinitrotoluene			100	68.76		ug/L		69	47 - 137	2	35
2,6-Dichlorophenol			100	80.20		ug/L		80	30 - 130	2	35
2,6-Dinitrotoluene			100	83.24		ug/L		83	51 - 130	2	35
2-Chloronaphthalene			100	70.85		ug/L		71	37 - 110	6	35
2-Chlorophenol			100	72.16		ug/L		72	44 - 117	5	35
2-Methylnaphthalene			100	64.37		ug/L		64	33 - 110	2	35
2-Methylphenol			100	73.30		ug/L		73	47 - 118	7	35
2-Nitroaniline			100	80.93		ug/L		81	50 - 135	1	35
2-Nitrophenol			100	88.78		ug/L		89	41 - 129	2	35
3-Nitroaniline			100	75.24		ug/L		75	42 - 139	2	35
4,6-Dinitro-2-methylphenol			200	147.4		ug/L		74	22 - 143	6	35
4-Bromophenyl phenyl ether			100	85.53		ug/L		86	45 - 119	5	35
4-Chloro-3-methylphenol			100	81.33		ug/L		81	49 - 130	2	35
4-Chloroaniline			100	80.03		ug/L		80	21 - 139	3	35
4-Chlorophenyl phenyl ether			100	69.97		ug/L		70	44 - 116	1	35
4-Methylphenol (and/or 3-Methylphenol)			100	76.17		ug/L		76	46 - 117	5	35
4-Nitroaniline			100	71.06		ug/L		71	31 - 145	1	35
4-Nitrophenol			200	86.17		ug/L		43	18 - 110	9	35
Acenaphthene			100	72.18		ug/L		72	43 - 110	0	35

Method: 8270E - Semivolatile Organic Compounds (GC/MS) (Continued)

Lab Sample ID: LCSD 310-424261/3-A
Client Sample ID: Lab Control Sample Dup
Matrix: Water
Prep Type: Total/NA
Analysis Batch: 424270
Prep Batch: 424261

Analyte			Spike Added	LCSD Result	LCSD Qualifier	Unit	D	%Rec	%Rec Limits	RPD	RPD Limit
Acenaphthylene			100	67.39		ug/L		67	40 - 110	1	35
Acetophenone			100	70.16		ug/L		70	48 - 119	3	35
Anthracene			100	76.07		ug/L		76	51 - 120	3	35
Benzo(a)anthracene			100	72.98		ug/L		73	51 - 123	1	35
Benzo(a)pyrene			100	76.43		ug/L		76	48 - 125	3	35
Benzo(b)fluoranthene			100	90.72		ug/L		91	49 - 129	4	35
Benzo(g,h,i)perylene			100	76.08		ug/L		76	43 - 139	3	35
Benzo(k)fluoranthene			100	68.88		ug/L		69	47 - 130	2	35
Benzyl alcohol			100	80.01		ug/L		80	39 - 128	5	35
Bis(2-chloroethoxy)methane			100	77.34		ug/L		77	48 - 121	3	35
Bis(2-chloroethyl)ether			100	71.50		ug/L		72	43 - 123	2	35
bis(2-chloroisopropyl) ether			100	64.77		ug/L		65	34 - 123	1	35
Bis(2-ethylhexyl) phthalate			100	79.47		ug/L		79	43 - 143	1	35
Butyl benzyl phthalate			100	80.02		ug/L		80	46 - 135	1	35
Chrysene			100	73.54		ug/L		74	51 - 125	3	35
Dibenz(a,h)anthracene			100	93.57		ug/L		94	38 - 149	3	35
Dibenzofuran			100	67.27		ug/L		67	45 - 112	1	35
Diethyl phthalate			100	68.59		ug/L		69	43 - 135	2	35
Dimethyl phthalate			100	73.65		ug/L		74	43 - 129	0	35
Di-n-butyl phthalate			100	76.81		ug/L		77	50 - 133	1	35
Di-n-octyl phthalate			100	85.68		ug/L		86	34 - 150	1	35
Diphenylamine			85.0	70.63		ug/L		83	48 - 122	2	35
Fluoranthene			100	70.38		ug/L		70	47 - 128	0	35
Fluorene			100	70.09		ug/L		70	45 - 119	0	35
Hexachlorobenzene			100	85.01		ug/L		85	48 - 119	5	35
Hexachlorobutadiene			100	71.52		ug/L		72	32 - 110	6	35
Hexachlorocyclopentadiene			100	35.61		ug/L		36	10 - 110	0	35
Hexachloroethane			100	58.93		ug/L		59	31 - 110	6	35
Indeno(1,2,3-cd)pyrene			100	88.49		ug/L		88	37 - 150	3	35
Isophorone			100	80.33		ug/L		80	50 - 125	4	35
Nitrobenzene			100	77.19		ug/L		77	47 - 116	2	35
N-Nitrosodimethylamine			100	65.35		ug/L		65	37 - 110	3	35
N-Nitrosodi-n-propylamine			100	79.46		ug/L		79	45 - 130	6	35
N-Nitrosodiphenylamine			100	83.10		ug/L		83	49 - 121	2	35
Pentachlorophenol			200	153.2		ug/L		77	26 - 133	9	35
Phenanthrene			100	72.87		ug/L		73	51 - 117	1	35
Phenol			100	50.19		ug/L		50	29 - 110	2	35
Pyrene			100	75.36		ug/L		75	48 - 127	4	35

Surrogate	*LCSD %Recovery*	*LCSD Qualifier*	*Limits*
2-Fluorophenol (Surr)	*62*		*25 - 110*
Phenol-d5 (Surr)	*48*		*21 - 110*
Nitrobenzene-d5 (Surr)	*81*		*45 - 129*
2-Fluorobiphenyl (Surr)	*64*		*39 - 118*
2,4,6-Tribromophenol (Surr)	*85*		*27 - 136*
Terphenyl-d14 (Surr)	*80*		*12 - 144*

Method: 8270E - Semivolatile Organic Compounds (GC/MS) (Continued)

Lab Sample ID: LCSD 310-424261/3-A
Matrix: Water
Analysis Batch: 424397

Client Sample ID: Lab Control Sample Dup
Prep Type: Total/NA
Prep Batch: 424261

Analyte			Spike Added	LCSD Result	LCSD Qualifier	Unit	D	%Rec	%Rec Limits	RPD	RPD Limit
1,3,5-Trinitrobenzene			64.0	46.41		ug/L		73	39 - 144	5	35
1,4-Naphthoquinone			64.0	48.11		ug/L		75	37 - 149	7	29
1,4-Phenylenediamine			64.0	<10.0	*- *1	ug/L		-1	20 - 120	36	35
1-Naphthylamine			64.0	28.76		ug/L		45	19 - 110	13	35
2-Acetylaminofluorene			64.0	49.80		ug/L		78	35 - 150	1	28
2-Naphthylamine			64.0	35.48		ug/L		55	18 - 127	5	35
3,3'-Dimethylbenzidine			64.0	38.14		ug/L		60	10 - 150	14	35
3-Methylcholanthrene			64.0	43.11		ug/L		67	43 - 150	2	32
4-Aminobiphenyl			64.0	43.40		ug/L		68	24 - 138	4	35
5-Nitro-o-toluidine			64.0	56.18		ug/L		88	47 - 145	1	31
7,12-Dimethylbenz(a)anthracene			64.0	44.71		ug/L		70	51 - 129	3	28
Chlorobenzilate			64.0	44.44		ug/L		69	52 - 138	0	28
Diallate			64.0	40.98		ug/L		64	42 - 141	2	35
Dimethoate			64.0	63.37		ug/L		99	51 - 150	0	26
Disulfoton			64.0	40.86		ug/L		64	54 - 131	1	24
Ethyl methanesulfonate			64.0	42.91		ug/L		67	48 - 120	4	27
Ethyl parathion			64.0	52.76		ug/L		82	52 - 149	3	26
Famphur			64.0	101.1	E *+	ug/L		158	44 - 150	6	35
Hexachloropropene			64.0	19.71		ug/L		31	10 - 110	7	35
Isodrin			64.0	48.45		ug/L		76	52 - 125	2	26
Isosafrole			64.0	41.06		ug/L		64	31 - 123	7	35
Kepone			64.0	96.38	*+	ug/L		151	10 - 150	15	35
Methapyrilene			64.0	26.31	*1	ug/L		41	10 - 110	46	35
Methyl methanesulfonate			64.0	26.81		ug/L		42	36 - 110	1	26
Methyl parathion			64.0	61.58		ug/L		96	50 - 150	1	25
N-Nitrosodiethylamine			64.0	48.11		ug/L		75	47 - 138	5	26
N-Nitrosodi-n-butylamine			64.0	48.03		ug/L		75	52 - 142	7	27
N-Nitrosomethylethylamine			64.0	44.98		ug/L		70	54 - 123	5	26
N-Nitrosopiperidine			64.0	46.78		ug/L		73	60 - 127	1	26
N-Nitrosopyrrolidine			64.0	48.42		ug/L		76	56 - 143	2	25
o,o',o''-Triethylphosphorothioate			64.0	43.43		ug/L		68	45 - 113	5	33
o-Toluidine			64.0	45.64		ug/L		71	24 - 142	5	35
p-Dimethylamino azobenzene			64.0	50.17		ug/L		78	42 - 138	7	29
Pentachlorobenzene			64.0	34.84		ug/L		54	33 - 110	2	35
Pentachloronitrobenzene			64.0	45.63		ug/L		71	65 - 127	2	29
Phenacetin			64.0	53.14		ug/L		83	56 - 146	1	25
Phorate			64.0	39.88		ug/L		62	57 - 135	4	26
Pronamide			64.0	52.12		ug/L		81	61 - 144	4	27
Safrole			64.0	41.43		ug/L		65	34 - 110	7	35
Thionazin			64.0	50.99		ug/L		80	52 - 147	2	28
Dinoseb			64.0	60.40		ug/L		94	25 - 146	2	35

Lab Sample ID: LCSD 310-424261/5-A
Matrix: Water
Analysis Batch: 424270

Client Sample ID: Lab Control Sample Dup
Prep Type: Total/NA
Prep Batch: 424261

Surrogate	*LCSD %Recovery*	*LCSD Qualifier*	*Limits*
2-Fluorophenol (Surr)	*59*		*25 - 110*

Method: 8270E - Semivolatile Organic Compounds (GC/MS) (Continued)

Lab Sample ID: LCSD 310-424261/5-A
Matrix: Water
Analysis Batch: 424270

Client Sample ID: Lab Control Sample Dup
Prep Type: Total/NA
Prep Batch: 424261

Surrogate	*LCSD %Recovery*	*LCSD Qualifier*	*Limits*
Phenol-d5 (Surr)	*48*		*21 - 110*
Nitrobenzene-d5 (Surr)	*84*		*45 - 129*
2-Fluorobiphenyl (Surr)	*65*		*39 - 118*
2,4,6-Tribromophenol (Surr)	*87*		*27 - 136*
Terphenyl-d14 (Surr)	*68*		*12 - 144*

Method: 8015C - Nonhalogenated Organic using GC/FID (Direct Aqueous Injection)

Lab Sample ID: MB 310-424021/4
Matrix: Water
Analysis Batch: 424021

Client Sample ID: Method Blank
Prep Type: Total/NA

Analyte	MB Result	MB Qualifier	RL	MDL	Unit	D	Prepared	Analyzed	Dil Fac
Acetonitrile	<10.0		10.0	2.60	mg/L			06/10/24 09:28	1
Isobutanol	<10.0		10.0	2.40	mg/L			06/10/24 09:28	1

Lab Sample ID: LCS 310-424021/5
Matrix: Water
Analysis Batch: 424021

Client Sample ID: Lab Control Sample
Prep Type: Total/NA

Analyte	Spike Added	LCS Result	LCS Qualifier	Unit	D	%Rec	%Rec Limits
Acetonitrile	113	121.5		mg/L		107	67 - 132
Isobutanol	104	104.6		mg/L		100	80 - 121

Lab Sample ID: 310-283039-1 MS
Matrix: Water
Analysis Batch: 424021

Client Sample ID: MW-19
Prep Type: Total/NA

Analyte	Sample Result	Sample Qualifier	Spike Added	MS Result	MS Qualifier	Unit	D	%Rec	%Rec Limits
Acetonitrile	<10.0		113	119.9		mg/L		106	60 - 138
Isobutanol	<10.0		104	107.4		mg/L		103	72 - 131

Lab Sample ID: 310-283039-1 MSD
Matrix: Water
Analysis Batch: 424021

Client Sample ID: MW-19
Prep Type: Total/NA

Analyte	Sample Result	Sample Qualifier	Spike Added	MSD Result	MSD Qualifier	Unit	D	%Rec	%Rec Limits	RPD	RPD Limit
Acetonitrile	<10.0		113	116.8		mg/L		103	60 - 138	3	30
Isobutanol	<10.0		104	105.3		mg/L		101	72 - 131	2	30

Method: 8081B - Organochlorine Pesticides (GC)

Lab Sample ID: MB 310-424168/1-A
Matrix: Water
Analysis Batch: 424293

Client Sample ID: Method Blank
Prep Type: Total/NA
Prep Batch: 424168

Analyte	MB Result	MB Qualifier	RL	MDL	Unit	D	Prepared	Analyzed	Dil Fac
4,4'-DDD	0.02514	J	0.0886	0.0222	ug/L		06/11/24 10:54	06/12/24 19:02	1
4,4'-DDE	<0.0886		0.0886	0.0266	ug/L		06/11/24 10:54	06/12/24 19:02	1
4,4'-DDT	0.03463	J	0.0886	0.0177	ug/L		06/11/24 10:54	06/12/24 19:02	1

Method: 8081B - Organochlorine Pesticides (GC) (Continued)

Lab Sample ID: MB 310-424168/1-A
Matrix: Water
Analysis Batch: 424293

Client Sample ID: Method Blank
Prep Type: Total/NA
Prep Batch: 424168

Analyte	MB Result	MB Qualifier	RL	MDL	Unit	D	Prepared	Analyzed	Dil Fac
Aldrin	<0.0886		0.0886	0.0195	ug/L		06/11/24 10:54	06/12/24 19:02	1
alpha-BHC	<0.0886		0.0886	0.00886	ug/L		06/11/24 10:54	06/12/24 19:02	1
beta-BHC	<0.0886		0.0886	0.0372	ug/L		06/11/24 10:54	06/12/24 19:02	1
Chlordane (technical)	<1.77		1.77	0.346	ug/L		06/11/24 10:54	06/12/24 19:02	1
delta-BHC	<0.0886		0.0886	0.0284	ug/L		06/11/24 10:54	06/12/24 19:02	1
Dieldrin	<0.0886		0.0886	0.0186	ug/L		06/11/24 10:54	06/12/24 19:02	1
Endosulfan I	<0.0886		0.0886	0.0248	ug/L		06/11/24 10:54	06/12/24 19:02	1
Endosulfan II	<0.0886		0.0886	0.0230	ug/L		06/11/24 10:54	06/12/24 19:02	1
Endosulfan sulfate	0.02824	J	0.0886	0.0159	ug/L		06/11/24 10:54	06/12/24 19:02	1
Endrin	<0.0886		0.0886	0.0248	ug/L		06/11/24 10:54	06/12/24 19:02	1
Endrin aldehyde	<0.0886		0.0886	0.0239	ug/L		06/11/24 10:54	06/12/24 19:02	1
gamma-BHC (Lindane)	<0.0886		0.0886	0.00886	ug/L		06/11/24 10:54	06/12/24 19:02	1
Heptachlor	<0.0886		0.0886	0.0204	ug/L		06/11/24 10:54	06/12/24 19:02	1
Heptachlor epoxide	<0.0886		0.0886	0.0284	ug/L		06/11/24 10:54	06/12/24 19:02	1
Methoxychlor	0.05248	J	0.0886	0.0284	ug/L		06/11/24 10:54	06/12/24 19:02	1
Toxaphene	<1.77		1.77	0.886	ug/L		06/11/24 10:54	06/12/24 19:02	1

Surrogate	*MB %Recovery*	*MB Qualifier*	*Limits*	*Prepared*	*Analyzed*	*Dil Fac*
DCB Decachlorobiphenyl (Surr)	*99*		*10 - 136*	*06/11/24 10:54*	*06/12/24 19:02*	*1*
Tetrachloro-m-xylene (Surr)	*89*		*10 - 130*	*06/11/24 10:54*	*06/12/24 19:02*	*1*

Lab Sample ID: LCS 310-424168/5-A
Matrix: Water
Analysis Batch: 424293

Client Sample ID: Lab Control Sample
Prep Type: Total/NA
Prep Batch: 424168

Analyte	Spike Added	LCS Result	LCS Qualifier	Unit	D	%Rec	%Rec Limits
4,4'-DDD	2.70	2.043		ug/L		76	36 - 149
4,4'-DDE	2.70	1.409		ug/L		52	34 - 130
4,4'-DDT	2.70	1.919		ug/L		71	23 - 150
Aldrin	2.70	1.080		ug/L		40	13 - 120
alpha-BHC	2.70	2.536		ug/L		94	36 - 127
beta-BHC	2.70	2.247		ug/L		83	37 - 136
delta-BHC	2.70	2.488		ug/L		92	33 - 134
Dieldrin	2.70	2.224		ug/L		82	39 - 130
Endosulfan I	2.70	1.999		ug/L		74	10 - 120
Endosulfan II	2.70	2.355		ug/L		87	14 - 120
Endosulfan sulfate	2.70	2.683		ug/L		99	36 - 147
Endrin	2.70	2.335		ug/L		86	39 - 140
Endrin aldehyde	2.70	2.522		ug/L		93	32 - 137
gamma-BHC (Lindane)	2.70	2.578		ug/L		95	36 - 132
Heptachlor	2.70	1.380		ug/L		51	27 - 120
Heptachlor epoxide	2.70	2.365		ug/L		88	38 - 133
Methoxychlor	2.70	4.928	*+	ug/L		182	10 - 150

Surrogate	*LCS %Recovery*	*LCS Qualifier*	*Limits*
DCB Decachlorobiphenyl (Surr)	*118*		*10 - 136*
Tetrachloro-m-xylene (Surr)	*93*		*10 - 130*

Method: 8081B - Organochlorine Pesticides (GC) (Continued)

Lab Sample ID: 310-283039-1 MS
Matrix: Water
Analysis Batch: 424293

Client Sample ID: MW-19
Prep Type: Total/NA
Prep Batch: 424168

Analyte	Sample Result	Sample Qualifier	Spike Added	MS Result	MS Qualifier	Unit	D	%Rec	%Rec Limits
4,4'-DDD	<0.0866		2.68	2.846		ug/L		106	36 - 149
4,4'-DDE	<0.0866		2.68	2.734		ug/L		102	34 - 130
4,4'-DDT	0.0387	J B	2.68	3.632		ug/L		134	23 - 150
Aldrin	<0.0866		2.68	2.685		ug/L		100	13 - 120
alpha-BHC	<0.0866		2.68	2.708		ug/L		101	36 - 127
beta-BHC	<0.0866		2.68	2.495		ug/L		93	37 - 136
delta-BHC	<0.0866		2.68	2.646		ug/L		99	33 - 134
Dieldrin	<0.0866		2.68	2.739		ug/L		102	39 - 130
Endosulfan I	<0.0866		2.68	2.387		ug/L		89	10 - 120
Endosulfan II	<0.0866		2.68	2.407		ug/L		90	14 - 120
Endosulfan sulfate	<0.0866		2.68	2.822		ug/L		105	36 - 147
Endrin	<0.0866		2.68	2.765		ug/L		103	39 - 140
Endrin aldehyde	<0.0866		2.68	2.636		ug/L		98	32 - 137
gamma-BHC (Lindane)	<0.0866		2.68	2.745		ug/L		102	36 - 132
Heptachlor	<0.0866		2.68	2.770		ug/L		103	27 - 120
Heptachlor epoxide	<0.0866		2.68	2.761		ug/L		103	38 - 133
Methoxychlor	0.190	B *+ F1	2.68	5.647	F1	ug/L		204	10 - 150

Surrogate	*MS %Recovery*	*MS Qualifier*	*Limits*
DCB Decachlorobiphenyl (Surr)	*116*		*10 - 136*
Tetrachloro-m-xylene (Surr)	*104*		*10 - 130*

Lab Sample ID: 310-283039-1 MSD
Matrix: Water
Analysis Batch: 424293

Client Sample ID: MW-19
Prep Type: Total/NA
Prep Batch: 424168

Analyte	Sample Result	Sample Qualifier	Spike Added	MSD Result	MSD Qualifier	Unit	D	%Rec	%Rec Limits	RPD	RPD Limit
4,4'-DDD	<0.0866		2.65	2.623		ug/L		99	36 - 149	8	35
4,4'-DDE	<0.0866		2.65	2.476		ug/L		93	34 - 130	10	35
4,4'-DDT	0.0387	J B	2.65	3.285		ug/L		122	23 - 150	10	35
Aldrin	<0.0866		2.65	2.425		ug/L		91	13 - 120	10	35
alpha-BHC	<0.0866		2.65	2.493		ug/L		94	36 - 127	8	35
beta-BHC	<0.0866		2.65	2.293		ug/L		86	37 - 136	8	35
delta-BHC	<0.0866		2.65	2.433		ug/L		92	33 - 134	8	35
Dieldrin	<0.0866		2.65	2.485		ug/L		94	39 - 130	10	35
Endosulfan I	<0.0866		2.65	2.184		ug/L		82	10 - 120	9	35
Endosulfan II	<0.0866		2.65	2.300		ug/L		87	14 - 120	5	35
Endosulfan sulfate	<0.0866		2.65	2.567		ug/L		97	36 - 147	9	35
Endrin	<0.0866		2.65	2.504		ug/L		94	39 - 140	10	35
Endrin aldehyde	<0.0866		2.65	2.400		ug/L		90	32 - 137	9	35
gamma-BHC (Lindane)	<0.0866		2.65	2.524		ug/L		95	36 - 132	8	35
Heptachlor	<0.0866		2.65	2.535		ug/L		96	27 - 120	9	35
Heptachlor epoxide	<0.0866		2.65	2.521		ug/L		95	38 - 133	9	35
Methoxychlor	0.190	B *+ F1	2.65	5.106	F1	ug/L		185	10 - 150	10	35

Surrogate	*MSD %Recovery*	*MSD Qualifier*	*Limits*
DCB Decachlorobiphenyl (Surr)	*107*		*10 - 136*
Tetrachloro-m-xylene (Surr)	*96*		*10 - 130*

Method: 8082A - Polychlorinated Biphenyls (PCBs) by Gas Chromatography

Lab Sample ID: MB 310-424168/1-A
Matrix: Water
Analysis Batch: 424213

Client Sample ID: Method Blank
Prep Type: Total/NA
Prep Batch: 424168

Analyte	MB Result	MB Qualifier	RL	MDL	Unit	D	Prepared	Analyzed	Dil Fac
PCB-1016	<1.77		1.77	0.727	ug/L		06/11/24 10:54	06/12/24 01:02	1
PCB-1221	<1.77		1.77	0.727	ug/L		06/11/24 10:54	06/12/24 01:02	1
PCB-1232	<1.77		1.77	0.727	ug/L		06/11/24 10:54	06/12/24 01:02	1
PCB-1242	<1.77		1.77	0.727	ug/L		06/11/24 10:54	06/12/24 01:02	1
PCB-1248	<1.77		1.77	0.611	ug/L		06/11/24 10:54	06/12/24 01:02	1
PCB-1254	<1.77		1.77	0.611	ug/L		06/11/24 10:54	06/12/24 01:02	1
PCB-1260	<1.77		1.77	0.611	ug/L		06/11/24 10:54	06/12/24 01:02	1

Surrogate	*MB %Recovery*	*MB Qualifier*	*Limits*	*Prepared*	*Analyzed*	*Dil Fac*
DCB Decachlorobiphenyl (Surr)	*88*		*10 - 136*	*06/11/24 10:54*	*06/12/24 01:02*	*1*
Tetrachloro-m-xylene (Surr)	*86*		*10 - 130*	*06/11/24 10:54*	*06/12/24 01:02*	*1*

Lab Sample ID: LCS 310-424168/6-A
Matrix: Water
Analysis Batch: 424213

Client Sample ID: Lab Control Sample
Prep Type: Total/NA
Prep Batch: 424168

Analyte			Spike Added	LCS Result	LCS Qualifier	Unit	D	%Rec	%Rec Limits		
PCB-1016			24.9	20.88		ug/L		84	30 - 133		
PCB-1260			24.9	20.81		ug/L		84	31 - 133		

Surrogate	*LCS %Recovery*	*LCS Qualifier*	*Limits*
DCB Decachlorobiphenyl (Surr)	*96*		*10 - 136*
Tetrachloro-m-xylene (Surr)	*74*		*10 - 130*

Lab Sample ID: 310-283039-1 MS
Matrix: Water
Analysis Batch: 424213

Client Sample ID: MW-19
Prep Type: Total/NA
Prep Batch: 424168

Surrogate	*MS %Recovery*	*MS Qualifier*	*Limits*
DCB Decachlorobiphenyl (Surr)	*100*		*10 - 136*
Tetrachloro-m-xylene (Surr)	*102*		*10 - 130*

Lab Sample ID: 310-283039-1 MSD
Matrix: Water
Analysis Batch: 424213

Client Sample ID: MW-19
Prep Type: Total/NA
Prep Batch: 424168

Surrogate	*MSD %Recovery*	*MSD Qualifier*	*Limits*
DCB Decachlorobiphenyl (Surr)	*95*		*10 - 136*
Tetrachloro-m-xylene (Surr)	*95*		*10 - 130*

Method: 8151A - Herbicides (GC)

Lab Sample ID: MB 410-516619/1-A
Matrix: Water
Analysis Batch: 516835

Client Sample ID: Method Blank
Prep Type: Total/NA
Prep Batch: 516619

Analyte	MB Result	MB Qualifier	RL	MDL	Unit	D	Prepared	Analyzed	Dil Fac
2,4,5-T	<0.150		0.150	0.0650	ug/L		06/12/24 15:06	06/13/24 06:25	1

Method: 8151A - Herbicides (GC) (Continued)

Lab Sample ID: MB 410-516619/1-A
Matrix: Water
Analysis Batch: 516835

Client Sample ID: Method Blank
Prep Type: Total/NA
Prep Batch: 516619

Analyte	MB Result	MB Qualifier	RL	MDL	Unit	D	Prepared	Analyzed	Dil Fac
Silvex (2,4,5-TP)	<0.0500		0.0500	0.0220	ug/L		06/12/24 15:06	06/13/24 06:25	1
2,4-D	<0.600		0.600	0.250	ug/L		06/12/24 15:06	06/13/24 06:25	1

Lab Sample ID: LCS 410-516619/2-A
Matrix: Water
Analysis Batch: 516835

Client Sample ID: Lab Control Sample
Prep Type: Total/NA
Prep Batch: 516619

Analyte	Spike Added	LCS Result	LCS Qualifier	Unit	D	%Rec	%Rec Limits
2,4,5-T	0.250	0.1500		ug/L		60	57 - 171
Silvex (2,4,5-TP)	0.250	0.1714		ug/L		69	62 - 170
2,4-D	2.51	1.808		ug/L		72	53 - 159

Lab Sample ID: LCSD 410-516619/3-A
Matrix: Water
Analysis Batch: 516835

Client Sample ID: Lab Control Sample Dup
Prep Type: Total/NA
Prep Batch: 516619

Analyte	Spike Added	LCSD Result	LCSD Qualifier	Unit	D	%Rec	%Rec Limits	RPD	RPD Limit
2,4,5-T	0.250	0.1463	J	ug/L		59	57 - 171	2	30
Silvex (2,4,5-TP)	0.250	0.1611		ug/L		64	62 - 170	6	30
2,4-D	2.51	1.679		ug/L		67	53 - 159	7	30

Method: 6020B - Metals (ICP/MS)

Lab Sample ID: MB 310-423980/1-A
Matrix: Water
Analysis Batch: 425253

Client Sample ID: Method Blank
Prep Type: Total/NA
Prep Batch: 423980

Analyte	MB Result	MB Qualifier	RL	MDL	Unit	D	Prepared	Analyzed	Dil Fac
Silver	<0.00100		0.00100	0.000500	mg/L		06/10/24 09:00	06/20/24 18:39	1

Lab Sample ID: MB 310-423980/1-A
Matrix: Water
Analysis Batch: 425399

Client Sample ID: Method Blank
Prep Type: Total/NA
Prep Batch: 423980

Analyte	MB Result	MB Qualifier	RL	MDL	Unit	D	Prepared	Analyzed	Dil Fac
Arsenic	<0.00200		0.00200	0.000530	mg/L		06/10/24 09:00	06/21/24 19:31	1
Barium	<0.00200		0.00200	0.000660	mg/L		06/10/24 09:00	06/21/24 19:31	1
Beryllium	<0.00100		0.00100	0.000330	mg/L		06/10/24 09:00	06/21/24 19:31	1
Cadmium	<0.000200		0.000200	0.000100	mg/L		06/10/24 09:00	06/21/24 19:31	1
Chromium	<0.00500		0.00500	0.00120	mg/L		06/10/24 09:00	06/21/24 19:31	1
Cobalt	<0.000500		0.000500	0.000170	mg/L		06/10/24 09:00	06/21/24 19:31	1
Copper	<0.00500		0.00500	0.00180	mg/L		06/10/24 09:00	06/21/24 19:31	1
Lead	<0.000500		0.000500	0.000260	mg/L		06/10/24 09:00	06/21/24 19:31	1
Nickel	<0.00500		0.00500	0.00210	mg/L		06/10/24 09:00	06/21/24 19:31	1
Selenium	<0.00500		0.00500	0.00140	mg/L		06/10/24 09:00	06/21/24 19:31	1
Tin	<0.00500		0.00500	0.00230	mg/L		06/10/24 09:00	06/21/24 19:31	1
Vanadium	<0.00500		0.00500	0.00110	mg/L		06/10/24 09:00	06/21/24 19:31	1
Zinc	<0.0200		0.0200	0.00970	mg/L		06/10/24 09:00	06/21/24 19:31	1

Method: 6020B - Metals (ICP/MS) (Continued)

Lab Sample ID: MB 310-423980/1-A
Matrix: Water
Analysis Batch: 425519

Client Sample ID: Method Blank
Prep Type: Total/NA
Prep Batch: 423980

Analyte	MB Result	MB Qualifier	RL	MDL	Unit	D	Prepared	Analyzed	Dil Fac
Thallium	<0.00100		0.00100	0.000570	mg/L		06/10/24 09:00	06/24/24 15:32	1

Lab Sample ID: MB 310-423980/1-A
Matrix: Water
Analysis Batch: 425640

Client Sample ID: Method Blank
Prep Type: Total/NA
Prep Batch: 423980

Analyte	MB Result	MB Qualifier	RL	MDL	Unit	D	Prepared	Analyzed	Dil Fac
Antimony	<0.00200		0.00200	0.00100	mg/L		06/10/24 09:00	06/25/24 13:16	1

Lab Sample ID: LCS 310-423980/2-A
Matrix: Water
Analysis Batch: 425253

Client Sample ID: Lab Control Sample
Prep Type: Total/NA
Prep Batch: 423980

Analyte	Spike Added	LCS Result	LCS Qualifier	Unit	D	%Rec	%Rec Limits
Silver	0.100	0.09912		mg/L		99	80 - 120

Lab Sample ID: LCS 310-423980/2-A
Matrix: Water
Analysis Batch: 425399

Client Sample ID: Lab Control Sample
Prep Type: Total/NA
Prep Batch: 423980

Analyte	Spike Added	LCS Result	LCS Qualifier	Unit	D	%Rec	%Rec Limits
Arsenic	0.200	0.1819		mg/L		91	80 - 120
Barium	0.100	0.09634		mg/L		96	80 - 120
Beryllium	0.100	0.09513		mg/L		95	80 - 120
Cadmium	0.100	0.09600		mg/L		96	80 - 120
Chromium	0.100	0.09624		mg/L		96	80 - 120
Cobalt	0.100	0.09615		mg/L		96	80 - 120
Copper	0.200	0.2040		mg/L		102	80 - 120
Lead	0.200	0.1989		mg/L		99	80 - 120
Nickel	0.200	0.2012		mg/L		101	80 - 120
Selenium	0.400	0.3654		mg/L		91	80 - 120
Tin	0.200	0.1965		mg/L		98	80 - 120
Vanadium	0.100	0.09449		mg/L		94	80 - 120
Zinc	0.200	0.1898		mg/L		95	80 - 120

Lab Sample ID: LCS 310-423980/2-A
Matrix: Water
Analysis Batch: 425519

Client Sample ID: Lab Control Sample
Prep Type: Total/NA
Prep Batch: 423980

Analyte	Spike Added	LCS Result	LCS Qualifier	Unit	D	%Rec	%Rec Limits
Thallium	0.100	0.1001		mg/L		100	80 - 120

Lab Sample ID: LCS 310-423980/2-A
Matrix: Water
Analysis Batch: 425640

Client Sample ID: Lab Control Sample
Prep Type: Total/NA
Prep Batch: 423980

Analyte	Spike Added	LCS Result	LCS Qualifier	Unit	D	%Rec	%Rec Limits
Antimony	0.200	0.2096		mg/L		105	80 - 120

Method: 6020B - Metals (ICP/MS) (Continued)

Lab Sample ID: 310-283039-1 MS
Matrix: Water
Analysis Batch: 425253

Client Sample ID: MW-19
Prep Type: Total/NA
Prep Batch: 423980

Analyte	Sample Result	Sample Qualifier	Spike Added	MS Result	MS Qualifier	Unit	D	%Rec	%Rec Limits
Barium	0.158		0.100	0.2669		mg/L		109	75 - 125
Beryllium	<0.00100		0.100	0.1068		mg/L		107	75 - 125
Chromium	<0.00500		0.100	0.1085		mg/L		109	75 - 125
Cobalt	0.00669		0.100	0.1009		mg/L		94	75 - 125
Copper	<0.00500		0.200	0.2054		mg/L		103	75 - 125
Lead	<0.000500		0.200	0.2062		mg/L		103	75 - 125
Silver	<0.00100		0.100	0.09515		mg/L		95	75 - 125
Zinc	<0.0200		0.200	0.1879		mg/L		94	75 - 125

Lab Sample ID: 310-283039-1 MS
Matrix: Water
Analysis Batch: 425399

Client Sample ID: MW-19
Prep Type: Total/NA
Prep Batch: 423980

Analyte	Sample Result	Sample Qualifier	Spike Added	MS Result	MS Qualifier	Unit	D	%Rec	%Rec Limits
Arsenic	0.0186		0.200	0.2195		mg/L		100	75 - 125
Cadmium	<0.000200		0.100	0.09750		mg/L		97	75 - 125
Nickel	0.00269	J	0.200	0.1960		mg/L		97	75 - 125
Selenium	<0.00500		0.400	0.3903		mg/L		98	75 - 125
Tin	<0.00500		0.200	0.1942		mg/L		97	75 - 125
Vanadium	<0.00500		0.100	0.09728		mg/L		97	75 - 125

Lab Sample ID: 310-283039-1 MS
Matrix: Water
Analysis Batch: 425519

Client Sample ID: MW-19
Prep Type: Total/NA
Prep Batch: 423980

Analyte	Sample Result	Sample Qualifier	Spike Added	MS Result	MS Qualifier	Unit	D	%Rec	%Rec Limits
Thallium	<0.00100		0.100	0.08506		mg/L		85	75 - 125

Lab Sample ID: 310-283039-1 MS
Matrix: Water
Analysis Batch: 425640

Client Sample ID: MW-19
Prep Type: Total/NA
Prep Batch: 423980

Analyte	Sample Result	Sample Qualifier	Spike Added	MS Result	MS Qualifier	Unit	D	%Rec	%Rec Limits
Antimony	<0.00200		0.200	0.2116		mg/L		106	75 - 125

Lab Sample ID: 310-283039-1 MSD
Matrix: Water
Analysis Batch: 425253

Client Sample ID: MW-19
Prep Type: Total/NA
Prep Batch: 423980

Analyte	Sample Result	Sample Qualifier	Spike Added	MSD Result	MSD Qualifier	Unit	D	%Rec	%Rec Limits	RPD	RPD Limit
Barium	0.158		0.100	0.2657		mg/L		108	75 - 125	0	20
Beryllium	<0.00100		0.100	0.1068		mg/L		107	75 - 125	0	20
Chromium	<0.00500		0.100	0.1078		mg/L		108	75 - 125	1	20
Cobalt	0.00669		0.100	0.09971		mg/L		93	75 - 125	1	20
Copper	<0.00500		0.200	0.2030		mg/L		102	75 - 125	1	20
Lead	<0.000500		0.200	0.2030		mg/L		102	75 - 125	2	20
Silver	<0.00100		0.100	0.09514		mg/L		95	75 - 125	0	20
Zinc	<0.0200		0.200	0.1866		mg/L		93	75 - 125	1	20

Method: 6020B - Metals (ICP/MS) (Continued)

Lab Sample ID: 310-283039-1 MSD
Matrix: Water
Analysis Batch: 425399

Client Sample ID: MW-19
Prep Type: Total/NA
Prep Batch: 423980

Analyte	Sample Result	Sample Qualifier	Spike Added	MSD Result	MSD Qualifier	Unit	D	%Rec	%Rec Limits	RPD	RPD Limit
Arsenic	0.0186		0.200	0.2176		mg/L		100	75 - 125	1	20
Cadmium	<0.000200		0.100	0.09575		mg/L		96	75 - 125	2	20
Nickel	0.00269	J	0.200	0.1983		mg/L		98	75 - 125	1	20
Selenium	<0.00500		0.400	0.4013		mg/L		100	75 - 125	3	20
Tin	<0.00500		0.200	0.1964		mg/L		98	75 - 125	1	20
Vanadium	<0.00500		0.100	0.09781		mg/L		98	75 - 125	1	20

Lab Sample ID: 310-283039-1 MSD
Matrix: Water
Analysis Batch: 425519

Client Sample ID: MW-19
Prep Type: Total/NA
Prep Batch: 423980

Analyte	Sample Result	Sample Qualifier	Spike Added	MSD Result	MSD Qualifier	Unit	D	%Rec	%Rec Limits	RPD	RPD Limit
Thallium	<0.00100		0.100	0.09257		mg/L		93	75 - 125	8	20

Lab Sample ID: 310-283039-1 MSD
Matrix: Water
Analysis Batch: 425640

Client Sample ID: MW-19
Prep Type: Total/NA
Prep Batch: 423980

Analyte	Sample Result	Sample Qualifier	Spike Added	MSD Result	MSD Qualifier	Unit	D	%Rec	%Rec Limits	RPD	RPD Limit
Antimony	<0.00200		0.200	0.2127		mg/L		106	75 - 125	0	20

Method: 7470A - Mercury (CVAA)

Lab Sample ID: MB 310-424151/1-A
Matrix: Water
Analysis Batch: 425081

Client Sample ID: Method Blank
Prep Type: Total/NA
Prep Batch: 424151

Analyte	MB Result	MB Qualifier	RL	MDL	Unit	D	Prepared	Analyzed	Dil Fac
Mercury	<0.000200		0.000200	0.000110	mg/L		06/11/24 10:26	06/19/24 16:51	1

Lab Sample ID: LCS 310-424151/2-A
Matrix: Water
Analysis Batch: 425081

Client Sample ID: Lab Control Sample
Prep Type: Total/NA
Prep Batch: 424151

Analyte	Spike Added	LCS Result	LCS Qualifier	Unit	D	%Rec	%Rec Limits
Mercury	0.00167	0.001723		mg/L		103	80 - 120

Lab Sample ID: 310-283039-3 MS
Matrix: Water
Analysis Batch: 425081

Client Sample ID: MW-30
Prep Type: Total/NA
Prep Batch: 424151

Analyte	Sample Result	Sample Qualifier	Spike Added	MS Result	MS Qualifier	Unit	D	%Rec	%Rec Limits
Mercury	<0.000200	F1 F2	0.00167	0.001760		mg/L		106	80 - 120

Lab Sample ID: 310-283039-3 MSD
Matrix: Water
Analysis Batch: 425081

Client Sample ID: MW-30
Prep Type: Total/NA
Prep Batch: 424151

Analyte	Sample Result	Sample Qualifier	Spike Added	MSD Result	MSD Qualifier	Unit	D	%Rec	%Rec Limits	RPD	RPD Limit
Mercury	<0.000200	F1 F2	0.00167	0.001291	F1 F2	mg/L		77	80 - 120	31	20

Method: 9012B - Cyanide, Total andor Amenable

Lab Sample ID: MB 310-424298/1-A
Matrix: Water
Analysis Batch: 424375

Client Sample ID: Method Blank
Prep Type: Total/NA
Prep Batch: 424298

Analyte	MB Result	MB Qualifier	RL	MDL	Unit	D	Prepared	Analyzed	Dil Fac
Cyanide, Total	<0.0100		0.0100	0.00350	mg/L		06/12/24 10:50	06/12/24 21:20	1

Lab Sample ID: LCS 310-424298/2-A
Matrix: Water
Analysis Batch: 424375

Client Sample ID: Lab Control Sample
Prep Type: Total/NA
Prep Batch: 424298

Analyte	Spike Added	LCS Result	LCS Qualifier	Unit	D	%Rec	%Rec Limits
Cyanide, Total	0.200	0.2075		mg/L		104	90 - 110

Method: 9034 - Sulfide, Acid soluble and Insoluble (Titrimetric)

Lab Sample ID: MB 500-771701/1
Matrix: Water
Analysis Batch: 771701

Client Sample ID: Method Blank
Prep Type: Total/NA

Analyte	MB Result	MB Qualifier	RL	MDL	Unit	D	Prepared	Analyzed	Dil Fac
Sulfide	<1.00		1.00	0.231	mg/L			06/09/24 22:45	1

Lab Sample ID: LCS 500-771701/2
Matrix: Water
Analysis Batch: 771701

Client Sample ID: Lab Control Sample
Prep Type: Total/NA

Analyte	Spike Added	LCS Result	LCS Qualifier	Unit	D	%Rec	%Rec Limits
Sulfide	3.64	3.566		mg/L		98	80 - 120

Method: I-3765-85 - Residue, Non-filterable (TSS)

Lab Sample ID: MB 310-424147/1
Matrix: Water
Analysis Batch: 424147

Client Sample ID: Method Blank
Prep Type: Total/NA

Analyte	MB Result	MB Qualifier	RL	MDL	Unit	D	Prepared	Analyzed	Dil Fac
Total Suspended Solids	<5.00		5.00	3.70	mg/L			06/11/24 10:22	1

QC Association Summary

Client: SCS Engineers
Job ID: 310-283039-1
Project/Site: Scott County Landfill 1st 2024 Semi-Annual

GC/MS VOA

Analysis Batch: 424143

Lab Sample ID	Client Sample ID	Prep Type	Matrix	Method	Prep Batch
310-283039-1	MW-19	Total/NA	Water	8260D	
310-283039-2	MW-27	Total/NA	Water	8260D	
MB 310-424143/7	Method Blank	Total/NA	Water	8260D	
LCS 310-424143/10	Lab Control Sample	Total/NA	Water	8260D	
LCS 310-424143/8	Lab Control Sample	Total/NA	Water	8260D	
310-283039-1 MS	MW-19	Total/NA	Water	8260D	
310-283039-1 MSD	MW-19	Total/NA	Water	8260D	

Analysis Batch: 424145

Lab Sample ID	Client Sample ID	Prep Type	Matrix	Method	Prep Batch
310-283039-3	MW-30	Total/NA	Water	8260D	
310-283039-4	MW-39	Total/NA	Water	8260D	
310-283039-5	MW-44	Total/NA	Water	8260D	
310-283039-6	MW-45	Total/NA	Water	8260D	
310-283039-9	Trip Blank 1	Total/NA	Water	8260D	
310-283039-10	Trip Blank 2	Total/NA	Water	8260D	
310-283039-11	Trip Blank 3	Total/NA	Water	8260D	
MB 310-424145/5	Method Blank	Total/NA	Water	8260D	
LCS 310-424145/6	Lab Control Sample	Total/NA	Water	8260D	
LCS 310-424145/7	Lab Control Sample	Total/NA	Water	8260D	
310-283039-4 MS	MW-39	Total/NA	Water	8260D	
310-283039-4 MSD	MW-39	Total/NA	Water	8260D	

GC/MS Semi VOA

Prep Batch: 424261

Lab Sample ID	Client Sample ID	Prep Type	Matrix	Method	Prep Batch
310-283039-1	MW-19	Total/NA	Water	3510C	
310-283039-2	MW-27	Total/NA	Water	3510C	
310-283039-3	MW-30	Total/NA	Water	3510C	
MB 310-424261/1-A	Method Blank	Total/NA	Water	3510C	
LCS 310-424261/2-A	Lab Control Sample	Total/NA	Water	3510C	
LCS 310-424261/4-A	Lab Control Sample	Total/NA	Water	3510C	
LCSD 310-424261/3-A	Lab Control Sample Dup	Total/NA	Water	3510C	
LCSD 310-424261/5-A	Lab Control Sample Dup	Total/NA	Water	3510C	

Analysis Batch: 424270

Lab Sample ID	Client Sample ID	Prep Type	Matrix	Method	Prep Batch
310-283039-1	MW-19	Total/NA	Water	8270E	424261
310-283039-2	MW-27	Total/NA	Water	8270E	424261
310-283039-3	MW-30	Total/NA	Water	8270E	424261
MB 310-424261/1-A	Method Blank	Total/NA	Water	8270E	424261
LCS 310-424261/2-A	Lab Control Sample	Total/NA	Water	8270E	424261
LCS 310-424261/4-A	Lab Control Sample	Total/NA	Water	8270E	424261
LCSD 310-424261/3-A	Lab Control Sample Dup	Total/NA	Water	8270E	424261
LCSD 310-424261/5-A	Lab Control Sample Dup	Total/NA	Water	8270E	424261

Analysis Batch: 424397

Lab Sample ID	Client Sample ID	Prep Type	Matrix	Method	Prep Batch
310-283039-1	MW-19	Total/NA	Water	8270E	424261
310-283039-2	MW-27	Total/NA	Water	8270E	424261

GC/MS Semi VOA (Continued)

Analysis Batch: 424397 (Continued)

Lab Sample ID	Client Sample ID	Prep Type	Matrix	Method	Prep Batch
310-283039-3	MW-30	Total/NA	Water	8270E	424261
MB 310-424261/1-A	Method Blank	Total/NA	Water	8270E	424261
LCS 310-424261/2-A	Lab Control Sample	Total/NA	Water	8270E	424261
LCSD 310-424261/3-A	Lab Control Sample Dup	Total/NA	Water	8270E	424261

GC Semi VOA

Analysis Batch: 424021

Lab Sample ID	Client Sample ID	Prep Type	Matrix	Method	Prep Batch
310-283039-1	MW-19	Total/NA	Water	8015C	
310-283039-2	MW-27	Total/NA	Water	8015C	
310-283039-3	MW-30	Total/NA	Water	8015C	
MB 310-424021/4	Method Blank	Total/NA	Water	8015C	
LCS 310-424021/5	Lab Control Sample	Total/NA	Water	8015C	
310-283039-1 MS	MW-19	Total/NA	Water	8015C	
310-283039-1 MSD	MW-19	Total/NA	Water	8015C	

Prep Batch: 424168

Lab Sample ID	Client Sample ID	Prep Type	Matrix	Method	Prep Batch
310-283039-1	MW-19	Total/NA	Water	3511	
310-283039-2	MW-27	Total/NA	Water	3511	
310-283039-3	MW-30	Total/NA	Water	3511	
MB 310-424168/1-A	Method Blank	Total/NA	Water	3511	
LCS 310-424168/5-A	Lab Control Sample	Total/NA	Water	3511	
LCS 310-424168/6-A	Lab Control Sample	Total/NA	Water	3511	
310-283039-1 MS	MW-19	Total/NA	Water	3511	
310-283039-1 MSD	MW-19	Total/NA	Water	3511	

Analysis Batch: 424213

Lab Sample ID	Client Sample ID	Prep Type	Matrix	Method	Prep Batch
310-283039-1	MW-19	Total/NA	Water	8082A	424168
310-283039-2	MW-27	Total/NA	Water	8082A	424168
310-283039-3	MW-30	Total/NA	Water	8082A	424168
MB 310-424168/1-A	Method Blank	Total/NA	Water	8082A	424168
LCS 310-424168/6-A	Lab Control Sample	Total/NA	Water	8082A	424168
310-283039-1 MS	MW-19	Total/NA	Water	8082A	424168
310-283039-1 MSD	MW-19	Total/NA	Water	8082A	424168

Analysis Batch: 424293

Lab Sample ID	Client Sample ID	Prep Type	Matrix	Method	Prep Batch
310-283039-1	MW-19	Total/NA	Water	8081B	424168
310-283039-2	MW-27	Total/NA	Water	8081B	424168
310-283039-3	MW-30	Total/NA	Water	8081B	424168
MB 310-424168/1-A	Method Blank	Total/NA	Water	8081B	424168
LCS 310-424168/5-A	Lab Control Sample	Total/NA	Water	8081B	424168
310-283039-1 MS	MW-19	Total/NA	Water	8081B	424168
310-283039-1 MSD	MW-19	Total/NA	Water	8081B	424168

Prep Batch: 516619

Lab Sample ID	Client Sample ID	Prep Type	Matrix	Method	Prep Batch
310-283039-1	MW-19	Total/NA	Water	8151A	

GC Semi VOA (Continued)

Prep Batch: 516619 (Continued)

Lab Sample ID	Client Sample ID	Prep Type	Matrix	Method	Prep Batch
310-283039-2	MW-27	Total/NA	Water	8151A	
310-283039-3	MW-30	Total/NA	Water	8151A	
MB 410-516619/1-A	Method Blank	Total/NA	Water	8151A	
LCS 410-516619/2-A	Lab Control Sample	Total/NA	Water	8151A	
LCSD 410-516619/3-A	Lab Control Sample Dup	Total/NA	Water	8151A	

Analysis Batch: 516835

Lab Sample ID	Client Sample ID	Prep Type	Matrix	Method	Prep Batch
310-283039-1	MW-19	Total/NA	Water	8151A	516619
310-283039-2	MW-27	Total/NA	Water	8151A	516619
310-283039-3	MW-30	Total/NA	Water	8151A	516619
MB 410-516619/1-A	Method Blank	Total/NA	Water	8151A	516619
LCS 410-516619/2-A	Lab Control Sample	Total/NA	Water	8151A	516619
LCSD 410-516619/3-A	Lab Control Sample Dup	Total/NA	Water	8151A	516619

Metals

Prep Batch: 423980

Lab Sample ID	Client Sample ID	Prep Type	Matrix	Method	Prep Batch
310-283039-1	MW-19	Total/NA	Water	3005A	
310-283039-2	MW-27	Total/NA	Water	3005A	
310-283039-3	MW-30	Total/NA	Water	3005A	
310-283039-4	MW-39	Total/NA	Water	3005A	
310-283039-5	MW-44	Total/NA	Water	3005A	
310-283039-6	MW-45	Total/NA	Water	3005A	
310-283039-7	MW-46	Total/NA	Water	3005A	
310-283039-8	MW-47	Total/NA	Water	3005A	
MB 310-423980/1-A	Method Blank	Total/NA	Water	3005A	
LCS 310-423980/2-A	Lab Control Sample	Total/NA	Water	3005A	
310-283039-1 MS	MW-19	Total/NA	Water	3005A	
310-283039-1 MSD	MW-19	Total/NA	Water	3005A	

Prep Batch: 424151

Lab Sample ID	Client Sample ID	Prep Type	Matrix	Method	Prep Batch
310-283039-1	MW-19	Total/NA	Water	7470A	
310-283039-2	MW-27	Total/NA	Water	7470A	
310-283039-3	MW-30	Total/NA	Water	7470A	
MB 310-424151/1-A	Method Blank	Total/NA	Water	7470A	
LCS 310-424151/2-A	Lab Control Sample	Total/NA	Water	7470A	
310-283039-3 MS	MW-30	Total/NA	Water	7470A	
310-283039-3 MSD	MW-30	Total/NA	Water	7470A	

Analysis Batch: 425081

Lab Sample ID	Client Sample ID	Prep Type	Matrix	Method	Prep Batch
310-283039-1	MW-19	Total/NA	Water	7470A	424151
310-283039-2	MW-27	Total/NA	Water	7470A	424151
310-283039-3	MW-30	Total/NA	Water	7470A	424151
MB 310-424151/1-A	Method Blank	Total/NA	Water	7470A	424151
LCS 310-424151/2-A	Lab Control Sample	Total/NA	Water	7470A	424151
310-283039-3 MS	MW-30	Total/NA	Water	7470A	424151
310-283039-3 MSD	MW-30	Total/NA	Water	7470A	424151

Metals

Analysis Batch: 425253

Lab Sample ID	Client Sample ID	Prep Type	Matrix	Method	Prep Batch
310-283039-1	MW-19	Total/NA	Water	6020B	423980
310-283039-2	MW-27	Total/NA	Water	6020B	423980
310-283039-3	MW-30	Total/NA	Water	6020B	423980
310-283039-5	MW-44	Total/NA	Water	6020B	423980
MB 310-423980/1-A	Method Blank	Total/NA	Water	6020B	423980
LCS 310-423980/2-A	Lab Control Sample	Total/NA	Water	6020B	423980
310-283039-1 MS	MW-19	Total/NA	Water	6020B	423980
310-283039-1 MSD	MW-19	Total/NA	Water	6020B	423980

Analysis Batch: 425399

Lab Sample ID	Client Sample ID	Prep Type	Matrix	Method	Prep Batch
310-283039-1	MW-19	Total/NA	Water	6020B	423980
310-283039-2	MW-27	Total/NA	Water	6020B	423980
310-283039-3	MW-30	Total/NA	Water	6020B	423980
310-283039-4	MW-39	Total/NA	Water	6020B	423980
310-283039-6	MW-45	Total/NA	Water	6020B	423980
310-283039-7	MW-46	Total/NA	Water	6020B	423980
310-283039-8	MW-47	Total/NA	Water	6020B	423980
MB 310-423980/1-A	Method Blank	Total/NA	Water	6020B	423980
LCS 310-423980/2-A	Lab Control Sample	Total/NA	Water	6020B	423980
310-283039-1 MS	MW-19	Total/NA	Water	6020B	423980
310-283039-1 MSD	MW-19	Total/NA	Water	6020B	423980

Analysis Batch: 425519

Lab Sample ID	Client Sample ID	Prep Type	Matrix	Method	Prep Batch
310-283039-1	MW-19	Total/NA	Water	6020B	423980
310-283039-2	MW-27	Total/NA	Water	6020B	423980
310-283039-3	MW-30	Total/NA	Water	6020B	423980
MB 310-423980/1-A	Method Blank	Total/NA	Water	6020B	423980
LCS 310-423980/2-A	Lab Control Sample	Total/NA	Water	6020B	423980
310-283039-1 MS	MW-19	Total/NA	Water	6020B	423980
310-283039-1 MSD	MW-19	Total/NA	Water	6020B	423980

Analysis Batch: 425640

Lab Sample ID	Client Sample ID	Prep Type	Matrix	Method	Prep Batch
310-283039-1	MW-19	Total/NA	Water	6020B	423980
310-283039-2	MW-27	Total/NA	Water	6020B	423980
310-283039-3	MW-30	Total/NA	Water	6020B	423980
MB 310-423980/1-A	Method Blank	Total/NA	Water	6020B	423980
LCS 310-423980/2-A	Lab Control Sample	Total/NA	Water	6020B	423980
310-283039-1 MS	MW-19	Total/NA	Water	6020B	423980
310-283039-1 MSD	MW-19	Total/NA	Water	6020B	423980

General Chemistry

Analysis Batch: 424147

Lab Sample ID	Client Sample ID	Prep Type	Matrix	Method	Prep Batch
310-283039-1	MW-19	Total/NA	Water	I-3765-85	
310-283039-2	MW-27	Total/NA	Water	I-3765-85	
310-283039-3	MW-30	Total/NA	Water	I-3765-85	
310-283039-4	MW-39	Total/NA	Water	I-3765-85	

General Chemistry (Continued)

Analysis Batch: 424147 (Continued)

Lab Sample ID	Client Sample ID	Prep Type	Matrix	Method	Prep Batch
310-283039-5	MW-44	Total/NA	Water	I-3765-85	
310-283039-6	MW-45	Total/NA	Water	I-3765-85	
310-283039-7	MW-46	Total/NA	Water	I-3765-85	
310-283039-8	MW-47	Total/NA	Water	I-3765-85	
MB 310-424147/1	Method Blank	Total/NA	Water	I-3765-85	
LCS 310-424147/2	Lab Control Sample	Total/NA	Water	I-3765-85	

Prep Batch: 424298

Lab Sample ID	Client Sample ID	Prep Type	Matrix	Method	Prep Batch
310-283039-1	MW-19	Total/NA	Water	9012B	
310-283039-2	MW-27	Total/NA	Water	9012B	
310-283039-3	MW-30	Total/NA	Water	9012B	
MB 310-424298/1-A	Method Blank	Total/NA	Water	9012B	
LCS 310-424298/2-A	Lab Control Sample	Total/NA	Water	9012B	

Analysis Batch: 424375

Lab Sample ID	Client Sample ID	Prep Type	Matrix	Method	Prep Batch
310-283039-1	MW-19	Total/NA	Water	9012B	424298
310-283039-2	MW-27	Total/NA	Water	9012B	424298
310-283039-3	MW-30	Total/NA	Water	9012B	424298
MB 310-424298/1-A	Method Blank	Total/NA	Water	9012B	424298
LCS 310-424298/2-A	Lab Control Sample	Total/NA	Water	9012B	424298

Analysis Batch: 771701

Lab Sample ID	Client Sample ID	Prep Type	Matrix	Method	Prep Batch
310-283039-1	MW-19	Total/NA	Water	9034	
310-283039-2	MW-27	Total/NA	Water	9034	
310-283039-3	MW-30	Total/NA	Water	9034	
MB 500-771701/1	Method Blank	Total/NA	Water	9034	
LCS 500-771701/2	Lab Control Sample	Total/NA	Water	9034	

Lab Chronicle

Client: SCS Engineers
Job ID: 310-283039-1
Project/Site: Scott County Landfill 1st 2024 Semi-Annual

Client Sample ID: MW-19
Lab Sample ID: 310-283039-1
Date Collected: 06/05/24 18:54
Matrix: Water
Date Received: 06/07/24 08:30

Prep Type	Batch Type	Batch Method	Run	Dilution Factor	Batch Number	Analyst	Lab	Prepared or Analyzed
Total/NA	Analysis	8260D		1	424143	WSE8	EET CF	06/11/24 13:19
Total/NA	Prep	3510C			424261	JT8P	EET CF	06/12/24 08:16
Total/NA	Analysis	8270E		1	424397	L0FS	EET CF	06/13/24 11:14
Total/NA	Prep	3510C			424261	JT8P	EET CF	06/12/24 08:16
Total/NA	Analysis	8270E		1	424270	L0FS	EET CF	06/12/24 18:02
Total/NA	Analysis	8015C		1	424021	V7YZ	EET CF	06/10/24 15:19
Total/NA	Prep	3511			424168	D2YP	EET CF	06/11/24 10:54
Total/NA	Analysis	8081B		1	424293	BW2O	EET CF	06/12/24 20:13
Total/NA	Prep	3511			424168	D2YP	EET CF	06/11/24 10:54
Total/NA	Analysis	8082A		1	424213	BW2O	EET CF	06/12/24 02:21
Total/NA	Prep	8151A			516619	QJZ6	ELLE	06/12/24 15:06
Total/NA	Analysis	8151A		1	516835	UAMZ	ELLE	06/13/24 12:58
Total/NA	Prep	3005A			423980	DHM5	EET CF	06/10/24 09:00
Total/NA	Analysis	6020B		1	425399	NFT2	EET CF	06/21/24 19:38
Total/NA	Prep	3005A			423980	DHM5	EET CF	06/10/24 09:00
Total/NA	Analysis	6020B		1	425519	NFT2	EET CF	06/24/24 15:53
Total/NA	Prep	3005A			423980	DHM5	EET CF	06/10/24 09:00
Total/NA	Analysis	6020B		1	425253	NFT2	EET CF	06/20/24 18:44
Total/NA	Prep	3005A			423980	DHM5	EET CF	06/10/24 09:00
Total/NA	Analysis	6020B		1	425640	NFT2	EET CF	06/25/24 13:29
Total/NA	Prep	7470A			424151	A6US	EET CF	06/11/24 10:26
Total/NA	Analysis	7470A		1	425081	A6US	EET CF	06/19/24 17:06
Total/NA	Prep	9012B			424298	WZC8	EET CF	06/12/24 10:50
Total/NA	Analysis	9012B		1	424375	ZJX4	EET CF	06/12/24 21:27
Total/NA	Analysis	9034		1	771701	CLB	EET CHI	06/09/24 22:45 - 06/09/24 23:57 [1]
Total/NA	Analysis	I-3765-85		1	424147	DGU1	EET CF	06/11/24 10:22

Client Sample ID: MW-27
Lab Sample ID: 310-283039-2
Date Collected: 06/05/24 17:55
Matrix: Water
Date Received: 06/07/24 08:30

Prep Type	Batch Type	Batch Method	Run	Dilution Factor	Batch Number	Analyst	Lab	Prepared or Analyzed
Total/NA	Analysis	8260D		1	424143	WSE8	EET CF	06/11/24 13:41
Total/NA	Prep	3510C			424261	JT8P	EET CF	06/12/24 08:16
Total/NA	Analysis	8270E		1	424397	L0FS	EET CF	06/13/24 11:39
Total/NA	Prep	3510C			424261	JT8P	EET CF	06/12/24 08:16
Total/NA	Analysis	8270E		1	424270	L0FS	EET CF	06/12/24 18:28
Total/NA	Analysis	8015C		1	424021	V7YZ	EET CF	06/10/24 15:40
Total/NA	Prep	3511			424168	D2YP	EET CF	06/11/24 10:54
Total/NA	Analysis	8081B		1	424293	BW2O	EET CF	06/12/24 20:32
Total/NA	Prep	3511			424168	D2YP	EET CF	06/11/24 10:54
Total/NA	Analysis	8082A		1	424213	BW2O	EET CF	06/12/24 02:37
Total/NA	Prep	8151A			516619	QJZ6	ELLE	06/12/24 15:06
Total/NA	Analysis	8151A		1	516835	UAMZ	ELLE	06/13/24 13:33

Lab Chronicle

Client: SCS Engineers
Job ID: 310-283039-1
Project/Site: Scott County Landfill 1st 2024 Semi-Annual

Client Sample ID: MW-27
Lab Sample ID: 310-283039-2
Date Collected: 06/05/24 17:55
Matrix: Water
Date Received: 06/07/24 08:30

Prep Type	Batch Type	Batch Method	Run	Dilution Factor	Batch Number	Analyst	Lab	Prepared or Analyzed
Total/NA	Prep	3005A			423980	DHM5	EET CF	06/10/24 09:00
Total/NA	Analysis	6020B		1	425399	NFT2	EET CF	06/21/24 19:48
Total/NA	Prep	3005A			423980	DHM5	EET CF	06/10/24 09:00
Total/NA	Analysis	6020B		1	425519	NFT2	EET CF	06/24/24 16:04
Total/NA	Prep	3005A			423980	DHM5	EET CF	06/10/24 09:00
Total/NA	Analysis	6020B		1	425253	NFT2	EET CF	06/20/24 19:04
Total/NA	Prep	3005A			423980	DHM5	EET CF	06/10/24 09:00
Total/NA	Analysis	6020B		1	425640	NFT2	EET CF	06/25/24 13:36
Total/NA	Prep	7470A			424151	A6US	EET CF	06/11/24 10:26
Total/NA	Analysis	7470A		1	425081	A6US	EET CF	06/19/24 17:08
Total/NA	Prep	9012B			424298	WZC8	EET CF	06/12/24 10:50
Total/NA	Analysis	9012B		1	424375	ZJX4	EET CF	06/12/24 21:37
Total/NA	Analysis	9034		1	771701	CLB	EET CHI	06/09/24 22:45 - 06/09/24 23:57 [1]
Total/NA	Analysis	I-3765-85		1	424147	DGU1	EET CF	06/11/24 10:22

Client Sample ID: MW-30
Lab Sample ID: 310-283039-3
Date Collected: 06/05/24 16:55
Matrix: Water
Date Received: 06/07/24 08:30

Prep Type	Batch Type	Batch Method	Run	Dilution Factor	Batch Number	Analyst	Lab	Prepared or Analyzed
Total/NA	Analysis	8260D		1	424145	WSE8	EET CF	06/12/24 00:58
Total/NA	Prep	3510C			424261	JT8P	EET CF	06/12/24 08:16
Total/NA	Analysis	8270E		1	424397	L0FS	EET CF	06/13/24 12:04
Total/NA	Prep	3510C			424261	JT8P	EET CF	06/12/24 08:16
Total/NA	Analysis	8270E		1	424270	L0FS	EET CF	06/12/24 18:53
Total/NA	Analysis	8015C		1	424021	V7YZ	EET CF	06/10/24 15:59
Total/NA	Prep	3511			424168	D2YP	EET CF	06/11/24 10:54
Total/NA	Analysis	8081B		1	424293	BW2O	EET CF	06/12/24 20:51
Total/NA	Prep	3511			424168	D2YP	EET CF	06/11/24 10:54
Total/NA	Analysis	8082A		1	424213	BW2O	EET CF	06/12/24 02:53
Total/NA	Prep	8151A			516619	QJZ6	ELLE	06/12/24 15:06
Total/NA	Analysis	8151A		1	516835	UAMZ	ELLE	06/13/24 14:09
Total/NA	Prep	3005A			423980	DHM5	EET CF	06/10/24 09:00
Total/NA	Analysis	6020B		1	425399	NFT2	EET CF	06/21/24 20:06
Total/NA	Prep	3005A			423980	DHM5	EET CF	06/10/24 09:00
Total/NA	Analysis	6020B		1	425519	NFT2	EET CF	06/24/24 16:07
Total/NA	Prep	3005A			423980	DHM5	EET CF	06/10/24 09:00
Total/NA	Analysis	6020B		1	425253	NFT2	EET CF	06/20/24 19:06
Total/NA	Prep	3005A			423980	DHM5	EET CF	06/10/24 09:00
Total/NA	Analysis	6020B		1	425640	NFT2	EET CF	06/25/24 13:38
Total/NA	Prep	7470A			424151	A6US	EET CF	06/11/24 10:26
Total/NA	Analysis	7470A		1	425081	A6US	EET CF	06/19/24 17:00
Total/NA	Prep	9012B			424298	WZC8	EET CF	06/12/24 10:50
Total/NA	Analysis	9012B		1	424375	ZJX4	EET CF	06/12/24 21:37

Lab Chronicle

Client: SCS Engineers
Job ID: 310-283039-1
Project/Site: Scott County Landfill 1st 2024 Semi-Annual

Client Sample ID: MW-30
Lab Sample ID: 310-283039-3
Date Collected: 06/05/24 16:55
Matrix: Water
Date Received: 06/07/24 08:30

Prep Type	Batch Type	Batch Method	Run	Dilution Factor	Batch Number	Analyst	Lab	Prepared or Analyzed
Total/NA	Analysis	9034		1	771701	CLB	EET CHI	06/09/24 22:45 - 06/09/24 23:57 [1]
Total/NA	Analysis	I-3765-85		1	424147	DGU1	EET CF	06/11/24 10:22

Client Sample ID: MW-39
Lab Sample ID: 310-283039-4
Date Collected: 06/05/24 14:13
Matrix: Water
Date Received: 06/07/24 08:30

Prep Type	Batch Type	Batch Method	Run	Dilution Factor	Batch Number	Analyst	Lab	Prepared or Analyzed
Total/NA	Analysis	8260D		1	424145	WSE8	EET CF	06/12/24 01:21
Total/NA	Prep	3005A			423980	DHM5	EET CF	06/10/24 09:00
Total/NA	Analysis	6020B		1	425399	NFT2	EET CF	06/21/24 20:09
Total/NA	Analysis	I-3765-85		1	424147	DGU1	EET CF	06/11/24 10:22

Client Sample ID: MW-44
Lab Sample ID: 310-283039-5
Date Collected: 06/05/24 13:12
Matrix: Water
Date Received: 06/07/24 08:30

Prep Type	Batch Type	Batch Method	Run	Dilution Factor	Batch Number	Analyst	Lab	Prepared or Analyzed
Total/NA	Analysis	8260D		1	424145	WSE8	EET CF	06/12/24 01:43
Total/NA	Prep	3005A			423980	DHM5	EET CF	06/10/24 09:00
Total/NA	Analysis	6020B		1	425253	NFT2	EET CF	06/20/24 19:10
Total/NA	Analysis	I-3765-85		1	424147	DGU1	EET CF	06/11/24 10:22

Client Sample ID: MW-45
Lab Sample ID: 310-283039-6
Date Collected: 06/05/24 13:42
Matrix: Water
Date Received: 06/07/24 08:30

Prep Type	Batch Type	Batch Method	Run	Dilution Factor	Batch Number	Analyst	Lab	Prepared or Analyzed
Total/NA	Analysis	8260D		1	424145	WSE8	EET CF	06/12/24 02:06
Total/NA	Prep	3005A			423980	DHM5	EET CF	06/10/24 09:00
Total/NA	Analysis	6020B		1	425399	NFT2	EET CF	06/21/24 20:13
Total/NA	Analysis	I-3765-85		1	424147	DGU1	EET CF	06/11/24 10:22

Client Sample ID: MW-46
Lab Sample ID: 310-283039-7
Date Collected: 06/05/24 14:47
Matrix: Water
Date Received: 06/07/24 08:30

Prep Type	Batch Type	Batch Method	Run	Dilution Factor	Batch Number	Analyst	Lab	Prepared or Analyzed
Total/NA	Prep	3005A			423980	DHM5	EET CF	06/10/24 09:00
Total/NA	Analysis	6020B		1	425399	NFT2	EET CF	06/21/24 20:16
Total/NA	Analysis	I-3765-85		1	424147	DGU1	EET CF	06/11/24 10:22

Lab Chronicle

Client: SCS Engineers
Job ID: 310-283039-1
Project/Site: Scott County Landfill 1st 2024 Semi-Annual

Client Sample ID: MW-47
Lab Sample ID: 310-283039-8
Date Collected: 06/05/24 15:59
Matrix: Water
Date Received: 06/07/24 08:30

Prep Type	Batch Type	Batch Method	Run	Dilution Factor	Batch Number	Analyst	Lab	Prepared or Analyzed
Total/NA	Prep	3005A			423980	DHM5	EET CF	06/10/24 09:00
Total/NA	Analysis	6020B		1	425399	NFT2	EET CF	06/21/24 20:20
Total/NA	Analysis	I-3765-85		1	424147	DGU1	EET CF	06/11/24 10:22

Client Sample ID: Trip Blank 1
Lab Sample ID: 310-283039-9
Date Collected: 06/05/24 00:00
Matrix: Water
Date Received: 06/07/24 08:30

Prep Type	Batch Type	Batch Method	Run	Dilution Factor	Batch Number	Analyst	Lab	Prepared or Analyzed
Total/NA	Analysis	8260D		1	424145	WSE8	EET CF	06/11/24 23:50

Client Sample ID: Trip Blank 2
Lab Sample ID: 310-283039-10
Date Collected: 06/05/24 00:00
Matrix: Water
Date Received: 06/07/24 08:30

Prep Type	Batch Type	Batch Method	Run	Dilution Factor	Batch Number	Analyst	Lab	Prepared or Analyzed
Total/NA	Analysis	8260D		1	424145	WSE8	EET CF	06/12/24 00:13

Client Sample ID: Trip Blank 3
Lab Sample ID: 310-283039-11
Date Collected: 06/05/24 00:00
Matrix: Water
Date Received: 06/07/24 08:30

Prep Type	Batch Type	Batch Method	Run	Dilution Factor	Batch Number	Analyst	Lab	Prepared or Analyzed
Total/NA	Analysis	8260D		1	424145	WSE8	EET CF	06/12/24 00:35

[1] This procedure uses a method stipulated length of time for the process. Both start and end times are displayed.

Laboratory References:

EET CF = Eurofins Cedar Falls, 3019 Venture Way, Cedar Falls, IA 50613, TEL (319)277-2401

EET CHI = Eurofins Chicago, 2417 Bond Street, University Park, IL 60484, TEL (708)534-5200

ELLE = Eurofins Lancaster Laboratories Environment Testing, LLC, 2425 New Holland Pike, Lancaster, PA 17601, TEL (717)656-2300

Accreditation/Certification Summary

Client: SCS Engineers
Job ID: 310-283039-1
Project/Site: Scott County Landfill 1st 2024 Semi-Annual

Laboratory: Eurofins Cedar Falls

Unless otherwise noted, all analytes for this laboratory were covered under each accreditation/certification below.

Authority	Program	Identification Number	Expiration Date
Iowa	State	007	07-29-24

The following analytes are included in this report, but the laboratory is not certified by the governing authority. This list may include analytes for which the agency does not offer certification.

Analysis Method	Prep Method	Matrix	Analyte
8260D		Water	1,2,4-Trichlorobenzene
8260D		Water	Allyl chloride
8260D		Water	Ethyl methacrylate

Laboratory: Eurofins Chicago

All accreditations/certifications held by this laboratory are listed. Not all accreditations/certifications are applicable to this report.

Authority	Program	Identification Number	Expiration Date
Georgia	State	N/A	05-31-25
Georgia (DW)	State	939	05-31-25
Hawaii	State	NA	05-31-25
Illinois	NELAP	IL00035	05-31-25
Indiana	State	C-IL-02	05-31-25
Iowa	State	082	08-01-24
Kansas	NELAP	E-10161	10-31-24
Kentucky (UST)	State	AI # 108083	05-31-25
Kentucky (WW)	State	KY90023	12-31-24
Louisiana (All)	NELAP	02046	06-30-24
Mississippi	State	NA	05-31-25
North Carolina (WW/SW)	State	291	08-01-24
North Dakota	State	R-194	04-29-24 *
Oklahoma	State	8908	08-31-24
South Carolina	State	77001003	04-29-24 *
USDA	US Federal Programs	P330-18-00018	03-30-26
Wisconsin	State	999580010	08-31-24
Wyoming	State	8TMS-Q	05-31-25

Laboratory: Eurofins Lancaster Laboratories Environment Testing, LLC

All accreditations/certifications held by this laboratory are listed. Not all accreditations/certifications are applicable to this report.

Authority	Program	Identification Number	Expiration Date
A2LA	Dept. of Defense ELAP	0001.01	07-17-24
A2LA	ISO/IEC 17025	0001.01	07-17-24
Alabama	State	43200	01-31-25
Alaska	State	PA00009	06-30-24
Alaska (UST)	State	17-027	02-28-25
Arizona	State	AZ0780	03-12-25
Arkansas DEQ	State	88-00660	08-09-24
California	State	2792	11-30-24
Colorado	State	PA00009	06-16-24
Connecticut	State	PH-0746	06-30-25
DE Haz. Subst. Cleanup Act (HSCA)	State	019-006 (PA cert)	01-31-25
Delaware (DW)	State	N/A	01-31-25
Florida	NELAP	E87997	06-30-24
Georgia (DW)	State	C048	01-31-25
Hawaii	State	N/A	01-31-25

* Accreditation/Certification renewal pending - accreditation/certification considered valid.

Accreditation/Certification Summary

Client: SCS Engineers
Job ID: 310-283039-1
Project/Site: Scott County Landfill 1st 2024 Semi-Annual

Laboratory: Eurofins Lancaster Laboratories Environment Testing, LLC (Continued)

All accreditations/certifications held by this laboratory are listed. Not all accreditations/certifications are applicable to this report.

Authority	Program	Identification Number	Expiration Date
Illinois	NELAP	200027	07-30-24
Kansas	NELAP	E-10151	10-31-24
Kentucky (DW)	State	KY90088	12-31-24
Kentucky (UST)	State	0001.01	07-17-24
Kentucky (WW)	State	KY90088	12-31-24
Louisiana (All)	NELAP	02055	06-30-24
Maine	State	2019012	03-12-25
Maryland	State	100	06-30-25
Massachusetts	State	M-PA009	06-30-25
Michigan	State	9930	01-31-25
Minnesota	NELAP	042-999-487	12-31-24
Mississippi	State	023	01-31-25
Missouri	State	450	01-31-25
Montana (DW)	State	0098	01-01-25
Nebraska	State	NE-OS-32-17	01-31-25
New Hampshire	NELAP	2730	01-10-25
New Jersey	NELAP	PA011	06-30-24
New York	NELAP	10670	04-01-25
North Carolina (DW)	State	42705	06-30-24
North Carolina (WW/SW)	State	521	12-31-24
North Dakota	State	R-205	01-31-24 *
Oklahoma	NELAP	9804	08-31-24
Oregon	NELAP	PA200001	09-11-24
Pennsylvania	NELAP	36-00037	06-24-24
Quebec Ministry of Environment and Fight against Climate Change	PALA	507	09-16-24
Rhode Island	State	LAO00338	12-30-24
South Carolina	State	89002	01-31-25
Tennessee	State	02838	01-31-25
Texas	NELAP	T104704194-23-46	08-31-24
USDA	US Federal Programs	525-22-298-19481	10-25-25
Vermont	State	VT - 36037	10-28-24
Virginia	NELAP	460182	06-14-24
Washington	State	C457	04-11-25
West Virginia (DW)	State	9906 C	01-31-25
West Virginia DEP	State	055	06-20-24
Wyoming	State	8TMS-L	01-31-25
Wyoming (UST)	A2LA	0001.01	07-17-24

* Accreditation/Certification renewal pending - accreditation/certification considered valid.

Method Summary

Client: SCS Engineers
Job ID: 310-283039-1
Project/Site: Scott County Landfill 1st 2024 Semi-Annual

Method	Method Description	Protocol	Laboratory
8260D	Volatile Organic Compounds by GC/MS	SW846	EET CF
8270E	Semivolatile Organic Compounds (GC/MS)	SW846	EET CF
8015C	Nonhalogenated Organic using GC/FID (Direct Aqueous Injection)	SW846	EET CF
8081B	Organochlorine Pesticides (GC)	SW846	EET CF
8082A	Polychlorinated Biphenyls (PCBs) by Gas Chromatography	SW846	EET CF
8151A	Herbicides (GC)	SW846	ELLE
6020B	Metals (ICP/MS)	SW846	EET CF
7470A	Mercury (CVAA)	SW846	EET CF
9012B	Cyanide, Total andor Amenable	SW846	EET CF
9034	Sulfide, Acid soluble and Insoluble (Titrimetric)	SW846	EET CHI
I-3765-85	Residue, Non-filterable (TSS)	USGS	EET CF
3005A	Preparation, Total Metals	SW846	EET CF
3510C	Liquid-Liquid Extraction (Separatory Funnel)	SW846	EET CF
3511	Microextraction of Organic Compounds	SW846	EET CF
5030B	Purge and Trap	SW846	EET CF
7470A	Preparation, Mercury	SW846	EET CF
8151A	Extraction (Herbicides)	SW846	ELLE
9012B	Cyanide, Total and/or Amenable, Distillation	SW846	EET CF

Protocol References:

SW846 = "Test Methods For Evaluating Solid Waste, Physical/Chemical Methods", Third Edition, November 1986 And Its Updates.
USGS = "Methods For Analysis Of Water And Fluvial Sediments", USGS, 1989

Laboratory References:

EET CF = Eurofins Cedar Falls, 3019 Venture Way, Cedar Falls, IA 50613, TEL (319)277-2401
EET CHI = Eurofins Chicago, 2417 Bond Street, University Park, IL 60484, TEL (708)534-5200
ELLE = Eurofins Lancaster Laboratories Environment Testing, LLC, 2425 New Holland Pike, Lancaster, PA 17601, TEL (717)656-2300

eurofins | Environment Testing America

310-283039 Chain of Custody

Cooler/Sample Receipt and Temperature Log Form

Client Information

Client: SCS

City/State: CITY West Des Moines | STATE IA | Project:

Receipt Information

Date/Time Received: DATE 617124 | TIME 0830 | Received By: JJ

Delivery Type: ☒ UPS ☐ FedEx ☐ FedEx Ground ☐ US Mail ☐ Spee-Dee
☐ Lab Courier ☐ Lab Field Services ☐ Client Drop-off ☐ Other:_____

Condition of Cooler/Containers

Sample(s) received in Cooler? ☒ Yes ☐ No *If yes:* Cooler ID:

Multiple Coolers? ☒ Yes ☐ No *If yes:* Cooler # 1 of 3

Cooler Custody Seals Present? ☒ Yes ☐ No *If yes:* Cooler custody seals intact? ☒ Yes ☐ No

Sample Custody Seals Present? ☐ Yes ☒ No *If yes:* Sample custody seals intact? ☐ Yes ☐ No

Trip Blank Present? ☒ Yes ☐ No *If yes:* Which VOA samples are in cooler? ↓

TB, MW30, MW27

Temperature Record

Coolant: ☒ Wet ice ☐ Blue ice ☐ Dry ice ☐ Other:_____ ☐ NONE

Thermometer ID: X | Correction Factor (°C): 0

• **Temp Blank Temperature** – If no temp blank, or temp blank temperature above criteria, proceed to Sample Container Temperature

Uncorrected Temp (°C): 5.9 | Corrected Temp (°C): 5.9

• **Sample Container Temperature**

	CONTAINER 1	CONTAINER 2
Container(s) used:		
Uncorrected Temp (°C):		
Corrected Temp (°C):		

Exceptions Noted

1) If temperature exceeds criteria, was sample(s) received same day of sampling? ☐ Yes ☐ No
   a) *If yes:* Is there evidence that the chilling process began? ☐ Yes ☐ No

2) If temperature is <0°C, are there obvious signs that the integrity of sample containers is compromised? (*e.g., bulging septa, broken/cracked bottles, frozen solid?*) ☐ Yes ☐ No

NOTE: If yes, contact PM before proceeding. If no, proceed with login

Additional Comments

eurofins | Environment Testing America

Place COC scanning label here

Cooler/Sample Receipt and Temperature Log Form

Client Information

Client: SCS

City/State: CITY West Des Moines | STATE IA | Project:

Receipt Information

Date/Time Received: DATE 6/17/24 | TIME 0850 | Received By: JJ

Delivery Type: ☒ UPS ☐ FedEx ☐ FedEx Ground ☐ US Mail ☐ Spee-Dee ☐ Lab Courier ☐ Lab Field Services ☐ Client Drop-off ☐ Other:_____

Condition of Cooler/Containers

Sample(s) received in Cooler? ☒ Yes ☐ No *If yes:* Cooler ID: 2 of 3

Multiple Coolers? ☒ Yes ☐ No *If yes:* Cooler # 2 of 3

Cooler Custody Seals Present? ☒ Yes ☐ No *If yes:* Cooler custody seals intact? ☒ Yes ☐ No

Sample Custody Seals Present? ☐ Yes ☒ No *If yes:* Sample custody seals intact? ☐ Yes ☐ No

Trip Blank Present? ☒ Yes ☐ No *If yes:* Which VOA samples are in cooler? ↓

TB3, MW39, MW45, MW44, MW46, MW47

Temperature Record

Coolant: ☒ Wet ice ☐ Blue ice ☐ Dry ice ☐ Other:_____ ☐ NONE

Thermometer ID: X | Correction Factor (°C): 0

• **Temp Blank Temperature** – If no temp blank, or temp blank temperature above criteria, proceed to Sample Container Temperature

Uncorrected Temp (°C): 2.1 | Corrected Temp (°C): 2.1

• **Sample Container Temperature**

	CONTAINER 1	CONTAINER 2
Container(s) used:		
Uncorrected Temp (°C):		
Corrected Temp (°C):		

Exceptions Noted

1) If temperature exceeds criteria, was sample(s) received same day of sampling? ☐ Yes ☐ No
   a) *If yes:* Is there evidence that the chilling process began? ☐ Yes ☐ No

2) If temperature is <0°C, are there obvious signs that the integrity of sample containers is compromised? (e.g., bulging septa, broken/cracked bottles, frozen solid?) ☐ Yes ☐ No

NOTE: If yes, contact PM before proceeding. If no, proceed with login

Additional Comments

eurofins | Environment Testing America

Place COC scanning label here

Cooler/Sample Receipt and Temperature Log Form

Client Information

Client: CCS

City/State: CITY West Des Moines | STATE IA | Project:

Receipt Information

Date/Time Received: DATE 6/17/24 | TIME 0830 | Received By: JJ

Delivery Type: ☒ UPS ☐ FedEx ☐ FedEx Ground ☐ US Mail ☐ Spee-Dee
☐ Lab Courier ☐ Lab Field Services ☐ Client Drop-off ☐ Other:_____

Condition of Cooler/Containers

Sample(s) received in Cooler? ☒ Yes ☐ No *If yes:* Cooler ID: 3 of 3

Multiple Coolers? ☒ Yes ☐ No *If yes:* Cooler # 3 of 3

Cooler Custody Seals Present? ☒ Yes ☐ No *If yes:* Cooler custody seals intact? ☒ Yes ☐ No

Sample Custody Seals Present? ☐ Yes ☒ No *If yes:* Sample custody seals intact? ☐ Yes ☐ No

Trip Blank Present? ☒ Yes ☐ No *If yes:* Which VOA samples are in cooler? ↓

TBS, MW19

Temperature Record

Coolant: ☒ Wet ice ☐ Blue ice ☐ Dry ice ☐ Other:_____ ☐ NONE

Thermometer ID: X | Correction Factor (°C): 0

• Temp Blank Temperature – If no temp blank, or temp blank temperature above criteria, proceed to Sample Container Temperature

Uncorrected Temp (°C): 6.0 | Corrected Temp (°C): 6.0

• Sample Container Temperature

	CONTAINER 1	CONTAINER 2
Container(s) used:		
Uncorrected Temp (°C):		
Corrected Temp (°C):		

Exceptions Noted

1) If temperature exceeds criteria, was sample(s) received same day of sampling? ☐ Yes ☐ No
   a) *If yes:* Is there evidence that the chilling process began? ☐ Yes ☐ No

2) If temperature is <0°C, are there obvious signs that the integrity of sample containers is compromised? (e.g., bulging septa, broken/cracked bottles, frozen solid?) ☐ Yes ☐ No

NOTE If yes, contact PM before proceeding If no, proceed with login

Additional Comments

Eurofins TestAmerica, Cedar Falls
3019 Venture Way

Cedar Falls IA 50613-6907
phone 319 277 2401 fax 319 277 2425

Chain of Custody Record

eurofins

Regulatory Program ☐ DW ☐ NPDES ☑ RCRA ☐ Other

TestAmerica Laboratories Inc d/b/a Eurofins TestAmerica

Client Contact	Project Manager Nathan Ohrt	Site Contact: Brian Seals	Date	COC No 1
Nathan Ohrt	Email nohrt@scsengineers com	Lab Contact	Carrier:	1 of 2 COCs
SCS Engineers	Cell 319-331-9613			Sampler:
1690 All State Court Suite 100	Analysis Turnaround Time			For Lab Use Only
West Des Moines IA 50265	☐ CALENDAR DAYS ☐ WORKING DAYS			Walk-in Client.
	Other:			Lab Sampling
Project Name 1st 2024 Semi-Annual	☐ 2 weeks			
Site Scott County Landfill	☐ 1 week			Job / SDG No
P O # 27223210 24	☐ 2 days			
	☐ 1 day			

Sample Identification	Sample Date	Sample Time	Sample Type (C=Comp, G=Grab)	Matrix	# of Cont.	Filtered Sample (Y / N)	Perform MS / MSD (Y / N)	Reduced Metals List	Appendix I VOCs	Appendix II	Total Suspended Solids	Trip Blank	Sample Specific Notes
MW-32			G	GW		N	Y	X			X		
MW-17			G	GW		N	Y			X	X		
MW-19	6-5-24	1854	G	GW		N	Y			X	X		
MW-20			G	GW		N	Y			X	X		
MW-21			G	GW		N	Y			X	X		
MW-22			G	GW		N	Y	X			X		
MW-27	6-5-24	1755	G	GW		N	Y			X	X		
MW-28			G	GW		N	Y	X			X		
MW-30	6-5-24	1655	G	GW		N	Y			X	X		
OP-17			G	GW		N	Y	X	X		X		
OP 18			G	GW		N	Y	X	X		X		
MW-DC			G	GW		N	Y	X	X		X		
Trip Blank						N						X	

Preservation Used: 1= Ice, 2= HCl, 3= H2SO4, 4=HNO3, 5=NaOH, 6= Other _____

Possible Hazard Identification
Are any samples from a listed EPA Hazardous Waste? Please List any EPA Waste Codes for the sample in the Comments Section if the lab is to dispose of the sample

☑ Non-Hazard ☐ Flammable ☐ Skin Irritant ☐ Poison B ☐ Unknown

Sample Disposal (A fee may be assessed if samples are retained longer than 1 month)

☐ Return to Client ☐ Disposal by Lab ☐ Archive for _____ Months

Special Instructions/QC Requirements & Comments
Reduced Metals list. arsenic, barium, beryllium, cadmium, cobalt, copper, lead, nickel vanadium and zinc

Custody Seals Intact: ☐ Yes ☐ No | Custody Seal No | Cooler Temp (°C) Obs'd _____ Corr'd _____ Therm ID No _____

Relinquished by	Company	Date/Time	Received by	Company	Date/Time
Konner Roth	SCS	6-6-24/1400	Tony Eckler		6/6 1220
			MV		6-7-24 880
			Received in Laboratory by		

Form No CA-C-WI-002, Rev 4.23, dated 4/16/2019

Eurofins TestAmerica, Cedar Falls
3019 Venture Way

Cedar Falls IA 50613-6907
phone 319 277 2401 fax 319 277 2425

Chain of Custody Record

eurofins

Regulatory Program ☐ DW ☐ NPDES ☑ RCRA ☐ Other

TestAmerica Laboratories Inc d/b/a Eurofins TestAmerica

Client Contact	Project Manager Nathan Ohrt	Site Contact: Brian Seals	Date	COC No 2
Nathan Ohrt	Email nohrt@scsengineers com	Lab Contact.	Carrier	2 of 2 COCs
SCS Engineers	Cell 319-331-9613			Sampler
1690 All State Court Suite 100	Analysis Turnaround Time			For Lab Use Only
West Des Moines IA 50265	☐ CALENDAR DAYS ☐ WORKING DAYS			Walk-in Client
	Other:			Lab Sampling
Project Name 1st 2024 Semi-Annual	☐ 2 weeks			
Site Scott County Landfill	☐ 1 week			Job / SDG No
P O # 27223210 24	☐ 2 days ☐ 1 day			

Sample Identification	Sample Date	Sample Time	Sample Type (C=Comp G=Grab)	Matrix	# of Cont.	Filtered Sample (Y / N)	Perform MS / MSD (Y / N)	Arsenic	Cobalt	Appendix I VOCs	Total Suspended Solids	Trip Blank	Sample Specific Notes
MW-18R			G	GW		N	Y	X	X		X		
MW-33A			G	GW		N	Y	X	X		X		
MW-33B			G	GW		N	Y	X	X		X		
MW-34			G	GW		N	Y	X	X		X		
MW-35			G	GW		N	Y	X	X		X		
MW-36			G	GW		N	Y	X	X		X		
MW-37			G	GW		N	Y	X	X	X	X		
MW-38			G	GW		N	Y	X	X		X		
MW-39	6-5-24	1413	G	GW		N	Y	X	X	X	X		
MW-44	6-5-24	1312	G	GW		N	Y		X	X	X		
MW-45	6-5-24	1342	G	GW		N	Y	X	X	X	X		
MW-46	6-5-24	1447				N	Y	X	X		X		
MW-47	6-5-24	1559	G	GW		N	Y	X	X		X		
Trip Blank						N						X	

Preservation Used. 1= Ice, 2= HCl, 3= H2SO4, 4=HNO3, 5=NaOH, 6= Other _____

Possible Hazard Identification
Are any samples from a listed EPA Hazardous Waste? Please List any EPA Waste Codes for the sample in the Comments Section if the lab is to dispose of the sample

☐ Non-Hazard ☐ Flammable ☐ Skin Irritant ☐ Poison B ☐ Unknown

Sample Disposal (A fee may be assessed if samples are retained longer than 1 month)

☐ Return to Client ☑ Disposal by Lab ☐ Archive for _____ Months

Special Instructions/QC Requirements & Comments
Reduced Metals list: arsenic, barium, beryllium, cadmium, cobalt, copper lead nickel, vanadium and zinc

Custody Seals Intact: ☐ Yes ☐ No | Custody Seal No | Cooler Temp (°C) Obs'd _____ Corr'd _____ Therm ID No _____

Relinquished by Kramer Roth	Company SCS	Date/Time 6-6-24/1400	Received by Tony Ideker	Company	Date/Time 6/6 1220
Relinquished by Tony Ideker	Company	Date/Time 6/6 1530	Received by MU	Company	Date/Time 6-7-24 880
Relinquished by	Company	Date/Time	Received in Laboratory by	Company	Date/Time

Form No CA-C-WI-002 Rev 4.23, dated 4/16/2019

Eurofins Cedar Falls
3019 Venture Way
Cedar Falls, IA 50613
Phone: 319-277-2401 Fax: 319-277-2425

Chain of Custody Record

eurofins | Environment Testing

Client Information (Sub Contract Lab)	Sampler:	Lab PM: Yang, Mary E	Carrier Tracking No(s):	COC No: 310-73251.1
Client Contact: Shipping/Receiving	Phone:	E-Mail: Mary.Yang@ET.EurofinsUS.com	State of Origin: Iowa	Page: Page 1 of 1
Company: Eurofins Lancaster Laboratories Environm		Accreditations Required (See note): State Program - Iowa		Job #: 310-283039-1
Address: 2425 New Holland Pike,	Due Date Requested: 6/20/2024			
City: Lancaster	TAT Requested (days):			
State, Zip: PA, 17601				
Phone: 717-656-2300(Tel)	PO #:			
Email:	WO #:			
Project Name: Scott County Landfill 1st 2024 Semi-Annual	Project #: 31002007			
Site: 310-SCS Scott County Landfill	SSOW#:			

Analysis Requested

Preservation Codes:
-
Other:

Sample Identification - Client ID (Lab ID)	Sample Date	Sample Time	Sample Type (C=Comp, G=grab)	Matrix (W=water, S=solid, O=waste/oil, BT=Tissue, A=Air)	Field Filtered Sample (Yes or No)	Perform MS/MSD (Yes or No)	8151A/8151A_AP (MOD) Custom Analyte List	Total Number of containers	Special Instructions/Note:
			Preservation Code:						
MW-19 (310-283039-1)	6/5/24	18:54 Central		Water			X	2	
MW-27 (310-283039-2)	6/5/24	17:55 Central		Water			X	2	
MW-30 (310-283039-3)	6/5/24	16:55 Central		Water			X	2	

Note: Since laboratory accreditations are subject to change, Eurofins Environment Testing North Central, LLC places the ownership of method, analyte & accreditation compliance upon our subcontract laboratories. This sample shipment is forwarded under chain-of-custody. If the laboratory does not currently maintain accreditation in the State of Origin listed above for analysis/tests/matrix being analyzed, the samples must be shipped back to the Eurofins Environment Testing North Central, LLC laboratory or other instructions will be provided. Any changes to accreditation status should be brought to Eurofins Environment Testing North Central, LLC attention immediately. If all requested accreditations are current to date, return the signed Chain of Custody attesting to said compliance to Eurofins Environment Testing North Central, LLC.

Possible Hazard Identification	Sample Disposal (A fee may be assessed if samples are retained longer than 1 month)
Unconfirmed	☐ Return To Client ☐ Disposal By Lab ☐ Archive For _____ Months
Deliverable Requested: I, II, III, IV, Other (specify) Primary Deliverable Rank: 2	Special Instructions/QC Requirements:

Empty Kit Relinquished by:	Date:	Time:	Method of Shipment:

Relinquished by:	Date/Time:	Company	Received by:	Date/Time:	Company
	6/24 1430				
Relinquished by:	Date/Time:	Company	Received by:	Date/Time:	Company
Relinquished by:	Date/Time:	Company	Received by:	Date/Time: 6/6/24 0935	Company

Custody Seals Intact: Δ Yes Δ No	Custody Seal No.:	Cooler Temperature(s) °C and Other Remarks: 4.4/4.1 2.4/2.4

Ver: 04/02/2024

Login Sample Receipt Checklist

Client: SCS Engineers

Job Number: 310-283039-1

Login Number: 283039
List Number: 1
Creator: Costello, Mackenzie K

List Source: Eurofins Cedar Falls

Question	Answer	Comment
Radioactivity wasn't checked or is </= background as measured by a survey meter.	N/A	
The cooler's custody seal, if present, is intact.	True	
Sample custody seals, if present, are intact.	N/A	
The cooler or samples do not appear to have been compromised or tampered with.	True	
Samples were received on ice.	True	
Cooler Temperature is acceptable.	True	
Cooler Temperature is recorded.	True	
COC is present.	True	
COC is filled out in ink and legible.	True	
COC is filled out with all pertinent information.	True	
Is the Field Sampler's name present on COC?	True	
There are no discrepancies between the containers received and the COC.	True	
Samples are received within Holding Time (excluding tests with immediate HTs)	True	
Sample containers have legible labels.	True	
Containers are not broken or leaking.	True	
Sample collection date/times are provided.	True	
Appropriate sample containers are used.	True	
Sample bottles are completely filled.	True	
Sample Preservation Verified.	True	
There is sufficient vol. for all requested analyses, incl. any requested MS/MSDs	True	
Containers requiring zero headspace have no headspace or bubble is <6mm (1/4").	True	
Multiphasic samples are not present.	True	
Samples do not require splitting or compositing.	True	
Residual Chlorine Checked.	N/A	

Login Sample Receipt Checklist

Client: SCS Engineers

Job Number: 310-283039-1

Login Number: 283039
List Number: 3
Creator: Hernandez, Stephanie

List Source: Eurofins Chicago
List Creation: 06/08/24 12:15 PM

Question	Answer	Comment
Radioactivity wasn't checked or is </= background as measured by a survey meter.	True	
The cooler's custody seal, if present, is intact.	True	
Sample custody seals, if present, are intact.	True	
The cooler or samples do not appear to have been compromised or tampered with.	True	
Samples were received on ice.	True	
Cooler Temperature is acceptable.	True	
Cooler Temperature is recorded.	True	2.8
COC is present.	True	
COC is filled out in ink and legible.	True	
COC is filled out with all pertinent information.	True	
Is the Field Sampler's name present on COC?	True	
There are no discrepancies between the containers received and the COC.	True	
Samples are received within Holding Time (excluding tests with immediate HTs)	True	
Sample containers have legible labels.	True	
Containers are not broken or leaking.	True	
Sample collection date/times are provided.	True	
Appropriate sample containers are used.	True	
Sample bottles are completely filled.	True	
Sample Preservation Verified.	True	
There is sufficient vol. for all requested analyses, incl. any requested MS/MSDs	True	
Containers requiring zero headspace have no headspace or bubble is <6mm (1/4").	N/A	
Multiphasic samples are not present.	True	
Samples do not require splitting or compositing.	True	
Residual Chlorine Checked.	N/A	

Login Sample Receipt Checklist

Client: SCS Engineers

Job Number: 310-283039-1

Login Number: 283039
List Number: 2
Creator: McCaskey, Jonathan

List Source: Eurofins Lancaster Laboratories Environment Testing, LLC
List Creation: 06/08/24 10:27 AM

Question	Answer	Comment
The cooler's custody seal is intact.	N/A	
The cooler or samples do not appear to have been compromised or tampered with.	True	
Samples were received on ice.	True	
Cooler Temperature acceptable,where thermal pres is required(</=6C, not frozen).	True	
Cooler Temperature is recorded.	True	
WV:Container Temp acceptable,where thermal pres is required (</=6C, not frozen).	N/A	
WV: Container Temperature is recorded.	N/A	
COC is present.	True	
COC is filled out in ink and legible.	True	
COC is filled out with all pertinent information.	True	
There are no discrepancies between the containers received and the COC.	True	
Sample containers have legible labels.	True	
Containers are not broken or leaking.	True	
Sample collection date/times are provided.	True	
Appropriate sample containers are used.	True	
Sample bottles are completely filled.	True	
There is sufficient vol. for all requested analyses.	True	
Is the Field Sampler's name present on COC?	False	Received project as a subcontract.
Sample custody seals are intact.	N/A	
VOA sample vials do not have headspace >6mm in diameter (none, if from WV)?	N/A	

eurofins | Environment Testing

ANALYTICAL REPORT

PREPARED FOR

Attn: Nathan Ohrt
SCS Engineers
1690 All State Court
Suite 100
West Des Moines, Iowa 50265

Generated 8/12/2024 9:25:52 AM Revision 1

JOB DESCRIPTION

Scott County Landfill 1st 2024 Semi-Annual HMSP
Scott County Landfill HMSP 1st 2024 Semi

JOB NUMBER

310-283117-1

Eurofins Cedar Falls
3019 Venture Way
Cedar Falls IA 50613

See page two for job notes and contact information.

my EOL

Job Notes

This report may not be reproduced except in full, and with written approval from the laboratory. The results relate only to the samples tested. For questions please contact the Project Manager at the e-mail address or telephone number listed on this page.

The test results in this report relate only to the samples as received by the laboratory and will meet all requirements of the methodology, with any exceptions noted. This report shall not be reproduced except in full, without the express written approval of the laboratory. All questions should be directed to the Eurofins Environment Testing North Central, LLC Project Manager.

Authorization

Generated
8/12/2024 9:25:52 AM
Revision 1

Authorized for release by
Mary Yang, Client Service Manager
Mary.Yang@ET.EurofinsUS.com
(319)595-2025

Table of Contents

Cover Page 1
Table of Contents 3
Case Narrative 4
Sample Summary 6
Detection Summary 7
Detection Limit Exceptions Summary 9
Client Sample Results 10
Definitions 41
Surrogate Summary 43
QC Sample Results 46
QC Association 68
Chronicle 73
Certification Summary 77
Method Summary 79
Chain of Custody 80
Receipt Checklists 86

Job Narrative
310-283117-1

REVISION

The report being provided is a revision of the original report sent on 7/3/2024. The report (revision 1) is being revised due to client requested we add Dioseb and remove PCB-1268, Total PCBs and Sulfide as H2S.

Analytical test results meet all requirements of the associated regulatory program listed on the Accreditation/Certification Summary Page unless otherwise noted under the individual analysis. Data qualifiers and/or narrative comments are included to explain any exceptions, if applicable.

- Matrix QC may not be reported if insufficient sample is provided or site-specific QC samples were not submitted. In these situations, to demonstrate precision and accuracy at a batch level, a LCS/LCSD may be performed, unless otherwise specified in the method.
- Surrogate and/or isotope dilution analyte recoveries (if applicable) which are outside of the QC window are confirmed unless attributed to a dilution or otherwise noted in the narrative.

Regulated compliance samples (e.g. SDWA, NPDES) must comply with the associated agency requirements/permits.

Receipt
The samples were received on 6/8/2024 9:15 AM. Unless otherwise noted below, the samples arrived in good condition, and, where required, properly preserved and on ice. The temperatures of the 3 coolers at receipt time were 2.4°C, 2.8°C and 3.1°C.

Receipt Exceptions
The following samples were received at the laboratory outside the required temperature criteria: MW-17 (310-283117-11), MW-20 (310-283117-12) and MW-21 (310-283117-13). This does not meet regulatory requirements. The client was contacted regarding this issue, and the laboratory was instructed to proceed with analysis.

GC/MS VOA
No additional analytical or quality issues were noted, other than those described above or in the Definitions/ Glossary page.

GC/MS Semi VOA
Method 8270E: The laboratory control sample (LCS) was performed in duplicate (LCSD) to provide precision data for this batch. Insufficient sample volume was available to perform a matrix spike/matrix spike duplicate (MS/MSD) associated with preparation batch 310-424460.

Method 8270E: The continuing calibration verification (CCV) associated with batch 310-424715 recovered above the upper control limit for 2-Chloronaphthalene (27.1%D), 3,3'-Dimethylbenzidine (20.5%D), Safrole (27.2%D), 2,4-Dichlorophenol (20.2%D), 1,3-Dinitrobenzene (23.5%D) and o,o',o''-Triethylphosphorothioate (26.5%D). The samples associated with this CCV were non-detects for the affected analytes; therefore, the data have been reported.

Method 8270E: The laboratory control sample and/or the laboratory control sample duplicate (LCS/LCSD) for preparation batch 310-424460 and analytical batch 310-424715 recovered outside control limits for the following analyte(s): p-Phenylene diamine. p-Phenylene diamine has been identified as a poor performing analyte when analyzed using this method; therefore, re-extraction/re-analysis was not performed.

Method 8270E: The laboratory control sample (LCS) for preparation batch 310-424460 and analytical batch 310-424715 recovered outside control limits for the following analytes: Famphur. These analytes were biased high in the LCS and were not detected in the associated samples; therefore, the data have been reported.

Method 8270E: The laboratory control sample duplicate (LCSD) for preparation batch 310-424460 and analytical batch 310-424715 recovered outside control limits for the following analytes: Famphur. These analytes were biased high in the LCSD and were not detected in the associated samples; therefore, the data have been reported.

Method 8270E: The RPD of the laboratory control sample (LCS) and laboratory control sample duplicate (LCSD) for preparation batch 310-424460 and analytical batch 310-424715 recovered outside control limits for the following analytes: 2,4-Dinitrophenol, 3,3'-Dimethylbenzidine and Methapyrilene.

Job ID: 310-283117-1 (Continued) Eurofins Cedar Falls

Method 8270E: The continuing calibration verification (CCV) associated with batch 310-424715 recovered above the upper control limit for 1,4-Naphthoquinone (22.7%D), Dinoseb (27.7%D), 3,3'-Dichlorobenzidine (20.5%D), Safrole (27.2%D), 1,3-Dinitrobenzene 23.5%D), o,o',o''-Triethylphosphorothioate (26.5%D), 2-Chloronaphthalene (27.1%D) and 2,4-Dichlorophenol (20.2%D). The samples associated with this CCV were non-detects for the affected analytes; therefore, the data have been reported.

No additional analytical or quality issues were noted, other than those described above or in the Definitions/ Glossary page.

GC Semi VOA
No additional analytical or quality issues were noted, other than those described above or in the Definitions/ Glossary page.

Herbicides
No additional analytical or quality issues were noted, other than those described above or in the Definitions/ Glossary page.

PCBs
No additional analytical or quality issues were noted, other than those described above or in the Definitions/ Glossary page.

Pesticides
Method 8081B: The continuing calibration verification (CCV) associated with batch 310-424293 recovered above the upper control limit for Methoxychlor. The samples associated with this CCV were non-detects for the affected analytes; therefore, the data have been reported.

No additional analytical or quality issues were noted, other than those described above or in the Definitions/ Glossary page.

Metals
Method 6020B: The reference method requires samples to be preserved to a pH of <2. The following samples were received with insufficient preservation at a pH of >2: OP-17 (310-283117-15) and MW-DC (310-283117-17). The sample(s) was preserved to the appropriate pH in the laboratory.

No additional analytical or quality issues were noted, other than those described above or in the Definitions/ Glossary page.

General Chemistry
No additional analytical or quality issues were noted, other than those described above or in the Definitions/ Glossary page.

Sample Summary

Client: SCS Engineers
Job ID: 310-283117-1
Project/Site: Scott County Landfill 1st 2024 Semi-Annual HMSP

Lab Sample ID	Client Sample ID	Matrix	Collected	Received
310-283117-11	MW-17	Groundwater	06/06/24 19:41	06/08/24 09:15
310-283117-12	MW-20	Groundwater	06/06/24 13:24	06/08/24 09:15
310-283117-13	MW-21	Groundwater	06/06/24 17:38	06/08/24 09:15
310-283117-14	MW-28	Groundwater	06/06/24 10:38	06/08/24 09:15
310-283117-15	OP-17	Groundwater	06/06/24 17:30	06/08/24 09:15
310-283117-16	OP-18	Groundwater	06/06/24 11:20	06/08/24 09:15
310-283117-17	MW-DC	Groundwater	06/06/24 17:30	06/08/24 09:15
310-283117-18	Trip Blank 1	Trip Blank	06/06/24 00:00	06/08/24 09:15
310-283117-19	Trip Blank 2	Trip Blank	06/06/24 00:00	06/08/24 09:15
310-283117-20	Trip Blank 3	Water	06/06/24 00:00	06/08/24 09:15

Detection Summary

Client: SCS Engineers
Job ID: 310-283117-1
Project/Site: Scott County Landfill 1st 2024 Semi-Annual HMSP

Client Sample ID: MW-17 — Lab Sample ID: 310-283117-11

Analyte	Result	Qualifier	RL	MDL	Unit	Dil Fac	D	Method	Prep Type
1,1-Dichloroethane	2.10		1.00	0.220	ug/L	1		8260D	Total/NA
cis-1,2-Dichloroethene	6.04		1.00	0.210	ug/L	1		8260D	Total/NA
Vinyl chloride	0.209	J	1.00	0.180	ug/L	1		8260D	Total/NA
Arsenic	0.0127		0.00200	0.000530	mg/L	1		6020B	Total/NA
Barium	0.463		0.00200	0.000660	mg/L	1		6020B	Total/NA
Cobalt	0.000982		0.000500	0.000170	mg/L	1		6020B	Total/NA
Total Suspended Solids	15.0		7.50	5.55	mg/L	1		I-3765-85	Total/NA

Client Sample ID: MW-20 — Lab Sample ID: 310-283117-12

Analyte	Result	Qualifier	RL	MDL	Unit	Dil Fac	D	Method	Prep Type
Barium	0.320		0.00200	0.000660	mg/L	1		6020B	Total/NA
Total Suspended Solids	3.50		1.88	1.39	mg/L	1		I-3765-85	Total/NA

Client Sample ID: MW-21 — Lab Sample ID: 310-283117-13

Analyte	Result	Qualifier	RL	MDL	Unit	Dil Fac	D	Method	Prep Type
Arsenic	0.00119	J	0.00200	0.000530	mg/L	1		6020B	Total/NA
Barium	0.187		0.00200	0.000660	mg/L	1		6020B	Total/NA
Cobalt	0.00233		0.000500	0.000170	mg/L	1		6020B	Total/NA
Lead	0.000349	J	0.000500	0.000260	mg/L	1		6020B	Total/NA
Zinc	0.0322		0.0200	0.00970	mg/L	1		6020B	Total/NA
Total Suspended Solids	91.3		3.75	2.78	mg/L	1		I-3765-85	Total/NA

Client Sample ID: MW-28 — Lab Sample ID: 310-283117-14

Analyte	Result	Qualifier	RL	MDL	Unit	Dil Fac	D	Method	Prep Type
Barium	0.217		0.00200	0.000660	mg/L	1		6020B	Total/NA
Cobalt	0.000501		0.000500	0.000170	mg/L	1		6020B	Total/NA
Total Suspended Solids	16.6		1.88	1.39	mg/L	1		I-3765-85	Total/NA

Client Sample ID: OP-17 — Lab Sample ID: 310-283117-15

Analyte	Result	Qualifier	RL	MDL	Unit	Dil Fac	D	Method	Prep Type
Benzene	2.93		0.500	0.220	ug/L	1		8260D	Total/NA
Chlorobenzene	41.3		1.00	0.400	ug/L	1		8260D	Total/NA
Chloromethane	4.73		3.00	0.610	ug/L	1		8260D	Total/NA
1,2-Dichlorobenzene	10.1		1.00	0.370	ug/L	1		8260D	Total/NA
1,4-Dichlorobenzene	13.2		1.00	0.230	ug/L	1		8260D	Total/NA
Arsenic	0.00731		0.00200	0.000530	mg/L	1		6020B	Total/NA
Barium	0.356		0.00200	0.000660	mg/L	1		6020B	Total/NA
Beryllium	0.000961	J	0.00100	0.000330	mg/L	1		6020B	Total/NA
Cobalt	0.00643		0.000500	0.000170	mg/L	1		6020B	Total/NA
Copper	0.0709		0.00500	0.00180	mg/L	1		6020B	Total/NA
Nickel	0.0111		0.00500	0.00210	mg/L	1		6020B	Total/NA
Vanadium	0.00113	J	0.00500	0.00110	mg/L	1		6020B	Total/NA
Zinc	0.0141	J	0.0200	0.00970	mg/L	1		6020B	Total/NA
Total Suspended Solids	89.0		15.0	11.1	mg/L	1		I-3765-85	Total/NA

This Detection Summary does not include radiochemical test results.

Detection Summary

Client: SCS Engineers
Job ID: 310-283117-1
Project/Site: Scott County Landfill 1st 2024 Semi-Annual HMSP

Client Sample ID: OP-18 — Lab Sample ID: 310-283117-16

Analyte	Result	Qualifier	RL	MDL	Unit	Dil Fac	D	Method	Prep Type
Acetone	8.33	J	10.0	3.10	ug/L	1		8260D	Total/NA
Benzene	1.53		0.500	0.220	ug/L	1		8260D	Total/NA
Chlorobenzene	31.9		1.00	0.400	ug/L	1		8260D	Total/NA
1,2-Dichlorobenzene	0.514	J	1.00	0.370	ug/L	1		8260D	Total/NA
1,4-Dichlorobenzene	1.36		1.00	0.230	ug/L	1		8260D	Total/NA
Arsenic	0.00739		0.00200	0.000530	mg/L	1		6020B	Total/NA
Barium	0.104		0.00200	0.000660	mg/L	1		6020B	Total/NA
Beryllium	0.00965		0.00100	0.000330	mg/L	1		6020B	Total/NA
Cobalt	0.00778		0.000500	0.000170	mg/L	1		6020B	Total/NA
Copper	1.09		0.00500	0.00180	mg/L	1		6020B	Total/NA
Lead	0.00110		0.000500	0.000260	mg/L	1		6020B	Total/NA
Nickel	0.0877		0.00500	0.00210	mg/L	1		6020B	Total/NA
Vanadium	0.00202	J	0.00500	0.00110	mg/L	1		6020B	Total/NA
Zinc	0.314		0.0200	0.00970	mg/L	1		6020B	Total/NA
Total Suspended Solids	85.0		15.0	11.1	mg/L	1		I-3765-85	Total/NA

Client Sample ID: MW-DC — Lab Sample ID: 310-283117-17

Analyte	Result	Qualifier	RL	MDL	Unit	Dil Fac	D	Method	Prep Type
Benzene	3.05		0.500	0.220	ug/L	1		8260D	Total/NA
Chlorobenzene	42.1		1.00	0.400	ug/L	1		8260D	Total/NA
Chloromethane	3.99		3.00	0.610	ug/L	1		8260D	Total/NA
1,2-Dichlorobenzene	10.1		1.00	0.370	ug/L	1		8260D	Total/NA
1,4-Dichlorobenzene	12.9		1.00	0.230	ug/L	1		8260D	Total/NA
Arsenic	0.00852		0.00200	0.000530	mg/L	1		6020B	Total/NA
Barium	0.376		0.00200	0.000660	mg/L	1		6020B	Total/NA
Beryllium	0.000733	J	0.00100	0.000330	mg/L	1		6020B	Total/NA
Cobalt	0.00630		0.000500	0.000170	mg/L	1		6020B	Total/NA
Copper	0.0527		0.00500	0.00180	mg/L	1		6020B	Total/NA
Nickel	0.0112		0.00500	0.00210	mg/L	1		6020B	Total/NA
Vanadium	0.00134	J	0.00500	0.00110	mg/L	1		6020B	Total/NA
Zinc	0.0117	J	0.0200	0.00970	mg/L	1		6020B	Total/NA
Total Suspended Solids	78.0		15.0	11.1	mg/L	1		I-3765-85	Total/NA

Client Sample ID: Trip Blank 1 — Lab Sample ID: 310-283117-18

No Detections.

Client Sample ID: Trip Blank 2 — Lab Sample ID: 310-283117-19

No Detections.

Client Sample ID: Trip Blank 3 — Lab Sample ID: 310-283117-20

No Detections.

This Detection Summary does not include radiochemical test results.

Quantitation Limit Exceptions Summary

Client: SCS Engineers
Job ID: 310-283117-1
Project/Site: Scott County Landfill 1st 2024 Semi-Annual HMSP

The requested project specific reporting limits listed below were less than laboratory standard quantitation limits (PQL) but greater than or equal to the laboratory method detection limits (MDL). It must be noted that results reported below lab standard quantitation limits may result in false positive/false negative values and less accurate quantitation. Routine laboratory procedures do not indicate corrective action for detections below the laboratory's PQL.

Method	Analyte	Matrix	Prep Type	Unit	Client RL	Lab PQL
8260D	1,2-Dibromo-3-Chloropropane	Groundwater	Total/NA	ug/L	1.20	5
8260D	1,2-Dibromo-3-Chloropropane	Trip Blank	Total/NA	ug/L	1.20	5
8260D	1,2-Dibromo-3-Chloropropane	Water	Total/NA	ug/L	1.20	5
8260D	1,2-Dibromoethane (EDB)	Groundwater	Total/NA	ug/L	0.340	1
8260D	1,2-Dibromoethane (EDB)	Trip Blank	Total/NA	ug/L	0.340	1
8260D	1,2-Dibromoethane (EDB)	Water	Total/NA	ug/L	0.340	1

Client: SCS Engineers
Job ID: 310-283117-1
Project/Site: Scott County Landfill 1st 2024 Semi-Annual HMSP

Client Sample ID: MW-17
Lab Sample ID: 310-283117-11
Date Collected: 06/06/24 19:41
Matrix: Groundwater
Date Received: 06/08/24 09:15

Method: SW846 8260D - Volatile Organic Compounds by GC/MS

Analyte	Result	Qualifier	RL	MDL	Unit	D	Prepared	Analyzed	Dil Fac
1,1,1,2-Tetrachloroethane	<1.00		1.00	0.380	ug/L			06/12/24 16:23	1
1,1,1-Trichloroethane	<1.00		1.00	0.190	ug/L			06/12/24 16:23	1
1,1,2,2-Tetrachloroethane	<1.00		1.00	0.470	ug/L			06/12/24 16:23	1
1,1,2-Trichloroethane	<1.00		1.00	0.450	ug/L			06/12/24 16:23	1
1,1-Dichloroethane	**2.10**		1.00	0.220	ug/L			06/12/24 16:23	1
1,1-Dichloroethene	<2.00		2.00	0.560	ug/L			06/12/24 16:23	1
1,1-Dichloropropene	<1.00		1.00	0.430	ug/L			06/12/24 16:23	1
1,2,3-Trichloropropane	<1.00		1.00	0.590	ug/L			06/12/24 16:23	1
1,2,4-Trichlorobenzene	<5.00		5.00	0.750	ug/L			06/12/24 16:23	1
1,2-Dibromo-3-chloropropane	<5.00		5.00	1.20	ug/L			06/12/24 16:23	1
1,2-Dibromoethane (EDB)	<1.00		1.00	0.340	ug/L			06/12/24 16:23	1
1,2-Dichlorobenzene	<1.00		1.00	0.370	ug/L			06/12/24 16:23	1
1,2-Dichloroethane	<1.00		1.00	0.390	ug/L			06/12/24 16:23	1
1,2-Dichloropropane	<1.00		1.00	0.270	ug/L			06/12/24 16:23	1
1,3-Dichlorobenzene	<1.00		1.00	0.300	ug/L			06/12/24 16:23	1
1,3-Dichloropropane	<1.00		1.00	0.400	ug/L			06/12/24 16:23	1
1,4-Dichlorobenzene	<1.00		1.00	0.230	ug/L			06/12/24 16:23	1
2,2-Dichloropropane	<4.00		4.00	0.690	ug/L			06/12/24 16:23	1
2-Butanone (MEK)	<10.0		10.0	2.10	ug/L			06/12/24 16:23	1
2-Hexanone	<10.0		10.0	2.00	ug/L			06/12/24 16:23	1
4-Methyl-2-pentanone (MIBK)	<10.0		10.0	2.10	ug/L			06/12/24 16:23	1
Acetone	<10.0		10.0	3.10	ug/L			06/12/24 16:23	1
Acrolein	<10.0		10.0	3.60	ug/L			06/12/24 16:23	1
Acrylonitrile	<5.00		5.00	2.20	ug/L			06/12/24 16:23	1
Allyl chloride	<2.00		2.00	0.700	ug/L			06/12/24 16:23	1
Benzene	<0.500		0.500	0.220	ug/L			06/12/24 16:23	1
Bromochloromethane	<5.00		5.00	0.540	ug/L			06/12/24 16:23	1
Bromodichloromethane	<1.00		1.00	0.390	ug/L			06/12/24 16:23	1
Bromoform	<5.00		5.00	0.780	ug/L			06/12/24 16:23	1
Bromomethane	<4.00		4.00	1.10	ug/L			06/12/24 16:23	1
Carbon disulfide	<1.00		1.00	0.450	ug/L			06/12/24 16:23	1
Carbon tetrachloride	<2.00		2.00	0.650	ug/L			06/12/24 16:23	1
Chlorobenzene	<1.00		1.00	0.400	ug/L			06/12/24 16:23	1
Chlorodibromomethane	<5.00		5.00	0.750	ug/L			06/12/24 16:23	1
Chloroethane	<4.00		4.00	0.790	ug/L			06/12/24 16:23	1
Chloroform	<3.00		3.00	1.30	ug/L			06/12/24 16:23	1
Chloromethane	<3.00		3.00	0.610	ug/L			06/12/24 16:23	1
Chloroprene	<1.00		1.00	0.230	ug/L			06/12/24 16:23	1
cis-1,2-Dichloroethene	**6.04**		1.00	0.210	ug/L			06/12/24 16:23	1
cis-1,3-Dichloropropene	<5.00		5.00	0.250	ug/L			06/12/24 16:23	1
Dibromomethane	<1.00		1.00	0.330	ug/L			06/12/24 16:23	1
Dichlorodifluoromethane	<3.00		3.00	0.250	ug/L			06/12/24 16:23	1
Ethyl methacrylate	<2.00		2.00	0.680	ug/L			06/12/24 16:23	1
Ethylbenzene	<1.00		1.00	0.310	ug/L			06/12/24 16:23	1
Iodomethane	<10.0		10.0	7.00	ug/L			06/12/24 16:23	1
Methacrylonitrile	<10.0		10.0	3.30	ug/L			06/12/24 16:23	1
Methyl methacrylate	<2.00		2.00	0.760	ug/L			06/12/24 16:23	1
Methylene chloride	<5.00		5.00	1.70	ug/L			06/12/24 16:23	1

Client Sample ID: MW-17
Date Collected: 06/06/24 19:41
Date Received: 06/08/24 09:15

Lab Sample ID: 310-283117-11
Matrix: Groundwater

Method: SW846 8260D - Volatile Organic Compounds by GC/MS (Continued)

Analyte	Result	Qualifier	RL	MDL	Unit	D	Prepared	Analyzed	Dil Fac
Naphthalene	<5.00		5.00	3.00	ug/L			06/12/24 16:23	1
Propionitrile	<10.0		10.0	3.40	ug/L			06/12/24 16:23	1
Styrene	<1.00		1.00	0.370	ug/L			06/12/24 16:23	1
Tetrachloroethene	<1.00		1.00	0.480	ug/L			06/12/24 16:23	1
Toluene	<1.00		1.00	0.430	ug/L			06/12/24 16:23	1
trans-1,2-Dichloroethene	<1.00		1.00	0.270	ug/L			06/12/24 16:23	1
trans-1,3-Dichloropropene	<5.00		5.00	0.560	ug/L			06/12/24 16:23	1
trans-1,4-Dichloro-2-butene	<10.0		10.0	1.10	ug/L			06/12/24 16:23	1
Trichloroethene	<1.00		1.00	0.430	ug/L			06/12/24 16:23	1
Trichlorofluoromethane	<4.00		4.00	0.380	ug/L			06/12/24 16:23	1
Vinyl acetate	<10.0		10.0	2.50	ug/L			06/12/24 16:23	1
Vinyl chloride	**0.209**	**J**	1.00	0.180	ug/L			06/12/24 16:23	1
Xylenes, Total	<3.00		3.00	0.400	ug/L			06/12/24 16:23	1

Surrogate	*%Recovery*	*Qualifier*	*Limits*	*Prepared*	*Analyzed*	*Dil Fac*
Dibromofluoromethane (Surr)	*104*		*73 - 130*		*06/12/24 16:23*	*1*
Toluene-d8 (Surr)	*98*		*80 - 120*		*06/12/24 16:23*	*1*
4-Bromofluorobenzene (Surr)	*102*		*80 - 120*		*06/12/24 16:23*	*1*

Method: SW846 8270E - Semivolatile Organic Compounds (GC/MS)

Analyte	Result	Qualifier	RL	MDL	Unit	D	Prepared	Analyzed	Dil Fac
1,2,4,5-Tetrachlorobenzene	<10.0		10.0	0.540	ug/L		06/13/24 10:50	06/17/24 16:52	1
1,3,5-Trinitrobenzene	<10.0		10.0	2.30	ug/L		06/13/24 10:50	06/17/24 16:52	1
1,3-Dinitrobenzene	<10.0		10.0	3.20	ug/L		06/13/24 10:50	06/17/24 16:52	1
1,4-Naphthoquinone	<10.0		10.0	3.60	ug/L		06/13/24 10:50	06/17/24 16:52	1
1,4-Phenylenediamine	<10.0	*-	10.0	1.90	ug/L		06/13/24 10:50	06/17/24 16:52	1
1-Naphthylamine	<10.0		10.0	2.50	ug/L		06/13/24 10:50	06/17/24 16:52	1
2,3,4,6-Tetrachlorophenol	<10.0		10.0	5.30	ug/L		06/13/24 10:50	06/17/24 16:52	1
2,4,5-Trichlorophenol	<10.0		10.0	5.30	ug/L		06/13/24 10:50	06/17/24 16:52	1
2,4,6-Trichlorophenol	<10.0		10.0	5.00	ug/L		06/13/24 10:50	06/17/24 16:52	1
2,4-Dichlorophenol	<10.0		10.0	0.850	ug/L		06/13/24 10:50	06/17/24 16:52	1
2,4-Dimethylphenol	<10.0		10.0	0.580	ug/L		06/13/24 10:50	06/17/24 16:52	1
2,4-Dinitrophenol	<20.0	*1	20.0	13.0	ug/L		06/13/24 10:50	06/17/24 16:52	1
2,4-Dinitrotoluene	<10.0		10.0	6.40	ug/L		06/13/24 10:50	06/17/24 16:52	1
2,6-Dichlorophenol	<10.0		10.0	0.690	ug/L		06/13/24 10:50	06/17/24 16:52	1
2,6-Dinitrotoluene	<10.0		10.0	0.520	ug/L		06/13/24 10:50	06/17/24 16:52	1
2-Acetylaminofluorene	<10.0		10.0	2.70	ug/L		06/13/24 10:50	06/17/24 16:52	1
2-Chloronaphthalene	<10.0		10.0	0.640	ug/L		06/13/24 10:50	06/17/24 16:52	1
2-Chlorophenol	<10.0		10.0	0.540	ug/L		06/13/24 10:50	06/17/24 16:52	1
2-Methylnaphthalene	<10.0		10.0	0.590	ug/L		06/13/24 10:50	06/17/24 16:52	1
2-Methylphenol	<10.0		10.0	0.650	ug/L		06/13/24 10:50	06/17/24 16:52	1
2-Naphthylamine	<10.0		10.0	2.10	ug/L		06/13/24 10:50	06/17/24 16:52	1
2-Nitroaniline	<10.0		10.0	5.90	ug/L		06/13/24 10:50	06/17/24 16:52	1
2-Nitrophenol	<10.0		10.0	6.80	ug/L		06/13/24 10:50	06/17/24 16:52	1
3,3'-Dichlorobenzidine	<10.0		10.0	1.40	ug/L		06/13/24 10:50	06/17/24 16:52	1
3,3'-Dimethylbenzidine	<10.0	*1	10.0	1.50	ug/L		06/13/24 10:50	06/17/24 16:52	1
3-Methylcholanthrene	<10.0		10.0	0.320	ug/L		06/13/24 10:50	06/17/24 16:52	1
3-Nitroaniline	<10.0		10.0	2.70	ug/L		06/13/24 10:50	06/17/24 16:52	1
4,6-Dinitro-2-methylphenol	<10.0		10.0	6.90	ug/L		06/13/24 10:50	06/17/24 16:52	1

Client: SCS Engineers
Job ID: 310-283117-1
Project/Site: Scott County Landfill 1st 2024 Semi-Annual HMSP

Client Sample ID: MW-17
Lab Sample ID: 310-283117-11
Date Collected: 06/06/24 19:41
Matrix: Groundwater
Date Received: 06/08/24 09:15

Method: SW846 8270E - Semivolatile Organic Compounds (GC/MS) (Continued)

Analyte	Result	Qualifier	RL	MDL	Unit	D	Prepared	Analyzed	Dil Fac
4-Aminobiphenyl	<10.0		10.0	2.20	ug/L		06/13/24 10:50	06/17/24 16:52	1
4-Bromophenyl phenyl ether	<10.0		10.0	0.700	ug/L		06/13/24 10:50	06/17/24 16:52	1
4-Chloro-3-methylphenol	<10.0		10.0	0.840	ug/L		06/13/24 10:50	06/17/24 16:52	1
4-Chloroaniline	<10.0		10.0	0.620	ug/L		06/13/24 10:50	06/17/24 16:52	1
4-Chlorophenyl phenyl ether	<10.0		10.0	0.690	ug/L		06/13/24 10:50	06/17/24 16:52	1
4-Methylphenol (and/or 3-Methylphenol)	<10.0		10.0	0.700	ug/L		06/13/24 10:50	06/17/24 16:52	1
4-Nitroaniline	<10.0		10.0	1.30	ug/L		06/13/24 10:50	06/17/24 16:52	1
4-Nitrophenol	<10.0		10.0	7.60	ug/L		06/13/24 10:50	06/17/24 16:52	1
5-Nitro-o-toluidine	<10.0		10.0	2.80	ug/L		06/13/24 10:50	06/17/24 16:52	1
7,12-Dimethylbenz(a)anthracene	<10.0		10.0	1.90	ug/L		06/13/24 10:50	06/17/24 16:52	1
Acenaphthene	<10.0		10.0	0.640	ug/L		06/13/24 10:50	06/17/24 16:52	1
Acenaphthylene	<10.0		10.0	0.720	ug/L		06/13/24 10:50	06/17/24 16:52	1
Acetophenone	<10.0		10.0	0.690	ug/L		06/13/24 10:50	06/17/24 16:52	1
Anthracene	<10.0		10.0	0.870	ug/L		06/13/24 10:50	06/17/24 16:52	1
Benzo(a)anthracene	<10.0		10.0	0.850	ug/L		06/13/24 10:50	06/17/24 16:52	1
Benzo(a)pyrene	<10.0		10.0	8.10	ug/L		06/13/24 10:50	06/17/24 16:52	1
Benzo(b)fluoranthene	<10.0		10.0	4.90	ug/L		06/13/24 10:50	06/17/24 16:52	1
Benzo(g,h,i)perylene	<10.0		10.0	6.30	ug/L		06/13/24 10:50	06/17/24 16:52	1
Benzo(k)fluoranthene	<10.0		10.0	2.20	ug/L		06/13/24 10:50	06/17/24 16:52	1
Benzyl alcohol	<10.0		10.0	1.30	ug/L		06/13/24 10:50	06/17/24 16:52	1
Bis(2-chloroethoxy)methane	<10.0		10.0	0.760	ug/L		06/13/24 10:50	06/17/24 16:52	1
Bis(2-chloroethyl)ether	<10.0		10.0	0.820	ug/L		06/13/24 10:50	06/17/24 16:52	1
bis(2-chloroisopropyl) ether	<10.0		10.0	0.540	ug/L		06/13/24 10:50	06/17/24 16:52	1
Bis(2-ethylhexyl) phthalate	<10.0		10.0	5.50	ug/L		06/13/24 10:50	06/17/24 16:52	1
Butyl benzyl phthalate	<10.0		10.0	5.40	ug/L		06/13/24 10:50	06/17/24 16:52	1
Chlorobenzilate	<10.0		10.0	3.60	ug/L		06/13/24 10:50	06/17/24 16:52	1
Chrysene	<10.0		10.0	0.870	ug/L		06/13/24 10:50	06/17/24 16:52	1
Diallate	<10.0		10.0	4.00	ug/L		06/13/24 10:50	06/17/24 16:52	1
Dibenz(a,h)anthracene	<10.0		10.0	3.90	ug/L		06/13/24 10:50	06/17/24 16:52	1
Dibenzofuran	<10.0		10.0	0.740	ug/L		06/13/24 10:50	06/17/24 16:52	1
Diethyl phthalate	<10.0		10.0	1.70	ug/L		06/13/24 10:50	06/17/24 16:52	1
Dimethoate	<10.0		10.0	3.60	ug/L		06/13/24 10:50	06/17/24 16:52	1
Dimethyl phthalate	<10.0		10.0	1.00	ug/L		06/13/24 10:50	06/17/24 16:52	1
Di-n-butyl phthalate	<10.0		10.0	5.60	ug/L		06/13/24 10:50	06/17/24 16:52	1
Di-n-octyl phthalate	<20.0		20.0	7.00	ug/L		06/13/24 10:50	06/17/24 16:52	1
Diphenylamine	<10.0		10.0	6.00	ug/L		06/13/24 10:50	06/17/24 16:52	1
Disulfoton	<10.0		10.0	2.40	ug/L		06/13/24 10:50	06/17/24 16:52	1
Ethyl methanesulfonate	<10.0		10.0	3.60	ug/L		06/13/24 10:50	06/17/24 16:52	1
Ethyl parathion	<10.0		10.0	2.20	ug/L		06/13/24 10:50	06/17/24 16:52	1
Famphur	<10.0	*+	10.0	3.80	ug/L		06/13/24 10:50	06/17/24 16:52	1
Fluoranthene	<10.0		10.0	1.70	ug/L		06/13/24 10:50	06/17/24 16:52	1
Fluorene	<10.0		10.0	0.790	ug/L		06/13/24 10:50	06/17/24 16:52	1
Hexachlorobenzene	<10.0		10.0	0.700	ug/L		06/13/24 10:50	06/17/24 16:52	1
Hexachlorobutadiene	<10.0		10.0	0.860	ug/L		06/13/24 10:50	06/17/24 16:52	1
Hexachlorocyclopentadiene	<10.0		10.0	5.10	ug/L		06/13/24 10:50	06/17/24 16:52	1
Hexachloroethane	<10.0		10.0	0.970	ug/L		06/13/24 10:50	06/17/24 16:52	1
Hexachloropropene	<10.0		10.0	2.60	ug/L		06/13/24 10:50	06/17/24 16:52	1
Indeno(1,2,3-cd)pyrene	<10.0		10.0	4.20	ug/L		06/13/24 10:50	06/17/24 16:52	1

Client: SCS Engineers
Job ID: 310-283117-1
Project/Site: Scott County Landfill 1st 2024 Semi-Annual HMSP

Client Sample ID: MW-17
Date Collected: 06/06/24 19:41
Date Received: 06/08/24 09:15

Lab Sample ID: 310-283117-11
Matrix: Groundwater

Method: SW846 8270E - Semivolatile Organic Compounds (GC/MS) (Continued)

Analyte	Result	Qualifier	RL	MDL	Unit	D	Prepared	Analyzed	Dil Fac
Isodrin	<10.0		10.0	4.70	ug/L		06/13/24 10:50	06/17/24 16:52	1
Isophorone	<10.0		10.0	0.930	ug/L		06/13/24 10:50	06/17/24 16:52	1
Isosafrole	<10.0		10.0	2.30	ug/L		06/13/24 10:50	06/17/24 16:52	1
Kepone	<10.0		10.0	1.00	ug/L		06/13/24 10:50	06/17/24 16:52	1
Methapyrilene	<10.0	*1	10.0	0.760	ug/L		06/13/24 10:50	06/17/24 16:52	1
Methyl methanesulfonate	<10.0		10.0	3.30	ug/L		06/13/24 10:50	06/17/24 16:52	1
Methyl parathion	<10.0		10.0	2.30	ug/L		06/13/24 10:50	06/17/24 16:52	1
Nitrobenzene	<10.0		10.0	0.800	ug/L		06/13/24 10:50	06/17/24 16:52	1
N-Nitrosodiethylamine	<10.0		10.0	3.40	ug/L		06/13/24 10:50	06/17/24 16:52	1
N-Nitrosodimethylamine	<10.0		10.0	0.720	ug/L		06/13/24 10:50	06/17/24 16:52	1
N-Nitrosodi-n-butylamine	<10.0		10.0	3.90	ug/L		06/13/24 10:50	06/17/24 16:52	1
N-Nitrosodi-n-propylamine	<10.0		10.0	0.920	ug/L		06/13/24 10:50	06/17/24 16:52	1
N-Nitrosodiphenylamine	<10.0		10.0	0.750	ug/L		06/13/24 10:50	06/17/24 16:52	1
N-Nitrosomethylethylamine	<10.0		10.0	4.90	ug/L		06/13/24 10:50	06/17/24 16:52	1
N-Nitrosopiperidine	<10.0		10.0	2.70	ug/L		06/13/24 10:50	06/17/24 16:52	1
N-Nitrosopyrrolidine	<10.0		10.0	3.60	ug/L		06/13/24 10:50	06/17/24 16:52	1
o,o',o''-Triethylphosphorothioate	<10.0		10.0	3.20	ug/L		06/13/24 10:50	06/17/24 16:52	1
o-Toluidine	<10.0		10.0	2.90	ug/L		06/13/24 10:50	06/17/24 16:52	1
p-Dimethylamino azobenzene	<10.0		10.0	2.20	ug/L		06/13/24 10:50	06/17/24 16:52	1
Pentachlorobenzene	<10.0		10.0	2.80	ug/L		06/13/24 10:50	06/17/24 16:52	1
Pentachloronitrobenzene	<10.0		10.0	5.80	ug/L		06/13/24 10:50	06/17/24 16:52	1
Pentachlorophenol	<10.0		10.0	9.60	ug/L		06/13/24 10:50	06/17/24 16:52	1
Phenacetin	<10.0		10.0	1.90	ug/L		06/13/24 10:50	06/17/24 16:52	1
Phenanthrene	<10.0		10.0	0.790	ug/L		06/13/24 10:50	06/17/24 16:52	1
Phenol	<10.0		10.0	1.10	ug/L		06/13/24 10:50	06/17/24 16:52	1
Phorate	<10.0		10.0	3.20	ug/L		06/13/24 10:50	06/17/24 16:52	1
Pronamide	<10.0		10.0	2.70	ug/L		06/13/24 10:50	06/17/24 16:52	1
Pyrene	<10.0		10.0	0.790	ug/L		06/13/24 10:50	06/17/24 16:52	1
Safrole	<10.0		10.0	2.80	ug/L		06/13/24 10:50	06/17/24 16:52	1
Thionazin	<10.0		10.0	3.50	ug/L		06/13/24 10:50	06/17/24 16:52	1
Dinoseb	<10.0		10.0	2.40	ug/L		06/13/24 10:50	06/17/24 16:52	1

Surrogate	*%Recovery*	*Qualifier*	*Limits*	*Prepared*	*Analyzed*	*Dil Fac*
2-Fluorophenol (Surr)	*46*		*25 - 110*	*06/13/24 10:50*	*06/17/24 16:52*	*1*
Phenol-d5 (Surr)	*42*		*21 - 110*	*06/13/24 10:50*	*06/17/24 16:52*	*1*
Nitrobenzene-d5 (Surr)	*65*		*45 - 129*	*06/13/24 10:50*	*06/17/24 16:52*	*1*
2-Fluorobiphenyl (Surr)	*59*		*39 - 118*	*06/13/24 10:50*	*06/17/24 16:52*	*1*
2,4,6-Tribromophenol (Surr)	*55*		*27 - 136*	*06/13/24 10:50*	*06/17/24 16:52*	*1*
Terphenyl-d14 (Surr)	*59*		*12 - 144*	*06/13/24 10:50*	*06/17/24 16:52*	*1*

Method: SW846 8015C - Nonhalogenated Organic using GC/FID (Direct Aqueous Injection)

Analyte	Result	Qualifier	RL	MDL	Unit	D	Prepared	Analyzed	Dil Fac
Acetonitrile	<10.0		10.0	2.60	mg/L			06/13/24 09:45	1
Isobutanol	<10.0		10.0	2.40	mg/L			06/13/24 09:45	1

Method: SW846 8081B - Organochlorine Pesticides (GC)

Analyte	Result	Qualifier	RL	MDL	Unit	D	Prepared	Analyzed	Dil Fac
4,4'-DDD	<0.0877		0.0877	0.0219	ug/L		06/12/24 14:18	06/12/24 22:06	1
4,4'-DDE	<0.0877		0.0877	0.0263	ug/L		06/12/24 14:18	06/12/24 22:06	1

Client Sample ID: MW-17
Date Collected: 06/06/24 19:41
Date Received: 06/08/24 09:15

Lab Sample ID: 310-283117-11
Matrix: Groundwater

Method: SW846 8081B - Organochlorine Pesticides (GC) (Continued)

Analyte	Result	Qualifier	RL	MDL	Unit	D	Prepared	Analyzed	Dil Fac
4,4'-DDT	<0.0877		0.0877	0.0175	ug/L		06/12/24 14:18	06/12/24 22:06	1
Aldrin	<0.0877		0.0877	0.0193	ug/L		06/12/24 14:18	06/12/24 22:06	1
alpha-BHC	<0.0877		0.0877	0.00877	ug/L		06/12/24 14:18	06/12/24 22:06	1
beta-BHC	<0.0877		0.0877	0.0368	ug/L		06/12/24 14:18	06/12/24 22:06	1
Chlordane (technical)	<1.75		1.75	0.342	ug/L		06/12/24 14:18	06/12/24 22:06	1
delta-BHC	<0.0877		0.0877	0.0281	ug/L		06/12/24 14:18	06/12/24 22:06	1
Dieldrin	<0.0877		0.0877	0.0184	ug/L		06/12/24 14:18	06/12/24 22:06	1
Endosulfan I	<0.0877		0.0877	0.0246	ug/L		06/12/24 14:18	06/12/24 22:06	1
Endosulfan II	<0.0877		0.0877	0.0228	ug/L		06/12/24 14:18	06/12/24 22:06	1
Endosulfan sulfate	<0.0877		0.0877	0.0158	ug/L		06/12/24 14:18	06/12/24 22:06	1
Endrin	<0.0877		0.0877	0.0246	ug/L		06/12/24 14:18	06/12/24 22:06	1
Endrin aldehyde	<0.0877		0.0877	0.0237	ug/L		06/12/24 14:18	06/12/24 22:06	1
gamma-BHC (Lindane)	<0.0877		0.0877	0.00877	ug/L		06/12/24 14:18	06/12/24 22:06	1
Heptachlor	<0.0877		0.0877	0.0202	ug/L		06/12/24 14:18	06/12/24 22:06	1
Heptachlor epoxide	<0.0877		0.0877	0.0281	ug/L		06/12/24 14:18	06/12/24 22:06	1
Methoxychlor	<0.0877	*+	0.0877	0.0281	ug/L		06/12/24 14:18	06/12/24 22:06	1
Toxaphene	<1.75		1.75	0.877	ug/L		06/12/24 14:18	06/12/24 22:06	1

Surrogate	*%Recovery*	*Qualifier*	*Limits*	*Prepared*	*Analyzed*	*Dil Fac*
DCB Decachlorobiphenyl (Surr)	*102*		*10 - 136*	*06/12/24 14:18*	*06/12/24 22:06*	*1*
Tetrachloro-m-xylene (Surr)	*94*		*10 - 130*	*06/12/24 14:18*	*06/12/24 22:06*	*1*

Method: SW846 8082A - Polychlorinated Biphenyls (PCBs) by Gas Chromatography

Analyte	Result	Qualifier	RL	MDL	Unit	D	Prepared	Analyzed	Dil Fac
PCB-1016	<1.75		1.75	0.719	ug/L		06/12/24 14:18	06/12/24 22:06	1
PCB-1221	<1.75		1.75	0.719	ug/L		06/12/24 14:18	06/12/24 22:06	1
PCB-1232	<1.75		1.75	0.719	ug/L		06/12/24 14:18	06/12/24 22:06	1
PCB-1242	<1.75		1.75	0.719	ug/L		06/12/24 14:18	06/12/24 22:06	1
PCB-1248	<1.75		1.75	0.605	ug/L		06/12/24 14:18	06/12/24 22:06	1
PCB-1254	<1.75		1.75	0.605	ug/L		06/12/24 14:18	06/12/24 22:06	1
PCB-1260	<1.75		1.75	0.605	ug/L		06/12/24 14:18	06/12/24 22:06	1

Surrogate	*%Recovery*	*Qualifier*	*Limits*	*Prepared*	*Analyzed*	*Dil Fac*
DCB Decachlorobiphenyl (Surr)	*99*		*10 - 136*	*06/12/24 14:18*	*06/12/24 22:06*	*1*
Tetrachloro-m-xylene (Surr)	*95*		*10 - 130*	*06/12/24 14:18*	*06/12/24 22:06*	*1*

Method: SW846 8151A - Herbicides (GC)

Analyte	Result	Qualifier	RL	MDL	Unit	D	Prepared	Analyzed	Dil Fac
2,4,5-T	<0.150		0.150	0.0649	ug/L		06/13/24 07:10	06/15/24 01:44	1
Silvex (2,4,5-TP)	<0.0499		0.0499	0.0220	ug/L		06/13/24 07:10	06/15/24 01:44	1
2,4-D	<0.599		0.599	0.250	ug/L		06/13/24 07:10	06/15/24 01:44	1

Method: SW846 6020B - Metals (ICP/MS)

Analyte	Result	Qualifier	RL	MDL	Unit	D	Prepared	Analyzed	Dil Fac
Antimony	<0.00200		0.00200	0.00100	mg/L		06/11/24 09:00	07/01/24 14:52	1
Arsenic	**0.0127**		0.00200	0.000530	mg/L		06/11/24 09:00	06/21/24 22:11	1
Barium	**0.463**		0.00200	0.000660	mg/L		06/11/24 09:00	06/20/24 15:16	1
Beryllium	<0.00100		0.00100	0.000330	mg/L		06/11/24 09:00	06/20/24 15:16	1
Cadmium	<0.000200		0.000200	0.000100	mg/L		06/11/24 09:00	06/21/24 22:11	1
Chromium	<0.00500		0.00500	0.00120	mg/L		06/11/24 09:00	06/20/24 15:16	1

Client: SCS Engineers
Job ID: 310-283117-1
Project/Site: Scott County Landfill 1st 2024 Semi-Annual HMSP

Client Sample ID: MW-17
Lab Sample ID: 310-283117-11
Date Collected: 06/06/24 19:41
Matrix: Groundwater
Date Received: 06/08/24 09:15

Method: SW846 6020B - Metals (ICP/MS) (Continued)

Analyte	Result	Qualifier	RL	MDL	Unit	D	Prepared	Analyzed	Dil Fac
Cobalt	**0.000982**		0.000500	0.000170	mg/L		06/11/24 09:00	06/20/24 15:16	1
Copper	<0.00500		0.00500	0.00180	mg/L		06/11/24 09:00	06/20/24 15:16	1
Lead	<0.000500		0.000500	0.000260	mg/L		06/11/24 09:00	06/20/24 15:16	1
Nickel	<0.00500		0.00500	0.00210	mg/L		06/11/24 09:00	06/20/24 15:16	1
Selenium	<0.00500		0.00500	0.00140	mg/L		06/11/24 09:00	06/21/24 22:11	1
Silver	<0.00100		0.00100	0.000500	mg/L		06/11/24 09:00	06/20/24 15:16	1
Thallium	<0.00100		0.00100	0.000570	mg/L		06/11/24 09:00	06/27/24 14:57	1
Tin	<0.00500		0.00500	0.00230	mg/L		06/11/24 09:00	06/21/24 22:11	1
Vanadium	<0.00500		0.00500	0.00110	mg/L		06/11/24 09:00	06/21/24 22:11	1
Zinc	<0.0200		0.0200	0.00970	mg/L		06/11/24 09:00	06/20/24 15:16	1

Method: SW846 7470A - Mercury (CVAA)

Analyte	Result	Qualifier	RL	MDL	Unit	D	Prepared	Analyzed	Dil Fac
Mercury	<0.000200		0.000200	0.000110	mg/L		06/11/24 16:44	06/14/24 12:58	1

General Chemistry

Analyte	Result	Qualifier	RL	MDL	Unit	D	Prepared	Analyzed	Dil Fac
Cyanide, Total (SW846 9012B)	<0.0100		0.0100	0.00350	mg/L		06/12/24 10:50	06/12/24 21:40	1
Sulfide (SW846 9034)	<1.00		1.00	0.231	mg/L			06/11/24 22:27	1
Total Suspended Solids (USGS I-3765-85)	**15.0**		7.50	5.55	mg/L			06/11/24 13:26	1

Client Sample Results

Client: SCS Engineers
Job ID: 310-283117-1
Project/Site: Scott County Landfill 1st 2024 Semi-Annual HMSP

Client Sample ID: MW-20
Date Collected: 06/06/24 13:24
Date Received: 06/08/24 09:15

Lab Sample ID: 310-283117-12
Matrix: Groundwater

Method: SW846 8260D - Volatile Organic Compounds by GC/MS

Analyte	Result	Qualifier	RL	MDL	Unit	D	Prepared	Analyzed	Dil Fac
1,1,1,2-Tetrachloroethane	<1.00		1.00	0.380	ug/L			06/12/24 16:46	1
1,1,1-Trichloroethane	<1.00		1.00	0.190	ug/L			06/12/24 16:46	1
1,1,2,2-Tetrachloroethane	<1.00		1.00	0.470	ug/L			06/12/24 16:46	1
1,1,2-Trichloroethane	<1.00		1.00	0.450	ug/L			06/12/24 16:46	1
1,1-Dichloroethane	<1.00		1.00	0.220	ug/L			06/12/24 16:46	1
1,1-Dichloroethene	<2.00		2.00	0.560	ug/L			06/12/24 16:46	1
1,1-Dichloropropene	<1.00		1.00	0.430	ug/L			06/12/24 16:46	1
1,2,3-Trichloropropane	<1.00		1.00	0.590	ug/L			06/12/24 16:46	1
1,2,4-Trichlorobenzene	<5.00		5.00	0.750	ug/L			06/12/24 16:46	1
1,2-Dibromo-3-chloropropane	<5.00		5.00	1.20	ug/L			06/12/24 16:46	1
1,2-Dibromoethane (EDB)	<1.00		1.00	0.340	ug/L			06/12/24 16:46	1
1,2-Dichlorobenzene	<1.00		1.00	0.370	ug/L			06/12/24 16:46	1
1,2-Dichloroethane	<1.00		1.00	0.390	ug/L			06/12/24 16:46	1
1,2-Dichloropropane	<1.00		1.00	0.270	ug/L			06/12/24 16:46	1
1,3-Dichlorobenzene	<1.00		1.00	0.300	ug/L			06/12/24 16:46	1
1,3-Dichloropropane	<1.00		1.00	0.400	ug/L			06/12/24 16:46	1
1,4-Dichlorobenzene	<1.00		1.00	0.230	ug/L			06/12/24 16:46	1
2,2-Dichloropropane	<4.00		4.00	0.690	ug/L			06/12/24 16:46	1
2-Butanone (MEK)	<10.0		10.0	2.10	ug/L			06/12/24 16:46	1
2-Hexanone	<10.0		10.0	2.00	ug/L			06/12/24 16:46	1
4-Methyl-2-pentanone (MIBK)	<10.0		10.0	2.10	ug/L			06/12/24 16:46	1
Acetone	<10.0		10.0	3.10	ug/L			06/12/24 16:46	1
Acrolein	<10.0		10.0	3.60	ug/L			06/12/24 16:46	1
Acrylonitrile	<5.00		5.00	2.20	ug/L			06/12/24 16:46	1
Allyl chloride	<2.00		2.00	0.700	ug/L			06/12/24 16:46	1
Benzene	<0.500		0.500	0.220	ug/L			06/12/24 16:46	1
Bromochloromethane	<5.00		5.00	0.540	ug/L			06/12/24 16:46	1
Bromodichloromethane	<1.00		1.00	0.390	ug/L			06/12/24 16:46	1
Bromoform	<5.00		5.00	0.780	ug/L			06/12/24 16:46	1
Bromomethane	<4.00		4.00	1.10	ug/L			06/12/24 16:46	1
Carbon disulfide	<1.00		1.00	0.450	ug/L			06/12/24 16:46	1
Carbon tetrachloride	<2.00		2.00	0.650	ug/L			06/12/24 16:46	1
Chlorobenzene	<1.00		1.00	0.400	ug/L			06/12/24 16:46	1
Chlorodibromomethane	<5.00		5.00	0.750	ug/L			06/12/24 16:46	1
Chloroethane	<4.00		4.00	0.790	ug/L			06/12/24 16:46	1
Chloroform	<3.00		3.00	1.30	ug/L			06/12/24 16:46	1
Chloromethane	<3.00		3.00	0.610	ug/L			06/12/24 16:46	1
Chloroprene	<1.00		1.00	0.230	ug/L			06/12/24 16:46	1
cis-1,2-Dichloroethene	<1.00		1.00	0.210	ug/L			06/12/24 16:46	1
cis-1,3-Dichloropropene	<5.00		5.00	0.250	ug/L			06/12/24 16:46	1
Dibromomethane	<1.00		1.00	0.330	ug/L			06/12/24 16:46	1
Dichlorodifluoromethane	<3.00		3.00	0.250	ug/L			06/12/24 16:46	1
Ethyl methacrylate	<2.00		2.00	0.680	ug/L			06/12/24 16:46	1
Ethylbenzene	<1.00		1.00	0.310	ug/L			06/12/24 16:46	1
Iodomethane	<10.0		10.0	7.00	ug/L			06/12/24 16:46	1
Methacrylonitrile	<10.0		10.0	3.30	ug/L			06/12/24 16:46	1
Methyl methacrylate	<2.00		2.00	0.760	ug/L			06/12/24 16:46	1
Methylene chloride	<5.00		5.00	1.70	ug/L			06/12/24 16:46	1

Client Sample ID: MW-20
Date Collected: 06/06/24 13:24
Date Received: 06/08/24 09:15

Lab Sample ID: 310-283117-12
Matrix: Groundwater

Method: SW846 8260D - Volatile Organic Compounds by GC/MS (Continued)

Analyte	Result	Qualifier	RL	MDL	Unit	D	Prepared	Analyzed	Dil Fac
Naphthalene	<5.00		5.00	3.00	ug/L			06/12/24 16:46	1
Propionitrile	<10.0		10.0	3.40	ug/L			06/12/24 16:46	1
Styrene	<1.00		1.00	0.370	ug/L			06/12/24 16:46	1
Tetrachloroethene	<1.00		1.00	0.480	ug/L			06/12/24 16:46	1
Toluene	<1.00		1.00	0.430	ug/L			06/12/24 16:46	1
trans-1,2-Dichloroethene	<1.00		1.00	0.270	ug/L			06/12/24 16:46	1
trans-1,3-Dichloropropene	<5.00		5.00	0.560	ug/L			06/12/24 16:46	1
trans-1,4-Dichloro-2-butene	<10.0	F1 F2	10.0	1.10	ug/L			06/12/24 16:46	1
Trichloroethene	<1.00		1.00	0.430	ug/L			06/12/24 16:46	1
Trichlorofluoromethane	<4.00		4.00	0.380	ug/L			06/12/24 16:46	1
Vinyl acetate	<10.0		10.0	2.50	ug/L			06/12/24 16:46	1
Vinyl chloride	<1.00		1.00	0.180	ug/L			06/12/24 16:46	1
Xylenes, Total	<3.00		3.00	0.400	ug/L			06/12/24 16:46	1

Surrogate	*%Recovery*	*Qualifier*	*Limits*	*Prepared*	*Analyzed*	*Dil Fac*
Dibromofluoromethane (Surr)	*105*		*73 - 130*		*06/12/24 16:46*	*1*
Toluene-d8 (Surr)	*101*		*80 - 120*		*06/12/24 16:46*	*1*
4-Bromofluorobenzene (Surr)	*100*		*80 - 120*		*06/12/24 16:46*	*1*

Method: SW846 8270E - Semivolatile Organic Compounds (GC/MS)

Analyte	Result	Qualifier	RL	MDL	Unit	D	Prepared	Analyzed	Dil Fac
1,2,4,5-Tetrachlorobenzene	<9.80		9.80	0.529	ug/L		06/13/24 10:50	06/17/24 17:18	1
1,3,5-Trinitrobenzene	<9.80		9.80	2.25	ug/L		06/13/24 10:50	06/17/24 17:18	1
1,3-Dinitrobenzene	<9.80		9.80	3.14	ug/L		06/13/24 10:50	06/17/24 17:18	1
1,4-Naphthoquinone	<9.80		9.80	3.53	ug/L		06/13/24 10:50	06/17/24 17:18	1
1,4-Phenylenediamine	<9.80	*-	9.80	1.86	ug/L		06/13/24 10:50	06/17/24 17:18	1
1-Naphthylamine	<9.80		9.80	2.45	ug/L		06/13/24 10:50	06/17/24 17:18	1
2,3,4,6-Tetrachlorophenol	<9.80		9.80	5.20	ug/L		06/13/24 10:50	06/17/24 17:18	1
2,4,5-Trichlorophenol	<9.80		9.80	5.20	ug/L		06/13/24 10:50	06/17/24 17:18	1
2,4,6-Trichlorophenol	<9.80		9.80	4.90	ug/L		06/13/24 10:50	06/17/24 17:18	1
2,4-Dichlorophenol	<9.80		9.80	0.833	ug/L		06/13/24 10:50	06/17/24 17:18	1
2,4-Dimethylphenol	<9.80		9.80	0.569	ug/L		06/13/24 10:50	06/17/24 17:18	1
2,4-Dinitrophenol	<19.6	*1	19.6	12.7	ug/L		06/13/24 10:50	06/17/24 17:18	1
2,4-Dinitrotoluene	<9.80		9.80	6.27	ug/L		06/13/24 10:50	06/17/24 17:18	1
2,6-Dichlorophenol	<9.80		9.80	0.676	ug/L		06/13/24 10:50	06/17/24 17:18	1
2,6-Dinitrotoluene	<9.80		9.80	0.510	ug/L		06/13/24 10:50	06/17/24 17:18	1
2-Acetylaminofluorene	<9.80		9.80	2.65	ug/L		06/13/24 10:50	06/17/24 17:18	1
2-Chloronaphthalene	<9.80		9.80	0.627	ug/L		06/13/24 10:50	06/17/24 17:18	1
2-Chlorophenol	<9.80		9.80	0.529	ug/L		06/13/24 10:50	06/17/24 17:18	1
2-Methylnaphthalene	<9.80		9.80	0.578	ug/L		06/13/24 10:50	06/17/24 17:18	1
2-Methylphenol	<9.80		9.80	0.637	ug/L		06/13/24 10:50	06/17/24 17:18	1
2-Naphthylamine	<9.80		9.80	2.06	ug/L		06/13/24 10:50	06/17/24 17:18	1
2-Nitroaniline	<9.80		9.80	5.78	ug/L		06/13/24 10:50	06/17/24 17:18	1
2-Nitrophenol	<9.80		9.80	6.67	ug/L		06/13/24 10:50	06/17/24 17:18	1
3,3'-Dichlorobenzidine	<9.80		9.80	1.37	ug/L		06/13/24 10:50	06/17/24 17:18	1
3,3'-Dimethylbenzidine	<9.80	*1	9.80	1.47	ug/L		06/13/24 10:50	06/17/24 17:18	1
3-Methylcholanthrene	<9.80		9.80	0.314	ug/L		06/13/24 10:50	06/17/24 17:18	1
3-Nitroaniline	<9.80		9.80	2.65	ug/L		06/13/24 10:50	06/17/24 17:18	1
4,6-Dinitro-2-methylphenol	<9.80		9.80	6.76	ug/L		06/13/24 10:50	06/17/24 17:18	1

Client: SCS Engineers
Job ID: 310-283117-1
Project/Site: Scott County Landfill 1st 2024 Semi-Annual HMSP

Client Sample ID: MW-20
Lab Sample ID: 310-283117-12
Date Collected: 06/06/24 13:24
Matrix: Groundwater
Date Received: 06/08/24 09:15

Method: SW846 8270E - Semivolatile Organic Compounds (GC/MS) (Continued)

Analyte	Result	Qualifier	RL	MDL	Unit	D	Prepared	Analyzed	Dil Fac
4-Aminobiphenyl	<9.80		9.80	2.16	ug/L		06/13/24 10:50	06/17/24 17:18	1
4-Bromophenyl phenyl ether	<9.80		9.80	0.686	ug/L		06/13/24 10:50	06/17/24 17:18	1
4-Chloro-3-methylphenol	<9.80		9.80	0.824	ug/L		06/13/24 10:50	06/17/24 17:18	1
4-Chloroaniline	<9.80		9.80	0.608	ug/L		06/13/24 10:50	06/17/24 17:18	1
4-Chlorophenyl phenyl ether	<9.80		9.80	0.676	ug/L		06/13/24 10:50	06/17/24 17:18	1
4-Methylphenol (and/or 3-Methylphenol)	<9.80		9.80	0.686	ug/L		06/13/24 10:50	06/17/24 17:18	1
4-Nitroaniline	<9.80		9.80	1.27	ug/L		06/13/24 10:50	06/17/24 17:18	1
4-Nitrophenol	<9.80		9.80	7.45	ug/L		06/13/24 10:50	06/17/24 17:18	1
5-Nitro-o-toluidine	<9.80		9.80	2.75	ug/L		06/13/24 10:50	06/17/24 17:18	1
7,12-Dimethylbenz(a)anthracene	<9.80		9.80	1.86	ug/L		06/13/24 10:50	06/17/24 17:18	1
Acenaphthene	<9.80		9.80	0.627	ug/L		06/13/24 10:50	06/17/24 17:18	1
Acenaphthylene	<9.80		9.80	0.706	ug/L		06/13/24 10:50	06/17/24 17:18	1
Acetophenone	<9.80		9.80	0.676	ug/L		06/13/24 10:50	06/17/24 17:18	1
Anthracene	<9.80		9.80	0.853	ug/L		06/13/24 10:50	06/17/24 17:18	1
Benzo(a)anthracene	<9.80		9.80	0.833	ug/L		06/13/24 10:50	06/17/24 17:18	1
Benzo(a)pyrene	<9.80		9.80	7.94	ug/L		06/13/24 10:50	06/17/24 17:18	1
Benzo(b)fluoranthene	<9.80		9.80	4.80	ug/L		06/13/24 10:50	06/17/24 17:18	1
Benzo(g,h,i)perylene	<9.80		9.80	6.18	ug/L		06/13/24 10:50	06/17/24 17:18	1
Benzo(k)fluoranthene	<9.80		9.80	2.16	ug/L		06/13/24 10:50	06/17/24 17:18	1
Benzyl alcohol	<9.80		9.80	1.27	ug/L		06/13/24 10:50	06/17/24 17:18	1
Bis(2-chloroethoxy)methane	<9.80		9.80	0.745	ug/L		06/13/24 10:50	06/17/24 17:18	1
Bis(2-chloroethyl)ether	<9.80		9.80	0.804	ug/L		06/13/24 10:50	06/17/24 17:18	1
bis(2-chloroisopropyl) ether	<9.80		9.80	0.529	ug/L		06/13/24 10:50	06/17/24 17:18	1
Bis(2-ethylhexyl) phthalate	<9.80		9.80	5.39	ug/L		06/13/24 10:50	06/17/24 17:18	1
Butyl benzyl phthalate	<9.80		9.80	5.29	ug/L		06/13/24 10:50	06/17/24 17:18	1
Chlorobenzilate	<9.80		9.80	3.53	ug/L		06/13/24 10:50	06/17/24 17:18	1
Chrysene	<9.80		9.80	0.853	ug/L		06/13/24 10:50	06/17/24 17:18	1
Diallate	<9.80		9.80	3.92	ug/L		06/13/24 10:50	06/17/24 17:18	1
Dibenz(a,h)anthracene	<9.80		9.80	3.82	ug/L		06/13/24 10:50	06/17/24 17:18	1
Dibenzofuran	<9.80		9.80	0.725	ug/L		06/13/24 10:50	06/17/24 17:18	1
Diethyl phthalate	<9.80		9.80	1.67	ug/L		06/13/24 10:50	06/17/24 17:18	1
Dimethoate	<9.80		9.80	3.53	ug/L		06/13/24 10:50	06/17/24 17:18	1
Dimethyl phthalate	<9.80		9.80	0.980	ug/L		06/13/24 10:50	06/17/24 17:18	1
Di-n-butyl phthalate	<9.80		9.80	5.49	ug/L		06/13/24 10:50	06/17/24 17:18	1
Di-n-octyl phthalate	<19.6		19.6	6.86	ug/L		06/13/24 10:50	06/17/24 17:18	1
Diphenylamine	<9.80		9.80	5.88	ug/L		06/13/24 10:50	06/17/24 17:18	1
Disulfoton	<9.80		9.80	2.35	ug/L		06/13/24 10:50	06/17/24 17:18	1
Ethyl methanesulfonate	<9.80		9.80	3.53	ug/L		06/13/24 10:50	06/17/24 17:18	1
Ethyl parathion	<9.80		9.80	2.16	ug/L		06/13/24 10:50	06/17/24 17:18	1
Famphur	<9.80	*+	9.80	3.73	ug/L		06/13/24 10:50	06/17/24 17:18	1
Fluoranthene	<9.80		9.80	1.67	ug/L		06/13/24 10:50	06/17/24 17:18	1
Fluorene	<9.80		9.80	0.775	ug/L		06/13/24 10:50	06/17/24 17:18	1
Hexachlorobenzene	<9.80		9.80	0.686	ug/L		06/13/24 10:50	06/17/24 17:18	1
Hexachlorobutadiene	<9.80		9.80	0.843	ug/L		06/13/24 10:50	06/17/24 17:18	1
Hexachlorocyclopentadiene	<9.80		9.80	5.00	ug/L		06/13/24 10:50	06/17/24 17:18	1
Hexachloroethane	<9.80		9.80	0.951	ug/L		06/13/24 10:50	06/17/24 17:18	1
Hexachloropropene	<9.80		9.80	2.55	ug/L		06/13/24 10:50	06/17/24 17:18	1
Indeno(1,2,3-cd)pyrene	<9.80		9.80	4.12	ug/L		06/13/24 10:50	06/17/24 17:18	1

Client Sample ID: MW-20
Date Collected: 06/06/24 13:24
Date Received: 06/08/24 09:15

Lab Sample ID: 310-283117-12
Matrix: Groundwater

Method: SW846 8270E - Semivolatile Organic Compounds (GC/MS) (Continued)

Analyte	Result	Qualifier	RL	MDL	Unit	D	Prepared	Analyzed	Dil Fac
Isodrin	<9.80		9.80	4.61	ug/L		06/13/24 10:50	06/17/24 17:18	1
Isophorone	<9.80		9.80	0.912	ug/L		06/13/24 10:50	06/17/24 17:18	1
Isosafrole	<9.80		9.80	2.25	ug/L		06/13/24 10:50	06/17/24 17:18	1
Kepone	<9.80		9.80	0.980	ug/L		06/13/24 10:50	06/17/24 17:18	1
Methapyrilene	<9.80	*1	9.80	0.745	ug/L		06/13/24 10:50	06/17/24 17:18	1
Methyl methanesulfonate	<9.80		9.80	3.24	ug/L		06/13/24 10:50	06/17/24 17:18	1
Methyl parathion	<9.80		9.80	2.25	ug/L		06/13/24 10:50	06/17/24 17:18	1
Nitrobenzene	<9.80		9.80	0.784	ug/L		06/13/24 10:50	06/17/24 17:18	1
N-Nitrosodiethylamine	<9.80		9.80	3.33	ug/L		06/13/24 10:50	06/17/24 17:18	1
N-Nitrosodimethylamine	<9.80		9.80	0.706	ug/L		06/13/24 10:50	06/17/24 17:18	1
N-Nitrosodi-n-butylamine	<9.80		9.80	3.82	ug/L		06/13/24 10:50	06/17/24 17:18	1
N-Nitrosodi-n-propylamine	<9.80		9.80	0.902	ug/L		06/13/24 10:50	06/17/24 17:18	1
N-Nitrosodiphenylamine	<9.80		9.80	0.735	ug/L		06/13/24 10:50	06/17/24 17:18	1
N-Nitrosomethylethylamine	<9.80		9.80	4.80	ug/L		06/13/24 10:50	06/17/24 17:18	1
N-Nitrosopiperidine	<9.80		9.80	2.65	ug/L		06/13/24 10:50	06/17/24 17:18	1
N-Nitrosopyrrolidine	<9.80		9.80	3.53	ug/L		06/13/24 10:50	06/17/24 17:18	1
o,o',o''-Triethylphosphorothioate	<9.80		9.80	3.14	ug/L		06/13/24 10:50	06/17/24 17:18	1
o-Toluidine	<9.80		9.80	2.84	ug/L		06/13/24 10:50	06/17/24 17:18	1
p-Dimethylamino azobenzene	<9.80		9.80	2.16	ug/L		06/13/24 10:50	06/17/24 17:18	1
Pentachlorobenzene	<9.80		9.80	2.75	ug/L		06/13/24 10:50	06/17/24 17:18	1
Pentachloronitrobenzene	<9.80		9.80	5.69	ug/L		06/13/24 10:50	06/17/24 17:18	1
Pentachlorophenol	<9.80		9.80	9.41	ug/L		06/13/24 10:50	06/17/24 17:18	1
Phenacetin	<9.80		9.80	1.86	ug/L		06/13/24 10:50	06/17/24 17:18	1
Phenanthrene	<9.80		9.80	0.775	ug/L		06/13/24 10:50	06/17/24 17:18	1
Phenol	<9.80		9.80	1.08	ug/L		06/13/24 10:50	06/17/24 17:18	1
Phorate	<9.80		9.80	3.14	ug/L		06/13/24 10:50	06/17/24 17:18	1
Pronamide	<9.80		9.80	2.65	ug/L		06/13/24 10:50	06/17/24 17:18	1
Pyrene	<9.80		9.80	0.775	ug/L		06/13/24 10:50	06/17/24 17:18	1
Safrole	<9.80		9.80	2.75	ug/L		06/13/24 10:50	06/17/24 17:18	1
Thionazin	<9.80		9.80	3.43	ug/L		06/13/24 10:50	06/17/24 17:18	1
Dinoseb	<9.80		9.80	2.35	ug/L		06/13/24 10:50	06/17/24 17:18	1

Surrogate	*%Recovery*	*Qualifier*	*Limits*	*Prepared*	*Analyzed*	*Dil Fac*
2-Fluorophenol (Surr)	*49*		*25 - 110*	*06/13/24 10:50*	*06/17/24 17:18*	*1*
Phenol-d5 (Surr)	*44*		*21 - 110*	*06/13/24 10:50*	*06/17/24 17:18*	*1*
Nitrobenzene-d5 (Surr)	*69*		*45 - 129*	*06/13/24 10:50*	*06/17/24 17:18*	*1*
2-Fluorobiphenyl (Surr)	*66*		*39 - 118*	*06/13/24 10:50*	*06/17/24 17:18*	*1*
2,4,6-Tribromophenol (Surr)	*64*		*27 - 136*	*06/13/24 10:50*	*06/17/24 17:18*	*1*
Terphenyl-d14 (Surr)	*73*		*12 - 144*	*06/13/24 10:50*	*06/17/24 17:18*	*1*

Method: SW846 8015C - Nonhalogenated Organic using GC/FID (Direct Aqueous Injection)

Analyte	Result	Qualifier	RL	MDL	Unit	D	Prepared	Analyzed	Dil Fac
Acetonitrile	<10.0		10.0	2.60	mg/L			06/13/24 10:05	1
Isobutanol	<10.0		10.0	2.40	mg/L			06/13/24 10:05	1

Method: SW846 8081B - Organochlorine Pesticides (GC)

Analyte	Result	Qualifier	RL	MDL	Unit	D	Prepared	Analyzed	Dil Fac
4,4'-DDD	<0.0904		0.0904	0.0226	ug/L		06/12/24 14:18	06/12/24 22:22	1
4,4'-DDE	<0.0904		0.0904	0.0271	ug/L		06/12/24 14:18	06/12/24 22:22	1

Client Sample ID: MW-20
Date Collected: 06/06/24 13:24
Date Received: 06/08/24 09:15

Lab Sample ID: 310-283117-12
Matrix: Groundwater

Method: SW846 8081B - Organochlorine Pesticides (GC) (Continued)

Analyte	Result	Qualifier	RL	MDL	Unit	D	Prepared	Analyzed	Dil Fac
4,4'-DDT	<0.0904		0.0904	0.0181	ug/L		06/12/24 14:18	06/12/24 22:22	1
Aldrin	<0.0904		0.0904	0.0199	ug/L		06/12/24 14:18	06/12/24 22:22	1
alpha-BHC	<0.0904		0.0904	0.00904	ug/L		06/12/24 14:18	06/12/24 22:22	1
beta-BHC	<0.0904		0.0904	0.0380	ug/L		06/12/24 14:18	06/12/24 22:22	1
Chlordane (technical)	<1.81		1.81	0.353	ug/L		06/12/24 14:18	06/12/24 22:22	1
delta-BHC	<0.0904		0.0904	0.0289	ug/L		06/12/24 14:18	06/12/24 22:22	1
Dieldrin	<0.0904		0.0904	0.0190	ug/L		06/12/24 14:18	06/12/24 22:22	1
Endosulfan I	<0.0904		0.0904	0.0253	ug/L		06/12/24 14:18	06/12/24 22:22	1
Endosulfan II	<0.0904		0.0904	0.0235	ug/L		06/12/24 14:18	06/12/24 22:22	1
Endosulfan sulfate	<0.0904		0.0904	0.0163	ug/L		06/12/24 14:18	06/12/24 22:22	1
Endrin	<0.0904		0.0904	0.0253	ug/L		06/12/24 14:18	06/12/24 22:22	1
Endrin aldehyde	<0.0904		0.0904	0.0244	ug/L		06/12/24 14:18	06/12/24 22:22	1
gamma-BHC (Lindane)	<0.0904		0.0904	0.00904	ug/L		06/12/24 14:18	06/12/24 22:22	1
Heptachlor	<0.0904		0.0904	0.0208	ug/L		06/12/24 14:18	06/12/24 22:22	1
Heptachlor epoxide	<0.0904		0.0904	0.0289	ug/L		06/12/24 14:18	06/12/24 22:22	1
Methoxychlor	<0.0904	*+	0.0904	0.0289	ug/L		06/12/24 14:18	06/12/24 22:22	1
Toxaphene	<1.81		1.81	0.904	ug/L		06/12/24 14:18	06/12/24 22:22	1

Surrogate	*%Recovery*	*Qualifier*	*Limits*	*Prepared*	*Analyzed*	*Dil Fac*
DCB Decachlorobiphenyl (Surr)	*105*		*10 - 136*	*06/12/24 14:18*	*06/12/24 22:22*	*1*
Tetrachloro-m-xylene (Surr)	*94*		*10 - 130*	*06/12/24 14:18*	*06/12/24 22:22*	*1*

Method: SW846 8082A - Polychlorinated Biphenyls (PCBs) by Gas Chromatography

Analyte	Result	Qualifier	RL	MDL	Unit	D	Prepared	Analyzed	Dil Fac
PCB-1016	<1.81		1.81	0.742	ug/L		06/12/24 14:18	06/12/24 22:22	1
PCB-1221	<1.81		1.81	0.742	ug/L		06/12/24 14:18	06/12/24 22:22	1
PCB-1232	<1.81		1.81	0.742	ug/L		06/12/24 14:18	06/12/24 22:22	1
PCB-1242	<1.81		1.81	0.742	ug/L		06/12/24 14:18	06/12/24 22:22	1
PCB-1248	<1.81		1.81	0.624	ug/L		06/12/24 14:18	06/12/24 22:22	1
PCB-1254	<1.81		1.81	0.624	ug/L		06/12/24 14:18	06/12/24 22:22	1
PCB-1260	<1.81		1.81	0.624	ug/L		06/12/24 14:18	06/12/24 22:22	1

Surrogate	*%Recovery*	*Qualifier*	*Limits*	*Prepared*	*Analyzed*	*Dil Fac*
DCB Decachlorobiphenyl (Surr)	*103*		*10 - 136*	*06/12/24 14:18*	*06/12/24 22:22*	*1*
Tetrachloro-m-xylene (Surr)	*97*		*10 - 130*	*06/12/24 14:18*	*06/12/24 22:22*	*1*

Method: SW846 8151A - Herbicides (GC)

Analyte	Result	Qualifier	RL	MDL	Unit	D	Prepared	Analyzed	Dil Fac
2,4,5-T	<0.148		0.148	0.0641	ug/L		06/13/24 07:10	06/15/24 02:20	1
Silvex (2,4,5-TP)	<0.0493		0.0493	0.0217	ug/L		06/13/24 07:10	06/15/24 02:20	1
2,4-D	<0.591		0.591	0.246	ug/L		06/13/24 07:10	06/15/24 02:20	1

Method: SW846 6020B - Metals (ICP/MS)

Analyte	Result	Qualifier	RL	MDL	Unit	D	Prepared	Analyzed	Dil Fac
Antimony	<0.00200		0.00200	0.00100	mg/L		06/11/24 09:00	07/01/24 14:56	1
Arsenic	<0.00200		0.00200	0.000530	mg/L		06/11/24 09:00	06/21/24 22:15	1
Barium	**0.320**		0.00200	0.000660	mg/L		06/11/24 09:00	06/20/24 15:18	1
Beryllium	<0.00100		0.00100	0.000330	mg/L		06/11/24 09:00	06/20/24 15:18	1
Cadmium	<0.000200		0.000200	0.000100	mg/L		06/11/24 09:00	06/21/24 22:15	1
Chromium	<0.00500		0.00500	0.00120	mg/L		06/11/24 09:00	06/20/24 15:18	1

Client: SCS Engineers
Job ID: 310-283117-1
Project/Site: Scott County Landfill 1st 2024 Semi-Annual HMSP

Client Sample ID: MW-20
Lab Sample ID: 310-283117-12
Date Collected: 06/06/24 13:24
Matrix: Groundwater
Date Received: 06/08/24 09:15

Method: SW846 6020B - Metals (ICP/MS) (Continued)

Analyte	Result	Qualifier	RL	MDL	Unit	D	Prepared	Analyzed	Dil Fac
Cobalt	<0.000500		0.000500	0.000170	mg/L		06/11/24 09:00	06/20/24 15:18	1
Copper	<0.00500		0.00500	0.00180	mg/L		06/11/24 09:00	06/20/24 15:18	1
Lead	<0.000500		0.000500	0.000260	mg/L		06/11/24 09:00	06/20/24 15:18	1
Nickel	<0.00500		0.00500	0.00210	mg/L		06/11/24 09:00	06/20/24 15:18	1
Selenium	<0.00500		0.00500	0.00140	mg/L		06/11/24 09:00	06/21/24 22:15	1
Silver	<0.00100		0.00100	0.000500	mg/L		06/11/24 09:00	06/20/24 15:18	1
Thallium	<0.00100		0.00100	0.000570	mg/L		06/11/24 09:00	06/27/24 15:01	1
Tin	<0.00500		0.00500	0.00230	mg/L		06/11/24 09:00	06/21/24 22:15	1
Vanadium	<0.00500		0.00500	0.00110	mg/L		06/11/24 09:00	06/21/24 22:15	1
Zinc	<0.0200		0.0200	0.00970	mg/L		06/11/24 09:00	06/20/24 15:18	1

Method: SW846 7470A - Mercury (CVAA)

Analyte	Result	Qualifier	RL	MDL	Unit	D	Prepared	Analyzed	Dil Fac
Mercury	<0.000200		0.000200	0.000110	mg/L		06/11/24 16:44	06/14/24 13:04	1

General Chemistry

Analyte	Result	Qualifier	RL	MDL	Unit	D	Prepared	Analyzed	Dil Fac
Cyanide, Total (SW846 9012B)	<0.0100		0.0100	0.00350	mg/L		06/12/24 10:50	06/12/24 21:41	1
Sulfide (SW846 9034)	<1.00		1.00	0.231	mg/L			06/11/24 22:34	1
Total Suspended Solids (USGS I-3765-85)	**3.50**		1.88	1.39	mg/L			06/11/24 11:59	1

Client: SCS Engineers
Job ID: 310-283117-1
Project/Site: Scott County Landfill 1st 2024 Semi-Annual HMSP

Client Sample ID: MW-21
Lab Sample ID: 310-283117-13
Date Collected: 06/06/24 17:38
Matrix: Groundwater
Date Received: 06/08/24 09:15

Method: SW846 8260D - Volatile Organic Compounds by GC/MS

Analyte	Result	Qualifier	RL	MDL	Unit	D	Prepared	Analyzed	Dil Fac
1,1,1,2-Tetrachloroethane	<1.00		1.00	0.380	ug/L			06/12/24 17:08	1
1,1,1-Trichloroethane	<1.00		1.00	0.190	ug/L			06/12/24 17:08	1
1,1,2,2-Tetrachloroethane	<1.00		1.00	0.470	ug/L			06/12/24 17:08	1
1,1,2-Trichloroethane	<1.00		1.00	0.450	ug/L			06/12/24 17:08	1
1,1-Dichloroethane	<1.00		1.00	0.220	ug/L			06/12/24 17:08	1
1,1-Dichloroethene	<2.00		2.00	0.560	ug/L			06/12/24 17:08	1
1,1-Dichloropropene	<1.00		1.00	0.430	ug/L			06/12/24 17:08	1
1,2,3-Trichloropropane	<1.00		1.00	0.590	ug/L			06/12/24 17:08	1
1,2,4-Trichlorobenzene	<5.00		5.00	0.750	ug/L			06/12/24 17:08	1
1,2-Dibromo-3-chloropropane	<5.00		5.00	1.20	ug/L			06/12/24 17:08	1
1,2-Dibromoethane (EDB)	<1.00		1.00	0.340	ug/L			06/12/24 17:08	1
1,2-Dichlorobenzene	<1.00		1.00	0.370	ug/L			06/12/24 17:08	1
1,2-Dichloroethane	<1.00		1.00	0.390	ug/L			06/12/24 17:08	1
1,2-Dichloropropane	<1.00		1.00	0.270	ug/L			06/12/24 17:08	1
1,3-Dichlorobenzene	<1.00		1.00	0.300	ug/L			06/12/24 17:08	1
1,3-Dichloropropane	<1.00		1.00	0.400	ug/L			06/12/24 17:08	1
1,4-Dichlorobenzene	<1.00		1.00	0.230	ug/L			06/12/24 17:08	1
2,2-Dichloropropane	<4.00		4.00	0.690	ug/L			06/12/24 17:08	1
2-Butanone (MEK)	<10.0		10.0	2.10	ug/L			06/12/24 17:08	1
2-Hexanone	<10.0		10.0	2.00	ug/L			06/12/24 17:08	1
4-Methyl-2-pentanone (MIBK)	<10.0		10.0	2.10	ug/L			06/12/24 17:08	1
Acetone	<10.0		10.0	3.10	ug/L			06/12/24 17:08	1
Acrolein	<10.0		10.0	3.60	ug/L			06/12/24 17:08	1
Acrylonitrile	<5.00		5.00	2.20	ug/L			06/12/24 17:08	1
Allyl chloride	<2.00		2.00	0.700	ug/L			06/12/24 17:08	1
Benzene	<0.500		0.500	0.220	ug/L			06/12/24 17:08	1
Bromochloromethane	<5.00		5.00	0.540	ug/L			06/12/24 17:08	1
Bromodichloromethane	<1.00		1.00	0.390	ug/L			06/12/24 17:08	1
Bromoform	<5.00		5.00	0.780	ug/L			06/12/24 17:08	1
Bromomethane	<4.00		4.00	1.10	ug/L			06/12/24 17:08	1
Carbon disulfide	<1.00		1.00	0.450	ug/L			06/12/24 17:08	1
Carbon tetrachloride	<2.00		2.00	0.650	ug/L			06/12/24 17:08	1
Chlorobenzene	<1.00		1.00	0.400	ug/L			06/12/24 17:08	1
Chlorodibromomethane	<5.00		5.00	0.750	ug/L			06/12/24 17:08	1
Chloroethane	<4.00		4.00	0.790	ug/L			06/12/24 17:08	1
Chloroform	<3.00		3.00	1.30	ug/L			06/12/24 17:08	1
Chloromethane	<3.00		3.00	0.610	ug/L			06/12/24 17:08	1
Chloroprene	<1.00		1.00	0.230	ug/L			06/12/24 17:08	1
cis-1,2-Dichloroethene	<1.00		1.00	0.210	ug/L			06/12/24 17:08	1
cis-1,3-Dichloropropene	<5.00		5.00	0.250	ug/L			06/12/24 17:08	1
Dibromomethane	<1.00		1.00	0.330	ug/L			06/12/24 17:08	1
Dichlorodifluoromethane	<3.00		3.00	0.250	ug/L			06/12/24 17:08	1
Ethyl methacrylate	<2.00		2.00	0.680	ug/L			06/12/24 17:08	1
Ethylbenzene	<1.00		1.00	0.310	ug/L			06/12/24 17:08	1
Iodomethane	<10.0		10.0	7.00	ug/L			06/12/24 17:08	1
Methacrylonitrile	<10.0		10.0	3.30	ug/L			06/12/24 17:08	1
Methyl methacrylate	<2.00		2.00	0.760	ug/L			06/12/24 17:08	1
Methylene chloride	<5.00		5.00	1.70	ug/L			06/12/24 17:08	1

Client Sample ID: MW-21
Date Collected: 06/06/24 17:38
Date Received: 06/08/24 09:15

Lab Sample ID: 310-283117-13
Matrix: Groundwater

Method: SW846 8260D - Volatile Organic Compounds by GC/MS (Continued)

Analyte	Result	Qualifier	RL	MDL	Unit	D	Prepared	Analyzed	Dil Fac
Naphthalene	<5.00		5.00	3.00	ug/L			06/12/24 17:08	1
Propionitrile	<10.0		10.0	3.40	ug/L			06/12/24 17:08	1
Styrene	<1.00		1.00	0.370	ug/L			06/12/24 17:08	1
Tetrachloroethene	<1.00		1.00	0.480	ug/L			06/12/24 17:08	1
Toluene	<1.00		1.00	0.430	ug/L			06/12/24 17:08	1
trans-1,2-Dichloroethene	<1.00		1.00	0.270	ug/L			06/12/24 17:08	1
trans-1,3-Dichloropropene	<5.00		5.00	0.560	ug/L			06/12/24 17:08	1
trans-1,4-Dichloro-2-butene	<10.0		10.0	1.10	ug/L			06/12/24 17:08	1
Trichloroethene	<1.00		1.00	0.430	ug/L			06/12/24 17:08	1
Trichlorofluoromethane	<4.00		4.00	0.380	ug/L			06/12/24 17:08	1
Vinyl acetate	<10.0		10.0	2.50	ug/L			06/12/24 17:08	1
Vinyl chloride	<1.00		1.00	0.180	ug/L			06/12/24 17:08	1
Xylenes, Total	<3.00		3.00	0.400	ug/L			06/12/24 17:08	1

Surrogate	*%Recovery*	*Qualifier*	*Limits*	*Prepared*	*Analyzed*	*Dil Fac*
Dibromofluoromethane (Surr)	*106*		*73 - 130*		*06/12/24 17:08*	*1*
Toluene-d8 (Surr)	*100*		*80 - 120*		*06/12/24 17:08*	*1*
4-Bromofluorobenzene (Surr)	*100*		*80 - 120*		*06/12/24 17:08*	*1*

Method: SW846 8270E - Semivolatile Organic Compounds (GC/MS)

Analyte	Result	Qualifier	RL	MDL	Unit	D	Prepared	Analyzed	Dil Fac
1,2,4,5-Tetrachlorobenzene	<10.0		10.0	0.540	ug/L		06/13/24 10:50	06/17/24 17:43	1
1,3,5-Trinitrobenzene	<10.0		10.0	2.30	ug/L		06/13/24 10:50	06/17/24 17:43	1
1,3-Dinitrobenzene	<10.0		10.0	3.20	ug/L		06/13/24 10:50	06/17/24 17:43	1
1,4-Naphthoquinone	<10.0		10.0	3.60	ug/L		06/13/24 10:50	06/17/24 17:43	1
1,4-Phenylenediamine	<10.0	*-	10.0	1.90	ug/L		06/13/24 10:50	06/17/24 17:43	1
1-Naphthylamine	<10.0		10.0	2.50	ug/L		06/13/24 10:50	06/17/24 17:43	1
2,3,4,6-Tetrachlorophenol	<10.0		10.0	5.30	ug/L		06/13/24 10:50	06/17/24 17:43	1
2,4,5-Trichlorophenol	<10.0		10.0	5.30	ug/L		06/13/24 10:50	06/17/24 17:43	1
2,4,6-Trichlorophenol	<10.0		10.0	5.00	ug/L		06/13/24 10:50	06/17/24 17:43	1
2,4-Dichlorophenol	<10.0		10.0	0.850	ug/L		06/13/24 10:50	06/17/24 17:43	1
2,4-Dimethylphenol	<10.0		10.0	0.580	ug/L		06/13/24 10:50	06/17/24 17:43	1
2,4-Dinitrophenol	<20.0	*1	20.0	13.0	ug/L		06/13/24 10:50	06/17/24 17:43	1
2,4-Dinitrotoluene	<10.0		10.0	6.40	ug/L		06/13/24 10:50	06/17/24 17:43	1
2,6-Dichlorophenol	<10.0		10.0	0.690	ug/L		06/13/24 10:50	06/17/24 17:43	1
2,6-Dinitrotoluene	<10.0		10.0	0.520	ug/L		06/13/24 10:50	06/17/24 17:43	1
2-Acetylaminofluorene	<10.0		10.0	2.70	ug/L		06/13/24 10:50	06/17/24 17:43	1
2-Chloronaphthalene	<10.0		10.0	0.640	ug/L		06/13/24 10:50	06/17/24 17:43	1
2-Chlorophenol	<10.0		10.0	0.540	ug/L		06/13/24 10:50	06/17/24 17:43	1
2-Methylnaphthalene	<10.0		10.0	0.590	ug/L		06/13/24 10:50	06/17/24 17:43	1
2-Methylphenol	<10.0		10.0	0.650	ug/L		06/13/24 10:50	06/17/24 17:43	1
2-Naphthylamine	<10.0		10.0	2.10	ug/L		06/13/24 10:50	06/17/24 17:43	1
2-Nitroaniline	<10.0		10.0	5.90	ug/L		06/13/24 10:50	06/17/24 17:43	1
2-Nitrophenol	<10.0		10.0	6.80	ug/L		06/13/24 10:50	06/17/24 17:43	1
3,3'-Dichlorobenzidine	<10.0		10.0	1.40	ug/L		06/13/24 10:50	06/17/24 17:43	1
3,3'-Dimethylbenzidine	<10.0	*1	10.0	1.50	ug/L		06/13/24 10:50	06/17/24 17:43	1
3-Methylcholanthrene	<10.0		10.0	0.320	ug/L		06/13/24 10:50	06/17/24 17:43	1
3-Nitroaniline	<10.0		10.0	2.70	ug/L		06/13/24 10:50	06/17/24 17:43	1
4,6-Dinitro-2-methylphenol	<10.0		10.0	6.90	ug/L		06/13/24 10:50	06/17/24 17:43	1

Client: SCS Engineers
Job ID: 310-283117-1
Project/Site: Scott County Landfill 1st 2024 Semi-Annual HMSP

Client Sample ID: MW-21
Lab Sample ID: 310-283117-13
Date Collected: 06/06/24 17:38
Matrix: Groundwater
Date Received: 06/08/24 09:15

Method: SW846 8270E - Semivolatile Organic Compounds (GC/MS) (Continued)

Analyte	Result	Qualifier	RL	MDL	Unit	D	Prepared	Analyzed	Dil Fac
4-Aminobiphenyl	<10.0		10.0	2.20	ug/L		06/13/24 10:50	06/17/24 17:43	1
4-Bromophenyl phenyl ether	<10.0		10.0	0.700	ug/L		06/13/24 10:50	06/17/24 17:43	1
4-Chloro-3-methylphenol	<10.0		10.0	0.840	ug/L		06/13/24 10:50	06/17/24 17:43	1
4-Chloroaniline	<10.0		10.0	0.620	ug/L		06/13/24 10:50	06/17/24 17:43	1
4-Chlorophenyl phenyl ether	<10.0		10.0	0.690	ug/L		06/13/24 10:50	06/17/24 17:43	1
4-Methylphenol (and/or 3-Methylphenol)	<10.0		10.0	0.700	ug/L		06/13/24 10:50	06/17/24 17:43	1
4-Nitroaniline	<10.0		10.0	1.30	ug/L		06/13/24 10:50	06/17/24 17:43	1
4-Nitrophenol	<10.0		10.0	7.60	ug/L		06/13/24 10:50	06/17/24 17:43	1
5-Nitro-o-toluidine	<10.0		10.0	2.80	ug/L		06/13/24 10:50	06/17/24 17:43	1
7,12-Dimethylbenz(a)anthracene	<10.0		10.0	1.90	ug/L		06/13/24 10:50	06/17/24 17:43	1
Acenaphthene	<10.0		10.0	0.640	ug/L		06/13/24 10:50	06/17/24 17:43	1
Acenaphthylene	<10.0		10.0	0.720	ug/L		06/13/24 10:50	06/17/24 17:43	1
Acetophenone	<10.0		10.0	0.690	ug/L		06/13/24 10:50	06/17/24 17:43	1
Anthracene	<10.0		10.0	0.870	ug/L		06/13/24 10:50	06/17/24 17:43	1
Benzo(a)anthracene	<10.0		10.0	0.850	ug/L		06/13/24 10:50	06/17/24 17:43	1
Benzo(a)pyrene	<10.0		10.0	8.10	ug/L		06/13/24 10:50	06/17/24 17:43	1
Benzo(b)fluoranthene	<10.0		10.0	4.90	ug/L		06/13/24 10:50	06/17/24 17:43	1
Benzo(g,h,i)perylene	<10.0		10.0	6.30	ug/L		06/13/24 10:50	06/17/24 17:43	1
Benzo(k)fluoranthene	<10.0		10.0	2.20	ug/L		06/13/24 10:50	06/17/24 17:43	1
Benzyl alcohol	<10.0		10.0	1.30	ug/L		06/13/24 10:50	06/17/24 17:43	1
Bis(2-chloroethoxy)methane	<10.0		10.0	0.760	ug/L		06/13/24 10:50	06/17/24 17:43	1
Bis(2-chloroethyl)ether	<10.0		10.0	0.820	ug/L		06/13/24 10:50	06/17/24 17:43	1
bis(2-chloroisopropyl) ether	<10.0		10.0	0.540	ug/L		06/13/24 10:50	06/17/24 17:43	1
Bis(2-ethylhexyl) phthalate	<10.0		10.0	5.50	ug/L		06/13/24 10:50	06/17/24 17:43	1
Butyl benzyl phthalate	<10.0		10.0	5.40	ug/L		06/13/24 10:50	06/17/24 17:43	1
Chlorobenzilate	<10.0		10.0	3.60	ug/L		06/13/24 10:50	06/17/24 17:43	1
Chrysene	<10.0		10.0	0.870	ug/L		06/13/24 10:50	06/17/24 17:43	1
Diallate	<10.0		10.0	4.00	ug/L		06/13/24 10:50	06/17/24 17:43	1
Dibenz(a,h)anthracene	<10.0		10.0	3.90	ug/L		06/13/24 10:50	06/17/24 17:43	1
Dibenzofuran	<10.0		10.0	0.740	ug/L		06/13/24 10:50	06/17/24 17:43	1
Diethyl phthalate	<10.0		10.0	1.70	ug/L		06/13/24 10:50	06/17/24 17:43	1
Dimethoate	<10.0		10.0	3.60	ug/L		06/13/24 10:50	06/17/24 17:43	1
Dimethyl phthalate	<10.0		10.0	1.00	ug/L		06/13/24 10:50	06/17/24 17:43	1
Di-n-butyl phthalate	<10.0		10.0	5.60	ug/L		06/13/24 10:50	06/17/24 17:43	1
Di-n-octyl phthalate	<20.0		20.0	7.00	ug/L		06/13/24 10:50	06/17/24 17:43	1
Diphenylamine	<10.0		10.0	6.00	ug/L		06/13/24 10:50	06/17/24 17:43	1
Disulfoton	<10.0		10.0	2.40	ug/L		06/13/24 10:50	06/17/24 17:43	1
Ethyl methanesulfonate	<10.0		10.0	3.60	ug/L		06/13/24 10:50	06/17/24 17:43	1
Ethyl parathion	<10.0		10.0	2.20	ug/L		06/13/24 10:50	06/17/24 17:43	1
Famphur	<10.0	*+	10.0	3.80	ug/L		06/13/24 10:50	06/17/24 17:43	1
Fluoranthene	<10.0		10.0	1.70	ug/L		06/13/24 10:50	06/17/24 17:43	1
Fluorene	<10.0		10.0	0.790	ug/L		06/13/24 10:50	06/17/24 17:43	1
Hexachlorobenzene	<10.0		10.0	0.700	ug/L		06/13/24 10:50	06/17/24 17:43	1
Hexachlorobutadiene	<10.0		10.0	0.860	ug/L		06/13/24 10:50	06/17/24 17:43	1
Hexachlorocyclopentadiene	<10.0		10.0	5.10	ug/L		06/13/24 10:50	06/17/24 17:43	1
Hexachloroethane	<10.0		10.0	0.970	ug/L		06/13/24 10:50	06/17/24 17:43	1
Hexachloropropene	<10.0		10.0	2.60	ug/L		06/13/24 10:50	06/17/24 17:43	1
Indeno(1,2,3-cd)pyrene	<10.0		10.0	4.20	ug/L		06/13/24 10:50	06/17/24 17:43	1

Client Sample ID: MW-21
Date Collected: 06/06/24 17:38
Date Received: 06/08/24 09:15

Lab Sample ID: 310-283117-13
Matrix: Groundwater

Method: SW846 8270E - Semivolatile Organic Compounds (GC/MS) (Continued)

Analyte	Result	Qualifier	RL	MDL	Unit	D	Prepared	Analyzed	Dil Fac
Isodrin	<10.0		10.0	4.70	ug/L		06/13/24 10:50	06/17/24 17:43	1
Isophorone	<10.0		10.0	0.930	ug/L		06/13/24 10:50	06/17/24 17:43	1
Isosafrole	<10.0		10.0	2.30	ug/L		06/13/24 10:50	06/17/24 17:43	1
Kepone	<10.0		10.0	1.00	ug/L		06/13/24 10:50	06/17/24 17:43	1
Methapyrilene	<10.0	*1	10.0	0.760	ug/L		06/13/24 10:50	06/17/24 17:43	1
Methyl methanesulfonate	<10.0		10.0	3.30	ug/L		06/13/24 10:50	06/17/24 17:43	1
Methyl parathion	<10.0		10.0	2.30	ug/L		06/13/24 10:50	06/17/24 17:43	1
Nitrobenzene	<10.0		10.0	0.800	ug/L		06/13/24 10:50	06/17/24 17:43	1
N-Nitrosodiethylamine	<10.0		10.0	3.40	ug/L		06/13/24 10:50	06/17/24 17:43	1
N-Nitrosodimethylamine	<10.0		10.0	0.720	ug/L		06/13/24 10:50	06/17/24 17:43	1
N-Nitrosodi-n-butylamine	<10.0		10.0	3.90	ug/L		06/13/24 10:50	06/17/24 17:43	1
N-Nitrosodi-n-propylamine	<10.0		10.0	0.920	ug/L		06/13/24 10:50	06/17/24 17:43	1
N-Nitrosodiphenylamine	<10.0		10.0	0.750	ug/L		06/13/24 10:50	06/17/24 17:43	1
N-Nitrosomethylethylamine	<10.0		10.0	4.90	ug/L		06/13/24 10:50	06/17/24 17:43	1
N-Nitrosopiperidine	<10.0		10.0	2.70	ug/L		06/13/24 10:50	06/17/24 17:43	1
N-Nitrosopyrrolidine	<10.0		10.0	3.60	ug/L		06/13/24 10:50	06/17/24 17:43	1
o,o',o''-Triethylphosphorothioate	<10.0		10.0	3.20	ug/L		06/13/24 10:50	06/17/24 17:43	1
o-Toluidine	<10.0		10.0	2.90	ug/L		06/13/24 10:50	06/17/24 17:43	1
p-Dimethylamino azobenzene	<10.0		10.0	2.20	ug/L		06/13/24 10:50	06/17/24 17:43	1
Pentachlorobenzene	<10.0		10.0	2.80	ug/L		06/13/24 10:50	06/17/24 17:43	1
Pentachloronitrobenzene	<10.0		10.0	5.80	ug/L		06/13/24 10:50	06/17/24 17:43	1
Pentachlorophenol	<10.0		10.0	9.60	ug/L		06/13/24 10:50	06/17/24 17:43	1
Phenacetin	<10.0		10.0	1.90	ug/L		06/13/24 10:50	06/17/24 17:43	1
Phenanthrene	<10.0		10.0	0.790	ug/L		06/13/24 10:50	06/17/24 17:43	1
Phenol	<10.0		10.0	1.10	ug/L		06/13/24 10:50	06/17/24 17:43	1
Phorate	<10.0		10.0	3.20	ug/L		06/13/24 10:50	06/17/24 17:43	1
Pronamide	<10.0		10.0	2.70	ug/L		06/13/24 10:50	06/17/24 17:43	1
Pyrene	<10.0		10.0	0.790	ug/L		06/13/24 10:50	06/17/24 17:43	1
Safrole	<10.0		10.0	2.80	ug/L		06/13/24 10:50	06/17/24 17:43	1
Thionazin	<10.0		10.0	3.50	ug/L		06/13/24 10:50	06/17/24 17:43	1
Dinoseb	<10.0		10.0	2.40	ug/L		06/13/24 10:50	06/17/24 17:43	1

Surrogate	*%Recovery*	*Qualifier*	*Limits*	*Prepared*	*Analyzed*	*Dil Fac*
2-Fluorophenol (Surr)	*46*		*25 - 110*	*06/13/24 10:50*	*06/17/24 17:43*	*1*
Phenol-d5 (Surr)	*42*		*21 - 110*	*06/13/24 10:50*	*06/17/24 17:43*	*1*
Nitrobenzene-d5 (Surr)	*64*		*45 - 129*	*06/13/24 10:50*	*06/17/24 17:43*	*1*
2-Fluorobiphenyl (Surr)	*63*		*39 - 118*	*06/13/24 10:50*	*06/17/24 17:43*	*1*
2,4,6-Tribromophenol (Surr)	*61*		*27 - 136*	*06/13/24 10:50*	*06/17/24 17:43*	*1*
Terphenyl-d14 (Surr)	*76*		*12 - 144*	*06/13/24 10:50*	*06/17/24 17:43*	*1*

Method: SW846 8015C - Nonhalogenated Organic using GC/FID (Direct Aqueous Injection)

Analyte	Result	Qualifier	RL	MDL	Unit	D	Prepared	Analyzed	Dil Fac
Acetonitrile	<10.0		10.0	2.60	mg/L			06/14/24 15:04	1
Isobutanol	<10.0		10.0	2.40	mg/L			06/14/24 15:04	1

Method: SW846 8081B - Organochlorine Pesticides (GC)

Analyte	Result	Qualifier	RL	MDL	Unit	D	Prepared	Analyzed	Dil Fac
4,4'-DDD	<0.0943		0.0943	0.0236	ug/L		06/12/24 14:18	06/12/24 22:38	1
4,4'-DDE	<0.0943		0.0943	0.0283	ug/L		06/12/24 14:18	06/12/24 22:38	1

Client Sample ID: MW-21
Date Collected: 06/06/24 17:38
Date Received: 06/08/24 09:15

Lab Sample ID: 310-283117-13
Matrix: Groundwater

Method: SW846 8081B - Organochlorine Pesticides (GC) (Continued)

Analyte	Result	Qualifier	RL	MDL	Unit	D	Prepared	Analyzed	Dil Fac
4,4'-DDT	<0.0943		0.0943	0.0189	ug/L		06/12/24 14:18	06/12/24 22:38	1
Aldrin	<0.0943		0.0943	0.0208	ug/L		06/12/24 14:18	06/12/24 22:38	1
alpha-BHC	<0.0943		0.0943	0.00943	ug/L		06/12/24 14:18	06/12/24 22:38	1
beta-BHC	<0.0943		0.0943	0.0396	ug/L		06/12/24 14:18	06/12/24 22:38	1
Chlordane (technical)	<1.89		1.89	0.368	ug/L		06/12/24 14:18	06/12/24 22:38	1
delta-BHC	<0.0943		0.0943	0.0302	ug/L		06/12/24 14:18	06/12/24 22:38	1
Dieldrin	<0.0943		0.0943	0.0198	ug/L		06/12/24 14:18	06/12/24 22:38	1
Endosulfan I	<0.0943		0.0943	0.0264	ug/L		06/12/24 14:18	06/12/24 22:38	1
Endosulfan II	<0.0943		0.0943	0.0245	ug/L		06/12/24 14:18	06/12/24 22:38	1
Endosulfan sulfate	<0.0943		0.0943	0.0170	ug/L		06/12/24 14:18	06/12/24 22:38	1
Endrin	<0.0943		0.0943	0.0264	ug/L		06/12/24 14:18	06/12/24 22:38	1
Endrin aldehyde	<0.0943		0.0943	0.0255	ug/L		06/12/24 14:18	06/12/24 22:38	1
gamma-BHC (Lindane)	<0.0943		0.0943	0.00943	ug/L		06/12/24 14:18	06/12/24 22:38	1
Heptachlor	<0.0943		0.0943	0.0217	ug/L		06/12/24 14:18	06/12/24 22:38	1
Heptachlor epoxide	<0.0943		0.0943	0.0302	ug/L		06/12/24 14:18	06/12/24 22:38	1
Methoxychlor	<0.0943	*+	0.0943	0.0302	ug/L		06/12/24 14:18	06/12/24 22:38	1
Toxaphene	<1.89		1.89	0.943	ug/L		06/12/24 14:18	06/12/24 22:38	1

Surrogate	*%Recovery*	*Qualifier*	*Limits*	*Prepared*	*Analyzed*	*Dil Fac*
DCB Decachlorobiphenyl (Surr)	*99*		*10 - 136*	*06/12/24 14:18*	*06/12/24 22:38*	*1*
Tetrachloro-m-xylene (Surr)	*90*		*10 - 130*	*06/12/24 14:18*	*06/12/24 22:38*	*1*

Method: SW846 8082A - Polychlorinated Biphenyls (PCBs) by Gas Chromatography

Analyte	Result	Qualifier	RL	MDL	Unit	D	Prepared	Analyzed	Dil Fac
PCB-1016	<1.89		1.89	0.774	ug/L		06/12/24 14:18	06/12/24 22:38	1
PCB-1221	<1.89		1.89	0.774	ug/L		06/12/24 14:18	06/12/24 22:38	1
PCB-1232	<1.89		1.89	0.774	ug/L		06/12/24 14:18	06/12/24 22:38	1
PCB-1242	<1.89		1.89	0.774	ug/L		06/12/24 14:18	06/12/24 22:38	1
PCB-1248	<1.89		1.89	0.651	ug/L		06/12/24 14:18	06/12/24 22:38	1
PCB-1254	<1.89		1.89	0.651	ug/L		06/12/24 14:18	06/12/24 22:38	1
PCB-1260	<1.89		1.89	0.651	ug/L		06/12/24 14:18	06/12/24 22:38	1

Surrogate	*%Recovery*	*Qualifier*	*Limits*	*Prepared*	*Analyzed*	*Dil Fac*
DCB Decachlorobiphenyl (Surr)	*98*		*10 - 136*	*06/12/24 14:18*	*06/12/24 22:38*	*1*
Tetrachloro-m-xylene (Surr)	*93*		*10 - 130*	*06/12/24 14:18*	*06/12/24 22:38*	*1*

Method: SW846 8151A - Herbicides (GC)

Analyte	Result	Qualifier	RL	MDL	Unit	D	Prepared	Analyzed	Dil Fac
2,4,5-T	<0.158		0.158	0.0687	ug/L		06/13/24 07:10	06/15/24 02:55	1
Silvex (2,4,5-TP)	<0.0528		0.0528	0.0232	ug/L		06/13/24 07:10	06/15/24 02:55	1
2,4-D	<0.634		0.634	0.264	ug/L		06/13/24 07:10	06/15/24 02:55	1

Method: SW846 6020B - Metals (ICP/MS)

Analyte	Result	Qualifier	RL	MDL	Unit	D	Prepared	Analyzed	Dil Fac
Antimony	<0.00200		0.00200	0.00100	mg/L		06/11/24 09:00	07/01/24 15:00	1
Arsenic	**0.00119**	**J**	0.00200	0.000530	mg/L		06/11/24 09:00	06/21/24 22:18	1
Barium	**0.187**		0.00200	0.000660	mg/L		06/11/24 09:00	06/20/24 15:21	1
Beryllium	<0.00100		0.00100	0.000330	mg/L		06/11/24 09:00	06/20/24 15:21	1
Cadmium	<0.000200		0.000200	0.000100	mg/L		06/11/24 09:00	06/21/24 22:18	1
Chromium	<0.00500		0.00500	0.00120	mg/L		06/11/24 09:00	06/20/24 15:21	1

Client: SCS Engineers
Job ID: 310-283117-1
Project/Site: Scott County Landfill 1st 2024 Semi-Annual HMSP

Client Sample ID: MW-21
Lab Sample ID: 310-283117-13
Date Collected: 06/06/24 17:38
Matrix: Groundwater
Date Received: 06/08/24 09:15

Method: SW846 6020B - Metals (ICP/MS) (Continued)

Analyte	Result	Qualifier	RL	MDL	Unit	D	Prepared	Analyzed	Dil Fac
Cobalt	**0.00233**		0.000500	0.000170	mg/L		06/11/24 09:00	06/20/24 15:21	1
Copper	<0.00500		0.00500	0.00180	mg/L		06/11/24 09:00	06/20/24 15:21	1
Lead	**0.000349**	**J**	0.000500	0.000260	mg/L		06/11/24 09:00	06/20/24 15:21	1
Nickel	<0.00500		0.00500	0.00210	mg/L		06/11/24 09:00	06/20/24 15:21	1
Selenium	<0.00500		0.00500	0.00140	mg/L		06/11/24 09:00	06/21/24 22:18	1
Silver	<0.00100		0.00100	0.000500	mg/L		06/11/24 09:00	06/20/24 15:21	1
Thallium	<0.00100		0.00100	0.000570	mg/L		06/11/24 09:00	07/01/24 15:00	1
Tin	<0.00500		0.00500	0.00230	mg/L		06/11/24 09:00	06/21/24 22:18	1
Vanadium	<0.00500		0.00500	0.00110	mg/L		06/11/24 09:00	06/21/24 22:18	1
Zinc	**0.0322**		0.0200	0.00970	mg/L		06/11/24 09:00	06/20/24 15:21	1

Method: SW846 7470A - Mercury (CVAA)

Analyte	Result	Qualifier	RL	MDL	Unit	D	Prepared	Analyzed	Dil Fac
Mercury	<0.000200		0.000200	0.000110	mg/L		06/11/24 16:44	06/14/24 13:10	1

General Chemistry

Analyte	Result	Qualifier	RL	MDL	Unit	D	Prepared	Analyzed	Dil Fac
Cyanide, Total (SW846 9012B)	<0.0100		0.0100	0.00350	mg/L		06/12/24 10:50	06/12/24 21:41	1
Sulfide (SW846 9034)	<1.00		1.00	0.231	mg/L			06/11/24 22:42	1
Total Suspended Solids (USGS I-3765-85)	**91.3**		3.75	2.78	mg/L			06/11/24 11:59	1

Client Sample Results

Client: SCS Engineers
Job ID: 310-283117-1
Project/Site: Scott County Landfill 1st 2024 Semi-Annual HMSP

Client Sample ID: MW-28
Date Collected: 06/06/24 10:38
Date Received: 06/08/24 09:15

Lab Sample ID: 310-283117-14
Matrix: Groundwater

Method: SW846 6020B - Metals (ICP/MS)

Analyte	Result	Qualifier	RL	MDL	Unit	D	Prepared	Analyzed	Dil Fac
Arsenic	<0.00200		0.00200	0.000530	mg/L		06/11/24 09:00	06/21/24 22:40	1
Barium	**0.217**		0.00200	0.000660	mg/L		06/11/24 09:00	06/20/24 15:25	1
Beryllium	<0.00100		0.00100	0.000330	mg/L		06/11/24 09:00	06/20/24 15:25	1
Cadmium	<0.000200		0.000200	0.000100	mg/L		06/11/24 09:00	06/21/24 22:40	1
Cobalt	**0.000501**		0.000500	0.000170	mg/L		06/11/24 09:00	06/20/24 15:25	1
Copper	<0.00500		0.00500	0.00180	mg/L		06/11/24 09:00	06/20/24 15:25	1
Lead	<0.000500		0.000500	0.000260	mg/L		06/11/24 09:00	06/20/24 15:25	1
Nickel	<0.00500		0.00500	0.00210	mg/L		06/11/24 09:00	06/20/24 15:25	1
Vanadium	<0.00500		0.00500	0.00110	mg/L		06/11/24 09:00	06/21/24 22:40	1
Zinc	<0.0200		0.0200	0.00970	mg/L		06/11/24 09:00	06/20/24 15:25	1

General Chemistry

Analyte	Result	Qualifier	RL	MDL	Unit	D	Prepared	Analyzed	Dil Fac
Total Suspended Solids (USGS I-3765-85)	**16.6**		1.88	1.39	mg/L			06/11/24 11:59	1

Client: SCS Engineers
Job ID: 310-283117-1
Project/Site: Scott County Landfill 1st 2024 Semi-Annual HMSP

Client Sample ID: OP-17
Lab Sample ID: 310-283117-15
Date Collected: 06/06/24 17:30
Matrix: Groundwater
Date Received: 06/08/24 09:15

Method: SW846 8260D - Volatile Organic Compounds by GC/MS

Analyte	Result	Qualifier	RL	MDL	Unit	D	Prepared	Analyzed	Dil Fac
Acetone	<10.0		10.0	3.10	ug/L			06/12/24 17:31	1
Acrylonitrile	<10.0		10.0	2.20	ug/L			06/12/24 17:31	1
Benzene	**2.93**		0.500	0.220	ug/L			06/12/24 17:31	1
Bromochloromethane	<5.00		5.00	0.540	ug/L			06/12/24 17:31	1
Bromodichloromethane	<1.00		1.00	0.390	ug/L			06/12/24 17:31	1
Bromoform	<5.00		5.00	0.780	ug/L			06/12/24 17:31	1
Bromomethane	<4.00		4.00	1.10	ug/L			06/12/24 17:31	1
2-Butanone (MEK)	<10.0		10.0	2.10	ug/L			06/12/24 17:31	1
Carbon disulfide	<1.00		1.00	0.450	ug/L			06/12/24 17:31	1
Carbon tetrachloride	<2.00		2.00	0.650	ug/L			06/12/24 17:31	1
Chlorobenzene	**41.3**		1.00	0.400	ug/L			06/12/24 17:31	1
Chlorodibromomethane	<5.00		5.00	0.750	ug/L			06/12/24 17:31	1
Chloroethane	<4.00		4.00	0.790	ug/L			06/12/24 17:31	1
Chloroform	<3.00		3.00	1.30	ug/L			06/12/24 17:31	1
Chloromethane	**4.73**		3.00	0.610	ug/L			06/12/24 17:31	1
cis-1,2-Dichloroethene	<1.00		1.00	0.210	ug/L			06/12/24 17:31	1
cis-1,3-Dichloropropene	<5.00		5.00	0.250	ug/L			06/12/24 17:31	1
1,2-Dibromo-3-Chloropropane	<1.20		1.20	1.20	ug/L			06/12/24 17:31	1
1,2-Dibromoethane (EDB)	<0.340		0.340	0.340	ug/L			06/12/24 17:31	1
Dibromomethane	<1.00		1.00	0.330	ug/L			06/12/24 17:31	1
1,2-Dichlorobenzene	**10.1**		1.00	0.370	ug/L			06/12/24 17:31	1
1,4-Dichlorobenzene	**13.2**		1.00	0.230	ug/L			06/12/24 17:31	1
1,1-Dichloroethane	<1.00		1.00	0.220	ug/L			06/12/24 17:31	1
1,2-Dichloroethane	<1.00		1.00	0.390	ug/L			06/12/24 17:31	1
1,1-Dichloroethene	<2.00		2.00	0.560	ug/L			06/12/24 17:31	1
1,2-Dichloropropane	<1.00		1.00	0.270	ug/L			06/12/24 17:31	1
Ethylbenzene	<1.00		1.00	0.310	ug/L			06/12/24 17:31	1
2-Hexanone	<10.0		10.0	2.00	ug/L			06/12/24 17:31	1
Iodomethane	<10.0		10.0	7.00	ug/L			06/12/24 17:31	1
Methylene Chloride	<5.00		5.00	1.70	ug/L			06/12/24 17:31	1
4-Methyl-2-pentanone (MIBK)	<10.0		10.0	2.10	ug/L			06/12/24 17:31	1
Styrene	<1.00		1.00	0.370	ug/L			06/12/24 17:31	1
1,1,1,2-Tetrachloroethane	<1.00		1.00	0.380	ug/L			06/12/24 17:31	1
1,1,2,2-Tetrachloroethane	<1.00		1.00	0.470	ug/L			06/12/24 17:31	1
Tetrachloroethene	<1.00		1.00	0.480	ug/L			06/12/24 17:31	1
Toluene	<1.00		1.00	0.430	ug/L			06/12/24 17:31	1
trans-1,4-Dichloro-2-butene	<10.0		10.0	1.10	ug/L			06/12/24 17:31	1
trans-1,2-Dichloroethene	<1.00		1.00	0.270	ug/L			06/12/24 17:31	1
trans-1,3-Dichloropropene	<5.00		5.00	0.560	ug/L			06/12/24 17:31	1
1,1,1-Trichloroethane	<1.00		1.00	0.190	ug/L			06/12/24 17:31	1
1,1,2-Trichloroethane	<1.00		1.00	0.450	ug/L			06/12/24 17:31	1
Trichloroethene	<1.00		1.00	0.430	ug/L			06/12/24 17:31	1
Trichlorofluoromethane	<4.00		4.00	0.380	ug/L			06/12/24 17:31	1
1,2,3-Trichloropropane	<1.00		1.00	0.590	ug/L			06/12/24 17:31	1
Vinyl acetate	<10.0		10.0	2.50	ug/L			06/12/24 17:31	1
Vinyl chloride	<1.00		1.00	0.180	ug/L			06/12/24 17:31	1
Xylenes, Total	<3.00		3.00	0.400	ug/L			06/12/24 17:31	1

Client: SCS Engineers
Job ID: 310-283117-1
Project/Site: Scott County Landfill 1st 2024 Semi-Annual HMSP

Client Sample ID: OP-17
Lab Sample ID: 310-283117-15
Date Collected: 06/06/24 17:30
Matrix: Groundwater
Date Received: 06/08/24 09:15

Surrogate	*%Recovery*	*Qualifier*	*Limits*	*Prepared*	*Analyzed*	*Dil Fac*
4-Bromofluorobenzene (Surr)	*101*		*80 - 120*		*06/12/24 17:31*	*1*
Dibromofluoromethane (Surr)	*104*		*73 - 130*		*06/12/24 17:31*	*1*
Toluene-d8 (Surr)	*99*		*80 - 120*		*06/12/24 17:31*	*1*

Method: SW846 6020B - Metals (ICP/MS)

Analyte	Result	Qualifier	RL	MDL	Unit	D	Prepared	Analyzed	Dil Fac
Arsenic	**0.00731**		0.00200	0.000530	mg/L		06/11/24 09:00	06/21/24 22:44	1
Barium	**0.356**		0.00200	0.000660	mg/L		06/11/24 09:00	06/20/24 15:27	1
Beryllium	**0.000961**	**J**	0.00100	0.000330	mg/L		06/11/24 09:00	06/20/24 15:27	1
Cadmium	<0.000200		0.000200	0.000100	mg/L		06/11/24 09:00	07/02/24 23:09	1
Cobalt	**0.00643**		0.000500	0.000170	mg/L		06/11/24 09:00	06/20/24 15:27	1
Copper	**0.0709**		0.00500	0.00180	mg/L		06/11/24 09:00	06/20/24 15:27	1
Lead	<0.000500		0.000500	0.000260	mg/L		06/11/24 09:00	06/20/24 15:27	1
Nickel	**0.0111**		0.00500	0.00210	mg/L		06/11/24 09:00	06/20/24 15:27	1
Vanadium	**0.00113**	**J**	0.00500	0.00110	mg/L		06/11/24 09:00	06/21/24 22:44	1
Zinc	**0.0141**	**J**	0.0200	0.00970	mg/L		06/11/24 09:00	06/20/24 15:27	1

General Chemistry

Analyte	Result	Qualifier	RL	MDL	Unit	D	Prepared	Analyzed	Dil Fac
Total Suspended Solids (USGS I-3765-85)	**89.0**		15.0	11.1	mg/L			06/11/24 13:26	1

Client: SCS Engineers
Job ID: 310-283117-1
Project/Site: Scott County Landfill 1st 2024 Semi-Annual HMSP

Client Sample ID: OP-18
Lab Sample ID: 310-283117-16
Date Collected: 06/06/24 11:20
Matrix: Groundwater
Date Received: 06/08/24 09:15

Method: SW846 8260D - Volatile Organic Compounds by GC/MS

Analyte	Result	Qualifier	RL	MDL	Unit	D	Prepared	Analyzed	Dil Fac
Acetone	**8.33**	**J**	10.0	3.10	ug/L			06/12/24 17:54	1
Acrylonitrile	<10.0		10.0	2.20	ug/L			06/12/24 17:54	1
Benzene	**1.53**		0.500	0.220	ug/L			06/12/24 17:54	1
Bromochloromethane	<5.00		5.00	0.540	ug/L			06/12/24 17:54	1
Bromodichloromethane	<1.00		1.00	0.390	ug/L			06/12/24 17:54	1
Bromoform	<5.00		5.00	0.780	ug/L			06/12/24 17:54	1
Bromomethane	<4.00		4.00	1.10	ug/L			06/12/24 17:54	1
2-Butanone (MEK)	<10.0		10.0	2.10	ug/L			06/12/24 17:54	1
Carbon disulfide	<1.00		1.00	0.450	ug/L			06/12/24 17:54	1
Carbon tetrachloride	<2.00		2.00	0.650	ug/L			06/12/24 17:54	1
Chlorobenzene	**31.9**		1.00	0.400	ug/L			06/12/24 17:54	1
Chlorodibromomethane	<5.00		5.00	0.750	ug/L			06/12/24 17:54	1
Chloroethane	<4.00		4.00	0.790	ug/L			06/12/24 17:54	1
Chloroform	<3.00		3.00	1.30	ug/L			06/12/24 17:54	1
Chloromethane	<3.00		3.00	0.610	ug/L			06/12/24 17:54	1
cis-1,2-Dichloroethene	<1.00		1.00	0.210	ug/L			06/12/24 17:54	1
cis-1,3-Dichloropropene	<5.00		5.00	0.250	ug/L			06/12/24 17:54	1
1,2-Dibromo-3-Chloropropane	<1.20		1.20	1.20	ug/L			06/12/24 17:54	1
1,2-Dibromoethane (EDB)	<0.340		0.340	0.340	ug/L			06/12/24 17:54	1
Dibromomethane	<1.00		1.00	0.330	ug/L			06/12/24 17:54	1
1,2-Dichlorobenzene	**0.514**	**J**	1.00	0.370	ug/L			06/12/24 17:54	1
1,4-Dichlorobenzene	**1.36**		1.00	0.230	ug/L			06/12/24 17:54	1
1,1-Dichloroethane	<1.00		1.00	0.220	ug/L			06/12/24 17:54	1
1,2-Dichloroethane	<1.00		1.00	0.390	ug/L			06/12/24 17:54	1
1,1-Dichloroethene	<2.00		2.00	0.560	ug/L			06/12/24 17:54	1
1,2-Dichloropropane	<1.00		1.00	0.270	ug/L			06/12/24 17:54	1
Ethylbenzene	<1.00		1.00	0.310	ug/L			06/12/24 17:54	1
2-Hexanone	<10.0		10.0	2.00	ug/L			06/12/24 17:54	1
Iodomethane	<10.0		10.0	7.00	ug/L			06/12/24 17:54	1
Methylene Chloride	<5.00		5.00	1.70	ug/L			06/12/24 17:54	1
4-Methyl-2-pentanone (MIBK)	<10.0		10.0	2.10	ug/L			06/12/24 17:54	1
Styrene	<1.00		1.00	0.370	ug/L			06/12/24 17:54	1
1,1,1,2-Tetrachloroethane	<1.00		1.00	0.380	ug/L			06/12/24 17:54	1
1,1,2,2-Tetrachloroethane	<1.00		1.00	0.470	ug/L			06/12/24 17:54	1
Tetrachloroethene	<1.00		1.00	0.480	ug/L			06/12/24 17:54	1
Toluene	<1.00		1.00	0.430	ug/L			06/12/24 17:54	1
trans-1,4-Dichloro-2-butene	<10.0		10.0	1.10	ug/L			06/12/24 17:54	1
trans-1,2-Dichloroethene	<1.00		1.00	0.270	ug/L			06/12/24 17:54	1
trans-1,3-Dichloropropene	<5.00		5.00	0.560	ug/L			06/12/24 17:54	1
1,1,1-Trichloroethane	<1.00		1.00	0.190	ug/L			06/12/24 17:54	1
1,1,2-Trichloroethane	<1.00		1.00	0.450	ug/L			06/12/24 17:54	1
Trichloroethene	<1.00		1.00	0.430	ug/L			06/12/24 17:54	1
Trichlorofluoromethane	<4.00		4.00	0.380	ug/L			06/12/24 17:54	1
1,2,3-Trichloropropane	<1.00		1.00	0.590	ug/L			06/12/24 17:54	1
Vinyl acetate	<10.0		10.0	2.50	ug/L			06/12/24 17:54	1
Vinyl chloride	<1.00		1.00	0.180	ug/L			06/12/24 17:54	1
Xylenes, Total	<3.00		3.00	0.400	ug/L			06/12/24 17:54	1

Client: SCS Engineers
Job ID: 310-283117-1
Project/Site: Scott County Landfill 1st 2024 Semi-Annual HMSP

Client Sample ID: OP-18
Date Collected: 06/06/24 11:20
Date Received: 06/08/24 09:15

Lab Sample ID: 310-283117-16
Matrix: Groundwater

Surrogate	*%Recovery*	*Qualifier*	*Limits*	*Prepared*	*Analyzed*	*Dil Fac*
4-Bromofluorobenzene (Surr)	*100*		*80 - 120*		*06/12/24 17:54*	*1*
Dibromofluoromethane (Surr)	*105*		*73 - 130*		*06/12/24 17:54*	*1*
Toluene-d8 (Surr)	*99*		*80 - 120*		*06/12/24 17:54*	*1*

Method: SW846 6020B - Metals (ICP/MS)

Analyte	Result	Qualifier	RL	MDL	Unit	D	Prepared	Analyzed	Dil Fac
Arsenic	**0.00739**		0.00200	0.000530	mg/L		06/11/24 09:00	06/27/24 15:29	1
Barium	**0.104**		0.00200	0.000660	mg/L		06/11/24 09:00	06/20/24 15:29	1
Beryllium	**0.00965**		0.00100	0.000330	mg/L		06/11/24 09:00	06/20/24 15:29	1
Cadmium	<0.000200		0.000200	0.000100	mg/L		06/11/24 09:00	07/02/24 23:12	1
Cobalt	**0.00778**		0.000500	0.000170	mg/L		06/11/24 09:00	06/20/24 15:29	1
Copper	**1.09**		0.00500	0.00180	mg/L		06/11/24 09:00	06/20/24 15:29	1
Lead	**0.00110**		0.000500	0.000260	mg/L		06/11/24 09:00	06/20/24 15:29	1
Nickel	**0.0877**		0.00500	0.00210	mg/L		06/11/24 09:00	06/20/24 15:29	1
Vanadium	**0.00202**	**J**	0.00500	0.00110	mg/L		06/11/24 09:00	06/27/24 15:29	1
Zinc	**0.314**		0.0200	0.00970	mg/L		06/11/24 09:00	06/20/24 15:29	1

General Chemistry

Analyte	Result	Qualifier	RL	MDL	Unit	D	Prepared	Analyzed	Dil Fac
Total Suspended Solids (USGS I-3765-85)	**85.0**		15.0	11.1	mg/L			06/11/24 11:59	1

Client: SCS Engineers
Job ID: 310-283117-1
Project/Site: Scott County Landfill 1st 2024 Semi-Annual HMSP

Client Sample ID: MW-DC
Lab Sample ID: 310-283117-17
Date Collected: 06/06/24 17:30
Matrix: Groundwater
Date Received: 06/08/24 09:15

Method: SW846 8260D - Volatile Organic Compounds by GC/MS

Analyte	Result	Qualifier	RL	MDL	Unit	D	Prepared	Analyzed	Dil Fac
Acetone	<10.0		10.0	3.10	ug/L			06/12/24 18:17	1
Acrylonitrile	<10.0		10.0	2.20	ug/L			06/12/24 18:17	1
Benzene	**3.05**		0.500	0.220	ug/L			06/12/24 18:17	1
Bromochloromethane	<5.00		5.00	0.540	ug/L			06/12/24 18:17	1
Bromodichloromethane	<1.00		1.00	0.390	ug/L			06/12/24 18:17	1
Bromoform	<5.00		5.00	0.780	ug/L			06/12/24 18:17	1
Bromomethane	<4.00		4.00	1.10	ug/L			06/12/24 18:17	1
2-Butanone (MEK)	<10.0		10.0	2.10	ug/L			06/12/24 18:17	1
Carbon disulfide	<1.00		1.00	0.450	ug/L			06/12/24 18:17	1
Carbon tetrachloride	<2.00		2.00	0.650	ug/L			06/12/24 18:17	1
Chlorobenzene	**42.1**		1.00	0.400	ug/L			06/12/24 18:17	1
Chlorodibromomethane	<5.00		5.00	0.750	ug/L			06/12/24 18:17	1
Chloroethane	<4.00		4.00	0.790	ug/L			06/12/24 18:17	1
Chloroform	<3.00		3.00	1.30	ug/L			06/12/24 18:17	1
Chloromethane	**3.99**		3.00	0.610	ug/L			06/12/24 18:17	1
cis-1,2-Dichloroethene	<1.00		1.00	0.210	ug/L			06/12/24 18:17	1
cis-1,3-Dichloropropene	<5.00		5.00	0.250	ug/L			06/12/24 18:17	1
1,2-Dibromo-3-Chloropropane	<1.20		1.20	1.20	ug/L			06/12/24 18:17	1
1,2-Dibromoethane (EDB)	<0.340		0.340	0.340	ug/L			06/12/24 18:17	1
Dibromomethane	<1.00		1.00	0.330	ug/L			06/12/24 18:17	1
1,2-Dichlorobenzene	**10.1**		1.00	0.370	ug/L			06/12/24 18:17	1
1,4-Dichlorobenzene	**12.9**		1.00	0.230	ug/L			06/12/24 18:17	1
1,1-Dichloroethane	<1.00		1.00	0.220	ug/L			06/12/24 18:17	1
1,2-Dichloroethane	<1.00		1.00	0.390	ug/L			06/12/24 18:17	1
1,1-Dichloroethene	<2.00		2.00	0.560	ug/L			06/12/24 18:17	1
1,2-Dichloropropane	<1.00		1.00	0.270	ug/L			06/12/24 18:17	1
Ethylbenzene	<1.00		1.00	0.310	ug/L			06/12/24 18:17	1
2-Hexanone	<10.0		10.0	2.00	ug/L			06/12/24 18:17	1
Iodomethane	<10.0		10.0	7.00	ug/L			06/12/24 18:17	1
Methylene Chloride	<5.00		5.00	1.70	ug/L			06/12/24 18:17	1
4-Methyl-2-pentanone (MIBK)	<10.0		10.0	2.10	ug/L			06/12/24 18:17	1
Styrene	<1.00		1.00	0.370	ug/L			06/12/24 18:17	1
1,1,1,2-Tetrachloroethane	<1.00		1.00	0.380	ug/L			06/12/24 18:17	1
1,1,2,2-Tetrachloroethane	<1.00		1.00	0.470	ug/L			06/12/24 18:17	1
Tetrachloroethene	<1.00		1.00	0.480	ug/L			06/12/24 18:17	1
Toluene	<1.00		1.00	0.430	ug/L			06/12/24 18:17	1
trans-1,4-Dichloro-2-butene	<10.0		10.0	1.10	ug/L			06/12/24 18:17	1
trans-1,2-Dichloroethene	<1.00		1.00	0.270	ug/L			06/12/24 18:17	1
trans-1,3-Dichloropropene	<5.00		5.00	0.560	ug/L			06/12/24 18:17	1
1,1,1-Trichloroethane	<1.00		1.00	0.190	ug/L			06/12/24 18:17	1
1,1,2-Trichloroethane	<1.00		1.00	0.450	ug/L			06/12/24 18:17	1
Trichloroethene	<1.00		1.00	0.430	ug/L			06/12/24 18:17	1
Trichlorofluoromethane	<4.00		4.00	0.380	ug/L			06/12/24 18:17	1
1,2,3-Trichloropropane	<1.00		1.00	0.590	ug/L			06/12/24 18:17	1
Vinyl acetate	<10.0		10.0	2.50	ug/L			06/12/24 18:17	1
Vinyl chloride	<1.00		1.00	0.180	ug/L			06/12/24 18:17	1
Xylenes, Total	<3.00		3.00	0.400	ug/L			06/12/24 18:17	1

Client: SCS Engineers
Job ID: 310-283117-1
Project/Site: Scott County Landfill 1st 2024 Semi-Annual HMSP

Client Sample ID: MW-DC
Date Collected: 06/06/24 17:30
Date Received: 06/08/24 09:15

Lab Sample ID: 310-283117-17
Matrix: Groundwater

Surrogate	*%Recovery*	*Qualifier*	*Limits*	*Prepared*	*Analyzed*	*Dil Fac*
4-Bromofluorobenzene (Surr)	*99*		*80 - 120*		*06/12/24 18:17*	*1*
Dibromofluoromethane (Surr)	*104*		*73 - 130*		*06/12/24 18:17*	*1*
Toluene-d8 (Surr)	*100*		*80 - 120*		*06/12/24 18:17*	*1*

Method: SW846 6020B - Metals (ICP/MS)

Analyte	Result	Qualifier	RL	MDL	Unit	D	Prepared	Analyzed	Dil Fac
Arsenic	**0.00852**		0.00200	0.000530	mg/L		06/11/24 09:00	06/27/24 15:32	1
Barium	**0.376**		0.00200	0.000660	mg/L		06/11/24 09:00	06/20/24 15:32	1
Beryllium	**0.000733**	**J**	0.00100	0.000330	mg/L		06/11/24 09:00	06/20/24 15:32	1
Cadmium	<0.000200		0.000200	0.000100	mg/L		06/11/24 09:00	07/02/24 23:16	1
Cobalt	**0.00630**		0.000500	0.000170	mg/L		06/11/24 09:00	06/20/24 15:32	1
Copper	**0.0527**		0.00500	0.00180	mg/L		06/11/24 09:00	06/20/24 15:32	1
Lead	<0.000500		0.000500	0.000260	mg/L		06/11/24 09:00	06/20/24 15:32	1
Nickel	**0.0112**		0.00500	0.00210	mg/L		06/11/24 09:00	06/20/24 15:32	1
Vanadium	**0.00134**	**J**	0.00500	0.00110	mg/L		06/11/24 09:00	06/27/24 15:32	1
Zinc	**0.0117**	**J**	0.0200	0.00970	mg/L		06/11/24 09:00	06/20/24 15:32	1

General Chemistry

Analyte	Result	Qualifier	RL	MDL	Unit	D	Prepared	Analyzed	Dil Fac
Total Suspended Solids (USGS I-3765-85)	**78.0**		15.0	11.1	mg/L			06/11/24 11:59	1

Client: SCS Engineers
Job ID: 310-283117-1
Project/Site: Scott County Landfill 1st 2024 Semi-Annual HMSP

Client Sample ID: Trip Blank 1
Date Collected: 06/06/24 00:00
Date Received: 06/08/24 09:15

Lab Sample ID: 310-283117-18
Matrix: Trip Blank

Method: SW846 8260D - Volatile Organic Compounds by GC/MS

Analyte	Result	Qualifier	RL	MDL	Unit	D	Prepared	Analyzed	Dil Fac
1,1,1,2-Tetrachloroethane	<1.00		1.00	0.380	ug/L			06/12/24 14:29	1
1,1,1-Trichloroethane	<1.00		1.00	0.190	ug/L			06/12/24 14:29	1
1,1,2,2-Tetrachloroethane	<1.00		1.00	0.470	ug/L			06/12/24 14:29	1
1,1,2-Trichloroethane	<1.00		1.00	0.450	ug/L			06/12/24 14:29	1
1,1-Dichloroethane	<1.00		1.00	0.220	ug/L			06/12/24 14:29	1
1,1-Dichloroethene	<2.00		2.00	0.560	ug/L			06/12/24 14:29	1
1,1-Dichloropropene	<1.00		1.00	0.430	ug/L			06/12/24 14:29	1
1,2,3-Trichloropropane	<1.00		1.00	0.590	ug/L			06/12/24 14:29	1
1,2,4-Trichlorobenzene	<5.00		5.00	0.750	ug/L			06/12/24 14:29	1
1,2-Dibromo-3-Chloropropane	<1.20		1.20	1.20	ug/L			06/12/24 14:29	1
1,2-Dibromoethane (EDB)	<0.340		0.340	0.340	ug/L			06/12/24 14:29	1
1,2-Dichlorobenzene	<1.00		1.00	0.370	ug/L			06/12/24 14:29	1
1,2-Dichloroethane	<1.00		1.00	0.390	ug/L			06/12/24 14:29	1
1,2-Dichloropropane	<1.00		1.00	0.270	ug/L			06/12/24 14:29	1
1,3-Dichlorobenzene	<1.00		1.00	0.300	ug/L			06/12/24 14:29	1
1,3-Dichloropropane	<1.00		1.00	0.400	ug/L			06/12/24 14:29	1
1,4-Dichlorobenzene	<1.00		1.00	0.230	ug/L			06/12/24 14:29	1
2,2-Dichloropropane	<4.00		4.00	0.690	ug/L			06/12/24 14:29	1
2-Butanone (MEK)	<10.0		10.0	2.10	ug/L			06/12/24 14:29	1
2-Hexanone	<10.0		10.0	2.00	ug/L			06/12/24 14:29	1
4-Methyl-2-pentanone (MIBK)	<10.0		10.0	2.10	ug/L			06/12/24 14:29	1
Acetone	<10.0		10.0	3.10	ug/L			06/12/24 14:29	1
Acrolein	<10.0		10.0	3.60	ug/L			06/12/24 14:29	1
Acrylonitrile	<10.0		10.0	2.20	ug/L			06/12/24 14:29	1
Allyl chloride	<2.00		2.00	0.700	ug/L			06/12/24 14:29	1
Benzene	<0.500		0.500	0.220	ug/L			06/12/24 14:29	1
Bromochloromethane	<5.00		5.00	0.540	ug/L			06/12/24 14:29	1
Bromodichloromethane	<1.00		1.00	0.390	ug/L			06/12/24 14:29	1
Bromoform	<5.00		5.00	0.780	ug/L			06/12/24 14:29	1
Bromomethane	<4.00		4.00	1.10	ug/L			06/12/24 14:29	1
Carbon disulfide	<1.00		1.00	0.450	ug/L			06/12/24 14:29	1
Carbon tetrachloride	<2.00		2.00	0.650	ug/L			06/12/24 14:29	1
Chlorobenzene	<1.00		1.00	0.400	ug/L			06/12/24 14:29	1
Chlorodibromomethane	<5.00		5.00	0.750	ug/L			06/12/24 14:29	1
Chloroethane	<4.00		4.00	0.790	ug/L			06/12/24 14:29	1
Chloroform	<3.00		3.00	1.30	ug/L			06/12/24 14:29	1
Chloromethane	<3.00		3.00	0.610	ug/L			06/12/24 14:29	1
Chloroprene	<1.00		1.00	0.230	ug/L			06/12/24 14:29	1
cis-1,2-Dichloroethene	<1.00		1.00	0.210	ug/L			06/12/24 14:29	1
cis-1,3-Dichloropropene	<5.00		5.00	0.250	ug/L			06/12/24 14:29	1
Dibromomethane	<1.00		1.00	0.330	ug/L			06/12/24 14:29	1
Dichlorodifluoromethane	<3.00		3.00	0.250	ug/L			06/12/24 14:29	1
Ethyl methacrylate	<2.00		2.00	0.680	ug/L			06/12/24 14:29	1
Ethylbenzene	<1.00		1.00	0.310	ug/L			06/12/24 14:29	1
Iodomethane	<10.0		10.0	7.00	ug/L			06/12/24 14:29	1
Methacrylonitrile	<10.0		10.0	3.30	ug/L			06/12/24 14:29	1
Methyl methacrylate	<2.00		2.00	0.760	ug/L			06/12/24 14:29	1
Methylene Chloride	<5.00		5.00	1.70	ug/L			06/12/24 14:29	1

Client: SCS Engineers
Job ID: 310-283117-1
Project/Site: Scott County Landfill 1st 2024 Semi-Annual HMSP

Client Sample ID: Trip Blank 1
Lab Sample ID: 310-283117-18
Date Collected: 06/06/24 00:00
Matrix: Trip Blank
Date Received: 06/08/24 09:15

Method: SW846 8260D - Volatile Organic Compounds by GC/MS (Continued)

Analyte	Result	Qualifier	RL	MDL	Unit	D	Prepared	Analyzed	Dil Fac
Naphthalene	<5.00		5.00	3.00	ug/L			06/12/24 14:29	1
Propionitrile	<10.0		10.0	3.40	ug/L			06/12/24 14:29	1
Styrene	<1.00		1.00	0.370	ug/L			06/12/24 14:29	1
Tetrachloroethene	<1.00		1.00	0.480	ug/L			06/12/24 14:29	1
Toluene	<1.00		1.00	0.430	ug/L			06/12/24 14:29	1
trans-1,2-Dichloroethene	<1.00		1.00	0.270	ug/L			06/12/24 14:29	1
trans-1,3-Dichloropropene	<5.00		5.00	0.560	ug/L			06/12/24 14:29	1
trans-1,4-Dichloro-2-butene	<10.0		10.0	1.10	ug/L			06/12/24 14:29	1
Trichloroethene	<1.00		1.00	0.430	ug/L			06/12/24 14:29	1
Trichlorofluoromethane	<4.00		4.00	0.380	ug/L			06/12/24 14:29	1
Vinyl acetate	<10.0		10.0	2.50	ug/L			06/12/24 14:29	1
Vinyl chloride	<1.00		1.00	0.180	ug/L			06/12/24 14:29	1
Xylenes, Total	<3.00		3.00	0.400	ug/L			06/12/24 14:29	1

Surrogate	*%Recovery*	*Qualifier*	*Limits*	*Prepared*	*Analyzed*	*Dil Fac*
Dibromofluoromethane (Surr)	*105*		*73 - 130*		*06/12/24 14:29*	*1*
Toluene-d8 (Surr)	*101*		*80 - 120*		*06/12/24 14:29*	*1*
4-Bromofluorobenzene (Surr)	*101*		*80 - 120*		*06/12/24 14:29*	*1*

Client: SCS Engineers
Job ID: 310-283117-1
Project/Site: Scott County Landfill 1st 2024 Semi-Annual HMSP

Client Sample ID: Trip Blank 2
Lab Sample ID: 310-283117-19
Date Collected: 06/06/24 00:00
Matrix: Trip Blank
Date Received: 06/08/24 09:15

Method: SW846 8260D - Volatile Organic Compounds by GC/MS

Analyte	Result	Qualifier	RL	MDL	Unit	D	Prepared	Analyzed	Dil Fac
1,1,1,2-Tetrachloroethane	<1.00		1.00	0.380	ug/L			06/12/24 15:14	1
1,1,1-Trichloroethane	<1.00		1.00	0.190	ug/L			06/12/24 15:14	1
1,1,2,2-Tetrachloroethane	<1.00		1.00	0.470	ug/L			06/12/24 15:14	1
1,1,2-Trichloroethane	<1.00		1.00	0.450	ug/L			06/12/24 15:14	1
1,1-Dichloroethane	<1.00		1.00	0.220	ug/L			06/12/24 15:14	1
1,1-Dichloroethene	<2.00		2.00	0.560	ug/L			06/12/24 15:14	1
1,1-Dichloropropene	<1.00		1.00	0.430	ug/L			06/12/24 15:14	1
1,2,3-Trichloropropane	<1.00		1.00	0.590	ug/L			06/12/24 15:14	1
1,2,4-Trichlorobenzene	<5.00		5.00	0.750	ug/L			06/12/24 15:14	1
1,2-Dibromo-3-Chloropropane	<1.20		1.20	1.20	ug/L			06/12/24 15:14	1
1,2-Dibromoethane (EDB)	<0.340		0.340	0.340	ug/L			06/12/24 15:14	1
1,2-Dichlorobenzene	<1.00		1.00	0.370	ug/L			06/12/24 15:14	1
1,2-Dichloroethane	<1.00		1.00	0.390	ug/L			06/12/24 15:14	1
1,2-Dichloropropane	<1.00		1.00	0.270	ug/L			06/12/24 15:14	1
1,3-Dichlorobenzene	<1.00		1.00	0.300	ug/L			06/12/24 15:14	1
1,3-Dichloropropane	<1.00		1.00	0.400	ug/L			06/12/24 15:14	1
1,4-Dichlorobenzene	<1.00		1.00	0.230	ug/L			06/12/24 15:14	1
2,2-Dichloropropane	<4.00		4.00	0.690	ug/L			06/12/24 15:14	1
2-Butanone (MEK)	<10.0		10.0	2.10	ug/L			06/12/24 15:14	1
2-Hexanone	<10.0		10.0	2.00	ug/L			06/12/24 15:14	1
4-Methyl-2-pentanone (MIBK)	<10.0		10.0	2.10	ug/L			06/12/24 15:14	1
Acetone	<10.0		10.0	3.10	ug/L			06/12/24 15:14	1
Acrolein	<10.0		10.0	3.60	ug/L			06/12/24 15:14	1
Acrylonitrile	<10.0		10.0	2.20	ug/L			06/12/24 15:14	1
Allyl chloride	<2.00		2.00	0.700	ug/L			06/12/24 15:14	1
Benzene	<0.500		0.500	0.220	ug/L			06/12/24 15:14	1
Bromochloromethane	<5.00		5.00	0.540	ug/L			06/12/24 15:14	1
Bromodichloromethane	<1.00		1.00	0.390	ug/L			06/12/24 15:14	1
Bromoform	<5.00		5.00	0.780	ug/L			06/12/24 15:14	1
Bromomethane	<4.00		4.00	1.10	ug/L			06/12/24 15:14	1
Carbon disulfide	<1.00		1.00	0.450	ug/L			06/12/24 15:14	1
Carbon tetrachloride	<2.00		2.00	0.650	ug/L			06/12/24 15:14	1
Chlorobenzene	<1.00		1.00	0.400	ug/L			06/12/24 15:14	1
Chlorodibromomethane	<5.00		5.00	0.750	ug/L			06/12/24 15:14	1
Chloroethane	<4.00		4.00	0.790	ug/L			06/12/24 15:14	1
Chloroform	<3.00		3.00	1.30	ug/L			06/12/24 15:14	1
Chloromethane	<3.00		3.00	0.610	ug/L			06/12/24 15:14	1
Chloroprene	<1.00		1.00	0.230	ug/L			06/12/24 15:14	1
cis-1,2-Dichloroethene	<1.00		1.00	0.210	ug/L			06/12/24 15:14	1
cis-1,3-Dichloropropene	<5.00		5.00	0.250	ug/L			06/12/24 15:14	1
Dibromomethane	<1.00		1.00	0.330	ug/L			06/12/24 15:14	1
Dichlorodifluoromethane	<3.00		3.00	0.250	ug/L			06/12/24 15:14	1
Ethyl methacrylate	<2.00		2.00	0.680	ug/L			06/12/24 15:14	1
Ethylbenzene	<1.00		1.00	0.310	ug/L			06/12/24 15:14	1
Iodomethane	<10.0		10.0	7.00	ug/L			06/12/24 15:14	1
Methacrylonitrile	<10.0		10.0	3.30	ug/L			06/12/24 15:14	1
Methyl methacrylate	<2.00		2.00	0.760	ug/L			06/12/24 15:14	1
Methylene Chloride	<5.00		5.00	1.70	ug/L			06/12/24 15:14	1

Client: SCS Engineers
Job ID: 310-283117-1
Project/Site: Scott County Landfill 1st 2024 Semi-Annual HMSP

Client Sample ID: Trip Blank 2
Lab Sample ID: 310-283117-19
Date Collected: 06/06/24 00:00
Matrix: Trip Blank
Date Received: 06/08/24 09:15

Method: SW846 8260D - Volatile Organic Compounds by GC/MS (Continued)

Analyte	Result	Qualifier	RL	MDL	Unit	D	Prepared	Analyzed	Dil Fac
Naphthalene	<5.00		5.00	3.00	ug/L			06/12/24 15:14	1
Propionitrile	<10.0		10.0	3.40	ug/L			06/12/24 15:14	1
Styrene	<1.00		1.00	0.370	ug/L			06/12/24 15:14	1
Tetrachloroethene	<1.00		1.00	0.480	ug/L			06/12/24 15:14	1
Toluene	<1.00		1.00	0.430	ug/L			06/12/24 15:14	1
trans-1,2-Dichloroethene	<1.00		1.00	0.270	ug/L			06/12/24 15:14	1
trans-1,3-Dichloropropene	<5.00		5.00	0.560	ug/L			06/12/24 15:14	1
trans-1,4-Dichloro-2-butene	<10.0		10.0	1.10	ug/L			06/12/24 15:14	1
Trichloroethene	<1.00		1.00	0.430	ug/L			06/12/24 15:14	1
Trichlorofluoromethane	<4.00		4.00	0.380	ug/L			06/12/24 15:14	1
Vinyl acetate	<10.0		10.0	2.50	ug/L			06/12/24 15:14	1
Vinyl chloride	<1.00		1.00	0.180	ug/L			06/12/24 15:14	1
Xylenes, Total	<3.00		3.00	0.400	ug/L			06/12/24 15:14	1

Surrogate	*%Recovery*	*Qualifier*	*Limits*	*Prepared*	*Analyzed*	*Dil Fac*
Dibromofluoromethane (Surr)	*104*		*73 - 130*		*06/12/24 15:14*	*1*
Toluene-d8 (Surr)	*99*		*80 - 120*		*06/12/24 15:14*	*1*
4-Bromofluorobenzene (Surr)	*100*		*80 - 120*		*06/12/24 15:14*	*1*

Client: SCS Engineers
Job ID: 310-283117-1
Project/Site: Scott County Landfill 1st 2024 Semi-Annual HMSP

Client Sample ID: Trip Blank 3
Lab Sample ID: 310-283117-20
Date Collected: 06/06/24 00:00
Matrix: Water
Date Received: 06/08/24 09:15

Method: SW846 8260D - Volatile Organic Compounds by GC/MS

Analyte	Result	Qualifier	RL	MDL	Unit	D	Prepared	Analyzed	Dil Fac
1,1,1,2-Tetrachloroethane	<1.00		1.00	0.380	ug/L			06/12/24 15:37	1
1,1,1-Trichloroethane	<1.00		1.00	0.190	ug/L			06/12/24 15:37	1
1,1,2,2-Tetrachloroethane	<1.00		1.00	0.470	ug/L			06/12/24 15:37	1
1,1,2-Trichloroethane	<1.00		1.00	0.450	ug/L			06/12/24 15:37	1
1,1-Dichloroethane	<1.00		1.00	0.220	ug/L			06/12/24 15:37	1
1,1-Dichloroethene	<2.00		2.00	0.560	ug/L			06/12/24 15:37	1
1,1-Dichloropropene	<1.00		1.00	0.430	ug/L			06/12/24 15:37	1
1,2,3-Trichloropropane	<1.00		1.00	0.590	ug/L			06/12/24 15:37	1
1,2,4-Trichlorobenzene	<5.00		5.00	0.750	ug/L			06/12/24 15:37	1
1,2-Dibromo-3-Chloropropane	<1.20		1.20	1.20	ug/L			06/12/24 15:37	1
1,2-Dibromoethane (EDB)	<0.340		0.340	0.340	ug/L			06/12/24 15:37	1
1,2-Dichlorobenzene	<1.00		1.00	0.370	ug/L			06/12/24 15:37	1
1,2-Dichloroethane	<1.00		1.00	0.390	ug/L			06/12/24 15:37	1
1,2-Dichloropropane	<1.00		1.00	0.270	ug/L			06/12/24 15:37	1
1,3-Dichlorobenzene	<1.00		1.00	0.300	ug/L			06/12/24 15:37	1
1,3-Dichloropropane	<1.00		1.00	0.400	ug/L			06/12/24 15:37	1
1,4-Dichlorobenzene	<1.00		1.00	0.230	ug/L			06/12/24 15:37	1
2,2-Dichloropropane	<4.00		4.00	0.690	ug/L			06/12/24 15:37	1
2-Butanone (MEK)	<10.0		10.0	2.10	ug/L			06/12/24 15:37	1
2-Hexanone	<10.0		10.0	2.00	ug/L			06/12/24 15:37	1
4-Methyl-2-pentanone (MIBK)	<10.0		10.0	2.10	ug/L			06/12/24 15:37	1
Acetone	<10.0		10.0	3.10	ug/L			06/12/24 15:37	1
Acrolein	<10.0		10.0	3.60	ug/L			06/12/24 15:37	1
Acrylonitrile	<10.0		10.0	2.20	ug/L			06/12/24 15:37	1
Allyl chloride	<2.00		2.00	0.700	ug/L			06/12/24 15:37	1
Benzene	<0.500		0.500	0.220	ug/L			06/12/24 15:37	1
Bromochloromethane	<5.00		5.00	0.540	ug/L			06/12/24 15:37	1
Bromodichloromethane	<1.00		1.00	0.390	ug/L			06/12/24 15:37	1
Bromoform	<5.00		5.00	0.780	ug/L			06/12/24 15:37	1
Bromomethane	<4.00		4.00	1.10	ug/L			06/12/24 15:37	1
Carbon disulfide	<1.00		1.00	0.450	ug/L			06/12/24 15:37	1
Carbon tetrachloride	<2.00		2.00	0.650	ug/L			06/12/24 15:37	1
Chlorobenzene	<1.00		1.00	0.400	ug/L			06/12/24 15:37	1
Chlorodibromomethane	<5.00		5.00	0.750	ug/L			06/12/24 15:37	1
Chloroethane	<4.00		4.00	0.790	ug/L			06/12/24 15:37	1
Chloroform	<3.00		3.00	1.30	ug/L			06/12/24 15:37	1
Chloromethane	<3.00		3.00	0.610	ug/L			06/12/24 15:37	1
Chloroprene	<1.00		1.00	0.230	ug/L			06/12/24 15:37	1
cis-1,2-Dichloroethene	<1.00		1.00	0.210	ug/L			06/12/24 15:37	1
cis-1,3-Dichloropropene	<5.00		5.00	0.250	ug/L			06/12/24 15:37	1
Dibromomethane	<1.00		1.00	0.330	ug/L			06/12/24 15:37	1
Dichlorodifluoromethane	<3.00		3.00	0.250	ug/L			06/12/24 15:37	1
Ethyl methacrylate	<2.00		2.00	0.680	ug/L			06/12/24 15:37	1
Ethylbenzene	<1.00		1.00	0.310	ug/L			06/12/24 15:37	1
Iodomethane	<10.0		10.0	7.00	ug/L			06/12/24 15:37	1
Methacrylonitrile	<10.0		10.0	3.30	ug/L			06/12/24 15:37	1
Methyl methacrylate	<2.00		2.00	0.760	ug/L			06/12/24 15:37	1
Methylene Chloride	<5.00		5.00	1.70	ug/L			06/12/24 15:37	1

Client: SCS Engineers
Job ID: 310-283117-1
Project/Site: Scott County Landfill 1st 2024 Semi-Annual HMSP

Client Sample ID: Trip Blank 3
Lab Sample ID: 310-283117-20
Date Collected: 06/06/24 00:00
Matrix: Water
Date Received: 06/08/24 09:15

Method: SW846 8260D - Volatile Organic Compounds by GC/MS (Continued)

Analyte	Result	Qualifier	RL	MDL	Unit	D	Prepared	Analyzed	Dil Fac
Naphthalene	<5.00		5.00	3.00	ug/L			06/12/24 15:37	1
Propionitrile	<10.0		10.0	3.40	ug/L			06/12/24 15:37	1
Styrene	<1.00		1.00	0.370	ug/L			06/12/24 15:37	1
Tetrachloroethene	<1.00		1.00	0.480	ug/L			06/12/24 15:37	1
Toluene	<1.00		1.00	0.430	ug/L			06/12/24 15:37	1
trans-1,2-Dichloroethene	<1.00		1.00	0.270	ug/L			06/12/24 15:37	1
trans-1,3-Dichloropropene	<5.00		5.00	0.560	ug/L			06/12/24 15:37	1
trans-1,4-Dichloro-2-butene	<10.0		10.0	1.10	ug/L			06/12/24 15:37	1
Trichloroethene	<1.00		1.00	0.430	ug/L			06/12/24 15:37	1
Trichlorofluoromethane	<4.00		4.00	0.380	ug/L			06/12/24 15:37	1
Vinyl acetate	<10.0		10.0	2.50	ug/L			06/12/24 15:37	1
Vinyl chloride	<1.00		1.00	0.180	ug/L			06/12/24 15:37	1
Xylenes, Total	<3.00		3.00	0.400	ug/L			06/12/24 15:37	1

Surrogate	*%Recovery*	*Qualifier*	*Limits*	*Prepared*	*Analyzed*	*Dil Fac*
Dibromofluoromethane (Surr)	*105*		*73 - 130*		*06/12/24 15:37*	*1*
Toluene-d8 (Surr)	*100*		*80 - 120*		*06/12/24 15:37*	*1*
4-Bromofluorobenzene (Surr)	*101*		*80 - 120*		*06/12/24 15:37*	*1*

Definitions/Glossary

Client: SCS Engineers
Job ID: 310-283117-1
Project/Site: Scott County Landfill 1st 2024 Semi-Annual HMSP

Qualifiers

GC/MS VOA

Qualifier	Qualifier Description
F1	MS and/or MSD recovery exceeds control limits.
F2	MS/MSD RPD exceeds control limits
J	Result is less than the RL but greater than or equal to the MDL and the concentration is an approximate value.

GC/MS Semi VOA

Qualifier	Qualifier Description
*-	LCS and/or LCSD is outside acceptance limits, low biased.
*+	LCS and/or LCSD is outside acceptance limits, high biased.
*1	LCS/LCSD RPD exceeds control limits.
E	Result exceeded calibration range.

GC Semi VOA

Qualifier	Qualifier Description
*+	LCS and/or LCSD is outside acceptance limits, high biased.

Metals

Qualifier	Qualifier Description
F5	Duplicate RPD exceeds limit, and one or both sample results are less than 5 times RL, and the absolute difference between results is < the upper reporting limits for both.
J	Result is less than the RL but greater than or equal to the MDL and the concentration is an approximate value.

Glossary

Abbreviation	These commonly used abbreviations may or may not be present in this report.
¤	Listed under the "D" column to designate that the result is reported on a dry weight basis
%R	Percent Recovery
CFL	Contains Free Liquid
CFU	Colony Forming Unit
CNF	Contains No Free Liquid
DER	Duplicate Error Ratio (normalized absolute difference)
Dil Fac	Dilution Factor
DL	Detection Limit (DoD/DOE)
DL, RA, RE, IN	Indicates a Dilution, Re-analysis, Re-extraction, or additional Initial metals/anion analysis of the sample
DLC	Decision Level Concentration (Radiochemistry)
EDL	Estimated Detection Limit (Dioxin)
LOD	Limit of Detection (DoD/DOE)
LOQ	Limit of Quantitation (DoD/DOE)
MCL	EPA recommended "Maximum Contaminant Level"
MDA	Minimum Detectable Activity (Radiochemistry)
MDC	Minimum Detectable Concentration (Radiochemistry)
MDL	Method Detection Limit
ML	Minimum Level (Dioxin)
MPN	Most Probable Number
MQL	Method Quantitation Limit
NC	Not Calculated
ND	Not Detected at the reporting limit (or MDL or EDL if shown)
NEG	Negative / Absent
POS	Positive / Present
PQL	Practical Quantitation Limit
PRES	Presumptive
QC	Quality Control
RER	Relative Error Ratio (Radiochemistry)
RL	Reporting Limit or Requested Limit (Radiochemistry)
RPD	Relative Percent Difference, a measure of the relative difference between two points

Glossary (Continued)

Abbreviation	These commonly used abbreviations may or may not be present in this report.
TEF	Toxicity Equivalent Factor (Dioxin)
TEQ	Toxicity Equivalent Quotient (Dioxin)
TNTC	Too Numerous To Count

Surrogate Summary

Client: SCS Engineers
Job ID: 310-283117-1
Project/Site: Scott County Landfill 1st 2024 Semi-Annual HMSP

Method: 8260D - Volatile Organic Compounds by GC/MS

Matrix: Groundwater

Prep Type: Total/NA

		Percent Surrogate Recovery (Acceptance Limits)		
		DBFM	TOL	BFB
Lab Sample ID	Client Sample ID	(73-130)	(80-120)	(80-120)
310-283117-11	MW-17	104	98	102
310-283117-12	MW-20	105	101	100
310-283117-12 MS	MW-20	97	101	100
310-283117-12 MSD	MW-20	97	101	100
310-283117-13	MW-21	106	100	100
310-283117-15	OP-17	104	99	101
310-283117-16	OP-18	105	99	100
310-283117-17	MW-DC	104	100	99

Surrogate Legend

DBFM = Dibromofluoromethane (Surr)
TOL = Toluene-d8 (Surr)
BFB = 4-Bromofluorobenzene (Surr)

Method: 8260D - Volatile Organic Compounds by GC/MS

Matrix: Trip Blank

Prep Type: Total/NA

		Percent Surrogate Recovery (Acceptance Limits)		
		DBFM	TOL	BFB
Lab Sample ID	Client Sample ID	(73-130)	(80-120)	(80-120)
310-283117-18	Trip Blank 1	105	101	101
310-283117-19	Trip Blank 2	104	99	100

Surrogate Legend

DBFM = Dibromofluoromethane (Surr)
TOL = Toluene-d8 (Surr)
BFB = 4-Bromofluorobenzene (Surr)

Method: 8260D - Volatile Organic Compounds by GC/MS

Matrix: Water

Prep Type: Total/NA

		Percent Surrogate Recovery (Acceptance Limits)		
		DBFM	TOL	BFB
Lab Sample ID	Client Sample ID	(73-130)	(80-120)	(80-120)
310-283117-20	Trip Blank 3	105	100	101
LCS 310-424199/6	Lab Control Sample	95	101	100
LCS 310-424199/7	Lab Control Sample	105	99	101
MB 310-424199/5	Method Blank	104	99	101

Surrogate Legend

DBFM = Dibromofluoromethane (Surr)
TOL = Toluene-d8 (Surr)
BFB = 4-Bromofluorobenzene (Surr)

Method: 8270E - Semivolatile Organic Compounds (GC/MS)

Matrix: Groundwater

Prep Type: Total/NA

		Percent Surrogate Recovery (Acceptance Limits)					
		2FP	PHL	NBZ	FBP	TBP	TPHL
Lab Sample ID	Client Sample ID	(25-110)	(21-110)	(45-129)	(39-118)	(27-136)	(12-144)
310-283117-11	MW-17	46	42	65	59	55	59

Surrogate Summary

Client: SCS Engineers
Job ID: 310-283117-1
Project/Site: Scott County Landfill 1st 2024 Semi-Annual HMSP

Method: 8270E - Semivolatile Organic Compounds (GC/MS) (Continued)

Matrix: Groundwater **Prep Type: Total/NA**

		Percent Surrogate Recovery (Acceptance Limits)					
		2FP	PHL	NBZ	FBP	TBP	TPHL
Lab Sample ID	Client Sample ID	(25-110)	(21-110)	(45-129)	(39-118)	(27-136)	(12-144)
310-283117-12	MW-20	49	44	69	66	64	73
310-283117-13	MW-21	46	42	64	63	61	76

Surrogate Legend

2FP = 2-Fluorophenol (Surr)
PHL = Phenol-d5 (Surr)
NBZ = Nitrobenzene-d5 (Surr)
FBP = 2-Fluorobiphenyl (Surr)
TBP = 2,4,6-Tribromophenol (Surr)
TPHL = Terphenyl-d14 (Surr)

Method: 8270E - Semivolatile Organic Compounds (GC/MS)

Matrix: Water **Prep Type: Total/NA**

		Percent Surrogate Recovery (Acceptance Limits)					
		2FP	PHL	NBZ	FBP	TBP	TPHL
Lab Sample ID	Client Sample ID	(25-110)	(21-110)	(45-129)	(39-118)	(27-136)	(12-144)
LCS 310-424460/2-A	Lab Control Sample	63	58	83	77	84	84
LCSD 310-424460/3-A	Lab Control Sample Dup	64	61	82	74	82	81
MB 310-424460/1-A	Method Blank	70	65	100	90	91	97

Surrogate Legend

2FP = 2-Fluorophenol (Surr)
PHL = Phenol-d5 (Surr)
NBZ = Nitrobenzene-d5 (Surr)
FBP = 2-Fluorobiphenyl (Surr)
TBP = 2,4,6-Tribromophenol (Surr)
TPHL = Terphenyl-d14 (Surr)

Method: 8081B - Organochlorine Pesticides (GC)

Matrix: Groundwater **Prep Type: Total/NA**

		Percent Surrogate Recovery (Acceptance Limits)	
		DCB2	TCX2
Lab Sample ID	Client Sample ID	(10-136)	(10-130)
310-283117-11	MW-17	102	94
310-283117-12	MW-20	105	94
310-283117-13	MW-21	99	90

Surrogate Legend

DCB = DCB Decachlorobiphenyl (Surr)
TCX = Tetrachloro-m-xylene (Surr)

Method: 8081B - Organochlorine Pesticides (GC)

Matrix: Water **Prep Type: Total/NA**

		Percent Surrogate Recovery (Acceptance Limits)	
		DCB2	TCX2
Lab Sample ID	Client Sample ID	(10-136)	(10-130)
LCS 310-424349/8-A	Lab Control Sample	102	85
MB 310-424349/1-A	Method Blank	92	85

Surrogate Summary

Client: SCS Engineers
Job ID: 310-283117-1
Project/Site: Scott County Landfill 1st 2024 Semi-Annual HMSP

Surrogate Legend

DCB = DCB Decachlorobiphenyl (Surr)
TCX = Tetrachloro-m-xylene (Surr)

Method: 8082A - Polychlorinated Biphenyls (PCBs) by Gas Chromatography

Matrix: Groundwater **Prep Type: Total/NA**

		Percent Surrogate Recovery (Acceptance Limits)	
		DCB1	TCX1
Lab Sample ID	Client Sample ID	(10-136)	(10-130)
310-283117-11	MW-17	99	95
310-283117-12	MW-20	103	97
310-283117-13	MW-21	98	93

Surrogate Legend

DCB = DCB Decachlorobiphenyl (Surr)
TCX = Tetrachloro-m-xylene (Surr)

Method: 8082A - Polychlorinated Biphenyls (PCBs) by Gas Chromatography

Matrix: Water **Prep Type: Total/NA**

		Percent Surrogate Recovery (Acceptance Limits)	
		DCB1	TCX1
Lab Sample ID	Client Sample ID	(10-136)	(10-130)
LCS 310-424349/9-A	Lab Control Sample	97	86
MB 310-424349/1-A	Method Blank	91	88

Surrogate Legend

DCB = DCB Decachlorobiphenyl (Surr)
TCX = Tetrachloro-m-xylene (Surr)

Method: 8260D - Volatile Organic Compounds by GC/MS

Lab Sample ID: MB 310-424199/5
Matrix: Water
Analysis Batch: 424199

Client Sample ID: Method Blank
Prep Type: Total/NA

Analyte	MB Result	MB Qualifier	RL	MDL	Unit	D	Prepared	Analyzed	Dil Fac
1,1-Dichloropropene	<1.00		1.00	0.430	ug/L			06/12/24 13:20	1
1,2,4-Trichlorobenzene	<5.00		5.00	0.750	ug/L			06/12/24 13:20	1
1,3-Dichlorobenzene	<1.00		1.00	0.300	ug/L			06/12/24 13:20	1
1,3-Dichloropropane	<1.00		1.00	0.400	ug/L			06/12/24 13:20	1
2,2-Dichloropropane	<4.00		4.00	0.690	ug/L			06/12/24 13:20	1
1,2-Dibromo-3-Chloropropane	<1.20		1.20	1.20	ug/L			06/12/24 13:20	1
1,2-Dibromo-3-chloropropane	<1.20		1.20	1.20	ug/L			06/12/24 13:20	1
2-Butanone (MEK)	<10.0		10.0	2.10	ug/L			06/12/24 13:20	1
1,2-Dibromoethane (EDB)	<0.340		0.340	0.340	ug/L			06/12/24 13:20	1
Acetone	<10.0		10.0	3.10	ug/L			06/12/24 13:20	1
1,2-Dichlorobenzene	<1.00		1.00	0.370	ug/L			06/12/24 13:20	1
Acrolein	<10.0		10.0	3.60	ug/L			06/12/24 13:20	1
1,4-Dichlorobenzene	<1.00		1.00	0.230	ug/L			06/12/24 13:20	1
Acrylonitrile	<10.0		10.0	2.20	ug/L			06/12/24 13:20	1
1,1-Dichloroethane	<1.00		1.00	0.220	ug/L			06/12/24 13:20	1
Allyl chloride	<2.00		2.00	0.700	ug/L			06/12/24 13:20	1
1,2-Dichloroethane	<1.00		1.00	0.390	ug/L			06/12/24 13:20	1
Benzene	<0.500		0.500	0.220	ug/L			06/12/24 13:20	1
1,1-Dichloroethene	<2.00		2.00	0.560	ug/L			06/12/24 13:20	1
Bromochloromethane	<5.00		5.00	0.540	ug/L			06/12/24 13:20	1
1,2-Dichloropropane	<1.00		1.00	0.270	ug/L			06/12/24 13:20	1
Bromodichloromethane	<1.00		1.00	0.390	ug/L			06/12/24 13:20	1
Bromoform	<5.00		5.00	0.780	ug/L			06/12/24 13:20	1
2-Hexanone	<10.0		10.0	2.00	ug/L			06/12/24 13:20	1
Bromomethane	<4.00		4.00	1.10	ug/L			06/12/24 13:20	1
Carbon disulfide	<1.00		1.00	0.450	ug/L			06/12/24 13:20	1
Carbon tetrachloride	<2.00		2.00	0.650	ug/L			06/12/24 13:20	1
4-Methyl-2-pentanone (MIBK)	<10.0		10.0	2.10	ug/L			06/12/24 13:20	1
Chlorobenzene	<1.00		1.00	0.400	ug/L			06/12/24 13:20	1
Chlorodibromomethane	<5.00		5.00	0.750	ug/L			06/12/24 13:20	1
Chloroethane	<4.00		4.00	0.790	ug/L			06/12/24 13:20	1
Chloroform	<3.00		3.00	1.30	ug/L			06/12/24 13:20	1
1,1,1,2-Tetrachloroethane	<1.00		1.00	0.380	ug/L			06/12/24 13:20	1
Chloromethane	<3.00		3.00	0.610	ug/L			06/12/24 13:20	1
1,1,2,2-Tetrachloroethane	<1.00		1.00	0.470	ug/L			06/12/24 13:20	1
Chloroprene	<1.00		1.00	0.230	ug/L			06/12/24 13:20	1
cis-1,2-Dichloroethene	<1.00		1.00	0.210	ug/L			06/12/24 13:20	1
cis-1,3-Dichloropropene	<5.00		5.00	0.250	ug/L			06/12/24 13:20	1
Dibromomethane	<1.00		1.00	0.330	ug/L			06/12/24 13:20	1
Dichlorodifluoromethane	<3.00		3.00	0.250	ug/L			06/12/24 13:20	1
Ethyl methacrylate	<2.00		2.00	0.680	ug/L			06/12/24 13:20	1
Ethylbenzene	<1.00		1.00	0.310	ug/L			06/12/24 13:20	1
1,1,1-Trichloroethane	<1.00		1.00	0.190	ug/L			06/12/24 13:20	1
Iodomethane	<10.0		10.0	7.00	ug/L			06/12/24 13:20	1
1,1,2-Trichloroethane	<1.00		1.00	0.450	ug/L			06/12/24 13:20	1
Methacrylonitrile	<10.0		10.0	3.30	ug/L			06/12/24 13:20	1
Methyl methacrylate	<2.00		2.00	0.760	ug/L			06/12/24 13:20	1

Method: 8260D - Volatile Organic Compounds by GC/MS (Continued)

Lab Sample ID: MB 310-424199/5
Matrix: Water
Analysis Batch: 424199

Client Sample ID: Method Blank
Prep Type: Total/NA

Analyte	MB Result	MB Qualifier	RL	MDL	Unit	D	Prepared	Analyzed	Dil Fac
1,2,3-Trichloropropane	<1.00		1.00	0.590	ug/L			06/12/24 13:20	1
Methylene Chloride	<5.00		5.00	1.70	ug/L			06/12/24 13:20	1
Methylene chloride	<5.00		5.00	1.70	ug/L			06/12/24 13:20	1
Naphthalene	<5.00		5.00	3.00	ug/L			06/12/24 13:20	1
Propionitrile	<10.0		10.0	3.40	ug/L			06/12/24 13:20	1
Styrene	<1.00		1.00	0.370	ug/L			06/12/24 13:20	1
Tetrachloroethene	<1.00		1.00	0.480	ug/L			06/12/24 13:20	1
Toluene	<1.00		1.00	0.430	ug/L			06/12/24 13:20	1
trans-1,2-Dichloroethene	<1.00		1.00	0.270	ug/L			06/12/24 13:20	1
trans-1,3-Dichloropropene	<5.00		5.00	0.560	ug/L			06/12/24 13:20	1
trans-1,4-Dichloro-2-butene	<10.0		10.0	1.10	ug/L			06/12/24 13:20	1
Trichloroethene	<1.00		1.00	0.430	ug/L			06/12/24 13:20	1
Trichlorofluoromethane	<4.00		4.00	0.380	ug/L			06/12/24 13:20	1
Vinyl acetate	<10.0		10.0	2.50	ug/L			06/12/24 13:20	1
Vinyl chloride	<1.00		1.00	0.180	ug/L			06/12/24 13:20	1
Xylenes, Total	<3.00		3.00	0.400	ug/L			06/12/24 13:20	1

Surrogate	*MB %Recovery*	*MB Qualifier*	*Limits*	*Prepared*	*Analyzed*	*Dil Fac*
Dibromofluoromethane (Surr)	*104*		*73 - 130*		*06/12/24 13:20*	*1*
Toluene-d8 (Surr)	*99*		*80 - 120*		*06/12/24 13:20*	*1*
4-Bromofluorobenzene (Surr)	*101*		*80 - 120*		*06/12/24 13:20*	*1*

Lab Sample ID: LCS 310-424199/6
Matrix: Water
Analysis Batch: 424199

Client Sample ID: Lab Control Sample
Prep Type: Total/NA

Analyte	Spike Added	LCS Result	LCS Qualifier	Unit	D	%Rec	%Rec Limits
1,1-Dichloropropene	20.0	20.18		ug/L		101	69 - 132
1,2,4-Trichlorobenzene	20.0	18.36		ug/L		92	68 - 124
1,3-Dichlorobenzene	20.0	19.71		ug/L		99	72 - 120
1,3-Dichloropropane	20.0	19.94		ug/L		100	72 - 125
2,2-Dichloropropane	20.0	15.66		ug/L		78	50 - 150
1,2-Dibromo-3-Chloropropane	20.0	19.22		ug/L		96	50 - 150
1,2-Dibromo-3-chloropropane	20.0	19.22		ug/L		96	50 - 150
2-Butanone (MEK)	40.0	39.56		ug/L		99	50 - 150
1,2-Dibromoethane (EDB)	20.0	19.96		ug/L		100	75 - 125
Acetone	40.0	37.90		ug/L		95	50 - 150
1,2-Dichlorobenzene	20.0	19.84		ug/L		99	74 - 120
Acrolein	94.8	85.65		ug/L		90	49 - 150
1,4-Dichlorobenzene	20.0	19.25		ug/L		96	72 - 120
Acrylonitrile	200	202.6		ug/L		101	50 - 150
1,1-Dichloroethane	20.0	19.54		ug/L		98	70 - 127
Allyl chloride	20.0	18.78		ug/L		94	49 - 150
1,2-Dichloroethane	20.0	19.13		ug/L		96	71 - 125
Benzene	20.0	19.78		ug/L		99	72 - 124
1,1-Dichloroethene	20.0	19.95		ug/L		100	63 - 132
Bromochloromethane	20.0	19.25		ug/L		96	73 - 130

Method: 8260D - Volatile Organic Compounds by GC/MS (Continued)

Lab Sample ID: LCS 310-424199/6
Matrix: Water
Analysis Batch: 424199

Client Sample ID: Lab Control Sample
Prep Type: Total/NA

Analyte	Spike Added	LCS Result	LCS Qualifier	Unit	D	%Rec	%Rec Limits
1,2-Dichloropropane	20.0	20.69		ug/L		103	73 - 124
Bromodichloromethane	20.0	17.96		ug/L		90	74 - 122
Bromoform	20.0	19.41		ug/L		97	61 - 122
2-Hexanone	40.0	42.95		ug/L		107	60 - 140
Carbon disulfide	20.0	19.11		ug/L		96	59 - 135
Carbon tetrachloride	20.0	19.58		ug/L		98	67 - 132
4-Methyl-2-pentanone (MIBK)	40.0	43.14		ug/L		108	60 - 139
Chlorobenzene	20.0	19.57		ug/L		98	76 - 120
Chlorodibromomethane	20.0	19.42		ug/L		97	71 - 121
Chloroform	20.0	18.31		ug/L		92	72 - 125
1,1,1,2-Tetrachloroethane	20.0	19.83		ug/L		99	71 - 120
1,1,2,2-Tetrachloroethane	20.0	20.18		ug/L		101	68 - 124
Chloroprene	20.0	20.56		ug/L		103	69 - 133
cis-1,2-Dichloroethene	20.0	19.60		ug/L		98	74 - 123
cis-1,3-Dichloropropene	20.0	19.51		ug/L		98	71 - 125
Dibromomethane	20.0	19.01		ug/L		95	74 - 125
Ethyl methacrylate	20.0	21.03		ug/L		105	70 - 129
Ethylbenzene	20.0	19.83		ug/L		99	74 - 122
1,1,1-Trichloroethane	20.0	19.48		ug/L		97	73 - 129
Iodomethane	20.0	13.99		ug/L		70	10 - 150
1,1,2-Trichloroethane	20.0	20.42		ug/L		102	73 - 123
Methacrylonitrile	200	200.9		ug/L		100	69 - 129
Methyl methacrylate	40.0	38.84		ug/L		97	68 - 131
1,2,3-Trichloropropane	20.0	19.03		ug/L		95	65 - 127
Methylene Chloride	20.0	18.49		ug/L		92	50 - 150
Methylene chloride	20.0	18.49		ug/L		92	50 - 150
Naphthalene	20.0	19.48		ug/L		97	50 - 150
Propionitrile	200	194.4		ug/L		97	63 - 135
Styrene	20.0	20.24		ug/L		101	74 - 121
Tetrachloroethene	20.0	20.52		ug/L		103	71 - 130
Toluene	20.0	19.85		ug/L		99	74 - 123
trans-1,2-Dichloroethene	20.0	19.90		ug/L		99	70 - 126
trans-1,3-Dichloropropene	20.0	18.76		ug/L		94	69 - 123
trans-1,4-Dichloro-2-butene	20.0	19.78		ug/L		99	50 - 150
Trichloroethene	20.0	20.72		ug/L		104	72 - 126
Vinyl acetate	40.0	38.32		ug/L		96	50 - 150
Xylenes, Total	40.0	40.45		ug/L		101	73 - 123

Surrogate	*LCS %Recovery*	*LCS Qualifier*	*Limits*
Dibromofluoromethane (Surr)	*95*		*73 - 130*
Toluene-d8 (Surr)	*101*		*80 - 120*
4-Bromofluorobenzene (Surr)	*100*		*80 - 120*

Method: 8260D - Volatile Organic Compounds by GC/MS (Continued)

Lab Sample ID: LCS 310-424199/7
Matrix: Water
Analysis Batch: 424199

Client Sample ID: Lab Control Sample
Prep Type: Total/NA

Analyte			Spike Added	LCS Result	LCS Qualifier	Unit	D	%Rec	%Rec Limits		
Bromomethane			20.0	16.64		ug/L		83	23 - 150		
Chloroethane			20.0	20.04		ug/L		100	54 - 136		
Chloromethane			20.0	18.56		ug/L		93	38 - 150		
Dichlorodifluoromethane			20.0	22.40		ug/L		112	39 - 150		
Trichlorofluoromethane			20.0	19.09		ug/L		95	54 - 149		
Vinyl chloride			20.0	20.67		ug/L		103	56 - 140		

Surrogate	*LCS %Recovery*	*LCS Qualifier*	*Limits*
Dibromofluoromethane (Surr)	*105*		*73 - 130*
Toluene-d8 (Surr)	*99*		*80 - 120*
4-Bromofluorobenzene (Surr)	*101*		*80 - 120*

Lab Sample ID: 310-283117-12 MS
Matrix: Groundwater
Analysis Batch: 424199

Client Sample ID: MW-20
Prep Type: Total/NA

Analyte	Sample Result	Sample Qualifier	Spike Added	MS Result	MS Qualifier	Unit	D	%Rec	%Rec Limits		
1,1-Dichloropropene	<1.00		20.0	18.32		ug/L		92	50 - 132		
1,2,4-Trichlorobenzene	<5.00		20.0	17.05		ug/L		85	55 - 130		
1,3-Dichlorobenzene	<1.00		20.0	18.07		ug/L		90	57 - 130		
1,3-Dichloropropane	<1.00		20.0	18.67		ug/L		93	56 - 130		
2,2-Dichloropropane	<4.00		20.0	12.76		ug/L		64	25 - 150		
1,2-Dibromo-3-Chloropropane	<5.00		20.0	18.11		ug/L		91	38 - 150		
1,2-Dibromo-3-chloropropane	<5.00		20.0	18.11		ug/L		91	38 - 150		
2-Butanone (MEK)	<10.0		40.0	42.35		ug/L		106	38 - 150		
1,2-Dibromoethane (EDB)	<1.00		20.0	18.33		ug/L		92	60 - 130		
Acetone	<10.0		40.0	38.17		ug/L		95	31 - 150		
1,2-Dichlorobenzene	<1.00		20.0	18.58		ug/L		93	59 - 130		
Acrolein	<10.0		94.8	71.30		ug/L		75	25 - 150		
1,4-Dichlorobenzene	<1.00		20.0	18.21		ug/L		91	57 - 130		
Acrylonitrile	<5.00		200	209.7		ug/L		105	40 - 150		
1,1-Dichloroethane	<1.00		20.0	18.86		ug/L		94	49 - 130		
Allyl chloride	<2.00		20.0	17.15		ug/L		86	28 - 150		
1,2-Dichloroethane	<1.00		20.0	18.74		ug/L		94	51 - 130		
Benzene	<0.500		20.0	18.27		ug/L		91	46 - 130		
1,1-Dichloroethene	<2.00		20.0	17.49		ug/L		87	37 - 132		
Bromochloromethane	<5.00		20.0	18.19		ug/L		91	57 - 130		
1,2-Dichloropropane	<1.00		20.0	19.17		ug/L		96	57 - 130		
Bromodichloromethane	<1.00		20.0	17.23		ug/L		86	57 - 130		
Bromoform	<5.00		20.0	17.73		ug/L		89	44 - 130		
2-Hexanone	<10.0		40.0	43.99		ug/L		110	46 - 140		
Carbon disulfide	<1.00		20.0	17.95		ug/L		90	38 - 135		
Carbon tetrachloride	<2.00		20.0	17.22		ug/L		86	45 - 132		
4-Methyl-2-pentanone (MIBK)	<10.0		40.0	44.18		ug/L		110	47 - 139		
Chlorobenzene	<1.00		20.0	18.01		ug/L		90	59 - 130		
Chlorodibromomethane	<5.00		20.0	18.29		ug/L		91	54 - 130		
Chloroform	<3.00		20.0	17.04		ug/L		85	51 - 130		

Method: 8260D - Volatile Organic Compounds by GC/MS (Continued)

Lab Sample ID: 310-283117-12 MS
Matrix: Groundwater
Analysis Batch: 424199

Client Sample ID: MW-20
Prep Type: Total/NA

Analyte	Sample Result	Sample Qualifier	Spike Added	MS Result	MS Qualifier	Unit	D	%Rec	%Rec Limits
1,1,1,2-Tetrachloroethane	<1.00		20.0	18.45		ug/L		92	55 - 130
1,1,2,2-Tetrachloroethane	<1.00		20.0	18.34		ug/L		92	54 - 130
Chloroprene	<1.00		20.0	19.52		ug/L		98	43 - 133
cis-1,2-Dichloroethene	<1.00		20.0	18.01		ug/L		90	45 - 130
cis-1,3-Dichloropropene	<5.00		20.0	17.91		ug/L		90	53 - 130
Dibromomethane	<1.00		20.0	18.20		ug/L		91	59 - 130
Ethyl methacrylate	<2.00		20.0	19.87		ug/L		99	54 - 130
Ethylbenzene	<1.00		20.0	18.38		ug/L		92	45 - 130
1,1,1-Trichloroethane	<1.00		20.0	17.28		ug/L		86	52 - 130
Iodomethane	<10.0		20.0	12.70		ug/L		64	10 - 150
1,1,2-Trichloroethane	<1.00		20.0	18.72		ug/L		94	58 - 130
Methacrylonitrile	<10.0		200	193.5		ug/L		97	55 - 130
Methyl methacrylate	<2.00		40.0	38.35		ug/L		96	44 - 139
1,2,3-Trichloropropane	<1.00		20.0	18.32		ug/L		92	49 - 130
Methylene Chloride	<5.00		20.0	17.69		ug/L		88	37 - 150
Methylene chloride	<5.00		20.0	17.69		ug/L		88	37 - 150
Naphthalene	<5.00		20.0	18.77		ug/L		94	40 - 150
Propionitrile	<10.0		200	200.2		ug/L		100	49 - 135
Styrene	<1.00		20.0	18.52		ug/L		93	47 - 130
Tetrachloroethene	<1.00		20.0	17.39		ug/L		87	47 - 130
Toluene	<1.00		20.0	17.88		ug/L		89	51 - 130
trans-1,2-Dichloroethene	<1.00		20.0	18.02		ug/L		90	48 - 130
trans-1,3-Dichloropropene	<5.00		20.0	17.18		ug/L		86	50 - 130
trans-1,4-Dichloro-2-butene	<10.0	F1 F2	20.0	16.58		ug/L		83	26 - 150
Trichloroethene	<1.00		20.0	18.18		ug/L		91	51 - 130
Vinyl acetate	<10.0		40.0	32.34		ug/L		81	29 - 150
Xylenes, Total	<3.00		40.0	36.95		ug/L		92	43 - 130

Surrogate	*MS %Recovery*	*MS Qualifier*	*Limits*
Dibromofluoromethane (Surr)	*97*		*73 - 130*
Toluene-d8 (Surr)	*101*		*80 - 120*
4-Bromofluorobenzene (Surr)	*100*		*80 - 120*

Lab Sample ID: 310-283117-12 MSD
Matrix: Groundwater
Analysis Batch: 424199

Client Sample ID: MW-20
Prep Type: Total/NA

Analyte	Sample Result	Sample Qualifier	Spike Added	MSD Result	MSD Qualifier	Unit	D	%Rec	%Rec Limits	RPD	RPD Limit
1,1-Dichloropropene	<1.00		20.0	18.40		ug/L		92	50 - 132	0	20
1,2,4-Trichlorobenzene	<5.00		20.0	19.00		ug/L		95	55 - 130	11	20
1,3-Dichlorobenzene	<1.00		20.0	18.99		ug/L		95	57 - 130	5	20
1,3-Dichloropropane	<1.00		20.0	19.46		ug/L		97	56 - 130	4	20
2,2-Dichloropropane	<4.00		20.0	12.77		ug/L		64	25 - 150	0	25
1,2-Dibromo-3-Chloropropane	<5.00		20.0	18.01		ug/L		90	38 - 150	1	20
1,2-Dibromo-3-chloropropane	<5.00		20.0	18.01		ug/L		90	38 - 150	1	20
2-Butanone (MEK)	<10.0		40.0	44.21		ug/L		111	38 - 150	4	20
1,2-Dibromoethane (EDB)	<1.00		20.0	18.68		ug/L		93	60 - 130	2	20

Method: 8260D - Volatile Organic Compounds by GC/MS (Continued)

Lab Sample ID: 310-283117-12 MSD
Matrix: Groundwater
Analysis Batch: 424199

Client Sample ID: MW-20
Prep Type: Total/NA

Analyte	Sample Result	Sample Qualifier	Spike Added	MSD Result	MSD Qualifier	Unit	D	%Rec	%Rec Limits	RPD	RPD Limit
Acetone	<10.0		40.0	40.86		ug/L		102	31 - 150	7	29
1,2-Dichlorobenzene	<1.00		20.0	19.24		ug/L		96	59 - 130	3	20
Acrolein	<10.0		94.8	77.21		ug/L		81	25 - 150	8	31
1,4-Dichlorobenzene	<1.00		20.0	18.78		ug/L		94	57 - 130	3	20
Acrylonitrile	<5.00		200	218.1		ug/L		109	40 - 150	4	20
1,1-Dichloroethane	<1.00		20.0	19.17		ug/L		96	49 - 130	2	20
Allyl chloride	<2.00		20.0	18.11		ug/L		91	28 - 150	5	35
1,2-Dichloroethane	<1.00		20.0	19.31		ug/L		97	51 - 130	3	20
Benzene	<0.500		20.0	18.40		ug/L		92	46 - 130	1	20
1,1-Dichloroethene	<2.00		20.0	17.52		ug/L		88	37 - 132	0	26
Bromochloromethane	<5.00		20.0	17.60		ug/L		88	57 - 130	3	20
1,2-Dichloropropane	<1.00		20.0	19.98		ug/L		100	57 - 130	4	20
Bromodichloromethane	<1.00		20.0	17.39		ug/L		87	57 - 130	1	20
Bromoform	<5.00		20.0	18.13		ug/L		91	44 - 130	2	20
2-Hexanone	<10.0		40.0	45.17		ug/L		113	46 - 140	3	20
Carbon disulfide	<1.00		20.0	16.92		ug/L		85	38 - 135	6	30
Carbon tetrachloride	<2.00		20.0	17.37		ug/L		87	45 - 132	1	20
4-Methyl-2-pentanone (MIBK)	<10.0		40.0	45.98		ug/L		115	47 - 139	4	20
Chlorobenzene	<1.00		20.0	18.16		ug/L		91	59 - 130	1	20
Chlorodibromomethane	<5.00		20.0	18.30		ug/L		92	54 - 130	0	20
Chloroform	<3.00		20.0	17.19		ug/L		86	51 - 130	1	20
1,1,1,2-Tetrachloroethane	<1.00		20.0	18.59		ug/L		93	55 - 130	1	20
1,1,2,2-Tetrachloroethane	<1.00		20.0	19.35		ug/L		97	54 - 130	5	20
Chloroprene	<1.00		20.0	19.73		ug/L		99	43 - 133	1	20
cis-1,2-Dichloroethene	<1.00		20.0	18.40		ug/L		92	45 - 130	2	20
cis-1,3-Dichloropropene	<5.00		20.0	18.21		ug/L		91	53 - 130	2	20
Dibromomethane	<1.00		20.0	18.39		ug/L		92	59 - 130	1	20
Ethyl methacrylate	<2.00		20.0	19.92		ug/L		100	54 - 130	0	20
Ethylbenzene	<1.00		20.0	18.42		ug/L		92	45 - 130	0	20
1,1,1-Trichloroethane	<1.00		20.0	17.52		ug/L		88	52 - 130	1	20
Iodomethane	<10.0		20.0	13.68		ug/L		68	10 - 150	7	35
1,1,2-Trichloroethane	<1.00		20.0	18.83		ug/L		94	58 - 130	1	20
Methacrylonitrile	<10.0		200	197.7		ug/L		99	55 - 130	2	20
Methyl methacrylate	<2.00		40.0	40.02		ug/L		100	44 - 139	4	20
1,2,3-Trichloropropane	<1.00		20.0	17.80		ug/L		89	49 - 130	3	26
Methylene Chloride	<5.00		20.0	18.06		ug/L		90	37 - 150	2	24
Methylene chloride	<5.00		20.0	18.06		ug/L		90	37 - 150	2	24
Naphthalene	<5.00		20.0	20.20		ug/L		101	40 - 150	7	30
Propionitrile	<10.0		200	203.2		ug/L		102	49 - 135	2	20
Styrene	<1.00		20.0	18.62		ug/L		93	47 - 130	1	20
Tetrachloroethene	<1.00		20.0	17.74		ug/L		89	47 - 130	2	20
Toluene	<1.00		20.0	18.23		ug/L		91	51 - 130	2	20
trans-1,2-Dichloroethene	<1.00		20.0	17.58		ug/L		88	48 - 130	2	22
trans-1,3-Dichloropropene	<5.00		20.0	17.46		ug/L		87	50 - 130	2	20
trans-1,4-Dichloro-2-butene	<10.0	F1 F2	20.0	1.737	J F1 F2	ug/L		9	26 - 150	162	23
Trichloroethene	<1.00		20.0	18.34		ug/L		92	51 - 130	1	20
Vinyl acetate	<10.0		40.0	33.61		ug/L		84	29 - 150	4	23
Xylenes, Total	<3.00		40.0	37.00		ug/L		93	43 - 130	0	20

Method: 8260D - Volatile Organic Compounds by GC/MS (Continued)

Surrogate	MSD %Recovery	MSD Qualifier	Limits
Dibromofluoromethane (Surr)	*97*		*73 - 130*
Toluene-d8 (Surr)	*101*		*80 - 120*
4-Bromofluorobenzene (Surr)	*100*		*80 - 120*

Method: 8270E - Semivolatile Organic Compounds (GC/MS)

Lab Sample ID: MB 310-424460/1-A
Matrix: Water
Analysis Batch: 424715

Client Sample ID: Method Blank
Prep Type: Total/NA
Prep Batch: 424460

Analyte	MB Result	MB Qualifier	RL	MDL	Unit	D	Prepared	Analyzed	Dil Fac
1,2,4,5-Tetrachlorobenzene	<10.0		10.0	0.540	ug/L		06/13/24 10:50	06/17/24 14:20	1
1,3,5-Trinitrobenzene	<10.0		10.0	2.30	ug/L		06/13/24 10:50	06/17/24 14:20	1
1,3-Dinitrobenzene	<10.0		10.0	3.20	ug/L		06/13/24 10:50	06/17/24 14:20	1
1,4-Naphthoquinone	<10.0		10.0	3.60	ug/L		06/13/24 10:50	06/17/24 14:20	1
1,4-Phenylenediamine	<10.0		10.0	1.90	ug/L		06/13/24 10:50	06/17/24 14:20	1
1-Naphthylamine	<10.0		10.0	2.50	ug/L		06/13/24 10:50	06/17/24 14:20	1
2,3,4,6-Tetrachlorophenol	<10.0		10.0	5.30	ug/L		06/13/24 10:50	06/17/24 14:20	1
2,4,5-Trichlorophenol	<10.0		10.0	5.30	ug/L		06/13/24 10:50	06/17/24 14:20	1
2,4,6-Trichlorophenol	<10.0		10.0	5.00	ug/L		06/13/24 10:50	06/17/24 14:20	1
2,4-Dichlorophenol	<10.0		10.0	0.850	ug/L		06/13/24 10:50	06/17/24 14:20	1
2,4-Dimethylphenol	<10.0		10.0	0.580	ug/L		06/13/24 10:50	06/17/24 14:20	1
2,4-Dinitrophenol	<20.0		20.0	13.0	ug/L		06/13/24 10:50	06/17/24 14:20	1
2,4-Dinitrotoluene	<10.0		10.0	6.40	ug/L		06/13/24 10:50	06/17/24 14:20	1
2,6-Dichlorophenol	<10.0		10.0	0.690	ug/L		06/13/24 10:50	06/17/24 14:20	1
2,6-Dinitrotoluene	<10.0		10.0	0.520	ug/L		06/13/24 10:50	06/17/24 14:20	1
2-Acetylaminofluorene	<10.0		10.0	2.70	ug/L		06/13/24 10:50	06/17/24 14:20	1
2-Chloronaphthalene	<10.0		10.0	0.640	ug/L		06/13/24 10:50	06/17/24 14:20	1
2-Chlorophenol	<10.0		10.0	0.540	ug/L		06/13/24 10:50	06/17/24 14:20	1
2-Methylnaphthalene	<10.0		10.0	0.590	ug/L		06/13/24 10:50	06/17/24 14:20	1
2-Methylphenol	<10.0		10.0	0.650	ug/L		06/13/24 10:50	06/17/24 14:20	1
2-Naphthylamine	<10.0		10.0	2.10	ug/L		06/13/24 10:50	06/17/24 14:20	1
2-Nitroaniline	<10.0		10.0	5.90	ug/L		06/13/24 10:50	06/17/24 14:20	1
2-Nitrophenol	<10.0		10.0	6.80	ug/L		06/13/24 10:50	06/17/24 14:20	1
3,3'-Dichlorobenzidine	<10.0		10.0	1.40	ug/L		06/13/24 10:50	06/17/24 14:20	1
3,3'-Dimethylbenzidine	<10.0		10.0	1.50	ug/L		06/13/24 10:50	06/17/24 14:20	1
3-Methylcholanthrene	<10.0		10.0	0.320	ug/L		06/13/24 10:50	06/17/24 14:20	1
3-Nitroaniline	<10.0		10.0	2.70	ug/L		06/13/24 10:50	06/17/24 14:20	1
4,6-Dinitro-2-methylphenol	<10.0		10.0	6.90	ug/L		06/13/24 10:50	06/17/24 14:20	1
4-Aminobiphenyl	<10.0		10.0	2.20	ug/L		06/13/24 10:50	06/17/24 14:20	1
4-Bromophenyl phenyl ether	<10.0		10.0	0.700	ug/L		06/13/24 10:50	06/17/24 14:20	1
4-Chloro-3-methylphenol	<10.0		10.0	0.840	ug/L		06/13/24 10:50	06/17/24 14:20	1
4-Chloroaniline	<10.0		10.0	0.620	ug/L		06/13/24 10:50	06/17/24 14:20	1
4-Chlorophenyl phenyl ether	<10.0		10.0	0.690	ug/L		06/13/24 10:50	06/17/24 14:20	1
4-Methylphenol (and/or 3-Methylphenol)	<10.0		10.0	0.700	ug/L		06/13/24 10:50	06/17/24 14:20	1
4-Nitroaniline	<10.0		10.0	1.30	ug/L		06/13/24 10:50	06/17/24 14:20	1
4-Nitrophenol	<10.0		10.0	7.60	ug/L		06/13/24 10:50	06/17/24 14:20	1
5-Nitro-o-toluidine	<10.0		10.0	2.80	ug/L		06/13/24 10:50	06/17/24 14:20	1
7,12-Dimethylbenz(a)anthracene	<10.0		10.0	1.90	ug/L		06/13/24 10:50	06/17/24 14:20	1
Acenaphthene	<10.0		10.0	0.640	ug/L		06/13/24 10:50	06/17/24 14:20	1

Method: 8270E - Semivolatile Organic Compounds (GC/MS) (Continued)

Lab Sample ID: MB 310-424460/1-A
Matrix: Water
Analysis Batch: 424715

Client Sample ID: Method Blank
Prep Type: Total/NA
Prep Batch: 424460

Analyte	MB Result	MB Qualifier	RL	MDL	Unit	D	Prepared	Analyzed	Dil Fac
Acenaphthylene	<10.0		10.0	0.720	ug/L		06/13/24 10:50	06/17/24 14:20	1
Acetophenone	<10.0		10.0	0.690	ug/L		06/13/24 10:50	06/17/24 14:20	1
Anthracene	<10.0		10.0	0.870	ug/L		06/13/24 10:50	06/17/24 14:20	1
Benzo(a)anthracene	<10.0		10.0	0.850	ug/L		06/13/24 10:50	06/17/24 14:20	1
Benzo(a)pyrene	<10.0		10.0	8.10	ug/L		06/13/24 10:50	06/17/24 14:20	1
Benzo(b)fluoranthene	<10.0		10.0	4.90	ug/L		06/13/24 10:50	06/17/24 14:20	1
Benzo(g,h,i)perylene	<10.0		10.0	6.30	ug/L		06/13/24 10:50	06/17/24 14:20	1
Benzo(k)fluoranthene	<10.0		10.0	2.20	ug/L		06/13/24 10:50	06/17/24 14:20	1
Benzyl alcohol	<10.0		10.0	1.30	ug/L		06/13/24 10:50	06/17/24 14:20	1
Bis(2-chloroethoxy)methane	<10.0		10.0	0.760	ug/L		06/13/24 10:50	06/17/24 14:20	1
Bis(2-chloroethyl)ether	<10.0		10.0	0.820	ug/L		06/13/24 10:50	06/17/24 14:20	1
bis(2-chloroisopropyl) ether	<10.0		10.0	0.540	ug/L		06/13/24 10:50	06/17/24 14:20	1
Bis(2-ethylhexyl) phthalate	<10.0		10.0	5.50	ug/L		06/13/24 10:50	06/17/24 14:20	1
Butyl benzyl phthalate	<10.0		10.0	5.40	ug/L		06/13/24 10:50	06/17/24 14:20	1
Chlorobenzilate	<10.0		10.0	3.60	ug/L		06/13/24 10:50	06/17/24 14:20	1
Chrysene	<10.0		10.0	0.870	ug/L		06/13/24 10:50	06/17/24 14:20	1
Diallate	<10.0		10.0	4.00	ug/L		06/13/24 10:50	06/17/24 14:20	1
Dibenz(a,h)anthracene	<10.0		10.0	3.90	ug/L		06/13/24 10:50	06/17/24 14:20	1
Dibenzofuran	<10.0		10.0	0.740	ug/L		06/13/24 10:50	06/17/24 14:20	1
Diethyl phthalate	<10.0		10.0	1.70	ug/L		06/13/24 10:50	06/17/24 14:20	1
Dimethoate	<10.0		10.0	3.60	ug/L		06/13/24 10:50	06/17/24 14:20	1
Dimethyl phthalate	<10.0		10.0	1.00	ug/L		06/13/24 10:50	06/17/24 14:20	1
Di-n-butyl phthalate	<10.0		10.0	5.60	ug/L		06/13/24 10:50	06/17/24 14:20	1
Di-n-octyl phthalate	<20.0		20.0	7.00	ug/L		06/13/24 10:50	06/17/24 14:20	1
Diphenylamine	<10.0		10.0	6.00	ug/L		06/13/24 10:50	06/17/24 14:20	1
Disulfoton	<10.0		10.0	2.40	ug/L		06/13/24 10:50	06/17/24 14:20	1
Ethyl methanesulfonate	<10.0		10.0	3.60	ug/L		06/13/24 10:50	06/17/24 14:20	1
Ethyl parathion	<10.0		10.0	2.20	ug/L		06/13/24 10:50	06/17/24 14:20	1
Famphur	<10.0		10.0	3.80	ug/L		06/13/24 10:50	06/17/24 14:20	1
Fluoranthene	<10.0		10.0	1.70	ug/L		06/13/24 10:50	06/17/24 14:20	1
Fluorene	<10.0		10.0	0.790	ug/L		06/13/24 10:50	06/17/24 14:20	1
Hexachlorobenzene	<10.0		10.0	0.700	ug/L		06/13/24 10:50	06/17/24 14:20	1
Hexachlorobutadiene	<10.0		10.0	0.860	ug/L		06/13/24 10:50	06/17/24 14:20	1
Hexachlorocyclopentadiene	<10.0		10.0	5.10	ug/L		06/13/24 10:50	06/17/24 14:20	1
Hexachloroethane	<10.0		10.0	0.970	ug/L		06/13/24 10:50	06/17/24 14:20	1
Hexachloropropene	<10.0		10.0	2.60	ug/L		06/13/24 10:50	06/17/24 14:20	1
Indeno(1,2,3-cd)pyrene	<10.0		10.0	4.20	ug/L		06/13/24 10:50	06/17/24 14:20	1
Isodrin	<10.0		10.0	4.70	ug/L		06/13/24 10:50	06/17/24 14:20	1
Isophorone	<10.0		10.0	0.930	ug/L		06/13/24 10:50	06/17/24 14:20	1
Isosafrole	<10.0		10.0	2.30	ug/L		06/13/24 10:50	06/17/24 14:20	1
Kepone	<10.0		10.0	1.00	ug/L		06/13/24 10:50	06/17/24 14:20	1
Methapyrilene	<10.0		10.0	0.760	ug/L		06/13/24 10:50	06/17/24 14:20	1
Methyl methanesulfonate	<10.0		10.0	3.30	ug/L		06/13/24 10:50	06/17/24 14:20	1
Methyl parathion	<10.0		10.0	2.30	ug/L		06/13/24 10:50	06/17/24 14:20	1
Nitrobenzene	<10.0		10.0	0.800	ug/L		06/13/24 10:50	06/17/24 14:20	1
N-Nitrosodiethylamine	<10.0		10.0	3.40	ug/L		06/13/24 10:50	06/17/24 14:20	1
N-Nitrosodimethylamine	<10.0		10.0	0.720	ug/L		06/13/24 10:50	06/17/24 14:20	1
N-Nitrosodi-n-butylamine	<10.0		10.0	3.90	ug/L		06/13/24 10:50	06/17/24 14:20	1

Method: 8270E - Semivolatile Organic Compounds (GC/MS) (Continued)

Lab Sample ID: MB 310-424460/1-A
Matrix: Water
Analysis Batch: 424715

Client Sample ID: Method Blank
Prep Type: Total/NA
Prep Batch: 424460

Analyte	MB Result	MB Qualifier	RL	MDL	Unit	D	Prepared	Analyzed	Dil Fac
N-Nitrosodi-n-propylamine	<10.0		10.0	0.920	ug/L		06/13/24 10:50	06/17/24 14:20	1
N-Nitrosodiphenylamine	<10.0		10.0	0.750	ug/L		06/13/24 10:50	06/17/24 14:20	1
N-Nitrosomethylethylamine	<10.0		10.0	4.90	ug/L		06/13/24 10:50	06/17/24 14:20	1
N-Nitrosopiperidine	<10.0		10.0	2.70	ug/L		06/13/24 10:50	06/17/24 14:20	1
N-Nitrosopyrrolidine	<10.0		10.0	3.60	ug/L		06/13/24 10:50	06/17/24 14:20	1
o,o',o''-Triethylphosphorothioate	<10.0		10.0	3.20	ug/L		06/13/24 10:50	06/17/24 14:20	1
o-Toluidine	<10.0		10.0	2.90	ug/L		06/13/24 10:50	06/17/24 14:20	1
p-Dimethylamino azobenzene	<10.0		10.0	2.20	ug/L		06/13/24 10:50	06/17/24 14:20	1
Pentachlorobenzene	<10.0		10.0	2.80	ug/L		06/13/24 10:50	06/17/24 14:20	1
Pentachloronitrobenzene	<10.0		10.0	5.80	ug/L		06/13/24 10:50	06/17/24 14:20	1
Pentachlorophenol	<10.0		10.0	9.60	ug/L		06/13/24 10:50	06/17/24 14:20	1
Phenacetin	<10.0		10.0	1.90	ug/L		06/13/24 10:50	06/17/24 14:20	1
Phenanthrene	<10.0		10.0	0.790	ug/L		06/13/24 10:50	06/17/24 14:20	1
Phenol	<10.0		10.0	1.10	ug/L		06/13/24 10:50	06/17/24 14:20	1
Phorate	<10.0		10.0	3.20	ug/L		06/13/24 10:50	06/17/24 14:20	1
Pronamide	<10.0		10.0	2.70	ug/L		06/13/24 10:50	06/17/24 14:20	1
Pyrene	<10.0		10.0	0.790	ug/L		06/13/24 10:50	06/17/24 14:20	1
Safrole	<10.0		10.0	2.80	ug/L		06/13/24 10:50	06/17/24 14:20	1
Thionazin	<10.0		10.0	3.50	ug/L		06/13/24 10:50	06/17/24 14:20	1
Dinoseb	<10.0		10.0	2.40	ug/L		06/13/24 10:50	06/17/24 14:20	1

Surrogate	*MB %Recovery*	*MB Qualifier*	*Limits*	*Prepared*	*Analyzed*	*Dil Fac*
2-Fluorophenol (Surr)	*70*		*25 - 110*	*06/13/24 10:50*	*06/17/24 14:20*	*1*
Phenol-d5 (Surr)	*65*		*21 - 110*	*06/13/24 10:50*	*06/17/24 14:20*	*1*
Nitrobenzene-d5 (Surr)	*100*		*45 - 129*	*06/13/24 10:50*	*06/17/24 14:20*	*1*
2-Fluorobiphenyl (Surr)	*90*		*39 - 118*	*06/13/24 10:50*	*06/17/24 14:20*	*1*
2,4,6-Tribromophenol (Surr)	*91*		*27 - 136*	*06/13/24 10:50*	*06/17/24 14:20*	*1*
Terphenyl-d14 (Surr)	*97*		*12 - 144*	*06/13/24 10:50*	*06/17/24 14:20*	*1*

Lab Sample ID: LCS 310-424460/2-A
Matrix: Water
Analysis Batch: 424715

Client Sample ID: Lab Control Sample
Prep Type: Total/NA
Prep Batch: 424460

Analyte	Spike Added	LCS Result	LCS Qualifier	Unit	D	%Rec	%Rec Limits
1,2,4,5-Tetrachlorobenzene	100	70.66		ug/L		71	36 - 110
1,3,5-Trinitrobenzene	64.0	45.83		ug/L		72	39 - 144
1,3-Dinitrobenzene	100	100.7		ug/L		101	45 - 138
1,4-Naphthoquinone	64.0	56.58		ug/L		88	37 - 149
1,4-Phenylenediamine	64.0	<10.0	*-	ug/L		-1	20 - 120
1-Naphthylamine	64.0	29.95		ug/L		47	19 - 110
2,3,4,6-Tetrachlorophenol	100	88.25		ug/L		88	33 - 134
2,4,5-Trichlorophenol	100	78.52		ug/L		79	35 - 133
2,4,6-Trichlorophenol	100	90.91		ug/L		91	28 - 139
2,4-Dichlorophenol	100	86.45		ug/L		86	41 - 124
2,4-Dimethylphenol	100	75.14		ug/L		75	31 - 142
2,4-Dinitrophenol	200	141.7		ug/L		71	10 - 138
2,4-Dinitrotoluene	100	87.36		ug/L		87	47 - 137

Method: 8270E - Semivolatile Organic Compounds (GC/MS) (Continued)

Lab Sample ID: LCS 310-424460/2-A
Matrix: Water
Analysis Batch: 424715

Client Sample ID: Lab Control Sample
Prep Type: Total/NA
Prep Batch: 424460

Analyte	Spike Added	LCS Result	LCS Qualifier	Unit	D	%Rec	%Rec Limits
2,6-Dichlorophenol	100	85.91		ug/L		86	30 - 130
2,6-Dinitrotoluene	100	86.29		ug/L		86	51 - 130
2-Acetylaminofluorene	64.0	59.99		ug/L		94	35 - 150
2-Chloronaphthalene	100	71.33		ug/L		71	37 - 110
2-Chlorophenol	100	83.21		ug/L		83	44 - 117
2-Methylnaphthalene	100	76.19		ug/L		76	33 - 110
2-Methylphenol	100	81.07		ug/L		81	47 - 118
2-Naphthylamine	64.0	41.96		ug/L		66	18 - 127
2-Nitroaniline	100	81.37		ug/L		81	50 - 135
2-Nitrophenol	100	81.29		ug/L		81	41 - 129
3,3'-Dimethylbenzidine	64.0	31.30		ug/L		49	10 - 150
3-Methylcholanthrene	64.0	56.31		ug/L		88	43 - 150
3-Nitroaniline	100	95.52		ug/L		96	42 - 139
4,6-Dinitro-2-methylphenol	200	183.9		ug/L		92	22 - 143
4-Aminobiphenyl	64.0	47.57		ug/L		74	24 - 138
4-Bromophenyl phenyl ether	100	78.99		ug/L		79	45 - 119
4-Chloro-3-methylphenol	100	75.72		ug/L		76	49 - 130
4-Chloroaniline	100	93.40		ug/L		93	21 - 139
4-Chlorophenyl phenyl ether	100	74.67		ug/L		75	44 - 116
4-Methylphenol (and/or 3-Methylphenol)	100	69.72		ug/L		70	46 - 117
4-Nitroaniline	100	70.67		ug/L		71	31 - 145
4-Nitrophenol	200	74.36		ug/L		37	18 - 110
5-Nitro-o-toluidine	64.0	57.49		ug/L		90	47 - 145
7,12-Dimethylbenz(a)anthracene	64.0	50.30		ug/L		79	51 - 129
Acenaphthene	100	83.23		ug/L		83	43 - 110
Acenaphthylene	100	77.78		ug/L		78	40 - 110
Acetophenone	100	81.33		ug/L		81	48 - 119
Anthracene	100	82.20		ug/L		82	51 - 120
Benzo(a)anthracene	100	76.42		ug/L		76	51 - 123
Benzo(a)pyrene	100	82.09		ug/L		82	48 - 125
Benzo(b)fluoranthene	100	74.17		ug/L		74	49 - 129
Benzo(g,h,i)perylene	100	86.34		ug/L		86	43 - 139
Benzo(k)fluoranthene	100	79.29		ug/L		79	47 - 130
Benzyl alcohol	100	81.66		ug/L		82	39 - 128
Bis(2-chloroethoxy)methane	100	75.90		ug/L		76	48 - 121
Bis(2-chloroethyl)ether	100	79.28		ug/L		79	43 - 123
bis(2-chloroisopropyl) ether	100	72.34		ug/L		72	34 - 123
Bis(2-ethylhexyl) phthalate	100	85.04		ug/L		85	43 - 143
Butyl benzyl phthalate	100	78.10		ug/L		78	46 - 135
Chlorobenzilate	64.0	46.48		ug/L		73	52 - 138
Chrysene	100	79.88		ug/L		80	51 - 125
Diallate	64.0	48.05		ug/L		75	42 - 141
Dibenz(a,h)anthracene	100	87.02		ug/L		87	38 - 149
Dibenzofuran	100	80.10		ug/L		80	45 - 112
Diethyl phthalate	100	82.98		ug/L		83	43 - 135
Dimethoate	64.0	66.79		ug/L		104	51 - 150
Dimethyl phthalate	100	93.24		ug/L		93	43 - 129

Method: 8270E - Semivolatile Organic Compounds (GC/MS) (Continued)

Lab Sample ID: LCS 310-424460/2-A
Matrix: Water
Analysis Batch: 424715

Client Sample ID: Lab Control Sample
Prep Type: Total/NA
Prep Batch: 424460

Analyte	Spike Added	LCS Result	LCS Qualifier	Unit	D	%Rec	%Rec Limits
Di-n-butyl phthalate	100	89.54		ug/L		90	50 - 133
Di-n-octyl phthalate	100	88.27		ug/L		88	34 - 150
Diphenylamine	85.0	71.14		ug/L		84	48 - 122
Disulfoton	64.0	43.30		ug/L		68	54 - 131
Ethyl methanesulfonate	64.0	47.84		ug/L		75	48 - 120
Ethyl parathion	64.0	54.04		ug/L		84	52 - 149
Famphur	64.0	113.8	E *+	ug/L		178	44 - 150
Fluoranthene	100	83.32		ug/L		83	47 - 128
Fluorene	100	81.10		ug/L		81	45 - 119
Hexachlorobenzene	100	75.71		ug/L		76	48 - 119
Hexachlorobutadiene	100	70.41		ug/L		70	32 - 110
Hexachlorocyclopentadiene	100	33.40		ug/L		33	10 - 110
Hexachloroethane	100	54.18		ug/L		54	31 - 110
Hexachloropropene	64.0	21.93		ug/L		34	10 - 110
Indeno(1,2,3-cd)pyrene	100	95.14		ug/L		95	37 - 150
Isodrin	64.0	53.21		ug/L		83	52 - 125
Isophorone	100	74.82		ug/L		75	50 - 125
Isosafrole	64.0	50.90		ug/L		80	31 - 123
Kepone	64.0	81.22		ug/L		127	10 - 150
Methapyrilene	64.0	15.11		ug/L		24	10 - 110
Methyl methanesulfonate	64.0	29.49		ug/L		46	36 - 110
Methyl parathion	64.0	64.48		ug/L		101	50 - 150
Nitrobenzene	100	73.32		ug/L		73	47 - 116
N-Nitrosodiethylamine	64.0	56.19		ug/L		88	47 - 138
N-Nitrosodimethylamine	100	55.45		ug/L		55	37 - 110
N-Nitrosodi-n-butylamine	64.0	55.95		ug/L		87	52 - 142
N-Nitrosodi-n-propylamine	100	74.02		ug/L		74	45 - 130
N-Nitrosodiphenylamine	100	85.27		ug/L		85	49 - 121
N-Nitrosomethylethylamine	64.0	49.02		ug/L		77	54 - 123
N-Nitrosopiperidine	64.0	49.82		ug/L		78	60 - 127
N-Nitrosopyrrolidine	64.0	58.28		ug/L		91	56 - 143
o,o',o''-Triethylphosphorothioate	64.0	58.46		ug/L		91	45 - 113
o-Toluidine	64.0	53.31		ug/L		83	24 - 142
p-Dimethylamino azobenzene	64.0	52.88		ug/L		83	42 - 138
Pentachlorobenzene	64.0	42.55		ug/L		66	33 - 110
Pentachloronitrobenzene	64.0	55.22		ug/L		86	65 - 127
Pentachlorophenol	200	124.1		ug/L		62	26 - 133
Phenacetin	64.0	54.74		ug/L		86	56 - 146
Phenanthrene	100	79.61		ug/L		80	51 - 117
Phenol	100	51.09		ug/L		51	29 - 110
Phorate	64.0	42.52		ug/L		66	57 - 135
Pronamide	64.0	53.24		ug/L		83	61 - 144
Pyrene	100	76.32		ug/L		76	48 - 127
Safrole	64.0	53.59		ug/L		84	34 - 110
Thionazin	64.0	54.20		ug/L		85	52 - 147
Dinoseb	64.0	68.37		ug/L		107	25 - 146

Method: 8270E - Semivolatile Organic Compounds (GC/MS) (Continued)

Lab Sample ID: LCS 310-424460/2-A
Matrix: Water
Analysis Batch: 424715

Client Sample ID: Lab Control Sample
Prep Type: Total/NA
Prep Batch: 424460

Surrogate	LCS %Recovery	LCS Qualifier	Limits
2-Fluorophenol (Surr)	63		25 - 110
Phenol-d5 (Surr)	58		21 - 110
Nitrobenzene-d5 (Surr)	83		45 - 129
2-Fluorobiphenyl (Surr)	77		39 - 118
2,4,6-Tribromophenol (Surr)	84		27 - 136
Terphenyl-d14 (Surr)	84		12 - 144

Lab Sample ID: LCSD 310-424460/3-A
Matrix: Water
Analysis Batch: 424715

Client Sample ID: Lab Control Sample Dup
Prep Type: Total/NA
Prep Batch: 424460

Analyte			Spike Added	LCSD Result	LCSD Qualifier	Unit	D	%Rec	%Rec Limits	RPD	RPD Limit
1,2,4,5-Tetrachlorobenzene			100	71.48		ug/L		71	36 - 110	1	35
1,3,5-Trinitrobenzene			64.0	44.78		ug/L		70	39 - 144	2	35
1,3-Dinitrobenzene			100	100.8		ug/L		101	45 - 138	0	35
1,4-Naphthoquinone			64.0	53.59		ug/L		84	37 - 149	5	29
1,4-Phenylenediamine			64.0	<10.0	*-	ug/L		-0.9	20 - 120	17	35
1-Naphthylamine			64.0	34.61		ug/L		54	19 - 110	14	35
2,3,4,6-Tetrachlorophenol			100	85.34		ug/L		85	33 - 134	3	35
2,4,5-Trichlorophenol			100	78.84		ug/L		79	35 - 133	0	35
2,4,6-Trichlorophenol			100	91.11		ug/L		91	28 - 139	0	35
2,4-Dichlorophenol			100	86.98		ug/L		87	41 - 124	1	35
2,4-Dimethylphenol			100	74.11		ug/L		74	31 - 142	1	35
2,4-Dinitrophenol			200	86.44	*1	ug/L		43	10 - 138	48	35
2,4-Dinitrotoluene			100	84.52		ug/L		85	47 - 137	3	35
2,6-Dichlorophenol			100	86.37		ug/L		86	30 - 130	1	35
2,6-Dinitrotoluene			100	85.53		ug/L		86	51 - 130	1	35
2-Acetylaminofluorene			64.0	56.95		ug/L		89	35 - 150	5	28
2-Chloronaphthalene			100	82.90		ug/L		83	37 - 110	15	35
2-Chlorophenol			100	82.49		ug/L		82	44 - 117	1	35
2-Methylnaphthalene			100	75.87		ug/L		76	33 - 110	0	35
2-Methylphenol			100	82.49		ug/L		82	47 - 118	2	35
2-Naphthylamine			64.0	40.92		ug/L		64	18 - 127	3	35
2-Nitroaniline			100	79.22		ug/L		79	50 - 135	3	35
2-Nitrophenol			100	82.75		ug/L		83	41 - 129	2	35
3,3'-Dimethylbenzidine			64.0	46.52	*1	ug/L		73	10 - 150	39	35
3-Methylcholanthrene			64.0	54.50		ug/L		85	43 - 150	3	32
3-Nitroaniline			100	93.00		ug/L		93	42 - 139	3	35
4,6-Dinitro-2-methylphenol			200	169.9		ug/L		85	22 - 143	8	35
4-Aminobiphenyl			64.0	47.46		ug/L		74	24 - 138	0	35
4-Bromophenyl phenyl ether			100	77.53		ug/L		78	45 - 119	2	35
4-Chloro-3-methylphenol			100	78.09		ug/L		78	49 - 130	3	35
4-Chloroaniline			100	83.15		ug/L		83	21 - 139	12	35
4-Chlorophenyl phenyl ether			100	74.09		ug/L		74	44 - 116	1	35
4-Methylphenol (and/or 3-Methylphenol)			100	70.39		ug/L		70	46 - 117	1	35
4-Nitroaniline			100	67.40		ug/L		67	31 - 145	5	35
4-Nitrophenol			200	78.45		ug/L		39	18 - 110	5	35

Method: 8270E - Semivolatile Organic Compounds (GC/MS) (Continued)

Lab Sample ID: LCSD 310-424460/3-A
Client Sample ID: Lab Control Sample Dup
Matrix: Water
Prep Type: Total/NA
Analysis Batch: 424715
Prep Batch: 424460

Analyte	Spike Added	LCSD Result	LCSD Qualifier	Unit	D	%Rec	%Rec Limits	RPD	RPD Limit
5-Nitro-o-toluidine	64.0	52.05		ug/L		81	47 - 145	10	31
7,12-Dimethylbenz(a)anthracene	64.0	48.24		ug/L		75	51 - 129	4	28
Acenaphthene	100	82.29		ug/L		82	43 - 110	1	35
Acenaphthylene	100	76.21		ug/L		76	40 - 110	2	35
Acetophenone	100	79.60		ug/L		80	48 - 119	2	35
Anthracene	100	81.04		ug/L		81	51 - 120	1	35
Benzo(a)anthracene	100	75.66		ug/L		76	51 - 123	1	35
Benzo(a)pyrene	100	80.55		ug/L		81	48 - 125	2	35
Benzo(b)fluoranthene	100	75.29		ug/L		75	49 - 129	2	35
Benzo(g,h,i)perylene	100	85.26		ug/L		85	43 - 139	1	35
Benzo(k)fluoranthene	100	74.85		ug/L		75	47 - 130	6	35
Benzyl alcohol	100	85.09		ug/L		85	39 - 128	4	35
Bis(2-chloroethoxy)methane	100	76.12		ug/L		76	48 - 121	0	35
Bis(2-chloroethyl)ether	100	79.81		ug/L		80	43 - 123	1	35
bis(2-chloroisopropyl) ether	100	71.87		ug/L		72	34 - 123	1	35
Bis(2-ethylhexyl) phthalate	100	84.83		ug/L		85	43 - 143	0	35
Butyl benzyl phthalate	100	76.64		ug/L		77	46 - 135	2	35
Chlorobenzilate	64.0	45.96		ug/L		72	52 - 138	1	28
Chrysene	100	78.44		ug/L		78	51 - 125	2	35
Diallate	64.0	47.93		ug/L		75	42 - 141	0	35
Dibenz(a,h)anthracene	100	86.33		ug/L		86	38 - 149	1	35
Dibenzofuran	100	77.25		ug/L		77	45 - 112	4	35
Diethyl phthalate	100	78.20		ug/L		78	43 - 135	6	35
Dimethoate	64.0	63.80		ug/L		100	51 - 150	5	26
Dimethyl phthalate	100	91.34		ug/L		91	43 - 129	2	35
Di-n-butyl phthalate	100	89.06		ug/L		89	50 - 133	1	35
Di-n-octyl phthalate	100	88.88		ug/L		89	34 - 150	1	35
Diphenylamine	85.0	68.60		ug/L		81	48 - 122	4	35
Disulfoton	64.0	43.92		ug/L		69	54 - 131	1	24
Ethyl methanesulfonate	64.0	49.71		ug/L		78	48 - 120	4	27
Ethyl parathion	64.0	53.55		ug/L		84	52 - 149	1	26
Famphur	64.0	101.0	E *+	ug/L		158	44 - 150	12	35
Fluoranthene	100	81.19		ug/L		81	47 - 128	3	35
Fluorene	100	77.23		ug/L		77	45 - 119	5	35
Hexachlorobenzene	100	77.80		ug/L		78	48 - 119	3	35
Hexachlorobutadiene	100	70.85		ug/L		71	32 - 110	1	35
Hexachlorocyclopentadiene	100	29.28		ug/L		29	10 - 110	13	35
Hexachloroethane	100	53.25		ug/L		53	31 - 110	2	35
Hexachloropropene	64.0	23.16		ug/L		36	10 - 110	5	35
Indeno(1,2,3-cd)pyrene	100	90.72		ug/L		91	37 - 150	5	35
Isodrin	64.0	54.88		ug/L		86	52 - 125	3	26
Isophorone	100	75.59		ug/L		76	50 - 125	1	35
Isosafrole	64.0	48.39		ug/L		76	31 - 123	5	35
Kepone	64.0	76.69		ug/L		120	10 - 150	6	35
Methapyrilene	64.0	31.23	*1	ug/L		49	10 - 110	70	35
Methyl methanesulfonate	64.0	30.23		ug/L		47	36 - 110	2	26
Methyl parathion	64.0	61.42		ug/L		96	50 - 150	5	25
Nitrobenzene	100	71.92		ug/L		72	47 - 116	2	35

Method: 8270E - Semivolatile Organic Compounds (GC/MS) (Continued)

Lab Sample ID: LCSD 310-424460/3-A
Matrix: Water
Analysis Batch: 424715

Client Sample ID: Lab Control Sample Dup
Prep Type: Total/NA
Prep Batch: 424460

Analyte	Spike Added	LCSD Result	LCSD Qualifier	Unit	D	%Rec	%Rec Limits	RPD	RPD Limit
N-Nitrosodiethylamine	64.0	57.28		ug/L		90	47 - 138	2	26
N-Nitrosodimethylamine	100	56.76		ug/L		57	37 - 110	2	35
N-Nitrosodi-n-butylamine	64.0	54.13		ug/L		85	52 - 142	3	27
N-Nitrosodi-n-propylamine	100	72.48		ug/L		72	45 - 130	2	35
N-Nitrosodiphenylamine	100	82.19		ug/L		82	49 - 121	4	35
N-Nitrosomethylethylamine	64.0	48.53		ug/L		76	54 - 123	1	26
N-Nitrosopiperidine	64.0	49.87		ug/L		78	60 - 127	0	26
N-Nitrosopyrrolidine	64.0	55.00		ug/L		86	56 - 143	6	25
o,o',o''-Triethylphosphorothioate	64.0	54.25		ug/L		85	45 - 113	7	33
o-Toluidine	64.0	53.97		ug/L		84	24 - 142	1	35
p-Dimethylamino azobenzene	64.0	52.91		ug/L		83	42 - 138	0	29
Pentachlorobenzene	64.0	44.35		ug/L		69	33 - 110	4	35
Pentachloronitrobenzene	64.0	53.47		ug/L		84	65 - 127	3	29
Pentachlorophenol	200	116.6		ug/L		58	26 - 133	6	35
Phenacetin	64.0	51.36		ug/L		80	56 - 146	6	25
Phenanthrene	100	78.71		ug/L		79	51 - 117	1	35
Phenol	100	52.36		ug/L		52	29 - 110	2	35
Phorate	64.0	43.40		ug/L		68	57 - 135	2	26
Pronamide	64.0	51.22		ug/L		80	61 - 144	4	27
Pyrene	100	74.92		ug/L		75	48 - 127	2	35
Safrole	64.0	47.32		ug/L		74	34 - 110	12	35
Thionazin	64.0	51.24		ug/L		80	52 - 147	6	28
Dinoseb	64.0	65.31		ug/L		102	25 - 146	5	35

Surrogate	*LCSD %Recovery*	*LCSD Qualifier*	*Limits*
2-Fluorophenol (Surr)	*64*		*25 - 110*
Phenol-d5 (Surr)	*61*		*21 - 110*
Nitrobenzene-d5 (Surr)	*82*		*45 - 129*
2-Fluorobiphenyl (Surr)	*74*		*39 - 118*
2,4,6-Tribromophenol (Surr)	*82*		*27 - 136*
Terphenyl-d14 (Surr)	*81*		*12 - 144*

Method: 8015C - Nonhalogenated Organic using GC/FID (Direct Aqueous Injection)

Lab Sample ID: MB 310-424385/4
Matrix: Water
Analysis Batch: 424385

Client Sample ID: Method Blank
Prep Type: Total/NA

Analyte	MB Result	MB Qualifier	RL	MDL	Unit	D	Prepared	Analyzed	Dil Fac
Acetonitrile	<10.0		10.0	2.60	mg/L			06/13/24 07:48	1
Isobutanol	<10.0		10.0	2.40	mg/L			06/13/24 07:48	1

Lab Sample ID: LCS 310-424385/5
Matrix: Water
Analysis Batch: 424385

Client Sample ID: Lab Control Sample
Prep Type: Total/NA

Analyte	Spike Added	LCS Result	LCS Qualifier	Unit	D	%Rec	%Rec Limits
Acetonitrile	113	123.1		mg/L		109	67 - 132

Method: 8015C - Nonhalogenated Organic using GC/FID (Direct Aqueous Injection) (Continued)

Lab Sample ID: LCS 310-424385/5
Matrix: Water
Analysis Batch: 424385

Client Sample ID: Lab Control Sample
Prep Type: Total/NA

Analyte			Spike Added	LCS Result	LCS Qualifier	Unit	D	%Rec	%Rec Limits		
Isobutanol			104	107.8		mg/L		103	80 - 121		

Lab Sample ID: 310-283117-11 MS
Matrix: Groundwater
Analysis Batch: 424385

Client Sample ID: MW-17
Prep Type: Total/NA

Analyte	Sample Result	Sample Qualifier	Spike Added	MS Result	MS Qualifier	Unit	D	%Rec	%Rec Limits		
Acetonitrile	<10.0		113	115.7		mg/L		102	60 - 138		
Isobutanol	<10.0		104	105.8		mg/L		101	72 - 131		

Lab Sample ID: 310-283117-11 MSD
Matrix: Groundwater
Analysis Batch: 424385

Client Sample ID: MW-17
Prep Type: Total/NA

Analyte	Sample Result	Sample Qualifier	Spike Added	MSD Result	MSD Qualifier	Unit	D	%Rec	%Rec Limits	RPD	RPD Limit
Acetonitrile	<10.0		113	115.0		mg/L		102	60 - 138	1	30
Isobutanol	<10.0		104	105.3		mg/L		101	72 - 131	1	30

Lab Sample ID: MB 310-424564/13
Matrix: Water
Analysis Batch: 424564

Client Sample ID: Method Blank
Prep Type: Total/NA

Analyte	MB Result	MB Qualifier	RL	MDL	Unit	D	Prepared	Analyzed	Dil Fac
Acetonitrile	<10.0		10.0	2.60	mg/L			06/14/24 13:44	1
Isobutanol	<10.0		10.0	2.40	mg/L			06/14/24 13:44	1

Lab Sample ID: LCS 310-424564/14
Matrix: Water
Analysis Batch: 424564

Client Sample ID: Lab Control Sample
Prep Type: Total/NA

Analyte			Spike Added	LCS Result	LCS Qualifier	Unit	D	%Rec	%Rec Limits		
Acetonitrile			113	113.2		mg/L		100	67 - 132		
Isobutanol			104	105.5		mg/L		101	80 - 121		

Lab Sample ID: 310-283117-13 MS
Matrix: Groundwater
Analysis Batch: 424564

Client Sample ID: MW-21
Prep Type: Total/NA

Analyte	Sample Result	Sample Qualifier	Spike Added	MS Result	MS Qualifier	Unit	D	%Rec	%Rec Limits		
Acetonitrile	<10.0		113	114.0		mg/L		101	60 - 138		
Isobutanol	<10.0		104	103.8		mg/L		99	72 - 131		

Lab Sample ID: 310-283117-13 MSD
Matrix: Groundwater
Analysis Batch: 424564

Client Sample ID: MW-21
Prep Type: Total/NA

Analyte	Sample Result	Sample Qualifier	Spike Added	MSD Result	MSD Qualifier	Unit	D	%Rec	%Rec Limits	RPD	RPD Limit
Acetonitrile	<10.0		113	114.1		mg/L		101	60 - 138	0	30
Isobutanol	<10.0		104	105.9		mg/L		102	72 - 131	2	30

Method: 8081B - Organochlorine Pesticides (GC)

Lab Sample ID: MB 310-424349/1-A
Matrix: Water
Analysis Batch: 424293

Client Sample ID: Method Blank
Prep Type: Total/NA
Prep Batch: 424349

Analyte	MB Result	MB Qualifier	RL	MDL	Unit	D	Prepared	Analyzed	Dil Fac
4,4'-DDD	<0.0916		0.0916	0.0229	ug/L		06/12/24 14:18	06/12/24 21:10	1
4,4'-DDE	<0.0916		0.0916	0.0275	ug/L		06/12/24 14:18	06/12/24 21:10	1
4,4'-DDT	<0.0916		0.0916	0.0183	ug/L		06/12/24 14:18	06/12/24 21:10	1
Aldrin	<0.0916		0.0916	0.0202	ug/L		06/12/24 14:18	06/12/24 21:10	1
alpha-BHC	<0.0916		0.0916	0.00916	ug/L		06/12/24 14:18	06/12/24 21:10	1
beta-BHC	<0.0916		0.0916	0.0385	ug/L		06/12/24 14:18	06/12/24 21:10	1
Chlordane (technical)	<1.83		1.83	0.357	ug/L		06/12/24 14:18	06/12/24 21:10	1
delta-BHC	<0.0916		0.0916	0.0293	ug/L		06/12/24 14:18	06/12/24 21:10	1
Dieldrin	<0.0916		0.0916	0.0192	ug/L		06/12/24 14:18	06/12/24 21:10	1
Endosulfan I	<0.0916		0.0916	0.0257	ug/L		06/12/24 14:18	06/12/24 21:10	1
Endosulfan II	<0.0916		0.0916	0.0238	ug/L		06/12/24 14:18	06/12/24 21:10	1
Endosulfan sulfate	<0.0916		0.0916	0.0165	ug/L		06/12/24 14:18	06/12/24 21:10	1
Endrin	<0.0916		0.0916	0.0257	ug/L		06/12/24 14:18	06/12/24 21:10	1
Endrin aldehyde	<0.0916		0.0916	0.0247	ug/L		06/12/24 14:18	06/12/24 21:10	1
gamma-BHC (Lindane)	<0.0916		0.0916	0.00916	ug/L		06/12/24 14:18	06/12/24 21:10	1
Heptachlor	<0.0916		0.0916	0.0211	ug/L		06/12/24 14:18	06/12/24 21:10	1
Heptachlor epoxide	<0.0916		0.0916	0.0293	ug/L		06/12/24 14:18	06/12/24 21:10	1
Methoxychlor	<0.0916		0.0916	0.0293	ug/L		06/12/24 14:18	06/12/24 21:10	1
Toxaphene	<1.83		1.83	0.916	ug/L		06/12/24 14:18	06/12/24 21:10	1

Surrogate	*MB %Recovery*	*MB Qualifier*	*Limits*	*Prepared*	*Analyzed*	*Dil Fac*
DCB Decachlorobiphenyl (Surr)	*92*		*10 - 136*	*06/12/24 14:18*	*06/12/24 21:10*	*1*
Tetrachloro-m-xylene (Surr)	*85*		*10 - 130*	*06/12/24 14:18*	*06/12/24 21:10*	*1*

Lab Sample ID: LCS 310-424349/8-A
Matrix: Water
Analysis Batch: 424293

Client Sample ID: Lab Control Sample
Prep Type: Total/NA
Prep Batch: 424349

Analyte	Spike Added	LCS Result	LCS Qualifier	Unit	D	%Rec	%Rec Limits
4,4'-DDD	2.72	2.680		ug/L		99	36 - 149
4,4'-DDE	2.72	2.506		ug/L		92	34 - 130
4,4'-DDT	2.72	3.770		ug/L		139	23 - 150
Aldrin	2.72	2.394		ug/L		88	13 - 120
alpha-BHC	2.72	2.681		ug/L		99	36 - 127
beta-BHC	2.72	2.406		ug/L		89	37 - 136
delta-BHC	2.72	2.623		ug/L		97	33 - 134
Dieldrin	2.72	2.587		ug/L		95	39 - 130
Endosulfan I	2.72	2.236		ug/L		82	10 - 120
Endosulfan II	2.72	2.421		ug/L		89	14 - 120
Endosulfan sulfate	2.72	2.775		ug/L		102	36 - 147
Endrin	2.72	2.609		ug/L		96	39 - 140
Endrin aldehyde	2.72	2.599		ug/L		96	32 - 137
gamma-BHC (Lindane)	2.72	2.727		ug/L		100	36 - 132
Heptachlor	2.72	2.615		ug/L		96	27 - 120
Heptachlor epoxide	2.72	2.621		ug/L		96	38 - 133
Methoxychlor	2.72	5.738	*+	ug/L		211	10 - 150

Method: 8081B - Organochlorine Pesticides (GC) (Continued)

Lab Sample ID: LCS 310-424349/8-A
Matrix: Water
Analysis Batch: 424293

Client Sample ID: Lab Control Sample
Prep Type: Total/NA
Prep Batch: 424349

Surrogate	*LCS %Recovery*	*LCS Qualifier*	*Limits*
DCB Decachlorobiphenyl (Surr)	*102*		*10 - 136*
Tetrachloro-m-xylene (Surr)	*85*		*10 - 130*

Method: 8082A - Polychlorinated Biphenyls (PCBs) by Gas Chromatography

Lab Sample ID: MB 310-424349/1-A
Matrix: Water
Analysis Batch: 424294

Client Sample ID: Method Blank
Prep Type: Total/NA
Prep Batch: 424349

Analyte	MB Result	MB Qualifier	RL	MDL	Unit	D	Prepared	Analyzed	Dil Fac
PCB-1016	<1.83		1.83	0.751	ug/L		06/12/24 14:18	06/12/24 21:10	1
PCB-1221	<1.83		1.83	0.751	ug/L		06/12/24 14:18	06/12/24 21:10	1
PCB-1232	<1.83		1.83	0.751	ug/L		06/12/24 14:18	06/12/24 21:10	1
PCB-1242	<1.83		1.83	0.751	ug/L		06/12/24 14:18	06/12/24 21:10	1
PCB-1248	<1.83		1.83	0.632	ug/L		06/12/24 14:18	06/12/24 21:10	1
PCB-1254	<1.83		1.83	0.632	ug/L		06/12/24 14:18	06/12/24 21:10	1
PCB-1260	<1.83		1.83	0.632	ug/L		06/12/24 14:18	06/12/24 21:10	1

Surrogate	*MB %Recovery*	*MB Qualifier*	*Limits*	*Prepared*	*Analyzed*	*Dil Fac*
DCB Decachlorobiphenyl (Surr)	*91*		*10 - 136*	*06/12/24 14:18*	*06/12/24 21:10*	*1*
Tetrachloro-m-xylene (Surr)	*88*		*10 - 130*	*06/12/24 14:18*	*06/12/24 21:10*	*1*

Lab Sample ID: LCS 310-424349/9-A
Matrix: Water
Analysis Batch: 424294

Client Sample ID: Lab Control Sample
Prep Type: Total/NA
Prep Batch: 424349

Analyte			Spike Added	LCS Result	LCS Qualifier	Unit	D	%Rec	%Rec Limits		
PCB-1016			26.2	23.79		ug/L		91	30 - 133		
PCB-1260			26.2	17.97		ug/L		69	31 - 133		

Surrogate	*LCS %Recovery*	*LCS Qualifier*	*Limits*
DCB Decachlorobiphenyl (Surr)	*97*		*10 - 136*
Tetrachloro-m-xylene (Surr)	*86*		*10 - 130*

Method: 8151A - Herbicides (GC)

Lab Sample ID: MB 410-516868/1-A
Matrix: Water
Analysis Batch: 517292

Client Sample ID: Method Blank
Prep Type: Total/NA
Prep Batch: 516868

Analyte	MB Result	MB Qualifier	RL	MDL	Unit	D	Prepared	Analyzed	Dil Fac
2,4,5-T	<0.150		0.150	0.0650	ug/L		06/13/24 07:10	06/14/24 06:44	1
Silvex (2,4,5-TP)	<0.0500		0.0500	0.0220	ug/L		06/13/24 07:10	06/14/24 06:44	1
2,4-D	<0.600		0.600	0.250	ug/L		06/13/24 07:10	06/14/24 06:44	1

Method: 8151A - Herbicides (GC) (Continued)

Lab Sample ID: LCS 410-516868/2-A
Matrix: Water
Analysis Batch: 517292

Client Sample ID: Lab Control Sample
Prep Type: Total/NA
Prep Batch: 516868

Analyte	Spike Added	LCS Result	LCS Qualifier	Unit	D	%Rec	%Rec Limits
2,4,5-T	0.250	0.2106		ug/L		84	57 - 171
Silvex (2,4,5-TP)	0.250	0.2199		ug/L		88	62 - 170
2,4-D	2.51	2.253		ug/L		90	53 - 159

Lab Sample ID: LCSD 410-516868/3-A
Matrix: Water
Analysis Batch: 517292

Client Sample ID: Lab Control Sample Dup
Prep Type: Total/NA
Prep Batch: 516868

Analyte	Spike Added	LCSD Result	LCSD Qualifier	Unit	D	%Rec	%Rec Limits	RPD	RPD Limit
2,4,5-T	0.250	0.1896		ug/L		76	57 - 171	10	30
Silvex (2,4,5-TP)	0.250	0.1993		ug/L		80	62 - 170	10	30
2,4-D	2.51	2.037		ug/L		81	53 - 159	10	30

Method: 6020B - Metals (ICP/MS)

Lab Sample ID: MB 310-424092/1-A
Matrix: Water
Analysis Batch: 425253

Client Sample ID: Method Blank
Prep Type: Total/NA
Prep Batch: 424092

Analyte	MB Result	MB Qualifier	RL	MDL	Unit	D	Prepared	Analyzed	Dil Fac
Barium	<0.00200		0.00200	0.000660	mg/L		06/11/24 09:00	06/20/24 14:40	1
Silver	<0.00100		0.00100	0.000500	mg/L		06/11/24 09:00	06/20/24 14:40	1

Lab Sample ID: MB 310-424092/1-A
Matrix: Water
Analysis Batch: 425399

Client Sample ID: Method Blank
Prep Type: Total/NA
Prep Batch: 424092

Analyte	MB Result	MB Qualifier	RL	MDL	Unit	D	Prepared	Analyzed	Dil Fac
Arsenic	<0.00200		0.00200	0.000530	mg/L		06/11/24 09:00	06/21/24 21:14	1
Beryllium	<0.00100		0.00100	0.000330	mg/L		06/11/24 09:00	06/21/24 21:14	1
Cadmium	<0.000200		0.000200	0.000100	mg/L		06/11/24 09:00	06/21/24 21:14	1
Chromium	<0.00500		0.00500	0.00120	mg/L		06/11/24 09:00	06/21/24 21:14	1
Cobalt	<0.000500		0.000500	0.000170	mg/L		06/11/24 09:00	06/21/24 21:14	1
Copper	<0.00500		0.00500	0.00180	mg/L		06/11/24 09:00	06/21/24 21:14	1
Lead	<0.000500		0.000500	0.000260	mg/L		06/11/24 09:00	06/21/24 21:14	1
Nickel	<0.00500		0.00500	0.00210	mg/L		06/11/24 09:00	06/21/24 21:14	1
Selenium	<0.00500		0.00500	0.00140	mg/L		06/11/24 09:00	06/21/24 21:14	1
Tin	<0.00500		0.00500	0.00230	mg/L		06/11/24 09:00	06/21/24 21:14	1
Vanadium	<0.00500		0.00500	0.00110	mg/L		06/11/24 09:00	06/21/24 21:14	1
Zinc	<0.0200		0.0200	0.00970	mg/L		06/11/24 09:00	06/21/24 21:14	1

Lab Sample ID: MB 310-424092/1-A
Matrix: Water
Analysis Batch: 425927

Client Sample ID: Method Blank
Prep Type: Total/NA
Prep Batch: 424092

Analyte	MB Result	MB Qualifier	RL	MDL	Unit	D	Prepared	Analyzed	Dil Fac
Thallium	<0.00100		0.00100	0.000570	mg/L		06/11/24 09:00	06/27/24 14:30	1

Method: 6020B - Metals (ICP/MS) (Continued)

Lab Sample ID: MB 310-424092/1-A
Matrix: Water
Analysis Batch: 426165

Client Sample ID: Method Blank
Prep Type: Total/NA
Prep Batch: 424092

Analyte	MB Result	MB Qualifier	RL	MDL	Unit	D	Prepared	Analyzed	Dil Fac
Antimony	<0.00200		0.00200	0.00100	mg/L		06/11/24 09:00	07/01/24 14:45	1

Lab Sample ID: LCS 310-424092/2-A
Matrix: Water
Analysis Batch: 425253

Client Sample ID: Lab Control Sample
Prep Type: Total/NA
Prep Batch: 424092

Analyte	Spike Added	LCS Result	LCS Qualifier	Unit	D	%Rec	%Rec Limits
Barium	0.100	0.1090		mg/L		109	80 - 120
Silver	0.100	0.09727		mg/L		97	80 - 120

Lab Sample ID: LCS 310-424092/2-A
Matrix: Water
Analysis Batch: 425399

Client Sample ID: Lab Control Sample
Prep Type: Total/NA
Prep Batch: 424092

Analyte	Spike Added	LCS Result	LCS Qualifier	Unit	D	%Rec	%Rec Limits
Arsenic	0.200	0.1748		mg/L		87	80 - 120
Beryllium	0.100	0.09130		mg/L		91	80 - 120
Cadmium	0.100	0.09324		mg/L		93	80 - 120
Chromium	0.100	0.09216		mg/L		92	80 - 120
Cobalt	0.100	0.09187		mg/L		92	80 - 120
Copper	0.200	0.1898		mg/L		95	80 - 120
Lead	0.200	0.1982		mg/L		99	80 - 120
Nickel	0.200	0.2000		mg/L		100	80 - 120
Selenium	0.400	0.3589		mg/L		90	80 - 120
Tin	0.200	0.1961		mg/L		98	80 - 120
Vanadium	0.100	0.08955		mg/L		90	80 - 120
Zinc	0.200	0.1816		mg/L		91	80 - 120

Lab Sample ID: LCS 310-424092/2-A
Matrix: Water
Analysis Batch: 425927

Client Sample ID: Lab Control Sample
Prep Type: Total/NA
Prep Batch: 424092

Analyte	Spike Added	LCS Result	LCS Qualifier	Unit	D	%Rec	%Rec Limits
Thallium	0.100	0.1023		mg/L		102	80 - 120

Lab Sample ID: LCS 310-424092/2-A
Matrix: Water
Analysis Batch: 426165

Client Sample ID: Lab Control Sample
Prep Type: Total/NA
Prep Batch: 424092

Analyte	Spike Added	LCS Result	LCS Qualifier	Unit	D	%Rec	%Rec Limits
Antimony	0.200	0.2055		mg/L		103	80 - 120

Lab Sample ID: 310-283117-13 DU
Matrix: Groundwater
Analysis Batch: 425253

Client Sample ID: MW-21
Prep Type: Total/NA
Prep Batch: 424092

Analyte	Sample Result	Sample Qualifier	DU Result	DU Qualifier	Unit	D	RPD	RPD Limit
Barium	0.187		0.1891		mg/L		1	20
Beryllium	<0.00100		<0.00100		mg/L		NC	20

Method: 6020B - Metals (ICP/MS) (Continued)

Lab Sample ID: 310-283117-13 DU
Matrix: Groundwater
Analysis Batch: 425253

Client Sample ID: MW-21
Prep Type: Total/NA
Prep Batch: 424092

Analyte	Sample Result	Sample Qualifier	DU Result	DU Qualifier	Unit	D	RPD	RPD Limit
Chromium	<0.00500		<0.00500		mg/L		NC	20
Cobalt	0.00233		0.002355		mg/L		1	20
Copper	<0.00500		<0.00500		mg/L		NC	20
Lead	0.000349	J	0.0002800	J F5	mg/L		22	20
Nickel	<0.00500		<0.00500		mg/L		NC	20
Silver	<0.00100		<0.00100		mg/L		NC	20
Zinc	0.0322		0.02427	F5	mg/L		28	20

Lab Sample ID: 310-283117-13 DU
Matrix: Groundwater
Analysis Batch: 425399

Client Sample ID: MW-21
Prep Type: Total/NA
Prep Batch: 424092

Analyte	Sample Result	Sample Qualifier	DU Result	DU Qualifier	Unit	D	RPD	RPD Limit
Arsenic	0.00119	J	0.001212	J	mg/L		2	20
Cadmium	<0.000200		<0.000200		mg/L		NC	20
Selenium	<0.00500		<0.00500		mg/L		NC	20
Tin	<0.00500		<0.00500		mg/L		NC	20
Vanadium	<0.00500		<0.00500		mg/L		NC	20

Lab Sample ID: 310-283117-13 DU
Matrix: Groundwater
Analysis Batch: 426165

Client Sample ID: MW-21
Prep Type: Total/NA
Prep Batch: 424092

Analyte	Sample Result	Sample Qualifier	DU Result	DU Qualifier	Unit	D	RPD	RPD Limit
Antimony	<0.00200		<0.00200		mg/L		NC	20

Method: 7470A - Mercury (CVAA)

Lab Sample ID: MB 310-424222/1-A
Matrix: Water
Analysis Batch: 424664

Client Sample ID: Method Blank
Prep Type: Total/NA
Prep Batch: 424222

Analyte	MB Result	MB Qualifier	RL	MDL	Unit	D	Prepared	Analyzed	Dil Fac
Mercury	<0.000200		0.000200	0.000110	mg/L		06/11/24 16:44	06/14/24 12:54	1

Lab Sample ID: LCS 310-424222/2-A
Matrix: Water
Analysis Batch: 424664

Client Sample ID: Lab Control Sample
Prep Type: Total/NA
Prep Batch: 424222

Analyte	Spike Added	LCS Result	LCS Qualifier	Unit	D	%Rec	%Rec Limits
Mercury	0.00167	0.001610		mg/L		97	80 - 120

Lab Sample ID: 310-283117-11 MS
Matrix: Groundwater
Analysis Batch: 424664

Client Sample ID: MW-17
Prep Type: Total/NA
Prep Batch: 424222

Analyte	Sample Result	Sample Qualifier	Spike Added	MS Result	MS Qualifier	Unit	D	%Rec	%Rec Limits
Mercury	<0.000200		0.00167	0.001397		mg/L		84	80 - 120

Method: 7470A - Mercury (CVAA) (Continued)

Lab Sample ID: 310-283117-11 MSD — **Client Sample ID: MW-17**
Matrix: Groundwater — **Prep Type: Total/NA**
Analysis Batch: 424664 — **Prep Batch: 424222**

Analyte	Sample Result	Sample Qualifier	Spike Added	MSD Result	MSD Qualifier	Unit	D	%Rec	%Rec Limits	RPD	RPD Limit
Mercury	<0.000200		0.00167	0.001407		mg/L		84	80 - 120	1	20

Method: 9012B - Cyanide, Total andor Amenable

Lab Sample ID: MB 310-424298/1-A — **Client Sample ID: Method Blank**
Matrix: Water — **Prep Type: Total/NA**
Analysis Batch: 424375 — **Prep Batch: 424298**

Analyte	MB Result	MB Qualifier	RL	MDL	Unit	D	Prepared	Analyzed	Dil Fac
Cyanide, Total	<0.0100		0.0100	0.00350	mg/L		06/12/24 10:50	06/12/24 21:20	1

Lab Sample ID: LCS 310-424298/2-A — **Client Sample ID: Lab Control Sample**
Matrix: Water — **Prep Type: Total/NA**
Analysis Batch: 424375 — **Prep Batch: 424298**

Analyte	Spike Added	LCS Result	LCS Qualifier	Unit	D	%Rec	%Rec Limits
Cyanide, Total	0.200	0.2075		mg/L		104	90 - 110

Method: 9034 - Sulfide, Acid soluble and Insoluble (Titrimetric)

Lab Sample ID: MB 500-772121/1 — **Client Sample ID: Method Blank**
Matrix: Water — **Prep Type: Total/NA**
Analysis Batch: 772121

Analyte	MB Result	MB Qualifier	RL	MDL	Unit	D	Prepared	Analyzed	Dil Fac
Sulfide	<1.00		1.00	0.231	mg/L			06/11/24 21:20	1

Lab Sample ID: LCS 500-772121/2 — **Client Sample ID: Lab Control Sample**
Matrix: Water — **Prep Type: Total/NA**
Analysis Batch: 772121

Analyte	Spike Added	LCS Result	LCS Qualifier	Unit	D	%Rec	%Rec Limits
Sulfide	3.64	3.698		mg/L		102	80 - 120

Method: I-3765-85 - Residue, Non-filterable (TSS)

Lab Sample ID: MB 310-424175/1 — **Client Sample ID: Method Blank**
Matrix: Water — **Prep Type: Total/NA**
Analysis Batch: 424175

Analyte	MB Result	MB Qualifier	RL	MDL	Unit	D	Prepared	Analyzed	Dil Fac
Total Suspended Solids	<5.00		5.00	3.70	mg/L			06/11/24 11:59	1

Lab Sample ID: LCS 310-424175/2 — **Client Sample ID: Lab Control Sample**
Matrix: Water — **Prep Type: Total/NA**
Analysis Batch: 424175

Analyte	Spike Added	LCS Result	LCS Qualifier	Unit	D	%Rec	%Rec Limits
Total Suspended Solids	100	103.0		mg/L		103	81 - 116

Method: I-3765-85 - Residue, Non-filterable (TSS) (Continued)

Lab Sample ID: MB 310-424183/1
Matrix: Water
Analysis Batch: 424183

Client Sample ID: Method Blank
Prep Type: Total/NA

Analyte	MB Result	MB Qualifier	RL	MDL	Unit	D	Prepared	Analyzed	Dil Fac
Total Suspended Solids	<5.00		5.00	3.70	mg/L			06/11/24 13:26	1

Lab Sample ID: LCS 310-424183/2
Matrix: Water
Analysis Batch: 424183

Client Sample ID: Lab Control Sample
Prep Type: Total/NA

Analyte			Spike Added	LCS Result	LCS Qualifier	Unit	D	%Rec	%Rec Limits		
Total Suspended Solids			100	107.0		mg/L		107	81 - 116		

GC/MS VOA

Analysis Batch: 424199

Lab Sample ID	Client Sample ID	Prep Type	Matrix	Method	Prep Batch
310-283117-11	MW-17	Total/NA	Groundwater	8260D	
310-283117-12	MW-20	Total/NA	Groundwater	8260D	
310-283117-13	MW-21	Total/NA	Groundwater	8260D	
310-283117-15	OP-17	Total/NA	Groundwater	8260D	
310-283117-16	OP-18	Total/NA	Groundwater	8260D	
310-283117-17	MW-DC	Total/NA	Groundwater	8260D	
310-283117-18	Trip Blank 1	Total/NA	Trip Blank	8260D	
310-283117-19	Trip Blank 2	Total/NA	Trip Blank	8260D	
310-283117-20	Trip Blank 3	Total/NA	Water	8260D	
MB 310-424199/5	Method Blank	Total/NA	Water	8260D	
LCS 310-424199/6	Lab Control Sample	Total/NA	Water	8260D	
LCS 310-424199/7	Lab Control Sample	Total/NA	Water	8260D	
310-283117-12 MS	MW-20	Total/NA	Groundwater	8260D	
310-283117-12 MSD	MW-20	Total/NA	Groundwater	8260D	

GC/MS Semi VOA

Prep Batch: 424460

Lab Sample ID	Client Sample ID	Prep Type	Matrix	Method	Prep Batch
310-283117-11	MW-17	Total/NA	Groundwater	3510C	
310-283117-12	MW-20	Total/NA	Groundwater	3510C	
310-283117-13	MW-21	Total/NA	Groundwater	3510C	
MB 310-424460/1-A	Method Blank	Total/NA	Water	3510C	
LCS 310-424460/2-A	Lab Control Sample	Total/NA	Water	3510C	
LCSD 310-424460/3-A	Lab Control Sample Dup	Total/NA	Water	3510C	

Analysis Batch: 424715

Lab Sample ID	Client Sample ID	Prep Type	Matrix	Method	Prep Batch
310-283117-11	MW-17	Total/NA	Groundwater	8270E	424460
310-283117-12	MW-20	Total/NA	Groundwater	8270E	424460
310-283117-13	MW-21	Total/NA	Groundwater	8270E	424460
MB 310-424460/1-A	Method Blank	Total/NA	Water	8270E	424460
LCS 310-424460/2-A	Lab Control Sample	Total/NA	Water	8270E	424460
LCSD 310-424460/3-A	Lab Control Sample Dup	Total/NA	Water	8270E	424460

GC Semi VOA

Analysis Batch: 424293

Lab Sample ID	Client Sample ID	Prep Type	Matrix	Method	Prep Batch
310-283117-11	MW-17	Total/NA	Groundwater	8081B	424349
310-283117-12	MW-20	Total/NA	Groundwater	8081B	424349
310-283117-13	MW-21	Total/NA	Groundwater	8081B	424349
MB 310-424349/1-A	Method Blank	Total/NA	Water	8081B	424349
LCS 310-424349/8-A	Lab Control Sample	Total/NA	Water	8081B	424349

Analysis Batch: 424294

Lab Sample ID	Client Sample ID	Prep Type	Matrix	Method	Prep Batch
310-283117-11	MW-17	Total/NA	Groundwater	8082A	424349
310-283117-12	MW-20	Total/NA	Groundwater	8082A	424349
310-283117-13	MW-21	Total/NA	Groundwater	8082A	424349
MB 310-424349/1-A	Method Blank	Total/NA	Water	8082A	424349

GC Semi VOA (Continued)

Analysis Batch: 424294 (Continued)

Lab Sample ID	Client Sample ID	Prep Type	Matrix	Method	Prep Batch
LCS 310-424349/9-A	Lab Control Sample	Total/NA	Water	8082A	424349

Prep Batch: 424349

Lab Sample ID	Client Sample ID	Prep Type	Matrix	Method	Prep Batch
310-283117-11	MW-17	Total/NA	Groundwater	3511	
310-283117-12	MW-20	Total/NA	Groundwater	3511	
310-283117-13	MW-21	Total/NA	Groundwater	3511	
MB 310-424349/1-A	Method Blank	Total/NA	Water	3511	
LCS 310-424349/8-A	Lab Control Sample	Total/NA	Water	3511	
LCS 310-424349/9-A	Lab Control Sample	Total/NA	Water	3511	

Analysis Batch: 424385

Lab Sample ID	Client Sample ID	Prep Type	Matrix	Method	Prep Batch
310-283117-11	MW-17	Total/NA	Groundwater	8015C	
310-283117-12	MW-20	Total/NA	Groundwater	8015C	
MB 310-424385/4	Method Blank	Total/NA	Water	8015C	
LCS 310-424385/5	Lab Control Sample	Total/NA	Water	8015C	
310-283117-11 MS	MW-17	Total/NA	Groundwater	8015C	
310-283117-11 MSD	MW-17	Total/NA	Groundwater	8015C	

Analysis Batch: 424564

Lab Sample ID	Client Sample ID	Prep Type	Matrix	Method	Prep Batch
310-283117-13	MW-21	Total/NA	Groundwater	8015C	
MB 310-424564/13	Method Blank	Total/NA	Water	8015C	
LCS 310-424564/14	Lab Control Sample	Total/NA	Water	8015C	
310-283117-13 MS	MW-21	Total/NA	Groundwater	8015C	
310-283117-13 MSD	MW-21	Total/NA	Groundwater	8015C	

Prep Batch: 516868

Lab Sample ID	Client Sample ID	Prep Type	Matrix	Method	Prep Batch
310-283117-11	MW-17	Total/NA	Groundwater	8151A	
310-283117-12	MW-20	Total/NA	Groundwater	8151A	
310-283117-13	MW-21	Total/NA	Groundwater	8151A	
MB 410-516868/1-A	Method Blank	Total/NA	Water	8151A	
LCS 410-516868/2-A	Lab Control Sample	Total/NA	Water	8151A	
LCSD 410-516868/3-A	Lab Control Sample Dup	Total/NA	Water	8151A	

Analysis Batch: 517292

Lab Sample ID	Client Sample ID	Prep Type	Matrix	Method	Prep Batch
310-283117-11	MW-17	Total/NA	Groundwater	8151A	516868
310-283117-12	MW-20	Total/NA	Groundwater	8151A	516868
310-283117-13	MW-21	Total/NA	Groundwater	8151A	516868
MB 410-516868/1-A	Method Blank	Total/NA	Water	8151A	516868
LCS 410-516868/2-A	Lab Control Sample	Total/NA	Water	8151A	516868
LCSD 410-516868/3-A	Lab Control Sample Dup	Total/NA	Water	8151A	516868

Metals

Prep Batch: 424092

Lab Sample ID	Client Sample ID	Prep Type	Matrix	Method	Prep Batch
310-283117-11	MW-17	Total/NA	Groundwater	3005A	
310-283117-12	MW-20	Total/NA	Groundwater	3005A	
310-283117-13	MW-21	Total/NA	Groundwater	3005A	
310-283117-14	MW-28	Total/NA	Groundwater	3005A	
310-283117-15	OP-17	Total/NA	Groundwater	3005A	
310-283117-16	OP-18	Total/NA	Groundwater	3005A	
310-283117-17	MW-DC	Total/NA	Groundwater	3005A	
MB 310-424092/1-A	Method Blank	Total/NA	Water	3005A	
LCS 310-424092/2-A	Lab Control Sample	Total/NA	Water	3005A	
310-283117-13 DU	MW-21	Total/NA	Groundwater	3005A	

Prep Batch: 424222

Lab Sample ID	Client Sample ID	Prep Type	Matrix	Method	Prep Batch
310-283117-11	MW-17	Total/NA	Groundwater	7470A	
310-283117-12	MW-20	Total/NA	Groundwater	7470A	
310-283117-13	MW-21	Total/NA	Groundwater	7470A	
MB 310-424222/1-A	Method Blank	Total/NA	Water	7470A	
LCS 310-424222/2-A	Lab Control Sample	Total/NA	Water	7470A	
310-283117-11 MS	MW-17	Total/NA	Groundwater	7470A	
310-283117-11 MSD	MW-17	Total/NA	Groundwater	7470A	

Analysis Batch: 424664

Lab Sample ID	Client Sample ID	Prep Type	Matrix	Method	Prep Batch
310-283117-11	MW-17	Total/NA	Groundwater	7470A	424222
310-283117-12	MW-20	Total/NA	Groundwater	7470A	424222
310-283117-13	MW-21	Total/NA	Groundwater	7470A	424222
MB 310-424222/1-A	Method Blank	Total/NA	Water	7470A	424222
LCS 310-424222/2-A	Lab Control Sample	Total/NA	Water	7470A	424222
310-283117-11 MS	MW-17	Total/NA	Groundwater	7470A	424222
310-283117-11 MSD	MW-17	Total/NA	Groundwater	7470A	424222

Analysis Batch: 425253

Lab Sample ID	Client Sample ID	Prep Type	Matrix	Method	Prep Batch
310-283117-11	MW-17	Total/NA	Groundwater	6020B	424092
310-283117-12	MW-20	Total/NA	Groundwater	6020B	424092
310-283117-13	MW-21	Total/NA	Groundwater	6020B	424092
310-283117-14	MW-28	Total/NA	Groundwater	6020B	424092
310-283117-15	OP-17	Total/NA	Groundwater	6020B	424092
310-283117-16	OP-18	Total/NA	Groundwater	6020B	424092
310-283117-17	MW-DC	Total/NA	Groundwater	6020B	424092
MB 310-424092/1-A	Method Blank	Total/NA	Water	6020B	424092
LCS 310-424092/2-A	Lab Control Sample	Total/NA	Water	6020B	424092
310-283117-13 DU	MW-21	Total/NA	Groundwater	6020B	424092

Analysis Batch: 425399

Lab Sample ID	Client Sample ID	Prep Type	Matrix	Method	Prep Batch
310-283117-11	MW-17	Total/NA	Groundwater	6020B	424092
310-283117-12	MW-20	Total/NA	Groundwater	6020B	424092
310-283117-13	MW-21	Total/NA	Groundwater	6020B	424092
310-283117-14	MW-28	Total/NA	Groundwater	6020B	424092

Metals (Continued)

Analysis Batch: 425399 (Continued)

Lab Sample ID	Client Sample ID	Prep Type	Matrix	Method	Prep Batch
310-283117-15	OP-17	Total/NA	Groundwater	6020B	424092
MB 310-424092/1-A	Method Blank	Total/NA	Water	6020B	424092
LCS 310-424092/2-A	Lab Control Sample	Total/NA	Water	6020B	424092
310-283117-13 DU	MW-21	Total/NA	Groundwater	6020B	424092

Analysis Batch: 425927

Lab Sample ID	Client Sample ID	Prep Type	Matrix	Method	Prep Batch
310-283117-11	MW-17	Total/NA	Groundwater	6020B	424092
310-283117-12	MW-20	Total/NA	Groundwater	6020B	424092
310-283117-16	OP-18	Total/NA	Groundwater	6020B	424092
310-283117-17	MW-DC	Total/NA	Groundwater	6020B	424092
MB 310-424092/1-A	Method Blank	Total/NA	Water	6020B	424092
LCS 310-424092/2-A	Lab Control Sample	Total/NA	Water	6020B	424092

Analysis Batch: 426165

Lab Sample ID	Client Sample ID	Prep Type	Matrix	Method	Prep Batch
310-283117-11	MW-17	Total/NA	Groundwater	6020B	424092
310-283117-12	MW-20	Total/NA	Groundwater	6020B	424092
310-283117-13	MW-21	Total/NA	Groundwater	6020B	424092
MB 310-424092/1-A	Method Blank	Total/NA	Water	6020B	424092
LCS 310-424092/2-A	Lab Control Sample	Total/NA	Water	6020B	424092
310-283117-13 DU	MW-21	Total/NA	Groundwater	6020B	424092

Analysis Batch: 426322

Lab Sample ID	Client Sample ID	Prep Type	Matrix	Method	Prep Batch
310-283117-15	OP-17	Total/NA	Groundwater	6020B	424092
310-283117-16	OP-18	Total/NA	Groundwater	6020B	424092
310-283117-17	MW-DC	Total/NA	Groundwater	6020B	424092

General Chemistry

Analysis Batch: 424175

Lab Sample ID	Client Sample ID	Prep Type	Matrix	Method	Prep Batch
310-283117-12	MW-20	Total/NA	Groundwater	I-3765-85	
310-283117-13	MW-21	Total/NA	Groundwater	I-3765-85	
310-283117-14	MW-28	Total/NA	Groundwater	I-3765-85	
310-283117-16	OP-18	Total/NA	Groundwater	I-3765-85	
310-283117-17	MW-DC	Total/NA	Groundwater	I-3765-85	
MB 310-424175/1	Method Blank	Total/NA	Water	I-3765-85	
LCS 310-424175/2	Lab Control Sample	Total/NA	Water	I-3765-85	

Analysis Batch: 424183

Lab Sample ID	Client Sample ID	Prep Type	Matrix	Method	Prep Batch
310-283117-11	MW-17	Total/NA	Groundwater	I-3765-85	
310-283117-15	OP-17	Total/NA	Groundwater	I-3765-85	
MB 310-424183/1	Method Blank	Total/NA	Water	I-3765-85	
LCS 310-424183/2	Lab Control Sample	Total/NA	Water	I-3765-85	

QC Association Summary

Client: SCS Engineers
Job ID: 310-283117-1
Project/Site: Scott County Landfill 1st 2024 Semi-Annual HMSP

General Chemistry

Prep Batch: 424298

Lab Sample ID	Client Sample ID	Prep Type	Matrix	Method	Prep Batch
310-283117-11	MW-17	Total/NA	Groundwater	9012B	
310-283117-12	MW-20	Total/NA	Groundwater	9012B	
310-283117-13	MW-21	Total/NA	Groundwater	9012B	
MB 310-424298/1-A	Method Blank	Total/NA	Water	9012B	
LCS 310-424298/2-A	Lab Control Sample	Total/NA	Water	9012B	

Analysis Batch: 424375

Lab Sample ID	Client Sample ID	Prep Type	Matrix	Method	Prep Batch
310-283117-11	MW-17	Total/NA	Groundwater	9012B	424298
310-283117-12	MW-20	Total/NA	Groundwater	9012B	424298
310-283117-13	MW-21	Total/NA	Groundwater	9012B	424298
MB 310-424298/1-A	Method Blank	Total/NA	Water	9012B	424298
LCS 310-424298/2-A	Lab Control Sample	Total/NA	Water	9012B	424298

Analysis Batch: 772121

Lab Sample ID	Client Sample ID	Prep Type	Matrix	Method	Prep Batch
310-283117-11	MW-17	Total/NA	Groundwater	9034	
310-283117-12	MW-20	Total/NA	Groundwater	9034	
310-283117-13	MW-21	Total/NA	Groundwater	9034	
MB 500-772121/1	Method Blank	Total/NA	Water	9034	
LCS 500-772121/2	Lab Control Sample	Total/NA	Water	9034	

Lab Chronicle

Client: SCS Engineers
Job ID: 310-283117-1
Project/Site: Scott County Landfill 1st 2024 Semi-Annual HMSP

Client Sample ID: MW-17
Lab Sample ID: 310-283117-11
Date Collected: 06/06/24 19:41
Matrix: Groundwater
Date Received: 06/08/24 09:15

Prep Type	Batch Type	Batch Method	Run	Dilution Factor	Batch Number	Analyst	Lab	Prepared or Analyzed
Total/NA	Analysis	8260D		1	424199	FE5V	EET CF	06/12/24 16:23
Total/NA	Prep	3510C			424460	JT8P	EET CF	06/13/24 10:50
Total/NA	Analysis	8270E		1	424715	L0FS	EET CF	06/17/24 16:52
Total/NA	Analysis	8015C		1	424385	V7YZ	EET CF	06/13/24 09:45
Total/NA	Prep	3511			424349	D2YP	EET CF	06/12/24 14:18
Total/NA	Analysis	8081B		1	424293	BW2O	EET CF	06/12/24 22:06
Total/NA	Prep	3511			424349	D2YP	EET CF	06/12/24 14:18
Total/NA	Analysis	8082A		1	424294	BW2O	EET CF	06/12/24 22:06
Total/NA	Prep	8151A			516868	QKX3	ELLE	06/13/24 07:10
Total/NA	Analysis	8151A		1	517292	UAMZ	ELLE	06/15/24 01:44
Total/NA	Prep	3005A			424092	KM3E	EET CF	06/11/24 09:00
Total/NA	Analysis	6020B		1	425399	NFT2	EET CF	06/21/24 22:11
Total/NA	Prep	3005A			424092	KM3E	EET CF	06/11/24 09:00
Total/NA	Analysis	6020B		1	425927	DHM5	EET CF	06/27/24 14:57
Total/NA	Prep	3005A			424092	KM3E	EET CF	06/11/24 09:00
Total/NA	Analysis	6020B		1	426165	NFT2	EET CF	07/01/24 14:52
Total/NA	Prep	3005A			424092	KM3E	EET CF	06/11/24 09:00
Total/NA	Analysis	6020B		1	425253	NFT2	EET CF	06/20/24 15:16
Total/NA	Prep	7470A			424222	A6US	EET CF	06/11/24 16:44
Total/NA	Analysis	7470A		1	424664	A6US	EET CF	06/14/24 12:58
Total/NA	Prep	9012B			424298	WZC8	EET CF	06/12/24 10:50
Total/NA	Analysis	9012B		1	424375	ZJX4	EET CF	06/12/24 21:40
Total/NA	Analysis	9034		1	772121	CLB	EET CHI	06/11/24 22:27 - 06/11/24 22:34 [1]
Total/NA	Analysis	I-3765-85		1	424183	DGU1	EET CF	06/11/24 13:26

Client Sample ID: MW-20
Lab Sample ID: 310-283117-12
Date Collected: 06/06/24 13:24
Matrix: Groundwater
Date Received: 06/08/24 09:15

Prep Type	Batch Type	Batch Method	Run	Dilution Factor	Batch Number	Analyst	Lab	Prepared or Analyzed
Total/NA	Analysis	8260D		1	424199	FE5V	EET CF	06/12/24 16:46
Total/NA	Prep	3510C			424460	JT8P	EET CF	06/13/24 10:50
Total/NA	Analysis	8270E		1	424715	L0FS	EET CF	06/17/24 17:18
Total/NA	Analysis	8015C		1	424385	V7YZ	EET CF	06/13/24 10:05
Total/NA	Prep	3511			424349	D2YP	EET CF	06/12/24 14:18
Total/NA	Analysis	8081B		1	424293	BW2O	EET CF	06/12/24 22:22
Total/NA	Prep	3511			424349	D2YP	EET CF	06/12/24 14:18
Total/NA	Analysis	8082A		1	424294	BW2O	EET CF	06/12/24 22:22
Total/NA	Prep	8151A			516868	QKX3	ELLE	06/13/24 07:10
Total/NA	Analysis	8151A		1	517292	UAMZ	ELLE	06/15/24 02:20
Total/NA	Prep	3005A			424092	KM3E	EET CF	06/11/24 09:00
Total/NA	Analysis	6020B		1	425399	NFT2	EET CF	06/21/24 22:15

Lab Chronicle

Client: SCS Engineers
Job ID: 310-283117-1
Project/Site: Scott County Landfill 1st 2024 Semi-Annual HMSP

Client Sample ID: MW-20
Date Collected: 06/06/24 13:24
Date Received: 06/08/24 09:15

Lab Sample ID: 310-283117-12
Matrix: Groundwater

Prep Type	Batch Type	Batch Method	Run	Dilution Factor	Batch Number	Analyst	Lab	Prepared or Analyzed
Total/NA	Prep	3005A			424092	KM3E	EET CF	06/11/24 09:00
Total/NA	Analysis	6020B		1	425927	DHM5	EET CF	06/27/24 15:01
Total/NA	Prep	3005A			424092	KM3E	EET CF	06/11/24 09:00
Total/NA	Analysis	6020B		1	426165	NFT2	EET CF	07/01/24 14:56
Total/NA	Prep	3005A			424092	KM3E	EET CF	06/11/24 09:00
Total/NA	Analysis	6020B		1	425253	NFT2	EET CF	06/20/24 15:18
Total/NA	Prep	7470A			424222	A6US	EET CF	06/11/24 16:44
Total/NA	Analysis	7470A		1	424664	A6US	EET CF	06/14/24 13:04
Total/NA	Prep	9012B			424298	WZC8	EET CF	06/12/24 10:50
Total/NA	Analysis	9012B		1	424375	ZJX4	EET CF	06/12/24 21:41
Total/NA	Analysis	9034		1	772121	CLB	EET CHI	06/11/24 22:34 - 06/11/24 22:42 [1]
Total/NA	Analysis	I-3765-85		1	424175	DGU1	EET CF	06/11/24 11:59

Client Sample ID: MW-21
Date Collected: 06/06/24 17:38
Date Received: 06/08/24 09:15

Lab Sample ID: 310-283117-13
Matrix: Groundwater

Prep Type	Batch Type	Batch Method	Run	Dilution Factor	Batch Number	Analyst	Lab	Prepared or Analyzed
Total/NA	Analysis	8260D		1	424199	FE5V	EET CF	06/12/24 17:08
Total/NA	Prep	3510C			424460	JT8P	EET CF	06/13/24 10:50
Total/NA	Analysis	8270E		1	424715	L0FS	EET CF	06/17/24 17:43
Total/NA	Analysis	8015C		1	424564	V7YZ	EET CF	06/14/24 15:04
Total/NA	Prep	3511			424349	D2YP	EET CF	06/12/24 14:18
Total/NA	Analysis	8081B		1	424293	BW2O	EET CF	06/12/24 22:38
Total/NA	Prep	3511			424349	D2YP	EET CF	06/12/24 14:18
Total/NA	Analysis	8082A		1	424294	BW2O	EET CF	06/12/24 22:38
Total/NA	Prep	8151A			516868	QKX3	ELLE	06/13/24 07:10
Total/NA	Analysis	8151A		1	517292	UAMZ	ELLE	06/15/24 02:55
Total/NA	Prep	3005A			424092	KM3E	EET CF	06/11/24 09:00
Total/NA	Analysis	6020B		1	425399	NFT2	EET CF	06/21/24 22:18
Total/NA	Prep	3005A			424092	KM3E	EET CF	06/11/24 09:00
Total/NA	Analysis	6020B		1	426165	NFT2	EET CF	07/01/24 15:00
Total/NA	Prep	3005A			424092	KM3E	EET CF	06/11/24 09:00
Total/NA	Analysis	6020B		1	425253	NFT2	EET CF	06/20/24 15:21
Total/NA	Prep	7470A			424222	A6US	EET CF	06/11/24 16:44
Total/NA	Analysis	7470A		1	424664	A6US	EET CF	06/14/24 13:10
Total/NA	Prep	9012B			424298	WZC8	EET CF	06/12/24 10:50
Total/NA	Analysis	9012B		1	424375	ZJX4	EET CF	06/12/24 21:41
Total/NA	Analysis	9034		1	772121	CLB	EET CHI	06/11/24 22:42 - 06/11/24 22:49 [1]
Total/NA	Analysis	I-3765-85		1	424175	DGU1	EET CF	06/11/24 11:59

Lab Chronicle

Client: SCS Engineers
Job ID: 310-283117-1
Project/Site: Scott County Landfill 1st 2024 Semi-Annual HMSP

Client Sample ID: MW-28
Lab Sample ID: 310-283117-14
Date Collected: 06/06/24 10:38
Matrix: Groundwater
Date Received: 06/08/24 09:15

Prep Type	Batch Type	Batch Method	Run	Dilution Factor	Batch Number	Analyst	Lab	Prepared or Analyzed
Total/NA	Prep	3005A			424092	KM3E	EET CF	06/11/24 09:00
Total/NA	Analysis	6020B		1	425399	NFT2	EET CF	06/21/24 22:40
Total/NA	Prep	3005A			424092	KM3E	EET CF	06/11/24 09:00
Total/NA	Analysis	6020B		1	425253	NFT2	EET CF	06/20/24 15:25
Total/NA	Analysis	I-3765-85		1	424175	DGU1	EET CF	06/11/24 11:59

Client Sample ID: OP-17
Lab Sample ID: 310-283117-15
Date Collected: 06/06/24 17:30
Matrix: Groundwater
Date Received: 06/08/24 09:15

Prep Type	Batch Type	Batch Method	Run	Dilution Factor	Batch Number	Analyst	Lab	Prepared or Analyzed
Total/NA	Analysis	8260D		1	424199	FE5V	EET CF	06/12/24 17:31
Total/NA	Prep	3005A			424092	KM3E	EET CF	06/11/24 09:00
Total/NA	Analysis	6020B		1	425399	NFT2	EET CF	06/21/24 22:44
Total/NA	Prep	3005A			424092	KM3E	EET CF	06/11/24 09:00
Total/NA	Analysis	6020B		1	426322	NFT2	EET CF	07/02/24 23:09
Total/NA	Prep	3005A			424092	KM3E	EET CF	06/11/24 09:00
Total/NA	Analysis	6020B		1	425253	NFT2	EET CF	06/20/24 15:27
Total/NA	Analysis	I-3765-85		1	424183	DGU1	EET CF	06/11/24 13:26

Client Sample ID: OP-18
Lab Sample ID: 310-283117-16
Date Collected: 06/06/24 11:20
Matrix: Groundwater
Date Received: 06/08/24 09:15

Prep Type	Batch Type	Batch Method	Run	Dilution Factor	Batch Number	Analyst	Lab	Prepared or Analyzed
Total/NA	Analysis	8260D		1	424199	FE5V	EET CF	06/12/24 17:54
Total/NA	Prep	3005A			424092	KM3E	EET CF	06/11/24 09:00
Total/NA	Analysis	6020B		1	425927	DHM5	EET CF	06/27/24 15:29
Total/NA	Prep	3005A			424092	KM3E	EET CF	06/11/24 09:00
Total/NA	Analysis	6020B		1	426322	NFT2	EET CF	07/02/24 23:12
Total/NA	Prep	3005A			424092	KM3E	EET CF	06/11/24 09:00
Total/NA	Analysis	6020B		1	425253	NFT2	EET CF	06/20/24 15:29
Total/NA	Analysis	I-3765-85		1	424175	DGU1	EET CF	06/11/24 11:59

Client Sample ID: MW-DC
Lab Sample ID: 310-283117-17
Date Collected: 06/06/24 17:30
Matrix: Groundwater
Date Received: 06/08/24 09:15

Prep Type	Batch Type	Batch Method	Run	Dilution Factor	Batch Number	Analyst	Lab	Prepared or Analyzed
Total/NA	Analysis	8260D		1	424199	FE5V	EET CF	06/12/24 18:17
Total/NA	Prep	3005A			424092	KM3E	EET CF	06/11/24 09:00
Total/NA	Analysis	6020B		1	425927	DHM5	EET CF	06/27/24 15:32
Total/NA	Prep	3005A			424092	KM3E	EET CF	06/11/24 09:00
Total/NA	Analysis	6020B		1	426322	NFT2	EET CF	07/02/24 23:16

Lab Chronicle

Client: SCS Engineers
Job ID: 310-283117-1
Project/Site: Scott County Landfill 1st 2024 Semi-Annual HMSP

Client Sample ID: MW-DC
Lab Sample ID: 310-283117-17
Date Collected: 06/06/24 17:30
Matrix: Groundwater
Date Received: 06/08/24 09:15

Prep Type	Batch Type	Batch Method	Run	Dilution Factor	Batch Number	Analyst	Lab	Prepared or Analyzed
Total/NA	Prep	3005A			424092	KM3E	EET CF	06/11/24 09:00
Total/NA	Analysis	6020B		1	425253	NFT2	EET CF	06/20/24 15:32
Total/NA	Analysis	I-3765-85		1	424175	DGU1	EET CF	06/11/24 11:59

Client Sample ID: Trip Blank 1
Lab Sample ID: 310-283117-18
Date Collected: 06/06/24 00:00
Matrix: Trip Blank
Date Received: 06/08/24 09:15

Prep Type	Batch Type	Batch Method	Run	Dilution Factor	Batch Number	Analyst	Lab	Prepared or Analyzed
Total/NA	Analysis	8260D		1	424199	FE5V	EET CF	06/12/24 14:29

Client Sample ID: Trip Blank 2
Lab Sample ID: 310-283117-19
Date Collected: 06/06/24 00:00
Matrix: Trip Blank
Date Received: 06/08/24 09:15

Prep Type	Batch Type	Batch Method	Run	Dilution Factor	Batch Number	Analyst	Lab	Prepared or Analyzed
Total/NA	Analysis	8260D		1	424199	FE5V	EET CF	06/12/24 15:14

Client Sample ID: Trip Blank 3
Lab Sample ID: 310-283117-20
Date Collected: 06/06/24 00:00
Matrix: Water
Date Received: 06/08/24 09:15

Prep Type	Batch Type	Batch Method	Run	Dilution Factor	Batch Number	Analyst	Lab	Prepared or Analyzed
Total/NA	Analysis	8260D		1	424199	FE5V	EET CF	06/12/24 15:37

[1] This procedure uses a method stipulated length of time for the process. Both start and end times are displayed.

Laboratory References:

EET CF = Eurofins Cedar Falls, 3019 Venture Way, Cedar Falls, IA 50613, TEL (319)277-2401

EET CHI = Eurofins Chicago, 2417 Bond Street, University Park, IL 60484, TEL (708)534-5200

ELLE = Eurofins Lancaster Laboratories Environment Testing, LLC, 2425 New Holland Pike, Lancaster, PA 17601, TEL (717)656-2300

Accreditation/Certification Summary

Client: SCS Engineers
Job ID: 310-283117-1
Project/Site: Scott County Landfill 1st 2024 Semi-Annual HMSP

Laboratory: Eurofins Cedar Falls

Unless otherwise noted, all analytes for this laboratory were covered under each accreditation/certification below.

Authority	Program	Identification Number	Expiration Date
Iowa	State	007	07-29-24

The following analytes are included in this report, but the laboratory is not certified by the governing authority. This list may include analytes for which the agency does not offer certification.

Analysis Method	Prep Method	Matrix	Analyte
8260D		Groundwater	1,2,4-Trichlorobenzene
8260D		Groundwater	Allyl chloride
8260D		Groundwater	Ethyl methacrylate
8260D		Trip Blank	1,2,4-Trichlorobenzene
8260D		Trip Blank	Allyl chloride
8260D		Trip Blank	Ethyl methacrylate
8260D		Water	1,2,4-Trichlorobenzene
8260D		Water	Allyl chloride
8260D		Water	Ethyl methacrylate

Laboratory: Eurofins Chicago

All accreditations/certifications held by this laboratory are listed. Not all accreditations/certifications are applicable to this report.

Authority	Program	Identification Number	Expiration Date
Georgia	State	N/A	05-31-25
Georgia (DW)	State	939	05-31-25
Hawaii	State	NA	05-31-25
Illinois	NELAP	IL00035	05-31-25
Indiana	State	C-IL-02	05-31-25
Iowa	State	082	08-01-24
Kansas	NELAP	E-10161	10-31-24
Kentucky (UST)	State	AI # 108083	05-31-25
Kentucky (WW)	State	KY90023	12-31-24
Louisiana (All)	NELAP	02046	06-30-24
Mississippi	State	NA	05-31-25
North Carolina (WW/SW)	State	291	08-01-24
North Dakota	State	R-194	04-29-24 *
Oklahoma	State	8908	08-31-24
South Carolina	State	77001003	04-29-24 *
USDA	US Federal Programs	P330-18-00018	03-30-26
Wisconsin	State	999580010	08-31-24
Wyoming	State	8TMS-Q	05-31-25

Laboratory: Eurofins Lancaster Laboratories Environment Testing, LLC

All accreditations/certifications held by this laboratory are listed. Not all accreditations/certifications are applicable to this report.

Authority	Program	Identification Number	Expiration Date
A2LA	Dept. of Defense ELAP	0001.01	07-17-24
A2LA	ISO/IEC 17025	0001.01	07-17-24
Alabama	State	43200	01-31-25
Alaska	State	PA00009	06-30-24
Alaska (UST)	State	17-027	02-28-25
Arizona	State	AZ0780	03-12-25
Arkansas DEQ	State	88-00660	08-09-24
California	State	2792	11-30-24

* Accreditation/Certification renewal pending - accreditation/certification considered valid.

Accreditation/Certification Summary

Client: SCS Engineers
Job ID: 310-283117-1
Project/Site: Scott County Landfill 1st 2024 Semi-Annual HMSP

Laboratory: Eurofins Lancaster Laboratories Environment Testing, LLC (Continued)

All accreditations/certifications held by this laboratory are listed. Not all accreditations/certifications are applicable to this report.

Authority	Program	Identification Number	Expiration Date
Colorado	State	PA00009	06-16-24
Connecticut	State	PH-0746	06-30-25
DE Haz. Subst. Cleanup Act (HSCA)	State	019-006 (PA cert)	01-31-25
Delaware (DW)	State	N/A	01-31-25
Florida	NELAP	E87997	06-30-24
Georgia (DW)	State	C048	01-31-25
Hawaii	State	N/A	01-31-25
Illinois	NELAP	200027	07-30-24
Kansas	NELAP	E-10151	10-31-24
Kentucky (DW)	State	KY90088	12-31-24
Kentucky (UST)	State	0001.01	07-17-24
Kentucky (WW)	State	KY90088	12-31-24
Louisiana (All)	NELAP	02055	06-30-24
Maine	State	2019012	03-12-25
Maryland	State	100	06-30-25
Massachusetts	State	M-PA009	06-30-25
Michigan	State	9930	01-31-25
Minnesota	NELAP	042-999-487	12-31-24
Mississippi	State	023	01-31-25
Missouri	State	450	01-31-25
Montana (DW)	State	0098	01-01-25
Nebraska	State	NE-OS-32-17	01-31-25
New Hampshire	NELAP	2730	01-10-25
New Jersey	NELAP	PA011	06-30-24
New York	NELAP	10670	04-01-25
North Carolina (DW)	State	42705	06-30-24
North Carolina (WW/SW)	State	521	12-31-24
North Dakota	State	R-205	01-31-24 *
Oklahoma	NELAP	9804	08-31-24
Oregon	NELAP	PA200001	09-11-24
Pennsylvania	NELAP	36-00037	06-24-24
Quebec Ministry of Environment and Fight against Climate Change	PALA	507	09-16-24
Rhode Island	State	LAO00338	12-30-24
South Carolina	State	89002	01-31-25
Tennessee	State	02838	01-31-25
Texas	NELAP	T104704194-23-46	08-31-24
USDA	US Federal Programs	525-22-298-19481	10-25-25
Vermont	State	VT - 36037	10-28-24
Virginia	NELAP	460182	07-09-24
Washington	State	C457	04-11-25
West Virginia (DW)	State	9906 C	01-31-25
West Virginia DEP	State	055	06-20-24
Wyoming	State	8TMS-L	01-31-25
Wyoming (UST)	A2LA	0001.01	07-17-24

* Accreditation/Certification renewal pending - accreditation/certification considered valid.

Method Summary

Client: SCS Engineers
Job ID: 310-283117-1
Project/Site: Scott County Landfill 1st 2024 Semi-Annual HMSP

Method	Method Description	Protocol	Laboratory
8260D	Volatile Organic Compounds by GC/MS	SW846	EET CF
8270E	Semivolatile Organic Compounds (GC/MS)	SW846	EET CF
8015C	Nonhalogenated Organic using GC/FID (Direct Aqueous Injection)	SW846	EET CF
8081B	Organochlorine Pesticides (GC)	SW846	EET CF
8082A	Polychlorinated Biphenyls (PCBs) by Gas Chromatography	SW846	EET CF
8151A	Herbicides (GC)	SW846	ELLE
6020B	Metals (ICP/MS)	SW846	EET CF
7470A	Mercury (CVAA)	SW846	EET CF
9012B	Cyanide, Total andor Amenable	SW846	EET CF
9034	Sulfide, Acid soluble and Insoluble (Titrimetric)	SW846	EET CHI
I-3765-85	Residue, Non-filterable (TSS)	USGS	EET CF
3005A	Preparation, Total Metals	SW846	EET CF
3510C	Liquid-Liquid Extraction (Separatory Funnel)	SW846	EET CF
3511	Microextraction of Organic Compounds	SW846	EET CF
5030B	Purge and Trap	SW846	EET CF
7470A	Preparation, Mercury	SW846	EET CF
8151A	Extraction (Herbicides)	SW846	ELLE
9012B	Cyanide, Total and/or Amenable, Distillation	SW846	EET CF

Protocol References:

SW846 = "Test Methods For Evaluating Solid Waste, Physical/Chemical Methods", Third Edition, November 1986 And Its Updates.
USGS = "Methods For Analysis Of Water And Fluvial Sediments", USGS, 1989

Laboratory References:

EET CF = Eurofins Cedar Falls, 3019 Venture Way, Cedar Falls, IA 50613, TEL (319)277-2401
EET CHI = Eurofins Chicago, 2417 Bond Street, University Park, IL 60484, TEL (708)534-5200
ELLE = Eurofins Lancaster Laboratories Environment Testing, LLC, 2425 New Holland Pike, Lancaster, PA 17601, TEL (717)656-2300

eurofins | Environment Testing America

310-283117 Chain of Custody

Cooler/Sample Receipt and Temperature Log Form

Client Information

Client: SCS

City/State: CITY | STATE | Project:

Receipt Information

Date/Time Received: DATE 8/8/24 | TIME 0915 | Received By: BS

Delivery Type: ☐ UPS ☑ FedEx ☐ FedEx Ground ☐ US Mail ☐ Spee-Dee ☐ Lab Courier ☐ Lab Field Services ☐ Client Drop-off ☐ Other:

Condition of Cooler/Containers

Sample(s) received in Cooler? ☑ Yes ☐ No *If yes:* Cooler ID:

Multiple Coolers? ☑ Yes ☐ No *If yes:* Cooler # 1 of 3

Cooler Custody Seals Present? ☑ Yes ☐ No *If yes:* Cooler custody seals intact? ☐ Yes ☐ No

Sample Custody Seals Present? ☐ Yes ☑ No *If yes:* Sample custody seals intact? ☐ Yes ☐ No

Trip Blank Present? ☑ Yes ☐ No *If yes:* Which VOA samples are in cooler? ↓

MW-20, MW-28, OP-18

Temperature Record

Coolant: ☑ Wet ice ☐ Blue ice ☐ Dry ice ☐ Other: ☐ NONE

Thermometer ID: X | Correction Factor (°C): 0

Temp Blank Temperature – If no temp blank, or temp blank temperature above criteria, proceed to Sample Container Temperature

Uncorrected Temp (°C): 13.4 | Corrected Temp (°C): 13.4

Sample Container Temperature

	CONTAINER 1	CONTAINER 2
Container(s) used:	250 mL plastic	1 L plastic
Uncorrected Temp (°C):	3.1 ↓	3.0 ↓
Corrected Temp (°C):		

Exceptions Noted

1) If temperature exceeds criteria, was sample(s) received same day of sampling? ☐ Yes ☐ No
   a) *If yes:* Is there evidence that the chilling process began? ☐ Yes ☐ No

2) If temperature is <0°C, are there obvious signs that the integrity of sample containers is compromised? (e.g , bulging septa, broken/cracked bottles, frozen solid?) ☐ Yes ☐ No

NOTE If yes, contact PM before proceeding If no, proceed with login

Additional Comments

eurofins | Environment Testing America

Place COC scanning label here

Cooler/Sample Receipt and Temperature Log Form

Client Information

Client: SCS

City/State: CITY | STATE | Project:

Receipt Information

Date/Time Received: DATE 6/18/24 | TIME 0915 | Received By: BS

Delivery Type: ☐ UPS ☑ FedEx ☐ FedEx Ground ☐ US Mail ☐ Spee-Dee ☐ Lab Courier ☐ Lab Field Services ☐ Client Drop-off ☐ Other:_____

Condition of Cooler/Containers

Sample(s) received in Cooler? ☑ Yes ☐ No *If yes:* Cooler ID:

Multiple Coolers? ☑ Yes ☐ No *If yes:* Cooler # 2 of 3

Cooler Custody Seals Present? ☑ Yes ☐ No *If yes:* Cooler custody seals intact? ☐ Yes ☐ No

Sample Custody Seals Present? ☐ Yes ☑ No *If yes:* Sample custody seals intact? ☐ Yes ☐ No

Trip Blank Present? ☑ Yes ☐ No *If yes:* Which VOA samples are in cooler? ↓

MW-DC, OP 17, MW-21

Temperature Record

Coolant: ☑ Wet ice ☐ Blue ice ☐ Dry ice ☐ Other:_____ ☐ NONE

Thermometer ID: X | Correction Factor (°C): 0

Temp Blank Temperature – If no temp blank, or temp blank temperature above criteria, proceed to Sample Container Temperature

Uncorrected Temp (°C): 2.4 | Corrected Temp (°C): 2.4

Sample Container Temperature

	CONTAINER 1	CONTAINER 2
Container(s) used:		
Uncorrected Temp (°C):		
Corrected Temp (°C):		

Exceptions Noted

1) If temperature exceeds criteria, was sample(s) received same day of sampling? ☐ Yes ☐ No
   a) *If yes:* Is there evidence that the chilling process began? ☐ Yes ☐ No

2) If temperature is <0°C, are there obvious signs that the integrity of sample containers is compromised? (e.g., bulging septa, broken/cracked bottles, frozen solid?) ☐ Yes ☐ No

NOTE If yes, contact PM before proceeding. If no, proceed with login

Additional Comments

eurofins | Environment Testing America

Place COC scanning label here

Cooler/Sample Receipt and Temperature Log Form

Client Information

Client: SCS

City/State: CITY | STATE | Project:

Receipt Information

Date/Time Received: DATE 6/18/24 | TIME 0915 | Received By: BS

Delivery Type: ☐ UPS ☑ FedEx ☐ FedEx Ground ☐ US Mail ☐ Spee-Dee ☐ Lab Courier ☐ Lab Field Services ☐ Client Drop-off ☐ Other:_____

Condition of Cooler/Containers

Sample(s) received in Cooler? ☑ Yes ☐ No *If yes:* Cooler ID:

Multiple Coolers? ☑ Yes ☐ No *If yes:* Cooler # 3 of 3

Cooler Custody Seals Present? ☑ Yes ☐ No *If yes:* Cooler custody seals intact? ☐ Yes ☐ No

Sample Custody Seals Present? ☐ Yes ☑ No *If yes:* Sample custody seals intact? ☐ Yes ☐ No

Trip Blank Present? ☑ Yes ☐ No *If yes:* Which VOA samples are in cooler? ↓

MW-17

Temperature Record

Coolant: ☑ Wet ice ☐ Blue ice ☐ Dry ice ☐ Other:_____ ☐ NONE

Thermometer ID: X | Correction Factor (°C): 0

• **Temp Blank Temperature** – If no temp blank, or temp blank temperature above criteria, proceed to Sample Container Temperature

Uncorrected Temp (°C): 2.8 | Corrected Temp (°C): 2.8

• **Sample Container Temperature**

	CONTAINER 1	CONTAINER 2
Container(s) used:		
Uncorrected Temp (°C):		
Corrected Temp (°C):		

Exceptions Noted

1) If temperature exceeds criteria, was sample(s) received same day of sampling? ☐ Yes ☐ No
   a) *If yes:* Is there evidence that the chilling process began? ☐ Yes ☐ No

2) If temperature is <0°C, are there obvious signs that the integrity of sample containers is compromised? (e.g., bulging septa, broken/cracked bottles, frozen solid?) ☐ Yes ☐ No

NOTE. If yes, contact PM before proceeding If no, proceed with login

Additional Comments

Eurofins Cedar Falls
3019 Venture Way
Cedar Falls, IA 50613
Phone (319) 277-2401 Phone (319) 277-2425

Chain of Custody Record

TestAmerica Des Moines SC

eurofins

Client Information	Sampler: Honner Roth	Lab PM: Yang, Mary E	Carrier Tracking No(s):	COC No: 310-92865-25492.1
Client Contact: Nathan Ohrt	Phone:	E-Mail: Mary.Yang@ET.EurofinsUS.com	State of Origin:	Page: Page 1 of 2
Company: SCS Engineers	PWSID:			Job #:
Address: 1690 All State Court Suite 100	Due Date Requested:			
City: West Des Moines	TAT Requested (days):			
State, Zip: IA, 50265	Compliance Project: Δ Yes Δ No			
Phone:	PO #: 27223210 24			
Email: nohrt@scsengineers.com	WO #:			
Project Name: Scott County Landfill HMSP 1st 2024 Semi-Annual	Project #: 31002007			
Site: Iowa	SSOW#:			

Analysis Requested

Preservation Codes:
D - HNO3
N - None
A - HCL
B - NsOH
CB - ZnAcetate/NaOH
Other:

Sample Identification	Sample Date	Sample Time	Sample Type (C=comp, G=grab)	Matrix (W=water, S=solid, O=waste/oil, BT=Tissue, A=Air)	Field Filtered Sample (Yes or No)	Perform MS/MSD (Yes or No)	6020B - As, Ba, Be, Cd, Co, Cu, Pb, Ni, V,Zn	I_3765_65 - Total Suspended Solids	8260D - Volatile Appendix 2 Sublist	6020B, 7470A	8081B, 8082A, 8270E	9012B - Cyanide, Total	8015C_DAI - Nonhalogenated Organic Compounds - Direc	8151A - Default List	9034 - Local Method	8260D - Volatile Appendix 1 Sublist				Total Number of containers	Special Instructions/Note:
			Preservation Code:				D	N	A	D	N	B	N	N	CB	A					
MW-32				Water			X	X													Sub 9034 Sulfide to Chicago
MW-17	6-6-24	1941	G	Water				X	X	X	X	X	X	X	X						Sub 8151A Herbicides to Lancaster
MW-19				Water				X	X	X	X	X	X	X	X						Login with Sites and Events
MW-20	6-6-24	1325	G	Water				X	X	X	X	X	X	X	X						
MW-21	6-6-24	1738	G	Water				X	X	X	X	X	X	X	X						
MW-22				Water			X	X													
MW-27				Water				X	X	X	X	X	X	X	X						
MW-28	6-6-24	1038	G	Water			X	X													
MW-30				Water				X	X	X	X	X	X	X	X						
OP-17	6-6-24	1730	G	Water			X	X								X					
OP-18	6-6-24	1120	G	Water			X	X								X					

Possible Hazard Identification
☐ Non-Hazard ☐ Flammable ☐ Skin Irritant ☐ Poison B ☐ Unknown ☐ Radiological

Sample Disposal (A fee may be assessed if samples are retained longer than 1 month)
☐ Return To Client ☐ Disposal By Lab ☐ Archive For _____ Months

Deliverable Requested I, II, III, IV, Other (specify)

Special Instructions/QC Requirements:

Empty Kit Relinquished by:	Date	Time:	Method of Shipment:

Relinquished by: Honner Roth	Date/Time: 6-7-24 / 13:00	Company	Received by: Tony Eder	Date/Time: 6/7 1300	Company		
Relinquished by: Tony Eder	Date/Time: 6/7 1530	Company	Received by:	Date/Time:	Company		
Relinquished by:	Date/Time:	Company	Received by:	Date/Time: 6/8/24 0915	Company DF		

Custody Seals Intact: Δ Yes Δ No | Custody Seal No | Cooler Temperature(s) °C and Other Remarks:

Ver: 01/16/2019

Eurofins Cedar Falls
3019 Venture Way
Cedar Falls, IA 50613
Phone (319) 277-2401 Phone (319) 277-2425

TestAmerica Des Moines SC
214

Chain of Custody Record

eurofins

Client Information	Sampler: Konner Roth	Lab PM: Yang, Mary E	Carrier Tracking No(s):	COC No: 310-92865-25492.2
Client Contact: Nathan Ohrt	Phone:	E-Mail: Mary Yang@ET EurofinsUS com	State of Origin:	Page: Page 2 of 2
Company: SCS Engineers	PWSID:			Job #:
Address: 1690 All State Court Suite 100	Due Date Requested:			
City: West Des Moines	TAT Requested (days):			
State, Zip: IA, 50265	Compliance Project: Δ Yes Δ No			
Phone:	PO #: Purchase Order not required			
Email: nohrt@scsengineers.com	WO #:			
Project Name: Scott County Landfill HMSP 1st 2024 Semi Event Desc: Scott Co	Project #: 31002007			
Site: Iowa	SSOW#:			

Analysis Requested

Preservation Codes:
D - HNO3
N - None
A - HCL
B - NsOH
CB - ZnAcetate/NaOH
Other:

Sample Identification	Sample Date	Sample Time	Sample Type (C=comp, G=grab)	Matrix (W=water S=solid, O=waste/oil, BT=Tissue, A=Air)	Field Filtered Sample (Yes or No)	Perform MS/MSD (Yes or No)	6020B - As, Ba, Be, Cd, Co, Cu, Pb, Ni, V,Zn	I_3765_65 - Total Suspended Solids	8260D - Volatile Appendix 2 Sublist	6020B, 7470A	8081B, 8082A, 8270E	9012B - Cyanide, Total	8016C_DAI - Nonhalogenated Organic Compounds - Direc	8151A - Default List	9034 - Local Method	8260D - Volatile Appendix 1 Sublist				Total Number of containers	Special Instructions/Note:
			Preservation Code:				D	N	A	D	N	B	N	N	CB	A					
MW-DC	6-6-24	1730	G	Water			X	X								X					
Trip Blank				Water					X												

Possible Hazard Identification
☐ Non-Hazard ☐ Flammable ☐ Skin Irritant ☐ Poison B ☐ Unknown ☐ Radiological

Sample Disposal (A fee may be assessed if samples are retained longer than 1 month)
☐ Return To Client ☐ Disposal By Lab ☐ Archive For _____ Months

Deliverable Requested I, II, III, IV, Other (specify)

Special Instructions/QC Requirements:

Empty Kit Relinquished by:	Date:	Time:	Method of Shipment:

Relinquished by: Konner Roth	Date/Time: 6-7-24 / 13:06	Company	Received by: Tony Ieder	Date/Time: 6/7 1300	Company
Relinquished by: Tony Ieder	Date/Time: 6/7 1530	Company	Received by:	Date/Time:	Company
Relinquished by:	Date/Time:	Company	Received by:	Date/Time: 6/8/24 0915	Company EF

Custody Seals Intact: Δ Yes Δ No	Custody Seal No	Cooler Temperature(s) °C and Other Remarks:

Ver 01/16/2019

Eurofins Cedar Falls
3019 Venture Way
Cedar Falls, IA 50613
Phone: 319-277-2401 Fax: 319-277-2425

Chain of Custody Record

eurofins | Environment Testing

Client Information (Sub Contract Lab)	Sampler:	Lab PM: Yang, Mary E	Carrier Tracking No(s):	COC No: 310-73308.1
Client Contact: Shipping/Receiving	Phone:	E-Mail: Mary.Yang@ET.EurofinsUS.com	State of Origin: Iowa	Page: Page 1 of 1
Company: Eurofins Lancaster Laboratories Environm		Accreditations Required (See note): State Program - Iowa		Job #: 310-283117-1
Address: 2425 New Holland Pike, ,	Due Date Requested: 6/24/2024			
City: Lancaster	TAT Requested (days):			
State, Zip: PA, 17601				
Phone: 717-656-2300(Tel)	PO #:			
Email:	WO #:			
Project Name: Scott County Landfill 1st 2024 Semi-Annual HMSP	Project #: 31002007			
Site: 310-SCS Scott County Landfill	SSOW#:			

Analysis Requested

Preservation Codes:
-

Other:

Sample Identification - Client ID (Lab ID)	Sample Date	Sample Time	Sample Type (C=comp, G=grab)	Matrix (W=water, S=solid, O=waste/oil, BT=Tissue, A=Air)	Field Filtered Sample (Yes or No)	Perform MS/MSD (Yes or No)	8151A/8151A_AP (MOD) Custom Analyte List	Total Number of containers	Special Instructions/Note:
			Preservation Code:						
MW-17 (310-283117-11)	6/6/24	19:41 Central		Water			X	2	
MW-20 (310-283117-12)	6/6/24	13:24 Central		Water			X	2	
MW-21 (310-283117-13)	6/6/24	17:38 Central		Water			X	2	

Note: Since laboratory accreditations are subject to change, Eurofins Environment Testing North Central, LLC places the ownership of method, analyte & accreditation compliance upon our subcontract laboratories. This sample shipment is forwarded under chain-of-custody. If the laboratory does not currently maintain accreditation in the State of Origin listed above for analysis/tests/matrix being analyzed, the samples must be shipped back to the Eurofins Environment Testing North Central, LLC laboratory or other instructions will be provided. Any changes to accreditation status should be brought to Eurofins Environment Testing North Central, LLC attention immediately. If all requested accreditations are current to date, return the signed Chain of Custody attesting to said compliance to Eurofins Environment Testing North Central, LLC.

Possible Hazard Identification	Sample Disposal (A fee may be assessed if samples are retained longer than 1 month)
Unconfirmed	☐ Return To Client ☐ Disposal By Lab ☐ Archive For _____ Months
Deliverable Requested: I, II, III, IV, Other (specify) Primary Deliverable Rank: 2	Special Instructions/QC Requirements:

Empty Kit Relinquished by:	Date:	Time:	Method of Shipment:

Relinquished by:	Date/Time:	Company	Received by:	Date/Time:	Company
[signature]	6/6/24 1640				
Relinquished by:	Date/Time:	Company	Received by:	Date/Time:	Company
Relinquished by:	Date/Time:	Company	Received by: [signature]	6/11/24 9:40	ECLET

Custody Seals Intact: Δ Yes Δ No	Custody Seal No.:	Cooler Temperature(s) °C and Other Remarks:	R: 7.9 C: 7.9

Login Sample Receipt Checklist

Client: SCS Engineers

Job Number: 310-283117-1

Login Number: 283117
List Number: 1
Creator: Yang, Mary E

List Source: Eurofins Cedar Falls

Question	Answer	Comment
Radioactivity wasn't checked or is </= background as measured by a survey meter.	N/A	
The cooler's custody seal, if present, is intact.	True	
Sample custody seals, if present, are intact.	N/A	
The cooler or samples do not appear to have been compromised or tampered with.	True	
Samples were received on ice.	True	
Cooler Temperature is acceptable.	True	
Cooler Temperature is recorded.	True	
COC is present.	True	
COC is filled out in ink and legible.	True	
COC is filled out with all pertinent information.	True	
Is the Field Sampler's name present on COC?	True	
There are no discrepancies between the containers received and the COC.	True	
Samples are received within Holding Time (excluding tests with immediate HTs)	True	
Sample containers have legible labels.	True	
Containers are not broken or leaking.	True	
Sample collection date/times are provided.	True	
Appropriate sample containers are used.	True	
Sample bottles are completely filled.	True	
Sample Preservation Verified.	True	
There is sufficient vol. for all requested analyses, incl. any requested MS/MSDs	True	
Containers requiring zero headspace have no headspace or bubble is <6mm (1/4").	True	
Multiphasic samples are not present.	True	
Samples do not require splitting or compositing.	True	
Residual Chlorine Checked.	N/A	

Login Sample Receipt Checklist

Client: SCS Engineers

Job Number: 310-283117-1

Login Number: 283117
List Number: 3
Creator: Schmidt, Kara

List Source: Eurofins Chicago
List Creation: 06/11/24 12:39 PM

Question	Answer	Comment
Radioactivity wasn't checked or is </= background as measured by a survey meter.	True	
The cooler's custody seal, if present, is intact.	True	
Sample custody seals, if present, are intact.	True	
The cooler or samples do not appear to have been compromised or tampered with.	True	
Samples were received on ice.	True	
Cooler Temperature is acceptable.	True	
Cooler Temperature is recorded.	True	1.4
COC is present.	True	
COC is filled out in ink and legible.	True	
COC is filled out with all pertinent information.	True	
Is the Field Sampler's name present on COC?	True	
There are no discrepancies between the containers received and the COC.	True	
Samples are received within Holding Time (excluding tests with immediate HTs)	True	
Sample containers have legible labels.	True	
Containers are not broken or leaking.	True	
Sample collection date/times are provided.	True	
Appropriate sample containers are used.	True	
Sample bottles are completely filled.	True	
Sample Preservation Verified.	True	
There is sufficient vol. for all requested analyses, incl. any requested MS/MSDs	True	
Containers requiring zero headspace have no headspace or bubble is <6mm (1/4").	N/A	
Multiphasic samples are not present.	True	
Samples do not require splitting or compositing.	True	
Residual Chlorine Checked.	N/A	

Login Sample Receipt Checklist

Client: SCS Engineers

Job Number: 310-283117-1

Login Number: 283117
List Number: 2
Creator: Santiago, Nathaniel

List Source: Eurofins Lancaster Laboratories Environment Testing, LLC
List Creation: 06/11/24 12:21 PM

Question	Answer	Comment
The cooler's custody seal is intact.	N/A	
The cooler or samples do not appear to have been compromised or tampered with.	True	
Samples were received on ice.	True	
Cooler Temperature acceptable,where thermal pres is required(</=6C, not frozen).	False	Cooler temperature outside required temperature criteria.
Cooler Temperature is recorded.	True	
WV:Container Temp acceptable,where thermal pres is required (</=6C, not frozen).	N/A	
WV: Container Temperature is recorded.	N/A	
COC is present.	True	
COC is filled out in ink and legible.	True	
COC is filled out with all pertinent information.	True	
There are no discrepancies between the containers received and the COC.	True	
Sample containers have legible labels.	True	
Containers are not broken or leaking.	True	
Sample collection date/times are provided.	True	
Appropriate sample containers are used.	True	
Sample bottles are completely filled.	True	
There is sufficient vol. for all requested analyses.	True	
Is the Field Sampler's name present on COC?	False	Received project as a subcontract.
Sample custody seals are intact.	N/A	
VOA sample vials do not have headspace >6mm in diameter (none, if from WV)?	N/A	

eurofins | Environment Testing

1 2 3 4 5 6 7 8 9 10 11 12 13 14 15 16

ANALYTICAL REPORT

PREPARED FOR

Attn: Nathan Ohrt
SCS Engineers
1690 All State Court
Suite 100
West Des Moines, Iowa 50265

Generated 6/20/2024 10:43:21 AM

JOB DESCRIPTION

Scott County Landfill 1st 2024 Semi-Annual Bracket
Scott County Landfill Bracket 1st 2024 S

JOB NUMBER

310-283141-1

Eurofins Cedar Falls
3019 Venture Way
Cedar Falls IA 50613

See page two for job notes and contact information.

myEOL

Job Notes

This report may not be reproduced except in full, and with written approval from the laboratory. The results relate only to the samples tested. For questions please contact the Project Manager at the e-mail address or telephone number listed on this page.

The test results in this report relate only to the samples as received by the laboratory and will meet all requirements of the methodology, with any exceptions noted. This report shall not be reproduced except in full, without the express written approval of the laboratory. All questions should be directed to the Eurofins Environment Testing North Central, LLC Project Manager.

Authorization

Generated
6/20/2024 10:43:21 AM

Authorized for release by
Mary Yang, Project Management Assistant I
Mary.Yang@ET.EurofinsUS.com
(319)277-2401

Table of Contents

Cover Page 1
Table of Contents 3
Case Narrative 4
Sample Summary 5
Detection Summary 6
Detection Limit Exceptions Summary 7
Client Sample Results 8
Definitions 17
Surrogate Summary 18
QC Sample Results 19
QC Association 23
Chronicle 25
Certification Summary 27
Method Summary 28
Chain of Custody 29
Receipt Checklists 32

Job ID: 310-283141-1 Eurofins Cedar Falls

Job Narrative
310-283141-1

Analytical test results meet all requirements of the associated regulatory program listed on the Accreditation/Certification Summary Page unless otherwise noted under the individual analysis. Data qualifiers are applied to indicate exceptions. Noncompliant quality control (QC) is further explained in narrative comments.

- Matrix QC may not be reported if insufficient sample or site-specific QC samples were not submitted. In these situations, to demonstrate precision and accuracy at a batch level, a LCS/LCSD may be performed, unless otherwise specified in the method.
- Surrogate and/or isotope dilution analyte recoveries (if applicable) which are outside of the QC window are confirmed unless attributed to a dilution or otherwise noted in the narrative.

Regulated compliance samples (e.g. SDWA, NPDES) must comply with the associated agency requirements/permits.

Receipt
The samples were received on 6/8/2024 9:15 AM. Unless otherwise noted below, the samples arrived in good condition, and, where required, properly preserved and on ice. The temperature of the cooler at receipt time was 0.2°C.

GC/MS VOA
Method 8260D: The following sample was collected in a properly preserved vial; however, the pH was outside the required criteria when verified by the laboratory. The sample was analyzed within the 7-day holding time specified for unpreserved samples: MW-37 (310-283141-6).

No additional analytical or quality issues were noted, other than those described above or in the Definitions/ Glossary page.

Metals
Method 6020B: The reference method requires samples to be preserved to a pH of <2. The following samples were received with insufficient preservation at a pH of >2: MW-36 (310-283141-5) and MW-37 (310-283141-6). The sample(s) was preserved to the appropriate pH in the laboratory.

No additional analytical or quality issues were noted, other than those described above or in the Definitions/ Glossary page.

General Chemistry
No additional analytical or quality issues were noted, other than those described above or in the Definitions/ Glossary page.

Sample Summary

Client: SCS Engineers
Job ID: 310-283141-1
Project/Site: Scott County Landfill 1st 2024 Semi-Annual
Bracket

Lab Sample ID	Client Sample ID	Matrix	Collected	Received
310-283141-1	MW-18R	Groundwater	06/06/24 13:50	06/08/24 09:15
310-283141-2	MW-33A	Groundwater	06/06/24 14:45	06/08/24 09:15
310-283141-3	MW-33B	Groundwater	06/06/24 14:19	06/08/24 09:15
310-283141-4	MW-34	Groundwater	06/06/24 15:15	06/08/24 09:15
310-283141-5	MW-36	Groundwater	06/06/24 16:29	06/08/24 09:15
310-283141-6	MW-37	Groundwater	06/06/24 15:46	06/08/24 09:15
310-283141-7	Trip Blank	Trip Blank	06/06/24 00:00	06/08/24 09:15

Detection Summary

Client: SCS Engineers
Job ID: 310-283141-1
Project/Site: Scott County Landfill 1st 2024 Semi-Annual Bracket

Client Sample ID: MW-18R — Lab Sample ID: 310-283141-1

Analyte	Result	Qualifier	RL	MDL	Unit	Dil Fac	D	Method	Prep Type
Arsenic	0.00100	J	0.00200	0.000530	mg/L	1		6020B	Total/NA
Cobalt	0.000393	J	0.000500	0.000170	mg/L	1		6020B	Total/NA
Total Suspended Solids	3.13		1.88	1.39	mg/L	1		I-3765-85	Total/NA

Client Sample ID: MW-33A — Lab Sample ID: 310-283141-2

Analyte	Result	Qualifier	RL	MDL	Unit	Dil Fac	D	Method	Prep Type
Arsenic	0.0261		0.00200	0.000530	mg/L	1		6020B	Total/NA
Cobalt	0.000363	J	0.000500	0.000170	mg/L	1		6020B	Total/NA
Total Suspended Solids	57.0		15.0	11.1	mg/L	1		I-3765-85	Total/NA

Client Sample ID: MW-33B — Lab Sample ID: 310-283141-3

Analyte	Result	Qualifier	RL	MDL	Unit	Dil Fac	D	Method	Prep Type
Arsenic	0.00158	J	0.00200	0.000530	mg/L	1		6020B	Total/NA
Total Suspended Solids	1.75	J	1.88	1.39	mg/L	1		I-3765-85	Total/NA

Client Sample ID: MW-34 — Lab Sample ID: 310-283141-4

Analyte	Result	Qualifier	RL	MDL	Unit	Dil Fac	D	Method	Prep Type
Arsenic	0.000590	J	0.00200	0.000530	mg/L	1		6020B	Total/NA
Cobalt	0.0121		0.000500	0.000170	mg/L	1		6020B	Total/NA
Total Suspended Solids	62.5		1.88	1.39	mg/L	1		I-3765-85	Total/NA

Client Sample ID: MW-36 — Lab Sample ID: 310-283141-5

Analyte	Result	Qualifier	RL	MDL	Unit	Dil Fac	D	Method	Prep Type
Arsenic	0.00345		0.00200	0.000530	mg/L	1		6020B	Total/NA
Cobalt	0.00652		0.000500	0.000170	mg/L	1		6020B	Total/NA
Total Suspended Solids	29.0		7.50	5.55	mg/L	1		I-3765-85	Total/NA

Client Sample ID: MW-37 — Lab Sample ID: 310-283141-6

Analyte	Result	Qualifier	RL	MDL	Unit	Dil Fac	D	Method	Prep Type
Benzene	1.66		0.500	0.220	ug/L	1		8260D	Total/NA
Chlorobenzene	1.01		1.00	0.400	ug/L	1		8260D	Total/NA
cis-1,2-Dichloroethene	0.296	J	1.00	0.210	ug/L	1		8260D	Total/NA
1,4-Dichlorobenzene	2.51		1.00	0.230	ug/L	1		8260D	Total/NA
Arsenic	0.104		0.00200	0.000530	mg/L	1		6020B	Total/NA
Cobalt	0.0133		0.000500	0.000170	mg/L	1		6020B	Total/NA
Total Suspended Solids	127		15.0	11.1	mg/L	1		I-3765-85	Total/NA

Client Sample ID: Trip Blank — Lab Sample ID: 310-283141-7

No Detections.

This Detection Summary does not include radiochemical test results.

Quantitation Limit Exceptions Summary

Client: SCS Engineers
Job ID: 310-283141-1
Project/Site: Scott County Landfill 1st 2024 Semi-Annual
Bracket

The requested project specific reporting limits listed below were less than laboratory standard quantitation limits (PQL) but greater than or equal to the laboratory method detection limits (MDL). It must be noted that results reported below lab standard quantitation limits may result in false positive/false negative values and less accurate quantitation. Routine laboratory procedures do not indicate corrective action for detections below the laboratory's PQL.

Method	Analyte	Matrix	Prep Type	Unit	Client RL	Lab PQL
8260D	1,2-Dibromo-3-Chloropropane	Groundwater	Total/NA	ug/L	1.20	5
8260D	1,2-Dibromo-3-Chloropropane	Trip Blank	Total/NA	ug/L	1.20	5
8260D	1,2-Dibromoethane (EDB)	Groundwater	Total/NA	ug/L	0.340	1
8260D	1,2-Dibromoethane (EDB)	Trip Blank	Total/NA	ug/L	0.340	1

Client Sample Results

Client: SCS Engineers
Job ID: 310-283141-1
Project/Site: Scott County Landfill 1st 2024 Semi-Annual Bracket

Client Sample ID: MW-18R
Lab Sample ID: 310-283141-1
Date Collected: 06/06/24 13:50
Matrix: Groundwater
Date Received: 06/08/24 09:15

Method: SW846 6020B - Metals (ICP/MS)

Analyte	Result	Qualifier	RL	MDL	Unit	D	Prepared	Analyzed	Dil Fac
Arsenic	0.00100	J	0.00200	0.000530	mg/L		06/11/24 09:00	06/18/24 16:27	1
Cobalt	0.000393	J	0.000500	0.000170	mg/L		06/11/24 09:00	06/19/24 16:56	1

General Chemistry

Analyte	Result	Qualifier	RL	MDL	Unit	D	Prepared	Analyzed	Dil Fac
Total Suspended Solids (USGS I-3765-85)	3.13		1.88	1.39	mg/L			06/11/24 11:59	1

Client Sample Results

Client: SCS Engineers
Job ID: 310-283141-1
Project/Site: Scott County Landfill 1st 2024 Semi-Annual Bracket

Client Sample ID: MW-33A
Lab Sample ID: 310-283141-2
Date Collected: 06/06/24 14:45
Matrix: Groundwater
Date Received: 06/08/24 09:15

Method: SW846 6020B - Metals (ICP/MS)

Analyte	Result	Qualifier	RL	MDL	Unit	D	Prepared	Analyzed	Dil Fac
Arsenic	0.0261		0.00200	0.000530	mg/L		06/11/24 09:00	06/18/24 16:30	1
Cobalt	0.000363	J	0.000500	0.000170	mg/L		06/11/24 09:00	06/19/24 16:58	1

General Chemistry

Analyte	Result	Qualifier	RL	MDL	Unit	D	Prepared	Analyzed	Dil Fac
Total Suspended Solids (USGS I-3765-85)	57.0		15.0	11.1	mg/L			06/11/24 11:59	1

Client: SCS Engineers
Job ID: 310-283141-1
Project/Site: Scott County Landfill 1st 2024 Semi-Annual Bracket

Client Sample ID: MW-33B
Lab Sample ID: 310-283141-3
Date Collected: 06/06/24 14:19
Matrix: Groundwater
Date Received: 06/08/24 09:15

Method: SW846 6020B - Metals (ICP/MS)

Analyte	Result	Qualifier	RL	MDL	Unit	D	Prepared	Analyzed	Dil Fac
Arsenic	**0.00158**	**J**	0.00200	0.000530	mg/L		06/11/24 09:00	06/18/24 16:48	1
Cobalt	<0.000500		0.000500	0.000170	mg/L		06/11/24 09:00	06/18/24 16:48	1

General Chemistry

Analyte	Result	Qualifier	RL	MDL	Unit	D	Prepared	Analyzed	Dil Fac
Total Suspended Solids (USGS I-3765-85)	**1.75**	**J**	1.88	1.39	mg/L			06/11/24 11:59	1

Client: SCS Engineers
Job ID: 310-283141-1
Project/Site: Scott County Landfill 1st 2024 Semi-Annual Bracket

Client Sample ID: MW-34
Lab Sample ID: 310-283141-4
Date Collected: 06/06/24 15:15
Matrix: Groundwater
Date Received: 06/08/24 09:15

Method: SW846 6020B - Metals (ICP/MS)

Analyte	Result	Qualifier	RL	MDL	Unit	D	Prepared	Analyzed	Dil Fac
Arsenic	0.000590	J	0.00200	0.000530	mg/L		06/11/24 09:00	06/18/24 16:55	1
Cobalt	0.0121		0.000500	0.000170	mg/L		06/11/24 09:00	06/19/24 17:00	1

General Chemistry

Analyte	Result	Qualifier	RL	MDL	Unit	D	Prepared	Analyzed	Dil Fac
Total Suspended Solids (USGS I-3765-85)	62.5		1.88	1.39	mg/L			06/11/24 11:59	1

Client: SCS Engineers
Job ID: 310-283141-1
Project/Site: Scott County Landfill 1st 2024 Semi-Annual Bracket

Client Sample ID: MW-36
Lab Sample ID: 310-283141-5
Date Collected: 06/06/24 16:29
Matrix: Groundwater
Date Received: 06/08/24 09:15

Method: SW846 6020B - Metals (ICP/MS)

Analyte	Result	Qualifier	RL	MDL	Unit	D	Prepared	Analyzed	Dil Fac
Arsenic	0.00345		0.00200	0.000530	mg/L		06/11/24 09:00	06/18/24 16:58	1
Cobalt	0.00652		0.000500	0.000170	mg/L		06/11/24 09:00	06/19/24 17:12	1

General Chemistry

Analyte	Result	Qualifier	RL	MDL	Unit	D	Prepared	Analyzed	Dil Fac
Total Suspended Solids (USGS I-3765-85)	29.0		7.50	5.55	mg/L			06/11/24 11:59	1

Client: SCS Engineers
Job ID: 310-283141-1
Project/Site: Scott County Landfill 1st 2024 Semi-Annual Bracket

Client Sample ID: MW-37
Lab Sample ID: 310-283141-6
Date Collected: 06/06/24 15:46
Matrix: Groundwater
Date Received: 06/08/24 09:15

Method: SW846 8260D - Volatile Organic Compounds by GC/MS

Analyte	Result	Qualifier	RL	MDL	Unit	D	Prepared	Analyzed	Dil Fac
Acetone	<10.0		10.0	3.10	ug/L			06/13/24 08:12	1
Acrylonitrile	<10.0		10.0	2.20	ug/L			06/13/24 08:12	1
Benzene	**1.66**		0.500	0.220	ug/L			06/13/24 08:12	1
Bromochloromethane	<5.00		5.00	0.540	ug/L			06/13/24 08:12	1
Bromodichloromethane	<1.00		1.00	0.390	ug/L			06/13/24 08:12	1
Bromoform	<5.00		5.00	0.780	ug/L			06/13/24 08:12	1
Bromomethane	<4.00		4.00	1.10	ug/L			06/13/24 08:12	1
2-Butanone (MEK)	<10.0		10.0	2.10	ug/L			06/13/24 08:12	1
Carbon disulfide	<1.00		1.00	0.450	ug/L			06/13/24 08:12	1
Carbon tetrachloride	<2.00		2.00	0.650	ug/L			06/13/24 08:12	1
Chlorobenzene	**1.01**		1.00	0.400	ug/L			06/13/24 08:12	1
Chlorodibromomethane	<5.00		5.00	0.750	ug/L			06/13/24 08:12	1
Chloroethane	<4.00		4.00	0.790	ug/L			06/13/24 08:12	1
Chloroform	<3.00		3.00	1.30	ug/L			06/13/24 08:12	1
Chloromethane	<3.00		3.00	0.610	ug/L			06/13/24 08:12	1
cis-1,2-Dichloroethene	**0.296**	**J**	1.00	0.210	ug/L			06/13/24 08:12	1
cis-1,3-Dichloropropene	<5.00		5.00	0.250	ug/L			06/13/24 08:12	1
1,2-Dibromo-3-Chloropropane	<1.20		1.20	1.20	ug/L			06/13/24 08:12	1
1,2-Dibromoethane (EDB)	<0.340		0.340	0.340	ug/L			06/13/24 08:12	1
Dibromomethane	<1.00		1.00	0.330	ug/L			06/13/24 08:12	1
1,2-Dichlorobenzene	<1.00		1.00	0.370	ug/L			06/13/24 08:12	1
1,4-Dichlorobenzene	**2.51**		1.00	0.230	ug/L			06/13/24 08:12	1
1,1-Dichloroethane	<1.00		1.00	0.220	ug/L			06/13/24 08:12	1
1,2-Dichloroethane	<1.00		1.00	0.390	ug/L			06/13/24 08:12	1
1,1-Dichloroethene	<2.00		2.00	0.560	ug/L			06/13/24 08:12	1
1,2-Dichloropropane	<1.00		1.00	0.270	ug/L			06/13/24 08:12	1
Ethylbenzene	<1.00		1.00	0.310	ug/L			06/13/24 08:12	1
2-Hexanone	<10.0		10.0	2.00	ug/L			06/13/24 08:12	1
Iodomethane	<10.0		10.0	7.00	ug/L			06/13/24 08:12	1
Methylene Chloride	<5.00		5.00	1.70	ug/L			06/13/24 08:12	1
4-Methyl-2-pentanone (MIBK)	<10.0		10.0	2.10	ug/L			06/13/24 08:12	1
Styrene	<1.00		1.00	0.370	ug/L			06/13/24 08:12	1
1,1,1,2-Tetrachloroethane	<1.00		1.00	0.380	ug/L			06/13/24 08:12	1
1,1,2,2-Tetrachloroethane	<1.00		1.00	0.470	ug/L			06/13/24 08:12	1
Tetrachloroethene	<1.00		1.00	0.480	ug/L			06/13/24 08:12	1
Toluene	<1.00		1.00	0.430	ug/L			06/13/24 08:12	1
trans-1,4-Dichloro-2-butene	<10.0		10.0	1.10	ug/L			06/13/24 08:12	1
trans-1,2-Dichloroethene	<1.00		1.00	0.270	ug/L			06/13/24 08:12	1
trans-1,3-Dichloropropene	<5.00		5.00	0.560	ug/L			06/13/24 08:12	1
1,1,1-Trichloroethane	<1.00		1.00	0.190	ug/L			06/13/24 08:12	1
1,1,2-Trichloroethane	<1.00		1.00	0.450	ug/L			06/13/24 08:12	1
Trichloroethene	<1.00		1.00	0.430	ug/L			06/13/24 08:12	1
Trichlorofluoromethane	<4.00		4.00	0.380	ug/L			06/13/24 08:12	1
1,2,3-Trichloropropane	<1.00		1.00	0.590	ug/L			06/13/24 08:12	1
Vinyl acetate	<10.0		10.0	2.50	ug/L			06/13/24 08:12	1
Vinyl chloride	<1.00		1.00	0.180	ug/L			06/13/24 08:12	1
Xylenes, Total	<3.00		3.00	0.400	ug/L			06/13/24 08:12	1

Client: SCS Engineers
Job ID: 310-283141-1
Project/Site: Scott County Landfill 1st 2024 Semi-Annual Bracket

Client Sample ID: MW-37
Lab Sample ID: 310-283141-6
Date Collected: 06/06/24 15:46
Matrix: Groundwater
Date Received: 06/08/24 09:15

Surrogate	%Recovery	Qualifier	Limits	Prepared	Analyzed	Dil Fac
4-Bromofluorobenzene (Surr)	*102*		*80 - 120*		*06/13/24 08:12*	*1*
Dibromofluoromethane (Surr)	*98*		*73 - 130*		*06/13/24 08:12*	*1*
Toluene-d8 (Surr)	*96*		*80 - 120*		*06/13/24 08:12*	*1*

Method: SW846 6020B - Metals (ICP/MS)

Analyte	Result	Qualifier	RL	MDL	Unit	D	Prepared	Analyzed	Dil Fac
Arsenic	**0.104**		0.00200	0.000530	mg/L		06/11/24 09:00	06/18/24 17:02	1
Cobalt	**0.0133**		0.000500	0.000170	mg/L		06/11/24 09:00	06/19/24 17:14	1

General Chemistry

Analyte	Result	Qualifier	RL	MDL	Unit	D	Prepared	Analyzed	Dil Fac
Total Suspended Solids (USGS I-3765-85)	**127**		15.0	11.1	mg/L			06/11/24 13:26	1

Client: SCS Engineers
Job ID: 310-283141-1
Project/Site: Scott County Landfill 1st 2024 Semi-Annual Bracket

Client Sample ID: Trip Blank
Lab Sample ID: 310-283141-7
Date Collected: 06/06/24 00:00
Matrix: Trip Blank
Date Received: 06/08/24 09:15

Method: SW846 8260D - Volatile Organic Compounds by GC/MS

Analyte	Result	Qualifier	RL	MDL	Unit	D	Prepared	Analyzed	Dil Fac
Acetone	<10.0		10.0	3.10	ug/L			06/13/24 05:33	1
Acrylonitrile	<10.0		10.0	2.20	ug/L			06/13/24 05:33	1
Benzene	<0.500		0.500	0.220	ug/L			06/13/24 05:33	1
Bromochloromethane	<5.00		5.00	0.540	ug/L			06/13/24 05:33	1
Bromodichloromethane	<1.00		1.00	0.390	ug/L			06/13/24 05:33	1
Bromoform	<5.00		5.00	0.780	ug/L			06/13/24 05:33	1
Bromomethane	<4.00		4.00	1.10	ug/L			06/13/24 05:33	1
2-Butanone (MEK)	<10.0		10.0	2.10	ug/L			06/13/24 05:33	1
Carbon disulfide	<1.00		1.00	0.450	ug/L			06/13/24 05:33	1
Carbon tetrachloride	<2.00		2.00	0.650	ug/L			06/13/24 05:33	1
Chlorobenzene	<1.00		1.00	0.400	ug/L			06/13/24 05:33	1
Chlorodibromomethane	<5.00		5.00	0.750	ug/L			06/13/24 05:33	1
Chloroethane	<4.00		4.00	0.790	ug/L			06/13/24 05:33	1
Chloroform	<3.00		3.00	1.30	ug/L			06/13/24 05:33	1
Chloromethane	<3.00		3.00	0.610	ug/L			06/13/24 05:33	1
cis-1,2-Dichloroethene	<1.00		1.00	0.210	ug/L			06/13/24 05:33	1
cis-1,3-Dichloropropene	<5.00		5.00	0.250	ug/L			06/13/24 05:33	1
1,2-Dibromo-3-Chloropropane	<1.20		1.20	1.20	ug/L			06/13/24 05:33	1
1,2-Dibromoethane (EDB)	<0.340		0.340	0.340	ug/L			06/13/24 05:33	1
Dibromomethane	<1.00		1.00	0.330	ug/L			06/13/24 05:33	1
1,2-Dichlorobenzene	<1.00		1.00	0.370	ug/L			06/13/24 05:33	1
1,4-Dichlorobenzene	<1.00		1.00	0.230	ug/L			06/13/24 05:33	1
1,1-Dichloroethane	<1.00		1.00	0.220	ug/L			06/13/24 05:33	1
1,2-Dichloroethane	<1.00		1.00	0.390	ug/L			06/13/24 05:33	1
1,1-Dichloroethene	<2.00		2.00	0.560	ug/L			06/13/24 05:33	1
1,2-Dichloropropane	<1.00		1.00	0.270	ug/L			06/13/24 05:33	1
Ethylbenzene	<1.00		1.00	0.310	ug/L			06/13/24 05:33	1
2-Hexanone	<10.0		10.0	2.00	ug/L			06/13/24 05:33	1
Iodomethane	<10.0		10.0	7.00	ug/L			06/13/24 05:33	1
Methylene Chloride	<5.00		5.00	1.70	ug/L			06/13/24 05:33	1
4-Methyl-2-pentanone (MIBK)	<10.0		10.0	2.10	ug/L			06/13/24 05:33	1
Styrene	<1.00		1.00	0.370	ug/L			06/13/24 05:33	1
1,1,1,2-Tetrachloroethane	<1.00		1.00	0.380	ug/L			06/13/24 05:33	1
1,1,2,2-Tetrachloroethane	<1.00		1.00	0.470	ug/L			06/13/24 05:33	1
Tetrachloroethene	<1.00		1.00	0.480	ug/L			06/13/24 05:33	1
Toluene	<1.00		1.00	0.430	ug/L			06/13/24 05:33	1
trans-1,4-Dichloro-2-butene	<10.0		10.0	1.10	ug/L			06/13/24 05:33	1
trans-1,2-Dichloroethene	<1.00		1.00	0.270	ug/L			06/13/24 05:33	1
trans-1,3-Dichloropropene	<5.00		5.00	0.560	ug/L			06/13/24 05:33	1
1,1,1-Trichloroethane	<1.00		1.00	0.190	ug/L			06/13/24 05:33	1
1,1,2-Trichloroethane	<1.00		1.00	0.450	ug/L			06/13/24 05:33	1
Trichloroethene	<1.00		1.00	0.430	ug/L			06/13/24 05:33	1
Trichlorofluoromethane	<4.00		4.00	0.380	ug/L			06/13/24 05:33	1
1,2,3-Trichloropropane	<1.00		1.00	0.590	ug/L			06/13/24 05:33	1
Vinyl acetate	<10.0		10.0	2.50	ug/L			06/13/24 05:33	1
Vinyl chloride	<1.00		1.00	0.180	ug/L			06/13/24 05:33	1
Xylenes, Total	<3.00		3.00	0.400	ug/L			06/13/24 05:33	1

Client: SCS Engineers
Job ID: 310-283141-1
Project/Site: Scott County Landfill 1st 2024 Semi-Annual Bracket

Client Sample ID: Trip Blank
Lab Sample ID: 310-283141-7
Date Collected: 06/06/24 00:00
Matrix: Trip Blank
Date Received: 06/08/24 09:15

Surrogate	%Recovery	Qualifier	Limits	Prepared	Analyzed	Dil Fac
4-Bromofluorobenzene (Surr)	104		80 - 120		06/13/24 05:33	1
Dibromofluoromethane (Surr)	103		73 - 130		06/13/24 05:33	1
Toluene-d8 (Surr)	96		80 - 120		06/13/24 05:33	1

Definitions/Glossary

Client: SCS Engineers
Job ID: 310-283141-1
Project/Site: Scott County Landfill 1st 2024 Semi-Annual
Bracket

Qualifiers

GC/MS VOA

Qualifier	Qualifier Description
J	Result is less than the RL but greater than or equal to the MDL and the concentration is an approximate value.

Metals

Qualifier	Qualifier Description
J	Result is less than the RL but greater than or equal to the MDL and the concentration is an approximate value.

General Chemistry

Qualifier	Qualifier Description
J	Result is less than the RL but greater than or equal to the MDL and the concentration is an approximate value.

Glossary

Abbreviation	These commonly used abbreviations may or may not be present in this report.
¤	Listed under the "D" column to designate that the result is reported on a dry weight basis
%R	Percent Recovery
CFL	Contains Free Liquid
CFU	Colony Forming Unit
CNF	Contains No Free Liquid
DER	Duplicate Error Ratio (normalized absolute difference)
Dil Fac	Dilution Factor
DL	Detection Limit (DoD/DOE)
DL, RA, RE, IN	Indicates a Dilution, Re-analysis, Re-extraction, or additional Initial metals/anion analysis of the sample
DLC	Decision Level Concentration (Radiochemistry)
EDL	Estimated Detection Limit (Dioxin)
LOD	Limit of Detection (DoD/DOE)
LOQ	Limit of Quantitation (DoD/DOE)
MCL	EPA recommended "Maximum Contaminant Level"
MDA	Minimum Detectable Activity (Radiochemistry)
MDC	Minimum Detectable Concentration (Radiochemistry)
MDL	Method Detection Limit
ML	Minimum Level (Dioxin)
MPN	Most Probable Number
MQL	Method Quantitation Limit
NC	Not Calculated
ND	Not Detected at the reporting limit (or MDL or EDL if shown)
NEG	Negative / Absent
POS	Positive / Present
PQL	Practical Quantitation Limit
PRES	Presumptive
QC	Quality Control
RER	Relative Error Ratio (Radiochemistry)
RL	Reporting Limit or Requested Limit (Radiochemistry)
RPD	Relative Percent Difference, a measure of the relative difference between two points
TEF	Toxicity Equivalent Factor (Dioxin)
TEQ	Toxicity Equivalent Quotient (Dioxin)
TNTC	Too Numerous To Count

Surrogate Summary

Client: SCS Engineers
Job ID: 310-283141-1
Project/Site: Scott County Landfill 1st 2024 Semi-Annual
Bracket

Method: 8260D - Volatile Organic Compounds by GC/MS

Matrix: Groundwater — **Prep Type: Total/NA**

		Percent Surrogate Recovery (Acceptance Limits)		
		BFB	DBFM	TOL
Lab Sample ID	Client Sample ID	(80-120)	(73-130)	(80-120)
310-283141-6	MW-37	102	98	96

Surrogate Legend

BFB = 4-Bromofluorobenzene (Surr)
DBFM = Dibromofluoromethane (Surr)
TOL = Toluene-d8 (Surr)

Method: 8260D - Volatile Organic Compounds by GC/MS

Matrix: Trip Blank — **Prep Type: Total/NA**

		Percent Surrogate Recovery (Acceptance Limits)		
		BFB	DBFM	TOL
Lab Sample ID	Client Sample ID	(80-120)	(73-130)	(80-120)
310-283141-7	Trip Blank	104	103	96

Surrogate Legend

BFB = 4-Bromofluorobenzene (Surr)
DBFM = Dibromofluoromethane (Surr)
TOL = Toluene-d8 (Surr)

Method: 8260D - Volatile Organic Compounds by GC/MS

Matrix: Water — **Prep Type: Total/NA**

		Percent Surrogate Recovery (Acceptance Limits)		
		BFB	DBFM	TOL
Lab Sample ID	Client Sample ID	(80-120)	(73-130)	(80-120)
LCS 310-424285/6	Lab Control Sample	102	97	99
LCS 310-424285/7	Lab Control Sample	105	102	96
MB 310-424285/5	Method Blank	104	101	95

Surrogate Legend

BFB = 4-Bromofluorobenzene (Surr)
DBFM = Dibromofluoromethane (Surr)
TOL = Toluene-d8 (Surr)

Client: SCS Engineers
Job ID: 310-283141-1
Project/Site: Scott County Landfill 1st 2024 Semi-Annual Bracket

Method: 8260D - Volatile Organic Compounds by GC/MS

Lab Sample ID: MB 310-424285/5
Matrix: Water
Analysis Batch: 424285

Client Sample ID: Method Blank
Prep Type: Total/NA

Analyte	MB Result	MB Qualifier	RL	MDL	Unit	D	Prepared	Analyzed	Dil Fac
Acetone	<10.0		10.0	3.10	ug/L			06/13/24 04:25	1
Acrylonitrile	<10.0		10.0	2.20	ug/L			06/13/24 04:25	1
Benzene	<0.500		0.500	0.220	ug/L			06/13/24 04:25	1
Bromochloromethane	<5.00		5.00	0.540	ug/L			06/13/24 04:25	1
Bromodichloromethane	<1.00		1.00	0.390	ug/L			06/13/24 04:25	1
Bromoform	<5.00		5.00	0.780	ug/L			06/13/24 04:25	1
Bromomethane	<4.00		4.00	1.10	ug/L			06/13/24 04:25	1
2-Butanone (MEK)	<10.0		10.0	2.10	ug/L			06/13/24 04:25	1
Carbon disulfide	<1.00		1.00	0.450	ug/L			06/13/24 04:25	1
Carbon tetrachloride	<2.00		2.00	0.650	ug/L			06/13/24 04:25	1
Chlorobenzene	<1.00		1.00	0.400	ug/L			06/13/24 04:25	1
Chlorodibromomethane	<5.00		5.00	0.750	ug/L			06/13/24 04:25	1
Chloroethane	<4.00		4.00	0.790	ug/L			06/13/24 04:25	1
Chloroform	<3.00		3.00	1.30	ug/L			06/13/24 04:25	1
Chloromethane	<3.00		3.00	0.610	ug/L			06/13/24 04:25	1
cis-1,2-Dichloroethene	<1.00		1.00	0.210	ug/L			06/13/24 04:25	1
cis-1,3-Dichloropropene	<5.00		5.00	0.250	ug/L			06/13/24 04:25	1
1,2-Dibromo-3-Chloropropane	<1.20		1.20	1.20	ug/L			06/13/24 04:25	1
1,2-Dibromoethane (EDB)	<0.340		0.340	0.340	ug/L			06/13/24 04:25	1
Dibromomethane	<1.00		1.00	0.330	ug/L			06/13/24 04:25	1
1,2-Dichlorobenzene	<1.00		1.00	0.370	ug/L			06/13/24 04:25	1
1,4-Dichlorobenzene	<1.00		1.00	0.230	ug/L			06/13/24 04:25	1
1,1-Dichloroethane	<1.00		1.00	0.220	ug/L			06/13/24 04:25	1
1,2-Dichloroethane	<1.00		1.00	0.390	ug/L			06/13/24 04:25	1
1,1-Dichloroethene	<2.00		2.00	0.560	ug/L			06/13/24 04:25	1
1,2-Dichloropropane	<1.00		1.00	0.270	ug/L			06/13/24 04:25	1
Ethylbenzene	<1.00		1.00	0.310	ug/L			06/13/24 04:25	1
2-Hexanone	<10.0		10.0	2.00	ug/L			06/13/24 04:25	1
Iodomethane	<10.0		10.0	7.00	ug/L			06/13/24 04:25	1
Methylene Chloride	<5.00		5.00	1.70	ug/L			06/13/24 04:25	1
4-Methyl-2-pentanone (MIBK)	<10.0		10.0	2.10	ug/L			06/13/24 04:25	1
Styrene	<1.00		1.00	0.370	ug/L			06/13/24 04:25	1
1,1,1,2-Tetrachloroethane	<1.00		1.00	0.380	ug/L			06/13/24 04:25	1
1,1,2,2-Tetrachloroethane	<1.00		1.00	0.470	ug/L			06/13/24 04:25	1
Tetrachloroethene	<1.00		1.00	0.480	ug/L			06/13/24 04:25	1
Toluene	<1.00		1.00	0.430	ug/L			06/13/24 04:25	1
trans-1,4-Dichloro-2-butene	<10.0		10.0	1.10	ug/L			06/13/24 04:25	1
trans-1,2-Dichloroethene	<1.00		1.00	0.270	ug/L			06/13/24 04:25	1
trans-1,3-Dichloropropene	<5.00		5.00	0.560	ug/L			06/13/24 04:25	1
1,1,1-Trichloroethane	<1.00		1.00	0.190	ug/L			06/13/24 04:25	1
1,1,2-Trichloroethane	<1.00		1.00	0.450	ug/L			06/13/24 04:25	1
Trichloroethene	<1.00		1.00	0.430	ug/L			06/13/24 04:25	1
Trichlorofluoromethane	<4.00		4.00	0.380	ug/L			06/13/24 04:25	1
1,2,3-Trichloropropane	<1.00		1.00	0.590	ug/L			06/13/24 04:25	1
Vinyl acetate	<10.0		10.0	2.50	ug/L			06/13/24 04:25	1
Vinyl chloride	<1.00		1.00	0.180	ug/L			06/13/24 04:25	1
Xylenes, Total	<3.00		3.00	0.400	ug/L			06/13/24 04:25	1

Method: 8260D - Volatile Organic Compounds by GC/MS (Continued)

Lab Sample ID: MB 310-424285/5
Matrix: Water
Analysis Batch: 424285

Client Sample ID: Method Blank
Prep Type: Total/NA

Surrogate	MB %Recovery	MB Qualifier	Limits	Prepared	Analyzed	Dil Fac
4-Bromofluorobenzene (Surr)	*104*		*80 - 120*		*06/13/24 04:25*	*1*
Dibromofluoromethane (Surr)	*101*		*73 - 130*		*06/13/24 04:25*	*1*
Toluene-d8 (Surr)	*95*		*80 - 120*		*06/13/24 04:25*	*1*

Lab Sample ID: LCS 310-424285/6
Matrix: Water
Analysis Batch: 424285

Client Sample ID: Lab Control Sample
Prep Type: Total/NA

Analyte	Spike Added	LCS Result	LCS Qualifier	Unit	D	%Rec	%Rec Limits
Acetone	40.0	32.44		ug/L		81	50 - 150
Acrylonitrile	200	177.7		ug/L		89	50 - 150
Benzene	20.0	18.54		ug/L		93	72 - 124
Bromochloromethane	20.0	18.02		ug/L		90	73 - 130
Bromodichloromethane	20.0	17.74		ug/L		89	74 - 122
Bromoform	20.0	18.71		ug/L		94	61 - 122
2-Butanone (MEK)	40.0	34.18		ug/L		85	50 - 150
Carbon disulfide	20.0	17.71		ug/L		89	59 - 135
Carbon tetrachloride	20.0	18.21		ug/L		91	67 - 132
Chlorobenzene	20.0	19.85		ug/L		99	76 - 120
Chlorodibromomethane	20.0	18.89		ug/L		94	71 - 121
Chloroform	20.0	17.86		ug/L		89	72 - 125
cis-1,2-Dichloroethene	20.0	18.10		ug/L		91	74 - 123
cis-1,3-Dichloropropene	20.0	18.34		ug/L		92	71 - 125
1,2-Dibromo-3-Chloropropane	20.0	17.65		ug/L		88	50 - 150
1,2-Dibromoethane (EDB)	20.0	19.26		ug/L		96	75 - 125
Dibromomethane	20.0	19.14		ug/L		96	74 - 125
1,2-Dichlorobenzene	20.0	20.06		ug/L		100	74 - 120
1,4-Dichlorobenzene	20.0	18.14		ug/L		91	72 - 120
1,1-Dichloroethane	20.0	17.89		ug/L		89	70 - 127
1,2-Dichloroethane	20.0	17.57		ug/L		88	71 - 125
1,1-Dichloroethene	20.0	19.19		ug/L		96	63 - 132
1,2-Dichloropropane	20.0	19.90		ug/L		100	73 - 124
Ethylbenzene	20.0	18.70		ug/L		94	74 - 122
2-Hexanone	40.0	42.82		ug/L		107	60 - 140
Iodomethane	20.0	13.67		ug/L		68	10 - 150
Methylene Chloride	20.0	19.75		ug/L		99	50 - 150
4-Methyl-2-pentanone (MIBK)	40.0	40.75		ug/L		102	60 - 139
Styrene	20.0	19.43		ug/L		97	74 - 121
1,1,1,2-Tetrachloroethane	20.0	18.86		ug/L		94	71 - 120
1,1,2,2-Tetrachloroethane	20.0	19.27		ug/L		96	68 - 124
Tetrachloroethene	20.0	19.09		ug/L		95	71 - 130
Toluene	20.0	20.17		ug/L		101	74 - 123
trans-1,4-Dichloro-2-butene	20.0	15.48		ug/L		77	50 - 150
trans-1,2-Dichloroethene	20.0	16.75		ug/L		84	70 - 126
trans-1,3-Dichloropropene	20.0	17.70		ug/L		88	69 - 123
1,1,1-Trichloroethane	20.0	19.01		ug/L		95	73 - 129
1,1,2-Trichloroethane	20.0	19.21		ug/L		96	73 - 123

Method: 8260D - Volatile Organic Compounds by GC/MS (Continued)

Lab Sample ID: LCS 310-424285/6
Matrix: Water
Analysis Batch: 424285

Client Sample ID: Lab Control Sample
Prep Type: Total/NA

Analyte	Spike Added	LCS Result	LCS Qualifier	Unit	D	%Rec	%Rec Limits
Trichloroethene	20.0	20.12		ug/L		101	72 - 126
1,2,3-Trichloropropane	20.0	19.36		ug/L		97	65 - 127
Vinyl acetate	40.0	37.38		ug/L		93	50 - 150
Xylenes, Total	40.0	39.04		ug/L		98	73 - 123

Surrogate	*LCS %Recovery*	*LCS Qualifier*	*Limits*
4-Bromofluorobenzene (Surr)	*102*		*80 - 120*
Dibromofluoromethane (Surr)	*97*		*73 - 130*
Toluene-d8 (Surr)	*99*		*80 - 120*

Lab Sample ID: LCS 310-424285/7
Matrix: Water
Analysis Batch: 424285

Client Sample ID: Lab Control Sample
Prep Type: Total/NA

Analyte	Spike Added	LCS Result	LCS Qualifier	Unit	D	%Rec	%Rec Limits
Bromomethane	20.0	15.81		ug/L		79	23 - 150
Chloroethane	20.0	21.09		ug/L		105	54 - 136
Chloromethane	20.0	20.96		ug/L		105	38 - 150
Trichlorofluoromethane	20.0	22.91		ug/L		115	54 - 149
Vinyl chloride	20.0	19.73		ug/L		99	56 - 140

Surrogate	*LCS %Recovery*	*LCS Qualifier*	*Limits*
4-Bromofluorobenzene (Surr)	*105*		*80 - 120*
Dibromofluoromethane (Surr)	*102*		*73 - 130*
Toluene-d8 (Surr)	*96*		*80 - 120*

Method: 6020B - Metals (ICP/MS)

Lab Sample ID: MB 310-424099/1-A
Matrix: Water
Analysis Batch: 424922

Client Sample ID: Method Blank
Prep Type: Total/NA
Prep Batch: 424099

Analyte	MB Result	MB Qualifier	RL	MDL	Unit	D	Prepared	Analyzed	Dil Fac
Arsenic	<0.00200		0.00200	0.000530	mg/L		06/11/24 09:00	06/18/24 14:18	1
Cobalt	<0.000500		0.000500	0.000170	mg/L		06/11/24 09:00	06/18/24 14:18	1

Lab Sample ID: LCS 310-424099/2-A
Matrix: Water
Analysis Batch: 424922

Client Sample ID: Lab Control Sample
Prep Type: Total/NA
Prep Batch: 424099

Analyte	Spike Added	LCS Result	LCS Qualifier	Unit	D	%Rec	%Rec Limits
Arsenic	0.200	0.1892		mg/L		95	80 - 120
Cobalt	0.100	0.1015		mg/L		102	80 - 120

Method: 6020B - Metals (ICP/MS) (Continued)

Lab Sample ID: 310-283141-3 DU
Matrix: Groundwater
Analysis Batch: 424983

Client Sample ID: MW-33B
Prep Type: Total/NA
Prep Batch: 424099

Analyte	Sample Result	Sample Qualifier		DU Result	DU Qualifier	Unit	D			RPD	RPD Limit
Arsenic	0.00158	J		0.001591	J	mg/L				0.9	20
Cobalt	<0.000500			<0.000500		mg/L				NC	20

Method: I-3765-85 - Residue, Non-filterable (TSS)

Lab Sample ID: MB 310-424175/1
Matrix: Water
Analysis Batch: 424175

Client Sample ID: Method Blank
Prep Type: Total/NA

Analyte	MB Result	MB Qualifier	RL	MDL	Unit	D	Prepared	Analyzed	Dil Fac
Total Suspended Solids	<5.00		5.00	3.70	mg/L			06/11/24 11:59	1

Lab Sample ID: LCS 310-424175/2
Matrix: Water
Analysis Batch: 424175

Client Sample ID: Lab Control Sample
Prep Type: Total/NA

Analyte			Spike Added	LCS Result	LCS Qualifier	Unit	D	%Rec	%Rec Limits		
Total Suspended Solids			100	103.0		mg/L		103	81 - 116		

Lab Sample ID: MB 310-424183/1
Matrix: Water
Analysis Batch: 424183

Client Sample ID: Method Blank
Prep Type: Total/NA

Analyte	MB Result	MB Qualifier	RL	MDL	Unit	D	Prepared	Analyzed	Dil Fac
Total Suspended Solids	<5.00		5.00	3.70	mg/L			06/11/24 13:26	1

Lab Sample ID: LCS 310-424183/2
Matrix: Water
Analysis Batch: 424183

Client Sample ID: Lab Control Sample
Prep Type: Total/NA

Analyte			Spike Added	LCS Result	LCS Qualifier	Unit	D	%Rec	%Rec Limits		
Total Suspended Solids			100	107.0		mg/L		107	81 - 116		

GC/MS VOA

Analysis Batch: 424285

Lab Sample ID	Client Sample ID	Prep Type	Matrix	Method	Prep Batch
310-283141-6	MW-37	Total/NA	Groundwater	8260D	
310-283141-7	Trip Blank	Total/NA	Trip Blank	8260D	
MB 310-424285/5	Method Blank	Total/NA	Water	8260D	
LCS 310-424285/6	Lab Control Sample	Total/NA	Water	8260D	
LCS 310-424285/7	Lab Control Sample	Total/NA	Water	8260D	

Metals

Prep Batch: 424099

Lab Sample ID	Client Sample ID	Prep Type	Matrix	Method	Prep Batch
310-283141-1	MW-18R	Total/NA	Groundwater	3005A	
310-283141-2	MW-33A	Total/NA	Groundwater	3005A	
310-283141-3	MW-33B	Total/NA	Groundwater	3005A	
310-283141-4	MW-34	Total/NA	Groundwater	3005A	
310-283141-5	MW-36	Total/NA	Groundwater	3005A	
310-283141-6	MW-37	Total/NA	Groundwater	3005A	
MB 310-424099/1-A	Method Blank	Total/NA	Water	3005A	
LCS 310-424099/2-A	Lab Control Sample	Total/NA	Water	3005A	
310-283141-3 DU	MW-33B	Total/NA	Groundwater	3005A	

Analysis Batch: 424922

Lab Sample ID	Client Sample ID	Prep Type	Matrix	Method	Prep Batch
MB 310-424099/1-A	Method Blank	Total/NA	Water	6020B	424099
LCS 310-424099/2-A	Lab Control Sample	Total/NA	Water	6020B	424099

Analysis Batch: 424983

Lab Sample ID	Client Sample ID	Prep Type	Matrix	Method	Prep Batch
310-283141-1	MW-18R	Total/NA	Groundwater	6020B	424099
310-283141-2	MW-33A	Total/NA	Groundwater	6020B	424099
310-283141-3	MW-33B	Total/NA	Groundwater	6020B	424099
310-283141-4	MW-34	Total/NA	Groundwater	6020B	424099
310-283141-5	MW-36	Total/NA	Groundwater	6020B	424099
310-283141-6	MW-37	Total/NA	Groundwater	6020B	424099
310-283141-3 DU	MW-33B	Total/NA	Groundwater	6020B	424099

Analysis Batch: 425115

Lab Sample ID	Client Sample ID	Prep Type	Matrix	Method	Prep Batch
310-283141-1	MW-18R	Total/NA	Groundwater	6020B	424099
310-283141-2	MW-33A	Total/NA	Groundwater	6020B	424099
310-283141-4	MW-34	Total/NA	Groundwater	6020B	424099
310-283141-5	MW-36	Total/NA	Groundwater	6020B	424099
310-283141-6	MW-37	Total/NA	Groundwater	6020B	424099

General Chemistry

Analysis Batch: 424175

Lab Sample ID	Client Sample ID	Prep Type	Matrix	Method	Prep Batch
310-283141-1	MW-18R	Total/NA	Groundwater	I-3765-85	
310-283141-2	MW-33A	Total/NA	Groundwater	I-3765-85	
310-283141-3	MW-33B	Total/NA	Groundwater	I-3765-85	
310-283141-4	MW-34	Total/NA	Groundwater	I-3765-85	

General Chemistry (Continued)

Analysis Batch: 424175 (Continued)

Lab Sample ID	Client Sample ID	Prep Type	Matrix	Method	Prep Batch
310-283141-5	MW-36	Total/NA	Groundwater	I-3765-85	
MB 310-424175/1	Method Blank	Total/NA	Water	I-3765-85	
LCS 310-424175/2	Lab Control Sample	Total/NA	Water	I-3765-85	

Analysis Batch: 424183

Lab Sample ID	Client Sample ID	Prep Type	Matrix	Method	Prep Batch
310-283141-6	MW-37	Total/NA	Groundwater	I-3765-85	
MB 310-424183/1	Method Blank	Total/NA	Water	I-3765-85	
LCS 310-424183/2	Lab Control Sample	Total/NA	Water	I-3765-85	

Lab Chronicle

Client: SCS Engineers
Job ID: 310-283141-1
Project/Site: Scott County Landfill 1st 2024 Semi-Annual Bracket

Client Sample ID: MW-18R
Lab Sample ID: 310-283141-1
Date Collected: 06/06/24 13:50
Matrix: Groundwater
Date Received: 06/08/24 09:15

Prep Type	Batch Type	Batch Method	Run	Dilution Factor	Batch Number	Analyst	Lab	Prepared or Analyzed
Total/NA	Prep	3005A			424099	KM3E	EET CF	06/11/24 09:00
Total/NA	Analysis	6020B		1	424983	NFT2	EET CF	06/18/24 16:27
Total/NA	Prep	3005A			424099	KM3E	EET CF	06/11/24 09:00
Total/NA	Analysis	6020B		1	425115	NFT2	EET CF	06/19/24 16:56
Total/NA	Analysis	I-3765-85		1	424175	DGU1	EET CF	06/11/24 11:59

Client Sample ID: MW-33A
Lab Sample ID: 310-283141-2
Date Collected: 06/06/24 14:45
Matrix: Groundwater
Date Received: 06/08/24 09:15

Prep Type	Batch Type	Batch Method	Run	Dilution Factor	Batch Number	Analyst	Lab	Prepared or Analyzed
Total/NA	Prep	3005A			424099	KM3E	EET CF	06/11/24 09:00
Total/NA	Analysis	6020B		1	424983	NFT2	EET CF	06/18/24 16:30
Total/NA	Prep	3005A			424099	KM3E	EET CF	06/11/24 09:00
Total/NA	Analysis	6020B		1	425115	NFT2	EET CF	06/19/24 16:58
Total/NA	Analysis	I-3765-85		1	424175	DGU1	EET CF	06/11/24 11:59

Client Sample ID: MW-33B
Lab Sample ID: 310-283141-3
Date Collected: 06/06/24 14:19
Matrix: Groundwater
Date Received: 06/08/24 09:15

Prep Type	Batch Type	Batch Method	Run	Dilution Factor	Batch Number	Analyst	Lab	Prepared or Analyzed
Total/NA	Prep	3005A			424099	KM3E	EET CF	06/11/24 09:00
Total/NA	Analysis	6020B		1	424983	NFT2	EET CF	06/18/24 16:48
Total/NA	Analysis	I-3765-85		1	424175	DGU1	EET CF	06/11/24 11:59

Client Sample ID: MW-34
Lab Sample ID: 310-283141-4
Date Collected: 06/06/24 15:15
Matrix: Groundwater
Date Received: 06/08/24 09:15

Prep Type	Batch Type	Batch Method	Run	Dilution Factor	Batch Number	Analyst	Lab	Prepared or Analyzed
Total/NA	Prep	3005A			424099	KM3E	EET CF	06/11/24 09:00
Total/NA	Analysis	6020B		1	424983	NFT2	EET CF	06/18/24 16:55
Total/NA	Prep	3005A			424099	KM3E	EET CF	06/11/24 09:00
Total/NA	Analysis	6020B		1	425115	NFT2	EET CF	06/19/24 17:00
Total/NA	Analysis	I-3765-85		1	424175	DGU1	EET CF	06/11/24 11:59

Client Sample ID: MW-36
Lab Sample ID: 310-283141-5
Date Collected: 06/06/24 16:29
Matrix: Groundwater
Date Received: 06/08/24 09:15

Prep Type	Batch Type	Batch Method	Run	Dilution Factor	Batch Number	Analyst	Lab	Prepared or Analyzed
Total/NA	Prep	3005A			424099	KM3E	EET CF	06/11/24 09:00
Total/NA	Analysis	6020B		1	424983	NFT2	EET CF	06/18/24 16:58

Lab Chronicle

Client: SCS Engineers
Job ID: 310-283141-1
Project/Site: Scott County Landfill 1st 2024 Semi-Annual Bracket

Client Sample ID: MW-36
Lab Sample ID: 310-283141-5
Date Collected: 06/06/24 16:29
Matrix: Groundwater
Date Received: 06/08/24 09:15

Prep Type	Batch Type	Batch Method	Run	Dilution Factor	Batch Number	Analyst	Lab	Prepared or Analyzed
Total/NA	Prep	3005A			424099	KM3E	EET CF	06/11/24 09:00
Total/NA	Analysis	6020B		1	425115	NFT2	EET CF	06/19/24 17:12
Total/NA	Analysis	I-3765-85		1	424175	DGU1	EET CF	06/11/24 11:59

Client Sample ID: MW-37
Lab Sample ID: 310-283141-6
Date Collected: 06/06/24 15:46
Matrix: Groundwater
Date Received: 06/08/24 09:15

Prep Type	Batch Type	Batch Method	Run	Dilution Factor	Batch Number	Analyst	Lab	Prepared or Analyzed
Total/NA	Analysis	8260D		1	424285	WSE8	EET CF	06/13/24 08:12
Total/NA	Prep	3005A			424099	KM3E	EET CF	06/11/24 09:00
Total/NA	Analysis	6020B		1	424983	NFT2	EET CF	06/18/24 17:02
Total/NA	Prep	3005A			424099	KM3E	EET CF	06/11/24 09:00
Total/NA	Analysis	6020B		1	425115	NFT2	EET CF	06/19/24 17:14
Total/NA	Analysis	I-3765-85		1	424183	DGU1	EET CF	06/11/24 13:26

Client Sample ID: Trip Blank
Lab Sample ID: 310-283141-7
Date Collected: 06/06/24 00:00
Matrix: Trip Blank
Date Received: 06/08/24 09:15

Prep Type	Batch Type	Batch Method	Run	Dilution Factor	Batch Number	Analyst	Lab	Prepared or Analyzed
Total/NA	Analysis	8260D		1	424285	WSE8	EET CF	06/13/24 05:33

Laboratory References:

EET CF = Eurofins Cedar Falls, 3019 Venture Way, Cedar Falls, IA 50613, TEL (319)277-2401

Accreditation/Certification Summary

Client: SCS Engineers
Job ID: 310-283141-1
Project/Site: Scott County Landfill 1st 2024 Semi-Annual
Bracket

Laboratory: Eurofins Cedar Falls

The accreditations/certifications listed below are applicable to this report.

Authority	Program	Identification Number	Expiration Date
Iowa	State	007	12-01-25

Method Summary

Client: SCS Engineers
Job ID: 310-283141-1
Project/Site: Scott County Landfill 1st 2024 Semi-Annual
Bracket

Method	Method Description	Protocol	Laboratory
8260D	Volatile Organic Compounds by GC/MS	SW846	EET CF
6020B	Metals (ICP/MS)	SW846	EET CF
I-3765-85	Residue, Non-filterable (TSS)	USGS	EET CF
3005A	Preparation, Total Metals	SW846	EET CF
5030B	Purge and Trap	SW846	EET CF

Protocol References:

SW846 = "Test Methods For Evaluating Solid Waste, Physical/Chemical Methods", Third Edition, November 1986 And Its Updates.

USGS = "Methods For Analysis Of Water And Fluvial Sediments", USGS, 1989

Laboratory References:

EET CF = Eurofins Cedar Falls, 3019 Venture Way, Cedar Falls, IA 50613, TEL (319)277-2401

eurofins | Environment Testing America

310-283141 Chain of Custody

Cooler/Sample Receipt and Temperature Log Form

Client Information

Client: SCS

City/State: CITY | STATE | Project:

Receipt Information

Date/Time Received: DATE 6/18/24 | TIME 0915 | Received By: SS

Delivery Type: ☐ UPS ☑ FedEx ☐ FedEx Ground ☐ US Mail ☐ Spee-Dee ☐ Lab Courier ☐ Lab Field Services ☐ Client Drop-off ☐ Other:_____

Condition of Cooler/Containers

Sample(s) received in Cooler? ☑ Yes ☐ No *If yes:* Cooler ID:

Multiple Coolers? ☐ Yes ☑ No *If yes:* Cooler # _____ of _____

Cooler Custody Seals Present? ☑ Yes ☐ No *If yes:* Cooler custody seals intact? ☑ Yes ☐ No

Sample Custody Seals Present? ☐ Yes ☑ No *If yes:* Sample custody seals intact? ☐ Yes ☐ No

Trip Blank Present? ☑ Yes ☐ No *If yes:* Which VOA samples are in cooler? ↓

Temperature Record

Coolant: ☑ Wet ice ☐ Blue ice ☐ Dry ice ☐ Other:_____ ☐ NONE

Thermometer ID: X | Correction Factor (°C): 0

• Temp Blank Temperature – If no temp blank, or temp blank temperature above criteria, proceed to Sample Container Temperature

Uncorrected Temp (°C): 0.2 | Corrected Temp (°C): 0.2

• Sample Container Temperature

	CONTAINER 1	CONTAINER 2
Container(s) used:		
Uncorrected Temp (°C):		
Corrected Temp (°C):		

Exceptions Noted

1) If temperature exceeds criteria, was sample(s) received same day of sampling? ☐ Yes ☐ No
   a) *If yes:* Is there evidence that the chilling process began? ☐ Yes ☐ No

2) If temperature is <0°C, are there obvious signs that the integrity of sample containers is compromised? (e.g., bulging septa, broken/cracked bottles, frozen solid?) ☐ Yes ☐ No

NOTE. If yes, contact PM before proceeding. If no, proceed with login

Additional Comments

Eurofins Cedar Falls
3019 Venture Way
Cedar Falls, IA 50613
Phone (319) 277-2401 Phone (319) 277-2425

Chain of Custody Record

TestAmerica Des Moines SC

eurofins

Client Information	Sampler	Lab PM: Yang, Mary E	Carrier Tracking No(s):	COC No: 310-92866-25495 1
Client Contact: Nathan Ohrt	Phone:	E-Mail: Mary Yang@ET EurofinsUS com	State of Origin:	Page: Page 1 of 2
Company: SCS Engineers	PWSID:	Analysis Requested		Job #:
Address: 1690 All State Court Suite 100	Due Date Requested:			Preservation Codes: D - HNO3 A - HCL N - None
City: West Des Moines	TAT Requested (days):			
State, Zip: IA, 50265	Compliance Project: Δ Yes Δ No			
Phone:	PO #: 27223210 24			
Email: nohrt@scsengineers com	WO #:			
Project Name: Scott County Landfill Bracket 1st 2024 S Event Desc: Scott Coun	Project #: 31002007			Other:
Site: Iowa	SSOW#:			

Sample Identification	Sample Date	Sample Time	Sample Type (C=Comp, G=grab)	Matrix (W=water S=solid, O=waste/oil, BT=Tissue, A=Air)	Field Filtered Sample (Yes or No)	Perform MS/MSD (Yes or No)	6020B - Arsenic	6020B - Cobalt	I_3765_85 - Total Suspended Solids	8260D - Volatile Appendix 1 Sublist	Total Number of containers	Special Instructions/Note:
			Preservation Code:				D	D	N	A		
MW-18R	6-6-24	1350	G	Water			X	X	X			
MW-33A	6-6-24	1445	G	Water			X	X	X			
MW-33B	6-6-24	1419	G	Water			X	X	X			
MW-34	6-6-24	1515	G	Water			X	X	X			
MW-35				Water			X	X	X			
MW-36	6-6-24	1629	G	Water			X	X	X			
MW-37	6-6-24	1546	G	Water			X	X	X	X		
MW-38				Water			X	X	X			
MW-39				Water			X	X	X	X		
MW-44				Water				X	X	X		
MW-45				Water			X	X	X	X		

Possible Hazard Identification
☐ Non-Hazard ☐ Flammable ☐ Skin Irritant ☐ Poison B ☐ Unknown ☐ Radiological

Sample Disposal (A fee may be assessed if samples are retained longer than 1 month)
☐ Return To Client ☐ Disposal By Lab ☐ Archive For _____ Months

Deliverable Requested I, II, III, IV, Other (specify)

Special Instructions/QC Requirements.

Empty Kit Relinquished by:	Date:	Time.	Method of Shipment:

	Relinquished by	Date/Time:	Company	Received by	Date/Time:	Company
1				Tony Eder	6/7 1300	
2	Tony Eder	6/7 1530				
3				SD	6/8/24 0905	EF

Custody Seals Intact: Δ Yes Δ No | Custody Seal No

Cooler Temperature(s) °C and Other Remarks:

Ver 01/16/2019

Eurofins Cedar Falls
3019 Venture Way
Cedar Falls, IA 50613
Phone (319) 277-2401 Phone (319) 277-2425

Chain of Custody Record

TestAmerica Des Moines SC
214

eurofins

Client Information	Sampler	Lab PM	Carrier Tracking No(s):	COC No:
Client Contact: Nathan Ohrt	Phone:	E-Mail: Mary Yang@ET EurofinsUS com	State of Origin:	Page: Page 2 of 2
Company: SCS Engineers	PWSID:	Yang, Mary E		310-92866-25495 2
Address: 1690 All State Court Suite 100	Due Date Requested:			Job #:
City: West Des Moines	TAT Requested (days):			
State, Zip: IA, 50265	Compliance Project: Δ Yes Δ No			
Phone:	PO #: 27223210.24			
Email: nohrt@scsengineers com	WO #:			
Project Name: Scott County Landfill Bracket 1st 2024 S Event Desc: Scott Coun	Project #: 31002007			
Site: Iowa	SSOW#:			

Analysis Requested

Preservation Codes:
D - HNO3
A - HCL
N - None

Other:

Sample Identification	Sample Date	Sample Time	Sample Type (C=Comp, G=grab)	Matrix (W=water, S=solid, O=waste/oil, BT=Tissue, A=Air)	Field Filtered Sample (Yes or No)	Perform MS/MSD (Yes or No)	6020B - Arsenic	6020B - Cobalt	I_3765_85 - Total Suspended Solids	8260D - Volatile Appendix 1 Sublist	Total Number of containers	Special Instructions/Note:
			Preservation Code:				D	D	N	A		
MW-46				Water			X	X	X			
MW-47				Water			X	X	X			
Trip Blank				Water						X		

Possible Hazard Identification
☐ *Non-Hazard* ☐ *Flammable* ☐ *Skin Irritant* ☐ *Poison B* ☐ *Unknown* ☐ *Radiological*

Sample Disposal (A fee may be assessed if samples are retained longer than 1 month)
☐ *Return To Client* ☐ *Disposal By Lab* ☐ *Archive For _____ Months*

Deliverable Requested I, II, III, IV, Other (specify)

Special Instructions/QC Requirements.

Empty Kit Relinquished by:	Date:	Time:	Method of Shipment:

Relinquished by:	Date/Time:	Company	Received by:	Date/Time:	Company
Relinquished by:	Date/Time:	Company	Received by:	Date/Time:	Company
Relinquished by:	Date/Time:	Company	Received by:	Date/Time: 0915 6/8/24	Company EF

Custody Seals Intact: Δ Yes Δ No	Custody Seal No	Cooler Temperature(s) °C and Other Remarks:

Ver 01/16/2019

Login Sample Receipt Checklist

Client: SCS Engineers

Job Number: 310-283141-1

Login Number: 283141

List Source: Eurofins Cedar Falls

List Number: 1

Creator: Yang, Mary E

Question	Answer	Comment
Radioactivity wasn't checked or is </= background as measured by a survey meter.	N/A	
The cooler's custody seal, if present, is intact.	True	
Sample custody seals, if present, are intact.	N/A	
The cooler or samples do not appear to have been compromised or tampered with.	True	
Samples were received on ice.	True	
Cooler Temperature is acceptable.	True	
Cooler Temperature is recorded.	True	
COC is present.	True	
COC is filled out in ink and legible.	True	
COC is filled out with all pertinent information.	True	
Is the Field Sampler's name present on COC?	True	
There are no discrepancies between the containers received and the COC.	True	
Samples are received within Holding Time (excluding tests with immediate HTs)	True	
Sample containers have legible labels.	True	
Containers are not broken or leaking.	True	
Sample collection date/times are provided.	True	
Appropriate sample containers are used.	True	
Sample bottles are completely filled.	True	
Sample Preservation Verified.	True	
There is sufficient vol. for all requested analyses, incl. any requested MS/MSDs	True	
Containers requiring zero headspace have no headspace or bubble is <6mm (1/4").	True	
Multiphasic samples are not present.	True	
Samples do not require splitting or compositing.	True	
Residual Chlorine Checked.	N/A	

eurofins | Environment Testing

1 2 3 4 5 6 7 8 9 10 11 12 13 14

ANALYTICAL REPORT

PREPARED FOR

Attn: Nathan Ohrt
SCS Engineers
1690 All State Court
Suite 100
West Des Moines, Iowa 50265

Generated 8/22/2024 5:24:29 PM

JOB DESCRIPTION

Scott Co LF 1st 2024 SCL South Bracketing

JOB NUMBER

310-287907-1

Eurofins Cedar Falls
3019 Venture Way
Cedar Falls IA 50613

See page two for job notes and contact information.

my EOL

Job Notes

This report may not be reproduced except in full, and with written approval from the laboratory. The results relate only to the samples tested. For questions please contact the Project Manager at the e-mail address or telephone number listed on this page.

The test results in this report relate only to the samples as received by the laboratory and will meet all requirements of the methodology, with any exceptions noted. This report shall not be reproduced except in full, without the express written approval of the laboratory. All questions should be directed to the Eurofins Environment Testing North Central, LLC Project Manager.

Authorization

Generated
8/22/2024 5:24:29 PM

Authorized for release by
Mary Yang, Client Service Manager
Mary.Yang@ET.EurofinsUS.com
(319)595-2025

Table of Contents

Cover Page 1
Table of Contents 3
Case Narrative 4
Sample Summary 5
Detection Summary 6
Client Sample Results 7
Definitions 11
QC Sample Results 12
QC Association 14
Chronicle 16
Certification Summary 18
Method Summary 19
Chain of Custody 20
Receipt Checklists 22

Job ID: 310-287907-1 Eurofins Cedar Falls

Job Narrative
310-287907-1

Analytical test results meet all requirements of the associated regulatory program listed on the Accreditation/Certification Summary Page unless otherwise noted under the individual analysis. Data qualifiers and/or narrative comments are included to explain any exceptions, if applicable.

- Matrix QC may not be reported if insufficient sample is provided or site-specific QC samples were not submitted. In these situations, to demonstrate precision and accuracy at a batch level, a LCS/LCSD may be performed, unless otherwise specified in the method.
- Surrogate and/or isotope dilution analyte recoveries (if applicable) which are outside of the QC window are confirmed unless attributed to a dilution or otherwise noted in the narrative.

Regulated compliance samples (e.g. SDWA, NPDES) must comply with the associated agency requirements/permits.

Receipt
The samples were received on 8/9/2024 4:40 PM. Unless otherwise noted below, the samples arrived in good condition, and, where required, properly preserved and on ice. The temperature of the cooler at receipt time was 1.3°C.

HPLC/IC
No additional analytical or quality issues were noted, other than those described above or in the Definitions/ Glossary page.

Metals
No additional analytical or quality issues were noted, other than those described above or in the Definitions/ Glossary page.

General Chemistry
No additional analytical or quality issues were noted, other than those described above or in the Definitions/ Glossary page.

Sample Summary

Client: SCS Engineers
Job ID: 310-287907-1
Project/Site: Scott Co LF 1st 2024 SCL South Bracketing

Lab Sample ID	Client Sample ID	Matrix	Collected	Received
310-287907-1	MW-51	Water	08/08/24 11:14	08/09/24 16:40
310-287907-2	MW-52	Water	08/08/24 11:50	08/09/24 16:40
310-287907-3	MW-53	Water	08/08/24 12:26	08/09/24 16:40
310-287907-4	MW-54	Water	08/08/24 13:08	08/09/24 16:40

Detection Summary

Client: SCS Engineers
Job ID: 310-287907-1
Project/Site: Scott Co LF 1st 2024 SCL South Bracketing

Client Sample ID: MW-51 — Lab Sample ID: 310-287907-1

Analyte	Result	Qualifier	RL	MDL	Unit	Dil Fac	D	Method	Prep Type
Chloride	188		5.00	2.25	mg/L	5		9056A	Total/NA
Sulfate	337		5.00	2.10	mg/L	5		9056A	Total/NA
Arsenic	0.00270		0.00200	0.000530	mg/L	1		6020B	Total/NA
Cobalt	0.00113		0.000500	0.000170	mg/L	1		6020B	Total/NA
Sodium	32.2		1.00	0.480	mg/L	1		6020B	Total/NA
Potassium	4.14		0.500	0.150	mg/L	1		6020B	Total/NA
Calcium	284		0.500	0.190	mg/L	1		6020B	Total/NA
Magnesium	122		2.00	0.600	mg/L	4		6020B	Total/NA
Total Suspended Solids	34.5		7.50	5.55	mg/L	1		I-3765-85	Total/NA
Bicarbonate Alkalinity as CaCO3	575		5.00	2.50	mg/L	1		SM 2320B	Total/NA

Client Sample ID: MW-52 — Lab Sample ID: 310-287907-2

Analyte	Result	Qualifier	RL	MDL	Unit	Dil Fac	D	Method	Prep Type
Chloride	199		5.00	2.25	mg/L	5		9056A	Total/NA
Sulfate	797		50.0	21.0	mg/L	50		9056A	Total/NA
Sodium	163		1.00	0.480	mg/L	1		6020B	Total/NA
Potassium	77.4		0.500	0.150	mg/L	1		6020B	Total/NA
Calcium	218		0.500	0.190	mg/L	1		6020B	Total/NA
Magnesium	97.3		2.00	0.600	mg/L	4		6020B	Total/NA
Total Suspended Solids	39.5		7.50	5.55	mg/L	1		I-3765-85	Total/NA
Bicarbonate Alkalinity as CaCO3	241		5.00	2.50	mg/L	1		SM 2320B	Total/NA

Client Sample ID: MW-53 — Lab Sample ID: 310-287907-3

Analyte	Result	Qualifier	RL	MDL	Unit	Dil Fac	D	Method	Prep Type
Chloride	249		5.00	2.25	mg/L	5		9056A	Total/NA
Sulfate	474		5.00	2.10	mg/L	5		9056A	Total/NA
Arsenic	0.000607	J	0.00200	0.000530	mg/L	1		6020B	Total/NA
Cobalt	0.00187		0.000500	0.000170	mg/L	1		6020B	Total/NA
Sodium	20.7		1.00	0.480	mg/L	1		6020B	Total/NA
Potassium	0.748		0.500	0.150	mg/L	1		6020B	Total/NA
Calcium	301		0.500	0.190	mg/L	1		6020B	Total/NA
Magnesium	130		2.00	0.600	mg/L	4		6020B	Total/NA
Total Suspended Solids	46.7		5.00	3.70	mg/L	1		I-3765-85	Total/NA
Bicarbonate Alkalinity as CaCO3	386		5.00	2.50	mg/L	1		SM 2320B	Total/NA

Client Sample ID: MW-54 — Lab Sample ID: 310-287907-4

Analyte	Result	Qualifier	RL	MDL	Unit	Dil Fac	D	Method	Prep Type
Chloride	178		5.00	2.25	mg/L	5		9056A	Total/NA
Sulfate	740		50.0	21.0	mg/L	50		9056A	Total/NA
Arsenic	0.00108	J	0.00200	0.000530	mg/L	1		6020B	Total/NA
Cobalt	0.00217		0.000500	0.000170	mg/L	1		6020B	Total/NA
Sodium	44.1		1.00	0.480	mg/L	1		6020B	Total/NA
Potassium	0.881		0.500	0.150	mg/L	1		6020B	Total/NA
Calcium	319		0.500	0.190	mg/L	1		6020B	Total/NA
Magnesium	130		2.00	0.600	mg/L	4		6020B	Total/NA
Bicarbonate Alkalinity as CaCO3	253		5.00	2.50	mg/L	1		SM 2320B	Total/NA

This Detection Summary does not include radiochemical test results.

Client: SCS Engineers
Job ID: 310-287907-1
Project/Site: Scott Co LF 1st 2024 SCL South Bracketing

Client Sample ID: MW-51
Lab Sample ID: 310-287907-1
Date Collected: 08/08/24 11:14
Matrix: Water
Date Received: 08/09/24 16:40

Method: SW846 9056A - Anions, Ion Chromatography

Analyte	Result	Qualifier	RL	MDL	Unit	D	Prepared	Analyzed	Dil Fac
Chloride	188		5.00	2.25	mg/L			08/16/24 19:49	5
Sulfate	337		5.00	2.10	mg/L			08/16/24 19:49	5

Method: SW846 6020B - Metals (ICP/MS)

Analyte	Result	Qualifier	RL	MDL	Unit	D	Prepared	Analyzed	Dil Fac
Arsenic	0.00270		0.00200	0.000530	mg/L		08/13/24 09:00	08/15/24 16:14	1
Cobalt	0.00113		0.000500	0.000170	mg/L		08/13/24 09:00	08/15/24 16:14	1
Sodium	32.2		1.00	0.480	mg/L		08/13/24 09:00	08/15/24 16:14	1
Potassium	4.14		0.500	0.150	mg/L		08/13/24 09:00	08/15/24 16:14	1
Calcium	284		0.500	0.190	mg/L		08/13/24 09:00	08/15/24 16:14	1
Magnesium	122		2.00	0.600	mg/L		08/13/24 09:00	08/16/24 12:59	4

General Chemistry

Analyte	Result	Qualifier	RL	MDL	Unit	D	Prepared	Analyzed	Dil Fac
Total Suspended Solids (USGS I-3765-85)	34.5		7.50	5.55	mg/L			08/12/24 15:46	1
Bicarbonate Alkalinity as CaCO3 (SM 2320B)	575		5.00	2.50	mg/L			08/15/24 14:50	1
Carbonate Alkalinity as CaCO3 (SM 2320B)	<5.00		5.00	2.50	mg/L			08/15/24 14:50	1

Client: SCS Engineers
Job ID: 310-287907-1
Project/Site: Scott Co LF 1st 2024 SCL South Bracketing

Client Sample ID: MW-52
Lab Sample ID: 310-287907-2
Date Collected: 08/08/24 11:50
Matrix: Water
Date Received: 08/09/24 16:40

Method: SW846 9056A - Anions, Ion Chromatography

Analyte	Result	Qualifier	RL	MDL	Unit	D	Prepared	Analyzed	Dil Fac
Chloride	**199**		5.00	2.25	mg/L			08/16/24 20:01	5
Sulfate	**797**		50.0	21.0	mg/L			08/19/24 10:17	50

Method: SW846 6020B - Metals (ICP/MS)

Analyte	Result	Qualifier	RL	MDL	Unit	D	Prepared	Analyzed	Dil Fac
Arsenic	<0.00200		0.00200	0.000530	mg/L		08/13/24 09:00	08/15/24 16:16	1
Cobalt	<0.000500		0.000500	0.000170	mg/L		08/13/24 09:00	08/15/24 16:16	1
Sodium	**163**		1.00	0.480	mg/L		08/13/24 09:00	08/15/24 16:16	1
Potassium	**77.4**		0.500	0.150	mg/L		08/13/24 09:00	08/15/24 16:16	1
Calcium	**218**		0.500	0.190	mg/L		08/13/24 09:00	08/15/24 16:16	1
Magnesium	**97.3**		2.00	0.600	mg/L		08/13/24 09:00	08/16/24 13:01	4

General Chemistry

Analyte	Result	Qualifier	RL	MDL	Unit	D	Prepared	Analyzed	Dil Fac
Total Suspended Solids (USGS I-3765-85)	**39.5**		7.50	5.55	mg/L			08/12/24 15:46	1
Bicarbonate Alkalinity as CaCO3 (SM 2320B)	**241**		5.00	2.50	mg/L			08/15/24 15:14	1
Carbonate Alkalinity as CaCO3 (SM 2320B)	<5.00		5.00	2.50	mg/L			08/15/24 15:14	1

Client: SCS Engineers
Job ID: 310-287907-1
Project/Site: Scott Co LF 1st 2024 SCL South Bracketing

Client Sample ID: MW-53
Lab Sample ID: 310-287907-3
Date Collected: 08/08/24 12:26
Matrix: Water
Date Received: 08/09/24 16:40

Method: SW846 9056A - Anions, Ion Chromatography

Analyte	Result	Qualifier	RL	MDL	Unit	D	Prepared	Analyzed	Dil Fac
Chloride	249		5.00	2.25	mg/L			08/16/24 20:13	5
Sulfate	474		5.00	2.10	mg/L			08/16/24 20:13	5

Method: SW846 6020B - Metals (ICP/MS)

Analyte	Result	Qualifier	RL	MDL	Unit	D	Prepared	Analyzed	Dil Fac
Arsenic	0.000607	J	0.00200	0.000530	mg/L		08/13/24 09:00	08/15/24 16:18	1
Cobalt	0.00187		0.000500	0.000170	mg/L		08/13/24 09:00	08/15/24 16:18	1
Sodium	20.7		1.00	0.480	mg/L		08/13/24 09:00	08/15/24 16:18	1
Potassium	0.748		0.500	0.150	mg/L		08/13/24 09:00	08/15/24 16:18	1
Calcium	301		0.500	0.190	mg/L		08/13/24 09:00	08/15/24 16:18	1
Magnesium	130		2.00	0.600	mg/L		08/13/24 09:00	08/16/24 13:03	4

General Chemistry

Analyte	Result	Qualifier	RL	MDL	Unit	D	Prepared	Analyzed	Dil Fac
Total Suspended Solids (USGS I-3765-85)	46.7		5.00	3.70	mg/L			08/12/24 15:46	1
Bicarbonate Alkalinity as CaCO3 (SM 2320B)	386		5.00	2.50	mg/L			08/15/24 15:23	1
Carbonate Alkalinity as CaCO3 (SM 2320B)	<5.00		5.00	2.50	mg/L			08/15/24 15:23	1

Client: SCS Engineers
Job ID: 310-287907-1
Project/Site: Scott Co LF 1st 2024 SCL South Bracketing

Client Sample ID: MW-54
Lab Sample ID: 310-287907-4
Date Collected: 08/08/24 13:08
Matrix: Water
Date Received: 08/09/24 16:40

Method: SW846 9056A - Anions, Ion Chromatography

Analyte	Result	Qualifier	RL	MDL	Unit	D	Prepared	Analyzed	Dil Fac
Chloride	**178**		5.00	2.25	mg/L			08/16/24 20:25	5
Sulfate	**740**		50.0	21.0	mg/L			08/19/24 10:29	50

Method: SW846 6020B - Metals (ICP/MS)

Analyte	Result	Qualifier	RL	MDL	Unit	D	Prepared	Analyzed	Dil Fac
Arsenic	**0.00108**	**J**	0.00200	0.000530	mg/L		08/13/24 09:00	08/15/24 16:20	1
Cobalt	**0.00217**		0.000500	0.000170	mg/L		08/13/24 09:00	08/15/24 16:20	1
Sodium	**44.1**		1.00	0.480	mg/L		08/13/24 09:00	08/15/24 16:20	1
Potassium	**0.881**		0.500	0.150	mg/L		08/13/24 09:00	08/15/24 16:20	1
Calcium	**319**		0.500	0.190	mg/L		08/13/24 09:00	08/15/24 16:20	1
Magnesium	**130**		2.00	0.600	mg/L		08/13/24 09:00	08/16/24 13:05	4

General Chemistry

Analyte	Result	Qualifier	RL	MDL	Unit	D	Prepared	Analyzed	Dil Fac
Total Suspended Solids (USGS I-3765-85)	<1.88		1.88	1.39	mg/L			08/13/24 12:47	1
Bicarbonate Alkalinity as CaCO3 (SM 2320B)	**253**		5.00	2.50	mg/L			08/15/24 15:33	1
Carbonate Alkalinity as CaCO3 (SM 2320B)	<5.00		5.00	2.50	mg/L			08/15/24 15:33	1

Definitions/Glossary

Client: SCS Engineers
Job ID: 310-287907-1
Project/Site: Scott Co LF 1st 2024 SCL South Bracketing

Qualifiers

Metals

Qualifier	Qualifier Description
J	Result is less than the RL but greater than or equal to the MDL and the concentration is an approximate value.

Glossary

Abbreviation	These commonly used abbreviations may or may not be present in this report.
¤	Listed under the "D" column to designate that the result is reported on a dry weight basis
%R	Percent Recovery
CFL	Contains Free Liquid
CFU	Colony Forming Unit
CNF	Contains No Free Liquid
DER	Duplicate Error Ratio (normalized absolute difference)
Dil Fac	Dilution Factor
DL	Detection Limit (DoD/DOE)
DL, RA, RE, IN	Indicates a Dilution, Re-analysis, Re-extraction, or additional Initial metals/anion analysis of the sample
DLC	Decision Level Concentration (Radiochemistry)
EDL	Estimated Detection Limit (Dioxin)
LOD	Limit of Detection (DoD/DOE)
LOQ	Limit of Quantitation (DoD/DOE)
MCL	EPA recommended "Maximum Contaminant Level"
MDA	Minimum Detectable Activity (Radiochemistry)
MDC	Minimum Detectable Concentration (Radiochemistry)
MDL	Method Detection Limit
ML	Minimum Level (Dioxin)
MPN	Most Probable Number
MQL	Method Quantitation Limit
NC	Not Calculated
ND	Not Detected at the reporting limit (or MDL or EDL if shown)
NEG	Negative / Absent
POS	Positive / Present
PQL	Practical Quantitation Limit
PRES	Presumptive
QC	Quality Control
RER	Relative Error Ratio (Radiochemistry)
RL	Reporting Limit or Requested Limit (Radiochemistry)
RPD	Relative Percent Difference, a measure of the relative difference between two points
TEF	Toxicity Equivalent Factor (Dioxin)
TEQ	Toxicity Equivalent Quotient (Dioxin)
TNTC	Too Numerous To Count

Method: 9056A - Anions, Ion Chromatography

Lab Sample ID: MB 310-430782/3
Matrix: Water
Analysis Batch: 430782

Client Sample ID: Method Blank
Prep Type: Total/NA

Analyte	MB Result	MB Qualifier	RL	MDL	Unit	D	Prepared	Analyzed	Dil Fac
Chloride	<1.00		1.00	0.450	mg/L			08/16/24 15:35	1
Sulfate	<1.00		1.00	0.420	mg/L			08/16/24 15:35	1

Lab Sample ID: LCS 310-430782/4
Matrix: Water
Analysis Batch: 430782

Client Sample ID: Lab Control Sample
Prep Type: Total/NA

Analyte	Spike Added	LCS Result	LCS Qualifier	Unit	D	%Rec	%Rec Limits
Chloride	10.0	9.968		mg/L		100	90 - 110
Sulfate	10.0	10.34		mg/L		103	90 - 110

Method: 6020B - Metals (ICP/MS)

Lab Sample ID: MB 310-430126/1-A
Matrix: Water
Analysis Batch: 430554

Client Sample ID: Method Blank
Prep Type: Total/NA
Prep Batch: 430126

Analyte	MB Result	MB Qualifier	RL	MDL	Unit	D	Prepared	Analyzed	Dil Fac
Arsenic	<0.00200		0.00200	0.000530	mg/L		08/13/24 09:00	08/15/24 15:41	1
Cobalt	<0.000500		0.000500	0.000170	mg/L		08/13/24 09:00	08/15/24 15:41	1
Sodium	<1.00		1.00	0.480	mg/L		08/13/24 09:00	08/15/24 15:41	1
Potassium	<0.500		0.500	0.150	mg/L		08/13/24 09:00	08/15/24 15:41	1
Calcium	<0.500		0.500	0.190	mg/L		08/13/24 09:00	08/15/24 15:41	1
Magnesium	<0.500		0.500	0.150	mg/L		08/13/24 09:00	08/15/24 15:41	1

Lab Sample ID: LCS 310-430126/2-A
Matrix: Water
Analysis Batch: 430554

Client Sample ID: Lab Control Sample
Prep Type: Total/NA
Prep Batch: 430126

Analyte	Spike Added	LCS Result	LCS Qualifier	Unit	D	%Rec	%Rec Limits
Arsenic	0.200	0.2062		mg/L		103	80 - 120
Cobalt	0.100	0.1132		mg/L		113	80 - 120
Sodium	2.00	2.226		mg/L		111	80 - 120
Potassium	2.00	2.078		mg/L		104	80 - 120
Calcium	2.00	2.018		mg/L		101	80 - 120
Magnesium	2.00	2.132		mg/L		107	80 - 120

Method: I-3765-85 - Residue, Non-filterable (TSS)

Lab Sample ID: MB 310-430112/1
Matrix: Water
Analysis Batch: 430112

Client Sample ID: Method Blank
Prep Type: Total/NA

Analyte	MB Result	MB Qualifier	RL	MDL	Unit	D	Prepared	Analyzed	Dil Fac
Total Suspended Solids	<5.00		5.00	3.70	mg/L			08/12/24 15:46	1

Method: I-3765-85 - Residue, Non-filterable (TSS) (Continued)

Lab Sample ID: LCS 310-430112/2
Matrix: Water
Analysis Batch: 430112

Client Sample ID: Lab Control Sample
Prep Type: Total/NA

Analyte	Spike Added	LCS Result	LCS Qualifier	Unit	D	%Rec	%Rec Limits
Total Suspended Solids	100	99.00		mg/L		99	81 - 116

Lab Sample ID: MB 310-430223/1
Matrix: Water
Analysis Batch: 430223

Client Sample ID: Method Blank
Prep Type: Total/NA

Analyte	MB Result	MB Qualifier	RL	MDL	Unit	D	Prepared	Analyzed	Dil Fac
Total Suspended Solids	<5.00		5.00	3.70	mg/L			08/13/24 12:47	1

Lab Sample ID: LCS 310-430223/2
Matrix: Water
Analysis Batch: 430223

Client Sample ID: Lab Control Sample
Prep Type: Total/NA

Analyte	Spike Added	LCS Result	LCS Qualifier	Unit	D	%Rec	%Rec Limits
Total Suspended Solids	100	99.00		mg/L		99	81 - 116

Method: SM 2320B - Alkalinity

Lab Sample ID: 310-287907-1 DU
Matrix: Water
Analysis Batch: 430583

Client Sample ID: MW-51
Prep Type: Total/NA

Analyte	Sample Result	Sample Qualifier	DU Result	DU Qualifier	Unit	D	RPD	RPD Limit
Bicarbonate Alkalinity as CaCO3	575		582.4		mg/L		1	
Carbonate Alkalinity as CaCO3	<5.00		<5.00		mg/L		NC	

HPLC/IC

Analysis Batch: 430782

Lab Sample ID	Client Sample ID	Prep Type	Matrix	Method	Prep Batch
310-287907-1	MW-51	Total/NA	Water	9056A	
310-287907-2	MW-52	Total/NA	Water	9056A	
310-287907-2	MW-52	Total/NA	Water	9056A	
310-287907-3	MW-53	Total/NA	Water	9056A	
310-287907-4	MW-54	Total/NA	Water	9056A	
310-287907-4	MW-54	Total/NA	Water	9056A	
MB 310-430782/3	Method Blank	Total/NA	Water	9056A	
LCS 310-430782/4	Lab Control Sample	Total/NA	Water	9056A	

Metals

Prep Batch: 430126

Lab Sample ID	Client Sample ID	Prep Type	Matrix	Method	Prep Batch
310-287907-1	MW-51	Total/NA	Water	3005A	
310-287907-2	MW-52	Total/NA	Water	3005A	
310-287907-3	MW-53	Total/NA	Water	3005A	
310-287907-4	MW-54	Total/NA	Water	3005A	
MB 310-430126/1-A	Method Blank	Total/NA	Water	3005A	
LCS 310-430126/2-A	Lab Control Sample	Total/NA	Water	3005A	

Analysis Batch: 430554

Lab Sample ID	Client Sample ID	Prep Type	Matrix	Method	Prep Batch
310-287907-1	MW-51	Total/NA	Water	6020B	430126
310-287907-2	MW-52	Total/NA	Water	6020B	430126
310-287907-3	MW-53	Total/NA	Water	6020B	430126
310-287907-4	MW-54	Total/NA	Water	6020B	430126
MB 310-430126/1-A	Method Blank	Total/NA	Water	6020B	430126
LCS 310-430126/2-A	Lab Control Sample	Total/NA	Water	6020B	430126

Analysis Batch: 430653

Lab Sample ID	Client Sample ID	Prep Type	Matrix	Method	Prep Batch
310-287907-1	MW-51	Total/NA	Water	6020B	430126
310-287907-2	MW-52	Total/NA	Water	6020B	430126
310-287907-3	MW-53	Total/NA	Water	6020B	430126
310-287907-4	MW-54	Total/NA	Water	6020B	430126

General Chemistry

Analysis Batch: 430112

Lab Sample ID	Client Sample ID	Prep Type	Matrix	Method	Prep Batch
310-287907-1	MW-51	Total/NA	Water	I-3765-85	
310-287907-2	MW-52	Total/NA	Water	I-3765-85	
310-287907-3	MW-53	Total/NA	Water	I-3765-85	
MB 310-430112/1	Method Blank	Total/NA	Water	I-3765-85	
LCS 310-430112/2	Lab Control Sample	Total/NA	Water	I-3765-85	

Analysis Batch: 430223

Lab Sample ID	Client Sample ID	Prep Type	Matrix	Method	Prep Batch
310-287907-4	MW-54	Total/NA	Water	I-3765-85	
MB 310-430223/1	Method Blank	Total/NA	Water	I-3765-85	
LCS 310-430223/2	Lab Control Sample	Total/NA	Water	I-3765-85	

QC Association Summary

Client: SCS Engineers
Job ID: 310-287907-1
Project/Site: Scott Co LF 1st 2024 SCL South Bracketing

General Chemistry

Analysis Batch: 430583

Lab Sample ID	Client Sample ID	Prep Type	Matrix	Method	Prep Batch
310-287907-1	MW-51	Total/NA	Water	SM 2320B	
310-287907-2	MW-52	Total/NA	Water	SM 2320B	
310-287907-3	MW-53	Total/NA	Water	SM 2320B	
310-287907-4	MW-54	Total/NA	Water	SM 2320B	
LCS 310-430583/2	Lab Control Sample	Total/NA	Water	SM 2320B	
310-287907-1 DU	MW-51	Total/NA	Water	SM 2320B	

Lab Chronicle

Client: SCS Engineers
Job ID: 310-287907-1
Project/Site: Scott Co LF 1st 2024 SCL South Bracketing

Client Sample ID: MW-51
Lab Sample ID: 310-287907-1
Date Collected: 08/08/24 11:14
Matrix: Water
Date Received: 08/09/24 16:40

Prep Type	Batch Type	Batch Method	Run	Dilution Factor	Batch Number	Analyst	Lab	Prepared or Analyzed
Total/NA	Analysis	9056A		5	430782	QTZ5	EET CF	08/16/24 19:49
Total/NA	Prep	3005A			430126	DHM5	EET CF	08/13/24 09:00
Total/NA	Analysis	6020B		1	430554	NFT2	EET CF	08/15/24 16:14
Total/NA	Prep	3005A			430126	DHM5	EET CF	08/13/24 09:00
Total/NA	Analysis	6020B		4	430653	NFT2	EET CF	08/16/24 12:59
Total/NA	Analysis	I-3765-85		1	430112	HE7K	EET CF	08/12/24 15:46
Total/NA	Analysis	SM 2320B		1	430583	WZC8	EET CF	08/15/24 14:50

Client Sample ID: MW-52
Lab Sample ID: 310-287907-2
Date Collected: 08/08/24 11:50
Matrix: Water
Date Received: 08/09/24 16:40

Prep Type	Batch Type	Batch Method	Run	Dilution Factor	Batch Number	Analyst	Lab	Prepared or Analyzed
Total/NA	Analysis	9056A		5	430782	QTZ5	EET CF	08/16/24 20:01
Total/NA	Analysis	9056A		50	430782	QTZ5	EET CF	08/19/24 10:17
Total/NA	Prep	3005A			430126	DHM5	EET CF	08/13/24 09:00
Total/NA	Analysis	6020B		1	430554	NFT2	EET CF	08/15/24 16:16
Total/NA	Prep	3005A			430126	DHM5	EET CF	08/13/24 09:00
Total/NA	Analysis	6020B		4	430653	NFT2	EET CF	08/16/24 13:01
Total/NA	Analysis	I-3765-85		1	430112	HE7K	EET CF	08/12/24 15:46
Total/NA	Analysis	SM 2320B		1	430583	WZC8	EET CF	08/15/24 15:14

Client Sample ID: MW-53
Lab Sample ID: 310-287907-3
Date Collected: 08/08/24 12:26
Matrix: Water
Date Received: 08/09/24 16:40

Prep Type	Batch Type	Batch Method	Run	Dilution Factor	Batch Number	Analyst	Lab	Prepared or Analyzed
Total/NA	Analysis	9056A		5	430782	QTZ5	EET CF	08/16/24 20:13
Total/NA	Prep	3005A			430126	DHM5	EET CF	08/13/24 09:00
Total/NA	Analysis	6020B		1	430554	NFT2	EET CF	08/15/24 16:18
Total/NA	Prep	3005A			430126	DHM5	EET CF	08/13/24 09:00
Total/NA	Analysis	6020B		4	430653	NFT2	EET CF	08/16/24 13:03
Total/NA	Analysis	I-3765-85		1	430112	HE7K	EET CF	08/12/24 15:46
Total/NA	Analysis	SM 2320B		1	430583	WZC8	EET CF	08/15/24 15:23

Client Sample ID: MW-54
Lab Sample ID: 310-287907-4
Date Collected: 08/08/24 13:08
Matrix: Water
Date Received: 08/09/24 16:40

Prep Type	Batch Type	Batch Method	Run	Dilution Factor	Batch Number	Analyst	Lab	Prepared or Analyzed
Total/NA	Analysis	9056A		5	430782	QTZ5	EET CF	08/16/24 20:25
Total/NA	Analysis	9056A		50	430782	QTZ5	EET CF	08/19/24 10:29
Total/NA	Prep	3005A			430126	DHM5	EET CF	08/13/24 09:00
Total/NA	Analysis	6020B		1	430554	NFT2	EET CF	08/15/24 16:20

Lab Chronicle

Client: SCS Engineers
Job ID: 310-287907-1
Project/Site: Scott Co LF 1st 2024 SCL South Bracketing

Client Sample ID: MW-54
Lab Sample ID: 310-287907-4
Date Collected: 08/08/24 13:08
Matrix: Water
Date Received: 08/09/24 16:40

Prep Type	Batch Type	Batch Method	Run	Dilution Factor	Batch Number	Analyst	Lab	Prepared or Analyzed
Total/NA	Prep	3005A			430126	DHM5	EET CF	08/13/24 09:00
Total/NA	Analysis	6020B		4	430653	NFT2	EET CF	08/16/24 13:05
Total/NA	Analysis	I-3765-85		1	430223	DGU1	EET CF	08/13/24 12:47
Total/NA	Analysis	SM 2320B		1	430583	WZC8	EET CF	08/15/24 15:33

Laboratory References:

EET CF = Eurofins Cedar Falls, 3019 Venture Way, Cedar Falls, IA 50613, TEL (319)277-2401

Accreditation/Certification Summary

Client: SCS Engineers
Job ID: 310-287907-1
Project/Site: Scott Co LF 1st 2024 SCL South Bracketing

Laboratory: Eurofins Cedar Falls

The accreditations/certifications listed below are applicable to this report.

Authority	Program	Identification Number	Expiration Date
Iowa	State	007	12-01-25

Method Summary

Client: SCS Engineers
Job ID: 310-287907-1
Project/Site: Scott Co LF 1st 2024 SCL South Bracketing

Method	Method Description	Protocol	Laboratory
9056A	Anions, Ion Chromatography	SW846	EET CF
6020B	Metals (ICP/MS)	SW846	EET CF
I-3765-85	Residue, Non-filterable (TSS)	USGS	EET CF
SM 2320B	Alkalinity	SM	EET CF
3005A	Preparation, Total Metals	SW846	EET CF

Protocol References:

SM = "Standard Methods For The Examination Of Water And Wastewater"

SW846 = "Test Methods For Evaluating Solid Waste, Physical/Chemical Methods", Third Edition, November 1986 And Its Updates.

USGS = "Methods For Analysis Of Water And Fluvial Sediments", USGS, 1989

Laboratory References:

EET CF = Eurofins Cedar Falls, 3019 Venture Way, Cedar Falls, IA 50613, TEL (319)277-2401

eurofins | Environment Testing America

310-287907 Chain of Custody

Cooler/Sample Receipt and Temperature Log Form

Client Information

Client: SCS

City/State. CITY W Des Moines STATE IA Project: Scott County Landfill

Receipt Information

Date/Time Received DATE 8-9-24 TIME 1640 Received By. HED

Delivery Type: ☐ UPS ☐ FedEx ☐ FedEx Ground ☐ US Mail ☐ Spee-Dee
☒ Lab Courier ☐ Lab Field Services ☐ Client Drop-off ☐ Other:_____

Condition of Cooler/Containers

Sample(s) received in Cooler? ☒ Yes ☐ No *If yes:* Cooler ID: AE-1

Multiple Coolers? ☐ Yes ☒ No *If yes:* Cooler # _____ of _____

Cooler Custody Seals Present? ☐ Yes ☒ No *If yes:* Cooler custody seals intact? ☐ Yes ☐ No

Sample Custody Seals Present? ☐ Yes ☒ No *If yes:* Sample custody seals intact? ☐ Yes ☐ No

Trip Blank Present? ☐ Yes ☒ No *If yes:* Which VOA samples are in cooler? ↓

Temperature Record

Coolant: ☒ Wet ice ☐ Blue ice ☐ Dry ice ☐ Other:_____ ☐ NONE

Thermometer ID. R Correction Factor (°C): 0

• Temp Blank Temperature – If no temp blank, or temp blank temperature above criteria, proceed to Sample Container Temperature

Uncorrected Temp (°C): 1.3 Corrected Temp (°C): 1.3

• Sample Container Temperature

	CONTAINER 1	CONTAINER 2
Container(s) used.		
Uncorrected Temp (°C):		
Corrected Temp (°C):		

Exceptions Noted

1) If temperature exceeds criteria, was sample(s) received same day of sampling? ☐ Yes ☐ No
   a) *If yes:* Is there evidence that the chilling process began? ☐ Yes ☐ No

2) If temperature is <0°C, are there obvious signs that the integrity of sample containers is compromised? (e.g , bulging septa, broken/cracked bottles, frozen solid?) ☐ Yes ☐ No

NOTE. If yes, contact PM before proceeding If no, proceed with login

Additional Comments

Eurofins Cedar Falls
3019 Venture Way
Cedar Falls, IA 50613
Phone (319) 277-2401 Phone (319) 277-2425

Chain of Custody Record

TestAmerica Des Moines SC
214

eurofins

Client Information	Sampler: Konner Roth	Lab PM: Yang, Mary E	Carrier Tracking No(s):	COC No: 310-94895-26077 1
Client Contact: Nathan Ohrt	Phone:	E-Mail: Mary Yang@ET EurofinsUS com	State of Origin:	Page: Page 1 of 1
Company: SCS Engineers	PWSID:			Job #:
Address: 1690 All State Court Suite 100	Due Date Requested:			
City: West Des Moines	TAT Requested (days):			
State, Zip: IA, 50265	Compliance Project: Δ Yes Δ No			
Phone:	PO #: 27224296.00			
Email: nohrt@scsengineers.com	WO #:			
Project Name: Scott Co LF 1st 2024 SCL South Bracketin	Project #: 31002007			
Site: Iowa	SSOW#:			

Analysis Requested

Preservation Codes:
D - HNO3
N - None

Other:

Sample Identification	Sample Date	Sample Time	Sample Type (C=Comp, G=grab)	Matrix (W=water S=solid, O=waste/oil, BT=Tissue, A=Air)	Field Filtered Sample (Yes or No)	Perform MS/MSD (Yes or No)	6020B - As, Ca, Co, Mg, K, Na	I_3765_85 - Residue, Non-filterable (TSS)	2320B - (MOD) All Analytes	9056A_ORGFM_28D - Chloride and Sulfate	Total Number of containers	Special Instructions/Note:
			Preservation Code:				D	N	N	N		
MW-49 X	8-8-24			Water			X	X	X	X		
MW-50 X	8-8-24			Water			X	X	X	X		
MW-51	8-8-24	1114	G	Water			X	X	X	X		
MW-52	8-8-24	1150	G	Water			X	X	X	X		
MW-53	8-8-24	1226	G	Water			X	X	X	X		
MW-54	8-8-24	1308	G	Water			X	X	X	X		

Possible Hazard Identification
☐ Non-Hazard ☐ Flammable ☐ Skin Irritant ☐ Poison B ☐ Unknown ☐ Radiological

Sample Disposal (A fee may be assessed if samples are retained longer than 1 month)
☐ Return To Client ☐ Disposal By Lab ☐ Archive For _____ Months

Deliverable Requested I, II, III, IV, Other (specify)

Special Instructions/QC Requirements.

Empty Kit Relinquished by:	Date:	Time:	Method of Shipment:

	Relinquished by	Date/Time	Company	Received by	Date/Time	Company
	Konner Roth	8-9-24 / 12:00pm	SCS			
	Relinquished by:	Date/Time:	Company	Received by:	Date/Time:	Company
	Relinquished by:	Date/Time:	Company	Received by:	Date/Time: 8-9-24 1640	Company

Custody Seals Intact: Δ Yes Δ No | Custody Seal No | Cooler Temperature(s) °C and Other Remarks:

Ver: 04/02/2024

Login Sample Receipt Checklist

Client: SCS Engineers

Job Number: 310-287907-1

Login Number: 287907

List Source: Eurofins Cedar Falls

List Number: 1

Creator: Hirsch, Preston

Question	Answer	Comment
Radioactivity wasn't checked or is </= background as measured by a survey meter.	N/A	
The cooler's custody seal, if present, is intact.	N/A	
Sample custody seals, if present, are intact.	N/A	
The cooler or samples do not appear to have been compromised or tampered with.	True	
Samples were received on ice.	True	
Cooler Temperature is acceptable.	True	
Cooler Temperature is recorded.	True	
COC is present.	True	
COC is filled out in ink and legible.	True	
COC is filled out with all pertinent information.	True	
Is the Field Sampler's name present on COC?	True	
There are no discrepancies between the containers received and the COC.	True	
Samples are received within Holding Time (excluding tests with immediate HTs)	True	
Sample containers have legible labels.	True	
Containers are not broken or leaking.	True	
Sample collection date/times are provided.	True	
Appropriate sample containers are used.	True	
Sample bottles are completely filled.	True	
Sample Preservation Verified.	True	
There is sufficient vol. for all requested analyses, incl. any requested MS/MSDs	True	
Containers requiring zero headspace have no headspace or bubble is <6mm (1/4").	True	
Multiphasic samples are not present.	True	
Samples do not require splitting or compositing.	True	
Residual Chlorine Checked.	N/A	

eurofins | Environment Testing

1 2 3 4 5 6 7 8 9 10 11 12 13 14 15

ANALYTICAL REPORT

PREPARED FOR

Attn: Nathan Ohrt
SCS Engineers
1690 All State Court
Suite 100
West Des Moines, Iowa 50265

Generated 10/8/2024 12:54:38 PM

JOB DESCRIPTION

Scott County Landfill HMSP 2nd 2024 HMSP

JOB NUMBER

310-291491-1

Eurofins Cedar Falls
3019 Venture Way
Cedar Falls IA 50613

See page two for job notes and contact information.

myEOL

Job Notes

This report may not be reproduced except in full, and with written approval from the laboratory. The results relate only to the samples tested. For questions please contact the Project Manager at the e-mail address or telephone number listed on this page.

The test results in this report relate only to the samples as received by the laboratory and will meet all requirements of the methodology, with any exceptions noted. This report shall not be reproduced except in full, without the express written approval of the laboratory. All questions should be directed to the Eurofins Environment Testing North Central, LLC Project Manager.

Authorization

Generated
10/8/2024 12:54:38 PM

Authorized for release by
Samuel Miller, Project Management Assistant I
Samuel.Miller@et.eurofinsus.com
(319)277-2401

Table of Contents

Cover Page 1
Table of Contents 3
Case Narrative 4
Sample Summary 5
Detection Summary 6
Client Sample Results 8
Definitions 20
Surrogate Summary 21
QC Sample Results 22
QC Association 31
Chronicle 33
Certification Summary 35
Method Summary 36
Chain of Custody 37
Receipt Checklists 39

Job Narrative
310-291491-1

Analytical test results meet all requirements of the associated regulatory program listed on the Accreditation/Certification Summary Page unless otherwise noted under the individual analysis. Data qualifiers and/or narrative comments are included to explain any exceptions, if applicable.

- Matrix QC may not be reported if insufficient sample is provided or site-specific QC samples were not submitted. In these situations, to demonstrate precision and accuracy at a batch level, a LCS/LCSD may be performed, unless otherwise specified in the method.
- Surrogate and/or isotope dilution analyte recoveries (if applicable) which are outside of the QC window are confirmed unless attributed to a dilution or otherwise noted in the narrative.

Regulated compliance samples (e.g. SDWA, NPDES) must comply with the associated agency requirements/permits.

Receipt
The samples were received on 9/26/2024 4:30 PM. Unless otherwise noted below, the samples arrived in good condition, and, where required, properly preserved and on ice. The temperature of the cooler at receipt time was 2.1°C.

GC/MS VOA
Method 8260D: The continuing calibration verification (CCV) associated with batch 310-434530 recovered above the upper control limit for 2-Hexanone (32.6%D), trans-1,3-Dichloropropene (23.3%D), and 4-Methyl-2-pentanone (33.0%D). The samples associated with this CCV were non-detects for the affected analytes; therefore, the data have been reported. The associated sample is impacted: (CCV 310-434530/3).

Method 8260D: The continuing calibration verification (CCV) associated with batch 310-434530 recovered above the upper control limit for Chloromethane (53.0%D). The samples associated with this CCV were non-detects for the affected analyte; therefore, the data have been reported. The associated sample is impacted: (CCV 310-434530/4).

Method 8260D: The continuing calibration verification (CCV) associated with batch 310-434530 recovered above the upper control limit for Vinyl chloride (23.6%D). The LCS associated with this CCV passed CCV criteria for the affected analyte; therefore, the data have been reported. The associated sample is impacted: (CCV 310-434530/4).

Method 8260D: The laboratory control sample (LCS) for 310-434530 recovered outside control limits for the following analytes: Xylenes, Total, m-Xylene & p-Xylene, o-Xylene, Toluene, and Ethylbenzene. These analytes were biased high in the LCS and were not detected in the associated samples; therefore, the data have been reported.

Method 8260D: The following sample was collected in a properly preserved vial; however, the pH was outside the required criteria when verified by the laboratory. The sample was analyzed within the 7-day holding time specified for unpreserved samples: MW-27 (310-291491-3).

Method 8260D: The method requirement for no headspace was not met. The following volatile sample was analyzed with headspace in the sample container: Trip Blank (310-291491-6).

Method 8260D: The continuing calibration verification (CCV) associated with batch 310-434685 recovered above the upper control limit for 2-Hexanone (32.2%D), trans-1,3-Dichloropropene (23.1%D), and 4-Methyl-2-pentanone (29.0%D). The samples associated with this CCV were non-detects for the affected analytes; therefore, the data have been reported. The associated sample is impacted: (CCV 310-434685/3).

No additional analytical or quality issues were noted, other than those described above or in the Definitions/ Glossary page.

Metals
No additional analytical or quality issues were noted, other than those described above or in the Definitions/ Glossary page.

General Chemistry
No additional analytical or quality issues were noted, other than those described above or in the Definitions/ Glossary page.

Sample Summary

Client: SCS Engineers
Job ID: 310-291491-1
Project/Site: Scott County Landfill HMSP 2nd 2024 HMSP

Lab Sample ID	Client Sample ID	Matrix	Collected	Received
310-291491-1	MW-17	Water	09/23/24 14:55	09/26/24 16:30
310-291491-2	MW-19	Water	09/23/24 15:28	09/26/24 16:30
310-291491-3	MW-27	Water	09/23/24 16:02	09/26/24 16:30
310-291491-4	OP-17	Water	09/23/24 16:45	09/26/24 16:30
310-291491-5	MW-DC	Water	09/23/24 14:55	09/26/24 16:30
310-291491-6	Trip Blank	Water	09/23/24 00:00	09/26/24 16:30

Detection Summary

Client: SCS Engineers
Job ID: 310-291491-1
Project/Site: Scott County Landfill HMSP 2nd 2024 HMSP

Client Sample ID: MW-17 — Lab Sample ID: 310-291491-1

Analyte	Result	Qualifier	RL	MDL	Unit	Dil Fac	D	Method	Prep Type
1,1-Dichloroethane	2.78		1.00	0.220	ug/L	1		8260D	Total/NA
cis-1,2-Dichloroethene	7.17		1.00	0.210	ug/L	1		8260D	Total/NA
Vinyl chloride	0.368	J	1.00	0.180	ug/L	1		8260D	Total/NA
Arsenic	0.00749		0.00200	0.000530	mg/L	1		6020B	Total/NA
Barium	0.439		0.00200	0.000660	mg/L	1		6020B	Total/NA
Cobalt	0.000589		0.000500	0.000170	mg/L	1		6020B	Total/NA
Total Suspended Solids	19.3		5.00	3.70	mg/L	1		I-3765-85	Total/NA

Client Sample ID: MW-19 — Lab Sample ID: 310-291491-2

Analyte	Result	Qualifier	RL	MDL	Unit	Dil Fac	D	Method	Prep Type
1,4-Dichlorobenzene	0.270	J	1.00	0.230	ug/L	1		8260D	Total/NA
Benzene	0.249	J	0.500	0.220	ug/L	1		8260D	Total/NA
cis-1,2-Dichloroethene	1.82		1.00	0.210	ug/L	1		8260D	Total/NA
Arsenic	0.0155		0.00200	0.000530	mg/L	1		6020B	Total/NA
Barium	0.137		0.00200	0.000660	mg/L	1		6020B	Total/NA
Cobalt	0.00559		0.000500	0.000170	mg/L	1		6020B	Total/NA
Nickel	0.00213	J	0.00500	0.00210	mg/L	1		6020B	Total/NA
Total Suspended Solids	19.0		5.00	3.70	mg/L	1		I-3765-85	Total/NA

Client Sample ID: MW-27 — Lab Sample ID: 310-291491-3

Analyte	Result	Qualifier	RL	MDL	Unit	Dil Fac	D	Method	Prep Type
1,1-Dichloroethane	3.39		1.00	0.220	ug/L	1		8260D	Total/NA
1,2-Dichloropropane	0.421	J	1.00	0.270	ug/L	1		8260D	Total/NA
Benzene	0.383	J	0.500	0.220	ug/L	1		8260D	Total/NA
Chlorobenzene	2.02		1.00	0.400	ug/L	1		8260D	Total/NA
cis-1,2-Dichloroethene	34.3		1.00	0.210	ug/L	1		8260D	Total/NA
trans-1,2-Dichloroethene	0.458	J	1.00	0.270	ug/L	1		8260D	Total/NA
Vinyl chloride	0.344	J	1.00	0.180	ug/L	1		8260D	Total/NA
Arsenic	0.00341	J	0.0100	0.00265	mg/L	5		6020B	Total/NA
Barium	0.146		0.00200	0.000660	mg/L	1		6020B	Total/NA
Cobalt	0.00737		0.00250	0.000850	mg/L	5		6020B	Total/NA
Total Suspended Solids	12.0		5.00	3.70	mg/L	1		I-3765-85	Total/NA

Client Sample ID: OP-17 — Lab Sample ID: 310-291491-4

Analyte	Result	Qualifier	RL	MDL	Unit	Dil Fac	D	Method	Prep Type
1,2-Dichlorobenzene	8.21		1.00	0.370	ug/L	1		8260D	Total/NA
1,4-Dichlorobenzene	11.1		1.00	0.230	ug/L	1		8260D	Total/NA
2-Butanone (MEK)	2.68	J	10.0	2.10	ug/L	1		8260D	Total/NA
Acetone	3.99	J	10.0	3.10	ug/L	1		8260D	Total/NA
Benzene	1.62		0.500	0.220	ug/L	1		8260D	Total/NA
Chlorobenzene	32.9		1.00	0.400	ug/L	1		8260D	Total/NA
Arsenic	0.0240		0.0100	0.00265	mg/L	5		6020B	Total/NA
Barium	0.343		0.00200	0.000660	mg/L	1		6020B	Total/NA
Cadmium	0.000560	J	0.00100	0.000500	mg/L	5		6020B	Total/NA
Cobalt	0.0238		0.00250	0.000850	mg/L	5		6020B	Total/NA
Copper	0.0268		0.0250	0.00900	mg/L	5		6020B	Total/NA
Lead	0.00170		0.000500	0.000260	mg/L	1		6020B	Total/NA
Nickel	0.0344		0.0250	0.0105	mg/L	5		6020B	Total/NA
Total Suspended Solids	186		30.0	22.2	mg/L	1		I-3765-85	Total/NA

This Detection Summary does not include radiochemical test results.

Detection Summary

Client: SCS Engineers
Job ID: 310-291491-1
Project/Site: Scott County Landfill HMSP 2nd 2024 HMSP

Client Sample ID: MW-DC
Lab Sample ID: 310-291491-5

Analyte	Result	Qualifier	RL	MDL	Unit	Dil Fac	D	Method	Prep Type
1,1-Dichloroethane	2.84		1.00	0.220	ug/L	1		8260D	Total/NA
cis-1,2-Dichloroethene	6.95		1.00	0.210	ug/L	1		8260D	Total/NA
Vinyl chloride	0.343	J	1.00	0.180	ug/L	1		8260D	Total/NA
Arsenic	0.00801	J	0.0100	0.00265	mg/L	5		6020B	Total/NA
Barium	0.412		0.00200	0.000660	mg/L	1		6020B	Total/NA
Total Suspended Solids	18.7		5.00	3.70	mg/L	1		I-3765-85	Total/NA

Client Sample ID: Trip Blank
Lab Sample ID: 310-291491-6

No Detections.

This Detection Summary does not include radiochemical test results.

Client Sample ID: MW-17
Lab Sample ID: 310-291491-1

Date Collected: 09/23/24 14:55
Matrix: Water

Date Received: 09/26/24 16:30

Method: SW846 8260D - Volatile Organic Compounds by GC/MS

Analyte	Result	Qualifier	RL	MDL	Unit	D	Prepared	Analyzed	Dil Fac
1,1,1,2-Tetrachloroethane	<1.00		1.00	0.380	ug/L			09/27/24 15:58	1
1,1,1-Trichloroethane	<1.00		1.00	0.190	ug/L			09/27/24 15:58	1
1,1,2,2-Tetrachloroethane	<1.00		1.00	0.470	ug/L			09/27/24 15:58	1
1,1,2-Trichloroethane	<1.00		1.00	0.450	ug/L			09/27/24 15:58	1
1,1-Dichloroethane	**2.78**		1.00	0.220	ug/L			09/27/24 15:58	1
1,1-Dichloroethene	<2.00		2.00	0.560	ug/L			09/27/24 15:58	1
1,2,3-Trichloropropane	<1.00		1.00	0.590	ug/L			09/27/24 15:58	1
1,2-Dibromo-3-chloropropane	<5.00		5.00	1.20	ug/L			09/27/24 15:58	1
1,2-Dibromoethane (EDB)	<1.00		1.00	0.340	ug/L			09/27/24 15:58	1
1,2-Dichlorobenzene	<1.00		1.00	0.370	ug/L			09/27/24 15:58	1
1,2-Dichloroethane	<1.00		1.00	0.390	ug/L			09/27/24 15:58	1
1,2-Dichloropropane	<1.00		1.00	0.270	ug/L			09/27/24 15:58	1
1,4-Dichlorobenzene	<1.00		1.00	0.230	ug/L			09/27/24 15:58	1
2-Butanone (MEK)	<10.0		10.0	2.10	ug/L			09/27/24 15:58	1
2-Hexanone	<10.0		10.0	2.00	ug/L			09/27/24 15:58	1
4-Methyl-2-pentanone (MIBK)	<10.0		10.0	2.10	ug/L			09/27/24 15:58	1
Acetone	<10.0		10.0	3.10	ug/L			09/27/24 15:58	1
Acrylonitrile	<5.00		5.00	2.20	ug/L			09/27/24 15:58	1
Benzene	<0.500		0.500	0.220	ug/L			09/27/24 15:58	1
Bromochloromethane	<5.00		5.00	0.540	ug/L			09/27/24 15:58	1
Bromodichloromethane	<1.00		1.00	0.390	ug/L			09/27/24 15:58	1
Bromoform	<5.00		5.00	0.780	ug/L			09/27/24 15:58	1
Bromomethane	<4.00		4.00	1.10	ug/L			09/27/24 15:58	1
Carbon disulfide	<1.00		1.00	0.450	ug/L			09/27/24 15:58	1
Carbon tetrachloride	<2.00		2.00	0.650	ug/L			09/27/24 15:58	1
Chlorobenzene	<1.00		1.00	0.400	ug/L			09/27/24 15:58	1
Chlorodibromomethane	<5.00		5.00	0.750	ug/L			09/27/24 15:58	1
Chloroethane	<4.00		4.00	0.790	ug/L			09/27/24 15:58	1
Chloroform	<3.00		3.00	1.30	ug/L			09/27/24 15:58	1
Chloromethane	<3.00		3.00	0.610	ug/L			09/27/24 15:58	1
cis-1,2-Dichloroethene	**7.17**		1.00	0.210	ug/L			09/27/24 15:58	1
cis-1,3-Dichloropropene	<5.00		5.00	0.250	ug/L			09/27/24 15:58	1
Dibromomethane	<1.00		1.00	0.330	ug/L			09/27/24 15:58	1
Ethylbenzene	<1.00	*+	1.00	0.310	ug/L			09/27/24 15:58	1
Iodomethane	<10.0		10.0	7.00	ug/L			09/27/24 15:58	1
Methylene chloride	<5.00		5.00	1.70	ug/L			09/27/24 15:58	1
Styrene	<1.00		1.00	0.370	ug/L			09/27/24 15:58	1
Tetrachloroethene	<1.00		1.00	0.480	ug/L			09/27/24 15:58	1
Toluene	<1.00	*+	1.00	0.430	ug/L			09/27/24 15:58	1
trans-1,2-Dichloroethene	<1.00		1.00	0.270	ug/L			09/27/24 15:58	1
trans-1,3-Dichloropropene	<5.00		5.00	0.560	ug/L			09/27/24 15:58	1
trans-1,4-Dichloro-2-butene	<10.0		10.0	1.10	ug/L			09/27/24 15:58	1
Trichloroethene	<1.00		1.00	0.430	ug/L			09/27/24 15:58	1
Trichlorofluoromethane	<4.00		4.00	0.380	ug/L			09/27/24 15:58	1
Vinyl acetate	<10.0		10.0	2.50	ug/L			09/27/24 15:58	1
Vinyl chloride	**0.368**	**J**	1.00	0.180	ug/L			09/27/24 15:58	1
Xylenes, Total	<3.00	*+	3.00	0.400	ug/L			09/27/24 15:58	1

Surrogate	*%Recovery*	*Qualifier*	*Limits*	*Prepared*	*Analyzed*	*Dil Fac*
Dibromofluoromethane (Surr)	*109*		*73 - 130*		*09/27/24 15:58*	*1*

Client: SCS Engineers
Job ID: 310-291491-1
Project/Site: Scott County Landfill HMSP 2nd 2024 HMSP

Client Sample ID: MW-17
Lab Sample ID: 310-291491-1
Date Collected: 09/23/24 14:55
Matrix: Water
Date Received: 09/26/24 16:30

Method: SW846 8260D - Volatile Organic Compounds by GC/MS (Continued)

Surrogate	*%Recovery*	*Qualifier*	*Limits*	*Prepared*	*Analyzed*	*Dil Fac*
Toluene-d8 (Surr)	*97*		*80 - 120*		*09/27/24 15:58*	*1*
4-Bromofluorobenzene (Surr)	*91*		*80 - 120*		*09/27/24 15:58*	*1*

Method: SW846 6020B - Metals (ICP/MS)

Analyte	Result	Qualifier	RL	MDL	Unit	D	Prepared	Analyzed	Dil Fac
Arsenic	**0.00749**		0.00200	0.000530	mg/L		09/30/24 09:30	10/04/24 21:26	1
Barium	**0.439**		0.00200	0.000660	mg/L		09/30/24 09:30	10/04/24 21:26	1
Beryllium	<0.00100		0.00100	0.000330	mg/L		09/30/24 09:30	10/04/24 21:26	1
Cadmium	<0.000200		0.000200	0.000100	mg/L		09/30/24 09:30	10/04/24 21:26	1
Cobalt	**0.000589**		0.000500	0.000170	mg/L		09/30/24 09:30	10/04/24 21:26	1
Copper	<0.00500		0.00500	0.00180	mg/L		09/30/24 09:30	10/04/24 21:26	1
Lead	<0.000500		0.000500	0.000260	mg/L		09/30/24 09:30	10/04/24 21:26	1
Nickel	<0.00500		0.00500	0.00210	mg/L		09/30/24 09:30	10/04/24 21:26	1
Vanadium	<0.00500		0.00500	0.00110	mg/L		09/30/24 09:30	10/04/24 21:26	1
Zinc	<0.0200		0.0200	0.00970	mg/L		09/30/24 09:30	10/04/24 21:26	1

General Chemistry

Analyte	Result	Qualifier	RL	MDL	Unit	D	Prepared	Analyzed	Dil Fac
Total Suspended Solids (USGS I-3765-85)	**19.3**		5.00	3.70	mg/L			09/27/24 06:45	1

Client Sample ID: MW-19
Lab Sample ID: 310-291491-2

Date Collected: 09/23/24 15:28
Matrix: Water

Date Received: 09/26/24 16:30

Method: SW846 8260D - Volatile Organic Compounds by GC/MS

Analyte	Result	Qualifier	RL	MDL	Unit	D	Prepared	Analyzed	Dil Fac
1,1,1,2-Tetrachloroethane	<1.00		1.00	0.380	ug/L			09/27/24 16:20	1
1,1,1-Trichloroethane	<1.00		1.00	0.190	ug/L			09/27/24 16:20	1
1,1,2,2-Tetrachloroethane	<1.00		1.00	0.470	ug/L			09/27/24 16:20	1
1,1,2-Trichloroethane	<1.00		1.00	0.450	ug/L			09/27/24 16:20	1
1,1-Dichloroethane	<1.00		1.00	0.220	ug/L			09/27/24 16:20	1
1,1-Dichloroethene	<2.00		2.00	0.560	ug/L			09/27/24 16:20	1
1,2,3-Trichloropropane	<1.00		1.00	0.590	ug/L			09/27/24 16:20	1
1,2-Dibromo-3-chloropropane	<5.00		5.00	1.20	ug/L			09/27/24 16:20	1
1,2-Dibromoethane (EDB)	<1.00		1.00	0.340	ug/L			09/27/24 16:20	1
1,2-Dichlorobenzene	<1.00		1.00	0.370	ug/L			09/27/24 16:20	1
1,2-Dichloroethane	<1.00		1.00	0.390	ug/L			09/27/24 16:20	1
1,2-Dichloropropane	<1.00		1.00	0.270	ug/L			09/27/24 16:20	1
1,4-Dichlorobenzene	**0.270**	**J**	1.00	0.230	ug/L			09/27/24 16:20	1
2-Butanone (MEK)	<10.0		10.0	2.10	ug/L			09/27/24 16:20	1
2-Hexanone	<10.0		10.0	2.00	ug/L			09/27/24 16:20	1
4-Methyl-2-pentanone (MIBK)	<10.0		10.0	2.10	ug/L			09/27/24 16:20	1
Acetone	<10.0		10.0	3.10	ug/L			09/27/24 16:20	1
Acrylonitrile	<5.00		5.00	2.20	ug/L			09/27/24 16:20	1
Benzene	**0.249**	**J**	0.500	0.220	ug/L			09/27/24 16:20	1
Bromochloromethane	<5.00		5.00	0.540	ug/L			09/27/24 16:20	1
Bromodichloromethane	<1.00		1.00	0.390	ug/L			09/27/24 16:20	1
Bromoform	<5.00		5.00	0.780	ug/L			09/27/24 16:20	1
Bromomethane	<4.00		4.00	1.10	ug/L			09/27/24 16:20	1
Carbon disulfide	<1.00		1.00	0.450	ug/L			09/27/24 16:20	1
Carbon tetrachloride	<2.00		2.00	0.650	ug/L			09/27/24 16:20	1
Chlorobenzene	<1.00		1.00	0.400	ug/L			09/27/24 16:20	1
Chlorodibromomethane	<5.00		5.00	0.750	ug/L			09/27/24 16:20	1
Chloroethane	<4.00		4.00	0.790	ug/L			09/27/24 16:20	1
Chloroform	<3.00		3.00	1.30	ug/L			09/27/24 16:20	1
Chloromethane	<3.00		3.00	0.610	ug/L			09/27/24 16:20	1
cis-1,2-Dichloroethene	**1.82**		1.00	0.210	ug/L			09/27/24 16:20	1
cis-1,3-Dichloropropene	<5.00		5.00	0.250	ug/L			09/27/24 16:20	1
Dibromomethane	<1.00		1.00	0.330	ug/L			09/27/24 16:20	1
Ethylbenzene	<1.00	*+	1.00	0.310	ug/L			09/27/24 16:20	1
Iodomethane	<10.0		10.0	7.00	ug/L			09/27/24 16:20	1
Methylene chloride	<5.00		5.00	1.70	ug/L			09/27/24 16:20	1
Styrene	<1.00		1.00	0.370	ug/L			09/27/24 16:20	1
Tetrachloroethene	<1.00		1.00	0.480	ug/L			09/27/24 16:20	1
Toluene	<1.00	*+	1.00	0.430	ug/L			09/27/24 16:20	1
trans-1,2-Dichloroethene	<1.00		1.00	0.270	ug/L			09/27/24 16:20	1
trans-1,3-Dichloropropene	<5.00		5.00	0.560	ug/L			09/27/24 16:20	1
trans-1,4-Dichloro-2-butene	<10.0		10.0	1.10	ug/L			09/27/24 16:20	1
Trichloroethene	<1.00		1.00	0.430	ug/L			09/27/24 16:20	1
Trichlorofluoromethane	<4.00		4.00	0.380	ug/L			09/27/24 16:20	1
Vinyl acetate	<10.0		10.0	2.50	ug/L			09/27/24 16:20	1
Vinyl chloride	<1.00		1.00	0.180	ug/L			09/27/24 16:20	1
Xylenes, Total	<3.00	*+	3.00	0.400	ug/L			09/27/24 16:20	1

Surrogate	*%Recovery*	*Qualifier*	*Limits*	*Prepared*	*Analyzed*	*Dil Fac*
Dibromofluoromethane (Surr)	*108*		*73 - 130*		*09/27/24 16:20*	*1*

Client: SCS Engineers
Job ID: 310-291491-1
Project/Site: Scott County Landfill HMSP 2nd 2024 HMSP

Client Sample ID: MW-19
Lab Sample ID: 310-291491-2
Date Collected: 09/23/24 15:28
Matrix: Water
Date Received: 09/26/24 16:30

Method: SW846 8260D - Volatile Organic Compounds by GC/MS (Continued)

Surrogate	*%Recovery*	*Qualifier*	*Limits*	*Prepared*	*Analyzed*	*Dil Fac*
Toluene-d8 (Surr)	*97*		*80 - 120*		*09/27/24 16:20*	*1*
4-Bromofluorobenzene (Surr)	*91*		*80 - 120*		*09/27/24 16:20*	*1*

Method: SW846 6020B - Metals (ICP/MS)

Analyte	Result	Qualifier	RL	MDL	Unit	D	Prepared	Analyzed	Dil Fac
Arsenic	**0.0155**		0.00200	0.000530	mg/L		09/30/24 09:30	10/04/24 21:30	1
Barium	**0.137**		0.00200	0.000660	mg/L		09/30/24 09:30	10/04/24 21:30	1
Beryllium	<0.00100		0.00100	0.000330	mg/L		09/30/24 09:30	10/04/24 21:30	1
Cadmium	<0.000800		0.000800	0.000400	mg/L		09/30/24 09:30	10/07/24 13:24	4
Cobalt	**0.00559**		0.000500	0.000170	mg/L		09/30/24 09:30	10/04/24 21:30	1
Copper	<0.00500		0.00500	0.00180	mg/L		09/30/24 09:30	10/04/24 21:30	1
Lead	<0.000500		0.000500	0.000260	mg/L		09/30/24 09:30	10/04/24 21:30	1
Nickel	**0.00213**	**J**	0.00500	0.00210	mg/L		09/30/24 09:30	10/04/24 21:30	1
Vanadium	<0.00500		0.00500	0.00110	mg/L		09/30/24 09:30	10/04/24 21:30	1
Zinc	<0.0200		0.0200	0.00970	mg/L		09/30/24 09:30	10/04/24 21:30	1

General Chemistry

Analyte	Result	Qualifier	RL	MDL	Unit	D	Prepared	Analyzed	Dil Fac
Total Suspended Solids (USGS I-3765-85)	**19.0**		5.00	3.70	mg/L			09/27/24 06:45	1

Client Sample ID: MW-27
Lab Sample ID: 310-291491-3

Date Collected: 09/23/24 16:02
Matrix: Water

Date Received: 09/26/24 16:30

Method: SW846 8260D - Volatile Organic Compounds by GC/MS

Analyte	Result	Qualifier	RL	MDL	Unit	D	Prepared	Analyzed	Dil Fac
1,1,1,2-Tetrachloroethane	<1.00		1.00	0.380	ug/L			09/30/24 12:50	1
1,1,1-Trichloroethane	<1.00		1.00	0.190	ug/L			09/30/24 12:50	1
1,1,2,2-Tetrachloroethane	<1.00		1.00	0.470	ug/L			09/30/24 12:50	1
1,1,2-Trichloroethane	<1.00		1.00	0.450	ug/L			09/30/24 12:50	1
1,1-Dichloroethane	**3.39**		1.00	0.220	ug/L			09/30/24 12:50	1
1,1-Dichloroethene	<2.00		2.00	0.560	ug/L			09/30/24 12:50	1
1,2,3-Trichloropropane	<1.00		1.00	0.590	ug/L			09/30/24 12:50	1
1,2-Dibromo-3-chloropropane	<5.00		5.00	1.20	ug/L			09/30/24 12:50	1
1,2-Dibromoethane (EDB)	<1.00		1.00	0.340	ug/L			09/30/24 12:50	1
1,2-Dichlorobenzene	<1.00		1.00	0.370	ug/L			09/30/24 12:50	1
1,2-Dichloroethane	<1.00		1.00	0.390	ug/L			09/30/24 12:50	1
1,2-Dichloropropane	**0.421**	**J**	1.00	0.270	ug/L			09/30/24 12:50	1
1,4-Dichlorobenzene	<1.00		1.00	0.230	ug/L			09/30/24 12:50	1
2-Butanone (MEK)	<10.0		10.0	2.10	ug/L			09/30/24 12:50	1
2-Hexanone	<10.0		10.0	2.00	ug/L			09/30/24 12:50	1
4-Methyl-2-pentanone (MIBK)	<10.0		10.0	2.10	ug/L			09/30/24 12:50	1
Acetone	<10.0		10.0	3.10	ug/L			09/30/24 12:50	1
Acrylonitrile	<5.00		5.00	2.20	ug/L			09/30/24 12:50	1
Benzene	**0.383**	**J**	0.500	0.220	ug/L			09/30/24 12:50	1
Bromochloromethane	<5.00		5.00	0.540	ug/L			09/30/24 12:50	1
Bromodichloromethane	<1.00		1.00	0.390	ug/L			09/30/24 12:50	1
Bromoform	<5.00		5.00	0.780	ug/L			09/30/24 12:50	1
Bromomethane	<4.00		4.00	1.10	ug/L			09/30/24 12:50	1
Carbon disulfide	<1.00		1.00	0.450	ug/L			09/30/24 12:50	1
Carbon tetrachloride	<2.00		2.00	0.650	ug/L			09/30/24 12:50	1
Chlorobenzene	**2.02**		1.00	0.400	ug/L			09/30/24 12:50	1
Chlorodibromomethane	<5.00		5.00	0.750	ug/L			09/30/24 12:50	1
Chloroethane	<4.00		4.00	0.790	ug/L			09/30/24 12:50	1
Chloroform	<3.00		3.00	1.30	ug/L			09/30/24 12:50	1
Chloromethane	<3.00		3.00	0.610	ug/L			09/30/24 12:50	1
cis-1,2-Dichloroethene	**34.3**		1.00	0.210	ug/L			09/30/24 12:50	1
cis-1,3-Dichloropropene	<5.00		5.00	0.250	ug/L			09/30/24 12:50	1
Dibromomethane	<1.00		1.00	0.330	ug/L			09/30/24 12:50	1
Ethylbenzene	<1.00		1.00	0.310	ug/L			09/30/24 12:50	1
Iodomethane	<10.0		10.0	7.00	ug/L			09/30/24 12:50	1
Methylene chloride	<5.00		5.00	1.70	ug/L			09/30/24 12:50	1
Styrene	<1.00		1.00	0.370	ug/L			09/30/24 12:50	1
Tetrachloroethene	<1.00		1.00	0.480	ug/L			09/30/24 12:50	1
Toluene	<1.00		1.00	0.430	ug/L			09/30/24 12:50	1
trans-1,2-Dichloroethene	**0.458**	**J**	1.00	0.270	ug/L			09/30/24 12:50	1
trans-1,3-Dichloropropene	<5.00		5.00	0.560	ug/L			09/30/24 12:50	1
trans-1,4-Dichloro-2-butene	<10.0		10.0	1.10	ug/L			09/30/24 12:50	1
Trichloroethene	<1.00		1.00	0.430	ug/L			09/30/24 12:50	1
Trichlorofluoromethane	<4.00		4.00	0.380	ug/L			09/30/24 12:50	1
Vinyl acetate	<10.0		10.0	2.50	ug/L			09/30/24 12:50	1
Vinyl chloride	**0.344**	**J**	1.00	0.180	ug/L			09/30/24 12:50	1
Xylenes, Total	<3.00		3.00	0.400	ug/L			09/30/24 12:50	1

Surrogate	*%Recovery*	*Qualifier*	*Limits*	*Prepared*	*Analyzed*	*Dil Fac*
Dibromofluoromethane (Surr)	*113*		*73 - 130*		*09/30/24 12:50*	*1*

Client Sample ID: MW-27
Lab Sample ID: 310-291491-3
Date Collected: 09/23/24 16:02
Matrix: Water
Date Received: 09/26/24 16:30

Method: SW846 8260D - Volatile Organic Compounds by GC/MS (Continued)

Surrogate	*%Recovery*	*Qualifier*	*Limits*	*Prepared*	*Analyzed*	*Dil Fac*
Toluene-d8 (Surr)	*97*		*80 - 120*		*09/30/24 12:50*	*1*
4-Bromofluorobenzene (Surr)	*92*		*80 - 120*		*09/30/24 12:50*	*1*

Method: SW846 6020B - Metals (ICP/MS)

Analyte	Result	Qualifier	RL	MDL	Unit	D	Prepared	Analyzed	Dil Fac
Arsenic	**0.00341**	**J**	0.0100	0.00265	mg/L		09/30/24 09:30	10/07/24 13:26	5
Barium	**0.146**		0.00200	0.000660	mg/L		09/30/24 09:30	10/04/24 21:49	1
Beryllium	<0.00500		0.00500	0.00165	mg/L		09/30/24 09:30	10/07/24 13:26	5
Cadmium	<0.00100		0.00100	0.000500	mg/L		09/30/24 09:30	10/07/24 13:26	5
Cobalt	**0.00737**		0.00250	0.000850	mg/L		09/30/24 09:30	10/07/24 13:26	5
Copper	<0.0250		0.0250	0.00900	mg/L		09/30/24 09:30	10/07/24 13:26	5
Lead	<0.000500		0.000500	0.000260	mg/L		09/30/24 09:30	10/04/24 21:49	1
Nickel	<0.0250		0.0250	0.0105	mg/L		09/30/24 09:30	10/07/24 13:26	5
Vanadium	<0.0250		0.0250	0.00550	mg/L		09/30/24 09:30	10/07/24 13:26	5
Zinc	<0.100		0.100	0.0485	mg/L		09/30/24 09:30	10/07/24 13:26	5

General Chemistry

Analyte	Result	Qualifier	RL	MDL	Unit	D	Prepared	Analyzed	Dil Fac
Total Suspended Solids (USGS I-3765-85)	**12.0**		5.00	3.70	mg/L			09/27/24 06:45	1

Client: SCS Engineers
Job ID: 310-291491-1
Project/Site: Scott County Landfill HMSP 2nd 2024 HMSP

Client Sample ID: OP-17
Lab Sample ID: 310-291491-4
Date Collected: 09/23/24 16:45
Matrix: Water
Date Received: 09/26/24 16:30

Method: SW846 8260D - Volatile Organic Compounds by GC/MS

Analyte	Result	Qualifier	RL	MDL	Unit	D	Prepared	Analyzed	Dil Fac
1,1,1,2-Tetrachloroethane	<1.00		1.00	0.380	ug/L			09/30/24 13:12	1
1,1,1-Trichloroethane	<1.00		1.00	0.190	ug/L			09/30/24 13:12	1
1,1,2,2-Tetrachloroethane	<1.00		1.00	0.470	ug/L			09/30/24 13:12	1
1,1,2-Trichloroethane	<1.00		1.00	0.450	ug/L			09/30/24 13:12	1
1,1-Dichloroethane	<1.00		1.00	0.220	ug/L			09/30/24 13:12	1
1,1-Dichloroethene	<2.00		2.00	0.560	ug/L			09/30/24 13:12	1
1,2,3-Trichloropropane	<1.00		1.00	0.590	ug/L			09/30/24 13:12	1
1,2-Dibromo-3-chloropropane	<5.00		5.00	1.20	ug/L			09/30/24 13:12	1
1,2-Dibromoethane (EDB)	<1.00		1.00	0.340	ug/L			09/30/24 13:12	1
1,2-Dichlorobenzene	**8.21**		1.00	0.370	ug/L			09/30/24 13:12	1
1,2-Dichloroethane	<1.00		1.00	0.390	ug/L			09/30/24 13:12	1
1,2-Dichloropropane	<1.00		1.00	0.270	ug/L			09/30/24 13:12	1
1,4-Dichlorobenzene	**11.1**		1.00	0.230	ug/L			09/30/24 13:12	1
2-Butanone (MEK)	**2.68**	**J**	10.0	2.10	ug/L			09/30/24 13:12	1
2-Hexanone	<10.0		10.0	2.00	ug/L			09/30/24 13:12	1
4-Methyl-2-pentanone (MIBK)	<10.0		10.0	2.10	ug/L			09/30/24 13:12	1
Acetone	**3.99**	**J**	10.0	3.10	ug/L			09/30/24 13:12	1
Acrylonitrile	<5.00		5.00	2.20	ug/L			09/30/24 13:12	1
Benzene	**1.62**		0.500	0.220	ug/L			09/30/24 13:12	1
Bromochloromethane	<5.00		5.00	0.540	ug/L			09/30/24 13:12	1
Bromodichloromethane	<1.00		1.00	0.390	ug/L			09/30/24 13:12	1
Bromoform	<5.00		5.00	0.780	ug/L			09/30/24 13:12	1
Bromomethane	<4.00		4.00	1.10	ug/L			09/30/24 13:12	1
Carbon disulfide	<1.00		1.00	0.450	ug/L			09/30/24 13:12	1
Carbon tetrachloride	<2.00		2.00	0.650	ug/L			09/30/24 13:12	1
Chlorobenzene	**32.9**		1.00	0.400	ug/L			09/30/24 13:12	1
Chlorodibromomethane	<5.00		5.00	0.750	ug/L			09/30/24 13:12	1
Chloroethane	<4.00		4.00	0.790	ug/L			09/30/24 13:12	1
Chloroform	<3.00		3.00	1.30	ug/L			09/30/24 13:12	1
Chloromethane	<3.00		3.00	0.610	ug/L			09/30/24 13:12	1
cis-1,2-Dichloroethene	<1.00		1.00	0.210	ug/L			09/30/24 13:12	1
cis-1,3-Dichloropropene	<5.00		5.00	0.250	ug/L			09/30/24 13:12	1
Dibromomethane	<1.00		1.00	0.330	ug/L			09/30/24 13:12	1
Ethylbenzene	<1.00		1.00	0.310	ug/L			09/30/24 13:12	1
Iodomethane	<10.0		10.0	7.00	ug/L			09/30/24 13:12	1
Methylene chloride	<5.00		5.00	1.70	ug/L			09/30/24 13:12	1
Styrene	<1.00		1.00	0.370	ug/L			09/30/24 13:12	1
Tetrachloroethene	<1.00		1.00	0.480	ug/L			09/30/24 13:12	1
Toluene	<1.00		1.00	0.430	ug/L			09/30/24 13:12	1
trans-1,2-Dichloroethene	<1.00		1.00	0.270	ug/L			09/30/24 13:12	1
trans-1,3-Dichloropropene	<5.00		5.00	0.560	ug/L			09/30/24 13:12	1
trans-1,4-Dichloro-2-butene	<10.0		10.0	1.10	ug/L			09/30/24 13:12	1
Trichloroethene	<1.00		1.00	0.430	ug/L			09/30/24 13:12	1
Trichlorofluoromethane	<4.00		4.00	0.380	ug/L			09/30/24 13:12	1
Vinyl acetate	<10.0		10.0	2.50	ug/L			09/30/24 13:12	1
Vinyl chloride	<1.00		1.00	0.180	ug/L			09/30/24 13:12	1
Xylenes, Total	<3.00		3.00	0.400	ug/L			09/30/24 13:12	1

Surrogate	*%Recovery*	*Qualifier*	*Limits*	*Prepared*	*Analyzed*	*Dil Fac*
Dibromofluoromethane (Surr)	*99*		*73 - 130*		*09/30/24 13:12*	*1*

Client Sample ID: OP-17
Lab Sample ID: 310-291491-4
Date Collected: 09/23/24 16:45
Matrix: Water
Date Received: 09/26/24 16:30

Method: SW846 8260D - Volatile Organic Compounds by GC/MS (Continued)

Surrogate	*%Recovery*	*Qualifier*	*Limits*	*Prepared*	*Analyzed*	*Dil Fac*
Toluene-d8 (Surr)	*99*		*80 - 120*		*09/30/24 13:12*	*1*
4-Bromofluorobenzene (Surr)	*93*		*80 - 120*		*09/30/24 13:12*	*1*

Method: SW846 6020B - Metals (ICP/MS)

Analyte	Result	Qualifier	RL	MDL	Unit	D	Prepared	Analyzed	Dil Fac
Arsenic	**0.0240**		0.0100	0.00265	mg/L		09/30/24 09:30	10/07/24 13:39	5
Barium	**0.343**		0.00200	0.000660	mg/L		09/30/24 09:30	10/04/24 21:56	1
Beryllium	<0.00500		0.00500	0.00165	mg/L		09/30/24 09:30	10/07/24 13:39	5
Cadmium	**0.000560**	**J**	0.00100	0.000500	mg/L		09/30/24 09:30	10/07/24 13:39	5
Cobalt	**0.0238**		0.00250	0.000850	mg/L		09/30/24 09:30	10/07/24 13:39	5
Copper	**0.0268**		0.0250	0.00900	mg/L		09/30/24 09:30	10/07/24 13:39	5
Lead	**0.00170**		0.000500	0.000260	mg/L		09/30/24 09:30	10/04/24 21:56	1
Nickel	**0.0344**		0.0250	0.0105	mg/L		09/30/24 09:30	10/07/24 13:39	5
Vanadium	<0.0250		0.0250	0.00550	mg/L		09/30/24 09:30	10/07/24 13:39	5
Zinc	<0.100		0.100	0.0485	mg/L		09/30/24 09:30	10/07/24 13:39	5

General Chemistry

Analyte	Result	Qualifier	RL	MDL	Unit	D	Prepared	Analyzed	Dil Fac
Total Suspended Solids (USGS I-3765-85)	**186**		30.0	22.2	mg/L			09/27/24 06:45	1

Client Sample ID: MW-DC
Lab Sample ID: 310-291491-5
Date Collected: 09/23/24 14:55
Matrix: Water
Date Received: 09/26/24 16:30

Method: SW846 8260D - Volatile Organic Compounds by GC/MS

Analyte	Result	Qualifier	RL	MDL	Unit	D	Prepared	Analyzed	Dil Fac
1,1,1,2-Tetrachloroethane	<1.00		1.00	0.380	ug/L			09/30/24 13:33	1
1,1,1-Trichloroethane	<1.00		1.00	0.190	ug/L			09/30/24 13:33	1
1,1,2,2-Tetrachloroethane	<1.00		1.00	0.470	ug/L			09/30/24 13:33	1
1,1,2-Trichloroethane	<1.00		1.00	0.450	ug/L			09/30/24 13:33	1
1,1-Dichloroethane	**2.84**		1.00	0.220	ug/L			09/30/24 13:33	1
1,1-Dichloroethene	<2.00		2.00	0.560	ug/L			09/30/24 13:33	1
1,2,3-Trichloropropane	<1.00		1.00	0.590	ug/L			09/30/24 13:33	1
1,2-Dibromo-3-chloropropane	<5.00		5.00	1.20	ug/L			09/30/24 13:33	1
1,2-Dibromoethane (EDB)	<1.00		1.00	0.340	ug/L			09/30/24 13:33	1
1,2-Dichlorobenzene	<1.00		1.00	0.370	ug/L			09/30/24 13:33	1
1,2-Dichloroethane	<1.00		1.00	0.390	ug/L			09/30/24 13:33	1
1,2-Dichloropropane	<1.00		1.00	0.270	ug/L			09/30/24 13:33	1
1,4-Dichlorobenzene	<1.00		1.00	0.230	ug/L			09/30/24 13:33	1
2-Butanone (MEK)	<10.0		10.0	2.10	ug/L			09/30/24 13:33	1
2-Hexanone	<10.0		10.0	2.00	ug/L			09/30/24 13:33	1
4-Methyl-2-pentanone (MIBK)	<10.0		10.0	2.10	ug/L			09/30/24 13:33	1
Acetone	<10.0		10.0	3.10	ug/L			09/30/24 13:33	1
Acrylonitrile	<5.00		5.00	2.20	ug/L			09/30/24 13:33	1
Benzene	<0.500		0.500	0.220	ug/L			09/30/24 13:33	1
Bromochloromethane	<5.00		5.00	0.540	ug/L			09/30/24 13:33	1
Bromodichloromethane	<1.00		1.00	0.390	ug/L			09/30/24 13:33	1
Bromoform	<5.00		5.00	0.780	ug/L			09/30/24 13:33	1
Bromomethane	<4.00		4.00	1.10	ug/L			09/30/24 13:33	1
Carbon disulfide	<1.00		1.00	0.450	ug/L			09/30/24 13:33	1
Carbon tetrachloride	<2.00		2.00	0.650	ug/L			09/30/24 13:33	1
Chlorobenzene	<1.00		1.00	0.400	ug/L			09/30/24 13:33	1
Chlorodibromomethane	<5.00		5.00	0.750	ug/L			09/30/24 13:33	1
Chloroethane	<4.00		4.00	0.790	ug/L			09/30/24 13:33	1
Chloroform	<3.00		3.00	1.30	ug/L			09/30/24 13:33	1
Chloromethane	<3.00		3.00	0.610	ug/L			09/30/24 13:33	1
cis-1,2-Dichloroethene	**6.95**		1.00	0.210	ug/L			09/30/24 13:33	1
cis-1,3-Dichloropropene	<5.00		5.00	0.250	ug/L			09/30/24 13:33	1
Dibromomethane	<1.00		1.00	0.330	ug/L			09/30/24 13:33	1
Ethylbenzene	<1.00		1.00	0.310	ug/L			09/30/24 13:33	1
Iodomethane	<10.0		10.0	7.00	ug/L			09/30/24 13:33	1
Methylene chloride	<5.00		5.00	1.70	ug/L			09/30/24 13:33	1
Styrene	<1.00		1.00	0.370	ug/L			09/30/24 13:33	1
Tetrachloroethene	<1.00		1.00	0.480	ug/L			09/30/24 13:33	1
Toluene	<1.00		1.00	0.430	ug/L			09/30/24 13:33	1
trans-1,2-Dichloroethene	<1.00		1.00	0.270	ug/L			09/30/24 13:33	1
trans-1,3-Dichloropropene	<5.00		5.00	0.560	ug/L			09/30/24 13:33	1
trans-1,4-Dichloro-2-butene	<10.0		10.0	1.10	ug/L			09/30/24 13:33	1
Trichloroethene	<1.00		1.00	0.430	ug/L			09/30/24 13:33	1
Trichlorofluoromethane	<4.00		4.00	0.380	ug/L			09/30/24 13:33	1
Vinyl acetate	<10.0		10.0	2.50	ug/L			09/30/24 13:33	1
Vinyl chloride	**0.343**	**J**	1.00	0.180	ug/L			09/30/24 13:33	1
Xylenes, Total	<3.00		3.00	0.400	ug/L			09/30/24 13:33	1

Surrogate	*%Recovery*	*Qualifier*	*Limits*	*Prepared*	*Analyzed*	*Dil Fac*
Dibromofluoromethane (Surr)	*109*		*73 - 130*		*09/30/24 13:33*	*1*

Client Sample ID: MW-DC
Lab Sample ID: 310-291491-5
Date Collected: 09/23/24 14:55
Matrix: Water
Date Received: 09/26/24 16:30

Method: SW846 8260D - Volatile Organic Compounds by GC/MS (Continued)

Surrogate	*%Recovery*	*Qualifier*	*Limits*	*Prepared*	*Analyzed*	*Dil Fac*
Toluene-d8 (Surr)	*98*		*80 - 120*		*09/30/24 13:33*	*1*
4-Bromofluorobenzene (Surr)	*92*		*80 - 120*		*09/30/24 13:33*	*1*

Method: SW846 6020B - Metals (ICP/MS)

Analyte	Result	Qualifier	RL	MDL	Unit	D	Prepared	Analyzed	Dil Fac
Arsenic	**0.00801**	**J**	0.0100	0.00265	mg/L		09/30/24 09:30	10/07/24 13:41	5
Barium	**0.412**		0.00200	0.000660	mg/L		09/30/24 09:30	10/04/24 22:00	1
Beryllium	<0.00500		0.00500	0.00165	mg/L		09/30/24 09:30	10/07/24 13:41	5
Cadmium	<0.00100		0.00100	0.000500	mg/L		09/30/24 09:30	10/07/24 13:41	5
Cobalt	<0.00250		0.00250	0.000850	mg/L		09/30/24 09:30	10/07/24 13:41	5
Copper	<0.0250		0.0250	0.00900	mg/L		09/30/24 09:30	10/07/24 13:41	5
Lead	<0.000500		0.000500	0.000260	mg/L		09/30/24 09:30	10/04/24 22:00	1
Nickel	<0.0250		0.0250	0.0105	mg/L		09/30/24 09:30	10/07/24 13:41	5
Vanadium	<0.0250		0.0250	0.00550	mg/L		09/30/24 09:30	10/07/24 13:41	5
Zinc	<0.100		0.100	0.0485	mg/L		09/30/24 09:30	10/07/24 13:41	5

General Chemistry

Analyte	Result	Qualifier	RL	MDL	Unit	D	Prepared	Analyzed	Dil Fac
Total Suspended Solids (USGS I-3765-85)	**18.7**		5.00	3.70	mg/L			09/27/24 06:45	1

Client: SCS Engineers
Job ID: 310-291491-1
Project/Site: Scott County Landfill HMSP 2nd 2024 HMSP

Client Sample ID: Trip Blank
Lab Sample ID: 310-291491-6
Date Collected: 09/23/24 00:00
Matrix: Water
Date Received: 09/26/24 16:30

Method: SW846 8260D - Volatile Organic Compounds by GC/MS

Analyte	Result	Qualifier	RL	MDL	Unit	D	Prepared	Analyzed	Dil Fac
1,1,1,2-Tetrachloroethane	<1.00		1.00	0.380	ug/L			09/30/24 11:22	1
1,1,1-Trichloroethane	<1.00		1.00	0.190	ug/L			09/30/24 11:22	1
1,1,2,2-Tetrachloroethane	<1.00		1.00	0.470	ug/L			09/30/24 11:22	1
1,1,2-Trichloroethane	<1.00		1.00	0.450	ug/L			09/30/24 11:22	1
1,1-Dichloroethane	<1.00		1.00	0.220	ug/L			09/30/24 11:22	1
1,1-Dichloroethene	<2.00		2.00	0.560	ug/L			09/30/24 11:22	1
1,2,3-Trichloropropane	<1.00		1.00	0.590	ug/L			09/30/24 11:22	1
1,2-Dibromo-3-chloropropane	<5.00		5.00	1.20	ug/L			09/30/24 11:22	1
1,2-Dibromoethane (EDB)	<1.00		1.00	0.340	ug/L			09/30/24 11:22	1
1,2-Dichlorobenzene	<1.00		1.00	0.370	ug/L			09/30/24 11:22	1
1,2-Dichloroethane	<1.00		1.00	0.390	ug/L			09/30/24 11:22	1
1,2-Dichloropropane	<1.00		1.00	0.270	ug/L			09/30/24 11:22	1
1,4-Dichlorobenzene	<1.00		1.00	0.230	ug/L			09/30/24 11:22	1
2-Butanone (MEK)	<10.0		10.0	2.10	ug/L			09/30/24 11:22	1
2-Hexanone	<10.0		10.0	2.00	ug/L			09/30/24 11:22	1
4-Methyl-2-pentanone (MIBK)	<10.0		10.0	2.10	ug/L			09/30/24 11:22	1
Acetone	<10.0		10.0	3.10	ug/L			09/30/24 11:22	1
Acrylonitrile	<5.00		5.00	2.20	ug/L			09/30/24 11:22	1
Benzene	<0.500		0.500	0.220	ug/L			09/30/24 11:22	1
Bromochloromethane	<5.00		5.00	0.540	ug/L			09/30/24 11:22	1
Bromodichloromethane	<1.00		1.00	0.390	ug/L			09/30/24 11:22	1
Bromoform	<5.00		5.00	0.780	ug/L			09/30/24 11:22	1
Bromomethane	<4.00		4.00	1.10	ug/L			09/30/24 11:22	1
Carbon disulfide	<1.00		1.00	0.450	ug/L			09/30/24 11:22	1
Carbon tetrachloride	<2.00		2.00	0.650	ug/L			09/30/24 11:22	1
Chlorobenzene	<1.00		1.00	0.400	ug/L			09/30/24 11:22	1
Chlorodibromomethane	<5.00		5.00	0.750	ug/L			09/30/24 11:22	1
Chloroethane	<4.00		4.00	0.790	ug/L			09/30/24 11:22	1
Chloroform	<3.00		3.00	1.30	ug/L			09/30/24 11:22	1
Chloromethane	<3.00		3.00	0.610	ug/L			09/30/24 11:22	1
cis-1,2-Dichloroethene	<1.00		1.00	0.210	ug/L			09/30/24 11:22	1
cis-1,3-Dichloropropene	<5.00		5.00	0.250	ug/L			09/30/24 11:22	1
Dibromomethane	<1.00		1.00	0.330	ug/L			09/30/24 11:22	1
Ethylbenzene	<1.00		1.00	0.310	ug/L			09/30/24 11:22	1
Iodomethane	<10.0		10.0	7.00	ug/L			09/30/24 11:22	1
Methylene chloride	<5.00		5.00	1.70	ug/L			09/30/24 11:22	1
Styrene	<1.00		1.00	0.370	ug/L			09/30/24 11:22	1
Tetrachloroethene	<1.00		1.00	0.480	ug/L			09/30/24 11:22	1
Toluene	<1.00		1.00	0.430	ug/L			09/30/24 11:22	1
trans-1,2-Dichloroethene	<1.00		1.00	0.270	ug/L			09/30/24 11:22	1
trans-1,3-Dichloropropene	<5.00		5.00	0.560	ug/L			09/30/24 11:22	1
trans-1,4-Dichloro-2-butene	<10.0		10.0	1.10	ug/L			09/30/24 11:22	1
Trichloroethene	<1.00		1.00	0.430	ug/L			09/30/24 11:22	1
Trichlorofluoromethane	<4.00		4.00	0.380	ug/L			09/30/24 11:22	1
Vinyl acetate	<10.0		10.0	2.50	ug/L			09/30/24 11:22	1
Vinyl chloride	<1.00		1.00	0.180	ug/L			09/30/24 11:22	1
Xylenes, Total	<3.00		3.00	0.400	ug/L			09/30/24 11:22	1

Surrogate	*%Recovery*	*Qualifier*	*Limits*	*Prepared*	*Analyzed*	*Dil Fac*
Dibromofluoromethane (Surr)	*108*		*73 - 130*		*09/30/24 11:22*	*1*

Client Sample ID: Trip Blank
Lab Sample ID: 310-291491-6
Date Collected: 09/23/24 00:00
Matrix: Water
Date Received: 09/26/24 16:30

Method: SW846 8260D - Volatile Organic Compounds by GC/MS (Continued)

Surrogate	%Recovery	Qualifier	Limits	Prepared	Analyzed	Dil Fac
Toluene-d8 (Surr)	*96*		*80 - 120*		*09/30/24 11:22*	*1*
4-Bromofluorobenzene (Surr)	*93*		*80 - 120*		*09/30/24 11:22*	*1*

Qualifiers

GC/MS VOA

Qualifier	Qualifier Description
*+	LCS and/or LCSD is outside acceptance limits, high biased.
J	Result is less than the RL but greater than or equal to the MDL and the concentration is an approximate value.

Metals

Qualifier	Qualifier Description
J	Result is less than the RL but greater than or equal to the MDL and the concentration is an approximate value.

Glossary

Abbreviation	These commonly used abbreviations may or may not be present in this report.
☼	Listed under the "D" column to designate that the result is reported on a dry weight basis
%R	Percent Recovery
CFL	Contains Free Liquid
CFU	Colony Forming Unit
CNF	Contains No Free Liquid
DER	Duplicate Error Ratio (normalized absolute difference)
Dil Fac	Dilution Factor
DL	Detection Limit (DoD/DOE)
DL, RA, RE, IN	Indicates a Dilution, Re-analysis, Re-extraction, or additional Initial metals/anion analysis of the sample
DLC	Decision Level Concentration (Radiochemistry)
EDL	Estimated Detection Limit (Dioxin)
LOD	Limit of Detection (DoD/DOE)
LOQ	Limit of Quantitation (DoD/DOE)
MCL	EPA recommended "Maximum Contaminant Level"
MDA	Minimum Detectable Activity (Radiochemistry)
MDC	Minimum Detectable Concentration (Radiochemistry)
MDL	Method Detection Limit
ML	Minimum Level (Dioxin)
MPN	Most Probable Number
MQL	Method Quantitation Limit
NC	Not Calculated
ND	Not Detected at the reporting limit (or MDL or EDL if shown)
NEG	Negative / Absent
POS	Positive / Present
PQL	Practical Quantitation Limit
PRES	Presumptive
QC	Quality Control
RER	Relative Error Ratio (Radiochemistry)
RL	Reporting Limit or Requested Limit (Radiochemistry)
RPD	Relative Percent Difference, a measure of the relative difference between two points
TEF	Toxicity Equivalent Factor (Dioxin)
TEQ	Toxicity Equivalent Quotient (Dioxin)
TNTC	Too Numerous To Count

Surrogate Summary

Client: SCS Engineers
Job ID: 310-291491-1
Project/Site: Scott County Landfill HMSP 2nd 2024 HMSP

Method: 8260D - Volatile Organic Compounds by GC/MS

Matrix: Water **Prep Type: Total/NA**

		Percent Surrogate Recovery (Acceptance Limits)		
		DBFM	TOL	BFB
Lab Sample ID	Client Sample ID	(73-130)	(80-120)	(80-120)
310-291491-1	MW-17	109	97	91
310-291491-2	MW-19	108	97	91
310-291491-3	MW-27	113	97	92
310-291491-4	OP-17	99	99	93
310-291491-5	MW-DC	109	98	92
310-291491-5 MS	MW-DC	90	103	96
310-291491-5 MSD	MW-DC	93	104	97
310-291491-6	Trip Blank	108	96	93
LCS 310-434530/6	Lab Control Sample	89	103	98
LCS 310-434530/7	Lab Control Sample	100	100	94
LCS 310-434685/6	Lab Control Sample	88	103	98
LCS 310-434685/7	Lab Control Sample	111	96	91
MB 310-434530/5	Method Blank	102	98	94
MB 310-434685/5	Method Blank	106	96	91

Surrogate Legend

DBFM = Dibromofluoromethane (Surr)

TOL = Toluene-d8 (Surr)

BFB = 4-Bromofluorobenzene (Surr)

Method: 8260D - Volatile Organic Compounds by GC/MS

Lab Sample ID: MB 310-434530/5
Matrix: Water
Analysis Batch: 434530

Client Sample ID: Method Blank
Prep Type: Total/NA

Analyte	MB Result	MB Qualifier	RL	MDL	Unit	D	Prepared	Analyzed	Dil Fac
1,1,1,2-Tetrachloroethane	<1.00		1.00	0.380	ug/L			09/27/24 12:19	1
1,1,1-Trichloroethane	<1.00		1.00	0.190	ug/L			09/27/24 12:19	1
1,1,2,2-Tetrachloroethane	<1.00		1.00	0.470	ug/L			09/27/24 12:19	1
1,1,2-Trichloroethane	<1.00		1.00	0.450	ug/L			09/27/24 12:19	1
1,1-Dichloroethane	<1.00		1.00	0.220	ug/L			09/27/24 12:19	1
1,1-Dichloroethene	<2.00		2.00	0.560	ug/L			09/27/24 12:19	1
1,2,3-Trichloropropane	<1.00		1.00	0.590	ug/L			09/27/24 12:19	1
1,2-Dibromo-3-chloropropane	<5.00		5.00	1.20	ug/L			09/27/24 12:19	1
1,2-Dibromoethane (EDB)	<1.00		1.00	0.340	ug/L			09/27/24 12:19	1
1,2-Dichlorobenzene	<1.00		1.00	0.370	ug/L			09/27/24 12:19	1
1,2-Dichloroethane	<1.00		1.00	0.390	ug/L			09/27/24 12:19	1
1,2-Dichloropropane	<1.00		1.00	0.270	ug/L			09/27/24 12:19	1
1,4-Dichlorobenzene	<1.00		1.00	0.230	ug/L			09/27/24 12:19	1
2-Butanone (MEK)	<10.0		10.0	2.10	ug/L			09/27/24 12:19	1
2-Hexanone	<10.0		10.0	2.00	ug/L			09/27/24 12:19	1
4-Methyl-2-pentanone (MIBK)	<10.0		10.0	2.10	ug/L			09/27/24 12:19	1
Acetone	<10.0		10.0	3.10	ug/L			09/27/24 12:19	1
Acrylonitrile	<5.00		5.00	2.20	ug/L			09/27/24 12:19	1
Benzene	<0.500		0.500	0.220	ug/L			09/27/24 12:19	1
Bromochloromethane	<5.00		5.00	0.540	ug/L			09/27/24 12:19	1
Bromodichloromethane	<1.00		1.00	0.390	ug/L			09/27/24 12:19	1
Bromoform	<5.00		5.00	0.780	ug/L			09/27/24 12:19	1
Bromomethane	<4.00		4.00	1.10	ug/L			09/27/24 12:19	1
Carbon disulfide	<1.00		1.00	0.450	ug/L			09/27/24 12:19	1
Carbon tetrachloride	<2.00		2.00	0.650	ug/L			09/27/24 12:19	1
Chlorobenzene	<1.00		1.00	0.400	ug/L			09/27/24 12:19	1
Chlorodibromomethane	<5.00		5.00	0.750	ug/L			09/27/24 12:19	1
Chloroethane	<4.00		4.00	0.790	ug/L			09/27/24 12:19	1
Chloroform	<3.00		3.00	1.30	ug/L			09/27/24 12:19	1
Chloromethane	<3.00		3.00	0.610	ug/L			09/27/24 12:19	1
cis-1,2-Dichloroethene	<1.00		1.00	0.210	ug/L			09/27/24 12:19	1
cis-1,3-Dichloropropene	<5.00		5.00	0.250	ug/L			09/27/24 12:19	1
Dibromomethane	<1.00		1.00	0.330	ug/L			09/27/24 12:19	1
Ethylbenzene	<1.00		1.00	0.310	ug/L			09/27/24 12:19	1
Iodomethane	<10.0		10.0	7.00	ug/L			09/27/24 12:19	1
Methylene chloride	<5.00		5.00	1.70	ug/L			09/27/24 12:19	1
Styrene	<1.00		1.00	0.370	ug/L			09/27/24 12:19	1
Tetrachloroethene	<1.00		1.00	0.480	ug/L			09/27/24 12:19	1
Toluene	<1.00		1.00	0.430	ug/L			09/27/24 12:19	1
trans-1,2-Dichloroethene	<1.00		1.00	0.270	ug/L			09/27/24 12:19	1
trans-1,3-Dichloropropene	<5.00		5.00	0.560	ug/L			09/27/24 12:19	1
trans-1,4-Dichloro-2-butene	<10.0		10.0	1.10	ug/L			09/27/24 12:19	1
Trichloroethene	<1.00		1.00	0.430	ug/L			09/27/24 12:19	1
Trichlorofluoromethane	<4.00		4.00	0.380	ug/L			09/27/24 12:19	1
Vinyl acetate	<10.0		10.0	2.50	ug/L			09/27/24 12:19	1
Vinyl chloride	<1.00		1.00	0.180	ug/L			09/27/24 12:19	1
Xylenes, Total	<3.00		3.00	0.400	ug/L			09/27/24 12:19	1

Method: 8260D - Volatile Organic Compounds by GC/MS (Continued)

Lab Sample ID: MB 310-434530/5
Matrix: Water
Analysis Batch: 434530

Client Sample ID: Method Blank
Prep Type: Total/NA

Surrogate	MB %Recovery	MB Qualifier	Limits	Prepared	Analyzed	Dil Fac
Dibromofluoromethane (Surr)	*102*		*73 - 130*		*09/27/24 12:19*	*1*
Toluene-d8 (Surr)	*98*		*80 - 120*		*09/27/24 12:19*	*1*
4-Bromofluorobenzene (Surr)	*94*		*80 - 120*		*09/27/24 12:19*	*1*

Lab Sample ID: LCS 310-434530/6
Matrix: Water
Analysis Batch: 434530

Client Sample ID: Lab Control Sample
Prep Type: Total/NA

Analyte	Spike Added	LCS Result	LCS Qualifier	Unit	D	%Rec	%Rec Limits
1,1,1,2-Tetrachloroethane	20.0	17.53		ug/L		88	71 - 120
1,1,1-Trichloroethane	20.0	16.88		ug/L		84	73 - 129
1,1,2,2-Tetrachloroethane	20.0	22.29		ug/L		111	68 - 124
1,1,2-Trichloroethane	20.0	19.97		ug/L		100	73 - 123
1,1-Dichloroethane	20.0	22.12		ug/L		111	70 - 127
1,1-Dichloroethene	20.0	20.20		ug/L		101	63 - 132
1,2,3-Trichloropropane	20.0	19.76		ug/L		99	65 - 127
1,2-Dibromo-3-chloropropane	20.0	21.62		ug/L		108	50 - 150
1,2-Dibromoethane (EDB)	20.0	19.46		ug/L		97	75 - 125
1,2-Dichlorobenzene	20.0	18.12		ug/L		91	74 - 120
1,2-Dichloroethane	20.0	18.25		ug/L		91	71 - 125
1,2-Dichloropropane	20.0	19.94		ug/L		100	73 - 124
1,4-Dichlorobenzene	20.0	18.29		ug/L		91	72 - 120
2-Butanone (MEK)	40.0	40.24		ug/L		101	50 - 150
2-Hexanone	40.0	47.63		ug/L		119	60 - 140
4-Methyl-2-pentanone (MIBK)	40.0	50.71		ug/L		127	60 - 139
Acetone	40.0	48.69		ug/L		122	50 - 150
Acrylonitrile	200	217.1		ug/L		109	50 - 150
Benzene	20.0	19.55		ug/L		98	72 - 124
Bromochloromethane	20.0	17.16		ug/L		86	73 - 130
Bromodichloromethane	20.0	17.09		ug/L		85	74 - 122
Bromoform	20.0	18.13		ug/L		91	61 - 122
Carbon disulfide	20.0	21.16		ug/L		106	59 - 135
Carbon tetrachloride	20.0	16.80		ug/L		84	67 - 132
Chlorobenzene	20.0	18.32		ug/L		92	76 - 120
Chlorodibromomethane	20.0	16.61		ug/L		83	71 - 121
Chloroform	20.0	19.18		ug/L		96	72 - 125
cis-1,2-Dichloroethene	20.0	17.84		ug/L		89	74 - 123
cis-1,3-Dichloropropene	20.0	19.26		ug/L		96	71 - 125
Dibromomethane	20.0	17.22		ug/L		86	74 - 125
Ethylbenzene	20.0	53.66	*+	ug/L		268	74 - 122
Iodomethane	20.0	14.92		ug/L		75	10 - 150
Methylene chloride	20.0	20.87		ug/L		104	50 - 150
Styrene	20.0	22.58		ug/L		113	74 - 121
Tetrachloroethene	20.0	18.47		ug/L		92	71 - 130
Toluene	20.0	238.1	*+	ug/L		1191	74 - 123
trans-1,2-Dichloroethene	20.0	18.59		ug/L		93	70 - 126
trans-1,3-Dichloropropene	20.0	22.37		ug/L		112	69 - 123
trans-1,4-Dichloro-2-butene	20.0	22.80		ug/L		114	50 - 150

Method: 8260D - Volatile Organic Compounds by GC/MS (Continued)

Lab Sample ID: LCS 310-434530/6
Matrix: Water
Analysis Batch: 434530

Client Sample ID: Lab Control Sample
Prep Type: Total/NA

Analyte	Spike Added	LCS Result	LCS Qualifier	Unit	D	%Rec	%Rec Limits
Trichloroethene	20.0	18.34		ug/L		92	72 - 126
Vinyl acetate	40.0	37.27		ug/L		93	50 - 150
Xylenes, Total	40.0	321.3	*+	ug/L		803	73 - 123

Surrogate	*LCS %Recovery*	*LCS Qualifier*	*Limits*
Dibromofluoromethane (Surr)	*89*		*73 - 130*
Toluene-d8 (Surr)	*103*		*80 - 120*
4-Bromofluorobenzene (Surr)	*98*		*80 - 120*

Lab Sample ID: LCS 310-434530/7
Matrix: Water
Analysis Batch: 434530

Client Sample ID: Lab Control Sample
Prep Type: Total/NA

Analyte	Spike Added	LCS Result	LCS Qualifier	Unit	D	%Rec	%Rec Limits
Bromomethane	20.0	17.72		ug/L		89	23 - 150
Chloroethane	20.0	20.42		ug/L		102	54 - 136
Chloromethane	20.0	27.86		ug/L		139	38 - 150
Trichlorofluoromethane	20.0	18.64		ug/L		93	54 - 149
Vinyl chloride	20.0	22.36		ug/L		112	56 - 140

Surrogate	*LCS %Recovery*	*LCS Qualifier*	*Limits*
Dibromofluoromethane (Surr)	*100*		*73 - 130*
Toluene-d8 (Surr)	*100*		*80 - 120*
4-Bromofluorobenzene (Surr)	*94*		*80 - 120*

Lab Sample ID: MB 310-434685/5
Matrix: Water
Analysis Batch: 434685

Client Sample ID: Method Blank
Prep Type: Total/NA

Analyte	MB Result	MB Qualifier	RL	MDL	Unit	D	Prepared	Analyzed	Dil Fac
1,1,1,2-Tetrachloroethane	<1.00		1.00	0.380	ug/L			09/30/24 10:17	1
1,1,1-Trichloroethane	<1.00		1.00	0.190	ug/L			09/30/24 10:17	1
1,1,2,2-Tetrachloroethane	<1.00		1.00	0.470	ug/L			09/30/24 10:17	1
1,1,2-Trichloroethane	<1.00		1.00	0.450	ug/L			09/30/24 10:17	1
1,1-Dichloroethane	<1.00		1.00	0.220	ug/L			09/30/24 10:17	1
1,1-Dichloroethene	<2.00		2.00	0.560	ug/L			09/30/24 10:17	1
1,2,3-Trichloropropane	<1.00		1.00	0.590	ug/L			09/30/24 10:17	1
1,2-Dibromo-3-chloropropane	<5.00		5.00	1.20	ug/L			09/30/24 10:17	1
1,2-Dibromoethane (EDB)	<1.00		1.00	0.340	ug/L			09/30/24 10:17	1
1,2-Dichlorobenzene	<1.00		1.00	0.370	ug/L			09/30/24 10:17	1
1,2-Dichloroethane	<1.00		1.00	0.390	ug/L			09/30/24 10:17	1
1,2-Dichloropropane	<1.00		1.00	0.270	ug/L			09/30/24 10:17	1
1,4-Dichlorobenzene	<1.00		1.00	0.230	ug/L			09/30/24 10:17	1
2-Butanone (MEK)	<10.0		10.0	2.10	ug/L			09/30/24 10:17	1
2-Hexanone	<10.0		10.0	2.00	ug/L			09/30/24 10:17	1
4-Methyl-2-pentanone (MIBK)	<10.0		10.0	2.10	ug/L			09/30/24 10:17	1
Acetone	<10.0		10.0	3.10	ug/L			09/30/24 10:17	1
Acrylonitrile	<5.00		5.00	2.20	ug/L			09/30/24 10:17	1

Method: 8260D - Volatile Organic Compounds by GC/MS (Continued)

Lab Sample ID: MB 310-434685/5
Matrix: Water
Analysis Batch: 434685

Client Sample ID: Method Blank
Prep Type: Total/NA

Analyte	MB Result	MB Qualifier	RL	MDL	Unit	D	Prepared	Analyzed	Dil Fac
Benzene	<0.500		0.500	0.220	ug/L			09/30/24 10:17	1
Bromochloromethane	<5.00		5.00	0.540	ug/L			09/30/24 10:17	1
Bromodichloromethane	<1.00		1.00	0.390	ug/L			09/30/24 10:17	1
Bromoform	<5.00		5.00	0.780	ug/L			09/30/24 10:17	1
Bromomethane	<4.00		4.00	1.10	ug/L			09/30/24 10:17	1
Carbon disulfide	<1.00		1.00	0.450	ug/L			09/30/24 10:17	1
Carbon tetrachloride	<2.00		2.00	0.650	ug/L			09/30/24 10:17	1
Chlorobenzene	<1.00		1.00	0.400	ug/L			09/30/24 10:17	1
Chlorodibromomethane	<5.00		5.00	0.750	ug/L			09/30/24 10:17	1
Chloroethane	<4.00		4.00	0.790	ug/L			09/30/24 10:17	1
Chloroform	<3.00		3.00	1.30	ug/L			09/30/24 10:17	1
Chloromethane	<3.00		3.00	0.610	ug/L			09/30/24 10:17	1
cis-1,2-Dichloroethene	<1.00		1.00	0.210	ug/L			09/30/24 10:17	1
cis-1,3-Dichloropropene	<5.00		5.00	0.250	ug/L			09/30/24 10:17	1
Dibromomethane	<1.00		1.00	0.330	ug/L			09/30/24 10:17	1
Ethylbenzene	<1.00		1.00	0.310	ug/L			09/30/24 10:17	1
Iodomethane	<10.0		10.0	7.00	ug/L			09/30/24 10:17	1
Methylene chloride	<5.00		5.00	1.70	ug/L			09/30/24 10:17	1
Styrene	<1.00		1.00	0.370	ug/L			09/30/24 10:17	1
Tetrachloroethene	<1.00		1.00	0.480	ug/L			09/30/24 10:17	1
Toluene	<1.00		1.00	0.430	ug/L			09/30/24 10:17	1
trans-1,2-Dichloroethene	<1.00		1.00	0.270	ug/L			09/30/24 10:17	1
trans-1,3-Dichloropropene	<5.00		5.00	0.560	ug/L			09/30/24 10:17	1
trans-1,4-Dichloro-2-butene	<10.0		10.0	1.10	ug/L			09/30/24 10:17	1
Trichloroethene	<1.00		1.00	0.430	ug/L			09/30/24 10:17	1
Trichlorofluoromethane	<4.00		4.00	0.380	ug/L			09/30/24 10:17	1
Vinyl acetate	<10.0		10.0	2.50	ug/L			09/30/24 10:17	1
Vinyl chloride	<1.00		1.00	0.180	ug/L			09/30/24 10:17	1
Xylenes, Total	<3.00		3.00	0.400	ug/L			09/30/24 10:17	1

Surrogate	*MB %Recovery*	*MB Qualifier*	*Limits*	*Prepared*	*Analyzed*	*Dil Fac*
Dibromofluoromethane (Surr)	*106*		*73 - 130*		*09/30/24 10:17*	*1*
Toluene-d8 (Surr)	*96*		*80 - 120*		*09/30/24 10:17*	*1*
4-Bromofluorobenzene (Surr)	*91*		*80 - 120*		*09/30/24 10:17*	*1*

Lab Sample ID: LCS 310-434685/6
Matrix: Water
Analysis Batch: 434685

Client Sample ID: Lab Control Sample
Prep Type: Total/NA

Analyte	Spike Added	LCS Result	LCS Qualifier	Unit	D	%Rec	%Rec Limits
1,1,1,2-Tetrachloroethane	20.0	18.01		ug/L		90	71 - 120
1,1,1-Trichloroethane	20.0	17.90		ug/L		89	73 - 129
1,1,2,2-Tetrachloroethane	20.0	21.74		ug/L		109	68 - 124
1,1,2-Trichloroethane	20.0	18.85		ug/L		94	73 - 123
1,1-Dichloroethane	20.0	21.33		ug/L		107	70 - 127
1,1-Dichloroethene	20.0	19.95		ug/L		100	63 - 132
1,2,3-Trichloropropane	20.0	19.11		ug/L		96	65 - 127
1,2-Dibromo-3-chloropropane	20.0	21.04		ug/L		105	50 - 150

Method: 8260D - Volatile Organic Compounds by GC/MS (Continued)

Lab Sample ID: LCS 310-434685/6
Matrix: Water
Analysis Batch: 434685

Client Sample ID: Lab Control Sample
Prep Type: Total/NA

Analyte	Spike Added	LCS Result	LCS Qualifier	Unit	D	%Rec	%Rec Limits
1,2-Dibromoethane (EDB)	20.0	18.61		ug/L		93	75 - 125
1,2-Dichlorobenzene	20.0	18.03		ug/L		90	74 - 120
1,2-Dichloroethane	20.0	17.52		ug/L		88	71 - 125
1,2-Dichloropropane	20.0	20.37		ug/L		102	73 - 124
1,4-Dichlorobenzene	20.0	17.83		ug/L		89	72 - 120
2-Butanone (MEK)	40.0	39.87		ug/L		100	50 - 150
2-Hexanone	40.0	46.77		ug/L		117	60 - 140
4-Methyl-2-pentanone (MIBK)	40.0	42.36		ug/L		106	60 - 139
Acetone	40.0	46.64		ug/L		117	50 - 150
Acrylonitrile	200	214.0		ug/L		107	50 - 150
Benzene	20.0	19.52		ug/L		98	72 - 124
Bromochloromethane	20.0	17.99		ug/L		90	73 - 130
Bromodichloromethane	20.0	17.46		ug/L		87	74 - 122
Bromoform	20.0	17.90		ug/L		90	61 - 122
Carbon disulfide	20.0	20.67		ug/L		103	59 - 135
Carbon tetrachloride	20.0	17.40		ug/L		87	67 - 132
Chlorobenzene	20.0	18.37		ug/L		92	76 - 120
Chlorodibromomethane	20.0	17.18		ug/L		86	71 - 121
Chloroform	20.0	19.55		ug/L		98	72 - 125
cis-1,2-Dichloroethene	20.0	18.43		ug/L		92	74 - 123
cis-1,3-Dichloropropene	20.0	19.79		ug/L		99	71 - 125
Dibromomethane	20.0	17.94		ug/L		90	74 - 125
Ethylbenzene	20.0	19.88		ug/L		99	74 - 122
Iodomethane	20.0	14.19		ug/L		71	10 - 150
Methylene chloride	20.0	20.79		ug/L		104	50 - 150
Styrene	20.0	19.30		ug/L		97	74 - 121
Tetrachloroethene	20.0	17.27		ug/L		86	71 - 130
Toluene	20.0	19.35		ug/L		97	74 - 123
trans-1,2-Dichloroethene	20.0	18.73		ug/L		94	70 - 126
trans-1,3-Dichloropropene	20.0	21.47		ug/L		107	69 - 123
trans-1,4-Dichloro-2-butene	20.0	22.99		ug/L		115	50 - 150
Trichloroethene	20.0	18.44		ug/L		92	72 - 126
Vinyl acetate	40.0	40.71		ug/L		102	50 - 150
Xylenes, Total	40.0	36.83		ug/L		92	73 - 123

Surrogate	*LCS %Recovery*	*LCS Qualifier*	*Limits*
Dibromofluoromethane (Surr)	*88*		*73 - 130*
Toluene-d8 (Surr)	*103*		*80 - 120*
4-Bromofluorobenzene (Surr)	*98*		*80 - 120*

Lab Sample ID: LCS 310-434685/7
Matrix: Water
Analysis Batch: 434685

Client Sample ID: Lab Control Sample
Prep Type: Total/NA

Analyte	Spike Added	LCS Result	LCS Qualifier	Unit	D	%Rec	%Rec Limits
Bromomethane	20.0	19.37		ug/L		97	23 - 150
Chloroethane	20.0	21.43		ug/L		107	54 - 136
Chloromethane	20.0	26.51		ug/L		133	38 - 150

Method: 8260D - Volatile Organic Compounds by GC/MS (Continued)

Lab Sample ID: LCS 310-434685/7
Matrix: Water
Analysis Batch: 434685

Client Sample ID: Lab Control Sample
Prep Type: Total/NA

Analyte			Spike Added	LCS Result	LCS Qualifier	Unit	D	%Rec	%Rec Limits		
Trichlorofluoromethane			20.0	18.38		ug/L		92	54 - 149		
Vinyl chloride			20.0	22.31		ug/L		112	56 - 140		

Surrogate	*LCS %Recovery*	*LCS Qualifier*	*Limits*
Dibromofluoromethane (Surr)	*111*		*73 - 130*
Toluene-d8 (Surr)	*96*		*80 - 120*
4-Bromofluorobenzene (Surr)	*91*		*80 - 120*

Lab Sample ID: 310-291491-5 MS
Matrix: Water
Analysis Batch: 434685

Client Sample ID: MW-DC
Prep Type: Total/NA

Analyte	Sample Result	Sample Qualifier	Spike Added	MS Result	MS Qualifier	Unit	D	%Rec	%Rec Limits		
1,1,1,2-Tetrachloroethane	<1.00		25.0	19.91		ug/L		80	55 - 130		
1,1,1-Trichloroethane	<1.00		25.0	19.70		ug/L		79	52 - 130		
1,1,2,2-Tetrachloroethane	<1.00		25.0	26.24		ug/L		105	54 - 130		
1,1,2-Trichloroethane	<1.00		25.0	21.77		ug/L		87	58 - 130		
1,1-Dichloroethane	2.84		25.0	25.19		ug/L		89	49 - 130		
1,1-Dichloroethene	<2.00		25.0	21.14		ug/L		85	37 - 132		
1,2,3-Trichloropropane	<1.00		25.0	24.16		ug/L		97	49 - 130		
1,2-Dibromo-3-chloropropane	<5.00		25.0	26.78		ug/L		107	38 - 150		
1,2-Dibromoethane (EDB)	<1.00		25.0	22.57		ug/L		90	60 - 130		
1,2-Dichlorobenzene	<1.00		25.0	19.97		ug/L		80	59 - 130		
1,2-Dichloroethane	<1.00		25.0	20.45		ug/L		82	51 - 130		
1,2-Dichloropropane	<1.00		25.0	23.25		ug/L		93	57 - 130		
1,4-Dichlorobenzene	<1.00		25.0	19.74		ug/L		79	57 - 130		
2-Butanone (MEK)	<10.0		50.0	49.49		ug/L		99	38 - 150		
2-Hexanone	<10.0		50.0	57.13		ug/L		114	46 - 140		
4-Methyl-2-pentanone (MIBK)	<10.0		50.0	52.88		ug/L		106	47 - 139		
Acetone	<10.0		50.0	63.90		ug/L		128	31 - 150		
Acrylonitrile	<5.00		250	261.3		ug/L		105	40 - 150		
Benzene	<0.500		25.0	21.77		ug/L		87	46 - 130		
Bromochloromethane	<5.00		25.0	19.16		ug/L		77	57 - 130		
Bromodichloromethane	<1.00		25.0	19.57		ug/L		78	57 - 130		
Bromoform	<5.00		25.0	20.11		ug/L		80	44 - 130		
Carbon disulfide	<1.00		25.0	23.71		ug/L		95	38 - 135		
Carbon tetrachloride	<2.00		25.0	18.23		ug/L		73	45 - 132		
Chlorobenzene	<1.00		25.0	20.60		ug/L		82	59 - 130		
Chlorodibromomethane	<5.00		25.0	18.23		ug/L		73	54 - 130		
Chloroform	<3.00		25.0	21.95		ug/L		88	51 - 130		
cis-1,2-Dichloroethene	6.95		25.0	25.48		ug/L		74	45 - 130		
cis-1,3-Dichloropropene	<5.00		25.0	22.07		ug/L		88	53 - 130		
Dibromomethane	<1.00		25.0	20.49		ug/L		82	59 - 130		
Ethylbenzene	<1.00		25.0	22.52		ug/L		90	45 - 130		
Iodomethane	<10.0		25.0	16.38		ug/L		66	10 - 150		
Methylene chloride	<5.00		25.0	23.09		ug/L		92	37 - 150		
Styrene	<1.00		25.0	21.78		ug/L		87	47 - 130		
Tetrachloroethene	<1.00		25.0	18.54		ug/L		74	47 - 130		

Method: 8260D - Volatile Organic Compounds by GC/MS (Continued)

Lab Sample ID: 310-291491-5 MS
Matrix: Water
Analysis Batch: 434685

Client Sample ID: MW-DC
Prep Type: Total/NA

Analyte	Sample Result	Sample Qualifier	Spike Added	MS Result	MS Qualifier	Unit	D	%Rec	%Rec Limits
Toluene	<1.00		25.0	21.26		ug/L		85	51 - 130
trans-1,2-Dichloroethene	<1.00		25.0	21.58		ug/L		86	48 - 130
trans-1,3-Dichloropropene	<5.00		25.0	24.42		ug/L		98	50 - 130
trans-1,4-Dichloro-2-butene	<10.0		25.0	27.11		ug/L		108	26 - 150
Trichloroethene	<1.00		25.0	20.18		ug/L		81	51 - 130
Vinyl acetate	<10.0		50.0	48.38		ug/L		97	29 - 150
Xylenes, Total	<3.00		50.0	42.08		ug/L		84	43 - 130

Surrogate	*MS %Recovery*	*MS Qualifier*	*Limits*
Dibromofluoromethane (Surr)	*90*		*73 - 130*
Toluene-d8 (Surr)	*103*		*80 - 120*
4-Bromofluorobenzene (Surr)	*96*		*80 - 120*

Lab Sample ID: 310-291491-5 MSD
Matrix: Water
Analysis Batch: 434685

Client Sample ID: MW-DC
Prep Type: Total/NA

Analyte	Sample Result	Sample Qualifier	Spike Added	MSD Result	MSD Qualifier	Unit	D	%Rec	%Rec Limits	RPD	RPD Limit
1,1,1,2-Tetrachloroethane	<1.00		25.0	20.23		ug/L		81	55 - 130	2	20
1,1,1-Trichloroethane	<1.00		25.0	19.70		ug/L		79	52 - 130	0	20
1,1,2,2-Tetrachloroethane	<1.00		25.0	26.82		ug/L		107	54 - 130	2	20
1,1,2-Trichloroethane	<1.00		25.0	21.94		ug/L		88	58 - 130	1	20
1,1-Dichloroethane	2.84		25.0	24.45		ug/L		86	49 - 130	3	20
1,1-Dichloroethene	<2.00		25.0	20.73		ug/L		83	37 - 132	2	26
1,2,3-Trichloropropane	<1.00		25.0	23.85		ug/L		95	49 - 130	1	26
1,2-Dibromo-3-chloropropane	<5.00		25.0	26.78		ug/L		107	38 - 150	0	20
1,2-Dibromoethane (EDB)	<1.00		25.0	22.23		ug/L		89	60 - 130	2	20
1,2-Dichlorobenzene	<1.00		25.0	20.86		ug/L		83	59 - 130	4	20
1,2-Dichloroethane	<1.00		25.0	20.61		ug/L		82	51 - 130	1	20
1,2-Dichloropropane	<1.00		25.0	23.12		ug/L		92	57 - 130	1	20
1,4-Dichlorobenzene	<1.00		25.0	21.06		ug/L		84	57 - 130	6	20
2-Butanone (MEK)	<10.0		50.0	50.21		ug/L		100	38 - 150	1	20
2-Hexanone	<10.0		50.0	58.75		ug/L		117	46 - 140	3	20
4-Methyl-2-pentanone (MIBK)	<10.0		50.0	56.76		ug/L		114	47 - 139	7	20
Acetone	<10.0		50.0	56.95		ug/L		114	31 - 150	11	29
Acrylonitrile	<5.00		250	265.9		ug/L		106	40 - 150	2	20
Benzene	<0.500		25.0	21.49		ug/L		86	46 - 130	1	20
Bromochloromethane	<5.00		25.0	19.17		ug/L		77	57 - 130	0	20
Bromodichloromethane	<1.00		25.0	19.09		ug/L		76	57 - 130	2	20
Bromoform	<5.00		25.0	20.73		ug/L		83	44 - 130	3	20
Carbon disulfide	<1.00		25.0	23.29		ug/L		93	38 - 135	2	30
Carbon tetrachloride	<2.00		25.0	18.32		ug/L		73	45 - 132	0	20
Chlorobenzene	<1.00		25.0	20.75		ug/L		83	59 - 130	1	20
Chlorodibromomethane	<5.00		25.0	18.75		ug/L		75	54 - 130	3	20
Chloroform	<3.00		25.0	21.58		ug/L		86	51 - 130	2	20
cis-1,2-Dichloroethene	6.95		25.0	26.41		ug/L		78	45 - 130	4	20
cis-1,3-Dichloropropene	<5.00		25.0	22.51		ug/L		90	53 - 130	2	20
Dibromomethane	<1.00		25.0	20.81		ug/L		83	59 - 130	2	20

Method: 8260D - Volatile Organic Compounds by GC/MS (Continued)

Lab Sample ID: 310-291491-5 MSD
Matrix: Water
Analysis Batch: 434685

Client Sample ID: MW-DC
Prep Type: Total/NA

Analyte	Sample Result	Sample Qualifier	Spike Added	MSD Result	MSD Qualifier	Unit	D	%Rec	%Rec Limits	RPD	RPD Limit
Ethylbenzene	<1.00		25.0	22.52		ug/L		90	45 - 130	0	20
Iodomethane	<10.0		25.0	17.36		ug/L		69	10 - 150	6	35
Methylene chloride	<5.00		25.0	22.84		ug/L		91	37 - 150	1	24
Styrene	<1.00		25.0	21.92		ug/L		88	47 - 130	1	20
Tetrachloroethene	<1.00		25.0	18.84		ug/L		75	47 - 130	2	20
Toluene	<1.00		25.0	20.64		ug/L		83	51 - 130	3	20
trans-1,2-Dichloroethene	<1.00		25.0	21.68		ug/L		87	48 - 130	0	22
trans-1,3-Dichloropropene	<5.00		25.0	24.57		ug/L		98	50 - 130	1	20
trans-1,4-Dichloro-2-butene	<10.0		25.0	27.94		ug/L		112	26 - 150	3	23
Trichloroethene	<1.00		25.0	19.90		ug/L		80	51 - 130	1	20
Vinyl acetate	<10.0		50.0	46.30		ug/L		93	29 - 150	4	23
Xylenes, Total	<3.00		50.0	42.33		ug/L		85	43 - 130	1	20

Surrogate	*MSD %Recovery*	*MSD Qualifier*	*Limits*
Dibromofluoromethane (Surr)	*93*		*73 - 130*
Toluene-d8 (Surr)	*104*		*80 - 120*
4-Bromofluorobenzene (Surr)	*97*		*80 - 120*

Method: 6020B - Metals (ICP/MS)

Lab Sample ID: MB 310-434580/1-A
Matrix: Water
Analysis Batch: 435361

Client Sample ID: Method Blank
Prep Type: Total/NA
Prep Batch: 434580

Analyte	MB Result	MB Qualifier	RL	MDL	Unit	D	Prepared	Analyzed	Dil Fac
Arsenic	<0.00200		0.00200	0.000530	mg/L		09/30/24 09:30	10/04/24 20:23	1
Barium	<0.00200		0.00200	0.000660	mg/L		09/30/24 09:30	10/04/24 20:23	1
Beryllium	<0.00100		0.00100	0.000330	mg/L		09/30/24 09:30	10/04/24 20:23	1
Cadmium	<0.000200		0.000200	0.000100	mg/L		09/30/24 09:30	10/04/24 20:23	1
Cobalt	<0.000500		0.000500	0.000170	mg/L		09/30/24 09:30	10/04/24 20:23	1
Copper	<0.00500		0.00500	0.00180	mg/L		09/30/24 09:30	10/04/24 20:23	1
Lead	<0.000500		0.000500	0.000260	mg/L		09/30/24 09:30	10/04/24 20:23	1
Nickel	<0.00500		0.00500	0.00210	mg/L		09/30/24 09:30	10/04/24 20:23	1
Vanadium	<0.00500		0.00500	0.00110	mg/L		09/30/24 09:30	10/04/24 20:23	1
Zinc	<0.0200		0.0200	0.00970	mg/L		09/30/24 09:30	10/04/24 20:23	1

Lab Sample ID: LCS 310-434580/2-A
Matrix: Water
Analysis Batch: 435361

Client Sample ID: Lab Control Sample
Prep Type: Total/NA
Prep Batch: 434580

Analyte	Spike Added	LCS Result	LCS Qualifier	Unit	D	%Rec	%Rec Limits
Arsenic	0.200	0.2130		mg/L		107	80 - 120
Barium	0.100	0.09894		mg/L		99	80 - 120
Beryllium	0.100	0.09156		mg/L		92	80 - 120
Cadmium	0.100	0.09542		mg/L		95	80 - 120
Cobalt	0.100	0.09648		mg/L		96	80 - 120
Copper	0.200	0.1916		mg/L		96	80 - 120
Lead	0.200	0.2057		mg/L		103	80 - 120
Nickel	0.200	0.2038		mg/L		102	80 - 120

Method: 6020B - Metals (ICP/MS) (Continued)

Lab Sample ID: LCS 310-434580/2-A
Matrix: Water
Analysis Batch: 435361

Client Sample ID: Lab Control Sample
Prep Type: Total/NA
Prep Batch: 434580

Analyte			Spike Added	LCS Result	LCS Qualifier	Unit	D	%Rec	%Rec Limits		
Vanadium			0.100	0.09204		mg/L		92	80 - 120		
Zinc			0.200	0.1849		mg/L		92	80 - 120		

Lab Sample ID: 310-291491-3 DU
Matrix: Water
Analysis Batch: 435361

Client Sample ID: MW-27
Prep Type: Total/NA
Prep Batch: 434580

Analyte	Sample Result	Sample Qualifier		DU Result	DU Qualifier	Unit	D			RPD	RPD Limit
Barium	0.146			0.1423		mg/L				2	20
Lead	<0.000500			<0.000500		mg/L				NC	20

Lab Sample ID: 310-291491-3 DU
Matrix: Water
Analysis Batch: 435490

Client Sample ID: MW-27
Prep Type: Total/NA
Prep Batch: 434580

Analyte	Sample Result	Sample Qualifier		DU Result	DU Qualifier	Unit	D			RPD	RPD Limit
Arsenic	0.00341	J		0.003180	J	mg/L				7	20
Beryllium	<0.00500			<0.00500		mg/L				NC	20
Cadmium	<0.00100			<0.00100		mg/L				NC	20
Cobalt	0.00737			0.007395		mg/L				0.4	20
Copper	<0.0250			<0.0250		mg/L				NC	20
Nickel	<0.0250			<0.0250		mg/L				NC	20
Vanadium	<0.0250			<0.0250		mg/L				NC	20
Zinc	<0.100			<0.100		mg/L				NC	20

Method: I-3765-85 - Residue, Non-filterable (TSS)

Lab Sample ID: MB 310-434477/1
Matrix: Water
Analysis Batch: 434477

Client Sample ID: Method Blank
Prep Type: Total/NA

Analyte	MB Result	MB Qualifier	RL	MDL	Unit	D	Prepared	Analyzed	Dil Fac
Total Suspended Solids	<5.00		5.00	3.70	mg/L			09/27/24 06:45	1

Lab Sample ID: LCS 310-434477/2
Matrix: Water
Analysis Batch: 434477

Client Sample ID: Lab Control Sample
Prep Type: Total/NA

Analyte			Spike Added	LCS Result	LCS Qualifier	Unit	D	%Rec	%Rec Limits		
Total Suspended Solids			100	94.00		mg/L		94	81 - 116		

Lab Sample ID: 310-291491-4 DU
Matrix: Water
Analysis Batch: 434477

Client Sample ID: OP-17
Prep Type: Total/NA

Analyte	Sample Result	Sample Qualifier		DU Result	DU Qualifier	Unit	D			RPD	RPD Limit
Total Suspended Solids	186			180.0		mg/L				3	35

QC Association Summary

Client: SCS Engineers
Job ID: 310-291491-1
Project/Site: Scott County Landfill HMSP 2nd 2024 HMSP

GC/MS VOA

Analysis Batch: 434530

Lab Sample ID	Client Sample ID	Prep Type	Matrix	Method	Prep Batch
310-291491-1	MW-17	Total/NA	Water	8260D	
310-291491-2	MW-19	Total/NA	Water	8260D	
MB 310-434530/5	Method Blank	Total/NA	Water	8260D	
LCS 310-434530/6	Lab Control Sample	Total/NA	Water	8260D	
LCS 310-434530/7	Lab Control Sample	Total/NA	Water	8260D	

Analysis Batch: 434685

Lab Sample ID	Client Sample ID	Prep Type	Matrix	Method	Prep Batch
310-291491-3	MW-27	Total/NA	Water	8260D	
310-291491-4	OP-17	Total/NA	Water	8260D	
310-291491-5	MW-DC	Total/NA	Water	8260D	
310-291491-6	Trip Blank	Total/NA	Water	8260D	
MB 310-434685/5	Method Blank	Total/NA	Water	8260D	
LCS 310-434685/6	Lab Control Sample	Total/NA	Water	8260D	
LCS 310-434685/7	Lab Control Sample	Total/NA	Water	8260D	
310-291491-5 MS	MW-DC	Total/NA	Water	8260D	
310-291491-5 MSD	MW-DC	Total/NA	Water	8260D	

Metals

Prep Batch: 434580

Lab Sample ID	Client Sample ID	Prep Type	Matrix	Method	Prep Batch
310-291491-1	MW-17	Total/NA	Water	3005A	
310-291491-2	MW-19	Total/NA	Water	3005A	
310-291491-3	MW-27	Total/NA	Water	3005A	
310-291491-4	OP-17	Total/NA	Water	3005A	
310-291491-5	MW-DC	Total/NA	Water	3005A	
MB 310-434580/1-A	Method Blank	Total/NA	Water	3005A	
LCS 310-434580/2-A	Lab Control Sample	Total/NA	Water	3005A	
310-291491-3 DU	MW-27	Total/NA	Water	3005A	

Analysis Batch: 435361

Lab Sample ID	Client Sample ID	Prep Type	Matrix	Method	Prep Batch
310-291491-1	MW-17	Total/NA	Water	6020B	434580
310-291491-2	MW-19	Total/NA	Water	6020B	434580
310-291491-3	MW-27	Total/NA	Water	6020B	434580
310-291491-4	OP-17	Total/NA	Water	6020B	434580
310-291491-5	MW-DC	Total/NA	Water	6020B	434580
MB 310-434580/1-A	Method Blank	Total/NA	Water	6020B	434580
LCS 310-434580/2-A	Lab Control Sample	Total/NA	Water	6020B	434580
310-291491-3 DU	MW-27	Total/NA	Water	6020B	434580

Analysis Batch: 435490

Lab Sample ID	Client Sample ID	Prep Type	Matrix	Method	Prep Batch
310-291491-2	MW-19	Total/NA	Water	6020B	434580
310-291491-3	MW-27	Total/NA	Water	6020B	434580
310-291491-4	OP-17	Total/NA	Water	6020B	434580
310-291491-5	MW-DC	Total/NA	Water	6020B	434580
310-291491-3 DU	MW-27	Total/NA	Water	6020B	434580

QC Association Summary

Client: SCS Engineers
Job ID: 310-291491-1
Project/Site: Scott County Landfill HMSP 2nd 2024 HMSP

General Chemistry

Analysis Batch: 434477

Lab Sample ID	Client Sample ID	Prep Type	Matrix	Method	Prep Batch
310-291491-1	MW-17	Total/NA	Water	I-3765-85	
310-291491-2	MW-19	Total/NA	Water	I-3765-85	
310-291491-3	MW-27	Total/NA	Water	I-3765-85	
310-291491-4	OP-17	Total/NA	Water	I-3765-85	
310-291491-5	MW-DC	Total/NA	Water	I-3765-85	
MB 310-434477/1	Method Blank	Total/NA	Water	I-3765-85	
LCS 310-434477/2	Lab Control Sample	Total/NA	Water	I-3765-85	
310-291491-4 DU	OP-17	Total/NA	Water	I-3765-85	

Lab Chronicle

Client: SCS Engineers
Job ID: 310-291491-1
Project/Site: Scott County Landfill HMSP 2nd 2024 HMSP

Client Sample ID: MW-17
Lab Sample ID: 310-291491-1
Date Collected: 09/23/24 14:55
Matrix: Water
Date Received: 09/26/24 16:30

Prep Type	Batch Type	Batch Method	Run	Dilution Factor	Batch Number	Analyst	Lab	Prepared or Analyzed
Total/NA	Analysis	8260D		1	434530	WSE8	EET CF	09/27/24 15:58
Total/NA	Prep	3005A			434580	F5MW	EET CF	09/30/24 09:30
Total/NA	Analysis	6020B		1	435361	NFT2	EET CF	10/04/24 21:26
Total/NA	Analysis	I-3765-85		1	434477	DGU1	EET CF	09/27/24 06:45

Client Sample ID: MW-19
Lab Sample ID: 310-291491-2
Date Collected: 09/23/24 15:28
Matrix: Water
Date Received: 09/26/24 16:30

Prep Type	Batch Type	Batch Method	Run	Dilution Factor	Batch Number	Analyst	Lab	Prepared or Analyzed
Total/NA	Analysis	8260D		1	434530	WSE8	EET CF	09/27/24 16:20
Total/NA	Prep	3005A			434580	F5MW	EET CF	09/30/24 09:30
Total/NA	Analysis	6020B		1	435361	NFT2	EET CF	10/04/24 21:30
Total/NA	Prep	3005A			434580	F5MW	EET CF	09/30/24 09:30
Total/NA	Analysis	6020B		4	435490	NFT2	EET CF	10/07/24 13:24
Total/NA	Analysis	I-3765-85		1	434477	DGU1	EET CF	09/27/24 06:45

Client Sample ID: MW-27
Lab Sample ID: 310-291491-3
Date Collected: 09/23/24 16:02
Matrix: Water
Date Received: 09/26/24 16:30

Prep Type	Batch Type	Batch Method	Run	Dilution Factor	Batch Number	Analyst	Lab	Prepared or Analyzed
Total/NA	Analysis	8260D		1	434685	WSE8	EET CF	09/30/24 12:50
Total/NA	Prep	3005A			434580	F5MW	EET CF	09/30/24 09:30
Total/NA	Analysis	6020B		1	435361	NFT2	EET CF	10/04/24 21:49
Total/NA	Prep	3005A			434580	F5MW	EET CF	09/30/24 09:30
Total/NA	Analysis	6020B		5	435490	NFT2	EET CF	10/07/24 13:26
Total/NA	Analysis	I-3765-85		1	434477	DGU1	EET CF	09/27/24 06:45

Client Sample ID: OP-17
Lab Sample ID: 310-291491-4
Date Collected: 09/23/24 16:45
Matrix: Water
Date Received: 09/26/24 16:30

Prep Type	Batch Type	Batch Method	Run	Dilution Factor	Batch Number	Analyst	Lab	Prepared or Analyzed
Total/NA	Analysis	8260D		1	434685	WSE8	EET CF	09/30/24 13:12
Total/NA	Prep	3005A			434580	F5MW	EET CF	09/30/24 09:30
Total/NA	Analysis	6020B		1	435361	NFT2	EET CF	10/04/24 21:56
Total/NA	Prep	3005A			434580	F5MW	EET CF	09/30/24 09:30
Total/NA	Analysis	6020B		5	435490	NFT2	EET CF	10/07/24 13:39
Total/NA	Analysis	I-3765-85		1	434477	DGU1	EET CF	09/27/24 06:45

Lab Chronicle

Client: SCS Engineers
Job ID: 310-291491-1
Project/Site: Scott County Landfill HMSP 2nd 2024 HMSP

Client Sample ID: MW-DC
Lab Sample ID: 310-291491-5
Date Collected: 09/23/24 14:55
Matrix: Water
Date Received: 09/26/24 16:30

Prep Type	Batch Type	Batch Method	Run	Dilution Factor	Batch Number	Analyst	Lab	Prepared or Analyzed
Total/NA	Analysis	8260D		1	434685	WSE8	EET CF	09/30/24 13:33
Total/NA	Prep	3005A			434580	F5MW	EET CF	09/30/24 09:30
Total/NA	Analysis	6020B		1	435361	NFT2	EET CF	10/04/24 22:00
Total/NA	Prep	3005A			434580	F5MW	EET CF	09/30/24 09:30
Total/NA	Analysis	6020B		5	435490	NFT2	EET CF	10/07/24 13:41
Total/NA	Analysis	I-3765-85		1	434477	DGU1	EET CF	09/27/24 06:45

Client Sample ID: Trip Blank
Lab Sample ID: 310-291491-6
Date Collected: 09/23/24 00:00
Matrix: Water
Date Received: 09/26/24 16:30

Prep Type	Batch Type	Batch Method	Run	Dilution Factor	Batch Number	Analyst	Lab	Prepared or Analyzed
Total/NA	Analysis	8260D		1	434685	WSE8	EET CF	09/30/24 11:22

Laboratory References:

EET CF = Eurofins Cedar Falls, 3019 Venture Way, Cedar Falls, IA 50613, TEL (319)277-2401

Accreditation/Certification Summary

Client: SCS Engineers
Job ID: 310-291491-1
Project/Site: Scott County Landfill HMSP 2nd 2024 HMSP

Laboratory: Eurofins Cedar Falls

The accreditations/certifications listed below are applicable to this report.

Authority	Program	Identification Number	Expiration Date
Iowa	State	007	12-01-25

Method Summary

Client: SCS Engineers
Job ID: 310-291491-1
Project/Site: Scott County Landfill HMSP 2nd 2024 HMSP

Method	Method Description	Protocol	Laboratory
8260D	Volatile Organic Compounds by GC/MS	SW846	EET CF
6020B	Metals (ICP/MS)	SW846	EET CF
I-3765-85	Residue, Non-filterable (TSS)	USGS	EET CF
3005A	Preparation, Total Metals	SW846	EET CF
5030B	Purge and Trap	SW846	EET CF

Protocol References:

SW846 = "Test Methods For Evaluating Solid Waste, Physical/Chemical Methods", Third Edition, November 1986 And Its Updates.

USGS = "Methods For Analysis Of Water And Fluvial Sediments", USGS, 1989

Laboratory References:

EET CF = Eurofins Cedar Falls, 3019 Venture Way, Cedar Falls, IA 50613, TEL (319)277-2401

eurofins | Environment Testing America

310-291491 Chain of Custody

Cooler/Sample Receipt and Temperature Log Form

Client Information

Client: SCS

City/State: CITY West Des Moines STATE IA Project:

Receipt Information

Date/Time Received: DATE 9/26/24 TIME 1630 Received By: PH

Delivery Type: ☐ UPS ☐ FedEx ☐ FedEx Ground ☐ US Mail ☐ Spee-Dee
☒ Lab Courier ☐ Lab Field Services ☐ Client Drop-off ☐ Other:_____

Condition of Cooler/Containers

Sample(s) received in Cooler? ☒ Yes ☐ No *If yes:* Cooler ID:

Multiple Coolers? ~~☐~~ Yes ☒ No *If yes:* Cooler # _____ of ~~N/A~~

Cooler Custody Seals Present? ☐ Yes ☒ No *If yes:* Cooler custody seals intact? ☐ Yes ☐ No

Sample Custody Seals Present? ☐ Yes ☒ No *If yes:* Sample custody seals intact? ☐ Yes ☐ No

Trip Blank Present? ☒ Yes ☐ No *If yes:* Which VOA samples are in cooler? ↓

All + MW48

Temperature Record

Coolant: ☒ Wet ice ☐ Blue ice ☐ Dry ice ☐ Other:_____ ☐ NONE

Thermometer ID: P Correction Factor (°C): 0

• **Temp Blank Temperature** – If no temp blank, or temp blank temperature above criteria, proceed to Sample Container Temperature

Uncorrected Temp (°C): 2.1 Corrected Temp (°C): 2.1

• **Sample Container Temperature**

	CONTAINER 1	CONTAINER 2
Container(s) used:		
Uncorrected Temp (°C):		
Corrected Temp (°C):		

Exceptions Noted

1) If temperature exceeds criteria, was sample(s) received same day of sampling? ☐ Yes ☐ No
   a) *If yes:* Is there evidence that the chilling process began? ☐ Yes ☐ No

2) If temperature is <0°C, are there obvious signs that the integrity of sample containers is compromised? (e.g., bulging septa, broken/cracked bottles, frozen solid?) ☐ Yes ☐ No

NOTE If yes, contact PM before proceeding. If no, proceed with login

Additional Comments

Eurofins Cedar Falls
3019 Venture Way
Cedar Falls, IA 50613
Phone (319) 277-2401 Phone (319) 277-2425

TestAmerica Des Moines SC
214

eurofins

Chain of Custody Record

Client Information	Sampler: Homer Roth	Lab PM: Yang, Mary E	Carrier Tracking No(s):	COC No: 310-95536-26321 1
Client Contact: Nathan Ohrt	Phone:	E-Mail: Mary Yang@ET EurofinsUS com	State of Origin:	Page: Page 1 of 1
Company: SCS Engineers	PWSID:			Job #:
Address: 1690 All State Court Suite 100	Due Date Requested:			
City: West Des Moines	TAT Requested (days):			
State Zip: IA, 50265	Compliance Project: Δ Yes Δ No			
Phone: 319-331-9613	PO #: 27224523.25			
Email: nohrt@scsengineers.com	WO #:			
Project Name: Scott County Landfill HMSP 2nd 2024 HMSP	Project #: 31002007			
Site: Iowa	SSOW#:			

Analysis Requested

Preservation Codes:
A - HCL
D - HNO3
N - None
Other:

Sample Identification	Sample Date	Sample Time	Sample Type (C=Comp, G=grab)	Matrix (W=water, S=solid, O=waste/oil, BT=Tissue, A=Air)	Field Filtered Sample (Yes or No)	Perform MS/MSD (Yes or No)	8260D - Volatile Appendix 1 Sublist	6020B - As, Ba, Be, Cd, Co, Cu, Pb, Ni, V,Zn	1_3765_86 - Total Suspended Solids	Total Number of containers	Special Instructions/Note:
			Preservation Code:				A	D	N		
MW-17	9-23-24	1455	G	Water			X	X	X		
MW-19	9-23-24	1528	G	Water			X	X	X		
MW-27	9-23-24	1602	G	Water			X	X	X		
OP-17	9-23-24	1645	G	Water			X	X	X		
OP-18				Water			X	X	X		
MW-DC	9-23-24	1455	G	Water			X	X	X		
Trip Blank				Water			X				

Possible Hazard Identification
☐ *Non-Hazard* ☐ *Flammable* ☐ *Skin Irritant* ☐ *Poison B* ☐ *Unknown* ☐ *Radiological*

Sample Disposal (A fee may be assessed if samples are retained longer than 1 month)
☐ *Return To Client* ☐ *Disposal By Lab* ☐ *Archive For _____ Months*

Deliverable Requested I, II III, IV, Other (specify)

Special Instructions/QC Requirements.

Empty Kit Relinquished by:	Date:	Time:	Method of Shipment:

Relinquished by: Homer Roth	Date/Time: 9/26/24 - 14:30	Company: SCS	Received by: pff	Date/Time: 9/26/24 1630	Company	
Relinquished by:	Date/Time:	Company	Received by:	Date/Time:	Company	
Relinquished by:	Date/Time:	Company	Received by:	Date/Time:	Company	

Custody Seals Intact: Δ Yes Δ No	Custody Seal No	Cooler Temperature(s) °C and Other Remarks:

Ver 05/06/2024

Login Sample Receipt Checklist

Client: SCS Engineers

Job Number: 310-291491-1

Login Number: 291491

List Number: 1

Creator: Hirsch, Preston

List Source: Eurofins Cedar Falls

Question	Answer	Comment
Radioactivity wasn't checked or is </= background as measured by a survey meter.	N/A	
The cooler's custody seal, if present, is intact.	N/A	
Sample custody seals, if present, are intact.	N/A	
The cooler or samples do not appear to have been compromised or tampered with.	True	
Samples were received on ice.	True	
Cooler Temperature is acceptable.	True	
Cooler Temperature is recorded.	True	
COC is present.	True	
COC is filled out in ink and legible.	True	
COC is filled out with all pertinent information.	True	
Is the Field Sampler's name present on COC?	True	
There are no discrepancies between the containers received and the COC.	True	
Samples are received within Holding Time (excluding tests with immediate HTs)	True	
Sample containers have legible labels.	True	
Containers are not broken or leaking.	True	
Sample collection date/times are provided.	True	
Appropriate sample containers are used.	True	
Sample bottles are completely filled.	True	
Sample Preservation Verified.	True	
There is sufficient vol. for all requested analyses, incl. any requested MS/MSDs	True	
Containers requiring zero headspace have no headspace or bubble is <6mm (1/4").	True	
Multiphasic samples are not present.	True	
Samples do not require splitting or compositing.	True	
Residual Chlorine Checked.	N/A	

eurofins | Environment Testing

1 2 3 4 5 6 7 8 9 10 11 12 13 14

ANALYTICAL REPORT

PREPARED FOR

Attn: Nathan Ohrt
SCS Engineers
1690 All State Court
Suite 100
West Des Moines, Iowa 50265

Generated 10/8/2024 12:54:22 PM

JOB DESCRIPTION

Scott County Landfill 2nd 2024 New Wells

JOB NUMBER

310-291492-1

Eurofins Cedar Falls
3019 Venture Way
Cedar Falls IA 50613

See page two for job notes and contact information.

my EOL

Job Notes

This report may not be reproduced except in full, and with written approval from the laboratory. The results relate only to the samples tested. For questions please contact the Project Manager at the e-mail address or telephone number listed on this page.

The test results in this report relate only to the samples as received by the laboratory and will meet all requirements of the methodology, with any exceptions noted. This report shall not be reproduced except in full, without the express written approval of the laboratory. All questions should be directed to the Eurofins Environment Testing North Central, LLC Project Manager.

Authorization

Generated
10/8/2024 12:54:22 PM

Authorized for release by
Samuel Miller, Project Management Assistant I
Samuel.Miller@et.eurofinsus.com
(319)277-2401

Table of Contents

Cover Page 1
Table of Contents 3
Case Narrative 4
Sample Summary 5
Detection Summary 6
Client Sample Results 7
Definitions 11
QC Sample Results 12
QC Association 14
Chronicle 16
Certification Summary 18
Method Summary 19
Chain of Custody 20
Receipt Checklists 22

Job ID: 310-291492-1 Eurofins Cedar Falls

Job Narrative
310-291492-1

Analytical test results meet all requirements of the associated regulatory program listed on the Accreditation/Certification Summary Page unless otherwise noted under the individual analysis. Data qualifiers and/or narrative comments are included to explain any exceptions, if applicable.

- Matrix QC may not be reported if insufficient sample is provided or site-specific QC samples were not submitted. In these situations, to demonstrate precision and accuracy at a batch level, a LCS/LCSD may be performed, unless otherwise specified in the method.
- Surrogate and/or isotope dilution analyte recoveries (if applicable) which are outside of the QC window are confirmed unless attributed to a dilution or otherwise noted in the narrative.

Regulated compliance samples (e.g. SDWA, NPDES) must comply with the associated agency requirements/permits.

Receipt
The samples were received on 9/26/2024 4:30 PM. Unless otherwise noted below, the samples arrived in good condition, and, where required, properly preserved and on ice. The temperature of the cooler at receipt time was 4.2°C.

HPLC/IC
No additional analytical or quality issues were noted, other than those described above or in the Definitions/ Glossary page.

Metals
No additional analytical or quality issues were noted, other than those described above or in the Definitions/ Glossary page.

General Chemistry
No additional analytical or quality issues were noted, other than those described above or in the Definitions/ Glossary page.

Sample Summary

Client: SCS Engineers
Job ID: 310-291492-1
Project/Site: Scott County Landfill 2nd 2024 New Wells

Lab Sample ID	Client Sample ID	Matrix	Collected	Received
310-291492-1	MW-51	Water	09/24/24 10:02	09/26/24 16:30
310-291492-2	MW-52	Water	09/24/24 10:54	09/26/24 16:30
310-291492-3	MW-53	Water	09/24/24 11:30	09/26/24 16:30
310-291492-4	MW-54	Water	09/24/24 12:03	09/26/24 16:30

Detection Summary

Client: SCS Engineers
Job ID: 310-291492-1
Project/Site: Scott County Landfill 2nd 2024 New Wells

Client Sample ID: MW-51 — Lab Sample ID: 310-291492-1

Analyte	Result	Qualifier	RL	MDL	Unit	Dil Fac	D	Method	Prep Type
Chloride	188		5.00	2.25	mg/L	5		9056A	Total/NA
Sulfate	319		5.00	2.10	mg/L	5		9056A	Total/NA
Arsenic	0.00322		0.00200	0.000530	mg/L	1		6020B	Total/NA
Calcium	280		0.500	0.190	mg/L	1		6020B	Total/NA
Cobalt	0.000909		0.000500	0.000170	mg/L	1		6020B	Total/NA
Magnesium	114		2.00	0.600	mg/L	4		6020B	Total/NA
Potassium	3.83		0.500	0.150	mg/L	1		6020B	Total/NA
Sodium	28.9		1.00	0.480	mg/L	1		6020B	Total/NA
Total Suspended Solids	106		15.0	11.1	mg/L	1		I-3765-85	Total/NA
Bicarbonate Alkalinity as CaCO3	599		5.00	2.50	mg/L	1		SM 2320B	Total/NA

Client Sample ID: MW-52 — Lab Sample ID: 310-291492-2

Analyte	Result	Qualifier	RL	MDL	Unit	Dil Fac	D	Method	Prep Type
Chloride	180		50.0	22.5	mg/L	50		9056A	Total/NA
Sulfate	786		50.0	21.0	mg/L	50		9056A	Total/NA
Calcium	203		0.500	0.190	mg/L	1		6020B	Total/NA
Magnesium	96.4		2.00	0.600	mg/L	4		6020B	Total/NA
Potassium	72.0		0.500	0.150	mg/L	1		6020B	Total/NA
Sodium	146		1.00	0.480	mg/L	1		6020B	Total/NA
Total Suspended Solids	1540		30.0	22.2	mg/L	1		I-3765-85	Total/NA
Bicarbonate Alkalinity as CaCO3	262		5.00	2.50	mg/L	1		SM 2320B	Total/NA

Client Sample ID: MW-53 — Lab Sample ID: 310-291492-3

Analyte	Result	Qualifier	RL	MDL	Unit	Dil Fac	D	Method	Prep Type
Chloride	243		5.00	2.25	mg/L	5		9056A	Total/NA
Sulfate	447		5.00	2.10	mg/L	5		9056A	Total/NA
Calcium	284		0.500	0.190	mg/L	1		6020B	Total/NA
Cobalt	0.00134		0.000500	0.000170	mg/L	1		6020B	Total/NA
Magnesium	118		2.00	0.600	mg/L	4		6020B	Total/NA
Potassium	0.649		0.500	0.150	mg/L	1		6020B	Total/NA
Sodium	19.5		1.00	0.480	mg/L	1		6020B	Total/NA
Total Suspended Solids	54.0		1.88	1.39	mg/L	1		I-3765-85	Total/NA
Bicarbonate Alkalinity as CaCO3	415		5.00	2.50	mg/L	1		SM 2320B	Total/NA

Client Sample ID: MW-54 — Lab Sample ID: 310-291492-4

Analyte	Result	Qualifier	RL	MDL	Unit	Dil Fac	D	Method	Prep Type
Chloride	225		50.0	22.5	mg/L	50		9056A	Total/NA
Sulfate	1050		50.0	21.0	mg/L	50		9056A	Total/NA
Arsenic	0.00128	J	0.00200	0.000530	mg/L	1		6020B	Total/NA
Calcium	361		0.500	0.190	mg/L	1		6020B	Total/NA
Cobalt	0.000870		0.000500	0.000170	mg/L	1		6020B	Total/NA
Magnesium	151		2.00	0.600	mg/L	4		6020B	Total/NA
Potassium	0.803		0.500	0.150	mg/L	1		6020B	Total/NA
Sodium	46.8		1.00	0.480	mg/L	1		6020B	Total/NA
Total Suspended Solids	1.75	J	1.88	1.39	mg/L	1		I-3765-85	Total/NA
Bicarbonate Alkalinity as CaCO3	239		5.00	2.50	mg/L	1		SM 2320B	Total/NA

This Detection Summary does not include radiochemical test results.

Client: SCS Engineers
Job ID: 310-291492-1
Project/Site: Scott County Landfill 2nd 2024 New Wells

Client Sample ID: MW-51
Lab Sample ID: 310-291492-1
Date Collected: 09/24/24 10:02
Matrix: Water
Date Received: 09/26/24 16:30

Method: SW846 9056A - Anions, Ion Chromatography

Analyte	Result	Qualifier	RL	MDL	Unit	D	Prepared	Analyzed	Dil Fac
Chloride	188		5.00	2.25	mg/L			10/01/24 13:09	5
Sulfate	319		5.00	2.10	mg/L			10/01/24 13:09	5

Method: SW846 6020B - Metals (ICP/MS)

Analyte	Result	Qualifier	RL	MDL	Unit	D	Prepared	Analyzed	Dil Fac
Arsenic	0.00322		0.00200	0.000530	mg/L		10/01/24 09:30	10/04/24 17:43	1
Calcium	280		0.500	0.190	mg/L		10/01/24 09:30	10/04/24 17:43	1
Cobalt	0.000909		0.000500	0.000170	mg/L		10/01/24 09:30	10/04/24 17:43	1
Magnesium	114		2.00	0.600	mg/L		10/01/24 09:30	10/07/24 17:19	4
Potassium	3.83		0.500	0.150	mg/L		10/01/24 09:30	10/04/24 17:43	1
Sodium	28.9		1.00	0.480	mg/L		10/01/24 09:30	10/04/24 17:43	1

General Chemistry

Analyte	Result	Qualifier	RL	MDL	Unit	D	Prepared	Analyzed	Dil Fac
Total Suspended Solids (USGS I-3765-85)	106		15.0	11.1	mg/L			09/27/24 06:45	1
Bicarbonate Alkalinity as CaCO3 (SM 2320B)	599		5.00	2.50	mg/L			10/01/24 11:48	1
Carbonate Alkalinity as CaCO3 (SM 2320B)	<5.00		5.00	2.50	mg/L			10/01/24 11:48	1

Client Sample Results

Client: SCS Engineers
Job ID: 310-291492-1
Project/Site: Scott County Landfill 2nd 2024 New Wells

Client Sample ID: MW-52
Lab Sample ID: 310-291492-2
Date Collected: 09/24/24 10:54
Matrix: Water
Date Received: 09/26/24 16:30

Method: SW846 9056A - Anions, Ion Chromatography

Analyte	Result	Qualifier	RL	MDL	Unit	D	Prepared	Analyzed	Dil Fac
Chloride	**180**		50.0	22.5	mg/L			10/01/24 13:20	50
Sulfate	**786**		50.0	21.0	mg/L			10/01/24 13:20	50

Method: SW846 6020B - Metals (ICP/MS)

Analyte	Result	Qualifier	RL	MDL	Unit	D	Prepared	Analyzed	Dil Fac
Arsenic	<0.00200		0.00200	0.000530	mg/L		10/01/24 09:30	10/04/24 17:47	1
Calcium	**203**		0.500	0.190	mg/L		10/01/24 09:30	10/04/24 17:47	1
Cobalt	<0.000500		0.000500	0.000170	mg/L		10/01/24 09:30	10/04/24 17:47	1
Magnesium	**96.4**		2.00	0.600	mg/L		10/01/24 09:30	10/07/24 17:23	4
Potassium	**72.0**		0.500	0.150	mg/L		10/01/24 09:30	10/04/24 17:47	1
Sodium	**146**		1.00	0.480	mg/L		10/01/24 09:30	10/04/24 17:47	1

General Chemistry

Analyte	Result	Qualifier	RL	MDL	Unit	D	Prepared	Analyzed	Dil Fac
Total Suspended Solids (USGS I-3765-85)	**1540**		30.0	22.2	mg/L			09/27/24 06:45	1
Bicarbonate Alkalinity as CaCO3 (SM 2320B)	**262**		5.00	2.50	mg/L			10/01/24 12:06	1
Carbonate Alkalinity as CaCO3 (SM 2320B)	<5.00		5.00	2.50	mg/L			10/01/24 12:06	1

Client: SCS Engineers
Job ID: 310-291492-1
Project/Site: Scott County Landfill 2nd 2024 New Wells

Client Sample ID: MW-53
Lab Sample ID: 310-291492-3
Date Collected: 09/24/24 11:30
Matrix: Water
Date Received: 09/26/24 16:30

Method: SW846 9056A - Anions, Ion Chromatography

Analyte	Result	Qualifier	RL	MDL	Unit	D	Prepared	Analyzed	Dil Fac
Chloride	**243**		5.00	2.25	mg/L			10/01/24 13:32	5
Sulfate	**447**		5.00	2.10	mg/L			10/01/24 13:32	5

Method: SW846 6020B - Metals (ICP/MS)

Analyte	Result	Qualifier	RL	MDL	Unit	D	Prepared	Analyzed	Dil Fac
Arsenic	<0.00200		0.00200	0.000530	mg/L		10/01/24 09:30	10/04/24 17:50	1
Calcium	**284**		0.500	0.190	mg/L		10/01/24 09:30	10/04/24 17:50	1
Cobalt	**0.00134**		0.000500	0.000170	mg/L		10/01/24 09:30	10/04/24 17:50	1
Magnesium	**118**		2.00	0.600	mg/L		10/01/24 09:30	10/07/24 17:42	4
Potassium	**0.649**		0.500	0.150	mg/L		10/01/24 09:30	10/04/24 17:50	1
Sodium	**19.5**		1.00	0.480	mg/L		10/01/24 09:30	10/04/24 17:50	1

General Chemistry

Analyte	Result	Qualifier	RL	MDL	Unit	D	Prepared	Analyzed	Dil Fac
Total Suspended Solids (USGS I-3765-85)	**54.0**		1.88	1.39	mg/L			09/27/24 06:45	1
Bicarbonate Alkalinity as CaCO3 (SM 2320B)	**415**		5.00	2.50	mg/L			10/01/24 12:15	1
Carbonate Alkalinity as CaCO3 (SM 2320B)	<5.00		5.00	2.50	mg/L			10/01/24 12:15	1

Client: SCS Engineers
Job ID: 310-291492-1
Project/Site: Scott County Landfill 2nd 2024 New Wells

Client Sample ID: MW-54
Lab Sample ID: 310-291492-4
Date Collected: 09/24/24 12:03
Matrix: Water
Date Received: 09/26/24 16:30

Method: SW846 9056A - Anions, Ion Chromatography

Analyte	Result	Qualifier	RL	MDL	Unit	D	Prepared	Analyzed	Dil Fac
Chloride	225		50.0	22.5	mg/L			10/02/24 10:25	50
Sulfate	1050		50.0	21.0	mg/L			10/02/24 10:25	50

Method: SW846 6020B - Metals (ICP/MS)

Analyte	Result	Qualifier	RL	MDL	Unit	D	Prepared	Analyzed	Dil Fac
Arsenic	0.00128	J	0.00200	0.000530	mg/L		10/01/24 09:30	10/04/24 17:54	1
Calcium	361		0.500	0.190	mg/L		10/01/24 09:30	10/04/24 17:54	1
Cobalt	0.000870		0.000500	0.000170	mg/L		10/01/24 09:30	10/04/24 17:54	1
Magnesium	151		2.00	0.600	mg/L		10/01/24 09:30	10/07/24 17:46	4
Potassium	0.803		0.500	0.150	mg/L		10/01/24 09:30	10/04/24 17:54	1
Sodium	46.8		1.00	0.480	mg/L		10/01/24 09:30	10/04/24 17:54	1

General Chemistry

Analyte	Result	Qualifier	RL	MDL	Unit	D	Prepared	Analyzed	Dil Fac
Total Suspended Solids (USGS I-3765-85)	1.75	J	1.88	1.39	mg/L			09/27/24 06:45	1
Bicarbonate Alkalinity as CaCO3 (SM 2320B)	239		5.00	2.50	mg/L			10/01/24 12:24	1
Carbonate Alkalinity as CaCO3 (SM 2320B)	<5.00		5.00	2.50	mg/L			10/01/24 12:24	1

Definitions/Glossary

Client: SCS Engineers
Job ID: 310-291492-1
Project/Site: Scott County Landfill 2nd 2024 New Wells

Qualifiers

Metals

Qualifier	Qualifier Description
J	Result is less than the RL but greater than or equal to the MDL and the concentration is an approximate value.

General Chemistry

Qualifier	Qualifier Description
J	Result is less than the RL but greater than or equal to the MDL and the concentration is an approximate value.

Glossary

Abbreviation	These commonly used abbreviations may or may not be present in this report.
☼	Listed under the "D" column to designate that the result is reported on a dry weight basis
%R	Percent Recovery
CFL	Contains Free Liquid
CFU	Colony Forming Unit
CNF	Contains No Free Liquid
DER	Duplicate Error Ratio (normalized absolute difference)
Dil Fac	Dilution Factor
DL	Detection Limit (DoD/DOE)
DL, RA, RE, IN	Indicates a Dilution, Re-analysis, Re-extraction, or additional Initial metals/anion analysis of the sample
DLC	Decision Level Concentration (Radiochemistry)
EDL	Estimated Detection Limit (Dioxin)
LOD	Limit of Detection (DoD/DOE)
LOQ	Limit of Quantitation (DoD/DOE)
MCL	EPA recommended "Maximum Contaminant Level"
MDA	Minimum Detectable Activity (Radiochemistry)
MDC	Minimum Detectable Concentration (Radiochemistry)
MDL	Method Detection Limit
ML	Minimum Level (Dioxin)
MPN	Most Probable Number
MQL	Method Quantitation Limit
NC	Not Calculated
ND	Not Detected at the reporting limit (or MDL or EDL if shown)
NEG	Negative / Absent
POS	Positive / Present
PQL	Practical Quantitation Limit
PRES	Presumptive
QC	Quality Control
RER	Relative Error Ratio (Radiochemistry)
RL	Reporting Limit or Requested Limit (Radiochemistry)
RPD	Relative Percent Difference, a measure of the relative difference between two points
TEF	Toxicity Equivalent Factor (Dioxin)
TEQ	Toxicity Equivalent Quotient (Dioxin)
TNTC	Too Numerous To Count

Method: 9056A - Anions, Ion Chromatography

Lab Sample ID: MB 310-434936/3
Matrix: Water
Analysis Batch: 434936

Client Sample ID: Method Blank
Prep Type: Total/NA

Analyte	MB Result	MB Qualifier	RL	MDL	Unit	D	Prepared	Analyzed	Dil Fac
Chloride	<1.00		1.00	0.450	mg/L			10/01/24 08:31	1
Sulfate	<1.00		1.00	0.420	mg/L			10/01/24 08:31	1

Lab Sample ID: LCS 310-434936/4
Matrix: Water
Analysis Batch: 434936

Client Sample ID: Lab Control Sample
Prep Type: Total/NA

Analyte	Spike Added	LCS Result	LCS Qualifier	Unit	D	%Rec	%Rec Limits
Chloride	10.0	9.852		mg/L		99	90 - 110
Sulfate	10.0	10.11		mg/L		101	90 - 110

Lab Sample ID: MB 310-435132/3
Matrix: Water
Analysis Batch: 435132

Client Sample ID: Method Blank
Prep Type: Total/NA

Analyte	MB Result	MB Qualifier	RL	MDL	Unit	D	Prepared	Analyzed	Dil Fac
Chloride	<1.00		1.00	0.450	mg/L			10/01/24 13:55	1
Sulfate	<1.00		1.00	0.420	mg/L			10/01/24 13:55	1

Lab Sample ID: LCS 310-435132/4
Matrix: Water
Analysis Batch: 435132

Client Sample ID: Lab Control Sample
Prep Type: Total/NA

Analyte	Spike Added	LCS Result	LCS Qualifier	Unit	D	%Rec	%Rec Limits
Chloride	10.0	9.810		mg/L		98	90 - 110
Sulfate	10.0	10.08		mg/L		101	90 - 110

Method: 6020B - Metals (ICP/MS)

Lab Sample ID: MB 310-434714/1-A
Matrix: Water
Analysis Batch: 435361

Client Sample ID: Method Blank
Prep Type: Total/NA
Prep Batch: 434714

Analyte	MB Result	MB Qualifier	RL	MDL	Unit	D	Prepared	Analyzed	Dil Fac
Arsenic	<0.00200		0.00200	0.000530	mg/L		10/01/24 09:30	10/04/24 15:56	1
Calcium	<0.500		0.500	0.190	mg/L		10/01/24 09:30	10/04/24 15:56	1
Cobalt	<0.000500		0.000500	0.000170	mg/L		10/01/24 09:30	10/04/24 15:56	1
Magnesium	<0.500		0.500	0.150	mg/L		10/01/24 09:30	10/04/24 15:56	1
Potassium	<0.500		0.500	0.150	mg/L		10/01/24 09:30	10/04/24 15:56	1
Sodium	<1.00		1.00	0.480	mg/L		10/01/24 09:30	10/04/24 15:56	1

Lab Sample ID: LCS 310-434714/2-A
Matrix: Water
Analysis Batch: 435361

Client Sample ID: Lab Control Sample
Prep Type: Total/NA
Prep Batch: 434714

Analyte	Spike Added	LCS Result	LCS Qualifier	Unit	D	%Rec	%Rec Limits
Arsenic	0.200	0.2163		mg/L		108	80 - 120
Calcium	2.00	1.917		mg/L		96	80 - 120
Cobalt	0.100	0.09921		mg/L		99	80 - 120
Magnesium	2.00	2.065		mg/L		103	80 - 120

Method: 6020B - Metals (ICP/MS) (Continued)

Lab Sample ID: LCS 310-434714/2-A
Matrix: Water
Analysis Batch: 435361

Client Sample ID: Lab Control Sample
Prep Type: Total/NA
Prep Batch: 434714

Analyte	Spike Added	LCS Result	LCS Qualifier	Unit	D	%Rec	%Rec Limits
Potassium	2.00	2.083		mg/L		104	80 - 120
Sodium	2.00	2.118		mg/L		106	80 - 120

Method: I-3765-85 - Residue, Non-filterable (TSS)

Lab Sample ID: MB 310-434477/1
Matrix: Water
Analysis Batch: 434477

Client Sample ID: Method Blank
Prep Type: Total/NA

Analyte	MB Result	MB Qualifier	RL	MDL	Unit	D	Prepared	Analyzed	Dil Fac
Total Suspended Solids	<5.00		5.00	3.70	mg/L			09/27/24 06:45	1

Lab Sample ID: LCS 310-434477/2
Matrix: Water
Analysis Batch: 434477

Client Sample ID: Lab Control Sample
Prep Type: Total/NA

Analyte	Spike Added	LCS Result	LCS Qualifier	Unit	D	%Rec	%Rec Limits
Total Suspended Solids	100	94.00		mg/L		94	81 - 116

HPLC/IC

Analysis Batch: 434936

Lab Sample ID	Client Sample ID	Prep Type	Matrix	Method	Prep Batch
310-291492-1	MW-51	Total/NA	Water	9056A	
310-291492-2	MW-52	Total/NA	Water	9056A	
310-291492-3	MW-53	Total/NA	Water	9056A	
MB 310-434936/3	Method Blank	Total/NA	Water	9056A	
LCS 310-434936/4	Lab Control Sample	Total/NA	Water	9056A	

Analysis Batch: 435132

Lab Sample ID	Client Sample ID	Prep Type	Matrix	Method	Prep Batch
310-291492-4	MW-54	Total/NA	Water	9056A	
MB 310-435132/3	Method Blank	Total/NA	Water	9056A	
LCS 310-435132/4	Lab Control Sample	Total/NA	Water	9056A	

Metals

Prep Batch: 434714

Lab Sample ID	Client Sample ID	Prep Type	Matrix	Method	Prep Batch
310-291492-1	MW-51	Total/NA	Water	3005A	
310-291492-2	MW-52	Total/NA	Water	3005A	
310-291492-3	MW-53	Total/NA	Water	3005A	
310-291492-4	MW-54	Total/NA	Water	3005A	
MB 310-434714/1-A	Method Blank	Total/NA	Water	3005A	
LCS 310-434714/2-A	Lab Control Sample	Total/NA	Water	3005A	

Analysis Batch: 435361

Lab Sample ID	Client Sample ID	Prep Type	Matrix	Method	Prep Batch
310-291492-1	MW-51	Total/NA	Water	6020B	434714
310-291492-2	MW-52	Total/NA	Water	6020B	434714
310-291492-3	MW-53	Total/NA	Water	6020B	434714
310-291492-4	MW-54	Total/NA	Water	6020B	434714
MB 310-434714/1-A	Method Blank	Total/NA	Water	6020B	434714
LCS 310-434714/2-A	Lab Control Sample	Total/NA	Water	6020B	434714

Analysis Batch: 435492

Lab Sample ID	Client Sample ID	Prep Type	Matrix	Method	Prep Batch
310-291492-1	MW-51	Total/NA	Water	6020B	434714
310-291492-2	MW-52	Total/NA	Water	6020B	434714
310-291492-3	MW-53	Total/NA	Water	6020B	434714
310-291492-4	MW-54	Total/NA	Water	6020B	434714

General Chemistry

Analysis Batch: 434477

Lab Sample ID	Client Sample ID	Prep Type	Matrix	Method	Prep Batch
310-291492-1	MW-51	Total/NA	Water	I-3765-85	
310-291492-2	MW-52	Total/NA	Water	I-3765-85	
310-291492-3	MW-53	Total/NA	Water	I-3765-85	
310-291492-4	MW-54	Total/NA	Water	I-3765-85	
MB 310-434477/1	Method Blank	Total/NA	Water	I-3765-85	
LCS 310-434477/2	Lab Control Sample	Total/NA	Water	I-3765-85	

QC Association Summary

Client: SCS Engineers
Job ID: 310-291492-1
Project/Site: Scott County Landfill 2nd 2024 New Wells

General Chemistry

Analysis Batch: 434849

Lab Sample ID	Client Sample ID	Prep Type	Matrix	Method	Prep Batch
310-291492-1	MW-51	Total/NA	Water	SM 2320B	
310-291492-2	MW-52	Total/NA	Water	SM 2320B	
310-291492-3	MW-53	Total/NA	Water	SM 2320B	
310-291492-4	MW-54	Total/NA	Water	SM 2320B	
LCS 310-434849/2	Lab Control Sample	Total/NA	Water	SM 2320B	

Client Sample ID: MW-51
Lab Sample ID: 310-291492-1
Date Collected: 09/24/24 10:02
Matrix: Water
Date Received: 09/26/24 16:30

Prep Type	Batch Type	Batch Method	Run	Dilution Factor	Batch Number	Analyst	Lab	Prepared or Analyzed
Total/NA	Analysis	9056A		5	434936	HE7K	EET CF	10/01/24 13:09
Total/NA	Prep	3005A			434714	F5MW	EET CF	10/01/24 09:30
Total/NA	Analysis	6020B		1	435361	NFT2	EET CF	10/04/24 17:43
Total/NA	Prep	3005A			434714	F5MW	EET CF	10/01/24 09:30
Total/NA	Analysis	6020B		4	435492	NFT2	EET CF	10/07/24 17:19
Total/NA	Analysis	I-3765-85		1	434477	DGU1	EET CF	09/27/24 06:45
Total/NA	Analysis	SM 2320B		1	434849	T5AC	EET CF	10/01/24 11:48

Client Sample ID: MW-52
Lab Sample ID: 310-291492-2
Date Collected: 09/24/24 10:54
Matrix: Water
Date Received: 09/26/24 16:30

Prep Type	Batch Type	Batch Method	Run	Dilution Factor	Batch Number	Analyst	Lab	Prepared or Analyzed
Total/NA	Analysis	9056A		50	434936	HE7K	EET CF	10/01/24 13:20
Total/NA	Prep	3005A			434714	F5MW	EET CF	10/01/24 09:30
Total/NA	Analysis	6020B		1	435361	NFT2	EET CF	10/04/24 17:47
Total/NA	Prep	3005A			434714	F5MW	EET CF	10/01/24 09:30
Total/NA	Analysis	6020B		4	435492	NFT2	EET CF	10/07/24 17:23
Total/NA	Analysis	I-3765-85		1	434477	DGU1	EET CF	09/27/24 06:45
Total/NA	Analysis	SM 2320B		1	434849	T5AC	EET CF	10/01/24 12:06

Client Sample ID: MW-53
Lab Sample ID: 310-291492-3
Date Collected: 09/24/24 11:30
Matrix: Water
Date Received: 09/26/24 16:30

Prep Type	Batch Type	Batch Method	Run	Dilution Factor	Batch Number	Analyst	Lab	Prepared or Analyzed
Total/NA	Analysis	9056A		5	434936	HE7K	EET CF	10/01/24 13:32
Total/NA	Prep	3005A			434714	F5MW	EET CF	10/01/24 09:30
Total/NA	Analysis	6020B		1	435361	NFT2	EET CF	10/04/24 17:50
Total/NA	Prep	3005A			434714	F5MW	EET CF	10/01/24 09:30
Total/NA	Analysis	6020B		4	435492	NFT2	EET CF	10/07/24 17:42
Total/NA	Analysis	I-3765-85		1	434477	DGU1	EET CF	09/27/24 06:45
Total/NA	Analysis	SM 2320B		1	434849	T5AC	EET CF	10/01/24 12:15

Client Sample ID: MW-54
Lab Sample ID: 310-291492-4
Date Collected: 09/24/24 12:03
Matrix: Water
Date Received: 09/26/24 16:30

Prep Type	Batch Type	Batch Method	Run	Dilution Factor	Batch Number	Analyst	Lab	Prepared or Analyzed
Total/NA	Analysis	9056A		50	435132	HE7K	EET CF	10/02/24 10:25
Total/NA	Prep	3005A			434714	F5MW	EET CF	10/01/24 09:30
Total/NA	Analysis	6020B		1	435361	NFT2	EET CF	10/04/24 17:54
Total/NA	Prep	3005A			434714	F5MW	EET CF	10/01/24 09:30
Total/NA	Analysis	6020B		4	435492	NFT2	EET CF	10/07/24 17:46

Lab Chronicle

Client: SCS Engineers
Job ID: 310-291492-1
Project/Site: Scott County Landfill 2nd 2024 New Wells

Client Sample ID: MW-54
Lab Sample ID: 310-291492-4
Date Collected: 09/24/24 12:03
Matrix: Water
Date Received: 09/26/24 16:30

Prep Type	Batch Type	Batch Method	Run	Dilution Factor	Batch Number	Analyst	Lab	Prepared or Analyzed
Total/NA	Analysis	I-3765-85		1	434477	DGU1	EET CF	09/27/24 06:45
Total/NA	Analysis	SM 2320B		1	434849	T5AC	EET CF	10/01/24 12:24

Laboratory References:

EET CF = Eurofins Cedar Falls, 3019 Venture Way, Cedar Falls, IA 50613, TEL (319)277-2401

Accreditation/Certification Summary

Client: SCS Engineers
Job ID: 310-291492-1
Project/Site: Scott County Landfill 2nd 2024 New Wells

Laboratory: Eurofins Cedar Falls

Unless otherwise noted, all analytes for this laboratory were covered under each accreditation/certification below.

Authority	Program	Identification Number	Expiration Date
Iowa	State	007	12-01-25

The following analytes are included in this report, but the laboratory is not certified by the governing authority. This list may include analytes for which the agency does not offer certification.

Analysis Method	Prep Method	Matrix	Analyte
I-3765-85		Water	Total Suspended Solids
SM 2320B		Water	Bicarbonate Alkalinity as CaCO3
SM 2320B		Water	Carbonate Alkalinity as CaCO3

Method Summary

Client: SCS Engineers
Job ID: 310-291492-1
Project/Site: Scott County Landfill 2nd 2024 New Wells

Method	Method Description	Protocol	Laboratory
9056A	Anions, Ion Chromatography	SW846	EET CF
6020B	Metals (ICP/MS)	SW846	EET CF
I-3765-85	Residue, Non-filterable (TSS)	USGS	EET CF
SM 2320B	Alkalinity	SM	EET CF
3005A	Preparation, Total Metals	SW846	EET CF

Protocol References:

SM = "Standard Methods For The Examination Of Water And Wastewater"

SW846 = "Test Methods For Evaluating Solid Waste, Physical/Chemical Methods", Third Edition, November 1986 And Its Updates.

USGS = "Methods For Analysis Of Water And Fluvial Sediments", USGS, 1989

Laboratory References:

EET CF = Eurofins Cedar Falls, 3019 Venture Way, Cedar Falls, IA 50613, TEL (319)277-2401

eurofins | Environment Testing America

310-291492 Chain of Custody

Cooler/Sample Receipt and Temperature Log Form

Client Information

Client: SCS

City/State: CITY West Des Moines STATE IA | Project:

Receipt Information

Date/Time Received: DATE 9/26/24 TIME 1630 | Received By: PH

Delivery Type. ☐ UPS ☐ FedEx ☐ FedEx Ground ☐ US Mail ☐ Spee-Dee
☒ Lab Courier ☐ Lab Field Services ☐ Client Drop-off ☐ Other:_____

Condition of Cooler/Containers

Sample(s) received in Cooler?	☒ Yes ☐ No	*If yes:* Cooler ID:
Multiple Coolers?	~~☒ Yes~~ ☐ No	*If yes:* Cooler # _____ of ~~N/A~~
Cooler Custody Seals Present?	☐ Yes ☒ No	*If yes:* Cooler custody seals intact? ☐ Yes ☐ No
Sample Custody Seals Present?	☐ Yes ☒ No	*If yes:* Sample custody seals intact? ☐ Yes ☐ No
Trip Blank Present?	☐ Yes ☒ No	*If yes:* Which VOA samples are in cooler? ↓

Temperature Record

Coolant ☒ Wet ice ☐ Blue ice ☐ Dry ice ☐ Other._____ ☐ NONE

Thermometer ID: P | Correction Factor (°C): 0

• **Temp Blank Temperature** – If no temp blank, or temp blank temperature above criteria, proceed to Sample Container Temperature

Uncorrected Temp (°C): 4.2 | Corrected Temp (°C): 4.2

• **Sample Container Temperature**

	CONTAINER 1	CONTAINER 2
Container(s) used:		
Uncorrected Temp (°C):		
Corrected Temp (°C):		

Exceptions Noted

1) If temperature exceeds criteria, was sample(s) received same day of sampling? ☐ Yes ☐ No
   a) *If yes:* Is there evidence that the chilling process began? ☐ Yes ☐ No

2) If temperature is <0°C, are there obvious signs that the integrity of sample containers is compromised? (e.g., bulging septa, broken/cracked bottles, frozen solid?) ☐ Yes ☐ No

NOTE If yes, contact PM before proceeding. If no, proceed with login

Additional Comments

MW-39, MW-118

Eurofins Cedar Falls
3019 Venture Way
Cedar Falls, IA 50613
Phone (319) 277-2401 Phone (319) 277-2425

Chain of Custody Record

TestAmerica Des Moines SC
214

eurofins

Client Information	Sampler: Honner Roth	Lab PM: Yang, Mary E	Carrier Tracking No(s):	COC No: 310-95538-26322.1
Client Contact: Nathan Ohrt	Phone:	E-Mail: Mary Yang@ET EurofinsUS com	State of Origin:	Page: Page 1 of 1
Company: SCS Engineers	PWSID:			Job #:
Address: 1690 All State Court Suite 100	Due Date Requested:			
City: West Des Moines	TAT Requested (days):			
State, Zip: IA, 50265	Compliance Project: Δ Yes Δ No			
Phone: 319-331-9613(Tel)	PO #: 27224296 00			
Email: nohrt@scsengineers.com	WO #:			
Project Name: Scott County Landfill 2nd 2024 New Wells	Project #: 31002007			
Site: Iowa	SSOW#:			

Analysis Requested

Preservation Codes:
N - None
D - HNO3

Other:

Sample Identification	Sample Date	Sample Time	Sample Type (C=Comp, G=grab)	Matrix (W=water, S=solid, O=waste/oil, BT=Tissue, A=Air)	Field Filtered Sample (Yes or No)	Perform MS/MSD (Yes or No)	9056A_ORGFM_28D - Chloride and Sulfate	6020B - As, Ca, Co, Mg, K, Na	I_3765_85 - Residue, Non-filterable (TSS)	2320B - (MOD) Bicarbonate, Carbonate	Total Number of containers	Special Instructions/Note:
			Preservation Code:				N	D	N	N		
MW-49				Water			X	X	X	X		
MW-50				Water			X	X	X	X		
MW-51	9-24-24	1002	G	Water			X	X	X	X		
MW-52	9-24-24	1054	G	Water			X	X	X	X		
MW-53	9-24-24	1130	G	Water			X	X	X	X		
MW-54	9-24-24	1203	G	Water			X	X	X	X		

Possible Hazard Identification
☐ Non-Hazard ☐ Flammable ☐ Skin Irritant ☐ Poison B ☐ Unknown ☐ Radiological

Sample Disposal (A fee may be assessed if samples are retained longer than 1 month)
☐ Return To Client ☐ Disposal By Lab ☐ Archive For _____ Months

Deliverable Requested I, II, III, IV, Other (specify)

Special Instructions/QC Requirements:

Empty Kit Relinquished by:	Date:	Time:	Method of Shipment:

	Relinquished by	Date/Time	Company	Received by	Date/Time	Company
1	Honner Roth	9-26-24 / 14:30	SCS			
2						
3						

Custody Seals Intact: Δ Yes Δ No | Custody Seal No

Cooler Temperature(s) °C and Other Remarks:

Ver 05/06/2024

Login Sample Receipt Checklist

Client: SCS Engineers

Job Number: 310-291492-1

Login Number: 291492

List Source: Eurofins Cedar Falls

List Number: 1

Creator: Hirsch, Preston

Question	Answer	Comment
Radioactivity wasn't checked or is </= background as measured by a survey meter.	N/A	
The cooler's custody seal, if present, is intact.	N/A	
Sample custody seals, if present, are intact.	N/A	
The cooler or samples do not appear to have been compromised or tampered with.	True	
Samples were received on ice.	True	
Cooler Temperature is acceptable.	True	
Cooler Temperature is recorded.	True	
COC is present.	True	
COC is filled out in ink and legible.	True	
COC is filled out with all pertinent information.	True	
Is the Field Sampler's name present on COC?	True	
There are no discrepancies between the containers received and the COC.	True	
Samples are received within Holding Time (excluding tests with immediate HTs)	True	
Sample containers have legible labels.	True	
Containers are not broken or leaking.	True	
Sample collection date/times are provided.	True	
Appropriate sample containers are used.	True	
Sample bottles are completely filled.	True	
Sample Preservation Verified.	True	
There is sufficient vol. for all requested analyses, incl. any requested MS/MSDs	True	
Containers requiring zero headspace have no headspace or bubble is <6mm (1/4").	True	
Multiphasic samples are not present.	True	
Samples do not require splitting or compositing.	True	
Residual Chlorine Checked.	N/A	

eurofins | Environment Testing

1 2 3 4 5 6 7 8 9 10 11 12 13 14 15 16

ANALYTICAL REPORT

PREPARED FOR

Attn: Nathan Ohrt
SCS Engineers
1690 All State Court
Suite 100
West Des Moines, Iowa 50265

Generated 10/7/2024 1:23:30 PM

JOB DESCRIPTION

Scott County Landfill 2nd 2024 Bracketing
Scott County Landfill Bracket 1st 2024 S

JOB NUMBER

310-291495-1

Eurofins Cedar Falls
3019 Venture Way
Cedar Falls IA 50613

See page two for job notes and contact information.

myEOL

Job Notes

This report may not be reproduced except in full, and with written approval from the laboratory. The results relate only to the samples tested. For questions please contact the Project Manager at the e-mail address or telephone number listed on this page.

The test results in this report relate only to the samples as received by the laboratory and will meet all requirements of the methodology, with any exceptions noted. This report shall not be reproduced except in full, without the express written approval of the laboratory. All questions should be directed to the Eurofins Environment Testing North Central, LLC Project Manager.

Authorization

Generated
10/7/2024 1:23:30 PM

Authorized for release by
Samuel Miller, Project Management Assistant I
Samuel.Miller@et.eurofinsus.com
(319)277-2401

Table of Contents

Cover Page 1
Table of Contents 3
Case Narrative 4
Sample Summary 5
Detection Summary 6
Detection Limit Exceptions Summary 8
Client Sample Results 9
Definitions 21
Surrogate Summary 22
QC Sample Results 23
QC Association 27
Chronicle 28
Certification Summary 30
Method Summary 31
Chain of Custody 32
Receipt Checklists 34

Job ID: 310-291495-1 Eurofins Cedar Falls

Job Narrative
310-291495-1

Analytical test results meet all requirements of the associated regulatory program listed on the Accreditation/Certification Summary Page unless otherwise noted under the individual analysis. Data qualifiers and/or narrative comments are included to explain any exceptions, if applicable.

- Matrix QC may not be reported if insufficient sample is provided or site-specific QC samples were not submitted. In these situations, to demonstrate precision and accuracy at a batch level, a LCS/LCSD may be performed, unless otherwise specified in the method.
- Surrogate and/or isotope dilution analyte recoveries (if applicable) which are outside of the QC window are confirmed unless attributed to a dilution or otherwise noted in the narrative.

Regulated compliance samples (e.g. SDWA, NPDES) must comply with the associated agency requirements/permits.

Receipt
The samples were received on 9/26/2024 4:30 PM. Unless otherwise noted below, the samples arrived in good condition, and, where required, properly preserved and on ice. The temperature of the cooler at receipt time was 4.3°C.

GC/MS VOA
Method 8260D: The following sample was collected in a properly preserved vial; however, the pH was outside the required criteria when verified by the laboratory. The sample was analyzed within the 7-day holding time specified for unpreserved samples: MW-37 (310-291495-5).

Method 8260D: The method requirement for no headspace was not met. The following volatile sample was analyzed with headspace in the sample container(s): Trip Blank (310-291495-9).

Method 8260D: The continuing calibration verification (CCV) associated with batch 310-434530 recovered above the upper control limit for 2-Hexanone (32.6%D), trans-1,3-Dichloropropene (23.3%D), and 4-Methyl-2-pentanone (33.0%D). The samples associated with this CCV were non-detects for the affected analytes; therefore, the data have been reported. The associated sample is impacted: (CCV 310-434530/3).

Method 8260D: The continuing calibration verification (CCV) associated with batch 310-434530 recovered above the upper control limit for Chloromethane (53.0%D). The samples associated with this CCV were non-detects for the affected analyte; therefore, the data have been reported. The associated sample is impacted: (CCV 310-434530/4).

Method 8260D: The continuing calibration verification (CCV) associated with batch 310-434530 recovered above the upper control limit for Vinyl chloride (23.6%D). The LCS associated with this CCV passed CCV criteria for the affected analyte; therefore, the data have been reported. The associated sample is impacted: (CCV 310-434530/4).

Method 8260D: The laboratory control sample (LCS) for 310-434530 recovered outside control limits for the following analytes: Xylenes, Total, m-Xylene & p-Xylene, o-Xylene, Toluene, and Ethylbenzene. These analytes were biased high in the LCS and were not detected in the associated samples; therefore, the data have been reported.

No additional analytical or quality issues were noted, other than those described above or in the Definitions/ Glossary page.

Metals
No additional analytical or quality issues were noted, other than those described above or in the Definitions/ Glossary page.

General Chemistry
No additional analytical or quality issues were noted, other than those described above or in the Definitions/ Glossary page.

Sample Summary

Client: SCS Engineers
Job ID: 310-291495-1
Project/Site: Scott County Landfill 2nd 2024 Bracketing

Lab Sample ID	Client Sample ID	Matrix	Collected	Received
310-291495-1	MW-18R	Groundwater	09/24/24 17:02	09/26/24 16:30
310-291495-2	MW-33A	Groundwater	09/24/24 15:50	09/26/24 16:30
310-291495-3	MW-34	Groundwater	09/24/24 15:20	09/26/24 16:30
310-291495-4	MW-36	Groundwater	09/24/24 17:29	09/26/24 16:30
310-291495-5	MW-37	Groundwater	09/24/24 14:48	09/26/24 16:30
310-291495-6	MW-39	Groundwater	09/24/24 16:25	09/26/24 16:30
310-291495-7	MW-44	Groundwater	09/24/24 13:50	09/26/24 16:30
310-291495-8	MW-45	Groundwater	09/24/24 14:17	09/26/24 16:30
310-291495-9	Trip Blank	Trip Blank	09/24/24 00:00	09/26/24 16:30

Detection Summary

Client: SCS Engineers
Job ID: 310-291495-1
Project/Site: Scott County Landfill 2nd 2024 Bracketing

Client Sample ID: MW-18R — Lab Sample ID: 310-291495-1

Analyte	Result	Qualifier	RL	MDL	Unit	Dil Fac	D	Method	Prep Type
Arsenic	0.00154	J	0.00200	0.000530	mg/L	1		6020B	Total/NA
Cobalt	0.000196	J	0.000500	0.000170	mg/L	1		6020B	Total/NA
Total Suspended Solids	4.25		1.88	1.39	mg/L	1		I-3765-85	Total/NA

Client Sample ID: MW-33A — Lab Sample ID: 310-291495-2

Analyte	Result	Qualifier	RL	MDL	Unit	Dil Fac	D	Method	Prep Type
Arsenic	0.0296		0.00200	0.000530	mg/L	1		6020B	Total/NA
Cobalt	0.000455	J	0.000500	0.000170	mg/L	1		6020B	Total/NA
Total Suspended Solids	58.0		15.0	11.1	mg/L	1		I-3765-85	Total/NA

Client Sample ID: MW-34 — Lab Sample ID: 310-291495-3

Analyte	Result	Qualifier	RL	MDL	Unit	Dil Fac	D	Method	Prep Type
Arsenic	0.000655	J	0.00200	0.000530	mg/L	1		6020B	Total/NA
Cobalt	0.00597		0.000500	0.000170	mg/L	1		6020B	Total/NA
Total Suspended Solids	2.13		1.88	1.39	mg/L	1		I-3765-85	Total/NA

Client Sample ID: MW-36 — Lab Sample ID: 310-291495-4

Analyte	Result	Qualifier	RL	MDL	Unit	Dil Fac	D	Method	Prep Type
Arsenic	0.00305		0.00200	0.000530	mg/L	1		6020B	Total/NA
Cobalt	0.00579		0.000500	0.000170	mg/L	1		6020B	Total/NA
Total Suspended Solids	28.5		7.50	5.55	mg/L	1		I-3765-85	Total/NA

Client Sample ID: MW-37 — Lab Sample ID: 310-291495-5

Analyte	Result	Qualifier	RL	MDL	Unit	Dil Fac	D	Method	Prep Type
Benzene	1.93		0.500	0.220	ug/L	1		8260D	Total/NA
Chlorobenzene	1.53		1.00	0.400	ug/L	1		8260D	Total/NA
cis-1,2-Dichloroethene	0.296	J	1.00	0.210	ug/L	1		8260D	Total/NA
1,4-Dichlorobenzene	2.59		1.00	0.230	ug/L	1		8260D	Total/NA
Arsenic	0.129		0.00200	0.000530	mg/L	1		6020B	Total/NA
Cobalt	0.0111		0.000500	0.000170	mg/L	1		6020B	Total/NA
Total Suspended Solids	65.0		15.0	11.1	mg/L	1		I-3765-85	Total/NA

Client Sample ID: MW-39 — Lab Sample ID: 310-291495-6

Analyte	Result	Qualifier	RL	MDL	Unit	Dil Fac	D	Method	Prep Type
Arsenic	0.00322		0.00200	0.000530	mg/L	1		6020B	Total/NA
Cobalt	0.0184		0.000500	0.000170	mg/L	1		6020B	Total/NA
Total Suspended Solids	1.75	J	1.88	1.39	mg/L	1		I-3765-85	Total/NA

Client Sample ID: MW-44 — Lab Sample ID: 310-291495-7

Analyte	Result	Qualifier	RL	MDL	Unit	Dil Fac	D	Method	Prep Type
Acetone	4.36	J	10.0	3.10	ug/L	1		8260D	Total/NA
Benzene	0.296	J	0.500	0.220	ug/L	1		8260D	Total/NA
Chlorobenzene	6.74		1.00	0.400	ug/L	1		8260D	Total/NA
cis-1,2-Dichloroethene	5.31		1.00	0.210	ug/L	1		8260D	Total/NA
1,1-Dichloroethane	0.302	J	1.00	0.220	ug/L	1		8260D	Total/NA
Vinyl chloride	0.347	J	1.00	0.180	ug/L	1		8260D	Total/NA
Cobalt	0.0111		0.000500	0.000170	mg/L	1		6020B	Total/NA
Total Suspended Solids	18.7		5.00	3.70	mg/L	1		I-3765-85	Total/NA

This Detection Summary does not include radiochemical test results.

Eurofins Cedar Falls

Detection Summary

Client: SCS Engineers
Job ID: 310-291495-1
Project/Site: Scott County Landfill 2nd 2024 Bracketing

Client Sample ID: MW-45
Lab Sample ID: 310-291495-8

Analyte	Result	Qualifier	RL	MDL	Unit	Dil Fac	D	Method	Prep Type
Arsenic	0.00267		0.00200	0.000530	mg/L	1		6020B	Total/NA
Cobalt	0.0101		0.000500	0.000170	mg/L	1		6020B	Total/NA
Total Suspended Solids	1.75	J	1.88	1.39	mg/L	1		I-3765-85	Total/NA

Client Sample ID: Trip Blank
Lab Sample ID: 310-291495-9

No Detections.

This Detection Summary does not include radiochemical test results.

Quantitation Limit Exceptions Summary

Client: SCS Engineers
Job ID: 310-291495-1
Project/Site: Scott County Landfill 2nd 2024 Bracketing

The requested project specific reporting limits listed below were less than laboratory standard quantitation limits (PQL) but greater than or equal to the laboratory method detection limits (MDL). It must be noted that results reported below lab standard quantitation limits may result in false positive/false negative values and less accurate quantitation. Routine laboratory procedures do not indicate corrective action for detections below the laboratory's PQL.

Method	Analyte	Matrix	Prep Type	Unit	Client RL	Lab PQL
8260D	1,2-Dibromo-3-Chloropropane	Groundwater	Total/NA	ug/L	1.20	5
8260D	1,2-Dibromo-3-Chloropropane	Trip Blank	Total/NA	ug/L	1.20	5
8260D	1,2-Dibromoethane (EDB)	Groundwater	Total/NA	ug/L	0.340	1
8260D	1,2-Dibromoethane (EDB)	Trip Blank	Total/NA	ug/L	0.340	1

Client: SCS Engineers
Job ID: 310-291495-1
Project/Site: Scott County Landfill 2nd 2024 Bracketing

Client Sample ID: MW-18R
Lab Sample ID: 310-291495-1
Date Collected: 09/24/24 17:02
Matrix: Groundwater
Date Received: 09/26/24 16:30

Method: SW846 6020B - Metals (ICP/MS)

Analyte	Result	Qualifier	RL	MDL	Unit	D	Prepared	Analyzed	Dil Fac
Arsenic	0.00154	J	0.00200	0.000530	mg/L		09/30/24 09:30	10/04/24 19:18	1
Cobalt	0.000196	J	0.000500	0.000170	mg/L		09/30/24 09:30	10/04/24 19:18	1

General Chemistry

Analyte	Result	Qualifier	RL	MDL	Unit	D	Prepared	Analyzed	Dil Fac
Total Suspended Solids (USGS I-3765-85)	4.25		1.88	1.39	mg/L			09/27/24 06:45	1

Client Sample Results

Client: SCS Engineers
Job ID: 310-291495-1
Project/Site: Scott County Landfill 2nd 2024 Bracketing

Client Sample ID: MW-33A
Lab Sample ID: 310-291495-2
Date Collected: 09/24/24 15:50
Matrix: Groundwater
Date Received: 09/26/24 16:30

Method: SW846 6020B - Metals (ICP/MS)

Analyte	Result	Qualifier	RL	MDL	Unit	D	Prepared	Analyzed	Dil Fac
Arsenic	0.0296		0.00200	0.000530	mg/L		09/30/24 09:30	10/04/24 19:20	1
Cobalt	0.000455	J	0.000500	0.000170	mg/L		09/30/24 09:30	10/04/24 19:20	1

General Chemistry

Analyte	Result	Qualifier	RL	MDL	Unit	D	Prepared	Analyzed	Dil Fac
Total Suspended Solids (USGS I-3765-85)	58.0		15.0	11.1	mg/L			09/27/24 06:45	1

Client Sample Results

Client: SCS Engineers
Job ID: 310-291495-1
Project/Site: Scott County Landfill 2nd 2024 Bracketing

Client Sample ID: MW-34
Lab Sample ID: 310-291495-3
Date Collected: 09/24/24 15:20
Matrix: Groundwater
Date Received: 09/26/24 16:30

Method: SW846 6020B - Metals (ICP/MS)

Analyte	Result	Qualifier	RL	MDL	Unit	D	Prepared	Analyzed	Dil Fac
Arsenic	0.000655	J	0.00200	0.000530	mg/L		09/30/24 09:30	10/04/24 19:22	1
Cobalt	0.00597		0.000500	0.000170	mg/L		09/30/24 09:30	10/04/24 19:22	1

General Chemistry

Analyte	Result	Qualifier	RL	MDL	Unit	D	Prepared	Analyzed	Dil Fac
Total Suspended Solids (USGS I-3765-85)	2.13		1.88	1.39	mg/L			09/27/24 06:45	1

Client Sample Results

Client: SCS Engineers
Job ID: 310-291495-1
Project/Site: Scott County Landfill 2nd 2024 Bracketing

Client Sample ID: MW-36
Lab Sample ID: 310-291495-4
Date Collected: 09/24/24 17:29
Matrix: Groundwater
Date Received: 09/26/24 16:30

Method: SW846 6020B - Metals (ICP/MS)

Analyte	Result	Qualifier	RL	MDL	Unit	D	Prepared	Analyzed	Dil Fac
Arsenic	0.00305		0.00200	0.000530	mg/L		09/30/24 09:30	10/04/24 19:24	1
Cobalt	0.00579		0.000500	0.000170	mg/L		09/30/24 09:30	10/04/24 19:24	1

General Chemistry

Analyte	Result	Qualifier	RL	MDL	Unit	D	Prepared	Analyzed	Dil Fac
Total Suspended Solids (USGS I-3765-85)	28.5		7.50	5.55	mg/L			09/27/24 06:45	1

Client: SCS Engineers
Job ID: 310-291495-1
Project/Site: Scott County Landfill 2nd 2024 Bracketing

Client Sample ID: MW-37
Lab Sample ID: 310-291495-5
Date Collected: 09/24/24 14:48
Matrix: Groundwater
Date Received: 09/26/24 16:30

Method: SW846 8260D - Volatile Organic Compounds by GC/MS

Analyte	Result	Qualifier	RL	MDL	Unit	D	Prepared	Analyzed	Dil Fac
Acetone	<10.0		10.0	3.10	ug/L			09/27/24 15:14	1
Acrylonitrile	<10.0		10.0	2.20	ug/L			09/27/24 15:14	1
Benzene	**1.93**		0.500	0.220	ug/L			09/27/24 15:14	1
Bromochloromethane	<5.00		5.00	0.540	ug/L			09/27/24 15:14	1
Bromodichloromethane	<1.00		1.00	0.390	ug/L			09/27/24 15:14	1
Bromoform	<5.00		5.00	0.780	ug/L			09/27/24 15:14	1
Bromomethane	<4.00		4.00	1.10	ug/L			09/27/24 15:14	1
2-Butanone (MEK)	<10.0		10.0	2.10	ug/L			09/27/24 15:14	1
Carbon disulfide	<1.00		1.00	0.450	ug/L			09/27/24 15:14	1
Carbon tetrachloride	<2.00		2.00	0.650	ug/L			09/27/24 15:14	1
Chlorobenzene	**1.53**		1.00	0.400	ug/L			09/27/24 15:14	1
Chlorodibromomethane	<5.00		5.00	0.750	ug/L			09/27/24 15:14	1
Chloroethane	<4.00		4.00	0.790	ug/L			09/27/24 15:14	1
Chloroform	<3.00		3.00	1.30	ug/L			09/27/24 15:14	1
Chloromethane	<3.00		3.00	0.610	ug/L			09/27/24 15:14	1
cis-1,2-Dichloroethene	**0.296**	**J**	1.00	0.210	ug/L			09/27/24 15:14	1
cis-1,3-Dichloropropene	<5.00		5.00	0.250	ug/L			09/27/24 15:14	1
1,2-Dibromo-3-Chloropropane	<1.20		1.20	1.20	ug/L			09/27/24 15:14	1
1,2-Dibromoethane (EDB)	<0.340		0.340	0.340	ug/L			09/27/24 15:14	1
Dibromomethane	<1.00		1.00	0.330	ug/L			09/27/24 15:14	1
1,2-Dichlorobenzene	<1.00		1.00	0.370	ug/L			09/27/24 15:14	1
1,4-Dichlorobenzene	**2.59**		1.00	0.230	ug/L			09/27/24 15:14	1
1,1-Dichloroethane	<1.00		1.00	0.220	ug/L			09/27/24 15:14	1
1,2-Dichloroethane	<1.00		1.00	0.390	ug/L			09/27/24 15:14	1
1,1-Dichloroethene	<2.00		2.00	0.560	ug/L			09/27/24 15:14	1
1,2-Dichloropropane	<1.00		1.00	0.270	ug/L			09/27/24 15:14	1
Ethylbenzene	<1.00	*+	1.00	0.310	ug/L			09/27/24 15:14	1
2-Hexanone	<10.0		10.0	2.00	ug/L			09/27/24 15:14	1
Iodomethane	<10.0		10.0	7.00	ug/L			09/27/24 15:14	1
Methylene Chloride	<5.00		5.00	1.70	ug/L			09/27/24 15:14	1
4-Methyl-2-pentanone (MIBK)	<10.0		10.0	2.10	ug/L			09/27/24 15:14	1
Styrene	<1.00		1.00	0.370	ug/L			09/27/24 15:14	1
1,1,1,2-Tetrachloroethane	<1.00		1.00	0.380	ug/L			09/27/24 15:14	1
1,1,2,2-Tetrachloroethane	<1.00		1.00	0.470	ug/L			09/27/24 15:14	1
Tetrachloroethene	<1.00		1.00	0.480	ug/L			09/27/24 15:14	1
Toluene	<1.00	*+	1.00	0.430	ug/L			09/27/24 15:14	1
trans-1,4-Dichloro-2-butene	<10.0		10.0	1.10	ug/L			09/27/24 15:14	1
trans-1,2-Dichloroethene	<1.00		1.00	0.270	ug/L			09/27/24 15:14	1
trans-1,3-Dichloropropene	<5.00		5.00	0.560	ug/L			09/27/24 15:14	1
1,1,1-Trichloroethane	<1.00		1.00	0.190	ug/L			09/27/24 15:14	1
1,1,2-Trichloroethane	<1.00		1.00	0.450	ug/L			09/27/24 15:14	1
Trichloroethene	<1.00		1.00	0.430	ug/L			09/27/24 15:14	1
Trichlorofluoromethane	<4.00		4.00	0.380	ug/L			09/27/24 15:14	1
1,2,3-Trichloropropane	<1.00		1.00	0.590	ug/L			09/27/24 15:14	1
Vinyl acetate	<10.0		10.0	2.50	ug/L			09/27/24 15:14	1
Vinyl chloride	<1.00		1.00	0.180	ug/L			09/27/24 15:14	1
Xylenes, Total	<3.00	*+	3.00	0.400	ug/L			09/27/24 15:14	1

Surrogate	*%Recovery*	*Qualifier*	*Limits*	*Prepared*	*Analyzed*	*Dil Fac*
4-Bromofluorobenzene (Surr)	*91*		*80 - 120*		*09/27/24 15:14*	*1*

Client: SCS Engineers
Job ID: 310-291495-1
Project/Site: Scott County Landfill 2nd 2024 Bracketing

Client Sample ID: MW-37
Lab Sample ID: 310-291495-5
Date Collected: 09/24/24 14:48
Matrix: Groundwater
Date Received: 09/26/24 16:30

Method: SW846 8260D - Volatile Organic Compounds by GC/MS (Continued)

Surrogate	*%Recovery*	*Qualifier*	*Limits*	*Prepared*	*Analyzed*	*Dil Fac*
Dibromofluoromethane (Surr)	*108*		*73 - 130*		*09/27/24 15:14*	*1*
Toluene-d8 (Surr)	*96*		*80 - 120*		*09/27/24 15:14*	*1*

Method: SW846 6020B - Metals (ICP/MS)

Analyte	Result	Qualifier	RL	MDL	Unit	D	Prepared	Analyzed	Dil Fac
Arsenic	**0.129**		0.00200	0.000530	mg/L		09/30/24 09:30	10/04/24 19:26	1
Cobalt	**0.0111**		0.000500	0.000170	mg/L		09/30/24 09:30	10/04/24 19:26	1

General Chemistry

Analyte	Result	Qualifier	RL	MDL	Unit	D	Prepared	Analyzed	Dil Fac
Total Suspended Solids (USGS I-3765-85)	**65.0**		15.0	11.1	mg/L			09/27/24 06:45	1

Client: SCS Engineers
Job ID: 310-291495-1
Project/Site: Scott County Landfill 2nd 2024 Bracketing

Client Sample ID: MW-39
Lab Sample ID: 310-291495-6
Date Collected: 09/24/24 16:25
Matrix: Groundwater
Date Received: 09/26/24 16:30

Method: SW846 6020B - Metals (ICP/MS)

Analyte	Result	Qualifier	RL	MDL	Unit	D	Prepared	Analyzed	Dil Fac
Arsenic	0.00322		0.00200	0.000530	mg/L		09/30/24 09:30	10/04/24 19:37	1
Cobalt	0.0184		0.000500	0.000170	mg/L		09/30/24 09:30	10/04/24 19:37	1

General Chemistry

Analyte	Result	Qualifier	RL	MDL	Unit	D	Prepared	Analyzed	Dil Fac
Total Suspended Solids (USGS I-3765-85)	1.75	J	1.88	1.39	mg/L			09/27/24 06:45	1

Client: SCS Engineers
Job ID: 310-291495-1
Project/Site: Scott County Landfill 2nd 2024 Bracketing

Client Sample ID: MW-44
Lab Sample ID: 310-291495-7
Date Collected: 09/24/24 13:50
Matrix: Groundwater
Date Received: 09/26/24 16:30

Method: SW846 8260D - Volatile Organic Compounds by GC/MS

Analyte	Result	Qualifier	RL	MDL	Unit	D	Prepared	Analyzed	Dil Fac
Acetone	**4.36**	**J**	10.0	3.10	ug/L			09/27/24 15:36	1
Acrylonitrile	<10.0		10.0	2.20	ug/L			09/27/24 15:36	1
Benzene	**0.296**	**J**	0.500	0.220	ug/L			09/27/24 15:36	1
Bromochloromethane	<5.00		5.00	0.540	ug/L			09/27/24 15:36	1
Bromodichloromethane	<1.00		1.00	0.390	ug/L			09/27/24 15:36	1
Bromoform	<5.00		5.00	0.780	ug/L			09/27/24 15:36	1
Bromomethane	<4.00		4.00	1.10	ug/L			09/27/24 15:36	1
2-Butanone (MEK)	<10.0		10.0	2.10	ug/L			09/27/24 15:36	1
Carbon disulfide	<1.00		1.00	0.450	ug/L			09/27/24 15:36	1
Carbon tetrachloride	<2.00		2.00	0.650	ug/L			09/27/24 15:36	1
Chlorobenzene	**6.74**		1.00	0.400	ug/L			09/27/24 15:36	1
Chlorodibromomethane	<5.00		5.00	0.750	ug/L			09/27/24 15:36	1
Chloroethane	<4.00		4.00	0.790	ug/L			09/27/24 15:36	1
Chloroform	<3.00		3.00	1.30	ug/L			09/27/24 15:36	1
Chloromethane	<3.00		3.00	0.610	ug/L			09/27/24 15:36	1
cis-1,2-Dichloroethene	**5.31**		1.00	0.210	ug/L			09/27/24 15:36	1
cis-1,3-Dichloropropene	<5.00		5.00	0.250	ug/L			09/27/24 15:36	1
1,2-Dibromo-3-Chloropropane	<1.20		1.20	1.20	ug/L			09/27/24 15:36	1
1,2-Dibromoethane (EDB)	<0.340		0.340	0.340	ug/L			09/27/24 15:36	1
Dibromomethane	<1.00		1.00	0.330	ug/L			09/27/24 15:36	1
1,2-Dichlorobenzene	<1.00		1.00	0.370	ug/L			09/27/24 15:36	1
1,4-Dichlorobenzene	<1.00		1.00	0.230	ug/L			09/27/24 15:36	1
1,1-Dichloroethane	**0.302**	**J**	1.00	0.220	ug/L			09/27/24 15:36	1
1,2-Dichloroethane	<1.00		1.00	0.390	ug/L			09/27/24 15:36	1
1,1-Dichloroethene	<2.00		2.00	0.560	ug/L			09/27/24 15:36	1
1,2-Dichloropropane	<1.00		1.00	0.270	ug/L			09/27/24 15:36	1
Ethylbenzene	<1.00	*+	1.00	0.310	ug/L			09/27/24 15:36	1
2-Hexanone	<10.0		10.0	2.00	ug/L			09/27/24 15:36	1
Iodomethane	<10.0		10.0	7.00	ug/L			09/27/24 15:36	1
Methylene Chloride	<5.00		5.00	1.70	ug/L			09/27/24 15:36	1
4-Methyl-2-pentanone (MIBK)	<10.0		10.0	2.10	ug/L			09/27/24 15:36	1
Styrene	<1.00		1.00	0.370	ug/L			09/27/24 15:36	1
1,1,1,2-Tetrachloroethane	<1.00		1.00	0.380	ug/L			09/27/24 15:36	1
1,1,2,2-Tetrachloroethane	<1.00		1.00	0.470	ug/L			09/27/24 15:36	1
Tetrachloroethene	<1.00		1.00	0.480	ug/L			09/27/24 15:36	1
Toluene	<1.00	*+	1.00	0.430	ug/L			09/27/24 15:36	1
trans-1,4-Dichloro-2-butene	<10.0		10.0	1.10	ug/L			09/27/24 15:36	1
trans-1,2-Dichloroethene	<1.00		1.00	0.270	ug/L			09/27/24 15:36	1
trans-1,3-Dichloropropene	<5.00		5.00	0.560	ug/L			09/27/24 15:36	1
1,1,1-Trichloroethane	<1.00		1.00	0.190	ug/L			09/27/24 15:36	1
1,1,2-Trichloroethane	<1.00		1.00	0.450	ug/L			09/27/24 15:36	1
Trichloroethene	<1.00		1.00	0.430	ug/L			09/27/24 15:36	1
Trichlorofluoromethane	<4.00		4.00	0.380	ug/L			09/27/24 15:36	1
1,2,3-Trichloropropane	<1.00		1.00	0.590	ug/L			09/27/24 15:36	1
Vinyl acetate	<10.0		10.0	2.50	ug/L			09/27/24 15:36	1
Vinyl chloride	**0.347**	**J**	1.00	0.180	ug/L			09/27/24 15:36	1
Xylenes, Total	<3.00	*+	3.00	0.400	ug/L			09/27/24 15:36	1

Surrogate	*%Recovery*	*Qualifier*	*Limits*	*Prepared*	*Analyzed*	*Dil Fac*
4-Bromofluorobenzene (Surr)	*93*		*80 - 120*		*09/27/24 15:36*	*1*

Client: SCS Engineers
Job ID: 310-291495-1
Project/Site: Scott County Landfill 2nd 2024 Bracketing

Client Sample ID: MW-44
Lab Sample ID: 310-291495-7
Date Collected: 09/24/24 13:50
Matrix: Groundwater
Date Received: 09/26/24 16:30

Method: SW846 8260D - Volatile Organic Compounds by GC/MS (Continued)

Surrogate	*%Recovery*	*Qualifier*	*Limits*	*Prepared*	*Analyzed*	*Dil Fac*
Dibromofluoromethane (Surr)	*104*		*73 - 130*		*09/27/24 15:36*	*1*
Toluene-d8 (Surr)	*97*		*80 - 120*		*09/27/24 15:36*	*1*

Method: SW846 6020B - Metals (ICP/MS)

Analyte	Result	Qualifier	RL	MDL	Unit	D	Prepared	Analyzed	Dil Fac
Cobalt	0.0111		0.000500	0.000170	mg/L		09/30/24 09:30	10/04/24 19:39	1

General Chemistry

Analyte	Result	Qualifier	RL	MDL	Unit	D	Prepared	Analyzed	Dil Fac
Total Suspended Solids (USGS I-3765-85)	18.7		5.00	3.70	mg/L			09/27/24 06:45	1

Client Sample Results

Client: SCS Engineers
Job ID: 310-291495-1
Project/Site: Scott County Landfill 2nd 2024 Bracketing

Client Sample ID: MW-45
Lab Sample ID: 310-291495-8
Date Collected: 09/24/24 14:17
Matrix: Groundwater
Date Received: 09/26/24 16:30

Method: SW846 6020B - Metals (ICP/MS)

Analyte	Result	Qualifier	RL	MDL	Unit	D	Prepared	Analyzed	Dil Fac
Arsenic	0.00267		0.00200	0.000530	mg/L		09/30/24 09:30	10/04/24 19:42	1
Cobalt	0.0101		0.000500	0.000170	mg/L		09/30/24 09:30	10/04/24 19:42	1

General Chemistry

Analyte	Result	Qualifier	RL	MDL	Unit	D	Prepared	Analyzed	Dil Fac
Total Suspended Solids (USGS I-3765-85)	1.75	J	1.88	1.39	mg/L			09/27/24 06:45	1

Client Sample ID: Trip Blank
Lab Sample ID: 310-291495-9

Date Collected: 09/24/24 00:00
Matrix: Trip Blank

Date Received: 09/26/24 16:30

Method: SW846 8260D - Volatile Organic Compounds by GC/MS

Analyte	Result	Qualifier	RL	MDL	Unit	D	Prepared	Analyzed	Dil Fac
Acetone	<10.0		10.0	3.10	ug/L			09/27/24 14:52	1
Acrylonitrile	<10.0		10.0	2.20	ug/L			09/27/24 14:52	1
Benzene	<0.500		0.500	0.220	ug/L			09/27/24 14:52	1
Bromochloromethane	<5.00		5.00	0.540	ug/L			09/27/24 14:52	1
Bromodichloromethane	<1.00		1.00	0.390	ug/L			09/27/24 14:52	1
Bromoform	<5.00		5.00	0.780	ug/L			09/27/24 14:52	1
Bromomethane	<4.00		4.00	1.10	ug/L			09/27/24 14:52	1
2-Butanone (MEK)	<10.0		10.0	2.10	ug/L			09/27/24 14:52	1
Carbon disulfide	<1.00		1.00	0.450	ug/L			09/27/24 14:52	1
Carbon tetrachloride	<2.00		2.00	0.650	ug/L			09/27/24 14:52	1
Chlorobenzene	<1.00		1.00	0.400	ug/L			09/27/24 14:52	1
Chlorodibromomethane	<5.00		5.00	0.750	ug/L			09/27/24 14:52	1
Chloroethane	<4.00		4.00	0.790	ug/L			09/27/24 14:52	1
Chloroform	<3.00		3.00	1.30	ug/L			09/27/24 14:52	1
Chloromethane	<3.00		3.00	0.610	ug/L			09/27/24 14:52	1
cis-1,2-Dichloroethene	<1.00		1.00	0.210	ug/L			09/27/24 14:52	1
cis-1,3-Dichloropropene	<5.00		5.00	0.250	ug/L			09/27/24 14:52	1
1,2-Dibromo-3-Chloropropane	<1.20		1.20	1.20	ug/L			09/27/24 14:52	1
1,2-Dibromoethane (EDB)	<0.340		0.340	0.340	ug/L			09/27/24 14:52	1
Dibromomethane	<1.00		1.00	0.330	ug/L			09/27/24 14:52	1
1,2-Dichlorobenzene	<1.00		1.00	0.370	ug/L			09/27/24 14:52	1
1,4-Dichlorobenzene	<1.00		1.00	0.230	ug/L			09/27/24 14:52	1
1,1-Dichloroethane	<1.00		1.00	0.220	ug/L			09/27/24 14:52	1
1,2-Dichloroethane	<1.00		1.00	0.390	ug/L			09/27/24 14:52	1
1,1-Dichloroethene	<2.00		2.00	0.560	ug/L			09/27/24 14:52	1
1,2-Dichloropropane	<1.00		1.00	0.270	ug/L			09/27/24 14:52	1
Ethylbenzene	<1.00	*+	1.00	0.310	ug/L			09/27/24 14:52	1
2-Hexanone	<10.0		10.0	2.00	ug/L			09/27/24 14:52	1
Iodomethane	<10.0		10.0	7.00	ug/L			09/27/24 14:52	1
Methylene Chloride	<5.00		5.00	1.70	ug/L			09/27/24 14:52	1
4-Methyl-2-pentanone (MIBK)	<10.0		10.0	2.10	ug/L			09/27/24 14:52	1
Styrene	<1.00		1.00	0.370	ug/L			09/27/24 14:52	1
1,1,1,2-Tetrachloroethane	<1.00		1.00	0.380	ug/L			09/27/24 14:52	1
1,1,2,2-Tetrachloroethane	<1.00		1.00	0.470	ug/L			09/27/24 14:52	1
Tetrachloroethene	<1.00		1.00	0.480	ug/L			09/27/24 14:52	1
Toluene	<1.00	*+	1.00	0.430	ug/L			09/27/24 14:52	1
trans-1,4-Dichloro-2-butene	<10.0		10.0	1.10	ug/L			09/27/24 14:52	1
trans-1,2-Dichloroethene	<1.00		1.00	0.270	ug/L			09/27/24 14:52	1
trans-1,3-Dichloropropene	<5.00		5.00	0.560	ug/L			09/27/24 14:52	1
1,1,1-Trichloroethane	<1.00		1.00	0.190	ug/L			09/27/24 14:52	1
1,1,2-Trichloroethane	<1.00		1.00	0.450	ug/L			09/27/24 14:52	1
Trichloroethene	<1.00		1.00	0.430	ug/L			09/27/24 14:52	1
Trichlorofluoromethane	<4.00		4.00	0.380	ug/L			09/27/24 14:52	1
1,2,3-Trichloropropane	<1.00		1.00	0.590	ug/L			09/27/24 14:52	1
Vinyl acetate	<10.0		10.0	2.50	ug/L			09/27/24 14:52	1
Vinyl chloride	<1.00		1.00	0.180	ug/L			09/27/24 14:52	1
Xylenes, Total	<3.00	*+	3.00	0.400	ug/L			09/27/24 14:52	1

Surrogate	*%Recovery*	*Qualifier*	*Limits*	*Prepared*	*Analyzed*	*Dil Fac*
4-Bromofluorobenzene (Surr)	*93*		*80 - 120*		*09/27/24 14:52*	*1*

Client Sample ID: Trip Blank
Lab Sample ID: 310-291495-9
Date Collected: 09/24/24 00:00
Matrix: Trip Blank
Date Received: 09/26/24 16:30

Method: SW846 8260D - Volatile Organic Compounds by GC/MS (Continued)

Surrogate	%Recovery	Qualifier	Limits	Prepared	Analyzed	Dil Fac
Dibromofluoromethane (Surr)	105		73 - 130		09/27/24 14:52	1
Toluene-d8 (Surr)	99		80 - 120		09/27/24 14:52	1

Qualifiers

GC/MS VOA

Qualifier	Qualifier Description
*+	LCS and/or LCSD is outside acceptance limits, high biased.
J	Result is less than the RL but greater than or equal to the MDL and the concentration is an approximate value.

Metals

Qualifier	Qualifier Description
J	Result is less than the RL but greater than or equal to the MDL and the concentration is an approximate value.

General Chemistry

Qualifier	Qualifier Description
J	Result is less than the RL but greater than or equal to the MDL and the concentration is an approximate value.

Glossary

Abbreviation	These commonly used abbreviations may or may not be present in this report.
¤	Listed under the "D" column to designate that the result is reported on a dry weight basis
%R	Percent Recovery
CFL	Contains Free Liquid
CFU	Colony Forming Unit
CNF	Contains No Free Liquid
DER	Duplicate Error Ratio (normalized absolute difference)
Dil Fac	Dilution Factor
DL	Detection Limit (DoD/DOE)
DL, RA, RE, IN	Indicates a Dilution, Re-analysis, Re-extraction, or additional Initial metals/anion analysis of the sample
DLC	Decision Level Concentration (Radiochemistry)
EDL	Estimated Detection Limit (Dioxin)
LOD	Limit of Detection (DoD/DOE)
LOQ	Limit of Quantitation (DoD/DOE)
MCL	EPA recommended "Maximum Contaminant Level"
MDA	Minimum Detectable Activity (Radiochemistry)
MDC	Minimum Detectable Concentration (Radiochemistry)
MDL	Method Detection Limit
ML	Minimum Level (Dioxin)
MPN	Most Probable Number
MQL	Method Quantitation Limit
NC	Not Calculated
ND	Not Detected at the reporting limit (or MDL or EDL if shown)
NEG	Negative / Absent
POS	Positive / Present
PQL	Practical Quantitation Limit
PRES	Presumptive
QC	Quality Control
RER	Relative Error Ratio (Radiochemistry)
RL	Reporting Limit or Requested Limit (Radiochemistry)
RPD	Relative Percent Difference, a measure of the relative difference between two points
TEF	Toxicity Equivalent Factor (Dioxin)
TEQ	Toxicity Equivalent Quotient (Dioxin)
TNTC	Too Numerous To Count

Surrogate Summary

Client: SCS Engineers
Job ID: 310-291495-1
Project/Site: Scott County Landfill 2nd 2024 Bracketing

Method: 8260D - Volatile Organic Compounds by GC/MS

Matrix: Groundwater — **Prep Type: Total/NA**

		Percent Surrogate Recovery (Acceptance Limits)		
		BFB	DBFM	TOL
Lab Sample ID	Client Sample ID	(80-120)	(73-130)	(80-120)
310-291495-5	MW-37	91	108	96
310-291495-7	MW-44	93	104	97

Surrogate Legend

BFB = 4-Bromofluorobenzene (Surr)
DBFM = Dibromofluoromethane (Surr)
TOL = Toluene-d8 (Surr)

Method: 8260D - Volatile Organic Compounds by GC/MS

Matrix: Trip Blank — **Prep Type: Total/NA**

		Percent Surrogate Recovery (Acceptance Limits)		
		BFB	DBFM	TOL
Lab Sample ID	Client Sample ID	(80-120)	(73-130)	(80-120)
310-291495-9	Trip Blank	93	105	99

Surrogate Legend

BFB = 4-Bromofluorobenzene (Surr)
DBFM = Dibromofluoromethane (Surr)
TOL = Toluene-d8 (Surr)

Method: 8260D - Volatile Organic Compounds by GC/MS

Matrix: Water — **Prep Type: Total/NA**

		Percent Surrogate Recovery (Acceptance Limits)		
		BFB	DBFM	TOL
Lab Sample ID	Client Sample ID	(80-120)	(73-130)	(80-120)
LCS 310-434530/6	Lab Control Sample	98	89	103
LCS 310-434530/7	Lab Control Sample	94	100	100
MB 310-434530/5	Method Blank	94	102	98

Surrogate Legend

BFB = 4-Bromofluorobenzene (Surr)
DBFM = Dibromofluoromethane (Surr)
TOL = Toluene-d8 (Surr)

Client: SCS Engineers
Job ID: 310-291495-1
Project/Site: Scott County Landfill 2nd 2024 Bracketing

Method: 8260D - Volatile Organic Compounds by GC/MS

Lab Sample ID: MB 310-434530/5
Matrix: Water
Analysis Batch: 434530

Client Sample ID: Method Blank
Prep Type: Total/NA

Analyte	MB Result	MB Qualifier	RL	MDL	Unit	D	Prepared	Analyzed	Dil Fac
Acetone	<10.0		10.0	3.10	ug/L			09/27/24 12:19	1
Acrylonitrile	<10.0		10.0	2.20	ug/L			09/27/24 12:19	1
Benzene	<0.500		0.500	0.220	ug/L			09/27/24 12:19	1
Bromochloromethane	<5.00		5.00	0.540	ug/L			09/27/24 12:19	1
Bromodichloromethane	<1.00		1.00	0.390	ug/L			09/27/24 12:19	1
Bromoform	<5.00		5.00	0.780	ug/L			09/27/24 12:19	1
Bromomethane	<4.00		4.00	1.10	ug/L			09/27/24 12:19	1
2-Butanone (MEK)	<10.0		10.0	2.10	ug/L			09/27/24 12:19	1
Carbon disulfide	<1.00		1.00	0.450	ug/L			09/27/24 12:19	1
Carbon tetrachloride	<2.00		2.00	0.650	ug/L			09/27/24 12:19	1
Chlorobenzene	<1.00		1.00	0.400	ug/L			09/27/24 12:19	1
Chlorodibromomethane	<5.00		5.00	0.750	ug/L			09/27/24 12:19	1
Chloroethane	<4.00		4.00	0.790	ug/L			09/27/24 12:19	1
Chloroform	<3.00		3.00	1.30	ug/L			09/27/24 12:19	1
Chloromethane	<3.00		3.00	0.610	ug/L			09/27/24 12:19	1
cis-1,2-Dichloroethene	<1.00		1.00	0.210	ug/L			09/27/24 12:19	1
cis-1,3-Dichloropropene	<5.00		5.00	0.250	ug/L			09/27/24 12:19	1
1,2-Dibromo-3-Chloropropane	<1.20		1.20	1.20	ug/L			09/27/24 12:19	1
1,2-Dibromoethane (EDB)	<0.340		0.340	0.340	ug/L			09/27/24 12:19	1
Dibromomethane	<1.00		1.00	0.330	ug/L			09/27/24 12:19	1
1,2-Dichlorobenzene	<1.00		1.00	0.370	ug/L			09/27/24 12:19	1
1,4-Dichlorobenzene	<1.00		1.00	0.230	ug/L			09/27/24 12:19	1
1,1-Dichloroethane	<1.00		1.00	0.220	ug/L			09/27/24 12:19	1
1,2-Dichloroethane	<1.00		1.00	0.390	ug/L			09/27/24 12:19	1
1,1-Dichloroethene	<2.00		2.00	0.560	ug/L			09/27/24 12:19	1
1,2-Dichloropropane	<1.00		1.00	0.270	ug/L			09/27/24 12:19	1
Ethylbenzene	<1.00		1.00	0.310	ug/L			09/27/24 12:19	1
2-Hexanone	<10.0		10.0	2.00	ug/L			09/27/24 12:19	1
Iodomethane	<10.0		10.0	7.00	ug/L			09/27/24 12:19	1
Methylene Chloride	<5.00		5.00	1.70	ug/L			09/27/24 12:19	1
4-Methyl-2-pentanone (MIBK)	<10.0		10.0	2.10	ug/L			09/27/24 12:19	1
Styrene	<1.00		1.00	0.370	ug/L			09/27/24 12:19	1
1,1,1,2-Tetrachloroethane	<1.00		1.00	0.380	ug/L			09/27/24 12:19	1
1,1,2,2-Tetrachloroethane	<1.00		1.00	0.470	ug/L			09/27/24 12:19	1
Tetrachloroethene	<1.00		1.00	0.480	ug/L			09/27/24 12:19	1
Toluene	<1.00		1.00	0.430	ug/L			09/27/24 12:19	1
trans-1,4-Dichloro-2-butene	<10.0		10.0	1.10	ug/L			09/27/24 12:19	1
trans-1,2-Dichloroethene	<1.00		1.00	0.270	ug/L			09/27/24 12:19	1
trans-1,3-Dichloropropene	<5.00		5.00	0.560	ug/L			09/27/24 12:19	1
1,1,1-Trichloroethane	<1.00		1.00	0.190	ug/L			09/27/24 12:19	1
1,1,2-Trichloroethane	<1.00		1.00	0.450	ug/L			09/27/24 12:19	1
Trichloroethene	<1.00		1.00	0.430	ug/L			09/27/24 12:19	1
Trichlorofluoromethane	<4.00		4.00	0.380	ug/L			09/27/24 12:19	1
1,2,3-Trichloropropane	<1.00		1.00	0.590	ug/L			09/27/24 12:19	1
Vinyl acetate	<10.0		10.0	2.50	ug/L			09/27/24 12:19	1
Vinyl chloride	<1.00		1.00	0.180	ug/L			09/27/24 12:19	1
Xylenes, Total	<3.00		3.00	0.400	ug/L			09/27/24 12:19	1

Method: 8260D - Volatile Organic Compounds by GC/MS (Continued)

Lab Sample ID: MB 310-434530/5
Matrix: Water
Analysis Batch: 434530

Client Sample ID: Method Blank
Prep Type: Total/NA

Surrogate	MB %Recovery	MB Qualifier	Limits	Prepared	Analyzed	Dil Fac
4-Bromofluorobenzene (Surr)	*94*		*80 - 120*		*09/27/24 12:19*	*1*
Dibromofluoromethane (Surr)	*102*		*73 - 130*		*09/27/24 12:19*	*1*
Toluene-d8 (Surr)	*98*		*80 - 120*		*09/27/24 12:19*	*1*

Lab Sample ID: LCS 310-434530/6
Matrix: Water
Analysis Batch: 434530

Client Sample ID: Lab Control Sample
Prep Type: Total/NA

Analyte	Spike Added	LCS Result	LCS Qualifier	Unit	D	%Rec	%Rec Limits
Acetone	40.0	48.69		ug/L		122	50 - 150
Acrylonitrile	200	217.1		ug/L		109	50 - 150
Benzene	20.0	19.55		ug/L		98	72 - 124
Bromochloromethane	20.0	17.16		ug/L		86	73 - 130
Bromodichloromethane	20.0	17.09		ug/L		85	74 - 122
Bromoform	20.0	18.13		ug/L		91	61 - 122
2-Butanone (MEK)	40.0	40.24		ug/L		101	50 - 150
Carbon disulfide	20.0	21.16		ug/L		106	59 - 135
Carbon tetrachloride	20.0	16.80		ug/L		84	67 - 132
Chlorobenzene	20.0	18.32		ug/L		92	76 - 120
Chlorodibromomethane	20.0	16.61		ug/L		83	71 - 121
Chloroform	20.0	19.18		ug/L		96	72 - 125
cis-1,2-Dichloroethene	20.0	17.84		ug/L		89	74 - 123
cis-1,3-Dichloropropene	20.0	19.26		ug/L		96	71 - 125
1,2-Dibromo-3-Chloropropane	20.0	21.62		ug/L		108	50 - 150
1,2-Dibromoethane (EDB)	20.0	19.46		ug/L		97	75 - 125
Dibromomethane	20.0	17.22		ug/L		86	74 - 125
1,2-Dichlorobenzene	20.0	18.12		ug/L		91	74 - 120
1,4-Dichlorobenzene	20.0	18.29		ug/L		91	72 - 120
1,1-Dichloroethane	20.0	22.12		ug/L		111	70 - 127
1,2-Dichloroethane	20.0	18.25		ug/L		91	71 - 125
1,1-Dichloroethene	20.0	20.20		ug/L		101	63 - 132
1,2-Dichloropropane	20.0	19.94		ug/L		100	73 - 124
Ethylbenzene	20.0	53.66	*+	ug/L		268	74 - 122
2-Hexanone	40.0	47.63		ug/L		119	60 - 140
Iodomethane	20.0	14.92		ug/L		75	10 - 150
Methylene Chloride	20.0	20.87		ug/L		104	50 - 150
4-Methyl-2-pentanone (MIBK)	40.0	50.71		ug/L		127	60 - 139
Styrene	20.0	22.58		ug/L		113	74 - 121
1,1,1,2-Tetrachloroethane	20.0	17.53		ug/L		88	71 - 120
1,1,2,2-Tetrachloroethane	20.0	22.29		ug/L		111	68 - 124
Tetrachloroethene	20.0	18.47		ug/L		92	71 - 130
Toluene	20.0	238.1	*+	ug/L		1191	74 - 123
trans-1,4-Dichloro-2-butene	20.0	22.80		ug/L		114	50 - 150
trans-1,2-Dichloroethene	20.0	18.59		ug/L		93	70 - 126
trans-1,3-Dichloropropene	20.0	22.37		ug/L		112	69 - 123
1,1,1-Trichloroethane	20.0	16.88		ug/L		84	73 - 129
1,1,2-Trichloroethane	20.0	19.97		ug/L		100	73 - 123
Trichloroethene	20.0	18.34		ug/L		92	72 - 126

Method: 8260D - Volatile Organic Compounds by GC/MS (Continued)

Lab Sample ID: LCS 310-434530/6
Matrix: Water
Analysis Batch: 434530

Client Sample ID: Lab Control Sample
Prep Type: Total/NA

Analyte	Spike Added	LCS Result	LCS Qualifier	Unit	D	%Rec	%Rec Limits
1,2,3-Trichloropropane	20.0	19.76		ug/L		99	65 - 127
Vinyl acetate	40.0	37.27		ug/L		93	50 - 150
Xylenes, Total	40.0	321.3	*+	ug/L		803	73 - 123

Surrogate	*LCS %Recovery*	*LCS Qualifier*	*Limits*
4-Bromofluorobenzene (Surr)	*98*		*80 - 120*
Dibromofluoromethane (Surr)	*89*		*73 - 130*
Toluene-d8 (Surr)	*103*		*80 - 120*

Lab Sample ID: LCS 310-434530/7
Matrix: Water
Analysis Batch: 434530

Client Sample ID: Lab Control Sample
Prep Type: Total/NA

Analyte	Spike Added	LCS Result	LCS Qualifier	Unit	D	%Rec	%Rec Limits
Bromomethane	20.0	17.72		ug/L		89	23 - 150
Chloroethane	20.0	20.42		ug/L		102	54 - 136
Chloromethane	20.0	27.86		ug/L		139	38 - 150
Trichlorofluoromethane	20.0	18.64		ug/L		93	54 - 149
Vinyl chloride	20.0	22.36		ug/L		112	56 - 140

Surrogate	*LCS %Recovery*	*LCS Qualifier*	*Limits*
4-Bromofluorobenzene (Surr)	*94*		*80 - 120*
Dibromofluoromethane (Surr)	*100*		*73 - 130*
Toluene-d8 (Surr)	*100*		*80 - 120*

Method: 6020B - Metals (ICP/MS)

Lab Sample ID: MB 310-434582/1-A
Matrix: Water
Analysis Batch: 435360

Client Sample ID: Method Blank
Prep Type: Total/NA
Prep Batch: 434582

Analyte	MB Result	MB Qualifier	RL	MDL	Unit	D	Prepared	Analyzed	Dil Fac
Arsenic	<0.00200		0.00200	0.000530	mg/L		09/30/24 09:30	10/04/24 18:24	1
Cobalt	<0.000500		0.000500	0.000170	mg/L		09/30/24 09:30	10/04/24 18:24	1

Lab Sample ID: LCS 310-434582/2-A
Matrix: Water
Analysis Batch: 435360

Client Sample ID: Lab Control Sample
Prep Type: Total/NA
Prep Batch: 434582

Analyte	Spike Added	LCS Result	LCS Qualifier	Unit	D	%Rec	%Rec Limits
Arsenic	0.200	0.2114		mg/L		106	80 - 120
Cobalt	0.100	0.1016		mg/L		102	80 - 120

Client: SCS Engineers
Job ID: 310-291495-1
Project/Site: Scott County Landfill 2nd 2024 Bracketing

Method: I-3765-85 - Residue, Non-filterable (TSS)

Lab Sample ID: MB 310-434477/1
Matrix: Water
Analysis Batch: 434477

Client Sample ID: Method Blank
Prep Type: Total/NA

Analyte	MB Result	MB Qualifier	RL	MDL	Unit	D	Prepared	Analyzed	Dil Fac
Total Suspended Solids	<5.00		5.00	3.70	mg/L			09/27/24 06:45	1

Lab Sample ID: LCS 310-434477/2
Matrix: Water
Analysis Batch: 434477

Client Sample ID: Lab Control Sample
Prep Type: Total/NA

Analyte			Spike Added	LCS Result	LCS Qualifier	Unit	D	%Rec	%Rec Limits		
Total Suspended Solids			100	94.00		mg/L		94	81 - 116		

Lab Sample ID: 310-291495-5 DU
Matrix: Groundwater
Analysis Batch: 434477

Client Sample ID: MW-37
Prep Type: Total/NA

Analyte	Sample Result	Sample Qualifier		DU Result	DU Qualifier	Unit	D			RPD	RPD Limit
Total Suspended Solids	65.0			66.00		mg/L				2	35

GC/MS VOA

Analysis Batch: 434530

Lab Sample ID	Client Sample ID	Prep Type	Matrix	Method	Prep Batch
310-291495-5	MW-37	Total/NA	Groundwater	8260D	
310-291495-7	MW-44	Total/NA	Groundwater	8260D	
310-291495-9	Trip Blank	Total/NA	Trip Blank	8260D	
MB 310-434530/5	Method Blank	Total/NA	Water	8260D	
LCS 310-434530/6	Lab Control Sample	Total/NA	Water	8260D	
LCS 310-434530/7	Lab Control Sample	Total/NA	Water	8260D	

Metals

Prep Batch: 434582

Lab Sample ID	Client Sample ID	Prep Type	Matrix	Method	Prep Batch
310-291495-1	MW-18R	Total/NA	Groundwater	3005A	
310-291495-2	MW-33A	Total/NA	Groundwater	3005A	
310-291495-3	MW-34	Total/NA	Groundwater	3005A	
310-291495-4	MW-36	Total/NA	Groundwater	3005A	
310-291495-5	MW-37	Total/NA	Groundwater	3005A	
310-291495-6	MW-39	Total/NA	Groundwater	3005A	
310-291495-7	MW-44	Total/NA	Groundwater	3005A	
310-291495-8	MW-45	Total/NA	Groundwater	3005A	
MB 310-434582/1-A	Method Blank	Total/NA	Water	3005A	
LCS 310-434582/2-A	Lab Control Sample	Total/NA	Water	3005A	

Analysis Batch: 435360

Lab Sample ID	Client Sample ID	Prep Type	Matrix	Method	Prep Batch
310-291495-1	MW-18R	Total/NA	Groundwater	6020B	434582
310-291495-2	MW-33A	Total/NA	Groundwater	6020B	434582
310-291495-3	MW-34	Total/NA	Groundwater	6020B	434582
310-291495-4	MW-36	Total/NA	Groundwater	6020B	434582
310-291495-5	MW-37	Total/NA	Groundwater	6020B	434582
310-291495-6	MW-39	Total/NA	Groundwater	6020B	434582
310-291495-7	MW-44	Total/NA	Groundwater	6020B	434582
310-291495-8	MW-45	Total/NA	Groundwater	6020B	434582
MB 310-434582/1-A	Method Blank	Total/NA	Water	6020B	434582
LCS 310-434582/2-A	Lab Control Sample	Total/NA	Water	6020B	434582

General Chemistry

Analysis Batch: 434477

Lab Sample ID	Client Sample ID	Prep Type	Matrix	Method	Prep Batch
310-291495-1	MW-18R	Total/NA	Groundwater	I-3765-85	
310-291495-2	MW-33A	Total/NA	Groundwater	I-3765-85	
310-291495-3	MW-34	Total/NA	Groundwater	I-3765-85	
310-291495-4	MW-36	Total/NA	Groundwater	I-3765-85	
310-291495-5	MW-37	Total/NA	Groundwater	I-3765-85	
310-291495-6	MW-39	Total/NA	Groundwater	I-3765-85	
310-291495-7	MW-44	Total/NA	Groundwater	I-3765-85	
310-291495-8	MW-45	Total/NA	Groundwater	I-3765-85	
MB 310-434477/1	Method Blank	Total/NA	Water	I-3765-85	
LCS 310-434477/2	Lab Control Sample	Total/NA	Water	I-3765-85	
310-291495-5 DU	MW-37	Total/NA	Groundwater	I-3765-85	

Lab Chronicle

Client: SCS Engineers
Job ID: 310-291495-1
Project/Site: Scott County Landfill 2nd 2024 Bracketing

Client Sample ID: MW-18R
Lab Sample ID: 310-291495-1
Date Collected: 09/24/24 17:02
Matrix: Groundwater
Date Received: 09/26/24 16:30

Prep Type	Batch Type	Batch Method	Run	Dilution Factor	Batch Number	Analyst	Lab	Prepared or Analyzed
Total/NA	Prep	3005A			434582	F5MW	EET CF	09/30/24 09:30
Total/NA	Analysis	6020B		1	435360	NFT2	EET CF	10/04/24 19:18
Total/NA	Analysis	I-3765-85		1	434477	DGU1	EET CF	09/27/24 06:45

Client Sample ID: MW-33A
Lab Sample ID: 310-291495-2
Date Collected: 09/24/24 15:50
Matrix: Groundwater
Date Received: 09/26/24 16:30

Prep Type	Batch Type	Batch Method	Run	Dilution Factor	Batch Number	Analyst	Lab	Prepared or Analyzed
Total/NA	Prep	3005A			434582	F5MW	EET CF	09/30/24 09:30
Total/NA	Analysis	6020B		1	435360	NFT2	EET CF	10/04/24 19:20
Total/NA	Analysis	I-3765-85		1	434477	DGU1	EET CF	09/27/24 06:45

Client Sample ID: MW-34
Lab Sample ID: 310-291495-3
Date Collected: 09/24/24 15:20
Matrix: Groundwater
Date Received: 09/26/24 16:30

Prep Type	Batch Type	Batch Method	Run	Dilution Factor	Batch Number	Analyst	Lab	Prepared or Analyzed
Total/NA	Prep	3005A			434582	F5MW	EET CF	09/30/24 09:30
Total/NA	Analysis	6020B		1	435360	NFT2	EET CF	10/04/24 19:22
Total/NA	Analysis	I-3765-85		1	434477	DGU1	EET CF	09/27/24 06:45

Client Sample ID: MW-36
Lab Sample ID: 310-291495-4
Date Collected: 09/24/24 17:29
Matrix: Groundwater
Date Received: 09/26/24 16:30

Prep Type	Batch Type	Batch Method	Run	Dilution Factor	Batch Number	Analyst	Lab	Prepared or Analyzed
Total/NA	Prep	3005A			434582	F5MW	EET CF	09/30/24 09:30
Total/NA	Analysis	6020B		1	435360	NFT2	EET CF	10/04/24 19:24
Total/NA	Analysis	I-3765-85		1	434477	DGU1	EET CF	09/27/24 06:45

Client Sample ID: MW-37
Lab Sample ID: 310-291495-5
Date Collected: 09/24/24 14:48
Matrix: Groundwater
Date Received: 09/26/24 16:30

Prep Type	Batch Type	Batch Method	Run	Dilution Factor	Batch Number	Analyst	Lab	Prepared or Analyzed
Total/NA	Analysis	8260D		1	434530	WSE8	EET CF	09/27/24 15:14
Total/NA	Prep	3005A			434582	F5MW	EET CF	09/30/24 09:30
Total/NA	Analysis	6020B		1	435360	NFT2	EET CF	10/04/24 19:26
Total/NA	Analysis	I-3765-85		1	434477	DGU1	EET CF	09/27/24 06:45

Lab Chronicle

Client: SCS Engineers
Job ID: 310-291495-1
Project/Site: Scott County Landfill 2nd 2024 Bracketing

Client Sample ID: MW-39
Lab Sample ID: 310-291495-6
Date Collected: 09/24/24 16:25
Matrix: Groundwater
Date Received: 09/26/24 16:30

Prep Type	Batch Type	Batch Method	Run	Dilution Factor	Batch Number	Analyst	Lab	Prepared or Analyzed
Total/NA	Prep	3005A			434582	F5MW	EET CF	09/30/24 09:30
Total/NA	Analysis	6020B		1	435360	NFT2	EET CF	10/04/24 19:37
Total/NA	Analysis	I-3765-85		1	434477	DGU1	EET CF	09/27/24 06:45

Client Sample ID: MW-44
Lab Sample ID: 310-291495-7
Date Collected: 09/24/24 13:50
Matrix: Groundwater
Date Received: 09/26/24 16:30

Prep Type	Batch Type	Batch Method	Run	Dilution Factor	Batch Number	Analyst	Lab	Prepared or Analyzed
Total/NA	Analysis	8260D		1	434530	WSE8	EET CF	09/27/24 15:36
Total/NA	Prep	3005A			434582	F5MW	EET CF	09/30/24 09:30
Total/NA	Analysis	6020B		1	435360	NFT2	EET CF	10/04/24 19:39
Total/NA	Analysis	I-3765-85		1	434477	DGU1	EET CF	09/27/24 06:45

Client Sample ID: MW-45
Lab Sample ID: 310-291495-8
Date Collected: 09/24/24 14:17
Matrix: Groundwater
Date Received: 09/26/24 16:30

Prep Type	Batch Type	Batch Method	Run	Dilution Factor	Batch Number	Analyst	Lab	Prepared or Analyzed
Total/NA	Prep	3005A			434582	F5MW	EET CF	09/30/24 09:30
Total/NA	Analysis	6020B		1	435360	NFT2	EET CF	10/04/24 19:42
Total/NA	Analysis	I-3765-85		1	434477	DGU1	EET CF	09/27/24 06:45

Client Sample ID: Trip Blank
Lab Sample ID: 310-291495-9
Date Collected: 09/24/24 00:00
Matrix: Trip Blank
Date Received: 09/26/24 16:30

Prep Type	Batch Type	Batch Method	Run	Dilution Factor	Batch Number	Analyst	Lab	Prepared or Analyzed
Total/NA	Analysis	8260D		1	434530	WSE8	EET CF	09/27/24 14:52

Laboratory References:

EET CF = Eurofins Cedar Falls, 3019 Venture Way, Cedar Falls, IA 50613, TEL (319)277-2401

Accreditation/Certification Summary

Client: SCS Engineers
Job ID: 310-291495-1
Project/Site: Scott County Landfill 2nd 2024 Bracketing

Laboratory: Eurofins Cedar Falls

Unless otherwise noted, all analytes for this laboratory were covered under each accreditation/certification below.

Authority	Program	Identification Number	Expiration Date
Iowa	State	007	12-01-25

The following analytes are included in this report, but the laboratory is not certified by the governing authority. This list may include analytes for which the agency does not offer certification.

Analysis Method	Prep Method	Matrix	Analyte
I-3765-85		Groundwater	Total Suspended Solids

Method Summary

Client: SCS Engineers
Job ID: 310-291495-1
Project/Site: Scott County Landfill 2nd 2024 Bracketing

Method	Method Description	Protocol	Laboratory
8260D	Volatile Organic Compounds by GC/MS	SW846	EET CF
6020B	Metals (ICP/MS)	SW846	EET CF
I-3765-85	Residue, Non-filterable (TSS)	USGS	EET CF
3005A	Preparation, Total Metals	SW846	EET CF
5030B	Purge and Trap	SW846	EET CF

Protocol References:

SW846 = "Test Methods For Evaluating Solid Waste, Physical/Chemical Methods", Third Edition, November 1986 And Its Updates.

USGS = "Methods For Analysis Of Water And Fluvial Sediments", USGS, 1989

Laboratory References:

EET CF = Eurofins Cedar Falls, 3019 Venture Way, Cedar Falls, IA 50613, TEL (319)277-2401

eurofins | Environment Testing America

310-291495 Chain of Custody

Cooler/Sample Receipt and Temperature Log Form

Client Information

Client: SCS

City/State: CITY | STATE | Project:

Receipt Information

Date/Time Received: DATE 9/26/24 | TIME 1630 | Received By: PH

Delivery Type: ☐ UPS ☐ FedEx ☐ FedEx Ground ☐ US Mail ☐ Spee-Dee
☒ Lab Courier ☐ Lab Field Services ☐ Client Drop-off ☐ Other:_____

Condition of Cooler/Containers

Sample(s) received in Cooler? ☒ Yes ☐ No *If yes:* Cooler ID:

Multiple Coolers? ☒ Yes ☐ No *If yes:* Cooler # [redacted] of [redacted]

Cooler Custody Seals Present? ☐ Yes ☒ No *If yes:* Cooler custody seals intact? ☐ Yes ☐ No

Sample Custody Seals Present? ☐ Yes ☒ No *If yes:* Sample custody seals intact? ☐ Yes ☐ No

Trip Blank Present? ☒ Yes ☐ No *If yes:* Which VOA samples are in cooler? ↓

MW 118, MW-18R, 33A, 34, 36, 37, 39, 44, 45

Temperature Record

Coolant: ☒ Wet ice ☐ Blue ice ☐ Dry ice ☐ Other:_____ ☐ NONE

Thermometer ID: P | Correction Factor (°C): 0

• **Temp Blank Temperature** – If no temp blank, or temp blank temperature above criteria, proceed to Sample Container Temperature

Uncorrected Temp (°C): 4.7 | Corrected Temp (°C): 4.5

• **Sample Container Temperature**

	CONTAINER 1	CONTAINER 2
Container(s) used:		
Uncorrected Temp (°C):		
Corrected Temp (°C):		

Exceptions Noted

1) If temperature exceeds criteria, was sample(s) received same day of sampling? ☐ Yes ☐ No
   a) *If yes:* Is there evidence that the chilling process began? ☐ Yes ☐ No

2) If temperature is <0°C, are there obvious signs that the integrity of sample containers is compromised? (e.g., bulging septa, broken/cracked bottles, frozen solid?) ☐ Yes ☐ No

NOTE If yes, contact PM before proceeding If no, proceed with login

Additional Comments

Eurofins TestAmerica, Cedar Falls
3019 Venture Way

Cedar Falls IA 50613-6907
phone 319 277 2401 fax 319 277 2425

Chain of Custody Record

eurofins Environment Testing TestAmerica

Regulatory Program ☐ DW ☐ NPDES ☐ RCRA ☐ Other

TestAmerica Laboratories Inc. d/b/a Eurofins TestAmerica

Client Contact	Project Manager Nathan Ohrt	Site Contact Brian Seals	Date	COC No 2
Nathan Ohrt	Email nohrt@scsengineers com	Lab Contact Mary Yang	Carrier	2 of 2 COCs
SCS Engineers	Cell 319-331-9613			Sampler
1690 All State Court Suite 100	Analysis Turnaround Time			For Lab Use Only
West Des Moines IA 50265	☐ CALENDAR DAYS ☐ WORKING DAYS			Walk-in Client
	Other ☐ 2 weeks ☐ 1 week ☐ 2 days ☐ 1 day			Lab Sampling
Project Name 2nd 2024 Bracketing				Job / SDG No
Site Scott County Landfill				
P O # 27224523 25				

Sample Identification	Sample Date	Sample Time	Sample Type (C=Comp G=Grab)	Matrix	# of Cont.	Filtered Sample (Y / N)	Perform MS / MSD (Y / N)	Arsenic	Cobalt	Appendix I VOCs	Total Suspended Solids	Trip Blank	Sample Specific Notes
MW-18R	9-24-24	1702	G	GW		N	Y	X	X		X		
MW-33A	9-24-24	1550	G	GW		N	Y	X	X		X		
MW-34	9-24-24	1520	G	GW		N	Y	X	X		X		
MW-35			G	GW		N	Y	X	X		X		
MW-36	9-24-24	1729	G	GW		N	Y	X	X		X		
MW-37	9-24-24	1448	G	GW		N	Y	X	X	X	X		
MW-39	9-24-24	1625	G	GW		N	Y	X	X		X		
MW-44	9-24-24	1350	G	GW		N	Y		X	X	X		
MW-45	9-24-24	1417	G	GW		N	Y	X	X		X		
Trip Blank						N						X	

Preservation Used. 1= Ice, 2= HCl, 3= H_2SO_4, 4=HNO_3, 5=NaOH; 6= Other _____

Possible Hazard Identification
Are any samples from a listed EPA Hazardous Waste? Please List any EPA Waste Codes for the sample in the Comments Section if the lab is to dispose of the sample

☐ Non-Hazard ☐ Flammable ☐ Skin Irritant ☐ Poison B ☐ Unknown

Sample Disposal (A fee may be assessed if samples are retained longer than 1 month)

☐ Return to Client ☑ Disposal by Lab ☐ Archive for _____ Months

Special Instructions/QC Requirements & Comments

Custody Seals Intact: ☐ Yes ☐ No	Custody Seal No		Cooler Temp (°C) Obs'd _____ Corr'd _____	Therm ID No _____	
Relinquished by Kumar Rathy	Company SCS	Date/Time 9-25-24/1430	Received by [illegible]	Company	Date/Time 9/25/24 1631
Relinquished by	Company	Date/Time	Received by	Company	Date/Time
Relinquished by	Company	Date/Time	Received in Laboratory by	Company	Date/Time

Form No CA-C-WI-002, Rev 4.23, dated 4/16/2019

10/7/2024

Login Sample Receipt Checklist

Client: SCS Engineers

Job Number: 310-291495-1

Login Number: 291495

List Source: Eurofins Cedar Falls

List Number: 1

Creator: Hirsch, Preston

Question	Answer	Comment
Radioactivity wasn't checked or is </= background as measured by a survey meter.	N/A	
The cooler's custody seal, if present, is intact.	N/A	
Sample custody seals, if present, are intact.	N/A	
The cooler or samples do not appear to have been compromised or tampered with.	True	
Samples were received on ice.	True	
Cooler Temperature is acceptable.	True	
Cooler Temperature is recorded.	True	
COC is present.	True	
COC is filled out in ink and legible.	True	
COC is filled out with all pertinent information.	True	
Is the Field Sampler's name present on COC?	True	
There are no discrepancies between the containers received and the COC.	True	
Samples are received within Holding Time (excluding tests with immediate HTs)	True	
Sample containers have legible labels.	True	
Containers are not broken or leaking.	True	
Sample collection date/times are provided.	True	
Appropriate sample containers are used.	True	
Sample bottles are completely filled.	True	
Sample Preservation Verified.	True	
There is sufficient vol. for all requested analyses, incl. any requested MS/MSDs	True	
Containers requiring zero headspace have no headspace or bubble is <6mm (1/4").	True	
Multiphasic samples are not present.	True	
Samples do not require splitting or compositing.	True	
Residual Chlorine Checked.	N/A	

Appendix B-2
Data Validation Documentation

Completed by: Nathan Ohrt
Date of Sampling: 6/5/2024
Lab Report Date: 8/12/2024 (Revision)
Site Name: Scott County Landfill
Project Type: 1st 2024 Semi-Annual HMSP
Lab Report Number: 310-283039

	OK	NO	N/A	NOTES
Sample Collection and Sample Handling				
Chain of Custody	X			
Temperature	X			
Preservation	X			
Condition	X			
Case Narrative	X			
Holding Times	X			
Analytical Sensitivity and Blanks				
Method Blank Detections		X		4,4'-DDD, 4,4'-DDT, beta-BHC, and Methoxychlor were detected above the method detection limit; the concentrations were less than the reporting limits so re-analysis was not performed.
Trip Blank Detections	X			No detections.
Accuracy				
ICV/CCV		X		A CCV recovered above the upper control limit for multiple analytes; the samples were non-detect so the data was reported.
LCS/LCSD		X		LCSs were outside control limits for multiple analytes but the data was reported; as poor performing analytes were identified or analytes were biased high in the LCS and not detected in the associated samples.
MS/MSD		X		Insufficient sample volume was available to perform a MS/MSD; the LCS was performed in duplicate to provide precision data.
Surrogates (organics only)		X		The 2,4-Dichlorophenylacetic acid surrogate recovery for the MB and LCSD associated with a preparation batch and an analytical batch was outside the lower control limits.; the MB and sample was non-detect for the target analytes so the data have been reported.
Precision				
QA/QC Sample RPDs		X		RPDs were outside control limits for 2,4-Dinitrophenol and Methapyrilene; the associated samples were non-detect so the data was reported.
Field Duplicates			X	

Completed by: Nathan Ohrt
Date of Sampling: 6/6/2024
Lab Report Date: 8/12/2024 (Revision)
Site Name: Scott County Landfill
Project Type: 1st 2024 Semi-Annual HMSP
Lab Report Number: 310-283117

	OK	NO	N/A	NOTES
Sample Collection and Sample Handling				
Chain of Custody	X			
Temperature	X			MW-17, MW-20, and MW-21 were outside temperature criteria; the client directed to proceed with analysis.
Preservation	X			OP-17 and MW-DC were received with insufficient preservation; the samples were preserved to the appropriate pH by the laboratory.
Condition	X			
Case Narrative	X			
Holding Times	X			
Analytical Sensitivity and Blanks				
Method Blank Detections		X		No detections.
Trip Blank Detections	X			No detections.
Accuracy				
ICV/CCV		X		CCVs recovered above the upper control limit for multiple analytes; the samples were non-detect so the data was reported.
LCS/LCSD		X		LCSs were outside control limits for multiple analytes but the data was reported; as poor performing analytes were identified or analytes were biased high in the LCS and not detected in the associated samples.
MS/MSD		X		Insufficient sample volume was available to perform a MS/MSD; the LCS was performed in duplicate to provide precision data.
Surrogates (organics only)	X			
Precision				
QA/QC Sample RPDs	X			RPDs were outside control limits for 2,4-Dinitrophenol,3,3'-Dimethylbenzidine and Methapyrilene; the associated samples were non-detect so the data was reported.
Field Duplicates	X			Sample OP-17 and duplicate sample MW-DC had <50% RPD for analyzed parameters.

Completed by: Nathan Ohrt
Date of Sampling: 6/6/2024
Lab Report Date: 6/20/2024
Site Name: Scott County Landfill
Project Type: 1st 2024 Bracketing
Lab Report Number: 310-283141

	OK	NO	N/A	NOTES
Sample Collection and Sample Handling				
Chain of Custody	X			
Temperature	X			
Preservation	X			MW-37 was collected in a properly preserved vial; however, the pH was outside the required criteria when verified by the laboratory. The sample was analyzed within the 7-day holding time specified for unpreserved samples. MW-36 and MW-37 were received with insufficient preservation; the samples were preserved to the appropriate pH by the laboratory.
Condition	X			
Case Narrative	X			
Holding Times	X			
Analytical Sensitivity and Blanks				
Method Blank Detections	X			No detections.
Trip Blank Detections	X			No detections.
Accuracy				
ICV/CCV	X			
LCS/LCSD	X			
MS/MSD	X			
Surrogates (organics only)	X			
Precision				
QA/QC Sample RPDs	X			
Field Duplicates			X	

Completed by: Nathan Ohrt
Date of Sampling: 8/8/2024
Lab Report Date: 8/22/2024
Site Name: Scott County Landfill
Project Type: 1st 2024 South Bracketing
Lab Report Number: 310-287907

	OK	NO	N/A	NOTES
Sample Collection and Sample Handling				
Chain of Custody	X			
Temperature	X			
Preservation	X			
Condition	X			
Case Narrative	X			
Holding Times	X			
Analytical Sensitivity and Blanks				
Method Blank Detections	X			No detections.
Trip Blank Detections			X	
Accuracy				
ICV/CCV	X			
LCS/LCSD	X			
MS/MSD	X			
Surrogates (organics only)	X			
Precision				
QA/QC Sample RPDs	X			
Field Duplicates			X	

Completed by: Nathan Ohrt
Date of Sampling: 9/23/2024
Lab Report Date: 10/8/2024
Site Name: Scott County Landfill
Project Type: 2nd 2024 Semi-Annual HMSP
Lab Report Number: 310-291491

	OK	NO	N/A	NOTES
Sample Collection and Sample Handling				
Chain of Custody	X			
Temperature	X			
Preservation	X			MW-27 was collected in a properly preserved vial; however, the pH was outside the required criteria when verified by the laboratory. The sample was analyzed within the 7-day holding time specified for unpreserved samples.
Condition	X			
Case Narrative	X			Trip Blank did not meet the no headspace requirement.
Holding Times	X			
Analytical Sensitivity and Blanks				
Method Blank Detections	X	X		No detections.
Trip Blank Detections	X			No detections.
Accuracy				
ICV/CCV		X		CCVs recovered above the upper control limit for multiple analytes; the samples were non-detect or the LCS passed using CCV criteria so the data was reported.
LCS/LCSD		X		LCSs were outside control limits for multiple analytes, analytes were biased high in the LCS and not detected in the associated samples so the data was reported.
MS/MSD	X			
Surrogates (organics only)	X			
Precision				
QA/QC Sample RPDs	X			
Field Duplicates	X			Sample MW-17 and duplicate sample MW-DC had <50% RPD for analyzed parameters with the exception of cobalt (124%).

Completed by: Nathan Ohrt
Date of Sampling: 9/24/2024
Lab Report Date: 10/8/2024
Site Name: Scott County Landfill
Project Type: 2nd 2024 South Bracketing
Lab Report Number: 310-291492

	OK	NO	N/A	NOTES
Sample Collection and Sample Handling				
Chain of Custody	X			
Temperature	X			
Preservation	X			
Condition	X			
Case Narrative	X			
Holding Times	X			
Analytical Sensitivity and Blanks				
Method Blank Detections	X			No detections.
Trip Blank Detections			X	
Accuracy				
ICV/CCV	X			
LCS/LCSD	X			
MS/MSD	X			
Surrogates (organics only)	X			
Precision				
QA/QC Sample RPDs	X			
Field Duplicates			X	

Completed by: Nathan Ohrt
Date of Sampling: 9/24/2024
Lab Report Date: 107/2024
Site Name: Scott County Landfill
Project Type: 2nd 2024 Bracketing
Lab Report Number: 310-291495

	OK	NO	N/A	NOTES
Sample Collection and Sample Handling				
Chain of Custody	X			
Temperature	X			
Preservation	X			MW-37 was collected in a properly preserved vial; however, the pH was outside the required criteria when verified by the laboratory. The sample was analyzed within the 7-day holding time specified for unpreserved samples.
Condition	X			
Case Narrative	X			Trip Blank did not meet the no headspace requirement.
Holding Times	X			
Analytical Sensitivity and Blanks				
Method Blank Detections	X			No detections.
Trip Blank Detections	X			No detections.
Accuracy				
ICV/CCV		X		CCVs recovered above the upper control limit for multiple analytes; the samples were non-detect or the LCS passed using CCV criteria so the data was reported.
LCS/LCSD		X		LCSs were outside control limits for multiple analytes, analytes were biased high in the LCS and not detected in the associated samples so the data was reported.
MS/MSD	X			
Surrogates (organics only)	X			
Precision				
QA/QC Sample RPDs	X			
Field Duplicates			X	

Appendix C-1
Summary of Groundwater Chemistry – HMSP

SCS ENGINEERS

Summary of Groundwater Chemistry
Scott County Landfill - 82-SDP-03-77C - HMSP

Total Metals Constituents	Sample Date	MW-32 UPG	MW-17 DNG	MW-19 DNG	MW-20 DNG	MW-21 DNG	MW-22 DNG	MW-27 DNG	MW-28 DNG	MW-30 DNG	OP-17 DNG	OP-18 DNG
Antimony, mg/L (CAS NO - 7440-36-0)	3/12/2008	N/A	N/A	N/A	N/A	N/A	N/A	N/A	N/A	N/A	< 0.006	< 0.006
	4/21/2008	N/A	N/A	N/A	N/A	N/A	N/A	N/A	N/A	N/A	< 0.006	< 0.006
	7/24/2008	< 0.006	< 0.006	< 0.006	N/A	< 0.006	N/A	< 0.006	N/A	N/A	< 0.006	< 0.006
	7/24/2008	N/A	N/A	N/A	N/A	N/A	N/A	< 0.006	N/A	N/A	N/A	N/A
	8/27/2008	N/A	N/A	N/A	N/A	N/A	N/A	N/A	N/A	N/A	< 0.006	< 0.006
	9/24/2008	< 0.006	< 0.006	< 0.006	N/A	< 0.006	N/A	< 0.006	N/A	N/A	< 0.006	< 0.006
	3/17/2009	< 0.006	< 0.006	< 0.006	N/A	< 0.006	N/A	< 0.006	N/A	< 0.006	< 0.006	< 0.006
	3/17/2009	N/A	N/A	< 0.006	N/A	N/A	N/A	N/A	N/A	N/A	N/A	N/A
	6/23/2009	< 0.006	< 0.006	< 0.006	N/A	< 0.006	< 0.006	< 0.006	N/A	< 0.006	< 0.006	< 0.006
	6/23/2009	N/A	N/A	N/A	N/A	N/A	N/A	N/A	N/A	N/A	< 0.006	N/A
	8/13/2009	N/A	N/A	N/A	N/A	N/A	< 0.006	N/A	N/A	N/A	< 0.006	< 0.006
	9/1/2009	< 0.006	< 0.006	< 0.006	N/A	< 0.006	< 0.006	< 0.006	N/A	< 0.006	< 0.006	< 0.006
	9/1/2009	N/A	N/A	< 0.006	N/A	N/A	N/A	N/A	N/A	N/A	N/A	N/A
	12/17/2009	N/A	N/A	N/A	N/A	N/A	< 0.006	N/A	N/A	< 0.006	N/A	N/A
	3/10/2010	< 0.006	< 0.006	< 0.012	N/A	< 0.006	< 0.006	< 0.018	N/A	< 0.006	< 0.012	< 0.024
	3/10/2010	N/A	N/A	N/A	N/A	< 0.006	N/A	N/A	N/A	N/A	N/A	N/A
	9/27/2010	< 0.006	< 0.006	< 0.006	N/A	< 0.006	N/A	< 0.006	N/A	< 0.006	< 0.006	< 0.006
	9/27/2010	N/A	N/A	N/A	N/A	N/A	N/A	< 0.006	N/A	N/A	N/A	N/A
	3/28/2011	< 0.006	< 0.006	< 0.006	N/A	< 0.006	< 0.006	< 0.006	N/A	< 0.006	< 0.006	< 0.006
	3/28/2011	N/A	N/A	N/A	N/A	N/A	N/A	N/A	N/A	< 0.006	N/A	N/A
	9/15/2011	N/A	< 0.006	< 0.006	N/A	< 0.006	N/A	< 0.006	N/A	< 0.006	< 0.006	< 0.006
	3/29/2012	< 0.006	< 0.006	N/A	N/A	< 0.006	N/A	< 0.006	N/A	< 0.006	< 0.006	< 0.006
	3/29/2012	N/A	N/A	N/A	N/A	N/A	N/A	N/A	N/A	< 0.006	N/A	N/A
	9/18/2012	N/A	< 0.006	< 0.006	N/A	< 0.006	N/A	< 0.006	N/A	< 0.006	< 0.012	< 0.012
	1/22/2013	N/A	N/A	N/A	< 0.006	N/A	N/A	N/A	N/A	N/A	N/A	N/A
	3/27/2013	N/A	< 0.006	< 0.006	< 0.006	< 0.006	< 0.006	0.0599	N/A	< 0.006	< 0.006	< 0.006
	3/27/2013	N/A	N/A	N/A	N/A	N/A	N/A	N/A	N/A	N/A	< 0.006	N/A
	9/25/2013	N/A	< 0.006	0.00114	< 0.006	< 0.006	N/A	0.00255	N/A	< 0.006	0.00113	< 0.006
	3/11/2014	< 0.006	< 0.006	< 0.006	< 0.006	< 0.006	N/A	< 0.006	N/A	< 0.006	< 0.006	< 0.006
	3/11/2014	N/A	< 0.006	N/A	N/A	N/A	N/A	N/A	N/A	N/A	N/A	N/A
	9/23/2014	< 0.006	< 0.006	< 0.006	< 0.006	< 0.006	N/A	< 0.006	N/A	< 0.006	< 0.006	< 0.006
	9/23/2014	N/A	N/A	N/A	N/A	N/A	N/A	N/A	N/A	N/A	N/A	< 0.006
	1/6/2015	N/A	N/A	N/A	N/A	N/A	N/A	N/A	< 0.005	N/A	N/A	N/A
	4/2/2015	< 0.001	< 0.001	< 0.001	< 0.001	< 0.001	< 0.001	< 0.001	< 0.001	< 0.001	< 0.001	< 0.001
	4/2/2015	N/A	N/A	< 0.001	N/A	N/A	N/A	N/A	N/A	N/A	N/A	N/A
	9/30/2015	N/A	0.000261	0.00636	0.000533	< 0.001	N/A	0.000184	< 0.001	< 0.001	0.000887	< 0.001
	9/30/2015	N/A	N/A	N/A	N/A	N/A	N/A	0.000354	N/A	N/A	N/A	N/A
	4/27/2016	< 0.001	< 0.001	< 0.001	< 0.001	0.000358*	< 0.001	< 0.001	< 0.001	< 0.001	< 0.001	< 0.001
	4/27/2016	N/A	N/A	N/A	N/A	< 0.001	N/A	N/A	N/A	N/A	N/A	N/A
	9/28/2016	< 0.001	< 0.001	< 0.001	< 0.001	< 0.001	< 0.001	< 0.001	< 0.001	< 0.001	< 0.001	< 0.001
	9/28/2016	N/A	N/A	N/A	N/A	N/A	< 0.001	N/A	N/A	N/A	N/A	N/A
	4/24/2017	< 0.001	< 0.001	< 0.001	< 0.001	< 0.001	< 0.001	< 0.001	< 0.001	< 0.001	< 0.001	< 0.001
	4/24/2017	N/A	< 0.001	N/A	N/A	N/A	N/A	N/A	N/A	N/A	N/A	N/A
	8/22/2017	N/A	0.000275*	< 0.001	< 0.001	< 0.001	N/A	< 0.001	< 0.001	< 0.001	0.000309*	0.000199*
	8/22/2017	N/A	N/A	N/A	N/A	N/A	N/A	N/A	N/A	< 0.001	N/A	N/A
	10/4/2017	< 0.001	N/A	N/A	N/A	N/A	N/A	N/A	N/A	N/A	N/A	N/A
	4/15/2019	N/A	< 0.001	< 0.001	< 0.001	< 0.001	N/A	< 0.001	N/A	< 0.001	N/A	N/A
	4/28/2020	N/A	N/A	N/A	N/A	N/A	N/A	N/A	< 0.001	N/A	< 0.001	< 0.001
	5/19/2021	N/A	N/A	N/A	N/A	N/A	< 0.002	N/A	N/A	N/A	N/A	N/A
	8/17/2023	N/A	< 0.002	N/A	N/A	N/A	N/A	N/A	N/A	N/A	N/A	N/A
	6/5/2024	N/A	< 0.002	< 0.002	< 0.002	< 0.002	N/A	< 0.002	N/A	< 0.002	N/A	N/A
Arsenic, mg/L (CAS NO - 7440-38-2)	3/12/2008	N/A	N/A	N/A	N/A	N/A	N/A	N/A	N/A	N/A	0.0105	0.00523
	4/21/2008	N/A	N/A	N/A	N/A	N/A	N/A	N/A	N/A	N/A	0.00191	0.00341
	7/24/2008	0.00166	0.00769	0.043	N/A	< 0.001	N/A	0.00363	N/A	N/A	0.0175	0.00654
	7/24/2008	N/A	N/A	N/A	N/A	N/A	N/A	0.00414	N/A	N/A	N/A	N/A
	8/27/2008	N/A	N/A	N/A	N/A	N/A	N/A	N/A	N/A	N/A	0.0181	< 0.002
	9/24/2008	0.00395	0.00784	0.057	N/A	0.0013	N/A	0.0072	N/A	N/A	0.0117	0.00376
	3/17/2009	0.00128	0.00617	0.0442	N/A	0.00562	N/A	0.00153	N/A	< 0.001	0.00947	0.00659
	3/17/2009	N/A	N/A	0.0412	N/A	N/A	N/A	N/A	N/A	N/A	N/A	N/A
	6/23/2009	0.0025	0.00826	0.0426	N/A	0.00219	0.00224	0.00779	N/A	0.00203	0.0245	0.00713
	6/23/2009	N/A	N/A	N/A	N/A	N/A	N/A	N/A	N/A	N/A	0.026	N/A
	8/13/2009	N/A	N/A	N/A	N/A	N/A	< 0.001	N/A	N/A	N/A	0.0202	0.00535
	9/1/2009	0.00172	0.00789	0.0316	N/A	< 0.001	0.00223	0.00716	N/A	0.00421	0.0202	0.00773
	9/1/2009	N/A	N/A	0.032	N/A	N/A	N/A	N/A	N/A	N/A	N/A	N/A
	12/17/2009	N/A	N/A	N/A	N/A	N/A	< 0.001	N/A	N/A	< 0.001	N/A	N/A
	3/10/2010	< 0.001	0.00615	0.0416	N/A	< 0.001	< 0.002	0.00492	N/A	< 0.002	0.0384	0.0153
	3/10/2010	N/A	N/A	N/A	N/A	< 0.001	N/A	N/A	N/A	N/A	N/A	N/A
	9/27/2010	< 0.001	0.00684	0.0476	N/A	< 0.001	N/A	0.00668	N/A	< 0.002	0.0252	0.0135
	9/27/2010	N/A	N/A	N/A	N/A	N/A	N/A	0.00581	N/A	N/A	N/A	N/A
	3/28/2011	< 0.001	0.00522	0.0474	N/A	< 0.001	< 0.002	0.00473	N/A	< 0.002	0.0143	0.0107
	3/28/2011	N/A	N/A	N/A	N/A	N/A	N/A	N/A	N/A	< 0.002	N/A	N/A
	9/15/2011	N/A	0.00683	0.0591	N/A	0.00148	N/A	0.00221	N/A	< 0.001	0.0187	0.0062
	3/29/2012	< 0.002	0.0191	N/A	N/A	< 0.001	N/A	< 0.001	N/A	< 0.002	0.0257	0.00294
	3/29/2012	N/A	N/A	N/A	N/A	N/A	N/A	N/A	N/A	< 0.004	N/A	N/A
	9/18/2012	N/A	0.0326	0.0523	N/A	0.00166	N/A	0.0031	N/A	< 0.002	0.00756	0.00749
	1/22/2013	N/A	N/A	N/A	< 0.001	N/A	N/A	N/A	N/A	N/A	N/A	N/A
	3/27/2013	N/A	0.00386	0.0252	< 0.001	< 0.001	< 0.001	< 0.001	N/A	< 0.001	0.00784	0.00611
	3/27/2013	N/A	N/A	N/A	N/A	N/A	N/A	N/A	N/A	N/A	0.00871	N/A
	9/25/2013	N/A	0.0114	0.131	0.00142	0.000443	N/A	0.00205	N/A	< 0.001	0.0113	0.00963
	3/11/2014	0.000282	0.00524	0.108	0.000722	0.00637	N/A	0.00205	N/A	< 0.001	0.00882	0.00805
	3/11/2014	N/A	0.00523	N/A	N/A	N/A	N/A	N/A	N/A	N/A	N/A	N/A
	9/23/2014	< 0.001	0.00582	0.0588	< 0.001	< 0.001	N/A	0.00317	N/A	< 0.001	0.0139	0.00686
	9/23/2014	N/A	N/A	N/A	N/A	N/A	N/A	N/A	N/A	N/A	N/A	0.00746
	1/6/2015	N/A	N/A	N/A	N/A	N/A	N/A	N/A	0.0118	N/A	N/A	N/A
	4/2/2015	< 0.002	0.00534	0.0622	< 0.002	< 0.002	< 0.002	0.00471	< 0.002	< 0.002	0.0103	0.0151
	4/2/2015	N/A	N/A	0.05	N/A	N/A	N/A	N/A	N/A	N/A	N/A	N/A
	7/27/2015	N/A	N/A	N/A	N/A	N/A	N/A	N/A	< 0.002	N/A	N/A	N/A
	9/30/2015	N/A	0.00661	0.093	< 0.002	0.00124	N/A	0.00724	0.002	< 0.002	0.0124	0.00861
	9/30/2015	N/A	N/A	N/A	N/A	N/A	N/A	0.00667	N/A	N/A	N/A	N/A

SCS ENGINEERS

Summary of Groundwater Chemistry
Scott County Landfill - 82-SDP-03-77C - HMSP

Total Metals Constituents	Sample Date	MW-32 UPG	MW-17 DNG	MW-19 DNG	MW-20 DNG	MW-21 DNG	MW-22 DNG	MW-27 DNG	MW-28 DNG	MW-30 DNG	OP-17 DNG	OP-18 DNG
Arsenic, mg/L (CAS NO - 7440-38-2)	4/27/2016	< 0.002	0.00268	0.12	< 0.002	0.0102	< 0.002	0.00277	< 0.002	< 0.002	0.0136	0.0122
	4/27/2016	N/A	N/A	N/A	N/A	0.0104	N/A	N/A	N/A	N/A	N/A	N/A
	9/28/2016	< 0.002	0.00343	0.0536	< 0.002	0.00543	< 0.002	0.00311	< 0.002	< 0.002	0.022	0.00864
	9/28/2016	N/A	N/A	N/A	N/A	N/A	< 0.002	N/A	N/A	N/A	N/A	N/A
	4/24/2017	0.000709*	0.0179	0.105	< 0.002	0.00235	< 0.002	0.00422	< 0.002	< 0.002	0.0183	0.00834
	4/24/2017	N/A	0.0168	N/A	N/A	N/A	N/A	N/A	N/A	N/A	N/A	N/A
	8/22/2017	N/A	0.00108*	0.0554	< 0.002	0.00212	N/A	0.00363	< 0.002	< 0.002	0.0134	0.00937
	8/22/2017	N/A	N/A	N/A	N/A	N/A	N/A	N/A	N/A	< 0.002	N/A	N/A
	10/4/2017	0.00106*	N/A	N/A	N/A	N/A	N/A	N/A	N/A	N/A	N/A	N/A
	6/4/2018	N/A	0.00169*	0.182	N/A	N/A	N/A	0.00445	N/A	N/A	0.0144	0.00689
	6/4/2018	N/A	N/A	0.217	N/A	N/A	N/A	N/A	N/A	N/A	N/A	N/A
	12/20/2018	0.000737*	0.00132*	0.0639	< 0.002	0.00365	< 0.002	0.00481	< 0.002	< 0.002	0.0159	0.0259
	12/20/2018	N/A	N/A	N/A	N/A	N/A	< 0.002	N/A	N/A	N/A	N/A	N/A
	4/15/2019	< 0.002	0.00453	0.0749	< 0.002	0.000954*	< 0.002	0.00248	< 0.002	< 0.002	0.0173	0.0184
	4/15/2019	N/A	N/A	N/A	N/A	N/A	N/A	N/A	< 0.002	N/A	N/A	N/A
	10/3/2019	N/A	0.0193	0.0308	N/A	N/A	N/A	0.00476	< 0.002	N/A	0.0177	0.0264
	10/3/2019	N/A	N/A	0.0334	N/A	N/A	N/A	N/A	N/A	N/A	N/A	N/A
	4/28/2020	N/A	0.0135	0.041	N/A	N/A	N/A	0.00281	< 0.002	N/A	0.0237	0.0252
	4/28/2020	N/A	N/A	N/A	N/A	N/A	N/A	0.00296	N/A	N/A	N/A	N/A
	7/22/2020	N/A	0.00148*	0.0521	< 0.002	0.00331	N/A	0.00402	< 0.002	< 0.002	0.0241	0.02
	7/22/2020	N/A	0.00106*	N/A	N/A	N/A	N/A	N/A	N/A	N/A	N/A	N/A
	5/19/2021	0.00107*	0.00562	0.16	< 0.002	0.00209	< 0.002	0.00395	< 0.002	< 0.002	0.0273	0.0213
	5/19/2021	N/A	N/A	N/A	N/A	0.00202	N/A	N/A	N/A	N/A	N/A	N/A
	9/21/2021	N/A	0.00544	0.0747	N/A	N/A	N/A	0.00477	N/A	N/A	0.0299	0.0191
	9/21/2021	N/A	N/A	N/A	N/A	N/A	N/A	0.00457	N/A	N/A	N/A	N/A
	3/22/2022	0.001*	0.00401	0.12	< 0.002	0.00487	< 0.002	0.0039	< 0.002	< 0.002	0.0173	0.0194
	5/24/2022	N/A	N/A	N/A	N/A	N/A	N/A	N/A	N/A	N/A	0.018	0.0768
	10/11/2022	N/A	< 0.002	0.0327	N/A	N/A	N/A	0.00267	N/A	N/A	0.0115	0.0128
	10/11/2022	N/A	N/A	N/A	N/A	N/A	N/A	N/A	N/A	N/A	N/A	0.0133
	5/17/2023	0.00175*	N/A	0.0526	0.000544*	0.00425	N/A	0.00351	< 0.002	< 0.002	0.01	0.0135
	5/17/2023	N/A	N/A	N/A	N/A	N/A	N/A	N/A	N/A	N/A	N/A	0.0129
	8/17/2023	N/A	0.0206	N/A	N/A	N/A	N/A	N/A	N/A	N/A	N/A	N/A
	11/15/2023	N/A	0.0246	0.17	N/A	N/A	N/A	0.00336	N/A	N/A	0.0139	0.0068
	11/15/2023	N/A	0.025	N/A	N/A	N/A	N/A	N/A	N/A	N/A	N/A	N/A
	6/5/2024	N/A	0.0127	0.0186	< 0.002	0.00119*	N/A	0.00217	< 0.002	< 0.002	0.00731	0.00739
	6/5/2024	N/A	N/A	N/A	N/A	N/A	N/A	N/A	N/A	N/A	0.00852	N/A
	9/23/2024	N/A	0.00801*	0.0155	N/A	N/A	N/A	0.00341*	N/A	N/A	0.024	N/A
	9/23/2024	N/A	0.00749	N/A	N/A	N/A	N/A	N/A	N/A	N/A	N/A	N/A
Barium, mg/L (CAS NO - 7440-39-3)	3/12/2008	N/A	N/A	N/A	N/A	N/A	N/A	N/A	N/A	N/A	0.37	0.227
	4/21/2008	N/A	N/A	N/A	N/A	N/A	N/A	N/A	N/A	N/A	0.228	0.183
	7/24/2008	0.12	0.322	0.106	N/A	0.27	N/A	0.213	N/A	N/A	0.293	0.197
	7/24/2008	N/A	N/A	N/A	N/A	N/A	N/A	0.223	N/A	N/A	N/A	N/A
	8/27/2008	N/A	N/A	N/A	N/A	N/A	N/A	N/A	N/A	N/A	0.24	0.214
	9/24/2008	0.136	0.321	0.14	N/A	0.279	N/A	0.213	N/A	N/A	0.221	0.143
	3/17/2009	0.111	0.325	0.116	N/A	0.244	N/A	0.193	N/A	0.174	0.254	0.237
	3/17/2009	N/A	N/A	0.123	N/A	N/A	N/A	N/A	N/A	N/A	N/A	N/A
	6/23/2009	0.122	0.305	0.0996	N/A	0.261	0.0243	0.203	N/A	0.13	0.212	0.228
	6/23/2009	N/A	N/A	N/A	N/A	N/A	N/A	N/A	N/A	N/A	0.215	N/A
	8/13/2009	N/A	N/A	N/A	N/A	N/A	0.0614	N/A	N/A	N/A	0.267	0.525
	9/1/2009	0.0963	0.315	0.116	N/A	0.28	0.0264	0.212	N/A	0.211	0.267	0.257
	9/1/2009	N/A	N/A	0.112	N/A	N/A	N/A	N/A	N/A	N/A	N/A	N/A
	12/17/2009	N/A	N/A	N/A	N/A	N/A	0.0263	N/A	N/A	0.131	N/A	N/A
	3/10/2010	0.0745	0.312	0.157	N/A	0.281	0.0329	0.199	N/A	0.144	0.367	0.403
	3/10/2010	N/A	N/A	N/A	N/A	0.282	N/A	N/A	N/A	N/A	N/A	N/A
	9/27/2010	0.0485	0.305	0.11	N/A	0.253	N/A	0.181	N/A	0.15	0.237	0.377
	9/27/2010	N/A	N/A	N/A	N/A	N/A	N/A	0.174	N/A	N/A	N/A	N/A
	3/28/2011	0.0843	0.326	0.11	N/A	0.244	0.0358	0.19	N/A	0.131	0.298	0.292
	3/28/2011	N/A	N/A	N/A	N/A	N/A	N/A	N/A	N/A	0.125	N/A	N/A
	9/15/2011	N/A	0.31	0.118	N/A	0.265	N/A	0.193	N/A	0.169	0.204	0.382
	3/29/2012	0.103	0.331	N/A	N/A	0.29	N/A	0.225	N/A	0.171	0.314	0.286
	3/29/2012	N/A	N/A	N/A	N/A	N/A	N/A	N/A	N/A	0.58	N/A	N/A
	9/18/2012	N/A	0.304	0.19	N/A	0.284	N/A	0.201	N/A	0.194	0.313	0.387
	1/22/2013	N/A	N/A	N/A	0.378	N/A	N/A	N/A	N/A	N/A	N/A	N/A
	3/27/2013	N/A	0.277	0.219	0.361	0.288	0.0157	0.116	N/A	0.16	0.32	0.383
	3/27/2013	N/A	N/A	N/A	N/A	N/A	N/A	N/A	N/A	N/A	0.291	N/A
	8/14/2013	N/A	N/A	N/A	0.295	N/A	N/A	N/A	N/A	N/A	N/A	N/A
	9/25/2013	N/A	0.29	0.157	0.358	0.305	N/A	0.199	N/A	0.166	0.348	0.339
	1/22/2014	N/A	N/A	N/A	0.461	N/A	N/A	N/A	N/A	N/A	N/A	N/A
	3/11/2014	0.0931	0.341	0.162	0.395	0.371	N/A	0.207	N/A	0.266	0.461	0.419
	3/11/2014	N/A	0.358	N/A	N/A	N/A	N/A	N/A	N/A	N/A	N/A	N/A
	9/23/2014	0.171	0.319	0.14	0.356	0.278	N/A	0.206	N/A	0.228	0.509	0.348
	9/23/2014	N/A	N/A	N/A	N/A	N/A	N/A	N/A	N/A	N/A	N/A	0.325
	1/6/2015	N/A	N/A	N/A	N/A	N/A	N/A	N/A	0.879	N/A	N/A	N/A
	4/2/2015	0.102	0.351	0.12	0.345	0.255	0.0315	0.201	0.173	0.185	0.33	0.376
	4/2/2015	N/A	N/A	0.13	N/A	N/A	N/A	N/A	N/A	N/A	N/A	N/A
	7/27/2015	N/A	N/A	N/A	N/A	N/A	N/A	N/A	0.27	N/A	N/A	N/A
	9/30/2015	N/A	0.408	0.253	0.409	0.312	N/A	0.187	0.638	0.169	0.401	0.4
	9/30/2015	N/A	N/A	N/A	N/A	N/A	N/A	0.183	N/A	N/A	N/A	N/A
	4/27/2016	0.1	0.279	0.132	0.331	0.333	0.0302	0.165	0.169	0.137	0.273	0.403
	4/27/2016	N/A	N/A	N/A	N/A	0.329	N/A	N/A	N/A	N/A	N/A	N/A
	9/28/2016	0.119	0.282	0.0826	0.343	0.271	0.0388	0.177	0.192	0.133	0.222	0.378
	9/28/2016	N/A	N/A	N/A	N/A	N/A	0.0392	N/A	N/A	N/A	N/A	N/A
	4/24/2017	0.132	0.375	0.127	0.347	0.308	0.0307	0.188	0.189	0.142	0.33	0.421
	4/24/2017	N/A	0.365	N/A	N/A	N/A	N/A	N/A	N/A	N/A	N/A	N/A
	8/22/2017	N/A	0.229	0.0903	0.33	0.283	N/A	0.177	0.186	0.148	0.318	0.37
	8/22/2017	N/A	N/A	N/A	N/A	N/A	N/A	N/A	N/A	0.151	N/A	N/A
	10/4/2017	0.188	N/A	N/A	N/A	N/A	N/A	N/A	N/A	N/A	N/A	N/A
	6/4/2018	N/A	0.173	0.121	N/A	N/A	N/A	0.177	N/A	N/A	0.32	0.401
	6/4/2018	N/A	N/A	0.121	N/A	N/A	N/A	N/A	N/A	N/A	N/A	N/A

SCS ENGINEERS

Summary of Groundwater Chemistry
Scott County Landfill - 82-SDP-03-77C - HMSP

Total Metals Constituents	Sample Date	MW-32 UPG	MW-17 DNG	MW-19 DNG	MW-20 DNG	MW-21 DNG	MW-22 DNG	MW-27 DNG	MW-28 DNG	MW-30 DNG	OP-17 DNG	OP-18 DNG
Barium, mg/L (CAS NO - 7440-39-3)	12/20/2018	0.141	0.219	0.0924	0.317	0.277	0.0353	0.172	0.207	0.141	0.365	0.583
	12/20/2018	N/A	N/A	N/A	N/A	N/A	0.0353	N/A	N/A	N/A	N/A	N/A
	4/15/2019	0.103	0.315	0.113	0.3	0.264	0.0271	0.147	0.184	0.117	0.395	0.397
	4/15/2019	N/A	N/A	N/A	N/A	N/A	N/A	N/A	0.169	N/A	N/A	N/A
	10/3/2019	N/A	0.344	0.177	N/A	N/A	N/A	0.173	0.227	N/A	0.435	0.413
	10/3/2019	N/A	N/A	0.162	N/A	N/A	N/A	N/A	N/A	N/A	N/A	N/A
	4/28/2020	N/A	0.297	0.105	N/A	N/A	N/A	0.162	0.174	N/A	0.4	0.41
	4/28/2020	N/A	N/A	N/A	N/A	N/A	N/A	0.165	N/A	N/A	N/A	N/A
	7/22/2020	N/A	0.255	0.104	0.305	0.269	N/A	0.165	0.202	0.158	0.353	0.33
	7/22/2020	N/A	0.265	N/A	N/A	N/A	N/A	N/A	N/A	N/A	N/A	N/A
	5/19/2021	0.143	0.272	0.126	0.282	0.2	0.0254	0.152	0.196	0.156	0.338	0.246
	5/19/2021	N/A	N/A	N/A	N/A	0.194	N/A	N/A	N/A	N/A	N/A	N/A
	9/21/2021	N/A	0.262	0.121	N/A	N/A	N/A	0.139	N/A	N/A	0.3	0.18
	9/21/2021	N/A	N/A	N/A	N/A	N/A	N/A	0.139	N/A	N/A	N/A	N/A
	3/22/2022	0.151	0.284	0.163	0.257	0.298	0.0445	0.176	0.193	0.21	0.337	0.154
	5/24/2022	N/A	N/A	N/A	N/A	N/A	N/A	N/A	N/A	N/A	0.353	0.162
	10/11/2022	N/A	0.288	0.141	N/A	N/A	N/A	0.173	N/A	N/A	0.369	0.171
	10/11/2022	N/A	N/A	N/A	N/A	N/A	N/A	N/A	N/A	N/A	N/A	0.163
	5/17/2023	0.0932	N/A	0.096	0.259	0.185	N/A	0.132	0.162	0.111	0.345	0.0905
	5/17/2023	N/A	N/A	N/A	N/A	N/A	N/A	N/A	N/A	N/A	N/A	0.0925
	8/17/2023	N/A	0.383	N/A	N/A	N/A	N/A	N/A	N/A	N/A	N/A	N/A
	11/15/2023	N/A	0.41	0.157	N/A	N/A	N/A	0.156	N/A	N/A	0.382	0.0875
	11/15/2023	N/A	0.412	N/A	N/A	N/A	N/A	N/A	N/A	N/A	N/A	N/A
	6/5/2024	N/A	0.463	0.134	0.32	0.187	N/A	0.131	0.217	0.0841	0.356	0.104
	6/5/2024	N/A	N/A	N/A	N/A	N/A	N/A	N/A	N/A	N/A	0.376	N/A
	9/23/2024	N/A	0.412	0.137	N/A	N/A	N/A	0.146	N/A	N/A	0.343	N/A
	9/23/2024	N/A	0.439	N/A	N/A	N/A	N/A	N/A	N/A	N/A	N/A	N/A
Beryllium, mg/L (CAS NO - 7440-41-7)	3/12/2008	N/A	N/A	N/A	N/A	N/A	N/A	N/A	N/A	N/A	0.00154	< 0.001
	4/21/2008	N/A	N/A	N/A	N/A	N/A	N/A	N/A	N/A	N/A	< 0.001	< 0.001
	7/24/2008	< 0.001	< 0.001	< 0.001	N/A	< 0.001	N/A	< 0.001	N/A	N/A	< 0.001	< 0.001
	7/24/2008	N/A	N/A	N/A	N/A	N/A	N/A	< 0.001	N/A	N/A	N/A	N/A
	8/27/2008	N/A	N/A	N/A	N/A	N/A	N/A	N/A	N/A	N/A	< 0.001	< 0.001
	9/24/2008	< 0.001	< 0.001	< 0.001	N/A	< 0.001	N/A	< 0.001	N/A	N/A	< 0.001	< 0.001
	3/17/2009	< 0.001	< 0.001	< 0.001	N/A	< 0.001	N/A	< 0.001	N/A	< 0.001	< 0.001	< 0.001
	3/17/2009	N/A	N/A	< 0.001	N/A	N/A	N/A	N/A	N/A	N/A	N/A	N/A
	6/23/2009	< 0.001	< 0.001	< 0.001	N/A	< 0.001	< 0.001	< 0.001	N/A	< 0.001	< 0.001	< 0.001
	6/23/2009	N/A	N/A	N/A	N/A	N/A	N/A	N/A	N/A	N/A	< 0.001	N/A
	8/13/2009	N/A	N/A	N/A	N/A	N/A	< 0.001	N/A	N/A	N/A	< 0.001	0.00276
	9/1/2009	< 0.001	< 0.001	< 0.001	N/A	< 0.001	< 0.001	< 0.001	N/A	< 0.001	< 0.001	< 0.001
	9/1/2009	N/A	N/A	< 0.001	N/A	N/A	N/A	N/A	N/A	N/A	N/A	N/A
	12/17/2009	N/A	N/A	N/A	N/A	N/A	< 0.001	N/A	N/A	< 0.001	N/A	N/A
	3/10/2010	< 0.001	< 0.001	< 0.001	N/A	< 0.001	< 0.001	< 0.001	N/A	< 0.001	0.00152	< 0.001
	3/10/2010	N/A	N/A	N/A	N/A	< 0.001	N/A	N/A	N/A	N/A	N/A	N/A
	9/27/2010	< 0.001	< 0.001	< 0.001	N/A	< 0.001	N/A	< 0.001	N/A	< 0.001	< 0.001	< 0.001
	9/27/2010	N/A	N/A	N/A	N/A	N/A	N/A	< 0.001	N/A	N/A	N/A	N/A
	3/28/2011	< 0.001	< 0.001	< 0.001	N/A	< 0.001	< 0.001	< 0.001	N/A	< 0.001	< 0.001	< 0.001
	3/28/2011	N/A	N/A	N/A	N/A	N/A	N/A	N/A	N/A	< 0.001	N/A	N/A
	9/15/2011	N/A	< 0.001	< 0.001	N/A	< 0.001	N/A	< 0.001	N/A	< 0.001	0.00127	0.00124
	3/29/2012	< 0.001	< 0.001	N/A	N/A	< 0.001	N/A	< 0.001	N/A	0.00197	< 0.001	< 0.001
	3/29/2012	N/A	N/A	N/A	N/A	N/A	N/A	N/A	N/A	< 0.001	N/A	N/A
	9/18/2012	N/A	< 0.001	< 0.001	N/A	< 0.001	N/A	< 0.001	N/A	< 0.001	< 0.001	< 0.001
	1/22/2013	N/A	N/A	N/A	< 0.001	N/A	N/A	N/A	N/A	N/A	N/A	N/A
	3/27/2013	N/A	< 0.001	< 0.001	< 0.001	< 0.001	< 0.001	< 0.001	N/A	< 0.001	< 0.001	< 0.001
	3/27/2013	N/A	N/A	N/A	N/A	N/A	N/A	N/A	N/A	N/A	< 0.001	N/A
	9/25/2013	N/A	< 0.001	< 0.001	< 0.001	< 0.001	N/A	< 0.001	N/A	< 0.001	0.00037	< 0.001
	3/11/2014	< 0.001	< 0.001	< 0.001	< 0.001	< 0.001	N/A	< 0.001	N/A	0.000354	0.00131	< 0.001
	3/11/2014	N/A	< 0.001	N/A	N/A	N/A	N/A	N/A	N/A	N/A	N/A	N/A
	9/23/2014	< 0.001	< 0.001	< 0.001	< 0.001	< 0.001	N/A	< 0.001	N/A	0.000224	0.0019	< 0.001
	9/23/2014	N/A	N/A	N/A	N/A	N/A	N/A	N/A	N/A	N/A	N/A	< 0.001
	1/6/2015	N/A	N/A	N/A	N/A	N/A	N/A	N/A	0.00252	N/A	N/A	N/A
	4/2/2015	< 0.001	< 0.001	0.000039	< 0.001	< 0.001	< 0.001	< 0.001	< 0.001	< 0.001	< 0.001	< 0.001
	4/2/2015	N/A	N/A	< 0.001	N/A	N/A	N/A	N/A	N/A	N/A	N/A	N/A
	9/30/2015	N/A	< 0.001	< 0.001	< 0.001	< 0.001	N/A	< 0.001	0.000766	< 0.001	0.000437	0.000301
	9/30/2015	N/A	N/A	N/A	N/A	N/A	N/A	< 0.001	N/A	N/A	N/A	N/A
	4/27/2016	< 0.001	< 0.001	< 0.001	< 0.001	< 0.001	< 0.001	< 0.001	< 0.001	< 0.001	< 0.001	< 0.001
	4/27/2016	N/A	N/A	N/A	N/A	< 0.001	N/A	N/A	N/A	N/A	N/A	N/A
	9/28/2016	< 0.001	< 0.001	< 0.001	< 0.001	< 0.001	< 0.001	< 0.001	< 0.001	< 0.001	< 0.001	< 0.001
	9/28/2016	N/A	N/A	N/A	N/A	N/A	< 0.001	N/A	N/A	N/A	N/A	N/A
	4/24/2017	< 0.001	< 0.001	< 0.001	< 0.001	< 0.001	< 0.001	< 0.001	< 0.001	< 0.001	< 0.001	< 0.001
	4/24/2017	N/A	< 0.001	N/A	N/A	N/A	N/A	N/A	N/A	N/A	N/A	N/A
	8/22/2017	N/A	< 0.001	< 0.001	< 0.001	< 0.001	N/A	< 0.001	< 0.001	< 0.001	< 0.001	< 0.001
	8/22/2017	N/A	N/A	N/A	N/A	N/A	N/A	N/A	N/A	< 0.001	N/A	N/A
	10/4/2017	< 0.001	N/A	N/A	N/A	N/A	N/A	N/A	N/A	N/A	N/A	N/A
	6/4/2018	N/A	< 0.001	< 0.001	N/A	N/A	N/A	< 0.001	N/A	N/A	< 0.001	< 0.001
	6/4/2018	N/A	N/A	< 0.001	N/A	N/A	N/A	N/A	N/A	N/A	N/A	N/A
	12/20/2018	< 0.001	< 0.001	< 0.001	< 0.001	< 0.001	< 0.001	< 0.001	< 0.001	< 0.001	< 0.001	< 0.001
	12/20/2018	N/A	N/A	N/A	N/A	N/A	< 0.001	N/A	N/A	N/A	N/A	N/A
	4/15/2019	< 0.001	< 0.001	< 0.001	< 0.001	< 0.001	< 0.001	< 0.001	< 0.001	< 0.001	< 0.001	< 0.001
	4/15/2019	N/A	N/A	N/A	N/A	N/A	N/A	N/A	< 0.001	N/A	N/A	N/A
	10/3/2019	N/A	< 0.001	< 0.001	N/A	N/A	N/A	< 0.001	< 0.001	N/A	< 0.001	0.000593*
	10/3/2019	N/A	N/A	< 0.001	N/A	N/A	N/A	N/A	N/A	N/A	N/A	N/A
	4/28/2020	N/A	< 0.001	< 0.001	N/A	N/A	N/A	< 0.001	< 0.001	N/A	< 0.001	0.00155
	4/28/2020	N/A	N/A	N/A	N/A	N/A	N/A	< 0.001	N/A	N/A	N/A	N/A
	7/22/2020	N/A	< 0.001	< 0.001	< 0.001	< 0.001	N/A	< 0.001	< 0.001	< 0.001	< 0.001	0.00148
	7/22/2020	N/A	< 0.001	N/A	N/A	N/A	N/A	N/A	N/A	N/A	N/A	N/A
	5/19/2021	< 0.001	< 0.001	< 0.001	< 0.001	< 0.001	< 0.001	< 0.001	< 0.001	< 0.001	< 0.001	< 0.001
	5/19/2021	N/A	N/A	N/A	N/A	< 0.001	N/A	N/A	N/A	N/A	N/A	N/A
	9/21/2021	N/A	< 0.001	< 0.001	N/A	N/A	N/A	< 0.001	N/A	N/A	< 0.001	< 0.001
	9/21/2021	N/A	N/A	N/A	N/A	N/A	N/A	< 0.001	N/A	N/A	N/A	N/A

SCS ENGINEERS

Summary of Groundwater Chemistry
Scott County Landfill - 82-SDP-03-77C - HMSP

Total Metals Constituents	Sample Date	MW-32 UPG	MW-17 DNG	MW-19 DNG	MW-20 DNG	MW-21 DNG	MW-22 DNG	MW-27 DNG	MW-28 DNG	MW-30 DNG	OP-17 DNG	OP-18 DNG
Beryllium, mg/L (CAS NO - 7440-41-7)	3/22/2022	< 0.001	< 0.001	< 0.001	< 0.001	< 0.001	< 0.001	< 0.001	< 0.001	< 0.001	< 0.001	< 0.001
	5/24/2022	N/A	N/A	N/A	N/A	N/A	N/A	N/A	N/A	N/A	< 0.001	< 0.001
	10/11/2022	N/A	< 0.001	< 0.001	N/A	N/A	N/A	< 0.001	N/A	N/A	< 0.001	< 0.001
	10/11/2022	N/A	N/A	N/A	N/A	N/A	N/A	N/A	N/A	N/A	N/A	< 0.001
	5/17/2023	0.00038*	N/A	< 0.001	< 0.001	< 0.001	N/A	< 0.001	< 0.001	< 0.001	< 0.001	< 0.001
	5/17/2023	N/A	N/A	N/A	N/A	N/A	N/A	N/A	N/A	N/A	N/A	< 0.001
	8/17/2023	N/A	0.000464*	N/A	N/A	N/A	N/A	N/A	N/A	N/A	N/A	N/A
	11/15/2023	N/A	< 0.001	< 0.001	N/A	N/A	N/A	< 0.001	N/A	N/A	< 0.001	**0.0014**
	11/15/2023	N/A	< 0.001	N/A	N/A	N/A	N/A	N/A	N/A	N/A	N/A	N/A
	6/5/2024	N/A	< 0.001	< 0.001	< 0.001	< 0.001	N/A	< 0.001	< 0.001	< 0.001	0.000961*	**0.00965**
	6/5/2024	N/A	N/A	N/A	N/A	N/A	N/A	N/A	N/A	N/A	0.000733*	N/A
	9/23/2024	N/A	< 0.001	< 0.001	N/A	N/A	N/A	< 0.005	N/A	N/A	< 0.005	N/A
	9/23/2024	N/A	< 0.005	N/A	N/A	N/A	N/A	N/A	N/A	N/A	N/A	N/A
Cadmium, mg/L (CAS NO - 7440-43-9)	3/12/2008	N/A	N/A	N/A	N/A	N/A	N/A	N/A	N/A	N/A	< 0.0005	< 0.0005
	4/21/2008	N/A	N/A	N/A	N/A	N/A	N/A	N/A	N/A	N/A	< 0.0005	< 0.0005
	7/24/2008	< 0.0005	< 0.0005	< 0.0005	N/A	< 0.0005	N/A	0.000505	N/A	N/A	< 0.0005	< 0.0005
	7/24/2008	N/A	N/A	N/A	N/A	N/A	N/A	< 0.0005	N/A	N/A	N/A	N/A
	8/27/2008	N/A	N/A	N/A	N/A	N/A	N/A	N/A	N/A	N/A	< 0.0005	< 0.0005
	9/24/2008	< 0.0005	< 0.0005	< 0.0005	N/A	0.00242	N/A	< 0.0005	N/A	N/A	< 0.0005	< 0.0005
	3/17/2009	< 0.0005	< 0.0005	< 0.0005	N/A	< 0.0005	N/A	< 0.0005	N/A	< 0.0005	< 0.0005	< 0.0005
	3/17/2009	N/A	N/A	< 0.0005	N/A	N/A	N/A	N/A	N/A	N/A	N/A	N/A
	6/23/2009	< 0.0005	< 0.0005	< 0.0005	N/A	< 0.0005	< 0.0005	< 0.0005	N/A	< 0.0005	< 0.0005	< 0.0005
	6/23/2009	N/A	N/A	N/A	N/A	N/A	N/A	N/A	N/A	N/A	< 0.0005	N/A
	8/13/2009	N/A	N/A	N/A	N/A	N/A	< 0.0005	N/A	N/A	N/A	< 0.0005	0.0028
	9/1/2009	< 0.0005	< 0.0005	< 0.0005	N/A	< 0.0005	< 0.0005	< 0.0005	N/A	< 0.0005	< 0.0005	< 0.0005
	9/1/2009	N/A	N/A	< 0.0005	N/A	N/A	N/A	N/A	N/A	N/A	N/A	N/A
	12/17/2009	N/A	N/A	N/A	N/A	N/A	< 0.0005	N/A	N/A	< 0.0005	N/A	N/A
	3/10/2010	< 0.0005	< 0.0005	< 0.0005	N/A	< 0.0005	< 0.0005	< 0.0005	N/A	< 0.0005	0.000909	0.000776
	3/10/2010	N/A	N/A	N/A	N/A	< 0.0005	N/A	N/A	N/A	N/A	N/A	N/A
	9/27/2010	< 0.0005	< 0.0005	< 0.0005	N/A	< 0.0005	N/A	< 0.0005	N/A	< 0.0005	< 0.0005	0.00093
	9/27/2010	N/A	N/A	N/A	N/A	N/A	N/A	< 0.0005	N/A	N/A	N/A	N/A
	3/28/2011	< 0.0005	< 0.0005	< 0.0005	N/A	< 0.0005	< 0.0005	< 0.0005	N/A	< 0.0005	0.000819	< 0.0005
	3/28/2011	N/A	N/A	N/A	N/A	N/A	N/A	N/A	N/A	< 0.0005	N/A	N/A
	9/15/2011	N/A	< 0.0005	< 0.0005	N/A	< 0.0005	N/A	< 0.0005	N/A	< 0.0005	0.00194	0.00238
	3/29/2012	< 0.0005	< 0.0005	N/A	N/A	< 0.0005	N/A	< 0.0005	N/A	< 0.0005	< 0.0005	< 0.0005
	3/29/2012	N/A	N/A	N/A	N/A	N/A	N/A	N/A	N/A	0.00148	N/A	N/A
	9/18/2012	N/A	< 0.0005	< 0.0005	N/A	< 0.0005	N/A	< 0.0005	N/A	< 0.0005	0.000551	< 0.0005
	1/22/2013	N/A	N/A	N/A	< 0.0005	N/A	N/A	N/A	N/A	N/A	N/A	N/A
	3/27/2013	N/A	< 0.0005	< 0.0005	< 0.0005	< 0.0005	< 0.0005	< 0.0005	N/A	< 0.0005	< 0.0005	< 0.0005
	3/27/2013	N/A	N/A	N/A	N/A	N/A	N/A	N/A	N/A	N/A	< 0.0005	N/A
	9/25/2013	N/A	< 0.0005	< 0.0005	< 0.0005	< 0.0005	N/A	< 0.0005	N/A	< 0.0005	0.00145	< 0.0005
	3/11/2014	< 0.0005	< 0.0005	< 0.0005	0.0000923	< 0.0005	N/A	0.000334	N/A	< 0.0005	0.00392	< 0.0005
	3/11/2014	N/A	< 0.0005	N/A	N/A	N/A	N/A	N/A	N/A	N/A	N/A	N/A
	9/23/2014	0.000227	0.0000912	0.0000831	0.000198	< 0.0005	N/A	0.0000828	N/A	0.000149	0.00185	0.000169
	9/23/2014	N/A	N/A	N/A	N/A	N/A	N/A	N/A	N/A	N/A	N/A	0.000111
	1/6/2015	N/A	N/A	N/A	N/A	N/A	N/A	N/A	0.00129	N/A	N/A	N/A
	4/2/2015	< 0.0005	< 0.0005	< 0.0005	0.000121	< 0.0005	< 0.0005	< 0.0005	< 0.0005	< 0.0005	0.000272	< 0.0005
	4/2/2015	N/A	N/A	< 0.0005	N/A	N/A	N/A	N/A	N/A	N/A	N/A	N/A
	9/30/2015	N/A	< 0.0005	0.000547	0.000158	< 0.0005	N/A	< 0.0005	0.000939	< 0.0005	0.00114	< 0.0005
	9/30/2015	N/A	N/A	N/A	N/A	N/A	N/A	< 0.0005	N/A	N/A	N/A	N/A
	4/27/2016	< 0.0005	< 0.0005	< 0.0005	< 0.0005	< 0.0005	< 0.0005	< 0.0005	< 0.0005	< 0.0005	0.000082*	< 0.0005
	4/27/2016	N/A	N/A	N/A	N/A	< 0.0005	N/A	N/A	N/A	N/A	N/A	N/A
	9/28/2016	0.000063*	< 0.0005	< 0.0005	0.000087*	< 0.0005	< 0.0005	< 0.0005	< 0.0005	< 0.0005	0.000043*	< 0.0005
	9/28/2016	N/A	N/A	N/A	N/A	N/A	< 0.0005	N/A	N/A	N/A	N/A	N/A
	4/24/2017	< 0.0005	< 0.0005	< 0.0005	< 0.0005	< 0.0005	< 0.0005	< 0.0005	< 0.0005	< 0.0005	< 0.0005	< 0.0005
	4/24/2017	N/A	< 0.0005	N/A	N/A	N/A	N/A	N/A	N/A	N/A	N/A	N/A
	8/22/2017	N/A	< 0.0005	< 0.0005	< 0.0005	< 0.0005	N/A	< 0.0005	< 0.0005	< 0.0005	0.000075*	< 0.0005
	8/22/2017	N/A	N/A	N/A	N/A	N/A	N/A	N/A	N/A	< 0.0005	N/A	N/A
	10/4/2017	0.000195*	N/A	N/A	N/A	N/A	N/A	N/A	N/A	N/A	N/A	N/A
	6/4/2018	N/A	< 0.0005	< 0.0005	N/A	N/A	N/A	< 0.0005	N/A	N/A	0.000275*	< 0.0005
	6/4/2018	N/A	N/A	< 0.0005	N/A	N/A	N/A	N/A	N/A	N/A	N/A	N/A
	12/20/2018	< 0.0005	< 0.0005	< 0.0005	< 0.0005	< 0.0005	< 0.0005	< 0.0005	< 0.0005	< 0.0005	< 0.0005	< 0.0005
	12/20/2018	N/A	N/A	N/A	N/A	N/A	< 0.0005	N/A	N/A	N/A	N/A	N/A
	4/15/2019	< 0.0005	< 0.0005	< 0.0005	< 0.0005	< 0.0005	< 0.0005	0.000449*	< 0.0005	< 0.0005	< 0.0005	< 0.0005
	4/15/2019	N/A	N/A	N/A	N/A	N/A	N/A	N/A	< 0.0005	N/A	N/A	N/A
	10/3/2019	N/A	< 0.0001	< 0.0001	N/A	N/A	N/A	< 0.0001	< 0.0001	N/A	< 0.0001	0.000052*
	10/3/2019	N/A	N/A	< 0.0001	N/A	N/A	N/A	N/A	N/A	N/A	N/A	N/A
	4/28/2020	N/A	0.000078*	< 0.0001	N/A	N/A	N/A	< 0.0001	< 0.0001	N/A	< 0.0001	< 0.0001
	4/28/2020	N/A	N/A	N/A	N/A	N/A	N/A	< 0.0001	N/A	N/A	N/A	N/A
	7/22/2020	N/A	0.000072*	< 0.0001	< 0.0001	< 0.0001	N/A	< 0.0001	< 0.0001	< 0.0001	< 0.0001	< 0.0001
	7/22/2020	N/A	< 0.0001	N/A	N/A	N/A	N/A	N/A	N/A	N/A	N/A	N/A
	5/19/2021	**0.000115**	< 0.0001	< 0.0001	< 0.0001	0.000083*	< 0.0001	0.000054*	< 0.0001	< 0.0001	< 0.0001	< 0.0001
	5/19/2021	N/A	N/A	N/A	N/A	0.000072*	N/A	N/A	N/A	N/A	N/A	N/A
	9/21/2021	N/A	< 0.0001	< 0.0001	N/A	N/A	N/A	< 0.0001	N/A	N/A	**0.000509**	< 0.0001
	9/21/2021	N/A	N/A	N/A	N/A	N/A	N/A	< 0.0001	N/A	N/A	N/A	N/A
	3/22/2022	0.000089*	< 0.0001	< 0.0001	< 0.0001	0.000089*	< 0.0001	0.000082*	< 0.0001	< 0.0001	**0.000143**	< 0.0004
	5/24/2022	N/A	N/A	N/A	N/A	N/A	N/A	N/A	N/A	N/A	**0.000208**	< 0.0001
	10/11/2022	N/A	< 0.0001	< 0.0001	N/A	N/A	N/A	< 0.0001	N/A	N/A	< 0.0001	< 0.0001
	10/11/2022	N/A	N/A	N/A	N/A	N/A	N/A	N/A	N/A	N/A	N/A	< 0.0001
	5/17/2023	**0.000366**	N/A	0.000125*	< 0.0002	0.000104*	N/A	**0.000484**	< 0.0002	< 0.0002	< 0.0002	< 0.0002
	5/17/2023	N/A	N/A	N/A	N/A	N/A	N/A	N/A	N/A	N/A	N/A	< 0.0002
	8/17/2023	N/A	**0.000277**	N/A	N/A	N/A	N/A	N/A	N/A	N/A	N/A	N/A
	11/15/2023	N/A	< 0.0002	< 0.0002	N/A	N/A	N/A	< 0.0002	N/A	N/A	< 0.0002	< 0.0002
	11/15/2023	N/A	< 0.0002	N/A	N/A	N/A	N/A	N/A	N/A	N/A	N/A	N/A
	6/5/2024	N/A	< 0.0002	< 0.0002	< 0.0002	< 0.0002	N/A	< 0.0002	< 0.0002	< 0.0002	< 0.0002	< 0.0002
	6/5/2024	N/A	N/A	N/A	N/A	N/A	N/A	N/A	N/A	N/A	< 0.0002	N/A
	9/23/2024	N/A	< 0.001	< 0.0008	N/A	N/A	N/A	< 0.001	N/A	N/A	0.00056*	N/A
	9/23/2024	N/A	< 0.0002	N/A	N/A	N/A	N/A	N/A	N/A	N/A	N/A	N/A

SCS ENGINEERS

Summary of Groundwater Chemistry
Scott County Landfill - 82-SDP-03-77C - HMSP

Total Metals Constituents	Sample Date	MW-32 UPG	MW-17 DNG	MW-19 DNG	MW-20 DNG	MW-21 DNG	MW-22 DNG	MW-27 DNG	MW-28 DNG	MW-30 DNG	OP-17 DNG	OP-18 DNG
Chromium, mg/L (CAS NO - 7440-47-3)	3/12/2008	N/A	N/A	N/A	N/A	N/A	N/A	N/A	N/A	N/A	0.0397	< 0.02
	4/21/2008	N/A	N/A	N/A	N/A	N/A	N/A	N/A	N/A	N/A	< 0.02	< 0.02
	7/24/2008	< 0.02	< 0.02	< 0.02	N/A	< 0.02	N/A	< 0.02	N/A	N/A	< 0.02	< 0.02
	7/24/2008	N/A	N/A	N/A	N/A	N/A	N/A	< 0.02	N/A	N/A	N/A	N/A
	8/27/2008	N/A	N/A	N/A	N/A	N/A	N/A	N/A	N/A	N/A	< 0.02	< 0.02
	9/24/2008	< 0.02	< 0.02	< 0.02	N/A	< 0.02	N/A	< 0.02	N/A	N/A	< 0.02	< 0.02
	3/17/2009	< 0.02	< 0.02	< 0.02	N/A	< 0.02	N/A	< 0.02	N/A	< 0.02	< 0.02	< 0.02
	3/17/2009	N/A	N/A	< 0.02	N/A	N/A	N/A	N/A	N/A	N/A	N/A	N/A
	6/23/2009	< 0.02	< 0.02	< 0.02	N/A	< 0.02	< 0.02	< 0.02	N/A	< 0.02	< 0.02	< 0.02
	6/23/2009	N/A	N/A	N/A	N/A	N/A	N/A	N/A	N/A	N/A	< 0.02	N/A
	8/13/2009	N/A	N/A	N/A	N/A	N/A	< 0.02	N/A	N/A	N/A	< 0.02	< 0.02
	9/1/2009	< 0.02	< 0.02	< 0.02	N/A	< 0.02	< 0.02	< 0.02	N/A	< 0.02	< 0.02	< 0.02
	9/1/2009	N/A	N/A	< 0.02	N/A	N/A	N/A	N/A	N/A	N/A	N/A	N/A
	12/17/2009	N/A	N/A	N/A	N/A	N/A	< 0.02	N/A	N/A	< 0.02	N/A	N/A
	3/10/2010	< 0.02	< 0.02	< 0.02	N/A	< 0.02	< 0.02	< 0.02	N/A	< 0.02	0.0657	0.0219
	3/10/2010	N/A	N/A	N/A	N/A	< 0.02	N/A	N/A	N/A	N/A	N/A	N/A
	9/27/2010	< 0.02	< 0.02	< 0.02	N/A	< 0.02	N/A	< 0.02	N/A	< 0.02	< 0.02	< 0.02
	9/27/2010	N/A	N/A	N/A	N/A	N/A	N/A	< 0.02	N/A	N/A	N/A	N/A
	3/28/2011	< 0.02	< 0.02	< 0.02	N/A	< 0.02	< 0.02	< 0.02	N/A	< 0.02	< 0.02	< 0.02
	3/28/2011	N/A	N/A	N/A	N/A	N/A	N/A	N/A	N/A	< 0.02	N/A	N/A
	9/15/2011	N/A	< 0.02	< 0.02	N/A	< 0.02	N/A	< 0.02	N/A	< 0.02	< 0.02	< 0.02
	3/29/2012	< 0.02	< 0.02	N/A	N/A	< 0.02	N/A	< 0.02	N/A	< 0.02	< 0.02	< 0.02
	3/29/2012	N/A	N/A	N/A	N/A	N/A	N/A	N/A	N/A	< 0.02	N/A	N/A
	9/18/2012	N/A	< 0.02	< 0.02	N/A	< 0.02	N/A	< 0.02	N/A	< 0.02	< 0.02	< 0.02
	1/22/2013	N/A	N/A	N/A	< 0.02	N/A	N/A	N/A	N/A	N/A	N/A	N/A
	3/27/2013	N/A	< 0.02	< 0.02	< 0.02	< 0.02	< 0.02	< 0.02	N/A	< 0.02	< 0.02	< 0.02
	3/27/2013	N/A	N/A	N/A	N/A	N/A	N/A	N/A	N/A	N/A	< 0.02	N/A
	9/25/2013	N/A	0.00371	0.00363	0.00326	0.00301	N/A	0.00467	N/A	0.0052	0.00774	0.00514
	3/11/2014	0.00686	0.00206	< 0.02	< 0.02	< 0.02	N/A	0.00396	N/A	0.00824	0.0112	< 0.02
	3/11/2014	N/A	0.00179	N/A	N/A	N/A	N/A	N/A	N/A	N/A	N/A	N/A
	9/23/2014	0.00381	< 0.02	< 0.02	< 0.02	< 0.02	N/A	< 0.02	N/A	0.00867	0.013	< 0.02
	9/23/2014	N/A	N/A	N/A	N/A	N/A	N/A	N/A	N/A	N/A	N/A	< 0.02
	1/6/2015	N/A	N/A	N/A	N/A	N/A	N/A	N/A	0.0471	N/A	N/A	N/A
	4/2/2015	< 0.005	< 0.005	< 0.005	< 0.005	< 0.005	0.0016	< 0.005	< 0.005	0.00406	< 0.005	< 0.005
	4/2/2015	N/A	N/A	< 0.005	N/A	N/A	N/A	N/A	N/A	N/A	N/A	N/A
	7/27/2015	N/A	N/A	N/A	N/A	N/A	N/A	N/A	0.00159	N/A	N/A	N/A
	9/30/2015	N/A	< 0.005	< 0.005	< 0.005	< 0.005	N/A	< 0.005	0.00454	0.00342	0.0035	0.004
	9/30/2015	N/A	N/A	N/A	N/A	N/A	N/A	< 0.005	N/A	N/A	N/A	N/A
	4/27/2016	0.00119*	< 0.005	< 0.005	0.000429*	< 0.005	< 0.005	< 0.005	0.000643*	0.00467*	0.00144*	< 0.005
	4/27/2016	N/A	N/A	N/A	N/A	< 0.005	N/A	N/A	N/A	N/A	N/A	N/A
	9/28/2016	< 0.005	< 0.005	< 0.005	< 0.005	0.000936*	0.000379*	< 0.005	< 0.005	0.00439*	0.000434*	0.000539*
	9/28/2016	N/A	N/A	N/A	N/A	N/A	< 0.005	N/A	N/A	N/A	N/A	N/A
	4/24/2017	< 0.005	< 0.005	< 0.005	< 0.005	< 0.005	< 0.005	< 0.005	< 0.005	0.00445*	< 0.005	< 0.005
	4/24/2017	N/A	< 0.005	N/A	N/A	N/A	N/A	N/A	N/A	N/A	N/A	N/A
	8/22/2017	N/A	< 0.005	< 0.005	< 0.005	< 0.005	N/A	< 0.005	< 0.005	0.00202*	< 0.005	< 0.005
	8/22/2017	N/A	N/A	N/A	N/A	N/A	N/A	N/A	N/A	0.00193*	N/A	N/A
	10/4/2017	< 0.005	N/A	N/A	N/A	N/A	N/A	N/A	N/A	N/A	N/A	N/A
	4/15/2019	N/A	< 0.005	< 0.005	< 0.005	< 0.005	N/A	< 0.005	N/A	0.00401*	N/A	N/A
	4/28/2020	N/A	N/A	N/A	N/A	N/A	N/A	N/A	< 0.005	N/A	< 0.005	< 0.005
	5/19/2021	N/A	N/A	N/A	N/A	N/A	< 0.005	N/A	N/A	N/A	N/A	N/A
	8/17/2023	N/A	< 0.005	N/A	N/A	N/A	N/A	N/A	N/A	N/A	N/A	N/A
	6/5/2024	N/A	< 0.005	< 0.005	< 0.005	< 0.005	N/A	< 0.005	N/A	0.00237*	N/A	N/A
Cobalt, mg/L (CAS NO - 7440-48-4)	3/12/2008	N/A	N/A	N/A	N/A	N/A	N/A	N/A	N/A	N/A	0.0357	< 0.02
	4/21/2008	N/A	N/A	N/A	N/A	N/A	N/A	N/A	N/A	N/A	< 0.02	< 0.02
	7/24/2008	< 0.02	< 0.02	< 0.02	N/A	< 0.02	N/A	0.0281	N/A	N/A	0.0239	< 0.02
	7/24/2008	N/A	N/A	N/A	N/A	N/A	N/A	< 0.02	N/A	N/A	N/A	N/A
	8/27/2008	N/A	N/A	N/A	N/A	N/A	N/A	N/A	N/A	N/A	< 0.02	< 0.02
	9/24/2008	< 0.02	< 0.02	< 0.02	N/A	< 0.02	N/A	0.0356	N/A	N/A	< 0.02	< 0.02
	3/17/2009	< 0.02	< 0.02	< 0.02	N/A	< 0.02	N/A	0.025	N/A	< 0.02	< 0.02	< 0.02
	3/17/2009	N/A	N/A	< 0.02	N/A	N/A	N/A	N/A	N/A	N/A	N/A	N/A
	6/23/2009	< 0.02	< 0.02	< 0.02	N/A	< 0.02	< 0.02	0.0269	N/A	< 0.02	< 0.02	< 0.02
	6/23/2009	N/A	N/A	N/A	N/A	N/A	N/A	N/A	N/A	N/A	< 0.02	N/A
	8/13/2009	N/A	N/A	N/A	N/A	N/A	< 0.02	N/A	N/A	N/A	0.0212	0.0641
	9/1/2009	< 0.02	< 0.02	< 0.02	N/A	< 0.02	< 0.02	0.0255	N/A	< 0.02	0.0228	0.0218
	9/1/2009	N/A	N/A	< 0.02	N/A	N/A	N/A	N/A	N/A	N/A	N/A	N/A
	12/17/2009	N/A	N/A	N/A	N/A	N/A	< 0.02	N/A	N/A	< 0.02	N/A	N/A
	3/10/2010	< 0.00155	< 0.00155	0.0106	N/A	0.00179	< 0.00155	0.0228	N/A	< 0.00155	0.0326	0.0323
	3/10/2010	N/A	N/A	N/A	N/A	0.00177	N/A	N/A	N/A	N/A	N/A	N/A
	9/27/2010	< 0.00155	< 0.00155	0.00976	N/A	< 0.00155	N/A	0.02	N/A	0.00273	0.0168	0.0257
	9/27/2010	N/A	N/A	N/A	N/A	N/A	N/A	0.0212	N/A	N/A	N/A	N/A
	3/28/2011	< 0.00155	< 0.00155	0.00807	N/A	< 0.00155	< 0.00155	0.0212	N/A	< 0.00155	0.0225	0.0157
	3/28/2011	N/A	N/A	N/A	N/A	N/A	N/A	N/A	N/A	< 0.00155	N/A	N/A
	9/15/2011	N/A	< 0.00155	0.00637	N/A	0.00527	N/A	0.014	N/A	< 0.00155	0.0138	0.0347
	3/29/2012	< 0.00155	< 0.00155	N/A	N/A	< 0.00155	N/A	0.0194	N/A	0.0173	0.0128	0.0113
	3/29/2012	N/A	N/A	N/A	N/A	N/A	N/A	N/A	N/A	0.00159	N/A	N/A
	9/18/2012	N/A	< 0.00155	0.00743	N/A	< 0.00155	N/A	0.0127	N/A	< 0.00155	0.0203	0.0204
	1/22/2013	N/A	N/A	N/A	0.00164	N/A	N/A	N/A	N/A	N/A	N/A	N/A
	3/27/2013	N/A	0.00172	0.00295	0.00219	0.00143	< 0.00132	0.00953	N/A	0.002	0.0169	0.0121
	3/27/2013	N/A	N/A	N/A	N/A	N/A	N/A	N/A	N/A	N/A	0.0153	N/A
	8/14/2013	N/A	N/A	N/A	0.00801	N/A	N/A	N/A	N/A	N/A	N/A	N/A
	9/25/2013	N/A	< 0.00132	0.00914	0.00528	< 0.00132	N/A	0.0114	N/A	0.00149	0.0245	0.00651
	1/22/2014	N/A	N/A	N/A	0.0192	N/A	N/A	N/A	N/A	N/A	N/A	N/A
	3/11/2014	0.0029	< 0.00132	0.00976	0.00768	0.00163	N/A	0.0148	N/A	0.00359	0.035	< 0.00132
	3/11/2014	N/A	< 0.00132	N/A	N/A	N/A	N/A	N/A	N/A	N/A	N/A	N/A
	9/23/2014	0.00405	< 0.00241	0.00873	0.00335	< 0.00241	N/A	0.0131	N/A	0.00612	0.0358	0.0308
	9/23/2014	N/A	N/A	N/A	N/A	N/A	N/A	N/A	N/A	N/A	N/A	0.0298
	1/6/2015	N/A	N/A	N/A	N/A	N/A	N/A	N/A	0.0247	N/A	N/A	N/A
	4/2/2015	0.000352	0.000735	0.00853	0.000685	0.000187	0.00059	0.00834	0.000178	0.0007	0.0161	0.0543
	4/2/2015	N/A	N/A	0.00816	N/A	N/A	N/A	N/A	N/A	N/A	N/A	N/A

SCS ENGINEERS

Summary of Groundwater Chemistry
Scott County Landfill - 82-SDP-03-77C - HMSP

Total Metals Constituents	Sample Date	MW-32 UPG	MW-17 DNG	MW-19 DNG	MW-20 DNG	MW-21 DNG	MW-22 DNG	MW-27 DNG	MW-28 DNG	MW-30 DNG	OP-17 DNG	OP-18 DNG
Cobalt, mg/L (CAS NO - 7440-48-4)	7/27/2015	N/A	N/A	N/A	N/A	N/A	N/A	N/A	0.0011	N/A	N/A	N/A
	9/30/2015	N/A	0.000807	0.00704	0.00313	0.000504	N/A	0.0174	0.00686	0.000735	0.0191	0.0448
	9/30/2015	N/A	N/A	N/A	N/A	N/A	N/A	0.0172	N/A	N/A	N/A	N/A
	4/27/2016	0.000148*	0.000106*	**0.00821**	0.000066*	**0.00964**	0.00006*	**0.0104**	0.000032*	0.000104*	**0.00878**	**0.018**
	4/27/2016	N/A	N/A	N/A	N/A	**0.00968**	N/A	N/A	N/A	N/A	N/A	N/A
	9/28/2016	**0.000775**	0.000498*	**0.00759**	0.000052*	**0.00117**	0.000185*	**0.00654**	0.000071*	0.000085*	**0.00786**	**0.0132**
	9/28/2016	N/A	N/A	N/A	N/A	N/A	0.000201*	N/A	N/A	N/A	N/A	N/A
	4/24/2017	0.000239*	**0.000873**	**0.00718**	0.000138*	**0.00105**	0.000089*	**0.0113**	0.000096*	0.000061*	**0.0068**	**0.00991**
	4/24/2017	N/A	**0.000918**	N/A	N/A	N/A	N/A	N/A	N/A	N/A	N/A	N/A
	8/22/2017	N/A	**0.000624**	**0.00653**	0.000102*	**0.00173**	N/A	**0.0082**	**0.00171**	0.000058*	**0.0203**	**0.0143**
	8/22/2017	N/A	N/A	N/A	N/A	N/A	N/A	N/A	N/A	0.000067*	N/A	N/A
	10/4/2017	**0.00148**	N/A	N/A	N/A	N/A	N/A	N/A	N/A	N/A	N/A	N/A
	6/4/2018	N/A	0.000115*	**0.00619**	N/A	N/A	N/A	**0.00626**	N/A	N/A	**0.0166**	**0.00712**
	6/4/2018	N/A	N/A	**0.00633**	N/A	N/A	N/A	N/A	N/A	N/A	N/A	N/A
	12/20/2018	**0.000641**	0.000117*	**0.00607**	0.000144*	**0.00175**	0.000075*	**0.0127**	0.000399*	0.000069*	**0.0128**	**0.00971**
	12/20/2018	N/A	N/A	N/A	N/A	N/A	0.000074*	N/A	N/A	N/A	N/A	N/A
	4/15/2019	0.000393*	**0.000771**	**0.0065**	0.000208*	0.0004*	0.000112*	**0.0124**	0.000114*	< 0.0005	**0.00702**	**0.0123**
	4/15/2019	N/A	N/A	N/A	N/A	N/A	N/A	N/A	< 0.0005	N/A	N/A	N/A
	10/3/2019	N/A	**0.00127**	**0.00403**	N/A	N/A	N/A	**0.0128**	0.000382*	N/A	**0.00513**	**0.00651**
	10/3/2019	N/A	N/A	**0.00434**	N/A	N/A	N/A	N/A	N/A	N/A	N/A	N/A
	4/28/2020	N/A	0.000185*	**0.00688**	N/A	N/A	N/A	**0.0111**	< 0.0005	N/A	**0.00685**	**0.0133**
	4/28/2020	N/A	N/A	N/A	N/A	N/A	N/A	**0.0116**	N/A	N/A	N/A	N/A
	7/22/2020	N/A	< 0.0005	**0.00692**	< 0.0005	**0.00349**	N/A	**0.0155**	**0.000624**	< 0.0005	**0.0088**	**0.0156**
	7/22/2020	N/A	0.000105*	N/A	N/A	N/A	N/A	N/A	N/A	N/A	N/A	N/A
	5/19/2021	**0.00184**	0.00024*	**0.00675**	0.000185*	**0.000883**	0.000175*	**0.0127**	0.000441*	0.000191*	**0.00653**	**0.0084**
	5/19/2021	N/A	N/A	N/A	N/A	**0.00083**	N/A	N/A	N/A	N/A	N/A	N/A
	9/21/2021	N/A	0.000219*	**0.0067**	N/A	N/A	N/A	**0.0115**	N/A	N/A	**0.0227**	**0.0348**
	9/21/2021	N/A	N/A	N/A	N/A	N/A	N/A	**0.0115**	N/A	N/A	N/A	N/A
	3/22/2022	**0.00109**	0.000213*	**0.00752**	< 0.0005	**0.00195**	0.000282*	**0.0167**	**0.000683**	0.000211*	**0.0113**	**0.0324**
	5/24/2022	N/A	N/A	N/A	N/A	N/A	N/A	N/A	N/A	N/A	**0.011**	**0.0399**
	10/11/2022	N/A	< 0.0005	**0.00594**	N/A	N/A	N/A	**0.0109**	N/A	N/A	**0.00625**	**0.0188**
	10/11/2022	N/A	N/A	N/A	N/A	N/A	N/A	N/A	N/A	N/A	N/A	**0.0194**
	5/17/2023	**0.00272**	N/A	**0.00626**	< 0.0005	**0.00329**	N/A	**0.0277**	< 0.0005	< 0.0005	**0.00615**	**0.00565**
	5/17/2023	N/A	N/A	N/A	N/A	N/A	N/A	N/A	N/A	N/A	N/A	**0.0057**
	8/17/2023	N/A	**0.0139**	N/A	N/A	N/A	N/A	N/A	N/A	N/A	N/A	N/A
	11/15/2023	N/A	**0.000644**	**0.00626**	N/A	N/A	N/A	**0.0134**	N/A	N/A	**0.0108**	**0.00322**
	11/15/2023	N/A	**0.000677**	N/A	N/A	N/A	N/A	N/A	N/A	N/A	N/A	N/A
	6/5/2024	N/A	**0.000982**	**0.00654**	< 0.0005	**0.00233**	N/A	**0.0117**	**0.000501**	< 0.0005	**0.00643**	**0.00778**
	6/5/2024	N/A	N/A	N/A	N/A	N/A	N/A	N/A	N/A	N/A	**0.0063**	N/A
	9/23/2024	N/A	< 0.0025	**0.00559**	N/A	N/A	N/A	**0.00737**	N/A	N/A	**0.0238**	N/A
	9/23/2024	N/A	**0.000589**	N/A	N/A	N/A	N/A	N/A	N/A	N/A	N/A	N/A
Copper, mg/L (CAS NO - 7440-50-8)	3/12/2008	N/A	N/A	N/A	N/A	N/A	N/A	N/A	N/A	N/A	0.0345	0.0244
	4/21/2008	N/A	N/A	N/A	N/A	N/A	N/A	N/A	N/A	N/A	< 0.02	< 0.02
	7/24/2008	< 0.02	< 0.02	< 0.02	N/A	< 0.02	N/A	< 0.02	N/A	N/A	< 0.02	< 0.02
	7/24/2008	N/A	N/A	N/A	N/A	N/A	N/A	< 0.02	N/A	N/A	N/A	N/A
	8/27/2008	N/A	N/A	N/A	N/A	N/A	N/A	N/A	N/A	N/A	< 0.02	< 0.02
	9/24/2008	< 0.02	< 0.02	< 0.02	N/A	< 0.02	N/A	< 0.02	N/A	N/A	< 0.02	< 0.02
	3/17/2009	< 0.02	< 0.02	< 0.02	N/A	< 0.02	N/A	< 0.02	N/A	< 0.02	< 0.02	< 0.02
	3/17/2009	N/A	N/A	< 0.02	N/A	N/A	N/A	N/A	N/A	N/A	N/A	N/A
	6/23/2009	< 0.02	< 0.02	< 0.02	N/A	< 0.02	< 0.02	< 0.02	N/A	< 0.02	< 0.02	< 0.02
	6/23/2009	N/A	N/A	N/A	N/A	N/A	N/A	N/A	N/A	N/A	< 0.02	N/A
	8/13/2009	N/A	N/A	N/A	N/A	N/A	< 0.02	N/A	N/A	N/A	< 0.02	0.0537
	9/1/2009	< 0.02	< 0.02	< 0.02	N/A	< 0.02	< 0.02	< 0.02	N/A	< 0.02	< 0.02	< 0.02
	9/1/2009	N/A	N/A	< 0.02	N/A	N/A	N/A	N/A	N/A	N/A	N/A	N/A
	12/17/2009	N/A	N/A	N/A	N/A	N/A	< 0.02	N/A	N/A	< 0.02	N/A	N/A
	3/10/2010	< 0.02	< 0.02	< 0.02	N/A	< 0.02	< 0.02	< 0.02	N/A	< 0.02	0.0784	0.0209
	3/10/2010	N/A	N/A	N/A	N/A	< 0.02	N/A	N/A	N/A	N/A	N/A	N/A
	9/27/2010	< 0.02	< 0.02	< 0.02	N/A	< 0.02	N/A	< 0.02	N/A	< 0.02	< 0.02	< 0.02
	9/27/2010	N/A	N/A	N/A	N/A	N/A	N/A	< 0.02	N/A	N/A	N/A	N/A
	3/28/2011	< 0.02	< 0.02	< 0.02	N/A	< 0.02	< 0.02	< 0.02	N/A	< 0.02	0.0462	< 0.02
	3/28/2011	N/A	N/A	N/A	N/A	N/A	N/A	N/A	N/A	< 0.02	N/A	N/A
	9/15/2011	N/A	< 0.02	< 0.02	N/A	< 0.02	N/A	< 0.02	N/A	< 0.02	0.0248	0.0573
	3/29/2012	< 0.02	0.0204	N/A	N/A	< 0.02	N/A	< 0.02	N/A	< 0.02	< 0.02	< 0.02
	3/29/2012	N/A	N/A	N/A	N/A	N/A	N/A	N/A	N/A	0.0237	N/A	N/A
	9/18/2012	N/A	< 0.02	< 0.02	N/A	< 0.02	N/A	< 0.02	N/A	< 0.02	< 0.02	< 0.02
	1/22/2013	N/A	N/A	N/A	< 0.02	N/A	N/A	N/A	N/A	N/A	N/A	N/A
	3/27/2013	N/A	< 0.02	< 0.02	< 0.02	< 0.02	< 0.02	< 0.02	N/A	< 0.02	< 0.02	< 0.02
	3/27/2013	N/A	N/A	N/A	N/A	N/A	N/A	N/A	N/A	N/A	< 0.02	N/A
	9/25/2013	N/A	< 0.02	< 0.02	< 0.02	< 0.02	N/A	< 0.02	N/A	< 0.02	0.0426	< 0.02
	3/11/2014	0.00696	< 0.02	< 0.02	0.00185	< 0.02	N/A	< 0.02	N/A	0.0047	0.0616	< 0.02
	3/11/2014	N/A	< 0.02	N/A	N/A	N/A	N/A	N/A	N/A	N/A	N/A	N/A
	9/23/2014	0.00764	< 0.02	< 0.02	< 0.02	< 0.02	N/A	< 0.02	N/A	0.00809	0.0577	< 0.02
	9/23/2014	N/A	N/A	N/A	N/A	N/A	N/A	N/A	N/A	N/A	N/A	< 0.02
	1/6/2015	N/A	N/A	N/A	N/A	N/A	N/A	N/A	0.0441	N/A	N/A	N/A
	4/2/2015	0.000999	0.000931	0.0011	0.0012	0.000798	0.0013	0.00193	0.000774	0.002	0.008	0.00411
	4/2/2015	N/A	N/A	0.00155	N/A	N/A	N/A	N/A	N/A	N/A	N/A	N/A
	7/27/2015	N/A	N/A	N/A	N/A	N/A	N/A	N/A	0.00697	N/A	N/A	N/A
	9/30/2015	N/A	0.000882	0.00169	0.000873	0.000667	N/A	0.0015	0.0321	0.00145	0.0164	< 0.002
	9/30/2015	N/A	N/A	N/A	N/A	N/A	N/A	0.000858	N/A	N/A	N/A	N/A
	4/27/2016	< 0.005	< 0.005	< 0.005	< 0.005	< 0.005	< 0.005	< 0.005	< 0.005	< 0.005	0.00175*	0.00197*
	4/27/2016	N/A	N/A	N/A	N/A	< 0.005	N/A	N/A	N/A	N/A	N/A	N/A
	9/28/2016	< 0.005	< 0.005	< 0.005	< 0.005	< 0.005	< 0.005	< 0.005	< 0.005	< 0.005	0.00189*	< 0.005
	9/28/2016	N/A	N/A	N/A	N/A	N/A	< 0.005	N/A	N/A	N/A	N/A	N/A
	4/24/2017	< 0.005	< 0.005	< 0.005	< 0.005	< 0.005	< 0.005	< 0.005	0.00294*	< 0.005	< 0.005	< 0.005
	4/24/2017	N/A	< 0.005	N/A	N/A	N/A	N/A	N/A	N/A	N/A	N/A	N/A
	8/22/2017	N/A	< 0.005	< 0.005	< 0.005	< 0.005	N/A	< 0.005	< 0.005	< 0.005	0.00399*	< 0.005
	8/22/2017	N/A	N/A	N/A	N/A	N/A	N/A	N/A	N/A	< 0.005	N/A	N/A
	10/4/2017	< 0.005	N/A	N/A	N/A	N/A	N/A	N/A	N/A	N/A	N/A	N/A

SCS ENGINEERS

Summary of Groundwater Chemistry
Scott County Landfill - 82-SDP-03-77C - HMSP

Total Metals Constituents	Sample Date	MW-32 UPG	MW-17 DNG	MW-19 DNG	MW-20 DNG	MW-21 DNG	MW-22 DNG	MW-27 DNG	MW-28 DNG	MW-30 DNG	OP-17 DNG	OP-18 DNG
Copper, mg/L (CAS NO - 7440-50-8)	6/4/2018	N/A	< 0.005	< 0.005	N/A	N/A	N/A	< 0.005	N/A	N/A	0.0067	< 0.005
	6/4/2018	N/A	N/A	< 0.005	N/A	N/A	N/A	N/A	N/A	N/A	N/A	N/A
	12/20/2018	< 0.005	< 0.005	< 0.005	< 0.005	< 0.005	< 0.005	< 0.005	< 0.005	< 0.005	< 0.005	< 0.005
	12/20/2018	N/A	N/A	N/A	N/A	N/A	< 0.005	N/A	N/A	N/A	N/A	N/A
	4/15/2019	< 0.005	< 0.005	< 0.005	< 0.005	0.0202	< 0.005	< 0.005	< 0.005	< 0.005	< 0.005	< 0.005
	4/15/2019	N/A	N/A	N/A	N/A	N/A	N/A	N/A	< 0.005	N/A	N/A	N/A
	10/3/2019	N/A	< 0.005	< 0.005	N/A	N/A	N/A	< 0.005	< 0.005	N/A	< 0.005	< 0.005
	10/3/2019	N/A	N/A	< 0.005	N/A	N/A	N/A	N/A	N/A	N/A	N/A	N/A
	4/28/2020	N/A	< 0.005	< 0.005	N/A	N/A	N/A	< 0.005	< 0.005	N/A	< 0.005	0.00574
	4/28/2020	N/A	N/A	N/A	N/A	N/A	N/A	< 0.005	N/A	N/A	N/A	N/A
	7/22/2020	N/A	< 0.005	< 0.005	< 0.005	0.00262*	N/A	< 0.005	< 0.005	< 0.005	0.00615	0.0157
	7/22/2020	N/A	< 0.005	N/A	N/A	N/A	N/A	N/A	N/A	N/A	N/A	N/A
	5/19/2021	0.00768	< 0.005	< 0.005	< 0.005	0.00166*	< 0.005	< 0.005	0.0022*	< 0.005	< 0.005	0.00148*
	5/19/2021	N/A	N/A	N/A	N/A	0.00229*	N/A	N/A	N/A	N/A	N/A	N/A
	9/21/2021	N/A	< 0.005	< 0.005	N/A	N/A	N/A	< 0.005	N/A	N/A	0.0584	< 0.005
	9/21/2021	N/A	N/A	N/A	N/A	N/A	N/A	< 0.005	N/A	N/A	N/A	N/A
	3/22/2022	0.0102	< 0.005	< 0.005	< 0.005	< 0.005	< 0.005	< 0.005	< 0.005	< 0.005	0.013	< 0.02
	5/24/2022	N/A	N/A	N/A	N/A	N/A	N/A	N/A	N/A	N/A	0.0227	0.00189*
	10/11/2022	N/A	< 0.005	< 0.005	N/A	N/A	N/A	< 0.005	N/A	N/A	< 0.005	< 0.005
	10/11/2022	N/A	N/A	N/A	N/A	N/A	N/A	N/A	N/A	N/A	N/A	< 0.005
	5/17/2023	0.00842	N/A	< 0.005	< 0.005	< 0.005	N/A	< 0.005	< 0.005	< 0.005	< 0.005	< 0.005
	5/17/2023	N/A	N/A	N/A	N/A	N/A	N/A	N/A	N/A	N/A	N/A	< 0.005
	8/17/2023	N/A	0.0167	N/A	N/A	N/A	N/A	N/A	N/A	N/A	N/A	N/A
	11/15/2023	N/A	< 0.005	< 0.005	N/A	N/A	N/A	< 0.005	N/A	N/A	0.0151	0.0629
	11/15/2023	N/A	< 0.005	N/A	N/A	N/A	N/A	N/A	N/A	N/A	N/A	N/A
	6/5/2024	N/A	< 0.005	< 0.005	< 0.005	< 0.005	N/A	< 0.005	< 0.005	< 0.005	0.0709	1.09
	6/5/2024	N/A	N/A	N/A	N/A	N/A	N/A	N/A	N/A	N/A	0.0527	N/A
	9/23/2024	N/A	< 0.025	< 0.005	N/A	N/A	N/A	< 0.025	N/A	N/A	0.0268	N/A
	9/23/2024	N/A	< 0.005	N/A	N/A	N/A	N/A	N/A	N/A	N/A	N/A	N/A
Lead, mg/L (CAS NO - 7439-92-1)	3/12/2008	N/A	N/A	N/A	N/A	N/A	N/A	N/A	N/A	N/A	0.0286	< 0.004
	4/21/2008	N/A	N/A	N/A	N/A	N/A	N/A	N/A	N/A	N/A	< 0.004	< 0.004
	7/24/2008	< 0.004	< 0.004	< 0.004	N/A	< 0.004	N/A	< 0.004	N/A	N/A	< 0.004	< 0.004
	7/24/2008	N/A	N/A	N/A	N/A	N/A	N/A	< 0.004	N/A	N/A	N/A	N/A
	8/27/2008	N/A	N/A	N/A	N/A	N/A	N/A	N/A	N/A	N/A	< 0.004	< 0.004
	9/24/2008	< 0.004	< 0.004	< 0.004	N/A	< 0.004	N/A	< 0.004	N/A	N/A	< 0.004	< 0.004
	3/17/2009	< 0.004	< 0.004	< 0.004	N/A	< 0.004	N/A	< 0.004	N/A	< 0.004	< 0.004	< 0.004
	3/17/2009	N/A	N/A	< 0.004	N/A	N/A	N/A	N/A	N/A	N/A	N/A	N/A
	6/23/2009	< 0.004	< 0.004	< 0.004	N/A	< 0.004	< 0.004	< 0.004	N/A	< 0.004	< 0.004	< 0.004
	6/23/2009	N/A	N/A	N/A	N/A	N/A	N/A	N/A	N/A	N/A	< 0.004	N/A
	8/13/2009	N/A	N/A	N/A	N/A	N/A	< 0.004	N/A	N/A	N/A	0.0044	0.0104
	9/1/2009	< 0.004	0.0074	< 0.004	N/A	< 0.004	< 0.004	< 0.004	N/A	< 0.004	0.00618	< 0.004
	9/1/2009	N/A	N/A	< 0.004	N/A	N/A	N/A	N/A	N/A	N/A	N/A	N/A
	12/17/2009	N/A	N/A	N/A	N/A	N/A	< 0.004	N/A	N/A	< 0.004	N/A	N/A
	3/10/2010	< 0.004	< 0.004	< 0.004	N/A	< 0.004	< 0.004	< 0.004	N/A	< 0.004	0.0224	0.00854
	3/10/2010	N/A	N/A	N/A	N/A	< 0.004	N/A	N/A	N/A	N/A	N/A	N/A
	9/27/2010	< 0.004	< 0.004	< 0.004	N/A	< 0.004	N/A	< 0.004	N/A	< 0.004	0.00402	0.01
	9/27/2010	N/A	N/A	N/A	N/A	N/A	N/A	< 0.004	N/A	N/A	N/A	N/A
	3/28/2011	< 0.004	< 0.004	< 0.004	N/A	< 0.004	< 0.004	< 0.004	N/A	< 0.004	0.00474	< 0.004
	3/28/2011	N/A	N/A	N/A	N/A	N/A	N/A	N/A	N/A	< 0.004	N/A	N/A
	9/15/2011	N/A	< 0.004	< 0.004	N/A	< 0.004	N/A	< 0.004	N/A	< 0.004	0.0163	0.0158
	3/29/2012	< 0.004	< 0.004	N/A	N/A	< 0.004	N/A	< 0.004	N/A	< 0.004	< 0.004	< 0.004
	3/29/2012	N/A	N/A	N/A	N/A	N/A	N/A	N/A	N/A	< 0.004	N/A	N/A
	9/18/2012	N/A	< 0.004	< 0.004	N/A	< 0.004	N/A	< 0.004	N/A	< 0.004	< 0.004	0.0051
	1/22/2013	N/A	N/A	N/A	< 0.004	N/A	N/A	N/A	N/A	N/A	N/A	N/A
	3/27/2013	N/A	< 0.004	< 0.004	< 0.004	< 0.004	< 0.004	< 0.004	N/A	< 0.004	< 0.004	< 0.004
	3/27/2013	N/A	N/A	N/A	N/A	N/A	N/A	N/A	N/A	N/A	< 0.004	N/A
	9/25/2013	N/A	< 0.004	< 0.004	0.032	0.0237	N/A	< 0.004	N/A	< 0.004	0.00835	< 0.004
	3/11/2014	< 0.004	< 0.004	< 0.004	< 0.004	< 0.004	N/A	0.00406	N/A	0.00172	0.0152	< 0.004
	3/11/2014	N/A	< 0.004	N/A	N/A	N/A	N/A	N/A	N/A	N/A	N/A	N/A
	9/23/2014	0.00131	< 0.004	< 0.004	< 0.004	< 0.004	N/A	< 0.004	N/A	0.0019	0.0126	< 0.004
	9/23/2014	N/A	N/A	N/A	N/A	N/A	N/A	N/A	N/A	N/A	N/A	< 0.004
	1/6/2015	N/A	N/A	N/A	N/A	N/A	N/A	N/A	0.0128	N/A	N/A	N/A
	4/2/2015	0.000165	0.000364	0.000168	< 0.0005	< 0.0005	0.0011	0.000693	0.000133	0.000666	0.00205	0.00364
	4/2/2015	N/A	N/A	0.000428	N/A	N/A	N/A	N/A	N/A	N/A	N/A	N/A
	7/27/2015	N/A	N/A	N/A	N/A	N/A	N/A	N/A	0.000569	N/A	N/A	N/A
	9/30/2015	N/A	0.000566	0.000934	< 0.0005	< 0.0005	N/A	0.000342	0.00155	0.000579	0.0102	0.00369
	9/30/2015	N/A	N/A	N/A	N/A	N/A	N/A	0.000164	N/A	N/A	N/A	N/A
	4/27/2016	< 0.0005	< 0.0005	< 0.0005	< 0.0005	< 0.0005	< 0.0005	< 0.0005	< 0.0005	< 0.0005	0.00173	0.000809
	4/27/2016	N/A	N/A	N/A	N/A	< 0.0005	N/A	N/A	N/A	N/A	N/A	N/A
	9/28/2016	< 0.0005	0.000292*	< 0.0005	< 0.0005	< 0.0005	< 0.0005	< 0.0005	< 0.0005	< 0.0005	0.000339*	0.00023*
	9/28/2016	N/A	N/A	N/A	N/A	N/A	< 0.0005	N/A	N/A	N/A	N/A	N/A
	4/24/2017	< 0.0005	< 0.0005	< 0.0005	< 0.0005	< 0.0005	< 0.0005	0.000399*	< 0.0005	< 0.0005	< 0.0005	< 0.0005
	4/24/2017	N/A	< 0.0005	N/A	N/A	N/A	N/A	N/A	N/A	N/A	N/A	N/A
	8/22/2017	N/A	< 0.0005	< 0.0005	< 0.0005	< 0.0005	N/A	< 0.0005	< 0.0005	< 0.0005	0.000397*	< 0.0005
	8/22/2017	N/A	N/A	N/A	N/A	N/A	N/A	N/A	N/A	< 0.0005	N/A	N/A
	10/4/2017	< 0.0005	N/A	N/A	N/A	N/A	N/A	N/A	N/A	N/A	N/A	N/A
	6/4/2018	N/A	< 0.0005	< 0.0005	N/A	N/A	N/A	< 0.0005	N/A	N/A	0.000697	< 0.0005
	6/4/2018	N/A	N/A	< 0.0005	N/A	N/A	N/A	N/A	N/A	N/A	N/A	N/A
	12/20/2018	< 0.0005	< 0.0005	< 0.0005	< 0.0005	0.00032*	< 0.0005	< 0.0005	< 0.0005	< 0.0005	< 0.0005	< 0.0005
	12/20/2018	N/A	N/A	N/A	N/A	N/A	< 0.0005	N/A	N/A	N/A	N/A	N/A
	4/15/2019	< 0.0005	< 0.0005	< 0.0005	0.000523	< 0.0005	< 0.0005	< 0.0005	< 0.0005	< 0.0005	< 0.0005	< 0.0005
	4/15/2019	N/A	N/A	N/A	N/A	N/A	N/A	N/A	< 0.0005	N/A	N/A	N/A
	10/3/2019	N/A	< 0.0005	< 0.0005	N/A	N/A	N/A	< 0.0005	< 0.0005	N/A	< 0.0005	0.000403*
	10/3/2019	N/A	N/A	< 0.0005	N/A	N/A	N/A	N/A	N/A	N/A	N/A	N/A
	4/28/2020	N/A	0.00032*	< 0.0005	N/A	N/A	N/A	< 0.0005	< 0.0005	N/A	< 0.0005	< 0.0005
	4/28/2020	N/A	N/A	N/A	N/A	N/A	N/A	< 0.0005	N/A	N/A	N/A	N/A
	7/22/2020	N/A	< 0.0005	< 0.0005	< 0.0005	0.00225	N/A	< 0.0005	< 0.0005	< 0.0005	0.000186*	0.000276*
	7/22/2020	N/A	0.000154*	N/A	N/A	N/A	N/A	N/A	N/A	N/A	N/A	N/A

SCS ENGINEERS

Summary of Groundwater Chemistry
Scott County Landfill - 82-SDP-03-77C - HMSP

Total Metals Constituents	Sample Date	MW-32 UPG	MW-17 DNG	MW-19 DNG	MW-20 DNG	MW-21 DNG	MW-22 DNG	MW-27 DNG	MW-28 DNG	MW-30 DNG	OP-17 DNG	OP-18 DNG
Lead, mg/L (CAS NO - 7439-92-1)	5/19/2021	**0.00225**	0.000264*	< 0.0005	< 0.0005	**0.000713**	< 0.0005	0.000429*	0.000216*	< 0.0005	< 0.0005	< 0.0005
	5/19/2021	N/A	N/A	N/A	N/A	**0.000801**	N/A	N/A	N/A	N/A	N/A	N/A
	9/21/2021	N/A	< 0.0005	< 0.0005	N/A	N/A	N/A	< 0.0005	N/A	N/A	**0.00184**	**0.000805**
	9/21/2021	N/A	N/A	N/A	N/A	N/A	N/A	< 0.0005	N/A	N/A	N/A	N/A
	3/22/2022	**0.00278**	< 0.0005	< 0.0005	< 0.0005	**0.000992**	0.00032*	**0.000896**	< 0.0005	< 0.0005	**0.00106**	**0.000927**
	5/24/2022	N/A	N/A	N/A	N/A	N/A	N/A	N/A	N/A	N/A	**0.00119**	**0.000739**
	10/11/2022	N/A	< 0.0005	< 0.0005	N/A	N/A	N/A	< 0.0005	N/A	N/A	< 0.0005	< 0.0005
	10/11/2022	N/A	N/A	N/A	N/A	N/A	N/A	N/A	N/A	N/A	N/A	< 0.0005
	5/17/2023	**0.00174**	N/A	0.000325*	< 0.0005	**0.00133**	N/A	0.000264*	< 0.0005	< 0.0005	< 0.0005	< 0.0005
	5/17/2023	N/A	N/A	N/A	N/A	N/A	N/A	N/A	N/A	N/A	N/A	< 0.0005
	8/17/2023	N/A	**0.00129**	N/A	N/A	N/A	N/A	N/A	N/A	N/A	N/A	N/A
	11/15/2023	N/A	< 0.0005	< 0.0005	N/A	N/A	N/A	0.000412*	N/A	N/A	< 0.0005	**0.000718**
	11/15/2023	N/A	< 0.0005	N/A	N/A	N/A	N/A	N/A	N/A	N/A	N/A	N/A
	6/5/2024	N/A	< 0.0005	< 0.0005	< 0.0005	0.000349*	N/A	< 0.0005	< 0.0005	< 0.0005	< 0.0005	**0.0011**
	6/5/2024	N/A	N/A	N/A	N/A	N/A	N/A	N/A	N/A	N/A	< 0.0005	N/A
	9/23/2024	N/A	< 0.0005	< 0.0005	N/A	N/A	N/A	< 0.0005	N/A	N/A	**0.0017**	N/A
	9/23/2024	N/A	< 0.0005	N/A	N/A	N/A	N/A	N/A	N/A	N/A	N/A	N/A
Mercury, mg/L (CAS NO - 7439-97-6)	7/24/2008	< 0.0002	< 0.0002	< 0.0002	N/A	< 0.0002	N/A	< 0.0002	N/A	N/A	N/A	N/A
	7/24/2008	N/A	N/A	N/A	N/A	N/A	N/A	< 0.0002	N/A	N/A	N/A	N/A
	9/24/2008	< 0.0002	< 0.0002	< 0.0002	N/A	< 0.0002	N/A	< 0.0002	N/A	N/A	N/A	N/A
	3/17/2009	< 0.0002	< 0.0002	< 0.0002	N/A	< 0.0002	N/A	< 0.0002	N/A	< 0.0002	< 0.0002	< 0.0002
	3/17/2009	N/A	N/A	< 0.0002	N/A	N/A	N/A	N/A	N/A	N/A	N/A	N/A
	6/23/2009	< 0.0002	< 0.0002	< 0.0002	N/A	< 0.0002	< 0.0002	< 0.0002	N/A	< 0.0002	< 0.0002	< 0.0002
	6/23/2009	N/A	N/A	N/A	N/A	N/A	N/A	N/A	N/A	N/A	< 0.0002	N/A
	8/13/2009	N/A	N/A	N/A	N/A	N/A	< 0.0002	N/A	N/A	N/A	< 0.0002	< 0.0002
	9/1/2009	< 0.0002	< 0.0002	< 0.0002	N/A	< 0.0002	< 0.0002	< 0.0002	N/A	< 0.0002	< 0.0002	< 0.0002
	9/1/2009	N/A	N/A	< 0.0002	N/A	N/A	N/A	N/A	N/A	N/A	N/A	N/A
	12/17/2009	N/A	N/A	N/A	N/A	N/A	< 0.0002	N/A	N/A	< 0.0002	N/A	N/A
	3/10/2010	N/A	N/A	N/A	N/A	N/A	N/A	< 0.0002	N/A	N/A	N/A	N/A
	9/27/2010	N/A	< 0.0002	N/A	N/A	N/A	N/A	N/A	N/A	N/A	< 0.0002	< 0.0002
	1/22/2013	N/A	N/A	N/A	< 0.0002	N/A	N/A	N/A	N/A	N/A	N/A	N/A
	3/11/2014	N/A	N/A	N/A	< 0.0002	N/A	N/A	N/A	N/A	N/A	N/A	N/A
	9/23/2014	N/A	< 0.0002	< 0.0002	N/A	< 0.0002	N/A	< 0.0002	N/A	< 0.0002	N/A	N/A
	1/6/2015	N/A	N/A	N/A	N/A	N/A	N/A	N/A	< 0.0002	N/A	N/A	N/A
	4/2/2015	N/A	N/A	N/A	N/A	N/A	< 0.0002	N/A	N/A	N/A	< 0.0002	< 0.0002
	9/30/2015	N/A	N/A	N/A	N/A	N/A	N/A	N/A	< 0.0002	N/A	N/A	N/A
	4/15/2019	N/A	< 0.0002	< 0.0002	< 0.0002	< 0.0002	N/A	< 0.0002	N/A	< 0.0002	N/A	N/A
	4/28/2020	N/A	N/A	N/A	N/A	N/A	N/A	N/A	< 0.0002	N/A	< 0.0002	< 0.0002
	5/19/2021	N/A	N/A	N/A	N/A	N/A	< 0.0002	N/A	N/A	N/A	N/A	N/A
	6/5/2024	N/A	< 0.0002	< 0.0002	< 0.0002	< 0.0002	N/A	< 0.0002	N/A	< 0.0002	N/A	N/A
Nickel, mg/L (CAS NO - 7440-02-0)	3/12/2008	N/A	N/A	N/A	N/A	N/A	N/A	N/A	N/A	N/A	0.052	< 0.05
	4/21/2008	N/A	N/A	N/A	N/A	N/A	N/A	N/A	N/A	N/A	< 0.05	< 0.05
	7/24/2008	< 0.05	< 0.05	< 0.05	N/A	< 0.05	N/A	< 0.05	N/A	N/A	< 0.05	< 0.05
	7/24/2008	N/A	N/A	N/A	N/A	N/A	N/A	< 0.05	N/A	N/A	N/A	N/A
	8/27/2008	N/A	N/A	N/A	N/A	N/A	N/A	N/A	N/A	N/A	< 0.05	< 0.05
	9/24/2008	< 0.05	< 0.05	< 0.05	N/A	< 0.05	N/A	< 0.05	N/A	N/A	< 0.05	< 0.05
	3/17/2009	< 0.05	< 0.05	< 0.05	N/A	< 0.05	N/A	< 0.05	N/A	< 0.05	< 0.05	< 0.05
	3/17/2009	N/A	N/A	< 0.05	N/A	N/A	N/A	N/A	N/A	N/A	N/A	N/A
	6/23/2009	< 0.05	< 0.05	< 0.05	N/A	< 0.05	< 0.05	< 0.05	N/A	< 0.05	< 0.05	< 0.05
	6/23/2009	N/A	N/A	N/A	N/A	N/A	N/A	N/A	N/A	N/A	< 0.05	N/A
	8/13/2009	N/A	N/A	N/A	N/A	N/A	< 0.05	N/A	N/A	N/A	< 0.05	0.076
	9/1/2009	< 0.05	< 0.05	< 0.05	N/A	< 0.05	< 0.05	< 0.05	N/A	< 0.05	< 0.05	< 0.05
	9/1/2009	N/A	N/A	< 0.05	N/A	N/A	N/A	N/A	N/A	N/A	N/A	N/A
	12/17/2009	N/A	N/A	N/A	N/A	N/A	< 0.05	N/A	N/A	< 0.05	N/A	N/A
	3/10/2010	< 0.05	< 0.05	< 0.05	N/A	< 0.05	< 0.05	< 0.05	N/A	< 0.05	0.0504	0.0545
	3/10/2010	N/A	N/A	N/A	N/A	< 0.05	N/A	N/A	N/A	N/A	N/A	N/A
	9/27/2010	< 0.05	< 0.05	< 0.05	N/A	< 0.05	N/A	< 0.05	N/A	< 0.05	< 0.05	< 0.05
	9/27/2010	N/A	N/A	N/A	N/A	N/A	N/A	< 0.05	N/A	N/A	N/A	N/A
	3/28/2011	< 0.05	< 0.05	< 0.05	N/A	< 0.05	< 0.05	< 0.05	N/A	< 0.05	< 0.05	< 0.05
	3/28/2011	N/A	N/A	N/A	N/A	N/A	N/A	N/A	N/A	< 0.05	N/A	N/A
	9/15/2011	N/A	< 0.05	< 0.05	N/A	< 0.05	N/A	< 0.05	N/A	< 0.05	< 0.05	< 0.05
	3/29/2012	< 0.05	< 0.05	N/A	N/A	< 0.05	N/A	< 0.05	N/A	< 0.05	< 0.05	< 0.05
	3/29/2012	N/A	N/A	N/A	N/A	N/A	N/A	N/A	N/A	< 0.05	N/A	N/A
	9/18/2012	N/A	< 0.05	< 0.05	N/A	< 0.05	N/A	< 0.05	N/A	< 0.05	< 0.05	< 0.05
	1/22/2013	N/A	N/A	N/A	< 0.05	N/A	N/A	N/A	N/A	N/A	N/A	N/A
	3/27/2013	N/A	< 0.05	< 0.05	< 0.05	< 0.05	< 0.05	< 0.05	N/A	< 0.05	< 0.05	< 0.05
	3/27/2013	N/A	N/A	N/A	N/A	N/A	N/A	N/A	N/A	N/A	< 0.05	N/A
	9/25/2013	N/A	< 0.05	0.00835	0.00581	0.00568	N/A	0.0103	N/A	< 0.05	0.0167	0.00561
	3/11/2014	0.0061	< 0.05	0.00603	0.0137	0.00517	N/A	0.014	N/A	0.00645	0.0357	0.00284
	3/11/2014	N/A	< 0.05	N/A	N/A	N/A	N/A	N/A	N/A	N/A	N/A	N/A
	9/23/2014	0.0142	< 0.05	0.0127	0.0192	0.00841	N/A	0.0143	N/A	0.0143	0.0406	0.0325
	9/23/2014	N/A	N/A	N/A	N/A	N/A	N/A	N/A	N/A	N/A	N/A	0.0359
	1/6/2015	N/A	N/A	N/A	N/A	N/A	N/A	N/A	0.087	N/A	N/A	N/A
	4/2/2015	0.000652	< 0.005	0.00476	0.00988	0.00168	0.00205	0.00366	0.000864	0.00194	0.00709	0.0488
	4/2/2015	N/A	N/A	0.00545	N/A	N/A	N/A	N/A	N/A	N/A	N/A	N/A
	7/27/2015	N/A	N/A	N/A	N/A	N/A	N/A	N/A	0.00478	N/A	N/A	N/A
	9/30/2015	N/A	< 0.005	0.00397	0.0233	0.0011	N/A	0.00984	0.0478	0.000693	0.0156	0.0548
	9/30/2015	N/A	N/A	N/A	N/A	N/A	N/A	0.0095	N/A	N/A	N/A	N/A
	4/27/2016	< 0.005	< 0.005	0.00498*	0.00317*	0.00489*	0.00164*	**0.00753**	< 0.005	< 0.005	**0.00695**	**0.0161**
	4/27/2016	N/A	N/A	N/A	N/A	**0.005**	N/A	N/A	N/A	N/A	N/A	N/A
	9/28/2016	0.00316*	< 0.005	**0.00504**	**0.00595**	0.00205*	0.00228*	0.00431*	< 0.005	< 0.005	**0.00541**	**0.0169**
	9/28/2016	N/A	N/A	N/A	N/A	N/A	0.00214*	N/A	N/A	N/A	N/A	N/A
	4/24/2017	0.00114*	< 0.005	0.00451*	0.00224*	0.00146*	0.00192*	**0.00887**	< 0.005	0.000996*	**0.00671**	**0.0195**
	4/24/2017	N/A	< 0.005	N/A	N/A	N/A	N/A	N/A	N/A	N/A	N/A	N/A
	8/22/2017	N/A	< 0.005	0.00413*	0.00095*	0.00254*	N/A	**0.00557**	**0.00839**	0.00119*	**0.0148**	**0.0184**
	8/22/2017	N/A	N/A	N/A	N/A	N/A	N/A	N/A	N/A	0.00112*	N/A	N/A
	10/4/2017	**0.00587**	N/A	N/A	N/A	N/A	N/A	N/A	N/A	N/A	N/A	N/A
	6/4/2018	N/A	0.00184*	0.00386*	N/A	N/A	N/A	0.00356*	N/A	N/A	**0.0152**	**0.0364**
	6/4/2018	N/A	N/A	0.00391*	N/A	N/A	N/A	N/A	N/A	N/A	N/A	N/A

SCS ENGINEERS

Summary of Groundwater Chemistry
Scott County Landfill - 82-SDP-03-77C - HMSP

Total Metals Constituents	Sample Date	MW-32 UPG	MW-17 DNG	MW-19 DNG	MW-20 DNG	MW-21 DNG	MW-22 DNG	MW-27 DNG	MW-28 DNG	MW-30 DNG	OP-17 DNG	OP-18 DNG
Nickel, mg/L (CAS NO - 7440-02-0)	12/20/2018	0.0021*	< 0.005	0.00418*	0.00164*	0.00281*	0.00206*	**0.00804**	0.00119*	0.00108*	**0.0266**	**0.0741**
	12/20/2018	N/A	N/A	N/A	N/A	N/A	0.00172*	N/A	N/A	N/A	N/A	N/A
	4/15/2019	0.00273*	< 0.005	0.00444*	< 0.005	< 0.005	< 0.005	**0.00982**	< 0.005	< 0.005	**0.0194**	**0.0629**
	4/15/2019	N/A	N/A	N/A	N/A	N/A	N/A	N/A	< 0.005	N/A	N/A	N/A
	10/3/2019	N/A	< 0.005	0.00438*	N/A	N/A	N/A	**0.0078**	< 0.005	N/A	**0.0222**	**0.0464**
	10/3/2019	N/A	N/A	0.00445*	N/A	N/A	N/A	N/A	N/A	N/A	N/A	N/A
	4/28/2020	N/A	< 0.005	**0.00507**	N/A	N/A	N/A	**0.00635**	< 0.005	N/A	**0.0202**	**0.09**
	4/28/2020	N/A	N/A	N/A	N/A	N/A	N/A	**0.00645**	N/A	N/A	N/A	N/A
	7/22/2020	N/A	< 0.005	0.00456*	< 0.005	**0.00549**	N/A	**0.00847**	0.00424*	< 0.005	**0.0232**	**0.087**
	7/22/2020	N/A	< 0.005	N/A	N/A	N/A	N/A	N/A	N/A	N/A	N/A	N/A
	5/19/2021	0.00363*	< 0.005	0.00446*	< 0.005	0.0037*	< 0.005	**0.00711**	< 0.005	< 0.005	**0.0156**	**0.0678**
	5/19/2021	N/A	N/A	N/A	N/A	0.00347*	N/A	N/A	N/A	N/A	N/A	N/A
	9/21/2021	N/A	< 0.005	0.00476*	N/A	N/A	N/A	**0.00641**	N/A	N/A	**0.034**	**0.111**
	9/21/2021	N/A	N/A	N/A	N/A	N/A	N/A	**0.00637**	N/A	N/A	N/A	N/A
	3/22/2022	0.00405*	< 0.005	0.00491*	< 0.005	0.00336*	0.00323*	**0.0184**	0.00253*	< 0.005	**0.0228**	**0.134**
	5/24/2022	N/A	N/A	N/A	N/A	N/A	N/A	N/A	N/A	N/A	**0.0193**	**0.124**
	10/11/2022	N/A	< 0.005	0.00494*	N/A	N/A	N/A	**0.00641**	N/A	N/A	**0.015**	**0.118**
	10/11/2022	N/A	N/A	N/A	N/A	N/A	N/A	N/A	N/A	N/A	N/A	**0.114**
	5/17/2023	**0.00694**	N/A	0.00317*	< 0.005	0.0036*	N/A	**0.0702**	< 0.005	< 0.005	**0.0121**	**0.0661**
	5/17/2023	N/A	N/A	N/A	N/A	N/A	N/A	N/A	N/A	N/A	N/A	**0.0701**
	8/17/2023	N/A	**0.0147**	N/A	N/A	N/A	N/A	N/A	N/A	N/A	N/A	N/A
	11/15/2023	N/A	< 0.005	0.00476*	N/A	N/A	N/A	**0.011**	N/A	N/A	**0.0151**	**0.0666**
	11/15/2023	N/A	< 0.005	N/A	N/A	N/A	N/A	N/A	N/A	N/A	N/A	N/A
	6/5/2024	N/A	< 0.005	0.00269*	< 0.005	< 0.005	N/A	**0.0121**	< 0.005	< 0.005	**0.0111**	**0.0877**
	6/5/2024	N/A	N/A	N/A	N/A	N/A	N/A	N/A	N/A	N/A	**0.0112**	N/A
	9/23/2024	N/A	< 0.005	0.00213*	N/A	N/A	N/A	< 0.025	N/A	N/A	**0.0344**	N/A
	9/23/2024	N/A	< 0.025	N/A	N/A	N/A	N/A	N/A	N/A	N/A	N/A	N/A
Selenium, mg/L (CAS NO - 7782-49-2)	3/12/2008	N/A	N/A	N/A	N/A	N/A	N/A	N/A	N/A	N/A	< 0.005	< 0.005
	4/21/2008	N/A	N/A	N/A	N/A	N/A	N/A	N/A	N/A	N/A	< 0.005	< 0.005
	7/24/2008	< 0.005	< 0.005	< 0.005	N/A	< 0.005	N/A	< 0.005	N/A	N/A	< 0.005	< 0.005
	7/24/2008	N/A	N/A	N/A	N/A	N/A	N/A	< 0.005	N/A	N/A	N/A	N/A
	8/27/2008	N/A	N/A	N/A	N/A	N/A	N/A	N/A	N/A	N/A	< 0.005	< 0.005
	9/24/2008	< 0.005	< 0.005	< 0.005	N/A	< 0.005	N/A	< 0.005	N/A	N/A	< 0.005	< 0.005
	3/17/2009	< 0.005	< 0.005	< 0.005	N/A	< 0.005	N/A	< 0.005	N/A	< 0.005	< 0.005	< 0.01
	3/17/2009	N/A	N/A	< 0.005	N/A	N/A	N/A	N/A	N/A	N/A	N/A	N/A
	6/23/2009	< 0.005	< 0.005	< 0.005	N/A	< 0.005	< 0.005	< 0.005	N/A	< 0.005	< 0.005	< 0.005
	6/23/2009	N/A	N/A	N/A	N/A	N/A	N/A	N/A	N/A	N/A	< 0.005	N/A
	8/13/2009	N/A	N/A	N/A	N/A	N/A	< 0.005	N/A	N/A	N/A	< 0.005	< 0.005
	9/1/2009	< 0.005	< 0.005	< 0.005	N/A	< 0.005	< 0.005	< 0.005	N/A	< 0.005	< 0.005	< 0.005
	9/1/2009	N/A	N/A	< 0.005	N/A	N/A	N/A	N/A	N/A	N/A	N/A	N/A
	12/17/2009	N/A	N/A	N/A	N/A	N/A	< 0.005	N/A	N/A	< 0.005	N/A	N/A
	3/10/2010	< 0.005	< 0.005	< 0.005	N/A	< 0.005	< 0.005	< 0.005	N/A	< 0.005	< 0.005	< 0.005
	3/10/2010	N/A	N/A	N/A	N/A	< 0.005	N/A	N/A	N/A	N/A	N/A	N/A
	9/27/2010	< 0.005	< 0.005	< 0.005	N/A	< 0.005	N/A	< 0.005	N/A	0.00543	< 0.005	< 0.005
	9/27/2010	N/A	N/A	N/A	N/A	N/A	N/A	< 0.005	N/A	N/A	N/A	N/A
	3/28/2011	< 0.005	< 0.005	< 0.005	N/A	< 0.005	< 0.005	< 0.005	N/A	< 0.005	< 0.005	< 0.005
	3/28/2011	N/A	N/A	N/A	N/A	N/A	N/A	N/A	N/A	< 0.005	N/A	N/A
	9/15/2011	N/A	< 0.005	< 0.005	N/A	< 0.005	N/A	< 0.005	N/A	< 0.005	< 0.01	< 0.005
	3/29/2012	< 0.005	< 0.005	N/A	N/A	< 0.005	N/A	< 0.005	N/A	< 0.005	< 0.005	< 0.005
	3/29/2012	N/A	N/A	N/A	N/A	N/A	N/A	N/A	N/A	< 0.005	N/A	N/A
	9/18/2012	N/A	< 0.005	< 0.005	N/A	< 0.005	N/A	< 0.005	N/A	< 0.005	< 0.005	< 0.005
	1/22/2013	N/A	N/A	N/A	< 0.005	N/A	N/A	N/A	N/A	N/A	N/A	N/A
	3/27/2013	N/A	< 0.005	< 0.005	< 0.005	< 0.005	< 0.005	< 0.005	N/A	< 0.005	< 0.005	< 0.005
	3/27/2013	N/A	N/A	N/A	N/A	N/A	N/A	N/A	N/A	N/A	< 0.005	N/A
	9/25/2013	N/A	< 0.005	< 0.005	< 0.005	< 0.005	N/A	< 0.005	N/A	< 0.005	< 0.005	< 0.005
	3/11/2014	< 0.005	< 0.005	< 0.005	< 0.005	< 0.005	N/A	0.000731	N/A	0.00143	0.000979	0.000963
	3/11/2014	N/A	< 0.005	N/A	N/A	N/A	N/A	N/A	N/A	N/A	N/A	N/A
	9/23/2014	< 0.005	< 0.005	< 0.005	< 0.005	< 0.005	N/A	< 0.005	N/A	0.00118	< 0.005	< 0.005
	9/23/2014	N/A	N/A	N/A	N/A	N/A	N/A	N/A	N/A	N/A	N/A	< 0.005
	1/6/2015	N/A	N/A	N/A	N/A	N/A	N/A	N/A	< 0.025	N/A	N/A	N/A
	4/2/2015	< 0.005	< 0.005	< 0.005	< 0.005	< 0.005	< 0.005	< 0.005	< 0.005	< 0.005	< 0.005	< 0.005
	4/2/2015	N/A	N/A	< 0.005	N/A	N/A	N/A	N/A	N/A	N/A	N/A	N/A
	9/30/2015	N/A	< 0.005	< 0.005	< 0.005	< 0.005	N/A	< 0.005	< 0.005	0.00376	< 0.005	< 0.005
	9/30/2015	N/A	N/A	N/A	N/A	N/A	N/A	< 0.005	N/A	N/A	N/A	N/A
	4/27/2016	< 0.005	< 0.005	< 0.005	< 0.005	< 0.005	0.000686*	< 0.005	0.00193*	0.00318*	< 0.005	< 0.005
	4/27/2016	N/A	N/A	N/A	N/A	< 0.005	N/A	N/A	N/A	N/A	N/A	N/A
	9/28/2016	< 0.005	< 0.005	< 0.005	< 0.005	< 0.005	< 0.005	< 0.005	< 0.005	0.00355*	< 0.005	< 0.005
	9/28/2016	N/A	N/A	N/A	N/A	N/A	< 0.005	N/A	N/A	N/A	N/A	N/A
	4/24/2017	< 0.005	< 0.005	< 0.005	< 0.005	< 0.005	< 0.005	< 0.005	0.00192*	0.00238*	< 0.005	< 0.005
	4/24/2017	N/A	< 0.005	N/A	N/A	N/A	N/A	N/A	N/A	N/A	N/A	N/A
	8/22/2017	N/A	< 0.005	< 0.005	< 0.005	< 0.005	N/A	< 0.005	< 0.005	0.00307*	< 0.005	< 0.005
	8/22/2017	N/A	N/A	N/A	N/A	N/A	N/A	N/A	N/A	0.00289*	N/A	N/A
	10/4/2017	< 0.005	N/A	N/A	N/A	N/A	N/A	N/A	N/A	N/A	N/A	N/A
	4/15/2019	N/A	< 0.005	< 0.005	< 0.005	< 0.005	N/A	< 0.005	N/A	0.00189*	N/A	N/A
	4/28/2020	N/A	N/A	N/A	N/A	N/A	N/A	N/A	0.00114*	N/A	< 0.005	< 0.005
	5/19/2021	N/A	N/A	N/A	N/A	N/A	0.00158*	N/A	N/A	N/A	N/A	N/A
	8/17/2023	N/A	< 0.005	N/A	N/A	N/A	N/A	N/A	N/A	N/A	N/A	N/A
	6/5/2024	N/A	< 0.005	< 0.005	< 0.005	< 0.005	N/A	< 0.005	N/A	< 0.005	N/A	N/A
Silver, mg/L (CAS NO - 7440-22-4)	3/12/2008	N/A	N/A	N/A	N/A	N/A	N/A	N/A	N/A	N/A	< 0.02	< 0.02
	4/21/2008	N/A	N/A	N/A	N/A	N/A	N/A	N/A	N/A	N/A	< 0.02	< 0.02
	7/24/2008	< 0.02	< 0.02	< 0.02	N/A	< 0.02	N/A	< 0.02	N/A	N/A	< 0.02	< 0.02
	7/24/2008	N/A	N/A	N/A	N/A	N/A	N/A	< 0.02	N/A	N/A	N/A	N/A
	8/27/2008	N/A	N/A	N/A	N/A	N/A	N/A	N/A	N/A	N/A	< 0.02	< 0.02
	9/24/2008	< 0.02	< 0.02	< 0.02	N/A	< 0.02	N/A	< 0.02	N/A	N/A	< 0.02	< 0.02
	3/17/2009	< 0.02	< 0.02	< 0.02	N/A	< 0.02	N/A	< 0.02	N/A	< 0.02	< 0.02	< 0.02
	3/17/2009	N/A	N/A	< 0.02	N/A	N/A	N/A	N/A	N/A	N/A	N/A	N/A
	6/23/2009	< 0.02	< 0.02	< 0.02	N/A	< 0.02	< 0.02	< 0.02	N/A	< 0.02	< 0.02	< 0.02
	6/23/2009	N/A	N/A	N/A	N/A	N/A	N/A	N/A	N/A	N/A	< 0.02	N/A
	8/13/2009	N/A	N/A	N/A	N/A	N/A	< 0.02	N/A	N/A	N/A	< 0.02	< 0.02

SCS ENGINEERS

Summary of Groundwater Chemistry
Scott County Landfill - 82-SDP-03-77C - HMSP

Total Metals Constituents	Sample Date	MW-32 UPG	MW-17 DNG	MW-19 DNG	MW-20 DNG	MW-21 DNG	MW-22 DNG	MW-27 DNG	MW-28 DNG	MW-30 DNG	OP-17 DNG	OP-18 DNG
Silver, mg/L (CAS NO - 7440-22-4)	9/1/2009	< 0.02	< 0.02	< 0.02	N/A	< 0.02	< 0.02	< 0.02	N/A	< 0.02	< 0.02	< 0.02
	9/1/2009	N/A	N/A	< 0.02	N/A	N/A	N/A	N/A	N/A	N/A	N/A	N/A
	12/17/2009	N/A	N/A	N/A	N/A	N/A	< 0.02	N/A	N/A	< 0.02	N/A	N/A
	3/10/2010	< 0.02	< 0.02	< 0.02	N/A	< 0.02	< 0.02	< 0.02	N/A	< 0.02	< 0.02	< 0.02
	3/10/2010	N/A	N/A	N/A	N/A	< 0.02	N/A	N/A	N/A	N/A	N/A	N/A
	9/27/2010	< 0.02	< 0.02	< 0.02	N/A	< 0.02	N/A	< 0.02	N/A	< 0.02	< 0.02	< 0.02
	9/27/2010	N/A	N/A	N/A	N/A	N/A	N/A	< 0.02	N/A	N/A	N/A	N/A
	3/28/2011	< 0.02	< 0.02	< 0.02	N/A	< 0.02	< 0.02	< 0.02	N/A	< 0.02	< 0.02	< 0.02
	3/28/2011	N/A	N/A	N/A	N/A	N/A	N/A	N/A	N/A	< 0.02	N/A	N/A
	9/15/2011	N/A	< 0.02	< 0.02	N/A	< 0.02	N/A	< 0.02	N/A	< 0.02	< 0.02	< 0.02
	3/29/2012	< 0.02	< 0.02	N/A	N/A	< 0.02	N/A	< 0.02	N/A	< 0.02	< 0.02	< 0.02
	3/29/2012	N/A	N/A	N/A	N/A	N/A	N/A	N/A	N/A	< 0.02	N/A	N/A
	9/18/2012	N/A	< 0.02	< 0.02	N/A	< 0.02	N/A	< 0.02	N/A	< 0.02	< 0.02	< 0.02
	1/22/2013	N/A	N/A	N/A	< 0.02	N/A	N/A	N/A	N/A	N/A	N/A	N/A
	3/27/2013	N/A	< 0.02	< 0.02	< 0.02	< 0.02	< 0.02	< 0.02	N/A	< 0.02	< 0.02	< 0.02
	3/27/2013	N/A	N/A	N/A	N/A	N/A	N/A	N/A	N/A	N/A	< 0.02	N/A
	9/25/2013	N/A	< 0.02	< 0.02	< 0.02	< 0.02	N/A	< 0.02	N/A	< 0.02	0.000941	< 0.02
	3/11/2014	< 0.02	< 0.02	< 0.02	< 0.02	< 0.02	N/A	< 0.02	N/A	< 0.02	< 0.02	< 0.02
	3/11/2014	N/A	< 0.02	N/A	N/A	N/A	N/A	N/A	N/A	N/A	N/A	N/A
	9/23/2014	< 0.02	< 0.02	< 0.02	< 0.02	< 0.02	N/A	< 0.02	N/A	< 0.02	< 0.02	< 0.02
	9/23/2014	N/A	N/A	N/A	N/A	N/A	N/A	N/A	N/A	N/A	N/A	< 0.02
	1/6/2015	N/A	N/A	N/A	N/A	N/A	N/A	N/A	0.00057	N/A	N/A	N/A
	4/2/2015	< 0.001	< 0.001	< 0.001	0.000033	< 0.001	< 0.001	< 0.001	< 0.001	< 0.001	0.000058	0.000074
	4/2/2015	N/A	N/A	< 0.001	N/A	N/A	N/A	N/A	N/A	N/A	N/A	N/A
	9/30/2015	N/A	< 0.001	< 0.001	< 0.001	< 0.001	N/A	< 0.001	< 0.001	< 0.001	0.000091	< 0.001
	9/30/2015	N/A	N/A	N/A	N/A	N/A	N/A	< 0.001	N/A	N/A	N/A	N/A
	4/27/2016	< 0.001	< 0.001	< 0.001	0.000029*	< 0.001	< 0.001	< 0.001	< 0.001	< 0.001	0.000034*	< 0.001
	4/27/2016	N/A	N/A	N/A	N/A	< 0.001	N/A	N/A	N/A	N/A	N/A	N/A
	9/28/2016	< 0.001	< 0.001	< 0.001	0.00005*	< 0.001	< 0.001	< 0.001	< 0.001	< 0.001	< 0.001	< 0.001
	9/28/2016	N/A	N/A	N/A	N/A	N/A	< 0.001	N/A	N/A	N/A	N/A	N/A
	4/24/2017	< 0.001	< 0.001	< 0.001	< 0.001	< 0.001	< 0.001	< 0.001	< 0.001	< 0.001	< 0.001	< 0.001
	4/24/2017	N/A	< 0.001	N/A	N/A	N/A	N/A	N/A	N/A	N/A	N/A	N/A
	8/22/2017	N/A	< 0.001	< 0.001	< 0.001	< 0.001	N/A	< 0.001	< 0.001	< 0.001	0.000086*	< 0.001
	8/22/2017	N/A	N/A	N/A	N/A	N/A	N/A	N/A	N/A	< 0.001	N/A	N/A
	10/4/2017	< 0.001	N/A	N/A	N/A	N/A	N/A	N/A	N/A	N/A	N/A	N/A
	4/15/2019	N/A	< 0.001	< 0.001	< 0.001	< 0.001	N/A	< 0.001	N/A	< 0.001	N/A	N/A
	4/28/2020	N/A	N/A	N/A	N/A	N/A	N/A	N/A	< 0.001	N/A	< 0.001	< 0.001
	5/19/2021	N/A	N/A	N/A	N/A	N/A	< 0.001	N/A	N/A	N/A	N/A	N/A
	8/17/2023	N/A	< 0.001	N/A	N/A	N/A	N/A	N/A	N/A	N/A	N/A	N/A
	6/5/2024	N/A	< 0.001	< 0.001	< 0.001	< 0.001	N/A	< 0.001	N/A	< 0.001	N/A	N/A
Thallium, mg/L (CAS NO - 7440-28-0)	3/12/2008	N/A	N/A	N/A	N/A	N/A	N/A	N/A	N/A	N/A	< 0.002	< 0.002
	4/21/2008	N/A	N/A	N/A	N/A	N/A	N/A	N/A	N/A	N/A	< 0.002	< 0.002
	7/24/2008	< 0.002	< 0.002	< 0.002	N/A	< 0.002	N/A	< 0.002	N/A	N/A	< 0.002	< 0.002
	7/24/2008	N/A	N/A	N/A	N/A	N/A	N/A	< 0.002	N/A	N/A	N/A	N/A
	8/27/2008	N/A	N/A	N/A	N/A	N/A	N/A	N/A	N/A	N/A	< 0.002	< 0.002
	9/24/2008	< 0.002	< 0.002	< 0.002	N/A	< 0.002	N/A	< 0.002	N/A	N/A	< 0.002	< 0.002
	3/17/2009	< 0.002	< 0.002	< 0.002	N/A	< 0.002	N/A	< 0.002	N/A	< 0.002	< 0.002	< 0.002
	3/17/2009	N/A	N/A	< 0.002	N/A	N/A	N/A	N/A	N/A	N/A	N/A	N/A
	6/23/2009	< 0.002	< 0.002	< 0.002	N/A	< 0.002	< 0.002	< 0.002	N/A	< 0.002	< 0.002	< 0.002
	6/23/2009	N/A	N/A	N/A	N/A	N/A	N/A	N/A	N/A	N/A	< 0.002	N/A
	8/13/2009	N/A	N/A	N/A	N/A	N/A	< 0.002	N/A	N/A	N/A	< 0.002	< 0.002
	9/1/2009	< 0.002	< 0.002	< 0.002	N/A	< 0.002	< 0.002	< 0.002	N/A	< 0.002	< 0.002	< 0.002
	9/1/2009	N/A	N/A	< 0.002	N/A	N/A	N/A	N/A	N/A	N/A	N/A	N/A
	12/17/2009	N/A	N/A	N/A	N/A	N/A	< 0.002	N/A	N/A	< 0.002	N/A	N/A
	3/10/2010	< 0.002	< 0.002	< 0.002	N/A	< 0.002	< 0.002	< 0.002	N/A	< 0.002	< 0.002	< 0.002
	3/10/2010	N/A	N/A	N/A	N/A	< 0.002	N/A	N/A	N/A	N/A	N/A	N/A
	9/27/2010	< 0.002	< 0.002	< 0.002	N/A	< 0.002	N/A	< 0.002	N/A	< 0.002	< 0.002	< 0.002
	9/27/2010	N/A	N/A	N/A	N/A	N/A	N/A	< 0.002	N/A	N/A	N/A	N/A
	3/28/2011	< 0.002	< 0.002	< 0.002	N/A	< 0.002	< 0.002	< 0.002	N/A	< 0.002	< 0.002	< 0.002
	3/28/2011	N/A	N/A	N/A	N/A	N/A	N/A	N/A	N/A	< 0.002	N/A	N/A
	9/15/2011	N/A	< 0.002	< 0.002	N/A	< 0.002	N/A	< 0.002	N/A	< 0.002	< 0.002	< 0.002
	3/29/2012	< 0.002	< 0.002	N/A	N/A	< 0.002	N/A	< 0.002	N/A	< 0.002	< 0.002	< 0.002
	3/29/2012	N/A	N/A	N/A	N/A	N/A	N/A	N/A	N/A	< 0.002	N/A	N/A
	9/18/2012	N/A	< 0.002	< 0.002	N/A	< 0.002	N/A	< 0.002	N/A	< 0.002	< 0.002	< 0.002
	1/22/2013	N/A	N/A	N/A	< 0.002	N/A	N/A	N/A	N/A	N/A	N/A	N/A
	3/27/2013	N/A	< 0.002	< 0.002	< 0.002	< 0.002	< 0.002	< 0.002	N/A	< 0.002	< 0.002	< 0.002
	3/27/2013	N/A	N/A	N/A	N/A	N/A	N/A	N/A	N/A	N/A	< 0.002	N/A
	9/25/2013	N/A	< 0.002	< 0.002	< 0.002	< 0.002	N/A	< 0.002	N/A	< 0.002	0.000941	< 0.002
	3/11/2014	< 0.002	< 0.002	< 0.002	< 0.002	< 0.002	N/A	< 0.002	N/A	< 0.002	< 0.002	< 0.002
	3/11/2014	N/A	< 0.002	N/A	N/A	N/A	N/A	N/A	N/A	N/A	N/A	N/A
	9/23/2014	< 0.002	< 0.002	< 0.002	< 0.002	< 0.002	N/A	< 0.002	N/A	< 0.002	< 0.002	< 0.002
	9/23/2014	N/A	N/A	N/A	N/A	N/A	N/A	N/A	N/A	N/A	N/A	< 0.002
	1/6/2015	N/A	N/A	N/A	N/A	N/A	N/A	N/A	0.00057	N/A	N/A	N/A
	4/2/2015	< 0.001	< 0.001	< 0.001	0.000033	< 0.001	< 0.001	< 0.001	< 0.001	< 0.001	0.000058	0.000074
	4/2/2015	N/A	N/A	< 0.001	N/A	N/A	N/A	N/A	N/A	N/A	N/A	N/A
	9/30/2015	N/A	< 0.001	< 0.001	< 0.001	< 0.001	N/A	< 0.001	< 0.001	< 0.001	0.000091	< 0.001
	9/30/2015	N/A	N/A	N/A	N/A	N/A	N/A	< 0.001	N/A	N/A	N/A	N/A
	4/27/2016	< 0.001	< 0.001	< 0.001	0.000029*	< 0.001	< 0.001	< 0.001	< 0.001	< 0.001	0.000034*	< 0.001
	4/27/2016	N/A	N/A	N/A	N/A	< 0.001	N/A	N/A	N/A	N/A	N/A	N/A
	9/28/2016	< 0.001	< 0.001	< 0.001	0.00005*	< 0.001	< 0.001	< 0.001	< 0.001	< 0.001	< 0.001	< 0.001
	9/28/2016	N/A	N/A	N/A	N/A	N/A	< 0.001	N/A	N/A	N/A	N/A	N/A
	4/24/2017	< 0.001	< 0.001	< 0.001	< 0.001	< 0.001	< 0.001	< 0.001	< 0.001	< 0.001	< 0.001	< 0.001
	4/24/2017	N/A	< 0.001	N/A	N/A	N/A	N/A	N/A	N/A	N/A	N/A	N/A
	8/22/2017	N/A	< 0.001	< 0.001	< 0.001	< 0.001	N/A	< 0.001	< 0.001	< 0.001	0.000086*	< 0.001
	8/22/2017	N/A	N/A	N/A	N/A	N/A	N/A	N/A	N/A	< 0.001	N/A	N/A
	10/4/2017	< 0.001	N/A	N/A	N/A	N/A	N/A	N/A	N/A	N/A	N/A	N/A

SCS ENGINEERS

Summary of Groundwater Chemistry
Scott County Landfill - 82-SDP-03-77C - HMSP

Total Metals Constituents	Sample Date	MW-32 UPG	MW-17 DNG	MW-19 DNG	MW-20 DNG	MW-21 DNG	MW-22 DNG	MW-27 DNG	MW-28 DNG	MW-30 DNG	OP-17 DNG	OP-18 DNG
Thallium, mg/L (CAS NO - 7440-28-0)	4/15/2019	N/A	< 0.001	< 0.001	< 0.001	< 0.001	N/A	< 0.001	N/A	< 0.001	N/A	N/A
	4/28/2020	N/A	N/A	N/A	N/A	N/A	N/A	N/A	< 0.001	N/A	< 0.001	< 0.001
	5/19/2021	N/A	N/A	N/A	N/A	N/A	< 0.001	N/A	N/A	N/A	N/A	N/A
	8/17/2023	N/A	0.000412*	N/A	N/A	N/A	N/A	N/A	N/A	N/A	N/A	N/A
	6/5/2024	N/A	< 0.001	< 0.001	< 0.001	< 0.001	N/A	< 0.001	N/A	< 0.001	N/A	N/A
Tin, mg/L (CAS NO - 7440-31-5)	7/24/2008	< 0.1	< 0.1	< 0.1	N/A	< 0.1	N/A	< 0.1	N/A	N/A	N/A	N/A
	7/24/2008	N/A	N/A	N/A	N/A	N/A	N/A	< 0.1	N/A	N/A	N/A	N/A
	9/24/2008	0.131	0.144	0.141	N/A	0.171	N/A	0.213	N/A	N/A	N/A	N/A
	3/17/2009	< 0.1	< 0.1	< 0.1	N/A	< 0.1	N/A	< 0.1	N/A	< 0.1	< 0.1	< 0.1
	3/17/2009	N/A	N/A	< 0.1	N/A	N/A	N/A	N/A	N/A	N/A	N/A	N/A
	6/23/2009	< 0.1	< 0.1	< 0.1	N/A	< 0.1	< 0.1	< 0.1	N/A	< 0.1	< 0.1	< 0.1
	6/23/2009	N/A	N/A	N/A	N/A	N/A	N/A	N/A	N/A	N/A	< 0.1	N/A
	8/13/2009	N/A	N/A	N/A	N/A	N/A	< 0.1	N/A	N/A	N/A	< 0.1	< 0.1
	9/1/2009	< 0.1	< 0.1	< 0.1	N/A	< 0.1	< 0.1	< 0.1	N/A	< 0.1	< 0.1	< 0.1
	9/1/2009	N/A	N/A	< 0.1	N/A	N/A	N/A	N/A	N/A	N/A	N/A	N/A
	12/17/2009	N/A	N/A	N/A	N/A	N/A	< 0.1	N/A	N/A	0.125	N/A	N/A
	3/10/2010	< 0.1	< 0.1	< 0.1	N/A	< 0.1	< 0.1	< 0.1	N/A	< 0.1	< 0.1	N/A
	3/10/2010	N/A	N/A	N/A	N/A	< 0.1	N/A	N/A	N/A	N/A	N/A	N/A
	9/27/2010	< 0.1	< 0.1	< 0.1	N/A	N/A	N/A	< 0.1	N/A	< 0.1	< 0.1	< 0.1
	3/28/2011	N/A	0.107	0.107	N/A	0.105	N/A	< 0.1	N/A	0.107	N/A	N/A
	3/28/2011	N/A	N/A	N/A	N/A	N/A	N/A	N/A	N/A	0.106	N/A	N/A
	9/15/2011	N/A	< 0.1	< 0.1	N/A	< 0.1	N/A	< 0.1	N/A	< 0.1	N/A	N/A
	3/29/2012	N/A	< 0.1	N/A	N/A	< 0.1	N/A	< 0.1	N/A	< 0.1	N/A	N/A
	3/29/2012	N/A	N/A	N/A	N/A	N/A	N/A	N/A	N/A	< 0.1	N/A	N/A
	9/18/2012	N/A	< 0.1	< 0.1	N/A	< 0.1	N/A	< 0.1	N/A	< 0.1	N/A	N/A
	1/22/2013	N/A	N/A	N/A	0.334	N/A	N/A	N/A	N/A	N/A	N/A	N/A
	3/27/2013	N/A	< 0.1	< 0.1	< 0.1	< 0.1	N/A	< 0.1	N/A	< 0.1	N/A	N/A
	8/14/2013	N/A	N/A	N/A	< 0.1	N/A	N/A	N/A	N/A	N/A	N/A	N/A
	9/25/2013	N/A	0.493	0.545	0.423	0.452	N/A	0.608	N/A	0.446	N/A	N/A
	1/22/2014	N/A	N/A	N/A	< 0.1	N/A	N/A	N/A	N/A	N/A	N/A	N/A
	3/11/2014	N/A	N/A	N/A	< 0.1	N/A	N/A	N/A	N/A	N/A	N/A	N/A
	9/23/2014	N/A	0.137	0.13	0.115	0.126	N/A	0.138	N/A	0.127	N/A	N/A
	1/6/2015	N/A	N/A	N/A	N/A	N/A	N/A	N/A	0.0858	N/A	N/A	N/A
	4/2/2015	N/A	< 0.1	< 0.1	< 0.1	< 0.1	< 0.1	< 0.1	N/A	< 0.1	< 0.1	< 0.1
	4/2/2015	N/A	N/A	< 0.1	N/A	N/A	N/A	N/A	N/A	N/A	N/A	N/A
	9/30/2015	N/A	< 0.005	< 0.005	< 0.005	< 0.005	N/A	< 0.005	< 0.005	< 0.005	N/A	N/A
	9/30/2015	N/A	N/A	N/A	N/A	N/A	N/A	< 0.005	N/A	N/A	N/A	N/A
	4/27/2016	N/A	< 0.005	< 0.005	< 0.005	< 0.005	N/A	< 0.005	N/A	< 0.005	N/A	N/A
	4/27/2016	N/A	N/A	N/A	N/A	< 0.005	N/A	N/A	N/A	N/A	N/A	N/A
	9/28/2016	N/A	< 0.005	< 0.005	< 0.005	< 0.005	N/A	< 0.005	N/A	< 0.005	N/A	N/A
	4/24/2017	< 0.005	< 0.005	< 0.005	< 0.005	< 0.005	N/A	< 0.005	N/A	< 0.005	N/A	N/A
	4/24/2017	N/A	< 0.005	N/A	N/A	N/A	N/A	N/A	N/A	N/A	N/A	N/A
	8/22/2017	N/A	< 0.005	< 0.005	< 0.005	< 0.005	N/A	< 0.005	N/A	< 0.005	N/A	N/A
	6/4/2018	N/A	0.000872*	0.00076*	N/A	N/A	N/A	0.000905*	N/A	N/A	N/A	N/A
	12/20/2018	N/A	< 0.005	< 0.005	< 0.005	< 0.005	N/A	0.000949*	N/A	**0.00825**	N/A	N/A
	4/15/2019	N/A	< 0.005	< 0.005	< 0.005	< 0.005	N/A	< 0.005	N/A	< 0.005	N/A	N/A
	10/3/2019	N/A	< 0.005	< 0.005	N/A	N/A	N/A	< 0.005	N/A	N/A	N/A	N/A
	4/28/2020	N/A	N/A	N/A	N/A	N/A	N/A	N/A	< 0.005	N/A	< 0.005	< 0.005
	7/22/2020	N/A	N/A	N/A	N/A	N/A	N/A	N/A	N/A	< 0.005	N/A	N/A
	5/19/2021	N/A	N/A	N/A	N/A	N/A	< 0.005	N/A	N/A	< 0.005	N/A	N/A
	3/22/2022	N/A	N/A	N/A	N/A	N/A	N/A	N/A	N/A	< 0.005	N/A	N/A
	5/17/2023	N/A	N/A	N/A	N/A	N/A	N/A	N/A	N/A	< 0.005	N/A	N/A
	6/5/2024	N/A	< 0.005	< 0.005	< 0.005	< 0.005	N/A	< 0.005	N/A	< 0.005	N/A	N/A
Vanadium, mg/L (CAS NO - 7440-62-2)	3/12/2008	N/A	N/A	N/A	N/A	N/A	N/A	N/A	N/A	N/A	0.0617	< 0.05
	4/21/2008	N/A	N/A	N/A	N/A	N/A	N/A	N/A	N/A	N/A	< 0.05	< 0.05
	7/24/2008	< 0.05	< 0.05	< 0.05	N/A	< 0.05	N/A	< 0.05	N/A	N/A	< 0.05	< 0.05
	7/24/2008	N/A	N/A	N/A	N/A	N/A	N/A	< 0.05	N/A	N/A	N/A	N/A
	8/27/2008	N/A	N/A	N/A	N/A	N/A	N/A	N/A	N/A	N/A	< 0.05	< 0.05
	9/24/2008	< 0.05	< 0.05	< 0.05	N/A	< 0.05	N/A	< 0.05	N/A	N/A	< 0.05	< 0.05
	3/17/2009	< 0.05	< 0.05	< 0.05	N/A	< 0.05	N/A	< 0.05	N/A	< 0.05	< 0.05	< 0.05
	3/17/2009	N/A	N/A	< 0.05	N/A	N/A	N/A	N/A	N/A	N/A	N/A	N/A
	6/23/2009	< 0.05	< 0.05	< 0.05	N/A	< 0.05	< 0.05	< 0.05	N/A	< 0.05	< 0.05	< 0.05
	6/23/2009	N/A	N/A	N/A	N/A	N/A	N/A	N/A	N/A	N/A	< 0.05	N/A
	8/13/2009	N/A	N/A	N/A	N/A	N/A	< 0.05	N/A	N/A	N/A	< 0.05	0.0629
	9/1/2009	< 0.05	< 0.05	< 0.05	N/A	< 0.05	< 0.05	< 0.05	N/A	< 0.05	< 0.05	< 0.05
	9/1/2009	N/A	N/A	< 0.05	N/A	N/A	N/A	N/A	N/A	N/A	N/A	N/A
	12/17/2009	N/A	N/A	N/A	N/A	N/A	< 0.05	N/A	N/A	< 0.05	N/A	N/A
	3/10/2010	< 0.05	< 0.05	< 0.05	N/A	< 0.05	< 0.05	< 0.05	N/A	< 0.05	0.0655	< 0.05
	3/10/2010	N/A	N/A	N/A	N/A	< 0.05	N/A	N/A	N/A	N/A	N/A	N/A
	9/27/2010	< 0.05	< 0.05	< 0.05	N/A	< 0.05	N/A	< 0.05	N/A	< 0.05	< 0.05	< 0.05
	9/27/2010	N/A	N/A	N/A	N/A	N/A	N/A	< 0.05	N/A	N/A	N/A	N/A
	3/28/2011	< 0.05	< 0.05	< 0.05	N/A	< 0.05	< 0.05	< 0.05	N/A	< 0.05	< 0.05	< 0.05
	3/28/2011	N/A	N/A	N/A	N/A	N/A	N/A	N/A	N/A	< 0.05	N/A	N/A
	9/15/2011	N/A	< 0.05	< 0.05	N/A	< 0.05	N/A	< 0.05	N/A	< 0.05	< 0.05	0.057
	3/29/2012	< 0.05	< 0.05	N/A	N/A	< 0.05	N/A	< 0.05	N/A	< 0.05	< 0.05	< 0.05
	3/29/2012	N/A	N/A	N/A	N/A	N/A	N/A	N/A	N/A	< 0.05	N/A	N/A
	9/18/2012	N/A	< 0.05	< 0.05	N/A	< 0.05	N/A	< 0.05	N/A	< 0.05	< 0.05	< 0.05
	1/22/2013	N/A	N/A	N/A	< 0.05	N/A	N/A	N/A	N/A	N/A	N/A	N/A
	3/27/2013	N/A	< 0.05	< 0.05	< 0.05	< 0.05	< 0.05	< 0.05	N/A	< 0.05	< 0.05	< 0.05
	3/27/2013	N/A	N/A	N/A	N/A	N/A	N/A	N/A	N/A	N/A	< 0.05	N/A
	9/25/2013	N/A	< 0.05	< 0.05	< 0.05	< 0.05	N/A	< 0.05	N/A	< 0.05	0.0113	< 0.05
	3/11/2014	0.00786	< 0.05	< 0.05	< 0.05	< 0.05	N/A	0.00729	N/A	0.0098	0.0364	0.00288
	3/11/2014	N/A	< 0.05	N/A	N/A	N/A	N/A	N/A	N/A	N/A	N/A	N/A
	9/23/2014	0.00721	< 0.05	0.00318	< 0.05	< 0.05	N/A	0.00349	N/A	0.0124	0.0475	0.00602
	9/23/2014	N/A	N/A	N/A	N/A	N/A	N/A	N/A	N/A	N/A	N/A	0.00991
	1/6/2015	N/A	N/A	N/A	N/A	N/A	N/A	N/A	0.0697	N/A	N/A	N/A
	4/2/2015	0.000891	< 0.005	< 0.005	0.00175	< 0.005	0.000517	0.000625	0.00045	0.00313	0.00261	0.00489
	4/2/2015	N/A	N/A	< 0.005	N/A	N/A	N/A	N/A	N/A	N/A	N/A	N/A
	7/27/2015	N/A	N/A	N/A	N/A	N/A	N/A	N/A	0.0031	N/A	N/A	N/A

SCS ENGINEERS

Summary of Groundwater Chemistry
Scott County Landfill - 82-SDP-03-77C - HMSP

Total Metals Constituents	Sample Date	MW-32 UPG	MW-17 DNG	MW-19 DNG	MW-20 DNG	MW-21 DNG	MW-22 DNG	MW-27 DNG	MW-28 DNG	MW-30 DNG	OP-17 DNG	OP-18 DNG
Vanadium, mg/L (CAS NO - 7440-62-2)	9/30/2015	N/A	0.000505	0.000804	0.00309	0.000549	N/A	< 0.005	0.00923	0.00254	0.0129	0.0109
	9/30/2015	N/A	N/A	N/A	N/A	N/A	N/A	0.000608	N/A	N/A	N/A	N/A
	4/27/2016	0.000706*	< 0.005	0.000288*	0.00131*	< 0.005	< 0.005	0.000343*	0.000262*	0.00125*	0.00392*	0.00147*
	4/27/2016	N/A	N/A	N/A	N/A	< 0.005	N/A	N/A	N/A	N/A	N/A	N/A
	9/28/2016	0.000504*	0.000589*	< 0.005	0.00126*	0.00102*	0.000434*	0.000625*	0.000574*	0.00179*	0.00116*	0.000987*
	9/28/2016	N/A	N/A	N/A	N/A	N/A	0.000498*	N/A	N/A	N/A	N/A	N/A
	4/24/2017	0.000933*	< 0.005	< 0.005	0.00108*	< 0.005	< 0.005	< 0.005	< 0.005	0.00109*	< 0.005	< 0.005
	4/24/2017	N/A	< 0.005	N/A	N/A	N/A	N/A	N/A	N/A	N/A	N/A	N/A
	8/22/2017	N/A	< 0.005	< 0.005	< 0.005	< 0.005	N/A	< 0.005	< 0.005	0.00119*	0.00116*	< 0.005
	8/22/2017	N/A	N/A	N/A	N/A	N/A	N/A	N/A	N/A	0.00117*	N/A	N/A
	10/4/2017	< 0.005	N/A	N/A	N/A	N/A	N/A	N/A	N/A	N/A	N/A	N/A
	6/4/2018	N/A	< 0.005	< 0.005	N/A	N/A	N/A	0.000523*	N/A	N/A	0.00145*	0.00199*
	6/4/2018	N/A	N/A	< 0.005	N/A	N/A	N/A	N/A	N/A	N/A	N/A	N/A
	12/20/2018	0.000876*	< 0.005	< 0.005	0.000655*	< 0.005	< 0.005	< 0.005	< 0.005	0.00113*	0.00128*	0.00207*
	12/20/2018	N/A	N/A	N/A	N/A	N/A	< 0.005	N/A	N/A	N/A	N/A	N/A
	4/15/2019	< 0.005	< 0.005	< 0.005	0.000993*	< 0.005	< 0.005	< 0.005	< 0.005	0.00093*	0.00168*	0.0015*
	4/15/2019	N/A	N/A	N/A	N/A	N/A	N/A	N/A	< 0.005	N/A	N/A	N/A
	10/3/2019	N/A	< 0.005	< 0.005	N/A	N/A	N/A	< 0.005	< 0.005	N/A	0.00178*	0.00245*
	10/3/2019	N/A	N/A	< 0.005	N/A	N/A	N/A	N/A	N/A	N/A	N/A	N/A
	4/28/2020	N/A	< 0.005	< 0.005	N/A	N/A	N/A	< 0.005	< 0.005	N/A	0.00173*	0.00162*
	4/28/2020	N/A	N/A	N/A	N/A	N/A	N/A	< 0.005	N/A	N/A	N/A	N/A
	7/22/2020	N/A	< 0.005	< 0.005	< 0.005	0.00327*	N/A	< 0.005	< 0.005	0.00159*	0.00163*	0.00125*
	7/22/2020	N/A	< 0.005	N/A	N/A	N/A	N/A	N/A	N/A	N/A	N/A	N/A
	5/19/2021	0.00288*	< 0.005	< 0.005	< 0.005	0.00156*	< 0.005	< 0.005	< 0.005	< 0.005	< 0.005	0.00143*
	5/19/2021	N/A	N/A	N/A	N/A	0.0013*	N/A	N/A	N/A	N/A	N/A	N/A
	9/21/2021	N/A	< 0.005	< 0.005	N/A	N/A	N/A	< 0.005	N/A	N/A	0.00169*	< 0.005
	9/21/2021	N/A	N/A	N/A	N/A	N/A	N/A	< 0.005	N/A	N/A	N/A	N/A
	3/22/2022	0.00321*	< 0.005	< 0.005	< 0.005	0.00129*	< 0.005	< 0.005	< 0.005	0.00137*	0.00219*	0.00131*
	5/24/2022	N/A	N/A	N/A	N/A	N/A	N/A	N/A	N/A	N/A	0.00349*	0.00198*
	10/11/2022	N/A	< 0.005	< 0.005	N/A	N/A	N/A	< 0.005	N/A	N/A	< 0.005	< 0.005
	10/11/2022	N/A	N/A	N/A	N/A	N/A	N/A	N/A	N/A	N/A	N/A	0.00117*
	5/17/2023	< 0.005	N/A	< 0.005	< 0.005	0.00125*	N/A	< 0.005	< 0.005	< 0.005	< 0.005	< 0.005
	5/17/2023	N/A	N/A	N/A	N/A	N/A	N/A	N/A	N/A	N/A	N/A	< 0.005
	8/17/2023	N/A	< 0.005	N/A	N/A	N/A	N/A	N/A	N/A	N/A	N/A	N/A
	11/15/2023	N/A	< 0.005	< 0.005	N/A	N/A	N/A	< 0.005	N/A	N/A	< 0.005	< 0.005
	11/15/2023	N/A	< 0.005	N/A	N/A	N/A	N/A	N/A	N/A	N/A	N/A	N/A
	6/5/2024	N/A	< 0.005	< 0.005	< 0.005	< 0.005	N/A	< 0.005	< 0.005	< 0.005	0.00113*	0.00202*
	6/5/2024	N/A	N/A	N/A	N/A	N/A	N/A	N/A	N/A	N/A	0.00134*	N/A
	9/23/2024	N/A	< 0.025	< 0.005	N/A	N/A	N/A	< 0.025	N/A	N/A	< 0.025	N/A
	9/23/2024	N/A	< 0.005	N/A	N/A	N/A	N/A	N/A	N/A	N/A	N/A	N/A
Zinc, mg/L (CAS NO - 7440-66-6)	3/12/2008	N/A	N/A	N/A	N/A	N/A	N/A	N/A	N/A	N/A	0.0937	0.0464
	4/21/2008	N/A	N/A	N/A	N/A	N/A	N/A	N/A	N/A	N/A	0.0472	< 0.02
	7/24/2008	0.0679	0.0767	0.0722	N/A	0.0631	N/A	0.0962	N/A	N/A	0.119	0.0887
	7/24/2008	N/A	N/A	N/A	N/A	N/A	N/A	0.103	N/A	N/A	N/A	N/A
	8/27/2008	N/A	N/A	N/A	N/A	N/A	N/A	N/A	N/A	N/A	< 0.02	0.0382
	9/24/2008	0.0253	0.0226	< 0.02	N/A	0.0217	N/A	< 0.02	N/A	N/A	< 0.02	0.0295
	3/17/2009	0.0377	0.0413	0.0435	N/A	< 0.02	N/A	0.0323	N/A	0.0549	0.068	0.0336
	3/17/2009	N/A	N/A	0.0475	N/A	N/A	N/A	N/A	N/A	N/A	N/A	N/A
	6/23/2009	0.0431	0.0492	0.0453	N/A	0.0412	0.0682	0.0622	N/A	0.0449	0.0612	0.058
	6/23/2009	N/A	N/A	N/A	N/A	N/A	N/A	N/A	N/A	N/A	0.0667	N/A
	8/13/2009	N/A	N/A	N/A	N/A	N/A	0.0718	N/A	N/A	N/A	0.0788	0.114
	9/1/2009	0.0351	0.0469	0.0506	N/A	0.0432	0.0397	0.0674	N/A	0.0606	0.0892	0.0663
	9/1/2009	N/A	N/A	0.0496	N/A	N/A	N/A	N/A	N/A	N/A	N/A	N/A
	12/17/2009	N/A	N/A	N/A	N/A	N/A	0.055	N/A	N/A	0.0441	N/A	N/A
	3/10/2010	0.0262	0.0692	0.0618	N/A	0.0532	0.0622	0.074	N/A	0.0504	0.157	0.095
	3/10/2010	N/A	N/A	N/A	N/A	0.0547	N/A	N/A	N/A	N/A	N/A	N/A
	9/27/2010	< 0.02	0.0448	0.0481	N/A	0.0322	N/A	0.0482	N/A	0.0391	0.0771	0.0873
	9/27/2010	N/A	N/A	N/A	N/A	N/A	N/A	0.0492	N/A	N/A	N/A	N/A
	3/28/2011	< 0.02	< 0.02	< 0.02	N/A	< 0.02	< 0.02	< 0.02	N/A	< 0.02	< 0.02	< 0.02
	3/28/2011	N/A	N/A	N/A	N/A	N/A	N/A	N/A	N/A	< 0.02	N/A	N/A
	9/15/2011	N/A	< 0.02	< 0.02	N/A	< 0.02	N/A	< 0.02	N/A	< 0.02	< 0.02	0.0699
	3/29/2012	< 0.02	0.0407	N/A	N/A	< 0.02	N/A	< 0.02	N/A	0.0622	< 0.02	< 0.02
	3/29/2012	N/A	N/A	N/A	N/A	N/A	N/A	N/A	N/A	< 0.02	N/A	N/A
	9/18/2012	N/A	< 0.02	< 0.02	N/A	< 0.02	N/A	0.0324	N/A	< 0.02	< 0.02	0.0295
	1/22/2013	N/A	N/A	N/A	0.0445	N/A	N/A	N/A	N/A	N/A	N/A	N/A
	3/27/2013	N/A	0.0461	0.0413	0.047	0.0376	0.0307	0.129	N/A	0.0439	0.074	0.081
	3/27/2013	N/A	N/A	N/A	N/A	N/A	N/A	N/A	N/A	N/A	0.0533	N/A
	8/14/2013	N/A	N/A	N/A	0.0842	N/A	N/A	N/A	N/A	N/A	N/A	N/A
	9/25/2013	N/A	0.113	0.126	0.0927	0.128	N/A	0.17	N/A	0.149	0.188	0.163
	1/22/2014	N/A	N/A	N/A	0.146	N/A	N/A	N/A	N/A	N/A	N/A	N/A
	3/11/2014	< 0.02	< 0.02	< 0.02	< 0.02	< 0.02	N/A	< 0.02	N/A	< 0.02	< 0.02	< 0.02
	3/11/2014	N/A	< 0.02	N/A	N/A	N/A	N/A	N/A	N/A	N/A	N/A	N/A
	9/23/2014	< 0.02	< 0.02	< 0.02	< 0.02	< 0.02	N/A	< 0.02	N/A	< 0.02	0.0351	< 0.02
	9/23/2014	N/A	N/A	N/A	N/A	N/A	N/A	N/A	N/A	N/A	N/A	< 0.02
	1/6/2015	N/A	N/A	N/A	N/A	N/A	N/A	N/A	0.118	N/A	N/A	N/A
	4/2/2015	< 0.01	< 0.01	0.00926	< 0.01	< 0.01	< 0.01	< 0.01	< 0.01	< 0.01	0.0153	0.0151
	4/2/2015	N/A	N/A	< 0.01	N/A	N/A	N/A	N/A	N/A	N/A	N/A	N/A
	7/27/2015	N/A	N/A	N/A	N/A	N/A	N/A	N/A	0.0154	N/A	N/A	N/A
	9/30/2015	N/A	< 0.01	0.0111	< 0.01	< 0.01	N/A	0.0126	0.0539	< 0.01	0.0355	0.0297
	9/30/2015	N/A	N/A	N/A	N/A	N/A	N/A	< 0.01	N/A	N/A	N/A	N/A
	4/27/2016	< 0.01	< 0.01	< 0.01	< 0.01	**0.0145**	< 0.01	< 0.01	< 0.01	< 0.01	**0.0161**	**0.0112**
	4/27/2016	N/A	N/A	N/A	N/A	< 0.01	N/A	N/A	N/A	N/A	N/A	N/A
	9/28/2016	< 0.01	0.00834*	< 0.01	< 0.01	< 0.01	< 0.01	< 0.01	< 0.01	< 0.01	< 0.01	< 0.01
	9/28/2016	N/A	N/A	N/A	N/A	N/A	< 0.01	N/A	N/A	N/A	N/A	N/A
	4/24/2017	< 0.02	< 0.02	< 0.02	< 0.02	< 0.02	< 0.02	< 0.02	< 0.02	< 0.02	< 0.02	< 0.02
	4/24/2017	N/A	< 0.02	N/A	N/A	N/A	N/A	N/A	N/A	N/A	N/A	N/A
	8/22/2017	N/A	< 0.02	< 0.02	< 0.02	< 0.02	N/A	< 0.02	< 0.02	< 0.02	< 0.02	< 0.02
	8/22/2017	N/A	N/A	N/A	N/A	N/A	N/A	N/A	N/A	< 0.02	N/A	N/A
	10/4/2017	< 0.02	N/A	N/A	N/A	N/A	N/A	N/A	N/A	N/A	N/A	N/A

SCS ENGINEERS

Summary of Groundwater Chemistry
Scott County Landfill - 82-SDP-03-77C - HMSP

Total Metals Constituents	Sample Date	MW-32 UPG	MW-17 DNG	MW-19 DNG	MW-20 DNG	MW-21 DNG	MW-22 DNG	MW-27 DNG	MW-28 DNG	MW-30 DNG	OP-17 DNG	OP-18 DNG
Zinc, mg/L (CAS NO - 7440-66-6)	6/4/2018	N/A	< 0.02	< 0.02	N/A	N/A	N/A	< 0.02	N/A	N/A	0.012*	< 0.02
	6/4/2018	N/A	N/A	< 0.02	N/A	N/A	N/A	N/A	N/A	N/A	N/A	N/A
	12/20/2018	< 0.02	< 0.02	< 0.02	< 0.02	< 0.02	< 0.02	< 0.02	< 0.02	< 0.02	< 0.02	< 0.02
	12/20/2018	N/A	N/A	N/A	N/A	N/A	< 0.02	N/A	N/A	N/A	N/A	N/A
	4/15/2019	< 0.02	< 0.02	< 0.02	< 0.02	**0.0917**	< 0.02	**0.0206**	< 0.02	< 0.02	< 0.02	< 0.02
	4/15/2019	N/A	N/A	N/A	N/A	N/A	N/A	N/A	< 0.02	N/A	N/A	N/A
	10/3/2019	N/A	0.0105*	< 0.02	N/A	N/A	N/A	< 0.02	< 0.02	N/A	< 0.02	< 0.02
	10/3/2019	N/A	N/A	< 0.02	N/A	N/A	N/A	N/A	N/A	N/A	N/A	N/A
	4/28/2020	N/A	0.0116*	< 0.02	N/A	N/A	N/A	< 0.02	< 0.02	N/A	< 0.02	0.0135*
	4/28/2020	N/A	N/A	N/A	N/A	N/A	N/A	< 0.02	N/A	N/A	N/A	N/A
	7/22/2020	N/A	< 0.02	< 0.02	< 0.02	< 0.02	N/A	< 0.02	< 0.02	< 0.02	< 0.02	0.0127*
	7/22/2020	N/A	< 0.02	N/A	N/A	N/A	N/A	N/A	N/A	N/A	N/A	N/A
	5/19/2021	0.0188*	< 0.02	< 0.02	< 0.02	< 0.02	< 0.02	< 0.02	< 0.02	< 0.02	< 0.02	0.0135*
	5/19/2021	N/A	N/A	N/A	N/A	< 0.02	N/A	N/A	N/A	N/A	N/A	N/A
	9/21/2021	N/A	< 0.02	< 0.02	N/A	N/A	N/A	< 0.02	N/A	N/A	**0.0216**	0.0138*
	9/21/2021	N/A	N/A	N/A	N/A	N/A	N/A	< 0.02	N/A	N/A	N/A	N/A
	3/22/2022	**0.0264**	< 0.02	< 0.02	< 0.02	< 0.02	< 0.02	< 0.02	< 0.02	< 0.02	< 0.02	< 0.08
	5/24/2022	N/A	N/A	N/A	N/A	N/A	N/A	N/A	N/A	N/A	< 0.02	< 0.02
	10/11/2022	N/A	< 0.02	< 0.02	N/A	N/A	N/A	< 0.02	N/A	N/A	< 0.02	< 0.02
	10/11/2022	N/A	N/A	N/A	N/A	N/A	N/A	N/A	N/A	N/A	N/A	< 0.02
	5/17/2023	**0.0273**	N/A	< 0.02	< 0.02	**0.0336**	N/A	0.0121*	< 0.02	< 0.02	< 0.02	< 0.02
	5/17/2023	N/A	N/A	N/A	N/A	N/A	N/A	N/A	N/A	N/A	N/A	< 0.02
	8/17/2023	N/A	0.0186*	N/A	N/A	N/A	N/A	N/A	N/A	N/A	N/A	N/A
	11/15/2023	N/A	< 0.02	< 0.02	N/A	N/A	N/A	< 0.02	N/A	N/A	0.0112*	**0.0463**
	11/15/2023	N/A	< 0.02	N/A	N/A	N/A	N/A	N/A	N/A	N/A	N/A	N/A
	6/5/2024	N/A	< 0.02	< 0.02	< 0.02	**0.0322**	N/A	< 0.02	< 0.02	< 0.02	0.0141*	**0.314**
	6/5/2024	N/A	N/A	N/A	N/A	N/A	N/A	N/A	N/A	N/A	0.0117*	N/A
	9/23/2024	N/A	< 0.1	< 0.02	N/A	N/A	N/A	< 0.1	N/A	N/A	< 0.1	N/A
	9/23/2024	N/A	< 0.02	N/A	N/A	N/A	N/A	N/A	N/A	N/A	N/A	N/A
Total Suspended Solids, mg/L (CAS NO - TSS)	1/22/2014	N/A	N/A	N/A	51.3	N/A	N/A	N/A	N/A	N/A	N/A	N/A
	3/11/2014	42	23.7	45.7	33.3	21.7	N/A	302	N/A	932	616	257
	3/11/2014	N/A	16.7	N/A	N/A	N/A	N/A	N/A	N/A	N/A	N/A	N/A
	9/23/2014	570	48	79.5	9.8	11.3	N/A	992	N/A	620	12500	119
	9/23/2014	N/A	N/A	N/A	N/A	N/A	N/A	N/A	N/A	N/A	N/A	187
	1/6/2015	N/A	N/A	N/A	N/A	N/A	N/A	N/A	3310	1880	N/A	N/A
	4/2/2015	47.5	23.9	48.4	4.75	2.25	59.4	81.8	14.3	26.5	542	493
	4/2/2015	N/A	N/A	45.8	N/A	N/A	N/A	N/A	N/A	N/A	N/A	N/A
	7/27/2015	N/A	N/A	N/A	N/A	N/A	N/A	N/A	36.3	36.8	869	572
	9/30/2015	N/A	23.5	53.3	6	4.88	N/A	47.3	676	1170	768	542
	9/30/2015	N/A	N/A	N/A	N/A	N/A	N/A	80.5	N/A	N/A	N/A	N/A
	12/21/2015	N/A	N/A	N/A	N/A	N/A	N/A	N/A	6.5	N/A	N/A	N/A
	2/23/2016	N/A	N/A	N/A	N/A	N/A	N/A	N/A	**763**	N/A	**3440**	**374**
	4/27/2016	**6.25**	**5.88**	**95.9**	1.25*	**10.5**	1.63*	**16.9**	**2.25**	**4.25**	**488**	**77.6**
	4/27/2016	N/A	N/A	N/A	N/A	**13.1**	N/A	N/A	N/A	N/A	N/A	N/A
	7/29/2016	N/A	N/A	N/A	N/A	N/A	N/A	N/A	**3.13**	N/A	N/A	N/A
	9/28/2016	**12**	**14.2**	**24.2**	0.875*	**8.75**	< 1.88	**21.8**	**2.75**	**2.5**	**100**	**32.4**
	9/28/2016	N/A	N/A	N/A	N/A	N/A	1.25*	N/A	N/A	N/A	N/A	N/A
	4/24/2017	**11.4**	**18**	**44.3**	1.25*	**2.5**	0.875*	**35.5**	**7.13**	**3.13**	**29.3**	**6.75**
	4/24/2017	N/A	**23.4**	N/A	N/A	N/A	N/A	N/A	N/A	N/A	N/A	N/A
	8/22/2017	N/A	1.25*	**27.9**	1.13*	**20.3**	N/A	**11.9**	**4.88**	**1.88**	**77.5**	**18.3**
	8/22/2017	N/A	N/A	N/A	N/A	N/A	N/A	N/A	N/A	**3.25**	N/A	N/A
	10/4/2017	**5.25**	N/A	N/A	N/A	N/A	N/A	N/A	N/A	N/A	N/A	N/A
	6/4/2018	N/A	1.5*	**44**	N/A	N/A	N/A	**25.5**	N/A	N/A	**157**	**53**
	6/4/2018	N/A	N/A	**66**	N/A	N/A	N/A	N/A	N/A	N/A	N/A	N/A
	12/20/2018	**16.9**	**2.25**	**38.4**	**2.5**	**14.9**	1.25*	**24**	**6.12**	**3.25**	**74.7**	**65.1**
	12/20/2018	N/A	N/A	N/A	N/A	N/A	1.25*	N/A	N/A	N/A	N/A	N/A
	4/15/2019	1.38*	7*	**43**	0.875*	**2.5**	< 1.88	**11.5**	< 1.88	1.38*	**70**	**52**
	4/15/2019	N/A	N/A	N/A	N/A	N/A	N/A	N/A	< 1.88	N/A	N/A	N/A
	10/3/2019	N/A	**21.5**	**11.3**	N/A	N/A	N/A	**16**	1.38*	N/A	**60**	**72**
	10/3/2019	N/A	N/A	**10.6**	N/A	N/A	N/A	N/A	N/A	N/A	N/A	N/A
	4/28/2020	N/A	**26**	**34.5**	N/A	N/A	N/A	**18**	< 1.88	N/A	**82**	**72**
	4/28/2020	N/A	N/A	N/A	N/A	N/A	N/A	**19**	N/A	N/A	N/A	N/A
	7/22/2020	N/A	1.75*	**35**	N/A	N/A	N/A	**21.9**	N/A	**3**	**95.5**	**72**
	7/22/2020	N/A	1.13*	N/A	N/A	N/A	N/A	N/A	N/A	N/A	N/A	N/A
	5/19/2021	**26.4**	**11.1**	**50.3**	**2.25**	**29.5**	< 1.88	**34.6**	**4.75**	**3.5**	**50.4**	**80.2**
	5/19/2021	N/A	N/A	N/A	N/A	**41.2**	N/A	N/A	N/A	N/A	N/A	N/A
	9/21/2021	N/A	**7**	**38**	N/A	N/A	N/A	**36**	N/A	N/A	**182**	**60**
	9/21/2021	N/A	N/A	N/A	N/A	N/A	N/A	**33.5**	N/A	N/A	N/A	N/A
	3/22/2022	**59.8**	**6.25**	**58**	**2.63**	**44.3**	1.75*	**59.3**	**6.87**	**4.88**	**148**	**105**
	5/24/2022	N/A	N/A	N/A	N/A	N/A	N/A	N/A	N/A	N/A	**126**	**91**
	10/11/2022	N/A	< 1.88	**31.5**	N/A	N/A	N/A	**17.5**	N/A	N/A	**95**	**67**
	10/11/2022	N/A	N/A	N/A	N/A	N/A	N/A	N/A	N/A	N/A	**25**	
	5/17/2023	**43.2**	N/A	**23.7**	**4**	**60.5**	N/A	**11.3**	1*	**2.5**	**89**	**72.7**
	5/17/2023	N/A	N/A	N/A	N/A	N/A	N/A	N/A	N/A	N/A	**75**	
	8/17/2023	N/A	**101**	N/A	N/A	N/A	N/A	N/A	N/A	N/A	N/A	N/A
	11/15/2023	N/A	**15.5**	**46**	N/A	N/A	N/A	**28.5**	N/A	N/A	**100**	**46**
	11/15/2023	N/A	**23**	N/A	N/A	N/A	N/A	N/A	N/A	N/A	N/A	N/A
	6/5/2024	N/A	**15**	**127**	**3.5**	**91.3**	N/A	**9.5**	**16.6**	**3.63**	**89**	**85**
	6/5/2024	N/A	N/A	N/A	N/A	N/A	N/A	N/A	N/A	N/A	**78**	N/A
	9/23/2024	N/A	**19.3**	**19**	N/A	N/A	N/A	**12**	N/A	N/A	**186**	N/A
	9/23/2024	N/A	**18.7**	N/A	N/A	N/A	N/A	N/A	N/A	N/A	N/A	N/A

Note: * indicates 'J flag'. Detection is below the reporting limit, but greater than the MDL (Method Detection Limit). The concentration is estimated.

Denotes Detection.
Denotes Confirmed Outlier. Statistically Excluded.

Sampling performed over multiple dates is recorded on the first date sampled. Refer to field forms for exact sample date.

SCS ENGINEERS

Summary of Groundwater Chemistry
Scott County Landfill - 82-SDP-03-77C - HMSP

Appendix I VOC Constituents	Sample Date	MW-32 UPG	MW-17 DNG	MW-19 DNG	MW-20 DNG	MW-21 DNG	MW-22 DNG	MW-27 DNG	MW-28 DNG	MW-30 DNG	OP-17 DNG	OP-18 DNG
1,1,1,2-Tetrachloroethane, ug/L (CAS NO - 630-20-6)	3/12/2008	N/A	N/A	N/A	N/A	N/A	N/A	N/A	N/A	N/A	< 1	< 1
	4/21/2008	N/A	N/A	N/A	N/A	N/A	N/A	N/A	N/A	N/A	< 1	< 1
	7/24/2008	< 0.33	< 0.33	< 0.33	N/A	< 0.33	N/A	< 0.33	N/A	N/A	< 1	< 1
	7/24/2008	N/A	N/A	N/A	N/A	N/A	N/A	< 0.33	N/A	N/A	N/A	N/A
	8/27/2008	N/A	N/A	N/A	N/A	N/A	N/A	N/A	N/A	N/A	< 1	< 1
	9/24/2008	< 0.33	< 0.33	< 0.33	N/A	< 0.33	N/A	< 0.33	N/A	N/A	< 1	< 1
	3/17/2009	< 0.33	< 0.33	< 0.33	N/A	< 0.33	N/A	< 0.33	N/A	< 0.33	< 0.33	< 0.33
	3/17/2009	N/A	N/A	< 0.33	N/A	N/A	N/A	N/A	N/A	N/A	N/A	N/A
	6/23/2009	< 1	< 1	< 1	N/A	< 1	< 1	< 1	N/A	< 1	< 1	< 1
	6/23/2009	N/A	N/A	N/A	N/A	N/A	N/A	N/A	N/A	N/A	< 1	N/A
	8/13/2009	N/A	N/A	N/A	N/A	N/A	< 1	N/A	N/A	N/A	< 1	< 1
	9/1/2009	< 1	< 1	< 1	N/A	< 1	< 1	< 1	N/A	< 1	< 1	< 1
	9/1/2009	N/A	N/A	< 1	N/A	N/A	N/A	N/A	N/A	N/A	N/A	N/A
	12/17/2009	N/A	N/A	N/A	N/A	N/A	< 1	N/A	N/A	< 1	N/A	N/A
	3/10/2010	< 2	< 2	< 2	N/A	< 2	< 2	< 2	N/A	< 2	< 2	< 2
	3/10/2010	N/A	N/A	N/A	N/A	< 2	N/A	N/A	N/A	N/A	N/A	N/A
	9/27/2010	< 5	< 5	< 5	N/A	< 5	N/A	< 5	N/A	< 5	< 5	< 5
	9/27/2010	N/A	N/A	N/A	N/A	N/A	N/A	< 5	N/A	N/A	N/A	N/A
	3/28/2011	N/A	< 1	< 1	N/A	< 1	< 1	< 1	N/A	< 1	< 1	< 1
	3/28/2011	N/A	N/A	N/A	N/A	N/A	N/A	N/A	N/A	< 1	N/A	N/A
	9/15/2011	N/A	< 1	< 1	N/A	< 1	N/A	< 1	N/A	< 1	< 1	< 1
	3/29/2012	N/A	< 1	N/A	N/A	< 1	N/A	< 1	N/A	< 1	< 1	< 1
	3/29/2012	N/A	N/A	N/A	N/A	N/A	N/A	N/A	N/A	< 1	N/A	N/A
	9/18/2012	N/A	< 1	< 1	N/A	< 1	N/A	< 1	N/A	< 1	< 1	< 1
	1/22/2013	N/A	N/A	N/A	< 1	N/A	N/A	N/A	N/A	N/A	N/A	N/A
	3/27/2013	N/A	< 1	< 1	< 1	< 1	< 1	< 1	N/A	< 1	< 1	< 1
	3/27/2013	N/A	N/A	N/A	N/A	N/A	N/A	N/A	N/A	N/A	< 1	N/A
	9/25/2013	N/A	< 1	< 1	< 1	< 1	N/A	< 1	N/A	< 1	< 1	< 1
	3/11/2014	< 1	< 1	< 1	< 1	< 1	N/A	< 1	N/A	< 1	< 1	< 1
	3/11/2014	N/A	< 1	N/A	N/A	N/A	N/A	N/A	N/A	N/A	N/A	N/A
	9/23/2014	< 1	< 1	< 1	< 1	< 1	N/A	< 1	N/A	< 1	< 1	< 1
	9/23/2014	N/A	N/A	N/A	N/A	N/A	N/A	N/A	N/A	N/A	N/A	< 1
	1/6/2015	N/A	N/A	N/A	N/A	N/A	N/A	N/A	< 1	N/A	N/A	N/A
	4/2/2015	< 1	< 1	< 1	< 1	< 1	< 1	< 1	< 1	< 1	< 1	< 1
	4/2/2015	N/A	N/A	< 1	N/A	N/A	N/A	N/A	N/A	N/A	N/A	N/A
	9/30/2015	N/A	< 1	< 1	< 1	< 1	N/A	< 1	< 1	< 1	< 1	< 1
	9/30/2015	N/A	N/A	N/A	N/A	N/A	N/A	< 1	N/A	N/A	N/A	N/A
	4/27/2016	< 1	< 1	< 1	< 1	< 1	< 1	< 1	< 1	< 1	< 1	< 1
	4/27/2016	N/A	N/A	N/A	N/A	< 1	N/A	N/A	N/A	N/A	N/A	N/A
	9/28/2016	< 1	< 1	< 1	< 1	< 1	< 1	< 1	< 1	< 1	< 1	< 1
	9/28/2016	N/A	N/A	N/A	N/A	N/A	< 1	N/A	N/A	N/A	N/A	N/A
	4/24/2017	< 1	< 1	< 1	< 1	< 1	< 1	< 1	< 1	< 1	< 1	< 1
	4/24/2017	N/A	< 1	N/A	N/A	N/A	N/A	N/A	N/A	N/A	N/A	N/A
	8/22/2017	N/A	< 1	< 1	< 1	< 1	N/A	< 1	< 1	< 1	< 1	< 1
	8/22/2017	N/A	N/A	N/A	N/A	N/A	N/A	N/A	N/A	< 1	N/A	N/A
	10/4/2017	< 1	N/A	N/A	N/A	N/A	N/A	N/A	N/A	N/A	N/A	N/A
	6/4/2018	N/A	< 1	< 1	N/A	N/A	N/A	< 1	N/A	N/A	< 1	< 1
	6/4/2018	N/A	N/A	< 1	N/A	N/A	N/A	N/A	N/A	N/A	N/A	N/A
	12/20/2018	N/A	< 1	< 1	N/A	N/A	N/A	< 1	N/A	N/A	< 1	< 1
	4/15/2019	N/A	< 1	< 1	< 1	< 1	N/A	< 1	N/A	< 1	< 1	< 1
	10/3/2019	N/A	< 1	< 1	N/A	N/A	N/A	< 1	N/A	N/A	< 1	< 1
	10/3/2019	N/A	N/A	< 1	N/A	N/A	N/A	N/A	N/A	N/A	N/A	N/A
	4/28/2020	N/A	< 1	< 1	N/A	N/A	N/A	< 1	< 1	N/A	< 1	< 1
	4/28/2020	N/A	N/A	N/A	N/A	N/A	N/A	< 1	N/A	N/A	N/A	N/A
	7/22/2020	N/A	< 1	< 1	N/A	N/A	N/A	< 1	N/A	N/A	< 1	< 1
	7/22/2020	N/A	< 1	< 1	N/A	N/A	N/A	< 1	N/A	N/A	< 1	< 1
	7/22/2020	N/A	< 1	N/A	N/A	N/A	N/A	N/A	N/A	N/A	N/A	N/A
	5/19/2021	N/A	< 1	< 1	N/A	N/A	< 1	< 1	N/A	N/A	< 1	< 1
	9/21/2021	N/A	< 1	< 1	N/A	N/A	N/A	< 1	N/A	N/A	< 1	< 1
	9/21/2021	N/A	N/A	N/A	N/A	N/A	N/A	< 1	N/A	N/A	N/A	N/A
	3/22/2022	N/A	< 1	< 1	N/A	N/A	N/A	< 1	N/A	N/A	< 1	< 1
	5/24/2022	N/A	N/A	N/A	N/A	N/A	N/A	N/A	N/A	N/A	< 1	< 1
	10/11/2022	N/A	< 1	< 1	N/A	N/A	N/A	< 1	N/A	N/A	< 1	< 1
	10/11/2022	N/A	N/A	N/A	N/A	N/A	N/A	N/A	N/A	N/A	N/A	< 1
	5/17/2023	N/A	N/A	< 1	N/A	N/A	N/A	< 1	N/A	N/A	< 1	< 1
	5/17/2023	N/A	N/A	N/A	N/A	N/A	N/A	N/A	N/A	N/A	N/A	< 1
	8/17/2023	N/A	< 1	N/A	N/A	N/A	N/A	N/A	N/A	N/A	N/A	N/A
	11/15/2023	N/A	< 1	< 1	N/A	N/A	N/A	< 1	N/A	N/A	< 1	< 1
	11/15/2023	N/A	< 1	N/A	N/A	N/A	N/A	N/A	N/A	N/A	N/A	N/A
	6/5/2024	N/A	< 1	< 1	< 1	< 1	N/A	< 1	N/A	< 1	< 1	< 1
	6/5/2024	N/A	N/A	N/A	N/A	N/A	N/A	N/A	N/A	N/A	< 1	N/A
	9/23/2024	N/A	< 1	< 1	N/A	N/A	N/A	< 1	N/A	N/A	< 1	N/A
	9/23/2024	N/A	< 1	N/A	N/A	N/A	N/A	N/A	N/A	N/A	N/A	N/A
1,1,1-Trichloroethane, ug/L (CAS NO - 71-55-6)	3/12/2008	N/A	N/A	N/A	N/A	N/A	N/A	N/A	N/A	N/A	< 1	< 1
	4/21/2008	N/A	N/A	N/A	N/A	N/A	N/A	N/A	N/A	N/A	< 1	< 1
	7/24/2008	< 0.19	< 0.19	< 0.19	N/A	< 0.19	N/A	< 0.19	N/A	N/A	< 1	< 1
	7/24/2008	N/A	N/A	N/A	N/A	N/A	N/A	< 0.19	N/A	N/A	N/A	N/A
	8/27/2008	N/A	N/A	N/A	N/A	N/A	N/A	N/A	N/A	N/A	< 1	< 1
	9/24/2008	< 0.19	< 0.19	0.23*	N/A	< 0.19	N/A	< 0.19	N/A	N/A	< 1	< 1
	3/17/2009	< 0.19	< 0.19	< 0.19	N/A	< 0.19	N/A	< 0.19	N/A	< 0.19	< 0.19	< 0.19
	3/17/2009	N/A	N/A	< 0.19	N/A	N/A	N/A	N/A	N/A	N/A	N/A	N/A
	6/23/2009	< 1	< 1	< 1	N/A	< 1	< 1	< 1	N/A	< 1	< 1	< 1
	6/23/2009	N/A	N/A	N/A	N/A	N/A	N/A	N/A	N/A	N/A	< 1	N/A
	8/13/2009	N/A	N/A	N/A	N/A	N/A	< 1	N/A	N/A	N/A	< 1	< 1
	9/1/2009	< 1	< 1	< 1	N/A	< 1	< 1	< 1	N/A	< 1	< 1	< 1
	9/1/2009	N/A	N/A	< 1	N/A	N/A	N/A	N/A	N/A	N/A	N/A	N/A
	12/17/2009	N/A	N/A	N/A	N/A	N/A	< 1	N/A	N/A	< 1	N/A	N/A
	3/10/2010	< 1	< 1	< 1	N/A	< 1	< 1	< 1	N/A	< 1	< 1	< 1
	3/10/2010	N/A	N/A	N/A	N/A	< 1	N/A	N/A	N/A	N/A	N/A	N/A

SCS ENGINEERS

Summary of Groundwater Chemistry
Scott County Landfill - 82-SDP-03-77C - HMSP

Appendix I VOC Constituents	Sample Date	MW-32 UPG	MW-17 DNG	MW-19 DNG	MW-20 DNG	MW-21 DNG	MW-22 DNG	MW-27 DNG	MW-28 DNG	MW-30 DNG	OP-17 DNG	OP-18 DNG
1,1,1-Trichloroethane, ug/L (CAS NO - 71-55-6)	9/27/2010	< 2	< 1	< 1	N/A	< 2	N/A	< 2	N/A	< 2	< 1	< 1
	9/27/2010	N/A	N/A	N/A	N/A	N/A	N/A	< 2	N/A	N/A	N/A	N/A
	3/28/2011	N/A	< 1	< 1	N/A	< 1	< 1	< 1	N/A	< 1	< 1	< 1
	3/28/2011	N/A	N/A	N/A	N/A	N/A	N/A	N/A	N/A	< 1	N/A	N/A
	9/15/2011	N/A	< 1	< 1	N/A	< 1	N/A	< 1	N/A	< 1	< 1	< 1
	3/29/2012	N/A	< 1	N/A	N/A	< 1	N/A	< 1	N/A	< 1	< 1	< 1
	3/29/2012	N/A	N/A	N/A	N/A	N/A	N/A	N/A	N/A	< 1	N/A	N/A
	9/18/2012	N/A	< 1	< 1	N/A	< 1	N/A	< 1	N/A	< 1	< 1	< 1
	1/22/2013	N/A	N/A	N/A	< 1	N/A	N/A	N/A	N/A	N/A	N/A	N/A
	3/27/2013	N/A	< 1	< 1	< 1	< 1	< 1	< 1	N/A	< 1	< 1	< 1
	3/27/2013	N/A	N/A	N/A	N/A	N/A	N/A	N/A	N/A	N/A	< 1	N/A
	9/25/2013	N/A	< 1	< 1	< 1	< 1	N/A	< 1	N/A	< 1	< 1	< 1
	3/11/2014	< 1	< 1	< 1	< 1	< 1	N/A	< 1	N/A	< 1	< 1	< 1
	3/11/2014	N/A	< 1	N/A	N/A	N/A	N/A	N/A	N/A	N/A	N/A	N/A
	9/23/2014	< 1	< 1	< 1	< 1	< 1	N/A	< 1	N/A	< 1	< 1	< 1
	9/23/2014	N/A	N/A	N/A	N/A	N/A	N/A	N/A	N/A	N/A	N/A	< 1
	1/6/2015	N/A	N/A	N/A	N/A	N/A	N/A	N/A	< 1	N/A	N/A	N/A
	4/2/2015	< 1	< 1	< 1	< 1	< 1	< 1	< 1	< 1	< 1	< 1	< 1
	4/2/2015	N/A	N/A	< 1	N/A	N/A	N/A	N/A	N/A	N/A	N/A	N/A
	9/30/2015	N/A	< 1	< 1	< 1	< 1	N/A	< 1	< 1	< 1	< 1	< 1
	9/30/2015	N/A	N/A	N/A	N/A	N/A	N/A	< 1	N/A	N/A	N/A	N/A
	4/27/2016	< 1	< 1	< 1	< 1	< 1	< 1	< 1	< 1	< 1	< 1	< 1
	9/30/2015	N/A	N/A	N/A	N/A	N/A	N/A	< 1	N/A	N/A	N/A	N/A
	4/27/2016	< 1	< 1	< 1	< 1	< 1	< 1	< 1	< 1	< 1	< 1	< 1
	4/27/2016	N/A	N/A	N/A	N/A	< 1	N/A	N/A	N/A	N/A	N/A	N/A
	9/28/2016	< 1	< 1	< 1	< 1	< 1	< 1	< 1	< 1	< 1	< 1	< 1
	9/28/2016	N/A	N/A	N/A	N/A	N/A	< 1	N/A	N/A	N/A	N/A	N/A
	4/24/2017	< 1	< 1	< 1	< 1	< 1	< 1	< 1	< 1	< 1	< 1	< 1
	4/24/2017	N/A	< 1	N/A	N/A	N/A	N/A	N/A	N/A	N/A	N/A	N/A
	8/22/2017	N/A	< 1	< 1	< 1	< 1	N/A	< 1	< 1	< 1	< 1	< 1
	8/22/2017	N/A	N/A	N/A	N/A	N/A	N/A	N/A	N/A	< 1	N/A	N/A
	10/4/2017	< 1	N/A	N/A	N/A	N/A	N/A	N/A	N/A	N/A	N/A	N/A
	6/4/2018	N/A	< 1	< 1	N/A	N/A	N/A	< 1	N/A	N/A	< 1	< 1
	6/4/2018	N/A	N/A	< 1	N/A	N/A	N/A	N/A	N/A	N/A	N/A	N/A
	12/20/2018	N/A	< 1	< 1	N/A	N/A	N/A	< 1	N/A	N/A	< 1	< 1
	4/15/2019	N/A	< 1	< 1	< 1	< 1	N/A	< 1	N/A	< 1	< 1	< 1
	10/3/2019	N/A	< 1	< 1	N/A	N/A	N/A	< 1	N/A	N/A	< 1	< 1
	10/3/2019	N/A	N/A	< 1	N/A	N/A	N/A	N/A	N/A	N/A	N/A	N/A
	4/28/2020	N/A	< 1	< 1	N/A	N/A	N/A	< 1	< 1	N/A	< 1	< 1
	4/28/2020	N/A	N/A	N/A	N/A	N/A	N/A	< 1	N/A	N/A	N/A	N/A
	7/22/2020	N/A	< 1	< 1	N/A	N/A	N/A	< 1	N/A	N/A	< 1	< 1
	7/22/2020	N/A	< 1	N/A	N/A	N/A	N/A	N/A	N/A	N/A	N/A	N/A
	5/19/2021	N/A	< 1	< 1	N/A	N/A	< 1	< 1	N/A	N/A	< 1	< 1
	9/21/2021	N/A	< 1	< 1	N/A	N/A	N/A	< 1	N/A	N/A	< 1	< 1
	9/21/2021	N/A	N/A	N/A	N/A	N/A	N/A	< 1	N/A	N/A	N/A	N/A
	3/22/2022	N/A	< 1	< 1	N/A	N/A	N/A	< 1	N/A	N/A	< 1	< 1
	5/24/2022	N/A	N/A	N/A	N/A	N/A	N/A	N/A	N/A	N/A	< 1	< 1
	10/11/2022	N/A	< 1	< 1	N/A	N/A	N/A	< 1	N/A	N/A	< 1	< 1
	10/11/2022	N/A	N/A	N/A	N/A	N/A	N/A	N/A	N/A	N/A	N/A	< 1
	5/17/2023	N/A	N/A	< 1	N/A	N/A	N/A	< 1	N/A	N/A	< 1	< 1
	5/17/2023	N/A	N/A	N/A	N/A	N/A	N/A	N/A	N/A	N/A	N/A	< 1
	8/17/2023	N/A	< 1	N/A	N/A	N/A	N/A	N/A	N/A	N/A	N/A	N/A
	11/15/2023	N/A	< 1	< 1	N/A	N/A	N/A	< 1	N/A	N/A	< 1	< 1
	11/15/2023	N/A	< 1	N/A	N/A	N/A	N/A	N/A	N/A	N/A	N/A	N/A
	6/5/2024	N/A	< 1	< 1	< 1	< 1	N/A	< 1	N/A	< 1	< 1	< 1
	6/5/2024	N/A	N/A	N/A	N/A	N/A	N/A	N/A	N/A	N/A	< 1	N/A
	9/23/2024	N/A	< 1	< 1	N/A	N/A	N/A	< 1	N/A	N/A	< 1	N/A
	9/23/2024	N/A	< 1	N/A	N/A	N/A	N/A	N/A	N/A	N/A	N/A	N/A
1,1,2,2-Tetrachloroethane, ug/L (CAS NO - 79-34-5)	3/12/2008	N/A	N/A	N/A	N/A	N/A	N/A	N/A	N/A	N/A	< 1	< 1
	4/21/2008	N/A	N/A	N/A	N/A	N/A	N/A	N/A	N/A	N/A	< 1	< 1
	7/24/2008	< 0.23	< 0.23	< 0.23	N/A	< 0.23	N/A	< 0.23	N/A	N/A	< 1	< 1
	7/24/2008	N/A	N/A	N/A	N/A	N/A	N/A	< 0.23	N/A	N/A	N/A	N/A
	8/27/2008	N/A	N/A	N/A	N/A	N/A	N/A	N/A	N/A	N/A	< 1	< 1
	9/24/2008	< 0.23	< 0.23	< 0.23	N/A	< 0.23	N/A	< 0.23	N/A	N/A	< 1	< 1
	3/17/2009	< 0.23	< 0.23	< 0.23	N/A	< 0.23	N/A	< 0.23	N/A	< 0.23	< 0.23	< 0.23
	3/17/2009	N/A	N/A	< 0.23	N/A	N/A	N/A	N/A	N/A	N/A	N/A	N/A
	6/23/2009	< 1	< 1	< 1	N/A	< 1	< 1	< 1	N/A	< 1	< 1	< 1
	6/23/2009	N/A	N/A	N/A	N/A	N/A	N/A	N/A	N/A	N/A	< 1	N/A
	8/13/2009	N/A	N/A	N/A	N/A	N/A	< 1	N/A	N/A	N/A	< 1	< 1
	9/1/2009	< 1	< 1	< 1	N/A	< 1	< 1	< 1	N/A	< 1	< 1	< 1
	9/1/2009	N/A	N/A	< 1	N/A	N/A	N/A	N/A	N/A	N/A	N/A	N/A
	12/17/2009	N/A	N/A	N/A	N/A	N/A	< 1	N/A	N/A	< 1	N/A	N/A
	3/10/2010	< 2	< 2	< 2	N/A	< 2	< 2	< 2	N/A	< 2	< 2	< 2
	3/10/2010	N/A	N/A	N/A	N/A	< 2	N/A	N/A	N/A	N/A	N/A	N/A
	9/27/2010	< 1	< 1	< 1	N/A	< 1	N/A	< 1	N/A	< 1	< 1	< 1
	9/27/2010	N/A	N/A	N/A	N/A	N/A	N/A	< 1	N/A	N/A	N/A	N/A
	3/28/2011	N/A	< 4	< 4	N/A	< 4	< 4	< 4	N/A	< 4	< 4	< 4
	3/28/2011	N/A	N/A	N/A	N/A	N/A	N/A	N/A	N/A	< 4	N/A	N/A
	9/15/2011	N/A	< 1	< 1	N/A	< 1	N/A	< 1	N/A	< 1	< 1	< 1
	3/29/2012	N/A	< 1	N/A	N/A	< 1	N/A	< 1	N/A	< 1	< 1	< 1
	3/29/2012	N/A	N/A	N/A	N/A	N/A	N/A	N/A	N/A	< 1	N/A	N/A
	9/18/2012	N/A	< 1	< 1	N/A	< 1	N/A	< 1	N/A	< 1	< 1	< 1
	1/22/2013	N/A	N/A	N/A	< 1	N/A	N/A	N/A	N/A	N/A	N/A	N/A
	3/27/2013	N/A	< 1	< 1	< 1	< 1	< 1	< 1	N/A	< 1	< 1	< 1
	3/27/2013	N/A	N/A	N/A	N/A	N/A	N/A	N/A	N/A	N/A	< 1	N/A
	9/25/2013	N/A	< 1	< 1	< 1	< 1	N/A	< 1	N/A	< 1	< 1	< 1
	3/11/2014	< 1	< 1	< 1	< 1	< 1	N/A	< 1	N/A	< 1	< 1	< 1
	3/11/2014	N/A	< 1	N/A	N/A	N/A	N/A	N/A	N/A	N/A	N/A	N/A
	9/23/2014	< 1	< 1	< 1	< 1	< 1	N/A	< 1	N/A	< 1	< 1	< 1
	9/23/2014	N/A	N/A	N/A	N/A	N/A	N/A	N/A	N/A	N/A	N/A	< 1
	1/6/2015	N/A	N/A	N/A	N/A	N/A	N/A	N/A	< 1	N/A	N/A	N/A

SCS ENGINEERS

Summary of Groundwater Chemistry
Scott County Landfill - 82-SDP-03-77C - HMSP

Appendix I VOC Constituents	Sample Date	MW-32 UPG	MW-17 DNG	MW-19 DNG	MW-20 DNG	MW-21 DNG	MW-22 DNG	MW-27 DNG	MW-28 DNG	MW-30 DNG	OP-17 DNG	OP-18 DNG
1,1,2,2-Tetrachloroethane, ug/L (CAS NO - 79-34-5)	4/2/2015	< 1	< 1	< 1	< 1	< 1	< 1	< 1	< 1	< 1	< 1	< 1
	4/2/2015	N/A	N/A	< 1	N/A	N/A	N/A	N/A	N/A	N/A	N/A	N/A
	9/30/2015	N/A	< 1	< 1	< 1	< 1	N/A	< 1	< 1	< 1	< 1	< 1
	9/30/2015	N/A	N/A	N/A	N/A	N/A	N/A	< 1	N/A	N/A	N/A	N/A
	4/27/2016	< 1	< 1	< 1	< 1	< 1	< 1	< 1	< 1	< 1	< 1	< 1
	4/27/2016	N/A	N/A	N/A	N/A	< 1	N/A	N/A	N/A	N/A	N/A	N/A
	9/28/2016	< 1	< 1	< 1	< 1	< 1	< 1	< 1	< 1	< 1	< 1	< 1
	9/28/2016	N/A	N/A	N/A	N/A	N/A	< 1	N/A	N/A	N/A	N/A	N/A
	4/24/2017	< 1	< 1	< 1	< 1	< 1	< 1	< 1	< 1	< 1	< 1	< 1
	4/24/2017	N/A	< 1	N/A	N/A	N/A	N/A	N/A	N/A	N/A	N/A	N/A
	8/22/2017	N/A	< 1	< 1	< 1	< 1	N/A	< 1	< 1	< 1	< 1	< 1
	8/22/2017	N/A	N/A	N/A	N/A	N/A	N/A	N/A	N/A	< 1	N/A	N/A
	10/4/2017	< 1	N/A	N/A	N/A	N/A	N/A	N/A	N/A	N/A	N/A	N/A
	6/4/2018	N/A	< 1	< 1	N/A	N/A	N/A	< 1	N/A	N/A	< 1	< 1
	6/4/2018	N/A	N/A	< 1	N/A	N/A	N/A	N/A	N/A	N/A	N/A	N/A
	12/20/2018	N/A	< 1	< 1	N/A	N/A	N/A	< 1	N/A	N/A	< 1	< 1
	12/20/2018	N/A	< 1	< 1	N/A	N/A	N/A	< 1	N/A	N/A	< 1	< 1
	4/15/2019	N/A	< 1	< 1	< 1	< 1	N/A	< 1	N/A	< 1	< 1	< 1
	10/3/2019	N/A	< 1	< 1	N/A	N/A	N/A	< 1	N/A	N/A	< 1	< 1
	10/3/2019	N/A	N/A	< 1	N/A	N/A	N/A	N/A	N/A	N/A	N/A	N/A
	4/28/2020	N/A	< 1	< 1	N/A	N/A	N/A	< 1	< 1	N/A	< 1	< 1
	4/28/2020	N/A	N/A	N/A	N/A	N/A	N/A	< 1	N/A	N/A	N/A	N/A
	7/22/2020	N/A	< 1	< 1	N/A	N/A	N/A	< 1	N/A	N/A	< 1	< 1
	7/22/2020	N/A	< 1	N/A	N/A	N/A	N/A	N/A	N/A	N/A	N/A	N/A
	5/19/2021	N/A	< 1	< 1	N/A	N/A	< 1	< 1	N/A	N/A	< 1	< 1
	9/21/2021	N/A	< 1	< 1	N/A	N/A	N/A	< 1	N/A	N/A	< 1	< 1
	9/21/2021	N/A	N/A	N/A	N/A	N/A	N/A	< 1	N/A	N/A	N/A	N/A
	3/22/2022	N/A	< 1	< 1	N/A	N/A	N/A	< 1	N/A	N/A	< 1	< 1
	5/24/2022	N/A	N/A	N/A	N/A	N/A	N/A	N/A	N/A	N/A	< 1	< 1
	10/11/2022	N/A	< 1	< 1	N/A	N/A	N/A	< 1	N/A	N/A	< 1	< 1
	10/11/2022	N/A	N/A	N/A	N/A	N/A	N/A	N/A	N/A	N/A	N/A	< 1
	5/17/2023	N/A	N/A	< 1	N/A	N/A	N/A	< 1	N/A	N/A	< 1	< 1
	5/17/2023	N/A	N/A	N/A	N/A	N/A	N/A	N/A	N/A	N/A	N/A	< 1
	8/17/2023	N/A	< 1	N/A	N/A	N/A	N/A	N/A	N/A	N/A	N/A	N/A
	11/15/2023	N/A	< 1	< 1	N/A	N/A	N/A	< 1	N/A	N/A	< 1	< 1
	11/15/2023	N/A	< 1	N/A	N/A	N/A	N/A	N/A	N/A	N/A	N/A	N/A
	6/5/2024	N/A	< 1	< 1	< 1	< 1	N/A	< 1	N/A	< 1	< 1	< 1
	6/5/2024	N/A	N/A	N/A	N/A	N/A	N/A	N/A	N/A	N/A	< 1	N/A
	9/23/2024	N/A	< 1	< 1	N/A	N/A	N/A	< 1	N/A	N/A	< 1	N/A
	9/23/2024	N/A	< 1	N/A	N/A	N/A	N/A	N/A	N/A	N/A	N/A	N/A
1,1,2-Trichloroethane, ug/L (CAS NO - 79-00-5)	3/12/2008	N/A	N/A	N/A	N/A	N/A	N/A	N/A	N/A	N/A	< 1	< 1
	4/21/2008	N/A	N/A	N/A	N/A	N/A	N/A	N/A	N/A	N/A	< 1	< 1
	7/24/2008	< 0.37	< 0.37	< 0.37	N/A	< 0.37	N/A	< 0.37	N/A	N/A	< 1	< 1
	7/24/2008	N/A	N/A	N/A	N/A	N/A	N/A	< 0.37	N/A	N/A	N/A	N/A
	8/27/2008	N/A	N/A	N/A	N/A	N/A	N/A	N/A	N/A	N/A	< 1	< 1
	9/24/2008	< 0.37	< 0.37	< 0.37	N/A	< 0.37	N/A	< 0.37	N/A	N/A	< 1	< 1
	3/17/2009	< 0.37	< 0.37	< 0.37	N/A	< 0.37	N/A	< 0.37	N/A	< 0.37	< 0.37	< 0.37
	3/17/2009	N/A	N/A	< 0.37	N/A	N/A	N/A	N/A	N/A	N/A	N/A	N/A
	6/23/2009	< 1	< 1	< 1	N/A	< 1	< 1	< 1	N/A	< 1	< 1	< 1
	6/23/2009	N/A	N/A	N/A	N/A	N/A	N/A	N/A	N/A	N/A	< 1	N/A
	8/13/2009	N/A	N/A	N/A	N/A	N/A	< 1	N/A	N/A	N/A	< 1	< 1
	9/1/2009	< 1	< 1	< 1	N/A	< 1	< 1	< 1	N/A	< 1	< 1	< 1
	9/1/2009	N/A	N/A	< 1	N/A	N/A	N/A	N/A	N/A	N/A	N/A	N/A
	12/17/2009	N/A	N/A	N/A	N/A	N/A	< 1	N/A	N/A	< 1	N/A	N/A
	3/10/2010	< 1	< 1	< 1	N/A	< 1	< 1	< 1	N/A	< 1	< 1	< 1
	3/10/2010	N/A	N/A	N/A	N/A	< 1	N/A	N/A	N/A	N/A	N/A	N/A
	9/27/2010	< 1	< 1	< 1	N/A	< 1	N/A	< 1	N/A	< 1	< 1	< 1
	9/27/2010	N/A	N/A	N/A	N/A	N/A	N/A	< 1	N/A	N/A	N/A	N/A
	3/28/2011	N/A	< 1	< 1	N/A	< 1	< 1	< 1	N/A	< 1	< 1	< 1
	3/28/2011	N/A	N/A	N/A	N/A	N/A	N/A	N/A	N/A	< 1	N/A	N/A
	9/15/2011	N/A	< 1	< 1	N/A	< 1	N/A	< 1	N/A	< 1	< 1	< 1
	3/29/2012	N/A	< 1	N/A	N/A	< 1	N/A	< 1	N/A	< 1	< 1	< 1
	3/29/2012	N/A	N/A	N/A	N/A	N/A	N/A	N/A	N/A	< 1	N/A	N/A
	9/18/2012	N/A	< 1	< 1	N/A	< 1	N/A	< 1	N/A	< 1	< 1	< 1
	1/22/2013	N/A	N/A	N/A	< 1	N/A	N/A	N/A	N/A	N/A	N/A	N/A
	3/27/2013	N/A	< 1	< 1	< 1	< 1	< 1	< 1	N/A	< 1	< 1	< 1
	3/27/2013	N/A	N/A	N/A	N/A	N/A	N/A	N/A	N/A	N/A	< 1	N/A
	9/25/2013	N/A	< 1	< 1	< 1	< 1	N/A	< 1	N/A	< 1	< 1	< 1
	3/11/2014	< 1	< 1	< 1	< 1	< 1	N/A	< 1	N/A	< 1	< 1	< 1
	3/11/2014	N/A	< 1	N/A	N/A	N/A	N/A	N/A	N/A	N/A	N/A	N/A
	9/23/2014	< 1	< 1	< 1	< 1	< 1	N/A	< 1	N/A	< 1	< 1	< 1
	9/23/2014	N/A	N/A	N/A	N/A	N/A	N/A	N/A	N/A	N/A	N/A	< 1
	1/6/2015	N/A	N/A	N/A	N/A	N/A	N/A	N/A	< 1	N/A	N/A	N/A
	4/2/2015	< 1	< 1	< 1	< 1	< 1	< 1	< 1	< 1	< 1	< 1	< 1
	4/2/2015	N/A	N/A	< 1	N/A	N/A	N/A	N/A	N/A	N/A	N/A	N/A
	9/30/2015	N/A	< 1	< 1	< 1	< 1	N/A	< 1	< 1	< 1	< 1	< 1
	9/30/2015	N/A	N/A	N/A	N/A	N/A	N/A	< 1	N/A	N/A	N/A	N/A
	4/27/2016	< 1	< 1	< 1	< 1	< 1	< 1	< 1	< 1	< 1	< 1	< 1
	4/27/2016	N/A	N/A	N/A	N/A	< 1	N/A	N/A	N/A	N/A	N/A	N/A
	9/28/2016	< 1	< 1	< 1	< 1	< 1	< 1	< 1	< 1	< 1	< 1	< 1
	9/28/2016	N/A	N/A	N/A	N/A	N/A	< 1	N/A	N/A	N/A	N/A	N/A
	4/24/2017	< 1	< 1	< 1	< 1	< 1	< 1	< 1	< 1	< 1	< 1	< 1
	4/24/2017	N/A	< 1	N/A	N/A	N/A	N/A	N/A	N/A	N/A	N/A	N/A
	8/22/2017	N/A	< 1	< 1	< 1	< 1	N/A	< 1	< 1	< 1	< 1	< 1
	8/22/2017	N/A	N/A	N/A	N/A	N/A	N/A	N/A	N/A	< 1	N/A	N/A
	10/4/2017	< 1	N/A	N/A	N/A	N/A	N/A	N/A	N/A	N/A	N/A	N/A
	6/4/2018	N/A	< 1	< 1	N/A	N/A	N/A	< 1	N/A	N/A	< 1	< 1
	6/4/2018	N/A	N/A	< 1	N/A	N/A	N/A	N/A	N/A	N/A	N/A	N/A
	12/20/2018	N/A	< 1	< 1	N/A	N/A	N/A	< 1	N/A	N/A	< 1	< 1

SCS ENGINEERS

Summary of Groundwater Chemistry
Scott County Landfill - 82-SDP-03-77C - HMSP

Appendix I VOC Constituents	Sample Date	MW-32 UPG	MW-17 DNG	MW-19 DNG	MW-20 DNG	MW-21 DNG	MW-22 DNG	MW-27 DNG	MW-28 DNG	MW-30 DNG	OP-17 DNG	OP-18 DNG
1,1,2-Trichloroethane, ug/L (CAS NO - 79-00-5)	4/15/2019	N/A	< 1	< 1	< 1	< 1	N/A	< 1	N/A	< 1	< 1	< 1
	10/3/2019	N/A	< 1	< 1	N/A	N/A	N/A	< 1	N/A	N/A	< 1	< 1
	10/3/2019	N/A	N/A	< 1	N/A	N/A	N/A	N/A	N/A	N/A	N/A	N/A
	4/28/2020	N/A	< 1	< 1	N/A	N/A	N/A	< 1	< 1	N/A	< 1	< 1
	4/28/2020	N/A	N/A	N/A	N/A	N/A	N/A	< 1	N/A	N/A	N/A	N/A
	7/22/2020	N/A	< 1	< 1	N/A	N/A	N/A	< 1	N/A	N/A	< 1	< 1
	7/22/2020	N/A	< 1	N/A	N/A	N/A	N/A	N/A	N/A	N/A	N/A	N/A
	5/19/2021	N/A	< 1	< 1	N/A	N/A	< 1	< 1	N/A	N/A	< 1	< 1
	9/21/2021	N/A	< 1	< 1	N/A	N/A	N/A	< 1	N/A	N/A	< 1	< 1
	9/21/2021	N/A	N/A	N/A	N/A	N/A	N/A	< 1	N/A	N/A	N/A	N/A
	3/22/2022	N/A	< 1	< 1	N/A	N/A	N/A	< 1	N/A	N/A	< 1	< 1
	5/24/2022	N/A	N/A	N/A	N/A	N/A	N/A	N/A	N/A	N/A	< 1	< 1
	10/11/2022	N/A	< 1	< 1	N/A	N/A	N/A	< 1	N/A	N/A	< 1	< 1
	10/11/2022	N/A	N/A	N/A	N/A	N/A	N/A	N/A	N/A	N/A	N/A	< 1
	5/17/2023	N/A	N/A	< 1	N/A	N/A	N/A	< 1	N/A	N/A	< 1	< 1
	5/17/2023	N/A	N/A	N/A	N/A	N/A	N/A	N/A	N/A	N/A	N/A	< 1
	8/17/2023	N/A	< 1	N/A	N/A	N/A	N/A	N/A	N/A	N/A	N/A	N/A
	11/15/2023	N/A	< 1	< 1	N/A	N/A	N/A	< 1	N/A	N/A	< 1	< 1
	11/15/2023	N/A	< 1	N/A	N/A	N/A	N/A	N/A	N/A	N/A	N/A	N/A
	6/5/2024	N/A	< 1	< 1	< 1	< 1	N/A	< 1	N/A	< 1	< 1	< 1
	6/5/2024	N/A	N/A	N/A	N/A	N/A	N/A	N/A	N/A	N/A	< 1	N/A
	9/23/2024	N/A	< 1	< 1	N/A	N/A	N/A	< 1	N/A	N/A	< 1	N/A
	9/23/2024	N/A	< 1	N/A	N/A	N/A	N/A	N/A	N/A	N/A	N/A	N/A
1,1-Dichloroethane, ug/L (CAS NO - 75-34-3)	3/12/2008	N/A	N/A	N/A	N/A	N/A	N/A	N/A	N/A	N/A	< 1	< 1
	4/21/2008	N/A	N/A	N/A	N/A	N/A	N/A	N/A	N/A	N/A	**1.72**	< 1
	7/24/2008	< 0.19	**5.05**	< 0.19	N/A	< 0.19	N/A	6.56*	N/A	N/A	< 1	< 1
	7/24/2008	N/A	N/A	N/A	N/A	N/A	N/A	**6.95**	N/A	N/A	N/A	N/A
	8/27/2008	N/A	N/A	N/A	N/A	N/A	N/A	N/A	N/A	N/A	< 1	< 1
	9/24/2008	< 0.19	**5.3**	0.26*	N/A	< 0.19	N/A	**7.41**	N/A	N/A	< 1	< 1
	3/17/2009	< 0.19	**5.25**	0.28*	N/A	< 0.19	N/A	**7.19**	N/A	< 0.19	**1.64**	**0.4**
	3/17/2009	N/A	N/A	< 0.19	N/A	N/A	N/A	N/A	N/A	N/A	N/A	N/A
	6/23/2009	< 1	**4.44**	< 1	N/A	< 1	< 1	**6.26**	N/A	< 1	< 1	< 1
	6/23/2009	N/A	N/A	N/A	N/A	N/A	N/A	N/A	N/A	N/A	< 1	N/A
	8/13/2009	N/A	N/A	N/A	N/A	N/A	< 1	N/A	N/A	N/A	< 1	< 1
	9/1/2009	< 1	**5.43**	< 1	N/A	< 1	< 1	**6.19**	N/A	< 1	< 1	< 1
	9/1/2009	N/A	N/A	< 1	N/A	N/A	N/A	N/A	N/A	N/A	N/A	N/A
	12/17/2009	N/A	N/A	N/A	N/A	N/A	< 1	N/A	N/A	< 1	N/A	N/A
	3/10/2010	< 1	**5.9**	< 1	N/A	< 1	< 1	**7.26**	N/A	< 1	< 1	< 1
	3/10/2010	N/A	N/A	N/A	N/A	< 1	N/A	N/A	N/A	N/A	N/A	N/A
	9/27/2010	< 1	**4.4**	< 1	N/A	< 1	N/A	**4.57**	N/A	< 1	< 1	< 1
	9/27/2010	N/A	N/A	N/A	N/A	N/A	N/A	**4.87**	N/A	N/A	N/A	N/A
	3/28/2011	N/A	**4.15**	< 1	N/A	< 1	< 1	**4.34**	N/A	< 1	< 1	< 1
	3/28/2011	N/A	N/A	N/A	N/A	N/A	N/A	N/A	N/A	< 1	N/A	N/A
	9/15/2011	N/A	**4.26**	< 1	N/A	< 1	N/A	**4.16**	N/A	< 1	< 1	< 1
	3/29/2012	N/A	**2.13**	N/A	N/A	< 1	N/A	**3.99**	N/A	< 1	< 1	< 1
	3/29/2012	N/A	N/A	N/A	N/A	N/A	N/A	N/A	N/A	< 1	N/A	N/A
	9/18/2012	N/A	**3.04**	< 1	N/A	< 1	N/A	**3.38**	N/A	< 1	< 1	< 1
	1/22/2013	N/A	N/A	N/A	< 1	N/A	N/A	N/A	N/A	N/A	N/A	N/A
	3/27/2013	N/A	**2.14**	< 1	< 1	< 1	< 1	**3.33**	N/A	< 1	< 1	< 1
	3/27/2013	N/A	N/A	N/A	N/A	N/A	N/A	N/A	N/A	N/A	< 1	N/A
	9/25/2013	N/A	**2.2**	< 1	< 1	< 1	N/A	**4.14**	N/A	< 1	< 1	< 1
	3/11/2014	< 1	**2.92**	< 1	< 1	< 1	N/A	**4.43**	N/A	< 1	0.457*	0.334*
	3/11/2014	N/A	**3.28**	N/A	N/A	N/A	N/A	N/A	N/A	N/A	N/A	N/A
	9/23/2014	< 1	**3.33**	< 1	< 1	< 1	N/A	**2.86**	N/A	< 1	< 1	< 1
	9/23/2014	N/A	N/A	N/A	N/A	N/A	N/A	N/A	N/A	N/A	N/A	< 1
	1/6/2015	N/A	N/A	N/A	N/A	N/A	N/A	N/A	< 1	N/A	N/A	N/A
	4/2/2015	< 1	**3.02**	< 1	< 1	< 1	< 1	**3.31**	< 1	< 1	0.372*	0.391*
	4/2/2015	N/A	N/A	< 1	N/A	N/A	N/A	N/A	N/A	N/A	N/A	N/A
	9/30/2015	N/A	**3.86**	< 1	< 1	< 1	N/A	**1.87**	< 1	< 1	< 1	0.496*
	9/30/2015	N/A	N/A	N/A	N/A	N/A	N/A	**1.66**	N/A	N/A	N/A	N/A
	4/27/2016	< 1	**1.64**	< 1	< 1	< 1	< 1	**3.27**	< 1	< 1	< 1	0.422*
	4/27/2016	N/A	N/A	N/A	N/A	< 1	N/A	N/A	N/A	N/A	N/A	N/A
	9/28/2016	< 1	**2.1**	< 1	< 1	< 1	< 1	**3.41**	< 1	< 1	< 1	0.381*
	9/28/2016	N/A	N/A	N/A	N/A	N/A	< 1	N/A	N/A	N/A	N/A	N/A
	4/24/2017	< 1	**1.95**	< 1	< 1	< 1	< 1	**3.06**	< 1	< 1	0.267*	0.38*
	4/24/2017	N/A	**1.92**	N/A	N/A	N/A	N/A	N/A	N/A	N/A	N/A	N/A
	8/22/2017	N/A	**1.6**	< 1	< 1	< 1	N/A	**3.56**	< 1	< 1	0.264*	0.461*
	8/22/2017	N/A	N/A	N/A	N/A	N/A	N/A	N/A	N/A	< 1	N/A	N/A
	10/4/2017	< 1	N/A	N/A	N/A	N/A	N/A	N/A	N/A	N/A	N/A	N/A
	6/4/2018	N/A	**1.08**	< 1	N/A	N/A	N/A	**3.26**	N/A	N/A	< 1	0.352*
	6/4/2018	N/A	N/A	< 1	N/A	N/A	N/A	N/A	N/A	N/A	N/A	N/A
	12/20/2018	N/A	**1.46**	< 1	N/A	N/A	N/A	**2.88**	N/A	N/A	< 1	0.378*
	4/15/2019	N/A	**3.49**	< 1	< 1	< 1	N/A	**3.17**	N/A	< 1	< 1	0.364*
	10/3/2019	N/A	**1.78**	< 1	N/A	N/A	N/A	**2.83**	N/A	N/A	< 1	< 1
	10/3/2019	N/A	N/A	< 1	N/A	N/A	N/A	N/A	N/A	N/A	N/A	N/A
	4/28/2020	N/A	**1.02**	< 1	N/A	N/A	N/A	**2.62**	< 1	N/A	< 1	0.226*
	4/28/2020	N/A	N/A	N/A	N/A	N/A	N/A	**2.67**	N/A	N/A	N/A	N/A
	7/22/2020	N/A	**1.77**	< 1	N/A	N/A	N/A	**3.13**	N/A	N/A	< 1	< 1
	7/22/2020	N/A	**1.43**	N/A	N/A	N/A	N/A	N/A	N/A	N/A	N/A	N/A
	5/19/2021	N/A	0.877*	< 1	N/A	N/A	< 1	**2.09**	N/A	N/A	< 1	< 1
	9/21/2021	N/A	**1.28**	< 1	N/A	N/A	N/A	**1.93**	N/A	N/A	< 1	< 1
	9/21/2021	N/A	N/A	N/A	N/A	N/A	N/A	**2.02**	N/A	N/A	N/A	N/A
	3/22/2022	N/A	**1.01**	< 1	N/A	N/A	N/A	**2.36**	N/A	N/A	< 1	< 1
	5/24/2022	N/A	N/A	N/A	N/A	N/A	N/A	N/A	N/A	N/A	< 1	< 1
	10/11/2022	N/A	**1.1**	< 1	N/A	N/A	N/A	**2.6**	N/A	N/A	< 1	< 1
	10/11/2022	N/A	N/A	N/A	N/A	N/A	N/A	N/A	N/A	N/A	N/A	< 1
	5/17/2023	N/A	N/A	< 1	N/A	N/A	N/A	**2.82**	N/A	N/A	< 1	< 1
	5/17/2023	N/A	N/A	N/A	N/A	N/A	N/A	N/A	N/A	N/A	N/A	< 1

SCS ENGINEERS

Summary of Groundwater Chemistry
Scott County Landfill - 82-SDP-03-77C - HMSP

Appendix I VOC Constituents	Sample Date	MW-32 UPG	MW-17 DNG	MW-19 DNG	MW-20 DNG	MW-21 DNG	MW-22 DNG	MW-27 DNG	MW-28 DNG	MW-30 DNG	OP-17 DNG	OP-18 DNG
1,1-Dichloroethane, ug/L (CAS NO - 75-34-3)	8/17/2023	N/A	< 1	N/A	N/A	N/A	N/A	N/A	N/A	N/A	N/A	N/A
	11/15/2023	N/A	0.618*	< 1	N/A	N/A	N/A	2.42	N/A	N/A	< 1	< 1
	11/15/2023	N/A	0.579*	N/A	N/A	N/A	N/A	N/A	N/A	N/A	N/A	N/A
	6/5/2024	N/A	2.1	< 1	< 1	< 1	N/A	2.15	N/A	< 1	< 1	< 1
	6/5/2024	N/A	N/A	N/A	N/A	N/A	N/A	N/A	N/A	N/A	< 1	N/A
	9/23/2024	N/A	2.84	< 1	N/A	N/A	N/A	3.39	N/A	N/A	< 1	N/A
	9/23/2024	N/A	2.78	N/A	N/A	N/A	N/A	N/A	N/A	N/A	N/A	N/A
1,1-Dichloroethene, ug/L (CAS NO - 75-35-4)	3/12/2008	N/A	N/A	N/A	N/A	N/A	N/A	N/A	N/A	N/A	< 2	< 2
	4/21/2008	N/A	N/A	N/A	N/A	N/A	N/A	N/A	N/A	N/A	< 2	< 2
	7/24/2008	< 0.37	< 0.37	< 0.37	N/A	< 0.37	N/A	< 0.37	N/A	N/A	< 2	< 2
	7/24/2008	N/A	N/A	N/A	N/A	N/A	N/A	< 0.37	N/A	N/A	N/A	N/A
	8/27/2008	N/A	N/A	N/A	N/A	N/A	N/A	N/A	N/A	N/A	< 2	< 2
	9/24/2008	< 0.37	< 0.37	0.45*	N/A	< 0.37	N/A	< 0.37	N/A	N/A	< 2	< 2
	3/17/2009	< 0.37	< 0.37	< 0.37	N/A	< 0.37	N/A	< 0.37	N/A	< 0.37	< 0.37	< 0.37
	3/17/2009	N/A	N/A	< 0.37	N/A	N/A	N/A	N/A	N/A	N/A	N/A	N/A
	6/23/2009	< 2	< 2	< 2	N/A	< 2	< 2	< 2	N/A	< 2	< 2	< 2
	6/23/2009	N/A	N/A	N/A	N/A	N/A	N/A	N/A	N/A	N/A	< 2	N/A
	8/13/2009	N/A	N/A	N/A	N/A	N/A	< 2	N/A	N/A	N/A	< 2	< 2
	9/1/2009	< 2	< 2	< 2	N/A	< 2	< 2	< 2	N/A	< 2	< 2	< 2
	9/1/2009	N/A	N/A	< 2	N/A	N/A	N/A	N/A	N/A	N/A	N/A	N/A
	12/17/2009	N/A	N/A	N/A	N/A	N/A	< 2	N/A	N/A	< 2	N/A	N/A
	3/10/2010	< 2	< 2	< 2	N/A	< 2	< 2	< 2	N/A	< 2	< 2	< 2
	3/10/2010	N/A	N/A	N/A	N/A	< 2	N/A	N/A	N/A	N/A	N/A	N/A
	9/27/2010	< 2	< 2	< 2	N/A	< 2	N/A	< 2	N/A	< 2	< 2	< 2
	9/27/2010	N/A	N/A	N/A	N/A	N/A	N/A	< 2	N/A	N/A	N/A	N/A
	3/28/2011	N/A	< 2	< 2	N/A	< 2	< 2	< 2	N/A	< 2	< 2	< 2
	3/28/2011	N/A	N/A	N/A	N/A	N/A	N/A	N/A	N/A	< 2	N/A	N/A
	9/15/2011	N/A	< 2	< 2	N/A	< 2	N/A	< 2	N/A	< 2	< 2	< 2
	3/29/2012	N/A	< 2	N/A	N/A	< 2	N/A	< 2	N/A	< 2	< 2	< 2
	3/29/2012	N/A	N/A	N/A	N/A	N/A	N/A	N/A	N/A	< 2	N/A	N/A
	9/18/2012	N/A	< 2	< 2	N/A	< 2	N/A	< 2	N/A	< 2	< 2	< 2
	1/22/2013	N/A	N/A	N/A	< 2	N/A	N/A	N/A	N/A	N/A	N/A	N/A
	3/27/2013	N/A	< 2	< 2	< 2	< 2	< 2	< 2	N/A	< 2	< 2	< 2
	3/27/2013	N/A	N/A	N/A	N/A	N/A	N/A	N/A	N/A	N/A	< 2	N/A
	9/25/2013	N/A	< 2	< 2	< 2	< 2	N/A	< 2	N/A	< 2	< 2	< 2
	3/11/2014	< 2	< 2	< 2	< 2	< 2	N/A	< 2	N/A	< 2	< 2	< 2
	3/11/2014	N/A	< 2	N/A	N/A	N/A	N/A	N/A	N/A	N/A	N/A	N/A
	9/23/2014	< 2	< 2	< 2	< 2	< 2	N/A	< 2	N/A	< 2	< 2	< 2
	9/23/2014	N/A	N/A	N/A	N/A	N/A	N/A	N/A	N/A	N/A	N/A	< 2
	1/6/2015	N/A	N/A	N/A	N/A	N/A	N/A	N/A	< 2	N/A	N/A	N/A
	4/2/2015	< 2	< 2	< 2	< 2	< 2	< 2	< 2	< 2	< 2	< 2	< 2
	4/2/2015	N/A	N/A	< 2	N/A	N/A	N/A	N/A	N/A	N/A	N/A	N/A
	9/30/2015	N/A	< 2	< 2	< 2	< 2	N/A	< 2	< 2	< 2	< 2	< 2
	9/30/2015	N/A	N/A	N/A	N/A	N/A	N/A	< 2	N/A	N/A	N/A	N/A
	4/27/2016	< 2	< 2	< 2	< 2	< 2	< 2	< 2	< 2	< 2	< 2	< 2
	4/27/2016	N/A	N/A	N/A	N/A	< 2	N/A	N/A	N/A	N/A	N/A	N/A
	9/28/2016	< 2	< 2	< 2	< 2	< 2	< 2	< 2	< 2	< 2	< 2	< 2
	9/28/2016	N/A	N/A	N/A	N/A	N/A	< 2	N/A	N/A	N/A	N/A	N/A
	4/24/2017	< 2	< 2	< 2	< 2	< 2	< 2	< 2	< 2	< 2	< 2	< 2
	4/24/2017	N/A	< 2	N/A	N/A	N/A	N/A	N/A	N/A	N/A	N/A	N/A
	8/22/2017	N/A	< 2	< 2	< 2	< 2	N/A	< 2	< 2	< 2	< 2	< 2
	8/22/2017	N/A	N/A	N/A	N/A	N/A	N/A	N/A	N/A	< 2	N/A	N/A
	10/4/2017	< 2	N/A	N/A	N/A	N/A	N/A	N/A	N/A	N/A	N/A	N/A
	6/4/2018	N/A	< 2	< 2	N/A	N/A	N/A	< 2	N/A	N/A	< 2	< 2
	6/4/2018	N/A	N/A	< 2	N/A	N/A	N/A	N/A	N/A	N/A	N/A	N/A
	12/20/2018	N/A	< 2	< 2	N/A	N/A	N/A	< 2	N/A	N/A	< 2	< 2
	4/15/2019	N/A	< 2	< 2	< 2	< 2	N/A	< 2	N/A	< 2	< 2	< 2
	10/3/2019	N/A	< 2	< 2	N/A	N/A	N/A	< 2	N/A	N/A	< 2	< 2
	10/3/2019	N/A	N/A	< 2	N/A	N/A	N/A	N/A	N/A	N/A	N/A	N/A
	4/28/2020	N/A	< 2	< 2	N/A	N/A	N/A	< 2	< 2	N/A	< 2	< 2
	4/28/2020	N/A	N/A	N/A	N/A	N/A	N/A	< 2	N/A	N/A	N/A	N/A
	7/22/2020	N/A	< 2	< 2	N/A	N/A	N/A	< 2	N/A	N/A	< 2	< 2
	7/22/2020	N/A	< 2	N/A	N/A	N/A	N/A	N/A	N/A	N/A	N/A	N/A
	5/19/2021	N/A	< 2	< 2	N/A	N/A	< 2	< 2	N/A	N/A	< 2	< 2
	9/21/2021	N/A	< 2	< 2	N/A	N/A	N/A	< 2	N/A	N/A	< 2	< 2
	9/21/2021	N/A	N/A	N/A	N/A	N/A	N/A	< 2	N/A	N/A	N/A	N/A
	3/22/2022	N/A	< 2	< 2	N/A	N/A	N/A	< 2	N/A	N/A	< 2	< 2
	5/24/2022	N/A	N/A	N/A	N/A	N/A	N/A	N/A	N/A	N/A	< 2	< 2
	10/11/2022	N/A	< 2	< 2	N/A	N/A	N/A	< 2	N/A	N/A	< 2	< 2
	10/11/2022	N/A	N/A	N/A	N/A	N/A	N/A	N/A	N/A	N/A	N/A	< 2
	5/17/2023	N/A	N/A	< 2	N/A	N/A	N/A	< 2	N/A	N/A	< 2	< 2
	5/17/2023	N/A	N/A	N/A	N/A	N/A	N/A	N/A	N/A	N/A	N/A	< 2
	8/17/2023	N/A	< 2	N/A	N/A	N/A	N/A	N/A	N/A	N/A	N/A	N/A
	11/15/2023	N/A	< 2	< 2	N/A	N/A	N/A	< 2	N/A	N/A	< 2	< 2
	11/15/2023	N/A	< 2	N/A	N/A	N/A	N/A	N/A	N/A	N/A	N/A	N/A
	6/5/2024	N/A	< 2	< 2	< 2	< 2	N/A	< 2	N/A	< 2	< 2	< 2
	6/5/2024	N/A	N/A	N/A	N/A	N/A	N/A	N/A	N/A	N/A	< 2	N/A
	9/23/2024	N/A	< 2	< 2	N/A	N/A	N/A	< 2	N/A	N/A	< 2	N/A
	9/23/2024	N/A	< 2	N/A	N/A	N/A	N/A	N/A	N/A	N/A	N/A	N/A
1,2,3-Trichloropropane, ug/L (CAS NO - 96-18-4)	3/12/2008	N/A	N/A	N/A	N/A	N/A	N/A	N/A	N/A	N/A	< 1	< 1
	4/21/2008	N/A	N/A	N/A	N/A	N/A	N/A	N/A	N/A	N/A	< 1	< 1
	7/24/2008	< 0.7	< 0.7	< 0.7	N/A	< 0.7	N/A	< 0.7	N/A	N/A	< 1	< 1
	7/24/2008	N/A	N/A	N/A	N/A	N/A	N/A	< 0.7	N/A	N/A	N/A	N/A
	8/27/2008	N/A	N/A	N/A	N/A	N/A	N/A	N/A	N/A	N/A	< 1	< 1
	9/24/2008	< 0.7	< 0.7	< 0.7	N/A	< 0.7	N/A	< 0.7	N/A	N/A	< 1	< 1
	3/17/2009	< 0.7	< 0.7	< 0.7	N/A	< 0.7	N/A	< 0.7	N/A	< 0.7	< 0.7	< 0.7
	3/17/2009	N/A	N/A	< 0.7	N/A	N/A	N/A	N/A	N/A	N/A	N/A	N/A
	6/23/2009	< 1	< 1	< 1	N/A	< 1	< 1	< 1	N/A	< 1	< 1	< 1
	6/23/2009	N/A	N/A	N/A	N/A	N/A	N/A	N/A	N/A	N/A	< 1	N/A

SCS ENGINEERS

Summary of Groundwater Chemistry
Scott County Landfill - 82-SDP-03-77C - HMSP

Appendix I VOC Constituents	Sample Date	MW-32 UPG	MW-17 DNG	MW-19 DNG	MW-20 DNG	MW-21 DNG	MW-22 DNG	MW-27 DNG	MW-28 DNG	MW-30 DNG	OP-17 DNG	OP-18 DNG
1,2,3-Trichloropropane, ug/L (CAS NO - 96-18-4)	8/13/2009	N/A	N/A	N/A	N/A	N/A	< 1	N/A	N/A	N/A	< 1	< 1
	9/1/2009	< 1	< 1	< 1	N/A	< 1	< 1	< 1	N/A	< 1	< 1	< 1
	9/1/2009	N/A	N/A	< 1	N/A	N/A	N/A	N/A	N/A	N/A	N/A	N/A
	12/17/2009	N/A	N/A	N/A	N/A	N/A	< 1	N/A	N/A	< 1	N/A	N/A
	3/10/2010	< 2	< 2	< 2	N/A	< 2	< 2	< 2	N/A	< 2	< 2	< 2
	3/10/2010	N/A	N/A	N/A	N/A	< 2	N/A	N/A	N/A	N/A	N/A	N/A
	9/27/2010	< 1	< 1	< 1	N/A	< 1	N/A	< 1	N/A	< 1	< 1	< 1
	9/27/2010	N/A	N/A	N/A	N/A	N/A	N/A	< 1	N/A	N/A	N/A	N/A
	3/28/2011	N/A	< 1	< 1	N/A	< 1	< 1	< 1	N/A	< 1	< 1	< 1
	3/28/2011	N/A	N/A	N/A	N/A	N/A	N/A	N/A	N/A	< 1	N/A	N/A
	9/15/2011	N/A	< 1	< 1	N/A	< 1	N/A	< 1	N/A	< 1	< 1	< 1
	3/29/2012	N/A	< 1	N/A	N/A	< 1	N/A	< 1	N/A	< 1	< 1	< 1
	3/29/2012	N/A	N/A	N/A	N/A	N/A	N/A	N/A	N/A	< 1	N/A	N/A
	9/18/2012	N/A	< 1	< 1	N/A	< 1	N/A	< 1	N/A	< 1	< 1	< 1
	1/22/2013	N/A	N/A	N/A	< 1	N/A	N/A	N/A	N/A	N/A	N/A	N/A
	3/27/2013	N/A	< 1	< 1	< 1	< 1	< 1	< 1	N/A	< 1	< 1	< 1
	3/27/2013	N/A	N/A	N/A	N/A	N/A	N/A	N/A	N/A	N/A	< 1	N/A
	9/25/2013	N/A	< 1	< 1	< 1	< 1	N/A	< 1	N/A	< 1	< 1	< 1
	3/11/2014	< 1	< 1	< 1	< 1	< 1	N/A	< 1	N/A	< 1	< 1	< 1
	3/11/2014	N/A	< 1	N/A	N/A	N/A	N/A	N/A	N/A	N/A	N/A	N/A
	9/23/2014	< 1	< 1	< 1	< 1	< 1	N/A	< 1	N/A	< 1	< 1	< 1
	9/23/2014	N/A	N/A	N/A	N/A	N/A	N/A	N/A	N/A	N/A	N/A	< 1
	1/6/2015	N/A	N/A	N/A	N/A	N/A	N/A	N/A	< 1	N/A	N/A	N/A
	4/2/2015	< 1	< 1	< 1	< 1	< 1	< 1	< 1	< 1	< 1	< 1	< 1
	4/2/2015	N/A	N/A	< 1	N/A	N/A	N/A	N/A	N/A	N/A	N/A	N/A
	9/30/2015	N/A	< 1	< 1	< 1	< 1	N/A	< 1	< 1	< 1	< 1	< 1
	9/30/2015	N/A	N/A	N/A	N/A	N/A	N/A	< 1	N/A	N/A	N/A	N/A
	4/27/2016	< 1	< 1	< 1	< 1	< 1	< 1	< 1	< 1	< 1	< 1	< 1
	4/27/2016	N/A	N/A	N/A	N/A	< 1	N/A	N/A	N/A	N/A	N/A	N/A
	9/28/2016	< 1	< 1	< 1	< 1	< 1	< 1	< 1	< 1	< 1	< 1	< 1
	9/28/2016	N/A	N/A	N/A	N/A	N/A	< 1	N/A	N/A	N/A	N/A	N/A
	4/24/2017	< 1	< 1	< 1	< 1	< 1	< 1	< 1	< 1	< 1	< 1	< 1
	4/24/2017	N/A	< 1	N/A	N/A	N/A	N/A	N/A	N/A	N/A	N/A	N/A
	8/22/2017	N/A	< 1	< 1	< 1	< 1	N/A	< 1	< 1	< 1	< 1	< 1
	8/22/2017	N/A	N/A	N/A	N/A	N/A	N/A	N/A	N/A	< 1	N/A	N/A
	10/4/2017	< 1	N/A	N/A	N/A	N/A	N/A	N/A	N/A	N/A	N/A	N/A
	6/4/2018	N/A	< 1	< 1	N/A	N/A	N/A	< 1	N/A	N/A	< 1	< 1
	6/4/2018	N/A	N/A	< 1	N/A	N/A	N/A	N/A	N/A	N/A	N/A	N/A
	12/20/2018	N/A	< 1	< 1	N/A	N/A	N/A	< 1	N/A	N/A	< 1	< 1
	4/15/2019	N/A	< 1	< 1	< 1	< 1	N/A	< 1	N/A	< 1	< 1	< 1
	10/3/2019	N/A	< 1	< 1	N/A	N/A	N/A	< 1	N/A	N/A	< 1	< 1
	10/3/2019	N/A	N/A	< 1	N/A	N/A	N/A	N/A	N/A	N/A	N/A	N/A
	4/28/2020	N/A	< 1	< 1	N/A	N/A	N/A	< 1	< 1	N/A	< 1	< 1
	4/28/2020	N/A	N/A	N/A	N/A	N/A	N/A	< 1	N/A	N/A	N/A	N/A
	7/22/2020	N/A	< 1	< 1	N/A	N/A	N/A	< 1	N/A	N/A	< 1	< 1
	7/22/2020	N/A	< 1	N/A	N/A	N/A	N/A	N/A	N/A	N/A	N/A	N/A
	5/19/2021	N/A	< 1	< 1	N/A	N/A	< 1	< 1	N/A	N/A	< 1	< 1
	9/21/2021	N/A	< 1	< 1	N/A	N/A	N/A	< 1	N/A	N/A	< 1	< 1
	9/21/2021	N/A	N/A	N/A	N/A	N/A	N/A	< 1	N/A	N/A	N/A	N/A
	3/22/2022	N/A	< 1	< 1	N/A	N/A	N/A	< 1	N/A	N/A	< 1	< 1
	5/24/2022	N/A	N/A	N/A	N/A	N/A	N/A	N/A	N/A	N/A	< 1	< 1
	10/11/2022	N/A	< 1	< 1	N/A	N/A	N/A	< 1	N/A	N/A	< 1	< 1
	10/11/2022	N/A	N/A	N/A	N/A	N/A	N/A	N/A	N/A	N/A	N/A	< 1
	5/17/2023	N/A	N/A	< 1	N/A	N/A	N/A	< 1	N/A	N/A	< 1	< 1
	5/17/2023	N/A	N/A	N/A	N/A	N/A	N/A	N/A	N/A	N/A	N/A	< 1
	8/17/2023	N/A	< 1	N/A	N/A	N/A	N/A	N/A	N/A	N/A	N/A	N/A
	11/15/2023	N/A	< 1	< 1	N/A	N/A	N/A	< 1	N/A	N/A	< 1	< 1
	11/15/2023	N/A	< 1	N/A	N/A	N/A	N/A	N/A	N/A	N/A	N/A	N/A
	6/5/2024	N/A	< 1	< 1	< 1	< 1	N/A	< 1	N/A	< 1	< 1	< 1
	6/5/2024	N/A	N/A	N/A	N/A	N/A	N/A	N/A	N/A	N/A	< 1	N/A
	9/23/2024	N/A	< 1	< 1	N/A	N/A	N/A	< 1	N/A	N/A	< 1	N/A
	9/23/2024	N/A	< 1	N/A	N/A	N/A	N/A	N/A	N/A	N/A	N/A	N/A
1,2-Dibromo-3-Chloropropane, ug/L (CAS NO - 96-12-8)	3/12/2008	N/A	N/A	N/A	N/A	N/A	N/A	N/A	N/A	N/A	< 10	< 10
	4/21/2008	N/A	N/A	N/A	N/A	N/A	N/A	N/A	N/A	N/A	< 10	< 10
	7/24/2008	< 0.86	< 0.86	< 0.86	N/A	< 0.86	N/A	< 0.86	N/A	N/A	< 10	< 10
	7/24/2008	N/A	N/A	N/A	N/A	N/A	N/A	< 0.86	N/A	N/A	N/A	N/A
	8/27/2008	N/A	N/A	N/A	N/A	N/A	N/A	N/A	N/A	N/A	< 10	< 10
	9/24/2008	< 0.86	< 0.86	< 0.86	N/A	< 0.86	N/A	< 0.86	N/A	N/A	< 10	< 10
	3/17/2009	< 0.86	< 0.86	< 0.86	N/A	< 0.86	N/A	< 0.86	N/A	< 0.86	< 0.86	< 0.86
	3/17/2009	N/A	N/A	< 0.86	N/A	N/A	N/A	N/A	N/A	N/A	N/A	N/A
	6/23/2009	< 10	< 10	< 10	N/A	< 10	< 10	< 10	N/A	< 10	< 10	< 10
	6/23/2009	N/A	N/A	N/A	N/A	N/A	N/A	N/A	N/A	N/A	< 10	N/A
	8/13/2009	N/A	N/A	N/A	N/A	N/A	< 10	N/A	N/A	N/A	< 10	< 10
	9/1/2009	< 10	< 10	< 10	N/A	< 10	< 10	< 10	N/A	< 10	< 10	< 10
	9/1/2009	N/A	N/A	< 10	N/A	N/A	N/A	N/A	N/A	N/A	N/A	N/A
	12/17/2009	N/A	N/A	N/A	N/A	N/A	< 10	N/A	N/A	< 10	N/A	N/A
	3/10/2010	< 10	< 10	< 10	N/A	< 10	< 10	< 10	N/A	< 10	< 10	< 10
	3/10/2010	N/A	N/A	N/A	N/A	< 10	N/A	N/A	N/A	N/A	N/A	N/A
	9/27/2010	< 10	< 10	< 10	N/A	< 10	N/A	< 10	N/A	< 10	< 10	< 10
	9/27/2010	N/A	N/A	N/A	N/A	N/A	N/A	< 10	N/A	N/A	N/A	N/A
	3/28/2011	N/A	< 0.12	< 0.12	N/A	< 10	< 10	< 10	N/A	< 10	< 0.12	< 0.12
	3/28/2011	N/A	N/A	N/A	N/A	N/A	N/A	N/A	N/A	< 10	N/A	N/A
	9/15/2011	N/A	< 0.12	< 0.12	N/A	< 0.12	N/A	< 0.12	N/A	< 0.12	< 0.12	< 0.12
	3/29/2012	N/A	< 0.12	N/A	N/A	< 0.12	N/A	< 0.12	N/A	< 0.12	< 0.12	< 0.12
	3/29/2012	N/A	N/A	N/A	N/A	N/A	N/A	N/A	N/A	< 0.12	N/A	N/A
	9/18/2012	N/A	< 0.12	< 0.12	N/A	< 0.12	N/A	< 0.12	N/A	< 0.12	< 0.12	< 0.12
	1/22/2013	N/A	N/A	N/A	< 0.12	N/A	N/A	N/A	N/A	N/A	N/A	N/A
	3/27/2013	N/A	< 0.12	< 0.12	< 0.12	< 0.12	< 0.12	< 0.12	N/A	< 0.12	< 0.12	< 0.12
	3/27/2013	N/A	N/A	N/A	N/A	N/A	N/A	N/A	N/A	N/A	< 0.12	N/A

SCS ENGINEERS

Summary of Groundwater Chemistry
Scott County Landfill - 82-SDP-03-77C - HMSP

Appendix I VOC Constituents	Sample Date	MW-32 UPG	MW-17 DNG	MW-19 DNG	MW-20 DNG	MW-21 DNG	MW-22 DNG	MW-27 DNG	MW-28 DNG	MW-30 DNG	OP-17 DNG	OP-18 DNG
1,2-Dibromo-3-Chloropropane, ug/L (CAS NO - 96-12-8)	9/25/2013	N/A	< 0.12	< 0.12	< 0.12	< 0.12	N/A	< 0.12	N/A	< 0.12	< 0.12	< 0.12
	3/11/2014	< 0.12	< 0.12	< 0.12	< 0.12	< 0.12	N/A	< 0.12	N/A	< 0.12	< 0.12	< 0.12
	3/11/2014	N/A	< 0.12	N/A	N/A	N/A	N/A	N/A	N/A	N/A	N/A	N/A
	9/23/2014	< 0.12	< 0.12	< 0.12	< 0.12	< 0.12	N/A	< 0.12	N/A	< 0.12	< 0.12	< 0.12
	9/23/2014	N/A	N/A	N/A	N/A	N/A	N/A	N/A	N/A	N/A	N/A	< 0.12
	1/6/2015	N/A	N/A	N/A	N/A	N/A	N/A	N/A	< 0.12	N/A	N/A	N/A
	4/2/2015	< 0.5	< 0.5	< 0.5	< 0.5	< 0.5	< 0.5	< 0.5	< 0.5	< 0.5	< 0.5	< 0.5
	4/2/2015	N/A	N/A	< 0.5	N/A	N/A	N/A	N/A	N/A	N/A	N/A	N/A
	9/30/2015	N/A	< 0.5	< 0.5	< 0.5	< 0.5	N/A	< 0.5	< 0.5	< 0.5	< 0.5	< 0.5
	9/30/2015	N/A	N/A	N/A	N/A	N/A	N/A	< 0.5	N/A	N/A	N/A	N/A
	4/27/2016	< 0.5	< 0.5	< 0.5	< 0.5	< 0.5	< 0.5	< 0.5	< 0.5	< 0.5	< 0.5	< 0.5
	4/27/2016	N/A	N/A	N/A	N/A	< 0.5	N/A	N/A	N/A	N/A	N/A	N/A
	9/28/2016	< 0.5	< 0.5	< 0.5	< 0.5	< 0.5	< 0.5	< 0.5	< 0.5	< 0.5	< 0.5	< 0.5
	9/28/2016	N/A	N/A	N/A	N/A	N/A	< 0.5	N/A	N/A	N/A	N/A	N/A
	4/24/2017	< 0.5	< 0.5	< 0.5	< 0.5	< 0.5	< 0.5	< 0.5	< 0.5	< 0.5	< 0.5	< 0.5
	4/24/2017	N/A	< 0.5	N/A	N/A	N/A	N/A	N/A	N/A	N/A	N/A	N/A
	8/22/2017	N/A	< 0.5	< 0.5	< 0.5	< 0.5	N/A	< 0.5	< 0.5	< 0.5	< 0.5	< 0.5
	8/22/2017	N/A	N/A	N/A	N/A	N/A	N/A	N/A	N/A	< 0.5	N/A	N/A
	10/4/2017	< 0.5	N/A	N/A	N/A	N/A	N/A	N/A	N/A	N/A	N/A	N/A
	6/4/2018	N/A	< 0.5	< 0.5	N/A	N/A	N/A	< 0.5	N/A	N/A	< 0.5	< 0.5
	6/4/2018	N/A	N/A	< 0.5	N/A	N/A	N/A	N/A	N/A	N/A	N/A	N/A
	12/20/2018	N/A	< 1.2	< 1.2	N/A	N/A	N/A	< 1.2	N/A	N/A	< 1.2	< 1.2
	6/4/2018	N/A	N/A	< 0.5	N/A	N/A	N/A	N/A	N/A	N/A	N/A	N/A
	12/20/2018	N/A	< 1.2	< 1.2	N/A	N/A	N/A	< 1.2	N/A	N/A	< 1.2	< 1.2
	4/15/2019	N/A	< 1.2	< 1.2	< 1.2	< 1.2	N/A	< 1.2	N/A	< 1.2	< 1.2	< 1.2
	10/3/2019	N/A	< 1.2	< 1.2	N/A	N/A	N/A	< 1.2	N/A	N/A	< 1.2	< 1.2
	10/3/2019	N/A	N/A	< 1.2	N/A	N/A	N/A	N/A	N/A	N/A	N/A	N/A
	4/28/2020	N/A	< 5	< 5	N/A	N/A	N/A	< 5	< 5	N/A	< 5	< 5
	4/28/2020	N/A	N/A	N/A	N/A	N/A	N/A	< 5	N/A	N/A	N/A	N/A
	7/22/2020	N/A	< 1.2	< 1.2	N/A	N/A	N/A	< 1.2	N/A	N/A	< 1.2	< 1.2
	7/22/2020	N/A	< 1.2	N/A	N/A	N/A	N/A	N/A	N/A	N/A	N/A	N/A
	5/19/2021	N/A	< 1.2	< 1.2	N/A	N/A	< 1.2	< 1.2	N/A	N/A	< 1.2	< 1.2
	9/21/2021	N/A	< 5	< 5	N/A	N/A	N/A	< 5	N/A	N/A	< 5	< 5
	9/21/2021	N/A	N/A	N/A	N/A	N/A	N/A	< 5	N/A	N/A	N/A	N/A
	3/22/2022	N/A	< 5	< 5	N/A	N/A	N/A	< 5	N/A	N/A	< 5	< 5
	5/24/2022	N/A	N/A	N/A	N/A	N/A	N/A	N/A	N/A	N/A	< 5	< 5
	10/11/2022	N/A	< 5	< 5	N/A	N/A	N/A	< 5	N/A	N/A	< 5	< 5
	10/11/2022	N/A	N/A	N/A	N/A	N/A	N/A	N/A	N/A	N/A	N/A	< 5
	5/17/2023	N/A	N/A	< 5	N/A	N/A	N/A	< 5	N/A	N/A	< 5	< 5
	5/17/2023	N/A	N/A	N/A	N/A	N/A	N/A	N/A	N/A	N/A	N/A	< 5
	8/17/2023	N/A	< 5	N/A	N/A	N/A	N/A	N/A	N/A	N/A	N/A	N/A
	11/15/2023	N/A	< 5	< 5	N/A	N/A	N/A	< 5	N/A	N/A	< 5	< 5
	11/15/2023	N/A	< 5	N/A	N/A	N/A	N/A	N/A	N/A	N/A	N/A	N/A
	6/5/2024	N/A	< 5	< 5	< 5	< 5	N/A	< 5	N/A	< 5	< 1.2	< 1.2
	6/5/2024	N/A	N/A	N/A	N/A	N/A	N/A	N/A	N/A	N/A	< 1.2	N/A
	9/23/2024	N/A	< 5	< 5	N/A	N/A	N/A	< 5	N/A	N/A	< 5	N/A
	9/23/2024	N/A	< 5	N/A	N/A	N/A	N/A	N/A	N/A	N/A	N/A	N/A
1,2-Dibromoethane [EDB], ug/L (CAS NO - 106-93-4)	3/12/2008	N/A	N/A	N/A	N/A	N/A	N/A	N/A	N/A	N/A	< 10	< 10
	4/21/2008	N/A	N/A	N/A	N/A	N/A	N/A	N/A	N/A	N/A	< 10	< 10
	7/24/2008	< 0.25	< 0.25	< 0.25	N/A	< 0.25	N/A	< 0.25	N/A	N/A	< 10	< 10
	7/24/2008	N/A	N/A	N/A	N/A	N/A	N/A	< 0.25	N/A	N/A	N/A	N/A
	8/27/2008	N/A	N/A	N/A	N/A	N/A	N/A	N/A	N/A	N/A	< 10	< 10
	9/24/2008	< 0.25	< 0.25	< 0.25	N/A	< 0.25	N/A	< 0.25	N/A	N/A	< 10	< 10
	3/17/2009	< 0.25	< 0.25	< 0.25	N/A	< 0.25	N/A	< 0.25	N/A	< 0.25	< 0.25	< 0.25
	3/17/2009	N/A	N/A	< 0.25	N/A	N/A	N/A	N/A	N/A	N/A	N/A	N/A
	6/23/2009	< 10	< 10	< 10	N/A	< 10	< 10	< 10	N/A	< 10	< 10	< 10
	6/23/2009	N/A	N/A	N/A	N/A	N/A	N/A	N/A	N/A	N/A	< 10	N/A
	8/13/2009	N/A	N/A	N/A	N/A	N/A	< 10	N/A	N/A	N/A	< 10	< 10
	9/1/2009	< 10	< 10	< 10	N/A	< 10	< 10	< 10	N/A	< 10	< 10	< 10
	9/1/2009	N/A	N/A	< 10	N/A	N/A	N/A	N/A	N/A	N/A	N/A	N/A
	12/17/2009	N/A	N/A	N/A	N/A	N/A	< 10	N/A	N/A	< 10	N/A	N/A
	3/10/2010	< 10	< 10	< 10	N/A	< 10	< 10	< 10	N/A	< 10	< 10	< 10
	3/10/2010	N/A	N/A	N/A	N/A	< 10	N/A	N/A	N/A	N/A	N/A	N/A
	9/27/2010	< 10	< 10	< 10	N/A	< 10	N/A	< 10	N/A	< 10	< 10	< 10
	9/27/2010	N/A	N/A	N/A	N/A	N/A	N/A	< 10	N/A	N/A	N/A	N/A
	3/28/2011	N/A	< 0.13	< 0.13	N/A	< 10	< 10	< 10	N/A	< 10	< 0.13	< 0.13
	3/28/2011	N/A	N/A	N/A	N/A	N/A	N/A	N/A	N/A	< 10	N/A	N/A
	9/15/2011	N/A	< 0.13	< 0.13	N/A	< 0.13	N/A	< 0.13	N/A	< 0.13	< 0.13	< 0.13
	3/29/2012	N/A	< 0.13	N/A	N/A	< 0.13	N/A	< 0.13	N/A	< 0.13	< 0.13	< 0.13
	3/29/2012	N/A	N/A	N/A	N/A	N/A	N/A	N/A	N/A	< 0.13	N/A	N/A
	9/18/2012	N/A	< 0.13	< 0.13	N/A	< 0.13	N/A	< 0.13	N/A	< 0.13	< 0.13	< 0.13
	1/22/2013	N/A	N/A	N/A	< 0.13	N/A	N/A	N/A	N/A	N/A	N/A	N/A
	3/27/2013	N/A	< 0.13	< 0.13	< 0.13	< 0.13	< 0.13	< 0.13	N/A	< 0.13	< 0.13	< 0.13
	3/27/2013	N/A	N/A	N/A	N/A	N/A	N/A	N/A	N/A	N/A	< 0.13	N/A
	9/25/2013	N/A	< 0.13	< 0.13	< 0.13	< 0.13	N/A	< 0.13	N/A	< 0.13	< 0.13	< 0.13
	3/11/2014	< 0.13	< 0.13	< 0.13	< 0.13	< 0.13	N/A	< 0.13	N/A	< 0.13	< 0.13	< 0.13
	3/11/2014	N/A	< 0.13	N/A	N/A	N/A	N/A	N/A	N/A	N/A	N/A	N/A
	9/23/2014	< 0.13	< 0.13	< 0.13	< 0.13	< 0.13	N/A	< 0.13	N/A	< 0.13	< 0.13	< 0.13
	9/23/2014	N/A	N/A	N/A	N/A	N/A	N/A	N/A	N/A	N/A	N/A	< 0.13
	1/6/2015	N/A	N/A	N/A	N/A	N/A	N/A	N/A	< 0.13	N/A	N/A	N/A
	4/2/2015	< 0.13	< 0.13	< 0.13	< 0.13	< 0.13	< 0.13	< 0.13	< 0.13	< 0.13	< 0.13	< 0.13
	4/2/2015	N/A	N/A	< 0.13	N/A	N/A	N/A	N/A	N/A	N/A	N/A	N/A
	9/30/2015	N/A	< 0.13	< 0.13	< 0.13	< 0.13	N/A	< 0.13	< 0.13	< 0.13	< 0.13	< 0.13
	9/30/2015	N/A	N/A	N/A	N/A	N/A	N/A	< 0.13	N/A	N/A	N/A	N/A
	4/27/2016	< 0.13	< 0.13	< 0.13	< 0.13	< 0.13	< 0.13	< 0.13	< 0.13	< 0.13	< 0.13	< 0.13
	4/27/2016	N/A	N/A	N/A	N/A	< 0.13	N/A	N/A	N/A	N/A	N/A	N/A
	9/28/2016	< 0.13	< 0.13	< 0.13	< 0.13	< 0.13	< 0.13	< 0.13	< 0.13	< 0.13	< 0.13	< 0.13
	9/28/2016	N/A	N/A	N/A	N/A	N/A	< 0.13	N/A	N/A	N/A	N/A	N/A
	4/24/2017	< 0.13	< 0.13	< 0.13	< 0.13	< 0.13	< 0.13	< 0.13	< 0.13	< 0.13	< 0.13	< 0.13
	4/24/2017	N/A	< 0.13	N/A	N/A	N/A	N/A	N/A	N/A	N/A	N/A	N/A

SCS ENGINEERS

Summary of Groundwater Chemistry
Scott County Landfill - 82-SDP-03-77C - HMSP

Appendix I VOC Constituents	Sample Date	MW-32 UPG	MW-17 DNG	MW-19 DNG	MW-20 DNG	MW-21 DNG	MW-22 DNG	MW-27 DNG	MW-28 DNG	MW-30 DNG	OP-17 DNG	OP-18 DNG
1,2-Dibromoethane [EDB], ug/L (CAS NO - 106-93-4)	8/22/2017	N/A	< 0.13	< 0.13	< 0.13	< 0.13	N/A	< 0.13	< 0.13	< 0.13	< 0.13	< 0.13
	8/22/2017	N/A	N/A	N/A	N/A	N/A	N/A	N/A	N/A	< 0.13	N/A	N/A
	10/4/2017	< 0.13	N/A	N/A	N/A	N/A	N/A	N/A	N/A	N/A	N/A	N/A
	6/4/2018	N/A	< 0.13	< 0.13	N/A	N/A	N/A	< 0.13	N/A	N/A	< 0.13	< 0.13
	6/4/2018	N/A	N/A	< 0.13	N/A	N/A	N/A	N/A	N/A	N/A	N/A	N/A
	12/20/2018	N/A	< 0.34	< 0.34	N/A	N/A	N/A	< 0.34	N/A	N/A	< 0.34	< 0.34
	4/15/2019	N/A	< 0.34	< 0.34	< 0.34	< 0.34	N/A	< 0.34	N/A	< 0.34	< 0.34	< 0.34
	10/3/2019	N/A	< 0.34	< 0.34	N/A	N/A	N/A	< 0.34	N/A	N/A	< 0.34	< 0.34
	10/3/2019	N/A	N/A	< 0.34	N/A	N/A	N/A	N/A	N/A	N/A	N/A	N/A
	4/28/2020	N/A	< 1	< 1	N/A	N/A	N/A	< 1	< 1	N/A	< 1	< 1
	4/28/2020	N/A	N/A	N/A	N/A	N/A	N/A	< 1	N/A	N/A	N/A	N/A
	7/22/2020	N/A	< 0.34	< 0.34	N/A	N/A	N/A	< 0.34	N/A	N/A	< 0.34	< 0.34
	7/22/2020	N/A	< 0.34	N/A	N/A	N/A	N/A	N/A	N/A	N/A	N/A	N/A
	5/19/2021	N/A	< 0.34	< 0.34	N/A	N/A	< 0.34	< 0.34	N/A	N/A	< 0.34	< 0.34
	9/21/2021	N/A	< 1	< 1	N/A	N/A	N/A	< 1	N/A	N/A	< 1	< 1
	9/21/2021	N/A	N/A	N/A	N/A	N/A	N/A	< 1	N/A	N/A	N/A	N/A
	3/22/2022	N/A	< 1	< 1	N/A	N/A	N/A	< 1	N/A	N/A	< 1	< 1
	5/24/2022	N/A	N/A	N/A	N/A	N/A	N/A	N/A	N/A	N/A	< 1	< 1
	10/11/2022	N/A	< 1	< 1	N/A	N/A	N/A	< 1	N/A	N/A	< 1	< 1
	10/11/2022	N/A	N/A	N/A	N/A	N/A	N/A	N/A	N/A	N/A	N/A	< 1
	5/17/2023	N/A	N/A	< 1	N/A	N/A	N/A	< 1	N/A	N/A	< 1	< 1
	5/17/2023	N/A	N/A	N/A	N/A	N/A	N/A	< 1	N/A	N/A	< 1	< 1
	5/17/2023	N/A	N/A	N/A	N/A	N/A	N/A	N/A	N/A	N/A	N/A	< 1
	8/17/2023	N/A	< 1	N/A	N/A	N/A	N/A	N/A	N/A	N/A	N/A	N/A
	11/15/2023	N/A	< 1	< 1	N/A	N/A	N/A	< 1	N/A	N/A	< 1	< 1
	11/15/2023	N/A	< 1	N/A	N/A	N/A	N/A	N/A	N/A	N/A	N/A	N/A
	6/5/2024	N/A	< 1	< 1	< 1	< 1	N/A	< 1	N/A	< 1	< 0.34	< 0.34
	6/5/2024	N/A	N/A	N/A	N/A	N/A	N/A	N/A	N/A	N/A	< 0.34	N/A
	9/23/2024	N/A	< 1	< 1	N/A	N/A	N/A	< 1	N/A	N/A	< 1	N/A
	9/23/2024	N/A	< 1	N/A	N/A	N/A	N/A	N/A	N/A	N/A	N/A	N/A
1,2-Dichlorobenzene, ug/L (CAS NO - 95-50-1)	3/12/2008	N/A	N/A	N/A	N/A	N/A	N/A	N/A	N/A	N/A	< 1	< 1
	4/21/2008	N/A	N/A	N/A	N/A	N/A	N/A	N/A	N/A	N/A	< 1	< 1
	7/24/2008	< 0.21	< 0.21	< 0.21	N/A	< 0.21	N/A	< 0.21	N/A	N/A	< 1	< 1
	7/24/2008	N/A	N/A	N/A	N/A	N/A	N/A	< 0.21	N/A	N/A	N/A	N/A
	8/27/2008	N/A	N/A	N/A	N/A	N/A	N/A	N/A	N/A	N/A	< 1	< 1
	9/24/2008	< 0.21	< 0.21	< 0.21	N/A	< 0.21	N/A	< 0.21	N/A	N/A	< 1	< 1
	3/17/2009	< 0.21	< 0.21	< 0.21	N/A	< 0.21	N/A	< 0.21	N/A	< 0.21	< 0.21	< 0.21
	3/17/2009	N/A	N/A	< 0.21	N/A	N/A	N/A	N/A	N/A	N/A	N/A	N/A
	6/23/2009	< 1	< 1	< 1	N/A	< 1	< 1	< 1	N/A	< 1	< 1	< 1
	6/23/2009	N/A	N/A	N/A	N/A	N/A	N/A	N/A	N/A	N/A	< 1	N/A
	8/13/2009	N/A	N/A	N/A	N/A	N/A	< 1	N/A	N/A	N/A	< 1	< 1
	9/1/2009	< 1	< 1	< 1	N/A	< 1	< 1	< 1	N/A	< 1	< 1	< 1
	9/1/2009	N/A	N/A	< 1	N/A	N/A	N/A	N/A	N/A	N/A	N/A	N/A
	12/17/2009	N/A	N/A	N/A	N/A	N/A	< 1	N/A	N/A	< 1	N/A	N/A
	3/10/2010	< 1	< 1	< 1	N/A	< 1	< 1	< 1	N/A	< 1	< 1	< 1
	3/10/2010	N/A	N/A	N/A	N/A	< 1	N/A	N/A	N/A	N/A	N/A	N/A
	9/27/2010	< 1	< 1	< 1	N/A	< 1	N/A	< 1	N/A	< 1	< 1	< 1
	9/27/2010	N/A	N/A	N/A	N/A	N/A	N/A	< 1	N/A	N/A	N/A	N/A
	3/28/2011	N/A	< 1	< 1	N/A	< 1	< 1	< 1	N/A	< 1	< 1	< 1
	3/28/2011	N/A	N/A	N/A	N/A	N/A	N/A	N/A	N/A	< 1	N/A	N/A
	9/15/2011	N/A	< 1	< 1	N/A	< 1	N/A	< 1	N/A	< 1	< 1	< 1
	3/29/2012	N/A	< 1	N/A	N/A	< 1	N/A	< 1	N/A	< 1	< 1	< 1
	3/29/2012	N/A	N/A	N/A	N/A	N/A	N/A	N/A	N/A	< 1	N/A	N/A
	9/18/2012	N/A	< 1	< 1	N/A	< 1	N/A	< 1	N/A	< 1	< 1	< 1
	1/22/2013	N/A	N/A	N/A	< 1	N/A	N/A	N/A	N/A	N/A	N/A	N/A
	3/27/2013	N/A	< 1	< 1	< 1	< 1	< 1	< 1	N/A	< 1	< 1	< 1
	3/27/2013	N/A	N/A	N/A	N/A	N/A	N/A	N/A	N/A	N/A	< 1	N/A
	9/25/2013	N/A	< 1	< 1	< 1	< 1	N/A	< 1	N/A	< 1	< 1	< 1
	3/11/2014	< 1	< 1	< 1	< 1	< 1	N/A	< 1	N/A	< 1	0.282*	< 1
	3/11/2014	N/A	< 1	N/A	N/A	N/A	N/A	N/A	N/A	N/A	N/A	N/A
	9/23/2014	< 1	< 1	< 1	< 1	< 1	N/A	< 1	N/A	< 1	**1.3**	< 1
	9/23/2014	N/A	N/A	N/A	N/A	N/A	N/A	N/A	N/A	N/A	N/A	< 1
	1/6/2015	N/A	N/A	N/A	N/A	N/A	N/A	N/A	< 1	N/A	N/A	N/A
	4/2/2015	< 1	< 1	< 1	< 1	< 1	< 1	< 1	< 1	< 1	**2.12**	< 1
	4/2/2015	N/A	N/A	< 1	N/A	N/A	N/A	N/A	N/A	N/A	N/A	N/A
	9/30/2015	N/A	< 1	< 1	< 1	< 1	N/A	< 1	< 1	< 1	**1.15**	< 1
	9/30/2015	N/A	N/A	N/A	N/A	N/A	N/A	< 1	N/A	N/A	N/A	N/A
	4/27/2016	< 1	< 1	< 1	< 1	< 1	< 1	< 1	< 1	< 1	**3.79**	< 1
	4/27/2016	N/A	N/A	N/A	N/A	< 1	N/A	N/A	N/A	N/A	N/A	N/A
	9/28/2016	< 1	< 1	< 1	< 1	< 1	< 1	< 1	< 1	< 1	**10.2**	< 1
	9/28/2016	N/A	N/A	N/A	N/A	N/A	< 1	N/A	N/A	N/A	N/A	N/A
	4/24/2017	< 1	< 1	< 1	< 1	< 1	< 1	< 1	< 1	< 1	**10.3**	< 1
	4/24/2017	N/A	< 1	N/A	N/A	N/A	N/A	N/A	N/A	N/A	N/A	N/A
	8/22/2017	N/A	< 1	< 1	< 1	< 1	N/A	< 1	< 1	< 1	**6.84**	< 1
	8/22/2017	N/A	N/A	N/A	N/A	N/A	N/A	N/A	N/A	< 1	N/A	N/A
	10/4/2017	< 1	N/A	N/A	N/A	N/A	N/A	N/A	N/A	N/A	N/A	N/A
	6/4/2018	N/A	< 1	< 1	N/A	N/A	N/A	< 1	N/A	N/A	**13.6**	< 1
	6/4/2018	N/A	N/A	< 1	N/A	N/A	N/A	N/A	N/A	N/A	N/A	N/A
	12/20/2018	N/A	< 1	< 1	N/A	N/A	N/A	< 1	N/A	N/A	**15.1**	< 1
	4/15/2019	N/A	< 1	< 1	< 1	< 1	N/A	< 1	N/A	< 1	**15.7**	< 1
	10/3/2019	N/A	< 1	< 1	N/A	N/A	N/A	< 1	N/A	N/A	**13.2**	0.398*
	10/3/2019	N/A	N/A	< 1	N/A	N/A	N/A	N/A	N/A	N/A	N/A	N/A
	4/28/2020	N/A	< 1	< 1	N/A	N/A	N/A	< 1	< 1	N/A	**14.8**	< 1
	4/28/2020	N/A	N/A	N/A	N/A	N/A	N/A	< 1	N/A	N/A	N/A	N/A
	7/22/2020	N/A	< 1	< 1	N/A	N/A	N/A	< 1	N/A	N/A	**14.8**	< 1
	7/22/2020	N/A	< 1	N/A	N/A	N/A	N/A	N/A	N/A	N/A	N/A	N/A
	5/19/2021	N/A	< 1	< 1	N/A	N/A	< 1	< 1	N/A	N/A	**9.41**	0.373*
	9/21/2021	N/A	< 1	< 1	N/A	N/A	N/A	< 1	N/A	N/A	**11.3**	< 1
	9/21/2021	N/A	N/A	N/A	N/A	N/A	N/A	< 1	N/A	N/A	N/A	N/A

SCS ENGINEERS

Summary of Groundwater Chemistry
Scott County Landfill - 82-SDP-03-77C - HMSP

Appendix I VOC Constituents	Sample Date	MW-32 UPG	MW-17 DNG	MW-19 DNG	MW-20 DNG	MW-21 DNG	MW-22 DNG	MW-27 DNG	MW-28 DNG	MW-30 DNG	OP-17 DNG	OP-18 DNG
1,2-Dichlorobenzene, ug/L (CAS NO - 95-50-1)	3/22/2022	N/A	< 1	< 1	N/A	N/A	N/A	< 1	N/A	N/A	11.6	< 1
	5/24/2022	N/A	N/A	N/A	N/A	N/A	N/A	N/A	N/A	N/A	6.6	< 1
	10/11/2022	N/A	< 1	< 1	N/A	N/A	N/A	< 1	N/A	N/A	10.4	< 1
	10/11/2022	N/A	N/A	N/A	N/A	N/A	N/A	N/A	N/A	N/A	N/A	< 1
	5/17/2023	N/A	N/A	< 1	N/A	N/A	N/A	< 1	N/A	N/A	10.2	0.487*
	5/17/2023	N/A	N/A	N/A	N/A	N/A	N/A	N/A	N/A	N/A	N/A	0.446*
	8/17/2023	N/A	< 1	N/A	N/A	N/A	N/A	N/A	N/A	N/A	N/A	N/A
	11/15/2023	N/A	< 1	< 1	N/A	N/A	N/A	< 1	N/A	N/A	6.96	< 1
	11/15/2023	N/A	< 1	N/A	N/A	N/A	N/A	N/A	N/A	N/A	N/A	N/A
	6/5/2024	N/A	< 1	< 1	< 1	< 1	N/A	< 1	N/A	< 1	10.1	0.514*
	6/5/2024	N/A	N/A	N/A	N/A	N/A	N/A	N/A	N/A	N/A	10.1	N/A
	9/23/2024	N/A	< 1	< 1	N/A	N/A	N/A	< 1	N/A	N/A	8.21	N/A
	9/23/2024	N/A	< 1	N/A	N/A	N/A	N/A	N/A	N/A	N/A	N/A	N/A
1,2-Dichloroethane, ug/L (CAS NO - 107-06-2)	3/12/2008	N/A	N/A	N/A	N/A	N/A	N/A	N/A	N/A	N/A	< 1	< 1
	4/21/2008	N/A	N/A	N/A	N/A	N/A	N/A	N/A	N/A	N/A	< 1	< 1
	7/24/2008	< 0.2	< 0.2	< 0.2	N/A	< 0.2	N/A	0.2*	N/A	N/A	< 1	< 1
	7/24/2008	N/A	N/A	N/A	N/A	N/A	N/A	0.26	N/A	N/A	N/A	N/A
	8/27/2008	N/A	N/A	N/A	N/A	N/A	N/A	N/A	N/A	N/A	< 1	< 1
	9/24/2008	< 0.2	< 0.2	< 0.2	N/A	< 0.2	N/A	0.32*	N/A	N/A	< 1	< 1
	3/17/2009	< 0.2	< 0.2	< 0.2	N/A	< 0.2	N/A	0.31*	N/A	< 0.2	< 0.2	< 0.2
	3/17/2009	N/A	N/A	< 0.2	N/A	N/A	N/A	N/A	N/A	N/A	N/A	N/A
	6/23/2009	< 1	< 1	< 1	N/A	< 1	< 1	< 1	N/A	< 1	< 1	< 1
	6/23/2009	N/A	N/A	N/A	N/A	N/A	N/A	N/A	N/A	N/A	< 1	N/A
	8/13/2009	N/A	N/A	N/A	N/A	N/A	< 1	N/A	N/A	N/A	< 1	< 1
	9/1/2009	< 1	< 1	< 1	N/A	< 1	< 1	< 1	N/A	< 1	< 1	< 1
	9/1/2009	N/A	N/A	< 1	N/A	N/A	N/A	N/A	N/A	N/A	N/A	N/A
	12/17/2009	N/A	N/A	N/A	N/A	N/A	< 1	N/A	N/A	< 1	N/A	N/A
	3/10/2010	< 1	< 1	< 1	N/A	< 1	< 1	< 1	N/A	< 1	< 1	< 1
	3/10/2010	N/A	N/A	N/A	N/A	< 1	N/A	N/A	N/A	N/A	N/A	N/A
	9/27/2010	< 1	< 1	< 1	N/A	< 1	N/A	< 1	N/A	< 1	< 1	< 1
	9/27/2010	N/A	N/A	N/A	N/A	N/A	N/A	< 1	N/A	N/A	N/A	N/A
	3/28/2011	N/A	< 1	< 1	N/A	< 1	< 1	< 1	N/A	< 1	< 1	< 1
	3/28/2011	N/A	N/A	N/A	N/A	N/A	N/A	N/A	N/A	< 1	N/A	N/A
	9/15/2011	N/A	< 1	< 1	N/A	< 1	N/A	< 1	N/A	< 1	< 1	< 1
	3/29/2012	N/A	< 1	N/A	N/A	< 1	N/A	< 1	N/A	< 1	< 1	< 1
	3/29/2012	N/A	N/A	N/A	N/A	N/A	N/A	N/A	N/A	< 1	N/A	N/A
	9/18/2012	N/A	< 1	< 1	N/A	< 1	N/A	< 1	N/A	< 1	< 1	< 1
	1/22/2013	N/A	N/A	N/A	< 1	N/A	N/A	N/A	N/A	N/A	N/A	N/A
	3/27/2013	N/A	< 1	< 1	< 1	< 1	< 1	< 1	N/A	< 1	< 1	< 1
	3/27/2013	N/A	N/A	N/A	N/A	N/A	N/A	N/A	N/A	N/A	< 1	N/A
	9/25/2013	N/A	< 1	< 1	< 1	< 1	N/A	< 1	N/A	< 1	< 1	< 1
	3/11/2014	< 1	< 1	< 1	< 1	< 1	N/A	< 1	N/A	< 1	< 1	< 1
	3/11/2014	N/A	< 1	N/A	N/A	N/A	N/A	N/A	N/A	N/A	N/A	N/A
	9/23/2014	< 1	< 1	< 1	< 1	< 1	N/A	< 1	N/A	< 1	< 1	< 1
	9/23/2014	N/A	N/A	N/A	N/A	N/A	N/A	N/A	N/A	N/A	N/A	< 1
	1/6/2015	N/A	N/A	N/A	N/A	N/A	N/A	N/A	< 1	N/A	N/A	N/A
	4/2/2015	< 1	< 1	< 1	< 1	< 1	< 1	0.202*	< 1	< 1	< 1	< 1
	4/2/2015	N/A	N/A	< 1	N/A	N/A	N/A	N/A	N/A	N/A	N/A	N/A
	9/30/2015	N/A	< 1	< 1	< 1	< 1	N/A	< 1	< 1	< 1	< 1	< 1
	9/30/2015	N/A	N/A	N/A	N/A	N/A	N/A	< 1	N/A	N/A	N/A	N/A
	4/27/2016	< 1	< 1	< 1	< 1	< 1	< 1	< 1	< 1	< 1	0.229*	< 1
	4/27/2016	N/A	N/A	N/A	N/A	< 1	N/A	N/A	N/A	N/A	N/A	N/A
	9/28/2016	< 1	< 1	< 1	< 1	< 1	< 1	< 1	< 1	< 1	< 1	0.347*
	9/28/2016	N/A	N/A	N/A	N/A	N/A	< 1	N/A	N/A	N/A	N/A	N/A
	4/24/2017	< 1	< 1	< 1	< 1	< 1	< 1	0.194*	< 1	< 1	< 1	0.32*
	4/24/2017	N/A	< 1	N/A	N/A	N/A	N/A	N/A	N/A	N/A	N/A	N/A
	8/22/2017	N/A	< 1	< 1	< 1	< 1	N/A	< 1	< 1	< 1	< 1	0.339*
	8/22/2017	N/A	N/A	N/A	N/A	N/A	N/A	N/A	N/A	< 1	N/A	N/A
	10/4/2017	< 1	N/A	N/A	N/A	N/A	N/A	N/A	N/A	N/A	N/A	N/A
	6/4/2018	N/A	< 1	< 1	N/A	N/A	N/A	< 1	N/A	N/A	< 1	< 1
	6/4/2018	N/A	N/A	< 1	N/A	N/A	N/A	N/A	N/A	N/A	N/A	N/A
	12/20/2018	N/A	< 1	< 1	N/A	N/A	N/A	< 1	N/A	N/A	< 1	< 1
	4/15/2019	N/A	< 1	< 1	< 1	< 1	N/A	< 1	N/A	< 1	< 1	< 1
	10/3/2019	N/A	< 1	< 1	N/A	N/A	N/A	< 1	N/A	N/A	< 1	< 1
	10/3/2019	N/A	N/A	< 1	N/A	N/A	N/A	N/A	N/A	N/A	N/A	N/A
	4/28/2020	N/A	< 1	< 1	N/A	N/A	N/A	< 1	< 1	N/A	< 1	< 1
	4/28/2020	N/A	N/A	N/A	N/A	N/A	N/A	< 1	N/A	N/A	N/A	N/A
	7/22/2020	N/A	< 1	< 1	N/A	N/A	N/A	< 1	N/A	N/A	< 1	< 1
	7/22/2020	N/A	< 1	N/A	N/A	N/A	N/A	N/A	N/A	N/A	N/A	N/A
	5/19/2021	N/A	< 1	< 1	N/A	N/A	< 1	< 1	N/A	N/A	< 1	< 1
	9/21/2021	N/A	< 1	< 1	N/A	N/A	N/A	< 1	N/A	N/A	< 1	< 1
	9/21/2021	N/A	N/A	N/A	N/A	N/A	N/A	< 1	N/A	N/A	N/A	N/A
	3/22/2022	N/A	< 1	< 1	N/A	N/A	N/A	< 1	N/A	N/A	< 1	< 1
	5/24/2022	N/A	N/A	N/A	N/A	N/A	N/A	N/A	N/A	N/A	< 1	< 1
	10/11/2022	N/A	< 1	< 1	N/A	N/A	N/A	< 1	N/A	N/A	< 1	< 1
	10/11/2022	N/A	N/A	N/A	N/A	N/A	N/A	N/A	N/A	N/A	N/A	< 1
	5/17/2023	N/A	N/A	< 1	N/A	N/A	N/A	< 1	N/A	N/A	< 1	< 1
	5/17/2023	N/A	N/A	N/A	N/A	N/A	N/A	N/A	N/A	N/A	N/A	< 1
	8/17/2023	N/A	< 1	N/A	N/A	N/A	N/A	N/A	N/A	N/A	N/A	N/A
	11/15/2023	N/A	< 1	< 1	N/A	N/A	N/A	< 1	N/A	N/A	< 1	< 1
	11/15/2023	N/A	< 1	N/A	N/A	N/A	N/A	N/A	N/A	N/A	N/A	N/A
	6/5/2024	N/A	< 1	< 1	< 1	< 1	N/A	< 1	N/A	< 1	< 1	< 1
	6/5/2024	N/A	N/A	N/A	N/A	N/A	N/A	N/A	N/A	N/A	< 1	N/A
	9/23/2024	N/A	< 1	< 1	N/A	N/A	N/A	< 1	N/A	N/A	< 1	N/A
	9/23/2024	N/A	< 1	N/A	N/A	N/A	N/A	N/A	N/A	N/A	N/A	N/A

SCS ENGINEERS

Summary of Groundwater Chemistry
Scott County Landfill - 82-SDP-03-77C - HMSP

Appendix I VOC Constituents	Sample Date	MW-32 UPG	MW-17 DNG	MW-19 DNG	MW-20 DNG	MW-21 DNG	MW-22 DNG	MW-27 DNG	MW-28 DNG	MW-30 DNG	OP-17 DNG	OP-18 DNG
1,2-Dichloropropane, ug/L (CAS NO - 78-87-5)	3/12/2008	N/A	N/A	N/A	N/A	N/A	N/A	N/A	N/A	N/A	< 1	< 1
	4/21/2008	N/A	N/A	N/A	N/A	N/A	N/A	N/A	N/A	N/A	< 1	< 1
	7/24/2008	< 0.4	< 0.4	< 0.4	N/A	< 0.4	N/A	< 0.4	N/A	N/A	< 1	< 1
	7/24/2008	N/A	N/A	N/A	N/A	N/A	N/A	< 0.4	N/A	N/A	N/A	N/A
	8/27/2008	N/A	N/A	N/A	N/A	N/A	N/A	N/A	N/A	N/A	< 1	< 1
	9/24/2008	< 0.4	< 0.4	< 0.4	N/A	< 0.4	N/A	1.16	N/A	N/A	< 1	< 1
	3/17/2009	< 0.4	0.58*	< 0.4	N/A	< 0.4	N/A	1.49	N/A	< 0.4	0.43	< 0.4
	3/17/2009	N/A	N/A	< 0.4	N/A	N/A	N/A	N/A	N/A	N/A	N/A	N/A
	6/23/2009	< 1	< 1	< 1	N/A	< 1	< 1	1.23	N/A	< 1	< 1	< 1
	6/23/2009	N/A	N/A	N/A	N/A	N/A	N/A	N/A	N/A	N/A	< 1	N/A
	8/13/2009	N/A	N/A	N/A	N/A	N/A	< 1	N/A	N/A	N/A	< 1	< 1
	9/1/2009	< 1	< 1	< 1	N/A	< 1	< 1	1	N/A	< 1	< 1	< 1
	9/1/2009	N/A	N/A	< 1	N/A	N/A	N/A	N/A	N/A	N/A	N/A	N/A
	12/17/2009	N/A	N/A	N/A	N/A	N/A	< 1	N/A	N/A	< 1	N/A	N/A
	3/10/2010	< 1	< 1	< 1	N/A	< 1	< 1	1.18	N/A	< 1	< 1	< 1
	3/10/2010	N/A	N/A	N/A	N/A	< 1	N/A	N/A	N/A	N/A	N/A	N/A
	9/27/2010	< 1	< 1	< 1	N/A	< 1	N/A	< 1	N/A	< 1	< 1	< 1
	9/27/2010	N/A	N/A	N/A	N/A	N/A	N/A	< 1	N/A	N/A	N/A	N/A
	3/28/2011	N/A	< 1	< 1	N/A	< 1	< 1	1.08	N/A	< 1	< 1	< 1
	3/28/2011	N/A	N/A	N/A	N/A	N/A	N/A	N/A	N/A	< 1	N/A	N/A
	9/15/2011	N/A	< 1	< 1	N/A	< 1	N/A	< 1	N/A	< 1	< 1	< 1
	3/29/2012	N/A	< 1	N/A	N/A	< 1	N/A	< 1	N/A	< 1	< 1	< 1
	3/29/2012	N/A	N/A	N/A	N/A	N/A	N/A	N/A	N/A	< 1	N/A	N/A
	9/18/2012	N/A	< 1	< 1	N/A	< 1	N/A	< 1	N/A	< 1	< 1	< 1
	1/22/2013	N/A	N/A	N/A	< 1	N/A	N/A	N/A	N/A	N/A	N/A	N/A
	3/27/2013	N/A	< 1	< 1	< 1	< 1	< 1	< 1	N/A	< 1	< 1	< 1
	3/27/2013	N/A	N/A	N/A	N/A	N/A	N/A	N/A	N/A	N/A	< 1	N/A
	9/25/2013	N/A	< 1	< 1	< 1	< 1	N/A	< 1	N/A	< 1	< 1	< 1
	3/11/2014	< 1	< 1	< 1	< 1	< 1	N/A	0.972*	N/A	< 1	< 1	< 1
	3/11/2014	N/A	< 1	N/A	N/A	N/A	N/A	N/A	N/A	N/A	N/A	N/A
	9/23/2014	< 1	< 1	< 1	< 1	< 1	N/A	< 1	N/A	< 1	< 1	< 1
	9/23/2014	N/A	N/A	N/A	N/A	N/A	N/A	N/A	N/A	N/A	N/A	< 1
	1/6/2015	N/A	N/A	N/A	N/A	N/A	N/A	N/A	< 1	N/A	N/A	N/A
	4/2/2015	< 1	< 1	< 1	< 1	< 1	< 1	< 1	< 1	< 1	< 1	< 1
	4/2/2015	N/A	N/A	< 1	N/A	N/A	N/A	N/A	N/A	N/A	N/A	N/A
	9/30/2015	N/A	< 1	< 1	< 1	< 1	N/A	< 1	< 1	< 1	< 1	< 1
	9/30/2015	N/A	N/A	N/A	N/A	N/A	N/A	< 1	N/A	N/A	N/A	N/A
	4/27/2016	< 1	< 1	< 1	< 1	< 1	< 1	< 1	< 1	< 1	< 1	< 1
	4/27/2016	N/A	N/A	N/A	N/A	< 1	N/A	N/A	N/A	N/A	N/A	N/A
	9/28/2016	< 1	< 1	< 1	< 1	< 1	< 1	< 1	< 1	< 1	< 1	< 1
	9/28/2016	N/A	N/A	N/A	N/A	N/A	< 1	N/A	N/A	N/A	N/A	N/A
	4/24/2017	< 1	< 1	< 1	< 1	< 1	< 1	< 1	< 1	< 1	< 1	< 1
	4/24/2017	N/A	< 1	N/A	N/A	N/A	N/A	N/A	N/A	N/A	N/A	N/A
	8/22/2017	N/A	< 1	< 1	< 1	< 1	N/A	< 1	< 1	< 1	< 1	< 1
	8/22/2017	N/A	N/A	N/A	N/A	N/A	N/A	N/A	N/A	< 1	N/A	N/A
	10/4/2017	< 1	N/A	N/A	N/A	N/A	N/A	N/A	N/A	N/A	N/A	N/A
	6/4/2018	N/A	< 1	< 1	N/A	N/A	N/A	0.73*	N/A	N/A	< 1	0.329*
	6/4/2018	N/A	N/A	< 1	N/A	N/A	N/A	N/A	N/A	N/A	N/A	N/A
	12/20/2018	N/A	< 1	< 1	N/A	N/A	N/A	0.593*	N/A	N/A	< 1	< 1
	4/15/2019	N/A	< 1	< 1	< 1	< 1	N/A	0.649*	N/A	< 1	< 1	< 1
	10/3/2019	N/A	< 1	< 1	N/A	N/A	N/A	0.654*	N/A	N/A	< 1	< 1
	10/3/2019	N/A	N/A	< 1	N/A	N/A	N/A	N/A	N/A	N/A	N/A	N/A
	4/28/2020	N/A	< 1	< 1	N/A	N/A	N/A	0.57*	< 1	N/A	< 1	< 1
	4/28/2020	N/A	N/A	N/A	N/A	N/A	N/A	0.61*	N/A	N/A	N/A	N/A
	7/22/2020	N/A	< 1	< 1	N/A	N/A	N/A	0.554*	N/A	N/A	< 1	< 1
	7/22/2020	N/A	< 1	N/A	N/A	N/A	N/A	N/A	N/A	N/A	N/A	N/A
	5/19/2021	N/A	< 1	< 1	N/A	N/A	< 1	0.567*	N/A	N/A	< 1	< 1
	9/21/2021	N/A	< 1	< 1	N/A	N/A	N/A	0.45*	N/A	N/A	< 1	< 1
	9/21/2021	N/A	N/A	N/A	N/A	N/A	N/A	0.589*	N/A	N/A	N/A	N/A
	3/22/2022	N/A	< 1	< 1	N/A	N/A	N/A	< 1	N/A	N/A	< 1	< 1
	5/24/2022	N/A	N/A	N/A	N/A	N/A	N/A	N/A	N/A	N/A	< 1	< 1
	10/11/2022	N/A	< 1	< 1	N/A	N/A	N/A	0.529*	N/A	N/A	< 1	< 1
	10/11/2022	N/A	N/A	N/A	N/A	N/A	N/A	N/A	N/A	N/A	N/A	< 1
	5/17/2023	N/A	N/A	< 1	N/A	N/A	N/A	0.667*	N/A	N/A	< 1	< 1
	5/17/2023	N/A	N/A	N/A	N/A	N/A	N/A	N/A	N/A	N/A	N/A	< 1
	8/17/2023	N/A	< 1	N/A	N/A	N/A	N/A	N/A	N/A	N/A	N/A	N/A
	11/15/2023	N/A	< 1	< 1	N/A	N/A	N/A	0.409*	N/A	N/A	< 1	< 1
	11/15/2023	N/A	< 1	N/A	N/A	N/A	N/A	N/A	N/A	N/A	N/A	N/A
	6/5/2024	N/A	< 1	< 1	< 1	< 1	N/A	0.325*	N/A	< 1	< 1	< 1
	6/5/2024	N/A	N/A	N/A	N/A	N/A	N/A	N/A	N/A	N/A	< 1	N/A
	9/23/2024	N/A	< 1	< 1	N/A	N/A	N/A	0.421*	N/A	N/A	< 1	N/A
	9/23/2024	N/A	< 1	N/A	N/A	N/A	N/A	N/A	N/A	N/A	N/A	N/A
1,4-Dichlorobenzene, ug/L (CAS NO - 106-46-7)	3/12/2008	N/A	N/A	N/A	N/A	N/A	N/A	N/A	N/A	N/A	< 1	< 1
	4/21/2008	N/A	N/A	N/A	N/A	N/A	N/A	N/A	N/A	N/A	< 1	< 1
	7/24/2008	< 0.16	< 0.16	1.46	N/A	< 0.16	N/A	< 0.16	N/A	N/A	< 1	< 1
	7/24/2008	N/A	N/A	N/A	N/A	N/A	N/A	< 0.16	N/A	N/A	N/A	N/A
	8/27/2008	N/A	N/A	N/A	N/A	N/A	N/A	N/A	N/A	N/A	< 1	< 1
	9/24/2008	< 0.17	< 0.17	1.49	N/A	< 0.17	N/A	< 0.17	N/A	N/A	< 1	< 1
	3/17/2009	< 0.17	< 0.17	1.29	N/A	< 0.17	N/A	< 0.17	N/A	< 0.17	< 0.17	< 0.17
	3/17/2009	N/A	N/A	1.4	N/A	N/A	N/A	N/A	N/A	N/A	N/A	N/A
	6/23/2009	< 1	< 1	1.16	N/A	< 1	< 1	< 1	N/A	< 1	< 1	< 1
	6/23/2009	N/A	N/A	N/A	N/A	N/A	N/A	N/A	N/A	N/A	< 1	N/A
	8/13/2009	N/A	N/A	N/A	N/A	N/A	< 1	N/A	N/A	N/A	< 1	< 1
	9/1/2009	< 1	< 1	1.43	N/A	< 1	< 1	< 1	N/A	< 1	< 1	< 1
	9/1/2009	N/A	N/A	1.35	N/A	N/A	N/A	N/A	N/A	N/A	N/A	N/A
	12/17/2009	N/A	N/A	N/A	N/A	N/A	< 1	N/A	N/A	< 1	N/A	N/A
	3/10/2010	< 1	< 1	1.3	N/A	< 1	< 1	< 1	N/A	< 1	< 1	< 1
	3/10/2010	N/A	N/A	N/A	N/A	< 1	N/A	N/A	N/A	N/A	N/A	N/A

SCS ENGINEERS

Summary of Groundwater Chemistry
Scott County Landfill - 82-SDP-03-77C - HMSP

Appendix I VOC Constituents	Sample Date	MW-32 UPG	MW-17 DNG	MW-19 DNG	MW-20 DNG	MW-21 DNG	MW-22 DNG	MW-27 DNG	MW-28 DNG	MW-30 DNG	OP-17 DNG	OP-18 DNG
1,4-Dichlorobenzene, ug/L (CAS NO - 106-46-7)	9/27/2010	< 1	< 1	1.06	N/A	< 1	N/A	< 1	N/A	< 1	< 1	< 1
	9/27/2010	N/A	N/A	N/A	N/A	N/A	N/A	< 1	N/A	N/A	N/A	N/A
	3/28/2011	N/A	< 4	< 4	N/A	< 4	< 4	< 4	N/A	< 4	< 4	< 4
	3/28/2011	N/A	N/A	N/A	N/A	N/A	N/A	N/A	N/A	< 4	N/A	N/A
	9/15/2011	N/A	< 1	< 1	N/A	< 1	N/A	< 1	N/A	< 1	< 1	< 1
	3/29/2012	N/A	< 1	N/A	N/A	< 1	N/A	< 1	N/A	< 1	< 1	< 1
	3/29/2012	N/A	N/A	N/A	N/A	N/A	N/A	N/A	N/A	< 1	N/A	N/A
	9/18/2012	N/A	< 1	< 1	N/A	< 1	N/A	< 1	N/A	< 1	< 1	< 1
	1/22/2013	N/A	N/A	N/A	< 1	N/A	N/A	N/A	N/A	N/A	N/A	N/A
	3/27/2013	N/A	< 1	< 1	< 1	< 1	< 1	< 1	N/A	< 1	< 1	< 1
	3/27/2013	N/A	N/A	N/A	N/A	N/A	N/A	N/A	N/A	N/A	< 1	N/A
	9/25/2013	N/A	< 1	< 1	< 1	< 1	N/A	< 1	N/A	< 1	< 1	< 1
	3/11/2014	< 1	< 1	1.39	< 1	< 1	N/A	< 1	N/A	< 1	0.889*	< 1
	3/11/2014	N/A	< 1	N/A	N/A	N/A	N/A	N/A	N/A	N/A	N/A	N/A
	9/23/2014	< 1	< 1	0.899*	< 1	< 1	N/A	< 1	N/A	< 1	3.31	< 1
	9/23/2014	N/A	N/A	N/A	N/A	N/A	N/A	N/A	N/A	N/A	N/A	< 1
	1/6/2015	N/A	N/A	N/A	N/A	N/A	N/A	N/A	< 1	N/A	N/A	N/A
	4/2/2015	< 1	< 1	0.632*	< 1	< 1	< 1	< 1	< 1	< 1	4.88	< 1
	4/2/2015	N/A	N/A	0.754*	N/A	N/A	N/A	N/A	N/A	N/A	N/A	N/A
	9/30/2015	N/A	< 1	< 1	< 1	< 1	N/A	< 1	< 1	< 1	3.45	< 1
	9/30/2015	N/A	N/A	N/A	N/A	N/A	N/A	< 1	N/A	N/A	N/A	N/A
	4/27/2016	< 1	< 1	< 1	< 1	< 1	< 1	< 1	< 1	< 1	8.07	< 1
	4/27/2016	N/A	N/A	N/A	N/A	< 1	N/A	N/A	N/A	N/A	N/A	N/A
	9/28/2016	< 1	< 1	< 1	< 1	< 1	< 1	< 1	< 1	< 1	15.8	< 1
	9/28/2016	N/A	N/A	N/A	N/A	N/A	< 1	N/A	N/A	N/A	N/A	N/A
	4/24/2017	< 1	< 1	< 1	< 1	< 1	< 1	< 1	< 1	< 1	15.2	< 1
	4/24/2017	N/A	< 1	N/A	N/A	N/A	N/A	N/A	N/A	N/A	N/A	N/A
	8/22/2017	N/A	< 1	< 1	< 1	< 1	N/A	< 1	< 1	< 1	11.3	< 1
	8/22/2017	N/A	N/A	N/A	N/A	N/A	N/A	N/A	N/A	< 1	N/A	N/A
	10/4/2017	< 1	N/A	N/A	N/A	N/A	N/A	N/A	N/A	N/A	N/A	N/A
	6/4/2018	N/A	< 1	0.557*	N/A	N/A	N/A	< 1	N/A	N/A	20.2	< 1
	6/4/2018	N/A	N/A	0.524*	N/A	N/A	N/A	N/A	N/A	N/A	N/A	N/A
	12/20/2018	N/A	< 1	0.654*	N/A	N/A	N/A	< 1	N/A	N/A	21.6	< 1
	4/15/2019	N/A	< 1	< 1	< 1	< 1	N/A	< 1	N/A	< 1	21.8	< 1
	10/3/2019	N/A	< 1	< 1	N/A	N/A	N/A	< 1	N/A	N/A	17.8	1.12
	10/3/2019	N/A	N/A	0.36*	N/A	N/A	N/A	N/A	N/A	N/A	N/A	N/A
	4/28/2020	N/A	< 1	0.383*	N/A	N/A	N/A	< 1	< 1	N/A	19.5	0.994*
	4/28/2020	N/A	N/A	N/A	N/A	N/A	N/A	< 1	N/A	N/A	N/A	N/A
	7/22/2020	N/A	< 1	< 1	N/A	N/A	N/A	< 1	N/A	N/A	20.3	< 1
	7/22/2020	N/A	< 1	N/A	N/A	N/A	N/A	N/A	N/A	N/A	N/A	N/A
	5/19/2021	N/A	< 1	< 1	N/A	N/A	< 1	< 1	N/A	N/A	11.4	1.12
	9/21/2021	N/A	< 1	0.559*	N/A	N/A	N/A	< 1	N/A	N/A	13.3	< 1
	9/21/2021	N/A	N/A	N/A	N/A	N/A	N/A	< 1	N/A	N/A	N/A	N/A
	3/22/2022	N/A	< 1	0.757*	N/A	N/A	N/A	< 1	N/A	N/A	14.7	0.786*
	5/24/2022	N/A	N/A	N/A	N/A	N/A	N/A	N/A	N/A	N/A	7.91	< 1
	10/11/2022	N/A	< 1	0.686*	N/A	N/A	N/A	< 1	N/A	N/A	12.8	0.83*
	10/11/2022	N/A	N/A	N/A	N/A	N/A	N/A	N/A	N/A	N/A	N/A	0.866*
	5/17/2023	N/A	N/A	1.44	N/A	N/A	N/A	< 1	N/A	N/A	13.3	1.56
	5/17/2023	N/A	N/A	N/A	N/A	N/A	N/A	N/A	N/A	N/A	N/A	1.44
	8/17/2023	N/A	< 1	N/A	N/A	N/A	N/A	N/A	N/A	N/A	N/A	N/A
	11/15/2023	N/A	< 1	0.6*	N/A	N/A	N/A	< 1	N/A	N/A	8.91	0.354*
	11/15/2023	N/A	< 1	N/A	N/A	N/A	N/A	N/A	N/A	N/A	N/A	N/A
	6/5/2024	N/A	< 1	0.272*	< 1	< 1	N/A	< 1	N/A	< 1	13.2	1.36
	6/5/2024	N/A	N/A	N/A	N/A	N/A	N/A	N/A	N/A	N/A	12.9	N/A
	9/23/2024	N/A	< 1	0.27*	N/A	N/A	N/A	< 1	N/A	N/A	11.1	N/A
	9/23/2024	N/A	< 1	N/A	N/A	N/A	N/A	N/A	N/A	N/A	N/A	N/A
2-Butanone, ug/L (CAS NO - 78-93-3)	3/12/2008	N/A	N/A	N/A	N/A	N/A	N/A	N/A	N/A	N/A	< 10	< 10
	4/21/2008	N/A	N/A	N/A	N/A	N/A	N/A	N/A	N/A	N/A	< 10	< 10
	7/24/2008	< 0.91	< 0.91	< 0.91	N/A	< 0.91	N/A	< 0.91	N/A	N/A	< 10	< 10
	7/24/2008	N/A	N/A	N/A	N/A	N/A	N/A	< 0.91	N/A	N/A	N/A	N/A
	8/27/2008	N/A	N/A	N/A	N/A	N/A	N/A	N/A	N/A	N/A	< 10	< 10
	9/24/2008	< 0.91	< 0.91	< 0.91	N/A	< 0.91	N/A	< 0.91	N/A	N/A	< 10	< 10
	3/17/2009	< 0.91	< 0.91	< 0.91	N/A	< 0.91	N/A	< 0.91	N/A	< 0.91	< 0.91	< 0.91
	3/17/2009	N/A	N/A	< 0.91	N/A	N/A	N/A	N/A	N/A	N/A	N/A	N/A
	6/23/2009	< 10	< 10	< 10	N/A	< 10	< 10	< 10	N/A	< 10	< 10	< 10
	6/23/2009	N/A	N/A	N/A	N/A	N/A	N/A	N/A	N/A	N/A	< 10	N/A
	8/13/2009	N/A	N/A	N/A	N/A	N/A	< 10	N/A	N/A	N/A	< 10	< 10
	9/1/2009	< 10	< 10	< 10	N/A	< 10	< 10	< 10	N/A	< 10	< 10	< 10
	9/1/2009	N/A	N/A	< 10	N/A	N/A	N/A	N/A	N/A	N/A	N/A	N/A
	12/17/2009	N/A	N/A	N/A	N/A	N/A	< 10	N/A	N/A	< 10	N/A	N/A
	3/10/2010	< 10	< 10	< 10	N/A	< 10	< 10	< 10	N/A	< 10	< 10	20
	3/10/2010	N/A	N/A	N/A	N/A	< 10	N/A	N/A	N/A	N/A	N/A	N/A
	9/27/2010	< 10	< 10	< 10	N/A	< 10	N/A	< 10	N/A	< 10	< 10	< 10
	9/27/2010	N/A	N/A	N/A	N/A	N/A	N/A	< 10	N/A	N/A	N/A	N/A
	3/28/2011	N/A	< 10	< 10	N/A	< 10	< 10	< 10	N/A	< 10	< 10	< 10
	3/28/2011	N/A	N/A	N/A	N/A	N/A	N/A	N/A	N/A	< 10	N/A	N/A
	9/15/2011	N/A	< 10	< 10	N/A	< 10	N/A	< 10	N/A	< 10	< 10	< 10
	3/29/2012	N/A	< 10	N/A	N/A	< 10	N/A	< 10	N/A	< 10	< 10	< 10
	3/29/2012	N/A	N/A	N/A	N/A	N/A	N/A	N/A	N/A	< 10	N/A	N/A
	9/18/2012	N/A	< 10	< 10	N/A	< 10	N/A	< 10	N/A	< 10	< 10	< 10
	1/22/2013	N/A	N/A	N/A	< 10	N/A	N/A	N/A	N/A	N/A	N/A	N/A
	3/27/2013	N/A	< 10	< 10	< 10	< 10	< 10	< 10	N/A	< 10	< 10	< 10
	3/27/2013	N/A	N/A	N/A	N/A	N/A	N/A	N/A	N/A	N/A	< 10	N/A
	9/25/2013	N/A	< 10	< 10	2.84*	< 10	N/A	< 10	N/A	< 10	< 10	< 10
	3/11/2014	< 10	< 10	< 10	< 10	< 10	N/A	< 10	N/A	< 10	< 10	< 10
	3/11/2014	N/A	< 10	N/A	N/A	N/A	N/A	N/A	N/A	N/A	N/A	N/A
	9/23/2014	< 10	< 10	< 10	< 10	< 10	N/A	< 10	N/A	< 10	< 10	< 10
	9/23/2014	N/A	N/A	N/A	N/A	N/A	N/A	N/A	N/A	N/A	N/A	< 10

SCS ENGINEERS

Summary of Groundwater Chemistry
Scott County Landfill - 82-SDP-03-77C - HMSP

Appendix I VOC Constituents	Sample Date	MW-32 UPG	MW-17 DNG	MW-19 DNG	MW-20 DNG	MW-21 DNG	MW-22 DNG	MW-27 DNG	MW-28 DNG	MW-30 DNG	OP-17 DNG	OP-18 DNG
2-Butanone, ug/L (CAS NO - 78-93-3)	1/6/2015	N/A	N/A	N/A	N/A	N/A	N/A	N/A	< 10	N/A	N/A	N/A
	4/2/2015	< 10	< 10	< 10	< 10	< 10	< 10	< 10	< 10	< 10	< 10	< 10
	4/2/2015	N/A	N/A	< 10	N/A	N/A	N/A	N/A	N/A	N/A	N/A	N/A
	9/30/2015	N/A	< 10	1.79*	< 10	< 10	N/A	< 10	< 10	0.56*	< 10	< 10
	9/30/2015	N/A	N/A	N/A	N/A	N/A	N/A	< 10	N/A	N/A	N/A	N/A
	4/27/2016	< 10	< 10	< 10	< 10	< 10	< 10	< 10	< 10	< 10	3.03*	< 10
	4/27/2016	N/A	N/A	N/A	N/A	< 10	N/A	N/A	N/A	N/A	N/A	N/A
	9/28/2016	< 10	< 10	< 10	< 10	< 10	< 10	< 10	< 10	< 10	< 10	< 10
	9/28/2016	N/A	N/A	N/A	N/A	N/A	< 10	N/A	N/A	N/A	N/A	N/A
	4/24/2017	< 10	< 10	< 10	< 10	< 10	< 10	< 10	< 10	< 10	< 10	< 10
	4/24/2017	N/A	< 10	N/A	N/A	N/A	N/A	N/A	N/A	N/A	N/A	N/A
	8/22/2017	N/A	1.29*	2.66*	< 10	< 10	N/A	< 10	< 10	< 10	< 10	< 10
	8/22/2017	N/A	N/A	N/A	N/A	N/A	N/A	N/A	N/A	< 10	N/A	N/A
	10/4/2017	< 10	N/A	N/A	N/A	N/A	N/A	N/A	N/A	N/A	N/A	N/A
	6/4/2018	N/A	< 10	< 10	N/A	N/A	N/A	< 10	N/A	N/A	2.94*	< 10
	6/4/2018	N/A	N/A	< 10	N/A	N/A	N/A	N/A	N/A	N/A	N/A	N/A
	12/20/2018	N/A	< 10	< 10	N/A	N/A	N/A	< 10	N/A	N/A	< 10	< 10
	4/15/2019	N/A	< 10	< 10	< 10	< 10	N/A	< 10	N/A	< 10	< 10	< 10
	10/3/2019	N/A	2.62*	< 10	N/A	N/A	N/A	< 10	N/A	N/A	5.26*	3.98*
	10/3/2019	N/A	N/A	< 10	N/A	N/A	N/A	N/A	N/A	N/A	N/A	N/A
	4/28/2020	N/A	< 10	< 10	N/A	N/A	N/A	< 10	< 10	N/A	< 10	< 10
	4/28/2020	N/A	N/A	N/A	N/A	N/A	N/A	< 10	N/A	N/A	N/A	N/A
	7/22/2020	N/A	< 10	< 10	N/A	N/A	N/A	< 10	N/A	N/A	< 10	< 10
	7/22/2020	N/A	< 10	N/A	N/A	N/A	N/A	N/A	N/A	N/A	N/A	N/A
	5/19/2021	N/A	< 10	< 10	N/A	N/A	< 10	< 10	N/A	N/A	4.62*	< 10
	9/21/2021	N/A	< 10	< 10	N/A	N/A	N/A	< 10	N/A	N/A	< 10	< 10
	9/21/2021	N/A	N/A	N/A	N/A	N/A	N/A	< 10	N/A	N/A	N/A	N/A
	3/22/2022	N/A	< 10	< 10	N/A	N/A	N/A	< 10	N/A	N/A	2.25*	< 10
	5/24/2022	N/A	N/A	N/A	N/A	N/A	N/A	N/A	N/A	N/A	< 10	< 10
	10/11/2022	N/A	< 10	< 10	N/A	N/A	N/A	< 10	N/A	N/A	< 10	< 10
	10/11/2022	N/A	N/A	N/A	N/A	N/A	N/A	N/A	N/A	N/A	N/A	< 10
	5/17/2023	N/A	N/A	< 10	N/A	N/A	N/A	< 10	N/A	N/A	< 10	< 10
	5/17/2023	N/A	N/A	N/A	N/A	N/A	N/A	N/A	N/A	N/A	N/A	< 10
	8/17/2023	N/A	< 10	N/A	N/A	N/A	N/A	N/A	N/A	N/A	N/A	N/A
	11/15/2023	N/A	< 10	< 10	N/A	N/A	N/A	< 10	N/A	N/A	2.16*	< 10
	11/15/2023	N/A	< 10	N/A	N/A	N/A	N/A	N/A	N/A	N/A	N/A	N/A
	6/5/2024	N/A	< 10	< 10	< 10	< 10	N/A	< 10	N/A	< 10	< 10	< 10
	6/5/2024	N/A	N/A	N/A	N/A	N/A	N/A	N/A	N/A	N/A	< 10	N/A
	9/23/2024	N/A	< 10	< 10	N/A	N/A	N/A	< 10	N/A	N/A	2.68*	N/A
	9/23/2024	N/A	< 10	N/A	N/A	N/A	N/A	N/A	N/A	N/A	N/A	N/A
2-Hexanone, ug/L (CAS NO - 591-78-6)	3/12/2008	N/A	N/A	N/A	N/A	N/A	N/A	N/A	N/A	N/A	< 10	< 10
	4/21/2008	N/A	N/A	N/A	N/A	N/A	N/A	N/A	N/A	N/A	< 10	< 10
	7/24/2008	< 1.76	< 1.76	< 1.76	N/A	< 1.76	N/A	< 1.76	N/A	N/A	< 10	< 10
	7/24/2008	N/A	N/A	N/A	N/A	N/A	N/A	< 1.76	N/A	N/A	N/A	N/A
	8/27/2008	N/A	N/A	N/A	N/A	N/A	N/A	N/A	N/A	N/A	< 10	< 10
	9/24/2008	< 1.76	< 1.76	< 1.76	N/A	< 1.76	N/A	< 1.76	N/A	N/A	< 10	< 10
	3/17/2009	< 1.76	< 1.76	< 1.76	N/A	< 1.76	N/A	< 1.76	N/A	< 1.76	< 1.76	< 1.76
	3/17/2009	N/A	N/A	< 1.76	N/A	N/A	N/A	N/A	N/A	N/A	N/A	N/A
	6/23/2009	< 10	< 10	< 10	N/A	< 10	< 10	< 10	N/A	< 10	< 10	< 10
	6/23/2009	N/A	N/A	N/A	N/A	N/A	N/A	N/A	N/A	N/A	< 10	N/A
	8/13/2009	N/A	N/A	N/A	N/A	N/A	< 10	N/A	N/A	N/A	< 10	< 10
	9/1/2009	< 10	< 10	< 10	N/A	< 10	< 10	< 10	N/A	< 10	< 10	< 10
	9/1/2009	N/A	N/A	< 10	N/A	N/A	N/A	N/A	N/A	N/A	N/A	N/A
	12/17/2009	N/A	N/A	N/A	N/A	N/A	< 10	N/A	N/A	< 10	N/A	N/A
	3/10/2010	< 10	< 10	< 10	N/A	< 10	< 10	< 10	N/A	< 10	< 10	< 10
	3/10/2010	N/A	N/A	N/A	N/A	< 10	N/A	N/A	N/A	N/A	N/A	N/A
	9/27/2010	< 10	< 10	< 10	N/A	< 10	N/A	< 10	N/A	< 10	< 10	< 10
	9/27/2010	N/A	N/A	N/A	N/A	N/A	N/A	< 10	N/A	N/A	N/A	N/A
	3/28/2011	N/A	< 10	< 10	N/A	< 10	< 10	< 10	N/A	< 10	< 10	< 10
	3/28/2011	N/A	N/A	N/A	N/A	N/A	N/A	N/A	N/A	< 10	N/A	N/A
	9/15/2011	N/A	< 10	< 10	N/A	< 10	N/A	< 10	N/A	< 10	< 10	< 10
	3/29/2012	N/A	< 10	N/A	N/A	< 10	N/A	< 10	N/A	< 10	< 10	< 10
	3/29/2012	N/A	N/A	N/A	N/A	N/A	N/A	N/A	N/A	< 10	N/A	N/A
	9/18/2012	N/A	< 10	< 10	N/A	< 10	N/A	< 10	N/A	< 10	< 10	< 10
	1/22/2013	N/A	N/A	N/A	< 10	N/A	N/A	N/A	N/A	N/A	N/A	N/A
	3/27/2013	N/A	< 10	< 10	< 10	< 10	< 10	< 10	N/A	< 10	< 10	< 10
	3/27/2013	N/A	N/A	N/A	N/A	N/A	N/A	N/A	N/A	N/A	< 10	N/A
	9/25/2013	N/A	< 10	< 10	< 10	< 10	N/A	< 10	N/A	< 10	< 10	< 10
	3/11/2014	< 10	< 10	< 10	< 10	< 10	N/A	< 10	N/A	< 10	< 10	< 10
	3/11/2014	N/A	< 10	N/A	N/A	N/A	N/A	N/A	N/A	N/A	N/A	N/A
	9/23/2014	< 10	< 10	< 10	< 10	< 10	N/A	< 10	N/A	< 10	< 10	< 10
	9/23/2014	N/A	N/A	N/A	N/A	N/A	N/A	N/A	N/A	N/A	N/A	< 10
	1/6/2015	N/A	N/A	N/A	N/A	N/A	N/A	N/A	< 10	N/A	N/A	N/A
	4/2/2015	< 10	< 10	< 10	< 10	< 10	< 10	< 10	< 10	< 10	< 10	< 10
	4/2/2015	N/A	N/A	< 10	N/A	N/A	N/A	N/A	N/A	N/A	N/A	N/A
	9/30/2015	N/A	< 10	< 10	< 10	< 10	N/A	< 10	< 10	< 10	< 10	< 10
	9/30/2015	N/A	N/A	N/A	N/A	N/A	N/A	< 10	N/A	N/A	N/A	N/A
	4/27/2016	< 10	< 10	< 10	< 10	< 10	< 10	< 10	< 10	< 10	< 10	< 10
	4/27/2016	N/A	N/A	N/A	N/A	< 10	N/A	N/A	N/A	N/A	N/A	N/A
	9/28/2016	< 10	< 10	< 10	< 10	< 10	< 10	< 10	< 10	< 10	< 10	< 10
	9/28/2016	N/A	N/A	N/A	N/A	N/A	< 10	N/A	N/A	N/A	N/A	N/A
	4/24/2017	< 10	< 10	< 10	< 10	< 10	< 10	< 10	< 10	< 10	< 10	< 10
	4/24/2017	N/A	< 10	N/A	N/A	N/A	N/A	N/A	N/A	N/A	N/A	N/A
	8/22/2017	N/A	< 10	< 10	< 10	< 10	N/A	< 10	< 10	< 10	< 10	< 10
	8/22/2017	N/A	N/A	N/A	N/A	N/A	N/A	N/A	N/A	< 10	N/A	N/A
	10/4/2017	< 10	N/A	N/A	N/A	N/A	N/A	N/A	N/A	N/A	N/A	N/A
	6/4/2018	N/A	< 10	< 10	N/A	N/A	N/A	< 10	N/A	N/A	< 10	< 10
	6/4/2018	N/A	N/A	< 10	N/A	N/A	N/A	N/A	N/A	N/A	N/A	N/A

SCS ENGINEERS

Summary of Groundwater Chemistry
Scott County Landfill - 82-SDP-03-77C - HMSP

Appendix I VOC Constituents	Sample Date	MW-32 UPG	MW-17 DNG	MW-19 DNG	MW-20 DNG	MW-21 DNG	MW-22 DNG	MW-27 DNG	MW-28 DNG	MW-30 DNG	OP-17 DNG	OP-18 DNG
2-Hexanone, ug/L (CAS NO - 591-78-6)	12/20/2018	N/A	< 10	< 10	N/A	N/A	N/A	< 10	N/A	N/A	< 10	< 10
	4/15/2019	N/A	< 10	< 10	< 10	< 10	N/A	< 10	N/A	< 10	< 10	< 10
	10/3/2019	N/A	< 10	< 10	N/A	N/A	N/A	< 10	N/A	N/A	< 10	< 10
	10/3/2019	N/A	N/A	< 10	N/A	N/A	N/A	N/A	N/A	N/A	N/A	N/A
	4/28/2020	N/A	< 10	< 10	N/A	N/A	N/A	< 10	< 10	N/A	< 10	< 10
	4/28/2020	N/A	N/A	N/A	N/A	N/A	N/A	< 10	N/A	N/A	N/A	N/A
	7/22/2020	N/A	< 10	< 10	N/A	N/A	N/A	< 10	N/A	N/A	< 10	< 10
	7/22/2020	N/A	< 10	N/A	N/A	N/A	N/A	N/A	N/A	N/A	N/A	N/A
	5/19/2021	N/A	< 10	< 10	N/A	N/A	< 10	< 10	N/A	N/A	< 10	< 10
	9/21/2021	N/A	< 10	< 10	N/A	N/A	N/A	< 10	N/A	N/A	< 10	< 10
	9/21/2021	N/A	N/A	N/A	N/A	N/A	N/A	< 10	N/A	N/A	N/A	N/A
	3/22/2022	N/A	< 10	< 10	N/A	N/A	N/A	< 10	N/A	N/A	< 10	< 10
	5/24/2022	N/A	N/A	N/A	N/A	N/A	N/A	N/A	N/A	N/A	< 10	< 10
	10/11/2022	N/A	< 10	< 10	N/A	N/A	N/A	< 10	N/A	N/A	< 10	< 10
	10/11/2022	N/A	N/A	N/A	N/A	N/A	N/A	N/A	N/A	N/A	N/A	< 10
	5/17/2023	N/A	N/A	< 10	N/A	N/A	N/A	< 10	N/A	N/A	< 10	< 10
	5/17/2023	N/A	N/A	N/A	N/A	N/A	N/A	N/A	N/A	N/A	N/A	< 10
	8/17/2023	N/A	< 10	N/A	N/A	N/A	N/A	N/A	N/A	N/A	N/A	N/A
	11/15/2023	N/A	< 10	< 10	N/A	N/A	N/A	< 10	N/A	N/A	< 10	< 10
	11/15/2023	N/A	< 10	N/A	N/A	N/A	N/A	N/A	N/A	N/A	N/A	N/A
	6/5/2024	N/A	< 10	< 10	< 10	< 10	N/A	< 10	N/A	< 10	< 10	< 10
	6/5/2024	N/A	N/A	N/A	N/A	N/A	N/A	N/A	N/A	N/A	< 10	N/A
	9/23/2024	N/A	< 10	< 10	N/A	N/A	N/A	< 10	N/A	N/A	< 10	N/A
	9/23/2024	N/A	< 10	N/A	N/A	N/A	N/A	N/A	N/A	N/A	N/A	N/A
4-Methyl-2-Pentanone, ug/L (CAS NO - 108-10-1)	3/12/2008	N/A	N/A	N/A	N/A	N/A	N/A	N/A	N/A	N/A	< 10	< 10
	4/21/2008	N/A	N/A	N/A	N/A	N/A	N/A	N/A	N/A	N/A	< 10	< 10
	7/24/2008	< 0.31	< 0.31	< 0.31	N/A	< 0.31	N/A	< 0.31	N/A	N/A	< 10	< 10
	7/24/2008	N/A	N/A	N/A	N/A	N/A	N/A	< 0.31	N/A	N/A	N/A	N/A
	8/27/2008	N/A	N/A	N/A	N/A	N/A	N/A	N/A	N/A	N/A	< 10	< 10
	9/24/2008	< 0.31	< 0.31	< 0.31	N/A	< 0.31	N/A	< 0.31	N/A	N/A	< 10	< 10
	3/17/2009	< 0.31	< 0.31	< 0.31	N/A	< 0.31	N/A	< 0.31	N/A	< 0.31	< 0.31	< 0.31
	3/17/2009	N/A	N/A	< 0.31	N/A	N/A	N/A	N/A	N/A	N/A	N/A	N/A
	6/23/2009	< 10	< 10	< 10	N/A	< 10	< 10	< 10	N/A	< 10	< 10	< 10
	6/23/2009	N/A	N/A	N/A	N/A	N/A	N/A	N/A	N/A	N/A	< 10	N/A
	8/13/2009	N/A	N/A	N/A	N/A	N/A	< 10	N/A	N/A	N/A	< 10	< 10
	9/1/2009	< 10	< 10	< 10	N/A	< 10	< 10	< 10	N/A	< 10	< 10	< 10
	9/1/2009	N/A	N/A	< 10	N/A	N/A	N/A	N/A	N/A	N/A	N/A	N/A
	12/17/2009	N/A	N/A	N/A	N/A	N/A	< 10	N/A	N/A	< 10	N/A	N/A
	3/10/2010	< 10	< 10	< 10	N/A	< 10	< 10	< 10	N/A	< 10	< 10	< 10
	3/10/2010	N/A	N/A	N/A	N/A	< 10	N/A	N/A	N/A	N/A	N/A	N/A
	9/27/2010	< 10	< 10	< 10	N/A	< 10	N/A	< 10	N/A	< 10	< 10	< 10
	9/27/2010	N/A	N/A	N/A	N/A	N/A	N/A	< 10	N/A	N/A	N/A	N/A
	3/28/2011	N/A	< 10	< 10	N/A	< 10	< 10	< 10	N/A	< 10	< 10	< 10
	3/28/2011	N/A	N/A	N/A	N/A	N/A	N/A	N/A	N/A	< 10	N/A	N/A
	9/15/2011	N/A	< 10	< 10	N/A	< 10	N/A	< 10	N/A	< 10	< 10	< 10
	3/29/2012	N/A	< 10	N/A	N/A	< 10	N/A	< 10	N/A	< 10	< 10	< 10
	3/29/2012	N/A	N/A	N/A	N/A	N/A	N/A	N/A	N/A	< 10	N/A	N/A
	9/18/2012	N/A	< 10	< 10	N/A	< 10	N/A	< 10	N/A	< 10	< 10	< 10
	1/22/2013	N/A	N/A	N/A	< 10	N/A	N/A	N/A	N/A	N/A	N/A	N/A
	3/27/2013	N/A	< 10	< 10	< 10	< 10	< 10	< 10	N/A	< 10	< 10	< 10
	3/27/2013	N/A	N/A	N/A	N/A	N/A	N/A	N/A	N/A	N/A	< 10	N/A
	9/25/2013	N/A	< 10	< 10	< 10	< 10	N/A	< 10	N/A	< 10	< 10	< 10
	3/11/2014	< 10	< 10	< 10	< 10	< 10	N/A	< 10	N/A	< 10	< 10	< 10
	3/11/2014	N/A	< 10	N/A	N/A	N/A	N/A	N/A	N/A	N/A	N/A	N/A
	9/23/2014	< 10	< 10	< 10	< 10	< 10	N/A	< 10	N/A	< 10	< 10	< 10
	9/23/2014	N/A	N/A	N/A	N/A	N/A	N/A	N/A	N/A	N/A	N/A	< 10
	1/6/2015	N/A	N/A	N/A	N/A	N/A	N/A	N/A	< 10	N/A	N/A	N/A
	4/2/2015	< 10	< 10	< 10	< 10	< 10	< 10	< 10	< 10	< 10	< 10	< 10
	4/2/2015	N/A	N/A	< 10	N/A	N/A	N/A	N/A	N/A	N/A	N/A	N/A
	9/30/2015	N/A	< 10	< 10	< 10	< 10	N/A	< 10	< 10	< 10	< 10	< 10
	9/30/2015	N/A	N/A	N/A	N/A	N/A	N/A	< 10	N/A	N/A	N/A	N/A
	4/27/2016	< 10	< 10	< 10	< 10	< 10	< 10	< 10	< 10	< 10	< 10	< 10
	4/27/2016	N/A	N/A	N/A	N/A	< 10	N/A	N/A	N/A	N/A	N/A	N/A
	9/28/2016	< 10	< 10	< 10	< 10	< 10	< 10	< 10	< 10	< 10	< 10	< 10
	9/28/2016	N/A	N/A	N/A	N/A	N/A	< 10	N/A	N/A	N/A	N/A	N/A
	4/24/2017	1.03*	< 10	< 10	< 10	< 10	< 10	0.482*	< 10	< 10	< 10	< 10
	4/24/2017	N/A	< 10	N/A	N/A	N/A	N/A	N/A	N/A	N/A	N/A	N/A
	8/22/2017	N/A	< 10	< 10	< 10	< 10	N/A	0.983*	< 10	< 10	< 10	< 10
	8/22/2017	N/A	N/A	N/A	N/A	N/A	N/A	N/A	N/A	< 10	N/A	N/A
	10/4/2017	< 10	N/A	N/A	N/A	N/A	N/A	N/A	N/A	N/A	N/A	N/A
	6/4/2018	N/A	< 10	< 10	N/A	N/A	N/A	< 10	N/A	N/A	< 10	< 10
	6/4/2018	N/A	N/A	< 10	N/A	N/A	N/A	N/A	N/A	N/A	N/A	N/A
	12/20/2018	N/A	< 10	< 10	N/A	N/A	N/A	< 10	N/A	N/A	< 10	< 10
	4/15/2019	N/A	< 10	< 10	< 10	< 10	N/A	< 10	N/A	< 10	< 10	< 10
	10/3/2019	N/A	< 10	< 10	N/A	N/A	N/A	< 10	N/A	N/A	< 10	< 10
	10/3/2019	N/A	N/A	< 10	N/A	N/A	N/A	N/A	N/A	N/A	N/A	N/A
	4/28/2020	N/A	< 10	< 10	N/A	N/A	N/A	< 10	< 10	N/A	< 10	< 10
	4/28/2020	N/A	N/A	N/A	N/A	N/A	N/A	< 10	N/A	N/A	N/A	N/A
	7/22/2020	N/A	< 10	< 10	N/A	N/A	N/A	< 10	N/A	N/A	< 10	< 10
	7/22/2020	N/A	< 10	N/A	N/A	N/A	N/A	N/A	N/A	N/A	N/A	N/A
	5/19/2021	N/A	< 10	< 10	N/A	N/A	< 10	< 10	N/A	N/A	< 10	< 10
	9/21/2021	N/A	< 10	< 10	N/A	N/A	N/A	< 10	N/A	N/A	< 10	< 10
	9/21/2021	N/A	N/A	N/A	N/A	N/A	N/A	< 10	N/A	N/A	N/A	N/A
	3/22/2022	N/A	< 10	< 10	N/A	N/A	N/A	< 10	N/A	N/A	< 10	< 10
	5/24/2022	N/A	N/A	N/A	N/A	N/A	N/A	N/A	N/A	N/A	< 10	< 10
	10/11/2022	N/A	< 10	< 10	N/A	N/A	N/A	< 10	N/A	N/A	< 10	< 10
	10/11/2022	N/A	N/A	N/A	N/A	N/A	N/A	N/A	N/A	N/A	N/A	< 10
	5/17/2023	N/A	N/A	< 10	N/A	N/A	N/A	< 10	N/A	N/A	< 10	< 10
	5/17/2023	N/A	N/A	N/A	N/A	N/A	N/A	N/A	N/A	N/A	N/A	< 10

SCS ENGINEERS

Summary of Groundwater Chemistry
Scott County Landfill - 82-SDP-03-77C - HMSP

Appendix I VOC Constituents	Sample Date	MW-32 UPG	MW-17 DNG	MW-19 DNG	MW-20 DNG	MW-21 DNG	MW-22 DNG	MW-27 DNG	MW-28 DNG	MW-30 DNG	OP-17 DNG	OP-18 DNG
4-Methyl-2-Pentanone, ug/L (CAS NO - 108-10-1)	8/17/2023	N/A	< 10	N/A	N/A	N/A	N/A	N/A	N/A	N/A	N/A	N/A
	11/15/2023	N/A	< 10	< 10	N/A	N/A	N/A	< 10	N/A	N/A	< 10	< 10
	11/15/2023	N/A	< 10	N/A	N/A	N/A	N/A	N/A	N/A	N/A	N/A	N/A
	6/5/2024	N/A	< 10	< 10	< 10	< 10	N/A	< 10	N/A	< 10	< 10	< 10
	6/5/2024	N/A	N/A	N/A	N/A	N/A	N/A	N/A	N/A	N/A	< 10	N/A
	9/23/2024	N/A	< 10	< 10	N/A	N/A	N/A	< 10	N/A	N/A	< 10	N/A
	9/23/2024	N/A	< 10	N/A	N/A	N/A	N/A	N/A	N/A	N/A	N/A	N/A
Acetone, ug/L (CAS NO - 67-64-1)	3/12/2008	N/A	N/A	N/A	N/A	N/A	N/A	N/A	N/A	N/A	< 10	< 10
	4/21/2008	N/A	N/A	N/A	N/A	N/A	N/A	N/A	N/A	N/A	< 10	< 10
	7/24/2008	< 4.62	< 4.62	< 4.62	N/A	< 4.62	N/A	< 4.62	N/A	N/A	< 10	< 10
	7/24/2008	N/A	N/A	N/A	N/A	N/A	N/A	< 4.62	N/A	N/A	N/A	N/A
	8/27/2008	N/A	N/A	N/A	N/A	N/A	N/A	N/A	N/A	N/A	< 10	< 10
	9/24/2008	< 4.62	< 4.62	< 4.62	N/A	< 4.62	N/A	< 4.62	N/A	N/A	< 10	< 10
	3/17/2009	< 4.62	< 4.62	< 4.62	N/A	< 4.62	N/A	< 4.62	N/A	< 4.62	< 4.62	**11.5**
	3/17/2009	N/A	N/A	< 4.62	N/A	N/A	N/A	N/A	N/A	N/A	N/A	N/A
	6/23/2009	< 10	< 10	< 10	N/A	< 10	< 10	< 10	N/A	< 10	< 10	< 10
	6/23/2009	N/A	N/A	N/A	N/A	N/A	N/A	N/A	N/A	N/A	< 10	N/A
	8/13/2009	N/A	N/A	N/A	N/A	N/A	< 10	N/A	N/A	N/A	< 10	**18.9**
	9/1/2009	< 10	< 10	< 10	N/A	< 10	< 10	< 10	N/A	< 10	< 10	< 10
	9/1/2009	N/A	N/A	< 10	N/A	N/A	N/A	N/A	N/A	N/A	N/A	N/A
	12/17/2009	N/A	N/A	N/A	N/A	N/A	< 10	N/A	N/A	< 10	N/A	N/A
	3/10/2010	< 10	< 10	< 10	N/A	< 10	< 10	< 10	N/A	**18.6**	< 10	993
	3/10/2010	N/A	N/A	N/A	N/A	< 10	N/A	N/A	N/A	N/A	N/A	N/A
	9/27/2010	< 10	< 10	< 10	N/A	< 10	N/A	< 10	N/A	< 10	< 10	< 10
	9/27/2010	N/A	N/A	N/A	N/A	N/A	N/A	**19**	N/A	N/A	N/A	N/A
	3/28/2011	N/A	< 10	< 10	N/A	< 10	< 10	< 10	N/A	< 10	**16.4**	< 10
	3/28/2011	N/A	N/A	N/A	N/A	N/A	N/A	N/A	N/A	< 10	N/A	N/A
	9/15/2011	N/A	< 10	< 10	N/A	< 10	N/A	< 10	N/A	< 10	< 10	< 10
	3/29/2012	N/A	< 10	N/A	N/A	< 10	N/A	< 10	N/A	< 10	< 10	< 10
	3/29/2012	N/A	N/A	N/A	N/A	N/A	N/A	N/A	N/A	< 10	N/A	N/A
	9/18/2012	N/A	< 10	< 10	N/A	< 10	N/A	< 10	N/A	< 10	< 10	< 10
	1/22/2013	N/A	N/A	N/A	< 10	N/A	N/A	N/A	N/A	N/A	N/A	N/A
	3/27/2013	N/A	< 10	< 10	< 10	< 10	< 10	< 10	N/A	< 10	< 10	< 10
	3/27/2013	N/A	N/A	N/A	N/A	N/A	N/A	N/A	N/A	N/A	< 10	N/A
	9/25/2013	N/A	< 10	< 10	7.1*	< 10	N/A	< 10	N/A	< 10	< 10	< 10
	3/11/2014	2.28*	5.55*	3.13*	2.53*	2.77*	N/A	3.51*	N/A	3.06*	2.28*	2.95*
	3/11/2014	N/A	1.99*	N/A	N/A	N/A	N/A	N/A	N/A	N/A	N/A	N/A
	9/23/2014	< 10	< 10	< 10	< 10	< 10	N/A	< 10	N/A	< 10	**14**	< 10
	9/23/2014	N/A	N/A	N/A	N/A	N/A	N/A	N/A	N/A	N/A	N/A	< 10
	1/6/2015	N/A	N/A	N/A	N/A	N/A	N/A	N/A	3.61*	N/A	N/A	N/A
	4/2/2015	< 10	< 10	< 10	< 10	< 10	< 10	< 10	< 10	< 10	3.37*	2.39*
	4/2/2015	N/A	N/A	< 10	N/A	N/A	N/A	N/A	N/A	N/A	N/A	N/A
	9/30/2015	N/A	< 10	< 10	< 10	< 10	N/A	< 10	< 10	< 10	< 10	< 10
	9/30/2015	N/A	N/A	N/A	N/A	N/A	N/A	< 10	N/A	N/A	N/A	N/A
	4/27/2016	< 10	< 10	< 10	< 10	< 10	< 10	< 10	< 10	< 10	< 10	< 10
	4/27/2016	N/A	N/A	N/A	N/A	< 10	N/A	N/A	N/A	N/A	N/A	N/A
	9/28/2016	< 10	< 10	< 10	< 10	< 10	< 10	< 10	< 10	< 10	2.53*	3.06*
	9/28/2016	N/A	N/A	N/A	N/A	N/A	< 10	N/A	N/A	N/A	N/A	N/A
	4/24/2017	< 10	2.99*	< 10	< 10	< 10	< 10	< 10	< 10	< 10	< 10	< 10
	4/24/2017	N/A	< 10	N/A	N/A	N/A	N/A	N/A	N/A	N/A	N/A	N/A
	8/22/2017	N/A	3.53*	4.16*	1.86*	2.21*	N/A	5.47*	< 10	1.81*	2.88*	2.11*
	8/22/2017	N/A	N/A	N/A	N/A	N/A	N/A	N/A	N/A	< 10	N/A	N/A
	10/4/2017	3.57*	N/A	N/A	N/A	N/A	N/A	N/A	N/A	N/A	N/A	N/A
	6/4/2018	N/A	3.68*	< 10	N/A	N/A	N/A	3.75*	N/A	N/A	6.01*	5.02*
	6/4/2018	N/A	N/A	3.99*	N/A	N/A	N/A	N/A	N/A	N/A	N/A	N/A
	12/20/2018	N/A	< 10	< 10	N/A	N/A	N/A	< 10	N/A	N/A	< 10	< 10
	4/15/2019	N/A	< 10	< 10	< 10	< 10	N/A	< 10	N/A	< 10	< 10	< 10
	10/3/2019	N/A	7.36*	< 10	N/A	N/A	N/A	< 10	N/A	N/A	4.13*	**13.3**
	10/3/2019	N/A	N/A	< 10	N/A	N/A	N/A	N/A	N/A	N/A	N/A	N/A
	4/28/2020	N/A	< 10	< 10	N/A	N/A	N/A	< 10	< 10	N/A	< 10	< 10
	4/28/2020	N/A	N/A	N/A	N/A	N/A	N/A	< 10	N/A	N/A	N/A	N/A
	7/22/2020	N/A	< 10	< 10	N/A	N/A	N/A	< 10	N/A	N/A	3.73*	4.21*
	7/22/2020	N/A	< 10	N/A	N/A	N/A	N/A	N/A	N/A	N/A	N/A	N/A
	5/19/2021	N/A	< 10	< 10	N/A	N/A	< 10	< 10	N/A	N/A	< 10	3.28*
	9/21/2021	N/A	< 10	< 10	N/A	N/A	N/A	< 10	N/A	N/A	< 10	< 10
	9/21/2021	N/A	N/A	N/A	N/A	N/A	N/A	< 10	N/A	N/A	N/A	N/A
	3/22/2022	N/A	< 10	< 10	N/A	N/A	N/A	< 10	N/A	N/A	< 10	3.29*
	5/24/2022	N/A	N/A	N/A	N/A	N/A	N/A	N/A	N/A	N/A	< 10	4.82*
	10/11/2022	N/A	< 10	< 10	N/A	N/A	N/A	< 10	N/A	N/A	< 10	< 10
	10/11/2022	N/A	N/A	N/A	N/A	N/A	N/A	N/A	N/A	N/A	N/A	< 10
	5/17/2023	N/A	N/A	< 10	N/A	N/A	N/A	< 10	N/A	N/A	< 10	5.73*
	5/17/2023	N/A	N/A	N/A	N/A	N/A	N/A	N/A	N/A	N/A	N/A	9.35*
	8/17/2023	N/A	4.34*	N/A	N/A	N/A	N/A	N/A	N/A	N/A	N/A	N/A
	11/15/2023	N/A	< 10	< 10	N/A	N/A	N/A	< 10	N/A	N/A	< 10	3.82*
	11/15/2023	N/A	< 10	N/A	N/A	N/A	N/A	N/A	N/A	N/A	N/A	N/A
	6/5/2024	N/A	< 10	< 10	< 10	< 10	N/A	< 10	N/A	< 10	< 10	8.33*
	6/5/2024	N/A	N/A	N/A	N/A	N/A	N/A	N/A	N/A	N/A	< 10	N/A
	9/23/2024	N/A	< 10	< 10	N/A	N/A	N/A	< 10	N/A	N/A	3.99*	N/A
	9/23/2024	N/A	< 10	N/A	N/A	N/A	N/A	N/A	N/A	N/A	N/A	N/A
Acrylonitrile, ug/L (CAS NO - 107-13-1)	3/12/2008	N/A	N/A	N/A	N/A	N/A	N/A	N/A	N/A	N/A	< 10	< 10
	4/21/2008	N/A	N/A	N/A	N/A	N/A	N/A	N/A	N/A	N/A	< 10	< 10
	7/24/2008	< 1.28	< 1.28	< 1.28	N/A	< 1.28	N/A	< 1.28	N/A	N/A	< 10	< 10
	7/24/2008	N/A	N/A	N/A	N/A	N/A	N/A	< 1.28	N/A	N/A	N/A	N/A
	8/27/2008	N/A	N/A	N/A	N/A	N/A	N/A	N/A	N/A	N/A	< 10	< 10
	9/24/2008	< 1.28	< 1.28	< 1.28	N/A	< 1.28	N/A	< 1.28	N/A	N/A	< 10	< 10
	3/17/2009	< 1.28	< 1.28	< 1.28	N/A	< 1.28	N/A	< 1.28	N/A	< 1.28	< 1.28	< 1.28
	3/17/2009	N/A	N/A	< 1.28	N/A	N/A	N/A	N/A	N/A	N/A	N/A	N/A
	6/23/2009	< 10	< 10	< 10	N/A	< 10	< 10	< 10	N/A	< 10	< 10	< 10
	6/23/2009	N/A	N/A	N/A	N/A	N/A	N/A	N/A	N/A	N/A	< 10	N/A

SCS ENGINEERS

Summary of Groundwater Chemistry
Scott County Landfill - 82-SDP-03-77C - HMSP

Appendix I VOC Constituents	Sample Date	MW-32 UPG	MW-17 DNG	MW-19 DNG	MW-20 DNG	MW-21 DNG	MW-22 DNG	MW-27 DNG	MW-28 DNG	MW-30 DNG	OP-17 DNG	OP-18 DNG
Acrylonitrile, ug/L (CAS NO - 107-13-1)	8/13/2009	N/A	N/A	N/A	N/A	N/A	< 10	N/A	N/A	N/A	< 10	< 10
	9/1/2009	< 10	< 10	< 10	N/A	< 10	< 10	< 10	N/A	< 10	< 10	< 10
	9/1/2009	N/A	N/A	< 10	N/A	N/A	N/A	N/A	N/A	N/A	N/A	N/A
	12/17/2009	N/A	N/A	N/A	N/A	N/A	< 10	N/A	N/A	< 10	N/A	N/A
	3/10/2010	< 10	< 10	< 10	N/A	< 10	< 10	< 10	N/A	< 10	< 10	< 10
	3/10/2010	N/A	N/A	N/A	N/A	< 10	N/A	N/A	N/A	N/A	N/A	N/A
	9/27/2010	< 10	< 10	< 10	N/A	< 10	N/A	< 10	N/A	< 10	< 10	< 10
	9/27/2010	N/A	N/A	N/A	N/A	N/A	N/A	< 10	N/A	N/A	N/A	N/A
	3/28/2011	N/A	< 10	< 10	N/A	< 10	< 10	< 10	N/A	< 10	< 10	< 10
	3/28/2011	N/A	N/A	N/A	N/A	N/A	N/A	N/A	N/A	< 10	N/A	N/A
	9/15/2011	N/A	< 10	< 10	N/A	< 10	N/A	< 10	N/A	< 10	< 10	< 10
	3/29/2012	N/A	< 10	N/A	N/A	< 10	N/A	< 10	N/A	< 10	< 10	< 10
	3/29/2012	N/A	N/A	N/A	N/A	N/A	N/A	N/A	N/A	< 10	N/A	N/A
	9/18/2012	N/A	< 10	< 10	N/A	< 10	N/A	< 10	N/A	< 10	< 10	< 10
	1/22/2013	N/A	N/A	N/A	< 10	N/A	N/A	N/A	N/A	N/A	N/A	N/A
	3/27/2013	N/A	< 10	< 10	< 10	< 10	< 10	< 10	N/A	< 10	< 10	< 10
	3/27/2013	N/A	N/A	N/A	N/A	N/A	N/A	< 10	N/A	N/A	< 10	N/A
	9/25/2013	N/A	< 10	< 10	< 10	< 10	N/A	< 10	N/A	< 10	< 10	< 10
	3/11/2014	< 10	< 10	< 10	< 10	< 10	N/A	< 10	N/A	< 10	< 10	< 10
	3/11/2014	N/A	< 10	N/A	N/A	N/A	N/A	N/A	N/A	N/A	N/A	N/A
	9/23/2014	< 10	< 10	< 10	< 10	< 10	N/A	< 10	N/A	< 10	< 10	< 10
	9/23/2014	N/A	N/A	N/A	N/A	N/A	N/A	N/A	N/A	N/A	N/A	< 10
	9/23/2014	< 10	< 10	< 10	< 10	< 10	N/A	< 10	N/A	< 10	< 10	< 10
	9/23/2014	N/A	N/A	N/A	N/A	N/A	N/A	N/A	N/A	N/A	N/A	< 10
	1/6/2015	N/A	N/A	N/A	N/A	N/A	N/A	N/A	< 10	N/A	N/A	N/A
	4/2/2015	< 10	< 10	< 10	< 10	< 10	< 10	< 10	< 10	< 10	< 10	< 10
	4/2/2015	N/A	N/A	< 10	N/A	N/A	N/A	N/A	N/A	N/A	N/A	N/A
	9/30/2015	N/A	< 10	< 10	< 10	< 10	N/A	< 10	< 10	< 10	< 10	< 10
	9/30/2015	N/A	N/A	N/A	N/A	N/A	N/A	< 10	N/A	N/A	N/A	N/A
	4/27/2016	< 10	< 10	< 10	< 10	< 10	< 10	< 10	< 10	< 10	0.587*	< 10
	4/27/2016	N/A	N/A	N/A	N/A	< 10	N/A	N/A	N/A	N/A	N/A	N/A
	9/28/2016	< 10	< 10	< 10	< 10	< 10	< 10	< 10	< 10	< 10	1.08*	< 10
	9/28/2016	N/A	N/A	N/A	N/A	N/A	< 10	N/A	N/A	N/A	N/A	N/A
	4/24/2017	< 10	< 10	< 10	< 10	< 10	< 10	< 10	< 10	< 10	< 10	< 10
	4/24/2017	N/A	< 10	N/A	N/A	N/A	N/A	N/A	N/A	N/A	N/A	N/A
	8/22/2017	N/A	< 10	< 10	< 10	< 10	N/A	< 10	< 10	< 10	1.9*	< 10
	8/22/2017	N/A	N/A	N/A	N/A	N/A	N/A	N/A	N/A	< 10	N/A	N/A
	10/4/2017	< 10	N/A	N/A	N/A	N/A	N/A	N/A	N/A	N/A	N/A	N/A
	6/4/2018	N/A	< 10	< 10	N/A	N/A	N/A	< 10	N/A	N/A	< 10	< 10
	6/4/2018	N/A	N/A	< 10	N/A	N/A	N/A	N/A	N/A	N/A	N/A	N/A
	12/20/2018	N/A	< 10	< 10	N/A	N/A	N/A	< 10	N/A	N/A	< 10	< 10
	4/15/2019	N/A	< 10	< 10	< 10	< 10	N/A	< 10	N/A	< 10	< 10	< 10
	10/3/2019	N/A	< 10	< 10	N/A	N/A	N/A	< 10	N/A	N/A	< 10	< 10
	10/3/2019	N/A	N/A	< 10	N/A	N/A	N/A	N/A	N/A	N/A	N/A	N/A
	4/28/2020	N/A	< 5	< 5	N/A	N/A	N/A	< 5	< 5	N/A	< 5	< 5
	4/28/2020	N/A	N/A	N/A	N/A	N/A	N/A	< 5	N/A	N/A	N/A	N/A
	7/22/2020	N/A	< 10	< 10	N/A	N/A	N/A	< 10	N/A	N/A	< 10	< 10
	7/22/2020	N/A	< 10	N/A	N/A	N/A	N/A	N/A	N/A	N/A	N/A	N/A
	5/19/2021	N/A	< 10	< 10	N/A	N/A	< 10	< 10	N/A	N/A	< 10	< 10
	9/21/2021	N/A	< 5	< 5	N/A	N/A	N/A	< 5	N/A	N/A	< 5	< 5
	9/21/2021	N/A	N/A	N/A	N/A	N/A	N/A	< 5	N/A	N/A	N/A	N/A
	3/22/2022	N/A	< 10	< 10	N/A	N/A	N/A	< 10	N/A	N/A	< 5	< 5
	5/24/2022	N/A	N/A	N/A	N/A	N/A	N/A	N/A	N/A	N/A	< 5	< 5
	10/11/2022	N/A	< 5	< 5	N/A	N/A	N/A	< 5	N/A	N/A	< 5	< 5
	10/11/2022	N/A	N/A	N/A	N/A	N/A	N/A	N/A	N/A	N/A	N/A	< 5
	5/17/2023	N/A	N/A	< 5	N/A	N/A	N/A	< 5	N/A	N/A	< 5	< 5
	5/17/2023	N/A	N/A	N/A	N/A	N/A	N/A	N/A	N/A	N/A	N/A	< 5
	8/17/2023	N/A	< 5	N/A	N/A	N/A	N/A	N/A	N/A	N/A	N/A	N/A
	11/15/2023	N/A	< 5	< 5	N/A	N/A	N/A	< 5	N/A	N/A	< 5	< 5
	11/15/2023	N/A	< 5	N/A	N/A	N/A	N/A	N/A	N/A	N/A	N/A	N/A
	6/5/2024	N/A	< 5	< 5	< 5	< 5	N/A	< 5	N/A	< 5	< 10	< 10
	6/5/2024	N/A	N/A	N/A	N/A	N/A	N/A	N/A	N/A	N/A	< 10	N/A
	9/23/2024	N/A	< 5	< 5	N/A	N/A	N/A	< 5	N/A	N/A	< 5	N/A
	9/23/2024	N/A	< 5	N/A	N/A	N/A	N/A	N/A	N/A	N/A	N/A	N/A
Benzene, ug/L (CAS NO - 71-43-2)	3/12/2008	N/A	N/A	N/A	N/A	N/A	N/A	N/A	N/A	N/A	**0.51**	< 0.5
	4/21/2008	N/A	N/A	N/A	N/A	N/A	N/A	N/A	N/A	N/A	**0.55**	< 0.5
	7/24/2008	< 0.16	0.23*	**0.74**	N/A	< 0.16	N/A	**1.86**	N/A	N/A	**4.78**	< 0.5
	7/24/2008	N/A	N/A	N/A	N/A	N/A	N/A	**2.42**	N/A	N/A	N/A	N/A
	8/27/2008	N/A	N/A	N/A	N/A	N/A	N/A	N/A	N/A	N/A	**5.94**	< 0.5
	9/24/2008	< 0.16	0.21*	**0.81**	N/A	< 0.16	N/A	**2.59**	N/A	N/A	**7.26**	< 0.5
	3/17/2009	< 0.16	0.23*	**0.8**	N/A	< 0.16	N/A	**2.33**	N/A	< 0.16	**2.07**	**0.32**
	3/17/2009	N/A	N/A	**0.76**	N/A	N/A	N/A	N/A	N/A	N/A	N/A	N/A
	6/23/2009	< 0.5	< 0.5	**0.68**	N/A	< 0.5	< 0.5	**1.71**	N/A	< 0.5	**7.61**	< 0.5
	6/23/2009	N/A	N/A	N/A	N/A	N/A	N/A	N/A	N/A	N/A	**7.8**	N/A
	8/13/2009	N/A	N/A	N/A	N/A	N/A	< 0.5	N/A	N/A	N/A	**6.91**	< 0.5
	9/1/2009	< 0.5	< 0.5	**0.61**	N/A	< 0.5	< 0.5	**1.33**	N/A	< 0.5	**6.3**	< 0.5
	9/1/2009	N/A	N/A	**0.59**	N/A	N/A	N/A	N/A	N/A	N/A	N/A	N/A
	12/17/2009	N/A	N/A	N/A	N/A	N/A	< 0.5	N/A	N/A	< 0.5	N/A	N/A
	3/10/2010	< 0.5	< 0.5	**0.86**	N/A	< 0.5	< 0.5	**1.48**	N/A	< 0.5	**7.85**	**0.76**
	3/10/2010	N/A	N/A	N/A	N/A	< 0.5	N/A	N/A	N/A	N/A	N/A	N/A
	9/27/2010	< 0.5	< 0.5	**0.53**	N/A	< 0.5	N/A	**1.02**	N/A	< 0.5	**6.99**	< 0.5
	9/27/2010	N/A	N/A	N/A	N/A	N/A	N/A	**0.87**	N/A	N/A	N/A	N/A
	3/28/2011	N/A	< 0.5	**0.58**	N/A	< 0.5	< 0.5	**0.91**	N/A	< 0.5	**2.71**	< 0.5
	3/28/2011	N/A	N/A	N/A	N/A	N/A	N/A	N/A	N/A	< 0.5	N/A	N/A
	9/15/2011	N/A	< 0.5	**0.58**	N/A	< 0.5	N/A	< 0.5	N/A	< 0.5	**2.94**	< 0.5
	3/29/2012	N/A	< 0.5	N/A	N/A	< 0.5	N/A	< 0.5	N/A	< 0.5	**3.27**	< 0.5
	3/29/2012	N/A	N/A	N/A	N/A	N/A	N/A	N/A	N/A	< 0.5	N/A	N/A
	9/18/2012	N/A	< 0.5	**0.5**	N/A	< 0.5	N/A	**0.75**	N/A	< 0.5	**2.25**	< 0.5
	1/22/2013	N/A	N/A	N/A	< 0.5	N/A	N/A	N/A	N/A	N/A	N/A	N/A
	3/27/2013	N/A	< 0.5	< 0.5	< 0.5	< 0.5	< 0.5	< 0.5	N/A	< 0.5	**1.61**	**1.16**
	3/27/2013	N/A	N/A	N/A	N/A	N/A	N/A	N/A	N/A	N/A	**1.58**	N/A

SCS ENGINEERS

Summary of Groundwater Chemistry
Scott County Landfill - 82-SDP-03-77C - HMSP

Appendix I VOC Constituents	Sample Date	MW-32 UPG	MW-17 DNG	MW-19 DNG	MW-20 DNG	MW-21 DNG	MW-22 DNG	MW-27 DNG	MW-28 DNG	MW-30 DNG	OP-17 DNG	OP-18 DNG
Benzene, ug/L (CAS NO - 71-43-2)	9/25/2013	N/A	< 0.5	0.459*	0.222*	< 0.5	N/A	**0.559**	N/A	< 0.5	**3.16**	< 0.5
	3/11/2014	< 0.5	< 0.5	**0.649**	< 0.5	< 0.5	N/A	**0.783**	N/A	< 0.5	**1.88**	**7.58**
	3/11/2014	N/A	0.155*	N/A	N/A	N/A	N/A	N/A	N/A	N/A	N/A	N/A
	9/23/2014	< 0.5	< 0.5	< 0.5	< 0.5	< 0.5	N/A	< 0.5	N/A	< 0.5	**4.31**	**1.62**
	9/23/2014	N/A	N/A	N/A	N/A	N/A	N/A	N/A	N/A	N/A	N/A	**1.54**
	1/6/2015	N/A	N/A	N/A	N/A	N/A	N/A	N/A	< 0.5	N/A	N/A	N/A
	4/2/2015	< 0.5	< 0.5	**0.517**	< 0.5	< 0.5	< 0.5	**0.756**	< 0.5	< 0.5	**6**	**2.38**
	4/2/2015	N/A	N/A	**0.641**	N/A	N/A	N/A	N/A	N/A	N/A	N/A	N/A
	9/30/2015	N/A	< 0.5	0.392*	< 0.5	< 0.5	N/A	**1.39**	< 0.5	< 0.5	**4**	**4.63**
	9/30/2015	N/A	N/A	N/A	N/A	N/A	N/A	**1.2**	N/A	N/A	N/A	N/A
	4/27/2016	< 0.5	< 0.5	**0.65**	< 0.5	< 0.5	< 0.5	**0.728**	< 0.5	< 0.5	**5.18**	**3.1**
	4/27/2016	N/A	N/A	N/A	N/A	< 0.5	N/A	N/A	N/A	N/A	N/A	N/A
	9/28/2016	< 0.5	< 0.5	**0.729**	< 0.5	< 0.5	< 0.5	**0.725**	< 0.5	< 0.5	**6.68**	**3.51**
	9/28/2016	N/A	N/A	N/A	N/A	N/A	< 0.5	N/A	N/A	N/A	N/A	N/A
	4/24/2017	< 0.5	< 0.5	**0.636**	< 0.5	< 0.5	< 0.5	**0.741**	< 0.5	< 0.5	**5.62**	**2.43**
	4/24/2017	N/A	< 0.5	N/A	N/A	N/A	N/A	N/A	N/A	N/A	N/A	N/A
	8/22/2017	N/A	< 0.5	**0.954**	< 0.5	< 0.5	N/A	**0.803**	< 0.5	< 0.5	**4.52**	**3.01**
	8/22/2017	N/A	N/A	N/A	N/A	N/A	N/A	N/A	N/A	< 0.5	N/A	N/A
	10/4/2017	< 0.5	N/A	N/A	N/A	N/A	N/A	N/A	N/A	N/A	N/A	N/A
	6/4/2018	N/A	< 0.5	**0.801**	N/A	N/A	N/A	**0.614**	N/A	N/A	**5.12**	**1.59**
	6/4/2018	N/A	N/A	**0.744**	N/A	N/A	N/A	N/A	N/A	N/A	N/A	N/A
	12/20/2018	N/A	< 0.5	**0.857**	N/A	N/A	N/A	**0.794**	N/A	N/A	**5.22**	**3.68**
	4/15/2019	N/A	< 0.5	**0.648**	< 0.5	< 0.5	N/A	**0.537**	N/A	< 0.5	**4.52**	**2.26**
	10/3/2019	N/A	< 0.5	0.427*	N/A	N/A	N/A	**0.597**	N/A	N/A	**3.92**	**2.27**
	10/3/2019	N/A	N/A	0.369*	N/A	N/A	N/A	N/A	N/A	N/A	N/A	N/A
	4/28/2020	N/A	< 0.5	**0.565**	N/A	N/A	N/A	0.485*	< 0.5	N/A	**3.73**	**1.93**
	4/28/2020	N/A	N/A	N/A	N/A	N/A	N/A	0.491*	N/A	N/A	N/A	N/A
	7/22/2020	N/A	< 0.5	**0.644**	N/A	N/A	N/A	**0.501**	N/A	N/A	**4.09**	**1.73**
	7/22/2020	N/A	< 0.5	N/A	N/A	N/A	N/A	N/A	N/A	N/A	N/A	N/A
	5/19/2021	N/A	< 0.5	**0.62**	N/A	N/A	< 0.5	0.391*	N/A	N/A	**2.14**	**1.83**
	9/21/2021	N/A	< 0.5	**0.535**	N/A	N/A	N/A	0.426*	N/A	N/A	**2.46**	**1.59**
	9/21/2021	N/A	N/A	N/A	N/A	N/A	N/A	0.459*	N/A	N/A	N/A	N/A
	3/22/2022	N/A	< 0.5	< 0.5	N/A	N/A	N/A	< 0.5	N/A	N/A	**1.87**	**1.23**
	5/24/2022	N/A	N/A	N/A	N/A	N/A	N/A	N/A	N/A	N/A	**2.26**	**1.29**
	10/11/2022	N/A	< 0.5	**0.581**	N/A	N/A	N/A	0.377*	N/A	N/A	**2.21**	**1.32**
	10/11/2022	N/A	N/A	N/A	N/A	N/A	N/A	N/A	N/A	N/A	N/A	**1.4**
	5/17/2023	N/A	N/A	**0.784**	N/A	N/A	N/A	**0.566**	N/A	N/A	**2.76**	**2.04**
	5/17/2023	N/A	N/A	N/A	N/A	N/A	N/A	N/A	N/A	N/A	N/A	**1.9**
	8/17/2023	N/A	< 0.5	N/A	N/A	N/A	N/A	N/A	N/A	N/A	N/A	N/A
	11/15/2023	N/A	< 0.5	0.412*	N/A	N/A	N/A	0.308*	N/A	N/A	**1.09**	0.298*
	11/15/2023	N/A	< 0.5	N/A	N/A	N/A	N/A	N/A	N/A	N/A	N/A	N/A
	6/5/2024	N/A	< 0.5	< 0.5	< 0.5	< 0.5	N/A	0.353*	N/A	< 0.5	**2.93**	**1.53**
	6/5/2024	N/A	N/A	N/A	N/A	N/A	N/A	N/A	N/A	N/A	**3.05**	N/A
	9/23/2024	N/A	< 0.5	0.249*	N/A	N/A	N/A	0.383*	N/A	N/A	**1.62**	N/A
	9/23/2024	N/A	< 0.5	N/A	N/A	N/A	N/A	N/A	N/A	N/A	N/A	N/A
Bromochloromethane, ug/L (CAS NO - 74-97-5)	3/12/2008	N/A	N/A	N/A	N/A	N/A	N/A	N/A	N/A	N/A	< 5	< 5
	4/21/2008	N/A	N/A	N/A	N/A	N/A	N/A	N/A	N/A	N/A	< 5	< 5
	7/24/2008	< 0.76	< 0.76	< 0.76	N/A	< 0.76	N/A	< 0.76	N/A	N/A	< 5	< 5
	7/24/2008	N/A	N/A	N/A	N/A	N/A	N/A	< 0.76	N/A	N/A	N/A	N/A
	8/27/2008	N/A	N/A	N/A	N/A	N/A	N/A	N/A	N/A	N/A	< 5	< 5
	9/24/2008	< 0.76	< 0.76	< 0.76	N/A	< 0.76	N/A	< 0.76	N/A	N/A	< 5	< 5
	3/17/2009	< 0.76	< 0.76	< 0.76	N/A	< 0.76	N/A	< 0.76	N/A	< 0.76	< 0.76	< 0.76
	3/17/2009	N/A	N/A	< 0.76	N/A	N/A	N/A	N/A	N/A	N/A	N/A	N/A
	6/23/2009	< 5	< 5	< 5	N/A	< 5	< 5	< 5	N/A	< 5	< 5	< 5
	6/23/2009	N/A	N/A	N/A	N/A	N/A	N/A	N/A	N/A	N/A	< 5	N/A
	8/13/2009	N/A	N/A	N/A	N/A	N/A	< 5	N/A	N/A	N/A	< 5	< 5
	9/1/2009	< 5	< 5	< 5	N/A	< 5	< 5	< 5	N/A	< 5	< 5	< 5
	9/1/2009	N/A	N/A	< 5	N/A	N/A	N/A	N/A	N/A	N/A	N/A	N/A
	12/17/2009	N/A	N/A	N/A	N/A	N/A	< 5	N/A	N/A	< 5	N/A	N/A
	3/10/2010	< 5	< 5	< 5	N/A	< 5	< 5	< 5	N/A	< 5	< 5	< 5
	3/10/2010	N/A	N/A	N/A	N/A	< 5	N/A	N/A	N/A	N/A	N/A	N/A
	9/27/2010	< 5	< 5	< 5	N/A	< 5	N/A	< 5	N/A	< 5	< 5	< 5
	9/27/2010	N/A	N/A	N/A	N/A	N/A	N/A	< 5	N/A	N/A	N/A	N/A
	3/28/2011	N/A	< 5	< 5	N/A	< 5	< 5	< 5	N/A	< 5	< 5	< 5
	3/28/2011	N/A	N/A	N/A	N/A	N/A	N/A	N/A	N/A	< 5	N/A	N/A
	9/15/2011	N/A	< 5	< 5	N/A	< 5	N/A	< 5	N/A	< 5	< 5	< 5
	3/29/2012	N/A	< 5	N/A	N/A	< 5	N/A	< 5	N/A	< 5	< 5	< 5
	3/29/2012	N/A	N/A	N/A	N/A	N/A	N/A	N/A	N/A	< 5	N/A	N/A
	9/18/2012	N/A	< 5	< 5	N/A	< 5	N/A	< 5	N/A	< 5	< 5	< 5
	1/22/2013	N/A	N/A	N/A	< 5	N/A	N/A	N/A	N/A	N/A	N/A	N/A
	3/27/2013	N/A	< 5	< 5	< 5	< 5	< 5	< 5	N/A	< 5	< 5	< 5
	3/27/2013	N/A	N/A	N/A	N/A	N/A	N/A	N/A	N/A	N/A	< 5	N/A
	9/25/2013	N/A	< 5	< 5	< 5	< 5	N/A	< 5	N/A	< 5	< 5	< 5
	3/11/2014	< 5	< 5	< 5	< 5	< 5	N/A	< 5	N/A	< 5	< 5	< 5
	3/11/2014	N/A	< 5	N/A	N/A	N/A	N/A	N/A	N/A	N/A	N/A	N/A
	9/23/2014	< 5	< 5	< 5	< 5	< 5	N/A	< 5	N/A	< 5	< 5	< 5
	9/23/2014	N/A	N/A	N/A	N/A	N/A	N/A	N/A	N/A	N/A	N/A	< 5
	1/6/2015	N/A	N/A	N/A	N/A	N/A	N/A	N/A	< 5	N/A	N/A	N/A
	4/2/2015	< 5	< 5	< 5	< 5	< 5	< 5	< 5	< 5	< 5	< 5	< 5
	4/2/2015	N/A	N/A	< 5	N/A	N/A	N/A	N/A	N/A	N/A	N/A	N/A
	9/30/2015	N/A	< 5	< 5	< 5	< 5	N/A	< 5	< 5	< 5	< 5	< 5
	9/30/2015	N/A	N/A	N/A	N/A	N/A	N/A	< 5	N/A	N/A	N/A	N/A
	4/27/2016	< 5	< 5	< 5	< 5	< 5	< 5	< 5	< 5	< 5	< 5	< 5
	4/27/2016	N/A	N/A	N/A	N/A	< 5	N/A	N/A	N/A	N/A	N/A	N/A
	9/28/2016	< 5	< 5	< 5	< 5	< 5	< 5	< 5	< 5	< 5	< 5	< 5
	9/28/2016	N/A	N/A	N/A	N/A	N/A	< 5	N/A	N/A	N/A	N/A	N/A
	4/24/2017	< 5	< 5	< 5	< 5	< 5	< 5	< 5	< 5	< 5	< 5	< 5
	4/24/2017	N/A	< 5	N/A	N/A	N/A	N/A	N/A	N/A	N/A	N/A	N/A

SCS ENGINEERS

Summary of Groundwater Chemistry
Scott County Landfill - 82-SDP-03-77C - HMSP

Appendix I VOC Constituents	Sample Date	MW-32 UPG	MW-17 DNG	MW-19 DNG	MW-20 DNG	MW-21 DNG	MW-22 DNG	MW-27 DNG	MW-28 DNG	MW-30 DNG	OP-17 DNG	OP-18 DNG
Bromochloromethane, ug/L (CAS NO - 74-97-5)	8/22/2017	N/A	< 5	< 5	< 5	< 5	N/A	< 5	< 5	< 5	< 5	< 5
	8/22/2017	N/A	N/A	N/A	N/A	N/A	N/A	N/A	N/A	< 5	N/A	N/A
	10/4/2017	< 5	N/A	N/A	N/A	N/A	N/A	N/A	N/A	N/A	N/A	N/A
	6/4/2018	N/A	< 5	< 5	N/A	N/A	N/A	< 5	N/A	N/A	< 5	< 5
	6/4/2018	N/A	N/A	< 5	N/A	N/A	N/A	N/A	N/A	N/A	N/A	N/A
	12/20/2018	N/A	< 5	< 5	N/A	N/A	N/A	< 5	N/A	N/A	< 5	< 5
	4/15/2019	N/A	< 5	< 5	< 5	< 5	N/A	< 5	N/A	< 5	< 5	< 5
	10/3/2019	N/A	< 5	< 5	N/A	N/A	N/A	< 5	N/A	N/A	< 5	< 5
	10/3/2019	N/A	N/A	< 5	N/A	N/A	N/A	N/A	N/A	N/A	N/A	N/A
	4/28/2020	N/A	< 5	< 5	N/A	N/A	N/A	< 5	< 5	N/A	< 5	< 5
	4/28/2020	N/A	N/A	N/A	N/A	N/A	N/A	< 5	N/A	N/A	N/A	N/A
	7/22/2020	N/A	< 5	< 5	N/A	N/A	N/A	< 5	N/A	N/A	< 5	< 5
	7/22/2020	N/A	< 5	N/A	N/A	N/A	N/A	N/A	N/A	N/A	N/A	N/A
	5/19/2021	N/A	< 5	< 5	N/A	N/A	< 5	< 5	N/A	N/A	< 5	< 5
	9/21/2021	N/A	< 5	< 5	N/A	N/A	N/A	< 5	N/A	N/A	< 5	< 5
	9/21/2021	N/A	N/A	N/A	N/A	N/A	N/A	< 5	N/A	N/A	N/A	N/A
	3/22/2022	N/A	< 5	< 5	N/A	N/A	N/A	< 5	N/A	N/A	< 5	< 5
	5/24/2022	N/A	N/A	N/A	N/A	N/A	N/A	N/A	N/A	N/A	< 5	< 5
	10/11/2022	N/A	< 5	< 5	N/A	N/A	N/A	< 5	N/A	N/A	< 5	< 5
	10/11/2022	N/A	N/A	N/A	N/A	N/A	N/A	N/A	N/A	N/A	N/A	< 5
	5/17/2023	N/A	N/A	< 5	N/A	N/A	N/A	< 5	N/A	N/A	< 5	< 5
	5/17/2023	N/A	N/A	N/A	N/A	N/A	N/A	N/A	N/A	N/A	N/A	< 5
	5/17/2023	N/A	N/A	< 5	N/A	N/A	N/A	< 5	N/A	N/A	< 5	< 5
	5/17/2023	N/A	N/A	N/A	N/A	N/A	N/A	N/A	N/A	N/A	N/A	< 5
	8/17/2023	N/A	< 5	N/A	N/A	N/A	N/A	N/A	N/A	N/A	N/A	N/A
	11/15/2023	N/A	< 5	< 5	N/A	N/A	N/A	< 5	N/A	N/A	< 5	< 5
	11/15/2023	N/A	< 5	N/A	N/A	N/A	N/A	N/A	N/A	N/A	N/A	N/A
	6/5/2024	N/A	< 5	< 5	< 5	< 5	N/A	< 5	N/A	< 5	< 5	< 5
	6/5/2024	N/A	N/A	N/A	N/A	N/A	N/A	N/A	N/A	N/A	< 5	N/A
	9/23/2024	N/A	< 5	< 5	N/A	N/A	N/A	< 5	N/A	N/A	< 5	N/A
	9/23/2024	N/A	< 5	N/A	N/A	N/A	N/A	N/A	N/A	N/A	N/A	N/A
Bromodichloromethane, ug/L (CAS NO - 75-27-4)	3/12/2008	N/A	N/A	N/A	N/A	N/A	N/A	N/A	N/A	N/A	< 1	< 1
	4/21/2008	N/A	N/A	N/A	N/A	N/A	N/A	N/A	N/A	N/A	< 1	< 1
	7/24/2008	< 0.2	< 0.2	< 0.2	N/A	< 0.2	N/A	< 0.2	N/A	N/A	< 1	< 1
	7/24/2008	N/A	N/A	N/A	N/A	N/A	N/A	< 0.2	N/A	N/A	N/A	N/A
	8/27/2008	N/A	N/A	N/A	N/A	N/A	N/A	N/A	N/A	N/A	< 1	< 1
	9/24/2008	< 0.2	< 0.2	< 0.2	N/A	< 0.2	N/A	< 0.2	N/A	N/A	< 1	< 1
	3/17/2009	< 0.2	< 0.2	< 0.2	N/A	< 0.2	N/A	< 0.2	N/A	< 0.2	< 0.2	< 0.2
	3/17/2009	N/A	N/A	< 0.2	N/A	N/A	N/A	N/A	N/A	N/A	N/A	N/A
	6/23/2009	< 1	< 1	< 1	N/A	< 1	< 1	< 1	N/A	< 1	< 1	< 1
	6/23/2009	N/A	N/A	N/A	N/A	N/A	N/A	N/A	N/A	N/A	< 1	N/A
	8/13/2009	N/A	N/A	N/A	N/A	N/A	< 1	N/A	N/A	N/A	< 1	< 1
	9/1/2009	< 1	< 1	< 1	N/A	< 1	< 1	< 1	N/A	< 1	< 1	< 1
	9/1/2009	N/A	N/A	< 1	N/A	N/A	N/A	N/A	N/A	N/A	N/A	N/A
	12/17/2009	N/A	N/A	N/A	N/A	N/A	< 5	N/A	N/A	< 5	N/A	N/A
	3/10/2010	< 1	< 1	< 1	N/A	< 1	< 1	< 1	N/A	< 1	< 1	< 1
	3/10/2010	N/A	N/A	N/A	N/A	< 1	N/A	N/A	N/A	N/A	N/A	N/A
	9/27/2010	< 1	< 1	< 1	N/A	< 1	N/A	< 1	N/A	< 1	< 1	< 1
	9/27/2010	N/A	N/A	N/A	N/A	N/A	N/A	< 1	N/A	N/A	N/A	N/A
	3/28/2011	N/A	< 1	< 1	N/A	< 1	< 1	< 1	N/A	< 1	< 1	< 1
	3/28/2011	N/A	N/A	N/A	N/A	N/A	N/A	N/A	N/A	< 1	N/A	N/A
	9/15/2011	N/A	< 1	< 1	N/A	< 1	N/A	< 1	N/A	< 1	< 1	< 1
	3/29/2012	N/A	< 1	N/A	N/A	< 1	N/A	< 1	N/A	< 1	< 1	< 1
	3/29/2012	N/A	N/A	N/A	N/A	N/A	N/A	N/A	N/A	< 1	N/A	N/A
	9/18/2012	N/A	< 1	< 1	N/A	< 1	N/A	< 1	N/A	< 1	< 1	< 1
	1/22/2013	N/A	N/A	N/A	< 1	N/A	N/A	N/A	N/A	N/A	N/A	N/A
	3/27/2013	N/A	< 1	< 1	< 1	< 1	< 1	< 1	N/A	< 1	< 1	< 1
	3/27/2013	N/A	N/A	N/A	N/A	N/A	N/A	N/A	N/A	N/A	< 1	N/A
	9/25/2013	N/A	< 1	< 1	< 1	< 1	N/A	< 1	N/A	< 1	< 1	< 1
	3/11/2014	< 1	< 1	< 1	< 1	< 1	N/A	< 1	N/A	< 1	< 1	< 1
	3/11/2014	N/A	< 1	N/A	N/A	N/A	N/A	N/A	N/A	N/A	N/A	N/A
	9/23/2014	< 1	< 1	< 1	< 1	< 1	N/A	< 1	N/A	< 1	< 1	< 1
	9/23/2014	N/A	N/A	N/A	N/A	N/A	N/A	N/A	N/A	N/A	N/A	< 1
	1/6/2015	N/A	N/A	N/A	N/A	N/A	N/A	N/A	< 1	N/A	N/A	N/A
	4/2/2015	< 1	< 1	< 1	< 1	< 1	< 1	< 1	< 1	< 1	< 1	< 1
	4/2/2015	N/A	N/A	< 1	N/A	N/A	N/A	N/A	N/A	N/A	N/A	N/A
	9/30/2015	N/A	< 1	< 1	< 1	< 1	N/A	< 1	< 1	< 1	< 1	< 1
	9/30/2015	N/A	N/A	N/A	N/A	N/A	N/A	< 1	N/A	N/A	N/A	N/A
	4/27/2016	< 1	< 1	< 1	< 1	< 1	< 1	< 1	< 1	< 1	< 1	< 1
	4/27/2016	N/A	N/A	N/A	N/A	< 1	N/A	N/A	N/A	N/A	N/A	N/A
	9/28/2016	< 1	< 1	< 1	< 1	< 1	< 1	< 1	< 1	< 1	< 1	< 1
	9/28/2016	N/A	N/A	N/A	N/A	N/A	< 1	N/A	N/A	N/A	N/A	N/A
	4/24/2017	< 1	< 1	< 1	< 1	< 1	< 1	< 1	< 1	< 1	< 1	< 1
	4/24/2017	N/A	< 1	N/A	N/A	N/A	N/A	N/A	N/A	N/A	N/A	N/A
	8/22/2017	N/A	< 1	< 1	< 1	< 1	N/A	< 1	< 1	< 1	< 1	< 1
	8/22/2017	N/A	N/A	N/A	N/A	N/A	N/A	N/A	N/A	< 1	N/A	N/A
	10/4/2017	< 1	N/A	N/A	N/A	N/A	N/A	N/A	N/A	N/A	N/A	N/A
	6/4/2018	N/A	< 1	< 1	N/A	N/A	N/A	< 1	N/A	N/A	< 1	< 1
	6/4/2018	N/A	N/A	< 1	N/A	N/A	N/A	N/A	N/A	N/A	N/A	N/A
	12/20/2018	N/A	< 1	< 1	N/A	N/A	N/A	< 1	N/A	N/A	< 1	< 1
	4/15/2019	N/A	< 1	< 1	< 1	< 1	N/A	< 1	N/A	< 1	< 1	< 1
	10/3/2019	N/A	< 1	< 1	N/A	N/A	N/A	< 1	N/A	N/A	< 1	< 1
	10/3/2019	N/A	N/A	< 1	N/A	N/A	N/A	N/A	N/A	N/A	N/A	N/A
	4/28/2020	N/A	< 1	< 1	N/A	N/A	N/A	< 1	< 1	N/A	< 1	< 1
	4/28/2020	N/A	N/A	N/A	N/A	N/A	N/A	< 1	N/A	N/A	N/A	N/A
	7/22/2020	N/A	< 1	< 1	N/A	N/A	N/A	< 1	N/A	N/A	< 1	< 1
	7/22/2020	N/A	< 1	N/A	N/A	N/A	N/A	N/A	N/A	N/A	N/A	N/A
	5/19/2021	N/A	< 1	< 1	N/A	N/A	< 1	< 1	N/A	N/A	< 1	< 1
	9/21/2021	N/A	< 1	< 1	N/A	N/A	N/A	< 1	N/A	N/A	< 1	< 1
	9/21/2021	N/A	N/A	N/A	N/A	N/A	N/A	< 1	N/A	N/A	N/A	N/A

SCS ENGINEERS

Summary of Groundwater Chemistry
Scott County Landfill - 82-SDP-03-77C - HMSP

Appendix I VOC Constituents	Sample Date	MW-32 UPG	MW-17 DNG	MW-19 DNG	MW-20 DNG	MW-21 DNG	MW-22 DNG	MW-27 DNG	MW-28 DNG	MW-30 DNG	OP-17 DNG	OP-18 DNG
Bromodichloromethane, ug/L (CAS NO - 75-27-4)	3/22/2022	N/A	< 1	< 1	N/A	N/A	N/A	< 1	N/A	N/A	< 1	< 1
	5/24/2022	N/A	N/A	N/A	N/A	N/A	N/A	N/A	N/A	N/A	< 1	< 1
	10/11/2022	N/A	< 1	< 1	N/A	N/A	N/A	< 1	N/A	N/A	< 1	< 1
	10/11/2022	N/A	N/A	N/A	N/A	N/A	N/A	N/A	N/A	N/A	N/A	< 1
	5/17/2023	N/A	N/A	< 1	N/A	N/A	N/A	< 1	N/A	N/A	< 1	< 1
	5/17/2023	N/A	N/A	N/A	N/A	N/A	N/A	N/A	N/A	N/A	N/A	< 1
	8/17/2023	N/A	< 1	N/A	N/A	N/A	N/A	N/A	N/A	N/A	N/A	N/A
	11/15/2023	N/A	< 1	< 1	N/A	N/A	N/A	< 1	N/A	N/A	< 1	< 1
	11/15/2023	N/A	< 1	N/A	N/A	N/A	N/A	N/A	N/A	N/A	N/A	N/A
	6/5/2024	N/A	< 1	< 1	< 1	< 1	N/A	< 1	N/A	< 1	< 1	< 1
	6/5/2024	N/A	N/A	N/A	N/A	N/A	N/A	N/A	N/A	N/A	< 1	N/A
	9/23/2024	N/A	< 1	< 1	N/A	N/A	N/A	< 1	N/A	N/A	< 1	N/A
	9/23/2024	N/A	< 1	N/A	N/A	N/A	N/A	N/A	N/A	N/A	N/A	N/A
Bromoform, ug/L (CAS NO - 75-25-2)	3/12/2008	N/A	N/A	N/A	N/A	N/A	N/A	N/A	N/A	N/A	< 5	< 5
	4/21/2008	N/A	N/A	N/A	N/A	N/A	N/A	N/A	N/A	N/A	< 5	< 5
	7/24/2008	< 0.43	< 0.43	< 0.43	N/A	< 0.43	N/A	< 0.43	N/A	N/A	< 5	< 5
	7/24/2008	N/A	N/A	N/A	N/A	N/A	N/A	< 0.43	N/A	N/A	N/A	N/A
	8/27/2008	N/A	N/A	N/A	N/A	N/A	N/A	N/A	N/A	N/A	< 5	< 5
	9/24/2008	< 0.43	< 0.43	< 0.43	N/A	< 0.43	N/A	< 0.43	N/A	N/A	< 5	< 5
	3/17/2009	< 0.43	< 0.43	< 0.43	N/A	< 0.43	N/A	< 0.43	N/A	< 0.43	< 0.43	< 0.43
	3/17/2009	N/A	N/A	< 0.43	N/A	N/A	N/A	N/A	N/A	N/A	N/A	N/A
	6/23/2009	< 5	< 5	< 5	N/A	< 5	< 5	< 5	N/A	< 5	< 5	< 5
	6/23/2009	N/A	N/A	N/A	N/A	N/A	N/A	N/A	N/A	N/A	< 5	N/A
	8/13/2009	N/A	N/A	N/A	N/A	N/A	< 5	N/A	N/A	N/A	< 5	< 5
	9/1/2009	< 5	< 5	< 5	N/A	< 5	< 5	< 5	N/A	< 5	< 5	< 5
	9/1/2009	N/A	N/A	< 5	N/A	N/A	N/A	N/A	N/A	N/A	N/A	N/A
	12/17/2009	N/A	N/A	N/A	N/A	N/A	< 20	N/A	N/A	< 20	N/A	N/A
	3/10/2010	< 5	< 5	< 5	N/A	< 5	< 5	< 5	N/A	< 5	< 5	< 5
	3/10/2010	N/A	N/A	N/A	N/A	< 5	N/A	N/A	N/A	N/A	N/A	N/A
	9/27/2010	< 5	< 5	< 5	N/A	< 5	N/A	< 5	N/A	< 5	< 5	< 5
	9/27/2010	N/A	N/A	N/A	N/A	N/A	N/A	< 5	N/A	N/A	N/A	N/A
	3/28/2011	N/A	< 5	< 5	N/A	< 5	< 5	< 5	N/A	< 5	< 5	< 5
	3/28/2011	N/A	N/A	N/A	N/A	N/A	N/A	N/A	N/A	< 5	N/A	N/A
	9/15/2011	N/A	< 5	< 5	N/A	< 5	N/A	< 5	N/A	< 5	< 5	< 5
	3/29/2012	N/A	< 5	N/A	N/A	< 5	N/A	< 5	N/A	< 5	< 5	< 5
	3/29/2012	N/A	N/A	N/A	N/A	N/A	N/A	N/A	N/A	< 5	N/A	N/A
	9/18/2012	N/A	< 5	< 5	N/A	< 5	N/A	< 5	N/A	< 5	< 5	< 5
	1/22/2013	N/A	N/A	N/A	< 5	N/A	N/A	N/A	N/A	N/A	N/A	N/A
	3/27/2013	N/A	< 5	< 5	< 5	< 5	< 5	< 5	N/A	< 5	< 5	< 5
	3/27/2013	N/A	N/A	N/A	N/A	N/A	N/A	N/A	N/A	N/A	< 5	N/A
	9/25/2013	N/A	< 5	< 5	< 5	< 5	N/A	< 5	N/A	< 5	< 5	< 5
	3/11/2014	< 5	< 5	< 5	< 5	< 5	N/A	< 5	N/A	< 5	< 5	< 5
	3/11/2014	N/A	< 5	N/A	N/A	N/A	N/A	N/A	N/A	N/A	N/A	N/A
	9/23/2014	< 5	< 5	< 5	< 5	< 5	N/A	< 5	N/A	< 5	< 5	< 5
	9/23/2014	N/A	N/A	N/A	N/A	N/A	N/A	N/A	N/A	N/A	N/A	< 5
	1/6/2015	N/A	N/A	N/A	N/A	N/A	N/A	N/A	< 5	N/A	N/A	N/A
	4/2/2015	< 5	< 5	< 5	< 5	< 5	< 5	< 5	< 5	< 5	< 5	< 5
	4/2/2015	N/A	N/A	< 5	N/A	N/A	N/A	N/A	N/A	N/A	N/A	N/A
	9/30/2015	N/A	< 5	< 5	< 5	< 5	N/A	< 5	< 5	< 5	< 5	< 5
	9/30/2015	N/A	N/A	N/A	N/A	N/A	N/A	< 5	N/A	N/A	N/A	N/A
	4/27/2016	< 5	< 5	< 5	< 5	< 5	< 5	< 5	< 5	< 5	< 5	< 5
	4/27/2016	N/A	N/A	N/A	N/A	< 5	N/A	N/A	N/A	N/A	N/A	N/A
	9/28/2016	< 5	< 5	< 5	< 5	< 5	< 5	< 5	< 5	< 5	< 5	< 5
	9/28/2016	N/A	N/A	N/A	N/A	N/A	< 5	N/A	N/A	N/A	N/A	N/A
	4/24/2017	< 5	< 5	< 5	< 5	< 5	< 5	< 5	< 5	< 5	< 5	< 5
	4/24/2017	N/A	< 5	N/A	N/A	N/A	N/A	N/A	N/A	N/A	N/A	N/A
	8/22/2017	N/A	< 5	< 5	< 5	< 5	N/A	< 5	< 5	< 5	< 5	< 5
	8/22/2017	N/A	N/A	N/A	N/A	N/A	N/A	N/A	N/A	< 5	N/A	N/A
	10/4/2017	< 5	N/A	N/A	N/A	N/A	N/A	N/A	N/A	N/A	N/A	N/A
	6/4/2018	N/A	< 5	< 5	N/A	N/A	N/A	< 5	N/A	N/A	< 5	< 5
	6/4/2018	N/A	N/A	< 5	N/A	N/A	N/A	N/A	N/A	N/A	N/A	N/A
	12/20/2018	N/A	< 5	< 5	N/A	N/A	N/A	< 5	N/A	N/A	< 5	< 5
	4/15/2019	N/A	< 5	< 5	< 5	< 5	N/A	< 5	N/A	< 5	< 5	< 5
	10/3/2019	N/A	< 5	< 5	N/A	N/A	N/A	< 5	N/A	N/A	< 5	< 5
	10/3/2019	N/A	N/A	< 5	N/A	N/A	N/A	N/A	N/A	N/A	N/A	N/A
	4/28/2020	N/A	< 5	< 5	N/A	N/A	N/A	< 5	< 5	N/A	< 5	< 5
	4/28/2020	N/A	N/A	N/A	N/A	N/A	N/A	< 5	N/A	N/A	N/A	N/A
	7/22/2020	N/A	< 5	< 5	N/A	N/A	N/A	< 5	N/A	N/A	< 5	< 5
	7/22/2020	N/A	< 5	N/A	N/A	N/A	N/A	N/A	N/A	N/A	N/A	N/A
	5/19/2021	N/A	< 5	< 5	N/A	N/A	< 5	< 5	N/A	N/A	< 5	< 5
	9/21/2021	N/A	< 5	< 5	N/A	N/A	N/A	< 5	N/A	N/A	< 5	< 5
	9/21/2021	N/A	N/A	N/A	N/A	N/A	N/A	< 5	N/A	N/A	N/A	N/A
	3/22/2022	N/A	< 5	< 5	N/A	N/A	N/A	< 5	N/A	N/A	< 5	< 5
	5/24/2022	N/A	N/A	N/A	N/A	N/A	N/A	N/A	N/A	N/A	< 5	< 5
	10/11/2022	N/A	< 5	< 5	N/A	N/A	N/A	< 5	N/A	N/A	< 5	< 5
	10/11/2022	N/A	N/A	N/A	N/A	N/A	N/A	N/A	N/A	N/A	N/A	< 5
	5/17/2023	N/A	N/A	< 5	N/A	N/A	N/A	< 5	N/A	N/A	< 5	< 5
	5/17/2023	N/A	N/A	N/A	N/A	N/A	N/A	N/A	N/A	N/A	N/A	< 5
	8/17/2023	N/A	< 5	N/A	N/A	N/A	N/A	N/A	N/A	N/A	N/A	N/A
	11/15/2023	N/A	< 5	< 5	N/A	N/A	N/A	< 5	N/A	N/A	< 5	< 5
	11/15/2023	N/A	< 5	N/A	N/A	N/A	N/A	N/A	N/A	N/A	N/A	N/A
	6/5/2024	N/A	< 5	< 5	< 5	< 5	N/A	< 5	N/A	< 5	< 5	< 5
	6/5/2024	N/A	N/A	N/A	N/A	N/A	N/A	N/A	N/A	N/A	< 5	N/A
	9/23/2024	N/A	< 5	< 5	N/A	N/A	N/A	< 5	N/A	N/A	< 5	N/A
	9/23/2024	N/A	< 5	N/A	N/A	N/A	N/A	N/A	N/A	N/A	N/A	N/A

SCS ENGINEERS

Summary of Groundwater Chemistry
Scott County Landfill - 82-SDP-03-77C - HMSP

Appendix I VOC Constituents	Sample Date	MW-32 UPG	MW-17 DNG	MW-19 DNG	MW-20 DNG	MW-21 DNG	MW-22 DNG	MW-27 DNG	MW-28 DNG	MW-30 DNG	OP-17 DNG	OP-18 DNG
Bromomethane, ug/L (CAS NO - 74-83-9)	3/12/2008	N/A	N/A	N/A	N/A	N/A	N/A	N/A	N/A	N/A	< 4	< 4
	4/21/2008	N/A	N/A	N/A	N/A	N/A	N/A	N/A	N/A	N/A	< 4	< 4
	7/24/2008	< 0.48	< 0.48	< 0.48	N/A	< 0.48	N/A	< 0.48	N/A	N/A	< 4	< 4
	7/24/2008	N/A	N/A	N/A	N/A	N/A	N/A	< 0.48	N/A	N/A	N/A	N/A
	8/27/2008	N/A	N/A	N/A	N/A	N/A	N/A	N/A	N/A	N/A	< 4	< 4
	9/24/2008	< 0.48	< 0.48	< 0.48	N/A	< 0.48	N/A	< 0.48	N/A	N/A	< 4	< 4
	3/17/2009	< 0.48	< 0.48	< 0.48	N/A	< 0.48	N/A	< 0.48	N/A	< 0.48	< 0.48	< 0.48
	3/17/2009	N/A	N/A	< 0.48	N/A	N/A	N/A	N/A	N/A	N/A	N/A	N/A
	6/23/2009	< 4	< 4	< 4	N/A	< 4	< 4	< 4	N/A	< 4	< 4	< 4
	6/23/2009	N/A	N/A	N/A	N/A	N/A	N/A	N/A	N/A	N/A	< 4	N/A
	8/13/2009	N/A	N/A	N/A	N/A	N/A	< 4	N/A	N/A	N/A	< 4	< 4
	9/1/2009	< 4	< 4	< 4	N/A	< 4	< 4	< 4	N/A	< 4	< 4	< 4
	9/1/2009	N/A	N/A	< 4	N/A	N/A	N/A	N/A	N/A	N/A	N/A	N/A
	12/17/2009	N/A	N/A	N/A	N/A	N/A	< 4	N/A	N/A	< 4	N/A	N/A
	3/10/2010	< 4	< 4	< 4	N/A	< 4	< 4	< 4	N/A	< 4	< 4	< 4
	3/10/2010	N/A	N/A	N/A	N/A	< 4	N/A	N/A	N/A	N/A	N/A	N/A
	9/27/2010	< 4	< 4	< 4	N/A	< 4	N/A	< 4	N/A	< 4	< 4	< 4
	9/27/2010	N/A	N/A	N/A	N/A	N/A	N/A	< 4	N/A	N/A	N/A	N/A
	3/28/2011	N/A	< 4	< 4	N/A	< 4	< 4	< 4	N/A	< 4	< 4	< 4
	3/28/2011	N/A	N/A	N/A	N/A	N/A	N/A	N/A	N/A	< 4	N/A	N/A
	9/15/2011	N/A	< 4	< 4	N/A	< 4	N/A	< 4	N/A	< 4	< 4	< 4
	3/29/2012	N/A	< 4	N/A	N/A	< 4	N/A	< 4	N/A	< 4	< 4	< 4
	3/29/2012	N/A	N/A	N/A	N/A	N/A	N/A	N/A	N/A	< 4	N/A	N/A
	9/18/2012	N/A	< 20	< 20	N/A	< 20	N/A	< 20	N/A	< 20	< 20	< 20
	1/22/2013	N/A	N/A	N/A	< 4	N/A	N/A	N/A	N/A	N/A	N/A	N/A
	3/27/2013	N/A	< 4	< 4	< 4	< 4	< 4	< 4	N/A	< 4	< 4	< 4
	3/27/2013	N/A	N/A	N/A	N/A	N/A	N/A	N/A	N/A	N/A	< 4	N/A
	9/25/2013	N/A	< 4	< 4	< 4	< 4	N/A	< 4	N/A	< 4	< 4	< 4
	3/11/2014	< 4	< 4	< 4	< 4	< 4	N/A	< 4	N/A	< 4	< 4	< 4
	3/11/2014	N/A	< 4	N/A	N/A	N/A	N/A	N/A	N/A	N/A	N/A	N/A
	9/23/2014	< 4	< 4	< 4	< 4	< 4	N/A	< 4	N/A	< 4	< 4	< 4
	9/23/2014	N/A	N/A	N/A	N/A	N/A	N/A	N/A	N/A	N/A	N/A	< 4
	1/6/2015	N/A	N/A	N/A	N/A	N/A	N/A	N/A	< 4	N/A	N/A	N/A
	4/2/2015	< 4	< 4	< 4	< 4	< 4	< 4	< 4	< 4	< 4	< 4	< 4
	4/2/2015	N/A	N/A	< 4	N/A	N/A	N/A	N/A	N/A	N/A	N/A	N/A
	9/30/2015	N/A	< 4	< 4	< 4	< 4	N/A	< 4	< 4	< 4	< 4	< 4
	9/30/2015	N/A	N/A	N/A	N/A	N/A	N/A	< 4	N/A	N/A	N/A	N/A
	4/27/2016	0.464*	0.248*	0.333*	0.237*	0.335*	0.362*	0.322*	0.348*	0.236*	< 4	< 4
	4/27/2016	N/A	N/A	N/A	N/A	0.402*	N/A	N/A	N/A	N/A	N/A	N/A
	9/28/2016	< 4	< 4	< 4	< 4	< 4	0.231*	< 4	0.359*	< 4	0.288*	0.292*
	9/28/2016	N/A	N/A	N/A	N/A	N/A	0.46*	N/A	N/A	N/A	N/A	N/A
	4/24/2017	0.316*	0.362*	0.557*	0.355*	0.238*	0.369*	0.384*	0.317*	0.681*	0.442*	0.645*
	4/24/2017	N/A	0.399*	N/A	N/A	N/A	N/A	N/A	N/A	N/A	N/A	N/A
	8/22/2017	N/A	0.731*	0.593*	0.469*	0.558*	N/A	0.459*	0.564*	0.489*	0.413*	0.394*
	8/22/2017	N/A	N/A	N/A	N/A	N/A	N/A	N/A	N/A	0.367*	N/A	N/A
	10/4/2017	< 4	N/A	N/A	N/A	N/A	N/A	N/A	N/A	N/A	N/A	N/A
	6/4/2018	N/A	< 4	< 4	N/A	N/A	N/A	< 4	N/A	N/A	< 4	< 4
	6/4/2018	N/A	N/A	< 4	N/A	N/A	N/A	N/A	N/A	N/A	N/A	N/A
	12/20/2018	N/A	< 4	< 4	N/A	N/A	N/A	< 4	N/A	N/A	1.32*	1.2*
	4/15/2019	N/A	< 4	< 4	< 4	< 4	N/A	< 4	N/A	< 4	< 4	< 4
	10/3/2019	N/A	3.46*	< 4	N/A	N/A	N/A	< 4	N/A	N/A	< 4	3.24*
	10/3/2019	N/A	N/A	< 4	N/A	N/A	N/A	N/A	N/A	N/A	N/A	N/A
	4/28/2020	N/A	< 4	< 4	N/A	N/A	N/A	< 4	< 4	N/A	< 4	< 4
	4/28/2020	N/A	N/A	N/A	N/A	N/A	N/A	< 4	N/A	N/A	N/A	N/A
	7/22/2020	N/A	< 4	< 4	N/A	N/A	N/A	< 4	N/A	N/A	< 4	< 4
	7/22/2020	N/A	< 4	N/A	N/A	N/A	N/A	N/A	N/A	N/A	N/A	N/A
	5/19/2021	N/A	< 4	< 4	N/A	N/A	< 4	< 4	N/A	N/A	< 4	< 4
	9/21/2021	N/A	< 4	< 4	N/A	N/A	N/A	< 4	N/A	N/A	< 4	< 4
	9/21/2021	N/A	N/A	N/A	N/A	N/A	N/A	< 4	N/A	N/A	N/A	N/A
	3/22/2022	N/A	< 4	< 4	N/A	N/A	N/A	< 4	N/A	N/A	< 4	< 4
	5/24/2022	N/A	N/A	N/A	N/A	N/A	N/A	N/A	N/A	N/A	< 4	< 4
	10/11/2022	N/A	< 4	< 4	N/A	N/A	N/A	< 4	N/A	N/A	< 4	< 4
	10/11/2022	N/A	N/A	N/A	N/A	N/A	N/A	N/A	N/A	N/A	N/A	< 4
	5/17/2023	N/A	N/A	< 4	N/A	N/A	N/A	< 4	N/A	N/A	< 4	< 4
	5/17/2023	N/A	N/A	N/A	N/A	N/A	N/A	N/A	N/A	N/A	N/A	< 4
	8/17/2023	N/A	< 4	N/A	N/A	N/A	N/A	N/A	N/A	N/A	N/A	N/A
	11/15/2023	N/A	< 4	< 4	N/A	N/A	N/A	< 4	N/A	N/A	< 4	< 4
	11/15/2023	N/A	< 4	N/A	N/A	N/A	N/A	N/A	N/A	N/A	N/A	N/A
	6/5/2024	N/A	< 4	< 4	< 4	< 4	N/A	< 4	N/A	< 4	< 4	< 4
	6/5/2024	N/A	N/A	N/A	N/A	N/A	N/A	N/A	N/A	N/A	< 4	N/A
	9/23/2024	N/A	< 4	< 4	N/A	N/A	N/A	< 4	N/A	N/A	< 4	N/A
	9/23/2024	N/A	< 4	N/A	N/A	N/A	N/A	N/A	N/A	N/A	N/A	N/A
Carbon Disulfide, ug/L (CAS NO - 75-15-0)	3/12/2008	N/A	N/A	N/A	N/A	N/A	N/A	N/A	N/A	N/A	< 1	< 1
	4/21/2008	N/A	N/A	N/A	N/A	N/A	N/A	N/A	N/A	N/A	< 1	< 1
	7/24/2008	< 0.18	< 0.18	< 0.18	N/A	< 0.18	N/A	< 0.18	N/A	N/A	< 1	< 1
	7/24/2008	N/A	N/A	N/A	N/A	N/A	N/A	< 0.18	N/A	N/A	N/A	N/A
	8/27/2008	N/A	N/A	N/A	N/A	N/A	N/A	N/A	N/A	N/A	< 1	< 1
	9/24/2008	< 0.18	< 0.18	< 0.18	N/A	< 0.18	N/A	< 0.18	N/A	N/A	< 1	< 1
	3/17/2009	< 0.18	< 0.18	< 0.18	N/A	< 0.18	N/A	< 0.18	N/A	< 0.18	< 0.18	< 0.18
	3/17/2009	N/A	N/A	< 0.18	N/A	N/A	N/A	N/A	N/A	N/A	N/A	N/A
	6/23/2009	< 1	< 1	< 1	N/A	< 1	< 1	< 1	N/A	< 1	< 1	< 1
	6/23/2009	N/A	N/A	N/A	N/A	N/A	N/A	N/A	N/A	N/A	< 1	N/A
	8/13/2009	N/A	N/A	N/A	N/A	N/A	< 1	N/A	N/A	N/A	< 1	< 1
	9/1/2009	< 1	< 1	< 1	N/A	< 1	< 1	< 1	N/A	< 1	< 1	< 1
	9/1/2009	N/A	N/A	< 1	N/A	N/A	N/A	N/A	N/A	N/A	N/A	N/A
	12/17/2009	N/A	N/A	N/A	N/A	N/A	< 5	N/A	N/A	< 5	N/A	N/A
	3/10/2010	< 1	< 1	< 1	N/A	< 1	< 1	< 1	N/A	< 1	< 1	< 1
	3/10/2010	N/A	N/A	N/A	N/A	< 1	N/A	N/A	N/A	N/A	N/A	N/A

SCS ENGINEERS

Summary of Groundwater Chemistry
Scott County Landfill - 82-SDP-03-77C - HMSP

Appendix I VOC Constituents	Sample Date	MW-32 UPG	MW-17 DNG	MW-19 DNG	MW-20 DNG	MW-21 DNG	MW-22 DNG	MW-27 DNG	MW-28 DNG	MW-30 DNG	OP-17 DNG	OP-18 DNG
Carbon Disulfide, ug/L (CAS NO - 75-15-0)	9/27/2010	< 10	< 10	< 10	N/A	< 10	N/A	< 10	N/A	< 10	< 10	< 10
	9/27/2010	N/A	N/A	N/A	N/A	N/A	N/A	< 10	N/A	N/A	N/A	N/A
	3/28/2011	N/A	< 4	< 4	N/A	< 4	< 4	< 4	N/A	< 4	< 4	< 4
	3/28/2011	N/A	N/A	N/A	N/A	N/A	N/A	N/A	N/A	< 4	N/A	N/A
	9/15/2011	N/A	< 1	< 1	N/A	< 1	N/A	< 1	N/A	< 1	< 1	< 1
	3/29/2012	N/A	< 1	N/A	N/A	< 1	N/A	< 1	N/A	< 1	< 1	< 1
	3/29/2012	N/A	N/A	N/A	N/A	N/A	N/A	N/A	N/A	< 1	N/A	N/A
	9/18/2012	N/A	< 1	< 1	N/A	< 1	N/A	1.01	N/A	< 1	1.51	< 1
	1/22/2013	N/A	N/A	N/A	< 1	N/A	N/A	N/A	N/A	N/A	N/A	N/A
	3/27/2013	N/A	< 1	< 1	< 1	< 1	< 1	< 1	N/A	< 1	< 1	< 1
	3/27/2013	N/A	N/A	N/A	N/A	N/A	N/A	N/A	N/A	N/A	< 1	N/A
	9/25/2013	N/A	0.585*	0.553*	0.668*	< 1	N/A	< 1	N/A	< 1	< 1	< 1
	3/11/2014	< 1	0.405*	< 1	< 1	< 1	N/A	< 1	N/A	< 1	0.169*	0.496*
	3/11/2014	N/A	< 1	N/A	N/A	N/A	N/A	N/A	N/A	N/A	N/A	N/A
	9/23/2014	< 1	< 1	< 1	< 1	< 1	N/A	< 1	N/A	< 1	< 1	< 1
	9/23/2014	N/A	N/A	N/A	N/A	N/A	N/A	N/A	N/A	N/A	N/A	< 1
	1/6/2015	N/A	N/A	N/A	N/A	N/A	N/A	N/A	< 1	N/A	N/A	N/A
	4/2/2015	< 1	< 1	< 1	< 1	< 1	< 1	< 1	< 1	< 1	< 1	< 1
	4/2/2015	N/A	N/A	< 1	N/A	N/A	N/A	N/A	N/A	N/A	N/A	N/A
	9/30/2015	N/A	< 1	< 1	< 1	< 1	N/A	< 1	< 1	< 1	< 1	< 1
	9/30/2015	N/A	N/A	N/A	N/A	N/A	N/A	< 1	N/A	N/A	N/A	N/A
	4/27/2016	< 1	0.914*	0.92*	< 1	1.23	0.905*	0.977*	< 1	< 1	1.48	1.24
	4/27/2016	N/A	N/A	N/A	N/A	1.15	N/A	N/A	N/A	N/A	N/A	N/A
	9/28/2016	< 1	< 1	< 1	< 1	0.176*	< 1	< 1	< 1	< 1	< 1	0.378*
	9/28/2016	N/A	N/A	N/A	N/A	N/A	< 1	N/A	N/A	N/A	N/A	N/A
	4/24/2017	< 1	< 1	< 1	< 1	0.727*	< 1	< 1	< 1	< 1	0.568*	0.919*
	4/24/2017	N/A	< 1	N/A	N/A	N/A	N/A	N/A	N/A	N/A	N/A	N/A
	8/22/2017	N/A	< 1	< 1	< 1	0.363*	N/A	0.314*	0.234*	< 1	0.327*	0.314*
	8/22/2017	N/A	N/A	N/A	N/A	N/A	N/A	N/A	N/A	< 1	N/A	N/A
	10/4/2017	< 1	N/A	N/A	N/A	N/A	N/A	N/A	N/A	N/A	N/A	N/A
	6/4/2018	N/A	< 1	< 1	N/A	N/A	N/A	< 1	N/A	N/A	< 1	< 1
	6/4/2018	N/A	N/A	< 1	N/A	N/A	N/A	N/A	N/A	N/A	N/A	N/A
	12/20/2018	N/A	< 1	< 1	N/A	N/A	N/A	< 1	N/A	N/A	< 1	< 1
	4/15/2019	N/A	< 1	< 1	< 1	< 1	N/A	< 1	N/A	< 1	< 1	< 1
	10/3/2019	N/A	< 1	< 1	N/A	N/A	N/A	< 1	N/A	N/A	< 1	< 1
	10/3/2019	N/A	N/A	< 1	N/A	N/A	N/A	N/A	N/A	N/A	N/A	N/A
	4/28/2020	N/A	< 1	< 1	N/A	N/A	N/A	< 1	< 1	N/A	< 1	< 1
	4/28/2020	N/A	N/A	N/A	N/A	N/A	N/A	< 1	N/A	N/A	N/A	N/A
	7/22/2020	N/A	< 1	< 1	N/A	N/A	N/A	< 1	N/A	N/A	0.458*	< 1
	7/22/2020	N/A	< 1	N/A	N/A	N/A	N/A	N/A	N/A	N/A	N/A	N/A
	5/19/2021	N/A	< 1	< 1	N/A	N/A	< 1	< 1	N/A	N/A	< 1	< 1
	9/21/2021	N/A	< 1	< 1	N/A	N/A	N/A	< 1	N/A	N/A	< 1	< 1
	9/21/2021	N/A	N/A	N/A	N/A	N/A	N/A	< 1	N/A	N/A	N/A	N/A
	3/22/2022	N/A	< 1	< 1	N/A	N/A	N/A	< 1	N/A	N/A	< 1	< 1
	5/24/2022	N/A	N/A	N/A	N/A	N/A	N/A	N/A	N/A	N/A	< 1	< 1
	10/11/2022	N/A	< 1	< 1	N/A	N/A	N/A	< 1	N/A	N/A	< 1	< 1
	10/11/2022	N/A	N/A	N/A	N/A	N/A	N/A	N/A	N/A	N/A	N/A	< 1
	5/17/2023	N/A	N/A	< 1	N/A	N/A	N/A	< 1	N/A	N/A	< 1	< 1
	5/17/2023	N/A	N/A	N/A	N/A	N/A	N/A	N/A	N/A	N/A	N/A	1.35
	8/17/2023	N/A	< 1	N/A	N/A	N/A	N/A	N/A	N/A	N/A	N/A	N/A
	11/15/2023	N/A	< 1	< 1	N/A	N/A	N/A	< 1	N/A	N/A	< 1	< 1
	11/15/2023	N/A	< 1	N/A	N/A	N/A	N/A	N/A	N/A	N/A	N/A	N/A
	6/5/2024	N/A	< 1	< 1	< 1	< 1	N/A	< 1	N/A	< 1	< 1	< 1
	6/5/2024	N/A	N/A	N/A	N/A	N/A	N/A	N/A	N/A	N/A	< 1	N/A
	9/23/2024	N/A	< 1	< 1	N/A	N/A	N/A	< 1	N/A	N/A	< 1	N/A
	9/23/2024	N/A	< 1	N/A	N/A	N/A	N/A	N/A	N/A	N/A	N/A	N/A
Carbon Tetrachloride, ug/L (CAS NO - 56-23-5)	3/12/2008	N/A	N/A	N/A	N/A	N/A	N/A	N/A	N/A	N/A	< 2	< 2
	4/21/2008	N/A	N/A	N/A	N/A	N/A	N/A	N/A	N/A	N/A	< 2	< 2
	7/24/2008	< 0.31	< 0.31	< 0.31	N/A	< 0.31	N/A	< 0.31	N/A	N/A	< 2	< 2
	7/24/2008	N/A	N/A	N/A	N/A	N/A	N/A	< 0.31	N/A	N/A	N/A	N/A
	8/27/2008	N/A	N/A	N/A	N/A	N/A	N/A	N/A	N/A	N/A	< 2	< 2
	9/24/2008	< 0.31	< 0.31	< 0.31	N/A	< 0.31	N/A	< 0.31	N/A	N/A	< 2	< 2
	3/17/2009	< 0.31	< 0.31	< 0.31	N/A	< 0.31	N/A	< 0.31	N/A	< 0.31	< 0.31	< 0.31
	3/17/2009	N/A	N/A	< 0.31	N/A	N/A	N/A	N/A	N/A	N/A	N/A	N/A
	6/23/2009	< 2	< 2	< 2	N/A	< 2	< 2	< 2	N/A	< 2	< 2	< 2
	6/23/2009	N/A	N/A	N/A	N/A	N/A	N/A	N/A	N/A	N/A	< 2	N/A
	8/13/2009	N/A	N/A	N/A	N/A	N/A	< 2	N/A	N/A	N/A	< 2	< 2
	9/1/2009	< 2	< 2	< 2	N/A	< 2	< 2	< 2	N/A	< 2	< 2	< 2
	9/1/2009	N/A	N/A	< 2	N/A	N/A	N/A	N/A	N/A	N/A	N/A	N/A
	12/17/2009	N/A	N/A	N/A	N/A	N/A	< 5	N/A	N/A	< 5	N/A	N/A
	3/10/2010	< 2	< 2	< 2	N/A	< 2	< 2	< 2	N/A	< 2	< 2	< 2
	3/10/2010	N/A	N/A	N/A	N/A	< 2	N/A	N/A	N/A	N/A	N/A	N/A
	9/27/2010	< 5	< 5	< 5	N/A	< 5	N/A	< 5	N/A	< 5	< 5	< 5
	9/27/2010	N/A	N/A	N/A	N/A	N/A	N/A	< 5	N/A	N/A	N/A	N/A
	3/28/2011	N/A	< 4	< 4	N/A	< 4	< 4	< 4	N/A	< 4	< 4	< 4
	3/28/2011	N/A	N/A	N/A	N/A	N/A	N/A	N/A	N/A	< 4	N/A	N/A
	9/15/2011	N/A	< 2	< 2	N/A	< 4	N/A	< 4	N/A	< 4	< 4	< 4
	3/29/2012	N/A	< 2	N/A	N/A	< 2	N/A	< 2	N/A	< 2	< 2	< 2
	3/29/2012	N/A	N/A	N/A	N/A	N/A	N/A	N/A	N/A	< 2	N/A	N/A
	9/18/2012	N/A	< 2	< 2	N/A	< 2	N/A	< 2	N/A	< 2	< 2	< 2
	1/22/2013	N/A	N/A	N/A	< 2	N/A	N/A	N/A	N/A	N/A	N/A	N/A
	3/27/2013	N/A	< 2	< 2	< 2	< 2	< 2	< 2	N/A	< 2	< 2	< 2
	3/27/2013	N/A	N/A	N/A	N/A	N/A	N/A	N/A	N/A	N/A	< 2	N/A
	9/25/2013	N/A	< 2	< 2	< 2	< 2	N/A	< 2	N/A	< 2	< 2	< 2
	3/11/2014	< 2	< 2	< 2	< 2	< 2	N/A	< 2	N/A	< 2	< 2	< 2
	3/11/2014	N/A	< 2	N/A	N/A	N/A	N/A	N/A	N/A	N/A	N/A	N/A
	9/23/2014	< 2	< 2	< 2	< 2	< 2	N/A	< 2	N/A	< 2	< 2	< 2
	9/23/2014	N/A	N/A	N/A	N/A	N/A	N/A	N/A	N/A	N/A	N/A	< 2
	1/6/2015	N/A	N/A	N/A	N/A	N/A	N/A	N/A	< 2	N/A	N/A	N/A

SCS ENGINEERS

Summary of Groundwater Chemistry
Scott County Landfill - 82-SDP-03-77C - HMSP

Appendix I VOC Constituents	Sample Date	MW-32 UPG	MW-17 DNG	MW-19 DNG	MW-20 DNG	MW-21 DNG	MW-22 DNG	MW-27 DNG	MW-28 DNG	MW-30 DNG	OP-17 DNG	OP-18 DNG
Carbon Tetrachloride, ug/L (CAS NO - 56-23-5)	4/2/2015	< 2	< 2	< 2	< 2	< 2	< 2	< 2	< 2	< 2	< 2	< 2
	4/2/2015	N/A	N/A	< 2	N/A	N/A	N/A	N/A	N/A	N/A	N/A	N/A
	9/30/2015	N/A	< 2	< 2	< 2	< 2	N/A	< 2	< 2	< 2	< 2	< 2
	9/30/2015	N/A	N/A	N/A	N/A	N/A	N/A	< 2	N/A	N/A	N/A	N/A
	4/27/2016	< 2	< 2	< 2	< 2	< 2	< 2	< 2	< 2	< 2	< 2	< 2
	4/27/2016	N/A	N/A	N/A	N/A	< 2	N/A	N/A	N/A	N/A	N/A	N/A
	9/28/2016	< 2	< 2	< 2	< 2	< 2	< 2	< 2	< 2	< 2	< 2	< 2
	9/28/2016	N/A	N/A	N/A	N/A	N/A	< 2	N/A	N/A	N/A	N/A	N/A
	4/24/2017	< 2	< 2	< 2	< 2	< 2	< 2	< 2	< 2	< 2	< 2	< 2
	4/24/2017	N/A	< 2	N/A	N/A	N/A	N/A	N/A	N/A	N/A	N/A	N/A
	8/22/2017	N/A	< 2	< 2	< 2	< 2	N/A	< 2	< 2	< 2	< 2	< 2
	8/22/2017	N/A	N/A	N/A	N/A	N/A	N/A	N/A	N/A	< 2	N/A	N/A
	10/4/2017	< 2	N/A	N/A	N/A	N/A	N/A	N/A	N/A	N/A	N/A	N/A
	6/4/2018	N/A	< 2	< 2	N/A	N/A	N/A	< 2	N/A	N/A	< 2	< 2
	6/4/2018	N/A	N/A	< 2	N/A	N/A	N/A	N/A	N/A	N/A	N/A	N/A
	12/20/2018	N/A	< 2	< 2	N/A	N/A	N/A	< 2	N/A	N/A	< 2	< 2
	4/15/2019	N/A	< 2	< 2	< 2	< 2	N/A	< 2	N/A	< 2	< 2	< 2
	10/3/2019	N/A	< 2	< 2	N/A	N/A	N/A	< 2	N/A	N/A	< 2	< 2
	10/3/2019	N/A	N/A	< 2	N/A	N/A	N/A	N/A	N/A	N/A	N/A	N/A
	4/28/2020	N/A	< 2	< 2	N/A	N/A	N/A	< 2	< 2	N/A	< 2	< 2
	4/28/2020	N/A	N/A	N/A	N/A	N/A	N/A	< 2	N/A	N/A	N/A	N/A
	7/22/2020	N/A	< 2	< 2	N/A	N/A	N/A	< 2	N/A	N/A	< 2	< 2
	7/22/2020	N/A	< 2	N/A	N/A	N/A	N/A	N/A	N/A	N/A	N/A	N/A
	5/19/2021	N/A	< 2	< 2	N/A	N/A	< 2	< 2	N/A	N/A	< 2	< 2
	9/21/2021	N/A	< 2	< 2	N/A	N/A	N/A	< 2	N/A	N/A	< 2	< 2
	9/21/2021	N/A	N/A	N/A	N/A	N/A	N/A	< 2	N/A	N/A	N/A	N/A
	3/22/2022	N/A	< 2	< 2	N/A	N/A	N/A	< 2	N/A	N/A	< 2	< 2
	5/24/2022	N/A	N/A	N/A	N/A	N/A	N/A	N/A	N/A	N/A	< 2	< 2
	10/11/2022	N/A	< 2	< 2	N/A	N/A	N/A	< 2	N/A	N/A	< 2	< 2
	10/11/2022	N/A	N/A	N/A	N/A	N/A	N/A	N/A	N/A	N/A	N/A	< 2
	5/17/2023	N/A	N/A	< 2	N/A	N/A	N/A	< 2	N/A	N/A	< 2	< 2
	5/17/2023	N/A	N/A	N/A	N/A	N/A	N/A	N/A	N/A	N/A	N/A	< 2
	8/17/2023	N/A	< 2	N/A	N/A	N/A	N/A	N/A	N/A	N/A	N/A	N/A
	11/15/2023	N/A	< 2	< 2	N/A	N/A	N/A	< 2	N/A	N/A	< 2	< 2
	11/15/2023	N/A	< 2	N/A	N/A	N/A	N/A	N/A	N/A	N/A	N/A	N/A
	6/5/2024	N/A	< 2	< 2	< 2	< 2	N/A	< 2	N/A	< 2	< 2	< 2
	6/5/2024	N/A	N/A	N/A	N/A	N/A	N/A	N/A	N/A	N/A	< 2	N/A
	9/23/2024	N/A	< 2	< 2	N/A	N/A	N/A	< 2	N/A	N/A	< 2	N/A
	9/23/2024	N/A	< 2	N/A	N/A	N/A	N/A	N/A	N/A	N/A	N/A	N/A
Chlorobenzene, ug/L (CAS NO - 108-90-7)	3/12/2008	N/A	N/A	N/A	N/A	N/A	N/A	N/A	N/A	N/A	**1.59**	< 1
	4/21/2008	N/A	N/A	N/A	N/A	N/A	N/A	N/A	N/A	N/A	< 1	< 1
	7/24/2008	< 0.17	< 0.17	< 0.17	N/A	< 0.17	N/A	0.39*	N/A	N/A	**8.2**	< 1
	7/24/2008	N/A	N/A	N/A	N/A	N/A	N/A	0.31*	N/A	N/A	N/A	N/A
	8/27/2008	N/A	N/A	N/A	N/A	N/A	N/A	N/A	N/A	N/A	**13**	< 1
	9/24/2008	< 0.17	< 0.17	0.21*	N/A	< 0.17	N/A	0.23*	N/A	N/A	**19**	< 1
	3/17/2009	< 0.17	< 0.17	0.19*	N/A	< 0.17	N/A	0.3*	N/A	< 0.17	**10.1**	< 0.17
	3/17/2009	N/A	N/A	0.18*	N/A	N/A	N/A	N/A	N/A	N/A	N/A	N/A
	6/23/2009	< 1	< 1	< 1	N/A	< 1	< 1	< 1	N/A	< 1	**24.3**	< 1
	6/23/2009	N/A	N/A	N/A	N/A	N/A	N/A	N/A	N/A	N/A	**23.1**	N/A
	8/13/2009	N/A	N/A	N/A	N/A	N/A	< 1	N/A	N/A	N/A	**27**	< 1
	9/1/2009	< 1	< 1	< 1	N/A	< 1	< 1	< 1	N/A	< 1	**26.8**	< 1
	9/1/2009	N/A	N/A	< 1	N/A	N/A	N/A	N/A	N/A	N/A	N/A	N/A
	12/17/2009	N/A	N/A	N/A	N/A	N/A	< 1	N/A	N/A	< 1	N/A	N/A
	3/10/2010	< 1	< 1	< 1	N/A	< 1	< 1	< 1	N/A	< 1	**34.9**	< 1
	3/10/2010	N/A	N/A	N/A	N/A	< 1	N/A	N/A	N/A	N/A	N/A	N/A
	9/27/2010	< 1	< 1	< 1	N/A	< 1	N/A	< 1	N/A	< 1	**40.1**	< 1
	9/27/2010	N/A	N/A	N/A	N/A	N/A	N/A	< 1	N/A	N/A	N/A	N/A
	3/28/2011	N/A	< 1	< 1	N/A	< 1	< 1	< 1	N/A	< 1	**25.8**	< 1
	3/28/2011	N/A	N/A	N/A	N/A	N/A	N/A	N/A	N/A	< 1	N/A	N/A
	9/15/2011	N/A	< 1	< 1	N/A	< 1	N/A	< 1	N/A	< 1	**24.5**	< 1
	3/29/2012	N/A	< 1	N/A	N/A	< 1	N/A	< 1	N/A	< 1	**27.8**	< 1
	3/29/2012	N/A	N/A	N/A	N/A	N/A	N/A	N/A	N/A	< 1	N/A	N/A
	9/18/2012	N/A	< 1	< 1	N/A	< 1	N/A	< 1	N/A	< 1	**28.1**	< 1
	1/22/2013	N/A	N/A	N/A	< 1	N/A	N/A	N/A	N/A	N/A	N/A	N/A
	3/27/2013	N/A	< 1	< 1	< 1	< 1	< 1	< 1	N/A	< 1	**22.2**	< 1
	3/27/2013	N/A	N/A	N/A	N/A	N/A	N/A	N/A	N/A	N/A	**22.3**	N/A
	9/25/2013	N/A	< 1	< 1	< 1	< 1	N/A	< 1	N/A	< 1	**36.2**	< 1
	3/11/2014	< 1	< 1	< 1	< 1	< 1	N/A	< 1	N/A	< 1	**36.1**	< 1
	3/11/2014	N/A	< 1	N/A	N/A	N/A	N/A	N/A	N/A	N/A	N/A	N/A
	9/23/2014	< 1	< 1	< 1	< 1	< 1	N/A	< 1	N/A	< 1	**60.8**	0.713*
	9/23/2014	N/A	N/A	N/A	N/A	N/A	N/A	N/A	N/A	N/A	N/A	< 1
	1/6/2015	N/A	N/A	N/A	N/A	N/A	N/A	N/A	< 1	N/A	N/A	N/A
	4/2/2015	< 1	< 1	< 1	< 1	< 1	< 1	0.381*	< 1	< 1	**76.8**	0.871*
	4/2/2015	N/A	N/A	0.196*	N/A	N/A	N/A	N/A	N/A	N/A	N/A	N/A
	9/30/2015	N/A	< 1	< 1	< 1	< 1	N/A	0.806*	< 1	< 1	**71.2**	**2.85**
	9/30/2015	N/A	N/A	N/A	N/A	N/A	N/A	< 1	N/A	N/A	N/A	N/A
	4/27/2016	< 1	< 1	< 1	< 1	< 1	< 1	0.409*	< 1	< 1	**71.1**	**1.03**
	4/27/2016	N/A	N/A	N/A	N/A	< 1	N/A	N/A	N/A	N/A	N/A	N/A
	9/28/2016	< 1	< 1	< 1	< 1	< 1	< 1	0.449*	< 1	< 1	**87.1**	**1.62**
	9/28/2016	N/A	N/A	N/A	N/A	N/A	< 1	N/A	N/A	N/A	N/A	N/A
	4/24/2017	< 1	< 1	< 1	< 1	< 1	< 1	0.491*	< 1	< 1	**84.3**	**2.84**
	4/24/2017	N/A	< 1	N/A	N/A	N/A	N/A	N/A	N/A	N/A	N/A	N/A
	8/22/2017	N/A	< 1	< 1	< 1	< 1	N/A	0.481*	< 1	< 1	**76.9**	**3.37**
	8/22/2017	N/A	N/A	N/A	N/A	N/A	N/A	N/A	N/A	< 1	N/A	N/A
	10/4/2017	< 1	N/A	N/A	N/A	N/A	N/A	N/A	N/A	N/A	N/A	N/A
	6/4/2018	N/A	< 1	< 1	N/A	N/A	N/A	0.546*	N/A	N/A	**93.5**	**4.64**
	6/4/2018	N/A	N/A	< 1	N/A	N/A	N/A	N/A	N/A	N/A	N/A	N/A
	12/20/2018	N/A	< 1	< 1	N/A	N/A	N/A	**1**	N/A	N/A	**83**	**9.31**
	4/15/2019	N/A	< 1	< 1	< 1	< 1	N/A	< 1	N/A	< 1	**78**	**12.3**

SCS ENGINEERS

Summary of Groundwater Chemistry
Scott County Landfill - 82-SDP-03-77C - HMSP

Appendix I VOC Constituents	Sample Date	MW-32 UPG	MW-17 DNG	MW-19 DNG	MW-20 DNG	MW-21 DNG	MW-22 DNG	MW-27 DNG	MW-28 DNG	MW-30 DNG	OP-17 DNG	OP-18 DNG
Chlorobenzene, ug/L (CAS NO - 108-90-7)	10/3/2019	N/A	< 1	< 1	N/A	N/A	N/A	1.35	N/A	N/A	63	22.2
	10/3/2019	N/A	N/A	< 1	N/A	N/A	N/A	N/A	N/A	N/A	N/A	N/A
	4/28/2020	N/A	< 1	< 1	N/A	N/A	N/A	1.36	< 1	N/A	57.5	21.1
	4/28/2020	N/A	N/A	N/A	N/A	N/A	N/A	1.34	N/A	N/A	N/A	N/A
	7/22/2020	N/A	< 1	< 1	N/A	N/A	N/A	1.58	N/A	N/A	57.6	18.9
	7/22/2020	N/A	< 1	N/A	N/A	N/A	N/A	N/A	N/A	N/A	N/A	N/A
	5/19/2021	N/A	< 1	< 1	N/A	N/A	< 1	1.53	N/A	N/A	39.2	24.9
	9/21/2021	N/A	< 1	< 1	N/A	N/A	N/A	< 1	N/A	N/A	39.6	25.4
	9/21/2021	N/A	N/A	N/A	N/A	N/A	N/A	2.82	N/A	N/A	N/A	N/A
	3/22/2022	N/A	< 1	< 1	N/A	N/A	N/A	1.23	N/A	N/A	35.2	22.5
	5/24/2022	N/A	N/A	N/A	N/A	N/A	N/A	N/A	N/A	N/A	27.5	18.6
	10/11/2022	N/A	< 1	< 1	N/A	N/A	N/A	1.49	N/A	N/A	39.3	30.7
	10/11/2022	N/A	N/A	N/A	N/A	N/A	N/A	N/A	N/A	N/A	N/A	29.5
	5/17/2023	N/A	N/A	0.439*	N/A	N/A	N/A	1.93	N/A	N/A	41.9	34.8
	5/17/2023	N/A	N/A	N/A	N/A	N/A	N/A	N/A	N/A	N/A	N/A	34.1
	8/17/2023	N/A	< 1	N/A	N/A	N/A	N/A	N/A	N/A	N/A	N/A	N/A
	11/15/2023	N/A	< 1	< 1	N/A	N/A	N/A	1.56	N/A	N/A	29.7	11.8
	11/15/2023	N/A	< 1	N/A	N/A	N/A	N/A	N/A	N/A	N/A	N/A	N/A
	6/5/2024	N/A	< 1	< 1	< 1	< 1	N/A	1.83	N/A	< 1	41.3	31.9
	6/5/2024	N/A	N/A	N/A	N/A	N/A	N/A	N/A	N/A	N/A	42.1	N/A
	9/23/2024	N/A	< 1	< 1	N/A	N/A	N/A	2.02	N/A	N/A	32.9	N/A
	9/23/2024	N/A	< 1	N/A	N/A	N/A	N/A	N/A	N/A	N/A	N/A	N/A
Chlorodibromomethane, ug/L (CAS NO - 124-48-1)	3/12/2008	N/A	N/A	N/A	N/A	N/A	N/A	N/A	N/A	N/A	< 5	< 5
	4/21/2008	N/A	N/A	N/A	N/A	N/A	N/A	N/A	N/A	N/A	< 5	< 5
	7/24/2008	< 0.26	< 0.26	< 0.26	N/A	< 0.26	N/A	< 0.26	N/A	N/A	< 5	< 5
	7/24/2008	N/A	N/A	N/A	N/A	N/A	N/A	< 0.26	N/A	N/A	N/A	N/A
	8/27/2008	N/A	N/A	N/A	N/A	N/A	N/A	N/A	N/A	N/A	< 5	< 5
	9/24/2008	< 0.26	< 0.26	< 0.26	N/A	< 0.26	N/A	< 0.26	N/A	N/A	< 5	< 5
	3/17/2009	< 0.26	< 0.26	< 0.26	N/A	< 0.26	N/A	< 0.26	N/A	< 0.26	< 0.26	< 0.26
	3/17/2009	N/A	N/A	< 0.26	N/A	N/A	N/A	N/A	N/A	N/A	N/A	N/A
	6/23/2009	< 5	< 5	< 5	N/A	< 5	< 5	< 5	N/A	< 5	< 5	< 5
	6/23/2009	N/A	N/A	N/A	N/A	N/A	N/A	N/A	N/A	N/A	< 5	N/A
	8/13/2009	N/A	N/A	N/A	N/A	N/A	< 5	N/A	N/A	N/A	< 5	< 5
	9/1/2009	< 5	< 5	< 5	N/A	< 5	< 5	< 5	N/A	< 5	< 5	< 5
	9/1/2009	N/A	N/A	< 5	N/A	N/A	N/A	N/A	N/A	N/A	N/A	N/A
	12/17/2009	N/A	N/A	N/A	N/A	N/A	< 5	N/A	N/A	< 5	N/A	N/A
	3/10/2010	< 5	< 5	< 5	N/A	< 5	< 5	< 5	N/A	< 5	< 5	< 5
	3/10/2010	N/A	N/A	N/A	N/A	< 5	N/A	N/A	N/A	N/A	N/A	N/A
	9/27/2010	< 5	< 5	< 5	N/A	< 5	N/A	< 5	N/A	< 5	< 5	< 5
	9/27/2010	N/A	N/A	N/A	N/A	N/A	N/A	< 5	N/A	N/A	N/A	N/A
	3/28/2011	N/A	< 5	< 5	N/A	< 5	< 5	< 5	N/A	< 5	< 5	< 5
	3/28/2011	N/A	N/A	N/A	N/A	N/A	N/A	N/A	N/A	< 5	N/A	N/A
	9/15/2011	N/A	< 5	< 5	N/A	< 5	N/A	< 5	N/A	< 5	< 5	< 5
	3/29/2012	N/A	< 5	N/A	N/A	< 5	N/A	< 5	N/A	< 5	< 5	< 5
	3/29/2012	N/A	N/A	N/A	N/A	N/A	N/A	N/A	N/A	< 5	N/A	N/A
	9/18/2012	N/A	< 5	< 5	N/A	< 5	N/A	< 5	N/A	< 5	< 5	< 5
	1/22/2013	N/A	N/A	N/A	< 5	N/A	N/A	N/A	N/A	N/A	N/A	N/A
	3/27/2013	N/A	< 5	< 5	< 5	< 5	< 5	< 5	N/A	< 5	< 5	< 5
	3/27/2013	N/A	N/A	N/A	N/A	N/A	N/A	N/A	N/A	N/A	< 5	N/A
	9/25/2013	N/A	< 5	< 5	< 5	< 5	N/A	< 5	N/A	< 5	< 5	< 5
	3/11/2014	< 5	< 5	< 5	< 5	< 5	N/A	< 5	N/A	< 5	< 5	< 5
	3/11/2014	N/A	< 5	N/A	N/A	N/A	N/A	N/A	N/A	N/A	N/A	N/A
	9/23/2014	< 5	< 5	< 5	< 5	< 5	N/A	< 5	N/A	< 5	< 5	< 5
	9/23/2014	N/A	N/A	N/A	N/A	N/A	N/A	N/A	N/A	N/A	N/A	< 5
	1/6/2015	N/A	N/A	N/A	N/A	N/A	N/A	N/A	< 5	N/A	N/A	N/A
	4/2/2015	< 5	< 5	< 5	< 5	< 5	< 5	< 5	< 5	< 5	< 5	< 5
	4/2/2015	N/A	N/A	< 5	N/A	N/A	N/A	N/A	N/A	N/A	N/A	N/A
	9/30/2015	N/A	< 5	< 5	< 5	< 5	N/A	< 5	< 5	< 5	< 5	< 5
	9/30/2015	N/A	N/A	N/A	N/A	N/A	N/A	< 5	N/A	N/A	N/A	N/A
	4/27/2016	< 5	< 5	< 5	< 5	< 5	< 5	< 5	< 5	< 5	< 5	< 5
	4/27/2016	N/A	N/A	N/A	N/A	< 5	N/A	N/A	N/A	N/A	N/A	N/A
	9/28/2016	< 5	< 5	< 5	< 5	< 5	< 5	< 5	< 5	< 5	< 5	< 5
	9/28/2016	N/A	N/A	N/A	N/A	N/A	< 5	N/A	N/A	N/A	N/A	N/A
	4/24/2017	< 5	< 5	< 5	< 5	< 5	< 5	< 5	< 5	< 5	< 5	< 5
	4/24/2017	N/A	< 5	N/A	N/A	N/A	N/A	N/A	N/A	N/A	N/A	N/A
	8/22/2017	N/A	< 5	< 5	< 5	< 5	N/A	< 5	< 5	< 5	< 5	< 5
	8/22/2017	N/A	N/A	N/A	N/A	N/A	N/A	N/A	N/A	< 5	N/A	N/A
	10/4/2017	< 5	N/A	N/A	N/A	N/A	N/A	N/A	N/A	N/A	N/A	N/A
	6/4/2018	N/A	< 5	< 5	N/A	N/A	N/A	< 5	N/A	N/A	< 5	< 5
	6/4/2018	N/A	N/A	< 5	N/A	N/A	N/A	N/A	N/A	N/A	N/A	N/A
	12/20/2018	N/A	< 5	< 5	N/A	N/A	N/A	< 5	N/A	N/A	< 5	< 5
	4/15/2019	N/A	< 5	< 5	< 5	< 5	N/A	< 5	N/A	< 5	< 5	< 5
	10/3/2019	N/A	< 5	< 5	N/A	N/A	N/A	< 5	N/A	N/A	< 5	< 5
	10/3/2019	N/A	N/A	< 5	N/A	N/A	N/A	N/A	N/A	N/A	N/A	N/A
	4/28/2020	N/A	< 5	< 5	N/A	N/A	N/A	< 5	< 5	N/A	< 5	< 5
	4/28/2020	N/A	N/A	N/A	N/A	N/A	N/A	< 5	N/A	N/A	N/A	N/A
	7/22/2020	N/A	< 5	< 5	N/A	N/A	N/A	< 5	N/A	N/A	< 5	< 5
	7/22/2020	N/A	< 5	N/A	N/A	N/A	N/A	N/A	N/A	N/A	N/A	N/A
	5/19/2021	N/A	< 5	< 5	N/A	N/A	< 5	< 5	N/A	N/A	< 5	< 5
	9/21/2021	N/A	< 5	< 5	N/A	N/A	N/A	< 5	N/A	N/A	< 5	< 5
	9/21/2021	N/A	N/A	N/A	N/A	N/A	N/A	< 5	N/A	N/A	N/A	N/A
	3/22/2022	N/A	< 5	< 5	N/A	N/A	N/A	< 5	N/A	N/A	< 5	< 5
	5/24/2022	N/A	N/A	N/A	N/A	N/A	N/A	N/A	N/A	N/A	< 5	< 5
	10/11/2022	N/A	< 5	< 5	N/A	N/A	N/A	< 5	N/A	N/A	< 5	< 5
	10/11/2022	N/A	N/A	N/A	N/A	N/A	N/A	N/A	N/A	N/A	N/A	< 5
	5/17/2023	N/A	N/A	< 5	N/A	N/A	N/A	< 5	N/A	N/A	< 5	< 5
	5/17/2023	N/A	N/A	N/A	N/A	N/A	N/A	N/A	N/A	N/A	N/A	< 5
	8/17/2023	N/A	< 5	N/A	N/A	N/A	N/A	N/A	N/A	N/A	N/A	N/A

SCS ENGINEERS

Summary of Groundwater Chemistry
Scott County Landfill - 82-SDP-03-77C - HMSP

Appendix I VOC Constituents	Sample Date	MW-32 UPG	MW-17 DNG	MW-19 DNG	MW-20 DNG	MW-21 DNG	MW-22 DNG	MW-27 DNG	MW-28 DNG	MW-30 DNG	OP-17 DNG	OP-18 DNG
Chlorodibromomethane, ug/L (CAS NO - 124-48-1)	11/15/2023	N/A	< 5	< 5	N/A	N/A	N/A	< 5	N/A	N/A	< 5	< 5
	11/15/2023	N/A	< 5	N/A	N/A	N/A	N/A	N/A	N/A	N/A	N/A	N/A
	6/5/2024	N/A	< 5	< 5	< 5	< 5	N/A	< 5	N/A	< 5	< 5	< 5
	6/5/2024	N/A	N/A	N/A	N/A	N/A	N/A	N/A	N/A	N/A	< 5	N/A
	9/23/2024	N/A	< 5	< 5	N/A	N/A	N/A	< 5	N/A	N/A	< 5	N/A
	9/23/2024	N/A	< 5	N/A	N/A	N/A	N/A	N/A	N/A	N/A	N/A	N/A
Chloroethane, ug/L (CAS NO - 75-00-3)	3/12/2008	N/A	N/A	N/A	N/A	N/A	N/A	N/A	N/A	N/A	< 4	< 4
	4/21/2008	N/A	N/A	N/A	N/A	N/A	N/A	N/A	N/A	N/A	< 4	< 4
	7/24/2008	< 0.5	< 0.5	0.91*	N/A	< 0.5	N/A	**4.74**	N/A	N/A	< 4	< 4
	7/24/2008	N/A	N/A	N/A	N/A	N/A	N/A	**4.74**	N/A	N/A	N/A	N/A
	8/27/2008	N/A	N/A	N/A	N/A	N/A	N/A	N/A	N/A	N/A	< 4	< 4
	9/24/2008	< 0.5	< 0.5	1.2*	N/A	< 0.5	N/A	**5.45**	N/A	N/A	< 4	< 4
	3/17/2009	< 0.5	< 0.5	0.81*	N/A	< 0.5	N/A	**6**	N/A	< 0.5	**0.86**	< 0.5
	3/17/2009	N/A	N/A	0.84*	N/A	N/A	N/A	N/A	N/A	N/A	N/A	N/A
	6/23/2009	< 4	< 4	< 4	N/A	< 4	< 4	**5.33**	N/A	< 4	< 4	< 4
	6/23/2009	N/A	N/A	N/A	N/A	N/A	N/A	N/A	N/A	N/A	< 4	N/A
	8/13/2009	N/A	N/A	N/A	N/A	N/A	< 4	N/A	N/A	N/A	< 4	< 4
	9/1/2009	< 4	< 4	< 4	N/A	< 4	< 4	**5.06**	N/A	< 4	< 4	< 4
	9/1/2009	N/A	N/A	< 4	N/A	N/A	N/A	N/A	N/A	N/A	N/A	N/A
	12/17/2009	N/A	N/A	N/A	N/A	N/A	< 4	N/A	N/A	< 4	N/A	N/A
	3/10/2010	< 4	< 4	< 4	N/A	< 4	< 4	**6.06**	N/A	< 4	< 4	< 4
	3/10/2010	N/A	N/A	N/A	N/A	< 4	N/A	N/A	N/A	N/A	N/A	N/A
	9/27/2010	< 4	< 4	< 4	N/A	< 4	N/A	**5.12**	N/A	< 4	< 4	< 4
	9/27/2010	N/A	N/A	N/A	N/A	N/A	N/A	**4.76**	N/A	N/A	N/A	N/A
	3/28/2011	N/A	< 4	< 4	N/A	< 4	< 4	< 4	N/A	< 4	< 4	< 4
	3/28/2011	N/A	N/A	N/A	N/A	N/A	N/A	N/A	N/A	< 4	N/A	N/A
	9/15/2011	N/A	< 4	< 4	N/A	< 4	N/A	< 4	N/A	< 4	< 4	< 4
	3/29/2012	N/A	< 4	N/A	N/A	< 4	N/A	< 4	N/A	< 4	< 4	< 4
	3/29/2012	N/A	N/A	N/A	N/A	N/A	N/A	N/A	N/A	< 4	N/A	N/A
	9/18/2012	N/A	< 4	< 4	N/A	< 4	N/A	**4.3**	N/A	< 4	< 4	< 4
	1/22/2013	N/A	N/A	N/A	< 4	N/A	N/A	N/A	N/A	N/A	N/A	N/A
	3/27/2013	N/A	< 4	< 4	< 4	< 4	< 4	< 4	N/A	< 4	< 4	< 4
	3/27/2013	N/A	N/A	N/A	N/A	N/A	N/A	N/A	N/A	N/A	< 4	N/A
	9/25/2013	N/A	< 4	< 4	< 4	< 4	N/A	3.06*	N/A	< 4	< 4	< 4
	3/11/2014	< 4	< 4	0.41*	< 4	< 4	N/A	3.53*	N/A	< 4	< 4	< 4
	3/11/2014	N/A	< 4	N/A	N/A	N/A	N/A	N/A	N/A	N/A	N/A	N/A
	9/23/2014	< 4	< 4	< 4	< 4	< 4	N/A	< 4	N/A	< 4	< 4	< 4
	9/23/2014	N/A	N/A	N/A	N/A	N/A	N/A	N/A	N/A	N/A	N/A	< 4
	1/6/2015	N/A	N/A	N/A	N/A	N/A	N/A	N/A	< 4	N/A	N/A	N/A
	4/2/2015	< 4	< 4	< 4	< 4	< 4	< 4	2.96*	< 4	< 4	2.07*	0.87*
	4/2/2015	N/A	N/A	< 4	N/A	N/A	N/A	N/A	N/A	N/A	N/A	N/A
	9/30/2015	N/A	< 4	< 4	< 4	< 4	N/A	2.1*	< 4	< 4	< 4	< 4
	9/30/2015	N/A	N/A	N/A	N/A	N/A	N/A	**4.63**	N/A	N/A	N/A	N/A
	4/27/2016	< 4	< 4	0.833*	< 4	< 4	< 4	2.59*	< 4	< 4	< 4	< 4
	4/27/2016	N/A	N/A	N/A	N/A	< 4	N/A	N/A	N/A	N/A	N/A	N/A
	9/28/2016	< 4	< 4	< 4	< 4	< 4	< 4	2.14*	< 4	< 4	< 4	< 4
	9/28/2016	N/A	N/A	N/A	N/A	N/A	< 4	N/A	N/A	N/A	N/A	N/A
	4/24/2017	< 4	< 4	0.835*	< 4	< 4	< 4	2.56*	< 4	< 4	< 4	2.03*
	4/24/2017	N/A	< 4	N/A	N/A	N/A	N/A	N/A	N/A	N/A	N/A	N/A
	8/22/2017	N/A	< 4	0.683*	< 4	< 4	N/A	3.73*	< 4	< 4	< 4	2.39*
	8/22/2017	N/A	N/A	N/A	N/A	N/A	N/A	N/A	N/A	< 4	N/A	N/A
	10/4/2017	< 4	N/A	N/A	N/A	N/A	N/A	N/A	N/A	N/A	N/A	N/A
	6/4/2018	N/A	< 4	< 4	N/A	N/A	N/A	1.1*	N/A	N/A	< 4	1.14*
	6/4/2018	N/A	N/A	1.13*	N/A	N/A	N/A	N/A	N/A	N/A	N/A	N/A
	12/20/2018	N/A	< 4	< 4	N/A	N/A	N/A	< 4	N/A	N/A	< 4	< 4
	4/15/2019	N/A	< 4	< 4	< 4	< 4	N/A	1.2*	N/A	< 4	< 4	< 4
	10/3/2019	N/A	< 4	< 4	N/A	N/A	N/A	1.22*	N/A	N/A	< 4	< 4
	10/3/2019	N/A	N/A	< 4	N/A	N/A	N/A	N/A	N/A	N/A	N/A	N/A
	4/28/2020	N/A	< 4	< 4	N/A	N/A	N/A	1.33*	< 4	N/A	< 4	0.911*
	4/28/2020	N/A	N/A	N/A	N/A	N/A	N/A	1.37*	N/A	N/A	N/A	N/A
	7/22/2020	N/A	< 4	< 4	N/A	N/A	N/A	1.56*	N/A	N/A	< 4	< 4
	7/22/2020	N/A	< 4	N/A	N/A	N/A	N/A	N/A	N/A	N/A	N/A	N/A
	5/19/2021	N/A	< 4	< 4	N/A	N/A	< 4	1.41*	N/A	N/A	< 4	< 4
	9/21/2021	N/A	< 4	< 4	N/A	N/A	N/A	0.794*	N/A	N/A	< 4	< 4
	9/21/2021	N/A	N/A	N/A	N/A	N/A	N/A	0.885*	N/A	N/A	N/A	N/A
	3/22/2022	N/A	< 4	< 4	N/A	N/A	N/A	< 4	N/A	N/A	< 4	< 4
	5/24/2022	N/A	N/A	N/A	N/A	N/A	N/A	N/A	N/A	N/A	< 4	< 4
	10/11/2022	N/A	< 4	< 4	N/A	N/A	N/A	< 4	N/A	N/A	< 4	< 4
	10/11/2022	N/A	N/A	N/A	N/A	N/A	N/A	N/A	N/A	N/A	N/A	< 4
	5/17/2023	N/A	N/A	< 4	N/A	N/A	N/A	< 4	N/A	N/A	< 4	< 4
	5/17/2023	N/A	N/A	N/A	N/A	N/A	N/A	N/A	N/A	N/A	N/A	< 4
	8/17/2023	N/A	< 4	N/A	N/A	N/A	N/A	N/A	N/A	N/A	N/A	N/A
	11/15/2023	N/A	< 4	< 4	N/A	N/A	N/A	< 4	N/A	N/A	< 4	< 4
	11/15/2023	N/A	< 4	N/A	N/A	N/A	N/A	N/A	N/A	N/A	N/A	N/A
	6/5/2024	N/A	< 4	< 4	< 4	< 4	N/A	< 4	N/A	< 4	< 4	< 4
	6/5/2024	N/A	N/A	N/A	N/A	N/A	N/A	N/A	N/A	N/A	< 4	N/A
	9/23/2024	N/A	< 4	< 4	N/A	N/A	N/A	< 4	N/A	N/A	< 4	N/A
	9/23/2024	N/A	< 4	N/A	N/A	N/A	N/A	N/A	N/A	N/A	N/A	N/A
Chloroform, ug/L (CAS NO - 67-66-3)	3/12/2008	N/A	N/A	N/A	N/A	N/A	N/A	N/A	N/A	N/A	**5.59**	< 1
	4/21/2008	N/A	N/A	N/A	N/A	N/A	N/A	N/A	N/A	N/A	**2.41**	< 1
	7/24/2008	< 0.17	< 0.17	< 0.17	N/A	< 0.17	N/A	< 0.17	N/A	N/A	< 1	< 1
	7/24/2008	N/A	N/A	N/A	N/A	N/A	N/A	< 0.17	N/A	N/A	N/A	N/A
	8/27/2008	N/A	N/A	N/A	N/A	N/A	N/A	N/A	N/A	N/A	< 1	< 1
	9/24/2008	< 0.17	< 0.17	< 0.17	N/A	< 0.17	N/A	< 0.17	N/A	N/A	< 1	< 1
	3/17/2009	< 0.17	< 0.17	< 0.17	N/A	< 0.17	N/A	< 0.17	N/A	< 0.17	< 0.17	< 0.17
	3/17/2009	N/A	N/A	< 0.17	N/A	N/A	N/A	N/A	N/A	N/A	N/A	N/A
	6/23/2009	< 1	< 1	< 1	N/A	< 1	< 1	< 1	N/A	< 1	< 1	< 1
	6/23/2009	N/A	N/A	N/A	N/A	N/A	N/A	N/A	N/A	N/A	< 1	N/A
	8/13/2009	N/A	N/A	N/A	N/A	N/A	< 1	N/A	N/A	N/A	< 1	< 1

SCS ENGINEERS

Summary of Groundwater Chemistry
Scott County Landfill - 82-SDP-03-77C - HMSP

Appendix I VOC Constituents	Sample Date	MW-32 UPG	MW-17 DNG	MW-19 DNG	MW-20 DNG	MW-21 DNG	MW-22 DNG	MW-27 DNG	MW-28 DNG	MW-30 DNG	OP-17 DNG	OP-18 DNG
Chloroform, ug/L (CAS NO - 67-66-3)	9/1/2009	< 1	< 1	< 1	N/A	< 1	< 1	< 1	N/A	< 1	< 1	< 1
	9/1/2009	N/A	N/A	< 1	N/A	N/A	N/A	N/A	N/A	N/A	N/A	N/A
	12/17/2009	N/A	N/A	N/A	N/A	N/A	< 1	N/A	N/A	< 1	N/A	N/A
	3/10/2010	< 1	< 1	< 1	N/A	< 1	< 1	< 1	N/A	< 1	< 1	< 1
	3/10/2010	N/A	N/A	N/A	N/A	< 1	N/A	N/A	N/A	N/A	N/A	N/A
	9/27/2010	< 1	< 1	< 1	N/A	< 1	N/A	< 1	N/A	< 1	< 1	< 1
	9/27/2010	N/A	N/A	N/A	N/A	N/A	N/A	< 1	N/A	N/A	N/A	N/A
	3/28/2011	N/A	< 1	< 1	N/A	< 1	< 1	< 1	N/A	< 1	< 1	< 1
	3/28/2011	N/A	N/A	N/A	N/A	N/A	N/A	N/A	N/A	< 1	N/A	N/A
	9/15/2011	N/A	< 1	< 1	N/A	< 1	N/A	< 1	N/A	< 1	< 1	< 1
	3/29/2012	N/A	< 1	N/A	N/A	< 1	N/A	< 1	N/A	< 1	< 1	< 1
	3/29/2012	N/A	N/A	N/A	N/A	N/A	N/A	N/A	N/A	< 1	N/A	N/A
	9/18/2012	N/A	< 1	< 1	N/A	< 1	N/A	< 1	N/A	< 1	< 1	< 1
	1/22/2013	N/A	N/A	N/A	< 1	N/A	N/A	N/A	N/A	N/A	N/A	N/A
	3/27/2013	N/A	< 1	< 1	N/A	N/A	N/A	< 1	N/A	< 1	< 1	< 1
	3/27/2013	N/A	N/A	N/A	N/A	N/A	N/A	N/A	N/A	N/A	< 1	N/A
	9/23/2014	N/A	N/A	N/A	N/A	N/A	N/A	N/A	N/A	N/A	N/A	< 1
	1/6/2015	N/A	N/A	N/A	N/A	N/A	N/A	N/A	< 1	N/A	N/A	N/A
	4/2/2015	< 1	< 1	< 1	< 1	< 1	< 1	< 1	< 1	< 1	< 1	< 1
	4/2/2015	N/A	N/A	< 1	N/A	N/A	N/A	N/A	N/A	N/A	N/A	N/A
	9/30/2015	N/A	< 1	< 1	< 1	< 1	N/A	< 1	< 1	< 1	< 1	< 1
	9/30/2015	N/A	N/A	N/A	N/A	N/A	N/A	< 1	N/A	N/A	N/A	N/A
	4/27/2016	< 1	< 1	< 1	< 1	< 1	< 1	< 1	< 1	< 1	< 1	< 1
	4/27/2016	N/A	N/A	N/A	N/A	< 1	N/A	N/A	N/A	N/A	N/A	N/A
	9/28/2016	< 1	< 1	< 1	< 1	< 1	< 1	< 1	< 1	< 1	< 1	< 1
	9/28/2016	N/A	N/A	N/A	N/A	N/A	< 1	N/A	N/A	N/A	N/A	N/A
	4/24/2017	< 1	< 1	< 1	< 1	< 1	< 1	< 1	< 1	< 1	< 1	< 1
	4/24/2017	N/A	< 1	N/A	N/A	N/A	N/A	N/A	N/A	N/A	N/A	N/A
	8/22/2017	N/A	< 1	< 1	< 1	< 1	N/A	< 1	< 1	< 1	< 1	< 1
	8/22/2017	N/A	N/A	N/A	N/A	N/A	N/A	N/A	N/A	< 1	N/A	N/A
	10/4/2017	< 1	N/A	N/A	N/A	N/A	N/A	N/A	N/A	N/A	N/A	N/A
	6/4/2018	N/A	< 3	< 3	N/A	N/A	N/A	< 3	N/A	N/A	< 3	< 3
	6/4/2018	N/A	N/A	< 3	N/A	N/A	N/A	N/A	N/A	N/A	N/A	N/A
	12/20/2018	N/A	< 3	< 3	N/A	N/A	N/A	< 3	N/A	N/A	< 3	< 3
	4/15/2019	N/A	< 3	< 3	< 3	< 3	N/A	< 3	N/A	< 3	< 3	< 3
	10/3/2019	N/A	< 3	< 3	N/A	N/A	N/A	< 3	N/A	N/A	< 3	< 3
	10/3/2019	N/A	N/A	< 3	N/A	N/A	N/A	N/A	N/A	N/A	N/A	N/A
	4/28/2020	N/A	< 3	< 3	N/A	N/A	N/A	< 3	< 3	N/A	< 3	< 3
	4/28/2020	N/A	N/A	N/A	N/A	N/A	N/A	< 3	N/A	N/A	N/A	N/A
	7/22/2020	N/A	< 3	< 3	N/A	N/A	N/A	< 3	N/A	N/A	< 3	< 3
	7/22/2020	N/A	< 3	N/A	N/A	N/A	N/A	N/A	N/A	N/A	N/A	N/A
	5/19/2021	N/A	< 3	< 3	N/A	N/A	< 3	< 3	N/A	N/A	< 3	< 3
	9/21/2021	N/A	< 3	< 3	N/A	N/A	N/A	< 3	N/A	N/A	< 3	< 3
	9/21/2021	N/A	N/A	N/A	N/A	N/A	N/A	< 3	N/A	N/A	N/A	N/A
	3/22/2022	N/A	< 3	< 3	N/A	N/A	N/A	< 3	N/A	N/A	< 3	< 3
	5/24/2022	N/A	N/A	N/A	N/A	N/A	N/A	N/A	N/A	N/A	< 3	< 3
	10/11/2022	N/A	< 3	< 3	N/A	N/A	N/A	< 3	N/A	N/A	< 3	< 3
	10/11/2022	N/A	N/A	N/A	N/A	N/A	N/A	N/A	N/A	N/A	N/A	< 3
	5/17/2023	N/A	N/A	< 3	N/A	N/A	N/A	< 3	N/A	N/A	< 3	< 3
	5/17/2023	N/A	N/A	N/A	N/A	N/A	N/A	N/A	N/A	N/A	N/A	< 3
	8/17/2023	N/A	< 3	N/A	N/A	N/A	N/A	N/A	N/A	N/A	N/A	N/A
	11/15/2023	N/A	< 3	< 3	N/A	N/A	N/A	< 3	N/A	N/A	< 3	< 3
	11/15/2023	N/A	< 3	N/A	N/A	N/A	N/A	N/A	N/A	N/A	N/A	N/A
	6/5/2024	N/A	< 3	< 3	< 3	< 3	N/A	< 3	N/A	< 3	< 3	< 3
	6/5/2024	N/A	N/A	N/A	N/A	N/A	N/A	N/A	N/A	N/A	< 3	N/A
	9/23/2024	N/A	< 3	< 3	N/A	N/A	N/A	< 3	N/A	N/A	< 3	N/A
	9/23/2024	N/A	< 3	N/A	N/A	N/A	N/A	N/A	N/A	N/A	N/A	N/A
Chloromethane, ug/L (CAS NO - 74-87-3)	3/12/2008	N/A	N/A	N/A	N/A	N/A	N/A	N/A	N/A	N/A	< 3	< 3
	4/21/2008	N/A	N/A	N/A	N/A	N/A	N/A	N/A	N/A	N/A	< 3	< 3
	7/24/2008	0.22*	0.2*	< 0.2	N/A	< 0.2	N/A	< 0.2	N/A	N/A	< 3	< 3
	7/24/2008	N/A	N/A	N/A	N/A	N/A	N/A	< 0.2	N/A	N/A	N/A	N/A
	8/27/2008	N/A	N/A	N/A	N/A	N/A	N/A	N/A	N/A	N/A	< 3	< 3
	9/24/2008	< 0.2	< 0.2	< 0.2	N/A	< 0.2	N/A	< 0.2	N/A	N/A	< 3	< 3
	3/17/2009	< 0.2	< 0.2	< 0.2	N/A	< 0.2	N/A	< 0.2	N/A	< 0.2	< 0.2	< 0.2
	3/17/2009	N/A	N/A	< 0.2	N/A	N/A	N/A	N/A	N/A	N/A	N/A	N/A
	6/23/2009	< 3	< 3	< 3	N/A	< 3	< 3	< 3	N/A	< 3	< 3	< 3
	6/23/2009	N/A	N/A	N/A	N/A	N/A	N/A	N/A	N/A	N/A	< 3	N/A
	8/13/2009	N/A	N/A	N/A	N/A	N/A	< 3	N/A	N/A	N/A	< 3	< 3
	9/1/2009	< 3	< 3	< 3	N/A	< 3	< 3	< 3	N/A	< 3	< 3	< 3
	9/1/2009	N/A	N/A	< 3	N/A	N/A	N/A	N/A	N/A	N/A	N/A	N/A
	12/17/2009	N/A	N/A	N/A	N/A	N/A	< 3	N/A	N/A	< 3	N/A	N/A
	3/10/2010	< 3	< 3	< 3	N/A	< 3	< 3	< 3	N/A	< 3	< 3	< 3
	3/10/2010	N/A	N/A	N/A	N/A	< 3	N/A	N/A	N/A	N/A	N/A	N/A
	9/27/2010	< 3	< 3	< 3	N/A	< 3	N/A	< 3	N/A	< 3	< 3	< 3
	9/27/2010	N/A	N/A	N/A	N/A	N/A	N/A	< 3	N/A	N/A	N/A	N/A
	3/28/2011	N/A	< 3	< 3	N/A	< 3	< 3	< 3	N/A	< 3	< 3	< 3
	3/28/2011	N/A	N/A	N/A	N/A	N/A	N/A	N/A	N/A	< 3	N/A	N/A
	9/15/2011	N/A	< 3	< 3	N/A	< 3	N/A	< 3	N/A	< 3	< 3	< 3
	3/29/2012	N/A	< 3	N/A	N/A	< 3	N/A	< 3	N/A	< 3	< 3	< 3
	3/29/2012	N/A	N/A	N/A	N/A	N/A	N/A	N/A	N/A	< 3	N/A	N/A
	9/18/2012	N/A	< 3	< 3	N/A	< 3	N/A	< 3	N/A	< 3	< 3	< 3
	1/22/2013	N/A	N/A	N/A	< 3	N/A	N/A	N/A	N/A	N/A	N/A	N/A
	3/27/2013	N/A	< 3	< 3	< 3	< 3	< 3	< 3	N/A	< 3	< 3	< 3
	3/27/2013	N/A	N/A	N/A	N/A	N/A	N/A	N/A	N/A	N/A	< 3	N/A
	9/25/2013	N/A	< 3	< 3	< 3	< 3	N/A	< 3	N/A	< 3	< 3	< 3

SCS ENGINEERS

Summary of Groundwater Chemistry
Scott County Landfill - 82-SDP-03-77C - HMSP

Appendix I VOC Constituents	Sample Date	MW-32 UPG	MW-17 DNG	MW-19 DNG	MW-20 DNG	MW-21 DNG	MW-22 DNG	MW-27 DNG	MW-28 DNG	MW-30 DNG	OP-17 DNG	OP-18 DNG
Chloromethane, ug/L (CAS NO - 74-87-3)	3/11/2014	< 3	< 3	< 3	< 3	< 3	N/A	< 3	N/A	< 3	< 3	< 3
	3/11/2014	N/A	< 3	N/A	N/A	N/A	N/A	N/A	N/A	N/A	N/A	N/A
	9/23/2014	< 3	< 3	< 3	< 3	< 3	N/A	< 3	N/A	< 3	< 3	< 3
	9/23/2014	N/A	N/A	N/A	N/A	N/A	N/A	N/A	N/A	N/A	N/A	< 3
	1/6/2015	N/A	N/A	N/A	N/A	N/A	N/A	N/A	< 3	N/A	N/A	N/A
	4/2/2015	< 3	< 3	< 3	< 3	< 3	< 3	< 3	< 3	< 3	< 3	< 3
	4/2/2015	N/A	N/A	< 3	N/A	N/A	N/A	N/A	N/A	N/A	N/A	N/A
	9/30/2015	N/A	< 3	< 3	< 3	< 3	N/A	< 3	< 3	< 3	0.45*	1.1*
	9/30/2015	N/A	N/A	N/A	N/A	N/A	N/A	< 3	N/A	N/A	N/A	N/A
	4/27/2016	< 3	< 3	< 3	< 3	< 3	< 3	< 3	< 3	< 3	< 3	< 3
	4/27/2016	N/A	N/A	N/A	N/A	< 3	N/A	N/A	N/A	N/A	N/A	N/A
	9/28/2016	< 3	< 3	< 3	< 3	< 3	< 3	< 3	< 3	< 3	< 3	< 3
	9/28/2016	N/A	N/A	N/A	N/A	N/A	< 3	N/A	N/A	N/A	N/A	N/A
	4/24/2017	0.331*	0.524*	0.328*	< 3	< 3	0.312*	0.376*	< 3	0.582*	0.757*	0.475*
	4/24/2017	N/A	0.403*	N/A	N/A	N/A	N/A	N/A	N/A	N/A	N/A	N/A
	8/22/2017	N/A	< 3	< 3	< 3	< 3	N/A	< 3	< 3	< 3	< 3	< 3
	8/22/2017	N/A	N/A	N/A	N/A	N/A	N/A	N/A	N/A	< 3	N/A	N/A
	10/4/2017	< 3	N/A	N/A	N/A	N/A	N/A	N/A	N/A	N/A	N/A	N/A
	6/4/2018	N/A	< 3	< 3	N/A	N/A	N/A	< 3	N/A	N/A	< 3	< 3
	6/4/2018	N/A	N/A	< 3	N/A	N/A	N/A	N/A	N/A	N/A	N/A	N/A
	12/20/2018	N/A	< 3	< 3	N/A	N/A	N/A	< 3	N/A	N/A	< 3	< 3
	4/15/2019	N/A	< 3	< 3	< 3	< 3	N/A	< 3	N/A	< 3	< 3	< 3
	10/3/2019	N/A	< 3	< 3	N/A	N/A	N/A	< 3	N/A	N/A	< 3	< 3
	10/3/2019	N/A	N/A	< 3	N/A	N/A	N/A	N/A	N/A	N/A	N/A	N/A
	4/28/2020	N/A	< 3	< 3	N/A	N/A	N/A	< 3	< 3	N/A	< 3	**42.5**
	4/28/2020	N/A	N/A	N/A	N/A	N/A	N/A	< 3	N/A	N/A	N/A	N/A
	7/22/2020	N/A	< 3	1.49*	N/A	N/A	N/A	< 3	N/A	N/A	< 3	**3.62**
	7/22/2020	N/A	< 3	N/A	N/A	N/A	N/A	N/A	N/A	N/A	N/A	N/A
	5/19/2021	N/A	< 3	< 3	N/A	N/A	< 3	< 3	N/A	N/A	< 3	< 3
	9/21/2021	N/A	< 3	< 3	N/A	N/A	N/A	< 3	N/A	N/A	< 3	< 3
	9/21/2021	N/A	N/A	N/A	N/A	N/A	N/A	< 3	N/A	N/A	N/A	N/A
	3/22/2022	N/A	< 3	< 3	N/A	N/A	N/A	< 3	N/A	N/A	< 3	< 3
	5/24/2022	N/A	N/A	N/A	N/A	N/A	N/A	N/A	N/A	N/A	< 3	< 3
	10/11/2022	N/A	< 3	< 3	N/A	N/A	N/A	< 3	N/A	N/A	< 3	< 3
	10/11/2022	N/A	N/A	N/A	N/A	N/A	N/A	N/A	N/A	N/A	N/A	< 3
	5/17/2023	N/A	N/A	< 3	N/A	N/A	N/A	< 3	N/A	N/A	< 3	< 3
	5/17/2023	N/A	N/A	N/A	N/A	N/A	N/A	N/A	N/A	N/A	N/A	< 3
	8/17/2023	N/A	< 3	N/A	N/A	N/A	N/A	N/A	N/A	N/A	N/A	N/A
	11/15/2023	N/A	< 3	< 3	N/A	N/A	N/A	< 3	N/A	N/A	< 3	< 3
	11/15/2023	N/A	< 3	N/A	N/A	N/A	N/A	N/A	N/A	N/A	N/A	N/A
	6/5/2024	N/A	< 3	< 3	< 3	< 3	N/A	< 3	N/A	< 3	**4.73**	< 3
	6/5/2024	N/A	N/A	N/A	N/A	N/A	N/A	N/A	N/A	N/A	**3.99**	N/A
	9/23/2024	N/A	< 3	< 3	N/A	N/A	N/A	< 3	N/A	N/A	< 3	N/A
	9/23/2024	N/A	< 3	N/A	N/A	N/A	N/A	N/A	N/A	N/A	N/A	N/A
cis-1,2-Dichloroethene, ug/L (CAS NO - 156-59-2)	3/12/2008	N/A	N/A	N/A	N/A	N/A	N/A	N/A	N/A	N/A	< 1	**1.29**
	4/21/2008	N/A	N/A	N/A	N/A	N/A	N/A	N/A	N/A	N/A	**2.07**	**1.19**
	7/24/2008	< 0.37	**8.26**	**6.89**	N/A	< 0.37	N/A	**45**	N/A	N/A	< 1	**1.28**
	7/24/2008	N/A	N/A	N/A	N/A	N/A	N/A	**54.7**	N/A	N/A	N/A	N/A
	8/27/2008	N/A	N/A	N/A	N/A	N/A	N/A	N/A	N/A	N/A	< 1	**1.66**
	9/24/2008	< 0.37	**9.29**	**9.34**	N/A	< 0.37	N/A	**64.2**	N/A	N/A	< 1	**1.25**
	3/17/2009	< 0.37	**8.59**	**7.93**	N/A	< 0.37	N/A	**64.9**	N/A	< 0.37	**2.17**	**0.87**
	3/17/2009	N/A	N/A	**8.02**	N/A	N/A	N/A	N/A	N/A	N/A	N/A	N/A
	6/23/2009	< 1	**7.16**	**5.79**	N/A	< 1	< 1	**56.4**	N/A	< 1	< 1	< 1
	6/23/2009	N/A	N/A	N/A	N/A	N/A	N/A	N/A	N/A	N/A	< 1	N/A
	8/13/2009	N/A	N/A	N/A	N/A	N/A	< 1	N/A	N/A	N/A	< 1	< 1
	9/1/2009	< 1	**7.82**	**6.76**	N/A	< 1	< 1	**57.2**	N/A	< 1	< 1	< 1
	9/1/2009	N/A	N/A	**6.57**	N/A	N/A	N/A	N/A	N/A	N/A	N/A	N/A
	12/17/2009	N/A	N/A	N/A	N/A	N/A	< 1	N/A	N/A	< 1	N/A	N/A
	3/10/2010	< 1	**9.57**	**9.93**	N/A	< 1	< 1	**78.1**	N/A	< 1	< 1	< 1
	3/10/2010	N/A	N/A	N/A	N/A	< 1	N/A	N/A	N/A	N/A	N/A	N/A
	9/27/2010	< 1	**7.8**	**5.55**	N/A	< 1	N/A	**59.1**	N/A	< 1	< 1	< 1
	9/27/2010	N/A	N/A	N/A	N/A	N/A	N/A	**59.4**	N/A	N/A	N/A	N/A
	3/28/2011	N/A	**7.82**	**6.36**	N/A	< 1	< 1	**63.6**	N/A	< 1	**1.39**	< 1
	3/28/2011	N/A	N/A	N/A	N/A	N/A	N/A	N/A	N/A	< 1	N/A	N/A
	9/15/2011	N/A	**7.11**	**7.96**	N/A	< 1	N/A	**39.6**	N/A	< 1	< 1	**1.09**
	3/29/2012	N/A	**3.53**	N/A	N/A	< 1	N/A	**36.4**	N/A	< 1	< 1	< 1
	3/29/2012	N/A	N/A	N/A	N/A	N/A	N/A	N/A	N/A	< 1	N/A	N/A
	9/18/2012	N/A	**5.71**	**6.35**	N/A	< 1	N/A	**52.8**	N/A	< 1	< 1	< 1
	1/22/2013	N/A	N/A	N/A	< 1	N/A	N/A	N/A	N/A	N/A	N/A	N/A
	3/27/2013	N/A	**3.43**	**3.76**	< 1	< 1	< 1	**28.9**	N/A	< 1	< 1	< 1
	3/27/2013	N/A	N/A	N/A	N/A	N/A	N/A	N/A	N/A	N/A	< 1	N/A
	9/25/2013	N/A	**3.78**	**2.77**	< 1	< 1	N/A	**46.4**	N/A	< 1	0.347*	0.41*
	3/11/2014	< 1	**5.05**	**10.8**	0.302*	< 1	N/A	**55.9**	N/A	< 1	0.469*	0.814*
	3/11/2014	N/A	**4.81**	N/A	N/A	N/A	N/A	N/A	N/A	N/A	N/A	N/A
	9/23/2014	< 1	**5.08**	**2.77**	< 1	< 1	N/A	**48.4**	N/A	< 1	< 1	< 1
	9/23/2014	N/A	N/A	N/A	N/A	N/A	N/A	N/A	N/A	N/A	N/A	< 1
	1/6/2015	N/A	N/A	N/A	N/A	N/A	N/A	N/A	< 1	N/A	N/A	N/A
	4/2/2015	< 1	**5.93**	**2.75**	0.2*	< 1	< 1	**46**	< 1	< 1	0.139*	0.649*
	4/2/2015	N/A	N/A	**2.22**	N/A	N/A	N/A	N/A	N/A	N/A	N/A	N/A
	9/30/2015	N/A	**7.21**	**3.69**	< 1	< 1	N/A	**42.7**	< 1	< 1	< 1	0.916*
	9/30/2015	N/A	N/A	N/A	N/A	N/A	N/A	**44.5**	N/A	N/A	N/A	N/A
	4/27/2016	< 1	**2.08**	**2**	< 1	< 1	< 1	**44**	< 1	< 1	0.162*	0.907*
	4/27/2016	N/A	N/A	N/A	N/A	< 1	N/A	N/A	N/A	N/A	N/A	N/A
	9/28/2016	< 1	**2.51**	**2.42**	< 1	< 1	< 1	**47.8**	< 1	< 1	0.231*	0.802*
	9/28/2016	N/A	N/A	N/A	N/A	N/A	< 1	N/A	N/A	N/A	N/A	N/A
	4/24/2017	< 1	**2.46**	**1.91**	< 1	< 1	< 1	**44.7**	< 1	< 1	0.141*	**1.08**
	4/24/2017	N/A	**2.36**	N/A	N/A	N/A	N/A	N/A	N/A	N/A	N/A	N/A
	8/22/2017	N/A	**1.3**	**3.08**	0.236*	< 1	N/A	**47.3**	< 1	< 1	< 1	**1.28**
	8/22/2017	N/A	N/A	N/A	N/A	N/A	N/A	N/A	N/A	< 1	N/A	N/A

SCS ENGINEERS

Summary of Groundwater Chemistry
Scott County Landfill - 82-SDP-03-77C - HMSP

Appendix I VOC Constituents	Sample Date	MW-32 UPG	MW-17 DNG	MW-19 DNG	MW-20 DNG	MW-21 DNG	MW-22 DNG	MW-27 DNG	MW-28 DNG	MW-30 DNG	OP-17 DNG	OP-18 DNG
cis-1,2-Dichloroethene, ug/L (CAS NO - 156-59-2)	10/4/2017	< 1	N/A	N/A	N/A	N/A	N/A	N/A	N/A	N/A	N/A	N/A
	6/4/2018	N/A	0.88*	2.35	N/A	N/A	N/A	44.6	N/A	N/A	0.212*	0.932*
	6/4/2018	N/A	N/A	2.14	N/A	N/A	N/A	N/A	N/A	N/A	N/A	N/A
	12/20/2018	N/A	0.923*	1.95	N/A	N/A	N/A	43.4	N/A	N/A	< 1	1.03
	4/15/2019	N/A	5.53	1.66	< 1	< 1	N/A	40.7	N/A	< 1	< 1	0.67*
	10/3/2019	N/A	1.9	1.06	N/A	N/A	N/A	43.6	N/A	N/A	< 1	0.485*
	10/3/2019	N/A	N/A	0.916*	N/A	N/A	N/A	N/A	N/A	N/A	N/A	N/A
	4/28/2020	N/A	1.04	1.78	N/A	N/A	N/A	34.8	< 1	N/A	< 1	0.541*
	4/28/2020	N/A	N/A	N/A	N/A	N/A	N/A	33.3	N/A	N/A	N/A	N/A
	7/22/2020	N/A	2.07	3.13	N/A	N/A	N/A	36.9	N/A	N/A	< 1	0.621*
	7/22/2020	N/A	1.81	N/A	N/A	N/A	N/A	N/A	N/A	N/A	N/A	N/A
	5/19/2021	N/A	1.22	2.68	N/A	N/A	< 1	28.5	N/A	N/A	< 1	0.342*
	9/21/2021	N/A	1.84	2.42	N/A	N/A	N/A	27.1	N/A	N/A	< 1	0.421*
	9/21/2021	N/A	N/A	N/A	N/A	N/A	N/A	29	N/A	N/A	N/A	N/A
	3/22/2022	N/A	1.4	4.78	N/A	N/A	N/A	31.7	N/A	N/A	< 1	0.444*
	5/24/2022	N/A	N/A	N/A	N/A	N/A	N/A	N/A	N/A	N/A	< 1	< 1
	10/11/2022	N/A	1.4	3.08	N/A	N/A	N/A	32	N/A	N/A	< 1	0.344*
	10/11/2022	N/A	N/A	N/A	N/A	N/A	N/A	N/A	N/A	N/A	N/A	0.412*
	5/17/2023	N/A	N/A	3.02	N/A	N/A	N/A	33.7	N/A	N/A	< 1	0.304*
	5/17/2023	N/A	N/A	N/A	N/A	N/A	N/A	N/A	N/A	N/A	N/A	< 1
	8/17/2023	N/A	< 1	N/A	N/A	N/A	N/A	N/A	N/A	N/A	N/A	N/A
	11/15/2023	N/A	1.17	2.97	N/A	N/A	N/A	31.5	N/A	N/A	< 1	< 1
	11/15/2023	N/A	1.04	N/A	N/A	N/A	N/A	N/A	N/A	N/A	N/A	N/A
	6/5/2024	N/A	6.04	1.54	< 1	< 1	N/A	24.3	N/A	< 1	< 1	< 1
	6/5/2024	N/A	N/A	N/A	N/A	N/A	N/A	N/A	N/A	N/A	< 1	N/A
	9/23/2024	N/A	6.95	1.82	N/A	N/A	N/A	34.3	N/A	N/A	< 1	N/A
	9/23/2024	N/A	7.17	N/A	N/A	N/A	N/A	N/A	N/A	N/A	N/A	N/A
cis-1,3-Dichloropropene, ug/L (CAS NO - 10061-01-5)	3/12/2008	N/A	N/A	N/A	N/A	N/A	N/A	N/A	N/A	N/A	< 5	< 5
	4/21/2008	N/A	N/A	N/A	N/A	N/A	N/A	N/A	N/A	N/A	< 5	< 5
	7/24/2008	< 0.23	< 0.23	< 0.23	N/A	< 0.23	N/A	< 0.23	N/A	N/A	< 5	< 5
	7/24/2008	N/A	N/A	N/A	N/A	N/A	N/A	< 0.23	N/A	N/A	N/A	N/A
	8/27/2008	N/A	N/A	N/A	N/A	N/A	N/A	N/A	N/A	N/A	< 5	< 5
	9/24/2008	< 0.23	< 0.23	< 0.23	N/A	< 0.23	N/A	< 0.23	N/A	N/A	< 5	< 5
	3/17/2009	< 0.23	< 0.23	< 0.23	N/A	< 0.23	N/A	< 0.23	N/A	< 0.23	< 0.23	< 0.23
	3/17/2009	N/A	N/A	< 0.23	N/A	N/A	N/A	N/A	N/A	N/A	N/A	N/A
	6/23/2009	< 5	< 5	< 5	N/A	< 5	< 5	< 5	N/A	< 5	< 5	< 5
	6/23/2009	N/A	N/A	N/A	N/A	N/A	N/A	N/A	N/A	N/A	< 5	N/A
	8/13/2009	N/A	N/A	N/A	N/A	N/A	< 5	N/A	N/A	N/A	< 5	< 5
	9/1/2009	< 5	< 5	< 5	N/A	< 5	< 5	< 5	N/A	< 5	< 5	< 5
	9/1/2009	N/A	N/A	< 5	N/A	N/A	N/A	N/A	N/A	N/A	N/A	N/A
	12/17/2009	N/A	N/A	N/A	N/A	N/A	< 5	N/A	N/A	< 5	N/A	N/A
	3/10/2010	< 5	< 5	< 5	N/A	< 5	< 5	< 5	N/A	< 5	< 5	< 5
	3/10/2010	N/A	N/A	N/A	N/A	< 5	N/A	N/A	N/A	N/A	N/A	N/A
	9/27/2010	< 5	< 10	< 10	N/A	< 5	N/A	< 5	N/A	< 5	< 10	< 10
	9/27/2010	N/A	N/A	N/A	N/A	N/A	N/A	< 5	N/A	N/A	N/A	N/A
	3/28/2011	N/A	< 5	< 5	N/A	< 5	< 5	< 5	N/A	< 5	< 5	< 5
	3/28/2011	N/A	N/A	N/A	N/A	N/A	N/A	N/A	N/A	< 5	N/A	N/A
	9/15/2011	N/A	< 5	< 5	N/A	< 5	N/A	< 5	N/A	< 5	< 5	< 5
	3/29/2012	N/A	< 5	N/A	N/A	< 5	N/A	< 5	N/A	< 5	< 5	< 5
	3/29/2012	N/A	N/A	N/A	N/A	N/A	N/A	N/A	N/A	< 5	N/A	N/A
	9/18/2012	N/A	< 5	< 5	N/A	< 5	N/A	< 5	N/A	< 5	< 5	< 5
	1/22/2013	N/A	N/A	N/A	< 5	N/A	N/A	N/A	N/A	N/A	N/A	N/A
	3/27/2013	N/A	< 5	< 5	< 5	< 5	< 5	< 5	N/A	< 5	< 5	< 5
	3/27/2013	N/A	N/A	N/A	N/A	N/A	N/A	N/A	N/A	N/A	< 5	N/A
	9/25/2013	N/A	< 5	< 5	< 5	< 5	N/A	< 5	N/A	< 5	< 5	< 5
	3/11/2014	< 5	< 5	< 5	< 5	< 5	N/A	< 5	N/A	< 5	< 5	< 5
	3/11/2014	N/A	< 5	N/A	N/A	N/A	N/A	N/A	N/A	N/A	N/A	N/A
	9/23/2014	< 5	< 5	< 5	< 5	< 5	N/A	< 5	N/A	< 5	< 5	< 5
	9/23/2014	N/A	N/A	N/A	N/A	N/A	N/A	N/A	N/A	N/A	N/A	< 5
	1/6/2015	N/A	N/A	N/A	N/A	N/A	N/A	N/A	< 5	N/A	N/A	N/A
	4/2/2015	< 5	< 5	< 5	< 5	< 5	< 5	< 5	< 5	< 5	< 5	< 5
	4/2/2015	N/A	N/A	< 5	N/A	N/A	N/A	N/A	N/A	N/A	N/A	N/A
	9/30/2015	N/A	< 5	< 5	< 5	< 5	N/A	< 5	< 5	< 5	< 5	< 5
	9/30/2015	N/A	N/A	N/A	N/A	N/A	N/A	< 5	N/A	N/A	N/A	N/A
	4/27/2016	< 5	< 5	< 5	< 5	< 5	< 5	< 5	< 5	< 5	< 5	< 5
	4/27/2016	N/A	N/A	N/A	N/A	< 5	N/A	N/A	N/A	N/A	N/A	N/A
	9/28/2016	< 5	< 5	< 5	< 5	< 5	< 5	< 5	< 5	< 5	< 5	< 5
	9/28/2016	N/A	N/A	N/A	N/A	N/A	< 5	N/A	N/A	N/A	N/A	N/A
	4/24/2017	< 5	< 5	< 5	< 5	< 5	< 5	< 5	< 5	< 5	< 5	< 5
	4/24/2017	N/A	< 5	N/A	N/A	N/A	N/A	N/A	N/A	N/A	N/A	N/A
	8/22/2017	N/A	< 5	< 5	< 5	< 5	N/A	< 5	< 5	< 5	< 5	< 5
	8/22/2017	N/A	N/A	N/A	N/A	N/A	N/A	N/A	N/A	< 5	N/A	N/A
	10/4/2017	< 5	N/A	N/A	N/A	N/A	N/A	N/A	N/A	N/A	N/A	N/A
	6/4/2018	N/A	< 5	< 5	N/A	N/A	N/A	< 5	N/A	N/A	< 5	< 5
	6/4/2018	N/A	N/A	< 5	N/A	N/A	N/A	N/A	N/A	N/A	N/A	N/A
	12/20/2018	N/A	< 5	< 5	N/A	N/A	N/A	< 5	N/A	N/A	< 5	< 5
	4/15/2019	N/A	< 5	< 5	< 5	< 5	N/A	< 5	N/A	< 5	< 5	< 5
	10/3/2019	N/A	< 5	< 5	N/A	N/A	N/A	< 5	N/A	N/A	< 5	< 5
	10/3/2019	N/A	N/A	< 5	N/A	N/A	N/A	N/A	N/A	N/A	N/A	N/A
	4/28/2020	N/A	< 5	< 5	N/A	N/A	N/A	< 5	< 5	N/A	< 5	< 5
	4/28/2020	N/A	N/A	N/A	N/A	N/A	N/A	< 5	N/A	N/A	N/A	N/A
	7/22/2020	N/A	< 5	< 5	N/A	N/A	N/A	< 5	N/A	N/A	< 5	< 5
	7/22/2020	N/A	< 5	N/A	N/A	N/A	N/A	N/A	N/A	N/A	N/A	N/A
	5/19/2021	N/A	< 5	< 5	N/A	N/A	< 5	< 5	N/A	N/A	< 5	< 5
	9/21/2021	N/A	< 5	< 5	N/A	N/A	N/A	< 5	N/A	N/A	< 5	< 5
	9/21/2021	N/A	N/A	N/A	N/A	N/A	N/A	< 5	N/A	N/A	N/A	N/A
	3/22/2022	N/A	< 5	< 5	N/A	N/A	N/A	< 5	N/A	N/A	< 5	< 5
	5/24/2022	N/A	N/A	N/A	N/A	N/A	N/A	N/A	N/A	N/A	< 5	< 5

SCS ENGINEERS

Summary of Groundwater Chemistry
Scott County Landfill - 82-SDP-03-77C - HMSP

Appendix I VOC Constituents	Sample Date	MW-32 UPG	MW-17 DNG	MW-19 DNG	MW-20 DNG	MW-21 DNG	MW-22 DNG	MW-27 DNG	MW-28 DNG	MW-30 DNG	OP-17 DNG	OP-18 DNG
cis-1,3-Dichloropropene, ug/L (CAS NO - 10061-01-5)	10/11/2022	N/A	< 5	< 5	N/A	N/A	N/A	< 5	N/A	N/A	< 5	< 5
	10/11/2022	N/A	N/A	N/A	N/A	N/A	N/A	N/A	N/A	N/A	N/A	< 5
	5/17/2023	N/A	N/A	< 5	N/A	N/A	N/A	< 5	N/A	N/A	< 5	< 5
	5/17/2023	N/A	N/A	N/A	N/A	N/A	N/A	N/A	N/A	N/A	N/A	< 5
	8/17/2023	N/A	< 5	N/A	N/A	N/A	N/A	N/A	N/A	N/A	N/A	N/A
	11/15/2023	N/A	< 5	< 5	N/A	N/A	N/A	< 5	N/A	N/A	< 5	< 5
	11/15/2023	N/A	< 5	N/A	N/A	N/A	N/A	N/A	N/A	N/A	N/A	N/A
	6/5/2024	N/A	< 5	< 5	< 5	< 5	N/A	< 5	N/A	< 5	< 5	< 5
	6/5/2024	N/A	N/A	N/A	N/A	N/A	N/A	N/A	N/A	N/A	< 5	N/A
	9/23/2024	N/A	< 5	< 5	N/A	N/A	N/A	< 5	N/A	N/A	< 5	N/A
	9/23/2024	N/A	< 5	N/A	N/A	N/A	N/A	N/A	N/A	N/A	N/A	N/A
Ethylbenzene, ug/L (CAS NO - 100-41-4)	3/12/2008	N/A	N/A	N/A	N/A	N/A	N/A	N/A	N/A	N/A	< 1	< 1
	4/21/2008	N/A	N/A	N/A	N/A	N/A	N/A	N/A	N/A	N/A	< 1	< 1
	7/24/2008	< 0.25	< 0.25	< 0.25	N/A	< 0.25	N/A	< 0.25	N/A	N/A	< 1	< 1
	7/24/2008	N/A	N/A	N/A	N/A	N/A	N/A	< 0.25	N/A	N/A	N/A	N/A
	8/27/2008	N/A	N/A	N/A	N/A	N/A	N/A	N/A	N/A	N/A	< 1	< 1
	9/24/2008	< 0.25	< 0.25	< 0.25	N/A	< 0.25	N/A	< 0.25	N/A	N/A	< 1	< 1
	3/17/2009	< 0.25	< 0.25	< 0.25	N/A	< 0.25	N/A	< 0.25	N/A	< 0.25	< 0.25	< 0.25
	3/17/2009	N/A	N/A	< 0.25	N/A	N/A	N/A	N/A	N/A	N/A	N/A	N/A
	6/23/2009	< 1	< 1	< 1	N/A	< 1	< 1	< 1	N/A	< 1	< 1	< 1
	6/23/2009	N/A	N/A	N/A	N/A	N/A	N/A	N/A	N/A	N/A	< 1	N/A
	8/13/2009	N/A	N/A	N/A	N/A	N/A	< 1	N/A	N/A	N/A	< 1	< 1
	9/1/2009	< 1	< 1	< 1	N/A	< 1	< 1	< 1	N/A	< 1	< 1	< 1
	9/1/2009	N/A	N/A	< 1	N/A	N/A	N/A	N/A	N/A	N/A	N/A	N/A
	12/17/2009	N/A	N/A	N/A	N/A	N/A	< 2	N/A	N/A	< 2	N/A	N/A
	3/10/2010	< 1	< 1	< 1	N/A	< 1	< 1	< 1	N/A	< 1	< 1	< 1
	3/10/2010	N/A	N/A	N/A	N/A	< 1	N/A	N/A	N/A	N/A	N/A	N/A
	9/27/2010	< 1	< 1	< 1	N/A	< 1	N/A	< 1	N/A	< 1	< 1	< 1
	9/27/2010	N/A	N/A	N/A	N/A	N/A	N/A	< 1	N/A	N/A	N/A	N/A
	3/28/2011	N/A	< 1	< 1	N/A	< 1	< 1	< 1	N/A	< 1	< 1	< 1
	3/28/2011	N/A	N/A	N/A	N/A	N/A	N/A	N/A	N/A	< 1	N/A	N/A
	9/15/2011	N/A	< 1	< 1	N/A	< 1	N/A	< 1	N/A	< 1	< 1	< 1
	3/29/2012	N/A	< 1	N/A	N/A	< 1	N/A	< 1	N/A	< 1	< 1	< 1
	3/29/2012	N/A	N/A	N/A	N/A	N/A	N/A	N/A	N/A	< 1	N/A	N/A
	9/18/2012	N/A	< 1	< 1	N/A	< 1	N/A	< 1	N/A	< 1	< 1	< 1
	1/22/2013	N/A	N/A	N/A	< 1	N/A	N/A	N/A	N/A	N/A	N/A	N/A
	3/27/2013	N/A	< 1	< 1	< 1	< 1	< 1	< 1	N/A	< 1	< 1	< 1
	3/27/2013	N/A	N/A	N/A	N/A	N/A	N/A	N/A	N/A	N/A	< 1	N/A
	9/25/2013	N/A	< 1	< 1	< 1	< 1	N/A	< 1	N/A	< 1	< 1	< 1
	3/11/2014	< 1	< 1	< 1	< 1	< 1	N/A	< 1	N/A	< 1	< 1	3.52
	3/11/2014	N/A	< 1	N/A	N/A	N/A	N/A	N/A	N/A	N/A	N/A	N/A
	9/23/2014	< 1	< 1	< 1	< 1	< 1	N/A	< 1	N/A	< 1	< 1	< 1
	9/23/2014	N/A	N/A	N/A	N/A	N/A	N/A	N/A	N/A	N/A	N/A	< 1
	1/6/2015	N/A	N/A	N/A	N/A	N/A	N/A	N/A	< 1	N/A	N/A	N/A
	4/2/2015	< 1	< 1	< 1	< 1	< 1	< 1	< 1	< 1	< 1	< 1	< 1
	4/2/2015	N/A	N/A	< 1	N/A	N/A	N/A	N/A	N/A	N/A	N/A	N/A
	9/30/2015	N/A	< 1	< 1	< 1	< 1	N/A	< 1	< 1	< 1	< 1	< 1
	9/30/2015	N/A	N/A	N/A	N/A	N/A	N/A	< 1	N/A	N/A	N/A	N/A
	4/27/2016	< 1	< 1	< 1	< 1	< 1	< 1	< 1	< 1	< 1	< 1	< 1
	4/27/2016	N/A	N/A	N/A	N/A	< 1	N/A	N/A	N/A	N/A	N/A	N/A
	9/28/2016	< 1	< 1	< 1	< 1	< 1	< 1	< 1	< 1	< 1	< 1	< 1
	9/28/2016	N/A	N/A	N/A	N/A	N/A	< 1	N/A	N/A	N/A	N/A	N/A
	4/24/2017	< 1	< 1	< 1	< 1	< 1	< 1	< 1	< 1	< 1	< 1	0.303*
	4/24/2017	N/A	< 1	N/A	N/A	N/A	N/A	N/A	N/A	N/A	N/A	N/A
	8/22/2017	N/A	< 1	< 1	< 1	< 1	N/A	< 1	< 1	< 1	< 1	< 1
	8/22/2017	N/A	N/A	N/A	N/A	N/A	N/A	N/A	N/A	< 1	N/A	N/A
	10/4/2017	< 1	N/A	N/A	N/A	N/A	N/A	N/A	N/A	N/A	N/A	N/A
	6/4/2018	N/A	< 1	< 1	N/A	N/A	N/A	< 1	N/A	N/A	< 1	< 1
	6/4/2018	N/A	N/A	< 1	N/A	N/A	N/A	N/A	N/A	N/A	N/A	N/A
	12/20/2018	N/A	< 1	< 1	N/A	N/A	N/A	< 1	N/A	N/A	< 1	< 1
	4/15/2019	N/A	< 1	< 1	< 1	< 1	N/A	< 1	N/A	< 1	< 1	< 1
	10/3/2019	N/A	< 1	< 1	N/A	N/A	N/A	< 1	N/A	N/A	< 1	< 1
	10/3/2019	N/A	N/A	< 1	N/A	N/A	N/A	N/A	N/A	N/A	N/A	N/A
	4/28/2020	N/A	< 1	< 1	N/A	N/A	N/A	< 1	< 1	N/A	< 1	< 1
	4/28/2020	N/A	N/A	N/A	N/A	N/A	N/A	< 1	N/A	N/A	N/A	N/A
	7/22/2020	N/A	< 1	< 1	N/A	N/A	N/A	< 1	N/A	N/A	< 1	< 1
	7/22/2020	N/A	< 1	N/A	N/A	N/A	N/A	N/A	N/A	N/A	N/A	N/A
	5/19/2021	N/A	< 1	< 1	N/A	N/A	< 1	< 1	N/A	N/A	< 1	< 1
	9/21/2021	N/A	< 1	< 1	N/A	N/A	N/A	< 1	N/A	N/A	< 1	< 1
	9/21/2021	N/A	N/A	N/A	N/A	N/A	N/A	< 1	N/A	N/A	N/A	N/A
	3/22/2022	N/A	< 1	< 1	N/A	N/A	N/A	< 1	N/A	N/A	< 1	< 1
	5/24/2022	N/A	N/A	N/A	N/A	N/A	N/A	N/A	N/A	N/A	< 1	< 1
	10/11/2022	N/A	< 1	< 1	N/A	N/A	N/A	< 1	N/A	N/A	< 1	< 1
	10/11/2022	N/A	N/A	N/A	N/A	N/A	N/A	N/A	N/A	N/A	N/A	< 1
	5/17/2023	N/A	N/A	< 1	N/A	N/A	N/A	< 1	N/A	N/A	< 1	< 1
	5/17/2023	N/A	N/A	N/A	N/A	N/A	N/A	N/A	N/A	N/A	N/A	0.311*
	8/17/2023	N/A	< 1	N/A	N/A	N/A	N/A	N/A	N/A	N/A	N/A	N/A
	11/15/2023	N/A	< 1	< 1	N/A	N/A	N/A	< 1	N/A	N/A	< 1	< 1
	11/15/2023	N/A	< 1	N/A	N/A	N/A	N/A	N/A	N/A	N/A	N/A	N/A
	6/5/2024	N/A	< 1	< 1	< 1	< 1	N/A	< 1	N/A	< 1	< 1	< 1
	6/5/2024	N/A	N/A	N/A	N/A	N/A	N/A	N/A	N/A	N/A	< 1	N/A
	9/23/2024	N/A	< 1	< 1	N/A	N/A	N/A	< 1	N/A	N/A	< 1	N/A
	9/23/2024	N/A	< 1	N/A	N/A	N/A	N/A	N/A	N/A	N/A	N/A	N/A

SCS ENGINEERS

Summary of Groundwater Chemistry
Scott County Landfill - 82-SDP-03-77C - HMSP

Appendix I VOC Constituents	Sample Date	MW-32 UPG	MW-17 DNG	MW-19 DNG	MW-20 DNG	MW-21 DNG	MW-22 DNG	MW-27 DNG	MW-28 DNG	MW-30 DNG	OP-17 DNG	OP-18 DNG
Iodomethane, ug/L (CAS NO - 74-88-4)	3/12/2008	N/A	N/A	N/A	N/A	N/A	N/A	N/A	N/A	N/A	< 10	< 10
	4/21/2008	N/A	N/A	N/A	N/A	N/A	N/A	N/A	N/A	N/A	< 10	< 10
	7/24/2008	< 0.4	< 0.4	< 0.4	N/A	< 0.4	N/A	< 0.4	N/A	N/A	< 10	< 10
	7/24/2008	N/A	N/A	N/A	N/A	N/A	N/A	< 0.4	N/A	N/A	N/A	N/A
	8/27/2008	N/A	N/A	N/A	N/A	N/A	N/A	N/A	N/A	N/A	< 10	< 10
	9/24/2008	< 0.4	< 0.4	< 0.4	N/A	< 0.4	N/A	< 0.4	N/A	N/A	< 10	< 10
	3/17/2009	< 0.4	< 0.4	< 0.4	N/A	< 0.4	N/A	< 0.4	N/A	< 0.4	< 0.4	< 0.4
	3/17/2009	N/A	N/A	< 0.4	N/A	N/A	N/A	N/A	N/A	N/A	N/A	N/A
	6/23/2009	< 10	< 10	< 10	N/A	< 10	< 10	< 10	N/A	< 10	< 10	< 10
	6/23/2009	N/A	N/A	N/A	N/A	N/A	N/A	N/A	N/A	N/A	< 10	N/A
	8/13/2009	N/A	N/A	N/A	N/A	N/A	< 10	N/A	N/A	N/A	< 10	< 10
	9/1/2009	< 10	< 10	< 10	N/A	< 10	< 10	< 10	N/A	< 10	< 10	< 10
	9/1/2009	N/A	N/A	< 10	N/A	N/A	N/A	N/A	N/A	N/A	N/A	N/A
	12/17/2009	N/A	N/A	N/A	N/A	N/A	< 10	N/A	N/A	< 10	N/A	N/A
	3/10/2010	< 10	< 10	< 10	N/A	< 10	< 10	< 10	N/A	< 10	< 10	< 10
	3/10/2010	N/A	N/A	N/A	N/A	< 10	N/A	N/A	N/A	N/A	N/A	N/A
	9/27/2010	< 20	< 20	< 20	N/A	< 20	N/A	< 20	N/A	< 20	< 20	< 20
	9/27/2010	N/A	N/A	N/A	N/A	N/A	N/A	< 20	N/A	N/A	N/A	N/A
	3/28/2011	N/A	< 50	< 50	N/A	< 50	< 50	< 50	N/A	< 50	< 50	< 50
	3/28/2011	N/A	N/A	N/A	N/A	N/A	N/A	N/A	N/A	< 50	N/A	N/A
	9/15/2011	N/A	< 50	< 50	N/A	< 10	N/A	< 10	N/A	< 10	< 10	< 10
	3/29/2012	N/A	< 10	N/A	N/A	< 10	N/A	< 10	N/A	< 10	< 10	< 10
	3/29/2012	N/A	N/A	N/A	N/A	N/A	N/A	N/A	N/A	< 10	N/A	N/A
	9/18/2012	N/A	< 10	< 10	N/A	< 10	N/A	< 10	N/A	< 10	< 10	< 10
	1/22/2013	N/A	N/A	N/A	< 10	N/A	N/A	N/A	N/A	N/A	N/A	N/A
	3/27/2013	N/A	< 10	< 10	< 10	< 10	< 10	< 10	N/A	< 10	< 10	< 10
	3/27/2013	N/A	N/A	N/A	N/A	N/A	N/A	N/A	N/A	N/A	< 10	N/A
	9/25/2013	N/A	< 10	< 10	< 10	< 10	N/A	< 10	N/A	< 10	< 10	< 10
	3/11/2014	< 10	< 10	< 10	< 10	< 10	N/A	< 10	N/A	< 10	< 10	< 10
	3/11/2014	N/A	< 10	N/A	N/A	N/A	N/A	N/A	N/A	N/A	N/A	N/A
	9/23/2014	< 10	< 10	< 10	< 10	< 10	N/A	< 10	N/A	< 10	< 10	< 10
	9/23/2014	N/A	N/A	N/A	N/A	N/A	N/A	N/A	N/A	N/A	N/A	< 10
	1/6/2015	N/A	N/A	N/A	N/A	N/A	N/A	N/A	< 10	N/A	N/A	N/A
	4/2/2015	< 10	< 10	< 10	< 10	< 10	< 10	< 10	< 10	< 10	< 10	< 10
	4/2/2015	N/A	N/A	< 10	N/A	N/A	N/A	N/A	N/A	N/A	N/A	N/A
	9/30/2015	N/A	< 10	< 10	< 10	< 10	N/A	< 10	< 10	< 10	< 10	< 10
	9/30/2015	N/A	N/A	N/A	N/A	N/A	N/A	< 10	N/A	N/A	N/A	N/A
	4/27/2016	< 10	< 10	< 10	< 10	< 10	< 10	< 10	< 10	< 10	< 10	< 10
	4/27/2016	N/A	N/A	N/A	N/A	< 10	N/A	N/A	N/A	N/A	N/A	N/A
	9/28/2016	< 10	< 10	< 10	< 10	< 10	< 10	< 10	< 10	< 10	< 10	< 10
	9/28/2016	N/A	N/A	N/A	N/A	N/A	< 10	N/A	N/A	N/A	N/A	N/A
	4/24/2017	< 10	< 10	< 10	< 10	< 10	< 10	< 10	< 10	< 10	< 10	< 10
	4/24/2017	N/A	< 10	N/A	N/A	N/A	N/A	N/A	N/A	N/A	N/A	N/A
	8/22/2017	N/A	< 10	< 10	< 10	< 10	N/A	< 10	< 10	< 10	< 10	< 10
	8/22/2017	N/A	N/A	N/A	N/A	N/A	N/A	N/A	N/A	< 10	N/A	N/A
	10/4/2017	< 10	N/A	N/A	N/A	N/A	N/A	N/A	N/A	N/A	N/A	N/A
	6/4/2018	N/A	< 10	< 10	N/A	N/A	N/A	< 10	N/A	N/A	< 10	< 10
	6/4/2018	N/A	N/A	< 10	N/A	N/A	N/A	N/A	N/A	N/A	N/A	N/A
	12/20/2018	N/A	< 10	< 10	N/A	N/A	N/A	< 10	N/A	N/A	< 10	< 10
	4/15/2019	N/A	< 10	< 10	< 10	< 10	N/A	< 10	N/A	< 10	< 10	< 10
	10/3/2019	N/A	< 10	< 10	N/A	N/A	N/A	< 10	N/A	N/A	< 10	< 10
	10/3/2019	N/A	N/A	< 10	N/A	N/A	N/A	N/A	N/A	N/A	N/A	N/A
	4/28/2020	N/A	< 10	< 10	N/A	N/A	N/A	< 10	< 10	N/A	< 10	< 10
	4/28/2020	N/A	N/A	N/A	N/A	N/A	N/A	< 10	N/A	N/A	N/A	N/A
	7/22/2020	N/A	< 10	< 10	N/A	N/A	N/A	< 10	N/A	N/A	< 10	< 10
	7/22/2020	N/A	< 10	N/A	N/A	N/A	N/A	N/A	N/A	N/A	N/A	N/A
	5/19/2021	N/A	< 10	< 10	N/A	N/A	< 10	< 10	N/A	N/A	< 10	< 10
	9/21/2021	N/A	< 10	< 10	N/A	N/A	N/A	< 10	N/A	N/A	< 10	< 10
	9/21/2021	N/A	N/A	N/A	N/A	N/A	N/A	< 10	N/A	N/A	N/A	N/A
	3/22/2022	N/A	< 10	< 10	N/A	N/A	N/A	< 10	N/A	N/A	< 10	< 10
	5/24/2022	N/A	N/A	N/A	N/A	N/A	N/A	N/A	N/A	N/A	< 10	< 10
	10/11/2022	N/A	< 10	< 10	N/A	N/A	N/A	< 10	N/A	N/A	< 10	< 10
	10/11/2022	N/A	N/A	N/A	N/A	N/A	N/A	N/A	N/A	N/A	N/A	< 10
	5/17/2023	N/A	N/A	< 10	N/A	N/A	N/A	< 10	N/A	N/A	< 10	< 10
	5/17/2023	N/A	N/A	N/A	N/A	N/A	N/A	N/A	N/A	N/A	N/A	< 10
	8/17/2023	N/A	< 10	N/A	N/A	N/A	N/A	N/A	N/A	N/A	N/A	N/A
	11/15/2023	N/A	< 10	< 10	N/A	N/A	N/A	< 10	N/A	N/A	< 10	< 10
	11/15/2023	N/A	< 10	N/A	N/A	N/A	N/A	N/A	N/A	N/A	N/A	N/A
	6/5/2024	N/A	< 10	< 10	< 10	< 10	N/A	< 10	N/A	< 10	< 10	< 10
	6/5/2024	N/A	N/A	N/A	N/A	N/A	N/A	N/A	N/A	N/A	< 10	N/A
	9/23/2024	N/A	< 10	< 10	N/A	N/A	N/A	< 10	N/A	N/A	< 10	N/A
	9/23/2024	N/A	< 10	N/A	N/A	N/A	N/A	N/A	N/A	N/A	N/A	N/A
Methylene Bromide, ug/L (CAS NO - 74-95-3)	3/12/2008	N/A	N/A	N/A	N/A	N/A	N/A	N/A	N/A	N/A	< 1	< 1
	4/21/2008	N/A	N/A	N/A	N/A	N/A	N/A	N/A	N/A	N/A	< 1	< 1
	7/24/2008	< 0.3	< 0.3	< 0.3	N/A	< 0.3	N/A	< 0.3	N/A	N/A	< 1	< 1
	7/24/2008	N/A	N/A	N/A	N/A	N/A	N/A	< 0.3	N/A	N/A	N/A	N/A
	8/27/2008	N/A	N/A	N/A	N/A	N/A	N/A	N/A	N/A	N/A	< 1	< 1
	9/24/2008	< 0.3	< 0.3	< 0.3	N/A	< 0.3	N/A	< 0.3	N/A	N/A	< 1	< 1
	3/17/2009	< 0.3	< 0.3	< 0.3	N/A	< 0.3	N/A	< 0.3	N/A	< 0.3	< 0.3	< 0.3
	3/17/2009	N/A	N/A	< 0.3	N/A	N/A	N/A	N/A	N/A	N/A	N/A	N/A
	6/23/2009	< 1	< 1	< 1	N/A	< 1	< 1	< 1	N/A	< 1	< 1	< 1
	6/23/2009	N/A	N/A	N/A	N/A	N/A	N/A	N/A	N/A	N/A	< 1	N/A
	8/13/2009	N/A	N/A	N/A	N/A	N/A	< 1	N/A	N/A	N/A	< 1	< 1
	9/1/2009	< 1	< 1	< 1	N/A	< 1	< 1	< 1	N/A	< 1	< 1	< 1
	9/1/2009	N/A	N/A	< 1	N/A	N/A	N/A	N/A	N/A	N/A	N/A	N/A
	12/17/2009	N/A	N/A	N/A	N/A	N/A	< 1	N/A	N/A	< 1	N/A	N/A
	3/10/2010	< 1	< 1	< 1	N/A	< 1	< 1	< 1	N/A	< 1	< 1	< 1
	3/10/2010	N/A	N/A	N/A	N/A	< 1	N/A	N/A	N/A	N/A	N/A	N/A

SCS ENGINEERS

Summary of Groundwater Chemistry
Scott County Landfill - 82-SDP-03-77C - HMSP

Appendix I VOC Constituents	Sample Date	MW-32 UPG	MW-17 DNG	MW-19 DNG	MW-20 DNG	MW-21 DNG	MW-22 DNG	MW-27 DNG	MW-28 DNG	MW-30 DNG	OP-17 DNG	OP-18 DNG
Methylene Bromide, ug/L (CAS NO - 74-95-3)	9/27/2010	< 1	< 1	< 1	N/A	< 1	N/A	< 1	N/A	< 1	< 1	< 1
	9/27/2010	N/A	N/A	N/A	N/A	N/A	N/A	< 1	N/A	N/A	N/A	N/A
	3/28/2011	N/A	< 1	< 1	N/A	< 1	< 1	< 1	N/A	< 1	< 1	< 1
	3/28/2011	N/A	N/A	N/A	N/A	N/A	N/A	N/A	N/A	< 1	N/A	N/A
	9/15/2011	N/A	< 1	< 1	N/A	< 1	N/A	< 1	N/A	< 1	< 1	< 1
	3/29/2012	N/A	< 1	N/A	N/A	< 1	N/A	< 1	N/A	< 1	< 1	< 1
	3/29/2012	N/A	N/A	N/A	N/A	N/A	N/A	N/A	N/A	< 1	N/A	N/A
	9/18/2012	N/A	< 1	< 1	N/A	< 1	N/A	< 1	N/A	< 1	< 1	< 1
	1/22/2013	N/A	N/A	N/A	< 1	N/A	N/A	N/A	N/A	N/A	N/A	N/A
	3/27/2013	N/A	< 1	< 1	< 1	< 1	< 1	< 1	N/A	< 1	< 1	< 1
	3/27/2013	N/A	N/A	N/A	N/A	N/A	N/A	N/A	N/A	N/A	< 1	N/A
	9/25/2013	N/A	< 1	< 1	< 1	< 1	N/A	< 1	N/A	< 1	< 1	< 1
	3/11/2014	< 1	< 1	< 1	< 1	< 1	N/A	< 1	N/A	< 1	< 1	< 1
	3/11/2014	N/A	< 1	N/A	N/A	N/A	N/A	N/A	N/A	N/A	N/A	N/A
	9/23/2014	< 1	< 1	< 1	< 1	< 1	N/A	< 1	N/A	< 1	< 1	< 1
	9/23/2014	N/A	N/A	N/A	N/A	N/A	N/A	N/A	N/A	N/A	N/A	< 1
	1/6/2015	N/A	N/A	N/A	N/A	N/A	N/A	N/A	< 1	N/A	N/A	N/A
	4/2/2015	< 1	< 1	< 1	< 1	< 1	< 1	< 1	< 1	< 1	< 1	< 1
	4/2/2015	N/A	N/A	< 1	N/A	N/A	N/A	N/A	N/A	N/A	N/A	N/A
	9/30/2015	N/A	< 1	< 1	< 1	< 1	N/A	< 1	< 1	< 1	< 1	< 1
	9/30/2015	N/A	N/A	N/A	N/A	N/A	N/A	< 1	N/A	N/A	N/A	N/A
	4/27/2016	< 1	< 1	< 1	< 1	< 1	< 1	< 1	< 1	< 1	< 1	< 1
	4/27/2016	N/A	N/A	N/A	N/A	< 1	N/A	N/A	N/A	N/A	N/A	N/A
	9/28/2016	< 1	< 1	< 1	< 1	< 1	< 1	< 1	< 1	< 1	< 1	< 1
	9/28/2016	N/A	N/A	N/A	N/A	N/A	< 1	N/A	N/A	N/A	N/A	N/A
	4/24/2017	< 1	< 1	< 1	< 1	< 1	< 1	< 1	< 1	< 1	< 1	< 1
	4/24/2017	N/A	< 1	N/A	N/A	N/A	N/A	N/A	N/A	N/A	N/A	N/A
	8/22/2017	N/A	< 1	< 1	< 1	< 1	N/A	< 1	< 1	< 1	< 1	< 1
	8/22/2017	N/A	N/A	N/A	N/A	N/A	N/A	N/A	N/A	< 1	N/A	N/A
	10/4/2017	< 1	N/A	N/A	N/A	N/A	N/A	N/A	N/A	N/A	N/A	N/A
	6/4/2018	N/A	< 1	< 1	N/A	N/A	N/A	< 1	N/A	N/A	< 1	< 1
	6/4/2018	N/A	N/A	< 1	N/A	N/A	N/A	N/A	N/A	N/A	N/A	N/A
	12/20/2018	N/A	< 1	< 1	N/A	N/A	N/A	< 1	N/A	N/A	< 1	< 1
	4/15/2019	N/A	< 1	< 1	< 1	< 1	N/A	< 1	N/A	< 1	< 1	< 1
	10/3/2019	N/A	< 1	< 1	N/A	N/A	N/A	< 1	N/A	N/A	< 1	< 1
	10/3/2019	N/A	N/A	< 1	N/A	N/A	N/A	N/A	N/A	N/A	N/A	N/A
	4/28/2020	N/A	< 1	< 1	N/A	N/A	N/A	< 1	< 1	N/A	< 1	< 1
	4/28/2020	N/A	N/A	N/A	N/A	N/A	N/A	< 1	N/A	N/A	N/A	N/A
	7/22/2020	N/A	< 1	< 1	N/A	N/A	N/A	< 1	N/A	N/A	< 1	< 1
	7/22/2020	N/A	< 1	N/A	N/A	N/A	N/A	N/A	N/A	N/A	N/A	N/A
	5/19/2021	N/A	< 1	< 1	N/A	N/A	< 1	< 1	N/A	N/A	< 1	< 1
	9/21/2021	N/A	< 1	< 1	N/A	N/A	N/A	< 1	N/A	N/A	< 1	< 1
	9/21/2021	N/A	N/A	N/A	N/A	N/A	N/A	< 1	N/A	N/A	N/A	N/A
	3/22/2022	N/A	< 1	< 1	N/A	N/A	N/A	< 1	N/A	N/A	< 1	< 1
	5/24/2022	N/A	N/A	N/A	N/A	N/A	N/A	N/A	N/A	N/A	< 1	< 1
	10/11/2022	N/A	< 1	< 1	N/A	N/A	N/A	< 1	N/A	N/A	< 1	< 1
	10/11/2022	N/A	N/A	N/A	N/A	N/A	N/A	N/A	N/A	N/A	N/A	< 1
	5/17/2023	N/A	N/A	< 1	N/A	N/A	N/A	< 1	N/A	N/A	< 1	< 1
	5/17/2023	N/A	N/A	N/A	N/A	N/A	N/A	N/A	N/A	N/A	N/A	< 1
	8/17/2023	N/A	< 1	N/A	N/A	N/A	N/A	N/A	N/A	N/A	N/A	N/A
	11/15/2023	N/A	< 1	< 1	N/A	N/A	N/A	< 1	N/A	N/A	< 1	< 1
	11/15/2023	N/A	< 1	N/A	N/A	N/A	N/A	N/A	N/A	N/A	N/A	N/A
	6/5/2024	N/A	< 1	< 1	< 1	< 1	N/A	< 1	N/A	< 1	< 1	< 1
	6/5/2024	N/A	N/A	N/A	N/A	N/A	N/A	N/A	N/A	N/A	< 1	N/A
	9/23/2024	N/A	< 1	< 1	N/A	N/A	N/A	< 1	N/A	N/A	< 1	N/A
	9/23/2024	N/A	< 1	N/A	N/A	N/A	N/A	N/A	N/A	N/A	N/A	N/A
Methylene Chloride, ug/L (CAS NO - 75-09-2)	3/12/2008	N/A	N/A	N/A	N/A	N/A	N/A	N/A	N/A	N/A	< 5	< 5
	4/21/2008	N/A	N/A	N/A	N/A	N/A	N/A	N/A	N/A	N/A	< 5	< 5
	7/24/2008	0.46*	0.58*	0.45*	N/A	< 0.45	N/A	0.52*	N/A	N/A	< 10	< 10
	7/24/2008	N/A	N/A	N/A	N/A	N/A	N/A	0.65*	N/A	N/A	N/A	N/A
	8/27/2008	N/A	N/A	N/A	N/A	N/A	N/A	N/A	N/A	N/A	< 5	< 5
	9/24/2008	< 0.45	< 0.45	< 0.45	N/A	< 0.45	N/A	0.7*	N/A	N/A	< 5	< 5
	3/17/2009	0.7*	1.33*	1.73*	N/A	1.09*	N/A	< 0.45	N/A	< 0.45	**0.73**	**0.76**
	3/17/2009	N/A	N/A	0.64*	N/A	N/A	N/A	N/A	N/A	N/A	N/A	N/A
	6/23/2009	< 5	< 5	< 5	N/A	< 5	< 5	< 5	N/A	< 5	< 5	< 5
	6/23/2009	N/A	N/A	N/A	N/A	N/A	N/A	N/A	N/A	N/A	< 5	N/A
	8/13/2009	N/A	N/A	N/A	N/A	N/A	< 5	N/A	N/A	N/A	< 5	< 5
	9/1/2009	< 5	< 5	< 5	N/A	< 5	< 5	< 5	N/A	< 5	< 5	< 5
	9/1/2009	N/A	N/A	< 5	N/A	N/A	N/A	N/A	N/A	N/A	N/A	N/A
	12/17/2009	N/A	N/A	N/A	N/A	N/A	< 5	N/A	N/A	< 5	N/A	N/A
	3/10/2010	< 5	< 5	< 5	N/A	< 5	< 5	< 5	N/A	< 5	< 5	< 5
	3/10/2010	N/A	N/A	N/A	N/A	< 5	N/A	N/A	N/A	N/A	N/A	N/A
	9/27/2010	< 5	< 5	< 5	N/A	< 5	N/A	< 5	N/A	< 5	< 5	< 5
	9/27/2010	N/A	N/A	N/A	N/A	N/A	N/A	< 5	N/A	N/A	N/A	N/A
	3/28/2011	N/A	< 5	< 5	N/A	< 5	< 5	< 5	N/A	< 5	< 5	< 5
	3/28/2011	N/A	N/A	N/A	N/A	N/A	N/A	N/A	N/A	< 5	N/A	N/A
	9/15/2011	N/A	< 5	< 5	N/A	< 5	N/A	< 5	N/A	< 5	< 5	< 5
	3/29/2012	N/A	< 5	N/A	N/A	< 5	N/A	< 5	N/A	< 5	< 5	< 5
	3/29/2012	N/A	N/A	N/A	N/A	N/A	N/A	N/A	N/A	< 5	N/A	N/A
	9/18/2012	N/A	< 5	< 5	N/A	< 5	N/A	< 5	N/A	< 5	< 5	< 5
	1/22/2013	N/A	N/A	N/A	< 5	N/A	N/A	N/A	N/A	N/A	N/A	N/A
	3/27/2013	N/A	< 5	< 5	< 5	< 5	< 5	< 5	N/A	< 5	< 5	< 5
	3/27/2013	N/A	N/A	N/A	N/A	N/A	N/A	N/A	N/A	N/A	< 5	N/A
	9/25/2013	N/A	< 5	< 5	< 5	< 5	N/A	< 5	N/A	< 5	< 5	< 5
	3/11/2014	< 5	< 5	< 5	0.42*	< 5	N/A	0.207*	N/A	< 5	< 5	0.172*
	3/11/2014	N/A	0.349*	N/A	N/A	N/A	N/A	N/A	N/A	N/A	N/A	N/A
	9/23/2014	< 5	< 5	< 5	< 5	< 5	N/A	< 5	N/A	< 5	< 5	< 5
	9/23/2014	N/A	N/A	N/A	N/A	N/A	N/A	N/A	N/A	N/A	N/A	< 5

SCS ENGINEERS

Summary of Groundwater Chemistry
Scott County Landfill - 82-SDP-03-77C - HMSP

Appendix I VOC Constituents	Sample Date	MW-32 UPG	MW-17 DNG	MW-19 DNG	MW-20 DNG	MW-21 DNG	MW-22 DNG	MW-27 DNG	MW-28 DNG	MW-30 DNG	OP-17 DNG	OP-18 DNG
Methylene Chloride, ug/L (CAS NO - 75-09-2)	1/6/2015	N/A	N/A	N/A	N/A	N/A	N/A	N/A	0.572*	N/A	N/A	N/A
	4/2/2015	< 5	0.384*	0.523*	< 5	0.225*	< 5	0.298*	< 5	0.29*	< 5	< 5
	4/2/2015	N/A	N/A	< 5	N/A	N/A	N/A	N/A	N/A	N/A	N/A	N/A
	9/30/2015	N/A	< 5	< 5	0.392*	0.172*	N/A	< 5	< 5	0.178*	< 5	< 5
	9/30/2015	N/A	N/A	N/A	N/A	N/A	N/A	< 5	N/A	N/A	N/A	N/A
	4/27/2016	< 5	< 5	0.267*	< 5	< 5	< 5	0.19*	< 5	< 5	0.203*	< 5
	4/27/2016	N/A	N/A	N/A	N/A	< 5	N/A	N/A	N/A	N/A	N/A	N/A
	9/28/2016	0.263*	< 5	0.323*	< 5	< 5	0.463*	0.335*	0.301*	< 5	0.416*	0.501*
	9/28/2016	N/A	N/A	N/A	N/A	N/A	0.411*	N/A	N/A	N/A	N/A	N/A
	4/24/2017	0.504*	0.466*	0.446*	0.441*	0.456*	0.386*	0.519*	0.322*	0.487*	0.399*	0.538*
	4/24/2017	N/A	0.411*	N/A	N/A	N/A	N/A	N/A	N/A	N/A	N/A	N/A
	8/22/2017	N/A	< 5	< 5	< 5	< 5	N/A	< 5	< 5	< 5	< 5	< 5
	8/22/2017	N/A	N/A	N/A	N/A	N/A	N/A	N/A	N/A	< 5	N/A	N/A
	10/4/2017	< 5	N/A	N/A	N/A	N/A	N/A	N/A	N/A	N/A	N/A	N/A
	6/4/2018	N/A	< 5	< 5	N/A	N/A	N/A	< 5	N/A	N/A	< 5	< 5
	6/4/2018	N/A	N/A	< 5	N/A	N/A	N/A	N/A	N/A	N/A	N/A	N/A
	10/3/2019	N/A	< 5	< 5	N/A	N/A	N/A	< 5	N/A	N/A	< 5	< 5
	10/3/2019	N/A	N/A	< 5	N/A	N/A	N/A	N/A	N/A	N/A	N/A	N/A
	4/28/2020	N/A	< 5	< 5	N/A	N/A	N/A	< 5	< 5	N/A	< 5	< 5
	4/28/2020	N/A	N/A	N/A	N/A	N/A	N/A	< 5	N/A	N/A	N/A	N/A
	7/22/2020	N/A	< 5	< 5	N/A	N/A	N/A	< 5	N/A	N/A	< 5	< 5
	7/22/2020	N/A	< 5	N/A	N/A	N/A	N/A	N/A	N/A	N/A	N/A	N/A
	5/19/2021	N/A	< 5	< 5	N/A	N/A	< 5	< 5	N/A	N/A	< 5	< 5
	9/21/2021	N/A	< 5	< 5	N/A	N/A	N/A	< 5	N/A	N/A	< 5	< 5
	9/21/2021	N/A	N/A	N/A	N/A	N/A	N/A	< 5	N/A	N/A	N/A	N/A
	3/22/2022	N/A	< 5	< 5	N/A	N/A	N/A	< 5	N/A	N/A	< 5	< 5
	5/24/2022	N/A	N/A	N/A	N/A	N/A	N/A	N/A	N/A	N/A	< 5	< 5
	10/11/2022	N/A	< 5	< 5	N/A	N/A	N/A	< 5	N/A	N/A	< 5	< 5
	10/11/2022	N/A	N/A	N/A	N/A	N/A	N/A	N/A	N/A	N/A	N/A	< 5
	5/17/2023	N/A	N/A	< 5	N/A	N/A	N/A	< 5	N/A	N/A	< 5	< 5
	5/17/2023	N/A	N/A	N/A	N/A	N/A	N/A	N/A	N/A	N/A	N/A	< 5
	8/17/2023	N/A	< 5	N/A	N/A	N/A	N/A	N/A	N/A	N/A	N/A	N/A
	11/15/2023	N/A	< 5	< 5	N/A	N/A	N/A	< 5	N/A	N/A	< 5	< 5
	11/15/2023	N/A	< 5	N/A	N/A	N/A	N/A	N/A	N/A	N/A	N/A	N/A
	6/5/2024	N/A	< 5	< 5	< 5	< 5	N/A	< 5	N/A	< 5	< 5	< 5
	6/5/2024	N/A	N/A	N/A	N/A	N/A	N/A	N/A	N/A	N/A	< 5	N/A
	9/23/2024	N/A	< 5	< 5	N/A	N/A	N/A	< 5	N/A	N/A	< 5	N/A
	9/23/2024	N/A	< 5	N/A	N/A	N/A	N/A	N/A	N/A	N/A	N/A	N/A
Styrene, ug/L (CAS NO - 100-42-5)	3/12/2008	N/A	N/A	N/A	N/A	N/A	N/A	N/A	N/A	N/A	< 1	< 1
	4/21/2008	N/A	N/A	N/A	N/A	N/A	N/A	N/A	N/A	N/A	< 1	< 1
	7/24/2008	< 0.19	< 0.19	< 0.19	N/A	< 0.19	N/A	< 0.19	N/A	N/A	< 1	< 1
	7/24/2008	N/A	N/A	N/A	N/A	N/A	N/A	< 0.19	N/A	N/A	N/A	N/A
	8/27/2008	N/A	N/A	N/A	N/A	N/A	N/A	N/A	N/A	N/A	< 1	< 1
	9/24/2008	< 0.19	< 0.19	< 0.19	N/A	< 0.19	N/A	< 0.19	N/A	N/A	< 1	< 1
	3/17/2009	< 0.19	< 0.19	< 0.19	N/A	< 0.19	N/A	< 0.19	N/A	< 0.19	< 0.19	< 0.19
	3/17/2009	N/A	N/A	< 0.19	N/A	N/A	N/A	N/A	N/A	N/A	N/A	N/A
	6/23/2009	< 1	< 1	< 1	N/A	< 1	< 4	< 1	N/A	< 1	< 1	< 1
	6/23/2009	N/A	N/A	N/A	N/A	N/A	N/A	N/A	N/A	N/A	< 1	N/A
	8/13/2009	N/A	N/A	N/A	N/A	N/A	< 1	N/A	N/A	N/A	< 1	< 1
	9/1/2009	< 1	< 1	< 1	N/A	< 1	< 1	< 1	N/A	< 1	< 1	< 1
	9/1/2009	N/A	N/A	< 1	N/A	N/A	N/A	N/A	N/A	N/A	N/A	N/A
	12/17/2009	N/A	N/A	N/A	N/A	N/A	< 5	N/A	N/A	< 5	N/A	N/A
	3/10/2010	< 2	< 2	< 2	N/A	< 2	< 2	< 2	N/A	< 2	< 2	< 2
	3/10/2010	N/A	N/A	N/A	N/A	< 2	N/A	N/A	N/A	N/A	N/A	N/A
	9/27/2010	< 2	< 1	< 1	N/A	< 2	N/A	< 2	N/A	< 2	< 1	< 1
	9/27/2010	N/A	N/A	N/A	N/A	N/A	N/A	< 2	N/A	N/A	N/A	N/A
	3/28/2011	N/A	< 1	< 1	N/A	< 1	< 1	< 1	N/A	< 1	< 1	< 1
	3/28/2011	N/A	N/A	N/A	N/A	N/A	N/A	N/A	N/A	< 1	N/A	N/A
	9/15/2011	N/A	< 1	< 1	N/A	< 1	N/A	< 1	N/A	< 1	< 1	< 1
	3/29/2012	N/A	< 1	N/A	N/A	< 1	N/A	< 1	N/A	< 1	< 1	< 1
	3/29/2012	N/A	N/A	N/A	N/A	N/A	N/A	N/A	N/A	< 1	N/A	N/A
	9/18/2012	N/A	< 1	< 1	N/A	< 1	N/A	< 1	N/A	< 1	< 1	< 1
	1/22/2013	N/A	N/A	N/A	< 1	N/A	N/A	N/A	N/A	N/A	N/A	N/A
	3/27/2013	N/A	< 1	< 1	< 1	< 1	< 1	< 1	N/A	< 1	< 1	< 1
	3/27/2013	N/A	N/A	N/A	N/A	N/A	N/A	N/A	N/A	N/A	< 1	N/A
	9/25/2013	N/A	< 1	< 1	< 1	< 1	N/A	< 1	N/A	< 1	< 1	< 1
	3/11/2014	< 1	< 1	< 1	< 1	< 1	N/A	< 1	N/A	< 1	< 1	< 1
	3/11/2014	N/A	< 1	N/A	N/A	N/A	N/A	N/A	N/A	N/A	N/A	N/A
	9/23/2014	< 1	< 1	< 1	< 1	< 1	N/A	< 1	N/A	< 1	< 1	< 1
	9/23/2014	N/A	N/A	N/A	N/A	N/A	N/A	N/A	N/A	N/A	N/A	< 1
	1/6/2015	N/A	N/A	N/A	N/A	N/A	N/A	N/A	< 1	N/A	N/A	N/A
	4/2/2015	< 1	< 1	< 1	< 1	< 1	< 1	< 1	< 1	< 1	< 1	< 1
	4/2/2015	N/A	N/A	< 1	N/A	N/A	N/A	N/A	N/A	N/A	N/A	N/A
	9/30/2015	N/A	< 1	< 1	< 1	< 1	N/A	< 1	< 1	< 1	< 1	< 1
	9/30/2015	N/A	N/A	N/A	N/A	N/A	N/A	< 1	N/A	N/A	N/A	N/A
	4/27/2016	< 1	< 1	< 1	< 1	< 1	< 1	< 1	< 1	< 1	< 1	< 1
	4/27/2016	N/A	N/A	N/A	N/A	< 1	N/A	N/A	N/A	N/A	N/A	N/A
	9/28/2016	< 1	< 1	< 1	< 1	< 1	< 1	< 1	< 1	< 1	< 1	< 1
	9/28/2016	N/A	N/A	N/A	N/A	N/A	< 1	N/A	N/A	N/A	N/A	N/A
	4/24/2017	< 1	< 1	< 1	< 1	< 1	< 1	< 1	< 1	< 1	< 1	< 1
	4/24/2017	N/A	< 1	N/A	N/A	N/A	N/A	N/A	N/A	N/A	N/A	N/A
	8/22/2017	N/A	< 1	< 1	< 1	< 1	N/A	< 1	< 1	< 1	< 1	< 1
	8/22/2017	N/A	N/A	N/A	N/A	N/A	N/A	N/A	N/A	< 1	N/A	N/A
	10/4/2017	< 1	N/A	N/A	N/A	N/A	N/A	N/A	N/A	N/A	N/A	N/A
	6/4/2018	N/A	< 1	< 1	N/A	N/A	N/A	< 1	N/A	N/A	< 1	< 1
	6/4/2018	N/A	N/A	< 1	N/A	N/A	N/A	N/A	N/A	N/A	N/A	N/A

SCS ENGINEERS

Summary of Groundwater Chemistry
Scott County Landfill - 82-SDP-03-77C - HMSP

Appendix I VOC Constituents	Sample Date	MW-32 UPG	MW-17 DNG	MW-19 DNG	MW-20 DNG	MW-21 DNG	MW-22 DNG	MW-27 DNG	MW-28 DNG	MW-30 DNG	OP-17 DNG	OP-18 DNG
Styrene, ug/L (CAS NO - 100-42-5)	12/20/2018	N/A	< 1	< 1	N/A	N/A	N/A	< 1	N/A	N/A	< 1	< 1
	4/15/2019	N/A	< 1	< 1	< 1	< 1	N/A	< 1	N/A	< 1	< 1	< 1
	10/3/2019	N/A	< 1	< 1	N/A	N/A	N/A	< 1	N/A	N/A	< 1	< 1
	10/3/2019	N/A	N/A	< 1	N/A	N/A	N/A	N/A	N/A	N/A	N/A	N/A
	4/28/2020	N/A	< 1	< 1	N/A	N/A	N/A	< 1	< 1	N/A	< 1	< 1
	4/28/2020	N/A	N/A	N/A	N/A	N/A	N/A	< 1	N/A	N/A	N/A	N/A
	7/22/2020	N/A	< 1	< 1	N/A	N/A	N/A	< 1	N/A	N/A	< 1	< 1
	7/22/2020	N/A	< 1	N/A	N/A	N/A	N/A	N/A	N/A	N/A	N/A	N/A
	5/19/2021	N/A	< 1	< 1	N/A	N/A	< 1	< 1	N/A	N/A	< 1	< 1
	9/21/2021	N/A	< 1	< 1	N/A	N/A	N/A	< 1	N/A	N/A	< 1	< 1
	9/21/2021	N/A	N/A	N/A	N/A	N/A	N/A	< 1	N/A	N/A	N/A	N/A
	3/22/2022	N/A	< 1	< 1	N/A	N/A	N/A	< 1	N/A	N/A	< 1	< 1
	5/24/2022	N/A	N/A	N/A	N/A	N/A	N/A	N/A	N/A	N/A	< 1	< 1
	10/11/2022	N/A	< 1	< 1	N/A	N/A	N/A	< 1	N/A	N/A	< 1	< 1
	10/11/2022	N/A	N/A	N/A	N/A	N/A	N/A	N/A	N/A	N/A	N/A	< 1
	5/17/2023	N/A	N/A	< 1	N/A	N/A	N/A	< 1	N/A	N/A	< 1	< 1
	5/17/2023	N/A	N/A	N/A	N/A	N/A	N/A	N/A	N/A	N/A	N/A	0.412*
	8/17/2023	N/A	< 1	N/A	N/A	N/A	N/A	N/A	N/A	N/A	N/A	N/A
	11/15/2023	N/A	< 1	< 1	N/A	N/A	N/A	< 1	N/A	N/A	< 1	< 1
	11/15/2023	N/A	< 1	N/A	N/A	N/A	N/A	N/A	N/A	N/A	N/A	N/A
	6/5/2024	N/A	< 1	< 1	< 1	< 1	N/A	< 1	N/A	< 1	< 1	< 1
	6/5/2024	N/A	N/A	N/A	N/A	N/A	N/A	N/A	N/A	N/A	< 1	N/A
	9/23/2024	N/A	< 1	< 1	N/A	N/A	N/A	< 1	N/A	N/A	< 1	N/A
	9/23/2024	N/A	< 1	N/A	N/A	N/A	N/A	N/A	N/A	N/A	N/A	N/A
Tetrachloroethene, ug/L (CAS NO - 127-18-4)	3/12/2008	N/A	N/A	N/A	N/A	N/A	N/A	N/A	N/A	N/A	< 1	< 1
	4/21/2008	N/A	N/A	N/A	N/A	N/A	N/A	N/A	N/A	N/A	< 1	< 1
	7/24/2008	< 0.38	**1.4**	< 0.38	N/A	< 0.38	N/A	< 0.38	N/A	N/A	< 1	**1.33**
	7/24/2008	N/A	N/A	N/A	N/A	N/A	N/A	0.44*	N/A	N/A	N/A	N/A
	8/27/2008	N/A	N/A	N/A	N/A	N/A	N/A	N/A	N/A	N/A	< 1	**1.79**
	9/24/2008	< 0.38	**1.15**	< 0.38	N/A	< 0.38	N/A	0.42*	N/A	N/A	< 1	**2.52**
	3/17/2009	< 0.38	0.94*	< 0.38	N/A	< 0.38	N/A	< 0.38	N/A	< 0.38	< 0.38	**1.7**
	3/17/2009	N/A	N/A	< 0.38	N/A	N/A	N/A	N/A	N/A	N/A	N/A	N/A
	6/23/2009	< 1	< 1	< 1	N/A	< 1	< 1	< 1	N/A	< 1	< 1	**2.28**
	6/23/2009	N/A	N/A	N/A	N/A	N/A	N/A	N/A	N/A	N/A	< 1	N/A
	8/13/2009	N/A	N/A	N/A	N/A	N/A	< 1	N/A	N/A	N/A	< 1	**1.87**
	9/1/2009	< 1	**1.22**	< 1	N/A	< 1	< 1	< 1	N/A	< 1	< 1	**2.17**
	9/1/2009	N/A	N/A	< 1	N/A	N/A	N/A	N/A	N/A	N/A	N/A	N/A
	12/17/2009	N/A	N/A	N/A	N/A	N/A	< 1	N/A	N/A	< 1	N/A	N/A
	3/10/2010	< 2	< 2	< 2	N/A	< 2	< 2	< 2	N/A	< 2	< 2	< 2
	3/10/2010	N/A	N/A	N/A	N/A	< 2	N/A	N/A	N/A	N/A	N/A	N/A
	9/27/2010	< 1	< 1	< 1	N/A	< 1	N/A	< 1	N/A	< 1	< 1	**2.03**
	9/27/2010	N/A	N/A	N/A	N/A	N/A	N/A	< 1	N/A	N/A	N/A	N/A
	3/28/2011	N/A	< 1	< 1	N/A	< 1	< 1	< 1	N/A	< 1	< 1	**2.62**
	3/28/2011	N/A	N/A	N/A	N/A	N/A	N/A	N/A	N/A	< 1	N/A	N/A
	9/15/2011	N/A	< 1	< 1	N/A	< 1	N/A	< 1	N/A	< 1	< 1	**2.02**
	3/29/2012	N/A	< 1	N/A	N/A	< 1	N/A	< 1	N/A	< 1	< 1	< 1
	3/29/2012	N/A	N/A	N/A	N/A	N/A	N/A	N/A	N/A	< 1	N/A	N/A
	9/18/2012	N/A	< 1	< 1	N/A	< 1	N/A	< 1	N/A	< 1	< 1	< 1
	1/22/2013	N/A	N/A	N/A	< 1	N/A	N/A	N/A	N/A	N/A	N/A	N/A
	3/27/2013	N/A	< 1	< 1	< 1	< 1	< 1	< 1	N/A	< 1	< 1	**1.3**
	3/27/2013	N/A	N/A	N/A	N/A	N/A	N/A	N/A	N/A	N/A	< 1	N/A
	9/25/2013	N/A	< 1	< 1	< 1	< 1	N/A	< 1	N/A	< 1	< 1	< 1
	3/11/2014	< 1	0.276*	< 1	< 1	< 1	N/A	< 1	N/A	< 1	< 1	< 1
	3/11/2014	N/A	0.284*	N/A	N/A	N/A	N/A	N/A	N/A	N/A	N/A	N/A
	9/23/2014	< 1	< 1	< 1	< 1	< 1	N/A	< 1	N/A	< 1	< 1	< 1
	9/23/2014	N/A	< 1	N/A	N/A	N/A	N/A	N/A	N/A	N/A	N/A	< 1
	9/23/2014	< 1	< 1	< 1	< 1	< 1	N/A	< 1	N/A	< 1	< 1	< 1
	9/23/2014	N/A	N/A	N/A	N/A	N/A	N/A	N/A	N/A	N/A	N/A	< 1
	1/6/2015	N/A	N/A	N/A	N/A	N/A	N/A	N/A	< 1	N/A	N/A	N/A
	4/2/2015	< 1	< 1	< 1	< 1	< 1	< 1	< 1	< 1	< 1	< 1	< 1
	4/2/2015	N/A	N/A	< 1	N/A	N/A	N/A	N/A	N/A	N/A	N/A	N/A
	9/30/2015	N/A	< 1	< 1	< 1	< 1	N/A	< 1	< 1	< 1	< 1	< 1
	9/30/2015	N/A	N/A	N/A	N/A	N/A	N/A	< 1	N/A	N/A	N/A	N/A
	4/27/2016	< 1	< 1	< 1	< 1	< 1	< 1	< 1	< 1	< 1	< 1	0.313*
	4/27/2016	N/A	N/A	N/A	N/A	< 1	N/A	N/A	N/A	N/A	N/A	N/A
	9/28/2016	< 1	< 1	< 1	< 1	< 1	< 1	< 1	< 1	< 1	< 1	0.234*
	9/28/2016	N/A	N/A	N/A	N/A	N/A	< 1	N/A	N/A	N/A	N/A	N/A
	4/24/2017	< 1	< 1	< 1	< 1	< 1	< 1	< 1	< 1	< 1	< 1	< 1
	4/24/2017	N/A	< 1	N/A	N/A	N/A	N/A	N/A	N/A	N/A	N/A	N/A
	8/22/2017	N/A	< 1	< 1	< 1	< 1	N/A	< 1	< 1	< 1	< 1	< 1
	8/22/2017	N/A	N/A	N/A	N/A	N/A	N/A	N/A	N/A	< 1	N/A	N/A
	10/4/2017	< 1	N/A	N/A	N/A	N/A	N/A	N/A	N/A	N/A	N/A	N/A
	6/4/2018	N/A	< 1	< 1	N/A	N/A	N/A	< 1	N/A	N/A	< 1	< 1
	6/4/2018	N/A	N/A	< 1	N/A	N/A	N/A	N/A	N/A	N/A	N/A	N/A
	12/20/2018	N/A	< 1	< 1	N/A	N/A	N/A	< 1	N/A	N/A	< 1	< 1
	4/15/2019	N/A	< 1	< 1	< 1	< 1	N/A	< 1	N/A	< 1	< 1	< 1
	10/3/2019	N/A	< 1	< 1	N/A	N/A	N/A	< 1	N/A	N/A	< 1	< 1
	10/3/2019	N/A	N/A	< 1	N/A	N/A	N/A	N/A	N/A	N/A	N/A	N/A
	4/28/2020	N/A	< 1	< 1	N/A	N/A	N/A	< 1	< 1	N/A	< 1	< 1
	4/28/2020	N/A	N/A	N/A	N/A	N/A	N/A	< 1	N/A	N/A	N/A	N/A
	7/22/2020	N/A	< 1	< 1	N/A	N/A	N/A	< 1	N/A	N/A	< 1	< 1
	7/22/2020	N/A	< 1	N/A	N/A	N/A	N/A	N/A	N/A	N/A	N/A	N/A
	5/19/2021	N/A	< 1	< 1	N/A	N/A	< 1	< 1	N/A	N/A	< 1	< 1
	9/21/2021	N/A	< 1	< 1	N/A	N/A	N/A	< 1	N/A	N/A	< 1	< 1
	9/21/2021	N/A	N/A	N/A	N/A	N/A	N/A	< 1	N/A	N/A	N/A	N/A
	3/22/2022	N/A	< 1	< 1	N/A	N/A	N/A	< 1	N/A	N/A	< 1	< 1
	5/24/2022	N/A	N/A	N/A	N/A	N/A	N/A	N/A	N/A	N/A	< 1	< 1
	10/11/2022	N/A	< 1	< 1	N/A	N/A	N/A	< 1	N/A	N/A	< 1	< 1
	10/11/2022	N/A	N/A	N/A	N/A	N/A	N/A	N/A	N/A	N/A	N/A	< 1
	5/17/2023	N/A	N/A	< 1	N/A	N/A	N/A	< 1	N/A	N/A	< 1	< 1
	5/17/2023	N/A	N/A	N/A	N/A	N/A	N/A	N/A	N/A	N/A	N/A	< 1

SCS ENGINEERS

Summary of Groundwater Chemistry
Scott County Landfill - 82-SDP-03-77C - HMSP

Appendix I VOC Constituents	Sample Date	MW-32 UPG	MW-17 DNG	MW-19 DNG	MW-20 DNG	MW-21 DNG	MW-22 DNG	MW-27 DNG	MW-28 DNG	MW-30 DNG	OP-17 DNG	OP-18 DNG
Tetrachloroethene, ug/L (CAS NO - 127-18-4)	8/17/2023	N/A	< 1	N/A	N/A	N/A	N/A	N/A	N/A	N/A	N/A	N/A
	11/15/2023	N/A	< 1	< 1	N/A	N/A	N/A	< 1	N/A	N/A	< 1	< 1
	11/15/2023	N/A	< 1	N/A	N/A	N/A	N/A	N/A	N/A	N/A	N/A	N/A
	6/5/2024	N/A	< 1	< 1	< 1	< 1	N/A	< 1	N/A	< 1	< 1	< 1
	6/5/2024	N/A	N/A	N/A	N/A	N/A	N/A	N/A	N/A	N/A	< 1	N/A
	9/23/2024	N/A	< 1	< 1	N/A	N/A	N/A	< 1	N/A	N/A	< 1	N/A
	9/23/2024	N/A	< 1	N/A	N/A	N/A	N/A	N/A	N/A	N/A	N/A	N/A
Toluene, ug/L (CAS NO - 108-88-3)	3/12/2008	N/A	N/A	N/A	N/A	N/A	N/A	N/A	N/A	N/A	< 1	< 1
	4/21/2008	N/A	N/A	N/A	N/A	N/A	N/A	N/A	N/A	N/A	< 1	< 1
	7/24/2008	< 0.14	< 0.14	< 0.14	N/A	< 0.14	N/A	< 0.14	N/A	N/A	< 1	< 1
	7/24/2008	N/A	N/A	N/A	N/A	N/A	N/A	< 0.14	N/A	N/A	N/A	N/A
	8/27/2008	N/A	N/A	N/A	N/A	N/A	N/A	N/A	N/A	N/A	< 1	< 1
	9/24/2008	< 0.14	< 0.14	< 0.14	N/A	< 0.14	N/A	< 0.14	N/A	N/A	< 1	< 1
	3/17/2009	< 0.14	< 0.14	< 0.14	N/A	< 0.14	N/A	< 0.14	N/A	< 0.14	< 0.14	< 0.14
	3/17/2009	N/A	N/A	< 0.14	N/A	N/A	N/A	N/A	N/A	N/A	N/A	N/A
	6/23/2009	< 1	< 1	< 1	N/A	< 1	< 1	< 1	N/A	< 1	< 1	< 1
	6/23/2009	N/A	N/A	N/A	N/A	N/A	N/A	N/A	N/A	N/A	< 1	N/A
	8/13/2009	N/A	N/A	N/A	N/A	N/A	< 1	N/A	N/A	N/A	< 1	< 1
	9/1/2009	< 1	< 1	< 1	N/A	< 1	< 1	< 1	N/A	< 1	< 1	< 1
	9/1/2009	N/A	N/A	< 1	N/A	N/A	N/A	N/A	N/A	N/A	N/A	N/A
	12/17/2009	N/A	N/A	N/A	N/A	N/A	< 1	N/A	N/A	< 1	N/A	N/A
	3/10/2010	< 1	< 1	< 1	N/A	< 1	< 1	< 1	N/A	< 1	< 1	< 1
	3/10/2010	N/A	N/A	N/A	N/A	< 1	N/A	N/A	N/A	N/A	N/A	N/A
	9/27/2010	< 1	< 1	< 1	N/A	< 1	N/A	< 1	N/A	< 1	< 1	< 1
	9/27/2010	N/A	N/A	N/A	N/A	N/A	N/A	< 1	N/A	N/A	N/A	N/A
	3/28/2011	N/A	< 1	< 1	N/A	< 1	< 1	< 1	N/A	< 1	< 1	< 1
	3/28/2011	N/A	N/A	N/A	N/A	N/A	N/A	N/A	N/A	< 1	N/A	N/A
	9/15/2011	N/A	< 1	< 1	N/A	< 1	N/A	< 1	N/A	< 1	< 1	< 1
	3/29/2012	N/A	< 1	N/A	N/A	< 1	N/A	< 1	N/A	< 1	< 1	< 1
	3/29/2012	N/A	N/A	N/A	N/A	N/A	N/A	N/A	N/A	< 1	N/A	N/A
	9/18/2012	N/A	< 1	< 1	N/A	< 1	N/A	< 1	N/A	< 1	< 1	< 1
	1/22/2013	N/A	N/A	N/A	< 1	N/A	N/A	N/A	N/A	N/A	N/A	N/A
	3/27/2013	N/A	< 1	< 1	< 1	< 1	< 1	< 1	N/A	< 1	< 1	< 1
	3/27/2013	N/A	N/A	N/A	N/A	N/A	N/A	N/A	N/A	N/A	< 1	N/A
	9/25/2013	N/A	< 1	< 1	< 1	< 1	N/A	< 1	N/A	< 1	< 1	< 1
	3/11/2014	< 1	< 1	< 1	< 1	< 1	N/A	< 1	N/A	< 1	< 1	0.414*
	3/11/2014	N/A	< 1	N/A	N/A	N/A	N/A	N/A	N/A	N/A	N/A	N/A
	9/23/2014	< 1	< 1	< 1	< 1	< 1	N/A	< 1	N/A	< 1	< 1	< 1
	9/23/2014	N/A	N/A	N/A	N/A	N/A	N/A	N/A	N/A	N/A	N/A	< 1
	1/6/2015	N/A	N/A	N/A	N/A	N/A	N/A	N/A	< 1	N/A	N/A	N/A
	4/2/2015	< 1	< 1	< 1	< 1	< 1	< 1	< 1	< 1	< 1	0.177*	< 1
	4/2/2015	N/A	N/A	< 1	N/A	N/A	N/A	N/A	N/A	N/A	N/A	N/A
	9/30/2015	N/A	< 1	< 1	< 1	< 1	N/A	< 1	< 1	< 1	< 1	< 1
	9/30/2015	N/A	N/A	N/A	N/A	N/A	N/A	< 1	N/A	N/A	N/A	N/A
	4/27/2016	< 1	< 1	< 1	< 1	< 1	< 1	< 1	< 1	< 1	< 1	< 1
	4/27/2016	N/A	N/A	N/A	N/A	< 1	N/A	N/A	N/A	N/A	N/A	N/A
	9/28/2016	< 1	< 1	< 1	< 1	< 1	< 1	< 1	< 1	< 1	< 1	< 1
	9/28/2016	N/A	N/A	N/A	N/A	N/A	< 1	N/A	N/A	N/A	N/A	N/A
	4/24/2017	< 1	< 1	< 1	< 1	< 1	< 1	< 1	< 1	< 1	< 1	< 1
	4/24/2017	N/A	< 1	N/A	N/A	N/A	N/A	N/A	N/A	N/A	N/A	N/A
	8/22/2017	N/A	0.215*	0.384*	0.15*	< 1	N/A	0.188*	< 1	< 1	< 1	< 1
	8/22/2017	N/A	N/A	N/A	N/A	N/A	N/A	N/A	N/A	< 1	N/A	N/A
	10/4/2017	< 1	N/A	N/A	N/A	N/A	N/A	N/A	N/A	N/A	N/A	N/A
	6/4/2018	N/A	< 1	< 1	N/A	N/A	N/A	< 1	N/A	N/A	< 1	< 1
	6/4/2018	N/A	N/A	< 1	N/A	N/A	N/A	N/A	N/A	N/A	N/A	N/A
	12/20/2018	N/A	< 1	< 1	N/A	N/A	N/A	< 1	N/A	N/A	< 1	< 1
	4/15/2019	N/A	< 1	< 1	< 1	< 1	N/A	< 1	N/A	< 1	< 1	< 1
	10/3/2019	N/A	< 1	< 1	N/A	N/A	N/A	< 1	N/A	N/A	0.455*	< 1
	10/3/2019	N/A	N/A	< 1	N/A	N/A	N/A	N/A	N/A	N/A	N/A	N/A
	4/28/2020	N/A	< 1	< 1	N/A	N/A	N/A	< 1	< 1	N/A	< 1	< 1
	4/28/2020	N/A	N/A	N/A	N/A	N/A	N/A	< 1	N/A	N/A	N/A	N/A
	7/22/2020	N/A	< 1	< 1	N/A	N/A	N/A	< 1	N/A	N/A	< 1	< 1
	7/22/2020	N/A	< 1	N/A	N/A	N/A	N/A	N/A	N/A	N/A	N/A	N/A
	5/19/2021	N/A	< 1	< 1	N/A	N/A	< 1	< 1	N/A	N/A	< 1	< 1
	9/21/2021	N/A	< 1	< 1	N/A	N/A	N/A	< 1	N/A	N/A	< 1	< 1
	9/21/2021	N/A	N/A	N/A	N/A	N/A	N/A	< 1	N/A	N/A	N/A	N/A
	3/22/2022	N/A	< 1	< 1	N/A	N/A	N/A	< 1	N/A	N/A	< 1	< 1
	5/24/2022	N/A	N/A	N/A	N/A	N/A	N/A	N/A	N/A	N/A	< 1	< 1
	10/11/2022	N/A	< 1	< 1	N/A	N/A	N/A	< 1	N/A	N/A	< 1	< 1
	10/11/2022	N/A	N/A	N/A	N/A	N/A	N/A	N/A	N/A	N/A	N/A	< 1
	5/17/2023	N/A	N/A	< 1	N/A	N/A	N/A	< 1	N/A	N/A	< 1	< 1
	5/17/2023	N/A	N/A	N/A	N/A	N/A	N/A	N/A	N/A	N/A	N/A	< 1
	8/17/2023	N/A	< 1	N/A	N/A	N/A	N/A	N/A	N/A	N/A	N/A	N/A
	11/15/2023	N/A	< 1	< 1	N/A	N/A	N/A	< 1	N/A	N/A	< 1	< 1
	11/15/2023	N/A	< 1	N/A	N/A	N/A	N/A	N/A	N/A	N/A	N/A	N/A
	6/5/2024	N/A	< 1	< 1	< 1	< 1	N/A	< 1	N/A	< 1	< 1	< 1
	6/5/2024	N/A	N/A	N/A	N/A	N/A	N/A	N/A	N/A	N/A	< 1	N/A
	9/23/2024	N/A	< 1	< 1	N/A	N/A	N/A	< 1	N/A	N/A	< 1	N/A
	9/23/2024	N/A	< 1	N/A	N/A	N/A	N/A	N/A	N/A	N/A	N/A	N/A
trans-1,2-Dichloroethene, ug/L (CAS NO - 156-60-5)	3/12/2008	N/A	N/A	N/A	N/A	N/A	N/A	N/A	N/A	N/A	< 1	< 1
	4/21/2008	N/A	N/A	N/A	N/A	N/A	N/A	N/A	N/A	N/A	< 1	< 1
	7/24/2008	< 0.31	< 0.31	< 0.31	N/A	< 0.31	N/A	0.72*	N/A	N/A	< 1	< 1
	7/24/2008	N/A	N/A	N/A	N/A	N/A	N/A	0.55*	N/A	N/A	N/A	N/A
	8/27/2008	N/A	N/A	N/A	N/A	N/A	N/A	N/A	N/A	N/A	< 1	< 1
	9/24/2008	< 0.31	< 0.31	0.33*	N/A	< 0.31	N/A	0.62*	N/A	N/A	< 1	< 1
	3/17/2009	< 0.31	< 0.31	< 0.31	N/A	< 0.31	N/A	0.64*	N/A	< 0.31	< 0.31	< 0.31
	3/17/2009	N/A	N/A	< 0.31	N/A	N/A	N/A	N/A	N/A	N/A	N/A	N/A
	6/23/2009	< 1	< 1	< 1	N/A	< 1	< 1	< 1	N/A	< 1	< 1	< 1
	6/23/2009	N/A	N/A	N/A	N/A	N/A	N/A	N/A	N/A	N/A	< 1	N/A

SCS ENGINEERS

Summary of Groundwater Chemistry
Scott County Landfill - 82-SDP-03-77C - HMSP

Appendix I VOC Constituents	Sample Date	MW-32 UPG	MW-17 DNG	MW-19 DNG	MW-20 DNG	MW-21 DNG	MW-22 DNG	MW-27 DNG	MW-28 DNG	MW-30 DNG	OP-17 DNG	OP-18 DNG
trans-1,2-Dichloroethene, ug/L (CAS NO - 156-60-5)	8/13/2009	N/A	N/A	N/A	N/A	N/A	< 1	N/A	N/A	N/A	< 1	< 1
	9/1/2009	< 1	< 1	< 1	N/A	< 1	< 1	< 1	N/A	< 1	< 1	< 1
	9/1/2009	N/A	N/A	< 1	N/A	N/A	N/A	N/A	N/A	N/A	N/A	N/A
	12/17/2009	N/A	N/A	N/A	N/A	N/A	< 1	N/A	N/A	< 1	N/A	N/A
	3/10/2010	< 1	< 1	< 1	N/A	< 1	< 1	< 1	N/A	< 1	< 1	< 1
	3/10/2010	N/A	N/A	N/A	N/A	< 1	N/A	N/A	N/A	N/A	N/A	N/A
	9/27/2010	< 1	< 1	< 1	N/A	< 1	N/A	< 1	N/A	< 1	< 1	< 1
	9/27/2010	N/A	N/A	N/A	N/A	N/A	N/A	< 1	N/A	N/A	N/A	N/A
	3/28/2011	N/A	< 1	< 1	N/A	< 1	< 1	< 1	N/A	< 1	< 1	< 1
	3/28/2011	N/A	N/A	N/A	N/A	N/A	N/A	N/A	N/A	< 1	N/A	N/A
	9/15/2011	N/A	< 1	< 1	N/A	< 1	N/A	< 1	N/A	< 1	< 1	< 1
	3/29/2012	N/A	< 1	N/A	N/A	< 1	N/A	< 1	N/A	< 1	< 1	< 1
	3/29/2012	N/A	N/A	N/A	N/A	N/A	N/A	N/A	N/A	< 1	N/A	N/A
	9/18/2012	N/A	< 1	< 1	N/A	< 1	N/A	< 1	N/A	< 1	< 1	< 1
	1/22/2013	N/A	N/A	N/A	< 1	N/A	N/A	N/A	N/A	N/A	N/A	N/A
	3/27/2013	N/A	< 1	< 1	< 1	< 1	< 1	< 1	N/A	< 1	< 1	< 1
	3/27/2013	N/A	N/A	N/A	N/A	N/A	N/A	N/A	N/A	N/A	< 1	N/A
	9/25/2013	N/A	< 1	< 1	< 1	< 1	N/A	0.455*	N/A	< 1	< 1	< 1
	3/11/2014	< 1	< 1	< 1	< 1	< 1	N/A	0.656*	N/A	< 1	< 1	< 1
	3/11/2014	N/A	< 1	N/A	N/A	N/A	N/A	N/A	N/A	N/A	N/A	N/A
	9/23/2014	< 1	< 1	< 1	< 1	< 1	N/A	< 1	N/A	< 1	< 1	< 1
	9/23/2014	N/A	N/A	N/A	N/A	N/A	N/A	N/A	N/A	N/A	N/A	< 1
	1/6/2015	N/A	N/A	N/A	N/A	N/A	N/A	N/A	< 1	N/A	N/A	N/A
	4/2/2015	< 1	< 1	< 1	< 1	< 1	< 1	0.687*	< 1	< 1	0.231*	< 1
	4/2/2015	N/A	N/A	< 1	N/A	N/A	N/A	N/A	N/A	N/A	N/A	N/A
	9/30/2015	N/A	< 1	< 1	< 1	< 1	N/A	0.561*	< 1	< 1	< 1	< 1
	9/30/2015	N/A	N/A	N/A	N/A	N/A	N/A	0.433*	N/A	N/A	N/A	N/A
	4/27/2016	< 1	< 1	< 1	< 1	< 1	< 1	0.768*	< 1	< 1	< 1	0.416*
	4/27/2016	N/A	N/A	N/A	N/A	< 1	N/A	N/A	N/A	N/A	N/A	N/A
	9/28/2016	< 1	< 1	< 1	< 1	< 1	< 1	0.626*	< 1	< 1	< 1	0.404*
	9/28/2016	N/A	N/A	N/A	N/A	N/A	< 1	N/A	N/A	N/A	N/A	N/A
	4/24/2017	< 1	< 1	< 1	< 1	< 1	< 1	0.578*	< 1	< 1	< 1	0.481*
	4/24/2017	N/A	< 1	N/A	N/A	N/A	N/A	N/A	N/A	N/A	N/A	N/A
	8/22/2017	N/A	< 1	< 1	< 1	< 1	N/A	0.635*	< 1	< 1	< 1	0.496*
	8/22/2017	N/A	N/A	N/A	N/A	N/A	N/A	N/A	N/A	< 1	N/A	N/A
	10/4/2017	< 1	N/A	N/A	N/A	N/A	N/A	N/A	N/A	N/A	N/A	N/A
	6/4/2018	N/A	< 1	< 1	N/A	N/A	N/A	0.519*	N/A	N/A	< 1	0.281*
	6/4/2018	N/A	N/A	< 1	N/A	N/A	N/A	N/A	N/A	N/A	N/A	N/A
	12/20/2018	N/A	< 1	< 1	N/A	N/A	N/A	0.445*	N/A	N/A	< 1	0.489*
	4/15/2019	N/A	< 1	< 1	< 1	< 1	N/A	0.521*	N/A	< 1	< 1	0.298*
	10/3/2019	N/A	< 1	< 1	N/A	N/A	N/A	0.472*	N/A	N/A	< 1	0.281*
	10/3/2019	N/A	N/A	< 1	N/A	N/A	N/A	N/A	N/A	N/A	N/A	N/A
	4/28/2020	N/A	< 1	< 1	N/A	N/A	N/A	0.418*	< 1	N/A	< 1	< 1
	4/28/2020	N/A	N/A	N/A	N/A	N/A	N/A	0.412*	N/A	N/A	N/A	N/A
	7/22/2020	N/A	< 1	< 1	N/A	N/A	N/A	0.426*	N/A	N/A	< 1	< 1
	7/22/2020	N/A	< 1	N/A	N/A	N/A	N/A	N/A	N/A	N/A	N/A	N/A
	5/19/2021	N/A	< 1	< 1	N/A	N/A	< 1	0.407*	N/A	N/A	< 1	< 1
	9/21/2021	N/A	< 1	< 1	N/A	N/A	N/A	< 1	N/A	N/A	< 1	< 1
	9/21/2021	N/A	N/A	N/A	N/A	N/A	N/A	0.694*	N/A	N/A	N/A	N/A
	3/22/2022	N/A	< 1	< 1	N/A	N/A	N/A	< 1	N/A	N/A	< 1	< 1
	5/24/2022	N/A	N/A	N/A	N/A	N/A	N/A	N/A	N/A	N/A	< 1	< 1
	10/11/2022	N/A	< 1	< 1	N/A	N/A	N/A	0.44*	N/A	N/A	< 1	< 1
	10/11/2022	N/A	N/A	N/A	N/A	N/A	N/A	N/A	N/A	N/A	N/A	< 1
	5/17/2023	N/A	N/A	< 1	N/A	N/A	N/A	0.313*	N/A	N/A	< 1	< 1
	5/17/2023	N/A	N/A	N/A	N/A	N/A	N/A	N/A	N/A	N/A	N/A	< 1
	8/17/2023	N/A	< 1	N/A	N/A	N/A	N/A	N/A	N/A	N/A	N/A	N/A
	11/15/2023	N/A	< 1	< 1	N/A	N/A	N/A	0.285*	N/A	N/A	< 1	< 1
	11/15/2023	N/A	< 1	N/A	N/A	N/A	N/A	N/A	N/A	N/A	N/A	N/A
	6/5/2024	N/A	< 1	< 1	< 1	< 1	N/A	0.291*	N/A	< 1	< 1	< 1
	6/5/2024	N/A	N/A	N/A	N/A	N/A	N/A	N/A	N/A	N/A	< 1	N/A
	9/23/2024	N/A	< 1	< 1	N/A	N/A	N/A	0.458*	N/A	N/A	< 1	N/A
	9/23/2024	N/A	< 1	N/A	N/A	N/A	N/A	N/A	N/A	N/A	N/A	N/A
trans-1,3-Dichloropropene, ug/L (CAS NO - 10061-02-6)	3/12/2008	N/A	N/A	N/A	N/A	N/A	N/A	N/A	N/A	N/A	< 5	< 5
	4/21/2008	N/A	N/A	N/A	N/A	N/A	N/A	N/A	N/A	N/A	< 5	< 5
	7/24/2008	< 0.17	< 0.17	< 0.17	N/A	< 0.17	N/A	< 0.17	N/A	N/A	< 5	< 5
	7/24/2008	N/A	N/A	N/A	N/A	N/A	N/A	< 0.17	N/A	N/A	N/A	N/A
	8/27/2008	N/A	N/A	N/A	N/A	N/A	N/A	N/A	N/A	N/A	< 5	< 5
	9/24/2008	< 0.17	< 0.17	< 0.17	N/A	< 0.17	N/A	< 0.17	N/A	N/A	< 5	< 5
	3/17/2009	< 0.17	< 0.17	< 0.17	N/A	< 0.17	N/A	< 0.17	N/A	< 0.17	< 0.17	< 0.17
	3/17/2009	N/A	N/A	< 0.17	N/A	N/A	N/A	N/A	N/A	N/A	N/A	N/A
	6/23/2009	< 5	< 5	< 5	N/A	< 5	< 20	< 5	N/A	< 5	< 5	< 5
	6/23/2009	N/A	N/A	N/A	N/A	N/A	N/A	N/A	N/A	N/A	< 5	N/A
	8/13/2009	N/A	N/A	N/A	N/A	N/A	< 5	N/A	N/A	N/A	< 5	< 5
	9/1/2009	< 5	< 5	< 5	N/A	< 5	< 5	< 5	N/A	< 5	< 5	< 5
	9/1/2009	N/A	N/A	< 5	N/A	N/A	N/A	N/A	N/A	N/A	N/A	N/A
	12/17/2009	N/A	N/A	N/A	N/A	N/A	< 20	N/A	N/A	< 20	N/A	N/A
	3/10/2010	< 5	< 5	< 5	N/A	< 5	< 5	< 5	N/A	< 5	< 5	< 5
	3/10/2010	N/A	N/A	N/A	N/A	< 5	N/A	N/A	N/A	N/A	N/A	N/A
	9/27/2010	< 5	< 10	< 10	N/A	< 5	N/A	< 5	N/A	< 5	< 10	< 10
	9/27/2010	N/A	N/A	N/A	N/A	N/A	N/A	< 5	N/A	N/A	N/A	N/A
	3/28/2011	N/A	< 5	< 5	N/A	< 5	< 5	< 5	N/A	< 5	< 5	< 5
	3/28/2011	N/A	N/A	N/A	N/A	N/A	N/A	N/A	N/A	< 5	N/A	N/A
	9/15/2011	N/A	< 5	< 5	N/A	< 5	N/A	< 5	N/A	< 5	< 5	< 5
	3/29/2012	N/A	< 5	N/A	N/A	< 5	N/A	< 5	N/A	< 5	< 5	< 5
	3/29/2012	N/A	N/A	N/A	N/A	N/A	N/A	N/A	N/A	< 5	N/A	N/A
	9/18/2012	N/A	< 5	< 5	N/A	< 5	N/A	< 5	N/A	< 5	< 5	< 5
	1/22/2013	N/A	N/A	N/A	< 5	N/A	N/A	N/A	N/A	N/A	N/A	N/A
	3/27/2013	N/A	< 5	< 5	< 5	< 5	< 5	< 5	N/A	< 5	< 5	< 5
	3/27/2013	N/A	N/A	N/A	N/A	N/A	N/A	N/A	N/A	N/A	< 5	N/A

SCS ENGINEERS

Summary of Groundwater Chemistry
Scott County Landfill - 82-SDP-03-77C - HMSP

Appendix I VOC Constituents	Sample Date	MW-32 UPG	MW-17 DNG	MW-19 DNG	MW-20 DNG	MW-21 DNG	MW-22 DNG	MW-27 DNG	MW-28 DNG	MW-30 DNG	OP-17 DNG	OP-18 DNG
trans-1,3-Dichloropropene, ug/L (CAS NO - 10061-02-6)	9/25/2013	N/A	< 5	< 5	< 5	< 5	N/A	< 5	N/A	< 5	< 5	< 5
	3/11/2014	< 5	< 5	< 5	< 5	< 5	N/A	< 5	N/A	< 5	< 5	< 5
	3/11/2014	N/A	< 5	N/A	N/A	N/A	N/A	N/A	N/A	N/A	N/A	N/A
	9/23/2014	< 5	< 5	< 5	< 5	< 5	N/A	< 5	N/A	< 5	< 5	< 5
	9/23/2014	N/A	N/A	N/A	N/A	N/A	N/A	N/A	N/A	N/A	N/A	< 5
	1/6/2015	N/A	N/A	N/A	N/A	N/A	N/A	N/A	< 5	N/A	N/A	N/A
	4/2/2015	< 5	< 5	< 5	< 5	< 5	< 5	< 5	< 5	< 5	< 5	< 5
	4/2/2015	N/A	N/A	< 5	N/A	N/A	N/A	N/A	N/A	N/A	N/A	N/A
	9/30/2015	N/A	< 5	< 5	< 5	< 5	N/A	< 5	< 5	< 5	< 5	< 5
	9/30/2015	N/A	N/A	N/A	N/A	N/A	N/A	< 5	N/A	N/A	N/A	N/A
	4/27/2016	< 5	< 5	< 5	< 5	< 5	< 5	< 5	< 5	< 5	< 5	< 5
	4/27/2016	N/A	N/A	N/A	N/A	< 5	N/A	N/A	N/A	N/A	N/A	N/A
	9/28/2016	< 5	< 5	< 5	< 5	< 5	< 5	< 5	< 5	< 5	< 5	< 5
	9/28/2016	N/A	N/A	N/A	N/A	N/A	< 5	N/A	N/A	N/A	N/A	N/A
	4/24/2017	< 5	< 5	< 5	< 5	< 5	< 5	< 5	< 5	< 5	< 5	< 5
	4/24/2017	N/A	< 5	N/A	N/A	N/A	N/A	N/A	N/A	N/A	N/A	N/A
	8/22/2017	N/A	< 5	< 5	< 5	< 5	N/A	< 5	< 5	< 5	< 5	< 5
	8/22/2017	N/A	N/A	N/A	N/A	N/A	N/A	N/A	N/A	< 5	N/A	N/A
	10/4/2017	< 5	N/A	N/A	N/A	N/A	N/A	N/A	N/A	N/A	N/A	N/A
	6/4/2018	N/A	< 5	< 5	N/A	N/A	N/A	< 5	N/A	N/A	< 5	< 5
	6/4/2018	N/A	N/A	< 5	N/A	N/A	N/A	N/A	N/A	N/A	N/A	N/A
	12/20/2018	N/A	< 5	< 5	N/A	N/A	N/A	< 5	N/A	N/A	< 5	< 5
	6/4/2018	N/A	N/A	< 5	N/A	N/A	N/A	N/A	N/A	N/A	N/A	N/A
	12/20/2018	N/A	< 5	< 5	N/A	N/A	N/A	< 5	N/A	N/A	< 5	< 5
	4/15/2019	N/A	< 5	< 5	< 5	< 5	N/A	< 5	N/A	< 5	< 5	< 5
	10/3/2019	N/A	< 5	< 5	N/A	N/A	N/A	< 5	N/A	N/A	< 5	< 5
	10/3/2019	N/A	N/A	< 5	N/A	N/A	N/A	N/A	N/A	N/A	N/A	N/A
	4/28/2020	N/A	< 5	< 5	N/A	N/A	N/A	< 5	< 5	N/A	< 5	< 5
	4/28/2020	N/A	N/A	N/A	N/A	N/A	N/A	< 5	N/A	N/A	N/A	N/A
	7/22/2020	N/A	< 5	< 5	N/A	N/A	N/A	< 5	N/A	N/A	< 5	< 5
	7/22/2020	N/A	< 5	N/A	N/A	N/A	N/A	N/A	N/A	N/A	N/A	N/A
	5/19/2021	N/A	< 5	< 5	N/A	N/A	< 5	< 5	N/A	N/A	< 5	< 5
	9/21/2021	N/A	< 5	< 5	N/A	N/A	N/A	< 5	N/A	N/A	< 5	< 5
	9/21/2021	N/A	N/A	N/A	N/A	N/A	N/A	< 5	N/A	N/A	N/A	N/A
	3/22/2022	N/A	< 5	< 5	N/A	N/A	N/A	< 5	N/A	N/A	< 5	< 5
	5/24/2022	N/A	N/A	N/A	N/A	N/A	N/A	N/A	N/A	N/A	< 5	< 5
	10/11/2022	N/A	< 5	< 5	N/A	N/A	N/A	< 5	N/A	N/A	< 5	< 5
	10/11/2022	N/A	N/A	N/A	N/A	N/A	N/A	N/A	N/A	N/A	N/A	< 5
	5/17/2023	N/A	N/A	< 5	N/A	N/A	N/A	< 5	N/A	N/A	< 5	< 5
	5/17/2023	N/A	N/A	N/A	N/A	N/A	N/A	N/A	N/A	N/A	N/A	< 5
	8/17/2023	N/A	< 5	N/A	N/A	N/A	N/A	N/A	N/A	N/A	N/A	N/A
	11/15/2023	N/A	< 5	< 5	N/A	N/A	N/A	< 5	N/A	N/A	< 5	< 5
	11/15/2023	N/A	< 5	N/A	N/A	N/A	N/A	N/A	N/A	N/A	N/A	N/A
	6/5/2024	N/A	< 5	< 5	< 5	< 5	N/A	< 5	N/A	< 5	< 5	< 5
	6/5/2024	N/A	N/A	N/A	N/A	N/A	N/A	N/A	N/A	N/A	< 5	N/A
	9/23/2024	N/A	< 5	< 5	N/A	N/A	N/A	< 5	N/A	N/A	< 5	N/A
	9/23/2024	N/A	< 5	N/A	N/A	N/A	N/A	N/A	N/A	N/A	N/A	N/A
trans-1,4-Dichloro-2-Butene, ug/L (CAS NO - 110-57-6)	3/12/2008	N/A	N/A	N/A	N/A	N/A	N/A	N/A	N/A	N/A	< 10	< 10
	4/21/2008	N/A	N/A	N/A	N/A	N/A	N/A	N/A	N/A	N/A	< 10	< 10
	7/24/2008	< 1.8	< 1.8	< 1.8	N/A	< 1.8	N/A	< 1.8	N/A	N/A	< 10	< 10
	7/24/2008	N/A	N/A	N/A	N/A	N/A	N/A	< 1.8	N/A	N/A	N/A	N/A
	8/27/2008	N/A	N/A	N/A	N/A	N/A	N/A	N/A	N/A	N/A	< 10	< 10
	9/24/2008	< 1.8	< 1.8	< 1.8	N/A	< 1.8	N/A	< 1.8	N/A	N/A	< 10	< 10
	3/17/2009	< 1.8	< 1.8	< 1.8	N/A	< 1.8	N/A	< 1.8	N/A	< 1.8	< 1.8	< 1.8
	3/17/2009	N/A	N/A	< 1.8	N/A	N/A	N/A	N/A	N/A	N/A	N/A	N/A
	6/23/2009	< 10	< 10	< 10	N/A	< 10	< 10	< 10	N/A	< 10	< 10	< 10
	6/23/2009	N/A	N/A	N/A	N/A	N/A	N/A	N/A	N/A	N/A	< 10	N/A
	8/13/2009	N/A	N/A	N/A	N/A	N/A	< 10	N/A	N/A	N/A	< 10	< 10
	9/1/2009	< 10	< 10	< 10	N/A	< 10	< 10	< 10	N/A	< 10	< 10	< 10
	9/1/2009	N/A	N/A	< 10	N/A	N/A	N/A	N/A	N/A	N/A	N/A	N/A
	12/17/2009	N/A	N/A	N/A	N/A	N/A	< 10	N/A	N/A	< 10	N/A	N/A
	3/10/2010	< 10	< 10	< 10	N/A	< 10	< 10	< 10	N/A	< 10	< 10	< 10
	3/10/2010	N/A	N/A	N/A	N/A	< 10	N/A	N/A	N/A	N/A	N/A	N/A
	9/27/2010	< 10	< 10	< 10	N/A	< 10	N/A	< 10	N/A	< 10	< 10	< 10
	9/27/2010	N/A	N/A	N/A	N/A	N/A	N/A	< 10	N/A	N/A	N/A	N/A
	3/28/2011	N/A	< 10	< 10	N/A	< 10	< 10	< 10	N/A	< 10	< 10	< 10
	3/28/2011	N/A	N/A	N/A	N/A	N/A	N/A	N/A	N/A	< 10	N/A	N/A
	9/15/2011	N/A	< 10	< 10	N/A	< 10	N/A	< 10	N/A	< 10	< 10	< 10
	3/29/2012	N/A	< 10	N/A	N/A	< 10	N/A	< 10	N/A	< 10	< 10	< 10
	3/29/2012	N/A	N/A	N/A	N/A	N/A	N/A	N/A	N/A	< 10	N/A	N/A
	9/18/2012	N/A	< 10	< 10	N/A	< 10	N/A	< 10	N/A	< 10	< 10	< 10
	1/22/2013	N/A	N/A	N/A	< 10	N/A	N/A	N/A	N/A	N/A	N/A	N/A
	3/27/2013	N/A	< 10	< 10	< 10	< 10	< 10	< 10	N/A	< 10	< 10	< 10
	3/27/2013	N/A	N/A	N/A	N/A	N/A	N/A	N/A	N/A	N/A	< 10	N/A
	9/25/2013	N/A	< 10	< 10	< 10	< 10	N/A	< 10	N/A	< 10	< 10	< 10
	3/11/2014	< 10	< 10	< 10	< 10	< 10	N/A	< 10	N/A	< 10	< 10	< 10
	3/11/2014	N/A	< 10	N/A	N/A	N/A	N/A	N/A	N/A	N/A	N/A	N/A
	9/23/2014	< 10	< 10	< 10	< 10	< 10	N/A	< 10	N/A	< 10	< 10	< 10
	9/23/2014	N/A	N/A	N/A	N/A	N/A	N/A	N/A	N/A	N/A	N/A	< 10
	1/6/2015	N/A	N/A	N/A	N/A	N/A	N/A	N/A	< 10	N/A	N/A	N/A
	4/2/2015	< 10	< 10	< 10	< 10	< 10	< 10	< 10	< 10	< 10	< 10	< 10
	4/2/2015	N/A	N/A	< 10	N/A	N/A	N/A	N/A	N/A	N/A	N/A	N/A
	9/30/2015	N/A	< 10	< 10	< 10	< 10	N/A	< 10	< 10	< 10	< 10	< 10
	9/30/2015	N/A	N/A	N/A	N/A	N/A	N/A	< 10	N/A	N/A	N/A	N/A
	4/27/2016	< 10	< 10	< 10	< 10	< 10	< 10	< 10	< 10	< 10	< 10	< 10
	4/27/2016	N/A	N/A	N/A	N/A	< 10	N/A	N/A	N/A	N/A	N/A	N/A
	9/28/2016	< 10	< 10	< 10	< 10	< 10	< 10	< 10	< 10	< 10	< 10	< 10
	9/28/2016	N/A	N/A	N/A	N/A	N/A	< 10	N/A	N/A	N/A	N/A	N/A
	4/24/2017	< 10	< 10	< 10	< 10	< 10	< 10	< 10	< 10	< 10	< 10	< 10
	4/24/2017	N/A	< 10	N/A	N/A	N/A	N/A	N/A	N/A	N/A	N/A	N/A

SCS ENGINEERS

Summary of Groundwater Chemistry
Scott County Landfill - 82-SDP-03-77C - HMSP

Appendix I VOC Constituents	Sample Date	MW-32 UPG	MW-17 DNG	MW-19 DNG	MW-20 DNG	MW-21 DNG	MW-22 DNG	MW-27 DNG	MW-28 DNG	MW-30 DNG	OP-17 DNG	OP-18 DNG
trans-1,4-Dichloro-2-Butene, ug/L (CAS NO - 110-57-6)	8/22/2017	N/A	< 10	< 10	< 10	< 10	N/A	< 10	< 10	< 10	< 10	< 10
	8/22/2017	N/A	N/A	N/A	N/A	N/A	N/A	N/A	N/A	< 10	N/A	N/A
	10/4/2017	< 10	N/A	N/A	N/A	N/A	N/A	N/A	N/A	N/A	N/A	N/A
	6/4/2018	N/A	< 10	< 10	N/A	N/A	N/A	< 10	N/A	N/A	< 10	< 10
	6/4/2018	N/A	N/A	< 10	N/A	N/A	N/A	N/A	N/A	N/A	N/A	N/A
	12/20/2018	N/A	< 10	< 10	N/A	N/A	N/A	< 10	N/A	N/A	< 10	< 10
	4/15/2019	N/A	< 10	< 10	< 10	< 10	N/A	< 10	N/A	< 10	< 10	< 10
	10/3/2019	N/A	< 10	< 10	N/A	N/A	N/A	< 10	N/A	N/A	< 10	< 10
	10/3/2019	N/A	N/A	< 10	N/A	N/A	N/A	N/A	N/A	N/A	N/A	N/A
	4/28/2020	N/A	< 10	< 10	N/A	N/A	N/A	< 10	< 10	N/A	< 10	< 10
	4/28/2020	N/A	N/A	N/A	N/A	N/A	N/A	< 10	N/A	N/A	N/A	N/A
	7/22/2020	N/A	< 10	< 10	N/A	N/A	N/A	< 10	N/A	N/A	< 10	< 10
	7/22/2020	N/A	< 10	N/A	N/A	N/A	N/A	N/A	N/A	N/A	N/A	N/A
	5/19/2021	N/A	< 10	< 10	N/A	N/A	< 10	< 10	N/A	N/A	< 10	< 10
	9/21/2021	N/A	< 10	< 10	N/A	N/A	N/A	< 10	N/A	N/A	< 10	< 10
	9/21/2021	N/A	N/A	N/A	N/A	N/A	N/A	< 10	N/A	N/A	N/A	N/A
	3/22/2022	N/A	< 10	< 10	N/A	N/A	N/A	< 10	N/A	N/A	< 10	< 10
	5/24/2022	N/A	N/A	N/A	N/A	N/A	N/A	N/A	N/A	N/A	< 10	< 10
	10/11/2022	N/A	< 10	< 10	N/A	N/A	N/A	< 10	N/A	N/A	< 10	< 10
	10/11/2022	N/A	N/A	N/A	N/A	N/A	N/A	N/A	N/A	N/A	N/A	< 10
	5/17/2023	N/A	N/A	< 10	N/A	N/A	N/A	< 10	N/A	N/A	< 10	< 10
	5/17/2023	N/A	N/A	N/A	N/A	N/A	N/A	N/A	N/A	N/A	N/A	< 10
	5/17/2023	N/A	N/A	< 10	N/A	N/A	N/A	< 10	N/A	N/A	< 10	< 10
	5/17/2023	N/A	N/A	N/A	N/A	N/A	N/A	N/A	N/A	N/A	N/A	< 10
	8/17/2023	N/A	< 10	N/A	N/A	N/A	N/A	N/A	N/A	N/A	N/A	N/A
	11/15/2023	N/A	< 10	< 10	N/A	N/A	N/A	< 10	N/A	N/A	< 10	< 10
	11/15/2023	N/A	< 10	N/A	N/A	N/A	N/A	N/A	N/A	N/A	N/A	N/A
	6/5/2024	N/A	< 10	< 10	< 10	< 10	N/A	< 10	N/A	< 10	< 10	< 10
	6/5/2024	N/A	N/A	N/A	N/A	N/A	N/A	N/A	N/A	N/A	< 10	N/A
	9/23/2024	N/A	< 10	< 10	N/A	N/A	N/A	< 10	N/A	N/A	< 10	N/A
	9/23/2024	N/A	< 10	N/A	N/A	N/A	N/A	N/A	N/A	N/A	N/A	N/A
Trichloroethene, ug/L (CAS NO - 79-01-6)	3/12/2008	N/A	N/A	N/A	N/A	N/A	N/A	N/A	N/A	N/A	< 1	< 1
	4/21/2008	N/A	N/A	N/A	N/A	N/A	N/A	N/A	N/A	N/A	< 1	< 1
	7/24/2008	< 0.24	**1.41**	< 0.24	N/A	< 0.24	N/A	< 0.24	N/A	N/A	< 1	< 1
	7/24/2008	N/A	N/A	N/A	N/A	N/A	N/A	< 0.24	N/A	N/A	N/A	N/A
	8/27/2008	N/A	N/A	N/A	N/A	N/A	N/A	N/A	N/A	N/A	< 1	< 1
	9/24/2008	< 0.24	**1.62**	0.49*	N/A	< 0.24	N/A	0.28*	N/A	N/A	< 1	< 1
	3/17/2009	< 0.24	**1.47**	< 0.24	N/A	< 0.24	N/A	0.3*	N/A	< 0.24	**0.39**	**0.43**
	3/17/2009	N/A	N/A	< 0.24	N/A	N/A	N/A	N/A	N/A	N/A	N/A	N/A
	6/23/2009	< 1	**1.25**	< 1	N/A	< 1	< 1	< 1	N/A	< 1	< 1	< 1
	6/23/2009	N/A	N/A	N/A	N/A	N/A	N/A	N/A	N/A	N/A	< 1	N/A
	8/13/2009	N/A	N/A	N/A	N/A	N/A	< 1	N/A	N/A	N/A	< 1	< 1
	9/1/2009	< 1	**1.46**	< 1	N/A	< 1	< 1	< 1	N/A	< 1	< 1	< 1
	9/1/2009	N/A	N/A	< 1	N/A	N/A	N/A	N/A	N/A	N/A	N/A	N/A
	12/17/2009	N/A	N/A	N/A	N/A	N/A	< 1	N/A	N/A	< 1	N/A	N/A
	3/10/2010	< 1	**1.72**	< 1	N/A	< 1	< 1	< 1	N/A	< 1	< 1	< 1
	3/10/2010	N/A	N/A	N/A	N/A	< 1	N/A	N/A	N/A	N/A	N/A	N/A
	9/27/2010	< 1	**1.39**	< 1	N/A	< 1	N/A	< 1	N/A	< 1	< 1	< 1
	9/27/2010	N/A	N/A	N/A	N/A	N/A	N/A	< 1	N/A	N/A	N/A	N/A
	3/28/2011	N/A	**1.29**	< 1	N/A	< 1	< 1	< 1	N/A	< 1	< 1	< 1
	3/28/2011	N/A	N/A	N/A	N/A	N/A	N/A	N/A	N/A	< 1	N/A	N/A
	9/15/2011	N/A	**1.29**	< 1	N/A	< 1	N/A	< 1	N/A	< 1	< 1	< 1
	3/29/2012	N/A	< 1	N/A	N/A	< 1	N/A	< 1	N/A	< 1	< 1	< 1
	3/29/2012	N/A	N/A	N/A	N/A	N/A	N/A	N/A	N/A	< 1	N/A	N/A
	9/18/2012	N/A	< 1	< 1	N/A	< 1	N/A	< 1	N/A	< 1	< 1	< 1
	1/22/2013	N/A	N/A	N/A	< 1	N/A	N/A	N/A	N/A	N/A	N/A	N/A
	3/27/2013	N/A	< 1	< 1	< 1	< 1	< 1	< 1	N/A	< 1	< 1	< 1
	3/27/2013	N/A	N/A	N/A	N/A	N/A	N/A	N/A	N/A	N/A	< 1	N/A
	9/25/2013	N/A	0.645*	< 1	< 1	< 1	N/A	< 1	N/A	< 1	< 1	**1.2**
	3/11/2014	< 1	0.795*	< 1	< 1	< 1	N/A	< 1	N/A	< 1	< 1	0.581*
	3/11/2014	N/A	0.809*	N/A	N/A	N/A	N/A	N/A	N/A	N/A	N/A	N/A
	9/23/2014	< 1	0.352*	< 1	< 1	< 1	N/A	< 1	N/A	< 1	< 1	< 1
	9/23/2014	N/A	N/A	N/A	N/A	N/A	N/A	N/A	N/A	N/A	N/A	< 1
	1/6/2015	N/A	N/A	N/A	N/A	N/A	N/A	N/A	< 1	N/A	N/A	N/A
	4/2/2015	< 1	0.962*	< 1	< 1	< 1	< 1	< 1	< 1	< 1	< 1	0.601*
	4/2/2015	N/A	N/A	< 1	N/A	N/A	N/A	N/A	N/A	N/A	N/A	N/A
	9/30/2015	N/A	0.935*	< 1	< 1	< 1	N/A	< 1	< 1	< 1	< 1	0.654*
	9/30/2015	N/A	N/A	N/A	N/A	N/A	N/A	< 1	N/A	N/A	N/A	N/A
	4/27/2016	< 1	0.301*	< 1	< 1	< 1	< 1	< 1	< 1	< 1	< 1	0.567*
	4/27/2016	N/A	N/A	N/A	N/A	< 1	N/A	N/A	N/A	N/A	N/A	N/A
	9/28/2016	< 1	< 1	< 1	< 1	< 1	< 1	< 1	< 1	< 1	< 1	0.713*
	9/28/2016	N/A	N/A	N/A	N/A	N/A	< 1	N/A	N/A	N/A	N/A	N/A
	4/24/2017	< 1	0.387*	< 1	< 1	< 1	< 1	< 1	< 1	< 1	< 1	0.653*
	4/24/2017	N/A	0.389*	N/A	N/A	N/A	N/A	N/A	N/A	N/A	N/A	N/A
	8/22/2017	N/A	0.324*	< 1	< 1	< 1	N/A	< 1	< 1	< 1	< 1	0.71*
	8/22/2017	N/A	N/A	N/A	N/A	N/A	N/A	N/A	N/A	< 1	N/A	N/A
	10/4/2017	< 1	N/A	N/A	N/A	N/A	N/A	N/A	N/A	N/A	N/A	N/A
	6/4/2018	N/A	< 1	< 1	N/A	N/A	N/A	< 1	N/A	N/A	< 1	0.446*
	6/4/2018	N/A	N/A	< 1	N/A	N/A	N/A	N/A	N/A	N/A	N/A	N/A
	12/20/2018	N/A	< 1	< 1	N/A	N/A	N/A	< 1	N/A	N/A	< 1	< 1
	4/15/2019	N/A	0.459*	< 1	< 1	< 1	N/A	< 1	N/A	< 1	< 1	< 1
	10/3/2019	N/A	< 1	< 1	N/A	N/A	N/A	< 1	N/A	N/A	< 1	< 1
	10/3/2019	N/A	N/A	< 1	N/A	N/A	N/A	N/A	N/A	N/A	N/A	N/A
	4/28/2020	N/A	< 1	< 1	N/A	N/A	N/A	< 1	< 1	N/A	< 1	< 1
	4/28/2020	N/A	N/A	N/A	N/A	N/A	N/A	< 1	N/A	N/A	N/A	N/A
	7/22/2020	N/A	< 1	< 1	N/A	N/A	N/A	< 1	N/A	N/A	< 1	< 1
	7/22/2020	N/A	< 1	N/A	N/A	N/A	N/A	N/A	N/A	N/A	N/A	N/A
	5/19/2021	N/A	< 1	< 1	N/A	N/A	< 1	< 1	N/A	N/A	< 1	< 1
	9/21/2021	N/A	< 1	< 1	N/A	N/A	N/A	< 1	N/A	N/A	< 1	< 1
	9/21/2021	N/A	N/A	N/A	N/A	N/A	N/A	< 1	N/A	N/A	N/A	N/A

SCS ENGINEERS

Summary of Groundwater Chemistry
Scott County Landfill - 82-SDP-03-77C - HMSP

Appendix I VOC Constituents	Sample Date	MW-32 UPG	MW-17 DNG	MW-19 DNG	MW-20 DNG	MW-21 DNG	MW-22 DNG	MW-27 DNG	MW-28 DNG	MW-30 DNG	OP-17 DNG	OP-18 DNG
Trichloroethene, ug/L (CAS NO - 79-01-6)	3/22/2022	N/A	< 1	< 1	N/A	N/A	N/A	< 1	N/A	N/A	< 1	< 1
	5/24/2022	N/A	N/A	N/A	N/A	N/A	N/A	N/A	N/A	N/A	< 1	< 1
	10/11/2022	N/A	< 1	< 1	N/A	N/A	N/A	< 1	N/A	N/A	< 1	< 1
	10/11/2022	N/A	N/A	N/A	N/A	N/A	N/A	N/A	N/A	N/A	N/A	< 1
	5/17/2023	N/A	N/A	< 1	N/A	N/A	N/A	< 1	N/A	N/A	< 1	< 1
	5/17/2023	N/A	N/A	N/A	N/A	N/A	N/A	N/A	N/A	N/A	N/A	< 1
	8/17/2023	N/A	< 1	N/A	N/A	N/A	N/A	N/A	N/A	N/A	N/A	N/A
	11/15/2023	N/A	< 1	< 1	N/A	N/A	N/A	< 1	N/A	N/A	< 1	< 1
	11/15/2023	N/A	< 1	N/A	N/A	N/A	N/A	N/A	N/A	N/A	N/A	N/A
	6/5/2024	N/A	< 1	< 1	< 1	< 1	N/A	< 1	N/A	< 1	< 1	< 1
	6/5/2024	N/A	N/A	N/A	N/A	N/A	N/A	N/A	N/A	N/A	< 1	N/A
	9/23/2024	N/A	< 1	< 1	N/A	N/A	N/A	< 1	N/A	N/A	< 1	N/A
	9/23/2024	N/A	< 1	N/A	N/A	N/A	N/A	N/A	N/A	N/A	N/A	N/A
Trichlorofluoromethane, ug/L (CAS NO - 75-69-4)	3/12/2008	N/A	N/A	N/A	N/A	N/A	N/A	N/A	N/A	N/A	< 4	< 4
	4/21/2008	N/A	N/A	N/A	N/A	N/A	N/A	N/A	N/A	N/A	< 4	< 4
	7/24/2008	< 0.26	< 0.26	< 0.26	N/A	< 0.26	N/A	< 0.26	N/A	N/A	< 4	< 4
	7/24/2008	N/A	N/A	N/A	N/A	N/A	N/A	< 0.26	N/A	N/A	N/A	N/A
	8/27/2008	N/A	N/A	N/A	N/A	N/A	N/A	N/A	N/A	N/A	< 4	< 4
	9/24/2008	< 0.26	< 0.26	< 0.26	N/A	< 0.26	N/A	< 0.26	N/A	N/A	< 4	< 4
	3/17/2009	< 0.26	< 0.26	< 0.26	N/A	< 0.26	N/A	< 0.26	N/A	< 0.26	< 0.26	< 0.26
	3/17/2009	N/A	N/A	< 0.26	N/A	N/A	N/A	N/A	N/A	N/A	N/A	N/A
	6/23/2009	< 4	< 4	< 4	N/A	< 4	< 4	< 4	N/A	< 4	< 4	< 4
	6/23/2009	N/A	N/A	N/A	N/A	N/A	N/A	N/A	N/A	N/A	< 4	N/A
	8/13/2009	N/A	N/A	N/A	N/A	N/A	< 4	N/A	N/A	N/A	< 4	< 4
	9/1/2009	< 4	< 4	< 4	N/A	< 4	< 4	< 4	N/A	< 4	< 4	< 4
	9/1/2009	N/A	N/A	< 4	N/A	N/A	N/A	N/A	N/A	N/A	N/A	N/A
	12/17/2009	N/A	N/A	N/A	N/A	N/A	< 4	N/A	N/A	< 4	N/A	N/A
	3/10/2010	< 4	< 4	< 4	N/A	< 4	< 4	< 4	N/A	< 4	< 4	< 4
	3/10/2010	N/A	N/A	N/A	N/A	< 4	N/A	N/A	N/A	N/A	N/A	N/A
	9/27/2010	< 4	< 4	< 4	N/A	< 4	N/A	< 4	N/A	< 4	< 4	< 4
	9/27/2010	N/A	N/A	N/A	N/A	N/A	N/A	< 4	N/A	N/A	N/A	N/A
	3/28/2011	N/A	< 4	< 4	N/A	< 4	< 4	< 4	N/A	< 4	< 4	< 4
	3/28/2011	N/A	N/A	N/A	N/A	N/A	N/A	N/A	N/A	< 4	N/A	N/A
	9/15/2011	N/A	< 4	< 4	N/A	< 4	N/A	< 4	N/A	< 4	< 4	< 4
	3/29/2012	N/A	< 4	N/A	N/A	< 4	N/A	< 4	N/A	< 4	< 4	< 4
	3/29/2012	N/A	N/A	N/A	N/A	N/A	N/A	N/A	N/A	< 4	N/A	N/A
	9/18/2012	N/A	< 4	< 4	N/A	< 4	N/A	< 4	N/A	< 4	< 4	< 4
	1/22/2013	N/A	N/A	N/A	< 4	N/A	N/A	N/A	N/A	N/A	N/A	N/A
	3/27/2013	N/A	< 4	< 4	< 4	< 4	< 4	< 4	N/A	< 4	< 4	< 4
	3/27/2013	N/A	N/A	N/A	N/A	N/A	N/A	N/A	N/A	N/A	< 4	N/A
	9/25/2013	N/A	< 4	< 4	< 4	< 4	N/A	< 4	N/A	< 4	< 4	< 4
	3/11/2014	< 4	< 4	< 4	< 4	< 4	N/A	< 4	N/A	< 4	< 4	< 4
	3/11/2014	N/A	< 4	N/A	N/A	N/A	N/A	N/A	N/A	N/A	N/A	N/A
	9/23/2014	< 4	< 4	< 4	< 4	< 4	N/A	< 4	N/A	< 4	< 4	< 4
	9/23/2014	N/A	N/A	N/A	N/A	N/A	N/A	N/A	N/A	N/A	N/A	< 4
	1/6/2015	N/A	N/A	N/A	N/A	N/A	N/A	N/A	< 4	N/A	N/A	N/A
	4/2/2015	< 4	< 4	< 4	< 4	< 4	< 4	< 4	< 4	< 4	< 4	< 4
	4/2/2015	N/A	N/A	< 4	N/A	N/A	N/A	N/A	N/A	N/A	N/A	N/A
	9/30/2015	N/A	< 4	< 4	< 4	< 4	N/A	< 4	< 4	< 4	< 4	< 4
	9/30/2015	N/A	N/A	N/A	N/A	N/A	N/A	< 4	N/A	N/A	N/A	N/A
	4/27/2016	< 4	< 4	< 4	< 4	< 4	< 4	< 4	< 4	< 4	< 4	< 4
	4/27/2016	N/A	N/A	N/A	N/A	< 4	N/A	N/A	N/A	N/A	N/A	N/A
	9/28/2016	< 4	< 4	< 4	< 4	< 4	< 4	< 4	< 4	< 4	< 4	< 4
	9/28/2016	N/A	N/A	N/A	N/A	N/A	< 4	N/A	N/A	N/A	N/A	N/A
	4/24/2017	< 4	< 4	< 4	< 4	< 4	< 4	< 4	< 4	< 4	< 4	< 4
	4/24/2017	N/A	< 4	N/A	N/A	N/A	N/A	N/A	N/A	N/A	N/A	N/A
	8/22/2017	N/A	< 4	< 4	< 4	< 4	N/A	< 4	< 4	< 4	< 4	< 4
	8/22/2017	N/A	N/A	N/A	N/A	N/A	N/A	N/A	N/A	< 4	N/A	N/A
	10/4/2017	< 4	N/A	N/A	N/A	N/A	N/A	N/A	N/A	N/A	N/A	N/A
	6/4/2018	N/A	< 4	< 4	N/A	N/A	N/A	< 4	N/A	N/A	< 4	< 4
	6/4/2018	N/A	N/A	< 4	N/A	N/A	N/A	N/A	N/A	N/A	N/A	N/A
	12/20/2018	N/A	< 4	< 4	N/A	N/A	N/A	< 4	N/A	N/A	< 4	< 4
	4/15/2019	N/A	< 4	< 4	< 4	< 4	N/A	< 4	N/A	< 4	< 4	< 4
	10/3/2019	N/A	< 4	< 4	N/A	N/A	N/A	< 4	N/A	N/A	< 4	< 4
	10/3/2019	N/A	N/A	< 4	N/A	N/A	N/A	N/A	N/A	N/A	N/A	N/A
	4/28/2020	N/A	< 4	< 4	N/A	N/A	N/A	< 4	< 4	N/A	< 4	< 4
	4/28/2020	N/A	N/A	N/A	N/A	N/A	N/A	< 4	N/A	N/A	N/A	N/A
	7/22/2020	N/A	< 4	< 4	N/A	N/A	N/A	< 4	N/A	N/A	< 4	< 4
	7/22/2020	N/A	< 4	N/A	N/A	N/A	N/A	N/A	N/A	N/A	N/A	N/A
	5/19/2021	N/A	< 4	< 4	N/A	N/A	< 4	< 4	N/A	N/A	< 4	< 4
	9/21/2021	N/A	< 4	< 4	N/A	N/A	N/A	< 4	N/A	N/A	< 4	< 4
	9/21/2021	N/A	N/A	N/A	N/A	N/A	N/A	< 4	N/A	N/A	N/A	N/A
	3/22/2022	N/A	< 4	< 4	N/A	N/A	N/A	< 4	N/A	N/A	< 4	< 4
	5/24/2022	N/A	N/A	N/A	N/A	N/A	N/A	N/A	N/A	N/A	< 4	< 4
	10/11/2022	N/A	< 4	< 4	N/A	N/A	N/A	< 4	N/A	N/A	< 4	< 4
	10/11/2022	N/A	N/A	N/A	N/A	N/A	N/A	N/A	N/A	N/A	N/A	< 4
	5/17/2023	N/A	N/A	< 4	N/A	N/A	N/A	< 4	N/A	N/A	< 4	< 4
	5/17/2023	N/A	N/A	N/A	N/A	N/A	N/A	N/A	N/A	N/A	N/A	< 4
	8/17/2023	N/A	< 4	N/A	N/A	N/A	N/A	N/A	N/A	N/A	N/A	N/A
	11/15/2023	N/A	< 4	< 4	N/A	N/A	N/A	< 4	N/A	N/A	< 4	< 4
	11/15/2023	N/A	< 4	N/A	N/A	N/A	N/A	N/A	N/A	N/A	N/A	N/A
	6/5/2024	N/A	< 4	< 4	< 4	< 4	N/A	< 4	N/A	< 4	< 4	< 4
	6/5/2024	N/A	N/A	N/A	N/A	N/A	N/A	N/A	N/A	N/A	< 4	N/A
	9/23/2024	N/A	< 4	< 4	N/A	N/A	N/A	< 4	N/A	N/A	< 4	N/A
	9/23/2024	N/A	< 4	N/A	N/A	N/A	N/A	N/A	N/A	N/A	N/A	N/A

SCS ENGINEERS

Summary of Groundwater Chemistry
Scott County Landfill - 82-SDP-03-77C - HMSP

Appendix I VOC Constituents	Sample Date	MW-32 UPG	MW-17 DNG	MW-19 DNG	MW-20 DNG	MW-21 DNG	MW-22 DNG	MW-27 DNG	MW-28 DNG	MW-30 DNG	OP-17 DNG	OP-18 DNG
Vinyl Acetate, ug/L (CAS NO - 108-05-4)	3/12/2008	N/A	N/A	N/A	N/A	N/A	N/A	N/A	N/A	N/A	< 2	< 2
	4/21/2008	N/A	N/A	N/A	N/A	N/A	N/A	N/A	N/A	N/A	< 2	< 2
	7/24/2008	< 1.36	< 1.36	< 1.36	N/A	< 1.36	N/A	< 1.36	N/A	N/A	< 2	< 2
	7/24/2008	N/A	N/A	N/A	N/A	N/A	N/A	< 1.36	N/A	N/A	N/A	N/A
	8/27/2008	N/A	N/A	N/A	N/A	N/A	N/A	N/A	N/A	N/A	< 2	< 2
	9/24/2008	< 1.36	< 1.36	< 1.36	N/A	< 1.36	N/A	< 1.36	N/A	N/A	< 2	< 2
	3/17/2009	< 1.36	< 1.36	< 1.36	N/A	< 1.36	N/A	< 1.36	N/A	< 1.36	< 1.36	< 1.36
	3/17/2009	N/A	N/A	< 1.36	N/A	N/A	N/A	N/A	N/A	N/A	N/A	N/A
	6/23/2009	< 2	< 2	< 2	N/A	< 2	< 2	< 2	N/A	< 2	< 2	< 2
	6/23/2009	N/A	N/A	N/A	N/A	N/A	N/A	N/A	N/A	N/A	< 2	N/A
	8/13/2009	N/A	N/A	N/A	N/A	N/A	< 2	N/A	N/A	N/A	< 2	< 2
	9/1/2009	< 2	< 2	< 2	N/A	< 2	< 2	< 2	N/A	< 2	< 2	< 2
	9/1/2009	N/A	N/A	< 2	N/A	N/A	N/A	N/A	N/A	N/A	N/A	N/A
	12/17/2009	N/A	N/A	N/A	N/A	N/A	< 2	N/A	N/A	< 2	N/A	N/A
	3/10/2010	< 2	< 2	< 2	N/A	< 2	< 2	< 2	N/A	< 2	< 2	< 2
	3/10/2010	N/A	N/A	N/A	N/A	< 2	N/A	N/A	N/A	N/A	N/A	N/A
	9/27/2010	< 2	< 2	< 2	N/A	< 2	N/A	< 2	N/A	< 2	< 2	< 2
	9/27/2010	N/A	N/A	N/A	N/A	N/A	N/A	< 2	N/A	N/A	N/A	N/A
	3/28/2011	N/A	< 2	< 2	N/A	< 2	< 2	< 2	N/A	< 2	< 2	< 2
	3/28/2011	N/A	N/A	N/A	N/A	N/A	N/A	N/A	N/A	< 2	N/A	N/A
	9/15/2011	N/A	< 2	< 2	N/A	< 2	N/A	< 2	N/A	< 2	< 2	< 2
	3/29/2012	N/A	< 2	N/A	N/A	< 2	N/A	< 2	N/A	< 2	< 2	< 2
	3/29/2012	N/A	N/A	N/A	N/A	N/A	N/A	N/A	N/A	< 2	N/A	N/A
	9/18/2012	N/A	< 2	< 2	N/A	< 2	N/A	< 2	N/A	< 2	< 2	< 2
	1/22/2013	N/A	N/A	N/A	< 2	N/A	N/A	N/A	N/A	N/A	N/A	N/A
	3/27/2013	N/A	< 2	< 2	< 2	< 2	< 2	< 2	N/A	< 2	< 2	< 2
	3/27/2013	N/A	N/A	N/A	N/A	N/A	N/A	N/A	N/A	N/A	< 2	N/A
	9/25/2013	N/A	< 2	< 2	< 2	< 2	N/A	< 2	N/A	< 2	< 2	< 2
	3/11/2014	< 2	< 2	< 2	< 2	< 2	N/A	< 2	N/A	< 2	< 2	< 2
	3/11/2014	N/A	< 2	N/A	N/A	N/A	N/A	N/A	N/A	N/A	N/A	N/A
	9/23/2014	< 2	< 2	< 2	< 2	< 2	N/A	< 2	N/A	< 2	< 2	< 2
	9/23/2014	N/A	N/A	N/A	N/A	N/A	N/A	N/A	N/A	N/A	N/A	< 2
	1/6/2015	N/A	N/A	N/A	N/A	N/A	N/A	N/A	< 10	N/A	N/A	N/A
	4/2/2015	< 10	< 10	< 10	< 10	< 10	< 10	< 10	< 10	< 10	< 10	< 10
	4/2/2015	N/A	N/A	< 10	N/A	N/A	N/A	N/A	N/A	N/A	N/A	N/A
	9/30/2015	N/A	< 10	< 10	< 10	< 10	N/A	< 10	< 10	< 10	< 10	< 10
	9/30/2015	N/A	N/A	N/A	N/A	N/A	N/A	< 10	N/A	N/A	N/A	N/A
	4/27/2016	< 10	< 10	< 10	< 10	< 10	< 10	< 10	< 10	< 10	< 10	< 10
	4/27/2016	N/A	N/A	N/A	N/A	< 10	N/A	N/A	N/A	N/A	N/A	N/A
	9/28/2016	< 10	< 10	< 10	< 10	< 10	< 10	< 10	< 10	< 10	< 10	< 10
	9/28/2016	N/A	N/A	N/A	N/A	N/A	< 10	N/A	N/A	N/A	N/A	N/A
	4/24/2017	< 10	< 10	< 10	< 10	< 10	< 10	< 10	< 10	< 10	< 10	< 10
	4/24/2017	N/A	< 10	N/A	N/A	N/A	N/A	N/A	N/A	N/A	N/A	N/A
	8/22/2017	N/A	< 10	< 10	< 10	< 10	N/A	< 10	< 10	< 10	< 10	< 10
	8/22/2017	N/A	N/A	N/A	N/A	N/A	N/A	N/A	N/A	< 10	N/A	N/A
	10/4/2017	< 10	N/A	N/A	N/A	N/A	N/A	N/A	N/A	N/A	N/A	N/A
	6/4/2018	N/A	< 10	< 10	N/A	N/A	N/A	< 10	N/A	N/A	< 10	< 10
	6/4/2018	N/A	N/A	< 10	N/A	N/A	N/A	N/A	N/A	N/A	N/A	N/A
	12/20/2018	N/A	< 10	< 10	N/A	N/A	N/A	< 10	N/A	N/A	< 10	< 10
	4/15/2019	N/A	< 10	< 10	< 10	< 10	N/A	< 10	N/A	< 10	< 10	< 10
	10/3/2019	N/A	< 10	< 10	N/A	N/A	N/A	< 10	N/A	N/A	< 10	< 10
	10/3/2019	N/A	N/A	< 10	N/A	N/A	N/A	N/A	N/A	N/A	N/A	N/A
	4/28/2020	N/A	< 10	< 10	N/A	N/A	N/A	< 10	< 10	N/A	< 10	< 10
	4/28/2020	N/A	N/A	N/A	N/A	N/A	N/A	< 10	N/A	N/A	N/A	N/A
	7/22/2020	N/A	< 10	< 10	N/A	N/A	N/A	< 10	N/A	N/A	< 10	< 10
	7/22/2020	N/A	< 10	N/A	N/A	N/A	N/A	N/A	N/A	N/A	N/A	N/A
	5/19/2021	N/A	< 10	< 10	N/A	N/A	< 10	< 10	N/A	N/A	< 10	< 10
	9/21/2021	N/A	< 10	< 10	N/A	N/A	N/A	< 10	N/A	N/A	< 10	< 10
	9/21/2021	N/A	N/A	N/A	N/A	N/A	N/A	< 10	N/A	N/A	N/A	N/A
	3/22/2022	N/A	< 10	< 10	N/A	N/A	N/A	< 10	N/A	N/A	< 10	< 10
	5/24/2022	N/A	N/A	N/A	N/A	N/A	N/A	N/A	N/A	N/A	< 10	< 10
	10/11/2022	N/A	< 10	< 10	N/A	N/A	N/A	< 10	N/A	N/A	< 10	< 10
	10/11/2022	N/A	N/A	N/A	N/A	N/A	N/A	N/A	N/A	N/A	N/A	< 10
	5/17/2023	N/A	N/A	< 10	N/A	N/A	N/A	< 10	N/A	N/A	< 10	< 10
	5/17/2023	N/A	N/A	N/A	N/A	N/A	N/A	N/A	N/A	N/A	N/A	< 10
	8/17/2023	N/A	< 10	N/A	N/A	N/A	N/A	N/A	N/A	N/A	N/A	N/A
	11/15/2023	N/A	< 10	< 10	N/A	N/A	N/A	< 10	N/A	N/A	< 10	< 10
	11/15/2023	N/A	< 10	N/A	N/A	N/A	N/A	N/A	N/A	N/A	N/A	N/A
	6/5/2024	N/A	< 10	< 10	< 10	< 10	N/A	< 10	N/A	< 10	< 10	< 10
	6/5/2024	N/A	N/A	N/A	N/A	N/A	N/A	N/A	N/A	N/A	< 10	N/A
	9/23/2024	N/A	< 10	< 10	N/A	N/A	N/A	< 10	N/A	N/A	< 10	N/A
	9/23/2024	N/A	< 10	N/A	N/A	N/A	N/A	N/A	N/A	N/A	N/A	N/A
Vinyl Chloride, ug/L (CAS NO - 75-01-4)	3/12/2008	N/A	N/A	N/A	N/A	N/A	N/A	N/A	N/A	N/A	< 1	< 1
	4/21/2008	N/A	N/A	N/A	N/A	N/A	N/A	N/A	N/A	N/A	< 1	< 1
	7/24/2008	< 0.26	0.98*	0.3*	N/A	< 0.26	N/A	**2.11**	N/A	N/A	< 1	< 1
	7/24/2008	N/A	N/A	N/A	N/A	N/A	N/A	**1.56**	N/A	N/A	N/A	N/A
	8/27/2008	N/A	N/A	N/A	N/A	N/A	N/A	N/A	N/A	N/A	< 1	< 1
	9/24/2008	< 0.26	0.82*	0.29*	N/A	< 0.26	N/A	**2.65**	N/A	N/A	< 1	< 1
	3/17/2009	< 0.26	0.95*	0.27*	N/A	< 0.26	N/A	**2.09**	N/A	< 0.26	**0.94**	< 0.26
	3/17/2009	N/A	N/A	0.3*	N/A	N/A	N/A	N/A	N/A	N/A	N/A	N/A
	6/23/2009	< 1	< 1	< 1	N/A	< 1	< 1	**1.7**	N/A	< 1	< 1	< 1
	6/23/2009	N/A	N/A	N/A	N/A	N/A	N/A	N/A	N/A	N/A	**1.01**	N/A
	8/13/2009	N/A	N/A	N/A	N/A	N/A	< 1	N/A	N/A	N/A	**1.01**	< 1
	9/1/2009	< 1	< 1	< 1	N/A	< 1	< 1	**1.35**	N/A	< 1	< 1	< 1
	9/1/2009	N/A	N/A	< 1	N/A	N/A	N/A	N/A	N/A	N/A	N/A	N/A
	12/17/2009	N/A	N/A	N/A	N/A	N/A	< 1	N/A	N/A	< 1	N/A	N/A
	3/10/2010	< 1	**1**	< 1	N/A	< 1	< 1	**1.92**	N/A	< 1	< 1	< 1
	3/10/2010	N/A	N/A	N/A	N/A	< 1	N/A	N/A	N/A	N/A	N/A	N/A

SCS ENGINEERS

Summary of Groundwater Chemistry
Scott County Landfill - 82-SDP-03-77C - HMSP

Appendix I VOC Constituents	Sample Date	MW-32 UPG	MW-17 DNG	MW-19 DNG	MW-20 DNG	MW-21 DNG	MW-22 DNG	MW-27 DNG	MW-28 DNG	MW-30 DNG	OP-17 DNG	OP-18 DNG
Vinyl Chloride, ug/L (CAS NO - 75-01-4)	9/27/2010	< 1	< 1	< 1	N/A	< 1	N/A	1.38	N/A	< 1	< 1	< 1
	9/27/2010	N/A	N/A	N/A	N/A	N/A	N/A	1.28	N/A	N/A	N/A	N/A
	3/28/2011	N/A	< 1	< 1	N/A	< 1	< 1	1.58	N/A	< 1	< 1	< 1
	3/28/2011	N/A	N/A	N/A	N/A	N/A	N/A	N/A	N/A	< 1	N/A	N/A
	9/15/2011	N/A	< 1	< 1	N/A	< 1	N/A	< 1	N/A	< 1	< 1	< 1
	3/29/2012	N/A	< 1	N/A	N/A	< 1	N/A	< 1	N/A	< 1	< 1	< 1
	3/29/2012	N/A	N/A	N/A	N/A	N/A	N/A	N/A	N/A	< 1	N/A	N/A
	9/18/2012	N/A	< 1	< 1	N/A	< 1	N/A	1.27	N/A	< 1	< 1	< 1
	1/22/2013	N/A	N/A	N/A	< 1	N/A	N/A	N/A	N/A	N/A	N/A	N/A
	3/27/2013	N/A	< 1	< 1	< 1	< 1	< 1	< 1	N/A	< 1	< 1	< 1
	3/27/2013	N/A	N/A	N/A	N/A	N/A	N/A	N/A	N/A	N/A	< 1	N/A
	9/25/2013	N/A	0.29*	< 1	< 1	< 1	N/A	0.841*	N/A	< 1	< 1	< 1
	3/11/2014	< 1	0.382*	0.317*	< 1	< 1	N/A	0.933*	N/A	< 1	0.319*	< 1
	3/11/2014	N/A	0.542*	N/A	N/A	N/A	N/A	N/A	N/A	N/A	N/A	N/A
	9/23/2014	< 1	< 1	< 1	< 1	< 1	N/A	< 1	N/A	< 1	< 1	< 1
	9/23/2014	N/A	N/A	N/A	N/A	N/A	N/A	N/A	N/A	N/A	N/A	< 1
	1/6/2015	N/A	N/A	N/A	N/A	N/A	N/A	N/A	< 1	N/A	N/A	N/A
	4/2/2015	< 1	0.684*	< 1	< 1	< 1	< 1	1.24	< 1	< 1	0.421*	0.254*
	4/2/2015	N/A	N/A	< 1	N/A	N/A	N/A	N/A	N/A	N/A	N/A	N/A
	9/30/2015	N/A	0.552*	0.255*	< 1	< 1	N/A	0.711*	< 1	< 1	< 1	< 1
	9/30/2015	N/A	N/A	N/A	N/A	N/A	N/A	0.637*	N/A	N/A	N/A	N/A
	4/27/2016	< 1	< 1	0.254*	< 1	< 1	< 1	0.703*	< 1	< 1	< 1	< 1
	4/27/2016	N/A	N/A	N/A	N/A	< 1	N/A	N/A	N/A	N/A	N/A	N/A
	9/28/2016	< 1	< 1	0.238*	< 1	< 1	< 1	0.665*	< 1	< 1	< 1	< 1
	9/28/2016	N/A	N/A	N/A	N/A	N/A	< 1	N/A	N/A	N/A	N/A	N/A
	4/24/2017	< 1	< 1	0.256*	< 1	< 1	< 1	0.73*	< 1	< 1	< 1	< 1
	4/24/2017	N/A	0.147*	N/A	N/A	N/A	N/A	N/A	N/A	N/A	N/A	N/A
	8/22/2017	N/A	< 1	0.432*	< 1	< 1	N/A	< 1	< 1	< 1	< 1	< 1
	8/22/2017	N/A	N/A	N/A	N/A	N/A	N/A	N/A	N/A	< 1	N/A	N/A
	10/4/2017	< 1	N/A	N/A	N/A	N/A	N/A	N/A	N/A	N/A	N/A	N/A
	6/4/2018	N/A	< 1	< 1	N/A	N/A	N/A	< 1	N/A	N/A	< 1	< 1
	6/4/2018	N/A	N/A	< 1	N/A	N/A	N/A	N/A	N/A	N/A	N/A	N/A
	12/20/2018	N/A	< 1	< 1	N/A	N/A	N/A	< 1	N/A	N/A	< 1	< 1
	4/15/2019	N/A	< 1	< 1	< 1	< 1	N/A	< 1	N/A	< 1	< 1	< 1
	10/3/2019	N/A	< 1	< 1	N/A	N/A	N/A	0.394*	N/A	N/A	< 1	< 1
	10/3/2019	N/A	N/A	< 1	N/A	N/A	N/A	N/A	N/A	N/A	N/A	N/A
	4/28/2020	N/A	< 1	< 1	N/A	N/A	N/A	0.511*	< 1	N/A	< 1	< 1
	4/28/2020	N/A	N/A	N/A	N/A	N/A	N/A	0.471*	N/A	N/A	N/A	N/A
	7/22/2020	N/A	< 1	0.208*	N/A	N/A	N/A	0.514*	N/A	N/A	< 1	< 1
	7/22/2020	N/A	< 1	N/A	N/A	N/A	N/A	N/A	N/A	N/A	N/A	N/A
	5/19/2021	N/A	< 1	< 1	N/A	N/A	< 1	0.369*	N/A	N/A	< 1	< 1
	9/21/2021	N/A	< 1	< 1	N/A	N/A	N/A	0.313*	N/A	N/A	< 1	< 1
	9/21/2021	N/A	N/A	N/A	N/A	N/A	N/A	0.353*	N/A	N/A	N/A	N/A
	3/22/2022	N/A	< 1	< 1	N/A	N/A	N/A	< 1	N/A	N/A	< 1	< 1
	5/24/2022	N/A	N/A	N/A	N/A	N/A	N/A	N/A	N/A	N/A	< 1	< 1
	10/11/2022	N/A	< 1	< 1	N/A	N/A	N/A	0.278*	N/A	N/A	< 1	< 1
	10/11/2022	N/A	N/A	N/A	N/A	N/A	N/A	N/A	N/A	N/A	N/A	< 1
	5/17/2023	N/A	N/A	< 1	N/A	N/A	N/A	< 1	N/A	N/A	< 1	< 1
	5/17/2023	N/A	N/A	N/A	N/A	N/A	N/A	N/A	N/A	N/A	N/A	< 1
	8/17/2023	N/A	< 1	N/A	N/A	N/A	N/A	N/A	N/A	N/A	N/A	N/A
	11/15/2023	N/A	< 1	< 1	N/A	N/A	N/A	< 1	N/A	N/A	< 1	< 1
	11/15/2023	N/A	< 1	N/A	N/A	N/A	N/A	N/A	N/A	N/A	N/A	N/A
	6/5/2024	N/A	0.209*	< 1	< 1	< 1	N/A	< 1	N/A	< 1	< 1	< 1
	6/5/2024	N/A	N/A	N/A	N/A	N/A	N/A	N/A	N/A	N/A	< 1	N/A
	9/23/2024	N/A	0.343*	< 1	N/A	N/A	N/A	0.344*	N/A	N/A	< 1	N/A
	9/23/2024	N/A	0.368*	N/A	N/A	N/A	N/A	N/A	N/A	N/A	N/A	N/A
Xylenes, total, ug/L (CAS NO - 1330-20-7)	3/12/2008	N/A	N/A	N/A	N/A	N/A	N/A	N/A	N/A	N/A	< 3	< 3
	4/21/2008	N/A	N/A	N/A	N/A	N/A	N/A	N/A	N/A	N/A	< 3	< 3
	7/24/2008	< 0.3	< 0.3	< 0.3	N/A	< 0.3	N/A	< 0.3	N/A	N/A	< 3	< 3
	7/24/2008	N/A	N/A	N/A	N/A	N/A	N/A	< 0.3	N/A	N/A	N/A	N/A
	8/27/2008	N/A	N/A	N/A	N/A	N/A	N/A	N/A	N/A	N/A	< 3	< 3
	9/24/2008	< 0.3	< 0.3	< 0.3	N/A	< 0.3	N/A	< 0.3	N/A	N/A	< 3	< 3
	3/17/2009	< 0.3	< 0.3	< 0.3	N/A	< 0.3	N/A	< 0.3	N/A	< 0.3	< 0.3	< 0.3
	3/17/2009	N/A	N/A	< 0.3	N/A	N/A	N/A	N/A	N/A	N/A	N/A	N/A
	6/23/2009	< 3	< 3	< 3	N/A	< 3	< 3	< 3	N/A	< 3	< 3	< 3
	6/23/2009	N/A	N/A	N/A	N/A	N/A	N/A	N/A	N/A	N/A	< 3	N/A
	8/13/2009	N/A	N/A	N/A	N/A	N/A	< 3	N/A	N/A	N/A	< 3	< 3
	9/1/2009	< 3	< 3	< 3	N/A	< 3	< 3	< 3	N/A	< 3	< 3	< 3
	9/1/2009	N/A	N/A	< 3	N/A	N/A	N/A	N/A	N/A	N/A	N/A	N/A
	12/17/2009	N/A	N/A	N/A	N/A	N/A	< 9	N/A	N/A	< 9	N/A	N/A
	3/10/2010	< 3	< 3	< 3	N/A	< 3	< 3	< 3	N/A	< 3	< 3	< 3
	3/10/2010	N/A	N/A	N/A	N/A	< 3	N/A	N/A	N/A	N/A	N/A	N/A
	9/27/2010	< 3	< 3	< 3	N/A	< 3	N/A	< 3	N/A	< 3	< 3	< 3
	9/27/2010	N/A	N/A	N/A	N/A	N/A	N/A	< 3	N/A	N/A	N/A	N/A
	3/28/2011	N/A	< 3	< 3	N/A	< 3	< 3	< 3	N/A	< 3	< 3	< 3
	3/28/2011	N/A	N/A	N/A	N/A	N/A	N/A	N/A	N/A	< 3	N/A	N/A
	9/15/2011	N/A	< 3	< 3	N/A	< 3	N/A	< 3	N/A	< 3	< 3	< 3
	3/29/2012	N/A	< 3	N/A	N/A	< 3	N/A	< 3	N/A	< 3	< 3	< 3
	3/29/2012	N/A	N/A	N/A	N/A	N/A	N/A	N/A	N/A	< 3	N/A	N/A
	9/18/2012	N/A	< 3	< 3	N/A	< 3	N/A	< 3	N/A	< 3	< 3	< 3
	1/22/2013	N/A	N/A	N/A	< 3	N/A	N/A	N/A	N/A	N/A	N/A	N/A
	3/27/2013	N/A	< 3	< 3	< 3	< 3	< 3	< 3	N/A	< 3	< 3	< 3
	3/27/2013	N/A	N/A	N/A	N/A	N/A	N/A	N/A	N/A	N/A	< 3	N/A
	9/25/2013	N/A	< 3	< 3	< 3	< 3	N/A	< 3	N/A	< 3	< 3	< 3
	3/11/2014	< 3	< 3	< 3	< 3	< 3	N/A	< 3	N/A	< 3	< 3	9.12
	3/11/2014	N/A	< 3	N/A	N/A	N/A	N/A	N/A	N/A	N/A	N/A	N/A
	9/23/2014	< 3	< 3	< 3	< 3	< 3	N/A	< 3	N/A	< 3	< 3	< 3
	9/23/2014	N/A	N/A	N/A	N/A	N/A	N/A	N/A	N/A	N/A	N/A	< 3

SCS ENGINEERS

Summary of Groundwater Chemistry
Scott County Landfill - 82-SDP-03-77C - HMSP

Appendix I VOC Constituents	Sample Date	MW-32 UPG	MW-17 DNG	MW-19 DNG	MW-20 DNG	MW-21 DNG	MW-22 DNG	MW-27 DNG	MW-28 DNG	MW-30 DNG	OP-17 DNG	OP-18 DNG
Xylenes, total, ug/L (CAS NO - 1330-20-7)	1/6/2015	N/A	N/A	N/A	N/A	N/A	N/A	N/A	< 3	N/A	N/A	N/A
	4/2/2015	< 3	< 3	< 3	< 3	< 3	< 3	< 3	< 3	< 3	< 3	0.516*
	4/2/2015	N/A	N/A	< 3	N/A	N/A	N/A	N/A	N/A	N/A	N/A	N/A
	9/30/2015	N/A	< 3	< 3	< 3	< 3	N/A	< 3	< 3	< 3	< 3	0.161*
	9/30/2015	N/A	N/A	N/A	N/A	N/A	N/A	< 3	N/A	N/A	N/A	N/A
	4/27/2016	< 3	< 3	< 3	< 3	< 3	< 3	< 3	< 3	< 3	< 3	< 3
	4/27/2016	N/A	N/A	N/A	N/A	< 3	N/A	N/A	N/A	N/A	N/A	N/A
	9/28/2016	< 3	< 3	< 3	< 3	< 3	< 3	< 3	< 3	< 3	< 3	< 3
	9/28/2016	N/A	N/A	N/A	N/A	N/A	< 3	N/A	N/A	N/A	N/A	N/A
	4/24/2017	< 3	< 3	< 3	< 3	< 3	< 3	< 3	< 3	< 3	< 3	0.529*
	4/24/2017	N/A	< 3	N/A	N/A	N/A	N/A	N/A	N/A	N/A	N/A	N/A
	8/22/2017	N/A	< 3	0.156*	< 3	< 3	N/A	< 3	< 3	< 3	< 3	< 3
	8/22/2017	N/A	N/A	N/A	N/A	N/A	N/A	N/A	N/A	< 3	N/A	N/A
	10/4/2017	< 3	N/A	N/A	N/A	N/A	N/A	N/A	N/A	N/A	N/A	N/A
	6/4/2018	N/A	< 3	< 3	N/A	N/A	N/A	< 3	N/A	N/A	< 3	< 3
	6/4/2018	N/A	N/A	< 3	N/A	N/A	N/A	N/A	N/A	N/A	N/A	N/A
	12/20/2018	N/A	< 3	< 3	N/A	N/A	N/A	< 3	N/A	N/A	< 3	< 3
	4/15/2019	N/A	< 3	< 3	< 3	< 3	N/A	< 3	N/A	< 3	< 3	< 3
	10/3/2019	N/A	< 3	< 3	N/A	N/A	N/A	< 3	N/A	N/A	< 3	< 3
	10/3/2019	N/A	N/A	< 3	N/A	N/A	N/A	N/A	N/A	N/A	N/A	N/A
	4/28/2020	N/A	< 3	< 3	N/A	N/A	N/A	< 3	< 3	N/A	< 3	< 3
	4/28/2020	N/A	N/A	N/A	N/A	N/A	N/A	< 3	N/A	N/A	N/A	N/A
	4/28/2020	N/A	< 3	< 3	N/A	N/A	N/A	< 3	< 3	N/A	< 3	< 3
	4/28/2020	N/A	N/A	N/A	N/A	N/A	N/A	< 3	N/A	N/A	N/A	N/A
	7/22/2020	N/A	< 3	< 3	N/A	N/A	N/A	< 3	N/A	N/A	< 3	< 3
	7/22/2020	N/A	< 3	N/A	N/A	N/A	N/A	N/A	N/A	N/A	N/A	N/A
	5/19/2021	N/A	< 3	< 3	N/A	N/A	< 3	< 3	N/A	N/A	< 3	< 3
	9/21/2021	N/A	< 3	< 3	N/A	N/A	N/A	< 3	N/A	N/A	< 3	< 3
	9/21/2021	N/A	N/A	N/A	N/A	N/A	N/A	< 3	N/A	N/A	N/A	N/A
	3/22/2022	N/A	< 3	< 3	N/A	N/A	N/A	0.438*	N/A	N/A	< 3	< 3
	5/24/2022	N/A	N/A	N/A	N/A	N/A	N/A	N/A	N/A	N/A	< 3	< 3
	10/11/2022	N/A	< 3	< 3	N/A	N/A	N/A	< 3	N/A	N/A	< 3	< 3
	10/11/2022	N/A	N/A	N/A	N/A	N/A	N/A	N/A	N/A	N/A	N/A	< 3
	5/17/2023	N/A	N/A	< 3	N/A	N/A	N/A	< 3	N/A	N/A	< 3	< 3
	5/17/2023	N/A	N/A	N/A	N/A	N/A	N/A	N/A	N/A	N/A	N/A	< 3
	8/17/2023	N/A	< 3	N/A	N/A	N/A	N/A	N/A	N/A	N/A	N/A	N/A
	11/15/2023	N/A	< 3	< 3	N/A	N/A	N/A	< 3	N/A	N/A	< 3	< 3
	11/15/2023	N/A	< 3	N/A	N/A	N/A	N/A	N/A	N/A	N/A	N/A	N/A
	6/5/2024	N/A	< 3	< 3	< 3	< 3	N/A	< 3	N/A	< 3	< 3	< 3
	6/5/2024	N/A	N/A	N/A	N/A	N/A	N/A	N/A	N/A	N/A	< 3	N/A
	9/23/2024	N/A	< 3	< 3	N/A	N/A	N/A	< 3	N/A	N/A	< 3	N/A
	9/23/2024	N/A	< 3	N/A	N/A	N/A	N/A	N/A	N/A	N/A	N/A	N/A
M&P-Xylene, ug/L (CAS NO - 179601-23-1)	9/18/2012	N/A	< 2	< 2	N/A	< 2	N/A	< 2	N/A	< 2	< 2	< 2
	1/22/2013	N/A	N/A	N/A	< 2	N/A	N/A	N/A	N/A	N/A	N/A	N/A
	3/27/2013	N/A	< 2	< 2	< 2	< 2	< 2	< 2	N/A	< 2	< 2	< 2
	3/27/2013	N/A	N/A	N/A	N/A	N/A	N/A	N/A	N/A	N/A	< 2	N/A
O-Xylene, ug/L (CAS NO - 95-47-6)	9/18/2012	N/A	< 1	< 1	N/A	< 1	N/A	< 1	N/A	< 1	< 1	< 1
	1/22/2013	N/A	N/A	N/A	< 1	N/A	N/A	N/A	N/A	N/A	N/A	N/A
	3/27/2013	N/A	< 1	< 1	< 1	< 1	< 1	< 1	N/A	< 1	< 1	< 1
	3/27/2013	N/A	N/A	N/A	N/A	N/A	N/A	N/A	N/A	N/A	< 1	N/A

Note: * indicates 'J flag'. Detection is below the reporting limit, but greater than the MDL (Method Detection Limit). The concentration is estimated.

Denotes Detection.
Denotes Confirmed Outlier. Statistically Excluded.

Sampling performed over multiple dates is recorded on the first date sampled. Refer to field forms for exact sample date.

SCS ENGINEERS

Summary of Groundwater Chemistry
Scott County Landfill - 82-SDP-03-77C - HMSP

Other Constituents	Sample Date	MW-32 UPG	MW-17 DNG	MW-19 DNG	MW-20 DNG	MW-21 DNG	MW-22 DNG	MW-27 DNG	MW-28 DNG	MW-30 DNG	OP-17 DNG	OP-18 DNG
1,1-Dichloropropene, ug/L (CAS NO - 563-58-6)	7/24/2008	< 0.24	< 0.24	< 0.24	N/A	< 0.24	N/A	< 0.24	N/A	N/A	N/A	N/A
	7/24/2008	N/A	N/A	N/A	N/A	N/A	N/A	< 0.24	N/A	N/A	N/A	N/A
	9/24/2008	< 0.24	< 0.24	< 0.24	N/A	< 0.24	N/A	< 0.24	N/A	N/A	N/A	N/A
	3/17/2009	< 0.24	< 0.24	< 0.24	N/A	< 0.24	N/A	< 0.24	N/A	< 0.24	< 0.24	< 0.24
	3/17/2009	N/A	N/A	< 0.24	N/A	N/A	N/A	N/A	N/A	N/A	N/A	N/A
	6/23/2009	< 1	< 1	< 1	N/A	< 1	< 1	< 1	N/A	< 1	< 1	< 1
	6/23/2009	N/A	N/A	N/A	N/A	N/A	N/A	N/A	N/A	N/A	< 1	N/A
	8/13/2009	N/A	N/A	N/A	N/A	N/A	< 1	N/A	N/A	N/A	< 1	< 1
	9/1/2009	< 1	< 1	< 1	N/A	< 1	< 1	< 1	N/A	< 1	< 1	< 1
	9/1/2009	N/A	N/A	< 1	N/A	N/A	N/A	N/A	N/A	N/A	N/A	N/A
	12/17/2009	N/A	N/A	N/A	N/A	N/A	< 1	N/A	N/A	< 1	N/A	N/A
	3/10/2010	< 1	< 1	< 1	N/A	< 1	< 1	< 1	N/A	< 1	< 1	N/A
	3/10/2010	N/A	N/A	N/A	N/A	< 1	N/A	N/A	N/A	N/A	N/A	N/A
	9/27/2010	< 1	< 1	< 1	N/A	N/A	N/A	< 1	N/A	< 1	< 1	< 1
	1/22/2013	N/A	N/A	N/A	< 1	N/A	N/A	N/A	N/A	N/A	N/A	N/A
	3/11/2014	N/A	N/A	N/A	< 1	N/A	N/A	N/A	N/A	N/A	N/A	N/A
	9/23/2014	N/A	< 1	< 1	N/A	< 1	N/A	< 1	N/A	< 1	N/A	N/A
	1/6/2015	N/A	N/A	N/A	N/A	N/A	N/A	N/A	< 1	N/A	N/A	N/A
	4/2/2015	N/A	N/A	N/A	N/A	N/A	< 1	N/A	N/A	N/A	< 1	< 1
	9/30/2015	N/A	N/A	N/A	N/A	N/A	N/A	N/A	< 1	N/A	N/A	N/A
	4/15/2019	N/A	< 1	< 1	< 1	< 1	N/A	< 1	N/A	< 1	N/A	N/A
	4/28/2020	N/A	N/A	N/A	N/A	N/A	N/A	N/A	< 1	N/A	< 1	< 1
	5/19/2021	N/A	N/A	N/A	N/A	N/A	< 1	N/A	N/A	N/A	N/A	N/A
	6/5/2024	N/A	< 1	< 1	< 1	< 1	N/A	< 1	N/A	< 1	N/A	N/A
1,2,4,5-Tetrachlorobenzene, ug/L (CAS NO - 95-94-3)	7/24/2008	< 1.38	< 1.38	< 1.38	N/A	< 1.38	N/A	< 1.38	N/A	N/A	N/A	N/A
	7/24/2008	N/A	N/A	N/A	N/A	N/A	N/A	< 1.38	N/A	N/A	N/A	N/A
	9/24/2008	< 1.38	< 1.38	< 1.38	N/A	< 1.38	N/A	< 1.38	N/A	N/A	N/A	N/A
	3/17/2009	< 1.38	< 1.38	< 1.38	N/A	< 1.38	N/A	< 1.38	N/A	< 1.38	< 1.53	< 1.38
	3/17/2009	N/A	N/A	< 1.38	N/A	N/A	N/A	N/A	N/A	N/A	N/A	N/A
	6/23/2009	< 10	< 10	< 10	N/A	< 10	< 10	< 10	N/A	< 10	< 10	< 10
	6/23/2009	N/A	N/A	N/A	N/A	N/A	N/A	N/A	N/A	N/A	< 10	N/A
	8/13/2009	N/A	N/A	N/A	N/A	N/A	< 10	N/A	N/A	N/A	< 10	< 10
	9/1/2009	< 11.4	< 10	< 10	N/A	< 10	< 10	< 10	N/A	< 12	< 10	< 10
	9/1/2009	N/A	N/A	< 10	N/A	N/A	N/A	N/A	N/A	N/A	N/A	N/A
	12/17/2009	N/A	N/A	N/A	N/A	N/A	< 13.7	N/A	N/A	< 10	N/A	N/A
	3/10/2010	N/A	N/A	< 10	N/A	< 10	N/A	N/A	N/A	N/A	N/A	N/A
	3/10/2010	N/A	N/A	N/A	N/A	< 10	N/A	N/A	N/A	N/A	N/A	N/A
	9/27/2010	< 10	N/A	< 10	N/A	N/A	N/A	N/A	N/A	N/A	< 10	< 10
	1/22/2013	N/A	N/A	N/A	< 10	N/A	N/A	N/A	N/A	N/A	N/A	N/A
	3/11/2014	N/A	N/A	N/A	< 10.2	N/A	N/A	N/A	N/A	N/A	N/A	N/A
	9/23/2014	N/A	< 10	< 10	N/A	< 10.4	N/A	< 10	N/A	< 10	N/A	N/A
	1/6/2015	N/A	N/A	N/A	N/A	N/A	N/A	N/A	< 10.2	N/A	N/A	N/A
	4/2/2015	N/A	N/A	N/A	N/A	N/A	< 10.9	N/A	N/A	N/A	< 10.2	< 10.2
	9/30/2015	N/A	N/A	N/A	N/A	N/A	N/A	N/A	< 11.5	N/A	N/A	N/A
	4/15/2019	N/A	< 10.9	< 10.8	< 10.6	< 10.8	N/A	< 10.8	N/A	< 10.4	N/A	N/A
	4/28/2020	N/A	N/A	N/A	N/A	N/A	N/A	N/A	< 11.2	N/A	< 10.5	< 11.4
	5/19/2021	N/A	N/A	N/A	N/A	N/A	< 10.5	N/A	N/A	N/A	N/A	N/A
	6/5/2024	N/A	< 10	< 10	< 9.8	< 10	N/A	< 9.8	N/A	< 9.8	N/A	N/A
1,2,4-Trichlorobenzene, ug/L (CAS NO - 120-82-1)	7/24/2008	< 0.49	< 0.49	< 0.49	N/A	< 0.49	N/A	< 0.49	N/A	N/A	N/A	N/A
	7/24/2008	N/A	N/A	N/A	N/A	N/A	N/A	< 1.58	N/A	N/A	N/A	N/A
	9/24/2008	< 0.49	< 0.49	< 0.49	N/A	< 0.49	N/A	< 0.49	N/A	N/A	N/A	N/A
	3/17/2009	< 0.49	< 0.49	< 0.49	N/A	< 0.49	N/A	< 0.49	N/A	< 0.49	< 0.49	< 0.49
	3/17/2009	N/A	N/A	< 0.49	N/A	N/A	N/A	N/A	N/A	N/A	N/A	N/A
	6/23/2009	< 5	< 5	< 5	N/A	< 5	< 5	< 5	N/A	< 5	< 5	< 5
	6/23/2009	N/A	N/A	N/A	N/A	N/A	N/A	N/A	N/A	N/A	< 5	N/A
	8/13/2009	N/A	N/A	N/A	N/A	N/A	< 5	N/A	N/A	N/A	< 5	< 5
	9/1/2009	< 5	< 5	< 5	N/A	< 5	< 5	< 5	N/A	< 5	< 5	< 5
	9/1/2009	N/A	N/A	< 5	N/A	N/A	N/A	N/A	N/A	N/A	N/A	N/A
	12/17/2009	N/A	N/A	N/A	N/A	N/A	< 5	N/A	N/A	< 5	N/A	N/A
	3/10/2010	< 5	< 5	< 5	N/A	< 5	< 5	< 5	N/A	< 5	< 5	N/A
	3/10/2010	N/A	N/A	N/A	N/A	< 5	N/A	N/A	N/A	N/A	N/A	N/A
	9/27/2010	< 5	< 5	< 5	N/A	N/A	N/A	< 5	N/A	< 5	< 5	< 5
	1/22/2013	N/A	N/A	N/A	< 5	N/A	N/A	N/A	N/A	N/A	N/A	N/A
	3/11/2014	N/A	N/A	N/A	< 5	N/A	N/A	N/A	N/A	N/A	N/A	N/A
	9/23/2014	N/A	< 5	< 5	N/A	< 5	N/A	< 5	N/A	< 5	N/A	N/A
	1/6/2015	N/A	N/A	N/A	N/A	N/A	N/A	N/A	< 5	N/A	N/A	N/A
	4/2/2015	N/A	N/A	N/A	N/A	N/A	< 5	N/A	N/A	N/A	< 5	< 5
	9/30/2015	N/A	N/A	N/A	N/A	N/A	N/A	N/A	< 5	N/A	N/A	N/A
	4/15/2019	N/A	< 5	< 5	< 5	< 5	N/A	< 5	N/A	< 5	N/A	N/A
	4/28/2020	N/A	N/A	N/A	N/A	N/A	N/A	N/A	< 5	N/A	< 5	< 5
	5/19/2021	N/A	N/A	N/A	N/A	N/A	< 5	N/A	N/A	N/A	N/A	N/A
	6/5/2024	N/A	< 5	< 5	< 5	< 5	N/A	< 5	N/A	< 5	N/A	N/A
1,3,5-Trinitrobenzene, ug/L (CAS NO - 99-35-4)	7/24/2008	< 1.05	< 1.05	< 1.05	N/A	< 1.05	N/A	< 1.05	N/A	N/A	N/A	N/A
	7/24/2008	N/A	N/A	N/A	N/A	N/A	N/A	< 1.05	N/A	N/A	N/A	N/A
	9/24/2008	< 1.05	< 1.05	< 1.05	N/A	< 1.05	N/A	< 1.05	N/A	N/A	N/A	N/A
	3/17/2009	< 1.05	< 1.05	< 1.05	N/A	< 1.05	N/A	< 1.05	N/A	< 1.05	< 1.17	< 1.05
	3/17/2009	N/A	N/A	< 1.05	N/A	N/A	N/A	N/A	N/A	N/A	N/A	N/A
	6/23/2009	< 10	< 10	< 10	N/A	< 10	< 10	< 10	N/A	< 10	< 10	< 10
	6/23/2009	N/A	N/A	N/A	N/A	N/A	N/A	N/A	N/A	N/A	< 10	N/A
	8/13/2009	N/A	N/A	N/A	N/A	N/A	< 10	N/A	N/A	N/A	< 10	< 10
	9/1/2009	< 11.4	< 10	< 10	N/A	< 10	< 10	< 10	N/A	< 12	< 10	< 10
	9/1/2009	N/A	N/A	< 10	N/A	N/A	N/A	N/A	N/A	N/A	N/A	N/A
	12/17/2009	N/A	N/A	N/A	N/A	N/A	< 13.7	N/A	N/A	< 10	N/A	N/A
	3/10/2010	N/A	N/A	< 10	N/A	< 10	N/A	N/A	N/A	N/A	N/A	N/A
	3/10/2010	N/A	N/A	N/A	N/A	< 10	N/A	N/A	N/A	N/A	N/A	N/A
	9/27/2010	< 10	N/A	< 10	N/A	N/A	N/A	N/A	N/A	N/A	< 10	< 10
	1/22/2013	N/A	N/A	N/A	< 10	N/A	N/A	N/A	N/A	N/A	N/A	N/A
	3/11/2014	N/A	N/A	N/A	< 10.2	N/A	N/A	N/A	N/A	N/A	N/A	N/A

SCS ENGINEERS

Summary of Groundwater Chemistry
Scott County Landfill - 82-SDP-03-77C - HMSP

Other Constituents	Sample Date	MW-32 UPG	MW-17 DNG	MW-19 DNG	MW-20 DNG	MW-21 DNG	MW-22 DNG	MW-27 DNG	MW-28 DNG	MW-30 DNG	OP-17 DNG	OP-18 DNG
1,3,5-Trinitrobenzene, ug/L (CAS NO - 99-35-4)	9/23/2014	N/A	< 10	< 10	N/A	< 10.4	N/A	< 10	N/A	< 10	N/A	N/A
	1/6/2015	N/A	N/A	N/A	N/A	N/A	N/A	N/A	< 10.2	N/A	N/A	N/A
	4/2/2015	N/A	N/A	N/A	N/A	N/A	< 10.9	N/A	N/A	N/A	< 10.2	< 10.2
	9/30/2015	N/A	N/A	N/A	N/A	N/A	N/A	N/A	< 11.5	N/A	N/A	N/A
	4/15/2019	N/A	< 10.9	< 10.8	< 10.6	< 10.8	N/A	< 10.8	N/A	< 10.4	N/A	N/A
	4/28/2020	N/A	N/A	N/A	N/A	N/A	N/A	N/A	< 11.2	N/A	< 10.5	< 11.4
	5/19/2021	N/A	N/A	N/A	N/A	N/A	< 10.5	N/A	N/A	N/A	N/A	N/A
	6/5/2024	N/A	< 10	< 10	< 9.8	< 10	N/A	< 9.8	N/A	< 9.8	N/A	N/A
1,3-Dichlorobenzene, ug/L (CAS NO - 541-73-1)	7/24/2008	< 0.22	< 0.22	< 0.22	N/A	< 0.22	N/A	< 0.22	N/A	N/A	N/A	N/A
	7/24/2008	N/A	N/A	N/A	N/A	N/A	N/A	< 0.22	N/A	N/A	N/A	N/A
	9/24/2008	< 0.22	< 0.22	< 0.22	N/A	< 0.22	N/A	< 0.22	N/A	N/A	N/A	N/A
	3/17/2009	< 0.22	< 0.22	< 0.22	N/A	< 0.22	N/A	< 0.22	N/A	< 0.22	< 0.22	< 0.22
	3/17/2009	N/A	N/A	< 0.22	N/A	N/A	N/A	N/A	N/A	N/A	N/A	N/A
	6/23/2009	< 1	< 1	< 1	N/A	< 1	< 1	< 1	N/A	< 1	< 1	< 1
	6/23/2009	N/A	N/A	N/A	N/A	N/A	N/A	N/A	N/A	N/A	< 1	N/A
	8/13/2009	N/A	N/A	N/A	N/A	N/A	< 1	N/A	N/A	N/A	< 1	< 1
	9/1/2009	< 1	< 1	< 1	N/A	< 1	< 1	< 1	N/A	< 1	< 1	< 1
	9/1/2009	N/A	N/A	< 1	N/A	N/A	N/A	N/A	N/A	N/A	N/A	N/A
	12/17/2009	N/A	N/A	N/A	N/A	N/A	< 1	N/A	N/A	< 1	N/A	N/A
	3/10/2010	< 1	< 1	< 1	N/A	< 1	< 1	< 1	N/A	< 1	< 1	N/A
	3/10/2010	N/A	N/A	N/A	N/A	< 1	N/A	N/A	N/A	N/A	N/A	N/A
	9/27/2010	< 1	< 1	< 1	N/A	N/A	N/A	< 1	N/A	< 1	< 1	< 1
	1/22/2013	N/A	N/A	N/A	< 1	N/A	N/A	N/A	N/A	N/A	N/A	N/A
	3/11/2014	N/A	N/A	N/A	< 1	N/A	N/A	N/A	N/A	N/A	N/A	N/A
	9/23/2014	N/A	< 1	< 1	N/A	< 1	N/A	< 1	N/A	< 1	N/A	N/A
	1/6/2015	N/A	N/A	N/A	N/A	N/A	N/A	N/A	< 1	N/A	N/A	N/A
	4/2/2015	N/A	N/A	N/A	N/A	N/A	< 1	N/A	N/A	N/A	< 1	< 1
	9/30/2015	N/A	N/A	N/A	N/A	N/A	N/A	N/A	< 1	N/A	N/A	N/A
	4/15/2019	N/A	< 1	< 1	< 1	< 1	N/A	< 1	N/A	< 1	N/A	N/A
	4/28/2020	N/A	N/A	N/A	N/A	N/A	N/A	N/A	< 1	N/A	< 1	< 1
	5/19/2021	N/A	N/A	N/A	N/A	N/A	< 1	N/A	N/A	N/A	N/A	N/A
	6/5/2024	N/A	< 1	< 1	< 1	< 1	N/A	< 1	N/A	< 1	N/A	N/A
1,3-Dichloropropane, ug/L (CAS NO - 142-28-9)	7/24/2008	< 0.19	< 0.19	< 0.19	N/A	< 0.19	N/A	< 0.19	N/A	N/A	N/A	N/A
	7/24/2008	N/A	N/A	N/A	N/A	N/A	N/A	< 0.19	N/A	N/A	N/A	N/A
	9/24/2008	< 0.19	< 0.19	< 0.19	N/A	< 0.19	N/A	< 0.19	N/A	N/A	N/A	N/A
	3/17/2009	< 0.19	< 0.19	< 0.19	N/A	< 0.19	N/A	< 0.19	N/A	< 0.19	< 0.19	< 0.19
	3/17/2009	N/A	N/A	< 0.19	N/A	N/A	N/A	N/A	N/A	N/A	N/A	N/A
	6/23/2009	< 1	< 1	< 1	N/A	< 1	< 1	< 1	N/A	< 1	< 1	< 1
	6/23/2009	N/A	N/A	N/A	N/A	N/A	N/A	N/A	N/A	N/A	< 1	N/A
	8/13/2009	N/A	N/A	N/A	N/A	N/A	< 1	N/A	N/A	N/A	< 1	< 1
	9/1/2009	< 1	< 1	< 1	N/A	< 1	< 1	< 1	N/A	< 1	< 1	< 1
	9/1/2009	N/A	N/A	< 1	N/A	N/A	N/A	N/A	N/A	N/A	N/A	N/A
	12/17/2009	N/A	N/A	N/A	N/A	N/A	< 1	N/A	N/A	< 1	N/A	N/A
	3/10/2010	< 1	< 1	< 1	N/A	< 1	< 1	< 1	N/A	< 1	< 1	N/A
	3/10/2010	N/A	N/A	N/A	N/A	< 1	N/A	N/A	N/A	N/A	N/A	N/A
	9/27/2010	< 1	< 1	< 1	N/A	N/A	N/A	< 1	N/A	< 1	< 1	< 1
	1/22/2013	N/A	N/A	N/A	< 1	N/A	N/A	N/A	N/A	N/A	N/A	N/A
	3/11/2014	N/A	N/A	N/A	< 1	N/A	N/A	N/A	N/A	N/A	N/A	N/A
	9/23/2014	N/A	< 1	< 1	N/A	< 1	N/A	< 1	N/A	< 1	N/A	N/A
	1/6/2015	N/A	N/A	N/A	N/A	N/A	N/A	N/A	< 1	N/A	N/A	N/A
	4/2/2015	N/A	N/A	N/A	N/A	N/A	< 1	N/A	N/A	N/A	< 1	< 1
	9/30/2015	N/A	N/A	N/A	N/A	N/A	N/A	N/A	< 1	N/A	N/A	N/A
	4/15/2019	N/A	< 1	< 1	< 1	< 1	N/A	< 1	N/A	< 1	N/A	N/A
	4/28/2020	N/A	N/A	N/A	N/A	N/A	N/A	N/A	< 1	N/A	< 1	< 1
	5/19/2021	N/A	N/A	N/A	N/A	N/A	< 1	N/A	N/A	N/A	N/A	N/A
	6/5/2024	N/A	< 1	< 1	< 1	< 1	N/A	< 1	N/A	< 1	N/A	N/A
1,3-Dinitrobenzene, ug/L (CAS NO - 99-65-0)	7/24/2008	< 5.74	< 5.74	< 5.74	N/A	< 5.74	N/A	< 5.74	N/A	N/A	N/A	N/A
	7/24/2008	N/A	N/A	N/A	N/A	N/A	N/A	< 5.74	N/A	N/A	N/A	N/A
	9/24/2008	< 5.74	< 5.74	< 5.74	N/A	< 5.74	N/A	< 5.74	N/A	N/A	N/A	N/A
	3/17/2009	< 5.74	< 5.74	< 5.74	N/A	< 5.74	N/A	< 5.74	N/A	< 5.74	< 6.38	< 5.74
	3/17/2009	N/A	N/A	< 5.74	N/A	N/A	N/A	N/A	N/A	N/A	N/A	N/A
	6/23/2009	< 10	< 10	< 10	N/A	< 10	< 10	< 10	N/A	< 10	< 10	< 10
	6/23/2009	N/A	N/A	N/A	N/A	N/A	N/A	N/A	N/A	N/A	< 10	N/A
	8/13/2009	N/A	N/A	N/A	N/A	N/A	< 10	N/A	N/A	N/A	< 10	< 10
	9/1/2009	< 11.4	< 10	< 10	N/A	< 10	< 10	< 10	N/A	< 12	< 10	< 10
	9/1/2009	N/A	N/A	< 10	N/A	N/A	N/A	N/A	N/A	N/A	N/A	N/A
	12/17/2009	N/A	N/A	N/A	N/A	N/A	< 13.7	N/A	N/A	< 10	N/A	N/A
	3/10/2010	N/A	N/A	< 10	N/A	< 10	N/A	N/A	N/A	N/A	N/A	N/A
	3/10/2010	N/A	N/A	N/A	N/A	< 10	N/A	N/A	N/A	N/A	N/A	N/A
	9/27/2010	< 10	N/A	< 10	N/A	N/A	N/A	N/A	N/A	N/A	< 10	< 10
	1/22/2013	N/A	N/A	N/A	< 10	N/A	N/A	N/A	N/A	N/A	N/A	N/A
	3/11/2014	N/A	N/A	N/A	< 10.2	N/A	N/A	N/A	N/A	N/A	N/A	N/A
	9/23/2014	N/A	< 10	< 10	N/A	< 10.4	N/A	< 10	N/A	< 10	N/A	N/A
	1/6/2015	N/A	N/A	N/A	N/A	N/A	N/A	N/A	< 10.2	N/A	N/A	N/A
	4/2/2015	N/A	N/A	N/A	N/A	N/A	< 10.9	N/A	N/A	N/A	< 10.2	< 10.2
	9/30/2015	N/A	N/A	N/A	N/A	N/A	N/A	N/A	< 11.5	N/A	N/A	N/A
	4/15/2019	N/A	< 10.9	< 10.8	< 10.6	< 10.8	N/A	< 10.8	N/A	< 10.4	N/A	N/A
	4/28/2020	N/A	N/A	N/A	N/A	N/A	N/A	N/A	< 11.2	N/A	< 10.5	< 11.4
	5/19/2021	N/A	N/A	N/A	N/A	N/A	< 10.5	N/A	N/A	N/A	N/A	N/A
	6/5/2024	N/A	< 10	< 10	< 9.8	< 10	N/A	< 9.8	N/A	< 9.8	N/A	N/A
1,4-Naphthoquinone, ug/L (CAS NO - 130-15-4)	7/24/2008	< 1.29	< 1.29	< 1.29	N/A	< 1.29	N/A	< 1.29	N/A	N/A	N/A	N/A
	7/24/2008	N/A	N/A	N/A	N/A	N/A	N/A	< 1.29	N/A	N/A	N/A	N/A
	9/24/2008	< 1.29	< 1.29	< 1.29	N/A	< 1.29	N/A	< 1.29	N/A	N/A	N/A	N/A
	3/17/2009	< 1.29	< 1.29	< 1.29	N/A	< 1.29	N/A	< 1.29	N/A	< 1.29	< 1.43	< 1.29
	3/17/2009	N/A	N/A	< 1.29	N/A	N/A	N/A	N/A	N/A	N/A	N/A	N/A
	6/23/2009	< 10	< 10	< 10	N/A	< 10	< 10	< 10	N/A	< 10	< 10	< 10
	6/23/2009	N/A	N/A	N/A	N/A	N/A	N/A	N/A	N/A	N/A	< 10	N/A
	8/13/2009	N/A	N/A	N/A	N/A	N/A	< 10	N/A	N/A	N/A	< 10	< 10

SCS ENGINEERS

Summary of Groundwater Chemistry
Scott County Landfill - 82-SDP-03-77C - HMSP

Other Constituents	Sample Date	MW-32 UPG	MW-17 DNG	MW-19 DNG	MW-20 DNG	MW-21 DNG	MW-22 DNG	MW-27 DNG	MW-28 DNG	MW-30 DNG	OP-17 DNG	OP-18 DNG
1,4-Naphthoquinone, ug/L (CAS NO - 130-15-4)	9/1/2009	< 11.4	< 10	< 10	N/A	< 10	< 10	< 10	N/A	< 12	< 10	< 10
	9/1/2009	N/A	N/A	< 10	N/A	N/A	N/A	N/A	N/A	N/A	N/A	N/A
	12/17/2009	N/A	N/A	N/A	N/A	N/A	< 13.7	N/A	N/A	< 10	N/A	N/A
	3/10/2010	N/A	N/A	< 10	N/A	< 10	N/A	N/A	N/A	N/A	N/A	N/A
	3/10/2010	N/A	N/A	N/A	N/A	< 10	N/A	N/A	N/A	N/A	N/A	N/A
	9/27/2010	< 10	N/A	< 10	N/A	N/A	N/A	N/A	N/A	N/A	< 10	< 10
	1/22/2013	N/A	N/A	N/A	< 10	N/A	N/A	N/A	N/A	N/A	N/A	N/A
	3/11/2014	N/A	N/A	N/A	< 10.2	N/A	N/A	N/A	N/A	N/A	N/A	N/A
	9/23/2014	N/A	< 10	< 10	N/A	< 10.4	N/A	< 10	N/A	< 10	N/A	N/A
	1/6/2015	N/A	N/A	N/A	N/A	N/A	N/A	N/A	< 10.2	N/A	N/A	N/A
	4/2/2015	N/A	N/A	N/A	N/A	N/A	< 10.9	N/A	N/A	N/A	< 10.2	< 10.2
	9/30/2015	N/A	N/A	N/A	N/A	N/A	N/A	N/A	< 11.5	N/A	N/A	N/A
	4/15/2019	N/A	< 10.9	< 10.8	< 10.6	< 10.8	N/A	< 10.8	N/A	< 10.4	N/A	N/A
	4/28/2020	N/A	N/A	N/A	N/A	N/A	N/A	N/A	< 11.2	N/A	< 10.5	< 11.4
	5/19/2021	N/A	N/A	N/A	N/A	N/A	N/A	N/A	N/A	N/A	N/A	N/A
	6/5/2024	N/A	< 10	< 10	< 9.8	< 10	N/A	< 9.8	N/A	< 9.8	N/A	N/A
1,4-Phenylenediamine, ug/L (CAS NO - 106-50-3)	7/24/2008	< 8.4	< 8.4	< 8.4	N/A	< 8.4	N/A	< 8.4	N/A	N/A	N/A	N/A
	7/24/2008	N/A	N/A	N/A	N/A	N/A	N/A	< 8.4	N/A	N/A	N/A	N/A
	9/24/2008	< 8.4	< 8.4	< 8.4	N/A	< 8.4	N/A	< 8.4	N/A	N/A	N/A	N/A
	3/17/2009	< 8.4	< 8.4	< 8.4	N/A	< 8.4	N/A	< 8.4	N/A	< 8.4	< 9.33	< 8.4
	3/17/2009	N/A	N/A	< 8.4	N/A	N/A	N/A	N/A	N/A	N/A	N/A	N/A
	6/23/2009	< 10	< 10	< 10	N/A	< 10	< 10	< 10	N/A	< 10	< 10	< 10
	6/23/2009	N/A	N/A	N/A	N/A	N/A	N/A	N/A	N/A	N/A	< 10	N/A
	8/13/2009	N/A	N/A	N/A	N/A	N/A	< 10	N/A	N/A	N/A	< 10	< 10
	9/1/2009	< 11.4	< 10	< 10	N/A	< 10	< 10	< 10	N/A	< 12	< 10	< 10
	9/1/2009	N/A	N/A	< 10	N/A	N/A	N/A	N/A	N/A	N/A	N/A	N/A
	12/17/2009	N/A	N/A	N/A	N/A	N/A	< 13.7	N/A	N/A	< 10	N/A	N/A
	3/10/2010	N/A	N/A	< 10	N/A	< 10	N/A	N/A	N/A	N/A	N/A	N/A
	3/10/2010	N/A	N/A	N/A	N/A	< 10	N/A	N/A	N/A	N/A	N/A	N/A
	9/27/2010	< 10	N/A	< 10	N/A	N/A	N/A	N/A	N/A	N/A	< 10	< 10
	1/22/2013	N/A	N/A	N/A	< 10	N/A	N/A	N/A	N/A	N/A	N/A	N/A
	3/11/2014	N/A	N/A	N/A	< 10.2	N/A	N/A	N/A	N/A	N/A	N/A	N/A
	9/23/2014	N/A	< 10	< 10	N/A	< 10.4	N/A	< 10	N/A	< 10	N/A	N/A
	1/6/2015	N/A	N/A	N/A	N/A	N/A	N/A	N/A	< 10.2	N/A	N/A	N/A
	4/2/2015	N/A	N/A	N/A	N/A	N/A	< 10.9	N/A	N/A	N/A	< 10.2	< 10.2
	9/30/2015	N/A	N/A	N/A	N/A	N/A	N/A	N/A	< 11.5	N/A	N/A	N/A
	4/15/2019	N/A	< 10.9	< 10.8	< 10.6	< 10.8	N/A	< 10.8	N/A	< 10.4	N/A	N/A
	4/28/2020	N/A	N/A	N/A	N/A	N/A	N/A	N/A	< 11.2	N/A	< 10.5	< 11.4
	5/19/2021	N/A	N/A	N/A	N/A	N/A	< 10.5	N/A	N/A	N/A	N/A	N/A
	6/5/2024	N/A	< 10	< 10	< 9.8	< 10	N/A	< 9.8	N/A	< 9.8	N/A	N/A
1-Naphthylamine, ug/L (CAS NO - 134-32-7)	7/24/2008	< 4.22	< 4.22	< 4.22	N/A	< 4.22	N/A	< 4.22	N/A	N/A	N/A	N/A
	7/24/2008	N/A	N/A	N/A	N/A	N/A	N/A	< 4.22	N/A	N/A	N/A	N/A
	9/24/2008	< 4.22	< 4.22	< 4.22	N/A	< 4.22	N/A	< 4.22	N/A	N/A	N/A	N/A
	3/17/2009	< 4.22	< 4.22	< 4.22	N/A	< 4.22	N/A	< 4.22	N/A	< 4.22	< 4.69	< 4.22
	3/17/2009	N/A	N/A	< 4.22	N/A	N/A	N/A	N/A	N/A	N/A	N/A	N/A
	6/23/2009	< 10	< 10	< 10	N/A	< 10	< 10	< 10	N/A	< 10	< 10	< 10
	6/23/2009	N/A	N/A	N/A	N/A	N/A	N/A	N/A	N/A	N/A	< 10	N/A
	8/13/2009	N/A	N/A	N/A	N/A	N/A	< 10	N/A	N/A	N/A	< 10	< 10
	9/1/2009	< 11.4	< 10	< 10	N/A	< 10	< 10	< 10	N/A	< 12	< 10	< 10
	9/1/2009	N/A	N/A	< 10	N/A	N/A	N/A	N/A	N/A	N/A	N/A	N/A
	12/17/2009	N/A	N/A	N/A	N/A	N/A	< 13.7	N/A	N/A	< 10	N/A	N/A
	3/10/2010	N/A	N/A	< 10	N/A	< 10	N/A	N/A	N/A	N/A	N/A	N/A
	3/10/2010	N/A	N/A	N/A	N/A	< 10	N/A	N/A	N/A	N/A	N/A	N/A
	9/27/2010	< 10	N/A	< 10	N/A	N/A	N/A	N/A	N/A	N/A	< 10	< 10
	1/22/2013	N/A	N/A	N/A	< 10	N/A	N/A	N/A	N/A	N/A	N/A	N/A
	3/11/2014	N/A	N/A	N/A	< 10.2	N/A	N/A	N/A	N/A	N/A	N/A	N/A
	9/23/2014	N/A	< 10	< 10	N/A	< 10.4	N/A	< 10	N/A	< 10	N/A	N/A
	1/6/2015	N/A	N/A	N/A	N/A	N/A	N/A	N/A	< 10.2	N/A	N/A	N/A
	4/2/2015	N/A	N/A	N/A	N/A	N/A	< 10.9	N/A	N/A	N/A	< 10.2	< 10.2
	9/30/2015	N/A	N/A	N/A	N/A	N/A	N/A	N/A	< 11.5	N/A	N/A	N/A
	4/15/2019	N/A	< 10.9	< 10.8	< 10.6	< 10.8	N/A	< 10.8	N/A	< 10.4	N/A	N/A
	4/28/2020	N/A	N/A	N/A	N/A	N/A	N/A	N/A	< 11.2	N/A	< 10.5	< 11.4
	5/19/2021	N/A	N/A	N/A	N/A	N/A	< 10.5	N/A	N/A	N/A	N/A	N/A
	6/5/2024	N/A	< 10	< 10	< 9.8	< 10	N/A	< 9.8	N/A	< 9.8	N/A	N/A
2,2-Dichloropropane, ug/L (CAS NO - 594-20-7)	7/24/2008	< 0.48	< 0.48	< 0.48	N/A	< 0.48	N/A	< 0.48	N/A	N/A	N/A	N/A
	7/24/2008	N/A	N/A	N/A	N/A	N/A	N/A	< 0.48	N/A	N/A	N/A	N/A
	9/24/2008	< 0.48	< 0.48	< 0.48	N/A	< 0.48	N/A	< 0.48	N/A	N/A	N/A	N/A
	3/17/2009	< 0.48	< 0.48	< 0.48	N/A	< 0.48	N/A	< 0.48	N/A	< 0.48	< 0.48	< 0.48
	3/17/2009	N/A	N/A	< 0.48	N/A	N/A	N/A	N/A	N/A	N/A	N/A	N/A
	6/23/2009	< 4	< 4	< 4	N/A	< 4	< 4	< 4	N/A	< 4	< 4	< 4
	6/23/2009	N/A	N/A	N/A	N/A	N/A	N/A	N/A	N/A	N/A	< 4	N/A
	8/13/2009	N/A	N/A	N/A	N/A	N/A	< 4	N/A	N/A	N/A	< 4	< 4
	9/1/2009	< 4	< 4	< 4	N/A	< 4	< 4	< 4	N/A	< 4	< 4	< 4
	9/1/2009	N/A	N/A	< 4	N/A	N/A	N/A	N/A	N/A	N/A	N/A	N/A
	12/17/2009	N/A	N/A	N/A	N/A	N/A	< 4	N/A	N/A	< 4	N/A	N/A
	3/10/2010	< 4	< 4	< 4	N/A	< 4	< 4	< 4	N/A	< 4	< 4	N/A
	3/10/2010	N/A	N/A	N/A	N/A	< 4	N/A	N/A	N/A	N/A	N/A	N/A
	9/27/2010	< 4	< 4	< 4	N/A	N/A	N/A	< 4	N/A	< 4	< 4	< 4
	1/22/2013	N/A	N/A	N/A	< 4	N/A	N/A	N/A	N/A	N/A	N/A	N/A
	3/11/2014	N/A	N/A	N/A	< 4	N/A	N/A	N/A	N/A	N/A	N/A	N/A
	9/23/2014	N/A	< 4	< 4	N/A	< 4	N/A	< 4	N/A	< 4	N/A	N/A
	1/6/2015	N/A	N/A	N/A	N/A	N/A	N/A	N/A	< 4	N/A	N/A	N/A
	4/2/2015	N/A	N/A	N/A	N/A	N/A	< 4	N/A	N/A	N/A	< 4	< 4
	9/30/2015	N/A	N/A	N/A	N/A	N/A	N/A	N/A	< 4	N/A	N/A	N/A
	4/15/2019	N/A	< 4	< 4	< 4	< 4	N/A	< 4	N/A	< 4	N/A	N/A
	4/28/2020	N/A	N/A	N/A	N/A	N/A	N/A	N/A	< 4	N/A	< 4	< 4
	5/19/2021	N/A	N/A	N/A	N/A	N/A	< 4	N/A	N/A	N/A	N/A	N/A
	6/5/2024	N/A	< 4	< 4	< 4	< 4	N/A	< 4	N/A	< 4	N/A	N/A

SCS ENGINEERS

Summary of Groundwater Chemistry
Scott County Landfill - 82-SDP-03-77C - HMSP

Other Constituents	Sample Date	MW-32 UPG	MW-17 DNG	MW-19 DNG	MW-20 DNG	MW-21 DNG	MW-22 DNG	MW-27 DNG	MW-28 DNG	MW-30 DNG	OP-17 DNG	OP-18 DNG
2,3,4,6-Tetrachlorophenol, ug/L (CAS NO - 58-90-2)	7/24/2008	< 5.58	< 5.58	< 5.58	N/A	< 5.58	N/A	< 5.58	N/A	N/A	N/A	N/A
	7/24/2008	N/A	N/A	N/A	N/A	N/A	N/A	< 5.58	N/A	N/A	N/A	N/A
	9/24/2008	< 5.58	< 5.58	< 5.58	N/A	< 5.58	N/A	< 5.58	N/A	N/A	N/A	N/A
	3/17/2009	< 5.58	< 5.58	< 5.58	N/A	< 5.58	N/A	< 5.58	N/A	< 5.58	< 6.2	< 5.58
	3/17/2009	N/A	N/A	< 5.58	N/A	N/A	N/A	N/A	N/A	N/A	N/A	N/A
	6/23/2009	< 10	< 10	< 10	N/A	< 10	< 10	< 10	N/A	< 10	< 10	< 10
	6/23/2009	N/A	N/A	N/A	N/A	N/A	N/A	N/A	N/A	N/A	< 10	N/A
	8/13/2009	N/A	N/A	N/A	N/A	N/A	< 10	N/A	N/A	N/A	< 10	< 10
	9/1/2009	< 11.4	< 10	< 10	N/A	< 10	< 10	< 10	N/A	< 12	< 10	< 10
	9/1/2009	N/A	N/A	< 10	N/A	N/A	N/A	N/A	N/A	N/A	N/A	N/A
	12/17/2009	N/A	N/A	N/A	N/A	N/A	< 13.7	N/A	N/A	< 10	N/A	N/A
	3/10/2010	N/A	N/A	< 10	N/A	< 10	N/A	N/A	N/A	N/A	N/A	N/A
	3/10/2010	N/A	N/A	N/A	N/A	< 10	N/A	N/A	N/A	N/A	N/A	N/A
	9/27/2010	< 10	N/A	< 10	N/A	N/A	N/A	N/A	N/A	N/A	< 10	< 10
	1/22/2013	N/A	N/A	N/A	< 10	N/A	N/A	N/A	N/A	N/A	N/A	N/A
	3/11/2014	N/A	N/A	N/A	< 10.2	N/A	N/A	N/A	N/A	N/A	N/A	N/A
	9/23/2014	N/A	< 10	< 10	N/A	< 10.4	N/A	< 10	N/A	< 10	N/A	N/A
	1/6/2015	N/A	N/A	N/A	N/A	N/A	N/A	N/A	< 10.2	N/A	N/A	N/A
	4/2/2015	N/A	N/A	N/A	N/A	N/A	< 10.9	N/A	N/A	N/A	< 10.2	< 10.2
	9/30/2015	N/A	N/A	N/A	N/A	N/A	N/A	N/A	< 11.5	N/A	N/A	N/A
	4/15/2019	N/A	< 10.9	< 10.8	< 10.6	< 10.8	N/A	< 10.8	N/A	< 10.4	N/A	N/A
	4/28/2020	N/A	N/A	N/A	N/A	N/A	N/A	N/A	< 11.2	N/A	< 10.5	< 11.4
	5/19/2021	N/A	N/A	N/A	N/A	N/A	< 10.5	N/A	N/A	N/A	N/A	N/A
	6/5/2024	N/A	< 10	< 10	< 9.8	< 10	N/A	< 9.8	N/A	< 9.8	N/A	N/A
2,4,5-T [2C], ug/L (CAS NO - 93-76-5)	7/24/2008	< 0.11	< 0.11	0.15	N/A	< 0.1	N/A	0.11	N/A	N/A	N/A	N/A
	7/24/2008	N/A	N/A	N/A	N/A	N/A	N/A	< 0.11	N/A	N/A	N/A	N/A
	9/24/2008	< 0.11	< 0.11	< 0.1	N/A	< 0.11	N/A	< 0.1	N/A	N/A	N/A	N/A
	3/17/2009	< 0.2	< 0.2	< 0.2	N/A	< 0.2	N/A	< 0.2	N/A	< 0.2	< 0.21	< 0.2
	3/17/2009	N/A	N/A	< 0.2	N/A	N/A	N/A	N/A	N/A	N/A	N/A	N/A
	6/23/2009	< 0.2	< 0.2	< 0.2	N/A	< 0.27	< 0.2	< 0.2	N/A	< 0.21	< 0.2	< 0.2
	6/23/2009	N/A	N/A	N/A	N/A	N/A	N/A	N/A	N/A	N/A	< 0.2	N/A
	8/13/2009	N/A	N/A	N/A	N/A	N/A	< 0.21	N/A	N/A	N/A	< 0.21	< 0.21
	9/1/2009	< 0.2	< 0.24	< 0.21	N/A	< 0.22	< 0.21	< 0.2	N/A	< 0.23	< 0.23	< 0.22
	9/1/2009	N/A	N/A	< 0.21	N/A	N/A	N/A	N/A	N/A	N/A	N/A	N/A
	12/17/2009	N/A	N/A	N/A	N/A	N/A	< 0.2	N/A	N/A	< 0.21	N/A	N/A
	3/10/2010	N/A	< 0.2	< 0.2	N/A	N/A	N/A	< 0.22	N/A	N/A	N/A	N/A
	9/27/2010	< 0.53	< 0.5	< 0.5	N/A	N/A	N/A	< 0.5	N/A	N/A	< 0.55	< 0.5
	3/28/2011	N/A	N/A	< 0.5	N/A	N/A	N/A	< 0.5	N/A	N/A	N/A	N/A
	9/15/2011	N/A	N/A	< 1	N/A	N/A	N/A	N/A	N/A	N/A	N/A	N/A
	3/29/2012	N/A	N/A	N/A	N/A	N/A	N/A	< 0.43	N/A	N/A	N/A	N/A
	9/18/2012	N/A	N/A	< 0.45	N/A	N/A	N/A	< 0.45	N/A	N/A	N/A	N/A
	1/22/2013	N/A	N/A	N/A	< 1	N/A	N/A	N/A	N/A	N/A	N/A	N/A
	3/27/2013	N/A	N/A	< 1	N/A	N/A	N/A	< 1	N/A	N/A	N/A	N/A
	9/25/2013	N/A	N/A	< 1.08	N/A	N/A	N/A	< 1.02	N/A	N/A	N/A	N/A
	3/11/2014	N/A	N/A	N/A	< 1.04	N/A	N/A	N/A	N/A	N/A	N/A	N/A
	9/23/2014	N/A	< 1.01	< 1.04	N/A	< 1.02	N/A	< 1.05	N/A	< 1.04	N/A	N/A
	1/6/2015	N/A	N/A	N/A	N/A	N/A	N/A	N/A	< 1.07	N/A	N/A	N/A
	4/2/2015	N/A	N/A	N/A	N/A	N/A	< 1.13	N/A	N/A	N/A	< 1.12	< 1.05
	12/21/2015	N/A	N/A	N/A	N/A	N/A	N/A	N/A	< 1.03	N/A	N/A	N/A
	4/15/2019	N/A	< 1.07	< 1.07	< 1.11	< 1.08	N/A	< 1.08	N/A	< 1.07	N/A	N/A
	4/28/2020	N/A	N/A	N/A	N/A	N/A	N/A	N/A	< 1.02	N/A	< 1.08	< 1.02
	5/19/2021	N/A	N/A	N/A	N/A	N/A	< 1.08	N/A	N/A	N/A	N/A	N/A
	6/5/2024	N/A	< 0.15	< 0.148	< 0.148	< 0.158	N/A	< 0.149	N/A	< 0.147	N/A	N/A
2,4,5-TP [Silvex] [2C], ug/L (CAS NO - 93-72-1)	7/24/2008	< 0.11	< 0.11	0.2	N/A	< 0.1	N/A	0.11	N/A	N/A	N/A	N/A
	7/24/2008	N/A	N/A	N/A	N/A	N/A	N/A	< 0.11	N/A	N/A	N/A	N/A
	9/24/2008	< 0.11	< 0.11	< 0.1	N/A	< 0.11	N/A	< 0.1	N/A	N/A	N/A	N/A
	3/17/2009	< 0.2	< 0.2	< 0.2	N/A	< 0.2	N/A	< 0.2	N/A	< 0.2	< 0.21	< 0.2
	3/17/2009	N/A	N/A	< 0.2	N/A	N/A	N/A	N/A	N/A	N/A	N/A	N/A
	6/23/2009	< 0.2	< 0.2	< 0.2	N/A	< 0.27	< 0.2	< 0.2	N/A	< 0.21	< 0.2	< 0.2
	6/23/2009	N/A	N/A	N/A	N/A	N/A	N/A	N/A	N/A	N/A	< 0.2	N/A
	8/13/2009	N/A	N/A	N/A	N/A	N/A	< 0.21	N/A	N/A	N/A	< 0.21	< 0.21
	9/1/2009	< 0.2	< 0.24	< 0.21	N/A	< 0.22	< 0.21	< 0.2	N/A	< 0.23	< 0.23	< 0.22
	9/1/2009	N/A	N/A	< 0.21	N/A	N/A	N/A	N/A	N/A	N/A	N/A	N/A
	12/17/2009	N/A	N/A	N/A	N/A	N/A	< 0.2	N/A	N/A	< 0.21	N/A	N/A
	3/10/2010	N/A	< 0.2	< 0.2	N/A	N/A	N/A	< 0.22	N/A	N/A	N/A	N/A
	9/27/2010	< 0.53	< 0.5	< 0.5	N/A	N/A	N/A	< 0.5	N/A	N/A	< 0.55	< 0.5
	3/28/2011	N/A	N/A	< 0.5	N/A	N/A	N/A	< 0.5	N/A	N/A	N/A	N/A
	9/15/2011	N/A	N/A	< 1	N/A	N/A	N/A	< 1	N/A	N/A	N/A	N/A
	3/29/2012	N/A	N/A	N/A	N/A	N/A	N/A	< 0.29	N/A	N/A	N/A	N/A
	9/18/2012	N/A	N/A	< 0.3	N/A	N/A	N/A	< 0.3	N/A	N/A	N/A	N/A
	1/22/2013	N/A	N/A	N/A	< 1	N/A	N/A	N/A	N/A	N/A	N/A	N/A
	3/27/2013	N/A	N/A	< 1	N/A	N/A	N/A	< 1	N/A	N/A	N/A	N/A
	9/25/2013	N/A	N/A	< 1.08	N/A	N/A	N/A	< 1.02	N/A	N/A	N/A	N/A
	3/11/2014	N/A	N/A	N/A	< 1.04	N/A	N/A	N/A	N/A	N/A	N/A	N/A
	9/23/2014	N/A	< 1.01	< 1.04	N/A	< 1.02	N/A	< 1.05	N/A	< 1.04	N/A	N/A
	1/6/2015	N/A	N/A	N/A	N/A	N/A	N/A	N/A	< 1.07	N/A	N/A	N/A
	4/2/2015	N/A	N/A	N/A	N/A	N/A	< 1.13	N/A	N/A	N/A	< 1.12	< 1.05
	12/21/2015	N/A	N/A	N/A	N/A	N/A	N/A	N/A	< 1.03	N/A	N/A	N/A
	4/15/2019	N/A	< 1.07	< 1.07	< 1.11	< 1.08	N/A	< 1.08	N/A	< 1.07	N/A	N/A
	4/28/2020	N/A	N/A	N/A	N/A	N/A	N/A	N/A	< 1.02	N/A	< 1.08	< 1.02
	5/19/2021	N/A	N/A	N/A	N/A	N/A	< 1.08	N/A	N/A	N/A	N/A	N/A
	6/5/2024	N/A	< 0.0499	< 0.0492	< 0.0493	< 0.0528	N/A	< 0.0496	N/A	< 0.0489	N/A	N/A
2,4,5-Trichlorophenol, ug/L (CAS NO - 95-95-4)	7/24/2008	< 2.65	< 2.65	< 2.65	N/A	< 2.65	N/A	< 2.65	N/A	N/A	N/A	N/A
	7/24/2008	N/A	N/A	N/A	N/A	N/A	N/A	< 2.65	N/A	N/A	N/A	N/A
	9/24/2008	< 2.65	< 2.65	< 2.65	N/A	< 2.65	N/A	< 2.65	N/A	N/A	N/A	N/A
	3/17/2009	< 2.65	< 2.65	< 2.65	N/A	< 2.65	N/A	< 2.65	N/A	< 2.65	< 2.94	< 2.65
	3/17/2009	N/A	N/A	< 2.65	N/A	N/A	N/A	N/A	N/A	N/A	N/A	N/A
	6/23/2009	< 10	< 10	< 10	N/A	< 10	< 10	< 10	N/A	< 10	< 10	< 10
	6/23/2009	N/A	N/A	N/A	N/A	N/A	N/A	N/A	N/A	N/A	< 10	N/A

SCS ENGINEERS

Summary of Groundwater Chemistry
Scott County Landfill - 82-SDP-03-77C - HMSP

Other Constituents	Sample Date	MW-32 UPG	MW-17 DNG	MW-19 DNG	MW-20 DNG	MW-21 DNG	MW-22 DNG	MW-27 DNG	MW-28 DNG	MW-30 DNG	OP-17 DNG	OP-18 DNG
2,4,5-Trichlorophenol, ug/L (CAS NO - 95-95-4)	8/13/2009	N/A	N/A	N/A	N/A	N/A	< 10	N/A	N/A	N/A	< 10	< 10
	9/1/2009	< 11.4	< 10	< 10	N/A	< 10	< 10	< 10	N/A	< 12	< 10	< 10
	9/1/2009	N/A	N/A	< 10	N/A	N/A	N/A	N/A	N/A	N/A	N/A	N/A
	12/17/2009	N/A	N/A	N/A	N/A	N/A	< 13.7	N/A	N/A	< 10	N/A	N/A
	3/10/2010	N/A	N/A	< 10	N/A	< 10	N/A	N/A	N/A	N/A	N/A	N/A
	3/10/2010	N/A	N/A	N/A	N/A	< 10	N/A	N/A	N/A	N/A	N/A	N/A
	9/27/2010	< 10	N/A	< 10	N/A	N/A	N/A	N/A	N/A	N/A	< 10	< 10
	1/22/2013	N/A	N/A	N/A	< 10	N/A	N/A	N/A	N/A	N/A	N/A	N/A
	3/11/2014	N/A	N/A	N/A	< 10.2	N/A	N/A	N/A	N/A	N/A	N/A	N/A
	9/23/2014	N/A	< 10	< 10	N/A	< 10.4	N/A	< 10	N/A	< 10	N/A	N/A
	1/6/2015	N/A	N/A	N/A	N/A	N/A	N/A	N/A	< 10.2	N/A	N/A	N/A
	4/2/2015	N/A	N/A	N/A	N/A	N/A	< 10.9	N/A	N/A	N/A	< 10.2	< 10.2
	9/30/2015	N/A	N/A	N/A	N/A	N/A	N/A	N/A	< 11.5	N/A	N/A	N/A
	4/15/2019	N/A	< 10.9	< 10.8	< 10.6	< 10.8	N/A	< 10.8	N/A	< 10.4	N/A	N/A
	4/28/2020	N/A	N/A	N/A	N/A	N/A	N/A	N/A	< 11.2	N/A	< 10.5	< 11.4
	5/19/2021	N/A	N/A	N/A	N/A	N/A	< 10.5	N/A	N/A	N/A	N/A	N/A
	6/5/2024	N/A	< 10	< 10	< 9.8	< 10	N/A	< 9.8	N/A	< 9.8	N/A	N/A
2,4,6-Trichlorophenol, ug/L (CAS NO - 88-06-2)	7/24/2008	< 3.07	< 3.07	< 3.07	N/A	< 3.07	N/A	< 3.07	N/A	N/A	N/A	N/A
	7/24/2008	N/A	N/A	N/A	N/A	N/A	N/A	< 3.07	N/A	N/A	N/A	N/A
	9/24/2008	< 3.07	< 3.07	< 3.07	N/A	< 3.07	N/A	< 3.07	N/A	N/A	N/A	N/A
	3/17/2009	< 3.07	< 3.07	< 3.07	N/A	< 3.07	N/A	< 3.07	N/A	< 3.07	< 3.41	< 3.07
	3/17/2009	N/A	N/A	< 3.07	N/A	N/A	N/A	N/A	N/A	N/A	N/A	N/A
	6/23/2009	< 10	< 10	< 10	N/A	< 10	< 10	< 10	N/A	< 10	< 10	< 10
	6/23/2009	N/A	N/A	N/A	N/A	N/A	N/A	N/A	N/A	N/A	< 10	N/A
	8/13/2009	N/A	N/A	N/A	N/A	N/A	< 10	N/A	N/A	N/A	< 10	< 10
	9/1/2009	< 11.4	< 10	< 10	N/A	< 10	< 10	< 10	N/A	< 12	< 10	< 10
	9/1/2009	N/A	N/A	< 10	N/A	N/A	N/A	N/A	N/A	N/A	N/A	N/A
	12/17/2009	N/A	N/A	N/A	N/A	N/A	< 13.7	N/A	N/A	< 10	N/A	N/A
	3/10/2010	N/A	N/A	< 10	N/A	< 10	N/A	N/A	N/A	N/A	N/A	N/A
	3/10/2010	N/A	N/A	N/A	N/A	< 10	N/A	N/A	N/A	N/A	N/A	N/A
	9/27/2010	< 10	N/A	< 10	N/A	N/A	N/A	N/A	N/A	N/A	< 10	< 10
	1/22/2013	N/A	N/A	N/A	< 10	N/A	N/A	N/A	N/A	N/A	N/A	N/A
	3/11/2014	N/A	N/A	N/A	< 10.2	N/A	N/A	N/A	N/A	N/A	N/A	N/A
	9/23/2014	N/A	< 10	< 10	N/A	< 10.4	N/A	< 10	N/A	< 10	N/A	N/A
	1/6/2015	N/A	N/A	N/A	N/A	N/A	N/A	N/A	< 10.2	N/A	N/A	N/A
	4/2/2015	N/A	N/A	N/A	N/A	N/A	< 10.9	N/A	N/A	N/A	< 10.2	< 10.2
	9/30/2015	N/A	N/A	N/A	N/A	N/A	N/A	N/A	< 11.5	N/A	N/A	N/A
	4/15/2019	N/A	< 10.9	< 10.8	< 10.6	< 10.8	N/A	< 10.8	N/A	< 10.4	N/A	N/A
	4/28/2020	N/A	N/A	N/A	N/A	N/A	N/A	N/A	< 11.2	N/A	< 10.5	< 11.4
	5/19/2021	N/A	N/A	N/A	N/A	N/A	< 10.5	N/A	N/A	N/A	N/A	N/A
	6/5/2024	N/A	< 10	< 10	< 9.8	< 10	N/A	< 9.8	N/A	< 9.8	N/A	N/A
2,4-D [2C], ug/L (CAS NO - 94-75-7)	7/24/2008	< 1.1	< 1.1	**2.2**	N/A	< 1	N/A	< 1.1	N/A	N/A	N/A	N/A
	7/24/2008	N/A	N/A	N/A	N/A	N/A	N/A	< 1.1	N/A	N/A	N/A	N/A
	9/24/2008	< 1.1	< 1.1	< 1	N/A	< 1.1	N/A	< 1	N/A	N/A	N/A	N/A
	3/17/2009	< 1	< 1	< 1	N/A	< 1	N/A	< 1	N/A	< 1	< 1	< 1
	3/17/2009	N/A	N/A	< 1	N/A	N/A	N/A	N/A	N/A	N/A	N/A	N/A
	6/23/2009	< 1	< 1	< 1	N/A	< 1.4	< 1	< 1	N/A	< 1.1	< 1	< 1
	6/23/2009	N/A	N/A	N/A	N/A	N/A	N/A	N/A	N/A	N/A	< 1	N/A
	8/13/2009	N/A	N/A	N/A	N/A	N/A	< 1.1	N/A	N/A	N/A	< 1	< 1
	9/1/2009	< 1	< 1.2	< 1	N/A	< 1.1	< 1.1	< 1	N/A	< 1.1	< 1.1	< 1.1
	9/1/2009	N/A	N/A	< 1	N/A	N/A	N/A	N/A	N/A	N/A	N/A	N/A
	12/17/2009	N/A	N/A	N/A	N/A	N/A	< 1	N/A	N/A	< 1.1	N/A	N/A
	3/10/2010	N/A	< 1	< 1	N/A	N/A	N/A	< 1.1	N/A	N/A	N/A	N/A
	9/27/2010	< 1.1	< 1	< 1	N/A	N/A	N/A	< 1	N/A	N/A	< 1.1	< 1
	3/28/2011	N/A	N/A	< 1	N/A	N/A	N/A	N/A	N/A	N/A	N/A	N/A
	9/15/2011	N/A	N/A	< 1	N/A	N/A	N/A	N/A	N/A	N/A	N/A	N/A
	9/18/2012	N/A	N/A	< 0.48	N/A	N/A	N/A	N/A	N/A	N/A	N/A	N/A
	1/22/2013	N/A	N/A	N/A	< 1	N/A	N/A	N/A	N/A	N/A	N/A	N/A
	3/27/2013	N/A	N/A	< 1	N/A	N/A	N/A	N/A	N/A	N/A	N/A	N/A
	9/25/2013	N/A	N/A	< 1.08	N/A	N/A	N/A	N/A	N/A	N/A	N/A	N/A
	3/11/2014	N/A	N/A	N/A	< 1.04	N/A	N/A	N/A	N/A	N/A	N/A	N/A
	9/23/2014	N/A	< 1.01	< 1.04	N/A	< 1.02	N/A	< 1.05	N/A	< 1.04	N/A	N/A
	1/6/2015	N/A	N/A	N/A	N/A	N/A	N/A	N/A	< 1.07	N/A	N/A	N/A
	4/2/2015	N/A	N/A	N/A	N/A	N/A	< 1.13	N/A	N/A	N/A	< 1.12	< 1.05
	12/21/2015	N/A	N/A	N/A	N/A	N/A	N/A	N/A	< 1.03	N/A	N/A	N/A
	4/15/2019	N/A	< 1.07	< 1.07	< 1.11	< 1.08	N/A	< 1.08	N/A	< 1.07	N/A	N/A
	4/28/2020	N/A	N/A	N/A	N/A	N/A	N/A	N/A	< 1.02	N/A	< 1.08	< 1.02
	5/19/2021	N/A	N/A	N/A	N/A	N/A	< 1.08	N/A	N/A	N/A	N/A	N/A
	6/5/2024	N/A	< 0.599	< 0.59	< 0.591	< 0.634	N/A	< 0.595	N/A	< 0.586	N/A	N/A
2,4-Dichlorophenol, ug/L (CAS NO - 120-83-2)	7/24/2008	< 1.47	< 1.47	< 1.47	N/A	< 1.47	N/A	< 1.47	N/A	N/A	N/A	N/A
	7/24/2008	N/A	N/A	N/A	N/A	N/A	N/A	< 1.47	N/A	N/A	N/A	N/A
	9/24/2008	< 1.47	< 1.47	< 1.47	N/A	< 1.47	N/A	< 1.47	N/A	N/A	N/A	N/A
	3/17/2009	< 1.47	< 1.47	< 1.47	N/A	< 1.47	N/A	< 1.47	N/A	< 1.47	< 1.63	< 1.47
	3/17/2009	N/A	N/A	< 1.47	N/A	N/A	N/A	N/A	N/A	N/A	N/A	N/A
	6/23/2009	< 10	< 10	< 10	N/A	< 10	< 10	< 10	N/A	< 10	< 10	< 10
	6/23/2009	N/A	N/A	N/A	N/A	N/A	N/A	N/A	N/A	N/A	< 10	N/A
	8/13/2009	N/A	N/A	N/A	N/A	N/A	< 10	N/A	N/A	N/A	< 10	< 10
	9/1/2009	< 11.4	< 10	< 10	N/A	< 10	< 10	< 10	N/A	< 12	< 10	< 10
	9/1/2009	N/A	N/A	< 10	N/A	N/A	N/A	N/A	N/A	N/A	N/A	N/A
	12/17/2009	N/A	N/A	N/A	N/A	N/A	< 13.7	N/A	N/A	< 10	N/A	N/A
	3/10/2010	N/A	N/A	< 10	N/A	< 10	N/A	N/A	N/A	N/A	N/A	N/A
	3/10/2010	N/A	N/A	N/A	N/A	< 10	N/A	N/A	N/A	N/A	N/A	N/A
	9/27/2010	< 10	N/A	< 10	N/A	N/A	N/A	N/A	N/A	N/A	< 10	< 10
	1/22/2013	N/A	N/A	N/A	< 10	N/A	N/A	N/A	N/A	N/A	N/A	N/A
	3/11/2014	N/A	N/A	N/A	< 10.2	N/A	N/A	N/A	N/A	N/A	N/A	N/A
	9/23/2014	N/A	< 10	< 10	N/A	< 10.4	N/A	< 10	N/A	< 10	N/A	N/A
	1/6/2015	N/A	N/A	N/A	N/A	N/A	N/A	N/A	< 10.2	N/A	N/A	N/A
	4/2/2015	N/A	N/A	N/A	N/A	N/A	< 10.9	N/A	N/A	N/A	< 10.2	< 10.2

SCS ENGINEERS

Summary of Groundwater Chemistry
Scott County Landfill - 82-SDP-03-77C - HMSP

Other Constituents	Sample Date	MW-32 UPG	MW-17 DNG	MW-19 DNG	MW-20 DNG	MW-21 DNG	MW-22 DNG	MW-27 DNG	MW-28 DNG	MW-30 DNG	OP-17 DNG	OP-18 DNG
2,4-Dichlorophenol, ug/L (CAS NO - 120-83-2)	9/30/2015	N/A	N/A	N/A	N/A	N/A	N/A	N/A	< 11.5	N/A	N/A	N/A
	4/15/2019	N/A	< 10.9	< 10.8	< 10.6	< 10.8	N/A	< 10.8	N/A	< 10.4	N/A	N/A
	4/28/2020	N/A	N/A	N/A	N/A	N/A	N/A	N/A	< 11.2	N/A	< 10.5	< 11.4
	5/19/2021	N/A	N/A	N/A	N/A	N/A	< 10.5	N/A	N/A	N/A	N/A	N/A
	6/5/2024	N/A	< 10	< 10	< 9.8	< 10	N/A	< 9.8	N/A	< 9.8	N/A	N/A
2,4-Dimethylphenol, ug/L (CAS NO - 105-67-9)	7/24/2008	< 2.38	< 2.38	< 2.38	N/A	< 2.38	N/A	< 2.38	N/A	N/A	N/A	N/A
	7/24/2008	N/A	N/A	N/A	N/A	N/A	N/A	< 2.38	N/A	N/A	N/A	N/A
	9/24/2008	< 2.38	< 2.38	< 2.38	N/A	< 2.38	N/A	< 2.38	N/A	N/A	N/A	N/A
	3/17/2009	< 2.38	< 2.38	< 2.38	N/A	< 2.38	N/A	< 2.38	N/A	< 2.38	< 2.64	< 2.38
	3/17/2009	N/A	N/A	< 2.38	N/A	N/A	N/A	N/A	N/A	N/A	N/A	N/A
	6/23/2009	< 10	< 10	< 10	N/A	< 10	< 10	< 10	N/A	< 10	< 10	< 10
	6/23/2009	N/A	N/A	N/A	N/A	N/A	N/A	N/A	N/A	N/A	< 10	N/A
	8/13/2009	N/A	N/A	N/A	N/A	N/A	< 10	N/A	N/A	N/A	< 10	< 10
	9/1/2009	< 11.4	< 10	< 10	N/A	< 10	< 10	< 10	N/A	< 12	< 10	< 10
	9/1/2009	N/A	N/A	< 10	N/A	N/A	N/A	N/A	N/A	N/A	N/A	N/A
	12/17/2009	N/A	N/A	N/A	N/A	N/A	< 13.7	N/A	N/A	< 10	N/A	N/A
	3/10/2010	N/A	N/A	< 10	N/A	< 10	N/A	N/A	N/A	N/A	N/A	N/A
	3/10/2010	N/A	N/A	N/A	N/A	< 10	N/A	N/A	N/A	N/A	N/A	N/A
	9/27/2010	< 10	N/A	< 10	N/A	N/A	N/A	N/A	N/A	N/A	< 10	< 10
	1/22/2013	N/A	N/A	N/A	< 10	N/A	N/A	N/A	N/A	N/A	N/A	N/A
	3/11/2014	N/A	N/A	N/A	< 10.2	N/A	N/A	N/A	N/A	N/A	N/A	N/A
	9/23/2014	N/A	< 10	< 10	N/A	< 10.4	N/A	< 10	N/A	< 10	N/A	N/A
	1/6/2015	N/A	N/A	N/A	N/A	N/A	N/A	N/A	< 10.2	N/A	N/A	N/A
	4/2/2015	N/A	N/A	N/A	N/A	N/A	< 10.9	N/A	N/A	N/A	< 10.2	< 10.2
	9/30/2015	N/A	N/A	N/A	N/A	N/A	N/A	N/A	< 11.5	N/A	N/A	N/A
	4/15/2019	N/A	< 10.9	< 10.8	< 10.6	< 10.8	N/A	< 10.8	N/A	< 10.4	N/A	N/A
	4/28/2020	N/A	N/A	N/A	N/A	N/A	N/A	N/A	< 11.2	N/A	< 10.5	< 11.4
	5/19/2021	N/A	N/A	N/A	N/A	N/A	< 10.5	N/A	N/A	N/A	N/A	N/A
	6/5/2024	N/A	< 10	< 10	< 9.8	< 10	N/A	< 9.8	N/A	< 9.8	N/A	N/A
2,4-Dinitrophenol, ug/L (CAS NO - 51-28-5)	7/24/2008	< 1.19	< 1.19	< 1.19	N/A	< 1.19	N/A	< 1.19	N/A	N/A	N/A	N/A
	7/24/2008	N/A	N/A	N/A	N/A	N/A	N/A	< 1.19	N/A	N/A	N/A	N/A
	9/24/2008	< 1.19	< 1.19	< 1.19	N/A	< 1.19	N/A	< 1.19	N/A	N/A	N/A	N/A
	3/17/2009	< 1.19	< 1.19	< 1.19	N/A	< 1.19	N/A	< 1.19	N/A	< 1.19	< 1.32	< 1.19
	3/17/2009	N/A	N/A	< 1.19	N/A	N/A	N/A	N/A	N/A	N/A	N/A	N/A
	6/23/2009	< 20	< 20	< 20	N/A	< 20	< 20	< 20	N/A	< 20	< 20	< 20
	6/23/2009	N/A	N/A	N/A	N/A	N/A	N/A	N/A	N/A	N/A	< 20	N/A
	8/13/2009	N/A	N/A	N/A	N/A	N/A	< 20	N/A	N/A	N/A	< 20	< 20
	9/1/2009	< 22.7	< 20	< 20	N/A	< 20	< 20	< 20	N/A	< 24.1	< 20	< 20
	9/1/2009	N/A	N/A	< 20	N/A	N/A	N/A	N/A	N/A	N/A	N/A	N/A
	12/17/2009	N/A	N/A	N/A	N/A	N/A	< 27.4	N/A	N/A	< 20	N/A	N/A
	3/10/2010	N/A	N/A	< 20	N/A	< 20	N/A	N/A	N/A	N/A	N/A	N/A
	3/10/2010	N/A	N/A	N/A	N/A	< 20	N/A	N/A	N/A	N/A	N/A	N/A
	9/27/2010	< 20	N/A	< 20	N/A	N/A	N/A	N/A	N/A	N/A	< 20	< 20
	1/22/2013	N/A	N/A	N/A	< 20	N/A	N/A	N/A	N/A	N/A	N/A	N/A
	3/11/2014	N/A	N/A	N/A	< 20.4	N/A	N/A	N/A	N/A	N/A	N/A	N/A
	9/23/2014	N/A	< 20	< 20	N/A	< 20.8	N/A	< 20	N/A	< 20	N/A	N/A
	1/6/2015	N/A	N/A	N/A	N/A	N/A	N/A	N/A	< 20.4	N/A	N/A	N/A
	4/2/2015	N/A	N/A	N/A	N/A	N/A	< 21.7	N/A	N/A	N/A	< 20.4	< 20.4
	9/30/2015	N/A	N/A	N/A	N/A	N/A	N/A	N/A	< 23	N/A	N/A	N/A
	4/15/2019	N/A	< 21.7	< 21.5	< 21.3	< 21.5	N/A	< 21.5	N/A	< 20.8	N/A	N/A
	4/28/2020	N/A	N/A	N/A	N/A	N/A	N/A	N/A	< 22.5	N/A	< 21.1	< 22.7
	5/19/2021	N/A	N/A	N/A	N/A	N/A	< 21.1	N/A	N/A	N/A	N/A	N/A
	6/5/2024	N/A	< 20	< 20	< 19.6	< 20	N/A	< 19.6	N/A	< 19.6	N/A	N/A
2,4-Dinitrotoluene, ug/L (CAS NO - 121-14-2)	7/24/2008	< 1.51	< 1.51	< 1.51	N/A	< 1.51	N/A	< 1.51	N/A	N/A	N/A	N/A
	7/24/2008	N/A	N/A	N/A	N/A	N/A	N/A	< 1.51	N/A	N/A	N/A	N/A
	9/24/2008	< 1.51	< 1.51	< 1.51	N/A	< 1.51	N/A	< 1.51	N/A	N/A	N/A	N/A
	3/17/2009	< 1.51	< 1.51	< 1.51	N/A	< 1.51	N/A	< 1.51	N/A	< 1.51	< 1.68	< 1.51
	3/17/2009	N/A	N/A	< 1.51	N/A	N/A	N/A	N/A	N/A	N/A	N/A	N/A
	6/23/2009	< 10	< 10	< 10	N/A	< 10	< 10	< 10	N/A	< 10	< 10	< 10
	6/23/2009	N/A	N/A	N/A	N/A	N/A	N/A	N/A	N/A	N/A	< 10	N/A
	8/13/2009	N/A	N/A	N/A	N/A	N/A	< 10	N/A	N/A	N/A	< 10	< 10
	9/1/2009	< 11.4	< 10	< 10	N/A	< 10	< 10	< 10	N/A	< 12	< 10	< 10
	9/1/2009	N/A	N/A	< 10	N/A	N/A	N/A	N/A	N/A	N/A	N/A	N/A
	12/17/2009	N/A	N/A	N/A	N/A	N/A	< 13.7	N/A	N/A	< 10	N/A	N/A
	3/10/2010	N/A	N/A	< 10	N/A	< 10	N/A	N/A	N/A	N/A	N/A	N/A
	3/10/2010	N/A	N/A	N/A	N/A	< 10	N/A	N/A	N/A	N/A	N/A	N/A
	9/27/2010	< 10	N/A	< 10	N/A	N/A	N/A	N/A	N/A	N/A	< 10	< 10
	1/22/2013	N/A	N/A	N/A	< 10	N/A	N/A	N/A	N/A	N/A	N/A	N/A
	3/11/2014	N/A	N/A	N/A	< 10.2	N/A	N/A	N/A	N/A	N/A	N/A	N/A
	9/23/2014	N/A	< 10	< 10	N/A	< 10.4	N/A	< 10	N/A	< 10	N/A	N/A
	1/6/2015	N/A	N/A	N/A	N/A	N/A	N/A	N/A	< 10.2	N/A	N/A	N/A
	4/2/2015	N/A	N/A	N/A	N/A	N/A	< 10.9	N/A	N/A	N/A	< 10.2	< 10.2
	9/30/2015	N/A	N/A	N/A	N/A	N/A	N/A	N/A	< 11.5	N/A	N/A	N/A
	4/15/2019	N/A	< 10.9	< 10.8	< 10.6	< 10.8	N/A	< 10.8	N/A	< 10.4	N/A	N/A
	4/28/2020	N/A	N/A	N/A	N/A	N/A	N/A	N/A	< 11.2	N/A	< 10.5	< 11.4
	5/19/2021	N/A	N/A	N/A	N/A	N/A	< 10.5	N/A	N/A	N/A	N/A	N/A
	6/5/2024	N/A	< 10	< 10	< 9.8	< 10	N/A	< 9.8	N/A	< 9.8	N/A	N/A
2,6-Dichlorophenol, ug/L (CAS NO - 87-65-0)	7/24/2008	< 5.61	< 5.61	< 5.61	N/A	< 5.61	N/A	< 5.61	N/A	N/A	N/A	N/A
	7/24/2008	N/A	N/A	N/A	N/A	N/A	N/A	< 5.61	N/A	N/A	N/A	N/A
	9/24/2008	< 5.61	< 5.61	< 5.61	N/A	< 5.61	N/A	< 5.61	N/A	N/A	N/A	N/A
	3/17/2009	< 5.61	< 5.61	< 5.61	N/A	< 5.61	N/A	< 5.61	N/A	< 5.61	< 6.23	< 5.61
	3/17/2009	N/A	N/A	< 5.61	N/A	N/A	N/A	N/A	N/A	N/A	N/A	N/A
	6/23/2009	< 10	< 10	< 10	N/A	< 10	< 10	< 10	N/A	< 10	< 10	< 10
	6/23/2009	N/A	N/A	N/A	N/A	N/A	N/A	N/A	N/A	N/A	< 10	N/A
	8/13/2009	N/A	N/A	N/A	N/A	N/A	< 10	N/A	N/A	N/A	< 10	< 10
	9/1/2009	< 11.4	< 10	< 10	N/A	< 10	< 10	< 10	N/A	< 12	< 10	< 10
	9/1/2009	N/A	N/A	< 10	N/A	N/A	N/A	N/A	N/A	N/A	N/A	N/A
	12/17/2009	N/A	N/A	N/A	N/A	N/A	< 13.7	N/A	N/A	< 10	N/A	N/A

SCS ENGINEERS

Summary of Groundwater Chemistry
Scott County Landfill - 82-SDP-03-77C - HMSP

Other Constituents	Sample Date	MW-32 UPG	MW-17 DNG	MW-19 DNG	MW-20 DNG	MW-21 DNG	MW-22 DNG	MW-27 DNG	MW-28 DNG	MW-30 DNG	OP-17 DNG	OP-18 DNG
2,6-Dichlorophenol, ug/L (CAS NO - 87-65-0)	3/10/2010	N/A	N/A	< 10	N/A	< 10	N/A	N/A	N/A	N/A	N/A	N/A
	3/10/2010	N/A	N/A	N/A	N/A	< 10	N/A	N/A	N/A	N/A	N/A	N/A
	9/27/2010	< 10	N/A	< 10	N/A	N/A	N/A	N/A	N/A	N/A	< 10	< 10
	1/22/2013	N/A	N/A	N/A	< 10	N/A	N/A	N/A	N/A	N/A	N/A	N/A
	3/11/2014	N/A	N/A	N/A	< 10.2	N/A	N/A	N/A	N/A	N/A	N/A	N/A
	9/23/2014	N/A	< 10	< 10	N/A	< 10.4	N/A	< 10	N/A	< 10	N/A	N/A
	1/6/2015	N/A	N/A	N/A	N/A	N/A	N/A	N/A	< 10.2	N/A	N/A	N/A
	4/2/2015	N/A	N/A	N/A	N/A	N/A	< 10.9	N/A	N/A	N/A	< 10.2	< 10.2
	9/30/2015	N/A	N/A	N/A	N/A	N/A	N/A	N/A	< 11.5	N/A	N/A	N/A
	4/15/2019	N/A	< 10.9	< 10.8	< 10.6	< 10.8	N/A	< 10.8	N/A	< 10.4	N/A	N/A
	4/28/2020	N/A	N/A	N/A	N/A	N/A	N/A	N/A	< 11.2	N/A	< 10.5	< 11.4
	5/19/2021	N/A	N/A	N/A	N/A	N/A	< 10.5	N/A	N/A	N/A	N/A	N/A
	6/5/2024	N/A	< 10	< 10	< 9.8	< 10	N/A	< 9.8	N/A	< 9.8	N/A	N/A
2,6-Dinitrotoluene, ug/L (CAS NO - 606-20-2)	7/24/2008	< 1.05	< 1.05	< 1.05	N/A	< 1.05	N/A	< 1.05	N/A	N/A	N/A	N/A
	7/24/2008	N/A	N/A	N/A	N/A	N/A	N/A	< 1.05	N/A	N/A	N/A	N/A
	9/24/2008	< 1.05	< 1.05	< 1.05	N/A	< 1.05	N/A	< 1.05	N/A	N/A	N/A	N/A
	3/17/2009	< 1.05	< 1.05	< 1.05	N/A	< 1.05	N/A	< 1.05	N/A	< 1.05	< 1.17	< 1.05
	3/17/2009	N/A	N/A	< 1.05	N/A	N/A	N/A	N/A	N/A	N/A	N/A	N/A
	6/23/2009	< 10	< 10	< 10	N/A	< 10	< 10	< 10	N/A	< 10	< 10	< 10
	6/23/2009	N/A	N/A	N/A	N/A	N/A	N/A	N/A	N/A	N/A	< 10	N/A
	8/13/2009	N/A	N/A	N/A	N/A	N/A	< 10	N/A	N/A	N/A	< 10	< 10
	9/1/2009	< 11.4	< 10	< 10	N/A	< 10	< 10	< 10	N/A	< 12	< 10	< 10
	9/1/2009	N/A	N/A	< 10	N/A	N/A	N/A	N/A	N/A	N/A	N/A	N/A
	12/17/2009	N/A	N/A	N/A	N/A	N/A	< 13.7	N/A	N/A	< 10	N/A	N/A
	3/10/2010	N/A	N/A	< 10	N/A	< 10	N/A	N/A	N/A	N/A	N/A	N/A
	3/10/2010	N/A	N/A	N/A	N/A	< 10	N/A	N/A	N/A	N/A	N/A	N/A
	9/27/2010	< 10	N/A	< 10	N/A	N/A	N/A	N/A	N/A	N/A	< 10	< 10
	1/22/2013	N/A	N/A	N/A	< 10	N/A	N/A	N/A	N/A	N/A	N/A	N/A
	3/11/2014	N/A	N/A	N/A	< 10.2	N/A	N/A	N/A	N/A	N/A	N/A	N/A
	9/23/2014	N/A	< 10	< 10	N/A	< 10.4	N/A	< 10	N/A	< 10	N/A	N/A
	1/6/2015	N/A	N/A	N/A	N/A	N/A	N/A	N/A	< 10.2	N/A	N/A	N/A
	4/2/2015	N/A	N/A	N/A	N/A	N/A	< 10.9	N/A	N/A	N/A	< 10.2	< 10.2
	9/30/2015	N/A	N/A	N/A	N/A	N/A	N/A	N/A	< 11.5	N/A	N/A	N/A
	4/15/2019	N/A	< 10.9	< 10.8	< 10.6	< 10.8	N/A	< 10.8	N/A	< 10.4	N/A	N/A
	4/28/2020	N/A	N/A	N/A	N/A	N/A	N/A	N/A	< 11.2	N/A	< 10.5	< 11.4
	5/19/2021	N/A	N/A	N/A	N/A	N/A	< 10.5	N/A	N/A	N/A	N/A	N/A
	6/5/2024	N/A	< 10	< 10	< 9.8	< 10	N/A	< 9.8	N/A	< 9.8	N/A	N/A
2-Acetylaminofluorene, ug/L (CAS NO - 53-96-3)	7/24/2008	< 1.05	< 1.05	< 1.05	N/A	< 1.05	N/A	< 1.05	N/A	N/A	N/A	N/A
	7/24/2008	N/A	N/A	N/A	N/A	N/A	N/A	< 1.05	N/A	N/A	N/A	N/A
	9/24/2008	< 1.05	< 1.05	< 1.05	N/A	< 1.05	N/A	< 1.05	N/A	N/A	N/A	N/A
	3/17/2009	< 1.05	< 1.05	< 1.05	N/A	< 1.05	N/A	< 1.05	N/A	< 1.05	< 1.17	< 1.05
	3/17/2009	N/A	N/A	< 1.05	N/A	N/A	N/A	N/A	N/A	N/A	N/A	N/A
	6/23/2009	< 10	< 10	< 10	N/A	< 10	< 10	< 10	N/A	< 10	< 10	< 10
	6/23/2009	N/A	N/A	N/A	N/A	N/A	N/A	N/A	N/A	N/A	< 10	N/A
	8/13/2009	N/A	N/A	N/A	N/A	N/A	< 10	N/A	N/A	N/A	< 10	< 10
	9/1/2009	< 11.4	< 10	< 10	N/A	< 10	< 10	< 10	N/A	< 12	< 10	< 10
	9/1/2009	N/A	N/A	< 10	N/A	N/A	N/A	N/A	N/A	N/A	N/A	N/A
	12/17/2009	N/A	N/A	N/A	N/A	N/A	< 13.7	N/A	N/A	< 10	N/A	N/A
	3/10/2010	N/A	N/A	< 10	N/A	< 10	N/A	N/A	N/A	N/A	N/A	N/A
	3/10/2010	N/A	N/A	N/A	N/A	< 10	N/A	N/A	N/A	N/A	N/A	N/A
	9/27/2010	< 10	N/A	< 10	N/A	N/A	N/A	N/A	N/A	N/A	< 10	< 10
	1/22/2013	N/A	N/A	N/A	< 10	N/A	N/A	N/A	N/A	N/A	N/A	N/A
	3/11/2014	N/A	N/A	N/A	< 10.2	N/A	N/A	N/A	N/A	N/A	N/A	N/A
	9/23/2014	N/A	< 10	< 10	N/A	< 10.4	N/A	< 10	N/A	< 10	N/A	N/A
	1/6/2015	N/A	N/A	N/A	N/A	N/A	N/A	N/A	< 10.2	N/A	N/A	N/A
	4/2/2015	N/A	N/A	N/A	N/A	N/A	< 10.9	N/A	N/A	N/A	< 10.2	< 10.2
	9/30/2015	N/A	N/A	N/A	N/A	N/A	N/A	N/A	< 11.5	N/A	N/A	N/A
	4/15/2019	N/A	< 10.9	< 10.8	< 10.6	< 10.8	N/A	< 10.8	N/A	< 10.4	N/A	N/A
	4/28/2020	N/A	N/A	N/A	N/A	N/A	N/A	N/A	< 11.2	N/A	< 10.5	< 11.4
	5/19/2021	N/A	N/A	N/A	N/A	N/A	< 10.5	N/A	N/A	N/A	N/A	N/A
	6/5/2024	N/A	< 10	< 10	< 9.8	< 10	N/A	< 9.8	N/A	< 9.8	N/A	N/A
2-Chloronaphthalene, ug/L (CAS NO - 91-58-7)	7/24/2008	< 2.9	< 2.9	< 2.9	N/A	< 2.9	N/A	< 2.9	N/A	N/A	N/A	N/A
	7/24/2008	N/A	N/A	N/A	N/A	N/A	N/A	< 2.9	N/A	N/A	N/A	N/A
	9/24/2008	< 2.9	< 2.9	< 2.9	N/A	< 2.9	N/A	< 2.9	N/A	N/A	N/A	N/A
	3/17/2009	< 2.9	< 2.9	< 2.9	N/A	< 2.9	N/A	< 2.9	N/A	< 2.9	< 3.22	< 2.9
	3/17/2009	N/A	N/A	< 2.9	N/A	N/A	N/A	N/A	N/A	N/A	N/A	N/A
	6/23/2009	< 10	< 10	< 10	N/A	< 10	< 10	< 10	N/A	< 10	< 10	< 10
	6/23/2009	N/A	N/A	N/A	N/A	N/A	N/A	N/A	N/A	N/A	< 10	N/A
	8/13/2009	N/A	N/A	N/A	N/A	N/A	< 10	N/A	N/A	N/A	< 10	< 10
	9/1/2009	< 11.4	< 10	< 10	N/A	< 10	< 10	< 10	N/A	< 12	< 10	< 10
	9/1/2009	N/A	N/A	< 10	N/A	N/A	N/A	N/A	N/A	N/A	N/A	N/A
	12/17/2009	N/A	N/A	N/A	N/A	N/A	< 13.7	N/A	N/A	< 10	N/A	N/A
	3/10/2010	N/A	N/A	< 10	N/A	< 10	N/A	N/A	N/A	N/A	N/A	N/A
	3/10/2010	N/A	N/A	N/A	N/A	< 10	N/A	N/A	N/A	N/A	N/A	N/A
	9/27/2010	< 10	N/A	< 10	N/A	N/A	N/A	N/A	N/A	N/A	< 10	< 10
	1/22/2013	N/A	N/A	N/A	< 10	N/A	N/A	N/A	N/A	N/A	N/A	N/A
	3/11/2014	N/A	N/A	N/A	< 10.2	N/A	N/A	N/A	N/A	N/A	N/A	N/A
	9/23/2014	N/A	< 10	< 10	N/A	< 10.4	N/A	< 10	N/A	< 10	N/A	N/A
	1/6/2015	N/A	N/A	N/A	N/A	N/A	N/A	N/A	< 10.2	N/A	N/A	N/A
	4/2/2015	N/A	N/A	N/A	N/A	N/A	< 10.9	N/A	N/A	N/A	< 10.2	< 10.2
	9/30/2015	N/A	N/A	N/A	N/A	N/A	N/A	N/A	< 11.5	N/A	N/A	N/A
	4/15/2019	N/A	< 10.9	< 10.8	< 10.6	< 10.8	N/A	< 10.8	N/A	< 10.4	N/A	N/A
	4/28/2020	N/A	N/A	N/A	N/A	N/A	N/A	N/A	< 11.2	N/A	< 10.5	< 11.4
	5/19/2021	N/A	N/A	N/A	N/A	N/A	< 10.5	N/A	N/A	N/A	N/A	N/A
	6/5/2024	N/A	< 10	< 10	< 9.8	< 10	N/A	< 9.8	N/A	< 9.8	N/A	N/A

SCS ENGINEERS

Summary of Groundwater Chemistry
Scott County Landfill - 82-SDP-03-77C - HMSP

Other Constituents	Sample Date	MW-32 UPG	MW-17 DNG	MW-19 DNG	MW-20 DNG	MW-21 DNG	MW-22 DNG	MW-27 DNG	MW-28 DNG	MW-30 DNG	OP-17 DNG	OP-18 DNG
2-Chlorophenol, ug/L (CAS NO - 95-57-8)	7/24/2008	< 1.68	< 1.68	< 1.68	N/A	< 1.68	N/A	< 1.68	N/A	N/A	N/A	N/A
	7/24/2008	N/A	N/A	N/A	N/A	N/A	N/A	< 1.68	N/A	N/A	N/A	N/A
	9/24/2008	< 1.68	< 1.68	< 1.68	N/A	< 1.68	N/A	< 1.68	N/A	N/A	N/A	N/A
	3/17/2009	< 1.68	< 1.68	< 1.68	N/A	< 1.68	N/A	< 1.68	N/A	< 1.68	< 1.87	< 1.68
	3/17/2009	N/A	N/A	< 1.68	N/A	N/A	N/A	N/A	N/A	N/A	N/A	N/A
	6/23/2009	< 10	< 10	< 10	N/A	< 10	< 10	< 10	N/A	< 10	< 10	< 10
	6/23/2009	N/A	N/A	N/A	N/A	N/A	N/A	N/A	N/A	N/A	< 10	N/A
	8/13/2009	N/A	N/A	N/A	N/A	N/A	< 10	N/A	N/A	N/A	< 10	< 10
	9/1/2009	< 11.4	< 10	< 10	N/A	< 10	< 10	< 10	N/A	< 12	< 10	< 10
	9/1/2009	N/A	N/A	< 10	N/A	N/A	N/A	N/A	N/A	N/A	N/A	N/A
	12/17/2009	N/A	N/A	N/A	N/A	N/A	< 13.7	N/A	N/A	< 10	N/A	N/A
	3/10/2010	N/A	N/A	< 10	N/A	< 10	N/A	N/A	N/A	N/A	N/A	N/A
	3/10/2010	N/A	N/A	N/A	N/A	< 10	N/A	N/A	N/A	N/A	N/A	N/A
	9/27/2010	< 10	N/A	< 10	N/A	N/A	N/A	N/A	N/A	N/A	< 10	< 10
	1/22/2013	N/A	N/A	N/A	< 10	N/A	N/A	N/A	N/A	N/A	N/A	N/A
	3/11/2014	N/A	N/A	N/A	< 10.2	N/A	N/A	N/A	N/A	N/A	N/A	N/A
	9/23/2014	N/A	< 10	< 10	N/A	< 10.4	N/A	< 10	N/A	< 10	N/A	N/A
	1/6/2015	N/A	N/A	N/A	N/A	N/A	N/A	N/A	< 10.2	N/A	N/A	N/A
	4/2/2015	N/A	N/A	N/A	N/A	N/A	< 10.9	N/A	N/A	N/A	0.665*	< 10.2
	9/30/2015	N/A	N/A	N/A	N/A	N/A	N/A	N/A	< 11.5	N/A	N/A	N/A
	4/15/2019	N/A	< 10.9	< 10.8	< 10.6	< 10.8	N/A	< 10.8	N/A	< 10.4	N/A	N/A
	4/28/2020	N/A	N/A	N/A	N/A	N/A	N/A	N/A	< 11.2	N/A	< 10.5	< 11.4
	5/19/2021	N/A	N/A	N/A	N/A	N/A	< 10.5	N/A	N/A	N/A	N/A	N/A
	6/5/2024	N/A	< 10	< 10	< 9.8	< 10	N/A	< 9.8	N/A	< 9.8	N/A	N/A
2-Methylnaphthalene, ug/L (CAS NO - 91-57-6)	7/24/2008	< 1	< 1	< 1	N/A	< 1	N/A	< 1	N/A	N/A	N/A	N/A
	7/24/2008	N/A	N/A	N/A	N/A	N/A	N/A	< 1	N/A	N/A	N/A	N/A
	9/24/2008	< 1	< 1	< 1	N/A	< 1	N/A	< 1	N/A	N/A	N/A	N/A
	3/17/2009	< 1	< 1	< 1	N/A	< 1	N/A	< 1	N/A	< 1	< 1.11	< 1
	3/17/2009	N/A	N/A	< 1	N/A	N/A	N/A	N/A	N/A	N/A	N/A	N/A
	6/23/2009	< 10	< 10	< 10	N/A	< 10	< 10	< 10	N/A	< 10	< 10	< 10
	6/23/2009	N/A	N/A	N/A	N/A	N/A	N/A	N/A	N/A	N/A	< 10	N/A
	8/13/2009	N/A	N/A	N/A	N/A	N/A	< 10	N/A	N/A	N/A	< 10	< 10
	9/1/2009	< 11.4	< 10	< 10	N/A	< 10	< 10	< 10	N/A	< 12	< 10	< 10
	9/1/2009	N/A	N/A	< 10	N/A	N/A	N/A	N/A	N/A	N/A	N/A	N/A
	12/17/2009	N/A	N/A	N/A	N/A	N/A	< 13.7	N/A	N/A	< 10	N/A	N/A
	3/10/2010	N/A	N/A	< 10	N/A	< 10	N/A	N/A	N/A	N/A	N/A	N/A
	3/10/2010	N/A	N/A	N/A	N/A	< 10	N/A	N/A	N/A	N/A	N/A	N/A
	9/27/2010	< 10	N/A	< 10	N/A	N/A	N/A	N/A	N/A	N/A	< 10	< 10
	1/22/2013	N/A	N/A	N/A	< 10	N/A	N/A	N/A	N/A	N/A	N/A	N/A
	3/11/2014	N/A	N/A	N/A	< 10.2	N/A	N/A	N/A	N/A	N/A	N/A	N/A
	9/23/2014	N/A	< 10	< 10	N/A	< 10.4	N/A	< 10	N/A	< 10	N/A	N/A
	1/6/2015	N/A	N/A	N/A	N/A	N/A	N/A	N/A	< 10.2	N/A	N/A	N/A
	4/2/2015	N/A	N/A	N/A	N/A	N/A	< 10.9	N/A	N/A	N/A	< 10.2	< 10.2
	9/30/2015	N/A	N/A	N/A	N/A	N/A	N/A	N/A	< 11.5	N/A	N/A	N/A
	4/15/2019	N/A	< 10.9	< 10.8	< 10.6	< 10.8	N/A	< 10.8	N/A	< 10.4	N/A	N/A
	4/28/2020	N/A	N/A	N/A	N/A	N/A	N/A	N/A	< 11.2	N/A	< 10.5	< 11.4
	5/19/2021	N/A	N/A	N/A	N/A	N/A	< 10.5	N/A	N/A	N/A	N/A	N/A
	6/5/2024	N/A	< 10	< 10	< 9.8	< 10	N/A	< 9.8	N/A	< 9.8	N/A	N/A
2-Methylphenol, ug/L (CAS NO - 95-48-7)	7/24/2008	< 2.19	< 2.19	< 2.19	N/A	< 2.19	N/A	< 2.19	N/A	N/A	N/A	N/A
	7/24/2008	N/A	N/A	N/A	N/A	N/A	N/A	< 2.19	N/A	N/A	N/A	N/A
	9/24/2008	< 2.19	< 2.19	< 2.19	N/A	< 2.19	N/A	< 2.19	N/A	N/A	N/A	N/A
	3/17/2009	< 2.19	< 2.19	< 2.19	N/A	< 2.19	N/A	< 2.19	N/A	< 2.19	< 2.43	< 2.19
	3/17/2009	N/A	N/A	< 2.19	N/A	N/A	N/A	N/A	N/A	N/A	N/A	N/A
	6/23/2009	< 10	< 10	< 10	N/A	< 10	< 10	< 10	N/A	< 10	< 10	< 10
	6/23/2009	N/A	N/A	N/A	N/A	N/A	N/A	N/A	N/A	N/A	< 10	N/A
	8/13/2009	N/A	N/A	N/A	N/A	N/A	< 10	N/A	N/A	N/A	< 10	< 10
	9/1/2009	< 11.4	< 10	< 10	N/A	< 10	< 10	< 10	N/A	< 12	< 10	< 10
	9/1/2009	N/A	N/A	< 10	N/A	N/A	N/A	N/A	N/A	N/A	N/A	N/A
	12/17/2009	N/A	N/A	N/A	N/A	N/A	< 13.7	N/A	N/A	< 10	N/A	N/A
	3/10/2010	N/A	N/A	< 10	N/A	< 10	N/A	N/A	N/A	N/A	N/A	N/A
	3/10/2010	N/A	N/A	N/A	N/A	< 10	N/A	N/A	N/A	N/A	N/A	N/A
	9/27/2010	< 10	N/A	< 10	N/A	N/A	N/A	N/A	N/A	N/A	< 10	< 10
	1/22/2013	N/A	N/A	N/A	< 10	N/A	N/A	N/A	N/A	N/A	N/A	N/A
	3/11/2014	N/A	N/A	N/A	< 10.2	N/A	N/A	N/A	N/A	N/A	N/A	N/A
	9/23/2014	N/A	< 10	< 10	N/A	< 10.4	N/A	< 10	N/A	< 10	N/A	N/A
	1/6/2015	N/A	N/A	N/A	N/A	N/A	N/A	N/A	< 10.2	N/A	N/A	N/A
	4/2/2015	N/A	N/A	N/A	N/A	N/A	< 10.9	N/A	N/A	N/A	< 10.2	< 10.2
	9/30/2015	N/A	N/A	N/A	N/A	N/A	N/A	N/A	< 11.5	N/A	N/A	N/A
	4/15/2019	N/A	< 10.9	< 10.8	< 10.6	< 10.8	N/A	< 10.8	N/A	< 10.4	N/A	N/A
	4/28/2020	N/A	N/A	N/A	N/A	N/A	N/A	N/A	< 11.2	N/A	< 10.5	< 11.4
	5/19/2021	N/A	N/A	N/A	N/A	N/A	< 10.5	N/A	N/A	N/A	N/A	N/A
	6/5/2024	N/A	< 10	< 10	< 9.8	< 10	N/A	< 9.8	N/A	< 9.8	N/A	N/A
2-Naphthylamine, ug/L (CAS NO - 91-59-8)	7/24/2008	< 8.52	< 8.52	< 8.52	N/A	< 8.52	N/A	< 8.52	N/A	N/A	N/A	N/A
	7/24/2008	N/A	N/A	N/A	N/A	N/A	N/A	< 8.52	N/A	N/A	N/A	N/A
	9/24/2008	< 8.52	< 8.52	< 8.52	N/A	< 8.52	N/A	< 8.52	N/A	N/A	N/A	N/A
	3/17/2009	< 8.52	< 8.52	< 8.52	N/A	< 8.52	N/A	< 8.52	N/A	< 8.52	< 9.47	< 8.52
	3/17/2009	N/A	N/A	< 8.52	N/A	N/A	N/A	N/A	N/A	N/A	N/A	N/A
	6/23/2009	< 10	< 10	< 10	N/A	< 10	< 10	< 10	N/A	< 10	< 10	< 10
	6/23/2009	N/A	N/A	N/A	N/A	N/A	N/A	N/A	N/A	N/A	< 10	N/A
	8/13/2009	N/A	N/A	N/A	N/A	N/A	< 10	N/A	N/A	N/A	< 10	< 10
	9/1/2009	< 11.4	< 10	< 10	N/A	< 10	< 10	< 10	N/A	< 12	< 10	< 10
	9/1/2009	N/A	N/A	< 10	N/A	N/A	N/A	N/A	N/A	N/A	N/A	N/A
	12/17/2009	N/A	N/A	N/A	N/A	N/A	< 13.7	N/A	N/A	< 10	N/A	N/A
	3/10/2010	N/A	N/A	< 10	N/A	< 10	N/A	N/A	N/A	N/A	N/A	N/A
	3/10/2010	N/A	N/A	N/A	N/A	< 10	N/A	N/A	N/A	N/A	N/A	N/A
	9/27/2010	< 10	N/A	< 10	N/A	N/A	N/A	N/A	N/A	N/A	< 10	< 10
	1/22/2013	N/A	N/A	N/A	< 10	N/A	N/A	N/A	N/A	N/A	N/A	N/A
	3/11/2014	N/A	N/A	N/A	< 10.2	N/A	N/A	N/A	N/A	N/A	N/A	N/A

SCS ENGINEERS

Summary of Groundwater Chemistry
Scott County Landfill - 82-SDP-03-77C - HMSP

Other Constituents	Sample Date	MW-32 UPG	MW-17 DNG	MW-19 DNG	MW-20 DNG	MW-21 DNG	MW-22 DNG	MW-27 DNG	MW-28 DNG	MW-30 DNG	OP-17 DNG	OP-18 DNG
2-Naphthylamine, ug/L (CAS NO - 91-59-8)	9/23/2014	N/A	< 10	< 10	N/A	< 10.4	N/A	< 10	N/A	< 10	N/A	N/A
	1/6/2015	N/A	N/A	N/A	N/A	N/A	N/A	N/A	< 10.2	N/A	N/A	N/A
	4/2/2015	N/A	N/A	N/A	N/A	N/A	< 10.9	N/A	N/A	N/A	< 10.2	< 10.2
	9/30/2015	N/A	N/A	N/A	N/A	N/A	N/A	N/A	< 11.5	N/A	N/A	N/A
	4/15/2019	N/A	< 10.9	< 10.8	< 10.6	< 10.8	N/A	< 10.8	N/A	< 10.4	N/A	N/A
	4/28/2020	N/A	N/A	N/A	N/A	N/A	N/A	N/A	< 11.2	N/A	< 10.5	< 11.4
	5/19/2021	N/A	N/A	N/A	N/A	N/A	< 10.5	N/A	N/A	N/A	N/A	N/A
	6/5/2024	N/A	< 10	< 10	< 9.8	< 10	N/A	< 9.8	N/A	< 9.8	N/A	N/A
2-Nitroaniline, ug/L (CAS NO - 88-74-4)	7/24/2008	< 3.02	< 3.02	< 3.02	N/A	< 3.02	N/A	< 3.02	N/A	N/A	N/A	N/A
	7/24/2008	N/A	N/A	N/A	N/A	N/A	N/A	< 3.02	N/A	N/A	N/A	N/A
	9/24/2008	< 3.02	< 3.02	< 3.02	N/A	< 3.02	N/A	< 3.02	N/A	N/A	N/A	N/A
	3/17/2009	< 3.02	< 3.02	< 3.02	N/A	< 3.02	N/A	< 3.02	N/A	< 3.02	< 3.36	< 3.02
	3/17/2009	N/A	N/A	< 3.02	N/A	N/A	N/A	N/A	N/A	N/A	N/A	N/A
	6/23/2009	< 10	< 10	< 10	N/A	< 10	< 10	< 10	N/A	< 10	< 10	< 10
	6/23/2009	N/A	N/A	N/A	N/A	N/A	N/A	N/A	N/A	N/A	< 10	N/A
	8/13/2009	N/A	N/A	N/A	N/A	N/A	< 10	N/A	N/A	N/A	< 10	< 10
	9/1/2009	< 11.4	< 10	< 10	N/A	< 10	< 10	< 10	N/A	< 12	< 10	< 10
	9/1/2009	N/A	N/A	< 10	N/A	N/A	N/A	N/A	N/A	N/A	N/A	N/A
	12/17/2009	N/A	N/A	N/A	N/A	N/A	< 13.7	N/A	N/A	< 10	N/A	N/A
	3/10/2010	N/A	N/A	< 10	N/A	< 10	N/A	N/A	N/A	N/A	N/A	N/A
	3/10/2010	N/A	N/A	N/A	N/A	< 10	N/A	N/A	N/A	N/A	N/A	N/A
	9/27/2010	< 10	N/A	< 10	N/A	N/A	N/A	N/A	N/A	N/A	< 10	< 10
	1/22/2013	N/A	N/A	N/A	< 10	N/A	N/A	N/A	N/A	N/A	N/A	N/A
	3/11/2014	N/A	N/A	N/A	< 10.2	N/A	N/A	N/A	N/A	N/A	N/A	N/A
	9/23/2014	N/A	< 10	< 10	N/A	< 10.4	N/A	< 10	N/A	< 10	N/A	N/A
	1/6/2015	N/A	N/A	N/A	N/A	N/A	N/A	N/A	< 10.2	N/A	N/A	N/A
	4/2/2015	N/A	N/A	N/A	N/A	N/A	< 10.9	N/A	N/A	N/A	< 10.2	< 10.2
	9/30/2015	N/A	N/A	N/A	N/A	N/A	N/A	N/A	< 11.5	N/A	N/A	N/A
	4/15/2019	N/A	< 10.9	< 10.8	< 10.6	< 10.8	N/A	< 10.8	N/A	< 10.4	N/A	N/A
	4/28/2020	N/A	N/A	N/A	N/A	N/A	N/A	N/A	< 11.2	N/A	< 10.5	< 11.4
	5/19/2021	N/A	N/A	N/A	N/A	N/A	< 10.5	N/A	N/A	N/A	N/A	N/A
	6/5/2024	N/A	< 10	< 10	< 9.8	< 10	N/A	< 9.8	N/A	< 9.8	N/A	N/A
2-Nitrophenol, ug/L (CAS NO - 88-75-5)	7/24/2008	< 1.63	< 1.63	< 1.63	N/A	< 1.63	N/A	< 1.63	N/A	N/A	N/A	N/A
	7/24/2008	N/A	N/A	N/A	N/A	N/A	N/A	< 1.63	N/A	N/A	N/A	N/A
	9/24/2008	< 1.63	< 1.63	< 1.63	N/A	< 1.63	N/A	< 1.63	N/A	N/A	N/A	N/A
	3/17/2009	< 1.63	< 1.63	< 1.63	N/A	< 1.63	N/A	< 1.63	N/A	< 1.63	< 1.81	< 1.63
	3/17/2009	N/A	N/A	< 1.63	N/A	N/A	N/A	N/A	N/A	N/A	N/A	N/A
	6/23/2009	< 10	< 10	< 10	N/A	< 10	< 10	< 10	N/A	< 10	< 10	< 10
	6/23/2009	N/A	N/A	N/A	N/A	N/A	N/A	N/A	N/A	N/A	< 10	N/A
	8/13/2009	N/A	N/A	N/A	N/A	N/A	< 10	N/A	N/A	N/A	< 10	< 10
	9/1/2009	< 11.4	< 10	< 10	N/A	< 10	< 10	< 10	N/A	< 12	< 10	< 10
	9/1/2009	N/A	N/A	< 10	N/A	N/A	N/A	N/A	N/A	N/A	N/A	N/A
	12/17/2009	N/A	N/A	N/A	N/A	N/A	< 13.7	N/A	N/A	< 10	N/A	N/A
	3/10/2010	N/A	N/A	< 10	N/A	< 10	N/A	N/A	N/A	N/A	N/A	N/A
	3/10/2010	N/A	N/A	N/A	N/A	< 10	N/A	N/A	N/A	N/A	N/A	N/A
	9/27/2010	< 10	N/A	< 10	N/A	N/A	N/A	N/A	N/A	N/A	< 10	< 10
	1/22/2013	N/A	N/A	N/A	< 10	N/A	N/A	N/A	N/A	N/A	N/A	N/A
	3/11/2014	N/A	N/A	N/A	< 10.2	N/A	N/A	N/A	N/A	N/A	N/A	N/A
	9/23/2014	N/A	< 10	< 10	N/A	< 10.4	N/A	< 10	N/A	< 10	N/A	N/A
	1/6/2015	N/A	N/A	N/A	N/A	N/A	N/A	N/A	< 10.2	N/A	N/A	N/A
	4/2/2015	N/A	N/A	N/A	N/A	N/A	< 10.9	N/A	N/A	N/A	< 10.2	< 10.2
	9/30/2015	N/A	N/A	N/A	N/A	N/A	N/A	N/A	< 11.5	N/A	N/A	N/A
	4/15/2019	N/A	< 10.9	< 10.8	< 10.6	< 10.8	N/A	< 10.8	N/A	< 10.4	N/A	N/A
	4/28/2020	N/A	N/A	N/A	N/A	N/A	N/A	N/A	< 11.2	N/A	< 10.5	< 11.4
	5/19/2021	N/A	N/A	N/A	N/A	N/A	< 10.5	N/A	N/A	N/A	N/A	N/A
	6/5/2024	N/A	< 10	< 10	< 9.8	< 10	N/A	< 9.8	N/A	< 9.8	N/A	N/A
3,3-Dichlorobenzidine, ug/L (CAS NO - 91-94-1)	7/24/2008	< 79.5	< 79.5	< 79.5	N/A	< 79.5	N/A	< 79.5	N/A	N/A	N/A	N/A
	7/24/2008	N/A	N/A	N/A	N/A	N/A	N/A	< 79.5	N/A	N/A	N/A	N/A
	9/24/2008	< 79.5	< 79.5	< 79.5	N/A	< 79.5	N/A	< 79.5	N/A	N/A	N/A	N/A
	3/17/2009	< 79.5	< 79.5	< 79.5	N/A	< 79.5	N/A	< 79.5	N/A	< 79.5	< 88.3	< 79.5
	3/17/2009	N/A	N/A	< 79.5	N/A	N/A	N/A	N/A	N/A	N/A	N/A	N/A
	6/23/2009	< 10	< 10	< 10	N/A	< 10	< 10	< 10	N/A	< 10	< 10	< 10
	6/23/2009	N/A	N/A	N/A	N/A	N/A	N/A	N/A	N/A	N/A	< 10	N/A
	8/13/2009	N/A	N/A	N/A	N/A	N/A	< 10	N/A	N/A	N/A	< 10	< 10
	9/1/2009	< 11.4	< 10	< 10	N/A	< 10	< 10	< 10	N/A	< 12	< 10	< 10
	9/1/2009	N/A	N/A	< 10	N/A	N/A	N/A	N/A	N/A	N/A	N/A	N/A
	12/17/2009	N/A	N/A	N/A	N/A	N/A	< 13.7	N/A	N/A	< 10	N/A	N/A
	3/10/2010	N/A	N/A	< 10	N/A	< 10	N/A	N/A	N/A	N/A	N/A	N/A
	3/10/2010	N/A	N/A	N/A	N/A	< 10	N/A	N/A	N/A	N/A	N/A	N/A
	9/27/2010	< 10	N/A	< 10	N/A	N/A	N/A	N/A	N/A	N/A	< 10	< 10
	1/22/2013	N/A	N/A	N/A	< 50	N/A	N/A	N/A	N/A	N/A	N/A	N/A
	3/11/2014	N/A	N/A	N/A	< 51	N/A	N/A	N/A	N/A	N/A	N/A	N/A
	9/23/2014	N/A	< 50	< 50	N/A	< 52.1	N/A	< 50	N/A	< 50	N/A	N/A
	1/6/2015	N/A	N/A	N/A	N/A	N/A	N/A	N/A	< 51	N/A	N/A	N/A
	4/2/2015	N/A	N/A	N/A	N/A	N/A	< 54.3	N/A	N/A	N/A	< 51	< 51
	9/30/2015	N/A	N/A	N/A	N/A	N/A	N/A	N/A	< 57.5	N/A	N/A	N/A
	4/15/2019	N/A	< 10.9	< 10.8	< 10.6	< 10.8	N/A	< 10.8	N/A	< 10.4	N/A	N/A
	4/28/2020	N/A	N/A	N/A	N/A	N/A	N/A	N/A	< 11.2	N/A	< 10.5	< 11.4
	5/19/2021	N/A	N/A	N/A	N/A	N/A	< 10.5	N/A	N/A	N/A	N/A	N/A
	6/5/2024	N/A	< 10	< 10	< 9.8	< 10	N/A	< 9.8	N/A	< 9.8	N/A	N/A
3,3-Dimethylbenzidine, ug/L (CAS NO - 119-93-7)	7/24/2008	< 12.2	< 12.2	< 12.2	N/A	< 12.2	N/A	< 12.2	N/A	N/A	N/A	N/A
	7/24/2008	N/A	N/A	N/A	N/A	N/A	N/A	< 12.2	N/A	N/A	N/A	N/A
	9/24/2008	< 12.2	< 12.2	< 12.2	N/A	< 12.2	N/A	< 12.2	N/A	N/A	N/A	N/A
	3/17/2009	< 12.2	< 12.2	< 12.2	N/A	< 12.2	N/A	< 12.2	N/A	< 12.2	< 13.6	< 12.2
	3/17/2009	N/A	N/A	< 12.2	N/A	N/A	N/A	N/A	N/A	N/A	N/A	N/A
	6/23/2009	< 20	< 20	< 20	N/A	< 20	< 20	< 20	N/A	< 20	< 20	< 20
	6/23/2009	N/A	N/A	N/A	N/A	N/A	N/A	N/A	N/A	N/A	< 20	N/A
	8/13/2009	N/A	N/A	N/A	N/A	N/A	< 10	N/A	N/A	N/A	< 10	< 10

SCS ENGINEERS

Summary of Groundwater Chemistry
Scott County Landfill - 82-SDP-03-77C - HMSP

Other Constituents	Sample Date	MW-32 UPG	MW-17 DNG	MW-19 DNG	MW-20 DNG	MW-21 DNG	MW-22 DNG	MW-27 DNG	MW-28 DNG	MW-30 DNG	OP-17 DNG	OP-18 DNG
3,3-Dimethylbenzidine, ug/L (CAS NO - 119-93-7)	9/1/2009	< 11.4	< 10	< 10	N/A	< 10	< 10	< 10	N/A	< 12	< 10	< 10
	9/1/2009	N/A	N/A	< 10	N/A	N/A	N/A	N/A	N/A	N/A	N/A	N/A
	12/17/2009	N/A	N/A	N/A	N/A	N/A	< 13.7	N/A	N/A	< 10	N/A	N/A
	3/10/2010	N/A	N/A	< 10	N/A	< 10	N/A	N/A	N/A	N/A	N/A	N/A
	3/10/2010	N/A	N/A	N/A	N/A	< 10	N/A	N/A	N/A	N/A	N/A	N/A
	9/27/2010	< 10	N/A	< 10	N/A	N/A	N/A	N/A	N/A	N/A	< 10	< 10
	1/22/2013	N/A	N/A	N/A	< 10	N/A	N/A	N/A	N/A	N/A	N/A	N/A
	3/11/2014	N/A	N/A	N/A	< 10.2	N/A	N/A	N/A	N/A	N/A	N/A	N/A
	9/23/2014	N/A	< 10	< 10	N/A	< 10.4	N/A	< 10	N/A	< 10	N/A	N/A
	1/6/2015	N/A	N/A	N/A	N/A	N/A	N/A	N/A	< 10.2	N/A	N/A	N/A
	4/2/2015	N/A	N/A	N/A	N/A	N/A	< 10.9	N/A	N/A	N/A	< 10.2	< 10.2
	9/30/2015	N/A	N/A	N/A	N/A	N/A	N/A	N/A	< 11.5	N/A	N/A	N/A
	4/15/2019	N/A	< 10.9	< 10.8	< 10.6	< 10.8	N/A	< 10.8	N/A	< 10.4	N/A	N/A
	4/28/2020	N/A	N/A	N/A	N/A	N/A	N/A	N/A	< 11.2	N/A	< 10.5	< 11.4
	5/19/2021	N/A	N/A	N/A	N/A	N/A	< 10.5	N/A	N/A	N/A	N/A	N/A
	6/5/2024	N/A	< 10	< 10	< 9.8	< 10	N/A	< 9.8	N/A	< 9.8	N/A	N/A
3/4-Methylphenol, ug/L (CAS NO - T-34MP)	7/24/2008	< 2.27	< 2.27	< 2.27	N/A	< 2.27	N/A	< 2.27	N/A	N/A	N/A	N/A
	7/24/2008	N/A	N/A	N/A	N/A	N/A	N/A	< 2.27	N/A	N/A	N/A	N/A
	9/24/2008	< 2.27	< 2.27	< 2.27	N/A	< 2.27	N/A	< 2.27	N/A	N/A	N/A	N/A
	3/17/2009	< 2.27	< 2.27	< 2.27	N/A	< 2.27	N/A	< 2.27	N/A	< 2.27	< 2.52	< 2.27
	3/17/2009	N/A	N/A	< 2.27	N/A	N/A	N/A	N/A	N/A	N/A	N/A	N/A
	6/23/2009	< 10	< 10	< 10	N/A	< 10	< 10	< 10	N/A	< 10	< 10	< 10
	6/23/2009	N/A	N/A	< 2.27	N/A	N/A	N/A	N/A	N/A	N/A	< 10	N/A
	8/13/2009	N/A	N/A	N/A	N/A	N/A	< 10	N/A	N/A	N/A	< 10	< 10
	9/1/2009	< 11.4	< 10	< 10	N/A	< 10	< 10	< 10	N/A	< 12	< 10	< 10
	9/1/2009	N/A	N/A	< 10	N/A	N/A	N/A	N/A	N/A	N/A	N/A	N/A
	12/17/2009	N/A	N/A	N/A	N/A	N/A	< 13.7	N/A	N/A	< 10	N/A	N/A
	3/10/2010	N/A	N/A	< 10	N/A	< 10	N/A	N/A	N/A	N/A	N/A	N/A
	3/10/2010	N/A	N/A	N/A	N/A	< 10	N/A	N/A	N/A	N/A	N/A	N/A
	9/27/2010	< 10	N/A	< 10	N/A	N/A	N/A	N/A	N/A	N/A	< 10	< 10
	1/22/2013	N/A	N/A	N/A	< 10	N/A	N/A	N/A	N/A	N/A	N/A	N/A
	3/11/2014	N/A	N/A	N/A	< 10.2	N/A	N/A	N/A	N/A	N/A	N/A	N/A
	9/23/2014	N/A	< 10	< 10	N/A	< 10.4	N/A	0.187*	N/A	< 10	N/A	N/A
	1/6/2015	N/A	N/A	N/A	N/A	N/A	N/A	N/A	< 10.2	N/A	N/A	N/A
	4/2/2015	N/A	N/A	N/A	N/A	N/A	< 10.9	N/A	N/A	N/A	< 10.2	< 10.2
	9/30/2015	N/A	N/A	N/A	N/A	N/A	N/A	N/A	< 11.5	N/A	N/A	N/A
	4/15/2019	N/A	< 10.9	< 10.8	< 10.6	< 10.8	N/A	< 10.8	N/A	< 10.4	N/A	N/A
	4/28/2020	N/A	N/A	N/A	N/A	N/A	N/A	N/A	< 11.2	N/A	< 10.5	< 11.4
	5/19/2021	N/A	N/A	N/A	N/A	N/A	< 10.5	N/A	N/A	N/A	N/A	N/A
	6/5/2024	N/A	< 10	< 10	< 9.8	< 10	N/A	< 9.8	N/A	< 9.8	N/A	N/A
3-Chloropropene, ug/L (CAS NO - 107-05-1)	7/24/2008	< 0.28	< 0.28	< 0.28	N/A	< 0.28	N/A	< 0.28	N/A	N/A	N/A	N/A
	7/24/2008	N/A	N/A	N/A	N/A	N/A	N/A	< 0.28	N/A	N/A	N/A	N/A
	9/24/2008	< 0.29	< 0.29	< 0.29	N/A	< 0.29	N/A	< 0.29	N/A	N/A	N/A	N/A
	3/17/2009	< 0.29	< 0.29	< 0.29	N/A	< 0.29	N/A	< 0.29	N/A	< 0.29	< 0.29	< 0.29
	3/17/2009	N/A	N/A	< 0.29	N/A	N/A	N/A	N/A	N/A	N/A	N/A	N/A
	6/23/2009	< 2	< 2	< 2	N/A	< 2	< 2	< 2	N/A	< 2	< 2	< 2
	6/23/2009	N/A	N/A	N/A	N/A	N/A	N/A	N/A	N/A	N/A	< 2	N/A
	8/13/2009	N/A	N/A	N/A	N/A	N/A	< 2	N/A	N/A	N/A	< 2	< 2
	9/1/2009	< 2	< 2	< 2	N/A	< 2	< 2	< 2	N/A	< 2	< 2	< 2
	9/1/2009	N/A	N/A	< 2	N/A	N/A	N/A	N/A	N/A	N/A	N/A	N/A
	12/17/2009	N/A	N/A	N/A	N/A	N/A	< 2	N/A	N/A	< 2	N/A	N/A
	3/10/2010	< 2	< 2	< 2	N/A	< 2	< 2	< 2	N/A	< 2	< 2	N/A
	3/10/2010	N/A	N/A	N/A	N/A	< 2	N/A	N/A	N/A	N/A	N/A	N/A
	9/27/2010	< 5	< 2	< 2	N/A	N/A	N/A	< 5	N/A	< 5	< 2	< 2
	1/22/2013	N/A	N/A	N/A	< 2	N/A	N/A	N/A	N/A	N/A	N/A	N/A
	3/11/2014	N/A	N/A	N/A	< 2	N/A	N/A	N/A	N/A	N/A	N/A	N/A
	9/23/2014	N/A	< 2	< 2	N/A	< 2	N/A	< 2	N/A	< 2	N/A	N/A
	1/6/2015	N/A	N/A	N/A	N/A	N/A	N/A	N/A	< 2	N/A	N/A	N/A
	4/2/2015	N/A	N/A	N/A	N/A	N/A	< 2	N/A	N/A	N/A	< 2	< 2
	9/30/2015	N/A	N/A	N/A	N/A	N/A	N/A	N/A	< 2	N/A	N/A	N/A
	4/15/2019	N/A	< 2	< 2	< 2	< 2	N/A	< 2	N/A	< 2	N/A	N/A
	4/28/2020	N/A	N/A	N/A	N/A	N/A	N/A	N/A	< 2	N/A	< 2	< 2
	5/19/2021	N/A	N/A	N/A	N/A	N/A	< 2	N/A	N/A	N/A	N/A	N/A
	6/5/2024	N/A	< 2	< 2	< 2	< 2	N/A	< 2	N/A	< 2	N/A	N/A
3-Methylcholanthrene, ug/L (CAS NO - 56-49-5)	7/24/2008	< 6.35	< 6.35	< 6.35	N/A	< 6.35	N/A	< 6.35	N/A	N/A	N/A	N/A
	7/24/2008	N/A	N/A	N/A	N/A	N/A	N/A	< 6.35	N/A	N/A	N/A	N/A
	9/24/2008	< 6.35	< 6.35	< 6.35	N/A	< 6.35	N/A	< 6.35	N/A	N/A	N/A	N/A
	3/17/2009	< 6.35	< 6.35	< 6.35	N/A	< 6.35	N/A	< 6.35	N/A	< 6.35	< 7.06	< 6.35
	3/17/2009	N/A	N/A	< 6.35	N/A	N/A	N/A	N/A	N/A	N/A	N/A	N/A
	6/23/2009	< 10	< 10	< 10	N/A	< 10	< 10	< 10	N/A	< 10	< 10	< 10
	6/23/2009	N/A	N/A	N/A	N/A	N/A	N/A	N/A	N/A	N/A	< 10	N/A
	8/13/2009	N/A	N/A	N/A	N/A	N/A	< 10	N/A	N/A	N/A	< 10	< 10
	9/1/2009	< 11.4	< 10	< 10	N/A	< 10	< 10	< 10	N/A	< 12	< 10	< 10
	9/1/2009	N/A	N/A	< 10	N/A	N/A	N/A	N/A	N/A	N/A	N/A	N/A
	12/17/2009	N/A	N/A	N/A	N/A	N/A	< 13.7	N/A	N/A	< 10	N/A	N/A
	3/10/2010	N/A	N/A	< 10	N/A	< 10	N/A	N/A	N/A	N/A	N/A	N/A
	3/10/2010	N/A	N/A	N/A	N/A	< 10	N/A	N/A	N/A	N/A	N/A	N/A
	9/27/2010	< 10	N/A	< 10	N/A	N/A	N/A	N/A	N/A	N/A	< 10	< 10
	1/22/2013	N/A	N/A	N/A	< 10	N/A	N/A	N/A	N/A	N/A	N/A	N/A
	3/11/2014	N/A	N/A	N/A	< 10.2	N/A	N/A	N/A	N/A	N/A	N/A	N/A
	9/23/2014	N/A	< 10	< 10	N/A	< 10.4	N/A	< 10	N/A	< 10	N/A	N/A
	1/6/2015	N/A	N/A	N/A	N/A	N/A	N/A	N/A	< 10.2	N/A	N/A	N/A
	4/2/2015	N/A	N/A	N/A	N/A	N/A	< 10.9	N/A	N/A	N/A	< 10.2	< 10.2
	9/30/2015	N/A	N/A	N/A	N/A	N/A	N/A	N/A	< 11.5	N/A	N/A	N/A
	4/15/2019	N/A	< 10.9	< 10.8	< 10.6	< 10.8	N/A	< 10.8	N/A	< 10.4	N/A	N/A
	4/28/2020	N/A	N/A	N/A	N/A	N/A	N/A	N/A	< 11.2	N/A	< 10.5	< 11.4
	5/19/2021	N/A	N/A	N/A	N/A	N/A	< 10.5	N/A	N/A	N/A	N/A	N/A
	6/5/2024	N/A	< 10	< 10	< 9.8	< 10	N/A	< 9.8	N/A	< 9.8	N/A	N/A

SCS ENGINEERS

Summary of Groundwater Chemistry
Scott County Landfill - 82-SDP-03-77C - HMSP

Other Constituents	Sample Date	MW-32 UPG	MW-17 DNG	MW-19 DNG	MW-20 DNG	MW-21 DNG	MW-22 DNG	MW-27 DNG	MW-28 DNG	MW-30 DNG	OP-17 DNG	OP-18 DNG
3-Nitroaniline, ug/L (CAS NO - 99-09-2)	7/24/2008	< 2.55	< 2.55	< 2.55	N/A	< 2.55	N/A	< 2.55	N/A	N/A	N/A	N/A
	7/24/2008	N/A	N/A	N/A	N/A	N/A	N/A	< 2.55	N/A	N/A	N/A	N/A
	9/24/2008	< 2.55	< 2.55	< 2.55	N/A	< 2.55	N/A	< 2.55	N/A	N/A	N/A	N/A
	3/17/2009	< 2.55	< 2.55	< 2.55	N/A	< 2.55	N/A	< 2.55	N/A	< 2.55	< 2.83	< 2.55
	3/17/2009	N/A	N/A	< 2.55	N/A	N/A	N/A	N/A	N/A	N/A	N/A	N/A
	6/23/2009	< 10	< 10	< 10	N/A	< 10	< 10	< 10	N/A	< 10	< 10	< 10
	6/23/2009	N/A	N/A	N/A	N/A	N/A	N/A	N/A	N/A	N/A	< 10	N/A
	8/13/2009	N/A	N/A	N/A	N/A	N/A	< 10	N/A	N/A	N/A	< 10	< 10
	9/1/2009	< 11.4	< 10	< 10	N/A	< 10	< 10	< 10	N/A	< 12	< 10	< 10
	9/1/2009	N/A	N/A	< 10	N/A	N/A	N/A	N/A	N/A	N/A	N/A	N/A
	12/17/2009	N/A	N/A	N/A	N/A	N/A	< 13.7	N/A	N/A	< 10	N/A	N/A
	3/10/2010	N/A	N/A	< 10	N/A	< 10	N/A	N/A	N/A	N/A	N/A	N/A
	3/10/2010	N/A	N/A	N/A	N/A	< 10	N/A	N/A	N/A	N/A	N/A	N/A
	9/27/2010	< 10	N/A	< 10	N/A	N/A	N/A	N/A	N/A	N/A	< 10	< 10
	1/22/2013	N/A	N/A	N/A	< 10	N/A	N/A	N/A	N/A	N/A	N/A	N/A
	3/11/2014	N/A	N/A	N/A	< 10.2	N/A	N/A	N/A	N/A	N/A	N/A	N/A
	9/23/2014	N/A	< 10	< 10	N/A	< 10.4	N/A	< 10	N/A	< 10	N/A	N/A
	1/6/2015	N/A	N/A	N/A	N/A	N/A	N/A	N/A	< 10.2	N/A	N/A	N/A
	4/2/2015	N/A	N/A	N/A	N/A	N/A	< 10.9	N/A	N/A	N/A	< 10.2	< 10.2
	9/30/2015	N/A	N/A	N/A	N/A	N/A	N/A	N/A	< 11.5	N/A	N/A	N/A
	4/15/2019	N/A	< 10.9	< 10.8	< 10.6	< 10.8	N/A	< 10.8	N/A	< 10.4	N/A	N/A
	4/28/2020	N/A	N/A	N/A	N/A	N/A	N/A	N/A	< 11.2	N/A	< 10.5	< 11.4
	5/19/2021	N/A	N/A	N/A	N/A	N/A	< 10.5	N/A	N/A	N/A	N/A	N/A
	6/5/2024	N/A	< 10	< 10	< 9.8	< 10	N/A	< 9.8	N/A	< 9.8	N/A	N/A
4,4`-DDD, ug/L (CAS NO - 72-54-8)	7/24/2008	< 0.05	< 0.052	< 0.052	N/A	< 0.051	N/A	< 0.052	N/A	N/A	N/A	N/A
	7/24/2008	N/A	N/A	N/A	N/A	N/A	N/A	< 0.053	N/A	N/A	N/A	N/A
	9/24/2008	< 0.016	< 0.016	< 0.016	N/A	< 0.016	N/A	< 0.016	N/A	N/A	N/A	N/A
	3/17/2009	< 0.032	< 0.032	< 0.032	N/A	< 0.032	N/A	< 0.032	N/A	< 0.032	< 0.039	< 0.032
	3/17/2009	N/A	N/A	< 0.032	N/A	N/A	N/A	N/A	N/A	N/A	N/A	N/A
	6/23/2009	< 0.032	< 0.032	< 0.032	N/A	< 0.032	< 0.032	< 0.032	N/A	< 0.032	< 0.032	< 0.032
	6/23/2009	N/A	N/A	N/A	N/A	N/A	N/A	N/A	N/A	N/A	< 0.032	N/A
	8/13/2009	N/A	N/A	N/A	N/A	N/A	< 0.032	N/A	N/A	N/A	< 0.032	< 0.032
	9/1/2009	< 0.032	< 0.032	< 0.032	N/A	< 0.032	< 0.032	< 0.032	N/A	< 0.032	< 0.032	< 0.032
	9/1/2009	N/A	N/A	< 0.032	N/A	N/A	N/A	N/A	N/A	N/A	N/A	N/A
	12/17/2009	N/A	N/A	N/A	N/A	N/A	< 0.032	N/A	N/A	< 0.032	N/A	N/A
	9/27/2010	N/A	N/A	N/A	N/A	N/A	N/A	N/A	N/A	N/A	< 0.032	< 0.032
	1/22/2013	N/A	N/A	N/A	< 0.05	N/A	N/A	N/A	N/A	N/A	N/A	N/A
	3/11/2014	N/A	N/A	N/A	0.00292*	N/A	N/A	N/A	N/A	N/A	N/A	N/A
	9/23/2014	N/A	< 0.032	< 0.032	N/A	< 0.032	N/A	< 0.032	N/A	< 0.032	N/A	N/A
	1/6/2015	N/A	N/A	N/A	N/A	N/A	N/A	N/A	< 0.0327	N/A	N/A	N/A
	4/2/2015	N/A	N/A	N/A	N/A	N/A	< 0.0386	N/A	N/A	N/A	< 0.0337	< 1.78
	9/30/2015	N/A	N/A	N/A	N/A	N/A	N/A	N/A	0.00611*	N/A	N/A	N/A
	4/15/2019	N/A	< 0.0344	< 0.034	< 0.0348	< 0.034	N/A	< 0.0348	N/A	< 0.034	N/A	N/A
	4/28/2020	N/A	N/A	N/A	N/A	N/A	N/A	N/A	< 0.0356	N/A	0.0152*	0.0149*
	5/19/2021	N/A	N/A	N/A	N/A	N/A	< 0.0344	N/A	N/A	N/A	N/A	N/A
	6/5/2024	N/A	< 0.0877	< 0.0866	< 0.0904	< 0.0943	N/A	< 0.0907	N/A	< 0.0911	N/A	N/A
4,4`-DDE, ug/L (CAS NO - 72-55-9)	7/24/2008	< 0.05	< 0.052	< 0.052	N/A	< 0.051	N/A	< 0.053	N/A	N/A	N/A	N/A
	7/24/2008	N/A	N/A	N/A	N/A	N/A	N/A	< 0.052	N/A	N/A	N/A	N/A
	9/24/2008	< 0.016	< 0.016	< 0.016	N/A	< 0.016	N/A	< 0.016	N/A	N/A	N/A	N/A
	3/17/2009	< 0.032	< 0.032	< 0.032	N/A	< 0.032	N/A	< 0.032	N/A	< 0.032	< 0.039	< 0.032
	3/17/2009	N/A	N/A	< 0.032	N/A	N/A	N/A	N/A	N/A	N/A	N/A	N/A
	6/23/2009	< 0.032	< 0.032	< 0.032	N/A	< 0.032	< 0.032	< 0.032	N/A	< 0.032	< 0.032	< 0.032
	6/23/2009	N/A	N/A	N/A	N/A	N/A	N/A	N/A	N/A	N/A	< 0.032	N/A
	8/13/2009	N/A	N/A	N/A	N/A	N/A	< 0.032	N/A	N/A	N/A	< 0.032	< 0.032
	9/1/2009	< 0.032	< 0.032	< 0.032	N/A	< 0.032	< 0.032	< 0.032	N/A	< 0.032	< 0.032	< 0.032
	9/1/2009	N/A	N/A	< 0.032	N/A	N/A	N/A	N/A	N/A	N/A	N/A	N/A
	12/17/2009	N/A	N/A	N/A	N/A	N/A	< 0.032	N/A	N/A	< 0.032	N/A	N/A
	9/27/2010	N/A	N/A	N/A	N/A	N/A	N/A	N/A	N/A	N/A	< 0.032	< 0.032
	1/22/2013	N/A	N/A	N/A	< 0.05	N/A	N/A	N/A	N/A	N/A	N/A	N/A
	3/11/2014	N/A	N/A	N/A	< 0.0323	N/A	N/A	N/A	N/A	N/A	N/A	N/A
	9/23/2014	N/A	< 0.032	< 0.032	N/A	< 0.032	N/A	< 0.032	N/A	< 0.032	N/A	N/A
	1/6/2015	N/A	N/A	N/A	N/A	N/A	N/A	N/A	< 0.0327	N/A	N/A	N/A
	4/2/2015	N/A	N/A	N/A	N/A	N/A	< 0.0386	N/A	N/A	N/A	0.00349*	< 1.78
	9/30/2015	N/A	N/A	N/A	N/A	N/A	N/A	N/A	< 0.032	N/A	N/A	N/A
	4/15/2019	N/A	< 0.0344	< 0.034	< 0.0348	< 0.034	N/A	< 0.0348	N/A	< 0.034	N/A	N/A
	4/28/2020	N/A	N/A	N/A	N/A	N/A	N/A	N/A	< 0.0356	N/A	0.00659*	0.0108*
	5/19/2021	N/A	N/A	N/A	N/A	N/A	< 0.0344	N/A	N/A	N/A	N/A	N/A
	6/5/2024	N/A	< 0.0877	< 0.0866	< 0.0904	< 0.0943	N/A	< 0.0907	N/A	< 0.0911	N/A	N/A
4,4`-DDT, ug/L (CAS NO - 50-29-3)	7/24/2008	< 0.05	< 0.052	< 0.052	N/A	< 0.051	N/A	< 0.052	N/A	N/A	N/A	N/A
	7/24/2008	N/A	N/A	N/A	N/A	N/A	N/A	< 0.053	N/A	N/A	N/A	N/A
	9/24/2008	< 0.016	< 0.016	< 0.016	N/A	< 0.016	N/A	< 0.016	N/A	N/A	N/A	N/A
	3/17/2009	< 0.032	< 0.032	< 0.032	N/A	< 0.032	N/A	< 0.032	N/A	< 0.032	< 0.039	< 0.032
	3/17/2009	N/A	N/A	< 0.032	N/A	N/A	N/A	N/A	N/A	N/A	N/A	N/A
	6/23/2009	< 0.032	< 0.032	< 0.032	N/A	< 0.032	< 0.032	< 0.032	N/A	< 0.032	< 0.032	< 0.032
	6/23/2009	N/A	N/A	N/A	N/A	N/A	N/A	N/A	N/A	N/A	< 0.032	N/A
	8/13/2009	N/A	N/A	N/A	N/A	N/A	< 0.032	N/A	N/A	N/A	< 0.032	< 0.032
	9/1/2009	< 0.032	< 0.032	< 0.032	N/A	< 0.032	< 0.032	< 0.032	N/A	< 0.032	< 0.032	< 0.032
	9/1/2009	N/A	N/A	< 0.032	N/A	N/A	N/A	N/A	N/A	N/A	N/A	N/A
	12/17/2009	N/A	N/A	N/A	N/A	N/A	< 0.032	N/A	N/A	< 0.032	N/A	N/A
	9/27/2010	N/A	N/A	N/A	N/A	N/A	N/A	N/A	N/A	N/A	< 0.032	< 0.032
	1/22/2013	N/A	N/A	N/A	< 0.05	N/A	N/A	N/A	N/A	N/A	N/A	N/A
	3/11/2014	N/A	N/A	N/A	< 0.0323	N/A	N/A	N/A	N/A	N/A	N/A	N/A
	9/23/2014	N/A	< 0.032	< 0.032	N/A	< 0.032	N/A	< 0.032	N/A	< 0.032	N/A	N/A
	1/6/2015	N/A	N/A	N/A	N/A	N/A	N/A	N/A	< 0.0327	N/A	N/A	N/A
	4/2/2015	N/A	N/A	N/A	N/A	N/A	< 0.0386	N/A	N/A	N/A	< 0.0337	< 1.78
	9/30/2015	N/A	N/A	N/A	N/A	N/A	N/A	N/A	< 0.032	N/A	N/A	N/A

SCS ENGINEERS

Summary of Groundwater Chemistry
Scott County Landfill - 82-SDP-03-77C - HMSP

Other Constituents	Sample Date	MW-32 UPG	MW-17 DNG	MW-19 DNG	MW-20 DNG	MW-21 DNG	MW-22 DNG	MW-27 DNG	MW-28 DNG	MW-30 DNG	OP-17 DNG	OP-18 DNG
4,4`-DDT, ug/L (CAS NO - 50-29-3)	4/15/2019	N/A	< 0.0344	< 0.034	< 0.0348	< 0.034	N/A	0.017*	N/A	< 0.034	N/A	N/A
	4/28/2020	N/A	N/A	N/A	N/A	N/A	N/A	N/A	< 0.0356	N/A	< 0.0348	0.00476*
	5/19/2021	N/A	N/A	N/A	N/A	N/A	< 0.0344	N/A	N/A	N/A	N/A	N/A
	6/5/2024	N/A	< 0.0877	0.0387*	< 0.0904	< 0.0943	N/A	< 0.0907	N/A	< 0.0911	N/A	N/A
4,6-Dinitro-2-methylphenol, ug/L (CAS NO - 534-52-1)	7/24/2008	< 1.37	< 1.37	< 1.37	N/A	< 1.37	N/A	< 1.37	N/A	N/A	N/A	N/A
	7/24/2008	N/A	N/A	N/A	N/A	N/A	N/A	< 1.37	N/A	N/A	N/A	N/A
	9/24/2008	< 1.37	< 1.37	< 1.37	N/A	< 1.37	N/A	< 1.37	N/A	N/A	N/A	N/A
	3/17/2009	< 1.37	< 1.37	< 1.37	N/A	< 1.37	N/A	< 1.37	N/A	< 1.37	< 1.52	< 1.37
	3/17/2009	N/A	N/A	< 1.37	N/A	N/A	N/A	N/A	N/A	N/A	N/A	N/A
	6/23/2009	< 10	< 10	< 10	N/A	< 10	< 10	< 10	N/A	< 10	< 10	< 10
	6/23/2009	N/A	N/A	N/A	N/A	N/A	N/A	N/A	N/A	N/A	< 10	N/A
	8/13/2009	N/A	N/A	N/A	N/A	N/A	< 10	N/A	N/A	N/A	< 10	< 10
	9/1/2009	< 11.4	< 10	< 10	N/A	< 10	< 10	< 10	N/A	< 12	< 10	< 10
	9/1/2009	N/A	N/A	< 10	N/A	N/A	N/A	N/A	N/A	N/A	N/A	N/A
	12/17/2009	N/A	N/A	N/A	N/A	N/A	< 13.7	N/A	N/A	< 10	N/A	N/A
	3/10/2010	N/A	N/A	< 10	N/A	< 10	N/A	N/A	N/A	N/A	N/A	N/A
	3/10/2010	N/A	N/A	N/A	N/A	< 10	N/A	N/A	N/A	N/A	< 10	< 10
	9/27/2010	< 10	N/A	< 10	N/A	N/A	N/A	N/A	N/A	N/A	< 10	< 10
	1/22/2013	N/A	N/A	N/A	< 10	N/A	N/A	N/A	N/A	N/A	N/A	N/A
	3/11/2014	N/A	N/A	N/A	< 10.2	N/A	N/A	N/A	N/A	N/A	N/A	N/A
	9/23/2014	N/A	< 10	< 10	N/A	< 10.4	N/A	< 10	N/A	< 10	N/A	N/A
	1/6/2015	N/A	N/A	N/A	N/A	N/A	N/A	N/A	< 10.2	N/A	N/A	N/A
	4/2/2015	N/A	N/A	N/A	N/A	N/A	< 10.9	N/A	N/A	N/A	< 10.2	< 10.2
	9/30/2015	N/A	N/A	N/A	N/A	N/A	N/A	N/A	< 11.5	N/A	N/A	N/A
	4/15/2019	N/A	< 10.9	< 10.8	< 10.6	< 10.8	N/A	< 10.8	N/A	< 10.4	N/A	N/A
	4/28/2020	N/A	N/A	N/A	N/A	N/A	N/A	N/A	< 11.2	N/A	< 10.5	< 11.4
	5/19/2021	N/A	N/A	N/A	N/A	N/A	< 10.5	N/A	N/A	N/A	N/A	N/A
	6/5/2024	N/A	< 10	< 10	< 9.8	< 10	N/A	< 9.8	N/A	< 9.8	N/A	N/A
4-Aminobiphenyl, ug/L (CAS NO - 92-67-1)	7/24/2008	< 10.1	< 10.1	< 10.1	N/A	< 10.1	N/A	< 10.1	N/A	N/A	N/A	N/A
	7/24/2008	N/A	N/A	N/A	N/A	N/A	N/A	< 10.1	N/A	N/A	N/A	N/A
	9/24/2008	< 10.1	< 10.1	< 10.1	N/A	< 10.1	N/A	< 10.1	N/A	N/A	N/A	N/A
	3/17/2009	< 10.1	< 10.1	< 10.1	N/A	< 10.1	N/A	< 10.1	N/A	< 10.1	< 11.2	< 10.1
	3/17/2009	N/A	N/A	< 10.1	N/A	N/A	N/A	N/A	N/A	N/A	N/A	N/A
	6/23/2009	< 20	< 20	< 20	N/A	< 20	< 20	< 20	N/A	< 20	< 20	< 20
	6/23/2009	N/A	N/A	N/A	N/A	N/A	N/A	N/A	N/A	N/A	< 20	N/A
	8/13/2009	N/A	N/A	N/A	N/A	N/A	< 10	N/A	N/A	N/A	< 10	< 10
	9/1/2009	< 11.4	< 10	< 10	N/A	< 10	< 10	< 10	N/A	< 12	< 10	< 10
	9/1/2009	N/A	N/A	< 10	N/A	N/A	N/A	N/A	N/A	N/A	N/A	N/A
	12/17/2009	N/A	N/A	N/A	N/A	N/A	< 13.7	N/A	N/A	< 10	N/A	N/A
	3/10/2010	N/A	N/A	< 10	N/A	< 10	N/A	N/A	N/A	N/A	N/A	N/A
	3/10/2010	N/A	N/A	N/A	N/A	< 10	N/A	N/A	N/A	N/A	N/A	N/A
	9/27/2010	< 10	N/A	< 10	N/A	N/A	N/A	N/A	N/A	N/A	< 10	< 10
	1/22/2013	N/A	N/A	N/A	< 10	N/A	N/A	N/A	N/A	N/A	N/A	N/A
	3/11/2014	N/A	N/A	N/A	< 10.2	N/A	N/A	N/A	N/A	N/A	N/A	N/A
	9/23/2014	N/A	< 10	< 10	N/A	< 10.4	N/A	< 10	N/A	< 10	N/A	N/A
	1/6/2015	N/A	N/A	N/A	N/A	N/A	N/A	N/A	< 10.2	N/A	N/A	N/A
	4/2/2015	N/A	N/A	N/A	N/A	N/A	< 10.9	N/A	N/A	N/A	< 10.2	< 10.2
	9/30/2015	N/A	N/A	N/A	N/A	N/A	N/A	N/A	< 11.5	N/A	N/A	N/A
	4/15/2019	N/A	< 10.9	< 10.8	< 10.6	< 10.8	N/A	< 10.8	N/A	< 10.4	N/A	N/A
	4/28/2020	N/A	N/A	N/A	N/A	N/A	N/A	N/A	< 11.2	N/A	< 10.5	< 11.4
	5/19/2021	N/A	N/A	N/A	N/A	N/A	< 10.5	N/A	N/A	N/A	N/A	N/A
	6/5/2024	N/A	< 10	< 10	< 9.8	< 10	N/A	< 9.8	N/A	< 9.8	N/A	N/A
4-Bromophenyl phenyl ether, ug/L (CAS NO - 101-55-3)	7/24/2008	< 1.51	< 1.51	< 1.51	N/A	< 1.51	N/A	< 1.51	N/A	N/A	N/A	N/A
	7/24/2008	N/A	N/A	N/A	N/A	N/A	N/A	< 1.51	N/A	N/A	N/A	N/A
	9/24/2008	< 1.51	< 1.51	< 1.51	N/A	< 1.51	N/A	< 1.51	N/A	N/A	N/A	N/A
	3/17/2009	< 1.51	< 1.51	< 1.51	N/A	< 1.51	N/A	< 1.51	N/A	< 1.51	< 1.68	< 1.51
	3/17/2009	N/A	N/A	< 1.51	N/A	N/A	N/A	N/A	N/A	N/A	N/A	N/A
	6/23/2009	< 10	< 10	< 10	N/A	< 10	< 10	< 10	N/A	< 10	< 10	< 10
	6/23/2009	N/A	N/A	N/A	N/A	N/A	N/A	N/A	N/A	N/A	< 10	N/A
	8/13/2009	N/A	N/A	N/A	N/A	N/A	< 10	N/A	N/A	N/A	< 10	< 10
	9/1/2009	< 11.4	< 10	< 10	N/A	< 10	< 10	< 10	N/A	< 12	< 10	< 10
	9/1/2009	N/A	N/A	< 10	N/A	N/A	N/A	N/A	N/A	N/A	N/A	N/A
	12/17/2009	N/A	N/A	N/A	N/A	N/A	< 13.7	N/A	N/A	< 10	N/A	N/A
	3/10/2010	N/A	N/A	< 10	N/A	< 10	N/A	N/A	N/A	N/A	N/A	N/A
	3/10/2010	N/A	N/A	N/A	N/A	< 10	N/A	N/A	N/A	N/A	N/A	N/A
	9/27/2010	< 10	N/A	< 10	N/A	N/A	N/A	N/A	N/A	N/A	< 10	< 10
	1/22/2013	N/A	N/A	N/A	< 10	N/A	N/A	N/A	N/A	N/A	N/A	N/A
	3/11/2014	N/A	N/A	N/A	< 10.2	N/A	N/A	N/A	N/A	N/A	N/A	N/A
	9/23/2014	N/A	< 10	< 10	N/A	< 10.4	N/A	< 10	N/A	< 10	N/A	N/A
	1/6/2015	N/A	N/A	N/A	N/A	N/A	N/A	N/A	< 10.2	N/A	N/A	N/A
	4/2/2015	N/A	N/A	N/A	N/A	N/A	< 10.9	N/A	N/A	N/A	< 10.2	< 10.2
	9/30/2015	N/A	N/A	N/A	N/A	N/A	N/A	N/A	< 11.5	N/A	N/A	N/A
	4/15/2019	N/A	< 10.9	< 10.8	< 10.6	< 10.8	N/A	< 10.8	N/A	< 10.4	N/A	N/A
	4/28/2020	N/A	N/A	N/A	N/A	N/A	N/A	N/A	< 11.2	N/A	< 10.5	< 11.4
	5/19/2021	N/A	N/A	N/A	N/A	N/A	< 10.5	N/A	N/A	N/A	N/A	N/A
	6/5/2024	N/A	< 10	< 10	< 9.8	< 10	N/A	< 9.8	N/A	< 9.8	N/A	N/A
4-Chloro-3-methylphenol, ug/L (CAS NO - 59-50-7)	7/24/2008	< 2.16	< 2.16	< 2.16	N/A	< 2.16	N/A	< 2.16	N/A	N/A	N/A	N/A
	7/24/2008	N/A	N/A	N/A	N/A	N/A	N/A	< 2.16	N/A	N/A	N/A	N/A
	9/24/2008	< 2.16	< 2.16	< 2.16	N/A	< 2.16	N/A	< 2.16	N/A	N/A	N/A	N/A
	3/17/2009	< 2.16	< 2.16	< 2.16	N/A	< 2.16	N/A	< 2.16	N/A	< 2.16	< 2.4	< 2.16
	3/17/2009	N/A	N/A	< 2.16	N/A	N/A	N/A	N/A	N/A	N/A	N/A	N/A
	6/23/2009	< 10	< 10	< 10	N/A	< 10	< 10	< 10	N/A	< 10	< 10	< 10
	6/23/2009	N/A	N/A	N/A	N/A	N/A	N/A	N/A	N/A	N/A	< 10	N/A
	8/13/2009	N/A	N/A	N/A	N/A	N/A	< 10	N/A	N/A	N/A	< 10	< 10
	9/1/2009	< 11.4	< 10	< 10	N/A	< 10	< 10	< 10	N/A	< 12	< 10	< 10
	9/1/2009	N/A	N/A	< 10	N/A	N/A	N/A	N/A	N/A	N/A	N/A	N/A
	12/17/2009	N/A	N/A	N/A	N/A	N/A	< 13.7	N/A	N/A	< 10	N/A	N/A
	3/10/2010	N/A	N/A	< 10	N/A	< 10	N/A	N/A	N/A	N/A	N/A	N/A
	3/10/2010	N/A	N/A	N/A	N/A	< 10	N/A	N/A	N/A	N/A	N/A	N/A

SCS ENGINEERS

Summary of Groundwater Chemistry
Scott County Landfill - 82-SDP-03-77C - HMSP

Other Constituents	Sample Date	MW-32 UPG	MW-17 DNG	MW-19 DNG	MW-20 DNG	MW-21 DNG	MW-22 DNG	MW-27 DNG	MW-28 DNG	MW-30 DNG	OP-17 DNG	OP-18 DNG
4-Chloro-3-methylphenol, ug/L (CAS NO - 59-50-7)	9/27/2010	< 10	N/A	< 10	N/A	N/A	N/A	N/A	N/A	N/A	< 10	< 10
	1/22/2013	N/A	N/A	N/A	< 10	N/A	N/A	N/A	N/A	N/A	N/A	N/A
	3/11/2014	N/A	N/A	N/A	< 10.2	N/A	N/A	N/A	N/A	N/A	N/A	N/A
	9/23/2014	N/A	< 10	< 10	N/A	< 10.4	N/A	< 10	N/A	< 10	N/A	N/A
	1/6/2015	N/A	N/A	N/A	N/A	N/A	N/A	N/A	< 10.2	N/A	N/A	N/A
	4/2/2015	N/A	N/A	N/A	N/A	N/A	< 10.9	N/A	N/A	N/A	< 10.2	< 10.2
	9/30/2015	N/A	N/A	N/A	N/A	N/A	N/A	N/A	< 11.5	N/A	N/A	N/A
	4/15/2019	N/A	< 10.9	< 10.8	< 10.6	< 10.8	N/A	< 10.8	N/A	< 10.4	N/A	N/A
	4/28/2020	N/A	N/A	N/A	N/A	N/A	N/A	N/A	< 11.2	N/A	< 10.5	< 11.4
	5/19/2021	N/A	N/A	N/A	N/A	N/A	< 10.5	N/A	N/A	N/A	N/A	N/A
	6/5/2024	N/A	< 10	< 10	< 9.8	< 10	N/A	< 9.8	N/A	< 9.8	N/A	N/A
4-Chloroaniline, ug/L (CAS NO - 106-47-8)	7/24/2008	< 2.36	< 2.36	< 2.36	N/A	< 2.36	N/A	< 2.36	N/A	N/A	N/A	N/A
	7/24/2008	N/A	N/A	N/A	N/A	N/A	N/A	< 2.36	N/A	N/A	N/A	N/A
	9/24/2008	< 2.36	< 2.36	< 2.36	N/A	< 2.36	N/A	< 2.36	N/A	N/A	N/A	N/A
	3/17/2009	< 2.36	< 2.36	< 2.36	N/A	< 2.36	N/A	< 2.36	N/A	< 2.36	< 2.62	< 2.36
	3/17/2009	N/A	N/A	< 2.36	N/A	N/A	N/A	N/A	N/A	N/A	N/A	N/A
	6/23/2009	< 10	< 10	< 10	N/A	< 10	< 10	< 10	N/A	< 10	< 10	< 10
	6/23/2009	N/A	N/A	N/A	N/A	N/A	N/A	N/A	N/A	N/A	< 10	N/A
	8/13/2009	N/A	N/A	N/A	N/A	N/A	< 10	N/A	N/A	N/A	< 10	< 10
	9/1/2009	< 11.4	< 10	< 10	N/A	< 10	< 10	< 10	N/A	< 12	< 10	< 10
	9/1/2009	N/A	N/A	< 10	N/A	N/A	N/A	N/A	N/A	N/A	N/A	N/A
	12/17/2009	N/A	N/A	N/A	N/A	N/A	< 13.7	N/A	N/A	< 10	N/A	N/A
	3/10/2010	N/A	N/A	< 10	N/A	< 10	N/A	N/A	N/A	N/A	N/A	N/A
	3/10/2010	N/A	N/A	N/A	N/A	< 10	N/A	N/A	N/A	N/A	N/A	N/A
	9/27/2010	< 10	N/A	< 10	N/A	N/A	N/A	N/A	N/A	N/A	< 10	< 10
	1/22/2013	N/A	N/A	N/A	< 10	N/A	N/A	N/A	N/A	N/A	N/A	N/A
	3/11/2014	N/A	N/A	N/A	< 10.2	N/A	N/A	N/A	N/A	N/A	N/A	N/A
	9/23/2014	N/A	< 10	< 10	N/A	< 10.4	N/A	< 10	N/A	< 10	N/A	N/A
	1/6/2015	N/A	N/A	N/A	N/A	N/A	N/A	N/A	< 10.2	N/A	N/A	N/A
	4/2/2015	N/A	N/A	N/A	N/A	N/A	< 10.9	N/A	N/A	N/A	< 10.2	< 10.2
	9/30/2015	N/A	N/A	N/A	N/A	N/A	N/A	N/A	< 11.5	N/A	N/A	N/A
	4/15/2019	N/A	< 10.9	< 10.8	< 10.6	< 10.8	N/A	< 10.8	N/A	< 10.4	N/A	N/A
	4/28/2020	N/A	N/A	N/A	N/A	N/A	N/A	N/A	< 11.2	N/A	< 10.5	< 11.4
	5/19/2021	N/A	N/A	N/A	N/A	N/A	< 10.5	N/A	N/A	N/A	N/A	N/A
	6/5/2024	N/A	< 10	< 10	< 9.8	< 10	N/A	< 9.8	N/A	< 9.8	N/A	N/A
4-Chlorophenyl phenyl ether, ug/L (CAS NO - 7005-72-3)	7/24/2008	< 2.6	< 2.6	< 2.6	N/A	< 2.6	N/A	< 2.6	N/A	N/A	N/A	N/A
	7/24/2008	N/A	N/A	N/A	N/A	N/A	N/A	< 2.6	N/A	N/A	N/A	N/A
	9/24/2008	< 2.6	< 2.6	< 2.6	N/A	< 2.6	N/A	< 2.6	N/A	N/A	N/A	N/A
	3/17/2009	< 2.6	< 2.6	< 2.6	N/A	< 2.6	N/A	< 2.6	N/A	< 2.6	< 2.89	< 2.6
	3/17/2009	N/A	N/A	< 2.6	N/A	N/A	N/A	N/A	N/A	N/A	N/A	N/A
	6/23/2009	< 10	< 10	< 10	N/A	< 10	< 10	< 10	N/A	< 10	< 10	< 10
	6/23/2009	N/A	N/A	N/A	N/A	N/A	N/A	N/A	N/A	N/A	< 10	N/A
	8/13/2009	N/A	N/A	N/A	N/A	N/A	< 10	N/A	N/A	N/A	< 10	< 10
	9/1/2009	< 11.4	< 10	< 10	N/A	< 10	< 10	< 10	N/A	< 12	< 10	< 10
	9/1/2009	N/A	N/A	< 10	N/A	N/A	N/A	N/A	N/A	N/A	N/A	N/A
	12/17/2009	N/A	N/A	N/A	N/A	N/A	< 13.7	N/A	N/A	< 10	N/A	N/A
	3/10/2010	N/A	N/A	< 10	N/A	< 10	N/A	N/A	N/A	N/A	N/A	N/A
	3/10/2010	N/A	N/A	N/A	N/A	< 10	N/A	N/A	N/A	N/A	N/A	N/A
	9/27/2010	< 10	N/A	< 10	N/A	N/A	N/A	N/A	N/A	N/A	< 10	< 10
	1/22/2013	N/A	N/A	N/A	< 10	N/A	N/A	N/A	N/A	N/A	N/A	N/A
	3/11/2014	N/A	N/A	N/A	< 10.2	N/A	N/A	N/A	N/A	N/A	N/A	N/A
	9/23/2014	N/A	< 10	< 10	N/A	< 10.4	N/A	< 10	N/A	< 10	N/A	N/A
	1/6/2015	N/A	N/A	N/A	N/A	N/A	N/A	N/A	< 10.2	N/A	N/A	N/A
	4/2/2015	N/A	N/A	N/A	N/A	N/A	< 10.9	N/A	N/A	N/A	< 10.2	< 10.2
	9/30/2015	N/A	N/A	N/A	N/A	N/A	N/A	N/A	< 11.5	N/A	N/A	N/A
	4/15/2019	N/A	< 10.9	< 10.8	< 10.6	< 10.8	N/A	< 10.8	N/A	< 10.4	N/A	N/A
	4/28/2020	N/A	N/A	N/A	N/A	N/A	N/A	N/A	< 11.2	N/A	< 10.5	< 11.4
	5/19/2021	N/A	N/A	N/A	N/A	N/A	< 10.5	N/A	N/A	N/A	N/A	N/A
	6/5/2024	N/A	< 10	< 10	< 9.8	< 10	N/A	< 9.8	N/A	< 9.8	N/A	N/A
4-Nitroaniline, ug/L (CAS NO - 100-01-6)	7/24/2008	< 1.37	< 1.37	< 1.37	N/A	< 1.37	N/A	< 1.37	N/A	N/A	N/A	N/A
	7/24/2008	N/A	N/A	N/A	N/A	N/A	N/A	< 1.37	N/A	N/A	N/A	N/A
	9/24/2008	< 1.37	< 1.37	< 1.37	N/A	< 1.37	N/A	< 1.37	N/A	N/A	N/A	N/A
	3/17/2009	< 1.37	< 1.37	< 1.37	N/A	< 1.37	N/A	< 1.37	N/A	< 1.37	< 1.52	< 1.37
	3/17/2009	N/A	N/A	< 1.37	N/A	N/A	N/A	N/A	N/A	N/A	N/A	N/A
	6/23/2009	< 10	< 10	< 10	N/A	< 10	< 10	< 10	N/A	< 10	< 10	< 10
	6/23/2009	N/A	N/A	N/A	N/A	N/A	N/A	N/A	N/A	N/A	< 10	N/A
	8/13/2009	N/A	N/A	N/A	N/A	N/A	< 10	N/A	N/A	N/A	< 10	< 10
	9/1/2009	< 11.4	< 10	< 10	N/A	< 10	< 10	< 10	N/A	< 12	< 10	< 10
	9/1/2009	N/A	N/A	< 10	N/A	N/A	N/A	N/A	N/A	N/A	N/A	N/A
	12/17/2009	N/A	N/A	N/A	N/A	N/A	< 13.7	N/A	N/A	< 10	N/A	N/A
	3/10/2010	N/A	N/A	< 10	N/A	< 10	N/A	N/A	N/A	N/A	N/A	N/A
	3/10/2010	N/A	N/A	N/A	N/A	< 10	N/A	N/A	N/A	N/A	N/A	N/A
	9/27/2010	< 10	N/A	< 10	N/A	N/A	N/A	N/A	N/A	N/A	< 10	< 10
	1/22/2013	N/A	N/A	N/A	< 10	N/A	N/A	N/A	N/A	N/A	N/A	N/A
	3/11/2014	N/A	N/A	N/A	< 10.2	N/A	N/A	N/A	N/A	N/A	N/A	N/A
	9/23/2014	N/A	< 10	< 10	N/A	< 10.4	N/A	< 10	N/A	< 10	N/A	N/A
	1/6/2015	N/A	N/A	N/A	N/A	N/A	N/A	N/A	< 10.2	N/A	N/A	N/A
	4/2/2015	N/A	N/A	N/A	N/A	N/A	< 10.9	N/A	N/A	N/A	< 10.2	< 10.2
	9/30/2015	N/A	N/A	N/A	N/A	N/A	N/A	N/A	< 11.5	N/A	N/A	N/A
	4/15/2019	N/A	< 10.9	< 10.8	< 10.6	< 10.8	N/A	< 10.8	N/A	< 10.4	N/A	N/A
	4/28/2020	N/A	N/A	N/A	N/A	N/A	N/A	N/A	< 11.2	N/A	< 10.5	< 11.4
	5/19/2021	N/A	N/A	N/A	N/A	N/A	< 10.5	N/A	N/A	N/A	N/A	N/A
	6/5/2024	N/A	< 10	< 10	< 9.8	< 10	N/A	< 9.8	N/A	< 9.8	N/A	N/A
4-Nitrophenol, ug/L (CAS NO - 100-02-7)	7/24/2008	< 1.08	< 1.08	< 1.08	N/A	< 1.08	N/A	< 1.08	N/A	N/A	N/A	N/A
	7/24/2008	N/A	N/A	N/A	N/A	N/A	N/A	< 1.08	N/A	N/A	N/A	N/A
	9/24/2008	< 1.08	< 1.08	< 1.08	N/A	< 1.08	N/A	< 1.08	N/A	N/A	N/A	N/A
	3/17/2009	< 1.08	< 1.08	< 1.08	N/A	< 1.08	N/A	< 1.08	N/A	< 1.08	< 1.2	< 1.08
	3/17/2009	N/A	N/A	< 1.08	N/A	N/A	N/A	N/A	N/A	N/A	N/A	N/A

SCS ENGINEERS

Summary of Groundwater Chemistry
Scott County Landfill - 82-SDP-03-77C - HMSP

Other Constituents	Sample Date	MW-32 UPG	MW-17 DNG	MW-19 DNG	MW-20 DNG	MW-21 DNG	MW-22 DNG	MW-27 DNG	MW-28 DNG	MW-30 DNG	OP-17 DNG	OP-18 DNG
4-Nitrophenol, ug/L (CAS NO - 100-02-7)	6/23/2009	< 10	< 10	< 10	N/A	< 10	< 10	< 10	N/A	< 10	< 10	< 10
	6/23/2009	N/A	N/A	N/A	N/A	N/A	N/A	N/A	N/A	N/A	< 10	N/A
	8/13/2009	N/A	N/A	N/A	N/A	N/A	< 10	N/A	N/A	N/A	< 10	< 10
	9/1/2009	< 11.4	< 10	< 10	N/A	< 10	< 10	< 10	N/A	< 12	< 10	< 10
	9/1/2009	N/A	N/A	< 10	N/A	N/A	N/A	N/A	N/A	N/A	N/A	N/A
	12/17/2009	N/A	N/A	N/A	N/A	N/A	< 13.7	N/A	N/A	< 10	N/A	N/A
	3/10/2010	N/A	N/A	< 10	N/A	< 10	N/A	N/A	N/A	N/A	N/A	N/A
	3/10/2010	N/A	N/A	N/A	N/A	< 10	N/A	N/A	N/A	N/A	N/A	N/A
	9/27/2010	< 10	N/A	< 10	N/A	N/A	N/A	N/A	N/A	N/A	< 10	< 10
	1/22/2013	N/A	N/A	N/A	< 10	N/A	N/A	N/A	N/A	N/A	N/A	N/A
	3/11/2014	N/A	N/A	N/A	< 10.2	N/A	N/A	N/A	N/A	N/A	N/A	N/A
	9/23/2014	N/A	< 10	< 10	N/A	< 10.4	N/A	< 10	N/A	< 10	N/A	N/A
	1/6/2015	N/A	N/A	N/A	N/A	N/A	N/A	N/A	< 10.2	N/A	N/A	N/A
	4/2/2015	N/A	N/A	N/A	N/A	N/A	< 10.9	N/A	N/A	N/A	< 10.2	< 10.2
	9/30/2015	N/A	N/A	N/A	N/A	N/A	N/A	N/A	< 11.5	N/A	N/A	N/A
	4/15/2019	N/A	< 10.9	< 10.8	< 10.6	< 10.8	N/A	< 10.8	N/A	< 10.4	N/A	N/A
	4/28/2020	N/A	N/A	N/A	N/A	N/A	N/A	N/A	< 11.2	N/A	< 10.5	< 11.4
	5/19/2021	N/A	N/A	N/A	N/A	N/A	< 10.5	N/A	N/A	N/A	N/A	N/A
	6/5/2024	N/A	< 10	< 10	< 9.8	< 10	N/A	< 9.8	N/A	< 9.8	N/A	N/A
5-Nitro-o-toluidine, ug/L (CAS NO - 99-55-8)	7/24/2008	< 5.41	< 5.41	< 5.41	N/A	< 5.41	N/A	< 5.41	N/A	N/A	N/A	N/A
	7/24/2008	N/A	N/A	N/A	N/A	N/A	N/A	< 5.41	N/A	N/A	N/A	N/A
	9/24/2008	< 5.41	< 5.41	< 5.41	N/A	< 5.41	N/A	< 5.41	N/A	N/A	N/A	N/A
	3/17/2009	< 5.41	< 5.41	< 5.41	N/A	< 5.41	N/A	< 5.41	N/A	< 5.41	< 6.01	< 5.41
	3/17/2009	N/A	N/A	< 5.41	N/A	N/A	N/A	N/A	N/A	N/A	N/A	N/A
	6/23/2009	< 10	< 10	< 10	N/A	< 10	< 10	< 10	N/A	< 10	< 10	< 10
	6/23/2009	N/A	N/A	N/A	N/A	N/A	N/A	N/A	N/A	N/A	< 10	N/A
	8/13/2009	N/A	N/A	N/A	N/A	N/A	< 10	N/A	N/A	N/A	< 10	< 10
	9/1/2009	< 11.4	< 10	< 10	N/A	< 10	< 10	< 10	N/A	< 12	< 10	< 10
	9/1/2009	N/A	N/A	< 10	N/A	N/A	N/A	N/A	N/A	N/A	N/A	N/A
	12/17/2009	N/A	N/A	N/A	N/A	N/A	< 13.7	N/A	N/A	< 10	N/A	N/A
	3/10/2010	N/A	N/A	< 10	N/A	< 10	N/A	N/A	N/A	N/A	N/A	N/A
	3/10/2010	N/A	N/A	N/A	N/A	< 10	N/A	N/A	N/A	N/A	N/A	N/A
	9/27/2010	< 10	N/A	< 10	N/A	N/A	N/A	N/A	N/A	N/A	< 10	< 10
	1/22/2013	N/A	N/A	N/A	< 10	N/A	N/A	N/A	N/A	N/A	N/A	N/A
	3/11/2014	N/A	N/A	N/A	< 10.2	N/A	N/A	N/A	N/A	N/A	N/A	N/A
	9/23/2014	N/A	< 10	< 10	N/A	< 10.4	N/A	< 10	N/A	< 10	N/A	N/A
	1/6/2015	N/A	N/A	N/A	N/A	N/A	N/A	N/A	< 10.2	N/A	N/A	N/A
	4/2/2015	N/A	N/A	N/A	N/A	N/A	< 10.9	N/A	N/A	N/A	< 10.2	< 10.2
	9/30/2015	N/A	N/A	N/A	N/A	N/A	N/A	N/A	< 11.5	N/A	N/A	N/A
	4/15/2019	N/A	< 10.9	< 10.8	< 10.6	< 10.8	N/A	< 10.8	N/A	< 10.4	N/A	N/A
	4/28/2020	N/A	N/A	N/A	N/A	N/A	N/A	N/A	< 11.2	N/A	< 10.5	< 11.4
	5/19/2021	N/A	N/A	N/A	N/A	N/A	< 10.5	N/A	N/A	N/A	N/A	N/A
	6/5/2024	N/A	< 10	< 10	< 9.8	< 10	N/A	< 9.8	N/A	< 9.8	N/A	N/A
7,12-Dimethylbenz [a] anthracene, ug/L (CAS NO - 57-97-6)	7/24/2008	< 5.82	< 5.82	< 5.82	N/A	< 5.82	N/A	< 5.82	N/A	N/A	N/A	N/A
	7/24/2008	N/A	N/A	N/A	N/A	N/A	N/A	< 5.82	N/A	N/A	N/A	N/A
	9/24/2008	< 5.82	< 5.82	< 5.82	N/A	< 5.82	N/A	< 5.82	N/A	N/A	N/A	N/A
	3/17/2009	< 5.82	< 5.82	< 5.82	N/A	< 5.82	N/A	< 5.82	N/A	< 5.82	< 6.47	< 5.82
	3/17/2009	N/A	N/A	< 5.82	N/A	N/A	N/A	N/A	N/A	N/A	N/A	N/A
	6/23/2009	< 10	< 10	< 10	N/A	< 10	< 10	< 10	N/A	< 10	< 10	< 10
	6/23/2009	N/A	N/A	N/A	N/A	N/A	N/A	N/A	N/A	N/A	< 10	N/A
	8/13/2009	N/A	N/A	N/A	N/A	N/A	< 10	N/A	N/A	N/A	< 10	< 10
	9/1/2009	< 11.4	< 10	< 10	N/A	< 10	< 10	< 10	N/A	< 12	< 10	< 10
	9/1/2009	N/A	N/A	< 10	N/A	N/A	N/A	N/A	N/A	N/A	N/A	N/A
	12/17/2009	N/A	N/A	N/A	N/A	N/A	< 13.7	N/A	N/A	< 10	N/A	N/A
	3/10/2010	N/A	N/A	< 10	N/A	< 10	N/A	N/A	N/A	N/A	N/A	N/A
	3/10/2010	N/A	N/A	N/A	N/A	< 10	N/A	N/A	N/A	N/A	N/A	N/A
	9/27/2010	< 10	N/A	< 10	N/A	N/A	N/A	N/A	N/A	N/A	< 10	< 10
	1/22/2013	N/A	N/A	N/A	< 10	N/A	N/A	N/A	N/A	N/A	N/A	N/A
	3/11/2014	N/A	N/A	N/A	< 10.2	N/A	N/A	N/A	N/A	N/A	N/A	N/A
	9/23/2014	N/A	< 10	< 10	N/A	< 10.4	N/A	< 10	N/A	< 10	N/A	N/A
	1/6/2015	N/A	N/A	N/A	N/A	N/A	N/A	N/A	< 10.2	N/A	N/A	N/A
	4/2/2015	N/A	N/A	N/A	N/A	N/A	< 10.9	N/A	N/A	N/A	< 10.2	< 10.2
	9/30/2015	N/A	N/A	N/A	N/A	N/A	N/A	N/A	< 11.5	N/A	N/A	N/A
	4/15/2019	N/A	< 10.9	< 10.8	< 10.6	< 10.8	N/A	< 10.8	N/A	< 10.4	N/A	N/A
	4/28/2020	N/A	N/A	N/A	N/A	N/A	N/A	N/A	< 11.2	N/A	< 10.5	< 11.4
	5/19/2021	N/A	N/A	N/A	N/A	N/A	< 10.5	N/A	N/A	N/A	N/A	N/A
	6/5/2024	N/A	< 10	< 10	< 9.8	< 10	N/A	< 9.8	N/A	< 9.8	N/A	N/A
Acenaphthene, ug/L (CAS NO - 83-32-9)	7/24/2008	< 2.05	< 2.05	< 2.05	N/A	< 2.05	N/A	< 2.05	N/A	N/A	N/A	N/A
	7/24/2008	N/A	N/A	N/A	N/A	N/A	N/A	< 2.05	N/A	N/A	N/A	N/A
	9/24/2008	< 2.05	< 2.05	< 2.05	N/A	< 2.05	N/A	< 2.05	N/A	N/A	N/A	N/A
	3/17/2009	< 2.05	< 2.05	< 2.05	N/A	< 2.05	N/A	< 2.05	N/A	< 2.05	< 2.28	< 2.05
	3/17/2009	N/A	N/A	< 2.05	N/A	N/A	N/A	N/A	N/A	N/A	N/A	N/A
	6/23/2009	< 10	< 10	< 10	N/A	< 10	< 10	< 10	N/A	< 10	< 10	< 10
	6/23/2009	N/A	N/A	N/A	N/A	N/A	N/A	N/A	N/A	N/A	< 10	N/A
	8/13/2009	N/A	N/A	N/A	N/A	N/A	< 10	N/A	N/A	N/A	< 10	< 10
	9/1/2009	< 11.4	< 10	< 10	N/A	< 10	< 10	< 10	N/A	< 12	< 10	< 10
	9/1/2009	N/A	N/A	< 10	N/A	N/A	N/A	N/A	N/A	N/A	N/A	N/A
	12/17/2009	N/A	N/A	N/A	N/A	N/A	< 13.7	N/A	N/A	< 10	N/A	N/A
	3/10/2010	N/A	N/A	< 10	N/A	< 10	N/A	N/A	N/A	N/A	N/A	N/A
	3/10/2010	N/A	N/A	N/A	N/A	< 10	N/A	N/A	N/A	N/A	N/A	N/A
	9/27/2010	< 10	N/A	< 10	N/A	N/A	N/A	N/A	N/A	N/A	< 10	< 10
	1/22/2013	N/A	N/A	N/A	< 10	N/A	N/A	N/A	N/A	N/A	N/A	N/A
	3/11/2014	N/A	N/A	N/A	< 10.2	N/A	N/A	N/A	N/A	N/A	N/A	N/A
	9/23/2014	N/A	< 10	< 10	N/A	< 10.4	N/A	< 10	N/A	< 10	N/A	N/A
	1/6/2015	N/A	N/A	N/A	N/A	N/A	N/A	N/A	< 10.2	N/A	N/A	N/A
	4/2/2015	N/A	N/A	N/A	N/A	N/A	< 10.9	N/A	N/A	N/A	< 10.2	< 10.2
	9/30/2015	N/A	N/A	N/A	N/A	N/A	N/A	N/A	< 11.5	N/A	N/A	N/A

SCS ENGINEERS

Summary of Groundwater Chemistry
Scott County Landfill - 82-SDP-03-77C - HMSP

Other Constituents	Sample Date	MW-32 UPG	MW-17 DNG	MW-19 DNG	MW-20 DNG	MW-21 DNG	MW-22 DNG	MW-27 DNG	MW-28 DNG	MW-30 DNG	OP-17 DNG	OP-18 DNG
Acenaphthene, ug/L (CAS NO - 83-32-9)	4/15/2019	N/A	< 10.9	< 10.8	< 10.6	< 10.8	N/A	< 10.8	N/A	< 10.4	N/A	N/A
	4/28/2020	N/A	N/A	N/A	N/A	N/A	N/A	N/A	< 11.2	N/A	< 10.5	< 11.4
	5/19/2021	N/A	N/A	N/A	N/A	N/A	< 10.5	N/A	N/A	N/A	N/A	N/A
	6/5/2024	N/A	< 10	< 10	< 9.8	< 10	N/A	< 9.8	N/A	< 9.8	N/A	N/A
Acenaphthylene, ug/L (CAS NO - 208-96-8)	7/24/2008	< 1.68	< 1.68	< 1.68	N/A	< 1.68	N/A	< 1.68	N/A	N/A	N/A	N/A
	7/24/2008	N/A	N/A	N/A	N/A	N/A	N/A	< 1.68	N/A	N/A	N/A	N/A
	9/24/2008	< 1.68	< 1.68	< 1.68	N/A	< 1.68	N/A	< 1.68	N/A	N/A	N/A	N/A
	3/17/2009	< 1.68	< 1.68	< 1.68	N/A	< 1.68	N/A	< 1.68	N/A	< 1.68	< 1.87	< 1.68
	3/17/2009	N/A	N/A	< 1.68	N/A	N/A	N/A	N/A	N/A	N/A	N/A	N/A
	6/23/2009	< 10	< 10	< 10	N/A	< 10	< 10	< 10	N/A	< 10	< 10	< 10
	6/23/2009	N/A	N/A	N/A	N/A	N/A	N/A	N/A	N/A	N/A	< 10	N/A
	8/13/2009	N/A	N/A	N/A	N/A	N/A	< 10	N/A	N/A	N/A	< 10	< 10
	9/1/2009	< 11.4	< 10	< 10	N/A	< 10	< 10	< 10	N/A	< 12	< 10	< 10
	9/1/2009	N/A	N/A	< 10	N/A	N/A	N/A	N/A	N/A	N/A	N/A	N/A
	12/17/2009	N/A	N/A	N/A	N/A	N/A	< 13.7	N/A	N/A	< 10	N/A	N/A
	3/10/2010	N/A	N/A	< 10	N/A	< 10	N/A	N/A	N/A	N/A	N/A	N/A
	3/10/2010	N/A	N/A	N/A	N/A	< 10	N/A	N/A	N/A	N/A	N/A	N/A
	9/27/2010	< 10	N/A	< 10	N/A	N/A	N/A	N/A	N/A	N/A	< 10	< 10
	1/22/2013	N/A	N/A	N/A	< 10	N/A	N/A	N/A	N/A	N/A	N/A	N/A
	3/11/2014	N/A	N/A	N/A	< 10.2	N/A	N/A	N/A	N/A	N/A	N/A	N/A
	9/23/2014	N/A	< 10	< 10	N/A	< 10.4	N/A	< 10	N/A	< 10	N/A	N/A
	1/6/2015	N/A	N/A	N/A	N/A	N/A	N/A	N/A	< 10.2	N/A	N/A	N/A
	4/2/2015	N/A	N/A	N/A	N/A	N/A	< 10.9	N/A	N/A	N/A	< 10.2	< 10.2
	9/30/2015	N/A	N/A	N/A	N/A	N/A	N/A	N/A	< 11.5	N/A	N/A	N/A
	4/15/2019	N/A	< 10.9	< 10.8	< 10.6	< 10.8	N/A	< 10.8	N/A	< 10.4	N/A	N/A
	4/28/2020	N/A	N/A	N/A	N/A	N/A	N/A	N/A	< 11.2	N/A	< 10.5	< 11.4
	5/19/2021	N/A	N/A	N/A	N/A	N/A	< 10.5	N/A	N/A	N/A	N/A	N/A
	6/5/2024	N/A	< 10	< 10	< 9.8	< 10	N/A	< 9.8	N/A	< 9.8	N/A	N/A
Acetonitrile, ug/L (CAS NO - 75-05-8)	7/24/2008	< 10000	< 10000	< 10000	N/A	< 10000	N/A	< 10000	N/A	N/A	N/A	N/A
	7/24/2008	N/A	N/A	N/A	N/A	N/A	N/A	< 10000	N/A	N/A	N/A	N/A
	9/24/2008	< 10000	< 10000	< 10000	N/A	< 10000	N/A	< 10000	N/A	N/A	N/A	N/A
	3/17/2009	< 10000	< 10000	< 10000	N/A	< 10000	N/A	< 10000	N/A	< 10000	< 10000	< 10000
	3/17/2009	N/A	N/A	< 10000	N/A	N/A	N/A	N/A	N/A	N/A	N/A	N/A
	6/23/2009	< 10000	< 10000	< 10000	N/A	< 10000	< 10000	< 10000	N/A	< 10000	< 10000	< 10000
	6/23/2009	N/A	N/A	N/A	N/A	N/A	N/A	N/A	N/A	N/A	< 10000	N/A
	8/13/2009	N/A	N/A	N/A	N/A	N/A	< 10000	N/A	N/A	N/A	< 10000	< 10000
	9/1/2009	< 10000	< 10000	< 10000	N/A	< 10000	< 10000	< 10000	N/A	< 10000	< 10000	< 10000
	9/1/2009	N/A	N/A	< 10000	N/A	N/A	N/A	N/A	N/A	N/A	N/A	N/A
	12/17/2009	N/A	N/A	N/A	N/A	N/A	< 10000	N/A	N/A	< 10000	N/A	N/A
	9/27/2010	N/A	N/A	N/A	N/A	N/A	N/A	N/A	N/A	N/A	< 10000	< 10000
	1/22/2013	N/A	N/A	N/A	< 10000	N/A	N/A	N/A	N/A	N/A	N/A	N/A
	3/11/2014	N/A	N/A	N/A	< 10000	N/A	N/A	N/A	N/A	N/A	N/A	N/A
	9/23/2014	N/A	< 10000	< 10000	N/A	< 10000	N/A	< 10000	N/A	< 10000	N/A	N/A
	1/6/2015	N/A	N/A	N/A	N/A	N/A	N/A	N/A	< 10000	N/A	N/A	N/A
	4/2/2015	N/A	N/A	N/A	N/A	N/A	< 10000	N/A	N/A	N/A	1050*	< 10000
	9/30/2015	N/A	N/A	N/A	N/A	N/A	N/A	N/A	< 10000	N/A	N/A	N/A
	4/15/2019	N/A	< 10000	< 10000	< 10000	< 10000	N/A	< 10000	N/A	< 10000	N/A	N/A
	4/28/2020	N/A	N/A	N/A	N/A	N/A	N/A	N/A	< 10000	N/A	< 10000	< 10000
	5/19/2021	N/A	N/A	N/A	N/A	N/A	< 10000	N/A	N/A	N/A	N/A	N/A
	6/5/2024	N/A	< 10000	< 10000	< 10000	< 10000	N/A	< 10000	N/A	< 10000	N/A	N/A
Acetophenone, ug/L (CAS NO - 98-86-2)	7/24/2008	< 1.37	< 1.37	< 1.37	N/A	< 1.37	N/A	< 1.37	N/A	N/A	N/A	N/A
	7/24/2008	N/A	N/A	N/A	N/A	N/A	N/A	< 1.37	N/A	N/A	N/A	N/A
	9/24/2008	< 1.37	< 1.37	< 1.37	N/A	< 1.37	N/A	< 1.37	N/A	N/A	N/A	N/A
	3/17/2009	< 1.37	< 1.37	< 1.37	N/A	< 1.37	N/A	< 1.37	N/A	< 1.37	< 1.52	< 1.37
	3/17/2009	N/A	N/A	< 1.37	N/A	N/A	N/A	N/A	N/A	N/A	N/A	N/A
	6/23/2009	< 10	< 10	< 10	N/A	< 10	< 10	< 10	N/A	< 10	< 10	< 10
	6/23/2009	N/A	N/A	N/A	N/A	N/A	N/A	N/A	N/A	N/A	< 10	N/A
	8/13/2009	N/A	N/A	N/A	N/A	N/A	< 10	N/A	N/A	N/A	< 10	< 10
	9/1/2009	< 11.4	< 10	< 10	N/A	< 10	< 10	< 10	N/A	< 12	< 10	< 10
	9/1/2009	N/A	N/A	< 10	N/A	N/A	N/A	N/A	N/A	N/A	N/A	N/A
	12/17/2009	N/A	N/A	N/A	N/A	N/A	< 13.7	N/A	N/A	< 10	N/A	N/A
	3/10/2010	N/A	N/A	< 10	N/A	< 10	N/A	N/A	N/A	N/A	N/A	N/A
	3/10/2010	N/A	N/A	N/A	N/A	< 10	N/A	N/A	N/A	N/A	N/A	N/A
	9/27/2010	< 10	N/A	< 10	N/A	N/A	N/A	N/A	N/A	N/A	< 10	< 10
	1/22/2013	N/A	N/A	N/A	< 10	N/A	N/A	N/A	N/A	N/A	N/A	N/A
	3/11/2014	N/A	N/A	N/A	< 10.2	N/A	N/A	N/A	N/A	N/A	N/A	N/A
	9/23/2014	N/A	< 10	< 10	N/A	< 10.4	N/A	< 10	N/A	< 10	N/A	N/A
	1/6/2015	N/A	N/A	N/A	N/A	N/A	N/A	N/A	< 10.2	N/A	N/A	N/A
	4/2/2015	N/A	N/A	N/A	N/A	N/A	< 10.9	N/A	N/A	N/A	< 10.2	< 10.2
	9/30/2015	N/A	N/A	N/A	N/A	N/A	N/A	N/A	< 11.5	N/A	N/A	N/A
	4/15/2019	N/A	< 10.9	< 10.8	< 10.6	< 10.8	N/A	< 10.8	N/A	< 10.4	N/A	N/A
	4/28/2020	N/A	N/A	N/A	N/A	N/A	N/A	N/A	< 11.2	N/A	< 10.5	< 11.4
	5/19/2021	N/A	N/A	N/A	N/A	N/A	< 10.5	N/A	N/A	N/A	N/A	N/A
	6/5/2024	N/A	< 10	< 10	< 9.8	< 10	N/A	< 9.8	N/A	< 9.8	N/A	N/A
Acrolein, ug/L (CAS NO - 107-02-8)	7/24/2008	< 4.37	< 4.37	< 4.37	N/A	< 4.37	N/A	< 4.37	N/A	N/A	N/A	N/A
	7/24/2008	N/A	N/A	N/A	N/A	N/A	N/A	< 4.37	N/A	N/A	N/A	N/A
	9/24/2008	< 4.37	< 4.37	< 4.37	N/A	< 4.37	N/A	< 4.37	N/A	N/A	N/A	N/A
	3/17/2009	< 4.37	< 4.37	< 4.37	N/A	< 4.37	N/A	< 4.37	N/A	< 4.37	< 4.37	< 4.37
	3/17/2009	N/A	N/A	< 4.37	N/A	N/A	N/A	N/A	N/A	N/A	N/A	N/A
	6/23/2009	< 10	< 10	< 10	N/A	< 10	< 10	< 10	N/A	< 10	< 10	< 10
	6/23/2009	N/A	N/A	N/A	N/A	N/A	N/A	N/A	N/A	N/A	< 10	N/A
	8/13/2009	N/A	N/A	N/A	N/A	N/A	< 10	N/A	N/A	N/A	< 10	< 10
	9/1/2009	< 10	< 10	< 10	N/A	< 10	< 10	< 10	N/A	< 10	< 10	< 10
	9/1/2009	N/A	N/A	< 10	N/A	N/A	N/A	N/A	N/A	N/A	N/A	N/A
	12/17/2009	N/A	N/A	N/A	N/A	N/A	< 10	N/A	N/A	< 10	N/A	N/A
	3/10/2010	< 10	< 10	< 10	N/A	< 10	< 10	< 10	N/A	< 10	< 10	N/A
	3/10/2010	N/A	N/A	N/A	N/A	< 10	N/A	N/A	N/A	N/A	N/A	N/A
	9/27/2010	< 10	< 10	< 10	N/A	N/A	N/A	< 10	N/A	< 10	< 10	< 10

SCS ENGINEERS

Summary of Groundwater Chemistry
Scott County Landfill - 82-SDP-03-77C - HMSP

Other Constituents	Sample Date	MW-32 UPG	MW-17 DNG	MW-19 DNG	MW-20 DNG	MW-21 DNG	MW-22 DNG	MW-27 DNG	MW-28 DNG	MW-30 DNG	OP-17 DNG	OP-18 DNG
Acrolein, ug/L (CAS NO - 107-02-8)	1/22/2013	N/A	N/A	N/A	< 10	N/A	N/A	N/A	N/A	N/A	N/A	N/A
	3/11/2014	N/A	N/A	N/A	< 10	N/A	N/A	N/A	N/A	N/A	N/A	N/A
	9/23/2014	N/A	< 10	< 10	N/A	< 10	N/A	< 10	N/A	< 10	N/A	N/A
	1/6/2015	N/A	N/A	N/A	N/A	N/A	N/A	N/A	< 10	N/A	N/A	N/A
	4/2/2015	N/A	N/A	N/A	N/A	N/A	< 10	N/A	N/A	N/A	< 10	< 10
	9/30/2015	N/A	N/A	N/A	N/A	N/A	N/A	N/A	< 10	N/A	N/A	N/A
	4/15/2019	N/A	< 10	< 10	< 10	< 10	N/A	< 10	N/A	< 10	N/A	N/A
	4/28/2020	N/A	N/A	N/A	N/A	N/A	N/A	N/A	< 10	N/A	< 10	< 10
	5/19/2021	N/A	N/A	N/A	N/A	N/A	< 10	N/A	N/A	N/A	N/A	N/A
	6/5/2024	N/A	< 10	< 10	< 10	< 10	N/A	< 10	N/A	< 10	N/A	N/A
Aldrin, ug/L (CAS NO - 309-00-2)	7/24/2008	< 0.05	< 0.052	< 0.052	N/A	< 0.051	N/A	< 0.052	N/A	N/A	N/A	N/A
	7/24/2008	N/A	N/A	N/A	N/A	N/A	N/A	< 0.053	N/A	N/A	N/A	N/A
	9/24/2008	< 0.016	< 0.016	< 0.016	N/A	< 0.016	N/A	< 0.016	N/A	N/A	N/A	N/A
	3/17/2009	< 0.032	< 0.032	< 0.032	N/A	< 0.032	N/A	< 0.032	N/A	< 0.032	< 0.039	< 0.032
	3/17/2009	N/A	N/A	< 0.032	N/A	N/A	N/A	N/A	N/A	N/A	N/A	N/A
	6/23/2009	< 0.032	< 0.032	< 0.032	N/A	< 0.032	< 0.032	< 0.032	N/A	< 0.032	< 0.032	< 0.032
	6/23/2009	N/A	N/A	N/A	N/A	N/A	N/A	N/A	N/A	N/A	< 0.032	N/A
	8/13/2009	N/A	N/A	N/A	N/A	N/A	< 0.032	N/A	N/A	N/A	< 0.032	< 0.032
	9/1/2009	< 0.032	< 0.032	< 0.032	N/A	< 0.032	< 0.032	< 0.032	N/A	< 0.032	< 0.032	< 0.032
	9/1/2009	N/A	N/A	< 0.032	N/A	N/A	N/A	N/A	N/A	N/A	N/A	N/A
	12/17/2009	N/A	N/A	N/A	N/A	N/A	< 0.032	N/A	N/A	< 0.032	N/A	N/A
	9/27/2010	N/A	N/A	N/A	N/A	N/A	N/A	N/A	N/A	N/A	< 0.032	< 0.032
	1/22/2013	N/A	N/A	N/A	< 0.05	N/A	N/A	N/A	N/A	N/A	N/A	N/A
	3/11/2014	N/A	N/A	N/A	< 0.0323	N/A	N/A	N/A	N/A	N/A	N/A	N/A
	9/23/2014	N/A	< 0.032	< 0.032	N/A	< 0.032	N/A	< 0.032	N/A	< 0.032	N/A	N/A
	1/6/2015	N/A	N/A	N/A	N/A	N/A	N/A	N/A	< 0.0327	N/A	N/A	N/A
	4/2/2015	N/A	N/A	N/A	N/A	N/A	< 0.0386	N/A	N/A	N/A	< 0.0337	< 1.78
	9/30/2015	N/A	N/A	N/A	N/A	N/A	N/A	N/A	< 0.032	N/A	N/A	N/A
	4/15/2019	N/A	< 0.0344	< 0.034	< 0.0348	< 0.034	N/A	< 0.0348	N/A	< 0.034	N/A	N/A
	4/28/2020	N/A	N/A	N/A	N/A	N/A	N/A	N/A	< 0.0356	N/A	< 0.0348	< 0.0395
	5/19/2021	N/A	N/A	N/A	N/A	N/A	< 0.0344	N/A	N/A	N/A	N/A	N/A
	6/5/2024	N/A	< 0.0877	< 0.0866	< 0.0904	< 0.0943	N/A	< 0.0907	N/A	< 0.0911	N/A	N/A
Anthracene, ug/L (CAS NO - 120-12-7)	7/24/2008	< 1.96	< 1.96	< 1.96	N/A	< 1.96	N/A	< 1.96	N/A	N/A	N/A	N/A
	7/24/2008	N/A	N/A	N/A	N/A	N/A	N/A	< 1.96	N/A	N/A	N/A	N/A
	9/24/2008	< 1.96	< 1.96	< 1.96	N/A	< 1.96	N/A	< 1.96	N/A	N/A	N/A	N/A
	3/17/2009	< 1.96	< 1.96	< 1.96	N/A	< 1.96	N/A	< 1.96	N/A	< 1.96	< 2.18	< 1.96
	3/17/2009	N/A	N/A	< 1.96	N/A	N/A	N/A	N/A	N/A	N/A	N/A	N/A
	6/23/2009	< 10	< 10	< 10	N/A	< 10	< 10	< 10	N/A	< 10	< 10	< 10
	6/23/2009	N/A	N/A	N/A	N/A	N/A	N/A	N/A	N/A	N/A	< 10	N/A
	8/13/2009	N/A	N/A	N/A	N/A	N/A	< 10	N/A	N/A	N/A	< 10	< 10
	9/1/2009	< 11.4	< 10	< 10	N/A	< 10	< 10	< 10	N/A	< 12	< 10	< 10
	9/1/2009	N/A	N/A	< 10	N/A	N/A	N/A	N/A	N/A	N/A	N/A	N/A
	12/17/2009	N/A	N/A	N/A	N/A	N/A	< 13.7	N/A	N/A	< 10	N/A	N/A
	3/10/2010	N/A	N/A	< 10	N/A	< 10	N/A	N/A	N/A	N/A	N/A	N/A
	3/10/2010	N/A	N/A	N/A	N/A	< 10	N/A	N/A	N/A	N/A	N/A	N/A
	9/27/2010	< 10	N/A	< 10	N/A	N/A	N/A	N/A	N/A	N/A	< 10	< 10
	1/22/2013	N/A	N/A	N/A	< 10	N/A	N/A	N/A	N/A	N/A	N/A	N/A
	3/11/2014	N/A	N/A	N/A	< 10.2	N/A	N/A	N/A	N/A	N/A	N/A	N/A
	9/23/2014	N/A	< 10	< 10	N/A	< 10.4	N/A	< 10	N/A	< 10	N/A	N/A
	1/6/2015	N/A	N/A	N/A	N/A	N/A	N/A	N/A	< 10.2	N/A	N/A	N/A
	4/2/2015	N/A	N/A	N/A	N/A	N/A	< 10.9	N/A	N/A	N/A	< 10.2	< 10.2
	9/30/2015	N/A	N/A	N/A	N/A	N/A	N/A	N/A	< 11.5	N/A	N/A	N/A
	4/15/2019	N/A	< 10.9	< 10.8	< 10.6	< 10.8	N/A	< 10.8	N/A	< 10.4	N/A	N/A
	4/28/2020	N/A	N/A	N/A	N/A	N/A	N/A	N/A	< 11.2	N/A	< 10.5	< 11.4
	5/19/2021	N/A	N/A	N/A	N/A	N/A	< 10.5	N/A	N/A	N/A	N/A	N/A
	6/5/2024	N/A	< 10	< 10	< 9.8	< 10	N/A	< 9.8	N/A	< 9.8	N/A	N/A
Benzo [a] anthracene, ug/L (CAS NO - 56-55-3)	7/24/2008	< 2.34	< 2.34	< 2.34	N/A	< 2.34	N/A	< 2.34	N/A	N/A	N/A	N/A
	7/24/2008	N/A	N/A	N/A	N/A	N/A	N/A	< 2.34	N/A	N/A	N/A	N/A
	9/24/2008	< 2.34	< 2.34	< 2.34	N/A	< 2.34	N/A	< 2.34	N/A	N/A	N/A	N/A
	3/17/2009	< 2.34	< 2.34	< 2.34	N/A	< 2.34	N/A	< 2.34	N/A	< 2.34	< 2.6	< 2.34
	3/17/2009	N/A	N/A	< 2.34	N/A	N/A	N/A	N/A	N/A	N/A	N/A	N/A
	6/23/2009	< 10	< 10	< 10	N/A	< 10	< 10	< 10	N/A	< 10	< 10	< 10
	6/23/2009	N/A	N/A	N/A	N/A	N/A	N/A	N/A	N/A	N/A	< 10	N/A
	8/13/2009	N/A	N/A	N/A	N/A	N/A	< 10	N/A	N/A	N/A	< 10	< 10
	9/1/2009	< 11.4	< 10	< 10	N/A	< 10	< 10	< 10	N/A	< 12	< 10	< 10
	9/1/2009	N/A	N/A	< 10	N/A	N/A	N/A	N/A	N/A	N/A	N/A	N/A
	12/17/2009	N/A	N/A	N/A	N/A	N/A	< 13.7	N/A	N/A	< 10	N/A	N/A
	3/10/2010	N/A	N/A	< 10	N/A	< 10	N/A	N/A	N/A	N/A	N/A	N/A
	3/10/2010	N/A	N/A	N/A	N/A	< 10	N/A	N/A	N/A	N/A	N/A	N/A
	9/27/2010	< 10	N/A	< 10	N/A	N/A	N/A	N/A	N/A	N/A	< 10	< 10
	1/22/2013	N/A	N/A	N/A	< 10	N/A	N/A	N/A	N/A	N/A	N/A	N/A
	3/11/2014	N/A	N/A	N/A	< 10.2	N/A	N/A	N/A	N/A	N/A	N/A	N/A
	9/23/2014	N/A	< 10	< 10	N/A	< 10.4	N/A	< 10	N/A	< 10	N/A	N/A
	1/6/2015	N/A	N/A	N/A	N/A	N/A	N/A	N/A	< 10.2	N/A	N/A	N/A
	4/2/2015	N/A	N/A	N/A	N/A	N/A	< 10.9	N/A	N/A	N/A	< 10.2	< 10.2
	9/30/2015	N/A	N/A	N/A	N/A	N/A	N/A	N/A	< 11.5	N/A	N/A	N/A
	4/15/2019	N/A	< 10.9	< 10.8	< 10.6	< 10.8	N/A	< 10.8	N/A	< 10.4	N/A	N/A
	4/28/2020	N/A	N/A	N/A	N/A	N/A	N/A	N/A	< 11.2	N/A	< 10.5	< 11.4
	5/19/2021	N/A	N/A	N/A	N/A	N/A	< 10.5	N/A	N/A	N/A	N/A	N/A
	6/5/2024	N/A	< 10	< 10	< 9.8	< 10	N/A	< 9.8	N/A	< 9.8	N/A	N/A
Benzo [a] pyrene, ug/L (CAS NO - 50-32-8)	7/24/2008	< 2.35	< 2.35	< 2.35	N/A	< 2.35	N/A	< 2.35	N/A	N/A	N/A	N/A
	7/24/2008	N/A	N/A	N/A	N/A	N/A	N/A	< 2.35	N/A	N/A	N/A	N/A
	9/24/2008	< 2.35	< 2.35	< 2.35	N/A	< 2.35	N/A	< 2.35	N/A	N/A	N/A	N/A
	3/17/2009	< 2.35	< 2.35	< 2.35	N/A	< 2.35	N/A	< 2.35	N/A	< 2.35	< 2.61	< 2.35
	3/17/2009	N/A	N/A	< 2.35	N/A	N/A	N/A	N/A	N/A	N/A	N/A	N/A
	6/23/2009	< 10	< 10	< 10	N/A	< 10	< 10	< 10	N/A	< 10	< 10	< 10
	6/23/2009	N/A	N/A	N/A	N/A	N/A	N/A	N/A	N/A	N/A	< 10	N/A
	8/13/2009	N/A	N/A	N/A	N/A	N/A	< 10	N/A	N/A	N/A	< 10	< 10

SCS ENGINEERS

Summary of Groundwater Chemistry
Scott County Landfill - 82-SDP-03-77C - HMSP

Other Constituents	Sample Date	MW-32 UPG	MW-17 DNG	MW-19 DNG	MW-20 DNG	MW-21 DNG	MW-22 DNG	MW-27 DNG	MW-28 DNG	MW-30 DNG	OP-17 DNG	OP-18 DNG
Benzo [a] pyrene, ug/L (CAS NO - 50-32-8)	9/1/2009	< 11.4	< 10	< 10	N/A	< 10	< 10	< 10	N/A	< 12	< 10	< 10
	9/1/2009	N/A	N/A	< 10	N/A	N/A	N/A	N/A	N/A	N/A	N/A	N/A
	12/17/2009	N/A	N/A	N/A	N/A	N/A	< 13.7	N/A	N/A	< 10	N/A	N/A
	3/10/2010	N/A	N/A	< 10	N/A	< 10	N/A	N/A	N/A	N/A	N/A	N/A
	3/10/2010	N/A	N/A	N/A	N/A	< 10	N/A	N/A	N/A	N/A	N/A	N/A
	9/27/2010	< 10	N/A	< 10	N/A	N/A	N/A	N/A	N/A	N/A	< 10	< 10
	1/22/2013	N/A	N/A	N/A	< 10	N/A	N/A	N/A	N/A	N/A	N/A	N/A
	3/11/2014	N/A	N/A	N/A	< 10.2	N/A	N/A	N/A	N/A	N/A	N/A	N/A
	9/23/2014	N/A	< 10	< 10	N/A	< 10.4	N/A	< 10	N/A	< 10	N/A	N/A
	1/6/2015	N/A	N/A	N/A	N/A	N/A	N/A	N/A	< 10.2	N/A	N/A	N/A
	4/2/2015	N/A	N/A	N/A	N/A	N/A	< 10.9	N/A	N/A	N/A	< 10.2	< 10.2
	9/30/2015	N/A	N/A	N/A	N/A	N/A	N/A	N/A	< 11.5	N/A	N/A	N/A
	4/15/2019	N/A	< 10.9	< 10.8	< 10.6	< 10.8	N/A	< 10.8	N/A	< 10.4	N/A	N/A
	4/28/2020	N/A	N/A	N/A	N/A	N/A	N/A	N/A	< 11.2	N/A	< 10.5	< 11.4
	5/19/2021	N/A	N/A	N/A	N/A	N/A	< 10.5	N/A	N/A	N/A	N/A	N/A
	6/5/2024	N/A	< 10	< 10	< 9.8	< 10	N/A	< 9.8	N/A	< 9.8	N/A	N/A
Benzo [b] fluoranthene, ug/L (CAS NO - 205-99-2)	7/24/2008	< 1.27	< 1.27	< 1.27	N/A	< 1.27	N/A	< 1.27	N/A	N/A	N/A	N/A
	7/24/2008	N/A	N/A	N/A	N/A	N/A	N/A	< 1.27	N/A	N/A	N/A	N/A
	9/24/2008	< 1.27	< 1.27	< 1.27	N/A	< 1.27	N/A	< 1.27	N/A	N/A	N/A	N/A
	3/17/2009	< 1.27	< 1.27	< 1.27	N/A	< 1.27	N/A	< 1.27	N/A	< 1.27	< 1.41	< 1.27
	3/17/2009	N/A	N/A	< 1.27	N/A	N/A	N/A	N/A	N/A	N/A	N/A	N/A
	6/23/2009	< 10	< 10	< 10	N/A	< 10	< 10	< 10	N/A	< 10	< 10	< 10
	6/23/2009	N/A	N/A	N/A	N/A	N/A	N/A	N/A	N/A	N/A	< 10	N/A
	8/13/2009	N/A	N/A	N/A	N/A	N/A	< 10	N/A	N/A	N/A	< 10	< 10
	9/1/2009	< 11.4	< 10	< 10	N/A	< 10	< 10	< 10	N/A	< 12	< 10	< 10
	9/1/2009	N/A	N/A	< 10	N/A	N/A	N/A	N/A	N/A	N/A	N/A	N/A
	12/17/2009	N/A	N/A	N/A	N/A	N/A	< 13.7	N/A	N/A	< 10	N/A	N/A
	3/10/2010	N/A	N/A	< 10	N/A	< 10	N/A	N/A	N/A	N/A	N/A	N/A
	3/10/2010	N/A	N/A	N/A	N/A	< 10	N/A	N/A	N/A	N/A	N/A	N/A
	9/27/2010	< 10	N/A	< 10	N/A	N/A	N/A	N/A	N/A	N/A	< 10	< 10
	1/22/2013	N/A	N/A	N/A	< 10	N/A	N/A	N/A	N/A	N/A	N/A	N/A
	3/11/2014	N/A	N/A	N/A	< 10.2	N/A	N/A	N/A	N/A	N/A	N/A	N/A
	9/23/2014	N/A	< 10	< 10	N/A	< 10.4	N/A	< 10	N/A	< 10	N/A	N/A
	1/6/2015	N/A	N/A	N/A	N/A	N/A	N/A	N/A	< 10.2	N/A	N/A	N/A
	4/2/2015	N/A	N/A	N/A	N/A	N/A	< 10.9	N/A	N/A	N/A	< 10.2	< 10.2
	9/30/2015	N/A	N/A	N/A	N/A	N/A	N/A	N/A	< 11.5	N/A	N/A	N/A
	4/15/2019	N/A	< 10.9	< 10.8	< 10.6	< 10.8	N/A	< 10.8	N/A	< 10.4	N/A	N/A
	4/28/2020	N/A	N/A	N/A	N/A	N/A	N/A	N/A	< 11.2	N/A	< 10.5	< 11.4
	5/19/2021	N/A	N/A	N/A	N/A	N/A	< 10.5	N/A	N/A	N/A	N/A	N/A
	6/5/2024	N/A	< 10	< 10	< 9.8	< 10	N/A	< 9.8	N/A	< 9.8	N/A	N/A
Benzo [g,h,i] perylene, ug/L (CAS NO - 191-24-2)	7/24/2008	< 2.59	< 2.59	< 2.59	N/A	< 2.59	N/A	< 2.59	N/A	N/A	N/A	N/A
	7/24/2008	N/A	N/A	N/A	N/A	N/A	N/A	< 2.59	N/A	N/A	N/A	N/A
	9/24/2008	< 2.59	< 2.59	< 2.59	N/A	< 2.59	N/A	< 2.59	N/A	N/A	N/A	N/A
	3/17/2009	< 2.59	< 2.59	< 2.59	N/A	< 2.59	N/A	< 2.59	N/A	< 2.59	< 2.88	< 2.59
	3/17/2009	N/A	N/A	< 2.59	N/A	N/A	N/A	N/A	N/A	N/A	N/A	N/A
	6/23/2009	< 10	< 10	< 10	N/A	< 10	< 10	< 10	N/A	< 10	< 10	< 10
	6/23/2009	N/A	N/A	N/A	N/A	N/A	N/A	N/A	N/A	N/A	< 10	N/A
	8/13/2009	N/A	N/A	N/A	N/A	N/A	< 10	N/A	N/A	N/A	< 10	< 10
	9/1/2009	< 11.4	< 10	< 10	N/A	< 10	< 10	< 10	N/A	< 12	< 10	< 10
	9/1/2009	N/A	N/A	< 10	N/A	N/A	N/A	N/A	N/A	N/A	N/A	N/A
	12/17/2009	N/A	N/A	N/A	N/A	N/A	< 13.7	N/A	N/A	< 10	N/A	N/A
	3/10/2010	N/A	N/A	< 10	N/A	< 10	N/A	N/A	N/A	N/A	N/A	N/A
	3/10/2010	N/A	N/A	N/A	N/A	< 10	N/A	N/A	N/A	N/A	N/A	N/A
	9/27/2010	< 10	N/A	< 10	N/A	N/A	N/A	N/A	N/A	N/A	< 10	< 10
	1/22/2013	N/A	N/A	N/A	< 10	N/A	N/A	N/A	N/A	N/A	N/A	N/A
	3/11/2014	N/A	N/A	N/A	< 10.2	N/A	N/A	N/A	N/A	N/A	N/A	N/A
	9/23/2014	N/A	< 10	< 10	N/A	< 10.4	N/A	< 10	N/A	< 10	N/A	N/A
	1/6/2015	N/A	N/A	N/A	N/A	N/A	N/A	N/A	< 10.2	N/A	N/A	N/A
	4/2/2015	N/A	N/A	N/A	N/A	N/A	< 10.9	N/A	N/A	N/A	< 10.2	< 10.2
	9/30/2015	N/A	N/A	N/A	N/A	N/A	N/A	N/A	< 11.5	N/A	N/A	N/A
	4/15/2019	N/A	< 10.9	< 10.8	< 10.6	< 10.8	N/A	< 10.8	N/A	< 10.4	N/A	N/A
	4/28/2020	N/A	N/A	N/A	N/A	N/A	N/A	N/A	< 11.2	N/A	< 10.5	< 11.4
	5/19/2021	N/A	N/A	N/A	N/A	N/A	< 10.5	N/A	N/A	N/A	N/A	N/A
	6/5/2024	N/A	< 10	< 10	< 9.8	< 10	N/A	< 9.8	N/A	< 9.8	N/A	N/A
Benzo [k] fluoranthene, ug/L (CAS NO - 207-08-9)	7/24/2008	< 1.35	< 1.35	< 1.35	N/A	< 1.35	N/A	< 1.35	N/A	N/A	N/A	N/A
	7/24/2008	N/A	N/A	N/A	N/A	N/A	N/A	< 1.35	N/A	N/A	N/A	N/A
	9/24/2008	< 1.35	< 1.35	< 1.35	N/A	< 1.35	N/A	< 1.35	N/A	N/A	N/A	N/A
	3/17/2009	< 1.35	< 1.35	< 1.35	N/A	< 1.35	N/A	< 1.35	N/A	< 1.35	< 1.5	< 1.35
	3/17/2009	N/A	N/A	< 1.35	N/A	N/A	N/A	N/A	N/A	N/A	N/A	N/A
	6/23/2009	< 10	< 10	< 10	N/A	< 10	< 10	< 10	N/A	< 10	< 10	< 10
	6/23/2009	N/A	N/A	N/A	N/A	N/A	N/A	N/A	N/A	N/A	< 10	N/A
	8/13/2009	N/A	N/A	N/A	N/A	N/A	< 10	N/A	N/A	N/A	< 10	< 10
	9/1/2009	< 11.4	< 10	< 10	N/A	< 10	< 10	< 10	N/A	< 12	< 10	< 10
	9/1/2009	N/A	N/A	< 10	N/A	N/A	N/A	N/A	N/A	N/A	N/A	N/A
	12/17/2009	N/A	N/A	N/A	N/A	N/A	< 13.7	N/A	N/A	< 10	N/A	N/A
	3/10/2010	N/A	N/A	< 10	N/A	< 10	N/A	N/A	N/A	N/A	N/A	N/A
	3/10/2010	N/A	N/A	N/A	N/A	< 10	N/A	N/A	N/A	N/A	N/A	N/A
	9/27/2010	< 10	N/A	< 10	N/A	N/A	N/A	N/A	N/A	N/A	< 10	< 10
	1/22/2013	N/A	N/A	N/A	< 10	N/A	N/A	N/A	N/A	N/A	N/A	N/A
	3/11/2014	N/A	N/A	N/A	< 10.2	N/A	N/A	N/A	N/A	N/A	N/A	N/A
	9/23/2014	N/A	< 10	< 10	N/A	< 10.4	N/A	< 10	N/A	< 10	N/A	N/A
	1/6/2015	N/A	N/A	N/A	N/A	N/A	N/A	N/A	< 10.2	N/A	N/A	N/A
	4/2/2015	N/A	N/A	N/A	N/A	N/A	< 10.9	N/A	N/A	N/A	< 10.2	< 10.2
	9/30/2015	N/A	N/A	N/A	N/A	N/A	N/A	N/A	< 11.5	N/A	N/A	N/A
	4/15/2019	N/A	< 10.9	< 10.8	< 10.6	< 10.8	N/A	< 10.8	N/A	< 10.4	N/A	N/A
	4/28/2020	N/A	N/A	N/A	N/A	N/A	N/A	N/A	< 11.2	N/A	< 10.5	< 11.4
	5/19/2021	N/A	N/A	N/A	N/A	N/A	< 10.5	N/A	N/A	N/A	N/A	N/A
	6/5/2024	N/A	< 10	< 10	< 9.8	< 10	N/A	< 9.8	N/A	< 9.8	N/A	N/A

SCS ENGINEERS

Summary of Groundwater Chemistry
Scott County Landfill - 82-SDP-03-77C - HMSP

Other Constituents	Sample Date	MW-32 UPG	MW-17 DNG	MW-19 DNG	MW-20 DNG	MW-21 DNG	MW-22 DNG	MW-27 DNG	MW-28 DNG	MW-30 DNG	OP-17 DNG	OP-18 DNG
Benzyl alcohol, ug/L (CAS NO - 100-51-6)	7/24/2008	< 1.15	< 1.15	< 1.15	N/A	< 1.15	N/A	< 1.15	N/A	N/A	N/A	N/A
	7/24/2008	N/A	N/A	N/A	N/A	N/A	N/A	< 1.15	N/A	N/A	N/A	N/A
	9/24/2008	< 1.15	< 1.15	< 1.15	N/A	< 1.15	N/A	< 1.15	N/A	N/A	N/A	N/A
	3/17/2009	< 1.15	< 1.15	< 1.15	N/A	< 1.15	N/A	< 1.15	N/A	< 1.15	< 1.28	< 1.15
	3/17/2009	N/A	N/A	< 1.15	N/A	N/A	N/A	N/A	N/A	N/A	N/A	N/A
	6/23/2009	< 10	< 10	< 10	N/A	< 10	< 10	< 10	N/A	< 10	< 10	< 10
	6/23/2009	N/A	N/A	N/A	N/A	N/A	N/A	N/A	N/A	N/A	< 10	N/A
	8/13/2009	N/A	N/A	N/A	N/A	N/A	< 10	N/A	N/A	N/A	< 10	< 10
	9/1/2009	< 11.4	< 10	< 10	N/A	< 10	< 10	< 10	N/A	< 12	< 10	< 10
	9/1/2009	N/A	N/A	< 10	N/A	N/A	N/A	N/A	N/A	N/A	N/A	N/A
	12/17/2009	N/A	N/A	N/A	N/A	N/A	< 13.7	N/A	N/A	< 10	N/A	N/A
	3/10/2010	N/A	N/A	< 10	N/A	< 10	N/A	N/A	N/A	N/A	N/A	N/A
	3/10/2010	N/A	N/A	N/A	N/A	< 10	N/A	N/A	N/A	N/A	N/A	N/A
	9/27/2010	< 10	N/A	< 10	N/A	N/A	N/A	N/A	N/A	N/A	< 10	< 10
	1/22/2013	N/A	N/A	N/A	< 10	N/A	N/A	N/A	N/A	N/A	N/A	N/A
	3/11/2014	N/A	N/A	N/A	< 10.2	N/A	N/A	N/A	N/A	N/A	N/A	N/A
	9/23/2014	N/A	< 10	< 10	N/A	< 10.4	N/A	< 10	N/A	< 10	N/A	N/A
	1/6/2015	N/A	N/A	N/A	N/A	N/A	N/A	N/A	< 10.2	N/A	N/A	N/A
	4/2/2015	N/A	N/A	N/A	N/A	N/A	< 10.9	N/A	N/A	N/A	< 10.2	< 10.2
	9/30/2015	N/A	N/A	N/A	N/A	N/A	N/A	N/A	< 11.5	N/A	N/A	N/A
	4/15/2019	N/A	< 10.9	< 10.8	< 10.6	< 10.8	N/A	< 10.8	N/A	< 10.4	N/A	N/A
	4/28/2020	N/A	N/A	N/A	N/A	N/A	N/A	N/A	< 11.2	N/A	< 10.5	< 11.4
	5/19/2021	N/A	N/A	N/A	N/A	N/A	< 10.5	N/A	N/A	N/A	N/A	N/A
	6/5/2024	N/A	< 10	< 10	< 9.8	< 10	N/A	< 9.8	N/A	< 9.8	N/A	N/A
Alpha-BHC, ug/L (CAS NO - 319-84-6)	7/24/2008	< 0.05	< 0.052	< 0.052	N/A	< 0.051	N/A	< 0.053	N/A	N/A	N/A	N/A
	7/24/2008	N/A	N/A	N/A	N/A	N/A	N/A	< 0.052	N/A	N/A	N/A	N/A
	9/24/2008	< 0.016	< 0.016	< 0.016	N/A	< 0.016	N/A	< 0.016	N/A	N/A	N/A	N/A
	3/17/2009	< 0.032	< 0.032	< 0.032	N/A	< 0.032	N/A	< 0.032	N/A	< 0.032	< 0.039	< 0.032
	3/17/2009	N/A	N/A	< 0.032	N/A	N/A	N/A	N/A	N/A	N/A	N/A	N/A
	6/23/2009	< 0.032	< 0.032	< 0.032	N/A	< 0.032	< 0.032	< 0.032	N/A	< 0.032	< 0.032	< 0.032
	6/23/2009	N/A	N/A	N/A	N/A	N/A	N/A	N/A	N/A	N/A	< 0.032	N/A
	8/13/2009	N/A	N/A	N/A	N/A	N/A	< 0.032	N/A	N/A	N/A	< 0.032	< 0.032
	9/1/2009	< 0.032	< 0.032	< 0.032	N/A	< 0.032	< 0.032	< 0.032	N/A	< 0.032	< 0.032	< 0.032
	9/1/2009	N/A	N/A	< 0.032	N/A	N/A	N/A	N/A	N/A	N/A	N/A	N/A
	12/17/2009	N/A	N/A	N/A	N/A	N/A	< 0.032	N/A	N/A	< 0.032	N/A	N/A
	9/27/2010	N/A	N/A	N/A	N/A	N/A	N/A	N/A	N/A	N/A	< 0.032	< 0.032
	1/22/2013	N/A	N/A	N/A	< 0.05	N/A	N/A	N/A	N/A	N/A	N/A	N/A
	3/11/2014	N/A	N/A	N/A	< 0.0323	N/A	N/A	N/A	N/A	N/A	N/A	N/A
	9/23/2014	N/A	< 0.032	< 0.032	N/A	< 0.032	N/A	< 0.032	N/A	< 0.032	N/A	N/A
	1/6/2015	N/A	N/A	N/A	N/A	N/A	N/A	N/A	< 0.0327	N/A	N/A	N/A
	4/2/2015	N/A	N/A	N/A	N/A	N/A	< 0.0386	N/A	N/A	N/A	< 0.0337	< 3.56
	9/30/2015	N/A	N/A	N/A	N/A	N/A	N/A	N/A	< 0.032	N/A	N/A	N/A
	4/15/2019	N/A	0.00277*	< 0.034	< 0.0348	< 0.034	N/A	< 0.0348	N/A	< 0.034	N/A	N/A
	4/28/2020	N/A	N/A	N/A	N/A	N/A	N/A	N/A	< 0.0356	N/A	0.0061*	< 0.0395
	5/19/2021	N/A	N/A	N/A	N/A	N/A	< 0.0344	N/A	N/A	N/A	N/A	N/A
	6/5/2024	N/A	< 0.0877	< 0.0866	< 0.0904	< 0.0943	N/A	< 0.0907	N/A	< 0.0911	N/A	N/A
Beta-BHC, ug/L (CAS NO - 319-85-7)	7/24/2008	< 0.05	< 0.052	< 0.052	N/A	< 0.051	N/A	< 0.053	N/A	N/A	N/A	N/A
	7/24/2008	N/A	N/A	N/A	N/A	N/A	N/A	< 0.052	N/A	N/A	N/A	N/A
	9/24/2008	< 0.016	< 0.016	< 0.016	N/A	< 0.016	N/A	< 0.016	N/A	N/A	N/A	N/A
	3/17/2009	< 0.032	< 0.032	< 0.032	N/A	< 0.032	N/A	< 0.032	N/A	< 0.032	< 0.039	< 0.032
	3/17/2009	N/A	N/A	< 0.032	N/A	N/A	N/A	N/A	N/A	N/A	N/A	N/A
	6/23/2009	< 0.032	< 0.032	< 0.032	N/A	< 0.032	< 0.032	< 0.032	N/A	< 0.032	< 0.032	< 0.032
	6/23/2009	N/A	N/A	N/A	N/A	N/A	N/A	N/A	N/A	N/A	< 0.032	N/A
	8/13/2009	N/A	N/A	N/A	N/A	N/A	< 0.032	N/A	N/A	N/A	< 0.032	< 0.032
	9/1/2009	< 0.032	< 0.032	< 0.032	N/A	< 0.032	< 0.032	< 0.032	N/A	< 0.032	< 0.032	< 0.032
	9/1/2009	N/A	N/A	< 0.032	N/A	N/A	N/A	N/A	N/A	N/A	N/A	N/A
	12/17/2009	N/A	N/A	N/A	N/A	N/A	< 0.032	N/A	N/A	< 0.032	N/A	N/A
	9/27/2010	N/A	N/A	N/A	N/A	N/A	N/A	N/A	N/A	N/A	< 0.032	< 0.032
	1/22/2013	N/A	N/A	N/A	< 0.05	N/A	N/A	N/A	N/A	N/A	N/A	N/A
	3/11/2014	N/A	N/A	N/A	0.00805*	N/A	N/A	N/A	N/A	N/A	N/A	N/A
	9/23/2014	N/A	< 0.032	< 0.032	N/A	< 0.032	N/A	< 0.032	N/A	< 0.032	N/A	N/A
	1/6/2015	N/A	N/A	N/A	N/A	N/A	N/A	N/A	< 0.0327	N/A	N/A	N/A
	4/2/2015	N/A	N/A	N/A	N/A	N/A	< 0.0386	N/A	N/A	N/A	0.0137*	< 3.56
	9/30/2015	N/A	N/A	N/A	N/A	N/A	N/A	N/A	< 0.032	N/A	N/A	N/A
	4/15/2019	N/A	< 0.0344	< 0.034	< 0.0348	< 0.034	N/A	0.00614*	N/A	< 0.034	N/A	N/A
	4/28/2020	N/A	N/A	N/A	N/A	N/A	N/A	N/A	< 0.0356	N/A	< 0.0348	0.0194*
	5/19/2021	N/A	N/A	N/A	N/A	N/A	< 0.0344	N/A	N/A	N/A	N/A	N/A
	6/5/2024	N/A	< 0.0877	< 0.0866	< 0.0904	< 0.0943	N/A	< 0.0907	N/A	< 0.0911	N/A	N/A
Delta-BHC, ug/L (CAS NO - 319-86-8)	7/24/2008	< 0.05	< 0.052	< 0.052	N/A	< 0.051	N/A	< 0.053	N/A	N/A	N/A	N/A
	7/24/2008	N/A	N/A	N/A	N/A	N/A	N/A	< 0.052	N/A	N/A	N/A	N/A
	9/24/2008	< 0.016	< 0.016	< 0.016	N/A	< 0.016	N/A	< 0.016	N/A	N/A	N/A	N/A
	3/17/2009	< 0.032	< 0.032	< 0.032	N/A	< 0.032	N/A	< 0.032	N/A	< 0.032	< 0.039	< 0.032
	3/17/2009	N/A	N/A	< 0.032	N/A	N/A	N/A	N/A	N/A	N/A	N/A	N/A
	6/23/2009	< 0.032	< 0.032	< 0.032	N/A	< 0.032	< 0.032	< 0.032	N/A	< 0.032	< 0.032	< 0.032
	6/23/2009	N/A	N/A	N/A	N/A	N/A	N/A	N/A	N/A	N/A	< 0.032	N/A
	8/13/2009	N/A	N/A	N/A	N/A	N/A	< 0.032	N/A	N/A	N/A	< 0.032	< 0.032
	9/1/2009	< 0.032	< 0.032	< 0.032	N/A	< 0.032	< 0.032	< 0.032	N/A	< 0.032	< 0.032	< 0.032
	9/1/2009	N/A	N/A	< 0.032	N/A	N/A	N/A	N/A	N/A	N/A	N/A	N/A
	12/17/2009	N/A	N/A	N/A	N/A	N/A	< 0.032	N/A	N/A	< 0.032	N/A	N/A
	9/27/2010	N/A	N/A	N/A	N/A	N/A	N/A	N/A	N/A	N/A	< 0.032	< 0.032
	1/22/2013	N/A	N/A	N/A	< 0.05	N/A	N/A	N/A	N/A	N/A	N/A	N/A
	3/11/2014	N/A	N/A	N/A	< 0.0323	N/A	N/A	N/A	N/A	N/A	N/A	N/A
	9/23/2014	N/A	< 0.032	< 0.032	N/A	< 0.032	N/A	< 0.032	N/A	< 0.032	N/A	N/A
	1/6/2015	N/A	N/A	N/A	N/A	N/A	N/A	N/A	0.00567*	N/A	N/A	N/A
	4/2/2015	N/A	N/A	N/A	N/A	N/A	< 0.0386	N/A	N/A	N/A	< 0.0337	< 3.56
	9/30/2015	N/A	N/A	N/A	N/A	N/A	N/A	N/A	< 0.032	N/A	N/A	N/A

SCS ENGINEERS

Summary of Groundwater Chemistry
Scott County Landfill - 82-SDP-03-77C - HMSP

Other Constituents	Sample Date	MW-32 UPG	MW-17 DNG	MW-19 DNG	MW-20 DNG	MW-21 DNG	MW-22 DNG	MW-27 DNG	MW-28 DNG	MW-30 DNG	OP-17 DNG	OP-18 DNG
Delta-BHC, ug/L (CAS NO - 319-86-8)	4/15/2019	N/A	0.00357*	< 0.034	< 0.0348	< 0.034	N/A	0.00336*	N/A	< 0.034	N/A	N/A
	4/28/2020	N/A	N/A	N/A	N/A	N/A	N/A	N/A	< 0.0356	N/A	0.028*	0.0165*
	5/19/2021	N/A	N/A	N/A	N/A	N/A	< 0.0344	N/A	N/A	N/A	N/A	N/A
	6/5/2024	N/A	< 0.0877	< 0.0866	< 0.0904	< 0.0943	N/A	< 0.0907	N/A	< 0.0911	N/A	N/A
Gamma-BHC [Lindane], ug/L (CAS NO - 58-89-9)	7/24/2008	< 0.05	< 0.052	< 0.052	N/A	< 0.051	N/A	< 0.053	N/A	N/A	N/A	N/A
	7/24/2008	N/A	N/A	N/A	N/A	N/A	N/A	< 0.052	N/A	N/A	N/A	N/A
	9/24/2008	< 0.016	< 0.016	< 0.016	N/A	< 0.016	N/A	< 0.016	N/A	N/A	N/A	N/A
	3/17/2009	< 0.032	< 0.032	< 0.032	N/A	< 0.032	N/A	< 0.032	N/A	< 0.032	< 0.039	< 0.032
	3/17/2009	N/A	N/A	< 0.032	N/A	N/A	N/A	N/A	N/A	N/A	N/A	N/A
	6/23/2009	< 0.032	< 0.032	< 0.032	N/A	< 0.032	< 0.032	< 0.032	N/A	< 0.032	< 0.032	< 0.032
	6/23/2009	N/A	N/A	N/A	N/A	N/A	N/A	N/A	N/A	N/A	< 0.032	N/A
	8/13/2009	N/A	N/A	N/A	N/A	N/A	< 0.032	N/A	N/A	N/A	< 0.032	< 0.032
	9/1/2009	< 0.032	< 0.032	< 0.032	N/A	< 0.032	< 0.032	< 0.032	N/A	< 0.032	< 0.032	< 0.032
	9/1/2009	N/A	N/A	< 0.032	N/A	N/A	N/A	N/A	N/A	N/A	N/A	N/A
	12/17/2009	N/A	N/A	N/A	N/A	N/A	< 0.032	N/A	N/A	< 0.032	N/A	N/A
	9/27/2010	N/A	N/A	N/A	N/A	N/A	N/A	N/A	N/A	N/A	< 0.032	< 0.032
	1/22/2013	N/A	N/A	N/A	< 0.05	N/A	N/A	N/A	N/A	N/A	N/A	N/A
	3/11/2014	N/A	N/A	N/A	< 0.0323	N/A	N/A	N/A	N/A	N/A	N/A	N/A
	9/23/2014	N/A	< 0.032	< 0.032	N/A	< 0.032	N/A	< 0.032	N/A	< 0.032	N/A	N/A
	1/6/2015	N/A	N/A	N/A	N/A	N/A	N/A	N/A	< 0.0327	N/A	N/A	N/A
	4/2/2015	N/A	N/A	N/A	N/A	N/A	< 0.0386	N/A	N/A	N/A	< 0.0337	< 3.56
	9/30/2015	N/A	N/A	N/A	N/A	N/A	N/A	N/A	< 0.032	N/A	N/A	N/A
	4/15/2019	N/A	< 0.0344	< 0.034	< 0.0348	< 0.034	N/A	0.00678*	N/A	< 0.034	N/A	N/A
	4/28/2020	N/A	N/A	N/A	N/A	N/A	N/A	N/A	< 0.0356	N/A	< 0.0348	< 0.0395
	5/19/2021	N/A	N/A	N/A	N/A	N/A	< 0.0344	N/A	N/A	N/A	N/A	N/A
	6/5/2024	N/A	< 0.0877	< 0.0866	< 0.0904	< 0.0943	N/A	< 0.0907	N/A	< 0.0911	N/A	N/A
Bis[2-chloroethoxy]methane, ug/L (CAS NO - 111-91-1)	7/24/2008	< 2.7	< 2.7	< 2.7	N/A	< 2.7	N/A	< 2.7	N/A	N/A	N/A	N/A
	7/24/2008	N/A	N/A	N/A	N/A	N/A	N/A	< 2.7	N/A	N/A	N/A	N/A
	9/24/2008	< 2.7	< 2.7	< 2.7	N/A	< 2.7	N/A	< 2.7	N/A	N/A	N/A	N/A
	3/17/2009	< 2.7	< 2.7	< 2.7	N/A	< 2.7	N/A	< 2.7	N/A	< 2.7	< 3	< 2.7
	3/17/2009	N/A	N/A	< 2.7	N/A	N/A	N/A	N/A	N/A	N/A	N/A	N/A
	6/23/2009	< 10	< 10	< 10	N/A	< 10	< 10	< 10	N/A	< 10	< 10	< 10
	6/23/2009	N/A	N/A	N/A	N/A	N/A	N/A	N/A	N/A	N/A	< 10	N/A
	8/13/2009	N/A	N/A	N/A	N/A	N/A	< 10	N/A	N/A	N/A	< 10	< 10
	9/1/2009	< 11.4	< 10	< 10	N/A	< 10	< 10	< 10	N/A	< 12	< 10	< 10
	9/1/2009	N/A	N/A	< 10	N/A	N/A	N/A	N/A	N/A	N/A	N/A	N/A
	12/17/2009	N/A	N/A	N/A	N/A	N/A	< 13.7	N/A	N/A	< 10	N/A	N/A
	3/10/2010	N/A	N/A	< 10	N/A	< 10	N/A	N/A	N/A	N/A	N/A	N/A
	3/10/2010	N/A	N/A	N/A	N/A	< 10	N/A	N/A	N/A	N/A	N/A	N/A
	9/27/2010	< 10	N/A	< 10	N/A	N/A	N/A	N/A	N/A	N/A	< 10	< 10
	1/22/2013	N/A	N/A	N/A	< 10	N/A	N/A	N/A	N/A	N/A	N/A	N/A
	3/11/2014	N/A	N/A	N/A	< 10.2	N/A	N/A	N/A	N/A	N/A	N/A	N/A
	9/23/2014	N/A	< 10	< 10	N/A	< 10.4	N/A	< 10	N/A	< 10	N/A	N/A
	1/6/2015	N/A	N/A	N/A	N/A	N/A	N/A	N/A	< 10.2	N/A	N/A	N/A
	4/2/2015	N/A	N/A	N/A	N/A	N/A	< 10.9	N/A	N/A	N/A	< 10.2	< 10.2
	9/30/2015	N/A	N/A	N/A	N/A	N/A	N/A	N/A	< 11.5	N/A	N/A	N/A
	4/15/2019	N/A	< 10.9	< 10.8	< 10.6	< 10.8	N/A	< 10.8	N/A	< 10.4	N/A	N/A
	4/28/2020	N/A	N/A	N/A	N/A	N/A	N/A	N/A	< 11.2	N/A	< 10.5	< 11.4
	5/19/2021	N/A	N/A	N/A	N/A	N/A	< 10.5	N/A	N/A	N/A	N/A	N/A
	6/5/2024	N/A	< 10	< 10	< 9.8	< 10	N/A	< 9.8	N/A	< 9.8	N/A	N/A
Bis[2-chloroethyl]ether, ug/L (CAS NO - 111-44-4)	7/24/2008	< 1.37	< 1.37	< 1.37	N/A	< 1.37	N/A	< 1.37	N/A	N/A	N/A	N/A
	7/24/2008	N/A	N/A	N/A	N/A	N/A	N/A	< 1.37	N/A	N/A	N/A	N/A
	9/24/2008	< 1.37	< 1.37	< 1.37	N/A	< 1.37	N/A	< 1.37	N/A	N/A	N/A	N/A
	3/17/2009	< 1.37	< 1.37	< 1.37	N/A	< 1.37	N/A	< 1.37	N/A	< 1.37	< 1.52	< 1.37
	3/17/2009	N/A	N/A	< 1.37	N/A	N/A	N/A	N/A	N/A	N/A	N/A	N/A
	6/23/2009	< 10	< 10	< 10	N/A	< 10	< 10	< 10	N/A	< 10	< 10	< 10
	6/23/2009	N/A	N/A	N/A	N/A	N/A	N/A	N/A	N/A	N/A	< 10	N/A
	8/13/2009	N/A	N/A	N/A	N/A	N/A	< 10	N/A	N/A	N/A	< 10	< 10
	9/1/2009	< 11.4	< 10	< 10	N/A	< 10	< 10	< 10	N/A	< 12	< 10	< 10
	9/1/2009	N/A	N/A	< 10	N/A	N/A	N/A	N/A	N/A	N/A	N/A	N/A
	12/17/2009	N/A	N/A	N/A	N/A	N/A	< 13.7	N/A	N/A	< 10	N/A	N/A
	3/10/2010	N/A	N/A	< 10	N/A	< 10	N/A	N/A	N/A	N/A	N/A	N/A
	3/10/2010	N/A	N/A	N/A	N/A	< 10	N/A	N/A	N/A	N/A	N/A	N/A
	9/27/2010	< 10	N/A	< 10	N/A	N/A	N/A	N/A	N/A	N/A	< 10	< 10
	1/22/2013	N/A	N/A	N/A	< 10	N/A	N/A	N/A	N/A	N/A	N/A	N/A
	3/11/2014	N/A	N/A	N/A	< 10.2	N/A	N/A	N/A	N/A	N/A	N/A	N/A
	9/23/2014	N/A	< 10	< 10	N/A	< 10.4	N/A	< 10	N/A	< 10	N/A	N/A
	1/6/2015	N/A	N/A	N/A	N/A	N/A	N/A	N/A	< 10.2	N/A	N/A	N/A
	4/2/2015	N/A	N/A	N/A	N/A	N/A	< 10.9	N/A	N/A	N/A	< 10.2	< 10.2
	9/30/2015	N/A	N/A	N/A	N/A	N/A	N/A	N/A	< 11.5	N/A	N/A	N/A
	4/15/2019	N/A	< 10.9	< 10.8	< 10.6	< 10.8	N/A	< 10.8	N/A	< 10.4	N/A	N/A
	4/28/2020	N/A	N/A	N/A	N/A	N/A	N/A	N/A	< 11.2	N/A	< 10.5	< 11.4
	5/19/2021	N/A	N/A	N/A	N/A	N/A	< 10.5	N/A	N/A	N/A	N/A	N/A
	6/5/2024	N/A	< 10	< 10	< 9.8	< 10	N/A	< 9.8	N/A	< 9.8	N/A	N/A
Bis[2-chloroisopropyl]ether, ug/L (CAS NO - 108-60-1)	7/24/2008	< 1.27	< 1.27	< 1.27	N/A	< 1.27	N/A	< 1.27	N/A	N/A	N/A	N/A
	7/24/2008	N/A	N/A	N/A	N/A	N/A	N/A	< 1.27	N/A	N/A	N/A	N/A
	9/24/2008	< 1.27	< 1.27	< 1.27	N/A	< 1.27	N/A	< 1.27	N/A	N/A	N/A	N/A
	3/17/2009	< 1.27	< 1.27	< 1.27	N/A	< 1.27	N/A	< 1.27	N/A	< 1.27	< 1.41	< 1.27
	3/17/2009	N/A	N/A	< 1.27	N/A	N/A	N/A	N/A	N/A	N/A	N/A	N/A
	6/23/2009	< 10	< 10	< 10	N/A	< 10	< 10	< 10	N/A	< 10	< 10	< 10
	6/23/2009	N/A	N/A	N/A	N/A	N/A	N/A	N/A	N/A	N/A	< 10	N/A
	8/13/2009	N/A	N/A	N/A	N/A	N/A	< 10	N/A	N/A	N/A	< 10	< 10
	9/1/2009	< 11.4	< 10	< 10	N/A	< 10	< 10	< 10	N/A	< 12	< 10	< 10
	9/1/2009	N/A	N/A	< 10	N/A	N/A	N/A	N/A	N/A	N/A	N/A	N/A
	12/17/2009	N/A	N/A	N/A	N/A	N/A	< 13.7	N/A	N/A	< 10	N/A	N/A
	3/10/2010	N/A	N/A	< 10	N/A	< 10	N/A	N/A	N/A	N/A	N/A	N/A
	3/10/2010	N/A	N/A	N/A	N/A	< 10	N/A	N/A	N/A	N/A	N/A	N/A
	9/27/2010	< 10	N/A	< 10	N/A	N/A	N/A	N/A	N/A	N/A	< 10	< 10

SCS ENGINEERS

Summary of Groundwater Chemistry
Scott County Landfill - 82-SDP-03-77C - HMSP

Other Constituents	Sample Date	MW-32 UPG	MW-17 DNG	MW-19 DNG	MW-20 DNG	MW-21 DNG	MW-22 DNG	MW-27 DNG	MW-28 DNG	MW-30 DNG	OP-17 DNG	OP-18 DNG
Bis[2-chloroisopropyl]ether, ug/L (CAS NO - 108-60-1)	1/22/2013	N/A	N/A	N/A	< 10	N/A	N/A	N/A	N/A	N/A	N/A	N/A
	3/11/2014	N/A	N/A	N/A	< 10.2	N/A	N/A	N/A	N/A	N/A	N/A	N/A
	9/23/2014	N/A	< 10	< 10	N/A	< 10.4	N/A	< 10	N/A	< 10	N/A	N/A
	1/6/2015	N/A	N/A	N/A	N/A	N/A	N/A	N/A	< 10.2	N/A	N/A	N/A
	4/2/2015	N/A	N/A	N/A	N/A	N/A	< 10.9	N/A	N/A	N/A	< 10.2	< 10.2
	9/30/2015	N/A	N/A	N/A	N/A	N/A	N/A	N/A	< 11.5	N/A	N/A	N/A
	4/15/2019	N/A	< 10.9	< 10.8	< 10.6	< 10.8	N/A	< 10.8	N/A	< 10.4	N/A	N/A
	4/28/2020	N/A	N/A	N/A	N/A	N/A	N/A	N/A	< 11.2	N/A	< 10.5	< 11.4
	5/19/2021	N/A	N/A	N/A	N/A	N/A	< 10.5	N/A	N/A	N/A	N/A	N/A
	6/5/2024	N/A	< 10	< 10	< 9.8	< 10	N/A	< 9.8	N/A	< 9.8	N/A	N/A
Bis[2-ethylhexyl]phthalate, ug/L (CAS NO - 117-81-7)	7/24/2008	< 1.87	< 1.87	< 1.87	N/A	< 1.87	N/A	< 1.87	N/A	N/A	N/A	N/A
	7/24/2008	N/A	N/A	N/A	N/A	N/A	N/A	< 1.87	N/A	N/A	N/A	N/A
	9/24/2008	< 1.87	< 1.87	< 1.87	N/A	9.17*	N/A	< 1.87	N/A	N/A	N/A	N/A
	3/17/2009	< 1.87	< 1.87	< 1.87	N/A	< 1.87	N/A	< 1.87	N/A	< 1.87	< 2.08	< 1.87
	3/17/2009	N/A	N/A	< 1.87	N/A	N/A	N/A	N/A	N/A	N/A	N/A	N/A
	6/23/2009	< 10	< 10	< 10	N/A	< 10	< 10	< 10	N/A	< 10	< 10	< 10
	6/23/2009	N/A	N/A	N/A	N/A	N/A	N/A	N/A	N/A	N/A	< 10	N/A
	8/13/2009	N/A	N/A	N/A	N/A	N/A	< 10	N/A	N/A	N/A	< 10	< 10
	9/1/2009	< 11.4	< 10	< 10	N/A	< 10	< 10	< 10	N/A	< 12	< 10	< 10
	9/1/2009	N/A	N/A	< 10	N/A	N/A	N/A	N/A	N/A	N/A	N/A	N/A
	12/17/2009	N/A	N/A	N/A	N/A	N/A	< 13.7	N/A	N/A	< 10	N/A	N/A
	3/10/2010	N/A	N/A	< 10	N/A	< 10	N/A	N/A	N/A	N/A	N/A	N/A
	3/10/2010	N/A	N/A	N/A	N/A	< 10	N/A	N/A	N/A	N/A	N/A	N/A
	9/27/2010	< 10	N/A	< 10	N/A	N/A	N/A	N/A	N/A	N/A	< 10	< 10
	3/28/2011	N/A	N/A	N/A	N/A	< 10	N/A	N/A	N/A	N/A	N/A	N/A
	9/15/2011	N/A	N/A	N/A	N/A	< 10	N/A	N/A	N/A	N/A	N/A	N/A
	3/29/2012	N/A	N/A	N/A	N/A	< 10	N/A	N/A	N/A	N/A	N/A	N/A
	9/18/2012	N/A	N/A	N/A	N/A	< 10	N/A	N/A	N/A	N/A	N/A	N/A
	1/22/2013	N/A	N/A	N/A	< 10	N/A	N/A	N/A	N/A	N/A	N/A	N/A
	3/27/2013	N/A	N/A	N/A	N/A	< 10	N/A	N/A	N/A	N/A	N/A	N/A
	9/25/2013	N/A	N/A	N/A	N/A	< 11.1	N/A	N/A	N/A	N/A	N/A	N/A
	3/11/2014	N/A	N/A	N/A	< 10.2	N/A	N/A	N/A	N/A	N/A	N/A	N/A
	9/23/2014	N/A	< 10	< 10	N/A	< 10.4	N/A	< 10	N/A	< 10	N/A	N/A
	1/6/2015	N/A	N/A	N/A	N/A	N/A	N/A	N/A	3.61*	N/A	N/A	N/A
	4/2/2015	N/A	N/A	N/A	N/A	N/A	6.11*	N/A	N/A	N/A	**13.2**	**12.3**
	7/27/2015	N/A	N/A	N/A	N/A	N/A	N/A	N/A	N/A	N/A	0.73*	0.941*
	9/30/2015	N/A	N/A	N/A	N/A	N/A	N/A	N/A	**13**	N/A	8.57*	8.3*
	2/23/2016	N/A	N/A	N/A	N/A	N/A	N/A	N/A	1.18*	N/A	1.47*	1.27*
	4/27/2016	N/A	N/A	N/A	N/A	N/A	N/A	N/A	0.786*	N/A	0.772*	0.767*
	7/29/2016	N/A	N/A	N/A	N/A	N/A	N/A	N/A	< 10.6	N/A	N/A	N/A
	9/28/2016	N/A	N/A	N/A	N/A	N/A	N/A	N/A	0.821*	N/A	0.899*	0.855*
	4/24/2017	N/A	N/A	N/A	N/A	N/A	N/A	N/A	< 10.4	N/A	< 10.2	< 10
	8/22/2017	N/A	N/A	N/A	N/A	N/A	N/A	N/A	< 10.5	N/A	< 10	< 10.5
	6/4/2018	N/A	N/A	N/A	N/A	N/A	N/A	N/A	N/A	N/A	< 10.1	< 10.4
	12/20/2018	N/A	N/A	N/A	N/A	N/A	N/A	N/A	< 10.6	N/A	< 10.6	< 10.8
	4/15/2019	N/A	< 10.9	< 10.8	< 10.6	< 10.8	N/A	< 10.8	< 10.5	< 10.4	N/A	N/A
	10/3/2019	N/A	N/A	N/A	N/A	N/A	N/A	N/A	< 10.6	N/A	N/A	N/A
	4/28/2020	N/A	N/A	N/A	N/A	N/A	N/A	N/A	< 11.2	N/A	< 10.5	< 11.4
	5/19/2021	N/A	N/A	N/A	N/A	N/A	< 10.5	N/A	N/A	N/A	N/A	N/A
	6/5/2024	N/A	< 10	< 10	< 9.8	< 10	N/A	< 9.8	N/A	< 9.8	N/A	N/A
Butyl benzyl phthalate, ug/L (CAS NO - 85-68-7)	7/24/2008	< 1.39	< 1.39	< 1.39	N/A	< 1.39	N/A	< 1.39	N/A	N/A	N/A	N/A
	7/24/2008	N/A	N/A	N/A	N/A	N/A	N/A	< 1.39	N/A	N/A	N/A	N/A
	9/24/2008	< 1.39	< 1.39	< 1.39	N/A	< 1.39	N/A	< 1.39	N/A	N/A	N/A	N/A
	3/17/2009	< 1.39	< 1.39	< 1.39	N/A	< 1.39	N/A	< 1.39	N/A	< 1.39	< 1.54	< 1.39
	3/17/2009	N/A	N/A	< 1.39	N/A	N/A	N/A	N/A	N/A	N/A	N/A	N/A
	6/23/2009	< 10	< 10	< 10	N/A	< 10	< 10	< 10	N/A	< 10	< 10	< 10
	6/23/2009	N/A	N/A	N/A	N/A	N/A	N/A	N/A	N/A	N/A	< 10	N/A
	8/13/2009	N/A	N/A	N/A	N/A	N/A	< 10	N/A	N/A	N/A	< 10	< 10
	9/1/2009	< 11.4	< 10	< 10	N/A	< 10	< 10	< 10	N/A	< 12	< 10	< 10
	9/1/2009	N/A	N/A	< 10	N/A	N/A	N/A	N/A	N/A	N/A	N/A	N/A
	12/17/2009	N/A	N/A	N/A	N/A	N/A	< 13.7	N/A	N/A	< 10	N/A	N/A
	3/10/2010	N/A	N/A	< 10	N/A	< 10	N/A	N/A	N/A	N/A	N/A	N/A
	3/10/2010	N/A	N/A	N/A	N/A	< 10	N/A	N/A	N/A	N/A	N/A	N/A
	9/27/2010	< 10	N/A	< 10	N/A	N/A	N/A	N/A	N/A	N/A	< 10	< 10
	1/22/2013	N/A	N/A	N/A	< 10	N/A	N/A	N/A	N/A	N/A	N/A	N/A
	3/11/2014	N/A	N/A	N/A	< 10.2	N/A	N/A	N/A	N/A	N/A	N/A	N/A
	9/23/2014	N/A	< 10	< 10	N/A	< 10.4	N/A	< 10	N/A	< 10	N/A	N/A
	1/6/2015	N/A	N/A	N/A	N/A	N/A	N/A	N/A	< 10.2	N/A	N/A	N/A
	4/2/2015	N/A	N/A	N/A	N/A	N/A	< 10.9	N/A	N/A	N/A	< 10.2	< 10.2
	9/30/2015	N/A	N/A	N/A	N/A	N/A	N/A	N/A	< 11.5	N/A	N/A	N/A
	4/15/2019	N/A	< 10.9	< 10.8	< 10.6	< 10.8	N/A	< 10.8	N/A	< 10.4	N/A	N/A
	4/28/2020	N/A	N/A	N/A	N/A	N/A	N/A	N/A	< 11.2	N/A	< 10.5	< 11.4
	5/19/2021	N/A	N/A	N/A	N/A	N/A	< 10.5	N/A	N/A	N/A	N/A	N/A
	6/5/2024	N/A	< 10	< 10	< 9.8	< 10	N/A	< 9.8	N/A	< 9.8	N/A	N/A
Chlordane, ug/L (CAS NO - 57-74-9)	9/24/2008	< 2	< 2	< 2	N/A	< 2	N/A	< 2	N/A	N/A	N/A	N/A
	3/17/2009	< 2	< 2	< 2	N/A	< 2	N/A	< 2	N/A	< 2	< 2.44	< 2
	3/17/2009	N/A	N/A	< 2	N/A	N/A	N/A	N/A	N/A	N/A	N/A	N/A
	6/23/2009	< 2	< 2	< 2	N/A	< 2	< 2	< 2	N/A	< 2	< 2	< 2
	6/23/2009	N/A	N/A	N/A	N/A	N/A	N/A	N/A	N/A	N/A	< 2	N/A
	8/13/2009	N/A	N/A	N/A	N/A	N/A	< 2	N/A	N/A	N/A	< 2	< 2
	9/1/2009	< 2	< 2	< 2	N/A	< 2	< 2	< 2	N/A	< 2	< 2	< 2
	9/1/2009	N/A	N/A	< 2	N/A	N/A	N/A	N/A	N/A	N/A	N/A	N/A
	12/17/2009	N/A	N/A	N/A	N/A	N/A	< 2	N/A	N/A	< 2	N/A	N/A
	9/27/2010	N/A	N/A	N/A	N/A	N/A	N/A	N/A	N/A	N/A	< 2	< 2
	1/22/2013	N/A	N/A	N/A	< 0.1	N/A	N/A	N/A	N/A	N/A	N/A	N/A
	3/11/2014	N/A	N/A	N/A	< 2.02	N/A	N/A	N/A	N/A	N/A	N/A	N/A
	9/23/2014	N/A	< 2	< 2	N/A	< 2	N/A	< 2	N/A	< 2	N/A	N/A

SCS ENGINEERS

Summary of Groundwater Chemistry
Scott County Landfill - 82-SDP-03-77C - HMSP

Other Constituents	Sample Date	MW-32 UPG	MW-17 DNG	MW-19 DNG	MW-20 DNG	MW-21 DNG	MW-22 DNG	MW-27 DNG	MW-28 DNG	MW-30 DNG	OP-17 DNG	OP-18 DNG
Chlordane, ug/L (CAS NO - 57-74-9)	1/6/2015	N/A	N/A	N/A	N/A	N/A	N/A	N/A	< 2.04	N/A	N/A	N/A
	4/2/2015	N/A	N/A	N/A	N/A	N/A	< 2.41	N/A	N/A	N/A	< 2.11	< 111
	9/30/2015	N/A	N/A	N/A	N/A	N/A	N/A	N/A	< 2	N/A	N/A	N/A
	4/15/2019	N/A	< 2.15	< 2.13	< 2.17	< 2.13	N/A	< 2.17	N/A	< 2.13	N/A	N/A
	4/28/2020	N/A	N/A	N/A	N/A	N/A	N/A	N/A	< 2.22	N/A	< 2.17	< 2.47
	5/19/2021	N/A	N/A	N/A	N/A	N/A	< 2.15	N/A	N/A	N/A	N/A	N/A
	6/5/2024	N/A	< 1.75	< 1.73	< 1.81	< 1.89	N/A	< 1.81	N/A	< 1.82	N/A	N/A
Alpha-Chlordane, ug/L (CAS NO - 5103-71-9)	7/24/2008	< 0.05	< 0.052	< 0.052	N/A	< 0.051	N/A	< 0.052	N/A	N/A	N/A	N/A
	7/24/2008	N/A	N/A	N/A	N/A	N/A	N/A	< 0.053	N/A	N/A	N/A	N/A
	1/22/2013	N/A	N/A	N/A	< 0.05	N/A	N/A	N/A	N/A	N/A	N/A	N/A
Gamma-Chlordane, ug/L (CAS NO - 5566-34-7)	7/24/2008	< 0.05	< 0.052	< 0.052	N/A	< 0.051	N/A	< 0.052	N/A	N/A	N/A	N/A
	7/24/2008	N/A	N/A	N/A	N/A	N/A	N/A	< 0.053	N/A	N/A	N/A	N/A
	1/22/2013	N/A	N/A	N/A	< 0.05	N/A	N/A	N/A	N/A	N/A	N/A	N/A
Chlorobenzilate, ug/L (CAS NO - 510-15-6)	7/24/2008	< 1.24	< 1.24	< 1.24	N/A	< 1.24	N/A	< 1.24	N/A	N/A	N/A	N/A
	7/24/2008	N/A	N/A	N/A	N/A	N/A	N/A	< 1.24	N/A	N/A	N/A	N/A
	9/24/2008	< 1.24	< 1.24	< 1.24	N/A	< 1.24	N/A	< 1.24	N/A	N/A	N/A	N/A
	3/17/2009	< 1.24	< 1.24	< 1.24	N/A	< 1.24	N/A	< 1.24	N/A	< 1.24	< 1.38	< 1.24
	3/17/2009	N/A	N/A	< 1.24	N/A	N/A	N/A	N/A	N/A	N/A	N/A	N/A
	6/23/2009	< 10	< 10	< 10	N/A	< 10	< 10	< 10	N/A	< 10	< 10	< 10
	6/23/2009	N/A	N/A	N/A	N/A	N/A	N/A	N/A	N/A	N/A	< 10	N/A
	8/13/2009	N/A	N/A	N/A	N/A	N/A	< 10	N/A	N/A	N/A	< 10	< 10
	9/1/2009	< 11.4	< 10	< 10	N/A	< 10	< 10	< 10	N/A	< 12	< 10	< 10
	9/1/2009	N/A	N/A	< 10	N/A	N/A	N/A	N/A	N/A	N/A	N/A	N/A
	12/17/2009	N/A	N/A	N/A	N/A	N/A	< 13.7	N/A	N/A	< 10	N/A	N/A
	3/10/2010	N/A	N/A	< 10	N/A	< 10	N/A	N/A	N/A	N/A	N/A	N/A
	3/10/2010	N/A	N/A	N/A	N/A	< 10	N/A	N/A	N/A	N/A	N/A	N/A
	9/27/2010	< 10	N/A	< 10	N/A	N/A	N/A	N/A	N/A	N/A	< 10	< 10
	1/22/2013	N/A	N/A	N/A	< 10	N/A	N/A	N/A	N/A	N/A	N/A	N/A
	3/11/2014	N/A	N/A	N/A	< 10.2	N/A	N/A	N/A	N/A	N/A	N/A	N/A
	9/23/2014	N/A	< 10	< 10	N/A	< 10.4	N/A	< 10	N/A	< 10	N/A	N/A
	1/6/2015	N/A	N/A	N/A	N/A	N/A	N/A	N/A	< 10.2	N/A	N/A	N/A
	4/2/2015	N/A	N/A	N/A	N/A	N/A	< 10.9	N/A	N/A	N/A	< 10.2	< 10.2
	9/30/2015	N/A	N/A	N/A	N/A	N/A	N/A	N/A	< 11.5	N/A	N/A	N/A
	4/15/2019	N/A	< 10.9	< 10.8	< 10.6	< 10.8	N/A	< 10.8	N/A	< 10.4	N/A	N/A
	4/28/2020	N/A	N/A	N/A	N/A	N/A	N/A	N/A	< 11.2	N/A	< 10.5	< 11.4
	5/19/2021	N/A	N/A	N/A	N/A	N/A	< 10.5	N/A	N/A	N/A	N/A	N/A
	6/5/2024	N/A	< 10	< 10	< 9.8	< 10	N/A	< 9.8	N/A	< 9.8	N/A	N/A
Chloroprene, ug/L (CAS NO - 126-99-8)	7/24/2008	< 0.28	< 0.28	< 0.28	N/A	< 0.28	N/A	< 0.28	N/A	N/A	N/A	N/A
	7/24/2008	N/A	N/A	N/A	N/A	N/A	N/A	< 0.28	N/A	N/A	N/A	N/A
	9/24/2008	< 0.28	< 0.28	< 0.28	N/A	< 0.28	N/A	< 0.28	N/A	N/A	N/A	N/A
	3/17/2009	< 0.28	< 0.28	< 0.28	N/A	< 0.28	N/A	< 0.28	N/A	< 0.28	< 0.28	< 0.28
	3/17/2009	N/A	N/A	< 0.28	N/A	N/A	N/A	N/A	N/A	N/A	N/A	N/A
	6/23/2009	< 1	< 1	< 1	N/A	< 1	< 1	< 1	N/A	< 1	< 1	< 1
	6/23/2009	N/A	N/A	N/A	N/A	N/A	N/A	N/A	N/A	N/A	< 1	N/A
	8/13/2009	N/A	N/A	N/A	N/A	N/A	< 1	N/A	N/A	N/A	< 1	< 1
	9/1/2009	< 1	< 1	< 1	N/A	< 1	< 1	< 1	N/A	< 1	< 1	< 1
	9/1/2009	N/A	N/A	< 1	N/A	N/A	N/A	N/A	N/A	N/A	N/A	N/A
	12/17/2009	N/A	N/A	N/A	N/A	N/A	< 1	N/A	N/A	< 1	N/A	N/A
	3/10/2010	< 1	< 1	< 1	N/A	< 1	< 1	< 1	N/A	< 1	< 1	N/A
	3/10/2010	N/A	N/A	N/A	N/A	< 1	N/A	N/A	N/A	N/A	N/A	N/A
	9/27/2010	< 2	< 1	< 1	N/A	N/A	N/A	< 2	N/A	< 2	< 1	< 1
	1/22/2013	N/A	N/A	N/A	< 1	N/A	N/A	N/A	N/A	N/A	N/A	N/A
	3/11/2014	N/A	N/A	N/A	< 1	N/A	N/A	N/A	N/A	N/A	N/A	N/A
	9/23/2014	N/A	< 1	< 1	N/A	< 1	N/A	< 1	N/A	< 1	N/A	N/A
	1/6/2015	N/A	N/A	N/A	N/A	N/A	N/A	N/A	< 1	N/A	N/A	N/A
	4/2/2015	N/A	N/A	N/A	N/A	N/A	< 1	N/A	N/A	N/A	< 1	< 1
	9/30/2015	N/A	N/A	N/A	N/A	N/A	N/A	N/A	< 1	N/A	N/A	N/A
	4/15/2019	N/A	< 1	< 1	< 1	< 1	N/A	< 1	N/A	< 1	N/A	N/A
	4/28/2020	N/A	N/A	N/A	N/A	N/A	N/A	N/A	< 1	N/A	< 1	< 1
	5/19/2021	N/A	N/A	N/A	N/A	N/A	< 1	N/A	N/A	N/A	N/A	N/A
	6/5/2024	N/A	< 1	< 1	< 1	< 1	N/A	< 1	N/A	< 1	N/A	N/A
Chrysene, ug/L (CAS NO - 218-01-9)	7/24/2008	< 1.27	< 1.27	< 1.27	N/A	< 1.27	N/A	< 1.27	N/A	N/A	N/A	N/A
	7/24/2008	N/A	N/A	N/A	N/A	N/A	N/A	< 1.27	N/A	N/A	N/A	N/A
	9/24/2008	< 1.27	< 1.27	< 1.27	N/A	< 1.27	N/A	< 1.27	N/A	N/A	N/A	N/A
	3/17/2009	< 1.27	< 1.27	< 1.27	N/A	< 1.27	N/A	< 1.27	N/A	< 1.27	< 1.41	< 1.27
	3/17/2009	N/A	N/A	< 1.27	N/A	N/A	N/A	N/A	N/A	N/A	N/A	N/A
	6/23/2009	< 10	< 10	< 10	N/A	< 10	< 10	< 10	N/A	< 10	< 10	< 10
	6/23/2009	N/A	N/A	N/A	N/A	N/A	N/A	N/A	N/A	N/A	< 10	N/A
	8/13/2009	N/A	N/A	N/A	N/A	N/A	< 10	N/A	N/A	N/A	< 10	< 10
	9/1/2009	< 11.4	< 10	< 10	N/A	< 10	< 10	< 10	N/A	< 12	< 10	< 10
	9/1/2009	N/A	N/A	< 10	N/A	N/A	N/A	N/A	N/A	N/A	N/A	N/A
	12/17/2009	N/A	N/A	N/A	N/A	N/A	< 13.7	N/A	N/A	< 10	N/A	N/A
	3/10/2010	N/A	N/A	< 10	N/A	< 10	N/A	N/A	N/A	N/A	N/A	N/A
	3/10/2010	N/A	N/A	N/A	N/A	< 10	N/A	N/A	N/A	N/A	N/A	N/A
	9/27/2010	< 10	N/A	< 10	N/A	N/A	N/A	N/A	N/A	N/A	< 10	< 10
	1/22/2013	N/A	N/A	N/A	< 10	N/A	N/A	N/A	N/A	N/A	N/A	N/A
	3/11/2014	N/A	N/A	N/A	< 10.2	N/A	N/A	N/A	N/A	N/A	N/A	N/A
	9/23/2014	N/A	< 10	< 10	N/A	< 10.4	N/A	< 10	N/A	< 10	N/A	N/A
	1/6/2015	N/A	N/A	N/A	N/A	N/A	N/A	N/A	< 10.2	N/A	N/A	N/A
	4/2/2015	N/A	N/A	N/A	N/A	N/A	< 10.9	N/A	N/A	N/A	< 10.2	< 10.2
	9/30/2015	N/A	N/A	N/A	N/A	N/A	N/A	N/A	< 11.5	N/A	N/A	N/A
	4/15/2019	N/A	< 10.9	< 10.8	< 10.6	< 10.8	N/A	< 10.8	N/A	< 10.4	N/A	N/A
	4/28/2020	N/A	N/A	N/A	N/A	N/A	N/A	N/A	< 11.2	N/A	< 10.5	< 11.4
	5/19/2021	N/A	N/A	N/A	N/A	N/A	< 10.5	N/A	N/A	N/A	N/A	N/A
	6/5/2024	N/A	< 10	< 10	< 9.8	< 10	N/A	< 9.8	N/A	< 9.8	N/A	N/A

SCS ENGINEERS

Summary of Groundwater Chemistry
Scott County Landfill - 82-SDP-03-77C - HMSP

Other Constituents	Sample Date	MW-32 UPG	MW-17 DNG	MW-19 DNG	MW-20 DNG	MW-21 DNG	MW-22 DNG	MW-27 DNG	MW-28 DNG	MW-30 DNG	OP-17 DNG	OP-18 DNG
Cyanide, mg/L (CAS NO - 57-12-5)	7/24/2008	< 0.01	< 0.01	< 0.01	N/A	< 0.01	N/A	< 0.01	N/A	N/A	N/A	N/A
	7/24/2008	N/A	N/A	N/A	N/A	N/A	N/A	< 0.01	N/A	N/A	N/A	N/A
	9/24/2008	< 0.01	< 0.01	< 0.01	N/A	< 0.01	N/A	< 0.01	N/A	N/A	N/A	N/A
	3/17/2009	< 0.01	< 0.01	< 0.01	N/A	< 0.01	N/A	< 0.01	N/A	< 0.01	< 0.01	< 0.01
	3/17/2009	N/A	N/A	< 0.01	N/A	N/A	N/A	N/A	N/A	N/A	N/A	N/A
	6/23/2009	< 0.01	< 0.01	< 0.01	N/A	< 0.01	< 0.01	< 0.01	N/A	< 0.01	< 0.01	< 0.01
	6/23/2009	N/A	N/A	N/A	N/A	N/A	N/A	N/A	N/A	N/A	< 0.01	N/A
	8/13/2009	N/A	N/A	N/A	N/A	N/A	< 0.01	N/A	N/A	N/A	< 0.01	< 0.01
	9/1/2009	< 0.01	< 0.01	< 0.01	N/A	< 0.01	< 0.01	< 0.01	N/A	< 0.01	< 0.01	< 0.01
	9/1/2009	N/A	N/A	< 0.01	N/A	N/A	N/A	N/A	N/A	N/A	N/A	N/A
	12/17/2009	N/A	N/A	N/A	N/A	N/A	< 0.01	N/A	N/A	< 0.01	N/A	N/A
	9/27/2010	N/A	N/A	N/A	N/A	N/A	N/A	N/A	N/A	N/A	< 0.01	< 0.01
	1/22/2013	N/A	N/A	N/A	< 0.01	N/A	N/A	N/A	N/A	N/A	N/A	N/A
	3/11/2014	N/A	N/A	N/A	< 0.01	N/A	N/A	N/A	N/A	N/A	N/A	N/A
	9/23/2014	N/A	< 0.01	< 0.01	N/A	< 0.01	N/A	< 0.01	N/A	0.195	N/A	N/A
	1/6/2015	N/A	N/A	N/A	N/A	N/A	N/A	N/A	< 0.01	< 0.01	N/A	N/A
	4/2/2015	N/A	N/A	N/A	N/A	N/A	< 0.01	N/A	N/A	< 0.01	< 0.01	< 0.01
	7/27/2015	N/A	N/A	N/A	N/A	N/A	N/A	N/A	N/A	< 0.01	N/A	N/A
	9/30/2015	N/A	N/A	N/A	N/A	N/A	N/A	N/A	< 0.01	< 0.01	N/A	N/A
	4/27/2016	N/A	N/A	N/A	N/A	N/A	N/A	N/A	N/A	< 0.01	N/A	N/A
	4/24/2017	N/A	N/A	N/A	N/A	N/A	N/A	N/A	N/A	< 0.01	N/A	N/A
	8/22/2017	N/A	N/A	N/A	N/A	N/A	N/A	N/A	N/A	< 0.01	N/A	N/A
	12/20/2018	N/A	N/A	N/A	N/A	N/A	N/A	N/A	N/A	< 0.01	N/A	N/A
	4/15/2019	N/A	< 0.01	< 0.01	< 0.01	0.00519*	N/A	< 0.01	N/A	< 0.01	N/A	N/A
	4/28/2020	N/A	N/A	N/A	N/A	N/A	N/A	N/A	< 0.01	N/A	< 0.01	< 0.01
	5/19/2021	N/A	N/A	N/A	N/A	N/A	< 0.01	N/A	N/A	N/A	N/A	N/A
	6/5/2024	N/A	< 0.01	< 0.01	< 0.01	< 0.01	N/A	< 0.01	N/A	< 0.01	N/A	N/A
Diallate [cis or trans], ug/L (CAS NO - 2303-16-4)	7/24/2008	< 2.27	< 2.27	2.31*	N/A	< 2.27	N/A	< 2.27	N/A	N/A	N/A	N/A
	7/24/2008	N/A	N/A	N/A	N/A	N/A	N/A	< 2.27	N/A	N/A	N/A	N/A
	9/24/2008	< 2.27	< 2.27	< 2.27	N/A	< 2.27	N/A	< 2.27	N/A	N/A	N/A	N/A
	3/17/2009	< 2.27	< 2.27	< 2.27	N/A	< 2.27	N/A	< 2.27	N/A	< 2.27	< 2.52	< 2.27
	3/17/2009	N/A	N/A	< 2.27	N/A	N/A	N/A	N/A	N/A	N/A	N/A	N/A
	6/23/2009	< 10	< 10	< 10	N/A	< 10	< 10	< 10	N/A	< 10	< 10	< 10
	6/23/2009	N/A	N/A	N/A	N/A	N/A	N/A	N/A	N/A	N/A	< 10	N/A
	8/13/2009	N/A	N/A	N/A	N/A	N/A	< 10	N/A	N/A	N/A	< 10	< 10
	9/1/2009	< 11.4	< 10	< 10	N/A	< 10	< 10	< 10	N/A	< 12	< 10	< 10
	9/1/2009	N/A	N/A	< 10	N/A	N/A	N/A	N/A	N/A	N/A	N/A	N/A
	12/17/2009	N/A	N/A	N/A	N/A	N/A	< 13.7	N/A	N/A	< 10	N/A	N/A
	3/10/2010	N/A	N/A	< 10	N/A	< 10	N/A	N/A	N/A	N/A	N/A	N/A
	3/10/2010	N/A	N/A	N/A	N/A	< 10	N/A	N/A	N/A	N/A	N/A	N/A
	9/27/2010	< 10	N/A	< 10	N/A	N/A	N/A	N/A	N/A	N/A	< 10	< 10
	3/28/2011	N/A	N/A	< 10	N/A	N/A	N/A	N/A	N/A	N/A	N/A	N/A
	9/15/2011	N/A	N/A	< 10	N/A	N/A	N/A	N/A	N/A	N/A	N/A	N/A
	9/18/2012	N/A	N/A	< 10	N/A	N/A	N/A	N/A	N/A	N/A	N/A	N/A
	1/22/2013	N/A	N/A	N/A	< 10	N/A	N/A	N/A	N/A	N/A	N/A	N/A
	3/27/2013	N/A	N/A	< 10	N/A	N/A	N/A	N/A	N/A	N/A	N/A	N/A
	9/25/2013	N/A	N/A	< 10.5	N/A	N/A	N/A	N/A	N/A	N/A	N/A	N/A
	3/11/2014	N/A	N/A	N/A	< 10.2	N/A	N/A	N/A	N/A	N/A	N/A	N/A
	9/23/2014	N/A	< 10	< 10	N/A	< 10.4	N/A	< 10	N/A	< 10	N/A	N/A
	1/6/2015	N/A	N/A	N/A	N/A	N/A	N/A	N/A	< 10.2	N/A	N/A	N/A
	4/2/2015	N/A	N/A	N/A	N/A	N/A	< 10.9	N/A	N/A	N/A	< 10.2	< 10.2
	9/30/2015	N/A	N/A	N/A	N/A	N/A	N/A	N/A	< 11.5	N/A	N/A	N/A
	4/15/2019	N/A	< 10.9	< 10.8	< 10.6	< 10.8	N/A	< 10.8	N/A	< 10.4	N/A	N/A
	4/28/2020	N/A	N/A	N/A	N/A	N/A	N/A	N/A	< 11.2	N/A	< 10.5	< 11.4
	5/19/2021	N/A	N/A	N/A	N/A	N/A	< 10.5	N/A	N/A	N/A	N/A	N/A
	6/5/2024	N/A	< 10	< 10	< 9.8	< 10	N/A	< 9.8	N/A	< 9.8	N/A	N/A
Dibenz [a,h] anthracene, ug/L (CAS NO - 53-70-3)	7/24/2008	< 1.5	< 1.5	< 1.5	N/A	< 1.5	N/A	< 1.5	N/A	N/A	N/A	N/A
	7/24/2008	N/A	N/A	N/A	N/A	N/A	N/A	< 1.5	N/A	N/A	N/A	N/A
	9/24/2008	< 1.5	< 1.5	< 1.5	N/A	< 1.5	N/A	< 1.5	N/A	N/A	N/A	N/A
	3/17/2009	< 1.5	< 1.5	< 1.5	N/A	< 1.5	N/A	< 1.5	N/A	< 1.5	< 1.67	< 1.5
	3/17/2009	N/A	N/A	< 1.5	N/A	N/A	N/A	N/A	N/A	N/A	N/A	N/A
	6/23/2009	< 10	< 10	< 10	N/A	< 10	< 10	< 10	N/A	< 10	< 10	< 10
	6/23/2009	N/A	N/A	N/A	N/A	N/A	N/A	N/A	N/A	N/A	< 10	N/A
	8/13/2009	N/A	N/A	N/A	N/A	N/A	< 10	N/A	N/A	N/A	< 10	< 10
	9/1/2009	< 11.4	< 10	< 10	N/A	< 10	< 10	< 10	N/A	< 12	< 10	< 10
	9/1/2009	N/A	N/A	< 10	N/A	N/A	N/A	N/A	N/A	N/A	N/A	N/A
	12/17/2009	N/A	N/A	N/A	N/A	N/A	< 13.7	N/A	N/A	< 10	N/A	N/A
	3/10/2010	N/A	N/A	< 10	N/A	< 10	N/A	N/A	N/A	N/A	N/A	N/A
	3/10/2010	N/A	N/A	N/A	N/A	< 10	N/A	N/A	N/A	N/A	N/A	N/A
	9/27/2010	< 10	N/A	< 10	N/A	N/A	N/A	N/A	N/A	N/A	< 10	< 10
	1/22/2013	N/A	N/A	N/A	< 10	N/A	N/A	N/A	N/A	N/A	N/A	N/A
	3/11/2014	N/A	N/A	N/A	< 10.2	N/A	N/A	N/A	N/A	N/A	N/A	N/A
	9/23/2014	N/A	< 10	< 10	N/A	< 10.4	N/A	< 10	N/A	< 10	N/A	N/A
	1/6/2015	N/A	N/A	N/A	N/A	N/A	N/A	N/A	< 10.2	N/A	N/A	N/A
	4/2/2015	N/A	N/A	N/A	N/A	N/A	< 10.9	N/A	N/A	N/A	< 10.2	< 10.2
	9/30/2015	N/A	N/A	N/A	N/A	N/A	N/A	N/A	< 11.5	N/A	N/A	N/A
	4/15/2019	N/A	< 10.9	< 10.8	< 10.6	< 10.8	N/A	< 10.8	N/A	< 10.4	N/A	N/A
	4/28/2020	N/A	N/A	N/A	N/A	N/A	N/A	N/A	< 11.2	N/A	< 10.5	< 11.4
	5/19/2021	N/A	N/A	N/A	N/A	N/A	< 10.5	N/A	N/A	N/A	N/A	N/A
	6/5/2024	N/A	< 10	< 10	< 9.8	< 10	N/A	< 9.8	N/A	< 9.8	N/A	N/A
Dibenzofuran, ug/L (CAS NO - 132-64-9)	7/24/2008	< 2.56	< 2.56	< 2.56	N/A	< 2.56	N/A	< 2.56	N/A	N/A	N/A	N/A
	7/24/2008	N/A	N/A	N/A	N/A	N/A	N/A	< 2.56	N/A	N/A	N/A	N/A
	9/24/2008	< 2.56	< 2.56	< 2.56	N/A	< 2.56	N/A	< 2.56	N/A	N/A	N/A	N/A
	3/17/2009	< 2.56	< 2.56	< 2.56	N/A	< 2.56	N/A	< 2.56	N/A	< 2.56	< 2.84	< 2.56
	3/17/2009	N/A	N/A	< 2.56	N/A	N/A	N/A	N/A	N/A	N/A	N/A	N/A
	6/23/2009	< 10	< 10	< 10	N/A	< 10	< 10	< 10	N/A	< 10	< 10	< 10
	6/23/2009	N/A	N/A	N/A	N/A	N/A	N/A	N/A	N/A	N/A	< 10	N/A
	8/13/2009	N/A	N/A	N/A	N/A	N/A	< 10	N/A	N/A	N/A	< 10	< 10

SCS ENGINEERS

Summary of Groundwater Chemistry
Scott County Landfill - 82-SDP-03-77C - HMSP

Other Constituents	Sample Date	MW-32 UPG	MW-17 DNG	MW-19 DNG	MW-20 DNG	MW-21 DNG	MW-22 DNG	MW-27 DNG	MW-28 DNG	MW-30 DNG	OP-17 DNG	OP-18 DNG
Dibenzofuran, ug/L (CAS NO - 132-64-9)	9/1/2009	< 11.4	< 10	< 10	N/A	< 10	< 10	< 10	N/A	< 12	< 10	< 10
	9/1/2009	N/A	N/A	< 10	N/A	N/A	N/A	N/A	N/A	N/A	N/A	N/A
	12/17/2009	N/A	N/A	N/A	N/A	N/A	< 13.7	N/A	N/A	< 10	N/A	N/A
	3/10/2010	N/A	N/A	< 10	N/A	< 10	N/A	N/A	N/A	N/A	N/A	N/A
	3/10/2010	N/A	N/A	N/A	N/A	< 10	N/A	N/A	N/A	N/A	N/A	N/A
	9/27/2010	< 10	N/A	< 10	N/A	N/A	N/A	N/A	N/A	N/A	< 10	< 10
	1/22/2013	N/A	N/A	N/A	< 10	N/A	N/A	N/A	N/A	N/A	N/A	N/A
	3/11/2014	N/A	N/A	N/A	< 10.2	N/A	N/A	N/A	N/A	N/A	N/A	N/A
	9/23/2014	N/A	< 10	< 10	N/A	< 10.4	N/A	< 10	N/A	< 10	N/A	N/A
	1/6/2015	N/A	N/A	N/A	N/A	N/A	N/A	N/A	< 10.2	N/A	N/A	N/A
	4/2/2015	N/A	N/A	N/A	N/A	N/A	< 10.9	N/A	N/A	N/A	< 10.2	< 10.2
	9/30/2015	N/A	N/A	N/A	N/A	N/A	N/A	N/A	< 11.5	N/A	N/A	N/A
	4/15/2019	N/A	< 10.9	< 10.8	< 10.6	< 10.8	N/A	< 10.8	N/A	< 10.4	N/A	N/A
	4/28/2020	N/A	N/A	N/A	N/A	N/A	N/A	N/A	< 11.2	N/A	< 10.5	< 11.4
	5/19/2021	N/A	N/A	N/A	N/A	N/A	< 10.5	N/A	N/A	N/A	N/A	N/A
	6/5/2024	N/A	< 10	< 10	< 9.8	< 10	N/A	< 9.8	N/A	< 9.8	N/A	N/A
Dichlorodifluoromethane, ug/L (CAS NO - 75-71-8)	7/24/2008	< 0.39	1.46*	< 0.39	N/A	< 0.39	N/A	< 0.39	N/A	N/A	N/A	N/A
	7/24/2008	N/A	N/A	N/A	N/A	N/A	N/A	< 0.39	N/A	N/A	N/A	N/A
	9/24/2008	< 0.39	1.42*	< 0.39	N/A	< 0.39	N/A	< 0.39	N/A	N/A	N/A	N/A
	3/17/2009	< 0.39	1.6*	< 0.39	N/A	< 0.39	N/A	< 0.39	N/A	< 0.39	< 0.39	< 0.39
	3/17/2009	N/A	N/A	< 0.39	N/A	N/A	N/A	N/A	N/A	N/A	N/A	N/A
	6/23/2009	< 3	< 3	< 3	N/A	< 3	< 3	< 3	N/A	< 3	< 3	< 3
	6/23/2009	N/A	N/A	N/A	N/A	N/A	N/A	N/A	N/A	N/A	< 3	N/A
	8/13/2009	N/A	N/A	N/A	N/A	N/A	< 3	N/A	N/A	N/A	< 3	< 3
	9/1/2009	< 3	< 3	< 3	N/A	< 3	< 3	< 3	N/A	< 3	< 3	< 3
	9/1/2009	N/A	N/A	< 3	N/A	N/A	N/A	N/A	N/A	N/A	N/A	N/A
	12/17/2009	N/A	N/A	N/A	N/A	N/A	< 3	N/A	N/A	< 3	N/A	N/A
	3/10/2010	< 3	< 3	< 3	N/A	< 3	< 3	< 3	N/A	< 3	< 3	N/A
	3/10/2010	N/A	N/A	N/A	N/A	< 3	N/A	N/A	N/A	N/A	N/A	N/A
	9/27/2010	< 3	< 3	< 3	N/A	N/A	N/A	< 3	N/A	< 3	< 3	< 3
	3/28/2011	N/A	< 3	N/A	N/A	N/A	N/A	N/A	N/A	N/A	N/A	N/A
	9/15/2011	N/A	< 3	N/A	N/A	N/A	N/A	N/A	N/A	N/A	N/A	N/A
	3/29/2012	N/A	< 3	N/A	N/A	N/A	N/A	N/A	N/A	N/A	N/A	N/A
	9/18/2012	N/A	< 3	N/A	N/A	N/A	N/A	N/A	N/A	N/A	N/A	N/A
	1/22/2013	N/A	N/A	N/A	< 3	N/A	N/A	N/A	N/A	N/A	N/A	N/A
	3/27/2013	N/A	< 3	N/A	N/A	N/A	N/A	N/A	N/A	N/A	N/A	N/A
	9/25/2013	N/A	0.353*	N/A	N/A	N/A	N/A	N/A	N/A	N/A	N/A	N/A
	3/11/2014	N/A	N/A	N/A	< 3	N/A	N/A	N/A	N/A	N/A	N/A	N/A
	9/23/2014	N/A	< 3	< 3	N/A	< 3	N/A	< 3	N/A	< 3	N/A	N/A
	1/6/2015	N/A	N/A	N/A	N/A	N/A	N/A	N/A	< 3	N/A	N/A	N/A
	4/2/2015	N/A	N/A	N/A	N/A	N/A	< 3	N/A	N/A	N/A	< 3	< 3
	9/30/2015	N/A	N/A	N/A	N/A	N/A	N/A	N/A	< 3	N/A	N/A	N/A
	4/15/2019	N/A	0.311*	< 3	< 3	< 3	N/A	< 3	N/A	< 3	N/A	N/A
	4/28/2020	N/A	N/A	N/A	N/A	N/A	N/A	N/A	< 3	N/A	< 3	< 3
	5/19/2021	N/A	N/A	N/A	N/A	N/A	< 3	N/A	N/A	N/A	N/A	N/A
	6/5/2024	N/A	< 3	< 3	< 3	< 3	N/A	< 3	N/A	< 3	N/A	N/A
Dieldrin, ug/L (CAS NO - 60-57-1)	7/24/2008	< 0.05	< 0.052	< 0.052	N/A	< 0.051	N/A	< 0.053	N/A	N/A	N/A	N/A
	7/24/2008	N/A	N/A	N/A	N/A	N/A	N/A	< 0.052	N/A	N/A	N/A	N/A
	9/24/2008	< 0.016	< 0.016	< 0.016	N/A	< 0.016	N/A	< 0.016	N/A	N/A	N/A	N/A
	3/17/2009	< 0.032	< 0.032	< 0.032	N/A	< 0.032	N/A	< 0.032	N/A	< 0.032	< 0.039	< 0.032
	3/17/2009	N/A	N/A	< 0.032	N/A	N/A	N/A	N/A	N/A	N/A	N/A	N/A
	6/23/2009	< 0.032	< 0.032	< 0.032	N/A	< 0.032	< 0.032	< 0.032	N/A	< 0.032	< 0.032	< 0.032
	6/23/2009	N/A	N/A	N/A	N/A	N/A	N/A	N/A	N/A	N/A	< 0.032	N/A
	8/13/2009	N/A	N/A	N/A	N/A	N/A	< 0.032	N/A	N/A	N/A	< 0.032	< 0.032
	9/1/2009	< 0.032	< 0.032	< 0.032	N/A	< 0.032	< 0.032	< 0.032	N/A	< 0.032	< 0.032	< 0.032
	9/1/2009	N/A	N/A	< 0.032	N/A	N/A	N/A	N/A	N/A	N/A	N/A	N/A
	12/17/2009	N/A	N/A	N/A	N/A	N/A	< 0.032	N/A	N/A	< 0.032	N/A	N/A
	9/27/2010	N/A	N/A	N/A	N/A	N/A	N/A	N/A	N/A	N/A	< 0.032	< 0.032
	1/22/2013	N/A	N/A	N/A	< 0.05	N/A	N/A	N/A	N/A	N/A	N/A	N/A
	3/11/2014	N/A	N/A	N/A	< 0.0323	N/A	N/A	N/A	N/A	N/A	N/A	N/A
	9/23/2014	N/A	< 0.032	< 0.032	N/A	< 0.032	N/A	< 0.032	N/A	< 0.032	N/A	N/A
	1/6/2015	N/A	N/A	N/A	N/A	N/A	N/A	N/A	< 0.0327	N/A	N/A	N/A
	4/2/2015	N/A	N/A	N/A	N/A	N/A	< 0.0386	N/A	N/A	N/A	0.00904*	< 1.78
	9/30/2015	N/A	N/A	N/A	N/A	N/A	N/A	N/A	< 0.032	N/A	N/A	N/A
	4/15/2019	N/A	< 0.0344	< 0.034	< 0.0348	0.00217*	N/A	0.00604*	N/A	< 0.034	N/A	N/A
	4/28/2020	N/A	N/A	N/A	N/A	N/A	N/A	N/A	< 0.0356	N/A	0.00543*	< 0.0395
	5/19/2021	N/A	N/A	N/A	N/A	N/A	< 0.0344	N/A	N/A	N/A	N/A	N/A
	6/5/2024	N/A	< 0.0877	< 0.0866	< 0.0904	< 0.0943	N/A	< 0.0907	N/A	< 0.0911	N/A	N/A
Diethyl phthalate, ug/L (CAS NO - 84-66-2)	7/24/2008	< 1.18	< 1.18	< 1.18	N/A	< 1.18	N/A	< 1.18	N/A	N/A	N/A	N/A
	7/24/2008	N/A	N/A	N/A	N/A	N/A	N/A	< 1.18	N/A	N/A	N/A	N/A
	9/24/2008	< 1.18	< 1.18	< 1.18	N/A	< 1.18	N/A	< 1.18	N/A	N/A	N/A	N/A
	3/17/2009	< 1.18	< 1.18	< 1.18	N/A	< 1.18	N/A	< 1.18	N/A	< 1.18	< 1.31	< 1.18
	3/17/2009	N/A	N/A	< 1.18	N/A	N/A	N/A	N/A	N/A	N/A	N/A	N/A
	6/23/2009	< 10	< 10	< 10	N/A	< 10	< 10	< 10	N/A	< 10	< 10	< 10
	6/23/2009	N/A	N/A	N/A	N/A	N/A	N/A	N/A	N/A	N/A	< 10	N/A
	8/13/2009	N/A	N/A	N/A	N/A	N/A	< 10	N/A	N/A	N/A	< 10	< 10
	9/1/2009	< 11.4	< 10	< 10	N/A	< 10	< 10	< 10	N/A	< 12	< 10	< 10
	9/1/2009	N/A	N/A	< 10	N/A	N/A	N/A	N/A	N/A	N/A	N/A	N/A
	12/17/2009	N/A	N/A	N/A	N/A	N/A	< 13.7	N/A	N/A	< 10	N/A	N/A
	3/10/2010	N/A	N/A	< 10	N/A	< 10	N/A	N/A	N/A	N/A	N/A	N/A
	3/10/2010	N/A	N/A	N/A	N/A	< 10	N/A	N/A	N/A	N/A	N/A	N/A
	9/27/2010	< 10	N/A	< 10	N/A	N/A	N/A	N/A	N/A	N/A	< 10	< 10
	1/22/2013	N/A	N/A	N/A	< 10	N/A	N/A	N/A	N/A	N/A	N/A	N/A
	3/11/2014	N/A	N/A	N/A	< 10.2	N/A	N/A	N/A	N/A	N/A	N/A	N/A
	9/23/2014	N/A	< 10	< 10	N/A	< 10.4	N/A	< 10	N/A	< 10	N/A	N/A
	1/6/2015	N/A	N/A	N/A	N/A	N/A	N/A	N/A	< 10.2	N/A	N/A	N/A
	4/2/2015	N/A	N/A	N/A	N/A	N/A	< 10.9	N/A	N/A	N/A	< 10.2	< 10.2

SCS ENGINEERS

Summary of Groundwater Chemistry
Scott County Landfill - 82-SDP-03-77C - HMSP

Other Constituents	Sample Date	MW-32 UPG	MW-17 DNG	MW-19 DNG	MW-20 DNG	MW-21 DNG	MW-22 DNG	MW-27 DNG	MW-28 DNG	MW-30 DNG	OP-17 DNG	OP-18 DNG
Diethyl phthalate, ug/L (CAS NO - 84-66-2)	9/30/2015	N/A	N/A	N/A	N/A	N/A	N/A	N/A	< 11.5	N/A	N/A	N/A
	4/15/2019	N/A	< 10.9	< 10.8	< 10.6	< 10.8	N/A	< 10.8	N/A	< 10.4	N/A	N/A
	4/28/2020	N/A	N/A	N/A	N/A	N/A	N/A	N/A	< 11.2	N/A	< 10.5	< 11.4
	5/19/2021	N/A	N/A	N/A	N/A	N/A	< 10.5	N/A	N/A	N/A	N/A	N/A
	6/5/2024	N/A	< 10	< 10	< 9.8	< 10	N/A	< 9.8	N/A	< 9.8	N/A	N/A
Dimethoate, ug/L (CAS NO - 60-51-5)	7/24/2008	< 4.75	< 4.75	< 4.75	N/A	< 4.75	N/A	< 4.75	N/A	N/A	N/A	N/A
	7/24/2008	N/A	N/A	N/A	N/A	N/A	N/A	< 4.75	N/A	N/A	N/A	N/A
	9/24/2008	< 4.75	< 4.75	< 4.75	N/A	< 4.75	N/A	< 4.75	N/A	N/A	N/A	N/A
	3/17/2009	< 4.75	< 4.75	< 4.75	N/A	< 4.75	N/A	< 4.75	N/A	< 4.75	< 5.28	< 4.75
	3/17/2009	N/A	N/A	< 4.75	N/A	N/A	N/A	N/A	N/A	N/A	N/A	N/A
	6/23/2009	< 10	< 10	< 10	N/A	< 10	< 10	< 10	N/A	< 10	< 10	< 10
	6/23/2009	N/A	N/A	N/A	N/A	N/A	N/A	N/A	N/A	N/A	< 10	N/A
	8/13/2009	N/A	N/A	N/A	N/A	N/A	< 10	N/A	N/A	N/A	< 10	< 10
	9/1/2009	< 11.4	< 10	< 10	N/A	< 10	< 10	< 10	N/A	< 12	< 10	< 10
	9/1/2009	N/A	N/A	< 10	N/A	N/A	N/A	N/A	N/A	N/A	N/A	N/A
	12/17/2009	N/A	N/A	N/A	N/A	N/A	< 13.7	N/A	N/A	< 10	N/A	N/A
	3/10/2010	N/A	N/A	< 10	N/A	< 10	N/A	N/A	N/A	N/A	N/A	N/A
	3/10/2010	N/A	N/A	N/A	N/A	< 10	N/A	N/A	N/A	N/A	N/A	N/A
	9/27/2010	< 10	N/A	< 10	N/A	N/A	N/A	N/A	N/A	N/A	< 10	< 10
	1/22/2013	N/A	N/A	N/A	< 10	N/A	N/A	N/A	N/A	N/A	N/A	N/A
	3/11/2014	N/A	N/A	N/A	< 10.2	N/A	N/A	N/A	N/A	N/A	N/A	N/A
	9/23/2014	N/A	< 10	< 10	N/A	< 10.4	N/A	< 10	N/A	< 10	N/A	N/A
	1/6/2015	N/A	N/A	N/A	N/A	N/A	N/A	N/A	< 10.2	N/A	N/A	N/A
	4/2/2015	N/A	N/A	N/A	N/A	N/A	< 10.9	N/A	N/A	N/A	< 10.2	< 10.2
	9/30/2015	N/A	N/A	N/A	N/A	N/A	N/A	N/A	< 11.5	N/A	N/A	N/A
	4/15/2019	N/A	< 10.9	< 10.8	< 10.6	< 10.8	N/A	< 10.8	N/A	< 10.4	N/A	N/A
	4/28/2020	N/A	N/A	N/A	N/A	N/A	N/A	N/A	< 11.2	N/A	< 10.5	< 11.4
	5/19/2021	N/A	N/A	N/A	N/A	N/A	< 10.5	N/A	N/A	N/A	N/A	N/A
	6/5/2024	N/A	< 10	< 10	< 9.8	< 10	N/A	< 9.8	N/A	< 9.8	N/A	N/A
Dimethyl phthalate, ug/L (CAS NO - 131-11-3)	7/24/2008	< 2.58	< 2.58	< 2.58	N/A	< 2.58	N/A	< 2.58	N/A	N/A	N/A	N/A
	7/24/2008	N/A	N/A	N/A	N/A	N/A	N/A	< 2.58	N/A	N/A	N/A	N/A
	9/24/2008	< 2.58	< 2.58	< 2.58	N/A	< 2.58	N/A	< 2.58	N/A	N/A	N/A	N/A
	3/17/2009	< 2.58	< 2.58	< 2.58	N/A	< 2.58	N/A	< 2.58	N/A	< 2.58	< 2.87	< 2.58
	3/17/2009	N/A	N/A	< 2.58	N/A	N/A	N/A	N/A	N/A	N/A	N/A	N/A
	6/23/2009	< 10	< 10	< 10	N/A	< 10	< 10	< 10	N/A	< 10	< 10	< 10
	6/23/2009	N/A	N/A	N/A	N/A	N/A	N/A	N/A	N/A	N/A	< 10	N/A
	8/13/2009	N/A	N/A	N/A	N/A	N/A	< 10	N/A	N/A	N/A	< 10	< 10
	9/1/2009	< 11.4	< 10	< 10	N/A	< 10	< 10	< 10	N/A	< 12	< 10	< 10
	9/1/2009	N/A	N/A	< 10	N/A	N/A	N/A	N/A	N/A	N/A	N/A	N/A
	12/17/2009	N/A	N/A	N/A	N/A	N/A	< 13.7	N/A	N/A	< 10	N/A	N/A
	3/10/2010	N/A	N/A	< 10	N/A	< 10	N/A	N/A	N/A	N/A	N/A	N/A
	3/10/2010	N/A	N/A	N/A	N/A	< 10	N/A	N/A	N/A	N/A	N/A	N/A
	9/27/2010	< 10	N/A	< 10	N/A	N/A	N/A	N/A	N/A	N/A	< 10	< 10
	1/22/2013	N/A	N/A	N/A	< 10	N/A	N/A	N/A	N/A	N/A	N/A	N/A
	3/11/2014	N/A	N/A	N/A	< 10.2	N/A	N/A	N/A	N/A	N/A	N/A	N/A
	9/23/2014	N/A	< 10	< 10	N/A	< 10.4	N/A	< 10	N/A	< 10	N/A	N/A
	1/6/2015	N/A	N/A	N/A	N/A	N/A	N/A	N/A	< 10.2	N/A	N/A	N/A
	4/2/2015	N/A	N/A	N/A	N/A	N/A	< 10.9	N/A	N/A	N/A	< 10.2	< 10.2
	9/30/2015	N/A	N/A	N/A	N/A	N/A	N/A	N/A	< 11.5	N/A	N/A	N/A
	4/15/2019	N/A	< 10.9	< 10.8	< 10.6	< 10.8	N/A	< 10.8	N/A	< 10.4	N/A	N/A
	4/28/2020	N/A	N/A	N/A	N/A	N/A	N/A	N/A	< 11.2	N/A	< 10.5	< 11.4
	5/19/2021	N/A	N/A	N/A	N/A	N/A	< 10.5	N/A	N/A	N/A	N/A	N/A
	6/5/2024	N/A	< 10	< 10	< 9.8	< 10	N/A	< 9.8	N/A	< 9.8	N/A	N/A
Dimethylaminoazobenzene, ug/L (CAS NO - 60-11-7)	7/24/2008	< 4.07	< 4.07	< 4.07	N/A	< 4.07	N/A	< 4.07	N/A	N/A	N/A	N/A
	7/24/2008	N/A	N/A	N/A	N/A	N/A	N/A	< 4.07	N/A	N/A	N/A	N/A
	9/24/2008	< 4.07	< 4.07	< 4.07	N/A	< 4.07	N/A	< 4.07	N/A	N/A	N/A	N/A
	3/17/2009	< 4.07	< 4.07	< 4.07	N/A	< 4.07	N/A	< 4.07	N/A	< 4.07	< 4.52	< 4.07
	3/17/2009	N/A	N/A	< 4.07	N/A	N/A	N/A	N/A	N/A	N/A	N/A	N/A
	6/23/2009	< 10	< 10	< 10	N/A	< 10	< 10	< 10	N/A	< 10	< 10	< 10
	6/23/2009	N/A	N/A	N/A	N/A	N/A	N/A	N/A	N/A	N/A	< 10	N/A
	8/13/2009	N/A	N/A	N/A	N/A	N/A	< 10	N/A	N/A	N/A	< 10	< 10
	9/1/2009	< 11.4	< 10	< 10	N/A	< 10	< 10	< 10	N/A	< 12	< 10	< 10
	9/1/2009	N/A	N/A	< 10	N/A	N/A	N/A	N/A	N/A	N/A	N/A	N/A
	12/17/2009	N/A	N/A	N/A	N/A	N/A	< 13.7	N/A	N/A	< 10	N/A	N/A
	3/10/2010	N/A	N/A	< 10	N/A	< 10	N/A	N/A	N/A	N/A	N/A	N/A
	3/10/2010	N/A	N/A	N/A	N/A	< 10	N/A	N/A	N/A	N/A	N/A	N/A
	9/27/2010	< 10	N/A	< 10	N/A	N/A	N/A	N/A	N/A	N/A	< 10	< 10
	1/22/2013	N/A	N/A	N/A	< 10	N/A	N/A	N/A	N/A	N/A	N/A	N/A
	3/11/2014	N/A	N/A	N/A	< 10.2	N/A	N/A	N/A	N/A	N/A	N/A	N/A
	9/23/2014	N/A	< 10	< 10	N/A	< 10.4	N/A	< 10	N/A	< 10	N/A	N/A
	1/6/2015	N/A	N/A	N/A	N/A	N/A	N/A	N/A	< 10.2	N/A	N/A	N/A
	4/2/2015	N/A	N/A	N/A	N/A	N/A	< 10.9	N/A	N/A	N/A	< 10.2	< 10.2
	9/30/2015	N/A	N/A	N/A	N/A	N/A	N/A	N/A	< 11.5	N/A	N/A	N/A
	4/15/2019	N/A	< 10.9	< 10.8	< 10.6	< 10.8	N/A	< 10.8	N/A	< 10.4	N/A	N/A
	4/28/2020	N/A	N/A	N/A	N/A	N/A	N/A	N/A	< 11.2	N/A	< 10.5	< 11.4
	5/19/2021	N/A	N/A	N/A	N/A	N/A	< 10.5	N/A	N/A	N/A	N/A	N/A
	6/5/2024	N/A	< 10	< 10	< 9.8	< 10	N/A	< 9.8	N/A	< 9.8	N/A	N/A
Di-n-butyl phthalate, ug/L (CAS NO - 84-74-2)	7/24/2008	< 1.29	< 1.29	< 1.29	N/A	< 1.29	N/A	< 1.29	N/A	N/A	N/A	N/A
	7/24/2008	N/A	N/A	N/A	N/A	N/A	N/A	< 1.29	N/A	N/A	N/A	N/A
	9/24/2008	< 1.29	< 1.29	< 1.29	N/A	< 1.29	N/A	< 1.29	N/A	N/A	N/A	N/A
	3/17/2009	< 1.29	< 1.29	< 1.29	N/A	< 1.29	N/A	< 1.29	N/A	< 1.29	< 1.43	< 1.29
	3/17/2009	N/A	N/A	< 1.29	N/A	N/A	N/A	N/A	N/A	N/A	N/A	N/A
	6/23/2009	< 10	< 10	< 10	N/A	< 10	< 10	< 10	N/A	< 10	< 10	< 10
	6/23/2009	N/A	N/A	N/A	N/A	N/A	N/A	N/A	N/A	N/A	< 10	N/A
	8/13/2009	N/A	N/A	N/A	N/A	N/A	< 10	N/A	N/A	N/A	< 10	< 10
	9/1/2009	< 11.4	< 10	< 10	N/A	< 10	< 10	< 10	N/A	< 12	< 10	< 10
	9/1/2009	N/A	N/A	< 10	N/A	N/A	N/A	N/A	N/A	N/A	N/A	N/A
	12/17/2009	N/A	N/A	N/A	N/A	N/A	< 13.7	N/A	N/A	< 10	N/A	N/A

SCS ENGINEERS

Summary of Groundwater Chemistry
Scott County Landfill - 82-SDP-03-77C - HMSP

Other Constituents	Sample Date	MW-32 UPG	MW-17 DNG	MW-19 DNG	MW-20 DNG	MW-21 DNG	MW-22 DNG	MW-27 DNG	MW-28 DNG	MW-30 DNG	OP-17 DNG	OP-18 DNG
Di-n-butyl phthalate, ug/L (CAS NO - 84-74-2)	3/10/2010	N/A	N/A	< 10	N/A	< 10	N/A	N/A	N/A	N/A	N/A	N/A
	3/10/2010	N/A	N/A	N/A	N/A	< 10	N/A	N/A	N/A	N/A	N/A	N/A
	9/27/2010	< 10	N/A	< 10	N/A	N/A	N/A	N/A	N/A	N/A	< 10	< 10
	1/22/2013	N/A	N/A	N/A	< 10	N/A	N/A	N/A	N/A	N/A	N/A	N/A
	3/11/2014	N/A	N/A	N/A	< 10.2	N/A	N/A	N/A	N/A	N/A	N/A	N/A
	9/23/2014	N/A	< 10	< 10	N/A	< 10.4	N/A	< 10	N/A	< 10	N/A	N/A
	1/6/2015	N/A	N/A	N/A	N/A	N/A	N/A	N/A	< 10.2	N/A	N/A	N/A
	4/2/2015	N/A	N/A	N/A	N/A	N/A	0.627*	N/A	N/A	N/A	< 10.2	< 10.2
	9/30/2015	N/A	N/A	N/A	N/A	N/A	N/A	N/A	< 11.5	N/A	N/A	N/A
	4/15/2019	N/A	< 10.9	< 10.8	< 10.6	< 10.8	N/A	< 10.8	N/A	< 10.4	N/A	N/A
	4/28/2020	N/A	N/A	N/A	N/A	N/A	N/A	N/A	< 11.2	N/A	< 10.5	< 11.4
	5/19/2021	N/A	N/A	N/A	N/A	N/A	< 10.5	N/A	N/A	N/A	N/A	N/A
	6/5/2024	N/A	< 10	< 10	< 9.8	< 10	N/A	< 9.8	N/A	< 9.8	N/A	N/A
Di-n-octyl phthalate, ug/L (CAS NO - 117-84-0)	7/24/2008	< 1.62	< 1.62	< 1.62	N/A	< 1.62	N/A	< 1.62	N/A	N/A	N/A	N/A
	7/24/2008	N/A	N/A	N/A	N/A	N/A	N/A	< 1.62	N/A	N/A	N/A	N/A
	9/24/2008	< 1.62	< 1.62	< 1.62	N/A	< 1.62	N/A	< 1.62	N/A	N/A	N/A	N/A
	3/17/2009	< 1.62	< 1.62	< 1.62	N/A	< 1.62	N/A	< 1.62	N/A	< 1.62	< 1.8	< 1.62
	3/17/2009	N/A	N/A	< 1.62	N/A	N/A	N/A	N/A	N/A	N/A	N/A	N/A
	6/23/2009	< 10	< 10	< 10	N/A	< 10	< 10	< 10	N/A	< 10	< 10	< 10
	6/23/2009	N/A	N/A	N/A	N/A	N/A	N/A	N/A	N/A	N/A	< 10	N/A
	8/13/2009	N/A	N/A	N/A	N/A	N/A	< 10	N/A	N/A	N/A	< 10	< 10
	9/1/2009	< 11.4	< 10	< 10	N/A	< 10	< 10	< 10	N/A	< 12	< 10	< 10
	9/1/2009	N/A	N/A	< 10	N/A	N/A	N/A	N/A	N/A	N/A	N/A	N/A
	12/17/2009	N/A	N/A	N/A	N/A	N/A	< 13.7	N/A	N/A	< 10	N/A	N/A
	3/10/2010	N/A	N/A	< 10	N/A	< 10	N/A	N/A	N/A	N/A	N/A	N/A
	3/10/2010	N/A	N/A	N/A	N/A	< 10	N/A	N/A	N/A	N/A	N/A	N/A
	9/27/2010	< 10	N/A	< 10	N/A	N/A	N/A	N/A	N/A	N/A	< 10	< 10
	1/22/2013	N/A	N/A	N/A	< 20	N/A	N/A	N/A	N/A	N/A	N/A	N/A
	3/11/2014	N/A	N/A	N/A	< 20.4	N/A	N/A	N/A	N/A	N/A	N/A	N/A
	9/23/2014	N/A	< 20	< 20	N/A	< 20.8	N/A	< 20	N/A	< 20	N/A	N/A
	1/6/2015	N/A	N/A	N/A	N/A	N/A	N/A	N/A	< 20.4	N/A	N/A	N/A
	4/2/2015	N/A	N/A	N/A	N/A	N/A	< 21.7	N/A	N/A	N/A	< 20.4	< 20.4
	9/30/2015	N/A	N/A	N/A	N/A	N/A	N/A	N/A	< 23	N/A	N/A	N/A
	4/15/2019	N/A	< 21.7	< 21.5	< 21.3	< 21.5	N/A	< 21.5	N/A	< 20.8	N/A	N/A
	4/28/2020	N/A	N/A	N/A	N/A	N/A	N/A	N/A	< 22.5	N/A	< 21.1	< 22.7
	5/19/2021	N/A	N/A	N/A	N/A	N/A	< 21.1	N/A	N/A	N/A	N/A	N/A
	6/5/2024	N/A	< 20	< 20	< 19.6	< 20	N/A	< 19.6	N/A	< 19.6	N/A	N/A
Dinoseb, ug/L (CAS NO - 88-85-7)	7/24/2008	< 1.06	< 1.06	< 1.06	N/A	< 1.06	N/A	< 1.06	N/A	N/A	N/A	N/A
	7/24/2008	N/A	N/A	N/A	N/A	N/A	N/A	< 1.06	N/A	N/A	N/A	N/A
	9/24/2008	< 1.06	< 1.06	< 1.06	N/A	< 1.06	N/A	< 1.06	N/A	N/A	N/A	N/A
	3/17/2009	< 1.06	< 1.06	< 1.06	N/A	< 1.06	N/A	< 1.06	N/A	< 1.06	< 1.18	< 1.06
	3/17/2009	N/A	N/A	< 1.06	N/A	N/A	N/A	N/A	N/A	N/A	N/A	N/A
	6/23/2009	< 10	< 10	< 10	N/A	< 10	< 10	< 10	N/A	< 10	< 10	< 10
	6/23/2009	N/A	N/A	N/A	N/A	N/A	N/A	N/A	N/A	N/A	< 10	N/A
	8/13/2009	N/A	N/A	N/A	N/A	N/A	< 10	N/A	N/A	N/A	< 10	< 10
	9/1/2009	< 11.4	< 10	< 10	N/A	< 10	< 10	< 10	N/A	< 12	< 10	< 10
	9/1/2009	N/A	N/A	< 10	N/A	N/A	N/A	N/A	N/A	N/A	N/A	N/A
	12/17/2009	N/A	N/A	N/A	N/A	N/A	< 13.7	N/A	N/A	< 10	N/A	N/A
	3/10/2010	N/A	N/A	< 10	N/A	< 10	N/A	N/A	N/A	N/A	N/A	N/A
	3/10/2010	N/A	N/A	N/A	N/A	< 10	N/A	N/A	N/A	N/A	N/A	N/A
	9/27/2010	< 10	N/A	< 10	N/A	N/A	N/A	N/A	N/A	N/A	< 10	< 10
	1/22/2013	N/A	N/A	N/A	< 10	N/A	N/A	N/A	N/A	N/A	N/A	N/A
	3/11/2014	N/A	N/A	N/A	< 10.2	N/A	N/A	N/A	N/A	N/A	N/A	N/A
	9/23/2014	N/A	< 10	< 10	N/A	< 10.4	N/A	< 10	N/A	< 10	N/A	N/A
	1/6/2015	N/A	N/A	N/A	N/A	N/A	N/A	N/A	< 10.2	N/A	N/A	N/A
	4/2/2015	N/A	N/A	N/A	N/A	N/A	< 10.9	N/A	N/A	N/A	< 10.2	< 10.2
	9/30/2015	N/A	N/A	N/A	N/A	N/A	N/A	N/A	< 11.5	N/A	N/A	N/A
	4/15/2019	N/A	< 10.9	< 10.8	< 10.6	< 10.8	N/A	< 10.8	N/A	< 10.4	N/A	N/A
	4/28/2020	N/A	N/A	N/A	N/A	N/A	N/A	N/A	< 11.2	N/A	< 10.5	< 11.4
	5/19/2021	N/A	N/A	N/A	N/A	N/A	< 10.5	N/A	N/A	N/A	N/A	N/A
	6/5/2024	N/A	< 10	< 10	< 9.8	< 10	N/A	< 9.8	N/A	< 9.8	N/A	N/A
Diphenylamine, ug/L (CAS NO - 122-39-4)	7/24/2008	< 5.08	< 5.08	< 5.08	N/A	< 5.08	N/A	< 5.08	N/A	N/A	N/A	N/A
	7/24/2008	N/A	N/A	N/A	N/A	N/A	N/A	< 5.08	N/A	N/A	N/A	N/A
	9/24/2008	< 5.08	< 5.08	< 5.08	N/A	< 5.08	N/A	< 5.08	N/A	N/A	N/A	N/A
	3/17/2009	< 5.08	< 5.08	< 5.08	N/A	< 5.08	N/A	< 5.08	N/A	< 5.08	< 5.64	< 5.08
	3/17/2009	N/A	N/A	< 5.08	N/A	N/A	N/A	N/A	N/A	N/A	N/A	N/A
	6/23/2009	< 10	< 10	< 10	N/A	< 10	< 10	< 10	N/A	< 10	< 10	< 10
	6/23/2009	N/A	N/A	N/A	N/A	N/A	N/A	N/A	N/A	N/A	< 10	N/A
	8/13/2009	N/A	N/A	N/A	N/A	N/A	< 10	N/A	N/A	N/A	< 10	< 10
	9/1/2009	< 11.4	< 10	< 10	N/A	< 10	< 10	< 10	N/A	< 12	< 10	< 10
	9/1/2009	N/A	N/A	< 10	N/A	N/A	N/A	N/A	N/A	N/A	N/A	N/A
	12/17/2009	N/A	N/A	N/A	N/A	N/A	< 13.7	N/A	N/A	< 10	N/A	N/A
	3/10/2010	N/A	N/A	< 10	N/A	< 10	N/A	N/A	N/A	N/A	N/A	N/A
	3/10/2010	N/A	N/A	N/A	N/A	< 10	N/A	N/A	N/A	N/A	N/A	N/A
	9/27/2010	< 10	N/A	< 10	N/A	N/A	N/A	N/A	N/A	N/A	< 10	< 10
	1/22/2013	N/A	N/A	N/A	< 10	N/A	N/A	N/A	N/A	N/A	N/A	N/A
	3/11/2014	N/A	N/A	N/A	< 10.2	N/A	N/A	N/A	N/A	N/A	N/A	N/A
	9/23/2014	N/A	< 10	< 10	N/A	< 10.4	N/A	< 10	N/A	< 10	N/A	N/A
	1/6/2015	N/A	N/A	N/A	N/A	N/A	N/A	N/A	< 10.2	N/A	N/A	N/A
	4/2/2015	N/A	N/A	N/A	N/A	N/A	< 10.9	N/A	N/A	N/A	< 10.2	< 10.2
	9/30/2015	N/A	N/A	N/A	N/A	N/A	N/A	N/A	< 11.5	N/A	N/A	N/A
	4/15/2019	N/A	< 10.9	< 10.8	< 10.6	< 10.8	N/A	< 10.8	N/A	< 10.4	N/A	N/A
	4/28/2020	N/A	N/A	N/A	N/A	N/A	N/A	N/A	< 11.2	N/A	< 10.5	< 11.4
	5/19/2021	N/A	N/A	N/A	N/A	N/A	< 10.5	N/A	N/A	N/A	N/A	N/A
	6/5/2024	N/A	< 10	< 10	< 9.8	< 10	N/A	< 9.8	N/A	< 9.8	N/A	N/A

SCS ENGINEERS

Summary of Groundwater Chemistry
Scott County Landfill - 82-SDP-03-77C - HMSP

Other Constituents	Sample Date	MW-32 UPG	MW-17 DNG	MW-19 DNG	MW-20 DNG	MW-21 DNG	MW-22 DNG	MW-27 DNG	MW-28 DNG	MW-30 DNG	OP-17 DNG	OP-18 DNG
Disulfoton, ug/L (CAS NO - 298-04-4)	7/24/2008	< 62.7	< 62.7	< 62.7	N/A	< 62.7	N/A	< 62.7	N/A	N/A	N/A	N/A
	7/24/2008	N/A	N/A	N/A	N/A	N/A	N/A	< 62.7	N/A	N/A	N/A	N/A
	9/24/2008	< 62.7	< 62.7	< 62.7	N/A	< 62.7	N/A	< 62.7	N/A	N/A	N/A	N/A
	3/17/2009	< 62.7	< 62.7	< 62.7	N/A	< 62.7	N/A	< 62.7	N/A	< 62.7	< 69.7	< 62.7
	3/17/2009	N/A	N/A	< 62.7	N/A	N/A	N/A	N/A	N/A	N/A	N/A	N/A
	6/23/2009	< 70	< 70	< 70	N/A	< 70	< 70	< 70	N/A	< 70	< 70	< 70
	6/23/2009	N/A	N/A	N/A	N/A	N/A	N/A	N/A	N/A	N/A	< 70	N/A
	8/13/2009	N/A	N/A	N/A	N/A	N/A	< 10	N/A	N/A	N/A	< 10	< 10
	9/1/2009	< 11.4	< 10	< 10	N/A	< 10	< 10	< 10	N/A	< 12	< 10	< 10
	9/1/2009	N/A	N/A	< 10	N/A	N/A	N/A	N/A	N/A	N/A	N/A	N/A
	12/17/2009	N/A	N/A	N/A	N/A	N/A	< 13.7	N/A	N/A	< 10	N/A	N/A
	3/10/2010	N/A	N/A	< 10	N/A	< 10	N/A	N/A	N/A	N/A	N/A	N/A
	3/10/2010	N/A	N/A	N/A	N/A	< 10	N/A	N/A	N/A	N/A	N/A	N/A
	9/27/2010	< 10	N/A	< 10	N/A	N/A	N/A	N/A	N/A	N/A	< 10	< 10
	1/22/2013	N/A	N/A	N/A	< 10	N/A	N/A	N/A	N/A	N/A	N/A	N/A
	3/11/2014	N/A	N/A	N/A	< 10.2	N/A	N/A	N/A	N/A	N/A	N/A	N/A
	9/23/2014	N/A	< 10	< 10	N/A	< 10.4	N/A	< 10	N/A	< 10	N/A	N/A
	1/6/2015	N/A	N/A	N/A	N/A	N/A	N/A	N/A	< 10.2	N/A	N/A	N/A
	4/2/2015	N/A	N/A	N/A	N/A	N/A	< 10.9	N/A	N/A	N/A	< 10.2	< 10.2
	9/30/2015	N/A	N/A	N/A	N/A	N/A	N/A	N/A	< 11.5	N/A	N/A	N/A
	4/15/2019	N/A	< 10.9	< 10.8	< 10.6	< 10.8	N/A	< 10.8	N/A	< 10.4	N/A	N/A
	4/28/2020	N/A	N/A	N/A	N/A	N/A	N/A	N/A	< 11.2	N/A	< 10.5	< 11.4
	5/19/2021	N/A	N/A	N/A	N/A	N/A	< 10.5	N/A	N/A	N/A	N/A	N/A
	6/5/2024	N/A	< 10	< 10	< 9.8	< 10	N/A	< 9.8	N/A	< 9.8	N/A	N/A
Endosulfan I, ug/L (CAS NO - 959-98-8)	7/24/2008	< 0.05	< 0.052	< 0.052	N/A	< 0.051	N/A	< 0.052	N/A	N/A	N/A	N/A
	7/24/2008	N/A	N/A	N/A	N/A	N/A	N/A	< 0.053	N/A	N/A	N/A	N/A
	9/24/2008	< 0.016	< 0.016	< 0.016	N/A	< 0.016	N/A	< 0.016	N/A	N/A	N/A	N/A
	3/17/2009	< 0.032	< 0.032	< 0.032	N/A	< 0.032	N/A	< 0.032	N/A	< 0.032	< 0.039	< 0.032
	3/17/2009	N/A	N/A	< 0.032	N/A	N/A	N/A	N/A	N/A	N/A	N/A	N/A
	6/23/2009	< 0.032	< 0.032	< 0.032	N/A	< 0.032	< 0.032	< 0.032	N/A	< 0.032	< 0.032	< 0.032
	6/23/2009	N/A	N/A	N/A	N/A	N/A	N/A	N/A	N/A	N/A	< 0.032	N/A
	8/13/2009	N/A	N/A	N/A	N/A	N/A	< 0.032	N/A	N/A	N/A	< 0.032	< 0.032
	9/1/2009	< 0.032	< 0.032	< 0.032	N/A	< 0.032	< 0.032	< 0.032	N/A	< 0.032	< 0.032	< 0.032
	9/1/2009	N/A	N/A	< 0.032	N/A	N/A	N/A	N/A	N/A	N/A	N/A	N/A
	12/17/2009	N/A	N/A	N/A	N/A	N/A	< 0.032	N/A	N/A	< 0.032	N/A	N/A
	9/27/2010	N/A	N/A	N/A	N/A	N/A	N/A	N/A	N/A	N/A	< 0.032	< 0.032
	1/22/2013	N/A	N/A	N/A	< 0.05	N/A	N/A	N/A	N/A	N/A	N/A	N/A
	3/11/2014	N/A	N/A	N/A	< 0.0323	N/A	N/A	N/A	N/A	N/A	N/A	N/A
	9/23/2014	N/A	< 0.032	< 0.032	N/A	< 0.032	N/A	< 0.032	N/A	< 0.032	N/A	N/A
	1/6/2015	N/A	N/A	N/A	N/A	N/A	N/A	N/A	< 0.0327	N/A	N/A	N/A
	4/2/2015	N/A	N/A	N/A	N/A	N/A	< 0.0386	N/A	N/A	N/A	< 0.0337	< 1.78
	9/30/2015	N/A	N/A	N/A	N/A	N/A	N/A	N/A	< 0.032	N/A	N/A	N/A
	4/15/2019	N/A	< 0.0344	< 0.034	< 0.0348	< 0.034	N/A	< 0.0348	N/A	< 0.034	N/A	N/A
	4/28/2020	N/A	N/A	N/A	N/A	N/A	N/A	N/A	< 0.0356	N/A	0.0222*	0.0314*
	5/19/2021	N/A	N/A	N/A	N/A	N/A	< 0.0344	N/A	N/A	N/A	N/A	N/A
	6/5/2024	N/A	< 0.0877	< 0.0866	< 0.0904	< 0.0943	N/A	< 0.0907	N/A	< 0.0911	N/A	N/A
Endosulfan II, ug/L (CAS NO - 33213-65-9)	7/24/2008	< 0.05	< 0.052	< 0.052	N/A	< 0.051	N/A	< 0.052	N/A	N/A	N/A	N/A
	7/24/2008	N/A	N/A	N/A	N/A	N/A	N/A	< 0.053	N/A	N/A	N/A	N/A
	9/24/2008	< 0.016	< 0.016	< 0.016	N/A	< 0.016	N/A	< 0.016	N/A	N/A	N/A	N/A
	3/17/2009	< 0.032	< 0.032	< 0.032	N/A	< 0.032	N/A	< 0.032	N/A	< 0.032	< 0.039	< 0.032
	3/17/2009	N/A	N/A	< 0.032	N/A	N/A	N/A	N/A	N/A	N/A	N/A	N/A
	6/23/2009	< 0.032	< 0.032	< 0.032	N/A	< 0.032	< 0.032	< 0.032	N/A	< 0.032	< 0.032	< 0.032
	6/23/2009	N/A	N/A	N/A	N/A	N/A	N/A	N/A	N/A	N/A	< 0.032	N/A
	8/13/2009	N/A	N/A	N/A	N/A	N/A	< 0.032	N/A	N/A	N/A	< 0.032	< 0.032
	9/1/2009	< 0.032	< 0.032	< 0.032	N/A	< 0.032	< 0.032	< 0.032	N/A	< 0.032	< 0.032	< 0.032
	9/1/2009	N/A	N/A	< 0.032	N/A	N/A	N/A	N/A	N/A	N/A	N/A	N/A
	12/17/2009	N/A	N/A	N/A	N/A	N/A	< 0.032	N/A	N/A	< 0.032	N/A	N/A
	9/27/2010	N/A	N/A	N/A	N/A	N/A	N/A	N/A	N/A	N/A	< 0.032	< 0.032
	1/22/2013	N/A	N/A	N/A	< 0.05	N/A	N/A	N/A	N/A	N/A	N/A	N/A
	3/11/2014	N/A	N/A	N/A	< 0.0323	N/A	N/A	N/A	N/A	N/A	N/A	N/A
	9/23/2014	N/A	< 0.032	< 0.032	N/A	< 0.032	N/A	< 0.032	N/A	< 0.032	N/A	N/A
	1/6/2015	N/A	N/A	N/A	N/A	N/A	N/A	N/A	< 0.0327	N/A	N/A	N/A
	4/2/2015	N/A	N/A	N/A	N/A	N/A	< 0.0386	N/A	N/A	N/A	< 0.0337	< 1.78
	9/30/2015	N/A	N/A	N/A	N/A	N/A	N/A	N/A	< 0.032	N/A	N/A	N/A
	4/15/2019	N/A	0.00207*	< 0.034	< 0.0348	< 0.034	N/A	0.00481*	N/A	< 0.034	N/A	N/A
	4/28/2020	N/A	N/A	N/A	N/A	N/A	N/A	N/A	< 0.0356	N/A	< 0.0348	< 0.0395
	5/19/2021	N/A	N/A	N/A	N/A	N/A	< 0.0344	N/A	N/A	N/A	N/A	N/A
	6/5/2024	N/A	< 0.0877	< 0.0866	< 0.0904	< 0.0943	N/A	< 0.0907	N/A	< 0.0911	N/A	N/A
Endosulfan sulfate, ug/L (CAS NO - 1031-07-8)	7/24/2008	< 0.05	< 0.052	< 0.052	N/A	< 0.051	N/A	< 0.052	N/A	N/A	N/A	N/A
	7/24/2008	N/A	N/A	N/A	N/A	N/A	N/A	< 0.053	N/A	N/A	N/A	N/A
	9/24/2008	< 0.016	< 0.016	< 0.016	N/A	< 0.016	N/A	< 0.016	N/A	N/A	N/A	N/A
	3/17/2009	< 0.032	< 0.032	< 0.032	N/A	< 0.032	N/A	< 0.032	N/A	< 0.032	< 0.039	< 0.032
	3/17/2009	N/A	N/A	< 0.032	N/A	N/A	N/A	N/A	N/A	N/A	N/A	N/A
	6/23/2009	< 0.032	< 0.032	< 0.032	N/A	< 0.032	< 0.032	< 0.032	N/A	< 0.032	< 0.032	< 0.032
	6/23/2009	N/A	N/A	N/A	N/A	N/A	N/A	N/A	N/A	N/A	< 0.032	N/A
	8/13/2009	N/A	N/A	N/A	N/A	N/A	< 0.032	N/A	N/A	N/A	< 0.032	< 0.032
	9/1/2009	< 0.032	< 0.032	< 0.032	N/A	< 0.032	< 0.032	< 0.032	N/A	< 0.032	< 0.032	< 0.032
	9/1/2009	N/A	N/A	< 0.032	N/A	N/A	N/A	N/A	N/A	N/A	N/A	N/A
	12/17/2009	N/A	N/A	N/A	N/A	N/A	< 0.032	N/A	N/A	< 0.032	N/A	N/A
	9/27/2010	N/A	N/A	N/A	N/A	N/A	N/A	N/A	N/A	N/A	< 0.032	< 0.032
	1/22/2013	N/A	N/A	N/A	< 0.05	N/A	N/A	N/A	N/A	N/A	N/A	N/A
	3/11/2014	N/A	N/A	N/A	< 0.0323	N/A	N/A	N/A	N/A	N/A	N/A	N/A
	9/23/2014	N/A	0.00278*	< 0.032	N/A	< 0.032	N/A	< 0.032	N/A	< 0.032	N/A	N/A
	1/6/2015	N/A	N/A	N/A	N/A	N/A	N/A	N/A	< 0.0327	N/A	N/A	N/A
	4/2/2015	N/A	N/A	N/A	N/A	N/A	< 0.0386	N/A	N/A	N/A	< 0.0337	< 1.78

SCS ENGINEERS

Summary of Groundwater Chemistry
Scott County Landfill - 82-SDP-03-77C - HMSP

Other Constituents	Sample Date	MW-32 UPG	MW-17 DNG	MW-19 DNG	MW-20 DNG	MW-21 DNG	MW-22 DNG	MW-27 DNG	MW-28 DNG	MW-30 DNG	OP-17 DNG	OP-18 DNG
Endosulfan sulfate, ug/L (CAS NO - 1031-07-8)	9/30/2015	N/A	N/A	N/A	N/A	N/A	N/A	N/A	< 0.032	N/A	N/A	N/A
	4/15/2019	N/A	< 0.0344	< 0.034	< 0.0348	< 0.034	N/A	< 0.0348	N/A	< 0.034	N/A	N/A
	4/28/2020	N/A	N/A	N/A	N/A	N/A	N/A	N/A	< 0.0356	N/A	0.00633*	0.005*
	5/19/2021	N/A	N/A	N/A	N/A	N/A	< 0.0344	N/A	N/A	N/A	N/A	N/A
	6/5/2024	N/A	< 0.0877	< 0.0866	< 0.0904	< 0.0943	N/A	< 0.0907	N/A	< 0.0911	N/A	N/A
Endrin, ug/L (CAS NO - 72-20-8)	7/24/2008	< 0.05	< 0.052	< 0.052	N/A	< 0.051	N/A	< 0.052	N/A	N/A	N/A	N/A
	7/24/2008	N/A	N/A	N/A	N/A	N/A	N/A	< 0.053	N/A	N/A	N/A	N/A
	9/24/2008	< 0.016	< 0.016	< 0.016	N/A	< 0.016	N/A	< 0.016	N/A	N/A	N/A	N/A
	3/17/2009	< 0.032	< 0.032	< 0.032	N/A	< 0.032	N/A	< 0.032	N/A	< 0.032	< 0.039	< 0.032
	3/17/2009	N/A	N/A	< 0.032	N/A	N/A	N/A	N/A	N/A	N/A	N/A	N/A
	6/23/2009	< 0.032	< 0.032	< 0.032	N/A	< 0.032	< 0.032	< 0.032	N/A	< 0.032	< 0.032	< 0.032
	6/23/2009	N/A	N/A	N/A	N/A	N/A	N/A	N/A	N/A	N/A	< 0.032	N/A
	8/13/2009	N/A	N/A	N/A	N/A	N/A	< 0.032	N/A	N/A	N/A	< 0.032	< 0.032
	9/1/2009	< 0.032	< 0.032	< 0.032	N/A	< 0.032	< 0.032	< 0.032	N/A	< 0.032	< 0.032	< 0.032
	9/1/2009	N/A	N/A	< 0.032	N/A	N/A	N/A	N/A	N/A	N/A	N/A	N/A
	12/17/2009	N/A	N/A	N/A	N/A	N/A	< 0.032	N/A	N/A	< 0.032	N/A	N/A
	9/27/2010	N/A	N/A	N/A	N/A	N/A	N/A	N/A	N/A	N/A	< 0.032	< 0.032
	1/22/2013	N/A	N/A	N/A	< 0.05	N/A	N/A	N/A	N/A	N/A	N/A	N/A
	3/11/2014	N/A	N/A	N/A	< 0.0323	N/A	N/A	N/A	N/A	N/A	N/A	N/A
	9/23/2014	N/A	< 0.032	< 0.032	N/A	< 0.032	N/A	0.00216*	N/A	< 0.032	N/A	N/A
	1/6/2015	N/A	N/A	N/A	N/A	N/A	N/A	N/A	< 0.0327	N/A	N/A	N/A
	4/2/2015	N/A	N/A	N/A	N/A	N/A	< 0.0386	N/A	N/A	N/A	0.00259*	< 1.78
	9/30/2015	N/A	N/A	N/A	N/A	N/A	N/A	N/A	< 0.032	N/A	N/A	N/A
	4/15/2019	N/A	0.00207*	0.0031*	< 0.0348	< 0.034	N/A	0.00755*	N/A	< 0.034	N/A	N/A
	4/28/2020	N/A	N/A	N/A	N/A	N/A	N/A	N/A	< 0.0356	N/A	0.013*	< 0.0395
	5/19/2021	N/A	N/A	N/A	N/A	N/A	< 0.0344	N/A	N/A	N/A	N/A	N/A
	6/5/2024	N/A	< 0.0877	< 0.0866	< 0.0904	< 0.0943	N/A	< 0.0907	N/A	< 0.0911	N/A	N/A
Endrin aldehyde, ug/L (CAS NO - 7421-93-4)	7/24/2008	< 0.05	< 0.052	< 0.052	N/A	< 0.051	N/A	< 0.052	N/A	N/A	N/A	N/A
	7/24/2008	N/A	N/A	N/A	N/A	N/A	N/A	< 0.053	N/A	N/A	N/A	N/A
	9/24/2008	< 0.016	< 0.016	< 0.016	N/A	< 0.016	N/A	< 0.016	N/A	N/A	N/A	N/A
	3/17/2009	< 0.032	< 0.032	< 0.032	N/A	< 0.032	N/A	< 0.032	N/A	< 0.032	< 0.039	< 0.032
	3/17/2009	N/A	N/A	< 0.032	N/A	N/A	N/A	N/A	N/A	N/A	N/A	N/A
	6/23/2009	< 0.032	< 0.032	< 0.032	N/A	< 0.032	< 0.032	< 0.032	N/A	< 0.032	< 0.032	< 0.032
	6/23/2009	N/A	N/A	N/A	N/A	N/A	N/A	N/A	N/A	N/A	< 0.032	N/A
	8/13/2009	N/A	N/A	N/A	N/A	N/A	< 0.032	N/A	N/A	N/A	< 0.032	< 0.032
	9/1/2009	< 0.032	< 0.032	< 0.032	N/A	< 0.032	< 0.032	< 0.032	N/A	< 0.032	< 0.032	< 0.032
	9/1/2009	N/A	N/A	< 0.032	N/A	N/A	N/A	N/A	N/A	N/A	N/A	N/A
	12/17/2009	N/A	N/A	N/A	N/A	N/A	< 0.032	N/A	N/A	< 0.032	N/A	N/A
	9/27/2010	N/A	N/A	N/A	N/A	N/A	N/A	N/A	N/A	N/A	< 0.032	< 0.032
	1/22/2013	N/A	N/A	N/A	< 0.05	N/A	N/A	N/A	N/A	N/A	N/A	N/A
	3/11/2014	N/A	N/A	N/A	0.0184*	N/A	N/A	N/A	N/A	N/A	N/A	N/A
	9/23/2014	N/A	< 0.032	< 0.032	N/A	< 0.032	N/A	< 0.032	N/A	< 0.032	N/A	N/A
	1/6/2015	N/A	N/A	N/A	N/A	N/A	N/A	N/A	0.00756*	N/A	N/A	N/A
	4/2/2015	N/A	N/A	N/A	N/A	N/A	< 0.0386	N/A	N/A	N/A	0.0166*	< 1.78
	9/30/2015	N/A	N/A	N/A	N/A	N/A	N/A	N/A	< 0.032	N/A	N/A	N/A
	4/15/2019	N/A	< 0.0344	< 0.034	< 0.0348	< 0.034	N/A	< 0.0348	N/A	< 0.034	N/A	N/A
	5/19/2021	N/A	N/A	N/A	N/A	N/A	< 0.0344	N/A	N/A	N/A	N/A	N/A
	6/5/2024	N/A	< 0.0877	< 0.0866	< 0.0904	< 0.0943	N/A	< 0.0907	N/A	< 0.0911	N/A	N/A
Ethyl Methacrylate, ug/L (CAS NO - 97-63-2)	7/24/2008	< 0.26	< 0.26	< 0.26	N/A	< 0.26	N/A	< 0.26	N/A	N/A	N/A	N/A
	7/24/2008	N/A	N/A	N/A	N/A	N/A	N/A	< 0.26	N/A	N/A	N/A	N/A
	9/24/2008	< 0.26	< 0.26	< 0.26	N/A	< 0.26	N/A	< 0.26	N/A	N/A	N/A	N/A
	3/17/2009	< 0.26	< 0.26	< 0.26	N/A	< 0.26	N/A	< 0.26	N/A	< 0.26	< 0.26	< 0.26
	3/17/2009	N/A	N/A	< 0.26	N/A	N/A	N/A	N/A	N/A	N/A	N/A	N/A
	6/23/2009	< 2	< 2	< 2	N/A	< 2	< 2	< 2	N/A	< 2	< 2	< 2
	6/23/2009	N/A	N/A	N/A	N/A	N/A	N/A	N/A	N/A	N/A	< 2	N/A
	8/13/2009	N/A	N/A	N/A	N/A	N/A	< 2	N/A	N/A	N/A	< 2	< 2
	9/1/2009	< 2	< 2	< 2	N/A	< 2	< 2	< 2	N/A	< 2	< 2	< 2
	9/1/2009	N/A	N/A	< 2	N/A	N/A	N/A	N/A	N/A	N/A	N/A	N/A
	12/17/2009	N/A	N/A	N/A	N/A	N/A	< 2	N/A	N/A	< 2	N/A	N/A
	3/10/2010	< 2	< 2	< 2	N/A	< 2	< 2	< 2	N/A	< 2	< 2	N/A
	3/10/2010	N/A	N/A	N/A	N/A	< 2	N/A	N/A	N/A	N/A	N/A	N/A
	9/27/2010	< 10	< 2	< 2	N/A	N/A	N/A	< 10	N/A	< 10	< 2	< 2
	1/22/2013	N/A	N/A	N/A	< 2	N/A	N/A	N/A	N/A	N/A	N/A	N/A
	3/11/2014	N/A	N/A	N/A	< 2	N/A	N/A	N/A	N/A	N/A	N/A	N/A
	9/23/2014	N/A	< 2	< 2	N/A	< 2	N/A	< 2	N/A	< 2	N/A	N/A
	1/6/2015	N/A	N/A	N/A	N/A	N/A	N/A	N/A	< 2	N/A	N/A	N/A
	4/2/2015	N/A	N/A	N/A	N/A	N/A	< 2	N/A	N/A	N/A	< 2	< 2
	9/30/2015	N/A	N/A	N/A	N/A	N/A	N/A	N/A	< 2	N/A	N/A	N/A
	4/15/2019	N/A	< 2	< 2	< 2	< 2	N/A	< 2	N/A	< 2	N/A	N/A
	4/28/2020	N/A	N/A	N/A	N/A	N/A	N/A	N/A	< 2	N/A	< 2	< 2
	5/19/2021	N/A	N/A	N/A	N/A	N/A	< 2	N/A	N/A	N/A	N/A	N/A
	6/5/2024	N/A	< 2	< 2	< 2	< 2	N/A	< 2	N/A	< 2	N/A	N/A
Ethyl Methanesulfonate, ug/L (CAS NO - 62-50-0)	7/24/2008	< 1.52	< 1.52	< 1.52	N/A	< 1.52	N/A	< 1.52	N/A	N/A	N/A	N/A
	7/24/2008	N/A	N/A	N/A	N/A	N/A	N/A	< 1.52	N/A	N/A	N/A	N/A
	9/24/2008	< 1.52	< 1.52	< 1.52	N/A	< 1.52	N/A	< 1.52	N/A	N/A	N/A	N/A
	3/17/2009	< 1.52	< 1.52	< 1.52	N/A	< 1.52	N/A	< 1.52	N/A	< 1.52	< 1.69	< 1.52
	3/17/2009	N/A	N/A	< 1.52	N/A	N/A	N/A	N/A	N/A	N/A	N/A	N/A
	6/23/2009	< 10	< 10	< 10	N/A	< 10	< 10	< 10	N/A	< 10	< 10	< 10
	6/23/2009	N/A	N/A	N/A	N/A	N/A	N/A	N/A	N/A	N/A	< 10	N/A
	8/13/2009	N/A	N/A	N/A	N/A	N/A	< 10	N/A	N/A	N/A	< 10	< 10
	9/1/2009	< 11.4	< 10	< 10	N/A	< 10	< 10	< 10	N/A	< 12	< 10	< 10
	9/1/2009	N/A	N/A	< 10	N/A	N/A	N/A	N/A	N/A	N/A	N/A	N/A
	12/17/2009	N/A	N/A	N/A	N/A	N/A	< 13.7	N/A	N/A	< 10	N/A	N/A
	3/10/2010	N/A	N/A	< 10	N/A	< 10	N/A	N/A	N/A	N/A	N/A	N/A
	3/10/2010	N/A	N/A	N/A	N/A	< 10	N/A	N/A	N/A	N/A	N/A	N/A
	9/27/2010	< 10	N/A	< 10	N/A	N/A	N/A	N/A	N/A	N/A	< 10	< 10
	1/22/2013	N/A	N/A	N/A	< 10	N/A	N/A	N/A	N/A	N/A	N/A	N/A
	3/11/2014	N/A	N/A	N/A	< 10.2	N/A	N/A	N/A	N/A	N/A	N/A	N/A

SCS ENGINEERS

Summary of Groundwater Chemistry
Scott County Landfill - 82-SDP-03-77C - HMSP

Other Constituents	Sample Date	MW-32 UPG	MW-17 DNG	MW-19 DNG	MW-20 DNG	MW-21 DNG	MW-22 DNG	MW-27 DNG	MW-28 DNG	MW-30 DNG	OP-17 DNG	OP-18 DNG
Ethyl Methanesulfonate, ug/L (CAS NO - 62-50-0)	9/23/2014	N/A	< 10	< 10	N/A	< 10.4	N/A	< 10	N/A	< 10	N/A	N/A
	1/6/2015	N/A	N/A	N/A	N/A	N/A	N/A	N/A	< 10.2	N/A	N/A	N/A
	4/2/2015	N/A	N/A	N/A	N/A	N/A	< 10.9	N/A	N/A	N/A	< 10.2	< 10.2
	9/30/2015	N/A	N/A	N/A	N/A	N/A	N/A	N/A	< 11.5	N/A	N/A	N/A
	4/15/2019	N/A	< 10.9	< 10.8	< 10.6	< 10.8	N/A	< 10.8	N/A	< 10.4	N/A	N/A
	4/28/2020	N/A	N/A	N/A	N/A	N/A	N/A	N/A	< 11.2	N/A	< 10.5	< 11.4
	5/19/2021	N/A	N/A	N/A	N/A	N/A	< 10.5	N/A	N/A	N/A	N/A	N/A
	6/5/2024	N/A	< 10	< 10	< 9.8	< 10	N/A	< 9.8	N/A	< 9.8	N/A	N/A
Famphur, ug/L (CAS NO - 52-85-7)	7/24/2008	< 11.9	< 11.9	< 11.9	N/A	< 11.9	N/A	< 11.9	N/A	N/A	N/A	N/A
	7/24/2008	N/A	N/A	N/A	N/A	N/A	N/A	< 11.9	N/A	N/A	N/A	N/A
	9/24/2008	< 11.9	< 11.9	< 11.9	N/A	< 11.9	N/A	< 11.9	N/A	N/A	N/A	N/A
	3/17/2009	< 11.9	< 11.9	< 11.9	N/A	< 11.9	N/A	< 11.9	N/A	< 11.9	< 13.2	< 11.9
	3/17/2009	N/A	N/A	< 11.9	N/A	N/A	N/A	N/A	N/A	N/A	N/A	N/A
	6/23/2009	< 20	< 20	< 20	N/A	< 20	< 20	< 20	N/A	< 20	< 20	< 20
	6/23/2009	N/A	N/A	N/A	N/A	N/A	N/A	N/A	N/A	N/A	< 20	N/A
	8/13/2009	N/A	N/A	N/A	N/A	N/A	< 20	N/A	N/A	N/A	< 20	< 20
	9/1/2009	< 22.7	< 20	< 20	N/A	< 20	< 20	< 20	N/A	< 24.1	< 20	< 20
	9/1/2009	N/A	N/A	< 20	N/A	N/A	N/A	N/A	N/A	N/A	N/A	N/A
	12/17/2009	N/A	N/A	N/A	N/A	N/A	< 27.4	N/A	N/A	< 20	N/A	N/A
	3/10/2010	N/A	N/A	< 20	N/A	< 20	N/A	N/A	N/A	N/A	N/A	N/A
	3/10/2010	N/A	N/A	N/A	N/A	< 20	N/A	N/A	N/A	N/A	N/A	N/A
	9/27/2010	< 20	N/A	< 20	N/A	N/A	N/A	N/A	N/A	N/A	< 20	< 20
	1/22/2013	N/A	N/A	N/A	< 20	N/A	N/A	N/A	N/A	N/A	N/A	N/A
	3/11/2014	N/A	N/A	N/A	< 20.4	N/A	N/A	N/A	N/A	N/A	N/A	N/A
	9/23/2014	N/A	< 20	< 20	N/A	< 20.8	N/A	< 20	N/A	< 20	N/A	N/A
	1/6/2015	N/A	N/A	N/A	N/A	N/A	N/A	N/A	< 20.4	N/A	N/A	N/A
	4/2/2015	N/A	N/A	N/A	N/A	N/A	< 21.7	N/A	N/A	N/A	< 20.4	< 20.4
	9/30/2015	N/A	N/A	N/A	N/A	N/A	N/A	N/A	< 23	N/A	N/A	N/A
	4/15/2019	N/A	< 10.9	< 10.8	< 10.6	< 10.8	N/A	< 10.8	N/A	< 10.4	N/A	N/A
	4/28/2020	N/A	N/A	N/A	N/A	N/A	N/A	N/A	< 11.2	N/A	< 10.5	< 11.4
	5/19/2021	N/A	N/A	N/A	N/A	N/A	< 10.5	N/A	N/A	N/A	N/A	N/A
	6/5/2024	N/A	< 10	< 10	< 9.8	< 10	N/A	< 9.8	N/A	< 9.8	N/A	N/A
Fluoranthene, ug/L (CAS NO - 206-44-0)	7/24/2008	< 1.5	< 1.5	< 1.5	N/A	< 1.5	N/A	< 1.5	N/A	N/A	N/A	N/A
	7/24/2008	N/A	N/A	N/A	N/A	N/A	N/A	< 1.5	N/A	N/A	N/A	N/A
	9/24/2008	< 1.5	< 1.5	< 1.5	N/A	< 1.5	N/A	< 1.5	N/A	N/A	N/A	N/A
	3/17/2009	< 1.5	< 1.5	< 1.5	N/A	< 1.5	N/A	< 1.5	N/A	< 1.5	< 1.67	< 1.5
	3/17/2009	N/A	N/A	< 1.5	N/A	N/A	N/A	N/A	N/A	N/A	N/A	N/A
	6/23/2009	< 10	< 10	< 10	N/A	< 10	< 10	< 10	N/A	< 10	< 10	< 10
	6/23/2009	N/A	N/A	N/A	N/A	N/A	N/A	N/A	N/A	N/A	< 10	N/A
	8/13/2009	N/A	N/A	N/A	N/A	N/A	< 10	N/A	N/A	N/A	< 10	< 10
	9/1/2009	< 11.4	< 10	< 10	N/A	< 10	< 10	< 10	N/A	< 12	< 10	< 10
	9/1/2009	N/A	N/A	< 10	N/A	N/A	N/A	N/A	N/A	N/A	N/A	N/A
	12/17/2009	N/A	N/A	N/A	N/A	N/A	< 13.7	N/A	N/A	< 10	N/A	N/A
	3/10/2010	N/A	N/A	< 10	N/A	< 10	N/A	N/A	N/A	N/A	N/A	N/A
	3/10/2010	N/A	N/A	N/A	N/A	< 10	N/A	N/A	N/A	N/A	N/A	N/A
	9/27/2010	< 10	N/A	< 10	N/A	N/A	N/A	N/A	N/A	N/A	< 10	< 10
	1/22/2013	N/A	N/A	N/A	< 10	N/A	N/A	N/A	N/A	N/A	N/A	N/A
	3/11/2014	N/A	N/A	N/A	< 10.2	N/A	N/A	N/A	N/A	N/A	N/A	N/A
	9/23/2014	N/A	< 10	< 10	N/A	< 10.4	N/A	< 10	N/A	< 10	N/A	N/A
	1/6/2015	N/A	N/A	N/A	N/A	N/A	N/A	N/A	< 10.2	N/A	N/A	N/A
	4/2/2015	N/A	N/A	N/A	N/A	N/A	< 10.9	N/A	N/A	N/A	< 10.2	< 10.2
	9/30/2015	N/A	N/A	N/A	N/A	N/A	N/A	N/A	< 11.5	N/A	N/A	N/A
	4/15/2019	N/A	< 10.9	< 10.8	< 10.6	< 10.8	N/A	< 10.8	N/A	< 10.4	N/A	N/A
	4/28/2020	N/A	N/A	N/A	N/A	N/A	N/A	N/A	< 11.2	N/A	< 10.5	< 11.4
	5/19/2021	N/A	N/A	N/A	N/A	N/A	< 10.5	N/A	N/A	N/A	N/A	N/A
	6/5/2024	N/A	< 10	< 10	< 9.8	< 10	N/A	< 9.8	N/A	< 9.8	N/A	N/A
Fluorene, ug/L (CAS NO - 86-73-7)	7/24/2008	< 2.31	< 2.31	< 2.31	N/A	< 2.31	N/A	< 2.31	N/A	N/A	N/A	N/A
	7/24/2008	N/A	N/A	N/A	N/A	N/A	N/A	< 2.31	N/A	N/A	N/A	N/A
	9/24/2008	< 2.31	< 2.31	< 2.31	N/A	< 2.31	N/A	< 2.31	N/A	N/A	N/A	N/A
	3/17/2009	< 2.31	< 2.31	< 2.31	N/A	< 2.31	N/A	< 2.31	N/A	< 2.31	< 2.57	< 2.31
	3/17/2009	N/A	N/A	< 2.31	N/A	N/A	N/A	N/A	N/A	N/A	N/A	N/A
	6/23/2009	< 10	< 10	< 10	N/A	< 10	< 10	< 10	N/A	< 10	< 10	< 10
	6/23/2009	N/A	N/A	N/A	N/A	N/A	N/A	N/A	N/A	N/A	< 10	N/A
	8/13/2009	N/A	N/A	N/A	N/A	N/A	< 10	N/A	N/A	N/A	< 10	< 10
	9/1/2009	< 11.4	< 10	< 10	N/A	< 10	< 10	< 10	N/A	< 12	< 10	< 10
	9/1/2009	N/A	N/A	< 10	N/A	N/A	N/A	N/A	N/A	N/A	N/A	N/A
	12/17/2009	N/A	N/A	N/A	N/A	N/A	< 13.7	N/A	N/A	< 10	N/A	N/A
	3/10/2010	N/A	N/A	< 10	N/A	< 10	N/A	N/A	N/A	N/A	N/A	N/A
	3/10/2010	N/A	N/A	N/A	N/A	< 10	N/A	N/A	N/A	N/A	N/A	N/A
	9/27/2010	< 10	N/A	< 10	N/A	N/A	N/A	N/A	N/A	N/A	< 10	< 10
	1/22/2013	N/A	N/A	N/A	< 10	N/A	N/A	N/A	N/A	N/A	N/A	N/A
	3/11/2014	N/A	N/A	N/A	< 10.2	N/A	N/A	N/A	N/A	N/A	N/A	N/A
	9/23/2014	N/A	< 10	< 10	N/A	< 10.4	N/A	< 10	N/A	< 10	N/A	N/A
	1/6/2015	N/A	N/A	N/A	N/A	N/A	N/A	N/A	< 10.2	N/A	N/A	N/A
	4/2/2015	N/A	N/A	N/A	N/A	N/A	< 10.9	N/A	N/A	N/A	< 10.2	< 10.2
	9/30/2015	N/A	N/A	N/A	N/A	N/A	N/A	N/A	< 11.5	N/A	N/A	N/A
	4/15/2019	N/A	< 10.9	< 10.8	< 10.6	< 10.8	N/A	< 10.8	N/A	< 10.4	N/A	N/A
	4/28/2020	N/A	N/A	N/A	N/A	N/A	N/A	N/A	< 11.2	N/A	< 10.5	< 11.4
	5/19/2021	N/A	N/A	N/A	N/A	N/A	< 10.5	N/A	N/A	N/A	N/A	N/A
	6/5/2024	N/A	< 10	< 10	< 9.8	< 10	N/A	< 9.8	N/A	< 9.8	N/A	N/A
Heptachlor, ug/L (CAS NO - 76-44-8)	7/24/2008	< 0.05	< 0.052	< 0.052	N/A	< 0.051	N/A	< 0.052	N/A	N/A	N/A	N/A
	7/24/2008	N/A	N/A	N/A	N/A	N/A	N/A	< 0.053	N/A	N/A	N/A	N/A
	9/24/2008	< 0.016	< 0.016	< 0.016	N/A	< 0.016	N/A	< 0.016	N/A	N/A	N/A	N/A
	3/17/2009	< 0.032	< 0.032	< 0.032	N/A	< 0.032	N/A	< 0.032	N/A	< 0.032	< 0.039	< 0.032
	3/17/2009	N/A	N/A	< 0.032	N/A	N/A	N/A	N/A	N/A	N/A	N/A	N/A
	6/23/2009	< 0.032	< 0.032	< 0.032	N/A	< 0.032	< 0.032	< 0.032	N/A	< 0.032	< 0.032	< 0.032
	6/23/2009	N/A	N/A	N/A	N/A	N/A	N/A	N/A	N/A	N/A	< 0.032	N/A
	8/13/2009	N/A	N/A	N/A	N/A	N/A	< 0.032	N/A	N/A	N/A	< 0.032	< 0.032

SCS ENGINEERS

Summary of Groundwater Chemistry
Scott County Landfill - 82-SDP-03-77C - HMSP

Other Constituents	Sample Date	MW-32 UPG	MW-17 DNG	MW-19 DNG	MW-20 DNG	MW-21 DNG	MW-22 DNG	MW-27 DNG	MW-28 DNG	MW-30 DNG	OP-17 DNG	OP-18 DNG
Heptachlor, ug/L (CAS NO - 76-44-8)	9/1/2009	< 0.032	< 0.032	< 0.032	N/A	< 0.032	< 0.032	< 0.032	N/A	< 0.032	< 0.032	< 0.032
	9/1/2009	N/A	N/A	< 0.032	N/A	N/A	N/A	N/A	N/A	N/A	N/A	N/A
	12/17/2009	N/A	N/A	N/A	N/A	N/A	< 0.032	N/A	N/A	< 0.032	N/A	N/A
	9/27/2010	N/A	N/A	N/A	N/A	N/A	N/A	N/A	N/A	N/A	< 0.032	< 0.032
	1/22/2013	N/A	N/A	N/A	< 0.05	N/A	N/A	N/A	N/A	N/A	N/A	N/A
	3/11/2014	N/A	N/A	N/A	< 0.0323	N/A	N/A	N/A	N/A	N/A	N/A	N/A
	9/23/2014	N/A	< 0.032	< 0.032	N/A	< 0.032	N/A	< 0.032	N/A	< 0.032	N/A	N/A
	1/6/2015	N/A	N/A	N/A	N/A	N/A	N/A	N/A	0.0028*	N/A	N/A	N/A
	4/2/2015	N/A	N/A	N/A	N/A	N/A	< 0.0386	N/A	N/A	N/A	0.00654*	< 3.56
	9/30/2015	N/A	N/A	N/A	N/A	N/A	N/A	N/A	< 0.032	N/A	N/A	N/A
	4/15/2019	N/A	< 0.0344	< 0.034	< 0.0348	< 0.034	N/A	0.0065*	N/A	< 0.034	N/A	N/A
	4/28/2020	N/A	N/A	N/A	N/A	N/A	N/A	N/A	< 0.0356	N/A	0.00594*	< 0.0395
	5/19/2021	N/A	N/A	N/A	N/A	N/A	< 0.0344	N/A	N/A	N/A	N/A	N/A
	6/5/2024	N/A	< 0.0877	< 0.0866	< 0.0904	< 0.0943	N/A	< 0.0907	N/A	< 0.0911	N/A	N/A
Heptachlor Epoxide, ug/L (CAS NO - 1024-57-3)	7/24/2008	< 0.05	< 0.052	< 0.052	N/A	< 0.051	N/A	< 0.053	N/A	N/A	N/A	N/A
	7/24/2008	N/A	N/A	N/A	N/A	N/A	N/A	< 0.052	N/A	N/A	N/A	N/A
	9/24/2008	< 0.016	< 0.016	< 0.016	N/A	< 0.016	N/A	< 0.016	N/A	N/A	N/A	N/A
	3/17/2009	< 0.032	< 0.032	< 0.032	N/A	< 0.032	N/A	< 0.032	N/A	< 0.032	< 0.039	< 0.032
	3/17/2009	N/A	N/A	< 0.032	N/A	N/A	N/A	N/A	N/A	N/A	N/A	N/A
	6/23/2009	< 0.032	< 0.032	< 0.032	N/A	< 0.032	< 0.032	< 0.032	N/A	< 0.032	< 0.032	< 0.032
	6/23/2009	N/A	N/A	N/A	N/A	N/A	N/A	N/A	N/A	N/A	< 0.032	N/A
	8/13/2009	N/A	N/A	N/A	N/A	N/A	< 0.032	N/A	N/A	N/A	< 0.032	< 0.032
	9/1/2009	< 0.032	< 0.032	< 0.032	N/A	< 0.032	< 0.032	< 0.032	N/A	< 0.032	< 0.032	< 0.032
	9/1/2009	N/A	N/A	< 0.032	N/A	N/A	N/A	N/A	N/A	N/A	N/A	N/A
	12/17/2009	N/A	N/A	N/A	N/A	N/A	< 0.032	N/A	N/A	< 0.032	N/A	N/A
	9/27/2010	N/A	N/A	N/A	N/A	N/A	N/A	N/A	N/A	N/A	< 0.032	< 0.032
	1/22/2013	N/A	N/A	N/A	< 0.05	N/A	N/A	N/A	N/A	N/A	N/A	N/A
	3/11/2014	N/A	N/A	N/A	< 0.0323	N/A	N/A	N/A	N/A	N/A	N/A	N/A
	9/23/2014	N/A	< 0.032	< 0.032	N/A	< 0.032	N/A	< 0.032	N/A	< 0.032	N/A	N/A
	1/6/2015	N/A	N/A	N/A	N/A	N/A	N/A	N/A	< 0.0327	N/A	N/A	N/A
	4/2/2015	N/A	N/A	N/A	N/A	N/A	< 0.0386	N/A	N/A	N/A	< 0.0337	< 1.78
	9/30/2015	N/A	N/A	N/A	N/A	N/A	N/A	N/A	< 0.032	N/A	N/A	N/A
	4/15/2019	N/A	< 0.0344	< 0.034	< 0.0348	< 0.034	N/A	0.00882*	N/A	< 0.034	N/A	N/A
	4/28/2020	N/A	N/A	N/A	N/A	N/A	N/A	N/A	< 0.0356	N/A	< 0.0348	< 0.0395
	5/19/2021	N/A	N/A	N/A	N/A	N/A	< 0.0344	N/A	N/A	N/A	N/A	N/A
	6/5/2024	N/A	< 0.0877	< 0.0866	< 0.0904	< 0.0943	N/A	< 0.0907	N/A	< 0.0911	N/A	N/A
Hexachlorobenzene, ug/L (CAS NO - 118-74-1)	7/24/2008	< 1.19	< 1.19	< 1.19	N/A	< 1.19	N/A	< 1.19	N/A	N/A	N/A	N/A
	7/24/2008	N/A	N/A	N/A	N/A	N/A	N/A	< 1.19	N/A	N/A	N/A	N/A
	9/24/2008	< 1.19	< 1.19	< 1.19	N/A	< 1.19	N/A	< 1.19	N/A	N/A	N/A	N/A
	3/17/2009	< 1.19	< 1.19	< 1.19	N/A	< 1.19	N/A	< 1.19	N/A	< 1.19	< 1.32	< 1.19
	3/17/2009	N/A	N/A	< 1.19	N/A	N/A	N/A	N/A	N/A	N/A	N/A	N/A
	6/23/2009	< 10	< 10	< 10	N/A	< 10	< 10	< 10	N/A	< 10	< 10	< 10
	6/23/2009	N/A	N/A	N/A	N/A	N/A	N/A	N/A	N/A	N/A	< 10	N/A
	8/13/2009	N/A	N/A	N/A	N/A	N/A	< 10	N/A	N/A	N/A	< 10	< 10
	9/1/2009	< 11.4	< 10	< 10	N/A	< 10	< 10	< 10	N/A	< 12	< 10	< 10
	9/1/2009	N/A	N/A	< 10	N/A	N/A	N/A	N/A	N/A	N/A	N/A	N/A
	12/17/2009	N/A	N/A	N/A	N/A	N/A	< 13.7	N/A	N/A	< 10	N/A	N/A
	3/10/2010	N/A	N/A	< 10	N/A	< 10	N/A	N/A	N/A	N/A	N/A	N/A
	3/10/2010	N/A	N/A	N/A	N/A	< 10	N/A	N/A	N/A	N/A	N/A	N/A
	9/27/2010	< 10	N/A	< 10	N/A	N/A	N/A	N/A	N/A	N/A	< 10	< 10
	1/22/2013	N/A	N/A	N/A	< 10	N/A	N/A	N/A	N/A	N/A	N/A	N/A
	3/11/2014	N/A	N/A	N/A	< 10.2	N/A	N/A	N/A	N/A	N/A	N/A	N/A
	9/23/2014	N/A	< 10	< 10	N/A	< 10.4	N/A	< 10	N/A	< 10	N/A	N/A
	1/6/2015	N/A	N/A	N/A	N/A	N/A	N/A	N/A	< 10.2	N/A	N/A	N/A
	4/2/2015	N/A	N/A	N/A	N/A	N/A	< 10.9	N/A	N/A	N/A	< 10.2	< 10.2
	9/30/2015	N/A	N/A	N/A	N/A	N/A	N/A	N/A	< 11.5	N/A	N/A	N/A
	4/15/2019	N/A	< 10.9	< 10.8	< 10.6	< 10.8	N/A	< 10.8	N/A	< 10.4	N/A	N/A
	4/28/2020	N/A	N/A	N/A	N/A	N/A	N/A	N/A	< 11.2	N/A	< 10.5	< 11.4
	5/19/2021	N/A	N/A	N/A	N/A	N/A	< 10.5	N/A	N/A	N/A	N/A	N/A
	6/5/2024	N/A	< 10	< 10	< 9.8	< 10	N/A	< 9.8	N/A	< 9.8	N/A	N/A
Hexachlorobutadiene, ug/L (CAS NO - 87-68-3)	7/24/2008	< 1.65	< 1.65	< 1.65	N/A	< 1.65	N/A	< 1.65	N/A	N/A	N/A	N/A
	7/24/2008	N/A	N/A	N/A	N/A	N/A	N/A	< 1.65	N/A	N/A	N/A	N/A
	9/24/2008	< 1.65	< 1.65	< 1.65	N/A	< 1.65	N/A	< 1.65	N/A	N/A	N/A	N/A
	3/17/2009	< 1.65	< 1.65	< 1.65	N/A	< 1.65	N/A	< 1.65	N/A	< 1.65	< 1.83	< 1.65
	3/17/2009	N/A	N/A	< 1.65	N/A	N/A	N/A	N/A	N/A	N/A	N/A	N/A
	6/23/2009	< 10	< 10	< 10	N/A	< 10	< 10	< 10	N/A	< 10	< 10	< 10
	6/23/2009	N/A	N/A	N/A	N/A	N/A	N/A	N/A	N/A	N/A	< 10	N/A
	8/13/2009	N/A	N/A	N/A	N/A	N/A	< 10	N/A	N/A	N/A	< 10	< 10
	9/1/2009	< 11.4	< 10	< 10	N/A	< 10	< 10	< 10	N/A	< 12	< 10	< 10
	9/1/2009	N/A	N/A	< 10	N/A	N/A	N/A	N/A	N/A	N/A	N/A	N/A
	12/17/2009	N/A	N/A	N/A	N/A	N/A	< 13.7	N/A	N/A	< 10	N/A	N/A
	3/10/2010	N/A	N/A	< 10	N/A	< 10	N/A	N/A	N/A	N/A	N/A	N/A
	3/10/2010	N/A	N/A	N/A	N/A	< 10	N/A	N/A	N/A	N/A	N/A	N/A
	9/27/2010	< 10	N/A	< 10	N/A	N/A	N/A	N/A	N/A	N/A	< 10	< 10
	1/22/2013	N/A	N/A	N/A	< 10	N/A	N/A	N/A	N/A	N/A	N/A	N/A
	3/11/2014	N/A	N/A	N/A	< 10.2	N/A	N/A	N/A	N/A	N/A	N/A	N/A
	9/23/2014	N/A	< 10	< 10	N/A	< 10.4	N/A	< 10	N/A	< 10	N/A	N/A
	1/6/2015	N/A	N/A	N/A	N/A	N/A	N/A	N/A	< 10.2	N/A	N/A	N/A
	4/2/2015	N/A	N/A	N/A	N/A	N/A	< 10.9	N/A	N/A	N/A	< 10.2	< 10.2
	9/30/2015	N/A	N/A	N/A	N/A	N/A	N/A	N/A	< 11.5	N/A	N/A	N/A
	4/15/2019	N/A	< 10.9	< 10.8	< 10.6	< 10.8	N/A	< 10.8	N/A	< 10.4	N/A	N/A
	4/28/2020	N/A	N/A	N/A	N/A	N/A	N/A	N/A	< 11.2	N/A	< 10.5	< 11.4
	5/19/2021	N/A	N/A	N/A	N/A	N/A	< 10.5	N/A	N/A	N/A	N/A	N/A
	6/5/2024	N/A	< 10	< 10	< 9.8	< 10	N/A	< 9.8	N/A	< 9.8	N/A	N/A

SCS ENGINEERS

Summary of Groundwater Chemistry
Scott County Landfill - 82-SDP-03-77C - HMSP

Other Constituents	Sample Date	MW-32 UPG	MW-17 DNG	MW-19 DNG	MW-20 DNG	MW-21 DNG	MW-22 DNG	MW-27 DNG	MW-28 DNG	MW-30 DNG	OP-17 DNG	OP-18 DNG
Hexachlorocyclopentadiene, ug/L (CAS NO - 77-47-4)	7/24/2008	< 1.28	< 1.28	< 1.28	N/A	< 1.28	N/A	< 1.28	N/A	N/A	N/A	N/A
	7/24/2008	N/A	N/A	N/A	N/A	N/A	N/A	< 1.28	N/A	N/A	N/A	N/A
	9/24/2008	< 1.28	< 1.28	< 1.28	N/A	< 1.28	N/A	< 1.28	N/A	N/A	N/A	N/A
	3/17/2009	< 1.28	< 1.28	< 1.28	N/A	< 1.28	N/A	< 1.28	N/A	< 1.28	< 1.42	< 1.28
	3/17/2009	N/A	N/A	< 1.28	N/A	N/A	N/A	N/A	N/A	N/A	N/A	N/A
	6/23/2009	< 10	< 10	< 10	N/A	< 10	< 10	< 10	N/A	< 10	< 10	< 10
	6/23/2009	N/A	N/A	N/A	N/A	N/A	N/A	N/A	N/A	N/A	< 10	N/A
	8/13/2009	N/A	N/A	N/A	N/A	N/A	< 10	N/A	N/A	N/A	< 10	< 10
	9/1/2009	< 11.4	< 10	< 10	N/A	< 10	< 10	< 10	N/A	< 12	< 10	< 10
	9/1/2009	N/A	N/A	< 10	N/A	N/A	N/A	N/A	N/A	N/A	N/A	N/A
	12/17/2009	N/A	N/A	N/A	N/A	N/A	< 13.7	N/A	N/A	< 10	N/A	N/A
	3/10/2010	N/A	N/A	< 10	N/A	< 10	N/A	N/A	N/A	N/A	N/A	N/A
	3/10/2010	N/A	N/A	N/A	N/A	< 10	N/A	N/A	N/A	N/A	N/A	N/A
	9/27/2010	< 10	N/A	< 10	N/A	N/A	N/A	N/A	N/A	N/A	< 10	< 10
	1/22/2013	N/A	N/A	N/A	< 20	N/A	N/A	N/A	N/A	N/A	N/A	N/A
	3/11/2014	N/A	N/A	N/A	< 20.4	N/A	N/A	N/A	N/A	N/A	N/A	N/A
	9/23/2014	N/A	< 20	< 20	N/A	< 20.8	N/A	< 20	N/A	< 20	N/A	N/A
	1/6/2015	N/A	N/A	N/A	N/A	N/A	N/A	N/A	< 20.4	N/A	N/A	N/A
	4/2/2015	N/A	N/A	N/A	N/A	N/A	< 21.7	N/A	N/A	N/A	< 20.4	< 20.4
	9/30/2015	N/A	N/A	N/A	N/A	N/A	N/A	N/A	< 23	N/A	N/A	N/A
	4/15/2019	N/A	< 10.9	< 10.8	< 10.6	< 10.8	N/A	< 10.8	N/A	< 10.4	N/A	N/A
	4/28/2020	N/A	N/A	N/A	N/A	N/A	N/A	N/A	< 11.2	N/A	< 10.5	< 11.4
	5/19/2021	N/A	N/A	N/A	N/A	N/A	< 10.5	N/A	N/A	N/A	N/A	N/A
	6/5/2024	N/A	< 10	< 10	< 9.8	< 10	N/A	< 9.8	N/A	< 9.8	N/A	N/A
Hexachloroethane, ug/L (CAS NO - 67-72-1)	7/24/2008	< 1.85	< 1.85	< 1.85	N/A	< 1.85	N/A	< 1.85	N/A	N/A	N/A	N/A
	7/24/2008	N/A	N/A	N/A	N/A	N/A	N/A	< 1.85	N/A	N/A	N/A	N/A
	9/24/2008	< 1.85	< 1.85	< 1.85	N/A	< 1.85	N/A	< 1.85	N/A	N/A	N/A	N/A
	3/17/2009	< 1.85	< 1.85	< 1.85	N/A	< 1.85	N/A	< 1.85	N/A	< 1.85	< 2.06	< 1.85
	3/17/2009	N/A	N/A	< 1.85	N/A	N/A	N/A	N/A	N/A	N/A	N/A	N/A
	6/23/2009	< 10	< 10	< 10	N/A	< 10	< 10	< 10	N/A	< 10	< 10	< 10
	6/23/2009	N/A	N/A	N/A	N/A	N/A	N/A	N/A	N/A	N/A	< 10	N/A
	8/13/2009	N/A	N/A	N/A	N/A	N/A	< 10	N/A	N/A	N/A	< 10	< 10
	9/1/2009	< 11.4	< 10	< 10	N/A	< 10	< 10	< 10	N/A	< 12	< 10	< 10
	9/1/2009	N/A	N/A	< 10	N/A	N/A	N/A	N/A	N/A	N/A	N/A	N/A
	12/17/2009	N/A	N/A	N/A	N/A	N/A	< 13.7	N/A	N/A	< 10	N/A	N/A
	3/10/2010	N/A	N/A	< 10	N/A	< 10	N/A	N/A	N/A	N/A	N/A	N/A
	3/10/2010	N/A	N/A	N/A	N/A	< 10	N/A	N/A	N/A	N/A	N/A	N/A
	9/27/2010	< 10	N/A	< 10	N/A	N/A	N/A	N/A	N/A	N/A	< 10	< 10
	1/22/2013	N/A	N/A	N/A	< 10	N/A	N/A	N/A	N/A	N/A	N/A	N/A
	3/11/2014	N/A	N/A	N/A	< 10.2	N/A	N/A	N/A	N/A	N/A	N/A	N/A
	9/23/2014	N/A	< 10	< 10	N/A	< 10.4	N/A	< 10	N/A	< 10	N/A	N/A
	1/6/2015	N/A	N/A	N/A	N/A	N/A	N/A	N/A	< 10.2	N/A	N/A	N/A
	4/2/2015	N/A	N/A	N/A	N/A	N/A	< 10.9	N/A	N/A	N/A	< 10.2	< 10.2
	9/30/2015	N/A	N/A	N/A	N/A	N/A	N/A	N/A	< 11.5	N/A	N/A	N/A
	4/15/2019	N/A	< 10.9	< 10.8	< 10.6	< 10.8	N/A	< 10.8	N/A	< 10.4	N/A	N/A
	4/28/2020	N/A	N/A	N/A	N/A	N/A	N/A	N/A	< 11.2	N/A	< 10.5	< 11.4
	5/19/2021	N/A	N/A	N/A	N/A	N/A	< 10.5	N/A	N/A	N/A	N/A	N/A
	6/5/2024	N/A	< 10	< 10	< 9.8	< 10	N/A	< 9.8	N/A	< 9.8	N/A	N/A
Hexachloropropene, ug/L (CAS NO - 1888-71-7)	7/24/2008	< 1.34	< 1.34	< 1.34	N/A	< 1.34	N/A	< 1.34	N/A	N/A	N/A	N/A
	7/24/2008	N/A	N/A	N/A	N/A	N/A	N/A	< 1.34	N/A	N/A	N/A	N/A
	9/24/2008	< 1.34	< 1.34	< 1.34	N/A	< 1.34	N/A	< 1.34	N/A	N/A	N/A	N/A
	3/17/2009	< 1.34	< 1.34	< 1.34	N/A	< 1.34	N/A	< 1.34	N/A	< 1.34	< 1.49	< 1.34
	3/17/2009	N/A	N/A	< 1.34	N/A	N/A	N/A	N/A	N/A	N/A	N/A	N/A
	6/23/2009	< 10	< 10	< 10	N/A	< 10	< 10	< 10	N/A	< 10	< 10	< 10
	6/23/2009	N/A	N/A	N/A	N/A	N/A	N/A	N/A	N/A	N/A	< 10	N/A
	8/13/2009	N/A	N/A	N/A	N/A	N/A	< 10	N/A	N/A	N/A	< 10	< 10
	9/1/2009	< 11.4	< 10	< 10	N/A	< 10	< 10	< 10	N/A	< 12	< 10	< 10
	9/1/2009	N/A	N/A	< 10	N/A	N/A	N/A	N/A	N/A	N/A	N/A	N/A
	12/17/2009	N/A	N/A	N/A	N/A	N/A	< 13.7	N/A	N/A	< 10	N/A	N/A
	3/10/2010	N/A	N/A	< 10	N/A	< 10	N/A	N/A	N/A	N/A	N/A	N/A
	3/10/2010	N/A	N/A	N/A	N/A	< 10	N/A	N/A	N/A	N/A	N/A	N/A
	9/27/2010	< 10	N/A	< 10	N/A	N/A	N/A	N/A	N/A	N/A	< 10	< 10
	1/22/2013	N/A	N/A	N/A	< 10	N/A	N/A	N/A	N/A	N/A	N/A	N/A
	3/11/2014	N/A	N/A	N/A	< 10.2	N/A	N/A	N/A	N/A	N/A	N/A	N/A
	9/23/2014	N/A	< 10	< 10	N/A	< 10.4	N/A	< 10	N/A	< 10	N/A	N/A
	1/6/2015	N/A	N/A	N/A	N/A	N/A	N/A	N/A	< 10.2	N/A	N/A	N/A
	4/2/2015	N/A	N/A	N/A	N/A	N/A	< 10.9	N/A	N/A	N/A	< 10.2	< 10.2
	9/30/2015	N/A	N/A	N/A	N/A	N/A	N/A	N/A	< 11.5	N/A	N/A	N/A
	4/15/2019	N/A	< 10.9	< 10.8	< 10.6	< 10.8	N/A	< 10.8	N/A	< 10.4	N/A	N/A
	4/28/2020	N/A	N/A	N/A	N/A	N/A	N/A	N/A	< 11.2	N/A	< 10.5	< 11.4
	5/19/2021	N/A	N/A	N/A	N/A	N/A	< 10.5	N/A	N/A	N/A	N/A	N/A
	6/5/2024	N/A	< 10	< 10	< 9.8	< 10	N/A	< 9.8	N/A	< 9.8	N/A	N/A
Indeno [1,2,3-cd] pyrene, ug/L (CAS NO - 193-39-5)	7/24/2008	< 1.19	< 1.19	< 1.19	N/A	< 1.19	N/A	< 1.19	N/A	N/A	N/A	N/A
	7/24/2008	N/A	N/A	N/A	N/A	N/A	N/A	< 1.19	N/A	N/A	N/A	N/A
	9/24/2008	< 1.19	< 1.19	< 1.19	N/A	< 1.19	N/A	< 1.19	N/A	N/A	N/A	N/A
	3/17/2009	< 1.19	< 1.19	< 1.19	N/A	< 1.19	N/A	< 1.19	N/A	< 1.19	< 1.32	< 1.19
	3/17/2009	N/A	N/A	< 1.19	N/A	N/A	N/A	N/A	N/A	N/A	N/A	N/A
	6/23/2009	< 10	< 10	< 10	N/A	< 10	< 10	< 10	N/A	< 10	< 10	< 10
	6/23/2009	N/A	N/A	N/A	N/A	N/A	N/A	N/A	N/A	N/A	< 10	N/A
	8/13/2009	N/A	N/A	N/A	N/A	N/A	< 10	N/A	N/A	N/A	< 10	< 10
	9/1/2009	< 11.4	< 10	< 10	N/A	< 10	< 10	< 10	N/A	< 12	< 10	< 10
	9/1/2009	N/A	N/A	< 10	N/A	N/A	N/A	N/A	N/A	N/A	N/A	N/A
	12/17/2009	N/A	N/A	N/A	N/A	N/A	< 13.7	N/A	N/A	< 10	N/A	N/A
	3/10/2010	N/A	N/A	< 10	N/A	< 10	N/A	N/A	N/A	N/A	N/A	N/A
	3/10/2010	N/A	N/A	N/A	N/A	< 10	N/A	N/A	N/A	N/A	N/A	N/A
	9/27/2010	< 10	N/A	< 10	N/A	N/A	N/A	N/A	N/A	N/A	< 10	< 10
	1/22/2013	N/A	N/A	N/A	< 10	N/A	N/A	N/A	N/A	N/A	N/A	N/A
	3/11/2014	N/A	N/A	N/A	< 10.2	N/A	N/A	N/A	N/A	N/A	N/A	N/A

SCS ENGINEERS

Summary of Groundwater Chemistry
Scott County Landfill - 82-SDP-03-77C - HMSP

Other Constituents	Sample Date	MW-32 UPG	MW-17 DNG	MW-19 DNG	MW-20 DNG	MW-21 DNG	MW-22 DNG	MW-27 DNG	MW-28 DNG	MW-30 DNG	OP-17 DNG	OP-18 DNG
Indeno [1,2,3-cd] pyrene, ug/L (CAS NO - 193-39-5)	9/23/2014	N/A	< 10	< 10	N/A	< 10.4	N/A	< 10	N/A	< 10	N/A	N/A
	1/6/2015	N/A	N/A	N/A	N/A	N/A	N/A	N/A	< 10.2	N/A	N/A	N/A
	4/2/2015	N/A	N/A	N/A	N/A	N/A	< 10.9	N/A	N/A	N/A	< 10.2	< 10.2
	9/30/2015	N/A	N/A	N/A	N/A	N/A	N/A	N/A	< 11.5	N/A	N/A	N/A
	4/15/2019	N/A	< 10.9	< 10.8	< 10.6	< 10.8	N/A	< 10.8	N/A	< 10.4	N/A	N/A
	4/28/2020	N/A	N/A	N/A	N/A	N/A	N/A	N/A	< 11.2	N/A	< 10.5	< 11.4
	5/19/2021	N/A	N/A	N/A	N/A	N/A	< 10.5	N/A	N/A	N/A	N/A	N/A
	6/5/2024	N/A	< 10	< 10	< 9.8	< 10	N/A	< 9.8	N/A	< 9.8	N/A	N/A
Isobutanol, mg/L (CAS NO - 78-83-1)	7/24/2008	< 10	< 10	< 10	N/A	< 10	N/A	< 10	N/A	N/A	N/A	N/A
	7/24/2008	N/A	N/A	N/A	N/A	N/A	N/A	< 10	N/A	N/A	N/A	N/A
	9/24/2008	< 10	< 10	< 10	N/A	< 10	N/A	< 10	N/A	N/A	N/A	N/A
	3/17/2009	< 10	< 10	< 10	N/A	< 10	N/A	< 10	N/A	< 10	< 10	< 10
	3/17/2009	N/A	N/A	< 10	N/A	N/A	N/A	N/A	N/A	N/A	N/A	N/A
	6/23/2009	< 10	< 10	< 10	N/A	< 10	< 10	< 10	N/A	< 10	< 10	< 10
	6/23/2009	N/A	N/A	N/A	N/A	N/A	N/A	N/A	N/A	N/A	< 10	N/A
	8/13/2009	N/A	N/A	N/A	N/A	N/A	< 10	N/A	N/A	N/A	< 10	< 10
	9/1/2009	< 10	< 10	< 10	N/A	< 10	< 10	< 10	N/A	< 10	< 10	< 10
	9/1/2009	N/A	N/A	< 10	N/A	N/A	N/A	N/A	N/A	N/A	N/A	N/A
	12/17/2009	N/A	N/A	N/A	N/A	N/A	< 10	N/A	N/A	< 10	N/A	N/A
	3/10/2010	N/A	N/A	< 10	N/A	< 10	N/A	N/A	N/A	N/A	N/A	N/A
	3/10/2010	N/A	N/A	N/A	N/A	< 10	N/A	N/A	N/A	N/A	N/A	N/A
	9/27/2010	< 10	N/A	< 10	N/A	N/A	N/A	N/A	N/A	N/A	< 10	< 10
	1/22/2013	N/A	N/A	N/A	< 10	N/A	N/A	N/A	N/A	N/A	N/A	N/A
	3/11/2014	N/A	N/A	N/A	< 10	N/A	N/A	N/A	N/A	N/A	N/A	N/A
	9/23/2014	N/A	< 10	< 10	N/A	< 10	N/A	< 10	N/A	< 10	N/A	N/A
	1/6/2015	N/A	N/A	N/A	N/A	N/A	N/A	N/A	< 10	N/A	N/A	N/A
	4/2/2015	N/A	N/A	N/A	N/A	N/A	< 10	N/A	N/A	N/A	< 10	< 10
	9/30/2015	N/A	N/A	N/A	N/A	N/A	N/A	N/A	< 10	N/A	N/A	N/A
	4/15/2019	N/A	< 10	< 10	< 10	< 10	N/A	< 10	N/A	< 10	N/A	N/A
	4/28/2020	N/A	N/A	N/A	N/A	N/A	N/A	N/A	< 10	N/A	< 10	< 10
	5/19/2021	N/A	N/A	N/A	N/A	N/A	< 10	N/A	N/A	N/A	N/A	N/A
	6/5/2024	N/A	< 10	< 10	< 10	< 10	N/A	< 10	N/A	< 10	N/A	N/A
Isodrin, ug/L (CAS NO - 465-73-6)	7/24/2008	< 4.3	< 4.3	< 4.3	N/A	< 4.3	N/A	< 4.3	N/A	N/A	N/A	N/A
	7/24/2008	N/A	N/A	N/A	N/A	N/A	N/A	< 4.3	N/A	N/A	N/A	N/A
	9/24/2008	< 4.3	< 4.3	< 4.3	N/A	< 4.3	N/A	< 4.3	N/A	N/A	N/A	N/A
	3/17/2009	< 4.3	< 4.3	< 4.3	N/A	< 4.3	N/A	< 4.3	N/A	< 4.3	< 4.78	< 4.3
	3/17/2009	N/A	N/A	< 4.3	N/A	N/A	N/A	N/A	N/A	N/A	N/A	N/A
	6/23/2009	< 10	< 10	< 10	N/A	< 10	< 10	< 10	N/A	< 10	< 10	< 10
	6/23/2009	N/A	N/A	N/A	N/A	N/A	N/A	N/A	N/A	N/A	< 10	N/A
	8/13/2009	N/A	N/A	N/A	N/A	N/A	< 10	N/A	N/A	N/A	< 10	< 10
	9/1/2009	< 11.4	< 10	< 10	N/A	< 10	< 10	< 10	N/A	< 12	< 10	< 10
	9/1/2009	N/A	N/A	< 10	N/A	N/A	N/A	N/A	N/A	N/A	N/A	N/A
	12/17/2009	N/A	N/A	N/A	N/A	N/A	< 13.7	N/A	N/A	N/A	N/A	N/A
	3/10/2010	N/A	N/A	< 10	N/A	< 10	N/A	N/A	N/A	N/A	N/A	N/A
	3/10/2010	N/A	N/A	N/A	N/A	< 10	N/A	N/A	N/A	N/A	N/A	N/A
	9/27/2010	< 10	N/A	< 10	N/A	N/A	N/A	N/A	N/A	N/A	< 10	< 10
	1/22/2013	N/A	N/A	N/A	< 10	N/A	N/A	N/A	N/A	N/A	N/A	N/A
	3/11/2014	N/A	N/A	N/A	< 10.2	N/A	N/A	N/A	N/A	N/A	N/A	N/A
	9/23/2014	N/A	< 10	< 10	N/A	< 10.4	N/A	< 10	N/A	< 10	N/A	N/A
	1/6/2015	N/A	N/A	N/A	N/A	N/A	N/A	N/A	< 10.2	N/A	N/A	N/A
	4/2/2015	N/A	N/A	N/A	N/A	N/A	< 10.9	N/A	N/A	N/A	< 10.2	< 10.2
	9/30/2015	N/A	N/A	N/A	N/A	N/A	N/A	N/A	< 11.5	N/A	N/A	N/A
	4/15/2019	N/A	< 10.9	< 10.8	< 10.6	< 10.8	N/A	< 10.8	N/A	< 10.4	N/A	N/A
	4/28/2020	N/A	N/A	N/A	N/A	N/A	N/A	N/A	< 11.2	N/A	< 10.5	< 11.4
	5/19/2021	N/A	N/A	N/A	N/A	N/A	< 10.5	N/A	N/A	N/A	N/A	N/A
	6/5/2024	N/A	< 10	< 10	< 9.8	< 10	N/A	< 9.8	N/A	< 9.8	N/A	N/A
Isophorone, ug/L (CAS NO - 78-59-1)	7/24/2008	< 2.72	< 2.72	< 2.72	N/A	< 2.72	N/A	< 2.72	N/A	N/A	N/A	N/A
	7/24/2008	N/A	N/A	N/A	N/A	N/A	N/A	< 2.72	N/A	N/A	N/A	N/A
	9/24/2008	< 2.72	< 2.72	< 2.72	N/A	< 2.72	N/A	< 2.72	N/A	N/A	N/A	N/A
	3/17/2009	< 2.72	< 2.72	< 2.72	N/A	< 2.72	N/A	< 2.72	N/A	< 2.72	< 3.02	< 2.72
	3/17/2009	N/A	N/A	< 2.72	N/A	N/A	N/A	N/A	N/A	N/A	N/A	N/A
	6/23/2009	< 10	< 10	< 10	N/A	< 10	< 10	< 10	N/A	< 10	< 10	< 10
	6/23/2009	N/A	N/A	N/A	N/A	N/A	N/A	N/A	N/A	N/A	< 10	N/A
	8/13/2009	N/A	N/A	N/A	N/A	N/A	< 10	N/A	N/A	N/A	< 10	< 10
	9/1/2009	< 11.4	< 10	< 10	N/A	< 10	< 10	< 10	N/A	< 12	< 10	< 10
	9/1/2009	N/A	N/A	< 10	N/A	N/A	N/A	N/A	N/A	N/A	N/A	N/A
	12/17/2009	N/A	N/A	N/A	N/A	N/A	< 13.7	N/A	N/A	< 10	N/A	N/A
	3/10/2010	N/A	N/A	< 10	N/A	< 10	N/A	N/A	N/A	N/A	N/A	N/A
	3/10/2010	N/A	N/A	N/A	N/A	< 10	N/A	N/A	N/A	N/A	N/A	N/A
	9/27/2010	< 10	N/A	< 10	N/A	N/A	N/A	N/A	N/A	N/A	< 10	< 10
	1/22/2013	N/A	N/A	N/A	< 10	N/A	N/A	N/A	N/A	N/A	N/A	N/A
	3/11/2014	N/A	N/A	N/A	< 10.2	N/A	N/A	N/A	N/A	N/A	N/A	N/A
	9/23/2014	N/A	< 10	< 10	N/A	< 10.4	N/A	< 10	N/A	< 10	N/A	N/A
	1/6/2015	N/A	N/A	N/A	N/A	N/A	N/A	N/A	< 10.2	N/A	N/A	N/A
	4/2/2015	N/A	N/A	N/A	N/A	N/A	< 10.9	N/A	N/A	N/A	< 10.2	< 10.2
	9/30/2015	N/A	N/A	N/A	N/A	N/A	N/A	N/A	< 11.5	N/A	N/A	N/A
	4/15/2019	N/A	< 10.9	< 10.8	< 10.6	< 10.8	N/A	< 10.8	N/A	< 10.4	N/A	N/A
	4/28/2020	N/A	N/A	N/A	N/A	N/A	N/A	N/A	< 11.2	N/A	< 10.5	< 11.4
	5/19/2021	N/A	N/A	N/A	N/A	N/A	< 10.5	N/A	N/A	N/A	N/A	N/A
	6/5/2024	N/A	< 10	< 10	< 9.8	< 10	N/A	< 9.8	N/A	< 9.8	N/A	N/A
Isosafrole, ug/L (CAS NO - 120-58-1)	7/24/2008	< 2.4	< 2.4	< 2.4	N/A	< 2.4	N/A	< 2.4	N/A	N/A	N/A	N/A
	7/24/2008	N/A	N/A	N/A	N/A	N/A	N/A	< 2.4	N/A	N/A	N/A	N/A
	9/24/2008	< 2.4	< 2.4	< 2.4	N/A	< 2.4	N/A	< 2.4	N/A	N/A	N/A	N/A
	3/17/2009	< 2.4	< 2.4	< 2.4	N/A	< 2.4	N/A	< 2.4	N/A	< 2.4	< 2.67	< 2.4
	3/17/2009	N/A	N/A	< 2.4	N/A	N/A	N/A	N/A	N/A	N/A	N/A	N/A
	6/23/2009	< 10	< 10	< 10	N/A	< 10	< 10	< 10	N/A	< 10	< 10	< 10
	6/23/2009	N/A	N/A	N/A	N/A	N/A	N/A	N/A	N/A	N/A	< 10	N/A
	8/13/2009	N/A	N/A	N/A	N/A	N/A	< 10	N/A	N/A	N/A	< 10	< 10
	9/1/2009	< 11.4	< 10	< 10	N/A	< 10	< 10	< 10	N/A	< 12	< 10	< 10
	9/1/2009	N/A	N/A	< 10	N/A	N/A	N/A	N/A	N/A	N/A	N/A	N/A

SCS ENGINEERS

Summary of Groundwater Chemistry
Scott County Landfill - 82-SDP-03-77C - HMSP

Other Constituents	Sample Date	MW-32 UPG	MW-17 DNG	MW-19 DNG	MW-20 DNG	MW-21 DNG	MW-22 DNG	MW-27 DNG	MW-28 DNG	MW-30 DNG	OP-17 DNG	OP-18 DNG
Isosafrole, ug/L (CAS NO - 120-58-1)	12/17/2009	N/A	N/A	N/A	N/A	N/A	< 13.7	N/A	N/A	< 10	N/A	N/A
	3/10/2010	N/A	N/A	< 10	N/A	< 10	N/A	N/A	N/A	N/A	N/A	N/A
	3/10/2010	N/A	N/A	N/A	N/A	< 10	N/A	N/A	N/A	N/A	N/A	N/A
	9/27/2010	< 10	N/A	< 10	N/A	N/A	N/A	N/A	N/A	N/A	< 10	< 10
	1/22/2013	N/A	N/A	N/A	< 10	N/A	N/A	N/A	N/A	N/A	N/A	N/A
	3/11/2014	N/A	N/A	N/A	< 10.2	N/A	N/A	N/A	N/A	N/A	N/A	N/A
	9/23/2014	N/A	< 10	< 10	N/A	< 10.4	N/A	< 10	N/A	< 10	N/A	N/A
	1/6/2015	N/A	N/A	N/A	N/A	N/A	N/A	N/A	< 10.2	N/A	N/A	N/A
	4/2/2015	N/A	N/A	N/A	N/A	N/A	< 10.9	N/A	N/A	N/A	< 10.2	< 10.2
	9/30/2015	N/A	N/A	N/A	N/A	N/A	N/A	N/A	< 11.5	N/A	N/A	N/A
	4/15/2019	N/A	< 10.9	< 10.8	< 10.6	< 10.8	N/A	< 10.8	N/A	< 10.4	N/A	N/A
	4/28/2020	N/A	N/A	N/A	N/A	N/A	N/A	N/A	< 11.2	N/A	< 10.5	< 11.4
	5/19/2021	N/A	N/A	N/A	N/A	N/A	< 10.5	N/A	N/A	N/A	N/A	N/A
	6/5/2024	N/A	< 10	< 10	< 9.8	< 10	N/A	< 9.8	N/A	< 9.8	N/A	N/A
Kepone, ug/L (CAS NO - 143-50-0)	7/24/2008	< 2.36	< 2.36	< 2.36	N/A	< 2.36	N/A	< 2.36	N/A	N/A	N/A	N/A
	7/24/2008	N/A	N/A	N/A	N/A	N/A	N/A	< 2.36	N/A	N/A	N/A	N/A
	9/24/2008	< 2.36	< 2.36	< 2.36	N/A	< 2.36	N/A	< 2.36	N/A	N/A	N/A	N/A
	3/17/2009	< 2.36	< 2.36	< 2.36	N/A	< 2.36	N/A	< 2.36	N/A	< 2.36	< 2.62	< 2.36
	3/17/2009	N/A	N/A	< 2.36	N/A	N/A	N/A	N/A	N/A	N/A	N/A	N/A
	6/23/2009	< 10	< 10	< 10	N/A	< 10	< 10	< 10	N/A	< 10	< 10	< 10
	6/23/2009	N/A	N/A	N/A	N/A	N/A	N/A	N/A	N/A	N/A	< 10	N/A
	8/13/2009	N/A	N/A	N/A	N/A	N/A	< 10	N/A	N/A	N/A	< 10	< 10
	9/1/2009	< 11.4	< 10	< 10	N/A	< 10	< 10	< 10	N/A	< 12	< 10	< 10
	9/1/2009	N/A	N/A	< 10	N/A	N/A	N/A	N/A	N/A	N/A	N/A	N/A
	12/17/2009	N/A	N/A	N/A	N/A	N/A	< 13.7	N/A	N/A	< 10	N/A	N/A
	3/10/2010	N/A	N/A	< 10	N/A	< 10	N/A	N/A	N/A	N/A	N/A	N/A
	3/10/2010	N/A	N/A	N/A	N/A	< 10	N/A	N/A	N/A	N/A	N/A	N/A
	9/27/2010	< 10	N/A	< 10	N/A	N/A	N/A	N/A	N/A	N/A	< 10	< 10
	1/22/2013	N/A	N/A	N/A	< 10	N/A	N/A	N/A	N/A	N/A	N/A	N/A
	3/11/2014	N/A	N/A	N/A	< 10.2	N/A	N/A	N/A	N/A	N/A	N/A	N/A
	9/23/2014	N/A	< 10	< 10	N/A	< 10.4	N/A	< 10	N/A	< 10	N/A	N/A
	1/6/2015	N/A	N/A	N/A	N/A	N/A	N/A	N/A	< 10.2	N/A	N/A	N/A
	4/2/2015	N/A	N/A	N/A	N/A	N/A	< 10.9	N/A	N/A	N/A	< 10.2	< 10.2
	9/30/2015	N/A	N/A	N/A	N/A	N/A	N/A	N/A	< 11.5	N/A	N/A	N/A
	4/15/2019	N/A	< 10.9	< 10.8	< 10.6	< 10.8	N/A	< 10.8	N/A	< 10.4	N/A	N/A
	4/28/2020	N/A	N/A	N/A	N/A	N/A	N/A	N/A	< 11.2	N/A	< 10.5	< 11.4
	5/19/2021	N/A	N/A	N/A	N/A	N/A	< 10.5	N/A	N/A	N/A	N/A	N/A
	6/5/2024	N/A	< 10	< 10	< 9.8	< 10	N/A	< 9.8	N/A	< 9.8	N/A	N/A
Methacrylonitrile, ug/L (CAS NO - 126-98-7)	7/24/2008	< 0.56	< 0.56	< 0.56	N/A	< 0.56	N/A	< 0.56	N/A	N/A	N/A	N/A
	7/24/2008	N/A	N/A	N/A	N/A	N/A	N/A	< 0.56	N/A	N/A	N/A	N/A
	9/24/2008	< 0.56	< 0.56	< 0.56	N/A	< 0.56	N/A	< 0.56	N/A	N/A	N/A	N/A
	3/17/2009	< 0.56	< 0.56	< 0.56	N/A	< 0.56	N/A	< 0.56	N/A	< 0.56	< 0.56	< 0.56
	3/17/2009	N/A	N/A	< 0.56	N/A	N/A	N/A	N/A	N/A	N/A	N/A	N/A
	6/23/2009	< 1	< 1	< 1	N/A	< 1	< 1	< 1	N/A	< 1	< 1	< 1
	6/23/2009	N/A	N/A	N/A	N/A	N/A	N/A	N/A	N/A	N/A	< 1	N/A
	8/13/2009	N/A	N/A	N/A	N/A	N/A	< 1	N/A	N/A	N/A	< 1	< 1
	9/1/2009	< 1	< 1	< 1	N/A	< 1	< 1	< 1	N/A	< 1	< 1	< 1
	9/1/2009	N/A	N/A	< 1	N/A	N/A	N/A	N/A	N/A	N/A	N/A	N/A
	12/17/2009	N/A	N/A	N/A	N/A	N/A	< 1	N/A	N/A	< 1	N/A	N/A
	3/10/2010	< 1	< 1	< 1	N/A	< 1	< 1	< 1	N/A	< 1	< 1	N/A
	3/10/2010	N/A	N/A	N/A	N/A	< 1	N/A	N/A	N/A	N/A	N/A	N/A
	9/27/2010	< 2	< 1	< 1	N/A	N/A	N/A	< 2	N/A	< 2	< 1	< 1
	1/22/2013	N/A	N/A	N/A	< 1	N/A	N/A	N/A	N/A	N/A	N/A	N/A
	3/11/2014	N/A	N/A	N/A	< 1	N/A	N/A	N/A	N/A	N/A	N/A	N/A
	9/23/2014	N/A	< 10	< 10	N/A	< 10	N/A	< 10	N/A	< 10	N/A	N/A
	1/6/2015	N/A	N/A	N/A	N/A	N/A	N/A	N/A	< 10	N/A	N/A	N/A
	4/2/2015	N/A	N/A	N/A	N/A	N/A	< 10	N/A	N/A	N/A	< 10	< 10
	9/30/2015	N/A	N/A	N/A	N/A	N/A	N/A	N/A	< 10	N/A	N/A	N/A
	4/15/2019	N/A	< 10	< 10	< 10	< 10	N/A	< 10	N/A	< 10	N/A	N/A
	4/28/2020	N/A	N/A	N/A	N/A	N/A	N/A	N/A	< 10	N/A	< 10	< 10
	5/19/2021	N/A	N/A	N/A	N/A	N/A	< 10	N/A	N/A	N/A	N/A	N/A
	6/5/2024	N/A	< 10	< 10	< 10	< 10	N/A	< 10	N/A	< 10	N/A	N/A
Methapyrilene, ug/L (CAS NO - 91-80-5)	7/24/2008	< 2.58	< 2.58	< 2.58	N/A	< 2.58	N/A	< 2.58	N/A	N/A	N/A	N/A
	7/24/2008	N/A	N/A	N/A	N/A	N/A	N/A	< 2.58	N/A	N/A	N/A	N/A
	9/24/2008	< 2.58	< 2.58	< 2.58	N/A	< 2.58	N/A	< 2.58	N/A	N/A	N/A	N/A
	3/17/2009	< 2.58	< 2.58	< 2.58	N/A	< 2.58	N/A	< 2.58	N/A	< 2.58	< 2.87	< 2.58
	3/17/2009	N/A	N/A	< 2.58	N/A	N/A	N/A	N/A	N/A	N/A	N/A	N/A
	6/23/2009	< 10	< 10	< 10	N/A	< 10	< 10	< 10	N/A	< 10	< 10	< 10
	6/23/2009	N/A	N/A	N/A	N/A	N/A	N/A	N/A	N/A	N/A	< 10	N/A
	8/13/2009	N/A	N/A	N/A	N/A	N/A	< 10	N/A	N/A	N/A	< 10	< 10
	9/1/2009	< 11.4	< 10	< 10	N/A	< 10	< 10	< 10	N/A	< 12	< 10	< 10
	9/1/2009	N/A	N/A	< 10	N/A	N/A	N/A	N/A	N/A	N/A	N/A	N/A
	12/17/2009	N/A	N/A	N/A	N/A	N/A	< 13.7	N/A	N/A	< 10	N/A	N/A
	3/10/2010	N/A	N/A	< 10	N/A	< 10	N/A	N/A	N/A	N/A	N/A	N/A
	3/10/2010	N/A	N/A	N/A	N/A	< 10	N/A	N/A	N/A	N/A	N/A	N/A
	9/27/2010	< 10	N/A	< 10	N/A	N/A	N/A	N/A	N/A	N/A	< 10	< 10
	1/22/2013	N/A	N/A	N/A	< 10	N/A	N/A	N/A	N/A	N/A	N/A	N/A
	3/11/2014	N/A	N/A	N/A	< 10.2	N/A	N/A	N/A	N/A	N/A	N/A	N/A
	9/23/2014	N/A	< 10	< 10	N/A	< 10.4	N/A	< 10	N/A	< 10	N/A	N/A
	1/6/2015	N/A	N/A	N/A	N/A	N/A	N/A	N/A	< 10.2	N/A	N/A	N/A
	4/2/2015	N/A	N/A	N/A	N/A	N/A	< 10.9	N/A	N/A	N/A	< 10.2	< 10.2
	9/30/2015	N/A	N/A	N/A	N/A	N/A	N/A	N/A	< 11.5	N/A	N/A	N/A
	4/15/2019	N/A	< 10.9	< 10.8	< 10.6	< 10.8	N/A	< 10.8	N/A	< 10.4	N/A	N/A
	4/28/2020	N/A	N/A	N/A	N/A	N/A	N/A	N/A	< 11.2	N/A	< 10.5	< 11.4
	5/19/2021	N/A	N/A	N/A	N/A	N/A	< 10.5	N/A	N/A	N/A	N/A	N/A
	6/5/2024	N/A	< 10	< 10	< 9.8	< 10	N/A	< 9.8	N/A	< 9.8	N/A	N/A

SCS ENGINEERS

Summary of Groundwater Chemistry
Scott County Landfill - 82-SDP-03-77C - HMSP

Other Constituents	Sample Date	MW-32 UPG	MW-17 DNG	MW-19 DNG	MW-20 DNG	MW-21 DNG	MW-22 DNG	MW-27 DNG	MW-28 DNG	MW-30 DNG	OP-17 DNG	OP-18 DNG
Methoxychlor, ug/L (CAS NO - 72-43-5)	7/24/2008	< 0.099	< 0.1	< 0.1	N/A	< 0.1	N/A	< 0.11	N/A	N/A	N/A	N/A
	7/24/2008	N/A	N/A	N/A	N/A	N/A	N/A	< 0.1	N/A	N/A	N/A	N/A
	9/24/2008	< 0.016	< 0.016	< 0.016	N/A	< 0.016	N/A	< 0.016	N/A	N/A	N/A	N/A
	3/17/2009	< 0.032	< 0.032	< 0.032	N/A	< 0.032	N/A	< 0.032	N/A	< 0.032	< 0.039	< 0.032
	3/17/2009	N/A	N/A	< 0.032	N/A	N/A	N/A	N/A	N/A	N/A	N/A	N/A
	6/23/2009	< 0.032	< 0.032	< 0.032	N/A	< 0.032	< 0.032	< 0.032	N/A	< 0.032	< 0.032	< 0.032
	6/23/2009	N/A	N/A	N/A	N/A	N/A	N/A	N/A	N/A	N/A	< 0.032	N/A
	8/13/2009	N/A	N/A	N/A	N/A	N/A	< 0.032	N/A	N/A	N/A	< 0.032	< 0.032
	9/1/2009	< 0.032	< 0.032	< 0.032	N/A	< 0.032	< 0.032	< 0.032	N/A	< 0.032	< 0.032	< 0.032
	9/1/2009	N/A	N/A	< 0.032	N/A	N/A	N/A	N/A	N/A	N/A	N/A	N/A
	12/17/2009	N/A	N/A	N/A	N/A	N/A	< 0.032	N/A	N/A	< 0.032	N/A	N/A
	9/27/2010	N/A	N/A	N/A	N/A	N/A	N/A	N/A	N/A	N/A	< 0.032	< 0.032
	1/22/2013	N/A	N/A	N/A	< 0.1	N/A	N/A	N/A	N/A	N/A	N/A	N/A
	3/11/2014	N/A	N/A	N/A	0.0205*	N/A	N/A	N/A	N/A	N/A	N/A	N/A
	9/23/2014	N/A	< 0.032	< 0.032	N/A	< 0.032	N/A	0.00346*	N/A	< 0.032	N/A	N/A
	1/6/2015	N/A	N/A	N/A	N/A	N/A	N/A	N/A	< 0.0327	N/A	N/A	N/A
	4/2/2015	N/A	N/A	N/A	N/A	N/A	0.00386*	N/A	N/A	N/A	0.0179*	< 1.78
	9/30/2015	N/A	N/A	N/A	N/A	N/A	N/A	N/A	< 0.032	N/A	N/A	N/A
	4/15/2019	N/A	< 0.0344	< 0.034	< 0.0348	< 0.034	N/A	< 0.0348	N/A	< 0.034	N/A	N/A
	4/28/2020	N/A	N/A	N/A	N/A	N/A	N/A	N/A	< 0.0356	N/A	0.00675*	< 0.0395
	5/19/2021	N/A	N/A	N/A	N/A	N/A	< 0.0344	N/A	N/A	N/A	N/A	N/A
	6/5/2024	N/A	< 0.0877	**0.19**	< 0.0904	< 0.0943	N/A	< 0.0907	N/A	< 0.0911	N/A	N/A
Methyl Methacrylate, ug/L (CAS NO - 80-62-6)	7/24/2008	< 0.78	< 0.78	< 0.78	N/A	< 0.78	N/A	< 0.78	N/A	N/A	N/A	N/A
	7/24/2008	N/A	N/A	N/A	N/A	N/A	N/A	< 0.78	N/A	N/A	N/A	N/A
	9/24/2008	< 0.78	< 0.78	< 0.78	N/A	< 0.78	N/A	< 0.78	N/A	N/A	N/A	N/A
	3/17/2009	< 0.78	< 0.78	< 0.78	N/A	< 0.78	N/A	< 0.78	N/A	< 0.78	< 0.78	< 0.78
	3/17/2009	N/A	N/A	< 0.78	N/A	N/A	N/A	N/A	N/A	N/A	N/A	N/A
	6/23/2009	< 2	< 2	< 2	N/A	< 2	< 2	< 2	N/A	< 2	< 2	< 2
	6/23/2009	N/A	N/A	N/A	N/A	N/A	N/A	N/A	N/A	N/A	< 2	N/A
	8/13/2009	N/A	N/A	N/A	N/A	N/A	< 2	N/A	N/A	N/A	< 2	< 2
	9/1/2009	< 2	< 2	< 2	N/A	< 2	< 2	< 2	N/A	< 2	< 2	< 2
	9/1/2009	N/A	N/A	< 2	N/A	N/A	N/A	N/A	N/A	N/A	N/A	N/A
	12/17/2009	N/A	N/A	N/A	N/A	N/A	< 4	N/A	N/A	< 4	N/A	N/A
	3/10/2010	< 2	< 2	< 2	N/A	< 2	< 2	< 2	N/A	< 2	< 2	N/A
	3/10/2010	N/A	N/A	N/A	N/A	< 2	N/A	N/A	N/A	N/A	N/A	N/A
	9/27/2010	< 10	< 2	< 2	N/A	N/A	N/A	< 10	N/A	< 10	< 2	< 2
	1/22/2013	N/A	N/A	N/A	< 2	N/A	N/A	N/A	N/A	N/A	N/A	N/A
	3/11/2014	N/A	N/A	N/A	< 2	N/A	N/A	N/A	N/A	N/A	N/A	N/A
	9/23/2014	N/A	< 2	< 2	N/A	< 2	N/A	< 2	N/A	< 2	N/A	N/A
	1/6/2015	N/A	N/A	N/A	N/A	N/A	N/A	N/A	< 2	N/A	N/A	N/A
	4/2/2015	N/A	N/A	N/A	N/A	N/A	< 2	N/A	N/A	N/A	< 2	< 2
	9/30/2015	N/A	N/A	N/A	N/A	N/A	N/A	N/A	< 2	N/A	N/A	N/A
	4/15/2019	N/A	< 2	< 2	< 2	< 2	N/A	< 2	N/A	< 2	N/A	N/A
	4/28/2020	N/A	N/A	N/A	N/A	N/A	N/A	N/A	< 2	N/A	< 2	< 2
	5/19/2021	N/A	N/A	N/A	N/A	N/A	< 2	N/A	N/A	N/A	N/A	N/A
	6/5/2024	N/A	< 2	< 2	< 2	< 2	N/A	< 2	N/A	< 2	N/A	N/A
Methyl Methanesulfonate, ug/L (CAS NO - 66-27-3)	7/24/2008	< 1.12	< 1.12	< 1.12	N/A	< 1.12	N/A	< 1.12	N/A	N/A	N/A	N/A
	7/24/2008	N/A	N/A	N/A	N/A	N/A	N/A	< 1.12	N/A	N/A	N/A	N/A
	9/24/2008	< 1.12	< 1.12	< 1.12	N/A	< 1.12	N/A	< 1.12	N/A	N/A	N/A	N/A
	3/17/2009	< 1.12	< 1.12	< 1.12	N/A	< 1.12	N/A	< 1.12	N/A	< 1.12	< 1.24	< 1.12
	3/17/2009	N/A	N/A	< 1.12	N/A	N/A	N/A	N/A	N/A	N/A	N/A	N/A
	6/23/2009	< 10	< 10	< 10	N/A	< 10	< 10	< 10	N/A	< 10	< 10	< 10
	6/23/2009	N/A	N/A	N/A	N/A	N/A	N/A	N/A	N/A	N/A	< 10	N/A
	8/13/2009	N/A	N/A	N/A	N/A	N/A	< 10	N/A	N/A	N/A	< 10	< 10
	9/1/2009	< 11.4	< 10	< 10	N/A	< 10	< 10	< 10	N/A	< 12	< 10	< 10
	9/1/2009	N/A	N/A	< 10	N/A	N/A	N/A	N/A	N/A	N/A	N/A	N/A
	12/17/2009	N/A	N/A	N/A	N/A	N/A	< 13.7	N/A	N/A	< 10	N/A	N/A
	3/10/2010	N/A	N/A	< 10	N/A	< 10	N/A	N/A	N/A	N/A	N/A	N/A
	3/10/2010	N/A	N/A	N/A	N/A	< 10	N/A	N/A	N/A	N/A	N/A	N/A
	9/27/2010	< 10	N/A	< 10	N/A	N/A	N/A	N/A	N/A	N/A	< 10	< 10
	1/22/2013	N/A	N/A	N/A	< 10	N/A	N/A	N/A	N/A	N/A	N/A	N/A
	3/11/2014	N/A	N/A	N/A	< 10.2	N/A	N/A	N/A	N/A	N/A	N/A	N/A
	9/23/2014	N/A	< 10	< 10	N/A	< 10.4	N/A	< 10	N/A	< 10	N/A	N/A
	1/6/2015	N/A	N/A	N/A	N/A	N/A	N/A	N/A	< 10.2	N/A	N/A	N/A
	4/2/2015	N/A	N/A	N/A	N/A	N/A	< 10.9	N/A	N/A	N/A	< 10.2	< 10.2
	9/30/2015	N/A	N/A	N/A	N/A	N/A	N/A	N/A	< 11.5	N/A	N/A	N/A
	4/15/2019	N/A	< 10.9	< 10.8	< 10.6	< 10.8	N/A	< 10.8	N/A	< 10.4	N/A	N/A
	4/28/2020	N/A	N/A	N/A	N/A	N/A	N/A	N/A	< 11.2	N/A	< 10.5	< 11.4
	5/19/2021	N/A	N/A	N/A	N/A	N/A	< 10.5	N/A	N/A	N/A	N/A	N/A
	6/5/2024	N/A	< 10	< 10	< 9.8	< 10	N/A	< 9.8	N/A	< 9.8	N/A	N/A
Naphthalene, ug/L (CAS NO - 91-20-3)	7/24/2008	< 0.35	< 0.35	< 0.35	N/A	< 0.35	N/A	< 0.35	N/A	N/A	N/A	N/A
	7/24/2008	N/A	N/A	N/A	N/A	N/A	N/A	< 0.35	N/A	N/A	N/A	N/A
	9/24/2008	< 0.35	< 0.35	< 0.35	N/A	< 0.35	N/A	< 0.35	N/A	N/A	N/A	N/A
	3/17/2009	0.73*	0.97*	3.21*	N/A	< 0.35	N/A	< 0.35	N/A	< 0.35	**0.53**	**0.37**
	3/17/2009	N/A	N/A	1.59*	N/A	N/A	N/A	N/A	N/A	N/A	N/A	N/A
	6/23/2009	< 5	< 5	< 5	N/A	< 5	< 20	< 5	N/A	< 5	< 5	< 5
	6/23/2009	N/A	N/A	N/A	N/A	N/A	N/A	N/A	N/A	N/A	< 5	N/A
	8/13/2009	N/A	N/A	N/A	N/A	N/A	< 5	N/A	N/A	N/A	< 5	< 5
	9/1/2009	< 5	< 5	< 5	N/A	< 5	< 5	< 5	N/A	< 5	< 5	< 5
	9/1/2009	N/A	N/A	< 5	N/A	N/A	N/A	N/A	N/A	N/A	N/A	N/A
	12/17/2009	N/A	N/A	N/A	N/A	N/A	< 10	N/A	N/A	< 10	N/A	N/A
	3/10/2010	< 5	< 5	< 5	N/A	< 5	< 5	< 5	N/A	< 5	< 5	N/A
	3/10/2010	N/A	N/A	N/A	N/A	< 5	N/A	N/A	N/A	N/A	N/A	N/A
	9/27/2010	< 5	< 5	< 5	N/A	N/A	N/A	< 5	N/A	< 5	< 5	< 5
	3/28/2011	N/A	< 5	< 5	N/A	N/A	N/A	N/A	N/A	N/A	< 5	< 5
	9/15/2011	N/A	< 5	< 5	N/A	N/A	N/A	N/A	N/A	N/A	< 5	< 5
	3/29/2012	N/A	< 5	N/A	N/A	N/A	N/A	N/A	N/A	N/A	< 5	< 5
	9/18/2012	N/A	< 5	< 5	N/A	N/A	N/A	N/A	N/A	N/A	< 5	< 5

SCS ENGINEERS

Summary of Groundwater Chemistry
Scott County Landfill - 82-SDP-03-77C - HMSP

Other Constituents	Sample Date	MW-32 UPG	MW-17 DNG	MW-19 DNG	MW-20 DNG	MW-21 DNG	MW-22 DNG	MW-27 DNG	MW-28 DNG	MW-30 DNG	OP-17 DNG	OP-18 DNG
Naphthalene, ug/L (CAS NO - 91-20-3)	1/22/2013	N/A	N/A	N/A	< 5	N/A	N/A	N/A	N/A	N/A	N/A	N/A
	3/27/2013	N/A	< 5	< 5	N/A	N/A	N/A	N/A	N/A	N/A	< 5	< 5
	9/25/2013	N/A	0.947*	< 5	N/A	N/A	N/A	N/A	N/A	N/A	< 5	< 5
	3/11/2014	N/A	N/A	N/A	< 5	N/A	N/A	N/A	N/A	N/A	N/A	N/A
	9/23/2014	N/A	< 5	< 5	N/A	< 5	N/A	< 5	N/A	< 5	< 5	< 5
	9/23/2014	N/A	N/A	N/A	N/A	N/A	N/A	N/A	N/A	N/A	N/A	< 5
	1/6/2015	N/A	N/A	N/A	N/A	N/A	N/A	N/A	< 5	N/A	N/A	N/A
	4/2/2015	N/A	N/A	N/A	N/A	N/A	< 5	N/A	N/A	N/A	< 5	< 5
	9/30/2015	N/A	N/A	N/A	N/A	N/A	N/A	N/A	< 5	N/A	N/A	N/A
	4/15/2019	N/A	< 5	< 5	< 5	< 5	N/A	< 5	N/A	< 5	N/A	N/A
	4/28/2020	N/A	N/A	N/A	N/A	N/A	N/A	N/A	< 5	N/A	< 5	< 5
	5/19/2021	N/A	N/A	N/A	N/A	N/A	< 5	N/A	N/A	N/A	N/A	N/A
	6/5/2024	N/A	< 5	< 5	< 5	< 5	N/A	< 5	N/A	< 5	N/A	N/A
Nitrobenzene, ug/L (CAS NO - 98-95-3)	7/24/2008	< 1.17	< 1.17	< 1.17	N/A	< 1.17	N/A	< 1.17	N/A	N/A	N/A	N/A
	7/24/2008	N/A	N/A	N/A	N/A	N/A	N/A	< 1.17	N/A	N/A	N/A	N/A
	9/24/2008	< 1.17	< 1.17	< 1.17	N/A	< 1.17	N/A	< 1.17	N/A	N/A	N/A	N/A
	3/17/2009	< 1.17	< 1.17	< 1.17	N/A	< 1.17	N/A	< 1.17	N/A	< 1.17	< 1.3	< 1.17
	3/17/2009	N/A	N/A	< 1.17	N/A	N/A	N/A	N/A	N/A	N/A	N/A	N/A
	6/23/2009	< 10	< 10	< 10	N/A	< 10	< 10	< 10	N/A	< 10	< 10	< 10
	6/23/2009	N/A	N/A	N/A	N/A	N/A	N/A	N/A	N/A	N/A	< 10	N/A
	8/13/2009	N/A	N/A	N/A	N/A	N/A	< 10	N/A	N/A	N/A	< 10	< 10
	9/1/2009	< 11.4	< 10	< 10	N/A	< 10	< 10	< 10	N/A	< 12	< 10	< 10
	9/1/2009	N/A	N/A	< 10	N/A	N/A	N/A	N/A	N/A	N/A	N/A	N/A
	12/17/2009	N/A	N/A	N/A	N/A	N/A	< 13.7	N/A	N/A	< 10	N/A	N/A
	3/10/2010	N/A	N/A	< 10	N/A	< 10	N/A	N/A	N/A	N/A	N/A	N/A
	3/10/2010	N/A	N/A	N/A	N/A	< 10	N/A	N/A	N/A	N/A	N/A	N/A
	9/27/2010	< 10	N/A	< 10	N/A	N/A	N/A	N/A	N/A	N/A	< 10	< 10
	1/22/2013	N/A	N/A	N/A	< 10	N/A	N/A	N/A	N/A	N/A	N/A	N/A
	3/11/2014	N/A	N/A	N/A	< 10.2	N/A	N/A	N/A	N/A	N/A	N/A	N/A
	9/23/2014	N/A	< 10	< 10	N/A	< 10.4	N/A	< 10	N/A	< 10	N/A	N/A
	1/6/2015	N/A	N/A	N/A	N/A	N/A	N/A	N/A	< 10.2	N/A	N/A	N/A
	4/2/2015	N/A	N/A	N/A	N/A	N/A	< 10.9	N/A	N/A	N/A	< 10.2	< 10.2
	9/30/2015	N/A	N/A	N/A	N/A	N/A	N/A	N/A	< 11.5	N/A	N/A	N/A
	4/15/2019	N/A	< 10.9	< 10.8	< 10.6	< 10.8	N/A	< 10.8	N/A	< 10.4	N/A	N/A
	4/28/2020	N/A	N/A	N/A	N/A	N/A	N/A	N/A	< 11.2	N/A	< 10.5	< 11.4
	5/19/2021	N/A	N/A	N/A	N/A	N/A	< 10.5	N/A	N/A	N/A	N/A	N/A
	6/5/2024	N/A	< 10	< 10	< 9.8	< 10	N/A	< 9.8	N/A	< 9.8	N/A	N/A
N-Nitrosodiethylamine, ug/L (CAS NO - 55-18-5)	7/24/2008	< 1.85	< 1.85	< 1.85	N/A	< 1.85	N/A	< 1.85	N/A	N/A	N/A	N/A
	7/24/2008	N/A	N/A	N/A	N/A	N/A	N/A	< 1.85	N/A	N/A	N/A	N/A
	9/24/2008	< 1.85	< 1.85	< 1.85	N/A	< 1.85	N/A	< 1.85	N/A	N/A	N/A	N/A
	3/17/2009	< 1.85	< 1.85	< 1.85	N/A	< 1.85	N/A	< 1.85	N/A	< 1.85	< 2.06	< 1.85
	3/17/2009	N/A	N/A	< 1.85	N/A	N/A	N/A	N/A	N/A	N/A	N/A	N/A
	6/23/2009	< 10	< 10	< 10	N/A	< 10	< 10	< 10	N/A	< 10	< 10	< 10
	6/23/2009	N/A	N/A	N/A	N/A	N/A	N/A	N/A	N/A	N/A	< 10	N/A
	8/13/2009	N/A	N/A	N/A	N/A	N/A	< 10	N/A	N/A	N/A	< 10	< 10
	9/1/2009	< 11.4	< 10	< 10	N/A	< 10	< 10	< 10	N/A	< 12	< 10	< 10
	9/1/2009	N/A	N/A	< 10	N/A	N/A	N/A	N/A	N/A	N/A	N/A	N/A
	12/17/2009	N/A	N/A	N/A	N/A	N/A	< 13.7	N/A	N/A	< 10	N/A	N/A
	3/10/2010	N/A	N/A	< 10	N/A	< 10	N/A	N/A	N/A	N/A	N/A	N/A
	3/10/2010	N/A	N/A	N/A	N/A	< 10	N/A	N/A	N/A	N/A	N/A	N/A
	9/27/2010	< 10	N/A	< 10	N/A	N/A	N/A	N/A	N/A	N/A	< 10	< 10
	1/22/2013	N/A	N/A	N/A	< 10	N/A	N/A	N/A	N/A	N/A	N/A	N/A
	3/11/2014	N/A	N/A	N/A	< 10.2	N/A	N/A	N/A	N/A	N/A	N/A	N/A
	9/23/2014	N/A	< 10	< 10	N/A	< 10.4	N/A	< 10	N/A	< 10	N/A	N/A
	1/6/2015	N/A	N/A	N/A	N/A	N/A	N/A	N/A	< 10.2	N/A	N/A	N/A
	4/2/2015	N/A	N/A	N/A	N/A	N/A	< 10.9	N/A	N/A	N/A	< 10.2	< 10.2
	9/30/2015	N/A	N/A	N/A	N/A	N/A	N/A	N/A	< 11.5	N/A	N/A	N/A
	4/15/2019	N/A	< 10.9	< 10.8	< 10.6	< 10.8	N/A	< 10.8	N/A	< 10.4	N/A	N/A
	4/28/2020	N/A	N/A	N/A	N/A	N/A	N/A	N/A	< 11.2	N/A	< 10.5	< 11.4
	5/19/2021	N/A	N/A	N/A	N/A	N/A	< 10.5	N/A	N/A	N/A	N/A	N/A
	6/5/2024	N/A	< 10	< 10	< 9.8	< 10	N/A	< 9.8	N/A	< 9.8	N/A	N/A
N-Nitrosodimethylamine, ug/L (CAS NO - 62-75-9)	7/24/2008	< 1.5	< 1.5	< 1.5	N/A	< 1.5	N/A	< 1.5	N/A	N/A	N/A	N/A
	7/24/2008	N/A	N/A	N/A	N/A	N/A	N/A	< 1.5	N/A	N/A	N/A	N/A
	9/24/2008	< 1.5	< 1.5	< 1.5	N/A	< 1.5	N/A	< 1.5	N/A	N/A	N/A	N/A
	3/17/2009	< 1.5	< 1.5	< 1.5	N/A	< 1.5	N/A	< 1.5	N/A	< 1.5	< 1.67	< 1.5
	3/17/2009	N/A	N/A	< 1.5	N/A	N/A	N/A	N/A	N/A	N/A	N/A	N/A
	6/23/2009	< 10	< 10	< 10	N/A	< 10	< 10	< 10	N/A	< 10	< 10	< 10
	6/23/2009	N/A	N/A	N/A	N/A	N/A	N/A	N/A	N/A	N/A	< 10	N/A
	8/13/2009	N/A	N/A	N/A	N/A	N/A	< 10	N/A	N/A	N/A	< 10	< 10
	9/1/2009	< 11.4	< 10	< 10	N/A	< 10	< 10	< 10	N/A	< 12	< 10	< 10
	9/1/2009	N/A	N/A	< 10	N/A	N/A	N/A	N/A	N/A	N/A	N/A	N/A
	12/17/2009	N/A	N/A	N/A	N/A	N/A	< 13.7	N/A	N/A	< 10	N/A	N/A
	3/10/2010	N/A	N/A	< 10	N/A	< 10	N/A	N/A	N/A	N/A	N/A	N/A
	3/10/2010	N/A	N/A	N/A	N/A	< 10	N/A	N/A	N/A	N/A	N/A	N/A
	9/27/2010	< 10	N/A	< 10	N/A	N/A	N/A	N/A	N/A	N/A	< 10	< 10
	1/22/2013	N/A	N/A	N/A	< 10	N/A	N/A	N/A	N/A	N/A	N/A	N/A
	3/11/2014	N/A	N/A	N/A	< 10.2	N/A	N/A	N/A	N/A	N/A	N/A	N/A
	9/23/2014	N/A	< 10	< 10	N/A	< 10.4	N/A	< 10	N/A	< 10	N/A	N/A
	1/6/2015	N/A	N/A	N/A	N/A	N/A	N/A	N/A	< 10.2	N/A	N/A	N/A
	4/2/2015	N/A	N/A	N/A	N/A	N/A	< 10.9	N/A	N/A	N/A	< 10.2	< 10.2
	9/30/2015	N/A	N/A	N/A	N/A	N/A	N/A	N/A	< 11.5	N/A	N/A	N/A
	4/15/2019	N/A	< 10.9	< 10.8	< 10.6	< 10.8	N/A	< 10.8	N/A	< 10.4	N/A	N/A
	4/28/2020	N/A	N/A	N/A	N/A	N/A	N/A	N/A	< 11.2	N/A	< 10.5	< 11.4
	5/19/2021	N/A	N/A	N/A	N/A	N/A	< 10.5	N/A	N/A	N/A	N/A	N/A
	6/5/2024	N/A	< 10	< 10	< 9.8	< 10	N/A	< 9.8	N/A	< 9.8	N/A	N/A

SCS ENGINEERS

Summary of Groundwater Chemistry
Scott County Landfill - 82-SDP-03-77C - HMSP

Other Constituents	Sample Date	MW-32 UPG	MW-17 DNG	MW-19 DNG	MW-20 DNG	MW-21 DNG	MW-22 DNG	MW-27 DNG	MW-28 DNG	MW-30 DNG	OP-17 DNG	OP-18 DNG
N-Nitrosodi-n-butylamine, ug/L (CAS NO - 924-16-3)	7/24/2008	< 2.51	< 2.51	< 2.51	N/A	< 2.51	N/A	< 2.51	N/A	N/A	N/A	N/A
	7/24/2008	N/A	N/A	N/A	N/A	N/A	N/A	< 2.51	N/A	N/A	N/A	N/A
	9/24/2008	< 2.51	< 2.51	< 2.51	N/A	< 2.51	N/A	< 2.51	N/A	N/A	N/A	N/A
	3/17/2009	< 2.51	< 2.51	< 2.51	N/A	< 2.51	N/A	< 2.51	N/A	< 2.51	< 2.79	< 2.51
	3/17/2009	N/A	N/A	< 2.51	N/A	N/A	N/A	N/A	N/A	N/A	N/A	N/A
	6/23/2009	< 10	< 10	< 10	N/A	< 10	< 10	< 10	N/A	< 10	< 10	< 10
	6/23/2009	N/A	N/A	N/A	N/A	N/A	N/A	N/A	N/A	N/A	< 10	N/A
	8/13/2009	N/A	N/A	N/A	N/A	N/A	< 10	N/A	N/A	N/A	< 10	< 10
	9/1/2009	< 11.4	< 10	< 10	N/A	< 10	< 10	< 10	N/A	< 12	< 10	< 10
	9/1/2009	N/A	N/A	< 10	N/A	N/A	N/A	N/A	N/A	N/A	N/A	N/A
	12/17/2009	N/A	N/A	N/A	N/A	N/A	< 13.7	N/A	N/A	< 10	N/A	N/A
	3/10/2010	N/A	N/A	< 10	N/A	< 10	N/A	N/A	N/A	N/A	N/A	N/A
	3/10/2010	N/A	N/A	N/A	N/A	< 10	N/A	N/A	N/A	N/A	N/A	N/A
	9/27/2010	< 10	N/A	< 10	N/A	N/A	N/A	N/A	N/A	N/A	< 10	< 10
	1/22/2013	N/A	N/A	N/A	< 10	N/A	N/A	N/A	N/A	N/A	N/A	N/A
	3/11/2014	N/A	N/A	N/A	< 10.2	N/A	N/A	N/A	N/A	N/A	N/A	N/A
	9/23/2014	N/A	< 10	< 10	N/A	< 10.4	N/A	< 10	N/A	< 10	N/A	N/A
	1/6/2015	N/A	N/A	N/A	N/A	N/A	N/A	N/A	< 10.2	N/A	N/A	N/A
	4/2/2015	N/A	N/A	N/A	N/A	N/A	< 10.9	N/A	N/A	N/A	< 10.2	< 10.2
	9/30/2015	N/A	N/A	N/A	N/A	N/A	N/A	N/A	< 11.5	N/A	N/A	N/A
	4/15/2019	N/A	< 10.9	< 10.8	< 10.6	< 10.8	N/A	< 10.8	N/A	< 10.4	N/A	N/A
	4/28/2020	N/A	N/A	N/A	N/A	N/A	N/A	N/A	< 11.2	N/A	< 10.5	< 11.4
	5/19/2021	N/A	N/A	N/A	N/A	N/A	< 10.5	N/A	N/A	N/A	N/A	N/A
	6/5/2024	N/A	< 10	< 10	< 9.8	< 10	N/A	< 9.8	N/A	< 9.8	N/A	N/A
N-Nitrosodi-n-propylamine, ug/L (CAS NO - 621-64-7)	7/24/2008	< 1.63	< 1.63	< 1.63	N/A	< 1.63	N/A	< 1.63	N/A	N/A	N/A	N/A
	7/24/2008	N/A	N/A	N/A	N/A	N/A	N/A	< 1.63	N/A	N/A	N/A	N/A
	9/24/2008	< 1.63	< 1.63	< 1.63	N/A	< 1.63	N/A	< 1.63	N/A	N/A	N/A	N/A
	3/17/2009	< 1.63	< 1.63	< 1.63	N/A	< 1.63	N/A	< 1.63	N/A	< 1.63	< 1.81	< 1.63
	3/17/2009	N/A	N/A	< 1.63	N/A	N/A	N/A	N/A	N/A	N/A	N/A	N/A
	6/23/2009	< 10	< 10	< 10	N/A	< 10	< 10	< 10	N/A	< 10	< 10	< 10
	6/23/2009	N/A	N/A	N/A	N/A	N/A	N/A	N/A	N/A	N/A	< 10	N/A
	8/13/2009	N/A	N/A	N/A	N/A	N/A	< 10	N/A	N/A	N/A	< 10	< 10
	9/1/2009	< 11.4	< 10	< 10	N/A	< 10	< 10	< 10	N/A	< 12	< 10	< 10
	9/1/2009	N/A	N/A	< 10	N/A	N/A	N/A	N/A	N/A	N/A	N/A	N/A
	12/17/2009	N/A	N/A	N/A	N/A	N/A	< 13.7	N/A	N/A	< 10	N/A	N/A
	3/10/2010	N/A	N/A	< 10	N/A	< 10	N/A	N/A	N/A	N/A	N/A	N/A
	3/10/2010	N/A	N/A	N/A	N/A	< 10	N/A	N/A	N/A	N/A	N/A	N/A
	9/27/2010	< 10	N/A	< 10	N/A	N/A	N/A	N/A	N/A	N/A	< 10	< 10
	1/22/2013	N/A	N/A	N/A	< 10	N/A	N/A	N/A	N/A	N/A	N/A	N/A
	3/11/2014	N/A	N/A	N/A	< 10.2	N/A	N/A	N/A	N/A	N/A	N/A	N/A
	9/23/2014	N/A	< 10	< 10	N/A	< 10.4	N/A	< 10	N/A	< 10	N/A	N/A
	1/6/2015	N/A	N/A	N/A	N/A	N/A	N/A	N/A	< 10.2	N/A	N/A	N/A
	4/2/2015	N/A	N/A	N/A	N/A	N/A	< 10.9	N/A	N/A	N/A	< 10.2	< 10.2
	9/30/2015	N/A	N/A	N/A	N/A	N/A	N/A	N/A	< 11.5	N/A	N/A	N/A
	4/15/2019	N/A	< 10.9	< 10.8	< 10.6	< 10.8	N/A	< 10.8	N/A	< 10.4	N/A	N/A
	4/28/2020	N/A	N/A	N/A	N/A	N/A	N/A	N/A	< 11.2	N/A	< 10.5	< 11.4
	5/19/2021	N/A	N/A	N/A	N/A	N/A	< 10.5	N/A	N/A	N/A	N/A	N/A
	6/5/2024	N/A	< 10	< 10	< 9.8	< 10	N/A	< 9.8	N/A	< 9.8	N/A	N/A
N-Nitrosodiphenylamine, ug/L (CAS NO - 86-30-6)	7/24/2008	< 5.08	< 5.08	< 5.08	N/A	< 5.08	N/A	< 5.08	N/A	N/A	N/A	N/A
	7/24/2008	N/A	N/A	N/A	N/A	N/A	N/A	< 5.08	N/A	N/A	N/A	N/A
	9/24/2008	< 5.08	< 5.08	< 5.08	N/A	< 5.08	N/A	< 5.08	N/A	N/A	N/A	N/A
	3/17/2009	< 5.08	< 5.08	< 5.08	N/A	< 5.08	N/A	< 5.08	N/A	< 5.08	< 5.64	< 5.08
	3/17/2009	N/A	N/A	< 5.08	N/A	N/A	N/A	N/A	N/A	N/A	N/A	N/A
	6/23/2009	< 10	< 10	< 10	N/A	< 10	< 10	< 10	N/A	< 10	< 10	< 10
	6/23/2009	N/A	N/A	N/A	N/A	N/A	N/A	N/A	N/A	N/A	< 10	N/A
	8/13/2009	N/A	N/A	N/A	N/A	N/A	< 10	N/A	N/A	N/A	< 10	< 10
	9/1/2009	< 11.4	< 10	< 10	N/A	< 10	< 10	< 10	N/A	< 12	< 10	< 10
	9/1/2009	N/A	N/A	< 10	N/A	N/A	N/A	N/A	N/A	N/A	N/A	N/A
	12/17/2009	N/A	N/A	N/A	N/A	N/A	< 13.7	N/A	N/A	< 10	N/A	N/A
	3/10/2010	N/A	N/A	< 10	N/A	< 10	N/A	N/A	N/A	N/A	N/A	N/A
	3/10/2010	N/A	N/A	N/A	N/A	< 10	N/A	N/A	N/A	N/A	N/A	N/A
	9/27/2010	< 10	N/A	< 10	N/A	N/A	N/A	N/A	N/A	N/A	< 10	< 10
	1/22/2013	N/A	N/A	N/A	< 10	N/A	N/A	N/A	N/A	N/A	N/A	N/A
	3/11/2014	N/A	N/A	N/A	< 10.2	N/A	N/A	N/A	N/A	N/A	N/A	N/A
	9/23/2014	N/A	< 10	< 10	N/A	< 10.4	N/A	< 10	N/A	< 10	N/A	N/A
	1/6/2015	N/A	N/A	N/A	N/A	N/A	N/A	N/A	< 10.2	N/A	N/A	N/A
	4/2/2015	N/A	N/A	N/A	N/A	N/A	< 10.9	N/A	N/A	N/A	< 10.2	< 10.2
	9/30/2015	N/A	N/A	N/A	N/A	N/A	N/A	N/A	< 11.5	N/A	N/A	N/A
	4/15/2019	N/A	< 10.9	< 10.8	< 10.6	< 10.8	N/A	< 10.8	N/A	< 10.4	N/A	N/A
	4/28/2020	N/A	N/A	N/A	N/A	N/A	N/A	N/A	< 11.2	N/A	< 10.5	< 11.4
	5/19/2021	N/A	N/A	N/A	N/A	N/A	< 10.5	N/A	N/A	N/A	N/A	N/A
	6/5/2024	N/A	< 10	< 10	< 9.8	< 10	N/A	< 9.8	N/A	< 9.8	N/A	N/A
N-Nitrosomethylethylamine, ug/L (CAS NO - 10595-95-6)	7/24/2008	< 1.27	< 1.27	< 1.27	N/A	< 1.27	N/A	< 1.27	N/A	N/A	N/A	N/A
	7/24/2008	N/A	N/A	N/A	N/A	N/A	N/A	< 1.27	N/A	N/A	N/A	N/A
	9/24/2008	< 1.27	< 1.27	< 1.27	N/A	< 1.27	N/A	< 1.27	N/A	N/A	N/A	N/A
	3/17/2009	< 1.27	< 1.27	< 1.27	N/A	< 1.27	N/A	< 1.27	N/A	< 1.27	< 1.41	< 1.27
	3/17/2009	N/A	N/A	< 1.27	N/A	N/A	N/A	N/A	N/A	N/A	N/A	N/A
	6/23/2009	< 10	< 10	< 10	N/A	< 10	< 10	< 10	N/A	< 10	< 10	< 10
	6/23/2009	N/A	N/A	N/A	N/A	N/A	N/A	N/A	N/A	N/A	< 10	N/A
	8/13/2009	N/A	N/A	N/A	N/A	N/A	< 10	N/A	N/A	N/A	< 10	< 10
	9/1/2009	< 11.4	< 10	< 10	N/A	< 10	< 10	< 10	N/A	< 12	< 10	< 10
	9/1/2009	N/A	N/A	< 10	N/A	N/A	N/A	N/A	N/A	N/A	N/A	N/A
	12/17/2009	N/A	N/A	N/A	N/A	N/A	< 13.7	N/A	N/A	< 10	N/A	N/A
	3/10/2010	N/A	N/A	< 10	N/A	< 10	N/A	N/A	N/A	N/A	N/A	N/A
	3/10/2010	N/A	N/A	N/A	N/A	< 10	N/A	N/A	N/A	N/A	N/A	N/A
	9/27/2010	< 10	N/A	< 10	N/A	N/A	N/A	N/A	N/A	N/A	< 10	< 10
	1/22/2013	N/A	N/A	N/A	< 10	N/A	N/A	N/A	N/A	N/A	N/A	N/A

SCS ENGINEERS

Summary of Groundwater Chemistry
Scott County Landfill - 82-SDP-03-77C - HMSP

Other Constituents	Sample Date	MW-32 UPG	MW-17 DNG	MW-19 DNG	MW-20 DNG	MW-21 DNG	MW-22 DNG	MW-27 DNG	MW-28 DNG	MW-30 DNG	OP-17 DNG	OP-18 DNG
N-Nitrosomethylethylamine, ug/L (CAS NO - 10595-95-6)	3/11/2014	N/A	N/A	N/A	< 10.2	N/A	N/A	N/A	N/A	N/A	N/A	N/A
	9/23/2014	N/A	< 10	< 10	N/A	< 10.4	N/A	< 10	N/A	< 10	N/A	N/A
	1/6/2015	N/A	N/A	N/A	N/A	N/A	N/A	N/A	< 10.2	N/A	N/A	N/A
	4/2/2015	N/A	N/A	N/A	N/A	N/A	< 10.9	N/A	N/A	N/A	< 10.2	< 10.2
	9/30/2015	N/A	N/A	N/A	N/A	N/A	N/A	N/A	< 11.5	N/A	N/A	N/A
	4/15/2019	N/A	< 10.9	< 10.8	< 10.6	< 10.8	N/A	< 10.8	N/A	< 10.4	N/A	N/A
	4/28/2020	N/A	N/A	N/A	N/A	N/A	N/A	N/A	< 11.2	N/A	< 10.5	< 11.4
	5/19/2021	N/A	N/A	N/A	N/A	N/A	< 10.5	N/A	N/A	N/A	N/A	N/A
	6/5/2024	N/A	< 10	< 10	< 9.8	< 10	N/A	< 9.8	N/A	< 9.8	N/A	N/A
N-Nitrosopiperidine, ug/L (CAS NO - 100-75-4)	7/24/2008	< 1.13	< 1.13	< 1.13	N/A	< 1.13	N/A	< 1.13	N/A	N/A	N/A	N/A
	7/24/2008	N/A	N/A	N/A	N/A	N/A	N/A	< 1.13	N/A	N/A	N/A	N/A
	9/24/2008	< 1.13	< 1.13	< 1.13	N/A	< 1.13	N/A	< 1.13	N/A	N/A	N/A	N/A
	3/17/2009	< 1.13	< 1.13	< 1.13	N/A	< 1.13	N/A	< 1.13	N/A	< 1.13	< 1.26	< 1.13
	3/17/2009	N/A	N/A	< 1.13	N/A	N/A	N/A	N/A	N/A	N/A	N/A	N/A
	6/23/2009	< 10	< 10	< 10	N/A	< 10	< 10	< 10	N/A	< 10	< 10	< 10
	6/23/2009	N/A	N/A	N/A	N/A	N/A	N/A	N/A	N/A	N/A	< 10	N/A
	8/13/2009	N/A	N/A	N/A	N/A	N/A	< 10	N/A	N/A	N/A	< 10	< 10
	9/1/2009	< 11.4	< 10	< 10	N/A	< 10	< 10	< 10	N/A	< 12	< 10	< 10
	9/1/2009	N/A	N/A	< 10	N/A	N/A	N/A	N/A	N/A	N/A	N/A	N/A
	12/17/2009	N/A	N/A	N/A	N/A	N/A	< 13.7	N/A	N/A	< 10	N/A	N/A
	3/10/2010	N/A	N/A	< 10	N/A	< 10	N/A	N/A	N/A	N/A	N/A	N/A
	3/10/2010	N/A	N/A	N/A	N/A	< 10	N/A	N/A	N/A	N/A	N/A	N/A
	9/27/2010	< 10	N/A	< 10	N/A	N/A	N/A	N/A	N/A	N/A	< 10	< 10
	1/22/2013	N/A	N/A	N/A	< 10	N/A	N/A	N/A	N/A	N/A	N/A	N/A
	3/11/2014	N/A	N/A	N/A	< 10.2	N/A	N/A	N/A	N/A	N/A	N/A	N/A
	9/23/2014	N/A	< 10	< 10	N/A	< 10.4	N/A	< 10	N/A	< 10	N/A	N/A
	1/6/2015	N/A	N/A	N/A	N/A	N/A	N/A	N/A	< 10.2	N/A	N/A	N/A
	4/2/2015	N/A	N/A	N/A	N/A	N/A	< 10.9	N/A	N/A	N/A	< 10.2	< 10.2
	9/30/2015	N/A	N/A	N/A	N/A	N/A	N/A	N/A	< 11.5	N/A	N/A	N/A
	4/15/2019	N/A	< 10.9	< 10.8	< 10.6	< 10.8	N/A	< 10.8	N/A	< 10.4	N/A	N/A
	4/28/2020	N/A	N/A	N/A	N/A	N/A	N/A	N/A	< 11.2	N/A	< 10.5	< 11.4
	5/19/2021	N/A	N/A	N/A	N/A	N/A	< 10.5	N/A	N/A	N/A	N/A	N/A
	6/5/2024	N/A	< 10	< 10	< 9.8	< 10	N/A	< 9.8	N/A	< 9.8	N/A	N/A
N-Nitrosopyrrolidine, ug/L (CAS NO - 930-55-2)	7/24/2008	< 1.44	< 1.44	< 1.44	N/A	< 1.44	N/A	< 1.44	N/A	N/A	N/A	N/A
	7/24/2008	N/A	N/A	N/A	N/A	N/A	N/A	< 1.44	N/A	N/A	N/A	N/A
	9/24/2008	< 1.44	< 1.44	< 1.44	N/A	< 1.44	N/A	< 1.44	N/A	N/A	N/A	N/A
	3/17/2009	< 1.44	< 1.44	< 1.44	N/A	< 1.44	N/A	< 1.44	N/A	< 1.44	< 1.6	< 1.44
	3/17/2009	N/A	N/A	< 1.44	N/A	N/A	N/A	N/A	N/A	N/A	N/A	N/A
	6/23/2009	< 10	< 10	< 10	N/A	< 10	< 10	< 10	N/A	< 10	< 10	< 10
	6/23/2009	N/A	N/A	N/A	N/A	N/A	N/A	N/A	N/A	N/A	< 10	N/A
	8/13/2009	N/A	N/A	N/A	N/A	N/A	< 10	N/A	N/A	N/A	< 10	< 10
	9/1/2009	< 11.4	< 10	< 10	N/A	< 10	< 10	< 10	N/A	< 12	< 10	< 10
	9/1/2009	N/A	N/A	< 10	N/A	N/A	N/A	N/A	N/A	N/A	N/A	N/A
	12/17/2009	N/A	N/A	N/A	N/A	N/A	< 13.7	N/A	N/A	< 10	N/A	N/A
	3/10/2010	N/A	N/A	< 10	N/A	< 10	N/A	N/A	N/A	N/A	N/A	N/A
	3/10/2010	N/A	N/A	N/A	N/A	< 10	N/A	N/A	N/A	N/A	N/A	N/A
	9/27/2010	< 10	N/A	< 10	N/A	N/A	N/A	N/A	N/A	N/A	< 10	< 10
	1/22/2013	N/A	N/A	N/A	< 10	N/A	N/A	N/A	N/A	N/A	N/A	N/A
	3/11/2014	N/A	N/A	N/A	< 10.2	N/A	N/A	N/A	N/A	N/A	N/A	N/A
	9/23/2014	N/A	< 10	< 10	N/A	< 10.4	N/A	< 10	N/A	< 10	N/A	N/A
	1/6/2015	N/A	N/A	N/A	N/A	N/A	N/A	N/A	< 10.2	N/A	N/A	N/A
	4/2/2015	N/A	N/A	N/A	N/A	N/A	< 10.9	N/A	N/A	N/A	< 10.2	< 10.2
	9/30/2015	N/A	N/A	N/A	N/A	N/A	N/A	N/A	< 11.5	N/A	N/A	N/A
	4/15/2019	N/A	< 10.9	< 10.8	< 10.6	< 10.8	N/A	< 10.8	N/A	< 10.4	N/A	N/A
	4/28/2020	N/A	N/A	N/A	N/A	N/A	N/A	N/A	< 11.2	N/A	< 10.5	< 11.4
	5/19/2021	N/A	N/A	N/A	N/A	N/A	< 10.5	N/A	N/A	N/A	N/A	N/A
	6/5/2024	N/A	< 10	< 10	< 9.8	< 10	N/A	< 9.8	N/A	< 9.8	N/A	N/A
O,O,O-Triethyl Phosphorothioate, ug/L (CAS NO - 126-68-1)	7/24/2008	< 23.5	< 23.5	< 23.5	N/A	< 23.5	N/A	< 23.5	N/A	N/A	N/A	N/A
	7/24/2008	N/A	N/A	N/A	N/A	N/A	N/A	< 23.5	N/A	N/A	N/A	N/A
	9/24/2008	< 23.5	< 23.5	< 23.5	N/A	< 23.5	N/A	< 23.5	N/A	N/A	N/A	N/A
	3/17/2009	< 23.5	< 23.5	< 23.5	N/A	< 23.5	N/A	< 23.5	N/A	< 23.5	< 26.1	< 23.5
	3/17/2009	N/A	N/A	< 23.5	N/A	N/A	N/A	N/A	N/A	N/A	N/A	N/A
	6/23/2009	< 30	< 30	< 30	N/A	< 30	< 30	< 30	N/A	< 30	< 30	< 30
	6/23/2009	N/A	N/A	N/A	N/A	N/A	N/A	N/A	N/A	N/A	< 30	N/A
	8/13/2009	N/A	N/A	N/A	N/A	N/A	< 10	N/A	N/A	N/A	< 10	< 10
	9/1/2009	< 11.4	< 10	< 10	N/A	< 10	< 10	< 10	N/A	< 12	< 10	< 10
	9/1/2009	N/A	N/A	< 10	N/A	N/A	N/A	N/A	N/A	N/A	N/A	N/A
	12/17/2009	N/A	N/A	N/A	N/A	N/A	< 13.7	N/A	N/A	< 10	N/A	N/A
	3/10/2010	N/A	N/A	< 10	N/A	< 10	N/A	N/A	N/A	N/A	N/A	N/A
	3/10/2010	N/A	N/A	N/A	N/A	< 10	N/A	N/A	N/A	N/A	N/A	N/A
	9/27/2010	< 10	N/A	< 10	N/A	N/A	N/A	N/A	N/A	N/A	< 10	< 10
	1/22/2013	N/A	N/A	N/A	< 10	N/A	N/A	N/A	N/A	N/A	N/A	N/A
	3/11/2014	N/A	N/A	N/A	< 10.2	N/A	N/A	N/A	N/A	N/A	N/A	N/A
	9/23/2014	N/A	< 10	< 10	N/A	< 10.4	N/A	< 10	N/A	< 10	N/A	N/A
	1/6/2015	N/A	N/A	N/A	N/A	N/A	N/A	N/A	< 10.2	N/A	N/A	N/A
	4/2/2015	N/A	N/A	N/A	N/A	N/A	< 10.9	N/A	N/A	N/A	< 10.2	< 10.2
	9/30/2015	N/A	N/A	N/A	N/A	N/A	N/A	N/A	< 11.5	N/A	N/A	N/A
	4/15/2019	N/A	< 10.9	< 10.8	< 10.6	< 10.8	N/A	< 10.8	N/A	< 10.4	N/A	N/A
	4/28/2020	N/A	N/A	N/A	N/A	N/A	N/A	N/A	< 11.2	N/A	< 10.5	< 11.4
	5/19/2021	N/A	N/A	N/A	N/A	N/A	< 10.5	N/A	N/A	N/A	N/A	N/A
	6/5/2024	N/A	< 10	< 10	< 9.8	< 10	N/A	< 9.8	N/A	< 9.8	N/A	N/A
O-Toluidine, ug/L (CAS NO - 95-53-4)	7/24/2008	< 4.7	< 4.7	< 4.7	N/A	< 4.7	N/A	< 4.7	N/A	N/A	N/A	N/A
	7/24/2008	N/A	N/A	N/A	N/A	N/A	N/A	< 4.7	N/A	N/A	N/A	N/A
	9/24/2008	< 4.7	< 4.7	< 4.7	N/A	< 4.7	N/A	< 4.7	N/A	N/A	N/A	N/A
	3/17/2009	< 4.7	< 4.7	< 4.7	N/A	< 4.7	N/A	< 4.7	N/A	< 4.7	< 5.22	< 4.7
	3/17/2009	N/A	N/A	< 4.7	N/A	N/A	N/A	N/A	N/A	N/A	N/A	N/A
	6/23/2009	< 10	< 10	< 10	N/A	< 10	< 10	< 10	N/A	< 10	< 10	< 10
	6/23/2009	N/A	N/A	N/A	N/A	N/A	N/A	N/A	N/A	N/A	< 10	N/A

SCS ENGINEERS

Summary of Groundwater Chemistry
Scott County Landfill - 82-SDP-03-77C - HMSP

Other Constituents	Sample Date	MW-32 UPG	MW-17 DNG	MW-19 DNG	MW-20 DNG	MW-21 DNG	MW-22 DNG	MW-27 DNG	MW-28 DNG	MW-30 DNG	OP-17 DNG	OP-18 DNG
O-Toluidine, ug/L (CAS NO - 95-53-4)	8/13/2009	N/A	N/A	N/A	N/A	N/A	< 10	N/A	N/A	N/A	< 10	< 10
	9/1/2009	< 11.4	< 10	< 10	N/A	< 10	< 10	< 10	N/A	< 12	< 10	< 10
	9/1/2009	N/A	N/A	< 10	N/A	N/A	N/A	N/A	N/A	N/A	N/A	N/A
	12/17/2009	N/A	N/A	N/A	N/A	N/A	< 13.7	N/A	N/A	< 10	N/A	N/A
	3/10/2010	N/A	N/A	< 10	N/A	< 10	N/A	N/A	N/A	N/A	N/A	N/A
	3/10/2010	N/A	N/A	N/A	N/A	< 10	N/A	N/A	N/A	N/A	N/A	N/A
	9/27/2010	< 10	N/A	< 10	N/A	N/A	N/A	N/A	N/A	N/A	< 10	< 10
	1/22/2013	N/A	N/A	N/A	< 10	N/A	N/A	N/A	N/A	N/A	N/A	N/A
	3/11/2014	N/A	N/A	N/A	< 10.2	N/A	N/A	N/A	N/A	N/A	N/A	N/A
	9/23/2014	N/A	< 10	< 10	N/A	< 10.4	N/A	< 10	N/A	< 10	N/A	N/A
	1/6/2015	N/A	N/A	N/A	N/A	N/A	N/A	N/A	< 10.2	N/A	N/A	N/A
	4/2/2015	N/A	N/A	N/A	N/A	N/A	< 10.9	N/A	N/A	N/A	< 10.2	< 10.2
	9/30/2015	N/A	N/A	N/A	N/A	N/A	N/A	N/A	< 11.5	N/A	N/A	N/A
	4/15/2019	N/A	< 10.9	< 10.8	< 10.6	< 10.8	N/A	< 10.8	N/A	< 10.4	N/A	N/A
	4/28/2020	N/A	N/A	N/A	N/A	N/A	N/A	N/A	< 11.2	N/A	< 10.5	< 11.4
	5/19/2021	N/A	N/A	N/A	N/A	N/A	< 10.5	N/A	N/A	N/A	N/A	N/A
	6/5/2024	N/A	< 10	< 10	< 9.8	< 10	N/A	< 9.8	N/A	< 9.8	N/A	N/A
Parathion-Ethyl, ug/L (CAS NO - 56-38-2)	7/24/2008	< 5.78	< 5.78	< 5.78	N/A	< 5.78	N/A	< 5.78	N/A	N/A	N/A	N/A
	7/24/2008	N/A	N/A	N/A	N/A	N/A	N/A	< 5.78	N/A	N/A	N/A	N/A
	9/24/2008	< 5.78	< 5.78	< 5.78	N/A	< 5.78	N/A	< 5.78	N/A	N/A	N/A	N/A
	3/17/2009	< 5.78	< 5.78	< 5.78	N/A	< 5.78	N/A	< 5.78	N/A	< 5.78	< 6.42	< 5.78
	3/17/2009	N/A	N/A	< 5.78	N/A	N/A	N/A	N/A	N/A	N/A	N/A	N/A
	6/23/2009	< 10	< 10	< 10	N/A	< 10	< 10	< 10	N/A	< 10	< 10	< 10
	6/23/2009	N/A	N/A	N/A	N/A	N/A	N/A	N/A	N/A	N/A	< 10	N/A
	8/13/2009	N/A	N/A	N/A	N/A	N/A	< 10	N/A	N/A	N/A	< 10	< 10
	9/1/2009	< 11.4	< 10	< 10	N/A	< 10	< 10	< 10	N/A	< 12	< 10	< 10
	9/1/2009	N/A	N/A	< 10	N/A	N/A	N/A	N/A	N/A	N/A	N/A	N/A
	12/17/2009	N/A	N/A	N/A	N/A	N/A	< 13.7	N/A	N/A	< 10	N/A	N/A
	3/10/2010	N/A	N/A	< 10	N/A	< 10	N/A	N/A	N/A	N/A	N/A	N/A
	3/10/2010	N/A	N/A	N/A	N/A	< 10	N/A	N/A	N/A	N/A	N/A	N/A
	9/27/2010	< 10	N/A	< 10	N/A	N/A	N/A	N/A	N/A	N/A	< 10	< 10
	1/22/2013	N/A	N/A	N/A	< 10	N/A	N/A	N/A	N/A	N/A	N/A	N/A
	3/11/2014	N/A	N/A	N/A	< 10.2	N/A	N/A	N/A	N/A	N/A	N/A	N/A
	9/23/2014	N/A	< 10	< 10	N/A	< 10.4	N/A	< 10	N/A	< 10	N/A	N/A
	1/6/2015	N/A	N/A	N/A	N/A	N/A	N/A	N/A	< 10.2	N/A	N/A	N/A
	4/2/2015	N/A	N/A	N/A	N/A	N/A	< 10.9	N/A	N/A	N/A	< 10.2	< 10.2
	9/30/2015	N/A	N/A	N/A	N/A	N/A	N/A	N/A	< 11.5	N/A	N/A	N/A
	4/15/2019	N/A	< 10.9	< 10.8	< 10.6	< 10.8	N/A	< 10.8	N/A	< 10.4	N/A	N/A
	4/28/2020	N/A	N/A	N/A	N/A	N/A	N/A	N/A	< 11.2	N/A	< 10.5	< 11.4
	5/19/2021	N/A	N/A	N/A	N/A	N/A	< 10.5	N/A	N/A	N/A	N/A	N/A
	6/5/2024	N/A	< 10	< 10	< 9.8	< 10	N/A	< 9.8	N/A	< 9.8	N/A	N/A
Parathion-Methyl, ug/L (CAS NO - 298-00-0)	7/24/2008	< 5.87	< 5.87	< 5.87	N/A	< 5.87	N/A	< 5.87	N/A	N/A	N/A	N/A
	7/24/2008	N/A	N/A	N/A	N/A	N/A	N/A	< 5.87	N/A	N/A	N/A	N/A
	9/24/2008	< 5.87	< 5.87	< 5.87	N/A	< 5.87	N/A	< 5.87	N/A	N/A	N/A	N/A
	3/17/2009	< 5.87	< 5.87	< 5.87	N/A	< 5.87	N/A	< 5.87	N/A	< 5.87	< 6.52	< 5.87
	3/17/2009	N/A	N/A	< 5.87	N/A	N/A	N/A	N/A	N/A	N/A	N/A	N/A
	6/23/2009	< 10	< 10	< 10	N/A	< 10	< 10	< 10	N/A	< 10	< 10	< 10
	6/23/2009	N/A	N/A	N/A	N/A	N/A	N/A	N/A	N/A	N/A	< 10	N/A
	8/13/2009	N/A	N/A	N/A	N/A	N/A	< 10	N/A	N/A	N/A	< 10	< 10
	9/1/2009	< 11.4	< 10	< 10	N/A	< 10	< 10	< 10	N/A	< 12	< 10	< 10
	9/1/2009	N/A	N/A	< 10	N/A	N/A	N/A	N/A	N/A	N/A	N/A	N/A
	12/17/2009	N/A	N/A	N/A	N/A	N/A	< 13.7	N/A	N/A	< 10	N/A	N/A
	3/10/2010	N/A	N/A	< 10	N/A	< 10	N/A	N/A	N/A	N/A	N/A	N/A
	3/10/2010	N/A	N/A	N/A	N/A	< 10	N/A	N/A	N/A	N/A	N/A	N/A
	9/27/2010	< 10	N/A	< 10	N/A	N/A	N/A	N/A	N/A	N/A	< 10	< 10
	1/22/2013	N/A	N/A	N/A	< 10	N/A	N/A	N/A	N/A	N/A	N/A	N/A
	3/11/2014	N/A	N/A	N/A	< 10.2	N/A	N/A	N/A	N/A	N/A	N/A	N/A
	9/23/2014	N/A	< 10	< 10	N/A	< 10.4	N/A	< 10	N/A	< 10	N/A	N/A
	1/6/2015	N/A	N/A	N/A	N/A	N/A	N/A	N/A	< 10.2	N/A	N/A	N/A
	4/2/2015	N/A	N/A	N/A	N/A	N/A	< 10.9	N/A	N/A	N/A	< 10.2	< 10.2
	9/30/2015	N/A	N/A	N/A	N/A	N/A	N/A	N/A	< 11.5	N/A	N/A	N/A
	4/15/2019	N/A	< 10.9	< 10.8	< 10.6	< 10.8	N/A	< 10.8	N/A	< 10.4	N/A	N/A
	4/28/2020	N/A	N/A	N/A	N/A	N/A	N/A	N/A	< 11.2	N/A	< 10.5	< 11.4
	5/19/2021	N/A	N/A	N/A	N/A	N/A	< 10.5	N/A	N/A	N/A	N/A	N/A
	6/5/2024	N/A	< 10	< 10	< 9.8	< 10	N/A	< 9.8	N/A	< 9.8	N/A	N/A
PCB-1016, ug/L (CAS NO - 12674-11-2)	7/24/2008	< 0.14	< 0.14	< 0.14	N/A	< 0.14	N/A	< 0.14	N/A	N/A	N/A	N/A
	7/24/2008	N/A	N/A	N/A	N/A	N/A	N/A	< 0.14	N/A	N/A	N/A	N/A
	9/24/2008	< 0.14	< 0.14	< 0.14	N/A	< 0.14	N/A	< 0.14	N/A	N/A	N/A	N/A
	3/17/2009	< 0.14	< 0.14	< 0.14	N/A	< 0.14	N/A	< 0.14	N/A	< 0.14	< 0.14	< 0.14
	3/17/2009	N/A	N/A	< 0.14	N/A	N/A	N/A	N/A	N/A	N/A	N/A	N/A
	6/23/2009	< 0.14	< 0.14	< 0.14	N/A	< 0.14	< 0.14	< 0.14	N/A	< 0.14	< 0.14	< 0.14
	6/23/2009	N/A	N/A	N/A	N/A	N/A	N/A	N/A	N/A	N/A	< 0.14	N/A
	8/13/2009	N/A	N/A	N/A	N/A	N/A	< 0.14	N/A	N/A	N/A	< 0.8	< 0.8
	9/1/2009	< 0.14	< 0.14	< 0.14	N/A	< 0.14	< 0.14	< 0.14	N/A	< 0.14	< 0.8	< 0.8
	9/1/2009	N/A	N/A	< 0.14	N/A	N/A	N/A	N/A	N/A	N/A	N/A	N/A
	12/17/2009	N/A	N/A	N/A	N/A	N/A	< 0.169	N/A	N/A	< 0.14	N/A	N/A
	9/27/2010	N/A	N/A	N/A	N/A	N/A	N/A	N/A	N/A	N/A	< 0.8	< 0.8
	1/22/2013	N/A	N/A	N/A	< 0.5	N/A	N/A	N/A	N/A	N/A	N/A	N/A
	3/11/2014	N/A	N/A	N/A	< 0.816	N/A	N/A	N/A	N/A	N/A	N/A	N/A
	9/23/2014	N/A	< 0.8	< 0.899	N/A	< 0.8	N/A	< 0.8	N/A	< 0.816	N/A	N/A
	1/6/2015	N/A	N/A	N/A	N/A	N/A	N/A	N/A	< 0.816	N/A	N/A	N/A
	4/2/2015	N/A	N/A	N/A	N/A	N/A	< 0.816	N/A	N/A	N/A	< 0.833	< 0.879
	9/30/2015	N/A	N/A	N/A	N/A	N/A	N/A	N/A	< 0.833	N/A	N/A	N/A
	4/15/2019	N/A	< 0.86	< 0.86	< 0.87	< 0.86	N/A	< 0.86	N/A	< 0.86	N/A	N/A
	4/28/2020	N/A	N/A	N/A	N/A	N/A	N/A	N/A	< 0.889	N/A	< 0.87	< 0.988
	5/19/2021	N/A	N/A	N/A	N/A	N/A	< 0.86	N/A	N/A	N/A	N/A	N/A
	6/5/2024	N/A	< 1.75	< 1.73	< 1.81	< 1.89	N/A	< 1.81	N/A	< 1.82	N/A	N/A

SCS ENGINEERS

Summary of Groundwater Chemistry
Scott County Landfill - 82-SDP-03-77C - HMSP

Other Constituents	Sample Date	MW-32 UPG	MW-17 DNG	MW-19 DNG	MW-20 DNG	MW-21 DNG	MW-22 DNG	MW-27 DNG	MW-28 DNG	MW-30 DNG	OP-17 DNG	OP-18 DNG
PCB-1221, ug/L (CAS NO - 11104-28-2)	7/24/2008	< 0.49	< 0.49	< 0.49	N/A	< 0.49	N/A	< 0.49	N/A	N/A	N/A	N/A
	7/24/2008	N/A	N/A	N/A	N/A	N/A	N/A	< 0.49	N/A	N/A	N/A	N/A
	9/24/2008	< 0.49	< 0.49	< 0.49	N/A	< 0.49	N/A	< 0.49	N/A	N/A	N/A	N/A
	3/17/2009	< 0.49	< 0.49	< 0.49	N/A	< 0.49	N/A	< 0.49	N/A	< 0.49	< 0.49	< 0.49
	3/17/2009	N/A	N/A	< 0.49	N/A	N/A	N/A	N/A	N/A	N/A	N/A	N/A
	6/23/2009	< 0.49	< 0.49	< 0.49	N/A	< 0.49	< 0.49	< 0.49	N/A	< 0.49	< 0.49	< 0.49
	6/23/2009	N/A	N/A	N/A	N/A	N/A	N/A	N/A	N/A	N/A	< 0.49	N/A
	8/13/2009	N/A	N/A	N/A	N/A	N/A	< 0.49	N/A	N/A	N/A	< 0.8	< 0.8
	9/1/2009	< 0.49	< 0.49	< 0.49	N/A	< 0.49	< 0.49	< 0.49	N/A	< 0.49	< 0.8	< 0.8
	9/1/2009	N/A	N/A	< 0.49	N/A	N/A	N/A	N/A	N/A	N/A	N/A	N/A
	12/17/2009	N/A	N/A	N/A	N/A	N/A	< 0.59	N/A	N/A	< 0.49	N/A	N/A
	9/27/2010	N/A	N/A	N/A	N/A	N/A	N/A	N/A	N/A	N/A	< 0.8	< 0.8
	1/22/2013	N/A	N/A	N/A	< 0.5	N/A	N/A	N/A	N/A	N/A	N/A	N/A
	3/11/2014	N/A	N/A	N/A	< 0.816	N/A	N/A	N/A	N/A	N/A	N/A	N/A
	9/23/2014	N/A	< 0.8	< 0.899	N/A	< 0.8	N/A	< 0.8	N/A	< 0.816	N/A	N/A
	1/6/2015	N/A	N/A	N/A	N/A	N/A	N/A	N/A	< 0.816	N/A	N/A	N/A
	4/2/2015	N/A	N/A	N/A	N/A	N/A	< 0.816	N/A	N/A	N/A	< 0.833	< 0.879
	9/30/2015	N/A	N/A	N/A	N/A	N/A	N/A	N/A	< 0.833	N/A	N/A	N/A
	4/15/2019	N/A	< 0.86	< 0.86	< 0.87	< 0.86	N/A	< 0.86	N/A	< 0.86	N/A	N/A
	4/28/2020	N/A	N/A	N/A	N/A	N/A	N/A	N/A	< 0.889	N/A	< 0.87	< 0.988
	5/19/2021	N/A	N/A	N/A	N/A	N/A	< 0.86	N/A	N/A	N/A	N/A	N/A
	6/5/2024	N/A	< 1.75	< 1.73	< 1.81	< 1.89	N/A	< 1.81	N/A	< 1.82	N/A	N/A
PCB-1232, ug/L (CAS NO - 11141-16-5)	7/24/2008	< 0.12	< 0.12	< 0.12	N/A	< 0.12	N/A	< 0.12	N/A	N/A	N/A	N/A
	7/24/2008	N/A	N/A	N/A	N/A	N/A	N/A	< 0.12	N/A	N/A	N/A	N/A
	9/24/2008	< 0.12	< 0.12	< 0.12	N/A	< 0.12	N/A	< 0.12	N/A	N/A	N/A	N/A
	3/17/2009	< 0.12	< 0.12	< 0.12	N/A	< 0.12	N/A	< 0.12	N/A	< 0.12	< 0.12	< 0.12
	3/17/2009	N/A	N/A	< 0.12	N/A	N/A	N/A	N/A	N/A	N/A	N/A	N/A
	6/23/2009	< 0.12	< 0.12	< 0.12	N/A	< 0.12	< 0.12	< 0.12	N/A	< 0.12	< 0.12	< 0.12
	6/23/2009	N/A	N/A	N/A	N/A	N/A	N/A	N/A	N/A	N/A	< 0.12	N/A
	8/13/2009	N/A	N/A	N/A	N/A	N/A	< 0.12	N/A	N/A	N/A	< 0.8	< 0.8
	9/1/2009	< 0.12	< 0.12	< 0.12	N/A	< 0.12	< 0.12	< 0.12	N/A	< 0.12	< 0.8	< 0.8
	9/1/2009	N/A	N/A	< 0.12	N/A	N/A	N/A	N/A	N/A	N/A	N/A	N/A
	12/17/2009	N/A	N/A	N/A	N/A	N/A	< 0.145	N/A	N/A	< 0.12	N/A	N/A
	9/27/2010	N/A	N/A	N/A	N/A	N/A	N/A	N/A	N/A	N/A	< 0.8	< 0.8
	1/22/2013	N/A	N/A	N/A	< 0.5	N/A	N/A	N/A	N/A	N/A	N/A	N/A
	3/11/2014	N/A	N/A	N/A	< 0.816	N/A	N/A	N/A	N/A	N/A	N/A	N/A
	9/23/2014	N/A	< 0.8	< 0.899	N/A	< 0.8	N/A	< 0.8	N/A	< 0.816	N/A	N/A
	1/6/2015	N/A	N/A	N/A	N/A	N/A	N/A	N/A	< 0.816	N/A	N/A	N/A
	4/2/2015	N/A	N/A	N/A	N/A	N/A	< 0.816	N/A	N/A	N/A	< 0.833	< 0.879
	9/30/2015	N/A	N/A	N/A	N/A	N/A	N/A	N/A	< 0.833	N/A	N/A	N/A
	4/15/2019	N/A	< 0.86	< 0.86	< 0.87	< 0.86	N/A	< 0.86	N/A	< 0.86	N/A	N/A
	4/28/2020	N/A	N/A	N/A	N/A	N/A	N/A	N/A	< 0.889	N/A	< 0.87	< 0.988
	5/19/2021	N/A	N/A	N/A	N/A	N/A	< 0.86	N/A	N/A	N/A	N/A	N/A
	6/5/2024	N/A	< 1.75	< 1.73	< 1.81	< 1.89	N/A	< 1.81	N/A	< 1.82	N/A	N/A
PCB-1242, ug/L (CAS NO - 53469-21-9)	7/24/2008	< 0.16	< 0.16	< 0.16	N/A	< 0.16	N/A	< 0.16	N/A	N/A	N/A	N/A
	7/24/2008	N/A	N/A	N/A	N/A	N/A	N/A	< 0.16	N/A	N/A	N/A	N/A
	9/24/2008	< 0.16	< 0.16	< 0.16	N/A	< 0.16	N/A	< 0.16	N/A	N/A	N/A	N/A
	3/17/2009	< 0.16	< 0.16	< 0.16	N/A	< 0.16	N/A	< 0.16	N/A	< 0.16	< 0.16	< 0.16
	3/17/2009	N/A	N/A	< 0.16	N/A	N/A	N/A	N/A	N/A	N/A	N/A	N/A
	6/23/2009	< 0.16	< 0.16	< 0.16	N/A	< 0.16	< 0.16	< 0.16	N/A	< 0.16	< 0.16	< 0.16
	6/23/2009	N/A	N/A	N/A	N/A	N/A	N/A	N/A	N/A	N/A	< 0.16	N/A
	8/13/2009	N/A	N/A	N/A	N/A	N/A	< 0.16	N/A	N/A	N/A	< 0.8	< 0.8
	9/1/2009	< 0.16	< 0.16	< 0.16	N/A	< 0.16	< 0.16	< 0.16	N/A	< 0.16	< 0.8	< 0.8
	9/1/2009	N/A	N/A	< 0.16	N/A	N/A	N/A	N/A	N/A	N/A	N/A	N/A
	12/17/2009	N/A	N/A	N/A	N/A	N/A	< 0.193	N/A	N/A	< 0.16	N/A	N/A
	9/27/2010	N/A	N/A	N/A	N/A	N/A	N/A	N/A	N/A	N/A	< 0.8	< 0.8
	1/22/2013	N/A	N/A	N/A	< 0.5	N/A	N/A	N/A	N/A	N/A	N/A	N/A
	3/11/2014	N/A	N/A	N/A	< 0.816	N/A	N/A	N/A	N/A	N/A	N/A	N/A
	9/23/2014	N/A	< 0.8	< 0.899	N/A	< 0.8	N/A	< 0.8	N/A	< 0.816	N/A	N/A
	1/6/2015	N/A	N/A	N/A	N/A	N/A	N/A	N/A	< 0.816	N/A	N/A	N/A
	4/2/2015	N/A	N/A	N/A	N/A	N/A	< 0.816	N/A	N/A	N/A	< 0.833	< 0.879
	9/30/2015	N/A	N/A	N/A	N/A	N/A	N/A	N/A	< 0.833	N/A	N/A	N/A
	4/15/2019	N/A	< 0.86	< 0.86	< 0.87	< 0.86	N/A	< 0.86	N/A	< 0.86	N/A	N/A
	4/28/2020	N/A	N/A	N/A	N/A	N/A	N/A	N/A	< 0.889	N/A	< 0.87	< 0.988
	5/19/2021	N/A	N/A	N/A	N/A	N/A	< 0.86	N/A	N/A	N/A	N/A	N/A
	6/5/2024	N/A	< 1.75	< 1.73	< 1.81	< 1.89	N/A	< 1.81	N/A	< 1.82	N/A	N/A
PCB-1248, ug/L (CAS NO - 12672-29-6)	7/24/2008	< 0.12	< 0.12	< 0.12	N/A	< 0.12	N/A	< 0.12	N/A	N/A	N/A	N/A
	7/24/2008	N/A	N/A	N/A	N/A	N/A	N/A	< 0.12	N/A	N/A	N/A	N/A
	9/24/2008	< 0.12	< 0.12	< 0.12	N/A	< 0.12	N/A	< 0.12	N/A	N/A	N/A	N/A
	3/17/2009	< 0.12	< 0.12	< 0.12	N/A	< 0.12	N/A	< 0.12	N/A	< 0.12	< 0.12	< 0.12
	3/17/2009	N/A	N/A	< 0.12	N/A	N/A	N/A	N/A	N/A	N/A	N/A	N/A
	6/23/2009	< 0.12	< 0.12	< 0.12	N/A	< 0.12	< 0.12	< 0.12	N/A	< 0.12	< 0.12	< 0.12
	6/23/2009	N/A	N/A	N/A	N/A	N/A	N/A	N/A	N/A	N/A	< 0.12	N/A
	8/13/2009	N/A	N/A	N/A	N/A	N/A	< 0.12	N/A	N/A	N/A	< 0.8	< 0.8
	9/1/2009	< 0.12	< 0.12	< 0.12	N/A	< 0.12	< 0.12	< 0.12	N/A	< 0.12	< 0.8	< 0.8
	9/1/2009	N/A	N/A	< 0.12	N/A	N/A	N/A	N/A	N/A	N/A	N/A	N/A
	12/17/2009	N/A	N/A	N/A	N/A	N/A	< 0.145	N/A	N/A	< 0.12	N/A	N/A
	9/27/2010	N/A	N/A	N/A	N/A	N/A	N/A	N/A	N/A	N/A	< 0.8	< 0.8
	1/22/2013	N/A	N/A	N/A	< 0.5	N/A	N/A	N/A	N/A	N/A	N/A	N/A
	3/11/2014	N/A	N/A	N/A	< 0.816	N/A	N/A	N/A	N/A	N/A	N/A	N/A
	9/23/2014	N/A	< 0.8	< 0.899	N/A	< 0.8	N/A	< 0.8	N/A	< 0.816	N/A	N/A
	1/6/2015	N/A	N/A	N/A	N/A	N/A	N/A	N/A	< 0.816	N/A	N/A	N/A
	4/2/2015	N/A	N/A	N/A	N/A	N/A	< 0.816	N/A	N/A	N/A	< 0.833	< 0.879
	9/30/2015	N/A	N/A	N/A	N/A	N/A	N/A	N/A	< 0.833	N/A	N/A	N/A
	4/15/2019	N/A	< 0.86	< 0.86	< 0.87	< 0.86	N/A	< 0.86	N/A	< 0.86	N/A	N/A
	4/28/2020	N/A	N/A	N/A	N/A	N/A	N/A	N/A	< 0.889	N/A	< 0.87	< 0.988
	5/19/2021	N/A	N/A	N/A	N/A	N/A	< 0.86	N/A	N/A	N/A	N/A	N/A
	6/5/2024	N/A	< 1.75	< 1.73	< 1.81	< 1.89	N/A	< 1.81	N/A	< 1.82	N/A	N/A

SCS ENGINEERS

Summary of Groundwater Chemistry
Scott County Landfill - 82-SDP-03-77C - HMSP

Other Constituents	Sample Date	MW-32 UPG	MW-17 DNG	MW-19 DNG	MW-20 DNG	MW-21 DNG	MW-22 DNG	MW-27 DNG	MW-28 DNG	MW-30 DNG	OP-17 DNG	OP-18 DNG
PCB-1254, ug/L (CAS NO - 11097-69-1)	7/24/2008	< 0.044	< 0.044	< 0.044	N/A	< 0.044	N/A	< 0.044	N/A	N/A	N/A	N/A
	7/24/2008	N/A	N/A	N/A	N/A	N/A	N/A	< 0.044	N/A	N/A	N/A	N/A
	9/24/2008	< 0.044	< 0.044	< 0.044	N/A	< 0.044	N/A	< 0.044	N/A	N/A	N/A	N/A
	3/17/2009	< 0.044	< 0.044	< 0.044	N/A	< 0.044	N/A	< 0.044	N/A	< 0.044	< 0.044	< 0.044
	3/17/2009	N/A	N/A	< 0.044	N/A	N/A	N/A	N/A	N/A	N/A	N/A	N/A
	6/23/2009	< 0.044	< 0.044	< 0.044	N/A	< 0.044	< 0.044	< 0.044	N/A	< 0.044	< 0.044	< 0.044
	6/23/2009	N/A	N/A	N/A	N/A	N/A	N/A	N/A	N/A	N/A	< 0.044	N/A
	8/13/2009	N/A	N/A	N/A	N/A	N/A	< 0.044	N/A	N/A	N/A	< 0.8	< 0.8
	9/1/2009	< 0.044	< 0.044	< 0.044	N/A	< 0.044	< 0.044	< 0.044	N/A	< 0.044	< 0.8	< 0.8
	9/1/2009	N/A	N/A	< 0.044	N/A	N/A	N/A	N/A	N/A	N/A	N/A	N/A
	12/17/2009	N/A	N/A	N/A	N/A	N/A	< 0.053	N/A	N/A	< 0.044	N/A	N/A
	9/27/2010	N/A	N/A	N/A	N/A	N/A	N/A	N/A	N/A	N/A	< 0.8	< 0.8
	1/22/2013	N/A	N/A	N/A	< 0.5	N/A	N/A	N/A	N/A	N/A	N/A	N/A
	3/11/2014	N/A	N/A	N/A	< 0.816	N/A	N/A	N/A	N/A	N/A	N/A	N/A
	9/23/2014	N/A	< 0.8	< 0.899	N/A	< 0.8	N/A	< 0.8	N/A	< 0.816	N/A	N/A
	1/6/2015	N/A	N/A	N/A	N/A	N/A	N/A	N/A	< 0.816	N/A	N/A	N/A
	4/2/2015	N/A	N/A	N/A	N/A	N/A	< 0.816	N/A	N/A	N/A	< 0.833	< 0.879
	9/30/2015	N/A	N/A	N/A	N/A	N/A	N/A	N/A	< 0.833	N/A	N/A	N/A
	4/15/2019	N/A	< 0.86	< 0.86	< 0.87	< 0.86	N/A	< 0.86	N/A	< 0.86	N/A	N/A
	4/28/2020	N/A	N/A	N/A	N/A	N/A	N/A	N/A	< 0.889	N/A	< 0.87	< 0.988
	5/19/2021	N/A	N/A	N/A	N/A	N/A	< 0.86	N/A	N/A	N/A	N/A	N/A
	6/5/2024	N/A	< 1.75	< 1.73	< 1.81	< 1.89	N/A	< 1.81	N/A	< 1.82	N/A	N/A
PCB-1260, ug/L (CAS NO - 11096-82-5)	7/24/2008	< 0.075	< 0.075	< 0.075	N/A	< 0.075	N/A	< 0.075	N/A	N/A	N/A	N/A
	7/24/2008	N/A	N/A	N/A	N/A	N/A	N/A	< 0.075	N/A	N/A	N/A	N/A
	9/24/2008	< 0.075	< 0.075	< 0.075	N/A	< 0.075	N/A	< 0.075	N/A	N/A	N/A	N/A
	3/17/2009	< 0.075	< 0.075	< 0.075	N/A	< 0.075	N/A	< 0.075	N/A	< 0.075	< 0.075	< 0.075
	3/17/2009	N/A	N/A	< 0.075	N/A	N/A	N/A	N/A	N/A	N/A	N/A	N/A
	6/23/2009	< 0.075	< 0.075	< 0.075	N/A	< 0.075	< 0.075	< 0.075	N/A	< 0.075	< 0.075	< 0.075
	6/23/2009	N/A	N/A	N/A	N/A	N/A	N/A	N/A	N/A	N/A	< 0.075	N/A
	8/13/2009	N/A	N/A	N/A	N/A	N/A	< 0.075	N/A	N/A	N/A	< 0.8	< 0.8
	9/1/2009	< 0.075	< 0.075	< 0.075	N/A	< 0.075	< 0.075	< 0.075	N/A	< 0.075	< 0.8	< 0.8
	9/1/2009	N/A	N/A	< 0.075	N/A	N/A	N/A	N/A	N/A	N/A	N/A	N/A
	12/17/2009	N/A	N/A	N/A	N/A	N/A	< 0.0904	N/A	N/A	< 0.075	N/A	N/A
	9/27/2010	N/A	N/A	N/A	N/A	N/A	N/A	N/A	N/A	N/A	< 0.8	< 0.8
	1/22/2013	N/A	N/A	N/A	< 0.5	N/A	N/A	N/A	N/A	N/A	N/A	N/A
	3/11/2014	N/A	N/A	N/A	< 0.816	N/A	N/A	N/A	N/A	N/A	N/A	N/A
	9/23/2014	N/A	< 0.8	< 0.899	N/A	< 0.8	N/A	< 0.8	N/A	< 0.816	N/A	N/A
	1/6/2015	N/A	N/A	N/A	N/A	N/A	N/A	N/A	< 0.816	N/A	N/A	N/A
	4/2/2015	N/A	N/A	N/A	N/A	N/A	< 0.816	N/A	N/A	N/A	< 0.833	< 0.879
	9/30/2015	N/A	N/A	N/A	N/A	N/A	N/A	N/A	< 0.833	N/A	N/A	N/A
	4/15/2019	N/A	< 0.86	< 0.86	< 0.87	< 0.86	N/A	< 0.86	N/A	< 0.86	N/A	N/A
	4/28/2020	N/A	N/A	N/A	N/A	N/A	N/A	N/A	< 0.889	N/A	< 0.87	< 0.988
	5/19/2021	N/A	N/A	N/A	N/A	N/A	< 0.86	N/A	N/A	N/A	N/A	N/A
	6/5/2024	N/A	< 1.75	< 1.73	< 1.81	< 1.89	N/A	< 1.81	N/A	< 1.82	N/A	N/A
Pentachlorobenzene, ug/L (CAS NO - 608-93-5)	7/24/2008	< 2.69	< 2.69	< 2.69	N/A	< 2.69	N/A	< 2.69	N/A	N/A	N/A	N/A
	7/24/2008	N/A	N/A	N/A	N/A	N/A	N/A	< 2.69	N/A	N/A	N/A	N/A
	9/24/2008	< 2.69	< 2.69	< 2.69	N/A	< 2.69	N/A	< 2.69	N/A	N/A	N/A	N/A
	3/17/2009	< 2.69	< 2.69	< 2.69	N/A	< 2.69	N/A	< 2.69	N/A	< 2.69	< 2.99	< 2.69
	3/17/2009	N/A	N/A	< 2.69	N/A	N/A	N/A	N/A	N/A	N/A	N/A	N/A
	6/23/2009	< 10	< 10	< 10	N/A	< 10	< 10	< 10	N/A	< 10	< 10	< 10
	6/23/2009	N/A	N/A	N/A	N/A	N/A	N/A	N/A	N/A	N/A	< 10	N/A
	8/13/2009	N/A	N/A	N/A	N/A	N/A	< 10	N/A	N/A	N/A	< 10	< 10
	9/1/2009	< 11.4	< 10	< 10	N/A	< 10	< 10	< 10	N/A	< 12	< 10	< 10
	9/1/2009	N/A	N/A	< 10	N/A	N/A	N/A	N/A	N/A	N/A	N/A	N/A
	12/17/2009	N/A	N/A	N/A	N/A	N/A	< 13.7	N/A	N/A	< 10	N/A	N/A
	3/10/2010	N/A	N/A	< 10	N/A	< 10	N/A	N/A	N/A	N/A	N/A	N/A
	3/10/2010	N/A	N/A	N/A	N/A	< 10	N/A	N/A	N/A	N/A	N/A	N/A
	9/27/2010	< 10	N/A	< 10	N/A	N/A	N/A	N/A	N/A	N/A	< 10	< 10
	1/22/2013	N/A	N/A	N/A	< 10	N/A	N/A	N/A	N/A	N/A	N/A	N/A
	3/11/2014	N/A	N/A	N/A	< 10.2	N/A	N/A	N/A	N/A	N/A	N/A	N/A
	9/23/2014	N/A	< 10	< 10	N/A	< 10.4	N/A	< 10	N/A	< 10	N/A	N/A
	1/6/2015	N/A	N/A	N/A	N/A	N/A	N/A	N/A	< 10.2	N/A	N/A	N/A
	4/2/2015	N/A	N/A	N/A	N/A	N/A	< 10.9	N/A	N/A	N/A	< 10.2	< 10.2
	9/30/2015	N/A	N/A	N/A	N/A	N/A	N/A	N/A	< 11.5	N/A	N/A	N/A
	4/15/2019	N/A	< 10.9	< 10.8	< 10.6	< 10.8	N/A	< 10.8	N/A	< 10.4	N/A	N/A
	4/28/2020	N/A	N/A	N/A	N/A	N/A	N/A	N/A	< 11.2	N/A	< 10.5	< 11.4
	5/19/2021	N/A	N/A	N/A	N/A	N/A	< 10.5	N/A	N/A	N/A	N/A	N/A
	6/5/2024	N/A	< 10	< 10	< 9.8	< 10	N/A	< 9.8	N/A	< 9.8	N/A	N/A
Pentachloronitrobenzene, ug/L (CAS NO - 82-68-8)	7/24/2008	< 1.38	< 1.38	< 1.38	N/A	< 1.38	N/A	< 1.38	N/A	N/A	N/A	N/A
	7/24/2008	N/A	N/A	N/A	N/A	N/A	N/A	< 1.38	N/A	N/A	N/A	N/A
	9/24/2008	< 1.38	< 1.38	< 1.38	N/A	< 1.38	N/A	< 1.38	N/A	N/A	N/A	N/A
	3/17/2009	< 1.38	< 1.38	< 1.38	N/A	< 1.38	N/A	< 1.38	N/A	< 1.38	< 1.53	< 1.38
	3/17/2009	N/A	N/A	< 1.38	N/A	N/A	N/A	N/A	N/A	N/A	N/A	N/A
	6/23/2009	< 10	< 10	< 10	N/A	< 10	< 10	< 10	N/A	< 10	< 10	< 10
	6/23/2009	N/A	N/A	N/A	N/A	N/A	N/A	N/A	N/A	N/A	< 10	N/A
	8/13/2009	N/A	N/A	N/A	N/A	N/A	< 10	N/A	N/A	N/A	< 10	< 10
	9/1/2009	< 11.4	< 10	< 10	N/A	< 10	< 10	< 10	N/A	< 12	< 10	< 10
	9/1/2009	N/A	N/A	< 10	N/A	N/A	N/A	N/A	N/A	N/A	N/A	N/A
	12/17/2009	N/A	N/A	N/A	N/A	N/A	< 13.7	N/A	N/A	< 10	N/A	N/A
	3/10/2010	N/A	N/A	< 10	N/A	< 10	N/A	N/A	N/A	N/A	N/A	N/A
	3/10/2010	N/A	N/A	N/A	N/A	< 10	N/A	N/A	N/A	N/A	N/A	N/A
	9/27/2010	< 10	N/A	< 10	N/A	N/A	N/A	N/A	N/A	N/A	< 10	< 10
	1/22/2013	N/A	N/A	N/A	< 10	N/A	N/A	N/A	N/A	N/A	N/A	N/A
	3/11/2014	N/A	N/A	N/A	< 10.2	N/A	N/A	N/A	N/A	N/A	N/A	N/A
	9/23/2014	N/A	< 10	< 10	N/A	< 10.4	N/A	< 10	N/A	< 10	N/A	N/A
	1/6/2015	N/A	N/A	N/A	N/A	N/A	N/A	N/A	< 10.2	N/A	N/A	N/A
	4/2/2015	N/A	N/A	N/A	N/A	N/A	< 10.9	N/A	N/A	N/A	< 10.2	< 10.2

SCS ENGINEERS

Summary of Groundwater Chemistry
Scott County Landfill - 82-SDP-03-77C - HMSP

Other Constituents	Sample Date	MW-32 UPG	MW-17 DNG	MW-19 DNG	MW-20 DNG	MW-21 DNG	MW-22 DNG	MW-27 DNG	MW-28 DNG	MW-30 DNG	OP-17 DNG	OP-18 DNG
Pentachloronitrobenzene, ug/L (CAS NO - 82-68-8)	9/30/2015	N/A	N/A	N/A	N/A	N/A	N/A	N/A	< 11.5	N/A	N/A	N/A
	4/15/2019	N/A	< 10.9	< 10.8	< 10.6	< 10.8	N/A	< 10.8	N/A	< 10.4	N/A	N/A
	4/28/2020	N/A	N/A	N/A	N/A	N/A	N/A	N/A	< 11.2	N/A	< 10.5	< 11.4
	5/19/2021	N/A	N/A	N/A	N/A	N/A	< 10.5	N/A	N/A	N/A	N/A	N/A
	6/5/2024	N/A	< 10	< 10	< 9.8	< 10	N/A	< 9.8	N/A	< 9.8	N/A	N/A
Pentachlorophenol [2C], ug/L (CAS NO - 87-86-5)	7/24/2008	< 1.58	< 1.58	< 1.58	N/A	< 1.58	N/A	< 1.58	N/A	N/A	N/A	N/A
	7/24/2008	N/A	N/A	N/A	N/A	N/A	N/A	< 1.58	N/A	N/A	N/A	N/A
	9/24/2008	< 1.58	< 1.58	< 1.58	N/A	< 1.58	N/A	< 1.58	N/A	N/A	N/A	N/A
	3/17/2009	< 1.58	< 1.58	< 1.58	N/A	< 1.58	N/A	< 1.58	N/A	< 1.58	< 1.76	< 1.58
	3/17/2009	N/A	N/A	< 1.58	N/A	N/A	N/A	N/A	N/A	N/A	N/A	N/A
	6/23/2009	< 10	< 10	< 10	N/A	< 10	< 10	< 10	N/A	< 10	< 10	< 10
	6/23/2009	N/A	N/A	N/A	N/A	N/A	N/A	N/A	N/A	N/A	< 10	N/A
	8/13/2009	N/A	N/A	N/A	N/A	N/A	< 10	N/A	N/A	N/A	< 10	< 10
	9/1/2009	< 11.4	< 10	< 10	N/A	< 10	< 10	< 10	N/A	< 12	< 10	< 10
	9/1/2009	N/A	N/A	< 10	N/A	N/A	N/A	N/A	N/A	N/A	N/A	N/A
	12/17/2009	N/A	N/A	N/A	N/A	N/A	< 13.7	N/A	N/A	< 10	N/A	N/A
	3/10/2010	N/A	N/A	< 10	N/A	< 10	N/A	N/A	N/A	N/A	N/A	N/A
	3/10/2010	N/A	N/A	N/A	N/A	< 10	N/A	N/A	N/A	N/A	N/A	N/A
	9/27/2010	< 10	N/A	< 10	N/A	N/A	N/A	N/A	N/A	N/A	< 10	< 10
	1/22/2013	N/A	N/A	N/A	< 10	N/A	N/A	N/A	N/A	N/A	N/A	N/A
	3/11/2014	N/A	N/A	N/A	< 10.2	N/A	N/A	N/A	N/A	N/A	N/A	N/A
	9/23/2014	N/A	< 10	< 10	N/A	< 10.4	N/A	< 10	N/A	< 10	N/A	N/A
	1/6/2015	N/A	N/A	N/A	N/A	N/A	N/A	N/A	< 10.2	N/A	N/A	N/A
	4/2/2015	N/A	N/A	N/A	N/A	N/A	< 10.9	N/A	N/A	N/A	< 10.2	< 10.2
	9/30/2015	N/A	N/A	N/A	N/A	N/A	N/A	N/A	< 11.5	N/A	N/A	N/A
	4/15/2019	N/A	< 10.9	< 10.8	< 10.6	< 10.8	N/A	< 10.8	N/A	< 10.4	N/A	N/A
	4/28/2020	N/A	N/A	N/A	N/A	N/A	N/A	N/A	< 11.2	N/A	< 10.5	< 11.4
	5/19/2021	N/A	N/A	N/A	N/A	N/A	< 10.5	N/A	N/A	N/A	N/A	N/A
	6/5/2024	N/A	< 10	< 10	< 9.8	< 10	N/A	< 9.8	N/A	< 9.8	N/A	N/A
Phenacetin, ug/L (CAS NO - 62-44-2)	7/24/2008	< 1.42	< 1.42	< 1.42	N/A	< 1.42	N/A	< 1.42	N/A	N/A	N/A	N/A
	7/24/2008	N/A	N/A	N/A	N/A	N/A	N/A	< 1.42	N/A	N/A	N/A	N/A
	9/24/2008	< 1.42	< 1.42	< 1.42	N/A	< 1.42	N/A	< 1.42	N/A	N/A	N/A	N/A
	3/17/2009	< 1.42	< 1.42	< 1.42	N/A	< 1.42	N/A	< 1.42	N/A	< 1.42	< 1.58	< 1.42
	3/17/2009	N/A	N/A	< 1.42	N/A	N/A	N/A	N/A	N/A	N/A	N/A	N/A
	6/23/2009	< 10	< 10	< 10	N/A	< 10	< 10	< 10	N/A	< 10	< 10	< 10
	6/23/2009	N/A	N/A	N/A	N/A	N/A	N/A	N/A	N/A	N/A	< 10	N/A
	8/13/2009	N/A	N/A	N/A	N/A	N/A	< 10	N/A	N/A	N/A	< 10	< 10
	9/1/2009	< 11.4	< 10	< 10	N/A	< 10	< 10	< 10	N/A	< 12	< 10	< 10
	9/1/2009	N/A	N/A	< 10	N/A	N/A	N/A	N/A	N/A	N/A	N/A	N/A
	12/17/2009	N/A	N/A	N/A	N/A	N/A	< 13.7	N/A	N/A	< 10	N/A	N/A
	3/10/2010	N/A	N/A	< 10	N/A	< 10	N/A	N/A	N/A	N/A	N/A	N/A
	3/10/2010	N/A	N/A	N/A	N/A	< 10	N/A	N/A	N/A	N/A	N/A	N/A
	9/27/2010	< 10	N/A	< 10	N/A	N/A	N/A	N/A	N/A	N/A	< 10	< 10
	1/22/2013	N/A	N/A	N/A	< 10	N/A	N/A	N/A	N/A	N/A	N/A	N/A
	3/11/2014	N/A	N/A	N/A	< 10.2	N/A	N/A	N/A	N/A	N/A	N/A	N/A
	9/23/2014	N/A	< 10	< 10	N/A	< 10.4	N/A	< 10	N/A	< 10	N/A	N/A
	1/6/2015	N/A	N/A	N/A	N/A	N/A	N/A	N/A	< 10.2	N/A	N/A	N/A
	4/2/2015	N/A	N/A	N/A	N/A	N/A	< 10.9	N/A	N/A	N/A	< 10.2	< 10.2
	9/30/2015	N/A	N/A	N/A	N/A	N/A	N/A	N/A	< 11.5	N/A	N/A	N/A
	4/15/2019	N/A	< 10.9	< 10.8	< 10.6	< 10.8	N/A	< 10.8	N/A	< 10.4	N/A	N/A
	4/28/2020	N/A	N/A	N/A	N/A	N/A	N/A	N/A	< 11.2	N/A	< 10.5	< 11.4
	5/19/2021	N/A	N/A	N/A	N/A	N/A	< 10.5	N/A	N/A	N/A	N/A	N/A
	6/5/2024	N/A	< 10	< 10	< 9.8	< 10	N/A	< 9.8	N/A	< 9.8	N/A	N/A
Phenanthrene, ug/L (CAS NO - 85-01-8)	7/24/2008	< 2.31	< 2.31	< 2.31	N/A	< 2.31	N/A	< 2.31	N/A	N/A	N/A	N/A
	7/24/2008	N/A	N/A	N/A	N/A	N/A	N/A	< 2.31	N/A	N/A	N/A	N/A
	9/24/2008	< 2.31	< 2.31	< 2.31	N/A	< 2.31	N/A	< 2.31	N/A	N/A	N/A	N/A
	3/17/2009	< 2.31	< 2.31	< 2.31	N/A	< 2.31	N/A	< 2.31	N/A	< 2.31	< 2.57	< 2.31
	3/17/2009	N/A	N/A	< 2.31	N/A	N/A	N/A	N/A	N/A	N/A	N/A	N/A
	6/23/2009	< 10	< 10	< 10	N/A	< 10	< 10	< 10	N/A	< 10	< 10	< 10
	6/23/2009	N/A	N/A	N/A	N/A	N/A	N/A	N/A	N/A	N/A	< 10	N/A
	8/13/2009	N/A	N/A	N/A	N/A	N/A	< 10	N/A	N/A	N/A	< 10	< 10
	9/1/2009	< 11.4	< 10	< 10	N/A	< 10	< 10	< 10	N/A	< 12	< 10	< 10
	9/1/2009	N/A	N/A	< 10	N/A	N/A	N/A	N/A	N/A	N/A	N/A	N/A
	12/17/2009	N/A	N/A	N/A	N/A	N/A	< 13.7	N/A	N/A	< 10	N/A	N/A
	3/10/2010	N/A	N/A	< 10	N/A	< 10	N/A	N/A	N/A	N/A	N/A	N/A
	3/10/2010	N/A	N/A	N/A	N/A	< 10	N/A	N/A	N/A	N/A	N/A	N/A
	9/27/2010	< 10	N/A	< 10	N/A	N/A	N/A	N/A	N/A	N/A	< 10	< 10
	1/22/2013	N/A	N/A	N/A	< 10	N/A	N/A	N/A	N/A	N/A	N/A	N/A
	3/11/2014	N/A	N/A	N/A	< 10.2	N/A	N/A	N/A	N/A	N/A	N/A	N/A
	9/23/2014	N/A	< 10	< 10	N/A	< 10.4	N/A	< 10	N/A	< 10	N/A	N/A
	1/6/2015	N/A	N/A	N/A	N/A	N/A	N/A	N/A	< 10.2	N/A	N/A	N/A
	4/2/2015	N/A	N/A	N/A	N/A	N/A	< 10.9	N/A	N/A	N/A	< 10.2	< 10.2
	9/30/2015	N/A	N/A	N/A	N/A	N/A	N/A	N/A	< 11.5	N/A	N/A	N/A
	4/15/2019	N/A	< 10.9	< 10.8	< 10.6	< 10.8	N/A	< 10.8	N/A	< 10.4	N/A	N/A
	4/28/2020	N/A	N/A	N/A	N/A	N/A	N/A	N/A	< 11.2	N/A	< 10.5	< 11.4
	5/19/2021	N/A	N/A	N/A	N/A	N/A	< 10.5	N/A	N/A	N/A	N/A	N/A
	6/5/2024	N/A	< 10	< 10	< 9.8	< 10	N/A	< 9.8	N/A	< 9.8	N/A	N/A
Phenol, ug/L (CAS NO - 108-95-2)	7/24/2008	< 11.6	< 11.6	< 11.6	N/A	< 11.6	N/A	< 11.6	N/A	N/A	N/A	N/A
	7/24/2008	N/A	N/A	N/A	N/A	N/A	N/A	< 11.6	N/A	N/A	N/A	N/A
	9/24/2008	< 11.6	< 11.6	< 11.6	N/A	< 11.6	N/A	< 11.6	N/A	N/A	N/A	N/A
	3/17/2009	< 11.6	< 11.6	< 11.6	N/A	< 11.6	N/A	< 11.6	N/A	< 11.6	< 12.9	< 11.6
	3/17/2009	N/A	N/A	< 11.6	N/A	N/A	N/A	N/A	N/A	N/A	N/A	N/A
	6/23/2009	< 20	< 20	< 20	N/A	< 20	< 20	< 20	N/A	< 20	< 20	< 20
	6/23/2009	N/A	N/A	N/A	N/A	N/A	N/A	N/A	N/A	N/A	< 20	N/A
	8/13/2009	N/A	N/A	N/A	N/A	N/A	< 10	N/A	N/A	N/A	< 10	< 10
	9/1/2009	< 20	< 10	< 10	N/A	< 10	< 10	< 10	N/A	< 12	< 10	< 10
	9/1/2009	N/A	N/A	< 10	N/A	N/A	N/A	N/A	N/A	N/A	N/A	N/A
	12/17/2009	N/A	N/A	N/A	N/A	N/A	< 13.7	N/A	N/A	< 10	N/A	N/A

SCS ENGINEERS

Summary of Groundwater Chemistry
Scott County Landfill - 82-SDP-03-77C - HMSP

Other Constituents	Sample Date	MW-32 UPG	MW-17 DNG	MW-19 DNG	MW-20 DNG	MW-21 DNG	MW-22 DNG	MW-27 DNG	MW-28 DNG	MW-30 DNG	OP-17 DNG	OP-18 DNG
Phenol, ug/L (CAS NO - 108-95-2)	3/10/2010	N/A	N/A	< 10	N/A	< 10	N/A	N/A	N/A	N/A	N/A	N/A
	3/10/2010	N/A	N/A	N/A	N/A	< 10	N/A	N/A	N/A	N/A	N/A	N/A
	9/27/2010	< 20	N/A	< 10	N/A	N/A	N/A	N/A	N/A	N/A	< 10	< 10
	1/22/2013	N/A	N/A	N/A	< 10	N/A	N/A	N/A	N/A	N/A	N/A	N/A
	3/11/2014	N/A	N/A	N/A	< 10.2	N/A	N/A	N/A	N/A	N/A	N/A	N/A
	9/23/2014	N/A	< 10	< 10	N/A	< 10.4	N/A	< 10	N/A	< 10	N/A	N/A
	1/6/2015	N/A	N/A	N/A	N/A	N/A	N/A	N/A	< 10.2	N/A	N/A	N/A
	4/2/2015	N/A	N/A	N/A	N/A	N/A	< 10.9	N/A	N/A	N/A	< 10.2	< 10.2
	9/30/2015	N/A	N/A	N/A	N/A	N/A	N/A	N/A	< 11.5	N/A	N/A	N/A
	4/15/2019	N/A	< 10.9	< 10.8	< 10.6	< 10.8	N/A	< 10.8	N/A	< 10.4	N/A	N/A
	4/28/2020	N/A	N/A	N/A	N/A	N/A	N/A	N/A	< 11.2	N/A	< 10.5	< 11.4
	5/19/2021	N/A	N/A	N/A	N/A	N/A	< 10.5	N/A	N/A	N/A	N/A	N/A
	6/5/2024	N/A	< 10	< 10	< 9.8	< 10	N/A	< 9.8	N/A	< 9.8	N/A	N/A
Phorate, ug/L (CAS NO - 298-02-2)	7/24/2008	< 56.4	< 56.4	< 56.4	N/A	< 56.4	N/A	< 56.4	N/A	N/A	N/A	N/A
	7/24/2008	N/A	N/A	N/A	N/A	N/A	N/A	< 56.4	N/A	N/A	N/A	N/A
	9/24/2008	< 56.4	< 56.4	< 56.4	N/A	< 56.4	N/A	< 56.4	N/A	N/A	N/A	N/A
	3/17/2009	< 56.4	< 56.4	< 56.4	N/A	< 56.4	N/A	< 56.4	N/A	< 56.4	< 62.7	< 56.4
	3/17/2009	N/A	N/A	< 56.4	N/A	N/A	N/A	N/A	N/A	N/A	N/A	N/A
	6/23/2009	< 60	< 60	< 60	N/A	< 60	< 60	< 60	N/A	< 60	< 60	< 60
	6/23/2009	N/A	N/A	N/A	N/A	N/A	N/A	N/A	N/A	N/A	< 60	N/A
	8/13/2009	N/A	N/A	N/A	N/A	N/A	< 10	N/A	N/A	N/A	< 10	< 10
	9/1/2009	< 11.4	< 10	< 10	N/A	< 10	< 10	< 10	N/A	< 12	< 10	< 10
	9/1/2009	N/A	N/A	< 10	N/A	N/A	N/A	N/A	N/A	N/A	N/A	N/A
	12/17/2009	N/A	N/A	N/A	N/A	N/A	< 13.7	N/A	N/A	< 10	N/A	N/A
	3/10/2010	N/A	N/A	< 10	N/A	< 10	N/A	N/A	N/A	N/A	N/A	N/A
	3/10/2010	N/A	N/A	N/A	N/A	< 10	N/A	N/A	N/A	N/A	N/A	N/A
	9/27/2010	< 10	N/A	< 10	N/A	N/A	N/A	N/A	N/A	N/A	< 10	< 10
	1/22/2013	N/A	N/A	N/A	< 10	N/A	N/A	N/A	N/A	N/A	N/A	N/A
	3/11/2014	N/A	N/A	N/A	< 10.2	N/A	N/A	N/A	N/A	N/A	N/A	N/A
	9/23/2014	N/A	< 10	< 10	N/A	< 10.4	N/A	< 10	N/A	< 10	N/A	N/A
	1/6/2015	N/A	N/A	N/A	N/A	N/A	N/A	N/A	< 10.2	N/A	N/A	N/A
	4/2/2015	N/A	N/A	N/A	N/A	N/A	< 10.9	N/A	N/A	N/A	< 10.2	< 10.2
	9/30/2015	N/A	N/A	N/A	N/A	N/A	N/A	N/A	< 11.5	N/A	N/A	N/A
	4/15/2019	N/A	< 10.9	< 10.8	< 10.6	< 10.8	N/A	< 10.8	N/A	< 10.4	N/A	N/A
	4/28/2020	N/A	N/A	N/A	N/A	N/A	N/A	N/A	< 11.2	N/A	< 10.5	< 11.4
	5/19/2021	N/A	N/A	N/A	N/A	N/A	< 10.5	N/A	N/A	N/A	N/A	N/A
	6/5/2024	N/A	< 10	< 10	< 9.8	< 10	N/A	< 9.8	N/A	< 9.8	N/A	N/A
Pronamide, ug/L (CAS NO - 23950-58-5)	7/24/2008	< 1.44	< 1.44	< 1.44	N/A	< 1.44	N/A	< 1.44	N/A	N/A	N/A	N/A
	7/24/2008	N/A	N/A	N/A	N/A	N/A	N/A	< 1.44	N/A	N/A	N/A	N/A
	9/24/2008	< 1.44	< 1.44	< 1.44	N/A	< 1.44	N/A	< 1.44	N/A	N/A	N/A	N/A
	3/17/2009	< 1.44	< 1.44	< 1.44	N/A	< 1.44	N/A	< 1.44	N/A	< 1.44	< 1.6	< 1.44
	3/17/2009	N/A	N/A	< 1.44	N/A	N/A	N/A	N/A	N/A	N/A	N/A	N/A
	6/23/2009	< 10	< 10	< 10	N/A	< 10	< 10	< 10	N/A	< 10	< 10	< 10
	6/23/2009	N/A	N/A	N/A	N/A	N/A	N/A	N/A	N/A	N/A	< 10	N/A
	8/13/2009	N/A	N/A	N/A	N/A	N/A	< 10	N/A	N/A	N/A	< 10	< 10
	9/1/2009	< 11.4	< 10	< 10	N/A	< 10	< 10	< 10	N/A	< 12	< 10	< 10
	9/1/2009	N/A	N/A	< 10	N/A	N/A	N/A	N/A	N/A	N/A	N/A	N/A
	12/17/2009	N/A	N/A	N/A	N/A	N/A	< 13.7	N/A	N/A	< 10	N/A	N/A
	3/10/2010	N/A	N/A	< 10	N/A	< 10	N/A	N/A	N/A	N/A	N/A	N/A
	3/10/2010	N/A	N/A	N/A	N/A	< 10	N/A	N/A	N/A	N/A	N/A	N/A
	9/27/2010	< 10	N/A	< 10	N/A	N/A	N/A	N/A	N/A	N/A	< 10	< 10
	1/22/2013	N/A	N/A	N/A	< 10	N/A	N/A	N/A	N/A	N/A	N/A	N/A
	3/11/2014	N/A	N/A	N/A	< 10.2	N/A	N/A	N/A	N/A	N/A	N/A	N/A
	9/23/2014	N/A	< 10	< 10	N/A	< 10.4	N/A	< 10	N/A	< 10	N/A	N/A
	1/6/2015	N/A	N/A	N/A	N/A	N/A	N/A	N/A	< 10.2	N/A	N/A	N/A
	4/2/2015	N/A	N/A	N/A	N/A	N/A	< 10.9	N/A	N/A	N/A	< 10.2	< 10.2
	9/30/2015	N/A	N/A	N/A	N/A	N/A	N/A	N/A	< 11.5	N/A	N/A	N/A
	4/15/2019	N/A	< 10.9	< 10.8	< 10.6	< 10.8	N/A	< 10.8	N/A	< 10.4	N/A	N/A
	4/28/2020	N/A	N/A	N/A	N/A	N/A	N/A	N/A	< 11.2	N/A	< 10.5	< 11.4
	5/19/2021	N/A	N/A	N/A	N/A	N/A	< 10.5	N/A	N/A	N/A	N/A	N/A
	6/5/2024	N/A	< 10	< 10	< 9.8	< 10	N/A	< 9.8	N/A	< 9.8	N/A	N/A
Propionitrile, ug/L (CAS NO - 107-12-0)	7/24/2008	< 2.84	< 2.84	< 2.84	N/A	< 2.84	N/A	< 2.84	N/A	N/A	N/A	N/A
	7/24/2008	N/A	N/A	N/A	N/A	N/A	N/A	< 2.84	N/A	N/A	N/A	N/A
	9/24/2008	< 2.84	< 2.84	< 2.84	N/A	< 2.84	N/A	< 2.84	N/A	N/A	N/A	N/A
	3/17/2009	< 2.84	< 2.84	< 2.84	N/A	< 2.84	N/A	< 2.84	N/A	< 2.84	< 2.84	< 2.84
	3/17/2009	N/A	N/A	< 2.84	N/A	N/A	N/A	N/A	N/A	N/A	N/A	N/A
	6/23/2009	< 10	< 10	< 10	N/A	< 10	< 10	< 10	N/A	< 10	< 10	< 10
	6/23/2009	N/A	N/A	N/A	N/A	N/A	N/A	N/A	N/A	N/A	< 10	N/A
	8/13/2009	N/A	N/A	N/A	N/A	N/A	< 10	N/A	N/A	N/A	< 10	< 10
	9/1/2009	< 10	< 10	< 10	N/A	< 10	< 10	< 10	N/A	< 10	< 10	< 10
	9/1/2009	N/A	N/A	< 10	N/A	N/A	N/A	N/A	N/A	N/A	N/A	N/A
	12/17/2009	N/A	N/A	N/A	N/A	N/A	< 10	N/A	N/A	< 10	N/A	N/A
	3/10/2010	< 10	< 10	< 10	N/A	< 10	< 10	< 10	N/A	< 10	< 10	N/A
	3/10/2010	N/A	N/A	N/A	N/A	< 10	N/A	N/A	N/A	N/A	N/A	N/A
	9/27/2010	< 10	< 10	< 10	N/A	N/A	N/A	< 10	N/A	< 10	< 10	< 10
	1/22/2013	N/A	N/A	N/A	< 10	N/A	N/A	N/A	N/A	N/A	N/A	N/A
	3/11/2014	N/A	N/A	N/A	< 10	N/A	N/A	N/A	N/A	N/A	N/A	N/A
	9/23/2014	N/A	< 10	< 10	N/A	< 10	N/A	< 10	N/A	< 10	N/A	N/A
	1/6/2015	N/A	N/A	N/A	N/A	N/A	N/A	N/A	< 10	N/A	N/A	N/A
	4/2/2015	N/A	N/A	N/A	N/A	N/A	< 10	N/A	N/A	N/A	< 10	< 10
	9/30/2015	N/A	N/A	N/A	N/A	N/A	N/A	N/A	< 10	N/A	N/A	N/A
	4/15/2019	N/A	< 10	< 10	< 10	< 10	N/A	< 10	N/A	< 10	N/A	N/A
	4/28/2020	N/A	N/A	N/A	N/A	N/A	N/A	N/A	< 10	N/A	< 10	< 10
	5/19/2021	N/A	N/A	N/A	N/A	N/A	< 10	N/A	N/A	N/A	N/A	N/A
	6/5/2024	N/A	< 10	< 10	< 10	< 10	N/A	< 10	N/A	< 10	N/A	N/A

SCS ENGINEERS

Summary of Groundwater Chemistry
Scott County Landfill - 82-SDP-03-77C - HMSP

Other Constituents	Sample Date	MW-32 UPG	MW-17 DNG	MW-19 DNG	MW-20 DNG	MW-21 DNG	MW-22 DNG	MW-27 DNG	MW-28 DNG	MW-30 DNG	OP-17 DNG	OP-18 DNG
Pyrene, ug/L (CAS NO - 129-00-0)	7/24/2008	< 2.6	< 2.6	< 2.6	N/A	< 2.6	N/A	< 2.6	N/A	N/A	N/A	N/A
	7/24/2008	N/A	N/A	N/A	N/A	N/A	N/A	< 2.6	N/A	N/A	N/A	N/A
	9/24/2008	< 2.6	< 2.6	< 2.6	N/A	< 2.6	N/A	< 2.6	N/A	N/A	N/A	N/A
	3/17/2009	< 2.6	< 2.6	< 2.6	N/A	< 2.6	N/A	< 2.6	N/A	< 2.6	< 2.89	< 2.6
	3/17/2009	N/A	N/A	< 2.6	N/A	N/A	N/A	N/A	N/A	N/A	N/A	N/A
	6/23/2009	< 10	< 10	< 10	N/A	< 10	< 10	< 10	N/A	< 10	< 10	< 10
	6/23/2009	N/A	N/A	N/A	N/A	N/A	N/A	N/A	N/A	N/A	< 10	N/A
	8/13/2009	N/A	N/A	N/A	N/A	N/A	< 10	N/A	N/A	N/A	< 10	< 10
	9/1/2009	< 11.4	< 10	< 10	N/A	< 10	< 10	< 10	N/A	< 12	< 10	< 10
	9/1/2009	N/A	N/A	< 10	N/A	N/A	N/A	N/A	N/A	N/A	N/A	N/A
	12/17/2009	N/A	N/A	N/A	N/A	N/A	< 13.7	N/A	N/A	< 10	N/A	N/A
	3/10/2010	N/A	N/A	< 10	N/A	< 10	N/A	N/A	N/A	N/A	N/A	N/A
	3/10/2010	N/A	N/A	N/A	N/A	< 10	N/A	N/A	N/A	N/A	N/A	N/A
	9/27/2010	< 10	N/A	< 10	N/A	N/A	N/A	N/A	N/A	N/A	< 10	< 10
	1/22/2013	N/A	N/A	N/A	< 10	N/A	N/A	N/A	N/A	N/A	N/A	N/A
	3/11/2014	N/A	N/A	N/A	< 10.2	N/A	N/A	N/A	N/A	N/A	N/A	N/A
	9/23/2014	N/A	< 10	< 10	N/A	< 10.4	N/A	< 10	N/A	< 10	N/A	N/A
	1/6/2015	N/A	N/A	N/A	N/A	N/A	N/A	N/A	< 10.2	N/A	N/A	N/A
	4/2/2015	N/A	N/A	N/A	N/A	N/A	< 10.9	N/A	N/A	N/A	< 10.2	< 10.2
	9/30/2015	N/A	N/A	N/A	N/A	N/A	N/A	N/A	< 11.5	N/A	N/A	N/A
	4/15/2019	N/A	< 10.9	< 10.8	< 10.6	< 10.8	N/A	< 10.8	N/A	< 10.4	N/A	N/A
	4/28/2020	N/A	N/A	N/A	N/A	N/A	N/A	N/A	< 11.2	N/A	< 10.5	< 11.4
	5/19/2021	N/A	N/A	N/A	N/A	N/A	< 10.5	N/A	N/A	N/A	N/A	N/A
	6/5/2024	N/A	< 10	< 10	< 9.8	< 10	N/A	< 9.8	N/A	< 9.8	N/A	N/A
Safrole, ug/L (CAS NO - 94-59-7)	7/24/2008	< 4.8	< 4.8	< 4.8	N/A	< 4.8	N/A	< 4.8	N/A	N/A	N/A	N/A
	7/24/2008	N/A	N/A	N/A	N/A	N/A	N/A	< 4.8	N/A	N/A	N/A	N/A
	9/24/2008	< 4.8	< 4.8	< 4.8	N/A	< 4.8	N/A	< 4.8	N/A	N/A	N/A	N/A
	3/17/2009	< 4.8	< 4.8	< 4.8	N/A	< 4.8	N/A	< 4.8	N/A	< 4.8	< 5.33	< 4.8
	3/17/2009	N/A	N/A	< 4.8	N/A	N/A	N/A	N/A	N/A	N/A	N/A	N/A
	6/23/2009	< 10	< 10	< 10	N/A	< 10	< 10	< 10	N/A	< 10	< 10	< 10
	6/23/2009	N/A	N/A	N/A	N/A	N/A	N/A	N/A	N/A	N/A	< 10	N/A
	8/13/2009	N/A	N/A	N/A	N/A	N/A	< 10	N/A	N/A	N/A	< 10	< 10
	9/1/2009	< 11.4	< 10	< 10	N/A	< 10	< 10	< 10	N/A	< 12	< 10	< 10
	9/1/2009	N/A	N/A	< 10	N/A	N/A	N/A	N/A	N/A	N/A	N/A	N/A
	12/17/2009	N/A	N/A	N/A	N/A	N/A	< 13.7	N/A	N/A	< 10	N/A	N/A
	3/10/2010	N/A	N/A	< 10	N/A	< 10	N/A	N/A	N/A	N/A	N/A	N/A
	3/10/2010	N/A	N/A	N/A	N/A	< 10	N/A	N/A	N/A	N/A	N/A	N/A
	9/27/2010	< 10	N/A	< 10	N/A	N/A	N/A	N/A	N/A	N/A	< 10	< 10
	1/22/2013	N/A	N/A	N/A	< 10	N/A	N/A	N/A	N/A	N/A	N/A	N/A
	3/11/2014	N/A	N/A	N/A	< 10.2	N/A	N/A	N/A	N/A	N/A	N/A	N/A
	9/23/2014	N/A	< 10	< 10	N/A	< 10.4	N/A	< 10	N/A	< 10	N/A	N/A
	1/6/2015	N/A	N/A	N/A	N/A	N/A	N/A	N/A	< 10.2	N/A	N/A	N/A
	4/2/2015	N/A	N/A	N/A	N/A	N/A	< 10.9	N/A	N/A	N/A	< 10.2	< 10.2
	9/30/2015	N/A	N/A	N/A	N/A	N/A	N/A	N/A	< 11.5	N/A	N/A	N/A
	4/15/2019	N/A	< 10.9	< 10.8	< 10.6	< 10.8	N/A	< 10.8	N/A	< 10.4	N/A	N/A
	4/28/2020	N/A	N/A	N/A	N/A	N/A	N/A	N/A	< 11.2	N/A	< 10.5	< 11.4
	5/19/2021	N/A	N/A	N/A	N/A	N/A	< 10.5	N/A	N/A	N/A	N/A	N/A
	6/5/2024	N/A	< 10	< 10	< 9.8	< 10	N/A	< 9.8	N/A	< 9.8	N/A	N/A
Sulfide, mg/L (CAS NO - 18496-25-8)	7/24/2008	N/A	< 5	< 5	N/A	< 5	N/A	< 5	N/A	N/A	N/A	N/A
	7/24/2008	N/A	N/A	N/A	N/A	N/A	N/A	< 5	N/A	N/A	N/A	N/A
	9/24/2008	< 5	< 5	< 5	N/A	< 5	N/A	< 5	N/A	N/A	N/A	N/A
	3/17/2009	< 5	< 5	< 5	N/A	< 5	N/A	< 5	N/A	< 5	< 5	< 5
	3/17/2009	N/A	N/A	< 5	N/A	N/A	N/A	N/A	N/A	N/A	N/A	N/A
	6/23/2009	< 1	< 1	< 1	N/A	< 1	< 1	< 1	N/A	< 1	< 1	< 1
	6/23/2009	N/A	N/A	N/A	N/A	N/A	N/A	N/A	N/A	N/A	< 1	N/A
	8/13/2009	N/A	N/A	N/A	N/A	N/A	< 1	N/A	N/A	N/A	< 1	< 1
	9/1/2009	< 1	< 1	< 1	N/A	< 1	< 1	< 1	N/A	< 1	< 1	< 1
	9/1/2009	N/A	N/A	< 1	N/A	N/A	N/A	N/A	N/A	N/A	N/A	N/A
	12/17/2009	N/A	N/A	N/A	N/A	N/A	< 1	N/A	N/A	< 1	N/A	N/A
	3/10/2010	N/A	N/A	N/A	N/A	< 1	N/A	N/A	N/A	N/A	N/A	N/A
	3/10/2010	N/A	N/A	N/A	N/A	< 1	N/A	N/A	N/A	N/A	N/A	N/A
	9/27/2010	N/A	N/A	N/A	N/A	N/A	N/A	N/A	N/A	N/A	< 1	< 1
	1/22/2013	N/A	N/A	N/A	**4.46**	N/A	N/A	N/A	N/A	N/A	N/A	N/A
	3/27/2013	N/A	N/A	N/A	**1.77**	N/A	N/A	N/A	N/A	N/A	N/A	N/A
	8/14/2013	N/A	N/A	N/A	0.57*	N/A	N/A	N/A	N/A	N/A	N/A	N/A
	9/25/2013	N/A	N/A	N/A	< 1	N/A	N/A	N/A	N/A	N/A	N/A	N/A
	1/22/2014	N/A	N/A	N/A	< 1	N/A	N/A	N/A	N/A	N/A	N/A	N/A
	3/11/2014	< 1	N/A	N/A	< 1	N/A	N/A	N/A	N/A	N/A	N/A	N/A
	9/23/2014	< 1	< 1	< 1	< 1	< 1	N/A	< 1	N/A	< 1	N/A	N/A
	1/6/2015	N/A	N/A	N/A	N/A	N/A	N/A	N/A	< 1	N/A	N/A	N/A
	4/2/2015	< 1	N/A	N/A	< 1	N/A	< 1	N/A	N/A	N/A	< 1	< 1
	9/30/2015	N/A	N/A	N/A	< 1	N/A	N/A	N/A	< 1	N/A	N/A	N/A
	4/27/2016	N/A	N/A	N/A	< 1	N/A	N/A	N/A	N/A	N/A	N/A	N/A
	9/28/2016	N/A	N/A	N/A	< 1	N/A	N/A	N/A	N/A	N/A	N/A	N/A
	4/15/2019	N/A	< 1	< 1	< 1	< 1	N/A	< 1	N/A	**2.38**	N/A	N/A
	10/3/2019	< 1	N/A	N/A	N/A	N/A	N/A	N/A	N/A	N/A	N/A	N/A
	4/28/2020	N/A	N/A	N/A	N/A	N/A	N/A	N/A	< 1	N/A	< 1	< 1
	7/22/2020	N/A	N/A	N/A	N/A	N/A	N/A	N/A	N/A	25.5	N/A	N/A
	5/19/2021	N/A	N/A	N/A	N/A	N/A	< 10	N/A	N/A	< 1	N/A	N/A
	3/22/2022	N/A	N/A	N/A	N/A	N/A	N/A	N/A	N/A	< 1	N/A	N/A
	5/17/2023	N/A	N/A	N/A	N/A	N/A	N/A	N/A	N/A	< 1	N/A	N/A
	6/5/2024	N/A	< 1	< 1	< 1	< 1	N/A	< 1	N/A	< 1	N/A	N/A
Thionazin, ug/L (CAS NO - 297-97-2)	7/24/2008	< 1.16	< 1.16	< 1.16	N/A	< 1.16	N/A	< 1.16	N/A	N/A	N/A	N/A
	7/24/2008	N/A	N/A	N/A	N/A	N/A	N/A	< 1.16	N/A	N/A	N/A	N/A
	9/24/2008	< 1.16	< 1.16	< 1.16	N/A	< 1.16	N/A	< 1.16	N/A	N/A	N/A	N/A
	3/17/2009	< 1.16	< 1.16	< 1.16	N/A	< 1.16	N/A	< 1.16	N/A	< 1.16	< 1.29	< 1.16
	3/17/2009	N/A	N/A	< 1.16	N/A	N/A	N/A	N/A	N/A	N/A	N/A	N/A
	6/23/2009	< 10	< 10	< 10	N/A	< 10	< 10	< 10	N/A	< 10	< 10	< 10
	6/23/2009	N/A	N/A	N/A	N/A	N/A	N/A	N/A	N/A	N/A	< 10	N/A

SCS ENGINEERS

Summary of Groundwater Chemistry
Scott County Landfill - 82-SDP-03-77C - HMSP

Other Constituents	Sample Date	MW-32 UPG	MW-17 DNG	MW-19 DNG	MW-20 DNG	MW-21 DNG	MW-22 DNG	MW-27 DNG	MW-28 DNG	MW-30 DNG	OP-17 DNG	OP-18 DNG
Thionazin, ug/L (CAS NO - 297-97-2)	8/13/2009	N/A	N/A	N/A	N/A	N/A	< 10	N/A	N/A	N/A	< 10	< 10
	9/1/2009	< 11.4	< 10	< 10	N/A	< 10	< 10	< 10	N/A	< 12	< 10	< 10
	9/1/2009	N/A	N/A	< 10	N/A	N/A	N/A	N/A	N/A	N/A	N/A	N/A
	12/17/2009	N/A	N/A	N/A	N/A	N/A	< 13.7	N/A	N/A	< 10	N/A	N/A
	3/10/2010	N/A	N/A	< 10	N/A	< 10	N/A	N/A	N/A	N/A	N/A	N/A
	3/10/2010	N/A	N/A	N/A	N/A	< 10	N/A	N/A	N/A	N/A	N/A	N/A
	9/27/2010	< 10	N/A	< 10	N/A	N/A	N/A	N/A	N/A	N/A	< 10	< 10
	1/22/2013	N/A	N/A	N/A	< 10	N/A	N/A	N/A	N/A	N/A	N/A	N/A
	3/11/2014	N/A	N/A	N/A	< 10.2	N/A	N/A	N/A	N/A	N/A	N/A	N/A
	9/23/2014	N/A	< 10	< 10	N/A	< 10.4	N/A	< 10	N/A	< 10	N/A	N/A
	1/6/2015	N/A	N/A	N/A	N/A	N/A	N/A	N/A	< 10.2	N/A	N/A	N/A
	4/2/2015	N/A	N/A	N/A	N/A	N/A	< 10.9	N/A	N/A	N/A	< 10.2	< 10.2
	9/30/2015	N/A	N/A	N/A	N/A	N/A	N/A	N/A	< 11.5	N/A	N/A	N/A
	4/15/2019	N/A	< 10.9	< 10.8	< 10.6	< 10.8	N/A	< 10.8	N/A	< 10.4	N/A	N/A
	4/28/2020	N/A	N/A	N/A	N/A	N/A	N/A	N/A	< 11.2	N/A	< 10.5	< 11.4
	5/19/2021	N/A	N/A	N/A	N/A	N/A	< 10.5	N/A	N/A	N/A	N/A	N/A
	6/5/2024	N/A	< 10	< 10	< 9.8	< 10	N/A	< 9.8	N/A	< 9.8	N/A	N/A
Toxaphene, ug/L (CAS NO - 8001-35-2)	7/24/2008	< 0.5	< 0.52	< 0.52	N/A	< 0.51	N/A	< 0.52	N/A	N/A	N/A	N/A
	7/24/2008	N/A	N/A	N/A	N/A	N/A	N/A	< 0.53	N/A	N/A	N/A	N/A
	9/24/2008	< 2	< 2	< 2	N/A	< 2	N/A	< 2	N/A	N/A	N/A	N/A
	3/17/2009	< 2	< 2	< 2	N/A	< 2	N/A	< 2	N/A	< 2	< 2.44	< 2
	3/17/2009	N/A	N/A	< 2	N/A	N/A	N/A	N/A	N/A	N/A	N/A	N/A
	6/23/2009	< 2	< 2	< 2	N/A	< 2	< 2	< 2	N/A	< 2	< 2	< 2
	6/23/2009	N/A	N/A	N/A	N/A	N/A	N/A	N/A	N/A	N/A	< 2	N/A
	8/13/2009	N/A	N/A	N/A	N/A	N/A	< 2	N/A	N/A	N/A	< 2	< 2
	9/1/2009	< 2	< 2	< 2	N/A	< 2	< 2	< 2	N/A	< 2	< 2	< 2
	9/1/2009	N/A	N/A	< 2	N/A	N/A	N/A	N/A	N/A	N/A	N/A	N/A
	12/17/2009	N/A	N/A	N/A	N/A	N/A	< 2	N/A	N/A	< 2	N/A	N/A
	9/27/2010	N/A	N/A	N/A	N/A	N/A	N/A	N/A	N/A	N/A	< 2	< 2
	1/22/2013	N/A	N/A	N/A	< 0.5	N/A	N/A	N/A	N/A	N/A	N/A	N/A
	3/11/2014	N/A	N/A	N/A	< 2.02	N/A	N/A	N/A	N/A	N/A	N/A	N/A
	9/23/2014	N/A	< 2	< 2	N/A	< 2	N/A	< 2	N/A	< 2	N/A	N/A
	1/6/2015	N/A	N/A	N/A	N/A	N/A	N/A	N/A	< 2.04	N/A	N/A	N/A
	4/2/2015	N/A	N/A	N/A	N/A	N/A	< 2.41	N/A	N/A	N/A	< 2.11	< 111
	9/30/2015	N/A	N/A	N/A	N/A	N/A	N/A	N/A	< 2	N/A	N/A	N/A
	4/15/2019	N/A	< 2.15	< 2.13	< 2.17	< 2.13	N/A	< 2.17	N/A	< 2.13	N/A	N/A
	4/28/2020	N/A	N/A	N/A	N/A	N/A	N/A	N/A	< 2.22	N/A	< 2.17	< 2.47
	5/19/2021	N/A	N/A	N/A	N/A	N/A	< 2.15	N/A	N/A	N/A	N/A	N/A
	6/5/2024	N/A	< 1.75	< 1.73	< 1.81	< 1.89	N/A	< 1.81	N/A	< 1.82	N/A	N/A

Note: * indicates 'J flag'. Detection is below the reporting limit, but greater than the MDL (Method Detection Limit). The concentration is estimated.

Denotes Detection.
Denotes Confirmed Outlier. Statistically Excluded.

Sampling performed over multiple dates is recorded on the first date sampled. Refer to field forms for exact sample date.

Appendix C-2
Summary of Groundwater Chemistry – Supplemental

SCS ENGINEERS

Summary of Groundwater Chemistry
Scott County Landfill - 82-SDP-03-77C - Supplemental

Total Metals Constituents	Sample Date	MW-18R DNG	MW-33A DNG	MW-33B DNG	MW-34 DNG	MW-35 DNG	MW-36 DNG	MW-37 DNG	MW-38 DNG	MW-39 DNG	MW-44 DNG	MW-45 DNG	MW-46 DNG	MW-47 DNG	MW-51 DNG	MW-52 DNG	MW-53 DNG	MW-54 DNG
Arsenic, mg/L (CAS NO - 7440-38-2)	9/24/2014	< 0.001	0.00278	< 0.001	< 0.001	0.0192	< 0.002	0.0546	< 0.001	N/A	N/A	N/A	N/A	N/A	N/A	N/A	N/A	N/A
	1/14/2015	N/A	0.00109*	< 0.002	< 0.002	0.0158	N/A	0.096	N/A	N/A	N/A	N/A	N/A	N/A	N/A	N/A	N/A	N/A
	9/30/2015	N/A	0.00256	N/A	< 0.002	0.0104	N/A	0.129	N/A	N/A	N/A	N/A	N/A	N/A	N/A	N/A	N/A	N/A
	4/27/2016	N/A	0.002	N/A	< 0.002	0.0255	N/A	0.11	N/A	0.0068	N/A	N/A	N/A	N/A	N/A	N/A	N/A	N/A
	9/28/2016	N/A	0.00732	N/A	< 0.002	0.0327	N/A	0.102	N/A	0.00404	N/A	N/A	N/A	N/A	N/A	N/A	N/A	N/A
	4/25/2017	N/A	0.00841	N/A	< 0.002	0.0285	N/A	0.0941	N/A	0.00824	N/A	N/A	N/A	N/A	N/A	N/A	N/A	N/A
	8/22/2017	N/A	0.00924	N/A	< 0.002	0.0297	N/A	0.0963	N/A	0.00576	N/A	N/A	N/A	N/A	N/A	N/A	N/A	N/A
	6/5/2018	N/A	0.0108	N/A	< 0.002	0.0353	N/A	0.11	N/A	0.00518	N/A	N/A	N/A	N/A	N/A	N/A	N/A	N/A
	12/18/2018	N/A	0.00541	N/A	< 0.002	0.0337	N/A	0.0958	N/A	0.00333	N/A	0.00226	< 0.002	0.000912*	N/A	N/A	N/A	N/A
	4/15/2019	0.00819	0.00348	< 0.002	< 0.002	0.0221	0.00265	0.0882	0.00293	0.00408	0.0137	0.00291	< 0.002	< 0.002	N/A	N/A	N/A	N/A
	10/3/2019	0.0223	0.0236	N/A	N/A	0.0377	0.0042	0.0885	0.00177*	0.00483	N/A	0.00373	N/A	N/A	N/A	N/A	N/A	N/A
	4/28/2020	0.00784	0.0127	< 0.002	< 0.002	0.0269	0.00232	0.0906	0.00154*	0.00631	0.0258	0.00252	< 0.002	< 0.002	N/A	N/A	N/A	N/A
	7/22/2020	0.00409	0.0296	N/A	< 0.002	0.0362	0.00397	0.106	N/A	0.00555	N/A	0.00296	N/A	N/A	N/A	N/A	N/A	N/A
	5/18/2021	0.00863	0.0213	0.000858*	< 0.002	0.0233	0.00375	0.0923	0.00173*	0.00958	N/A	0.00922	< 0.002	< 0.002	N/A	N/A	N/A	N/A
	9/21/2021	0.0107	0.0387	N/A	< 0.002	0.0225	0.00367	0.108	0.0011*	0.00878	N/A	0.00514	< 0.002	N/A	N/A	N/A	N/A	N/A
	3/22/2022	0.00367	0.0169	N/A	< 0.002	0.0296	0.00529	0.103	0.00196*	0.00939	N/A	0.00529	0.00103*	N/A	N/A	N/A	N/A	N/A
	10/11/2022	N/A	0.0372	N/A	< 0.002	0.0469	0.00342	0.117	N/A	0.0049	N/A	0.00332	N/A	N/A	N/A	N/A	N/A	N/A
	5/17/2023	N/A	0.0281	N/A	< 0.002	0.033	0.00309	0.0942	0.0021	0.00241	N/A	0.00314	0.000876*	N/A	N/A	N/A	N/A	N/A
	6/5/2024	0.001*	0.0261	0.00158*	0.00059*	N/A	0.00345	0.104	N/A	0.00263	N/A	0.00224	0.00118*	< 0.002	N/A	N/A	N/A	N/A
	8/8/2024	N/A	N/A	N/A	N/A	N/A	N/A	N/A	N/A	N/A	N/A	N/A	N/A	N/A	0.0027	< 0.002	0.000607*	0.00108*
	9/23/2024	0.00154*	0.0296	N/A	0.000655*	N/A	0.00305	0.129	N/A	0.00322	N/A	0.00267	N/A	N/A	0.00322	< 0.002	< 0.002	0.00128*
Cobalt, mg/L (CAS NO - 7440-48-4)	12/18/2018	0.000922	0.0116	0.00291	0.000215*	0.00552	0.00701	0.0196	0.000723	0.0377	0.0222	0.0191	0.000097*	< 0.0005	N/A	N/A	N/A	N/A
	4/15/2019	0.0023	0.00756	0.000113*	0.000186*	0.00886	0.00802	0.0182	< 0.0005	0.0248	0.0193	0.0211	0.000102*	< 0.0005	N/A	N/A	N/A	N/A
	10/3/2019	0.00198	0.00388	N/A	N/A	0.00376	0.00689	0.0164	N/A	0.0315	0.0177	0.0264	N/A	N/A	N/A	N/A	N/A	N/A
	4/28/2020	0.000907	0.00113	0.000123*	0.000764	0.00184	0.00615	0.0177	0.000471*	0.0249	0.0192	0.0271	0.000105*	< 0.0005	N/A	N/A	N/A	N/A
	7/22/2020	0.00088	0.000933	N/A	0.000664	0.00193	0.00651	0.0173	N/A	0.031	0.0196	0.0304	N/A	N/A	N/A	N/A	N/A	N/A
	5/18/2021	0.005	0.00124	0.00028*	0.00221	0.00282	0.00654	0.0154	0.000662	0.0217	0.0173	0.0296	0.00121	< 0.0005	N/A	N/A	N/A	N/A
	9/21/2021	0.000793	0.0014	N/A	0.00112	0.00443	0.007	0.0139	0.000707	0.0276	0.0146	0.0277	0.000561	N/A	N/A	N/A	N/A	N/A
	3/22/2022	0.00056	0.00183	N/A	0.00133	0.00363	0.00818	0.0146	0.000773	0.0263	0.0217	0.0231	0.00043*	N/A	N/A	N/A	N/A	N/A
	10/11/2022	N/A	0.000822	N/A	0.000395*	0.000563	0.00807	0.0125	N/A	0.0268	0.0164	0.0191	N/A	N/A	N/A	N/A	N/A	N/A
	5/17/2023	N/A	0.000587	N/A	0.000437*	0.000759	0.00316	0.0138	0.000624	0.0159	0.0171	0.0207	0.000573	N/A	N/A	N/A	N/A	N/A
	6/5/2024	0.000393*	0.000363*	< 0.0005	0.0121	N/A	0.00652	0.0133	N/A	0.0166	0.0136	0.0105	0.000618	< 0.0005	N/A	N/A	N/A	N/A
	8/8/2024	N/A	N/A	N/A	N/A	N/A	N/A	N/A	N/A	N/A	N/A	N/A	N/A	N/A	0.00113	< 0.0005	0.00187	0.00217
	9/23/2024	0.000196*	0.000455*	N/A	0.00597	N/A	0.00579	0.0111	N/A	0.0184	0.0111	0.0101	N/A	N/A	0.000909	< 0.0005	0.00134	0.00087
Total Suspended Solids, mg/L (CAS NO - TSS)	9/24/2014	56.3	1760	216	430	156	362	8170	34	N/A	N/A	N/A	N/A	N/A	N/A	N/A	N/A	N/A
	1/14/2015	N/A	8.6	6.4	10.4	49.5	N/A	125	N/A	N/A	N/A	N/A	N/A	N/A	N/A	N/A	N/A	N/A
	9/30/2015	N/A	35	N/A	44.3	58	N/A	423	N/A	N/A	N/A	N/A	N/A	N/A	N/A	N/A	N/A	N/A
	4/27/2016	N/A	22.3	N/A	11.4	123	N/A	182	N/A	15.8	N/A	N/A	N/A	N/A	N/A	N/A	N/A	N/A
	9/28/2016	N/A	100	N/A	78	130	N/A	105	N/A	6.38	N/A	N/A	N/A	N/A	N/A	N/A	N/A	N/A
	4/25/2017	N/A	68.5	N/A	40.6	155	N/A	90	N/A	57.7	N/A	N/A	N/A	N/A	N/A	N/A	N/A	N/A
	8/22/2017	N/A	51.6	N/A	1.13*	112	N/A	36.6	N/A	41.1	N/A	N/A	N/A	N/A	N/A	N/A	N/A	N/A
	6/5/2018	N/A	43	N/A	3.87	96	N/A	118	N/A	4.33	N/A	N/A	N/A	N/A	N/A	N/A	N/A	N/A
	12/18/2018	29.8	34.5	9	1.38*	120	26.6	134	6.5	1.88	30.6	3	3.63	1.75*	N/A	N/A	N/A	N/A
	4/15/2019	220	29	< 1.88	1.63*	94	38	110	6.12	2	35	2	1*	0.875*	N/A	N/A	N/A	N/A
	10/3/2019	136	58.3	N/A	N/A	96	23.8	48.6	3.6	1.5*	26	2.13	N/A	N/A	N/A	N/A	N/A	N/A
	4/28/2020	53	59	2.88	6.5	99	15.5	179	3	12.9	55	2.63	< 1.88	< 1.88	N/A	N/A	N/A	N/A
	7/22/2020	13.1	55	N/A	2.38	107	16	96	N/A	4.37	34	3.13	N/A	N/A	N/A	N/A	N/A	N/A
	5/18/2021	396	81.7	8.37	47.4	122	35.3	114	10.9	30.6	37	23.3	27.4	2.88	N/A	N/A	N/A	N/A
	9/21/2021	75.5	79.5	N/A	24	99.8	41.8	120	4.88	22	48	17.9	35.8	N/A	N/A	N/A	N/A	N/A
	3/22/2022	56.5	101	N/A	40.4	108	39.7	150	7.5	26.3	N/A	16	24.6	N/A	N/A	N/A	N/A	N/A
	10/11/2022	N/A	69	N/A	2.5	80	51	84	N/A	2.88	45	3.25	N/A	N/A	N/A	N/A	N/A	N/A
	5/17/2023	N/A	19	N/A	1.75*	99.7	21.3	115	14.3	1.5*	28	1.25*	< 1.88	N/A	N/A	N/A	N/A	N/A
	6/5/2024	3.13	57	1.75*	62.5	N/A	29	127	N/A	1.5*	42	1.5*	1.88	< 1.88	N/A	N/A	N/A	N/A
	8/8/2024	N/A	N/A	N/A	N/A	N/A	N/A	N/A	N/A	N/A	N/A	N/A	N/A	N/A	34.5	39.5	46.7	< 1.88
	9/23/2024	4.25	58	N/A	2.13	N/A	28.5	65	N/A	1.75*	18.7	1.75*	N/A	N/A	106	1540	54	1.75*

Note: * indicates 'J flag'. Detection is below the reporting limit, but greater than the MDL (Method Detection Limit). The concentration is estimated.

Denotes Detection.
Denotes Confirmed Outlier. Statistically Excluded.

Sampling performed over multiple dates is recorded on the first date sampled. Refer to field forms for exact sample date.

SCS ENGINEERS

Summary of Groundwater Chemistry
Scott County Landfill - 82-SDP-03-77C - Supplemental

Appendix I VOC Constituents	Sample Date	MW-18R DNG	MW-33A DNG	MW-33B DNG	MW-34 DNG	MW-35 DNG	MW-36 DNG	MW-37 DNG	MW-38 DNG	MW-39 DNG	MW-44 DNG	MW-45 DNG	MW-46 DNG	MW-47 DNG	MW-51 DNG	MW-52 DNG	MW-53 DNG	MW-54 DNG
1,1,1,2-Tetrachloroethane, ug/L (CAS NO - 630-20-6)	12/27/2019	N/A	N/A	N/A	N/A	N/A	N/A	< 1	N/A	< 1	< 1	< 1	N/A	N/A	N/A	N/A	N/A	N/A
	4/28/2020	N/A	N/A	N/A	N/A	N/A	N/A	< 1	N/A	< 1	< 1	< 1	N/A	N/A	N/A	N/A	N/A	N/A
	7/22/2020	N/A	N/A	N/A	N/A	N/A	N/A	< 1	N/A	N/A	< 1	N/A	N/A	N/A	N/A	N/A	N/A	N/A
	5/18/2021	N/A	N/A	N/A	N/A	N/A	N/A	< 1	N/A	< 1	< 1	< 1	N/A	N/A	N/A	N/A	N/A	N/A
	9/21/2021	N/A	N/A	N/A	N/A	N/A	N/A	< 1	N/A	N/A	< 1	N/A	N/A	N/A	N/A	N/A	N/A	N/A
	3/22/2022	N/A	N/A	N/A	N/A	N/A	N/A	N/A	N/A	< 1	< 1	< 1	N/A	N/A	N/A	N/A	N/A	N/A
	10/11/2022	N/A	N/A	N/A	N/A	N/A	N/A	< 1	N/A	N/A	< 1	N/A	N/A	N/A	N/A	N/A	N/A	N/A
	5/17/2023	N/A	N/A	N/A	N/A	N/A	N/A	< 1	N/A	< 1	< 1	< 1	N/A	N/A	N/A	N/A	N/A	N/A
	6/5/2024	N/A	N/A	N/A	N/A	N/A	N/A	< 1	N/A	< 1	< 1	< 1	N/A	N/A	N/A	N/A	N/A	N/A
	9/23/2024	N/A	N/A	N/A	N/A	N/A	N/A	< 1	N/A	N/A	< 1	N/A	N/A	N/A	N/A	N/A	N/A	N/A
1,1,1-Trichloroethane, ug/L (CAS NO - 71-55-6)	12/27/2019	N/A	N/A	N/A	N/A	N/A	N/A	< 1	N/A	< 1	< 1	< 1	N/A	N/A	N/A	N/A	N/A	N/A
	4/28/2020	N/A	N/A	N/A	N/A	N/A	N/A	< 1	N/A	< 1	< 1	< 1	N/A	N/A	N/A	N/A	N/A	N/A
	7/22/2020	N/A	N/A	N/A	N/A	N/A	N/A	< 1	N/A	N/A	< 1	N/A	N/A	N/A	N/A	N/A	N/A	N/A
	5/18/2021	N/A	N/A	N/A	N/A	N/A	N/A	< 1	N/A	< 1	< 1	< 1	N/A	N/A	N/A	N/A	N/A	N/A
	9/21/2021	N/A	N/A	N/A	N/A	N/A	N/A	< 1	N/A	N/A	< 1	N/A	N/A	N/A	N/A	N/A	N/A	N/A
	3/22/2022	N/A	N/A	N/A	N/A	N/A	N/A	N/A	N/A	< 1	< 1	< 1	N/A	N/A	N/A	N/A	N/A	N/A
	10/11/2022	N/A	N/A	N/A	N/A	N/A	N/A	< 1	N/A	N/A	< 1	N/A	N/A	N/A	N/A	N/A	N/A	N/A
	5/17/2023	N/A	N/A	N/A	N/A	N/A	N/A	< 1	N/A	< 1	< 1	< 1	N/A	N/A	N/A	N/A	N/A	N/A
	6/5/2024	N/A	N/A	N/A	N/A	N/A	N/A	< 1	N/A	< 1	< 1	< 1	N/A	N/A	N/A	N/A	N/A	N/A
	9/23/2024	N/A	N/A	N/A	N/A	N/A	N/A	< 1	N/A	N/A	< 1	N/A	N/A	N/A	N/A	N/A	N/A	N/A
1,1,2,2-Tetrachloroethane, ug/L (CAS NO - 79-34-5)	12/27/2019	N/A	N/A	N/A	N/A	N/A	N/A	< 1	N/A	< 1	< 1	< 1	N/A	N/A	N/A	N/A	N/A	N/A
	4/28/2020	N/A	N/A	N/A	N/A	N/A	N/A	< 1	N/A	< 1	< 1	< 1	N/A	N/A	N/A	N/A	N/A	N/A
	7/22/2020	N/A	N/A	N/A	N/A	N/A	N/A	< 1	N/A	N/A	< 1	N/A	N/A	N/A	N/A	N/A	N/A	N/A
	5/18/2021	N/A	N/A	N/A	N/A	N/A	N/A	< 1	N/A	< 1	< 1	< 1	N/A	N/A	N/A	N/A	N/A	N/A
	9/21/2021	N/A	N/A	N/A	N/A	N/A	N/A	< 1	N/A	N/A	< 1	N/A	N/A	N/A	N/A	N/A	N/A	N/A
	3/22/2022	N/A	N/A	N/A	N/A	N/A	N/A	N/A	N/A	< 1	< 1	< 1	N/A	N/A	N/A	N/A	N/A	N/A
	10/11/2022	N/A	N/A	N/A	N/A	N/A	N/A	< 1	N/A	N/A	< 1	N/A	N/A	N/A	N/A	N/A	N/A	N/A
	5/17/2023	N/A	N/A	N/A	N/A	N/A	N/A	< 1	N/A	< 1	< 1	< 1	N/A	N/A	N/A	N/A	N/A	N/A
	6/5/2024	N/A	N/A	N/A	N/A	N/A	N/A	< 1	N/A	< 1	< 1	< 1	N/A	N/A	N/A	N/A	N/A	N/A
	9/23/2024	N/A	N/A	N/A	N/A	N/A	N/A	< 1	N/A	N/A	< 1	N/A	N/A	N/A	N/A	N/A	N/A	N/A
1,1,2-Trichloroethane, ug/L (CAS NO - 79-00-5)	12/27/2019	N/A	N/A	N/A	N/A	N/A	N/A	< 1	N/A	< 1	< 1	< 1	N/A	N/A	N/A	N/A	N/A	N/A
	4/28/2020	N/A	N/A	N/A	N/A	N/A	N/A	< 1	N/A	< 1	< 1	< 1	N/A	N/A	N/A	N/A	N/A	N/A
	7/22/2020	N/A	N/A	N/A	N/A	N/A	N/A	< 1	N/A	N/A	< 1	N/A	N/A	N/A	N/A	N/A	N/A	N/A
	5/18/2021	N/A	N/A	N/A	N/A	N/A	N/A	< 1	N/A	< 1	< 1	< 1	N/A	N/A	N/A	N/A	N/A	N/A
	9/21/2021	N/A	N/A	N/A	N/A	N/A	N/A	< 1	N/A	N/A	< 1	N/A	N/A	N/A	N/A	N/A	N/A	N/A
	3/22/2022	N/A	N/A	N/A	N/A	N/A	N/A	N/A	N/A	< 1	< 1	< 1	N/A	N/A	N/A	N/A	N/A	N/A
	10/11/2022	N/A	N/A	N/A	N/A	N/A	N/A	< 1	N/A	N/A	< 1	N/A	N/A	N/A	N/A	N/A	N/A	N/A
	5/17/2023	N/A	N/A	N/A	N/A	N/A	N/A	< 1	N/A	< 1	< 1	< 1	N/A	N/A	N/A	N/A	N/A	N/A
	6/5/2024	N/A	N/A	N/A	N/A	N/A	N/A	< 1	N/A	< 1	< 1	< 1	N/A	N/A	N/A	N/A	N/A	N/A
	9/23/2024	N/A	N/A	N/A	N/A	N/A	N/A	< 1	N/A	N/A	< 1	N/A	N/A	N/A	N/A	N/A	N/A	N/A
1,1-Dichloroethane, ug/L (CAS NO - 75-34-3)	12/27/2019	N/A	N/A	N/A	N/A	N/A	N/A	< 1	N/A	< 1	0.781*	< 1	N/A	N/A	N/A	N/A	N/A	N/A
	4/28/2020	N/A	N/A	N/A	N/A	N/A	N/A	< 1	N/A	0.24*	0.496*	< 1	N/A	N/A	N/A	N/A	N/A	N/A
	7/22/2020	N/A	N/A	N/A	N/A	N/A	N/A	< 1	N/A	N/A	< 1	N/A	N/A	N/A	N/A	N/A	N/A	N/A
	5/18/2021	N/A	N/A	N/A	N/A	N/A	N/A	< 1	N/A	< 1	0.429*	< 1	N/A	N/A	N/A	N/A	N/A	N/A
	9/21/2021	N/A	N/A	N/A	N/A	N/A	N/A	< 1	N/A	N/A	0.3*	N/A	N/A	N/A	N/A	N/A	N/A	N/A
	3/22/2022	N/A	N/A	N/A	N/A	N/A	N/A	N/A	N/A	< 1	0.52*	< 1	N/A	N/A	N/A	N/A	N/A	N/A
	10/11/2022	N/A	N/A	N/A	N/A	N/A	N/A	< 1	N/A	N/A	0.467*	N/A	N/A	N/A	N/A	N/A	N/A	N/A
	5/17/2023	N/A	N/A	N/A	N/A	N/A	N/A	< 1	N/A	< 1	< 1	< 1	N/A	N/A	N/A	N/A	N/A	N/A
	6/5/2024	N/A	N/A	N/A	N/A	N/A	N/A	< 1	N/A	< 1	0.243*	< 1	N/A	N/A	N/A	N/A	N/A	N/A
	9/23/2024	N/A	N/A	N/A	N/A	N/A	N/A	< 1	N/A	N/A	0.302*	N/A	N/A	N/A	N/A	N/A	N/A	N/A
1,1-Dichloroethene, ug/L (CAS NO - 75-35-4)	12/27/2019	N/A	N/A	N/A	N/A	N/A	N/A	< 2	N/A	< 2	< 2	< 2	N/A	N/A	N/A	N/A	N/A	N/A
	4/28/2020	N/A	N/A	N/A	N/A	N/A	N/A	< 2	N/A	< 2	< 2	< 2	N/A	N/A	N/A	N/A	N/A	N/A
	7/22/2020	N/A	N/A	N/A	N/A	N/A	N/A	< 2	N/A	N/A	< 2	N/A	N/A	N/A	N/A	N/A	N/A	N/A
	5/18/2021	N/A	N/A	N/A	N/A	N/A	N/A	< 2	N/A	< 2	< 2	< 2	N/A	N/A	N/A	N/A	N/A	N/A
	9/21/2021	N/A	N/A	N/A	N/A	N/A	N/A	< 2	N/A	N/A	< 2	N/A	N/A	N/A	N/A	N/A	N/A	N/A
	3/22/2022	N/A	N/A	N/A	N/A	N/A	N/A	N/A	N/A	< 2	< 2	< 2	N/A	N/A	N/A	N/A	N/A	N/A
	10/11/2022	N/A	N/A	N/A	N/A	N/A	N/A	< 2	N/A	N/A	< 2	N/A	N/A	N/A	N/A	N/A	N/A	N/A
	5/17/2023	N/A	N/A	N/A	N/A	N/A	N/A	< 2	N/A	< 2	< 2	< 2	N/A	N/A	N/A	N/A	N/A	N/A
	6/5/2024	N/A	N/A	N/A	N/A	N/A	N/A	< 2	N/A	< 2	< 2	< 2	N/A	N/A	N/A	N/A	N/A	N/A
	9/23/2024	N/A	N/A	N/A	N/A	N/A	N/A	< 2	N/A	N/A	< 2	N/A	N/A	N/A	N/A	N/A	N/A	N/A
1,2,3-Trichloropropane, ug/L (CAS NO - 96-18-4)	12/27/2019	N/A	N/A	N/A	N/A	N/A	N/A	< 1	N/A	< 1	< 1	< 1	N/A	N/A	N/A	N/A	N/A	N/A
	4/28/2020	N/A	N/A	N/A	N/A	N/A	N/A	< 1	N/A	< 1	< 1	< 1	N/A	N/A	N/A	N/A	N/A	N/A
	7/22/2020	N/A	N/A	N/A	N/A	N/A	N/A	< 1	N/A	N/A	< 1	N/A	N/A	N/A	N/A	N/A	N/A	N/A
	5/18/2021	N/A	N/A	N/A	N/A	N/A	N/A	< 1	N/A	< 1	< 1	< 1	N/A	N/A	N/A	N/A	N/A	N/A

SCS ENGINEERS

Summary of Groundwater Chemistry
Scott County Landfill - 82-SDP-03-77C - Supplemental

Appendix I VOC Constituents	Sample Date	MW-18R DNG	MW-33A DNG	MW-33B DNG	MW-34 DNG	MW-35 DNG	MW-36 DNG	MW-37 DNG	MW-38 DNG	MW-39 DNG	MW-44 DNG	MW-45 DNG	MW-46 DNG	MW-47 DNG	MW-51 DNG	MW-52 DNG	MW-53 DNG	MW-54 DNG
1,2,3-Trichloropropane, ug/L (CAS NO - 96-18-4)	9/21/2021	N/A	N/A	N/A	N/A	N/A	N/A	< 1	N/A	N/A	< 1	N/A	N/A	N/A	N/A	N/A	N/A	N/A
	3/22/2022	N/A	N/A	N/A	N/A	N/A	N/A	N/A	N/A	< 1	< 1	< 1	N/A	N/A	N/A	N/A	N/A	N/A
	10/11/2022	N/A	N/A	N/A	N/A	N/A	N/A	< 1	N/A	N/A	< 1	N/A	N/A	N/A	N/A	N/A	N/A	N/A
	5/17/2023	N/A	N/A	N/A	N/A	N/A	N/A	< 1	N/A	< 1	< 1	< 1	N/A	N/A	N/A	N/A	N/A	N/A
	6/5/2024	N/A	N/A	N/A	N/A	N/A	N/A	< 1	N/A	< 1	< 1	< 1	N/A	N/A	N/A	N/A	N/A	N/A
	9/23/2024	N/A	N/A	N/A	N/A	N/A	N/A	< 1	N/A	N/A	< 1	N/A	N/A	N/A	N/A	N/A	N/A	N/A
1,2-Dibromo-3-Chloropropane, ug/L (CAS NO - 96-12-8)	12/27/2019	N/A	N/A	N/A	N/A	N/A	N/A	< 5	N/A	< 5	< 5	< 5	N/A	N/A	N/A	N/A	N/A	N/A
	4/28/2020	N/A	N/A	N/A	N/A	N/A	N/A	< 1.2	N/A	< 1.2	< 1.2	< 1.2	N/A	N/A	N/A	N/A	N/A	N/A
	7/22/2020	N/A	N/A	N/A	N/A	N/A	N/A	< 1.2	N/A	N/A	< 1.2	N/A	N/A	N/A	N/A	N/A	N/A	N/A
	5/18/2021	N/A	N/A	N/A	N/A	N/A	N/A	< 1.2	N/A	< 1.2	< 1.2	< 1.2	N/A	N/A	N/A	N/A	N/A	N/A
	9/21/2021	N/A	N/A	N/A	N/A	N/A	N/A	< 5	N/A	N/A	< 5	N/A	N/A	N/A	N/A	N/A	N/A	N/A
	3/22/2022	N/A	N/A	N/A	N/A	N/A	N/A	N/A	N/A	< 5	< 5	< 5	N/A	N/A	N/A	N/A	N/A	N/A
	10/11/2022	N/A	N/A	N/A	N/A	N/A	N/A	< 5	N/A	N/A	< 5	N/A	N/A	N/A	N/A	N/A	N/A	N/A
	5/17/2023	N/A	N/A	N/A	N/A	N/A	N/A	< 5	N/A	< 5	< 5	< 5	N/A	N/A	N/A	N/A	N/A	N/A
	6/5/2024	N/A	N/A	N/A	N/A	N/A	N/A	< 1.2	N/A	< 5	< 5	< 5	N/A	N/A	N/A	N/A	N/A	N/A
	9/23/2024	N/A	N/A	N/A	N/A	N/A	N/A	< 1.2	N/A	N/A	< 1.2	N/A	N/A	N/A	N/A	N/A	N/A	N/A
1,2-Dibromoethane [EDB], ug/L (CAS NO - 106-93-4)	12/27/2019	N/A	N/A	N/A	N/A	N/A	N/A	< 1	N/A	< 1	< 1	< 1	N/A	N/A	N/A	N/A	N/A	N/A
	4/28/2020	N/A	N/A	N/A	N/A	N/A	N/A	< 0.34	N/A	< 0.34	< 0.34	< 0.34	N/A	N/A	N/A	N/A	N/A	N/A
	7/22/2020	N/A	N/A	N/A	N/A	N/A	N/A	< 0.34	N/A	N/A	< 0.34	N/A	N/A	N/A	N/A	N/A	N/A	N/A
	5/18/2021	N/A	N/A	N/A	N/A	N/A	N/A	< 0.34	N/A	< 0.34	< 0.34	< 0.34	N/A	N/A	N/A	N/A	N/A	N/A
	9/21/2021	N/A	N/A	N/A	N/A	N/A	N/A	< 1	N/A	N/A	< 1	N/A	N/A	N/A	N/A	N/A	N/A	N/A
	3/22/2022	N/A	N/A	N/A	N/A	N/A	N/A	N/A	N/A	< 1	< 1	< 1	N/A	N/A	N/A	N/A	N/A	N/A
	10/11/2022	N/A	N/A	N/A	N/A	N/A	N/A	< 1	N/A	N/A	< 1	N/A	N/A	N/A	N/A	N/A	N/A	N/A
	5/17/2023	N/A	N/A	N/A	N/A	N/A	N/A	< 1	N/A	< 1	< 1	< 1	N/A	N/A	N/A	N/A	N/A	N/A
	6/5/2024	N/A	N/A	N/A	N/A	N/A	N/A	< 0.34	N/A	< 1	< 1	< 1	N/A	N/A	N/A	N/A	N/A	N/A
	9/23/2024	N/A	N/A	N/A	N/A	N/A	N/A	< 0.34	N/A	N/A	< 0.34	N/A	N/A	N/A	N/A	N/A	N/A	N/A
1,2-Dichlorobenzene, ug/L (CAS NO - 95-50-1)	12/27/2019	N/A	N/A	N/A	N/A	N/A	N/A	< 1	N/A	< 1	< 1	< 1	N/A	N/A	N/A	N/A	N/A	N/A
	4/28/2020	N/A	N/A	N/A	N/A	N/A	N/A	< 1	N/A	< 1	< 1	< 1	N/A	N/A	N/A	N/A	N/A	N/A
	7/22/2020	N/A	N/A	N/A	N/A	N/A	N/A	< 1	N/A	N/A	< 1	N/A	N/A	N/A	N/A	N/A	N/A	N/A
	5/18/2021	N/A	N/A	N/A	N/A	N/A	N/A	< 1	N/A	< 1	< 1	< 1	N/A	N/A	N/A	N/A	N/A	N/A
	9/21/2021	N/A	N/A	N/A	N/A	N/A	N/A	< 1	N/A	N/A	< 1	N/A	N/A	N/A	N/A	N/A	N/A	N/A
	3/22/2022	N/A	N/A	N/A	N/A	N/A	N/A	N/A	N/A	< 1	< 1	< 1	N/A	N/A	N/A	N/A	N/A	N/A
	10/11/2022	N/A	N/A	N/A	N/A	N/A	N/A	< 1	N/A	N/A	< 1	N/A	N/A	N/A	N/A	N/A	N/A	N/A
	5/17/2023	N/A	N/A	N/A	N/A	N/A	N/A	< 1	N/A	< 1	< 1	< 1	N/A	N/A	N/A	N/A	N/A	N/A
	6/5/2024	N/A	N/A	N/A	N/A	N/A	N/A	< 1	N/A	< 1	< 1	< 1	N/A	N/A	N/A	N/A	N/A	N/A
	9/23/2024	N/A	N/A	N/A	N/A	N/A	N/A	< 1	N/A	N/A	< 1	N/A	N/A	N/A	N/A	N/A	N/A	N/A
1,2-Dichloroethane, ug/L (CAS NO - 107-06-2)	12/27/2019	N/A	N/A	N/A	N/A	N/A	N/A	< 1	N/A	< 1	< 1	< 1	N/A	N/A	N/A	N/A	N/A	N/A
	4/28/2020	N/A	N/A	N/A	N/A	N/A	N/A	< 1	N/A	< 1	< 1	< 1	N/A	N/A	N/A	N/A	N/A	N/A
	7/22/2020	N/A	N/A	N/A	N/A	N/A	N/A	< 1	N/A	N/A	< 1	N/A	N/A	N/A	N/A	N/A	N/A	N/A
	5/18/2021	N/A	N/A	N/A	N/A	N/A	N/A	< 1	N/A	< 1	< 1	< 1	N/A	N/A	N/A	N/A	N/A	N/A
	9/21/2021	N/A	N/A	N/A	N/A	N/A	N/A	< 1	N/A	N/A	< 1	N/A	N/A	N/A	N/A	N/A	N/A	N/A
	3/22/2022	N/A	N/A	N/A	N/A	N/A	N/A	N/A	N/A	< 1	< 1	< 1	N/A	N/A	N/A	N/A	N/A	N/A
	10/11/2022	N/A	N/A	N/A	N/A	N/A	N/A	< 1	N/A	N/A	< 1	N/A	N/A	N/A	N/A	N/A	N/A	N/A
	5/17/2023	N/A	N/A	N/A	N/A	N/A	N/A	< 1	N/A	< 1	< 1	< 1	N/A	N/A	N/A	N/A	N/A	N/A
	6/5/2024	N/A	N/A	N/A	N/A	N/A	N/A	< 1	N/A	< 1	< 1	< 1	N/A	N/A	N/A	N/A	N/A	N/A
	9/23/2024	N/A	N/A	N/A	N/A	N/A	N/A	< 1	N/A	N/A	< 1	N/A	N/A	N/A	N/A	N/A	N/A	N/A
1,2-Dichloropropane, ug/L (CAS NO - 78-87-5)	12/27/2019	N/A	N/A	N/A	N/A	N/A	N/A	< 1	N/A	< 1	0.498*	< 1	N/A	N/A	N/A	N/A	N/A	N/A
	4/28/2020	N/A	N/A	N/A	N/A	N/A	N/A	< 1	N/A	< 1	0.35*	< 1	N/A	N/A	N/A	N/A	N/A	N/A
	7/22/2020	N/A	N/A	N/A	N/A	N/A	N/A	< 1	N/A	N/A	0.309*	N/A	N/A	N/A	N/A	N/A	N/A	N/A
	5/18/2021	N/A	N/A	N/A	N/A	N/A	N/A	< 1	N/A	< 1	0.304*	< 1	N/A	N/A	N/A	N/A	N/A	N/A
	9/21/2021	N/A	N/A	N/A	N/A	N/A	N/A	< 1	N/A	N/A	< 1	N/A	N/A	N/A	N/A	N/A	N/A	N/A
	3/22/2022	N/A	N/A	N/A	N/A	N/A	N/A	N/A	N/A	< 1	0.294*	< 1	N/A	N/A	N/A	N/A	N/A	N/A
	10/11/2022	N/A	N/A	N/A	N/A	N/A	N/A	< 1	N/A	N/A	< 1	N/A	N/A	N/A	N/A	N/A	N/A	N/A
	5/17/2023	N/A	N/A	N/A	N/A	N/A	N/A	< 1	N/A	< 1	< 1	< 1	N/A	N/A	N/A	N/A	N/A	N/A
	6/5/2024	N/A	N/A	N/A	N/A	N/A	N/A	< 1	N/A	< 1	< 1	< 1	N/A	N/A	N/A	N/A	N/A	N/A
	9/23/2024	N/A	N/A	N/A	N/A	N/A	N/A	< 1	N/A	N/A	< 1	N/A	N/A	N/A	N/A	N/A	N/A	N/A
1,4-Dichlorobenzene, ug/L (CAS NO - 106-46-7)	12/27/2019	N/A	N/A	N/A	N/A	N/A	N/A	**1.68**	N/A	< 1	< 1	< 1	N/A	N/A	N/A	N/A	N/A	N/A
	4/28/2020	N/A	N/A	N/A	N/A	N/A	N/A	**2.11**	N/A	< 1	< 1	< 1	N/A	N/A	N/A	N/A	N/A	N/A
	7/22/2020	N/A	N/A	N/A	N/A	N/A	N/A	**2.06**	N/A	N/A	< 1	N/A	N/A	N/A	N/A	N/A	N/A	N/A
	5/18/2021	N/A	N/A	N/A	N/A	N/A	N/A	< 1	N/A	0.638*	< 1	< 1	N/A	N/A	N/A	N/A	N/A	N/A
	9/21/2021	N/A	N/A	N/A	N/A	N/A	N/A	< 1	N/A	N/A	< 1	N/A	N/A	N/A	N/A	N/A	N/A	N/A
	3/22/2022	N/A	N/A	N/A	N/A	N/A	N/A	N/A	N/A	< 1	< 1	< 1	N/A	N/A	N/A	N/A	N/A	N/A
	10/11/2022	N/A	N/A	N/A	N/A	N/A	N/A	**2.54**	N/A	N/A	< 1	N/A	N/A	N/A	N/A	N/A	N/A	N/A
	5/17/2023	N/A	N/A	N/A	N/A	N/A	N/A	**2.83**	N/A	< 1	< 1	0.569*	N/A	N/A	N/A	N/A	N/A	N/A
	6/5/2024	N/A	N/A	N/A	N/A	N/A	N/A	**2.51**	N/A	0.575*	< 1	< 1	N/A	N/A	N/A	N/A	N/A	N/A
	9/23/2024	N/A	N/A	N/A	N/A	N/A	N/A	**2.59**	N/A	N/A	< 1	N/A	N/A	N/A	N/A	N/A	N/A	N/A

SCS ENGINEERS

Summary of Groundwater Chemistry
Scott County Landfill - 82-SDP-03-77C - Supplemental

Appendix I VOC Constituents	Sample Date	MW-18R DNG	MW-33A DNG	MW-33B DNG	MW-34 DNG	MW-35 DNG	MW-36 DNG	MW-37 DNG	MW-38 DNG	MW-39 DNG	MW-44 DNG	MW-45 DNG	MW-46 DNG	MW-47 DNG	MW-51 DNG	MW-52 DNG	MW-53 DNG	MW-54 DNG
2-Butanone, ug/L (CAS NO - 78-93-3)	12/27/2019	N/A	N/A	N/A	N/A	N/A	N/A	< 10	N/A	< 10	< 10	< 10	N/A	N/A	N/A	N/A	N/A	N/A
	4/28/2020	N/A	N/A	N/A	N/A	N/A	N/A	< 10	N/A	< 10	< 10	< 10	N/A	N/A	N/A	N/A	N/A	N/A
	7/22/2020	N/A	N/A	N/A	N/A	N/A	N/A	< 10	N/A	N/A	< 10	N/A	N/A	N/A	N/A	N/A	N/A	N/A
	5/18/2021	N/A	N/A	N/A	N/A	N/A	N/A	< 10	N/A	< 10	< 10	< 10	N/A	N/A	N/A	N/A	N/A	N/A
	9/21/2021	N/A	N/A	N/A	N/A	N/A	N/A	< 10	N/A	N/A	< 10	N/A	N/A	N/A	N/A	N/A	N/A	N/A
	3/22/2022	N/A	N/A	N/A	N/A	N/A	N/A	N/A	N/A	< 10	< 10	< 10	N/A	N/A	N/A	N/A	N/A	N/A
	10/11/2022	N/A	N/A	N/A	N/A	N/A	N/A	< 10	N/A	N/A	< 10	N/A	N/A	N/A	N/A	N/A	N/A	N/A
	5/17/2023	N/A	N/A	N/A	N/A	N/A	N/A	< 10	N/A	< 10	< 10	< 10	N/A	N/A	N/A	N/A	N/A	N/A
	6/5/2024	N/A	N/A	N/A	N/A	N/A	N/A	< 10	N/A	< 10	< 10	< 10	N/A	N/A	N/A	N/A	N/A	N/A
	9/23/2024	N/A	N/A	N/A	N/A	N/A	N/A	< 10	N/A	N/A	< 10	N/A	N/A	N/A	N/A	N/A	N/A	N/A
2-Hexanone, ug/L (CAS NO - 591-78-6)	12/27/2019	N/A	N/A	N/A	N/A	N/A	N/A	< 10	N/A	< 10	< 10	< 10	N/A	N/A	N/A	N/A	N/A	N/A
	4/28/2020	N/A	N/A	N/A	N/A	N/A	N/A	< 10	N/A	< 10	< 10	< 10	N/A	N/A	N/A	N/A	N/A	N/A
	7/22/2020	N/A	N/A	N/A	N/A	N/A	N/A	< 10	N/A	N/A	< 10	N/A	N/A	N/A	N/A	N/A	N/A	N/A
	5/18/2021	N/A	N/A	N/A	N/A	N/A	N/A	< 10	N/A	< 10	< 10	< 10	N/A	N/A	N/A	N/A	N/A	N/A
	9/21/2021	N/A	N/A	N/A	N/A	N/A	N/A	< 10	N/A	N/A	< 10	N/A	N/A	N/A	N/A	N/A	N/A	N/A
	3/22/2022	N/A	N/A	N/A	N/A	N/A	N/A	N/A	N/A	< 10	< 10	< 10	N/A	N/A	N/A	N/A	N/A	N/A
	10/11/2022	N/A	N/A	N/A	N/A	N/A	N/A	< 10	N/A	N/A	< 10	N/A	N/A	N/A	N/A	N/A	N/A	N/A
	5/17/2023	N/A	N/A	N/A	N/A	N/A	N/A	< 10	N/A	< 10	< 10	< 10	N/A	N/A	N/A	N/A	N/A	N/A
	6/5/2024	N/A	N/A	N/A	N/A	N/A	N/A	< 10	N/A	< 10	< 10	< 10	N/A	N/A	N/A	N/A	N/A	N/A
	9/23/2024	N/A	N/A	N/A	N/A	N/A	N/A	< 10	N/A	N/A	< 10	N/A	N/A	N/A	N/A	N/A	N/A	N/A
4-Methyl-2-Pentanone, ug/L (CAS NO - 108-10-1)	12/27/2019	N/A	N/A	N/A	N/A	N/A	N/A	< 10	N/A	< 10	< 10	< 10	N/A	N/A	N/A	N/A	N/A	N/A
	4/28/2020	N/A	N/A	N/A	N/A	N/A	N/A	< 10	N/A	< 10	< 10	< 10	N/A	N/A	N/A	N/A	N/A	N/A
	7/22/2020	N/A	N/A	N/A	N/A	N/A	N/A	< 10	N/A	N/A	< 10	N/A	N/A	N/A	N/A	N/A	N/A	N/A
	5/18/2021	N/A	N/A	N/A	N/A	N/A	N/A	< 10	N/A	< 10	< 10	< 10	N/A	N/A	N/A	N/A	N/A	N/A
	9/21/2021	N/A	N/A	N/A	N/A	N/A	N/A	< 10	N/A	N/A	< 10	N/A	N/A	N/A	N/A	N/A	N/A	N/A
	3/22/2022	N/A	N/A	N/A	N/A	N/A	N/A	N/A	N/A	< 10	< 10	< 10	N/A	N/A	N/A	N/A	N/A	N/A
	10/11/2022	N/A	N/A	N/A	N/A	N/A	N/A	< 10	N/A	N/A	< 10	N/A	N/A	N/A	N/A	N/A	N/A	N/A
	5/17/2023	N/A	N/A	N/A	N/A	N/A	N/A	< 10	N/A	< 10	< 10	< 10	N/A	N/A	N/A	N/A	N/A	N/A
	6/5/2024	N/A	N/A	N/A	N/A	N/A	N/A	< 10	N/A	< 10	< 10	< 10	N/A	N/A	N/A	N/A	N/A	N/A
	9/23/2024	N/A	N/A	N/A	N/A	N/A	N/A	< 10	N/A	N/A	< 10	N/A	N/A	N/A	N/A	N/A	N/A	N/A
Acetone, ug/L (CAS NO - 67-64-1)	12/27/2019	N/A	N/A	N/A	N/A	N/A	N/A	< 10	N/A	< 10	< 10	< 10	N/A	N/A	N/A	N/A	N/A	N/A
	4/28/2020	N/A	N/A	N/A	N/A	N/A	N/A	< 10	N/A	< 10	< 10	< 10	N/A	N/A	N/A	N/A	N/A	N/A
	7/22/2020	N/A	N/A	N/A	N/A	N/A	N/A	4.9*	N/A	N/A	< 10	N/A	N/A	N/A	N/A	N/A	N/A	N/A
	5/18/2021	N/A	N/A	N/A	N/A	N/A	N/A	< 10	N/A	< 10	**12.6**	< 10	N/A	N/A	N/A	N/A	N/A	N/A
	9/21/2021	N/A	N/A	N/A	N/A	N/A	N/A	< 10	N/A	N/A	3.35*	N/A	N/A	N/A	N/A	N/A	N/A	N/A
	3/22/2022	N/A	N/A	N/A	N/A	N/A	N/A	N/A	N/A	< 10	< 10	< 10	N/A	N/A	N/A	N/A	N/A	N/A
	10/11/2022	N/A	N/A	N/A	N/A	N/A	N/A	3.78*	N/A	N/A	4.79*	N/A	N/A	N/A	N/A	N/A	N/A	N/A
	5/17/2023	N/A	N/A	N/A	N/A	N/A	N/A	< 10	N/A	3.94*	**32.8**	< 10	N/A	N/A	N/A	N/A	N/A	N/A
	6/5/2024	N/A	N/A	N/A	N/A	N/A	N/A	< 10	N/A	< 10	**33.9**	3.28*	N/A	N/A	N/A	N/A	N/A	N/A
	9/23/2024	N/A	N/A	N/A	N/A	N/A	N/A	< 10	N/A	N/A	4.36*	N/A	N/A	N/A	N/A	N/A	N/A	N/A
Acrylonitrile, ug/L (CAS NO - 107-13-1)	12/27/2019	N/A	N/A	N/A	N/A	N/A	N/A	< 5	N/A	< 5	< 5	< 5	N/A	N/A	N/A	N/A	N/A	N/A
	4/28/2020	N/A	N/A	N/A	N/A	N/A	N/A	< 10	N/A	< 10	< 10	< 10	N/A	N/A	N/A	N/A	N/A	N/A
	7/22/2020	N/A	N/A	N/A	N/A	N/A	N/A	< 10	N/A	N/A	< 10	N/A	N/A	N/A	N/A	N/A	N/A	N/A
	5/18/2021	N/A	N/A	N/A	N/A	N/A	N/A	< 10	N/A	< 10	< 10	< 10	N/A	N/A	N/A	N/A	N/A	N/A
	9/21/2021	N/A	N/A	N/A	N/A	N/A	N/A	< 5	N/A	N/A	< 5	N/A	N/A	N/A	N/A	N/A	N/A	N/A
	3/22/2022	N/A	N/A	N/A	N/A	N/A	N/A	N/A	N/A	< 10	< 5	< 10	N/A	N/A	N/A	N/A	N/A	N/A
	10/11/2022	N/A	N/A	N/A	N/A	N/A	N/A	< 5	N/A	N/A	< 5	N/A	N/A	N/A	N/A	N/A	N/A	N/A
	5/17/2023	N/A	N/A	N/A	N/A	N/A	N/A	< 5	N/A	< 5	< 5	< 5	N/A	N/A	N/A	N/A	N/A	N/A
	6/5/2024	N/A	N/A	N/A	N/A	N/A	N/A	< 10	N/A	< 5	< 5	< 5	N/A	N/A	N/A	N/A	N/A	N/A
	9/23/2024	N/A	N/A	N/A	N/A	N/A	N/A	< 10	N/A	N/A	< 10	N/A	N/A	N/A	N/A	N/A	N/A	N/A
Benzene, ug/L (CAS NO - 71-43-2)	12/27/2019	N/A	N/A	N/A	N/A	N/A	N/A	**0.837**	N/A	< 0.5	**0.71**	< 0.5	N/A	N/A	N/A	N/A	N/A	N/A
	4/28/2020	N/A	N/A	N/A	N/A	N/A	N/A	**0.613**	N/A	< 0.5	0.475*	< 0.5	N/A	N/A	N/A	N/A	N/A	N/A
	7/22/2020	N/A	N/A	N/A	N/A	N/A	N/A	**0.628**	N/A	N/A	**0.518**	N/A	N/A	N/A	N/A	N/A	N/A	N/A
	5/18/2021	N/A	N/A	N/A	N/A	N/A	N/A	**0.754**	N/A	< 0.5	0.479*	< 0.5	N/A	N/A	N/A	N/A	N/A	N/A
	9/21/2021	N/A	N/A	N/A	N/A	N/A	N/A	**0.781**	N/A	N/A	0.385*	N/A	N/A	N/A	N/A	N/A	N/A	N/A
	3/22/2022	N/A	N/A	N/A	N/A	N/A	N/A	N/A	N/A	< 0.5	**0.549**	< 0.5	N/A	N/A	N/A	N/A	N/A	N/A
	10/11/2022	N/A	N/A	N/A	N/A	N/A	N/A	**1.37**	N/A	N/A	0.48*	N/A	N/A	N/A	N/A	N/A	N/A	N/A
	5/17/2023	N/A	N/A	N/A	N/A	N/A	N/A	**1.76**	N/A	< 0.5	0.373*	< 0.5	N/A	N/A	N/A	N/A	N/A	N/A
	6/5/2024	N/A	N/A	N/A	N/A	N/A	N/A	**1.66**	N/A	< 0.5	0.327*	< 0.5	N/A	N/A	N/A	N/A	N/A	N/A
	9/23/2024	N/A	N/A	N/A	N/A	N/A	N/A	**1.93**	N/A	N/A	0.296*	N/A	N/A	N/A	N/A	N/A	N/A	N/A
Bromochloromethane, ug/L (CAS NO - 74-97-5)	12/27/2019	N/A	N/A	N/A	N/A	N/A	N/A	< 5	N/A	< 5	< 5	< 5	N/A	N/A	N/A	N/A	N/A	N/A
	4/28/2020	N/A	N/A	N/A	N/A	N/A	N/A	< 5	N/A	< 5	< 5	< 5	N/A	N/A	N/A	N/A	N/A	N/A
	7/22/2020	N/A	N/A	N/A	N/A	N/A	N/A	< 5	N/A	N/A	< 5	N/A	N/A	N/A	N/A	N/A	N/A	N/A
	5/18/2021	N/A	N/A	N/A	N/A	N/A	N/A	< 5	N/A	< 5	< 5	< 5	N/A	N/A	N/A	N/A	N/A	N/A
	9/21/2021	N/A	N/A	N/A	N/A	N/A	N/A	< 5	N/A	N/A	< 5	N/A	N/A	N/A	N/A	N/A	N/A	N/A
	3/22/2022	N/A	N/A	N/A	N/A	N/A	N/A	N/A	N/A	< 5	< 5	< 5	N/A	N/A	N/A	N/A	N/A	N/A

SCS ENGINEERS

Summary of Groundwater Chemistry
Scott County Landfill - 82-SDP-03-77C - Supplemental

Appendix I VOC Constituents	Sample Date	MW-18R DNG	MW-33A DNG	MW-33B DNG	MW-34 DNG	MW-35 DNG	MW-36 DNG	MW-37 DNG	MW-38 DNG	MW-39 DNG	MW-44 DNG	MW-45 DNG	MW-46 DNG	MW-47 DNG	MW-51 DNG	MW-52 DNG	MW-53 DNG	MW-54 DNG
Bromochloromethane, ug/L (CAS NO - 74-97-5)	10/11/2022	N/A	N/A	N/A	N/A	N/A	N/A	< 5	N/A	N/A	< 5	N/A	N/A	N/A	N/A	N/A	N/A	N/A
	5/17/2023	N/A	N/A	N/A	N/A	N/A	N/A	< 5	N/A	< 5	< 5	< 5	N/A	N/A	N/A	N/A	N/A	N/A
	6/5/2024	N/A	N/A	N/A	N/A	N/A	N/A	< 5	N/A	< 5	< 5	< 5	N/A	N/A	N/A	N/A	N/A	N/A
	9/23/2024	N/A	N/A	N/A	N/A	N/A	N/A	< 5	N/A	N/A	< 5	N/A	N/A	N/A	N/A	N/A	N/A	N/A
Bromodichloromethane, ug/L (CAS NO - 75-27-4)	12/27/2019	N/A	N/A	N/A	N/A	N/A	N/A	< 1	N/A	< 1	< 1	< 1	N/A	N/A	N/A	N/A	N/A	N/A
	4/28/2020	N/A	N/A	N/A	N/A	N/A	N/A	< 1	N/A	< 1	< 1	< 1	N/A	N/A	N/A	N/A	N/A	N/A
	7/22/2020	N/A	N/A	N/A	N/A	N/A	N/A	< 1	N/A	N/A	< 1	N/A	N/A	N/A	N/A	N/A	N/A	N/A
	5/18/2021	N/A	N/A	N/A	N/A	N/A	N/A	< 1	N/A	< 1	< 1	< 1	N/A	N/A	N/A	N/A	N/A	N/A
	9/21/2021	N/A	N/A	N/A	N/A	N/A	N/A	< 1	N/A	N/A	< 1	N/A	N/A	N/A	N/A	N/A	N/A	N/A
	3/22/2022	N/A	N/A	N/A	N/A	N/A	N/A	N/A	N/A	< 1	< 1	< 1	N/A	N/A	N/A	N/A	N/A	N/A
	10/11/2022	N/A	N/A	N/A	N/A	N/A	N/A	< 1	N/A	N/A	< 1	N/A	N/A	N/A	N/A	N/A	N/A	N/A
	5/17/2023	N/A	N/A	N/A	N/A	N/A	N/A	< 1	N/A	< 1	< 1	< 1	N/A	N/A	N/A	N/A	N/A	N/A
	6/5/2024	N/A	N/A	N/A	N/A	N/A	N/A	< 1	N/A	< 1	< 1	< 1	N/A	N/A	N/A	N/A	N/A	N/A
	9/23/2024	N/A	N/A	N/A	N/A	N/A	N/A	< 1	N/A	N/A	< 1	N/A	N/A	N/A	N/A	N/A	N/A	N/A
Bromoform, ug/L (CAS NO - 75-25-2)	12/27/2019	N/A	N/A	N/A	N/A	N/A	N/A	< 5	N/A	< 5	< 5	< 5	N/A	N/A	N/A	N/A	N/A	N/A
	4/28/2020	N/A	N/A	N/A	N/A	N/A	N/A	< 5	N/A	< 5	< 5	< 5	N/A	N/A	N/A	N/A	N/A	N/A
	7/22/2020	N/A	N/A	N/A	N/A	N/A	N/A	< 5	N/A	N/A	< 5	N/A	N/A	N/A	N/A	N/A	N/A	N/A
	5/18/2021	N/A	N/A	N/A	N/A	N/A	N/A	< 5	N/A	< 5	< 5	< 5	N/A	N/A	N/A	N/A	N/A	N/A
	9/21/2021	N/A	N/A	N/A	N/A	N/A	N/A	< 5	N/A	N/A	< 5	N/A	N/A	N/A	N/A	N/A	N/A	N/A
	3/22/2022	N/A	N/A	N/A	N/A	N/A	N/A	N/A	N/A	< 5	< 5	< 5	N/A	N/A	N/A	N/A	N/A	N/A
	10/11/2022	N/A	N/A	N/A	N/A	N/A	N/A	< 5	N/A	N/A	< 5	N/A	N/A	N/A	N/A	N/A	N/A	N/A
	5/17/2023	N/A	N/A	N/A	N/A	N/A	N/A	< 5	N/A	< 5	< 5	< 5	N/A	N/A	N/A	N/A	N/A	N/A
	6/5/2024	N/A	N/A	N/A	N/A	N/A	N/A	< 5	N/A	< 5	< 5	< 5	N/A	N/A	N/A	N/A	N/A	N/A
	9/23/2024	N/A	N/A	N/A	N/A	N/A	N/A	< 5	N/A	N/A	< 5	N/A	N/A	N/A	N/A	N/A	N/A	N/A
Bromomethane, ug/L (CAS NO - 74-83-9)	12/27/2019	N/A	N/A	N/A	N/A	N/A	N/A	< 4	N/A	< 4	< 4	< 4	N/A	N/A	N/A	N/A	N/A	N/A
	4/28/2020	N/A	N/A	N/A	N/A	N/A	N/A	< 4	N/A	< 4	< 4	< 4	N/A	N/A	N/A	N/A	N/A	N/A
	7/22/2020	N/A	N/A	N/A	N/A	N/A	N/A	< 4	N/A	N/A	< 4	N/A	N/A	N/A	N/A	N/A	N/A	N/A
	5/18/2021	N/A	N/A	N/A	N/A	N/A	N/A	< 4	N/A	< 4	< 4	< 4	N/A	N/A	N/A	N/A	N/A	N/A
	9/21/2021	N/A	N/A	N/A	N/A	N/A	N/A	< 4	N/A	N/A	< 4	N/A	N/A	N/A	N/A	N/A	N/A	N/A
	3/22/2022	N/A	N/A	N/A	N/A	N/A	N/A	N/A	N/A	< 4	< 4	< 4	N/A	N/A	N/A	N/A	N/A	N/A
	10/11/2022	N/A	N/A	N/A	N/A	N/A	N/A	< 4	N/A	N/A	< 4	N/A	N/A	N/A	N/A	N/A	N/A	N/A
	5/17/2023	N/A	N/A	N/A	N/A	N/A	N/A	< 4	N/A	< 4	< 4	< 4	N/A	N/A	N/A	N/A	N/A	N/A
	6/5/2024	N/A	N/A	N/A	N/A	N/A	N/A	< 4	N/A	< 4	< 4	< 4	N/A	N/A	N/A	N/A	N/A	N/A
	9/23/2024	N/A	N/A	N/A	N/A	N/A	N/A	< 4	N/A	N/A	< 4	N/A	N/A	N/A	N/A	N/A	N/A	N/A
Carbon Disulfide, ug/L (CAS NO - 75-15-0)	12/27/2019	N/A	N/A	N/A	N/A	N/A	N/A	< 1	N/A	< 1	< 1	< 1	N/A	N/A	N/A	N/A	N/A	N/A
	4/28/2020	N/A	N/A	N/A	N/A	N/A	N/A	< 1	N/A	< 1	< 1	< 1	N/A	N/A	N/A	N/A	N/A	N/A
	7/22/2020	N/A	N/A	N/A	N/A	N/A	N/A	< 1	N/A	N/A	< 1	N/A	N/A	N/A	N/A	N/A	N/A	N/A
	5/18/2021	N/A	N/A	N/A	N/A	N/A	N/A	< 1	N/A	< 1	< 1	< 1	N/A	N/A	N/A	N/A	N/A	N/A
	9/21/2021	N/A	N/A	N/A	N/A	N/A	N/A	< 1	N/A	N/A	< 1	N/A	N/A	N/A	N/A	N/A	N/A	N/A
	3/22/2022	N/A	N/A	N/A	N/A	N/A	N/A	N/A	N/A	< 1	< 1	< 1	N/A	N/A	N/A	N/A	N/A	N/A
	10/11/2022	N/A	N/A	N/A	N/A	N/A	N/A	< 1	N/A	N/A	< 1	N/A	N/A	N/A	N/A	N/A	N/A	N/A
	5/17/2023	N/A	N/A	N/A	N/A	N/A	N/A	< 1	N/A	< 1	< 1	< 1	N/A	N/A	N/A	N/A	N/A	N/A
	6/5/2024	N/A	N/A	N/A	N/A	N/A	N/A	< 1	N/A	< 1	< 1	< 1	N/A	N/A	N/A	N/A	N/A	N/A
	9/23/2024	N/A	N/A	N/A	N/A	N/A	N/A	< 1	N/A	N/A	< 1	N/A	N/A	N/A	N/A	N/A	N/A	N/A
Carbon Tetrachloride, ug/L (CAS NO - 56-23-5)	12/27/2019	N/A	N/A	N/A	N/A	N/A	N/A	< 2	N/A	< 2	< 2	< 2	N/A	N/A	N/A	N/A	N/A	N/A
	4/28/2020	N/A	N/A	N/A	N/A	N/A	N/A	< 2	N/A	< 2	< 2	< 2	N/A	N/A	N/A	N/A	N/A	N/A
	7/22/2020	N/A	N/A	N/A	N/A	N/A	N/A	< 2	N/A	N/A	< 2	N/A	N/A	N/A	N/A	N/A	N/A	N/A
	5/18/2021	N/A	N/A	N/A	N/A	N/A	N/A	< 2	N/A	< 2	< 2	< 2	N/A	N/A	N/A	N/A	N/A	N/A
	9/21/2021	N/A	N/A	N/A	N/A	N/A	N/A	< 2	N/A	N/A	< 2	N/A	N/A	N/A	N/A	N/A	N/A	N/A
	3/22/2022	N/A	N/A	N/A	N/A	N/A	N/A	N/A	N/A	< 2	< 2	< 2	N/A	N/A	N/A	N/A	N/A	N/A
	10/11/2022	N/A	N/A	N/A	N/A	N/A	N/A	< 2	N/A	N/A	< 2	N/A	N/A	N/A	N/A	N/A	N/A	N/A
	5/17/2023	N/A	N/A	N/A	N/A	N/A	N/A	< 2	N/A	< 2	< 2	< 2	N/A	N/A	N/A	N/A	N/A	N/A
	6/5/2024	N/A	N/A	N/A	N/A	N/A	N/A	< 2	N/A	< 2	< 2	< 2	N/A	N/A	N/A	N/A	N/A	N/A
	9/23/2024	N/A	N/A	N/A	N/A	N/A	N/A	< 2	N/A	N/A	< 2	N/A	N/A	N/A	N/A	N/A	N/A	N/A
Chlorobenzene, ug/L (CAS NO - 108-90-7)	12/27/2019	N/A	N/A	N/A	N/A	N/A	N/A	< 1	N/A	< 1	**6.67**	< 1	N/A	N/A	N/A	N/A	N/A	N/A
	4/28/2020	N/A	N/A	N/A	N/A	N/A	N/A	0.56*	N/A	< 1	**4.15**	< 1	N/A	N/A	N/A	N/A	N/A	N/A
	7/22/2020	N/A	N/A	N/A	N/A	N/A	N/A	0.651*	N/A	N/A	**5.19**	N/A	N/A	N/A	N/A	N/A	N/A	N/A
	5/18/2021	N/A	N/A	N/A	N/A	N/A	N/A	0.714*	N/A	0.419*	**4.51**	< 1	N/A	N/A	N/A	N/A	N/A	N/A
	9/21/2021	N/A	N/A	N/A	N/A	N/A	N/A	0.731*	N/A	N/A	**3.85**	N/A	N/A	N/A	N/A	N/A	N/A	N/A
	3/22/2022	N/A	N/A	N/A	N/A	N/A	N/A	N/A	N/A	< 1	**6.68**	< 1	N/A	N/A	N/A	N/A	N/A	N/A
	10/11/2022	N/A	N/A	N/A	N/A	N/A	N/A	**1.12**	N/A	N/A	**6.15**	N/A	N/A	N/A	N/A	N/A	N/A	N/A
	5/17/2023	N/A	N/A	N/A	N/A	N/A	N/A	**1.4**	N/A	< 1	**5.41**	0.687*	N/A	N/A	N/A	N/A	N/A	N/A
	6/5/2024	N/A	N/A	N/A	N/A	N/A	N/A	**1.01**	N/A	< 1	**6.96**	< 1	N/A	N/A	N/A	N/A	N/A	N/A
	9/23/2024	N/A	N/A	N/A	N/A	N/A	N/A	**1.53**	N/A	N/A	**6.74**	N/A	N/A	N/A	N/A	N/A	N/A	N/A

SCS ENGINEERS

Summary of Groundwater Chemistry
Scott County Landfill - 82-SDP-03-77C - Supplemental

Appendix I VOC Constituents	Sample Date	MW-18R DNG	MW-33A DNG	MW-33B DNG	MW-34 DNG	MW-35 DNG	MW-36 DNG	MW-37 DNG	MW-38 DNG	MW-39 DNG	MW-44 DNG	MW-45 DNG	MW-46 DNG	MW-47 DNG	MW-51 DNG	MW-52 DNG	MW-53 DNG	MW-54 DNG
Chlorodibromomethane, ug/L (CAS NO - 124-48-1)	12/27/2019	N/A	N/A	N/A	N/A	N/A	N/A	< 5	N/A	< 5	< 5	< 5	N/A	N/A	N/A	N/A	N/A	N/A
	4/28/2020	N/A	N/A	N/A	N/A	N/A	N/A	< 5	N/A	< 5	< 5	< 5	N/A	N/A	N/A	N/A	N/A	N/A
	7/22/2020	N/A	N/A	N/A	N/A	N/A	N/A	< 5	N/A	N/A	< 5	N/A	N/A	N/A	N/A	N/A	N/A	N/A
	5/18/2021	N/A	N/A	N/A	N/A	N/A	N/A	< 5	N/A	< 5	< 5	< 5	N/A	N/A	N/A	N/A	N/A	N/A
	9/21/2021	N/A	N/A	N/A	N/A	N/A	N/A	< 5	N/A	N/A	< 5	N/A	N/A	N/A	N/A	N/A	N/A	N/A
	3/22/2022	N/A	N/A	N/A	N/A	N/A	N/A	N/A	N/A	< 5	< 5	< 5	N/A	N/A	N/A	N/A	N/A	N/A
	10/11/2022	N/A	N/A	N/A	N/A	N/A	N/A	< 5	N/A	N/A	< 5	N/A	N/A	N/A	N/A	N/A	N/A	N/A
	5/17/2023	N/A	N/A	N/A	N/A	N/A	N/A	< 5	N/A	< 5	< 5	< 5	N/A	N/A	N/A	N/A	N/A	N/A
	6/5/2024	N/A	N/A	N/A	N/A	N/A	N/A	< 5	N/A	< 5	< 5	< 5	N/A	N/A	N/A	N/A	N/A	N/A
	9/23/2024	N/A	N/A	N/A	N/A	N/A	N/A	< 5	N/A	N/A	< 5	N/A	N/A	N/A	N/A	N/A	N/A	N/A
Chloroethane, ug/L (CAS NO - 75-00-3)	12/27/2019	N/A	N/A	N/A	N/A	N/A	N/A	< 4	N/A	< 4	< 4	< 4	N/A	N/A	N/A	N/A	N/A	N/A
	4/28/2020	N/A	N/A	N/A	N/A	N/A	N/A	< 4	N/A	< 4	< 4	< 4	N/A	N/A	N/A	N/A	N/A	N/A
	7/22/2020	N/A	N/A	N/A	N/A	N/A	N/A	< 4	N/A	N/A	< 4	N/A	N/A	N/A	N/A	N/A	N/A	N/A
	5/18/2021	N/A	N/A	N/A	N/A	N/A	N/A	< 4	N/A	< 4	< 4	< 4	N/A	N/A	N/A	N/A	N/A	N/A
	9/21/2021	N/A	N/A	N/A	N/A	N/A	N/A	< 4	N/A	N/A	< 4	N/A	N/A	N/A	N/A	N/A	N/A	N/A
	3/22/2022	N/A	N/A	N/A	N/A	N/A	N/A	N/A	N/A	< 4	< 4	< 4	N/A	N/A	N/A	N/A	N/A	N/A
	10/11/2022	N/A	N/A	N/A	N/A	N/A	N/A	< 4	N/A	N/A	< 4	N/A	N/A	N/A	N/A	N/A	N/A	N/A
	5/17/2023	N/A	N/A	N/A	N/A	N/A	N/A	< 4	N/A	< 4	< 4	< 4	N/A	N/A	N/A	N/A	N/A	N/A
	6/5/2024	N/A	N/A	N/A	N/A	N/A	N/A	< 4	N/A	< 4	< 4	< 4	N/A	N/A	N/A	N/A	N/A	N/A
	9/23/2024	N/A	N/A	N/A	N/A	N/A	N/A	< 4	N/A	N/A	< 4	N/A	N/A	N/A	N/A	N/A	N/A	N/A
Chloroform, ug/L (CAS NO - 67-66-3)	12/27/2019	N/A	N/A	N/A	N/A	N/A	N/A	< 3	N/A	< 3	< 3	< 3	N/A	N/A	N/A	N/A	N/A	N/A
	4/28/2020	N/A	N/A	N/A	N/A	N/A	N/A	< 3	N/A	< 3	< 3	< 3	N/A	N/A	N/A	N/A	N/A	N/A
	7/22/2020	N/A	N/A	N/A	N/A	N/A	N/A	< 3	N/A	N/A	< 3	N/A	N/A	N/A	N/A	N/A	N/A	N/A
	5/18/2021	N/A	N/A	N/A	N/A	N/A	N/A	< 3	N/A	< 3	< 3	< 3	N/A	N/A	N/A	N/A	N/A	N/A
	9/21/2021	N/A	N/A	N/A	N/A	N/A	N/A	< 3	N/A	N/A	< 3	N/A	N/A	N/A	N/A	N/A	N/A	N/A
	3/22/2022	N/A	N/A	N/A	N/A	N/A	N/A	N/A	N/A	< 3	< 3	< 3	N/A	N/A	N/A	N/A	N/A	N/A
	10/11/2022	N/A	N/A	N/A	N/A	N/A	N/A	< 3	N/A	N/A	< 3	N/A	N/A	N/A	N/A	N/A	N/A	N/A
	5/17/2023	N/A	N/A	N/A	N/A	N/A	N/A	< 3	N/A	< 3	< 3	< 3	N/A	N/A	N/A	N/A	N/A	N/A
	6/5/2024	N/A	N/A	N/A	N/A	N/A	N/A	< 3	N/A	< 3	< 3	< 3	N/A	N/A	N/A	N/A	N/A	N/A
	9/23/2024	N/A	N/A	N/A	N/A	N/A	N/A	< 3	N/A	N/A	< 3	N/A	N/A	N/A	N/A	N/A	N/A	N/A
Chloromethane, ug/L (CAS NO - 74-87-3)	12/27/2019	N/A	N/A	N/A	N/A	N/A	N/A	< 3	N/A	< 3	< 3	< 3	N/A	N/A	N/A	N/A	N/A	N/A
	4/28/2020	N/A	N/A	N/A	N/A	N/A	N/A	< 3	N/A	< 3	< 3	< 3	N/A	N/A	N/A	N/A	N/A	N/A
	7/22/2020	N/A	N/A	N/A	N/A	N/A	N/A	< 3	N/A	N/A	1.02*	N/A	N/A	N/A	N/A	N/A	N/A	N/A
	5/18/2021	N/A	N/A	N/A	N/A	N/A	N/A	< 3	N/A	< 3	< 3	< 3	N/A	N/A	N/A	N/A	N/A	N/A
	9/21/2021	N/A	N/A	N/A	N/A	N/A	N/A	< 3	N/A	N/A	< 3	N/A	N/A	N/A	N/A	N/A	N/A	N/A
	3/22/2022	N/A	N/A	N/A	N/A	N/A	N/A	N/A	N/A	< 3	< 3	< 3	N/A	N/A	N/A	N/A	N/A	N/A
	10/11/2022	N/A	N/A	N/A	N/A	N/A	N/A	< 3	N/A	N/A	< 3	N/A	N/A	N/A	N/A	N/A	N/A	N/A
	5/17/2023	N/A	N/A	N/A	N/A	N/A	N/A	< 3	N/A	< 3	< 3	< 3	N/A	N/A	N/A	N/A	N/A	N/A
	6/5/2024	N/A	N/A	N/A	N/A	N/A	N/A	< 3	N/A	< 3	< 3	< 3	N/A	N/A	N/A	N/A	N/A	N/A
	9/23/2024	N/A	N/A	N/A	N/A	N/A	N/A	< 3	N/A	N/A	< 3	N/A	N/A	N/A	N/A	N/A	N/A	N/A
cis-1,2-Dichloroethene, ug/L (CAS NO - 156-59-2)	12/27/2019	N/A	N/A	N/A	N/A	N/A	N/A	0.503*	N/A	0.739*	**14.6**	< 1	N/A	N/A	N/A	N/A	N/A	N/A
	4/28/2020	N/A	N/A	N/A	N/A	N/A	N/A	0.42*	N/A	0.683*	**8.54**	< 1	N/A	N/A	N/A	N/A	N/A	N/A
	7/22/2020	N/A	N/A	N/A	N/A	N/A	N/A	0.428*	N/A	N/A	**9.96**	N/A	N/A	N/A	N/A	N/A	N/A	N/A
	5/18/2021	N/A	N/A	N/A	N/A	N/A	N/A	0.448*	N/A	0.465*	**7.25**	< 1	N/A	N/A	N/A	N/A	N/A	N/A
	9/21/2021	N/A	N/A	N/A	N/A	N/A	N/A	0.404*	N/A	N/A	**5**	N/A	N/A	N/A	N/A	N/A	N/A	N/A
	3/22/2022	N/A	N/A	N/A	N/A	N/A	N/A	N/A	N/A	< 1	**8.67**	< 1	N/A	N/A	N/A	N/A	N/A	N/A
	10/11/2022	N/A	N/A	N/A	N/A	N/A	N/A	< 1	N/A	N/A	**6.68**	N/A	N/A	N/A	N/A	N/A	N/A	N/A
	5/17/2023	N/A	N/A	N/A	N/A	N/A	N/A	0.422*	N/A	< 1	**5.21**	0.303*	N/A	N/A	N/A	N/A	N/A	N/A
	6/5/2024	N/A	N/A	N/A	N/A	N/A	N/A	0.296*	N/A	< 1	**5.36**	< 1	N/A	N/A	N/A	N/A	N/A	N/A
	9/23/2024	N/A	N/A	N/A	N/A	N/A	N/A	0.296*	N/A	N/A	**5.31**	N/A	N/A	N/A	N/A	N/A	N/A	N/A
cis-1,3-Dichloropropene, ug/L (CAS NO - 10061-01-5)	12/27/2019	N/A	N/A	N/A	N/A	N/A	N/A	< 5	N/A	< 5	< 5	< 5	N/A	N/A	N/A	N/A	N/A	N/A
	4/28/2020	N/A	N/A	N/A	N/A	N/A	N/A	< 5	N/A	< 5	< 5	< 5	N/A	N/A	N/A	N/A	N/A	N/A
	7/22/2020	N/A	N/A	N/A	N/A	N/A	N/A	< 5	N/A	N/A	< 5	N/A	N/A	N/A	N/A	N/A	N/A	N/A
	5/18/2021	N/A	N/A	N/A	N/A	N/A	N/A	< 5	N/A	< 5	< 5	< 5	N/A	N/A	N/A	N/A	N/A	N/A
	9/21/2021	N/A	N/A	N/A	N/A	N/A	N/A	< 5	N/A	N/A	< 5	N/A	N/A	N/A	N/A	N/A	N/A	N/A
	3/22/2022	N/A	N/A	N/A	N/A	N/A	N/A	N/A	N/A	< 5	< 5	< 5	N/A	N/A	N/A	N/A	N/A	N/A
	10/11/2022	N/A	N/A	N/A	N/A	N/A	N/A	< 5	N/A	N/A	< 5	N/A	N/A	N/A	N/A	N/A	N/A	N/A
	5/17/2023	N/A	N/A	N/A	N/A	N/A	N/A	< 5	N/A	< 5	< 5	< 5	N/A	N/A	N/A	N/A	N/A	N/A
	6/5/2024	N/A	N/A	N/A	N/A	N/A	N/A	< 5	N/A	< 5	< 5	< 5	N/A	N/A	N/A	N/A	N/A	N/A
	9/23/2024	N/A	N/A	N/A	N/A	N/A	N/A	< 5	N/A	N/A	< 5	N/A	N/A	N/A	N/A	N/A	N/A	N/A
Ethylbenzene, ug/L (CAS NO - 100-41-4)	12/27/2019	N/A	N/A	N/A	N/A	N/A	N/A	< 1	N/A	< 1	< 1	< 1	N/A	N/A	N/A	N/A	N/A	N/A
	4/28/2020	N/A	N/A	N/A	N/A	N/A	N/A	< 1	N/A	< 1	< 1	< 1	N/A	N/A	N/A	N/A	N/A	N/A
	7/22/2020	N/A	N/A	N/A	N/A	N/A	N/A	< 1	N/A	N/A	< 1	N/A	N/A	N/A	N/A	N/A	N/A	N/A
	5/18/2021	N/A	N/A	N/A	N/A	N/A	N/A	< 1	N/A	< 1	< 1	< 1	N/A	N/A	N/A	N/A	N/A	N/A
	9/21/2021	N/A	N/A	N/A	N/A	N/A	N/A	< 1	N/A	N/A	< 1	N/A	N/A	N/A	N/A	N/A	N/A	N/A
	3/22/2022	N/A	N/A	N/A	N/A	N/A	N/A	N/A	N/A	< 1	< 1	< 1	N/A	N/A	N/A	N/A	N/A	N/A

SCS ENGINEERS

Summary of Groundwater Chemistry
Scott County Landfill - 82-SDP-03-77C - Supplemental

Appendix I VOC Constituents	Sample Date	MW-18R DNG	MW-33A DNG	MW-33B DNG	MW-34 DNG	MW-35 DNG	MW-36 DNG	MW-37 DNG	MW-38 DNG	MW-39 DNG	MW-44 DNG	MW-45 DNG	MW-46 DNG	MW-47 DNG	MW-51 DNG	MW-52 DNG	MW-53 DNG	MW-54 DNG
Ethylbenzene, ug/L (CAS NO - 100-41-4)	10/11/2022	N/A	N/A	N/A	N/A	N/A	N/A	< 1	N/A	N/A	< 1	N/A	N/A	N/A	N/A	N/A	N/A	N/A
	5/17/2023	N/A	N/A	N/A	N/A	N/A	N/A	< 1	N/A	< 1	< 1	< 1	N/A	N/A	N/A	N/A	N/A	N/A
	6/5/2024	N/A	N/A	N/A	N/A	N/A	N/A	< 1	N/A	< 1	< 1	< 1	N/A	N/A	N/A	N/A	N/A	N/A
	9/23/2024	N/A	N/A	N/A	N/A	N/A	N/A	< 1	N/A	N/A	< 1	N/A	N/A	N/A	N/A	N/A	N/A	N/A
Iodomethane, ug/L (CAS NO - 74-88-4)	12/27/2019	N/A	N/A	N/A	N/A	N/A	N/A	< 10	N/A	< 10	< 10	< 10	N/A	N/A	N/A	N/A	N/A	N/A
	4/28/2020	N/A	N/A	N/A	N/A	N/A	N/A	< 10	N/A	< 10	< 10	< 10	N/A	N/A	N/A	N/A	N/A	N/A
	7/22/2020	N/A	N/A	N/A	N/A	N/A	N/A	< 10	N/A	N/A	< 10	N/A	N/A	N/A	N/A	N/A	N/A	N/A
	5/18/2021	N/A	N/A	N/A	N/A	N/A	N/A	< 10	N/A	< 10	< 10	< 10	N/A	N/A	N/A	N/A	N/A	N/A
	9/21/2021	N/A	N/A	N/A	N/A	N/A	N/A	< 10	N/A	N/A	< 10	N/A	N/A	N/A	N/A	N/A	N/A	N/A
	3/22/2022	N/A	N/A	N/A	N/A	N/A	N/A	N/A	N/A	< 10	< 10	< 10	N/A	N/A	N/A	N/A	N/A	N/A
	10/11/2022	N/A	N/A	N/A	N/A	N/A	N/A	< 10	N/A	N/A	< 10	N/A	N/A	N/A	N/A	N/A	N/A	N/A
	5/17/2023	N/A	N/A	N/A	N/A	N/A	N/A	< 10	N/A	< 10	< 10	< 10	N/A	N/A	N/A	N/A	N/A	N/A
	6/5/2024	N/A	N/A	N/A	N/A	N/A	N/A	< 10	N/A	< 10	< 10	< 10	N/A	N/A	N/A	N/A	N/A	N/A
	9/23/2024	N/A	N/A	N/A	N/A	N/A	N/A	< 10	N/A	N/A	< 10	N/A	N/A	N/A	N/A	N/A	N/A	N/A
Methylene Bromide, ug/L (CAS NO - 74-95-3)	12/27/2019	N/A	N/A	N/A	N/A	N/A	N/A	< 1	N/A	< 1	< 1	< 1	N/A	N/A	N/A	N/A	N/A	N/A
	4/28/2020	N/A	N/A	N/A	N/A	N/A	N/A	< 1	N/A	< 1	< 1	< 1	N/A	N/A	N/A	N/A	N/A	N/A
	7/22/2020	N/A	N/A	N/A	N/A	N/A	N/A	< 1	N/A	N/A	< 1	N/A	N/A	N/A	N/A	N/A	N/A	N/A
	5/18/2021	N/A	N/A	N/A	N/A	N/A	N/A	< 1	N/A	< 1	< 1	< 1	N/A	N/A	N/A	N/A	N/A	N/A
	9/21/2021	N/A	N/A	N/A	N/A	N/A	N/A	< 1	N/A	N/A	< 1	N/A	N/A	N/A	N/A	N/A	N/A	N/A
	3/22/2022	N/A	N/A	N/A	N/A	N/A	N/A	N/A	N/A	< 1	< 1	< 1	N/A	N/A	N/A	N/A	N/A	N/A
	10/11/2022	N/A	N/A	N/A	N/A	N/A	N/A	< 1	N/A	N/A	< 1	N/A	N/A	N/A	N/A	N/A	N/A	N/A
	5/17/2023	N/A	N/A	N/A	N/A	N/A	N/A	< 1	N/A	< 1	< 1	< 1	N/A	N/A	N/A	N/A	N/A	N/A
	6/5/2024	N/A	N/A	N/A	N/A	N/A	N/A	< 1	N/A	< 1	< 1	< 1	N/A	N/A	N/A	N/A	N/A	N/A
	9/23/2024	N/A	N/A	N/A	N/A	N/A	N/A	< 1	N/A	N/A	< 1	N/A	N/A	N/A	N/A	N/A	N/A	N/A
Methylene Chloride, ug/L (CAS NO - 75-09-2)	12/27/2019	N/A	N/A	N/A	N/A	N/A	N/A	< 5	N/A	< 5	< 5	< 5	N/A	N/A	N/A	N/A	N/A	N/A
	4/28/2020	N/A	N/A	N/A	N/A	N/A	N/A	< 5	N/A	< 5	< 5	< 5	N/A	N/A	N/A	N/A	N/A	N/A
	7/22/2020	N/A	N/A	N/A	N/A	N/A	N/A	< 5	N/A	N/A	< 5	N/A	N/A	N/A	N/A	N/A	N/A	N/A
	5/18/2021	N/A	N/A	N/A	N/A	N/A	N/A	< 5	N/A	< 5	< 5	< 5	N/A	N/A	N/A	N/A	N/A	N/A
	9/21/2021	N/A	N/A	N/A	N/A	N/A	N/A	< 5	N/A	N/A	< 5	N/A	N/A	N/A	N/A	N/A	N/A	N/A
	3/22/2022	N/A	N/A	N/A	N/A	N/A	N/A	N/A	N/A	< 5	< 5	< 5	N/A	N/A	N/A	N/A	N/A	N/A
	10/11/2022	N/A	N/A	N/A	N/A	N/A	N/A	< 5	N/A	N/A	< 5	N/A	N/A	N/A	N/A	N/A	N/A	N/A
	5/17/2023	N/A	N/A	N/A	N/A	N/A	N/A	< 5	N/A	< 5	< 5	< 5	N/A	N/A	N/A	N/A	N/A	N/A
	6/5/2024	N/A	N/A	N/A	N/A	N/A	N/A	< 5	N/A	< 5	< 5	< 5	N/A	N/A	N/A	N/A	N/A	N/A
	9/23/2024	N/A	N/A	N/A	N/A	N/A	N/A	< 5	N/A	N/A	< 5	N/A	N/A	N/A	N/A	N/A	N/A	N/A
Styrene, ug/L (CAS NO - 100-42-5)	12/27/2019	N/A	N/A	N/A	N/A	N/A	N/A	< 1	N/A	< 1	< 1	< 1	N/A	N/A	N/A	N/A	N/A	N/A
	4/28/2020	N/A	N/A	N/A	N/A	N/A	N/A	< 1	N/A	< 1	< 1	< 1	N/A	N/A	N/A	N/A	N/A	N/A
	7/22/2020	N/A	N/A	N/A	N/A	N/A	N/A	< 1	N/A	N/A	< 1	N/A	N/A	N/A	N/A	N/A	N/A	N/A
	5/18/2021	N/A	N/A	N/A	N/A	N/A	N/A	< 1	N/A	< 1	< 1	< 1	N/A	N/A	N/A	N/A	N/A	N/A
	9/21/2021	N/A	N/A	N/A	N/A	N/A	N/A	< 1	N/A	N/A	< 1	N/A	N/A	N/A	N/A	N/A	N/A	N/A
	3/22/2022	N/A	N/A	N/A	N/A	N/A	N/A	N/A	N/A	< 1	< 1	< 1	N/A	N/A	N/A	N/A	N/A	N/A
	10/11/2022	N/A	N/A	N/A	N/A	N/A	N/A	< 1	N/A	N/A	< 1	N/A	N/A	N/A	N/A	N/A	N/A	N/A
	5/17/2023	N/A	N/A	N/A	N/A	N/A	N/A	< 1	N/A	< 1	< 1	< 1	N/A	N/A	N/A	N/A	N/A	N/A
	6/5/2024	N/A	N/A	N/A	N/A	N/A	N/A	< 1	N/A	< 1	< 1	< 1	N/A	N/A	N/A	N/A	N/A	N/A
	9/23/2024	N/A	N/A	N/A	N/A	N/A	N/A	< 1	N/A	N/A	< 1	N/A	N/A	N/A	N/A	N/A	N/A	N/A
Tetrachloroethene, ug/L (CAS NO - 127-18-4)	12/27/2019	N/A	N/A	N/A	N/A	N/A	N/A	< 1	N/A	< 1	< 1	< 1	N/A	N/A	N/A	N/A	N/A	N/A
	4/28/2020	N/A	N/A	N/A	N/A	N/A	N/A	< 1	N/A	< 1	< 1	< 1	N/A	N/A	N/A	N/A	N/A	N/A
	7/22/2020	N/A	N/A	N/A	N/A	N/A	N/A	< 1	N/A	N/A	< 1	N/A	N/A	N/A	N/A	N/A	N/A	N/A
	5/18/2021	N/A	N/A	N/A	N/A	N/A	N/A	< 1	N/A	< 1	< 1	< 1	N/A	N/A	N/A	N/A	N/A	N/A
	9/21/2021	N/A	N/A	N/A	N/A	N/A	N/A	< 1	N/A	N/A	< 1	N/A	N/A	N/A	N/A	N/A	N/A	N/A
	3/22/2022	N/A	N/A	N/A	N/A	N/A	N/A	N/A	N/A	< 1	< 1	< 1	N/A	N/A	N/A	N/A	N/A	N/A
	10/11/2022	N/A	N/A	N/A	N/A	N/A	N/A	< 1	N/A	N/A	< 1	N/A	N/A	N/A	N/A	N/A	N/A	N/A
	5/17/2023	N/A	N/A	N/A	N/A	N/A	N/A	< 1	N/A	< 1	< 1	< 1	N/A	N/A	N/A	N/A	N/A	N/A
	6/5/2024	N/A	N/A	N/A	N/A	N/A	N/A	< 1	N/A	< 1	< 1	< 1	N/A	N/A	N/A	N/A	N/A	N/A
	9/23/2024	N/A	N/A	N/A	N/A	N/A	N/A	< 1	N/A	N/A	< 1	N/A	N/A	N/A	N/A	N/A	N/A	N/A
Toluene, ug/L (CAS NO - 108-88-3)	12/27/2019	N/A	N/A	N/A	N/A	N/A	N/A	< 1	N/A	< 1	< 1	< 1	N/A	N/A	N/A	N/A	N/A	N/A
	4/28/2020	N/A	N/A	N/A	N/A	N/A	N/A	< 1	N/A	< 1	< 1	< 1	N/A	N/A	N/A	N/A	N/A	N/A
	7/22/2020	N/A	N/A	N/A	N/A	N/A	N/A	< 1	N/A	N/A	< 1	N/A	N/A	N/A	N/A	N/A	N/A	N/A
	5/18/2021	N/A	N/A	N/A	N/A	N/A	N/A	< 1	N/A	< 1	< 1	< 1	N/A	N/A	N/A	N/A	N/A	N/A
	9/21/2021	N/A	N/A	N/A	N/A	N/A	N/A	< 1	N/A	N/A	< 1	N/A	N/A	N/A	N/A	N/A	N/A	N/A
	3/22/2022	N/A	N/A	N/A	N/A	N/A	N/A	N/A	N/A	< 1	< 1	< 1	N/A	N/A	N/A	N/A	N/A	N/A
	10/11/2022	N/A	N/A	N/A	N/A	N/A	N/A	< 1	N/A	N/A	< 1	N/A	N/A	N/A	N/A	N/A	N/A	N/A
	5/17/2023	N/A	N/A	N/A	N/A	N/A	N/A	< 1	N/A	< 1	< 1	< 1	N/A	N/A	N/A	N/A	N/A	N/A
	6/5/2024	N/A	N/A	N/A	N/A	N/A	N/A	< 1	N/A	< 1	< 1	< 1	N/A	N/A	N/A	N/A	N/A	N/A
	9/23/2024	N/A	N/A	N/A	N/A	N/A	N/A	< 1	N/A	N/A	< 1	N/A	N/A	N/A	N/A	N/A	N/A	N/A

SCS ENGINEERS

Summary of Groundwater Chemistry
Scott County Landfill - 82-SDP-03-77C - Supplemental

Appendix I VOC Constituents	Sample Date	MW-18R DNG	MW-33A DNG	MW-33B DNG	MW-34 DNG	MW-35 DNG	MW-36 DNG	MW-37 DNG	MW-38 DNG	MW-39 DNG	MW-44 DNG	MW-45 DNG	MW-46 DNG	MW-47 DNG	MW-51 DNG	MW-52 DNG	MW-53 DNG	MW-54 DNG
trans-1,2-Dichloroethene, ug/L (CAS NO - 156-60-5)	12/27/2019	N/A	N/A	N/A	N/A	N/A	N/A	< 1	N/A	< 1	< 1	< 1	N/A	N/A	N/A	N/A	N/A	N/A
	4/28/2020	N/A	N/A	N/A	N/A	N/A	N/A	< 1	N/A	< 1	< 1	< 1	N/A	N/A	N/A	N/A	N/A	N/A
	7/22/2020	N/A	N/A	N/A	N/A	N/A	N/A	< 1	N/A	N/A	< 1	N/A	N/A	N/A	N/A	N/A	N/A	N/A
	5/18/2021	N/A	N/A	N/A	N/A	N/A	N/A	< 1	N/A	< 1	< 1	< 1	N/A	N/A	N/A	N/A	N/A	N/A
	9/21/2021	N/A	N/A	N/A	N/A	N/A	N/A	< 1	N/A	N/A	< 1	N/A	N/A	N/A	N/A	N/A	N/A	N/A
	3/22/2022	N/A	N/A	N/A	N/A	N/A	N/A	N/A	N/A	< 1	< 1	< 1	N/A	N/A	N/A	N/A	N/A	N/A
	10/11/2022	N/A	N/A	N/A	N/A	N/A	N/A	< 1	N/A	N/A	< 1	N/A	N/A	N/A	N/A	N/A	N/A	N/A
	5/17/2023	N/A	N/A	N/A	N/A	N/A	N/A	< 1	N/A	< 1	< 1	< 1	N/A	N/A	N/A	N/A	N/A	N/A
	6/5/2024	N/A	N/A	N/A	N/A	N/A	N/A	< 1	N/A	< 1	< 1	< 1	N/A	N/A	N/A	N/A	N/A	N/A
	9/23/2024	N/A	N/A	N/A	N/A	N/A	N/A	< 1	N/A	N/A	< 1	N/A	N/A	N/A	N/A	N/A	N/A	N/A
trans-1,3-Dichloropropene, ug/L (CAS NO - 10061-02-6)	12/27/2019	N/A	N/A	N/A	N/A	N/A	N/A	< 5	N/A	< 5	< 5	< 5	N/A	N/A	N/A	N/A	N/A	N/A
	4/28/2020	N/A	N/A	N/A	N/A	N/A	N/A	< 5	N/A	< 5	< 5	< 5	N/A	N/A	N/A	N/A	N/A	N/A
	7/22/2020	N/A	N/A	N/A	N/A	N/A	N/A	< 5	N/A	N/A	< 5	N/A	N/A	N/A	N/A	N/A	N/A	N/A
	5/18/2021	N/A	N/A	N/A	N/A	N/A	N/A	< 5	N/A	< 5	< 5	< 5	N/A	N/A	N/A	N/A	N/A	N/A
	9/21/2021	N/A	N/A	N/A	N/A	N/A	N/A	< 5	N/A	N/A	< 5	N/A	N/A	N/A	N/A	N/A	N/A	N/A
	3/22/2022	N/A	N/A	N/A	N/A	N/A	N/A	N/A	N/A	< 5	< 5	< 5	N/A	N/A	N/A	N/A	N/A	N/A
	10/11/2022	N/A	N/A	N/A	N/A	N/A	N/A	< 5	N/A	N/A	< 5	N/A	N/A	N/A	N/A	N/A	N/A	N/A
	5/17/2023	N/A	N/A	N/A	N/A	N/A	N/A	< 5	N/A	< 5	< 5	< 5	N/A	N/A	N/A	N/A	N/A	N/A
	6/5/2024	N/A	N/A	N/A	N/A	N/A	N/A	< 5	N/A	< 5	< 5	< 5	N/A	N/A	N/A	N/A	N/A	N/A
	9/23/2024	N/A	N/A	N/A	N/A	N/A	N/A	< 5	N/A	N/A	< 5	N/A	N/A	N/A	N/A	N/A	N/A	N/A
trans-1,4-Dichloro-2-Butene, ug/L (CAS NO - 110-57-6)	12/27/2019	N/A	N/A	N/A	N/A	N/A	N/A	< 10	N/A	< 10	< 10	< 10	N/A	N/A	N/A	N/A	N/A	N/A
	4/28/2020	N/A	N/A	N/A	N/A	N/A	N/A	< 10	N/A	< 10	< 10	< 10	N/A	N/A	N/A	N/A	N/A	N/A
	7/22/2020	N/A	N/A	N/A	N/A	N/A	N/A	< 10	N/A	N/A	< 10	N/A	N/A	N/A	N/A	N/A	N/A	N/A
	5/18/2021	N/A	N/A	N/A	N/A	N/A	N/A	< 10	N/A	< 10	< 10	< 10	N/A	N/A	N/A	N/A	N/A	N/A
	9/21/2021	N/A	N/A	N/A	N/A	N/A	N/A	< 10	N/A	N/A	< 10	N/A	N/A	N/A	N/A	N/A	N/A	N/A
	3/22/2022	N/A	N/A	N/A	N/A	N/A	N/A	N/A	N/A	< 10	< 10	< 10	N/A	N/A	N/A	N/A	N/A	N/A
	10/11/2022	N/A	N/A	N/A	N/A	N/A	N/A	< 10	N/A	N/A	< 10	N/A	N/A	N/A	N/A	N/A	N/A	N/A
	5/17/2023	N/A	N/A	N/A	N/A	N/A	N/A	< 10	N/A	< 10	< 10	< 10	N/A	N/A	N/A	N/A	N/A	N/A
	6/5/2024	N/A	N/A	N/A	N/A	N/A	N/A	< 10	N/A	< 10	< 10	< 10	N/A	N/A	N/A	N/A	N/A	N/A
	9/23/2024	N/A	N/A	N/A	N/A	N/A	N/A	< 10	N/A	N/A	< 10	N/A	N/A	N/A	N/A	N/A	N/A	N/A
Trichloroethene, ug/L (CAS NO - 79-01-6)	12/27/2019	N/A	N/A	N/A	N/A	N/A	N/A	< 1	N/A	< 1	< 1	< 1	N/A	N/A	N/A	N/A	N/A	N/A
	4/28/2020	N/A	N/A	N/A	N/A	N/A	N/A	< 1	N/A	< 1	< 1	< 1	N/A	N/A	N/A	N/A	N/A	N/A
	7/22/2020	N/A	N/A	N/A	N/A	N/A	N/A	< 1	N/A	N/A	< 1	N/A	N/A	N/A	N/A	N/A	N/A	N/A
	5/18/2021	N/A	N/A	N/A	N/A	N/A	N/A	< 1	N/A	< 1	< 1	< 1	N/A	N/A	N/A	N/A	N/A	N/A
	9/21/2021	N/A	N/A	N/A	N/A	N/A	N/A	< 1	N/A	N/A	< 1	N/A	N/A	N/A	N/A	N/A	N/A	N/A
	3/22/2022	N/A	N/A	N/A	N/A	N/A	N/A	N/A	N/A	< 1	< 1	< 1	N/A	N/A	N/A	N/A	N/A	N/A
	10/11/2022	N/A	N/A	N/A	N/A	N/A	N/A	< 1	N/A	N/A	< 1	N/A	N/A	N/A	N/A	N/A	N/A	N/A
	5/17/2023	N/A	N/A	N/A	N/A	N/A	N/A	< 1	N/A	< 1	< 1	< 1	N/A	N/A	N/A	N/A	N/A	N/A
	6/5/2024	N/A	N/A	N/A	N/A	N/A	N/A	< 1	N/A	< 1	< 1	< 1	N/A	N/A	N/A	N/A	N/A	N/A
	9/23/2024	N/A	N/A	N/A	N/A	N/A	N/A	< 1	N/A	N/A	< 1	N/A	N/A	N/A	N/A	N/A	N/A	N/A
Trichlorofluoromethane, ug/L (CAS NO - 75-69-4)	12/27/2019	N/A	N/A	N/A	N/A	N/A	N/A	< 4	N/A	< 4	< 4	< 4	N/A	N/A	N/A	N/A	N/A	N/A
	4/28/2020	N/A	N/A	N/A	N/A	N/A	N/A	< 4	N/A	< 4	< 4	< 4	N/A	N/A	N/A	N/A	N/A	N/A
	7/22/2020	N/A	N/A	N/A	N/A	N/A	N/A	< 4	N/A	N/A	< 4	N/A	N/A	N/A	N/A	N/A	N/A	N/A
	5/18/2021	N/A	N/A	N/A	N/A	N/A	N/A	< 4	N/A	< 4	< 4	< 4	N/A	N/A	N/A	N/A	N/A	N/A
	9/21/2021	N/A	N/A	N/A	N/A	N/A	N/A	< 4	N/A	N/A	< 4	N/A	N/A	N/A	N/A	N/A	N/A	N/A
	3/22/2022	N/A	N/A	N/A	N/A	N/A	N/A	N/A	N/A	< 4	< 4	< 4	N/A	N/A	N/A	N/A	N/A	N/A
	10/11/2022	N/A	N/A	N/A	N/A	N/A	N/A	< 4	N/A	N/A	< 4	N/A	N/A	N/A	N/A	N/A	N/A	N/A
	5/17/2023	N/A	N/A	N/A	N/A	N/A	N/A	< 4	N/A	< 4	< 4	< 4	N/A	N/A	N/A	N/A	N/A	N/A
	6/5/2024	N/A	N/A	N/A	N/A	N/A	N/A	< 4	N/A	< 4	< 4	< 4	N/A	N/A	N/A	N/A	N/A	N/A
	9/23/2024	N/A	N/A	N/A	N/A	N/A	N/A	< 4	N/A	N/A	< 4	N/A	N/A	N/A	N/A	N/A	N/A	N/A
Vinyl Acetate, ug/L (CAS NO - 108-05-4)	12/27/2019	N/A	N/A	N/A	N/A	N/A	N/A	< 10	N/A	< 10	< 10	< 10	N/A	N/A	N/A	N/A	N/A	N/A
	4/28/2020	N/A	N/A	N/A	N/A	N/A	N/A	< 10	N/A	< 10	< 10	< 10	N/A	N/A	N/A	N/A	N/A	N/A
	7/22/2020	N/A	N/A	N/A	N/A	N/A	N/A	< 10	N/A	N/A	< 10	N/A	N/A	N/A	N/A	N/A	N/A	N/A
	5/18/2021	N/A	N/A	N/A	N/A	N/A	N/A	< 10	N/A	< 10	< 10	< 10	N/A	N/A	N/A	N/A	N/A	N/A
	9/21/2021	N/A	N/A	N/A	N/A	N/A	N/A	< 10	N/A	N/A	< 10	N/A	N/A	N/A	N/A	N/A	N/A	N/A
	3/22/2022	N/A	N/A	N/A	N/A	N/A	N/A	N/A	N/A	< 10	< 10	< 10	N/A	N/A	N/A	N/A	N/A	N/A
	10/11/2022	N/A	N/A	N/A	N/A	N/A	N/A	< 10	N/A	N/A	< 10	N/A	N/A	N/A	N/A	N/A	N/A	N/A
	5/17/2023	N/A	N/A	N/A	N/A	N/A	N/A	< 10	N/A	< 10	< 10	< 10	N/A	N/A	N/A	N/A	N/A	N/A
	6/5/2024	N/A	N/A	N/A	N/A	N/A	N/A	< 10	N/A	< 10	< 10	< 10	N/A	N/A	N/A	N/A	N/A	N/A
	9/23/2024	N/A	N/A	N/A	N/A	N/A	N/A	< 10	N/A	N/A	< 10	N/A	N/A	N/A	N/A	N/A	N/A	N/A
Vinyl Chloride, ug/L (CAS NO - 75-01-4)	12/27/2019	N/A	N/A	N/A	N/A	N/A	N/A	< 1	N/A	< 1	0.394*	< 1	N/A	N/A	N/A	N/A	N/A	N/A
	4/28/2020	N/A	N/A	N/A	N/A	N/A	N/A	< 1	N/A	< 1	0.303*	< 1	N/A	N/A	N/A	N/A	N/A	N/A
	7/22/2020	N/A	N/A	N/A	N/A	N/A	N/A	< 1	N/A	N/A	0.393*	N/A	N/A	N/A	N/A	N/A	N/A	N/A
	5/18/2021	N/A	N/A	N/A	N/A	N/A	N/A	< 1	N/A	< 1	0.317*	< 1	N/A	N/A	N/A	N/A	N/A	N/A
	9/21/2021	N/A	N/A	N/A	N/A	N/A	N/A	< 1	N/A	N/A	0.264*	N/A	N/A	N/A	N/A	N/A	N/A	N/A
	3/22/2022	N/A	N/A	N/A	N/A	N/A	N/A	N/A	N/A	< 1	0.462*	< 1	N/A	N/A	N/A	N/A	N/A	N/A

SCS ENGINEERS

Summary of Groundwater Chemistry
Scott County Landfill - 82-SDP-03-77C - Supplemental

Appendix I VOC Constituents	Sample Date	MW-18R DNG	MW-33A DNG	MW-33B DNG	MW-34 DNG	MW-35 DNG	MW-36 DNG	MW-37 DNG	MW-38 DNG	MW-39 DNG	MW-44 DNG	MW-45 DNG	MW-46 DNG	MW-47 DNG	MW-51 DNG	MW-52 DNG	MW-53 DNG	MW-54 DNG
Vinyl Chloride, ug/L (CAS NO - 75-01-4)	10/11/2022	N/A	N/A	N/A	N/A	N/A	N/A	< 1	N/A	N/A	< 1	N/A	N/A	N/A	N/A	N/A	N/A	N/A
	5/17/2023	N/A	N/A	N/A	N/A	N/A	N/A	< 1	N/A	< 1	0.386*	< 1	N/A	N/A	N/A	N/A	N/A	N/A
	6/5/2024	N/A	N/A	N/A	N/A	N/A	N/A	< 1	N/A	< 1	0.239*	< 1	N/A	N/A	N/A	N/A	N/A	N/A
	9/23/2024	N/A	N/A	N/A	N/A	N/A	N/A	< 1	N/A	N/A	0.347*	N/A	N/A	N/A	N/A	N/A	N/A	N/A
Xylenes, total, ug/L (CAS NO - 1330-20-7)	12/27/2019	N/A	N/A	N/A	N/A	N/A	N/A	< 3	N/A	< 3	< 3	< 3	N/A	N/A	N/A	N/A	N/A	N/A
	4/28/2020	N/A	N/A	N/A	N/A	N/A	N/A	< 3	N/A	< 3	< 3	< 3	N/A	N/A	N/A	N/A	N/A	N/A
	7/22/2020	N/A	N/A	N/A	N/A	N/A	N/A	< 3	N/A	N/A	< 3	N/A	N/A	N/A	N/A	N/A	N/A	N/A
	5/18/2021	N/A	N/A	N/A	N/A	N/A	N/A	< 3	N/A	< 3	< 3	< 3	N/A	N/A	N/A	N/A	N/A	N/A
	9/21/2021	N/A	N/A	N/A	N/A	N/A	N/A	< 3	N/A	N/A	< 3	N/A	N/A	N/A	N/A	N/A	N/A	N/A
	3/22/2022	N/A	N/A	N/A	N/A	N/A	N/A	N/A	N/A	< 3	< 3	< 3	N/A	N/A	N/A	N/A	N/A	N/A
	10/11/2022	N/A	N/A	N/A	N/A	N/A	N/A	< 3	N/A	N/A	< 3	N/A	N/A	N/A	N/A	N/A	N/A	N/A
	5/17/2023	N/A	N/A	N/A	N/A	N/A	N/A	< 3	N/A	< 3	< 3	< 3	N/A	N/A	N/A	N/A	N/A	N/A
	6/5/2024	N/A	N/A	N/A	N/A	N/A	N/A	< 3	N/A	< 3	< 3	< 3	N/A	N/A	N/A	N/A	N/A	N/A
	9/23/2024	N/A	N/A	N/A	N/A	N/A	N/A	< 3	N/A	N/A	< 3	N/A	N/A	N/A	N/A	N/A	N/A	N/A

Note: * indicates 'J flag'. Detection is below the reporting limit, but greater than the MDL (Method Detection Limit). The concentration is estimated.

Denotes Detection.
Denotes Confirmed Outlier. Statistically Excluded.

Sampling performed over multiple dates is recorded on the first date sampled. Refer to field forms for exact sample date.

SCS ENGINEERS

Summary of Groundwater Chemistry
Scott County Landfill - 82-SDP-03-77C - Supplemental

Total Natural_Attenuations Constituents	Sample Date	MW-18R DNG	MW-33A DNG	MW-33B DNG	MW-34 DNG	MW-35 DNG	MW-36 DNG	MW-37 DNG	MW-38 DNG	MW-39 DNG	MW-44 DNG	MW-45 DNG	MW-46 DNG	MW-47 DNG	MW-51 DNG	MW-52 DNG	MW-53 DNG	MW-54 DNG
Iron, Total, mg/L (CAS NO - 7439-89-6)	9/24/2014	N/A	**9.48**	**7.31**	**1.52**	**27.7**	**4.24**	**55.5**	**0.733**	N/A	N/A	N/A	N/A	N/A	N/A	N/A	N/A	N/A
	9/30/2015	N/A	**2.04**	N/A	**0.197**	**9.75**	N/A	**61.9**	N/A	N/A	N/A	N/A	N/A	N/A	N/A	N/A	N/A	N/A
	4/27/2016	N/A	**8.8**	N/A	< 0.1	**52.8**	N/A	**85.4**	N/A	**3.03**	N/A	N/A	N/A	N/A	N/A	N/A	N/A	N/A
	9/28/2016	N/A	**19.5**	N/A	**0.217**	**62**	N/A	**82.9**	N/A	**1.56**	N/A	N/A	N/A	N/A	N/A	N/A	N/A	N/A
	4/25/2017	N/A	N/A	N/A	N/A	N/A	N/A	N/A	N/A	**3.59**	N/A	N/A	N/A	N/A	N/A	N/A	N/A	N/A
	8/22/2017	N/A	N/A	N/A	N/A	N/A	N/A	N/A	N/A	**2.54**	N/A	N/A	N/A	N/A	N/A	N/A	N/A	N/A
Manganese, mg/L (CAS NO - 7439-96-5)	9/24/2014	N/A	**2.48**	**0.873**	**0.528**	**13.4**	**6.24**	**20.2**	**0.577**	N/A	N/A	N/A	N/A	N/A	N/A	N/A	N/A	N/A
	9/30/2015	N/A	**4.48**	N/A	**1.07**	**11.6**	N/A	**21.1**	N/A	N/A	N/A	N/A	N/A	N/A	N/A	N/A	N/A	N/A
	4/27/2016	N/A	**7.16**	N/A	**0.683**	**8.86**	N/A	**24**	N/A	**35.8**	N/A	N/A	N/A	N/A	N/A	N/A	N/A	N/A
	9/28/2016	N/A	**6.53**	N/A	**0.987**	**6.9**	N/A	**22.7**	N/A	**41.3**	N/A	N/A	N/A	N/A	N/A	N/A	N/A	N/A
	4/25/2017	N/A	N/A	N/A	N/A	N/A	N/A	N/A	N/A	**38.1**	N/A	N/A	N/A	N/A	N/A	N/A	N/A	N/A
	8/22/2017	N/A	N/A	N/A	N/A	N/A	N/A	N/A	N/A	**43.3**	N/A	N/A	N/A	N/A	N/A	N/A	N/A	N/A
Methane, Dissolved, mg/L (CAS NO - 74-82-8)	9/24/2014	N/A	**0.263**	**0.262**	**0.0147**	**1.67**	**1**	**0.43**	**0.983**	N/A	N/A	N/A	N/A	N/A	N/A	N/A	N/A	N/A
	9/30/2015	N/A	**9.58**	N/A	**0.0282**	**10.7**	N/A	**1.63**	N/A	N/A	N/A	N/A	N/A	N/A	N/A	N/A	N/A	N/A
	4/27/2016	N/A	**9.99**	N/A	**0.00981**	**7.73**	N/A	**3.79**	N/A	**0.0883**	N/A	N/A	N/A	N/A	N/A	N/A	N/A	N/A
	9/28/2016	N/A	**12.5**	N/A	**0.0249**	**7.89**	N/A	**15.7**	N/A	**0.0567**	N/A	N/A	N/A	N/A	N/A	N/A	N/A	N/A
	4/25/2017	N/A	N/A	N/A	N/A	N/A	N/A	N/A	N/A	**0.0659**	N/A	N/A	N/A	N/A	N/A	N/A	N/A	N/A
	8/22/2017	N/A	N/A	N/A	N/A	N/A	N/A	N/A	N/A	**0.0505**	N/A	N/A	N/A	N/A	N/A	N/A	N/A	N/A
Nitrate (NO3), mg/L (CAS NO - 14797-55-8)	9/24/2014	N/A	< 0.1	< 0.1	< 0.1	< 0.1	< 0.1	< 0.1	**2.27**	N/A	N/A	N/A	N/A	N/A	N/A	N/A	N/A	N/A
	9/30/2015	N/A	< 0.1	N/A	< 0.1	< 0.1	N/A	< 0.1	N/A	N/A	N/A	N/A	N/A	N/A	N/A	N/A	N/A	N/A
	4/27/2016	N/A	< 0.1	N/A	< 0.1	< 0.1	N/A	< 0.1	N/A	< 0.1	N/A	N/A	N/A	N/A	N/A	N/A	N/A	N/A
	9/28/2016	N/A	**1.19**	N/A	**1.54**	**1.14**	N/A	0.098*	N/A	**0.514**	N/A	N/A	N/A	N/A	N/A	N/A	N/A	N/A
	4/25/2017	N/A	N/A	N/A	N/A	N/A	N/A	N/A	N/A	**0.115**	N/A	N/A	N/A	N/A	N/A	N/A	N/A	N/A
	8/22/2017	N/A	N/A	N/A	N/A	N/A	N/A	N/A	N/A	< 0.1	N/A	N/A	N/A	N/A	N/A	N/A	N/A	N/A
Sulfate, mg/L (CAS NO - 14808-79-8)	9/24/2014	N/A	**180**	**8.91**	**79.6**	**90.7**	**1150**	**773**	**66.5**	N/A	N/A	N/A	N/A	N/A	N/A	N/A	N/A	N/A
	9/30/2015	N/A	**167**	N/A	**75.8**	**131**	N/A	**1210**	N/A	N/A	N/A	N/A	N/A	N/A	N/A	N/A	N/A	N/A
	9/30/2015	N/A	N/A	N/A	N/A	N/A	N/A	**1110**	N/A	N/A	N/A	N/A	N/A	N/A	N/A	N/A	N/A	N/A
	4/27/2016	N/A	**146**	N/A	**70.8**	**60.7**	N/A	**1170**	N/A	**901**	N/A	N/A	N/A	N/A	N/A	N/A	N/A	N/A
	9/28/2016	N/A	**108**	N/A	**62.1**	**50.8**	N/A	**1320**	N/A	**1180**	N/A	N/A	N/A	N/A	N/A	N/A	N/A	N/A
	9/28/2016	N/A	N/A	N/A	N/A	N/A	N/A	N/A	N/A	**1160**	N/A	N/A	N/A	N/A	N/A	N/A	N/A	N/A
	4/25/2017	N/A	N/A	N/A	N/A	N/A	N/A	N/A	N/A	**1110**	N/A	N/A	N/A	N/A	N/A	N/A	N/A	N/A
	8/22/2017	N/A	N/A	N/A	N/A	N/A	N/A	N/A	N/A	**1290**	N/A	N/A	N/A	N/A	N/A	N/A	N/A	N/A
	6/18/2019	N/A	N/A	N/A	N/A	N/A	N/A	N/A	N/A	N/A	**192**	**823**	N/A	N/A	N/A	N/A	N/A	N/A
	8/8/2024	N/A	N/A	N/A	N/A	N/A	N/A	N/A	N/A	N/A	N/A	N/A	N/A	N/A	**337**	**797**	**474**	**740**
	9/23/2024	N/A	N/A	N/A	N/A	N/A	N/A	N/A	N/A	N/A	N/A	N/A	N/A	N/A	**319**	**786**	**447**	**1050**
Total Organic Carbon, mg/L (CAS NO - TOC)	9/24/2014	N/A	**3.12**	**2.03**	**2.25**	**10.8**	**9.62**	**6.16**	**2.45**	N/A	N/A	N/A	N/A	N/A	N/A	N/A	N/A	N/A
	9/30/2015	N/A	**4.39**	N/A	**2.07**	**11.5**	N/A	**4.15**	N/A	N/A	N/A	N/A	N/A	N/A	N/A	N/A	N/A	N/A
	4/27/2016	N/A	**4.01**	N/A	**2.14**	**9.2**	N/A	**3.47**	N/A	**2.53**	N/A	N/A	N/A	N/A	N/A	N/A	N/A	N/A
	9/28/2016	N/A	**5.16**	N/A	**2.1**	**7.01**	N/A	**2.24**	N/A	0.997*	N/A	N/A	N/A	N/A	N/A	N/A	N/A	N/A
	4/25/2017	N/A	N/A	N/A	N/A	N/A	N/A	N/A	N/A	**2.96**	N/A	N/A	N/A	N/A	N/A	N/A	N/A	N/A
	8/22/2017	N/A	N/A	N/A	N/A	N/A	N/A	N/A	N/A	0.812*	N/A	N/A	N/A	N/A	N/A	N/A	N/A	N/A

Note: * indicates 'J flag'. Detection is below the reporting limit, but greater than the MDL (Method Detection Limit). The concentration is estimated.

Denotes Detection.
Denotes Confirmed Outlier. Statistically Excluded.

Sampling performed over multiple dates is recorded on the first date sampled. Refer to field forms for exact sample date.

SCS ENGINEERS

Summary of Groundwater Chemistry
Scott County Landfill - 82-SDP-03-77C - Supplemental

Geochemistry Constituents	Sample Date	MW-18R DNG	MW-33A DNG	MW-33B DNG	MW-34 DNG	MW-35 DNG	MW-36 DNG	MW-37 DNG	MW-38 DNG	MW-39 DNG	MW-44 DNG	MW-45 DNG	MW-46 DNG	MW-47 DNG	MW-51 DNG	MW-52 DNG	MW-53 DNG	MW-54 DNG
Sulfate, mg/L (CAS NO - 14808-79-8)	9/24/2014	N/A	180	8.91	79.6	90.7	1150	773	66.5	N/A	N/A	N/A	N/A	N/A	N/A	N/A	N/A	N/A
	9/30/2015	N/A	167	N/A	75.8	131	N/A	1210	N/A	N/A	N/A	N/A	N/A	N/A	N/A	N/A	N/A	N/A
	9/30/2015	N/A	N/A	N/A	N/A	N/A	N/A	1110	N/A	N/A	N/A	N/A	N/A	N/A	N/A	N/A	N/A	N/A
	4/27/2016	N/A	146	N/A	70.8	60.7	N/A	1170	N/A	901	N/A	N/A	N/A	N/A	N/A	N/A	N/A	N/A
	9/28/2016	N/A	108	N/A	62.1	50.8	N/A	1320	N/A	1180	N/A	N/A	N/A	N/A	N/A	N/A	N/A	N/A
	9/28/2016	N/A	N/A	N/A	N/A	N/A	N/A	N/A	N/A	1160	N/A	N/A	N/A	N/A	N/A	N/A	N/A	N/A
	4/25/2017	N/A	N/A	N/A	N/A	N/A	N/A	N/A	N/A	1110	N/A	N/A	N/A	N/A	N/A	N/A	N/A	N/A
	8/22/2017	N/A	N/A	N/A	N/A	N/A	N/A	N/A	N/A	1290	N/A	N/A	N/A	N/A	N/A	N/A	N/A	N/A
	6/18/2019	N/A	N/A	N/A	N/A	N/A	N/A	N/A	N/A	N/A	192	823	N/A	N/A	N/A	N/A	N/A	N/A
	8/8/2024	N/A	N/A	N/A	N/A	N/A	N/A	N/A	N/A	N/A	N/A	N/A	N/A	N/A	337	797	474	740
	9/23/2024	N/A	N/A	N/A	N/A	N/A	N/A	N/A	N/A	N/A	N/A	N/A	N/A	N/A	319	786	447	1050
Alkalinity, Total [CaCO3], mg/L (CAS NO - TALK)	9/30/2015	N/A	N/A	N/A	N/A	N/A	N/A	893	N/A	N/A	N/A	N/A	N/A	N/A	N/A	N/A	N/A	N/A
	9/28/2016	N/A	N/A	N/A	N/A	N/A	N/A	N/A	N/A	587	N/A	N/A	N/A	N/A	N/A	N/A	N/A	N/A
	6/18/2019	N/A	N/A	N/A	N/A	N/A	N/A	N/A	N/A	N/A	698	634	N/A	N/A	N/A	N/A	N/A	N/A
Bicarbonate, mg/L (CAS NO - BICARB)	9/30/2015	N/A	N/A	N/A	N/A	N/A	N/A	893	N/A	N/A	N/A	N/A	N/A	N/A	N/A	N/A	N/A	N/A
	4/27/2016	N/A	N/A	N/A	N/A	N/A	N/A	896	N/A	664	N/A	N/A	N/A	N/A	N/A	N/A	N/A	N/A
	9/28/2016	N/A	N/A	N/A	N/A	N/A	N/A	N/A	N/A	587	N/A	N/A	N/A	N/A	N/A	N/A	N/A	N/A
	6/18/2019	N/A	N/A	N/A	N/A	N/A	N/A	N/A	N/A	N/A	698	634	N/A	N/A	N/A	N/A	N/A	N/A
	8/8/2024	N/A	N/A	N/A	N/A	N/A	N/A	N/A	N/A	N/A	N/A	N/A	N/A	N/A	575	241	386	253
	9/23/2024	N/A	N/A	N/A	N/A	N/A	N/A	N/A	N/A	N/A	N/A	N/A	N/A	N/A	599	262	415	239
Calcium, mg/L (CAS NO - 7440-70-2)	9/30/2015	N/A	N/A	N/A	N/A	N/A	N/A	427	N/A	N/A	N/A	N/A	N/A	N/A	N/A	N/A	N/A	N/A
	4/27/2016	N/A	N/A	N/A	N/A	N/A	N/A	409	N/A	452	N/A	N/A	N/A	N/A	N/A	N/A	N/A	N/A
	9/28/2016	N/A	N/A	N/A	N/A	N/A	N/A	N/A	N/A	691	N/A	N/A	N/A	N/A	N/A	N/A	N/A	N/A
	6/18/2019	N/A	N/A	N/A	N/A	N/A	N/A	N/A	N/A	N/A	209	396	N/A	N/A	N/A	N/A	N/A	N/A
	8/8/2024	N/A	N/A	N/A	N/A	N/A	N/A	N/A	N/A	N/A	N/A	N/A	N/A	N/A	284	218	301	319
	9/23/2024	N/A	N/A	N/A	N/A	N/A	N/A	N/A	N/A	N/A	N/A	N/A	N/A	N/A	280	203	284	361
Carbonate, mg/L (CAS NO - CARB)	9/30/2015	N/A	N/A	N/A	N/A	N/A	N/A	< 5	N/A	N/A	N/A	N/A	N/A	N/A	N/A	N/A	N/A	N/A
	4/27/2016	N/A	N/A	N/A	N/A	N/A	N/A	< 5	N/A	< 5	N/A	N/A	N/A	N/A	N/A	N/A	N/A	N/A
	9/28/2016	N/A	N/A	N/A	N/A	N/A	N/A	N/A	N/A	< 5	N/A	N/A	N/A	N/A	N/A	N/A	N/A	N/A
	6/18/2019	N/A	N/A	N/A	N/A	N/A	N/A	N/A	N/A	N/A	< 5	< 5	N/A	N/A	N/A	N/A	N/A	N/A
	8/8/2024	N/A	N/A	N/A	N/A	N/A	N/A	N/A	N/A	N/A	N/A	N/A	N/A	N/A	< 5	< 5	< 5	< 5
	9/23/2024	N/A	N/A	N/A	N/A	N/A	N/A	N/A	N/A	N/A	N/A	N/A	N/A	N/A	< 5	< 5	< 5	< 5
Chloride, mg/L (CAS NO - 16887-00-6)	9/30/2015	N/A	N/A	N/A	N/A	N/A	N/A	308	N/A	N/A	N/A	N/A	N/A	N/A	N/A	N/A	N/A	N/A
	4/27/2016	N/A	N/A	N/A	N/A	N/A	N/A	274	N/A	347	N/A	N/A	N/A	N/A	N/A	N/A	N/A	N/A
	9/28/2016	N/A	N/A	N/A	N/A	N/A	N/A	N/A	N/A	547	N/A	N/A	N/A	N/A	N/A	N/A	N/A	N/A
	6/18/2019	N/A	N/A	N/A	N/A	N/A	N/A	N/A	N/A	N/A	14.9	500	N/A	N/A	N/A	N/A	N/A	N/A
	8/8/2024	N/A	N/A	N/A	N/A	N/A	N/A	N/A	N/A	N/A	N/A	N/A	N/A	N/A	188	199	249	178
	9/23/2024	N/A	N/A	N/A	N/A	N/A	N/A	N/A	N/A	N/A	N/A	N/A	N/A	N/A	188	180	243	225
Magnesium, mg/L (CAS NO - 7439-95-4)	9/30/2015	N/A	N/A	N/A	N/A	N/A	N/A	277	N/A	N/A	N/A	N/A	N/A	N/A	N/A	N/A	N/A	N/A
	4/27/2016	N/A	N/A	N/A	N/A	N/A	N/A	306	N/A	174	N/A	N/A	N/A	N/A	N/A	N/A	N/A	N/A
	9/28/2016	N/A	N/A	N/A	N/A	N/A	N/A	N/A	N/A	264	N/A	N/A	N/A	N/A	N/A	N/A	N/A	N/A
	6/18/2019	N/A	N/A	N/A	N/A	N/A	N/A	N/A	N/A	N/A	98.9	163	N/A	N/A	N/A	N/A	N/A	N/A
	8/8/2024	N/A	N/A	N/A	N/A	N/A	N/A	N/A	N/A	N/A	N/A	N/A	N/A	N/A	122	97.3	130	130
	9/23/2024	N/A	N/A	N/A	N/A	N/A	N/A	N/A	N/A	N/A	N/A	N/A	N/A	N/A	114	96.4	118	151
Potassium, mg/L (CAS NO - 7440-09-7)	9/30/2015	N/A	N/A	N/A	N/A	N/A	N/A	1.06	N/A	N/A	N/A	N/A	N/A	N/A	N/A	N/A	N/A	N/A
	4/27/2016	N/A	N/A	N/A	N/A	N/A	N/A	0.587*	N/A	0.259*	N/A	N/A	N/A	N/A	N/A	N/A	N/A	N/A
	9/28/2016	N/A	N/A	N/A	N/A	N/A	N/A	N/A	N/A	0.414	N/A	N/A	N/A	N/A	N/A	N/A	N/A	N/A
	6/18/2019	N/A	N/A	N/A	N/A	N/A	N/A	N/A	N/A	N/A	0.597*	< 1	N/A	N/A	N/A	N/A	N/A	N/A
	8/8/2024	N/A	N/A	N/A	N/A	N/A	N/A	N/A	N/A	N/A	N/A	N/A	N/A	N/A	4.14	77.4	0.748	0.881
	9/23/2024	N/A	N/A	N/A	N/A	N/A	N/A	N/A	N/A	N/A	N/A	N/A	N/A	N/A	3.83	72	0.649	0.803
Sodium, mg/L (CAS NO - 7440-23-5)	9/30/2015	N/A	N/A	N/A	N/A	N/A	N/A	121	N/A	N/A	N/A	N/A	N/A	N/A	N/A	N/A	N/A	N/A
	4/27/2016	N/A	N/A	N/A	N/A	N/A	N/A	109	N/A	85.8	N/A	N/A	N/A	N/A	N/A	N/A	N/A	N/A
	9/28/2016	N/A	N/A	N/A	N/A	N/A	N/A	N/A	N/A	108	N/A	N/A	N/A	N/A	N/A	N/A	N/A	N/A
	6/18/2019	N/A	N/A	N/A	N/A	N/A	N/A	N/A	N/A	N/A	19.7	170	N/A	N/A	N/A	N/A	N/A	N/A
	8/8/2024	N/A	N/A	N/A	N/A	N/A	N/A	N/A	N/A	N/A	N/A	N/A	N/A	N/A	32.2	163	20.7	44.1
	9/23/2024	N/A	N/A	N/A	N/A	N/A	N/A	N/A	N/A	N/A	N/A	N/A	N/A	N/A	28.9	146	19.5	46.8

Note: * indicates 'J flag'. Detection is below the reporting limit, but greater than the MDL (Method Detection Limit). The concentration is estimated.

Denotes Detection.
Denotes Confirmed Outlier. Statistically Excluded.

Sampling performed over multiple dates is recorded on the first date sampled. Refer to field forms for exact sample date.

Appendix D
Statistical Method and Output

Statistical Method and Output

Purpose

The purpose of this document is to provide the statistical evaluation of groundwater analytical data collected from the groundwater monitoring network associated with the closed Scott County municipal solid waste landfill unit (SCL MSWLF unit) at the Waste Commission of Scott County's landfill complex.

Diagnostic and Exploratory Evaluations and Tests of Assumptions

The detection and assessment/pre-corrective action monitoring statistical programs include diagnostic and exploratory evaluations and statistical tests of assumptions, as appropriate, including the following:

- Time Series Plots
- Shapiro-Wilk test for normality
- Ohio Environmental Protection Agency (EPA) Method for outliers
- Mann-Kendall/Sen's Slope trend test

Management of Non-Detect Data

Non-detect values in the dataset are managed using simple substitution or the Kaplan-Meier estimator. If less than 15% of the data are non-detects, simple substitution is used, where non-detect values are assigned a concentration of one-half (½) of the practical quantification limit (PQL). If greater than 15% but less than 50% of the data are non-detects, the Kaplan-Meier estimator is used to define the distribution for the dataset. If non-detects comprise greater than 50% of the available data, non-parametric statistical methods are used.

Management of Outliers

Background datasets are evaluated for outliers using the Ohio EPA Method as included in the Sanitas™ statistical software program and described below, which includes the use of Dixon's, Rosner's, and Tukey's outlier tests, as appropriate based on the diagnostic tests, for the datasets that contain less than 75% of the measured concentrations below the PQL. Outliers are not confirmed unless a physical cause or explanation for the outlier is determined.

Management of Data (ND data < 75%)

If less than 75% of the background dataset is below the PQL, outliers are statistically evaluated using the following guidelines.

- A parametric dataset with $n < 20$ is evaluated with the Dixon's outlier test.
- A parametric dataset with $n \geq 20$ is evaluated with the Rosner's outlier test.
- A non-parametric dataset is evaluated with the Tukey's outlier test.

In accordance with the Ohio EPA Method, if a statistically significant outlier is not found using the above tests, but the highest value data point exceeds the second highest data point by an order of magnitude, the highest point is considered an outlier.

Management of Data (ND data ≥ 75%)

If greater than or equal to 75% of the background dataset is less than the PQL, outliers are statistically evaluated using the following guidelines.

- Single detection ≥ the PQL:
  - If ≥ 50% of the background dataset has detections ≥ the method detection limit (MDL), any value ≥ two times the PQL of background is considered an outlier.
  - If < 50% of the background dataset has detections ≥ the MDL, any value ≥ the PQL of background is considered an outlier.
- Two or more detections ≥ the PQL:
  - If ≥ 50% of the background dataset has detections ≥ the MDL, any value ≥ three times the PQL of background is considered an outlier.
  - If < 50% of the background dataset has detections ≥ the MDL, any value ≥ two times the PQL of background is considered an outlier.

Confirmed outliers, if any, are shown in the Summary of Groundwater Chemistry included in the Annual Water Quality Report.

Detection Monitoring Statistical Program

The detection monitoring statistical program for the SCL MSWLF unit is defined by Iowa Administrative Code (IAC) 567-113.2(5)"e", which states that the statistical evaluation of the analytical results from the downgradient groundwater monitoring wells should consist of a comparison to control limits of two standard deviations above (either above or below for pH) the means of the parameters listed in IAC 567-113.2(5)"d"(1) and (2) in a corresponding upgradient groundwater monitoring well. If the concentrations of the applicable parameters measured in the downgradient monitoring points are above (either above or below for pH) the control limit, then the monitoring point is placed into the assessment monitoring program.

Assessment Monitoring/Pre-Corrective Action Statistical Program

Confidence intervals or confidence bands, as appropriate, were selected as the appropriate statistical methods for comparison of the groundwater analytical data against a fixed groundwater protection standard (GWPS). The assessment/pre-corrective action monitoring statistical evaluations are performed using the most recent eight samples or all samples if less than eight samples were available. The confidence intervals or confidence bands used for the assessment/pre-corrective action monitoring statistical evaluation are established using the process below. Transformation of the distribution is not considered.

Confidence Intervals or Confidence Bands

- A parametric confidence interval around a normal mean is calculated if the dataset has a normal distribution and no statistically significant trend is present.
- A non-parametric confidence interval around a median is calculated if the dataset does not have a normal distribution and no statistically significant trend is present.
- Non-parametric confidence bands around a Theil-Sen trend line are calculated if the dataset has a statistically significant trend.

If the lower confidence limit or any part of the lower confidence band, as appropriate, exceeds the GWPS, then the monitoring point is declared out of compliance, and an assessment of corrective measures (ACM) is required. In Permit Amendment #26, dated July 7, 2021 (Doc #100793), the submittal date for the ACM for the SCL MSWLF was extended subject to further review by the Iowa Department of Natural Resources.

Statistical Software Output

Sanitas™ statistical software was used to perform the statistical evaluations. Attachments A and B of this appendix include the statistical outputs for the 1st and 2nd 2024 statistical evaluations.

Attachment A
1st 2024 Statistical Evaluation Output

Time Series Plots

Sanitas™ v.9.6.37 Software licensed to SCS Engineers. UG
Hollow symbols indicate censored values.

Time Series

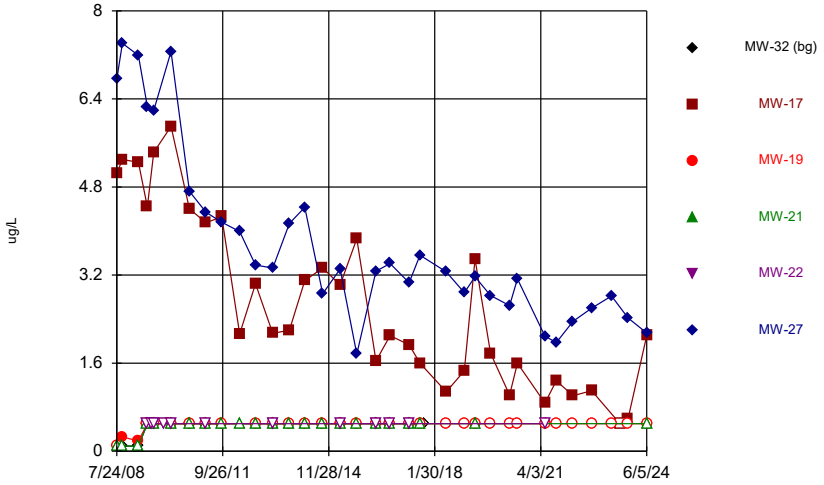

Constituent: 1,1-Dichloroethane Analysis Run 8/15/2024 12:46 PM View: 2024SSN - Time Series
Scott Area & County LF Client: SCS Engineers Data: Sanitas SCOTT SCL

Sanitas™ v.9.6.37 Software licensed to SCS Engineers. UG
Hollow symbols indicate censored values.

Time Series

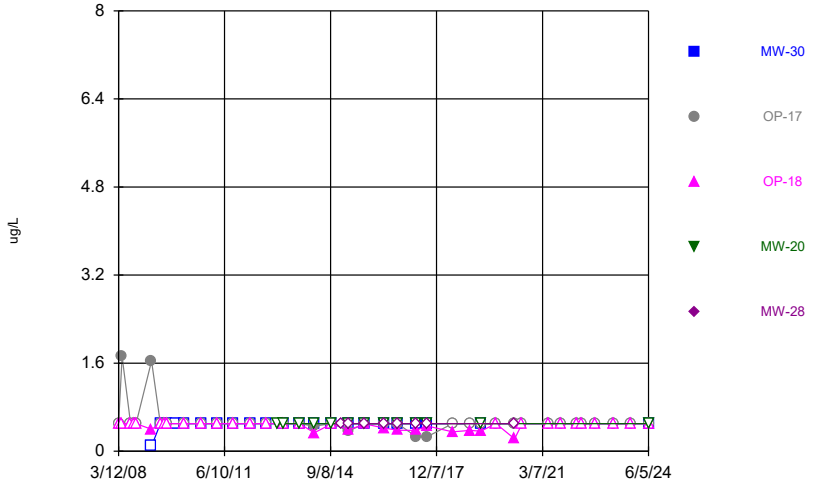

Constituent: 1,1-Dichloroethane Analysis Run 8/15/2024 12:46 PM View: 2024SSN - Time Series
Scott Area & County LF Client: SCS Engineers Data: Sanitas SCOTT SCL

Sanitas™ v.9.6.37 Software licensed to SCS Engineers. UG
Hollow symbols indicate censored values.

Time Series

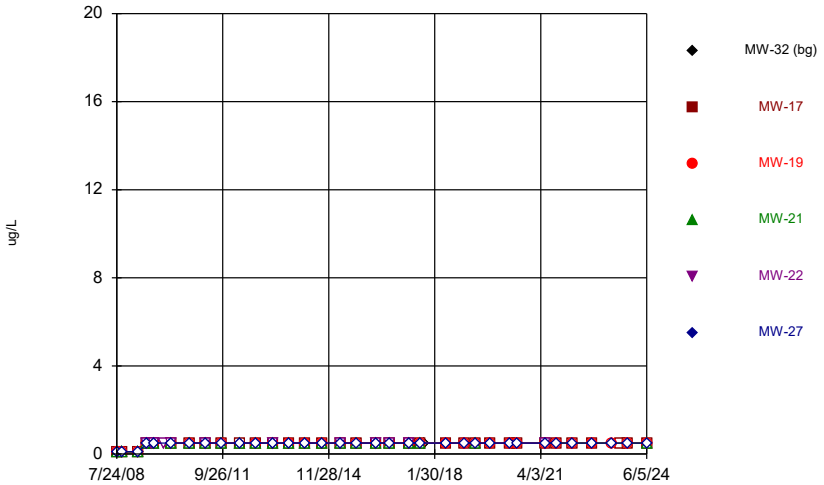

Constituent: 1,2-Dichlorobenzene Analysis Run 8/15/2024 12:46 PM View: 2024SSN - Time Series
Scott Area & County LF Client: SCS Engineers Data: Sanitas SCOTT SCL

Sanitas™ v.9.6.37 Software licensed to SCS Engineers. UG
Hollow symbols indicate censored values.

Time Series

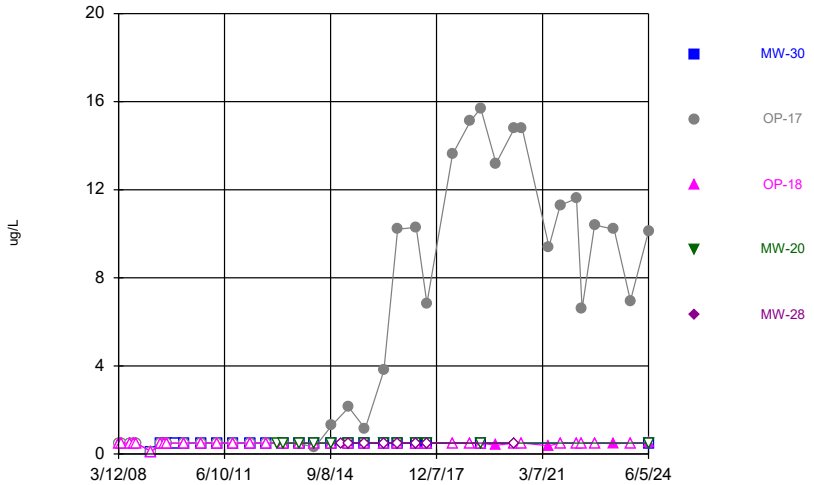

Constituent: 1,2-Dichlorobenzene Analysis Run 8/15/2024 12:46 PM View: 2024SSN - Time Series
Scott Area & County LF Client: SCS Engineers Data: Sanitas SCOTT SCL

Sanitas™ v.9.6.37 Software licensed to SCS Engineers. UG
Hollow symbols indicate censored values.

Time Series

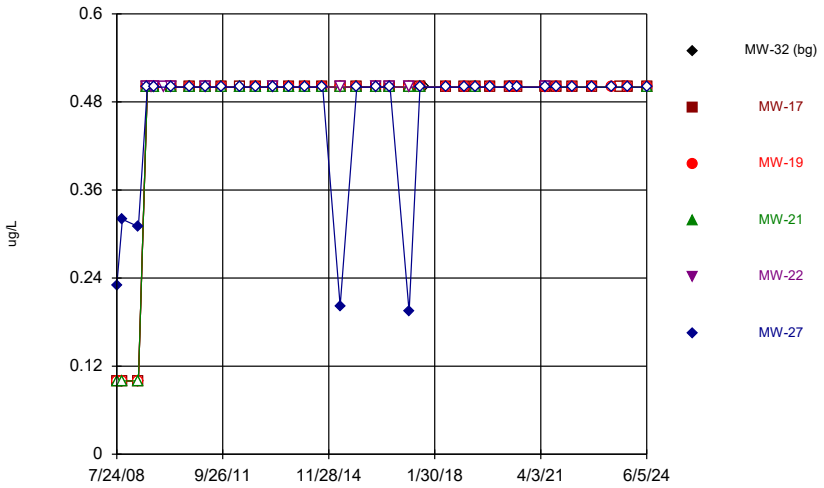

Constituent: 1,2-Dichloroethane Analysis Run 8/15/2024 12:46 PM View: 2024SSN - Time Series
Scott Area & County LF Client: SCS Engineers Data: Sanitas SCOTT SCL

Sanitas™ v.9.6.37 Software licensed to SCS Engineers. UG
Hollow symbols indicate censored values.

Time Series

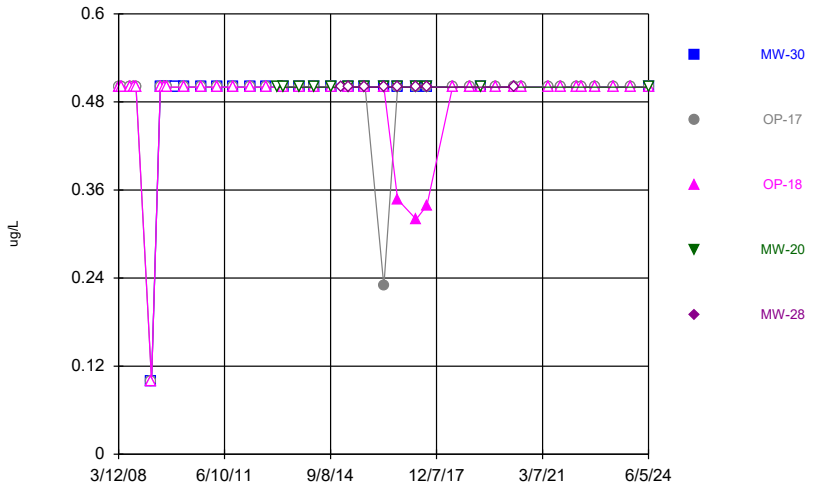

Constituent: 1,2-Dichloroethane Analysis Run 8/15/2024 12:46 PM View: 2024SSN - Time Series
Scott Area & County LF Client: SCS Engineers Data: Sanitas SCOTT SCL

Sanitas™ v.9.6.37 Software licensed to SCS Engineers. UG
Hollow symbols indicate censored values.

Time Series

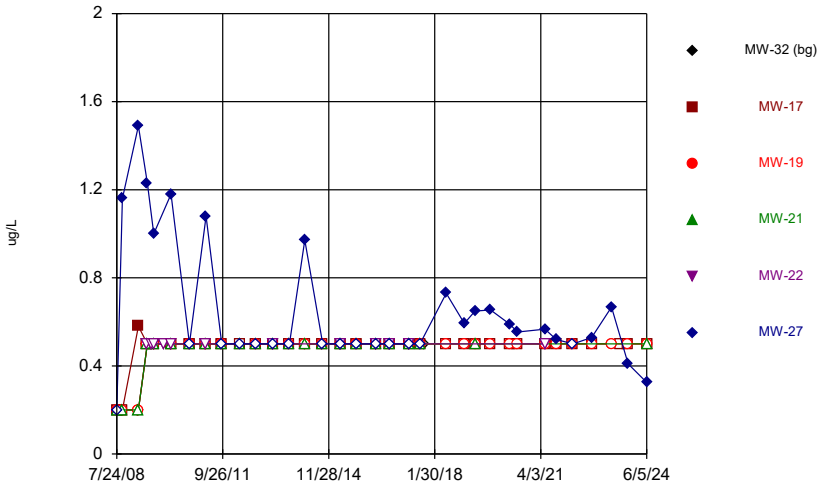

Constituent: 1,2-Dichloropropane Analysis Run 8/15/2024 12:46 PM View: 2024SSN - Time Series
Scott Area & County LF Client: SCS Engineers Data: Sanitas SCOTT SCL

Sanitas™ v.9.6.37 Software licensed to SCS Engineers. UG
Hollow symbols indicate censored values.

Time Series

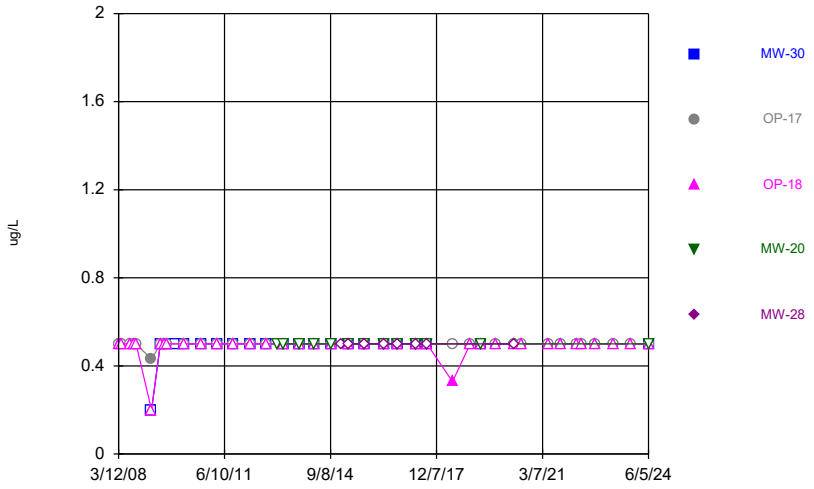

Constituent: 1,2-Dichloropropane Analysis Run 8/15/2024 12:46 PM View: 2024SSN - Time Series
Scott Area & County LF Client: SCS Engineers Data: Sanitas SCOTT SCL

Sanitas™ v.9.6.37 Software licensed to SCS Engineers. UG
Hollow symbols indicate censored values.

Time Series

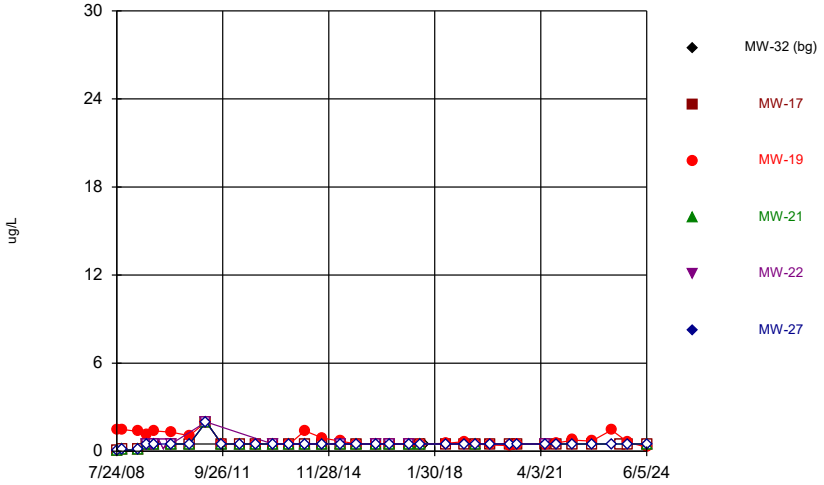

Constituent: 1,4-Dichlorobenzene Analysis Run 8/15/2024 12:46 PM View: 2024SSN - Time Series
Scott Area & County LF Client: SCS Engineers Data: Sanitas SCOTT SCL

Sanitas™ v.9.6.37 Software licensed to SCS Engineers. UG
Hollow symbols indicate censored values.

Time Series

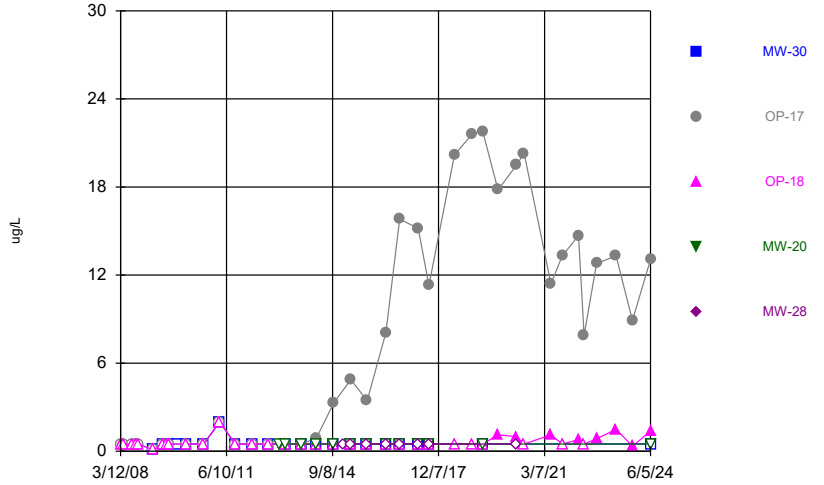

Constituent: 1,4-Dichlorobenzene Analysis Run 8/15/2024 12:46 PM View: 2024SSN - Time Series
Scott Area & County LF Client: SCS Engineers Data: Sanitas SCOTT SCL

Sanitas™ v.9.6.37 Software licensed to SCS Engineers. UG
Hollow symbols indicate censored values.

Time Series

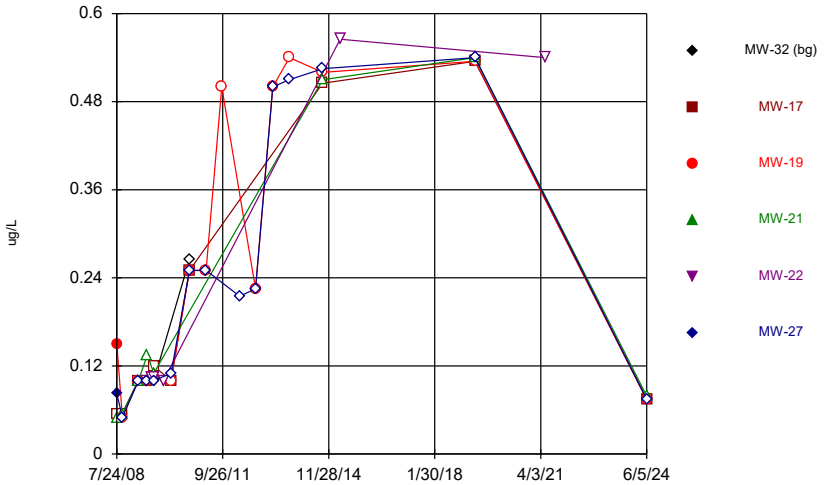

Constituent: 2,4,5-T [2C] Analysis Run 8/15/2024 12:46 PM View: 2024SSN - Time Series
Scott Area & County LF Client: SCS Engineers Data: Sanitas SCOTT SCL

Sanitas™ v.9.6.37 Software licensed to SCS Engineers. UG
Hollow symbols indicate censored values.

Time Series

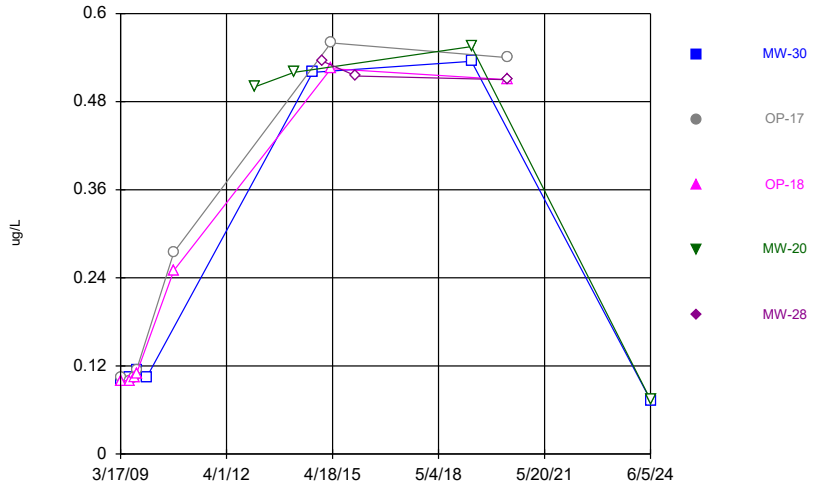

Constituent: 2,4,5-T [2C] Analysis Run 8/15/2024 12:46 PM View: 2024SSN - Time Series
Scott Area & County LF Client: SCS Engineers Data: Sanitas SCOTT SCL

Sanitas™ v.9.6.37 Software licensed to SCS Engineers. UG
Hollow symbols indicate censored values.

Time Series

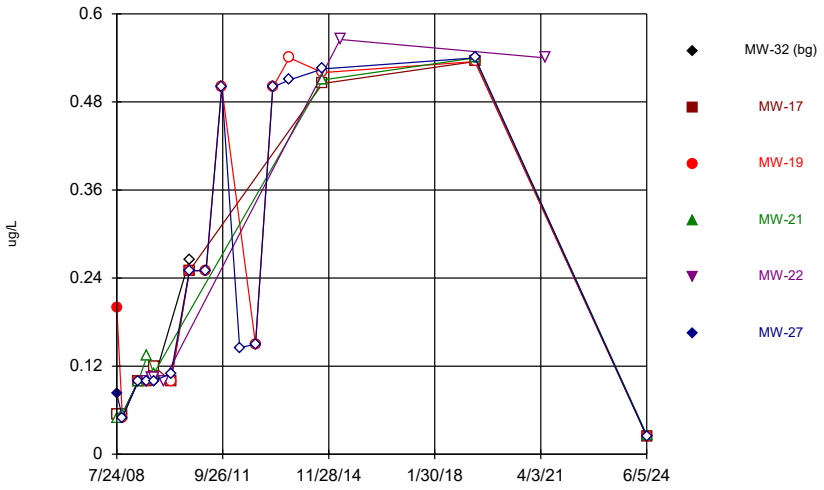

Constituent: 2,4,5-TP [Silvex] [2C] Analysis Run 8/15/2024 12:47 PM View: 2024SSN - Time Series
Scott Area & County LF Client: SCS Engineers Data: Sanitas SCOTT SCL

Sanitas™ v.9.6.37 Software licensed to SCS Engineers. UG
Hollow symbols indicate censored values.

Time Series

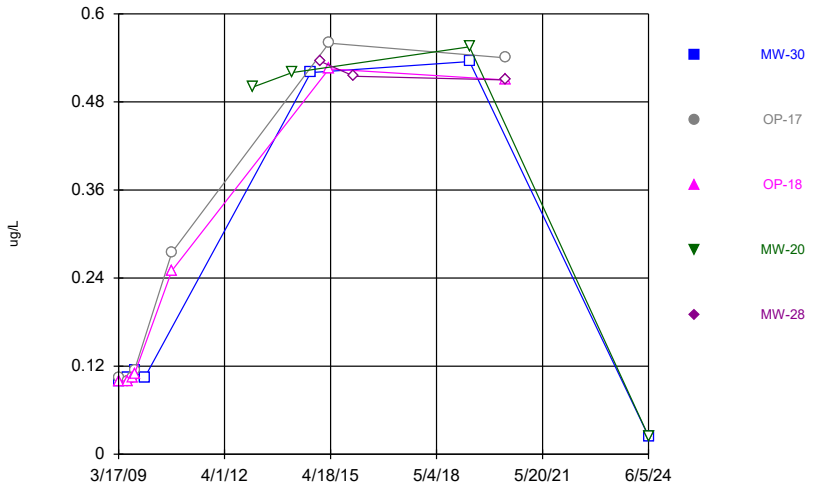

Constituent: 2,4,5-TP [Silvex] [2C] Analysis Run 8/15/2024 12:47 PM View: 2024SSN - Time Series
Scott Area & County LF Client: SCS Engineers Data: Sanitas SCOTT SCL

Sanitas™ v.9.6.37 Software licensed to SCS Engineers. UG
Hollow symbols indicate censored values.

Time Series

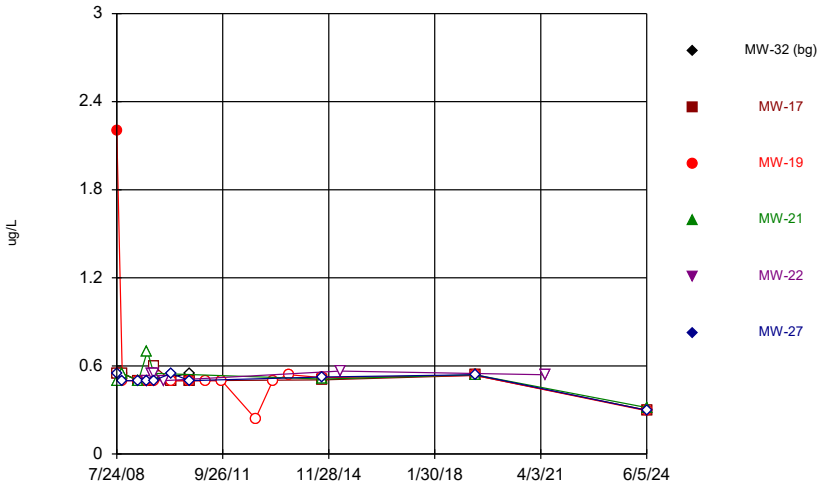

Constituent: 2,4-D [2C] Analysis Run 8/15/2024 12:47 PM View: 2024SSN - Time Series
Scott Area & County LF Client: SCS Engineers Data: Sanitas SCOTT SCL

Sanitas™ v.9.6.37 Software licensed to SCS Engineers. UG
Hollow symbols indicate censored values.

Time Series

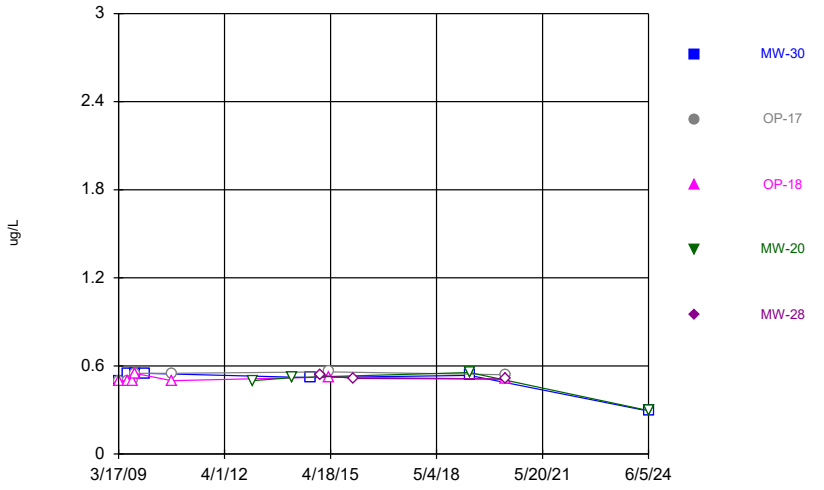

Constituent: 2,4-D [2C] Analysis Run 8/15/2024 12:47 PM View: 2024SSN - Time Series
Scott Area & County LF Client: SCS Engineers Data: Sanitas SCOTT SCL

Sanitas™ v.9.6.37 Software licensed to SCS Engineers. UG
Hollow symbols indicate censored values.

Time Series

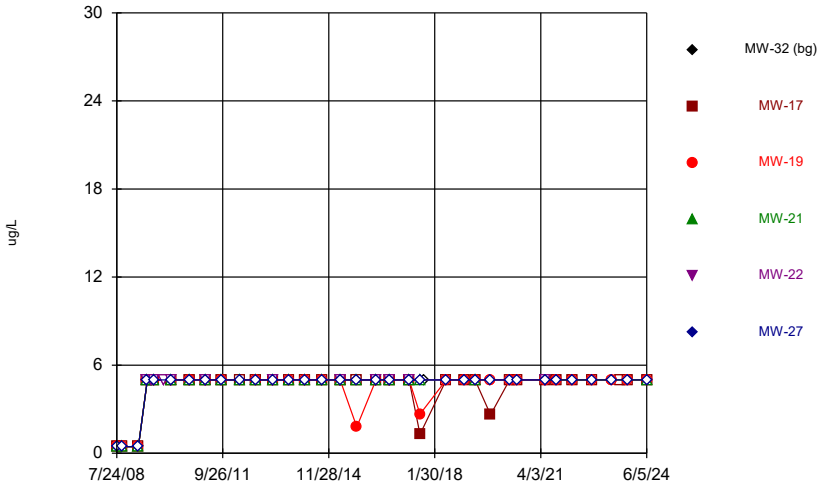

Constituent: 2-Butanone Analysis Run 8/15/2024 12:47 PM View: 2024SSN - Time Series
Scott Area & County LF Client: SCS Engineers Data: Sanitas SCOTT SCL

Sanitas™ v.9.6.37 Software licensed to SCS Engineers. UG
Hollow symbols indicate censored values.

Time Series

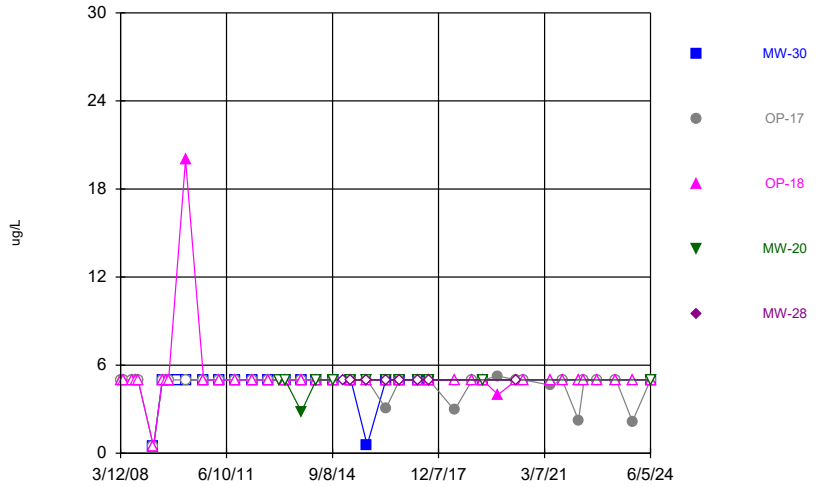

Constituent: 2-Butanone Analysis Run 8/15/2024 12:47 PM View: 2024SSN - Time Series
Scott Area & County LF Client: SCS Engineers Data: Sanitas SCOTT SCL

Sanitas™ v.9.6.37 Software licensed to SCS Engineers. UG
Hollow symbols indicate censored values.

Time Series

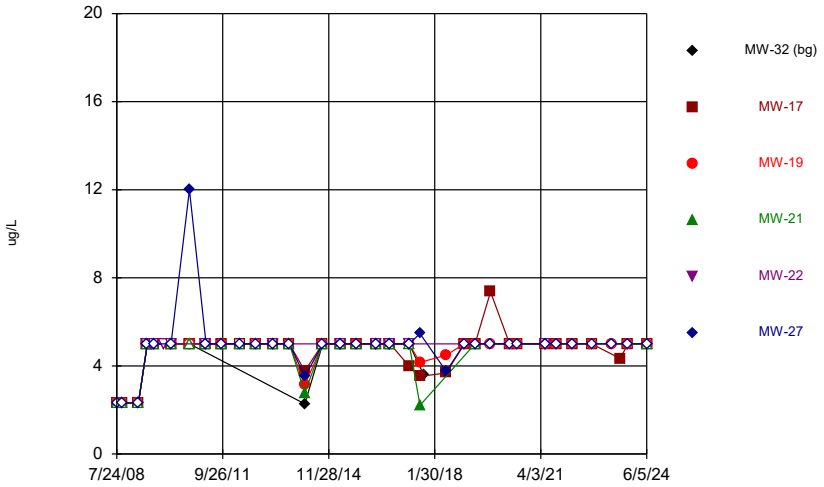

Constituent: Acetone Analysis Run 8/15/2024 12:47 PM View: 2024SSN - Time Series
Scott Area & County LF Client: SCS Engineers Data: Sanitas SCOTT SCL

Sanitas™ v.9.6.37 Software licensed to SCS Engineers. UG
Hollow symbols indicate censored values.

Time Series

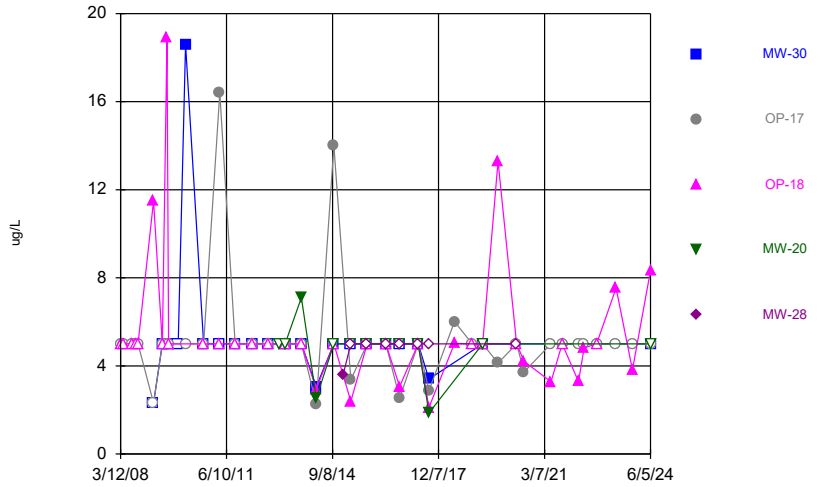

Constituent: Acetone Analysis Run 8/15/2024 12:47 PM View: 2024SSN - Time Series
Scott Area & County LF Client: SCS Engineers Data: Sanitas SCOTT SCL

Sanitas™ v.9.6.37 Software licensed to SCS Engineers. UG
Hollow symbols indicate censored values.

Time Series

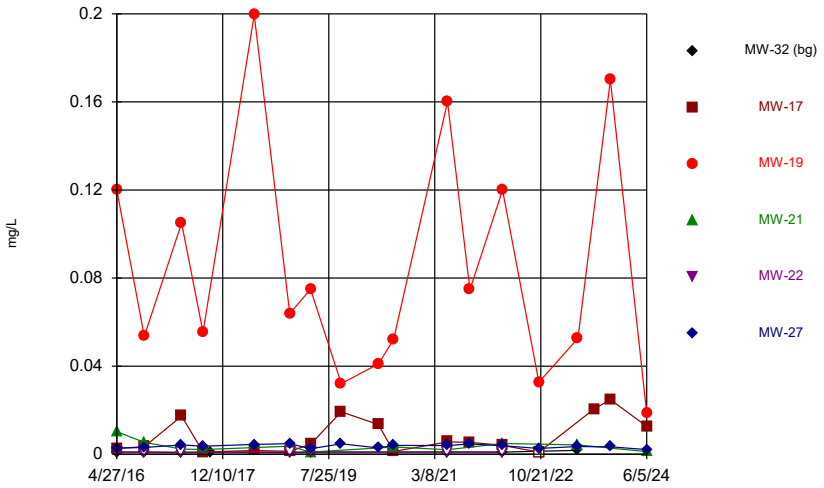

Constituent: Arsenic Analysis Run 8/15/2024 12:47 PM View: 2024SSN - Time Series
Scott Area & County LF Client: SCS Engineers Data: Sanitas SCOTT SCL

Sanitas™ v.9.6.37 Software licensed to SCS Engineers. UG
Hollow symbols indicate censored values.

Time Series

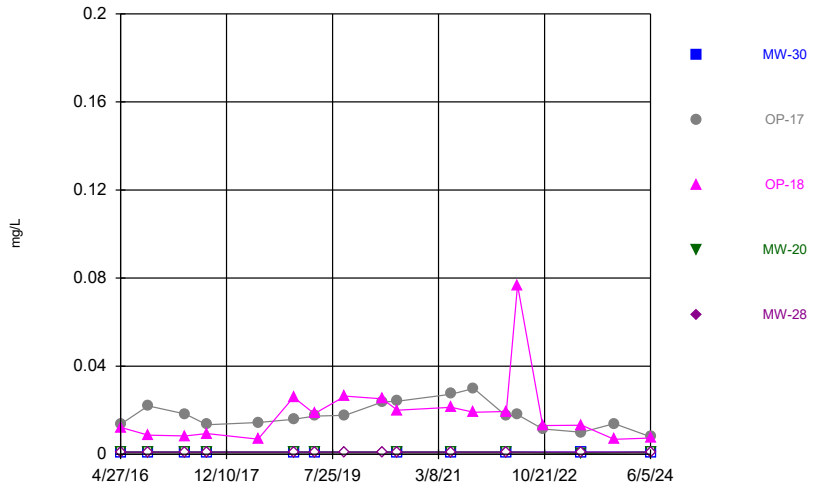

Constituent: Arsenic Analysis Run 8/15/2024 12:47 PM View: 2024SSN - Time Series
Scott Area & County LF Client: SCS Engineers Data: Sanitas SCOTT SCL

Sanitas™ v.9.6.37 Software licensed to SCS Engineers. UG

Time Series

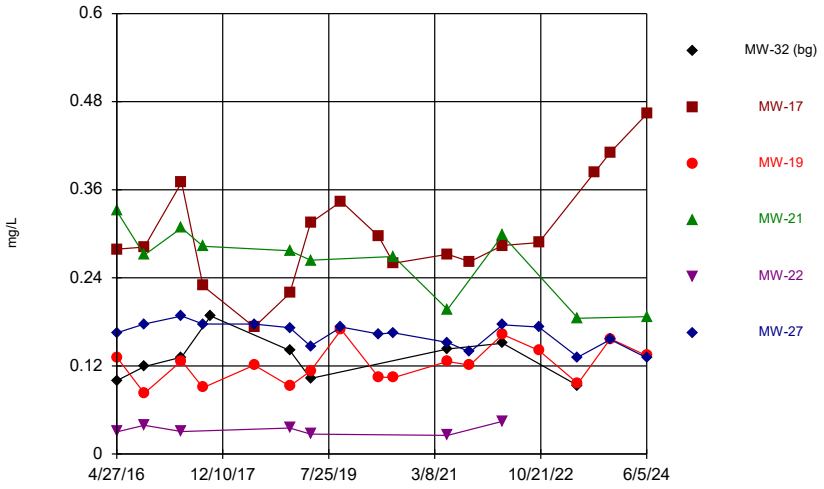

Constituent: Barium Analysis Run 8/15/2024 12:47 PM View: 2024SSN - Time Series
Scott Area & County LF Client: SCS Engineers Data: Sanitas SCOTT SCL

Sanitas™ v.9.6.37 Software licensed to SCS Engineers. UG

Time Series

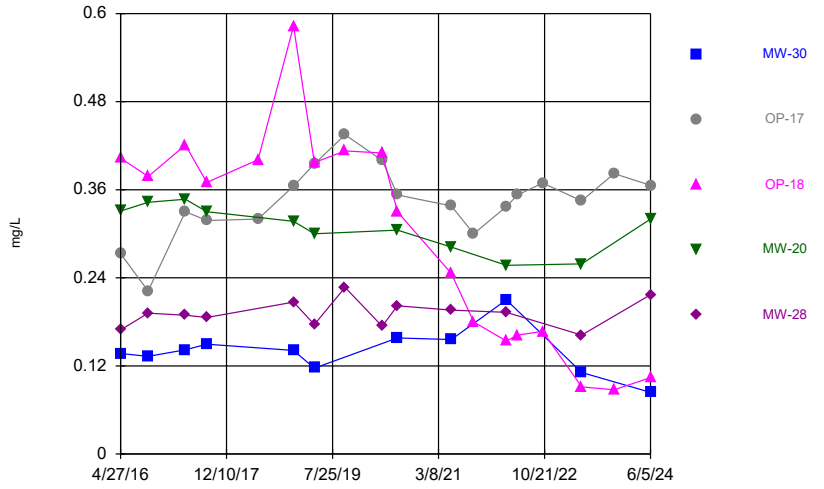

Constituent: Barium Analysis Run 8/15/2024 12:47 PM View: 2024SSN - Time Series
Scott Area & County LF Client: SCS Engineers Data: Sanitas SCOTT SCL

Sanitas™ v.9.6.37 Software licensed to SCS Engineers. UG
Hollow symbols indicate censored values.

Time Series

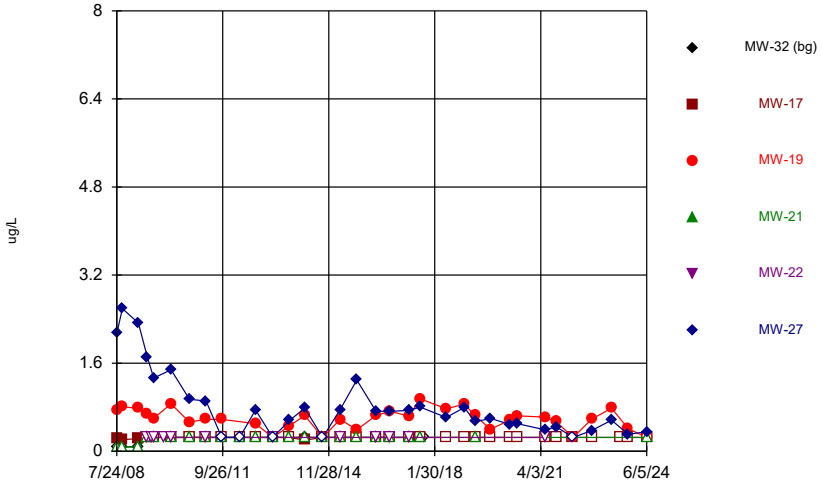

Constituent: Benzene Analysis Run 8/15/2024 12:47 PM View: 2024SSN - Time Series
Scott Area & County LF Client: SCS Engineers Data: Sanitas SCOTT SCL

Sanitas™ v.9.6.37 Software licensed to SCS Engineers. UG
Hollow symbols indicate censored values.

Time Series

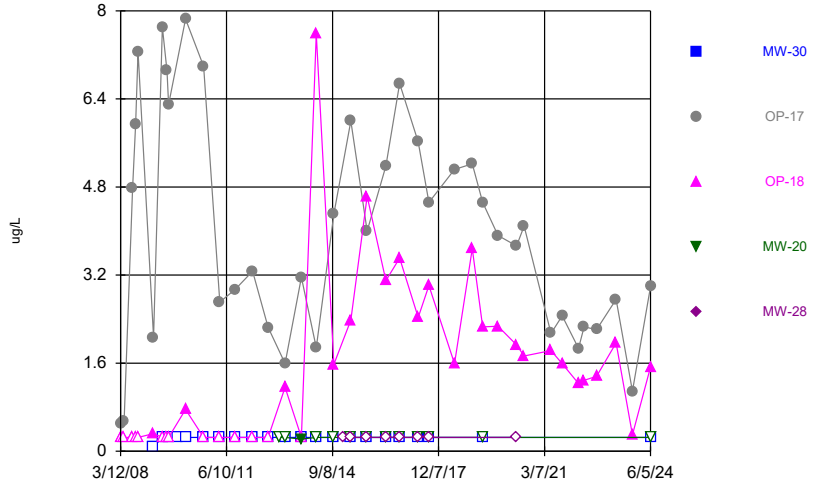

Constituent: Benzene Analysis Run 8/15/2024 12:47 PM View: 2024SSN - Time Series
Scott Area & County LF Client: SCS Engineers Data: Sanitas SCOTT SCL

Sanitas™ v.9.6.37 Software licensed to SCS Engineers. UG
Hollow symbols indicate censored values.

Time Series

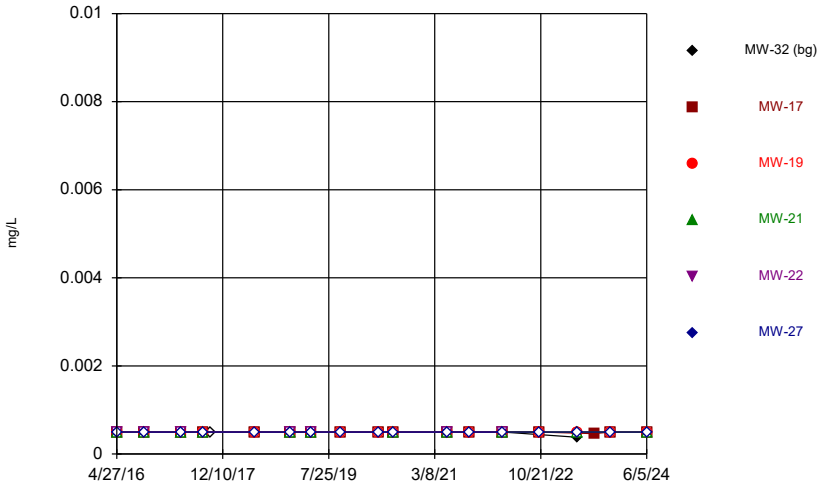

Constituent: Beryllium Analysis Run 8/15/2024 12:47 PM View: 2024SSN - Time Series
Scott Area & County LF Client: SCS Engineers Data: Sanitas SCOTT SCL

Sanitas™ v.9.6.37 Software licensed to SCS Engineers. UG
Hollow symbols indicate censored values.

Time Series

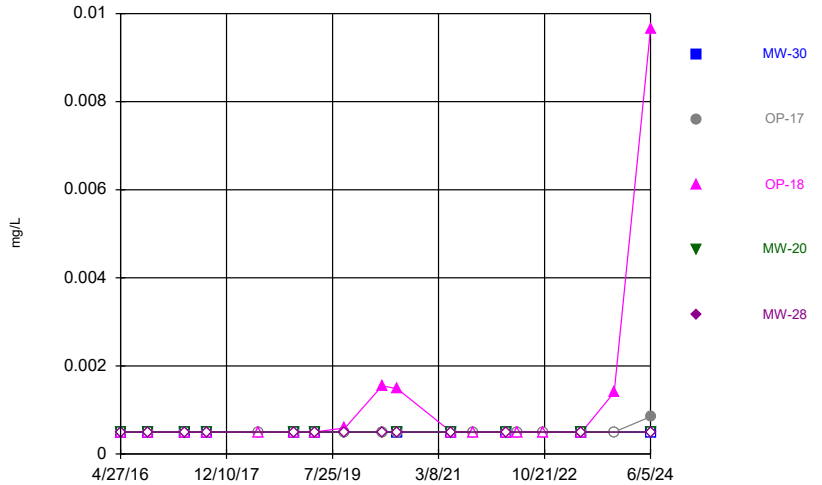

Constituent: Beryllium Analysis Run 8/15/2024 12:47 PM View: 2024SSN - Time Series
Scott Area & County LF Client: SCS Engineers Data: Sanitas SCOTT SCL

Sanitas™ v.9.6.37 Software licensed to SCS Engineers. UG
Hollow symbols indicate censored values.

Time Series

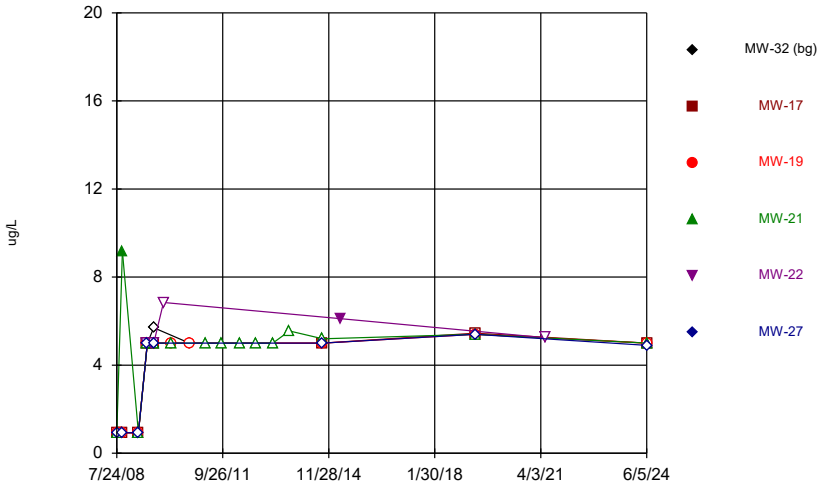

Constituent: Bis[2-ethylhexyl]phthalate Analysis Run 8/15/2024 12:47 PM View: 2024SSN - Time Series
Scott Area & County LF Client: SCS Engineers Data: Sanitas SCOTT SCL

Sanitas™ v.9.6.37 Software licensed to SCS Engineers. UG
Hollow symbols indicate censored values.

Time Series

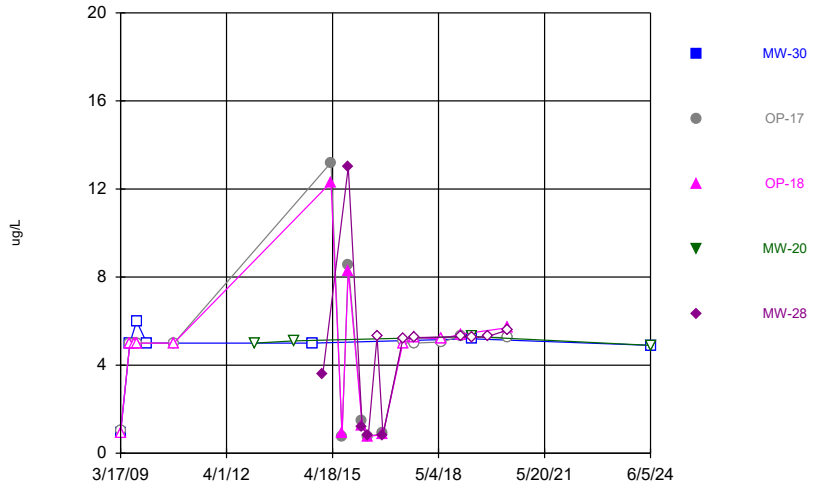

Constituent: Bis[2-ethylhexyl]phthalate Analysis Run 8/15/2024 12:47 PM View: 2024SSN - Time Series
Scott Area & County LF Client: SCS Engineers Data: Sanitas SCOTT SCL

Sanitas™ v.9.6.37 Software licensed to SCS Engineers. UG
Hollow symbols indicate censored values.

Time Series

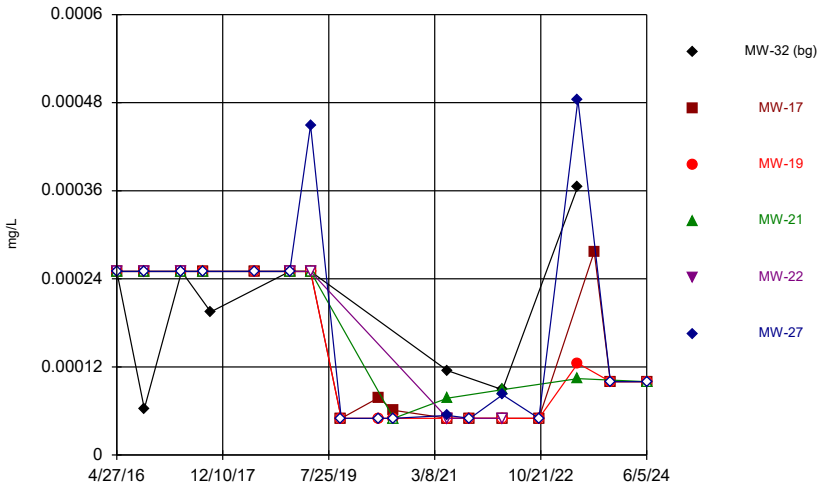

Constituent: Cadmium Analysis Run 8/15/2024 12:47 PM View: 2024SSN - Time Series
Scott Area & County LF Client: SCS Engineers Data: Sanitas SCOTT SCL

Sanitas™ v.9.6.37 Software licensed to SCS Engineers. UG
Hollow symbols indicate censored values.

Time Series

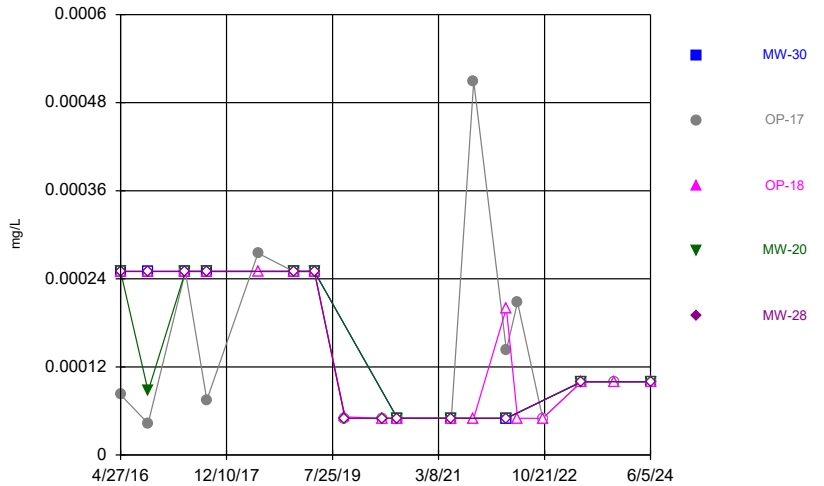

Constituent: Cadmium Analysis Run 8/15/2024 12:47 PM View: 2024SSN - Time Series
Scott Area & County LF Client: SCS Engineers Data: Sanitas SCOTT SCL

Sanitas™ v.9.6.37 Software licensed to SCS Engineers. UG
Hollow symbols indicate censored values.

Time Series

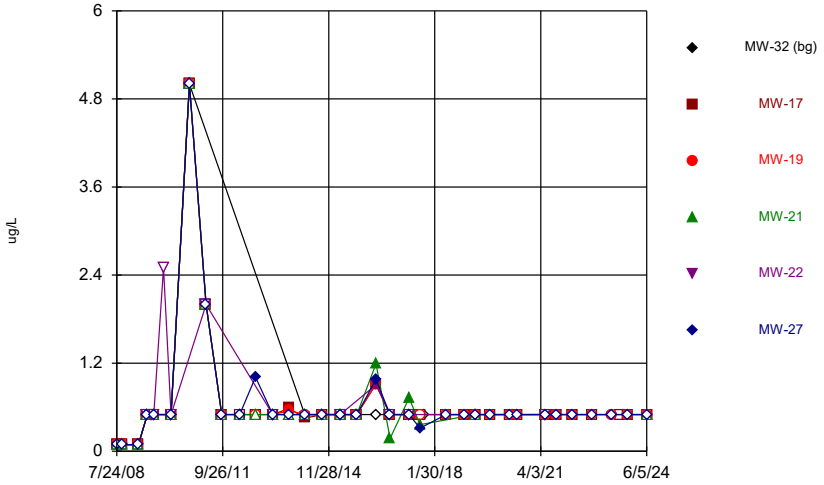

Constituent: Carbon disulfide Analysis Run 8/15/2024 12:47 PM View: 2024SSN - Time Series
Scott Area & County LF Client: SCS Engineers Data: Sanitas SCOTT SCL

Sanitas™ v.9.6.37 Software licensed to SCS Engineers. UG
Hollow symbols indicate censored values.

Time Series

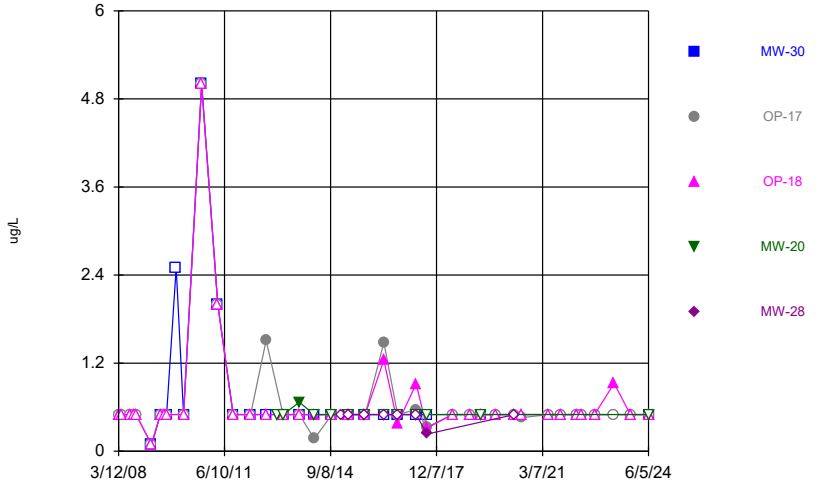

Constituent: Carbon disulfide Analysis Run 8/15/2024 12:47 PM View: 2024SSN - Time Series
Scott Area & County LF Client: SCS Engineers Data: Sanitas SCOTT SCL

Sanitas™ v.9.6.37 Software licensed to SCS Engineers. UG
Hollow symbols indicate censored values.

Time Series

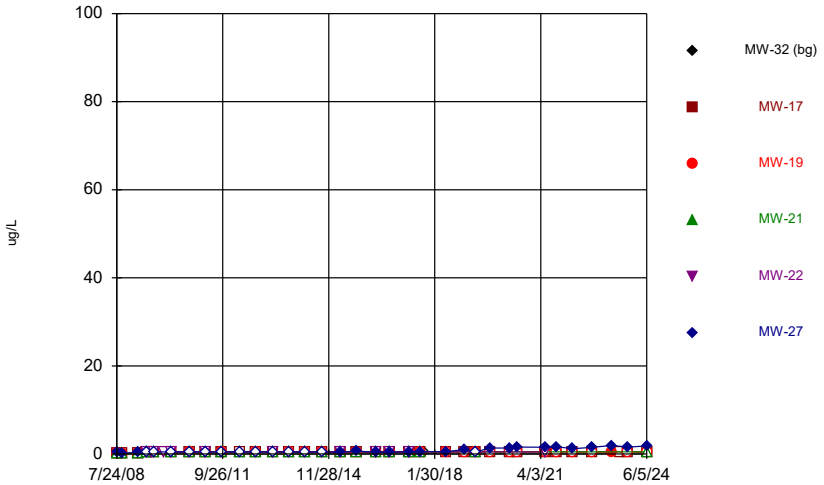

Constituent: Chlorobenzene Analysis Run 8/15/2024 12:47 PM View: 2024SSN - Time Series
Scott Area & County LF Client: SCS Engineers Data: Sanitas SCOTT SCL

Sanitas™ v.9.6.37 Software licensed to SCS Engineers. UG
Hollow symbols indicate censored values.

Time Series

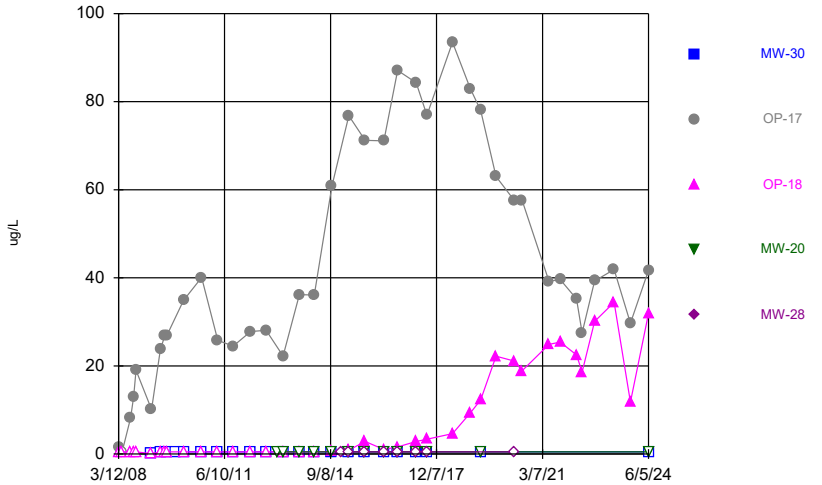

Constituent: Chlorobenzene Analysis Run 8/15/2024 12:47 PM View: 2024SSN - Time Series
Scott Area & County LF Client: SCS Engineers Data: Sanitas SCOTT SCL

Sanitas™ v.9.6.37 Software licensed to SCS Engineers. UG
Hollow symbols indicate censored values.

Time Series

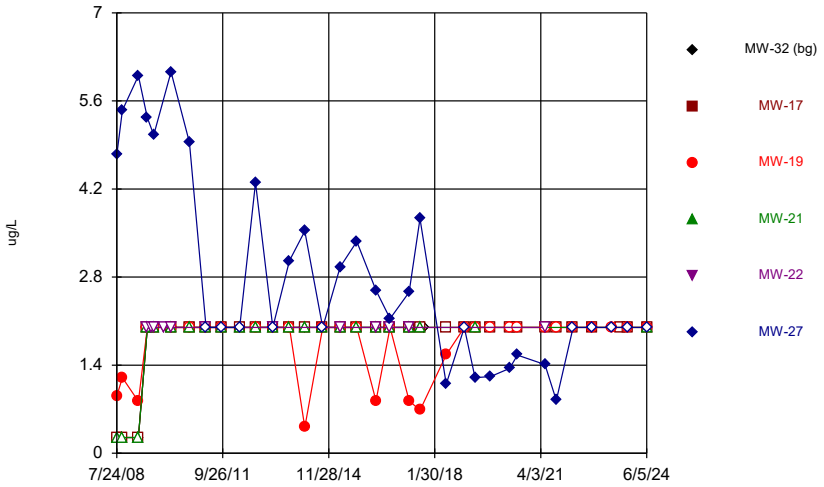

Constituent: Chloroethane Analysis Run 8/15/2024 12:47 PM View: 2024SSN - Time Series
Scott Area & County LF Client: SCS Engineers Data: Sanitas SCOTT SCL

Sanitas™ v.9.6.37 Software licensed to SCS Engineers. UG
Hollow symbols indicate censored values.

Time Series

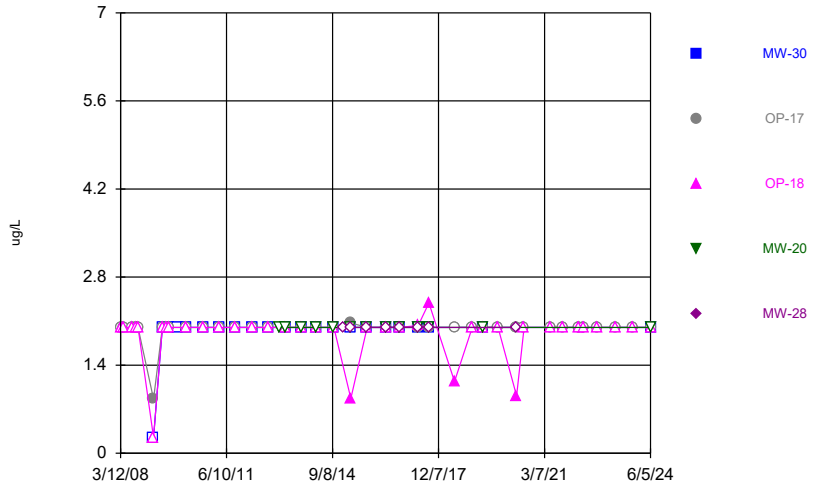

Constituent: Chloroethane Analysis Run 8/15/2024 12:47 PM View: 2024SSN - Time Series
Scott Area & County LF Client: SCS Engineers Data: Sanitas SCOTT SCL

Sanitas™ v.9.6.37 Software licensed to SCS Engineers. UG
Hollow symbols indicate censored values.

Time Series

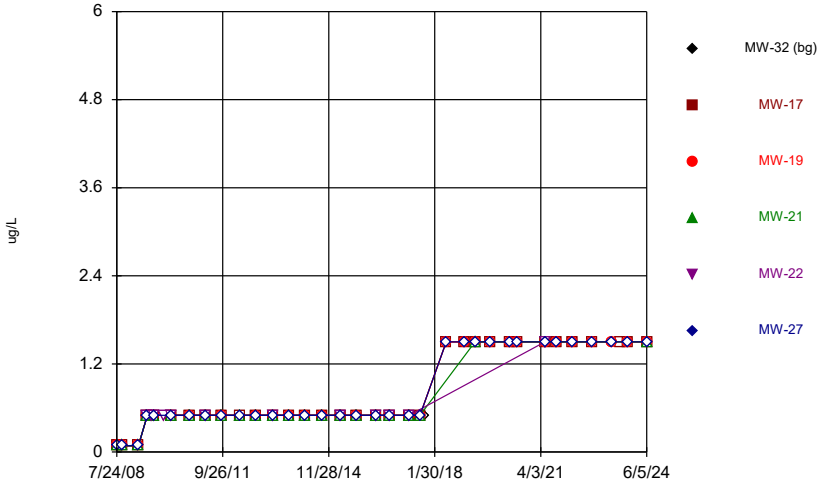

Constituent: Chloroform Analysis Run 8/15/2024 12:47 PM View: 2024SSN - Time Series
Scott Area & County LF Client: SCS Engineers Data: Sanitas SCOTT SCL

Sanitas™ v.9.6.37 Software licensed to SCS Engineers. UG
Hollow symbols indicate censored values.

Time Series

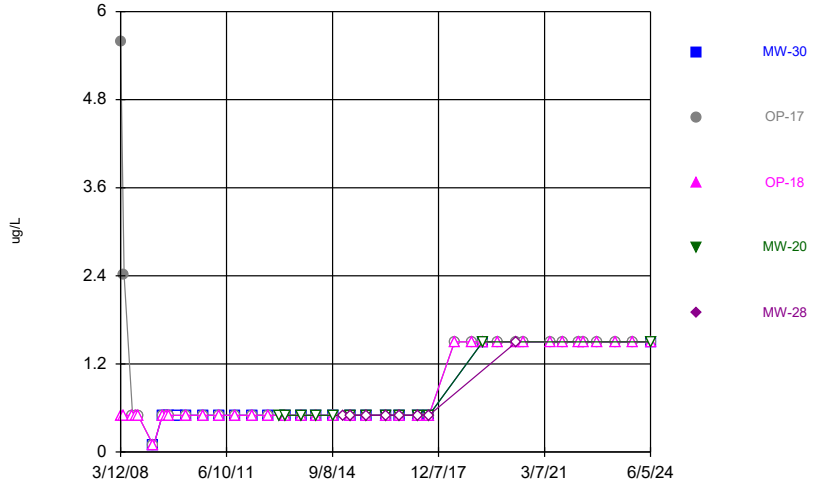

Constituent: Chloroform Analysis Run 8/15/2024 12:47 PM View: 2024SSN - Time Series
Scott Area & County LF Client: SCS Engineers Data: Sanitas SCOTT SCL

Sanitas™ v.9.6.37 Software licensed to SCS Engineers. UG
Hollow symbols indicate censored values.

Time Series

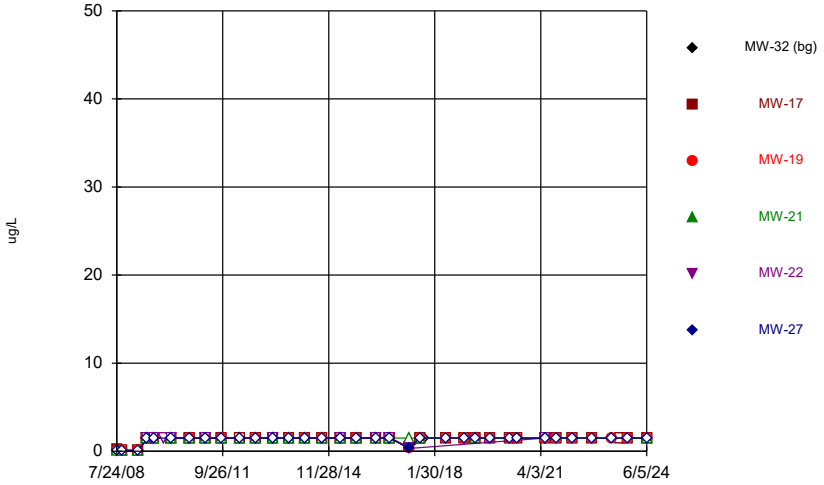

Constituent: Chloromethane Analysis Run 8/15/2024 12:47 PM View: 2024SSN - Time Series
Scott Area & County LF Client: SCS Engineers Data: Sanitas SCOTT SCL

Sanitas™ v.9.6.37 Software licensed to SCS Engineers. UG
Hollow symbols indicate censored values.

Time Series

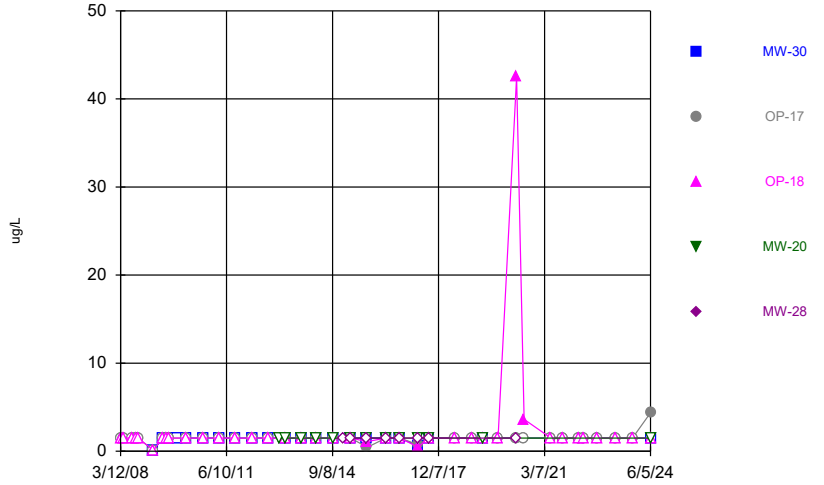

Constituent: Chloromethane Analysis Run 8/15/2024 12:47 PM View: 2024SSN - Time Series
Scott Area & County LF Client: SCS Engineers Data: Sanitas SCOTT SCL

Sanitas™ v.9.6.37 Software licensed to SCS Engineers. UG
Hollow symbols indicate censored values.

Time Series

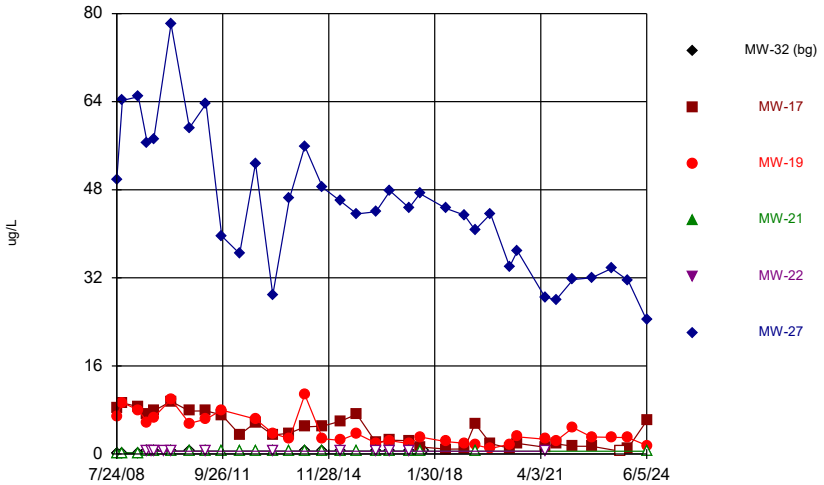

Constituent: cis-1,2-Dichloroethene Analysis Run 8/15/2024 12:47 PM View: 2024SSN - Time Series
Scott Area & County LF Client: SCS Engineers Data: Sanitas SCOTT SCL

Sanitas™ v.9.6.37 Software licensed to SCS Engineers. UG
Hollow symbols indicate censored values.

Time Series

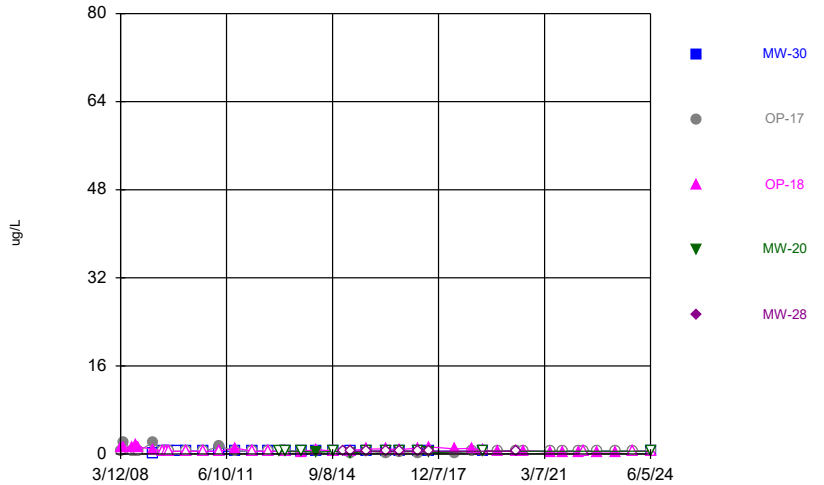

Constituent: cis-1,2-Dichloroethene Analysis Run 8/15/2024 12:47 PM View: 2024SSN - Time Series
Scott Area & County LF Client: SCS Engineers Data: Sanitas SCOTT SCL

Sanitas™ v.9.6.37 Software licensed to SCS Engineers. UG
Hollow symbols indicate censored values.

Time Series

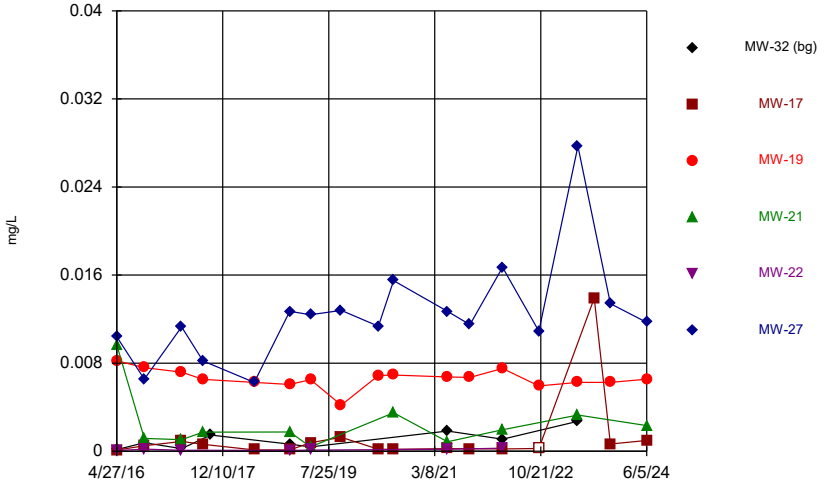

Constituent: Cobalt Analysis Run 8/15/2024 12:47 PM View: 2024SSN - Time Series
Scott Area & County LF Client: SCS Engineers Data: Sanitas SCOTT SCL

Sanitas™ v.9.6.37 Software licensed to SCS Engineers. UG
Hollow symbols indicate censored values.

Time Series

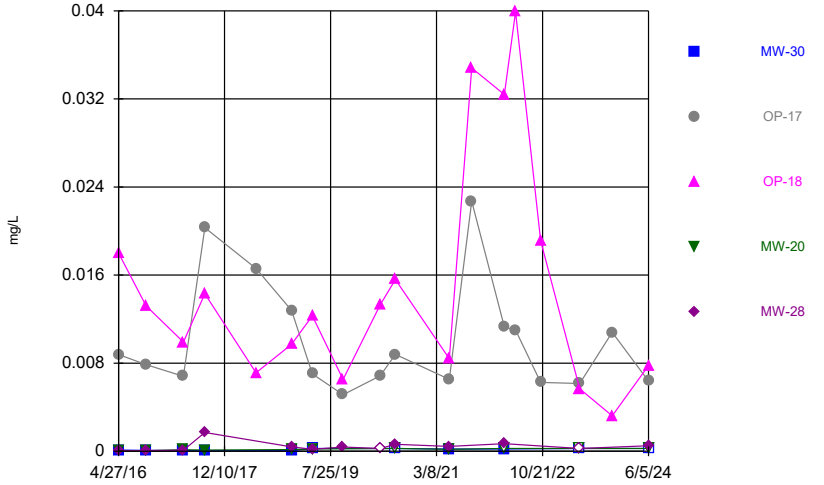

Constituent: Cobalt Analysis Run 8/15/2024 12:47 PM View: 2024SSN - Time Series
Scott Area & County LF Client: SCS Engineers Data: Sanitas SCOTT SCL

Sanitas™ v.9.6.37 Software licensed to SCS Engineers. UG
Hollow symbols indicate censored values.

Time Series

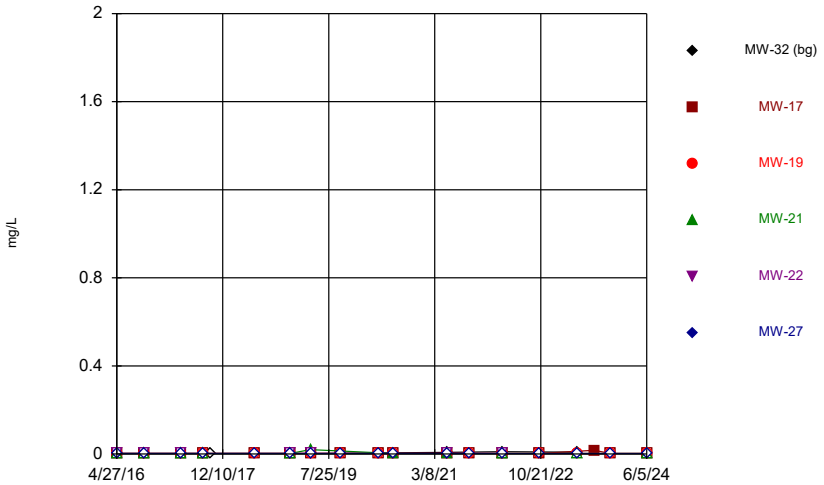

Constituent: Copper Analysis Run 8/15/2024 12:47 PM View: 2024SSN - Time Series
Scott Area & County LF Client: SCS Engineers Data: Sanitas SCOTT SCL

Sanitas™ v.9.6.37 Software licensed to SCS Engineers. UG
Hollow symbols indicate censored values.

Time Series

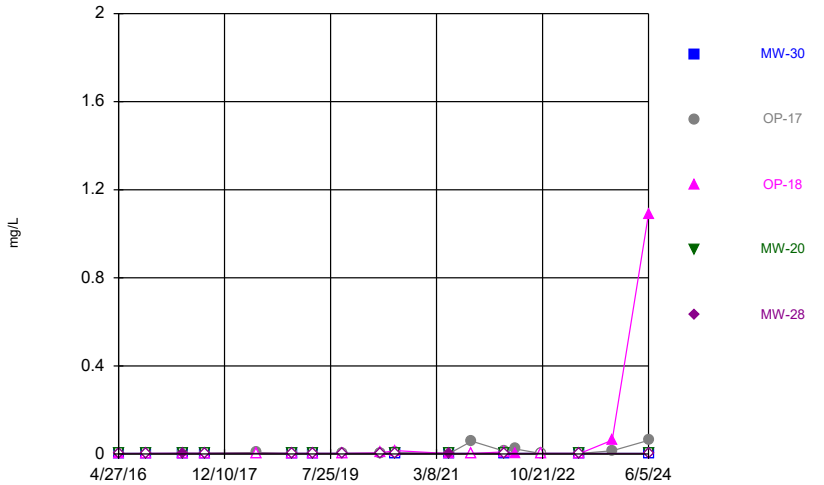

Constituent: Copper Analysis Run 8/15/2024 12:47 PM View: 2024SSN - Time Series
Scott Area & County LF Client: SCS Engineers Data: Sanitas SCOTT SCL

Sanitas™ v.9.6.37 Software licensed to SCS Engineers. UG
Hollow symbols indicate censored values.

Time Series

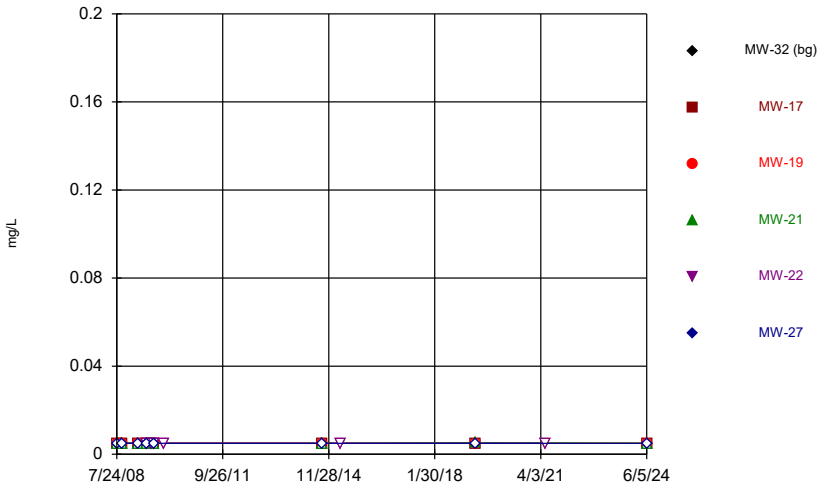

Constituent: Cyanide Analysis Run 8/15/2024 12:47 PM View: 2024SSN - Time Series
Scott Area & County LF Client: SCS Engineers Data: Sanitas SCOTT SCL

Sanitas™ v.9.6.37 Software licensed to SCS Engineers. UG
Hollow symbols indicate censored values.

Time Series

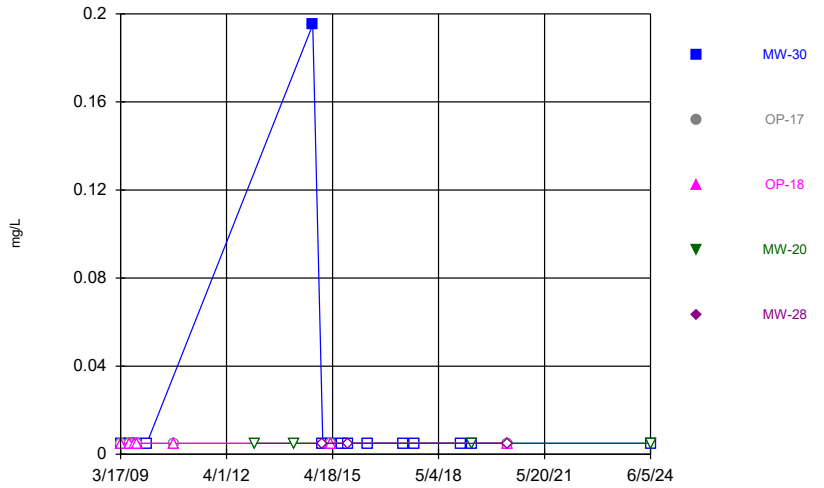

Constituent: Cyanide Analysis Run 8/15/2024 12:47 PM View: 2024SSN - Time Series
Scott Area & County LF Client: SCS Engineers Data: Sanitas SCOTT SCL

Sanitas™ v.9.6.37 Software licensed to SCS Engineers. UG
Hollow symbols indicate censored values.

Time Series

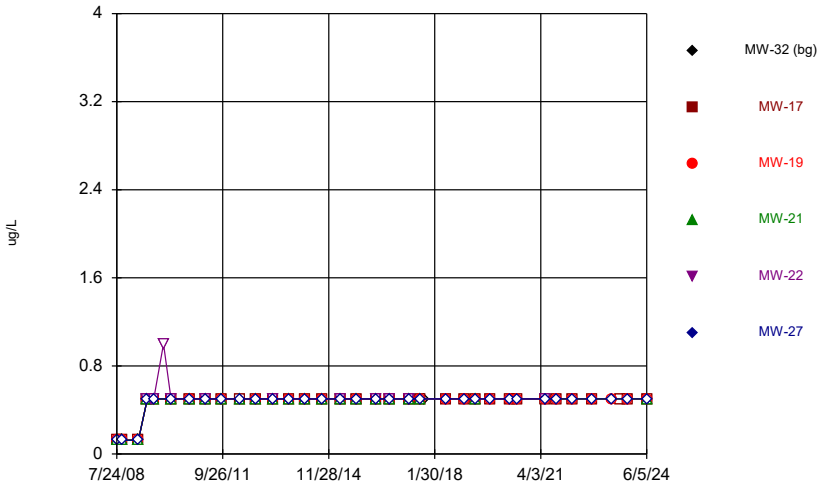

Constituent: Ethylbenzene Analysis Run 8/15/2024 12:47 PM View: 2024SSN - Time Series
Scott Area & County LF Client: SCS Engineers Data: Sanitas SCOTT SCL

Sanitas™ v.9.6.37 Software licensed to SCS Engineers. UG
Hollow symbols indicate censored values.

Time Series

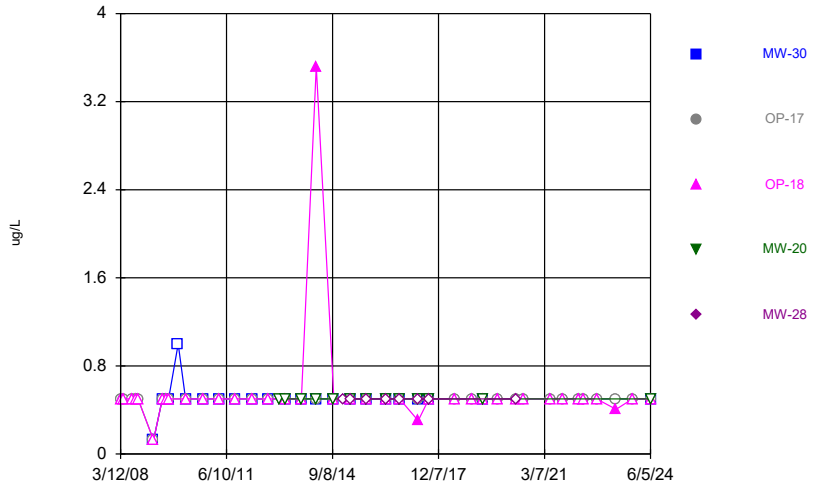

Constituent: Ethylbenzene Analysis Run 8/15/2024 12:47 PM View: 2024SSN - Time Series
Scott Area & County LF Client: SCS Engineers Data: Sanitas SCOTT SCL

Sanitas™ v.9.6.37 Software licensed to SCS Engineers. UG
Hollow symbols indicate censored values.

Time Series

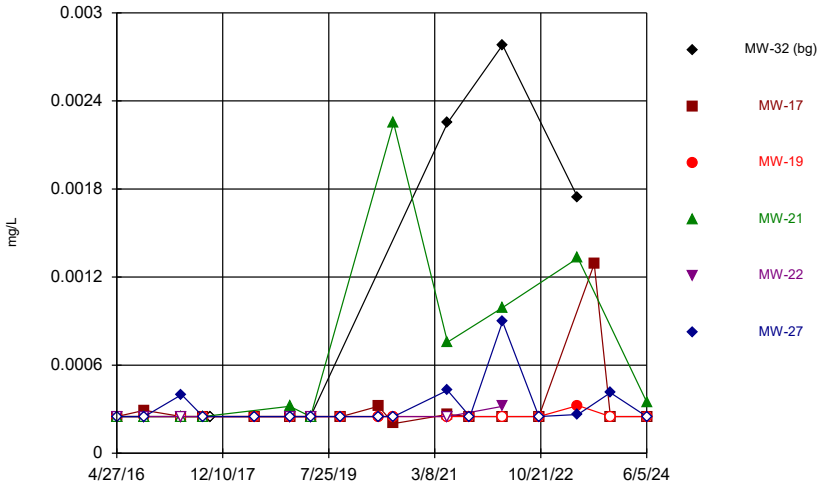

Constituent: Lead Analysis Run 8/15/2024 12:47 PM View: 2024SSN - Time Series
Scott Area & County LF Client: SCS Engineers Data: Sanitas SCOTT SCL

Sanitas™ v.9.6.37 Software licensed to SCS Engineers. UG
Hollow symbols indicate censored values.

Time Series

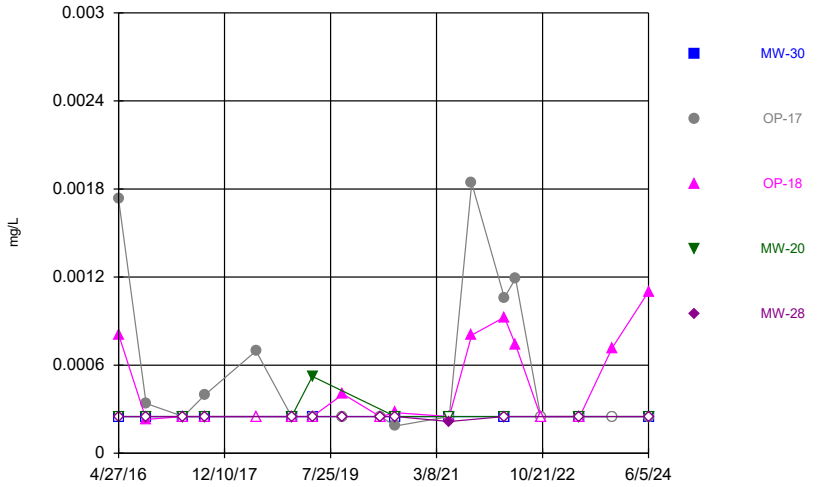

Constituent: Lead Analysis Run 8/15/2024 12:47 PM View: 2024SSN - Time Series
Scott Area & County LF Client: SCS Engineers Data: Sanitas SCOTT SCL

Sanitas™ v.9.6.37 Software licensed to SCS Engineers. UG
Hollow symbols indicate censored values.

Time Series

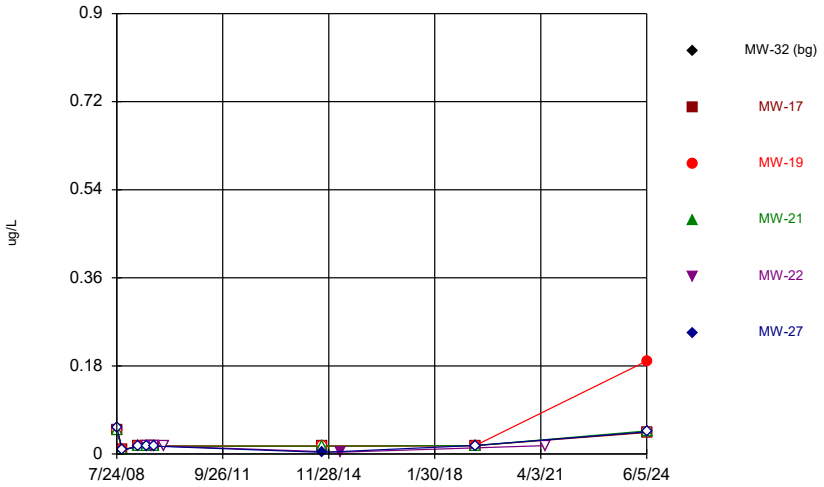

Constituent: Methoxychlor Analysis Run 8/15/2024 12:47 PM View: 2024SSN - Time Series
Scott Area & County LF Client: SCS Engineers Data: Sanitas SCOTT SCL

Sanitas™ v.9.6.37 Software licensed to SCS Engineers. UG
Hollow symbols indicate censored values.

Time Series

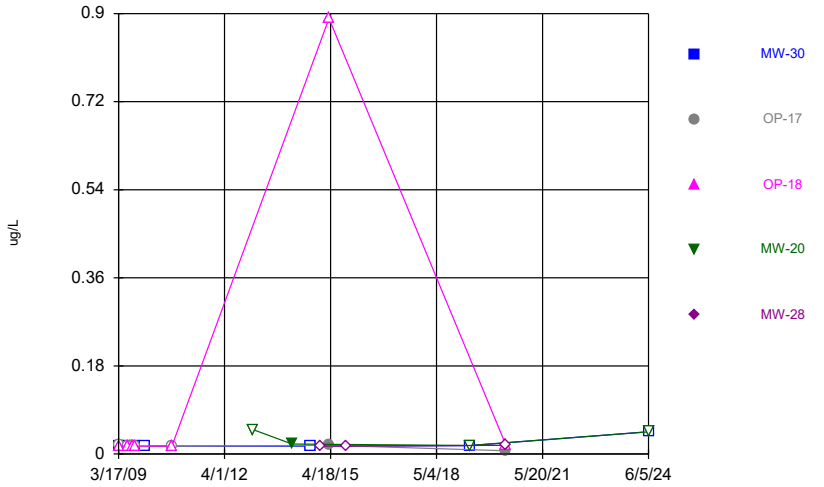

Constituent: Methoxychlor Analysis Run 8/15/2024 12:47 PM View: 2024SSN - Time Series
Scott Area & County LF Client: SCS Engineers Data: Sanitas SCOTT SCL

Sanitas™ v.9.6.37 Software licensed to SCS Engineers. UG
Hollow symbols indicate censored values.

Time Series

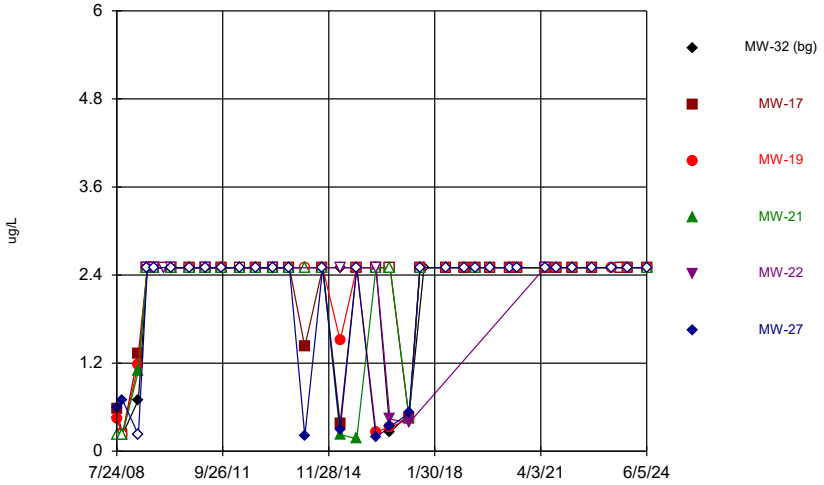

Constituent: Methylene Chloride Analysis Run 8/15/2024 12:47 PM View: 2024SSN - Time Series
Scott Area & County LF Client: SCS Engineers Data: Sanitas SCOTT SCL

Sanitas™ v.9.6.37 Software licensed to SCS Engineers. UG
Hollow symbols indicate censored values.

Time Series

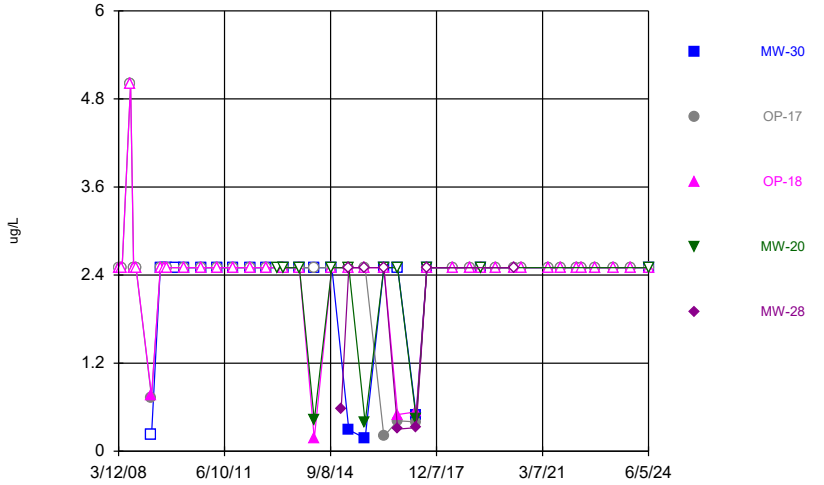

Constituent: Methylene Chloride Analysis Run 8/15/2024 12:47 PM View: 2024SSN - Time Series
Scott Area & County LF Client: SCS Engineers Data: Sanitas SCOTT SCL

Sanitas™ v.9.6.37 Software licensed to SCS Engineers. UG
Hollow symbols indicate censored values.

Time Series

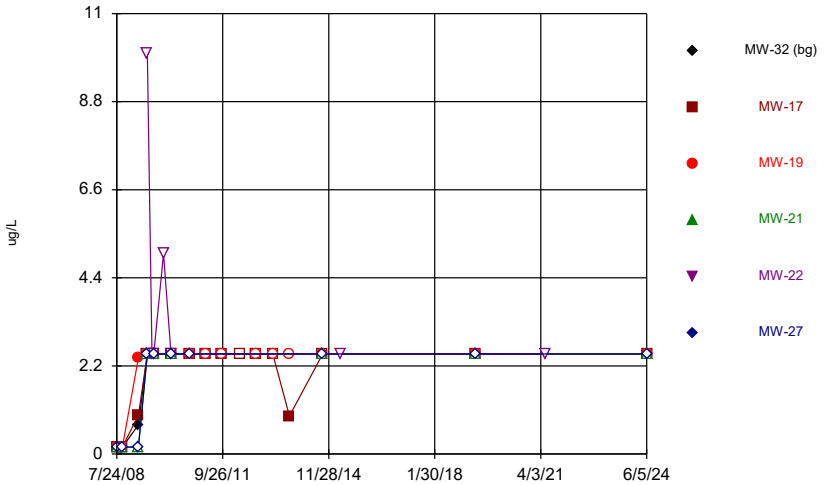

Constituent: Naphthalene Analysis Run 8/15/2024 12:47 PM View: 2024SSN - Time Series
Scott Area & County LF Client: SCS Engineers Data: Sanitas SCOTT SCL

Sanitas™ v.9.6.37 Software licensed to SCS Engineers. UG
Hollow symbols indicate censored values.

Time Series

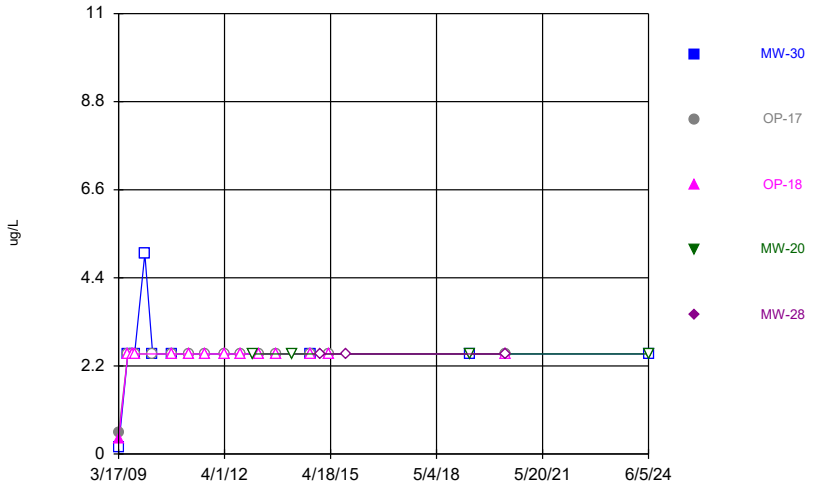

Constituent: Naphthalene Analysis Run 8/15/2024 12:47 PM View: 2024SSN - Time Series
Scott Area & County LF Client: SCS Engineers Data: Sanitas SCOTT SCL

Sanitas™ v.9.6.37 Software licensed to SCS Engineers. UG
Hollow symbols indicate censored values.

Time Series

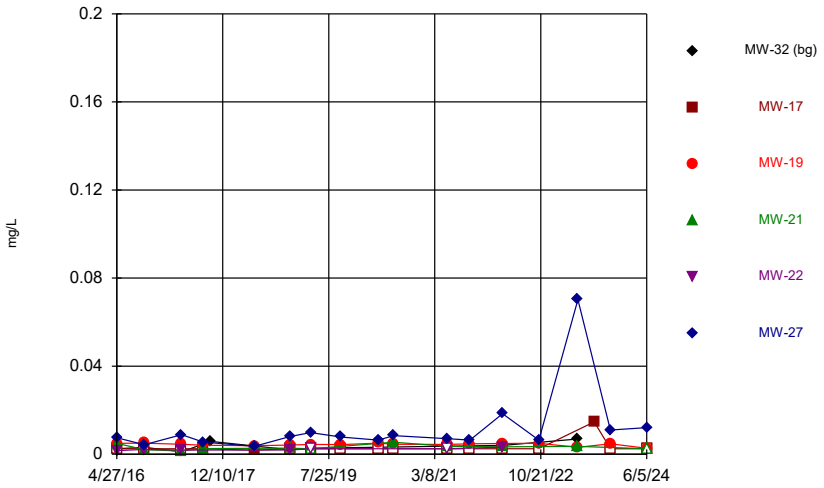

Constituent: Nickel Analysis Run 8/15/2024 12:47 PM View: 2024SSN - Time Series
Scott Area & County LF Client: SCS Engineers Data: Sanitas SCOTT SCL

Sanitas™ v.9.6.37 Software licensed to SCS Engineers. UG
Hollow symbols indicate censored values.

Time Series

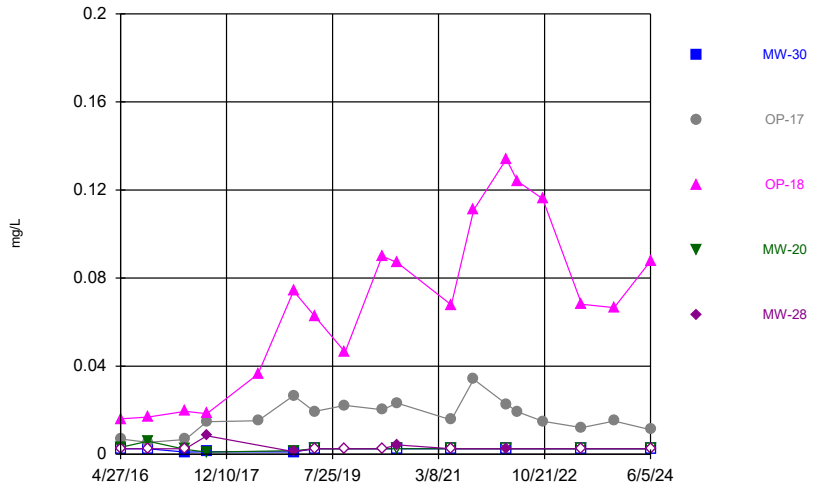

Constituent: Nickel Analysis Run 8/15/2024 12:47 PM View: 2024SSN - Time Series
Scott Area & County LF Client: SCS Engineers Data: Sanitas SCOTT SCL

Sanitas™ v.9.6.37 Software licensed to SCS Engineers. UG
Hollow symbols indicate censored values.

Time Series

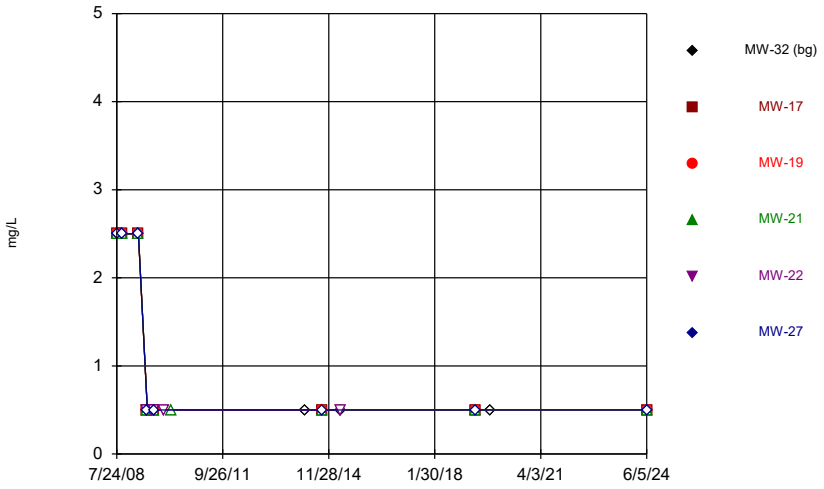

Constituent: Sulfide Analysis Run 8/15/2024 12:47 PM View: 2024SSN - Time Series
Scott Area & County LF Client: SCS Engineers Data: Sanitas SCOTT SCL

Sanitas™ v.9.6.37 Software licensed to SCS Engineers. UG
Hollow symbols indicate censored values.

Time Series

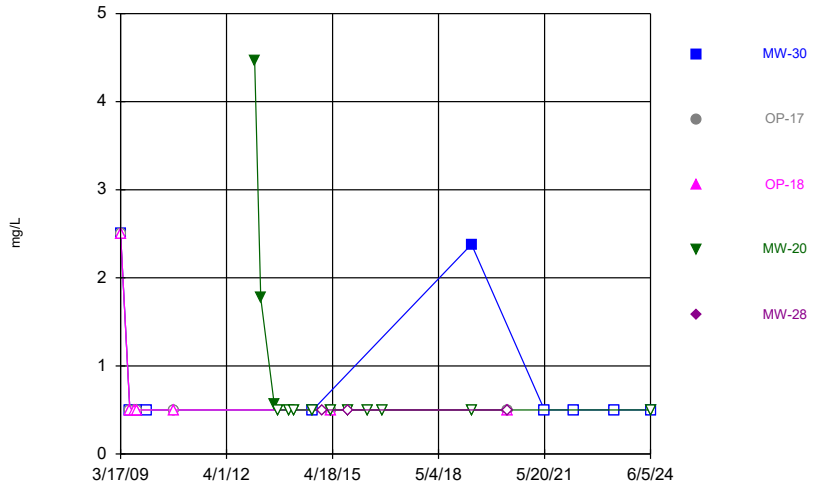

Constituent: Sulfide Analysis Run 8/15/2024 12:47 PM View: 2024SSN - Time Series
Scott Area & County LF Client: SCS Engineers Data: Sanitas SCOTT SCL

Sanitas™ v.9.6.37 Software licensed to SCS Engineers. UG
Hollow symbols indicate censored values.

Time Series

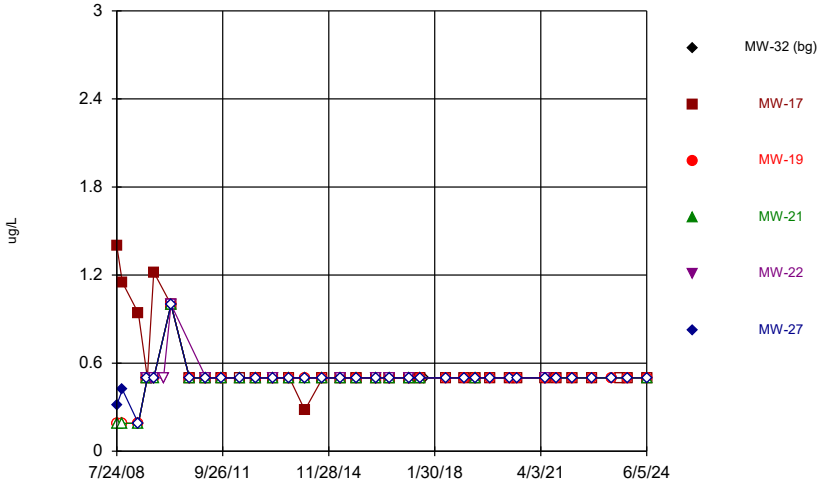

Constituent: Tetrachloroethene Analysis Run 8/15/2024 12:47 PM View: 2024SSN - Time Series
Scott Area & County LF Client: SCS Engineers Data: Sanitas SCOTT SCL

Sanitas™ v.9.6.37 Software licensed to SCS Engineers. UG
Hollow symbols indicate censored values.

Time Series

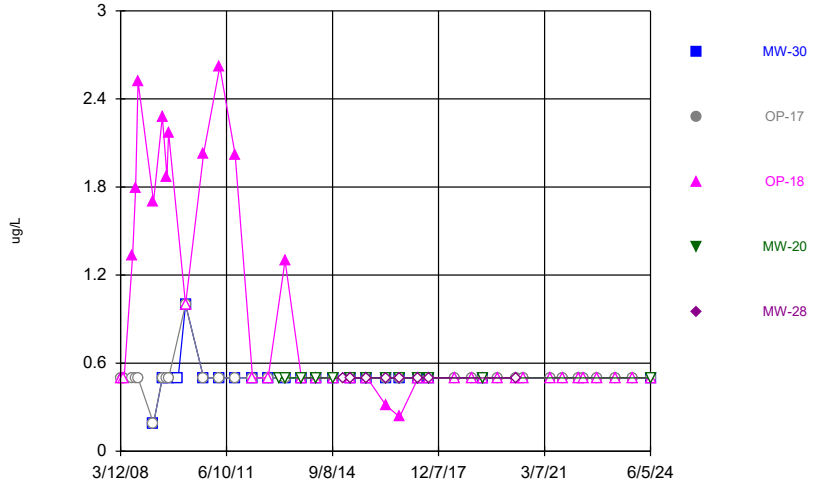

Constituent: Tetrachloroethene Analysis Run 8/15/2024 12:47 PM View: 2024SSN - Time Series
Scott Area & County LF Client: SCS Engineers Data: Sanitas SCOTT SCL

Sanitas™ v.9.6.37 Software licensed to SCS Engineers. UG
Hollow symbols indicate censored values.

Time Series

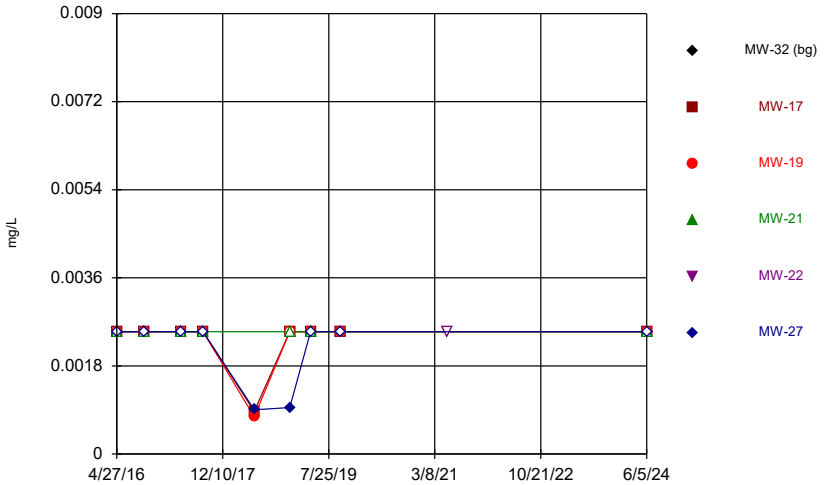

Constituent: Tin Analysis Run 8/15/2024 12:47 PM View: 2024SSN - Time Series
Scott Area & County LF Client: SCS Engineers Data: Sanitas SCOTT SCL

Sanitas™ v.9.6.37 Software licensed to SCS Engineers. UG
Hollow symbols indicate censored values.

Time Series

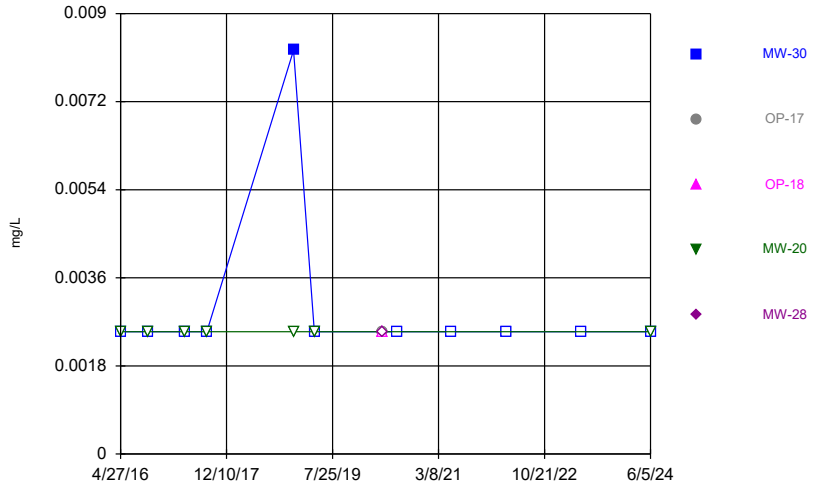

Constituent: Tin Analysis Run 8/15/2024 12:47 PM View: 2024SSN - Time Series
Scott Area & County LF Client: SCS Engineers Data: Sanitas SCOTT SCL

Sanitas™ v.9.6.37 Software licensed to SCS Engineers. UG
Hollow symbols indicate censored values.

Time Series

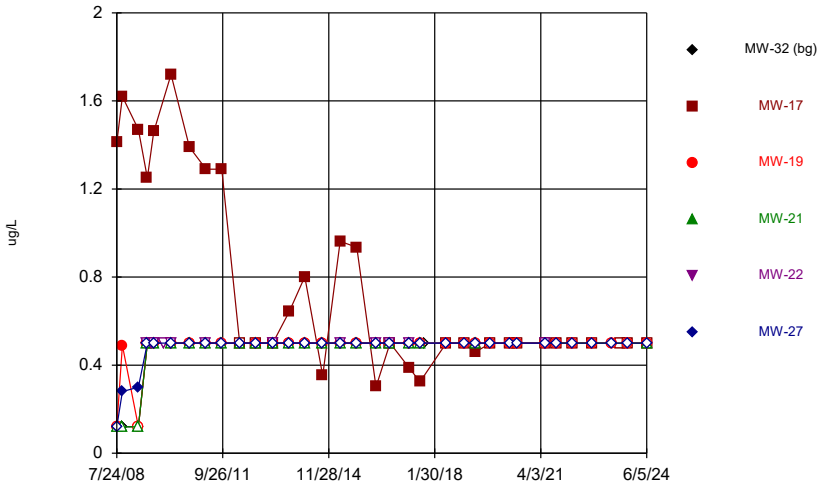

Constituent: Trichloroethene Analysis Run 8/15/2024 12:47 PM View: 2024SSN - Time Series
Scott Area & County LF Client: SCS Engineers Data: Sanitas SCOTT SCL

Sanitas™ v.9.6.37 Software licensed to SCS Engineers. UG
Hollow symbols indicate censored values.

Time Series

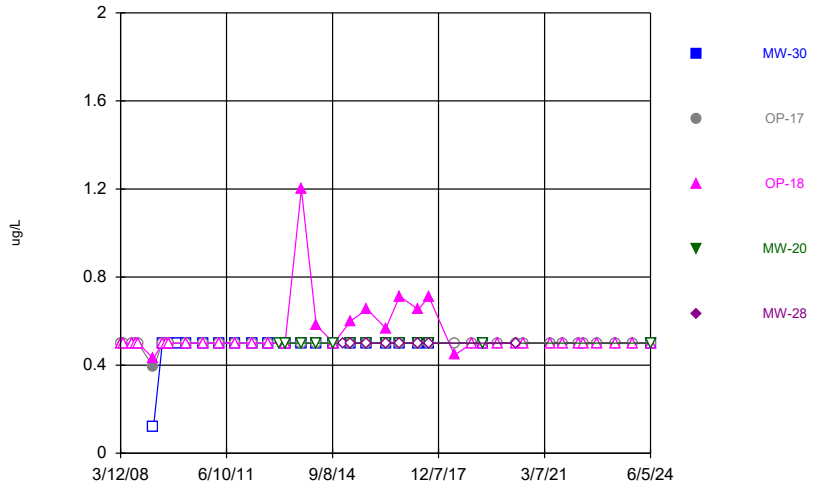

Constituent: Trichloroethene Analysis Run 8/15/2024 12:47 PM View: 2024SSN - Time Series
Scott Area & County LF Client: SCS Engineers Data: Sanitas SCOTT SCL

Sanitas™ v.9.6.37 Software licensed to SCS Engineers. UG
Hollow symbols indicate censored values.

Time Series

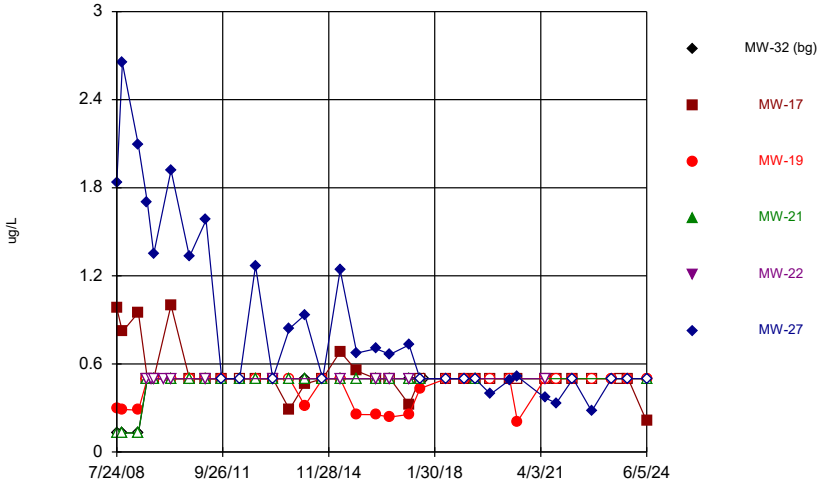

Constituent: Vinyl chloride Analysis Run 8/15/2024 12:47 PM View: 2024SSN - Time Series
Scott Area & County LF Client: SCS Engineers Data: Sanitas SCOTT SCL

Sanitas™ v.9.6.37 Software licensed to SCS Engineers. UG
Hollow symbols indicate censored values.

Time Series

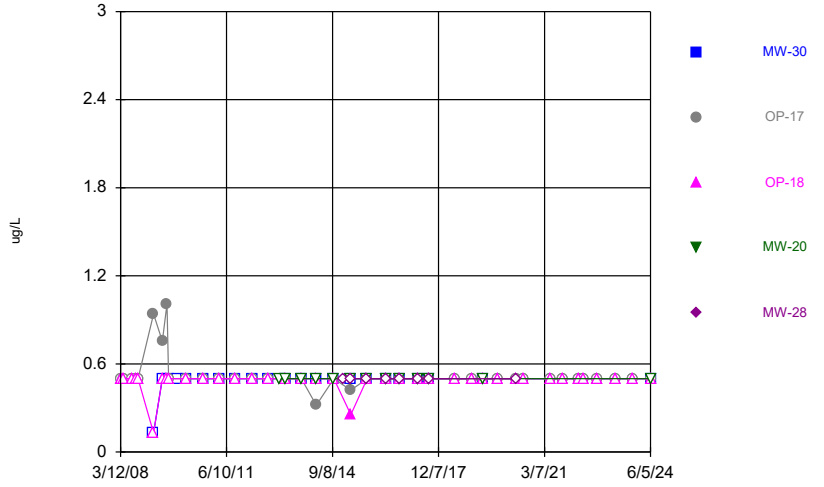

Constituent: Vinyl chloride Analysis Run 8/15/2024 12:47 PM View: 2024SSN - Time Series
Scott Area & County LF Client: SCS Engineers Data: Sanitas SCOTT SCL

Sanitas™ v.9.6.37 Software licensed to SCS Engineers. UG
Hollow symbols indicate censored values.

Time Series

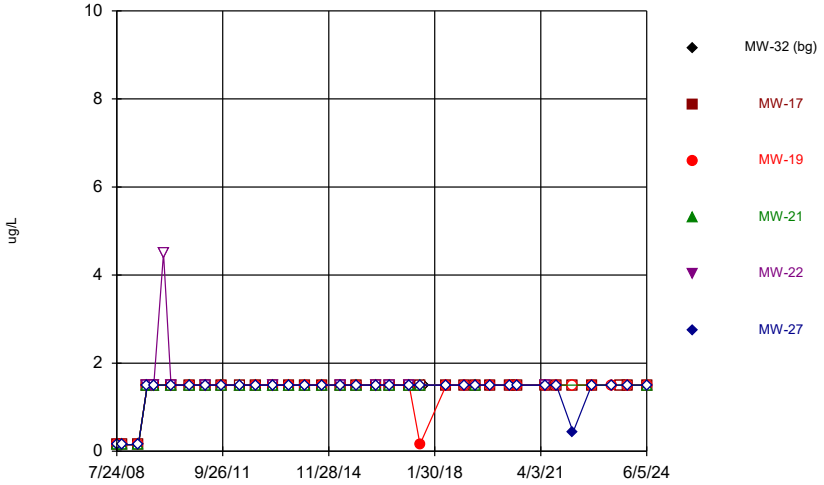

Constituent: Xylenes, total Analysis Run 8/15/2024 12:48 PM View: 2024SSN - Time Series
Scott Area & County LF Client: SCS Engineers Data: Sanitas SCOTT SCL

Sanitas™ v.9.6.37 Software licensed to SCS Engineers. UG
Hollow symbols indicate censored values.

Time Series

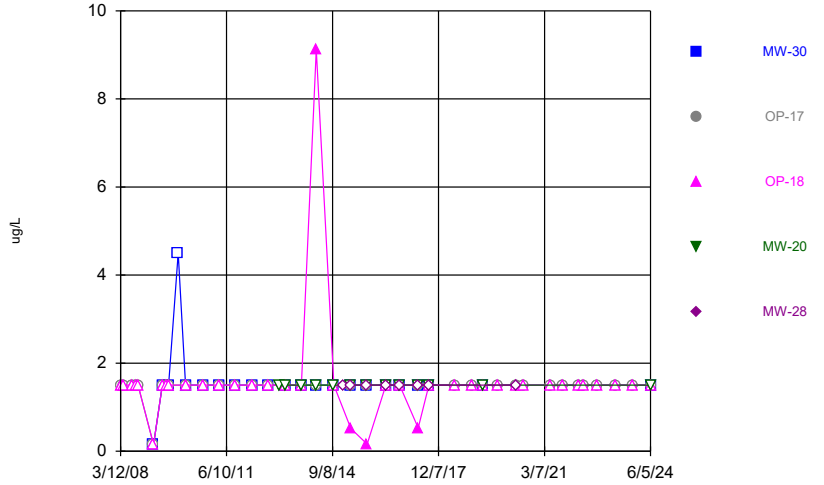

Constituent: Xylenes, total Analysis Run 8/15/2024 12:48 PM View: 2024SSN - Time Series
Scott Area & County LF Client: SCS Engineers Data: Sanitas SCOTT SCL

Sanitas™ v.9.6.37 Software licensed to SCS Engineers. UG
Hollow symbols indicate censored values.

Time Series

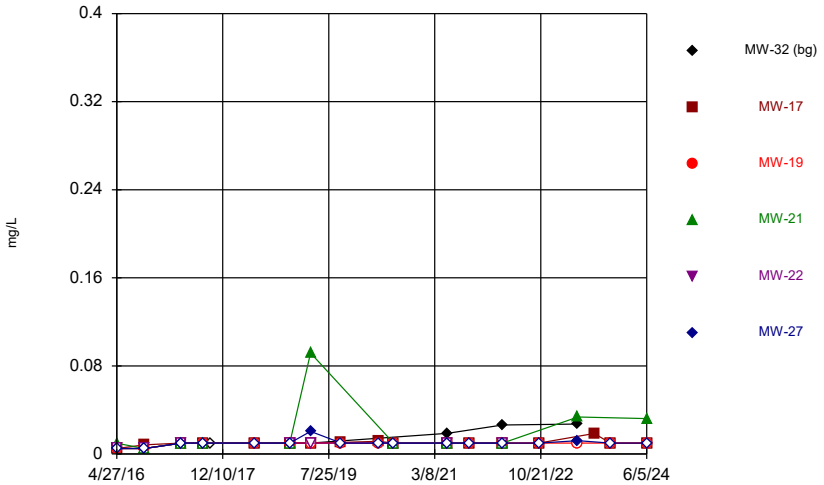

Constituent: Zinc Analysis Run 8/15/2024 12:48 PM View: 2024SSN - Time Series
Scott Area & County LF Client: SCS Engineers Data: Sanitas SCOTT SCL

Sanitas™ v.9.6.37 Software licensed to SCS Engineers. UG
Hollow symbols indicate censored values.

Time Series

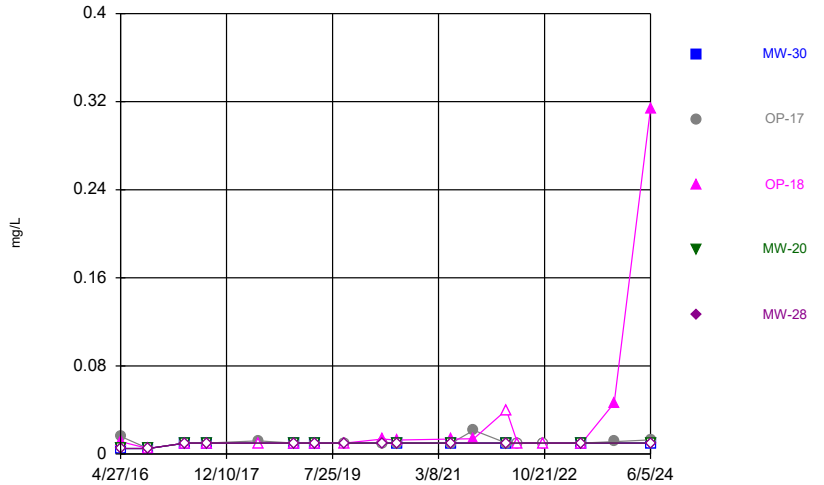

Constituent: Zinc Analysis Run 8/15/2024 12:48 PM View: 2024SSN - Time Series
Scott Area & County LF Client: SCS Engineers Data: Sanitas SCOTT SCL

Outlier Tests Summary Table and Graphs

Outlier Analysis

Scott Area & County LF Client: SCS Engineers Data: Sanitas SCOTT SCL Printed 1/19/2024, 11:18 AM

Constituent	Well	Outlier	Value(s)	Date(s)	Method	Alpha	N	Mean	Std. Dev.	Normality Test
Arsenic (mg/L)	**MW-32 (bg)**	**Yes**	**0.00175**	**5/17/2023**	**NP (nrm)/OH**	**NaN**	**9**	**0.001036**	**0.0002985**	**ShapiroWilk**
Barium (mg/L)	MW-32 (bg)	No	n/a	n/a	EPA/OH	0.05	9	0.13	0.03001	ShapiroWilk
Beryllium (mg/L)	MW-32 (bg)	No	n/a	n/a	OH	NaN	9	0.0004867	0.00004	n/a
Cadmium (mg/L)	MW-32 (bg)	No	n/a	n/a	EPA/OH	0.05	9	0.0002031	0.00009735	ShapiroWilk
Chromium (mg/L)	MW-32 (bg)	No	n/a	n/a	OH	NaN	4	0.002172	0.000655	n/a
Cobalt (mg/L)	MW-32 (bg)	No	n/a	n/a	EPA/OH	0.05	9	0.001036	0.0008473	ShapiroWilk
Copper (mg/L)	MW-32 (bg)	No	n/a	n/a	NP (nrm)/OH	NaN	9	0.004589	0.0032	ShapiroWilk
Lead (mg/L)	MW-32 (bg)	No	n/a	n/a	NP (nrm)/OH	NaN	9	0.0009189	0.001036	ShapiroWilk
Nickel (mg/L)	MW-32 (bg)	No	n/a	n/a	EPA/OH	0.05	9	0.003569	0.001836	ShapiroWilk
Silver (mg/L)	MW-32 (bg)	No	n/a	n/a	OH	NaN	4	0.0004143	0.0001715	n/a
Vanadium (mg/L)	MW-32 (bg)	No	n/a	n/a	EPA/OH	0.05	9	0.001845	0.001066	ShapiroWilk
Zinc (mg/L)	MW-32 (bg)	No	n/a	n/a	EPA/OH	0.05	9	0.01361	0.008502	ShapiroWilk

Tukey's Outlier Screening / Ohio EPA 0715 Outlier Algorithm

MW-32 (bg)

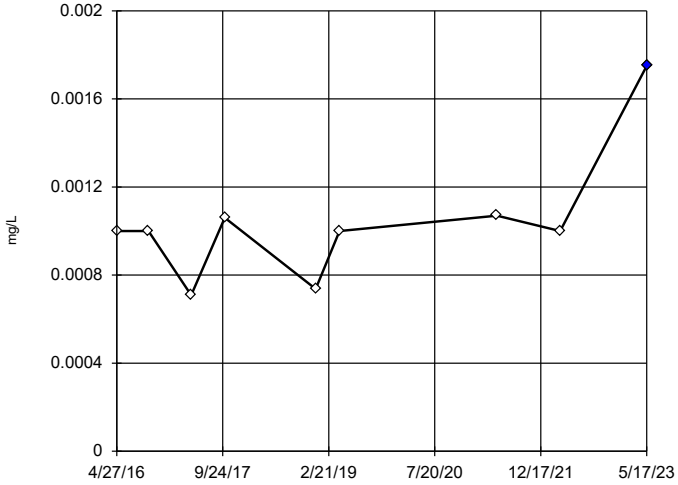

n = 9

Outlier is drawn as solid.
Tukey's method used in lieu of parametric test because the Shapiro Wilk normality test failed at the 0.01 alpha level.

High cutoff = 0.001655, low cutoff = 0.000279, based on IQR multiplier of 3.

Constituent: Arsenic Analysis Run 1/19/2024 11:17 AM View: 2023AWQR - Outlier
Scott Area & County LF Client: SCS Engineers Data: Sanitas SCOTT SCL

Sanitas™ v.9.6.37 Software licensed to SCS Engineers. UG

EPA Screening (suspected outliers for Dixon's Test)

MW-32 (bg)

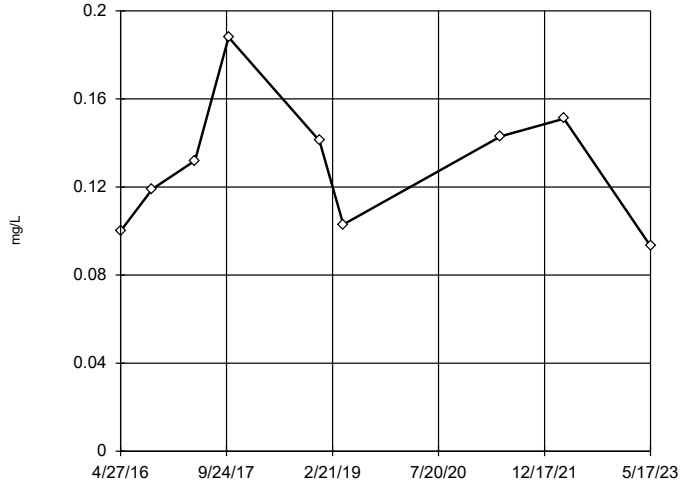

n = 9

Dixon's will not be run.
No suspect values identified or unable to establish suspect values.
Ohio method in use.
Mean 0.13, std. dev. 0.03001, critical Tn 2.11

Normality test used:
Shapiro Wilk@alpha = 0.01
Calculated = 0.9415
Critical = 0.764
The distribution was found to be normally distributed.

Constituent: Barium Analysis Run 1/19/2024 11:17 AM View: 2023AWQR - Outlier
Scott Area & County LF Client: SCS Engineers Data: Sanitas SCOTT SCL

Sanitas™ v.9.6.37 Software licensed to SCS Engineers. UG

Ohio EPA 0715 Outlier Algorithm

MW-32 (bg)

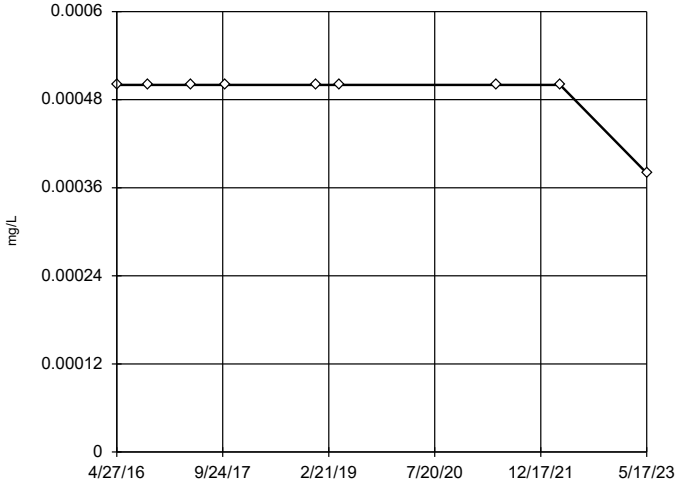

n = 9

No statistical outliers.

Constituent: Beryllium Analysis Run 1/19/2024 11:17 AM View: 2023AWQR - Outlier
Scott Area & County LF Client: SCS Engineers Data: Sanitas SCOTT SCL

Sanitas™ v.9.6.37 Software licensed to SCS Engineers. UG

EPA Screening (suspected outliers for Dixon's Test)

MW-32 (bg)

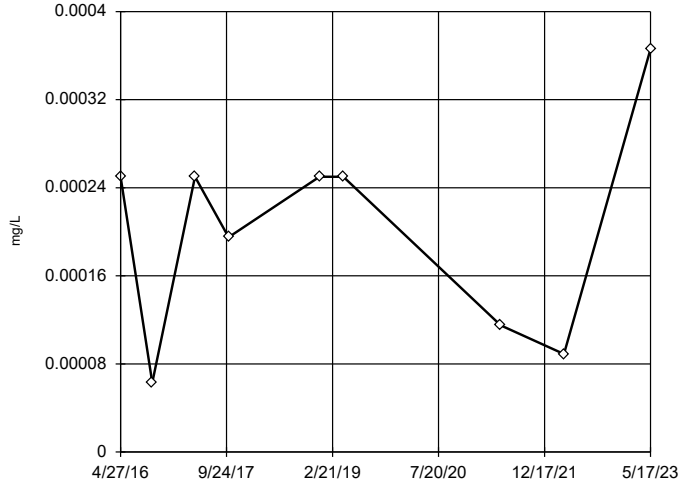

n = 9

Dixon's will not be run.
No suspect values identified or unable to establish suspect values.
Ohio method in use.
Mean 0.0002031, std. dev. 0.00009735, critical Tn 2.11

Normality test used:
Shapiro Wilk@alpha = 0.01
Calculated = 0.9091
Critical = 0.764
The distribution was found to be normally distributed.

Constituent: Cadmium Analysis Run 1/19/2024 11:17 AM View: 2023AWQR - Outlier
Scott Area & County LF Client: SCS Engineers Data: Sanitas SCOTT SCL

Ohio EPA 0715 Outlier Algorithm

MW-32 (bg)

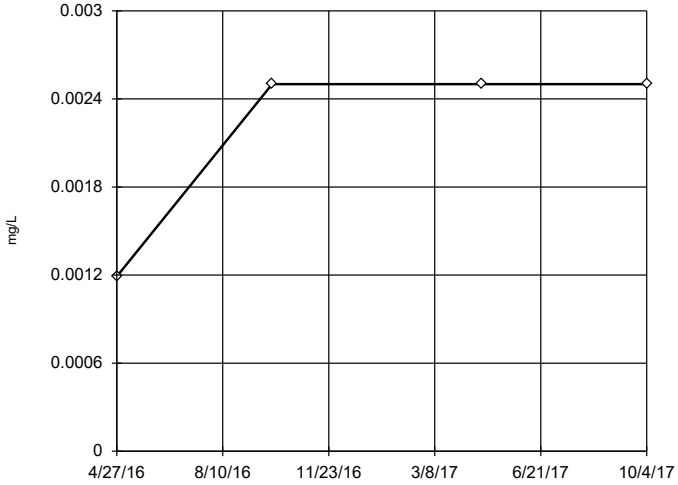

n = 4

No statistical outliers.

Normality test used:
Shapiro Wilk@alpha = 0.01
Calculated = 0.9091
Critical = 0.764
The distribution was found to be normally distrib-uted.

Constituent: Chromium Analysis Run 1/19/2024 11:17 AM View: 2023AWQR - Outlier
Scott Area & County LF Client: SCS Engineers Data: Sanitas SCOTT SCL

Sanitas™ v.9.6.37 Software licensed to SCS Engineers. UG

EPA Screening (suspected outliers for Dixon's Test)

MW-32 (bg)

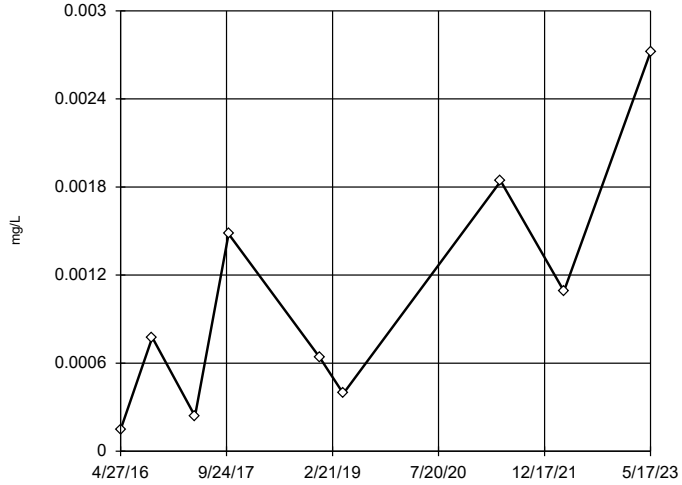

n = 9

Dixon's will not be run.
No suspect values identi-fied or unable to estab-lish suspect values.
Ohio method in use.
Mean 0.001036, std. dev. 0.0008473, critical Tn 2.11

Normality test used:
Shapiro Wilk@alpha = 0.01
Calculated = 0.9139
Critical = 0.764
The distribution was found to be normally distrib-uted.

Constituent: Cobalt Analysis Run 1/19/2024 11:17 AM View: 2023AWQR - Outlier
Scott Area & County LF Client: SCS Engineers Data: Sanitas SCOTT SCL

Sanitas™ v.9.6.37 Software licensed to SCS Engineers. UG

Tukey's Outlier Screening / Ohio EPA 0715 Outlier Algorithm

MW-32 (bg)

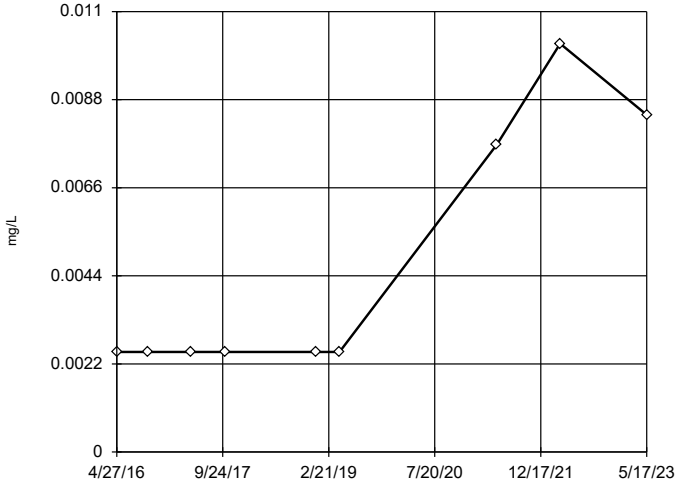

n = 9

No outliers found.
Tukey's method used in lieu of parametric test because the Shapiro Wilk normality test failed at the 0.01 alpha level.

High cutoff = 0.0247, low cutoff = -0.01415, based on IQR multiplier of 3.

Constituent: Copper Analysis Run 1/19/2024 11:17 AM View: 2023AWQR - Outlier
Scott Area & County LF Client: SCS Engineers Data: Sanitas SCOTT SCL

Sanitas™ v.9.6.37 Software licensed to SCS Engineers. UG

Tukey's Outlier Screening / Ohio EPA 0715 Outlier Algorithm

MW-32 (bg)

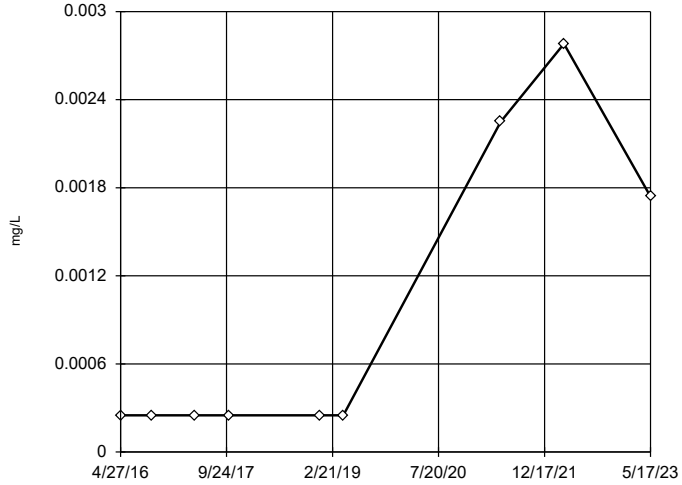

n = 9

No outliers found.
Tukey's method used in lieu of parametric test because the Shapiro Wilk normality test failed at the 0.01 alpha level.

High cutoff = 0.00723, low cutoff = -0.004985, based on IQR multiplier of 3.

Constituent: Lead Analysis Run 1/19/2024 11:17 AM View: 2023AWQR - Outlier
Scott Area & County LF Client: SCS Engineers Data: Sanitas SCOTT SCL

EPA Screening (suspected outliers for Dixon's Test)

MW-32 (bg)

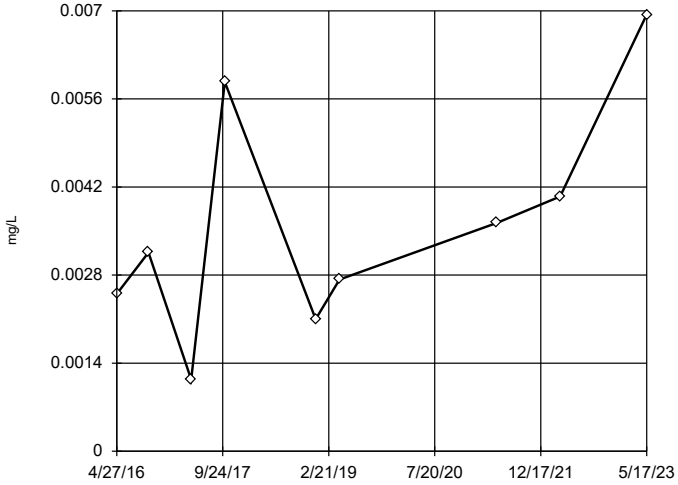

n = 9

Dixon's will not be run.
No suspect values identified or unable to establish suspect values.
Ohio method in use.
Mean 0.003569, std. dev. 0.001836, critical Tn 2.11

Normality test used:
Shapiro Wilk@alpha = 0.01
Calculated = 0.9381
Critical = 0.764
The distribution was found to be normally distributed.

Constituent: Nickel Analysis Run 1/19/2024 11:17 AM View: 2023AWQR - Outlier
Scott Area & County LF Client: SCS Engineers Data: Sanitas SCOTT SCL

Sanitas™ v.9.6.37 Software licensed to SCS Engineers. UG

Ohio EPA 0715 Outlier Algorithm

MW-32 (bg)

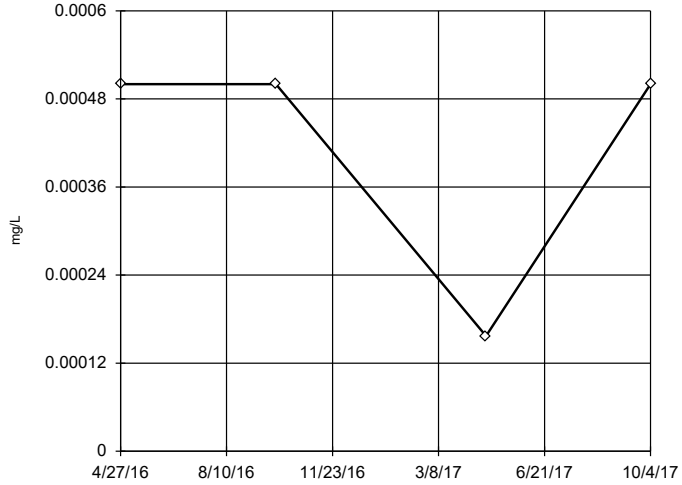

n = 4

No statistical outliers.

Normality test used:
Shapiro Wilk@alpha = 0.01
Calculated = 0.9381
Critical = 0.764
The distribution was found to be normally distributed.

Constituent: Silver Analysis Run 1/19/2024 11:17 AM View: 2023AWQR - Outlier
Scott Area & County LF Client: SCS Engineers Data: Sanitas SCOTT SCL

Sanitas™ v.9.6.37 Software licensed to SCS Engineers. UG

EPA Screening (suspected outliers for Dixon's Test)

MW-32 (bg)

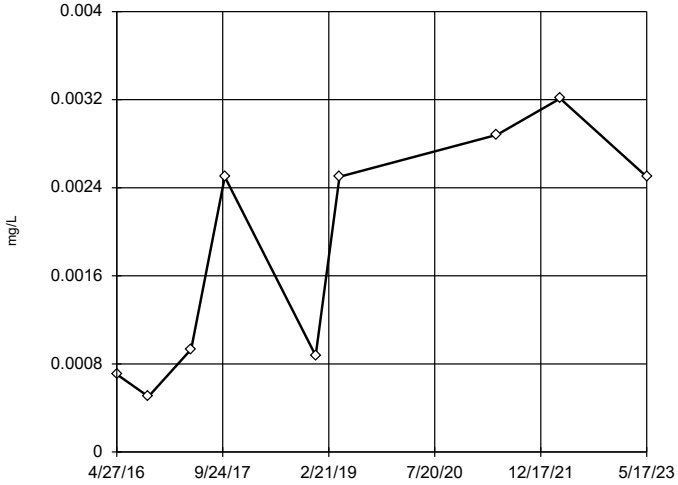

n = 9

Dixon's will not be run.
No suspect values identified or unable to establish suspect values.
Ohio method in use.
Mean 0.001845, std. dev. 0.001066, critical Tn 2.11

Normality test used:
Shapiro Wilk@alpha = 0.01
Calculated = 0.843
Critical = 0.764
The distribution was found to be normally distributed.

Constituent: Vanadium Analysis Run 1/19/2024 11:17 AM View: 2023AWQR - Outlier
Scott Area & County LF Client: SCS Engineers Data: Sanitas SCOTT SCL

Sanitas™ v.9.6.37 Software licensed to SCS Engineers. UG

EPA Screening (suspected outliers for Dixon's Test)

MW-32 (bg)

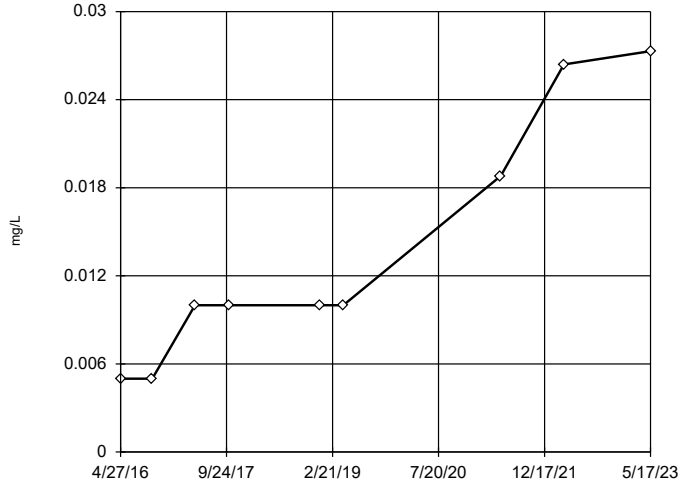

n = 9

Dixon's will not be run.
No suspect values identified or unable to establish suspect values.
Ohio method in use.
Mean 0.01361, std. dev. 0.008502, critical Tn 2.11

Normality test used:
Shapiro Wilk@alpha = 0.01
Calculated = 0.8226
Critical = 0.764
The distribution was found to be normally distributed.

Constituent: Zinc Analysis Run 1/19/2024 11:17 AM View: 2023AWQR - Outlier
Scott Area & County LF Client: SCS Engineers Data: Sanitas SCOTT SCL

Interwell Prediction Limit Summary Table and Graphs

Prediction Limit

Scott Area & County LF Client: SCS Engineers Data: Sanitas SCOTT SCL Printed 8/15/2024, 2:24 PM

Constituent	Well	Upper Lim.	Lower Lim.	Date	Observ.	Sig.	Bg N	Bg Wells	Bg Mean	Std. Dev.	%NDs	ND Adj.	Transform	Alpha	Method
Arsenic (mg/L)	**MW-17**	**0.002256**	**n/a**	**6/5/2024**	**0.0127**	**Yes**	**9**	**MW-32**	**0.03208**	**0.005**	**33.33**	**Kaplan-Meier**	**sqrt(x)**	**0.000526**	**Param Inter 1 of 2**
Arsenic (mg/L)	**MW-19**	**0.002256**	**n/a**	**6/5/2024**	**0.0186**	**Yes**	**9**	**MW-32**	**0.03208**	**0.005**	**33.33**	**Kaplan-Meier**	**sqrt(x)**	**0.000526**	**Param Inter 1 of 2**
Arsenic (mg/L)	MW-27	0.002256	n/a	6/5/2024	0.00217	No	9	MW-32	0.03208	0.005	33.33	Kaplan-Meier	sqrt(x)	0.000526	Param Inter 1 of 2
Arsenic (mg/L)	**OP-17**	**0.002256**	**n/a**	**6/5/2024**	**0.007915**	**Yes**	**9**	**MW-32**	**0.03208**	**0.005**	**33.33**	**Kaplan-Meier**	**sqrt(x)**	**0.000526**	**Param Inter 1 of 2**
Arsenic (mg/L)	**OP-18**	**0.002256**	**n/a**	**6/5/2024**	**0.00739**	**Yes**	**9**	**MW-32**	**0.03208**	**0.005**	**33.33**	**Kaplan-Meier**	**sqrt(x)**	**0.000526**	**Param Inter 1 of 2**
Barium (mg/L)	**MW-17**	**0.2225**	**n/a**	**6/5/2024**	**0.463**	**Yes**	**9**	**MW-32**	**0.13**	**0.03001**	**0**	**None**	**No**	**0.000526**	**Param Inter 1 of 2**
Barium (mg/L)	MW-19	0.2225	n/a	6/5/2024	0.134	No	9	MW-32	0.13	0.03001	0	None	No	0.000526	Param Inter 1 of 2
Barium (mg/L)	**MW-20**	**0.2225**	**n/a**	**6/5/2024**	**0.32**	**Yes**	**9**	**MW-32**	**0.13**	**0.03001**	**0**	**None**	**No**	**0.000526**	**Param Inter 1 of 2**
Barium (mg/L)	MW-21	0.2225	n/a	6/5/2024	0.187	No	9	MW-32	0.13	0.03001	0	None	No	0.000526	Param Inter 1 of 2
Barium (mg/L)	MW-27	0.2225	n/a	6/5/2024	0.131	No	9	MW-32	0.13	0.03001	0	None	No	0.000526	Param Inter 1 of 2
Barium (mg/L)	MW-28	0.2225	n/a	6/5/2024	0.217	No	9	MW-32	0.13	0.03001	0	None	No	0.000526	Param Inter 1 of 2
Barium (mg/L)	MW-30	0.2225	n/a	6/5/2024	0.0841	No	9	MW-32	0.13	0.03001	0	None	No	0.000526	Param Inter 1 of 2
Barium (mg/L)	**OP-17**	**0.2225**	**n/a**	**6/5/2024**	**0.366**	**Yes**	**9**	**MW-32**	**0.13**	**0.03001**	**0**	**None**	**No**	**0.000526**	**Param Inter 1 of 2**
Barium (mg/L)	OP-18	0.2225	n/a	6/5/2024	0.104	No	9	MW-32	0.13	0.03001	0	None	No	0.000526	Param Inter 1 of 2
Beryllium (mg/L)	**OP-18**	**0.0005**	**n/a**	**6/5/2024**	**0.00965**	**Yes**	**9**	**MW-32**	**n/a**	**n/a**	**88.89**	**n/a**	**n/a**	**0.01243**	**NP Inter (NDs) 1 of 2**
Cobalt (mg/L)	MW-17	0.003648	n/a	6/5/2024	0.000982	No	9	MW-32	0.001036	0.0008473	0	None	No	0.000526	Param Inter 1 of 2
Cobalt (mg/L)	**MW-19**	**0.003648**	**n/a**	**6/5/2024**	**0.00654**	**Yes**	**9**	**MW-32**	**0.001036**	**0.0008473**	**0**	**None**	**No**	**0.000526**	**Param Inter 1 of 2**
Cobalt (mg/L)	MW-21	0.003648	n/a	6/5/2024	0.00233	No	9	MW-32	0.001036	0.0008473	0	None	No	0.000526	Param Inter 1 of 2
Cobalt (mg/L)	**MW-27**	**0.003648**	**n/a**	**6/5/2024**	**0.0117**	**Yes**	**9**	**MW-32**	**0.001036**	**0.0008473**	**0**	**None**	**No**	**0.000526**	**Param Inter 1 of 2**
Cobalt (mg/L)	MW-28	0.003648	n/a	6/5/2024	0.000501	No	9	MW-32	0.001036	0.0008473	0	None	No	0.000526	Param Inter 1 of 2
Cobalt (mg/L)	**OP-17**	**0.003648**	**n/a**	**6/5/2024**	**0.006365**	**Yes**	**9**	**MW-32**	**0.001036**	**0.0008473**	**0**	**None**	**No**	**0.000526**	**Param Inter 1 of 2**
Cobalt (mg/L)	**OP-18**	**0.003648**	**n/a**	**6/5/2024**	**0.00778**	**Yes**	**9**	**MW-32**	**0.001036**	**0.0008473**	**0**	**None**	**No**	**0.000526**	**Param Inter 1 of 2**
Copper (mg/L)	**OP-17**	**0.0102**	**n/a**	**6/5/2024**	**0.0618**	**Yes**	**9**	**MW-32**	**n/a**	**n/a**	**66.67**	**n/a**	**n/a**	**0.01243**	**NP Inter (NDs) 1 of 2**
Copper (mg/L)	**OP-18**	**0.0102**	**n/a**	**6/5/2024**	**1.09**	**Yes**	**9**	**MW-32**	**n/a**	**n/a**	**66.67**	**n/a**	**n/a**	**0.01243**	**NP Inter (NDs) 1 of 2**
Lead (mg/L)	OP-18	0.00278	n/a	6/5/2024	0.0011	No	9	MW-32	n/a	n/a	66.67	n/a	n/a	0.01243	NP Inter (NDs) 1 of 2
Nickel (mg/L)	**MW-27**	**0.009228**	**n/a**	**6/5/2024**	**0.0121**	**Yes**	**9**	**MW-32**	**0.003569**	**0.001836**	**11.11**	**None**	**No**	**0.000526**	**Param Inter 1 of 2**
Nickel (mg/L)	**OP-17**	**0.009228**	**n/a**	**6/5/2024**	**0.01115**	**Yes**	**9**	**MW-32**	**0.003569**	**0.001836**	**11.11**	**None**	**No**	**0.000526**	**Param Inter 1 of 2**
Nickel (mg/L)	**OP-18**	**0.009228**	**n/a**	**6/5/2024**	**0.0877**	**Yes**	**9**	**MW-32**	**0.003569**	**0.001836**	**11.11**	**None**	**No**	**0.000526**	**Param Inter 1 of 2**
Zinc (mg/L)	**MW-21**	**0.0273**	**n/a**	**6/5/2024**	**0.0322**	**Yes**	**9**	**MW-32**	**n/a**	**n/a**	**66.67**	**n/a**	**n/a**	**0.01243**	**NP Inter (NDs) 1 of 2**
Zinc (mg/L)	**OP-18**	**0.0273**	**n/a**	**6/5/2024**	**0.314**	**Yes**	**9**	**MW-32**	**n/a**	**n/a**	**66.67**	**n/a**	**n/a**	**0.01243**	**NP Inter (NDs) 1 of 2**

Sanitas™ v.9.6.37 Software licensed to SCS Engineers. UG
Hollow symbols indicate censored values.

Exceeds Limit: MW-17, MW-19, OP-17, OP-18

Prediction Limit

Interwell Parametric

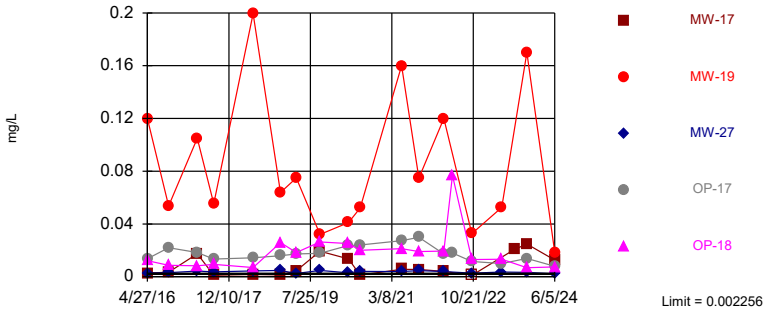

Background Data Summary (based on square root transformation) (after Kaplan-Meier Adjustment): Mean=0.03208, Std. Dev.=0.005, n=9, 33.33% NDs. Normality test: Shapiro Wilk @alpha = 0.01, calculated = 0.7959, critical = 0.764. Kappa = 3.083 (c=10, w=10, 1 of 2, event alpha = 0.05132). Report alpha = 0.005254. Individual comparison alpha = 0.0005267. Comparing 5 points to limit. Assumes 5 future values.

Constituent: Arsenic Analysis Run 8/15/2024 2:19 PM View: 2024SSN - AM InterPL
Scott Area & County LF Client: SCS Engineers Data: Sanitas SCOTT SCL

Sanitas™ v.9.6.37 Software licensed to SCS Engineers. UG

Exceeds Limit: MW-17, OP-17, MW-20

Prediction Limit

Interwell Parametric

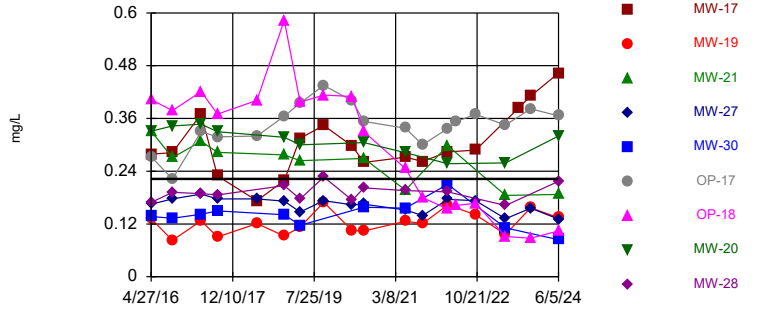

Background Data Summary: Mean=0.13, Std. Dev.=0.03001, n=9. Normality test: Shapiro Wilk @alpha = 0.01, calculated = 0.9415, critical = 0.764. Kappa = 3.083 (c=10, w=10, 1 of 2, event alpha = 0.05132). Report alpha = 0.005254. Individual comparison alpha = 0.0005267. Comparing 9 points to limit. Assumes 1 future value.

Constituent: Barium Analysis Run 8/15/2024 2:19 PM View: 2024SSN - AM InterPL
Scott Area & County LF Client: SCS Engineers Data: Sanitas SCOTT SCL

Sanitas™ v.9.6.37 Software licensed to SCS Engineers. UG
Hollow symbols indicate censored values.

Exceeds Limit: OP-18

Prediction Limit

Interwell Non-parametric

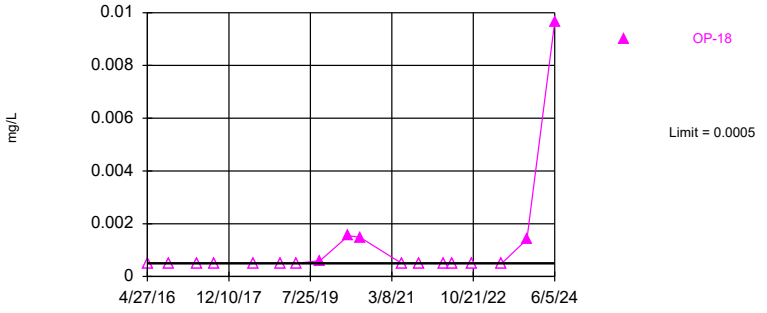

Non-parametric test used in lieu of parametric prediction limit because censored data exceeded 50%. Limit is highest of 9 background values. 88.89% NDs. Annual per-constituent alpha = 0.2214. Individual comparison alpha = 0.01243 (1 of 2). Assumes 9 future values.

Constituent: Beryllium Analysis Run 8/15/2024 2:19 PM View: 2024SSN - AM InterPL
Scott Area & County LF Client: SCS Engineers Data: Sanitas SCOTT SCL

Sanitas™ v.9.6.37 Software licensed to SCS Engineers. UG
Hollow symbols indicate censored values.

Exceeds Limit: MW-19, MW-27, OP-17, OP-18

Prediction Limit

Interwell Parametric

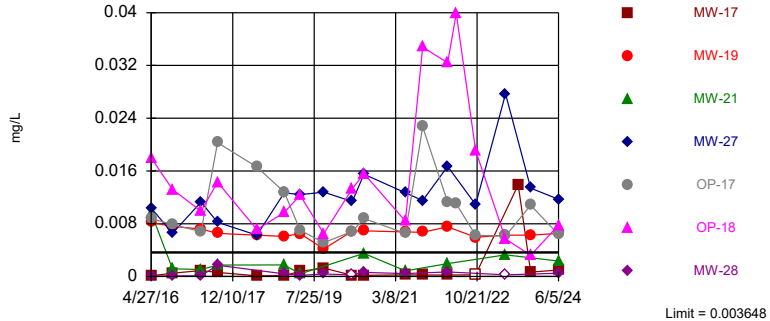

Background Data Summary: Mean=0.001036, Std. Dev.=0.0008473, n=9. Normality test: Shapiro Wilk @alpha = 0.01, calculated = 0.9139, critical = 0.764. Kappa = 3.083 (c=10, w=10, 1 of 2, event alpha = 0.05132). Report alpha = 0.005254. Individual comparison alpha = 0.0005267. Comparing 7 points to limit. Assumes 3 future values.

Constituent: Cobalt Analysis Run 8/15/2024 2:19 PM View: 2024SSN - AM InterPL
Scott Area & County LF Client: SCS Engineers Data: Sanitas SCOTT SCL

Sanitas™ v.9.6.37 Software licensed to SCS Engineers. UG
Hollow symbols indicate censored values.

Exceeds Limit: OP-17, OP-18

Prediction Limit

Interwell Non-parametric

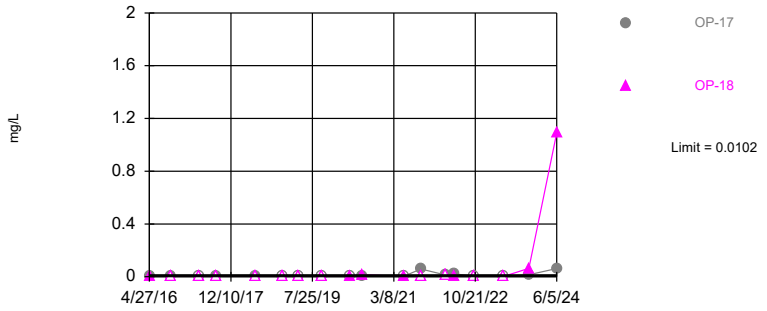

Non-parametric test used in lieu of parametric prediction limit because censored data exceeded 50%. Limit is highest of 9 background values. 66.67% NDs. Annual per-constituent alpha = 0.2214. Individual comparison alpha = 0.01243 (1 of 2). Comparing 2 points to limit. Assumes 8 future values.

Constituent: Copper Analysis Run 8/15/2024 2:19 PM View: 2024SSN - AM InterPL
Scott Area & County LF Client: SCS Engineers Data: Sanitas SCOTT SCL

Sanitas™ v.9.6.37 Software licensed to SCS Engineers. UG
Hollow symbols indicate censored values.

Within Limit

Prediction Limit

Interwell Non-parametric

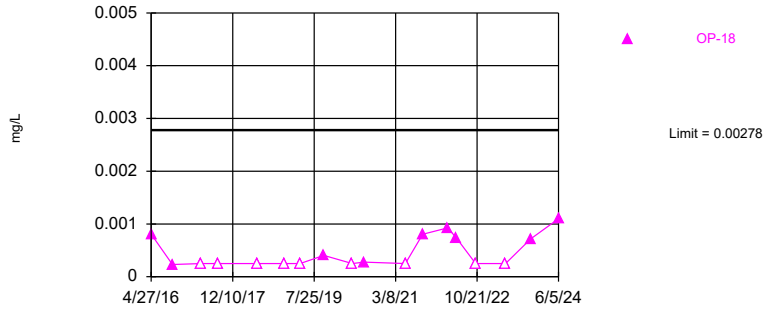

Non-parametric test used in lieu of parametric prediction limit because censored data exceeded 50%. Limit is highest of 9 background values. 66.67% NDs. Annual per-constituent alpha = 0.2214. Individual comparison alpha = 0.01243 (1 of 2). Assumes 9 future values.

Constituent: Lead Analysis Run 8/15/2024 2:19 PM View: 2024SSN - AM InterPL
Scott Area & County LF Client: SCS Engineers Data: Sanitas SCOTT SCL

Sanitas™ v.9.6.37 Software licensed to SCS Engineers. UG

Exceeds Limit: MW-27, OP-17, OP-18

Prediction Limit

Interwell Parametric

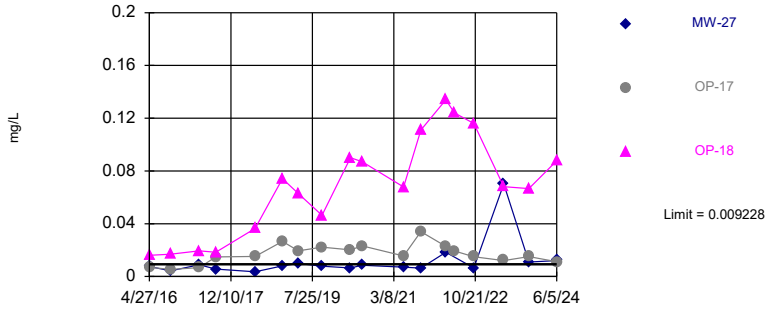

Background Data Summary: Mean=0.003569, Std. Dev.=0.001836, n=9, 11.11% NDs. Normality test: Shapiro Wilk @alpha = 0.01, calculated = 0.9381, critical = 0.764. Kappa = 3.083 (c=10, w=10, 1 of 2, event alpha = 0.05132). Report alpha = 0.005254. Individual comparison alpha = 0.0005267. Comparing 3 points to limit. Assumes 7 future values.

Constituent: Nickel Analysis Run 8/15/2024 2:19 PM View: 2024SSN - AM InterPL
Scott Area & County LF Client: SCS Engineers Data: Sanitas SCOTT SCL

Sanitas™ v.9.6.37 Software licensed to SCS Engineers. UG
Hollow symbols indicate censored values.

Exceeds Limit: MW-21, OP-18

Prediction Limit

Interwell Non-parametric

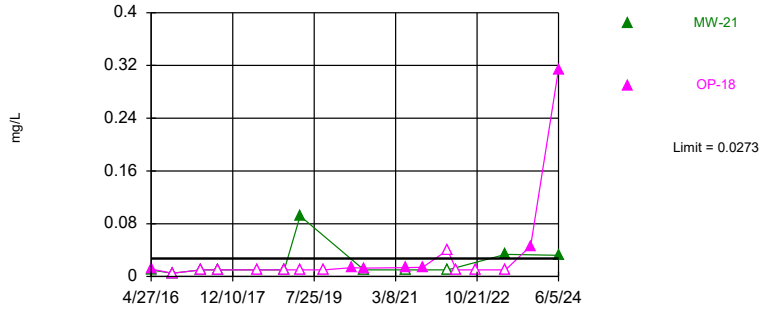

Non-parametric test used in lieu of parametric prediction limit because censored data exceeded 50%. Limit is highest of 9 background values. 66.67% NDs. Annual per-constituent alpha = 0.2214. Individual comparison alpha = 0.01243 (1 of 2). Comparing 2 points to limit. Assumes 8 future values.

Constituent: Zinc Analysis Run 8/15/2024 2:19 PM View: 2024SSN - AM InterPL
Scott Area & County LF Client: SCS Engineers Data: Sanitas SCOTT SCL

Mann-Kendall/Sen's Slope Trend Test Summary Table and Graphs

Trend Test

Scott Area & County LF Client: SCS Engineers Data: SCOTT SCL-AM 2024SSN Printed 8/15/2024, 3:30 PM

Constituent	Well	Slope	Calc.	Critical	Sig.	N	%NDs	Alpha	Method
1,1-Dichloroethane (ug/L)	MW-17	-0.1692	-4	-21	No	8	12.5	0.01	NP
1,1-Dichloroethane (ug/L)	MW-27	-0.03771	0	21	No	8	0	0.01	NP
1,2-Dichlorobenzene (ug/L)	OP-17	-0.3891	-6	-21	No	8	0	0.01	NP
1,4-Dichlorobenzene (ug/L)	MW-19	0.03513	5	21	No	8	25	0.01	NP
1,4-Dichlorobenzene (ug/L)	OP-17	-0.04618	-1	-21	No	8	0	0.01	NP
1,4-Dichlorobenzene (ug/L)	OP-18	0.09509	3	21	No	8	25	0.01	NP
Arsenic (mg/L)	MW-17	0.003754	10	21	No	8	12.5	0.01	NP
Arsenic (mg/L)	MW-19	-0.008689	-4	-21	No	8	0	0.01	NP
Arsenic (mg/L)	MW-21	0.00009099	2	21	No	8	0	0.01	NP
Arsenic (mg/L)	MW-27	-0.0003325	-20	-21	No	8	0	0.01	NP
Arsenic (mg/L)	OP-17	-0.006898	-20	-21	No	8	0	0.01	NP
Arsenic (mg/L)	OP-18	-0.005473	-16	-21	No	8	0	0.01	NP
Barium (mg/L)	**MW-17**	**0.05408**	**26**	**21**	**Yes**	**8**	**0**	**0.01**	**NP**
Barium (mg/L)	MW-19	0.00924	6	21	No	8	0	0.01	NP
Barium (mg/L)	MW-20	-0.01078	-12	-21	No	8	0	0.01	NP
Barium (mg/L)	MW-21	-0.01455	-14	-21	No	8	0	0.01	NP
Barium (mg/L)	MW-27	-0.00614	-10	-21	No	8	0	0.01	NP
Barium (mg/L)	MW-28	-0.002273	-2	-21	No	8	0	0.01	NP
Barium (mg/L)	MW-30	-0.006396	-6	-21	No	8	0	0.01	NP
Barium (mg/L)	OP-17	0.01863	16	21	No	8	0	0.01	NP
Barium (mg/L)	OP-18	-0.04479	-18	-21	No	8	0	0.01	NP
Benzene (ug/L)	MW-19	-0.07668	-11	-21	No	8	25	0.01	NP
Benzene (ug/L)	MW-27	-0.03318	-8	-21	No	8	12.5	0.01	NP
Benzene (ug/L)	OP-17	0.1887	6	21	No	8	0	0.01	NP
Benzene (ug/L)	OP-18	-0.1582	-4	-21	No	8	0	0.01	NP
Beryllium (mg/L)	OP-18	0	13	21	No	8	75	0.01	NP
Cadmium (mg/L)	MW-17	0.00001091	9	21	No	8	75	0.01	NP
Cadmium (mg/L)	MW-27	0.00001508	14	21	No	8	62.5	0.01	NP
Cadmium (mg/L)	OP-17	-0.000009736	-4	-21	No	8	62.5	0.01	NP
Carbon disulfide (ug/L)	MW-21	0	-2	-21	No	8	50	0.01	NP
Carbon disulfide (ug/L)	OP-18	0	3	21	No	8	87.5	0.01	NP
Chlorobenzene (ug/L)	MW-27	0.0642	6	21	No	8	0	0.01	NP
Chlorobenzene (ug/L)	OP-17	0.7978	4	21	No	8	0	0.01	NP
Chlorobenzene (ug/L)	OP-18	1.878	4	21	No	8	0	0.01	NP
Chloromethane (ug/L)	OP-17	0	7	21	No	8	87.5	0.01	NP
cis-1,2-Dichloroethene (ug/L)	MW-17	-0.1321	-5	-21	No	8	12.5	0.01	NP
cis-1,2-Dichloroethene (ug/L)	MW-19	-0.1004	-10	-21	No	8	0	0.01	NP
cis-1,2-Dichloroethene (ug/L)	MW-27	-1.225	-6	-21	No	8	0	0.01	NP
Cobalt (mg/L)	MW-17	0.000187	18	21	No	8	12.5	0.01	NP
Cobalt (mg/L)	MW-19	-0.0001925	-11	-21	No	8	0	0.01	NP
Cobalt (mg/L)	MW-21	0.0001391	10	21	No	8	0	0.01	NP
Cobalt (mg/L)	MW-27	-0.0004484	-2	-21	No	8	0	0.01	NP
Cobalt (mg/L)	MW-28	0.00004869	11	21	No	8	25	0.01	NP
Cobalt (mg/L)	OP-17	-0.00102	-12	-21	No	8	0	0.01	NP
Cobalt (mg/L)	OP-18	-0.008417	-12	-21	No	8	0	0.01	NP
Copper (mg/L)	MW-17	0	3	21	No	8	87.5	0.01	NP
Copper (mg/L)	MW-21	0	-4	-21	No	8	62.5	0.01	NP
Copper (mg/L)	OP-17	0.001264	5	21	No	8	37.5	0.01	NP
Copper (mg/L)	OP-18	0.01259	17	21	No	8	50	0.01	NP
Lead (mg/L)	MW-17	0	4	21	No	8	62.5	0.01	NP

Trend Test

Scott Area & County LF Client: SCS Engineers Data: SCOTT SCL-AM 2024SSN Printed 8/15/2024, 3:30 PM

Constituent	Well	Slope	Calc.	Critical	Sig.	N	%NDs	Alpha	Method
Lead (mg/L)	MW-20	0	-3	-21	No	8	87.5	0.01	NP
Lead (mg/L)	MW-21	0.0001487	11	21	No	8	25	0.01	NP
Lead (mg/L)	MW-27	0	0	21	No	8	50	0.01	NP
Lead (mg/L)	OP-17	-0.0001834	-10	-21	No	8	62.5	0.01	NP
Lead (mg/L)	OP-18	0.00003917	3	21	No	8	37.5	0.01	NP
Methoxychlor (ug/L)	MW-19	0.0001029	10	21	No	8	87.5	0.01	NP
Nickel (mg/L)	MW-17	0	3	21	No	8	87.5	0.01	NP
Nickel (mg/L)	MW-21	0.00008825	3	21	No	8	25	0.01	NP
Nickel (mg/L)	MW-27	0.001598	8	21	No	8	0	0.01	NP
Nickel (mg/L)	OP-17	-0.004758	-18	-21	No	8	0	0.01	NP
Nickel (mg/L)	OP-18	-0.01287	-6	-21	No	8	0	0.01	NP
Sulfide (mg/L)	MW-30	0	-3	-21	No	8	87.5	0.01	NP
Tin (mg/L)	MW-30	0	-5	-21	No	8	87.5	0.01	NP
Zinc (mg/L)	MW-21	0	6	21	No	8	62.5	0.01	NP
Zinc (mg/L)	OP-17	0	6	21	No	8	62.5	0.01	NP
Zinc (mg/L)	OP-18	0.008485	7	21	No	8	50	0.01	NP

Sanitas™ v.10.0.20 Software licensed to SCS Engineers. UG
Hollow symbols indicate censored values.

Sen's Slope Estimator

MW-17

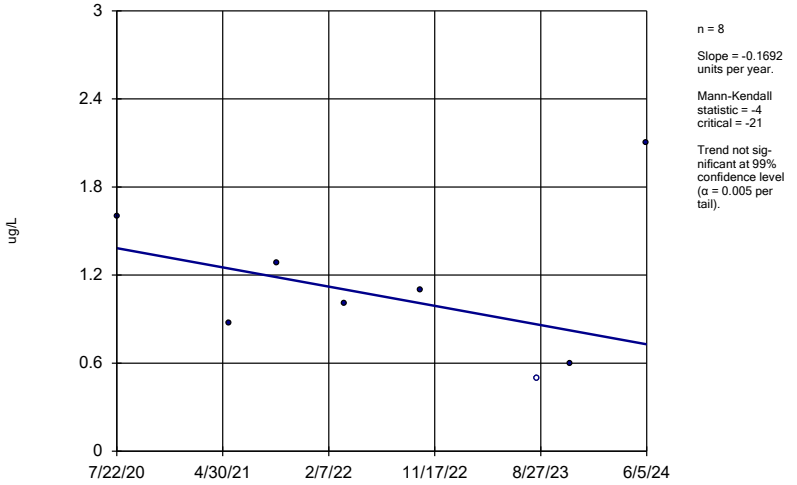

n = 8

Slope = -0.1692 units per year.

Mann-Kendall statistic = -4
critical = -21

Trend not significant at 99% confidence level (α = 0.005 per tail).

Constituent: 1,1-Dichloroethane Analysis Run 8/15/2024 3:26 PM View: 2024SSN Mann Kendall
Scott Area & County LF Client: SCS Engineers Data: SCOTT SCL-AM 2024SSN

Sanitas™ v.10.0.20 Software licensed to SCS Engineers. UG

Sen's Slope Estimator

MW-27

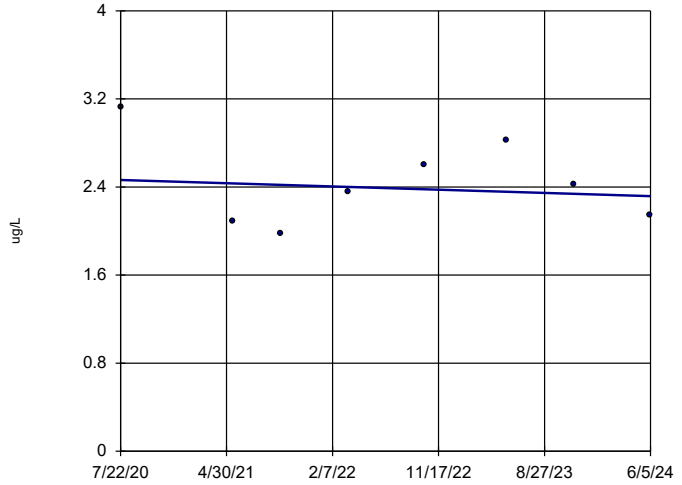

n = 8

Slope = -0.03771 units per year.

Mann-Kendall statistic = 0
critical = 21

Trend not significant at 99% confidence level (α = 0.005 per tail).

Constituent: 1,1-Dichloroethane Analysis Run 8/15/2024 3:26 PM View: 2024SSN Mann Kendall
Scott Area & County LF Client: SCS Engineers Data: SCOTT SCL-AM 2024SSN

Sanitas™ v.10.0.20 Software licensed to SCS Engineers. UG

Sen's Slope Estimator

OP-17

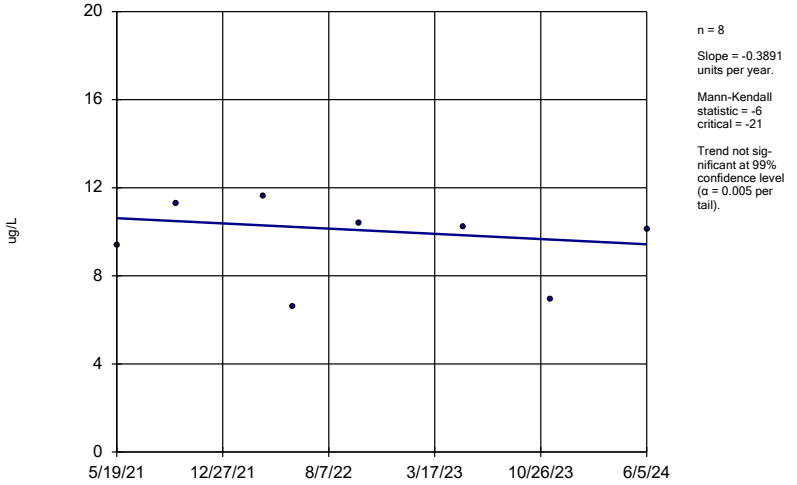

n = 8

Slope = -0.3891 units per year.

Mann-Kendall statistic = -6
critical = -21

Trend not significant at 99% confidence level (α = 0.005 per tail).

Constituent: 1,2-Dichlorobenzene Analysis Run 8/15/2024 3:26 PM View: 2024SSN Mann Kendall
Scott Area & County LF Client: SCS Engineers Data: SCOTT SCL-AM 2024SSN

Sanitas™ v.10.0.20 Software licensed to SCS Engineers. UG
Hollow symbols indicate censored values.

Sen's Slope Estimator

MW-19

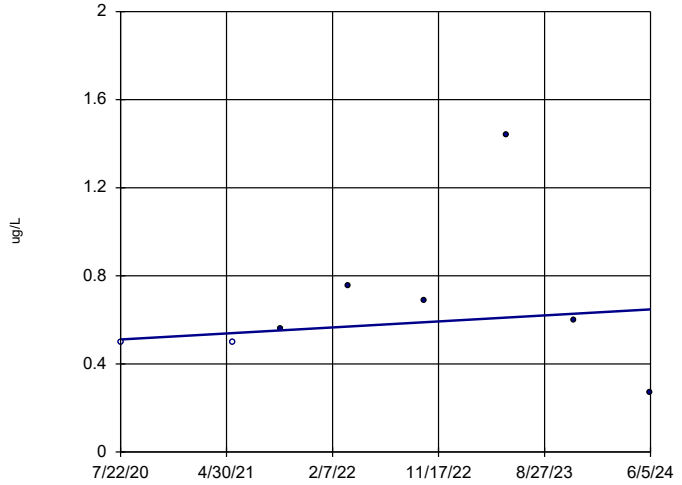

n = 8

Slope = 0.03513 units per year.

Mann-Kendall statistic = 5
critical = 21

Trend not significant at 99% confidence level (α = 0.005 per tail).

Constituent: 1,4-Dichlorobenzene Analysis Run 8/15/2024 3:26 PM View: 2024SSN Mann Kendall
Scott Area & County LF Client: SCS Engineers Data: SCOTT SCL-AM 2024SSN

Sanitas™ v.10.0.20 Software licensed to SCS Engineers. UG

Sen's Slope Estimator

OP-17

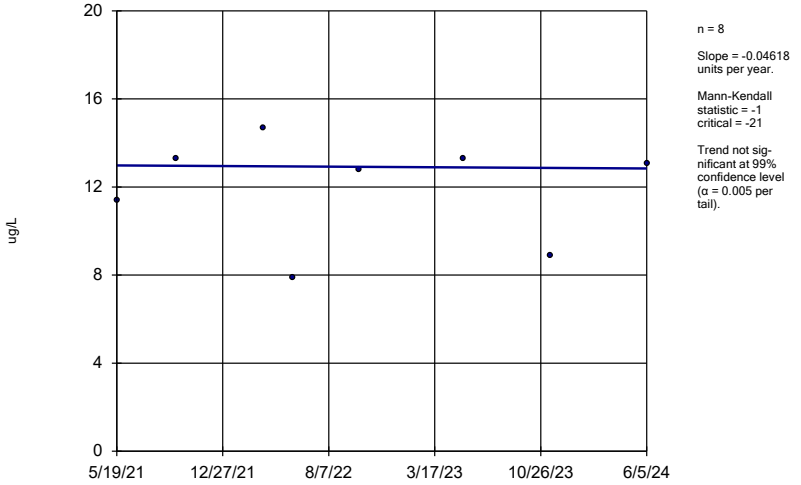

n = 8

Slope = -0.04618 units per year.

Mann-Kendall statistic = -1
critical = -21

Trend not significant at 99% confidence level (α = 0.005 per tail).

Constituent: 1,4-Dichlorobenzene Analysis Run 8/15/2024 3:26 PM View: 2024SSN Mann Kendall
Scott Area & County LF Client: SCS Engineers Data: SCOTT SCL-AM 2024SSN

Sanitas™ v.10.0.20 Software licensed to SCS Engineers. UG
Hollow symbols indicate censored values.

Sen's Slope Estimator

OP-18

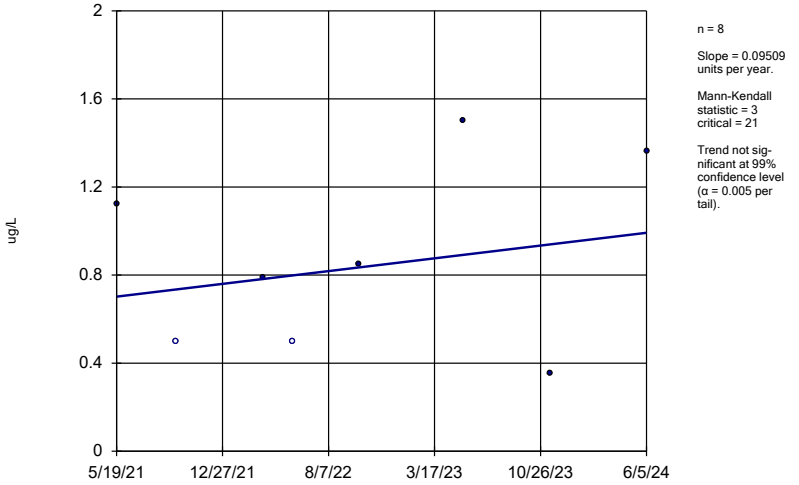

n = 8

Slope = 0.09509 units per year.

Mann-Kendall statistic = 3
critical = 21

Trend not significant at 99% confidence level (α = 0.005 per tail).

Constituent: 1,4-Dichlorobenzene Analysis Run 8/15/2024 3:26 PM View: 2024SSN Mann Kendall
Scott Area & County LF Client: SCS Engineers Data: SCOTT SCL-AM 2024SSN

Sanitas™ v.10.0.20 Software licensed to SCS Engineers. UG
Hollow symbols indicate censored values.

Sen's Slope Estimator

MW-17

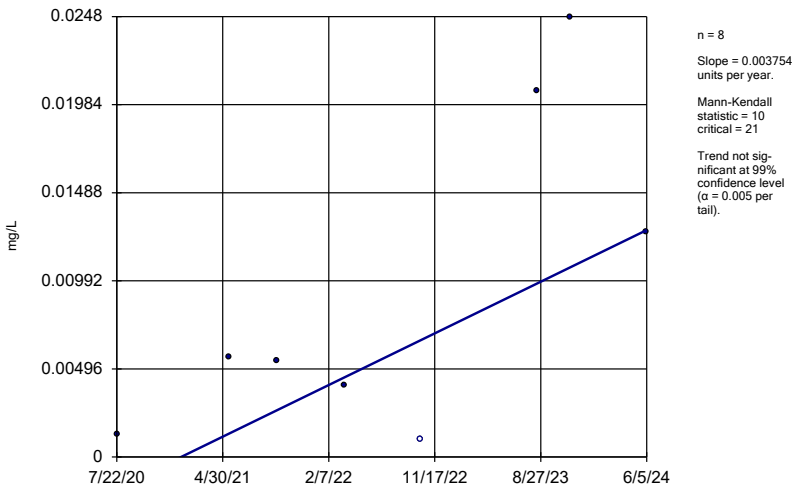

n = 8

Slope = 0.003754 units per year.

Mann-Kendall statistic = 10
critical = 21

Trend not significant at 99% confidence level (α = 0.005 per tail).

Constituent: Arsenic Analysis Run 8/15/2024 3:26 PM View: 2024SSN Mann Kendall
Scott Area & County LF Client: SCS Engineers Data: SCOTT SCL-AM 2024SSN

Sanitas™ v.10.0.20 Software licensed to SCS Engineers. UG

Sen's Slope Estimator

MW-19

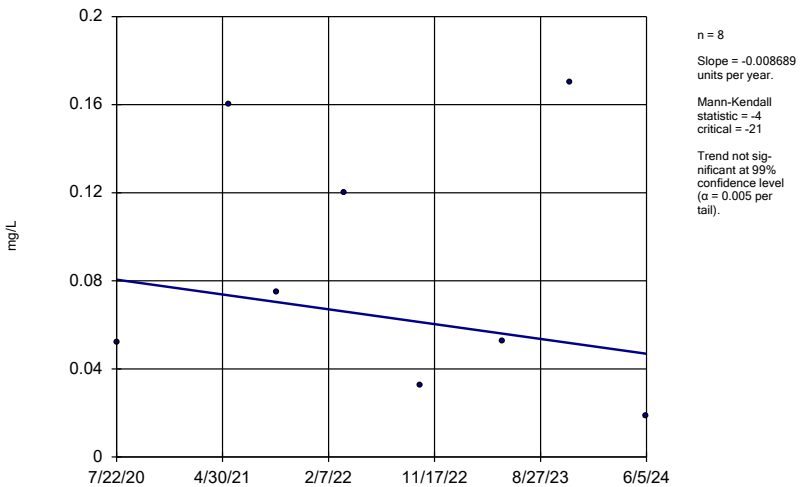

n = 8

Slope = -0.008689 units per year.

Mann-Kendall statistic = -4
critical = -21

Trend not significant at 99% confidence level (α = 0.005 per tail).

Constituent: Arsenic Analysis Run 8/15/2024 3:26 PM View: 2024SSN Mann Kendall
Scott Area & County LF Client: SCS Engineers Data: SCOTT SCL-AM 2024SSN

Sanitas™ v.10.0.20 Software licensed to SCS Engineers. UG

Sen's Slope Estimator

MW-21

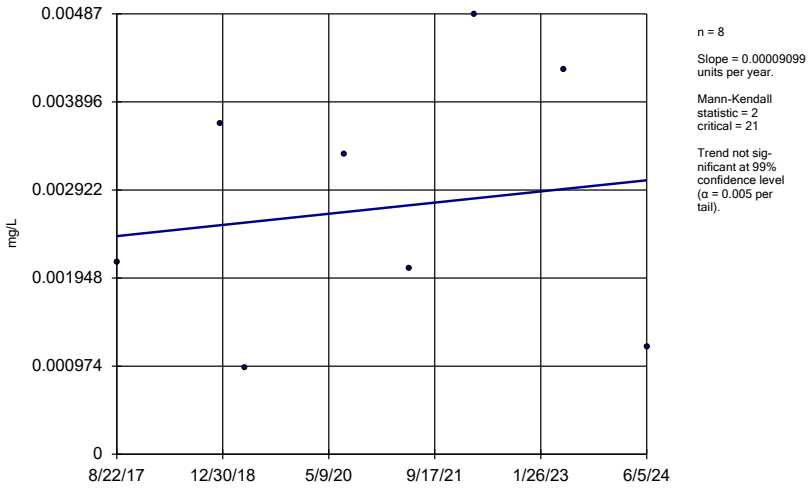

n = 8

Slope = 0.00009099 units per year.

Mann-Kendall statistic = 2
critical = 21

Trend not significant at 99% confidence level (α = 0.005 per tail).

Constituent: Arsenic Analysis Run 8/15/2024 3:26 PM View: 2024SSN Mann Kendall
Scott Area & County LF Client: SCS Engineers Data: SCOTT SCL-AM 2024SSN

Sanitas™ v.10.0.20 Software licensed to SCS Engineers. UG

Sen's Slope Estimator

MW-27

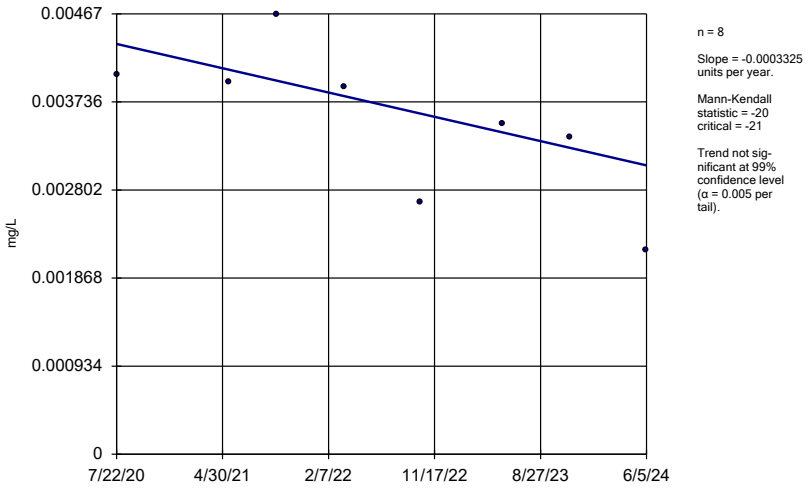

n = 8

Slope = -0.0003325 units per year.

Mann-Kendall statistic = -20
critical = -21

Trend not significant at 99% confidence level (α = 0.005 per tail).

Constituent: Arsenic Analysis Run 8/15/2024 3:26 PM View: 2024SSN Mann Kendall
Scott Area & County LF Client: SCS Engineers Data: SCOTT SCL-AM 2024SSN

Sanitas™ v.10.0.20 Software licensed to SCS Engineers. UG

Sen's Slope Estimator

OP-17

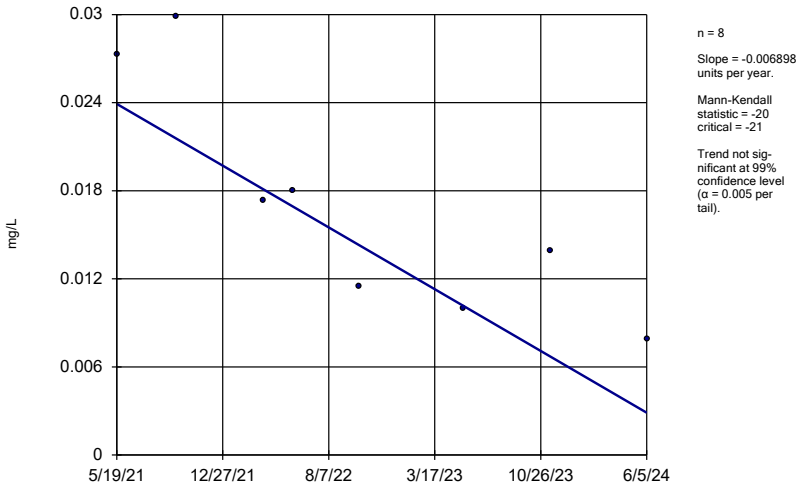

n = 8

Slope = -0.006898 units per year.

Mann-Kendall statistic = -20
critical = -21

Trend not significant at 99% confidence level (α = 0.005 per tail).

Constituent: Arsenic Analysis Run 8/15/2024 3:26 PM View: 2024SSN Mann Kendall
Scott Area & County LF Client: SCS Engineers Data: SCOTT SCL-AM 2024SSN

Sanitas™ v.10.0.20 Software licensed to SCS Engineers. UG

Sen's Slope Estimator

OP-18

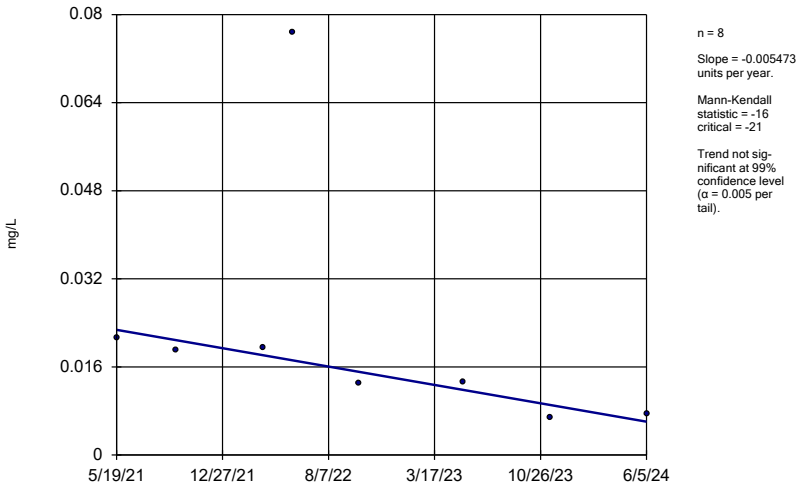

n = 8

Slope = -0.005473 units per year.

Mann-Kendall statistic = -16
critical = -21

Trend not significant at 99% confidence level (α = 0.005 per tail).

Constituent: Arsenic Analysis Run 8/15/2024 3:26 PM View: 2024SSN Mann Kendall
Scott Area & County LF Client: SCS Engineers Data: SCOTT SCL-AM 2024SSN

Sanitas™ v.10.0.20 Software licensed to SCS Engineers. UG

Sen's Slope Estimator

MW-17

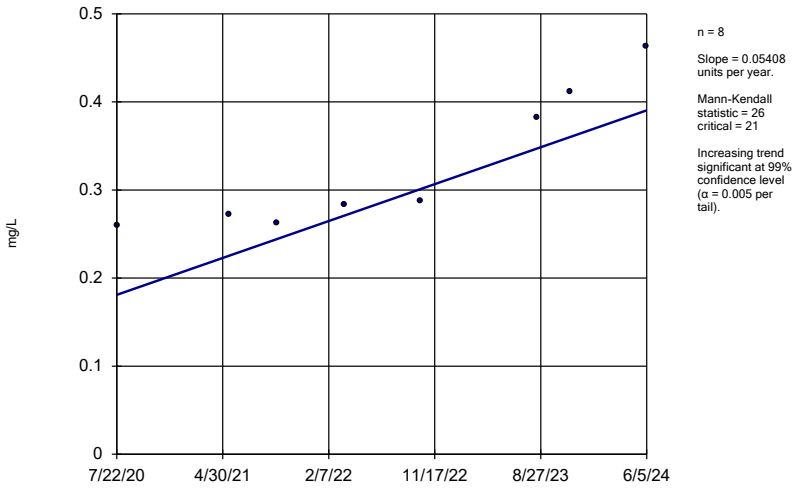

n = 8

Slope = 0.05408 units per year.

Mann-Kendall statistic = 26
critical = 21

Increasing trend significant at 99% confidence level (α = 0.005 per tail).

Constituent: Barium Analysis Run 8/15/2024 3:26 PM View: 2024SSN Mann Kendall
Scott Area & County LF Client: SCS Engineers Data: SCOTT SCL-AM 2024SSN

Sanitas™ v.10.0.20 Software licensed to SCS Engineers. UG

Sen's Slope Estimator

MW-19

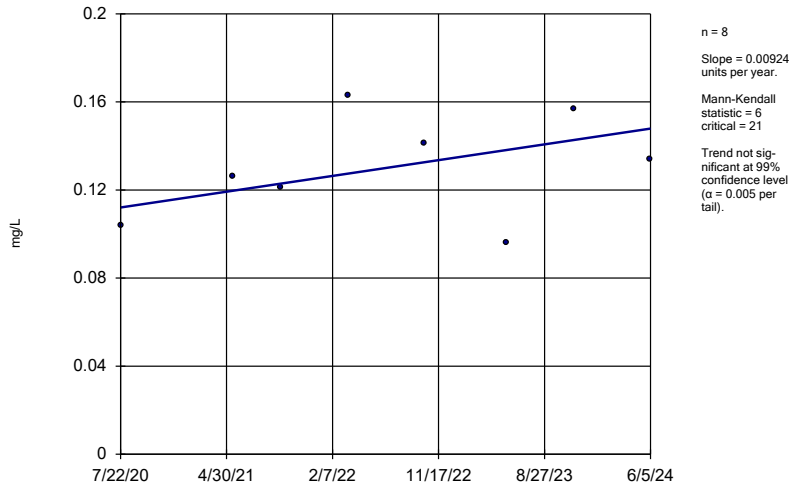

n = 8

Slope = 0.00924 units per year.

Mann-Kendall statistic = 6
critical = 21

Trend not significant at 99% confidence level (α = 0.005 per tail).

Constituent: Barium Analysis Run 8/15/2024 3:26 PM View: 2024SSN Mann Kendall
Scott Area & County LF Client: SCS Engineers Data: SCOTT SCL-AM 2024SSN

Sanitas™ v.10.0.20 Software licensed to SCS Engineers. UG

Sen's Slope Estimator

MW-20

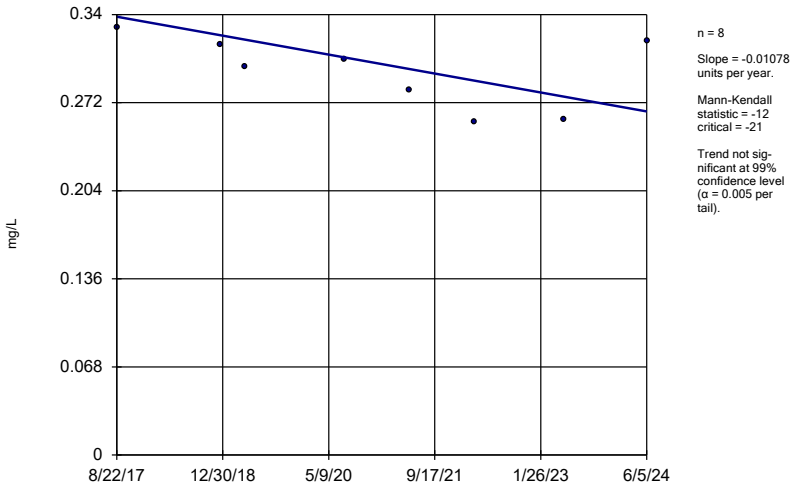

n = 8

Slope = -0.01078 units per year.

Mann-Kendall statistic = -12
critical = -21

Trend not significant at 99% confidence level (α = 0.005 per tail).

Constituent: Barium Analysis Run 8/15/2024 3:26 PM View: 2024SSN Mann Kendall
Scott Area & County LF Client: SCS Engineers Data: SCOTT SCL-AM 2024SSN

Sanitas™ v.10.0.20 Software licensed to SCS Engineers. UG

Sen's Slope Estimator

MW-21

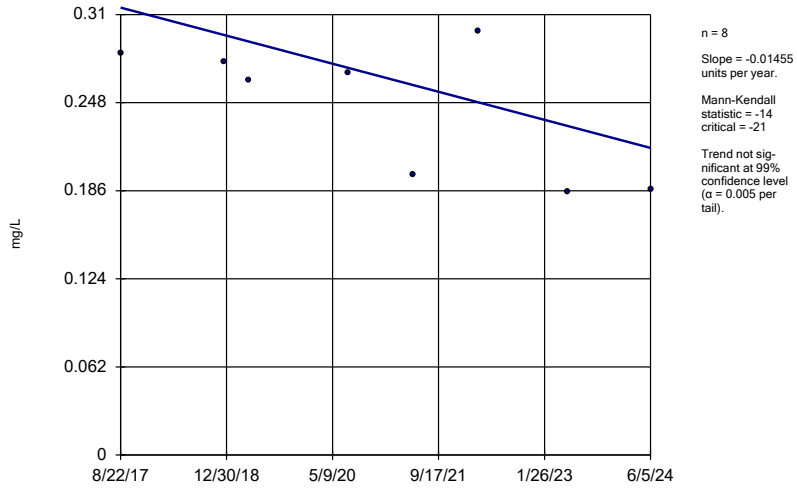

n = 8

Slope = -0.01455 units per year.

Mann-Kendall statistic = -14
critical = -21

Trend not significant at 99% confidence level (α = 0.005 per tail).

Constituent: Barium Analysis Run 8/15/2024 3:26 PM View: 2024SSN Mann Kendall
Scott Area & County LF Client: SCS Engineers Data: SCOTT SCL-AM 2024SSN

Sanitas™ v.10.0.20 Software licensed to SCS Engineers. UG

Sen's Slope Estimator

MW-27

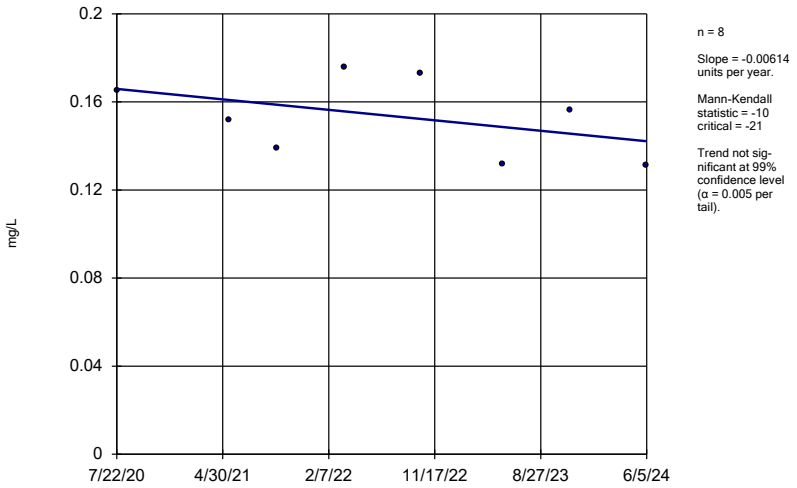

n = 8

Slope = -0.00614 units per year.

Mann-Kendall statistic = -10
critical = -21

Trend not significant at 99% confidence level (α = 0.005 per tail).

Constituent: Barium Analysis Run 8/15/2024 3:26 PM View: 2024SSN Mann Kendall
Scott Area & County LF Client: SCS Engineers Data: SCOTT SCL-AM 2024SSN

Sanitas™ v.10.0.20 Software licensed to SCS Engineers. UG

Sen's Slope Estimator

MW-28

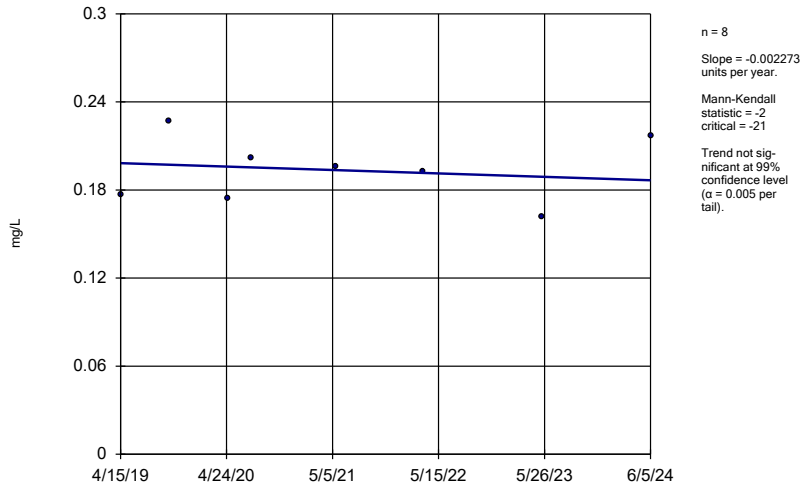

n = 8

Slope = -0.002273 units per year.

Mann-Kendall statistic = -2
critical = -21

Trend not significant at 99% confidence level (α = 0.005 per tail).

Constituent: Barium Analysis Run 8/15/2024 3:26 PM View: 2024SSN Mann Kendall
Scott Area & County LF Client: SCS Engineers Data: SCOTT SCL-AM 2024SSN

Sanitas™ v.10.0.20 Software licensed to SCS Engineers. UG

Sen's Slope Estimator

MW-30

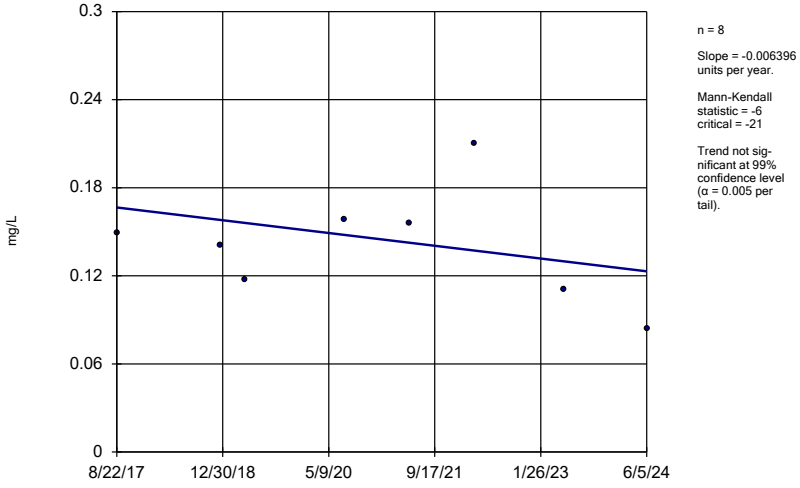

n = 8

Slope = -0.006396 units per year.

Mann-Kendall statistic = -6
critical = -21

Trend not significant at 99% confidence level (α = 0.005 per tail).

Constituent: Barium Analysis Run 8/15/2024 3:26 PM View: 2024SSN Mann Kendall
Scott Area & County LF Client: SCS Engineers Data: SCOTT SCL-AM 2024SSN

Sanitas™ v.10.0.20 Software licensed to SCS Engineers. UG

Sen's Slope Estimator

OP-17

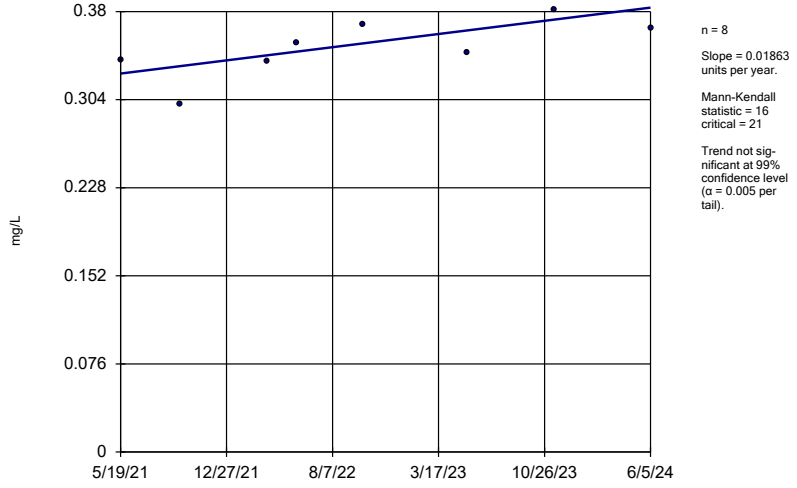

n = 8

Slope = 0.01863 units per year.

Mann-Kendall statistic = 16
critical = 21

Trend not significant at 99% confidence level (α = 0.005 per tail).

Constituent: Barium Analysis Run 8/15/2024 3:26 PM View: 2024SSN Mann Kendall
Scott Area & County LF Client: SCS Engineers Data: SCOTT SCL-AM 2024SSN

Sanitas™ v.10.0.20 Software licensed to SCS Engineers. UG

Sen's Slope Estimator

OP-18

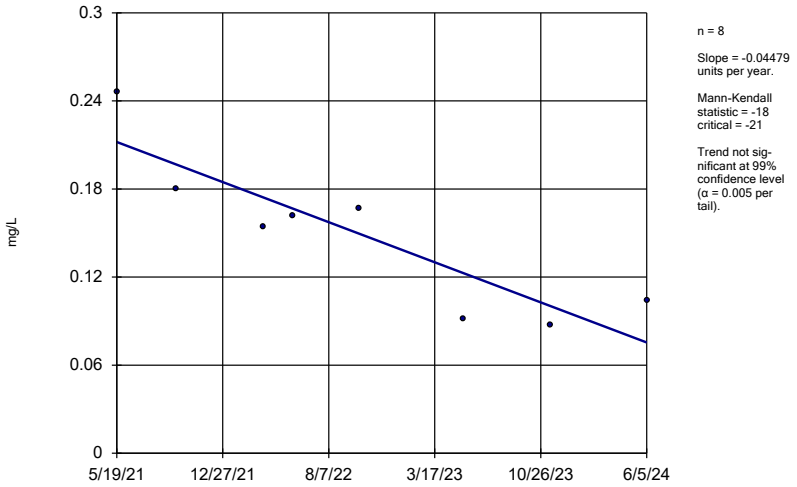

Constituent: Barium Analysis Run 8/15/2024 3:26 PM View: 2024SSN Mann Kendall

Scott Area & County LF Client: SCS Engineers Data: SCOTT SCL-AM 2024SSN

Sanitas™ v.10.0.20 Software licensed to SCS Engineers. UG

Hollow symbols indicate censored values.

Sen's Slope Estimator

MW-19

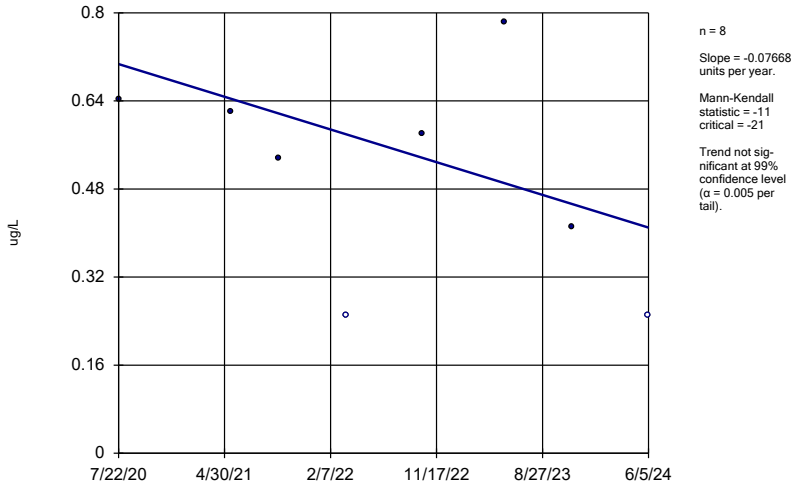

Constituent: Benzene Analysis Run 8/15/2024 3:26 PM View: 2024SSN Mann Kendall

Scott Area & County LF Client: SCS Engineers Data: SCOTT SCL-AM 2024SSN

Sanitas™ v.10.0.20 Software licensed to SCS Engineers. UG

Hollow symbols indicate censored values.

Sen's Slope Estimator

MW-27

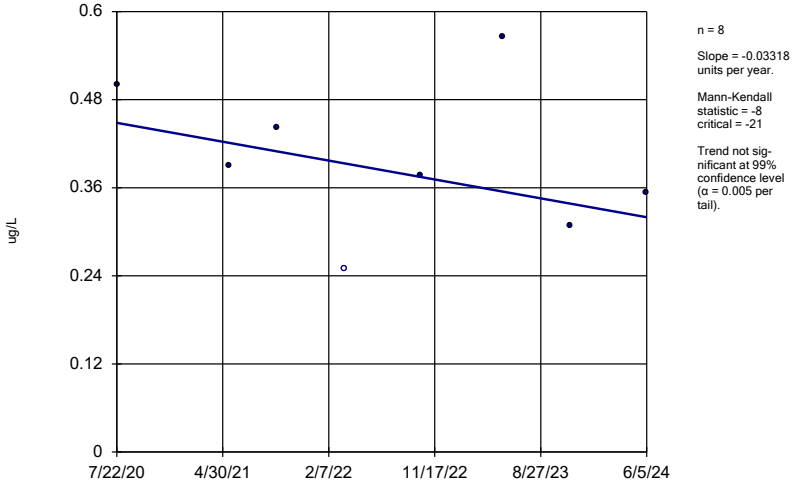

Constituent: Benzene Analysis Run 8/15/2024 3:26 PM View: 2024SSN Mann Kendall

Scott Area & County LF Client: SCS Engineers Data: SCOTT SCL-AM 2024SSN

Sanitas™ v.10.0.20 Software licensed to SCS Engineers. UG

Sen's Slope Estimator

OP-17

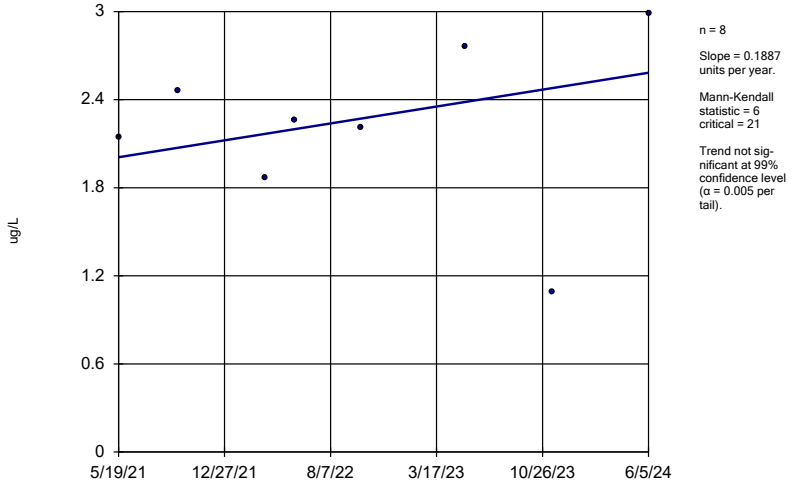

Constituent: Benzene Analysis Run 8/15/2024 3:26 PM View: 2024SSN Mann Kendall

Scott Area & County LF Client: SCS Engineers Data: SCOTT SCL-AM 2024SSN

Sanitas™ v.10.0.20 Software licensed to SCS Engineers. UG

Sen's Slope Estimator

OP-18

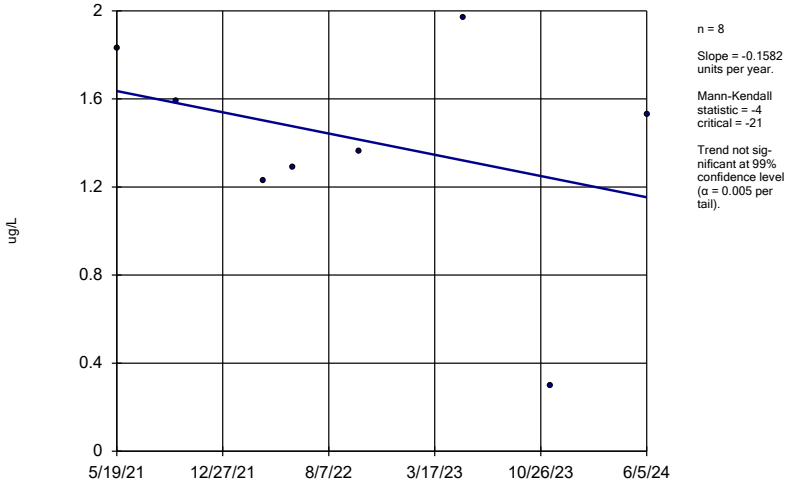

n = 8

Slope = -0.1582 units per year.

Mann-Kendall statistic = -4 critical = -21

Trend not significant at 99% confidence level (α = 0.005 per tail).

Constituent: Benzene Analysis Run 8/15/2024 3:26 PM View: 2024SSN Mann Kendall

Scott Area & County LF Client: SCS Engineers Data: SCOTT SCL-AM 2024SSN

Sanitas™ v.10.0.20 Software licensed to SCS Engineers. UG

Hollow symbols indicate censored values.

Sen's Slope Estimator

OP-18

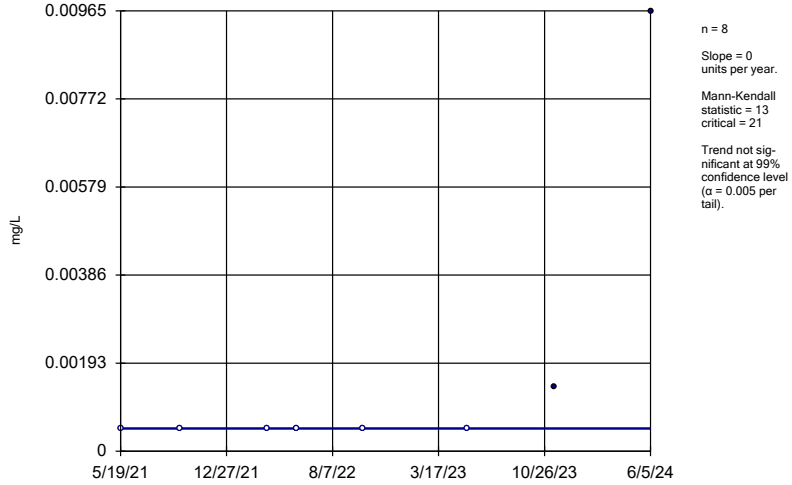

n = 8

Slope = 0 units per year.

Mann-Kendall statistic = 13 critical = 21

Trend not significant at 99% confidence level (α = 0.005 per tail).

Constituent: Beryllium Analysis Run 8/15/2024 3:26 PM View: 2024SSN Mann Kendall

Scott Area & County LF Client: SCS Engineers Data: SCOTT SCL-AM 2024SSN

Sanitas™ v.10.0.20 Software licensed to SCS Engineers. UG

Hollow symbols indicate censored values.

Sen's Slope Estimator

MW-17

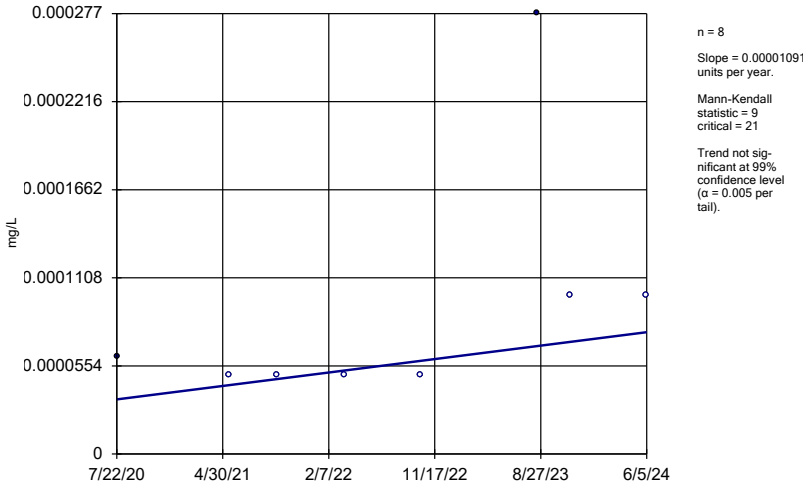

n = 8

Slope = 0.00001091 units per year.

Mann-Kendall statistic = 9 critical = 21

Trend not significant at 99% confidence level (α = 0.005 per tail).

Constituent: Cadmium Analysis Run 8/15/2024 3:26 PM View: 2024SSN Mann Kendall

Scott Area & County LF Client: SCS Engineers Data: SCOTT SCL-AM 2024SSN

Sanitas™ v.10.0.20 Software licensed to SCS Engineers. UG

Hollow symbols indicate censored values.

Sen's Slope Estimator

MW-27

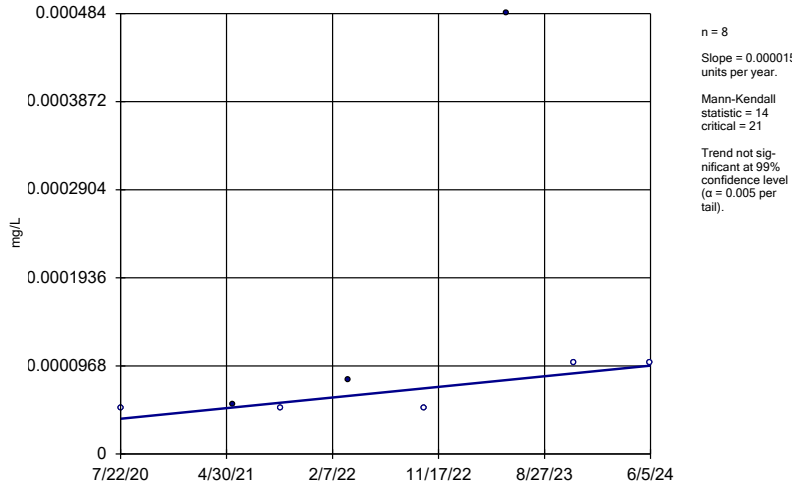

n = 8

Slope = 0.00001508 units per year.

Mann-Kendall statistic = 14 critical = 21

Trend not significant at 99% confidence level (α = 0.005 per tail).

Constituent: Cadmium Analysis Run 8/15/2024 3:26 PM View: 2024SSN Mann Kendall

Scott Area & County LF Client: SCS Engineers Data: SCOTT SCL-AM 2024SSN

Sanitas™ v.10.0.20 Software licensed to SCS Engineers. UG
Hollow symbols indicate censored values.

Sen's Slope Estimator

OP-17

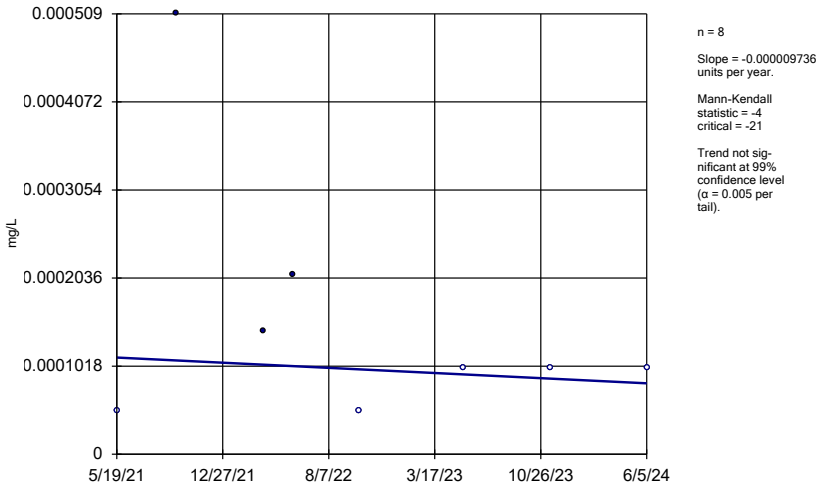

n = 8

Slope = -0.000009736 units per year.

Mann-Kendall statistic = -4
critical = -21

Trend not significant at 99% confidence level (α = 0.005 per tail).

Constituent: Cadmium Analysis Run 8/15/2024 3:26 PM View: 2024SSN Mann Kendall
Scott Area & County LF Client: SCS Engineers Data: SCOTT SCL-AM 2024SSN

Sanitas™ v.10.0.20 Software licensed to SCS Engineers. UG
Hollow symbols indicate censored values.

Sen's Slope Estimator

MW-21

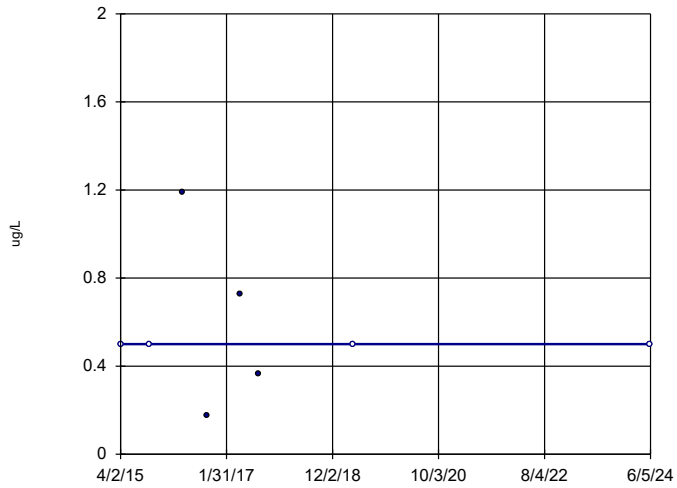

n = 8

Slope = 0 units per year.

Mann-Kendall statistic = -2
critical = -21

Trend not significant at 99% confidence level (α = 0.005 per tail).

Constituent: Carbon disulfide Analysis Run 8/15/2024 3:26 PM View: 2024SSN Mann Kendall
Scott Area & County LF Client: SCS Engineers Data: SCOTT SCL-AM 2024SSN

Sanitas™ v.10.0.20 Software licensed to SCS Engineers. UG
Hollow symbols indicate censored values.

Sen's Slope Estimator

OP-18

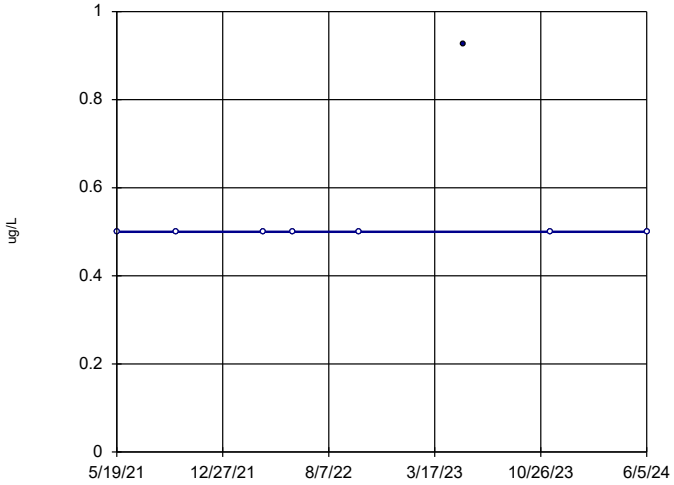

n = 8

Slope = 0 units per year.

Mann-Kendall statistic = 3
critical = 21

Trend not significant at 99% confidence level (α = 0.005 per tail).

Constituent: Carbon disulfide Analysis Run 8/15/2024 3:26 PM View: 2024SSN Mann Kendall
Scott Area & County LF Client: SCS Engineers Data: SCOTT SCL-AM 2024SSN

Sanitas™ v.10.0.20 Software licensed to SCS Engineers. UG

Sen's Slope Estimator

MW-27

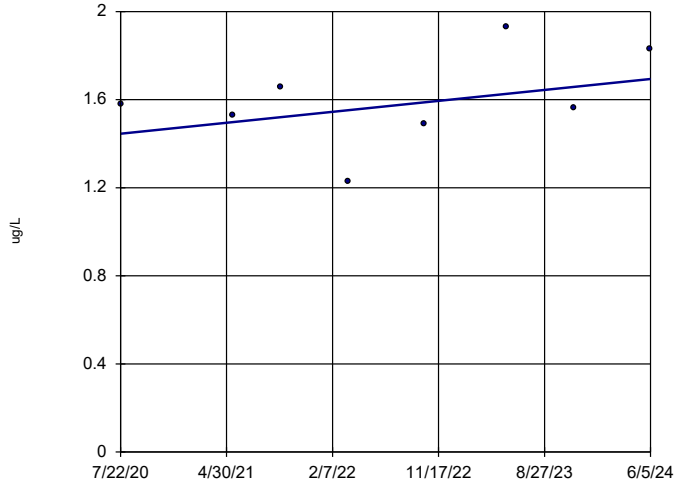

n = 8

Slope = 0.0642 units per year.

Mann-Kendall statistic = 6
critical = 21

Trend not significant at 99% confidence level (α = 0.005 per tail).

Constituent: Chlorobenzene Analysis Run 8/15/2024 3:26 PM View: 2024SSN Mann Kendall
Scott Area & County LF Client: SCS Engineers Data: SCOTT SCL-AM 2024SSN

Sanitas™ v.10.0.20 Software licensed to SCS Engineers. UG

Sen's Slope Estimator

OP-17

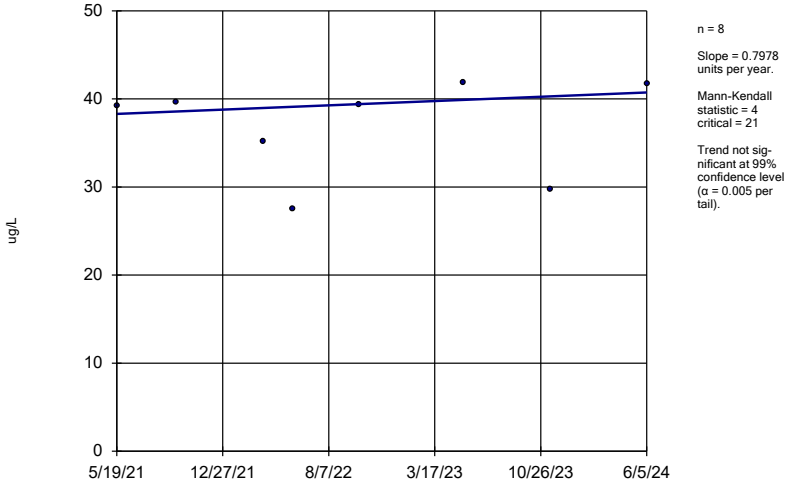

n = 8

Slope = 0.7978 units per year.

Mann-Kendall statistic = 4 critical = 21

Trend not significant at 99% confidence level (α = 0.005 per tail).

Constituent: Chlorobenzene Analysis Run 8/15/2024 3:26 PM View: 2024SSN Mann Kendall

Scott Area & County LF Client: SCS Engineers Data: SCOTT SCL-AM 2024SSN

Sanitas™ v.10.0.20 Software licensed to SCS Engineers. UG

Sen's Slope Estimator

OP-18

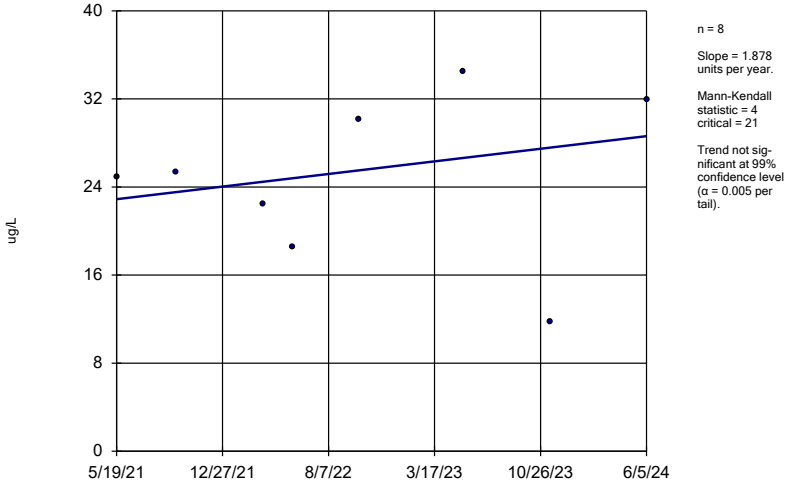

n = 8

Slope = 1.878 units per year.

Mann-Kendall statistic = 4 critical = 21

Trend not significant at 99% confidence level (α = 0.005 per tail).

Constituent: Chlorobenzene Analysis Run 8/15/2024 3:26 PM View: 2024SSN Mann Kendall

Scott Area & County LF Client: SCS Engineers Data: SCOTT SCL-AM 2024SSN

Sanitas™ v.10.0.20 Software licensed to SCS Engineers. UG

Hollow symbols indicate censored values.

Sen's Slope Estimator

OP-17

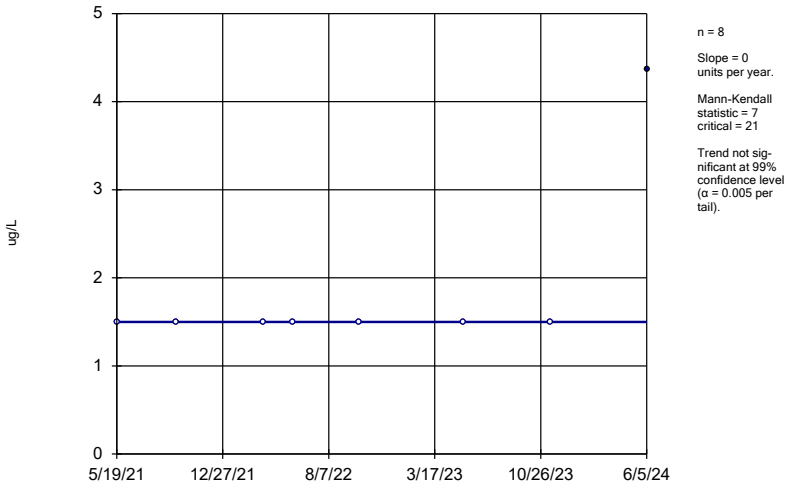

n = 8

Slope = 0 units per year.

Mann-Kendall statistic = 7 critical = 21

Trend not significant at 99% confidence level (α = 0.005 per tail).

Constituent: Chloromethane Analysis Run 8/15/2024 3:26 PM View: 2024SSN Mann Kendall

Scott Area & County LF Client: SCS Engineers Data: SCOTT SCL-AM 2024SSN

Sanitas™ v.10.0.20 Software licensed to SCS Engineers. UG

Hollow symbols indicate censored values.

Sen's Slope Estimator

MW-17

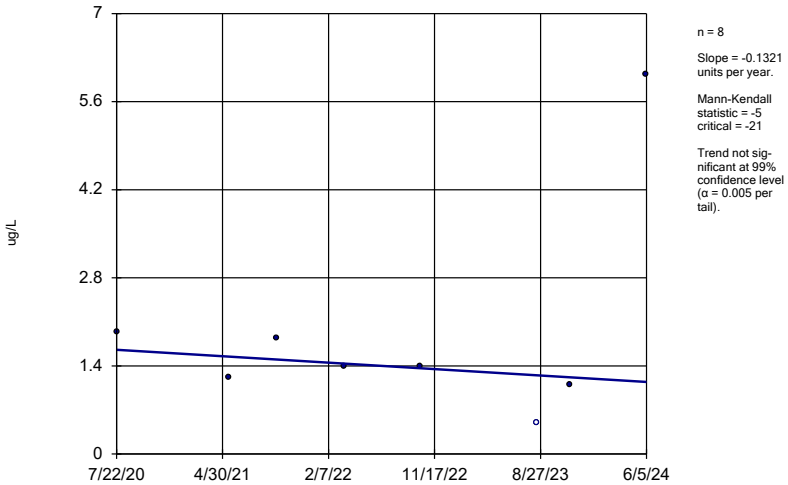

n = 8

Slope = -0.1321 units per year.

Mann-Kendall statistic = -5 critical = -21

Trend not significant at 99% confidence level (α = 0.005 per tail).

Constituent: cis-1,2-Dichloroethene Analysis Run 8/15/2024 3:26 PM View: 2024SSN Mann Kendall

Scott Area & County LF Client: SCS Engineers Data: SCOTT SCL-AM 2024SSN

Sanitas™ v.10.0.20 Software licensed to SCS Engineers. UG

Sen's Slope Estimator

MW-19

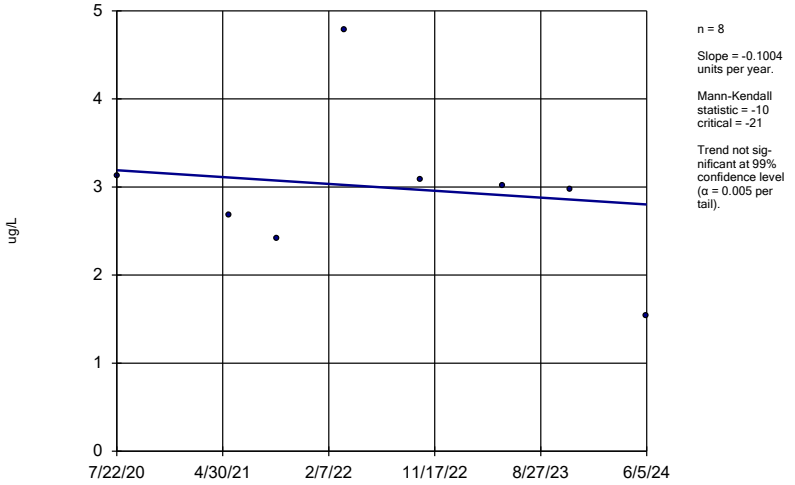

n = 8

Slope = -0.1004 units per year.

Mann-Kendall statistic = -10
critical = -21

Trend not significant at 99% confidence level (α = 0.005 per tail).

Constituent: cis-1,2-Dichloroethene Analysis Run 8/15/2024 3:26 PM View: 2024SSN Mann Kendall
Scott Area & County LF Client: SCS Engineers Data: SCOTT SCL-AM 2024SSN

Sanitas™ v.10.0.20 Software licensed to SCS Engineers. UG

Sen's Slope Estimator

MW-27

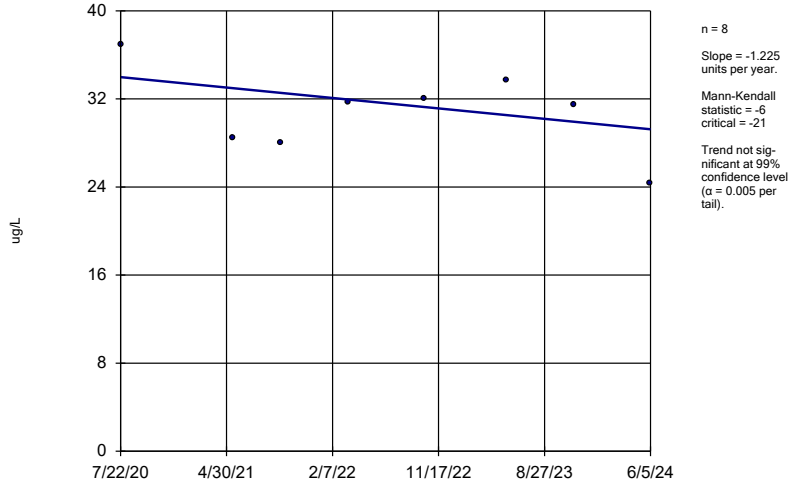

n = 8

Slope = -1.225 units per year.

Mann-Kendall statistic = -6
critical = -21

Trend not significant at 99% confidence level (α = 0.005 per tail).

Constituent: cis-1,2-Dichloroethene Analysis Run 8/15/2024 3:26 PM View: 2024SSN Mann Kendall
Scott Area & County LF Client: SCS Engineers Data: SCOTT SCL-AM 2024SSN

Sanitas™ v.10.0.20 Software licensed to SCS Engineers. UG
Hollow symbols indicate censored values.

Sen's Slope Estimator

MW-17

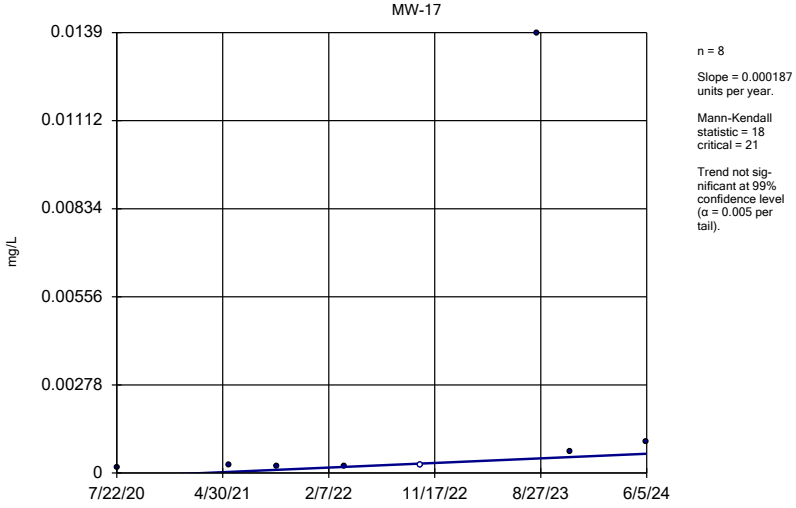

n = 8

Slope = 0.000187 units per year.

Mann-Kendall statistic = 18
critical = 21

Trend not significant at 99% confidence level (α = 0.005 per tail).

Constituent: Cobalt Analysis Run 8/15/2024 3:27 PM View: 2024SSN Mann Kendall
Scott Area & County LF Client: SCS Engineers Data: SCOTT SCL-AM 2024SSN

Sanitas™ v.10.0.20 Software licensed to SCS Engineers. UG

Sen's Slope Estimator

MW-19

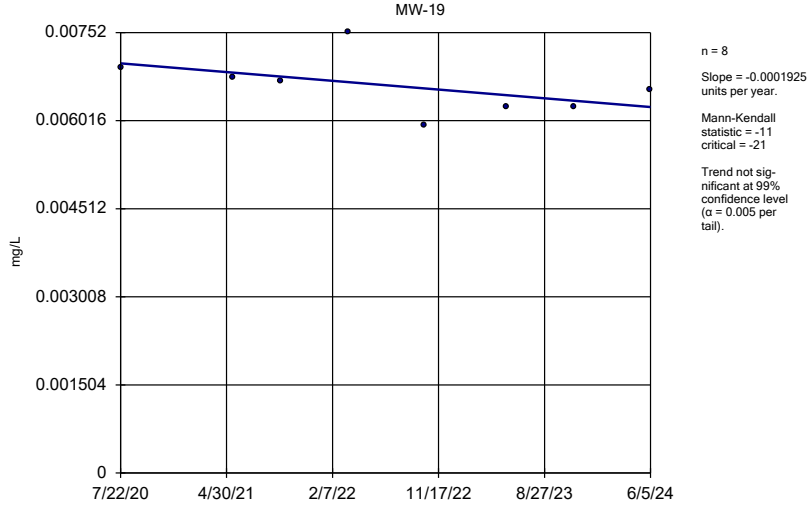

n = 8

Slope = -0.0001925 units per year.

Mann-Kendall statistic = -11
critical = -21

Trend not significant at 99% confidence level (α = 0.005 per tail).

Constituent: Cobalt Analysis Run 8/15/2024 3:27 PM View: 2024SSN Mann Kendall
Scott Area & County LF Client: SCS Engineers Data: SCOTT SCL-AM 2024SSN

Sanitas™ v.10.0.20 Software licensed to SCS Engineers. UG

Sen's Slope Estimator

MW-21

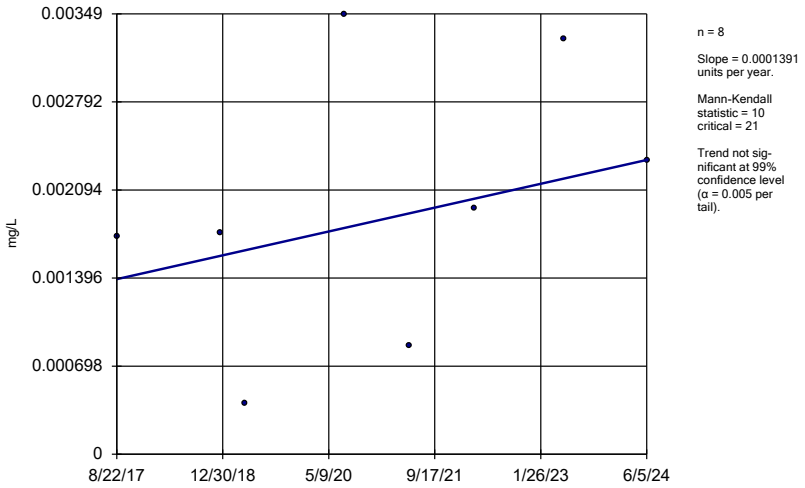

n = 8

Slope = 0.0001391 units per year.

Mann-Kendall statistic = 10
critical = 21

Trend not significant at 99% confidence level (α = 0.005 per tail).

Constituent: Cobalt Analysis Run 8/15/2024 3:27 PM View: 2024SSN Mann Kendall
Scott Area & County LF Client: SCS Engineers Data: SCOTT SCL-AM 2024SSN

Sanitas™ v.10.0.20 Software licensed to SCS Engineers. UG

Sen's Slope Estimator

MW-27

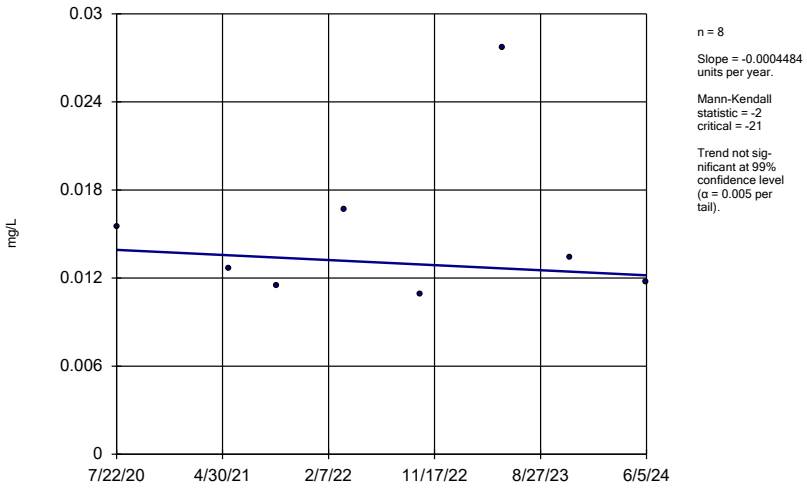

n = 8

Slope = -0.0004484 units per year.

Mann-Kendall statistic = -2
critical = -21

Trend not significant at 99% confidence level (α = 0.005 per tail).

Constituent: Cobalt Analysis Run 8/15/2024 3:27 PM View: 2024SSN Mann Kendall
Scott Area & County LF Client: SCS Engineers Data: SCOTT SCL-AM 2024SSN

Sanitas™ v.10.0.20 Software licensed to SCS Engineers. UG
Hollow symbols indicate censored values.

Sen's Slope Estimator

MW-28

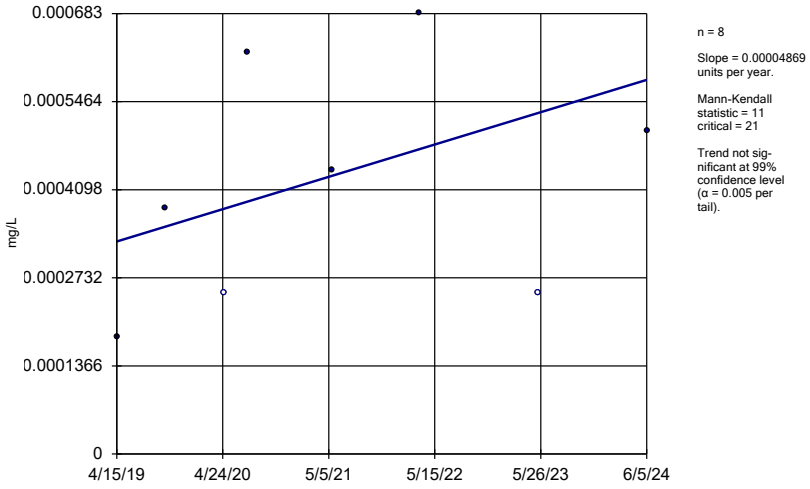

n = 8

Slope = 0.00004869 units per year.

Mann-Kendall statistic = 11
critical = 21

Trend not significant at 99% confidence level (α = 0.005 per tail).

Constituent: Cobalt Analysis Run 8/15/2024 3:27 PM View: 2024SSN Mann Kendall
Scott Area & County LF Client: SCS Engineers Data: SCOTT SCL-AM 2024SSN

Sanitas™ v.10.0.20 Software licensed to SCS Engineers. UG

Sen's Slope Estimator

OP-17

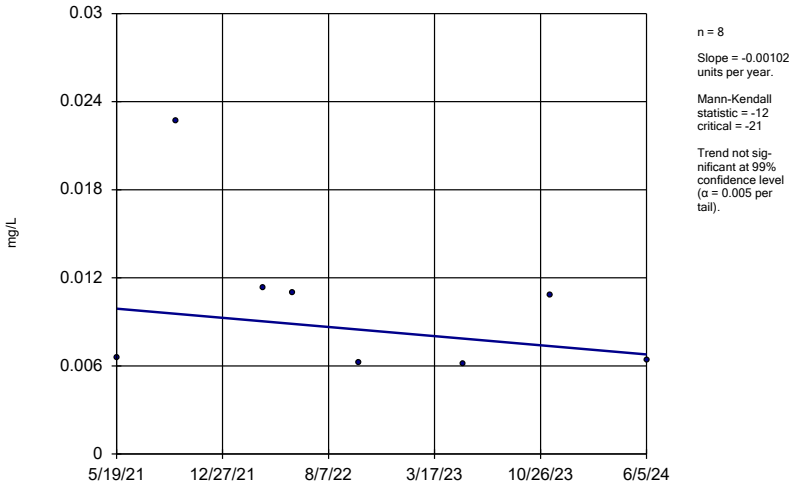

n = 8

Slope = -0.00102 units per year.

Mann-Kendall statistic = -12
critical = -21

Trend not significant at 99% confidence level (α = 0.005 per tail).

Constituent: Cobalt Analysis Run 8/15/2024 3:27 PM View: 2024SSN Mann Kendall
Scott Area & County LF Client: SCS Engineers Data: SCOTT SCL-AM 2024SSN

Sanitas™ v.10.0.20 Software licensed to SCS Engineers. UG

Sen's Slope Estimator

OP-18

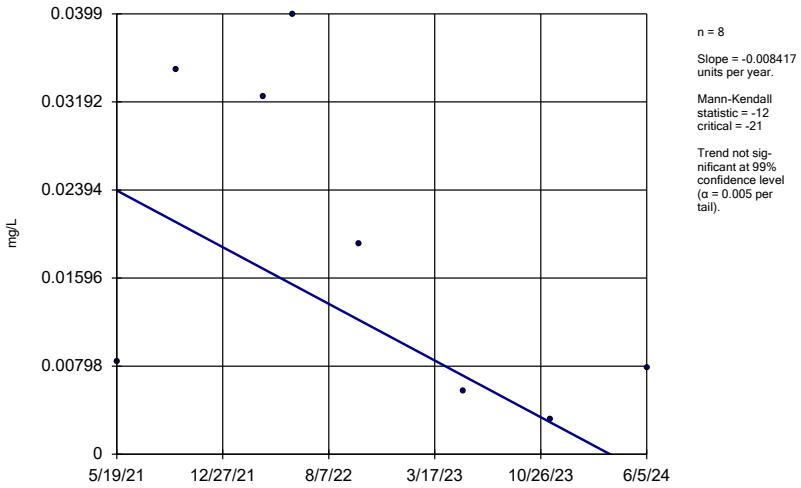

Constituent: Cobalt Analysis Run 8/15/2024 3:27 PM View: 2024SSN Mann Kendall

Scott Area & County LF Client: SCS Engineers Data: SCOTT SCL-AM 2024SSN

Sanitas™ v.10.0.20 Software licensed to SCS Engineers. UG

Hollow symbols indicate censored values.

Sen's Slope Estimator

MW-17

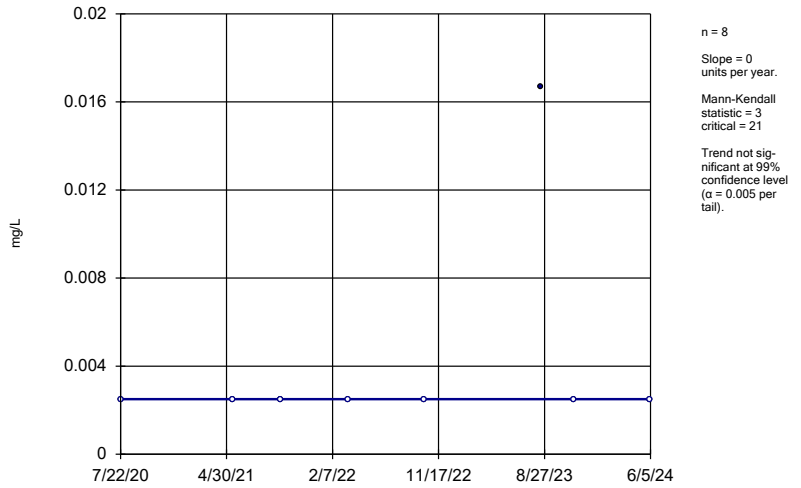

Constituent: Copper Analysis Run 8/15/2024 3:27 PM View: 2024SSN Mann Kendall

Scott Area & County LF Client: SCS Engineers Data: SCOTT SCL-AM 2024SSN

Sanitas™ v.10.0.20 Software licensed to SCS Engineers. UG

Hollow symbols indicate censored values.

Sen's Slope Estimator

MW-21

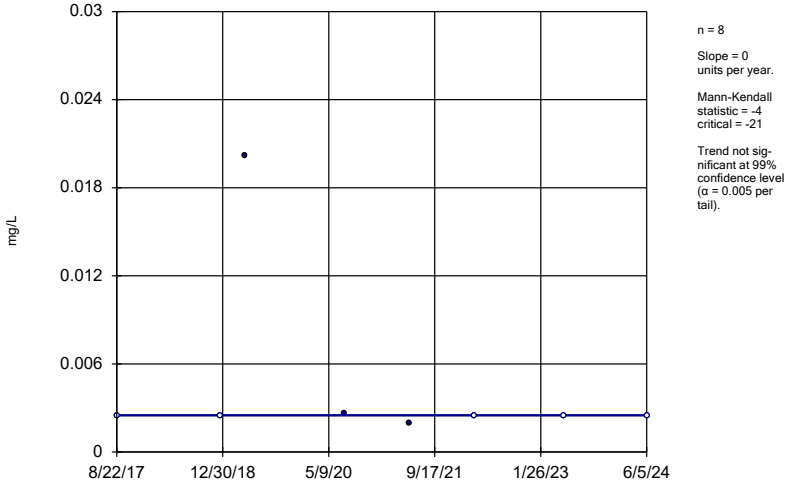

Constituent: Copper Analysis Run 8/15/2024 3:27 PM View: 2024SSN Mann Kendall

Scott Area & County LF Client: SCS Engineers Data: SCOTT SCL-AM 2024SSN

Sanitas™ v.10.0.20 Software licensed to SCS Engineers. UG

Hollow symbols indicate censored values.

Sen's Slope Estimator

OP-17

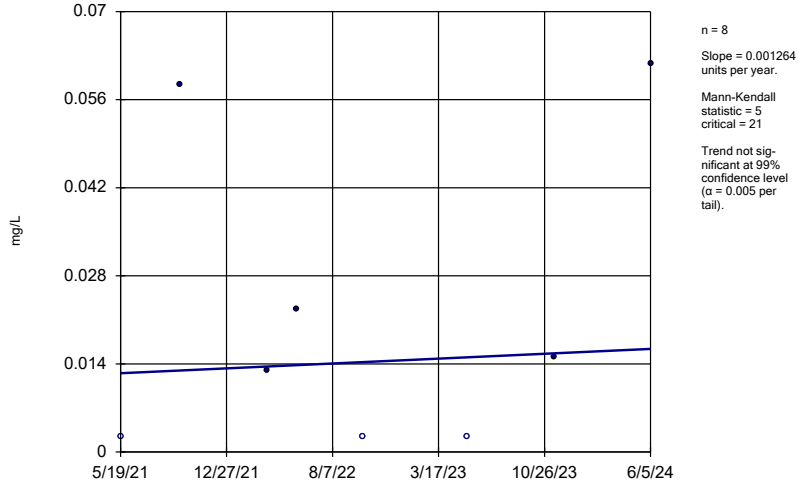

Constituent: Copper Analysis Run 8/15/2024 3:27 PM View: 2024SSN Mann Kendall

Scott Area & County LF Client: SCS Engineers Data: SCOTT SCL-AM 2024SSN

Sanitas™ v.10.0.20 Software licensed to SCS Engineers. UG
Hollow symbols indicate censored values.

Sen's Slope Estimator

OP-18

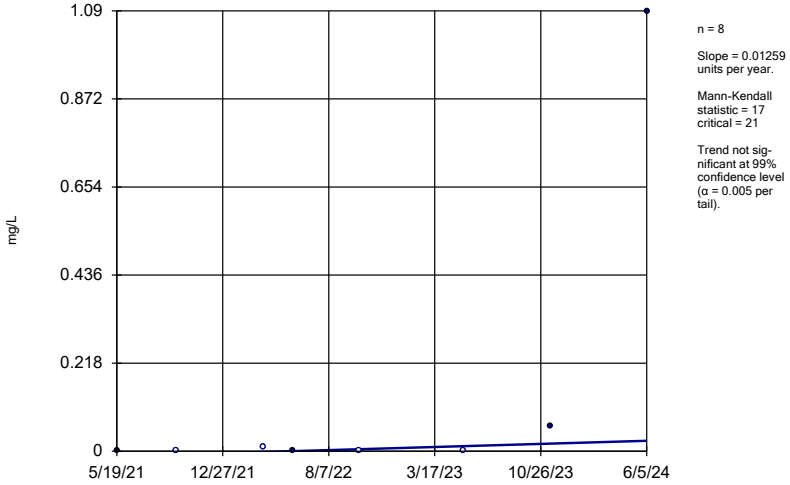

Constituent: Copper Analysis Run 8/15/2024 3:27 PM View: 2024SSN Mann Kendall
Scott Area & County LF Client: SCS Engineers Data: SCOTT SCL-AM 2024SSN

Sanitas™ v.10.0.20 Software licensed to SCS Engineers. UG
Hollow symbols indicate censored values.

Sen's Slope Estimator

MW-17

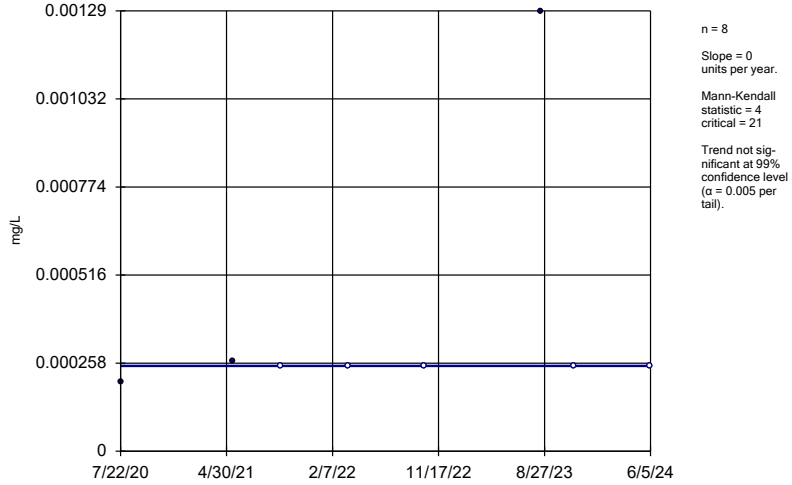

Constituent: Lead Analysis Run 8/15/2024 3:27 PM View: 2024SSN Mann Kendall
Scott Area & County LF Client: SCS Engineers Data: SCOTT SCL-AM 2024SSN

Sanitas™ v.10.0.20 Software licensed to SCS Engineers. UG
Hollow symbols indicate censored values.

Sen's Slope Estimator

MW-20

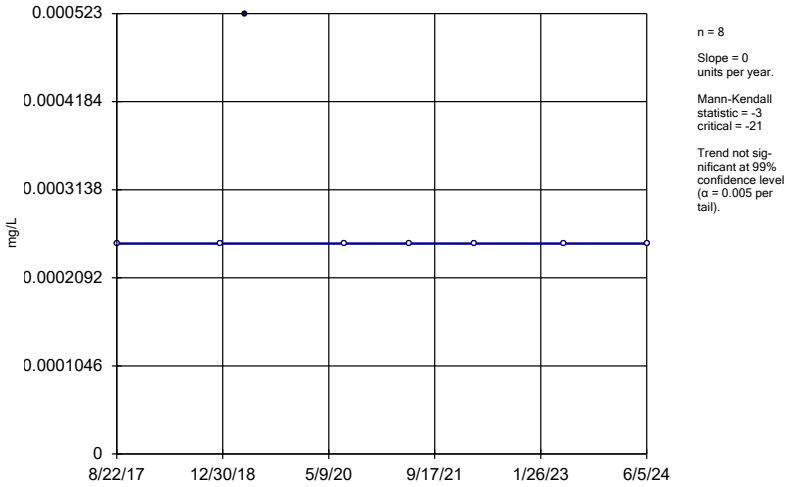

Constituent: Lead Analysis Run 8/15/2024 3:27 PM View: 2024SSN Mann Kendall
Scott Area & County LF Client: SCS Engineers Data: SCOTT SCL-AM 2024SSN

Sanitas™ v.10.0.20 Software licensed to SCS Engineers. UG
Hollow symbols indicate censored values.

Sen's Slope Estimator

MW-21

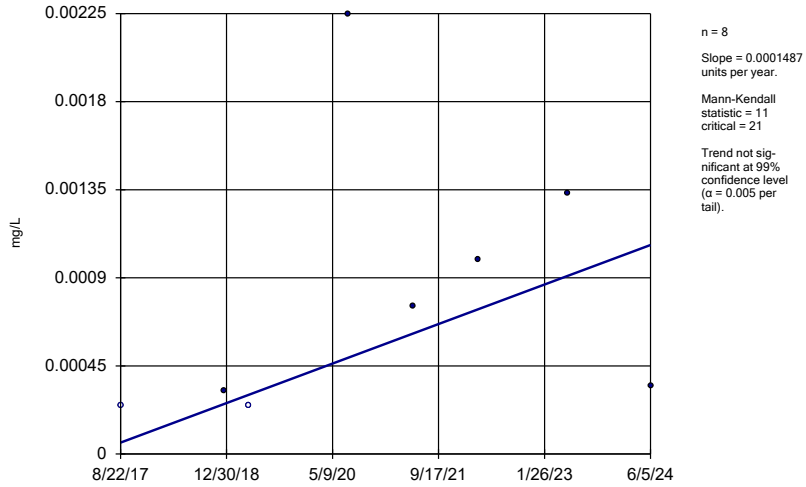

Constituent: Lead Analysis Run 8/15/2024 3:27 PM View: 2024SSN Mann Kendall
Scott Area & County LF Client: SCS Engineers Data: SCOTT SCL-AM 2024SSN

Sanitas™ v.10.0.20 Software licensed to SCS Engineers. UG
Hollow symbols indicate censored values.

Sen's Slope Estimator

MW-27

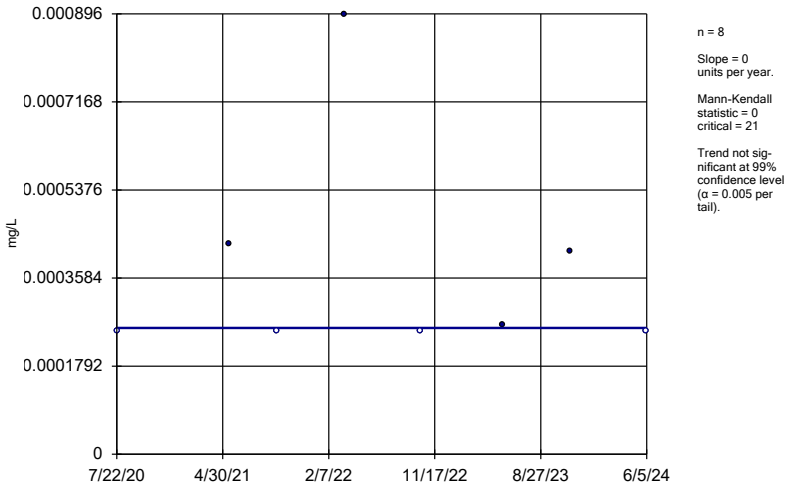

n = 8

Slope = 0
units per year.

Mann-Kendall
statistic = 0
critical = 21

Trend not sig-
nificant at 99%
confidence level
(α = 0.005 per
tail).

Constituent: Lead Analysis Run 8/15/2024 3:27 PM View: 2024SSN Mann Kendall
Scott Area & County LF Client: SCS Engineers Data: SCOTT SCL-AM 2024SSN

Sanitas™ v.10.0.20 Software licensed to SCS Engineers. UG
Hollow symbols indicate censored values.

Sen's Slope Estimator

OP-17

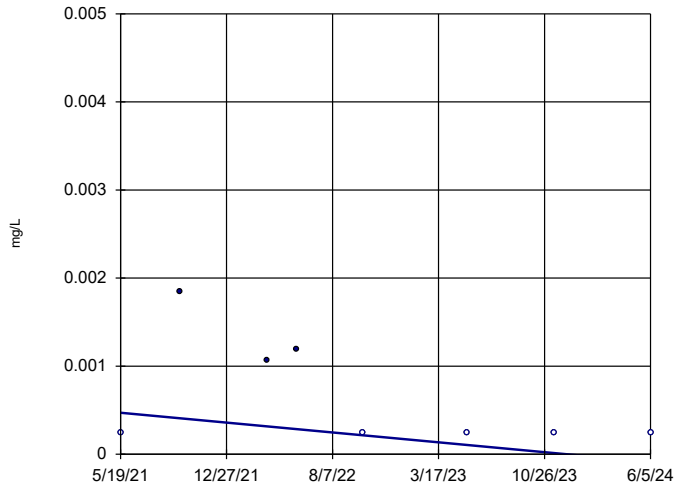

n = 8

Slope = -0.0001834
units per year.

Mann-Kendall
statistic = -10
critical = -21

Trend not sig-
nificant at 99%
confidence level
(α = 0.005 per
tail).

Constituent: Lead Analysis Run 8/15/2024 3:27 PM View: 2024SSN Mann Kendall
Scott Area & County LF Client: SCS Engineers Data: SCOTT SCL-AM 2024SSN

Sanitas™ v.10.0.20 Software licensed to SCS Engineers. UG
Hollow symbols indicate censored values.

Sen's Slope Estimator

OP-18

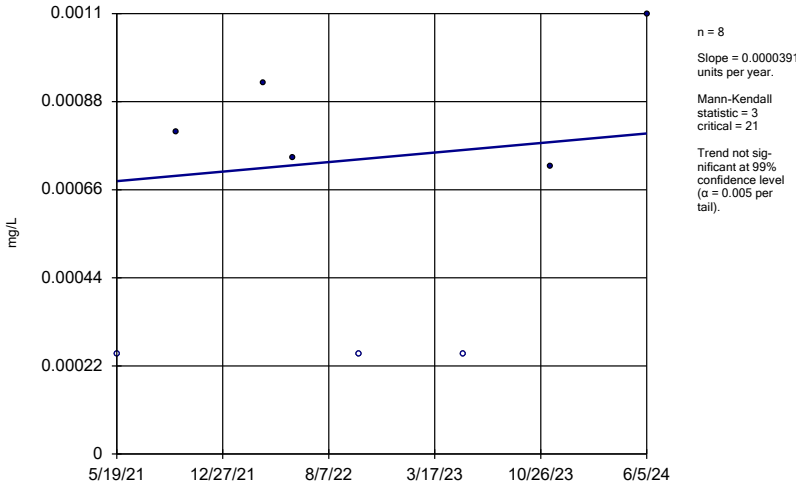

n = 8

Slope = 0.00003917
units per year.

Mann-Kendall
statistic = 3
critical = 21

Trend not sig-
nificant at 99%
confidence level
(α = 0.005 per
tail).

Constituent: Lead Analysis Run 8/15/2024 3:27 PM View: 2024SSN Mann Kendall
Scott Area & County LF Client: SCS Engineers Data: SCOTT SCL-AM 2024SSN

Sanitas™ v.10.0.20 Software licensed to SCS Engineers. UG
Hollow symbols indicate censored values.

Sen's Slope Estimator

MW-19

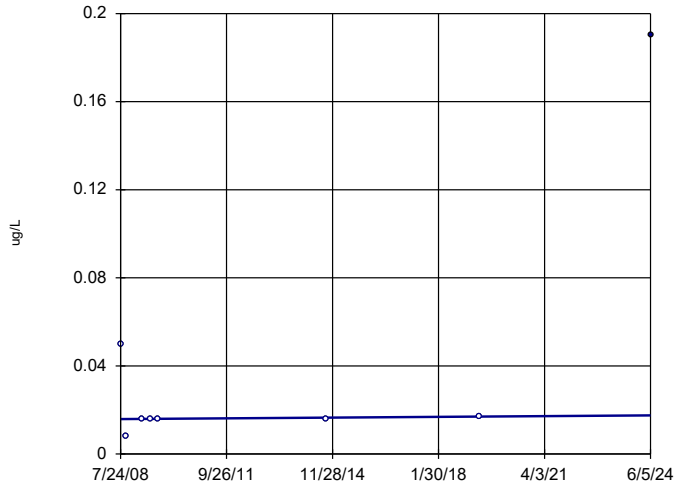

n = 8

Slope = 0.0001029
units per year.

Mann-Kendall
statistic = 10
critical = 21

Trend not sig-
nificant at 99%
confidence level
(α = 0.005 per
tail).

Constituent: Methoxychlor Analysis Run 8/15/2024 3:27 PM View: 2024SSN Mann Kendall
Scott Area & County LF Client: SCS Engineers Data: SCOTT SCL-AM 2024SSN

Sanitas™ v.10.0.20 Software licensed to SCS Engineers. UG
Hollow symbols indicate censored values.

Sen's Slope Estimator

MW-17

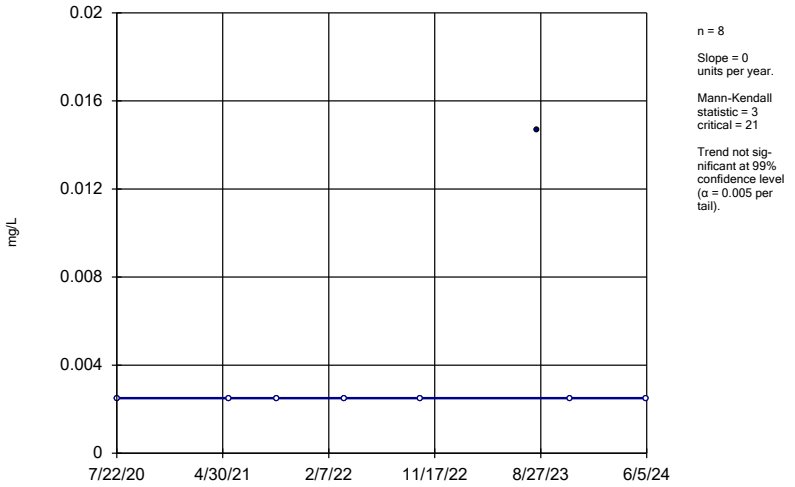

n = 8

Slope = 0 units per year.

Mann-Kendall statistic = 3
critical = 21

Trend not significant at 99% confidence level (α = 0.005 per tail).

Constituent: Nickel Analysis Run 8/15/2024 3:27 PM View: 2024SSN Mann Kendall
Scott Area & County LF Client: SCS Engineers Data: SCOTT SCL-AM 2024SSN

Sanitas™ v.10.0.20 Software licensed to SCS Engineers. UG
Hollow symbols indicate censored values.

Sen's Slope Estimator

MW-21

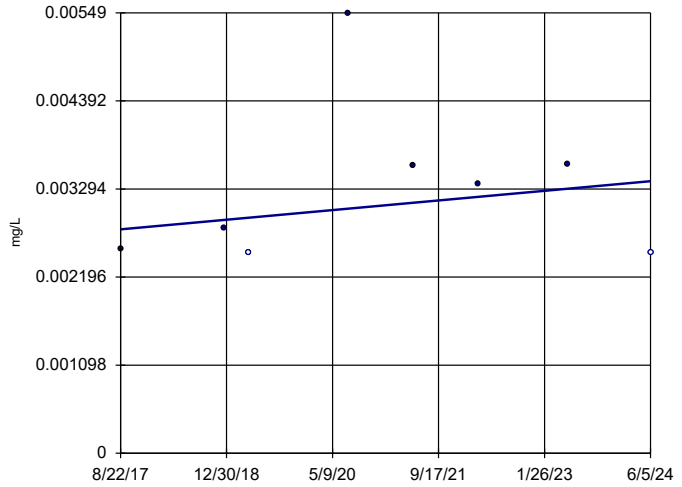

n = 8

Slope = 0.00008825 units per year.

Mann-Kendall statistic = 3
critical = 21

Trend not significant at 99% confidence level (α = 0.005 per tail).

Constituent: Nickel Analysis Run 8/15/2024 3:27 PM View: 2024SSN Mann Kendall
Scott Area & County LF Client: SCS Engineers Data: SCOTT SCL-AM 2024SSN

Sanitas™ v.10.0.20 Software licensed to SCS Engineers. UG

Sen's Slope Estimator

MW-27

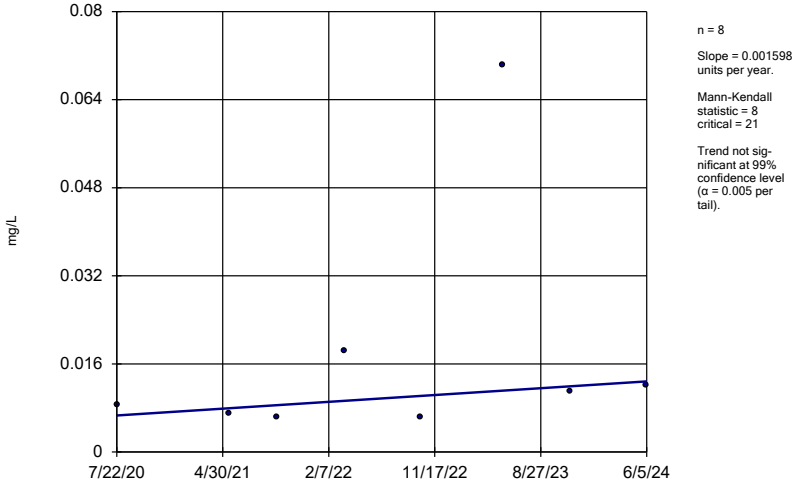

n = 8

Slope = 0.001598 units per year.

Mann-Kendall statistic = 8
critical = 21

Trend not significant at 99% confidence level (α = 0.005 per tail).

Constituent: Nickel Analysis Run 8/15/2024 3:27 PM View: 2024SSN Mann Kendall
Scott Area & County LF Client: SCS Engineers Data: SCOTT SCL-AM 2024SSN

Sanitas™ v.10.0.20 Software licensed to SCS Engineers. UG

Sen's Slope Estimator

OP-17

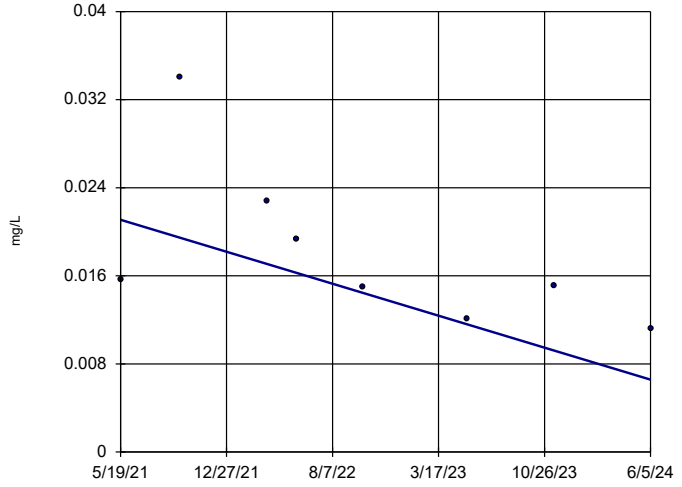

n = 8

Slope = -0.004758 units per year.

Mann-Kendall statistic = -18
critical = -21

Trend not significant at 99% confidence level (α = 0.005 per tail).

Constituent: Nickel Analysis Run 8/15/2024 3:27 PM View: 2024SSN Mann Kendall
Scott Area & County LF Client: SCS Engineers Data: SCOTT SCL-AM 2024SSN

Sanitas™ v.10.0.20 Software licensed to SCS Engineers. UG

Sen's Slope Estimator

OP-18

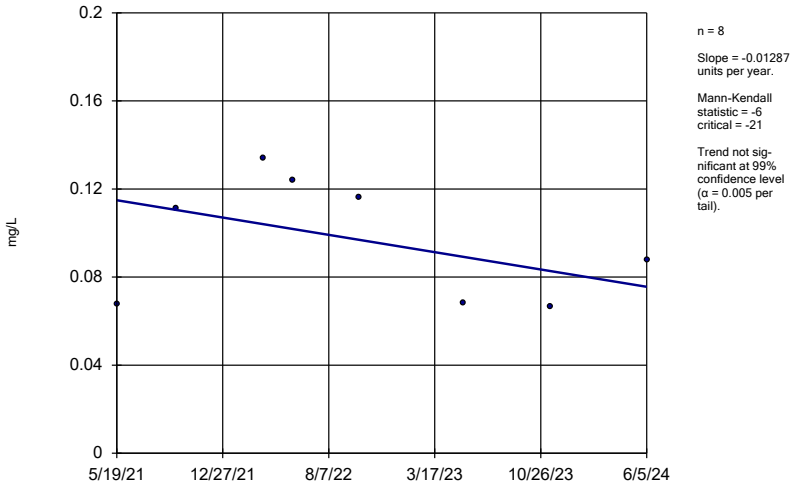

Constituent: Nickel Analysis Run 8/15/2024 3:27 PM View: 2024SSN Mann Kendall

Scott Area & County LF Client: SCS Engineers Data: SCOTT SCL-AM 2024SSN

Sanitas™ v.10.0.20 Software licensed to SCS Engineers. UG

Hollow symbols indicate censored values.

Sen's Slope Estimator

MW-30

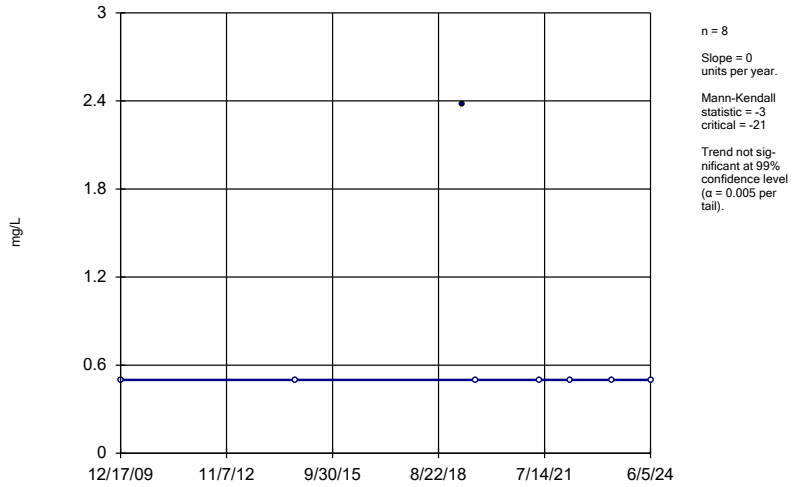

Constituent: Sulfide Analysis Run 8/15/2024 3:27 PM View: 2024SSN Mann Kendall

Scott Area & County LF Client: SCS Engineers Data: SCOTT SCL-AM 2024SSN

Sanitas™ v.10.0.20 Software licensed to SCS Engineers. UG

Hollow symbols indicate censored values.

Sen's Slope Estimator

MW-30

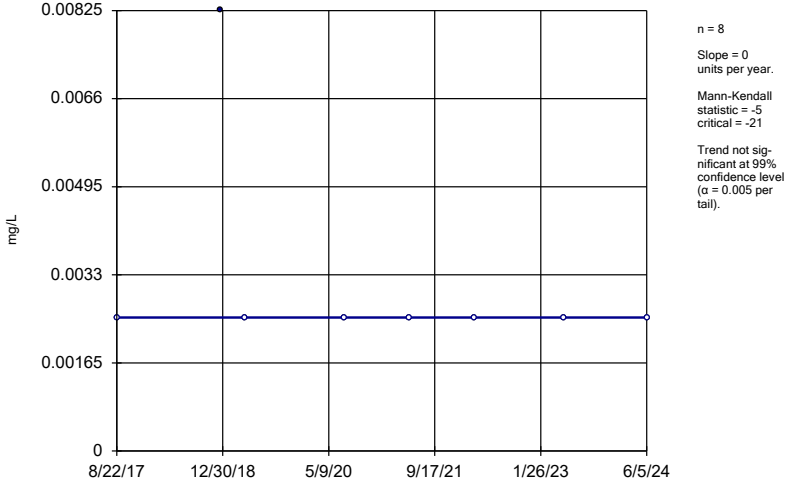

Constituent: Tin Analysis Run 8/15/2024 3:27 PM View: 2024SSN Mann Kendall

Scott Area & County LF Client: SCS Engineers Data: SCOTT SCL-AM 2024SSN

Sanitas™ v.10.0.20 Software licensed to SCS Engineers. UG

Hollow symbols indicate censored values.

Sen's Slope Estimator

MW-21

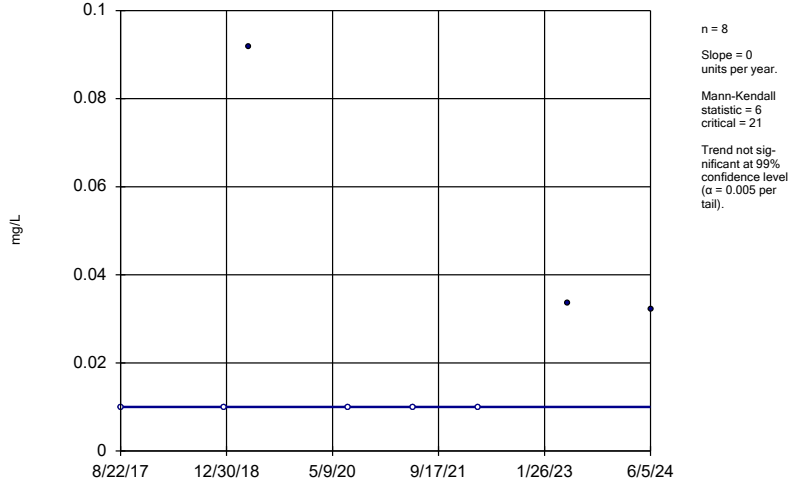

Constituent: Zinc Analysis Run 8/15/2024 3:27 PM View: 2024SSN Mann Kendall

Scott Area & County LF Client: SCS Engineers Data: SCOTT SCL-AM 2024SSN

Sanitas™ v.10.0.20 Software licensed to SCS Engineers. UG
Hollow symbols indicate censored values.

Sen's Slope Estimator

OP-17

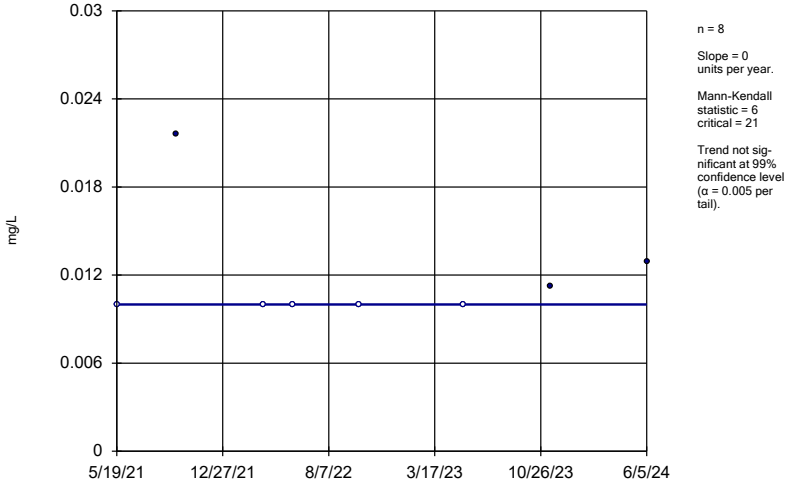

Constituent: Zinc Analysis Run 8/15/2024 3:27 PM View: 2024SSN Mann Kendall
Scott Area & County LF Client: SCS Engineers Data: SCOTT SCL-AM 2024SSN

Sanitas™ v.10.0.20 Software licensed to SCS Engineers. UG
Hollow symbols indicate censored values.

Sen's Slope Estimator

OP-18

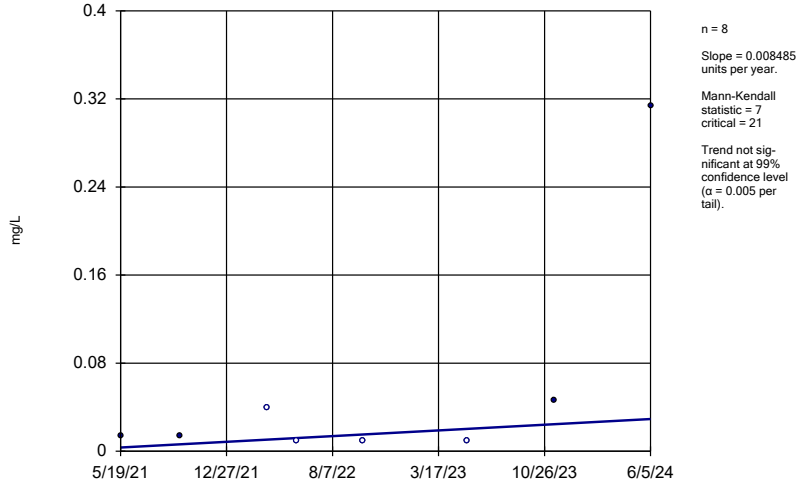

Constituent: Zinc Analysis Run 8/15/2024 3:27 PM View: 2024SSN Mann Kendall
Scott Area & County LF Client: SCS Engineers Data: SCOTT SCL-AM 2024SSN

Confidence Interval Summary Table and Graphs

Confidence Interval

Scott Area & County LF Client: SCS Engineers Data: SCOTT SCL-AM 2024SSN Printed 8/16/2024, 8:44 AM

Constituent	Well	Upper Lim.	Lower Lim.	Compliance	Sig.	N	%NDs	Transform	Alpha	Method
1,1-Dichloroethane (ug/L)	MW-17	1.692	0.5748	140	No	8	12.5	No	0.01	Param.
1,1-Dichloroethane (ug/L)	MW-27	2.859	2.028	140	No	8	0	No	0.01	Param.
1,2-Dichlorobenzene (ug/L)	OP-17	11.54	7.603	600	No	8	0	No	0.01	Param.
1,4-Dichlorobenzene (ug/L)	MW-19	1.028	0.3378	75	No	8	25	No	0.01	Param.
1,4-Dichlorobenzene (ug/L)	OP-17	14.42	9.419	75	No	8	0	No	0.01	Param.
1,4-Dichlorobenzene (ug/L)	OP-18	1.312	0.5112	75	No	8	25	No	0.01	Param.
Arsenic (mg/L)	MW-17	0.01899	0	0.01	No	8	12.5	No	0.01	Param.
Arsenic (mg/L)	**MW-19**	**0.1464**	**0.02373**	**0.01**	**Yes**	**8**	**0**	**No**	**0.01**	**Param.**
Arsenic (mg/L)	MW-21	0.004319	0.00128	0.01	No	8	0	No	0.01	Param.
Arsenic (mg/L)	MW-27	0.004378	0.002684	0.01	No	8	0	No	0.01	Param.
Arsenic (mg/L)	OP-17	0.02543	0.008526	0.01	No	8	0	No	0.01	Param.
Arsenic (mg/L)	OP-18	0.0768	0.0068	0.01	No	8	0	No	0.004	NP (normality)
Barium (mg/L)	MW-19	0.1552	0.1053	2	No	8	0	No	0.01	Param.
Barium (mg/L)	MW-20	0.3256	0.2669	2	No	8	0	No	0.01	Param.
Barium (mg/L)	MW-21	0.2948	0.1952	2	No	8	0	No	0.01	Param.
Barium (mg/L)	MW-27	0.1718	0.1342	2	No	8	0	No	0.01	Param.
Barium (mg/L)	MW-28	0.2168	0.17	2	No	8	0	No	0.01	Param.
Barium (mg/L)	MW-30	0.181	0.1006	2	No	8	0	No	0.01	Param.
Barium (mg/L)	OP-17	0.3756	0.3219	2	No	8	0	No	0.01	Param.
Barium (mg/L)	OP-18	0.2057	0.09234	2	No	8	0	No	0.01	Param.
Benzene (ug/L)	MW-19	0.6834	0.4166	5	No	8	25	No	0.01	Param.
Benzene (ug/L)	MW-27	0.507	0.2901	5	No	8	12.5	No	0.01	Param.
Benzene (ug/L)	OP-17	2.837	1.608	5	No	8	0	No	0.01	Param.
Benzene (ug/L)	OP-18	1.927	0.847	5	No	8	0	No	0.01	Param.
Beryllium (mg/L)	OP-18	0.00965	0.0005	0.004	No	8	75	No	0.004	NP (NDs)
Cadmium (mg/L)	MW-17	0.000277	0.00005	0.005	No	8	75	No	0.004	NP (NDs)
Cadmium (mg/L)	MW-27	0.000484	0.00005	0.005	No	8	62.5	No	0.004	NP (NDs)
Cadmium (mg/L)	OP-17	0.000509	0.00005	0.005	No	8	62.5	No	0.004	NP (NDs)
Carbon disulfide (ug/L)	MW-21	0.87	0.166	700	No	8	50	No	0.01	Param.
Carbon disulfide (ug/L)	OP-18	0.925	0.5	700	No	8	87.5	No	0.004	NP (NDs)
Chlorobenzene (ug/L)	MW-27	1.828	1.374	100	No	8	0	No	0.01	Param.
Chlorobenzene (ug/L)	OP-17	42.56	30.97	100	No	8	0	No	0.01	Param.
Chlorobenzene (ug/L)	OP-18	32.81	17.1	100	No	8	0	No	0.01	Param.
Chloromethane (ug/L)	OP-17	4.36	1.5	3	No	8	87.5	No	0.004	NP (NDs)
cis-1,2-Dichloroethene (ug/L)	MW-17	6.04	0.5	70	No	8	12.5	No	0.004	NP (normality)
cis-1,2-Dichloroethene (ug/L)	MW-19	3.913	1.992	70	No	8	0	No	0.01	Param.
cis-1,2-Dichloroethene (ug/L)	MW-27	34.91	26.76	70	No	8	0	No	0.01	Param.
Cobalt (mg/L)	MW-17	0.0139	0.0001775	0.003683	No	8	12.5	No	0.004	NP (normality)
Cobalt (mg/L)	**MW-19**	**0.007126**	**0.006097**	**0.003683**	**Yes**	**8**	**0**	**No**	**0.01**	**Param.**
Cobalt (mg/L)	MW-21	0.003107	0.0008419	0.003683	No	8	0	No	0.01	Param.
Cobalt (mg/L)	**MW-27**	**0.0277**	**0.0109**	**0.003683**	**Yes**	**8**	**0**	**No**	**0.004**	**NP (normality)**
Cobalt (mg/L)	MW-28	0.0006083	0.0002624	0.003683	No	8	25	No	0.01	Param.
Cobalt (mg/L)	**OP-17**	**0.0227**	**0.00615**	**0.003683**	**Yes**	**8**	**0**	**No**	**0.004**	**NP (normality)**
Cobalt (mg/L)	OP-18	0.03458	0.003235	0.003683	No	8	0	No	0.01	Param.
Copper (mg/L)	MW-17	0.0167	0.0025	1.3	No	8	87.5	No	0.004	NP (NDs)
Copper (mg/L)	MW-21	0.0202	0.001975	1.3	No	8	62.5	No	0.004	NP (NDs)
Copper (mg/L)	OP-17	0.04663	0	1.3	No	8	37.5	No	0.01	Param.
Copper (mg/L)	OP-18	1.09	0.00148	1.3	No	8	50	No	0.004	NP (normality)
Lead (mg/L)	MW-17	0.00129	0.000202	0.015	No	8	62.5	No	0.004	NP (NDs)
Lead (mg/L)	MW-20	0.000523	0.00025	0.015	No	8	87.5	No	0.004	NP (NDs)

Confidence Interval

Scott Area & County LF Client: SCS Engineers Data: SCOTT SCL-AM 2024SSN Printed 8/16/2024, 8:44 AM

Constituent	Well	Upper Lim.	Lower Lim.	Compliance	Sig.	N	%NDs	Transform	Alpha	Method
Lead (mg/L)	MW-21	0.001512	0.0001546	0.015	No	8	25	No	0.01	Param.
Lead (mg/L)	MW-27	0.000896	0.00025	0.015	No	8	50	No	0.004	NP (normality)
Lead (mg/L)	OP-17	0.00184	0.00025	0.015	No	8	62.5	No	0.004	NP (NDs)
Lead (mg/L)	OP-18	0.0009421	0.0005051	0.015	No	8	37.5	No	0.01	Param.
Methoxychlor (ug/L)	MW-19	0.19	0.008	40	No	8	87.5	No	0.004	NP (NDs)
Nickel (mg/L)	MW-17	0.0147	0.0025	0.1	No	8	87.5	No	0.004	NP (NDs)
Nickel (mg/L)	MW-21	0.004383	0.002553	0.1	No	8	25	No	0.01	Param.
Nickel (mg/L)	MW-27	0.0702	0.00639	0.1	No	8	0	No	0.004	NP (normality)
Nickel (mg/L)	OP-17	0.026	0.01027	0.1	No	8	0	No	0.01	Param.
Nickel (mg/L)	OP-18	0.1262	0.06759	0.1	No	8	0	No	0.01	Param.
Sulfide (mg/L)	MW-30	2.38	0.5	1	No	8	87.5	No	0.004	NP (NDs)
Tin (mg/L)	MW-30	0.00825	0.0025	4.2	No	8	87.5	No	0.004	NP (NDs)
Zinc (mg/L)	MW-21	0.0917	0.01	2	No	8	62.5	No	0.004	NP (NDs)
Zinc (mg/L)	OP-17	0.0216	0.01	2	No	8	62.5	No	0.004	NP (NDs)
Zinc (mg/L)	OP-18	0.314	0.01	2	No	8	50	No	0.004	NP (normality)

Sanitas™ v.10.0.20 Software licensed to SCS Engineers. UG

Parametric Confidence Interval

Compliance Limit is not exceeded. Per-well alpha = 0.01. Normality Test: Shapiro Wilk at Alpha = 0.01.

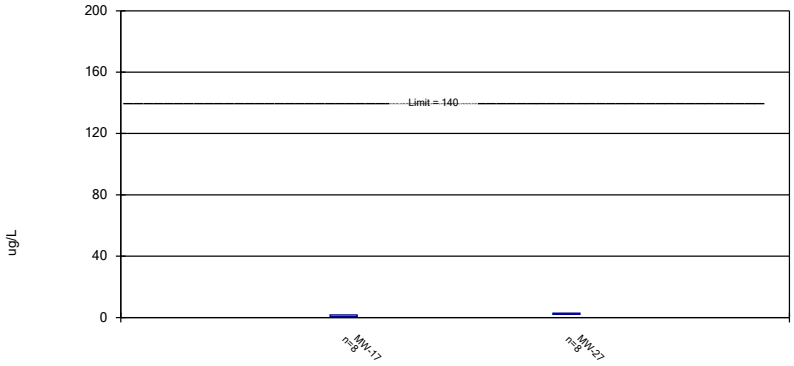

Constituent: 1,1-Dichloroethane Analysis Run 8/16/2024 8:33 AM View: 2024SSN Confidence Interval
Scott Area & County LF Client: SCS Engineers Data: SCOTT SCL-AM 2024SSN

Sanitas™ v.10.0.20 Software licensed to SCS Engineers. UG

Parametric Confidence Interval

Compliance Limit is not exceeded. Per-well alpha = 0.01. Normality Test: Shapiro Wilk at Alpha = 0.01.

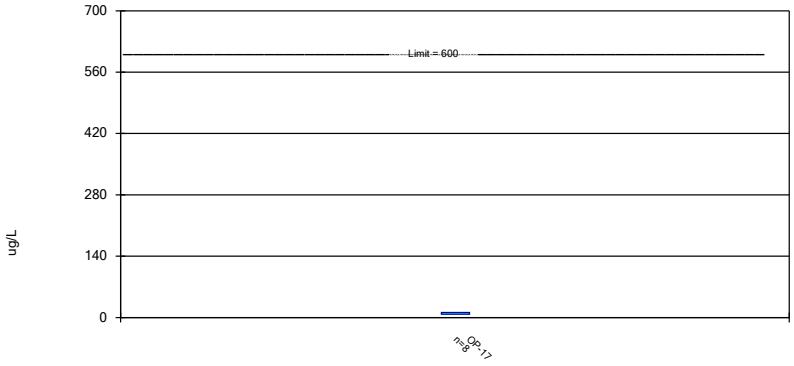

Constituent: 1,2-Dichlorobenzene Analysis Run 8/16/2024 8:33 AM View: 2024SSN Confidence Interval
Scott Area & County LF Client: SCS Engineers Data: SCOTT SCL-AM 2024SSN

Sanitas™ v.10.0.20 Software licensed to SCS Engineers. UG

Parametric Confidence Interval

Compliance Limit is not exceeded. Per-well alpha = 0.01. Normality Test: Shapiro Wilk at Alpha = 0.01.

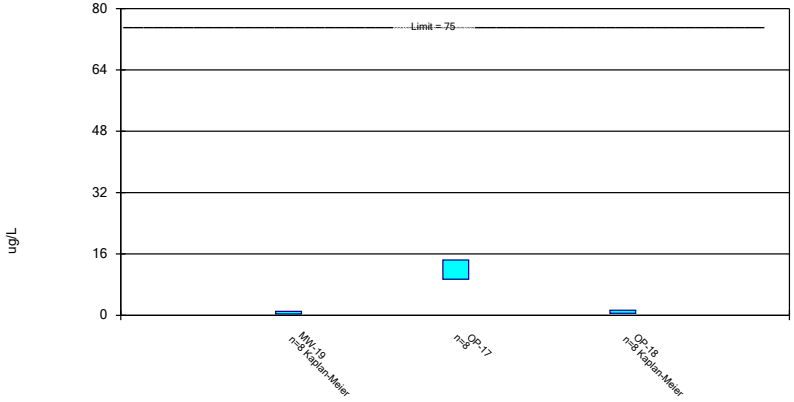

Constituent: 1,4-Dichlorobenzene Analysis Run 8/16/2024 8:33 AM View: 2024SSN Confidence Interval
Scott Area & County LF Client: SCS Engineers Data: SCOTT SCL-AM 2024SSN

Sanitas™ v.10.0.20 Software licensed to SCS Engineers. UG

Parametric and Non-Parametric (NP) Confidence Interval

Compliance limit is exceeded.* Per-well alpha = 0.01 except as noted. Normality Test: Shapiro Wilk at Alpha = 0.01.

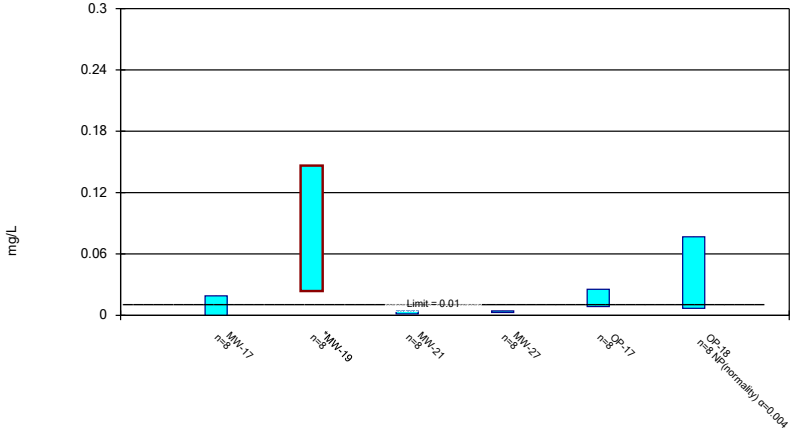

Constituent: Arsenic Analysis Run 8/16/2024 8:33 AM View: 2024SSN Confidence Interval
Scott Area & County LF Client: SCS Engineers Data: SCOTT SCL-AM 2024SSN

Sanitas™ v.10.0.20 Software licensed to SCS Engineers. UG

Parametric Confidence Interval

Compliance Limit is not exceeded. Per-well alpha = 0.01. Normality Test: Shapiro Wilk at Alpha = 0.01.

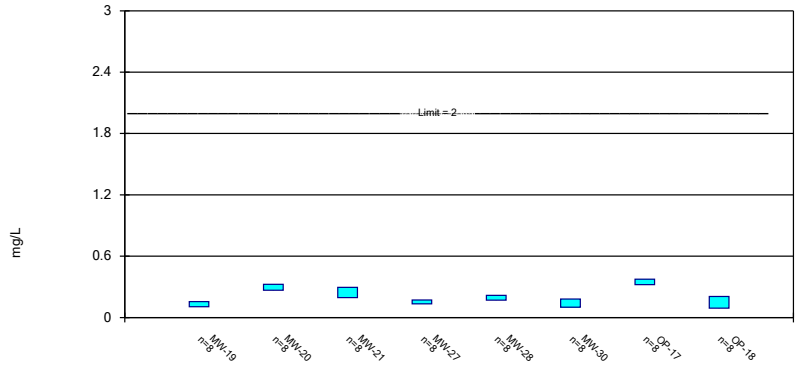

Constituent: Barium Analysis Run 8/16/2024 8:33 AM View: 2024SSN Confidence Interval
Scott Area & County LF Client: SCS Engineers Data: SCOTT SCL-AM 2024SSN

Sanitas™ v.10.0.20 Software licensed to SCS Engineers. UG

Parametric Confidence Interval

Compliance Limit is not exceeded. Per-well alpha = 0.01. Normality Test: Shapiro Wilk at Alpha = 0.01.

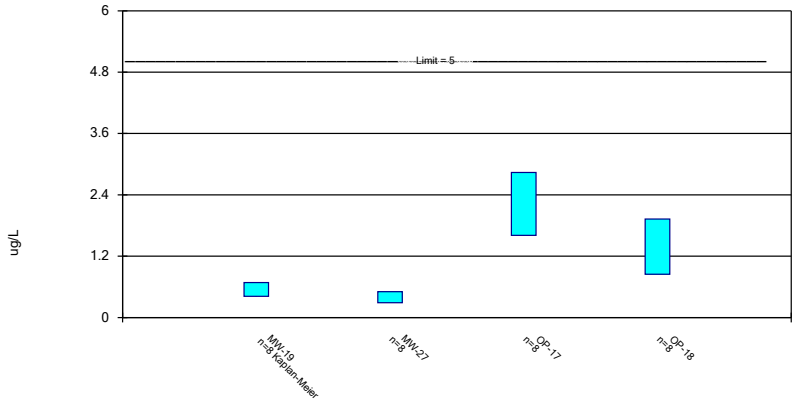

Constituent: Benzene Analysis Run 8/16/2024 8:33 AM View: 2024SSN Confidence Interval
Scott Area & County LF Client: SCS Engineers Data: SCOTT SCL-AM 2024SSN

Sanitas™ v.10.0.20 Software licensed to SCS Engineers. UG

Non-Parametric Confidence Interval

Compliance Limit is not exceeded.

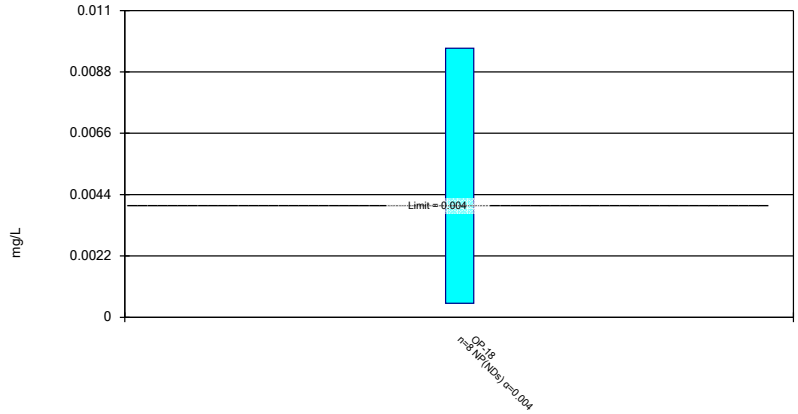

Constituent: Beryllium Analysis Run 8/16/2024 8:33 AM View: 2024SSN Confidence Interval
Scott Area & County LF Client: SCS Engineers Data: SCOTT SCL-AM 2024SSN

Sanitas™ v.10.0.20 Software licensed to SCS Engineers. UG

Non-Parametric Confidence Interval

Compliance Limit is not exceeded.

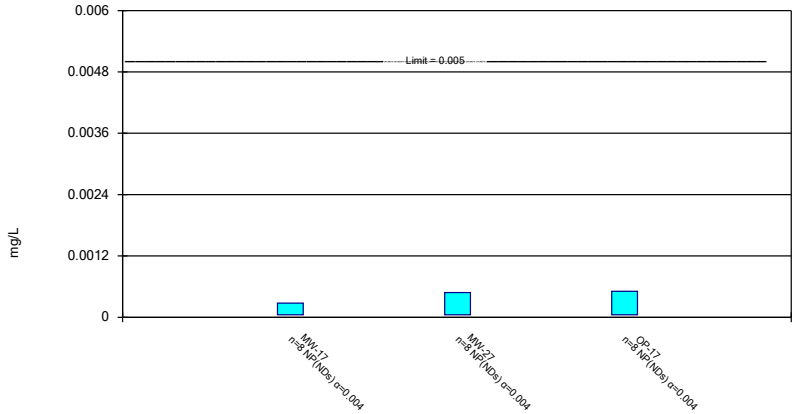

Constituent: Cadmium Analysis Run 8/16/2024 8:33 AM View: 2024SSN Confidence Interval
Scott Area & County LF Client: SCS Engineers Data: SCOTT SCL-AM 2024SSN

Sanitas™ v.10.0.20 Software licensed to SCS Engineers. UG

Parametric and Non-Parametric (NP) Confidence Interval

Compliance Limit is not exceeded. Per-well alpha = 0.01 except as noted. Normality Test: Shapiro Wilk at Alpha = 0.01.



Constituent: Carbon disulfide Analysis Run 8/16/2024 8:33 AM View: 2024SSN Confidence Interval
Scott Area & County LF Client: SCS Engineers Data: SCOTT SCL-AM 2024SSN

Sanitas™ v.10.0.20 Software licensed to SCS Engineers. UG

Parametric Confidence Interval

Compliance Limit is not exceeded. Per-well alpha = 0.01. Normality Test: Shapiro Wilk at Alpha = 0.01.

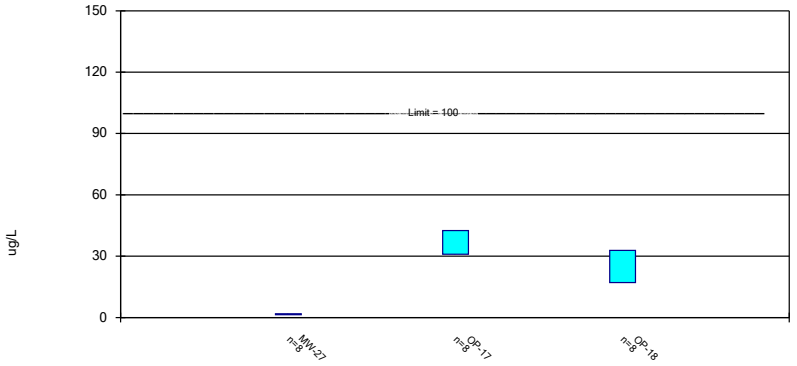

Constituent: Chlorobenzene Analysis Run 8/16/2024 8:33 AM View: 2024SSN Confidence Interval
Scott Area & County LF Client: SCS Engineers Data: SCOTT SCL-AM 2024SSN

Sanitas™ v.10.0.20 Software licensed to SCS Engineers. UG

Non-Parametric Confidence Interval

Compliance Limit is not exceeded.

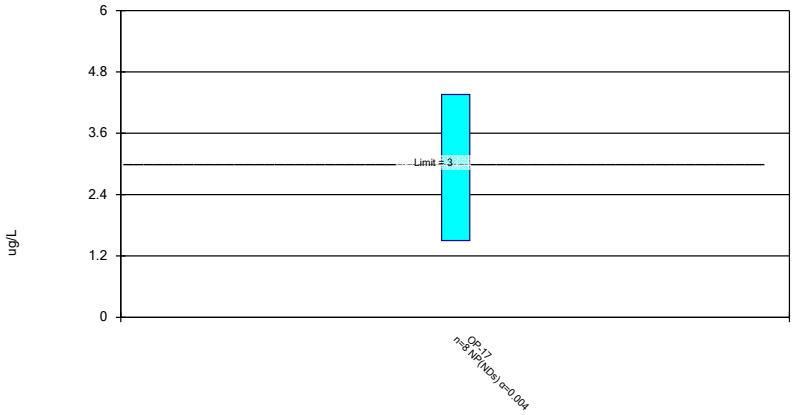

Constituent: Chloromethane Analysis Run 8/16/2024 8:33 AM View: 2024SSN Confidence Interval
Scott Area & County LF Client: SCS Engineers Data: SCOTT SCL-AM 2024SSN

Sanitas™ v.10.0.20 Software licensed to SCS Engineers. UG

Parametric and Non-Parametric (NP) Confidence Interval

Compliance Limit is not exceeded. Per-well alpha = 0.01 except as noted. Normality Test: Shapiro Wilk at Alpha = 0.01.

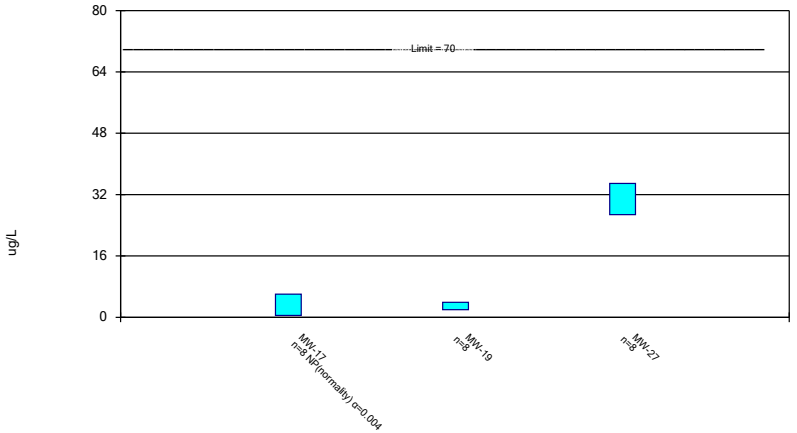

Constituent: cis-1,2-Dichloroethene Analysis Run 8/16/2024 8:33 AM View: 2024SSN Confidence Interval
Scott Area & County LF Client: SCS Engineers Data: SCOTT SCL-AM 2024SSN

Sanitas™ v.10.0.20 Software licensed to SCS Engineers. UG

Parametric and Non-Parametric (NP) Confidence Interval

Compliance limit is exceeded.* Per-well alpha = 0.01 except as noted. Normality Test: Shapiro Wilk at Alpha = 0.01.

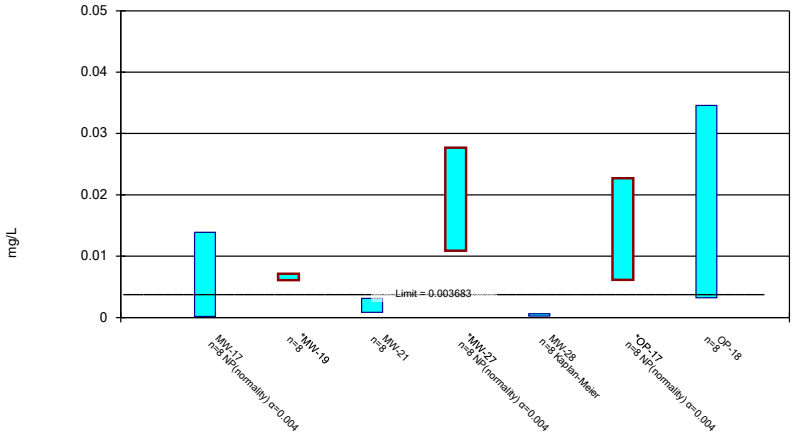

Constituent: Cobalt Analysis Run 8/16/2024 8:33 AM View: 2024SSN Confidence Interval
Scott Area & County LF Client: SCS Engineers Data: SCOTT SCL-AM 2024SSN

Sanitas™ v.10.0.20 Software licensed to SCS Engineers. UG

Parametric and Non-Parametric (NP) Confidence Interval

Compliance Limit is not exceeded. Per-well alpha = 0.01 except as noted. Normality Test: Shapiro Wilk at Alpha = 0.01.

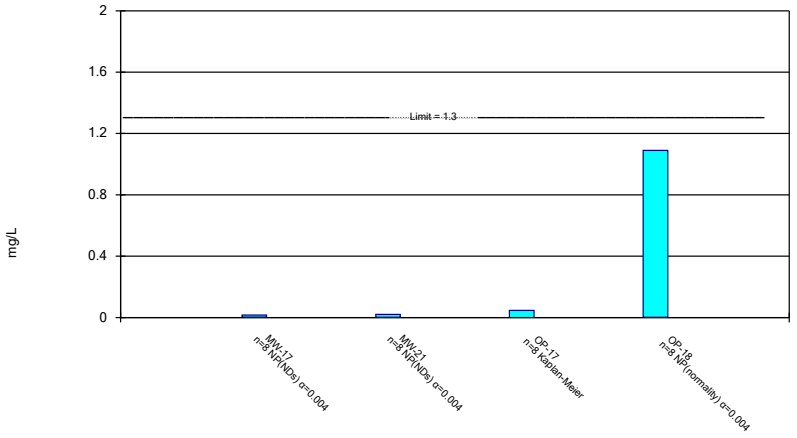

Constituent: Copper Analysis Run 8/16/2024 8:33 AM View: 2024SSN Confidence Interval
Scott Area & County LF Client: SCS Engineers Data: SCOTT SCL-AM 2024SSN

Sanitas™ v.10.0.20 Software licensed to SCS Engineers. UG

Parametric and Non-Parametric (NP) Confidence Interval

Compliance Limit is not exceeded. Per-well alpha = 0.01 except as noted. Normality Test: Shapiro Wilk at Alpha = 0.01.

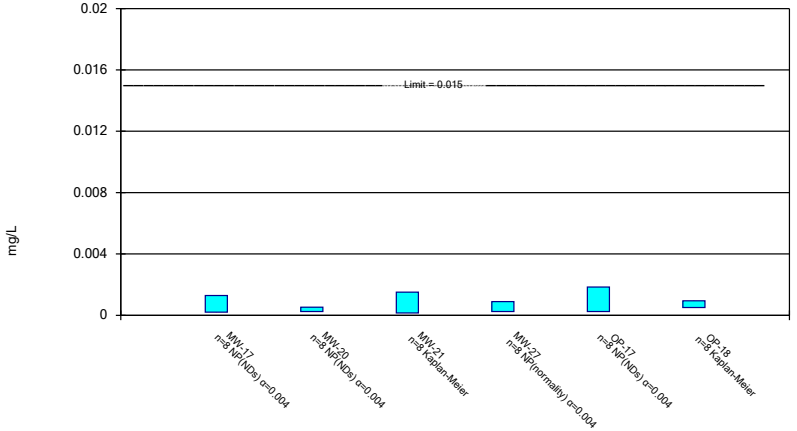

Constituent: Lead Analysis Run 8/16/2024 8:33 AM View: 2024SSN Confidence Interval
Scott Area & County LF Client: SCS Engineers Data: SCOTT SCL-AM 2024SSN

Sanitas™ v.10.0.20 Software licensed to SCS Engineers. UG

Non-Parametric Confidence Interval

Compliance Limit is not exceeded.



Constituent: Methoxychlor Analysis Run 8/16/2024 8:33 AM View: 2024SSN Confidence Interval
Scott Area & County LF Client: SCS Engineers Data: SCOTT SCL-AM 2024SSN

Sanitas™ v.10.0.20 Software licensed to SCS Engineers. UG

Parametric and Non-Parametric (NP) Confidence Interval

Compliance Limit is not exceeded. Per-well alpha = 0.01 except as noted. Normality Test: Shapiro Wilk at Alpha = 0.01.

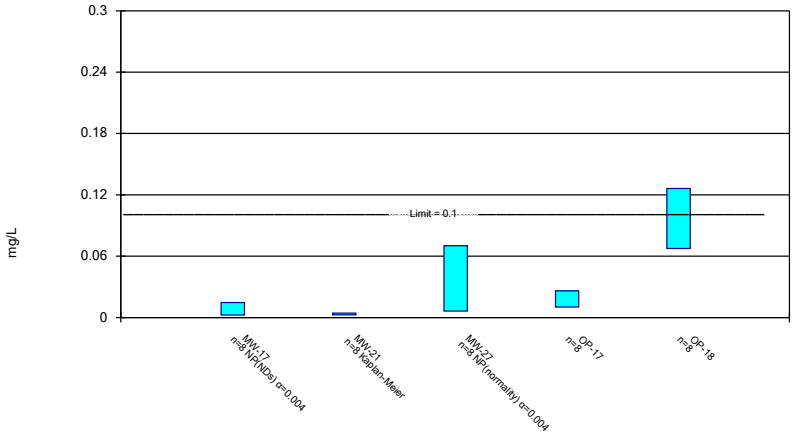

Constituent: Nickel Analysis Run 8/16/2024 8:33 AM View: 2024SSN Confidence Interval
Scott Area & County LF Client: SCS Engineers Data: SCOTT SCL-AM 2024SSN

Sanitas™ v.10.0.20 Software licensed to SCS Engineers. UG

Non-Parametric Confidence Interval

Compliance Limit is not exceeded.

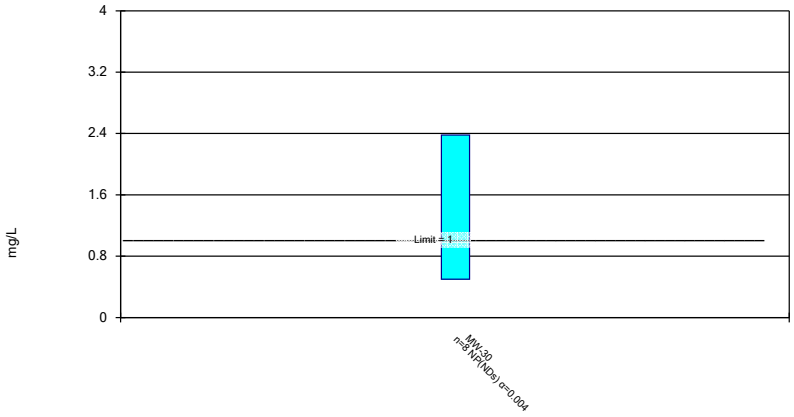

Constituent: Sulfide Analysis Run 8/16/2024 8:33 AM View: 2024SSN Confidence Interval
Scott Area & County LF Client: SCS Engineers Data: SCOTT SCL-AM 2024SSN

Sanitas™ v.10.0.20 Software licensed to SCS Engineers. UG

Non-Parametric Confidence Interval

Compliance Limit is not exceeded.



Constituent: Tin Analysis Run 8/16/2024 8:33 AM View: 2024SSN Confidence Interval
Scott Area & County LF Client: SCS Engineers Data: SCOTT SCL-AM 2024SSN

Sanitas™ v.10.0.20 Software licensed to SCS Engineers. UG

Non-Parametric Confidence Interval

Compliance Limit is not exceeded.

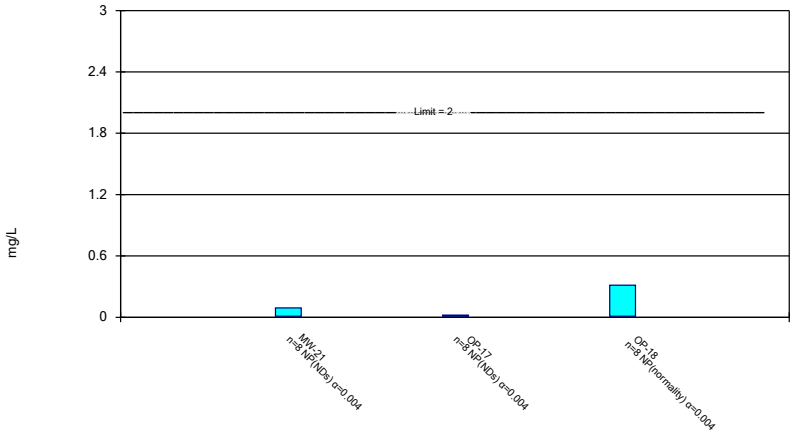

Constituent: Zinc Analysis Run 8/16/2024 8:33 AM View: 2024SSN Confidence Interval
Scott Area & County LF Client: SCS Engineers Data: SCOTT SCL-AM 2024SSN

Theil-Sen Confidence Bands Summary Table and Graphs

Theil Sen/Trend Test

Scott Area & County LF Client: SCS Engineers Data: SCOTT SCL-AM 2024SSN Printed 8/16/2024, 8:53 AM

Constituent	Well	Slope	Calc.	Critical	Sig.	N	%NDs	Alpha	Method
Barium (mg/L)	**MW-17**	**0.05408**	**26**	**21**	**Yes**	**8**	**0**	**0.01**	**NP**

Sanitas™ v.10.0.20 Software licensed to SCS Engineers. UG

Sen's Slope and 99% Confidence Band

MW-17

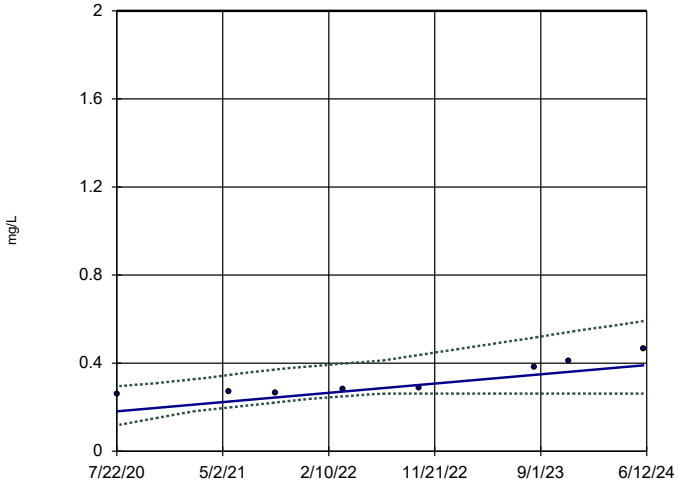

n = 8

Slope = 0.05408 units per year.

Mann-Kendall statistic = 26 critical = 21

Increasing trend significant at 99% confidence level (α = 0.005 per tail).

Confidence band is below GWPS mg/L (2).

Constituent: Barium Analysis Run 8/16/2024 8:50 AM View: 2024SSN Theil Sen

Scott Area & County LF Client: SCS Engineers Data: SCOTT SCL-AM 2024SSN

Attachment B

2nd 2024 Statistical Evaluation Output

Time Series Plots

Sanitas™ v.10.0.24 Software licensed to SCS Engineers. UG
Hollow symbols indicate censored values.

Time Series

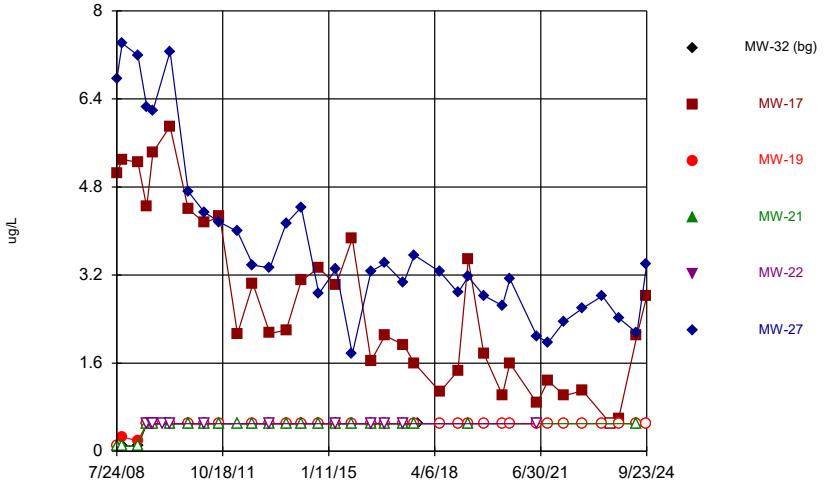

Constituent: 1,1-Dichloroethane Analysis Run 1/8/2025 1:43 PM View: 2024AWQR-Time_Series
Scott Area & County LF Client: SCS Engineers Data: Sanitas SCOTT SCL

Sanitas™ v.10.0.24 Software licensed to SCS Engineers. UG
Hollow symbols indicate censored values.

Time Series

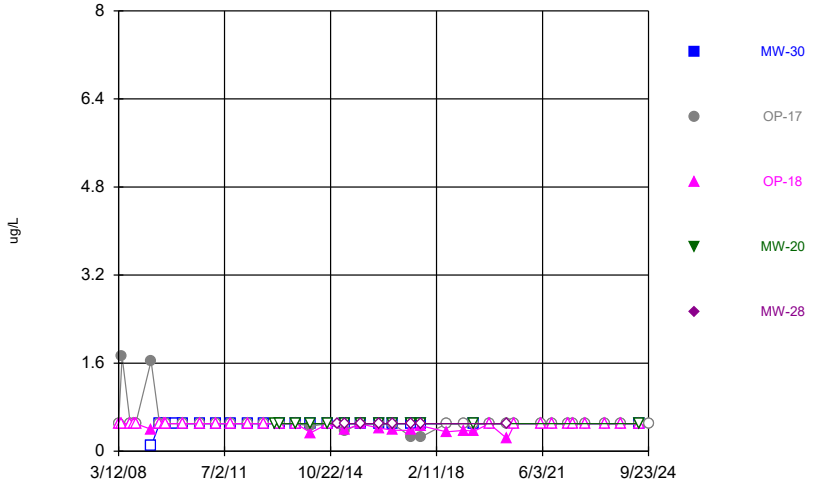

Constituent: 1,1-Dichloroethane Analysis Run 1/8/2025 1:43 PM View: 2024AWQR-Time_Series
Scott Area & County LF Client: SCS Engineers Data: Sanitas SCOTT SCL

Sanitas™ v.10.0.24 Software licensed to SCS Engineers. UG
Hollow symbols indicate censored values.

Time Series

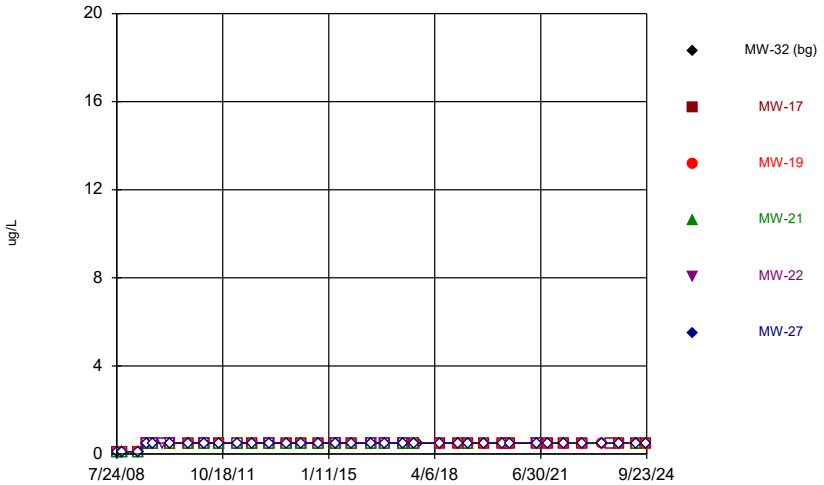

Constituent: 1,2-Dichlorobenzene Analysis Run 1/8/2025 1:43 PM View: 2024AWQR-Time_Series
Scott Area & County LF Client: SCS Engineers Data: Sanitas SCOTT SCL

Sanitas™ v.10.0.24 Software licensed to SCS Engineers. UG
Hollow symbols indicate censored values.

Time Series

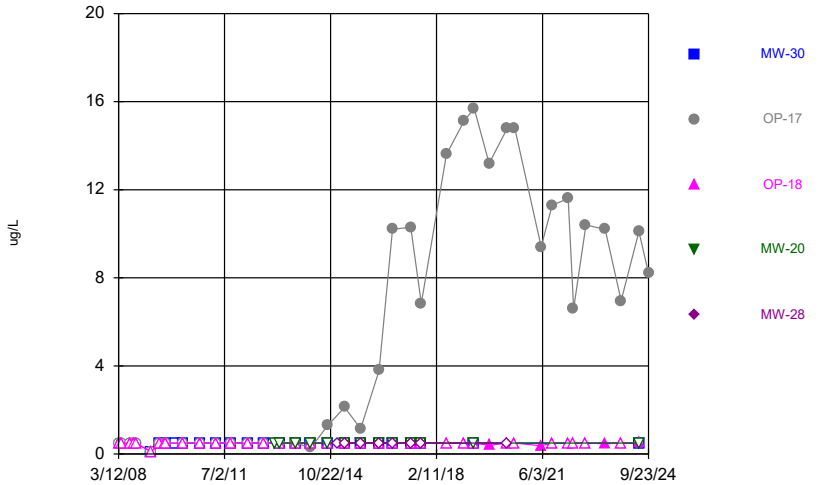

Constituent: 1,2-Dichlorobenzene Analysis Run 1/8/2025 1:43 PM View: 2024AWQR-Time_Series
Scott Area & County LF Client: SCS Engineers Data: Sanitas SCOTT SCL

Sanitas™ v.10.0.24 Software licensed to SCS Engineers. UG
Hollow symbols indicate censored values.

Time Series

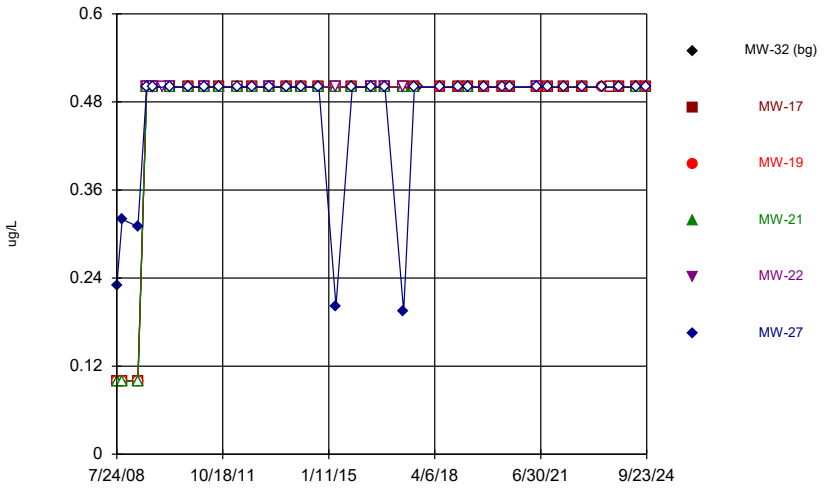

Constituent: 1,2-Dichloroethane Analysis Run 1/8/2025 1:43 PM View: 2024AWQR-Time_Series
Scott Area & County LF Client: SCS Engineers Data: Sanitas SCOTT SCL

Sanitas™ v.10.0.24 Software licensed to SCS Engineers. UG
Hollow symbols indicate censored values.

Time Series

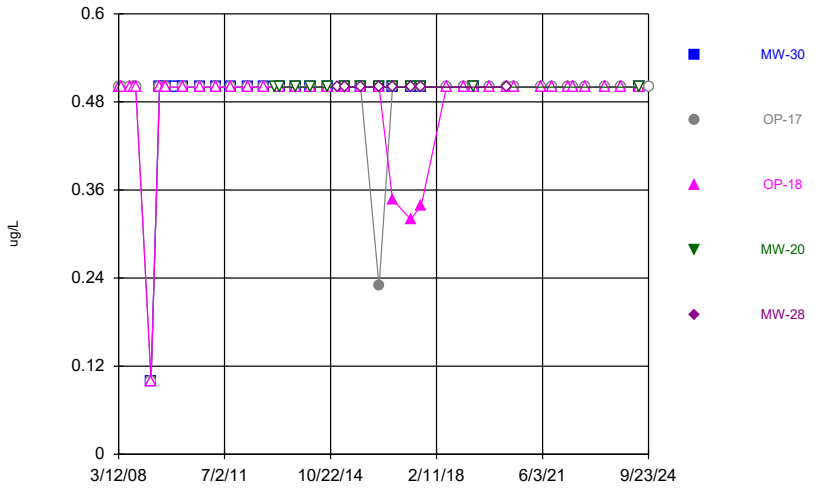

Constituent: 1,2-Dichloroethane Analysis Run 1/8/2025 1:43 PM View: 2024AWQR-Time_Series
Scott Area & County LF Client: SCS Engineers Data: Sanitas SCOTT SCL

Sanitas™ v.10.0.24 Software licensed to SCS Engineers. UG
Hollow symbols indicate censored values.

Time Series

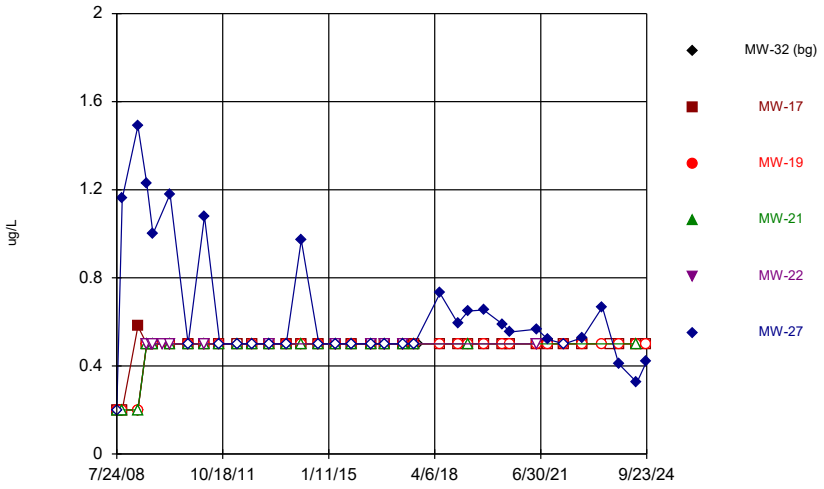

Constituent: 1,2-Dichloropropane Analysis Run 1/8/2025 1:43 PM View: 2024AWQR-Time_Series
Scott Area & County LF Client: SCS Engineers Data: Sanitas SCOTT SCL

Sanitas™ v.10.0.24 Software licensed to SCS Engineers. UG
Hollow symbols indicate censored values.

Time Series

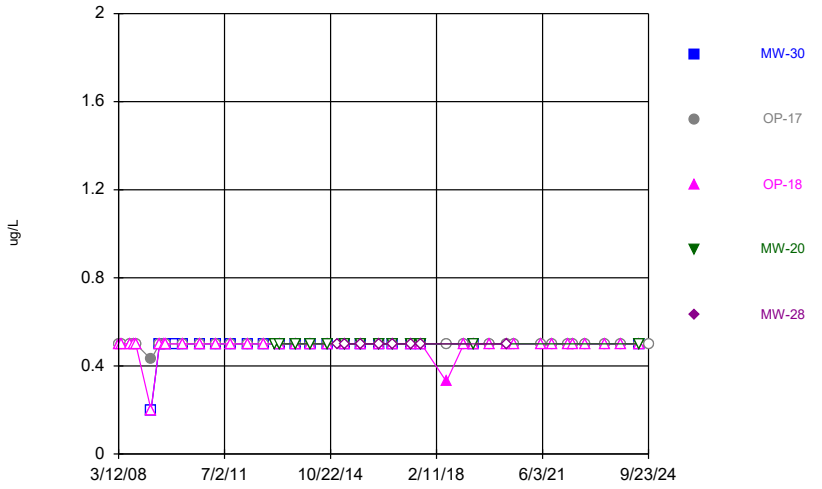

Constituent: 1,2-Dichloropropane Analysis Run 1/8/2025 1:43 PM View: 2024AWQR-Time_Series
Scott Area & County LF Client: SCS Engineers Data: Sanitas SCOTT SCL

Sanitas™ v.10.0.24 Software licensed to SCS Engineers. UG
Hollow symbols indicate censored values.

Time Series

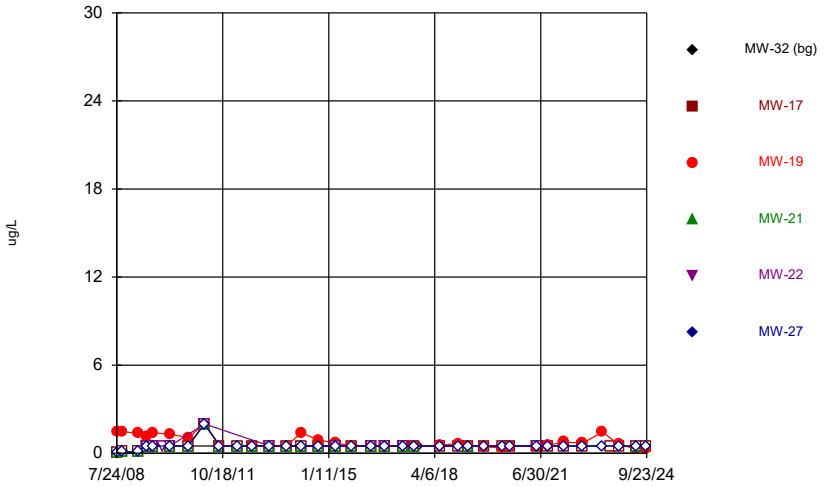

Constituent: 1,4-Dichlorobenzene Analysis Run 1/8/2025 1:43 PM View: 2024AWQR-Time_Series
Scott Area & County LF Client: SCS Engineers Data: Sanitas SCOTT SCL

Sanitas™ v.10.0.24 Software licensed to SCS Engineers. UG
Hollow symbols indicate censored values.

Time Series

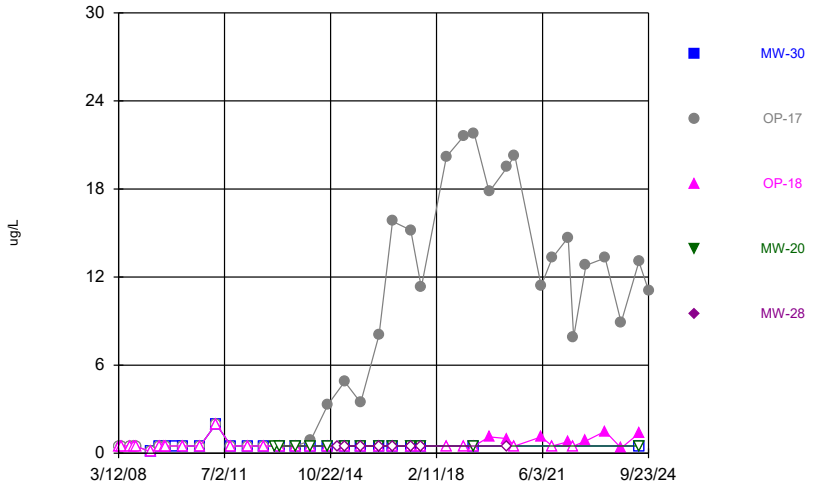

Constituent: 1,4-Dichlorobenzene Analysis Run 1/8/2025 1:43 PM View: 2024AWQR-Time_Series
Scott Area & County LF Client: SCS Engineers Data: Sanitas SCOTT SCL

Sanitas™ v.10.0.24 Software licensed to SCS Engineers. UG
Hollow symbols indicate censored values.

Time Series

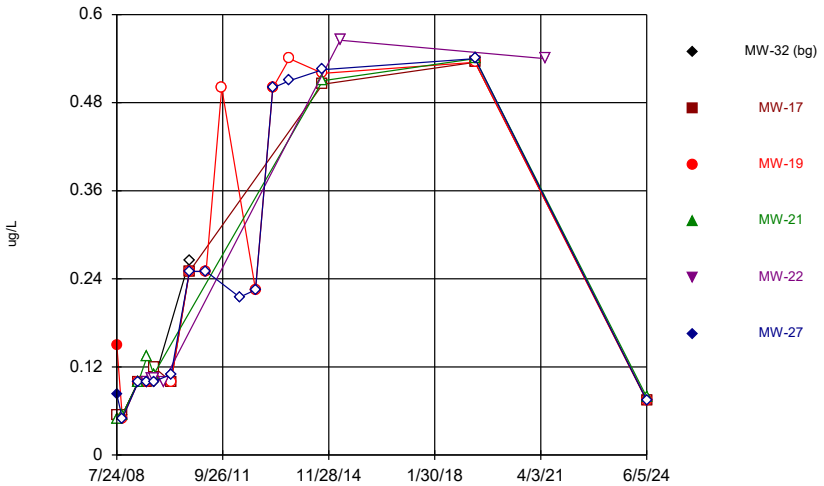

Constituent: 2,4,5-T [2C] Analysis Run 1/8/2025 1:43 PM View: 2024AWQR-Time_Series
Scott Area & County LF Client: SCS Engineers Data: Sanitas SCOTT SCL

Sanitas™ v.10.0.24 Software licensed to SCS Engineers. UG
Hollow symbols indicate censored values.

Time Series

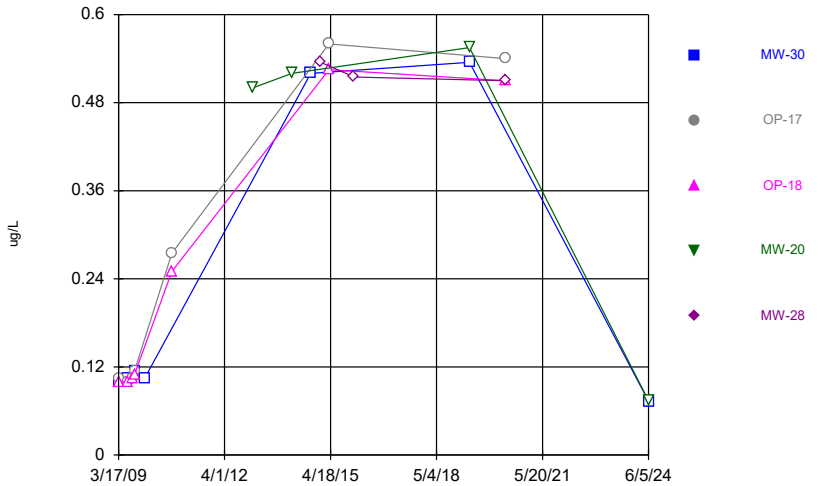

Constituent: 2,4,5-T [2C] Analysis Run 1/8/2025 1:43 PM View: 2024AWQR-Time_Series
Scott Area & County LF Client: SCS Engineers Data: Sanitas SCOTT SCL

Sanitas™ v.10.0.24 Software licensed to SCS Engineers. UG
Hollow symbols indicate censored values.

Time Series

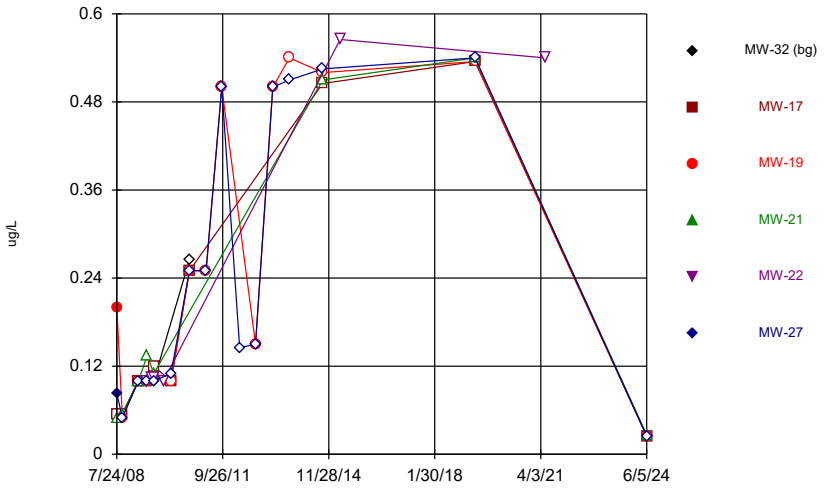

Constituent: 2,4,5-TP [Silvex] [2C] Analysis Run 1/8/2025 1:43 PM View: 2024AWQR-Time_Series
Scott Area & County LF Client: SCS Engineers Data: Sanitas SCOTT SCL

Sanitas™ v.10.0.24 Software licensed to SCS Engineers. UG
Hollow symbols indicate censored values.

Time Series

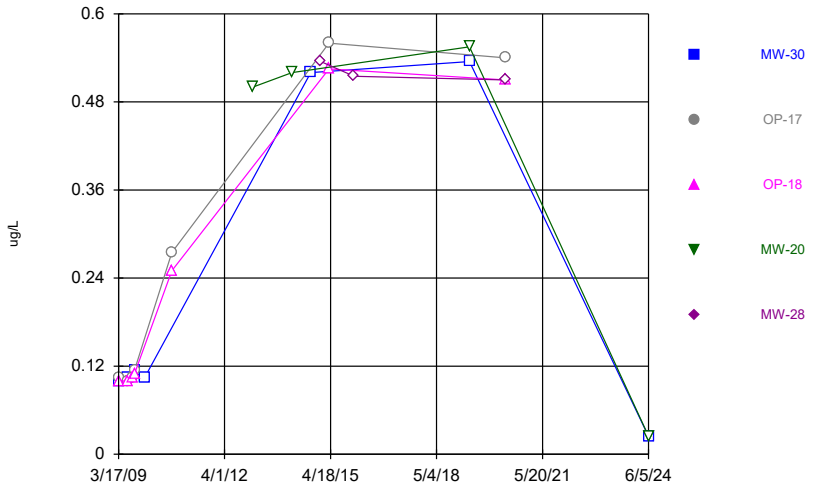

Constituent: 2,4,5-TP [Silvex] [2C] Analysis Run 1/8/2025 1:43 PM View: 2024AWQR-Time_Series
Scott Area & County LF Client: SCS Engineers Data: Sanitas SCOTT SCL

Sanitas™ v.10.0.24 Software licensed to SCS Engineers. UG
Hollow symbols indicate censored values.

Time Series

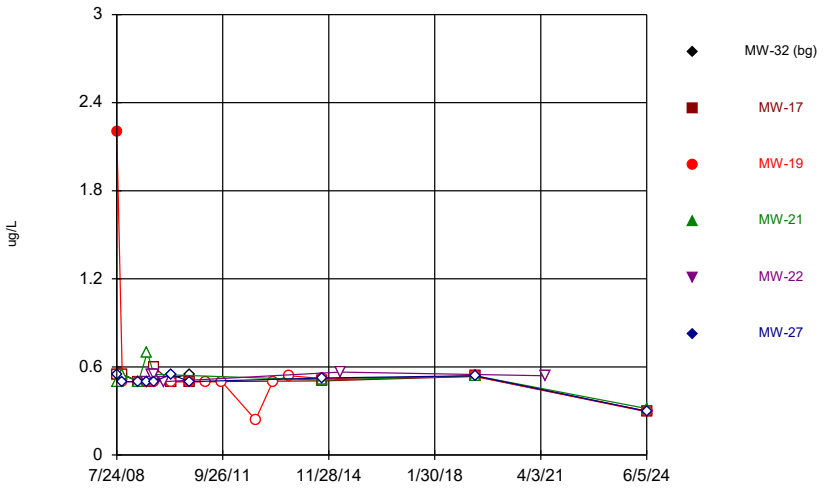

Constituent: 2,4-D [2C] Analysis Run 1/8/2025 1:43 PM View: 2024AWQR-Time_Series
Scott Area & County LF Client: SCS Engineers Data: Sanitas SCOTT SCL

Sanitas™ v.10.0.24 Software licensed to SCS Engineers. UG
Hollow symbols indicate censored values.

Time Series

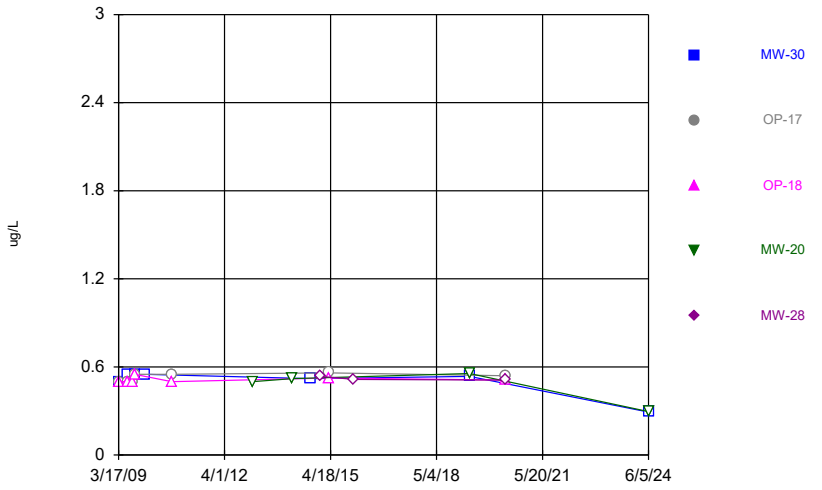

Constituent: 2,4-D [2C] Analysis Run 1/8/2025 1:43 PM View: 2024AWQR-Time_Series
Scott Area & County LF Client: SCS Engineers Data: Sanitas SCOTT SCL

Sanitas™ v.10.0.24 Software licensed to SCS Engineers. UG
Hollow symbols indicate censored values.

Time Series

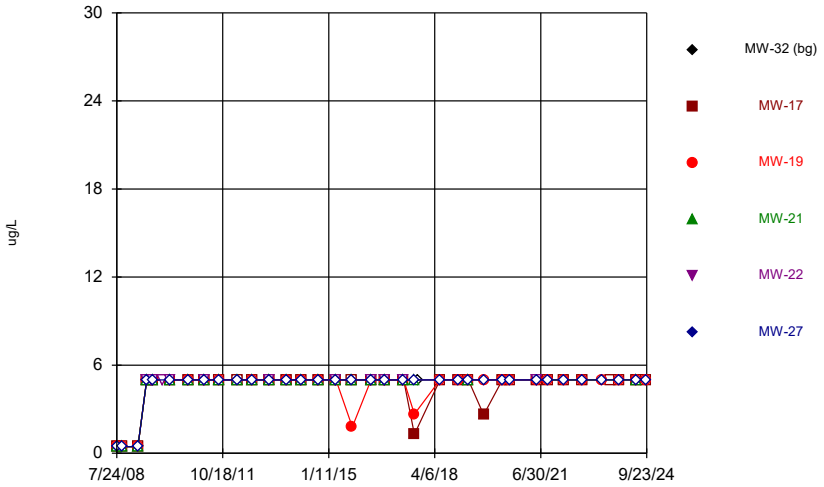

Constituent: 2-Butanone Analysis Run 1/8/2025 1:43 PM View: 2024AWQR-Time_Series
Scott Area & County LF Client: SCS Engineers Data: Sanitas SCOTT SCL

Sanitas™ v.10.0.24 Software licensed to SCS Engineers. UG
Hollow symbols indicate censored values.

Time Series

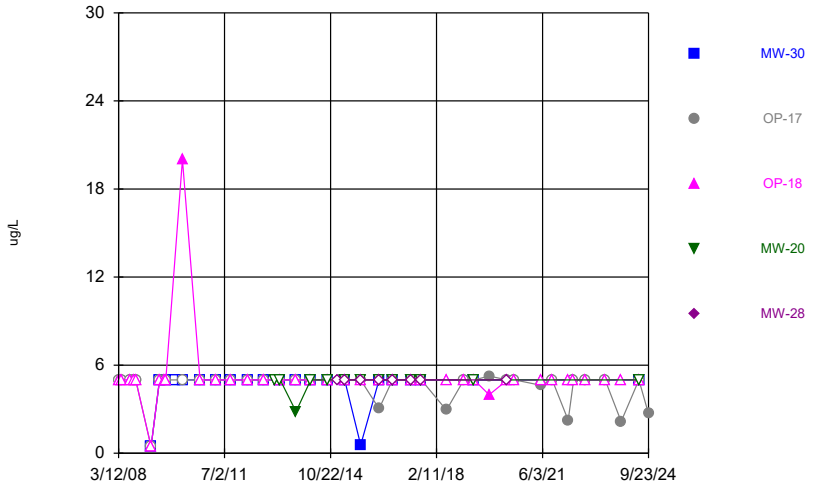

Constituent: 2-Butanone Analysis Run 1/8/2025 1:43 PM View: 2024AWQR-Time_Series
Scott Area & County LF Client: SCS Engineers Data: Sanitas SCOTT SCL

Sanitas™ v.10.0.24 Software licensed to SCS Engineers. UG
Hollow symbols indicate censored values.

Time Series

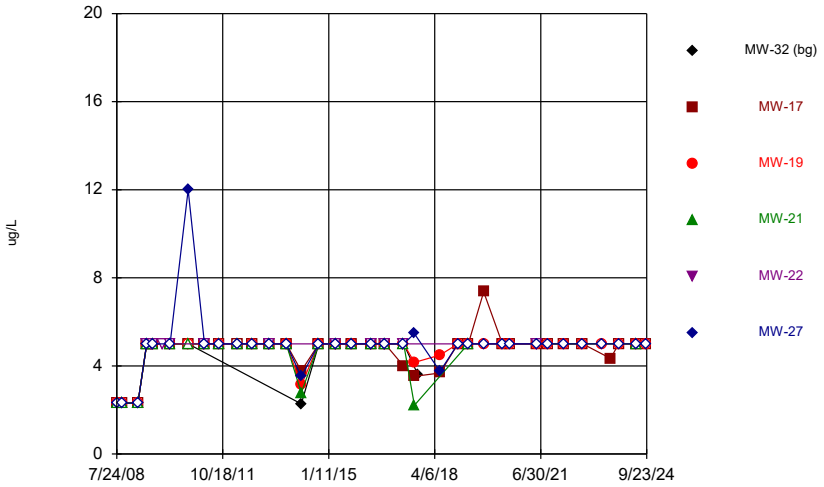

Constituent: Acetone Analysis Run 1/8/2025 1:43 PM View: 2024AWQR-Time_Series
Scott Area & County LF Client: SCS Engineers Data: Sanitas SCOTT SCL

Sanitas™ v.10.0.24 Software licensed to SCS Engineers. UG
Hollow symbols indicate censored values.

Time Series

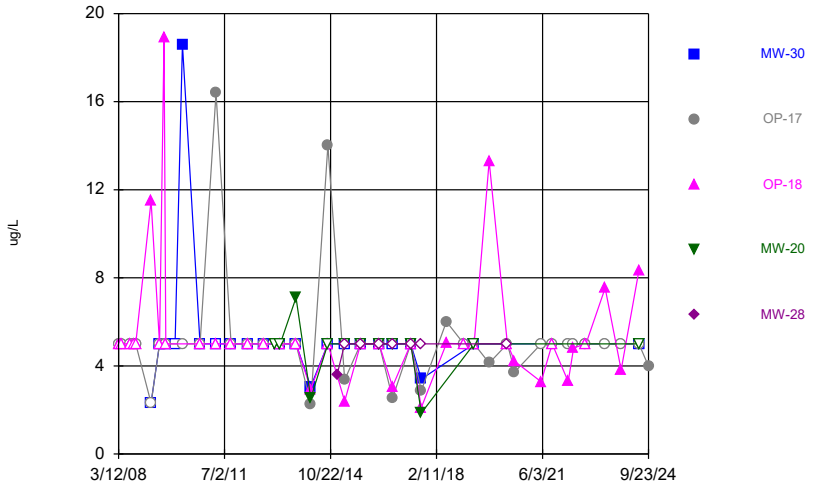

Constituent: Acetone Analysis Run 1/8/2025 1:43 PM View: 2024AWQR-Time_Series
Scott Area & County LF Client: SCS Engineers Data: Sanitas SCOTT SCL

Sanitas™ v.10.0.24 Software licensed to SCS Engineers. UG
Hollow symbols indicate censored values.

Time Series

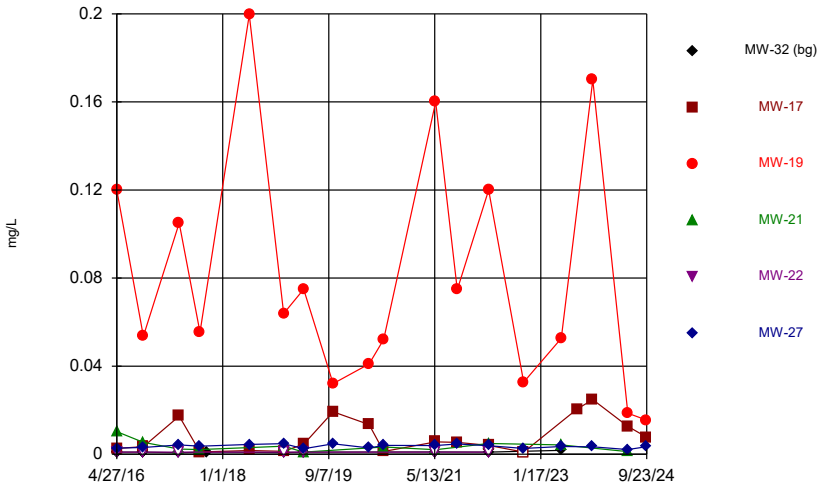

Constituent: Arsenic Analysis Run 1/8/2025 1:43 PM View: 2024AWQR-Time_Series
Scott Area & County LF Client: SCS Engineers Data: Sanitas SCOTT SCL

Sanitas™ v.10.0.24 Software licensed to SCS Engineers. UG
Hollow symbols indicate censored values.

Time Series

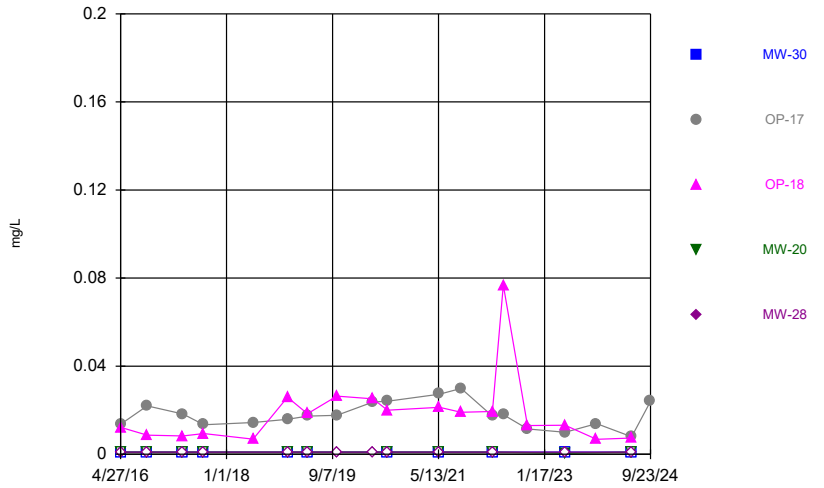

Constituent: Arsenic Analysis Run 1/8/2025 1:43 PM View: 2024AWQR-Time_Series
Scott Area & County LF Client: SCS Engineers Data: Sanitas SCOTT SCL

Sanitas™ v.10.0.24 Software licensed to SCS Engineers. UG

Time Series

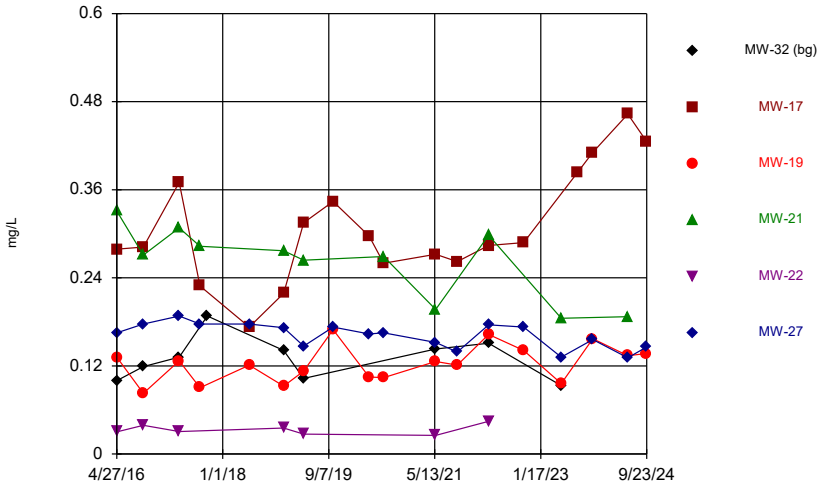

Constituent: Barium Analysis Run 1/8/2025 1:43 PM View: 2024AWQR-Time_Series
Scott Area & County LF Client: SCS Engineers Data: Sanitas SCOTT SCL

Sanitas™ v.10.0.24 Software licensed to SCS Engineers. UG

Time Series

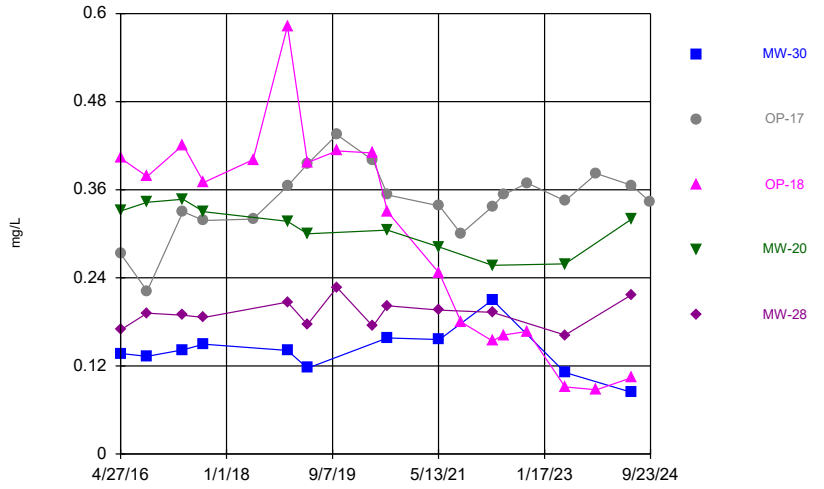

Constituent: Barium Analysis Run 1/8/2025 1:43 PM View: 2024AWQR-Time_Series
Scott Area & County LF Client: SCS Engineers Data: Sanitas SCOTT SCL

Sanitas™ v.10.0.24 Software licensed to SCS Engineers. UG
Hollow symbols indicate censored values.

Time Series

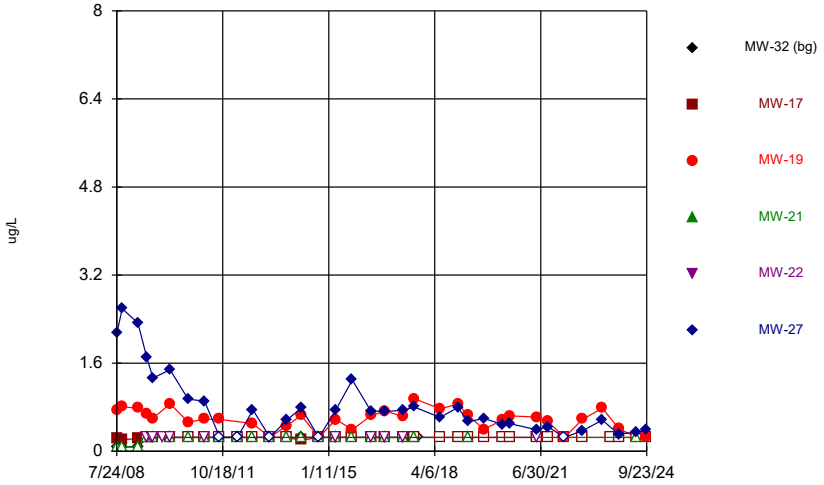

Constituent: Benzene Analysis Run 1/8/2025 1:43 PM View: 2024AWQR-Time_Series
Scott Area & County LF Client: SCS Engineers Data: Sanitas SCOTT SCL

Sanitas™ v.10.0.24 Software licensed to SCS Engineers. UG
Hollow symbols indicate censored values.

Time Series

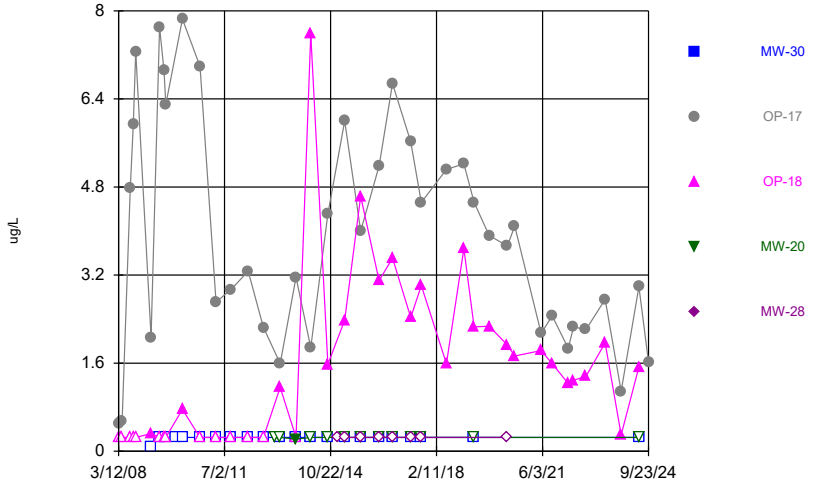

Constituent: Benzene Analysis Run 1/8/2025 1:43 PM View: 2024AWQR-Time_Series
Scott Area & County LF Client: SCS Engineers Data: Sanitas SCOTT SCL

Sanitas™ v.10.0.24 Software licensed to SCS Engineers. UG
Hollow symbols indicate censored values.

Time Series

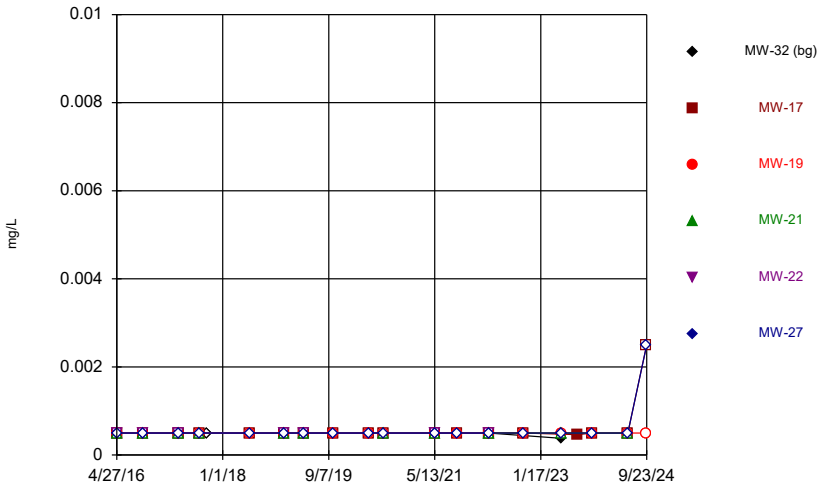

Constituent: Beryllium Analysis Run 1/8/2025 1:43 PM View: 2024AWQR-Time_Series
Scott Area & County LF Client: SCS Engineers Data: Sanitas SCOTT SCL

Sanitas™ v.10.0.24 Software licensed to SCS Engineers. UG
Hollow symbols indicate censored values.

Time Series

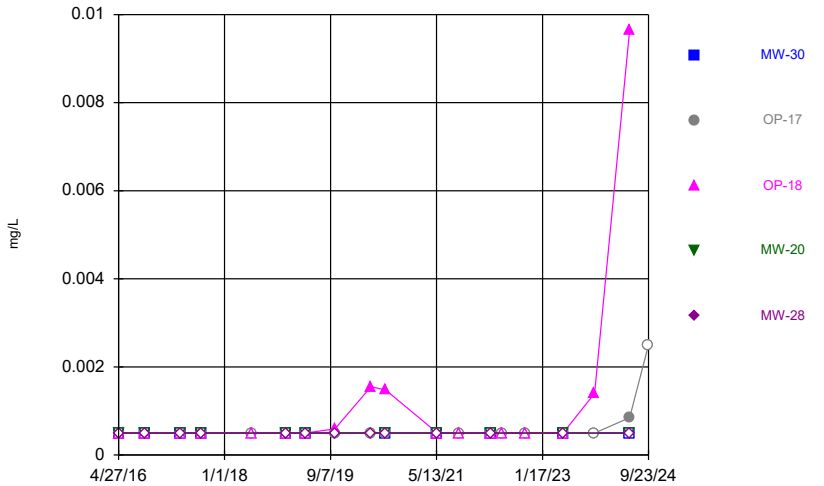

Constituent: Beryllium Analysis Run 1/8/2025 1:43 PM View: 2024AWQR-Time_Series
Scott Area & County LF Client: SCS Engineers Data: Sanitas SCOTT SCL

Sanitas™ v.10.0.24 Software licensed to SCS Engineers. UG
Hollow symbols indicate censored values.

Time Series

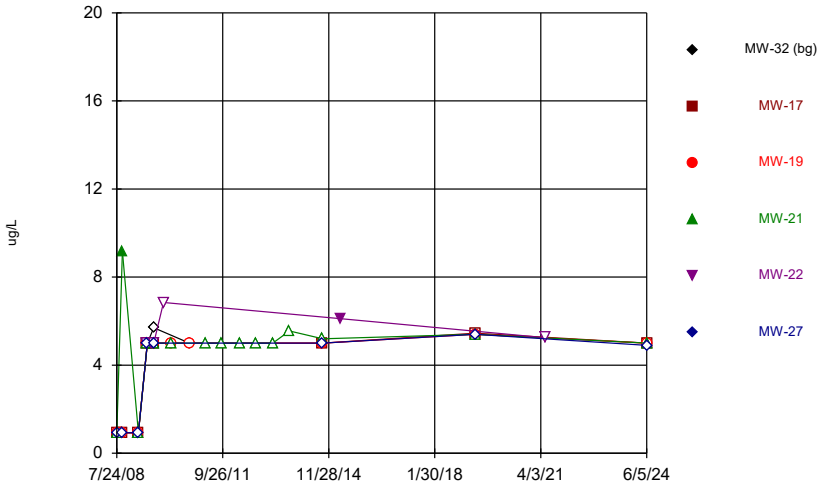

Constituent: Bis[2-ethylhexyl]phthalate Analysis Run 1/8/2025 1:43 PM View: 2024AWQR-Time_Series
Scott Area & County LF Client: SCS Engineers Data: Sanitas SCOTT SCL

Sanitas™ v.10.0.24 Software licensed to SCS Engineers. UG
Hollow symbols indicate censored values.

Time Series

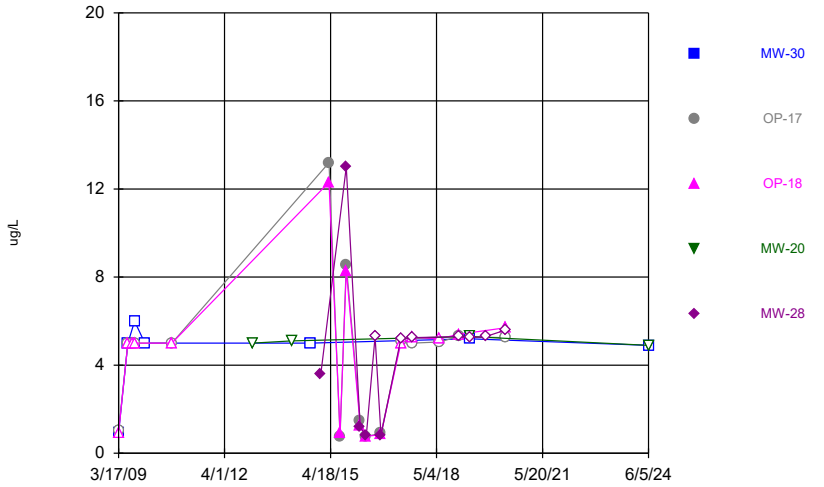

Constituent: Bis[2-ethylhexyl]phthalate Analysis Run 1/8/2025 1:43 PM View: 2024AWQR-Time_Series
Scott Area & County LF Client: SCS Engineers Data: Sanitas SCOTT SCL

Sanitas™ v.10.0.24 Software licensed to SCS Engineers. UG
Hollow symbols indicate censored values.

Time Series

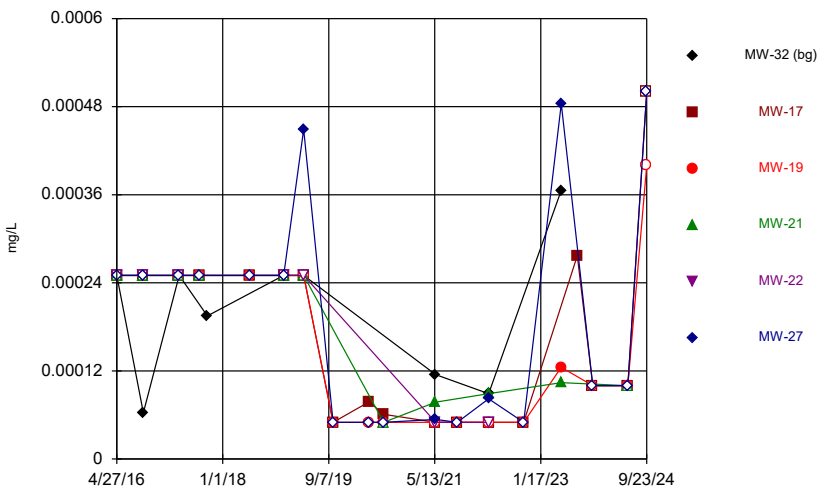

Constituent: Cadmium Analysis Run 1/8/2025 1:43 PM View: 2024AWQR-Time_Series
Scott Area & County LF Client: SCS Engineers Data: Sanitas SCOTT SCL

Sanitas™ v.10.0.24 Software licensed to SCS Engineers. UG
Hollow symbols indicate censored values.

Time Series

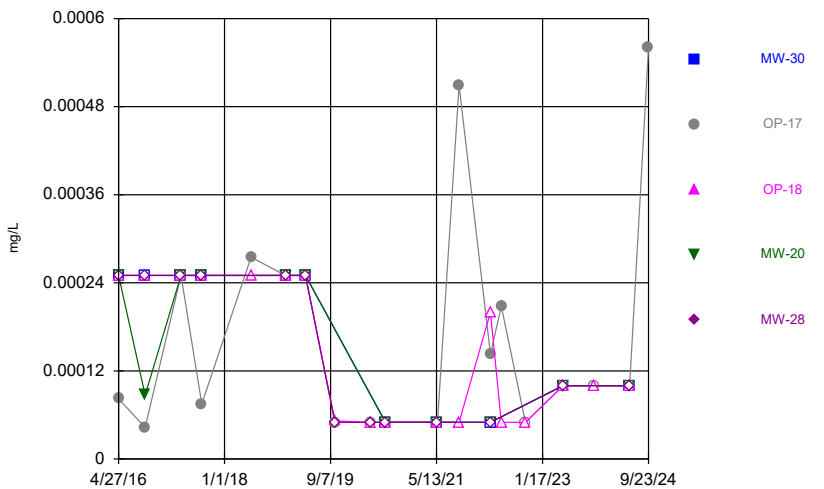

Constituent: Cadmium Analysis Run 1/8/2025 1:43 PM View: 2024AWQR-Time_Series
Scott Area & County LF Client: SCS Engineers Data: Sanitas SCOTT SCL

Sanitas™ v.10.0.24 Software licensed to SCS Engineers. UG
Hollow symbols indicate censored values.

Time Series

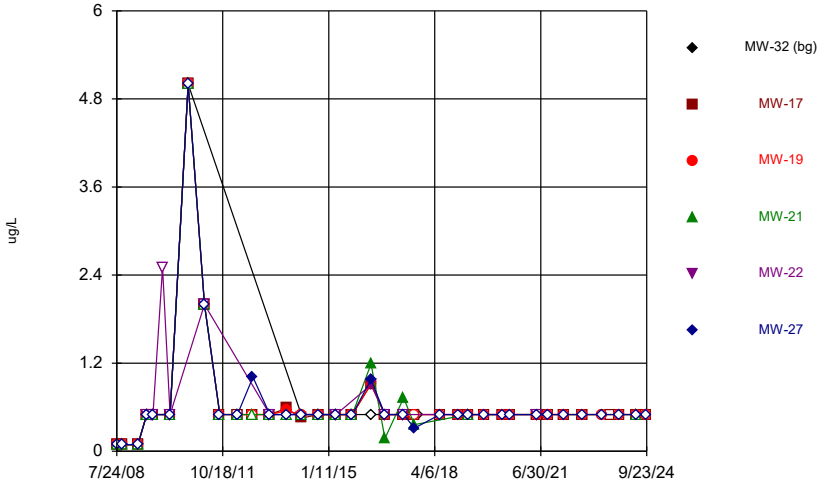

Constituent: Carbon disulfide Analysis Run 1/8/2025 1:43 PM View: 2024AWQR-Time_Series
Scott Area & County LF Client: SCS Engineers Data: Sanitas SCOTT SCL

Sanitas™ v.10.0.24 Software licensed to SCS Engineers. UG
Hollow symbols indicate censored values.

Time Series

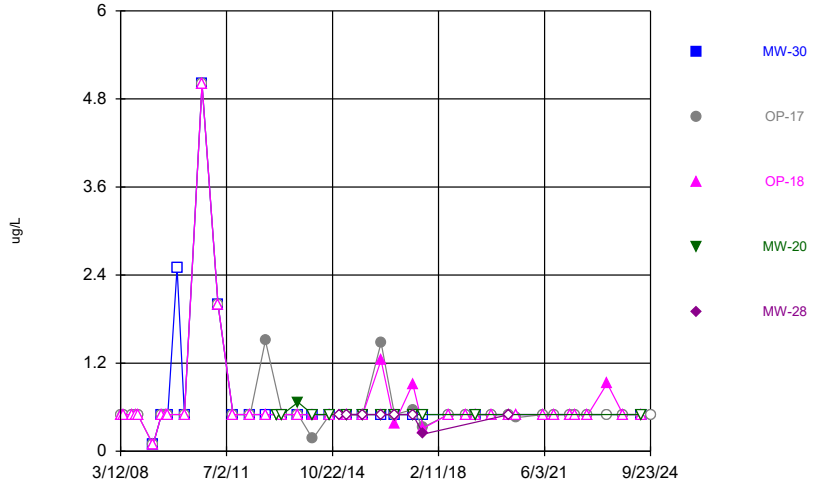

Constituent: Carbon disulfide Analysis Run 1/8/2025 1:43 PM View: 2024AWQR-Time_Series
Scott Area & County LF Client: SCS Engineers Data: Sanitas SCOTT SCL

Sanitas™ v.10.0.24 Software licensed to SCS Engineers. UG
Hollow symbols indicate censored values.

Time Series

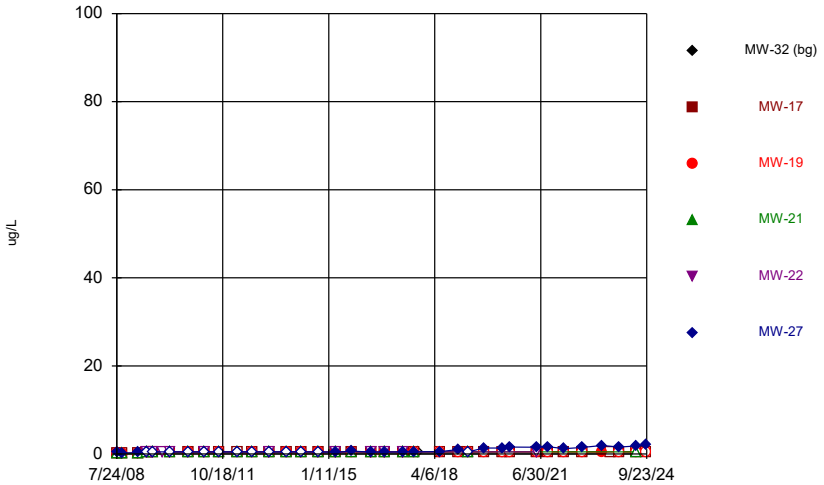

Constituent: Chlorobenzene Analysis Run 1/8/2025 1:43 PM View: 2024AWQR-Time_Series
Scott Area & County LF Client: SCS Engineers Data: Sanitas SCOTT SCL

Sanitas™ v.10.0.24 Software licensed to SCS Engineers. UG
Hollow symbols indicate censored values.

Time Series

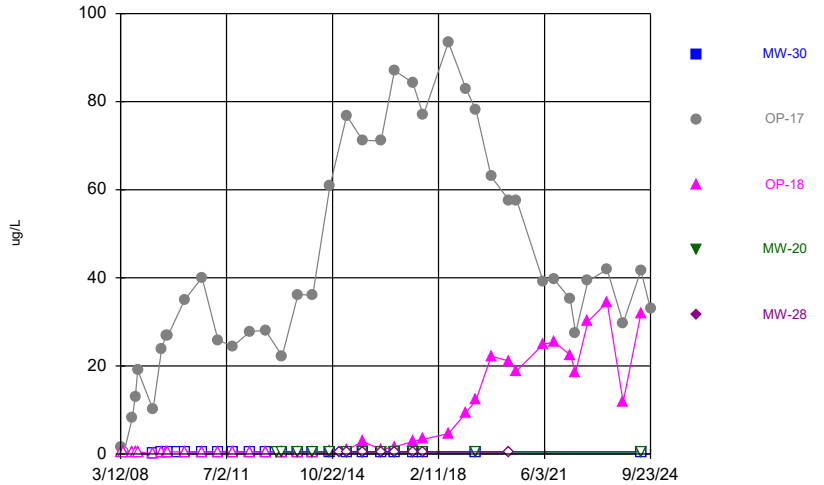

Constituent: Chlorobenzene Analysis Run 1/8/2025 1:43 PM View: 2024AWQR-Time_Series
Scott Area & County LF Client: SCS Engineers Data: Sanitas SCOTT SCL

Sanitas™ v.10.0.24 Software licensed to SCS Engineers. UG
Hollow symbols indicate censored values.

Time Series

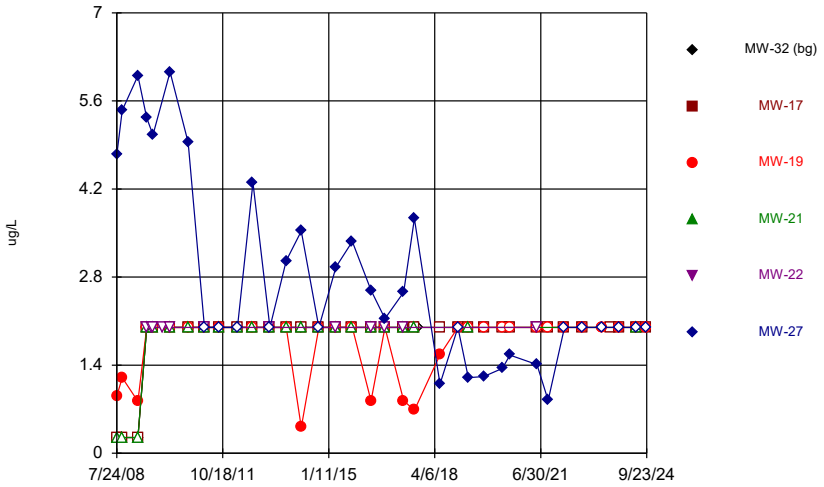

Constituent: Chloroethane Analysis Run 1/8/2025 1:43 PM View: 2024AWQR-Time_Series
Scott Area & County LF Client: SCS Engineers Data: Sanitas SCOTT SCL

Sanitas™ v.10.0.24 Software licensed to SCS Engineers. UG
Hollow symbols indicate censored values.

Time Series

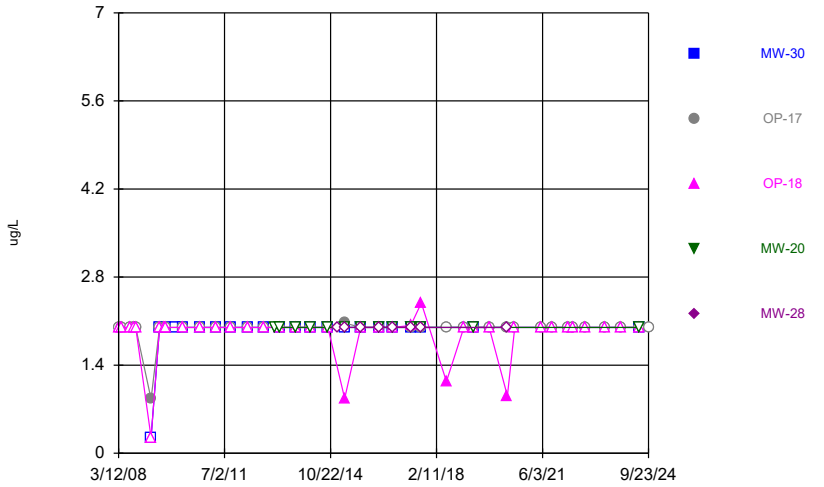

Constituent: Chloroethane Analysis Run 1/8/2025 1:43 PM View: 2024AWQR-Time_Series
Scott Area & County LF Client: SCS Engineers Data: Sanitas SCOTT SCL

Sanitas™ v.10.0.24 Software licensed to SCS Engineers. UG
Hollow symbols indicate censored values.

Time Series

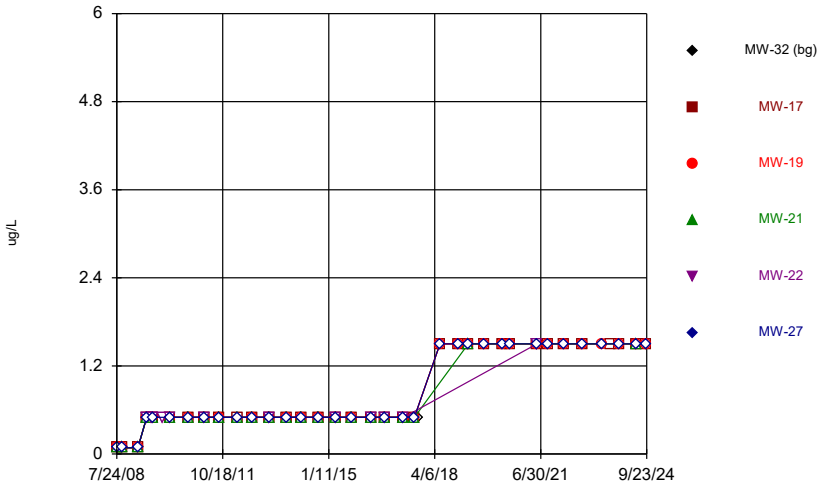

Constituent: Chloroform Analysis Run 1/8/2025 1:43 PM View: 2024AWQR-Time_Series
Scott Area & County LF Client: SCS Engineers Data: Sanitas SCOTT SCL

Sanitas™ v.10.0.24 Software licensed to SCS Engineers. UG
Hollow symbols indicate censored values.

Time Series

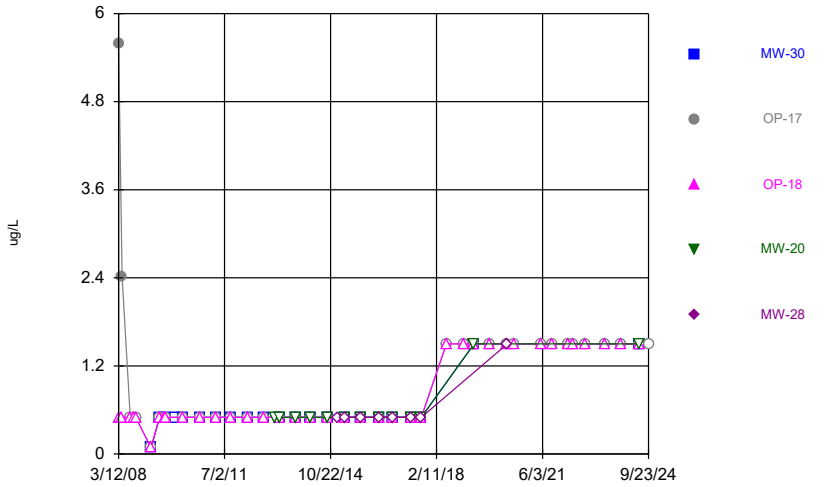

Constituent: Chloroform Analysis Run 1/8/2025 1:43 PM View: 2024AWQR-Time_Series
Scott Area & County LF Client: SCS Engineers Data: Sanitas SCOTT SCL

Sanitas™ v.10.0.24 Software licensed to SCS Engineers. UG
Hollow symbols indicate censored values.

Time Series

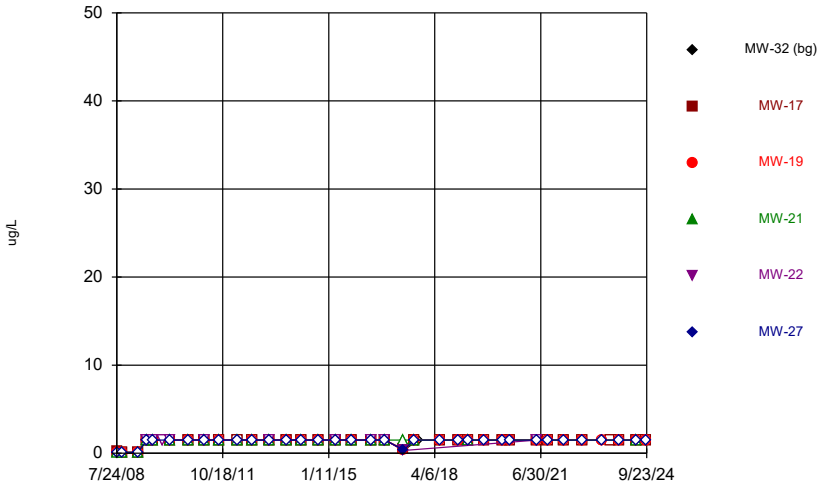

Constituent: Chloromethane Analysis Run 1/8/2025 1:44 PM View: 2024AWQR-Time_Series
Scott Area & County LF Client: SCS Engineers Data: Sanitas SCOTT SCL

Sanitas™ v.10.0.24 Software licensed to SCS Engineers. UG
Hollow symbols indicate censored values.

Time Series

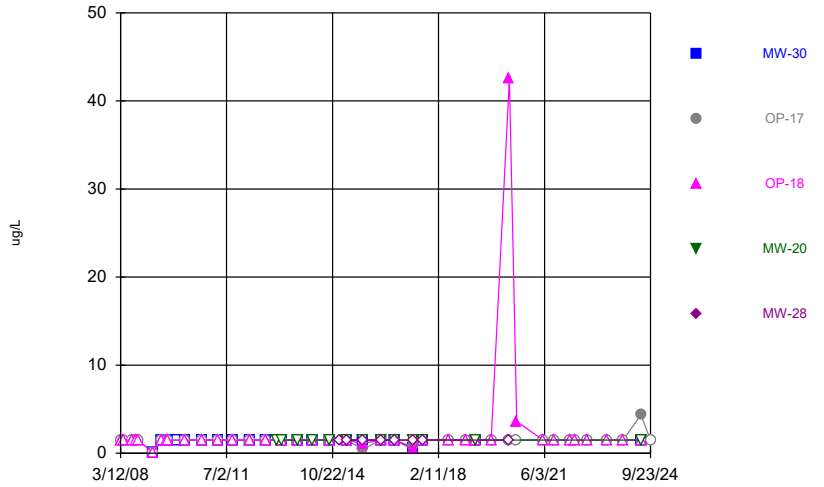

Constituent: Chloromethane Analysis Run 1/8/2025 1:44 PM View: 2024AWQR-Time_Series
Scott Area & County LF Client: SCS Engineers Data: Sanitas SCOTT SCL

Sanitas™ v.10.0.24 Software licensed to SCS Engineers. UG
Hollow symbols indicate censored values.

Time Series

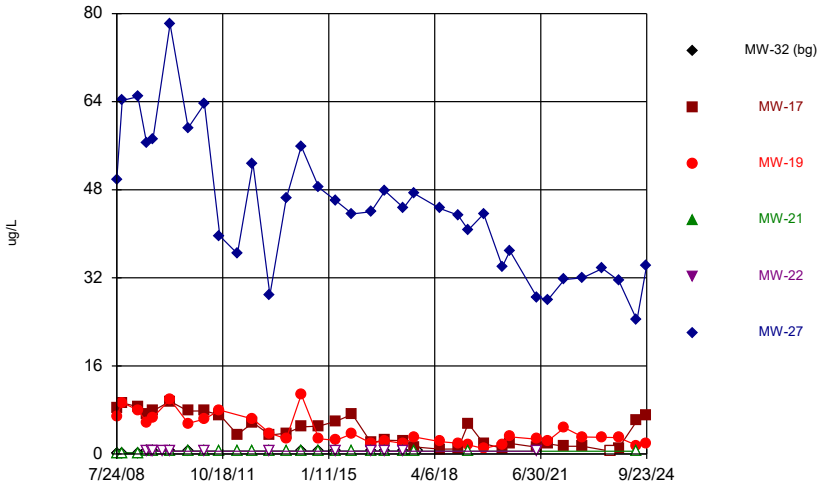

Constituent: cis-1,2-Dichloroethene Analysis Run 1/8/2025 1:44 PM View: 2024AWQR-Time_Series
Scott Area & County LF Client: SCS Engineers Data: Sanitas SCOTT SCL

Sanitas™ v.10.0.24 Software licensed to SCS Engineers. UG
Hollow symbols indicate censored values.

Time Series

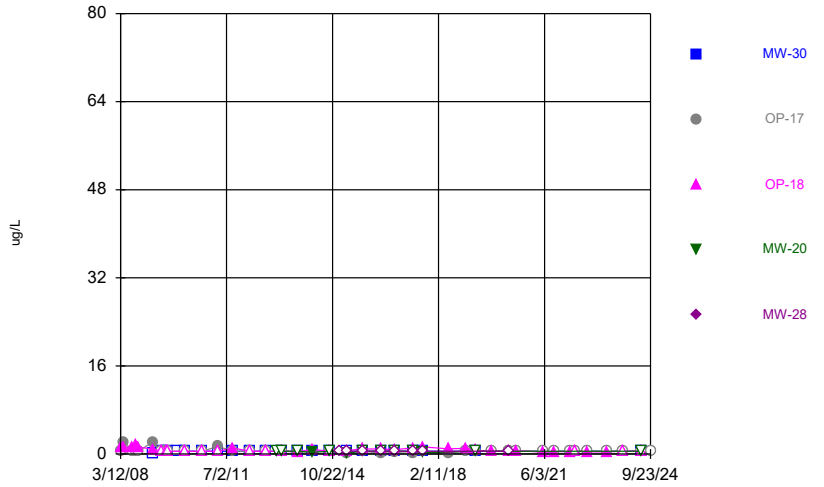

Constituent: cis-1,2-Dichloroethene Analysis Run 1/8/2025 1:44 PM View: 2024AWQR-Time_Series
Scott Area & County LF Client: SCS Engineers Data: Sanitas SCOTT SCL

Sanitas™ v.10.0.24 Software licensed to SCS Engineers. UG
Hollow symbols indicate censored values.

Time Series

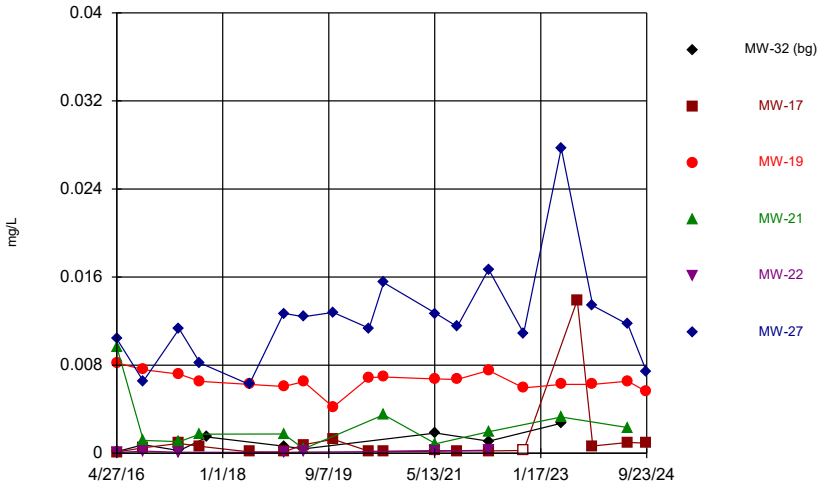

Constituent: Cobalt Analysis Run 1/8/2025 1:44 PM View: 2024AWQR-Time_Series
Scott Area & County LF Client: SCS Engineers Data: Sanitas SCOTT SCL

Sanitas™ v.10.0.24 Software licensed to SCS Engineers. UG
Hollow symbols indicate censored values.

Time Series

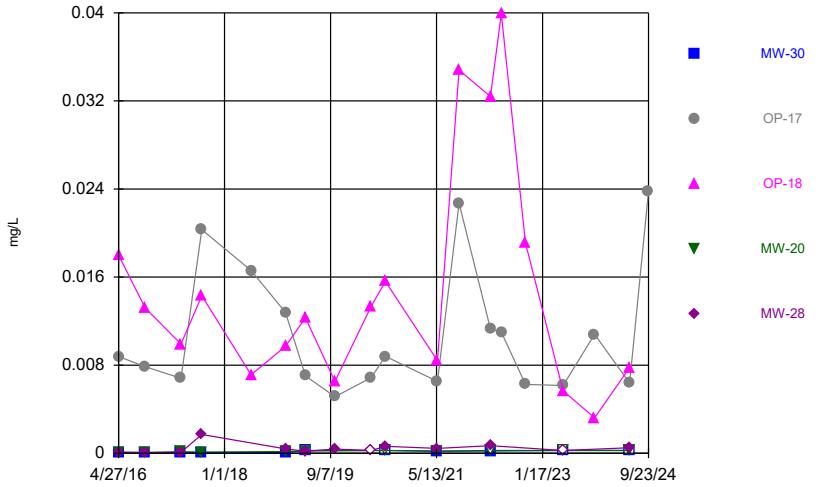

Constituent: Cobalt Analysis Run 1/8/2025 1:44 PM View: 2024AWQR-Time_Series
Scott Area & County LF Client: SCS Engineers Data: Sanitas SCOTT SCL

Sanitas™ v.10.0.24 Software licensed to SCS Engineers. UG
Hollow symbols indicate censored values.

Time Series

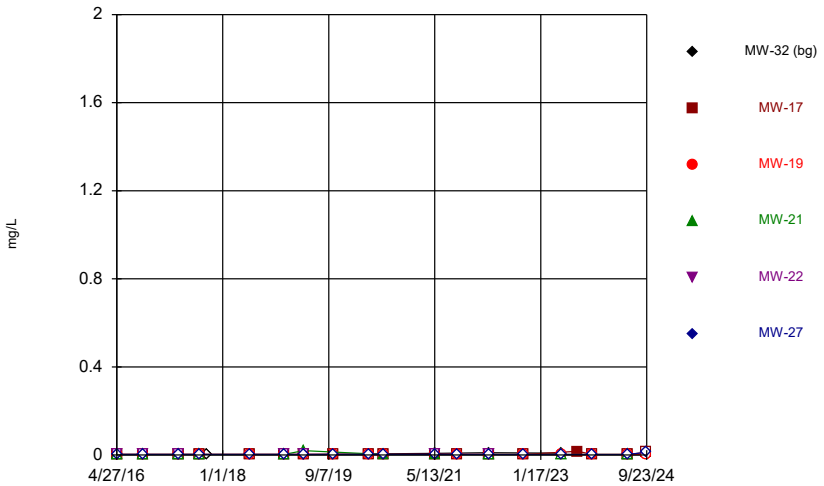

Constituent: Copper Analysis Run 1/8/2025 1:44 PM View: 2024AWQR-Time_Series
Scott Area & County LF Client: SCS Engineers Data: Sanitas SCOTT SCL

Sanitas™ v.10.0.24 Software licensed to SCS Engineers. UG
Hollow symbols indicate censored values.

Time Series

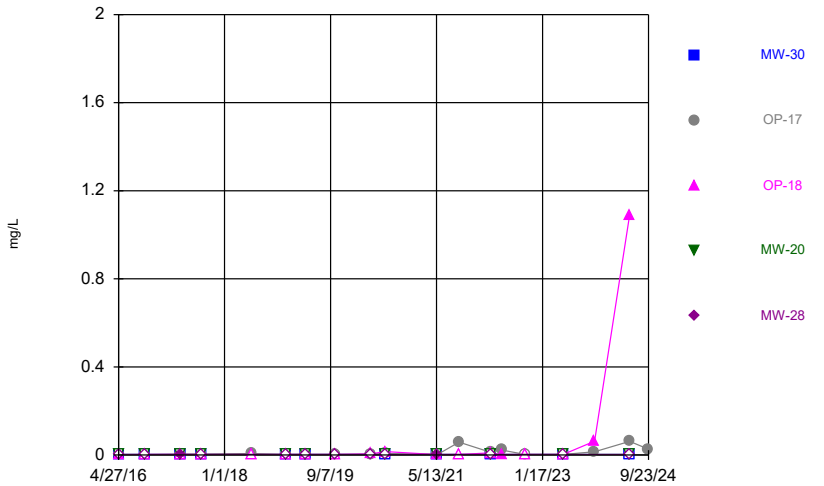

Constituent: Copper Analysis Run 1/8/2025 1:44 PM View: 2024AWQR-Time_Series
Scott Area & County LF Client: SCS Engineers Data: Sanitas SCOTT SCL

Sanitas™ v.10.0.24 Software licensed to SCS Engineers. UG
Hollow symbols indicate censored values.

Time Series

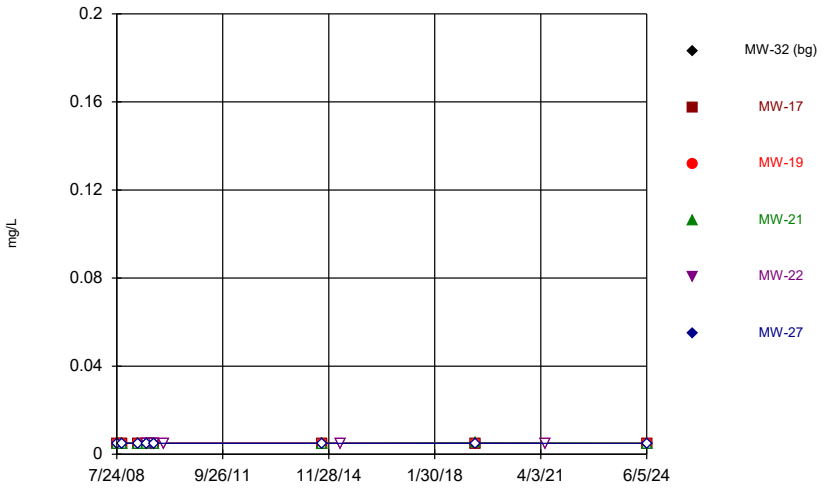

Constituent: Cyanide Analysis Run 1/8/2025 1:44 PM View: 2024AWQR-Time_Series
Scott Area & County LF Client: SCS Engineers Data: Sanitas SCOTT SCL

Sanitas™ v.10.0.24 Software licensed to SCS Engineers. UG
Hollow symbols indicate censored values.

Time Series

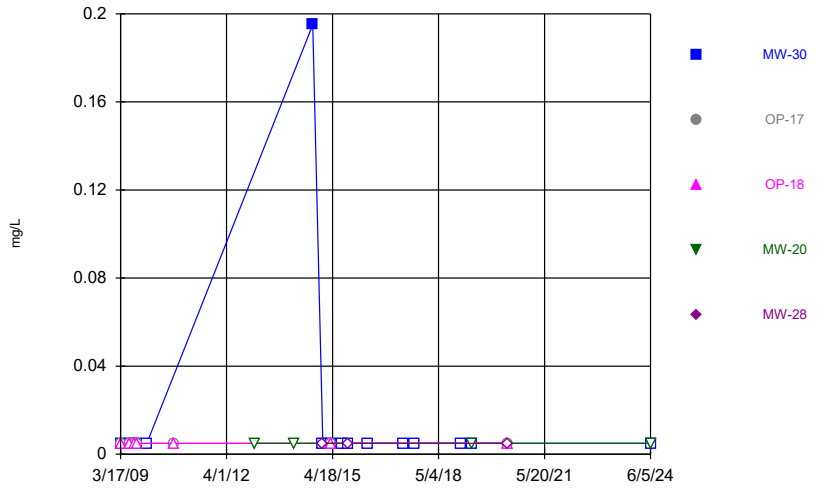

Constituent: Cyanide Analysis Run 1/8/2025 1:44 PM View: 2024AWQR-Time_Series
Scott Area & County LF Client: SCS Engineers Data: Sanitas SCOTT SCL

Sanitas™ v.10.0.24 Software licensed to SCS Engineers. UG
Hollow symbols indicate censored values.

Time Series

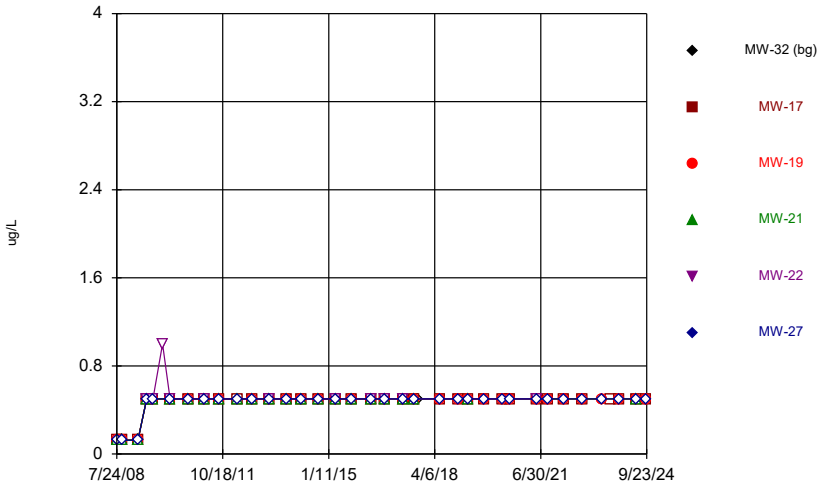

Constituent: Ethylbenzene Analysis Run 1/8/2025 1:44 PM View: 2024AWQR-Time_Series
Scott Area & County LF Client: SCS Engineers Data: Sanitas SCOTT SCL

Sanitas™ v.10.0.24 Software licensed to SCS Engineers. UG
Hollow symbols indicate censored values.

Time Series

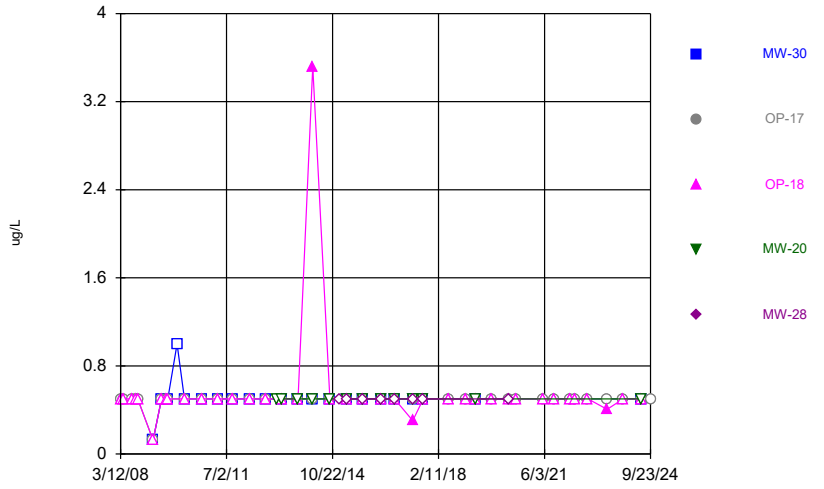

Constituent: Ethylbenzene Analysis Run 1/8/2025 1:44 PM View: 2024AWQR-Time_Series
Scott Area & County LF Client: SCS Engineers Data: Sanitas SCOTT SCL

Sanitas™ v.10.0.24 Software licensed to SCS Engineers. UG
Hollow symbols indicate censored values.

Time Series

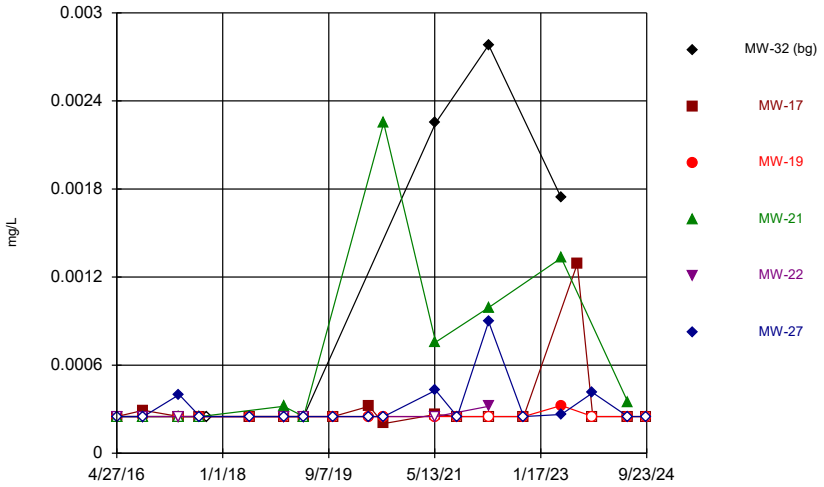

Constituent: Lead Analysis Run 1/8/2025 1:44 PM View: 2024AWQR-Time_Series
Scott Area & County LF Client: SCS Engineers Data: Sanitas SCOTT SCL

Sanitas™ v.10.0.24 Software licensed to SCS Engineers. UG
Hollow symbols indicate censored values.

Time Series

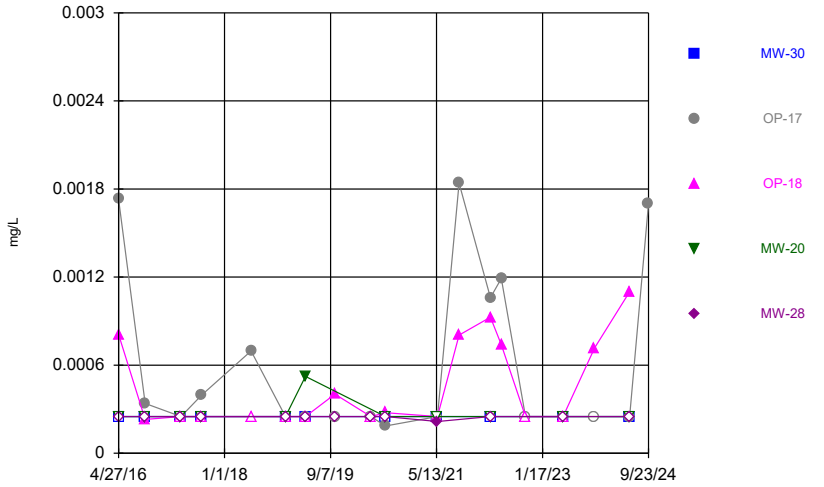

Constituent: Lead Analysis Run 1/8/2025 1:44 PM View: 2024AWQR-Time_Series
Scott Area & County LF Client: SCS Engineers Data: Sanitas SCOTT SCL

Sanitas™ v.10.0.24 Software licensed to SCS Engineers. UG
Hollow symbols indicate censored values.

Time Series

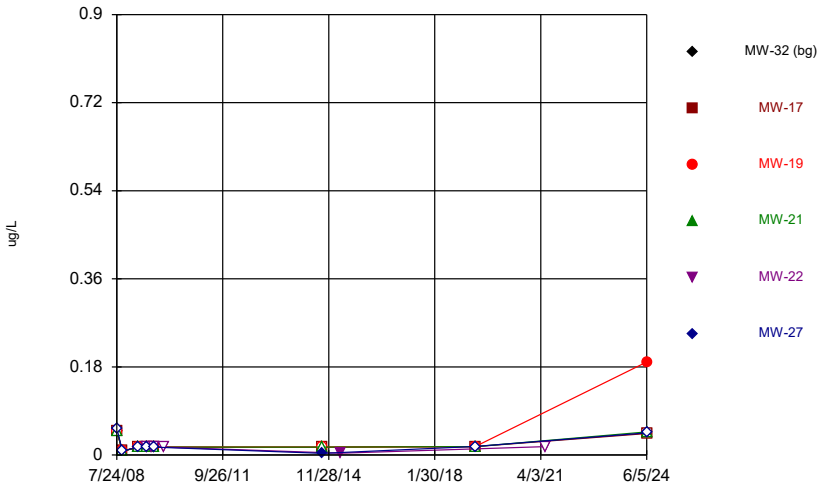

Constituent: Methoxychlor Analysis Run 1/8/2025 1:44 PM View: 2024AWQR-Time_Series
Scott Area & County LF Client: SCS Engineers Data: Sanitas SCOTT SCL

Sanitas™ v.10.0.24 Software licensed to SCS Engineers. UG
Hollow symbols indicate censored values.

Time Series

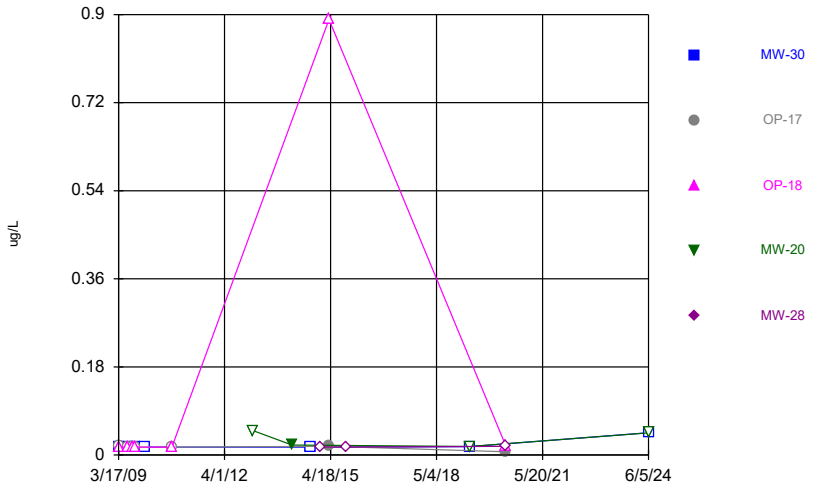

Constituent: Methoxychlor Analysis Run 1/8/2025 1:44 PM View: 2024AWQR-Time_Series
Scott Area & County LF Client: SCS Engineers Data: Sanitas SCOTT SCL

Sanitas™ v.10.0.24 Software licensed to SCS Engineers. UG
Hollow symbols indicate censored values.

Time Series

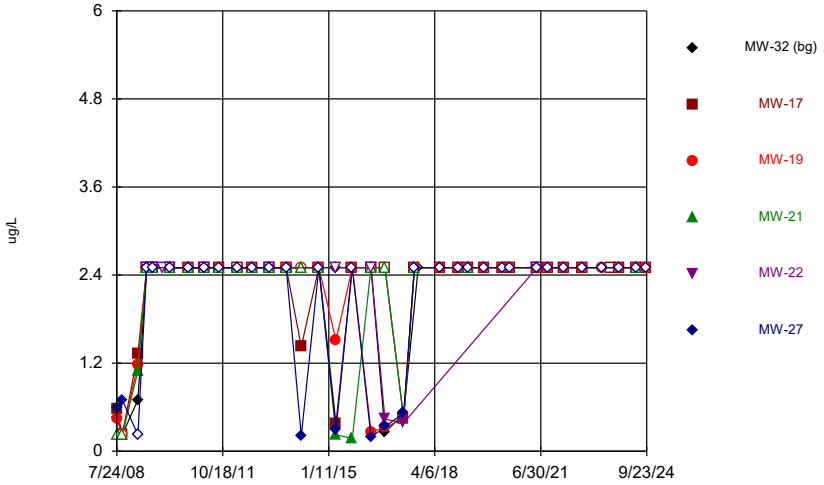

Constituent: Methylene Chloride Analysis Run 1/8/2025 1:44 PM View: 2024AWQR-Time_Series
Scott Area & County LF Client: SCS Engineers Data: Sanitas SCOTT SCL

Sanitas™ v.10.0.24 Software licensed to SCS Engineers. UG
Hollow symbols indicate censored values.

Time Series

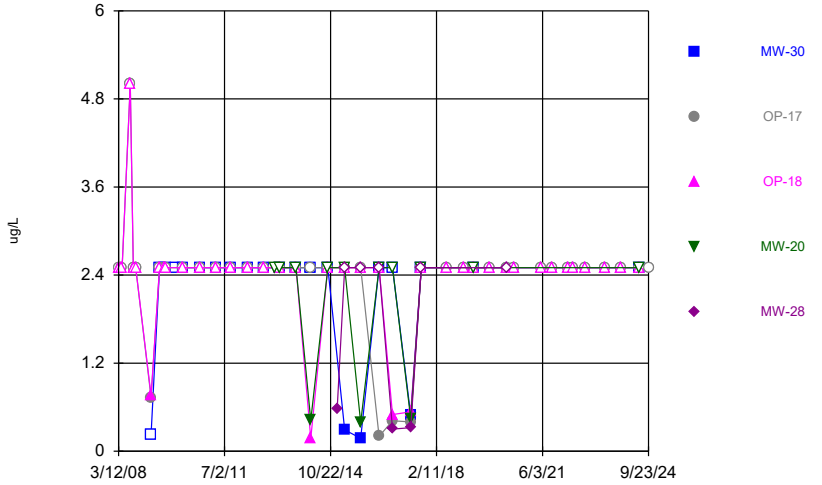

Constituent: Methylene Chloride Analysis Run 1/8/2025 1:44 PM View: 2024AWQR-Time_Series
Scott Area & County LF Client: SCS Engineers Data: Sanitas SCOTT SCL

Sanitas™ v.10.0.24 Software licensed to SCS Engineers. UG
Hollow symbols indicate censored values.

Time Series

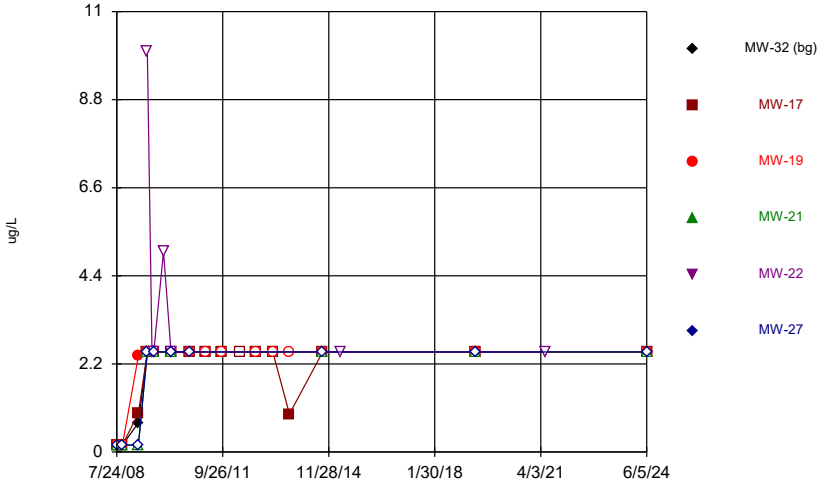

Constituent: Naphthalene Analysis Run 1/8/2025 1:44 PM View: 2024AWQR-Time_Series
Scott Area & County LF Client: SCS Engineers Data: Sanitas SCOTT SCL

Sanitas™ v.10.0.24 Software licensed to SCS Engineers. UG
Hollow symbols indicate censored values.

Time Series

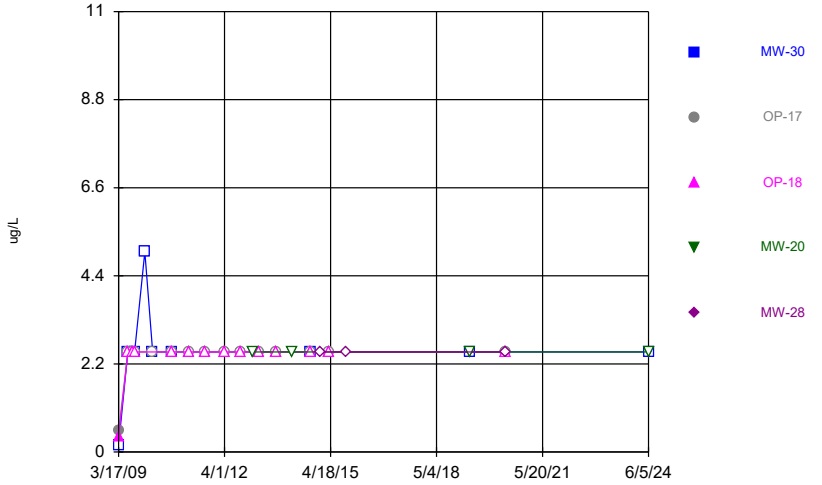

Constituent: Naphthalene Analysis Run 1/8/2025 1:44 PM View: 2024AWQR-Time_Series
Scott Area & County LF Client: SCS Engineers Data: Sanitas SCOTT SCL

Sanitas™ v.10.0.24 Software licensed to SCS Engineers. UG
Hollow symbols indicate censored values.

Time Series

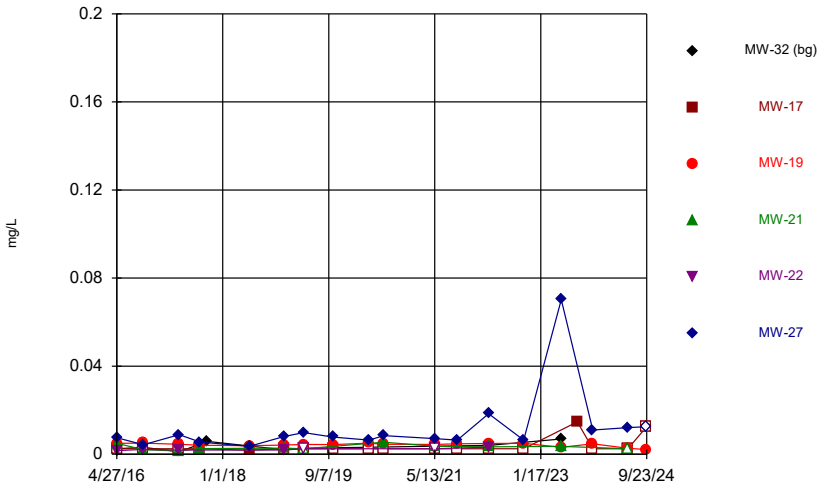

Constituent: Nickel Analysis Run 1/8/2025 1:44 PM View: 2024AWQR-Time_Series
Scott Area & County LF Client: SCS Engineers Data: Sanitas SCOTT SCL

Sanitas™ v.10.0.24 Software licensed to SCS Engineers. UG
Hollow symbols indicate censored values.

Time Series

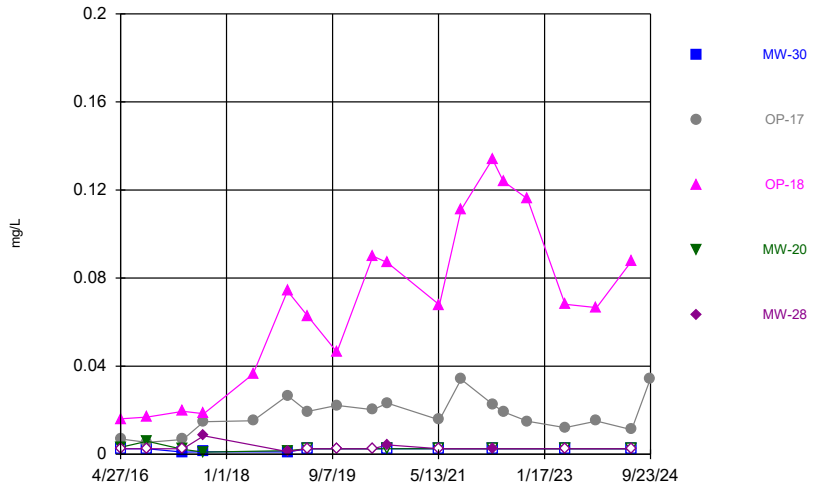

Constituent: Nickel Analysis Run 1/8/2025 1:44 PM View: 2024AWQR-Time_Series
Scott Area & County LF Client: SCS Engineers Data: Sanitas SCOTT SCL

Sanitas™ v.10.0.24 Software licensed to SCS Engineers. UG
Hollow symbols indicate censored values.

Time Series

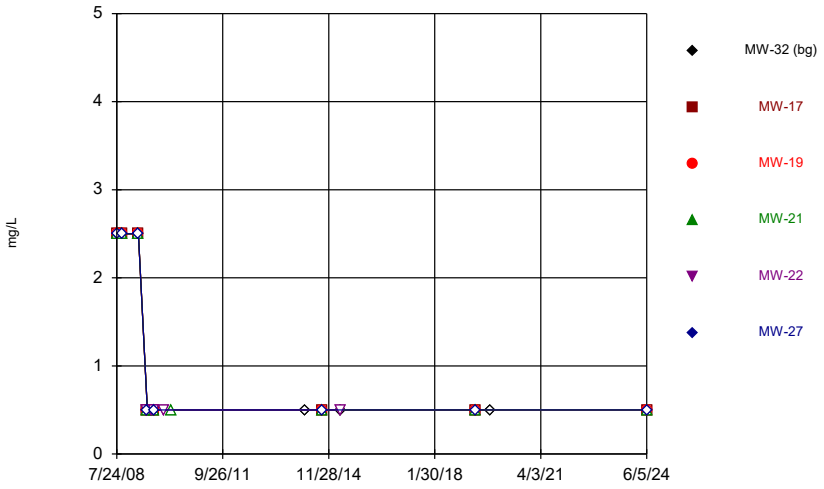

Constituent: Sulfide Analysis Run 1/8/2025 1:44 PM View: 2024AWQR-Time_Series
Scott Area & County LF Client: SCS Engineers Data: Sanitas SCOTT SCL

Sanitas™ v.10.0.24 Software licensed to SCS Engineers. UG
Hollow symbols indicate censored values.

Time Series

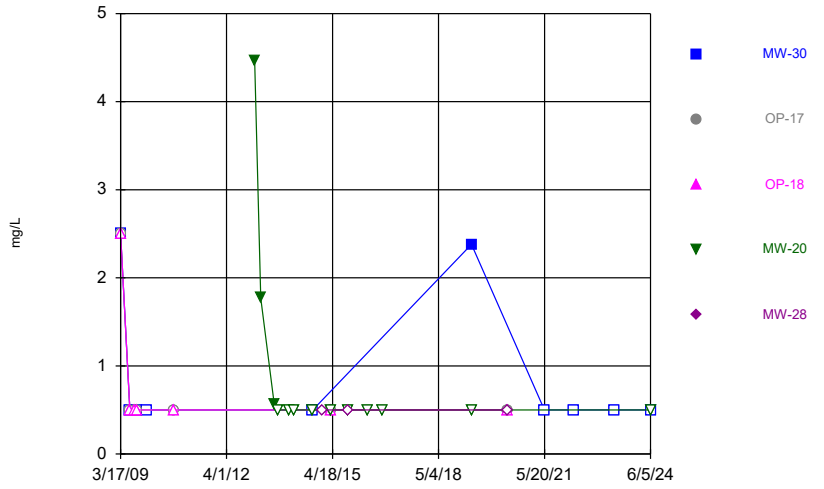

Constituent: Sulfide Analysis Run 1/8/2025 1:44 PM View: 2024AWQR-Time_Series
Scott Area & County LF Client: SCS Engineers Data: Sanitas SCOTT SCL

Sanitas™ v.10.0.24 Software licensed to SCS Engineers. UG
Hollow symbols indicate censored values.

Time Series

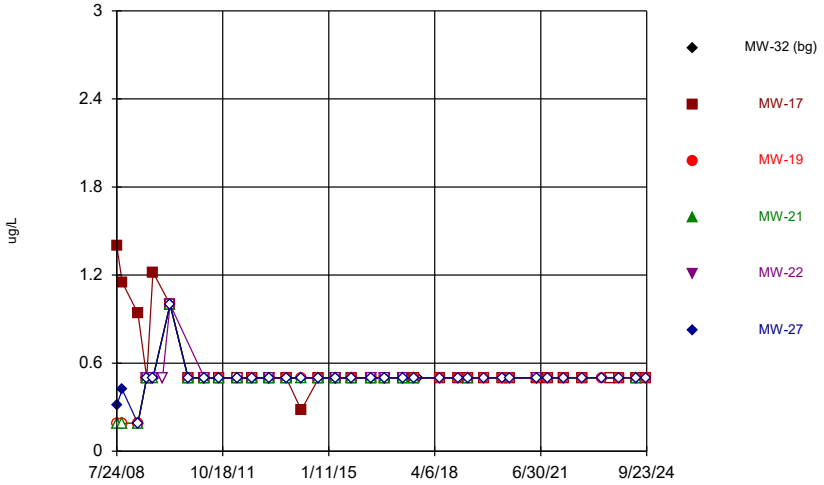

Constituent: Tetrachloroethene Analysis Run 1/8/2025 1:44 PM View: 2024AWQR-Time_Series
Scott Area & County LF Client: SCS Engineers Data: Sanitas SCOTT SCL

Sanitas™ v.10.0.24 Software licensed to SCS Engineers. UG
Hollow symbols indicate censored values.

Time Series

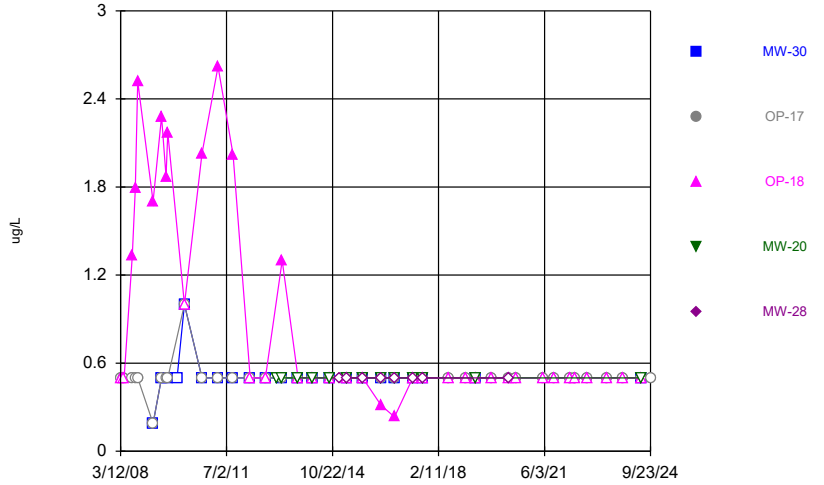

Constituent: Tetrachloroethene Analysis Run 1/8/2025 1:44 PM View: 2024AWQR-Time_Series
Scott Area & County LF Client: SCS Engineers Data: Sanitas SCOTT SCL

Sanitas™ v.10.0.24 Software licensed to SCS Engineers. UG
Hollow symbols indicate censored values.

Time Series

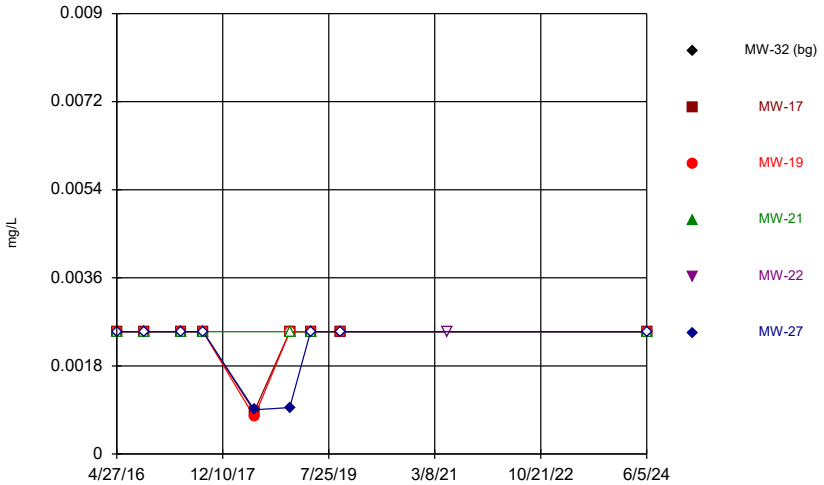

Constituent: Tin Analysis Run 1/8/2025 1:44 PM View: 2024AWQR-Time_Series
Scott Area & County LF Client: SCS Engineers Data: Sanitas SCOTT SCL

Sanitas™ v.10.0.24 Software licensed to SCS Engineers. UG
Hollow symbols indicate censored values.

Time Series

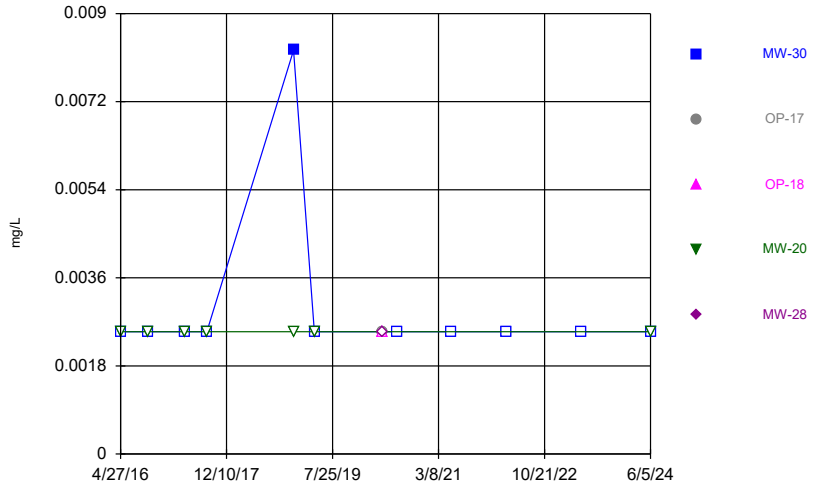

Constituent: Tin Analysis Run 1/8/2025 1:44 PM View: 2024AWQR-Time_Series
Scott Area & County LF Client: SCS Engineers Data: Sanitas SCOTT SCL

Sanitas™ v.10.0.24 Software licensed to SCS Engineers. UG
Hollow symbols indicate censored values.

Time Series

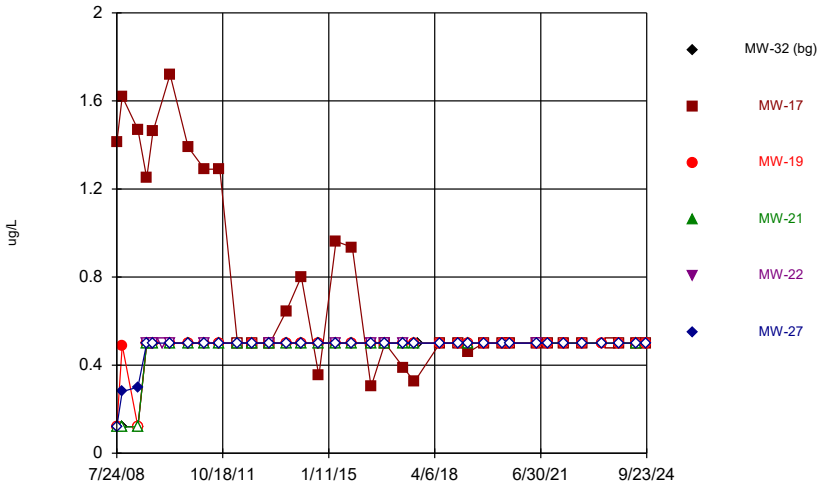

Constituent: Trichloroethene Analysis Run 1/8/2025 1:44 PM View: 2024AWQR-Time_Series
Scott Area & County LF Client: SCS Engineers Data: Sanitas SCOTT SCL

Sanitas™ v.10.0.24 Software licensed to SCS Engineers. UG
Hollow symbols indicate censored values.

Time Series

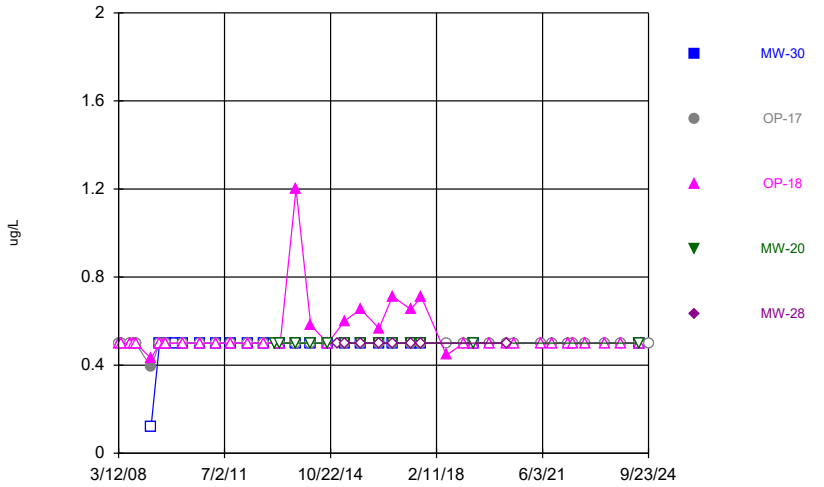

Constituent: Trichloroethene Analysis Run 1/8/2025 1:44 PM View: 2024AWQR-Time_Series
Scott Area & County LF Client: SCS Engineers Data: Sanitas SCOTT SCL

Sanitas™ v.10.0.24 Software licensed to SCS Engineers. UG
Hollow symbols indicate censored values.

Time Series

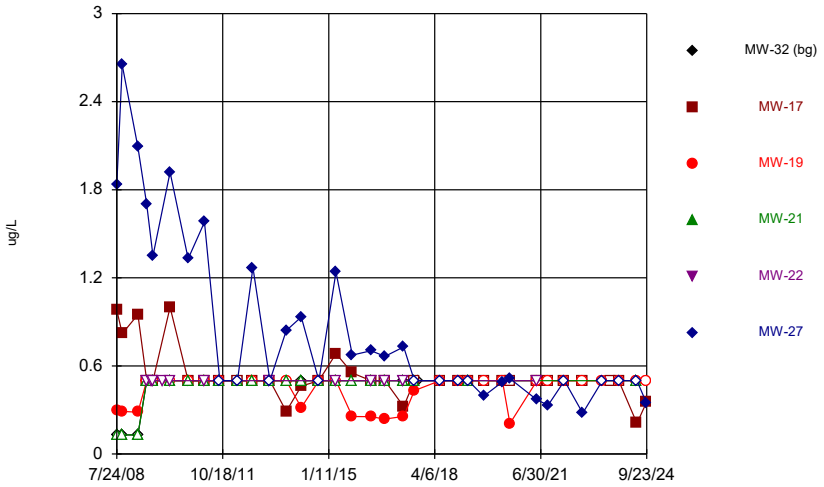

Constituent: Vinyl chloride Analysis Run 1/8/2025 1:44 PM View: 2024AWQR-Time_Series
Scott Area & County LF Client: SCS Engineers Data: Sanitas SCOTT SCL

Sanitas™ v.10.0.24 Software licensed to SCS Engineers. UG
Hollow symbols indicate censored values.

Time Series

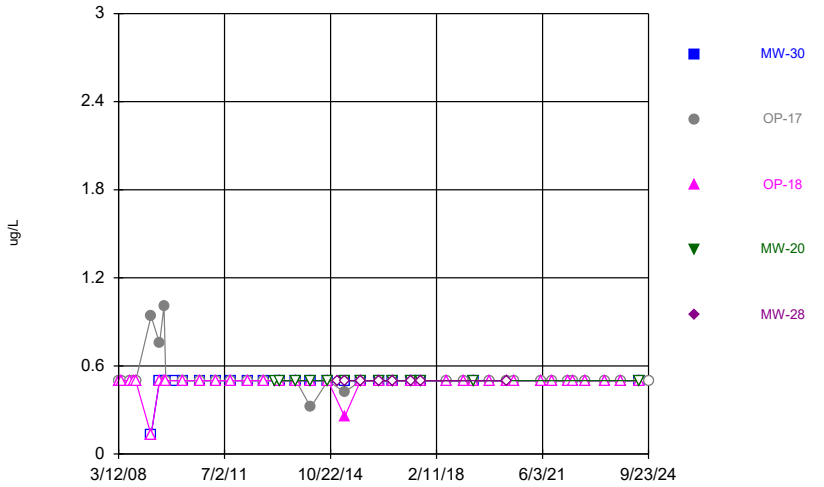

Constituent: Vinyl chloride Analysis Run 1/8/2025 1:44 PM View: 2024AWQR-Time_Series
Scott Area & County LF Client: SCS Engineers Data: Sanitas SCOTT SCL

Sanitas™ v.10.0.24 Software licensed to SCS Engineers. UG
Hollow symbols indicate censored values.

Time Series

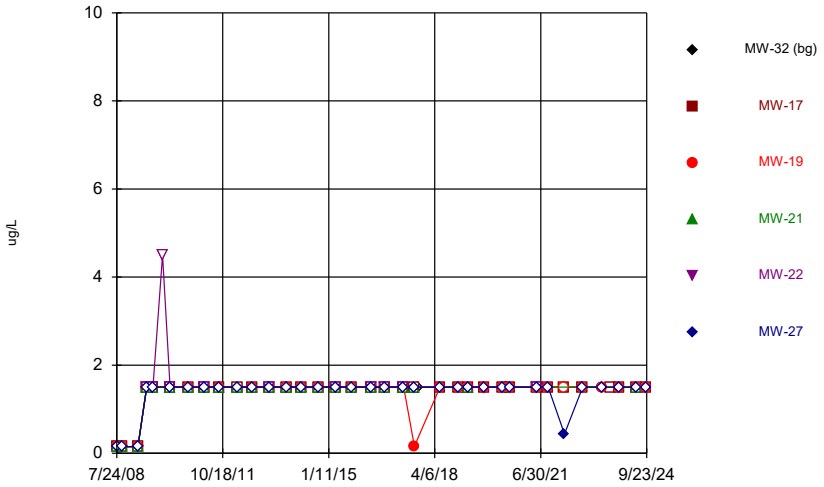

Constituent: Xylenes, total Analysis Run 1/8/2025 1:44 PM View: 2024AWQR-Time_Series
Scott Area & County LF Client: SCS Engineers Data: Sanitas SCOTT SCL

Sanitas™ v.10.0.24 Software licensed to SCS Engineers. UG
Hollow symbols indicate censored values.

Time Series

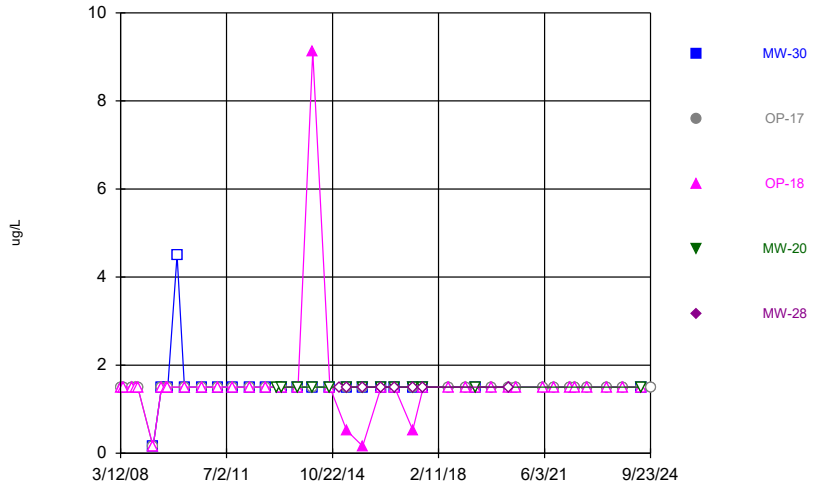

Constituent: Xylenes, total Analysis Run 1/8/2025 1:44 PM View: 2024AWQR-Time_Series
Scott Area & County LF Client: SCS Engineers Data: Sanitas SCOTT SCL

Sanitas™ v.10.0.24 Software licensed to SCS Engineers. UG
Hollow symbols indicate censored values.

Time Series

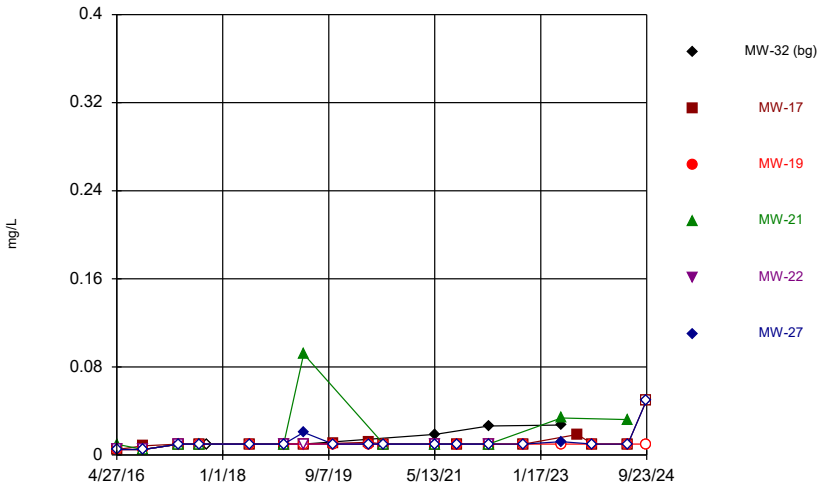

Constituent: Zinc Analysis Run 1/8/2025 1:44 PM View: 2024AWQR-Time_Series
Scott Area & County LF Client: SCS Engineers Data: Sanitas SCOTT SCL

Sanitas™ v.10.0.24 Software licensed to SCS Engineers. UG
Hollow symbols indicate censored values.

Time Series

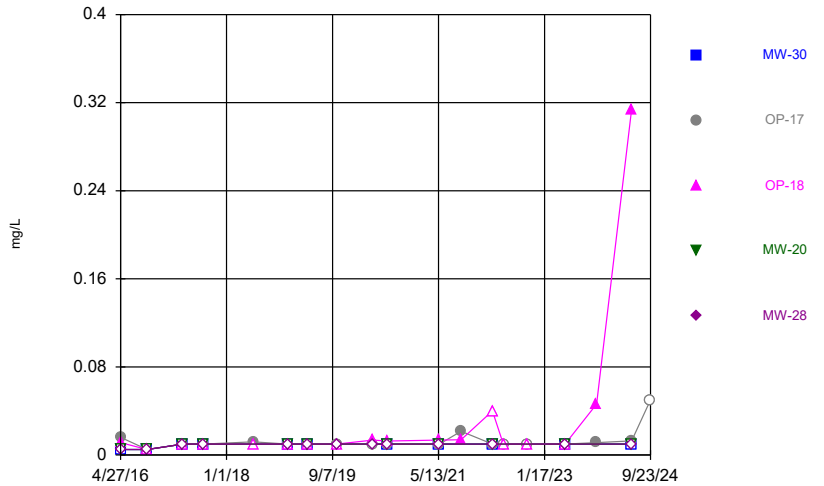

Constituent: Zinc Analysis Run 1/8/2025 1:44 PM View: 2024AWQR-Time_Series
Scott Area & County LF Client: SCS Engineers Data: Sanitas SCOTT SCL

Outlier Tests Summary Table and Graphs

BG Outlier Analysis

Scott Area & County LF Client: SCS Engineers Data: Sanitas SCOTT SCL Printed 1/8/2025, 1:55 PM

Constituent	Well	Outlier	Value(s)	Date(s)	Method	Alpha	N	Mean	Std. Dev.	Distribution	Normality Test
Arsenic (mg/L)	**MW-32 (bg)**	**Yes**	**0.00175**	**5/17/2023**	**NP (nrm)/OH**	**NaN**	**9**	**0.001036**	**0.0002985**	**unknown**	**ShapiroWilk**
Barium (mg/L)	MW-32 (bg)	No	n/a	n/a	EPA/OH	0.05	9	0.13	0.03001	normal	ShapiroWilk
Beryllium (mg/L)	MW-32 (bg)	No	n/a	n/a	OH	NaN	9	0.0004867	0.00004	n/a	n/a
Cadmium (mg/L)	MW-32 (bg)	No	n/a	n/a	EPA/OH	0.05	9	0.0002031	0.00009735	normal	ShapiroWilk
Cobalt (mg/L)	MW-32 (bg)	No	n/a	n/a	EPA/OH	0.05	9	0.001036	0.0008473	normal	ShapiroWilk
Copper (mg/L)	MW-32 (bg)	No	n/a	n/a	NP (nrm)/OH	NaN	9	0.004589	0.0032	unknown	ShapiroWilk
Lead (mg/L)	MW-32 (bg)	No	n/a	n/a	NP (nrm)/OH	NaN	9	0.0009189	0.001036	unknown	ShapiroWilk
Nickel (mg/L)	MW-32 (bg)	No	n/a	n/a	EPA/OH	0.05	9	0.003569	0.001836	normal	ShapiroWilk
Vanadium (mg/L)	MW-32 (bg)	No	n/a	n/a	EPA/OH	0.05	9	0.001845	0.001066	normal	ShapiroWilk
Zinc (mg/L)	MW-32 (bg)	No	n/a	n/a	EPA/OH	0.05	9	0.01361	0.008502	normal	ShapiroWilk

Tukey's Outlier Screening / Ohio EPA 0715 Outlier Algorithm

MW-32 (bg)

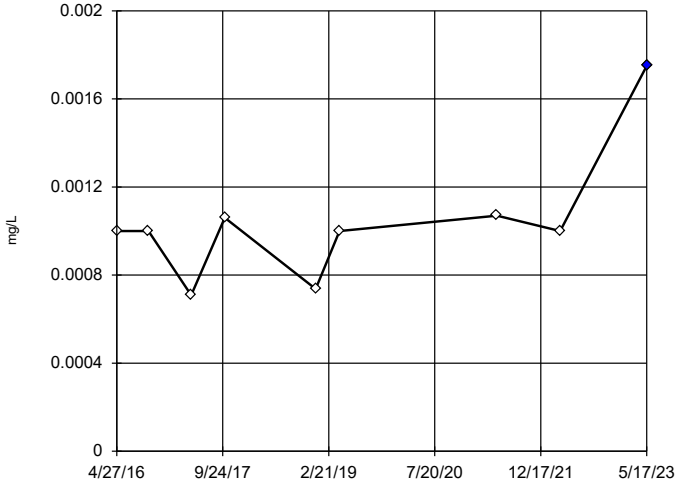

n = 9

Outlier is drawn as solid.
Tukey's method used in lieu of parametric test because the Shapiro Wilk normality test failed at the 0.01 alpha level.

High cutoff = 0.001655, low cutoff = 0.000279, based on IQR multiplier of 3.

Constituent: Arsenic Analysis Run 1/8/2025 1:53 PM View: 2024AWQR-BG_Outliers
Scott Area & County LF Client: SCS Engineers Data: Sanitas SCOTT SCL

Sanitas™ v.10.0.24 Software licensed to SCS Engineers. UG

EPA Screening (suspected outliers for Dixon's Test)

MW-32 (bg)

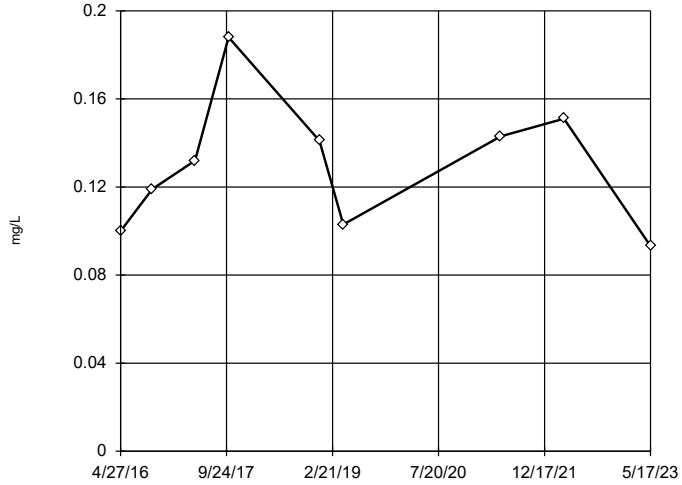

n = 9

Dixon's will not be run.
No suspect values identified or unable to establish suspect values.
Ohio method in use.
Mean 0.13, std. dev. 0.03001, critical Tn 2.11

Normality test used:
Shapiro Wilk@alpha = 0.01
Calculated = 0.9415
Critical = 0.764
The distribution was found to be normally distributed.

Constituent: Barium Analysis Run 1/8/2025 1:53 PM View: 2024AWQR-BG_Outliers
Scott Area & County LF Client: SCS Engineers Data: Sanitas SCOTT SCL

Sanitas™ v.10.0.24 Software licensed to SCS Engineers. UG

Ohio EPA 0715 Outlier Algorithm

MW-32 (bg)

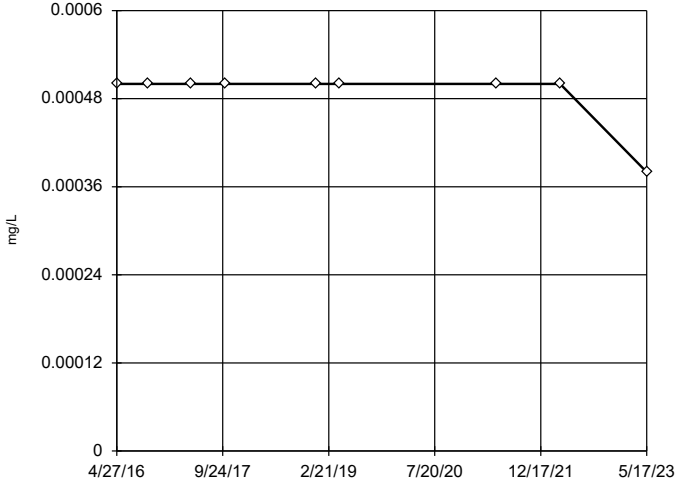

n = 9

No statistical outliers.

Constituent: Beryllium Analysis Run 1/8/2025 1:53 PM View: 2024AWQR-BG_Outliers
Scott Area & County LF Client: SCS Engineers Data: Sanitas SCOTT SCL

Sanitas™ v.10.0.24 Software licensed to SCS Engineers. UG

EPA Screening (suspected outliers for Dixon's Test)

MW-32 (bg)

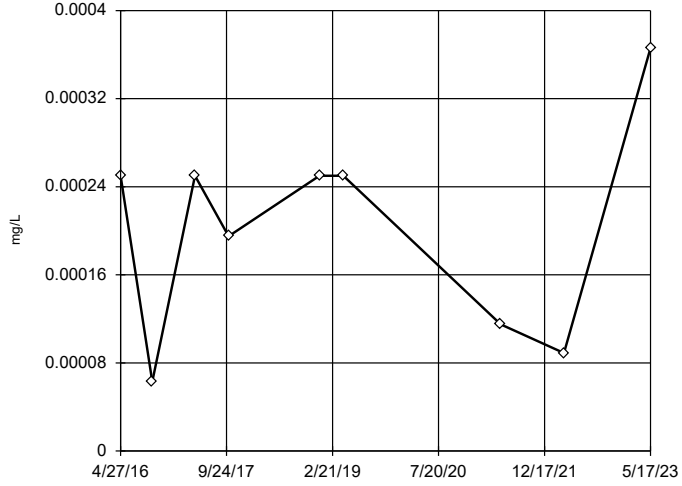

n = 9

Dixon's will not be run.
No suspect values identified or unable to establish suspect values.
Ohio method in use.
Mean 0.0002031, std. dev. 0.00009735, critical Tn 2.11

Normality test used:
Shapiro Wilk@alpha = 0.01
Calculated = 0.9091
Critical = 0.764
The distribution was found to be normally distributed.

Constituent: Cadmium Analysis Run 1/8/2025 1:53 PM View: 2024AWQR-BG_Outliers
Scott Area & County LF Client: SCS Engineers Data: Sanitas SCOTT SCL

Sanitas™ v.10.0.24 Software licensed to SCS Engineers. UG

EPA Screening (suspected outliers for Dixon's Test)

MW-32 (bg)

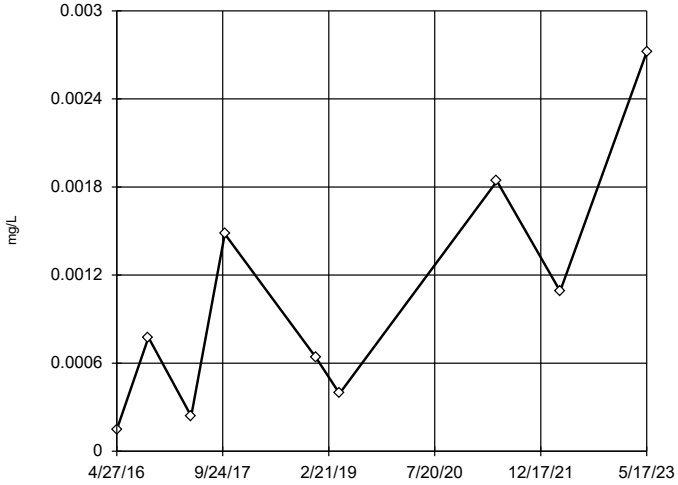

n = 9

Dixon's will not be run.
No suspect values identified or unable to establish suspect values.
Ohio method in use.
Mean 0.001036, std. dev. 0.0008473, critical Tn 2.11

Normality test used:
Shapiro Wilk@alpha = 0.01
Calculated = 0.9139
Critical = 0.764
The distribution was found to be normally distributed.

Constituent: Cobalt Analysis Run 1/8/2025 1:53 PM View: 2024AWQR-BG_Outliers
Scott Area & County LF Client: SCS Engineers Data: Sanitas SCOTT SCL

Sanitas™ v.10.0.24 Software licensed to SCS Engineers. UG

Tukey's Outlier Screening / Ohio EPA 0715 Outlier Algorithm

MW-32 (bg)

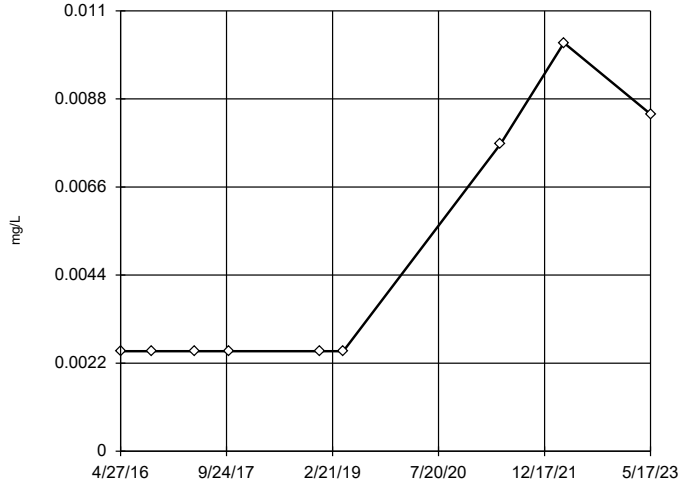

n = 9

No outliers found.
Tukey's method used in lieu of parametric test because the Shapiro Wilk normality test failed at the 0.01 alpha level.

High cutoff = 0.0247, low cutoff = -0.01415, based on IQR multiplier of 3.

Constituent: Copper Analysis Run 1/8/2025 1:53 PM View: 2024AWQR-BG_Outliers
Scott Area & County LF Client: SCS Engineers Data: Sanitas SCOTT SCL

Sanitas™ v.10.0.24 Software licensed to SCS Engineers. UG

Tukey's Outlier Screening / Ohio EPA 0715 Outlier Algorithm

MW-32 (bg)

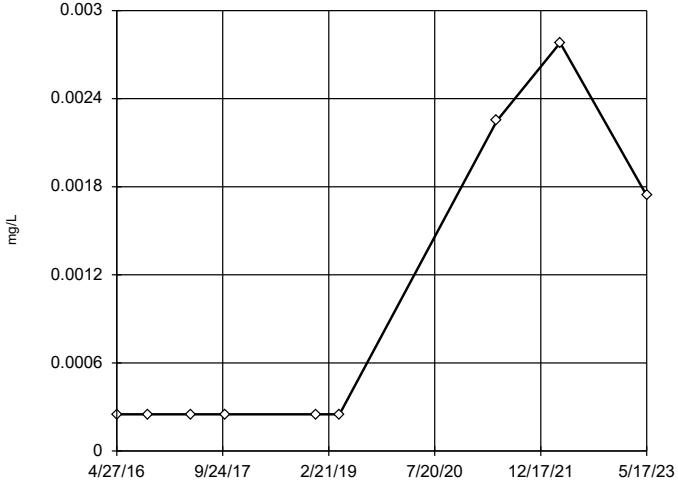

n = 9

No outliers found.
Tukey's method used in lieu of parametric test because the Shapiro Wilk normality test failed at the 0.01 alpha level.

High cutoff = 0.00723, low cutoff = -0.004985, based on IQR multiplier of 3.

Constituent: Lead Analysis Run 1/8/2025 1:53 PM View: 2024AWQR-BG_Outliers
Scott Area & County LF Client: SCS Engineers Data: Sanitas SCOTT SCL

Sanitas™ v.10.0.24 Software licensed to SCS Engineers. UG

EPA Screening (suspected outliers for Dixon's Test)

MW-32 (bg)

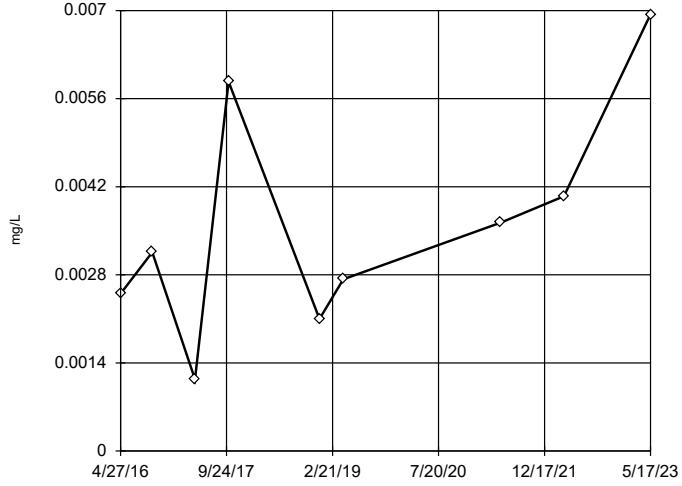

n = 9

Dixon's will not be run.
No suspect values identified or unable to establish suspect values.
Ohio method in use.
Mean 0.003569, std. dev. 0.001836, critical Tn 2.11

Normality test used:
Shapiro Wilk@alpha = 0.01
Calculated = 0.9381
Critical = 0.764
The distribution was found to be normally distributed.

Constituent: Nickel Analysis Run 1/8/2025 1:53 PM View: 2024AWQR-BG_Outliers
Scott Area & County LF Client: SCS Engineers Data: Sanitas SCOTT SCL

EPA Screening (suspected outliers for Dixon's Test)

MW-32 (bg)

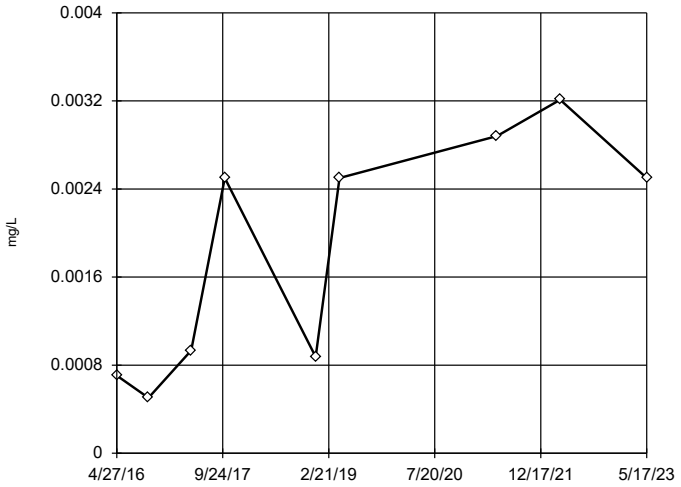

n = 9

Dixon's will not be run.
No suspect values identified or unable to establish suspect values.
Ohio method in use.
Mean 0.001845, std. dev. 0.001066, critical Tn 2.11

Normality test used:
Shapiro Wilk@alpha = 0.01
Calculated = 0.843
Critical = 0.764
The distribution was found to be normally distributed.

Constituent: Vanadium Analysis Run 1/8/2025 1:53 PM View: 2024AWQR-BG_Outliers
Scott Area & County LF Client: SCS Engineers Data: Sanitas SCOTT SCL

Sanitas™ v.10.0.24 Software licensed to SCS Engineers. UG

EPA Screening (suspected outliers for Dixon's Test)

MW-32 (bg)

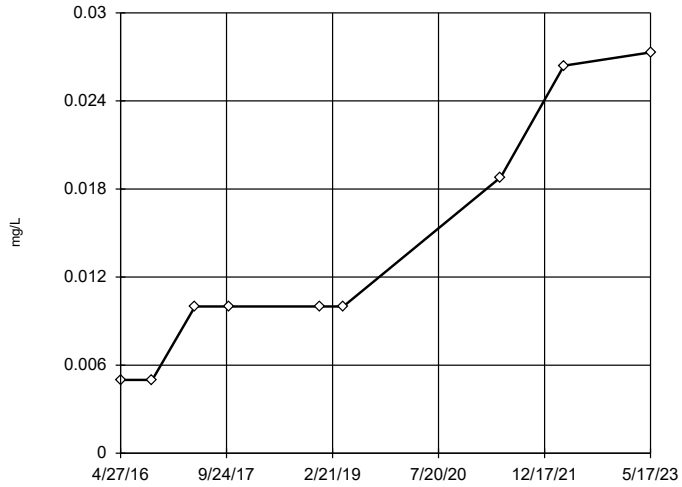

n = 9

Dixon's will not be run.
No suspect values identified or unable to establish suspect values.
Ohio method in use.
Mean 0.01361, std. dev. 0.008502, critical Tn 2.11

Normality test used:
Shapiro Wilk@alpha = 0.01
Calculated = 0.8226
Critical = 0.764
The distribution was found to be normally distributed.

Constituent: Zinc Analysis Run 1/8/2025 1:53 PM View: 2024AWQR-BG_Outliers
Scott Area & County LF Client: SCS Engineers Data: Sanitas SCOTT SCL

Interwell Prediction Limit Summary Table and Graphs

AM Prediction Limit

Scott Area & County LF Client: SCS Engineers Data: Sanitas SCOTT SCL Printed 1/8/2025, 2:14 PM

Constituent	Well	Upper Lim.	Lower Lim.	Date	Observ.	Sig.	Bg N	%NDs	Transform	Alpha	Method
Arsenic (mg/L)	MW-17	0.002256	n/a	9/23/2024	0.00775J	No	9	33.33	sqrt(x)	0.0005267	Param Inter 1 of 2
Arsenic (mg/L)	**MW-19**	**0.002256**	**n/a**	**9/23/2024**	**0.0155**	**Yes**	**9**	**33.33**	**sqrt(x)**	**0.0005267**	**Param Inter 1 of 2**
Arsenic (mg/L)	**OP-17**	**0.002256**	**n/a**	**9/23/2024**	**0.024**	**Yes**	**9**	**33.33**	**sqrt(x)**	**0.0005267**	**Param Inter 1 of 2**
Barium (mg/L)	**MW-17**	**0.2225**	**n/a**	**9/23/2024**	**0.4255**	**Yes**	**9**	**0**	**No**	**0.0005267**	**Param Inter 1 of 2**
Barium (mg/L)	MW-19	0.2225	n/a	9/23/2024	0.137	No	9	0	No	0.0005267	Param Inter 1 of 2
Barium (mg/L)	MW-27	0.2225	n/a	9/23/2024	0.146	No	9	0	No	0.0005267	Param Inter 1 of 2
Barium (mg/L)	**OP-17**	**0.2225**	**n/a**	**9/23/2024**	**0.343**	**Yes**	**9**	**0**	**No**	**0.0005267**	**Param Inter 1 of 2**
Cobalt (mg/L)	MW-17	0.003648	n/a	9/23/2024	0.0009195	No	9	0	No	0.0005267	Param Inter 1 of 2
Cobalt (mg/L)	**MW-19**	**0.003648**	**n/a**	**9/23/2024**	**0.00559**	**Yes**	**9**	**0**	**No**	**0.0005267**	**Param Inter 1 of 2**
Cobalt (mg/L)	**MW-27**	**0.003648**	**n/a**	**9/23/2024**	**0.00737**	**Yes**	**9**	**0**	**No**	**0.0005267**	**Param Inter 1 of 2**
Cobalt (mg/L)	**OP-17**	**0.003648**	**n/a**	**9/23/2024**	**0.0238**	**Yes**	**9**	**0**	**No**	**0.0005267**	**Param Inter 1 of 2**
Copper (mg/L)	**OP-17**	**0.0102**	**n/a**	**9/23/2024**	**0.0268**	**Yes**	**9**	**66.67**	**n/a**	**0.01243**	**NP Inter (NDs) 1 of 2**
Lead (mg/L)	OP-17	0.00278	n/a	9/23/2024	0.0017	No	9	66.67	n/a	0.01243	NP Inter (NDs) 1 of 2
Nickel (mg/L)	**OP-17**	**0.009228**	**n/a**	**9/23/2024**	**0.0344**	**Yes**	**9**	**11.11**	**No**	**0.0005267**	**Param Inter 1 of 2**

Sanitas™ v.10.0.24 Software licensed to SCS Engineers. UG
Hollow symbols indicate censored values.

Exceeds Limit: MW-19, OP-17

Prediction Limit

Interwell Parametric

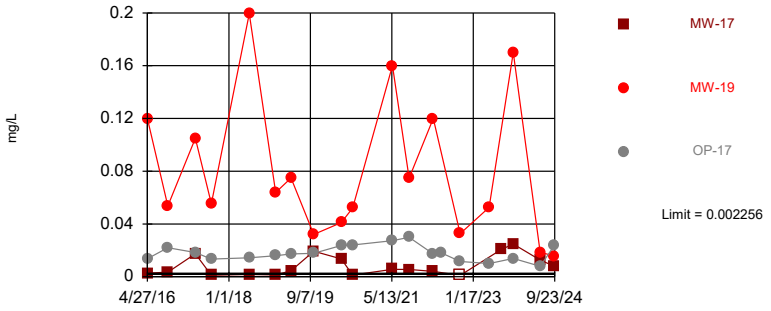

Background Data Summary (based on square root transformation) (after Kaplan-Meier Adjustment): Mean=0.03208, Std. Dev.=0.005, n=9, 33.33% NDs. Normality test: Shapiro Wilk @alpha = 0.01, calculated = 0.7959, critical = 0.764. Kappa = 3.083 (c=10, w=10, 1 of 2, event alpha = 0.05132). Report alpha = 0.005254. Individual comparison alpha = 0.0005267. Comparing 3 points to limit. Assumes 7 future values.

Constituent: Arsenic Analysis Run 1/8/2025 2:13 PM View: 2024AWQR-AM_Interwell_PL
Scott Area & County LF Client: SCS Engineers Data: Sanitas SCOTT SCL

Sanitas™ v.10.0.24 Software licensed to SCS Engineers. UG

Exceeds Limit: MW-17, OP-17

Prediction Limit

Interwell Parametric

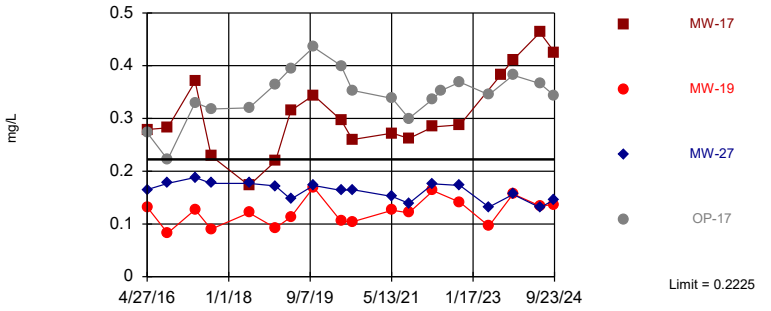

Background Data Summary: Mean=0.13, Std. Dev.=0.03001, n=9. Normality test: Shapiro Wilk @alpha = 0.01, calculated = 0.9415, critical = 0.764. Kappa = 3.083 (c=10, w=10, 1 of 2, event alpha = 0.05132). Report alpha = 0.005254. Individual comparison alpha = 0.0005267. Comparing 4 points to limit. Assumes 6 future values.

Constituent: Barium Analysis Run 1/8/2025 2:13 PM View: 2024AWQR-AM_Interwell_PL
Scott Area & County LF Client: SCS Engineers Data: Sanitas SCOTT SCL

Sanitas™ v.10.0.24 Software licensed to SCS Engineers. UG
Hollow symbols indicate censored values.

Exceeds Limit: MW-19, MW-27, OP-17

Prediction Limit

Interwell Parametric

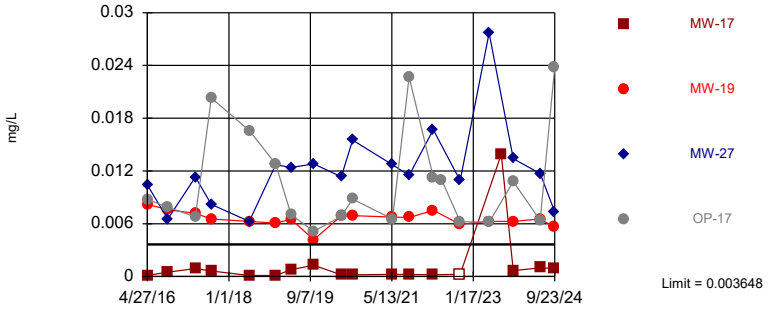

Background Data Summary: Mean=0.001036, Std. Dev.=0.0008473, n=9. Normality test: Shapiro Wilk @alpha = 0.01, calculated = 0.9139, critical = 0.764. Kappa = 3.083 (c=10, w=10, 1 of 2, event alpha = 0.05132). Report alpha = 0.005254. Individual comparison alpha = 0.0005267. Comparing 4 points to limit. Assumes 6 future values.

Constituent: Cobalt Analysis Run 1/8/2025 2:13 PM View: 2024AWQR-AM_Interwell_PL
Scott Area & County LF Client: SCS Engineers Data: Sanitas SCOTT SCL

Sanitas™ v.10.0.24 Software licensed to SCS Engineers. UG
Hollow symbols indicate censored values.

Exceeds Limit: OP-17

Prediction Limit

Interwell Non-parametric

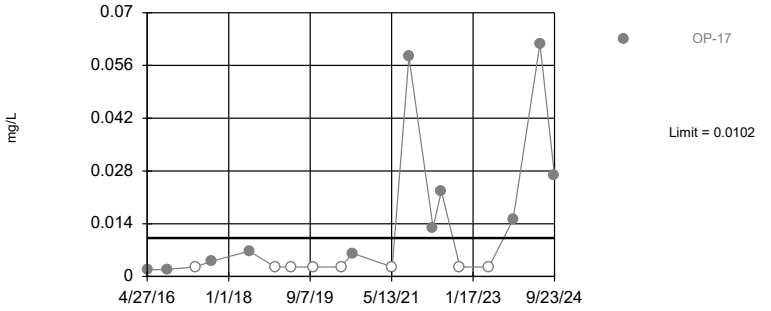

Non-parametric test used in lieu of parametric prediction limit because censored data exceeded 50%. Limit is highest of 9 background values. 66.67% NDs. Annual per-constituent alpha = 0.2214. Individual comparison alpha = 0.01243 (1 of 2). Assumes 9 future values.

Constituent: Copper Analysis Run 1/8/2025 2:13 PM View: 2024AWQR-AM_Interwell_PL
Scott Area & County LF Client: SCS Engineers Data: Sanitas SCOTT SCL

Hollow symbols indicate censored values.

Within Limit

Prediction Limit

Interwell Non-parametric

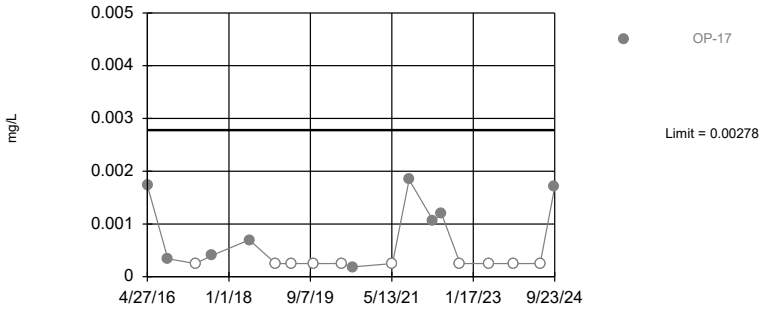

Non-parametric test used in lieu of parametric prediction limit because censored data exceeded 50%. Limit is highest of 9 background values. 66.67% NDs. Annual per-constituent alpha = 0.2214. Individual comparison alpha = 0.01243 (1 of 2). Assumes 9 future values.

Constituent: Lead Analysis Run 1/8/2025 2:13 PM View: 2024AWQR-AM_Interwell_PL

Scott Area & County LF Client: SCS Engineers Data: Sanitas SCOTT SCL

Sanitas™ v.10.0.24 Software licensed to SCS Engineers. UG

Exceeds Limit: OP-17

Prediction Limit

Interwell Parametric

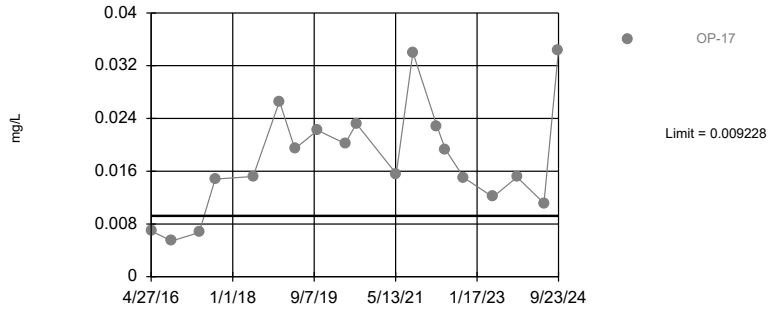

Background Data Summary: Mean=0.003569, Std. Dev.=0.001836, n=9, 11.11% NDs. Normality test: Shapiro Wilk @alpha = 0.01, calculated = 0.9381, critical = 0.764. Kappa = 3.083 (c=10, w=10, 1 of 2, event alpha = 0.05132). Report alpha = 0.005254. Individual comparison alpha = 0.0005267. Assumes 9 future values.

Constituent: Nickel Analysis Run 1/8/2025 2:13 PM View: 2024AWQR-AM_Interwell_PL

Scott Area & County LF Client: SCS Engineers Data: Sanitas SCOTT SCL

Mann-Kendall/Sen's Slope Trend Test Summary Table and Graphs

Trend Test

Scott Area & County LF Client: SCS Engineers Data: SCOTT-SCL-2024AWQR-AM Printed 1/8/2025, 3:40 PM

Constituent	Well	Slope	Calc.	Critical	Sig.	N	%NDs	Alpha	Method
1,1-Dichloroethane (ug/L)	MW-17	0.3512	8	21	No	8	12.5	0.01	NP
1,1-Dichloroethane (ug/L)	MW-27	0.3655	14	21	No	8	0	0.01	NP
1,2-Dichlorobenzene (ug/L)	OP-17	-0.7663	-12	-21	No	8	0	0.01	NP
1,4-Dichlorobenzene (ug/L)	MW-19	-0.07662	-6	-21	No	8	12.5	0.01	NP
1,4-Dichlorobenzene (ug/L)	OP-17	-0.6027	-7	-21	No	8	0	0.01	NP
Arsenic (mg/L)	MW-17	0.001906	6	21	No	8	12.5	0.01	NP
Arsenic (mg/L)	MW-19	-0.0298	-14	-21	No	8	0	0.01	NP
Arsenic (mg/L)	MW-27	-0.0003148	-16	-21	No	8	0	0.01	NP
Arsenic (mg/L)	OP-17	-0.002641	-10	-21	No	8	0	0.01	NP
Barium (mg/L)	**MW-17**	**0.05951**	**24**	**21**	**Yes**	**8**	**0**	**0.01**	**NP**
Barium (mg/L)	MW-19	0.002953	2	21	No	8	0	0.01	NP
Barium (mg/L)	MW-27	-0.004816	-8	-21	No	8	0	0.01	NP
Barium (mg/L)	OP-17	0.01371	10	21	No	8	0	0.01	NP
Benzene (ug/L)	MW-19	-0.1002	-13	-21	No	8	25	0.01	NP
Benzene (ug/L)	MW-27	-0.006204	-2	-21	No	8	12.5	0.01	NP
Benzene (ug/L)	OP-17	-0.115	-2	-21	No	8	0	0.01	NP
Cadmium (mg/L)	MW-17	0.00002676	17	21	No	8	87.5	0.01	NP
Cadmium (mg/L)	MW-27	0.00002676	16	21	No	8	62.5	0.01	NP
Cadmium (mg/L)	OP-17	-0.000009736	-3	-21	No	8	50	0.01	NP
Chlorobenzene (ug/L)	MW-27	0.1548	14	21	No	8	0	0.01	NP
Chlorobenzene (ug/L)	OP-17	0.2931	0	21	No	8	0	0.01	NP
Chloromethane (ug/L)	OP-17	0	5	21	No	8	87.5	0.01	NP
cis-1,2-Dichloroethene (ug/L)	MW-17	1.566	7	21	No	8	12.5	0.01	NP
cis-1,2-Dichloroethene (ug/L)	MW-19	-0.2909	-10	-21	No	8	0	0.01	NP
cis-1,2-Dichloroethene (ug/L)	MW-27	1.19	8	21	No	8	0	0.01	NP
Cobalt (mg/L)	MW-17	0.0002381	14	21	No	8	12.5	0.01	NP
Cobalt (mg/L)	MW-19	-0.0002251	-13	-21	No	8	0	0.01	NP
Cobalt (mg/L)	MW-27	-0.001331	-6	-21	No	8	0	0.01	NP
Cobalt (mg/L)	OP-17	-0.00102	-6	-21	No	8	0	0.01	NP
Copper (mg/L)	MW-17	0	7	21	No	8	87.5	0.01	NP
Copper (mg/L)	OP-17	0.001264	3	21	No	8	25	0.01	NP
Lead (mg/L)	MW-17	0	-5	-21	No	8	75	0.01	NP
Lead (mg/L)	MW-27	-0.000008571	-8	-21	No	8	50	0.01	NP
Lead (mg/L)	OP-17	-0.0002067	-8	-21	No	8	50	0.01	NP
Methoxychlor (ug/L)	MW-19	0.0001029	10	21	No	8	87.5	0.01	NP
Nickel (mg/L)	MW-17	0	7	21	No	8	87.5	0.01	NP
Nickel (mg/L)	MW-27	0.001693	10	21	No	8	12.5	0.01	NP
Nickel (mg/L)	OP-17	-0.004758	-10	-21	No	8	0	0.01	NP
Zinc (mg/L)	OP-17	0.0009531	10	21	No	8	62.5	0.01	NP

Sanitas™ v.10.0.24 Software licensed to SCS Engineers. UG
Hollow symbols indicate censored values.

Sen's Slope Estimator

MW-17

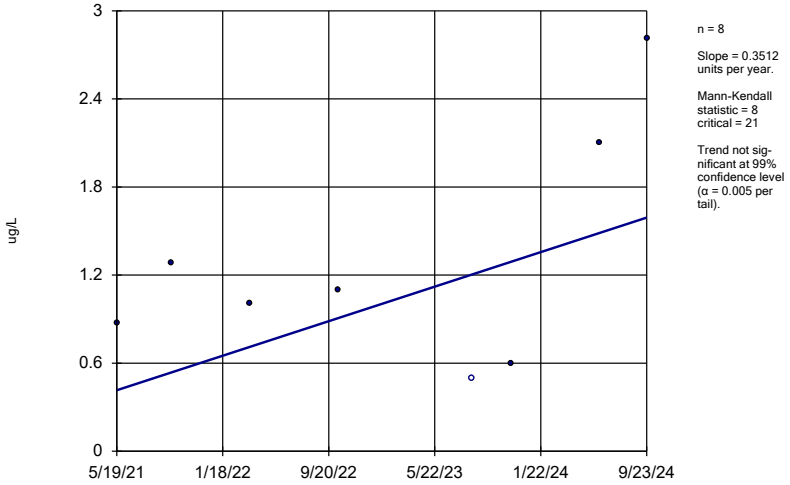

Constituent: 1,1-Dichloroethane Analysis Run 1/8/2025 3:37 PM View: 2024AWQR-Mann_Kendall
Scott Area & County LF Client: SCS Engineers Data: SCOTT-SCL-2024AWQR-AM

Sanitas™ v.10.0.24 Software licensed to SCS Engineers. UG

Sen's Slope Estimator

MW-27

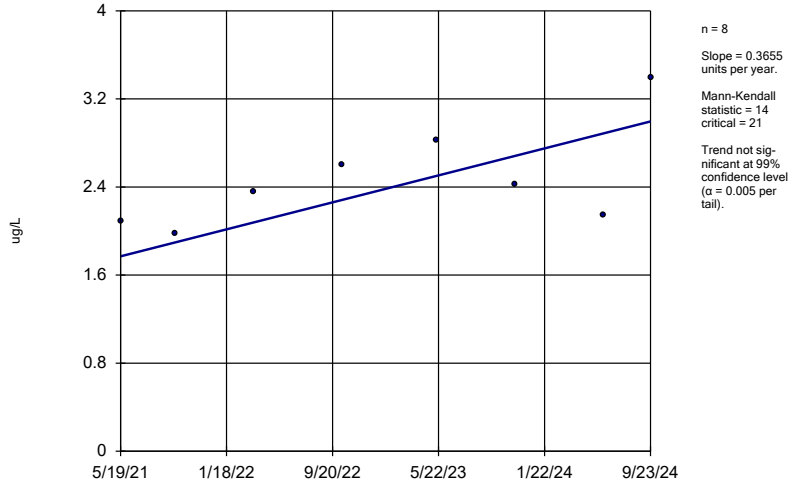

Constituent: 1,1-Dichloroethane Analysis Run 1/8/2025 3:37 PM View: 2024AWQR-Mann_Kendall
Scott Area & County LF Client: SCS Engineers Data: SCOTT-SCL-2024AWQR-AM

Sanitas™ v.10.0.24 Software licensed to SCS Engineers. UG

Sen's Slope Estimator

OP-17

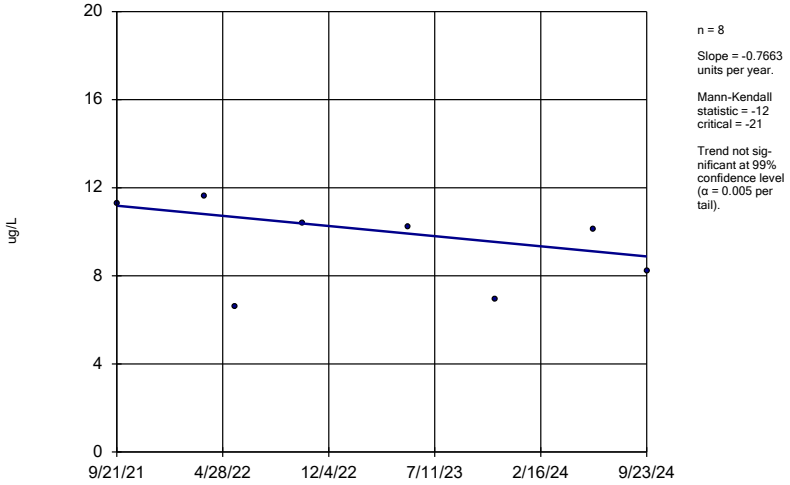

Constituent: 1,2-Dichlorobenzene Analysis Run 1/8/2025 3:37 PM View: 2024AWQR-Mann_Kendall
Scott Area & County LF Client: SCS Engineers Data: SCOTT-SCL-2024AWQR-AM

Sanitas™ v.10.0.24 Software licensed to SCS Engineers. UG
Hollow symbols indicate censored values.

Sen's Slope Estimator

MW-19

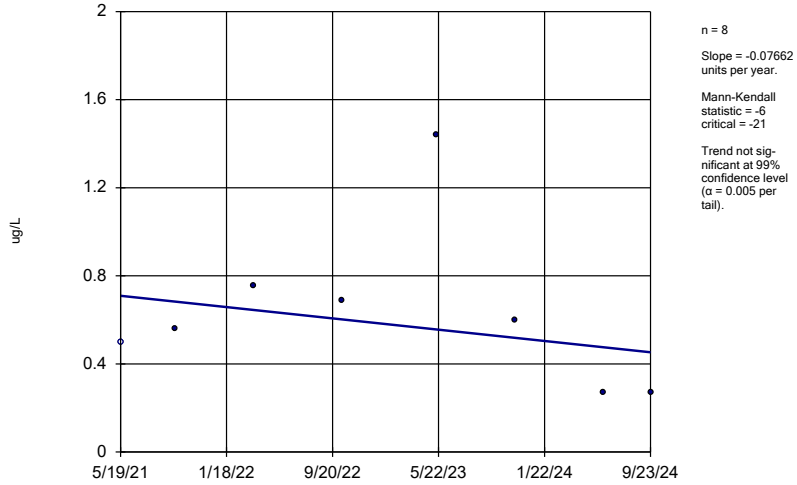

Constituent: 1,4-Dichlorobenzene Analysis Run 1/8/2025 3:37 PM View: 2024AWQR-Mann_Kendall
Scott Area & County LF Client: SCS Engineers Data: SCOTT-SCL-2024AWQR-AM

Sanitas™ v.10.0.24 Software licensed to SCS Engineers. UG

Sen's Slope Estimator

OP-17

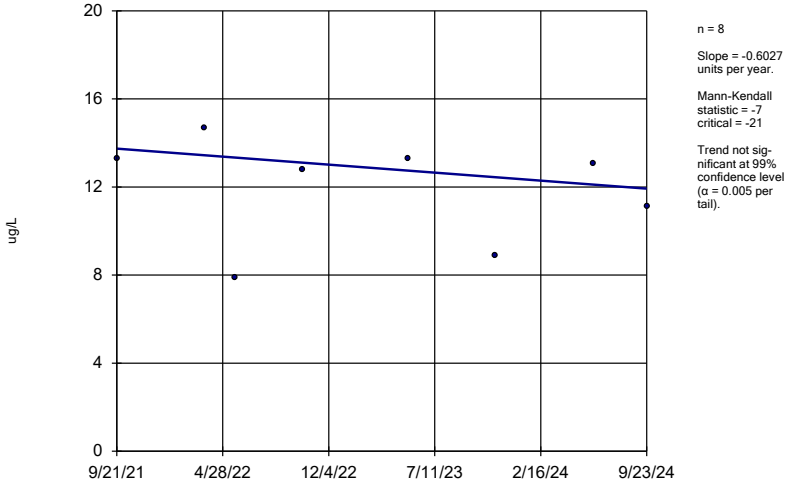

Constituent: 1,4-Dichlorobenzene Analysis Run 1/8/2025 3:37 PM View: 2024AWQR-Mann_Kendall
Scott Area & County LF Client: SCS Engineers Data: SCOTT-SCL-2024AWQR-AM

Sanitas™ v.10.0.24 Software licensed to SCS Engineers. UG
Hollow symbols indicate censored values.

Sen's Slope Estimator

MW-17

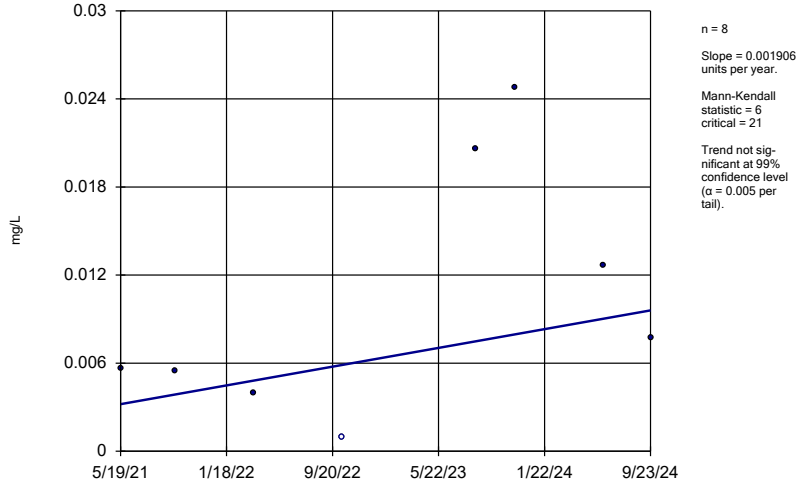

Constituent: Arsenic Analysis Run 1/8/2025 3:37 PM View: 2024AWQR-Mann_Kendall
Scott Area & County LF Client: SCS Engineers Data: SCOTT-SCL-2024AWQR-AM

Sanitas™ v.10.0.24 Software licensed to SCS Engineers. UG

Sen's Slope Estimator

MW-19

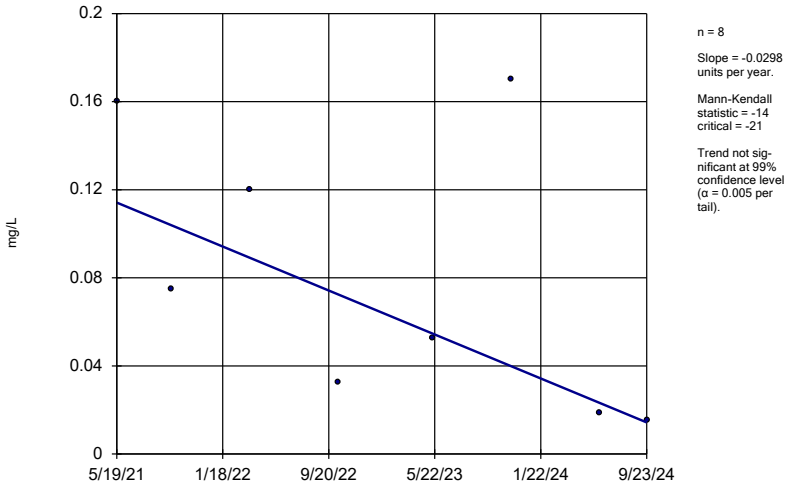

Constituent: Arsenic Analysis Run 1/8/2025 3:37 PM View: 2024AWQR-Mann_Kendall
Scott Area & County LF Client: SCS Engineers Data: SCOTT-SCL-2024AWQR-AM

Sanitas™ v.10.0.24 Software licensed to SCS Engineers. UG

Sen's Slope Estimator

MW-27

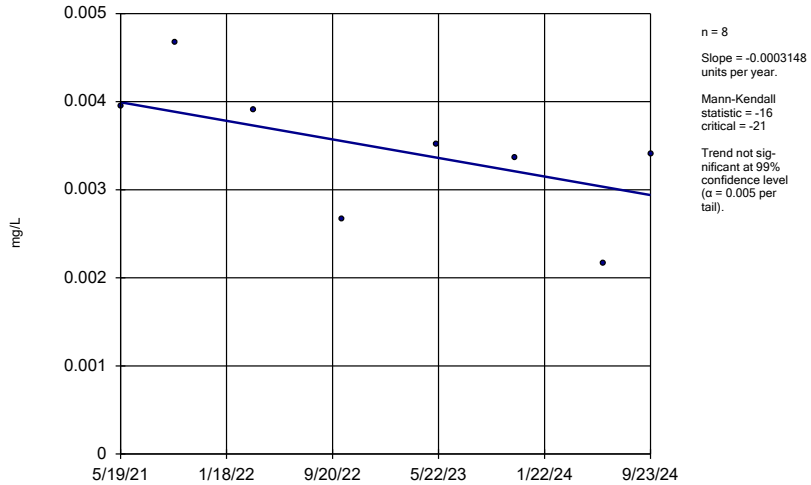

Constituent: Arsenic Analysis Run 1/8/2025 3:37 PM View: 2024AWQR-Mann_Kendall
Scott Area & County LF Client: SCS Engineers Data: SCOTT-SCL-2024AWQR-AM

Sanitas™ v.10.0.24 Software licensed to SCS Engineers. UG

Sen's Slope Estimator

OP-17

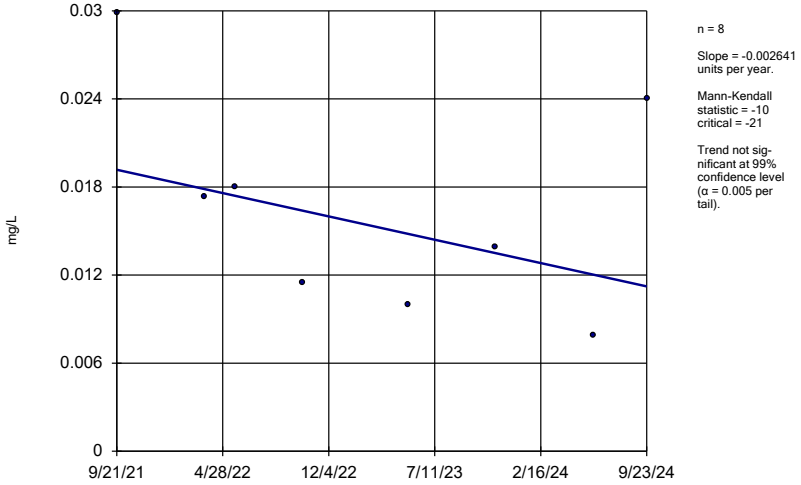

n = 8

Slope = -0.002641 units per year.

Mann-Kendall statistic = -10
critical = -21

Trend not significant at 99% confidence level (α = 0.005 per tail).

Constituent: Arsenic Analysis Run 1/8/2025 3:37 PM View: 2024AWQR-Mann_Kendall
Scott Area & County LF Client: SCS Engineers Data: SCOTT-SCL-2024AWQR-AM

Sanitas™ v.10.0.24 Software licensed to SCS Engineers. UG

Sen's Slope Estimator

MW-17

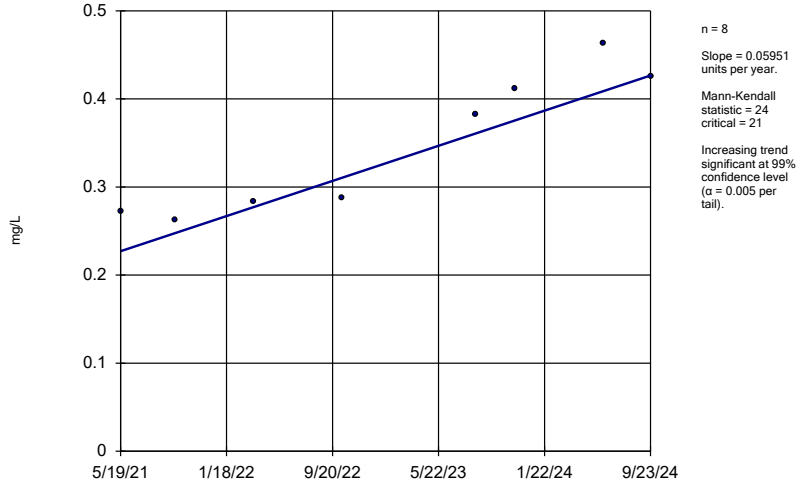

n = 8

Slope = 0.05951 units per year.

Mann-Kendall statistic = 24
critical = 21

Increasing trend significant at 99% confidence level (α = 0.005 per tail).

Constituent: Barium Analysis Run 1/8/2025 3:37 PM View: 2024AWQR-Mann_Kendall
Scott Area & County LF Client: SCS Engineers Data: SCOTT-SCL-2024AWQR-AM

Sanitas™ v.10.0.24 Software licensed to SCS Engineers. UG

Sen's Slope Estimator

MW-19

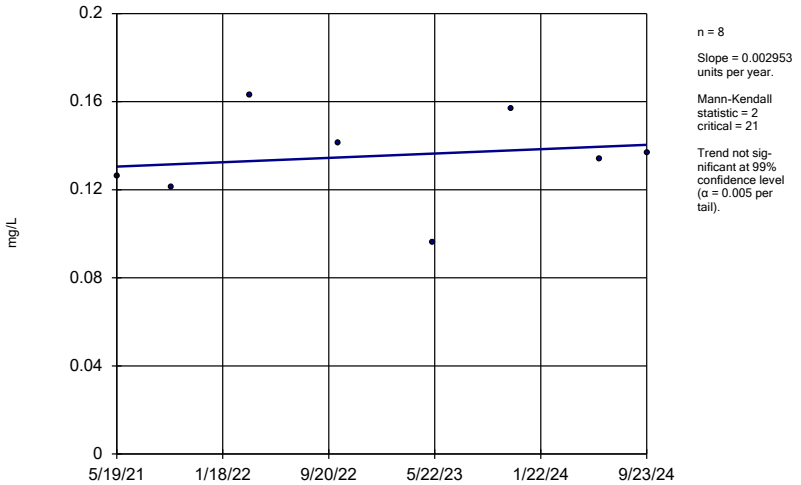

n = 8

Slope = 0.002953 units per year.

Mann-Kendall statistic = 2
critical = 21

Trend not significant at 99% confidence level (α = 0.005 per tail).

Constituent: Barium Analysis Run 1/8/2025 3:37 PM View: 2024AWQR-Mann_Kendall
Scott Area & County LF Client: SCS Engineers Data: SCOTT-SCL-2024AWQR-AM

Sanitas™ v.10.0.24 Software licensed to SCS Engineers. UG

Sen's Slope Estimator

MW-27

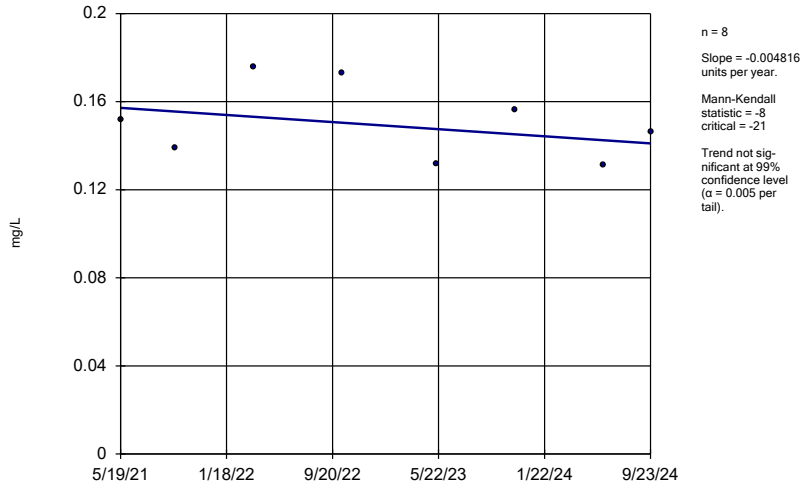

n = 8

Slope = -0.004816 units per year.

Mann-Kendall statistic = -8
critical = -21

Trend not significant at 99% confidence level (α = 0.005 per tail).

Constituent: Barium Analysis Run 1/8/2025 3:37 PM View: 2024AWQR-Mann_Kendall
Scott Area & County LF Client: SCS Engineers Data: SCOTT-SCL-2024AWQR-AM

Sanitas™ v.10.0.24 Software licensed to SCS Engineers. UG

Sen's Slope Estimator

OP-17

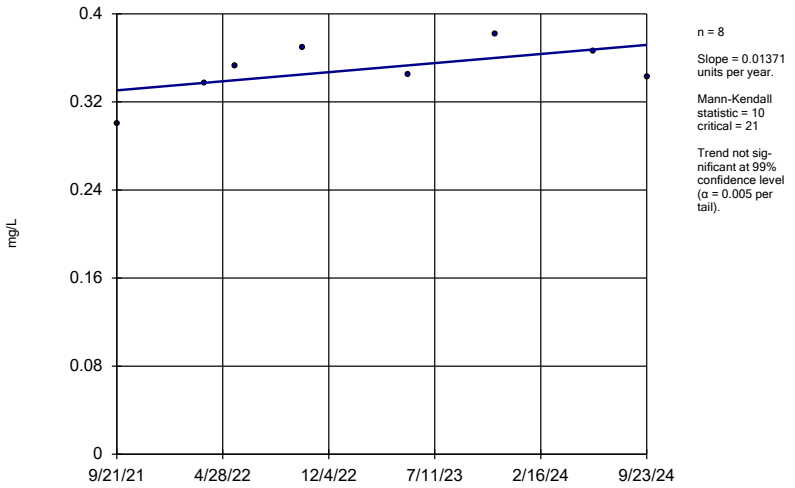

n = 8

Slope = 0.01371 units per year.

Mann-Kendall statistic = 10
critical = 21

Trend not significant at 99% confidence level (α = 0.005 per tail).

Constituent: Barium Analysis Run 1/8/2025 3:37 PM View: 2024AWQR-Mann_Kendall
Scott Area & County LF Client: SCS Engineers Data: SCOTT-SCL-2024AWQR-AM

Sanitas™ v.10.0.24 Software licensed to SCS Engineers. UG
Hollow symbols indicate censored values.

Sen's Slope Estimator

MW-19

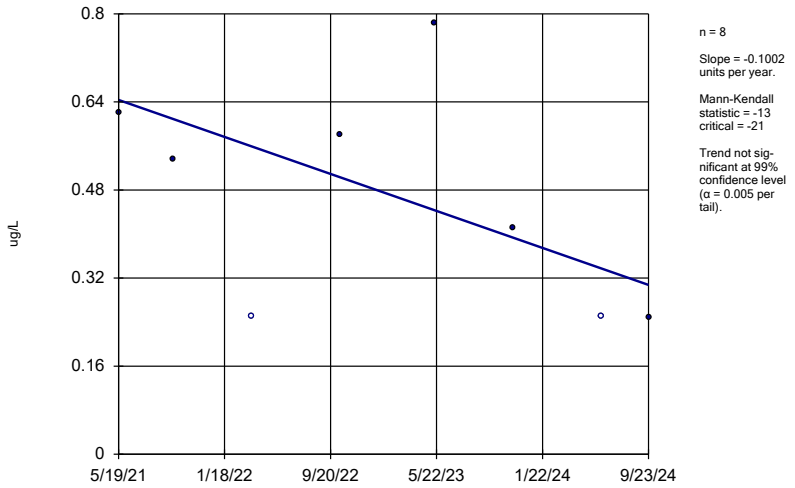

n = 8

Slope = -0.1002 units per year.

Mann-Kendall statistic = -13
critical = -21

Trend not significant at 99% confidence level (α = 0.005 per tail).

Constituent: Benzene Analysis Run 1/8/2025 3:37 PM View: 2024AWQR-Mann_Kendall
Scott Area & County LF Client: SCS Engineers Data: SCOTT-SCL-2024AWQR-AM

Sanitas™ v.10.0.24 Software licensed to SCS Engineers. UG
Hollow symbols indicate censored values.

Sen's Slope Estimator

MW-27

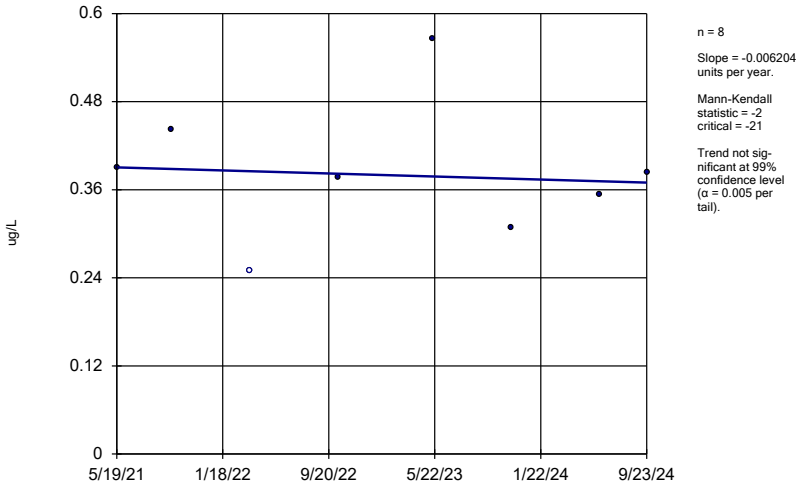

n = 8

Slope = -0.006204 units per year.

Mann-Kendall statistic = -2
critical = -21

Trend not significant at 99% confidence level (α = 0.005 per tail).

Constituent: Benzene Analysis Run 1/8/2025 3:37 PM View: 2024AWQR-Mann_Kendall
Scott Area & County LF Client: SCS Engineers Data: SCOTT-SCL-2024AWQR-AM

Sanitas™ v.10.0.24 Software licensed to SCS Engineers. UG

Sen's Slope Estimator

OP-17

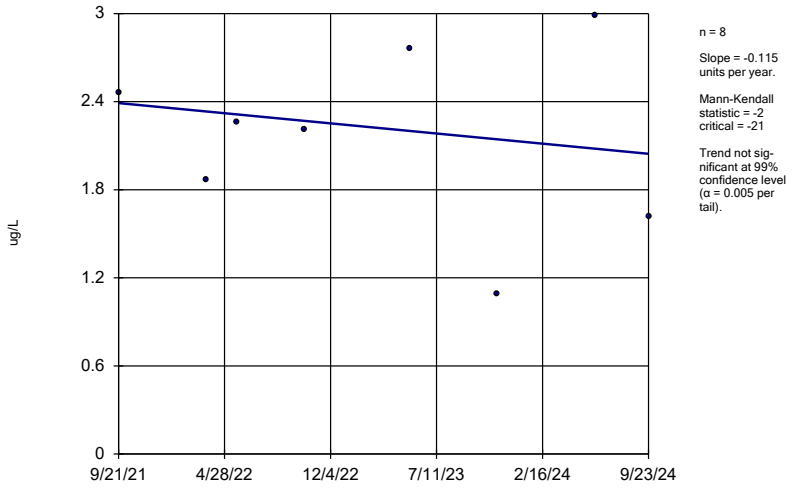

n = 8

Slope = -0.115 units per year.

Mann-Kendall statistic = -2
critical = -21

Trend not significant at 99% confidence level (α = 0.005 per tail).

Constituent: Benzene Analysis Run 1/8/2025 3:37 PM View: 2024AWQR-Mann_Kendall
Scott Area & County LF Client: SCS Engineers Data: SCOTT-SCL-2024AWQR-AM

Sanitas™ v.10.0.24 Software licensed to SCS Engineers. UG
Hollow symbols indicate censored values.

Sen's Slope Estimator

MW-17

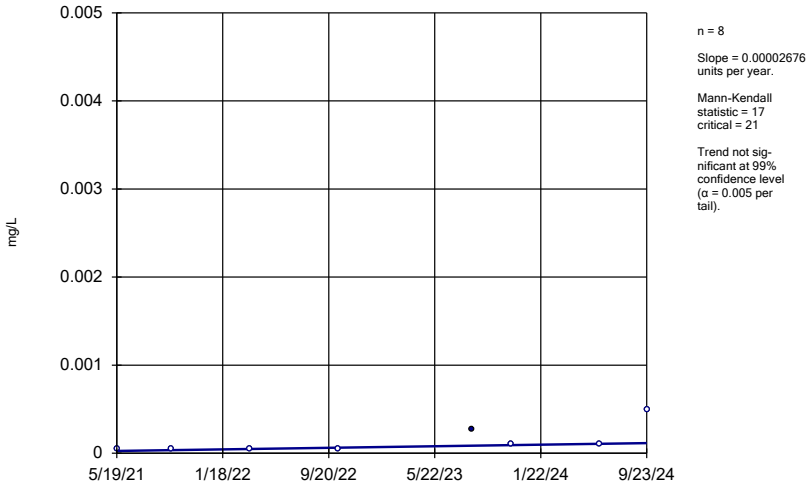

Constituent: Cadmium Analysis Run 1/8/2025 3:37 PM View: 2024AWQR-Mann_Kendall
Scott Area & County LF Client: SCS Engineers Data: SCOTT-SCL-2024AWQR-AM

Sanitas™ v.10.0.24 Software licensed to SCS Engineers. UG
Hollow symbols indicate censored values.

Sen's Slope Estimator

MW-27

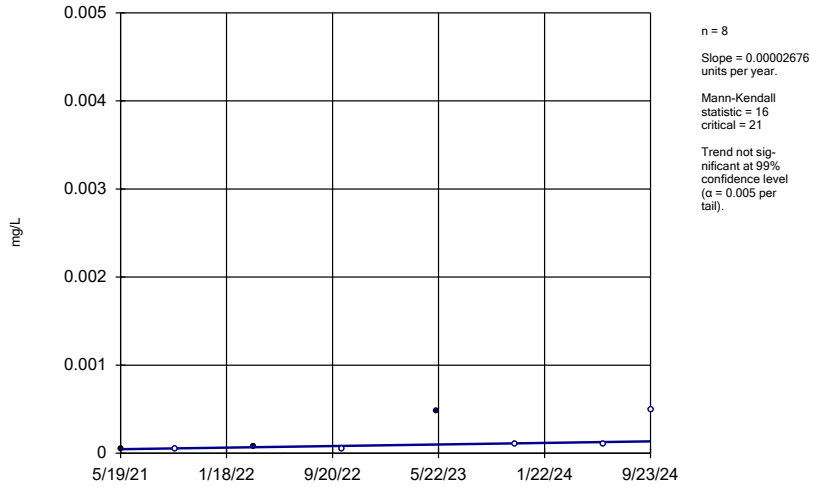

Constituent: Cadmium Analysis Run 1/8/2025 3:37 PM View: 2024AWQR-Mann_Kendall
Scott Area & County LF Client: SCS Engineers Data: SCOTT-SCL-2024AWQR-AM

Sanitas™ v.10.0.24 Software licensed to SCS Engineers. UG
Hollow symbols indicate censored values.

Sen's Slope Estimator

OP-17

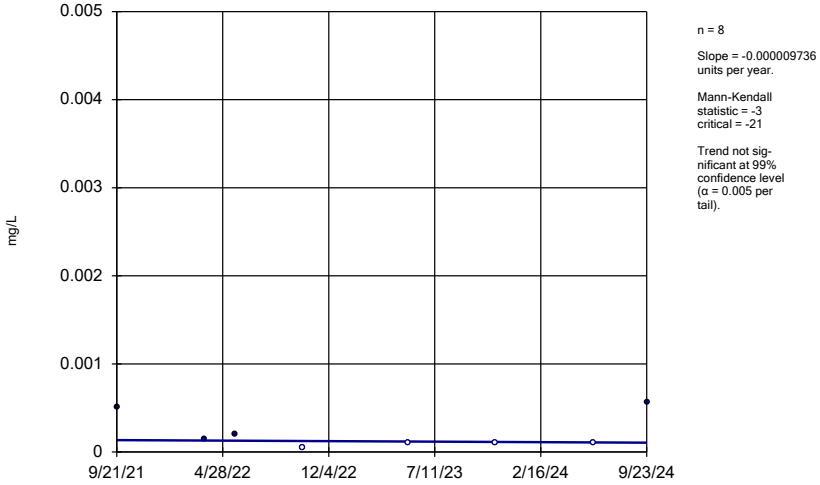

Constituent: Cadmium Analysis Run 1/8/2025 3:37 PM View: 2024AWQR-Mann_Kendall
Scott Area & County LF Client: SCS Engineers Data: SCOTT-SCL-2024AWQR-AM

Sanitas™ v.10.0.24 Software licensed to SCS Engineers. UG

Sen's Slope Estimator

MW-27

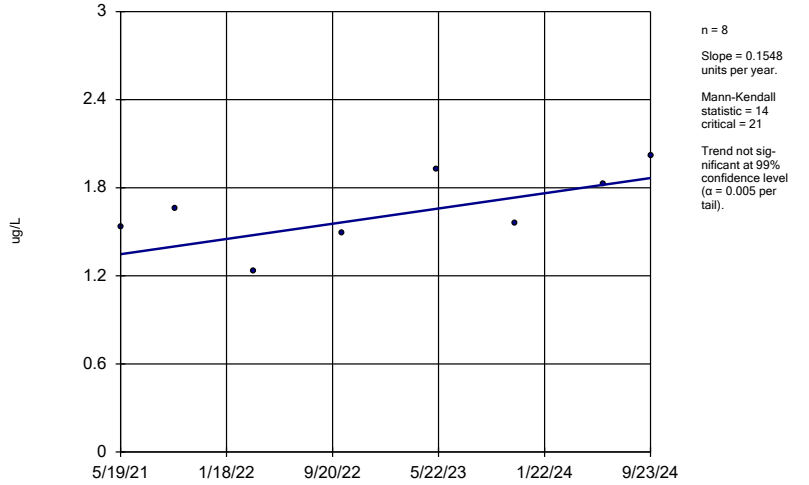

Constituent: Chlorobenzene Analysis Run 1/8/2025 3:37 PM View: 2024AWQR-Mann_Kendall
Scott Area & County LF Client: SCS Engineers Data: SCOTT-SCL-2024AWQR-AM

Sanitas™ v.10.0.24 Software licensed to SCS Engineers. UG

Sen's Slope Estimator

OP-17

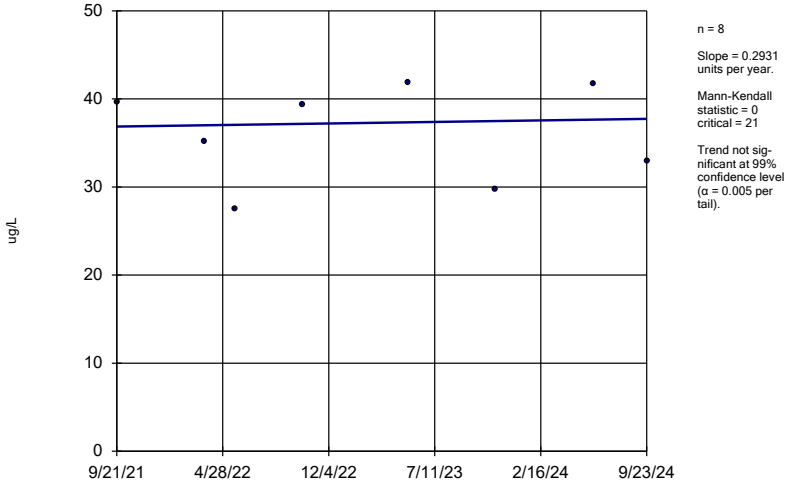

Constituent: Chlorobenzene Analysis Run 1/8/2025 3:37 PM View: 2024AWQR-Mann_Kendall

Scott Area & County LF Client: SCS Engineers Data: SCOTT-SCL-2024AWQR-AM

Sanitas™ v.10.0.24 Software licensed to SCS Engineers. UG

Hollow symbols indicate censored values.

Sen's Slope Estimator

OP-17

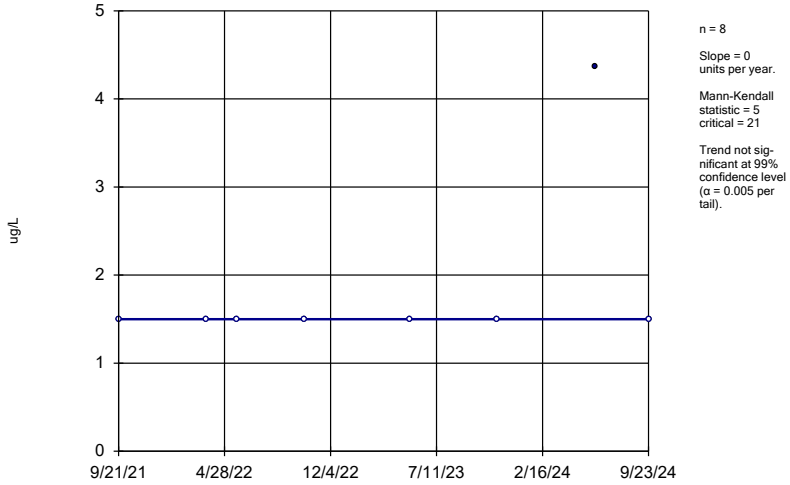

Constituent: Chloromethane Analysis Run 1/8/2025 3:37 PM View: 2024AWQR-Mann_Kendall

Scott Area & County LF Client: SCS Engineers Data: SCOTT-SCL-2024AWQR-AM

Sanitas™ v.10.0.24 Software licensed to SCS Engineers. UG

Hollow symbols indicate censored values.

Sen's Slope Estimator

MW-17

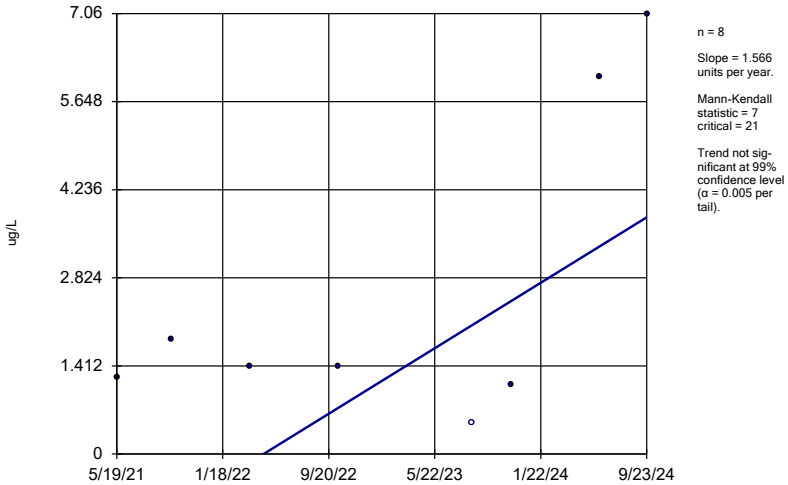

Constituent: cis-1,2-Dichloroethene Analysis Run 1/8/2025 3:37 PM View: 2024AWQR-Mann_Kendall

Scott Area & County LF Client: SCS Engineers Data: SCOTT-SCL-2024AWQR-AM

Sanitas™ v.10.0.24 Software licensed to SCS Engineers. UG

Sen's Slope Estimator

MW-19

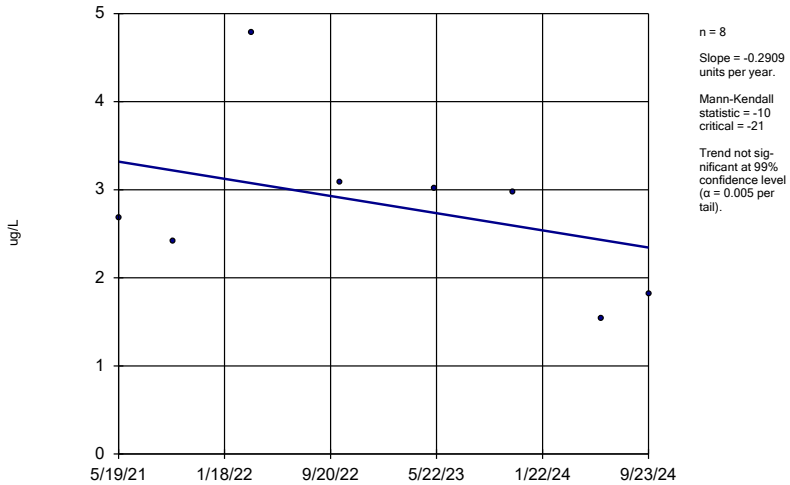

Constituent: cis-1,2-Dichloroethene Analysis Run 1/8/2025 3:37 PM View: 2024AWQR-Mann_Kendall

Scott Area & County LF Client: SCS Engineers Data: SCOTT-SCL-2024AWQR-AM

Sen's Slope Estimator

MW-27

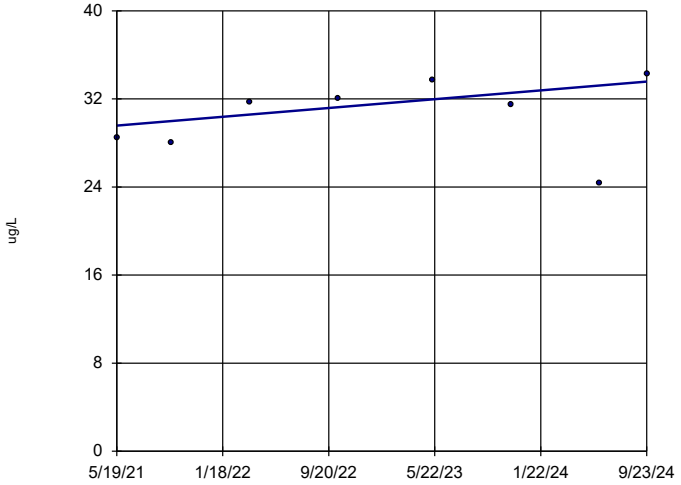

n = 8

Slope = 1.19 units per year.

Mann-Kendall statistic = 8 critical = 21

Trend not significant at 99% confidence level (α = 0.005 per tail).

Constituent: cis-1,2-Dichloroethene Analysis Run 1/8/2025 3:37 PM View: 2024AWQR-Mann_Kendall

Scott Area & County LF Client: SCS Engineers Data: SCOTT-SCL-2024AWQR-AM

Hollow symbols indicate censored values.

Sen's Slope Estimator

MW-17

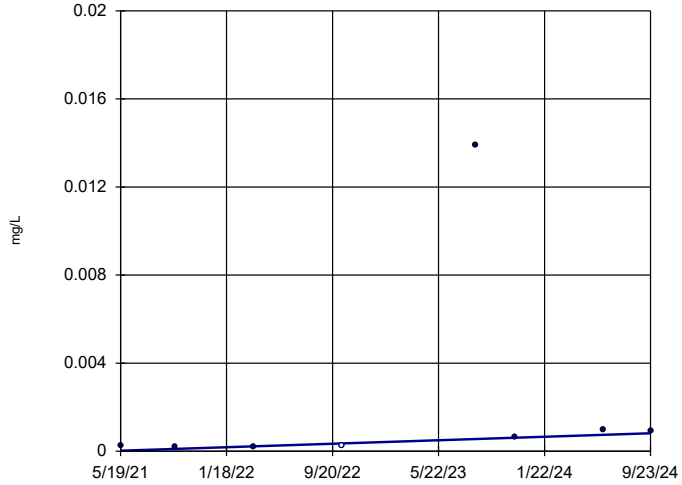

n = 8

Slope = 0.0002381 units per year.

Mann-Kendall statistic = 14 critical = 21

Trend not significant at 99% confidence level (α = 0.005 per tail).

Constituent: Cobalt Analysis Run 1/8/2025 3:37 PM View: 2024AWQR-Mann_Kendall

Scott Area & County LF Client: SCS Engineers Data: SCOTT-SCL-2024AWQR-AM

Sen's Slope Estimator

MW-19

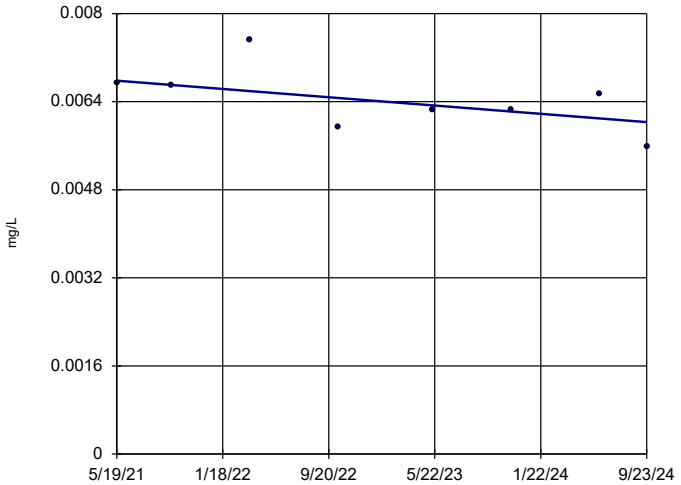

n = 8

Slope = -0.0002251 units per year.

Mann-Kendall statistic = -13 critical = -21

Trend not significant at 99% confidence level (α = 0.005 per tail).

Constituent: Cobalt Analysis Run 1/8/2025 3:37 PM View: 2024AWQR-Mann_Kendall

Scott Area & County LF Client: SCS Engineers Data: SCOTT-SCL-2024AWQR-AM

Sen's Slope Estimator

MW-27

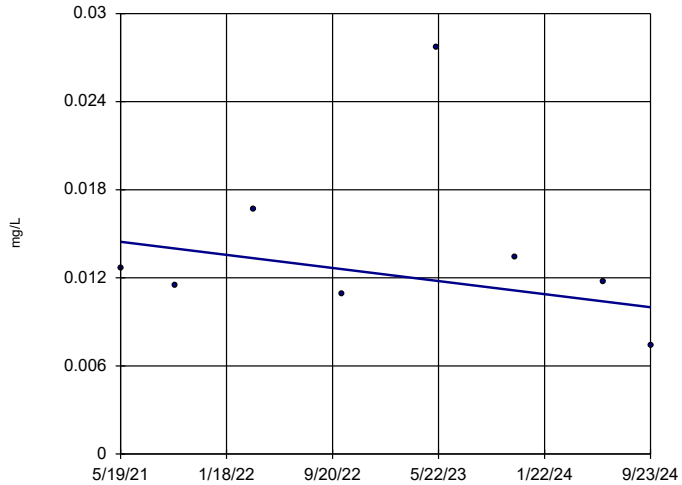

n = 8

Slope = -0.001331 units per year.

Mann-Kendall statistic = -6 critical = -21

Trend not significant at 99% confidence level (α = 0.005 per tail).

Constituent: Cobalt Analysis Run 1/8/2025 3:37 PM View: 2024AWQR-Mann_Kendall

Scott Area & County LF Client: SCS Engineers Data: SCOTT-SCL-2024AWQR-AM

Sanitas™ v.10.0.24 Software licensed to SCS Engineers. UG

Sen's Slope Estimator

OP-17

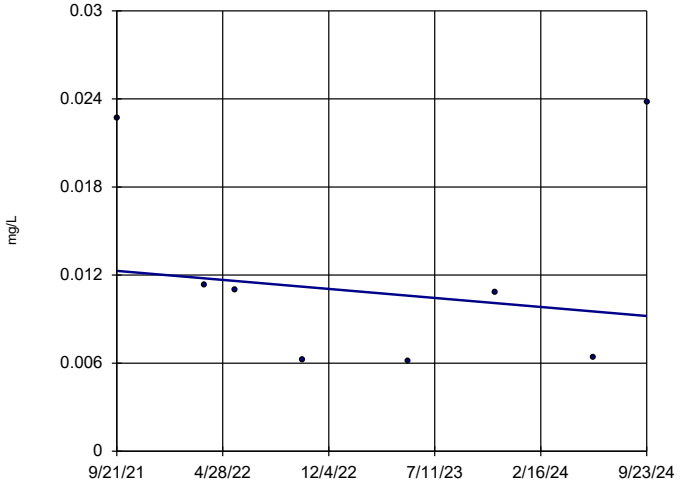

n = 8

Slope = -0.00102 units per year.

Mann-Kendall statistic = -6
critical = -21

Trend not significant at 99% confidence level (α = 0.005 per tail).

Constituent: Cobalt Analysis Run 1/8/2025 3:37 PM View: 2024AWQR-Mann_Kendall
Scott Area & County LF Client: SCS Engineers Data: SCOTT-SCL-2024AWQR-AM

Sanitas™ v.10.0.24 Software licensed to SCS Engineers. UG
Hollow symbols indicate censored values.

Sen's Slope Estimator

MW-17

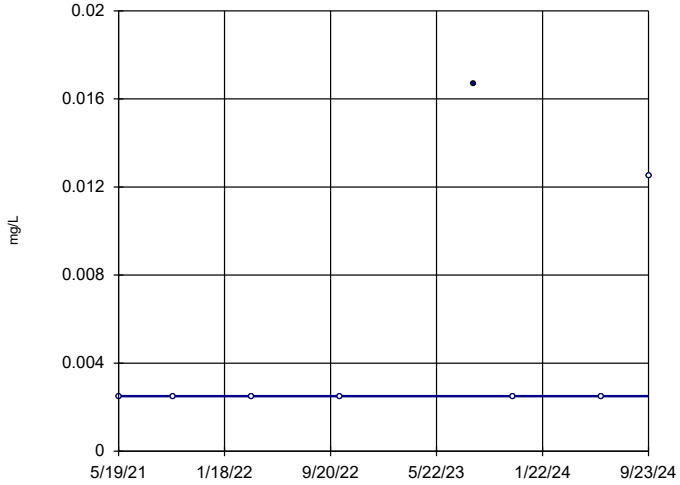

n = 8

Slope = 0 units per year.

Mann-Kendall statistic = 7
critical = 21

Trend not significant at 99% confidence level (α = 0.005 per tail).

Constituent: Copper Analysis Run 1/8/2025 3:37 PM View: 2024AWQR-Mann_Kendall
Scott Area & County LF Client: SCS Engineers Data: SCOTT-SCL-2024AWQR-AM

Sanitas™ v.10.0.24 Software licensed to SCS Engineers. UG
Hollow symbols indicate censored values.

Sen's Slope Estimator

OP-17

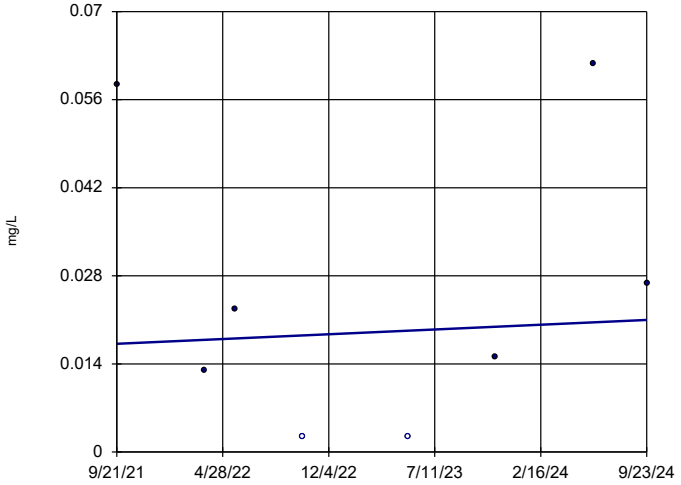

n = 8

Slope = 0.001264 units per year.

Mann-Kendall statistic = 3
critical = 21

Trend not significant at 99% confidence level (α = 0.005 per tail).

Constituent: Copper Analysis Run 1/8/2025 3:37 PM View: 2024AWQR-Mann_Kendall
Scott Area & County LF Client: SCS Engineers Data: SCOTT-SCL-2024AWQR-AM

Sanitas™ v.10.0.24 Software licensed to SCS Engineers. UG
Hollow symbols indicate censored values.

Sen's Slope Estimator

MW-17

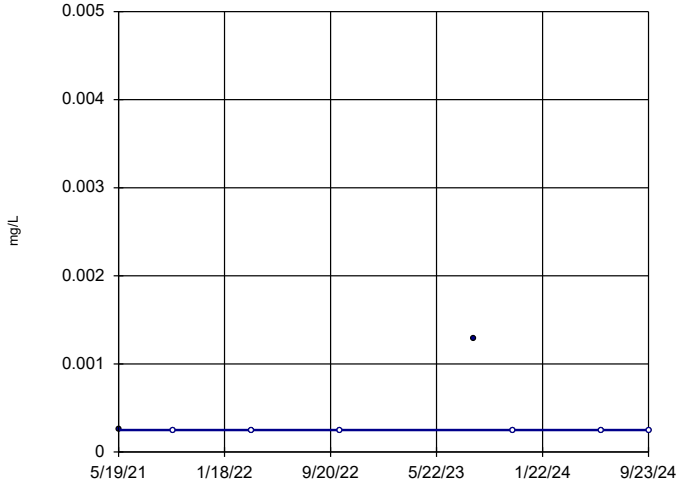

n = 8

Slope = 0 units per year.

Mann-Kendall statistic = -5
critical = -21

Trend not significant at 99% confidence level (α = 0.005 per tail).

Constituent: Lead Analysis Run 1/8/2025 3:37 PM View: 2024AWQR-Mann_Kendall
Scott Area & County LF Client: SCS Engineers Data: SCOTT-SCL-2024AWQR-AM

Sanitas™ v.10.0.24 Software licensed to SCS Engineers. UG
Hollow symbols indicate censored values.

Sen's Slope Estimator

MW-27

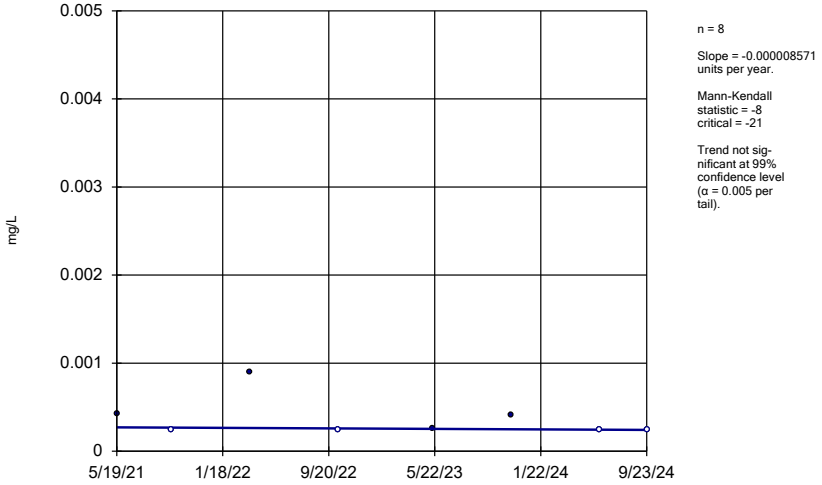

n = 8

Slope = -0.000008571 units per year.

Mann-Kendall statistic = -8
critical = -21

Trend not significant at 99% confidence level (α = 0.005 per tail).

Constituent: Lead Analysis Run 1/8/2025 3:37 PM View: 2024AWQR-Mann_Kendall
Scott Area & County LF Client: SCS Engineers Data: SCOTT-SCL-2024AWQR-AM

Sanitas™ v.10.0.24 Software licensed to SCS Engineers. UG
Hollow symbols indicate censored values.

Sen's Slope Estimator

OP-17

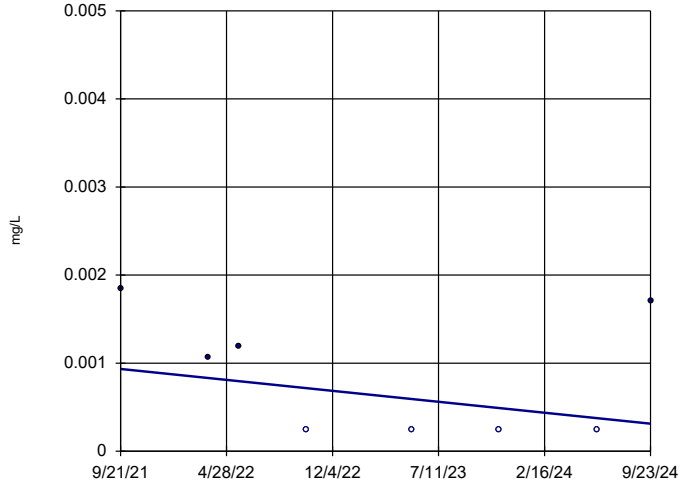

n = 8

Slope = -0.0002067 units per year.

Mann-Kendall statistic = -8
critical = -21

Trend not significant at 99% confidence level (α = 0.005 per tail).

Constituent: Lead Analysis Run 1/8/2025 3:37 PM View: 2024AWQR-Mann_Kendall
Scott Area & County LF Client: SCS Engineers Data: SCOTT-SCL-2024AWQR-AM

Sanitas™ v.10.0.24 Software licensed to SCS Engineers. UG
Hollow symbols indicate censored values.

Sen's Slope Estimator

MW-19

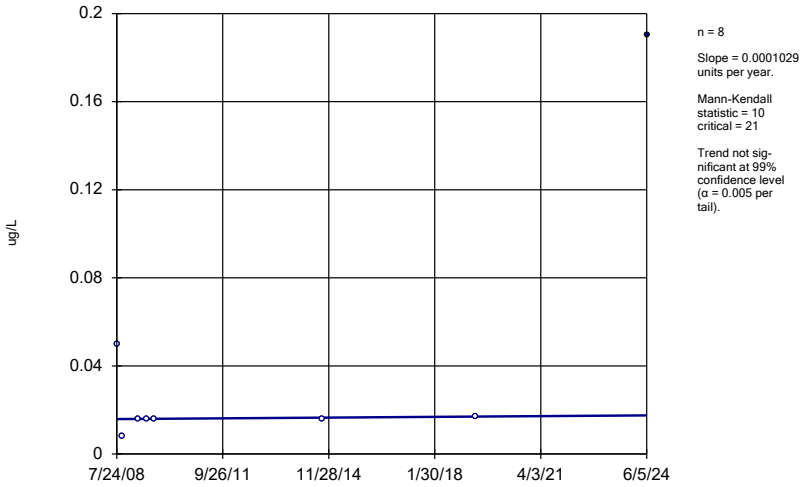

n = 8

Slope = 0.0001029 units per year.

Mann-Kendall statistic = 10
critical = 21

Trend not significant at 99% confidence level (α = 0.005 per tail).

Constituent: Methoxychlor Analysis Run 1/8/2025 3:37 PM View: 2024AWQR-Mann_Kendall
Scott Area & County LF Client: SCS Engineers Data: SCOTT-SCL-2024AWQR-AM

Sanitas™ v.10.0.24 Software licensed to SCS Engineers. UG
Hollow symbols indicate censored values.

Sen's Slope Estimator

MW-17

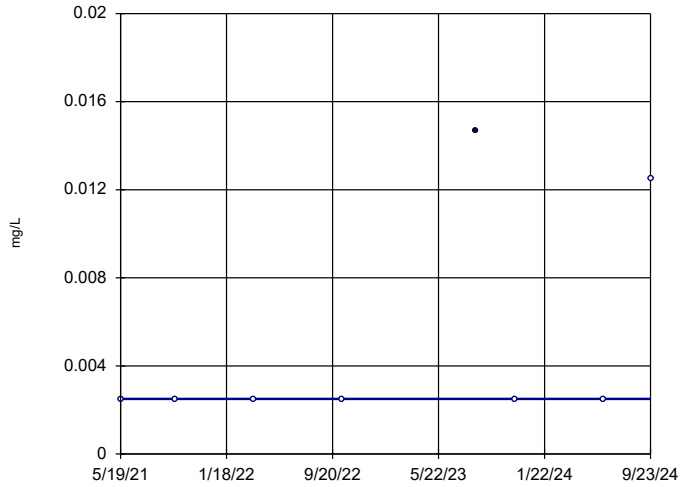

n = 8

Slope = 0 units per year.

Mann-Kendall statistic = 7
critical = 21

Trend not significant at 99% confidence level (α = 0.005 per tail).

Constituent: Nickel Analysis Run 1/8/2025 3:37 PM View: 2024AWQR-Mann_Kendall
Scott Area & County LF Client: SCS Engineers Data: SCOTT-SCL-2024AWQR-AM

Sanitas™ v.10.0.24 Software licensed to SCS Engineers. UG
Hollow symbols indicate censored values.

Sen's Slope Estimator

MW-27

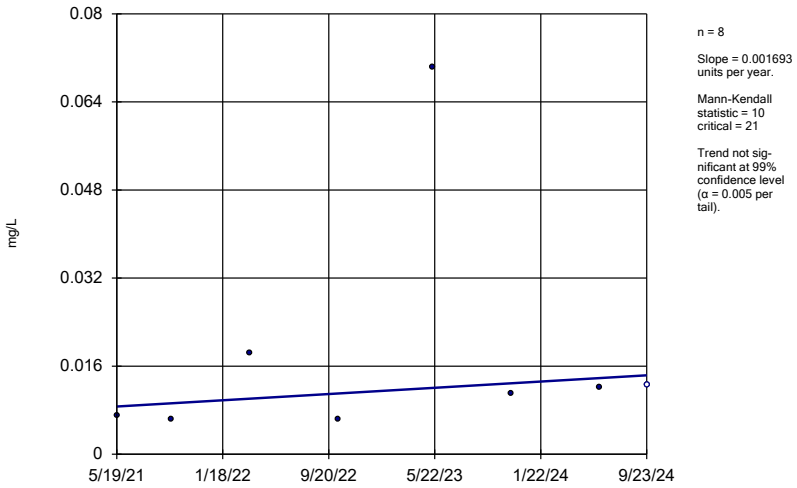

n = 8

Slope = 0.001693 units per year.

Mann-Kendall statistic = 10
critical = 21

Trend not significant at 99% confidence level (α = 0.005 per tail).

Constituent: Nickel Analysis Run 1/8/2025 3:38 PM View: 2024AWQR-Mann_Kendall
Scott Area & County LF Client: SCS Engineers Data: SCOTT-SCL-2024AWQR-AM

Sanitas™ v.10.0.24 Software licensed to SCS Engineers. UG

Sen's Slope Estimator

OP-17

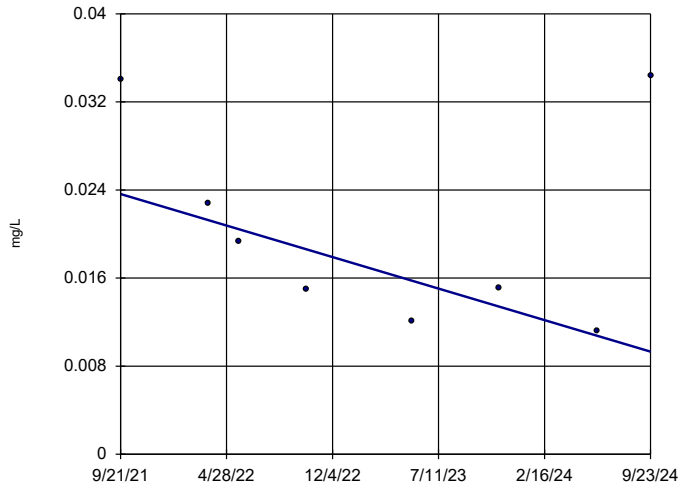

n = 8

Slope = -0.004758 units per year.

Mann-Kendall statistic = -10
critical = -21

Trend not significant at 99% confidence level (α = 0.005 per tail).

Constituent: Nickel Analysis Run 1/8/2025 3:38 PM View: 2024AWQR-Mann_Kendall
Scott Area & County LF Client: SCS Engineers Data: SCOTT-SCL-2024AWQR-AM

Sanitas™ v.10.0.24 Software licensed to SCS Engineers. UG
Hollow symbols indicate censored values.

Sen's Slope Estimator

OP-17

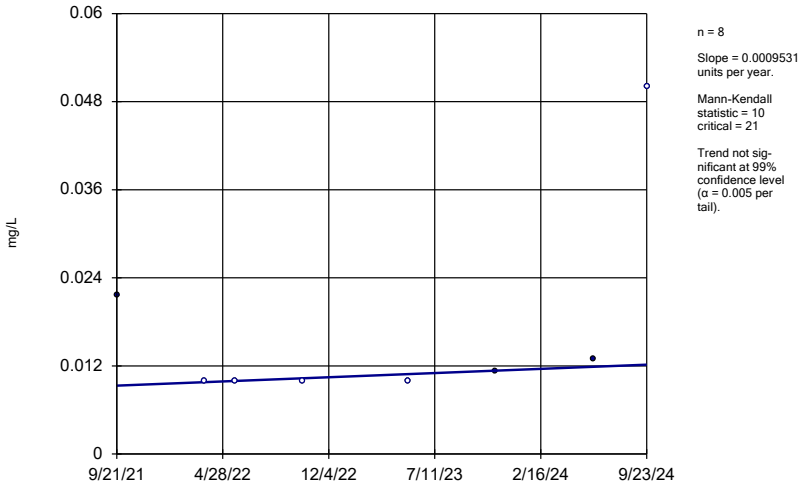

n = 8

Slope = 0.0009531 units per year.

Mann-Kendall statistic = 10
critical = 21

Trend not significant at 99% confidence level (α = 0.005 per tail).

Constituent: Zinc Analysis Run 1/8/2025 3:38 PM View: 2024AWQR-Mann_Kendall
Scott Area & County LF Client: SCS Engineers Data: SCOTT-SCL-2024AWQR-AM

Confidence Interval Summary Table and Graphs

Confidence Interval

Scott Area & County LF Client: SCS Engineers Data: SCOTT-SCL-2024AWQR-AM Printed 1/8/2025, 3:50 PM

Constituent	Well	Upper Lim.	Lower Lim.	Compliance	Sig.	N	%NDs	Transform	Alpha	Method
1,1-Dichloroethane (ug/L)	MW-17	2.12	0.4485	140	No	8	12.5	No	0.01	Param.
1,1-Dichloroethane (ug/L)	MW-27	2.965	1.986	140	No	8	0	No	0.01	Param.
1,2-Dichlorobenzene (ug/L)	OP-17	11.46	7.387	600	No	8	0	No	0.01	Param.
1,4-Dichlorobenzene (ug/L)	MW-19	1.027	0.2438	75	No	8	12.5	No	0.01	Param.
1,4-Dichlorobenzene (ug/L)	OP-17	14.4	9.369	75	No	8	0	No	0.01	Param.
Arsenic (mg/L)	MW-17	0.0192	0.001281	0.01	No	8	12.5	No	0.01	Param.
Arsenic (mg/L)	**MW-19**	**0.1464**	**0.01463**	**0.01**	**Yes**	**8**	**0**	**No**	**0.01**	**Param.**
Arsenic (mg/L)	MW-27	0.004276	0.002634	0.01	No	8	0	No	0.01	Param.
Arsenic (mg/L)	OP-17	0.02444	0.00869	0.01	No	8	0	No	0.01	Param.
Barium (mg/L)	MW-19	0.1567	0.1121	2	No	8	0	No	0.01	Param.
Barium (mg/L)	MW-27	0.1688	0.1324	2	No	8	0	No	0.01	Param.
Barium (mg/L)	OP-17	0.3759	0.3228	2	No	8	0	No	0.01	Param.
Benzene (ug/L)	MW-19	0.6643	0.2962	5	No	8	25	No	0.01	Param.
Benzene (ug/L)	MW-27	0.483	0.2846	5	No	8	12.5	No	0.01	Param.
Benzene (ug/L)	OP-17	2.812	1.503	5	No	8	0	No	0.01	Param.
Cadmium (mg/L)	MW-17	0.0005	0.00005	0.005	No	8	87.5	No	0.004	NP (NDs)
Cadmium (mg/L)	MW-27	0.0005	0.00005	0.005	No	8	62.5	No	0.004	NP (NDs)
Cadmium (mg/L)	OP-17	0.0004222	0.00004888	0.005	No	8	50	No	0.01	Param.
Chlorobenzene (ug/L)	MW-27	1.931	1.381	100	No	8	0	No	0.01	Param.
Chlorobenzene (ug/L)	OP-17	41.83	30.12	100	No	8	0	No	0.01	Param.
Chloromethane (ug/L)	OP-17	4.36	1.5	3	No	8	87.5	No	0.004	NP (NDs)
cis-1,2-Dichloroethene (ug/L)	MW-17	7.06	0.5	70	No	8	12.5	No	0.004	NP (normality)
cis-1,2-Dichloroethene (ug/L)	MW-19	3.832	1.745	70	No	8	0	No	0.01	Param.
cis-1,2-Dichloroethene (ug/L)	MW-27	34.04	26.97	70	No	8	0	No	0.01	Param.
Cobalt (mg/L)	MW-17	0.0139	0.000213	0.003648	No	8	12.5	No	0.004	NP (normality)
Cobalt (mg/L)	**MW-19**	**0.007063**	**0.005827**	**0.003648**	**Yes**	**8**	**0**	**No**	**0.01**	**Param.**
Cobalt (mg/L)	**MW-27**	**0.02048**	**0.00751**	**0.003648**	**Yes**	**8**	**0**	**No**	**0.01**	**Param.**
Cobalt (mg/L)	**OP-17**	**0.01984**	**0.004747**	**0.003648**	**Yes**	**8**	**0**	**No**	**0.01**	**Param.**
Copper (mg/L)	MW-17	0.0167	0.0025	1.3	No	8	87.5	No	0.004	NP (NDs)
Copper (mg/L)	OP-17	0.04819	0.003764	1.3	No	8	25	No	0.01	Param.
Lead (mg/L)	MW-17	0.00129	0.00025	0.015	No	8	75	No	0.004	NP (NDs)
Lead (mg/L)	MW-27	0.000896	0.00025	0.015	No	8	50	No	0.004	NP (normality)
Lead (mg/L)	OP-17	0.001533	0.0004142	0.015	No	8	50	No	0.01	Param.
Methoxychlor (ug/L)	MW-19	0.19	0.008	40	No	8	87.5	No	0.004	NP (NDs)
Nickel (mg/L)	MW-17	0.0147	0.0025	0.1	No	8	87.5	No	0.004	NP (NDs)
Nickel (mg/L)	MW-27	0.0702	0.00639	0.1	No	8	12.5	No	0.004	NP (normality)
Nickel (mg/L)	OP-17	0.03029	0.01067	0.1	No	8	0	No	0.01	Param.
Zinc (mg/L)	OP-17	0.05	0.01	2	No	8	62.5	No	0.004	NP (NDs)

Sanitas™ v.10.0.24 Software licensed to SCS Engineers. UG

Parametric Confidence Interval

Compliance Limit is not exceeded. Per-well alpha = 0.01. Normality Test: Shapiro Wilk at Alpha = 0.01.

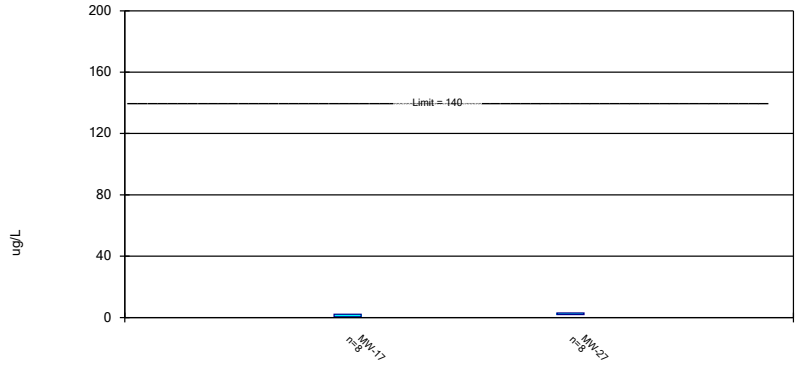

Constituent: 1,1-Dichloroethane Analysis Run 1/8/2025 3:48 PM View: 2024AWQR-Confidence_Interval
Scott Area & County LF Client: SCS Engineers Data: SCOTT-SCL-2024AWQR-AM

Sanitas™ v.10.0.24 Software licensed to SCS Engineers. UG

Parametric Confidence Interval

Compliance Limit is not exceeded. Per-well alpha = 0.01. Normality Test: Shapiro Wilk at Alpha = 0.01.

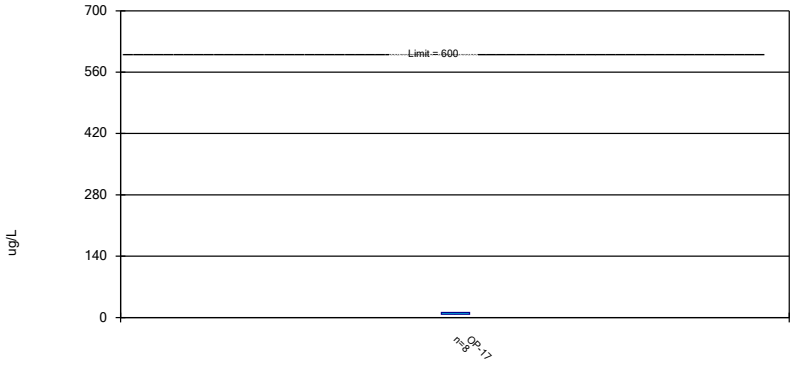

Constituent: 1,2-Dichlorobenzene Analysis Run 1/8/2025 3:48 PM View: 2024AWQR-Confidence_Interval
Scott Area & County LF Client: SCS Engineers Data: SCOTT-SCL-2024AWQR-AM

Sanitas™ v.10.0.24 Software licensed to SCS Engineers. UG

Parametric Confidence Interval

Compliance Limit is not exceeded. Per-well alpha = 0.01. Normality Test: Shapiro Wilk at Alpha = 0.01.

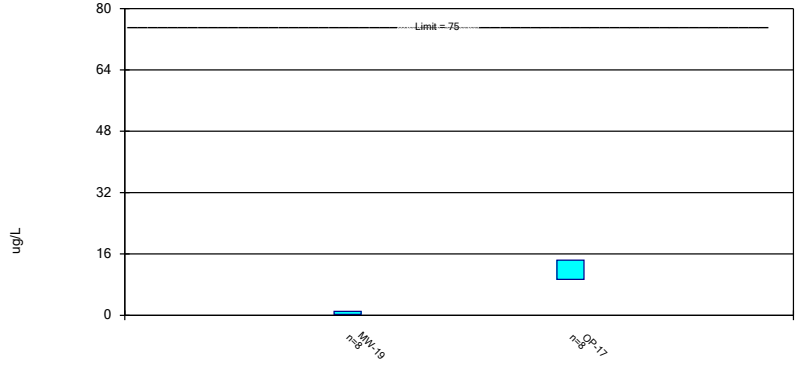

Constituent: 1,4-Dichlorobenzene Analysis Run 1/8/2025 3:48 PM View: 2024AWQR-Confidence_Interval
Scott Area & County LF Client: SCS Engineers Data: SCOTT-SCL-2024AWQR-AM

Sanitas™ v.10.0.24 Software licensed to SCS Engineers. UG

Parametric Confidence Interval

Compliance limit is exceeded.* Per-well alpha = 0.01. Normality Test: Shapiro Wilk at Alpha = 0.01.

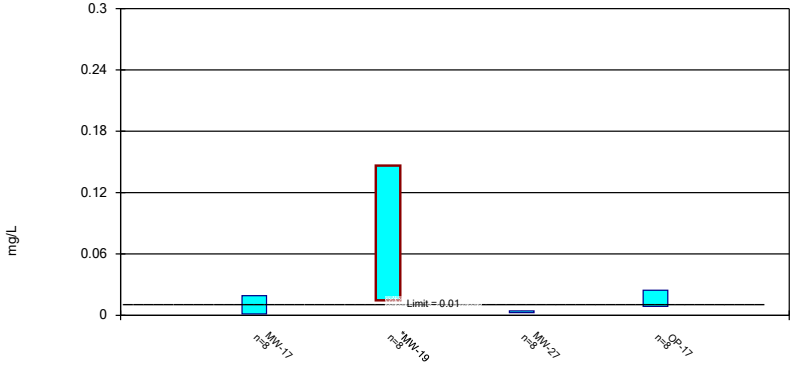

Constituent: Arsenic Analysis Run 1/8/2025 3:48 PM View: 2024AWQR-Confidence_Interval
Scott Area & County LF Client: SCS Engineers Data: SCOTT-SCL-2024AWQR-AM

Sanitas™ v.10.0.24 Software licensed to SCS Engineers. UG

Parametric Confidence Interval

Compliance Limit is not exceeded. Per-well alpha = 0.01. Normality Test: Shapiro Wilk at Alpha = 0.01.

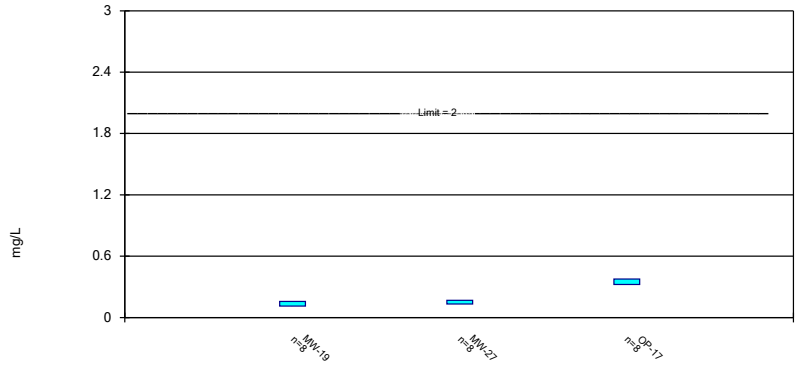

Constituent: Barium Analysis Run 1/8/2025 3:49 PM View: 2024AWQR-Confidence_Interval
Scott Area & County LF Client: SCS Engineers Data: SCOTT-SCL-2024AWQR-AM

Sanitas™ v.10.0.24 Software licensed to SCS Engineers. UG

Parametric Confidence Interval

Compliance Limit is not exceeded. Per-well alpha = 0.01. Normality Test: Shapiro Wilk at Alpha = 0.01.

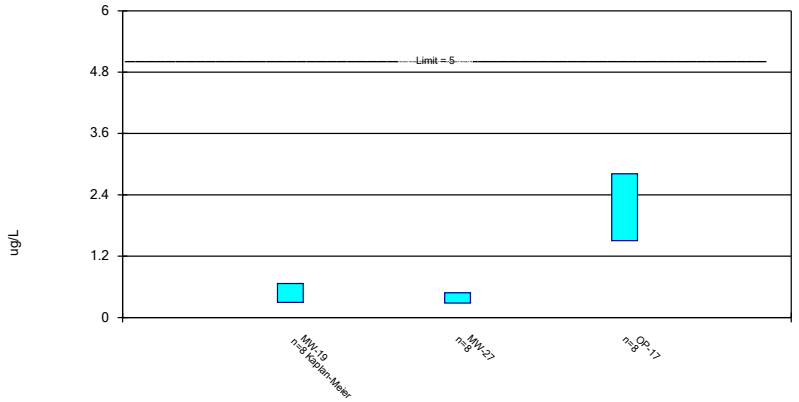

Constituent: Benzene Analysis Run 1/8/2025 3:49 PM View: 2024AWQR-Confidence_Interval
Scott Area & County LF Client: SCS Engineers Data: SCOTT-SCL-2024AWQR-AM

Sanitas™ v.10.0.24 Software licensed to SCS Engineers. UG

Parametric and Non-Parametric (NP) Confidence Interval

Compliance Limit is not exceeded. Per-well alpha = 0.01 except as noted. Normality Test: Shapiro Wilk at Alpha = 0.01.

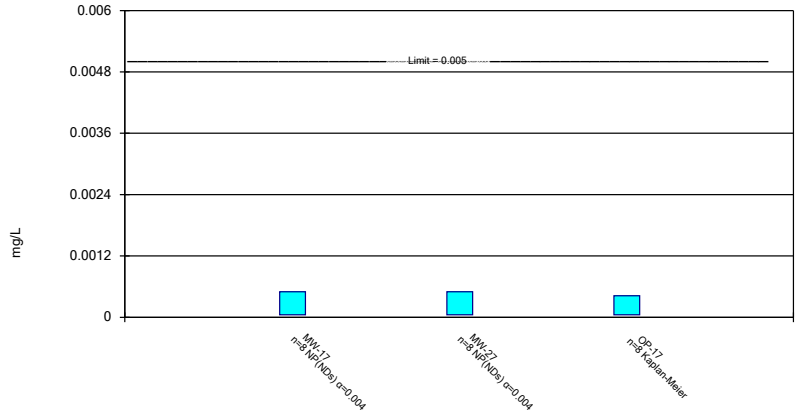

Constituent: Cadmium Analysis Run 1/8/2025 3:49 PM View: 2024AWQR-Confidence_Interval
Scott Area & County LF Client: SCS Engineers Data: SCOTT-SCL-2024AWQR-AM

Sanitas™ v.10.0.24 Software licensed to SCS Engineers. UG

Parametric Confidence Interval

Compliance Limit is not exceeded. Per-well alpha = 0.01. Normality Test: Shapiro Wilk at Alpha = 0.01.

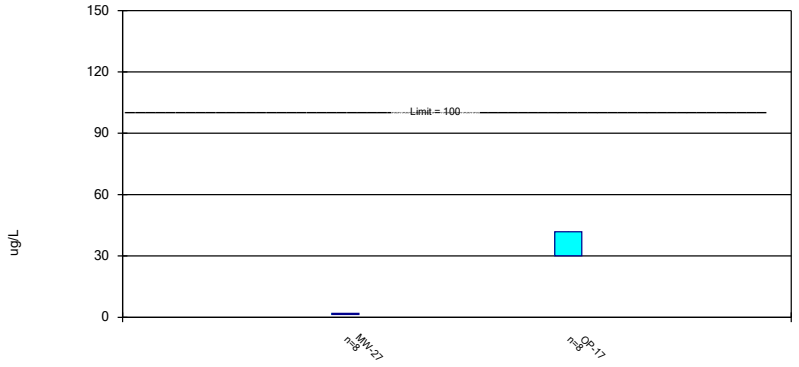

Constituent: Chlorobenzene Analysis Run 1/8/2025 3:49 PM View: 2024AWQR-Confidence_Interval
Scott Area & County LF Client: SCS Engineers Data: SCOTT-SCL-2024AWQR-AM

Sanitas™ v.10.0.24 Software licensed to SCS Engineers. UG

Non-Parametric Confidence Interval

Compliance Limit is not exceeded.

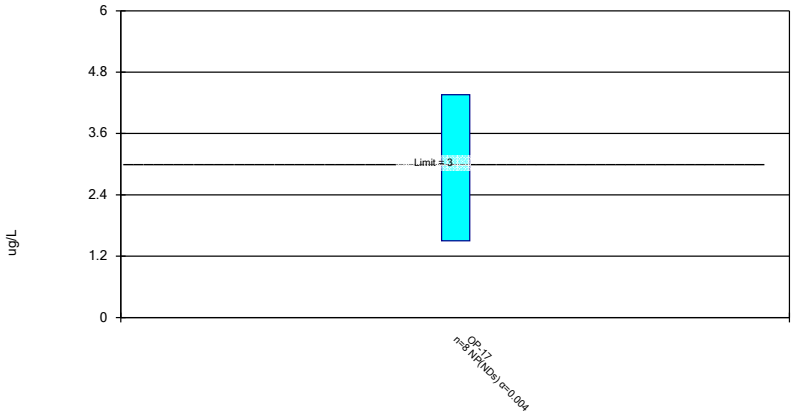

Constituent: Chloromethane Analysis Run 1/8/2025 3:49 PM View: 2024AWQR-Confidence_Interval
Scott Area & County LF Client: SCS Engineers Data: SCOTT-SCL-2024AWQR-AM

Sanitas™ v.10.0.24 Software licensed to SCS Engineers. UG

Parametric and Non-Parametric (NP) Confidence Interval

Compliance Limit is not exceeded. Per-well alpha = 0.01 except as noted. Normality Test: Shapiro Wilk at Alpha = 0.01.

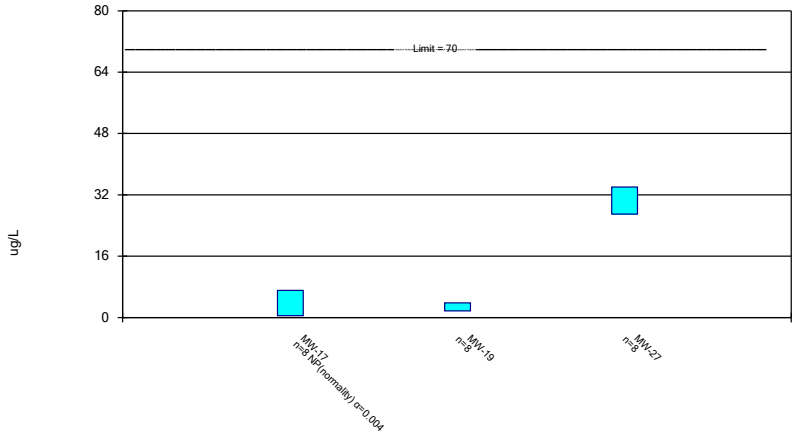

Constituent: cis-1,2-Dichloroethene Analysis Run 1/8/2025 3:49 PM View: 2024AWQR-Confidence_Interv
Scott Area & County LF Client: SCS Engineers Data: SCOTT-SCL-2024AWQR-AM

Sanitas™ v.10.0.24 Software licensed to SCS Engineers. UG

Parametric and Non-Parametric (NP) Confidence Interval

Compliance limit is exceeded.* Per-well alpha = 0.01 except as noted. Normality Test: Shapiro Wilk at Alpha = 0.01.

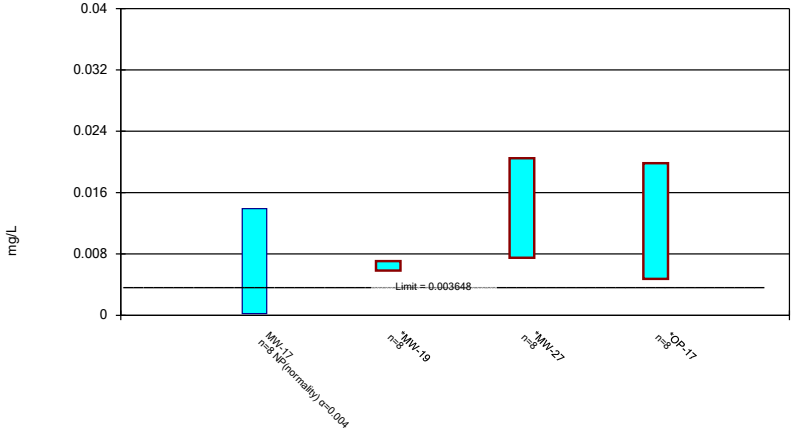

Constituent: Cobalt Analysis Run 1/8/2025 3:49 PM View: 2024AWQR-Confidence_Interval
Scott Area & County LF Client: SCS Engineers Data: SCOTT-SCL-2024AWQR-AM

Sanitas™ v.10.0.24 Software licensed to SCS Engineers. UG

Parametric and Non-Parametric (NP) Confidence Interval

Compliance Limit is not exceeded. Per-well alpha = 0.01 except as noted. Normality Test: Shapiro Wilk at Alpha = 0.01.

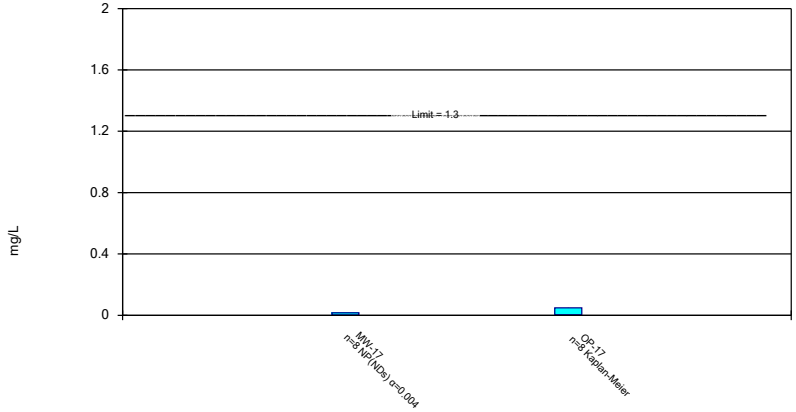

Constituent: Copper Analysis Run 1/8/2025 3:49 PM View: 2024AWQR-Confidence_Interval
Scott Area & County LF Client: SCS Engineers Data: SCOTT-SCL-2024AWQR-AM

Sanitas™ v.10.0.24 Software licensed to SCS Engineers. UG

Parametric and Non-Parametric (NP) Confidence Interval

Compliance Limit is not exceeded. Per-well alpha = 0.01 except as noted. Normality Test: Shapiro Wilk at Alpha = 0.01.

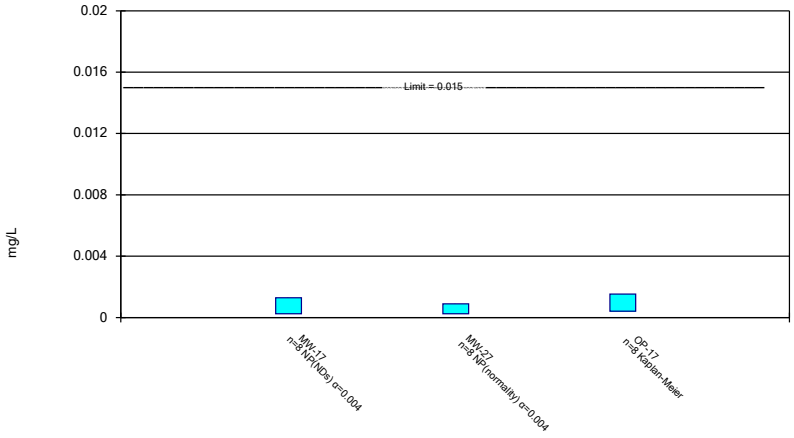

Constituent: Lead Analysis Run 1/8/2025 3:49 PM View: 2024AWQR-Confidence_Interval
Scott Area & County LF Client: SCS Engineers Data: SCOTT-SCL-2024AWQR-AM

Sanitas™ v.10.0.24 Software licensed to SCS Engineers. UG

Non-Parametric Confidence Interval

Compliance Limit is not exceeded.



Constituent: Methoxychlor Analysis Run 1/8/2025 3:49 PM View: 2024AWQR-Confidence_Interval
Scott Area & County LF Client: SCS Engineers Data: SCOTT-SCL-2024AWQR-AM

Sanitas™ v.10.0.24 Software licensed to SCS Engineers. UG

Parametric and Non-Parametric (NP) Confidence Interval

Compliance Limit is not exceeded. Per-well alpha = 0.01 except as noted. Normality Test: Shapiro Wilk at Alpha = 0.01.

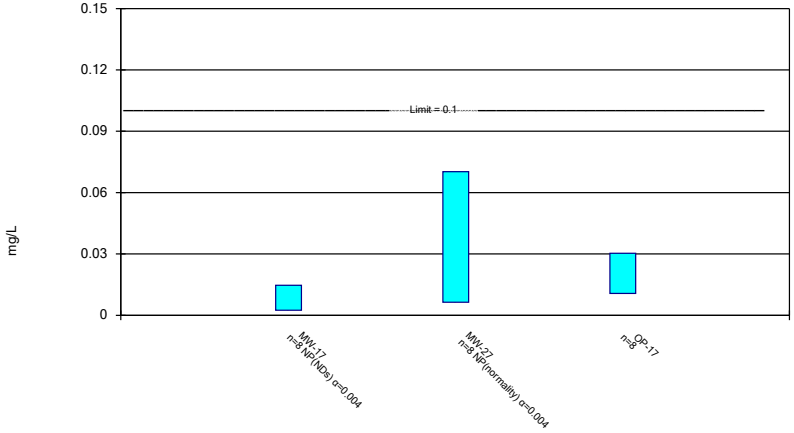

Constituent: Nickel Analysis Run 1/8/2025 3:49 PM View: 2024AWQR-Confidence_Interval
Scott Area & County LF Client: SCS Engineers Data: SCOTT-SCL-2024AWQR-AM

Sanitas™ v.10.0.24 Software licensed to SCS Engineers. UG

Non-Parametric Confidence Interval

Compliance Limit is not exceeded.

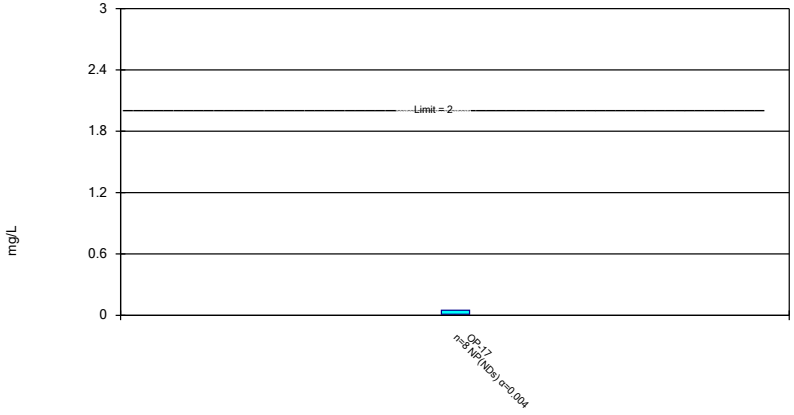

Constituent: Zinc Analysis Run 1/8/2025 3:49 PM View: 2024AWQR-Confidence_Interval
Scott Area & County LF Client: SCS Engineers Data: SCOTT-SCL-2024AWQR-AM

Theil-Sen Confidence Bands Summary Table and Graphs

Theil Sen/Trend Test

Scott Area & County LF Client: SCS Engineers Data: SCOTT-SCL-2024AWQR-AM Printed 1/8/2025, 3:55 PM

Constituent	Well	Slope	Calc.	Critical	Sig.	N	%NDs	Alpha	Method
Barium (mg/L)	**MW-17**	**0.05951**	**24**	**21**	**Yes**	**8**	**0**	**0.01**	**NP**

Sanitas™ v.10.0.24 Software licensed to SCS Engineers. UG

Sen's Slope and 99% Confidence Band

MW-17

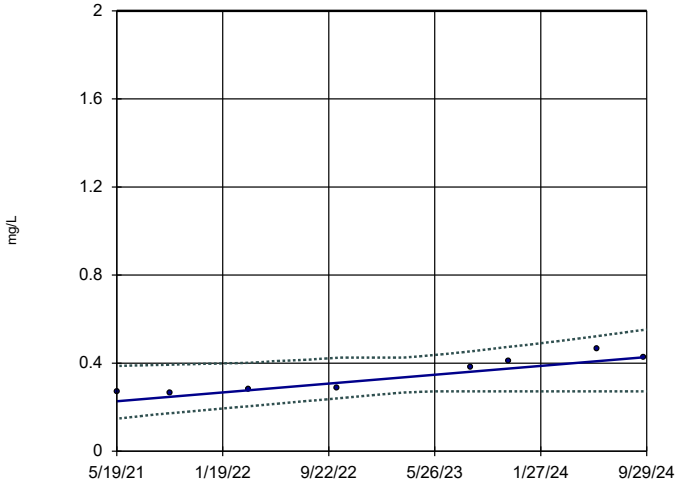

n = 8

Slope = 0.05951 units per year.

Mann-Kendall statistic = 24
critical = 21

Increasing trend significant at 99% confidence level (α = 0.005 per tail).

Confidence band is below GWPS mg/L (2).

Constituent: Barium Analysis Run 1/8/2025 3:53 PM View: 2024AWQR-Theil_Sen

Scott Area & County LF Client: SCS Engineers Data: SCOTT-SCL-2024AWQR-AM

Appendix E
2025 Landfill Gas Annual Report

Gas Monitoring Summary
2024 Annual Water Quality Report
Scott County Landfill
Permit No. 82-SDP-03-77C

Monitoring Points			Methane Results (% LEL)							
Name	Type	Description	3/12/2024	S (Y/N)	6/7/2024	S (Y/N)	9/25/2024	S (Y/N)	12/17/2024	S (Y/N)
GP-5R	Subsurface	Gas Probe	0%	N	0%	N	0%	N	0%	N
GP-6	Subsurface	Gas Probe	0%	Y	0%	Y	0%	N	0%	N
GP-7	Subsurface	Gas Probe	0%	Y	0%	Y	0%	Y	0%	Y
GP-8R	Subsurface	Gas Probe	60%	N	33%	N	32%	N	2%	N
GP-9	Subsurface	Gas Probe	0%	N	0%	N	0%	N	0%	N

Comments:

No action levels were exceeded during this reporting period.

Monitoring Point	Type
GP-5R	Subsurface
GP-6	Subsurface
GP-7	Subsurface
GP-8R	Subsurface
GP-9	Subsurface

Methane Monitoring Network

Figure 1

Legend

- Methane Monitoring Points
- Monitoring Well
- Underdrain Location
- Leachate Monitoring Point
- Gas Monitoring Point
- Approximate Future Waste Boundary
- Located Waste Boundary
- Approximate Waste Boundary
- Interpolated Waste Boundary
- Approximate Property Boundary

Waste Commission of
Scott County Landfill
Davenport, Iowa
Project No: 27224523.25
Drawing Date: January 2025

W S N E

0 280 560 1,120 1,680 Feet

SCS ENGINEERS
environmental consultants and contractors

Esri, CGIAR, USGS, Esri, TomTom, Garmin, Foursquare, FAO, METI/NASA, USGS, USDA NAIP, Iowa State University GIS Facility

Path: C:\Users\bmadison\OneDrive - SCS Engineers\Desktop\GIS\Maps\Site Maps\SCOTT 2023 AWOR\SCOTT 2023 AWOR.aprx
User: bmadison
Date Saved: 1/27/2025 6:21 PM

Appendix F
Standards History Graphs

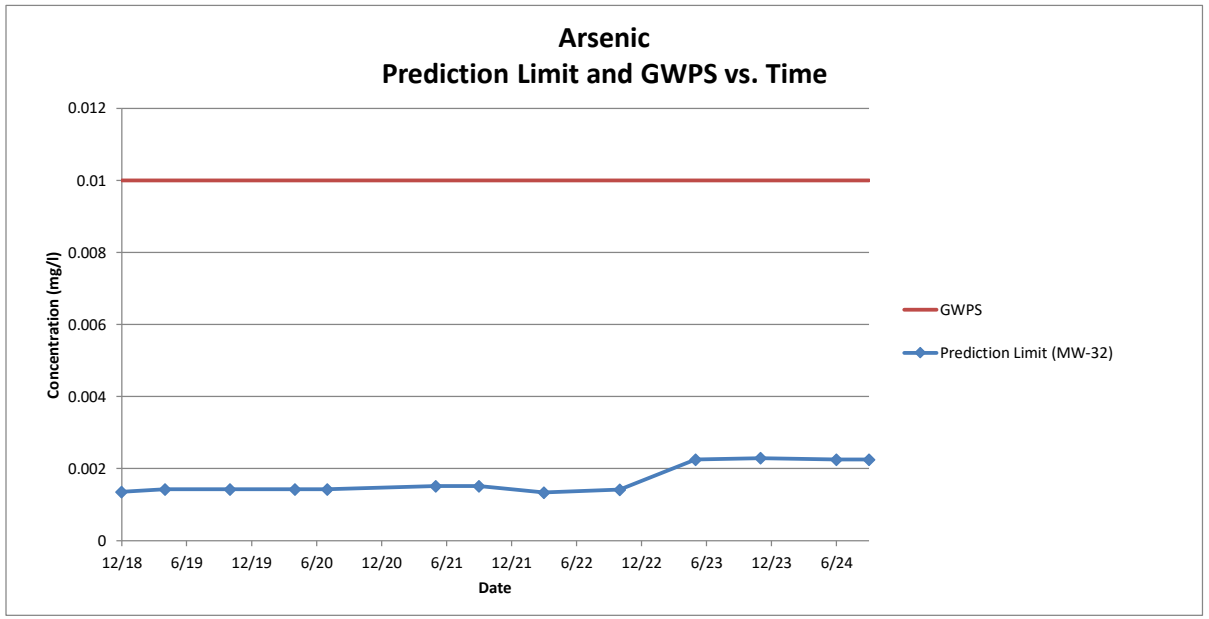
Arsenic
Prediction Limit and GWPS vs. Time
0.012
0.01
0.008
0.006
0.004
0.002
0
Concentration (mg/l)
12/18
6/19
12/19
6/20
12/20
6/21
12/21
6/22
12/22
6/23
12/23
6/24
Date
GWPS
Prediction Limit (MW-32)

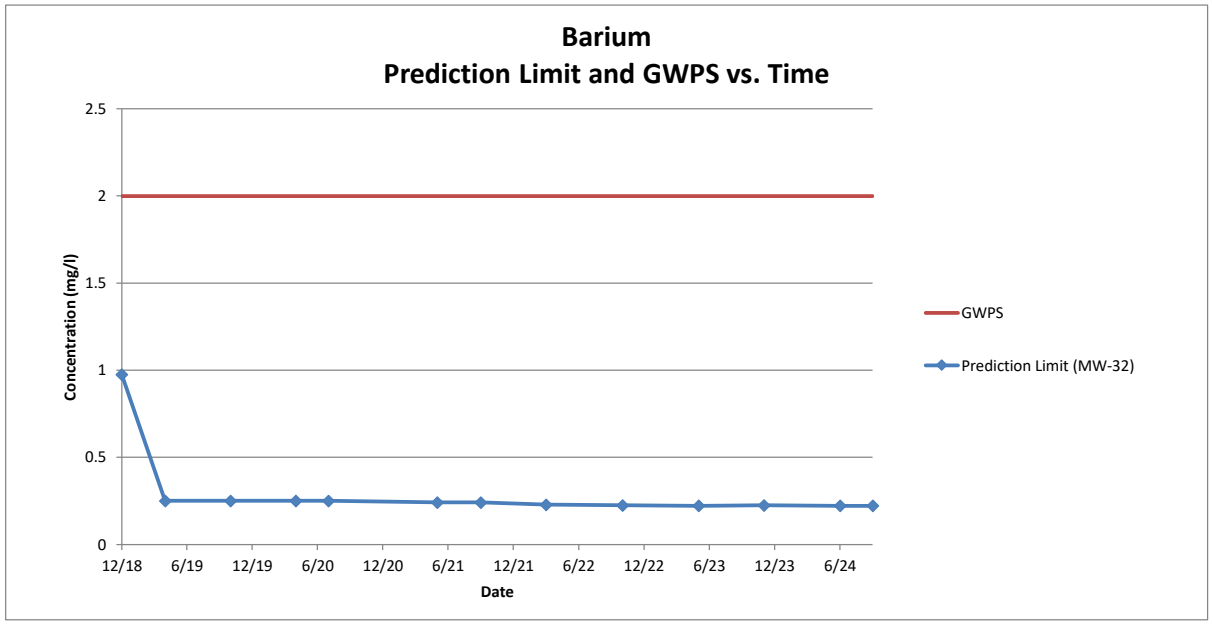
Barium
Prediction Limit and GWPS vs. Time
2.5
2
1.5
1
0.5
0
Concentration (mg/l)
12/18
6/19
12/19
6/20
12/20
6/21
12/21
6/22
12/22
6/23
12/23
6/24
Date
GWPS
Prediction Limit (MW-32)

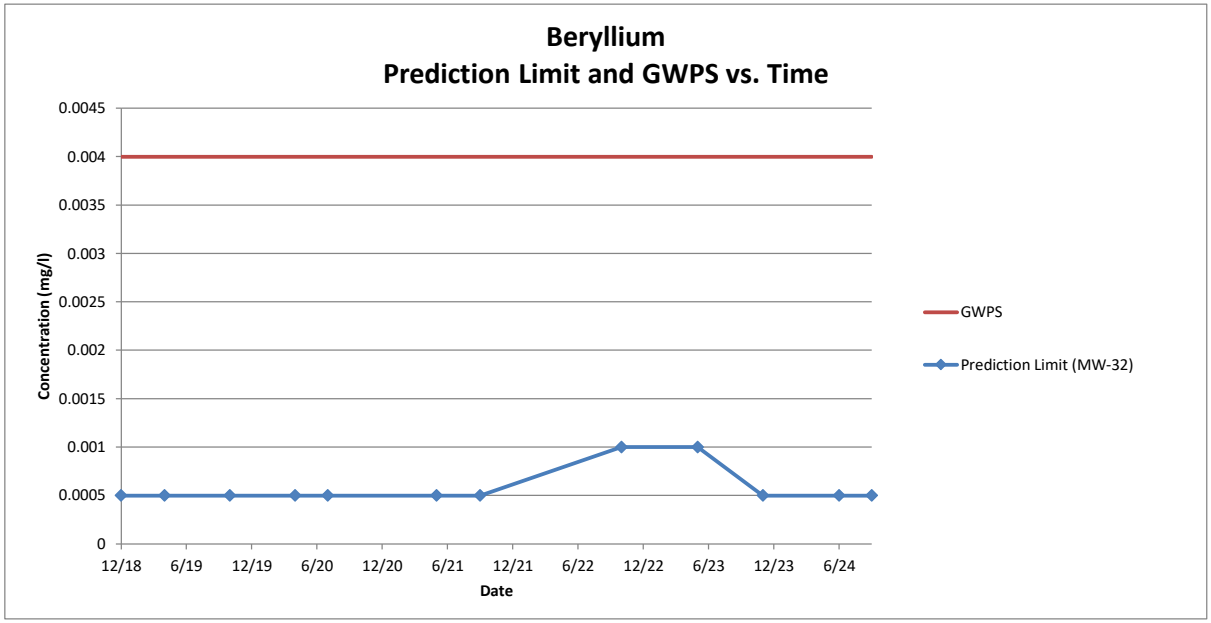
Beryllium
Prediction Limit and GWPS vs. Time
0.0045
0.004
0.0035
0.003
0.0025
0.002
0.0015
0.001
0.0005
0
Concentration (mg/l)
12/18
6/19
12/19
6/20
12/20
6/21
12/21
6/22
12/22
6/23
12/23
6/24
Date
GWPS
Prediction Limit (MW-32)

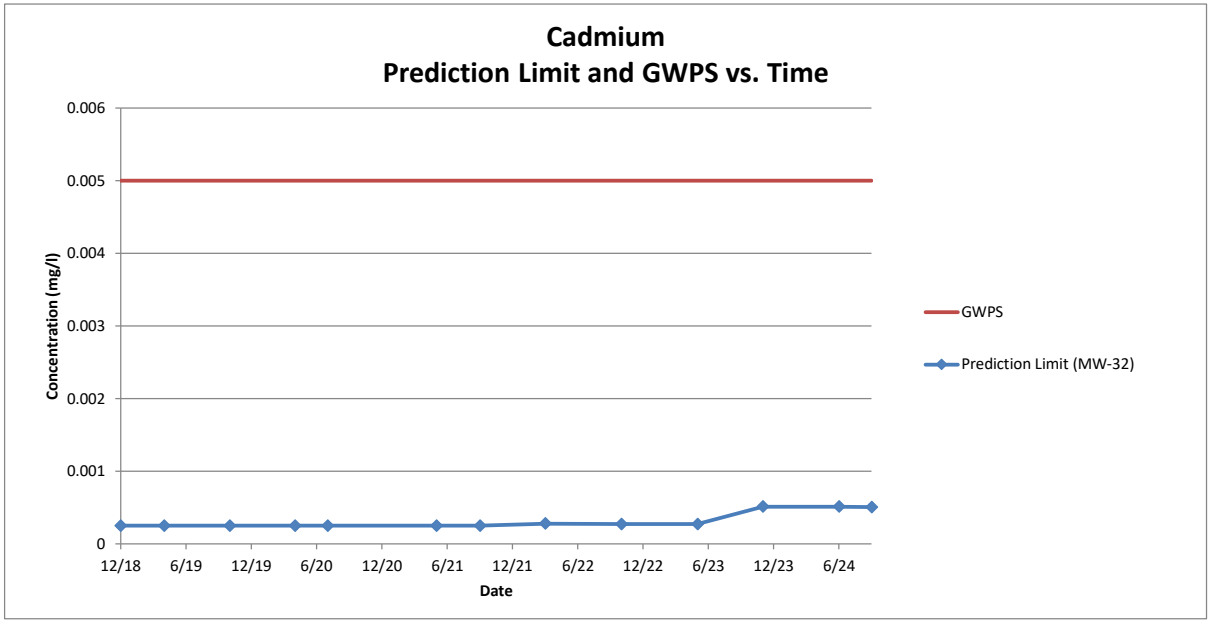
Cadmium
Prediction Limit and GWPS vs. Time
0.006
0.005
0.004
0.003
0.002
0.001
0
Concentration (mg/l)
12/18
6/19
12/19
6/20
12/20
6/21
12/21
6/22
12/22
6/23
12/23
6/24
Date
GWPS
Prediction Limit (MW-32)

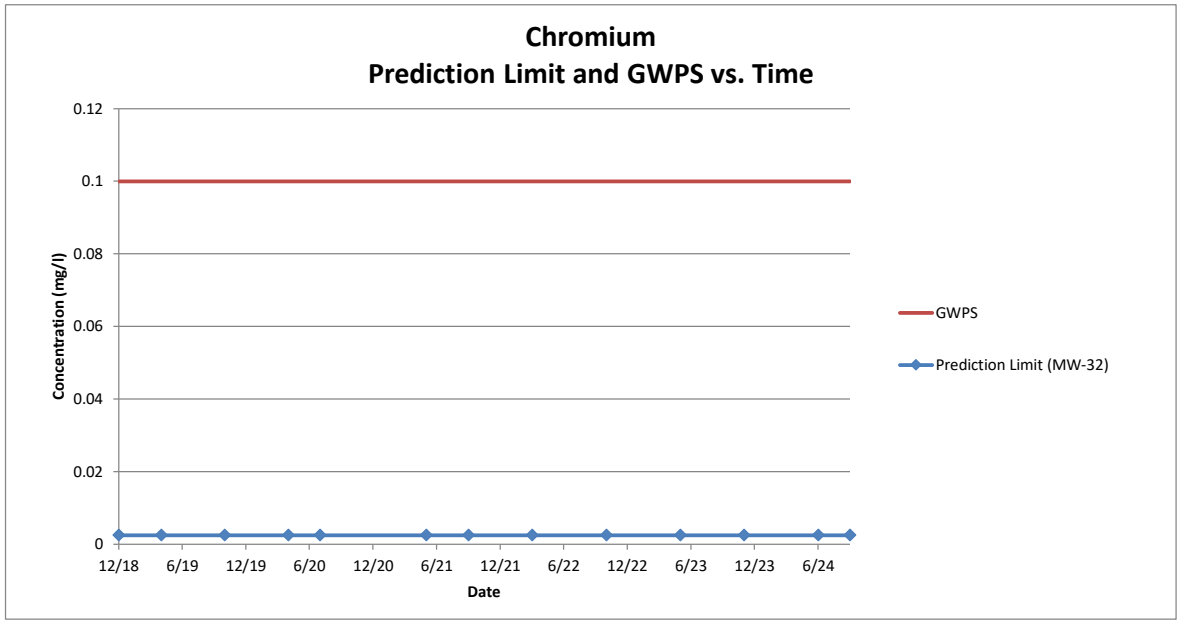
Chromium
Prediction Limit and GWPS vs. Time
0.12
0.1
0.08
0.06
0.04
0.02
0
Concentration (mg/l)
12/18
6/19
12/19
6/20
12/20
6/21
12/21
6/22
12/22
6/23
12/23
6/24
Date
GWPS
Prediction Limit (MW-32)

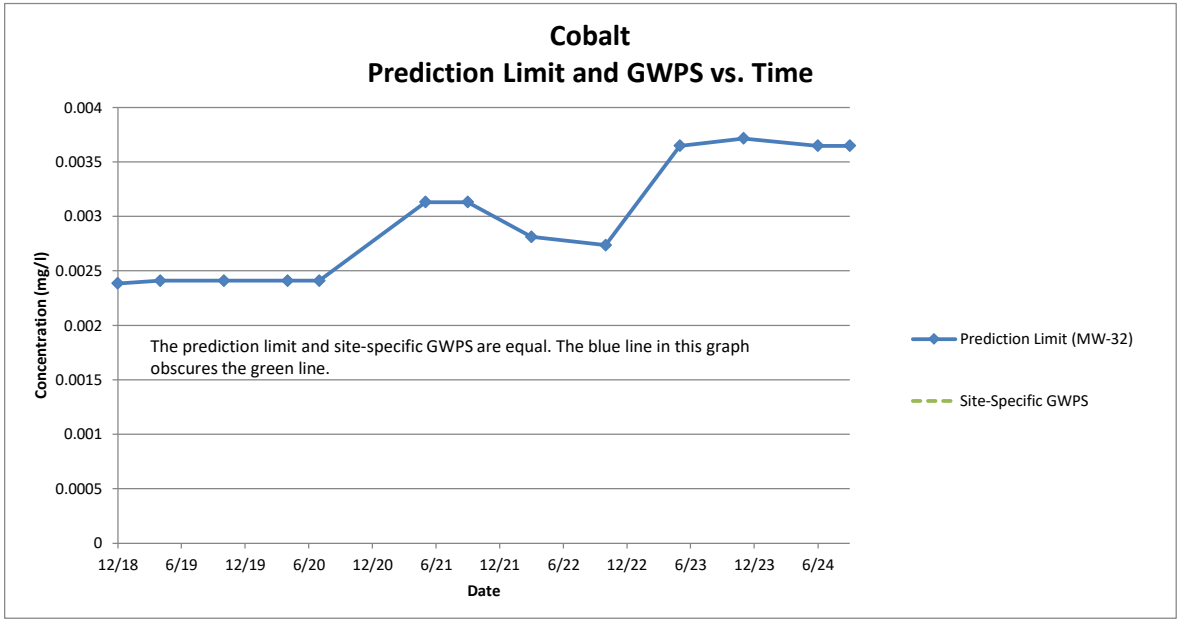
Cobalt
Prediction Limit and GWPS vs. Time
0.004
0.0035
0.003
0.0025
0.002
0.0015
0.001
0.0005
0
Concentration (mg/l)
12/18
6/19
12/19
6/20
12/20
6/21
12/21
6/22
12/22
6/23
12/23
6/24
Date
The prediction limit and site-specific GWPS are equal. The blue line in this graph obscures the green line.
Prediction Limit (MW-32)
Site-Specific GWPS

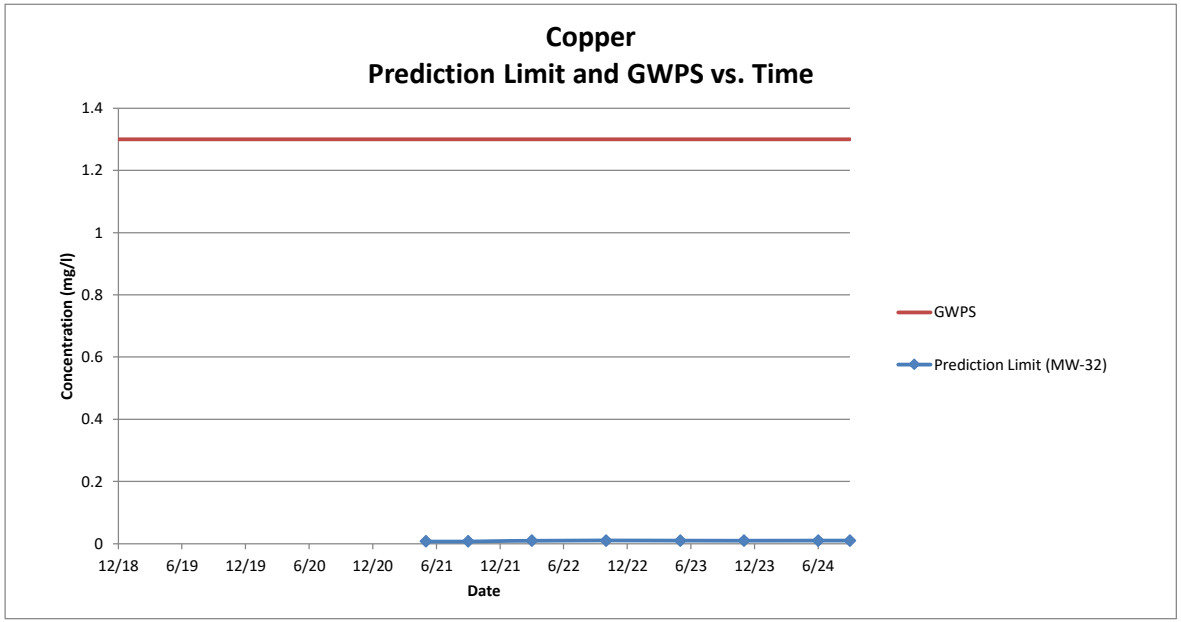
Copper
Prediction Limit and GWPS vs. Time
Concentration (mg/l)
1.4
1.2
1
0.8
0.6
0.4
0.2
0
12/18
6/19
12/19
6/20
12/20
6/21
12/21
6/22
12/22
6/23
12/23
6/24
Date
GWPS
Prediction Limit (MW-32)

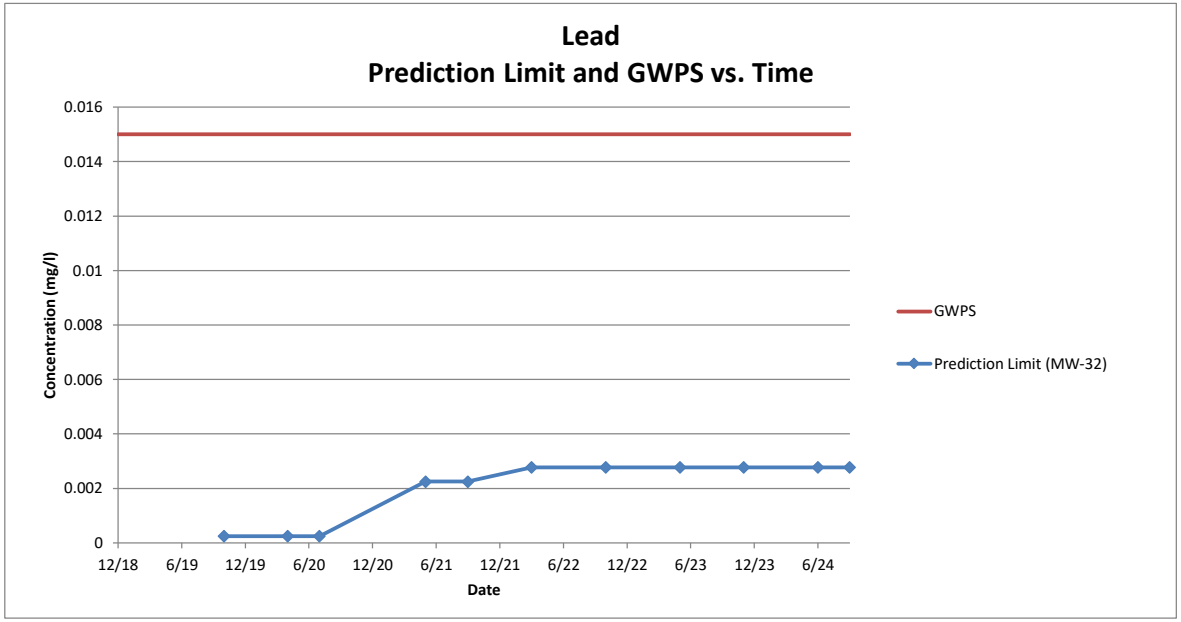
Lead
Prediction Limit and GWPS vs. Time
Concentration (mg/l)
0.016
0.014
0.012
0.01
0.008
0.006
0.004
0.002
0
12/18
6/19
12/19
6/20
12/20
6/21
12/21
6/22
12/22
6/23
12/23
6/24
Date
GWPS
Prediction Limit (MW-32)

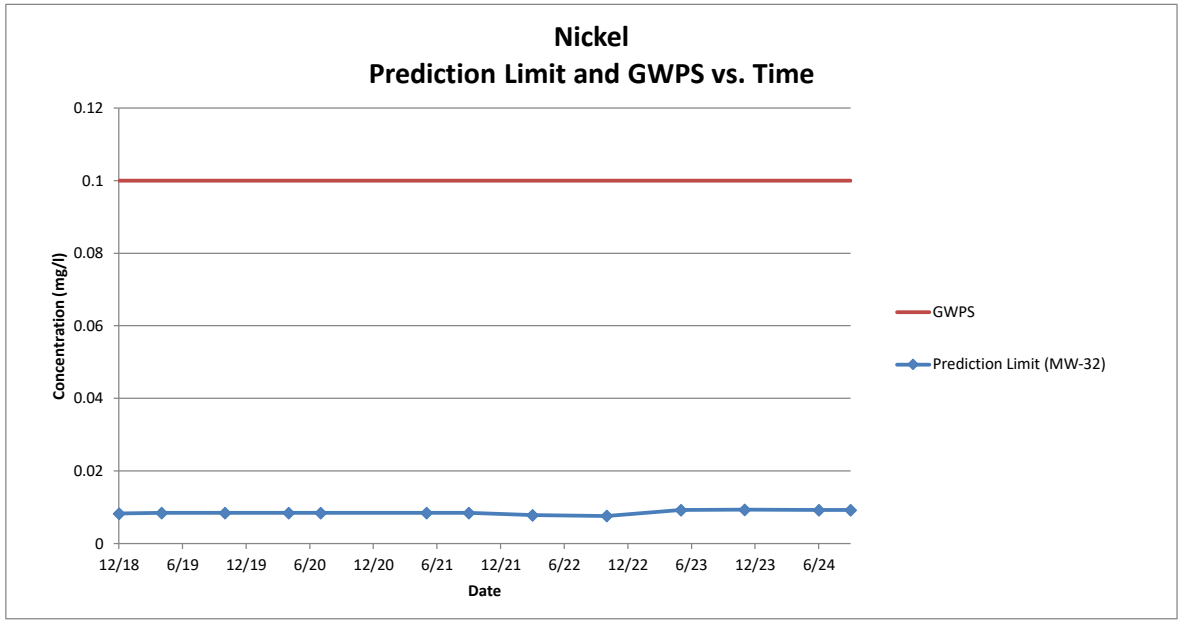
Nickel
Prediction Limit and GWPS vs. Time
0.12
0.1
0.08
0.06
0.04
0.02
0
Concentration (mg/l)
12/18
6/19
12/19
6/20
12/20
6/21
12/21
6/22
12/22
6/23
12/23
6/24
Date
GWPS
Prediction Limit (MW-32)

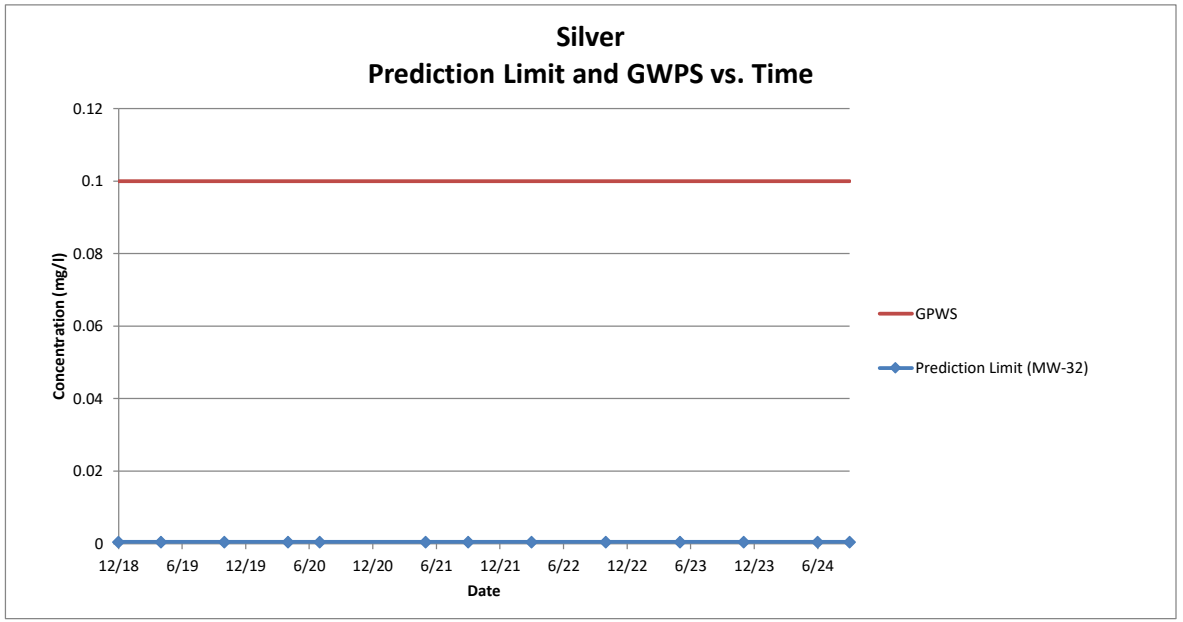
Silver
Prediction Limit and GWPS vs. Time
0.12
0.1
0.08
0.06
0.04
0.02
0
Concentration (mg/l)
12/18
6/19
12/19
6/20
12/20
6/21
12/21
6/22
12/22
6/23
12/23
6/24
Date
GPWS
Prediction Limit (MW-32)

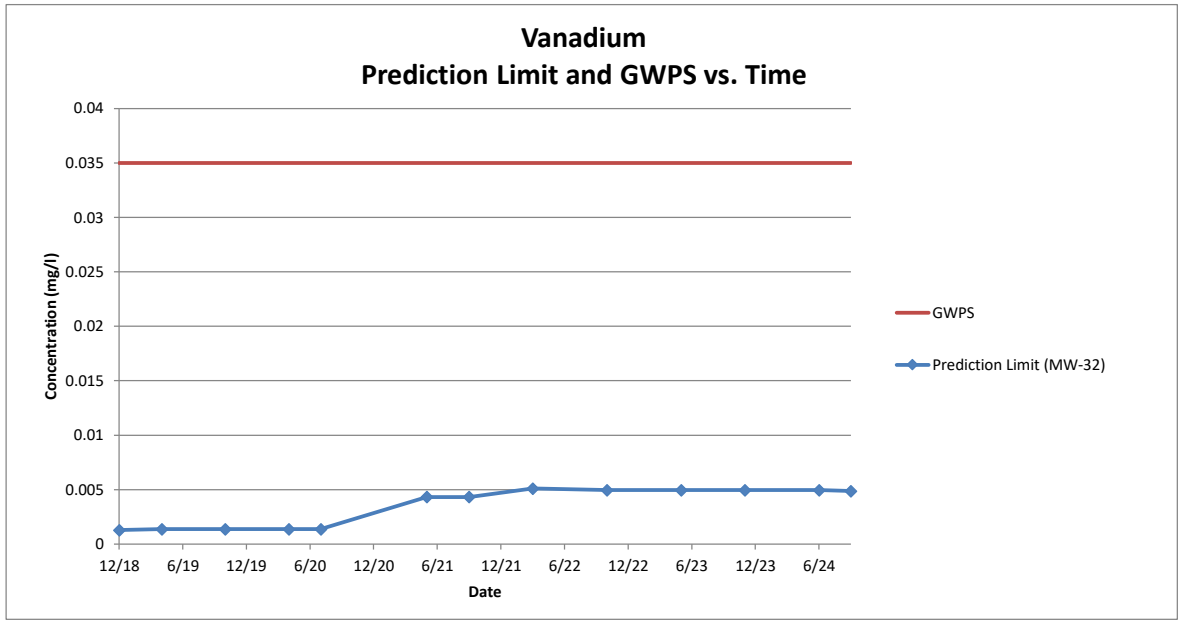
Vanadium
Prediction Limit and GWPS vs. Time
0.04
0.035
0.03
0.025
0.02
0.015
0.01
0.005
0
Concentration (mg/l)
12/18
6/19
12/19
6/20
12/20
6/21
12/21
6/22
12/22
6/23
12/23
6/24
Date
GWPS
Prediction Limit (MW-32)

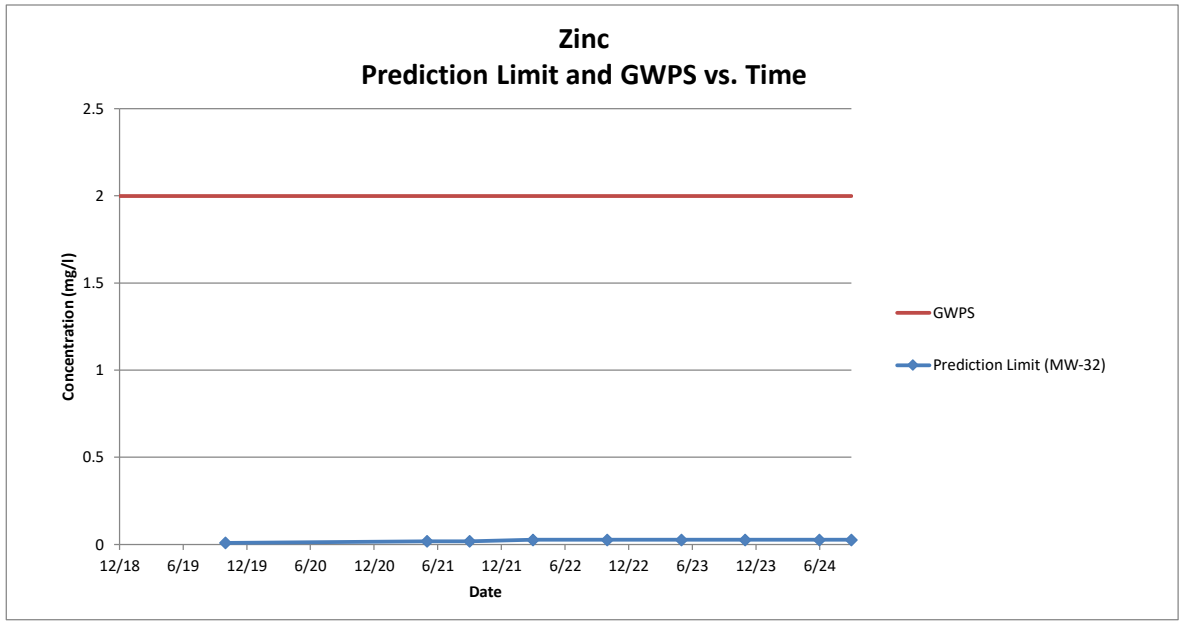
Zinc
Prediction Limit and GWPS vs. Time
2.5
2
1.5
1
0.5
0
Concentration (mg/l)
12/18
6/19
12/19
6/20
12/20
6/21
12/21
6/22
12/22
6/23
12/23
6/24
Date
GWPS
Prediction Limit (MW-32)